


SP C840DN/C842DN
(M0AJ/M0AL)
Parts Catalog

Model	Product Code	PC Style
SP C840DN	M0AJ	3D
SP C842DN	M0AL	3D
Imageable Area Extension Unit Type P11	M500	3D
Paper Feed Unit PB3240	M494	3D
Paper Feed Unit PB3250	M495	3D
LCIT PB3260	M496	3D
Internal Multi-fold Unit FD3000	M482	3D
Mail Box CS3010	M481	3D
LCIT RT3030	D696	3D
Finisher SR3210	D3B8	3D
Booklet Finisher SR3220	D3B9	3D
Finisher SR3230	D3BA	3D
Banner Paper Guide Tray Type M19	D3BF	3D
Bridge Unit BU3070	D685	3D
Output Jogger Unit Type M25	D3CJ	3D
Punch Unit PU3060	D706	3D
Punch Unit PU3050	D717	3D
Smart Operation Panel (M0AJ)	M0AJ	2D
Attention Light AL3000	M500	2D
External NFC Card Reader Bracket Type P11	M512	2D
NFC Card Reader Type P11	M512	2D
XPS Direct Print Option Type P11	M500	2D
IPDS Unit Type P11	M500	2D
HDD Option Type P11	M500	2D
PostScript3 Unit Type P11	M500	2D
Korean Language Kit Type SP C842	M0AJ	2D
USB Device Server Option Type M19	D3BC	2D
Extended USB Board Type M19	D3BS	2D
IEEE 802.11a/g/n Interface Unit Type M19	D3BR	2D
IEEE 1284 Interface Board Type M19	D3C0	2D
Camera Direct Print Card Type M19	D3BD	2D
VM CARD Type P8	M500	2D
SD Card for Fonts Type E	M500	2D

Unit All



U001
EXTERIOR



U002
OPERATION



U003
LASER UNIT




U004
PAPER FEED



U005
DEVELOPMENT SECTION:TONER SUPPLY




U006
PCDU



U007
ITB UNIT



U008
SEPARATION/TRANSPORT




U009
USED TONER



U010
FUSING




U011
PAPER EXIT




U012
DUPLEX


Unit All



U013
MAIN DRIVE




U014
ELECTRICAL



U015
MAIN FRAME

U001 EXTERIOR



- 3.04583008N (x23) HEXAGON HEAD TAPPING SCREW:3X8
- 7.B4081390 (x2) FLAT SCREW:GROOVE TYPE
- 6.AG070513 MAGNET CATCH
- 16.D1491302 CLEANER:SHIELD GLASS:ASS'Y
- 4.52062686 SNAP RING

5.AA021031
MAGNETIC CATCH

18.D1491307
SPRING PLATE:BA
ND

19.D1495883
KEYTOP:MAIN SWI
TCH

20.D1495884
COMPRESSION SP
RING:KEYTOP

1.04543008N
(x55)
TAPPING SCREW:
ROUND POINT:3X8

11.D1491248
HINGE:COVER:FR
ONT:USED TONER

13.D1491274
INNER COVER:FR
ONT:USED TONER

17.D1491305
(x2)
CAP:TOTAL COUN
TER

15.D1491291
CAP:HARNESS

2.04543008Q
(x5)
TAPPING SCREW:
3X8

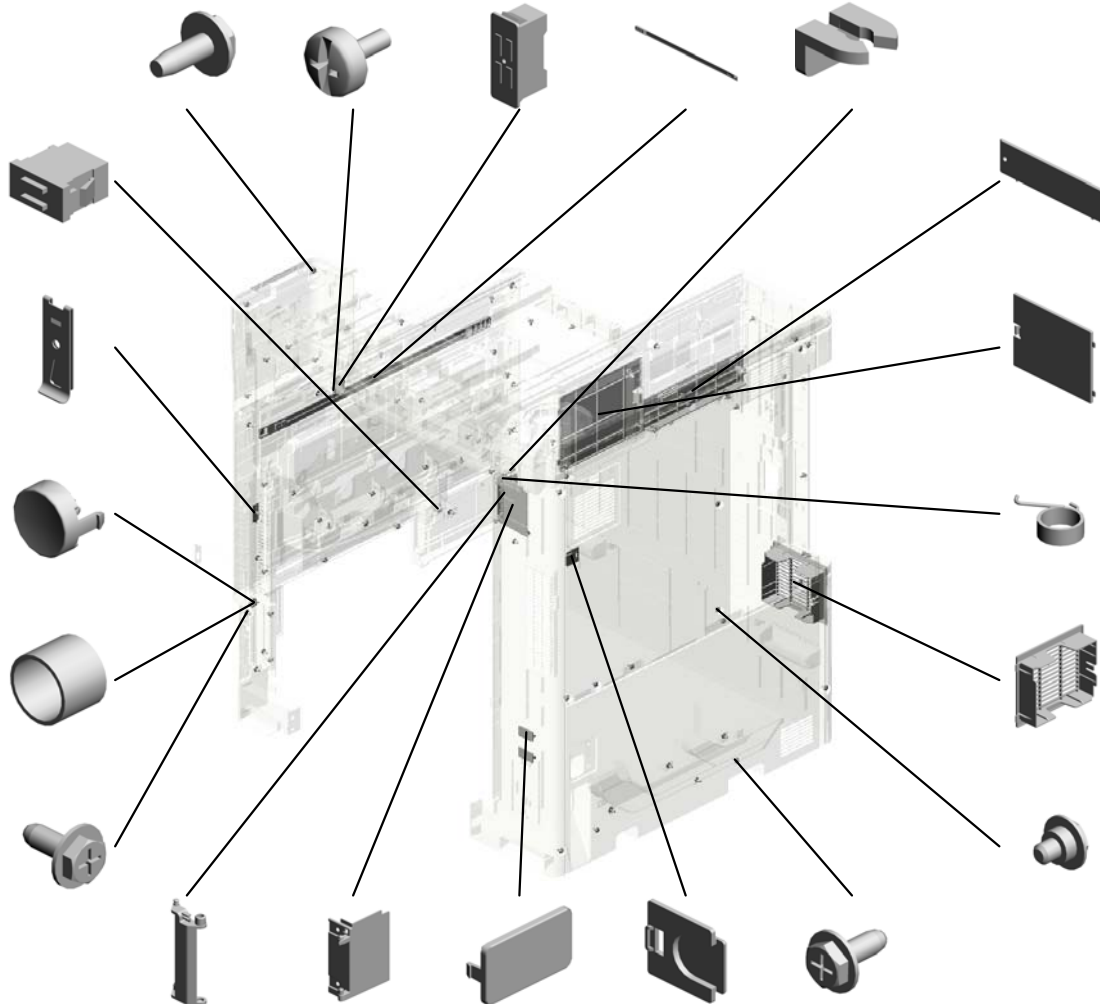
10.D1491237
COVER:UPPER:IN
NER BACK:LEFT L
OWER

9.D1491234
COVER:UPPER:IN
NER BACK:MIDDLE


14.D1491278
TORSION SPRING:
COVER:USED TON
ER

12.D1491257
CAP:34X55

8.D1441085
(x6)
STEPPED SCREW:
M3



U001 EXTERIOR



- 40.D2414458 (x4) GUIDE:COVER:UPPER
- 29.D2411241 COVER:FRONT
- 28.D2411231 COVER:UPPER:FRONT
- 35.D2411273 INNER COVER:FRONT:LOWER
- 23.D1496894 DECAL:PCU:CYAN

21.D1496859
DECAL:CLEANING:
SHIELD GLASS



22.D1496893
DECAL:PCU:BLACK



37.D2411298
INNER COVER:RIGHT



38.D2411308
BAND:STOPPER:DOOR



36.D2411275
INNER COVER:FRONT:RIGHT LOWER



34.D2411266
COVER:RIGHT:FRONT LOWER



39.D2411309 (x2)
MAGNET CATCH



30.D2411247
COVER:FRONT:USED TONER



32.D2411260
COVER:REAR:LOWER




26.D1497984
DUCT:REAR:POWER SUPPLY UNIT



31.D2411251
COVER:LEFT:UPPER



27.D2411230
COVER:UPPER



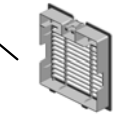
25.D1496896
DECAL:PCU:YELLOW




24.D1496895
DECAL:PCU:MAGENTA



33.D2411263
CAP:LOUVER:DEODORIZE FILTER



U001 EXTERIOR



- 49.M0AJ1245 COVER:FRONT:UPPER
- 58.M0AJ1288 COVER:UPPER:OPERATION SUB-UNIT
- 54.M0AJ1267 COVER:RIGHT:UPPER
- 56.M0AJ1281 COVER:UPPER:RIGHT
- 44.M0AJ1232 COVER:UPPER:EXIT

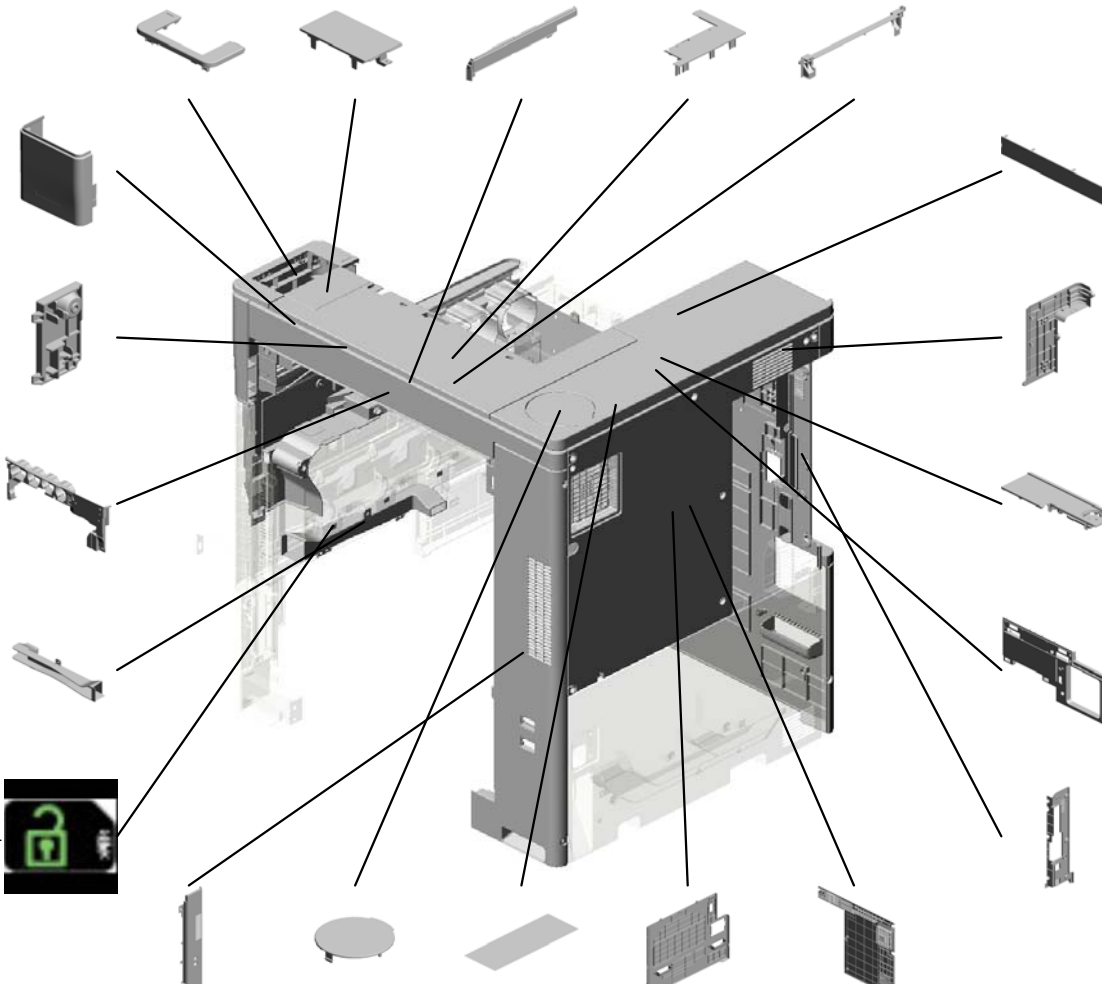
48.M0AJ1244
COVER:FRONT:RIGHT UPPER

60.M0AJ1299
COVER:OPTION:FRONT

55.M0AJ1276
INNER COVER:TONER BOTTLE

41.D2417913
DUCT:OPTICAL WRITING UNIT

43.GA003994
(x4)
DECAL:LEVER:RELEASE



46.M0AJ1235
CAP:REVERSE SUB-UNIT:A3

51.M0AJ1252
COVER:LEFT:UPPER:REAR

57.M0AJ1282
COVER:UPPER:REAR

45.M0AJ1233
COVER:UPPER:INNER BACK

52.M0AJ1255
COVER:LEFT:INTERFACE


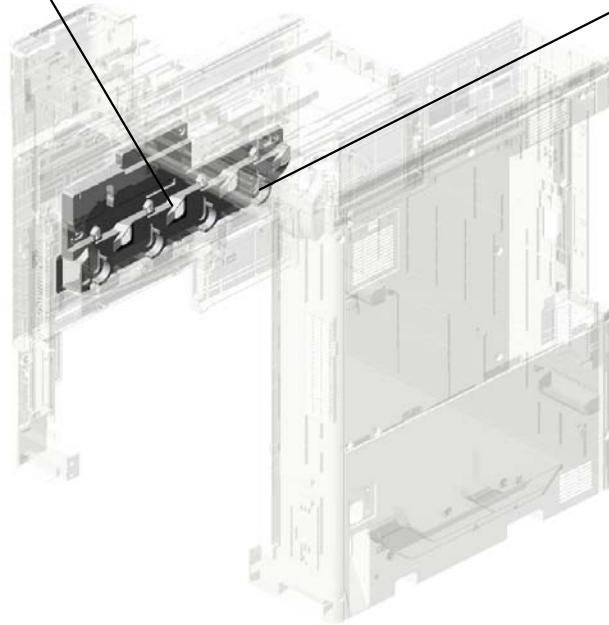
- 42.D2421265 COVER:RIGHT:REAR
- 59.M0AJ1289 COVER:PILOT LAMP
- 47.M0AJ1238 SHEET:EXIT
- 50.M0AJ1250 COVER:LEFT
- 53.M0AJ1261 COVER:REAR

U001
EXTERIOR

61.M0AJ7911
DUCT:DEVELOPM
ENT:FRONT



62.M0AJ7914
CAP:DUCT



U001	U002	U003	U004	U005	U006	U007	U008	U009	U010	U011	U012	U013	U014	U015
------	------	------	------	------	------	------	------	------	------	------	------	------	------	------

U002.OPERATION

U002_S001
M0AJ1410
(NA/EU/AA,KOR):OPERATIO
N PANEL UNIT:ASS'Y

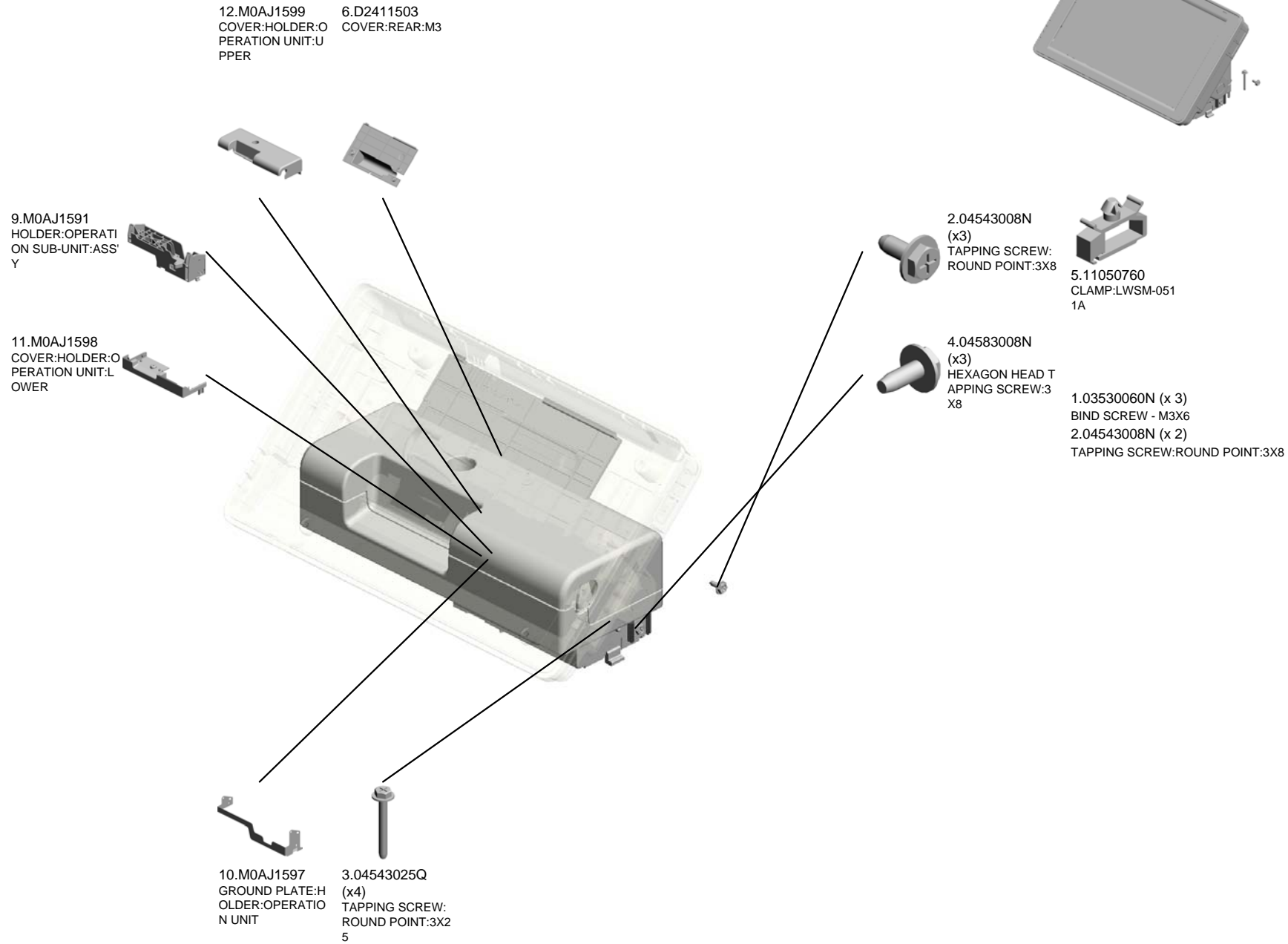
U002_S002
M0AJ1411
(CHN):OPERATION PANEL U
NIT:ASS'Y

U002_S003
M0AJ1410
(NA/EU/AA,KOR):OPERATIO
N PANEL UNIT:ASS'Y

U002_S004
M0AJ1410
(NA/EU/AA,KOR):OPERATIO
N PANEL UNIT:ASS'Y

U001	U002	U003	U004	U005	U006	U007	U008	U009	U010	U011	U012	U013	U014	U015
------	-------------	------	------	------	------	------	------	------	------	------	------	------	------	------

U002 OPERATION



U002_S001
(NA/EU/AA,KOR):OPERATION PANEL UNIT:ASS'Y



7.M0AJ1410
(NA/EU/AA,KOR):O
PERATION PANEL
UNIT:ASS'Y

See 2D parts catalog
for the components of
the Smart Operation
Panel.

13.Note
See 2D parts catalog
for the components of the Smart Operation Panel.

U001	U002	U003	U004	U005	U006	U007	U008	U009	U010	U011	U012	U013	U014	U015
------	------	------	------	------	------	------	------	------	------	------	------	------	------	------

U002_S002
(CHN):OPERATION PANEL UNIT:ASS'Y



8.M0AJ1411
(CHN):OPERATION
PANEL UNIT:ASS'
Y

See 2D parts catalog
for the components of
the Smart Operation
Panel.

13.Note
See 2D parts catalog
for the components of
the Smart Operation
Panel.

U001	U002	U003	U004	U005	U006	U007	U008	U009	U010	U011	U012	U013	U014	U015
------	------	------	------	------	------	------	------	------	------	------	------	------	------	------

U002_S003
(NA/EU/AA,KOR):OPERATION PANEL UNIT:ASS'Y



7.M0AJ1410
(NA/EU/AA,KOR):O
PERATION PANEL
UNIT:ASS'Y

See 2D parts catalog
for the components of
the Smart Operation
Panel.

13.Note
See 2D parts catalog
for the components of the Smart Operation Panel.

U001	U002	U003	U004	U005	U006	U007	U008	U009	U010	U011	U012	U013	U014	U015
------	------	------	------	------	------	------	------	------	------	------	------	------	------	------

U002_S004
(NA/EU/AA,KOR):OPERATION PANEL UNIT:ASS'Y



7.M0AJ1410
(NA/EU/AA,KOR):O
PERATION PANEL
UNIT:ASS'Y


See 2D parts catalog
for the components of
the Smart Operation
Panel.

13.Note
See 2D parts catalog
for the components of
the Smart Operation
Panel.

U001	U002	U003	U004	U005	U006	U007	U008	U009	U010	U011	U012	U013	U014	U015
------	------	------	------	------	------	------	------	------	------	------	------	------	------	------

U003 LASER UNIT

2.04583010N
(x8)
HEXAGON HEAD TAPPING SCREW:3X10



4.11050488
(x3)
HARNESS CLAMP



5.11050758
CLAMP:LWSM-030
6A



6.11050759
(x11)
CLAMP:LWSM-060
5A



7.11050760
(x2)
CLAMP:LWSM-051
1A

1.04543008Q (x 2)
TAPPING SCREW:3X8
2.04583010N (x10)
HEXAGON HEAD TAPPING SCREW:3X
10
3.04593008N (x 9)
BINDING HEAD TAPPING SCREW:3X8

U004.PAPER FEED

U004_S001
D1492905
SUPPORTER:RIGHT:NO.1:AS
S'Y

U004_S004
D2412711
PAPER FEED UNIT:NO.1:ASS
'Y

U004_S007
AX040273
DC MOTOR:RISING TRAY:AS
S'Y:1.007W:BRUSH

U004_S008
D2412800
PAPER TRAY:NO.1:ASSY

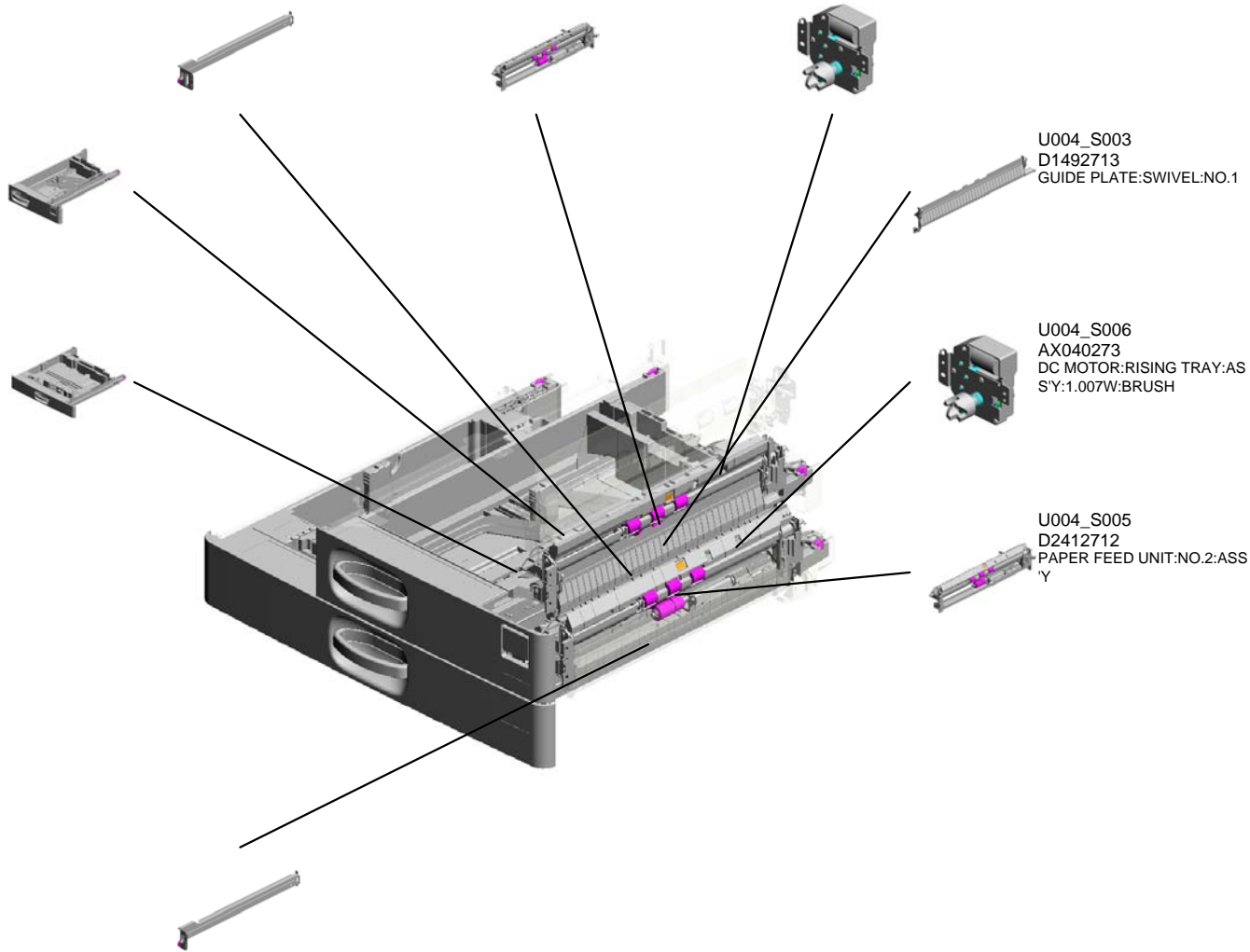
U004_S003
D1492713
GUIDE PLATE:SWIVEL:NO.1

U004_S009
D2412805
PAPER TRAY:NO.2:ASSY

U004_S006
AX040273
DC MOTOR:RISING TRAY:AS
S'Y:1.007W:BRUSH

U004_S005
D2412712
PAPER FEED UNIT:NO.2:ASS
'Y


U004_S002
D1492903
SUPPORTER:RIGHT:NO.2:AS
S'Y



U001	U002	U003	U004	U005	U006	U007	U008	U009	U010	U011	U012	U013	U014	U015
------	------	------	------	------	------	------	------	------	------	------	------	------	------	------

U004_S004.PAPER FEED UNIT:NO.1:ASS'Y


U004_S004_S001
D2412759
TRANSPORT ROLLER:VERTI
CAL TRANSPORT:ASSY



U001	U002	U003	U004	U005	U006	U007	U008	U009	U010	U011	U012	U013	U014	U015
------	------	------	------	------	------	------	------	------	------	------	------	------	------	------

U004_S005.PAPER FEED UNIT:NO.2:ASS'Y

U004_S005_S001
D2412759
TRANSPORT ROLLER:VERTI
CAL TRANSPORT:ASSY



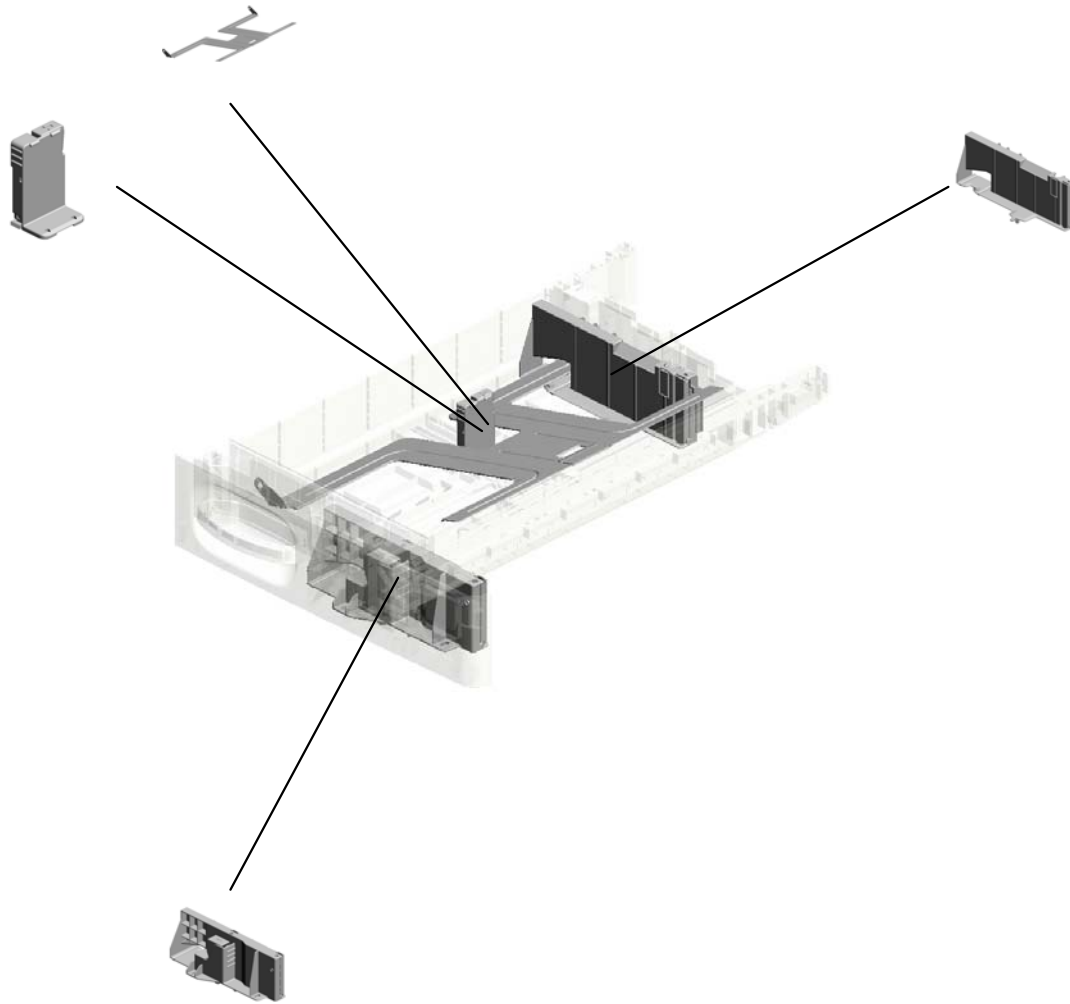
U001	U002	U003	U004	U005	U006	U007	U008	U009	U010	U011	U012	U013	U014	U015
------	------	------	------	------	------	------	------	------	------	------	------	------	------	------

U004_S008.PAPER TRAY:NO.1:ASS'Y

U004_S008_S004
D1492850
TRAY BOTTOM PLATE:ASS'Y

U004_S008_S003
D1492840
END FENCE:PAPER TRAY:ASS'Y

U004_S008_S002
D1492838
SIDE FENCE:REAR:NO.1:ASS'Y



U004_S008_S001
D1492828
SIDE FENCE:FRONT:NO.1:ASS'Y

U001	U002	U003	U004	U005	U006	U007	U008	U009	U010	U011	U012	U013	U014	U015
------	------	------	-------------	------	------	------	------	------	------	------	------	------	------	------

U004_S009.PAPER TRAY:NO.2:ASS'Y

U004_S009_S001
D1492840
END FENCE:PAPER TRAY:A
SS'Y

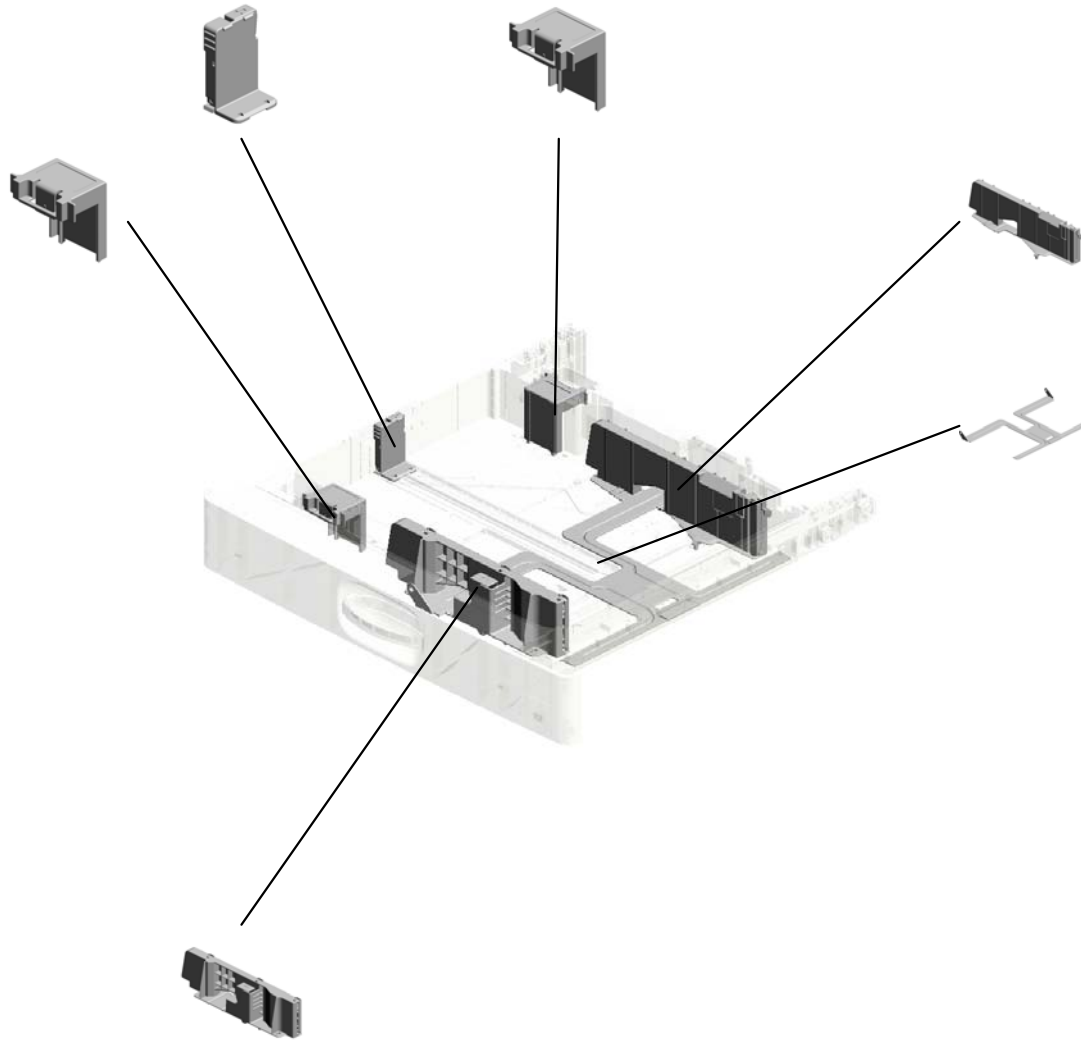
U004_S009_S006
D2412873
SIDE FENCE:AUXILIARY

U004_S009_S005
D2412873
SIDE FENCE:AUXILIARY

U004_S009_S004
D2412880
SIDE FENCE:REAR:ASS'Y

U004_S009_S002
D1492873
TRAY BOTTOM PLATE:NO.2:
ASS'Y

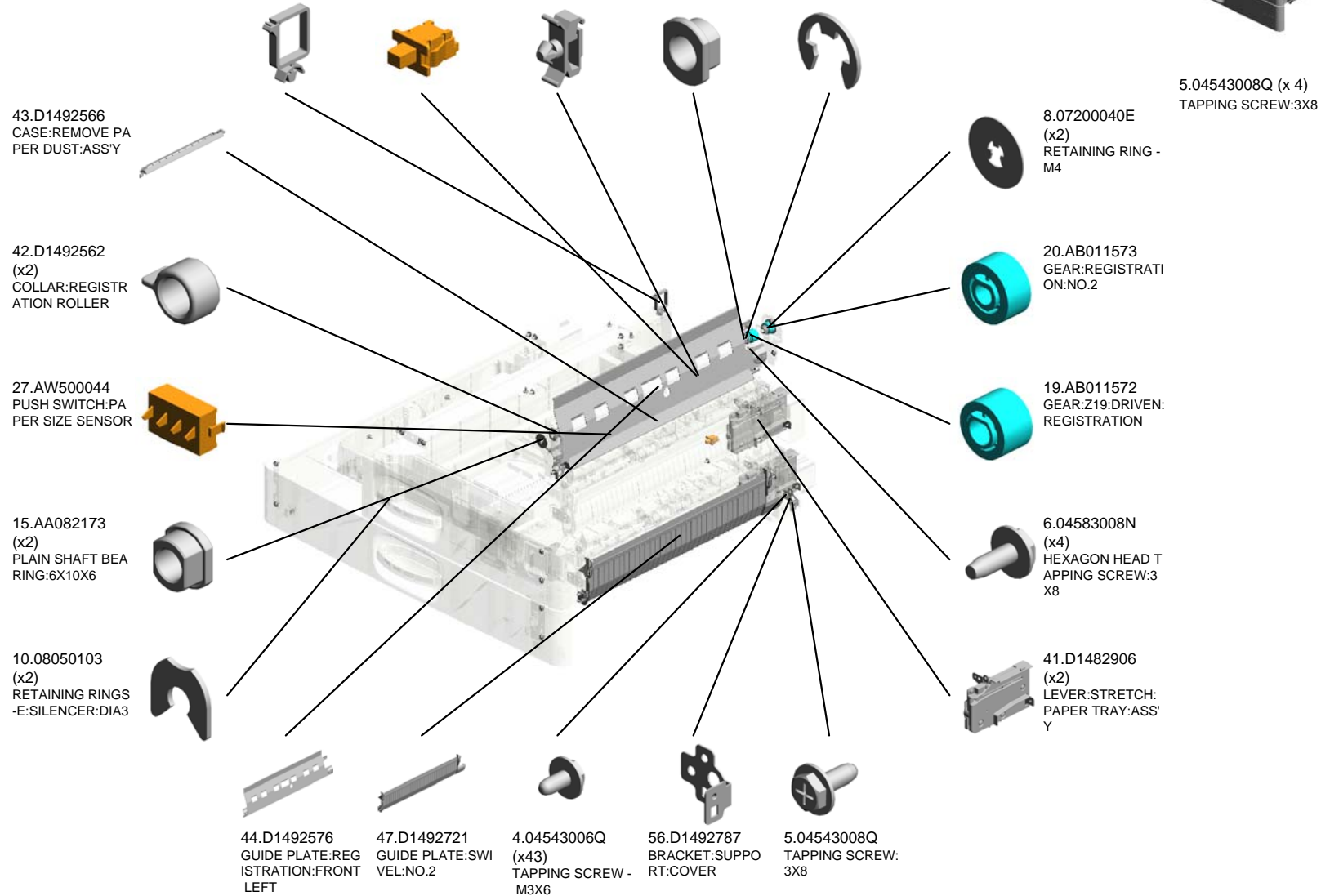

U004_S009_S003
D2412875
SIDE FENCE:FRONT:ASS'Y



U001	U002	U003	U004	U005	U006	U007	U008	U009	U010	U011	U012	U013	U014	U015
------	------	------	-------------	------	------	------	------	------	------	------	------	------	------	------


U004 PAPER FEED

- 13.11050765 CLAMP:LWS-2218A
- 26.AW500040 (x2) PUSH SWITCH:SW 1AG-550:10MA
- 12.11050758 (x2) CLAMP:LWSM-030 6A
- 17.AA082175 (x2) PLAIN SHAFT BEA RING:8X12X7
- 9.07200060E (x3) RETAINING RING - M6



U004 PAPER FEED

97.D1492930 SUPPORTER:LEFT LOWER:NO.1:PEE N
 92.D1492918 SUPPORTER:LEFT UPPER:NO.1
 89.D1492889 COVER:TRAY:REA R LEFT:NO.2
 87.D1492887 COVER:TRAY:REA R LEFT:NO.1



95.D1492925 SUPPORTER:LEFT :NO.2



101.D1492958 ROLLER:SUPPORT ER:PAPER TRAY:LEFT



96.D1492928 ROLLER:SUPPORT ER:PAPER TRAY:LEFT




122.GW010007 PHOTO REFLECTI ON SENSOR:EXIT



86.D1492886 COVER:TRAY:REA R RIGHT:NO.1



88.D1492888 COVER:TRAY:REA R RIGHT:NO.2



57.D1492788 INNER COVER:HA RNNESS:PAPER FE ED UNIT



121.GA143003 SCREW:MM5:2.5M M



103.D2412559 SHAFT:REGISTRA TION ROLLER:DRI VEN



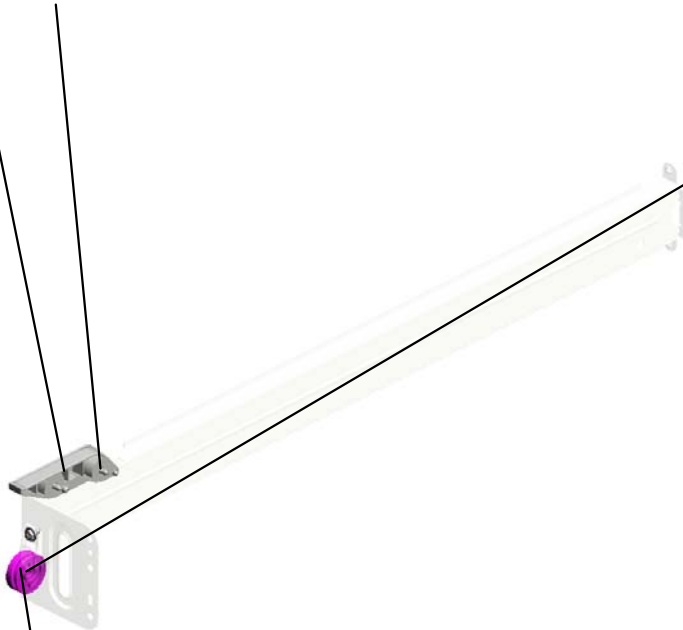
U004_S001
SUPPORTER:RIGHT:NO.1:ASS'Y

4.04543006Q
(x3)
TAPPING SCREW -
M3X6



91.D1492905
SUPPORTER:RIGH
T:NO.1:ASS'Y

94.D1492924
STOPPER:PAPER
TRAY



100.D1492956
ROLLER:SUPPORT
ER:PAPER TRAY



10.08050103
RETAINING RINGS
-E:SILENCER:DIA3



U001	U002	U003	U004	U005	U006	U007	U008	U009	U010	U011	U012	U013	U014	U015
------	------	------	------	------	------	------	------	------	------	------	------	------	------	------

U004_S002
SUPPORTER:RIGHT:NO.2:ASS'Y

94.D1492924
STOPPER:PAPER
TRAY

90.D1492903
SUPPORTER:RIGH
T:NO.2:ASS'Y

4.04543006Q
(x3)
TAPPING SCREW -
M3X6


93.D1492923
ROLLER:SUPPORT
ER:PAPER TRAY

10.08050103
RETAINING RINGS
-E:SILENCER:DIA3

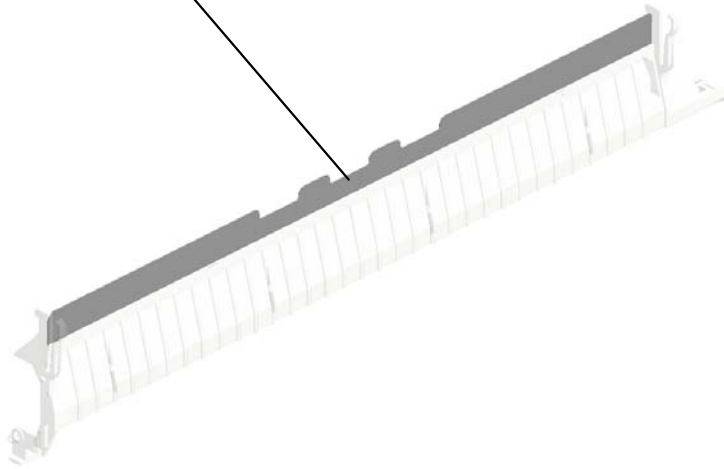
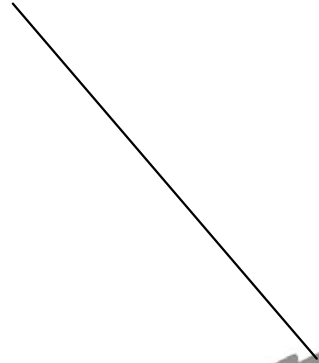
U001	U002	U003	U004	U005	U006	U007	U008	U009	U010	U011	U012	U013	U014	U015
------	------	------	------	------	------	------	------	------	------	------	------	------	------	------

U004_S003
GUIDE PLATE:SWIVEL:NO.1

45.D1492712
SHEET:GUIDE PLA
TE:SWIVEL

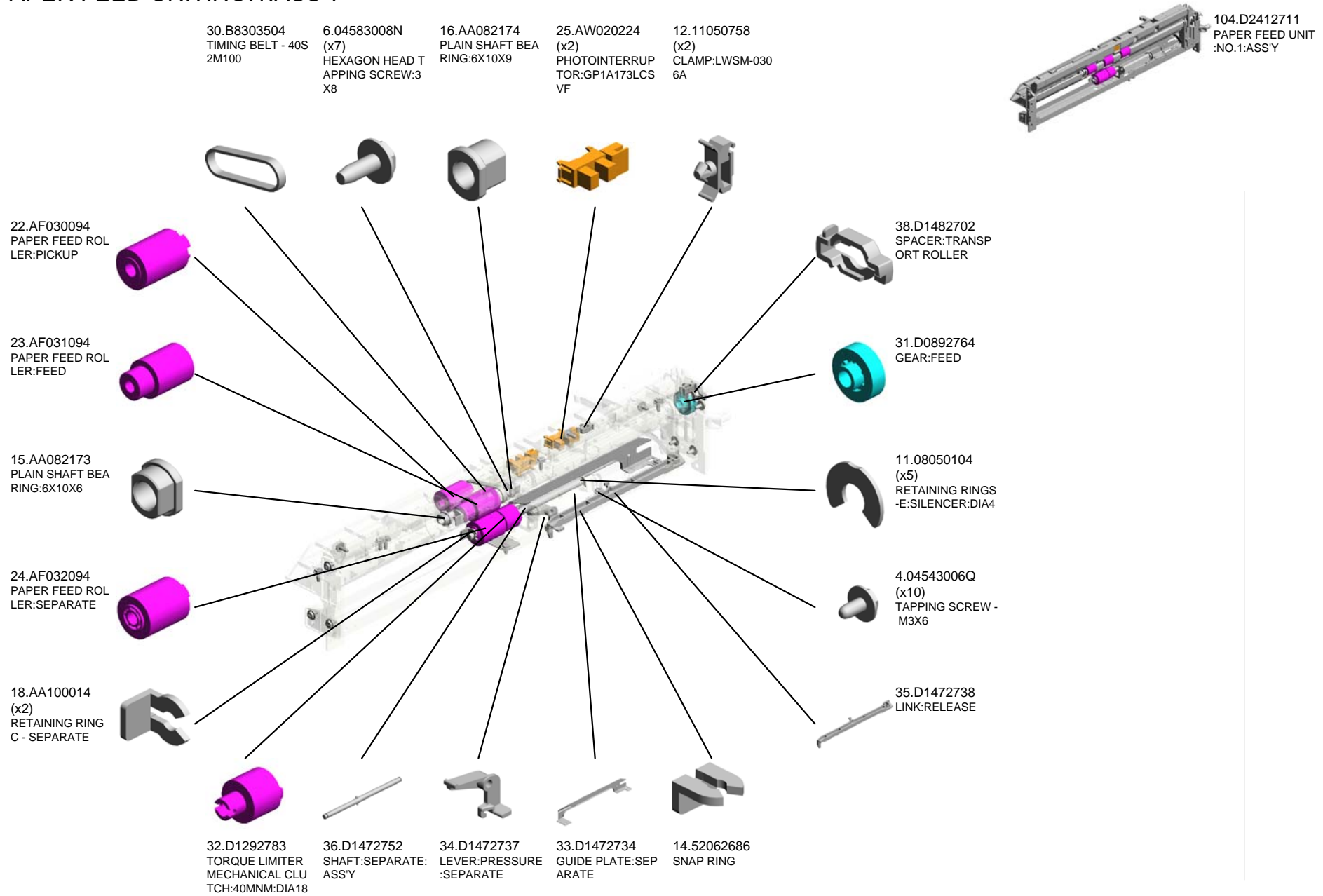


46.D1492713
GUIDE PLATE:SWI
VEL:NO.1



U001	U002	U003	U004	U005	U006	U007	U008	U009	U010	U011	U012	U013	U014	U015
------	------	------	------	------	------	------	------	------	------	------	------	------	------	------

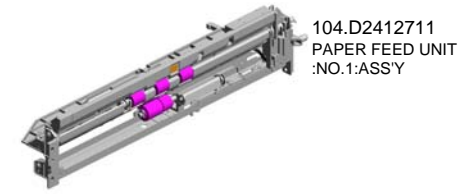
U004_S004
PAPER FEED UNIT:NO.1:ASS'Y



U001	U002	U003	U004	U005	U006	U007	U008	U009	U010	U011	U012	U013	U014	U015
------	------	------	------	------	------	------	------	------	------	------	------	------	------	------

U004_S004
PAPER FEED UNIT:NO.1:ASS'Y

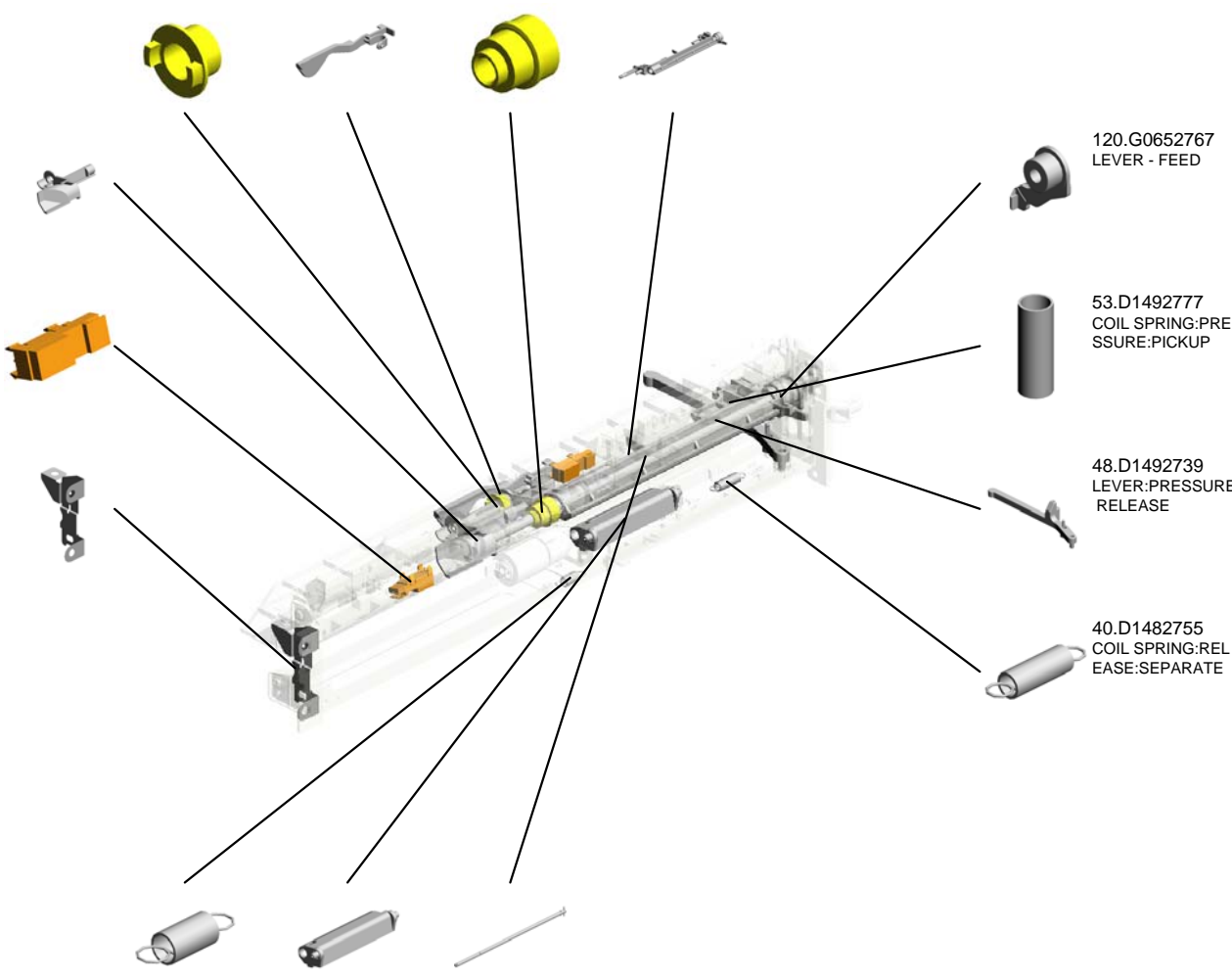
- 51.D1492774 PULLEY:IDLER:PI
KUP
- 54.D1492778 FEELER:PAPER E
ND
- 50.D1492773 PULLEY:PICKUP:M
ECHANICAL ROLL
ER CLUTCH
- 49.D1492772 ARM:PICKUP



58.D1492791
GUIDE:FEED

122.GW010007
(x2)
PHOTO REFLECTI
ON SENSOR:EXIT

55.D1492781
GROUND PLATE:P
APER FEED UNIT



120.G0652767
LEVER - FEED

53.D1492777
COIL SPRING:PRE
SSURE:PICKUP

48.D1492739
LEVER:PRESSURE
RELEASE

40.D1482755
COIL SPRING:REL
EASE:SEPARATE

- 106.D2412754 COIL SPRING:PRE
SSURE:SEPARATE
- 39.D1482751 ARM:PRESSURE:S
EPARATE
- 52.D1492775 SHAFT:FEED:ASS'
Y

U001	U002	U003	U004	U005	U006	U007	U008	U009	U010	U011	U012	U013	U014	U015
------	------	------	------	------	------	------	------	------	------	------	------	------	------	------

U004_S004_S001

TRANSPORT ROLLER:VERTICAL TRANSPORT:ASS'Y

15.AA082173
PLAIN SHAFT BEARING
RING:6X10X6




107.D2412759
TRANSPORT ROLLER:VERTICAL TRANSPORT:ASS'Y

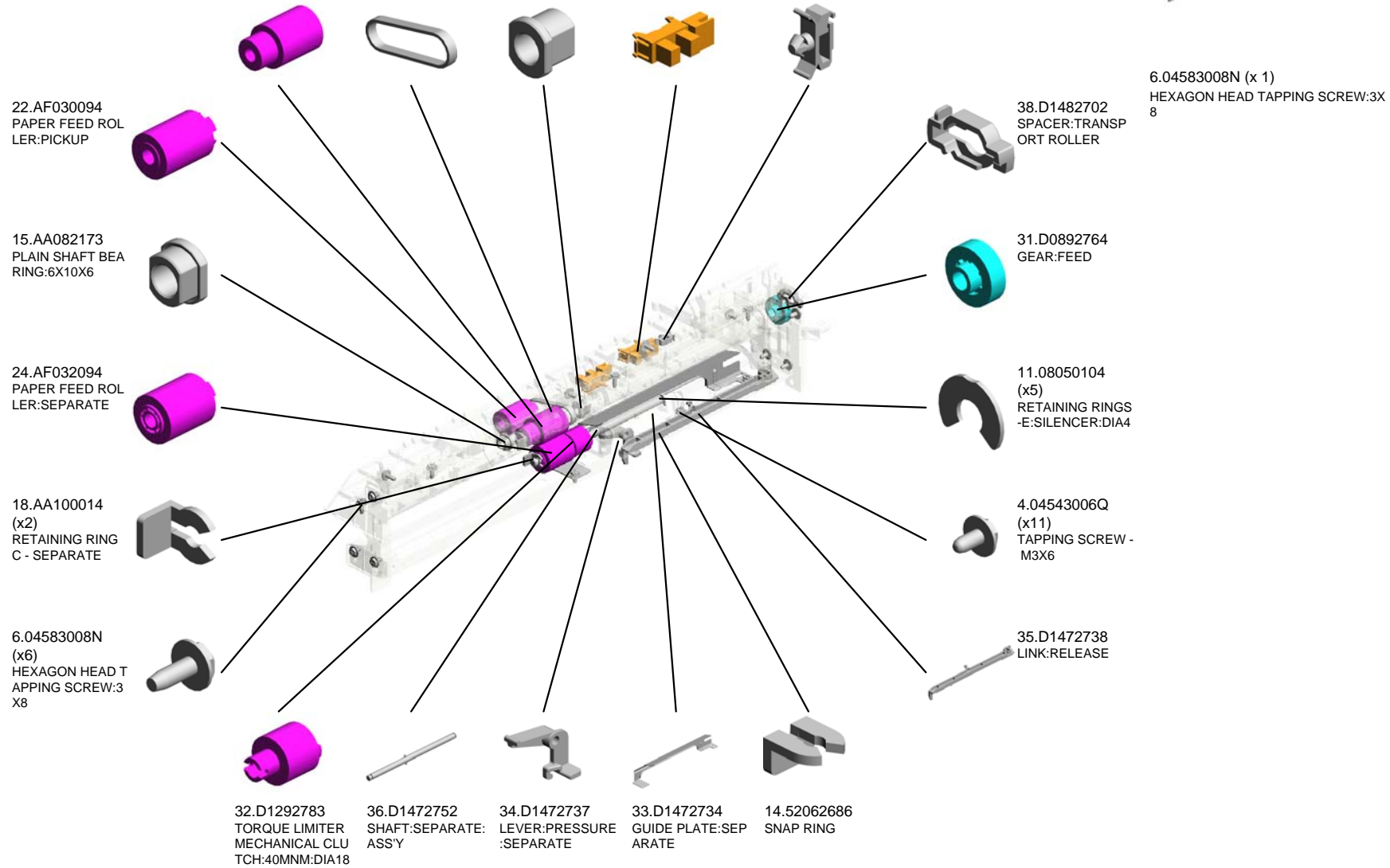
U001	U002	U003	U004	U005	U006	U007	U008	U009	U010	U011	U012	U013	U014	U015
------	------	------	------	------	------	------	------	------	------	------	------	------	------	------

U004_S005 PAPER FEED UNIT:NO.2:ASS'Y

- 23.AF031094 PAPER FEED ROLLER:FEED
- 30.B8303504 TIMING BELT - 40S 2M100
- 16.AA082174 PLAIN SHAFT BEARING:6X10X9
- 25.AW020224 (x2) PHOTOINTERRUPTOR:GP1A173LCS VF
- 12.11050758 CLAMP:LWSM-030 6A




105.D2412712
PAPER FEED UNIT
:NO.2:ASS'Y



U001	U002	U003	U004	U005	U006	U007	U008	U009	U010	U011	U012	U013	U014	U015
------	------	------	------	------	------	------	------	------	------	------	------	------	------	------

U004_S005
 PAPER FEED UNIT:NO.2:ASS'Y

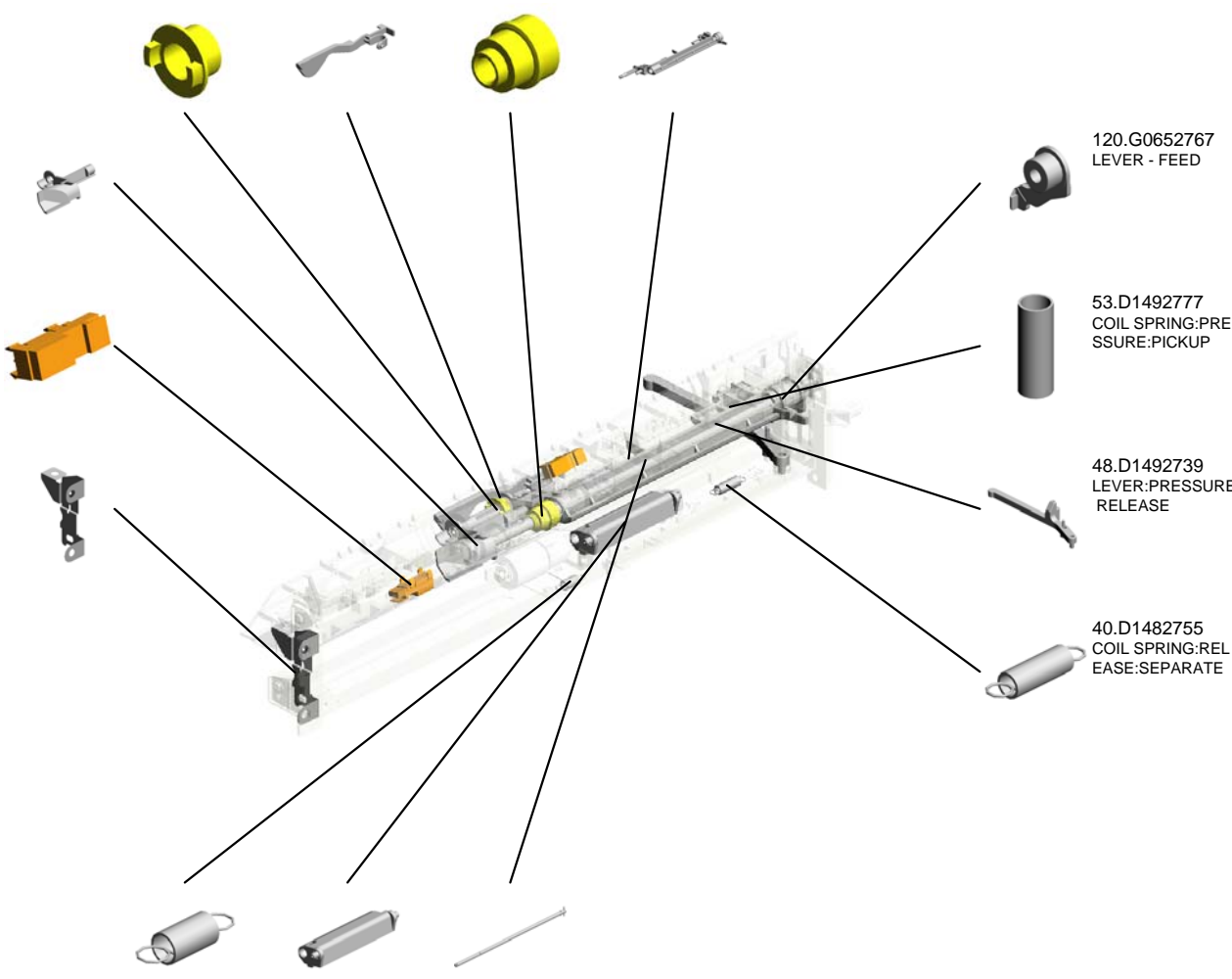
- 51.D1492774 PULLEY:IDLER:PIKUP
- 54.D1492778 FEELER:PAPER END
- 50.D1492773 PULLEY:PICKUP:MECHANICAL ROLLER CLUTCH
- 49.D1492772 ARM:PICKUP



58.D1492791
 GUIDE:FEED

122.GW010007
 (x2)
 PHOTO REFLECTI
 ON SENSOR:EXIT

55.D1492781
 GROUND PLATE:P
 APER FEED UNIT



120.G0652767
 LEVER - FEED

53.D1492777
 COIL SPRING:PRE
 SSURE:PICKUP

48.D1492739
 LEVER:PRESSURE
 RELEASE

40.D1482755
 COIL SPRING:REL
 EASE:SEPARATE


- 106.D2412754 COIL SPRING:PRE SSURE:SEPARATE
- 39.D1482751 ARM:PRESSURE:SEPARATE
- 52.D1492775 SHAFT:FEED:ASS'Y

U001	U002	U003	U004	U005	U006	U007	U008	U009	U010	U011	U012	U013	U014	U015
------	------	------	------	------	------	------	------	------	------	------	------	------	------	------

U004_S005_S001

TRANSPORT ROLLER:VERTICAL TRANSPORT:ASS'Y

15.AA082173
PLAIN SHAFT BEARING
RING:6X10X6




107.D2412759
TRANSPORT ROLLER:VERTICAL TRANSPORT:ASS'Y

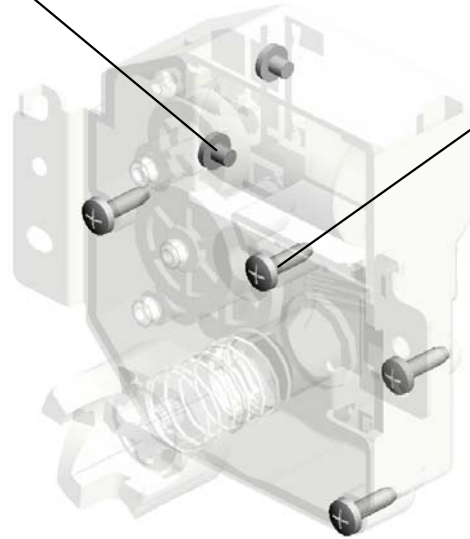
U001	U002	U003	U004	U005	U006	U007	U008	U009	U010	U011	U012	U013	U014	U015
------	------	------	------	------	------	------	------	------	------	------	------	------	------	------

U004_S006
DC MOTOR:RISING TRAY:ASS'Y:1.007W:BRUSH

1.03530030N
(x2)
SCREW:M3X3



28.AX040273
DC MOTOR:RISING
TRAY:ASS'Y:1.007
W:BRUSH




3.04523010N
(x4)
BINDING SELF-TA
PPING SCREW:3X
10

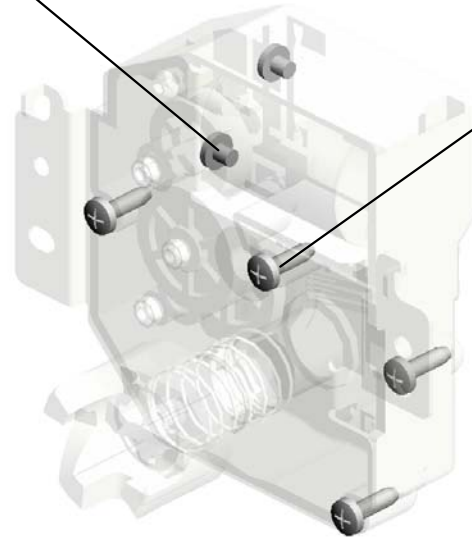
U001	U002	U003	U004	U005	U006	U007	U008	U009	U010	U011	U012	U013	U014	U015
------	------	------	------	------	------	------	------	------	------	------	------	------	------	------

U004_S007
DC MOTOR:RISING TRAY:ASS'Y:1.007W:BRUSH

1.03530030N
(x2)
SCREW:M3X3



28.AX040273
DC MOTOR:RISING
TRAY:ASS'Y:1.007
W:BRUSH



3.04523010N
(x4)
BINDING SELF-TA
PPING SCREW:3X
10

U001	U002	U003	U004	U005	U006	U007	U008	U009	U010	U011	U012	U013	U014	U015
------	------	------	------	------	------	------	------	------	------	------	------	------	------	------


U004_S008
 PAPER TRAY:NO.1:ASS'Y

76.D1492846
 DECAL:SIZE INDIC
 ATION:END FENCE
 :NO.1:FRONT

77.D1492847
 DECAL:SIZE INDIC
 ATION:END FENCE
 :NO.1:REAR

61.D1492814
 COIL SPRING:EAR
 TH

59.D1492812
 (x4)
 ROLLER:PAPER T
 RAY:DIA19



108.D2412800
 PAPER TRAY:NO.1
 :ASS'Y

82.D1492863
 DECAL:PAPER SE
 T DIRECTION:TRA
 Y:NO.1

69.D1492835
 (x2)
 RACK:SIDE FENCE

81.D1492856
 GRIP:PAPER TRAY

111.D2412865
 COVER:PAPER TR
 AY:NO.1

102.D2411242
 COVER:MAIN SWIT
 CH

70.D1492836
 GEAR:Z20

2.03603006N
 (x2)
 SCREW - M3X6

63.D1492818
 LEVER:RISE

60.D1492813
 PIN:STRETCH:TRA
 Y

11.08050104
 RETAINING RINGS
 -E:SILENCER:DIA4

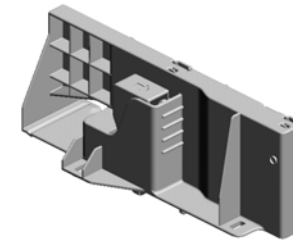
7.04583010N
 (x5)
 HEXAGON HEAD T
 APPING SCREW:3
 X10

62.D1492816
 SHAFT:RISE:ASS'Y

U001	U002	U003	U004	U005	U006	U007	U008	U009	U010	U011	U012	U013	U014	U015
------	------	------	------	------	------	------	------	------	------	------	------	------	------	------

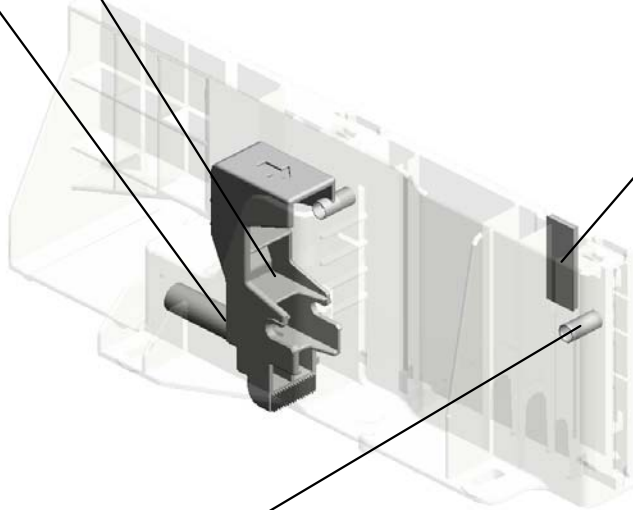

U004_S008_S001
SIDE FENCE:FRONT:NO.1:ASS'Y

64.D1492824
LEVER:STOPPER:
FRONT



67.D1492828
SIDE FENCE:FRON
T:NO.1:ASS'Y

66.D1492827
COMPRESSION SP
RING:SIDE FENCE:
POSITIONING



29.B2342864
PAD:CLEANER

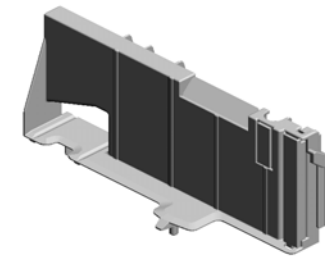


65.D1492826
(x2)
COMPRESSION SP
RING:SIDE FENCE:
PLATE:FRONT

U001	U002	U003	U004	U005	U006	U007	U008	U009	U010	U011	U012	U013	U014	U015
------	------	------	-------------	------	------	------	------	------	------	------	------	------	------	------

U004_S008_S002
SIDE FENCE:REAR:NO.1:ASS'Y


98.D1492952 29.B2342864
DECAL:SIDE FENC PAD:CLEANER
E:PAPER VOLUME



71.D1492838
SIDE FENCE:REAR
:NO.1:ASSY



68.D1492834
GUIDE:FEELER:PA
PER END



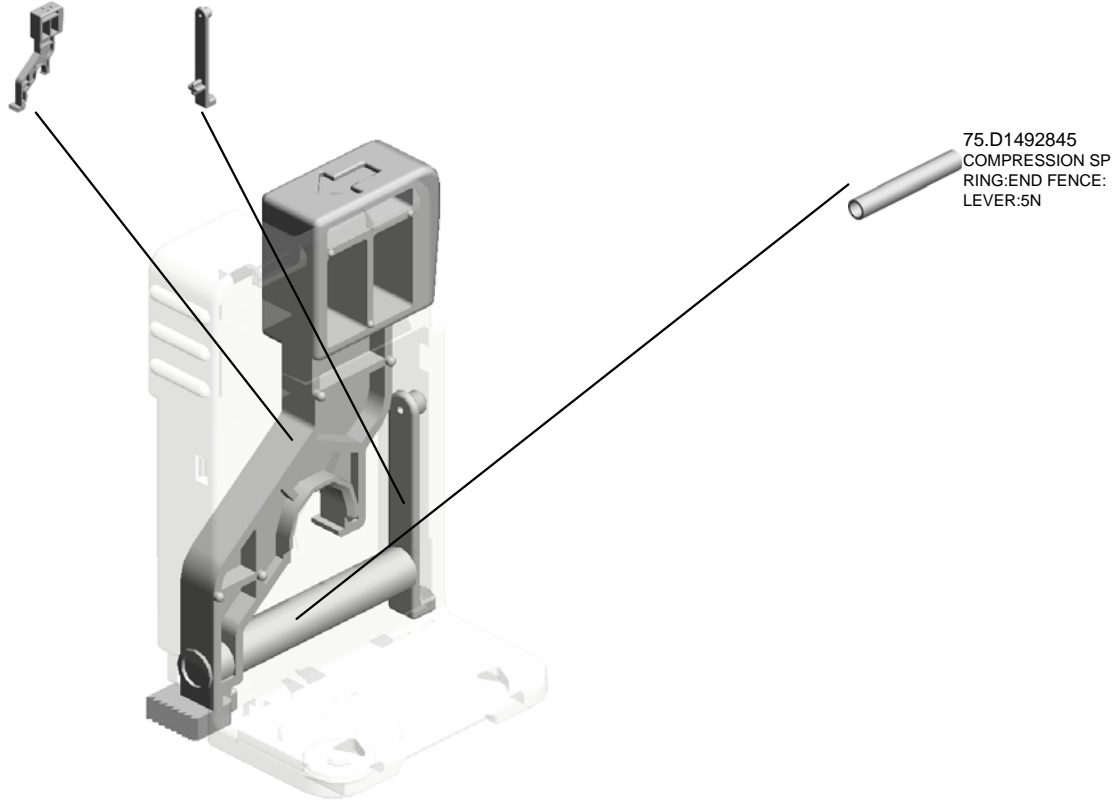
U001	U002	U003	U004	U005	U006	U007	U008	U009	U010	U011	U012	U013	U014	U015
------	------	------	------	------	------	------	------	------	------	------	------	------	------	------

U004_S008_S003
END FENCE:PAPER TRAY:ASS'Y

73.D1492842 74.D1492843
LEVER:END FENCE CLICK:END FENCE
E



72.D1492840
END FENCE:PAPE
R TRAY:ASS'Y

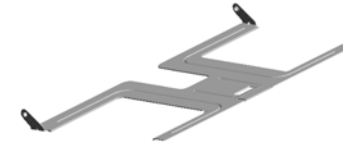


75.D1492845
COMPRESSION SP
RING:END FENCE:
LEVER:5N

U001	U002	U003	U004	U005	U006	U007	U008	U009	U010	U011	U012	U013	U014	U015
------	------	------	------	------	------	------	------	------	------	------	------	------	------	------

U004_S008_S004
TRAY BOTTOM PLATE:ASS'Y

21.AF013006
BOTTOM PLATE P
AD



80.D1492850
TRAY BOTTOM PL
ATE:ASS'Y



U001	U002	U003	U004	U005	U006	U007	U008	U009	U010	U011	U012	U013	U014	U015
------	------	------	------	------	------	------	------	------	------	------	------	------	------	------

U004_S009
PAPER TRAY:NO.2:ASS'Y


110.D2412837
DECAL:SET:SIDE FENCE:AUXILIARY

78.D1492848
DECAL:SIZE INDICATION:END FENCE:NO.2:FRONT

84.D1492872
LINK:END FENCE:PAPER SIZE SENSOR

117.D2412884
DECAL:SIZE INDICATION:SIDE FENCE:AUXILIARY:REAR

59.D1492812 (x4)
ROLLER:PAPER TRAY:DIA19



109.D2412805
PAPER TRAY:NO.2:ASS'Y

116.D2412883
DECAL:SIZE INDICATION:SIDE FENCE:AUXILIARY:FRONT



83.D1492864
DECAL:PAPER SET DIRECTION:TRAY:NO.2




112.D2412869
DECAL:SIZE INDICATION:SIDE FENCE:NO.2



81.D1492856
GRIP:PAPER TRAY



37.D1472866
COVER:PAPER TRAY:NO.2



79.D1492849
DECAL:SIZE INDICATION:END FENCE:NO.2:REAR



69.D1492835 (x2)
RACK:SIDE FENCE



70.D1492836
GEAR:Z20



2.03603006N (x2)
SCREW - M3X6



63.D1492818
LEVER:RISE



61.D1492814
COIL SPRING:EAR TH



7.04583010N (x6)
HEXAGON HEAD TAPPING SCREW:3 X10



60.D1492813
PIN:STRETCH:TRAY



11.08050104
RETAINING RINGS -E:SILENCER:DIA4




62.D1492816
SHAFT:RISE:ASS'Y



7.04583010N (x 1)
HEXAGON HEAD TAPPING SCREW:3 X10

U004_S009
PAPER TRAY:NO.2:ASS'Y

119.D6932867
SUPPORTING PLA
TE:COVER:FRONT:
PAPER TRAY



109.D2412805
PAPER TRAY:NO.2
:ASS'Y



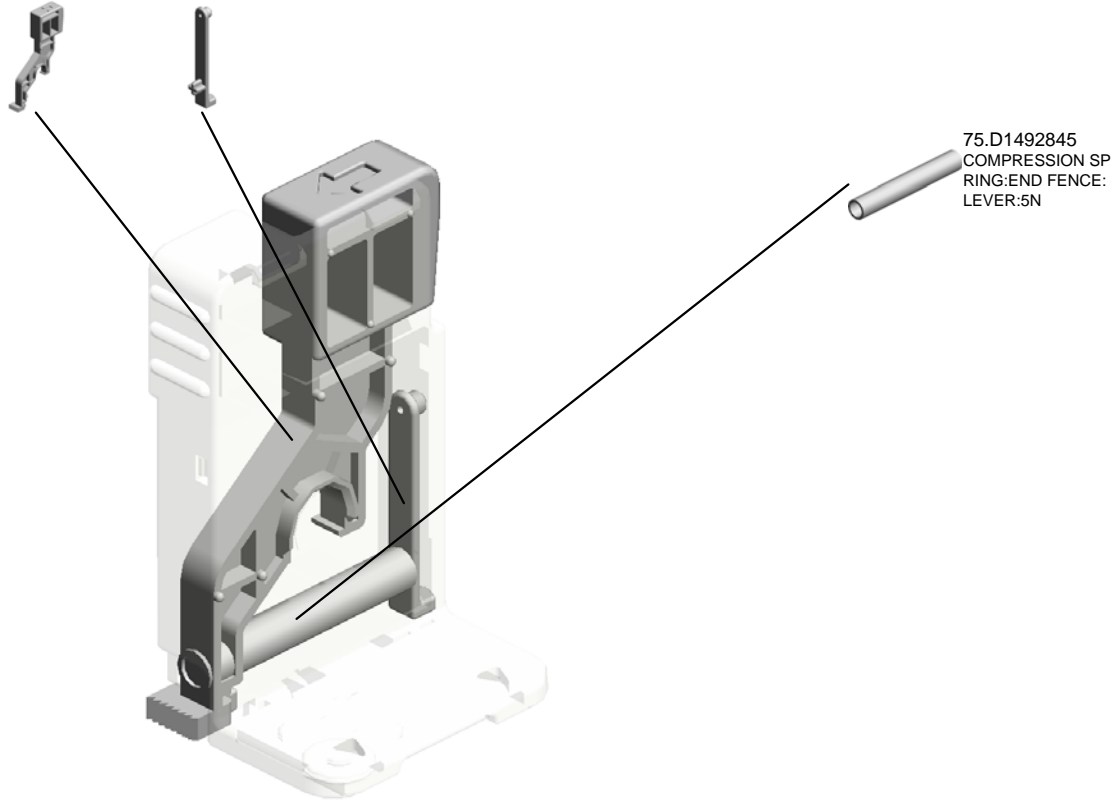
U001	U002	U003	U004	U005	U006	U007	U008	U009	U010	U011	U012	U013	U014	U015
------	------	------	-------------	------	------	------	------	------	------	------	------	------	------	------

U004_S009_S001
END FENCE:PAPER TRAY:ASS'Y

73.D1492842 74.D1492843
LEVER:END FENCE CLICK:END FENCE
E




72.D1492840
END FENCE:PAPE
R TRAY:ASS'Y




U001	U002	U003	U004	U005	U006	U007	U008	U009	U010	U011	U012	U013	U014	U015
------	------	------	------	------	------	------	------	------	------	------	------	------	------	------

U004_S009_S002
TRAY BOTTOM PLATE:NO.2:ASS'Y

21.AF013006
BOTTOM PLATE P
AD




85.D1492873
TRAY BOTTOM PL
ATE:NO.2:ASS'Y



U001	U002	U003	U004	U005	U006	U007	U008	U009	U010	U011	U012	U013	U014	U015
------	------	------	------	------	------	------	------	------	------	------	------	------	------	------

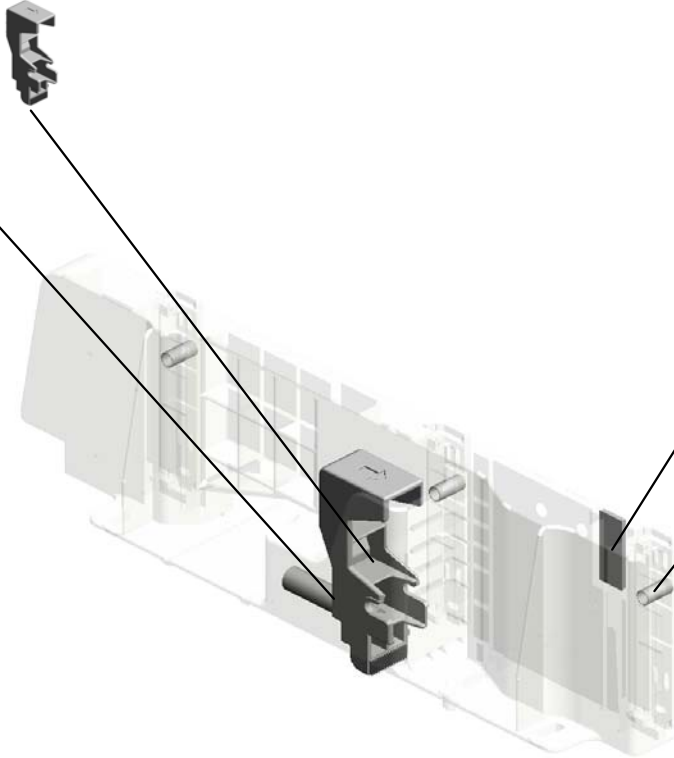

U004_S009_S003
SIDE FENCE:FRONT:ASS'Y

64.D1492824
LEVER:STOPPER:
FRONT



114.D2412875
SIDE FENCE:FRON
T:ASS'Y

66.D1492827
COMPRESSION SP
RING:SIDE FENCE:
POSITIONING



29.B2342864
PAD:CLEANER



65.D1492826
(x3)
COMPRESSION SP
RING:SIDE FENCE:
PLATE:FRONT

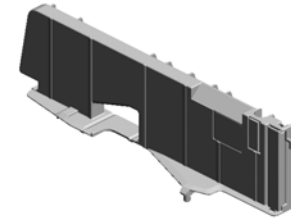


U001	U002	U003	U004	U005	U006	U007	U008	U009	U010	U011	U012	U013	U014	U015
------	------	------	------	------	------	------	------	------	------	------	------	------	------	------

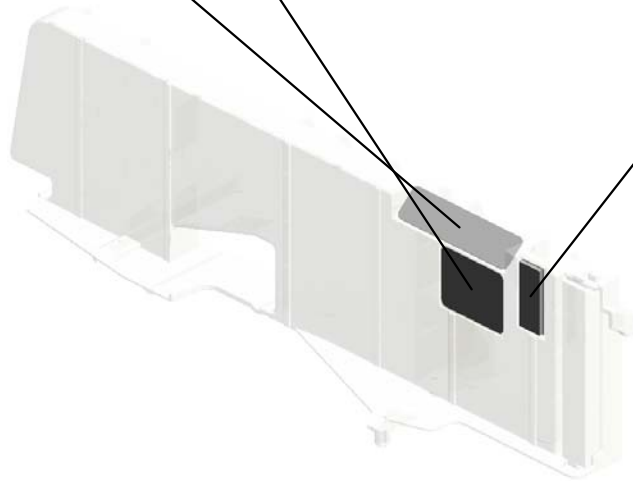
U004_S009_S004
SIDE FENCE:REAR:ASS'Y

98.D1492952
DECAL:SIDE FENC
E:PAPER VOLUME

99.D1492954
DECAL:SIDE FENC
E:PAPER VOLUME:
ENVELOPE



115.D2412880
SIDE FENCE:REAR
:ASS'Y

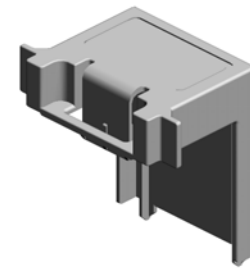
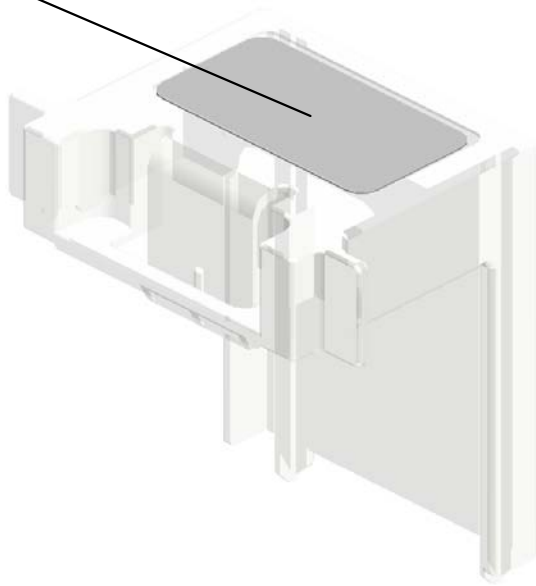


29.B2342864
PAD:CLEANER

U001	U002	U003	U004	U005	U006	U007	U008	U009	U010	U011	U012	U013	U014	U015
------	------	------	------	------	------	------	------	------	------	------	------	------	------	------

U004_S009_S005
SIDE FENCE:AUXILIARY

118.D2412885
DECAL:SIDE FENC
E:AUXILIARY

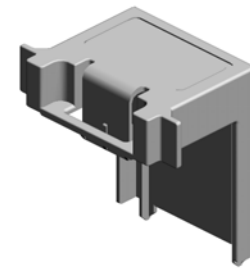



113.D2412873
SIDE FENCE:AUXIL
IARY

U001	U002	U003	U004	U005	U006	U007	U008	U009	U010	U011	U012	U013	U014	U015
------	------	------	------	------	------	------	------	------	------	------	------	------	------	------

U004_S009_S006
SIDE FENCE:AUXILIARY

118.D2412885
DECAL:SIDE FENC
E:AUXILIARY



113.D2412873
SIDE FENCE:AUXIL
IARY

U001	U002	U003	U004	U005	U006	U007	U008	U009	U010	U011	U012	U013	U014	U015
------	------	------	------	------	------	------	------	------	------	------	------	------	------	------

U005.DEVELOPMENT SECTION:TONER SUPPLY

U005_S005
D1473281
HOUSING:TONER CARTRID
GE:BK:ASS'Y

U005_S001
D1473269
DRIVE UNIT:TONER BOTTLE
:ASS'Y

U005_S008
D1473282
HOUSING:TONER CARTRID
GE:CMY:ASS'Y

U005_S004
D1473269
DRIVE UNIT:TONER BOTTLE
:ASS'Y

U005_S007
D1473282
HOUSING:TONER CARTRID
GE:CMY:ASS'Y

U005_S003
D1473269
DRIVE UNIT:TONER BOTTLE
:ASS'Y

U005_S002
D1473269
DRIVE UNIT:TONER BOTTLE
:ASS'Y

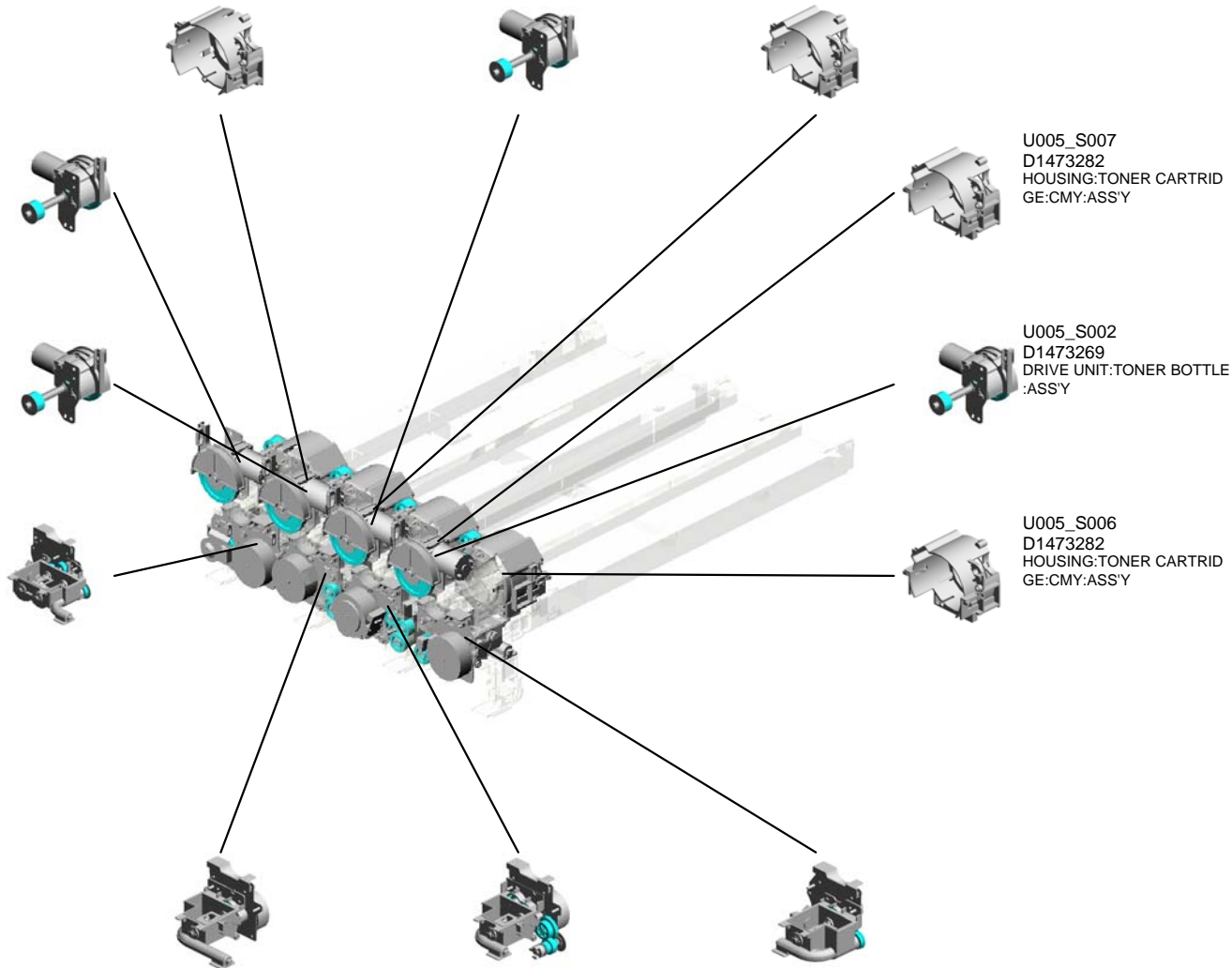
U005_S009
D1493240
TONER HOPPER:TONER SU
PPLY:BK:ASS'Y

U005_S006
D1473282
HOUSING:TONER CARTRID
GE:CMY:ASS'Y

U005_S010
D1493270
TONER HOPPER:TONER SU
PPLY:C:ASS'Y

U005_S011
D1493280
TONER HOPPER:TONER SU
PPLY:M:ASS'Y

U005_S012
D1493310
TONER HOPPER:TONER SU
PPLY:Y:ASS'Y



U001	U002	U003	U004	U005	U006	U007	U008	U009	U010	U011	U012	U013	U014	U015
------	------	------	------	------	------	------	------	------	------	------	------	------	------	------

U005.DEVELOPMENT SECTION:TONER SUPPLY

U005_S015
D1473286
TRANSPORT SCREW:NOZZL
E:CMY:ASS'Y

U005_S013
D1473285
TRANSPORT SCREW:NOZZL
E:BK:ASS'Y

U005_S016
D1473286
TRANSPORT SCREW:NOZZL
E:CMY:ASS'Y

U005_S014
D1473286
TRANSPORT SCREW:NOZZL
E:CMY:ASS'Y

U001	U002	U003	U004	U005	U006	U007	U008	U009	U010	U011	U012	U013	U014	U015
------	------	------	------	-------------	------	------	------	------	------	------	------	------	------	------

U005 DEVELOPMENT SECTION:TONER SUPPLY

27.D1493330 (x4)
SEAL:CONNECTIO
N:CARTRIDGE:TO
NER SUPPLY

3.04583008N (x35)
HEXAGON HEAD T
APPING SCREW:3
X8

10.11050760 (x7)
CLAMP:LWSM-051
1A

23.D1493307
BASE:TONER SUP
PLY



32.D2413336
COVER:GEAR:TON
ER SUPPLY SUB-U
NIT:C



2.04543008Q
(x18)
TAPPING SCREW:
3X8



30.D1495174
(x4)
PCB:TCB

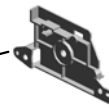


7.11050488
HARNESS CLAMP


25.D1493321
(x4)
DUCT:VERTICAL T
RANSPORT:TONE
R SUPPLY



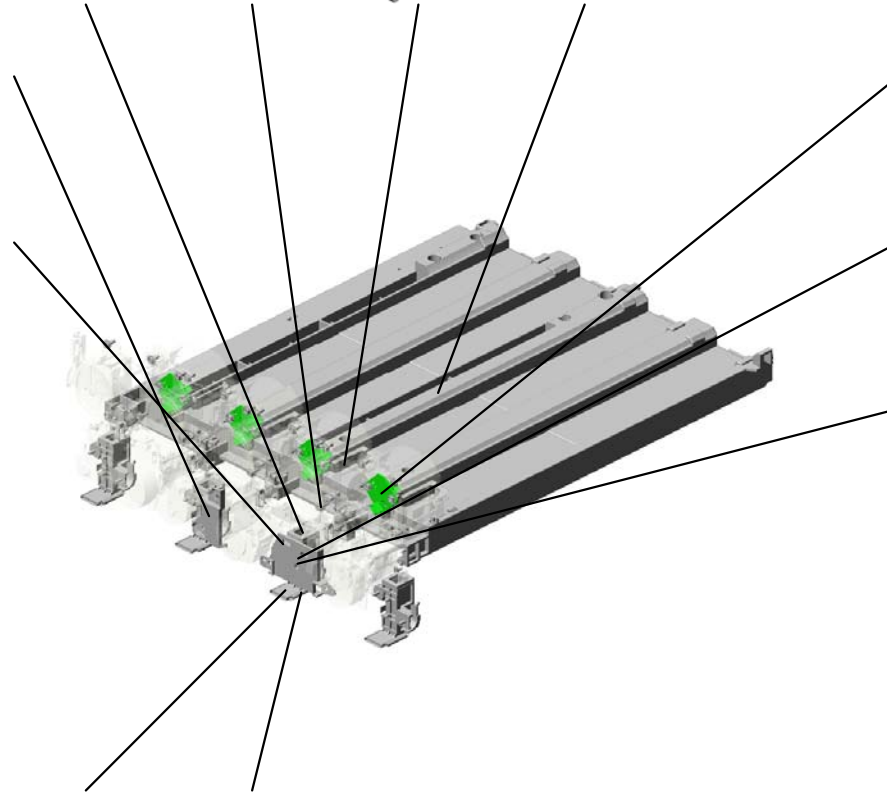
28.D1493331
COVER:GEAR:TON
ER SUPPLY SUB-U
NIT



26.D1493322
(x4)
SHUTTER:DUCT:T
ONER SUPPLY




12.B2233241
(x4)
SPRING:SHUTTER:
PUMP UNIT



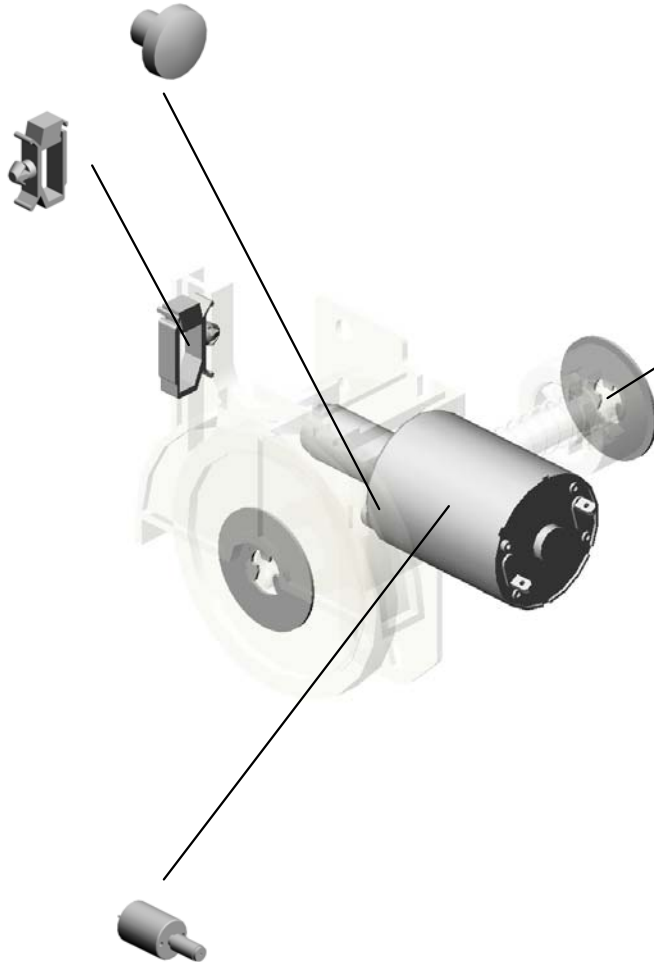
U005_S001
DRIVE UNIT:TONER BOTTLE:ASS'Y

1.03530030N
(x2)
SCREW:M3X3



13.D1473269
DRIVE UNIT:TONE
R BOTTLE:ASS'Y

11.11050762
CLAMP:LWS-0711A




5.07200040E
(x2)
RETAINING RING -
M4

19.D1493210
DC MOTOR:TONE
R BOTTLE:ASS'Y:5.
28W:BRUSH

U001	U002	U003	U004	U005	U006	U007	U008	U009	U010	U011	U012	U013	U014	U015
------	------	------	------	-------------	------	------	------	------	------	------	------	------	------	------

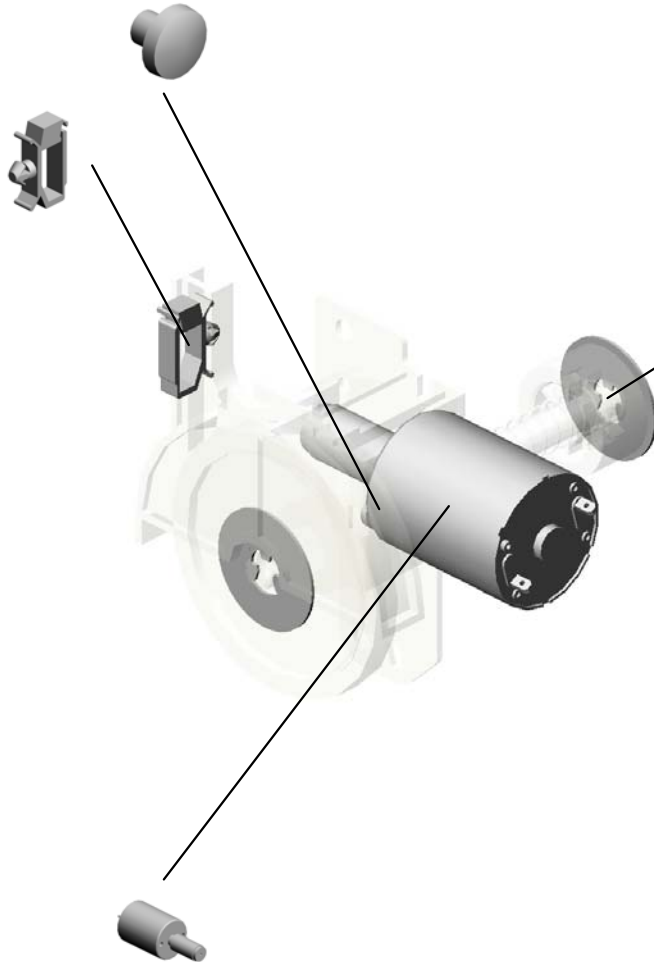
U005_S002
DRIVE UNIT:TONER BOTTLE:ASS'Y

1.03530030N
(x2)
SCREW:M3X3



13.D1473269
DRIVE UNIT: TONE
R BOTTLE: ASS'Y

11.11050762
CLAMP:LWS-0711A




5.07200040E
(x2)
RETAINING RING -
M4

19.D1493210
DC MOTOR:TONE
R BOTTLE:ASS'Y:5.
28W:BRUSH

U001	U002	U003	U004	U005	U006	U007	U008	U009	U010	U011	U012	U013	U014	U015
------	------	------	------	-------------	------	------	------	------	------	------	------	------	------	------

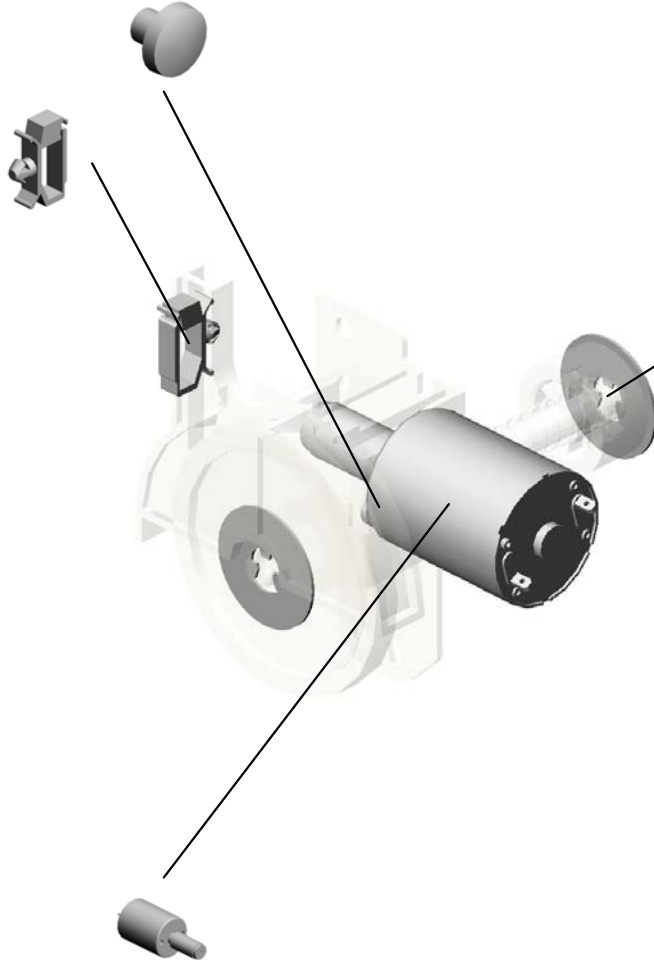
U005_S003
DRIVE UNIT:TONER BOTTLE:ASS'Y

1.03530030N
(x2)
SCREW:M3X3



13.D1473269
DRIVE UNIT:TONE
R BOTTLE:ASS'Y

11.11050762
CLAMP:LWS-0711A




5.07200040E
(x2)
RETAINING RING -
M4

19.D1493210
DC MOTOR:TONE
R BOTTLE:ASS'Y:5.
28W:BRUSH

U001	U002	U003	U004	U005	U006	U007	U008	U009	U010	U011	U012	U013	U014	U015
------	------	------	------	-------------	------	------	------	------	------	------	------	------	------	------

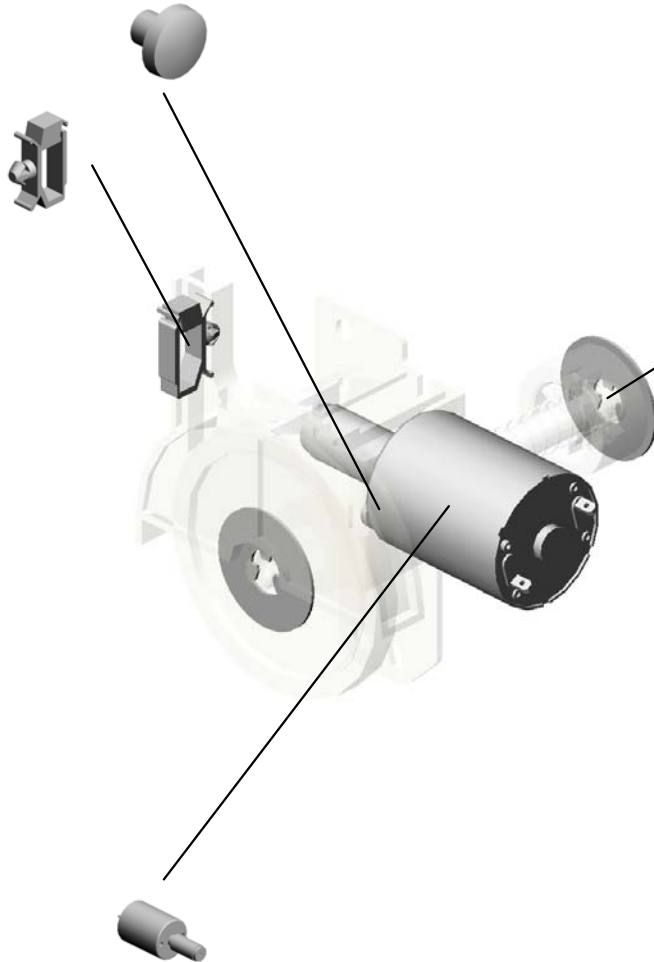
U005_S004
DRIVE UNIT:TONER BOTTLE:ASS'Y

1.03530030N
(x2)
SCREW:M3X3



13.D1473269
DRIVE UNIT:TONE
R BOTTLE:ASS'Y

11.11050762
CLAMP:LWS-0711A



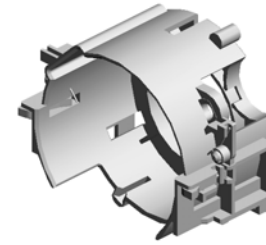
5.07200040E
(x2)
RETAINING RING -
M4

19.D1493210
DC MOTOR:TONE
R BOTTLE:ASS'Y:5.
28W:BRUSH

U001	U002	U003	U004	U005	U006	U007	U008	U009	U010	U011	U012	U013	U014	U015
------	------	------	------	-------------	------	------	------	------	------	------	------	------	------	------

U005_S005
HOUSING:TONER CARTRIDGE:BK:ASS'Y

18.D1473325
(x2)
TORSION SPRING:
STOPPER:TONER
CARTRIDGE:4.8N



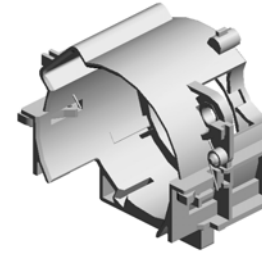
14.D1473281
HOUSING:TONER
CARTRIDGE:BK:AS
SY



U001	U002	U003	U004	U005	U006	U007	U008	U009	U010	U011	U012	U013	U014	U015
------	------	------	------	-------------	------	------	------	------	------	------	------	------	------	------

U005_S006
HOUSING:TONER CARTRIDGE:CMY:ASS'Y

18.D1473325
(x2)
TORSION SPRING:
STOPPER:TONER
CARTRIDGE:4.8N



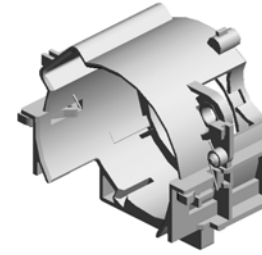
15.D1473282
HOUSING:TONER
CARTRIDGE:CMY:
ASS'Y



U001	U002	U003	U004	U005	U006	U007	U008	U009	U010	U011	U012	U013	U014	U015
------	------	------	------	------	------	------	------	------	------	------	------	------	------	------

U005_S007
HOUSING:TONER CARTRIDGE:CMY:ASS'Y

18.D1473325
(x2)
TORSION SPRING:
STOPPER:TONER
CARTRIDGE:4.8N

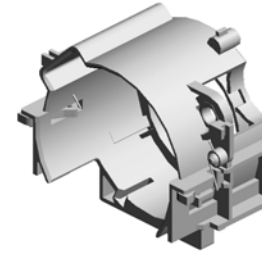


15.D1473282
HOUSING:TONER
CARTRIDGE:CMY:
ASS'Y

U001	U002	U003	U004	U005	U006	U007	U008	U009	U010	U011	U012	U013	U014	U015
------	------	------	------	-------------	------	------	------	------	------	------	------	------	------	------

U005_S008
HOUSING:TONER CARTRIDGE:CMY:ASS'Y

18.D1473325
(x2)
TORSION SPRING:
STOPPER:TONER
CARTRIDGE:4.8N




15.D1473282
HOUSING:TONER
CARTRIDGE:CMY:
ASS'Y



U001	U002	U003	U004	U005	U006	U007	U008	U009	U010	U011	U012	U013	U014	U015
------	------	------	------	------	------	------	------	------	------	------	------	------	------	------

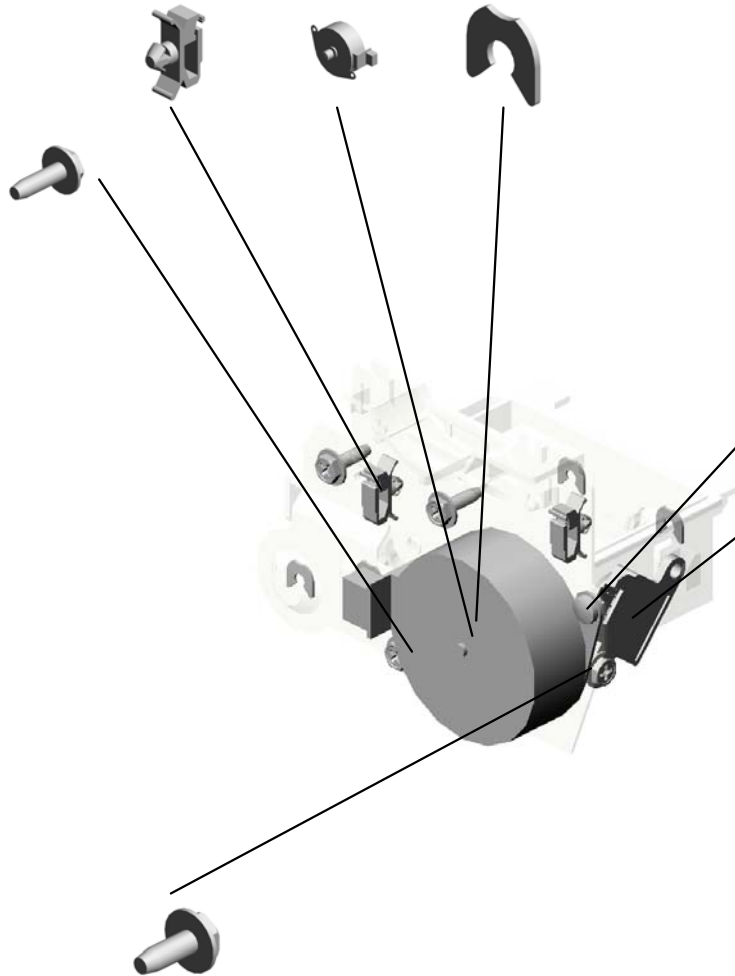
U005_S009
 TONER HOPPER:TONER SUPPLY:BK:ASS'Y

8.11050758 (x2) CLAMP:LWSM-030 6A	29.D1493350 DC STEPPER MOT OR:TONER SUPPL Y	6.08050103 (x5) RETAINING RINGS -E:SILENCER:DIA3
--------------------------------------------	------------------------------------------------------	-----------------------------------------------------------



20.D1493240
 TONER HOPPER:T
 ONER SUPPLY:BK:
 ASS'Y

4.04583010N
 (x3)
 HEXAGON HEAD T
 APPING SCREW:3
 X10



1.03530030N
 (x2)
 SCREW:M3X3

33.GW230008
 TONER END SENS
 OR

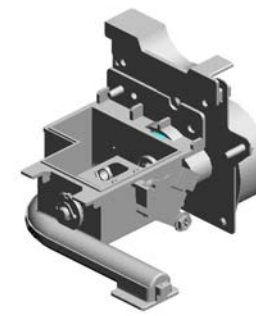
3.04583008N
 HEXAGON HEAD T
 APPING SCREW:3
 X8

U001	U002	U003	U004	U005	U006	U007	U008	U009	U010	U011	U012	U013	U014	U015
------	------	------	------	------	------	------	------	------	------	------	------	------	------	------

U005_S010
 TONER HOPPER:TONER SUPPLY:C:ASS'Y

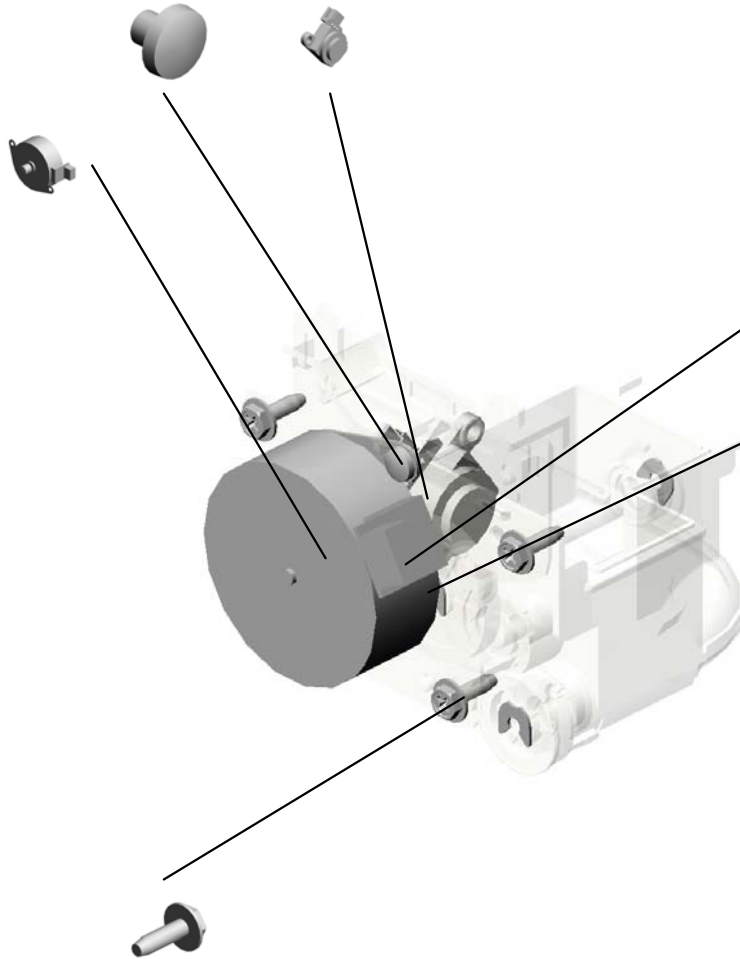
1.03530030N
 (x2)
 SCREW:M3X3

33.GW230008
 TONER END SENS
 OR



21.D1493270
 TONER HOPPER:T
 ONER SUPPLY:C:A
 SS'Y

29.D1493350
 DC STEPPER MOT
 OR:TONER SUPPL
 Y



3.04583008N
 HEXAGON HEAD T
 APPING SCREW:3
 X8

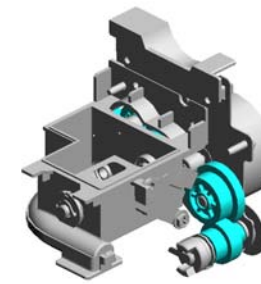
6.08050103
 (x3)
 RETAINING RINGS
 -E:SILENCER:DI3

4.04583010N
 (x3)
 HEXAGON HEAD T
 APPING SCREW:3
 X10

U001	U002	U003	U004	U005	U006	U007	U008	U009	U010	U011	U012	U013	U014	U015
------	------	------	------	------	------	------	------	------	------	------	------	------	------	------

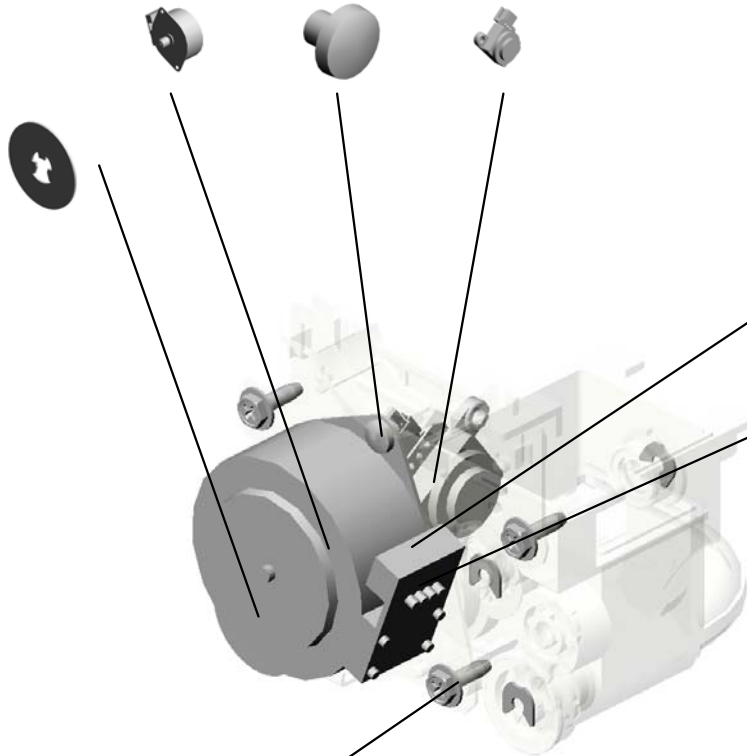
U005_S011
 TONER HOPPER:TONER SUPPLY:M:ASS'Y

31.D1496318 DC STEPPER MOT OR:ON-OFF
 1.03530030N (x2) SCREW:M3X3
 33.GW230008 TONER END SENS OR



22.D1493280
 TONER HOPPER:T
 ONER SUPPLY:M:A
 SS'Y

5.07200040E
 RETAINING RING -
 M4



3.04583008N
 HEXAGON HEAD T
 APPING SCREW:3
 X8

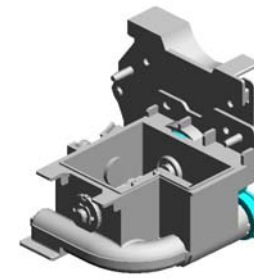
6.08050103
 (x4)
 RETAINING RINGS
 -E:SILENCER:DIA3

4.04583010N
 (x3)
 HEXAGON HEAD T
 APPING SCREW:3
 X10

U001	U002	U003	U004	U005	U006	U007	U008	U009	U010	U011	U012	U013	U014	U015
------	------	------	------	------	------	------	------	------	------	------	------	------	------	------


U005_S012
 TONER HOPPER:TONER SUPPLY:Y:ASS'Y

29.D1493350 DC STEPPER MOT
 OR:TONER SUPPL
 Y
 6.08050103 (x3)
 RETAINING RINGS
 -E:SILENCER:DIA3



24.D1493310
 TONER HOPPER:T
 ONER SUPPLY:Y:A
 SS'Y

4.04583010N
 (x3)
 HEXAGON HEAD T
 APPING SCREW:3
 X10



33.GW230008
 TONER END SENS
 OR


1.03530030N
 (x2)
 SCREW:M3X3

3.04583008N
 HEXAGON HEAD T
 APPING SCREW:3
 X8

U001	U002	U003	U004	U005	U006	U007	U008	U009	U010	U011	U012	U013	U014	U015
------	------	------	------	------	------	------	------	------	------	------	------	------	------	------

U005_S013
TRANSPORT SCREW:NOZZLE:BK:ASS'Y


6.08050103
RETAINING RINGS
-E:SILENCER:DIA3



16.D1473285
TRANSPORT SCR
EW:NOZZLE:BK:AS
SY




9.11050759
CLAMP:LWSM-060
5A




U001	U002	U003	U004	U005	U006	U007	U008	U009	U010	U011	U012	U013	U014	U015
------	------	------	------	------	------	------	------	------	------	------	------	------	------	------

U005_S014
TRANSPORT SCREW:NOZZLE:CMY:ASS'Y


6.08050103
RETAINING RINGS
-E:SILENCER:DIA3



17.D1473286
TRANSPORT SCR
EW:NOZZLE:CMY:
ASS'Y




9.11050759
CLAMP:LWSM-060
5A



U001	U002	U003	U004	U005	U006	U007	U008	U009	U010	U011	U012	U013	U014	U015
------	------	------	------	------	------	------	------	------	------	------	------	------	------	------

U005_S015
TRANSPORT SCREW:NOZZLE:CMY:ASS'Y


6.08050103
RETAINING RINGS
-E:SILENCER:DIA3



17.D1473286
TRANSPORT SCR
EW:NOZZLE:CMY:
ASS'Y




9.11050759
CLAMP:LWSM-060
5A




U001	U002	U003	U004	U005	U006	U007	U008	U009	U010	U011	U012	U013	U014	U015
------	------	------	------	------	------	------	------	------	------	------	------	------	------	------

U005_S016
TRANSPORT SCREW:NOZZLE:CMY:ASS'Y


6.08050103
RETAINING RINGS
-E:SILENCER:DIA3



17.D1473286
TRANSPORT SCR
EW:NOZZLE:CMY:
ASS'Y



9.11050759
CLAMP:LWSM-060
5A



U001	U002	U003	U004	U005	U006	U007	U008	U009	U010	U011	U012	U013	U014	U015
------	------	------	------	------	------	------	------	------	------	------	------	------	------	------

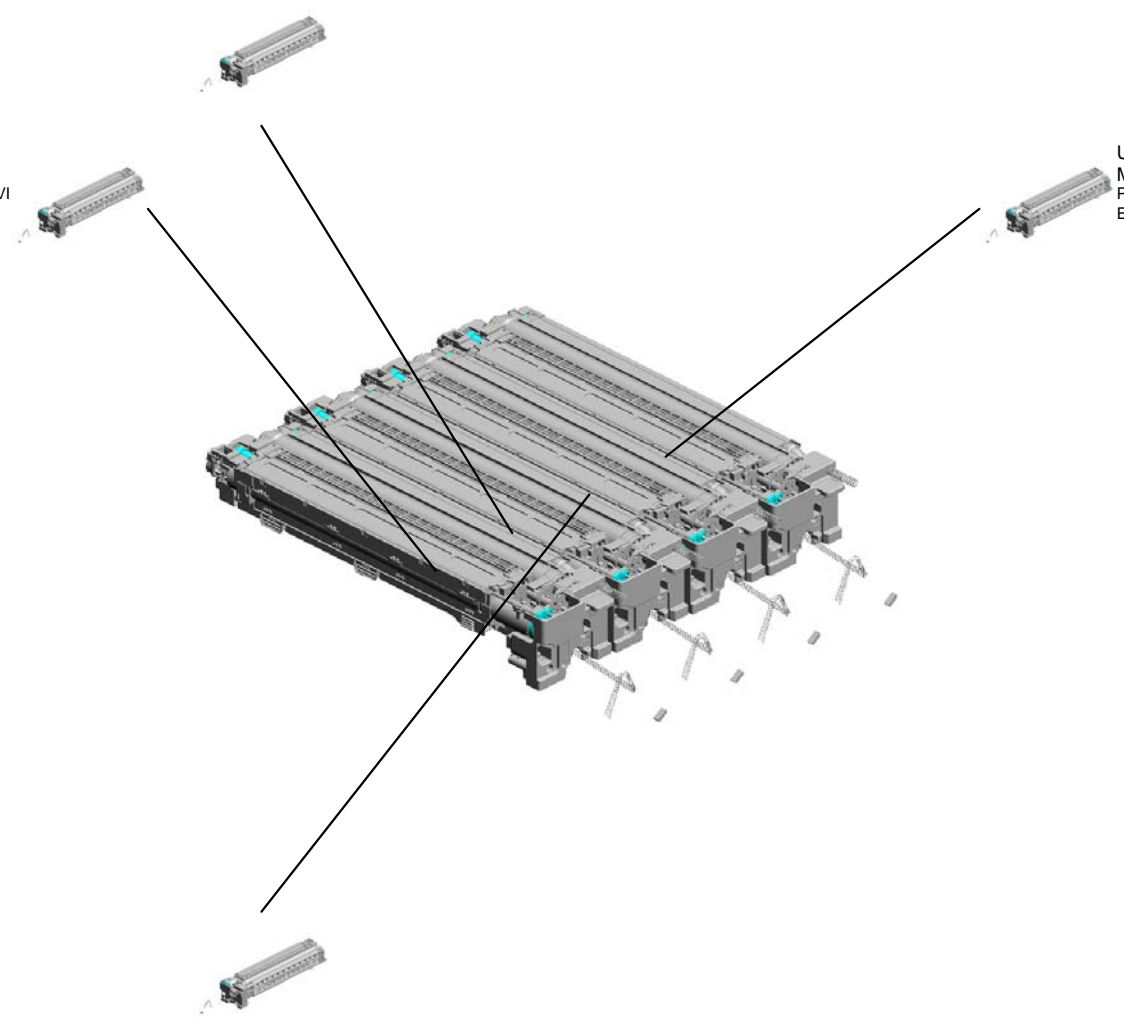
U006.PCDU

U006_S003
M9452226
PCDU:MAGENTA:CLICK:SER
VICE PARTS

U006_S004
M9452227
PCDU:YELLOW:CLICK:SERVI
CE PARTS


U006_S001
M9452224
PCDU:BLACK:CLICK:SERVIC
E PARTS

U006_S002
M9452225
PCDU:CYAN:CLICK:SERVICE
PARTS



U001	U002	U003	U004	U005	U006	U007	U008	U009	U010	U011	U012	U013	U014	U015
------	------	------	------	------	-------------	------	------	------	------	------	------	------	------	------


U006
PCDU



U001	U002	U003	U004	U005	U006	U007	U008	U009	U010	U011	U012	U013	U014	U015
------	------	------	------	------	------	------	------	------	------	------	------	------	------	------


U006_S001
PCDU:BLACK:CLICK:SERVICE PARTS

5.07200040E 1.03603006N
RETAINING RING - (x2)
M4 SCREW - M3X6



7.M9452224
PCDU:BLACK:CLIC
K:SERVICE PARTS

6.11050758
CLAMP:LWSM-030
6A



2.04583010N (x 2)
HEXAGON HEAD TAPPING SCREW:3X
10


4.07200030E
(x6)
RETAINING RING -
M3

3.04593008N
(x2)
BINDING HEAD TA
PPING SCREW:3X
8

U001	U002	U003	U004	U005	U006	U007	U008	U009	U010	U011	U012	U013	U014	U015
------	------	------	------	------	------	------	------	------	------	------	------	------	------	------


U006_S002
PCDU:CYAN:CLICK:SERVICE PARTS

5.07200040E 1.03603006N
RETAINING RING - (x2)
M4 SCREW - M3X6



8.M9452225
PCDU:CYAN:CLICK
:SERVICE PARTS

6.11050758
CLAMP:LWSM-030
6A



2.04583010N (x 2)
HEXAGON HEAD TAPPING SCREW:3X
10

4.07200030E
(x6)
RETAINING RING -
M3

3.04593008N
(x2)
BINDING HEAD TA
PPING SCREW:3X
8

U001	U002	U003	U004	U005	U006	U007	U008	U009	U010	U011	U012	U013	U014	U015
------	------	------	------	------	------	------	------	------	------	------	------	------	------	------

U006_S003


PCDU:MAGENTA:CLICK:SERVICE PARTS

5.07200040E 1.03603006N
RETAINING RING - (x2)
M4 SCREW - M3X6



9.M9452226
PCDU:MAGENTA:C
LICK:SERVICE PA
RTS

6.11050758
CLAMP:LWSM-030
6A



2.04583010N (x 2)
HEXAGON HEAD TAPPING SCREW:3X
10

4.07200030E
(x6)
RETAINING RING -
M3

3.04593008N
(x2)
BINDING HEAD TA
PPING SCREW:3X
8

U001	U002	U003	U004	U005	U006	U007	U008	U009	U010	U011	U012	U013	U014	U015
------	------	------	------	------	-------------	------	------	------	------	------	------	------	------	------

U006_S004
PCDU:YELLOW:CLICK:SERVICE PARTS

5.07200040E 1.03603006N
RETAINING RING - (x2)
M4 SCREW - M3X6



10.M9452227
PCDU:YELLOW:CLI
CK:SERVICE PART
S

6.11050758
CLAMP:LWSM-030
6A



2.04583010N (x 2)
HEXAGON HEAD TAPPING SCREW:3X
10

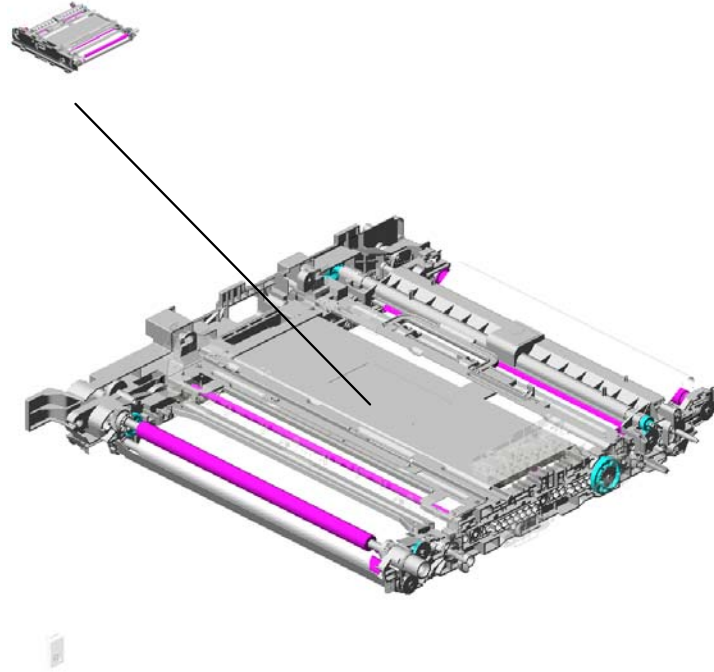
4.07200030E
(x6)
RETAINING RING -
M3

3.04593008N
(x2)
BINDING HEAD TA
PPING SCREW:3X
8

U001	U002	U003	U004	U005	U006	U007	U008	U009	U010	U011	U012	U013	U014	U015
------	------	------	------	------	------	------	------	------	------	------	------	------	------	------

U007.ITB UNIT

U007_S001
M9456004
TRANSFER UNIT:INTERMEDI
ATE TRANSFER



U001	U002	U003	U004	U005	U006	U007	U008	U009	U010	U011	U012	U013	U014	U015
------	------	------	------	------	------	------	------	------	------	------	------	------	------	------

U007 ITB UNIT



- 4.04583008N (x8) HEXAGON HEAD TAPPING SCREW:3X8
- 26.D1496320 (x5) TERMINAL:BIAS:INTERMEDIATE TRANSFER:MAIN
- 33.M0AJ6357 TERMINAL:NEW UNIT SENSOR:UPPER
- 27.D1496321 HOLDER:TERMINAL:INTERMEDIATE TRANSFER:MAIN
- 32.M0AJ6356 BRACKET:NEW UNIT SENSOR:ITU

11.11050758 (x5) CLAMP:LWSM-0306A

31.GW010009 (x3) DENSITY SENSOR

34.M0AJ6358 TERMINAL:NEW UNIT SENSOR:LOWER

15.AW140026 TEMPERATURE & HUMIDITY SENSOR

14.AW020224 PHOTOINTERRUPTOR:GP1A173LCSVF

23.D1496310 BRACKET:ON-OFF:COLLAR

3.04543006Q (x17) TAPPING SCREW - M3X6

6.07200040E RETAINING RING - M4

24.D1496311 GEAR:ON-OFF:COLLAR:OUTPUT

22.D1496309 SHAFT:ON-OFF:COLLAR:MAIN

13.AA082101 (x2) BUSHING - 6X10X6

25.D1496312 JOINT:ON-OFF:COLLAR

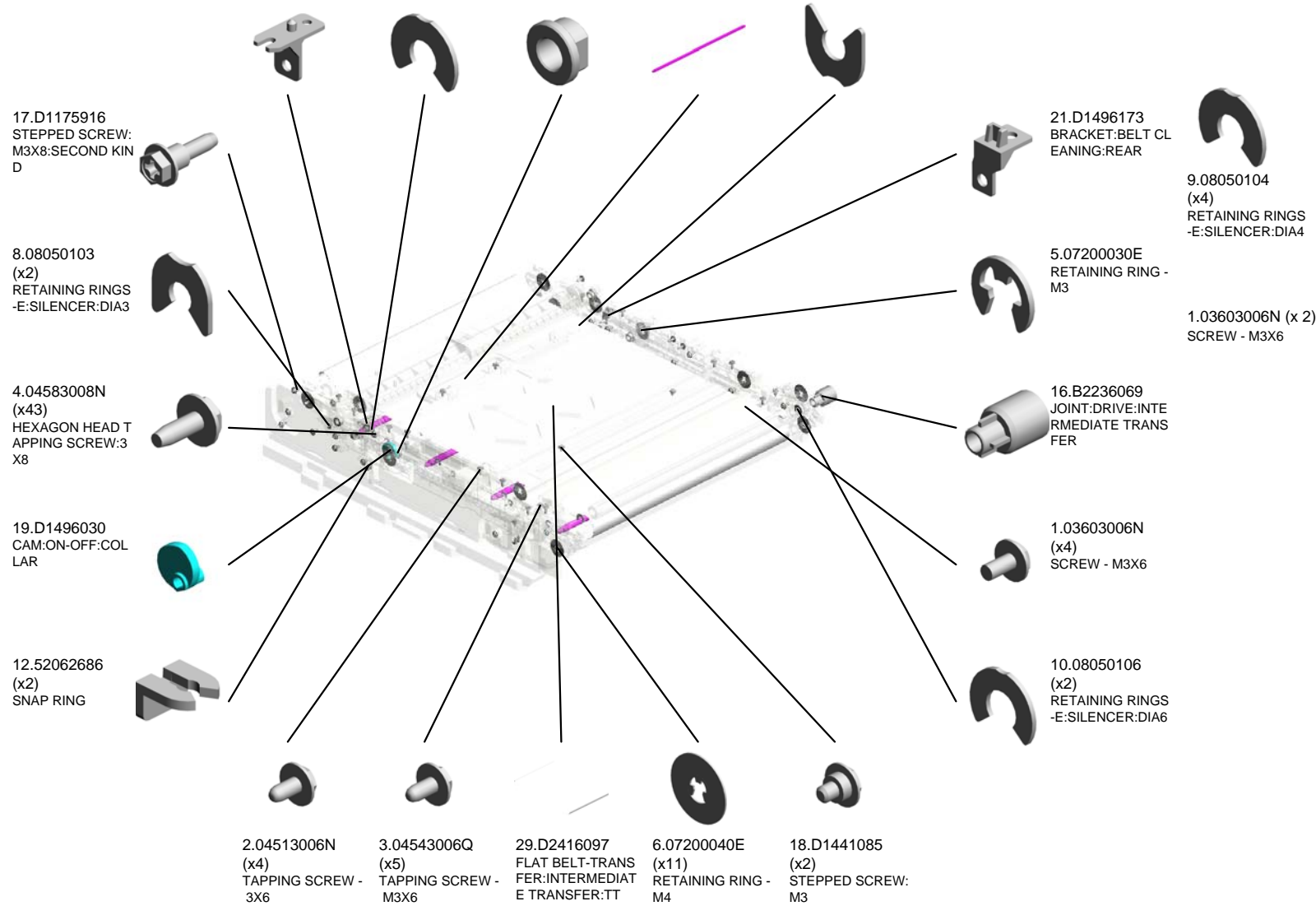
4.04583008N (x2) HEXAGON HEAD TAPPING SCREW:3X8

U007_S001 TRANSFER UNIT:INTERMEDIATE TRANSFER

- 20.D1496172 BRACKET:BELT CL EAINING:FRONT
- 9.08050104 (x4) RETAINING RINGS -E:SILENCER:DIA4
- 13.AA082101 (x5) BUSHING - 6X10X6
- 28.D1496336 (x4) TRANSFER ROLLE R:ASSY
- 7.08050089 (x4) RETAINING RING - M4



35.M9456004
TRANSFER UNIT:IN
TERMEDIATE TRA
NSFER




U001	U002	U003	U004	U005	U006	U007	U008	U009	U010	U011	U012	U013	U014	U015
------	------	------	------	------	------	------	------	------	------	------	------	------	------	------

U007_S001
TRANSFER UNIT:INTERMEDIATE TRANSFER

30.GA003994
(x2)
DECAL:LEVER:REL
EASE




35.M9456004
TRANSFER UNIT:IN
TERMEDIATE TRA
NSFER



U001	U002	U003	U004	U005	U006	U007	U008	U009	U010	U011	U012	U013	U014	U015
------	------	------	------	------	------	------	------	------	------	------	------	------	------	------

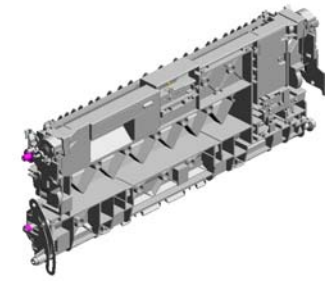
U008.SEPARATION/TRANSPORT

U008_S001
M0AJ6213
TRANSFER ROLLER:SECON
D:ASS'Y



U001	U002	U003	U004	U005	U006	U007	U008	U009	U010	U011	U012	U013	U014	U015
------	------	------	------	------	------	------	------	------	------	------	------	------	------	------

U008 SEPARATION/TRANSPORT




- 6.07200060E (x2) RETAINING RING - M6
- 15.AW020224 PHOTOINTERRUPTOR:GP1A173LCS VF
- 16.D1185170 PCB:DIODE
- 1.04543006Q TAPPING SCREW - M3X6
- 14.AW010200 PAPER FEED SENSOR:FUSING EXIT

9.AA063942
COMPRESSION SPRING:REGISTRATION:DRIVE



13.AB011571
GEAR:Z19:DRIVE:REGISTRATION



18.D1492584 (x2)
COLLAR:SHAFT:REGISTRATION ROLLER



7.52152621
SNAP RING - M6



12.AA082144
BUSHING - 8X12X7



11.AA080346 (x2)
BUSHING:FLANGE TYPE:DIA6




19.D1492585
GUIDE:REGISTRATION:REAR RIGHT



17.D1492582
GUIDE PLATE:REGISTRATION:FRONT RIGHT



20.D1492586
GUIDE:REGISTRATION:FRONT RIGHT



10.AA063943 (x2)
COMPRESSION SPRING:GUIDE PLATE:REGISTRATION:4N



2.04543008Q (x2)
TAPPING SCREW: 3X8



8.54472681
SNAP RING



4.07200030E (x2)
RETAINING RING - M3



5.07200040E (x3)
RETAINING RING - M4

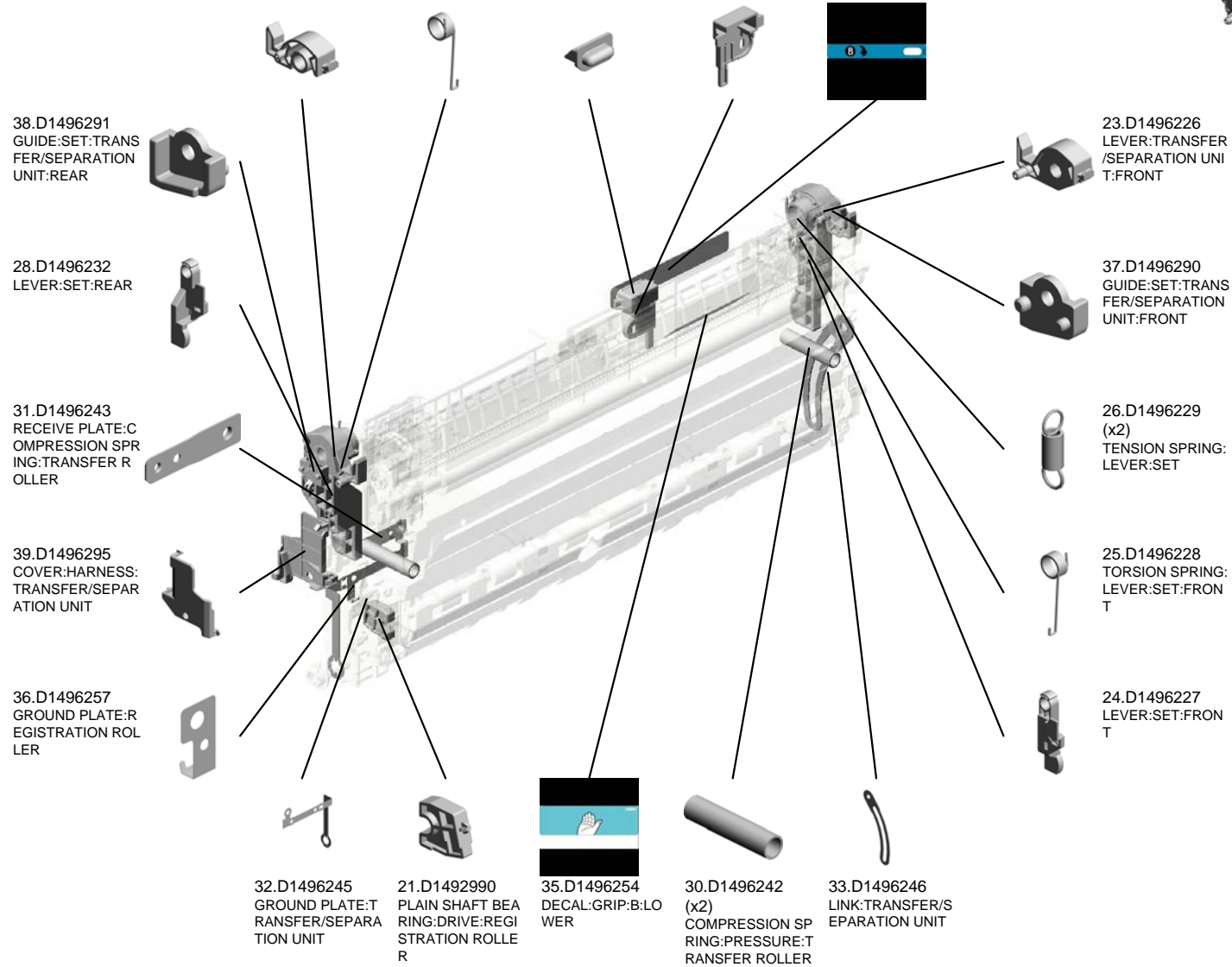
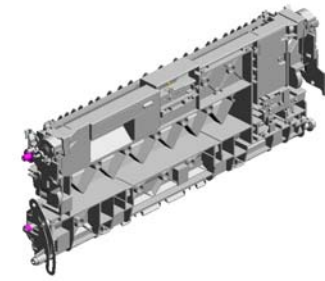


3.04583008N (x8)
HEXAGON HEAD TAPPING SCREW:3 X8



U008 SEPARATION/TRANSPORT

27.D1496231 LEVER:TRANSFER /SEPARATION UNIT:REAR
 29.D1496233 TORSION SPRING: LEVER:SET:REAR
 22.D1494662 DIFFUSION PLATE: LED
 34.D1496248 CAP:LED
 40.D2026255 DECAL:GRIP:B



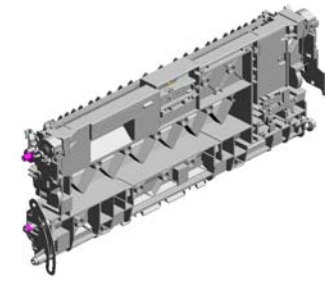
U001	U002	U003	U004	U005	U006	U007	U008	U009	U010	U011	U012	U013	U014	U015
------	------	------	------	------	------	------	------	------	------	------	------	------	------	------

U008 SEPARATION/TRANSPORT

48.D2416256
GROUND PLATE:G
UIDE:TRANSPORT

44.D2412994
(x2)
COMPRESSION SP
RING:REGISTRATI
ON:INNER:DRIVE

51.D2416290
LED:RED



49.D2416258
COVER:TRANSFE
R/SEPARATION UN
IT



47.D2416244
GROUND PLATE:S
EPARATION



46.D2416241
LEVER:PRESSURE
:TRANSFER ROLL
ER:REAR:DIA19.5



45.D2416240
LEVER:PRESSURE
:TRANSFER ROLL
ER:FRONT:DIA19.5



52.GA143003
SCREW:MM5:2.5M
M



43.D2412993
(x2)
STOPPER:REGIS
TRATION ROLLER



42.D2412991
(x2)
PLAIN SHAFT BEA
RING:INNER:DRIV
E:REGISTRATION
ROLLER



41.D2412583
REGISTRATION R
OLLER:DRIVE




50.D2416275
SHEET:ENTRANCE
:TRANSFER




U008_S001
TRANSFER ROLLER:SECOND:ASS'Y

5.07200040E
RETAINING RING -
M4



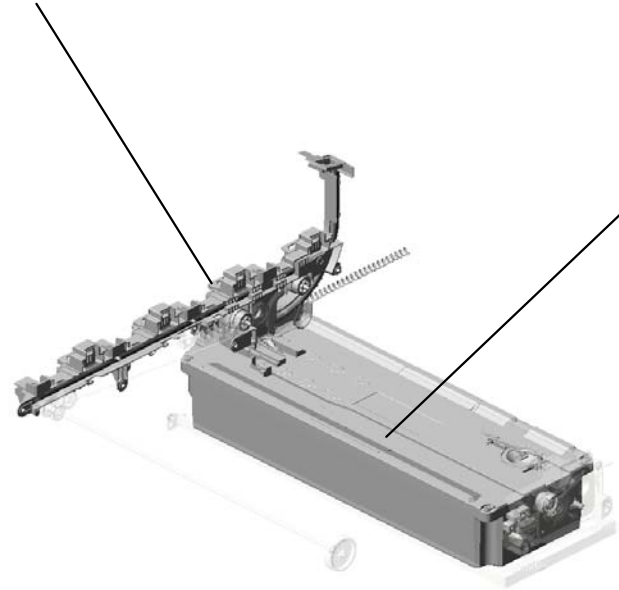
53.M0AJ6213
TRANSFER ROLLE
R:SECOND:ASS'Y



U001	U002	U003	U004	U005	U006	U007	U008	U009	U010	U011	U012	U013	U014	U015
------	------	------	------	------	------	------	------	------	------	------	------	------	------	------

U009.USED TONER

U009_S002
M0AJ6511
PIPE:ASSY



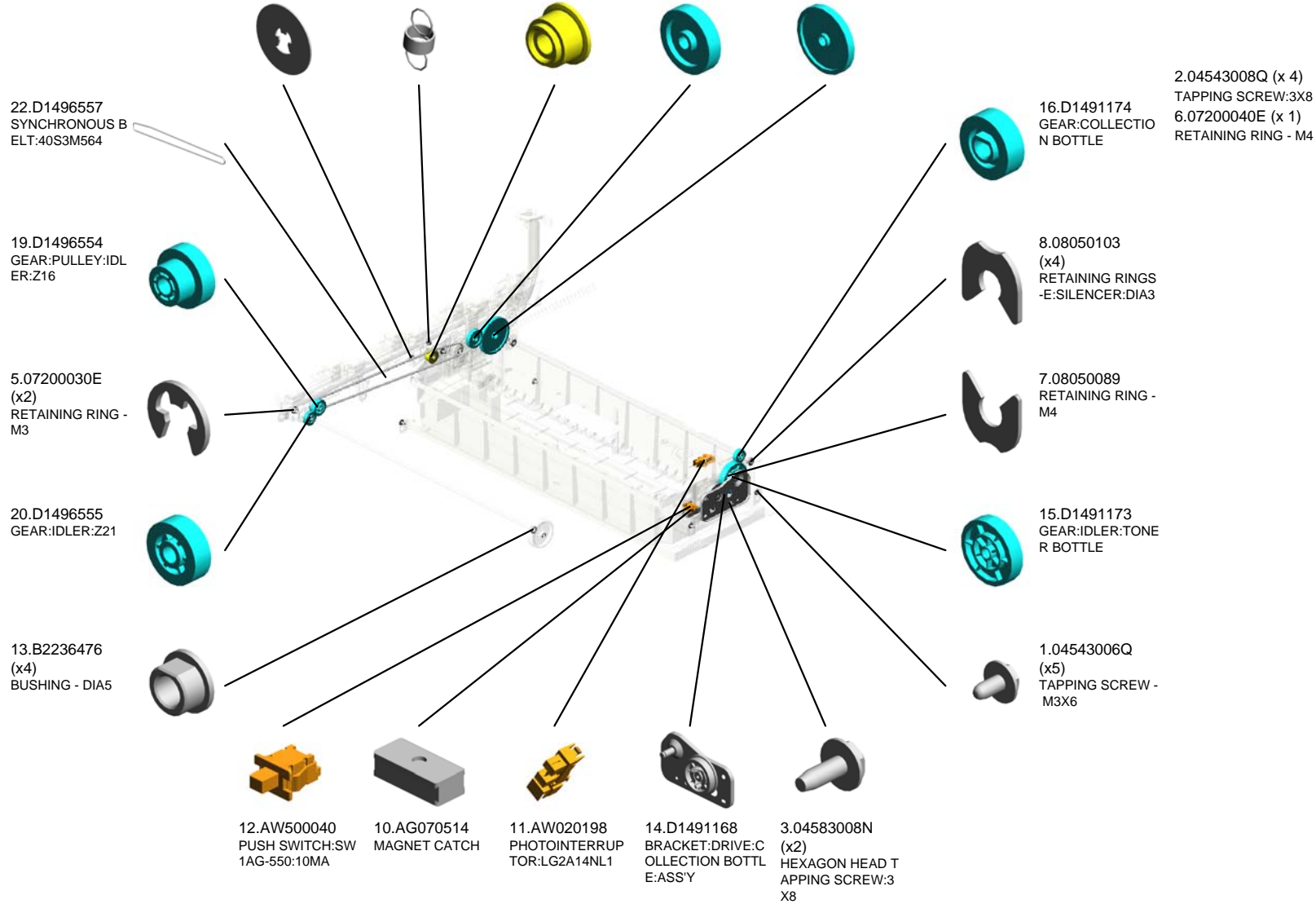
U009_S001
D2426400
COLLECTION BOTTLE:ASSY



U001	U002	U003	U004	U005	U006	U007	U008	U009	U010	U011	U012	U013	U014	U015
------	------	------	------	------	------	------	------	------	------	------	------	------	------	------

U009 USED TONER

6.07200040E (x7) RETAINING RING - M4
 21.D1496556 TENSION SPRING: BELT TENSIONER
 23.D1496561 PULLEY:USED TO
 17.D1496552 GEAR:IDLER:Z30
 18.D1496553 GEAR:IDLER:Z61



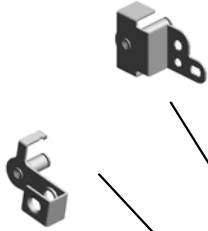
U001	U002	U003	U004	U005	U006	U007	U008	U009	U010	U011	U012	U013	U014	U015
------	------	------	------	------	------	------	------	------	------	------	------	------	------	------

U009 USED TONER


25.D1496571 BRACKET:PULLEY:
IDLER:USED TONE
R
26.D1496574 GEAR:PULLEY:IDL
ER:Z18
27.D1496575 FLANGE:IDLER:US
ED TONER



24.D1496562 BRACKET:TIGHTE
NER:USED TONER



29.D1496582 GEAR:USED TONE
R:RIGHT

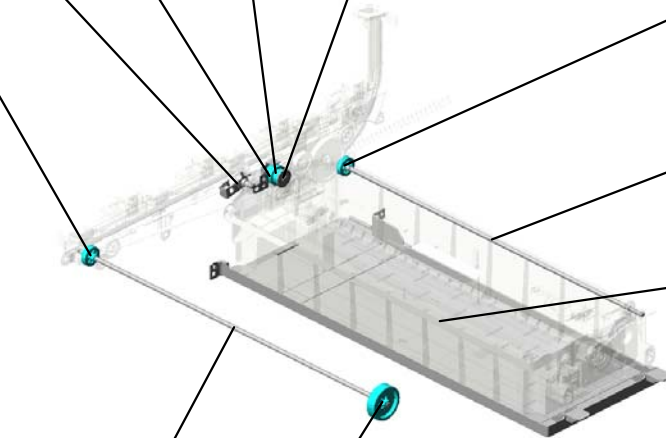


32.D1496587 GEAR:USED TONE
R:LEFT

31.D1496586 SHAFT:DRIVE:USE
D TONER:LEFT



33.D1496592 RAIL:COLLECTION
BOTTLE



28.D1496581 SHAFT:DRIVE:USE
D TONER:RIGHT


30.D1496583 GEAR:USED TONE
R:INPUT



U001	U002	U003	U004	U005	U006	U007	U008	U009	U010	U011	U012	U013	U014	U015
------	------	------	------	------	------	------	------	------	------	------	------	------	------	------


U009_S001
COLLECTION BOTTLE:ASS'Y

4.04583010N
(x5)
HEXAGON HEAD TAPPING SCREW:3
X10



34.D2426400
COLLECTION BOT
TLE:ASS'Y

9.AA080346
(x2)
BUSHING:FLANGE
TYPE:DIA6



35.D2426432
FEELER:COLLECTI
ON BOTTLE




7.08050089
(x3)
RETAINING RING -
M4


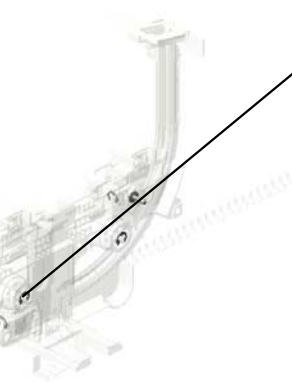
U001	U002	U003	U004	U005	U006	U007	U008	U009	U010	U011	U012	U013	U014	U015
------	------	------	------	------	------	------	------	------	------	------	------	------	------	------

U009_S002
PIPE:ASS'Y

4.04583010N
(x4)
HEXAGON HEAD TAPPING SCREW:3
X10



6.07200040E
(x4)
RETAINING RING -
M4



36.M0AJ6511
PIPE:ASS'Y

U001	U002	U003	U004	U005	U006	U007	U008	U009	U010	U011	U012	U013	U014	U015
------	------	------	------	------	------	------	------	------	------	------	------	------	------	------

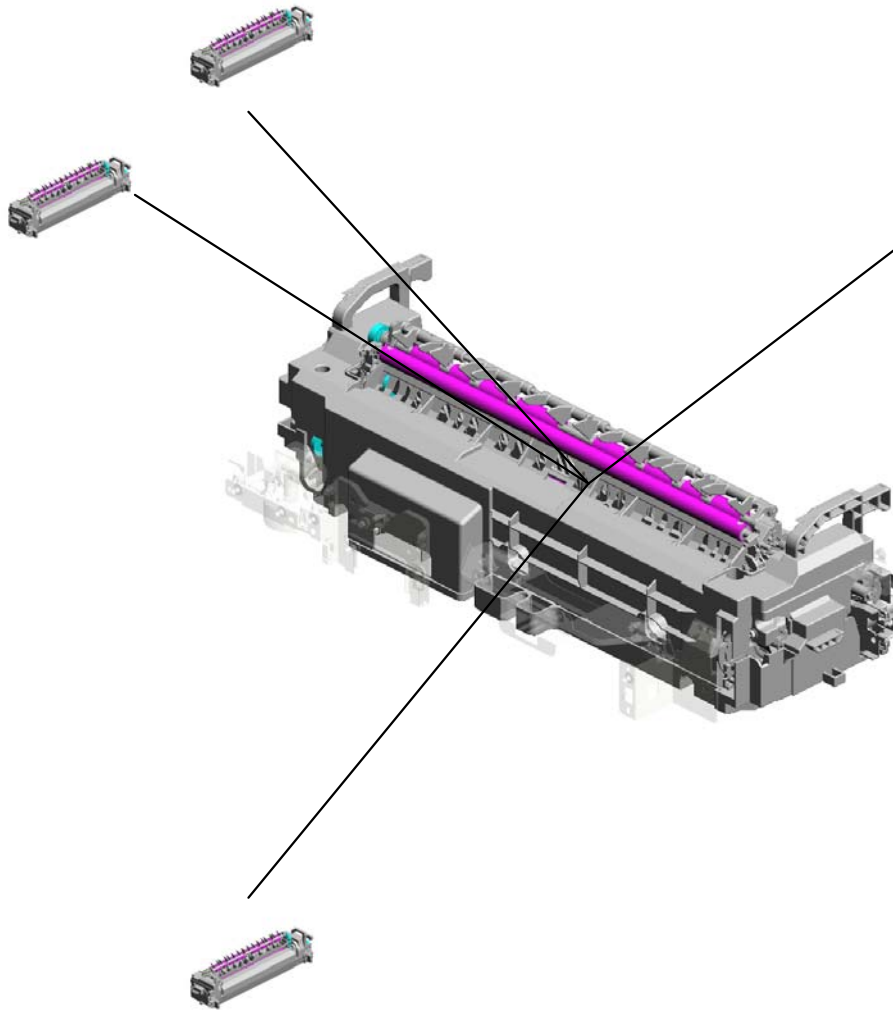
U010.FUSING

U010_S001
M0AJ4012
(EU/AA,KOR(M0AL)/CHN):FU
SING UNIT:SERVICE:ASS'Y

U010_S002
M0AJ4012
(EU/AA,KOR(M0AL)/CHN):FU
SING UNIT:SERVICE:ASS'Y

U010_S003
M0AJ4012
(EU/AA,KOR(M0AL)/CHN):FU
SING UNIT:SERVICE:ASS'Y


U010_S004
M0AJ4011
(NA):FUSING UNIT:SERVICE:
ASS'Y



U001	U002	U003	U004	U005	U006	U007	U008	U009	U010	U011	U012	U013	U014	U015
------	------	------	------	------	------	------	------	------	------	------	------	------	------	------

U010_S001.(EU/AA,KOR(M0AL)/CHN):FUSING UNIT:SERVICE:ASS'Y

U010_S001_S001
M0AJ4261
FUSING COVER:UPPER:ASS'
Y




U010_S001_S002
M0AJ4265
FUSING COVER:LOWER:AS
S'Y

U001	U002	U003	U004	U005	U006	U007	U008	U009	U010	U011	U012	U013	U014	U015
------	------	------	------	------	------	------	------	------	------	------	------	------	------	------

U010_S002.(EU/AA,KOR(M0AL)/CHN):FUSING UNIT:SERVICE:ASS'Y

U010_S002_S001
M0AJ4261
FUSING COVER:UPPER:ASS'
Y




U010_S002_S002
M0AJ4265
FUSING COVER:LOWER:AS
S'Y



U001	U002	U003	U004	U005	U006	U007	U008	U009	U010	U011	U012	U013	U014	U015
------	------	------	------	------	------	------	------	------	------	------	------	------	------	------

U010_S003.(EU/AA,KOR(M0AL)/CHN):FUSING UNIT:SERVICE:ASS'Y

U010_S003_S001
M0AJ4261
FUSING COVER:UPPER:ASS'
Y




U010_S003_S002
M0AJ4265
FUSING COVER:LOWER:AS
S'Y



U001	U002	U003	U004	U005	U006	U007	U008	U009	U010	U011	U012	U013	U014	U015
------	------	------	------	------	------	------	------	------	------	------	------	------	------	------

U010_S004.(NA):FUSING UNIT:SERVICE:ASS'Y

U010_S004_S001
M0AJ4261
FUSING COVER:UPPER:ASS'
Y




U010_S004_S002
M0AJ4265
FUSING COVER:LOWER:AS
S'Y



U001	U002	U003	U004	U005	U006	U007	U008	U009	U010	U011	U012	U013	U014	U015
------	------	------	------	------	------	------	------	------	------	------	------	------	------	------

U010 FUSING

- 31.AB012102 GEAR:IDLER:WORM GEAR
- 29.AA148871 SHAFT:GEAR:IDLER:WORM GEAR
- 32.AB012104 GEAR:IDLER:LIGHT SHIELDING PLATE
- 7.07200040E (x2) RETAINING RING - M4
- 17.11050723 (x2) CLAMPS:WES-0507



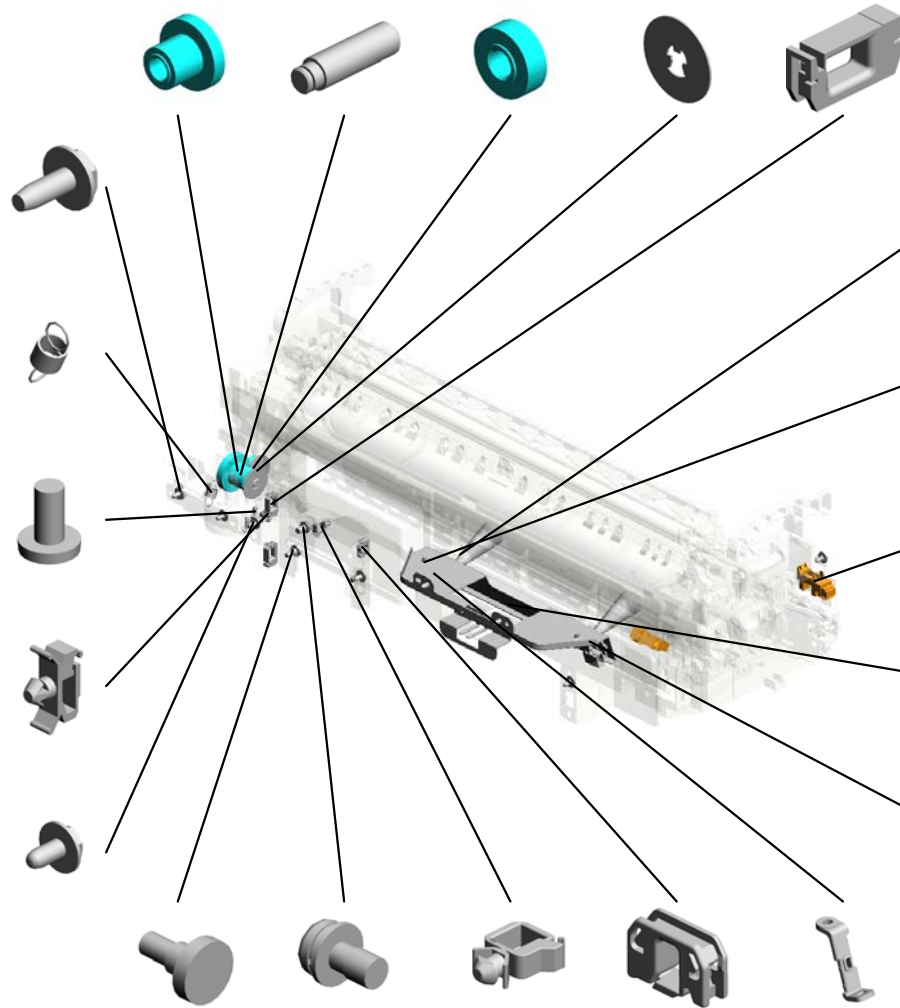
3.04583008N
(x2)
HEXAGON HEAD TAPPING SCREW:3X8

20.AA061207
TENSION SPRING:BRACKET:IDLER

1.03530060N
(x2)
BIND SCREW - M3X6

18.11050758
CLAMP:LWSM-0306A

2.04543006Q
(x8)
TAPPING SCREW - M3X6



28.AA143219
(x2)
STEPPED SCREW

14.09574008N
SCREW:SMALL ROUND/SPRING:M4X8

19.11050759
CLAMP:LWSM-0605A

15.11050692
CLAMP:LES-0503

85.D2414367
(x2)
STOPPER:THERMOPILE

47.AW100183
(x2)
THERMOPILE

12.08046129
(x4)
HEXAGON HEAD BOLT:IB-LOCK:M3X6


43.AW020190
(x2)
PHOTOINTERRUPTOR

84.D2414366
BRACKET:THERMOPILE

83.D2414365
(x2)
HOLDER:THERMOPILE

U010 FUSING

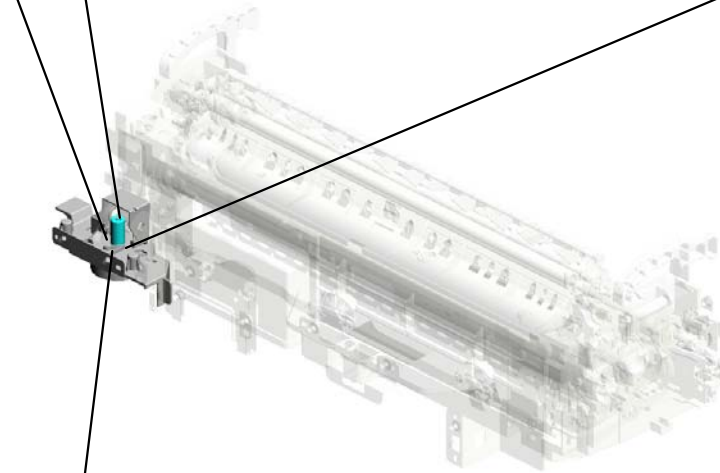
87.D2424383
BRACKET:IDLER:D
C STEPPER MOTO
R



88.D2424386
BRACKET:DC STE
PPER MOTOR



86.D2424382
DC STEPPER MOT
OR:ASS'Y

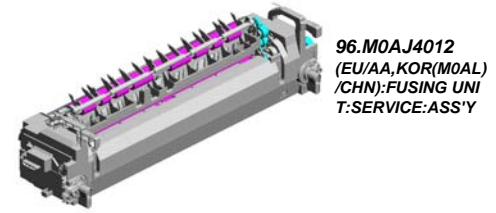


104.M0AJ4388
COVER:DRIVE UNI
T:LIGHT SHIELDIN
G P



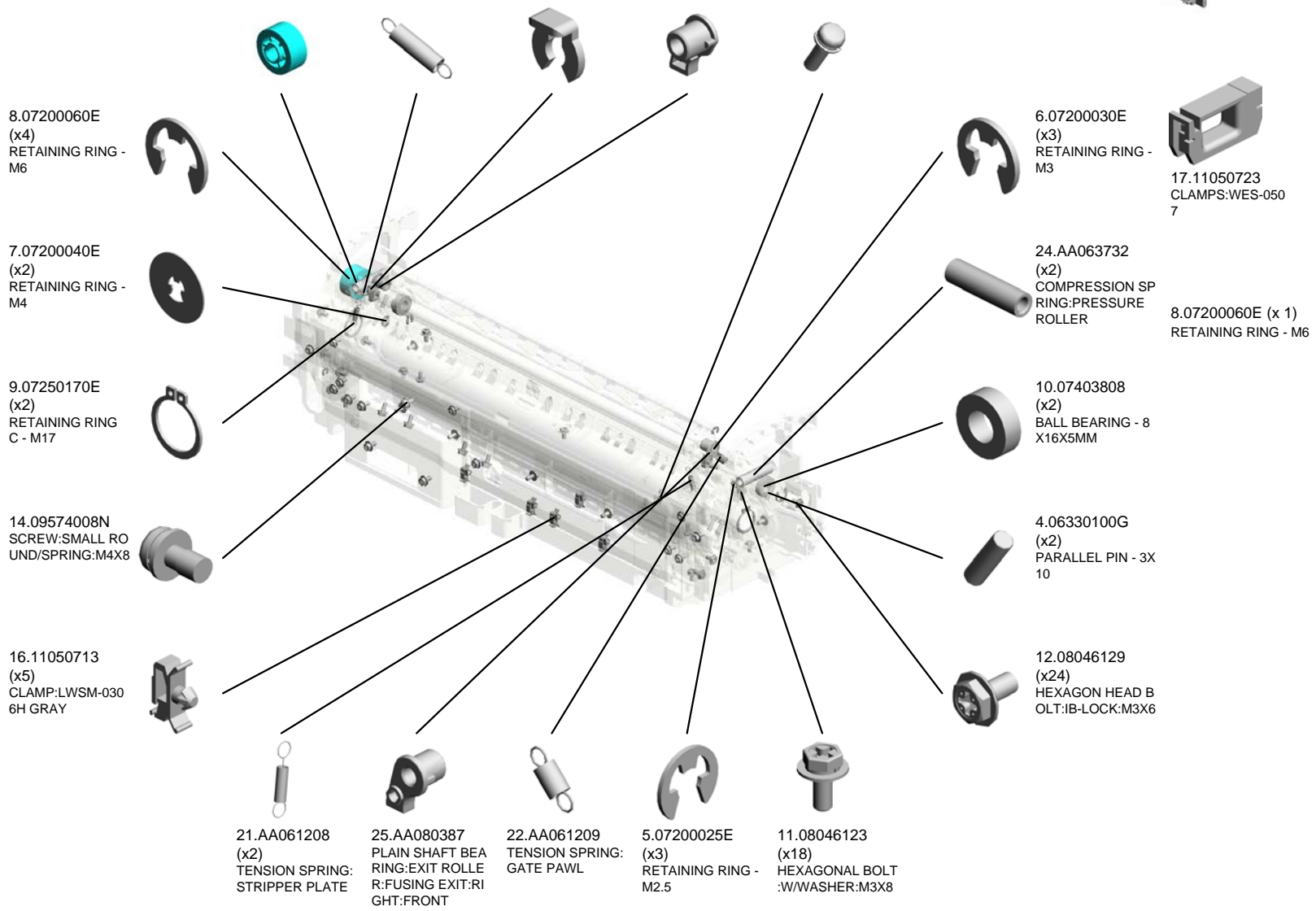
U001	U002	U003	U004	U005	U006	U007	U008	U009	U010	U011	U012	U013	U014	U015
------	------	------	------	------	------	------	------	------	------	------	------	------	------	------

U010_S001
 (EU/AA,KOR(M0AL)/CHN):FUSING UNIT:SERVICE:ASS'Y



96.M0AJ4012
 (EU/AA,KOR(M0AL)/CHN):FUSING UNIT:SERVICE:ASS'Y

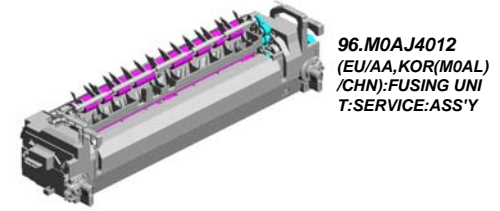
- 30.AB012099 GEAR:ON-OFF:PRESSURE ROLLER
- 23.AA061211 (x2) TENSION SPRING: HOLDER:FUSING EXIT
- 27.AA100016 (x2) RETAINING RINGS -C:DIA3
- 26.AA080388 PLAIN SHAFT BEARING:EXIT ROLLER:FUSING EXIT:RIGHT:REAR
- 13.09573010N (x3) SCREW:SMALL ROUND:SPRING:M3X10



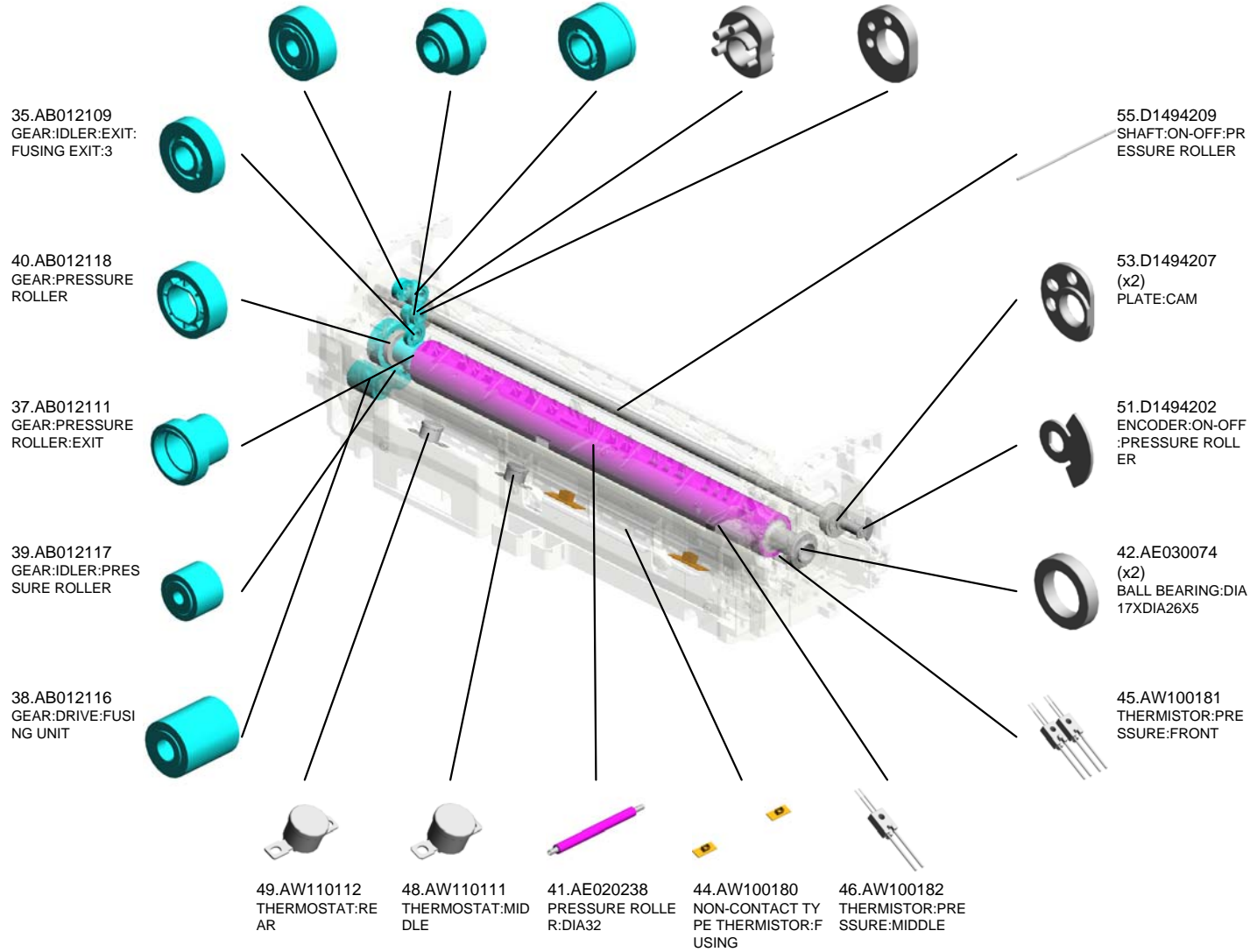
U001	U002	U003	U004	U005	U006	U007	U008	U009	U010	U011	U012	U013	U014	U015
------	------	------	------	------	------	------	------	------	------	------	------	------	------	------

U010_S001
 (EU/AA,KOR(M0AL)/CHN):FUSING UNIT:SERVICE:ASS'Y

- 36.AB012110 GEAR:EXIT ROLLER:FUSING EXIT:RIGHT
- 34.AB012108 GEAR:IDLER:EXIT:FUSING EXIT:2
- 33.AB012107 GEAR:IDLER:EXIT:FUSING EXIT:1
- 54.D1494208 (x2) CAM:ON-OFF:PRESSURE ROLLER
- 52.D1494205 (x2) BRAKE:CAM

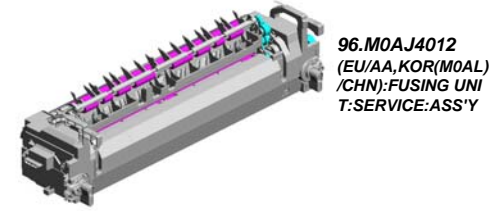


96.M0AJ4012
 (EU/AA,KOR(M0AL)/CHN):FUSING UNIT:SERVICE:ASS'Y



U001	U002	U003	U004	U005	U006	U007	U008	U009	U010	U011	U012	U013	U014	U015
------	------	------	------	------	------	------	------	------	------	------	------	------	------	------

U010_S001
 (EU/AA,KOR(M0AL)/CHN):FUSING UNIT:SERVICE:ASS'Y



96.M0AJ4012
 (EU/AA,KOR(M0AL)/CHN):FUSING UNIT:SERVICE:ASS'Y

- 59.D2414024 HOLDER:DRIVEN ROLLER:FUSING EXIT:REAR
- 63.D2414121 INNER COVER:PRESSURE ROLLER:REAR
- 60.D2414102 DRIVEN ROLLER:FUSING EXIT:ASS'Y
- 71.D2414214 EXIT ROLLER:FUSING EXIT:RIGHT
- 70.D2414212 GATE PAWL:FUSING EXIT

69.D2414160 LEVER:PRESSURE ROLLER:REAR:PEEN

68.D2414155 HOLDER:PRESSURE ROLLER:REAR:ASS'Y

56.D1494235 (x15) STEPPED SCREW:M3

65.D2414123 DISCHARGE BRUSH:PRESSURE ROLLER

57.D1494335 ELECTRODE PLATE:CONNECTING:THERMOSTAT

61.D2414105 GUIDE PLATE:FUSING EXIT:LEFT

75.D2414221 STRIPPER PLATE:FUSING EXIT:ASS'Y

72.D2414215 GUIDE:FUSING EXIT:RIGHT:ASS'Y

64.D2414122 INNER COVER:PRESSURE ROLLER:FRONT

62.D2414113 BRACKET:THERMOSTOR:PRESSURE ROLLER

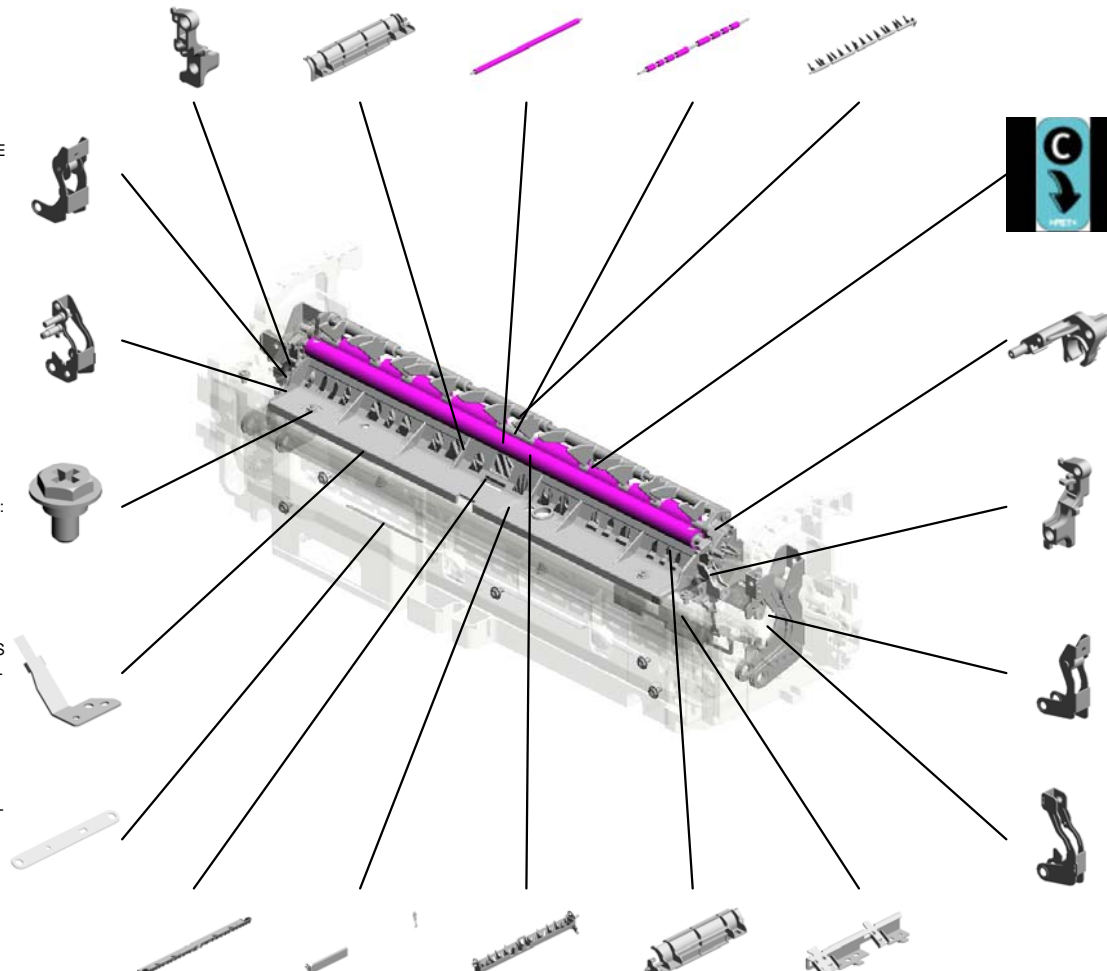
74.D2414219 DECAL:C:GUIDE PLATE:FUSING EXIT

73.D2414218 LINK:GATE PAWL:FUSING EXIT

58.D2414023 HOLDER:DRIVEN ROLLER:FUSING EXIT:FRONT

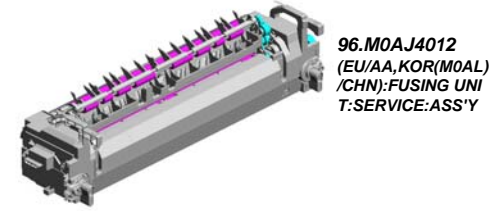
66.D2414137 LEVER:PRESSURE ROLLER:FRONT:PEEN

67.D2414140 HOLDER:PRESSURE ROLLER:FRONT:ASS'Y

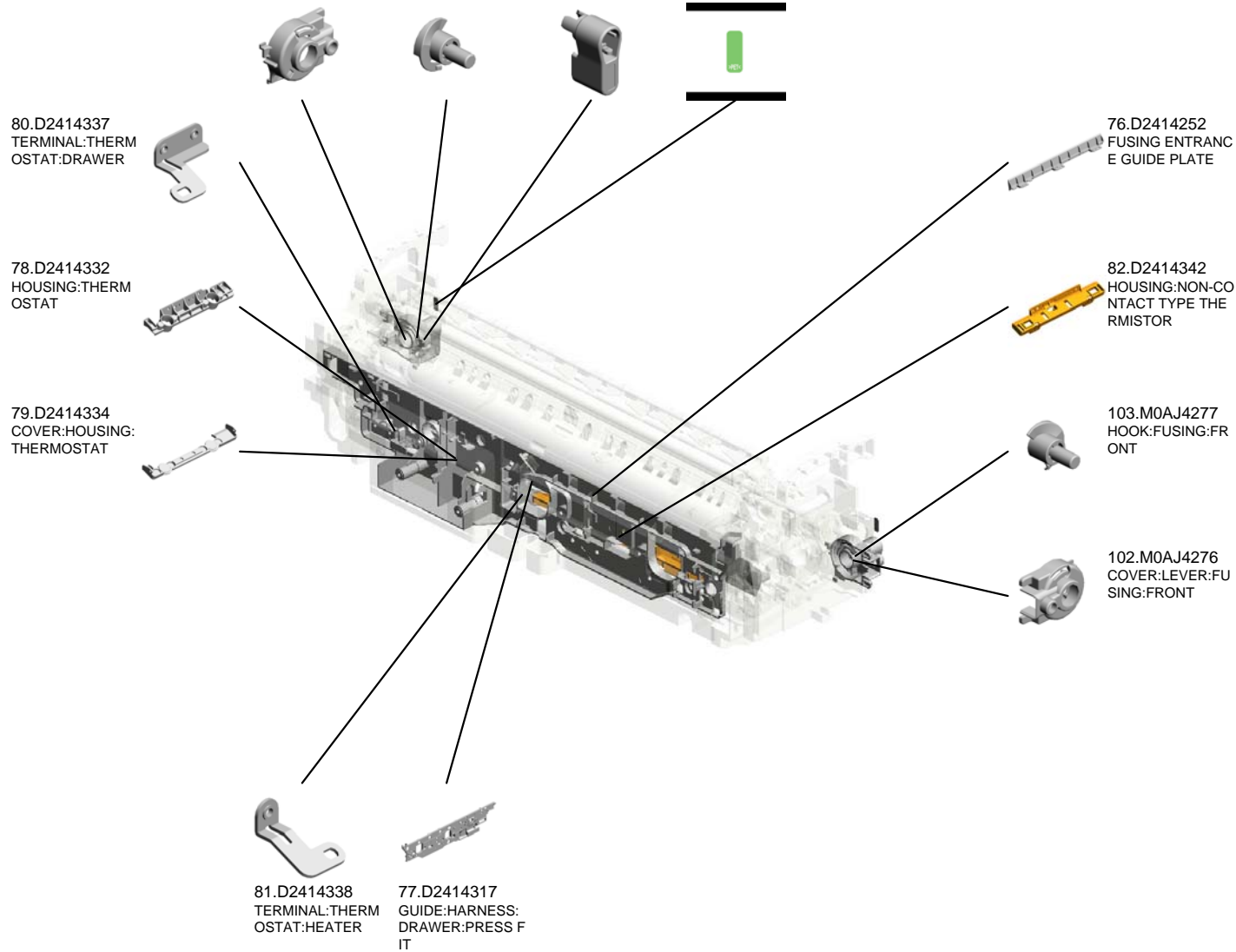


U010_S001
 (EU/AA,KOR(M0AL)/CHN):FUSING UNIT:SERVICE:ASS'Y

- 99.M0AJ4271 COVER:LEVER:FUSING:REAR
- 100.M0AJ4272 HOOK:FUSING:REAR
- 101.M0AJ4273 (x2) LEVER:FUSING
- 93.GA003933 (x2) DECAL:OPERATE:4X10.5




96.M0AJ4012
 (EU/AA,KOR(M0AL)/CHN):FUSING UNIT:SERVICE:ASS'Y



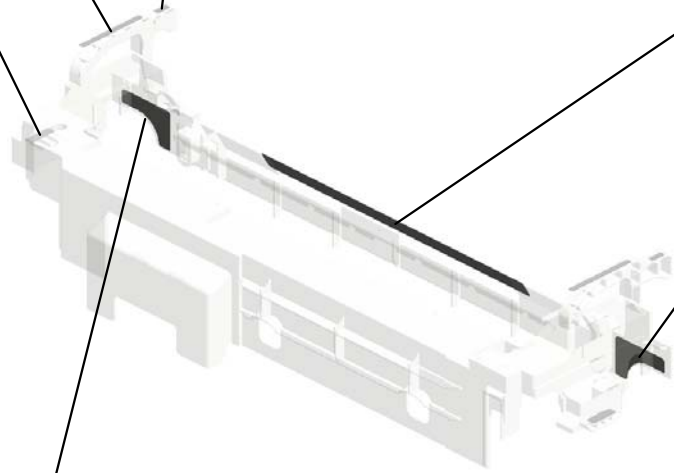
U010_S001_S001
 FUSING COVER:UPPER:ASS'Y

89.GA003929 (x2)
 DECAL:OPERATE:
 4X27

93.GA003933 (x2)
 DECAL:OPERATE:
 4X10.5



94.GA003957
 (x2)
 DECAL:POSITIONI
 NG DISPLAY:FUSI
 NG



50.D1124264
 DECAL:WARNING (HIGH TEMPERATU
 RE):FUSING



90.GA003930
 DECAL:LEVER:FR
 ONT:FUSING





91.GA003931
 DECAL:LEVER:RE
 AR:FUSING

U001	U002	U003	U004	U005	U006	U007	U008	U009	U010	U011	U012	U013	U014	U015
------	------	------	------	------	------	------	------	------	------	------	------	------	------	------

U010_S001_S002
FUSING COVER:LOWER:ASS'Y

92.GA003932
(x2)
DECAL:LEVER:REL
EASE



98.M0AJ4265
FUSING COVER:L
OWER:ASS'Y

U001	U002	U003	U004	U005	U006	U007	U008	U009	U010	U011	U012	U013	U014	U015
------	------	------	------	------	------	------	------	------	------	------	------	------	------	------

U010_S002

(EU/AA,KOR(M0AL)/CHN):FUSING UNIT:SERVICE:ASS'Y


30.AB012099
GEAR:ON-OFF:PR
ESSURE ROLLER

23.AA061211
(x2)
TENSION SPRING:
HOLDER:FUSING E
XIT

27.AA100016
(x2)
RETAINING RINGS
-C:DIA3

26.AA080388
PLAIN SHAFT BEA
RING:EXIT ROLLE
R:FUSING EXIT:RI
GHT:REAR

13.09573010N
(x3)
SCREW:SMALL RO
UND:SPRING:M3X1
0



96.M0AJ4012
(EU/AA,KOR(M0AL)
/CHN):FUSING UNI
T:SERVICE:ASS'Y

8.07200060E
(x4)
RETAINING RING -
M6

7.07200040E
(x2)
RETAINING RING -
M4

9.07250170E
(x2)
RETAINING RING
C - M17

14.09574008N
SCREW:SMALL RO
UND:SPRING:M4X8

16.11050713
(x5)
CLAMP:LWSM-030
6H GRAY

21.AA061208
(x2)
TENSION SPRING:
STRIPPER PLATE

25.AA080387
PLAIN SHAFT BEA
RING:EXIT ROLLE
R:FUSING EXIT:RI
GHT:FRONT

22.AA061209
TENSION SPRING:
GATE PAWL

5.07200025E
(x3)
RETAINING RING -
M2.5

11.08046123
(x16)
HEXAGONAL BOLT
:W/WASHER:M3X8

6.07200030E
(x3)
RETAINING RING -
M3

24.AA063732
(x2)
COMPRESSION SP
RING:PRESSURE
ROLLER

10.07403808
(x2)
BALL BEARING - 8
X16X5MM

4.06330100G
(x2)
PARALLEL PIN - 3X
10

12.08046129
(x23)
HEXAGONAL HEAD B
OLT:IB-LOCK:M3X6

11.08046123
(x2)
HEXAGONAL BOLT
:W/WASHER:M3X8

12.08046129
HEXAGON HEAD B
OLT:IB-LOCK:M3X8

17.11050723
CLAMPS:WES-050
7

56.D1494235
STEPPED SCREW:
M3


8.07200060E (x 1)
RETAINING RING - M6

U001	U002	U003	U004	U005	U006	U007	U008	U009	U010	U011	U012	U013	U014	U015
------	------	------	------	------	------	------	------	------	-------------	------	------	------	------	------

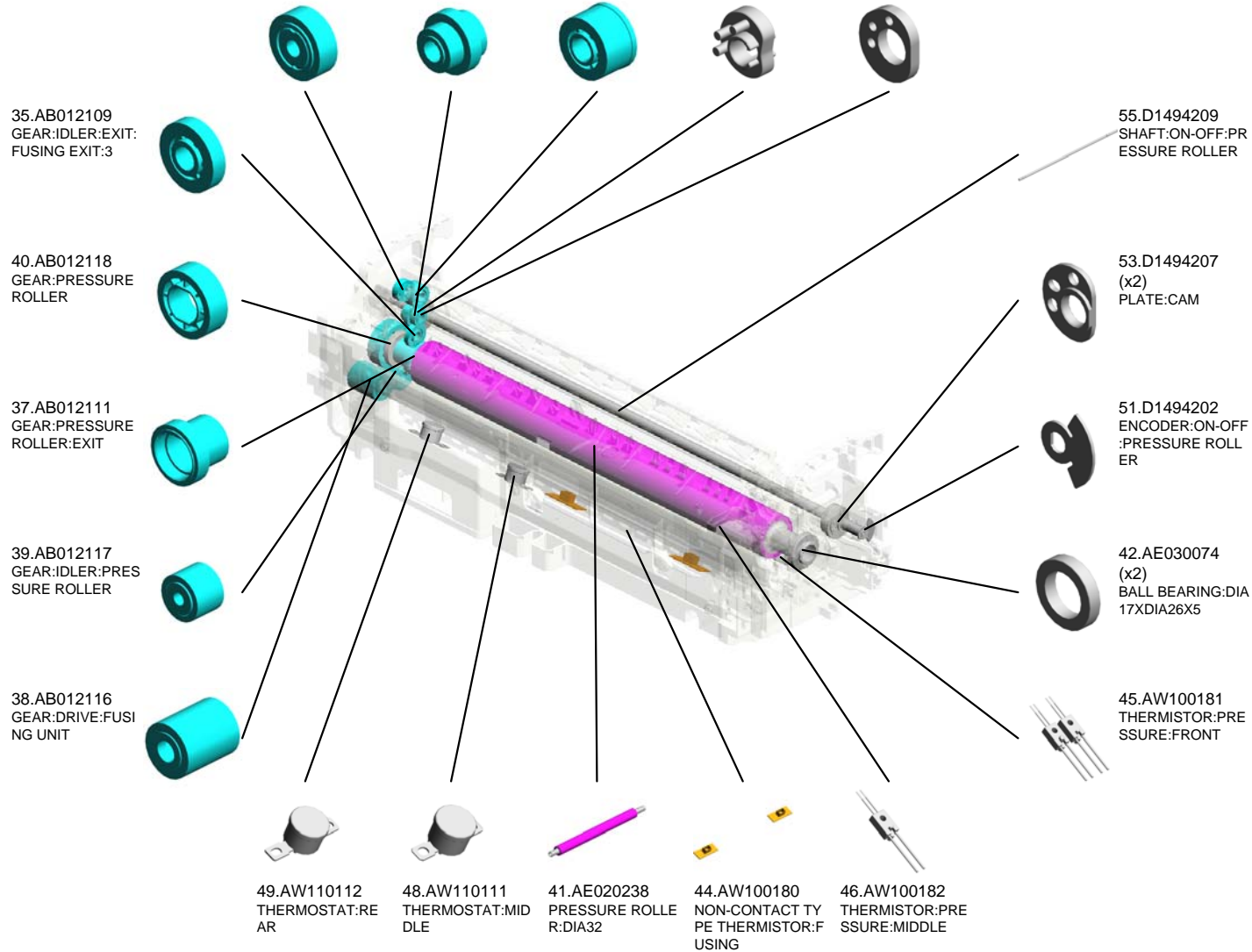
U010_S002

(EU/AA,KOR(M0AL)/CHN):FUSING UNIT:SERVICE:ASS'Y

- 36.AB012110 GEAR:EXIT ROLLER:FUSING EXIT:RIGHT
- 34.AB012108 GEAR:IDLER:EXIT:FUSING EXIT:2
- 33.AB012107 GEAR:IDLER:EXIT:FUSING EXIT:1
- 54.D1494208 (x2) CAM:ON-OFF:PRESSURE ROLLER
- 52.D1494205 (x2) BRAKE:CAM



96.M0AJ4012
(EU/AA,KOR(M0AL)/CHN):FUSING UNIT:SERVICE:ASS'Y




U001	U002	U003	U004	U005	U006	U007	U008	U009	U010	U011	U012	U013	U014	U015
------	------	------	------	------	------	------	------	------	------	------	------	------	------	------

U010_S002

(EU/AA,KOR(M0AL)/CHN):FUSING UNIT:SERVICE:ASS'Y

- 59.D2414024 HOLDER:DRIVEN ROLLER:FUSING EXIT:REAR
- 63.D2414121 INNER COVER:PRESSURE ROLLER:REAR
- 60.D2414102 DRIVEN ROLLER:FUSING EXIT:ASS'Y
- 71.D2414214 EXIT ROLLER:FUSING EXIT:RIGHT
- 70.D2414212 GATE PAWL:FUSING EXIT



96.M0AJ4012
(EU/AA,KOR(M0AL)/CHN):FUSING UNIT:SERVICE:ASS'Y

69.D2414160 LEVER:PRESSURE ROLLER:REAR:PEEN



68.D2414155 HOLDER:PRESSURE ROLLER:REAR:ASS'Y



56.D1494235 (x14) STEPPED SCREW:M3



65.D2414123 DISCHARGE BRUSH:PRESSURE ROLLER



57.D1494335 ELECTRODE PLATE:CONNECTING:THERMOSTAT



61.D2414105 GUIDE PLATE:FUSING EXIT:LEFT



75.D2414221 STRIPPER PLATE:FUSING EXIT:ASS'Y



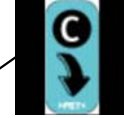
72.D2414215 GUIDE:FUSING EXIT:RIGHT:ASS'Y



64.D2414122 INNER COVER:PRESSURE ROLLER:FRONT



62.D2414113 BRACKET:THERMOSTOR:PRESSURE ROLLER



74.D2414219 DECAL:C:GUIDE PLATE:FUSING EXIT

73.D2414218 LINK:GATE PAWL:FUSING EXIT



58.D2414023 HOLDER:DRIVEN ROLLER:FUSING EXIT:FRONT



66.D2414137 LEVER:PRESSURE ROLLER:FRONT:PEEN




67.D2414140 HOLDER:PRESSURE ROLLER:FRONT:ASS'Y



U010_S002

(EU/AA,KOR(M0AL)/CHN):FUSING UNIT:SERVICE:ASS'Y

- 99.M0AJ4271 COVER:LEVER:FUSING:REAR
- 100.M0AJ4272 HOOK:FUSING:REAR
- 101.M0AJ4273 (x2) LEVER:FUSING
- 93.GA003933 (x2) DECAL:OPERATE:4X10.5



96.M0AJ4012
(EU/AA,KOR(M0AL)/CHN):FUSING UNIT:SERVICE:ASS'Y

80.D2414337
TERMINAL:THERMOSTAT:DRAWER

78.D2414332
HOUSING:THERMOSTAT

79.D2414334
COVER:HOUSING:THERMOSTAT

81.D2414338
TERMINAL:THERMOSTAT:HEATER

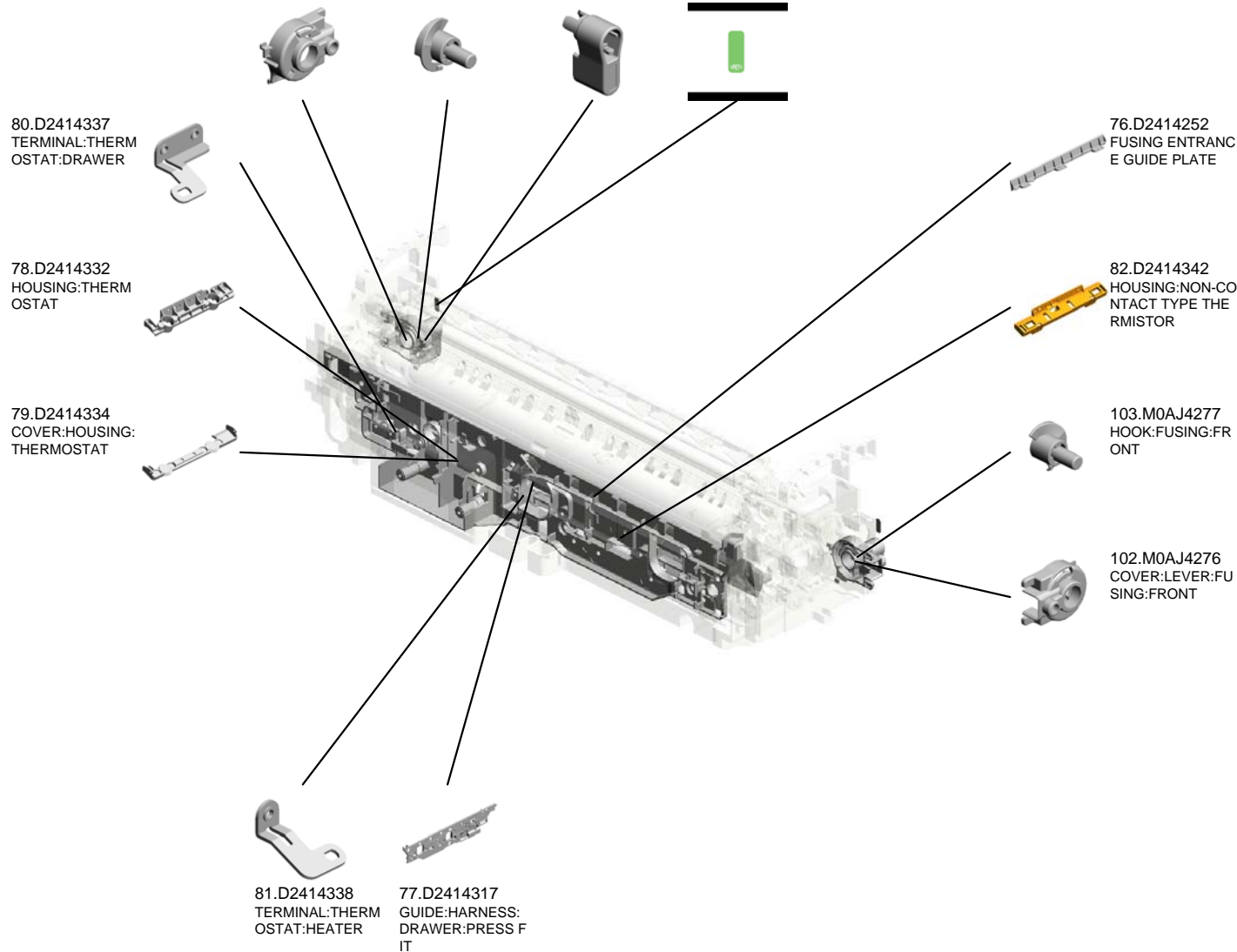
77.D2414317
GUIDE:HARNES:DRAWER:PRESS FIT

76.D2414252
FUSING ENTRANCE GUIDE PLATE

82.D2414342
HOUSING:NON-CONTACT TYPE THERMISTOR

103.M0AJ4277
HOOK:FUSING:FRONT


102.M0AJ4276
COVER:LEVER:FUSING:FRONT



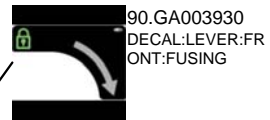
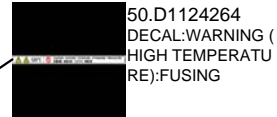
U010_S002_S001
 FUSING COVER:UPPER:ASS'Y

89.GA003929 (x2)
 DECAL:OPERATE:
 4X27

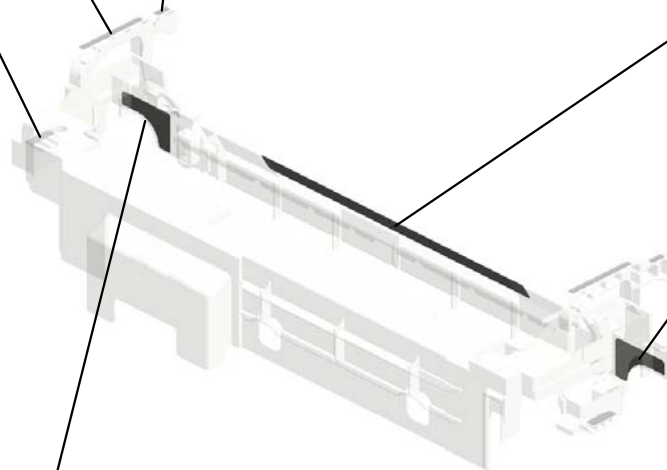
93.GA003933 (x2)
 DECAL:OPERATE:
 4X10.5



94.GA003957
 (x2)
 DECAL:POSITIONI
 NG DISPLAY:FUSI
 NG





91.GA003931
 DECAL:LEVER:RE
 AR:FUSING



U001	U002	U003	U004	U005	U006	U007	U008	U009	U010	U011	U012	U013	U014	U015
------	------	------	------	------	------	------	------	------	------	------	------	------	------	------

U010_S002_S002
FUSING COVER:LOWER:ASS'Y

92.GA003932
(x2)
DECAL:LEVER:REL
EASE



98.M0AJ4265
FUSING COVER:L
OWER:ASS'Y

U001	U002	U003	U004	U005	U006	U007	U008	U009	U010	U011	U012	U013	U014	U015
------	------	------	------	------	------	------	------	------	------	------	------	------	------	------

U010_S003

(EU/AA,KOR(M0AL)/CHN):FUSING UNIT:SERVICE:ASS'Y


30.AB012099
GEAR:ON-OFF:PR
ESSURE ROLLER

23.AA061211
(x2)
TENSION SPRING:
HOLDER:FUSING E
XIT

27.AA100016
(x2)
RETAINING RINGS
-C:DIA3

26.AA080388
PLAIN SHAFT BEA
RING:EXIT ROLLE
R:FUSING EXIT:RI
GHT:REAR

13.09573010N
(x3)
SCREW:SMALL RO
UND:SPRING:M3X1
0



96.M0AJ4012
(EU/AA,KOR(M0AL)
/CHN):FUSING UNI
T:SERVICE:ASS'Y

8.07200060E
(x4)
RETAINING RING -
M6

7.07200040E
(x2)
RETAINING RING -
M4

9.07250170E
(x2)
RETAINING RING
C - M17

14.09574008N
SCREW:SMALL RO
UND:SPRING:M4X8

16.11050713
(x5)
CLAMP:LWSM-030
6H GRAY

21.AA061208
(x2)
TENSION SPRING:
STRIPPER PLATE

25.AA080387
PLAIN SHAFT BEA
RING:EXIT ROLLE
R:FUSING EXIT:RI
GHT:FRONT

22.AA061209
TENSION SPRING:
GATE PAWL

5.07200025E
(x3)
RETAINING RING -
M2.5

11.08046123
(x16)
HEXAGONAL BOLT
:W/WASHER:M3X8

6.07200030E
(x3)
RETAINING RING -
M3

11.08046123
(x2)
HEXAGONAL BOLT
:W/WASHER:M3X8

12.08046129
HEXAGON HEAD B
OLT:IB-LOCK:M3X8

24.AA063732
(x2)
COMPRESSION SP
RING:PRESSURE
ROLLER

10.07403808
(x2)
BALL BEARING - 8
X16X5MM

17.11050723
CLAMPS:WES-050
7

4.06330100G
(x2)
PARALLEL PIN - 3X
10

8.07200060E (x 1)
RETAINING RING - M6


12.08046129
(x23)
HEXAGON HEAD B
OLT:IB-LOCK:M3X6

U001	U002	U003	U004	U005	U006	U007	U008	U009	U010	U011	U012	U013	U014	U015
------	------	------	------	------	------	------	------	------	------	------	------	------	------	------

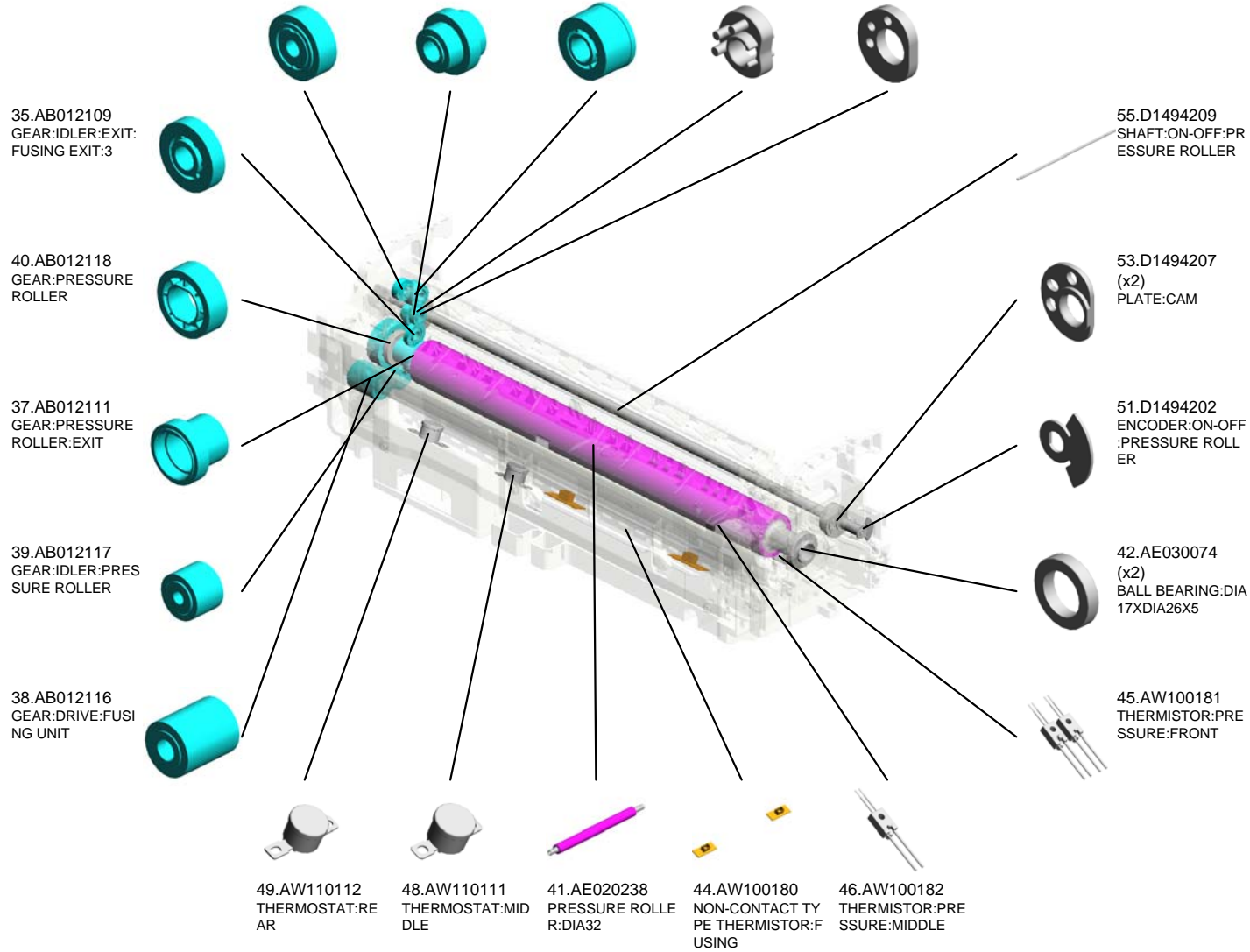
U010_S003

(EU/AA,KOR(M0AL)/CHN):FUSING UNIT:SERVICE:ASS'Y

- 36.AB012110 GEAR:EXIT ROLLER:FUSING EXIT:RIGHT
- 34.AB012108 GEAR:IDLER:EXIT:FUSING EXIT:2
- 33.AB012107 GEAR:IDLER:EXIT:FUSING EXIT:1
- 54.D1494208 (x2) CAM:ON-OFF:PRESSURE ROLLER
- 52.D1494205 (x2) BRAKE:CAM



96.M0AJ4012
(EU/AA,KOR(M0AL)/CHN):FUSING UNIT:SERVICE:ASS'Y




U001	U002	U003	U004	U005	U006	U007	U008	U009	U010	U011	U012	U013	U014	U015
------	------	------	------	------	------	------	------	------	------	------	------	------	------	------

U010_S003

(EU/AA,KOR(M0AL)/CHN):FUSING UNIT:SERVICE:ASS'Y

- 59.D2414024 HOLDER:DRIVEN ROLLER:FUSING EXIT:REAR
- 63.D2414121 INNER COVER:PRESSURE ROLLER:REAR
- 60.D2414102 DRIVEN ROLLER:FUSING EXIT:ASS'Y
- 71.D2414214 EXIT ROLLER:FUSING EXIT:RIGHT
- 70.D2414212 GATE PAWL:FUSING EXIT



96.M0AJ4012
(EU/AA,KOR(M0AL)/CHN):FUSING UNIT:SERVICE:ASS'Y

69.D2414160 LEVER:PRESSURE ROLLER:REAR:PEEN



68.D2414155 HOLDER:PRESSURE ROLLER:REAR:ASS'Y



56.D1494235 (x15) STEPPED SCREW:M3



65.D2414123 DISCHARGE BRUSH:PRESSURE ROLLER



57.D1494335 ELECTRODE PLATE:CONNECTING:THERMOSTAT



61.D2414105 GUIDE PLATE:FUSING EXIT:LEFT



75.D2414221 STRIPPER PLATE:FUSING EXIT:ASS'Y



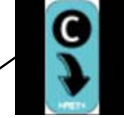
72.D2414215 GUIDE:FUSING EXIT:RIGHT:ASS'Y



64.D2414122 INNER COVER:PRESSURE ROLLER:FRONT



62.D2414113 BRACKET:THERMOSTAT:PRESSURE ROLLER



74.D2414219 DECAL:C:GUIDE PLATE:FUSING EXIT

73.D2414218 LINK:GATE PAWL:FUSING EXIT



58.D2414023 HOLDER:DRIVEN ROLLER:FUSING EXIT:FRONT



66.D2414137 LEVER:PRESSURE ROLLER:FRONT:PEEN




67.D2414140 HOLDER:PRESSURE ROLLER:FRONT:ASS'Y



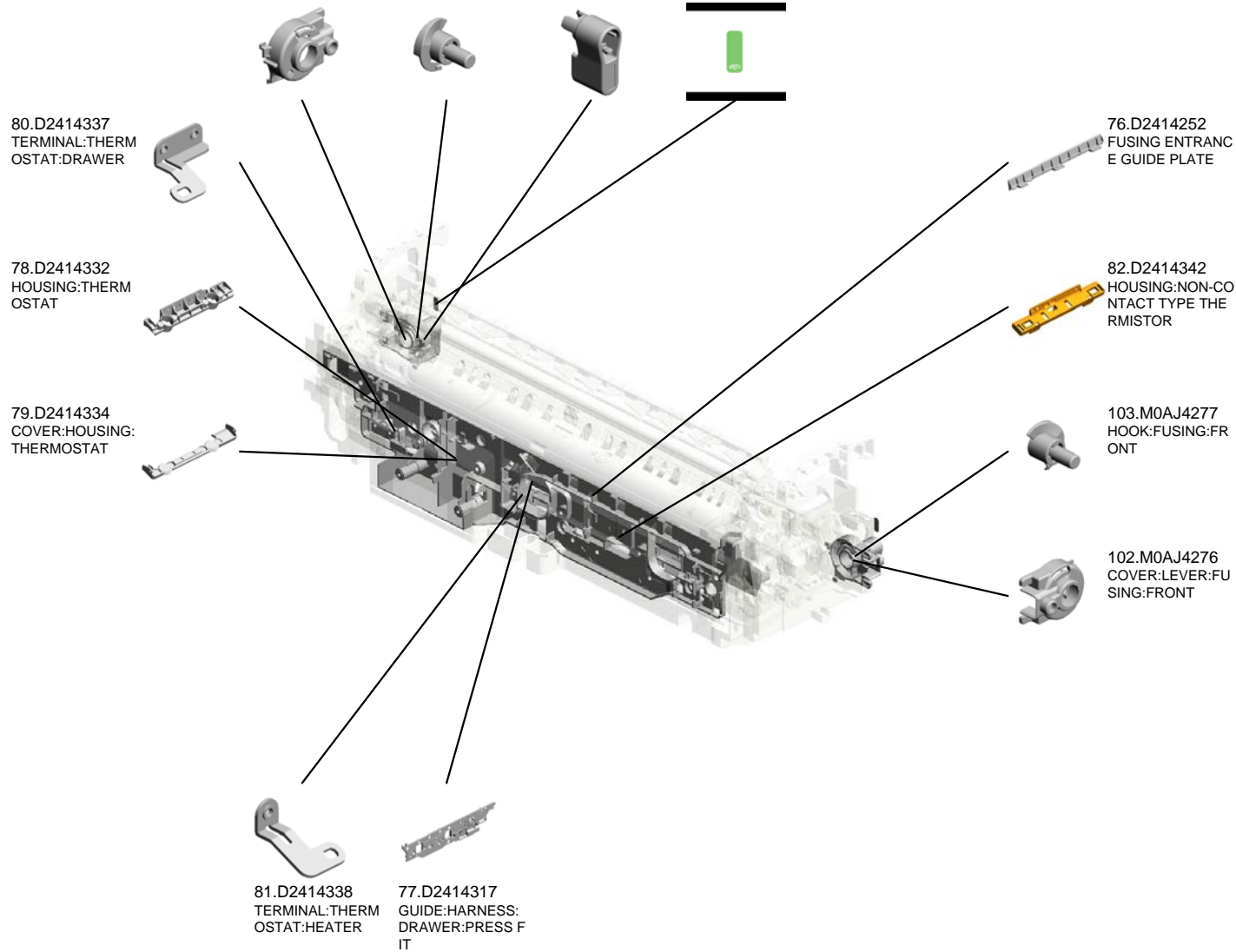
U010_S003

(EU/AA,KOR(M0AL)/CHN):FUSING UNIT:SERVICE:ASS'Y

- 99.M0AJ4271 COVER:LEVER:FUSING:REAR
- 100.M0AJ4272 HOOK:FUSING:REAR
- 101.M0AJ4273 (x2) LEVER:FUSING
- 93.GA003933 (x2) DECAL:OPERATE:4X10.5



96.M0AJ4012
(EU/AA,KOR(M0AL)/CHN):FUSING UNIT:SERVICE:ASS'Y




U001	U002	U003	U004	U005	U006	U007	U008	U009	U010	U011	U012	U013	U014	U015
------	------	------	------	------	------	------	------	------	------	------	------	------	------	------

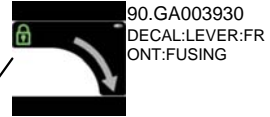
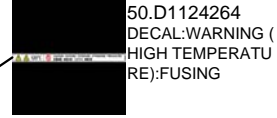
U010_S003_S001
 FUSING COVER:UPPER:ASS'Y

89.GA003929 (x2)
 DECAL:OPERATE:
 4X27

93.GA003933 (x2)
 DECAL:OPERATE:
 4X10.5



94.GA003957
 (x2)
 DECAL:POSITIONI
 NG DISPLAY:FUSI
 NG





91.GA003931
 DECAL:LEVER:RE
 AR:FUSING

U001	U002	U003	U004	U005	U006	U007	U008	U009	U010	U011	U012	U013	U014	U015
------	------	------	------	------	------	------	------	------	------	------	------	------	------	------

U010_S003_S002
FUSING COVER:LOWER:ASS'Y


92.GA003932
(x2)
DECAL:LEVER:REL
EASE



98.M0AJ4265
FUSING COVER:L
OWER:ASS'Y

U001	U002	U003	U004	U005	U006	U007	U008	U009	U010	U011	U012	U013	U014	U015
------	------	------	------	------	------	------	------	------	------	------	------	------	------	------

U010_S004
(NA):FUSING UNIT:SERVICE:ASS'Y



95.M0AJ4011
(NA):FUSING UNIT:
SERVICE:ASS'Y

- 30.AB012099 GEAR:ON-OFF:PRESSURE ROLLER
- 23.AA061211 (x2) TENSION SPRING: HOLDER:FUSING EXIT
- 27.AA100016 (x2) RETAINING RINGS -C:DIA3
- 26.AA080388 PLAIN SHAFT BEARING:EXIT ROLLER:FUSING EXIT:RIGHT:REAR
- 13.09573010N (x3) SCREW:SMALL ROUND:SPRING:M3X10

8.07200060E (x4) RETAINING RING - M6

7.07200040E (x2) RETAINING RING - M4

9.07250170E (x2) RETAINING RING C - M17

14.09574008N SCREW:SMALL ROUND:SPRING:M4X8

16.11050713 (x5) CLAMP:LWSM-030 6H GRAY

21.AA061208 (x2) TENSION SPRING: STRIPPER PLATE

25.AA080387 PLAIN SHAFT BEARING:EXIT ROLLER:FUSING EXIT:FRONT

22.AA061209 TENSION SPRING: GATE PAWL

5.07200025E (x3) RETAINING RING - M2.5

11.08046123 (x16) HEXAGONAL BOLT :W/WASHER:M3X8

6.07200030E (x3) RETAINING RING - M3

24.AA063732 (x2) COMPRESSION SPRING:PRESSURE ROLLER

10.07403808 (x2) BALL BEARING - 8 X16X5MM

4.06330100G (x2) PARALLEL PIN - 3X10

12.08046129 (x23) HEXAGONAL HEAD BOLT:IB-LOCK:M3X6

11.08046123 (x2) HEXAGONAL BOLT :W/WASHER:M3X8

12.08046129 HEXAGONAL HEAD BOLT:IB-LOCK:M3X8


17.11050723 CLAMPS:WES-050 7

8.07200060E (x 1) RETAINING RING - M6

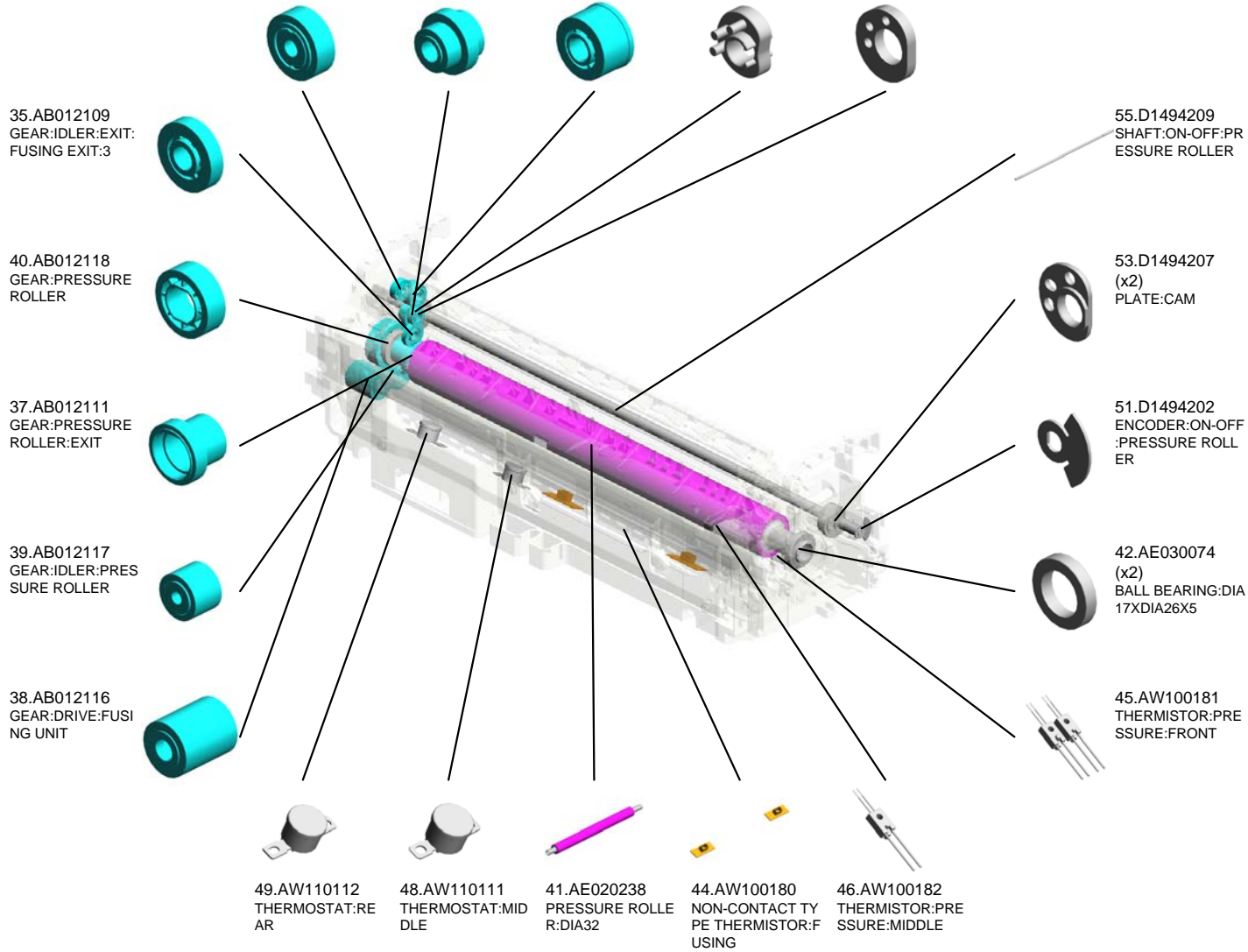
U001	U002	U003	U004	U005	U006	U007	U008	U009	U010	U011	U012	U013	U014	U015
------	------	------	------	------	------	------	------	------	------	------	------	------	------	------

U010_S004
(NA):FUSING UNIT:SERVICE:ASS'Y

- 36.AB012110 GEAR:EXIT ROLLER:FUSING EXIT:RIGHT
- 34.AB012108 GEAR:IDLER:EXIT:FUSING EXIT:2
- 33.AB012107 GEAR:IDLER:EXIT:FUSING EXIT:1
- 54.D1494208 (x2) CAM:ON-OFF:PRESSURE ROLLER
- 52.D1494205 (x2) BRAKE:CAM




95.M0AJ4011
(NA):FUSING UNIT:SERVICE:ASS'Y



U001	U002	U003	U004	U005	U006	U007	U008	U009	U010	U011	U012	U013	U014	U015
------	------	------	------	------	------	------	------	------	------	------	------	------	------	------

U010_S004
(NA):FUSING UNIT:SERVICE:ASS'Y

- 59.D2414024 HOLDER:DRIVEN ROLLER:FUSING EXIT:REAR
- 63.D2414121 INNER COVER:PRESSURE ROLLER:REAR
- 60.D2414102 DRIVEN ROLLER:FUSING EXIT:ASS'Y
- 71.D2414214 EXIT ROLLER:FUSING EXIT:RIGHT
- 70.D2414212 GATE PAWL:FUSING EXIT



95.M0AJ4011
(NA):FUSING UNIT:SERVICE:ASS'Y

69.D2414160 LEVER:PRESSURE
:REAR:PEEN



68.D2414155 HOLDER:PRESSURE
:REAR:ASS'Y



56.D1494235
(x15)
STEPPED SCREW:
M3



65.D2414123 DISCHARGE BRUSH:
PRESSURE ROLLER



57.D1494335 ELECTRODE PLATE:
CONNECTING:THERMOSTAT



61.D2414105 GUIDE PLATE:FUSING
EXIT:LEFT



75.D2414221 STRIPPER PLATE:
FUSING EXIT:ASS'Y



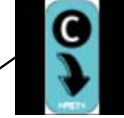
72.D2414215 GUIDE:FUSING
EXIT:RIGHT:ASS'Y



64.D2414122 INNER COVER:PRESSURE
ROLLER:FRONT



62.D2414113 BRACKET:THERMOSTOR:
PRESSURE ROLLER



74.D2414219 DECAL:C:GUIDE PLATE:
FUSING EXIT

73.D2414218 LINK:GATE PAWL:
FUSING EXIT



58.D2414023 HOLDER:DRIVEN
ROLLER:FUSING EXIT:FRONT



66.D2414137 LEVER:PRESSURE
:FRONT:PEEN

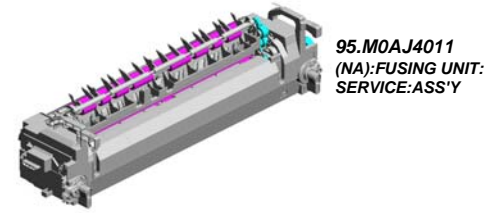


67.D2414140 HOLDER:PRESSURE
:FRONT:ASS'Y



U010_S004
 (NA):FUSING UNIT:SERVICE:ASS'Y

- 99.M0AJ4271 COVER:LEVER:FUSING:REAR
- 100.M0AJ4272 HOOK:FUSING:REAR
- 101.M0AJ4273 (x2) LEVER:FUSING
- 93.GA003933 (x2) DECAL:OPERATE:4X10.5



95.M0AJ4011
 (NA):FUSING UNIT:SERVICE:ASS'Y

80.D2414337
 TERMINAL:THERMOSTAT:DRAWER

78.D2414332
 HOUSING:THERMOSTAT

79.D2414334
 COVER:HOUSING:THERMOSTAT




76.D2414252
 FUSING ENTRANCE GUIDE PLATE

82.D2414342
 HOUSING:NON-CONTACT TYPE THERMISTOR

103.M0AJ4277
 HOOK:FUSING:FRONT

102.M0AJ4276
 COVER:LEVER:FUSING:FRONT



81.D2414338
 TERMINAL:THERMOSTAT:HEATER


77.D2414317
 GUIDE:HARNES:DRAWER:PRESS FIT

U001	U002	U003	U004	U005	U006	U007	U008	U009	U010	U011	U012	U013	U014	U015
------	------	------	------	------	------	------	------	------	------	------	------	------	------	------

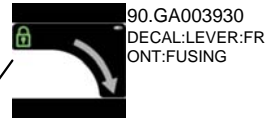
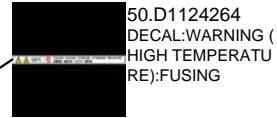
U010_S004_S001
 FUSING COVER:UPPER:ASS'Y

89.GA003929 (x2)
 DECAL:OPERATE:
 4X27

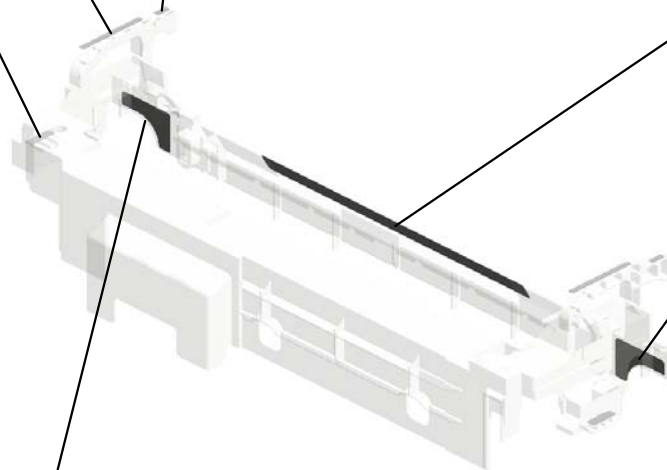
93.GA003933 (x2)
 DECAL:OPERATE:
 4X10.5



94.GA003957
 (x2)
 DECAL:POSITIONI
 NG DISPLAY:FUSI
 NG





91.GA003931
 DECAL:LEVER:RE
 AR:FUSING



U001	U002	U003	U004	U005	U006	U007	U008	U009	U010	U011	U012	U013	U014	U015
------	------	------	------	------	------	------	------	------	------	------	------	------	------	------

U010_S004_S002
FUSING COVER:LOWER:ASS'Y

92.GA003932
(x2)
DECAL:LEVER:REL
EASE

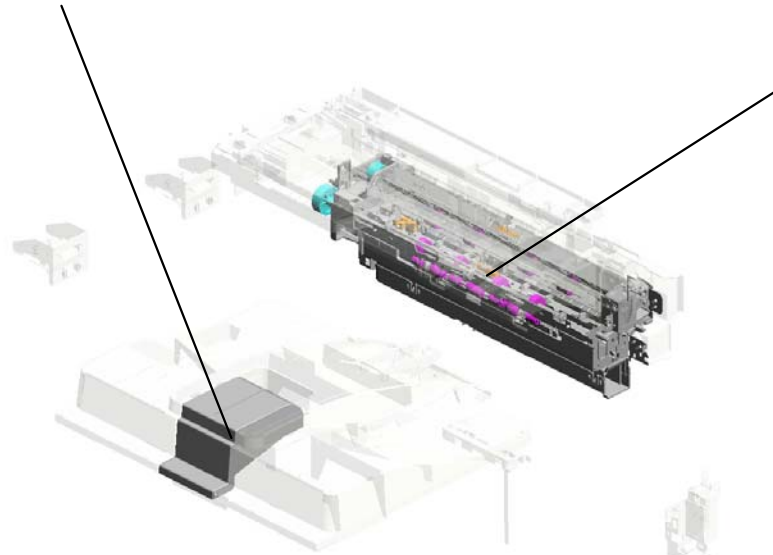



98.M0AJ4265
FUSING COVER:L
OWER:ASS'Y

U001	U002	U003	U004	U005	U006	U007	U008	U009	U010	U011	U012	U013	U014	U015
------	------	------	------	------	------	------	------	------	------	------	------	------	------	------

U011.PAPER EXIT

U011_S002
D2414472
END FENCE:TRAY:EXIT:ASS'
Y



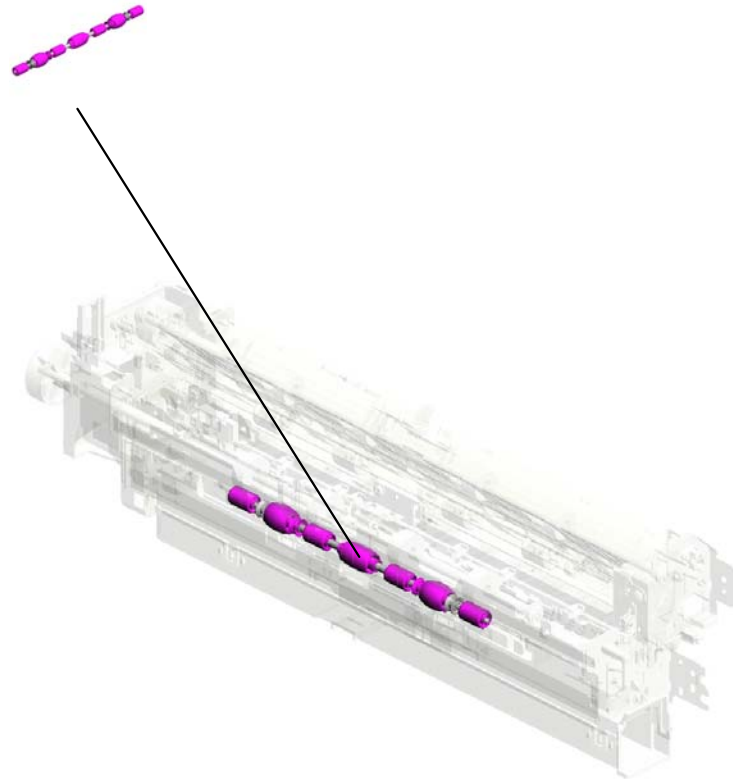
U011_S001
D2414404
PAPER EXIT UNIT:ASS'Y



U001	U002	U003	U004	U005	U006	U007	U008	U009	U010	U011	U012	U013	U014	U015
------	------	------	------	------	------	------	------	------	------	------	------	------	------	------

U011_S001.PAPER EXIT UNIT:ASS'Y


U011_S001_S001
D2414950
ROLLER:EXIT:PRESSURE:2T
YPE:ASS'Y



U001	U002	U003	U004	U005	U006	U007	U008	U009	U010	U011	U012	U013	U014	U015
------	------	------	------	------	------	------	------	------	------	------	------	------	------	------

U011 PAPER EXIT

- 22.AW500047 PAPER END SENS OR:MANUAL FEED
- 80.M0AJ4543 TRAY:EXIT:AUXILIARY:LARGE
- 82.M0AJ4552 COVER:REVERSE:RIGHT
- 79.M0AJ4542 TRAY:REVERSE:RIGHT
- 28.D1491309 (x2) MAGNET CATCH:COVER:FRONT



4.04543008Q
(x13)
TAPPING SCREW:
3X8

81.M0AJ4544
TRAY:EXIT:AUXILIARY:SMALL

51.D2414494
TRAY:AUXILIARY:EXIT

52.D2414499
COMPRESSION SPRING:BASE:TRAY:EXIT

78.M0AJ4497
TRAY:EXIT

24.D0094455
CUSHION - DC SOLENOID

1.03530030N
(x2)
SCREW:M3X3

53.D2414929
DC SOLENOID:FUSING EXIT:ASSY

56.D2414938
TENSION SPRING:LINK:DC SOLENOID:FUSING EXIT

8.08050103
RETAINING RINGS:-SILENCER:DIA3

15.AA021030
(x2)
MAGNET CATCH

54.D2414936
INNER COVER:EXIT

13.52062686
SNAP RING

3.04543006Q
(x3)
TAPPING SCREW - M3X6

5.04583008N
(x9)
HEXAGON HEAD TAPPING SCREW:3 X8


U001	U002	U003	U004	U005	U006	U007	U008	U009	U010	U011	U012	U013	U014	U015
------	------	------	------	------	------	------	------	------	------	------	------	------	------	------

U011 PAPER EXIT

85.M0AJ4563
STOPPER:COVER:
OPEN AND CLOSE:
REVERSE

84.M0AJ4562
(x3)
CUSHION:COVER:
OPEN AND CLOSE

83.M0AJ4561
COVER:OPEN/CLO
SE:REVERSE:RIGH
T



90.M0AJ4583
(x2)
SHOE:BRACKET:L
EFT INNER REAR

89.M0AJ4580
(x2)
BRACKET:REVERS
E:LEFT INNER REA
R



88.M0AJ4577
BRACKET:AUXILIA
RY:REVERSE:RIG
HT FRONT

91.M0AJ4592
GROUND PLATE:B
RACKET:PROTECT
:REVERSE:RIGHT
FRONT

86.M0AJ4571
BRACKET:REVERS
E:RIGHT FRONT:S
UB-ASS'Y

94.M0AJ4992
CUSHION:BRACKE
T:REVERSE

87.M0AJ4573
COVER:REVERSE:
RIGHT FRONT

U001	U002	U003	U004	U005	U006	U007	U008	U009	U010	U011	U012	U013	U014	U015
------	------	------	------	------	------	------	------	------	------	------	------	------	------	------

U011_S001 PAPER EXIT UNIT:ASS'Y


11.11050758
(x7)
CLAMP:LWSM-030
6A

17.AA082170
(x4)
PLAIN SHAFT BEA
RING:DIA4XDIA8X5
:EG-1

21.AW020224
PHOTOINTERRUP
TOR:GP1A173LCS
VF

23.D0094407
FEELER - OVERFL
OW

25.D0394925
(x4)
ROLLER:REVERSE
:DRIVEN



42.D2414404
PAPER EXIT UNIT:
ASS'Y

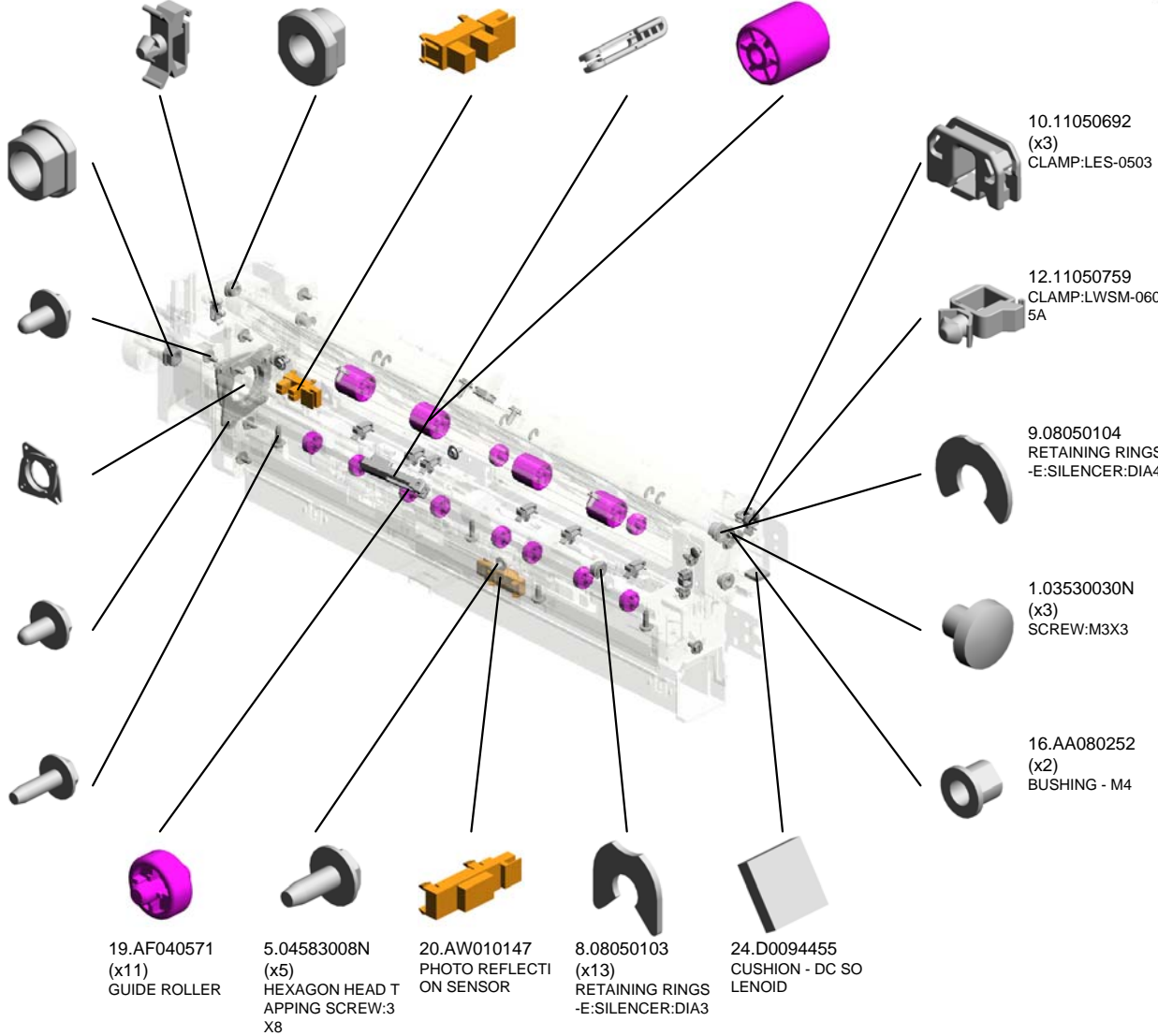
18.AA082173
(x2)
PLAIN SHAFT BEA
RING:6X10X6

3.04543006Q
(x13)
TAPPING SCREW -
M3X6

14.A2324666
CUSHION - STEPP
ER MOTOR

2.04513006N
(x4)
TAPPING SCREW -
3X6

6.04583010N
(x3)
HEXAGON HEAD T
APPING SCREW:3
X10



2.04513006N (x 2)
TAPPING SCREW - 3X6

10.11050692
(x3)
CLAMP:LES-0503

12.11050759
CLAMP:LWSM-060
5A

9.08050104
RETAINING RINGS
-E:SILENCER:DIA4

1.03530030N
(x3)
SCREW:M3X3

16.AA080252
(x2)
BUSHING - M4

19.AF040571
(x11)
GUIDE ROLLER

5.04583008N
(x5)
HEXAGON HEAD T
APPING SCREW:3
X8

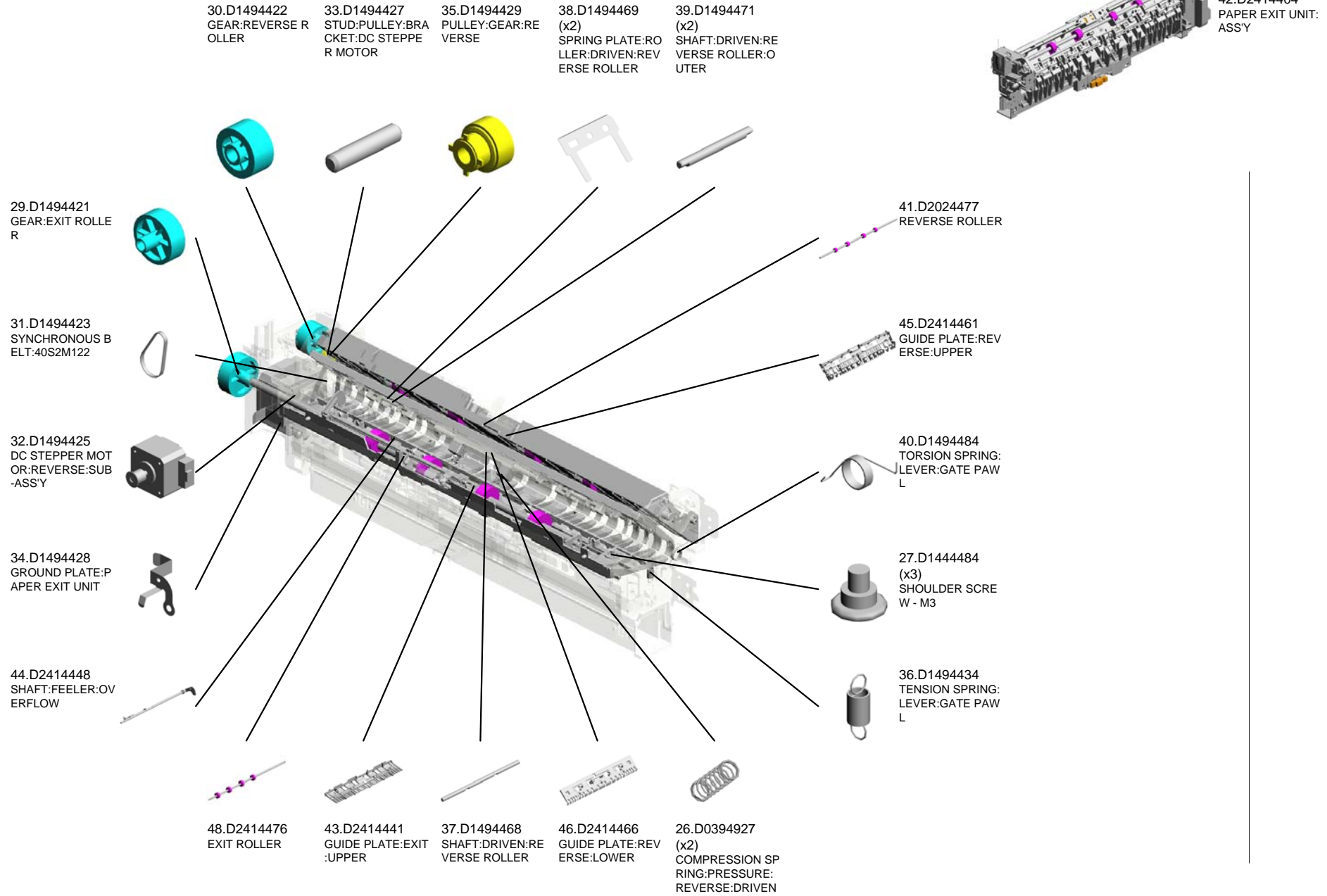
20.AW010147
PHOTO REFLECTI
ON SENSOR

8.08050103
(x13)
RETAINING RINGS
-E:SILENCER:DIA3

24.D0094455
CUSHION - DC SO
LENOID

U001 U002 U003 U004 U005 U006 U007 U008 U009 U010 **U011** U012 U013 U014 U015

U011_S001 PAPER EXIT UNIT:ASS'Y



U001	U002	U003	U004	U005	U006	U007	U008	U009	U010	U011	U012	U013	U014	U015
------	------	------	------	------	------	------	------	------	------	------	------	------	------	------

U011_S001 PAPER EXIT UNIT:ASS'Y


59.D2414943
GATE PAWL:REVE
RSE:REAR

58.D2414942
GATE PAWL:REVE
RSE:REAR MIDDLE

77.GW010007
(x2)
PHOTO REFLECTI
ON SENSOR:EXIT

60.D2414946
SHAFT:GATE PAW
L:REVERSE

62.D2414948
GUIDE:HARNES
S:REVERSE



42.D2414404
PAPER EXIT UNIT:
ASS'Y

93.M0AJ4982
DECAL:EXIT:GUID
E P:LOWER:INNER
BACK



73.D2414992
DISCHARGE BRUS
H:EXIT

64.D2414955
HOLDER:ROLLER:
EXIT:PRESSURE:2
TYPE



92.M0AJ4981
DECAL:EXIT:GUID
E P:LOWER:MIDDL
E



74.D2414994
GUIDE PLATE:EXIT
:LOWER

49.D2414481
GATE PAWL:EXIT

72.D2414981
(x2)
COIL SPRING:ROL
LER:PRESSURE:EX
IT

57.D2414941
GATE PAWL:REVE
RSE:FRONT MIDDL
E

55.D2414937
(x4)
TENSION SPRING:
GATE:REVERSE



61.D2414947
GATE PAWL:REVE
RSE:FRONT



75.D2414996
DC SOLENOID:ASS
Y



76.D2414998
CUSHION:DC SOL
ENOID:4MM



50.D2414483
LEVER:GATE PAW
L

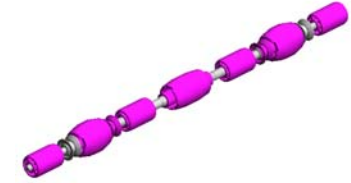


U011_S001_S001

ROLLER:EXIT:PRESSURE:2TYPE:ASS'Y

70.D2414977
(x2)
ROLLER:DRIVEN:EXIT:MIDDLE

65.D2414957
SHAFT:ROLLER:PRESSURE:EXIT:2TYPE

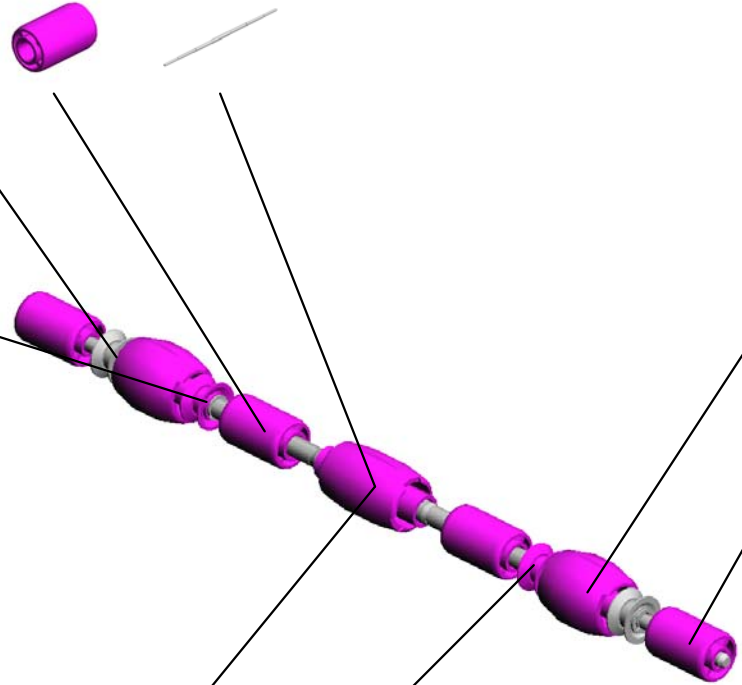


63.D2414950
ROLLER:EXIT:PRESSURE:2TYPE:ASS'Y

71.D2414978
(x2)
COLLAR:ROLLER:EXIT:PRESSURE:BOTH ENDS



68.D2414965
(x2)
COLLAR:ROLLER:EXIT:PRESSURE



67.D2414964
(x2)
ROLLER:EXIT:PRESSURE



66.D2414962
(x2)
ROLLER:DRIVEN:EXIT



69.D2414976
ROLLER:EXIT:PRESSURE:MIDDLE




7.07200020G
(x4)
RETAINING RING - M2



U001	U002	U003	U004	U005	U006	U007	U008	U009	U010	U011	U012	U013	U014	U015
------	------	------	------	------	------	------	------	------	------	------	------	------	------	------

U011_S002
END FENCE:TRAY:EXIT:ASS'Y

8.08050103
RETAINING RINGS
-E:SILENCER:DIA3





47.D2414472
END FENCE:TRAY:
EXIT:ASS'Y



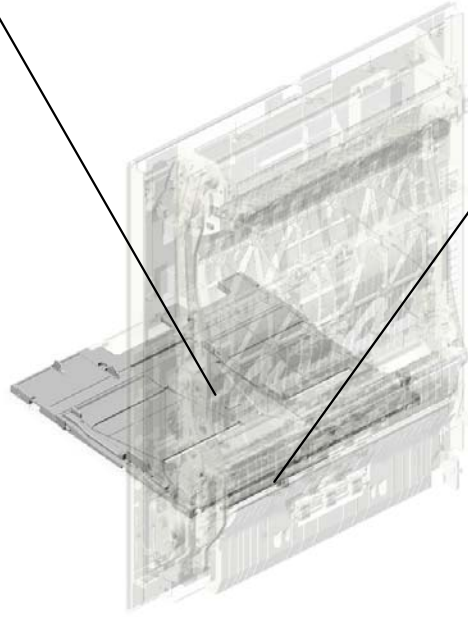
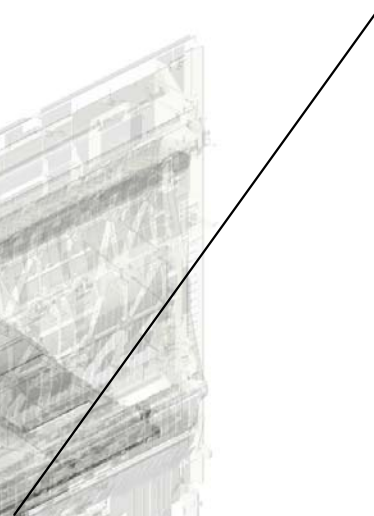
U001	U002	U003	U004	U005	U006	U007	U008	U009	U010	U011	U012	U013	U014	U015
------	------	------	------	------	------	------	------	------	------	------	------	------	------	------

U012.DUPLEX

U012_S002
D2412627
MANUAL FEED TABLE:ASSY



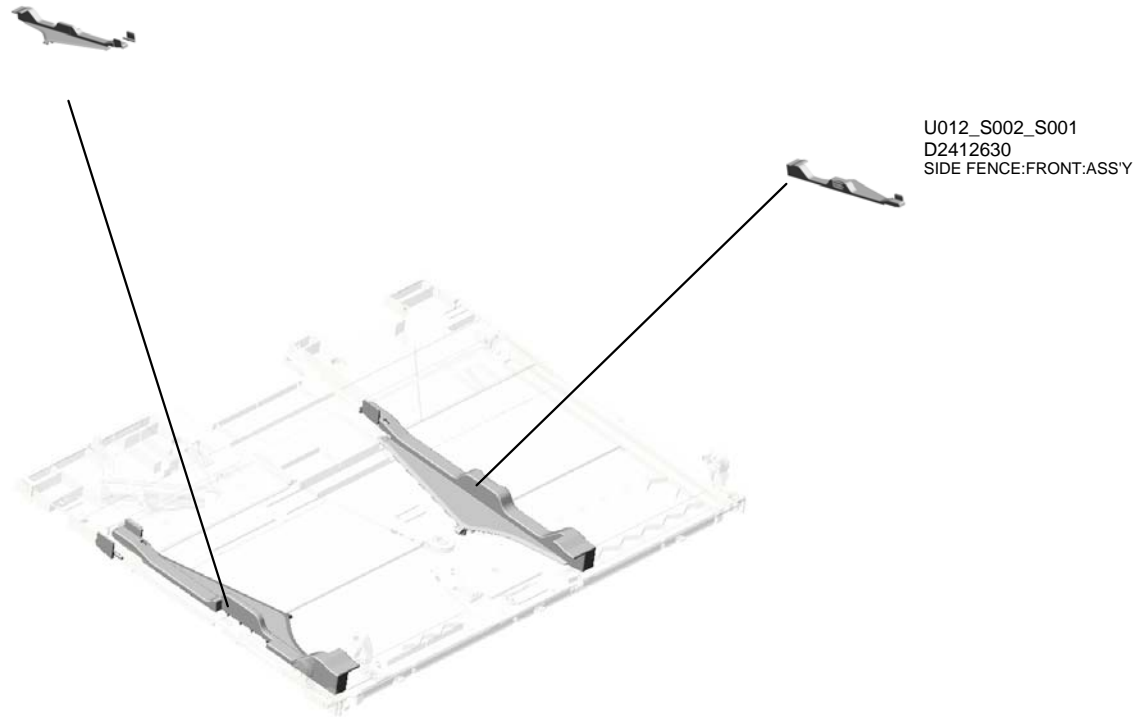
U012_S001
D1494770
SHAFT:SEPARATOR:DRIVEN
:ASSY



U001	U002	U003	U004	U005	U006	U007	U008	U009	U010	U011	U012	U013	U014	U015
------	------	------	------	------	------	------	------	------	------	------	------	------	------	------

U012_S002.MANUAL FEED TABLE:ASS'Y

U012_S002_S002
D2412632
SIDE FENCE:REAR:ASS'Y



U001	U002	U003	U004	U005	U006	U007	U008	U009	U010	U011	U012	U013	U014	U015
------	------	------	------	------	------	------	------	------	------	------	------	------	------	------

U012 DUPLEX

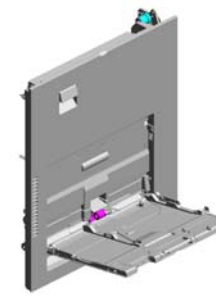
2.03603006N
SCREW - M3X6

20.AA043980
TIMING BELT:30S2
M300


14.11050692
(x5)
CLAMP:LES-0503

1.03530030N
(x2)
SCREW:M3X3

9.07200030E
(x4)
RETAINING RING -
M3



18.52152621
SNAP RING - M6



7.04583010N
(x12)
HEXAGON HEAD T
APPING SCREW:3
X10



17.11050758
(x10)
CLAMP:LWSM-030
6A



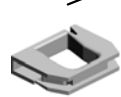
5.04543008Q
(x9)
TAPPING SCREW:
3X8



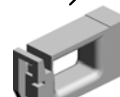
10.07200040E
(x5)
RETAINING RING -
M4



16.11050724
CLAMPS:WES-121
0



15.11050723
CLAMPS:WES-050
7



13.08050104
(x19)
RETAINING RINGS
-E:SILENCER:DIA4



8.04593008N
(x6)
BINDING HEAD TA
PPING SCREW:3X
8



12.08050103
(x12)
RETAINING RINGS
-E:SILENCER:DIA3



19.54472681
(x2)
SNAP RING



6.04583008N
(x27)
HEXAGON HEAD T
APPING SCREW:3
X8



21.AA082170
(x3)
PLAIN SHAFT BEA
RING:DIA4XDIA8X5
:EG-1



4.04543006Q
(x9)
TAPPING SCREW -
M3X6



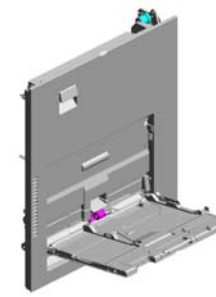
3.04513006N
(x2)
TAPPING SCREW -
3X6



4.04543006Q (x 5)
TAPPING SCREW - M3X6
6.04583008N (x 5)
HEXAGON HEAD TAPPING SCREW:3X
8
11.07200060E (x 1)
RETAINING RING - M6

U012 DUPLEX

- 40.AW500040 (x2) PUSH SWITCH:SW 1AG-550:10MA
- 37.AW020198 PHOTOINTERRUP TOR:LG2A14NL1
- 34.AF030049 PICK-UP ROLLER
- 32.AB011252 GEAR - 20Z
- 43.B2234552 (x4) BUSHING:DIA4



29.AA143807
SCREW:A



26.AA083018
ROLLER CLUTCH -
6X14X10



23.AA082173
(x10)
PLAIN SHAFT BEA
RING:6X10X6



25.AA083014
ONE-WAY CLUTCH



41.AX060464
(x2)
DC MOTOR:ENCO
DER:NO:10W:GEA
R:BRUSHLESS



31.AB010157
GEAR:SEPARATE:
DRIVEN



30.AB010156
GEAR:SEPARATE:
DRIVE



22.AA082171
PLAIN SHAFT BEA
RING:6X10X6



24.AA082187
BUSHING:DIA6XDI
A10X9:EG-1



36.AF032046
SEPARATION ROL
LER - MANUAL FE
ED



28.AA143579
(x2)
SCREW - M3



38.AW020224
PHOTOINTERRUP
TOR:GP1A173LCS
VF



27.AA100014
(x2)
RETAINING RING
C - SEPARATE



35.AF031046
FEED ROLLER - M
ANUAL FEED

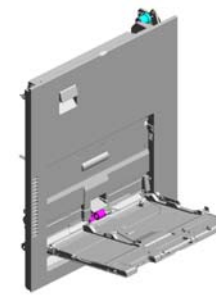


44.D0092573
(x6)
PULLEY - VERTICA
L TRANSPORT



U012 DUPLEX

- 48.D0094487 (x2) COMPRESSION SPRING - GATE
- 47.D0094485 (x2) BUSHING - GATE
- 53.D0394597 (x4) TENSION SPRING: DRIVEN ROLLER
- 46.D0094455 (x5) CUSHION - DC SOLENOID
- 52.D0394529 STOPPER:GUIDE PLATE:ROLLER:DRIVEN



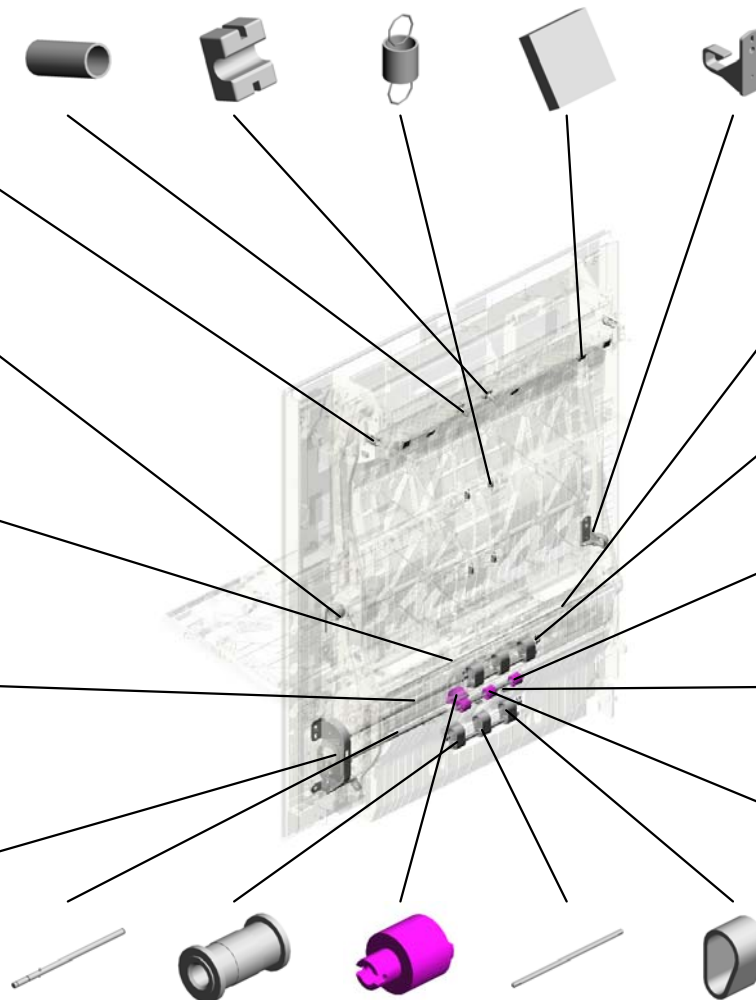
- 51.D0394525 (x2) COMPRESSION SPRING:SHAFT:GUIDE PLATE:EXIT

- 57.D1484690 TORSION SPRING: LINK

- 58.D1492557 GUIDE:REGISTRATION:ENTRANCE:REAR

- 64.D1492633 SHAFT:FEED:MANUAL FEED

- 56.D1484681 BRACKET:MOTOR:PEEN



- 59.D1492558 GUIDE:REGISTRATION:ENTRANCE:FRONT

- 55.D1444489 (x4) STOPPER:DRIVEN ROLLER

- 60.D1492612 (x3) ROLLER:GRIP:DRIVEN

- 62.D1492614 (x2) TENSION SPRING: GRIP:PRESSURE

- 61.D1492613 SHAFT:GRIP:DRIVEN

- 63.D1492619 SHAFT:SEPARATOR:DRIVE:ASSY

- 45.D0092574 (x6) PULLEY - IDLER

- 54.D1292783 TORQUE LIMITER MECHANICAL CLUTCH:40MM:DIAMETER

- 50.D0392993 (x2) SHAFT:TRANSPORT BELT:PULLEY

- 49.D0292677 (x6) TRANSPORT BELT:DRIVEN:VERTICAL TRANSPORT

U001	U002	U003	U004	U005	U006	U007	U008	U009	U010	U011	U012	U013	U014	U015
------	------	------	------	------	------	------	------	------	------	------	------	------	------	------

U012 DUPLEX

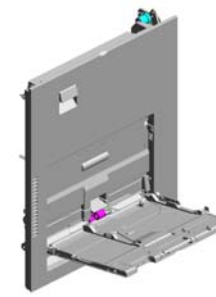
80.D1494647 SYNCHRONOUS B
ELT:30S2M212

84.D1494657 HOOK:STOPPER:D
UPLEX UNIT:REAR

81.D1494653 TENSION SPRING:
SWIVEL

82.D1494655 GRIP:DUPLEX UNI
T

83.D1494656 HOOK:STOPPER:D
UPLEX UNIT:FRON
T



76.D1492694
(x2)
COMPRESSION SP
RING:STOPPER:M
ANUAL FEED TABL
E



77.D1494638
GUIDE:WIRE



75.D1492693
(x2)
STOPPER:MANUA
L FEED TABLE



73.D1492688
TENSION SPRING:
WIRE



72.D1492686
WIRE:MANUAL FE
ED TABLE:TC075



65.D1492635
TRANSPORT ROLL
ER:MANUAL FEED



67.D1492639
SHAFT:PAPER ST
OPPER



68.D1492642
SHAFT:LINK:PAPE
R STOPPER



66.D1492638
LINK:PAPER STOP
PER:MANUAL FEED



71.D1492658
COVER:PAPER FE
ED ROLLER



79.D1494646
SYNCHRONOUS B
ELT:30S2M262



78.D1494645
SYNCHRONOUS B
ELT:30S2M118



74.D1492692
ARM:MANUAL FEE
D:FRONT UPPER



70.D1492656
TORSION SPRING:
PAPER END SENS
OR



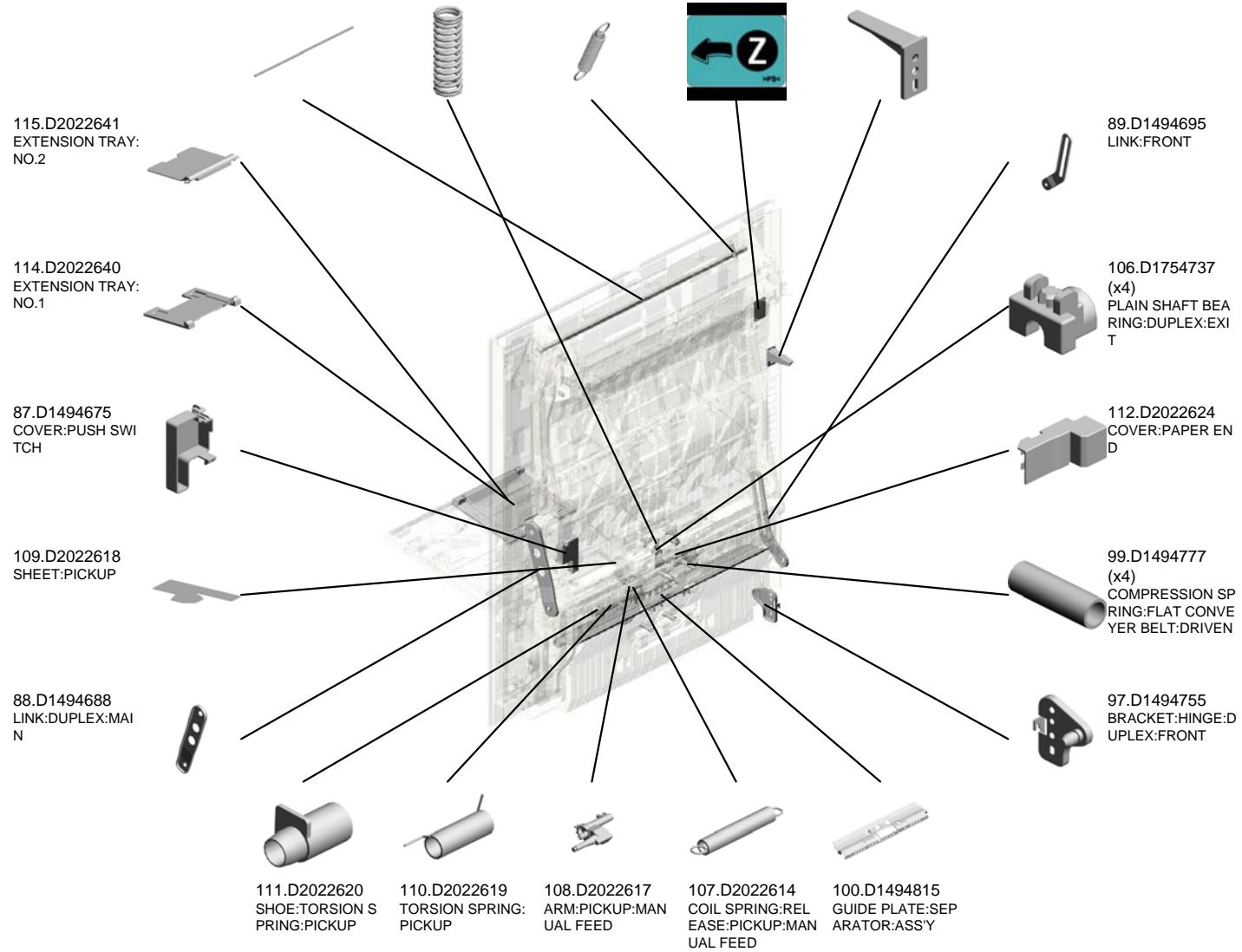
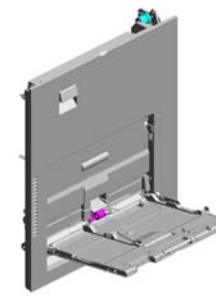
69.D1492655
FEELER:PAPER E
ND SENSOR



U001 U002 U003 U004 U005 U006 U007 U008 U009 U010 U011 U012 U013 U014 U015

U012 DUPLEX

105.D1754654 SHAFT:LEVER:LOCK
 86.D1494672 (x4) COMPRESSION SPRING:DRIVEN
 85.D1494658 COIL SPRING:LEVER:DUPLEX
 91.D1494715 DECAL:GRIP:Z
 101.D1494850 ARM:PUSH SWITCH



U001	U002	U003	U004	U005	U006	U007	U008	U009	U010	U011	U012	U013	U014	U015
------	------	------	------	------	------	------	------	------	------	------	------	------	------	------

U012 DUPLEX

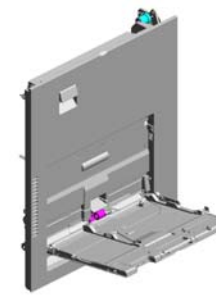
129.D2024722
LINK:DUPLEX

119.D2022669
COVER:MANUAL FEED TABLE

127.D2024692
(x2)
SHAFT:PRESSURE :GUIDE PLATE:UPPER

122.D2024673
FEELER:DUPLEX:ENTRANCE SENSOR

123.D2024674
TORSION SPRING: DUPLEX:ENTRANCE SENSOR



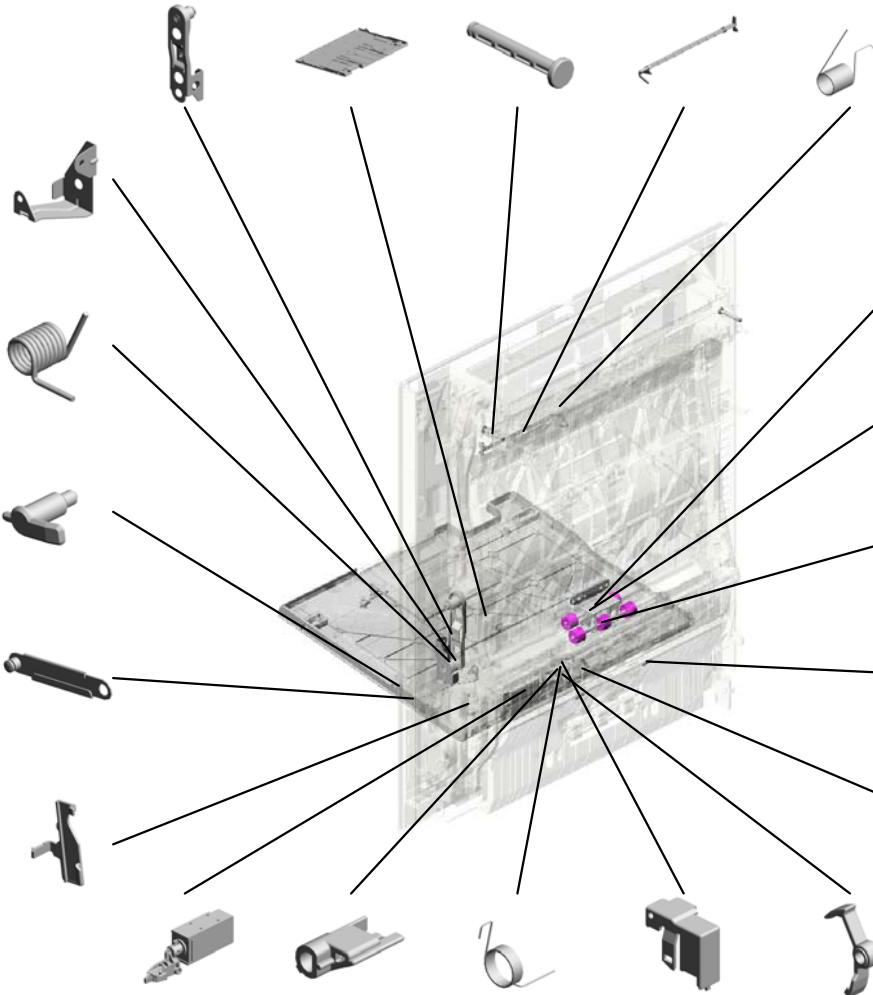
128.D2024721
BRACKET:LINK:DUPLEX

130.D2024726
TORSION SPRING: LINK:CONTACT POINT

116.D2022642
PULLEY:WIRE:MANUAL FEED TABLE

117.D2022646
ARM:MANUAL FEED:REAR UPPER

132.D2412622
COVER:DAMPER



125.D2024680
BRACKET:DRIVEN ROLLER:PRESSURE

124.D2024679
DRIVEN ROLLER:DIAMETER:16:DUPLEX

126.D2024682
DRIVEN ROLLER:DIAMETER:16

118.D2022654
(x2)
CUSHION:GUIDE PLATE:SEPARATOR

141.D2412652
GROUND PLATE:SHAFT:FEED

131.D2412612
DC SOLENOID:PICTURE:ASSY

139.D2412643
ARM:LINK:PAPER STOPPER

140.D2412644
TORSION SPRING: LINK:PAPER STOPPER

138.D2412641
COVER:PAPER STOPPER:MANUAL FEED

137.D2412637
PAPER STOPPER:MANUAL FEED

U001	U002	U003	U004	U005	U006	U007	U008	U009	U010	U011	U012	U013	U014	U015
------	------	------	------	------	------	------	------	------	------	------	------	------	------	------

U012 DUPLEX

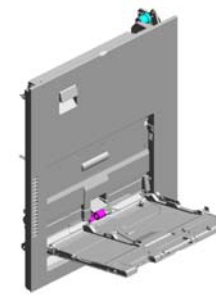
156.D2414643
(x2)
TRANSPORT ROLL
ER:ENTRANCE

153.D2414635
SHEET:CUSHION

159.D2414660
GUIDE PLATE:UPP
ER:RIGHT:DUPLEX

162.D2414677
(x2)
COMPRESSION SP
RING:EXIT:UPPER

161.D2414676
(x2)
LEVER:PRESSURE
:DUPLEX



158.D2414652
GEAR:PULLEY:SWI
VEL



160.D2414673
GUIDE PLATE:DRI
VEN



155.D2414642
TRANSPORT ROLL
ER:DUPLEX:1



164.D2414692
INNER COVER:RE
AR:DUPLEX



157.D2414644
GEAR:MECHANICA
L ROLLER CLUTCH



163.D2414684
GEAR:OUTPUT



143.D2412656
HOLDER:HARNES
S



142.D2412653
COIL SPRING:PRE
SSURE:SEPARATO
R



147.D2412676
(x2)
HOLDER:DRIVEN:B
ELT



148.D2412678
(x2)
SHAFT:FLAT CONV
EYER BELT:DRIVE
N



152.D2414628
GUIDE PLATE:DUP
LEX:EXIT



151.D2414617
TRANSPORT ROLL
ER:DUPLEX:2:DIA8



154.D2414640
TRANSPORT ROLL
ER:EXIT:DIA8



145.D2412673
GUIDE PLATE:VER
TICAL TRANSPOR
T:NO.1:DRIVEN



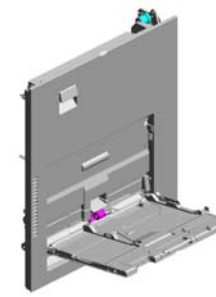
146.D2412674
GUIDE PLATE:VER
TICAL TRANSPOR
T:NO.2:DRIVEN



U001	U002	U003	U004	U005	U006	U007	U008	U009	U010	U011	U012	U013	U014	U015
------	------	------	------	------	------	------	------	------	------	------	------	------	------	------

U012 DUPLEX

171.D2414750 BRACKET:MOTOR: D
DUPLEX
172.D2414755 GEAR:OUTPUT:DU
PLEX:ENTRANCE
174.D2414762 DRIVEN ROLLER:D
IA18
173.D2414761 (x2)
DRIVEN ROLLER:D
IA16
180.D2414995 GUIDE PLATE:UPP
ER

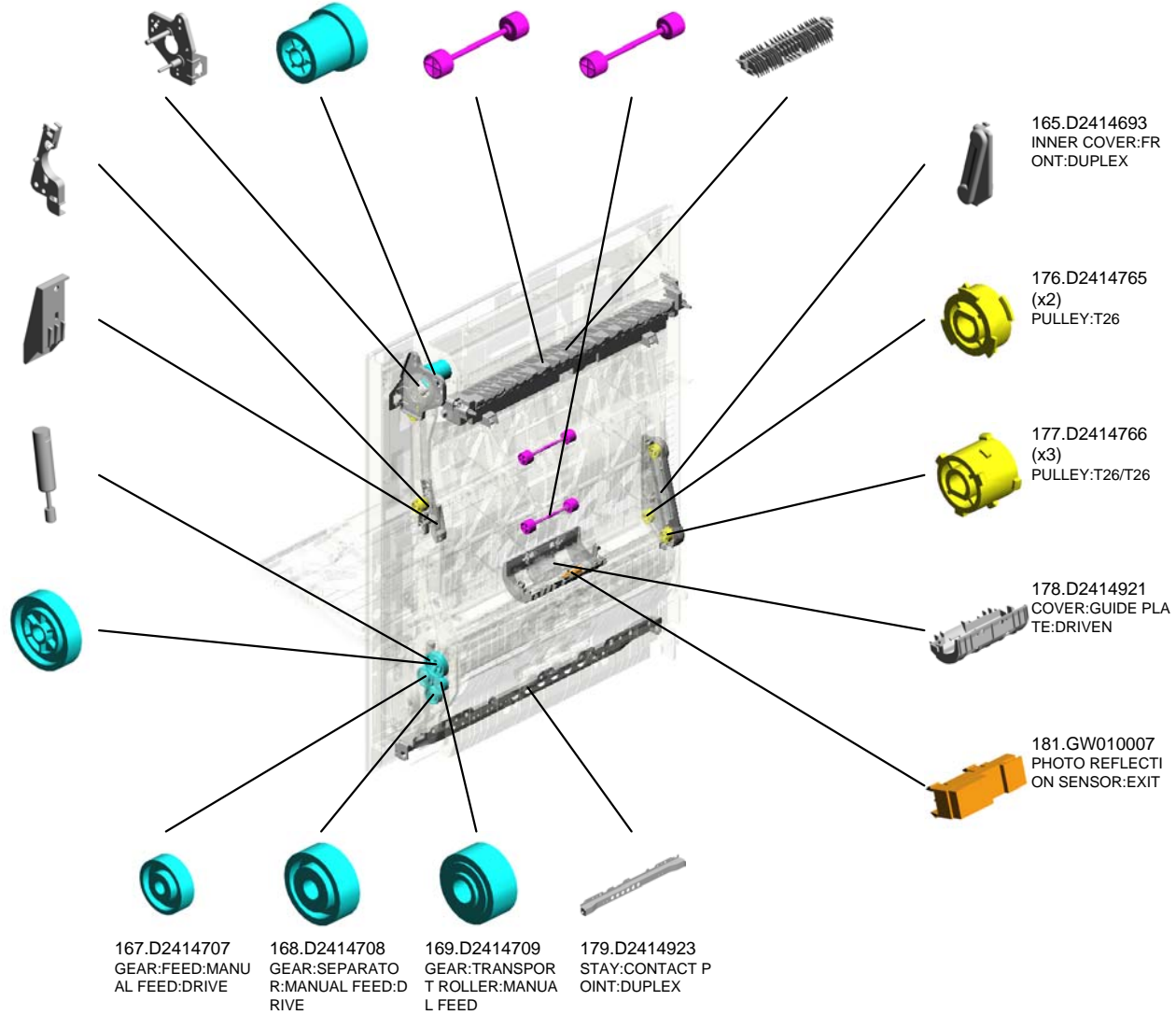


175.D2414763 GUIDE:HARNESS:
ENTRANCE SENS
OR:DUPLEX

166.D2414694 CAP:BELT:DUPLEX

183.M0662749 OIL DAMPER:STRA
IGHT:30N

170.D2414710 GEAR:IDLER



165.D2414693 INNER COVER:FR
ONT:DUPLEX

176.D2414765 (x2)
PULLEY:T26

177.D2414766 (x3)
PULLEY:T26/T26

178.D2414921 COVER:GUIDE PLA
TE:DRIVEN

181.GW010007 PHOTO REFLECTI
ON SENSOR:EXIT

167.D2414707 GEAR:FEED:MANU
AL FEED:DRIVE

168.D2414708 GEAR:SEPARATO
R:MANUAL FEED:D
RIVE



169.D2414709 GEAR:TRANSPOR
T ROLLER:MANUA
L FEED

179.D2414923 STAY:CONTACT P
OINT:DUPLEX

U001	U002	U003	U004	U005	U006	U007	U008	U009	U010	U011	U012	U013	U014	U015
------	------	------	------	------	------	------	------	------	------	------	------	------	------	------

U012_S001
SHAFT:SEPARATOR:DRIVEN:ASS'Y

10.07200040E
RETAINING RING -
M4




98.D1494770
SHAFT:SEPARATO
R:DRIVEN:ASS'Y

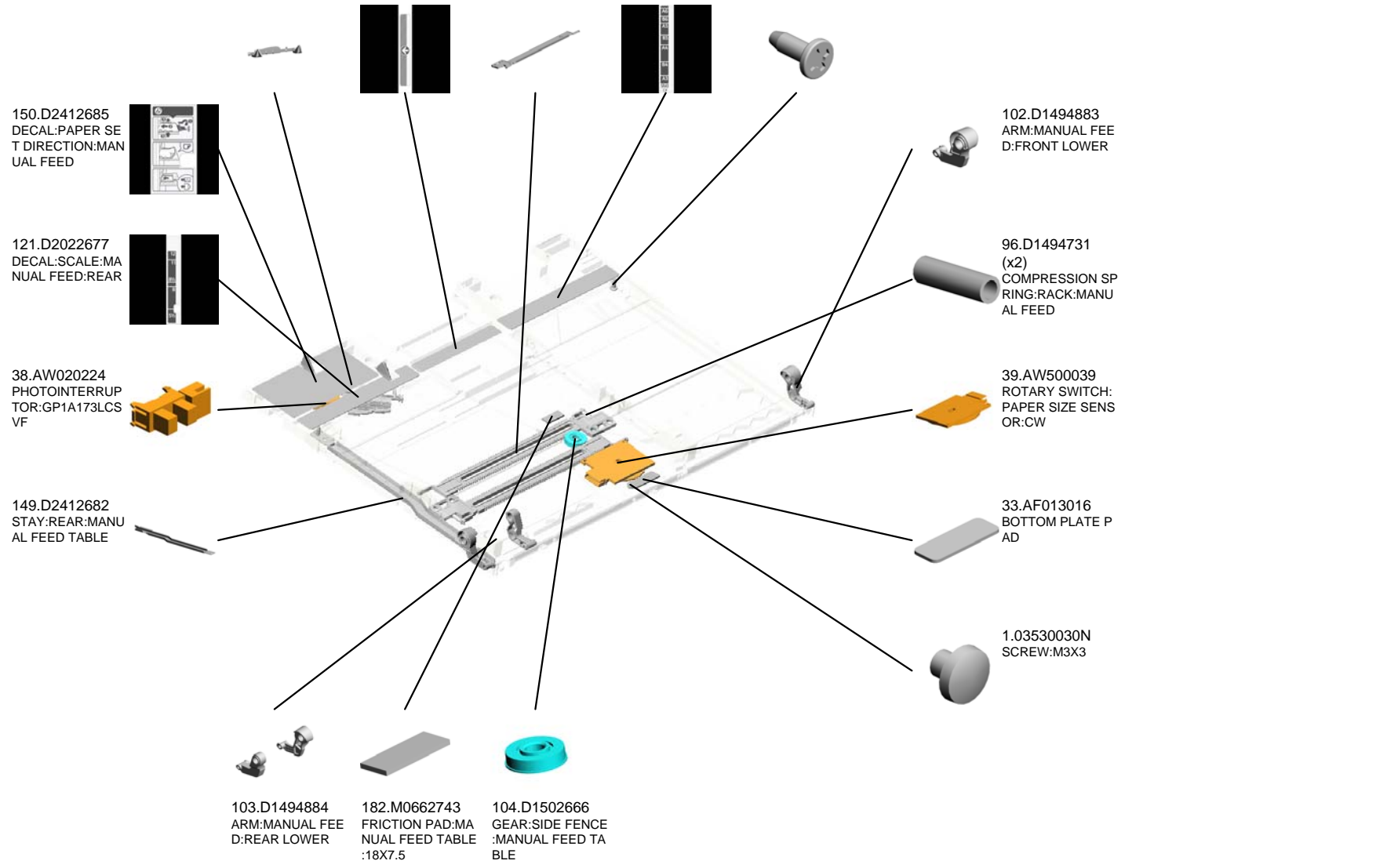
U001	U002	U003	U004	U005	U006	U007	U008	U009	U010	U011	U012	U013	U014	U015
------	------	------	------	------	------	------	------	------	------	------	------	------	------	------

U012_S002 MANUAL FEED TABLE:ASS'Y

- 113.D2022638 FEELER:PAPER SIZE SENSOR:MANUAL FEED
- 120.D2022676 DECAL:SCALE:MANUAL FEED:MIDDLE
- 136.D2412634 (x2) RACK:MANUAL FEED
- 144.D2412663 DECAL:SCALE:MANUAL FEED:FRONT
- 42.B2231099 (x2) FLAT SCREW




133.D2412627
MANUAL FEED TABLE:ASS'Y



U001	U002	U003	U004	U005	U006	U007	U008	U009	U010	U011	U012	U013	U014	U015
------	------	------	------	------	------	------	------	------	------	------	------	------	------	------

U012_S002_S001
SIDE FENCE:FRONT:ASS'Y


92.D1494717
PLATE:SIDE FENC
E:FRONT



134.D2412630
SIDE FENCE:FRON
T:ASSY



93.D1494718
TORSION SPRING:
SIDE FENCE:FRON
T



U001	U002	U003	U004	U005	U006	U007	U008	U009	U010	U011	U012	U013	U014	U015
------	------	------	------	------	------	------	------	------	------	------	------	------	------	------


U012_S002_S002
SIDE FENCE:REAR:ASS'Y

94.D1494720
PLATE:SIDE FENC
E:REAR

95.D1494721
TORSION SPRING:
SIDE FENCE:REAR



135.D2412632
SIDE FENCE:REAR
:ASS'Y



90.D1494711
DECAL:SIDE FENC
E:MANUAL FEED

U001	U002	U003	U004	U005	U006	U007	U008	U009	U010	U011	U012	U013	U014	U015
------	------	------	------	------	------	------	------	------	------	------	------	------	------	------

U013.MAIN DRIVE

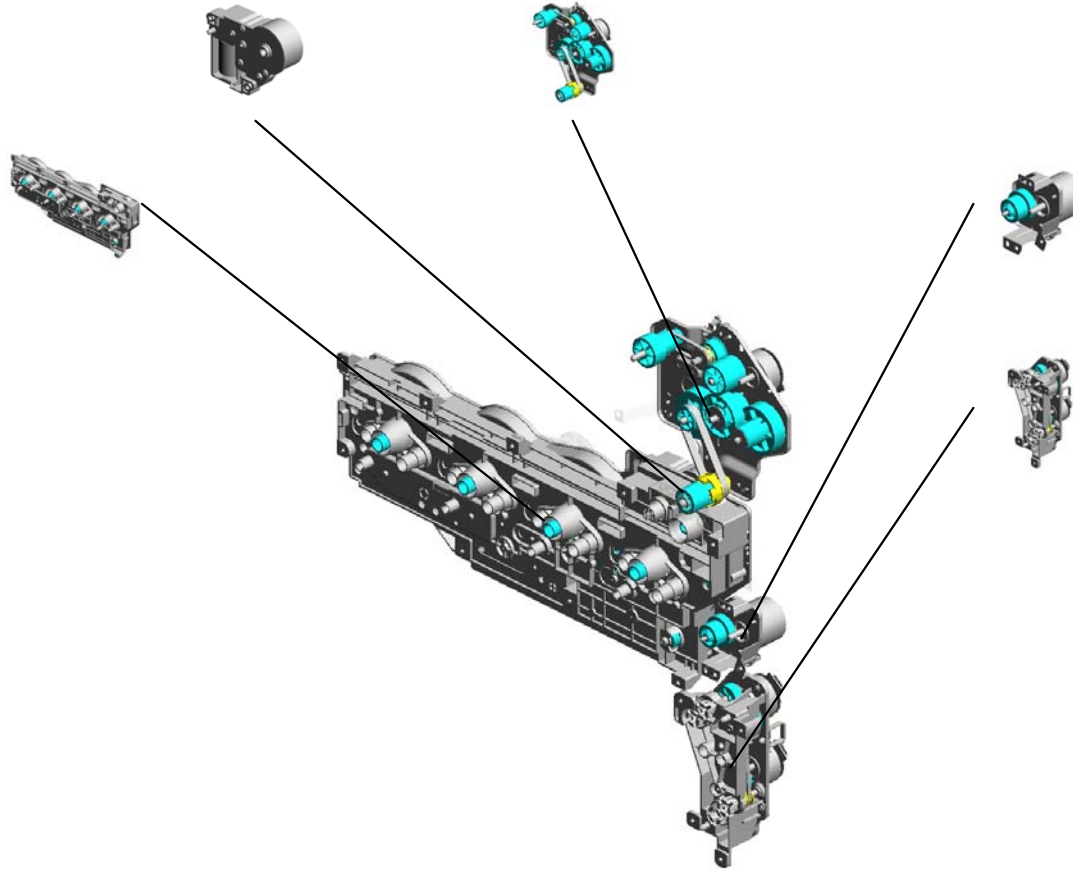
U013_S001
D1491199
DRIVE UNIT:ON-OFF:TRANS
FER

U013_S005
D2411357
DRIVE UNIT:FUSING/PAPER
EXIT UNIT:ASS'Y

U013_S003
D2411117
DRIVE UNIT:ENGINE:ASSY:
D240/D241/D242

U013_S002
D1491351
DRIVE UNIT:REGISTRATION:
ASS'Y

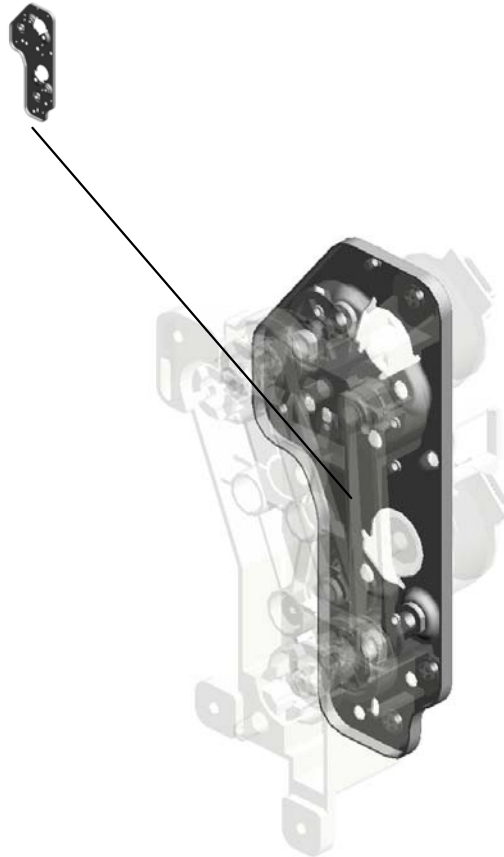
U013_S004
D2411399
DRIVE UNIT:PAPER FEED:AS
S'Y



U001	U002	U003	U004	U005	U006	U007	U008	U009	U010	U011	U012	U013	U014	U015
------	------	------	------	------	------	------	------	------	------	------	------	-------------	------	------

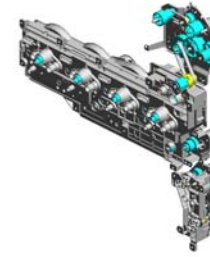
U013_S004.DRIVE UNIT:PAPER FEED:ASS'Y

U013_S004_S001
D2021152
BRACKET:DRIVE UNIT:PAPE
R FEED:ASS'Y



U001	U002	U003	U004	U005	U006	U007	U008	U009	U010	U011	U012	U013	U014	U015
------	------	------	------	------	------	------	------	------	------	------	------	------	------	------

U013 MAIN DRIVE



40.D1491394
GROUND PLATE:D
RIVE UNIT:FUSING
/PAPER EXIT UNIT

2.03603006N
(x18)
SCREW - M3X6

7.04583008N
(x7)
HEXAGON HEAD T
APPING SCREW:3
X8

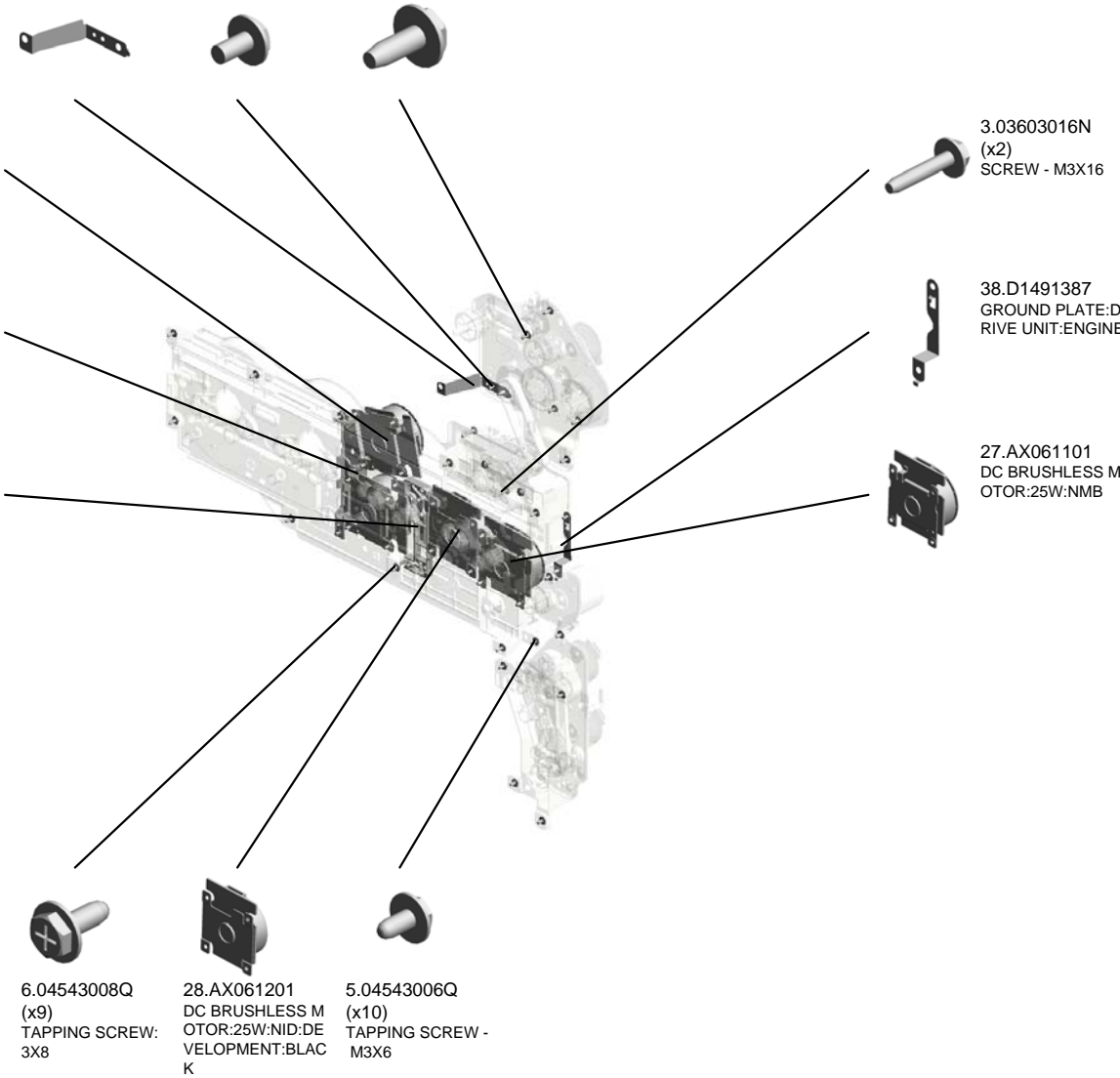
26.AX061001
(x2)
DC BRUSHLESS M
OTOR:40W:NMB



49.D2411113
GUIDE:HARNESS:
RIGHT



50.D2411115
GUIDE:HARNESS:L
EFT



6.04543008Q
(x9)
TAPPING SCREW:
3X8

28.AX061201
DC BRUSHLESS M
OTOR:25W:NID:DE
VELOPMENT:BLAC
K

5.04543006Q
(x10)
TAPPING SCREW -
M3X6



3.03603016N
(x2)
SCREW - M3X16

38.D1491387
GROUND PLATE:D
RIVE UNIT:ENGINE

27.AX061101
DC BRUSHLESS M
OTOR:25W:NMB

U013_S001
DRIVE UNIT:ON-OFF:TRANSFER

23.AW020198
PHOTOINTERRUP
TOR:LG2A14NL1



34.D1491199
DRIVE UNIT:ON-OF
F:TRANSFER


1.03530030N (x 2)
SCREW:M3X3
4.04523010N (x 3)
BINDING SELF-TAPPING SCREW:3X10

U001	U002	U003	U004	U005	U006	U007	U008	U009	U010	U011	U012	U013	U014	U015
------	------	------	------	------	------	------	------	------	------	------	------	------	------	------

U013_S002

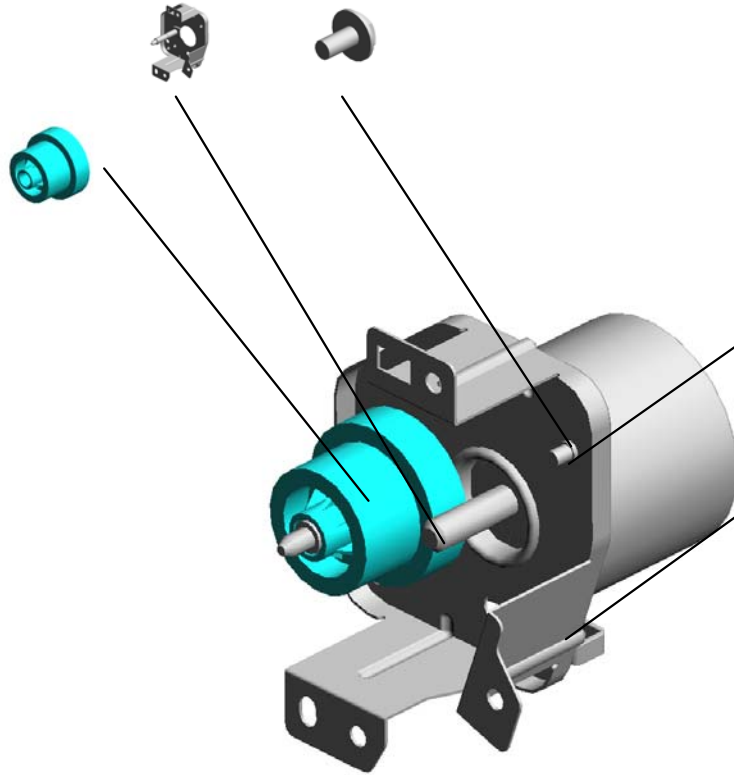
DRIVE UNIT:REGISTRATION:ASS'Y

36.D1491352 2.03603006N
BRACKET:DRIVE U (x2)
NIT:REGISTRATIO SCREW - M3X6
N:ASS'Y



35.D1491351
DRIVE UNIT:REGIS
TRATION:ASS'Y

37.D1491355
GEAR:REGISTRATI
ON:NO.1



24.AX060435
DC MOTOR:GEAR:
10W:BRUSHLESS



14.11050759
CLAMP:LWSM-060
5A




U001	U002	U003	U004	U005	U006	U007	U008	U009	U010	U011	U012	U013	U014	U015
------	------	------	------	------	------	------	------	------	------	------	------	------	------	------

U013_S003

DRIVE UNIT:ENGINE:ASS'Y:D240/D241/D242


22.AA082175 (x4)
PLAIN SHAFT BEARING RING:8X12X7

10.07200040E (x5)
RETAINING RING - M4



51.D2411117
DRIVE UNIT:ENGINE:ASS'Y:D240/D241/D242

2.03603006N (x3)
SCREW - M3X6

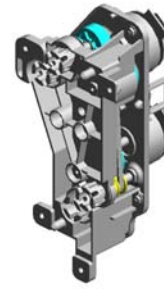


19.AA080346
BUSHING:FLANGE TYPE:DIA6

8.04583010N (x25)
HEXAGON HEAD TAPPING SCREW:3X10

U001	U002	U003	U004	U005	U006	U007	U008	U009	U010	U011	U012	U013	U014	U015
------	------	------	------	------	------	------	------	------	------	------	------	------	------	------

U013_S004
DRIVE UNIT:PAPER FEED:ASS'Y



55.D2411399
DRIVE UNIT:PAPE
R FEED:ASS'Y

12.08050104 (x3) RETAINING RINGS
-E:SILENCER:DIA4
46.D2021193 (x2) STUD:PAPER FEE
D:GRIP:ASS'Y
45.D2021191 GEAR:GRIP:NO.1
9.06320100G (x2) PIN - 2X10MM
33.D1491197 GEAR:IDLER:PAPE
R FEED:GRIP:NO.1

30.D1491194
PULLEY:PAPER FE
ED:FEED:NO.1:ME
CHANICAL ROLLE
R CLUTCH

39.D1491392
FLANGE:PAPER F
EED:FEED

43.D2021143
(x4)
JOINT:DRIVE

18.AA043623
TIMING BELT - B40
S2M180

48.D2021196
HOUSING:DRIVE U
NIT:PAPER FEED:A
SS'Y

19.AA080346
(x4)
BUSHING:FLANGE
TYPE:DIA6

32.D1491196
GEAR:PAPER FEE
D:FEED:NO.2:MEC
HANICAL ROLLER
CLUTCH

47.D2021195
PULLEY:GRIP:NO.2

2.03603006N
(x8)
SCREW - M3X6

13.11050655
(x2)
CLAMP:LWSR-181
6S

17.AA043000
SYNCHRONOUS B
ELT:40S3M192

25.AX060464
(x2)
DC MOTOR:ENCO
DER:NO:10W:GEA
R:BRUSHLESS

31.D1491195
GEAR:IDLER:PAPE
R FEED:FEED

10.07200040E
(x8)
RETAINING RING -
M4

U001 U002 U003 U004 U005 U006 U007 U008 U009 U010 U011 U012 U013 U014 U015

U013_S004_S001
BRACKET:DRIVE UNIT:PAPER FEED:ASS'Y

21.AA082173
(x2)
PLAIN SHAFT BEA
RING:6X10X6



20.AA082170
(x2)
PLAIN SHAFT BEA
RING:DIA4XDIA8X5
:EG-1



44.D2021152
BRACKET:DRIVE U
NIT:PAPER FEED:A
SS'Y

U001	U002	U003	U004	U005	U006	U007	U008	U009	U010	U011	U012	U013	U014	U015
------	------	------	------	------	------	------	------	------	------	------	------	------	------	------

U013_S005

DRIVE UNIT:FUSING/PAPER EXIT UNIT:ASS'Y

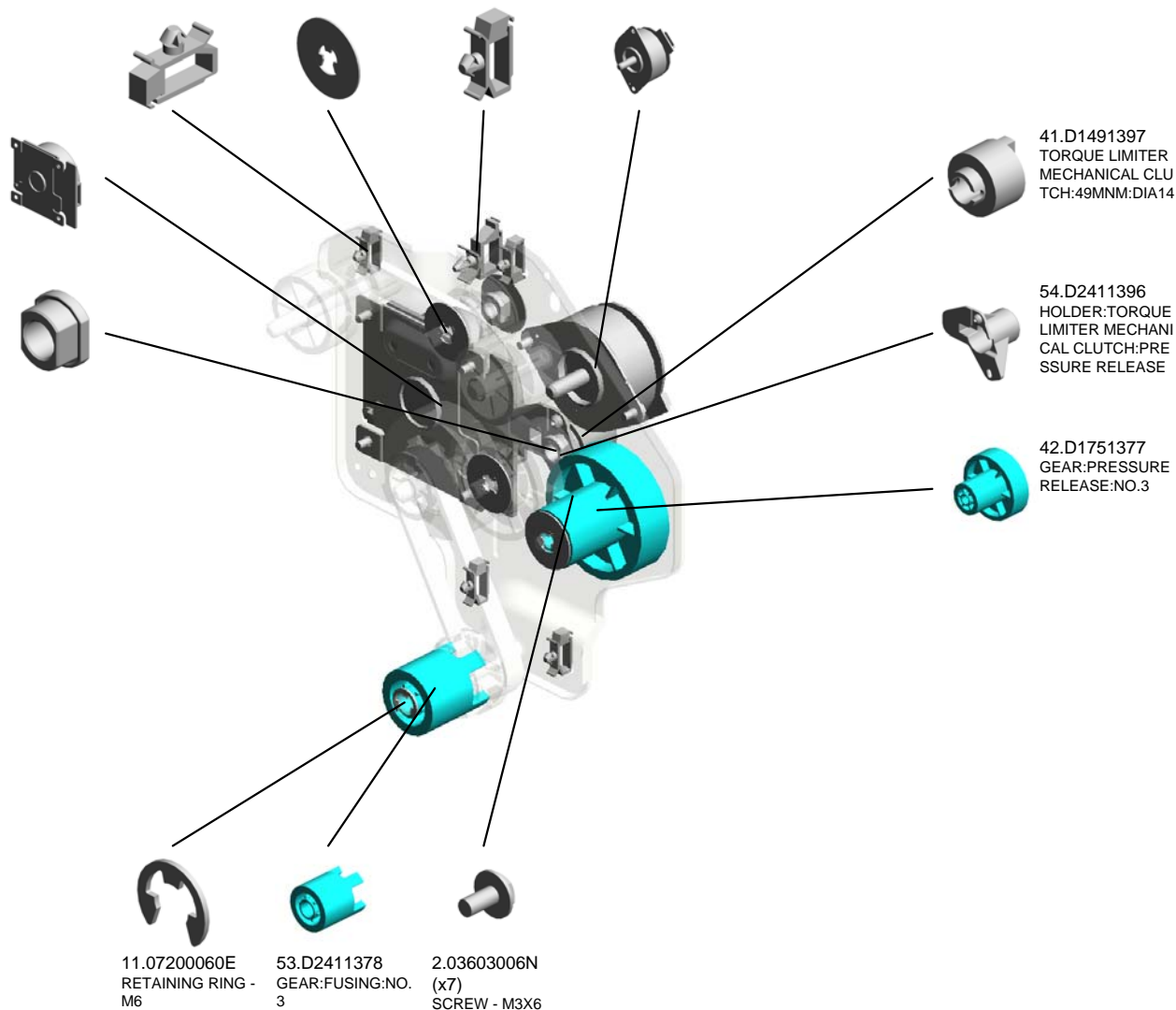
- 15.11050760 (x5) CLAMP:LWSM-0511A
- 10.07200040E (x5) RETAINING RING - M4
- 16.11050762 CLAMP:LWS-0711A
- 25.AX060464 DC MOTOR:ENCO DER:NO:10W;GEAR:BRUSHLESS



52.D2411357
DRIVE UNIT:FUSIN
G/PAPER EXIT UNI
T:ASSY

29.AX061202
DC BRUSHLESS M
OTOR:25W:NID:FU
SING UNIT

21.AA082173
(x2)
PLAIN SHAFT BEA
RING:6X10X6



U001	U002	U003	U004	U005	U006	U007	U008	U009	U010	U011	U012	U013	U014	U015
------	------	------	------	------	------	------	------	------	------	------	------	------	------	------

U014.ELECTRICAL

U014_S001
AZ240269
(EU/AA,KOR(M0AL)/CHN):DC
POWER SUPPLY

U014_S002
AZ240269
(EU/AA,KOR(M0AL)/CHN):DC
POWER SUPPLY

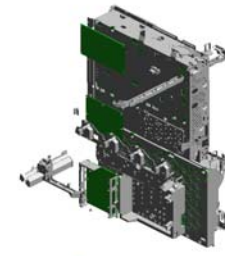
U014_S003
AZ240269
(EU/AA,KOR(M0AL)/CHN):DC
POWER SUPPLY

U014_S004
AZ240267
(NA):DC POWER SUPPLY

U001	U002	U003	U004	U005	U006	U007	U008	U009	U010	U011	U012	U013	U014	U015
------	------	------	------	------	------	------	------	------	------	------	------	------	------	------

U014 ELECTRICAL

15.11050409 CARD SPACER- 6.4MM
 9.04543008Q (x6) TAPPING SCREW: 3X8
 27.11050764 CLAMP:LWS-1316A
 17.11050692 CLAMP:LES-0503
 2.03603006N (x2) SCREW - M3X6



11.04543020Q (x2) TAPPING SCREW: 3X20

6.04543006N (x5) TAPPING SCREW: ROUND POINT:3X6

3.04513006N (x15) TAPPING SCREW - 3X6

30.14078389 EEPROM:BR24T12 8-W

20.11050725 CLAMPS:WES-111 7

18.11050723 (x2) CLAMPS:WES-050 7

10.04543010Q (x5) TAPPING SCREW: 3X10

19.11050724 CLAMPS:WES-121 0

28.11050765 (x6) CLAMP:LWS-2218A

7.04543006Q (x48) TAPPING SCREW - M3X6

24.11050759 (x17) CLAMP:LWSM-060 5A

12.04583008N (x37) HEXAGON HEAD TAPPING SCREW:3 X8

13.08050103 RETAINING RINGS -E.SILENCER:DIA3

29.12042612 (x2) MICRO SWITCH:D3 V-16506-3C25

5.04513025N TAPPING SCREW: M3X25

16.11050488 (x12) HARNESS CLAMP

18.11050723 (x2) CLAMPS:WES-050 7

19.11050724 (x2) CLAMPS:WES-121 0

21.11050726 (x2) CLAMPS:WES-221 7

23.11050758 (x9) CLAMP:LWSM-030 6A

17.11050692 (x4) CLAMP:LES-0503

22.11050752 SADDLE:EDS-3005 LS-V0

24.11050759 (x38) CLAMP:LWSM-060 5A

U014 ELECTRICAL

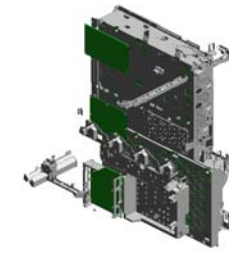
34.AX640236
FAN:MM60X15

37.AZ320197
POWER PACK:TTS
:H

51.D1495810
BRACKET:RACK:U
PPER

33.AA143592
SCREW- M4X6

39.B2231317
(x3)
SCREW



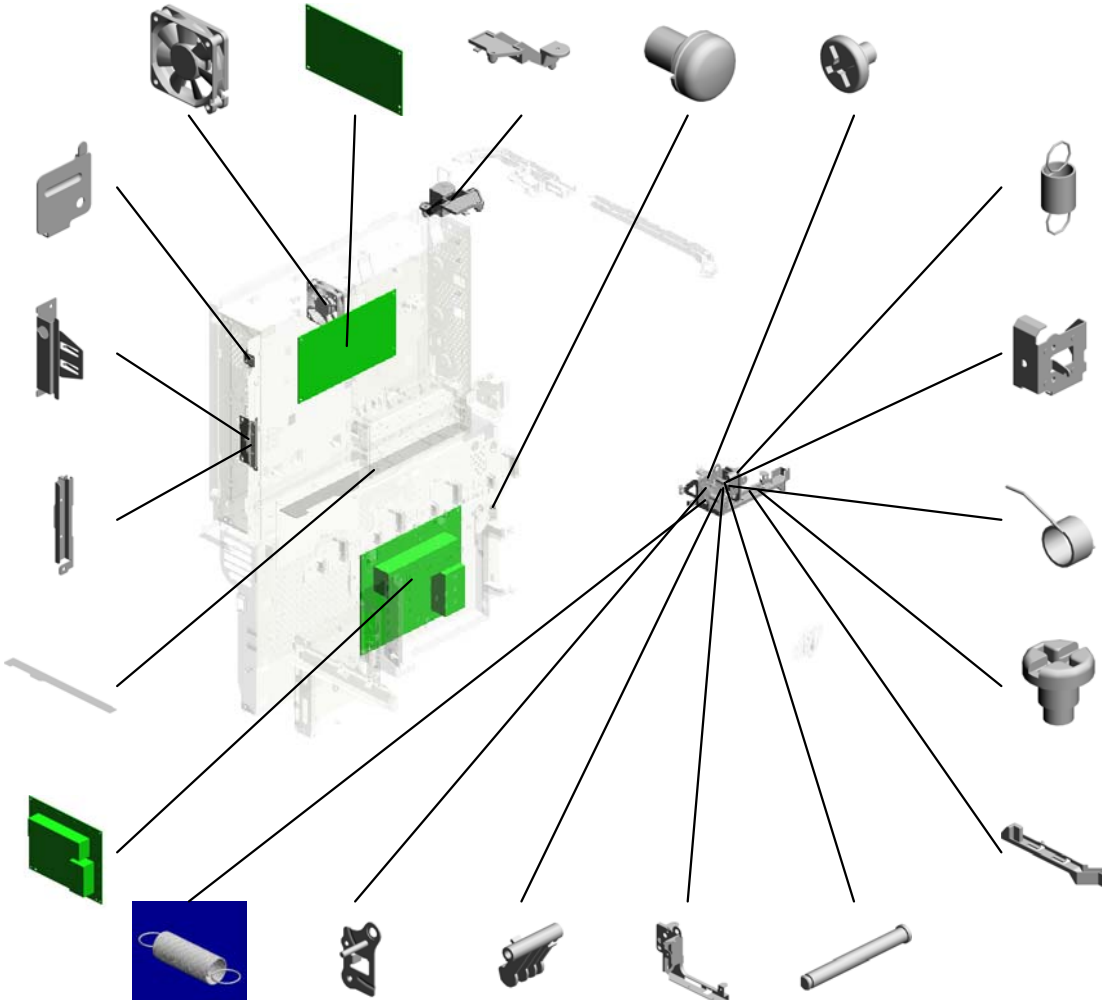
50.D1495776
COVER:USB:SMAL
L

41.D0895887
PANEL:INTERFAC
E

40.D0895824
COVER:SD-CARD:
D086/D087

52.D1495818
SPACER:FFC

38.AZ320216
POWER PACK:CB:
H



31.AA061127
(x2)
TENSION SPRING:
SAFETY SWITCH:F
RONT

44.D1495711
BRACKET:ARM:SA
FETY SWITCH:FR
ONT

48.D1495718
TORSION SPRING:
SAFETY SWITCH

42.D1421805
(x2)
SHAFT:SCALE

49.D1495726
LEVER:SAFETY S
WITCH:RIGHT

25.11050760
(x38)
CLAMP:LWSM-051
1A

26.11050762
(x12)
CLAMP:LWS-0711A

27.11050764
(x7)
CLAMP:LWS-1316A

28.11050765
(x5)
CLAMP:LWS-2218A

1.03530060N (x 1)
BIND SCREW - M3X6
4.04513008N (x14)
TAPPING SCREW - M3X8
7.04543006Q (x34)
TAPPING SCREW - M3X6
8.04543008N (x 2)
TAPPING SCREW:ROUND POINT:3X8
12.04583008N (x 2)
HEXAGON HEAD TAPPING SCREW:3X8

32.AA061128
TENSION SPRING:
SAFETY SWITCH:R
IGHT

43.D1495703
BRACKET:MICRO
SWITCH

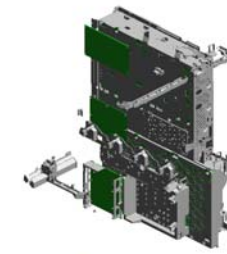
45.D1495713
ARM:SAFETY SWI
TCH:FRONT

47.D1495717
BASE:SAFETY SWI
TCH


46.D1495714
SHAFT:ARM:SAFE
TY SWITCH

U014 ELECTRICAL

64.D2415803 GUIDE:HARNESS: C/T BOX
 55.D2395884 BRACKET:BCU
 56.D2395898 BRACKET:HELM
 63.D2415800 RACK:RIGHT:AUXILIARY
 54.D2395883 GROUND PLATE:BCU



57.D2395899
CAP:HELM



65.D2415817
GUIDE:FFC:2



59.D2415112
PCB:IOB:ENGINE



66.D2415831
(x4)
CAP:GUIDE:WIRE



67.D2415832
(x4)
CAP:GUIDE:COIL SPRING



53.D1495824
COVER:CONNECTOR:HEATER:0.4MM



58.D2415110
PCB:IOB:TRANSPORT




69.D2415842
COVER:GUIDE:WIRE



61.D2415764
COVER:POWER PACK:CB



62.D2415765
CASE:POWER PACK:CB



70.D2415850
WIRE:CHARGE:K



71.D2415851
WIRE:DEVELOPMENT:K



72.D2415852
WIRE:CHARGE:C



68.D2415841
BASE:GUIDE:WIRE

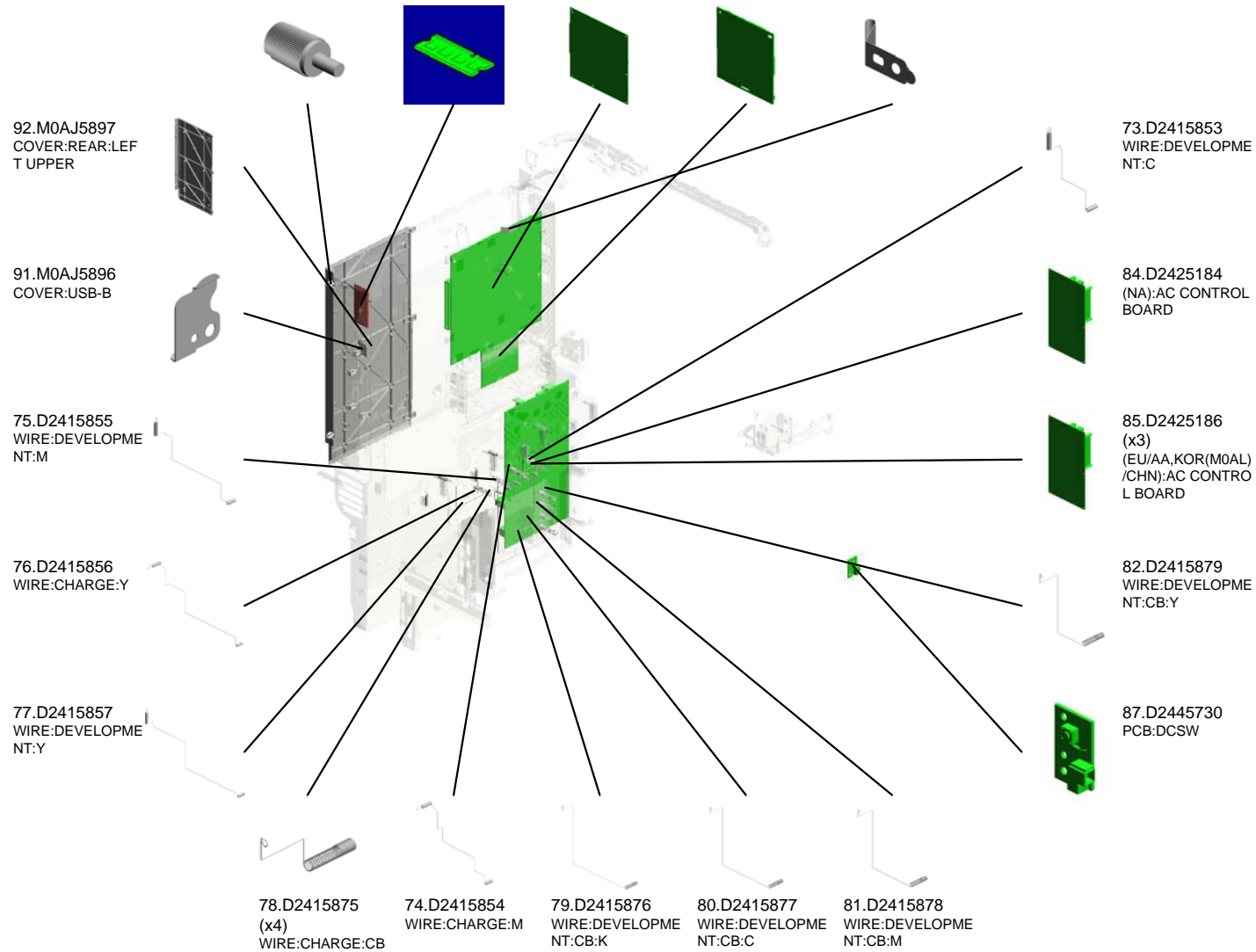
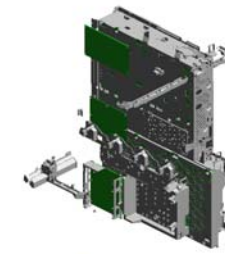


60.D2415737
BRACKET:MAIN SWITCH



U014 ELECTRICAL

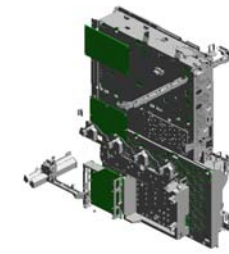
- 88.G1045141 (x6) KNOB SCREW:M3
- 86.D2425605 PCB:DDR3-DIMM:R C-C:2GB:ASS'Y
- 90.M0AJ5644 PCB:IMAGE PROCESSING UNIT
- 89.M0AJ5114 BCU:TYPE-H3:ASS'Y
- 83.D2415889 SPRING PLATE:IMAGE PROCESSING UNIT



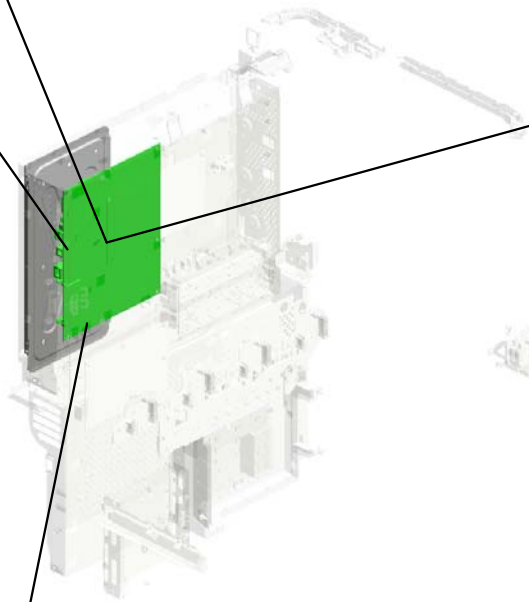
U001	U002	U003	U004	U005	U006	U007	U008	U009	U010	U011	U012	U014	U015
------	------	------	------	------	------	------	------	------	------	------	------	------	------

U014 ELECTRICAL

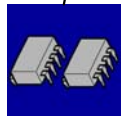
95.M9455602
(M0AJ:NA/EU/AA/C
HN);PCB:CTL:SER
VICE



93.M0AJ5898
COVER:RACK:SM
ALL




96.M9455603
(x3)
(M0AL:NA/EU/AA.K
OR);PCB:CTL:SER
VICE



94.M0AJ9591
NVRAM

U001	U002	U003	U004	U005	U006	U007	U008	U009	U010	U011	U012	U013	U014	U015
------	------	------	------	------	------	------	------	------	------	------	------	------	------	------

U014_S001
(EU/AA,KOR(M0AL)/CHN):DC POWER SUPPLY




36.AZ240269
(EU/AA,KOR(M0AL)
/CHN):DC POWER
SUPPLY

14.09573010N (x 6)
SCREW:SMALL ROUND/SPRING:M3X1
0

U001	U002	U003	U004	U005	U006	U007	U008	U009	U010	U011	U012	U013	U014	U015
------	------	------	------	------	------	------	------	------	------	------	------	------	------	------

U014_S002
(EU/AA,KOR(M0AL)/CHN):DC POWER SUPPLY




36.AZ240269
(EU/AA,KOR(M0AL)
/CHN):DC POWER
SUPPLY

14.09573010N (x 6)
SCREW:SMALL ROUND/SPRING:M3X1
0

U001	U002	U003	U004	U005	U006	U007	U008	U009	U010	U011	U012	U013	U014	U015
------	------	------	------	------	------	------	------	------	------	------	------	------	------	------

U014_S003
(EU/AA,KOR(M0AL)/CHN):DC POWER SUPPLY




36.AZ240269
(EU/AA,KOR(M0AL)
/CHN):DC POWER
SUPPLY

14.09573010N (x 6)
SCREW:SMALL ROUND/SPRING:M3X1
0

U001	U002	U003	U004	U005	U006	U007	U008	U009	U010	U011	U012	U013	U014	U015
------	------	------	------	------	------	------	------	------	------	------	------	------	------	------

U014_S004
(NA):DC POWER SUPPLY

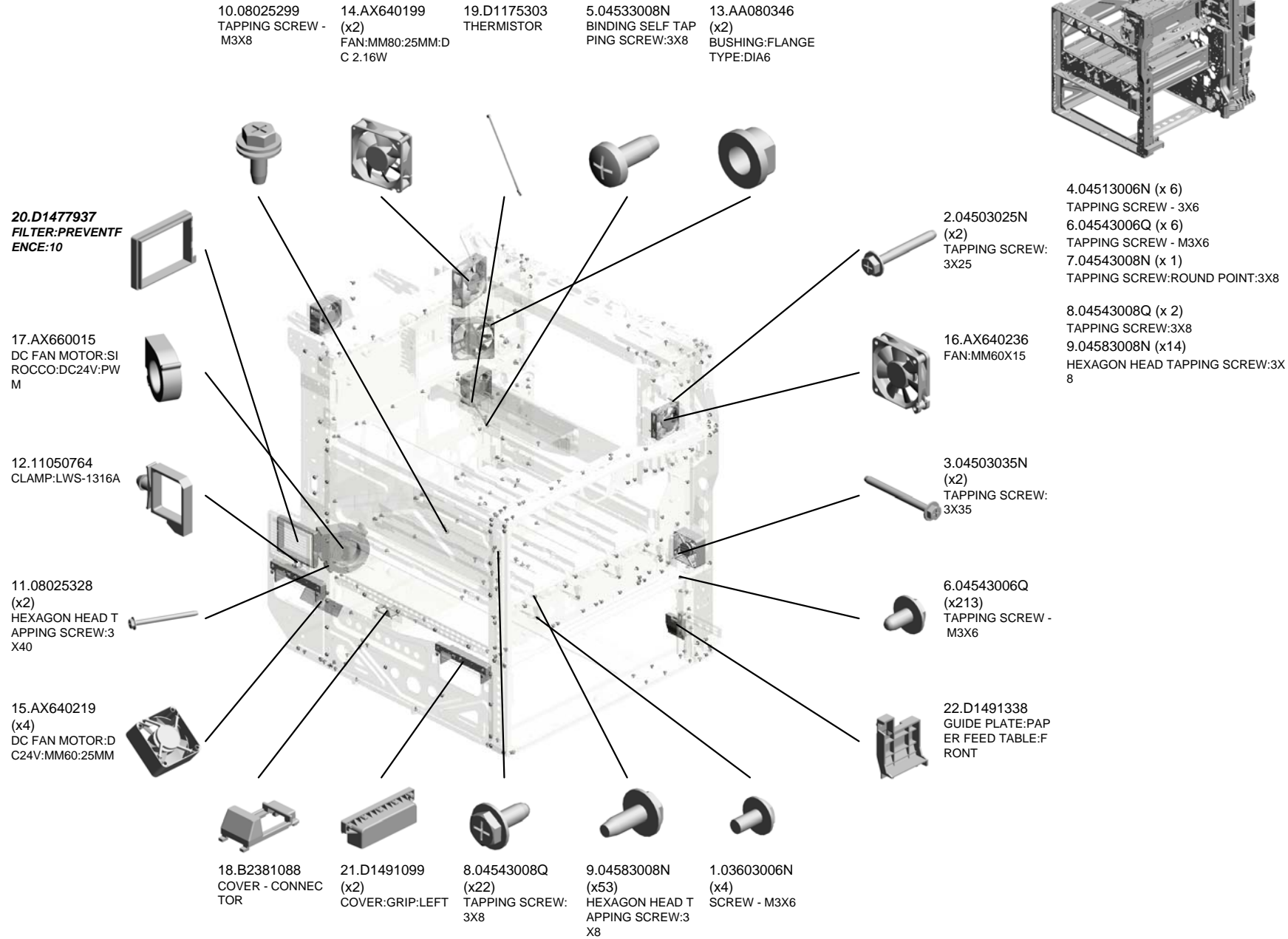



35.AZ240267
(NA):DC POWER S
UPPLY


14.09573010N (x 6)
SCREW:SMALL ROUND/SPRING:M3X1
0

U001	U002	U003	U004	U005	U006	U007	U008	U009	U010	U011	U012	U013	U014	U015
------	------	------	------	------	------	------	------	------	------	------	------	------	------	------

U015 MAIN FRAME



U015 MAIN FRAME



- 28.D1497952 DUCT:SUPPLY:B
- 31.D1497955 DUCT:SUPPLY:FAN:UPPER
- 32.D1497956 DUCT:SUPPLY:FAN:LOWER
- 40.D2417941 DUCT:EXHAUST:UPPER:A
- 41.D2417942 DUCT:EXHAUST:UPPER:B

27.D1497951
DUCT:SUPPLY:A



35.D1497971
DUCT:EXHAUST:REAR:A



34.D1497958
DUCT:DRIVE:COOLING:B



33.D1497957
DUCT:DRIVE:COOLING:A



**26.D1497938
OZONE FILTER**



37.D1497983
BRACKET:FAN:POWER SUPPLY UNIT



36.D1497982
DUCT:POWER SUPPLY UNIT



25.D1497932
DUCT:PCU:EXHAUST



38.D1497986
GUIDE:THERMISTOR



29.D1497953
DUCT:SUPPLY:C




42.D2417943
DUCT:EXHAUST:UPPER:C



39.D1501095
(x2)
BRACKET:POSITIONING:FUSING UNIT:M3



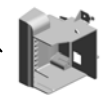
30.D1497954
DUCT:SUPPLY:D




24.D1497923
DUCT:DEVELOPMENT:RIGHT LOWER



23.D1497922
COVER:FAN:DEVELOPMENT:RIGHT LOWER



U015 MAIN FRAME



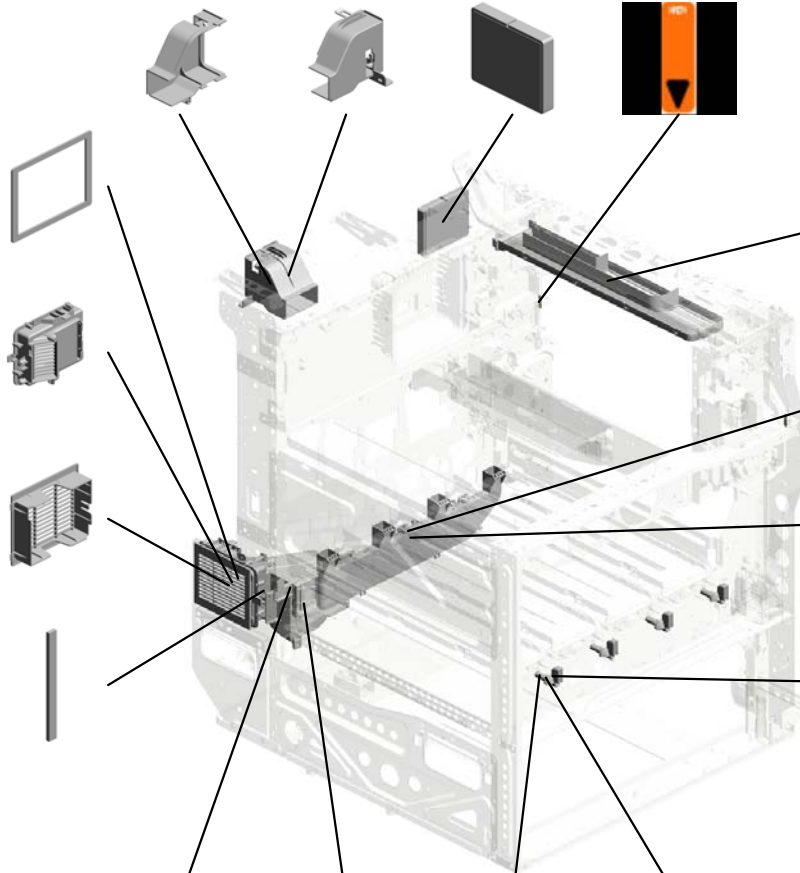
- 53.M0AJ7973 DUCT:EXHAUST:R EAR:C
- 52.M0AJ7972 DUCT:EXHAUST:R EAR:B
- 44.D2417945 DEODORIZE FILTER
- 47.GA003969 (x2) DECAL:POSITIONING DISPLAY:FUSION UNIT:MAIN

57.M0AJ7994 SEAL:CAP:FILTER

56.M0AJ7993 DUCT:DEVELOPMENT:EXHAUST:C

51.M0AJ7936 CAP:LOUVER:FILTER:LEFT

58.M0AJ7995 SEAL:DUCT:DEVELOPMENT:EXHAUST



43.D2417944 DUCT:EXHAUST:UPPER:D

46.D2417984 DUCT:DEVELOPMENT:REAR:B

45.D2417983 DUCT:DEVELOPMENT:REAR:A

48.M0AJ1091 (x4) LEVER:LOCK:PCU


55.M0AJ7992 DUCT:DEVELOPMENT:EXHAUST:B

54.M0AJ7991 DUCT:DEVELOPMENT:EXHAUST:A


50.M0AJ1093 (x4) COMPRESSION SPRING:LOCK:PCU

49.M0AJ1092 (x4) CAM:LOCK:PCU


ACCESSORIES




1.11500440
(NA):POWER SUPPLY CODE:120V:15
A




2.11500441
(x2)
(EU/AA,KOR(M0AL)):POWER SUPPL
Y CODE:250V:10A



3.11500442
(CHN):POWER SUPPLY CODE:250V:
10A



4.D1491257
CAP:34X55



5.D1491264
CAP:ROCKER SWITCH



6.D1491321
DECAL:TONER BOTTLE:BK



7.D1491322
DECAL:TONER BOTTLE:C



8.D1491323
DECAL:TONER BOTTLE:M



9.D1491324
DECAL:TONER BOTTLE:Y



10.D1491553
SHEET:LOGO



11.D1496851
(x2)
(NA/AA,KOR(M0AL)):DECAL:MAIN S
WITCH:ON-STANDBY




12.D1496852
(x2)
(EU/CHN):DECAL:MAIN SWITCH:ON-
STANDBY



13.D1961485
IC:NFC_TAG:MN63Y3212NB



14.M0AJ1310
PLATE:LOGOTYPE:RIC:V554R10



15.M0AJ6380
HOLDER:INTERMEDIATE TRANSFER



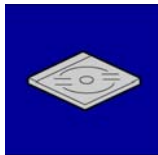
16.M0AJ6704
(M0AJ):DECAL:MODEL NAME PLATE



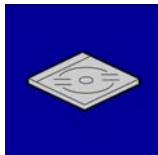
17.M0AJ6705
(M0AL):DECAL:MODEL NAME PLATE




18.M0AJ6791
DECAL:CAUTION:85KG




19.M0AL7851
(NA):CD-ROM:DRV:ASS'Y




20.M0AL7852
(EU):CD-ROM:DRV:ASS'Y



21.M0AL7853
(AA,KOR(M0AL)):CD-ROM:DRV:ASS'Y



22.M0AL7854
(CHN):CD-ROM:DRV:ASS'Y

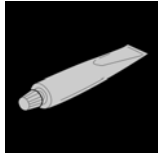


23.M0AL7855
(AA,KOR(M0AL)):CD-ROM:DRV:ASS'Y

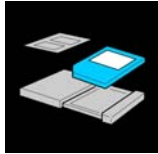
Imageable Area Extension Unit Type P11



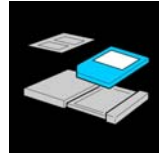
1.M5006212
TRANSFER ROLLER:SECOND:OPTI
ON:ASS'Y



1.A2579300
Grease Barrierta S552R



2.B6455020
SD Card (1GB)



3.B6455060
SD Card (16GB)

SPECIAL TOOLS




4.C4019503
20X Magnification Scope




5.VSSG9002
FLUOTRIBO MG GREASE: 100G

KIT:HEATER:PHOTOCONDUCTOR



1.D7390116
(NA):HEATER:PHOTOCONDUCTOR:
ASSY




2.D7390117
(x3)
(EU/AA,KOR/CHN(M0AJ)):HEATER:P
HOTOCONDUCTOR:ASSY

KIT:HEATER:PHOTOCONDUCTOR:SUB PARTS



1.08025299
(x4)
TAPPING SCREW - M3X8



2.D7392269
(x4)
COVER:HEATER:PHOTOCONDUCTO
R



3.D7396801
(x4)
DECAL:H-TEMP WARNING:HEATER:
OPTION

HEATER:PHOTOCONDUCTOR:ELECTRICAL COMPONENTS SECTION:ASS'Y



1.M9456650
(x4)
HEATER:ELECTRICAL COMPONENT
S SECTION:ASS'Y

HEATER:PHOTOCONDUCTOR:ELECTRICAL COMPONENTS SECTION:ASS'Y:SUB PARTS




1.04543006Q
(x12)
TAPPING SCREW - M3X6




2.D2025185
(x4)
PCB:DHB

HEATER:PAPER TRAY:ASS'Y



1.D2386630
(NA):HEATER:PAPER TRAY:120V:AS
S'Y




2.D2386640
(x3)
(EU/AA,KOR/CHN(M0AJ)):HEATER:P
APER TRAY:220/240V:ASS'Y

HEATER:PAPER TRAY:ASS'Y:SUB PARTS



1.08025299
(x8)
TAPPING SCREW - M3X8



2.11050760
(x8)
CLAMP:LWSM-0511A



3.D1492898
(x4)
COVER:HEATER:PAPER TRAY



4.D1492899
(x4)
HEAT SINK:HEATER



5.M0262734
(x4)
DECAL:H-TEMP WARNING:HEATER

HEATER:PAPER TRAY:ELECTRICAL COMPONENTS SECTION:ASS'Y



1.D2386661
(NA):HEATER:PAPER TRAY:ELECTRI
CAL COMPONENTS SECTION:ASS'Y



2.D2386662
(x3)
(EU/AA,KOR/CHN(M0AJ)):HEATER:P
APER TRAY:ELECTRICAL COMPONE
NTS SECTION:ASS'Y

HEATER:PAPER TRAY:ELECTRICAL COMPONENTS SECTION:ASS'Y:SUB PARTS



1.04543006Q
(x12)
TAPPING SCREW - M3X6



2.D2025185
(x4)
PCB:DHB

Exclusive Parts

Number	Part Name	Group	ID
52062686	SNAP RING	U001	4
		U004_S004	14
		U004_S005	14
		U007_S001	12
		U011	13
52152621	SNAP RING - M6	U008	7
		U012	18
54472681	SNAP RING	U008	8
		U012	19
A2324666	CUSHION - STEPPER MOTOR	U011_S001	14
A2579300	Grease Barrierta S552R	SPECIAL TOOLS	1
AA021030	MAGNET CATCH	U011	15
AA021031	MAGNETIC CATCH	U001	5
AA043000	SYNCHRONOUS BELT:40S3M192	U013_S004	17
AA043623	TIMING BELT - B40S2M180	U013_S004	18
AA043980	TIMING BELT:30S2M300	U012	20
AA061127	TENSION SPRING:SAFETY SWITCH:FRONT	U014	31
AA061128	TENSION SPRING:SAFETY SWITCH:RIGHT	U014	32
AA061207	TENSION SPRING:BRACKET:IDLER	U010	20
AA061208	TENSION SPRING:STRIPPER PLATE	U010_S001	21
		U010_S002	21
		U010_S003	21
		U010_S004	21
AA061209	TENSION SPRING:GATE PAWL	U010_S001	22
		U010_S002	22
		U010_S003	22
		U010_S004	22
AA061211	TENSION SPRING:HOLDER:FUSING EXIT	U010_S001	23
		U010_S002	23
		U010_S003	23
		U010_S004	23
AA063732	COMPRESSION SPRING:PRESSURE ROLLER	U010_S001	24
		U010_S002	24
		U010_S003	24
		U010_S004	24

Number	Part Name	Group	ID
AA063942	COMPRESSION SPRING:REGISTRATION:DRIVE	U008	9
AA063943	COMPRESSION SPRING:GUIDE PLATE:REGISTRATION:4N	U008	10
AA080252	BUSHING - M4	U011_S001	16
AA080346	BUSHING:FLANGE TYPE:DIA6	U008	11
		U009_S001	9
		U013_S003	19
		U013_S004	19
		U015	13
AA080387	PLAIN SHAFT BEARING:EXIT ROLLER:FUSING EXIT:RIGHT:FRONT	U010_S001	25
		U010_S002	25
		U010_S003	25
		U010_S004	25
AA080388	PLAIN SHAFT BEARING:EXIT ROLLER:FUSING EXIT:RIGHT:REAR	U010_S001	26
		U010_S002	26
		U010_S003	26
		U010_S004	26
AA082101	BUSHING - 6X10X6	U007	13
		U007_S001	13
AA082144	BUSHING - 8X12X7	U008	12
AA082170	PLAIN SHAFT BEARING:DIA4XDIA8X5:EG-1	U011_S001	17
		U012	21
		U013_S004_S001	20
AA082171	PLAIN SHAFT BEARING:6X10X6	U012	22
AA082173	PLAIN SHAFT BEARING:6X10X6	U004	15
		U004_S004	15
		U004_S004_S001	15
		U004_S005	15
		U004_S005_S001	15
		U011_S001	18
		U012	23
U013_S004_S001	21		
U013_S005	21		
AA082174	PLAIN SHAFT BEARING:6X10X9	U004_S004	16
		U004_S005	16
AA082175	PLAIN SHAFT BEARING:8X12X7	U004	17
		U013_S003	22

Exclusive Parts

Number	Part Name	Group	ID
AA082187	BUSHING:DIA6XDIA10X9:EG-1	U012	24
AA083014	ONE-WAY CLUTCH	U012	25
AA083018	ROLLER CLUTCH - 6X14X10	U012	26
AA100014	RETAINING RING C - SEPARATE	U004_S004	18
		U004_S005	18
		U012	27
AA100016	RETAINING RINGS-C:DIA3	U010_S001	27
		U010_S002	27
		U010_S003	27
		U010_S004	27
AA143219	STEPPED SCREW	U010	28
AA143579	SCREW - M3	U012	28
AA143592	SCREW- M4X6	U014	33
AA143807	SCREW:A	U012	29
AA148871	SHAFT:GEAR:IDLER:WORM GEAR	U010	29
AB010156	GEAR:SEPARATE:DRIVE	U012	30
AB010157	GEAR:SEPARATE:DRIVEN	U012	31
AB011252	GEAR - 20Z	U012	32
AB011571	GEAR:Z19:DRIVE:REGISTRATION	U008	13
AB011572	GEAR:Z19:DRIVEN:REGISTRATIO N	U004	19
AB011573	GEAR:REGISTRATION:NO.2	U004	20
AB012099	GEAR:ON-OFF:PRESSURE ROLLE R	U010_S001	30
		U010_S002	30
		U010_S003	30
		U010_S004	30
AB012102	GEAR:IDLER:WORM GEAR	U010	31
AB012104	GEAR:IDLER:LIGHT SHIELDING PL ATE	U010	32
AB012107	GEAR:IDLER:EXIT:FUSING EXIT:1	U010_S001	33
		U010_S002	33
		U010_S003	33
		U010_S004	33
AB012108	GEAR:IDLER:EXIT:FUSING EXIT:2	U010_S001	34
		U010_S002	34
		U010_S003	34
		U010_S004	34
AB012109	GEAR:IDLER:EXIT:FUSING EXIT:3	U010_S001	35

Number	Part Name	Group	ID
		U010_S002	35
		U010_S003	35
		U010_S004	35
AB012110	GEAR:EXIT ROLLER:FUSING EXIT: RIGHT	U010_S001	36
		U010_S002	36
		U010_S003	36
		U010_S004	36
AB012111	GEAR:PRESSURE ROLLER:EXIT	U010_S001	37
		U010_S002	37
		U010_S003	37
		U010_S004	37
AB012116	GEAR:DRIVE:FUSING UNIT	U010_S001	38
		U010_S002	38
		U010_S003	38
		U010_S004	38
AB012117	GEAR:IDLER:PRESSURE ROLLER	U010_S001	39
		U010_S002	39
		U010_S003	39
		U010_S004	39
AB012118	GEAR:PRESSURE ROLLER	U010_S001	40
		U010_S002	40
		U010_S003	40
		U010_S004	40
AE020238	PRESSURE ROLLER:DIA32	U010_S001	41
		U010_S002	41
		U010_S003	41
		U010_S004	41
AE030074	BALL BEARING:DIA17XDIA26X5	U010_S001	42
		U010_S002	42
		U010_S003	42
		U010_S004	42
AF013006	BOTTOM PLATE PAD	U004_S008_S004	21
		U004_S009_S002	21
AF013016	BOTTOM PLATE PAD	U012_S002	33
AF030049	PICK-UP ROLLER	U012	34
AF030094	PAPER FEED ROLLER:PICKUP	U004_S004	22
		U004_S005	22
AF031046	FEED ROLLER - MANUAL FEED	U012	35

Exclusive Parts

Number	Part Name	Group	ID
AF031094	PAPER FEED ROLLER:FEED	U004_S004	23
		U004_S005	23
AF032046	SEPARATION ROLLER - MANUAL FEED	U012	36
AF032094	PAPER FEED ROLLER:SEPARATE	U004_S004	24
		U004_S005	24
AF040571	GUIDE ROLLER	U011_S001	19
AG070513	MAGNET CATCH	U001	6
AG070514	MAGNET CATCH	U009	10
AW010147	PHOTO REFLECTION SENSOR	U011_S001	20
AW010200	PAPER FEED SENSOR:FUSING EXIT	U008	14
AW020190	PHOTOINTERRUPTOR	U010	43
AW020198	PHOTOINTERRUPTOR:LG2A14NL1	U009	11
		U012	37
		U013_S001	23
AW020224	PHOTOINTERRUPTOR:GP1A173LCSVF	U004_S004	25
		U004_S005	25
		U007	14
		U008	15
		U011_S001	21
		U012	38
AW100180	NON-CONTACT TYPE THERMISTOR:FUSING	U010_S001	44
		U010_S002	44
		U010_S003	44
		U010_S004	44
AW100181	THERMISTOR:PRESSURE:FRONT	U010_S001	45
		U010_S002	45
		U010_S003	45
		U010_S004	45
AW100182	THERMISTOR:PRESSURE:MIDDLE	U010_S001	46
		U010_S002	46
		U010_S003	46
		U010_S004	46
AW100183	THERMOPILE	U010	47
AW110111	THERMOSTAT:MIDDLE	U010_S001	48
		U010_S002	48

Number	Part Name	Group	ID
		U010_S003	48
		U010_S004	48
		U010_S001	49
		U010_S002	49
AW110112	THERMOSTAT:REAR	U010_S003	49
		U010_S004	49
		U007	15
AW140026	TEMPERATURE & HUMIDITY SENSOR	U007	15
AW500039	ROTARY SWITCH:PAPER SIZE SENSOR:CW	U012_S002	39
AW500040	PUSH SWITCH:SW1AG-550:10MA	U004	26
		U009	12
		U012	40
AW500044	PUSH SWITCH:PAPER SIZE SENSOR	U004	27
AW500047	PAPER END SENSOR:MANUAL FEED	U011	22
AX040273	DC MOTOR:RISING TRAY:ASS'Y:1.007W:BRUSH	U004_S006	28
		U004_S007	28
AX060435	DC MOTOR:GEAR:10W:BRUSHLESS	U013_S002	24
AX060464	DC MOTOR:ENCODER:NO:10W:GEAR:BRUSHLESS	U012	41
		U013_S004	25
		U013_S005	25
AX061001	DC BRUSHLESS MOTOR:40W:NMB	U013	26
AX061101	DC BRUSHLESS MOTOR:25W:NMB	U013	27
AX061201	DC BRUSHLESS MOTOR:25W:NID:DEVELOPMENT:BLACK	U013	28
AX061202	DC BRUSHLESS MOTOR:25W:NID:FUSING UNIT	U013_S005	29
AX640199	FAN:MM80:25MM:DC 2.16W	U015	14
AX640219	DC FAN MOTOR:DC24V:MM60:25MM	U015	15
AX640236	FAN:MM60X15	U014	34
		U015	16
AX660015	DC FAN MOTOR:SIROCCO:DC24V:	U015	17

Exclusive Parts

Number	Part Name	Group	ID
	PWM		
AZ240267	(NA):DC POWER SUPPLY	U014_S004	35
AZ240269	(EU/AA,KOR(M0AL)/CHN):DC POWER SUPPLY	U014_S001	36
		U014_S002	36
		U014_S003	36
AZ320197	POWER PACK:TTS:H	U014	37
AZ320216	POWER PACK:CB:H	U014	38
B2231099	FLAT SCREW	U012_S002	42
B2231317	SCREW	U014	39
B2233241	SPRING:SHUTTER:PUMP UNIT	U005	12
B2234552	BUSHING:DIA4	U012	43
B2236069	JOINT:DRIVE:INTERMEDIATE TRANSFER	U007_S001	16
B2236476	BUSHING - DIA5	U009	13
B2342864	PAD:CLEANER	U004_S008_S001	29
		U004_S008_S002	29
		U004_S009_S003	29
		U004_S009_S004	29
B2381088	COVER - CONNECTOR	U015	18
B4081390	FLAT SCREW:GROOVE TYPE	U001	7
B6455020	SD Card (1GB)	SPECIAL TOOLS	2
B6455060	SD Card (16GB)	SPECIAL TOOLS	3
B8303504	TIMING BELT - 40S2M100	U004_S004	30
		U004_S005	30
C4019503	20X Magnification Scope	SPECIAL TOOLS	4
D0092573	PULLEY - VERTICAL TRANSPORT	U012	44
D0092574	PULLEY - IDLER	U012	45
D0094407	FEELER - OVERFLOW	U011_S001	23
D0094455	CUSHION - DC SOLENOID	U011	24
		U011_S001	24
		U012	46
D0094485	BUSHING - GATE	U012	47
D0094487	COMPRESSION SPRING - GATE	U012	48
D0292677	TRANSPORT BELT:DRIVEN:VERTICAL TRANSPORT	U012	49
D0392993	SHAFT:TRANSPORT BELT:PULLEY	U012	50
D0394525	COMPRESSION SPRING:SHAFT:G	U012	51

Number	Part Name	Group	ID
	UIDE PLATE:EXIT		
D0394529	STOPPER:GUIDE PLATE:ROLLER:DRIVEN	U012	52
D0394597	TENSION SPRING:DRIVEN ROLLER	U012	53
D0394925	ROLLER:REVERSE:DRIVEN	U011_S001	25
D0394927	COMPRESSION SPRING:PRESSURE:REVERSE:DRIVEN	U011_S001	26
D0892764	GEAR:FEED	U004_S004	31
		U004_S005	31
D0895824	COVER:SD-CARD:D086/D087	U014	40
D0895887	PANEL:INTERFACE	U014	41
D1124264	DECAL:WARNING (HIGH TEMPERATURE):FUSING	U010_S001_S001	50
		U010_S002_S001	50
		U010_S003_S001	50
		U010_S004_S001	50
D1175303	THERMISTOR	U015	19
D1175916	STEPPED SCREW:M3X8:SECOND KIND	U007_S001	17
D1185170	PCB:DIODE	U008	16
D1292783	TORQUE LIMITER MECHANICAL CLUTCH:40MM:DIA18	U004_S004	32
		U004_S005	32
		U012	54
D1421805	SHAFT:SCALE	U014	42
D1441085	STEPPED SCREW:M3	U001	8
		U007_S001	18
D1444484	SHOULDER SCREW - M3	U011_S001	27
D1444489	STOPPER:DRIVEN ROLLER	U012	55
D1472734	GUIDE PLATE:SEPARATE	U004_S004	33
		U004_S005	33
D1472737	LEVER:PRESSURE:SEPARATE	U004_S004	34
		U004_S005	34
D1472738	LINK:RELEASE	U004_S004	35
		U004_S005	35
D1472752	SHAFT:SEPARATE:ASS'Y	U004_S004	36
		U004_S005	36
D1472866	COVER:PAPER TRAY:NO.2	U004_S009	37
D1473269	DRIVE UNIT:TONER BOTTLE:ASS'	U005_S001	13

Exclusive Parts

Number	Part Name	Group	ID
	Y	U005_S002	13
		U005_S003	13
		U005_S004	13
D1473281	HOUSING:TONER CARTRIDGE:BK:ASS'Y	U005_S005	14
D1473282	HOUSING:TONER CARTRIDGE:CMY:ASS'Y	U005_S006	15
		U005_S007	15
		U005_S008	15
D1473285	TRANSPORT SCREW:NOZZLE:BK:ASS'Y	U005_S013	16
D1473286	TRANSPORT SCREW:NOZZLE:CMY:ASS'Y	U005_S014	17
		U005_S015	17
		U005_S016	17
D1473325	TORSION SPRING:STOPPER:TONER CARTRIDGE:4.8N	U005_S005	18
		U005_S006	18
		U005_S007	18
		U005_S008	18
D1477937	FILTER:PREVENTFENCE:10	U015	20
D1482702	SPACER:TRANSPORT ROLLER	U004_S004	38
		U004_S005	38
D1482751	ARM:PRESSURE:SEPARATE	U004_S004	39
		U004_S005	39
D1482755	COIL SPRING:RELEASE:SEPARATE	U004_S004	40
		U004_S005	40
D1482906	LEVER:STRETCH:PAPER TRAY:ASS'Y	U004	41
D1484681	BRACKET:MOTOR:PEEN	U012	56
D1484690	TORSION SPRING:LINK	U012	57
D1491099	COVER:GRIP:LEFT	U015	21
D1491168	BRACKET:DRIVE:COLLECTION BOTTLE:ASS'Y	U009	14
D1491173	GEAR:IDLER:TONER BOTTLE	U009	15
D1491174	GEAR:COLLECTION BOTTLE	U009	16
D1491194	PULLEY:PAPER FEED:FEED:NO.1:MECHANICAL ROLLER CLUTCH	U013_S004	30
D1491195	GEAR:IDLER:PAPER FEED:FEED	U013_S004	31
D1491196	GEAR:PAPER FEED:FEED:NO.2:MECHANICAL ROLLER CLUTCH	U013_S004	32

Number	Part Name	Group	ID
D1491197	GEAR:IDLER:PAPER FEED:GRIP:NO.1	U013_S004	33
D1491199	DRIVE UNIT:ON-OFF:TRANSFER	U013_S001	34
D1491234	COVER:UPPER:INNER BACK:MIDDLE	U001	9
D1491237	COVER:UPPER:INNER BACK:LEFT LOWER	U001	10
D1491248	HINGE:COVER:FRONT:USED TONER	U001	11
D1491257	CAP:34X55	ACCESSORIES U001	4 12
D1491264	CAP:ROCKER SWITCH	ACCESSORIES	5
D1491274	INNER COVER:FRONT:USED TONER	U001	13
D1491278	TORSION SPRING:COVER:USED TONER	U001	14
D1491291	CAP:HARNESS	U001	15
D1491302	CLEANER:SHIELD GLASS:ASS'Y	U001	16
D1491305	CAP:TOTAL COUNTER	U001	17
D1491307	SPRING PLATE:BAND	U001	18
D1491309	MAGNET CATCH:COVER:FRONT	U011	28
D1491321	DECAL:TONER BOTTLE:BK	ACCESSORIES	6
D1491322	DECAL:TONER BOTTLE:C	ACCESSORIES	7
D1491323	DECAL:TONER BOTTLE:M	ACCESSORIES	8
D1491324	DECAL:TONER BOTTLE:Y	ACCESSORIES	9
D1491338	GUIDE PLATE:PAPER FEED TABLE:FRONT	U015	22
D1491351	DRIVE UNIT:REGISTRATION:ASS'Y	U013_S002	35
D1491352	BRACKET:DRIVE UNIT:REGISTRATION:ASS'Y	U013_S002	36
D1491355	GEAR:REGISTRATION:NO.1	U013_S002	37
D1491387	GROUND PLATE:DRIVE UNIT:ENGINE	U013	38
D1491392	FLANGE:PAPER FEED:FEED	U013_S004	39
D1491394	GROUND PLATE:DRIVE UNIT:FUSING/PAPER EXIT UNIT	U013	40
D1491397	TORQUE LIMITER MECHANICAL CLUTCH:49MMN:DIA14	U013_S005	41

Exclusive Parts

Number	Part Name	Group	ID
D1491553	SHEET:LOGO	ACCESSORIES	10
D1492557	GUIDE:REGISTRATION:ENTRANCE:REAR	U012	58
D1492558	GUIDE:REGISTRATION:ENTRANCE:FRONT	U012	59
D1492562	COLLAR:REGISTRATION ROLLER	U004	42
D1492566	CASE:REMOVE PAPER DUST:ASS'Y	U004	43
D1492576	GUIDE PLATE:REGISTRATION:FRONT LEFT	U004	44
D1492582	GUIDE PLATE:REGISTRATION:FRONT RIGHT	U008	17
D1492584	COLLAR:SHAFT:REGISTRATION ROLLER	U008	18
D1492585	GUIDE:REGISTRATION:REAR RIGHT	U008	19
D1492586	GUIDE:REGISTRATION:FRONT RIGHT	U008	20
D1492612	ROLLER:GRIP:DRIVEN	U012	60
D1492613	SHAFT:GRIP:DRIVEN	U012	61
D1492614	TENSION SPRING:GRIP:PRESSURE	U012	62
D1492619	SHAFT:SEPARATOR:DRIVE:ASS'Y	U012	63
D1492633	SHAFT:FEED:MANUAL FEED	U012	64
D1492635	TRANSPORT ROLLER:MANUAL FEED	U012	65
D1492638	LINK:PAPER STOPPER:MANUAL FEED	U012	66
D1492639	SHAFT:PAPER STOPPER	U012	67
D1492642	SHAFT:LINK:PAPER STOPPER	U012	68
D1492655	FEELER:PAPER END SENSOR	U012	69
D1492656	TORSION SPRING:PAPER END SENSOR	U012	70
D1492658	COVER:PAPER FEED ROLLER	U012	71
D1492686	WIRE:MANUAL FEED TABLE:TC075	U012	72
D1492688	TENSION SPRING:WIRE	U012	73
D1492692	ARM:MANUAL FEED:FRONT UPPER	U012	74

Number	Part Name	Group	ID
	R		
D1492693	STOPPER:MANUAL FEED TABLE	U012	75
D1492694	COMPRESSION SPRING:STOPPER:MANUAL FEED TABLE	U012	76
D1492712	SHEET:GUIDE PLATE:SWIVEL	U004_S003	45
D1492713	GUIDE PLATE:SWIVEL:NO.1	U004_S003	46
D1492721	GUIDE PLATE:SWIVEL:NO.2	U004	47
D1492739	LEVER:PRESSURE RELEASE	U004_S004	48
		U004_S005	48
D1492772	ARM:PICKUP	U004_S004	49
		U004_S005	49
D1492773	PULLEY:PICKUP:MECHANICAL ROLLER CLUTCH	U004_S004	50
		U004_S005	50
D1492774	PULLEY:IDLER:PICKUP	U004_S004	51
		U004_S005	51
D1492775	SHAFT:FEED:ASS'Y	U004_S004	52
		U004_S005	52
D1492777	COIL SPRING:PRESSURE:PICKUP	U004_S004	53
		U004_S005	53
D1492778	FEELER:PAPER END	U004_S004	54
		U004_S005	54
D1492781	GROUND PLATE:PAPER FEED UNIT	U004_S004	55
		U004_S005	55
D1492787	BRACKET:SUPPORT:COVER	U004	56
D1492788	INNER COVER:HARNESS:PAPER FEED UNIT	U004	57
D1492791	GUIDE:FEED	U004_S004	58
		U004_S005	58
D1492812	ROLLER:PAPER TRAY:DIA19	U004_S008	59
		U004_S009	59
D1492813	PIN:STRETCH:TRAY	U004_S008	60
		U004_S009	60
D1492814	COIL SPRING:EARTH	U004_S008	61
		U004_S009	61
D1492816	SHAFT:RISE:ASS'Y	U004_S008	62
		U004_S009	62
D1492818	LEVER:RISE	U004_S008	63
		U004_S009	63

Exclusive Parts

Number	Part Name	Group	ID
D1492824	LEVER:STOPPER:FRONT	U004_S008_S001	64
		U004_S009_S003	64
D1492826	COMPRESSION SPRING:SIDE FENCE:PLATE:FRONT	U004_S008_S001	65
		U004_S009_S003	65
D1492827	COMPRESSION SPRING:SIDE FENCE:POSITIONING	U004_S008_S001	66
		U004_S009_S003	66
D1492828	SIDE FENCE:FRONT:NO.1:ASS'Y	U004_S008_S001	67
D1492834	GUIDE:FEELER:PAPER END	U004_S008_S002	68
D1492835	RACK:SIDE FENCE	U004_S008	69
		U004_S009	69
D1492836	GEAR:Z20	U004_S008	70
		U004_S009	70
D1492838	SIDE FENCE:REAR:NO.1:ASS'Y	U004_S008_S002	71
D1492840	END FENCE:PAPER TRAY:ASS'Y	U004_S008_S003	72
		U004_S009_S001	72
D1492842	LEVER:END FENCE	U004_S008_S003	73
		U004_S009_S001	73
D1492843	CLICK:END FENCE	U004_S008_S003	74
		U004_S009_S001	74
D1492845	COMPRESSION SPRING:END FENCE:LEVER:5N	U004_S008_S003	75
		U004_S009_S001	75
D1492846	DECAL:SIZE INDICATION:END FENCE:NO.1:FRONT	U004_S008	76
D1492847	DECAL:SIZE INDICATION:END FENCE:NO.1:REAR	U004_S008	77
D1492848	DECAL:SIZE INDICATION:END FENCE:NO.2:FRONT	U004_S009	78
D1492849	DECAL:SIZE INDICATION:END FENCE:NO.2:REAR	U004_S009	79
D1492850	TRAY BOTTOM PLATE:ASS'Y	U004_S008_S004	80
D1492856	GRIP:PAPER TRAY	U004_S008	81
		U004_S009	81
D1492863	DECAL:PAPER SET DIRECTION:TRAY:NO.1	U004_S008	82
D1492864	DECAL:PAPER SET DIRECTION:TRAY:NO.2	U004_S009	83
D1492872	LINK:END FENCE:PAPER SIZE SENSOR	U004_S009	84

Number	Part Name	Group	ID
D1492873	TRAY BOTTOM PLATE:NO.2:ASS'Y	U004_S009_S002	85
D1492886	COVER:TRAY:REAR RIGHT:NO.1	U004	86
D1492887	COVER:TRAY:REAR LEFT:NO.1	U004	87
D1492888	COVER:TRAY:REAR RIGHT:NO.2	U004	88
D1492889	COVER:TRAY:REAR LEFT:NO.2	U004	89
D1492898	COVER:HEATER:PAPER TRAY	HEATER:PAPER TRAY:ASS'Y:SUB PARTS	3
D1492899	HEAT SINK:HEATER	HEATER:PAPER TRAY:ASS'Y:SUB PARTS	4
D1492903	SUPPORTER:RIGHT:NO.2:ASS'Y	U004_S002	90
D1492905	SUPPORTER:RIGHT:NO.1:ASS'Y	U004_S001	91
D1492918	SUPPORTER:LEFT UPPER:NO.1	U004	92
D1492923	ROLLER:SUPPORTER:PAPER TRAY	U004_S002	93
D1492924	STOPPER:PAPER TRAY	U004_S001	94
		U004_S002	94
D1492925	SUPPORTER:LEFT:NO.2	U004	95
D1492928	ROLLER:SUPPORTER:PAPER TRAY:LEFT	U004	96
D1492930	SUPPORTER:LEFT LOWER:NO.1:PEEN	U004	97
D1492952	DECAL:SIDE FENCE:PAPER VOLUME	U004_S008_S002	98
		U004_S009_S004	98
D1492954	DECAL:SIDE FENCE:PAPER VOLUME:ENVELOPE	U004_S009_S004	99
D1492956	ROLLER:SUPPORTER:PAPER TRAY	U004_S001	100
D1492958	ROLLER:SUPPORTER:PAPER TRAY:LEFT	U004	101
D1492990	PLAIN SHAFT BEARING:DRIVE:REGISTRATION ROLLER	U008	21
D1493210	DC MOTOR:TONER BOTTLE:ASS'Y:5.28W:BRUSH	U005_S001	19
		U005_S002	19
		U005_S003	19
		U005_S004	19
D1493240	TONER HOPPER:TONER SUPPLY:	U005_S009	20

Exclusive Parts

Number	Part Name	Group	ID
	BK:ASS'Y		
D1493270	TONER HOPPER:TONER SUPPLY: C:ASS'Y	U005_S010	21
D1493280	TONER HOPPER:TONER SUPPLY: M:ASS'Y	U005_S011	22
D1493307	BASE:TONER SUPPLY	U005	23
D1493310	TONER HOPPER:TONER SUPPLY: Y:ASS'Y	U005_S012	24
D1493321	DUCT:VERTICAL TRANSPORT:TO NER SUPPLY	U005	25
D1493322	SHUTTER:DUCT:TONER SUPPLY	U005	26
D1493330	SEAL:CONNECTION:CARTRIDGE: TONER SUPPLY	U005	27
D1493331	COVER:GEAR:TONER SUPPLY SU B-UNIT	U005	28
D1493350	DC STEPPER MOTOR:TONER SUP PLY	U005_S009 U005_S010 U005_S012	29 29 29
D1494202	ENCODER:ON-OFF:PRESSURE R OLLER	U010_S001 U010_S002 U010_S003 U010_S004	51 51 51 51
D1494205	BRAKE:CAM	U010_S001 U010_S002 U010_S003 U010_S004	52 52 52 52
D1494207	PLATE:CAM	U010_S001 U010_S002 U010_S003 U010_S004	53 53 53 53
D1494208	CAM:ON-OFF:PRESSURE ROLLER	U010_S001 U010_S002 U010_S003 U010_S004	54 54 54 54
D1494209	SHAFT:ON-OFF:PRESSURE ROLL ER	U010_S001 U010_S002 U010_S003 U010_S004	55 55 55 55

Number	Part Name	Group	ID
D1494235	STEPPED SCREW:M3	U010_S001 U010_S002 U010_S003 U010_S004	56 56 56 56
D1494335	ELECTRODE PLATE:CONNECTING :THERMOSTAT	U010_S001 U010_S002 U010_S003 U010_S004	57 57 57 57
D1494421	GEAR:EXIT ROLLER	U011_S001	29
D1494422	GEAR:REVERSE ROLLER	U011_S001	30
D1494423	SYNCHRONOUS BELT:40S2M122	U011_S001	31
D1494425	DC STEPPER MOTOR:REVERSE:S UB-ASS'Y	U011_S001	32
D1494427	STUD:PULLEY:BRACKET:DC STEP PER MOTOR	U011_S001	33
D1494428	GROUND PLATE:PAPER EXIT UNI T	U011_S001	34
D1494429	PULLEY:GEAR:REVERSE	U011_S001	35
D1494434	TENSION SPRING:LEVER:GATE P AWL	U011_S001	36
D1494468	SHAFT:DRIVEN:REVERSE ROLLE R	U011_S001	37
D1494469	SPRING PLATE:ROLLER:DRIVEN: REVERSE ROLLER	U011_S001	38
D1494471	SHAFT:DRIVEN:REVERSE ROLLE R:OUTER	U011_S001	39
D1494484	TORSION SPRING:LEVER:GATE P AWL	U011_S001	40
D1494638	GUIDE:WIRE	U012	77
D1494645	SYNCHRONOUS BELT:30S2M118	U012	78
D1494646	SYNCHRONOUS BELT:30S2M262	U012	79
D1494647	SYNCHRONOUS BELT:30S2M212	U012	80
D1494653	TENSION SPRING:SWIVEL	U012	81
D1494655	GRIP:DUPLEX UNIT	U012	82
D1494656	HOOK:STOPPER:DUPLEX UNIT:FR ONT	U012	83
D1494657	HOOK:STOPPER:DUPLEX UNIT:RE AR	U012	84

Exclusive Parts

Number	Part Name	Group	ID
D1494658	COIL SPRING:LEVER:DUPLEX	U012	85
D1494662	DIFFUSION PLATE:LED	U008	22
D1494672	COMPRESSION SPRING:DRIVEN	U012	86
D1494675	COVER:PUSH SWITCH	U012	87
D1494688	LINK:DUPLEX:MAIN	U012	88
D1494695	LINK:FRONT	U012	89
D1494711	DECAL:SIDE FENCE:MANUAL FEE D	U012_S002_S002	90
D1494715	DECAL:GRIP:Z	U012	91
D1494717	PLATE:SIDE FENCE:FRONT	U012_S002_S001	92
D1494718	TORSION SPRING:SIDE FENCE:FR ONT	U012_S002_S001	93
D1494720	PLATE:SIDE FENCE:REAR	U012_S002_S002	94
D1494721	TORSION SPRING:SIDE FENCE:R EAR	U012_S002_S002	95
D1494731	COMPRESSION SPRING:RACK:MA NUAL FEED	U012_S002	96
D1494755	BRACKET:HINGE:DUPLEX:FRONT	U012	97
D1494770	SHAFT:SEPARATOR:DRIVEN:ASS' Y	U012_S001	98
D1494777	COMPRESSION SPRING:FLAT CO NVEYER BELT:DRIVEN	U012	99
D1494815	GUIDE PLATE:SEPARATOR:ASS'Y	U012	100
D1494850	ARM:PUSH SWITCH	U012	101
D1494883	ARM:MANUAL FEED:FRONT LOWE R	U012_S002	102
D1494884	ARM:MANUAL FEED:REAR LOWE R	U012_S002	103
D1495174	PCB:TCB	U005	30
D1495703	BRACKET:MICRO SWITCH	U014	43
D1495711	BRACKET:ARM:SAFETY SWITCH:F RONT	U014	44
D1495713	ARM:SAFETY SWITCH:FRONT	U014	45
D1495714	SHAFT:ARM:SAFETY SWITCH	U014	46
D1495717	BASE:SAFETY SWITCH	U014	47
D1495718	TORSION SPRING:SAFETY SWITC H	U014	48
D1495726	LEVER:SAFETY SWITCH:RIGHT	U014	49

Number	Part Name	Group	ID
D1495776	COVER:USB:SMALL	U014	50
D1495810	BRACKET:RACK:UPPER	U014	51
D1495818	SPACER:FFC	U014	52
D1495824	COVER:CONNECTOR:HEATER:0.4 MM	U014	53
D1495883	KEYTOP:MAIN SWITCH	U001	19
D1495884	COMPRESSION SPRING:KEYTOP	U001	20
D1496030	CAM:ON-OFF:COLLAR	U007_S001	19
D1496172	BRACKET:BELT CLEANING:FRON T	U007_S001	20
D1496173	BRACKET:BELT CLEANING:REAR	U007_S001	21
D1496226	LEVER:TRANSFER/SEPARATION UNIT:FRONT	U008	23
D1496227	LEVER:SET:FRONT	U008	24
D1496228	TORSION SPRING:LEVER:SET:FR ONT	U008	25
D1496229	TENSION SPRING:LEVER:SET	U008	26
D1496231	LEVER:TRANSFER/SEPARATION UNIT:REAR	U008	27
D1496232	LEVER:SET:REAR	U008	28
D1496233	TORSION SPRING:LEVER:SET:RE AR	U008	29
D1496242	COMPRESSION SPRING:PRESSU RE:TRANSFER ROLLER	U008	30
D1496243	RECEIVE PLATE:COMPRESSION S PRING:TRANSFER ROLLER	U008	31
D1496245	GROUND PLATE:TRANSFER/SEPA RATION UNIT	U008	32
D1496246	LINK:TRANSFER/SEPARATION UN IT	U008	33
D1496248	CAP:LED	U008	34
D1496254	DECAL:GRIP:B:LOWER	U008	35
D1496257	GROUND PLATE:REGISTRATION ROLLER	U008	36
D1496290	GUIDE:SET:TRANSFER/SEPARATI ON UNIT:FRONT	U008	37
D1496291	GUIDE:SET:TRANSFER/SEPARATI ON UNIT:REAR	U008	38

Exclusive Parts

Number	Part Name	Group	ID
D1496295	COVER:HARNESS:TRANSFER/SEPARATION UNIT	U008	39
D1496309	SHAFT:ON-OFF:COLLAR:MAIN	U007	22
D1496310	BRACKET:ON-OFF:COLLAR	U007	23
D1496311	GEAR:ON-OFF:COLLAR:OUTPUT	U007	24
D1496312	JOINT:ON-OFF:COLLAR	U007	25
D1496318	DC STEPPER MOTOR:ON-OFF	U005_S011	31
D1496320	TERMINAL:BIAS:INTERMEDIATE TRANSFER:MAIN	U007	26
D1496321	HOLDER:TERMINAL:INTERMEDIATE TRANSFER:MAIN	U007	27
D1496336	TRANSFER ROLLER:ASS'Y	U007_S001	28
D1496552	GEAR:IDLER:Z30	U009	17
D1496553	GEAR:IDLER:Z61	U009	18
D1496554	GEAR:PULLEY:IDLER:Z16	U009	19
D1496555	GEAR:IDLER:Z21	U009	20
D1496556	TENSION SPRING:BELT TENSIONER	U009	21
D1496557	SYNCHRONOUS BELT:40S3M564	U009	22
D1496561	PULLEY:USED TONER	U009	23
D1496562	BRACKET:TIGHTENER:USED TONER	U009	24
D1496571	BRACKET:PULLEY:IDLER:USED TONER	U009	25
D1496574	GEAR:PULLEY:IDLER:Z18	U009	26
D1496575	FLANGE:IDLER:USED TONER	U009	27
D1496581	SHAFT:DRIVE:USED TONER:RIGHT	U009	28
D1496582	GEAR:USED TONER:RIGHT	U009	29
D1496583	GEAR:USED TONER:INPUT	U009	30
D1496586	SHAFT:DRIVE:USED TONER:LEFT	U009	31
D1496587	GEAR:USED TONER:LEFT	U009	32
D1496592	RAIL:COLLECTION BOTTLE	U009	33
D1496851	(NA/AA,KOR(M0AL)):DECAL:MAIN SWITCH:ON-STANDBY	ACCESSORIES	11
D1496852	(EU/CHN):DECAL:MAIN SWITCH:ON-STANDBY	ACCESSORIES	12
D1496859	DECAL:CLEANING:SHIELD GLASS	U001	21

Number	Part Name	Group	ID
D1496893	DECAL:PCU:BLACK	U001	22
D1496894	DECAL:PCU:CYAN	U001	23
D1496895	DECAL:PCU:MAGENTA	U001	24
D1496896	DECAL:PCU:YELLOW	U001	25
D1497922	COVER:FAN:DEVELOPMENT:RIGHT LOWER	U015	23
D1497923	DUCT:DEVELOPMENT:RIGHT LOWER	U015	24
D1497932	DUCT:PCU:EXHAUST	U015	25
D1497938	OZONE FILTER	U015	26
D1497951	DUCT:SUPPLY:A	U015	27
D1497952	DUCT:SUPPLY:B	U015	28
D1497953	DUCT:SUPPLY:C	U015	29
D1497954	DUCT:SUPPLY:D	U015	30
D1497955	DUCT:SUPPLY:FAN:UPPER	U015	31
D1497956	DUCT:SUPPLY:FAN:LOWER	U015	32
D1497957	DUCT:DRIVE:COOLING:A	U015	33
D1497958	DUCT:DRIVE:COOLING:B	U015	34
D1497971	DUCT:EXHAUST:REAR:A	U015	35
D1497982	DUCT:POWER SUPPLY UNIT	U015	36
D1497983	BRACKET:FAN:POWER SUPPLY UNIT	U015	37
D1497984	DUCT:REAR:POWER SUPPLY UNIT	U001	26
D1497986	GUIDE:THERMISTOR	U015	38
D1501095	BRACKET:POSITIONING:FUSING UNIT:M3	U015	39
D1502666	GEAR:SIDE FENCE:MANUAL FEED TABLE	U012_S002	104
D1751377	GEAR:PRESSURE RELEASE:NO.3	U013_S005	42
D1754654	SHAFT:LEVER:LOCK	U012	105
D1754737	PLAIN SHAFT BEARING:DUPLEX:EXIT	U012	106
D1961485	IC:NFC_TAG:MN63Y3212NB	ACCESSORIES	13
D2021143	JOINT:DRIVE	U013_S004	43
D2021152	BRACKET:DRIVE UNIT:PAPER FEED:ASS'Y	U013_S004_S001	44
D2021191	GEAR:GRIP:NO.1	U013_S004	45

Exclusive Parts

Number	Part Name	Group	ID
D2021193	STUD:PAPER FEED:GRIP:ASS'Y	U013_S004	46
D2021195	PULLEY:GRIP:NO.2	U013_S004	47
D2021196	HOUSING:DRIVE UNIT:PAPER FEED:ASS'Y	U013_S004	48
D2022614	COIL SPRING:RELEASE:PICKUP:MANUAL FEED	U012	107
D2022617	ARM:PICKUP:MANUAL FEED	U012	108
D2022618	SHEET:PICKUP	U012	109
D2022619	TORSION SPRING:PICKUP	U012	110
D2022620	SHOE:TORSION SPRING:PICKUP	U012	111
D2022624	COVER:PAPER END	U012	112
D2022638	FEELER:PAPER SIZE SENSOR:MANUAL FEED	U012_S002	113
D2022640	EXTENSION TRAY:NO.1	U012	114
D2022641	EXTENSION TRAY:NO.2	U012	115
D2022642	PULLEY:WIRE:MANUAL FEED TABLE	U012	116
D2022646	ARM:MANUAL FEED:REAR UPPER	U012	117
D2022654	CUSHION:GUIDE PLATE:SEPARATOR	U012	118
D2022669	COVER:MANUAL FEED TABLE	U012	119
D2022676	DECAL:SCALE:MANUAL FEED:MIDDLE	U012_S002	120
D2022677	DECAL:SCALE:MANUAL FEED:REAR	U012_S002	121
D2024477	REVERSE ROLLER	U011_S001	41
D2024673	FEELER:DUPLEX:ENTRANCE SENSOR	U012	122
D2024674	TORSION SPRING:DUPLEX:ENTRANCE SENSOR	U012	123
D2024679	DRIVEN ROLLER:DIA16:DUPLEX	U012	124
D2024680	BRACKET:DRIVEN ROLLER:PRESURE	U012	125
D2024682	DRIVEN ROLLER:DIA16	U012	126
D2024692	SHAFT:PRESSURE:GUIDE PLATE:UPPER	U012	127
D2024721	BRACKET:LINK:DUPLEX	U012	128
D2024722	LINK:DUPLEX	U012	129

Number	Part Name	Group	ID
D2024726	TORSION SPRING:LINK:CONTACT POINT	U012	130
D2025185	PCB:DHB	HEATER:PAPER TRAY:ELECTRICAL COMPONENTS SECTION:ASS'Y:SUB PARTS	2
		HEATER:PHOTO CONDUCTOR:ELECTRICAL COMPONENTS SECTION:ASS'Y:SUB PARTS	2
D2026255	DECAL:GRIP:B	U008	40
D2386630	(NA):HEATER:PAPER TRAY:120V:ASS'Y	HEATER:PAPER TRAY:ASS'Y	1
D2386640	(EU/AA,KOR/CHN(M0AJ)):HEATER:PAPER TRAY:220/240V:ASS'Y	HEATER:PAPER TRAY:ASS'Y	2
D2386661	(NA):HEATER:PAPER TRAY:ELECTRICAL COMPONENTS SECTION:ASS'Y	HEATER:PAPER TRAY:ELECTRICAL COMPONENTS SECTION:ASS'Y	1
D2386662	(EU/AA,KOR/CHN(M0AJ)):HEATER:PAPER TRAY:ELECTRICAL COMPONENTS SECTION:ASS'Y	HEATER:PAPER TRAY:ELECTRICAL COMPONENTS SECTION:ASS'Y	2
D2395883	GROUND PLATE:BCU	U014	54
D2395884	BRACKET:BCU	U014	55
D2395898	BRACKET:HELM	U014	56
D2395899	CAP:HELM	U014	57
D2411113	GUIDE:HARNESS:RIGHT	U013	49
D2411115	GUIDE:HARNESS:LEFT	U013	50
D2411117	DRIVE UNIT:ENGINE:ASS'Y:D240/D241/D242	U013_S003	51
D2411230	COVER:UPPER	U001	27
D2411231	COVER:UPPER:FRONT	U001	28

Exclusive Parts

Number	Part Name	Group	ID
D2411241	COVER:FRONT	U001	29
D2411242	COVER:MAIN SWITCH	U004_S008	102
D2411247	COVER:FRONT:USED TONER	U001	30
D2411251	COVER:LEFT:UPPER	U001	31
D2411260	COVER:REAR:LOWER	U001	32
D2411263	CAP:LOUVER:DEODORIZE FILTER	U001	33
D2411266	COVER:RIGHT:FRONT LOWER	U001	34
D2411273	INNER COVER:FRONT:LOWER	U001	35
D2411275	INNER COVER:FRONT:RIGHT LOWER	U001	36
D2411298	INNER COVER:RIGHT	U001	37
D2411308	BAND:STOPPER:DOOR	U001	38
D2411309	MAGNET CATCH	U001	39
D2411357	DRIVE UNIT:FUSING/PAPER EXIT UNIT:ASS'Y	U013_S005	52
D2411378	GEAR:FUSING:NO.3	U013_S005	53
D2411396	HOLDER:TORQUE LIMITER MECHANICAL CLUTCH:PRESSURE RELEASE	U013_S005	54
D2411399	DRIVE UNIT:PAPER FEED:ASS'Y	U013_S004	55
D2411503	COVER:REAR:M3	U002	6
D2412559	SHAFT:REGISTRATION ROLLER:DRIVEN	U004	103
D2412583	REGISTRATION ROLLER:DRIVE	U008	41
D2412612	DC SOLENOID:PICKUP:ASS'Y	U012	131
D2412622	COVER:DAMPER	U012	132
D2412627	MANUAL FEED TABLE:ASS'Y	U012_S002	133
D2412630	SIDE FENCE:FRONT:ASS'Y	U012_S002_S001	134
D2412632	SIDE FENCE:REAR:ASS'Y	U012_S002_S002	135
D2412634	RACK:MANUAL FEED	U012_S002	136
D2412637	PAPER STOPPER:MANUAL FEED	U012	137
D2412641	COVER:PAPER STOPPER:MANUAL FEED	U012	138
D2412643	ARM:LINK:PAPER STOPPER	U012	139
D2412644	TORSION SPRING:LINK:PAPER STOPPER	U012	140
D2412652	GROUND PLATE:SHAFT:FEED	U012	141
D2412653	COIL SPRING:PRESSURE:SEPARATE	U012	142

Number	Part Name	Group	ID
	TOR		
D2412656	HOLDER:HARNESS	U012	143
D2412663	DECAL:SCALE:MANUAL FEED:FRONT	U012_S002	144
D2412673	GUIDE PLATE:VERTICAL TRANSPORT:NO.1:DRIVEN	U012	145
D2412674	GUIDE PLATE:VERTICAL TRANSPORT:NO.2:DRIVEN	U012	146
D2412676	HOLDER:DRIVEN:BELT	U012	147
D2412678	SHAFT:FLAT CONVEYER BELT:DRIVEN	U012	148
D2412682	STAY:REAR:MANUAL FEED TABLE	U012_S002	149
D2412685	DECAL:PAPER SET DIRECTION:MANUAL FEED	U012_S002	150
D2412711	PAPER FEED UNIT:NO.1:ASS'Y	U004_S004	104
D2412712	PAPER FEED UNIT:NO.2:ASS'Y	U004_S005	105
D2412754	COIL SPRING:PRESSURE:SEPARATE	U004_S004	106
		U004_S005	106
D2412759	TRANSPORT ROLLER:VERTICAL TRANSPORT:ASS'Y	U004_S004_S001	107
		U004_S005_S001	107
D2412800	PAPER TRAY:NO.1:ASS'Y	U004_S008	108
D2412805	PAPER TRAY:NO.2:ASS'Y	U004_S009	109
D2412837	DECAL:SET:SIDE FENCE:AUXILIARY	U004_S009	110
D2412865	COVER:PAPER TRAY:NO.1	U004_S008	111
D2412869	DECAL:SIZE INDICATION:SIDE FENCE:NO.2	U004_S009	112
D2412873	SIDE FENCE:AUXILIARY	U004_S009_S005	113
		U004_S009_S006	113
D2412875	SIDE FENCE:FRONT:ASS'Y	U004_S009_S003	114
D2412880	SIDE FENCE:REAR:ASS'Y	U004_S009_S004	115
D2412883	DECAL:SIZE INDICATION:SIDE FENCE:AUXILIARY:FRONT	U004_S009	116
D2412884	DECAL:SIZE INDICATION:SIDE FENCE:AUXILIARY:REAR	U004_S009	117
D2412885	DECAL:SIDE FENCE:AUXILIARY	U004_S009_S005	118
		U004_S009_S006	118
D2412991	PLAIN SHAFT BEARING:INNER:DRIVEN	U008	42

Exclusive Parts

Number	Part Name	Group	ID
	IVE:REGISTRATION ROLLER		
D2412993	STOPPER:REGISTRATION ROLLER	U008	43
D2412994	COMPRESSION SPRING:REGISTRATION:INNER:DRIVE	U008	44
D2413336	COVER:GEAR:TONER SUPPLY SUB-UNIT:C	U005	32
D2414023	HOLDER:DRIVEN ROLLER:FUSING EXIT:FRONT	U010_S001	58
		U010_S002	58
		U010_S003	58
		U010_S004	58
D2414024	HOLDER:DRIVEN ROLLER:FUSING EXIT:REAR	U010_S001	59
		U010_S002	59
		U010_S003	59
		U010_S004	59
D2414102	DRIVEN ROLLER:FUSING EXIT:ASS'Y	U010_S001	60
		U010_S002	60
		U010_S003	60
		U010_S004	60
D2414105	GUIDE PLATE:FUSING EXIT:LEFT	U010_S001	61
		U010_S002	61
		U010_S003	61
		U010_S004	61
D2414113	BRACKET:THERMISTOR:PRESSURE ROLLER	U010_S001	62
		U010_S002	62
		U010_S003	62
		U010_S004	62
D2414121	INNER COVER:PRESSURE ROLLER:REAR	U010_S001	63
		U010_S002	63
		U010_S003	63
		U010_S004	63
D2414122	INNER COVER:PRESSURE ROLLER:FRONT	U010_S001	64
		U010_S002	64
		U010_S003	64
		U010_S004	64
D2414123	DISCHARGE BRUSH:PRESSURE ROLLER	U010_S001	65
		U010_S002	65
		U010_S003	65

Number	Part Name	Group	ID
		U010_S004	65
D2414137	LEVER:PRESSURE:FRONT:PEEN	U010_S001	66
		U010_S002	66
		U010_S003	66
		U010_S004	66
D2414140	HOLDER:PRESSURE:FRONT:ASS'Y	U010_S001	67
		U010_S002	67
		U010_S003	67
		U010_S004	67
D2414155	HOLDER:PRESSURE:REAR:ASS'Y	U010_S001	68
		U010_S002	68
		U010_S003	68
		U010_S004	68
D2414160	LEVER:PRESSURE:REAR:PEEN	U010_S001	69
		U010_S002	69
		U010_S003	69
		U010_S004	69
D2414212	GATE PAWL:FUSING EXIT	U010_S001	70
		U010_S002	70
		U010_S003	70
		U010_S004	70
D2414214	EXIT ROLLER:FUSING EXIT:RIGHT	U010_S001	71
		U010_S002	71
		U010_S003	71
		U010_S004	71
D2414215	GUIDE:FUSING EXIT:RIGHT:ASS'Y	U010_S001	72
		U010_S002	72
		U010_S003	72
		U010_S004	72
D2414218	LINK:GATE PAWL:FUSING EXIT	U010_S001	73
		U010_S002	73
		U010_S003	73
		U010_S004	73
D2414219	DECAL:C:GUIDE PLATE:FUSING EXIT	U010_S001	74
		U010_S002	74
		U010_S003	74
		U010_S004	74
D2414221	STRIPPER PLATE:FUSING EXIT:A	U010_S001	75

Exclusive Parts

Number	Part Name	Group	ID
	SS'Y	U010_S002	75
		U010_S003	75
		U010_S004	75
D2414252	FUSING ENTRANCE GUIDE PLATE	U010_S001	76
		U010_S002	76
		U010_S003	76
		U010_S004	76
D2414317	GUIDE:HARNESS:DRAWER:PRESS FIT	U010_S001	77
		U010_S002	77
		U010_S003	77
		U010_S004	77
D2414332	HOUSING:THERMOSTAT	U010_S001	78
		U010_S002	78
		U010_S003	78
		U010_S004	78
D2414334	COVER:HOUSING:THERMOSTAT	U010_S001	79
		U010_S002	79
		U010_S003	79
		U010_S004	79
D2414337	TERMINAL:THERMOSTAT:DRAWER	U010_S001	80
		U010_S002	80
		U010_S003	80
		U010_S004	80
D2414338	TERMINAL:THERMOSTAT:HEATER	U010_S001	81
		U010_S002	81
		U010_S003	81
		U010_S004	81
D2414342	HOUSING:NON-CONTACT TYPE THERMISTOR	U010_S001	82
		U010_S002	82
		U010_S003	82
		U010_S004	82
D2414365	HOLDER:THERMOPILE	U010	83
D2414366	BRACKET:THERMOPILE	U010	84
D2414367	STOPPER:THERMOPILE	U010	85
D2414404	PAPER EXIT UNIT:ASS'Y	U011_S001	42
D2414441	GUIDE PLATE:EXIT:UPPER	U011_S001	43
D2414448	SHAFT:FEELER:OVERFLOW	U011_S001	44
D2414458	GUIDE:COVER:UPPER	U001	40

Number	Part Name	Group	ID
D2414461	GUIDE PLATE:REVERSE:UPPER	U011_S001	45
D2414466	GUIDE PLATE:REVERSE:LOWER	U011_S001	46
D2414472	END FENCE:TRAY:EXIT:ASS'Y	U011_S002	47
D2414476	EXIT ROLLER	U011_S001	48
D2414481	GATE PAWL:EXIT	U011_S001	49
D2414483	LEVER:GATE PAWL	U011_S001	50
D2414494	TRAY:AUXILIARY:EXIT	U011	51
D2414499	COMPRESSION SPRING:BASE:TRAY:EXIT	U011	52
D2414617	TRANSPORT ROLLER:DUPLEX:2:DIA8	U012	151
D2414628	GUIDE PLATE:DUPLEX:EXIT	U012	152
D2414635	SHEET:CUSHION	U012	153
D2414640	TRANSPORT ROLLER:EXIT:DIA8	U012	154
D2414642	TRANSPORT ROLLER:DUPLEX:1	U012	155
D2414643	TRANSPORT ROLLER:ENTRANCE	U012	156
D2414644	GEAR:MECHANICAL ROLLER CLUTCH	U012	157
D2414652	GEAR:PULLEY:SWIVEL	U012	158
D2414660	GUIDE PLATE:UPPER:RIGHT:DUPLEX	U012	159
D2414673	GUIDE PLATE:DRIVEN	U012	160
D2414676	LEVER:PRESSURE:DUPLEX	U012	161
D2414677	COMPRESSION SPRING:EXIT:UPPER	U012	162
D2414684	GEAR:OUTPUT	U012	163
D2414692	INNER COVER:REAR:DUPLEX	U012	164
D2414693	INNER COVER:FRONT:DUPLEX	U012	165
D2414694	CAP:BELT:DUPLEX	U012	166
D2414707	GEAR:FEED:MANUAL FEED:DRIVE	U012	167
D2414708	GEAR:SEPARATOR:MANUAL FEED:DRIVE	U012	168
D2414709	GEAR:TRANSPORT ROLLER:MANUAL FEED	U012	169
D2414710	GEAR:IDLER	U012	170
D2414750	BRACKET:MOTOR:DUPLEX	U012	171
D2414755	GEAR:OUTPUT:DUPLEX:ENTRANCE	U012	172

Exclusive Parts

Number	Part Name	Group	ID
D2414761	DRIVEN ROLLER:DIA16	U012	173
D2414762	DRIVEN ROLLER:DIA18	U012	174
D2414763	GUIDE:HARNESS:ENTRANCE SENSOR:DUPL	U012	175
D2414765	PULLEY:T26	U012	176
D2414766	PULLEY:T26/T26	U012	177
D2414921	COVER:GUIDE PLATE:DRIVEN	U012	178
D2414923	STAY:CONTACT POINT:DUPL	U012	179
D2414929	DC SOLENOID:FUSING EXIT:ASSY	U011	53
D2414936	INNER COVER:EXIT	U011	54
D2414937	TENSION SPRING:GATE:REVERSE	U011_S001	55
D2414938	TENSION SPRING:LINK:DC SOLENOID:FUSING EXIT	U011	56
D2414941	GATE PAWL:REVERSE:FRONT MIDDLE	U011_S001	57
D2414942	GATE PAWL:REVERSE:REAR MIDDLE	U011_S001	58
D2414943	GATE PAWL:REVERSE:REAR	U011_S001	59
D2414946	SHAFT:GATE PAWL:REVERSE	U011_S001	60
D2414947	GATE PAWL:REVERSE:FRONT	U011_S001	61
D2414948	GUIDE:HARNESS:REVERSE	U011_S001	62
D2414950	ROLLER:EXIT:PRESSURE:2TYPE:ASSY	U011_S001_S001	63
D2414955	HOLDER:ROLLER:EXIT:PRESSURE:2TYPE	U011_S001	64
D2414957	SHAFT:ROLLER:PRESSURE:EXIT:2TYPE	U011_S001_S001	65
D2414962	ROLLER:DRIVEN:EXIT	U011_S001_S001	66
D2414964	ROLLER:EXIT:PRESSURE	U011_S001_S001	67
D2414965	COLLAR:ROLLER:EXIT:PRESSURE	U011_S001_S001	68
D2414976	ROLLER:EXIT:PRESSURE:MIDDLE	U011_S001_S001	69
D2414977	ROLLER:DRIVEN:EXIT:MIDDLE	U011_S001_S001	70
D2414978	COLLAR:ROLLER:EXIT:PRESSURE: BOTH ENDS	U011_S001_S001	71
D2414981	COIL SPRING:ROLLER:PRESSURE:EXIT	U011_S001	72
D2414992	DISCHARGE BRUSH:EXIT	U011_S001	73

Number	Part Name	Group	ID
D2414994	GUIDE PLATE:EXIT:LOWER	U011_S001	74
D2414995	GUIDE PLATE:UPPER	U012	180
D2414996	DC SOLENOID:ASSY	U011_S001	75
D2414998	CUSHION:DC SOLENOID:4MM	U011_S001	76
D2415110	PCB:IOB:TRANSPORT	U014	58
D2415112	PCB:IOB:ENGINE	U014	59
D2415737	BRACKET:MAIN SWITCH	U014	60
D2415764	COVER:POWER PACK:CB	U014	61
D2415765	CASE:POWER PACK:CB	U014	62
D2415800	RACK:RIGHT:AUXILIARY	U014	63
D2415803	GUIDE:HARNESS:C/T BOX	U014	64
D2415817	GUIDE:FFC:2	U014	65
D2415831	CAP:GUIDE:WIRE	U014	66
D2415832	CAP:GUIDE:COIL SPRING	U014	67
D2415841	BASE:GUIDE:WIRE	U014	68
D2415842	COVER:GUIDE:WIRE	U014	69
D2415850	WIRE:CHARGE:K	U014	70
D2415851	WIRE:DEVELOPMENT:K	U014	71
D2415852	WIRE:CHARGE:C	U014	72
D2415853	WIRE:DEVELOPMENT:C	U014	73
D2415854	WIRE:CHARGE:M	U014	74
D2415855	WIRE:DEVELOPMENT:M	U014	75
D2415856	WIRE:CHARGE:Y	U014	76
D2415857	WIRE:DEVELOPMENT:Y	U014	77
D2415875	WIRE:CHARGE:CB	U014	78
D2415876	WIRE:DEVELOPMENT:CB:K	U014	79
D2415877	WIRE:DEVELOPMENT:CB:C	U014	80
D2415878	WIRE:DEVELOPMENT:CB:M	U014	81
D2415879	WIRE:DEVELOPMENT:CB:Y	U014	82
D2415889	SPRING PLATE:IMAGE PROCESSING UNIT	U014	83
D2416097	FLAT BELT-TRANSFER:INTERMEDIATE TRANSFER:TT	U007_S001	29
D2416240	LEVER:PRESSURE:TRANSFER ROLLER:FRONT:DIA19.5	U008	45
D2416241	LEVER:PRESSURE:TRANSFER ROLLER:REAR:DIA19.5	U008	46
D2416244	GROUND PLATE:SEPARATION	U008	47

Exclusive Parts

Number	Part Name	Group	ID
D2416256	GROUND PLATE:GUIDE:TRANSPORT	U008	48
D2416258	COVER:TRANSFER/SEPARATION UNIT	U008	49
D2416275	SHEET:ENTRANCE:TRANSFER	U008	50
D2416290	LED:RED	U008	51
D2417913	DUCT:OPTICAL WRITING UNIT	U001	41
D2417941	DUCT:EXHAUST:UPPER:A	U015	40
D2417942	DUCT:EXHAUST:UPPER:B	U015	41
D2417943	DUCT:EXHAUST:UPPER:C	U015	42
D2417944	DUCT:EXHAUST:UPPER:D	U015	43
D2417945	DEODORIZE FILTER	U015	44
D2417983	DUCT:DEVELOPMENT:REAR:A	U015	45
D2417984	DUCT:DEVELOPMENT:REAR:B	U015	46
D2421265	COVER:RIGHT:REAR	U001	42
D2424382	DC STEPPER MOTOR:ASS'Y	U010	86
D2424383	BRACKET:IDLER:DC STEPPER MOTOR	U010	87
D2424386	BRACKET:DC STEPPER MOTOR	U010	88
D2425184	(NA):AC CONTROL BOARD	U014	84
D2425186	(EU/AA,KOR(M0AL)/CHN):AC CONTROL BOARD	U014	85
D2425605	PCB:DDR3-DIMM:RC-C:2GB:ASS'Y	U014	86
D2426400	COLLECTION BOTTLE:ASS'Y	U009_S001	34
D2426432	FEELER:COLLECTION BOTTLE	U009_S001	35
D2445730	PCB:DCSW	U014	87
D6932867	SUPPORTING PLATE:COVER:FRONT:PAPER TRAY	U004_S009	119
D7390116	(NA):HEATER:PHOTOCONDUCTOR:ASS'Y	KIT:HEATER:PHOTOCONDUCTOR	1
D7390117	(EU/AA,KOR/CHN(M0AJ)):HEATER:PHOTOCONDUCTOR:ASS'Y	KIT:HEATER:PHOTOCONDUCTOR	2
D7392269	COVER:HEATER:PHOTOCONDUCTOR	KIT:HEATER:PHOTOCONDUCTOR:SUB PARTS	2
D7396801	DECAL:H-TEMP WARNING:HEATER	KIT:HEATER:PH	3

Number	Part Name	Group	ID
	R:OPTION	OTOCONDUCTOR:SUB PARTS	
G0652767	LEVER - FEED	U004_S004	120
		U004_S005	120
G1045141	KNOB SCREW:M3	U014	88
GA003929	DECAL:OPERATE:4X27	U010_S001_S001	89
		U010_S002_S001	89
		U010_S003_S001	89
		U010_S004_S001	89
GA003930	DECAL:LEVER:FRONT:FUSING	U010_S001_S001	90
		U010_S002_S001	90
		U010_S003_S001	90
		U010_S004_S001	90
GA003931	DECAL:LEVER:REAR:FUSING	U010_S001_S001	91
		U010_S002_S001	91
		U010_S003_S001	91
		U010_S004_S001	91
GA003932	DECAL:LEVER:RELEASE	U010_S001_S002	92
		U010_S002_S002	92
		U010_S003_S002	92
		U010_S004_S002	92
GA003933	DECAL:OPERATE:4X10.5	U010_S001	93
		U010_S001_S001	93
		U010_S002	93
		U010_S002_S001	93
		U010_S003	93
		U010_S003_S001	93
		U010_S004	93
		U010_S004_S001	93
GA003957	DECAL:POSITIONING DISPLAY:FUSING	U010_S001_S001	94
		U010_S002_S001	94
		U010_S003_S001	94
		U010_S004_S001	94
GA003969	DECAL:POSITIONING DISPLAY:FUSING UNIT:MAIN	U015	47
GA003994	DECAL:LEVER:RELEASE	U001	43
		U007_S001	30
GA143003	SCREW:MM5:2.5MM	U004	121

Exclusive Parts

Number	Part Name	Group	ID
		U008	52
GW010007	PHOTO REFLECTION SENSOR:EXIT	U004	122
		U004_S004	122
		U004_S005	122
		U011_S001	77
		U012	181
GW010009	DENSITY SENSOR	U007	31
GW230008	TONER END SENSOR	U005_S009	33
		U005_S010	33
		U005_S011	33
		U005_S012	33
M0262734	DECAL:H-TEMP WARNING:HEATER	HEATER:PAPER TRAY:ASS'Y:SUB PARTS	5
M0662743	FRICTION PAD:MANUAL FEED TABLE:18X7.5	U012_S002	182
M0662749	OIL DAMPER:STRAIGHT:30N	U012	183
M0AJ1091	LEVER:LOCK:PCU	U015	48
M0AJ1092	CAM:LOCK:PCU	U015	49
M0AJ1093	COMPRESSION SPRING:LOCK:PCU	U015	50
M0AJ1232	COVER:UPPER:EXIT	U001	44
M0AJ1233	COVER:UPPER:INNER BACK	U001	45
M0AJ1235	CAP:REVERSE SUB-UNIT:A3	U001	46
M0AJ1238	SHEET:EXIT	U001	47
M0AJ1244	COVER:FRONT:RIGHT UPPER	U001	48
M0AJ1245	COVER:FRONT:UPPER	U001	49
M0AJ1250	COVER:LEFT	U001	50
M0AJ1252	COVER:LEFT:UPPER:REAR	U001	51
M0AJ1255	COVER:LEFT:INTERFACE	U001	52
M0AJ1261	COVER:REAR	U001	53
M0AJ1267	COVER:RIGHT:UPPER	U001	54
M0AJ1276	INNER COVER:TONER BOTTLE	U001	55
M0AJ1281	COVER:UPPER:RIGHT	U001	56
M0AJ1282	COVER:UPPER:REAR	U001	57
M0AJ1288	COVER:UPPER:OPERATION SUB-UNIT	U001	58
M0AJ1289	COVER:PILOT LAMP	U001	59

Number	Part Name	Group	ID
M0AJ1299	COVER:OPTION:FRONT	U001	60
M0AJ1310	PLATE:LOGOTYPE:RIC:V554R10	ACCESSORIES	14
M0AJ1410	(NA/EU/AA,KOR):OPERATION PANEL UNIT:ASS'Y	U002_S001	7
		U002_S003	7
		U002_S004	7
M0AJ1411	(CHN):OPERATION PANEL UNIT:ASS'Y	U002_S002	8
M0AJ1591	HOLDER:OPERATION SUB-UNIT:ASS'Y	U002	9
M0AJ1597	GROUND PLATE:HOLDER:OPERATION UNIT	U002	10
M0AJ1598	COVER:HOLDER:OPERATION UNIT:LOWER	U002	11
M0AJ1599	COVER:HOLDER:OPERATION UNIT:UPPER	U002	12
M0AJ4011	(NA):FUSING UNIT:SERVICE:ASS'Y	U010_S004	95
M0AJ4012	(EU/AA,KOR(M0AL)/CHN):FUSING UNIT:SERVICE:ASS'Y	U010_S001	96
		U010_S002	96
		U010_S003	96
M0AJ4261	FUSING COVER:UPPER:ASS'Y	U010_S001_S001	97
		U010_S002_S001	97
		U010_S003_S001	97
		U010_S004_S001	97
M0AJ4265	FUSING COVER:LOWER:ASS'Y	U010_S001_S002	98
		U010_S002_S002	98
		U010_S003_S002	98
		U010_S004_S002	98
M0AJ4271	COVER:LEVER:FUSING:REAR	U010_S001	99
		U010_S002	99
		U010_S003	99
		U010_S004	99
M0AJ4272	HOOK:FUSING:REAR	U010_S001	100
		U010_S002	100
		U010_S003	100
		U010_S004	100
M0AJ4273	LEVER:FUSING	U010_S001	101
		U010_S002	101
		U010_S003	101

Exclusive Parts

Number	Part Name	Group	ID
		U010_S004	101
M0AJ4276	COVER:LEVER:FUSING:FRONT	U010_S001	102
		U010_S002	102
		U010_S003	102
		U010_S004	102
M0AJ4277	HOOK:FUSING:FRONT	U010_S001	103
		U010_S002	103
		U010_S003	103
		U010_S004	103
M0AJ4388	COVER:DRIVE UNIT:LIGHT SHIELDING P	U010	104
M0AJ4497	TRAY:EXIT	U011	78
M0AJ4542	TRAY:REVERSE:RIGHT	U011	79
M0AJ4543	TRAY:EXIT:AUXILIARY:LARGE	U011	80
M0AJ4544	TRAY:EXIT:AUXILIARY:SMALL	U011	81
M0AJ4552	COVER:REVERSE:RIGHT	U011	82
M0AJ4561	COVER:OPEN/CLOSE:REVERSE:RIGHT	U011	83
M0AJ4562	CUSHION:COVER:OPEN AND CLOSE	U011	84
M0AJ4563	STOPPER:COVER:OPEN AND CLOSE:REVERSE	U011	85
M0AJ4571	BRACKET:REVERSE:RIGHT FRONT:SUB-ASS'Y	U011	86
M0AJ4573	COVER:REVERSE:RIGHT FRONT	U011	87
M0AJ4577	BRACKET:AUXILIARY:REVERSE:RIGHT FRONT	U011	88
M0AJ4580	BRACKET:REVERSE:LEFT INNER REAR	U011	89
M0AJ4583	SHOE:BRACKET:LEFT INNER REAR	U011	90
M0AJ4592	GROUND PLATE:BRACKET:PROTECT:REVERSE:RIGHT FRONT	U011	91
M0AJ4981	DECAL:EXIT:GUIDE P:LOWER:MIDDLE	U011_S001	92
M0AJ4982	DECAL:EXIT:GUIDE P:LOWER:INNER BACK	U011_S001	93
M0AJ4992	CUSHION:BRACKET:REVERSE	U011	94

Number	Part Name	Group	ID
M0AJ5114	BCU:TYPE-H3:ASS'Y	U014	89
M0AJ5644	PCB:IMAGE PROCESSING UNIT	U014	90
M0AJ5896	COVER:USB-B	U014	91
M0AJ5897	COVER:REAR:LEFT UPPER	U014	92
M0AJ5898	COVER:RACK:SMALL	U014	93
M0AJ6213	TRANSFER ROLLER:SECOND:ASS'Y	U008_S001	53
M0AJ6356	BRACKET:NEW UNIT SENSOR:ITU	U007	32
M0AJ6357	TERMINAL:NEW UNIT SENSOR:UPPER	U007	33
M0AJ6358	TERMINAL:NEW UNIT SENSOR:LOWER	U007	34
M0AJ6380	HOLDER:INTERMEDIATE TRANSFER	ACCESSORIES	15
M0AJ6511	PIPE:ASS'Y	U009_S002	36
M0AJ6704	(M0AJ):DECAL:MODEL NAME PLATE	ACCESSORIES	16
M0AJ6705	(M0AL):DECAL:MODEL NAME PLATE	ACCESSORIES	17
M0AJ6791	DECAL:CAUTION:85KG	ACCESSORIES	18
M0AJ7911	DUCT:DEVELOPMENT:FRONT	U001	61
M0AJ7914	CAP:DUCT	U001	62
M0AJ7936	CAP:LOUVER:FILTER:LEFT	U015	51
M0AJ7972	DUCT:EXHAUST:REAR:B	U015	52
M0AJ7973	DUCT:EXHAUST:REAR:C	U015	53
M0AJ7991	DUCT:DEVELOPMENT:EXHAUST:A	U015	54
M0AJ7992	DUCT:DEVELOPMENT:EXHAUST:B	U015	55
M0AJ7993	DUCT:DEVELOPMENT:EXHAUST:C	U015	56
M0AJ7994	SEAL:CAP:FILTER	U015	57
M0AJ7995	SEAL:DUCT:DEVELOPMENT:EXHAUST	U015	58
M0AJ9591	NVRAM	U014	94
M0AL7851	(NA):CD-ROM:DRV:ASS'Y	ACCESSORIES	19
M0AL7852	(EU):CD-ROM:DRV:ASS'Y	ACCESSORIES	20
M0AL7853	(AA,KOR(M0AL)):CD-ROM:DRV:ASS'Y	ACCESSORIES	21
M0AL7854	(CHN):CD-ROM:DRV:ASS'Y	ACCESSORIES	22

Exclusive Parts

Number	Part Name	Group	ID
M0AL7855	(AA,KOR(M0AL)):CD-ROM:DRV:ASS'Y	ACCESSORIES	23
M5006212	TRANSFER ROLLER:SECOND:OPTION:ASS'Y	Imageable Area Extension Unit Type P11	1
M9452224	PCDU:BLACK:CLICK:SERVICE PARTS	U006_S001	7
M9452225	PCDU:CYAN:CLICK:SERVICE PARTS	U006_S002	8
M9452226	PCDU:MAGENTA:CLICK:SERVICE PARTS	U006_S003	9
M9452227	PCDU:YELLOW:CLICK:SERVICE PARTS	U006_S004	10
M9455602	(M0AJ:NA/EU/AA/CHN):PCB:CTL:SERVICE	U014	95
M9455603	(M0AL:NA/EU/AA,KOR):PCB:CTL:SERVICE	U014	96
M9456004	TRANSFER UNIT:INTERMEDIATE TRANSFER	U007_S001	35
M9456650	HEATER:ELECTRICAL COMPONENTS SECTION:ASS'Y	HEATER:PHOTO CONDUCTOR:ELECTRICAL COMPONENTS SECTION:ASS'Y	1
Note	See 2D parts catalog for the components of the Smart Operation Panel.	U002_S001	13
		U002_S002	13
		U002_S003	13
		U002_S004	13
VSSG9002	FLUOTRIBO MG GREASE: 100G	SPECIAL TOOLS	5

Standard Parts



03530030N
SCREW:M3X3



03530060N
BIND SCREW - M3X6



03603006N
SCREW - M3X6



03603016N
SCREW - M3X16



04503025N
TAPPING SCREW:3X25



04503035N
TAPPING SCREW:3X35



04513006N
TAPPING SCREW - 3X6



04513008N
TAPPING SCREW - M3X8



04513025N
TAPPING SCREW:M3X25



04523010N
BINDING SELF-TAPPING SCREW:3X10



04533008N
BINDING SELF TAPPING SCREW:3X8



04543006N
TAPPING SCREW:ROUND POINT:3X6



04543006Q
TAPPING SCREW - M3X6



04543008N
TAPPING SCREW:ROUND POINT:3X8



04543008Q
TAPPING SCREW:3X8



04543010Q
TAPPING SCREW:3X10



04543020Q
TAPPING SCREW::3X20



04543025Q
TAPPING SCREW:ROUND POINT:3X25




04583008N
HEXAGON HEAD TAPPING SCREW:3X8



04583010N
HEXAGON HEAD TAPPING SCREW:3X10



04593008N
BINDING HEAD TAPPING SCREW:3X8



06320100G
PIN - 2X10MM



06330100G
PARALLEL PIN - 3X10



07200020G
RETAINING RING - M2



07200025E
RETAINING RING - M2.5



07200030E
RETAINING RING - M3



07200040E
RETAINING RING - M4



07200060E
RETAINING RING - M6

Standard Parts



07250170E
RETAINING RING C - M17



07403808
BALL BEARING - 8X16X5MM



08025299
TAPPING SCREW - M3X8



08025328
HEXAGON HEAD TAPPING SCREW:3X40



08046123
HEXAGONAL BOLT:W/WASHER:M3X8



08046129
HEXAGON HEAD BOLT:IB-LO CK:M3X6



08050089
RETAINING RING - M4



08050103
RETAINING RINGS-E:SILENCER:DIA3



08050104
RETAINING RINGS-E:SILENCER:DIA4



08050106
RETAINING RINGS-E:SILENCER:DIA6



09573010N
SCREW:SMALL ROUND/SPIRAL:NG:M3X10



09574008N
SCREW:SMALL ROUND/SPIRAL:NG:M4X8



11050409
CARD SPACER- 6.4MM



11050488
HARNESS CLAMP




11050655
CLAMP:LWSR-1816S



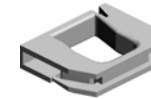
11050692
CLAMP:LES-0503



11050713
CLAMP:LWSM-0306H GRAY



11050723
CLAMPS:WES-0507



11050724
CLAMPS:WES-1210



11050725
CLAMPS:WES-1117




11050726
CLAMPS:WES-2217




11050752
SADDLE:EDS-3005LS-V0



11050758
CLAMP:LWSM-0306A



11050759
CLAMP:LWSM-0605A



11050760
CLAMP:LWSM-0511A



11050762
CLAMP:LWS-0711A




11050764
CLAMP:LWS-1316A




11050765
CLAMP:LWS-2218A

Standard Parts




11500440

(NA):POWER SUPPLY CODE:
120V:15A



11500441

(EU/AA,KOR(M0AL)):POWER
SUPPLY CODE:250V:10A



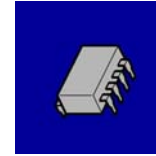
11500442

(CHN):POWER SUPPLY COD
E:250V:10A



12042612

MICRO SWITCH:D3V-16506-3
C25



14078389

EEPROM:BR24T128-W

PM Part List

Number	Part Name	Num	Group	ID
D1477937	FILTER:PREVENTFENCE:10	1	U015	20
D1497938	OZONE FILTER	1	U015	26
D2426400	COLLECTION BOTTLE:ASS'Y	1	U009_S001	34
M0AJ4011	(NA):FUSING UNIT:SERVICE:ASS'Y	1	U010_S004	95
M0AJ4012	(EU/AA,KOR(M0AL)/CHN):FUSING UNIT:SERVICE:ASS'Y	3	U010_S001	96
			U010_S002	96
			U010_S003	96
M0AJ6213	TRANSFER ROLLER:SECOND:ASS'Y	1	U008_S001	53
M9452224	PCDU:BLACK:CLICK:SERVICE PARTS	1	U006_S001	7
M9452225	PCDU:CYAN:CLICK:SERVICE PARTS	1	U006_S002	8
M9452226	PCDU:MAGENTA:CLICK:SERVICE PARTS	1	U006_S003	9
M9452227	PCDU:YELLOW:CLICK:SERVICE PARTS	1	U006_S004	10
M9456004	TRANSFER UNIT:INTERMEDIATE TRANSFER	1	U007_S001	35

