



RICOH UNIVERSITY

Learning ♦ Knowledge ♦ Performance



D074/D075
PARTS CATALOG

LANIER RICOH SAVIN

WWW.SERVICE-MANUAL.NET



D074/D075
PARTS CATALOG

LANIER
RICOH
SAVIN



RICOH UNIVERSITY

Learning ♦ Knowledge ♦ Performance

D074/D075 PARTS CATALOG

LANIER RICOH SAVIN®

WWW.SERVICE-MANUAL.NET

It is the reader's responsibility when discussing the information contained within this document to maintain a level of confidentiality that is in the best interest of Ricoh Americas Corporation and its member companies.

**NO PART OF THIS DOCUMENT MAY BE REPRODUCED IN ANY
FASHION AND DISTRIBUTED WITHOUT THE PRIOR
PERMISSION OF RICOH AMERICAS CORPORATION.**

All product names, domain names or product illustrations, including desktop images, used in this document are trademarks, registered trademarks or the property of their respective companies.

They are used throughout this book in an informational or editorial fashion only and for the benefit of such companies. No such use, or the use of any trade name, or web site is intended to convey endorsement or other affiliation with Ricoh products.

© 2011 RICOH Americas Corporation. All rights reserved.

WWW.SERVICE-MANUAL.NET

LEGEND

PRODUCT CODE	COMPANY		
	LANIER	RICOH	SAVIN
D074	Pro C651EX	Pro C651EX	Pro C651EX
D075	Pro C751EX	Pro C751EX	Pro C751EX
B331-14	A3/11"x17" Tray Unit TK5010		
B499-04	Tab Sheet Holder Type3260		
D449	Punch Unit PU5020		
D512	Booklet Finisher SR5040		
D513	Finisher SR5030		
D515	High Capacity Stacker SK5020		
D516	LCIT RT5060		
D517	Multi Bypass Tray BY5010		
D518	Cover Interposer Tray CI5020		
D519	Ring Binder RB5010		
D520	Trimmer Unit TR5040		
D521	Multi-Folding Unit FD5010		
D525-01,02	Color Controller E-41A		

D544	Decurler Unit DU5010
D548	Buffer Pass Unit Type 5010
D554- 01,02,03	CTL option

DOCUMENTATION HISTORY

REV. NO.	DATE	COMMENTS
*	07/2011	Original Printing

Digital Color Copier
(D074/D075-NA)
Parts Catalog

WWW.SERVICE-MANUAL.NET

Parts change information sample

 **Add**

 **Update**


 **Delete**

Model	Product Code	PC Style
Digital Color Copier	D074/D075	3D
Booklet Finisher SR5040	D512	3D
Finisher SR5030	D513	3D
Multi-Folding Unit FD5010	D521	3D
LCIT RT5060	D516	3D
Multi Bypass Tray BY5010	D517	3D
Decurler Unit DU5010	D544	3D
High Capacity Stacker SK5020	D515	3D
Cover Interposer Tray CI5020	D518	3D
Buffer Pass Unit Type 5010	D548	3D
A3/11"x17" Tray Unit TK5010	B331-14	Traditional
Punch Unit PU5020	D449	Traditional
Tab Sheet Holder Type3260	B499-04	Traditional
Color Controller E-41A	D525-01,02	Traditional
Ring Binder RB5010	D519	Traditional
Trimmer Unit TR5040	D520	Traditional
CTL option	D554-01,02,03	Traditional


Unit All




U001
Exterior 1



U002
Exterior 2




U003
Operation 1




U004
Operation 2



U005
ADF 1 (Exterior 1)




U006
ADF 2 (Exterior 2)




U007
ADF 3 (Original Feed 1)




U008
ADF 4 (Original Feed 2)




U009
ADF 5 (Original Feed 3)



U010
ADF 6 (Original Feed 4)




U011
ADF 7 (Original Transport)




U012
ADF 8 (Original Exit 1)

WWW.SERVICE-MANUAL.NET

Unit All



U013
ADF 9 (Original Exit 2)




U014
ADF 10 (Driver 1)




U015
ADF 11 (Drive 2)



U016
ADF 12 (Frame)



U017
Scanner 1




U018
Scanner 2



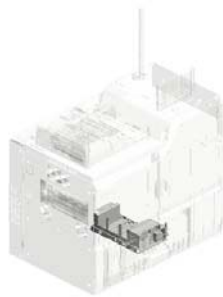
U019
Scanner 3




U020
Laser Unit



U021
Tandem Tray 1



U022
Tandem Tray 2 (Left)



U023
Tandem Tray 3 (Right)

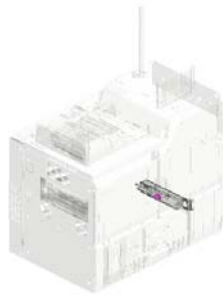


U024
Universal Tray 1

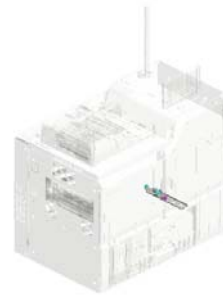
Unit All




U025
Universal Tray 2



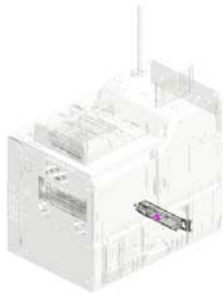
U026
Paper Feed 1 (1st)




U027
Paper Feed 2 (1st)




U028
Paper Feed 3 (1st)




U029
Paper Feed 1 (2nd)




U030
Paper Feed 2 (2nd)




U031
Paper Feed 3 (2nd)




U032
Vertical Transport 1



U033
Vertical Transport 2



U034
Vertical Transport 3




U035
Vertical Transport 4



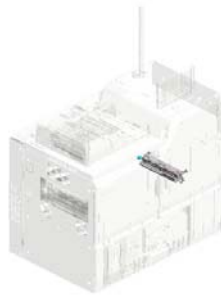
U036
Paper Registration 1

WWW.SERVICE-MANUAL.NET

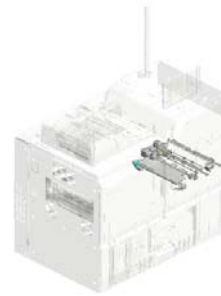
Unit All




U037
Paper Registration 2




U038
Paper Registration 3



U039
Paper Registration 4



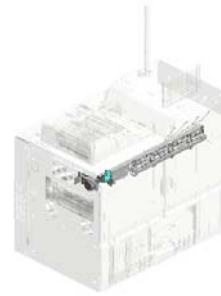
U040
Paper Registration 5




U041
Paper Registration 6




U042
Toner Supply 1



U043
Toner Supply 2



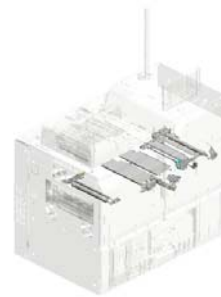
U044
PCDU




U045
ITB Unit 1



U046
ITB Unit 2

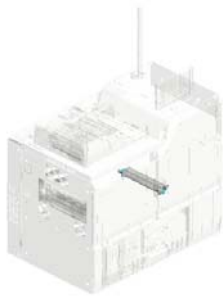


U047
ITB Unit 3

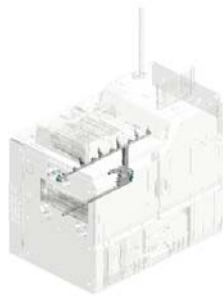


U048
ITB Cleaning

Unit All




U049
Paper Transfer



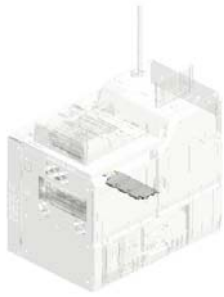
U050
Used Toner 1



U051
Used Toner 2



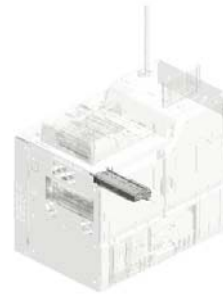
U052
Used Toner 3




U053
Paper Transport



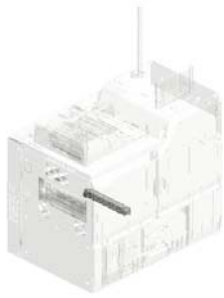
U054
Fusing 1



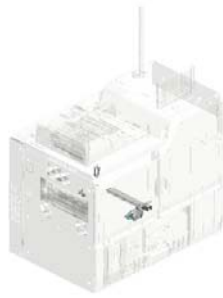
U055
Fusing 2




U056
Fusing 3




U057
Fusing Cleaning 1



U058
Fusing Cleaning 2



U059
Paper Exit 1




U060
Paper Exit 2

WWW.SERVICE-MANUAL.NET


Unit All



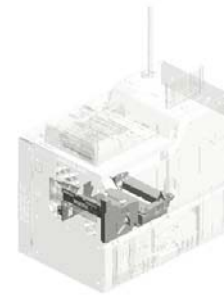
U061
Paper Exit 3



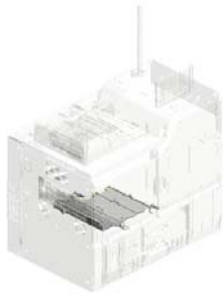
U062
Paper Exit 4




U063
Paper Exit 5



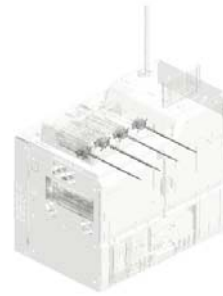
U064
Paper Exit 6




U065
Duplex 1




U066
Duplex 2




U067
Drive 1 (Drum)




U068
Drive 2 (Cleaning/Development)



U069
Drive 3 (Paper Transfer)



U070
Drive 4 (Fusing)




U071
Drive 5 (Paper Exit)




U072
Drive 6 (Used Toner)

WWW.SERVICE-MANUAL.NET

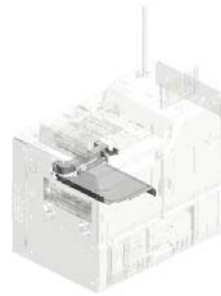
Unit All



U073
Drive 7 (Paper Feed)



U074
Cooling 1



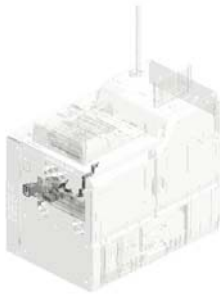
U075
Cooling 2



U076
Cooling 3



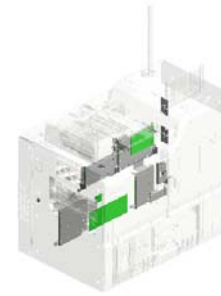
U077
Cooling 4




U078
Cooling 5



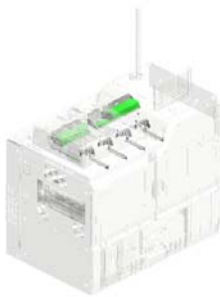
U079
Cooling 6



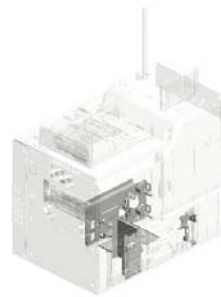
U080
Electrical 1 (Rear)



U081
Electrical 2 (Front)



U082
Electrical 3 (Upper)



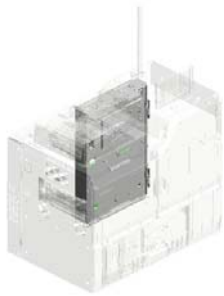
U083
Electrical 4 (Paper Feed)



U084
Electrical 5 (Control)

WWW.SERVICE-MANUAL.NET

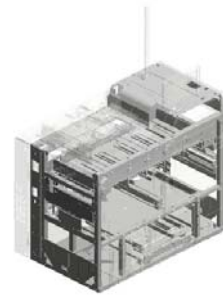
Unit All



U085
Electrical 6 (Back 1)



U086
Electrical 7 (Back 2)



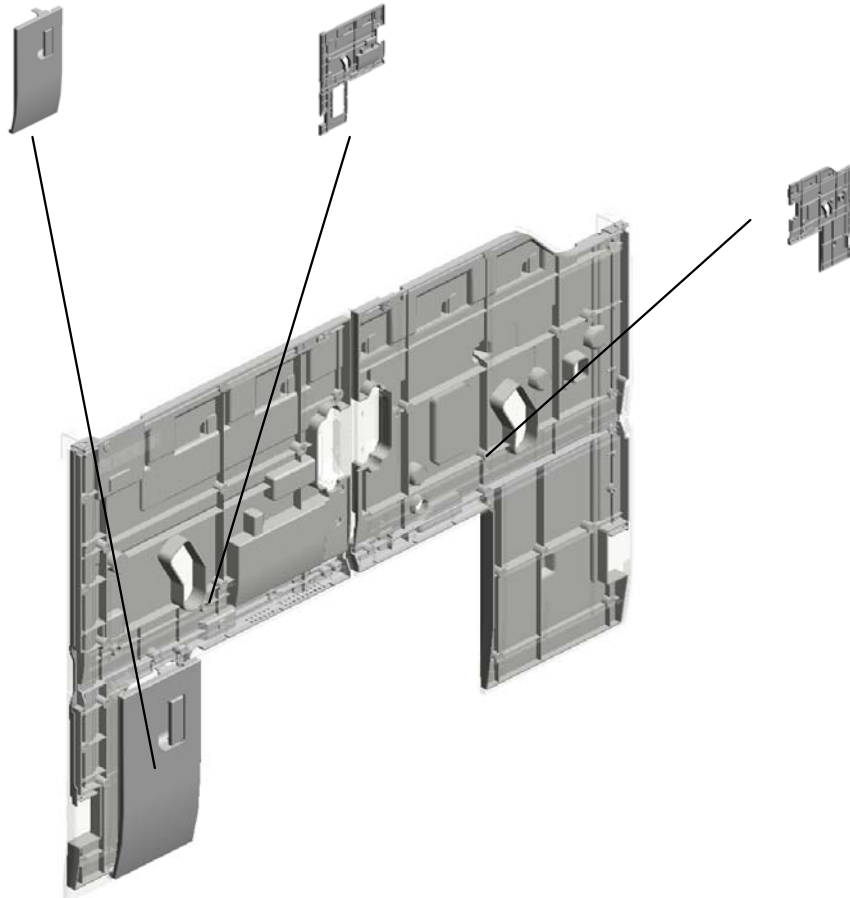
U087
Main Frame

U001.Exterior 1

U001_S001
D0747791
DOOR:COLLECTION BOTTLE
:ASS'Y

U001_S002
D0747800
SUPPORTING PLATE:DOOR:
FRONT LEFT:ASS'Y

U001_S003
D0747816
SUPPORTING PLATE:DOOR:
FRONT RIGHT:ASS'Y



WWW.SERVICE-MANUAL.NET

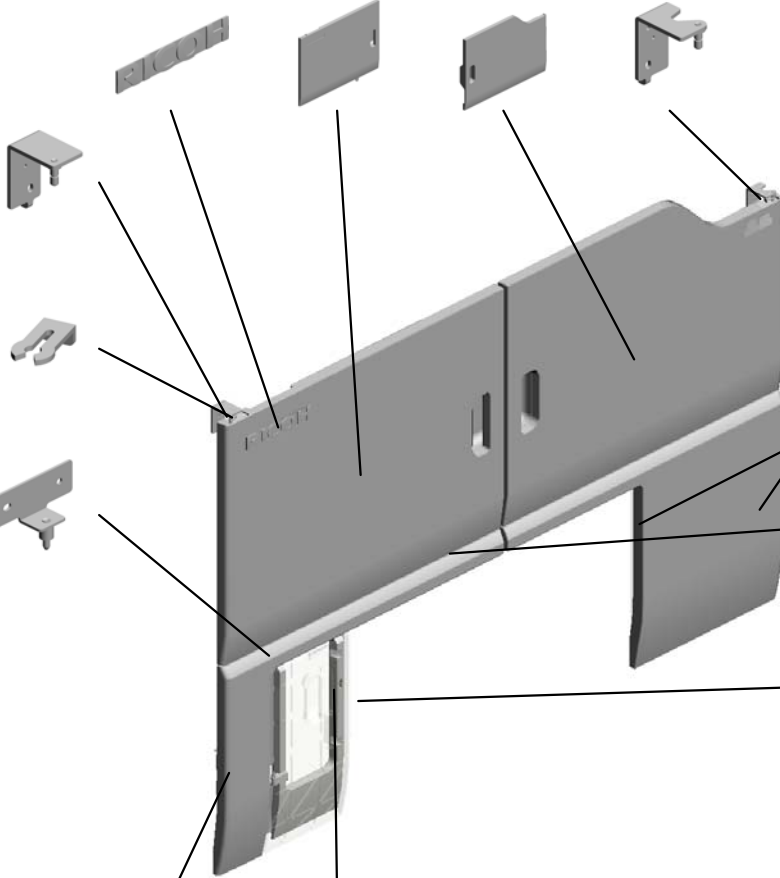
U001	U002	U003	U004	U005	U006	U007	U008	U009	U010	U011	U012	U013	U014	U015	U016	U017	U018	U019	U020	U021
------	------	------	------	------	------	------	------	------	------	------	------	------	------	------	------	------	------	------	------	------

U001
Exterior 1

7.D0747775 PLATE:LOGO:RICOH
 8.D0747780 DOOR:FRONT LEFT:UPPER:ASSY
 17.D0747810 DOOR:FRONT RIGHT:UPPER:ASSY
 27.D0747858 HINGE:RIGHT UPPER:ASSY



25.D0747850 HINGE:LEFT UPPER:ASSY



5.C1012360 (x2) SNAP RING

10.D0747787 HINGE:DOOR:COLLECTION BOTTLE:ASSY

28.D0747861 HINGE:RIGHT LOWER:ASSY

18.D0747814 DOOR:FRONT RIGHT:LOWER

1.08025324 (x46) HEXAGON HEAD TAPPING SCREW:PF:4X10

9.D0747785 DOOR:FRONT LEFT:LOWER

26.D0747854 HINGE:LEFT LOWER:ASSY

15.D0747797 SPRING PLATE:DOOR:LEFT LOWER

WWW.SERVICE-MANUAL.NET

U001	U002	U003	U004	U005	U006	U007	U008	U009	U010	U011	U012	U013	U014	U015	U016	U017	U018	U019	U020	U021
------	------	------	------	------	------	------	------	------	------	------	------	------	------	------	------	------	------	------	------	------

U001_S001
DOOR:COLLECTION BOTTLE:ASS'Y

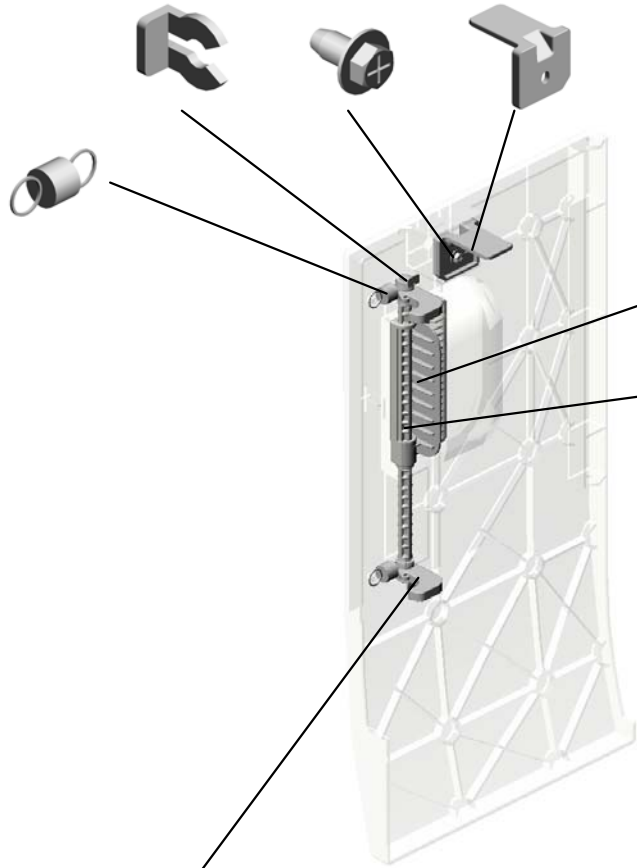
2.54472681
(x2)
SNAP RING

1.08025324
HEXAGON HEAD T
APPING SCREW:P
F:4X10

4.B2341293
LEVER - SAFETY S
WITCH

11.D0747791
DOOR:COLLECTIO
N BOTTLE:ASS'Y

6.D0146458
(x2)
SPRING:BLADE:NO
.1



13.D0747794
(x2)
LEVER:RELEASE:D
OOR:COLLECTION
BOTTLE



12.D0747793
GRIP:DOOR:COLL
ECTION BOTTLE




14.D0747795
SHAFT:CONTACT
POINT:GRIP



U001_S002
SUPPORTING PLATE:DOOR:FRONT LEFT:ASS'Y

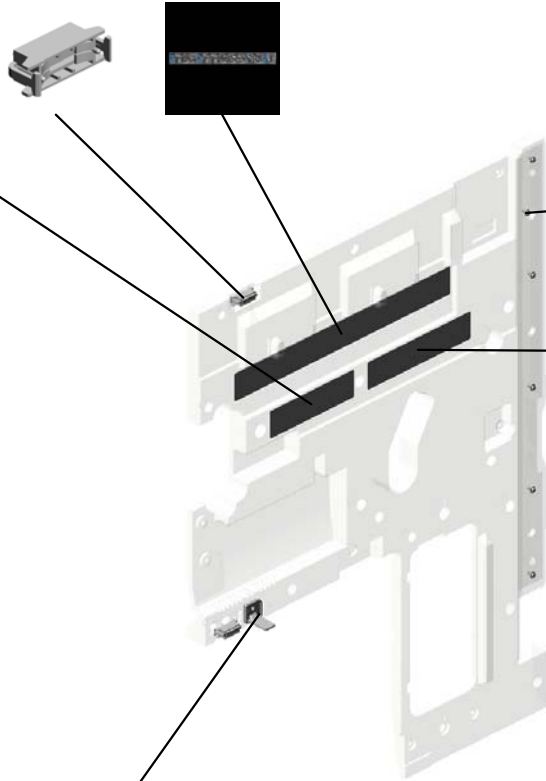
3.AG071013
(x2)
MAGNET CATCH:2
4.5N:ASS'Y

22.D0747837
DECAL:MISFEED R
EMOVAL:CDE



16.D0747800
SUPPORTING PLA
TE:DOOR:FRONT L
EFT:ASS'Y

23.D0747838
DECAL:MISFEED R
EMOVAL:Z-1



1.08025324
(x6)
HEXAGON HEAD T
APPING SCREW:P
F:4X10



24.D0747839
DECAL:MISFEED R
EMOVAL:Z-2



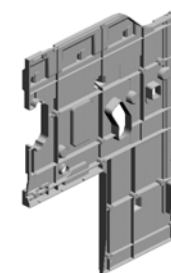
4.B2341293
LEVER - SAFETY S
WITCH

U001_S003

SUPPORTING PLATE:DOOR:FRONT RIGHT:ASS'Y


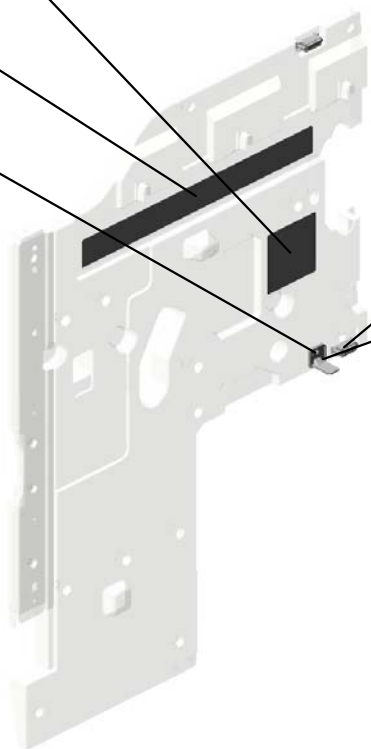
21.D0747836
DECAL:MISFEED R
EMOVAL:AB

20.D0747835
DECAL:MISFEED R
EMOVAL:LOCATIO
N



19.D0747816
SUPPORTING PLA
TE:DOOR:FRONT
RIGHT:ASS'Y

1.08025324
HEXAGON HEAD T
APPING SCREW:P
F:4X10



3.AG071013
(x2)
MAGNET CATCH:2
4.5N:ASS'Y



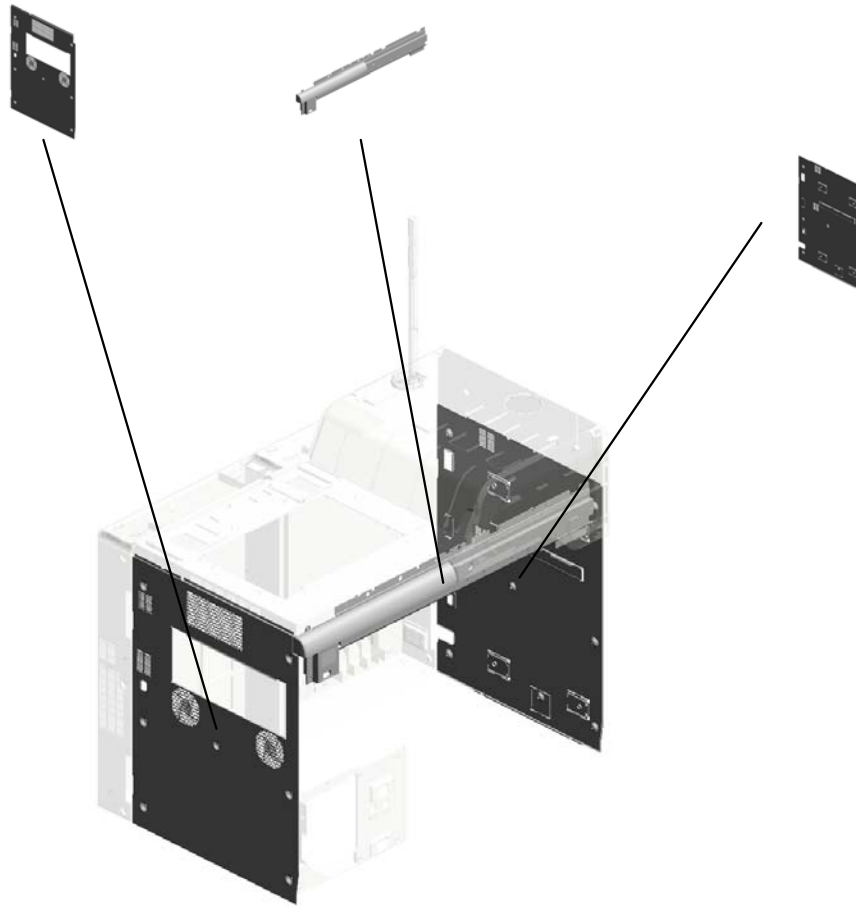
4.B2341293
LEVER - SAFETY S
WITCH

U002.Exterior 2

U002_S001
D0741293
COVER:MAIN:LEFT:ASS'Y

U002_S003
D0747768
COVER:FRONT LEFT:ASS'Y


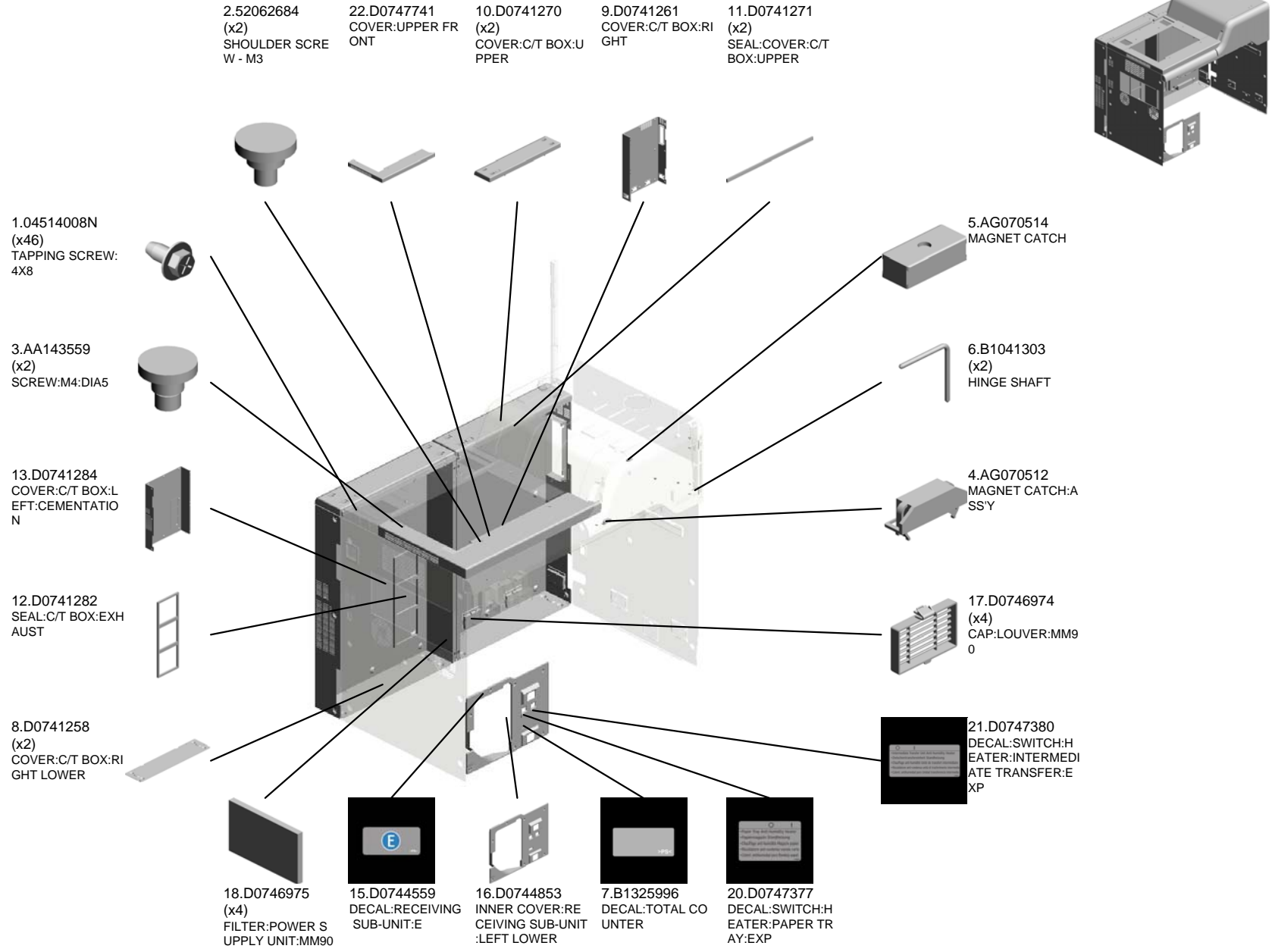
U002_S002
D0747826
COVER:MAIN:RIGHT:ASS'Y



WWW.SERVICE-MANUAL.NET

U001	U002	U003	U004	U005	U006	U007	U008	U009	U010	U011	U012	U013	U014	U015	U016	U017	U018	U019	U020	U021
------	-------------	------	------	------	------	------	------	------	------	------	------	------	------	------	------	------	------	------	------	------

U002 Exterior 2

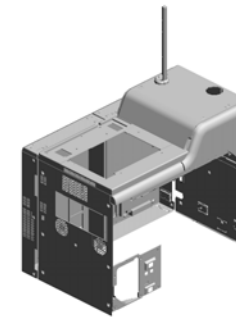


WWW.SERVICE-MANUAL.NET

U001	U002	U003	U004	U005	U006	U007	U008	U009	U010	U011	U012	U013	U014	U015	U016	U017	U018	U019	U020	U021
------	-------------	------	------	------	------	------	------	------	------	------	------	------	------	------	------	------	------	------	------	------

U002 Exterior 2

- 41.D0747896 DECAL:CAUTION C
HART:COPY:ORIGI
NAL:ENGLISH
- 46.M0771861 TUBE TYPE LAMP:
TAC:ASS'Y
- 26.D0747753 COVER:TONER SU
PLY:UPPER:ASS'
Y
- 25.D0747752 (x12)
CAP:COVER:TONE
R SUPPLY



23.D0747743
COVER:UPPER RI
GHT

24.D0747746
COVER:UPPER RE
AR

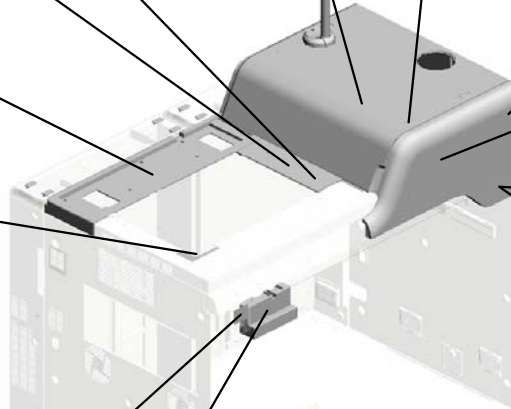
39.D0747866
DECAL:CLEANING:
EXPOSURE GLASS
:ENGLISH



28.D0747762
(x2)
BRACKET:HINGE:T
ONER SUPPLY



27.D0747761
DOOR:TONER SUP
PLY



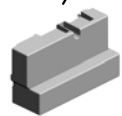
40.D0747880
MODEL NAME PLA
TE:PRO_C651EX:(f
or D074)



44.D0757880
MODEL NAME PLA
TE:PRO_C751EX:(f
or D075)



42.D0747898
DECAL:POWER SO
URCE:OFF:ENGLIS
H



38.D0747845
INNER COVER:5ST

U002_S001
COVER:MAIN:LEFT:ASS'Y

45.D0757884
(x2)
SEAL:EXHAUST:LE
FT UPPER

14.D0741293
COVER:MAIN:LEFT
:ASS'Y

32.D0747822
COVER:MAIN:LEFT
:WELDING

19.D0747152
SEAL:DUCT:EXHA
UST:LEFT REAR

43.D0757877
(x2)
SEAL:EXHAUST:LE
FT MIDDLE

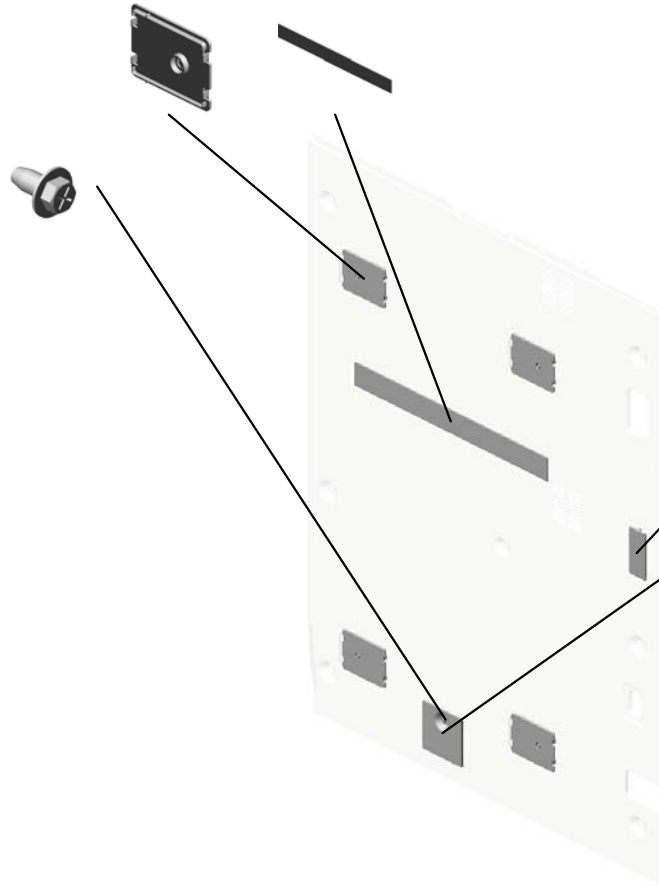
U001	U002	U003	U004	U005	U006	U007	U008	U009	U010	U011	U012	U013	U014	U015	U016	U017	U018	U019	U020	U021
------	-------------	------	------	------	------	------	------	------	------	------	------	------	------	------	------	------	------	------	------	------

U002_S002
COVER:MAIN:RIGHT:ASS'Y

35.D0747829
(x4)
CAP:JOINT:LARGE
CAPACITY TRAY

36.D0747830
COVER:LARGE CA
PACITY TRAY

1.04514008N
TAPPING SCREW:
4X8




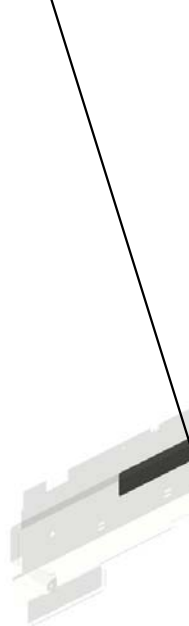
34.D0747828
CAP:CONNECTOR

37.D0747831
COVER:CONNECT
OR:LARGE CAPACI
TY TRAY

33.D0747826
COVER:MAIN:RIGH
T:ASS'Y

U002_S003
COVER:FRONT LEFT:ASS'Y

30.D0747773
DECAL:OPERATIO
N INSTRUCTIONS:
TONER SUPPLY



29.D0747768
COVER:FRONT LE
FT:ASS'Y

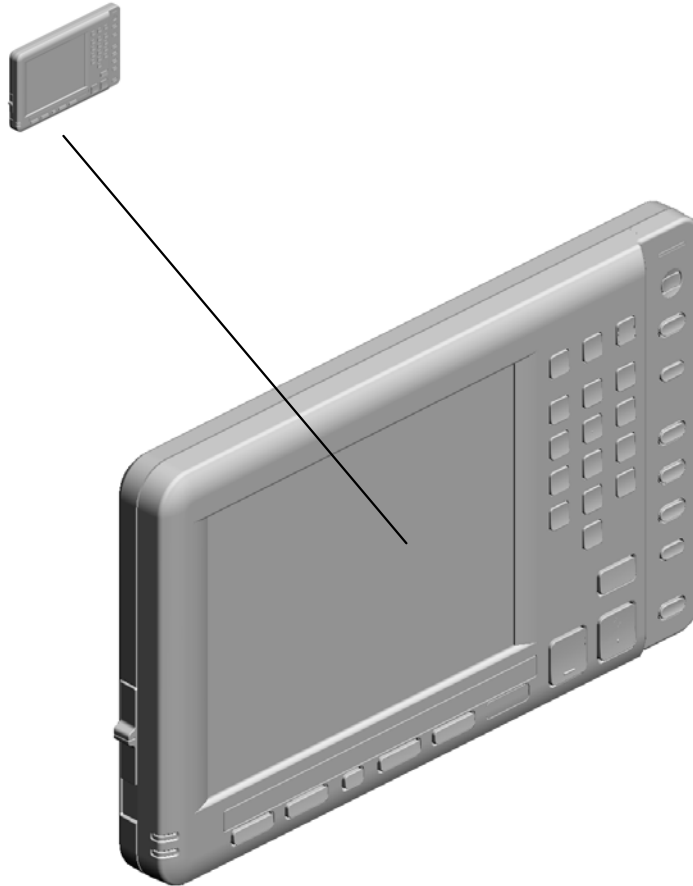


31.D0747774
DECAL:MAIN SWIT
CH



U003.Operation 1

U003_S001
D0746841
OPERATION SUB-UNIT:TAC:
NA:ASS'Y



WWW.SERVICE-MANUAL.NET


U001	U002	U003	U004	U005	U006	U007	U008	U009	U010	U011	U012	U013	U014	U015	U016	U017	U018	U019	U020	U021
------	------	------	------	------	------	------	------	------	------	------	------	------	------	------	------	------	------	------	------	------

U003 Operation 1

2.D0746735
COVER:OPERATIO
N PANEL:REAR UP
PER



1.D0746734
COVER:OPERATIO
N PANEL:REAR



23.M0771782
BRACKET:LCD

17.M0771766
KNOB:VARIABLE RESISTOR

5.D0951757
COVER:FRONT:COVER:NA:ASS'Y

3.D0746821
PCB:OPU:NA:SERVICE

16.M0771765
COVER:REAR



4.D0746841
OPERATION SUB-UNIT:TAC:NA:ASS'Y

22.M0771781
LENS:INPUT

6.D0951771
KEYTOP:COPY

7.D0951772
KEYTOP:DOC

10.D0951780
PLATE:APPLICATION:NA

12.D0951787
KEYTOP:RESERVATION:SPACER

9.D0951774
KEYTOP:PRINTER:EF1

8.D0951773
KEYTOP:SCANNER

21.M0771778
KEYTOP:BLANK

14.D0951789
KEYTOP:STOP

18.M0771767
KEYTOP:START

15.D0951790
KEYTOP:INTERRUPT

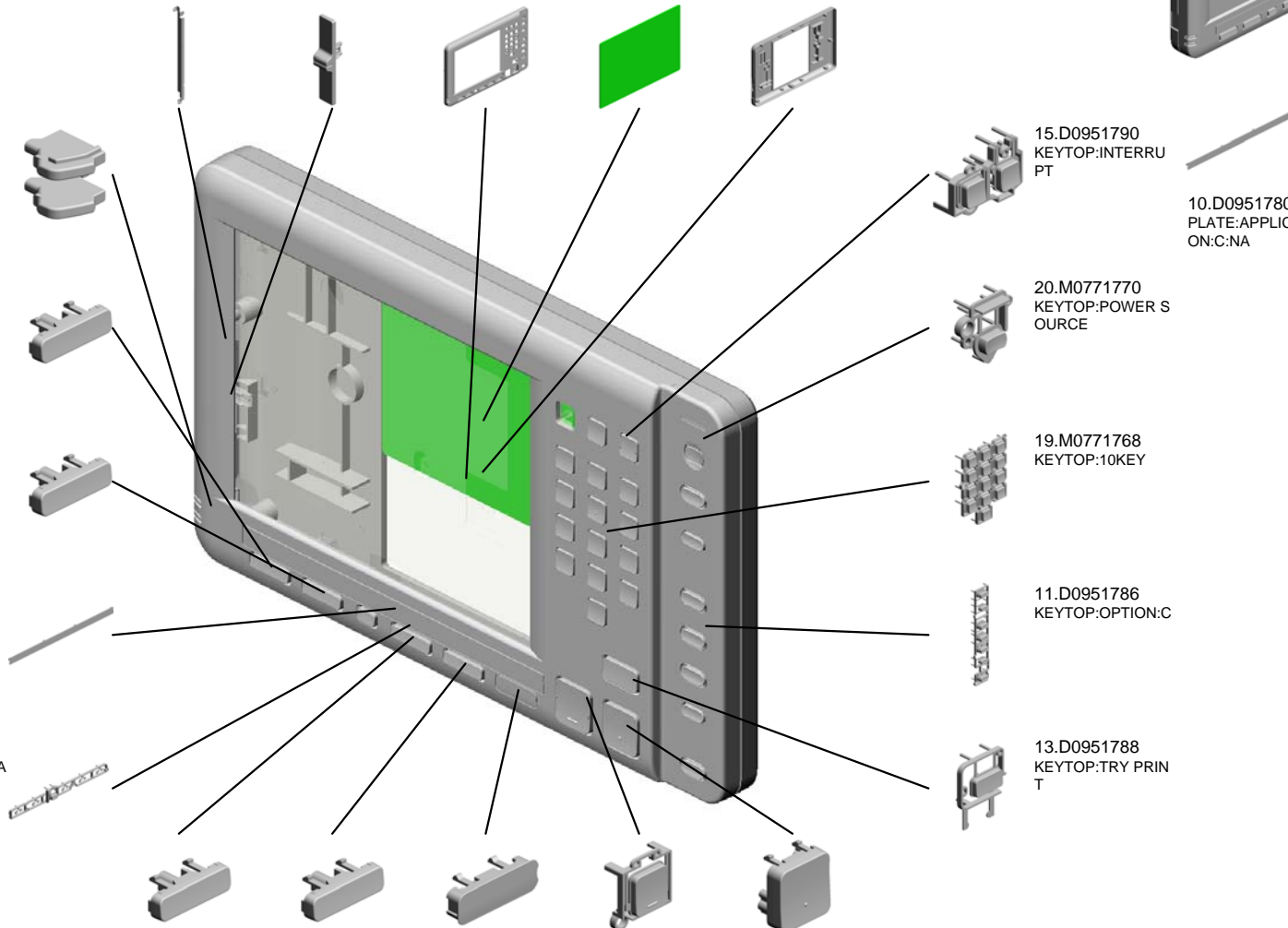
10.D0951780
PLATE:APPLICATION:NA

20.M0771770
KEYTOP:POWER SOURCE

19.M0771768
KEYTOP:10KEY

11.D0951786
KEYTOP:OPTION:C

13.D0951788
KEYTOP:TRY PRINT



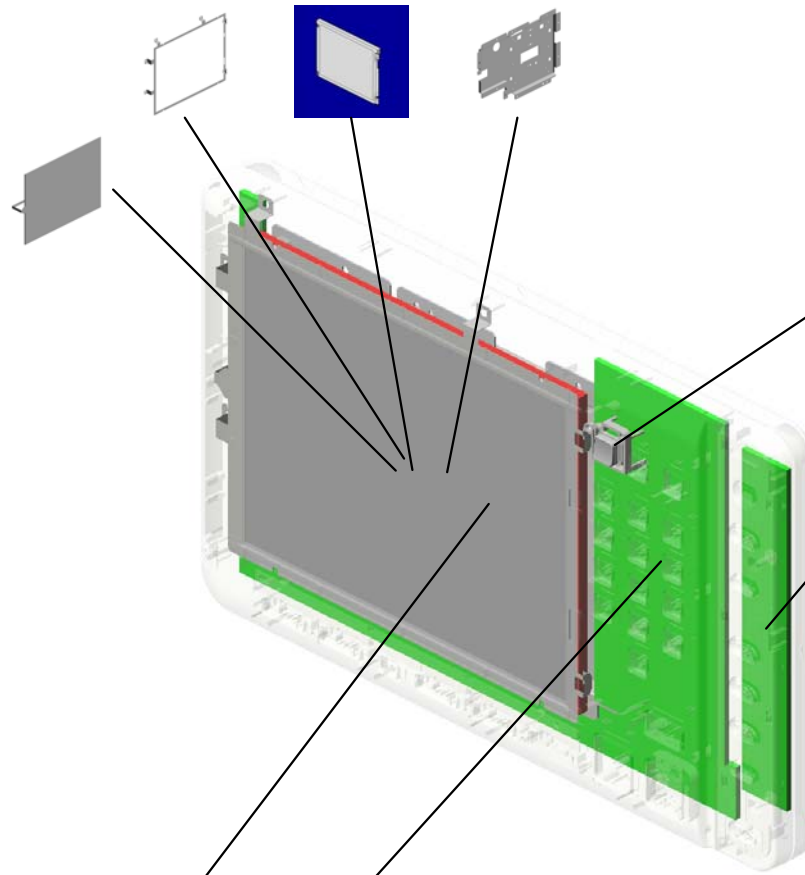
U003_S001
OPERATION SUB-UNIT:TAC:NA:ASS'Y

24.M0771783 SHADEING PLATE: TOUCH PANEL
31.M0771810 LCD:10.4SVGA-LED
25.M0771785 BRACKET:STAY:ARM



4.D0746841
OPERATION SUB-UNIT:TAC:NA:ASS'Y

27.M0771800
TOUCH PANEL:10.4INCH



26.M0771789
KEYTOP:RESET SWITCH:EXP

29.M0771803
PCB:C:KEY:SUB:ASS'Y

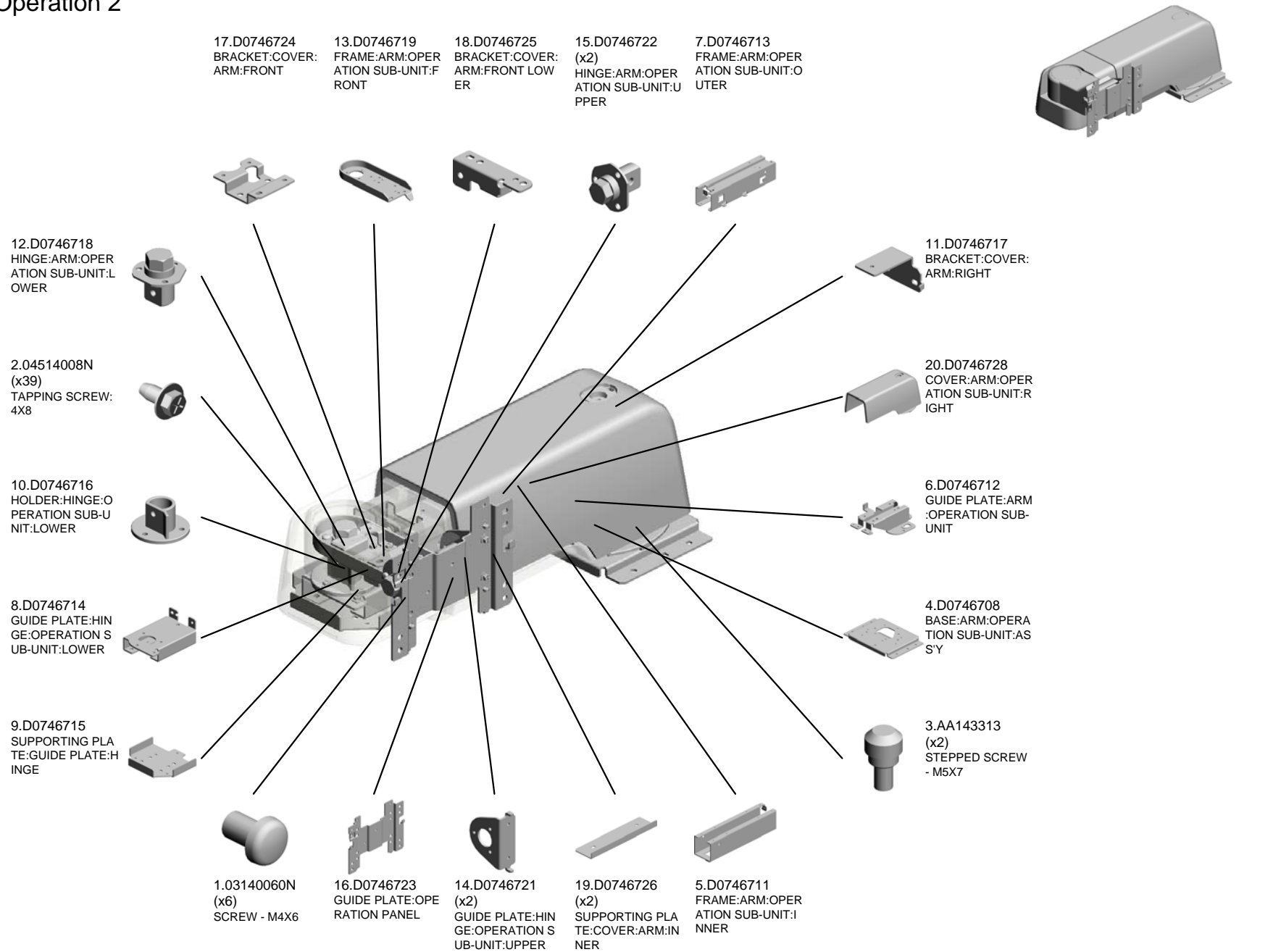
30.M0771804
PCB:C:KEY:APPLI:ASS'Y

28.M0771802
PCB:C:KEY:MAIN

WWW.SERVICE-MANUAL.NET

U001	U002	U003	U004	U005	U006	U007	U008	U009	U010	U011	U012	U013	U014	U015	U016	U017	U018	U019	U020	U021
------	------	------	------	------	------	------	------	------	------	------	------	------	------	------	------	------	------	------	------	------

U004 Operation 2




WWW.SERVICE-MANUAL.NET


U001	U002	U003	U004	U005	U006	U007	U008	U009	U010	U011	U012	U013	U014	U015	U016	U017	U018	U019	U020	U021
------	------	------	------	------	------	------	------	------	------	------	------	------	------	------	------	------	------	------	------	------

U004 Operation 2


27.D0746737 CAP:COVER:ARM:FRONT
 25.D0746733 COVER:ARM:OPERATION SUB-UNIT:FRONT
 29.D0746739 HOLDER:HINGE:OPERATION SUB-UNIT:UPPER



23.D0746731 COVER:ARM:OPERATION SUB-UNIT:LEFT



24.D0746732 COVER:ARM:OPERATION SUB-UNIT:LEFT LOWER



28.D0746738 CAP:COVER:ARM:RIGHT



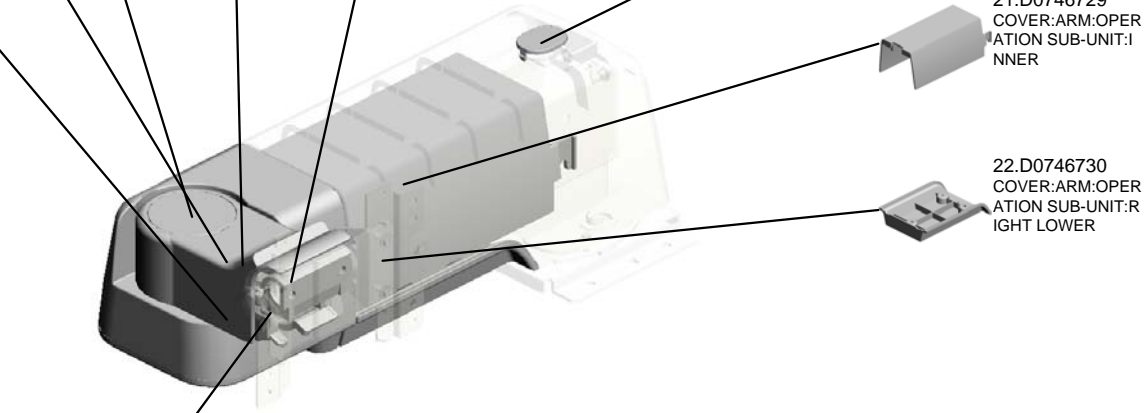
21.D0746729 COVER:ARM:OPERATION SUB-UNIT:INNER



22.D0746730 COVER:ARM:OPERATION SUB-UNIT:RIGHT LOWER




26.D0746736 COVER:ARM:OPERATION SUB-UNIT:FRONT LOWER



U005.ADF 1 (Exterior 1)

U005_S001
D0741700
ADF:ASS'Y

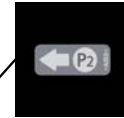


WWW.SERVICE-MANUAL.NET


U001	U002	U003	U004	U005	U006	U007	U008	U009	U010	U011	U012	U013	U014	U015	U016	U017	U018	U019	U020	U021
------	------	------	------	-------------	------	------	------	------	------	------	------	------	------	------	------	------	------	------	------	------

U005
ADF 1 (Exterior 1)

9.D5221816 3.09515010N
DECAL:ORIGINAL: (x2)
SET:CAUTION:5-LA SCREW:M5X10
NG



12.D5221905
DECAL:DESIGN SK
ETCH:MISFEED RE
MOVAL:P2



U005_S001
ADF:ASS'Y

6.B4772861 (x2)
DRIVEN EXIT ROLLER

1.04503008N
TAPPING SCREW - M3X8

5.AW010117
PAPER FEED SENSOR



14.D0741700
ADF:ASS'Y


2.04513006N (x8)
TAPPING SCREW - 3X6



11.D5221902
COVER:FRONT




10.D5221852
COVER:EXIT



8.B6521854
COVER:SENSOR:REVERSE:LOWER



13.D5221954
COVER:REAR



4.A8594836 (x4)
BUSHING- EXIT DRIVEN ROLLER



7.B6521853 (x4)
COMPRESSION SPRING

U006.ADF 2 (Exterior 2)

U006_S001
D5221801
COVER:PAPER FEED:ASS'Y



WWW.SERVICE-MANUAL.NET

U001	U002	U003	U004	U005	U006	U007	U008	U009	U010	U011	U012	U013	U014	U015	U016	U017	U018	U019	U020	U021
------	------	------	------	------	-------------	------	------	------	------	------	------	------	------	------	------	------	------	------	------	------

U006 ADF 2 (Exterior 2)



- 1.04503008N (x6) TAPPING SCREW - M3X8
- 12.AW010117 (x2) PAPER FEED SENSOR
- 27.D4122115 DRIVEN ROLLER: PULL OUT: PRESS FIT
- 28.D4122364 BRACKET: PRESSURE PLATE: PULL OUT
- 22.B4774111 (x2) SPRING

11.AW010107
PAPER FEED SENSOR

5.11050487
HARNESS CLAMP

20.B4772372
(x4)
DRIVEN PAPER FEED ROLLER

21.B4772373
(x4)
RELAY ROLLER ARM

26.B6522505
(x4)
COMPRESSION SPRING

2.04513006N
(x2)
TAPPING SCREW - 3X6

19.B4772349
GUIDE: PAPER FEED: UPPER: IBM

6.11050511
(x4)
HARNESS CLAMP - LWS-0306ZC

29.D4122523
BRACKET: PAPER SIZE SENSOR

9.AA143788
PIN: GUIDE PLATE: PAPER FEED

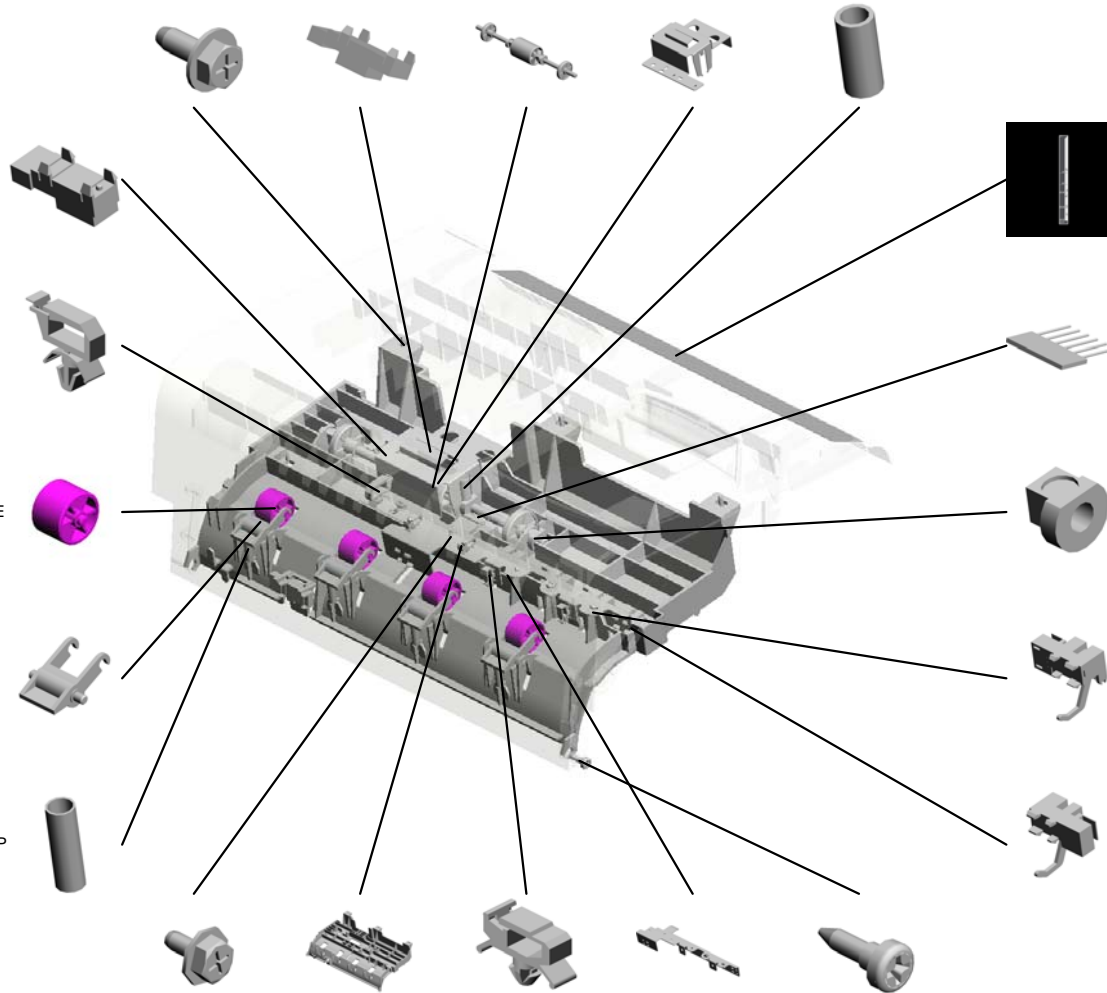
31.D5221807
DECAL: SIZE: ORIGINAL

7.A6972131
ANTISTATIC BRUSH

8.AA080037
(x2)
BUSHING - 6MM

14.AW020196
(x4)
PHOTOINTERRUPTOR: PAPER SIZE SENSOR: DOCUMENT FEEDER

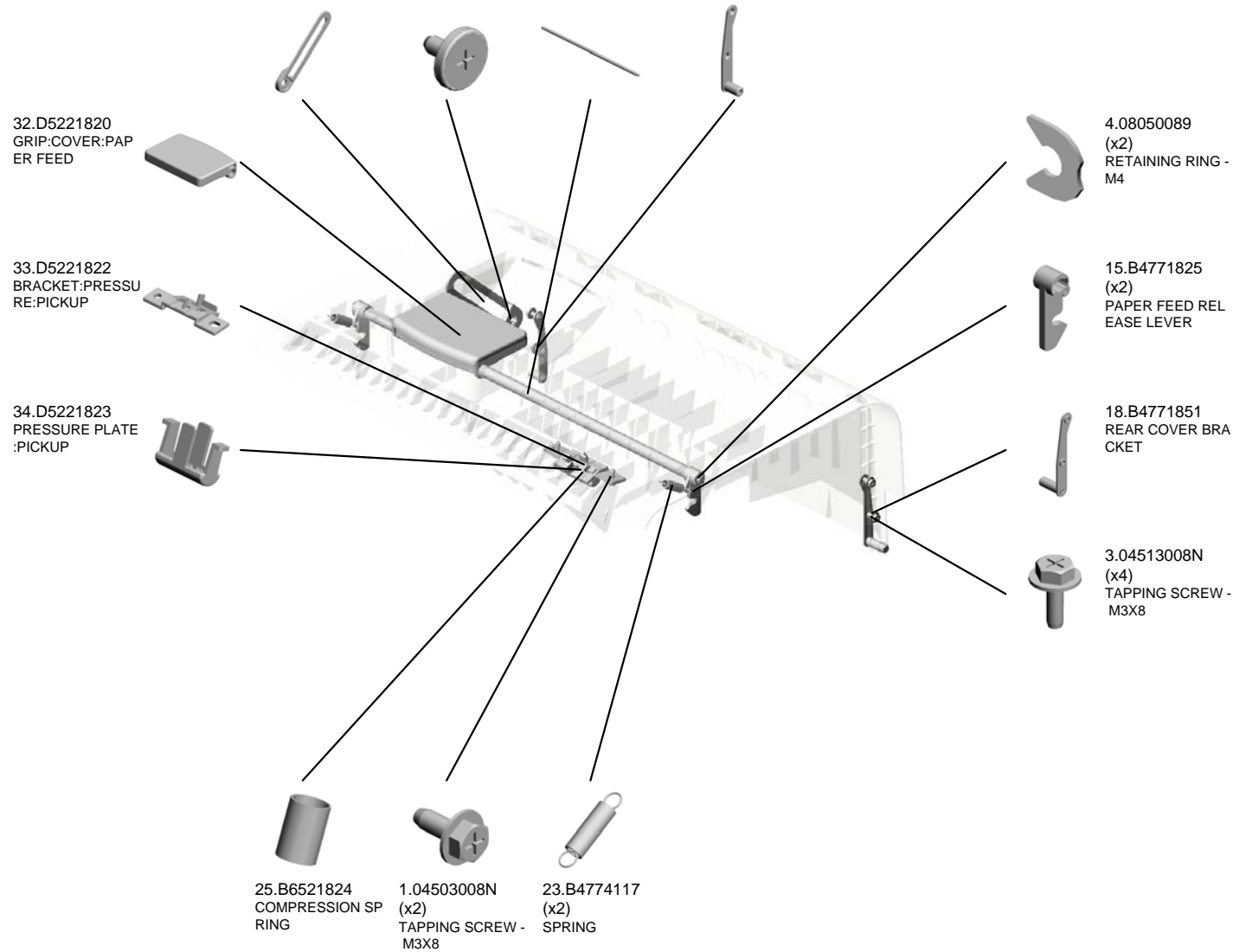

13.AW020154
PHOTOINTERRUPTOR: ENTRANCE



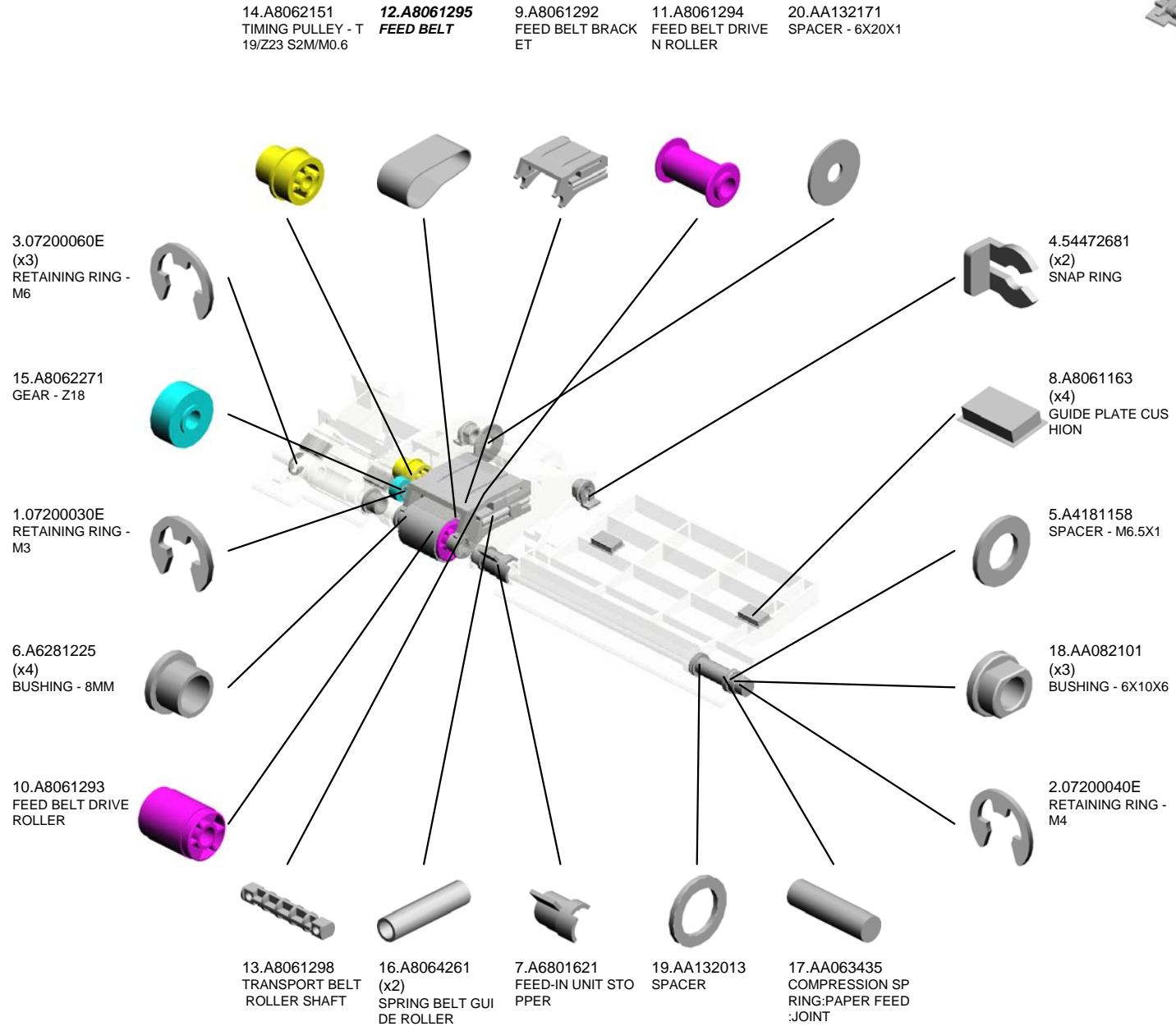
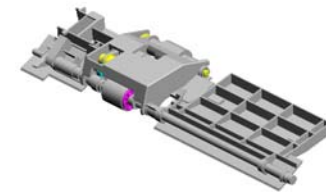
WWW.SERVICE-MANUAL.NET

U006_S001
COVER:PAPER FEED:ASS'Y

24.B6521816 LINK:STOPPER:COVER:PAPER FEED
 10.AA143846 TAPPING SCREW: M3X6
 16.B4771831 GRIP SHAFT
 17.B4771841 FRONT COVER BRACKET



U007 ADF 3 (Original Feed 1)




WWW.SERVICE-MANUAL.NET

U001	U002	U003	U004	U005	U006	U007	U008	U009	U010	U011	U012	U013	U014	U015	U016	U017	U018	U019	U020	U021
------	------	------	------	------	------	------	------	------	------	------	------	------	------	------	------	------	------	------	------	------

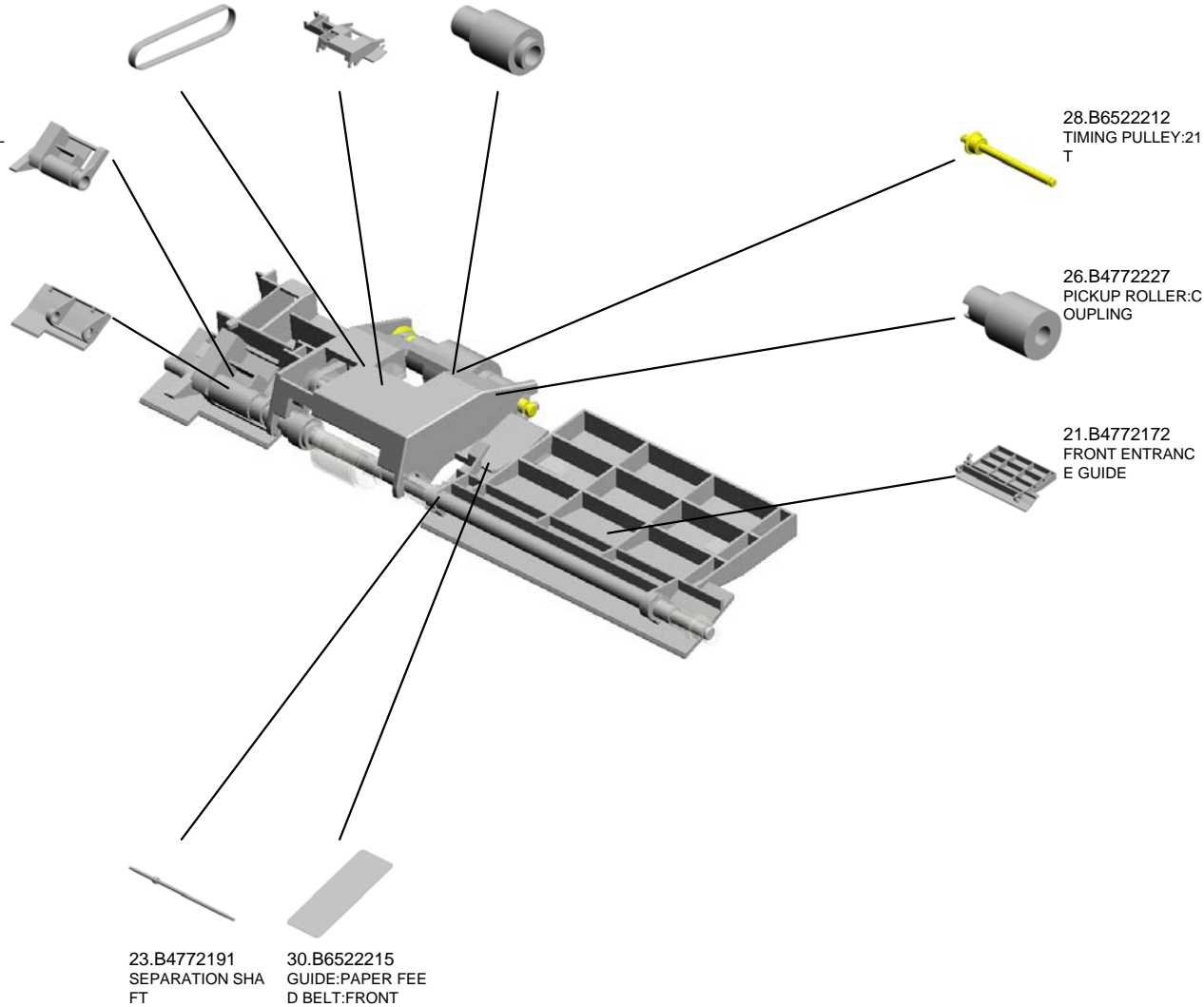
U007
ADF 3 (Original Feed 1)

29.B6522213 TIMING BELT:B40S
2M142
24.B4772222 PICK-UP ROLLER
BRACKET
25.B4772225
PICK-UP ROLLER



27.B4772231 PICK-UP ROLLER L
EVER

22.B4772182 REAR ENTRANCE
GUIDE



28.B6522212 TIMING PULLEY:21
T

26.B4772227 PICKUP ROLLER:C
OUPLING

21.B4772172 FRONT ENTRANC
E GUIDE

23.B4772191 SEPARATION SHA
FT

30.B6522215 GUIDE:PAPER FEE
D BELT:FRONT

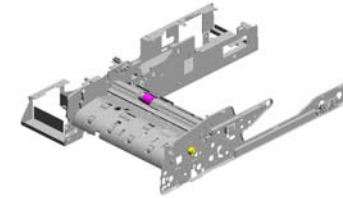
WWW.SERVICE-MANUAL.NET

U001	U002	U003	U004	U005	U006	U007	U008	U009	U010	U011	U012	U013	U014	U015	U016	U017	U018	U019	U020	U021
------	------	------	------	------	------	------	------	------	------	------	------	------	------	------	------	------	------	------	------	------

U008

ADF 4 (Original Feed 2)

- 16.AW020141 (x2) PHOTOINTERRUPTOR
- 3.04533006N (x3) TAPPING SCREW - M3X6
- 10.A2936399 TORQUE LIMITER - SEPARATOR
- 13.A8592241 REVERSE ROLLER**
- 17.B3011155 SEPARATION SUP PORT PAD



1.04513006N (x8) TAPPING SCREW - 3X6



11.A6801661 (x4) BUSHING - 4MM



8.52062684 SHOULDER SCREW - M3



19.B4772145 GUIDE BRACKET



18.B4772121 DRIVE RELAY ROLLER



14.AA082141 BUSHING - 16X18X5




7.07423808 (x2) BALL BEARING - 8X16X5



6.07200060E (x2) RETAINING RING - M6



4.06320120G PARALLEL PIN - 2X12



12.A8062111 TIMING PULLEY - T28 S2M



9.54472681 SNAP RING



20.B4772151 SEPARATION CAP



15.AA143790 SCREW:CONTACT POINT



2.04513010N (x4) TAPPING SCREW: 3X10

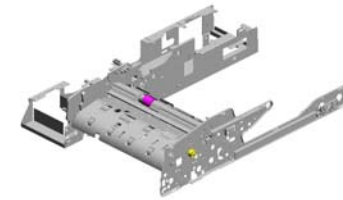


5.07200040E RETAINING RING - M4



U008 ADF 4 (Original Feed 2)


- 31.B6524156 (x4) COMPRESSION SPRING:0.5N
- 30.B6524155 (x2) ROLLER:DRIVEN:REVERSE:MIDDLE
- 25.B6522128 CUSHION:GUIDE PLATE:REVERSE:EXIT
- 27.B6522146 HOLDER:SEPARATION PAD



24.B6522127
BRACKET:GUIDE PLATE:LOWER



21.B6522112
ROLLER:PULL OUT:DRIVE



29.B6522433
GUIDE PLATE:ORIGINAL TABLE



26.B6522143
GUIDE PLATE:PAPER FEED:LOWER




23.B6522126
GUIDE:STAY:REVERSE ROLLER



28.B6522152
GUIDE PLATE:LOWER:PULL OUT



22.B6522122
STAY:REVERSE ROLLER:ASSY

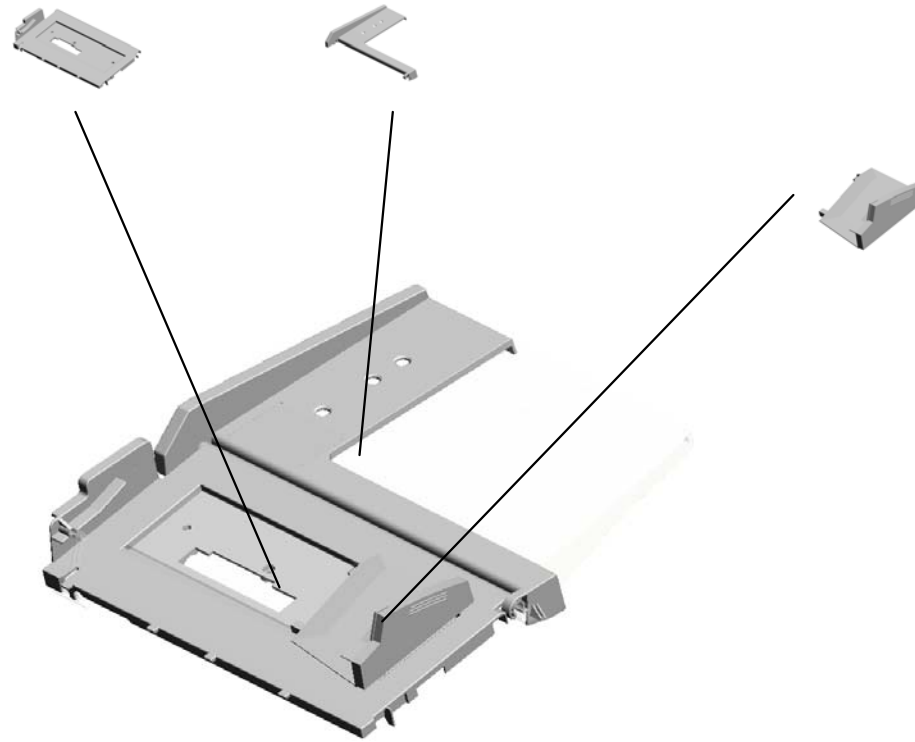


U009.ADF 5 (Original Feed 3)

U009_S001
D5222351
BASE:ORIGINAL TABLE:ASS'
Y

U009_S003
D5222371
ORIGINAL TABLE:FACE FRO
NT:ASS'Y


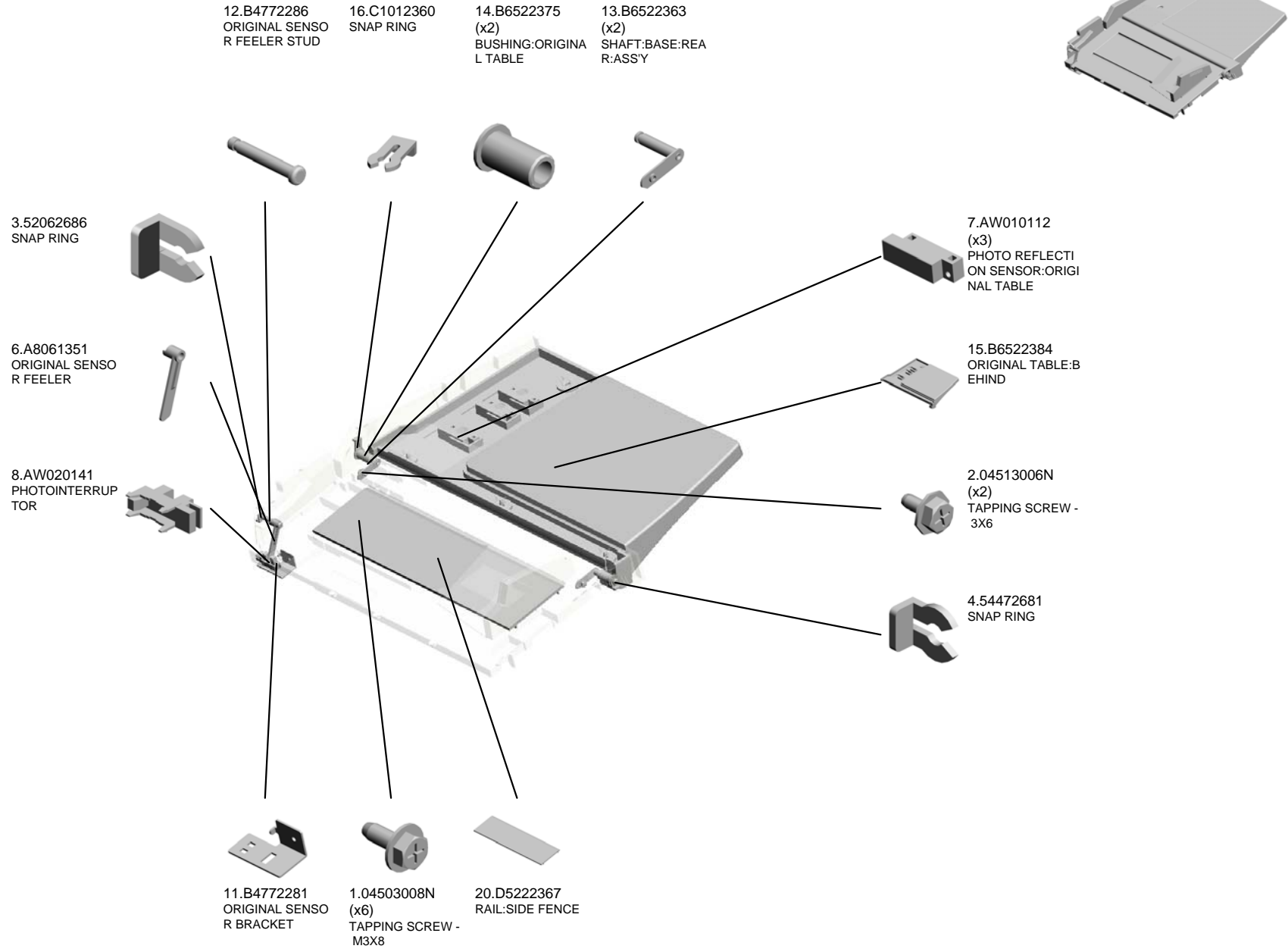
U009_S002
D5222355
SIDE FENCE:ORIGINAL TABL
E:ASS'Y



WWW.SERVICE-MANUAL.NET

U001	U002	U003	U004	U005	U006	U007	U008	U009	U010	U011	U012	U013	U014	U015	U016	U017	U018	U019	U020	U021
------	------	------	------	------	------	------	------	------	------	------	------	------	------	------	------	------	------	------	------	------


U009 ADF 5 (Original Feed 3)



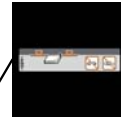

U009_S001
BASE:ORIGINAL TABLE:ASS'Y

9.B4772263
CUSHION

10.B4772264
BASE CUSHION S
HEET




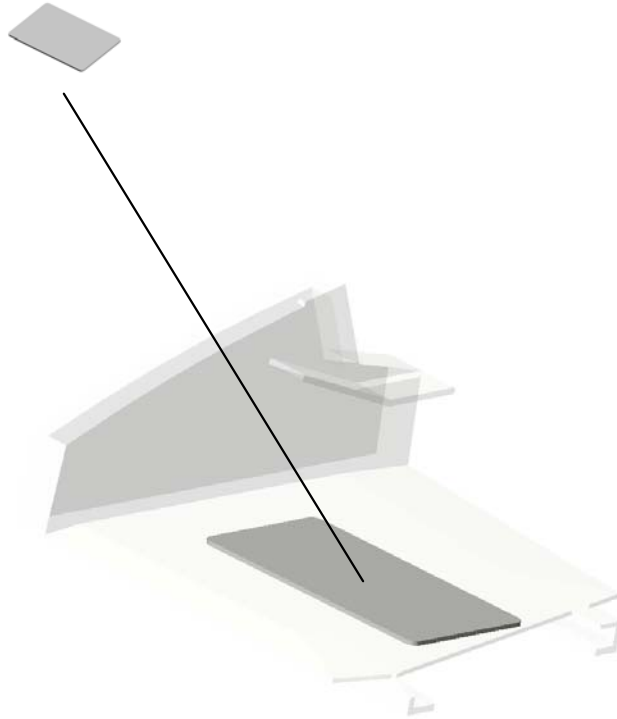
17.D5222351
BASE:ORIGINAL T
ABLE:ASSY



18.D5222354
DECAL:BASE:ORIG
INAL

U009_S002
SIDE FENCE:ORIGINAL TABLE:ASS'Y

5.A3764599
SIDE FENCE PAD




19.D5222355
SIDE FENCE:ORIGI
NAL TABLE:ASS'Y

U009_S003
ORIGINAL TABLE:FACE FRONT:ASS'Y

22.D5224402
DECAL:SET:ORIGI
NAL TABLE



21.D5222371
ORIGINAL TABLE:F
ACE FRONT:ASS'Y



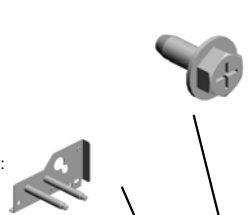
U010

ADF 6 (Original Feed 4)

- 2.04503008N TAPPING SCREW - M3X8
- 1.03530050N (x2) SCREW-M3X5
- 6.52062686 SNAP RING
- 18.B6522392 STOPPER:ORIGINAL TABLE
- 19.B6522393 COMPRESSION SPRING



17.B6522343
BRACKET:MOTOR:
BASE:ASS'Y



11.AA132152
SPACER - 8X20X1



3.04513006N
(x6)
TAPPING SCREW -
3X6



7.54472681
(x2)
SNAP RING



4.06320140G
PARALLEL PIN



10.AA082104
(x2)
BUSHING - 8X12X7



12.B3513752
(x4)
PRESSURE ROLLER -
REVERSE



15.B6522334
LEVER:RISE:BASE



16.B6522335
BRACKET:LEVER:
RISE:BASE



14.B6522333
SHAFT:RISE:BASE



20.B6522403
(x4)
ARM:ROLLER:REVERSE:
UPPER



9.A8593225
DISCHARGE BRUSH



5.07200060E
(x4)
RETAINING RING -
M6



8.A6281225
(x2)
BUSHING - 8MM



13.B6522323
GROUND PLATE:SHAFT:
BASE



U010

ADF 6 (Original Feed 4)

23.B7004428
TIMING BELT:B40S
2M158

22.B6522911
STEPPER MOTOR:
BASE:RISE:ASS'Y

27.D4122348
GEAR:Z20/Z47:M0.
8:RIGHT:REAR



28.D4122349
TIMING PULLEY:T3
0/Z20:S2M/M0.8



26.D4122347
(x2)
GEAR:Z20/Z47:M0.
8:LEFT:REAR



24.D4122345
GEAR:Z47:M0.8



25.D4122346
GEAR:Z20/Z47:M0.
8:RIGHT:FRONT



30.G0703088
SPACER:DEVELOP
MENT ROLLER



21.B6522404
(x4)
COMPRESSION SP
RING:3.1N




29.D5222322
GUIDE PLATE:REV
ERSE:UPPER



U011 ADF 7 (Original Transport)

12.A2576112 PULLEY:BELT TENSIONER
 4.07200040E (x5) RETAINING RING - M4
 18.AW010117 PAPER FEED SENSOR
 15.A8593225 DISCHARGE BRUSH
 13.A3742181 SPACER



2.04513006N (x6) TAPPING SCREW - 3X6

1.04503008N (x3) TAPPING SCREW - M3X8

14.A4221063 SEAL - 0.7X13X20

20.B4772571 DRIVEN ENTRANCE SCANNING ROLLER

19.B4772561 ENTRANCE SCANNING BASE

11.53241658 BUSHING- 4X8X4.5 MM

17.AA143791 SCREW:SAFETY

8.07423808 (x2) BALL BEARING - 8 X16X5

5.07200060E (x6) RETAINING RING - M6

6.07403508 BALL BEARING -8X 14X4

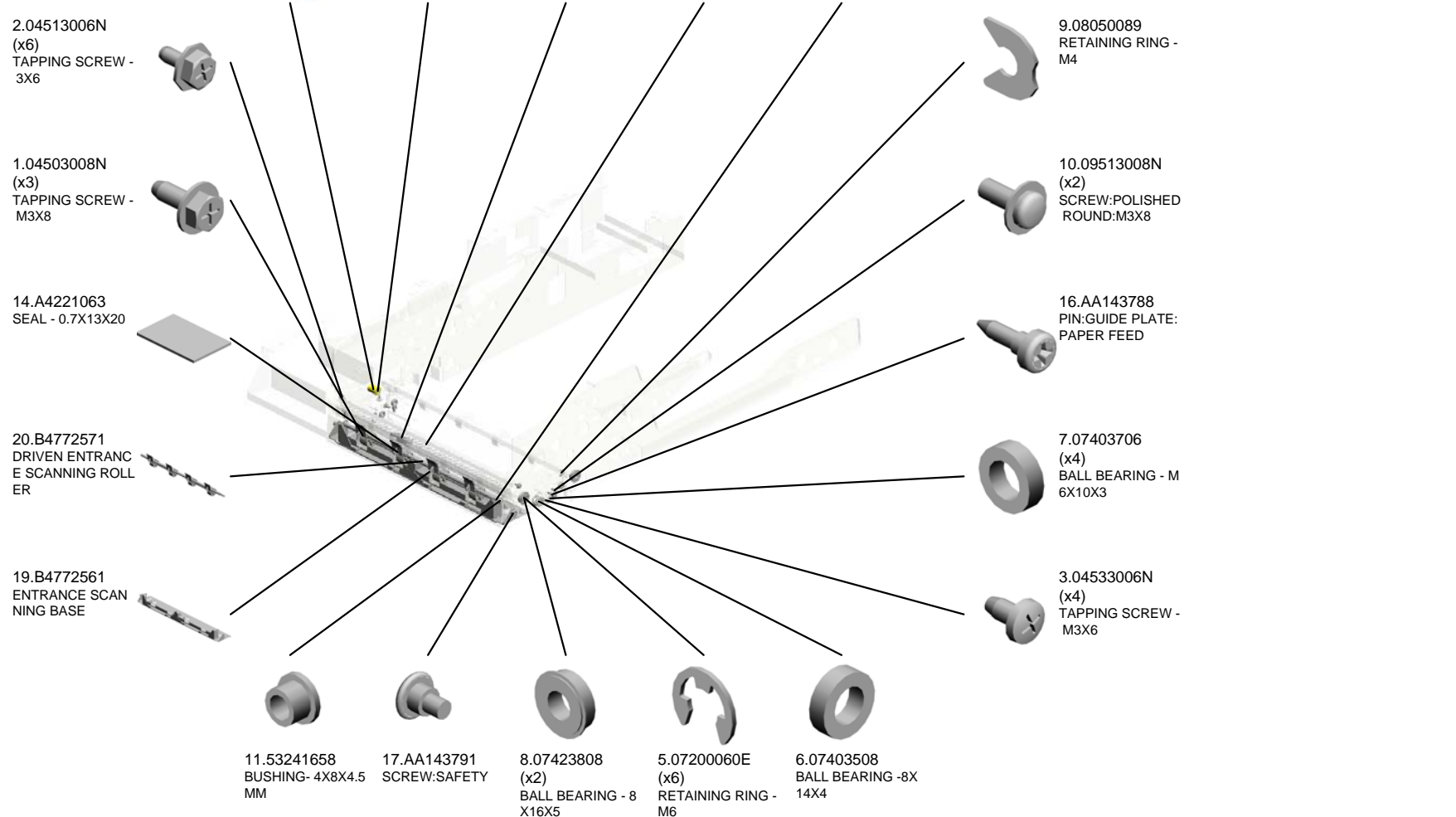
9.08050089 RETAINING RING - M4

10.09513008N (x2) SCREW:POLISHED ROUND:M3X8

16.AA143788 PIN:GUIDE PLATE: PAPER FEED

7.07403706 (x4) BALL BEARING - M 6X10X3


3.04533006N (x4) TAPPING SCREW - M3X6



U011

ADF 7 (Original Transport)

34.B6523135 TIMING BELT:B60S2M172
 28.B6523117 GUIDE:TRANSPORT BELT:REAR
 22.B4772665 REGISTRATION SENSOR BRACKET
 24.B6522411 ROLLER:SCANNING:ENTRANCE:DRIVE
 26.B6522471 GUIDE PLATE:SCANNING:ENTRANCE



35.B6523136 COVER:ROLLER:SCANNING:PEEN



29.B6523119 STOPPER:ROLLER:DRIVE



40.B6523158 (x2) DISCHARGE BRUSH:SHORT



38.B6523156 (x2) SPACER:TRANSPORT BELT



23.B4774115 (x4) SPRING



39.B6523157 (x2) DISCHARGE BRUSH:LONG

31.B6523121 TRANSPORT BELT

30.B6523120 HOUSING:TRANSPORT BELT UNIT

33.B6523129 BRACKET:ROLLER:DRIVEN:TRANSPORT BELT

21.B4772622 DISCHARGE BRUSH:L11

25.B6522421 ROLLER:SCANNING:EXIT:DRIVE



37.B6523146 SHAFT:LEVER:MISFEED REMOVAL:ASSY



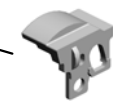
36.B6523145 TENSION SPRING:LOCK:LEVER



32.B6523125 (x2) COMPRESSION SPRING



27.B6523116 GUIDE:TRANSPORT BELT:FRONT




WWW.SERVICE-MANUAL.NET

U001	U002	U003	U004	U005	U006	U007	U008	U009	U010	U011	U012	U013	U014	U015	U016	U017	U018	U019	U020	U021
------	------	------	------	------	------	------	------	------	------	-------------	------	------	------	------	------	------	------	------	------	------

U011 ADF 7 (Original Transport)

41.B6523159 (x2)
DISCHARGE BRUSH:MIDDLE
44.D4123152
SHAFT:SCANNING:TRANSPORT BELT:DRIVE



47.D4123156 (x2)
ROLLER:DRIVE ROLLER:TRANSPORT BELT UNIT



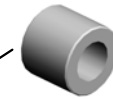
48.D5222581
GUIDE:SCANNING:ENTRANCE:ASS'Y



43.D4123125
DRIVEN ROLLER:SCANNING



46.D4123154
BUSHING:DRIVE ROLLER:TRANSPORT BELT UNIT



45.D4123153
ROLLER:SCANNING:TRANSPORT BELT
42.D4123113
ROLLER:SCANNING:PRESSURE



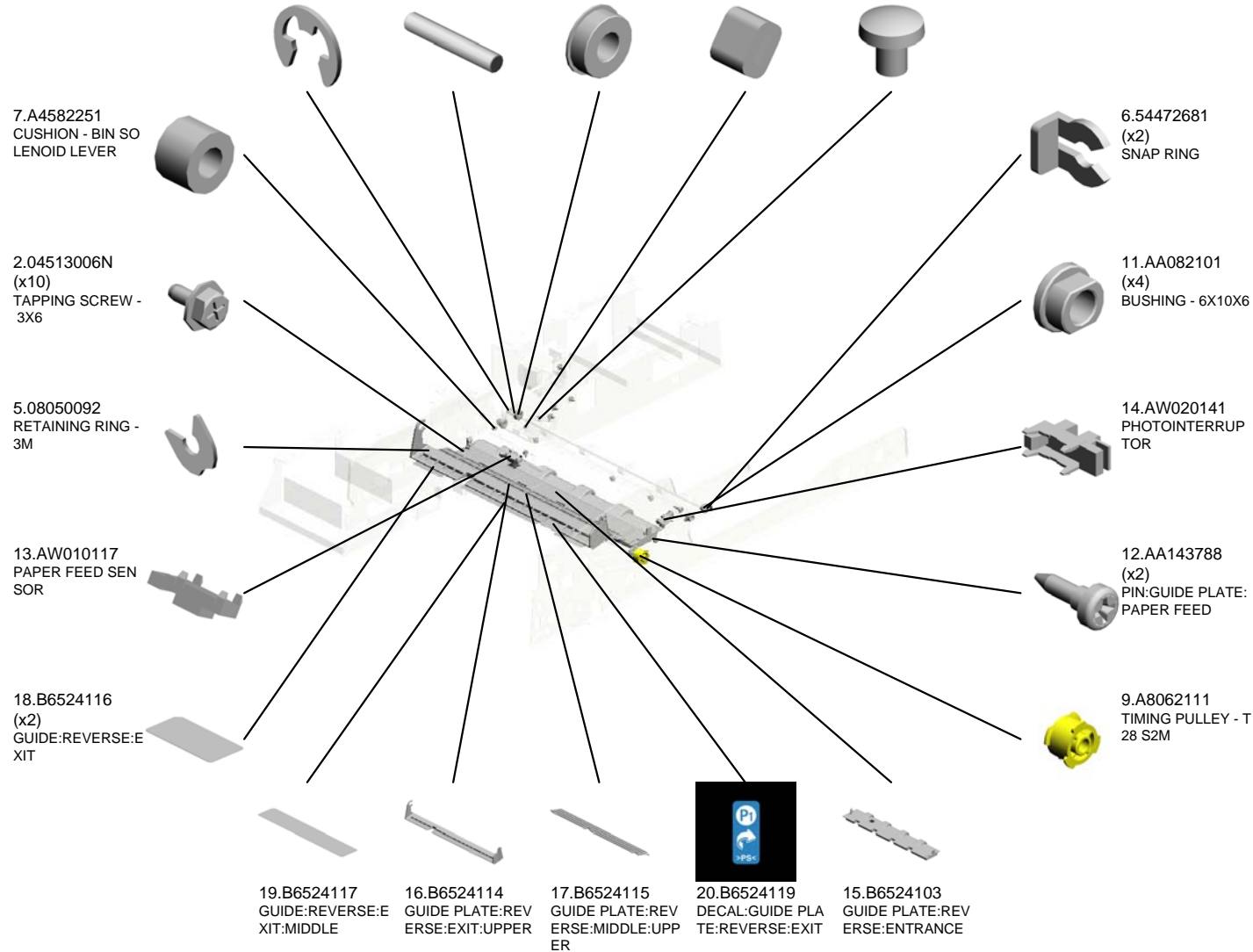
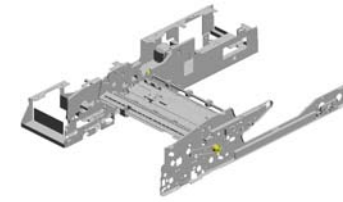
WWW.SERVICE-MANUAL.NET

U001	U002	U003	U004	U005	U006	U007	U008	U009	U010	U011	U012	U013	U014	U015	U016	U017	U018	U019	U020	U021
------	------	------	------	------	------	------	------	------	------	------	------	------	------	------	------	------	------	------	------	------

U012

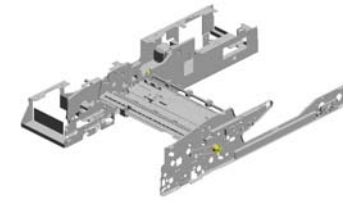
ADF 8 (Original Exit 1)

- 4.07200040E (x4) RETAINING RING - M4
- 3.06320120G (x2) PARALLEL PIN - 2X12
- 10.A8592230 (x2) BALL BEARING - 6X13X5
- 8.A6972102 DAMPER - JUNCTI ON GATE SOLENO ID
- 1.03530040N (x2) SCREW - M3X4



U012 ADF 8 (Original Exit 1)

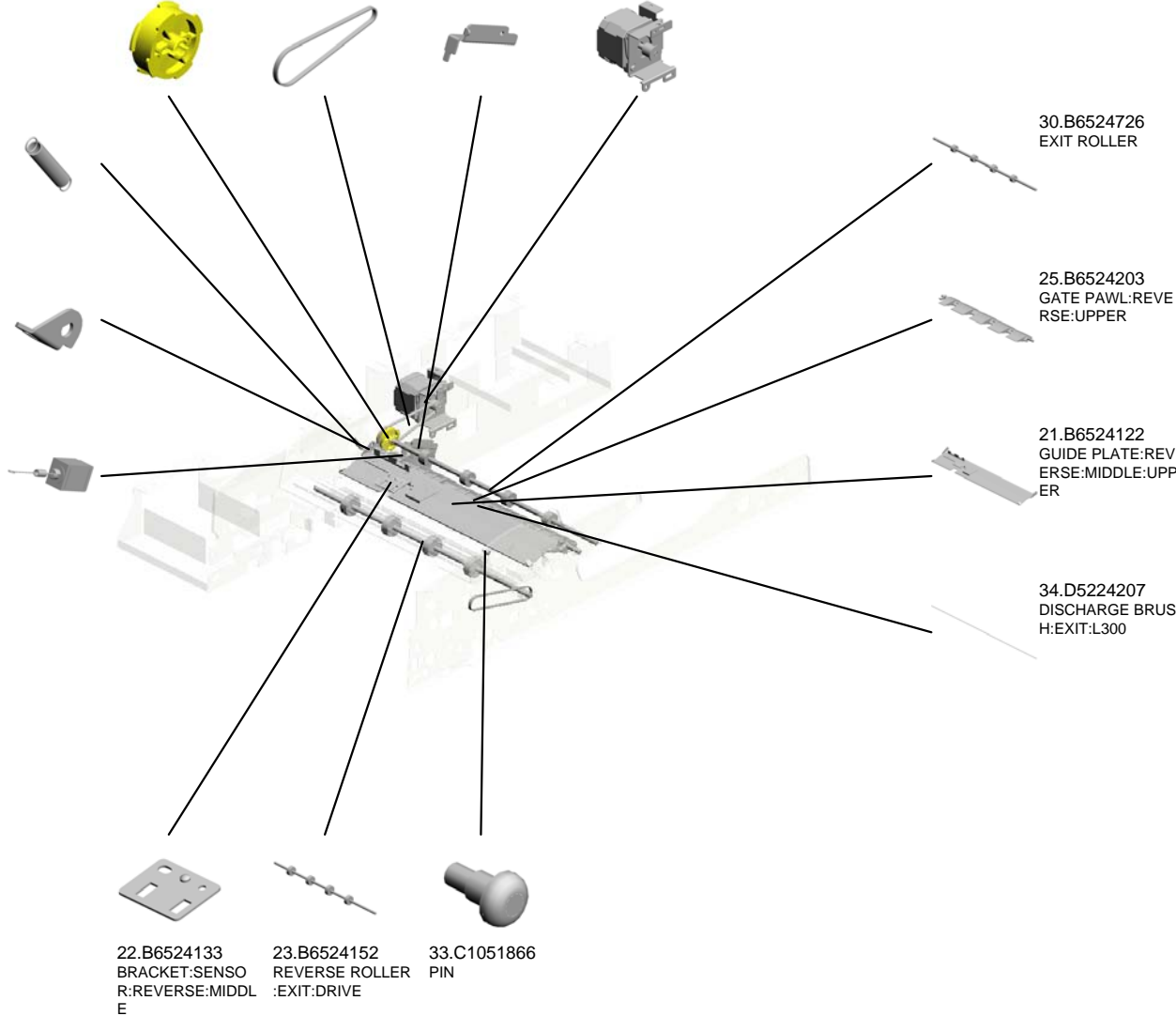
31.B6524727 TIMING PULLEY:44 T
 24.B6524153 (x2) TIMING BELT:B40S 2M230
 29.B6524223 BRACKET:SOLENO ID:REVERSE:UPPE R
 32.B6524772 DC STEPPER MOT OR:EXIT:2.1W



27.B6524213 TENSION SPRING: HOOK:GATE PAWL

26.B6524212 HOOK:SOLENOID: REVERSE:UPPER

28.B6524222 DC SOLENOID:ASS Y



30.B6524726 EXIT ROLLER

25.B6524203 GATE PAWL:REVE RSE:UPPER

21.B6524122 GUIDE PLATE:REV ERSE:MIDDLE:UPP ER

34.D5224207 DISCHARGE BRUS H:EXIT:L300

22.B6524133 BRACKET:SENSO R:REVERSE:MIDDL E

23.B6524152 REVERSE ROLLER :EXIT:DRIVE

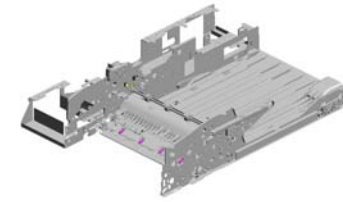
33.C1051866 PIN

WWW.SERVICE-MANUAL.NET

U001	U002	U003	U004	U005	U006	U007	U008	U009	U010	U011	U012	U013	U014	U015	U016	U017	U018	U019	U020	U021
------	------	------	------	------	------	------	------	------	------	------	------	------	------	------	------	------	------	------	------	------

U013

ADF 9 (Original Exit 2)



- 15.AA143788 (x4) PIN:GUIDE PLATE: PAPER FEED
- 19.B4772495 (x2) PAPER FEED SEN SOR BRACKET
- 8.07200040E (x2) RETAINING RING - M4
- 6.06320120G (x2) PARALLEL PIN - 2X 12
- 13.A8592230 (x2) BALL BEARING - 6 X13X5

1.03530040N
(x2)
SCREW - M3X4

4.04513006N
(x9)
TAPPING SCREW - 3X6

12.A6972102
DAMPER - JUNCTI
ON GATE SOLENO
ID

11.A4582251
CUSHION - BIN SO
LENOID LEVER

5.04543006Q
(x3)
TAPPING SCREW - M3X6

17.AW010117
PAPER FEED SEN
SOR

10.A4221063
(x2)
SEAL - 0.7X13X20

20.B4772622
DISCHARGE BRUS
H:L11

7.07200030E
(x3)
RETAINING RING - M3

3.04504008N
(x3)
TAPPING SCREW - M4X8

18.B3522650
(x4)
MAGNET CATCH - 5N

2.04503008N
(x2)
TAPPING SCREW - M3X8

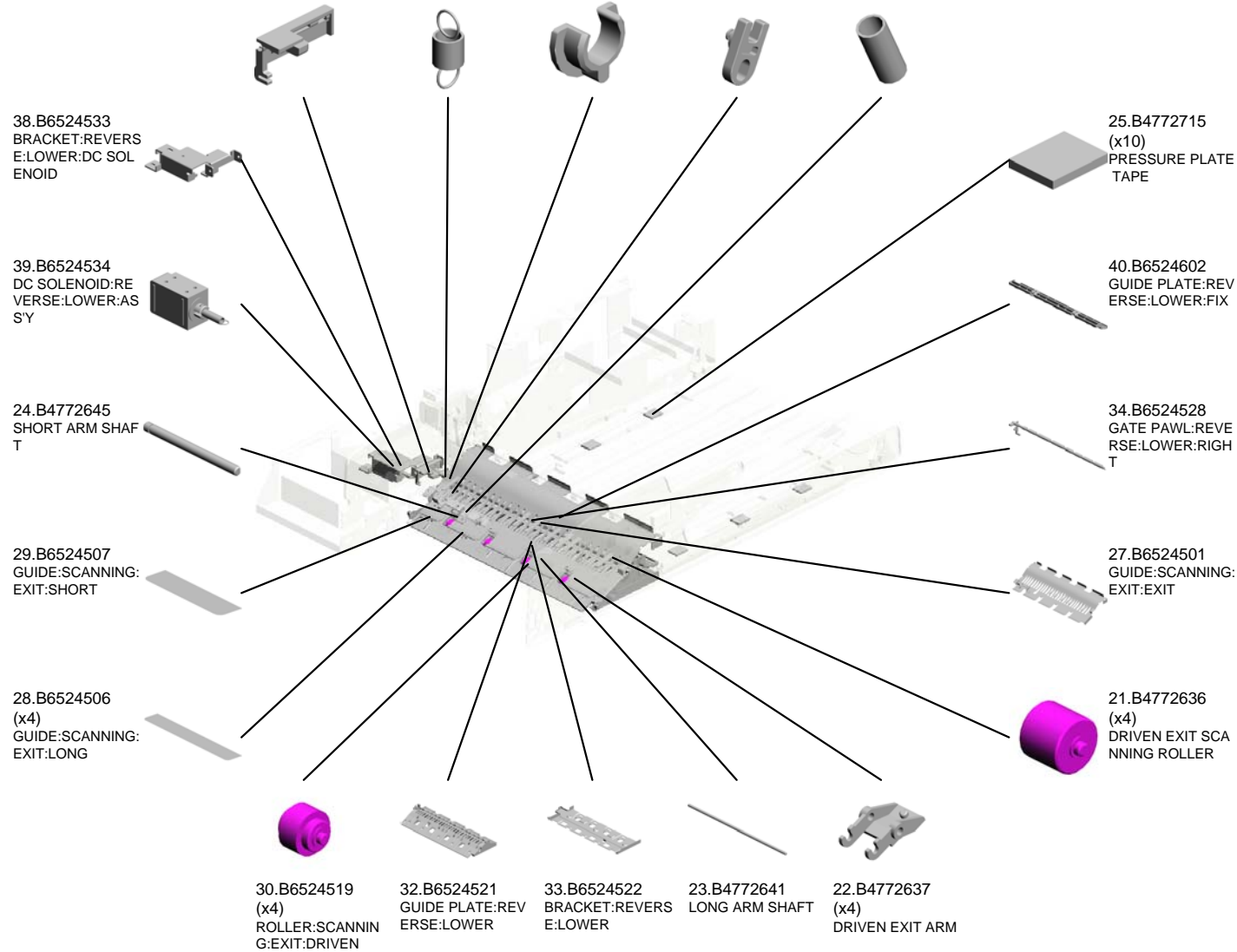
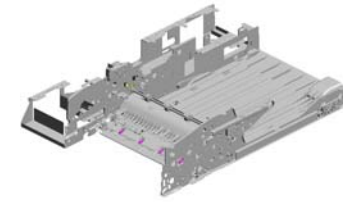
9.54472681
(x6)
SNAP RING

14.AA082101
(x2)
BUSHING - 6X10X6

16.AA143843
(x2)
SCREW:DIA6

U013 ADF 9 (Original Exit 2)

- 37.B6524532 LEVER:REVERSE:LOWER:DC SOLENOID
- 36.B6524530 TENSION SPRING
- 31.B6524520 BUSHING:REVERSE:LOWER:GATE PAWL
- 35.B6524529 LEVER:REVERSE:LOWER
- 26.B4774127 (x4) EXIT ARM SPRING



U013 ADF 9 (Original Exit 2)

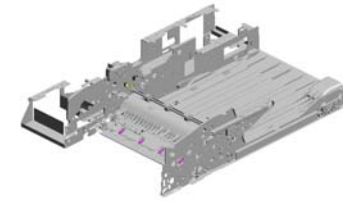
45.B6524772
(x2)
DC STEPPER MOT
OR:EXIT:2.1W

49.D5224504
DISCHARGE BRUS
H:EXIT:L16

41.B6524726
(x2)
EXIT ROLLER

46.B6524903
(x2)
STOPPER:GUIDE P
LATE:PRESSURE
PLATE

47.B6524904
(x2)
BRACKET:MAGNE
T CATCH:PRESSU
RE PLATE



43.B6524728
(x2)
TIMING BELT:B40S
2M138



42.B6524727
(x2)
TIMING PULLEY:44
T



52.D5224527
GATE PAWL:REVE
RSE:LOWER:LEFT:



54.D5224905
DECAL:GRIP:MISF
EED REMOVAL:PR
ESSURE PLATE




55.D5224906
(x2)
STEPPED SCREW:
M3:DIA6:1.7MM:RO
UND POINT



53.D5224902
GUIDE PLATE:PRE
SSURE PLATE



44.B6524741
PRESSURE PLATE
:ASS'Y




51.D5224518
(x4)
COMPRESSION SP
RING:REVERSE R
OLLER:LOWER



50.D5224517
(x4)
ARM:PRESSURE:R
EVERSE:LOWER



48.D5224503
(x4)
DISCHARGE BRUS
H:EXIT:L37



WWW.SERVICE-MANUAL.NET

U014

ADF 10 (Drivel 1)


7.AA143791
SCREW:SAFETY

9.B4773217
PULLEY

12.B6521781
BRACKET:SHAFT:
SCANNING:ASSY

10.B4773721
SCANNING MOTO
R- DC 7.4W

1.04513006N
(x3)
TAPPING SCREW -
3X6



5.52152621
SNAP RING - M6



8.B4773175
(x2)
PULLEY



14.B6523174
TENSION SPRING



13.B6521783
TIMING BELT:B80S
3M417



4.07200060E
RETAINING RING -
M6



17.B6523231
BELT TENSIONER:
ASSY



3.07200040E
RETAINING RING -
M4



2.04514006N
(x2)
TAPPING SCREW -
4X6



6.AA060991
TENSION SPRING:
TENSION:TRANSP
ORT



16.B6523215
GUIDE PLATE:STE
PPER MOTOR



15.B6523211
BRACKET:STEPPE
R MOTOR



11.B6521721
TIMING BELT:B60S
2M280




WWW.SERVICE-MANUAL.NET

U001	U002	U003	U004	U005	U006	U007	U008	U009	U010	U011	U012	U013	U014	U015	U016	U017	U018	U019	U020	U021
------	------	------	------	------	------	------	------	------	------	------	------	------	-------------	------	------	------	------	------	------	------

U015

ADF 11 (Drive 2)

- 13.AA082101 (x2) BUSHING - 6X10X6
- 5.07200040E (x8) RETAINING RING - M4
- 10.A6802262 FEELER - PICK-UP ROLLER CAM
- 11.A8592230 (x5) BALL BEARING - 6 X13X5
- 17.B4772244 STOPPER:SHAFT: SEPARATION



16.B3012141
PULLEY - 39Z



14.AW020141
PHOTOINTERRUPTOR



3.04543006Q
(x2) TAPPING SCREW - M3X6



15.AX040139
STEPPER MOTOR: MM42:0.95A:9.5V



7.11050511
(x2) HARNESS CLAMP - LWS-0306ZC



6.07200060E
RETAINING RING - M6



1.04513006N
(x8) TAPPING SCREW - 3X6



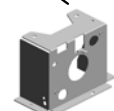
8.54472681
(x3) SNAP RING



9.A5482139
(x2) PULLEY




18.B4773111
PAPER FEED MOT OR BRACKET




2.04514006N
(x2) TAPPING SCREW - 4X6



20.B4773123
GEAR - 24Z



4.06320120G
(x2) PARALLEL PIN - 2X 12



12.AA060842
TENSION SPRING

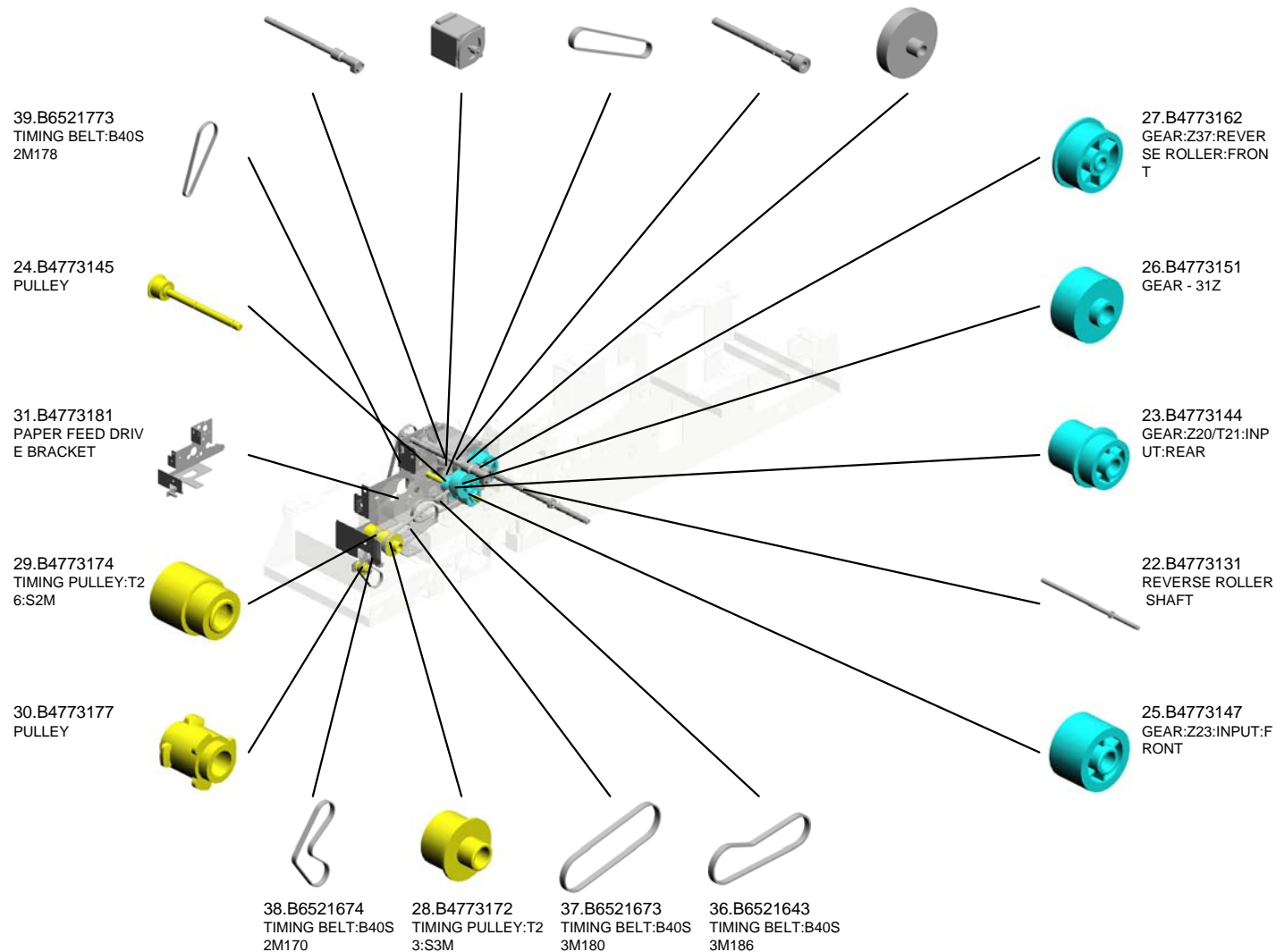



19.B4773115
PAPER FEED MOT OR STAY



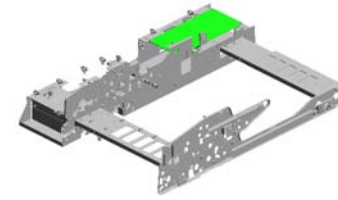
U015 ADF 11 (Drive 2)

32.B4773251 PICK-UP ROLLER CAM
 33.B4773711 PAPER FEED MOTOR - DC 7.4W
 34.B6521613 TIMING BELT:B60S 2M212
 21.B4773124 SHAFT:SEPARATION:DRIVE
 35.B6521633 SPACER:REVERSE ROLLER:REAR



U016 ADF 12 (Frame)

- 7.A6972102 DAMPER - JUNCTION GATE SOLENOID
- 10.AA143842 (x2) SCREW:DIA6:14.5:M4
- 6.11050511 HARNESS CLAMP - LWS-0306ZC
- 14.B4771181 SENSOR BRACKET
- 11.AW020141 (x2) PHOTO INTERRUPTOR



17.B4772622 DISCHARGE BRUSH:L11

13.B4771171 ARM SHAFT

4.07200030E (x4) RETAINING RING - M3

3.07074060N BUSHING:DIA4X6

20.B6521133 SHAFT:SLIDER

2.04543006Q (x8) TAPPING SCREW - M3X6

9.AA143789 SHAFT:CLEANER

19.B6521132 (x2) TENSION SPRING

18.B6521131 (x2) BRACKET:PRESSURE:TRANSPORT BELT

16.B4771191 FRONT LEFT STOP PER

15.B4771185 SENSOR FEELER

8.A8061135 CONTACT POINT SHAFT

12.B4771161 RIGHT FRAME STAY

5.07200060E RETAINING RING - M6

1.04513006N (x4) TAPPING SCREW - 3X6

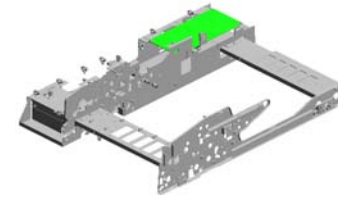
WWW.SERVICE-MANUAL.NET

U001	U002	U003	U004	U005	U006	U007	U008	U009	U010	U011	U012	U013	U014	U015	U016	U017	U018	U019	U020	U021
------	------	------	------	------	------	------	------	------	------	------	------	------	------	------	------	------	------	------	------	------

U016
ADF 12 (Frame)

23.B6521136 (x2)
COMPRESSION SPRING

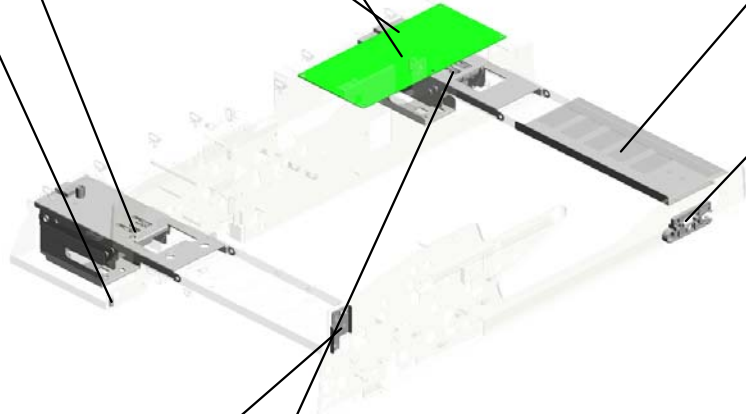
28.D5225100
PCB:MAIN CONTR
OL:ASS'Y



25.B6521240
HINGE:LEFT:ASS'Y




21.B6521134
COMPRESSION SPRING



22.B6521135
SHEET:EXIT:LOWER



24.B6521141
ADJUSTING PIN:TRANSPORT BELT UNIT

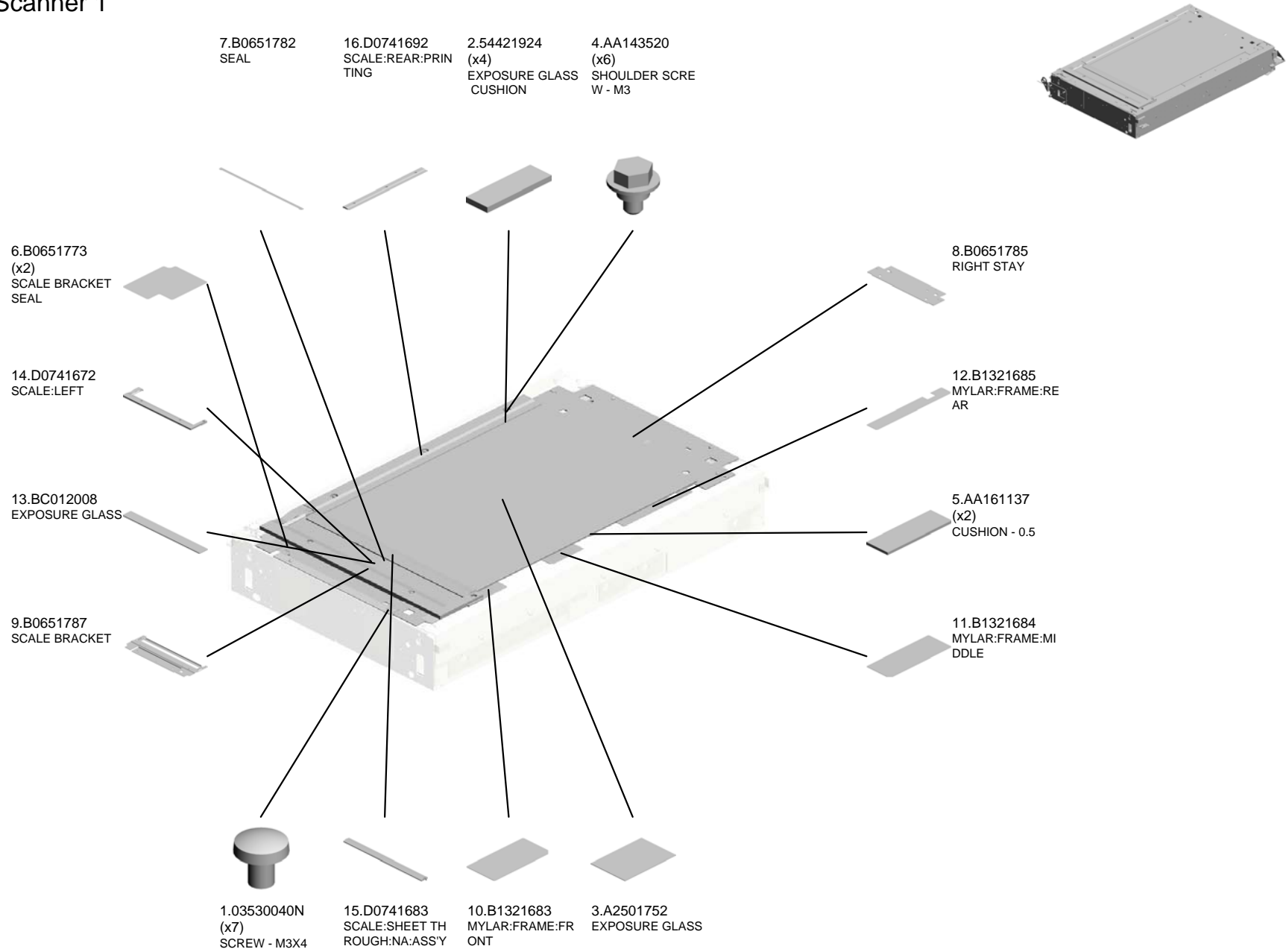


27.B6521817
BRACKET:LINK:COVER:PEEN

26.B6521250
HINGE:RIGHT:ASS'Y



U017 Scanner 1



WWW.SERVICE-MANUAL.NET

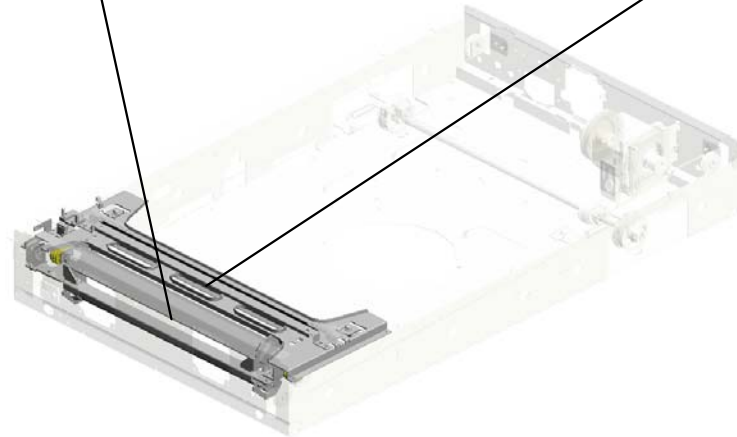
U001	U002	U003	U004	U005	U006	U007	U008	U009	U010	U011	U012	U013	U014	U015	U016	U017	U018	U019	U020	U021
------	------	------	------	------	------	------	------	------	------	------	------	------	------	------	------	------	------	------	------	------

U018.Scanner 2

U018_S001
B1321801
CARRIAGE:NO.2:ASS'Y



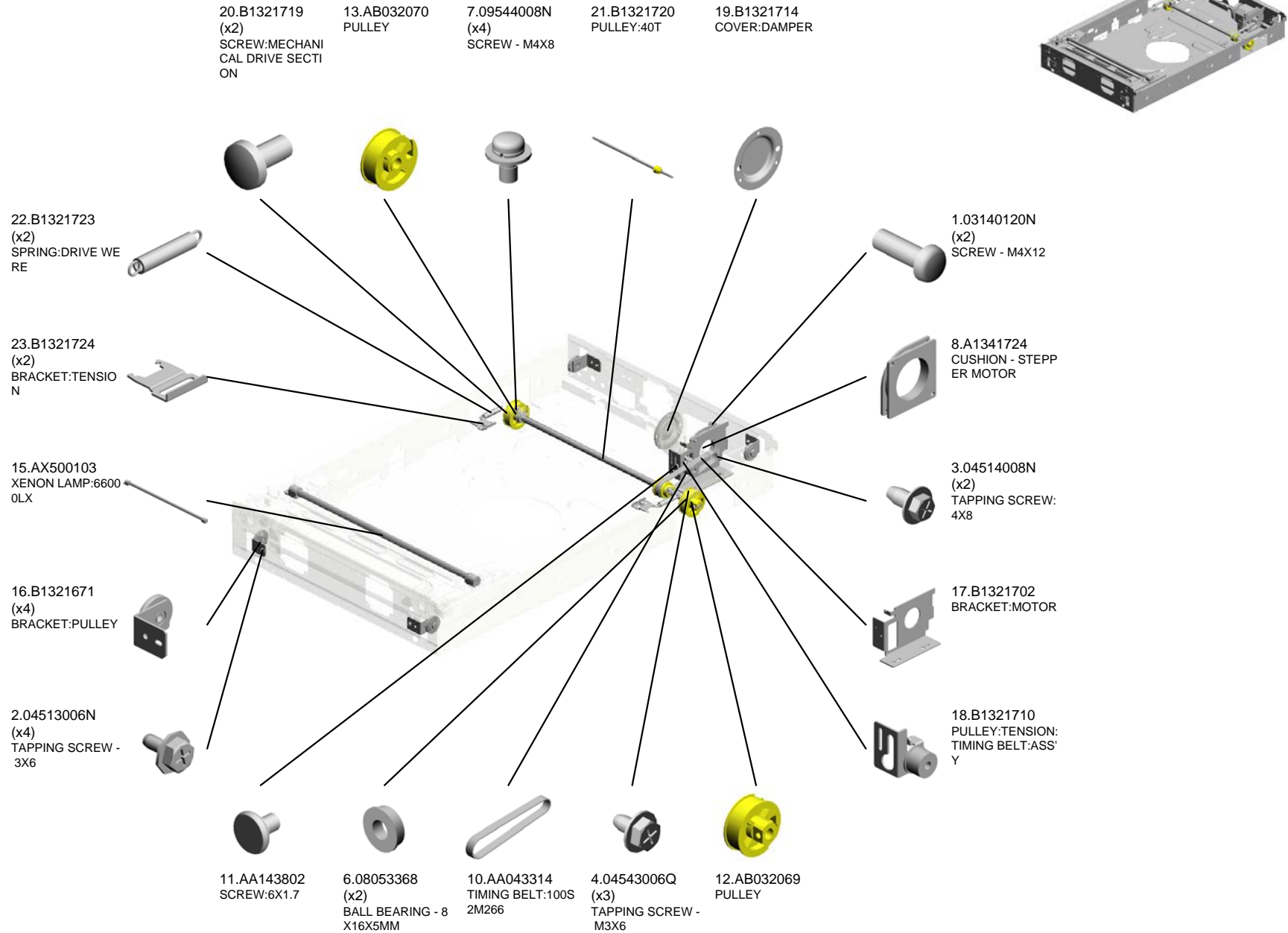
U018_S002
D0141751
CARRIAGE:NO.1



WWW.SERVICE-MANUAL.NET

U001	U002	U003	U004	U005	U006	U007	U008	U009	U010	U011	U012	U013	U014	U015	U016	U017	U018	U019	U020	U021
------	------	------	------	------	------	------	------	------	------	------	------	------	------	------	------	------	-------------	------	------	------

U018 Scanner 2



WWW.SERVICE-MANUAL.NET

U001	U002	U003	U004	U005	U006	U007	U008	U009	U010	U011	U012	U013	U014	U015	U016	U017	U018	U019	U020	U021
------	------	------	------	------	------	------	------	------	------	------	------	------	------	------	------	------	------	------	------	------

U018 Scanner 2

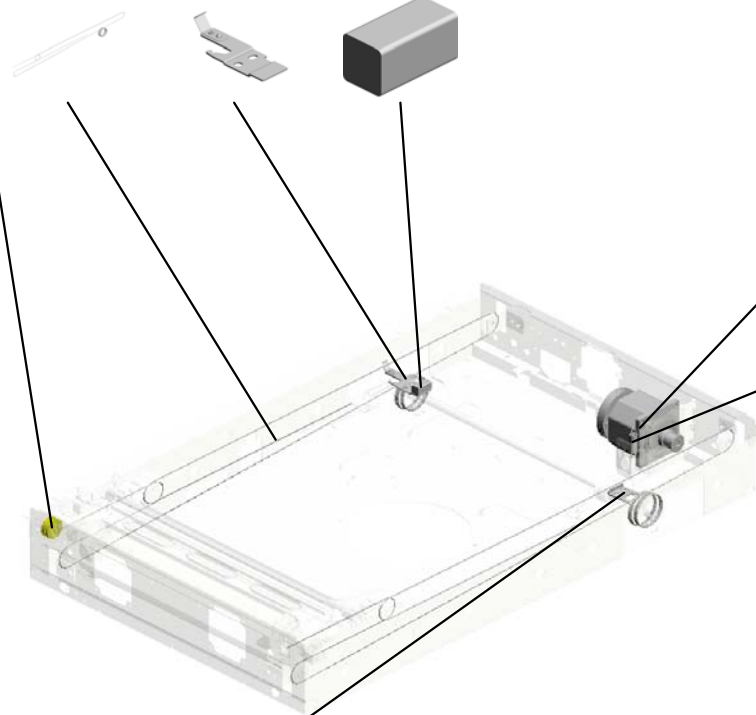
25.B1321729 (x2)
DRIVE WIRE:SCANNER

33.D0141722
BRACKET:TENSION:INNER BACK:PE


34.D0141744
GASKET:MM10X20



38.G5702834
PULLEY - HIGH VOLTAGE SUPPLY CORD



32.D0141703
STEPPER MOTOR:
DC1.98V 7.13W



37.G0294150
PRESSURE SPRING



24.B1321725
BRACKET:TENSION:FIX



WWW.SERVICE-MANUAL.NET

U001	U002	U003	U004	U005	U006	U007	U008	U009	U010	U011	U012	U013	U014	U015	U016	U017	U018	U019	U020	U021
------	------	------	------	------	------	------	------	------	------	------	------	------	------	------	------	------	------	------	------	------

U018_S001
CARRIAGE:NO.2:ASS'Y

30.B1321818
MIRROR:NO.2



29.B1321801
CARRIAGE:NO.2:A
SS'Y


5.07200060E
(x2)
RETAINING RING -
M6



31.B1321819
MIRROR:NO.3




14.AB032717
(x4)
PULLEY - 26



U018_S002
CARRIAGE:NO.1

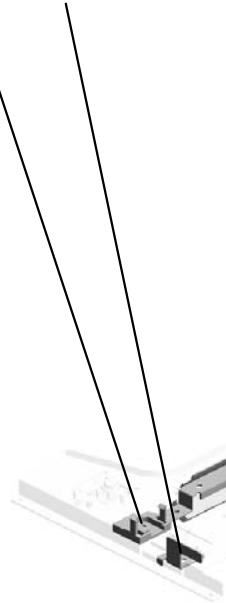
27.B1321766
FEELER:HOME POSITION SENSOR:NO.1

26.B1321757
MIRROR:NO.1:ASSY



35.D0141751
CARRIAGE:NO.1

28.B1321767
HOLDER:CONNECTOR



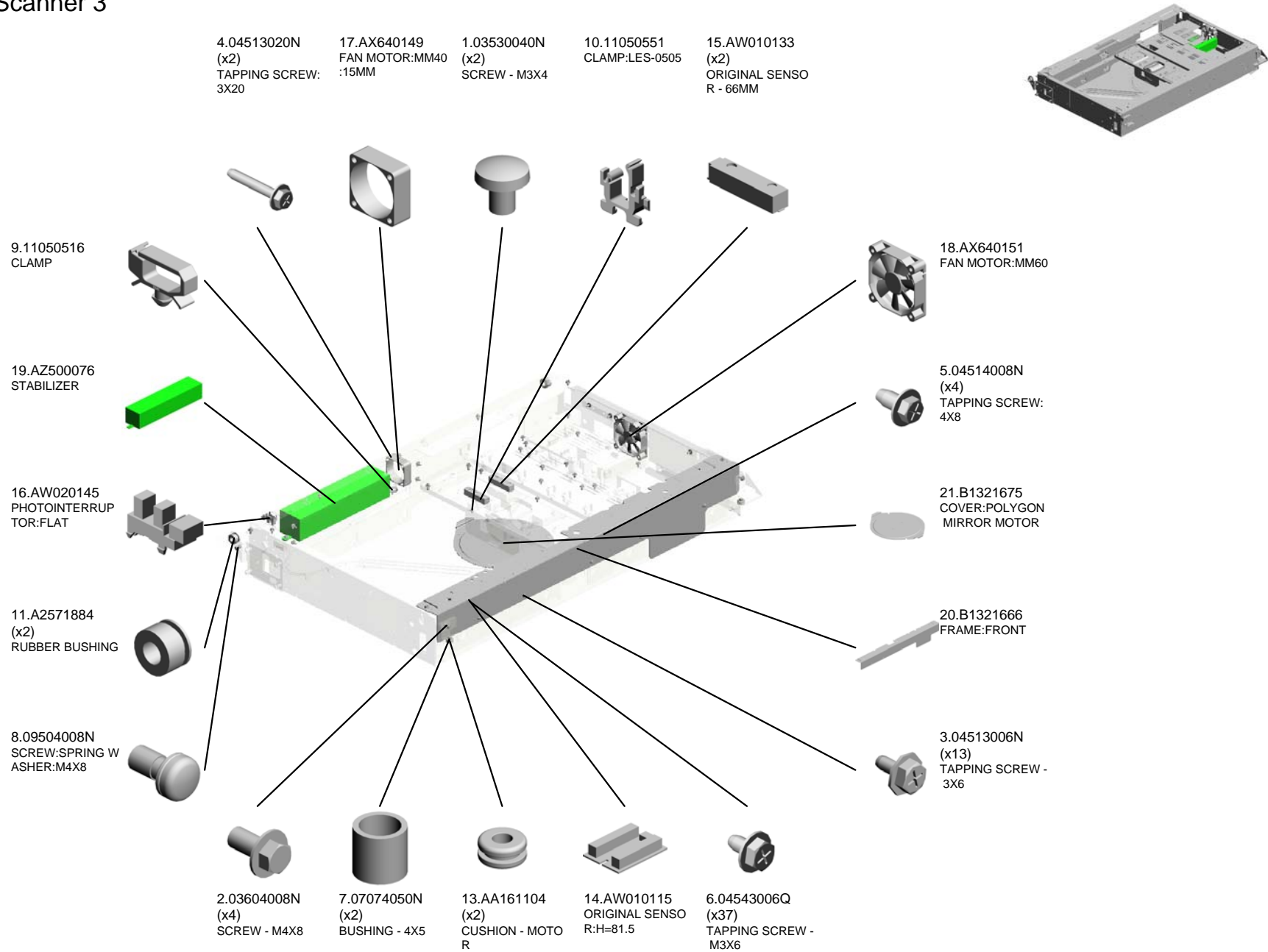
9.A1931767
(x2)
1ST MIRROR HOLDER



36.D0141762
REFLECTOR

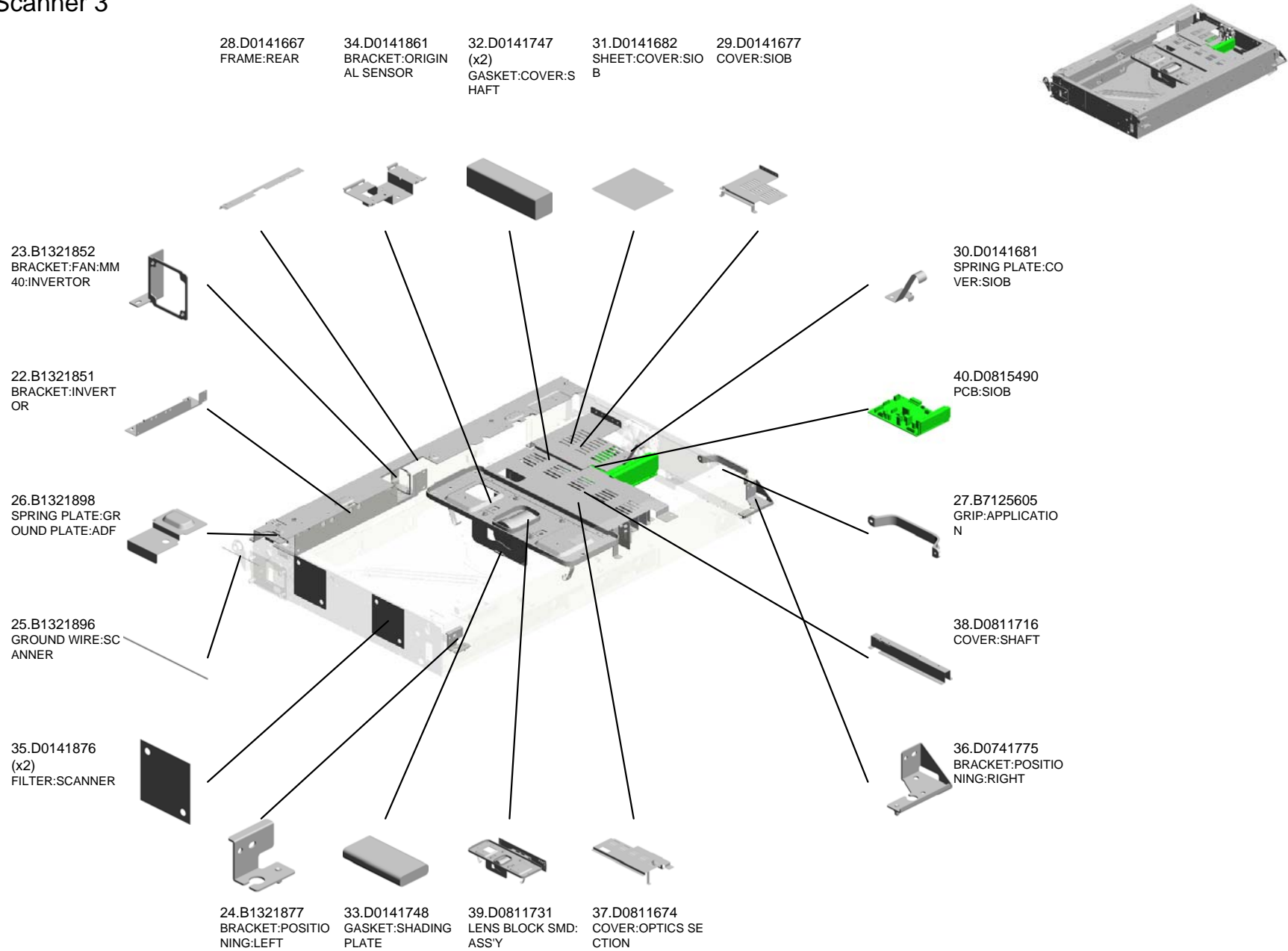


U019 Scanner 3



WWW.SERVICE-MANUAL.NET


U019 Scanner 3



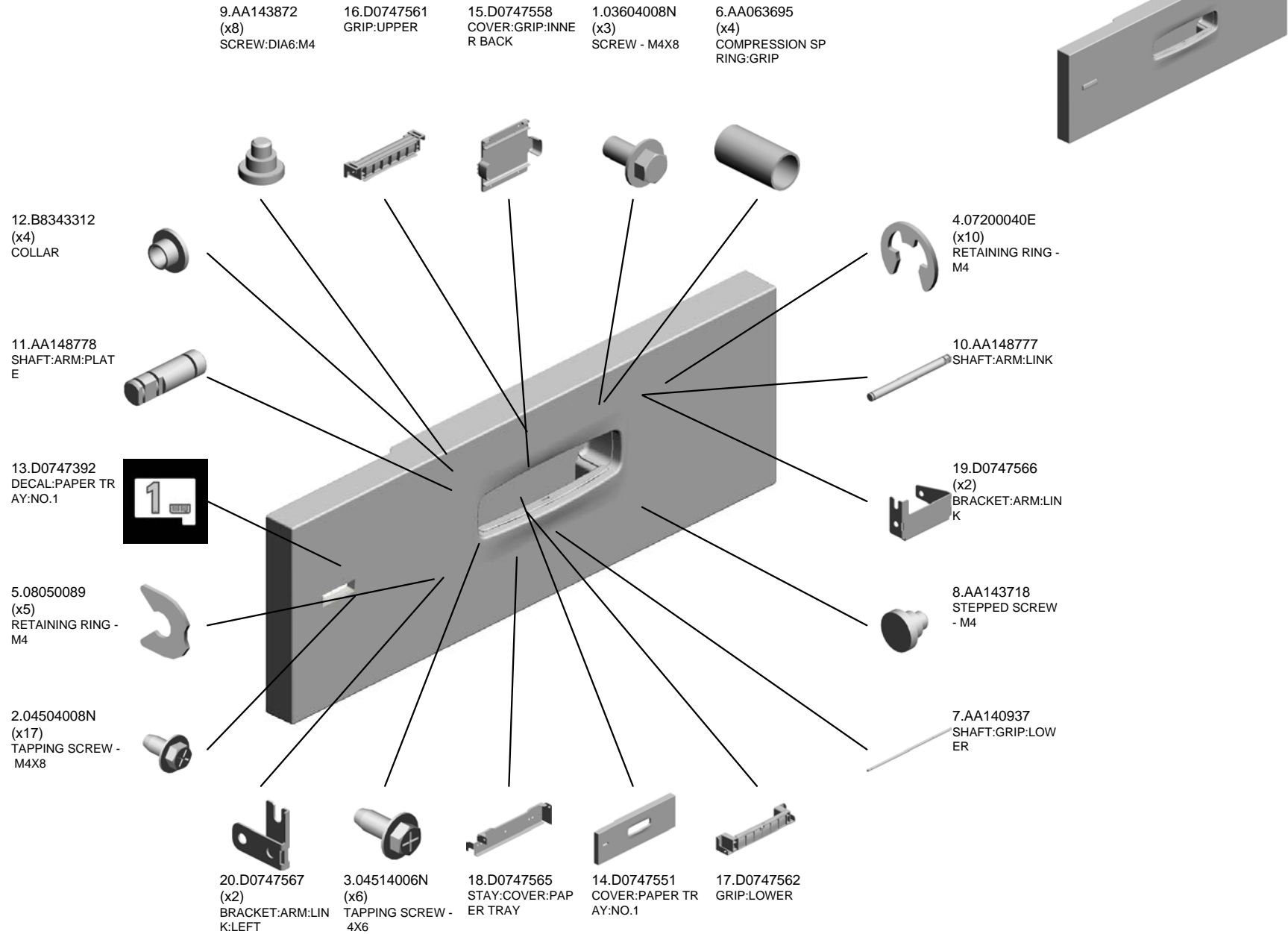
WWW.SERVICE-MANUAL.NET

U020
Laser Unit

2.D0741802
(x2)
OPTICAL WRITING
UNIT:ASS'Y
201201-05 X/O



U021 Tandem Tray 1



WWW.SERVICE-MANUAL.NET

U021 Tandem Tray 1

29.D5161453
DIFFUSION PLATE:
LED

24.D0747575
LINK:UPPER LOW
ER:LEFT:ASS'Y

23.D0747573
BRACKET:ARM:PL
ATE



27.D0747609
PROTECTION:COV
ER:LED



28.D5161261
COVER:LED



25.D0747577
LINK:UPPER LOW
ER:ASS'Y



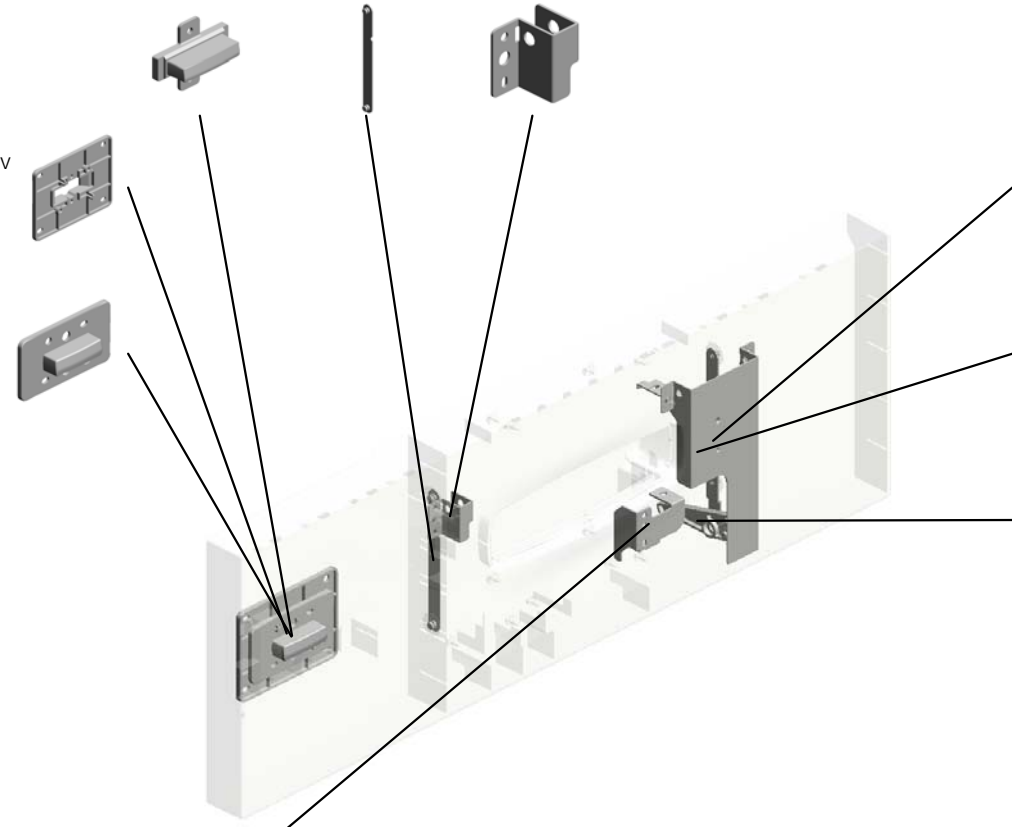
22.D0747570
BASE:LINK:PAPER
TRAY:ASS'Y



26.D0747579
STOPPER:TANDE
M LCT

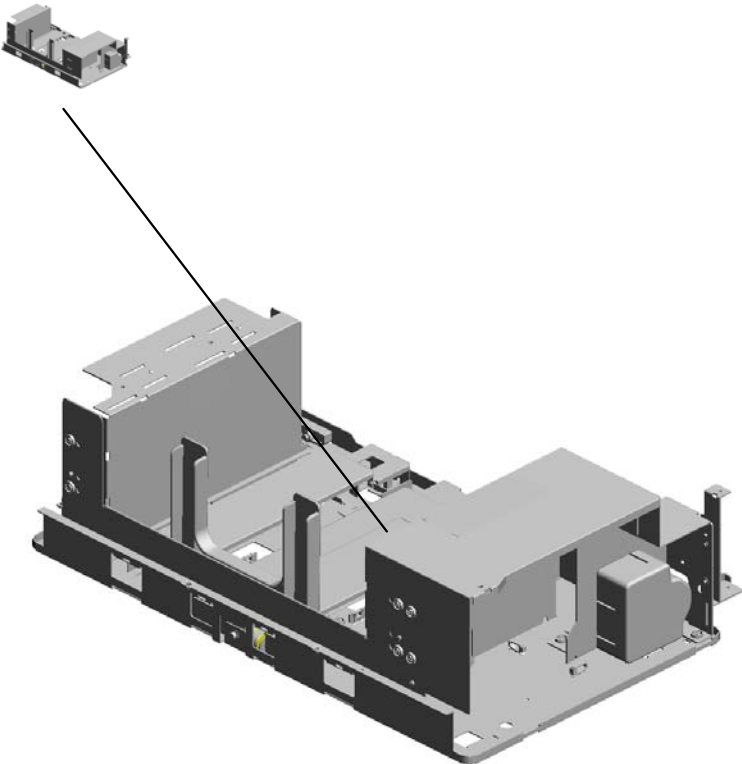


21.D0747568
BRACKET:FIX:AUXI
LIARY:COVER



U022.Tandem Tray 2 (Left)

U022_S001
D0747546
TANDEM LCT:LEFT:NA:ASS'
Y

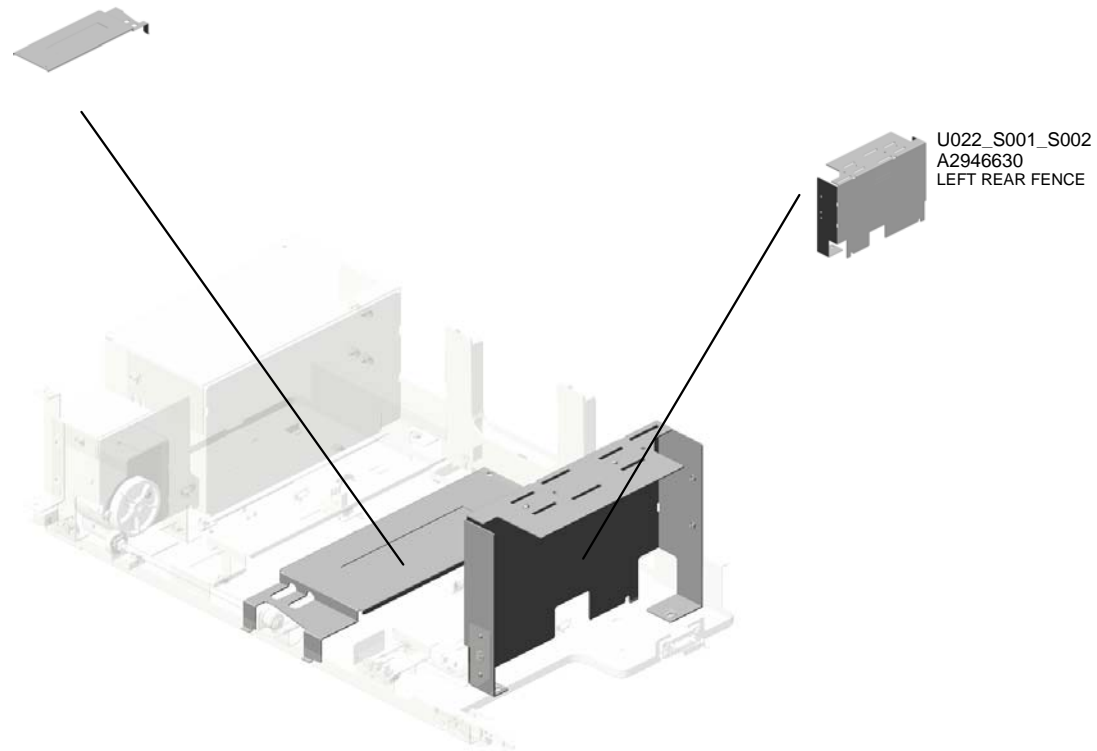


WWW.SERVICE-MANUAL.NET

U001	U002	U003	U004	U005	U006	U007	U008	U009	U010	U011	U012	U013	U014	U015	U016	U017	U018	U019	U020	U021
------	------	------	------	------	------	------	------	------	------	------	------	------	------	------	------	------	------	------	------	------

U022_S001.TANDEM LCT:LEFT:NA:ASS'Y

U022_S001_S01
D0747596
TRAY BOTTOM PLATE:LEFT
MIDDLE:ASS'Y





WWW.SERVICE-MANUAL.NET

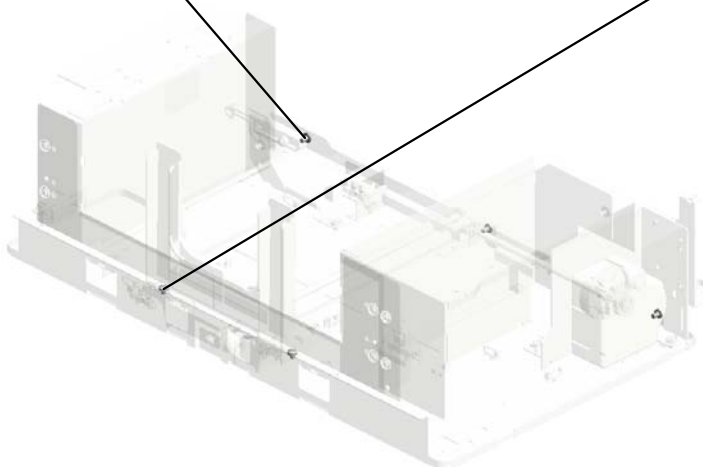
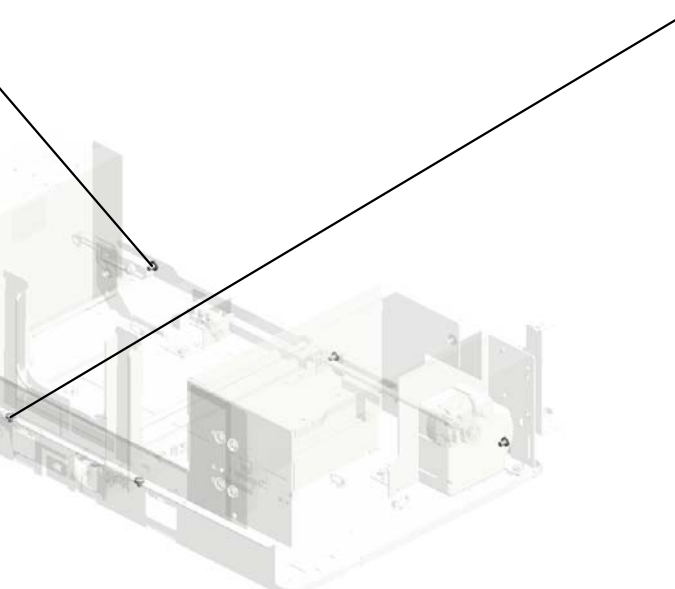
U001	U002	U003	U004	U005	U006	U007	U008	U009	U010	U011	U012	U013	U014	U015	U016	U017	U018	U019	U020	U021
------	------	------	------	------	------	------	------	------	------	------	------	------	------	------	------	------	------	------	------	------

U022
Tandem Tray 2 (Left)

3.03540060N
(x3)
SCREW-M4X6

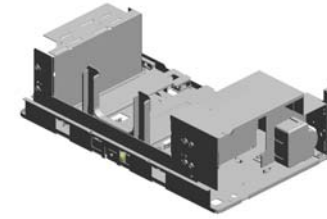


2.03540040N
(x2)
SCREW-M4X4



U022_S001
TANDEM LCT:LEFT:NA:ASS'Y

- 4.04503008N (x3) TAPPING SCREW - M3X8
- 12.A2946643 LEFT FRONT FENCE
- 20.AB033084 TIMING PULLEY - 15T
- 8.04534006N BINDING SELF TAPPING SCREW:4X6
- 23.AW020163 PAPER FEED SENSOR



40.D0747546
TANDEM LCT:LEFT
:NA:ASS'Y

24.AX040145
DC MOTOR:TANDEM LCT



19.AB019475
GEAR - 48T



18.AB013798
GEAR - Z18



17.AA140686
SHAFT - TIMING PULLEY



10.50530447 (x2)
BUSHING - 6MM



22.AW020145 (x2)
PHOTOINTERRUPTOR:FLAT



15.AA043271
TIMING BELT S3M 196T



7.04514006N (x25)
TAPPING SCREW - 4X6



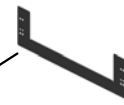
16.AA060987
TENSION SPRING: TIMING BELT:10N



5.04504008N (x2)
TAPPING SCREW - M4X8




13.A2946645
LEFT SIDE PLATE



6.04504010N (x2)
TAPPING SCREW: M4X10




21.AB033085
TIMING PULLEY - 15T



9.07200040E (x5)
RETAINING RING - M4



1.03130080N (x2)
PAN HEAD SCREW :M3X8



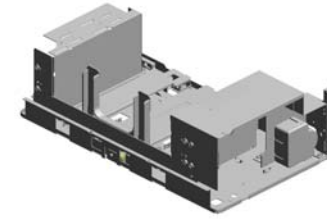
U022_S001
TANDEM LCT:LEFT:NA:ASS'Y

35.D0596646
INNER COVER:TA
NDEM LCT:LEFT

39.D0747389
DECAL:PAPER SE
T DIRECTION:TAN
DEM LCT:LEFT

32.B2476950
SHAFT:SLIDER:BA
CK FENCE

29.B1327561
BACK FENCE:LEFT

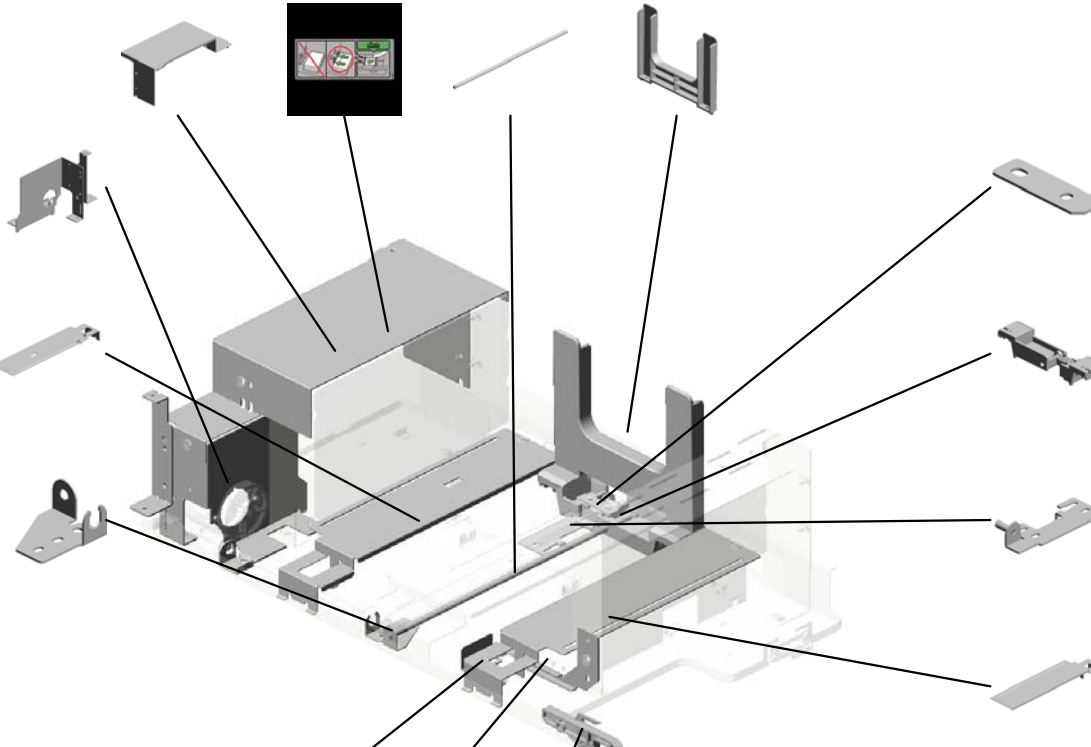


40.D0747546
TANDEM LCT:LEFT
:NA:ASS'Y

37.D0596665
BRACKET:DC MOT
OR:LEFT:ASS'Y

31.B2347540
TRAY BOTTOM PL
ATE:LEFT FRONT

26.B0656830
PULLEY BRACKET



25.B0656823
TIMING BELT COV
ER

30.B1327564
SLIDER:BACK FEN
CE:LEFT

33.B2476951
BRACKET:PULLEY:
DRIVEN:ASS'Y

28.B1327541
TRAY BOTTOM PL
ATE:LEFT REAR

27.B0656831
SENSOR BRACKE
T

36.D0596659
SUPPORTING PLA
TE:SIDE FENCE:LE
FT

34.D0596620
LEVER:COUPLING:
LEFT



WWW.SERVICE-MANUAL.NET

U001	U002	U003	U004	U005	U006	U007	U008	U009	U010	U011	U012	U013	U014	U015	U016	U017	U018	U019	U020	U021
------	------	------	------	------	------	------	------	------	------	------	------	------	------	------	------	------	------	------	------	------

U022_S001_S001

TRAY BOTTOM PLATE:LEFT MIDDLE:ASS'Y


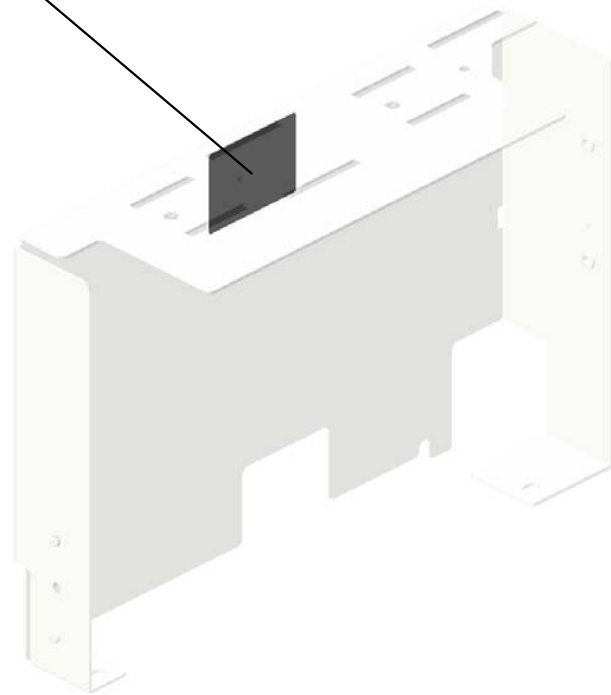
38.D0747387
DECAL:BASE:TAN
DEM LCT:LEFT



41.D0747596
TRAY BOTTOM PL
ATE:LEFT MIDDLE:
ASS'Y

U022_S001_S002
LEFT REAR FENCE

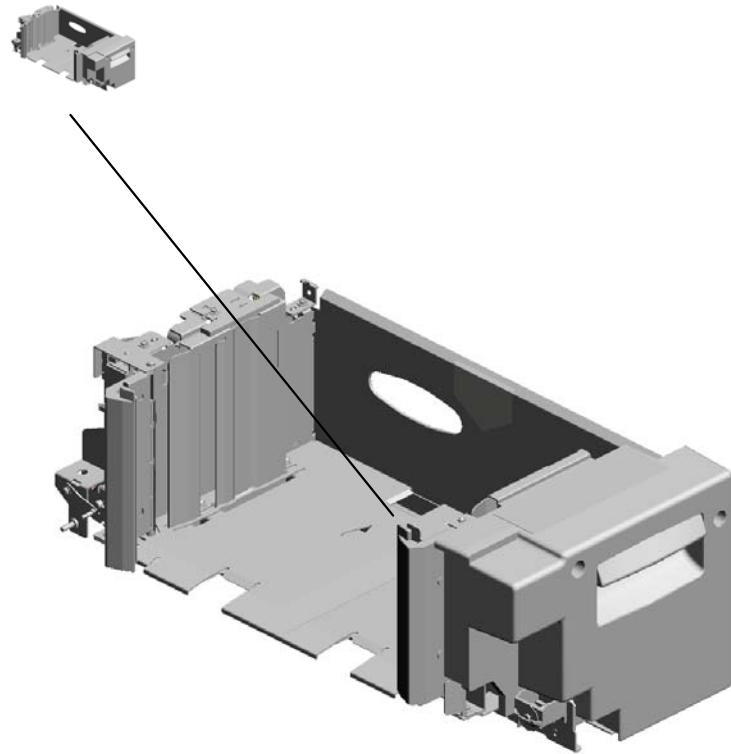
14.AA001508
DECAL:SIDE FENC
E:40X30



11.A2946630
LEFT REAR FENCE

U023.Tandem Tray 3 (Right)

U023_S001
D0747541
TANDEM LCT:RIGHT:NA:ASS
Y

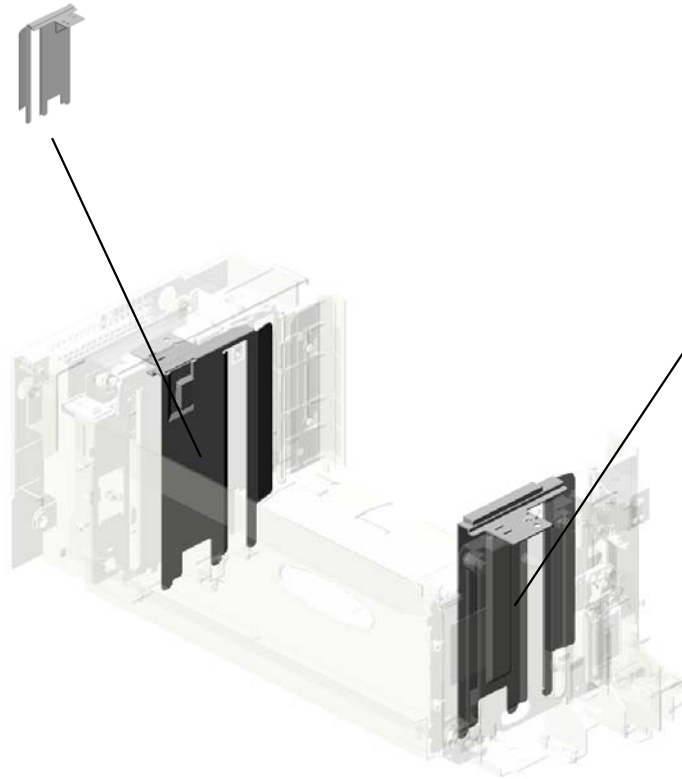


WWW.SERVICE-MANUAL.NET

U001	U002	U003	U004	U005	U006	U007	U008	U009	U010	U011	U012	U013	U014	U015	U016	U017	U018	U019	U020	U021
------	------	------	------	------	------	------	------	------	------	------	------	------	------	------	------	------	------	------	------	------

U023_S001.TANDEM LCT:RIGHT:NA:ASS'Y

U023_S001_S001
B2346686
SIDE FENCE - RIGHT FRONT



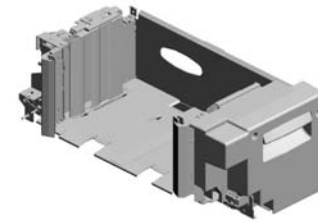
U023_S001_S002
B2346691
SIDE FENCE:TANDEM LCT:R
IGHT:ASS'Y

WWW.SERVICE-MANUAL.NET

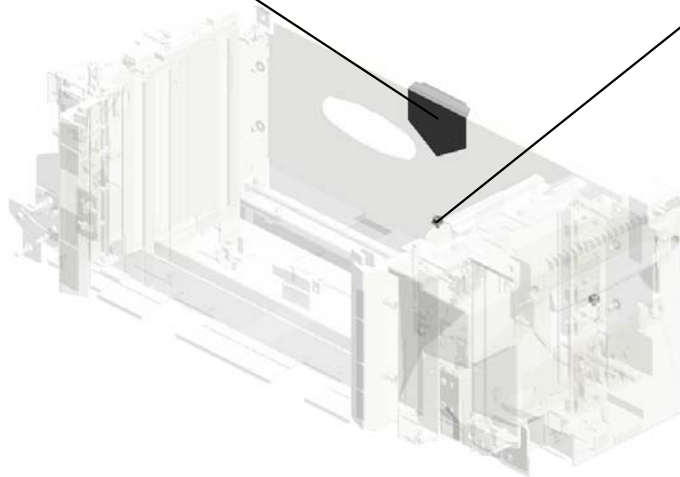
U001	U002	U003	U004	U005	U006	U007	U008	U009	U010	U011	U012	U013	U014	U015	U016	U017	U018	U019	U020	U021
------	------	------	------	------	------	------	------	------	------	------	------	------	------	------	------	------	------	------	------	------

U023 Tandem Tray 3 (Right)

58.D0596664
GUIDE:MIDDLE:PA
PER TRAY




57.D0592399
(x2)
FLANGED HEXAG
ONAL HEAD BOLT:
M3*4



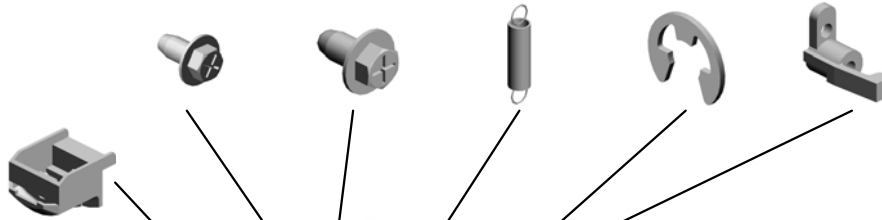
U023_S001
TANDEM LCT:RIGHT:NA:ASS'Y

- | | | | | |
|--|---|---|---|---|
| 3.04504008N
(x2)
TAPPING SCREW -
M4X8 | 6.04544008Q
(x13)
TAPPING SCREW -
M4X8 | 22.AA060757
(x2)
TENSION SPRING -
LONG | 8.07200040E
(x8)
RETAINING RING -
M4 | 18.A2486713
(x2)
HOOK - TENSION
SPRING |
|--|---|---|---|---|



65.D0747541
TANDEM LCT:RIGH
T:NA:ASS'Y

19.A2946655
FRONT ROLLER -
SLIDE RAIL



13.11050534
(x7)
CLAMP



11.09514006N
(x4)
SCREW:POLISHED
ROUND:M4X6



12.11050488
(x4)
HARNESS CLAMP



20.A2946690
FEELER - PAPER H
EIGHT SENSOR



15.A2486687
RIGHT DRIVE SHA
FT

14.50530223
(x3)
BUSHING - 8MM

7.06330200G
(x2)
PIN - M3X20

9.07200060E
(x2)
RETAINING RING -
M6

16.A2486694
(x3)
WIRE RING



17.A2486695
(x4)
GUIDE - PULLEY



4.04514008N
(x17)
TAPPING SCREW:
4X8



2.03130120N
PAN HEAD SCREW
:M3X12



1.03130080N
(x2)
PAN HEAD SCREW
:M3X8



10.09513006N
SCREW - M3X6




WWW.SERVICE-MANUAL.NET

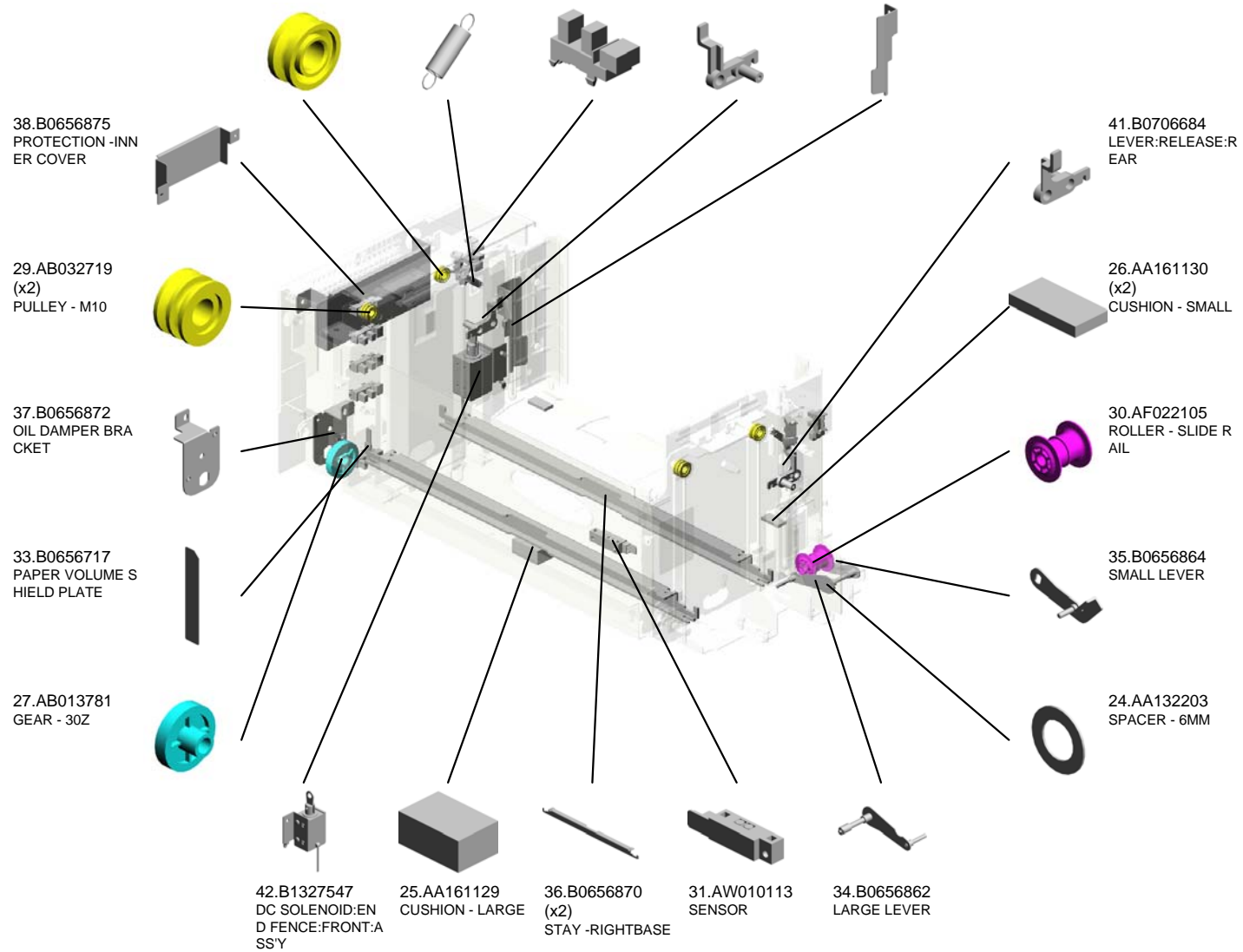
U001	U002	U003	U004	U005	U006	U007	U008	U009	U010	U011	U012	U013	U014	U015	U016	U017	U018	U019	U020	U021
------	------	------	------	------	------	------	------	------	------	------	------	------	------	------	------	------	------	------	------	------

U023_S001
TANDEM LCT:RIGHT:NA:ASS'Y

- 28.AB032058 (x2) WIRE PULLEY - M10
- 23.AA060758 (x2) TENSION SPRING - SHORT
- 32.AW020145 (x9) PHOTOINTERRUPTOR:FLAT
- 40.B0706683 LEVER:RELEASE:FRONT
- 39.B0706667 END FENCE COVE R FRONT



65.D0747541
TANDEM LCT:RIGHT:NA:ASS'Y



WWW.SERVICE-MANUAL.NET

U001	U002	U003	U004	U005	U006	U007	U008	U009	U010	U011	U012	U013	U014	U015	U016	U017	U018	U019	U020	U021
------	------	------	------	------	------	------	------	------	------	------	------	------	------	------	------	------	------	------	------	------

U023_S001
TANDEM LCT:RIGHT:NA:ASS'Y


63.D0747385
DECAL:CAUTION C
HART:TANDEM LC
T

61.D0596712
INNER COVER:TA
NDEM LCT

64.D0747388
DECAL:PAPER SE
T DIRECTION:TAN
DEM LCT:RIGHT

55.D0146626
BRACKET:ON OFF
DETECTOR:FRON
T

48.B2346612
END FENCE - FRO
NT



65.D0747541
TANDEM LCT:RIGH
T:NA:ASS'Y

47.B2346606
SENSOR BRACKE
T

46.B2346141
POSITIONING SLE
EVE - INNER BACK

53.B2476901
OIL DAMPER:FALL

62.D0746497
(x2)
DECAL:POSITIONI
NG DISPLAY:TCRU

59.D0596668
SIDE PLATE:SIDE:
TANDEM LCT

66.D0747595
BASE:TANDEM LC
T:RIGHT:ADHESIO
N

43.B1327550
(x2)
COVER:PULLEY:D
RIVE WERE

56.D0146627
BRACKET:ON OFF
DETECTOR:REAR

49.B2346625
END FENCE - REA
R

52.B2476695
GUIDE:MISFEED R
EMOVAL:PAPER T
RAY

44.B1327571
DC SOLENOID:EN
D FENCE:REAR:AS
S'Y

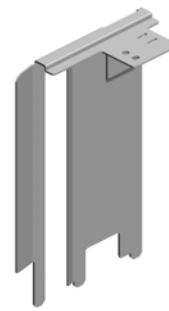
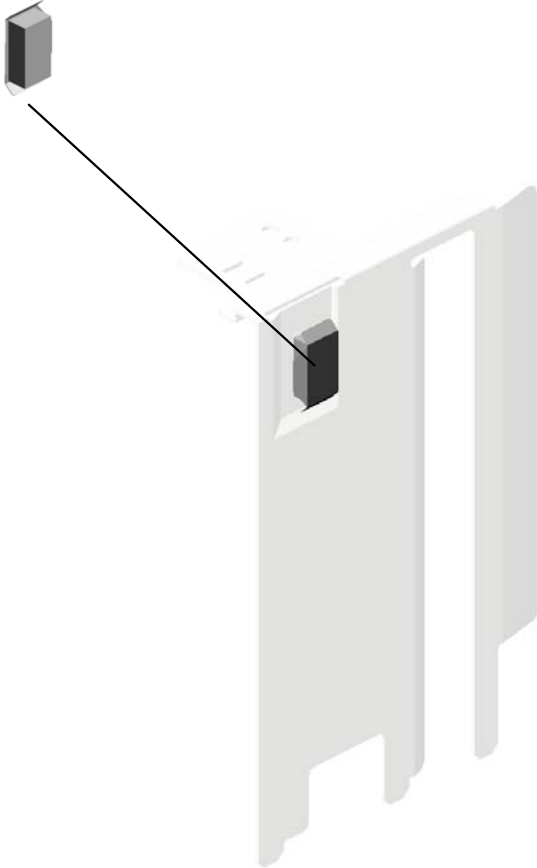
45.B1327575
BRACKET:CONNE
CTOR:TANDEM LC
T

WWW.SERVICE-MANUAL.NET

U001	U002	U003	U004	U005	U006	U007	U008	U009	U010	U011	U012	U013	U014	U015	U016	U017	U018	U019	U020	U021
------	------	------	------	------	------	------	------	------	------	------	------	------	------	------	------	------	------	------	------	------

U023_S001_S001
SIDE FENCE - RIGHT FRONT

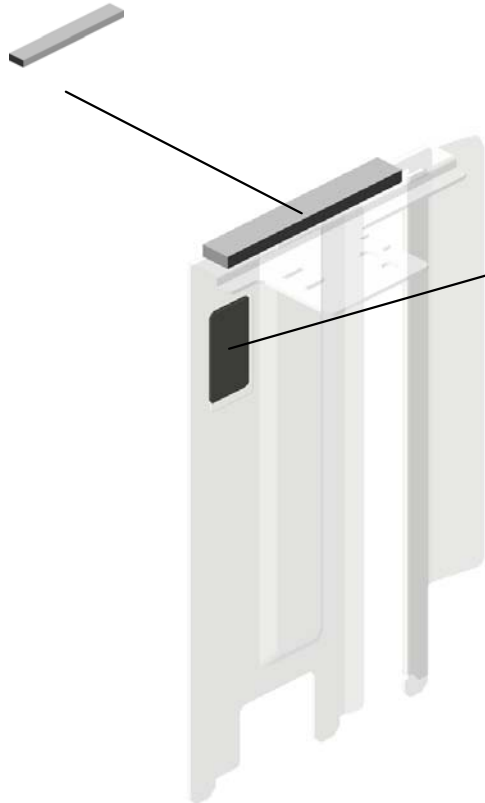
60.D0596690
PLATE:PAPER:ASS
Y




50.B2346686
SIDE FENCE - RIG
HT FRONT

U023_S001_S002
SIDE FENCE:TANDEM LCT:RIGHT:ASS'Y

54.B4756855
SHIELD:TANDEM L
CT:REAR RIGHT



51.B2346691
SIDE FENCE:TAND
EM LCT:RIGHT:AS
SY



21.AA001509
DECAL:SIDE FENC
E:16X30

U024 Universal Tray 1


10.D0747393
DECAL:PAPER TRAY:NO.2

7.D0596721
STOPPER:PAPER TRAY

4.04514008N
(x2)
TAPPING SCREW: 4X8

9.D0596728
(x2)
COMPRESSION SPRING:GRIP:PAPER TRAY

12.D0747603
PLATE:GRIP:PAPER TRAY:NO.2



15.D0747609
PROTECTION:COVER:LED



17.D5161453
DIFFUSION PLATE:LED



16.D5161261
COVER:LED



2.04504008N
(x15)
TAPPING SCREW - M4X8



5.07200040E
RETAINING RING - M4



6.AA143883
SHAFT:STOPPER: PAPER TRAY



1.03530080N
SCREW:M3X8



8.D0596725
BRACKET:STOPPER:PAPER TRAY:RIGHT:PEEN



13.D0747606
GRIP:PAPER TRAY:NO.2



11.D0747601
COVER:PAPER TRAY:NO.2



14.D0747607
ARM:PAPER TRAY:GRIP



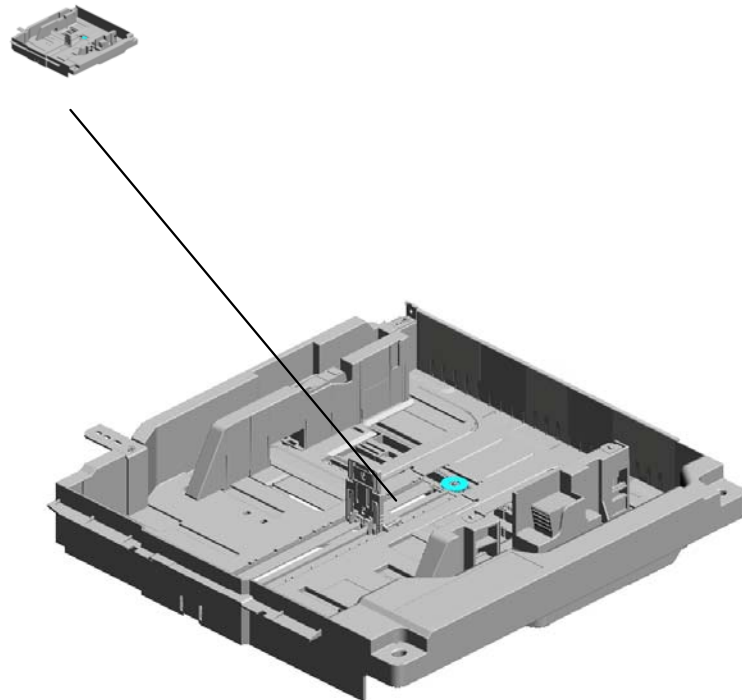
3.04513008N
(x2)
TAPPING SCREW - M3X8

WWW.SERVICE-MANUAL.NET

U001	U002	U003	U004	U005	U006	U007	U008	U009	U010	U011	U012	U013	U014	U015	U016	U017	U018	U019	U020	U021
------	------	------	------	------	------	------	------	------	------	------	------	------	------	------	------	------	------	------	------	------

U025.Universal Tray 2

U025_S001
D0747631
PAPER TRAY:UNIVERSAL:D
OM:SUB-ASS'Y

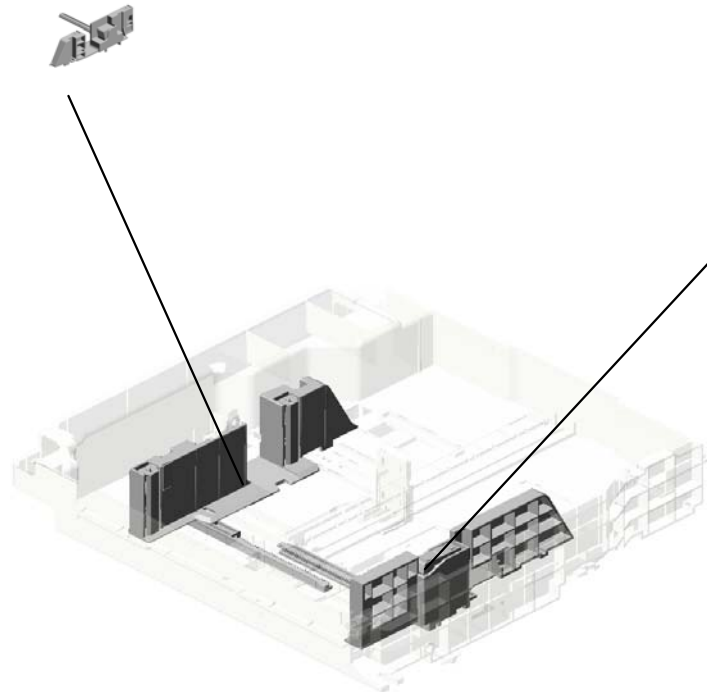


WWW.SERVICE-MANUAL.NET

U001	U002	U003	U004	U005	U006	U007	U008	U009	U010	U011	U012	U013	U014	U015	U016	U017	U018	U019	U020	U021
------	------	------	------	------	------	------	------	------	------	------	------	------	------	------	------	------	------	------	------	------

U025_S001.PAPER TRAY:UNIVERSAL:DOM:SUB-ASS'Y

U025_S001_S001
B1326793
SIDE FENCE:FRONT:ASS'Y



U025_S001_S002
B2346490
SIDE FENCE:REAR:ASS'Y

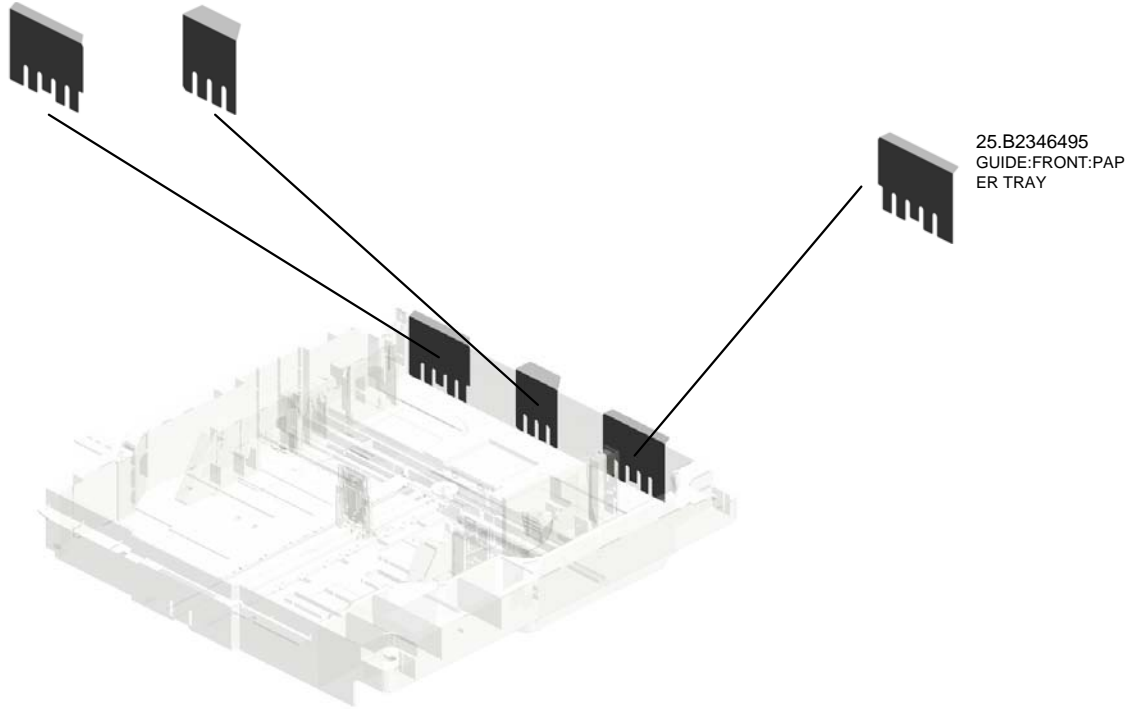
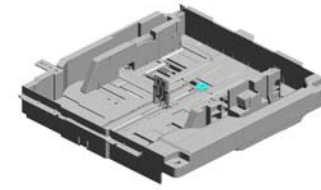
WWW.SERVICE-MANUAL.NET

U001	U002	U003	U004	U005	U006	U007	U008	U009	U010	U011	U012	U013	U014	U015	U016	U017	U018	U019	U020	U021
------	------	------	------	------	------	------	------	------	------	------	------	------	------	------	------	------	------	------	------	------

U025 Universal Tray 2

26.B2346497
GUIDE:REAR:PAPER TRAY

33.D0596496
GUIDE:MIDDLE:PAPER TRAY



25.B2346495
GUIDE:FRONT:PAPER TRAY

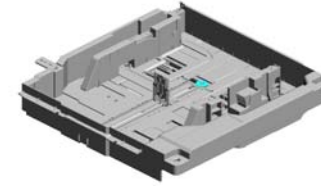
19.B1326798
SPRING PLATE:PA
PER TRAY:EARTH

34.D0747390
DECAL:PAPER SE
T DIRECTION:PAP
ER TRAY

29.D0146780
TRAY BOTTOM PL
ATE:ASS'Y

11.AF017033
END FENCE

32.D0146785
SPRING PLATE:AR
M:END FENCE:LO
CK



35.D0747631
PAPER TRAY:UNIV
ERSAL:DOM:SUB-
ASS'Y

9.AA060961
TENSION SPRING:
SIDE FENCE:REAR

4.07200060E
(x2)
RETAINING RING -
M6

10.AB012327
GEAR:16Z

3.04504008N
(x3)
TAPPING SCREW -
M4X8

13.B0656526
LIFT LEVER

1.03604008N
(x2)
SCREW - M4X8

12.B0656524
BOTTOM PLATE LI
FT SHAFT

28.B2476695
GUIDE:MISFEED R
EMOVAL:PAPER T
RAY

31.D0146784
SPRING PLATE:EN
D FENCE

27.B2346498
(x2)
SHEET:TRAY BOT
TOM PLATE

15.B0656545
(x2)
DECAL - POSITION
ING

30.D0146783
ARM:END FENCE:LO
CK


18.B1326797
SIDE FENCE:REAR
:AUXILIARY

20.B1816780
LINK:END FENCE:
PAPER SIZE SENS
OR:ASS'Y

21.B1816789
LINK:SIDE FENCE:
PAPER SIZE SENS
OR

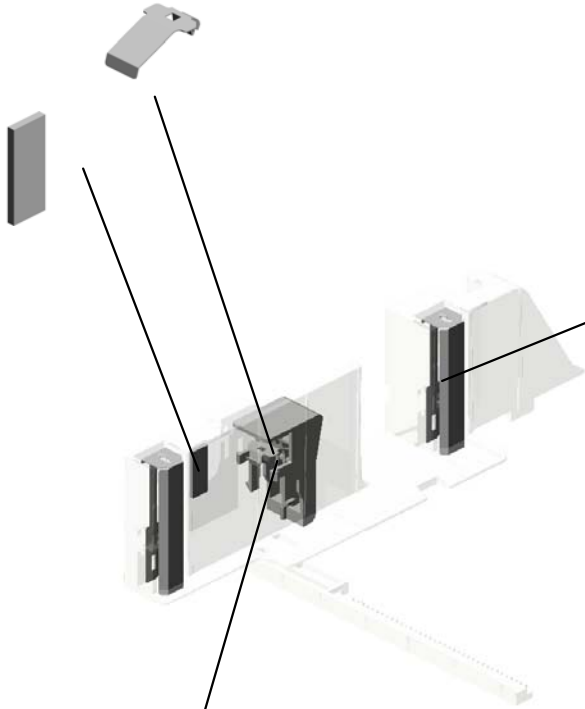
U025_S001_S001
SIDE FENCE:FRONT:ASS'Y

5.A1342978
SPRING PLATE



17.B1326793
SIDE FENCE:FRON
T:ASSY

23.B2342864
PAD:CLEANER



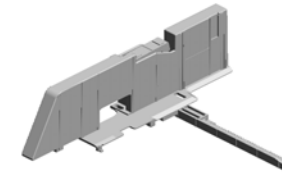
16.B1326791
(x2)
PLATE:SIDE FENC
E

14.B0656538
POSITIONING STO
PPER LEVER

U025_S001_S002
SIDE FENCE:REAR:ASS'Y

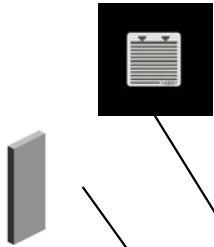
22.B2232873
DECAL - SIDE FENCE REAR

8.A2672860
REAR LEVER STOPPER



24.B2346490
SIDE FENCE:REAR
:ASS'Y

23.B2342864
PAD:CLEANER




6.A2672857
SPRING PLATE - SIDE FENCE



7.A2672859
SIDE FENCE STOPPER

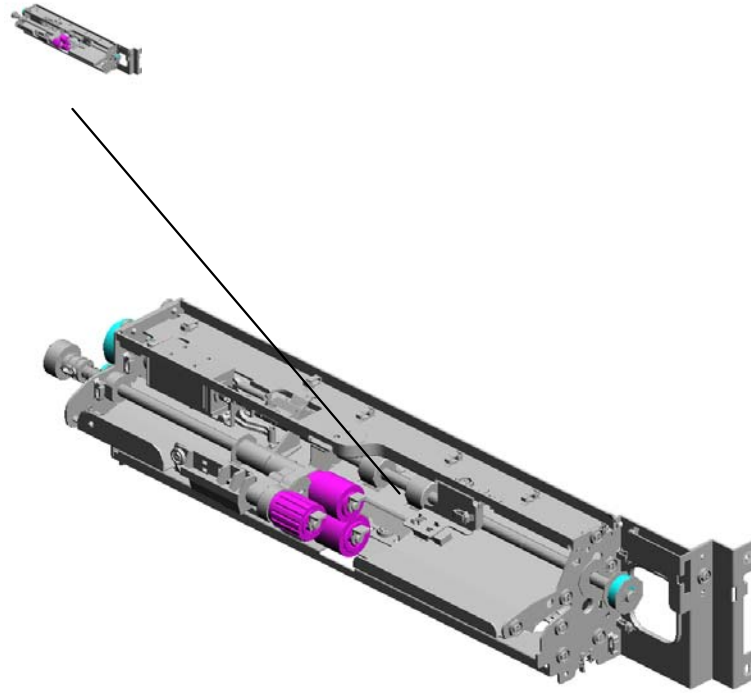


2.04503008N
(x2)
TAPPING SCREW - M3X8



U026.Paper Feed 1 (1st)

U026_S001
D0747500
PAPER FEED UNIT:PAPER B
ANK:ASS'Y

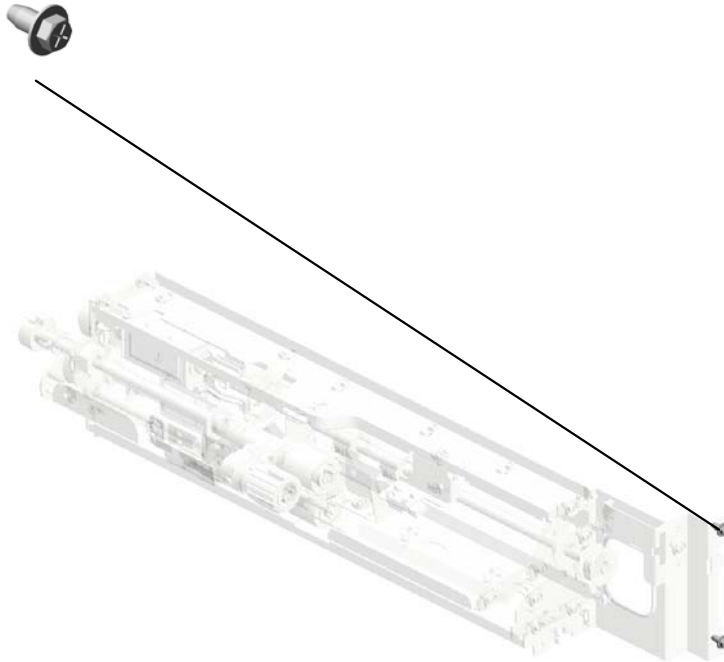


WWW.SERVICE-MANUAL.NET

U001	U002	U003	U004	U005	U006	U007	U008	U009	U010	U011	U012	U013	U014	U015	U016	U017	U018	U019	U020	U021
------	------	------	------	------	------	------	------	------	------	------	------	------	------	------	------	------	------	------	------	------

U026
Paper Feed 1 (1st)

3.04514008N
(x2)
TAPPING SCREW:
4X8



17.D0592620
(x2)
RETAINING RINGS
-C

4.07200040E
RETAINING RING -
M4

6.54472706
GEAR - 15T

9.AF030072
PAPER FEED ROLL
ER:PICKUP

18.D0596277
COVER:GEAR:PAP
ER FEED ROLLER

19.D0747500
PAPER FEED UNIT
:PAPER BANK:ASS'
Y



11.AW010107
PAPER FEED SEN
SOR



10.AF031080
PAPER FEED ROLL
ER:FEED



16.B2346288
BSENSOR BRACK
ET - SENSOR



13.B2342624
BALL BEARING - 8
X12X5



12.AW020145
PHOTOINTERRUP
TOR:FLAT



14.B2346275
PICKUP ARM



7.AA060523
PICK-UP PRESSUR
E SPING



5.08050088

(x2)
RETAINING RING -
M6



15.B2346282
PICKUP DC SOLEN
OID



20.D0747527
SHAFT:FEED:ASS'
Y



2.04514006N
(x4)
TAPPING SCREW -
4X6

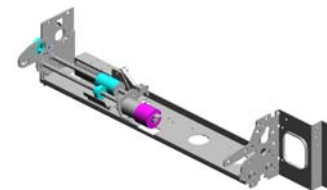


8.AA083009
CLUTCH ROLLER -
8X18X11



U027 Paper Feed 2 (1st)

- 12.B2346222 REVERSE DRIVE S HAFT
- 10.AB011591 GEAR:REVERSE
- 14.B2346233 DC SOLENOID:REVERSE:SUB-ASS'Y
- 1.03530040N (x2) SCREW - M3X4
- 9.AB011392 DRIVE REVERSE G EAR - 24Z



16.BB013008
GEAR - 31Z

13.B2346223
DRIVEN REVERSE
SHAFT

4.05730030E
HEXAGON HEADL
ESS SET SCREW -
M3X3

19.D0596278
COVER:GEAR:REV
ERSE

2.04514006N
(x3)
TAPPING SCREW -
4X6

5.07200040E
(x6)
RETAINING RING -
M4

6.07413506
(x4)
BALL BEARING - 6
X12X4 MM

15.B2346301
TORQUE LIMITER:
75MN M

11.AF032080
PAPER FEED ROLL
ER:SEPARATE

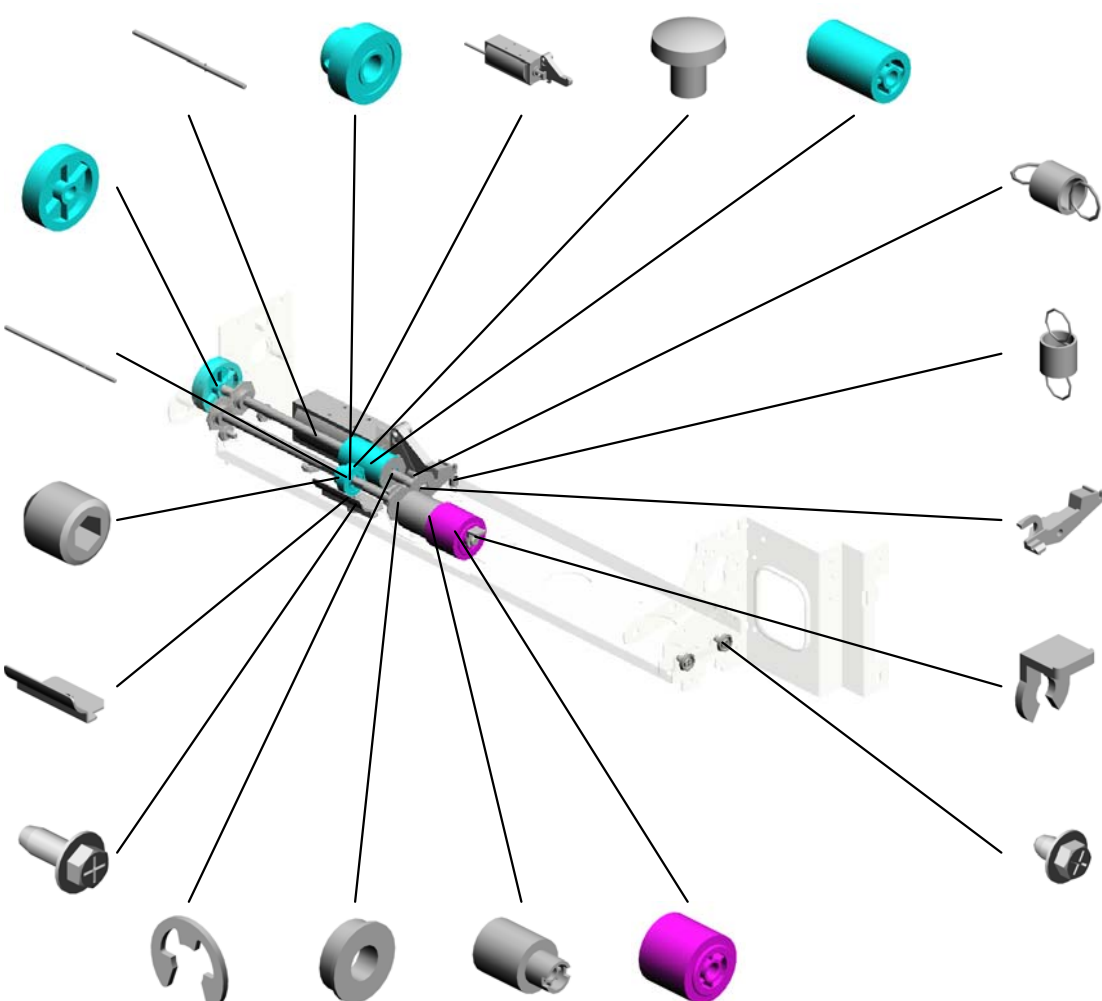
8.AA061001
RELEASE SPRING

7.AA061000
SPRING - 1.42N

18.D0596212
LEVER:PRESSURE
:REVERSE

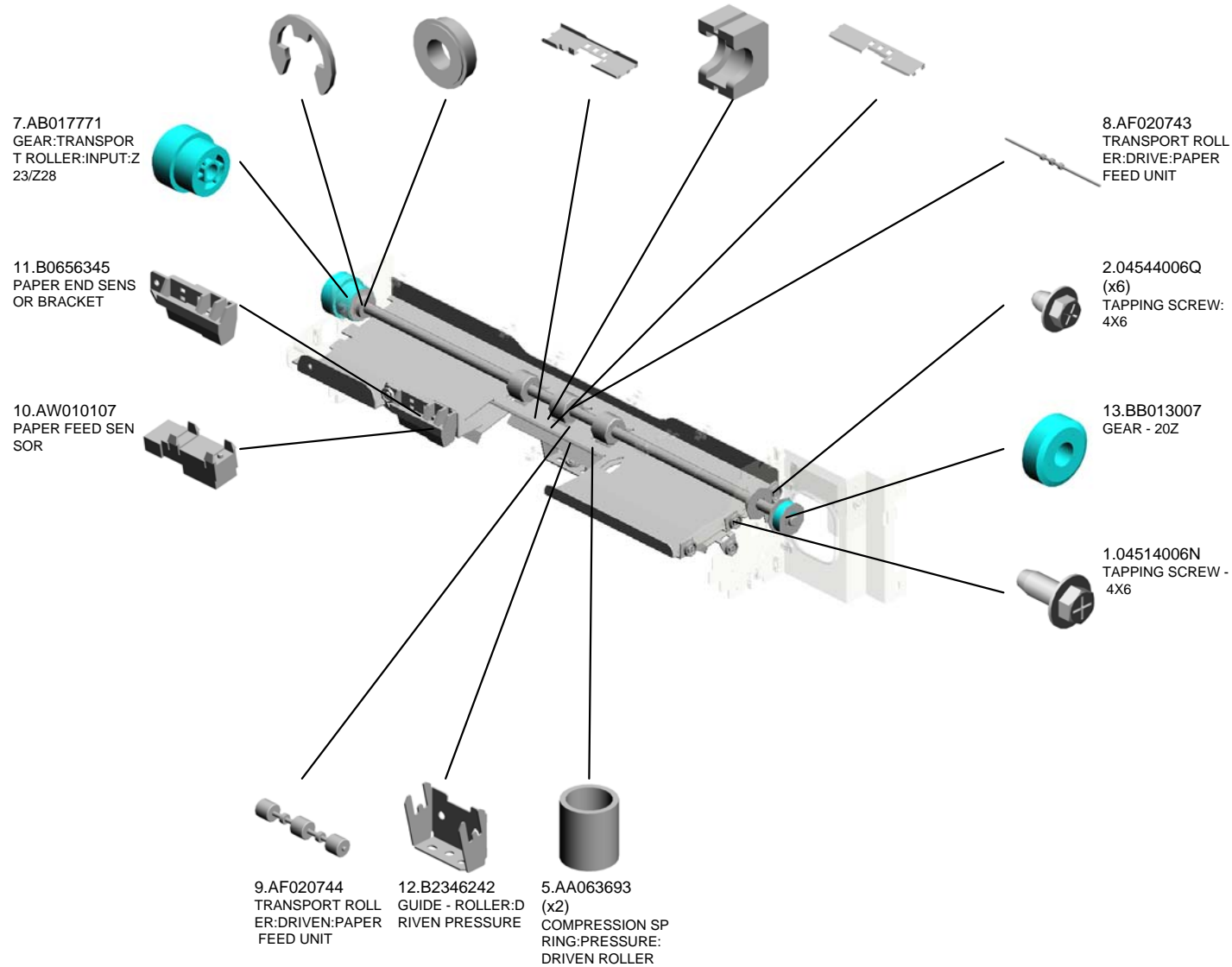

17.D0592620
RETAINING RINGS
-C

3.04544006Q
(x4)
TAPPING SCREW:
4X6



U028 Paper Feed 3 (1st)

- 3.07200060E (x4) RETAINING RING - M6
- 4.07423808 (x2) BALL BEARING - 8 X16X5
- 14.D0747521 GUIDE PLATE:UPPER:PAPER FEED UNIT
- 6.AA084059 (x2) BALL BEARING HOLDER
- 15.D0747522 GUIDE PLATE:LOWER:PAPER FEED UNIT

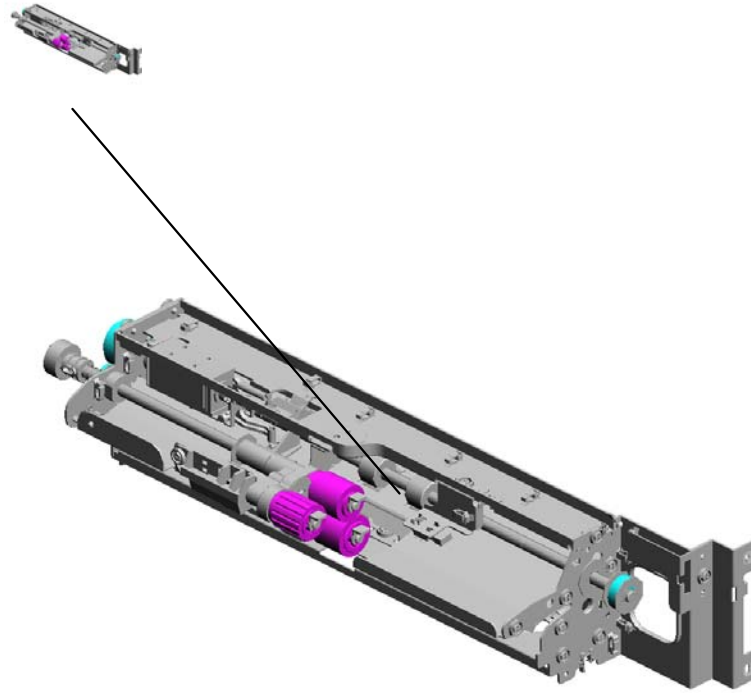


WWW.SERVICE-MANUAL.NET

U001	U002	U003	U004	U005	U006	U007	U008	U009	U010	U011	U012	U013	U014	U015	U016	U017	U018	U019	U020	U021
------	------	------	------	------	------	------	------	------	------	------	------	------	------	------	------	------	------	------	------	------

U029.Paper Feed 1 (2nd)

U029_S001
D0747500
PAPER FEED UNIT:PAPER B
ANK:ASS'Y





WWW.SERVICE-MANUAL.NET

U001	U002	U003	U004	U005	U006	U007	U008	U009	U010	U011	U012	U013	U014	U015	U016	U017	U018	U019	U020	U021
------	------	------	------	------	------	------	------	------	------	------	------	------	------	------	------	------	------	------	------	------

U029
Paper Feed 1 (2nd)

3.04514008N
(x2)
TAPPING SCREW:
4X8



17.D0592620
(x2)
RETAINING RINGS
-C

4.07200040E
RETAINING RING -
M4

6.54472706
GEAR - 15T

9.AF030072
PAPER FEED ROLL
ER:PICKUP

18.D0596277
COVER:GEAR:PAP
ER FEED ROLLER

19.D0747500
PAPER FEED UNIT
:PAPER BANK:ASS'
Y



11.AW010107
PAPER FEED SEN
SOR



10.AF031080
PAPER FEED ROLL
ER:FEED



16.B2346288
BSENSOR BRACK
ET - SENSOR



13.B2342624
BALL BEARING - 8
X12X5



12.AW020145
PHOTOINTERRUPT
OR:FLAT



14.B2346275
PICKUP ARM



7.AA060523
PICK-UP PRESSUR
E SPING




5.08050088

(x2)
RETAINING RING -
M6



15.B2346282
PICKUP DC SOLEN
OID



20.D0747527
SHAFT:FEED:ASS'
Y



2.04514006N
(x4)
TAPPING SCREW -
4X6

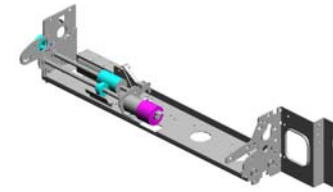


8.AA083009
CLUTCH ROLLER -
8X18X11



U030 Paper Feed 2 (2nd)

- 12.B2346222 REVERSE DRIVE S
HAFT
- 10.AB011591 GEAR:REVERSE
- 14.B2346233 DC SOLENOID:RE
VERSE:SUB-ASS'Y
- 1.03530040N (x2)
SCREW - M3X4
- 9.AB011392 DRIVE REVERSE G
EAR - 24Z



16.BB013008
GEAR - 31Z

13.B2346223
DRIVEN REVERSE
SHAFT

4.05730030E
HEXAGON HEADL
ESS SET SCREW -
M3X3

19.D0596278
COVER:GEAR:REV
ERSE

2.04514006N
(x3)
TAPPING SCREW -
4X6

5.07200040E
(x6)
RETAINING RING -
M4

6.07413506
(x4)
BALL BEARING - 6
X12X4 MM

15.B2346301
TORQUE LIMITER:
75MN M

11.AF032080
PAPER FEED ROLL
ER:SEPARATE

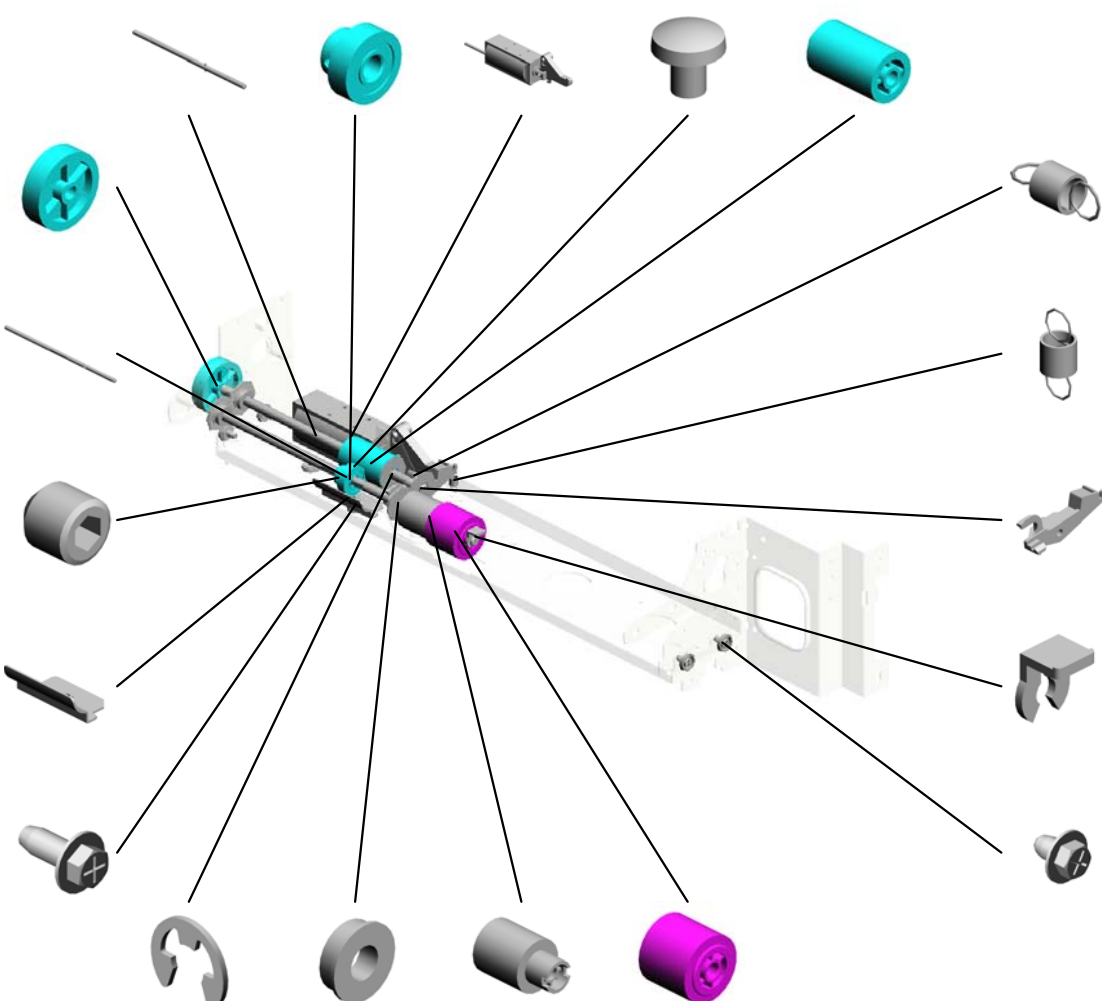
8.AA061001
RELEASE SPRING

7.AA061000
SPRING - 1.42N

18.D0596212
LEVER:PRESSURE
:REVERSE

17.D0592620
RETAINING RINGS
-C

3.04544006Q
(x4)
TAPPING SCREW:
4X6

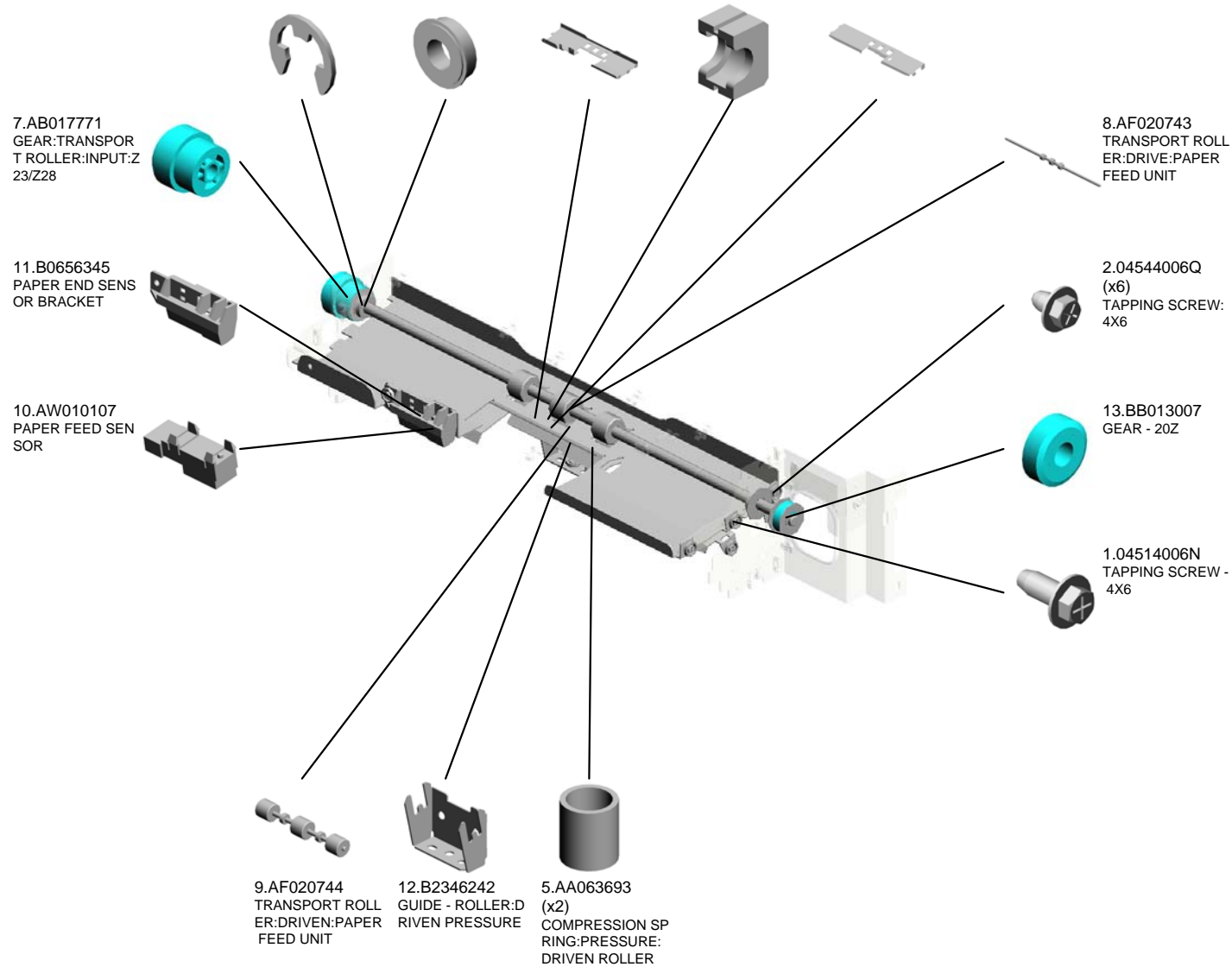



WWW.SERVICE-MANUAL.NET

U001	U002	U003	U004	U005	U006	U007	U008	U009	U010	U011	U012	U013	U014	U015	U016	U017	U018	U019	U020	U021
------	------	------	------	------	------	------	------	------	------	------	------	------	------	------	------	------	------	------	------	------

U031 Paper Feed 3 (2nd)

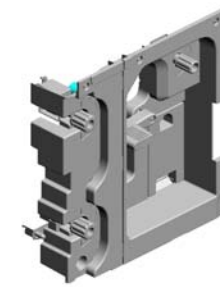
- 3.07200060E (x4) RETAINING RING - M6
- 4.07423808 (x2) BALL BEARING - 8 X16X5
- 14.D0747521 GUIDE PLATE:UPP ER:PAPER FEED UNIT
- 6.AA084059 (x2) BALL BEARING HOLDER
- 15.D0747522 GUIDE PLATE:LOWER:PAPER FEED UNIT



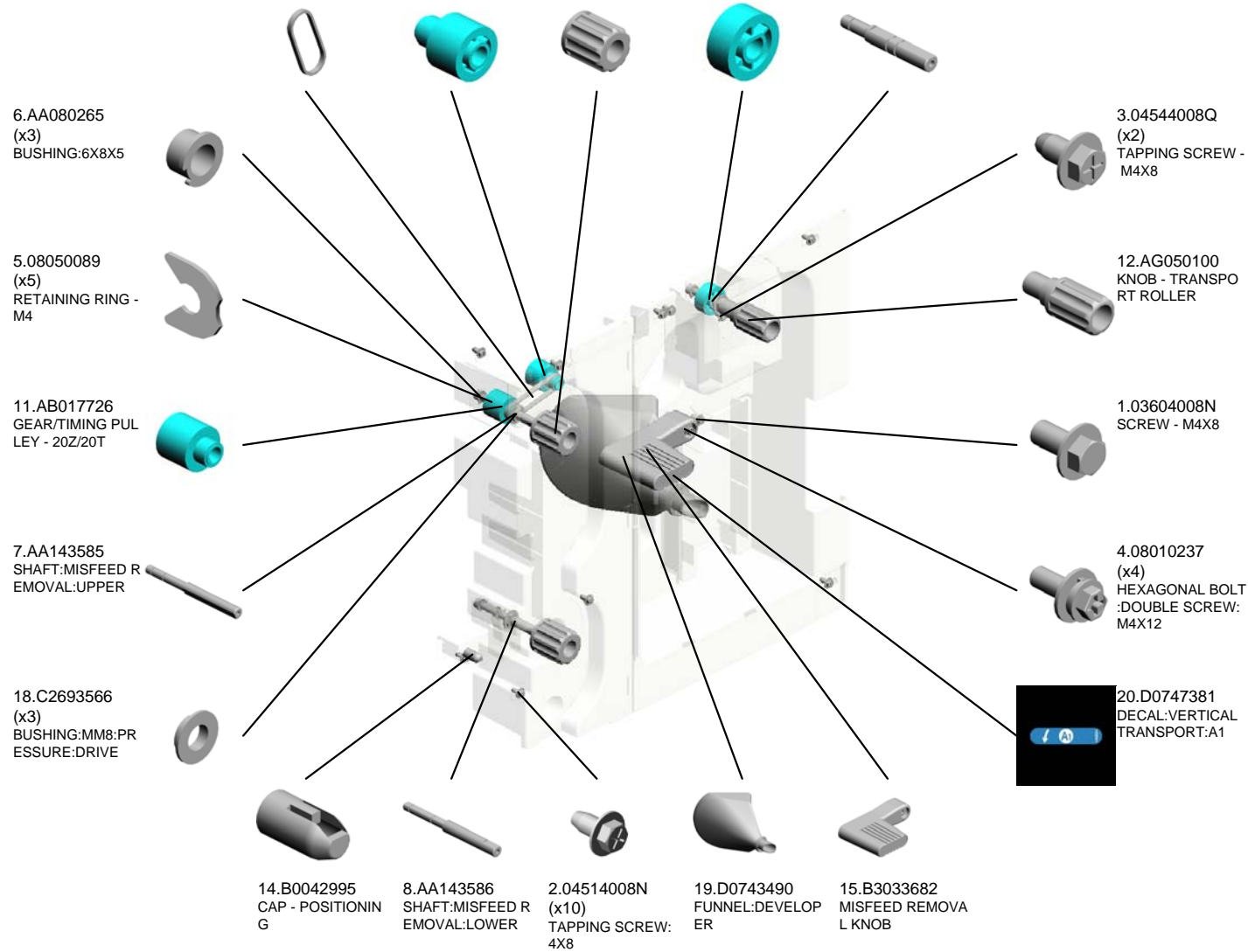
WWW.SERVICE-MANUAL.NET

U001	U002	U003	U004	U005	U006	U007	U008	U009	U010	U011	U012	U013	U014	U015	U016	U017	U018	U019	U020	U021
------	------	------	------	------	------	------	------	------	------	------	------	------	------	------	------	------	------	------	------	------

U032 Vertical Transport 1



- 16.B7001802 TIMING BELT:B40S 2M134
- 10.AB017725 GEAR/TIMING PULLEY - 20Z/20T
- 13.AG050101 (x2) KNOB - MISFEED R EMOVAL
- 17.BB013011 GEAR - 22Z
- 9.AA143587 SHAFT:MISFEED R EMOVAL:VERTICAL TRANSPORT



WWW.SERVICE-MANUAL.NET

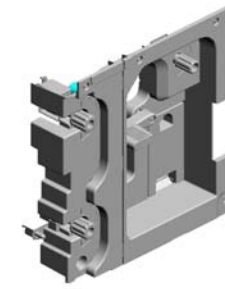
U001	U002	U003	U004	U005	U006	U007	U008	U009	U010	U011	U012	U013	U014	U015	U016	U017	U018	U019	U020	U021
------	------	------	------	------	------	------	------	------	------	------	------	------	------	------	------	------	------	------	------	------

U032 Vertical Transport 1

24.D0747654
INNER COVER:VE
RTICAL TRANPO
RT:LEFT

21.D0747382
DECAL:VERTICAL
TRANSPORT:A2

23.D0747384
DECAL:VERTICAL
TRANSPORT:B2



27.G1785029
GEAR:DECURA:Z2
0/M1



25.D0747656
INNER COVER:VE
RTICAL TRANPO
RT:RIGHT



26.D0747659
COVER:FUNNEL-D
EVELOPER



22.D0747383
DECAL:VERTICAL
TRANSPORT:A3

WWW.SERVICE-MANUAL.NET

U001	U002	U003	U004	U005	U006	U007	U008	U009	U010	U011	U012	U013	U014	U015	U016	U017	U018	U019	U020	U021
------	------	------	------	------	------	------	------	------	------	------	------	------	------	------	------	------	------	------	------	------

U033 Vertical Transport 2

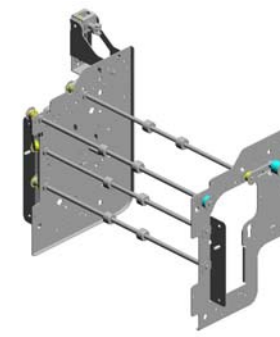
1.03603006N
(x10)
SCREW - M3X6

15.D0743032
SHAFT:JOINT:PAPER FEED UNIT

2.07080080N
WASHER-DIA8

7.AA063470
COMPRESSION SPRING:RING:PAPER FEED UNIT:DRIVE

8.AA148776
SHAFT:DRIVE



17.D0743173
(x11)
TIMING PULLEY:S2
M:25T



16.D0743108
(x2)
DC STEPPER MOTOR:4.94W:ASS'Y



6.AA043647
(x6)
TIMING BELT:60S2
M188



4.07423808
(x12)
BALL BEARING - 8
X16X5



5.11050534
(x2)
CLAMP



11.AF020741
TRANSPORT ROLLER:GRIP:DRIVE




10.AF020740
(x2)
TRANSPORT ROLLER:VERTICAL TRANSPORT:DRIVE



12.AF020786
TRANSPORT ROLLER:EXIT:PAPER BANK:DRIVE



9.AB017725
GEAR/TIMING PULLEY - 20Z/20T




3.07200060E
(x20)
RETAINING RING - M6



13.B7004428
TIMING BELT:B40S
2M158




14.BB013007
GEAR - 20Z



WWW.SERVICE-MANUAL.NET

U034 Vertical Transport 3



1.03603006N
(x27)
SCREW - M3X6

8.AA080346
(x2)
BUSHING:FLANGE
TYPE:DIA6

14.D0747455
GUIDE PLATE:GRI
P:UPPER

16.D0747465
GUIDE PLATE:FEE
D PAPER AGAIN

6.AA063471
(x2)
COMPRESSION SP
RING:PRESSURE:8
N

4.11050511
(x19)
HARNES CLAMP -
LWS-0306ZC

3.07200030E
(x2)
RETAINING RING -
M3

10.AA161172
CUSHION:GUIDE P
LATE

15.D0747461
GUIDE PLATE:GRI
P:LOWER

5.54472681
(x4)
SNAP RING

11.AF022165
(x3)
TRANSPORT ROLL
ER - DRIVEN

19.D0747476
GUIDE PLATE:OPE
N AND CLOSE:ASS
Y

12.AW010107
(x5)
PAPER FEED SEN
SOR

13.D0747450
GUIDE PLATE:VER
TICAL TRANSPOR
T:DRIVE

7.AA063693
(x6)
COMPRESSION SP
RING:PRESSURE:
DRIVEN ROLLER

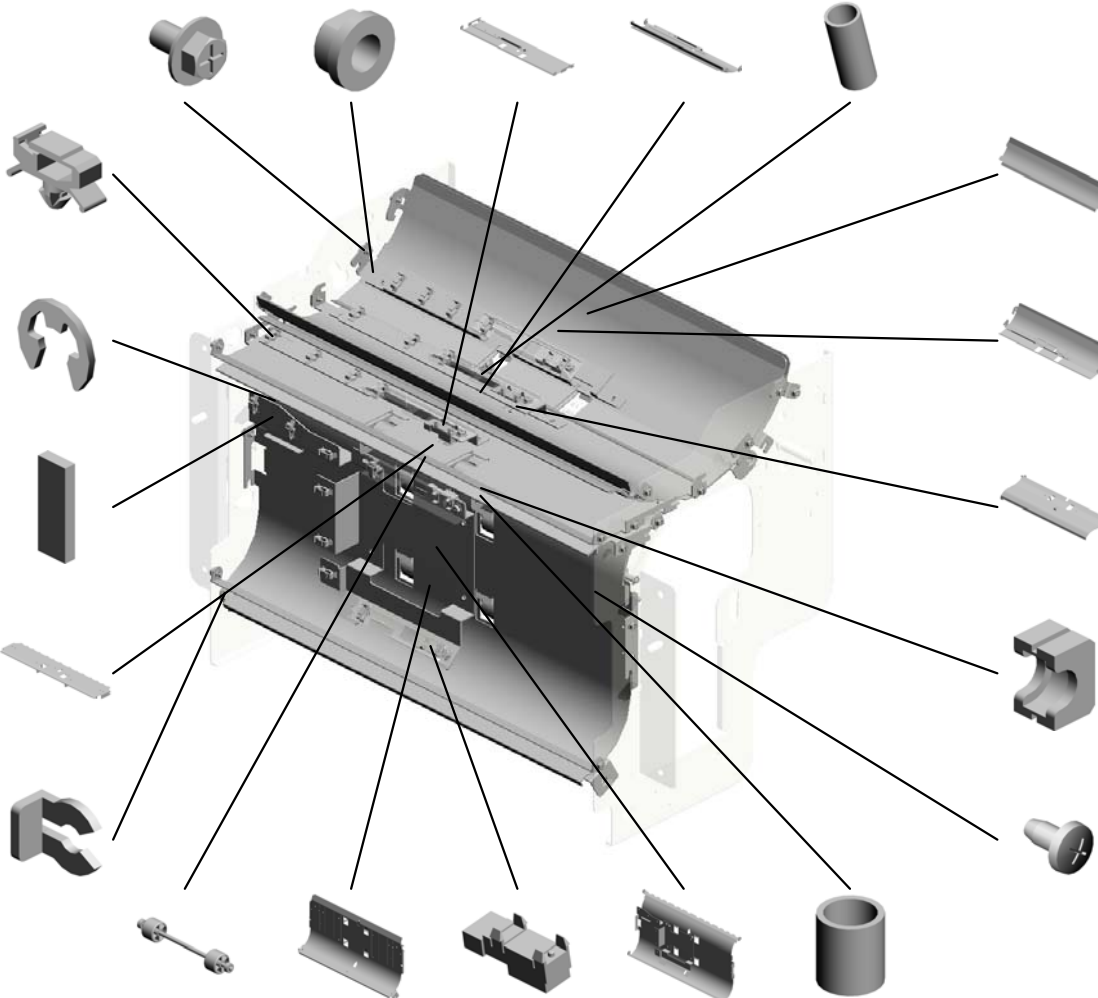
18.D0747474
GUIDE PLATE:CON
NECTING:RIGHT

17.D0747470
GUIDE PLATE:CON
NECTING:UPPER

20.D0747481
GUIDE PLATE:OPE
N AND CLOSE:CO
NNECTING:ASS'Y

9.AA084059
(x8)
BALL BEARING HO
LDER

2.04534008N
(x2)
BINDING SELF TAP
PING SCREW:4X8




WWW.SERVICE-MANUAL.NET

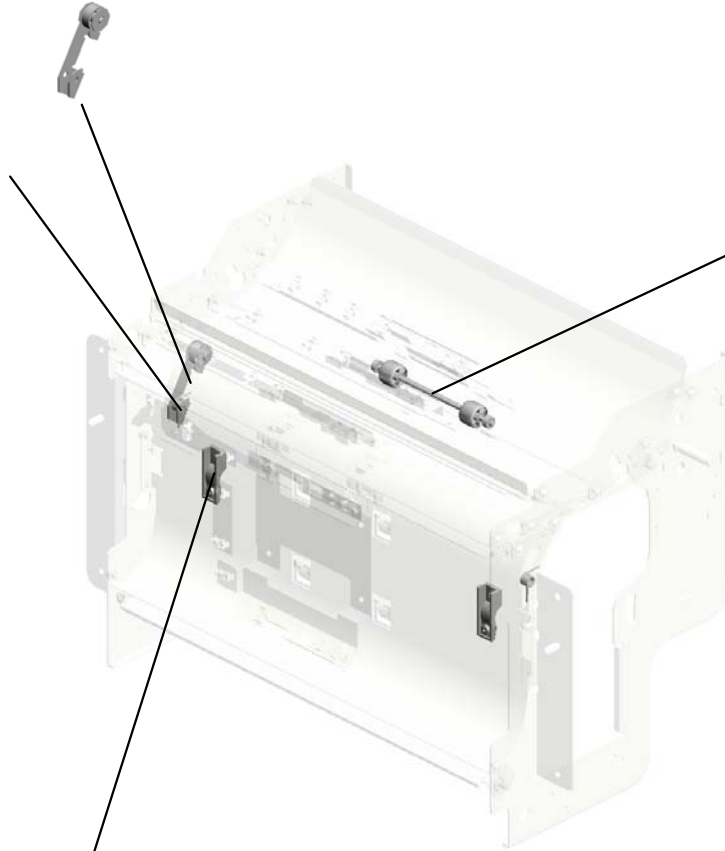
U001 U002 U003 U004 U005 U006 U007 U008 U009 U010 U011 U012 U013 U014 U015 U016 U017 U018 U019 U020 U021

U034 Vertical Transport 3

21.D3553810
BRACKET:DETENT
:RIGHT:ASS'Y



24.D3553858
(x2)
TORSION SPRING:
GUIDE PLATE:16N



25.M0774862
TRANSPORT ROLL
ER:DRIVEN:DUPL
X:DIA18X2



22.D3553828
(x2)
HOLDER:STAY:GUI
DE PLATE



WWW.SERVICE-MANUAL.NET

U001	U002	U003	U004	U005	U006	U007	U008	U009	U010	U011	U012	U013	U014	U015	U016	U017	U018	U019	U020	U021
------	------	------	------	------	------	------	------	------	------	------	------	------	------	------	------	------	------	------	------	------

U035 Vertical Transport 4

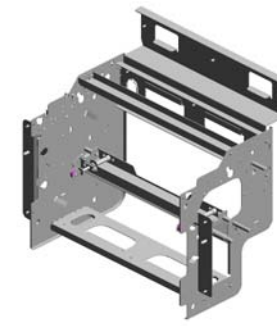
1.03603006N
(x16)
SCREW - M3X6

14.D0747433
(x2)
STUD:HANDLE:RE
LEASE:ASS'Y

10.AA063694
(x2)
COMPRESSION SP
RING:HANDLE

15.D3553844
(x4)
SHOE:HANDLE:RE
LEASE

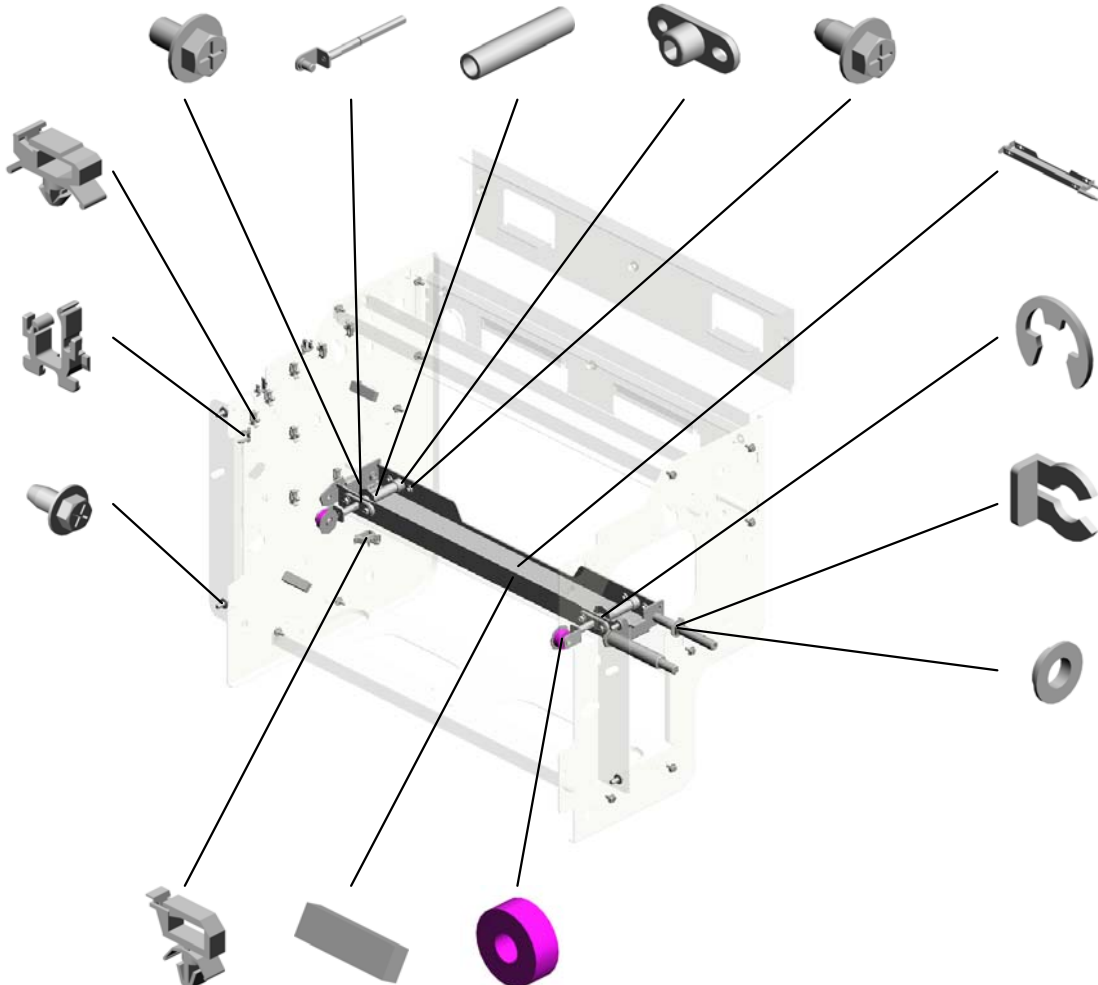
3.04544008Q
(x8)
TAPPING SCREW -
M4X8



6.11050511
(x8)
HARNES CLAMP -
LWS-0306ZC

7.11050551
(x3)
CLAMP:LES-0505

2.04514008N
(x4)
TAPPING SCREW:
4X8



13.D0747431
STAY:HANDLE:AS
S'Y

4.07200040E
(x4)
RETAINING RING -
M4

8.52152621
SNAP RING - M6

12.C2693566
BUSHING:MM8:PR
ESSURE:DRIVE

5.11050487
(x2)
HARNES CLAMP

11.B8323909
(x3)
BRACKET CUSHIO
N

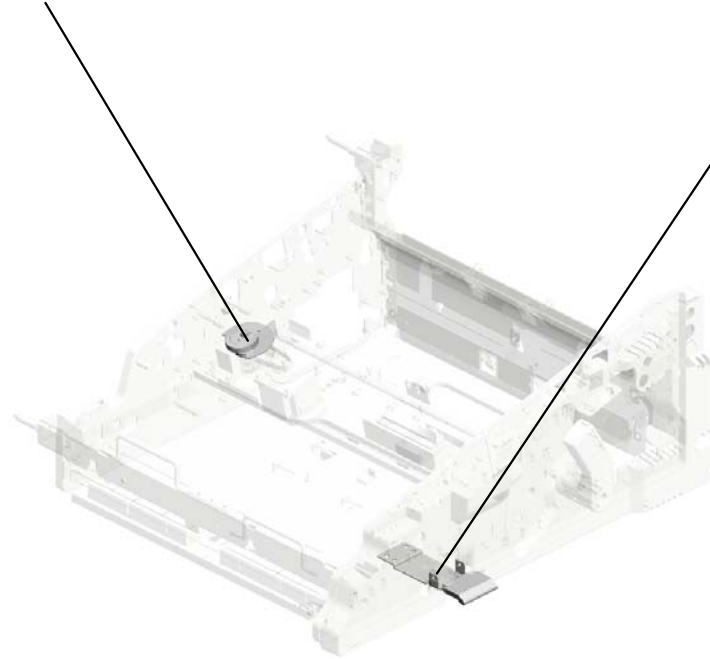
9.67542866
(x2)
ROLLER - POSITIO
NING GUIDE

WWW.SERVICE-MANUAL.NET

U001	U002	U003	U004	U005	U006	U007	U008	U009	U010	U011	U012	U013	U014	U015	U016	U017	U018	U019	U020	U021
------	------	------	------	------	------	------	------	------	------	------	------	------	------	------	------	------	------	------	------	------

U036.Paper Registration 1

U036_S001
D0742681
SHAFT:CAM:SHIFT



U036_S002
D0742979
LEVER:GUIDE PLATE



WWW.SERVICE-MANUAL.NET

U001	U002	U003	U004	U005	U006	U007	U008	U009	U010	U011	U012	U013	U014	U015	U016	U017	U018	U019	U020	U021
------	------	------	------	------	------	------	------	------	------	------	------	------	------	------	------	------	------	------	------	------

U036 Paper Registration 1

18.AA082101 BUSHING - 6X10X6 (x3)
 2.03604010N SCREW:M4X10 (x3)
 12.11050723 CLAMPS:WES-050 (x2)
 10.08050089 RETAINING RING - (x4)
 17.AA063678 SPRING - 3.5N (x4)



21.AA132300 (x2)
 ROLLER:LOCK:PU
 LL OUT



11.11050534 (x2)
 CLAMP



13.54472681
 SNAP RING



16.AA061065 (x4)
 TENSION SPRING:
 DUPLEX:DRIVEN R
 OLLER



4.04504008N (x8)
 TAPPING SCREW -
 M4X8



14.A2574493
 BAND



1.03604008N (x47)
 SCREW - M4X8



22.AA143811 (x2)
 STEPPED SCREW -
 M3X4



3.04503008N (x4)
 TAPPING SCREW -
 M3X8



19.AA082104 (x7)
 BUSHING - 8X12X7



7.07200060E
 RETAINING RING -
 M6



20.AA084059 (x4)
 BALL BEARING HO
 LDER



5.04544008Q (x21)
 TAPPING SCREW -
 M4X8



9.08050088 (x2)
 RETAINING RING -
 M6

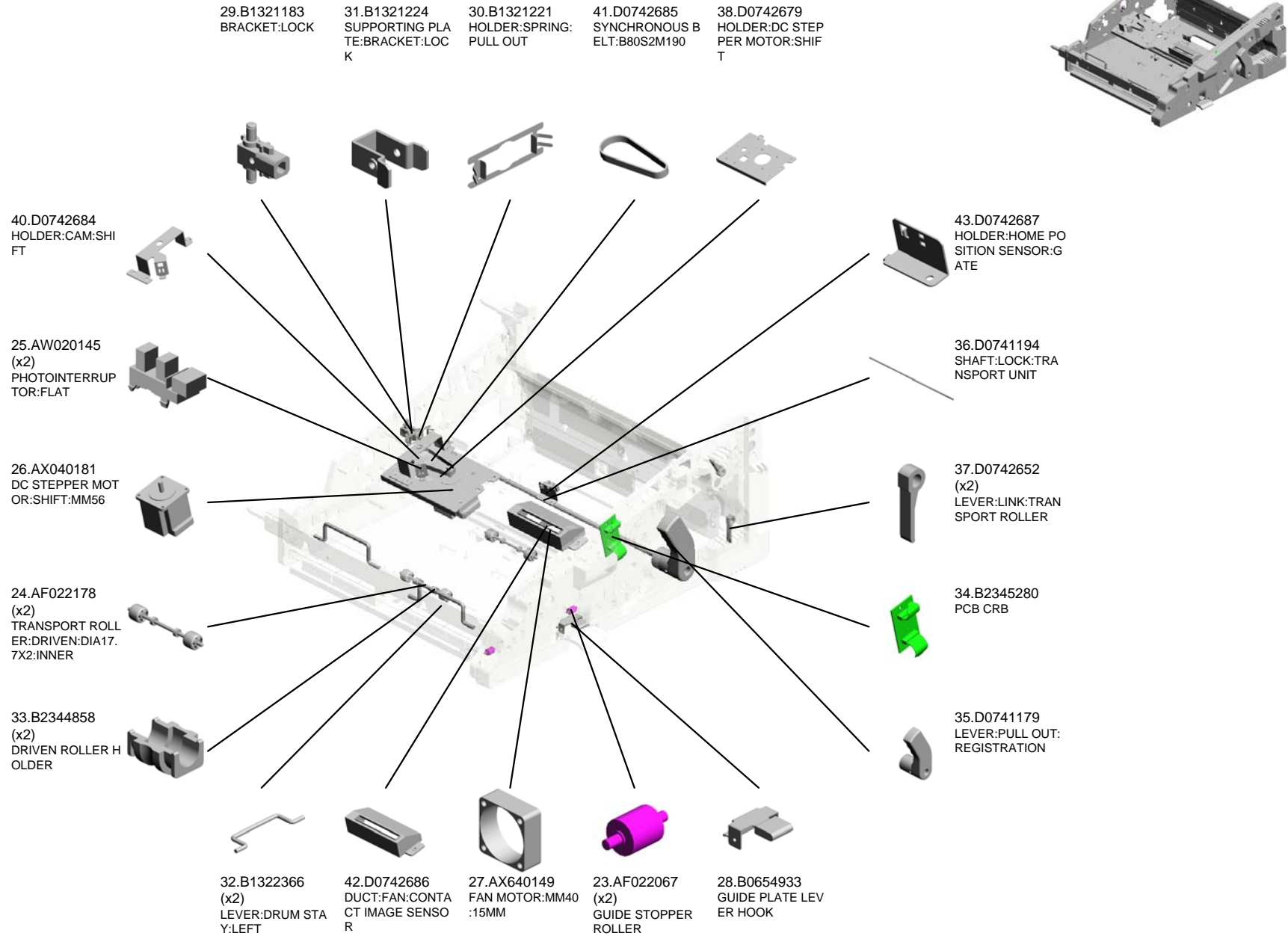


6.07200040E (x2)
 RETAINING RING -
 M4



WWW.SERVICE-MANUAL.NET

U036 Paper Registration 1



WWW.SERVICE-MANUAL.NET

U036 Paper Registration 1


64.G1784818
(x2)
SPRING:PULL OUT
:LOCK:EXIT

44.D0742813
HOOK:COIL SPRIN
G:GATE

59.D0746497
(x6)
DECAL:POSITIONI
NG DISPLAY:TCRU

45.D0742850
GUIDE PLATE:VER
TICAL TRANSPOR
T:RIGHT

65.G1787453
(x2)
ARM:ON-OFF:TRA
NSPORT ROLLER



61.G1784759
BRACKET:LOCK:E
XIT

50.D0742965
HOLDER:PRESSU
RE:DRIVEN ROLLE
R:DUPLEX:EXIT

46.D0742864
GUIDE PLATE:DUP
LEX:RIGHT:UPPER

51.D0742974
STOPPER:LEVER:
TRANSPORT UNIT:
LEFT

49.D0742935
GUIDE:DUPLEX:OP
EN AND CLOSE:RI
GHT:LOWER



48.D0742931
SHAFT:LINK:ON-O
FF:VERTICAL TRA
NSPORT:UPPER

54.D0742985
DECAL:PULL OUT:
RIGHT:B3

53.D0742984
DECAL:PULL OUT:
RIGHT:B1

55.D0742986
DECAL:PULL OUT:
RIGHT:B4

47.D0742930
SHAFT:LINK:ON-O
FF:VERTICAL TRA
NSPORT:LOWER



63.G1784817
(x4)
SPRING:PRESSUR
E:ROLLER:DUPLE
X

56.D0742987
DECAL:PULL OUT:
RIGHT:B6

57.D0742989
DECAL:PULL OUT:
RIGHT:Z2

62.G1784808
(x2)
BRACKET:PRESSU
RE:ROLLER

60.D0747844
INNER COVER:PUL
L OUT:RIGHT


WWW.SERVICE-MANUAL.NET

U001 U002 U003 U004 U005 U006 U007 U008 U009 U010 U011 U012 U013 U014 U015 U016 U017 U018 U019 U020 U021


U036 Paper Registration 1

66.G1787618
PLATE:FIX:BAND

71.M0774862
(x2)
TRANSPORT ROLL
ER:DRIVEN:DUPLE
X:DIA18X2



70.G1787793
(x2)
SCREW:REGISTRA
TION:FIX




68.G1787743
BOSS:POSITIONIN
G PIN:TRANSPORT
UNIT:NO.1



67.G1787633
HOOK:GUIDE PLAT
E:DUPLEX:ASS'Y



69.G1787744
BOSS:POSITIONIN
G PIN:TRANSPORT
UNIT:NO.2




WWW.SERVICE-MANUAL.NET

U001	U002	U003	U004	U005	U006	U007	U008	U009	U010	U011	U012	U013	U014	U015	U016	U017	U018	U019	U020	U021
------	------	------	------	------	------	------	------	------	------	------	------	------	------	------	------	------	------	------	------	------

U036_S001
SHAFT:CAM:SHIFT

8.07413706
BALL BEARING - 6
X10X3



39.D0742681
SHAFT:CAM:SHIFT

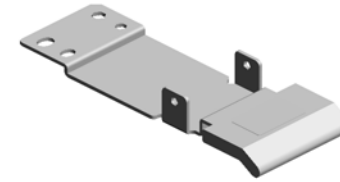


15.A8592230
BALL BEARING - 6
X13X5

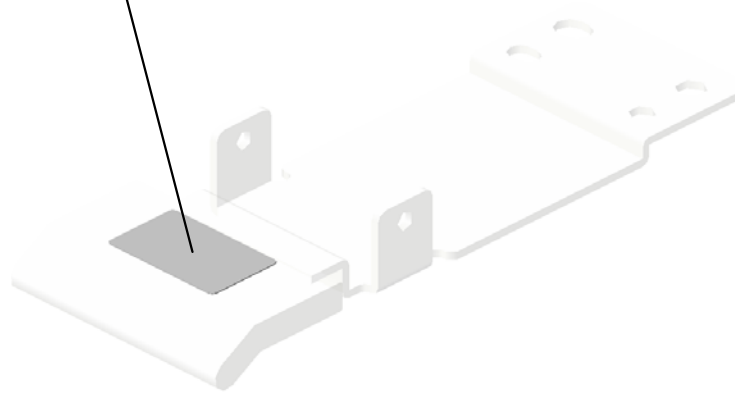


U036_S002
LEVER:GUIDE PLATE

58.D0742990
DECAL:PULL OUT:
RIGHT:Z4



52.D0742979
LEVER:GUIDE PLA
TE



U037 Paper Registration 2


14.AW000012
OPTICS SENSOR:P
HOTO
201109-02 O/O

8.AA063678
(x2)
SPRING - 3.5N

12.AA084059
(x2)
BALL BEARING HO
LDER

5.08050089
(x2)
RETAINING RING -
M4

13.AF022167
TRANSPORT ROLL
ER - DRIVEN



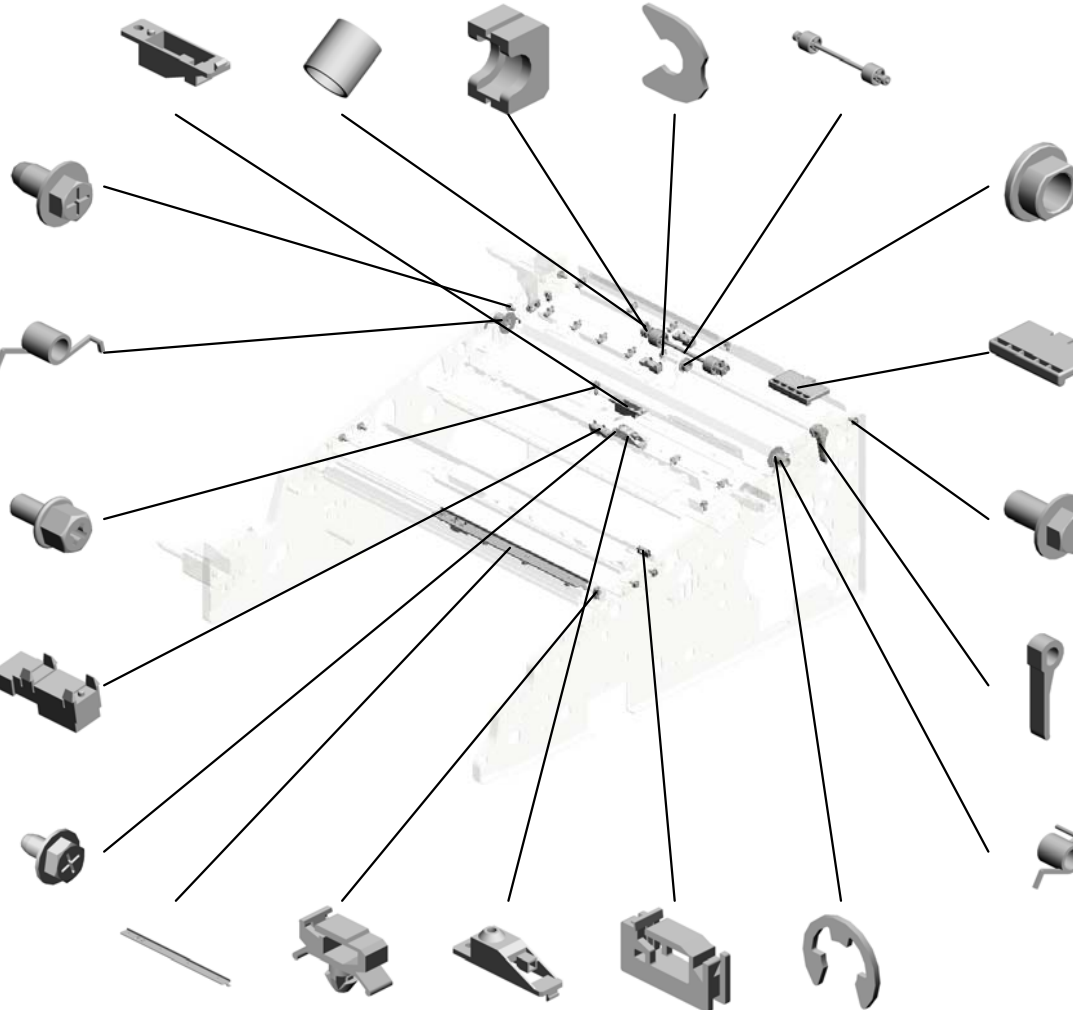
3.04544008Q
(x8)
TAPPING SCREW -
M4X8

9.AA066402
TORSION SPRING:
GUIDE PLATE:REA
R

17.B2342390
FLANGED HEXAG
ONAL HEAD BOLT:
M4X8

15.AW010107
(x4)
PAPER FEED SEN
SOR

2.04543006Q
TAPPING SCREW -
M3X6



11.AA082104
(x2)
BUSHING - 8X12X7

18.B2346424
RELEASE GRIP

1.03604008N
(x2)
SCREW - M4X8

20.D0742652
LEVER:LINK:TRAN
SPORT ROLLER

10.AA066403
TORSION SPRING:
GUIDE PLATE:FRO
NT

19.D0742636
HOLDER:SENSOR:
TRANSFER:TIMING

6.11050511
(x14)
HARNES CLAMP -
LWS-0306ZC

16.AX560011
LED

7.11050723
(x2)
CLAMPS:WES-050
7


4.07200060E
(x2)
RETAINING RING -
M6

WWW.SERVICE-MANUAL.NET

U001 U002 U003 U004 U005 U006 U007 U008 U009 U010 U011 U012 U013 U014 U015 U016 U017 U018 U019 U020 U021

U037 Paper Registration 2

- 24.D0742757 HOLDER:SENSOR:CONNECTING:LCT:NO.2
- 37.D0742960 GUIDE PLATE:REGISTRATION:ENTRANCE:UPPER
- 29.D0742794 HOLDER:DOUBLE FEED SENSOR:PHOTO
- 23.D0742756 HOLDER:SENSOR:CONNECTING:LCT:NO.1
- 22.D0742753 GUIDE PLATE:CONNECTING:LARGE CAPACITY TRAY:UPPER




26.D0742783 REGISTRATION GUIDE:OPEN AND CLOSE

30.D0742795 GUIDE PLATE:REGISTRATION:ENTRANCE:LOWER

32.D0742818 FIX STAND:GUIDE PLATE:REAR

34.D0742945 GUIDE PLATE:REGISTRATION:EXIT

36.D0742955 GUIDE PLATE:TIMING:TRANSFER



27.D0742786 GUIDE PLATE:CONNECTING:LARGE CAPACITY TRAY:LOWER

39.D0742988 DECAL:PULL OUT:RIGHT:B7

33.D0742934 SHAFT:ON-OFF:LARGE CAPACITY TRAY:CONNECTING

38.D0742975 STOPPER:GUIDE PLATE:CONNECTING:LARGE CAPACITY TRAY

28.D0742789 HOLDER:DOUBLE FEED SENSOR:RAIDATE

31.D0742815 BRACKET:CONTACT POINT:GUIDE PLATE:REAR

35.D0742952 BRACKET:CONTACT IMAGE SENSOR

40.D0743168 CONTACT IMAGE SENSOR:REGISTRATION:MAIN SCANNING:214MM

25.D0742773 FIX STAND:GUIDE PLATE:TIMING:TRANSFER:EXIT



21.D0742663 HOLDER:SENSOR:REGISTRATION:TIMING



WWW.SERVICE-MANUAL.NET

U037
Paper Registration 2

42.G1787453
ARM:ON-OFF:TRA
NSPORT ROLLER

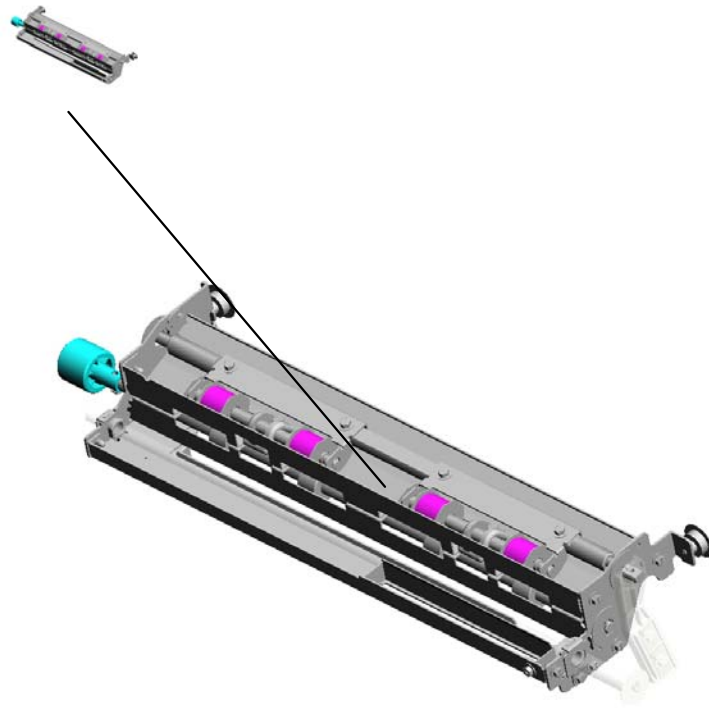


41.G1787421
BRACKET:BEARIN
G:GUIDE:REAR



U038.Paper Registration 3

U038_S001
D0742702
SWING UNIT:ASS'Y



WWW.SERVICE-MANUAL.NET

U001	U002	U003	U004	U005	U006	U007	U008	U009	U010	U011	U012	U013	U014	U015	U016	U017	U018	U019	U020	U021
------	------	------	------	------	------	------	------	------	------	------	------	------	------	------	------	------	------	------	------	------

U038 Paper Registration 3


10.AA063468
COMPRESSION SP
RING:SHIFT

2.03604008N
SCREW - M4X8

14.D0742721
ARM:TRANSPORT
ROLLER:SHIFT:TA
KE SHEJTER



13.D0742718
SHAFT:SHIFT



15.D0742722
PROTECTION:ARM
:TRANSPORT ROL
LER:SHIFT:TAKE S
HEJTER



8.08046123
(x2)
HEXAGONAL BOLT
:WASHER:M3X8



4.07200040E
RETAINING RING -
M4

WWW.SERVICE.MANUAL.NET

U001	U002	U003	U004	U005	U006	U007	U008	U009	U010	U011	U012	U013	U014	U015	U016	U017	U018	U019	U020	U021
------	------	------	------	------	------	------	------	------	------	------	------	------	------	------	------	------	------	------	------	------

U038_S001
SWING UNIT:ASS'Y

4.07200040E
(x4)
RETAINING RING -
M4

9.AA061078
(x2)
TENSION SPRING:
PRESSURE ROLLE
R

16.D0742760
TRANSPORT ROLL
ER:SHIFT:DRIVE:P
RESS FIT
201109-05 X/O

17.D0742732
GUIDE PLATE:SHIF
T:UPPER:PEEN
201109-06 X/O

18.D0742737
SHAFT:SHIFT:TAK
E SHEJTER



27.D0742702
[A]
SWING UNIT:ASS'Y
201109-04

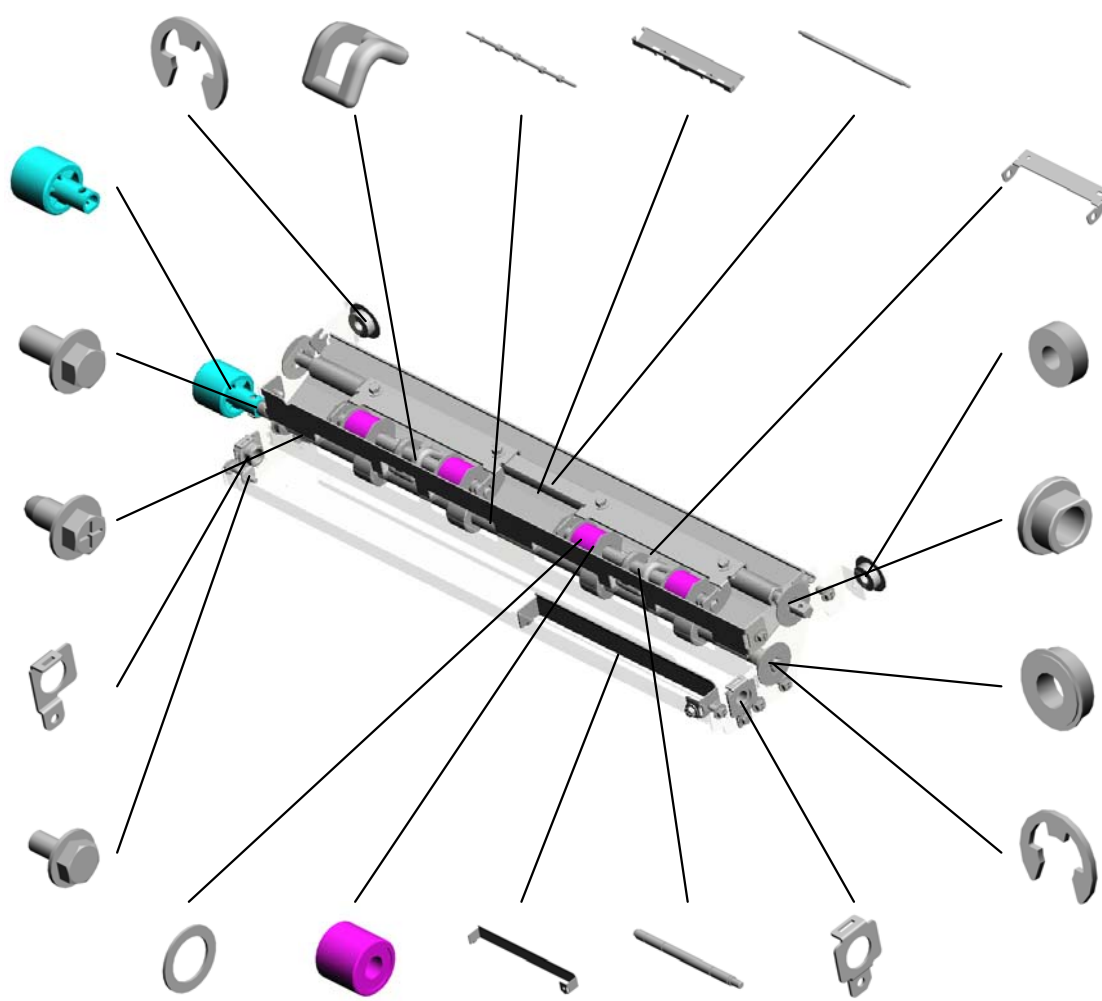
26.G1787717
GEAR:SHIFT:ROLL
ER

2.03604008N
(x5)
SCREW - M4X8

3.04544008Q
(x10)
TAPPING SCREW -
M4X8

24.D0742745
HOLDER:SHIFT:BE
ARING:REAR

1.03603005N
(x2)
SCREW - M3X5



21.D0742741
(x2)
BRACKET:SHIFT:D
RIVEN:TAKE SHEJ
TER

6.07403906
(x2)
BALL BEARING - 6
X15X5

11.AA082104
(x3)
BUSHING - 8X12X7

7.07423808
BALL BEARING - 8
X16X5

5.07200060E
(x11)
RETAINING RING -
M6

25.G1787664
(x8)
SPACER

19.D0742739
(x4)
PRESSURE ROLLE
R:TRANSPORT RO
LLER:SHIFT:DRIVE
N

22.D0742743
BRACKET:VENTILA
TION

20.D0742740
(x2)
SHAFT:SHIFT:DRIV
EN:ROLLER

23.D0742744
HOLDER:SHIFT:BE
ARING:FRONT



D0742701
[A]
SWING UNIT:ASS'Y
201109-04

U001	U002	U003	U004	U005	U006	U007	U008	U009	U010	U011	U012	U013	U014	U015	U016	U017	U018	U019	U020	U021
------	------	------	------	------	------	------	------	------	------	------	------	------	------	------	------	------	------	------	------	------

U039 Paper Registration 4


5.03604010N
(x6)
SCREW:M4X10

9.07200060E
(x13)
RETAINING RING -
M6

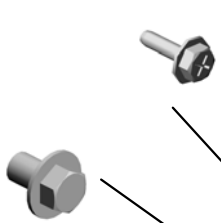
18.AA043621
TIMING BELT - 60S
2M156

19.AA043639
SYNCHRONOUS B
ELT:B60S2M192

17.AA043312
TIMING BELT:60S2
M138



3.03604006N
(x2)
SCREW - M4X6



8.07200040E
(x7)
RETAINING RING -
M4



11.07403906
(x2)
BALL BEARING - 6
X15X5



4.03604008N
(x7)
SCREW - M4X8



16.11050511
(x9)
HARNES CLAMP -
LWS-0306ZC



20.AA061066
COIL SPRING:GAT
E



2.03603006N
(x7)
SCREW - M3X6



7.07200030E
(x2)
RETAINING RING -
M3



10.07403804
BALL BEARING:DIA
4XDIA9X4



15.09543008N
(x6)
SCREW - M3X8



1.03530040N
(x2)
SCREW - M3X4



13.07423808
(x3)
BALL BEARING - 8
X16X5



14.08010237
(x2)
HEXAGONAL BOLT
-DOUBLE SCREW:
M4X12



6.04544008Q
(x2)
TAPPING SCREW -
M4X8

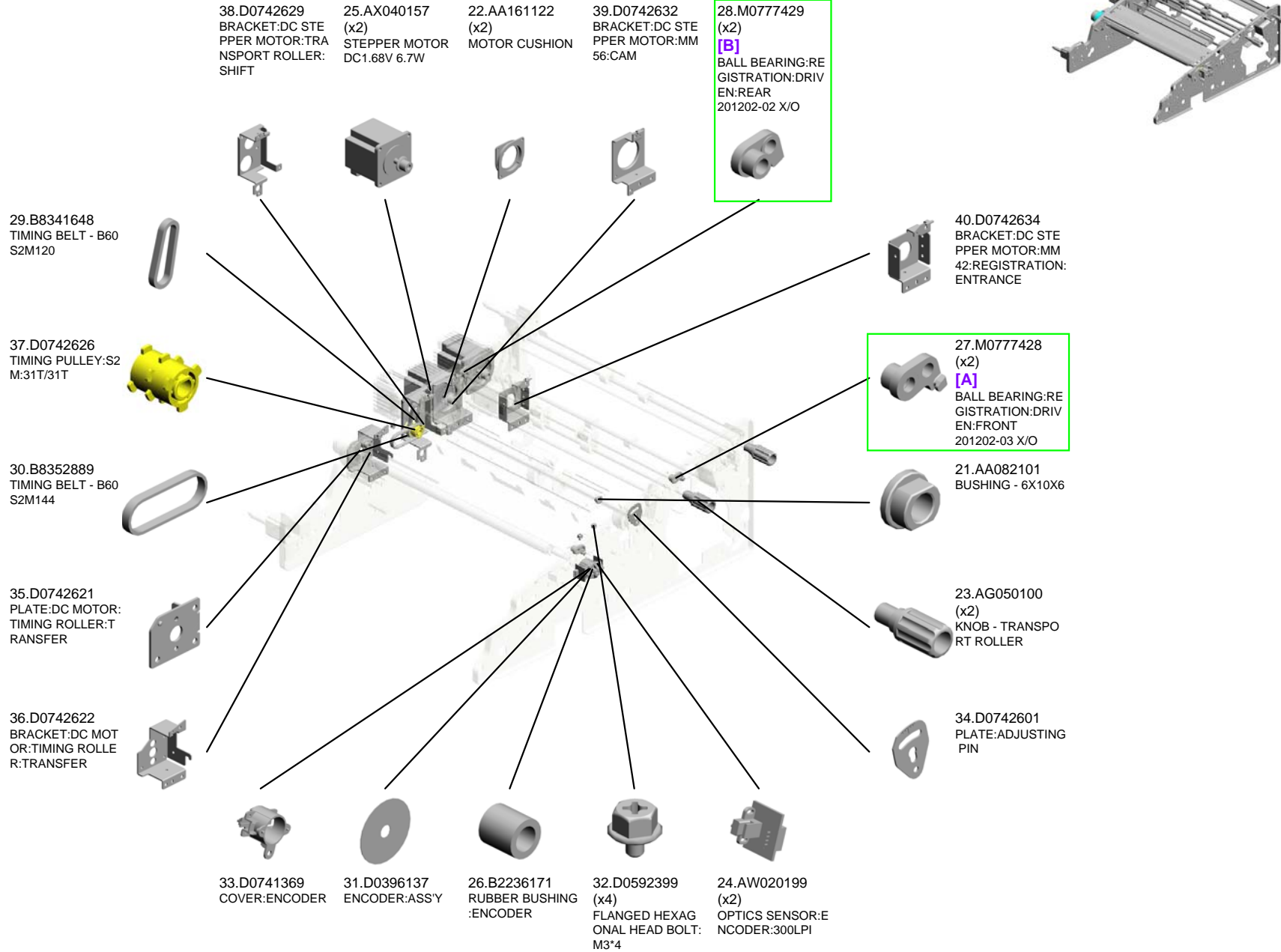


12.07413006
BALL BEARING - 6
X17X6MM



WWW.SERVICE-MANUAL.NET


U039 Paper Registration 4



WWW.SERVICE-MANUAL.NET

U001	U002	U003	U004	U005	U006	U007	U008	U009	U010	U011	U012	U013	U014	U015	U016	U017	U018	U019	U020	U021
------	------	------	------	------	------	------	------	------	------	------	------	------	------	------	------	------	------	------	------	------

U039 Paper Registration 4



53.D0742749
(x2)
ARM:REGISTRATI
ON ROLLER:TIMIN
G

55.D0742769
BRACKET:DC STE
PPER MOTOR:REG
ISTRATION ROLLE
R:TIMING

49.D0742697
GATE PAWL:PEEN

48.D0742696
SHAFT:GATE PAW
L

56.D0742771
SHAFT:REGISTRA
TION ROLLER:TIMI
NG-DRIVEN

59.D0742777
(x2)
CAM:REGISTRATI
ON ROLLER:TIMIN
G

41.D0742642
GEAR:TIMING ROL
LER:TRANSFER:Z5
9

58.D0742774
COVER:TIMING:TR
ANSFER

43.D0742654
CASE:REMOVE PA
PER DUST:ASS'Y

42.D0742643
TIMING ROLLER:T
RANSFER:DRIVEN

45.D0742691
SHAFT:CAM

46.D0742693
CAM:GATE

52.D0742748
SHAFT:ARM:REGIS
TRATION ROLLER:
TIMING

47.D0742694
CAM:TRANSPORT
ROLLER:SHIFT

57.D0742772
COVER:BEARING

50.D0742711
TRANSPORT ROLL
ER:CONNECTING:
LARGE CAPACITY
TRAY

60.D0742881
TRANSPORT ROLL
ER:REGISTRATION
:ENTRANCE:DRIVE
:PRESS FIT

44.D0742665
REGISTRATION R
OLLER:TIMING:DRI
VE


54.D0742750
STAY:SOLENOID

51.D0742715
BRACKET:SOLENO
ID:PEEN

WWW.SERVICE-MANUAL.NET

U001	U002	U003	U004	U005	U006	U007	U008	U009	U010	U011	U012	U013	U014	U015	U016	U017	U018	U019	U020	U021
------	------	------	------	------	------	------	------	------	------	------	------	------	------	------	------	------	------	------	------	------

U039 Paper Registration 4



- 70.G1784912 PULLEY:S2M:30T
- 80.H0722220 (x4) SPACER - M6X10
- 69.G1784900 (x2) COVER:DC STEPPER MOTOR:MM56
- 74.G1787652 (x2) TENSION SPRING: TRANSPORT ROLLER
- 65.D0743173 (x4) TIMING PULLEY:S2M:25T

63.D0743108 (x2) DC STEPPER MOTOR:4.94W:ASSY

79.G1787781 GEAR:PULLEY

73.G1787651 (x2) TENSION SPRING: REGISTRATION

62.D0743105 DC MOTOR:DIA35.8:24V:4.1W

77.G1787694 (x3) COVER:DC STEPPER MOTOR:MM42

68.G1784636 TIMING BELT:S2M134_67

64.D0743171 TIMING ROLLER:TRANSFER:DRIVE:PRESS FIT

71.G1787392 DISC:SENSOR:CAM

75.G1787660 (x2) PRESSURE ROLLER:TRANSPORT ROLLER


61.D0742964 STAY:REGISTRATION:RIGHT UPPER

66.G0602296 (x4) BALL BEARING:8X16X5MM


76.G1787664 (x4) SPACER

78.G1787751 DC SOLENOID


72.AA061097 (C) TENSION SPRING:DC SOLENOID:ON-OFF:LARGE CAPACITY TRAY 201202-05 X/O



B2342628
[A] BALL BEARING - FRONT 201202-03 X/O



B2342629
[B] BALL BEARING - REAR 201202-02 X/O



G1787647
[C] TENSION SPRING:SOLENOID 201202-05 X/O

U040 Paper Registration 5


16.B1321220
COVER:BASE:PUL
L OUT

17.B1321228
INSULATING SHEE
T:PULL OUT

15.AZ310029
POWER PACK:D

6.07200060E
(x7)
RETAINING RING -
M6

1.03603006N
(x8)
SCREW - M3X6



12.AA082104
(x2)
BUSHING - 8X12X7



2.03604008N
(x2)
SCREW - M4X8



3.03604014N
SCREW - M4X14



20.D0743427
(x2)
RADIAL BALL BEA
RING:DIA8XDIA16X
5



4.06330140G
PARALLEL PIN - 3X
14



7.07413706
BALL BEARING - 6
X10X3



9.08050089
(x2)
RETAINING RING -
M4



13.AB030846
TIMING PULLEY:S2
M:22T



19.D0742969
SHAFT:MISFEED R
EMOVAL:TIMING R
OLLER:TRANSFER



10.11050511
(x2)
HARNES CLAMP -
LWS-0306ZC



5.07200040E
(x2)
RETAINING RING -
M4



11.AA043638
TIMING BELT:40S2
M224



18.D0742962
BRACKET:MISFEE
D REMOVAL:TIMIN
G ROLLER:TRANS
FER



8.08010237
HEXAGONAL BOLT
:DOUBLE SCREW:
M4X12




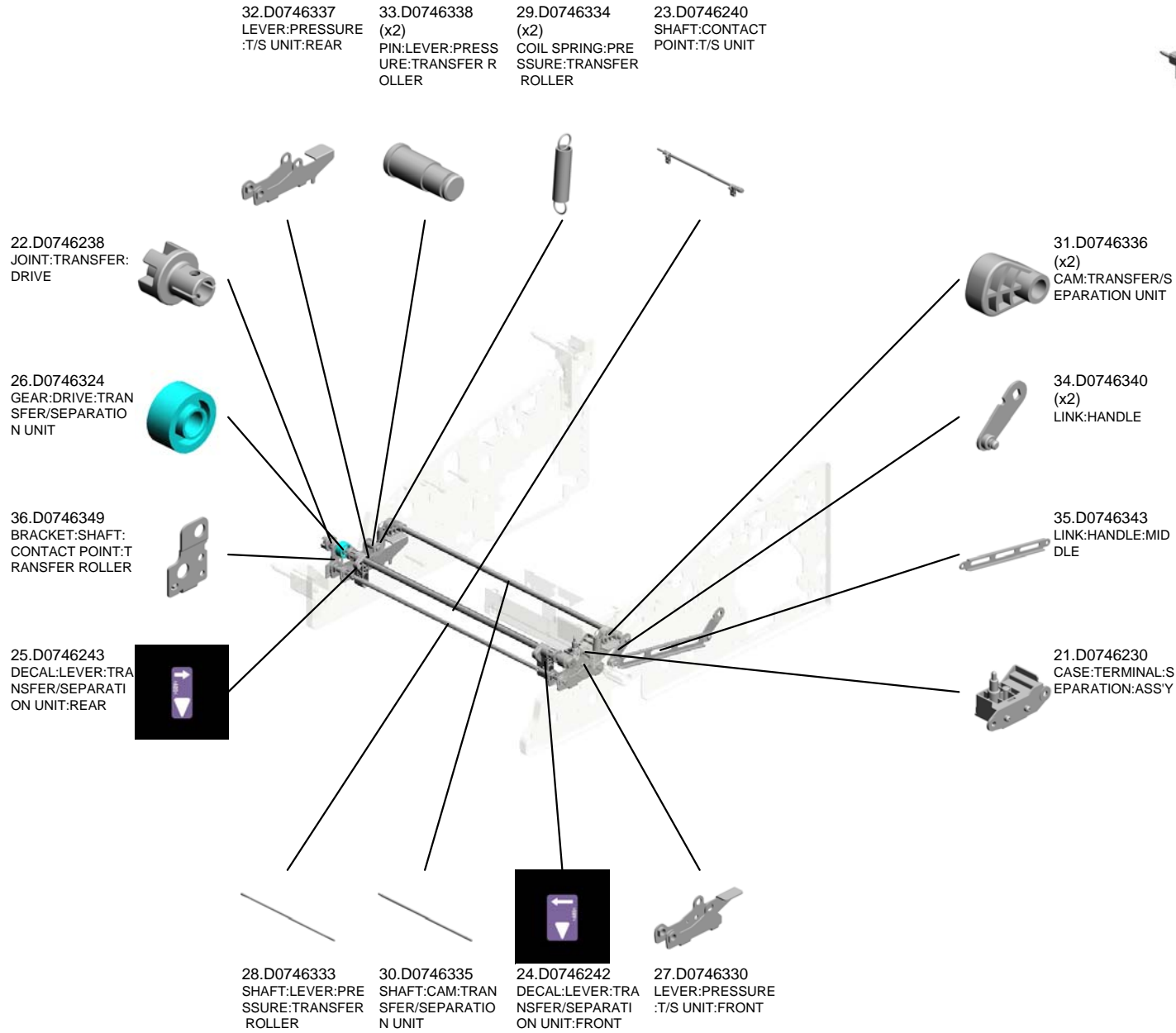
14.AG050100
KNOB - TRANSPO
RT ROLLER



WWW.SERVICE-MANUAL.NET


U001	U002	U003	U004	U005	U006	U007	U008	U009	U010	U011	U012	U013	U014	U015	U016	U017	U018	U019	U020	U021
------	------	------	------	------	------	------	------	------	------	------	------	------	------	------	------	------	------	------	------	------

U040 Paper Registration 5



U041 Paper Registration 6

- 14.11050516 (x2) CLAMP
- 3.03603008N (x4) SCREW:M3X8
- 19.AA063472 (x2) COMPRESSION SPRING:CONNECTOR:UPPER
- 11.08050089 (x2) RETAINING RING - M4
- 20.AA066400 COIL SPRING:PAW L:OPEN AND CLOSE



16.AA043609
TIMING BELT:60S2
M124



4.03604008N
(x3)
SCREW - M4X8



15.AA043608
TIMING BELT:40S2
M184



7.07200060E
(x9)
RETAINING RING - M6



17.AA043634
TIMING BELT - 40S
2M296



10.08010237
HEXAGONAL BOLT
:DOUBLE SCREW:
M4X12



9.07423808
(x3)
BALL BEARING - 8
X16X5



2.03603006N
(x14)
SCREW - M3X6



12.08050092
(x2)
RETAINING RING - 3M



8.07413708
BALL BEARING - 8
X12X3.5MM



5.04543006Q
(x2)
TAPPING SCREW - M3X6



18.AA061098
[A]
TENSION SPRING:
DC SOLENOID:ON-
OFF:MAIN
201202-04 X/O



6.07200030E
(x2)
RETAINING RING - M3



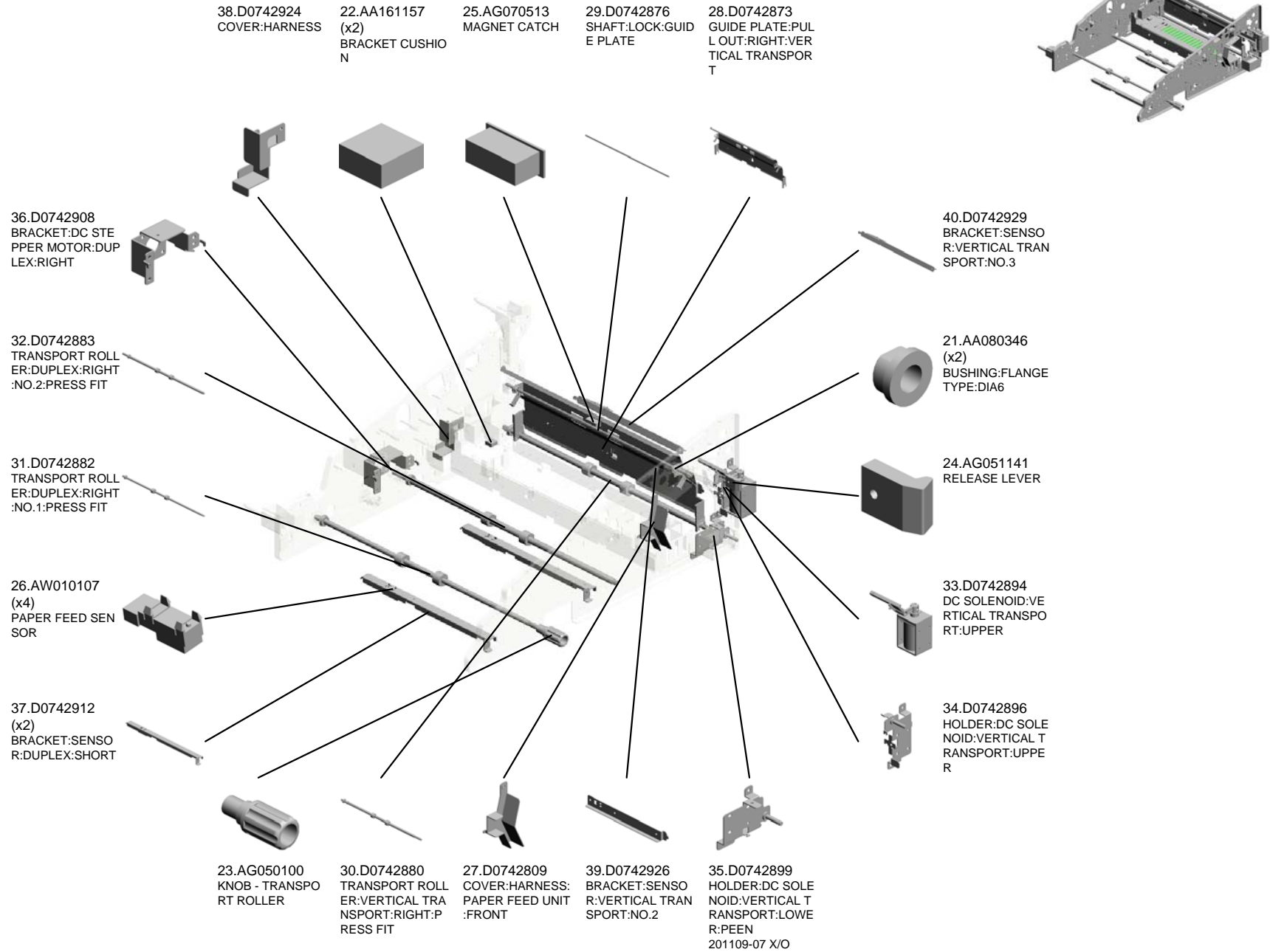
13.11050511
(x9)
HARNESS CLAMP - LWS-0306ZC



1.03530040N
(x5)
SCREW - M3X4



U041 Paper Registration 6



WWW.SERVICE-MANUAL.NET


U001	U002	U003	U004	U005	U006	U007	U008	U009	U010	U011	U012	U013	U014	U015	U016	U017	U018	U019	U020	U021
------	------	------	------	------	------	------	------	------	------	------	------	------	------	------	------	------	------	------	------	------

U041 Paper Registration 6

50.G1784866 (x2)
COMPRESSION SPRING:EXIT:CONNECTOR

42.D0742970 (x2)
CAM:GUIDE PLATE:OPEN AND CLOSE

43.D0742971
PLATE:LINK:OPEN AND CLOSE:REAR



46.D0743108
DC STEPPER MOTOR:4.94W:ASS'Y



47.D0743173 (x3)
TIMING PULLEY:S2 M:25T



41.D0742941
TIMING PULLEY:S2 M:30T



45.D0742977
COVER:HARNES: FRONT UPPER



44.D0742972
LEVER:GUIDE PLATE:OPEN AND CLOSE:FRONT




53.G1787751
DC SOLENOID



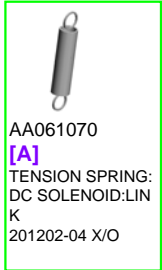
48.D0744683
JOINT:EXIT:DRIVE



49.D0745532
PCB:DRB



52.G1787647
TENSION SPRING:SOLENOID



U042 Toner Supply 1

12.B2343372
(x4)
DC MOTOR:TONE
R BOTTLE:DC21V
5.85W

6.11050516
(x20)
CLAMP

1.03125050N
(x8)
SCREW - M2.5X5

16.D0743708
(x4)
SPRING LOCK WA
SHER:DRIVE SUB-
UNIT:TONER BOT
TLE

13.D0743702
(x4)
SHAFT:DRIVE SUB
-UNIT:TONER SUP
PLY UNIT:2



5.07200040E
(x16)
RETAINING RING -
M4

15.D0743707
(x4)
SHAFT:DRIVE SUB
-UNIT:TONER SUP
PLY UNIT:1

14.D0743703
(x4)
GEAR:TONER BOT
TLE:DIA92

9.AB012008
(x4)
GEAR - 23Z

17.D0743714
(x4)
BRACKET:DRIVE:T
ONER BOTTLE

18.D0743721
(x4)
JOINT:DRIVE:TONE
R SUPPLY UNIT

19.D0743722
(x4)
COIL SPRING:DRIV
E SUB-UNIT:TONE
R SUPPLY UNIT

8.AB012007
(x4)
GEAR - 14Z

7.AA082101
(x16)
BUSHING - 6X10X6

3.04503010N
(x33)
TAPPING SCREW -
M3X10

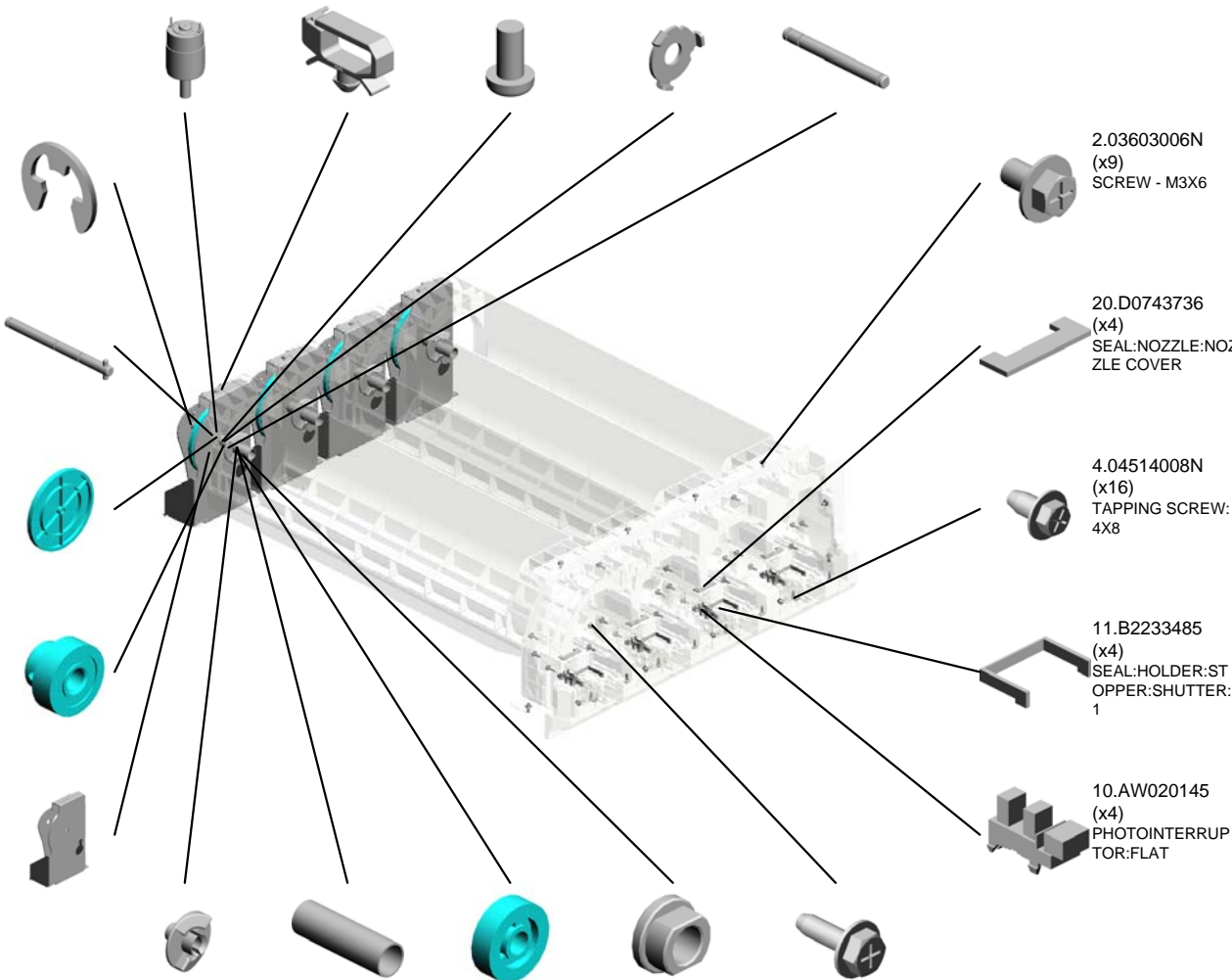
2.03603006N
(x9)
SCREW - M3X6

20.D0743736
(x4)
SEAL:NOZZLE:NOZ
ZLE COVER

4.04514008N
(x16)
TAPPING SCREW:
4X8

11.B2233485
(x4)
SEAL:HOLDER:ST
OPPER:SHUTTER:
1

10.AW020145
(x4)
PHOTOINTERRUP
TOR:FLAT



WWW.SERVICE-MANUAL.NET

U042 Toner Supply 1



- 35.D0743768 (x8) TENSION SPRING: SHUTTER:TONER SUPPLY UNIT
- 30.D0743763 (x4) NOZZLE COVER:TONER SUPPLY SUB-UNIT
- 29.D0743762 (x4) NOZZLE:TONER SUPPLY:TAURUS
- 31.D0743764 (x4) LEVER:TONER BOTTLE
- 32.D0743765 (x4) CASE:LOWER FRONT:TONER SUPPLY UNIT

40.G1783543 (x8) ROLLER:PLATE:TONER BOTTLE

28.D0743756 (x4) SEAL:BLOCK LIGHT:LEVER

33.D0743766 (x4) PLATE:COIL SPRING

38.D0743772 DECAL:OPERATE:TONER BOTTLE:M

39.D0743773 DECAL:OPERATE:TONER BOTTLE:Y

24.D0743744 TONER CATCHPAN:HOLDER:STOPPER

34.D0743767 (x4) COIL SPRING:LEVER:TONER SUPPLY UNIT

26.D0743746 (x4) SEAL:HOLDER:STOPPER:LEFT

37.D0743771 DECAL:OPERATE:TONER BOTTLE:C

22.D0743742 (x4) HOLDER:STOPPER:SHUTTER:TYPE A

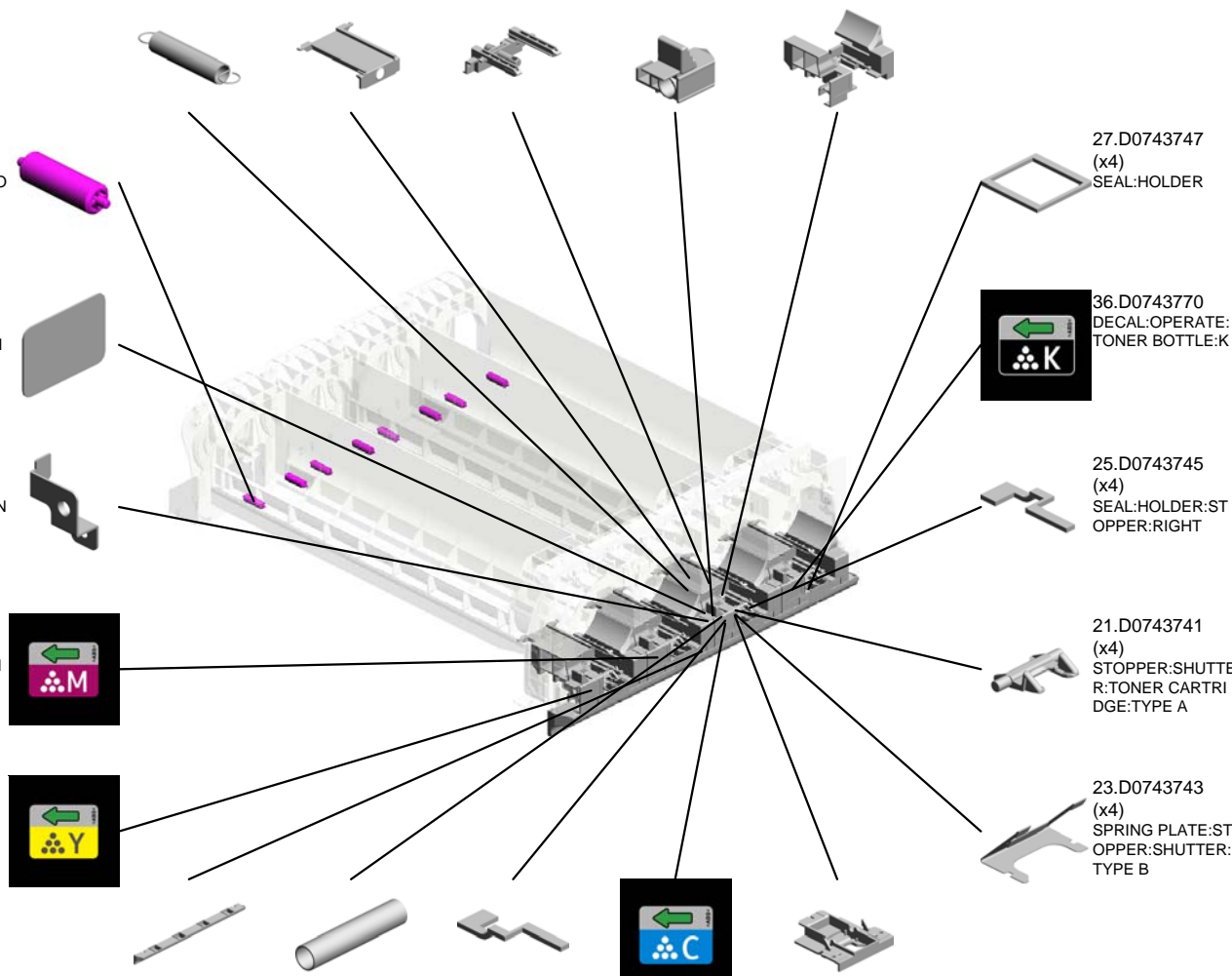
27.D0743747 (x4) SEAL:HOLDER

36.D0743770 DECAL:OPERATE:TONER BOTTLE:K

25.D0743745 (x4) SEAL:HOLDER:STOPPER:RIGHT

21.D0743741 (x4) STOPPER:SHUTTER:TONER CARTRIDGE:TYPE A


23.D0743743 (x4) SPRING PLATE:STOPPER:SHUTTER:TYPE B



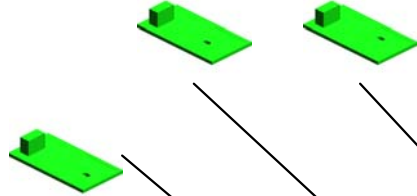
U042 Toner Supply 1

43.M0265158
PCB:RFID-AFE:M


44.M0265166
PCB:RFID-AFE:C



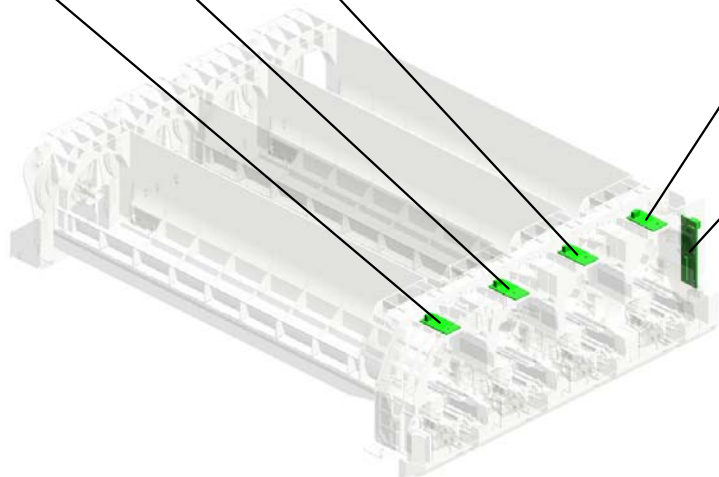
45.M0265168
PCB:RFID-AFE:Y



42.M0265152
PCB:RFID-AFE:K



41.M0265108
PCB:RFID-CPU



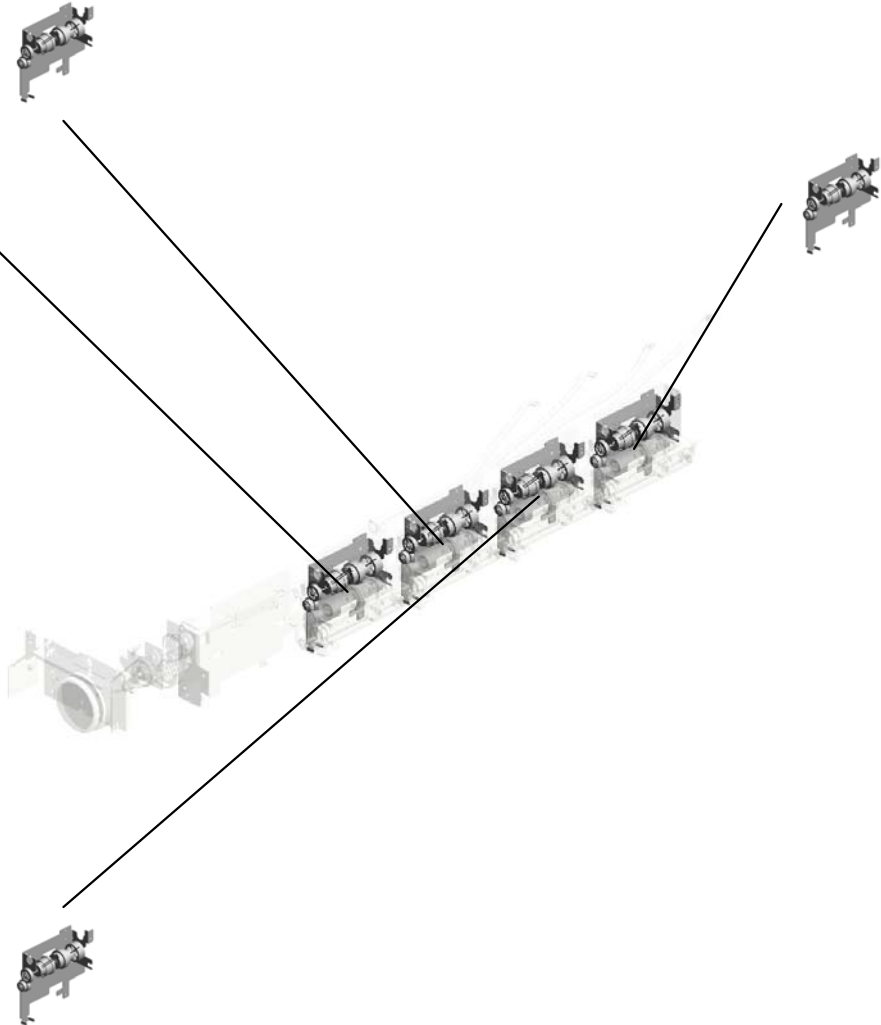
U043.Toner Supply 2

U043_S003
D0743531
DRIVE SUB-UNIT:TONER SU
PPLY:ASS'Y

U043_S002
D0743531
DRIVE SUB-UNIT:TONER SU
PPLY:ASS'Y

U043_S001
D0743531
DRIVE SUB-UNIT:TONER SU
PPLY:ASS'Y

U043_S004
D0743531
DRIVE SUB-UNIT:TONER SU
PPLY:ASS'Y



U043 Toner Supply 2

- 17.D0743516 GEAR:DRIVE:TONER SUPPLY
- 6.07200060E (x3) RETAINING RING - M6
- 10.11050516 (x9) CLAMP
- 11.A2222724 (x4) EXTERNAL CIRCLIP - MM8
- 13.AA082151 (x4) GUIDE:SHAFT:DRIVE:TONER SUPPLY



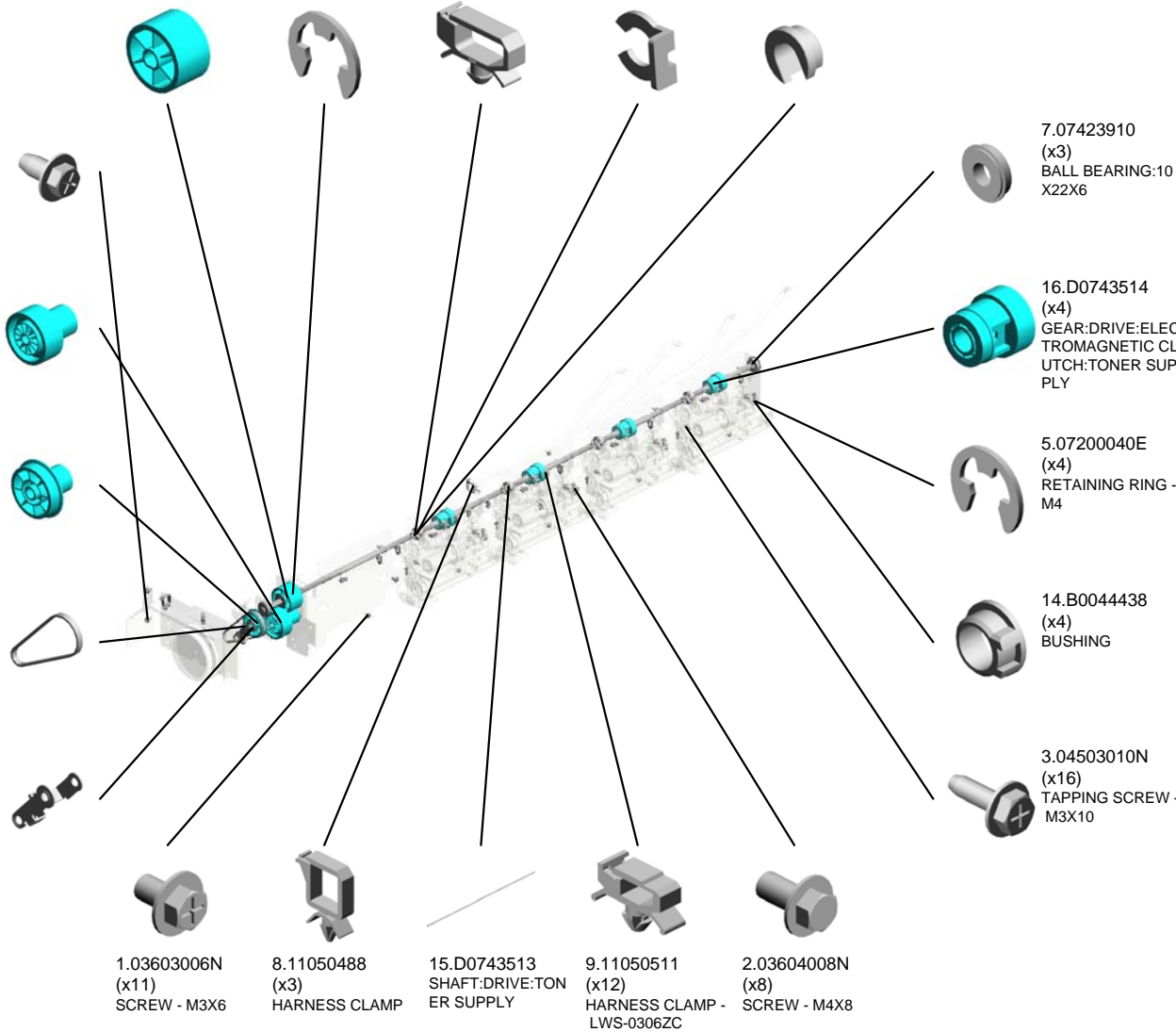
4.04514008N (x7) TAPPING SCREW: 4X8

18.D0743517 GEAR:IDLER:TONER SUPPLY

19.D0743518 GEAR:TIMING PULLEY:DRIVEN:TONER SUPPLY

12.AA043983 SYNCHRONOUS BELT:60S3M243

20.D0743521 BRACKET:TIGHTENER:TONER SUPPLY



1.03603006N (x11) SCREW - M3X6

8.11050488 (x3) HARNESS CLAMP

15.D0743513 SHAFT:DRIVE:TONER SUPPLY

9.11050511 (x12) HARNESS CLAMP - LWS-0306ZC

2.03604008N (x8) SCREW - M4X8

7.07423910 (x3) BALL BEARING:10 X22X6

16.D0743514 (x4) GEAR:DRIVE:ELECTROMAGNETIC CLUTCH:TONER SUPPLY

5.07200040E (x4) RETAINING RING - M4

14.B0044438 (x4) BUSHING

3.04503010N (x16) TAPPING SCREW - M3X10

WWW.SERVICE-MANUAL.NET

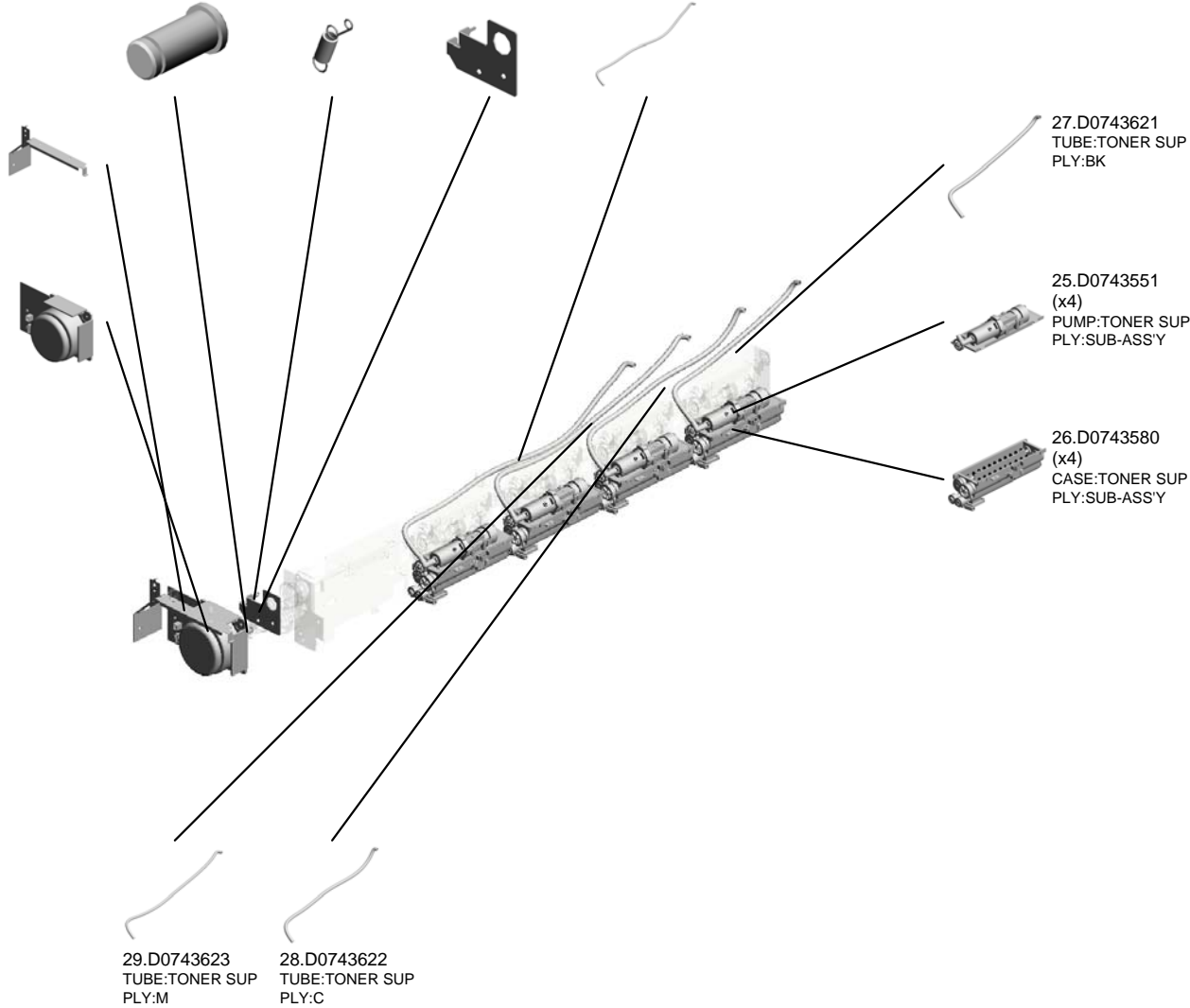
U043 Toner Supply 2

- 21.D0743522 SHAFT:TIGHTENER:TONER SUPPLY
- 22.D0743525 TENSION SPRING:TIGHTENER:TONER SUPPLY
- 23.D0743526 SUPPORTING PLATE:GEAR:TONER SUPPLY
- 30.D0743624 TUBE:TONER SUPPLY:Y



- 32.D0757188 COVER:MOTOR:TONER SUPPLY

- 31.D0743631 DC BRUSHLESS MOTOR:TONER SUPPLY:47.5W



- 29.D0743623 TUBE:TONER SUPPLY:M
- 28.D0743622 TUBE:TONER SUPPLY:C


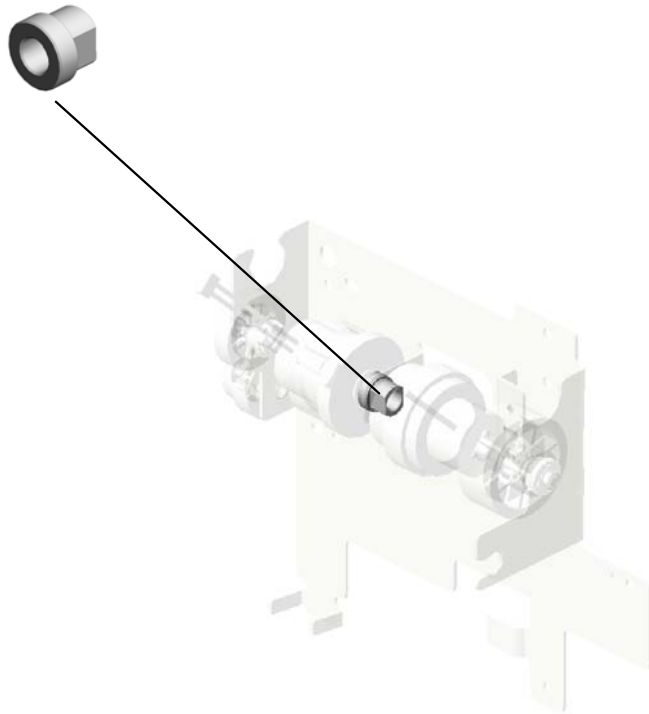
- 27.D0743621 TUBE:TONER SUPPLY:BK

- 25.D0743551 (x4) PUMP:TONER SUPPLY:SUB-ASS'Y

- 26.D0743580 (x4) CASE:TONER SUPPLY:SUB-ASS'Y

U043_S001
DRIVE SUB-UNIT:TONER SUPPLY:ASS'Y

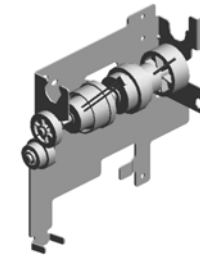
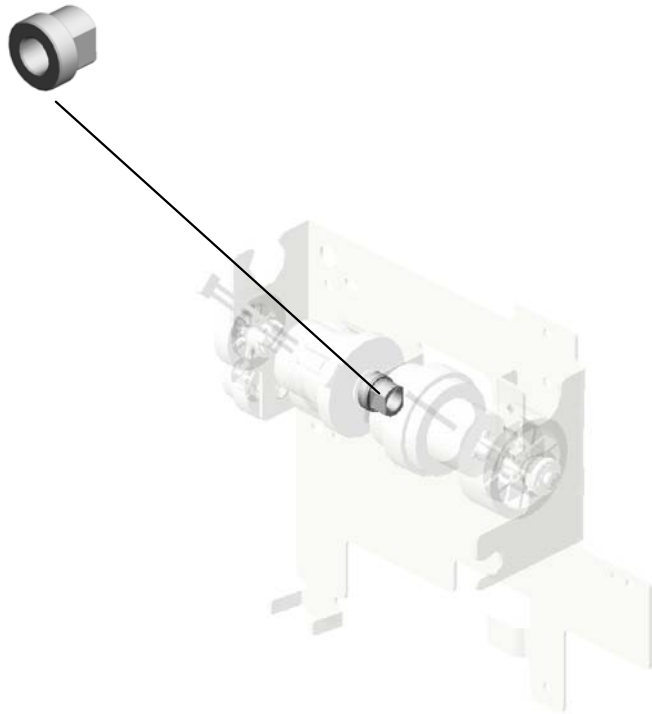
33.AA082140
BUSHING:DRIVE:S
UPPLY:MM6



24.D0743531
DRIVE SUB-UNIT:T
ONER SUPPLY:AS
SY

U043_S002
DRIVE SUB-UNIT:TONER SUPPLY:ASS'Y


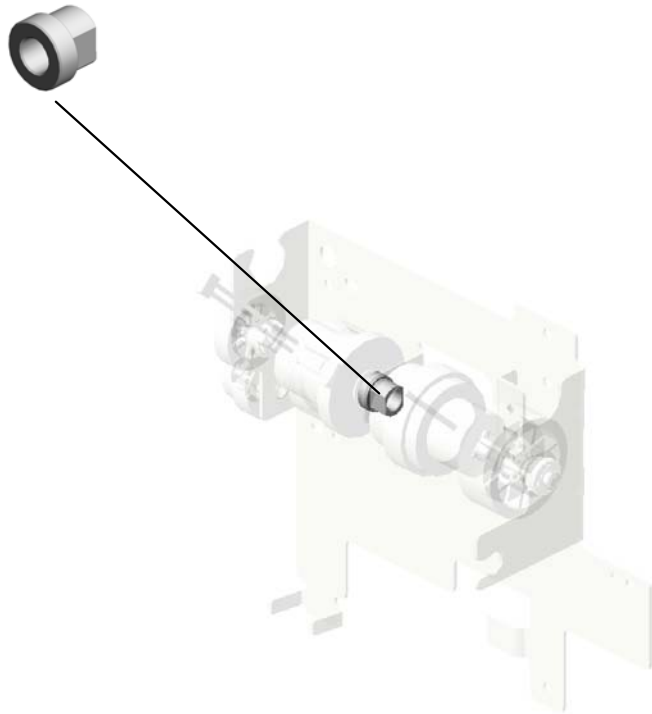
33.AA082140
BUSHING:DRIVE:S
UPPLY:MM6



24.D0743531
DRIVE SUB-UNIT:T
ONER SUPPLY:AS
SY

U043_S003
DRIVE SUB-UNIT:TONER SUPPLY:ASS'Y

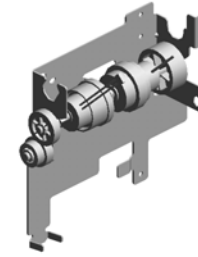
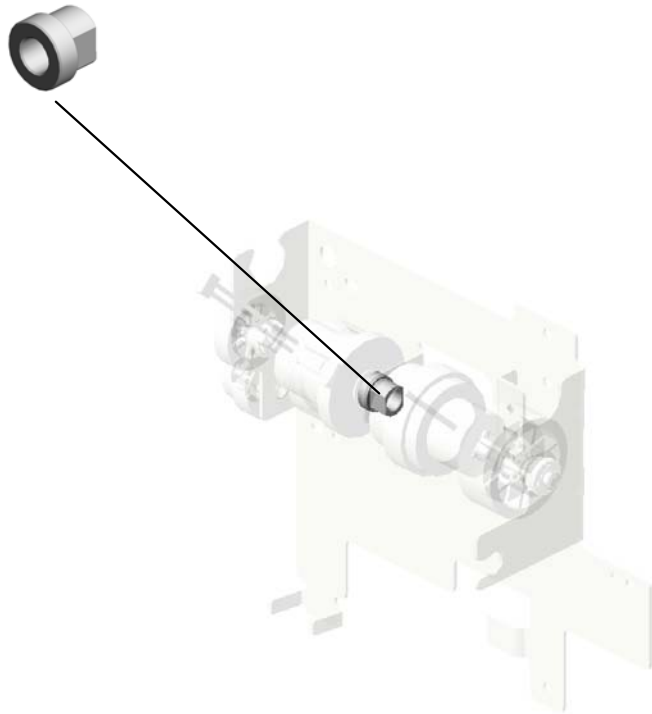
33.AA082140
BUSHING:DRIVE:S
UPPLY:MM6



24.D0743531
DRIVE SUB-UNIT:T
ONER SUPPLY:AS
SY

U043_S004
DRIVE SUB-UNIT:TONER SUPPLY:ASS'Y

33.AA082140
BUSHING:DRIVE:S
UPPLY:MM6



24.D0743531
DRIVE SUB-UNIT:T
ONER SUPPLY:AS
SY

U044.PCDU

U044_S004
D0742195
CHARGE UNIT

U044_S005
D0742330
CLEANING UNIT:ASS'Y

U044_S007
D0742195
CHARGE UNIT

U044_S001
D0742195
CHARGE UNIT

U044_S010
D0742195
CHARGE UNIT

U044_S002
D0742330
CLEANING UNIT:ASS'Y

U044_S011
D0742330
CLEANING UNIT:ASS'Y


U044_S003
D0742301
PCU:TAURUS:ASS'Y

U044_S012
D0742301
PCU:TAURUS:ASS'Y

U044_S006
D0742301
PCU:TAURUS:ASS'Y

U044_S009
D0742301
PCU:TAURUS:ASS'Y

U044_S008
D0742330
CLEANING UNIT:ASS'Y




WWW.SERVICE-MANUAL.NET

U001	U002	U003	U004	U005	U006	U007	U008	U009	U010	U011	U012	U013	U014	U015	U016	U017	U018	U019	U020	U021
------	------	------	------	------	------	------	------	------	------	------	------	------	------	------	------	------	------	------	------	------

U044_S002.CLEANING UNIT:ASS'Y

U044_S002_S001
D0742481
BLADE:APPLY:ASS'Y




U044_S002_S002
D0758701
GEAR:CLEANING:DRUM:SER
VICE

WWW.SERVICE-MANUAL.NET

U001	U002	U003	U004	U005	U006	U007	U008	U009	U010	U011	U012	U013	U014	U015	U016	U017	U018	U019	U020	U021
------	------	------	------	------	------	------	------	------	------	------	------	------	------	------	------	------	------	------	------	------

U044_S003.PCU:TAURUS:ASS'Y

U044_S003_S001
D0742392
COVER:PCU:FRONT:ASS'Y




WWW.SERVICE-MANUAL.NET

U001	U002	U003	U004	U005	U006	U007	U008	U009	U010	U011	U012	U013	U014	U015	U016	U017	U018	U019	U020	U021
------	------	------	------	------	------	------	------	------	------	------	------	------	------	------	------	------	------	------	------	------

U044_S005.CLEANING UNIT:ASS'Y

U044_S005_S001
D0742481
BLADE:APPLY:ASS'Y




U044_S005_S002
D0758701
GEAR:CLEANING:DRUM:SER
VICE

WWW.SERVICE-MANUAL.NET

U001	U002	U003	U004	U005	U006	U007	U008	U009	U010	U011	U012	U013	U014	U015	U016	U017	U018	U019	U020	U021
------	------	------	------	------	------	------	------	------	------	------	------	------	------	------	------	------	------	------	------	------

U044_S006.PCU:TAURUS:ASS'Y

U044_S006_S001
D0742392
COVER:PCU:FRONT:ASS'Y




WWW.SERVICE-MANUAL.NET

U001	U002	U003	U004	U005	U006	U007	U008	U009	U010	U011	U012	U013	U014	U015	U016	U017	U018	U019	U020	U021
------	------	------	------	------	------	------	------	------	------	------	------	------	------	------	------	------	------	------	------	------

U044_S008.CLEANING UNIT:ASS'Y

U044_S008_S001
D0742481
BLADE:APPLY:ASS'Y




U044_S008_S002
D0758701
GEAR:CLEANING:DRUM:SER
VICE

WWW.SERVICE-MANUAL.NET

U001	U002	U003	U004	U005	U006	U007	U008	U009	U010	U011	U012	U013	U014	U015	U016	U017	U018	U019	U020	U021
------	------	------	------	------	------	------	------	------	------	------	------	------	------	------	------	------	------	------	------	------

U044_S009.PCU:TAURUS:ASS'Y

U044_S009_S001
D0742392
COVER:PCU:FRONT:ASS'Y



WWW.SERVICE-MANUAL.NET

U001	U002	U003	U004	U005	U006	U007	U008	U009	U010	U011	U012	U013	U014	U015	U016	U017	U018	U019	U020	U021
------	------	------	------	------	------	------	------	------	------	------	------	------	------	------	------	------	------	------	------	------

U044_S011.CLEANING UNIT:ASS'Y

U044_S011_S001
D0742481
BLADE:APPLY:ASS'Y




U044_S011_S002
D0758701
GEAR:CLEANING:DRUM:SER
VICE

WWW.SERVICE-MANUAL.NET

U001	U002	U003	U004	U005	U006	U007	U008	U009	U010	U011	U012	U013	U014	U015	U016	U017	U018	U019	U020	U021
------	------	------	------	------	------	------	------	------	------	------	------	------	------	------	------	------	------	------	------	------

U044_S012.PCU:TAURUS:ASS'Y

U044_S012_S001
D0742392
COVER:PCU:FRONT:ASS'Y



WWW.SERVICE-MANUAL.NET

U001	U002	U003	U004	U005	U006	U007	U008	U009	U010	U011	U012	U013	U014	U015	U016	U017	U018	U019	U020	U021
------	------	------	------	------	------	------	------	------	------	------	------	------	------	------	------	------	------	------	------	------

U044
PCDU

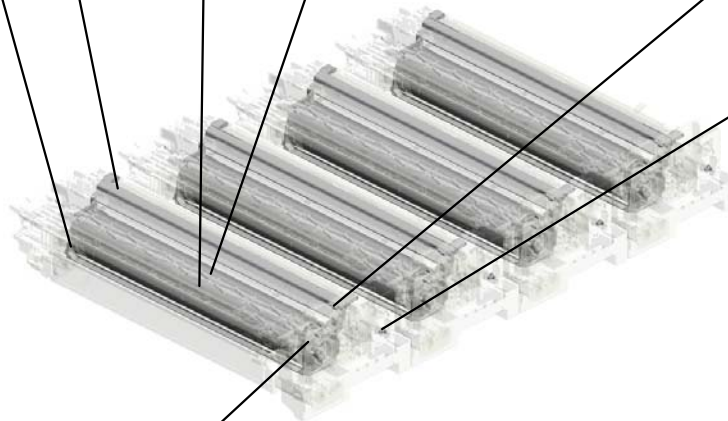

52.D0742542
(x8)
DECAL:GRIP

67.D0749510
(x4)
OPC DRUM DIA60

11.D0742252
(x4)
FRAME:PHOTOCO
NDUCTOR



51.D0742541
(x8)
DECAL:ARROW LA
BEL



5.B2342390
(x4)
FLANGED HEXAG
ONAL HEAD BOLT:
M4X8



6.B2591131
(x4)
SCREW:PCU



68.D0749640
DEVELOPER BLAC
K



69.D0749660
DEVELOPER CYAN



70.D0749670
DEVELOPER MAG
ENTA



71.D0749680
DEVELOPER YELL
OW



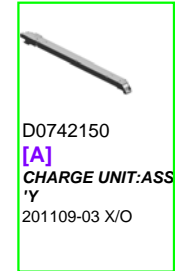
7.D0142380
(x4)
COMPRESSION SP
RING - DRUM

U044_S001
CHARGE UNIT

53.D0742543
DECAL:GRIP



8.D0742195
[A]
CHARGE UNIT
201109-03 X/O



D0742150
[A]
CHARGE UNIT:ASS
'Y
201109-03 X/O

U044_S002
CLEANING UNIT:ASS'Y

2.03603006N
(x4)
SCREW - M3X6

38.D0742471
(x2)
ARM:COATING BAR

39.D0742473
(x2)
TENSION SPRING:
COATING BAR:9.0
N

40.D0742475
STAY:APPLY:ASS'Y

37.D0742466
COATING BAR:AS
S'Y

13.D0742330
CLEANING UNIT:AS
S'Y




36.D0742459
JOINT:CLEANING
UNIT

34.D0742457
PLAIN SHAFT BEA
RING:BRUSH ROLL
ER:APPLY:REAR

4.8025320
HEXAGON HEAD T
APPING SCREW:ES
S:3X10

1.03530060N
(x4)
BIND SCREW - M3
X6

30.D0742425
SEAL:BLADE:CLE
ANING:REAR



42.D0742485
SEAL:BLADE:APP
LY:FRONT

33.D0742456
PLAIN SHAFT BEA
RING:BRUSH ROLL
ER:APPLY:FRONT

29.D0742424
SEAL:BLADE:CLE
ANING:FRONT

27.D0742419
(x2)
PLAIN SHAFT BEA
RING:TRANSPORT
SCREW

3.07200040E
(x3)
RETAINING RING -
M4

26.D0742414
TRANSPORT SCR
EW:BASE:ASS'Y

25.D0742401
FRAME:BASE:ASS'
Y

32.D0742454
BRUSH ROLLER:A
PPLY:ASS'Y

28.D0742422
BLADE:CLEANING:
ASS'Y

31.D0742448
TRANSPORT SCR
EW:APPLY:ASS'Y

WWW.SERVICE.MANUAL.NET

U001	U002	U003	U004	U005	U006	U007	U008	U009	U010	U011	U012	U013	U014	U015	U016	U017	U018	U019	U020	U021
------	------	------	------	------	------	------	------	------	------	------	------	------	------	------	------	------	------	------	------	------

U044_S002
CLEANING UNIT:ASS'Y

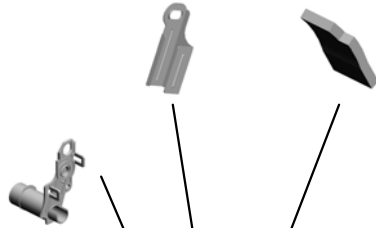
45.D0742497
VIBRATING PLATE:
TONER OUTLET S
UB-UNIT

43.D0742486
SEAL:BLADE:APP
LY:REAR



13.D0742330
CLEANING UNIT:A
SS'Y

44.D0742491
COVER:TONER OU
TLET SUB-UNIT:CL
EANING UNIT:ASS'
Y



52.D0742542
(x2)
DECAL:GRIP



49.D0742504
DRUM STAY:CLEA
NING UNIT



U044_S002_S001
BLADE:APPLY:ASS'Y

75.D0742487
(x2)
SEAL:BLADE



41.D0742481
BLADE:APPLY:AS
S'Y


U044_S002_S002
GEAR:CLEANING:DRUM:SERVICE

47.D0742502
GEAR:IDLER:20Z:L
EFT



72.D0758701
GEAR:CLEANING:
DRUM:SERVICE

35.D0742458
GEAR:19Z:RIGHT



46.D0742501
(x2)
GEAR:21Z:RIGHT



48.D0742503
GEAR:IDLER:31Z:L
EFT



WWW.SERVICE-MANUAL.NET

U001	U002	U003	U004	U005	U006	U007	U008	U009	U010	U011	U012	U013	U014	U015	U016	U017	U018	U019	U020	U021
------	------	------	------	------	------	------	------	------	------	------	------	------	------	------	------	------	------	------	------	------

U044_S003
PCU:TAURUS:ASS'Y

22.D0742386
HOLDER:LOCK:CLEANING UNIT:REAR

51.D0742541
(x4)
DECAL:ARROW LABEL

55.D0743322
FILTER:DEVELOPMENT


9.D0742191
DISCHARGE LAMP
:LED ARRAY

10.D0742192
SHEET:DISCHARGE LAMP



12.D0742301
PCU:TAURUS:ASS'Y

54.D0742544
DECAL:POSITIONING DISPLAY



58.D0743367
ELECTRODE PLATE:DEVELOPMENT BIAS:REAR UPPER



60.D0743416
JOINT:DRIVE:DEVELOPMENT UNIT



59.D0743368
ELECTRODE PLATE:DEVELOPMENT BIAS:REAR LOWER



56.D0743340
JOINT:DRIVE:TRANSPORT SCREW



57.D0743362
ELECTRODE PLATE:DEVELOPMENT BIAS:FRONT

2.03603006N
(x3)
SCREW - M3X6

14.D0742366
LEVER:LOCK:CHARGE UNIT

15.D0742367
HOLDER:LOCK:CHARGE UNIT

16.D0742368
COMPRESSION SPRING:LOCK:CHARGE UNIT

18.D0742377
TENSION SPRING:LOCK:PCU



19.D0742381
(x2)
COMPRESSION SPRING:LOCK:CLEANING UNIT



20.D0742382
HOLDER:LOCK:CLEANING UNIT:FRONT



17.D0742376
LEVER:LOCK:PCU



21.D0742383
LEVER:LOCK:CLEANING UNIT:FRONT



U044_S003
PCU:TAURUS:ASS'Y





62.D0743421
GEAR:TRANSPOR
T SCREW:UPPER

63.D0743422
GEAR:IDLER:DEVE
LOPMENT:UPPER:
ASSY



12.D0742301
PCU:TAURUS:ASS'
Y

61.D0743420
(x2)
GEAR:TRANSPOR
T SCREW



64.D0743425
GEAR:IDLER:DEVE
LOPMENT:LOWER:
ASSY




65.D0743440
COVER:INSERT:DE
VELOPER

U044_S003_S001
COVER:PCU:FRONT:ASS'Y

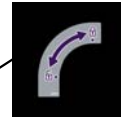

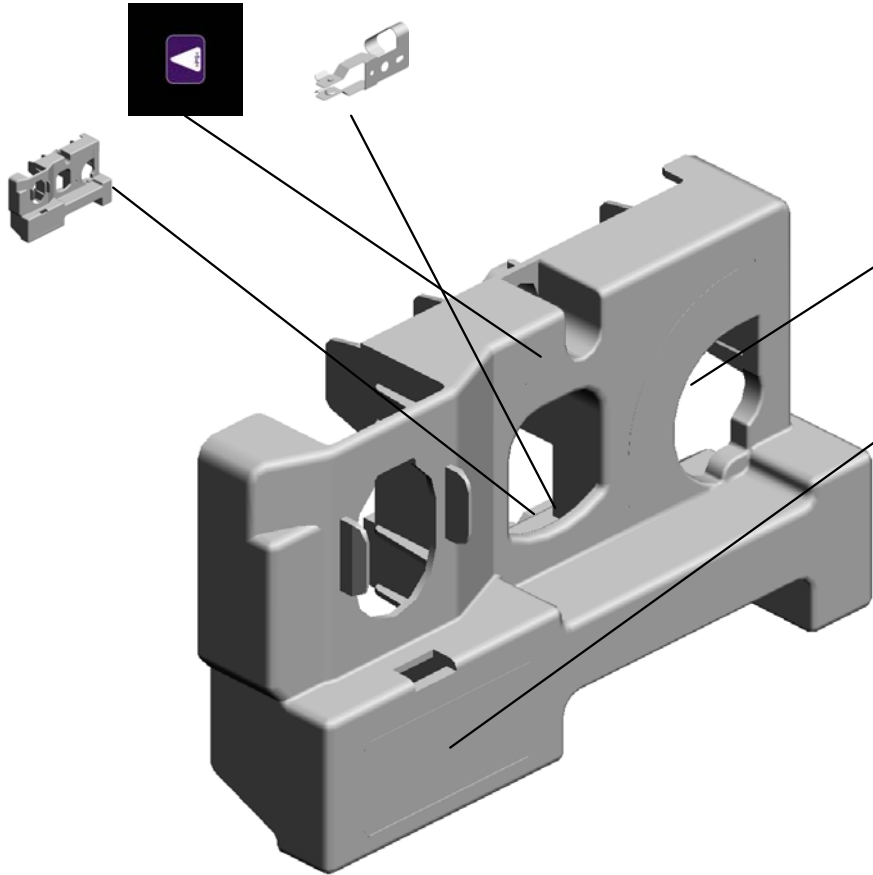
66.D0743829
DECAL:POSITIONI
NG DISPLAY:TCRU

24.D0742395
GROUND PLATE:P
CU:ASS'Y



74.D0742392
COVER:PCU:FRON
T:ASS'Y

23.D0742393
COVER:PCU:FRON
T



50.D0742540
DECAL:LOCK:CLE
ANING UNIT



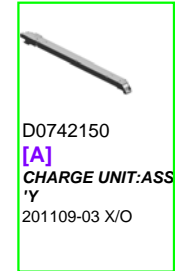
73.G0291982
LD DECAL

U044_S004
CHARGE UNIT

53.D0742543
DECAL:GRIP



8.D0742195
[A]
CHARGE UNIT
201109-03 X/O



U044_S005
CLEANING UNIT:ASS'Y

2.03603006N
(x4)
SCREW - M3X6

38.D0742471
(x2)
ARM:COATING BAR

39.D0742473
(x2)
TENSION SPRING:
COATING BAR:9.0
N

40.D0742475
STAY:APPLY:ASS'Y

37.D0742466
COATING BAR:AS
S'Y

13.D0742330
CLEANING UNIT:AS
S'Y




36.D0742459
JOINT:CLEANING
UNIT

34.D0742457
PLAIN SHAFT BEA
RING:BRUSH ROLL
ER:APPLY:REAR

4.8025320
HEXAGON HEAD T
APPING SCREW:ES
S:3X10

1.03530060N
(x4)
BIND SCREW - M3
X6

30.D0742425
SEAL:BLADE:CLE
ANING:REAR



42.D0742485
SEAL:BLADE:APP
LY:FRONT

33.D0742456
PLAIN SHAFT BEA
RING:BRUSH ROLL
ER:APPLY:FRONT

29.D0742424
SEAL:BLADE:CLE
ANING:FRONT

27.D0742419
(x2)
PLAIN SHAFT BEA
RING:TRANSPORT
SCREW

3.07200040E
(x3)
RETAINING RING -
M4

26.D0742414
TRANSPORT SCR
EW:BASE:ASS'Y

25.D0742401
FRAME:BASE:ASS'
Y

32.D0742454
BRUSH ROLLER:A
PPLY:ASS'Y

28.D0742422
BLADE:CLEANING:
ASS'Y

31.D0742448
TRANSPORT SCR
EW:APPLY:ASS'Y

WWW.SERVICE-MANUAL.NET

U001	U002	U003	U004	U005	U006	U007	U008	U009	U010	U011	U012	U013	U014	U015	U016	U017	U018	U019	U020	U021
------	------	------	------	------	------	------	------	------	------	------	------	------	------	------	------	------	------	------	------	------

U044_S005
CLEANING UNIT:ASS'Y

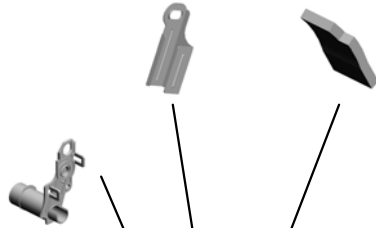
45.D0742497
VIBRATING PLATE:
TONER OUTLET S
UB-UNIT

43.D0742486
SEAL:BLADE:APP
LY:REAR



13.D0742330
CLEANING UNIT:A
SS'Y

44.D0742491
COVER:TONER OU
TLET SUB-UNIT:CL
EANING UNIT:ASS'
Y



52.D0742542
(x2)
DECAL:GRIP



49.D0742504
DRUM STAY:CLEA
NING UNIT



U044_S005_S001
BLADE:APPLY:ASS'Y

75.D0742487
(x2)
SEAL:BLADE



41.D0742481
BLADE:APPLY:AS
S'Y


U044_S005_S002
GEAR:CLEANING:DRUM:SERVICE

47.D0742502
GEAR:IDLER:20Z:L
EFT



72.D0758701
GEAR:CLEANING:
DRUM:SERVICE

35.D0742458
GEAR:19Z:RIGHT



46.D0742501
(x2)
GEAR:21Z:RIGHT



48.D0742503
GEAR:IDLER:31Z:L
EFT



WWW.SERVICE-MANUAL.NET

U001	U002	U003	U004	U005	U006	U007	U008	U009	U010	U011	U012	U013	U014	U015	U016	U017	U018	U019	U020	U021
------	------	------	------	------	------	------	------	------	------	------	------	------	------	------	------	------	------	------	------	------

U044_S006
PCU:TAURUS:ASS'Y

22.D0742386
HOLDER:LOCK:CLEANING UNIT:REAR

51.D0742541
(x4)
DECAL:ARROW LABEL

55.D0743322
FILTER:DEVELOPMENT


9.D0742191
DISCHARGE LAMP
:LED ARRAY

10.D0742192
SHEET:DISCHARGE LAMP



12.D0742301
PCU:TAURUS:ASS'Y

54.D0742544
DECAL:POSITIONING DISPLAY



58.D0743367
ELECTRODE PLATE:DEVELOPMENT BIAS:REAR UPPER



60.D0743416
JOINT:DRIVE:DEVELOPMENT UNIT



59.D0743368
ELECTRODE PLATE:DEVELOPMENT BIAS:REAR LOWER



56.D0743340
JOINT:DRIVE:TRANSPORT SCREW



57.D0743362
ELECTRODE PLATE:DEVELOPMENT BIAS:FRONT

2.03603006N
(x3)
SCREW - M3X6

14.D0742366
LEVER:LOCK:CHARGE UNIT

15.D0742367
HOLDER:LOCK:CHARGE UNIT

16.D0742368
COMPRESSION SPRING:LOCK:CHARGE UNIT

18.D0742377
TENSION SPRING:LOCK:PCU



19.D0742381
(x2)
COMPRESSION SPRING:LOCK:CLEANING UNIT



20.D0742382
HOLDER:LOCK:CLEANING UNIT:FRONT



21.D0742383
LEVER:LOCK:CLEANING UNIT:FRONT



17.D0742376
LEVER:LOCK:PCU



U044_S006
PCU:TAURUS:ASS'Y




62.D0743421
GEAR:TRANSPOR
T SCREW:UPPER

63.D0743422
GEAR:IDLER:DEVE
LOPMENT:UPPER:
ASSY




12.D0742301
PCU:TAURUS:ASS'
Y

61.D0743420
(x2)
GEAR:TRANSPOR
T SCREW



64.D0743425
GEAR:IDLER:DEVE
LOPMENT:LOWER:
ASSY




65.D0743440
COVER:INSERT:DE
VELOPER



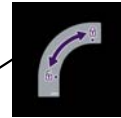
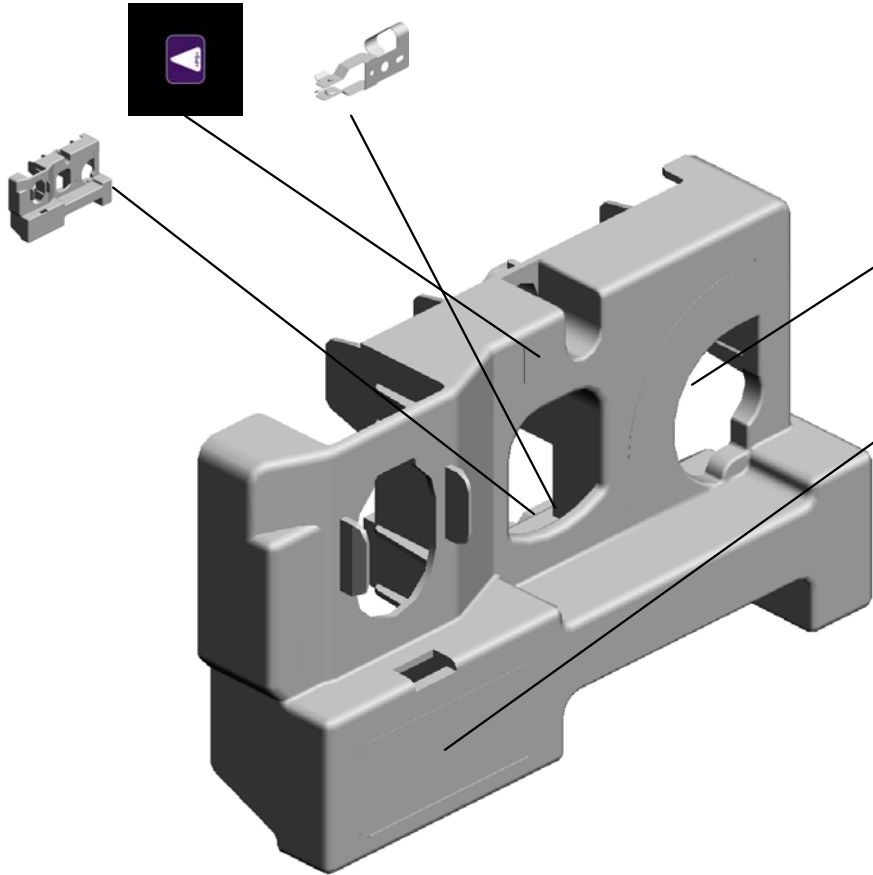
U044_S006_S001
COVER:PCU:FRONT:ASS'Y

66.D0743829 24.D0742395
DECAL:POSITIONI GROUND PLATE:P
NG DISPLAY:TCRU CU:ASS'Y



74.D0742392
COVER:PCU:FRON
T:ASS'Y

23.D0742393
COVER:PCU:FRON
T



50.D0742540
DECAL:LOCK:CLE
ANING UNIT



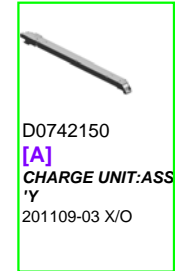
73.G0291982
LD DECAL

U044_S007
CHARGE UNIT

53.D0742543
DECAL:GRIP



8.D0742195
[A]
CHARGE UNIT
201109-03 X/O



D0742150
[A]
CHARGE UNIT:ASS
'Y
201109-03 X/O

U044_S008
CLEANING UNIT:ASS'Y

2.03603006N
(x4)
SCREW - M3X6

38.D0742471
(x2)
ARM:COATING BAR

39.D0742473
(x2)
TENSION SPRING:
COATING BAR:9.0
N

40.D0742475
STAY:APPLY:ASS'Y

37.D0742466
COATING BAR:AS
S'Y

13.D0742330
CLEANING UNIT:AS
S'Y




36.D0742459
JOINT:CLEANING
UNIT

34.D0742457
PLAIN SHAFT BEA
RING:BRUSH ROLL
ER:APPLY:REAR

4.8025320
HEXAGON HEAD T
APPING SCREW:ES
S:3X10

1.03530060N
(x4)
BIND SCREW - M3
X6

30.D0742425
SEAL:BLADE:CLE
ANING:REAR



42.D0742485
SEAL:BLADE:APP
LY:FRONT

33.D0742456
PLAIN SHAFT BEA
RING:BRUSH ROLL
ER:APPLY:FRONT

29.D0742424
SEAL:BLADE:CLE
ANING:FRONT

27.D0742419
(x2)
PLAIN SHAFT BEA
RING:TRANSPORT
SCREW

3.07200040E
(x3)
RETAINING RING -
M4

26.D0742414
TRANSPORT SCR
EW:BASE:ASS'Y

25.D0742401
FRAME:BASE:ASS'
Y

32.D0742454
BRUSH ROLLER:A
PPLY:ASS'Y

28.D0742422
BLADE:CLEANING:
ASS'Y

31.D0742448
TRANSPORT SCR
EW:APPLY:ASS'Y

WWW.SERVICE-MANUAL.NET

U001	U002	U003	U004	U005	U006	U007	U008	U009	U010	U011	U012	U013	U014	U015	U016	U017	U018	U019	U020	U021
------	------	------	------	------	------	------	------	------	------	------	------	------	------	------	------	------	------	------	------	------

U044_S008
CLEANING UNIT:ASS'Y

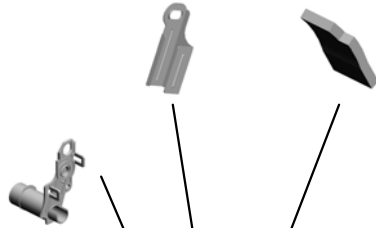
45.D0742497
VIBRATING PLATE:
TONER OUTLET S
UB-UNIT

43.D0742486
SEAL:BLADE:APP
LY:REAR



13.D0742330
CLEANING UNIT:A
SS'Y

44.D0742491
COVER:TONER OU
TLET SUB-UNIT:CL
EANING UNIT:ASS'
Y



52.D0742542
(x2)
DECAL:GRIP



49.D0742504
DRUM STAY:CLEA
NING UNIT



U044_S008_S001
BLADE:APPLY:ASS'Y

75.D0742487
(x2)
SEAL:BLADE



41.D0742481
BLADE:APPLY:AS
S'Y


U044_S008_S002
GEAR:CLEANING:DRUM:SERVICE

47.D0742502
GEAR:IDLER:20Z:L
EFT



72.D0758701
GEAR:CLEANING:
DRUM:SERVICE

35.D0742458
GEAR:19Z:RIGHT



46.D0742501
(x2)
GEAR:21Z:RIGHT



48.D0742503
GEAR:IDLER:31Z:L
EFT



WWW.SERVICE-MANUAL.NET

U001	U002	U003	U004	U005	U006	U007	U008	U009	U010	U011	U012	U013	U014	U015	U016	U017	U018	U019	U020	U021
------	------	------	------	------	------	------	------	------	------	------	------	------	------	------	------	------	------	------	------	------

U044_S009
PCU:TAURUS:ASS'Y

22.D0742386
HOLDER:LOCK:CLEANING UNIT:REAR

51.D0742541
(x4)
DECAL:ARROW LABEL

55.D0743322
FILTER:DEVELOPMENT


9.D0742191
DISCHARGE LAMP
:LED ARRAY

10.D0742192
SHEET:DISCHARGE LAMP



12.D0742301
PCU:TAURUS:ASS'Y

54.D0742544
DECAL:POSITIONING DISPLAY



58.D0743367
ELECTRODE PLATE:DEVELOPMENT BIAS:REAR UPPER



60.D0743416
JOINT:DRIVE:DEVELOPMENT UNIT



59.D0743368
ELECTRODE PLATE:DEVELOPMENT BIAS:REAR LOWER



56.D0743340
JOINT:DRIVE:TRANSPORT SCREW



57.D0743362
ELECTRODE PLATE:DEVELOPMENT BIAS:FRONT

2.03603006N
(x3)
SCREW - M3X6

14.D0742366
LEVER:LOCK:CHARGE UNIT

15.D0742367
HOLDER:LOCK:CHARGE UNIT

16.D0742368
COMPRESSION SPRING:LOCK:CHARGE UNIT

18.D0742377
TENSION SPRING:LOCK:PCU



19.D0742381
(x2)
COMPRESSION SPRING:LOCK:CLEANING UNIT



20.D0742382
HOLDER:LOCK:CLEANING UNIT:FRONT



21.D0742383
LEVER:LOCK:CLEANING UNIT:FRONT



17.D0742376
LEVER:LOCK:PCU



U044_S009
PCU:TAURUS:ASS'Y





62.D0743421
GEAR:TRANSPOR
T SCREW:UPPER

63.D0743422
GEAR:IDLER:DEVE
LOPMENT:UPPER:
ASSY



12.D0742301
PCU:TAURUS:ASS'
Y

61.D0743420
(x2)
GEAR:TRANSPOR
T SCREW




64.D0743425
GEAR:IDLER:DEVE
LOPMENT:LOWER:
ASSY



65.D0743440
COVER:INSERT:DE
VELOPER

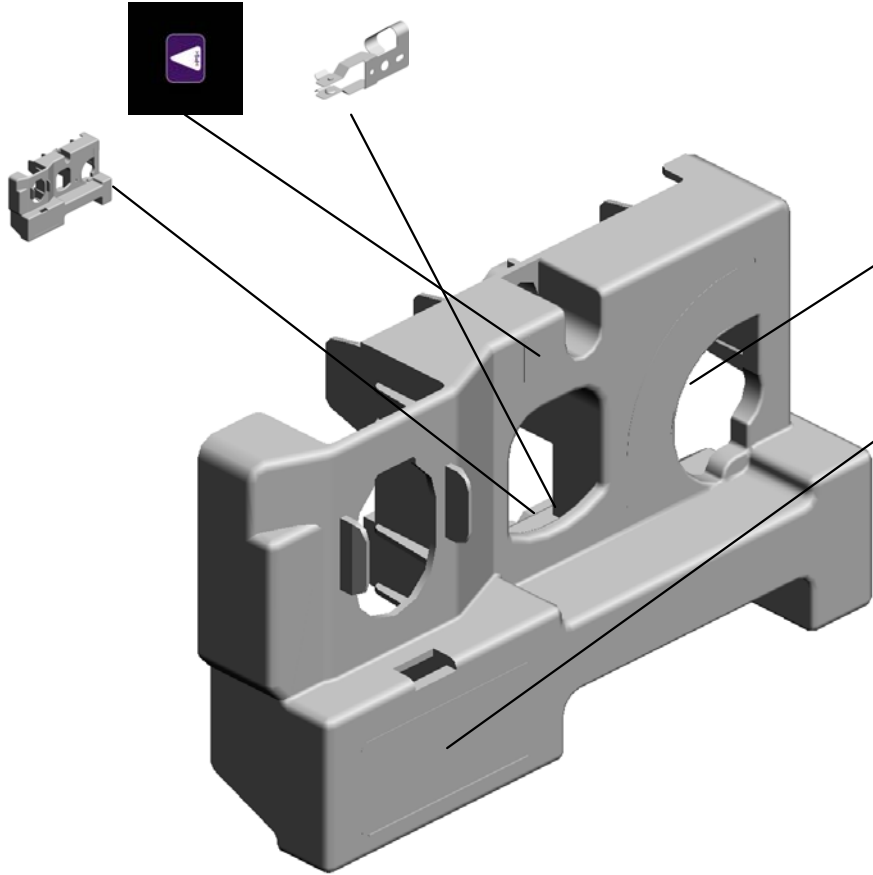
U044_S009_S001
COVER:PCU:FRONT:ASS'Y

66.D0743829 24.D0742395
DECAL:POSITIONI GROUND PLATE:P
NG DISPLAY:TCRU CU:ASS'Y



74.D0742392
COVER:PCU:FRON
T:ASS'Y

23.D0742393
COVER:PCU:FRON
T



50.D0742540
DECAL:LOCK:CLE
ANING UNIT



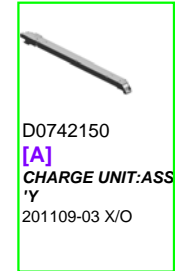
73.G0291982
LD DECAL

U044_S010
CHARGE UNIT

53.D0742543
DECAL:GRIP



8.D0742195
[A]
CHARGE UNIT
201109-03 X/O



U044_S011
CLEANING UNIT:ASS'Y

2.03603006N
(x4)
SCREW - M3X6

38.D0742471
(x2)
ARM:COATING BAR

39.D0742473
(x2)
TENSION SPRING:
COATING BAR:9.0
N

40.D0742475
STAY:APPLY:ASS'Y

37.D0742466
COATING BAR:AS
S'Y

13.D0742330
CLEANING UNIT:AS
S'Y




36.D0742459
JOINT:CLEANING
UNIT

34.D0742457
PLAIN SHAFT BEA
RING:BRUSH ROLL
ER:APPLY:REAR

4.8025320
HEXAGON HEAD T
APPING SCREW:ES
S:3X10

1.03530060N
(x4)
BIND SCREW - M3
X6

30.D0742425
SEAL:BLADE:CLE
ANING:REAR



42.D0742485
SEAL:BLADE:APP
LY:FRONT

33.D0742456
PLAIN SHAFT BEA
RING:BRUSH ROLL
ER:APPLY:FRONT

29.D0742424
SEAL:BLADE:CLE
ANING:FRONT

27.D0742419
(x2)
PLAIN SHAFT BEA
RING:TRANSPORT
SCREW

3.07200040E
(x3)
RETAINING RING -
M4

26.D0742414
TRANSPORT SCR
EW:BASE:ASS'Y

25.D0742401
FRAME:BASE:ASS'
Y

32.D0742454
BRUSH ROLLER:A
PPLY:ASS'Y

28.D0742422
BLADE:CLEANING:
ASS'Y

31.D0742448
TRANSPORT SCR
EW:APPLY:ASS'Y

WWW.SERVICE.MANUAL.NET

U001	U002	U003	U004	U005	U006	U007	U008	U009	U010	U011	U012	U013	U014	U015	U016	U017	U018	U019	U020	U021
------	------	------	------	------	------	------	------	------	------	------	------	------	------	------	------	------	------	------	------	------

U044_S011
CLEANING UNIT:ASS'Y



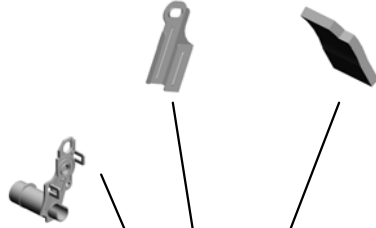
45.D0742497
VIBRATING PLATE:
TONER OUTLET S
UB-UNIT

43.D0742486
SEAL:BLADE:APP
LY:REAR



13.D0742330
CLEANING UNIT:A
SS'Y

44.D0742491
COVER:TONER OU
TLET SUB-UNIT:CL
EANING UNIT:ASS'
Y



52.D0742542
(x2)
DECAL:GRIP



49.D0742504
DRUM STAY:CLEA
NING UNIT



U044_S011_S001
BLADE:APPLY:ASS'Y

75.D0742487
(x2)
SEAL:BLADE



41.D0742481
BLADE:APPLY:AS
S'Y


U044_S011_S002
GEAR:CLEANING:DRUM:SERVICE

47.D0742502
GEAR:IDLER:20Z:L
EFT



72.D0758701
GEAR:CLEANING:
DRUM:SERVICE

35.D0742458
GEAR:19Z:RIGHT



46.D0742501
(x2)
GEAR:21Z:RIGHT



48.D0742503
GEAR:IDLER:31Z:L
EFT



WWW.SERVICE-MANUAL.NET

U001	U002	U003	U004	U005	U006	U007	U008	U009	U010	U011	U012	U013	U014	U015	U016	U017	U018	U019	U020	U021
------	------	------	------	------	------	------	------	------	------	------	------	------	------	------	------	------	------	------	------	------

U044_S012
PCU:TAURUS:ASS'Y

22.D0742386
HOLDER:LOCK:CLEANING UNIT:REAR

51.D0742541 (x4)
DECAL:ARROW LABEL

55.D0743322
FILTER:DEVELOPMENT


9.D0742191
DISCHARGE LAMP:LED ARRAY

10.D0742192
SHEET:DISCHARGE LAMP



12.D0742301
PCU:TAURUS:ASS'Y

54.D0742544
DECAL:POSITIONING DISPLAY



58.D0743367
ELECTRODE PLATE:DEVELOPMENT BIAS:REAR UPPER



60.D0743416
JOINT:DRIVE:DEVELOPMENT UNIT



59.D0743368
ELECTRODE PLATE:DEVELOPMENT BIAS:REAR LOWER



56.D0743340
JOINT:DRIVE:TRANSPORT SCREW



57.D0743362
ELECTRODE PLATE:DEVELOPMENT BIAS:FRONT

2.03603006N (x3)
SCREW - M3X6

14.D0742366
LEVER:LOCK:CHARGE UNIT

15.D0742367
HOLDER:LOCK:CHARGE UNIT

16.D0742368
COMPRESSION SPRING:LOCK:CHARGE UNIT

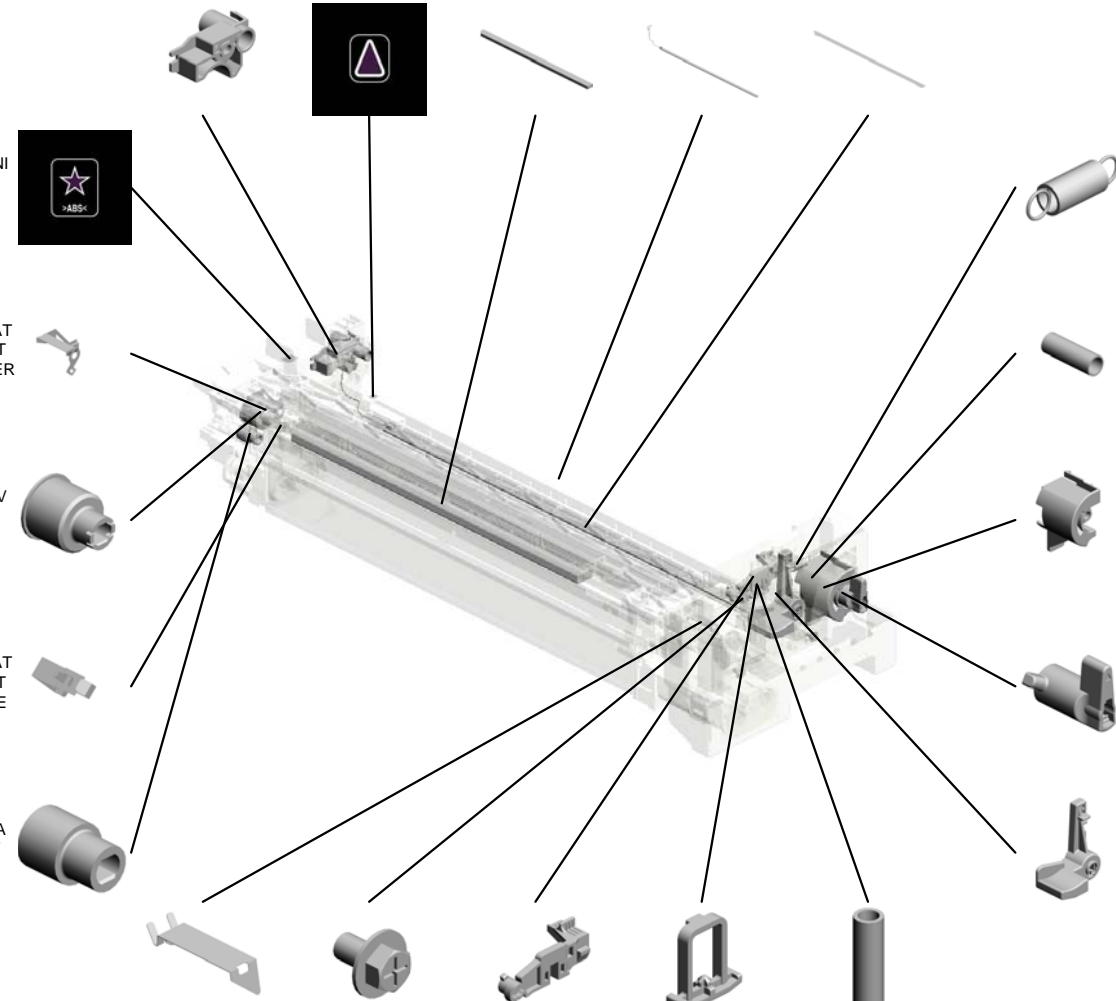
18.D0742377
TENSION SPRING:LOCK:PCU

19.D0742381 (x2)
COMPRESSION SPRING:LOCK:CLEANING UNIT

20.D0742382
HOLDER:LOCK:CLEANING UNIT:FRONT

21.D0742383
LEVER:LOCK:CLEANING UNIT:FRONT

17.D0742376
LEVER:LOCK:PCU



WWW.SERVICE-MANUAL.NET

U001	U002	U003	U004	U005	U006	U007	U008	U009	U010	U011	U012	U013	U014	U015	U016	U017	U018	U019	U020	U021
------	------	------	------	------	------	------	------	------	------	------	------	------	------	------	------	------	------	------	------	------

U044_S012
PCU:TAURUS:ASS'Y




62.D0743421
GEAR:TRANSPOR
T SCREW:UPPER

63.D0743422
GEAR:IDLER:DEVE
LOPMENT:UPPER:
ASSY




12.D0742301
PCU:TAURUS:ASS'
Y

61.D0743420
(x2)
GEAR:TRANSPOR
T SCREW



64.D0743425
GEAR:IDLER:DEVE
LOPMENT:LOWER:
ASSY




65.D0743440
COVER:INSERT:DE
VELOPER



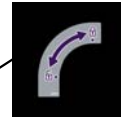
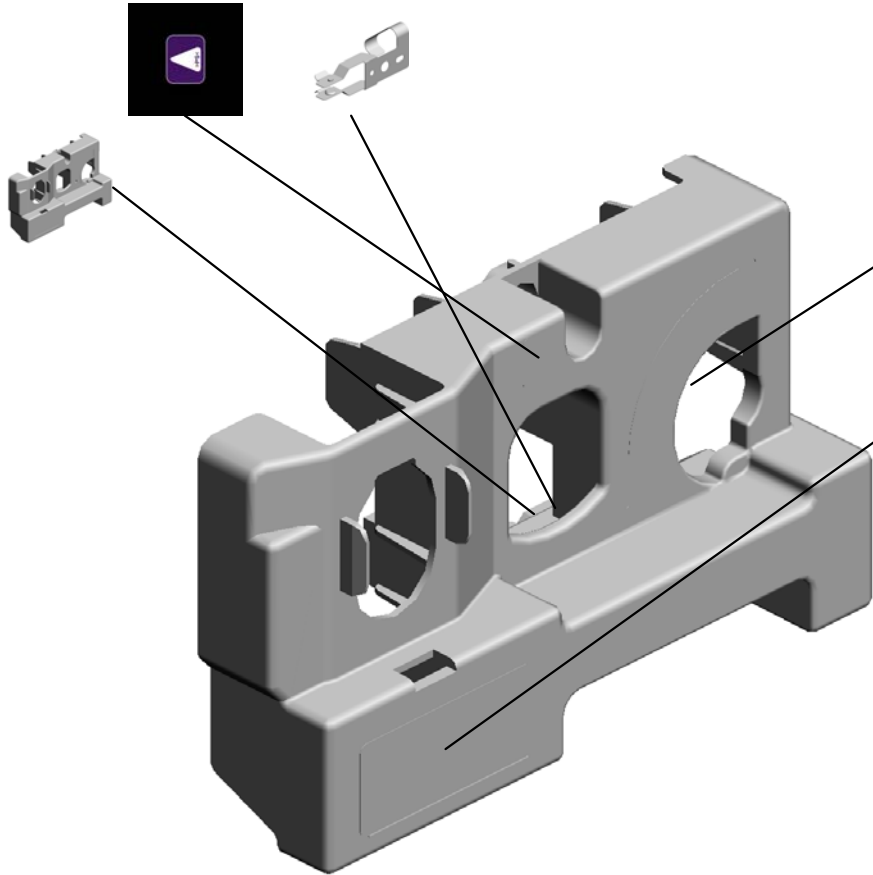
U044_S012_S001
COVER:PCU:FRONT:ASS'Y

66.D0743829 24.D0742395
DECAL:POSITIONI GROUND PLATE:P
NG DISPLAY:TCRU CU:ASS'Y



74.D0742392
COVER:PCU:FRON
T:ASS'Y

23.D0742393
COVER:PCU:FRON
T




50.D0742540
DECAL:LOCK:CLE
ANING UNIT



73.G0291982
LD DECAL

U045.ITB Unit 1

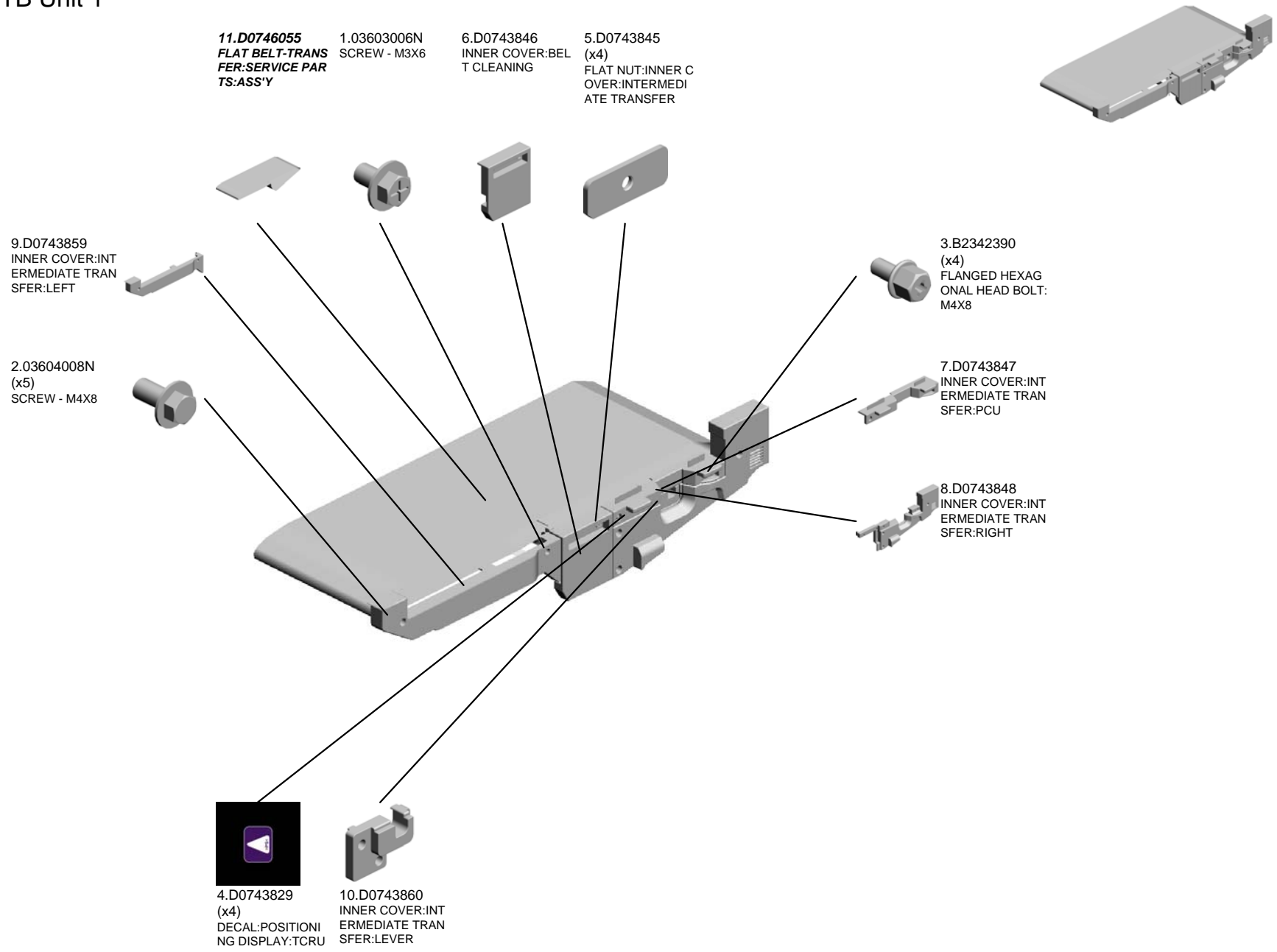
U045_S001
D0746381
CASE:TENSION:ROLLER:AS
SY



WWW.SERVICE-MANUAL.NET

U001	U002	U003	U004	U005	U006	U007	U008	U009	U010	U011	U012	U013	U014	U015	U016	U017	U018	U019	U020	U021
------	------	------	------	------	------	------	------	------	------	------	------	------	------	------	------	------	------	------	------	------

U045
ITB Unit 1



WWW.SERVICE-MANUAL.NET

U001	U002	U003	U004	U005	U006	U007	U008	U009	U010	U011	U012	U013	U014	U015	U016	U017	U018	U019	U020	U021
------	------	------	------	------	------	------	------	------	------	------	------	------	------	------	------	------	------	------	------	------

U045_S001
CASE:TENSION:ROLLER:ASS'Y

13.D0746397
(x2)
COIL SPRING:TEN
SION:ROLLER



12.D0746381
CASE:TENSION:R
OLLER:ASS'Y

U046 ITB Unit 2

4.03603006N
(x105)
SCREW - M3X6

13.08046123
(x7)
HEXAGONAL BOLT
:W/WASHER:M3X8

17.11029781
CONNECTOR:5140
5-3919

16.11029387
CONNECTOR:DRA
WER:51405-2611

20.AA083022
(x4)
BUSHING:DIA6:DIA
8



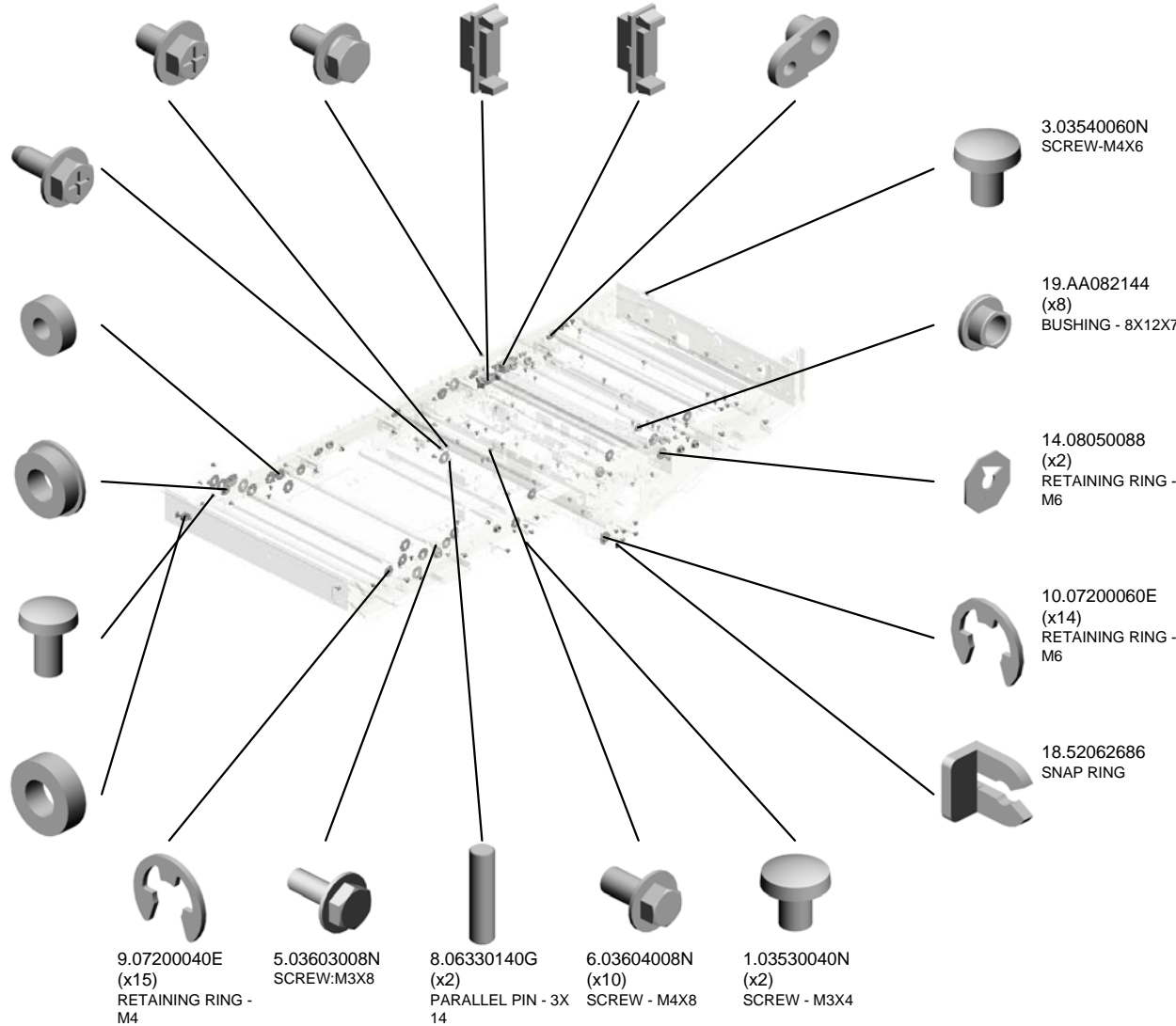
7.04503008N
(x5)
TAPPING SCREW -
M3X8

12.07403906
(x4)
BALL BEARING - 6
X15X5

15.08053566
(x2)
RADIAL BALL BEA
RING:DIA6XDIA12X
4

2.03530060N
(x2)
BIND SCREW - M3
X6

11.07403806
BALL BEARING - 6
X13X5



9.07200040E
(x15)
RETAINING RING -
M4

5.03603008N
SCREW:M3X8

8.06330140G
(x2)
PARALLEL PIN - 3X
14

6.03604008N
(x10)
SCREW - M4X8

1.03530040N
(x2)
SCREW - M3X4

3.03540060N
SCREW-M4X6

19.AA082144
(x8)
BUSHING - 8X12X7

14.08050088
(x2)
RETAINING RING -
M6

10.07200060E
(x14)
RETAINING RING -
M6

18.52062686
SNAP RING

WWW.SERVICE-MANUAL.NET

U001	U002	U003	U004	U005	U006	U007	U008	U009	U010	U011	U012	U013	U014	U015	U016	U017	U018	U019	U020	U021
------	------	------	------	------	------	------	------	------	------	------	------	------	------	------	------	------	------	------	------	------

U046
ITB Unit 2



- 28.D0743821 (x7)
TENSION SPRING: PRESSURE:INTERMEDIATE TRANSFER:COLLAR
- 40.D0746093
COVER:INTERMEDIATE TRANSFER:NO.2
- 39.D0746092 (x2)
BRACKET:HEATER:INTERMEDIATE TRANSFER
- 24.AX400194 (x2)
HEATER - 230V/9W
- 33.D0743853
PLATE:FRAME:INTERMEDIATE TRANSFER

32.D0743842
COVER:HARNESS:SECOND:INTERMEDIATE TRANSFER

34.D0745542
PCB:TDRB

25.AZ320174
POWER PACK:T1/T2

30.D0743836
SEAL:MIDDLE:INTERMEDIATE TRANSFER

21.AA143744 (x2)
STEPPED SCREW

23.AW500023 (x2)
PUSH SWITCH

22.AW020145
PHOTOINTERRUPTOR:FLAT

38.D0746088
COVER:INTERMEDIATE TRANSFER:ASSY

26.C2693566 (x2)
BUSHING:MM8:PRESSURE:DRIVE

29.D0743830
DECAL:OPERATE:LEVER:INTERMEDIATE TRANSFER

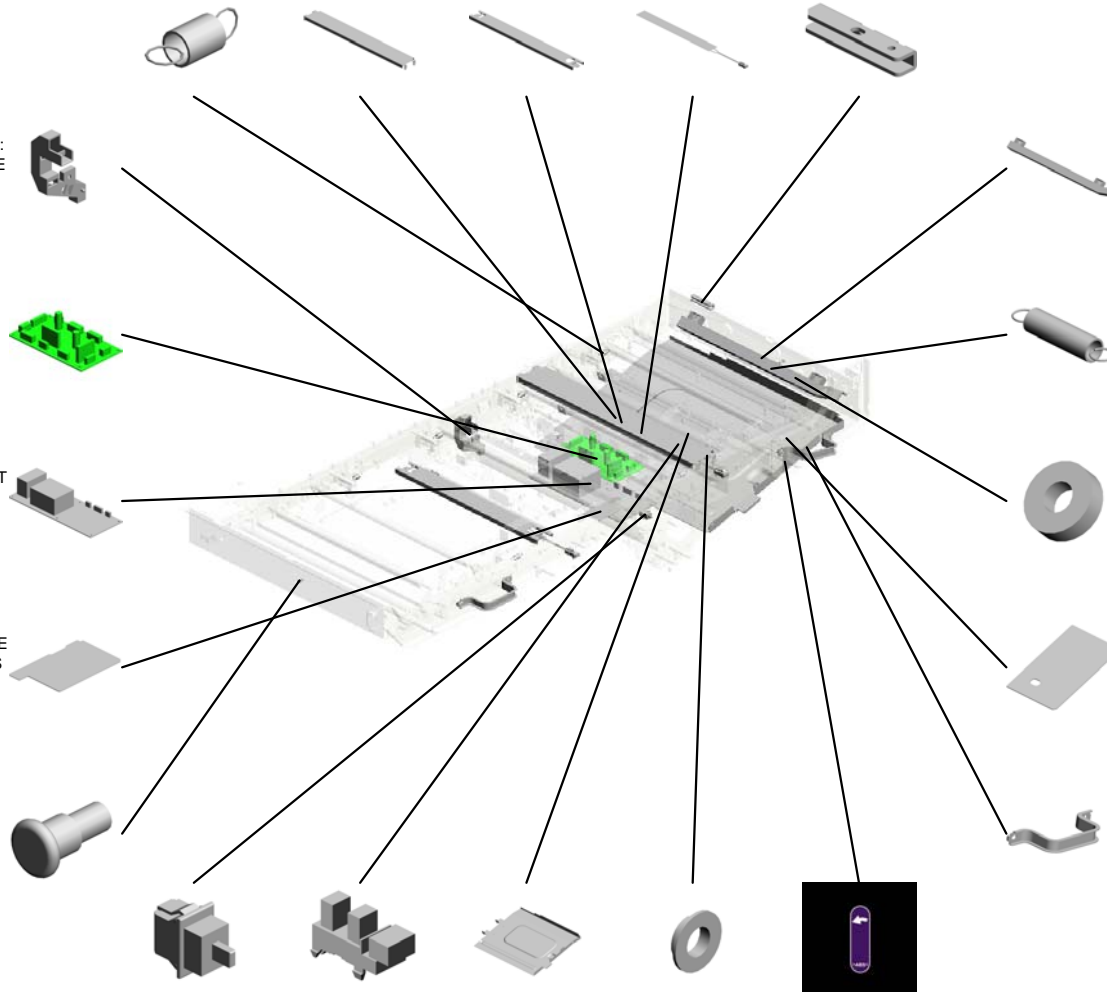
37.D0746076
DUCT:TM SENSOR:INTERMEDIATE TRANSFER

35.D0746074
TENSION SPRING:SLEEVE:WIRE:INTERMEDIATE TRANSFER

27.D0396327 (x6)
SPACER:SENSOR:TM

31.D0743841
SEAL:RIGHT:INTERMEDIATE TRANSFER

36.D0746075 (x2)
GRIP:INTERMEDIATE TRANSFER:LEFT



U046
ITB Unit 2



- 41.D0746097 THERMOSTAT:INTERMEDIATE TRANSFER
- 59.D0746180 (x4) COMPRESSION SPRING:BIAS:INTERMEDIATE TRANSFER
- 60.D0746197 (x4) TERMINAL:CONNECTING:BIAS:INTERMEDIATE TRANSFER
- 48.D0746147 (x4) TERMINAL:INTERMEDIATE TRANSFER
- 54.D0746161 (x4) COVER:BIAS:INTERMEDIATE TRANSFER

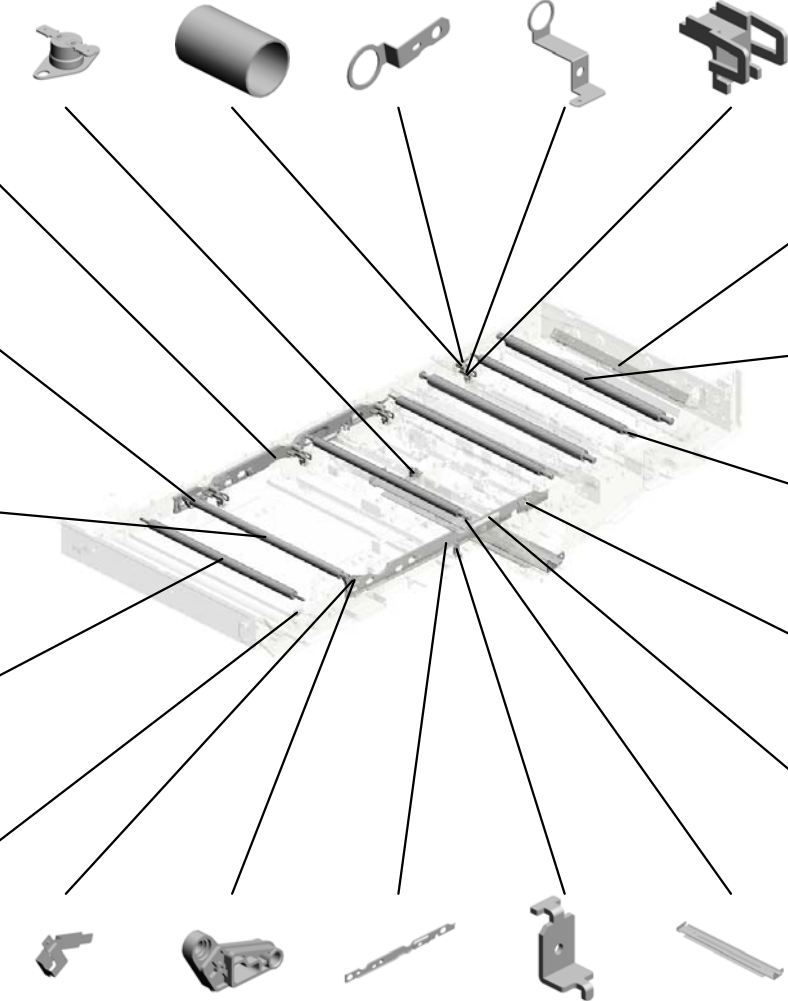
50.D0746155 SLIDE RAIL:ON-OFF:INTERMEDIATE TRANSFER:REAR:ASSY

47.D0746138 BRACKET:ROLLER:TRANSFER:LEFT REAR:ASSY

55.D0746169 ROLLER:FRONT:INTERMEDIATE TRANSFER:LEFT

52.D0746158 (x4) ROLLER:INTERMEDIATE TRANSFER:ASSY

57.D0746173 TENSION SPRING:PRESSURE:INTERMEDIATE TRANSFER



42.D0746100 DENSITY SENSOR

53.D0746160 (x2) ROLLER:FRONT:INTERMEDIATE TRANSFER:RIGHT:ASSY

45.D0746134 (x4) PLAIN SHAFT BEARING:INSULATE

58.D0746175 (x4) PLAIN SHAFT BEARING:SLIDE RAIL:ON-OFF

51.D0746156 (x2) TENSION SPRING:ON-OFF:SLIDE RAIL

44.D0746130 SPRING PLATE:EA RTH:INTERMEDIATE TRANSFER:ASSY

46.D0746136 BRACKET:ROLLER:TRANSFER:LEFT FRONT:ASSY

49.D0746153 SLIDE RAIL:ON-OFF:INTERMEDIATE TRANSFER:FRONT:ASSY

56.D0746171 GUIDE PLATE:COIL SPRING:PRESSURE:TIGHTENER

43.D0743820 GUIDE:TRANSPORT:INTERMEDIATE TRANSFER:ASSY 201109-09 X/O

WWW.SERVICE-MANUAL.NET

U001	U002	U003	U004	U005	U006	U007	U008	U009	U010	U011	U012	U013	U014	U015	U016	U017	U018	U019	U020	U021
------	------	------	------	------	------	------	------	------	------	------	------	------	------	------	------	------	------	------	------	------


U046
ITB Unit 2

61.D0746398
COVER:COIL SPRING
TRANSFER

63.G1786392
HOUSING:LOWER:
COVER




62.G0143291
(x6)
SNAP RING - PICK
UP



65.G1786394
WIRE:STOPPER:LO
WER:COVER

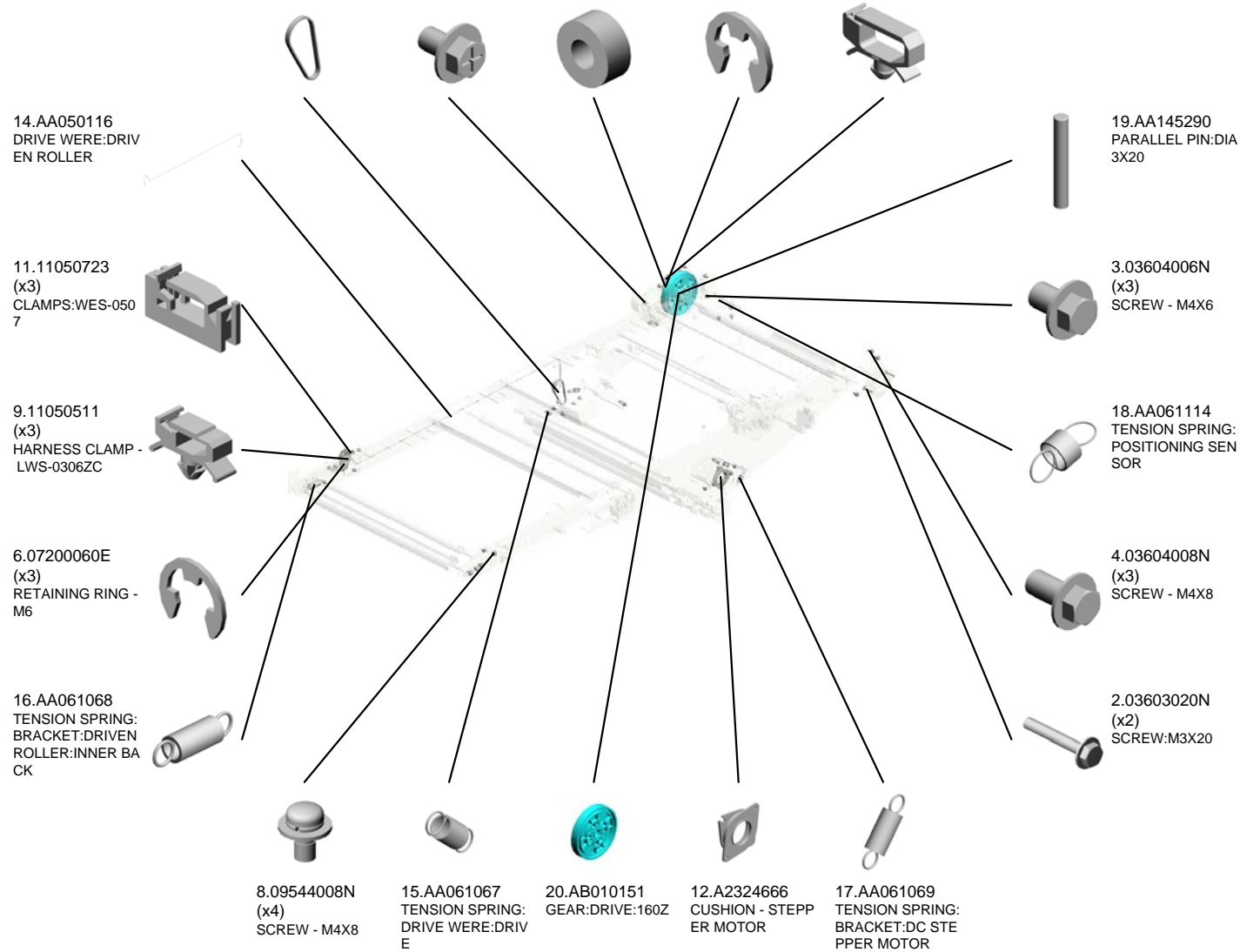


64.G1786393
SLEEVE:WIRE:LO
WER:COVER



U047 ITB Unit 3

- 13.AA043976 TIMING BELT:40S2 M142
- 1.03603006N (x31) SCREW - M3X6
- 7.07403804 BALL BEARING:DIA 4XDIA9X4
- 5.07200030E (x2) RETAINING RING - M3
- 10.11050516 (x3) CLAMP



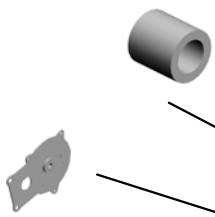
WWW.SERVICE-MANUAL.NET

U047
ITB Unit 3

- 30.B2236171 RUBBER BUSHING :ENCODER
- 32.D0396137 ENCODER:ASS'Y
- 24.AW020199 (x2) OPTICS SENSOR:ENCODER:300LPI
- 35.D0741369 COVER:ENCODER
- 37.D0743805 HOUSING:DRIVE:INTERMEDIATE TRANSFER:PRESS FIT



33.D0741363
DRUM STAY:DC MOTOR:DRIVE



34.D0741365
DC MOTOR:DIA56:13W



21.AB032072
(x3)
PULLEY:DRIVEN:WIRE



40.D0743871
STOPPER:WIRE:PULLEY



22.AW020145
(x4)
PHOTOINTERRUPTOR:FLAT



26.AX060393
DC STEPPER MOTOR:MM42:1.3A:4.42V



38.D0743822
(x2)
ROLLER:OPPOSED:BELT CLEANING:PRESS FIT



23.AW020149
(x2)
PAPER FEED SENSOR



39.D0743854
COVER:OPPOSED:TRANSFER ROLLER



27.AX060394
DC STEPPER MOTOR:MM42:1.2A:3.60V



31.C6006119
SPRING WASHER:
DIA12.3:T=0.2



25.AW020200
POSITIONING SENSOR:FLAT BELT-TRANSFER



36.D0743801
DRIVE ROLLER:INTERMEDIATE TRANSFER:ASS'Y



29.B1326114
CAM:ON-OFF:BLACK



28.AX650048
FAN:SIROCCO:1.44W



WWW.SERVICE-MANUAL.NET

U047
ITB Unit 3

41.D0743872
PULLEY:DRIVE WE
RE:ASSY

43.D0743881
BRACKET:DC STE
PPER MOTOR:POS
ITIONING CONTRO
L

50.D0743898
(x2)
BRACKET:POSITIO
NING SENSOR:SLA
CK PREVENTION

51.D0743899
(x2)
LEVER:POSITIONI
NG SENSOR:SLAC
K PREVENTION

48.D0743892
LEVER:POSITIONI
NG SENSOR:FLAT
BELT-TTRANSFER



60.D0746114
CAM:ON-OFF:TRA
NSFER ROLLER:R
EAR

56.D0746103
(x2)
COVER:INTERMED
IATE TRANSFER:N
O.1

42.D0743873
FEELER:DRIVE WE
RE

53.D0746066
(x2)
ROLLER:DRIVEN:I
NTERMEDIATE TR
ANSFER:NO.2:ASS'
Y

55.D0746071
ROLLER:DRIVEN:I
NTERMEDIATE TR
ANSFER:ASS'Y

45.D0743884
SCALE:BRACKET:
DRIVEN ROLLER:F
RONT

44.D0743882
HOLDER:DRIVEN
ROLLER:FRONT

57.D0746110
ROLLER:OPPOSE
D:PAPER:ASS'Y

58.D0746112
CORE:OPPOSED:T
RANSFER ROLLER

54.D0746068
ROLLER:TRANSFE
R:FRONT:ASS'Y

49.D0743896
COVER:POSITIONI
NG SENSOR:FLAT
BELT-TTRANSFER

47.D0743889
BRACKET:POSITIO
NING SENSOR:FLA
T BELT-TTRANSFER

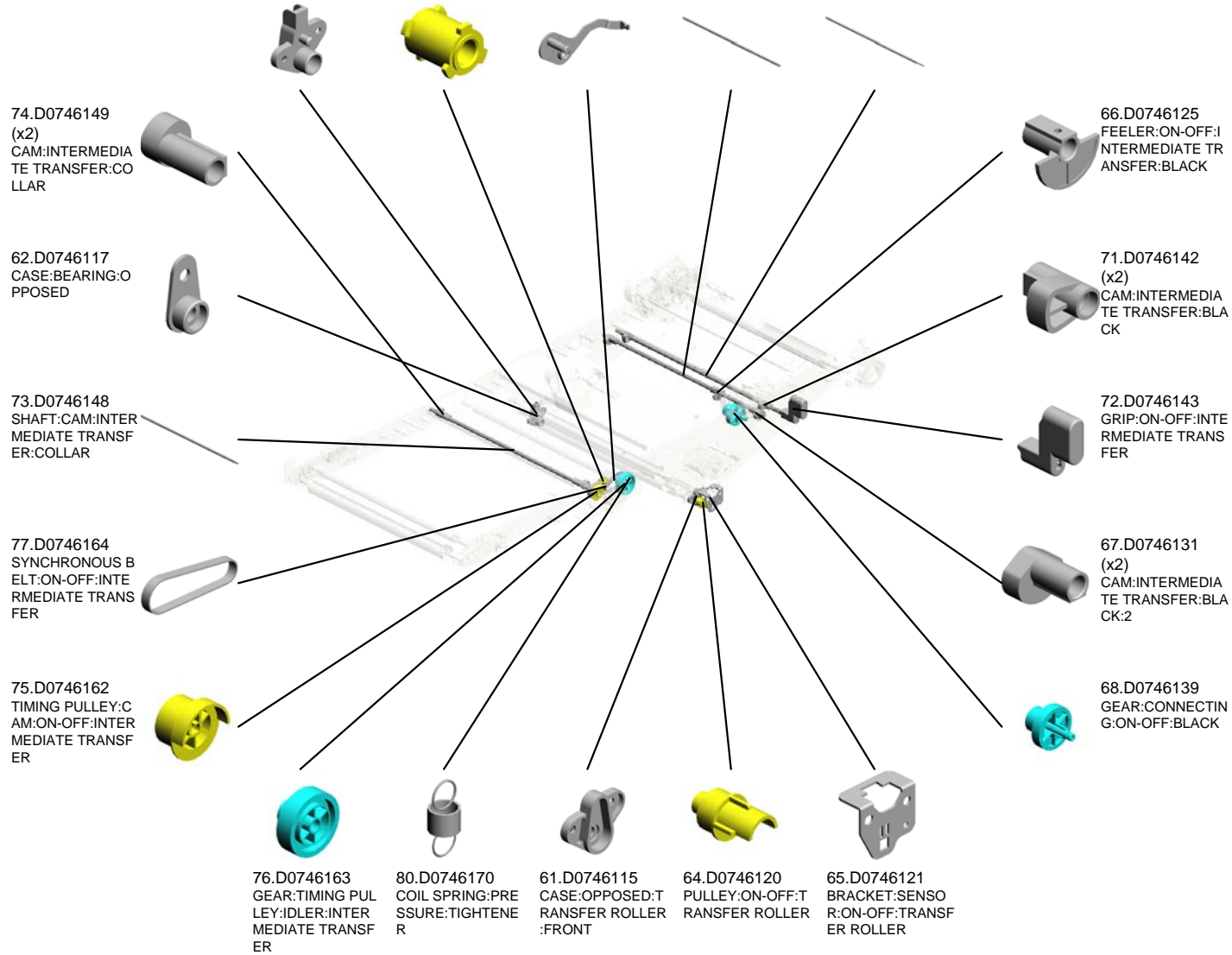
52.D0746008
POSITIONING SEN
SOR:SCALE:INTER
MEDIATE TRANSF
ER:ASS'Y

46.D0743887
BRACKET:ON-OFF:
TRANSFER ROLLE
R

59.D0746113
CAM:ON-OFF:TRA
NSFER ROLLER:F
RONT

U047
ITB Unit 3

- 63.D0746119 CASE:OPPOSED:TRANSFER ROLLER:REAR
- 78.D0746165 PULLEY:ON-OFF:BELT TENSIONER
- 79.D0746168 TIGHTENER:INTERMEDIATE TRANSFER:ASSY
- 69.D0746140 SHAFT:CAM:INTERMEDIATE TRANSFER:BLACK:2
- 70.D0746141 SHAFT:CAM:INTERMEDIATE TRANSFER:BLACK



WWW.SERVICE-MANUAL.NET

U001	U002	U003	U004	U005	U006	U007	U008	U009	U010	U011	U012	U013	U014	U015	U016	U017	U018	U019	U020	U021
------	------	------	------	------	------	------	------	------	------	------	------	------	------	------	------	------	------	------	------	------

U047
ITB Unit 3

85.D0746187 BRACKET:ON-OFF:BLACK:REAR:ASSY
 88.D0746198 GEAR:ON-OFF:BLACK
 89.D0746199 COVER:GEAR:ON-OFF:BLACK
 86.D0746195 GEAR:COUPLING:ON-OFF:BLACK



81.D0746172 COLLAR:ON-OFF:INTERMEDIATE TRANSFER



83.D0746179 GEAR:IDLER:INTERMEDIATE TRANSFER:Z17:Z53



82.D0746177 DC STEPPER MOTOR:24V:14.8W



91.D0747090 SEAL:VACUUM:POSITIONING SENSOR



92.D0747118 DUCT:INNER BACK:COOLING:POSITIONING SENSOR



90.D0747087 SEAL:DC FAN MOTOR:SIROCCO



93.D0747119 DUCT:FRONT:COOLING:POSITIONING SENSOR



95.G1785023 TIMING BELT:S2M190



87.D0746196 DC MOTOR:ON-OFF:F:5.28W:BRS



84.D0746184 BRACKET:ON-OFF:BLACK:FRONT:ASSY




WWW.SERVICE-MANUAL.NET

U001	U002	U003	U004	U005	U006	U007	U008	U009	U010	U011	U012	U013	U014	U015	U016	U017	U018	U019	U020	U021
------	------	------	------	------	------	------	------	------	------	------	------	------	------	------	------	------	------	------	------	------

U048.ITB Cleaning

U048_S001
D0746400
BELT CLEANING:ASS'Y




WWW.SERVICE-MANUAL.NET

U001	U002	U003	U004	U005	U006	U007	U008	U009	U010	U011	U012	U013	U014	U015	U016	U017	U018	U019	U020	U021
------	------	------	------	------	------	------	------	------	------	------	------	------	------	------	------	------	------	------	------	------

U048_S001.BELT CLEANING:ASS'Y

U048_S001_S001
D0746450
COATING BAR:ASS'Y



WWW.SERVICE-MANUAL.NET

U001	U002	U003	U004	U005	U006	U007	U008	U009	U010	U011	U012	U013	U014	U015	U016	U017	U018	U019	U020	U021
------	------	------	------	------	------	------	------	------	------	------	------	------	------	------	------	------	------	------	------	------

U048 ITB Cleaning

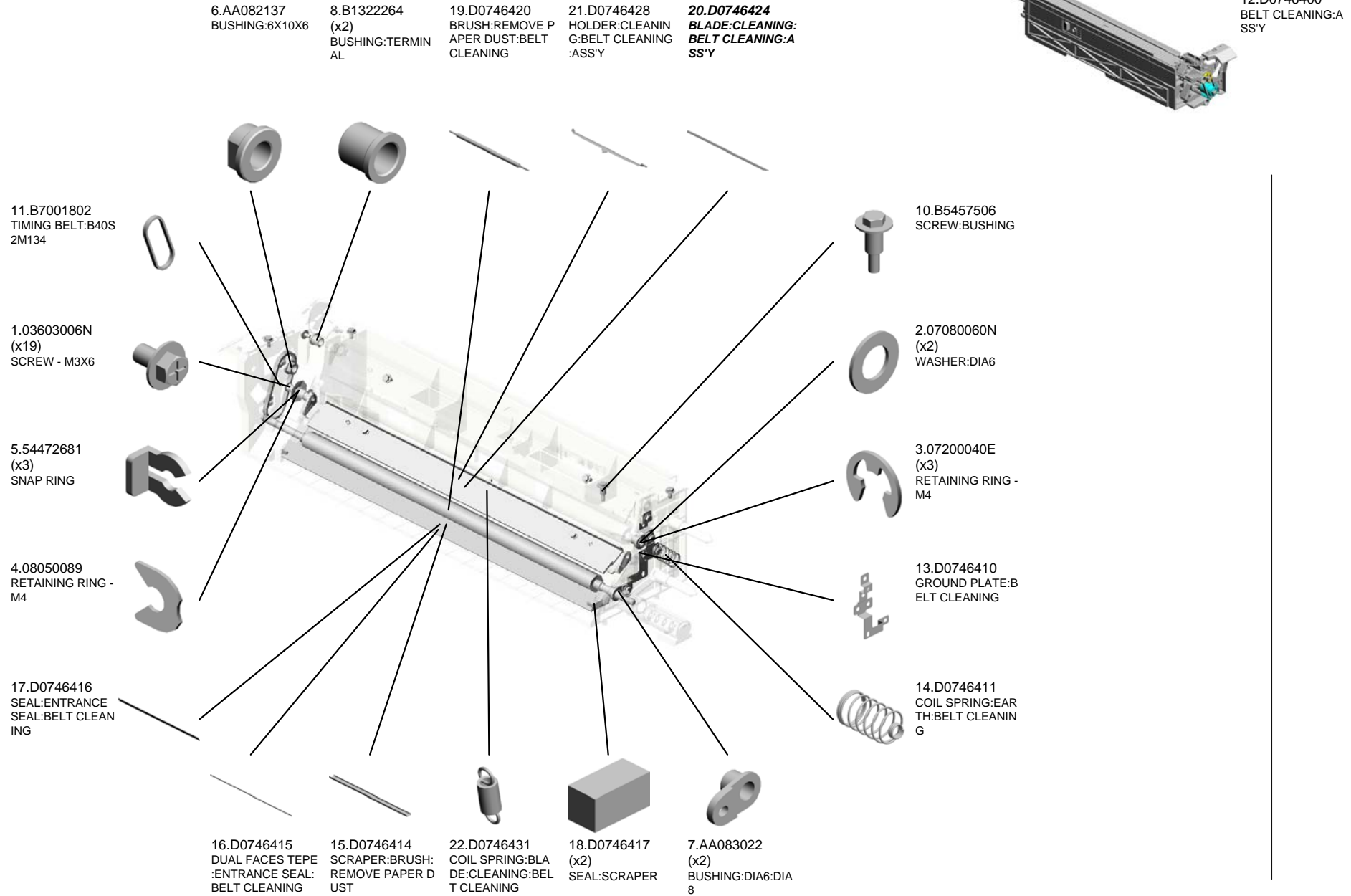
9.B2342390
FLANGED HEXAG
ONAL HEAD BOLT:
M4X8



WWW.SERVICE-MANUAL.NET

U001	U002	U003	U004	U005	U006	U007	U008	U009	U010	U011	U012	U013	U014	U015	U016	U017	U018	U019	U020	U021
------	------	------	------	------	------	------	------	------	------	------	------	------	------	------	------	------	------	------	------	------

U048_S001 BELT CLEANING:ASS'Y



WWW.SERVICE-MANUAL.NET

U001	U002	U003	U004	U005	U006	U007	U008	U009	U010	U011	U012	U013	U014	U015	U016	U017	U018	U019	U020	U021
------	------	------	------	------	------	------	------	------	------	------	------	------	------	------	------	------	------	------	------	------

U048_S001
BELT CLEANING:ASS'Y

44.D0746480
PULLEY:BRUSH:A
PPLY:Z30

40.D0746471
RELEASE PLATE:B
LADE:APPLY

29.D0746446
BRUSH:APPLY:BE
LT CLEANING

34.D0746461
HOLDER:APPLY:B
ELT CLEANING:AS
SY

33.D0746457
BLADE:APPLY:AS
S'Y

12.D0746400
BELT CLEANING:A
SS'Y



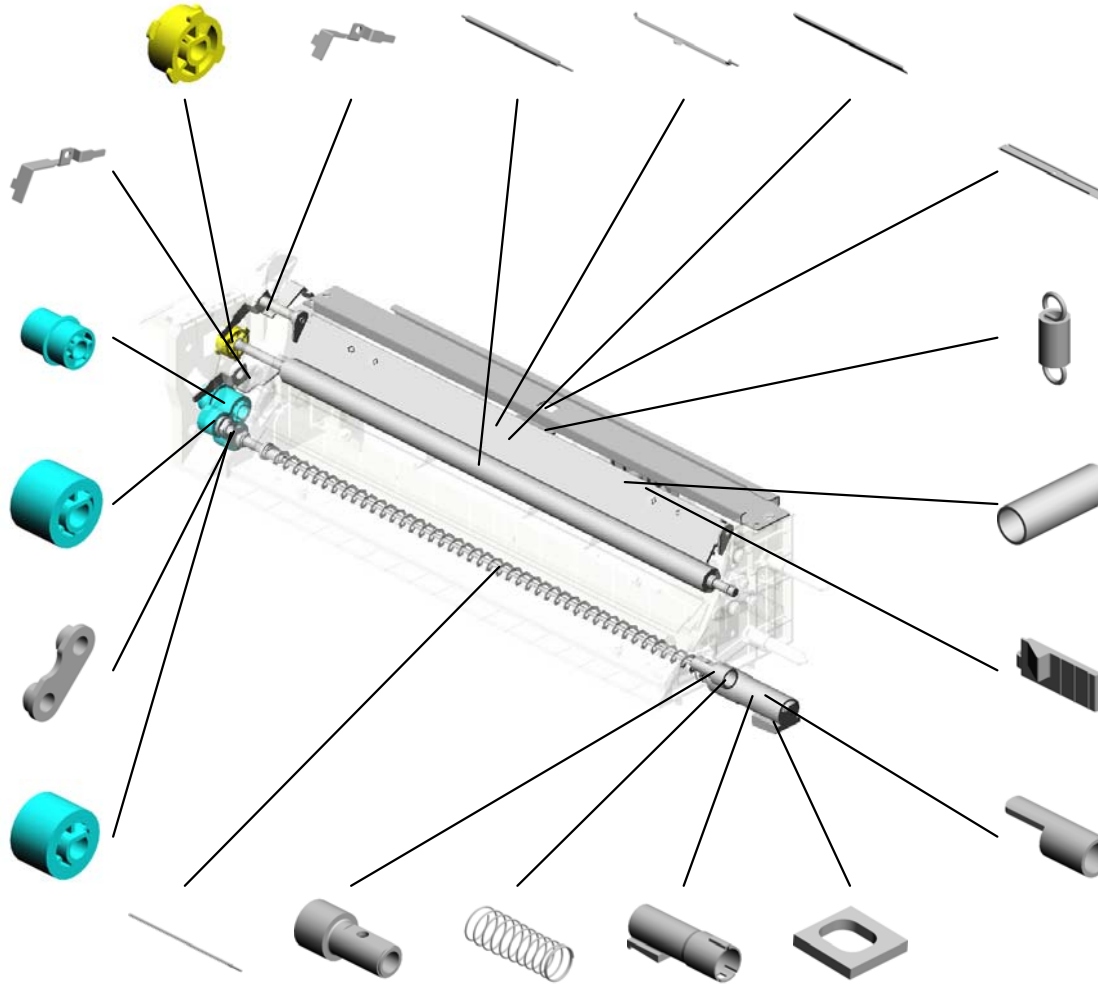
39.D0746470
RELEASE PLATE:B
LADE:CLEANING

42.D0746478
GEAR:PULLEY:IDL
ER:BELT CLEANIN
G

41.D0746477
GEAR:BRUSH:REM
OVE PAPER DUST:
Z17

24.D0746439
PLAIN SHAFT BEA
RING:REMOVE PA
PER DUST:TRAN
SPORT SCREW

43.D0746479
GEAR:COLLECT:C
OIL:Z19



38.D0746469
SLIDE RAIL:UPPER
:BELT CLEANING

35.D0746464
COIL SPRING:BLA
DE:APPLY:BELT C
LEANING

36.D0746467
COIL SPRING:STO
PPER:CASE:BELT
CLEANING

37.D0746468
STOPPER:CASE:B
ELT CLEANING

26.D0746441
SHUTTER:TRANSP
ORT SCREW:BELT
CLEANING

23.D0746434
TONER COLLECTI
ON COIL:BELT CLE
ANING:ASS'Y

45.D0746481
JOINT:BRUSH:REM
OVE PAPER DUST:
BELT CLEANING

27.D0746442
COIL SPRING:DISC
HARGE USED TON
ER

25.D0746440
GUIDE:DISCHARG
E USED TONER:BE
LT CLEANING

28.D0746443
SEAL:DISCHARGE
USED TONER

WWW.SERVICE-MANUAL.NET

U048_S001
BELT CLEANING:ASS'Y

58.D0746496
GRIP:BELT CLEANING

55.D0746491
SEAL:CASE:CLEANING BLADE:FRONT

57.D0746495
(x2)
LEVER:RELEASE:BLADE


60.G1786621
(x2)
COVER:RELEASE:PLATE:BLADE

52.D0746488
SEAL:HOLDER:BEHIND:BELT CLEANING

12.D0746400
BELT CLEANING:ASS'Y

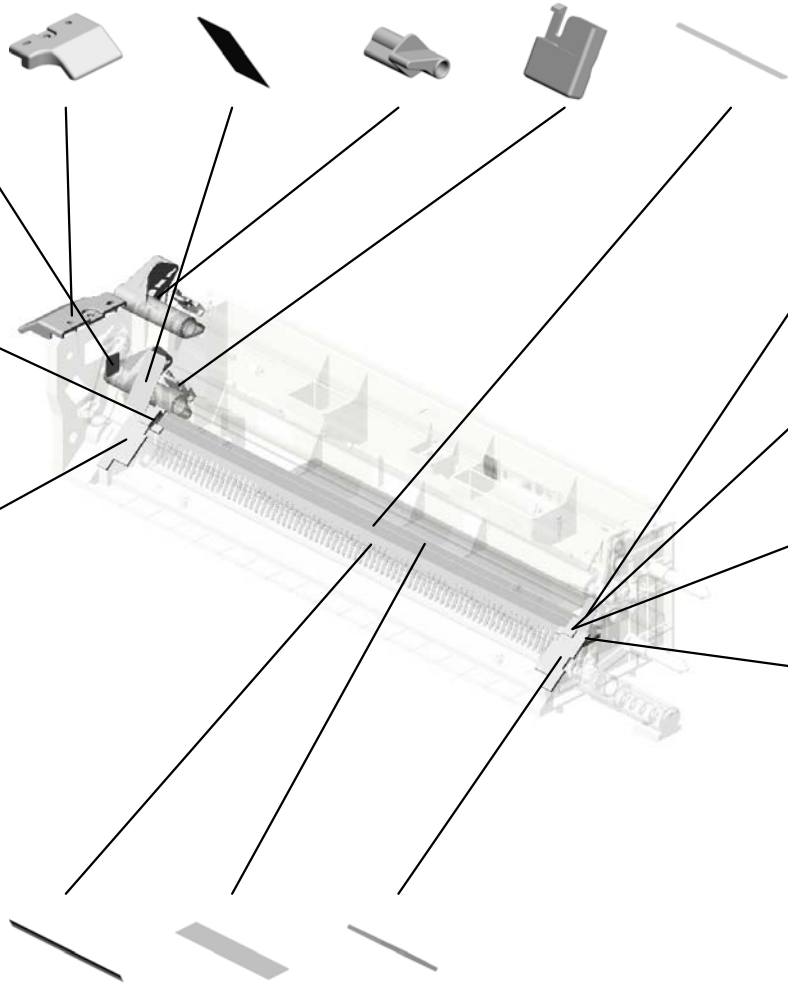


59.D0746497
(x2)
DECAL:POSITIONING DISPLAY:TCRU



47.D0746483
SEAL:HOLDER:CLEANING BLADE:FRONT LOWER

49.D0746485
SEAL:CASE:BRUSH:FRONT



56.D0746492
SEAL:CASE:CLEANING BLADE:REAR

46.D0746482
(x2)
SEAL:HOLDER:CLEANING BLADE:UPPER

48.D0746484
SEAL:HOLDER:CLEANING BLADE:REAR LOWER

51.D0746487
(x2)
SEAL:HOLDER:CLEANING BLADE:LOWER

53.D0746489
VIBRATING PLATE:TRANSPORT SCREEN:BELT CLEANING

54.D0746490
SEAL:BASE:CASE:BELT CLEANING

50.D0746486
SEAL:CASE:BRUSH:REAR

U048_S001_S001
COATING BAR:ASS'Y

31.D0746454
(x2)
ARM:COATING BA
R:BELT CLEANING




30.D0746450
COATING BAR:AS
S'Y

32.D0746455
COIL SPRING:COA
TING BAR



U049.Paper Transfer

U049_S001
D0746201
TRANSFER/SEPARATION UN
IT:ASS'Y




WWW.SERVICE-MANUAL.NET

U001	U002	U003	U004	U005	U006	U007	U008	U009	U010	U011	U012	U013	U014	U015	U016	U017	U018	U019	U020	U021
------	------	------	------	------	------	------	------	------	------	------	------	------	------	------	------	------	------	------	------	------

U049 Paper Transfer

15.B2342390
(x2)
FLANGED HEXAG
ONAL HEAD BOLT:
M4X8



U049_S001
TRANSFER/SEPARATION UNIT:ASS'Y

- 21.D0746241 (x2) DECAL:GRIP:TRANSFER/SEPARATION UNIT
- 16.D0146272 BUSHING:BRUSH:REAR
- 20.D0746228 ELECTRODE PLATE:FRAME
- 2.04503008N TAPPING SCREW - M3X8
- 1.03603006N (x14) SCREW - M3X6



17.D0746201
TRANSFER/SEPARATION UNIT:ASS'Y

13.AB011125
GEAR:20/29Z




12.AA082137 (x2)
BUSHING:6X10X6



5.07010060N
WASHER DIA6



14.AB011126
GEAR:20Z



9.52062686 (x2)
SNAP RING



22.D0746250
TRANSFER ROLLER



4.04543006Q (x2)
TAPPING SCREW - M3X6



3.04523008N (x2)
TAPPING SCREW - M3X8



11.AA080154
REAR BUSHING



8.08050089 (x2)
RETAINING RING - M4



10.52152621
SNAP RING - M6



6.07200060E (x2)
RETAINING RING - M6



7.07403008 (x2)
BALL BEARING - 8 X22X7



18.D0746216
SHUTTER:TONER OUTLET SUB-UNIT:SUB-ASS'Y



19.D0746219
COIL SPRING:SHUTTER:DISCHARGE USED TONER



TRANSFER/SEPARATION UNIT:ASS'Y

34.D0746300
SEPARATION COR
ONA:ASS'Y

23.D0746255
BRUSH ROLLER:T
RANSFER ROLLER
:ASS'Y

24.D0746257
BRUSH ROLLER:A
PPLY:ASS'Y

27.D0746273
SEAL:HOLDER

25.D0746265
BLADE:TRANSFER
ROLLER:ASS'Y



17.D0746201
TRANSFER/SEPAR
ATION UNIT:ASS'Y

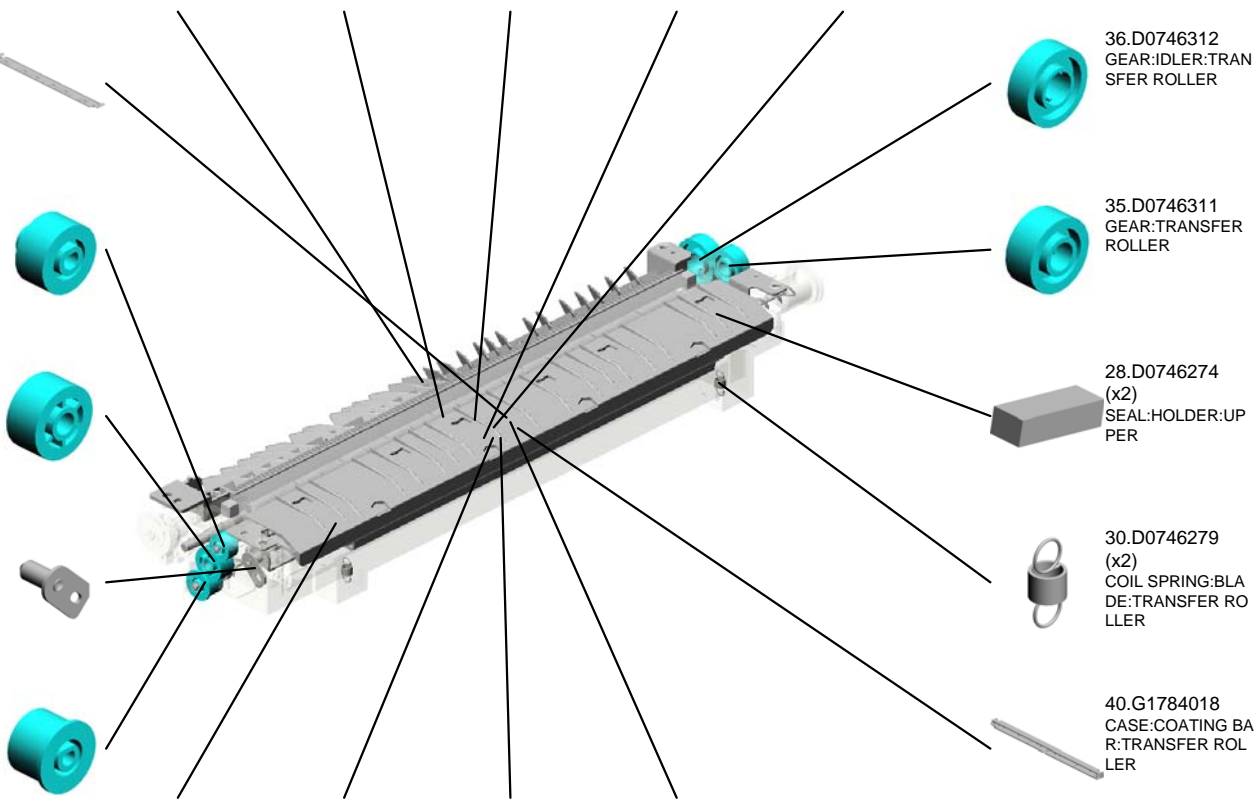
31.D0746280
GUIDE PLATE:ENT
RANCE:TRANSFER
ROLLER:ASS'Y

39.D0746315
GEAR:BRUSH:APP
LY

37.D0746313
GEAR:IDLER:COLL
ECTION COIL

29.D0746276
PIN:POSITIONING
PLATE:BLADE:TRA
NSFER ROLLER:A
SS'Y

38.D0746314
GEAR:COLLECTIO
N COIL



36.D0746312
GEAR:IDLER:TRAN
SFER ROLLER

35.D0746311
GEAR:TRANSFER
ROLLER

28.D0746274
(x2)
SEAL:HOLDER:UP
PER

30.D0746279
(x2)
COIL SPRING:BLA
DE:TRANSFER RO
LLER

40.G1784018
CASE:COATING BA
R:TRANSFER ROL
LER

32.D0746291
(x2)
COIL SPRING:COA
TING BAR

33.D0746294
TRANSPORT SCR
EW:TRANSFER RO
LLER:ASS'Y

26.D0746270
HOLDER:BLADE:A
SS'Y

41.G1786767
COATING BAR:TR
ANSFER ROLLER



U050.Used Toner 1

U050_S001
D0746501
TONER OUTLET SUB-UNIT:P
CU:MAIN:ASS'Y

U050_S002
D0746531
TONER OUTLET SUB-UNIT:B
ELT CLEANING:MAIN:ASS'Y

U050_S003
D0746551
TONER OUTLET SUB-UNIT:V
VERTICAL TRANSPORT:ASS'Y

U050_S004
D0746601
TONER OUTLET SUB-UNIT:L
OWER:ASS'Y

U001	U002	U003	U004	U005	U006	U007	U008	U009	U010	U011	U012	U013	U014	U015	U016	U017	U018	U019	U020	U021
------	------	------	------	------	------	------	------	------	------	------	------	------	------	------	------	------	------	------	------	------

U050 Used Toner 1

25.D0746572
BRACKET:VERTICAL TRANSPORT:ASSY

28.D0746577
CAM:VERTICAL TRANSPORT:DIA15

37.GA082010
BUSHING:DIA6:DIA10:9

27.D0746575
SHAFT:CAM:VERTICAL TRANSPORT

2.04514008N
(x25)
TAPPING SCREW:4X8



14.D0746520
(x4)
COVER:DISCHARGE USED TONER:DEVELOPMENT



4.D0143241
(x4)
SEAL:DISCHARGE USED TONER



5.D0143242
(x4)
SEAL:DISCHARGE USED TONER:LOWER



3.07200040E
(x3)
RETAINING RING - M4



29.D0746578
GEAR:Z37:CAM:VERTICAL TRANSPORT



31.D0746585
(x2)
GEAR:Z38/Z24:VERTICAL TRANSPORT



26.D0746574
COVER:CAM:VERTICAL TRANSPORT



30.D0746579
SEAL:COVER:CAM:VERTICAL TRANSPORT



1.04513006N
(x2)
TAPPING SCREW - 3X6



32.D0746586
GEAR:Z35:IDLER:VERTICAL TRANSPORT



WWW.SERVICE-MANUAL.NET

U001	U002	U003	U004	U005	U006	U007	U008	U009	U010	U011	U012	U013	U014	U015	U016	U017	U018	U019	U020	U021
------	------	------	------	------	------	------	------	------	------	------	------	------	------	------	------	------	------	------	------	------

U050_S001
 TONER OUTLET SUB-UNIT:PCU:MAIN:ASS'Y

10.D0746514 (x4)
 SEAL:TONER OUTLET SUB-UNIT:PCU

7.D0746504
 TRANSPORT SCR
 EW:PCU:MAIN:ASS'Y



6.D0746501
 TONER OUTLET SUB-UNIT:PCU:MAIN:ASS'Y

8.D0746511 (x2)
 PLAIN SHAFT BEARING:TONER RECYCLING SUB-UNIT



13.D0746517 (x8)
 STEEL BALL:TONER OUTLET SUB-UNIT



11.D0746515
 SEAL:COVER:5ST.:PCU



9.D0746512
 GEAR:Z35:TRANSPORT SCREW:PCU:MAIN



12.D0746516
 SEAL:COVER:5ST.:DEVELOPMENT




3.07200040E
 RETAINING RING - M4



U050_S002

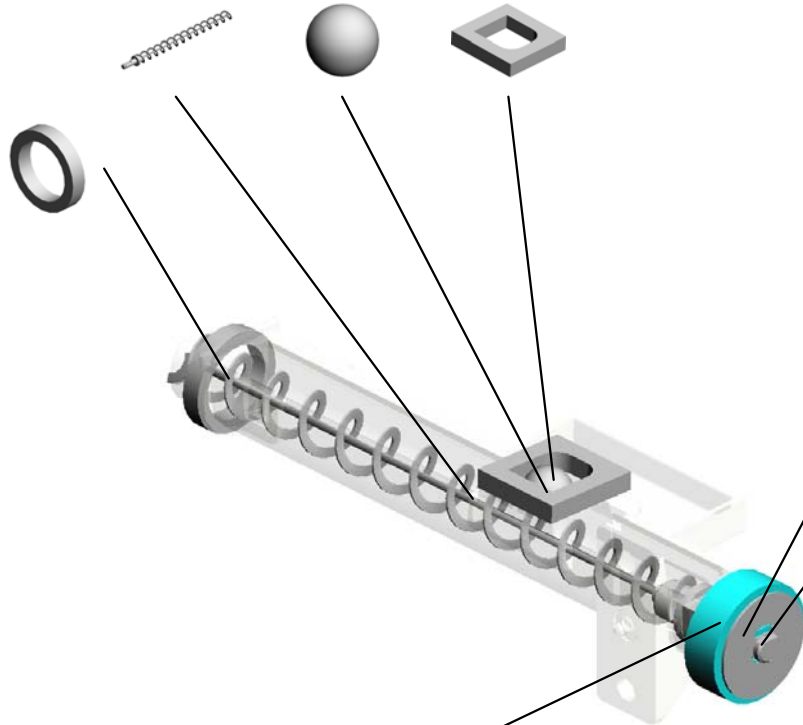
TONER OUTLET SUB-UNIT:BELT CLEANING:MAIN:ASS'Y

16.D0746534 TRANSPORT SCREW:BELT CLEANING:MAIN:ASS'Y
13.D0746517 STEEL BALL:TONER OUTLET SUB-UNIT
18.D0746540 SEAL:BELT CLEANING:MAIN



15.D0746531 TONER OUTLET SUB-UNIT:BELT CLEANING:MAIN:ASS'Y

19.D0746541 SEAL:RING:TONER OUTLET SUB-UNIT:BELT CLEANING



17.D0746539 GEAR:Z29:TRANSPORT SCREW:BELT CLEANING

3.07200040E RETAINING RING - M4

8.D0746511 PLAIN SHAFT BEARING:TONER RECYCLING SUB-UNIT

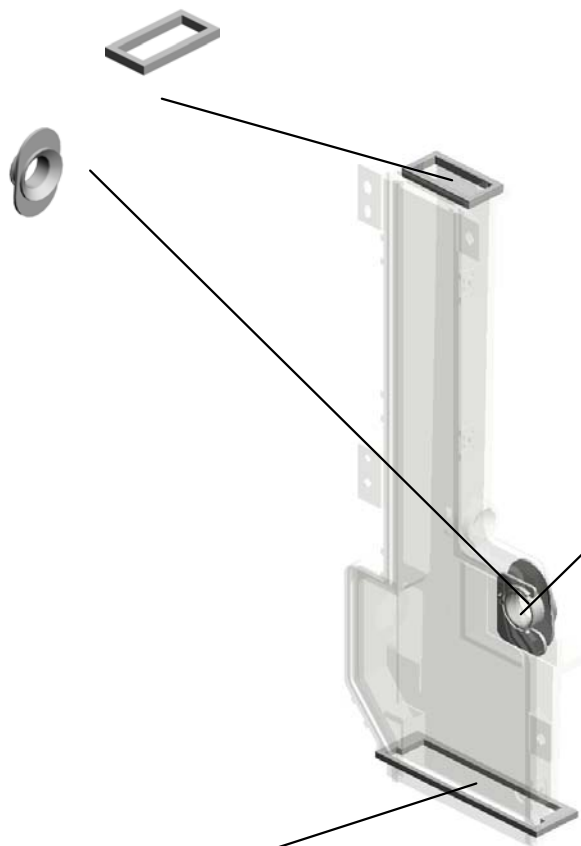
WWW.SERVICE-MANUAL.NET

U001	U002	U003	U004	U005	U006	U007	U008	U009	U010	U011	U012	U013	U014	U015	U016	U017	U018	U019	U020	U021
------	------	------	------	------	------	------	------	------	------	------	------	------	------	------	------	------	------	------	------	------

U050_S003
 TONER OUTLET SUB-UNIT:VERTICAL TRANSPORT:ASS'Y

24.D0746567
 SEAL:VERTICAL T
 RANSPORT:UPPE
 R

21.D0746564
 TONER OUTLET S
 UB-UNIT:T/S UNIT:
 SHUTTER:OUTER



22.D0746565
 TONER OUTLET S
 UB-UNIT:T/S UNIT:
 SHUTTER:INNER

23.D0746566
 SEAL:VERTICAL T
 RANSPORT:LOWE
 R



20.D0746551
 TONER OUTLET S
 UB-UNIT:VERTICA
 L TRANSPORT:AS
 SY

WWW.SERVICE-MANUAL.NET

U001	U002	U003	U004	U005	U006	U007	U008	U009	U010	U011	U012	U013	U014	U015	U016	U017	U018	U019	U020	U021
------	------	------	------	------	------	------	------	------	------	------	------	------	------	------	------	------	------	------	------	------

U050_S004


TONER OUTLET SUB-UNIT:LOWER:ASS'Y

35.D0746609 GEAR:Z3:TRANSP
 8.D0746511 PLAIN SHAFT BEA
 RING:TONER REC
 YCLING SUB-UNIT
 ORT SCREW:LOW
 ER



33.D0746601
 TONER OUTLET S
 UB-UNIT:LOWER:A
 SS'Y

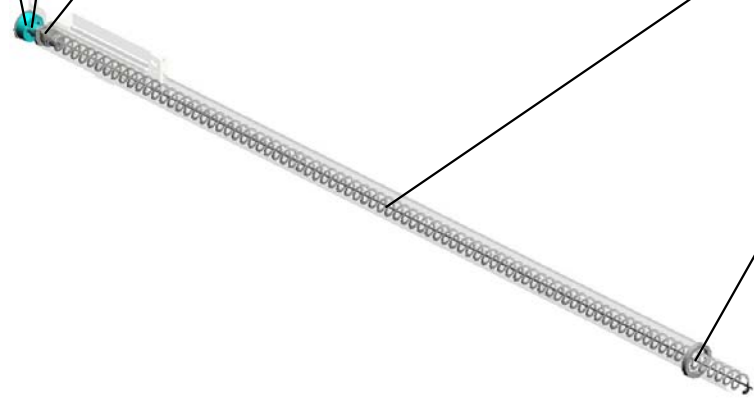
3.07200040E
 RETAINING RING -
 M4



34.D0746604
 TRANSPORT SCR
 EW:TONER OUTLE
 T SUB-UNIT:LOWE
 R:ASSY

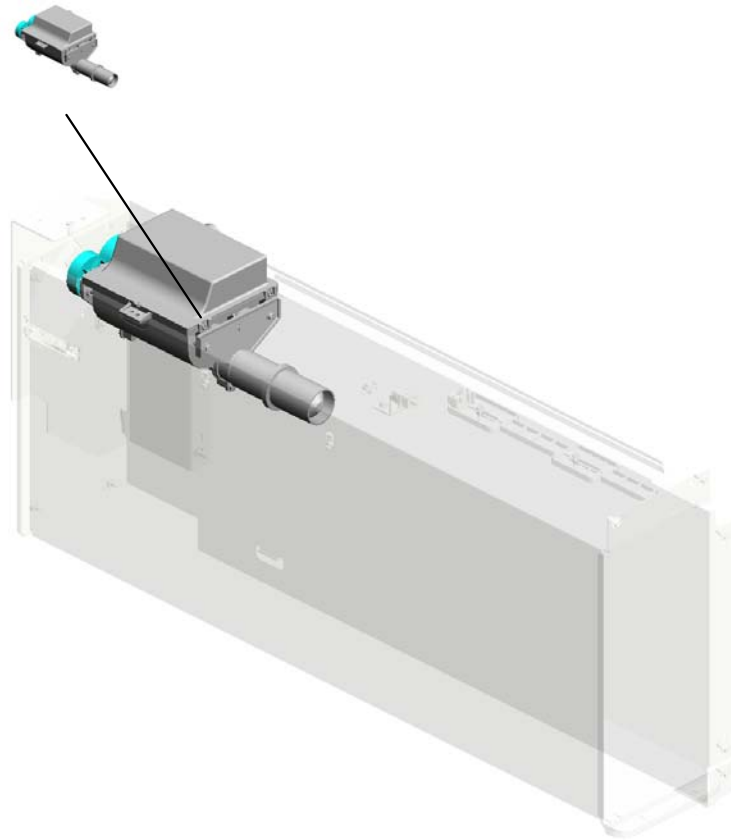


36.D0746610
 SEAL:RING:TONER
 OUTLET SUB-UNI
 T:LOWER



U051.Used Toner 2

U051_S001
D0746627
COLLECTION BOTTLE:SMAL
L:ASSY



WWW.SERVICE-MANUAL.NET

U001	U002	U003	U004	U005	U006	U007	U008	U009	U010	U011	U012	U013	U014	U015	U016	U017	U018	U019	U020	U021
------	------	------	------	------	------	------	------	------	------	------	------	------	------	------	------	------	------	------	------	------

U051 Used Toner 2


3.04513006N
(x13)
TAPPING SCREW -
3X6

16.D0741454
DC MOTOR:DIA49:
9.8W:BLS

13.AW020145
PHOTOINTERRUP
TOR:FLAT

1.03603006N
SCREW - M3X6

10.11050511
(x7)
HARNES CLAMP -
LWS-0306ZC



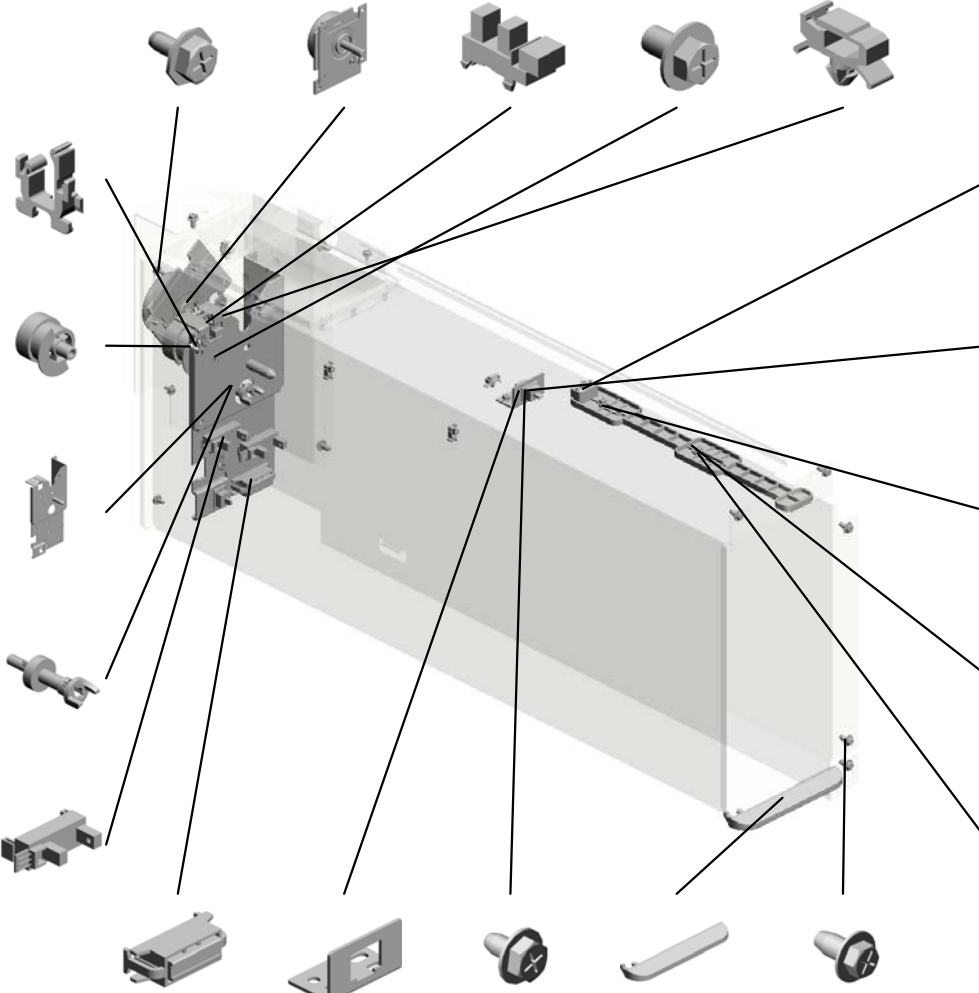
11.11050551
CLAMP:LES-0505

37.D0746663
TORQUE LIMITER
MECHANICAL CLU
TCH:GEAR:Z63

35.D0746656
COVER:GEAR:SID
E PLATE:PEEN

36.D0746659
SHAFT:JOINT:COL
LECTION BOTTLE:
ASS'Y

14.AW020164
(x2)
OIL END SENSOR



2.04503008N
TAPPING SCREW -
M3X8

15.AW500023
(x2)
PUSH SWITCH

6.04543010Q
(x2)
TAPPING SCREW:
3X10

34.D0746648
LINK:PUSH SWITC
H:TONER RECYCLI
NG SUB-UNIT

8.07073050N
(x2)
BUSHING:DIA3X5

12.AG071012
MAGNET CATCH:A
SS'Y

33.D0746647
BRACKET:PUSH S
WITCH

5.04543006Q
(x2)
TAPPING SCREW -
M3X6


17.D0746626
INNER COVER:TO
NER RECYCLING S
UB-UNIT

4.04514008N
(x8)
TAPPING SCREW:
4X8

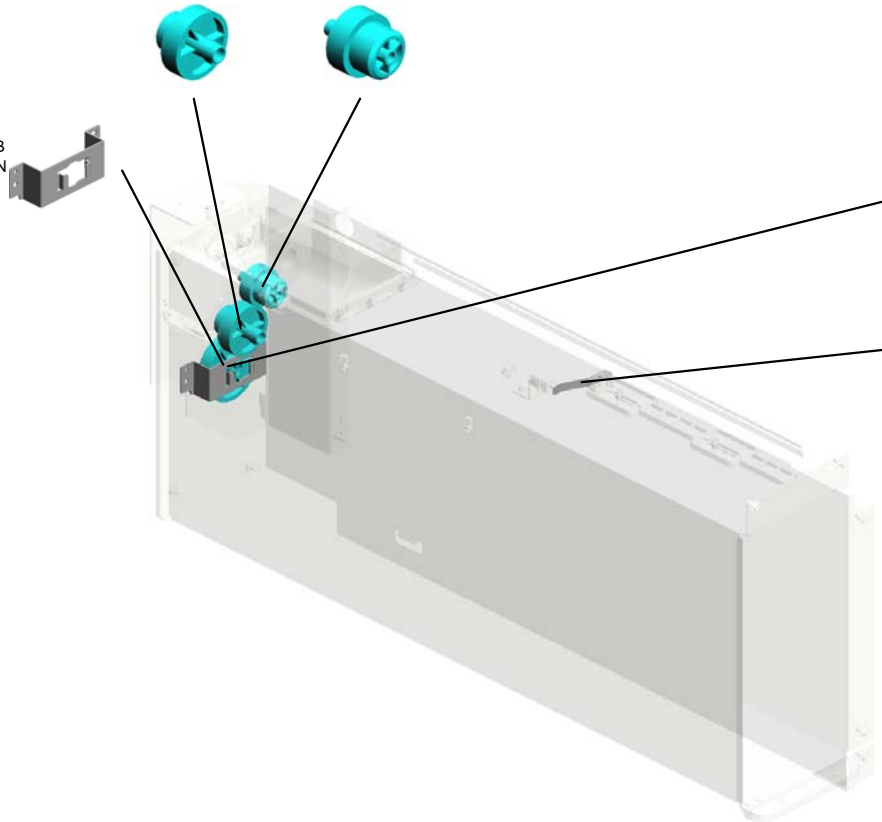
WWW.SERVICE-MANUAL.NET

U051 Used Toner 2

38.D0746664 GEAR:IDLER:Z49/Z
27
40.D0746666 GEAR:IDLER:Z37/Z
28



41.D0746667
HOLDER:RADIAL B
ALL BEARING:JOIN
T



39.D0746665
GEAR:JOINT:COLL
ECTION BOTTLE:Z
65

43.D0746669
SPRING PLATE:PU
SH SWITCH

U051_S001
COLLECTION BOTTLE:SMALL:ASS'Y



18.D0746627
COLLECTION BOT
TLE:SMALL:ASSY

- 31.D0746645 GEAR:AGITATOR:COLLECTION BOT TLE:SMALL:Z41
- 23.D0746633 COVER:BEARING:SMALL
- 26.D0746640 PLAIN SHAFT BEARING:TRANSPORT SCREW:SMALL
- 27.D0746641 (x2) PLAIN SHAFT BEARING:SMALL:GEAR
- 19.D0746629 COVER:COLLECTION BOTTLE:SMALL

30.D0746644 GEAR:AGITATOR:COLLECTION BOT TLE:SMALL:Z49/Z41

7.06320140G PARALLEL PIN

29.D0746643 GEAR:TRANSPORT SCREW:COLLECTION BOTTLE:SMALL:Z31

9.08050089 RETAINING RING - M4

24.D0746634 (x2) AGITATOR:SMALL

25.D0746635 TRANSPORT SCREW:SMALL:ASS'Y

32.D0746646 (x2) SEAL:TONER RECYCLING SUB-UNIT:SMALL

42.D0746668 SEAL:PIPE:TONER RECYCLING SUB-UNIT:SMALL

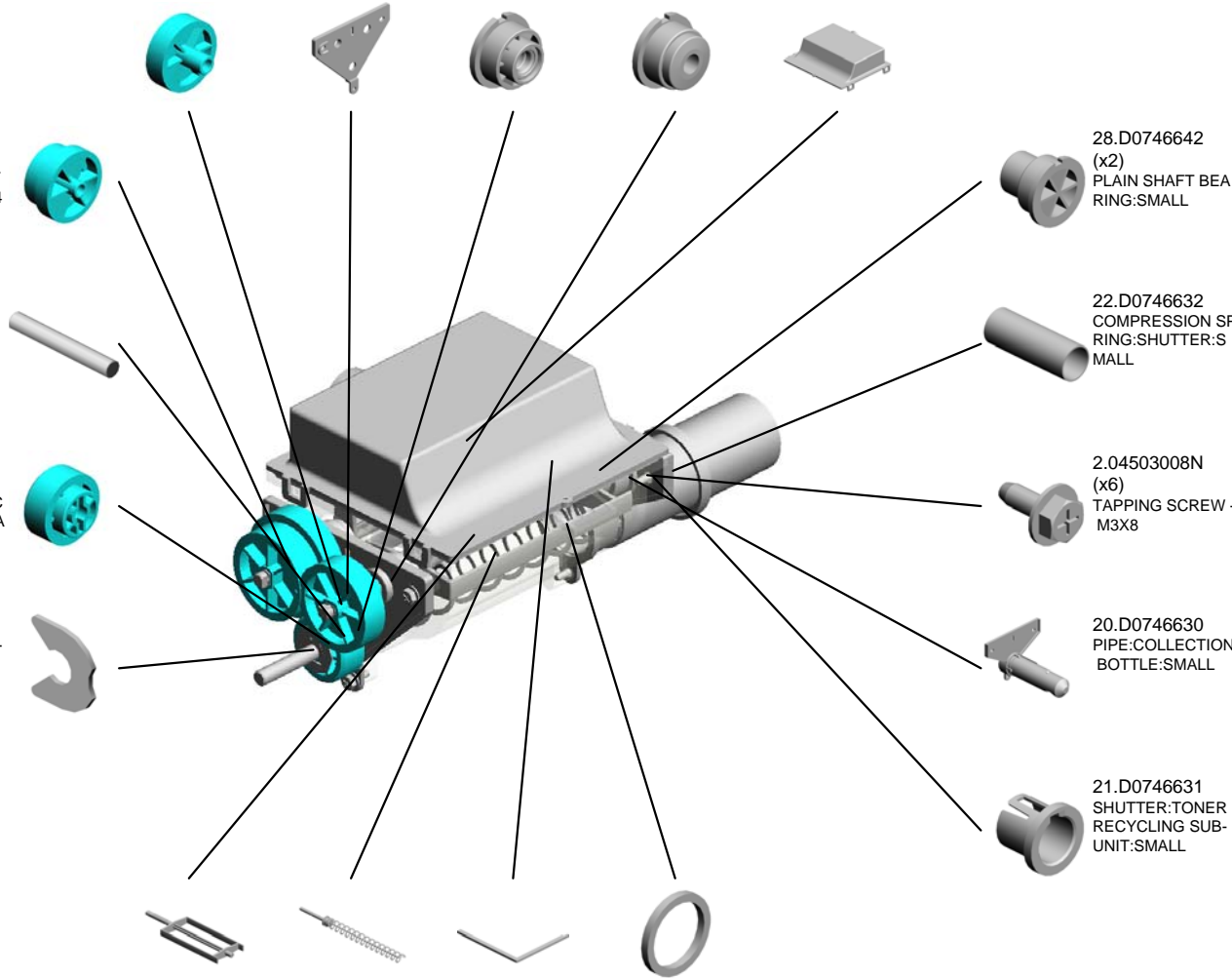
28.D0746642 (x2) PLAIN SHAFT BEARING:SMALL

22.D0746632 COMPRESSION SPRING:SHUTTER:SMALL

2.04503008N (x6) TAPPING SCREW - M3X8

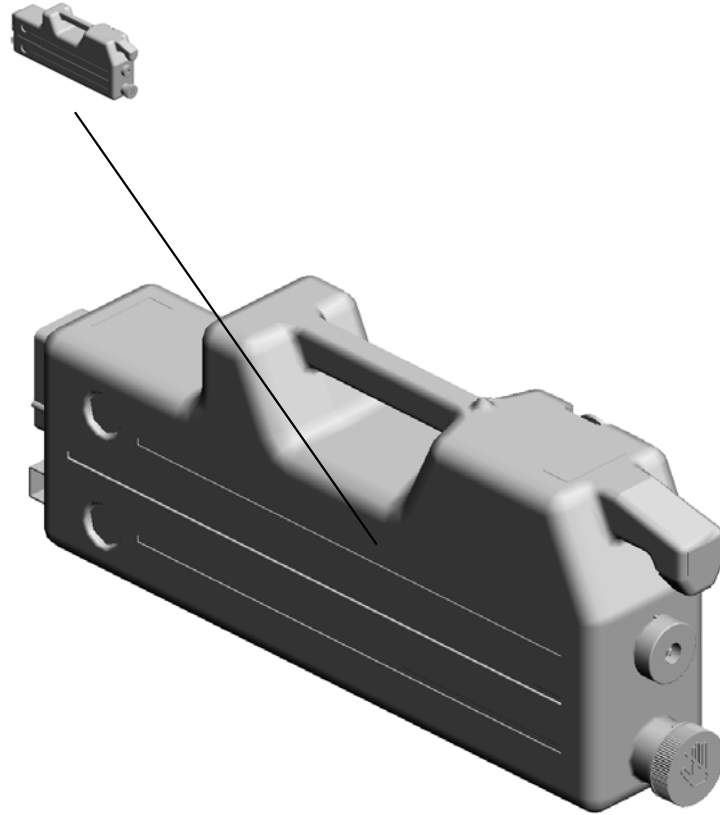
20.D0746630 PIPE:COLLECTION BOTTLE:SMALL

21.D0746631 SHUTTER:TONER RECYCLING SUB-UNIT:SMALL



U052.Used Toner 3


U052_S001
D0746590
COLLECTION BOTTLE:ASSY



WWW.SERVICE-MANUAL.NET

U001	U002	U003	U004	U005	U006	U007	U008	U009	U010	U011	U012	U013	U014	U015	U016	U017	U018	U019	U020	U021
------	------	------	------	------	------	------	------	------	------	------	------	------	------	------	------	------	------	------	------	------

U052
Used Toner 3




WWW.SERVICE-MANUAL.NET


U001	U002	U003	U004	U005	U006	U007	U008	U009	U010	U011	U012	U013	U014	U015	U016	U017	U018	U019	U020	U021
------	------	------	------	------	------	------	------	------	------	------	------	------	------	------	------	------	------	------	------	------

U052_S001
COLLECTION BOTTLE:ASS'Y

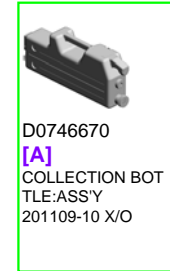
3.D0746684
SEAL:TANK:USED
TONER:COLLECT



2.D0746590
[A]
COLLECTION BOT
TLE:ASS'Y
201109-10 X/O




1.AA036015
CAP:COLLECTION
BOTTLE



D0746670
[A]
COLLECTION BOT
TLE:ASS'Y
201109-10 X/O

U053.Paper Transport

U053_S001
D0743850
TRANSPORT BELT UNIT:ASS
Y



WWW.SERVICE-MANUAL.NET

U001	U002	U003	U004	U005	U006	U007	U008	U009	U010	U011	U012	U013	U014	U015	U016	U017	U018	U019	U020	U021
------	------	------	------	------	------	------	------	------	------	------	------	------	------	------	------	------	------	------	------	------

U053 Paper Transport

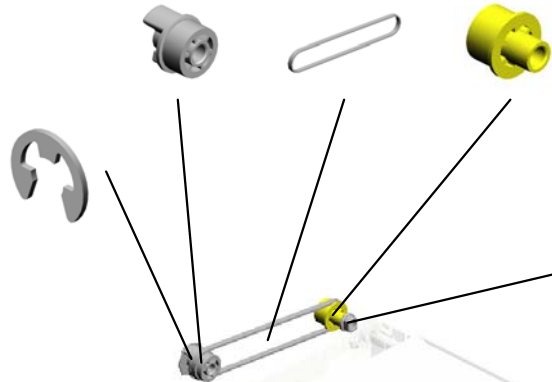
15.D0741394
PULLEY:DRIVE:TR
ANSPORT UNIT

14.B7031166
TIMING BELT:B40S
2M274:

19.D0743858
PULLEY:DRIVE:VA
CUUM



4.07200040E
RETAINING RING -
M4



10.AA082101
(x2)
BUSHING - 6X10X6

8.54472681
SNAP RING

3.04514008N
(x2)
TAPPING SCREW:
4X8

WWW.SERVICE-MANUAL.NET

U001	U002	U003	U004	U005	U006	U007	U008	U009	U010	U011	U012	U013	U014	U015	U016	U017	U018	U019	U020	U021
------	------	------	------	------	------	------	------	------	------	------	------	------	------	------	------	------	------	------	------	------

U053_S001 TRANSPORT BELT UNIT:ASS'Y

2.03603020N
(x6)
SCREW:M3X20

18.D0743855
BRACKET:SENSO
R:VACUUM

1.03603006N
SCREW - M3X6

12.AW010107
PAPER FEED SEN
SOR



16.D0743850
TRANSPORT BELT
UNIT:ASS'Y

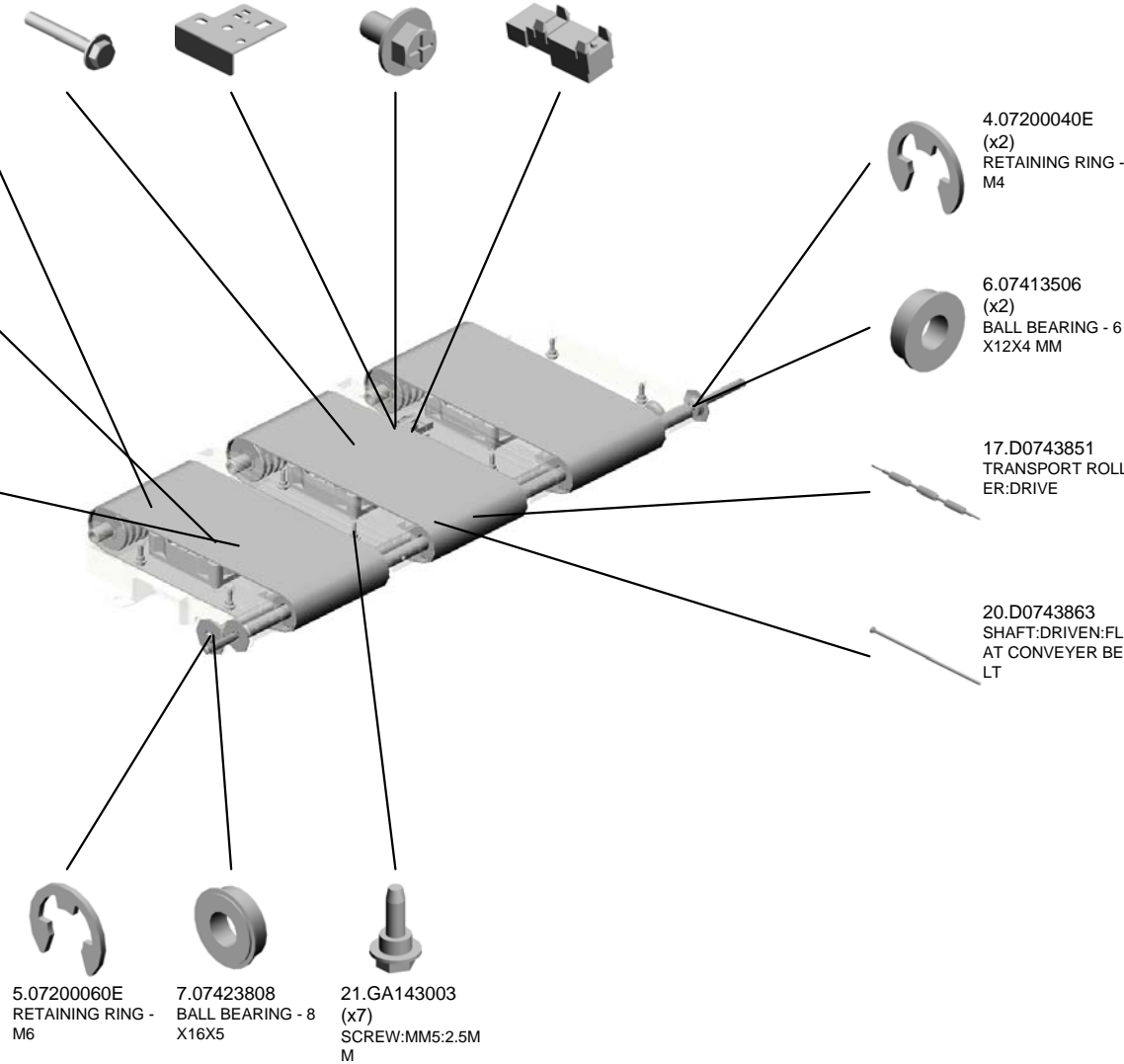

11.AF022064
(x3)
TRANSPORT ROLL
ER:DRIVEN



13.AX640201
(x3)
FAN:MM60:DC 3.12
W



9.AA040034
(x3)
TRANSPORT BELT



4.07200040E
(x2)
RETAINING RING -
M4



6.07413506
(x2)
BALL BEARING - 6
X12X4 MM



17.D0743851
TRANSPORT ROLL
ER:DRIVE



20.D0743863
SHAFT:DRIVEN:FL
AT CONVEYER BE
LT



5.07200060E
RETAINING RING -
M6



7.07423808
BALL BEARING - 8
X16X5




21.GA143003
(x7)
SCREW:MM5:2.5M
M



U054.Fusing 1

U054_S001
D0744487
FUSING UNIT:TAURUS:230V:
ASSY




WWW.SERVICE-MANUAL.NET

U001	U002	U003	U004	U005	U006	U007	U008	U009	U010	U011	U012	U013	U014	U015	U016	U017	U018	U019	U020	U021
------	------	------	------	------	------	------	------	------	------	------	------	------	------	------	------	------	------	------	------	------

U054_S001.FUSING UNIT:TAURUS:230V:ASS'Y


U054_S001_S001
D0744190
COVER:FUSING UNIT:UPPE
R:FIBER



WWW.SERVICE-MANUAL.NET

U001	U002	U003	U004	U005	U006	U007	U008	U009	U010	U011	U012	U013	U014	U015	U016	U017	U018	U019	U020	U021
------	------	------	------	------	------	------	------	------	------	------	------	------	------	------	------	------	------	------	------	------


U054
Fusing 1



WWW.SERVICE-MANUAL.NET

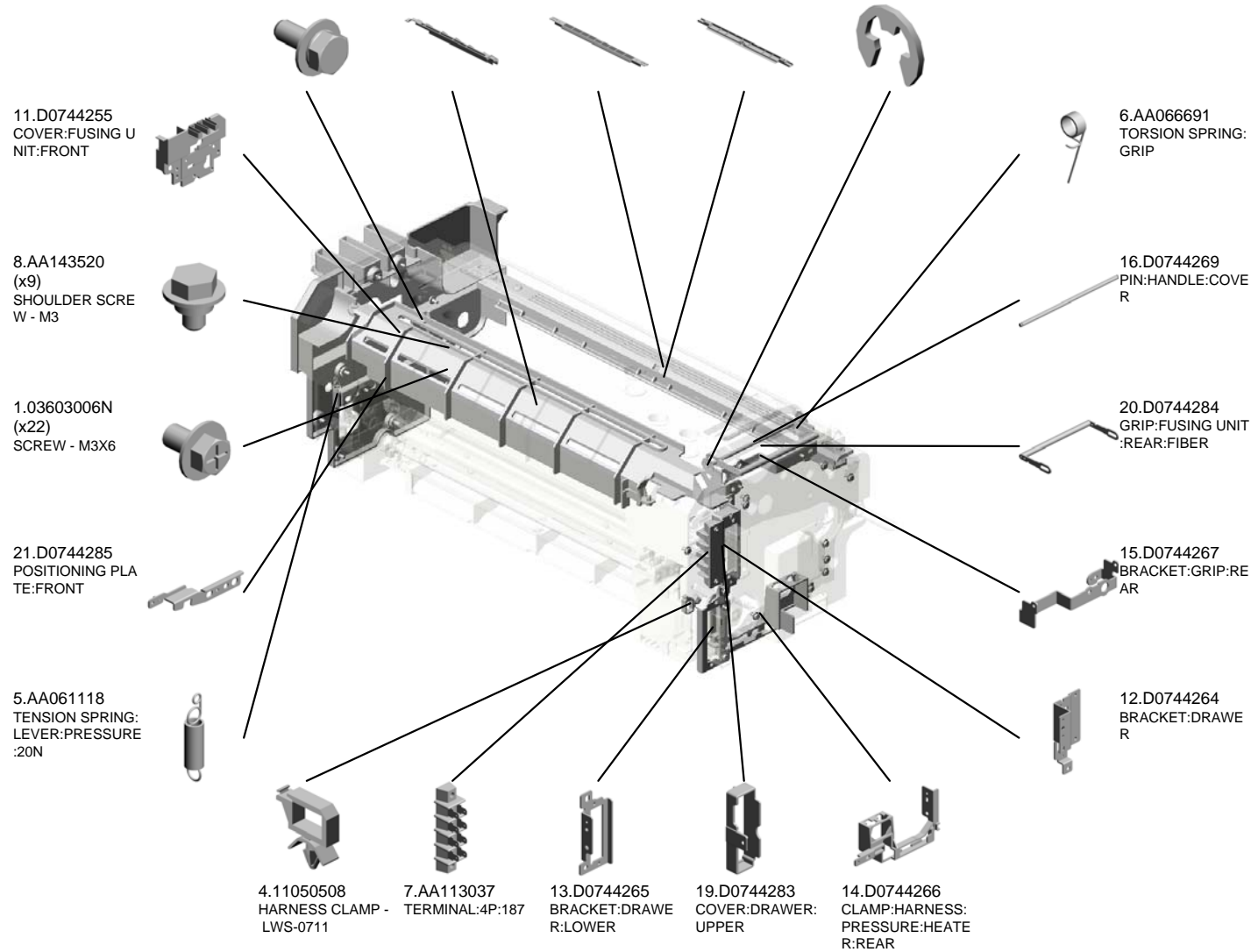
U001	U002	U003	U004	U005	U006	U007	U008	U009	U010	U011	U012	U013	U014	U015	U016	U017	U018	U019	U020	U021
------	------	------	------	------	------	------	------	------	------	------	------	------	------	------	------	------	------	------	------	------

U054_S001
FUSING UNIT:TAURUS:230V:ASS'Y



28.D0744487
FUSING UNIT:TAURUS:230V:ASS'Y

- 3.08046123 (x16) HEXAGONAL BOLT :W/WASHER:M3X8
- 9.D0744188 DUCT:HEAT ROLLER:UPPER
- 18.D0744280 COVER:GUIDE PLATE:EXIT:UPPER
- 17.D0744277 GUIDE PLATE:EXIT :CONNECTING:UPPER:SHEET
- 2.07200030E (x2) RETAINING RING - M3




WWW.SERVICE-MANUAL.NET

U001	U002	U003	U004	U005	U006	U007	U008	U009	U010	U011	U012	U013	U014	U015	U016	U017	U018	U019	U020	U021
------	------	------	------	------	------	------	------	------	------	------	------	------	------	------	------	------	------	------	------	------

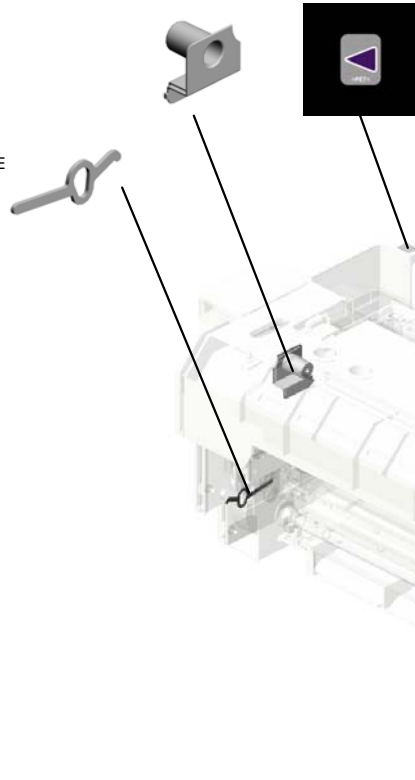
U054_S001
 FUSING UNIT:TAURUS:230V:ASS'Y

23.D0744289 COVER:FUSING U
 NIT:FRONT:WINDO
 W
 27.D0744381 DECAL:FUSING UN
 IT:POSITIONING



28.D0744487
 FUSING UNIT:TAU
 RUS:230V:ASS'Y

24.D0744293
 PLATE:LEVER:PRE
 SSURE



22.D0744287
 POSITIONING PLA
 TE:REAR



26.D0744342
 COVER:FUSING U
 NIT:REAR:PRINTIN
 G

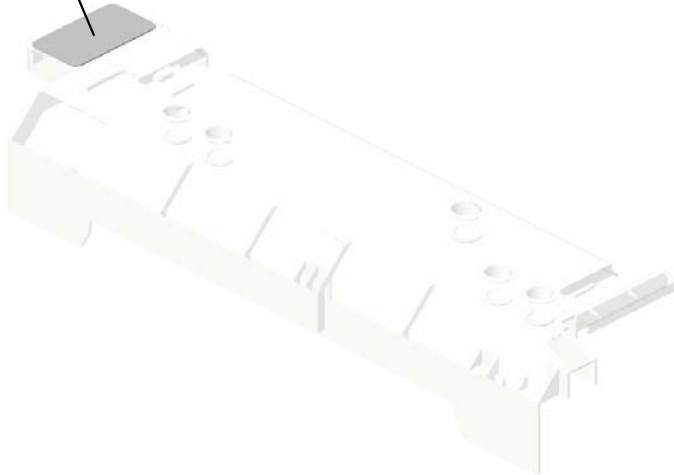


WWW.SERVICE-MANUAL.NET

U001	U002	U003	U004	U005	U006	U007	U008	U009	U010	U011	U012	U013	U014	U015	U016	U017	U018	U019	U020	U021
------	------	------	------	------	------	------	------	------	------	------	------	------	------	------	------	------	------	------	------	------

U054_S001_S001
COVER:FUSING UNIT:UPPER:FIBER

25.D0744336
DECAL:WARNING (REMOVAL AND INSTALLATION):FUSING



10.D0744190
COVER:FUSING UNIT:UPPER:FIBER

U055.Fusing 2

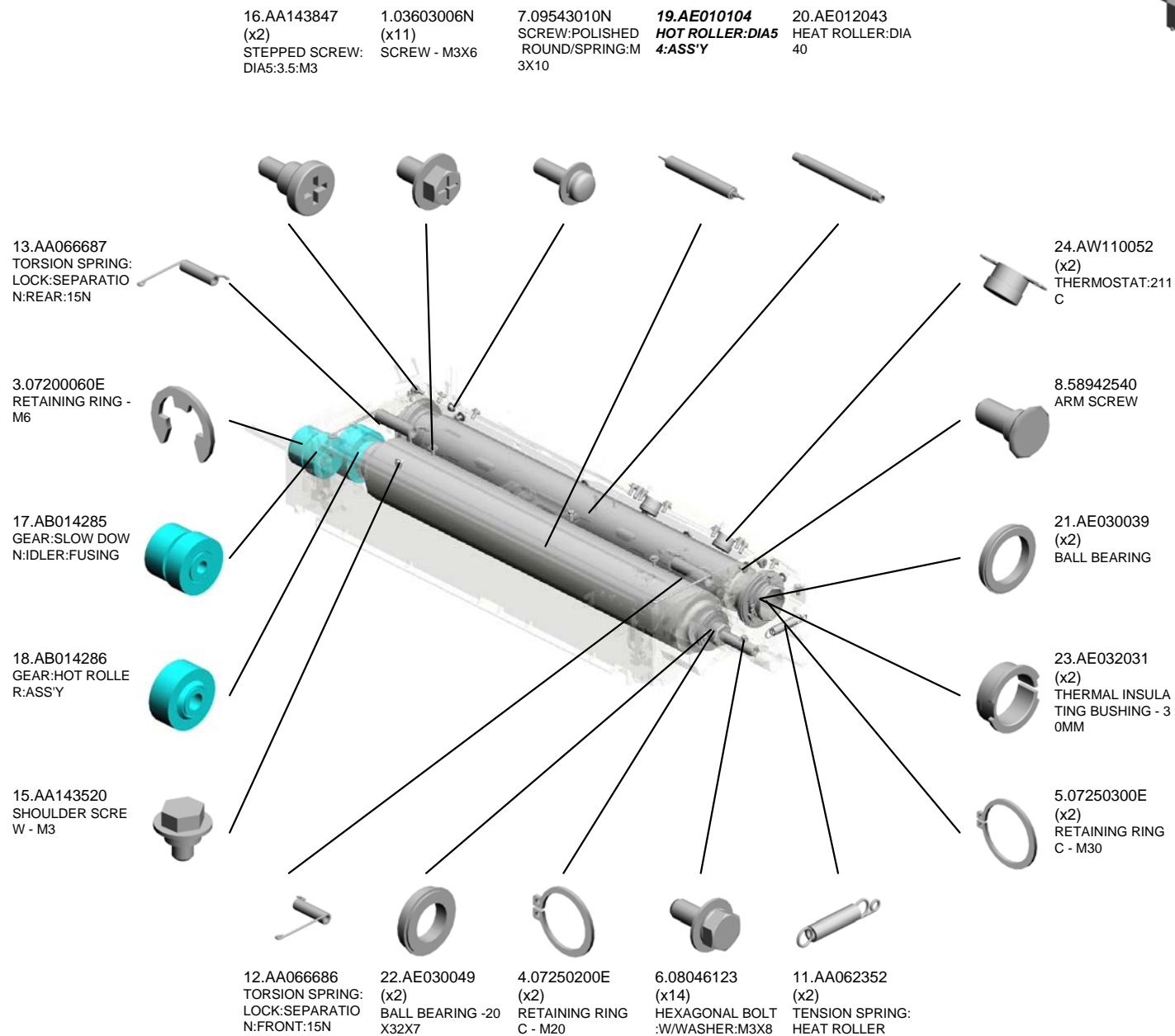

U055_S001
D0744429
STRIPPER PLATE:UNI:FUSIN
G:ASS'Y



WWW.SERVICE-MANUAL.NET

U001	U002	U003	U004	U005	U006	U007	U008	U009	U010	U011	U012	U013	U014	U015	U016	U017	U018	U019	U020	U021
------	------	------	------	------	------	------	------	------	------	------	------	------	------	------	------	------	------	------	------	------

U055 Fusing 2




WWW.SERVICE-MANUAL.NET

U001	U002	U003	U004	U005	U006	U007	U008	U009	U010	U011	U012	U013	U014	U015	U016	U017	U018	U019	U020	U021
------	------	------	------	------	------	------	------	------	------	------	------	------	------	------	------	------	------	------	------	------

U055

Fusing 2



- 41.D0744179 HOLDER:THERMISTOR:HEAT ROLLER:REAR
- 26.AX440323 HEATER:HEAT ROLLER:B:230V:1000W/400W
- 25.AX440322 HEATER:HEAT ROLLER:A:230V:650W/870W
- 54.D0744345 FUSING ENTRANCE GUIDE PLATE:UPPER:FIBER
- 44.D0744182 ELECTRODE PLATE:THERMOSTAT:HEAT ROLLER

48.D0744196
DISCHARGE BRUSH:HEAT ROLLER:PEEN

39.D0744174
HOLDER:HEATER:HEAT ROLLER:REAR

47.D0744185
(x2)
RING:GUIDE:HEAT ROLLER:DIA40

37.D0744172
COVER:HARNESS:FIRST

49.D0744197
FLAT BELT-FUSING:SEAL

52.D0744281
(x2)
BRACKET:TORSION SPRING:PEEN

29.D0144247
(x3)
HOUSING - TEMPERATURE SENSOR

40.D0744176
HOLDER:THERMISTOR:HOT ROLLER

51.D0744224
JOINT:KNOB:FUSING

38.D0744173
HOLDER:HEATER:HEAT ROLLER:FRONT

42.D0744180
HOUSING:THERMOSTAT:HEAT ROLLER:ASSY

43.D0744181
ELECTRODE PLATE:THERMOSTAT:HEAT ROLLER:MIDDLE



45.D0744183
TAB:TERMINAL:187:2P:UPPER

46.D0744184
TAB:TERMINAL:187:2P:LOWER

53.D0744297
PLATE:RADIAL BALL BEARING:HEAT ROLLER

U055
Fusing 2

56.D0745363
TEMPERATURE SE
NSOR:FUSING UNI
T:UPPER:13PIN:AS
S'Y



57.D0745364
TEMPERATURE SE
NSOR:FUSING UNI
T:UPPER:11PIN:AS
S'Y

U055_S001
STRIPPER PLATE:UNI:FUSING:ASS'Y



55.D0744429
STRIPPER PLATE:
UNI:FUSING:ASS'Y

- 6.08046123 (x4) HEXAGONAL BOLT :W/WASHER:M3X8
- 10.AA061117 (x2) TENSION SPRING: STRIPPER PLATE: PLATE
- 58.G0294176 (x7) TURN ROLLER - EXIT SUB-UNIT
- 34.D0744143 SHAFT:STRIPPER PLATE
- 32.D0744127 SUPPORTING PLATE:FRAME:STRIPPER PLATE

27.B1324167 GRIP:OIL APPLICATION UNIT:FIBER

35.D0744144 LEVER:PAPER EXIT UNIT:FRONT

30.D0744123 (x2) LEVER:STRIPPER PLATE:PLATE

31.D0744124 (x2) BRACKET:STRIPPER PLATE:PLATE:PEEN

33.D0744128 COVER:STRIPPER PLATE:UNI:FUSING:ASS'Y

50.D0744200 GUIDE PLATE:FUSING EXIT:CONNECTING:UPPER:SHEET

2.07200040E (x3) RETAINING RING - M4

9.AA061116 (x4) TENSION SPRING: STRIPPER PLATE: 2N

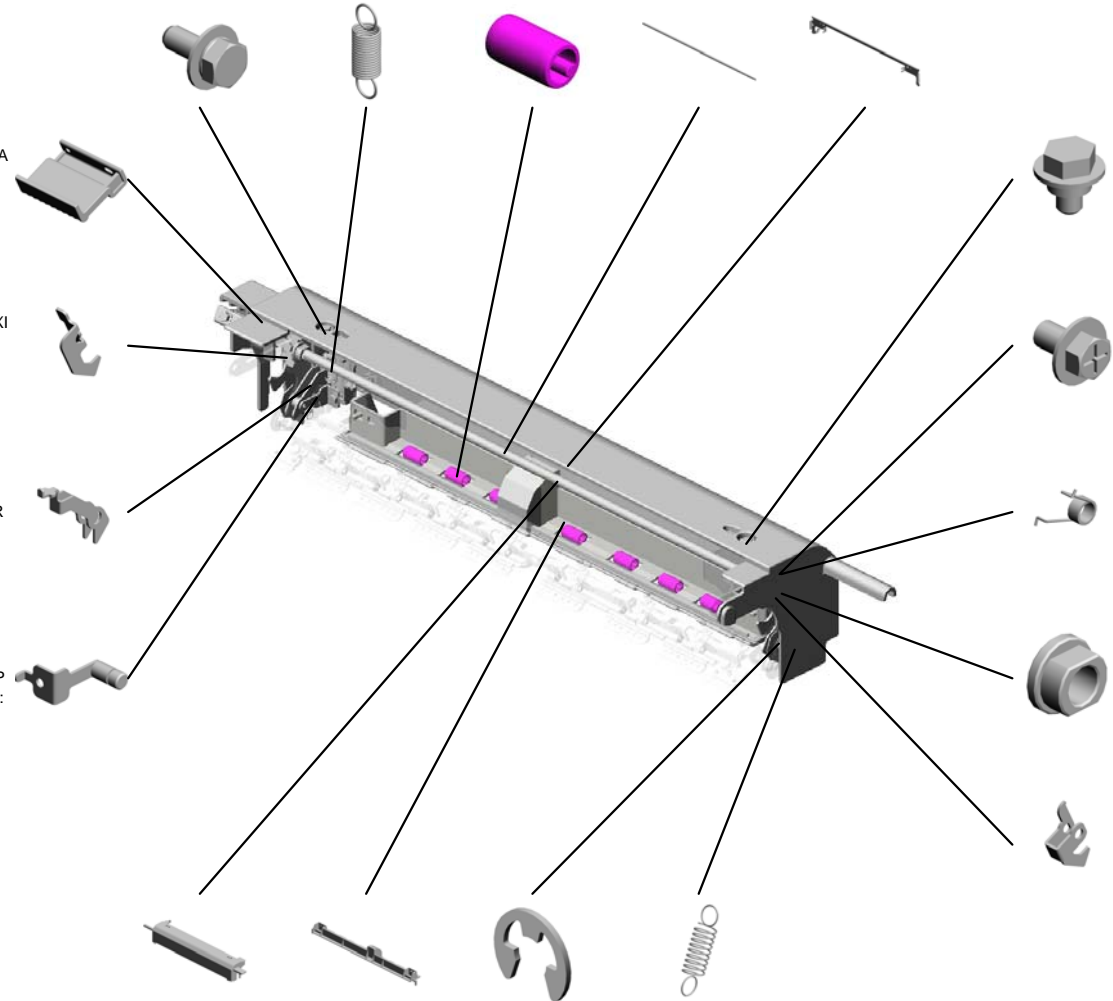
15.AA143520 (x2) SHOULDER SCREW - M3

1.03603006N (x9) SCREW - M3X6

28.B1324197 TORSION SPRING: LEVER

14.AA082101 (x2) BUSHING - 6X10X6

36.D0744145 LEVER:PAPER EXIT UNIT:REAR




WWW.SERVICE-MANUAL.NET

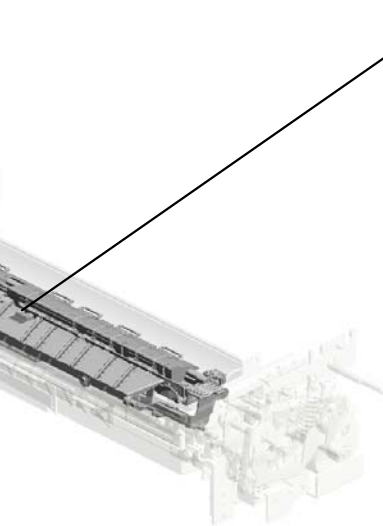
U001	U002	U003	U004	U005	U006	U007	U008	U009	U010	U011	U012	U013	U014	U015	U016	U017	U018	U019	U020	U021
------	------	------	------	------	------	------	------	------	------	------	------	------	------	------	------	------	------	------	------	------

U056.Fusing 3


U056_S001
D0744478
GUIDE PLATE:FUSING EXIT:
LOWER:CONNECTING:ASS'Y



U056_S002
D0744467
PRESSURE SUB-UNIT:STRIP
PER PLATE:UNI:ASS'Y



U056 Fusing 3



- 6.07270060E (x2) RETAINING RING - M6
- 11.AA064000 (x2) COMPRESSION SPRING:PRESSURE
- 2.07010060N WASHER DIA6
- 17.AE030044 (x2) BALL BEARING - 10X22X6
- 7.08046123 (x25) HEXAGONAL BOLT :W/WASHER:M3X8

5.07200060E (x13) RETAINING RING - M6

23.BB013025 GEAR:PRESSURE ROLLER

24.BB013026 GEAR:IDLER:25Z:ASSY

22.B1324313 (x2) PRESSURE SPRING HOLDER

13.AA066690 TORSION SPRING: DUCT:REAR

15.AE020200 PRESSURE ROLLER: DIA65

21.AX430193 HEATER:PRESSURE ROLLER:230V:400W/400W

20.AW110044 THERMOSTAT:150C:250V/17A

12.AA066689 TORSION SPRING: DUCT:FRONT

14.AA143520 (x9) SHOULDER SCREW - M3

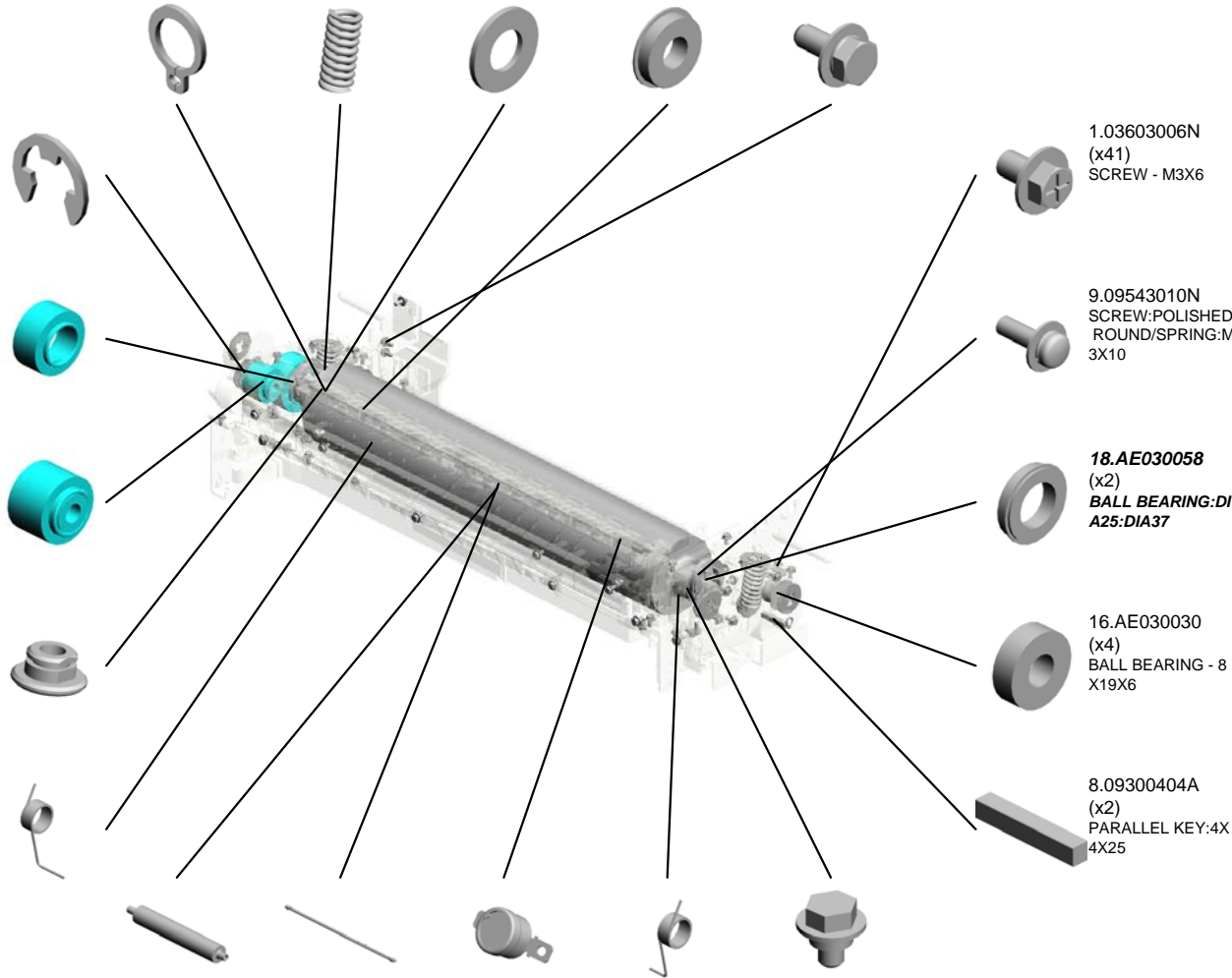
1.03603006N (x41) SCREW - M3X6

9.09543010N SCREW:POLISHED ROUND/SPRING:M3X10

18.AE030058 (x2) BALL BEARING: DIA25:DIA37

16.AE030030 (x4) BALL BEARING - 8X19X6


8.09300404A (x2) PARALLEL KEY:4X4X25



WWW.SERVICE-MANUAL.NET

U056 Fusing 3

- 26.BB013028 GEAR:IDLER:35Z:ASSY
- 29.D0744000 (x2) SUPPORTING PLATE:LEVER:PRESSURE
- 31.D0744004 LEVER:PRESSURE:REAR:INNER
- 45.D0744060 SIDE PLATE:PRESSURE:REAR
- 46.D0744061 CLAMP:HARNES:PRESSURE



36.D0744015
HOLDER:HEATER:
PRESSURE:REAR

27.C2382873
ADJUSTING SCREW

34.D0744011
LEVER:PRESSURE:
:REAR:OUTER

25.BB013027
GEAR:JOINT:PRESSURE:ASSY

37.D0744016
LEVER:WEB:ASSY

28.D0144247
HOUSING - TEMPERATURE SENSOR

43.D0744056
FUSING ENTRANCE GUIDE PLATE:LOWER

48.D0744063
HOUSING:THERMOSTAT:ASSY

38.D0744026
ELECTRODE PLATE:HEATER:PRESSURE:FRONT

30.D0744001
LEVER:PRESSURE:FRONT:INNER

47.D0744062
BRACKET:THERMOSTOR:PRESSURE

32.D0744009
(x4)
HOLDER:M5

44.D0744059
SIDE PLATE:PRESSURE:FRONT

35.D0744014
HOLDER:HEATER:PRESSURE:FRONT

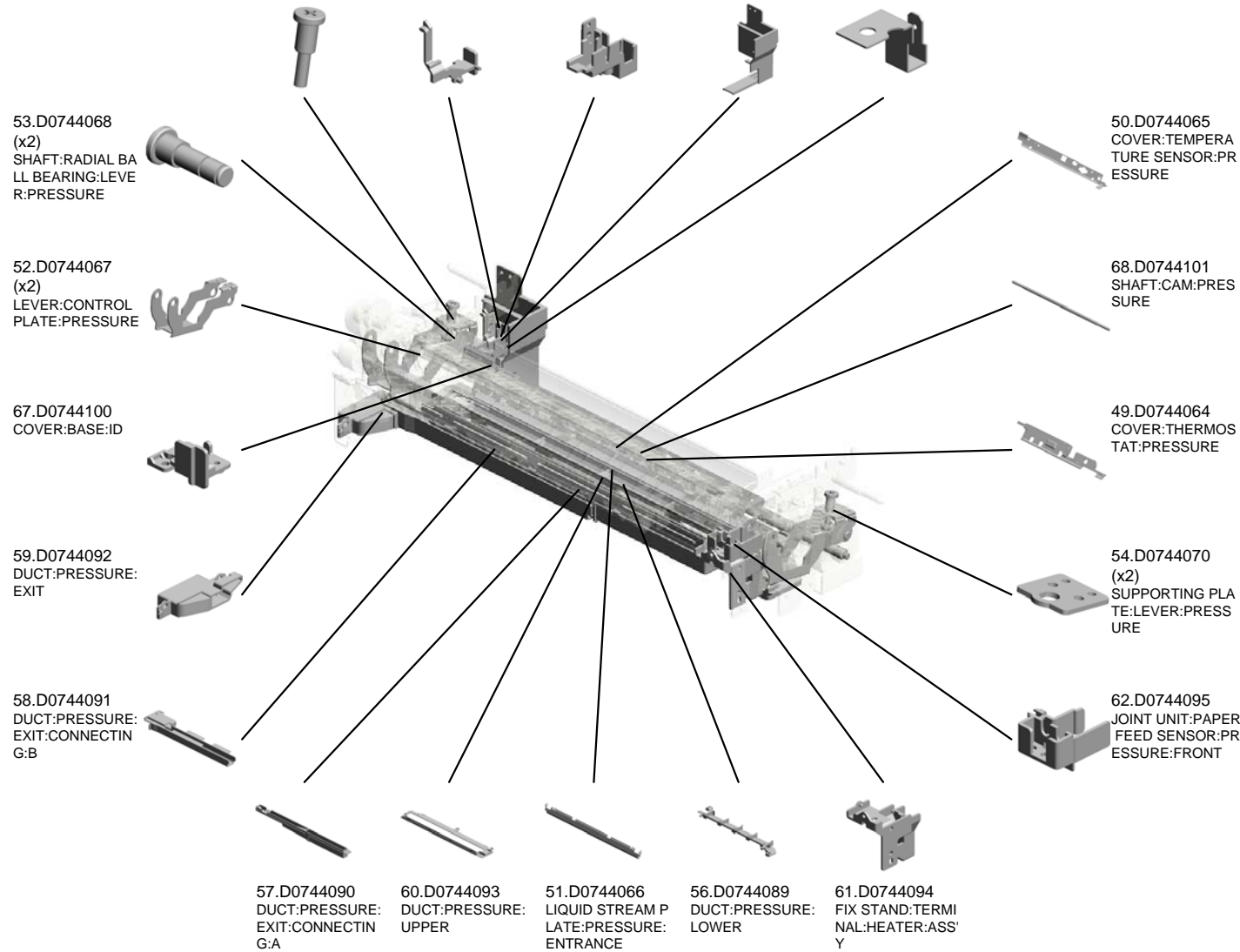

33.D0744010
LEVER:PRESSURE:FRONT:OUTER

WWW.SERVICE-MANUAL.NET

U001	U002	U003	U004	U005	U006	U007	U008	U009	U010	U011	U012	U013	U014	U015	U016	U017	U018	U019	U020	U021
------	------	------	------	------	------	------	------	------	------	------	------	------	------	------	------	------	------	------	------	------

U056 Fusing 3

- 55.D0744072 (x2) STEPPED SCREW: M5
- 65.D0744098 COVER:TERMINAL:CONNECTING
- 63.D0744096 TERMINAL:CONNECTING
- 66.D0744099 COVER:HARNESS:FIRST:LOWER
- 64.D0744097 TAB:TERMINAL:CONNECTING



WWW.SERVICE-MANUAL.NET

U001	U002	U003	U004	U005	U006	U007	U008	U009	U010	U011	U012	U013	U014	U015	U016	U017	U018	U019	U020	U021
------	------	------	------	------	------	------	------	------	------	------	------	------	------	------	------	------	------	------	------	------


U056 Fusing 3

77.D0744227 (x2)
BOLT:M5:ROUND POINT

69.D0744102 (x2)
COLLAR:DIA10X:DI A14X:12

76.D0744208
COVER:GUARD:SIDE PLATE:REAR

72.D0744105
FEELER:CAM:PRESSURE:REAR



73.D0744106
JOINT:CAM:PRESSURE:A

70.D0744103 (x2)
CAM:PRESSURE:A

75.D0744207
COVER:GREASE:REAR:JOINT:PRESSURE



82.D0745374
TEMPERATURE SENSOR:FUSING UNIT:DRAWER:17PIN:ASSY

71.D0744104
FEELER:CAM:PRESSURE:FRONT

84.GW020020 (x2)
PHOTOINTERRUPTOR:LG248NL1

74.D0744107
COLLAR:DIA10X:DI A14X9.4

83.D0745414
PCB:TCRU-IDB

78.D0744230
GUIDE PLATE:FUSING EXIT:LOWER:MODEL:ASSY



WWW.SERVICE-MANUAL.NET

U001	U002	U003	U004	U005	U006	U007	U008	U009	U010	U011	U012	U013	U014	U015	U016	U017	U018	U019	U020	U021
------	------	------	------	------	------	------	------	------	------	------	------	------	------	------	------	------	------	------	------	------

U056_S001
 GUIDE PLATE:FUSING EXIT:LOWER:CONNECTING:ASS'Y

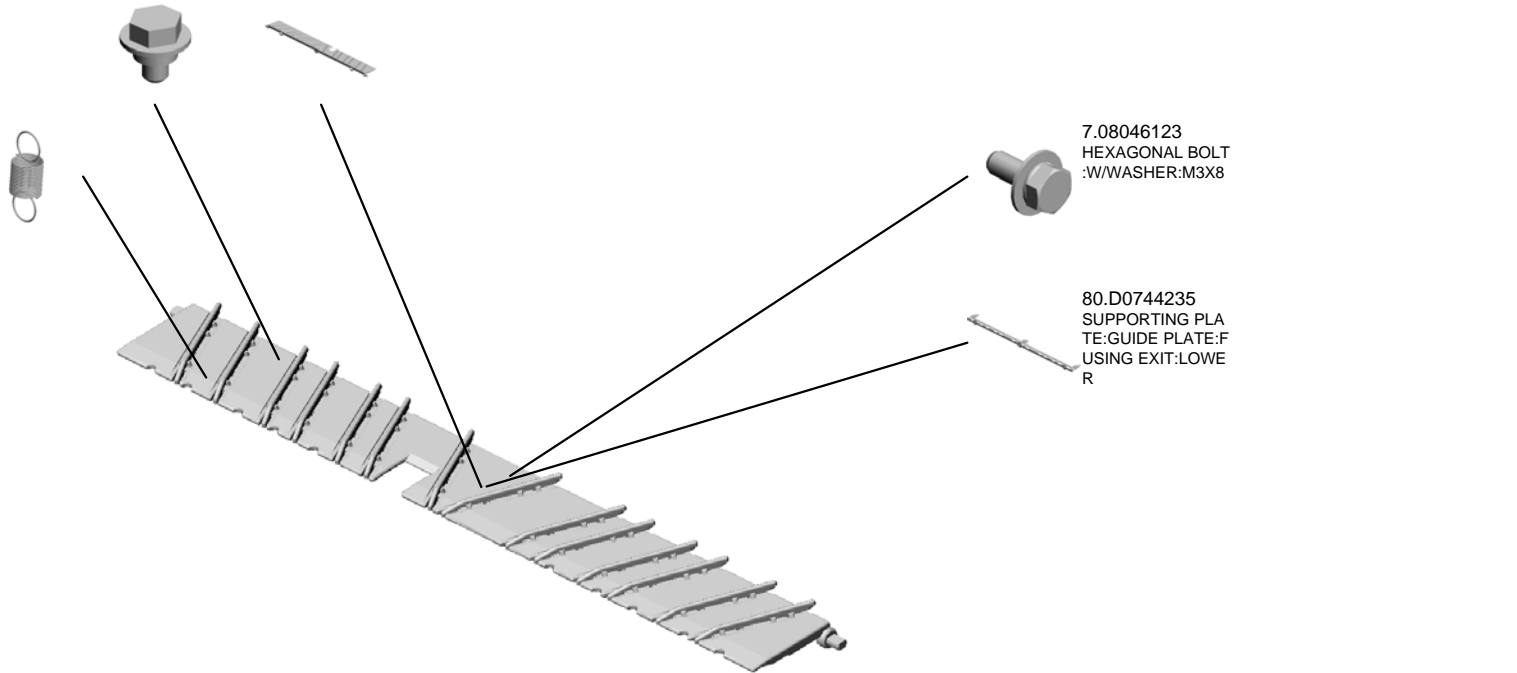
14.AA143520 (x2)
 SHOULDER SCREW - M3
 79.D0744232
 GUIDE PLATE:FUSING EXIT:LOWER:CONNECTING:ASS'Y

86.D0744478
 GUIDE PLATE:FUSING EXIT:LOWER:CONNECTING:ASS'Y

10.AA061115 (x2)
 TENSION SPRING: 0.4N


7.08046123
 HEXAGONAL BOLT :W/WASHER:M3X8

80.D0744235
 SUPPORTING PLATE:GUIDE PLATE:FUSING EXIT:LOWER



U056_S002
 PRESSURE SUB-UNIT:STRIPPER PLATE:UNI:ASS'Y

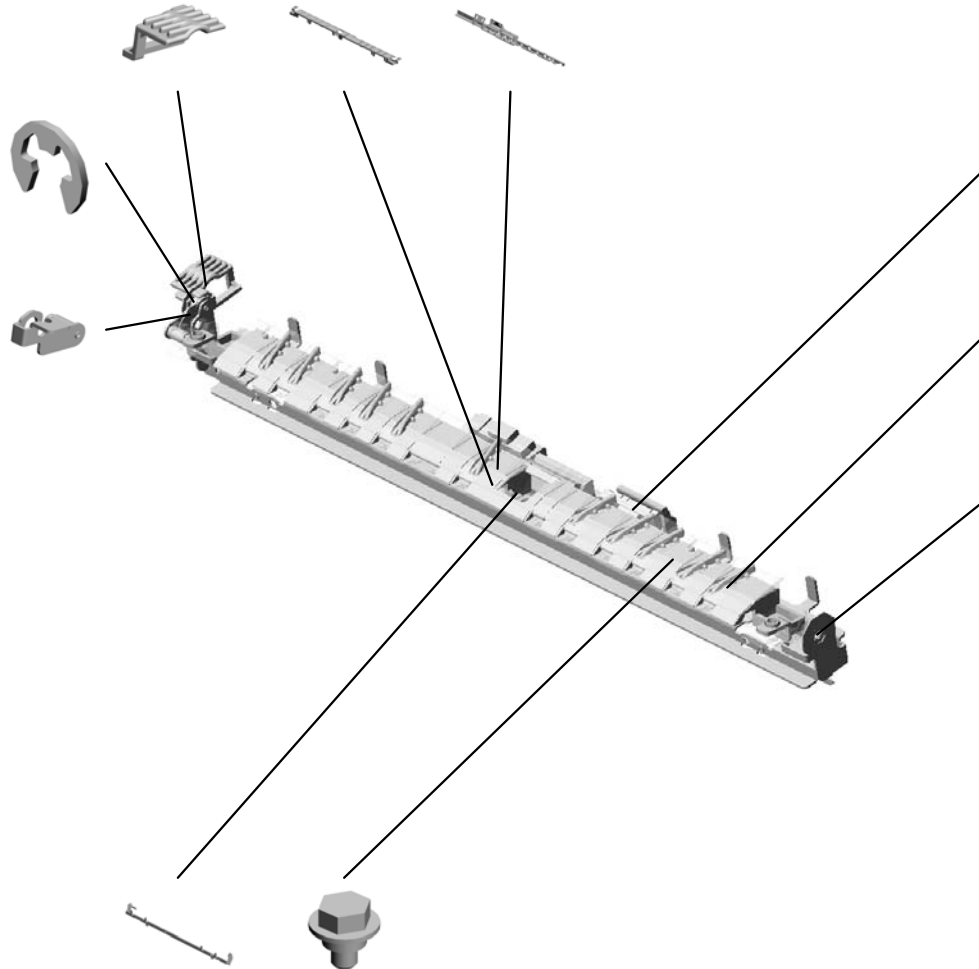
41.D0744053 LEVER:RELEASE:STRIPPER PLATE:PRESSURE
 85.D0744236 GUIDE PLATE:FUSING EXIT:LOWER:ASSY
 42.D0744054 BRACKET:PAPER FEED SENSOR:FUSING EXIT



81.D0744467
 PRESSURE SUB-UNIT:STRIPPER PLATE:UNI:ASS'Y

3.07200030E
 RETAINING RING - M3

40.D0744049
 LEVER:STRIPPER PLATE:RELEASE:PRESSURE



19.AW010200
 (x3)
 PAPER FEED SENSOR:FUSING EXIT

7.08046123
 HEXAGONAL BOLT :W/WASHER:M3X8

4.07200040E
 (x2)
 RETAINING RING - M4

39.D0744028
 HOLDER:STRIPPER PLATE:UNIT


14.AA143520
 SHOULDER SCREW - M3

WWW.SERVICE-MANUAL.NET

U001	U002	U003	U004	U005	U006	U007	U008	U009	U010	U011	U012	U013	U014	U015	U016	U017	U018	U019	U020	U021
------	------	------	------	------	------	------	------	------	------	------	------	------	------	------	------	------	------	------	------	------

U057.Fusing Cleaning 1

U057_S001
D0744450
WEB:CLEANING UNIT:ASSY

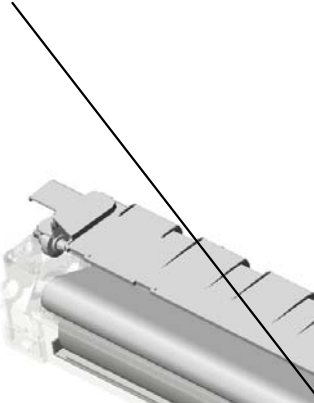



WWW.SERVICE-MANUAL.NET




U001	U002	U003	U004	U005	U006	U007	U008	U009	U010	U011	U012	U013	U014	U015	U016	U017	U018	U019	U020	U021
------	------	------	------	------	------	------	------	------	------	------	------	------	------	------	------	------	------	------	------	------

U057_S001.WEB:CLEANING UNIT:ASS'Y

U057_S001_S002
D0744329
WEB:GEAR:ASSY



U057_S001_S001
D0744325
COVER:WEB:CLEANING FEL
T



WWW.SERVICE-MANUAL.NET

U001	U002	U003	U004	U005	U006	U007	U008	U009	U010	U011	U012	U013	U014	U015	U016	U017	U018	U019	U020	U021
------	------	------	------	------	------	------	------	------	------	------	------	------	------	------	------	------	------	------	------	------

U057
Fusing Cleaning 1



U057_S001
WEB:CLEANING UNIT:ASS'Y


3.05730030E
HEXAGON HEADL
ESS SET SCREW -
M3X3

10.AA080355
(x2)
BUSHING - 7MM

18.AB010178
WORM GEAR

11.AA080356
(x2)
BUSHING - 6MM

6.08046123
HEXAGONAL BOLT
:W/WASHER:M3X8



34.D0744450
WEB:CLEANING U
NIT:ASSY

5.07200040E
(x5)
RETAINING RING -
M4

9.AA080354
(x3)
BUSHING - 6MM

4.07200030E
(x2)
RETAINING RING -
M3

8.AA066401
TORSION SPRING:
FEELER

1.04543006Q
(x21)
TAPPING SCREW -
M3X6



12.AA143520
SHOULDER SCRE
W - M3

20.D0094388
ROLLER CLUTCH

13.AB010173
GEAR - 60Z

14.AB010174
GEAR - 20Z/50Z

19.B2342390
FLANGED HEXAG
ONAL HEAD BOLT:
M4X8

7.AA063465
(x2)
COMPRESSION SP
RING:CLEANING F
ELT:27N

16.AB010176
GEAR - 24Z

21.D0744300
SPRING PLATE:CL
EANING UNIT:FUSI
NG

2.04543008Q
TAPPING SCREW:
3X8


15.AB010175
GEAR - 24Z

WWW.SERVICE-MANUAL.NET

U001	U002	U003	U004	U005	U006	U007	U008	U009	U010	U011	U012	U013	U014	U015	U016	U017	U018	U019	U020	U021
------	------	------	------	------	------	------	------	------	------	------	------	------	------	------	------	------	------	------	------	------

U057_S001
 WEB:CLEANING UNIT:ASS'Y


25.D0744308 BRACKET:FRONT:WEB
 23.D0744303 FEELER:CLEANING
 24.D0744304 SHAFT:WORM GEAR:SUB-ASS'Y



34.D0744450
 WEB:CLEANING UNIT:ASS'Y

35.M0774200
 MECHANICAL ROLLER CLUTCH:ROLLER

26.D0744309
 BRACKET:FRONT:AUXILIARY



27.D0744310
 BRACKET:REAR

28.D0744311
 BRACKET:REAR:WEB

29.D0744314
 BRACKET:REAR:PIN

32.D0744333
 ROLLER:PLATE

22.D0744302
 PLAIN SHAFT BEARING:ROLLER:REAR

WWW.SERVICE-MANUAL.NET


U001	U002	U003	U004	U005	U006	U007	U008	U009	U010	U011	U012	U013	U014	U015	U016	U017	U018	U019	U020	U021
------	------	------	------	------	------	------	------	------	------	------	------	------	------	------	------	------	------	------	------	------

U057_S001_S001
COVER:WEB:CLEANING FELT

33.D0744380
DECAL:H-TEMP W
ARNING:FUSING:
WEB




30.D0744325
COVER:WEB:CLEA
NING FELT

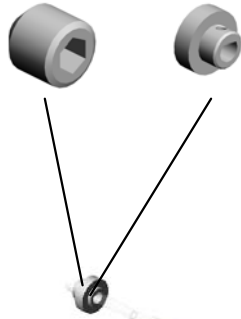


U057_S001_S002
WEB:GEAR:ASS'Y

3.05730030E 17.AB010177
HEXAGON HEADL GEAR - 32Z
ESS SET SCREW -
M3X3



31.D0744329
WEB:GEAR:ASS'Y

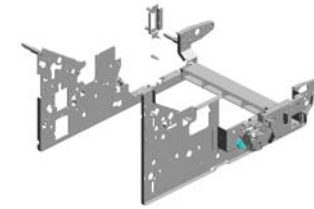


11.AA080356
BUSHING - 6MM



U058 Fusing Cleaning 2

- 20.D0744351 (x4) STEPPED SCREW: DIA5.4DIA:DIA3.5:M3
- 2.04514008N (x3) TAPPING SCREW: 4X8
- 19.D0744350 BRACKET:DRAWER R:FUSING SECTION:24
- 6.08046123 HEXAGONAL BOLT :WASHER:M3X8
- 9.53041639 (x2) BUSHING - 8MM



10.AA063463 (x4) COMPRESSION SPRING: DRAWER



15.AW010118 PAPER FEED SENSOR



18.B2342390 FLANGED HEXAGONAL HEAD BOLT: M4X8



16.AW020145 PHOTOINTERRUPTOR: FLAT



12.AB011523 GEAR - 24Z



13.AB011524 GEAR - 36Z



8.11050511 (x3) HARNESS CLAMP - LWS-0306ZC



17.B2234317 STEPPER MOTOR: DC24V 24.3W



14.AB011526 GEAR - 24Z



7.08050089 (x2) RETAINING RING - M4



5.07200060E (x2) RETAINING RING - M6



3.04543006Q (x2) TAPPING SCREW - M3X6



11.AA066397 TORSION SPRING: WEB: MECHANICAL DRIVE SECTION



1.03603006N (x11) SCREW - M3X6



4.04543008Q (x2) TAPPING SCREW: 3X8

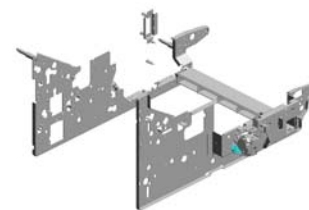


U058 Fusing Cleaning 2

22.D0744353
COVER:GEAR:JOI
NT

28.D0744398
DUCT:PRESSURE:
CONNECTING:A

29.D0744399
DUCT:PRESSURE:
CONNECTING:B




27.D0744372
BRACKET:WEB:PH
OTOINTERRUPTO
R:MAIN



21.D0744352
JOINT:GEAR:WEB:
DRIVE



26.D0744371
GRIP:SLIDER:FUSI
NG



25.D0744364
BRACKET:WEB:CL
EANING



24.D0744356
BRACKET:LEVER:
WEB:DRIVE SUB-U
NIT




23.D0744354
GEAR:SLOW DOW
N:WORM GEAR



WWW.SERVICE-MANUAL.NET

U001	U002	U003	U004	U005	U006	U007	U008	U009	U010	U011	U012	U013	U014	U015	U016	U017	U018	U019	U020	U021
------	------	------	------	------	------	------	------	------	------	------	------	------	------	------	------	------	------	------	------	------

U059 Paper Exit 1



- 7.04544006Q (x3) TAPPING SCREW: 4X6
- 9.07200030E (x2) RETAINING RING - M3
- 19.AA063680 (x2) PRESSURE SPRING - 5X10.5
- 17.67542866 ROLLER - POSITIONING GUIDE
- 3.04503008N (x4) TAPPING SCREW - M3X8

- 8.04544008Q (x2) TAPPING SCREW - M4X8

- 18.AA062319 SPRING

- 6.04543008Q TAPPING SCREW: 3X8

- 4.04513006N (x2) TAPPING SCREW - 3X6

- 5.04514008N (x5) TAPPING SCREW: 4X8

- 11.07200060E (x5) RETAINING RING - M6

- 15.11050600 CLAMP:LWSM-030 6-2M

- 16.54472681 SNAP RING

- 13.07423808 (x3) BALL BEARING - 8 X16X5

- 12.07200080E (x2) RETAINING RING - M8

- 1.03603006N (x3) SCREW - M3X6

- 2.03604008N (x2) SCREW - M4X8

- 20.AA080240 (x2) BUSHING - MM5

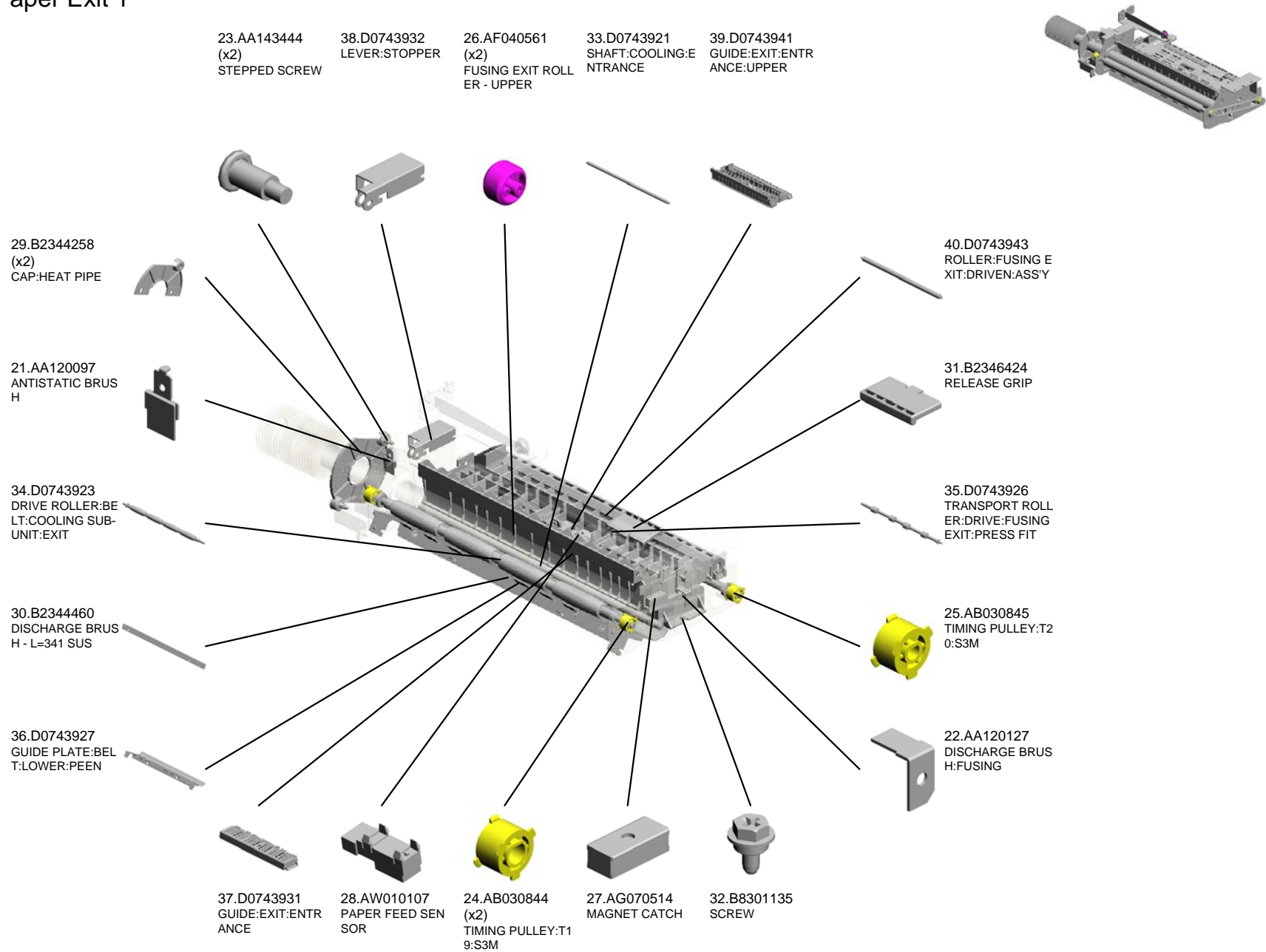
- 14.11050511 (x4) HARNESS CLAMP - LWS-0306ZC

- 10.07200040E (x5) RETAINING RING - M4

WWW.SERVICE-MANUAL.NET

U001	U002	U003	U004	U005	U006	U007	U008	U009	U010	U011	U012	U013	U014	U015	U016	U017	U018	U019	U020	U021
------	------	------	------	------	------	------	------	------	------	------	------	------	------	------	------	------	------	------	------	------

U059 Paper Exit 1

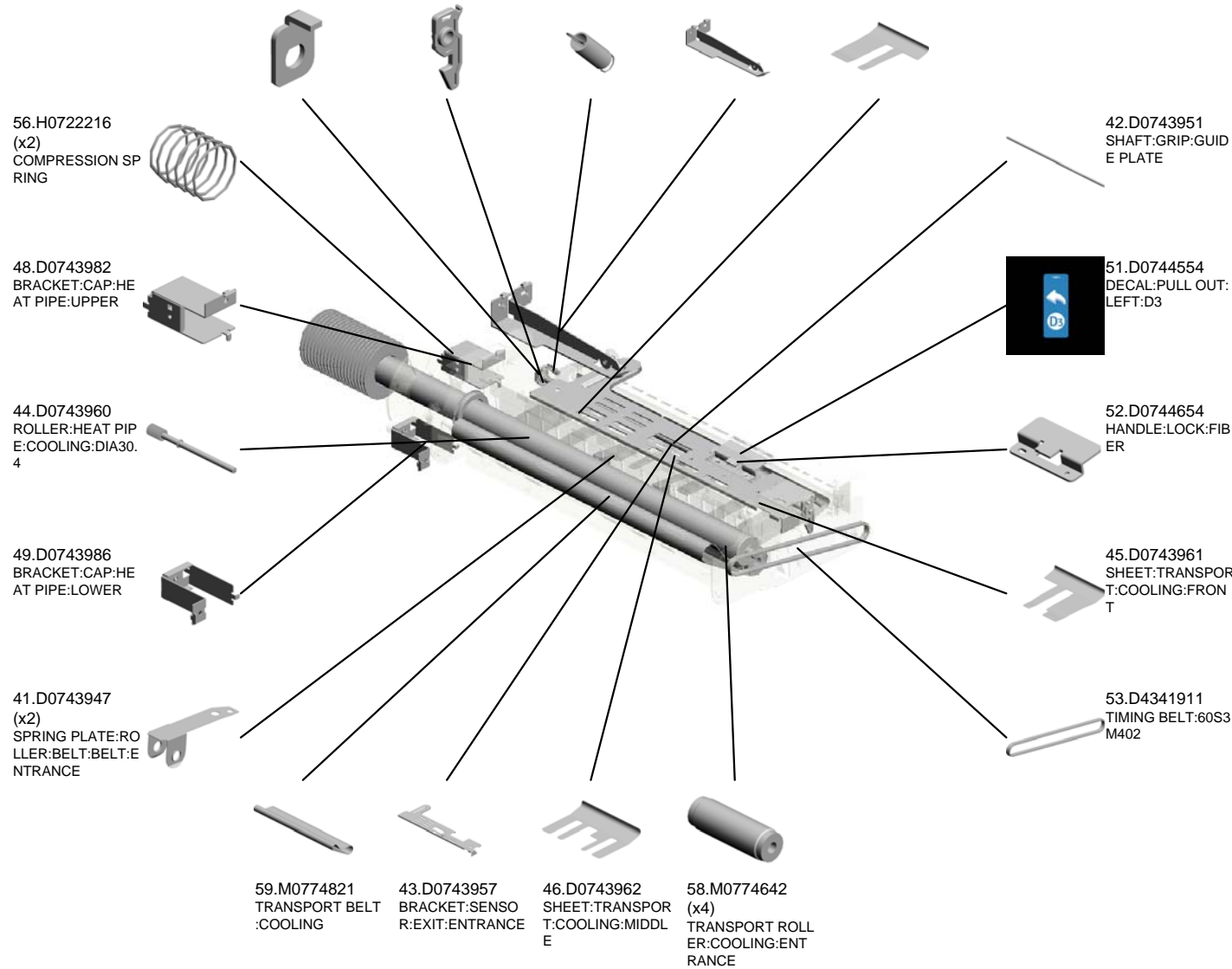



WWW.SERVICE-MANUAL.NET

U001	U002	U003	U004	U005	U006	U007	U008	U009	U010	U011	U012	U013	U014	U015	U016	U017	U018	U019	U020	U021
------	------	------	------	------	------	------	------	------	------	------	------	------	------	------	------	------	------	------	------	------

U059 Paper Exit 1

- 55.G1784828 (x2) STAY:LOCK:LEVER:LEFT LOWER
- 54.G1784815 (x2) LEVER:LOCK:LEFT LOWER:FRAME
- 57.M0262872 (x2) TENSION SPRING:GRIP
- 50.D0743991 PLATE:EXIT:ENTRANCE
- 47.D0743963 SHEET:TRANSPORT:COOLING:INNER BACK

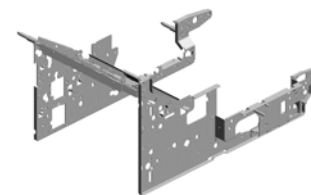


WWW.SERVICE-MANUAL.NET

U001	U002	U003	U004	U005	U006	U007	U008	U009	U010	U011	U012	U013	U014	U015	U016	U017	U018	U019	U020	U021
------	------	------	------	------	------	------	------	------	------	------	------	------	------	------	------	------	------	------	------	------

U060 Paper Exit 2

- 4.07200030E (x2) RETAINING RING - M3
- 9.AA082101 (x4) BUSHING - 6X10X6
- 6.11050511 (x10) HARNESS CLAMP - LWS-0306ZC
- 2.03603006N (x4) SCREW - M3X6
- 14.D0744528 BRACKET:SENSO R:EXIT:EXIT



- 5.07200040E (x4) RETAINING RING - M4

- 7.11050723 CLAMPS:WES-0507

- 1.03530060N (x2) BIND SCREW - M3X6

- 21.G1784815 (x2) LEVER:LOCK:LEFT LOWER:FRAME

- 11.AA120084 DISCHARGE BRUSH

- 12.AW010107 (x2) PAPER FEED SENSOR

- 17.D0744609 SHEET:TRANSPORT:EXIT:ADHESION

- 10.AA084059 (x4) BALL BEARING HOLDER

- 8.AA063675 (x4) SPRING - 5N

- 19.D0744680 SHAFT:GRIP:GUIDE PLATE

- 13.B2346424 RELEASE GRIP

- 18.D0744654 HANDLE:LOCK:FIBER

- 16.D0744558 BRACKET:EXIT:SENSOR

- 3.04544008Q TAPPING SCREW - M4X8

- 20.D0744690 PIN:PLATE

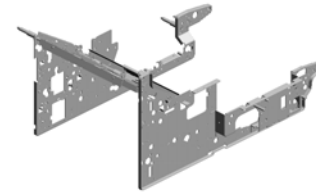
WWW.SERVICE-MANUAL.NET

U001	U002	U003	U004	U005	U006	U007	U008	U009	U010	U011	U012	U013	U014	U015	U016	U017	U018	U019	U020	U021
------	------	------	------	------	------	------	------	------	------	------	------	------	------	------	------	------	------	------	------	------

U060
Paper Exit 2

24.M3791627
(x2)
TRANSPORT ROLL
ER:DRIVEN

23.G1784908
(x2)
COIL SPRING:LEFT
LOWER:LOCK



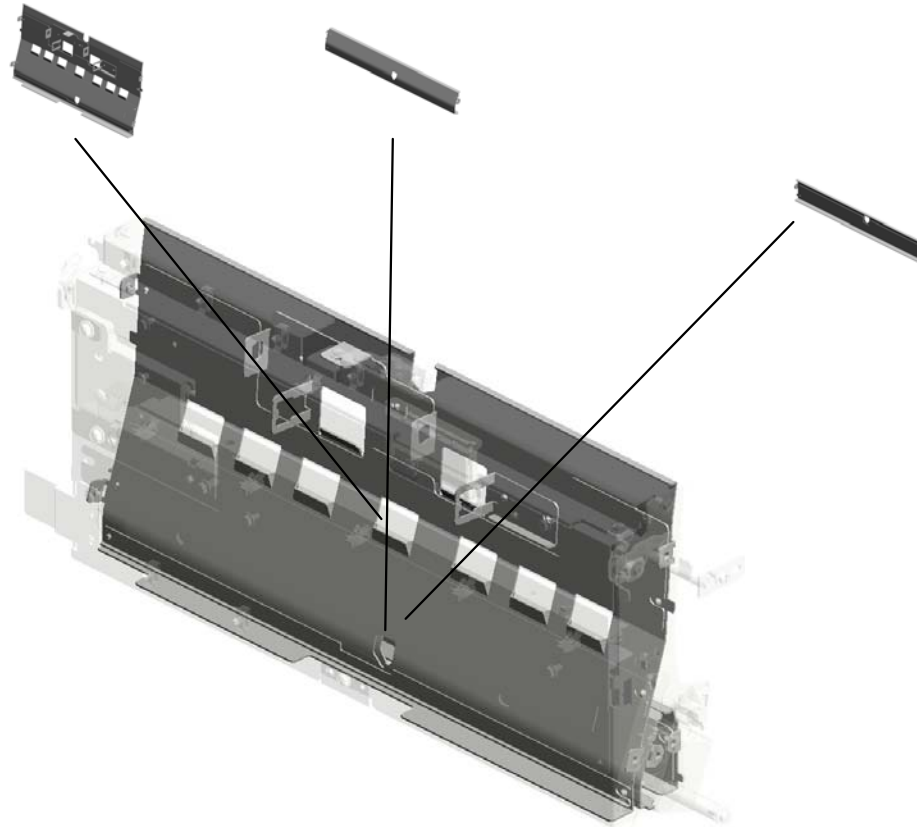
22.G1784828
(x2)
STAY:LOCK:LEVER
:LEFT LOWER

U061.Paper Exit 3

U061_S003
D0744544
DAMPING INSULATION:REV
ERSE:ENTRANCE:ADHESIO
N

U061_S002
D0744541
DAMPING INSULATION:REV
ERSE:ADHESION

U061_S001
D0744540
DAMPING INSULATION:DUP
LEX:ENTRANCE:ADHESION




WWW.SERVICE-MANUAL.NET

U001	U002	U003	U004	U005	U006	U007	U008	U009	U010	U011	U012	U013	U014	U015	U016	U017	U018	U019	U020	U021
------	------	------	------	------	------	------	------	------	------	------	------	------	------	------	------	------	------	------	------	------

U061 Paper Exit 3

- 4.07200040E (x7) RETAINING RING - M4
- 7.11050511 (x13) HARNESS CLAMP - LWS-0306ZC
- 21.D0744580 DC SOLENOID:REVERSE ROLLER:ASSY
- 1.03603006N (x28) SCREW - M3X6
- 6.08053384 (x2) BUSHING - 5MM



8.AA082101 (x2) BUSHING - 6X10X6

2.03604008N (x5) SCREW - M4X8

14.D0744519 COVER:HARNESS: SWITCHBACK:LEFT LOWER

5.07200060E (x2) RETAINING RING - M6

9.AA082104 (x2) BUSHING - 8X12X7

23.D0744625 COVER:REVERSE UNIT:LEFT LOWER

12.AW010107 (x2) PAPER FEED SENSOR

11.AA120145 DISCHARGE BRUSH:REVERSE:17MM

20.D0744577 GATE PAWL:SWITCHBACK

22.D0744611 DC SOLENOID:GATE PAWL:SWITCHBACK:ASSY

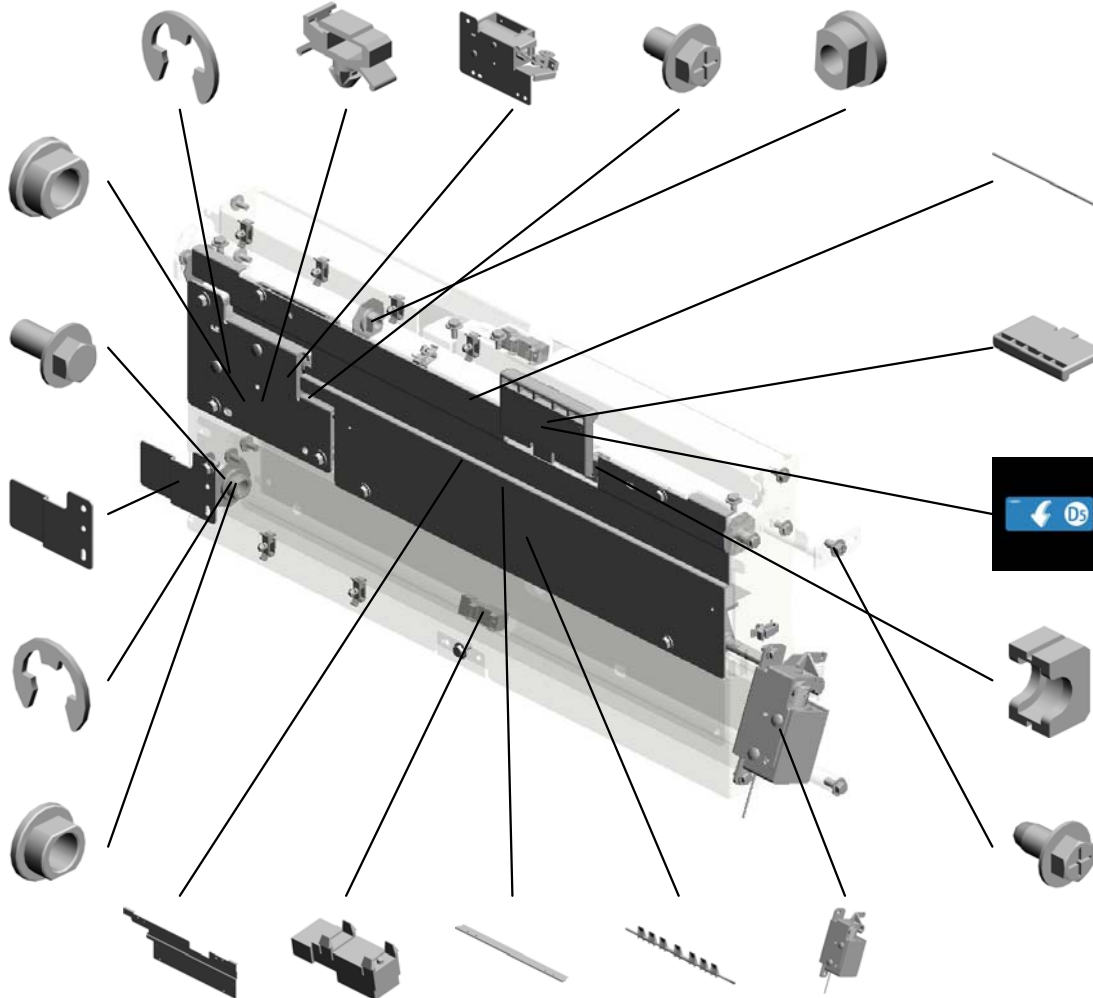
19.D0744567 SHAFT:LOCK:REVERSE

13.B2346424 RELEASE GRIP

18.D0744556 DECAL:PULL OUT:LEFT:D5

10.AA084059 (x2) BALL BEARING HOLDER


3.04544008Q TAPPING SCREW - M4X8



WWW.SERVICE-MANUAL.NET

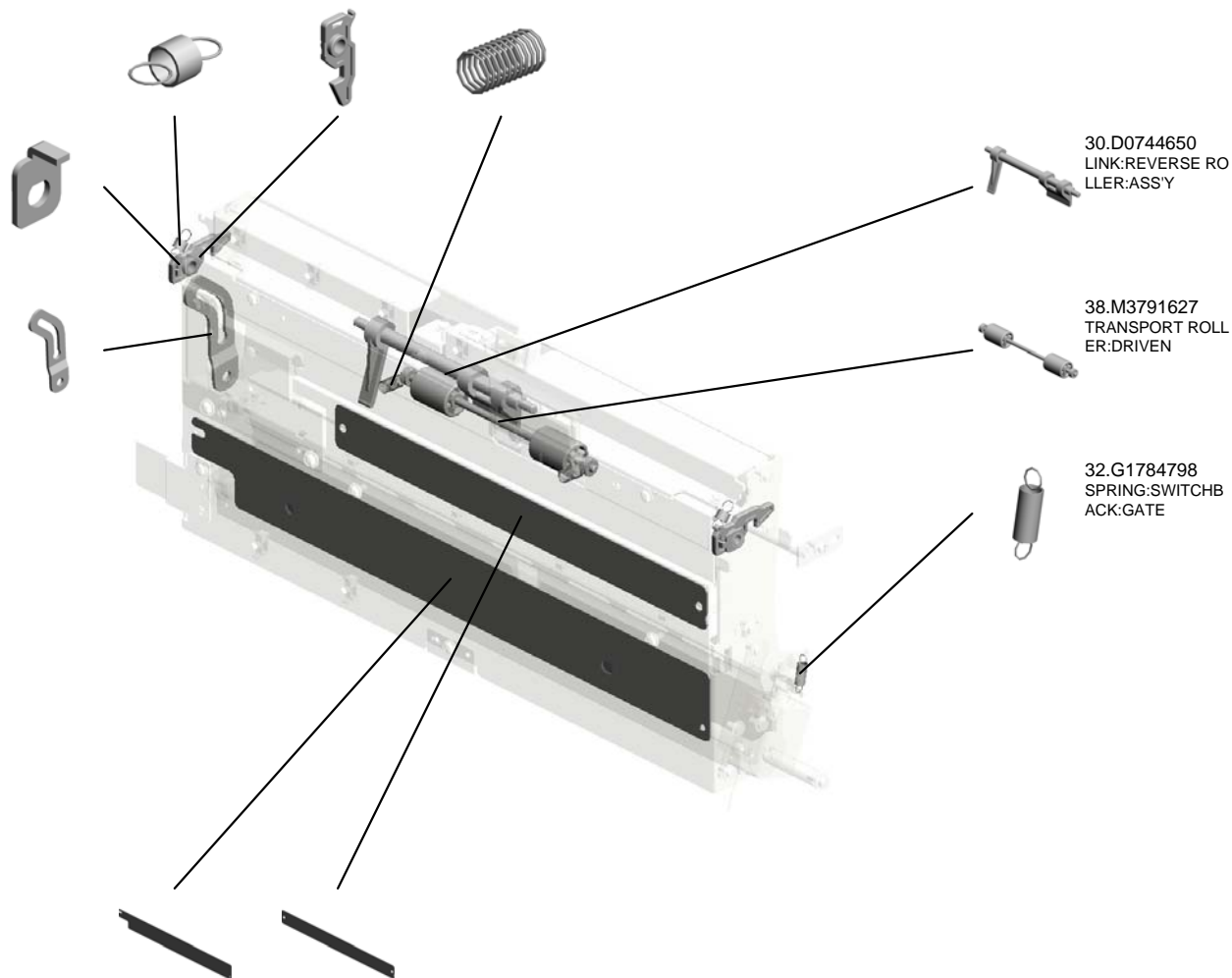
U061 Paper Exit 3

37.G1784908 (x2) COIL SPRING:LEFT LOWER:LOCK
 34.G1784815 (x2) LEVER:LOCK:LEFT LOWER:FRAME
 35.G1784822 (x2) SPRING:PRESSUR E:0.8N:DIA0.65



36.G1784828 (x2) STAY:LOCK:LEVER :LEFT LOWER

33.G1784813 STOPPER:LEFT LO WER:FRAME



30.D0744650 LINK:REVERSE RO LLER:ASSY

38.M3791627 TRANSPORT ROLL ER:DRIVEN

32.G1784798 SPRING:SWITC HB ACK:GATE

25.D0744627 DAMPING INSULAT ION:REVERSE:ENT RANCE:LOWER



28.D0744630 DAMPING INSULAT ION:COVER:REVE RSE UNIT

WWW.SERVICE-MANUAL.NET

U001	U002	U003	U004	U005	U006	U007	U008	U009	U010	U011	U012	U013	U014	U015	U016	U017	U018	U019	U020	U021
------	------	------	------	------	------	------	------	------	------	------	------	------	------	------	------	------	------	------	------	------

U061_S001
DAMPING INSULATION:DUPLEX:ENTRANCE:ADHESION


27.D0744629
DAMPING INSULATION:DUPLEX:ENTRANCE



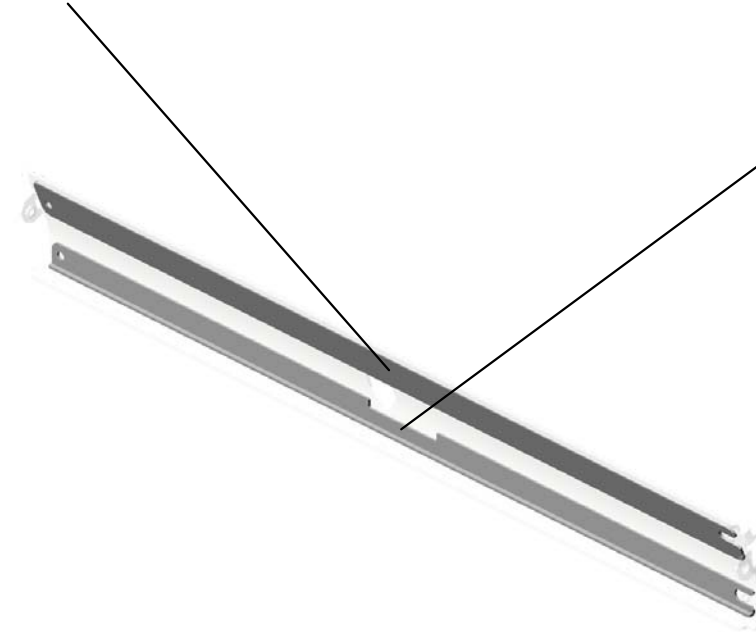
15.D0744540
DAMPING INSULATION:DUPLEX:ENTRANCE:ADHESION

U061_S002
DAMPING INSULATION:REVERSE:ADHESION

26.D0744628
DAMPING INSULATION:REVERSE:UPPER



16.D0744541
DAMPING INSULATION:REVERSE:ADHESION



29.D0744631
DAMPING INSULATION:REVERSE:LOWER




U061_S003

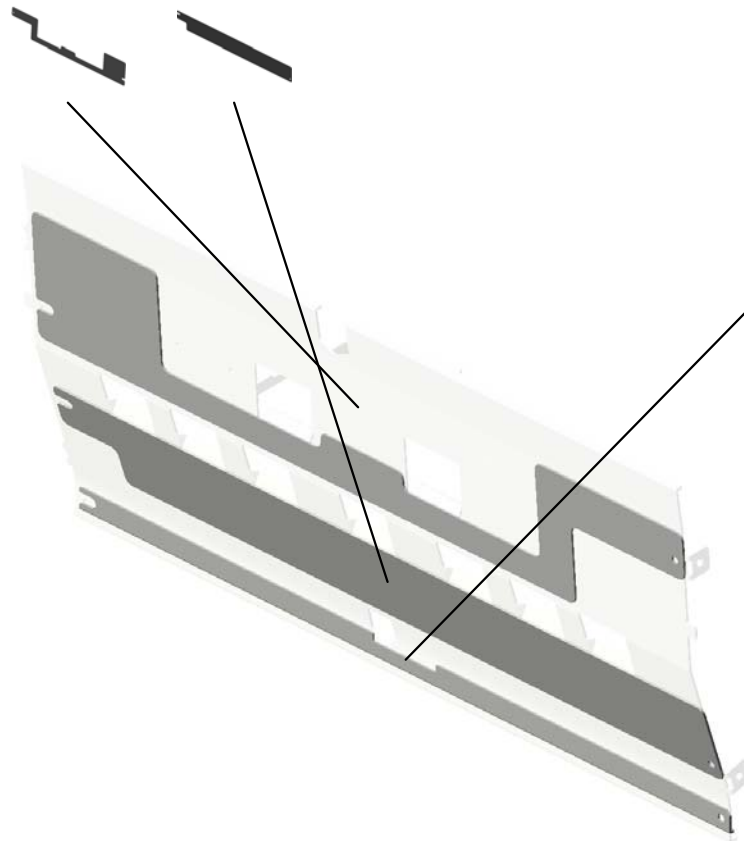
DAMPING INSULATION:REVERSE:ENTRANCE:ADHESION

24.D0744626
DAMPING INSULAT
ION:REVERSE:ENT
RANCE:UPPER

25.D0744627
DAMPING INSULAT
ION:REVERSE:ENT
RANCE:LOWER



17.D0744544
DAMPING INSULAT
ION:REVERSE:ENT
RANCE:ADHESION

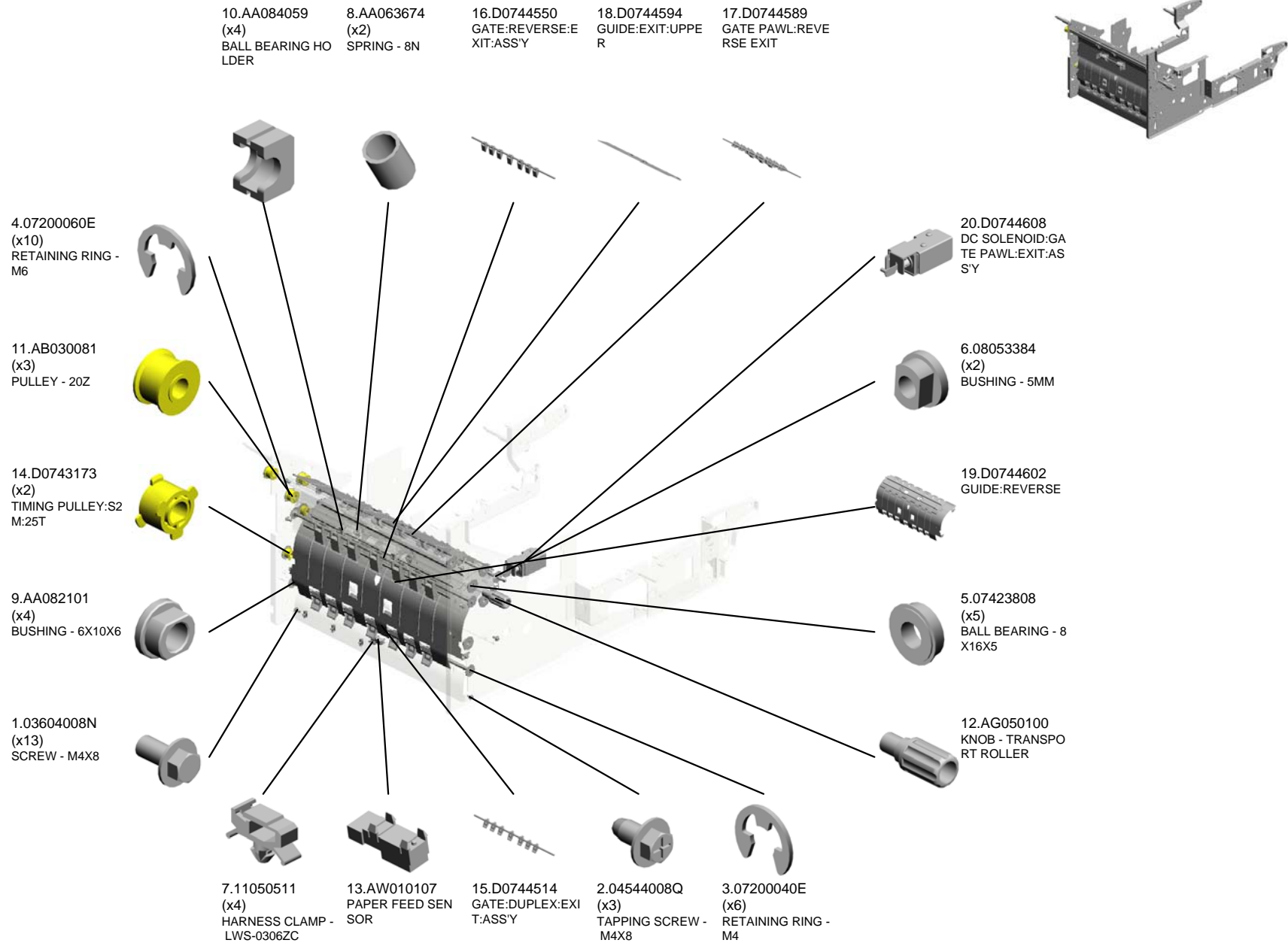


29.D0744631
DAMPING INSULAT
ION:REVERSE:LO
WER

WWW.SERVICE-MANUAL.NET

U001	U002	U003	U004	U005	U006	U007	U008	U009	U010	U011	U012	U013	U014	U015	U016	U017	U018	U019	U020	U021
------	------	------	------	------	------	------	------	------	------	------	------	------	------	------	------	------	------	------	------	------

U062 Paper Exit 4



WWW.SERVICE-MANUAL.NET

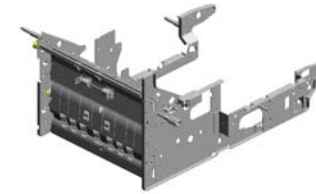
U062 Paper Exit 4

23.D0744614 (x2)
TRANSPORT ROLLER:CONNECTING:DRIVE:EXIT:PRESS FIT

32.M3791627 (x2)
TRANSPORT ROLLER:DRIVEN

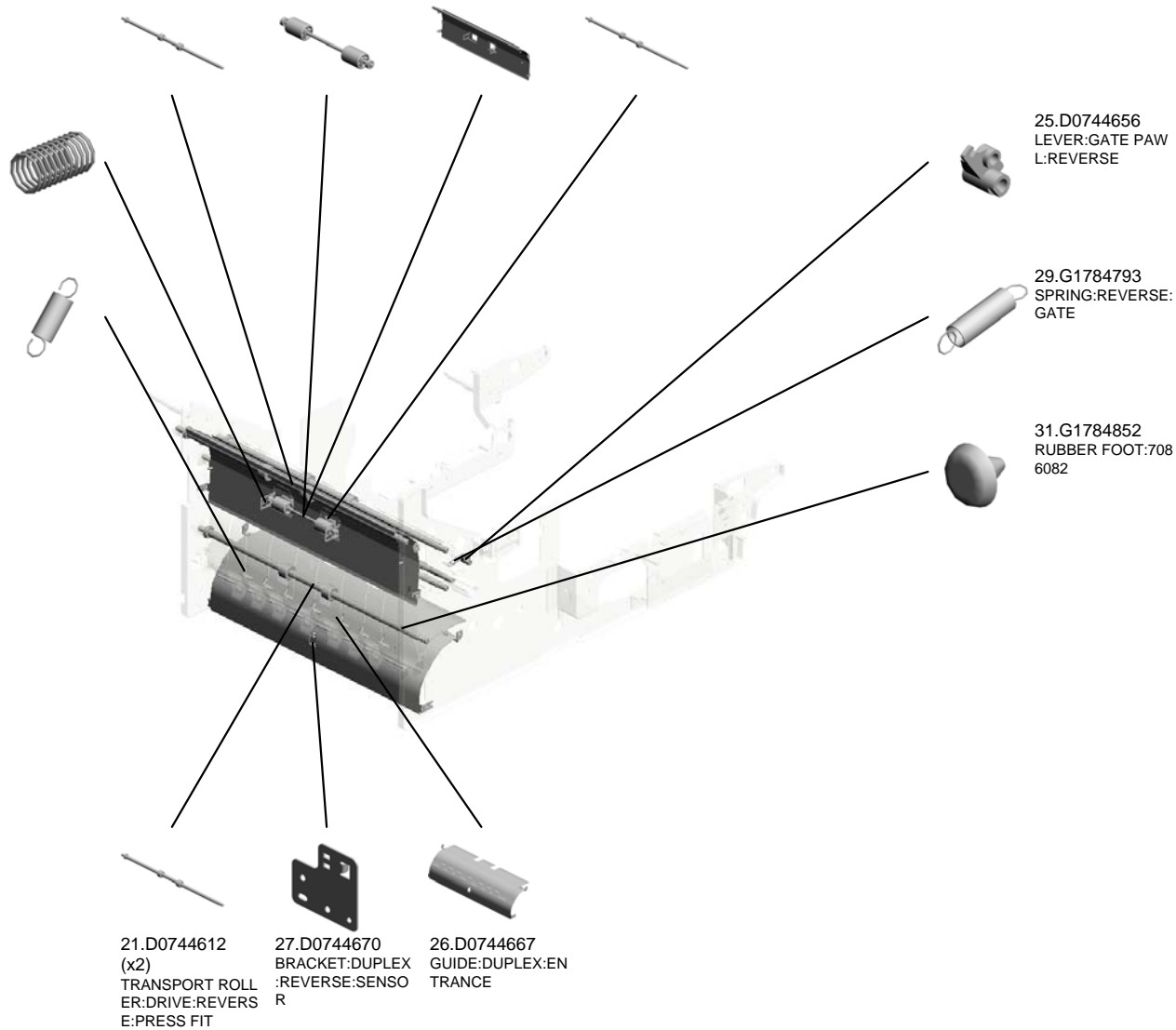
24.D0744615
GUIDE PLATE:REVERSE EXIT:ASSY

22.D0744613
EXIT ROLLER:DRIVE:REVERSE:EXIT:PRESS FIT



30.G1784822 (x2)
SPRING:PRESSURE:0.8N:DIA0.65

28.G1783593 (x14)
TENSION SPRING:STOPPER



WWW.SERVICE-MANUAL.NET

U001	U002	U003	U004	U005	U006	U007	U008	U009	U010	U011	U012	U013	U014	U015	U016	U017	U018	U019	U020	U021
------	------	------	------	------	------	------	------	------	------	------	------	------	------	------	------	------	------	------	------	------

U063 Paper Exit 5

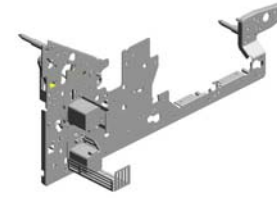
2.03604006N
SCREW - M4X6

16.D0744683
JOINT:EXIT:DRIVE

8.07423808
(x2)
BALL BEARING - 8
X16X5

15.D0744665
SHAFT:DRIVE:COU
PLING:EXIT

10.AB030805
PULLEY:COUPLIN
G:30T



11.AB030808
(x4)
TIMING PULLEY - 2
0T



9.AA043610
SYNCHRONOUS B
ELT:DS3M558



18.G1784794
SPRING:TENSION
ER:EXIT



5.04544008Q
(x3)
TAPPING SCREW -
M4X8



17.D3553875
TIMING BELT:60S2
M224



3.03604008N
(x4)
SCREW - M4X8



1.03603006N
(x4)
SCREW - M3X6



13.D0743108
(x2)
DC STEPPER MOT
OR:4.94W:ASS'Y



4.04544006Q
(x2)
TAPPING SCREW:
4X6



14.D0744657
BRACKET:COUPLI
NG:DC BRUSHLES
S MOTOR



7.07200060E
RETAINING RING -
M6



6.07200040E
(x4)
RETAINING RING -
M4



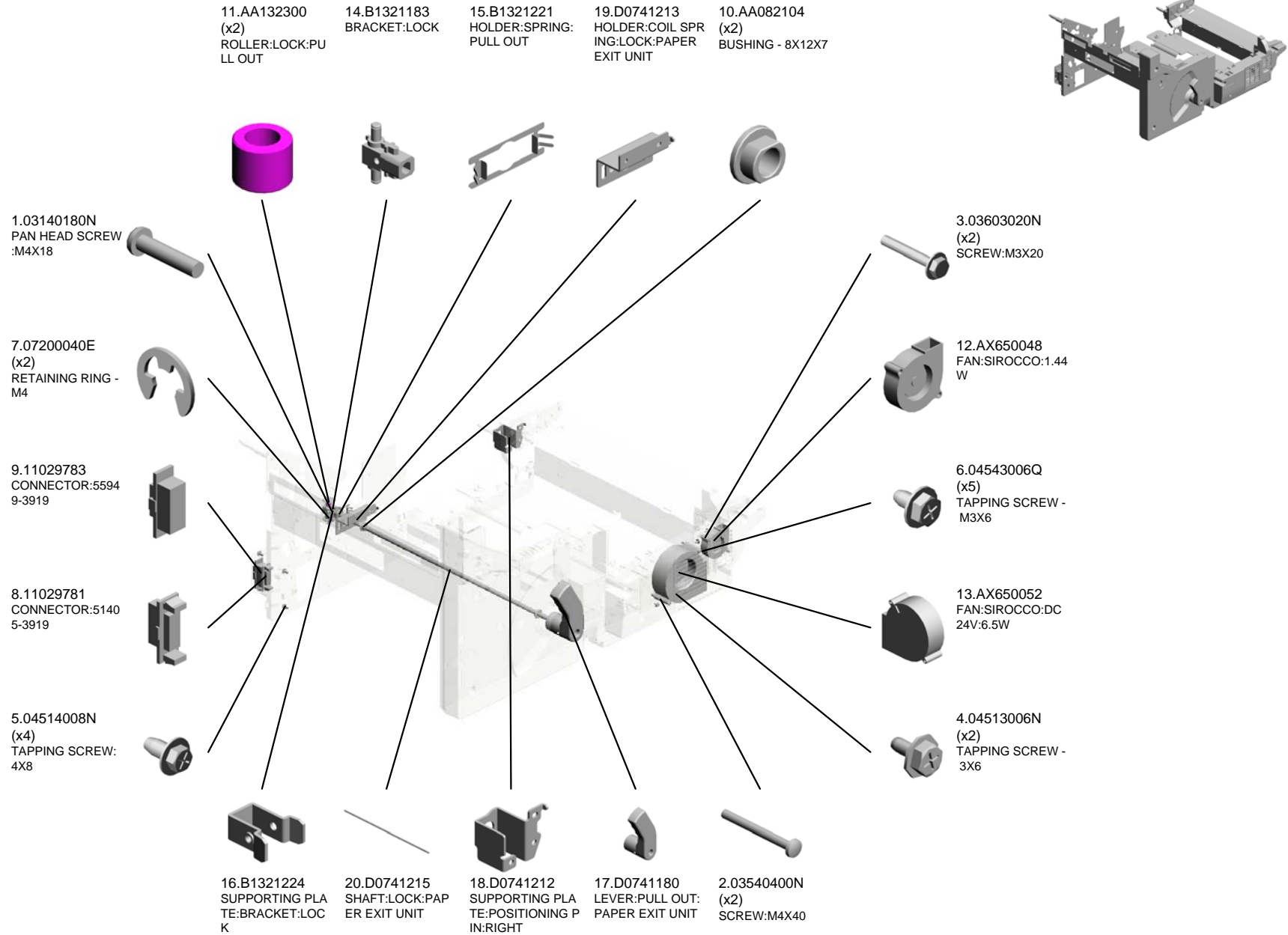
12.B8353968
TIMING BELT - B60
S2M126



WWW.SERVICE-MANUAL.NET

U001	U002	U003	U004	U005	U006	U007	U008	U009	U010	U011	U012	U013	U014	U015	U016	U017	U018	U019	U020	U021
------	------	------	------	------	------	------	------	------	------	------	------	------	------	------	------	------	------	------	------	------

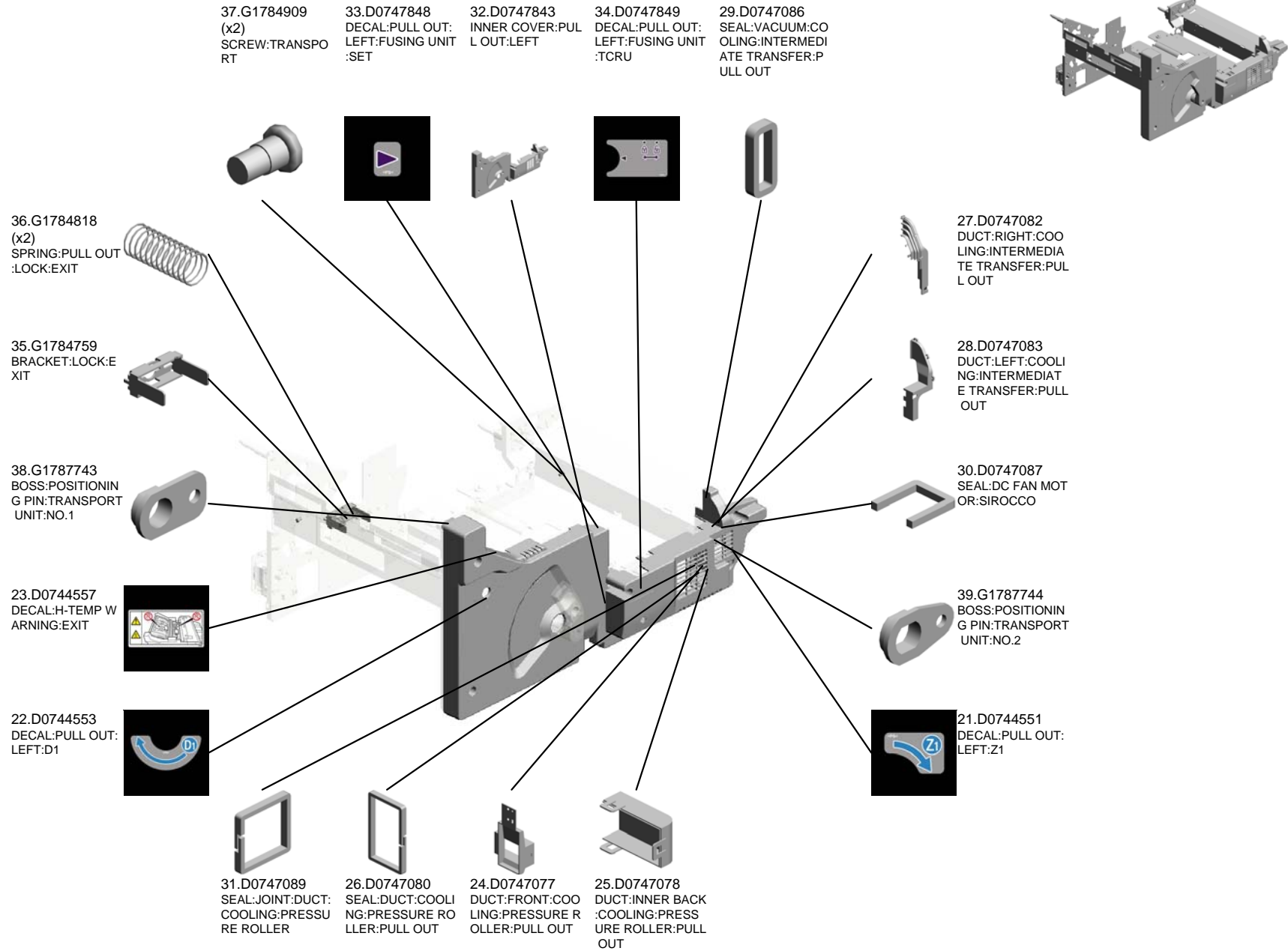
U064 Paper Exit 6



WWW.SERVICE-MANUAL.NET

U001	U002	U003	U004	U005	U006	U007	U008	U009	U010	U011	U012	U013	U014	U015	U016	U017	U018	U019	U020	U021
------	------	------	------	------	------	------	------	------	------	------	------	------	------	------	------	------	------	------	------	------

U064 Paper Exit 6



WWW.SERVICE-MANUAL.NET

U065 Duplex 1

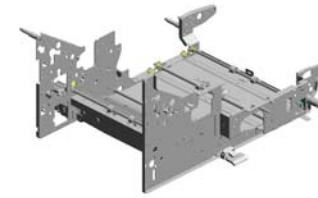
15.11050487
HARNESS CLAMP

18.54472681
SNAP RING

1.03603006N
(x2)
SCREW - M3X6

17.11050551
(x2)
CLAMP:LES-0505

4.04504008N
(x15)
TAPPING SCREW -
M4X8



13.11029784
CONNECTOR:5594
9-2619



11.11029387
CONNECTOR:DRA
WER:51405-2611



14.11029785
CONNECTOR:5594
9-1819



12.11029782
CONNECTOR:5140
5-1819



16.11050511
(x5)
HARNESS CLAMP -
LWS-0306ZC



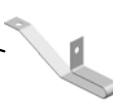
2.03604008N
(x5)
SCREW - M4X8



9.07200060E
(x16)
RETAINING RING -
M6



8.04544008Q
(x14)
TAPPING SCREW -
M4X8



19.A2574493
BAND



7.04543006Q
(x2)
TAPPING SCREW -
M3X6



10.07423808
(x4)
BALL BEARING - 8
X16X5



5.04513006N
(x2)
TAPPING SCREW -
3X6



3.04503008N
(x6)
TAPPING SCREW -
M3X8



6.04514008N
(x11)
TAPPING SCREW:
4X8

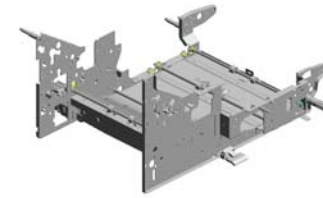
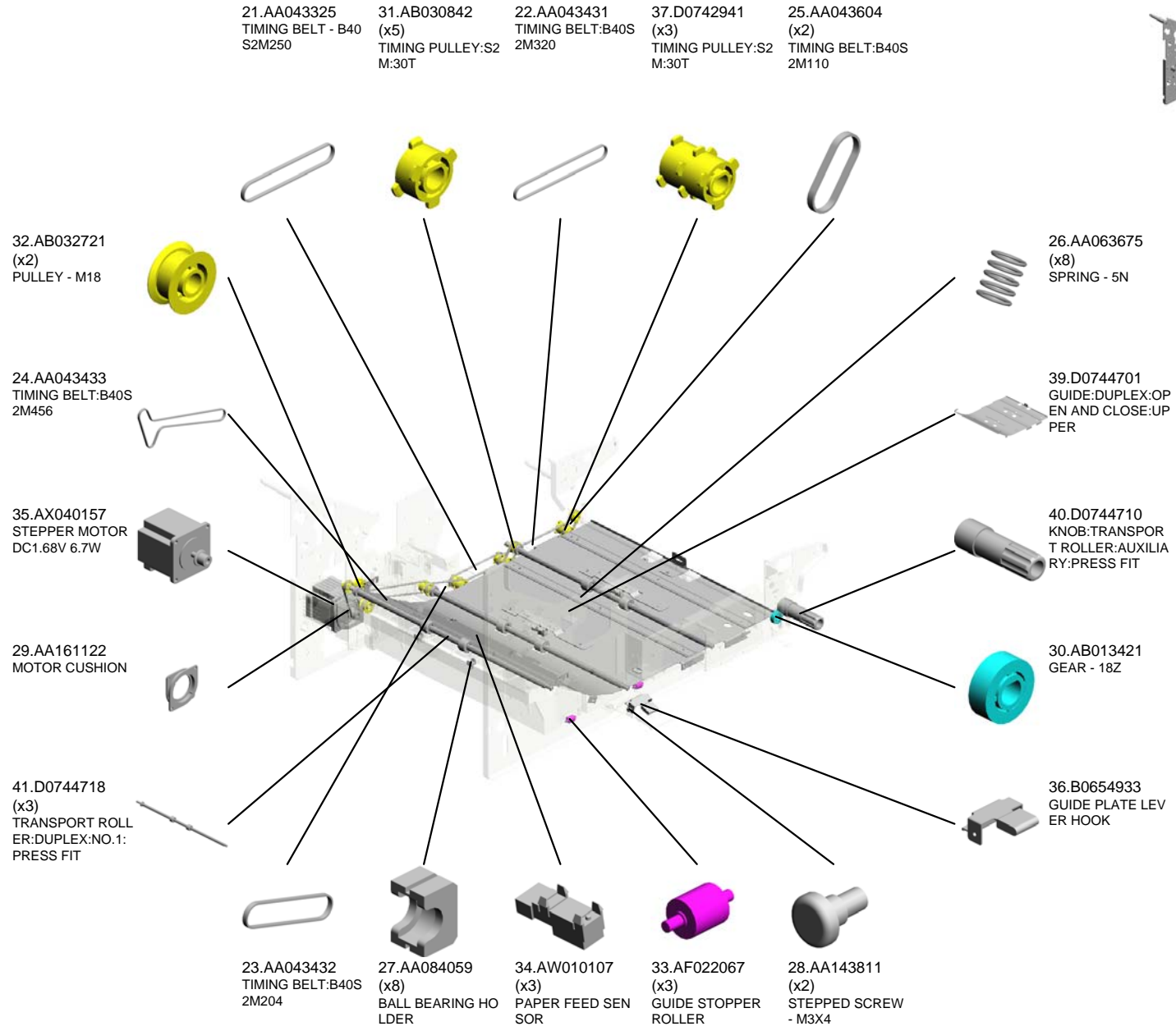


20.AA021034
MAGNETIC

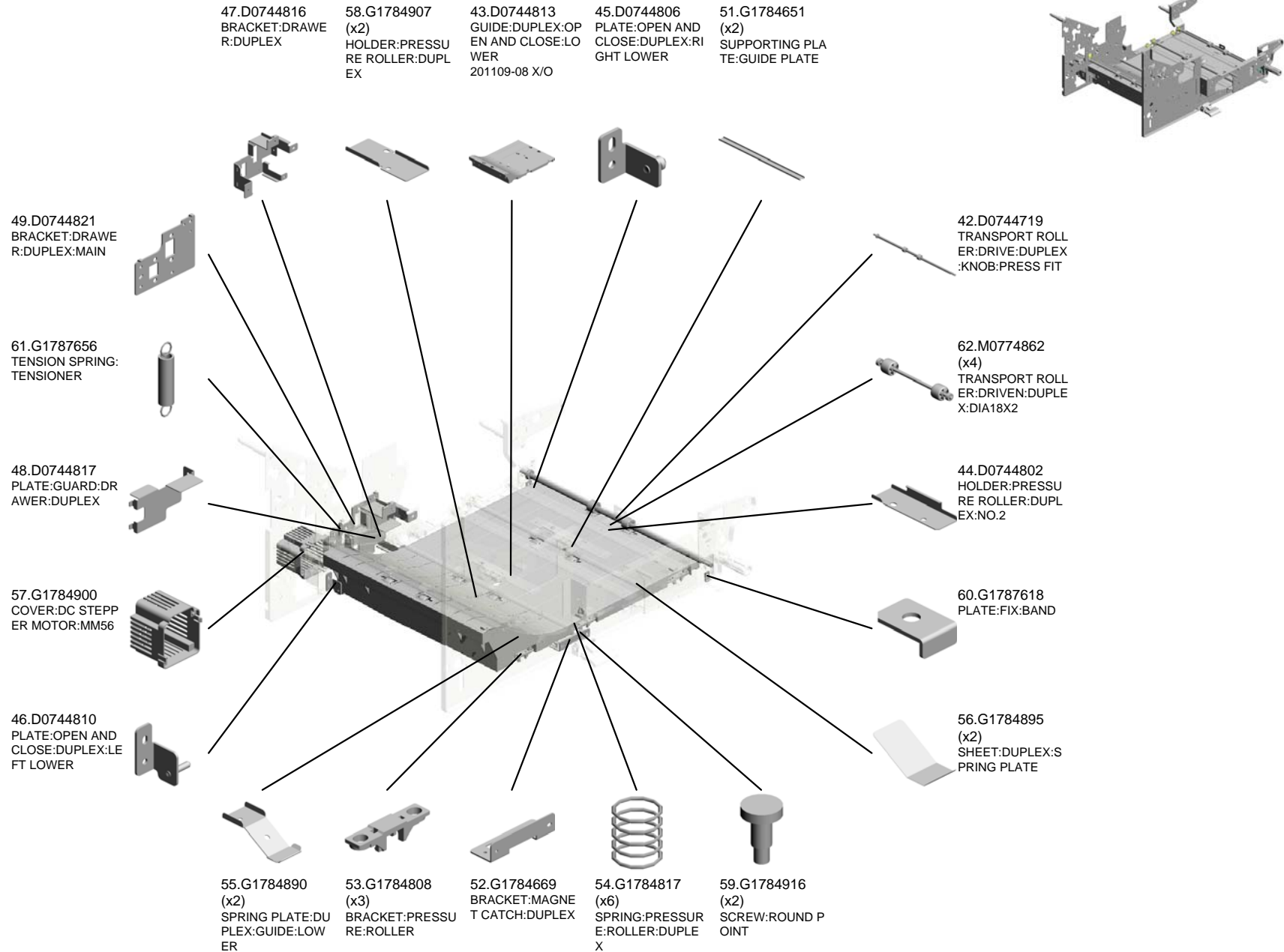
WWW.SERVICE-MANUAL.NET

U001	U002	U003	U004	U005	U006	U007	U008	U009	U010	U011	U012	U013	U014	U015	U016	U017	U018	U019	U020	U021
------	------	------	------	------	------	------	------	------	------	------	------	------	------	------	------	------	------	------	------	------

U065 Duplex 1



U065 Duplex 1



WWW.SERVICE-MANUAL.NET

U001	U002	U003	U004	U005	U006	U007	U008	U009	U010	U011	U012	U013	U014	U015	U016	U017	U018	U019	U020	U021
------	------	------	------	------	------	------	------	------	------	------	------	------	------	------	------	------	------	------	------	------

U066 Duplex 2


8.AA043623
TIMING BELT - B40
S2M180

13.D0743173
TIMING PULLEY:S2
M:25T

9.AA063674
(x2)
SPRING - 8N

19.D0744872
BRACKET:TRANSP
ORT ROLLER:DUP
LEX:REVERSE:RIG
HT

14.D0744612
TRANSPORT ROLL
ER:DRIVE:REVERS
E:PRESS FIT



12.D0743108
DC STEPPER MOT
OR:4.94W:ASS'Y

3.04543006Q
(x7)
TAPPING SCREW -
M3X6

2.04514008N
(x13)
TAPPING SCREW:
4X8

4.04544008Q
(x2)
TAPPING SCREW -
M4X8

7.11050511
(x4)
HARNES CLAMP -
LWS-0306ZC

15.D0744857
GUIDE PLATE:REC
EIVING SUB-UNIT:
LEFT LOWER:LEFT

1.04513006N
(x11)
TAPPING SCREW -
3X6

17.D0744865
BRACKET:SENSO
R:RECEIVING SUB-
UNIT:LEFT LOWER

11.AW010127
PAPER FEED SEN
SOR

16.D0744860
GUIDE PLATE:REC
EIVING SUB-UNIT:
LEFT LOWER:LOW
ER

18.D0744871
GUIDE PLATE:TRA
NSPORT ROLLER:
DUPLEX:REVERSE

20.D0744881
GUIDE PLATE:PRE
SSURE ROLLER:D
UPLEX:REVERSE

10.AA084059
(x2)
BALL BEARING HO
LDER

5.07200060E
(x2)
RETAINING RING -
M6


6.07423808
BALL BEARING - 8
X16X5

WWW.SERVICE-MANUAL.NET

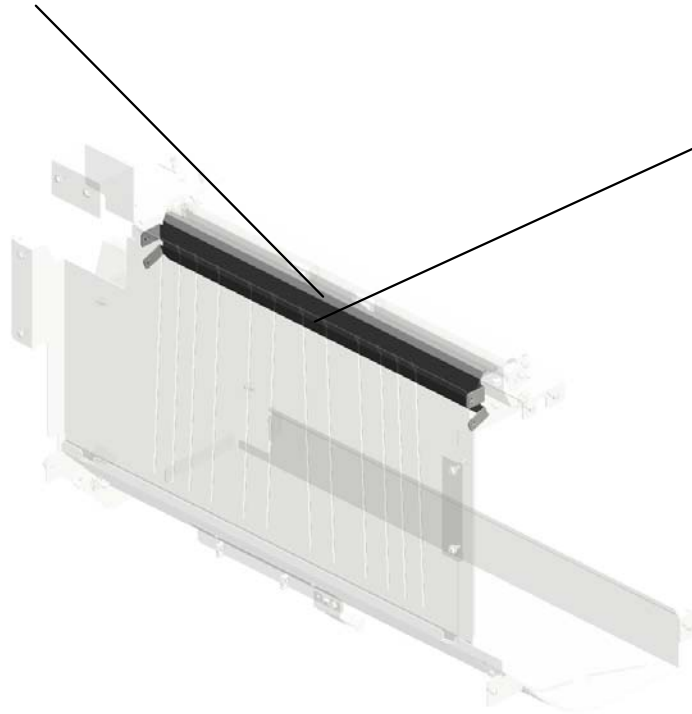
U001 U002 U003 U004 U005 U006 U007 U008 U009 U010 U011 U012 U013 U014 U015 U016 U017 U018 U019 U020 U021

U066
Duplex 2

22.M0774862
TRANSPORT ROLL
ER:DRIVEN:DUPL
X:DIA18X2



21.D0744885
GUIDE PLATE:PRE
SSURE ROLLER:D
UPLEX:REVERSE:L
EFT



WWW.SERVICE-MANUAL.NET

U001	U002	U003	U004	U005	U006	U007	U008	U009	U010	U011	U012	U013	U014	U015	U016	U017	U018	U019	U020	U021
------	------	------	------	------	------	------	------	------	------	------	------	------	------	------	------	------	------	------	------	------

U067 Drive 1 (Drum)

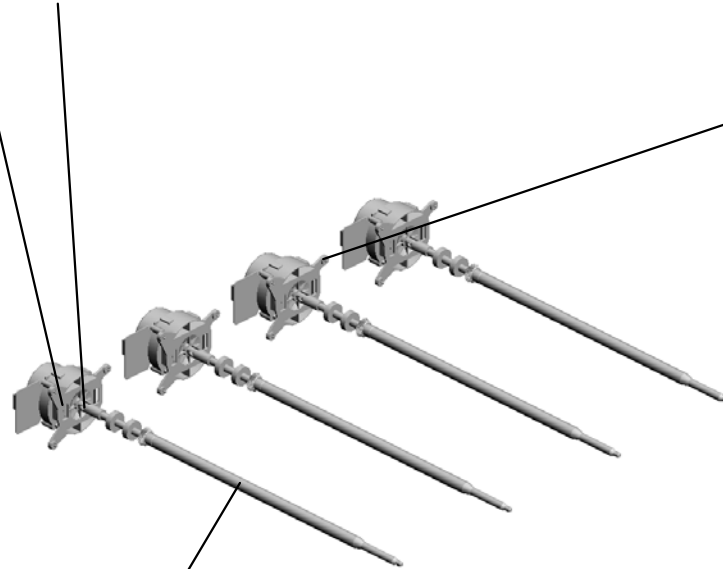
1.03603014N
(x4)
SCREW - M3X14



3.D0741315
(x4)
DC MOTOR: DIA65:
24V:15.3W



2.03604010N
(x12)
SCREW: M4X10



4.D0741316
(x4)
DRUM SHAFT: ASS'
Y




WWW.SERVICE-MANUAL.NET

U001	U002	U003	U004	U005	U006	U007	U008	U009	U010	U011	U012	U013	U014	U015	U016	U017	U018	U019	U020	U021
------	------	------	------	------	------	------	------	------	------	------	------	------	------	------	------	------	------	------	------	------

U068

Drive 2 (Cleaning/Development)

18.D0741330 (x4) BRACKET:DRIVE:ASSY
 1.03130040N (x12) SCREW:M3X4
 17.D0741329 (x4) DC MOTOR:DIA49:24V:6.3W
 15.D0141265 (x4) BRACKET:DC MOTOR
 3.04513006N (x28) TAPPING SCREW - 3X6



16.D0741327 (x4) DC MOTOR:DIA63:24V:21.8W



10.AB017836 (x4) GEAR:PULLEY:DEVELOPMENT DRIVE UNIT:46Z/37T 201109-01 X/O



19.D0741338 (x4) TENSION SPRING:TIGHTENER:DRIVE



8.AA043981 (x4) SYNCHRONOUS BELT:60DS2M300



6.07403906 (x4) BALL BEARING - 6X15X5



2.03604006N (x12) SCREW - M4X6



14.AB030836 (x4) PULLEY:IDLER:DRIVE:AROUND THE PHOTOCONDUCTOR:PRESS FIT



4.07200060E (x8) RETAINING RING - M6



13.AB030833 (x4) TIMING PULLEY:DRIVE:TRANSPORT SCREW:23T



5.07250100E (x4) RETAINING RING - C - M10



7.09544008N (x4) SCREW - M4X8



11.AB017818 (x4) GEAR:SLOW DOWN:BRUSH ROLLER:83Z/68Z:PRESS FIT



9.AB010150 (x4) GEAR:DRIVE:BRUSH ROLLER:71Z



20.D0741341 (x4) BRACKET:AUXILIARY:DRIVE:AROUND THE PHOTOCONDUCTOR



12.AB030832 (x4) TIMING PULLEY:DRIVE:DEVELOPMENT SLEEVE:37T




WWW.SERVICE-MANUAL.NET

U001	U002	U003	U004	U005	U006	U007	U008	U009	U010	U011	U012	U013	U014	U015	U016	U017	U018	U019	U020	U021
------	------	------	------	------	------	------	------	------	------	------	------	------	------	------	------	------	------	------	------	------


U068

Drive 2 (Cleaning/Development)

22.D0741348
(x4)
TIGHTENER:DRIVE
:AROUND THE PH
OTOCONDUCTOR:
ASS'Y



23.D0741352
(x4)
SHAFT:DRIVE:TRA
NSPORT SCREW:A
SS'Y



24.D0741356
(x4)
SHAFT:DRIVE:BRU
SH ROLLER:ASS'Y



21.D0741343
(x4)
SHAFT:DRIVE:DEV
ELOPMENT SLEEV
E:ASS'Y



U069 Drive 3 (Paper Transfer)


6.AB010152
GEAR:DRIVE:63Z

13.D0741371
DC MOTOR:DIA48:
24V:17W

15.D0741375
BRACKET:DC BRU
SHLESS MOTOR:A
SSY

17.D0741380
SHAFT:DRIVE:BEL
T CLEANING:ASSY

8.AB017820
GEAR:DRIVE:101Z/
52Z



4.07403804
BALL BEARING:DIA
4XDIA9X4



3.07200030E
RETAINING RING -
M3



10.B2236171
RUBBER BUSHING
:ENCODER



11.D0396137
ENCODER:ASSY



2.03604006N
SCREW - M4X6



12.D0741369
COVER:ENCODER
(x7)



1.03603006N
SCREW - M3X6



5.11050516
(x4)
CLAMP



16.D0741379
BRACKET:PLATE



9.AW020199
(x2)
OPTICS SENSOR:E
NCODER:300LPI



7.AB010153
GEAR:DRIVE:155Z



14.D0741372
SHAFT:DRIVE:TRA
NSFER:ASSY

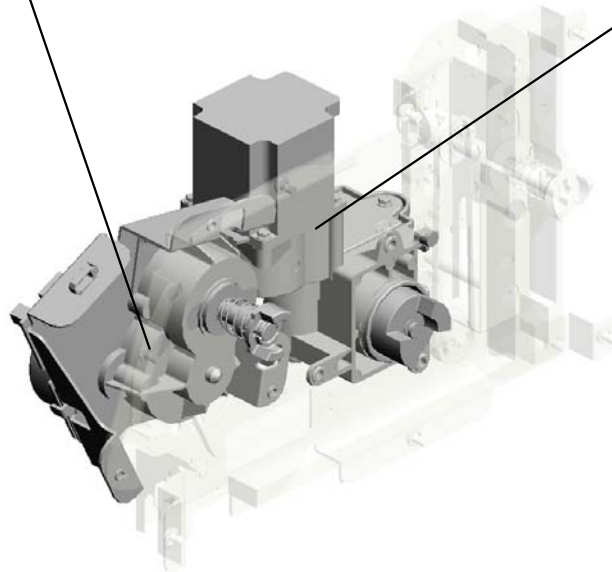


U070.Drive 4 (Fusing)

U070_S001
D0741400
DRIVE UNIT:FUSING:ASS'Y



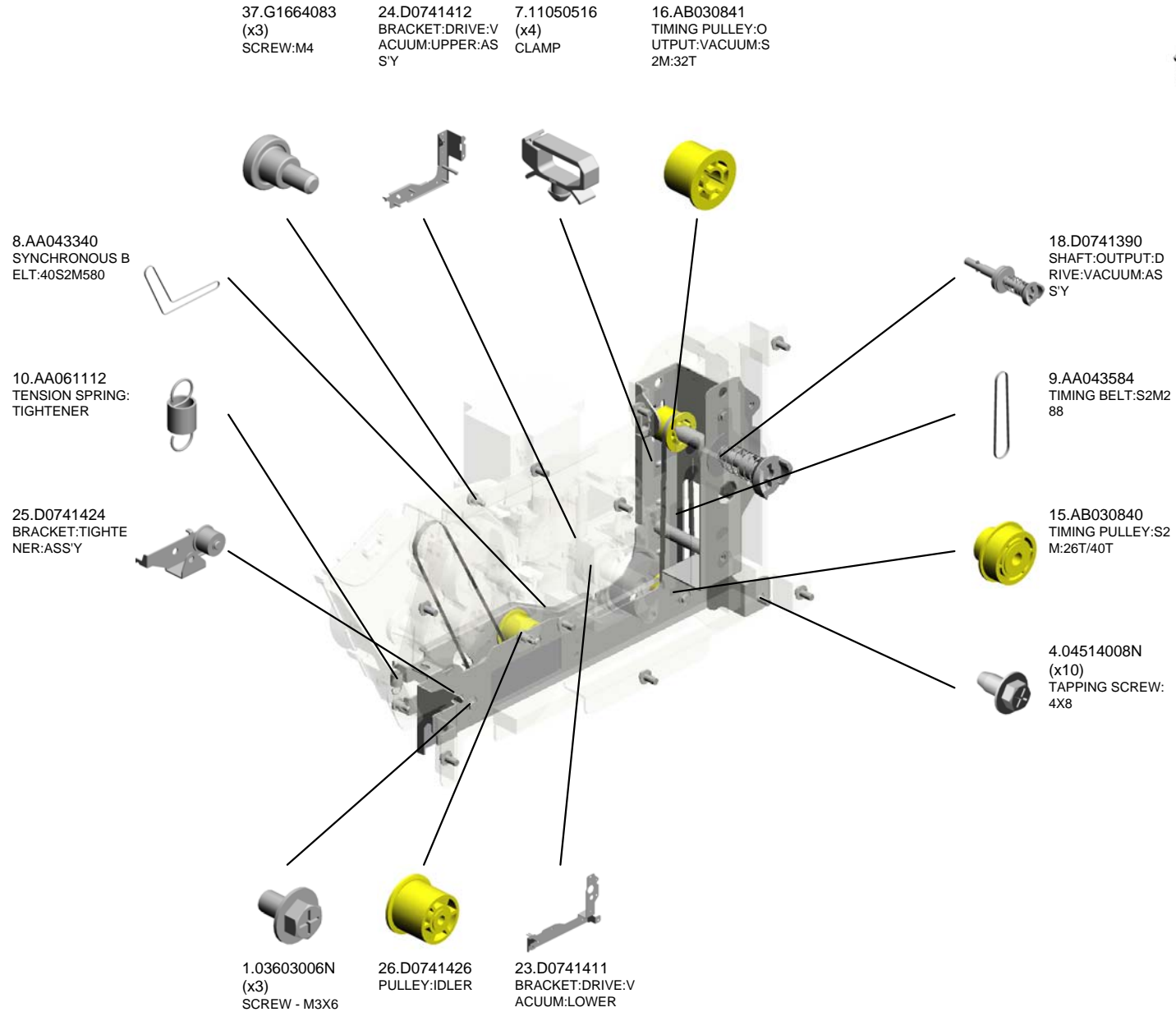

U070_S002
D0741430
DRIVE UNIT:ON-OFF:FUSING
:ASSY



WWW.SERVICE-MANUAL.NET

U001	U002	U003	U004	U005	U006	U007	U008	U009	U010	U011	U012	U013	U014	U015	U016	U017	U018	U019	U020	U021
------	------	------	------	------	------	------	------	------	------	------	------	------	------	------	------	------	------	------	------	------

U070 Drive 4 (Fusing)



WWW.SERVICE-MANUAL.NET


U001	U002	U003	U004	U005	U006	U007	U008	U009	U010	U011	U012	U013	U014	U015	U016	U017	U018	U019	U020	U021
------	------	------	------	------	------	------	------	------	------	------	------	------	------	------	------	------	------	------	------	------

U070_S001
DRIVE UNIT:FUSING:ASS'Y

14.AB030838
TIMING PULLEY:DRIVE:FLAT CONVEYER BELT

36.D0741418
(x3)
RUBBER BUSHING :DIA7

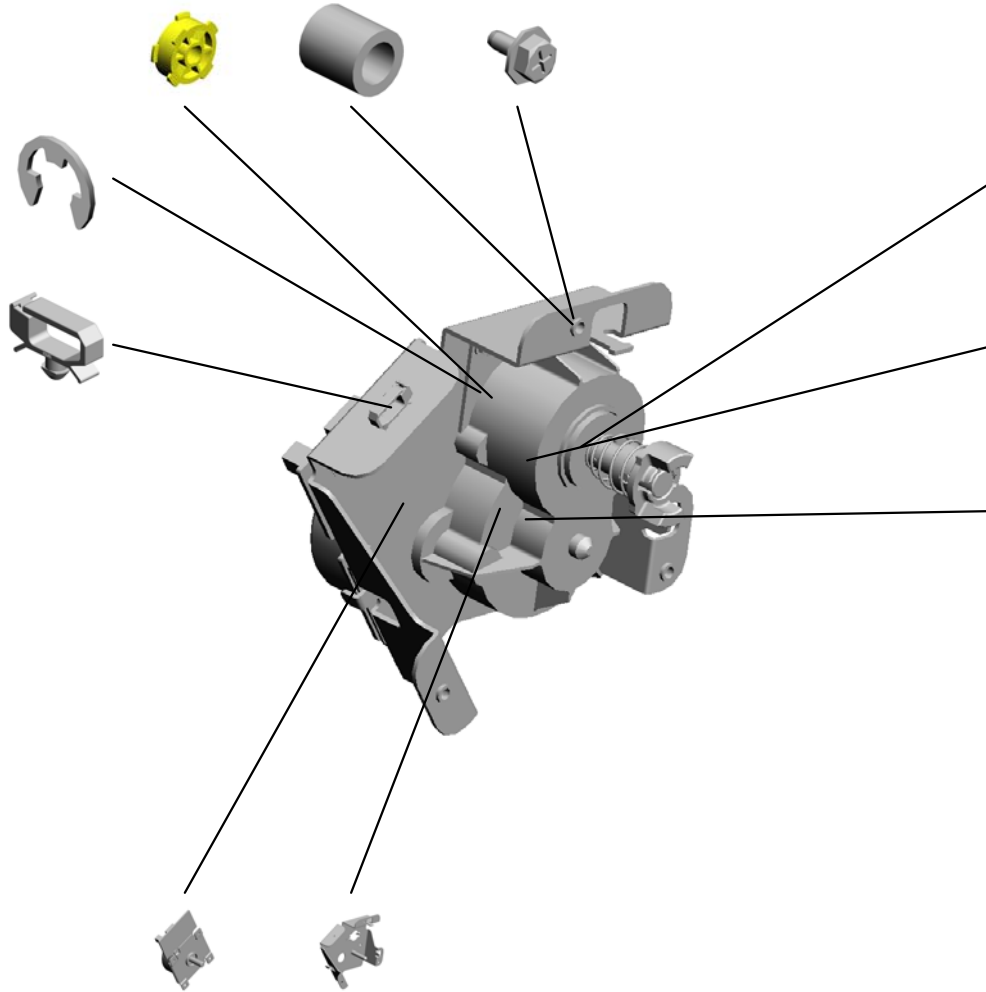
3.04513006N
(x7)
TAPPING SCREW - 3X6



38.D0741400
DRIVE UNIT:FUSING:ASS'Y
201202-01

6.07200060E
RETAINING RING - M6

7.11050516
CLAMP



21.D0741405
SHAFT:OUTPUT:DRIVE:FUSING:ASS'Y

20.D0741404
COVER:GEAR

13.AB017804
GEAR:Z29:Z87

22.D0741409
DC MOTOR:DIA55:33W

19.D0741423
BRACKET:DRIVE:FUSING:ASS'Y
201201-04 X/O

WWW.SERVICE-MANUAL.NET

U001	U002	U003	U004	U005	U006	U007	U008	U009	U010	U011	U012	U013	U014	U015	U016	U017	U018	U019	U020	U021
------	------	------	------	------	------	------	------	------	------	------	------	------	------	------	------	------	------	------	------	------

U070_S002
 DRIVE UNIT:ON-OFF:FUSING:ASS'Y


17.AX050331
 DC STEPPER MOT
 OR:ON-OFF:FUSIN
 G:7.2W

5.07200040E
 RETAINING RING -
 M4

12.AB011299
 GEAR:Z27

30.D0741449
 COVER:HOUSING:
 SIDE:PRESS FIT

35.D0741504
 SHEET:ON-OFF:FU
 SING DRIVE SUB-U
 NIT

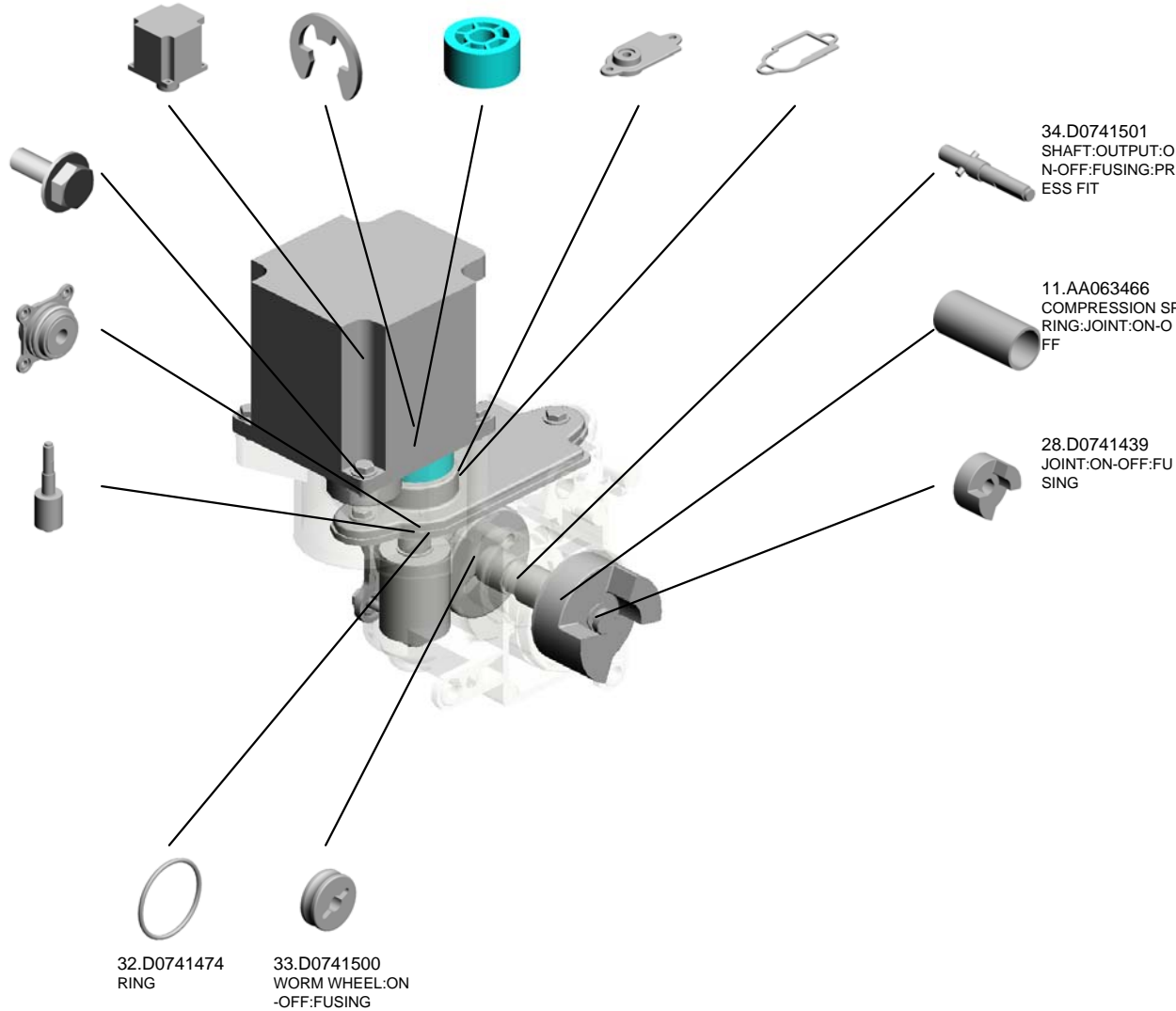


27.D0741430
 DRIVE UNIT:ON-OF
 F:FUSING:ASS'Y

2.03603008N
 (x10)
 SCREW:M3X8

29.D0741445
 COVER:HOUSING:
 UPPER:PRESS FIT

31.D0741461
 SHAFT:WORM GE
 AR:ON-OFF:PRESS
 FIT



WWW.SERVICE-MANUAL.NET

U001	U002	U003	U004	U005	U006	U007	U008	U009	U010	U011	U012	U013	U014	U015	U016	U017	U018	U019	U020	U021
------	------	------	------	------	------	------	------	------	------	------	------	------	------	------	------	------	------	------	------	------


U071

Drive 5 (Paper Exit)

2.04514008N
(x3)
TAPPING SCREW:
4X8

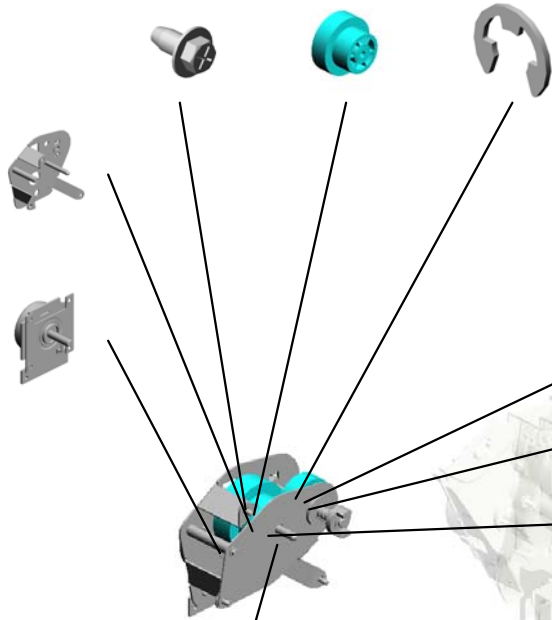
5.AB017880
GEAR:IDLER:DRIV
E:EXIT:Z101/42

3.07200060E
RETAINING RING -
M6



6.D0741451
BRACKET:DRIVE:EXIT:ASS'Y

8.D0741454
DC MOTOR:DIA49:
9.8W:BLS



4.AB011551
GEAR:DRIVE:EXIT:
47Z

7.D0741452
SHAFT:DRIVE:EXIT:
:ASS'Y

1.03603006N
(x6)
SCREW - M3X6


9.D0741460
BRACKET:AUXILIA
RY:DRIVE:EXIT

WWW.SERVICE-MANUAL.NET

U001	U002	U003	U004	U005	U006	U007	U008	U009	U010	U011	U012	U013	U014	U015	U016	U017	U018	U019	U020	U021
------	------	------	------	------	------	------	------	------	------	------	------	------	------	------	------	------	------	------	------	------

U072

Drive 6 (Used Toner)



- 8.AA061111 TENSION SPRING: MIDDLE:DRIVE:USED TONER
- 17.AB030852 (x2) PULLEY:IDLER:DRIVE:USED TONER:32T
- 15.AB030850 PULLEY:TIGHTENER:DRIVE:USED TONER
- 16.AB030851 (x2) PULLEY:DRIVE:USED TONER:25T
- 4.07200040E (x7) RETAINING RING - M4

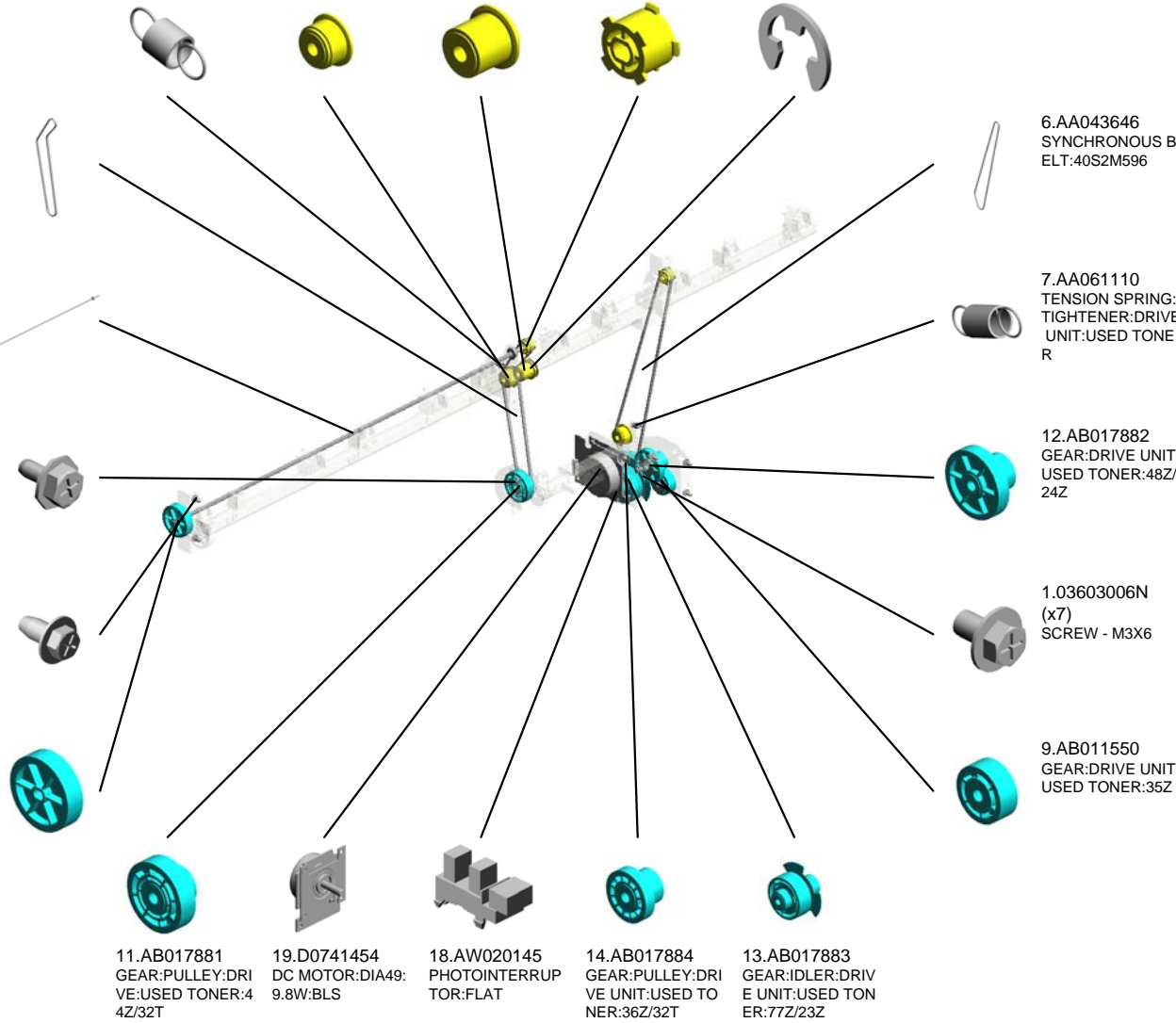
5.AA043645 SYNCHRONOUS BELT:40S2M426

20.D0741464 SHAFT:RIGHT:DRIVE:USED TONER:ASSY

2.04513006N TAPPING SCREW - 3X6

3.04514008N (x5) TAPPING SCREW: 4X8

10.AB013765 GEAR:DRIVE:USED TONER:36Z




WWW.SERVICE-MANUAL.NET

U001	U002	U003	U004	U005	U006	U007	U008	U009	U010	U011	U012	U013	U014	U015	U016	U017	U018	U019	U020	U021
------	------	------	------	------	------	------	------	------	------	------	------	------	------	------	------	------	------	------	------	------

U072

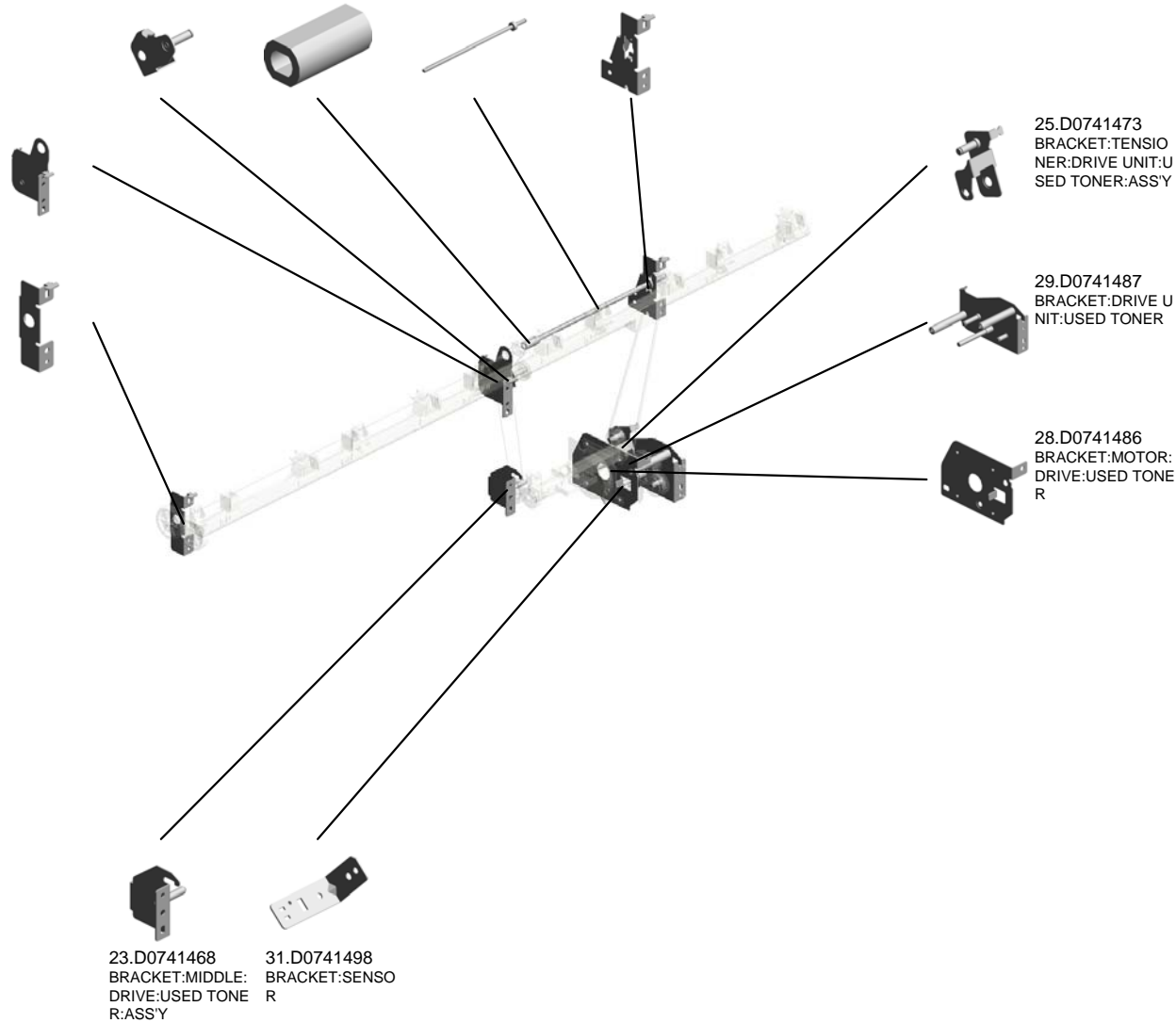
Drive 6 (Used Toner)

22.D0741466 BRACKET:TIGHTENER:DRIVE:USED TONER:ASSY
 30.D0741496 JOINT:DRIVE:USED TONER
 24.D0741470 SHAFT:LEFT:DRIVE:USED TONER:ASSY
 27.D0741484 HOLDER:LEFT:DRIVE:USED TONER



21.D0741465 BRACKET:TENSION:DRIVE:USED TONER:ASSY

26.D0741476 HOLDER:RIGHT:DRIVE:USED TONER



WWW.SERVICE-MANUAL.NET

U001	U002	U003	U004	U005	U006	U007	U008	U009	U010	U011	U012	U013	U014	U015	U016	U017	U018	U019	U020	U021
------	------	------	------	------	------	------	------	------	------	------	------	------	------	------	------	------	------	------	------	------

U073

Drive 7 (Paper Feed)



- 12.B2346506 (x4) TIMING PULLEY - 30T
- 19.B2346541 (x2) FEED DRIVE SHAFT
- 4.07200060E (x4) RETAINING RING - M6
- 17.B2346532 (x2) TIGHTENER BRACKET
- 5.07413708 (x4) BALL BEARING - 8 X12X3.5MM

- 18.B2346533 (x2) TIMING BELT - S2 M152

- 9.AX040157 (x4) STEPPER MOTOR DC1.68V 6.7W

- 8.AA161122 (x4) MOTOR CUSHION

- 16.B2346531 (x2) TIGHTENER BRACKET

- 3.04514010N (x8) TAPPING SCREW: 4X10

- 10.AX040254 DC MOTOR: RISING TRAY: ASSY

- 1.04514006N (x8) TAPPING SCREW - 4X6

- 11.B1326759 DC MOTOR: RISE: TANDEM LCT: ASSY

- 7.09514006N (x12) SCREW: POLISHED ROUND: M4X6

- 2.04514008N (x11) TAPPING SCREW: 4X8

- 6.07423808 (x4) BALL BEARING - 8 X16X5

- 20.B2346542 (x2) GRIP DRIVE SHAFT

- 14.B2346514 (x2) TIMING BELT - S2 M126


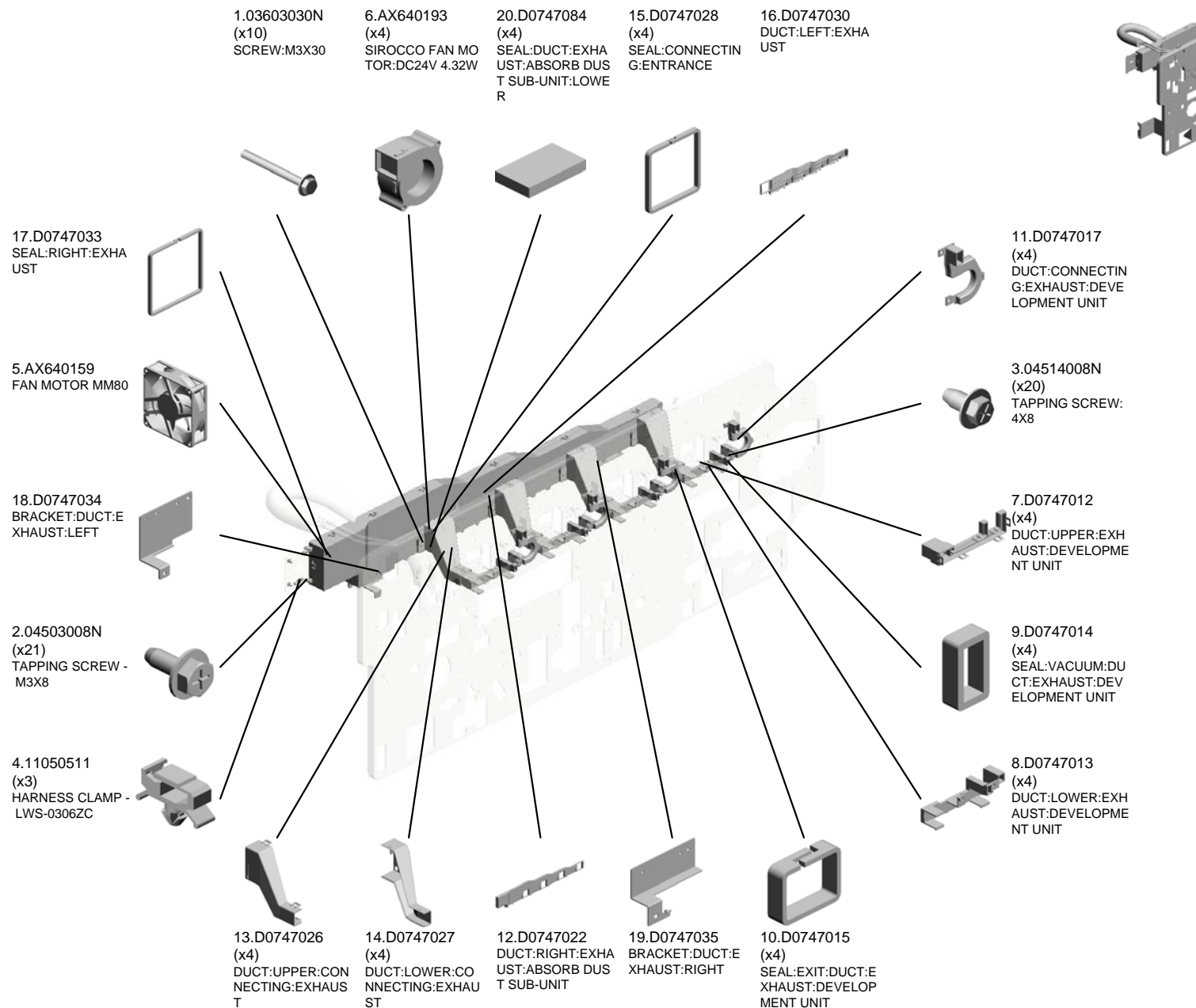
- 15.B2346530 (x2) BRACKET

- 13.B2346508 (x4) TENSION SPRING

WWW.SERVICE-MANUAL.NET

U001	U002	U003	U004	U005	U006	U007	U008	U009	U010	U011	U012	U013	U014	U015	U016	U017	U018	U019	U020	U021
------	------	------	------	------	------	------	------	------	------	------	------	------	------	------	------	------	------	------	------	------

U074 Cooling 1




WWW.SERVICE-MANUAL.NET

U001	U002	U003	U004	U005	U006	U007	U008	U009	U010	U011	U012	U013	U014	U015	U016	U017	U018	U019	U020	U021
------	------	------	------	------	------	------	------	------	------	------	------	------	------	------	------	------	------	------	------	------

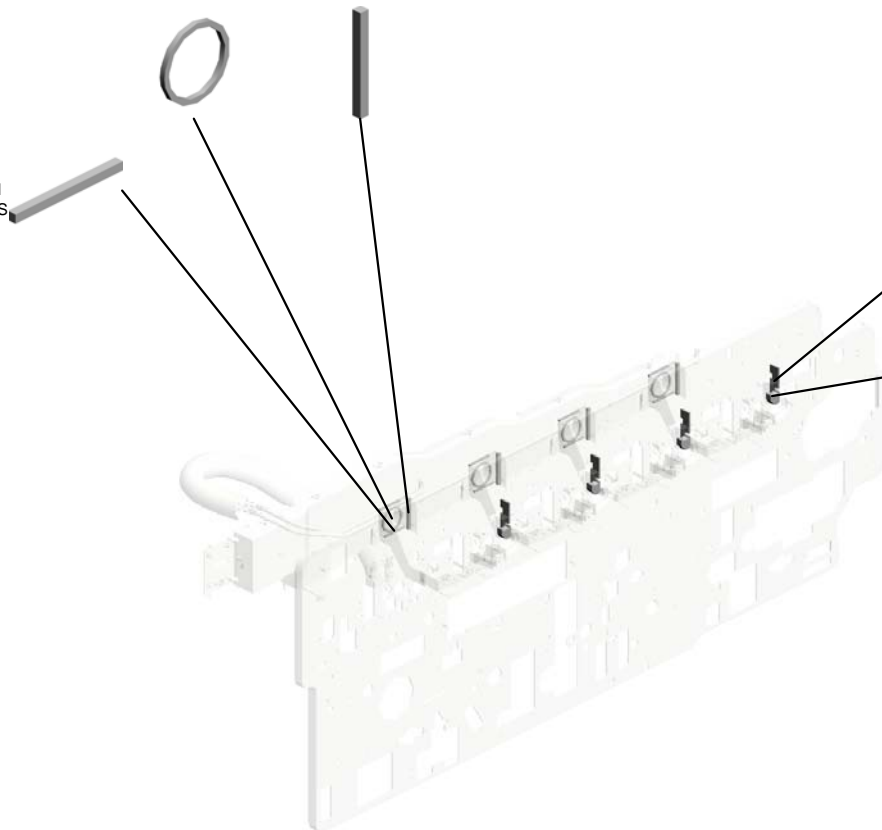
U074 Cooling 1

22.D0747095 (x4)
SEAL:CONNECTIN
G:ABSORB DUST S
UB-UNIT:FAN:ENT
RANCE

21.D0747088 (x4)
SEAL:CONNECTIN
G:ABSORB DUST S
UB-UNIT:ENTRANC
E:SHORT



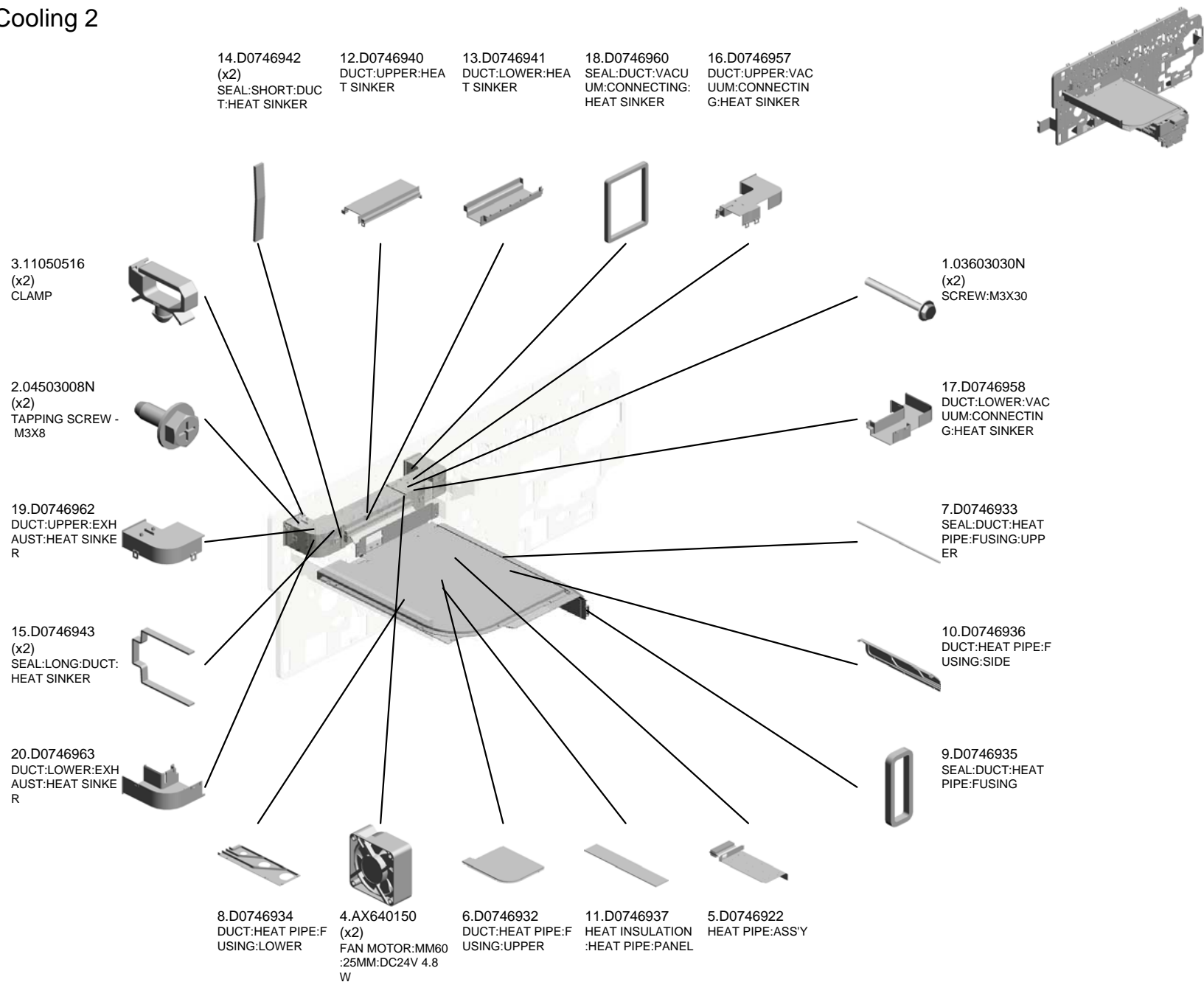
23.D0747099 (x8)
SEAL:CONNECTIN
G:ABSORB DUST S
UB-UNIT:UPPER L
OWER



25.D0747103 (x4)
SEAL:UPPER:DUC
T:CONNECTING:D
EVELOPMENT UNI
T

24.D0747102 (x4)
SEAL:LOWER:DUC
T:CONNECTING:D
EVELOPMENT UNI
T

U075 Cooling 2

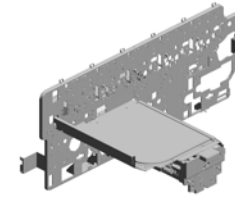


WWW.SERVICE-MANUAL.NET

U001	U002	U003	U004	U005	U006	U007	U008	U009	U010	U011	U012	U013	U014	U015	U016	U017	U018	U019	U020	U021
------	------	------	------	------	------	------	------	------	------	------	------	------	------	------	------	------	------	------	------	------

U075 Cooling 2

22.D0746965
BRACKET:DUCT:EXHAUST:HEAT SINKER



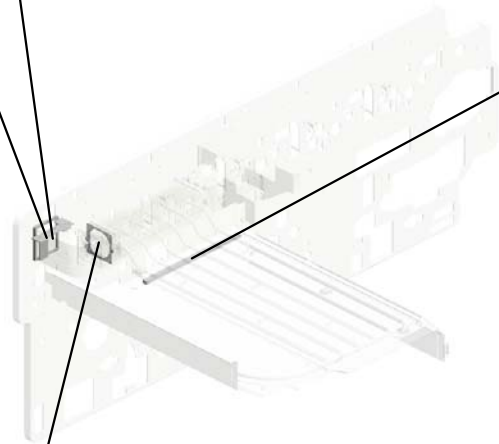
23.D0746972
SEAL:DUCT:EXHAUST:HEAT SINKER



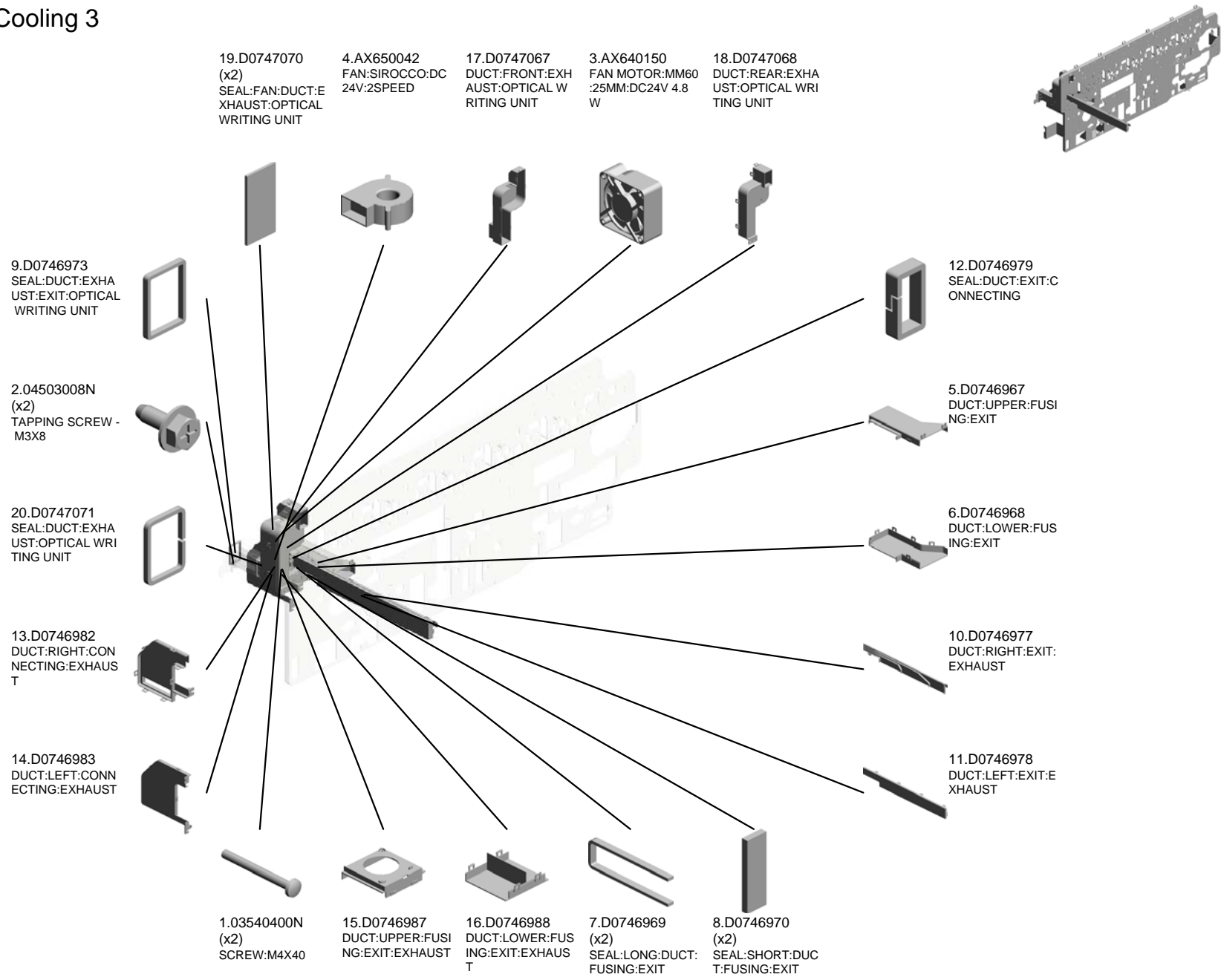
24.D0747010
SEAL:LOWER:PAN EL:HEAT PIPE



21.D0746964
BRACKET:FAN:DUCT:EXHAUST:HEAT SINKER



U076 Cooling 3

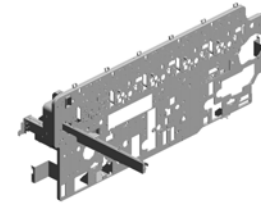


WWW.SERVICE-MANUAL.NET



U001	U002	U003	U004	U005	U006	U007	U008	U009	U010	U011	U012	U013	U014	U015	U016	U017	U018	U019	U020	U021
------	------	------	------	------	------	------	------	------	------	------	------	------	------	------	------	------	------	------	------	------

U076
Cooling 3

21.D0747073
DUCT:RIGHT:EXHA
UST:EXIT:OPTICAL
WRITING UNIT



22.D0747074
DUCT:LEFT:EXHA
UST:EXIT:OPTICAL
WRITING UNIT



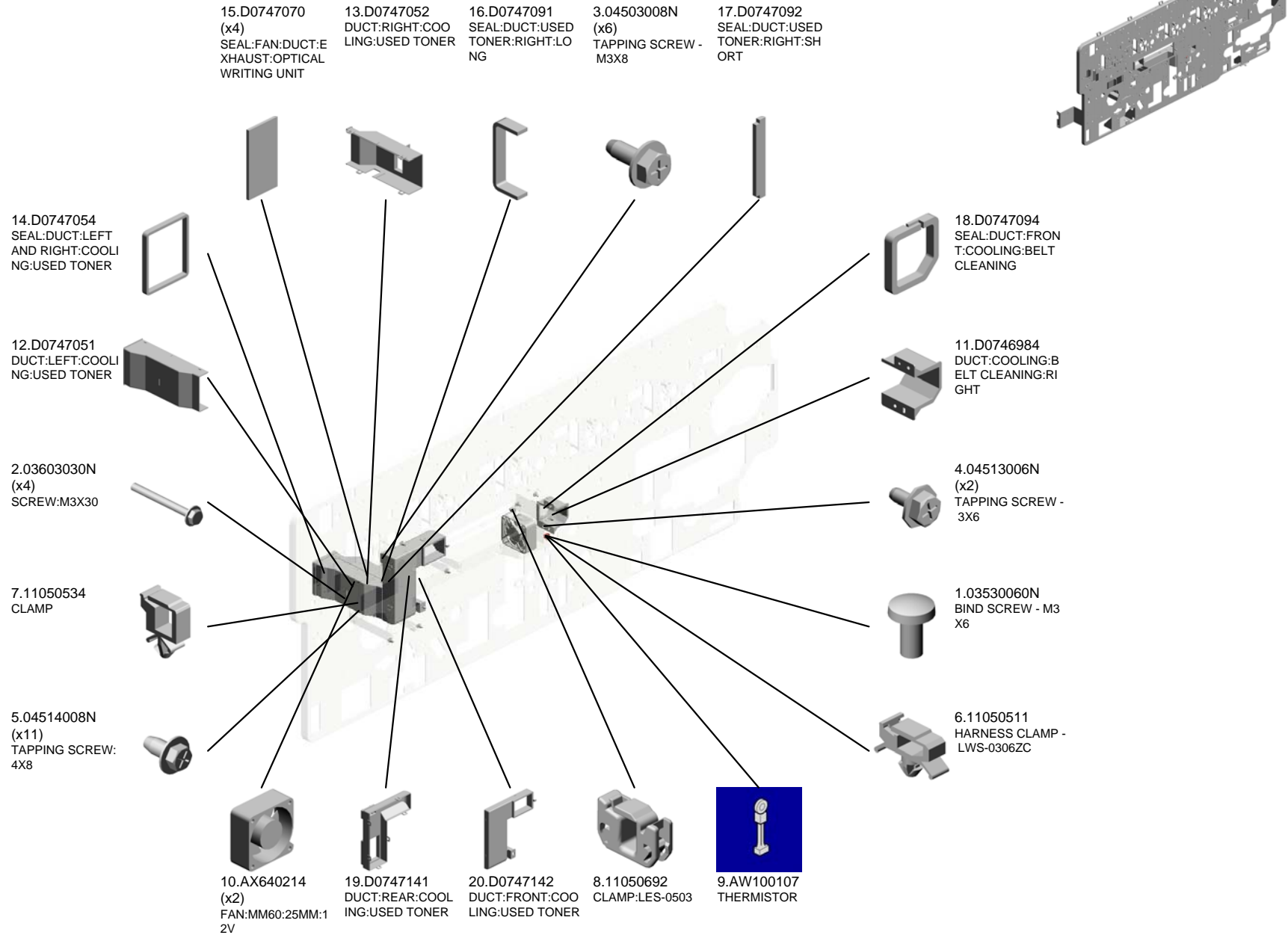
24.AA143544
(x2)
SCREW - M3



23.D0747165
SEAL:DUCT:EXHA
UST:OPTICAL WRITING UNIT



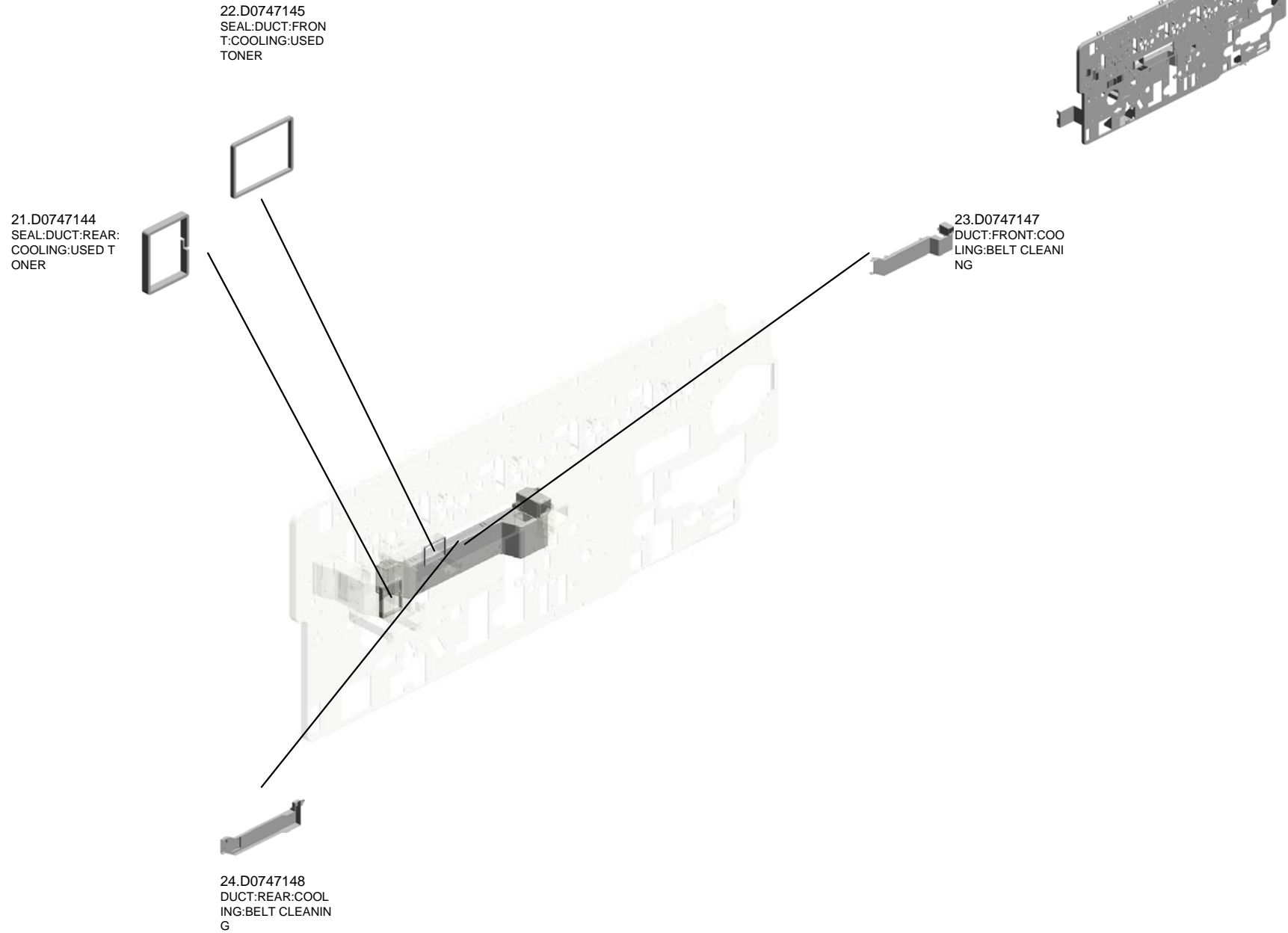
U077 Cooling 4



WWW.SERVICE-MANUAL.NET

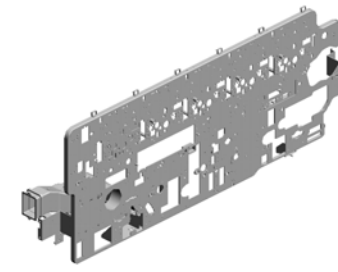
U001	U002	U003	U004	U005	U006	U007	U008	U009	U010	U011	U012	U013	U014	U015	U016	U017	U018	U019	U020	U021
------	------	------	------	------	------	------	------	------	------	------	------	------	------	------	------	------	------	------	------	------

U077 Cooling 4



U078 Cooling 5

- 5.AX640150 (x2)
FAN MOTOR:MM60 :25MM:DC24V 4.8 W
- 12.D0746996
SEAL:DUCT:HEAT PIPE:ROLLER:FAN
- 9.D0746992
DUCT:HEAT PIPE: ROLLER:FRONT
- 11.D0746995
SEAL:DUCT:HEAT PIPE:ROLLER:VAC UUM
- 6.AX650052
FAN:SIROCCO:DC 24V:6.5W



- 10.D0746993
DUCT:HEAT PIPE: ROLLER:INNER BACK

- 2.04503008N (x2)
TAPPING SCREW - M3X8

- 13.D0746997
SEAL:DUCT:HEAT PIPE:ROLLER:EXHAUST

- 14.D0746998
DUCT:VACUUM:HEAT PIPE:ROLLER

- 4.11050511 (x2)
HARNES CLAMP - LWS-0306ZC

- 16.D0747001
DUCT:EXHAUST:HEAT PIPE:ROLLER: LEFT

- 15.D0747000
DUCT:EXHAUST:HEAT PIPE:ROLLER: RIGHT

- 3.04514008N (x5)
TAPPING SCREW: 4X8

- 1.03540400N (x2)
SCREW:M4X40

- 20.D0747042
DUCT:FRONT:EXIT :COOLING:FUSING

- 8.D0746939
SEAL:DUCT:CONNECTING:COOLING:FUSING EXIT

- 7.D0746938
DUCT:CONNECTING:COOLING:FUSING EXIT

- 19.D0747039
SEAL:DUCT:COOLING:FUSING

- 18.D0747038
DUCT:REAR:COOLING:FUSING

- 17.D0747037
DUCT:FRONT:COOLING:FUSING

WWW.SERVICE-MANUAL.NET

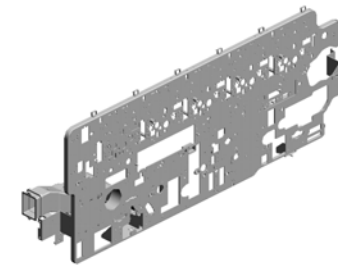
U001	U002	U003	U004	U005	U006	U007	U008	U009	U010	U011	U012	U013	U014	U015	U016	U017	U018	U019	U020	U021
------	------	------	------	------	------	------	------	------	------	------	------	------	------	------	------	------	------	------	------	------

U078
Cooling 5

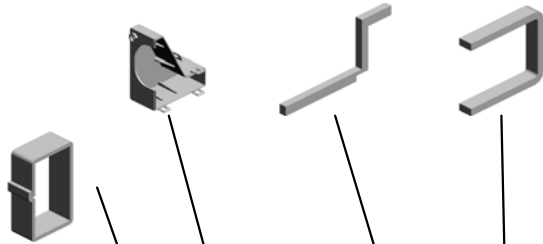
21.D0747043
DUCT:REAR:EXIT:
COOLING:FUSING

26.D0747105
SEAL:UPPER:DUC
T:COOLING:FUSIN
G

24.D0747048
SEAL:VACUUM:DU
CT:CONNECTING:
FUSING



22.D0747045
SEAL:EXIT:SIROC
CO



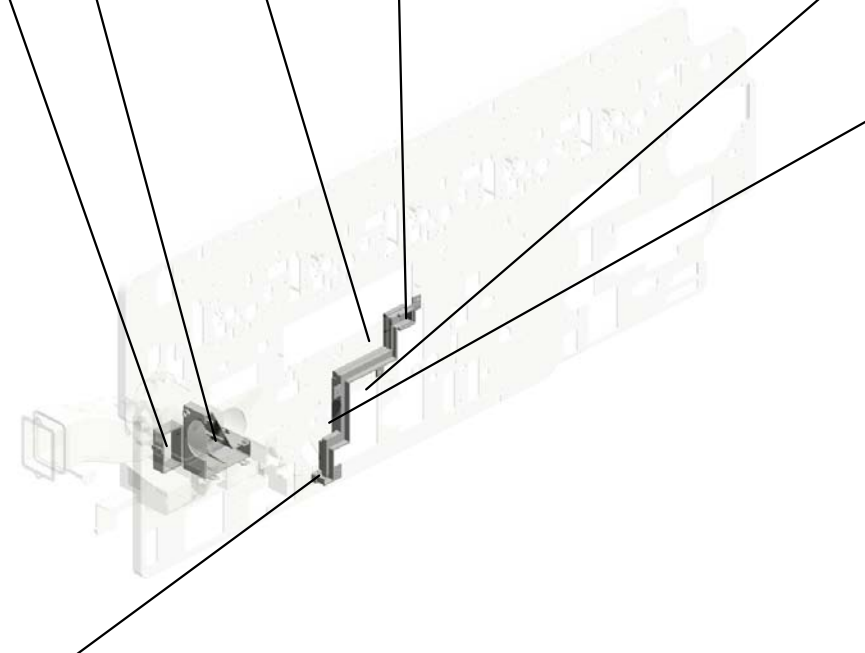
23.D0747047
DUCT:CONNECTIN
G:COOLING:FUSIN
G



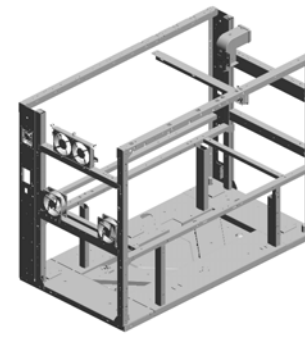
27.D0747106
SEAL:LOWER:DUC
T:COOLING:FUSIN
G



25.D0747049
SEAL:EXHAUST:D
UCT:CONNECTING
:FUSING



U079 Cooling 6



- 5.11050508 (x3) HARNESS CLAMP - LWS-0711
- 21.11026246 (x2) RELAY CONNECT OR - 3P
- 16.D0747177 DUCT:VACUUM:RIGHT UPPER:REAR
- 18.D0747188 SEAL:DUCT:VACUUM:RIGHT UPPER
- 12.D0746947 FILTER:VACUUM:RIGHT UPPER

9.AX640214
FAN:MM60:25MM:1
2V

20.D0757187
COVER:DC FAN MOTOR:MM120

10.AX650051
(x2)
DC FAN MOTOR:MM120

6.11050511
(x2)
HARNESS CLAMP - LWS-0306ZC

3.04514008N
(x9)
TAPPING SCREW: 4X8

1.03530080N
(x4)
SCREW:M3X8

11.AX650053
(x2)
DC FAN MOTOR:MM120:PWM CONTROL

19.D0757185
(x8)
CUSHION:DC FAN MOTOR:LEFT LOWER

4.09573030P
(x2)
SCREW:SMALL ROUND WITH SPRING WASHER:M3X30

14.D0747150
FILTER:BRACKET:VACUUM:RIGHT LOWER

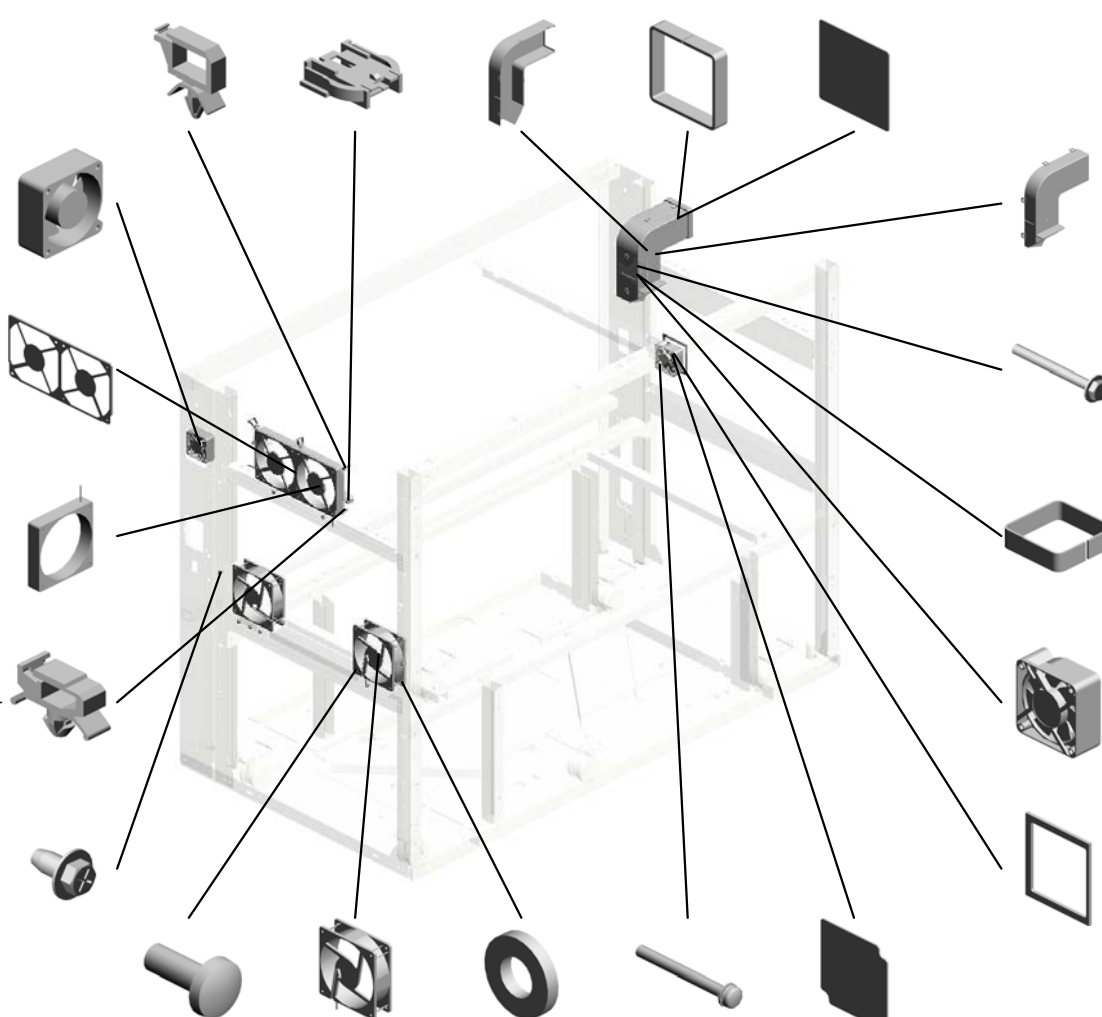
15.D0747176
DUCT:VACUUM:RIGHT UPPER:FRONT

2.03603030N
(x4)
SCREW:M3X30

17.D0747187
SEAL:DC FAN MOTOR:VACUUM:RIGHT UPPER

8.AX640150
(x2)
FAN MOTOR:MM60:25MM:DC24V 4.8W

13.D0746948
SEAL:DUCT:VACUUM:RIGHT LOWER



WWW.SERVICE-MANUAL.NET

U001	U002	U003	U004	U005	U006	U007	U008	U009	U010	U011	U012	U013	U014	U015	U016	U017	U018	U019	U020	U021
------	------	------	------	------	------	------	------	------	------	------	------	------	------	------	------	------	------	------	------	------

U080 Electrical 1 (Rear)


4.04514008N
(x32)
TAPPING SCREW:
4X8

15.D0745506
PCB:IOB

11.D0745401
PCB:BCU:ASS'Y

1.03603006N
(x32)
SCREW - M3X6

2.03604008N
SCREW - M4X8



16.D0745520
PCB:TDCU:ASS'Y

5.11028502
CONNECTOR - 546
79-1615

3.04513008N
(x2)
TAPPING SCREW -
M3X8

13.D0745430
AC CONTROL BOA
RD

14.D0745440
PCB:RELAY:AC

9.AZ240166
POWER SUPPLY U
NIT:200-240V:395W

12.D0745424
PCB:RYB

7.14077036
EEPROM:AT24C12
8B-PU

6.11071281
FUSE:BJS2012F2

10.B2347587
POWER SUPPLY C
ORD BRACKET

17.D0745911
BRACKET:NOISE F
ILTER

8.16071799
FILTER - SUP-ET20
-ER-0

WWW.SERVICE-MANUAL.NET

U001	U002	U003	U004	U005	U006	U007	U008	U009	U010	U011	U012	U013	U014	U015	U016	U017	U018	U019	U020	U021
------	------	------	------	------	------	------	------	------	------	------	------	------	------	------	------	------	------	------	------	------

U081 Electrical 2 (Front)

8.D0743636 SHEET:MAIN SWITCH
 2.03603014N (x4) SCREW - M3X14
 5.12042521 (x4) MICRO SWITCH



12.D0745920 BRACKET:MAIN SWITCH

6.12042614 SWITCH AC250V/16A



3.04514008N (x2) TAPPING SCREW: 4X8



4.11050516 (x5) CLAMP



9.D0745914 BRACKET:SAFETY SWITCH



1.03603006N (x2) SCREW - M3X6



10.D0745916 (x2) SPRING PLATE:SAFETY SWITCH



11.D0745917 (x2) ARM:SAFETY SWITCH



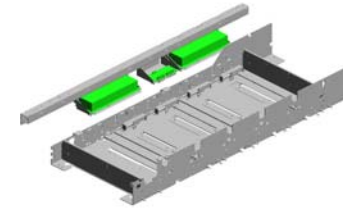
7.C2182185 (x2) STEPPER SCREW

WWW.SERVICE-MANUAL.NET

U001	U002	U003	U004	U005	U006	U007	U008	U009	U010	U011	U012	U013	U014	U015	U016	U017	U018	U019	U020	U021
------	------	------	------	------	------	------	------	------	------	------	------	------	------	------	------	------	------	------	------	------

U082 Electrical 3 (Upper)

- 5.07200030E (x4) RETAINING RING - M3
- 16.D0742178 (x4) TENSION SPRING: SOLENOID:ON-OFF
- 8.AW500023 (x4) PUSH SWITCH
- 19.D0742572 (x4) STAY:SET SENSOR:PCU
- 10.B1325415 BASE:ELECTRIC POTENTIAL SENSOR



- 9.AZ320173 (x2) POWER PACK:CHARGE:DEVELOPMENT

- 1.03530030N (x8) SCREW:M3X3

- 14.D0742172 (x4) BRACKET:SOLENOID:ON-OFF

- 15.D0742175 (x4) DC SOLENOID:ON-OFF:ASSY

- 2.03603006N (x29) SCREW - M3X6

- 20.D0742575 (x4) ARM:SET SENSOR:PCU

- 3.04514008N (x10) TAPPING SCREW: 4X8

- 17.D0742272 BRACKET:TEMPERATURE & HUMIDITY SENSOR

- 7.AW140015 TEMPERATURE & HUMIDITY SENSOR

- 4.04543006Q (x10) TAPPING SCREW - M3X6

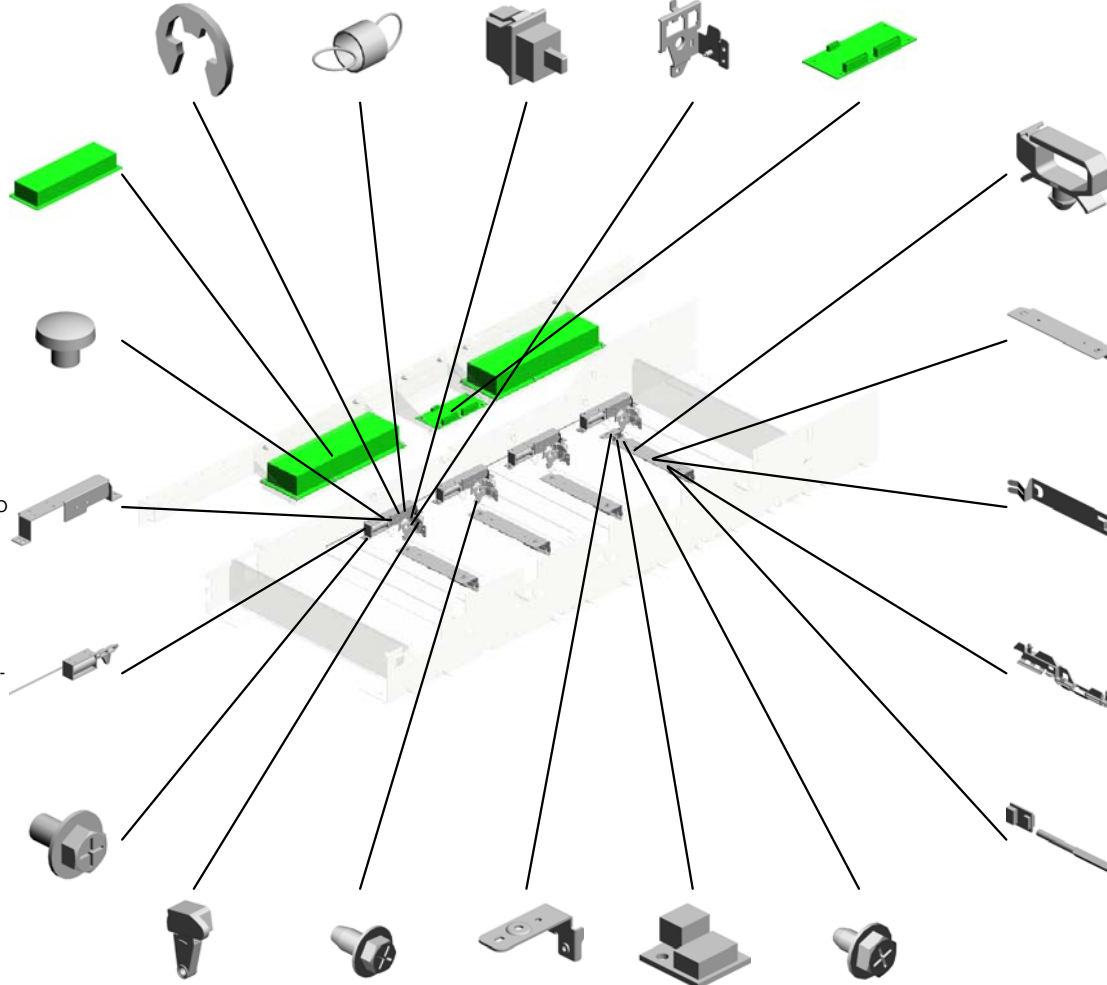
- 6.11050516 (x8) CLAMP

- 18.D0742274 (x4) BRACKET:ELECTRIC POTENTIAL SENSOR

- 13.D0143657 (x4) SHIELDING PLATE

- 12.D0143656 (x4) HOLDER:ELECTRIC POTENTIAL SENSOR

- 11.D0143655 (x4) ELECTRIC POTENTIAL SENSOR



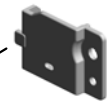
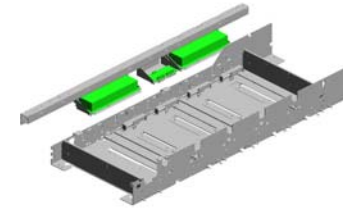
WWW.SERVICE-MANUAL.NET

U001	U002	U003	U004	U005	U006	U007	U008	U009	U010	U011	U012	U013	U014	U015	U016	U017	U018	U019	U020	U021
------	------	------	------	------	------	------	------	------	------	------	------	------	------	------	------	------	------	------	------	------

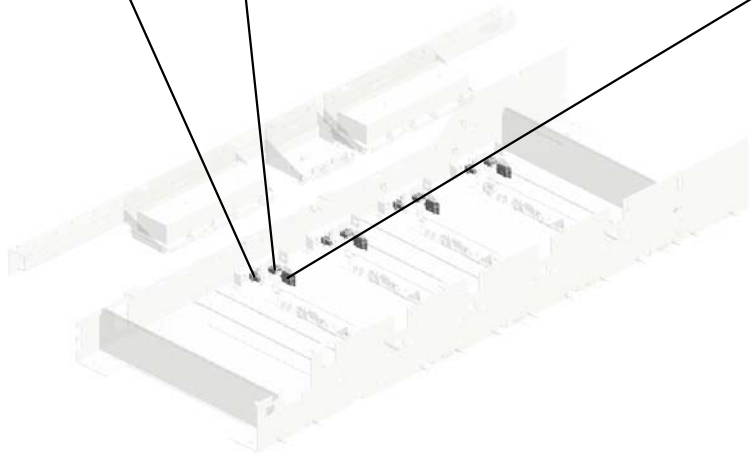
U082 Electrical 3 (Upper)

23.D0742181
(x4)
CONNECTOR:1POL
E

22.D0742577
(x4)
CONNECTOR:DRA
WER:4POLE:REC

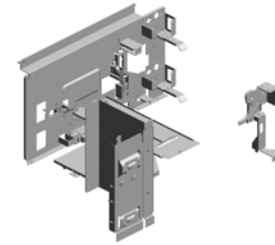


21.D0742576
(x4)
HOLDER:SET SEN
SOR:PCU



U083 Electrical 4 (Paper Feed)

10.11050692 (x2) CLAMP:LES-0503
 9.11050518 EDGE SADDLE - L ES-1010
 3.07200040E RETAINING RING - M4
 13.AA132203 SPACER - 6MM
 15.AA143550 (x2) SCREW:DIA4:M3



5.08030058 (x2) STEPPED SCREW

12.AA063268 (x2) CONNECTOR SPRING

4.08025220 (x2) TAPPING SCREW - M4X8

14.AA140912 SCREW - 8X14X2.8

6.08046123 HEXAGONAL BOLT :W/WASHER:M3X8

2.04514008N (x47) TAPPING SCREW: 4X8

7.11050487 (x7) HARNESS CLAMP

19.AX310045 TOTAL COUNTER: 7FIG:24V

1.03604006N (x6) SCREW - M4X6

8.11050516 (x14) CLAMP

20.B0042995 CAP - POSITIONING

18.AW500023 PUSH SWITCH

16.AA143569 (x2) SCREW

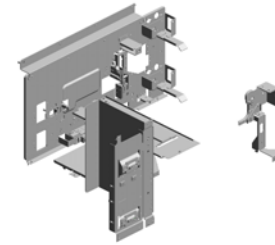
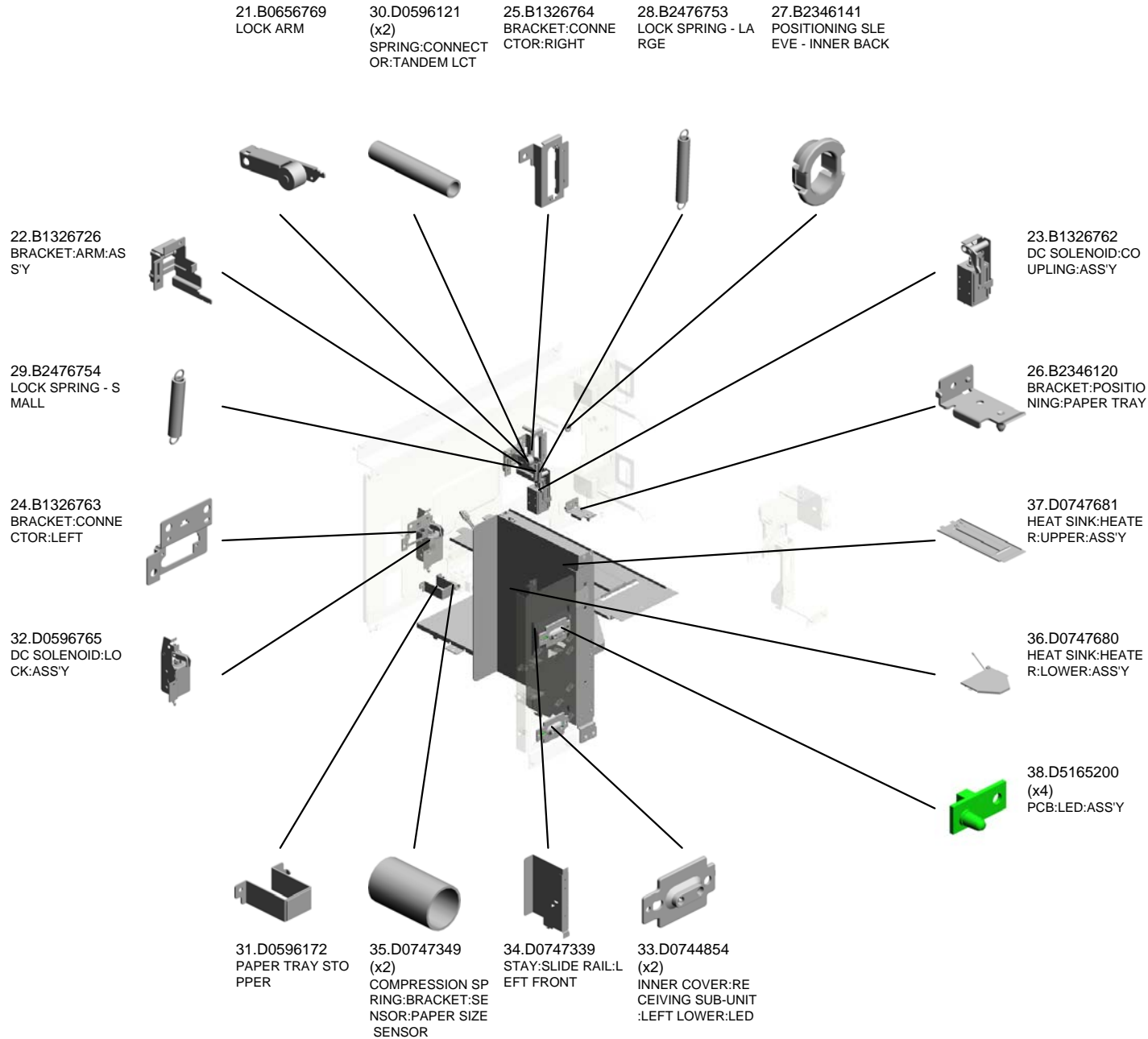
17.AW500010 PUSH SWITCH

11.12042570 (x2) ROCKER SWITCH: SDDJE13200

WWW.SERVICE-MANUAL.NET

U001	U002	U003	U004	U005	U006	U007	U008	U009	U010	U011	U012	U013	U014	U015	U016	U017	U018	U019	U020	U021
------	------	------	------	------	------	------	------	------	------	------	------	------	------	------	------	------	------	------	------	------

U083 Electrical 4 (Paper Feed)



WWW.SERVICE-MANUAL.NET

U001 U002 U003 U004 U005 U006 U007 U008 U009 U010 U011 U012 U013 U014 U015 U016 U017 U018 U019 U020 U021

U084 Electrical 5 (Control)


2.03604030N
(x2)
SCREW:M4X30

10.D0745791
PCB:CTL:EX1:ASS'
Y:(for D074)

21.G1786076
PCB:PC4200:RAW
CARD-F:2GB:ASS'Y

20.G1786062
PCB:PC4200:RAW
CARD-C:512MB

6.D0145953
SUPPORTER:LOW
ER



3.AX640159
FAN MOTOR MM80



13.D0745858
COVER:BRACKET:
CONTROL BOARD



14.D0745860
BRACKET:CONTR
OL BOARD



11.D0745832
HDD UNIT:ASS'Y



9.D0745701
PCB:IPU



16.D0749590
NV-RAM



17.D0755791
PCB:CTL:EX1:ASS'
Y:(for D075)




5.D0145952
SUPPORTER:UPP
ER



1.03603006N
(x4)
SCREW - M3X6



19.G1786036
PCB:GIGAETHERN
ET:PCIE:ASS'Y



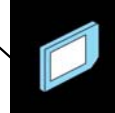
12.D0745838
DRUM STAY:CONT
ROL BOARD



4.B1325807
GROUND PLATE:B
ASE:CONTROL BO
ARD



18.D0936007
SD-CARD:Z-V4:EX
P



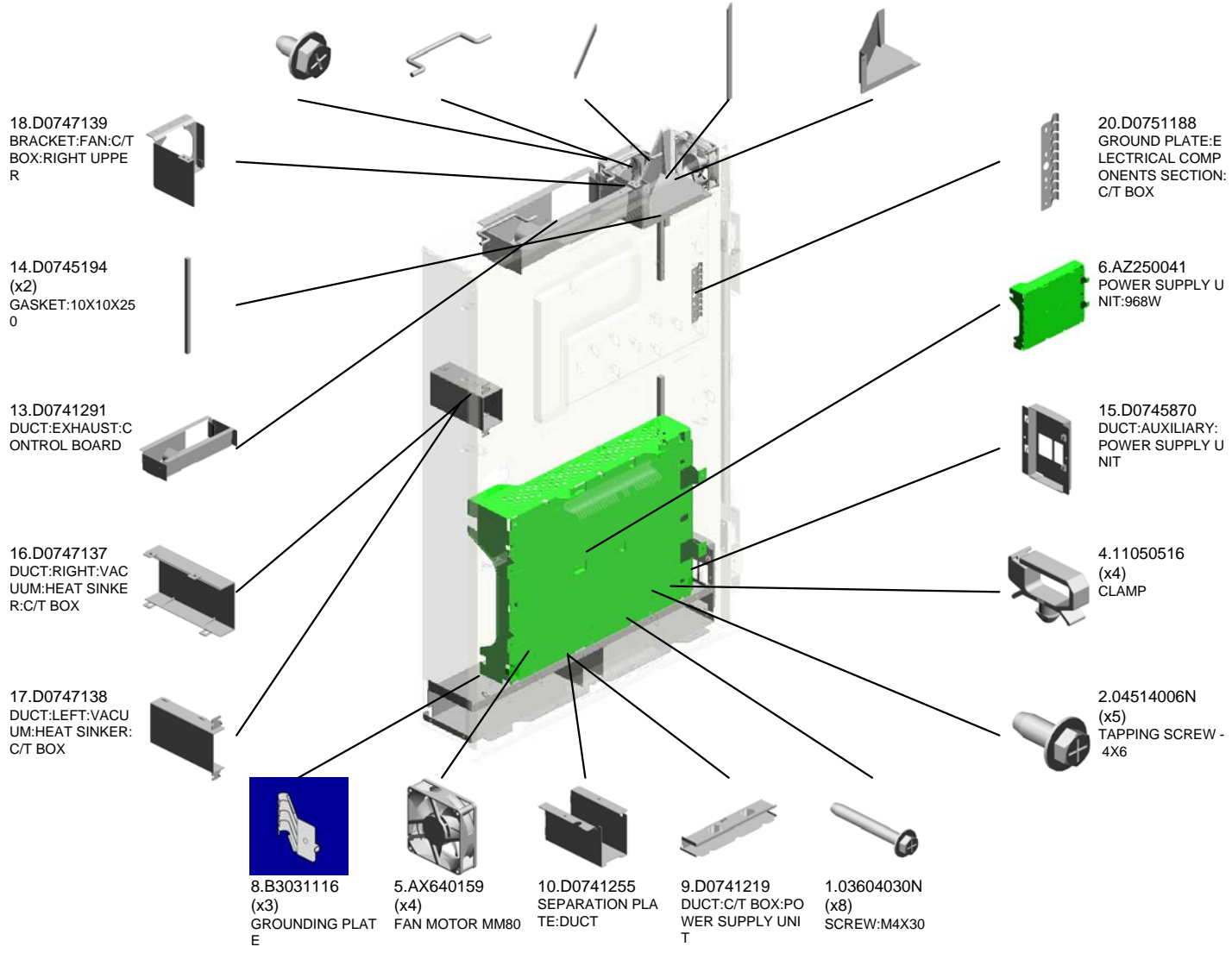
15.D0745874
DECAL:CAPTION:I
NTERFACE



U085 Electrical 6 (Back 1)



- 3.04543006Q (x6) TAPPING SCREW - M3X6
- 7.B1322366 (x2) LEVER:DRUM STAY:LEFT
- 12.D0741287 SEAL:C/T BOX:DUCT:UPPER
- 11.D0741286 SEAL:C/T BOX:DUCT:FRONT
- 19.D0747140 DUCT:FRONT:EXHAUST:AUST:C/T BOX

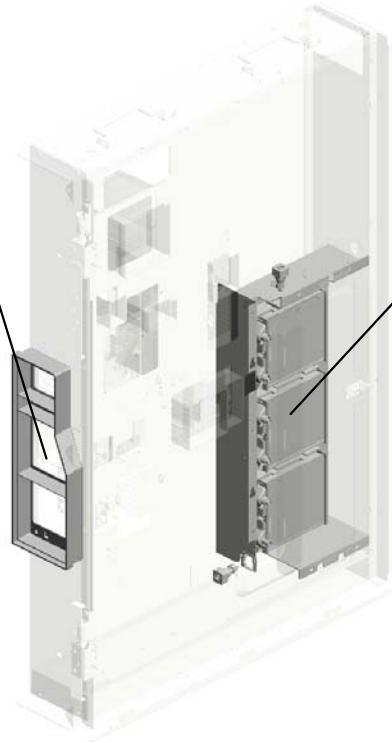


WWW.SERVICE-MANUAL.NET

U001	U002	U003	U004	U005	U006	U007	U008	U009	U010	U011	U012	U013	U014	U015	U016	U017	U018	U019	U020	U021
------	------	------	------	------	------	------	------	------	------	------	------	------	------	------	------	------	------	------	------	------

U086.Electrical 7 (Back 2)

U086_S001
D0741251
DUCT:EXHAUST:EXIT:ASSY



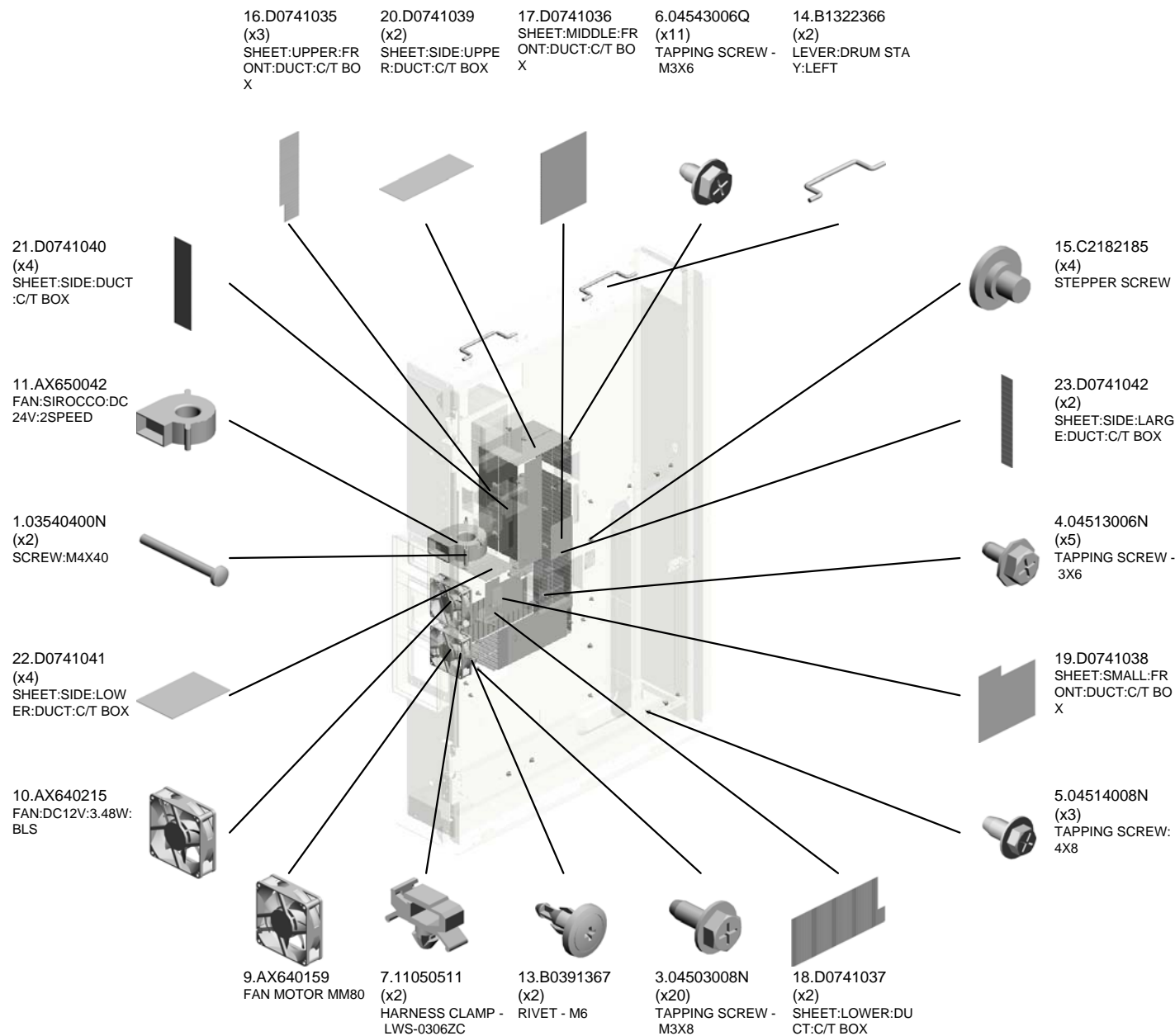
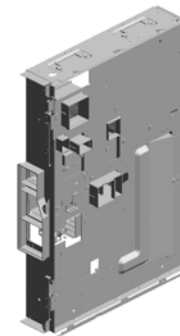
U086_S002
D0747250
LIQUID COOLING:FAN:ASSY

WWW.SERVICE-MANUAL.NET

U001	U002	U003	U004	U005	U006	U007	U008	U009	U010	U011	U012	U013	U014	U015	U016	U017	U018	U019	U020	U021
------	------	------	------	------	------	------	------	------	------	------	------	------	------	------	------	------	------	------	------	------

U086

Electrical 7 (Back 2)



WWW.SERVICE-MANUAL.NET

U001	U002	U003	U004	U005	U006	U007	U008	U009	U010	U011	U012	U013	U014	U015	U016	U017	U018	U019	U020	U021
------	------	------	------	------	------	------	------	------	------	------	------	------	------	------	------	------	------	------	------	------

U086

Electrical 7 (Back 2)



- 36.D0747114 (x4) BRACKET:FAN:DU CT:EXHAUST:C/T BOX
- 39.D0747122 DUCT:FRONT:OZONE UNIT:C/T BOX
- 44.D0747128 SEAL:LOWER:DUCT:OZONE FILTER:C/T BOX
- 27.D0741046 SHEET:UPPER:REAR:DUCT:C/T BOX
- 24.D0741043 (x2) SHEET:UPPER:BRACKET:DUCT:C/T BOX

40.D0747123 DUCT:REAR:OZONE UNIT:C/T BOX

43.D0747126 SEAL:COVER:DUCT:OZONE UNIT:C/T BOX

34.D0747110 OZONE FILTER

42.D0747125 COVER:DUCT:OZONE UNIT:C/T BOX

41.D0747124 BRACKET:FAN:DUCT:OZONE FILTER:C/T BOX

33.D0747109 SEAL:EXIT:EXHAUST:DUCT:C/T BOX

31.D0747104 BRACKET:FAN:DUCT:EXHAUST:C/T BOX

35.D0747111 (x5) FILTER:PREVENTENCE

26.D0741045 (x2) SHEET:LOWER:BRACKET:DUCT:C/T BOX

30.D0746945 SHEET:C/T BOX:LIQUID COOLING:LOWER

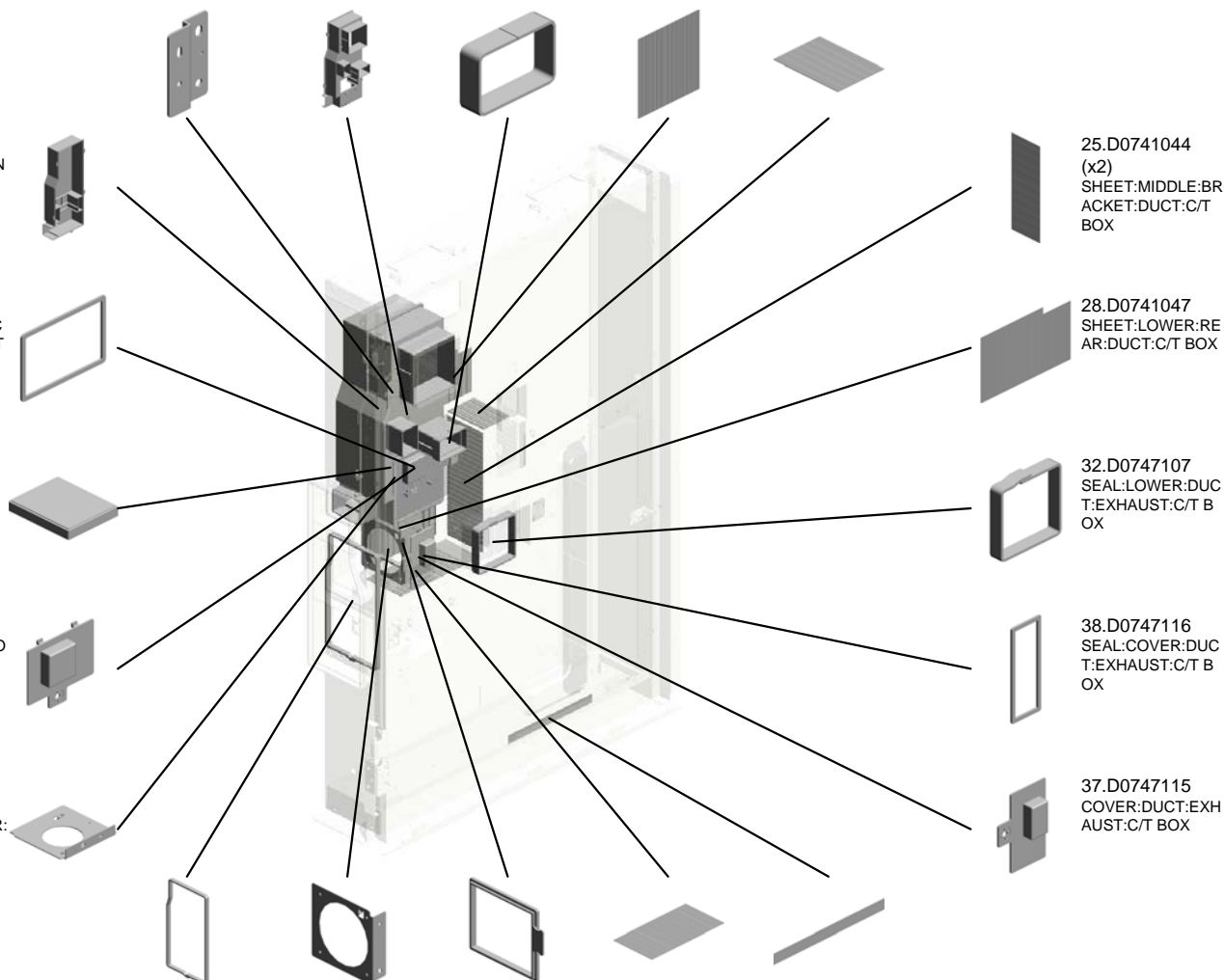
25.D0741044 (x2) SHEET:MIDDLE:BRACKET:DUCT:C/T BOX

28.D0741047 SHEET:LOWER:REAR:DUCT:C/T BOX

32.D0747107 SEAL:LOWER:DUCT:EXHAUST:C/T BOX

38.D0747116 SEAL:COVER:DUCT:EXHAUST:C/T BOX

37.D0747115 COVER:DUCT:EXHAUST:C/T BOX



WWW.SERVICE-MANUAL.NET

U001	U002	U003	U004	U005	U006	U007	U008	U009	U010	U011	U012	U013	U014	U015	U016	U017	U018	U019	U020	U021
------	------	------	------	------	------	------	------	------	------	------	------	------	------	------	------	------	------	------	------	------

U086

Electrical 7 (Back 2)



- 45.D0747129 SEAL:UPPER:DUCT:FRONT:EXHAUST:OZONE FILTER:C/T BOX
- 51.D0747189 DUCT:FRONT:EXHAUST:C/T BOX
- 57.D0747195 (x2) SEAL:DUCT:C/T BOX:MIDDLE UPPER
- 54.D0747192 BRACKET:MIDDLE:DUCT:EXHAUST:C/T BOX
- 53.D0747191 BRACKET:UPPER:DUCT:EXHAUST:C/T BOX

52.D0747190 DUCT:REAR:EXHAUST:C/T BOX

46.D0747130 SEAL:EXIT:DUCT:OZONE FILTER:C/T BOX

60.D0747198 SEAL:DUCT:C/T BOX:MIDDLE LOWER

58.D0747196 BRACKET:UPPER:FAN:DUCT:C/T BOX

49.D0747170 SEAL:EXIT:MIDDLE:DUCT:C/T BOX

59.D0747197 (x3) SEAL:DUCT:C/T BOX:MIDDLE SIDEWAYS

63.D0747261 LIQUID COOLING:PRINT ASSY

55.D0747193 BRACKET:LOWER:DUCT:EXHAUST:C/T BOX

65.D0747207 SHEET:C/T BOX:LIQUID COOLING:WINDOW

47.D0747134 BRACKET:FIN:RADIATOR

48.D0747135 SEAL:FIN

61.D0747199 COVER:LIQUID COOLING:BASE:C/T BOX

56.D0747194 (x5) BRACKET:DUCT:EXHAUST:C/T BOX

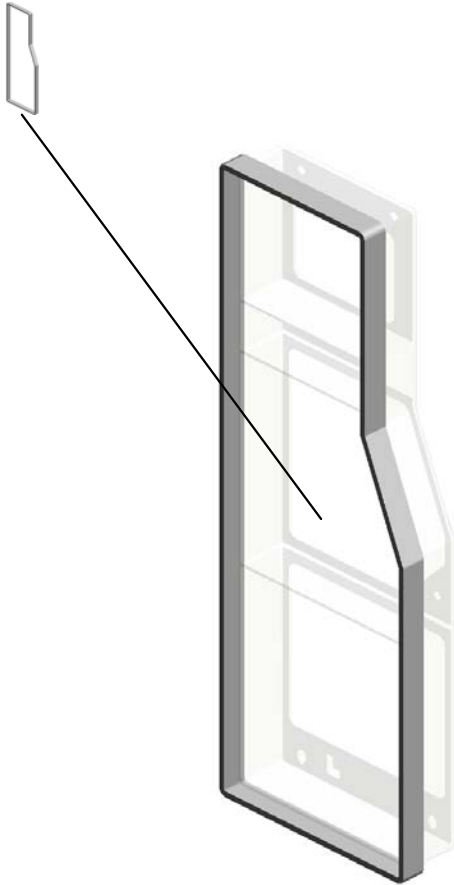
64.D0746944 SHEET:C/T BOX:LIQUID COOLING:UPPER

WWW.SERVICE-MANUAL.NET

U001	U002	U003	U004	U005	U006	U007	U008	U009	U010	U011	U012	U013	U014	U015	U016	U017	U018	U019	U020	U021
------	------	------	------	------	------	------	------	------	------	------	------	------	------	------	------	------	------	------	------	------

U086_S001
DUCT:EXHAUST:EXIT:ASS'Y


50.D0747174
SEAL:DUCT:EXIT



29.D0741251
DUCT:EXHAUST:E
XIT:ASS'Y

U086_S002
LIQUID COOLING:FAN:ASS'Y

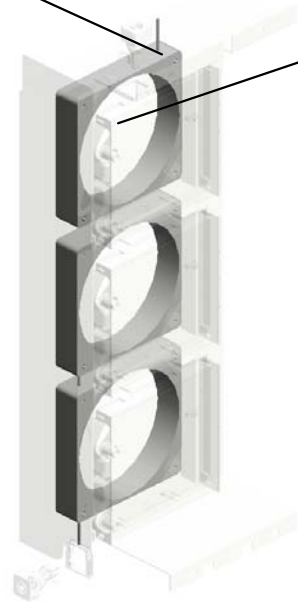
2.03603030N
(x6)
SCREW:M3X30



62.D0747250
LIQUID COOLING:F
AN:ASS'Y



12.AX650051
(x3)
DC FAN MOTOR:M
M120



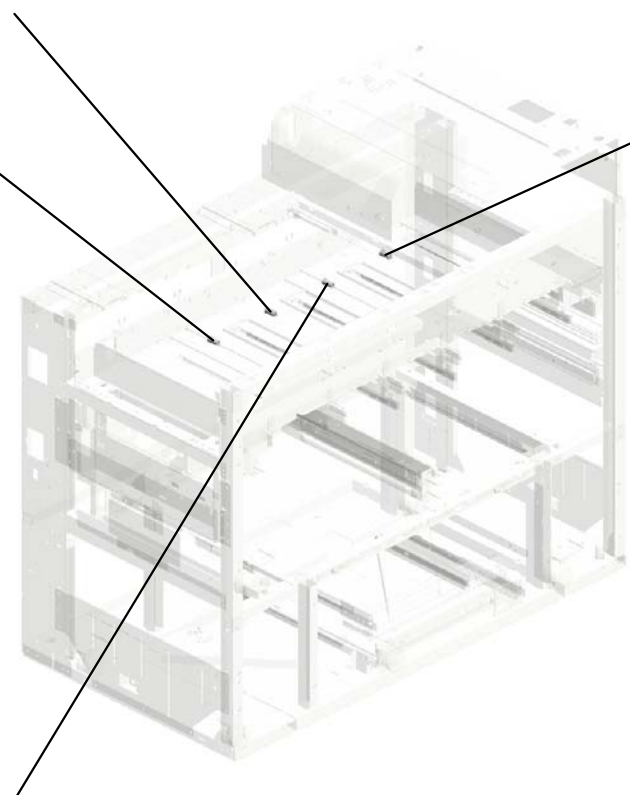
U087.Main Frame

U087_S002
D0743446
RECEPTACLE:DEVELOPME
T BIAS:ASS'Y

U087_S001
D0743446
RECEPTACLE:DEVELOPME
T BIAS:ASS'Y

U087_S004
D0743446
RECEPTACLE:DEVELOPME
T BIAS:ASS'Y

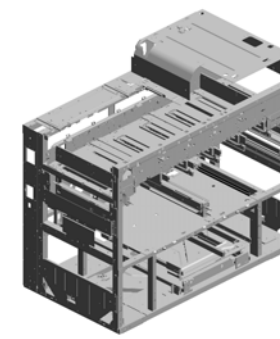
U087_S003
D0743446
RECEPTACLE:DEVELOPME
T BIAS:ASS'Y



WWW.SERVICE-MANUAL.NET

U001	U002	U003	U004	U005	U006	U007	U008	U009	U010	U011	U012	U013	U014	U015	U016	U017	U018	U019	U020	U021
------	------	------	------	------	------	------	------	------	------	------	------	------	------	------	------	------	------	------	------	------

U087 Main Frame



- 15.A8597211 (x2) STEPPED SCREW
- 4.03604006N (x2) SCREW - M4X6
- 13.11050723 (x3) CLAMPS:WES-0507
- 11.11050600 (x3) CLAMP:LWSM-0306-2M
- 12.11050601 (x3) CLAMP:LWSM-0511-2M

6.04514008N (x55) TAPPING SCREW: 4X8

10.07200040E (x2) RETAINING RING - M4

18.B0656136 (x2) TRAY LOCK ARM

5.03604008N (x12) SCREW - M4X8

2.03540060N (x8) SCREW-M4X6

17.AW140015 TEMPERATURE & HUMIDITY SENSOR

8.04544008Q (x5) TAPPING SCREW - M4X8

19.B0656591 PAPER TRAY HOLDER BASE

20.B1327591 RAIL:PAPER TRAY: ASS'Y

9.07200030E RETAINING RING - M3

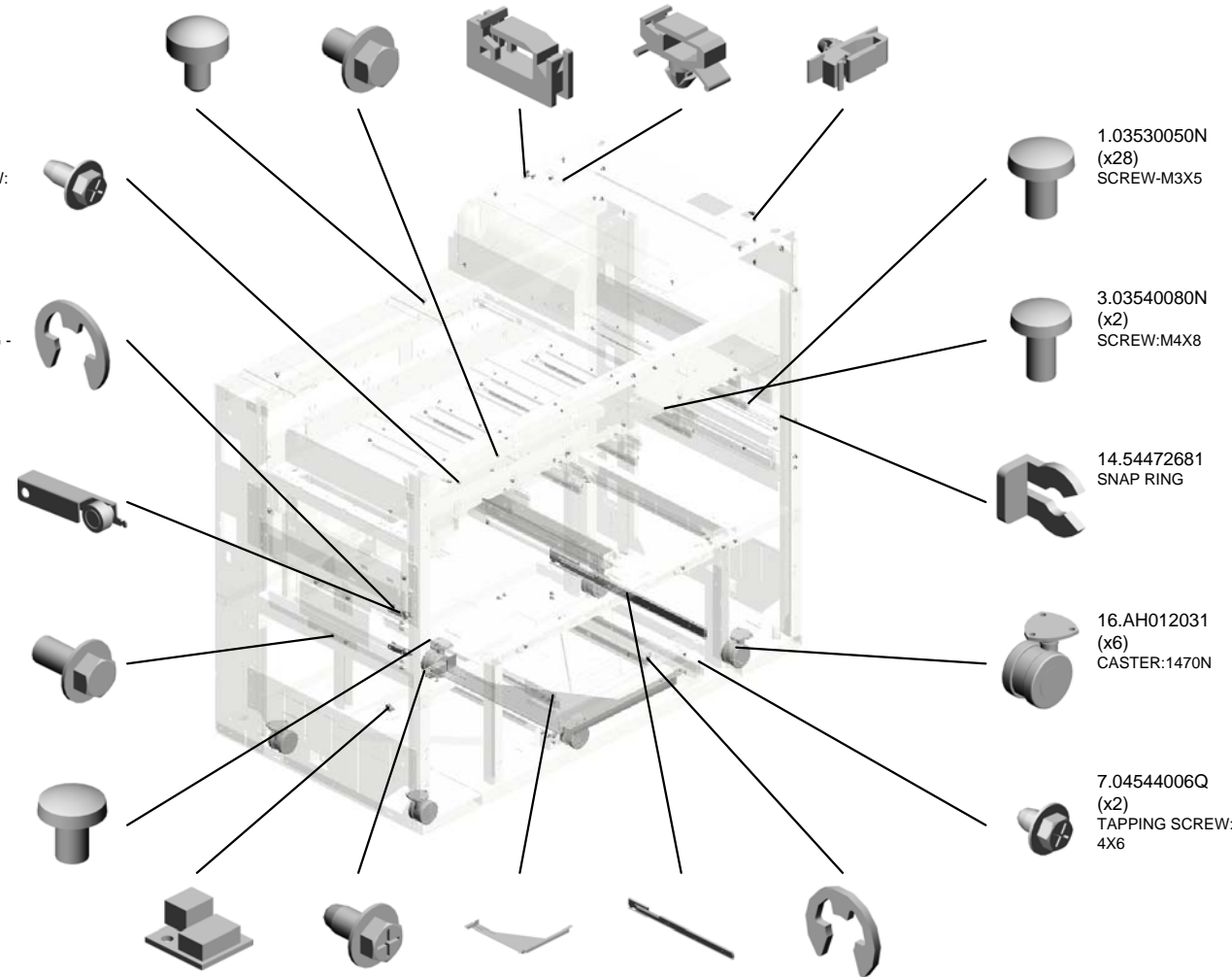
1.03530050N (x28) SCREW-M3X5

3.03540080N (x2) SCREW:M4X8

14.54472681 SNAP RING

16.AH012031 (x6) CASTER:1470N

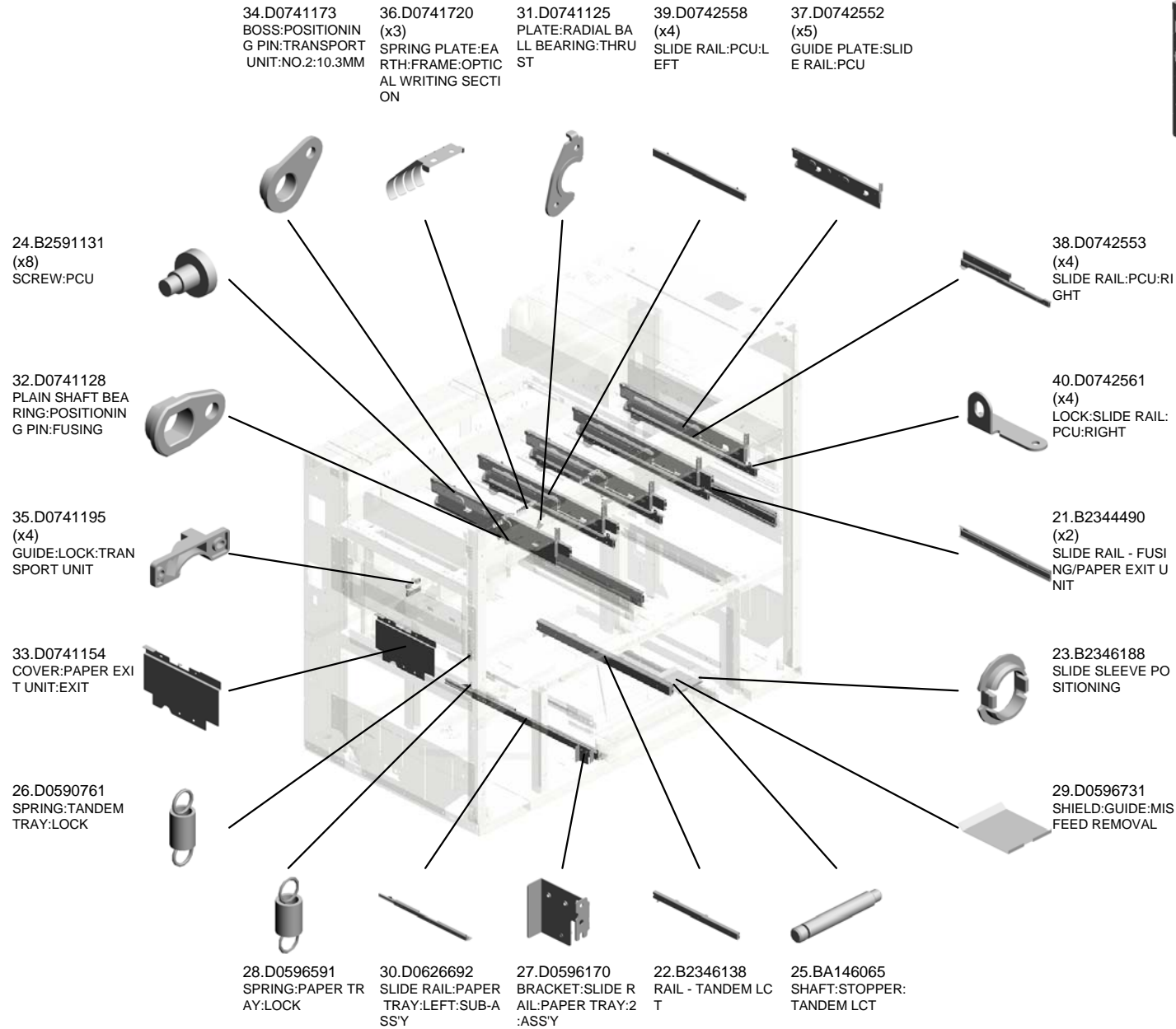
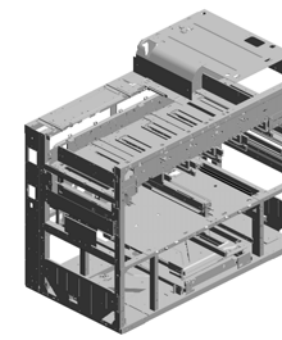
7.04544006Q (x2) TAPPING SCREW: 4X6



WWW.SERVICE-MANUAL.NET

U001	U002	U003	U004	U005	U006	U007	U008	U009	U010	U011	U012	U013	U014	U015	U016	U017	U018	U019	U020	U021
------	------	------	------	------	------	------	------	------	------	------	------	------	------	------	------	------	------	------	------	------

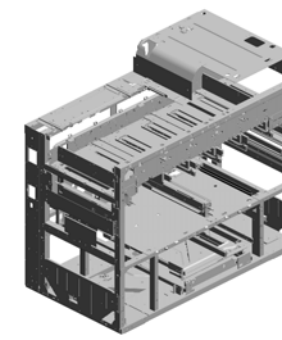
U087 Main Frame



WWW.SERVICE-MANUAL.NET

U001	U002	U003	U004	U005	U006	U007	U008	U009	U010	U011	U012	U013	U014	U015	U016	U017	U018	U019	U020	U021
------	------	------	------	------	------	------	------	------	------	------	------	------	------	------	------	------	------	------	------	------

U087 Main Frame



- 50.D0744351 (x2) STEPPED SCREW: DIA5.4DIA:DIA3.5M3
- 52.D0746078 (x2) COMPRESSION SPRING:DRAWER:INTERMEDIATE TRANSFER
- 53.D0747172 (x8) SEAL:OPTICAL WRITING UNIT:LOWER
- 60.D0751184 (x8) SEAL:OPTICAL WRITING UNIT:UPPER
- 44.D0742942 PIN:GUIDE PLATE:CONNECTION:LARGE CAPACITY TRAY:UPPER

61.G1787743 (x3) BOSS:POSITIONING PIN:TRANSPORT UNIT:NO.1

51.D0744682 PAPER EXIT SUB-UNIT:EXIT:MAIN

45.D0743033 GUIDE PLATE:CONNECTING

56.D0747331 STAY:SLIDE RAIL:LEFT INNER REAR:NO.1:PEEN

58.D0747335 STAY:SLIDE RAIL:LEFT:NO.2

55.D0747330 SLIDE RAIL:LEFT:NO.1

57.D0747333 STAY:SLIDE RAIL:LEFT FRONT:NO.1

54.D0747326 SLIDE RAIL:RIGHT:NO.2:ASSY

59.D0747367 BRACKET:STOPPER:TANDEM LCT

48.D0743047 (x2) BRACKET:HOLDER:DUPLIX:ASSY

41.D0742797 STAY:CONNECTION:LARGE CAPACITY TRAY

43.D0742938 GUIDE PLATE:CONNECTION:LARGE CAPACITY TRAY:UPPER:PEEN 201201-03 X/O

42.D0742799 GUIDE PLATE:CONNECTION:LCT:LOWER

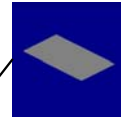
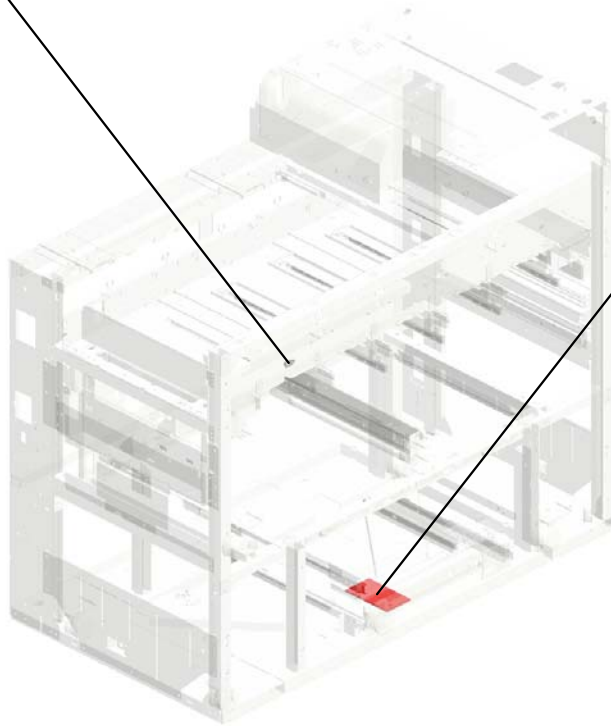
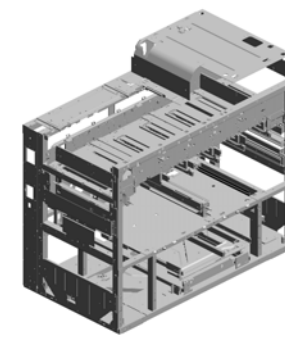
46.D0743038 BRACKET:DUPLIX:EXIT

47.D0743039 GUIDE PLATE:DUPLIX:EXIT

WWW.SERVICE-MANUAL.NET

U087
Main Frame


62.G1787744
BOSS:POSITIONIN
G PIN:TRANSPORT
UNIT:NO.2



64.D0741088
SHEET:BASE:MAIN
:FRONT

U087_S001
RECEPTACLE:DEVELOPMENT BIAS:ASS'Y

63.AA063371
SPRING



49.D0743446
RECEPTACLE:DEV
ELOPMENT BIAS:A
SS'Y



U087_S002
RECEPTACLE:DEVELOPMENT BIAS:ASS'Y

63.AA063371
SPRING



49.D0743446
RECEPTACLE:DEV
ELOPMENT BIAS:A
SS'Y



U087_S003
RECEPTACLE:DEVELOPMENT BIAS:ASS'Y

63.AA063371
SPRING




49.D0743446
RECEPTACLE:DEV
ELOPMENT BIAS:A
SS'Y



U087_S004
RECEPTACLE:DEVELOPMENT BIAS:ASS'Y

63.AA063371
SPRING



49.D0743446
RECEPTACLE:DEV
ELOPMENT BIAS:A
SS'Y




Accessories




3.D0744225
KNOB:FUSING



4.D0744391
HOLDER:KNOB:FUSING:DUAL FACE
S TEPE




5.D0746727
COVER:HARNES:OPERATION PAN
EL



6.D0747391
(x2)
DECAL:PAPER SET DIRECTION



7.D0747847
DECAL:CAUTION CHART:INKJET:PA
PER:NA



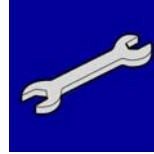
8.D0747905
SEAL:MAIN:FRONT LEFT:LOWER
PER:NA



9.D0747906
SEAL:MAIN:FRONT LEFT:UPPER



10.G1781141
(x4)
HOLDER:STAND:M20



11.G1788350
WRENCH:HEXAGONAL BOLT



12.D0744390
ACCESSORY:KNOB:FUSING:ASSY

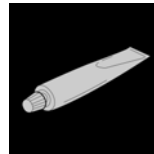
Special Tools



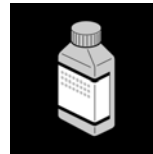
1.52039502
GREASE 501



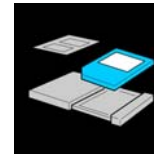
2.A0069104
ADJUSTING SCANNER PIN (4PCS/SE
T)



3.A2579300
GREASE - BARRIERTA S552R



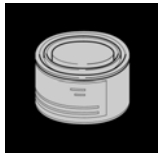
4.B1329700
LUBRICANT POWDER



5.B6455010
SD-CARD:ASSY



6.VSSG9002
FLUOTRIBO MG GREASE : 100G



7.G0049668
GREASE:KS660:SHIN-ETSU
201109-11

Decals and Documents



1.AA001509
DECAL:SIDE FENCE:16X30



3.B0656545
DECAL - POSITIONING



4.B1325996
DECAL:TOTAL COUNTER




5.B2232873
DECAL - SIDE FENCE REAR




6.B6524119
DECAL:GUIDE PLATE:REVERSE:EXIT




7.D0742540
DECAL:LOCK:CLEANING UNIT




8.D0742541
DECAL:ARROW LABEL



9.D0742542
DECAL:GRIP



10.D0742544
DECAL:POSITIONING DISPLAY



11.D0742984
DECAL:PULL OUT:RIGHT:B1



12.D0742985
DECAL:PULL OUT:RIGHT:B3



13.D0742986
DECAL:PULL OUT:RIGHT:B4



14.D0742987
DECAL:PULL OUT:RIGHT:B6



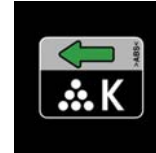
15.D0742988
DECAL:PULL OUT:RIGHT:B7



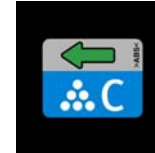
16.D0742989
DECAL:PULL OUT:RIGHT:Z2



17.D0742990
DECAL:PULL OUT:RIGHT:Z4



18.D0743770
DECAL:OPERATE:TONER BOTTLE:K




19.D0743771
DECAL:OPERATE:TONER BOTTLE:C



20.D0743772
DECAL:OPERATE:TONER BOTTLE:M




21.D0743773
DECAL:OPERATE:TONER BOTTLE:Y



22.D0743829
DECAL:POSITIONING DISPLAY:TCRU



23.D0743830
DECAL:OPERATE:LEVER:INTERMEDIATE TRANSFER




24.D0744336
DECAL:WARNING (REMOVAL AND INSTALLATION):FUSING



25.D0744380
DECAL:H-TEMP WARNING:FUSING:WEB

Decals and Documents



26.D0744381
DECAL:FUSING UNIT:POSITIONING



27.D0744551
DECAL:PULL OUT:LEFT:Z1



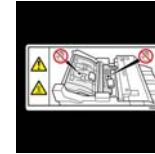
29.D0744553
DECAL:PULL OUT:LEFT:D1



30.D0744554
DECAL:PULL OUT:LEFT:D3



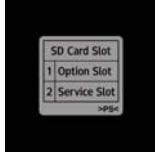
32.D0744556
DECAL:PULL OUT:LEFT:D5



33.D0744557
DECAL:H-TEMP WARNING:EXIT



34.D0744559
DECAL:RECEIVING SUB-UNIT:E




35.D0745874
DECAL:CAPTION:INTERFACE



36.D0746241
DECAL:GRIP:TRANSFER/SEPARATION UNIT




37.D0746242
DECAL:LEVER:TRANSFER/SEPARATION UNIT:FRONT



38.D0746243
DECAL:LEVER:TRANSFER/SEPARATION UNIT:REAR



39.D0746497
DECAL:POSITIONING DISPLAY:TCR U




40.D0747377
DECAL:SWITCH:HEATER:PAPER TRAY:EXP




41.D0747380
DECAL:SWITCH:HEATER:INTERMEDIATE TRANSFER:EXP



42.D0747381
DECAL:VERTICAL TRANSPORT:A1



43.D0747382
DECAL:VERTICAL TRANSPORT:A2



44.D0747383
DECAL:VERTICAL TRANSPORT:A3



45.D0747385
DECAL:CAUTION CHART:TANDEM LCT



46.D0747387
DECAL:BASE:TANDEM LCT:LEFT



47.D0747388
DECAL:PAPER SET DIRECTION:TANDEM LCT:RIGHT



48.D0747390
DECAL:PAPER SET DIRECTION:PAPER TRAY



49.D0747391
DECAL:PAPER SET DIRECTION



50.D0747392
DECAL:PAPER TRAY:NO.1



51.D0747393
DECAL:PAPER TRAY:NO.2

Decals and Documents



52.D0747773
DECAL:OPERATION INSTRUCTIONS:
TONER SUPPLY




53.D0747774
DECAL:MAIN SWITCH




54.D0747835
DECAL:MISFEED REMOVAL:LOCATI
ON



55.D0747836
DECAL:MISFEED REMOVAL:AB




56.D0747837
DECAL:MISFEED REMOVAL:CDE




57.D0747838
DECAL:MISFEED REMOVAL:Z-1



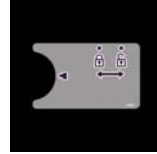
58.D0747839
DECAL:MISFEED REMOVAL:Z-2



59.D0747847
DECAL:CAUTION CHART:INKJET:PA
PER:NA



60.D0747848
DECAL:PULL OUT:LEFT:FUSING UNI
T:SET



61.D0747849
DECAL:PULL OUT:LEFT:FUSING UNI
T:TCRU




62.D0747866
DECAL:CLEANING:EXPOSURE GLAS
S:ENGLISH




63.D0747896
DECAL:CAUTION CHART:COPY:ORI
GINAL:ENGLISH




64.D0747898
DECAL:POWER SOURCE:OFF:ENGLI
SH



65.D5221807
DECAL:SIZE:ORIGINAL



66.D5221816
DECAL:ORIGINAL:SET:CAUTION:5-L
ANG



67.D5221905
DECAL:DESIGN SKETCH:MISFEED R
EMOVAL:P2



68.D5222354
DECAL:BASE:ORIGINAL



69.D5224402
DECAL:SET:ORIGINAL TABLE



70.D5224905
DECAL:GRIP:MISFEED REMOVAL:PR
ESSURE PLATE



71.G0291982
LD DECAL

Exclusive Parts

Number	Part Name	Group	ID
50530223	BUSHING - 8MM	U023_S001	14
50530447	BUSHING - 6MM	U022_S001	10
52039502	GREASE 501	Special Tools	1
52062684	SHOULDER SCREW - M3	U002	2
		U008	8
52062686	SNAP RING	U009	3
		U010	6
		U046	18
		U049_S001	9
52152621	SNAP RING - M6	U014	5
		U035	8
		U049_S001	10
53041639	BUSHING - 8MM	U058	9
53241658	BUSHING- 4X8X4.5MM	U011	11
54421924	EXPOSURE GLASS CUSHION	U017	2
54472681	SNAP RING	U001_S001	2
		U007	4
		U008	9
		U009	4
		U010	7
		U012	6
		U013	9
		U015	8
		U034	5
		U036	13
		U048_S001	5
		U053	8
		U059	16
		U065	18
U087	14		
54472706	GEAR - 15T	U026_S001	6
		U029_S001	6
58942540	ARM SCREW	U055	8
67542866	ROLLER - POSITIONING GUIDE	U035	9
		U059	17
8025320	HEXAGON HEAD TAPPING SCREW:ES:3X10	U044_S002	4
		U044_S005	4
		U044_S008	4

Number	Part Name	Group	ID
		U044_S011	4
A0069104	ADJUSTING SCANNER PIN (4PCS/SET)	Special Tools	2
A1341724	CUSHION - STEPPER MOTOR	U018	8
A1342978	SPRING PLATE	U025_S001_S001	5
A1931767	1ST MIRROR HOLDER	U018_S002	9
A2222724	EXTERNAL CIRCLIP - MM8	U043	11
A2324666	CUSHION - STEPPER MOTOR	U047	12
A2486687	RIGHT DRIVE SHAFT	U023_S001	15
A2486694	WIRE RING	U023_S001	16
A2486695	GUIDE - PULLEY	U023_S001	17
A2486713	HOOK - TENSION SPRING	U023_S001	18
A2501752	EXPOSURE GLASS	U017	3
A2571884	RUBBER BUSHING	U019	11
A2574493	BAND	U036	14
		U065	19
A2576112	PULLEY:BELT TENSIONER	U011	12
A2579300	GREASE - BARRIERTA S552R	Special Tools	3
A2672857	SPRING PLATE - SIDE FENCE	U025_S001_S002	6
A2672859	SIDE FENCE STOPPER	U025_S001_S002	7
A2672860	REAR LEVER STOPPER	U025_S001_S002	8
A2936399	TORQUE LIMITER - SEPARATOR	U008	10
A2946630	LEFT REAR FENCE	U022_S001_S002	11
A2946643	LEFT FRONT FENCE	U022_S001	12
A2946645	LEFT SIDE PLATE	U022_S001	13
A2946655	FRONT ROLLER - SLIDE RAIL	U023_S001	19
A2946690	FEELER - PAPER HEIGHT SENSOR	U023_S001	20
A3742181	SPACER	U011	13
A3764599	SIDE FENCE PAD	U009_S002	5
A4181158	SPACER - M6.5X1	U007	5
A4221063	SEAL - 0.7X13X20	U011	14
		U013	10
A4582251	CUSHION - BIN SOLENOID LEVER	U012	7
		U013	11
A5482139	PULLEY	U015	9
A6281225	BUSHING - 8MM	U007	6
		U010	8

WWW.SERVICE-MANUAL.NET

Exclusive Parts

Number	Part Name	Group	ID
A6801621	FEED-IN UNIT STOPPER	U007	7
A6801661	BUSHING - 4MM	U008	11
A6802262	FEELER - PICK-UP ROLLER CAM	U015	10
A6972102	DAMPER - JUNCTION GATE SOLE NOID	U012	8
		U013	12
		U016	7
A6972131	ANTISTATIC BRUSH	U006	7
A8061135	CONTACT POINT SHAFT	U016	8
A8061163	GUIDE PLATE CUSHION	U007	8
A8061292	FEED BELT BRACKET	U007	9
A8061293	FEED BELT DRIVE ROLLER	U007	10
A8061294	FEED BELT DRIVEN ROLLER	U007	11
A8061295	FEED BELT	U007	12
A8061298	TRANSPORT BELT ROLLER SHAF T	U007	13
A8061351	ORIGINAL SENSOR FEELER	U009	6
A8062111	TIMING PULLEY - T28 S2M	U008	12
		U012	9
A8062151	TIMING PULLEY - T19/Z23 S2M/MO. 6	U007	14
A8062271	GEAR - Z18	U007	15
A8064261	SPRING BELT GUIDE ROLLER	U007	16
A8592230	BALL BEARING - 6X13X5	U012	10
		U013	13
		U015	11
		U036_S001	15
A8592241	REVERSE ROLLER	U008	13
A8593225	DISCHARGE BRUSH	U010	9
		U011	15
A8594836	BUSHING- EXIT DRIVEN ROLLER	U005_S001	4
A8597211	STEPPED SCREW	U087	15
AA001508	DECAL:SIDE FENCE:40X30	U022_S001_S002	14
AA001509	DECAL:SIDE FENCE:16X30	Decals and Docu ments	1
		U023_S001_S002	21
AA021034	MAGNETIC	U065	20
AA036015	CAP:COLLECTION BOTTLE	U052_S001	1
AA040034	TRANSPORT BELT	U053_S001	9

Number	Part Name	Group	ID
AA043271	TIMING BELT S3M 196T	U022_S001	15
AA043312	TIMING BELT:60S2M138	U039	17
AA043314	TIMING BELT:100S2M266	U018	10
AA043325	TIMING BELT - B40S2M250	U065	21
AA043340	SYNCHRONOUS BELT:40S2M580	U070	8
AA043431	TIMING BELT:B40S2M320	U065	22
AA043432	TIMING BELT:B40S2M204	U065	23
AA043433	TIMING BELT:B40S2M456	U065	24
AA043584	TIMING BELT:S2M288	U070	9
AA043604	TIMING BELT:B40S2M110	U065	25
AA043608	TIMING BELT:40S2M184	U041	15
AA043609	TIMING BELT:60S2M124	U041	16
AA043610	SYNCHRONOUS BELT:DS3M558	U063	9
AA043621	TIMING BELT - 60S2M156	U039	18
AA043623	TIMING BELT - B40S2M180	U066	8
AA043634	TIMING BELT - 40S2M296	U041	17
AA043638	TIMING BELT:40S2M224	U040	11
AA043639	SYNCHRONOUS BELT:B60S2M192	U039	19
AA043645	SYNCHRONOUS BELT:40S2M426	U072	5
AA043646	SYNCHRONOUS BELT:40S2M596	U072	6
AA043647	TIMING BELT:60S2M188	U033	6
AA043976	TIMING BELT:40S2M142	U047	13
AA043981	SYNCHRONOUS BELT:60DS2M300	U068	8
AA043983	SYNCHRONOUS BELT:60S3M243	U043	12
AA050116	DRIVE WERE:DRIVEN ROLLER	U047	14
AA060523	PICK-UP PRESSURE SPING	U026_S001	7
		U029_S001	7
AA060757	TENSION SPRING - LONG	U023_S001	22
AA060758	TENSION SPRING - SHORT	U023_S001	23
AA060842	TENSION SPRING	U015	12
AA060961	TENSION SPRING:SIDE FENCE:RE AR	U025_S001	9
AA060987	TENSION SPRING:TIMING BELT:10 N	U022_S001	16
AA060991	TENSION SPRING:TENSION:TRAN SPORT	U014	6
AA061000	SPRING - 1.42N	U027	7
		U030	7

WWW.SERVICE-MANUAL.NET

Exclusive Parts

Number	Part Name	Group	ID
AA061001	RELEASE SPRING	U027	8
		U030	8
AA061065	TENSION SPRING:DUPLEX:DRIVE N ROLLER	U036	16
AA061066	COIL SPRING:GATE	U039	20
AA061067	TENSION SPRING:DRIVE WERE:D RIVE	U047	15
AA061068	TENSION SPRING:BRACKET:DRIV EN ROLLER:INNER BACK	U047	16
AA061069	TENSION SPRING:BRACKET:DC S TEPPER MOTOR	U047	17
AA061078	TENSION SPRING:PRESSURE RO LLER	U038_S001	9
AA061097	TENSION SPRING:DC SOLENOID:CU N-OFF:LARGE CAPACITY TRAY	U039	72
AA061098	TENSION SPRING:DC SOLENOID:CU N-OFF:MAIN	U041	18
AA061110	TENSION SPRING:TIGHTENER:DR IVE UNIT:USED TONER	U072	7
AA061111	TENSION SPRING:MIDDLE:DRIVE: USED TONER	U072	8
AA061112	TENSION SPRING:TIGHTENER	U070	10
AA061114	TENSION SPRING:POSITIONING S ENSOR	U047	18
AA061115	TENSION SPRING:0.4N	U056_S001	10
AA061116	TENSION SPRING:STRIPPER PLA TE:2N	U055_S001	9
AA061117	TENSION SPRING:STRIPPER PLA TE:PLATE	U055_S001	10
AA061118	TENSION SPRING:LEVER:PRESSU RE:20N	U054_S001	5
AA062319	SPRING	U059	18
AA062352	TENSION SPRING:HEAT ROLLER	U055	11
AA063268	CONNECTOR SPRING	U083	12
AA063371	SPRING	U087_S001	63
		U087_S002	63
		U087_S003	63
		U087_S004	63

Number	Part Name	Group	ID
AA063435	COMPRESSION SPRING:PAPER F EED:JOINT	U007	17
AA063463	COMPRESSION SPRING:DRAWER	U058	10
AA063465	COMPRESSION SPRING:CLEANIN G FELT:27N	U057_S001	7
AA063466	COMPRESSION SPRING:JOINT:ON -OFF	U070_S002	11
AA063468	COMPRESSION SPRING:SHIFT	U038	10
AA063470	COMPRESSION SPRING:PAPER F EED:DRIVE	U033	7
AA063471	COMPRESSION SPRING:PRESSU RE:8N	U034	6
AA063472	COMPRESSION SPRING:CONNEC TOR:UPPER	U041	19
AA063674	SPRING - 8N	U062	8
		U066	9
AA063675	SPRING - 5N	U060	8
		U065	26
AA063678	SPRING - 3.5N	U036	17
		U037	8
AA063680	PRESSURE SPRING - 5X10.5	U059	19
AA063693	COMPRESSION SPRING:PRESSU RE:DRIVEN ROLLER	U028	5
		U031	5
		U034	7
AA063694	COMPRESSION SPRING:HANDLE	U035	10
AA063695	COMPRESSION SPRING:GRIP	U021	6
AA064000	COMPRESSION SPRING:PRESSU RE	U056	11
AA066397	TORSION SPRING:WEB:MECHANI CAL DRIVE SECTION	U058	11
AA066400	COIL SPRING:PAWL:OPEN AND C LOSE	U041	20
AA066401	TORSION SPRING:FEELER	U057_S001	8
AA066402	TORSION SPRING:GUIDE PLATE:R EAR	U037	9
AA066403	TORSION SPRING:GUIDE PLATE:F RONT	U037	10
AA066686	TORSION SPRING:LOCK:SEPARA	U055	12

WWW.SERVICE-MANUAL.NET

Exclusive Parts

Number	Part Name	Group	ID
	TION:FRONT:15N		
AA066687	TORSION SPRING:LOCK:SEPARATION:REAR:15N	U055	13
AA066689	TORSION SPRING:DUCT:FRONT	U056	12
AA066690	TORSION SPRING:DUCT:REAR	U056	13
AA066691	TORSION SPRING:GRIP	U054_S001	6
AA080037	BUSHING - 6MM	U006	8
AA080154	REAR BUSHING	U049_S001	11
AA080240	BUSHING - MM5	U059	20
AA080265	BUSHING:6X8X5	U032	6
AA080346	BUSHING:FLANGE TYPE:DIA6	U034	8
		U041	21
AA080354	BUSHING - 6MM	U057_S001	9
AA080355	BUSHING - 7MM	U057_S001	10
AA080356	BUSHING - 6MM	U057_S001	11
		U057_S001_S002	11
AA082101	BUSHING - 6X10X6	U007	18
		U012	11
		U013	14
		U015	13
		U036	18
		U039	21
		U042	7
		U053	10
		U055_S001	14
		U060	9
		U061	8
		U062	9
AA082104	BUSHING - 8X12X7	U010	10
		U036	19
		U037	11
		U038_S001	11
		U040	12
		U061	9
		U064	10
AA082137	BUSHING:6X10X6	U048_S001	6
		U049_S001	12
AA082140	BUSHING:DRIVE:SUPPLY:MM6	U043_S001	33

Number	Part Name	Group	ID
		U043_S002	33
		U043_S003	33
		U043_S004	33
AA082141	BUSHING - 16X18X5	U008	14
AA082144	BUSHING - 8X12X7	U046	19
AA082151	GUIDE:SHAFT:DRIVE:TONER SUPPLY	U043	13
AA083009	CLUTCH ROLLER - 8X18X11	U026_S001	8
		U029_S001	8
AA083022	BUSHING:DIA6:DIA8	U046	20
		U048_S001	7
AA084059	BALL BEARING HOLDER	U028	6
		U031	6
		U034	9
		U036	20
		U037	12
		U060	10
		U061	10
		U062	10
		U065	27
		U066	10
AA113037	TERMINAL:4P:187	U054_S001	7
AA120084	DISCHARGE BRUSH	U060	11
AA120097	ANTISTATIC BRUSH	U059	21
AA120127	DISCHARGE BRUSH:FUSING	U059	22
AA120145	DISCHARGE BRUSH:REVERSE:17MM	U061	11
AA132013	SPACER	U007	19
AA132152	SPACER - 8X20X1	U010	11
AA132171	SPACER - 6X20X1	U007	20
AA132203	SPACER - 6MM	U023_S001	24
		U083	13
AA132300	ROLLER:LOCK:PULL OUT	U036	21
		U064	11
AA140686	SHAFT - TIMING PULLEY	U022_S001	17
AA140912	SCREW - 8X14X2.8	U083	14
AA140937	SHAFT:GRIP:LOWER	U021	7
AA143313	STEPPED SCREW - M5X7	U004	3

WWW.SERVICE-MANUAL.NET

Exclusive Parts

Number	Part Name	Group	ID
AA143444	STEPPED SCREW	U059	23
AA143520	SHOULDER SCREW - M3	U017	4
		U054_S001	8
		U055	15
		U055_S001	15
		U056	14
		U056_S001	14
		U056_S002	14
		U057_S001	12
AA143544	SCREW - M3	U076	24
AA143550	SCREW:DIA4:M3	U083	15
AA143559	SCREW:M4:DIA5	U002	3
AA143569	SCREW	U083	16
AA143585	SHAFT:MISFEED REMOVAL:UPPER	U032	7
AA143586	SHAFT:MISFEED REMOVAL:LOWER	U032	8
AA143587	SHAFT:MISFEED REMOVAL:VERTICAL TRANSPORT	U032	9
AA143718	STEPPED SCREW - M4	U021	8
AA143744	STEPPED SCREW	U046	21
AA143788	PIN:GUIDE PLATE:PAPER FEED	U006	9
		U011	16
		U012	12
		U013	15
AA143789	SHAFT:CLEANER	U016	9
AA143790	SCREW:CONTACT POINT	U008	15
AA143791	SCREW:SAFETY	U011	17
		U014	7
AA143802	SCREW:6X1.7	U018	11
AA143811	STEPPED SCREW - M3X4	U036	22
		U065	28
AA143842	SCREW:DIA6:14.5:M4	U016	10
AA143843	SCREW:DIA6	U013	16
AA143846	TAPPING SCREW:M3X6	U006_S001	10
AA143847	STEPPED SCREW:DIA5:3.5:M3	U055	16
AA143872	SCREW:DIA6:M4	U021	9
AA143883	SHAFT:STOPPER:PAPER TRAY	U024	6

Number	Part Name	Group	ID
AA145290	PARALLEL PIN:DIA3X20	U047	19
AA148776	SHAFT:DRIVE	U033	8
AA148777	SHAFT:ARM:LINK	U021	10
AA148778	SHAFT:ARM:PLATE	U021	11
AA161104	CUSHION - MOTOR	U019	13
AA161122	MOTOR CUSHION	U039	22
		U065	29
		U073	8
AA161129	CUSHION - LARGE	U023_S001	25
AA161130	CUSHION - SMALL	U023_S001	26
AA161137	CUSHION - 0.5	U017	5
AA161157	BRACKET CUSHION	U041	22
AA161172	CUSHION:GUIDE PLATE	U034	10
AB010150	GEAR:DRIVE:BRUSH ROLLER:71Z	U068	9
AB010151	GEAR:DRIVE:160Z	U047	20
AB010152	GEAR:DRIVE:63Z	U069	6
AB010153	GEAR:DRIVE:155Z	U069	7
AB010173	GEAR - 60Z	U057_S001	13
AB010174	GEAR - 20Z/50Z	U057_S001	14
AB010175	GEAR - 24Z	U057_S001	15
AB010176	GEAR - 24Z	U057_S001	16
AB010177	GEAR - 32Z	U057_S001_S002	17
AB010178	WORM GEAR	U057_S001	18
AB011125	GEAR:20/29Z	U049_S001	13
AB011126	GEAR:20Z	U049_S001	14
AB011299	GEAR:Z27	U070_S002	12
AB011392	DRIVE REVERSE GEAR - 24Z	U027	9
		U030	9
AB011523	GEAR - 24Z	U058	12
AB011524	GEAR - 36Z	U058	13
AB011526	GEAR - 24Z	U058	14
AB011550	GEAR:DRIVE UNIT:USED TONER:35Z	U072	9
AB011551	GEAR:DRIVE:EXIT:47Z	U071	4
AB011591	GEAR:REVERSE	U027	10
		U030	10
AB012007	GEAR - 14Z	U042	8
AB012008	GEAR - 23Z	U042	9

WWW.SERVICE-MANUAL.NET

Exclusive Parts

Number	Part Name	Group	ID
AB012327	GEAR:16Z	U025_S001	10
AB013421	GEAR - 18Z	U065	30
AB013765	GEAR:DRIVE:USED TONER:36Z	U072	10
AB013781	GEAR - 30Z	U023_S001	27
AB013798	GEAR - Z18	U022_S001	18
AB014285	GEAR:SLOW DOWN:IDLER:FUSIN G	U055	17
AB014286	GEAR:HOT ROLLER:ASS'Y	U055	18
AB017725	GEAR/TIMING PULLEY - 20Z/20T	U032	10
		U033	9
AB017726	GEAR/TIMING PULLEY - 20Z/20T	U032	11
AB017771	GEAR:TRANSPORT ROLLER:INPU T:Z23/Z28	U028	7
		U031	7
AB017804	GEAR:Z29:Z87	U070_S001	13
AB017818	GEAR:SLOW DOWN:BRUSH ROLL ER:83Z/68Z:PRESS FIT	U068	11
AB017820	GEAR:DRIVE:101Z/52Z	U069	8
AB017836	GEAR:PULLEY:DEVELOPMENT DR IVE UNIT:46Z/37T	U068	10
AB017880	GEAR:IDLER:DRIVE:EXIT:Z101/42	U071	5
AB017881	GEAR:PULLEY:DRIVE:USED TONE R:44Z/32T	U072	11
AB017882	GEAR:DRIVE UNIT:USED TONER:4 8Z/24Z	U072	12
AB017883	GEAR:IDLER:DRIVE UNIT:USED T ONER:77Z/23Z	U072	13
AB017884	GEAR:PULLEY:DRIVE UNIT:USED TONER:36Z/32T	U072	14
AB019475	GEAR - 48T	U022_S001	19
AB030081	PULLEY - 20Z	U062	11
AB030805	PULLEY:COUPLING:30T	U063	10
AB030808	TIMING PULLEY - 20T	U063	11
AB030832	TIMING PULLEY:DRIVE:DEVELOP MENT SLEEVE:37T	U068	12
AB030833	TIMING PULLEY:DRIVE:TRANSP ORT SCREW:23T	U068	13
AB030836	PULLEY:IDLER:DRIVE:AROUND T HE PHOTOCONDUCTOR:PRESS FI	U068	14

Number	Part Name	Group	ID
	T		
AB030838	TIMING PULLEY:DRIVE:FLAT CON VEYER BELT	U070_S001	14
AB030840	TIMING PULLEY:S2M:26T/40T	U070	15
AB030841	TIMING PULLEY:OUTPUT:VACUU M:S2M:32T	U070	16
AB030842	TIMING PULLEY:S2M:30T	U065	31
AB030844	TIMING PULLEY:T19:S3M	U059	24
AB030845	TIMING PULLEY:T20:S3M	U059	25
AB030846	TIMING PULLEY:S2M:22T	U040	13
AB030850	PULLEY:TIGHTENER:DRIVE:USED TONER	U072	15
AB030851	PULLEY:DRIVE:USED TONER:25T	U072	16
AB030852	PULLEY:IDLER:DRIVE:USED TONE R:32T	U072	17
AB032058	WIRE PULLEY - M10	U023_S001	28
AB032069	PULLEY	U018	12
AB032070	PULLEY	U018	13
AB032072	PULLEY:DRIVEN:WIRE	U047	21
AB032717	PULLEY - 26	U018_S001	14
AB032719	PULLEY - M10	U023_S001	29
AB032721	PULLEY - M18	U065	32
AB033084	TIMING PULLEY - 15T	U022_S001	20
AB033085	TIMING PULLEY - 15T	U022_S001	21
AE010104	HOT ROLLER:DIA54:ASS'Y	U055	19
AE012043	HEAT ROLLER:DIA40	U055	20
AE020200	PRESSURE ROLLER:DIA65	U056	15
AE030030	BALL BEARING - 8X19X6	U056	16
AE030039	BALL BEARING	U055	21
AE030044	BALL BEARING - 10X22X6	U056	17
AE030049	BALL BEARING -20X32X7	U055	22
AE030058	BALL BEARING:DIA25:DIA37	U056	18
AE032031	THERMAL INSULATING BUSHING - 30MM	U055	23
AF017033	END FENCE	U025_S001	11
AF020740	TRANSPORT ROLLER:VERTICAL T RANSPORT:DRIVE	U033	10
AF020741	TRANSPORT ROLLER:GRIP:DRIVE	U033	11

WWW.SERVICE-MANUAL.NET

Exclusive Parts

Number	Part Name	Group	ID
AF020743	TRANSPORT ROLLER:DRIVE:PAPER FEED UNIT	U028	8
		U031	8
AF020744	TRANSPORT ROLLER:DRIVEN:PAPER FEED UNIT	U028	9
		U031	9
AF020786	TRANSPORT ROLLER:EXIT:PAPER BANK:DRIVE	U033	12
AF022064	TRANSPORT ROLLER:DRIVEN	U053_S001	11
AF022067	GUIDE STOPPER ROLLER	U036	23
		U065	33
AF022105	ROLLER - SLIDE RAIL	U023_S001	30
AF022165	TRANSPORT ROLLER - DRIVEN	U034	11
AF022167	TRANSPORT ROLLER - DRIVEN	U037	13
AF022178	TRANSPORT ROLLER:DRIVEN:DIA 17.7X2:INNER	U036	24
AF030072	PAPER FEED ROLLER:PICKUP	U026_S001	9
		U029_S001	9
AF031080	PAPER FEED ROLLER:FEED	U026_S001	10
		U029_S001	10
AF032080	PAPER FEED ROLLER:SEPARATE	U027	11
		U030	11
AF040561	FUSING EXIT ROLLER - UPPER	U059	26
AG050100	KNOB - TRANSPORT ROLLER	U032	12
		U039	23
		U040	14
		U041	23
		U062	12
AG050101	KNOB - MISFEED REMOVAL	U032	13
AG051141	RELEASE LEVER	U041	24
AG070512	MAGNET CATCH:ASS'Y	U002	4
AG070513	MAGNET CATCH	U041	25
AG070514	MAGNET CATCH	U002	5
		U059	27
AG071012	MAGNET CATCH:ASS'Y	U051	12
AG071013	MAGNET CATCH:24.5N:ASS'Y	U001_S002	3
		U001_S003	3
AH012031	CASTER:1470N	U087	16
AW000012	OPTICS SENSOR:PHOTO	U037	14
AW010107	PAPER FEED SENSOR	U006	11

Number	Part Name	Group	ID
		U026_S001	11
		U028	10
		U029_S001	11
		U031	10
		U034	12
		U037	15
		U041	26
		U053_S001	12
		U059	28
		U060	12
	U061	12	
	U062	13	
	U065	34	
AW010112	PHOTO REFLECTION SENSOR:ORIGINAL TABLE	U009	7
AW010113	SENSOR	U023_S001	31
AW010115	ORIGINAL SENSOR:H=81.5	U019	14
AW010117	PAPER FEED SENSOR	U005_S001	5
		U006	12
		U011	18
		U012	13
		U013	17
AW010118	PAPER FEED SENSOR	U058	15
AW010127	PAPER FEED SENSOR	U066	11
AW010133	ORIGINAL SENSOR - 66MM	U019	15
AW010200	PAPER FEED SENSOR:FUSING EXIT	U056_S002	19
AW020141	PHOTOINTERRUPTOR	U008	16
		U009	8
		U012	14
		U015	14
		U016	11
AW020145	PHOTOINTERRUPTOR:FLAT	U019	16
		U022_S001	22
		U023_S001	32
		U026_S001	12
		U029_S001	12
	U036	25	

WWW.SERVICE-MANUAL.NET

Exclusive Parts

Number	Part Name	Group	ID
		U042	10
		U046	22
		U047	22
		U051	13
		U058	16
		U072	18
AW020149	PAPER FEED SENSOR	U047	23
AW020154	PHOTOINTERRUPTOR:ENTRANCE	U006	13
AW020163	PAPER FEED SENSOR	U022_S001	23
AW020164	OIL END SENSOR	U051	14
AW020196	PHOTOINTERRUPTOR:PAPER SIZE SENSOR:DOCUMENT FEEDER	U006	14
AW020199	OPTICS SENSOR:ENCODER:300LPI	U039	24
		U047	24
		U069	9
AW020200	POSITIONING SENSOR:FLAT BELT-TRANSFER	U047	25
AW100107	THERMISTOR	U077	9
AW110044	THERMOSTAT:150C:250V/17A	U056	20
AW110052	THERMOSTAT:211C	U055	24
AW140015	TEMPERATURE & HUMIDITY SENSOR	U082	7
		U087	17
AW500010	PUSH SWITCH	U083	17
AW500023	PUSH SWITCH	U046	23
		U051	15
		U082	8
		U083	18
AX040139	STEPPER MOTOR:MM42:0.95A:9.5V	U015	15
AX040145	DC MOTOR:TANDEM LCT	U022_S001	24
AX040157	STEPPER MOTOR DC1.68V 6.7W	U039	25
		U065	35
		U073	9
AX040181	DC STEPPER MOTOR:SHIFT:MM56	U036	26
AX040254	DC MOTOR:RISING TRAY:ASS'Y	U073	10
AX050331	DC STEPPER MOTOR:ON-OFF:FUSING:7.2W	U070_S002	17

Number	Part Name	Group	ID
AX060393	DC STEPPER MOTOR:MM42:1.3A:4.42V	U047	26
AX060394	DC STEPPER MOTOR:MM42:1.2A:3.60V	U047	27
AX310045	TOTAL COUNTER:7FIG:24V	U083	19
AX400194	HEATER - 230V/9W	U046	24
AX430193	HEATER:PRESSURE ROLLER:230V:400W/400W	U056	21
AX440322	HEATER:HEAT ROLLER:A:230V:650W/870W	U055	25
AX440323	HEATER:HEAT ROLLER:B:230V:1000W/400W	U055	26
AX500103	XENON LAMP:66000LX	U018	15
AX560011	LED	U037	16
AX640149	FAN MOTOR:MM40:15MM	U019	17
		U036	27
AX640150	FAN MOTOR:MM60:25MM:DC24V 4.8W	U075	4
		U076	3
		U078	5
		U079	8
AX640151	FAN MOTOR:MM60	U019	18
AX640159	FAN MOTOR MM80	U074	5
		U084	3
		U085	5
		U086	9
AX640193	SIROCCO FAN MOTOR:DC24V 4.32W	U074	6
AX640201	FAN:MM60:DC 3.12W	U053_S001	13
AX640214	FAN:MM60:25MM:12V	U077	10
		U079	9
AX640215	FAN:DC12V:3.48W:BLS	U086	10
AX650042	FAN:SIROCCO:DC24V:2SPEED	U076	4
		U086	11
AX650048	FAN:SIROCCO:1.44W	U047	28
		U064	12
AX650051	DC FAN MOTOR:MM120	U079	10
		U086_S002	12
AX650052	FAN:SIROCCO:DC24V:6.5W	U064	13

WWW.SERVICE-MANUAL.NET

Exclusive Parts

Number	Part Name	Group	ID
		U078	6
AX650053	DC FAN MOTOR:MM120:PWM CONTROL	U079	11
AZ240166	POWER SUPPLY UNIT:200-240V:395W	U080	9
AZ250041	POWER SUPPLY UNIT:968W	U085	6
AZ310029	POWER PACK:D	U040	15
AZ320173	POWER PACK:CHARGE:DEVELOPMENT	U082	9
AZ320174	POWER PACK:T1/T2	U046	25
AZ500076	STABILIZER	U019	19
B0042995	CAP - POSITIONING	U032	14
		U083	20
B0044438	BUSHING	U043	14
B0391367	RIVET - M6	U086	13
B0651773	SCALE BRACKET SEAL	U017	6
B0651782	SEAL	U017	7
B0651785	RIGHT STAY	U017	8
B0651787	SCALE BRACKET	U017	9
B0654933	GUIDE PLATE LEVER HOOK	U036	28
		U065	36
B0656136	TRAY LOCK ARM	U087	18
B0656345	PAPER END SENSOR BRACKET	U028	11
		U031	11
B0656524	BOTTOM PLATE LIFT SHAFT	U025_S001	12
B0656526	LIFT LEVER	U025_S001	13
B0656538	POSITIONING STOPPER LEVER	U025_S001_S001	14
B0656545	DECAL - POSITIONING	Decals and Documents	3
		U025_S001	15
B0656591	PAPER TRAY HOLDER BASE	U087	19
B0656717	PAPER VOLUME SHIELD PLATE	U023_S001	33
B0656769	LOCK ARM	U083	21
B0656823	TIMING BELT COVER	U022_S001	25
B0656830	PULLEY BRACKET	U022_S001	26
B0656831	SENSOR BRACKET	U022_S001	27
B0656862	LARGE LEVER	U023_S001	34
B0656864	SMALL LEVER	U023_S001	35

Number	Part Name	Group	ID
B0656870	STAY -RIGHTBASE	U023_S001	36
B0656872	OIL DAMPER BRACKET	U023_S001	37
B0656875	PROTECTION -INNER COVER	U023_S001	38
B0706667	END FENCE COVER FRONT	U023_S001	39
B0706683	LEVER:RELEASE:FRONT	U023_S001	40
B0706684	LEVER:RELEASE:REAR	U023_S001	41
B1041303	HINGE SHAFT	U002	6
B1321183	BRACKET:LOCK	U036	29
		U064	14
B1321220	COVER:BASE:PULL OUT	U040	16
B1321221	HOLDER:SPRING:PULL OUT	U036	30
		U064	15
B1321224	SUPPORTING PLATE:BRACKET:LOCK	U036	31
		U064	16
B1321228	INSULATING SHEET:PULL OUT	U040	17
B1321666	FRAME:FRONT	U019	20
B1321671	BRACKET:PULLEY	U018	16
B1321675	COVER:POLYGON MIRROR MOTOR	U019	21
B1321683	MYLAR:FRAME:FRONT	U017	10
B1321684	MYLAR:FRAME:MIDDLE	U017	11
B1321685	MYLAR:FRAME:REAR	U017	12
B1321702	BRACKET:MOTOR	U018	17
B1321710	PULLEY:TENSION:TIMING BELT:ASS'Y	U018	18
B1321714	COVER:DAMPER	U018	19
B1321719	SCREW:MECHANICAL DRIVE SECTION	U018	20
B1321720	PULLEY:40T	U018	21
B1321723	SPRING:DRIVE WERE	U018	22
B1321724	BRACKET:TENSION	U018	23
B1321725	BRACKET:TENSION:FIX	U018	24
B1321729	DRIVE WIRE:SCANNER	U018	25
B1321757	MIRROR:NO.1:ASS'Y	U018_S002	26
B1321766	FEELER:HOME POSITION SENSOR:NO.1	U018_S002	27
B1321767	HOLDER:CONNECTOR	U018_S002	28
B1321801	CARRIAGE:NO.2:ASS'Y	U018_S001	29

WWW.SERVICE-MANUAL.NET

Exclusive Parts

Number	Part Name	Group	ID
B1321818	MIRROR:NO.2	U018_S001	30
B1321819	MIRROR:NO.3	U018_S001	31
B1321851	BRACKET:INVERTOR	U019	22
B1321852	BRACKET:FAN:MM40:INVERTOR	U019	23
B1321877	BRACKET:POSITIONING:LEFT	U019	24
B1321896	GROUND WIRE:SCANNER	U019	25
B1321898	SPRING PLATE:GROUND PLATE:ADF	U019	26
B1322264	BUSHING:TERMINAL	U048_S001	8
B1322366	LEVER:DRUM STAY:LEFT	U036	32
		U085	7
		U086	14
B1324167	GRIP:OIL APPLICATION UNIT:FIBER	U055_S001	27
B1324197	TORSION SPRING:LEVER	U055_S001	28
B1324313	PRESSURE SPRING HOLDER	U056	22
B1325415	BASE:ELECTRIC POTENTIAL SENSOR	U082	10
B1325807	GROUND PLATE:BASE:CONTROL BOARD	U084	4
B1325996	DECAL:TOTAL COUNTER	Decals and Documents	4
		U002	7
B1326114	CAM:ON-OFF:BLACK	U047	29
B1326726	BRACKET:ARM:ASS'Y	U083	22
B1326759	DC MOTOR:RISE:TANDEM LCT:ASS'Y	U073	11
B1326762	DC SOLENOID:COUPLING:ASS'Y	U083	23
B1326763	BRACKET:CONNECTOR:LEFT	U083	24
B1326764	BRACKET:CONNECTOR:RIGHT	U083	25
B1326791	PLATE:SIDE FENCE	U025_S001_S001	16
B1326793	SIDE FENCE:FRONT:ASS'Y	U025_S001_S001	17
B1326797	SIDE FENCE:REAR:AUXILIARY	U025_S001	18
B1326798	SPRING PLATE:PAPER TRAY:EAR TH	U025_S001	19
B1327541	TRAY BOTTOM PLATE:LEFT REAR	U022_S001	28
B1327547	DC SOLENOID:END FENCE:FRONT:ASS'Y	U023_S001	42

Number	Part Name	Group	ID
B1327550	COVER:PULLEY:DRIVE WERE	U023_S001	43
B1327561	BACK FENCE:LEFT	U022_S001	29
B1327564	SLIDER:BACK FENCE:LEFT	U022_S001	30
B1327571	DC SOLENOID:END FENCE:REAR:ASS'Y	U023_S001	44
B1327575	BRACKET:CONNECTOR:TANDEM LCT	U023_S001	45
B1327591	RAIL:PAPER TRAY:ASS'Y	U087	20
B1329700	LUBRICANT POWDER	Special Tools	4
B1816780	LINK:END FENCE:PAPER SIZE SENSOR:ASS'Y	U025_S001	20
B1816789	LINK:SIDE FENCE:PAPER SIZE SENSOR	U025_S001	21
B2232873	DECAL - SIDE FENCE REAR	Decals and Documents	5
		U025_S001_S002	22
B2233485	SEAL:HOLDER:STOPPER:SHUTTER:1	U042	11
B2234317	STEPPER MOTOR:DC24V 24.3W	U058	17
B2236171	RUBBER BUSHING:ENCODER	U039	26
		U047	30
		U069	10
B2341293	LEVER - SAFETY SWITCH	U001_S001	4
		U001_S002	4
		U001_S003	4
B2342390	FLANGED HEXAGONAL HEAD BOLT:M4X8	U037	17
		U044	5
		U045	3
		U048	9
		U049	15
		U057_S001	19
		U058	18
B2342624	BALL BEARING - 8X12X5	U026_S001	13
		U029_S001	13
B2342864	PAD:CLEANER	U025_S001_S001	23
		U025_S001_S002	23
B2343372	DC MOTOR:TONER BOTTLE:DC21V 5.85W	U042	12

Exclusive Parts

Number	Part Name	Group	ID
B2344258	CAP:HEAT PIPE	U059	29
B2344460	DISCHARGE BRUSH - L=341 SUS	U059	30
B2344490	SLIDE RAIL - FUSING/PAPER EXIT UNIT	U087	21
B2344858	DRIVEN ROLLER HOLDER	U036	33
B2345280	PCB CRB	U036	34
B2346120	BRACKET:POSITIONING:PAPER TRAY	U083	26
B2346138	RAIL - TANDEM LCT	U087	22
B2346141	POSITIONING SLEEVE - INNER BACK	U023_S001	46
		U083	27
B2346188	SLIDE SLEEVE POSITIONING	U087	23
B2346222	REVERSE DRIVE SHAFT	U027	12
		U030	12
B2346223	DRIVEN REVERSE SHAFT	U027	13
		U030	13
B2346233	DC SOLENOID:REVERSE:SUB-ASSY	U027	14
		U030	14
B2346242	GUIDE - ROLLER:DRIVEN PRESSURE	U028	12
		U031	12
B2346275	PICKUP ARM	U026_S001	14
		U029_S001	14
B2346282	PICKUP DC SOLENOID	U026_S001	15
		U029_S001	15
B2346288	BSENSOR BRACKET - SENSOR	U026_S001	16
		U029_S001	16
B2346301	TORQUE LIMITER:75MN M	U027	15
		U030	15
B2346424	RELEASE GRIP	U037	18
		U059	31
		U060	13
		U061	13
B2346490	SIDE FENCE:REAR:ASSY	U025_S001_S002	24
B2346495	GUIDE:FRONT:PAPER TRAY	U025	25
B2346497	GUIDE:REAR:PAPER TRAY	U025	26
B2346498	SHEET:TRAY BOTTOM PLATE	U025_S001	27
B2346506	TIMING PULLEY - 30T	U073	12
B2346508	TENSION SPRING	U073	13

Number	Part Name	Group	ID
B2346514	TIMING BELT - S2M126	U073	14
B2346530	BRACKET	U073	15
B2346531	TIGHTENER BRACKET	U073	16
B2346532	TIGHTENER BRACKET	U073	17
B2346533	TIMING BELT - S2M152	U073	18
B2346541	FEED DRIVE SHAFT	U073	19
B2346542	GRIP DRIVE SHAFT	U073	20
B2346606	SENSOR BRACKET	U023_S001	47
B2346612	END FENCE - FRONT	U023_S001	48
B2346625	END FENCE - REAR	U023_S001	49
B2346686	SIDE FENCE - RIGHT FRONT	U023_S001_S001	50
B2346691	SIDE FENCE:TANDEM LCT:RIGHT:ASSY	U023_S001_S002	51
B2347540	TRAY BOTTOM PLATE:LEFT FRONT	U022_S001	31
B2347587	POWER SUPPLY CORD BRACKET	U080	10
B2476695	GUIDE:MISFEED REMOVAL:PAPER TRAY	U023_S001	52
		U025_S001	28
B2476753	LOCK SPRING - LARGE	U083	28
B2476754	LOCK SPRING - SMALL	U083	29
B2476901	OIL DAMPER:FALL	U023_S001	53
B2476950	SHAFT:SLIDER:BACK FENCE	U022_S001	32
B2476951	BRACKET:PULLEY:DRIVEN:ASSY	U022_S001	33
B2591131	SCREW:PCU	U044	6
		U087	24
B3011155	SEPARATION SUPPORT PAD	U008	17
B3012141	PULLEY - 39Z	U015	16
B3031116	GROUNDING PLATE	U085	8
B3033682	MISFEED REMOVAL KNOB	U032	15
B3513752	PRESSURE ROLLER - REVERSE	U010	12
B3522650	MAGNET CATCH - 5N	U013	18
B4756855	SHIELD:TANDEM LCT:REAR RIGHT	U023_S001_S002	54
B4771161	RIGHT FRAME STAY	U016	12
B4771171	ARM SHAFT	U016	13
B4771181	SENSOR BRACKET	U016	14
B4771185	SENSOR FEELER	U016	15
B4771191	FRONT LEFT STOPPER	U016	16

WWW.SERVICE-MANUAL.NET

Exclusive Parts

Number	Part Name	Group	ID
B4771825	PAPER FEED RELEASE LEVER	U006_S001	15
B4771831	GRIP SHAFT	U006_S001	16
B4771841	FRONT COVER BRACKET	U006_S001	17
B4771851	REAR COVER BRACKET	U006_S001	18
B4772121	DRIVE RELAY ROLLER	U008	18
B4772145	GUIDE BRACKET	U008	19
B4772151	SEPARATION CAP	U008	20
B4772172	FRONT ENTRANCE GUIDE	U007	21
B4772182	REAR ENTRANCE GUIDE	U007	22
B4772191	SEPARATION SHAFT	U007	23
B4772222	PICK-UP ROLLER BRACKET	U007	24
B4772225	PICK-UP ROLLER	U007	25
B4772227	PICKUP ROLLER:COUPLING	U007	26
B4772231	PICK-UP ROLLER LEVER	U007	27
B4772244	STOPPER:SHAFT:SEPARATION	U015	17
B4772263	CUSHION	U009_S001	9
B4772264	BASE CUSHION SHEET	U009_S001	10
B4772281	ORIGINAL SENSOR BRACKET	U009	11
B4772286	ORIGINAL SENSOR FEELER STUD	U009	12
B4772349	GUIDE:PAPER FEED:UPPER:IBM	U006	19
B4772372	DRIVEN PAPER FEED ROLLER	U006	20
B4772373	RELAY ROLLER ARM	U006	21
B4772495	PAPER FEED SENSOR BRACKET	U013	19
B4772561	ENTRANCE SCANNING BASE	U011	19
B4772571	DRIVEN ENTRANCE SCANNING ROLLER	U011	20
B4772622	DISCHARGE BRUSH:L11	U011	21
		U013	20
		U016	17
B4772636	DRIVEN EXIT SCANNING ROLLER	U013	21
B4772637	DRIVEN EXIT ARM	U013	22
B4772641	LONG ARM SHAFT	U013	23
B4772645	SHORT ARM SHAFT	U013	24
B4772665	REGISTRATION SENSOR BRACKET	U011	22
B4772715	PRESSURE PLATE TAPE	U013	25
B4772861	DRIVEN EXIT ROLLER	U005_S001	6
B4773111	PAPER FEED MOTOR BRACKET	U015	18

Number	Part Name	Group	ID
B4773115	PAPER FEED MOTOR STAY	U015	19
B4773123	GEAR - 24Z	U015	20
B4773124	SHAFT:SEPARATION:DRIVE	U015	21
B4773131	REVERSE ROLLER SHAFT	U015	22
B4773144	GEAR:Z20/T21:INPUT:REAR	U015	23
B4773145	PULLEY	U015	24
B4773147	GEAR:Z23:INPUT:FRONT	U015	25
B4773151	GEAR - 31Z	U015	26
B4773162	GEAR:Z37:REVERSE ROLLER:FRONT	U015	27
B4773172	TIMING PULLEY:T23:S3M	U015	28
B4773174	TIMING PULLEY:T26:S2M	U015	29
B4773175	PULLEY	U014	8
B4773177	PULLEY	U015	30
B4773181	PAPER FEED DRIVE BRACKET	U015	31
B4773217	PULLEY	U014	9
B4773251	PICK-UP ROLLER CAM	U015	32
B4773711	PAPER FEED MOTOR - DC 7.4W	U015	33
B4773721	SCANNING MOTOR- DC 7.4W	U014	10
B4774111	SPRING	U006	22
B4774115	SPRING	U011	23
B4774117	SPRING	U006_S001	23
B4774127	EXIT ARM SPRING	U013	26
B5457506	SCREW:BUSHING	U048_S001	10
B6455010	SD-CARD:ASS'Y	Special Tools	5
B6521131	BRACKET:PRESSURE:TRANSPORT BELT	U016	18
B6521132	TENSION SPRING	U016	19
B6521133	SHAFT:SLIDER	U016	20
B6521134	COMPRESSION SPRING	U016	21
B6521135	SHEET:EXIT:LOWER	U016	22
B6521136	COMPRESSION SPRING	U016	23
B6521141	ADJUSTING PIN:TRANSPORT BELT UNIT	U016	24
B6521240	HINGE:LEFT:ASS'Y	U016	25
B6521250	HINGE:RIGHT:ASS'Y	U016	26
B6521613	TIMING BELT:B60S2M212	U015	34
B6521633	SPACER:REVERSE ROLLER:REAR	U015	35

WWW.SERVICE-MANUAL.NET

Exclusive Parts

Number	Part Name	Group	ID
B6521643	TIMING BELT:B40S3M186	U015	36
B6521673	TIMING BELT:B40S3M180	U015	37
B6521674	TIMING BELT:B40S2M170	U015	38
B6521721	TIMING BELT:B60S2M280	U014	11
B6521773	TIMING BELT:B40S2M178	U015	39
B6521781	BRACKET:SHAFT:SCANNING:ASS'Y	U014	12
B6521783	TIMING BELT:B80S3M417	U014	13
B6521816	LINK:STOPPER:COVER:PAPER FEED	U006_S001	24
B6521817	BRACKET:LINK:COVER:PAPER FEED:PEEN	U016	27
B6521824	COMPRESSION SPRING	U006_S001	25
B6521853	COMPRESSION SPRING	U005_S001	7
B6521854	COVER:SENSOR:REVERSE:LOWER	U005_S001	8
B6522112	ROLLER:PULL OUT:DRIVE	U008	21
B6522122	STAY:REVERSE ROLLER:ASS'Y	U008	22
B6522126	GUIDE:STAY:REVERSE ROLLER	U008	23
B6522127	BRACKET:GUIDE PLATE:LOWER	U008	24
B6522128	CUSHION:GUIDE PLATE:REVERSE:EXIT	U008	25
B6522143	GUIDE PLATE:PAPER FEED:LOWER	U008	26
B6522146	HOLDER:SEPARATION PAD	U008	27
B6522152	GUIDE PLATE:LOWER:PULL OUT	U008	28
B6522212	TIMING PULLEY:21T	U007	28
B6522213	TIMING BELT:B40S2M142	U007	29
B6522215	GUIDE:PAPER FEED BELT:FRONT	U007	30
B6522323	GROUND PLATE:SHAFT:BASE	U010	13
B6522333	SHAFT:RISE:BASE	U010	14
B6522334	LEVER:RISE:BASE	U010	15
B6522335	BRACKET:LEVER:RISE:BASE	U010	16
B6522343	BRACKET:MOTOR:BASE:ASS'Y	U010	17
B6522363	SHAFT:BASE:REAR:ASS'Y	U009	13
B6522375	BUSHING:ORIGINAL TABLE	U009	14
B6522384	ORIGINAL TABLE:BEHIND	U009	15
B6522392	STOPPER:ORIGINAL TABLE	U010	18

Number	Part Name	Group	ID
B6522393	COMPRESSION SPRING	U010	19
B6522403	ARM:ROLLER:REVERSE:UPPER	U010	20
B6522404	COMPRESSION SPRING:3.1N	U010	21
B6522411	ROLLER:SCANNING:ENTRANCE:DRIVE	U011	24
B6522421	ROLLER:SCANNING:EXIT:DRIVE	U011	25
B6522433	GUIDE PLATE:ORIGINAL TABLE	U008	29
B6522471	GUIDE PLATE:SCANNING:ENTRANCE	U011	26
B6522505	COMPRESSION SPRING	U006	26
B6522911	STEPPER MOTOR:BASE:RISE:ASS'Y	U010	22
B6523116	GUIDE:TRANSPORT BELT:FRONT	U011	27
B6523117	GUIDE:TRANSPORT BELT:REAR	U011	28
B6523119	STOPPER:ROLLER:DRIVE	U011	29
B6523120	HOUSING:TRANSPORT BELT UNIT	U011	30
B6523121	TRANSPORT BELT	U011	31
B6523125	COMPRESSION SPRING	U011	32
B6523129	BRACKET:ROLLER:DRIVEN:TRANSPORT BELT	U011	33
B6523135	TIMING BELT:B60S2M172	U011	34
B6523136	COVER:ROLLER:SCANNING:PEEN	U011	35
B6523145	TENSION SPRING:LOCK:LEVER	U011	36
B6523146	SHAFT:LEVER:MISFEED REMOVAL:ASS'Y	U011	37
B6523156	SPACER:TRANSPORT BELT	U011	38
B6523157	DISCHARGE BRUSH:LONG	U011	39
B6523158	DISCHARGE BRUSH:SHORT	U011	40
B6523159	DISCHARGE BRUSH:MIDDLE	U011	41
B6523174	TENSION SPRING	U014	14
B6523211	BRACKET:STEPPER MOTOR	U014	15
B6523215	GUIDE PLATE:STEPPER MOTOR	U014	16
B6523231	BELT TENSIONER:ASS'Y	U014	17
B6524103	GUIDE PLATE:REVERSE:ENTRANCE	U012	15
B6524114	GUIDE PLATE:REVERSE:EXIT:UPPER	U012	16
B6524115	GUIDE PLATE:REVERSE:MIDDLE:	U012	17

WWW.SERVICE-MANUAL.NET

Exclusive Parts

Number	Part Name	Group	ID
	UPPER		
B6524116	GUIDE:REVERSE:EXIT	U012	18
B6524117	GUIDE:REVERSE:EXIT:MIDDLE	U012	19
B6524119	DECAL:GUIDE PLATE:REVERSE:EXIT	Decals and Documents	6
		U012	20
B6524122	GUIDE PLATE:REVERSE:MIDDLE:UPPER	U012	21
B6524133	BRACKET:SENSOR:REVERSE:MIDDLE	U012	22
B6524152	REVERSE ROLLER:EXIT:DRIVE	U012	23
B6524153	TIMING BELT:B40S2M230	U012	24
B6524155	ROLLER:DRIVEN:REVERSE:MIDDLE	U008	30
B6524156	COMPRESSION SPRING:0.5N	U008	31
B6524203	GATE PAWL:REVERSE:UPPER	U012	25
B6524212	HOOK:SOLENOID:REVERSE:UPPER	U012	26
B6524213	TENSION SPRING:HOOK:GATE PAWL	U012	27
B6524222	DC SOLENOID:ASS'Y	U012	28
B6524223	BRACKET:SOLENOID:REVERSE:UPPER	U012	29
B6524501	GUIDE:SCANNING:EXIT:EXIT	U013	27
B6524506	GUIDE:SCANNING:EXIT:LONG	U013	28
B6524507	GUIDE:SCANNING:EXIT:SHORT	U013	29
B6524519	ROLLER:SCANNING:EXIT:DRIVEN	U013	30
B6524520	BUSHING:REVERSE:LOWER:GATE PAWL	U013	31
B6524521	GUIDE PLATE:REVERSE:LOWER	U013	32
B6524522	BRACKET:REVERSE:LOWER	U013	33
B6524528	GATE PAWL:REVERSE:LOWER:RIGHT	U013	34
B6524529	LEVER:REVERSE:LOWER	U013	35
B6524530	TENSION SPRING	U013	36
B6524532	LEVER:REVERSE:LOWER:DC SOLENOID	U013	37
B6524533	BRACKET:REVERSE:LOWER:DC S	U013	38

Number	Part Name	Group	ID
	OLENOID		
B6524534	DC SOLENOID:REVERSE:LOWER:ASS'Y	U013	39
B6524602	GUIDE PLATE:REVERSE:LOWER:FIX	U013	40
B6524726	EXIT ROLLER	U012	30
		U013	41
B6524727	TIMING PULLEY:44T	U012	31
		U013	42
B6524728	TIMING BELT:B40S2M138	U013	43
B6524741	PRESSURE PLATE:ASS'Y	U013	44
B6524772	DC STEPPER MOTOR:EXIT:2.1W	U012	32
		U013	45
B6524903	STOPPER:GUIDE PLATE:PRESSURE PLATE	U013	46
B6524904	BRACKET:MAGNET CATCH:PRESSURE PLATE	U013	47
B7001802	TIMING BELT:B40S2M134	U032	16
		U048_S001	11
B7004428	TIMING BELT:B40S2M158	U010	23
		U033	13
B7031166	TIMING BELT:B40S2M274:	U053	14
B7125605	GRIP:APPLICATION	U019	27
B8301135	SCREW	U059	32
B8323909	BRACKET CUSHION	U035	11
B8341648	TIMING BELT - B60S2M120	U039	29
B8343312	COLLAR	U021	12
B8352889	TIMING BELT - B60S2M144	U039	30
B8353968	TIMING BELT - B60S2M126	U063	12
BA146065	SHAFT:STOPPER:TANDEM LCT	U087	25
BB013007	GEAR - 20Z	U028	13
		U031	13
		U033	14
BB013008	GEAR - 31Z	U027	16
		U030	16
BB013011	GEAR - 22Z	U032	17
BB013025	GEAR:PRESSURE ROLLER	U056	23
BB013026	GEAR:IDLER:25Z:ASS'Y	U056	24

WWW.SERVICE-MANUAL.NET

Exclusive Parts

Number	Part Name	Group	ID
BB013027	GEAR:JOINT:PRESSURE:ASS'Y	U056	25
BB013028	GEAR:IDLER:35Z:ASS'Y	U056	26
BC012008	EXPOSURE GLASS	U017	13
C1012360	SNAP RING	U001	5
		U009	16
C1051866	PIN	U012	33
C2182185	STEPPER SCREW	U081	7
		U086	15
C2382873	ADJUSTING SCREW	U056	27
C2693566	BUSHING:MM8:PRESSURE:DRIVE	U032	18
		U035	12
		U046	26
C6006119	SPRING WASHER:DIA12.3:T=0.2	U047	31
D0094388	ROLLER CLUTCH	U057_S001	20
D0141265	BRACKET:DC MOTOR	U068	15
D0141667	FRAME:REAR	U019	28
D0141677	COVER:SIOB	U019	29
D0141681	SPRING PLATE:COVER:SIOB	U019	30
D0141682	SHEET:COVER:SIOB	U019	31
D0141703	STEPPER MOTOR:DC1.98V 7.13W	U018	32
D0141722	BRACKET:TENSION:INNER BACK: PEEN	U018	33
D0141744	GASKET:MM10X20	U018	34
D0141747	GASKET:COVER:SHAFT	U019	32
D0141748	GASKET:SHADING PLATE	U019	33
D0141751	CARRIAGE:NO.1	U018_S002	35
D0141762	REFLECTOR	U018_S002	36
D0141861	BRACKET:ORIGINAL SENSOR	U019	34
D0141876	FILTER:SCANNER	U019	35
D0142380	COMPRESSION SPRING - DRUM	U044	7
D0143241	SEAL:DISCHARGE USED TONER	U050	4
D0143242	SEAL:DISCHARGE USED TONER:LOWER	U050	5
D0143655	ELECTRIC POTENTIAL SENSOR	U082	11
D0143656	HOLDER:ELECTRIC POTENTIAL SENSOR	U082	12
D0143657	SHIELDING PLATE	U082	13
D0144247	HOUSING - TEMPERATURE SENS	U055	29

Number	Part Name	Group	ID
	OR	U056	28
D0145952	SUPPORTER:UPPER	U084	5
D0145953	SUPPORTER:LOWER	U084	6
D0146272	BUSHING:BRUSH:REAR	U049_S001	16
D0146458	SPRING:BLADE:NO.1	U001_S001	6
D0146626	BRACKET:ON OFF DETECTOR:FRONT	U023_S001	55
D0146627	BRACKET:ON OFF DETECTOR:REAR	U023_S001	56
D0146780	TRAY BOTTOM PLATE:ASS'Y	U025_S001	29
D0146783	ARM:END FENCE:LOCK	U025_S001	30
D0146784	SPRING PLATE:END FENCE	U025_S001	31
D0146785	SPRING PLATE:ARM:END FENCE:LOCK	U025_S001	32
D0396137	ENCODER:ASS'Y	U039	31
		U047	32
		U069	11
D0396327	SPACER:SENSOR:TM	U046	27
D0590761	SPRING:TANDEM TRAY:LOCK	U087	26
D0592399	FLANGED HEXAGONAL HEAD BOLT:M3*4	U023	57
		U039	32
D0592620	RETAINING RINGS-C	U026_S001	17
		U027	17
		U029_S001	17
		U030	17
D0596121	SPRING:CONNECTOR:TANDEM LOCK	U083	30
D0596170	BRACKET:SLIDE RAIL:PAPER TRAY:2:ASS'Y	U087	27
D0596172	PAPER TRAY STOPPER	U083	31
D0596212	LEVER:PRESSURE:REVERSE	U027	18
		U030	18
D0596277	COVER:GEAR:PAPER FEED ROLLER	U026_S001	18
		U029_S001	18
D0596278	COVER:GEAR:REVERSE	U027	19
		U030	19
D0596496	GUIDE:MIDDLE:PAPER TRAY	U025	33
D0596591	SPRING:PAPER TRAY:LOCK	U087	28

WWW.SERVICE-MANUAL.NET

Exclusive Parts

Number	Part Name	Group	ID
D0596620	LEVER:COUPLING:LEFT	U022_S001	34
D0596646	INNER COVER:TANDEM LCT:LEFT	U022_S001	35
D0596659	SUPPORTING PLATE:SIDE FENCE :LEFT	U022_S001	36
D0596664	GUIDE:MIDDLE:PAPER TRAY	U023	58
D0596665	BRACKET:DC MOTOR:LEFT:ASS'Y	U022_S001	37
D0596668	SIDE PLATE:SIDE:TANDEM LCT	U023_S001	59
D0596690	PLATE:PAPER:ASS'Y	U023_S001_S001	60
D0596712	INNER COVER:TANDEM LCT	U023_S001	61
D0596721	STOPPER:PAPER TRAY	U024	7
D0596725	BRACKET:STOPPER:PAPER TRAY :RIGHT:PEEN	U024	8
D0596728	COMPRESSION SPRING:GRIP:PA PER TRAY	U024	9
D0596731	SHIELD:GUIDE:MISFEED REMOVA L	U087	29
D0596765	DC SOLENOID:LOCK:ASS'Y	U083	32
D0626692	SLIDE RAIL:PAPER TRAY:LEFT:SU B-ASS'Y	U087	30
D0741035	SHEET:UPPER:FRONT:DUCT:C/T BOX	U086	16
D0741036	SHEET:MIDDLE:FRONT:DUCT:C/T BOX	U086	17
D0741037	SHEET:LOWER:DUCT:C/T BOX	U086	18
D0741038	SHEET:SMALL:FRONT:DUCT:C/T B OX	U086	19
D0741039	SHEET:SIDE:UPPER:DUCT:C/T BO X	U086	20
D0741040	SHEET:SIDE:DUCT:C/T BOX	U086	21
D0741041	SHEET:SIDE:LOWER:DUCT:C/T BO X	U086	22
D0741042	SHEET:SIDE:LARGE:DUCT:C/T BO X	U086	23
D0741043	SHEET:UPPER:BRACKET:DUCT:C/ T BOX	U086	24
D0741044	SHEET:MIDDLE:BRACKET:DUCT:C /T BOX	U086	25
D0741045	SHEET:LOWER:BRACKET:DUCT:C	U086	26

Number	Part Name	Group	ID
	/T BOX		
D0741046	SHEET:UPPER:REAR:DUCT:C/T B OX	U086	27
D0741047	SHEET:LOWER:REAR:DUCT:C/T B OX	U086	28
D0741088	SHEET:BASE:MAIN:FRONT	U087	64
D0741125	PLATE:RADIAL BALL BEARING:TH RUST	U087	31
D0741128	PLAIN SHAFT BEARING:POSITIONI NG PIN:FUSING	U087	32
D0741154	COVER:PAPER EXIT UNIT:EXIT	U087	33
D0741173	BOSS:POSITIONING PIN:TRANSP ORT UNIT:NO.2:10.3MM	U087	34
D0741179	LEVER:PULL OUT:REGISTRATION	U036	35
D0741180	LEVER:PULL OUT:PAPER EXIT UN IT	U064	17
D0741194	SHAFT:LOCK:TRANSPORT UNIT	U036	36
D0741195	GUIDE:LOCK:TRANSPORT UNIT	U087	35
D0741212	SUPPORTING PLATE:POSITIONIN G PIN:RIGHT	U064	18
D0741213	HOLDER:COIL SPRING:LOCK:PAP ER EXIT UNIT	U064	19
D0741215	SHAFT:LOCK:PAPER EXIT UNIT	U064	20
D0741219	DUCT:C/T BOX:POWER SUPPLY U NIT	U085	9
D0741251	DUCT:EXHAUST:EXIT:ASS'Y	U086_S001	29
D0741255	SEPARATION PLATE:DUCT	U085	10
D0741258	COVER:C/T BOX:RIGHT LOWER	U002	8
D0741261	COVER:C/T BOX:RIGHT	U002	9
D0741270	COVER:C/T BOX:UPPER	U002	10
D0741271	SEAL:COVER:C/T BOX:UPPER	U002	11
D0741282	SEAL:C/T BOX:EXHAUST	U002	12
D0741284	COVER:C/T BOX:LEFT:CEMENTAT ION	U002	13
D0741286	SEAL:C/T BOX:DUCT:FRONT	U085	11
D0741287	SEAL:C/T BOX:DUCT:UPPER	U085	12
D0741291	DUCT:EXHAUST:CONTROL BOAR D	U085	13

Exclusive Parts

Number	Part Name	Group	ID
D0741293	COVER:MAIN:LEFT:ASS'Y	U002_S001	14
D0741315	DC MOTOR:DIA65:24V:15.3W	U067	3
D0741316	DRUM SHAFT:ASS'Y	U067	4
D0741327	DC MOTOR:DIA63:24V:21.8W	U068	16
D0741329	DC MOTOR:DIA49:24V:6.3W	U068	17
D0741330	BRACKET:DRIVE:ASS'Y	U068	18
D0741338	TENSION SPRING:TIGHTENER:DRIVE	U068	19
D0741341	BRACKET:AUXILIARY:DRIVE:AROUND THE PHOTOCONDUCTOR	U068	20
D0741343	SHAFT:DRIVE:DEVELOPMENT SLIDEEVE:ASS'Y	U068	21
D0741348	TIGHTENER:DRIVE:AROUND THE PHOTOCONDUCTOR:ASS'Y	U068	22
D0741352	SHAFT:DRIVE:TRANSPORT SCREW:ASS'Y	U068	23
D0741356	SHAFT:DRIVE:BRUSH ROLLER:ASS'Y	U068	24
D0741363	DRUM STAY:DC MOTOR:DRIVE	U047	33
D0741365	DC MOTOR:DIA56:13W	U047	34
D0741369	COVER:ENCODER	U039	33
		U047	35
		U069	12
D0741371	DC MOTOR:DIA48:24V:17W	U069	13
D0741372	SHAFT:DRIVE:TRANSFER:ASS'Y	U069	14
D0741375	BRACKET:DC BRUSHLESS MOTOR:ASS'Y	U069	15
D0741379	BRACKET:PLATE	U069	16
D0741380	SHAFT:DRIVE:BELT CLEANING:ASS'Y	U069	17
D0741390	SHAFT:OUTPUT:DRIVE:VACUUM:ASS'Y	U070	18
D0741394	PULLEY:DRIVE:TRANSPORT UNIT	U053	15
D0741400	DRIVE UNIT:FUSING:ASS'Y	U070_S001	38
D0741404	COVER:GEAR	U070_S001	20
D0741405	SHAFT:OUTPUT:DRIVE:FUSING:ASS'Y	U070_S001	21
D0741409	DC MOTOR:DIA55:33W	U070_S001	22

Number	Part Name	Group	ID
D0741411	BRACKET:DRIVE:VACUUM:LOWER	U070	23
D0741412	BRACKET:DRIVE:VACUUM:UPPER:ASS'Y	U070	24
D0741418	RUBBER BUSHING:DIA7	U070_S001	36
D0741423	BRACKET:DRIVE:FUSING:ASS'Y	U070_S001	19
D0741424	BRACKET:TIGHTENER:ASS'Y	U070	25
D0741426	PULLEY:IDLER	U070	26
D0741430	DRIVE UNIT:ON-OFF:FUSING:ASS'Y	U070_S002	27
D0741439	JOINT:ON-OFF:FUSING	U070_S002	28
D0741445	COVER:HOUSING:UPPER:PRESS FIT	U070_S002	29
D0741449	COVER:HOUSING:SIDE:PRESS FIT	U070_S002	30
D0741451	BRACKET:DRIVE:EXIT:ASS'Y	U071	6
D0741452	SHAFT:DRIVE:EXIT:ASS'Y	U071	7
D0741454	DC MOTOR:DIA49:9.8W:BLS	U051	16
		U071	8
		U072	19
D0741460	BRACKET:AUXILIARY:DRIVE:EXIT	U071	9
D0741461	SHAFT:WORM GEAR:ON-OFF:PRESS FIT	U070_S002	31
D0741464	SHAFT:RIGHT:DRIVE:USED TONER:ASS'Y	U072	20
D0741465	BRACKET:TENSION:DRIVE:USED TONER:ASS'Y	U072	21
D0741466	BRACKET:TIGHTENER:DRIVE:USED TONER:ASS'Y	U072	22
D0741468	BRACKET:MIDDLE:DRIVE:USED TONER:ASS'Y	U072	23
D0741470	SHAFT:LEFT:DRIVE:USED TONER:ASS'Y	U072	24
D0741473	BRACKET:TENSIONER:DRIVE UNIT:USED TONER:ASS'Y	U072	25
D0741474	RING	U070_S002	32
D0741476	HOLDER:RIGHT:DRIVE:USED TONER	U072	26
D0741484	HOLDER:LEFT:DRIVE:USED TONER	U072	27

WWW.SERVICE-MANUAL.NET

Exclusive Parts

Number	Part Name	Group	ID
	R		
D0741486	BRACKET:MOTOR:DRIVE:USED TONER	U072	28
D0741487	BRACKET:DRIVE UNIT:USED TONER	U072	29
D0741496	JOINT:DRIVE:USED TONER	U072	30
D0741498	BRACKET:SENSOR	U072	31
D0741500	WORM WHEEL:ON-OFF:FUSING	U070_S002	33
D0741501	SHAFT:OUTPUT:ON-OFF:FUSING:PRESS FIT	U070_S002	34
D0741504	SHEET:ON-OFF:FUSING DRIVE SUB-UNIT	U070_S002	35
D0741672	SCALE:LEFT	U017	14
D0741683	SCALE:SHEET THROUGH:NA:ASS'Y	U017	15
D0741692	SCALE:REAR:PRINTING	U017	16
D0741700	ADF:ASS'Y	U005_S001	14
D0741720	SPRING PLATE:EARTH:FRAME:OPTICAL WRITING SECTION	U087	36
D0741775	BRACKET:POSITIONING:RIGHT	U019	36
D0741802	OPTICAL WRITING UNIT:ASS'Y	U020	2
D0742172	BRACKET:SOLENOID:ON-OFF	U082	14
D0742175	DC SOLENOID:ON-OFF:ASS'Y	U082	15
D0742178	TENSION SPRING:SOLENOID:ON-OFF	U082	16
D0742181	CONNECTOR:1POLE	U082	23
D0742191	DISCHARGE LAMP:LED ARRAY	U044_S003	9
		U044_S006	9
		U044_S009	9
		U044_S012	9
D0742192	SHEET:DISCHARGE LAMP	U044_S003	10
		U044_S006	10
		U044_S009	10
		U044_S012	10
D0742195	CHARGE UNIT	U044_S001	8
		U044_S004	8
		U044_S007	8
		U044_S010	8

Number	Part Name	Group	ID
D0742252	FRAME:PHOTOCONDUCTOR	U044	11
D0742272	BRACKET:TEMPERATURE & HUMIDITY SENSOR	U082	17
D0742274	BRACKET:ELECTRIC POTENTIAL SENSOR	U082	18
D0742301	PCU:TAURUS:ASS'Y	U044_S003	12
		U044_S006	12
		U044_S009	12
		U044_S012	12
D0742330	CLEANING UNIT:ASS'Y	U044_S002	13
		U044_S005	13
		U044_S008	13
		U044_S011	13
D0742366	LEVER:LOCK:CHARGE UNIT	U044_S003	14
		U044_S006	14
		U044_S009	14
		U044_S012	14
D0742367	HOLDER:LOCK:CHARGE UNIT	U044_S003	15
		U044_S006	15
		U044_S009	15
		U044_S012	15
D0742368	COMPRESSION SPRING:LOCK:CHARGE UNIT	U044_S003	16
		U044_S006	16
		U044_S009	16
		U044_S012	16
D0742376	LEVER:LOCK:PCU	U044_S003	17
		U044_S006	17
		U044_S009	17
		U044_S012	17
D0742377	TENSION SPRING:LOCK:PCU	U044_S003	18
		U044_S006	18
		U044_S009	18
		U044_S012	18
D0742381	COMPRESSION SPRING:LOCK:CLEANING UNIT	U044_S003	19
		U044_S006	19
		U044_S009	19
		U044_S012	19
D0742382	HOLDER:LOCK:CLEANING UNIT:FOR	U044_S003	20

WWW.SERVICE-MANUAL.NET

Exclusive Parts

Number	Part Name	Group	ID
	RONT	U044_S006	20
		U044_S009	20
		U044_S012	20
D0742383	LEVER:LOCK:CLEANING UNIT:FRONT	U044_S003	21
		U044_S006	21
		U044_S009	21
		U044_S012	21
D0742386	HOLDER:LOCK:CLEANING UNIT:REAR	U044_S003	22
		U044_S006	22
		U044_S009	22
		U044_S012	22
D0742392	COVER:PCU:FRONT:ASS'Y	U044_S003_S001	74
		U044_S006_S001	74
		U044_S009_S001	74
		U044_S012_S001	74
D0742393	COVER:PCU:FRONT	U044_S003_S001	23
		U044_S006_S001	23
		U044_S009_S001	23
		U044_S012_S001	23
D0742395	GROUND PLATE:PCU:ASS'Y	U044_S003_S001	24
		U044_S006_S001	24
		U044_S009_S001	24
		U044_S012_S001	24
D0742401	FRAME:BASE:ASS'Y	U044_S002	25
		U044_S005	25
		U044_S008	25
		U044_S011	25
D0742414	TRANSPORT SCREW:BASE:ASS'Y	U044_S002	26
		U044_S005	26
		U044_S008	26
		U044_S011	26
D0742419	PLAIN SHAFT BEARING:TRANSPORT SCREW	U044_S002	27
		U044_S005	27
		U044_S008	27
		U044_S011	27
D0742422	BLADE:CLEANING:ASS'Y	U044_S002	28
		U044_S005	28
		U044_S008	28

Number	Part Name	Group	ID		
D0742424	SEAL:BLADE:CLEANING:FRONT	U044_S011	28		
		U044_S002	29		
		U044_S005	29		
		U044_S008	29		
		U044_S011	29		
		D0742425	SEAL:BLADE:CLEANING:REAR	U044_S002	30
				U044_S005	30
U044_S008	30				
		U044_S011	30		
		D0742448	TRANSPORT SCREW:APPLY:ASS'Y	U044_S002	31
				U044_S005	31
U044_S008	31				
		U044_S011	31		
		D0742454	BRUSH ROLLER:APPLY:ASS'Y	U044_S002	32
				U044_S005	32
U044_S008	32				
		U044_S011	32		
		D0742456	PLAIN SHAFT BEARING:BRUSH ROLLER:APPLY:FRONT	U044_S002	33
				U044_S005	33
U044_S008	33				
		U044_S011	33		
		D0742457	PLAIN SHAFT BEARING:BRUSH ROLLER:APPLY:REAR	U044_S002	34
				U044_S005	34
U044_S008	34				
		U044_S011	34		
		D0742458	GEAR:19Z:RIGHT	U044_S002_S002	35
				U044_S005_S002	35
U044_S008_S002	35				
U044_S011_S002	35				
D0742459	JOINT:CLEANING UNIT	U044_S002	36		
		U044_S005	36		
		U044_S008	36		
		U044_S011	36		
		D0742466	COATING BAR:ASS'Y	U044_S002	37
				U044_S005	37
U044_S008	37				
		U044_S011	37		
		D0742471	ARM:COATING BAR	U044_S002	38

Exclusive Parts

Number	Part Name	Group	ID
		U044_S005	38
		U044_S008	38
		U044_S011	38
D0742473	TENSION SPRING:COATING BAR:9 .0N	U044_S002	39
		U044_S005	39
		U044_S008	39
		U044_S011	39
D0742475	STAY:APPLY:ASS'Y	U044_S002	40
		U044_S005	40
		U044_S008	40
		U044_S011	40
D0742481	BLADE:APPLY:ASS'Y	U044_S002_S001	41
		U044_S005_S001	41
		U044_S008_S001	41
		U044_S011_S001	41
D0742485	SEAL:BLADE:APPLY:FRONT	U044_S002	42
		U044_S005	42
		U044_S008	42
		U044_S011	42
D0742486	SEAL:BLADE:APPLY:REAR	U044_S002	43
		U044_S005	43
		U044_S008	43
		U044_S011	43
D0742487	SEAL:BLADE	U044_S002_S001	75
		U044_S005_S001	75
		U044_S008_S001	75
		U044_S011_S001	75
D0742491	COVER:TONER OUTLET SUB-UNIT :CLEANING UNIT:ASS'Y	U044_S002	44
		U044_S005	44
		U044_S008	44
		U044_S011	44
D0742497	VIBRATING PLATE:TONER OUTLE T SUB-UNIT	U044_S002	45
		U044_S005	45
		U044_S008	45
		U044_S011	45
D0742501	GEAR:21Z:RIGHT	U044_S002_S002	46
		U044_S005_S002	46
		U044_S008_S002	46

Number	Part Name	Group	ID
		U044_S011_S002	46
D0742502	GEAR:IDLER:20Z:LEFT	U044_S002_S002	47
		U044_S005_S002	47
		U044_S008_S002	47
		U044_S011_S002	47
D0742503	GEAR:IDLER:31Z:LEFT	U044_S002_S002	48
		U044_S005_S002	48
		U044_S008_S002	48
		U044_S011_S002	48
D0742504	DRUM STAY:CLEANING UNIT	U044_S002	49
		U044_S005	49
		U044_S008	49
		U044_S011	49
D0742540	DECAL:LOCK:CLEANING UNIT	Decals and Docu ments	7
		U044_S003_S001	50
		U044_S006_S001	50
		U044_S009_S001	50
		U044_S012_S001	50
D0742541	DECAL:ARROW LABEL	Decals and Docu ments	8
		U044	51
		U044_S003	51
		U044_S006	51
		U044_S009	51
		U044_S012	51
D0742542	DECAL:GRIP	Decals and Docu ments	9
		U044	52
		U044_S002	52
		U044_S005	52
		U044_S008	52
		U044_S011	52
D0742543	DECAL:GRIP	U044_S001	53
		U044_S004	53
		U044_S007	53
		U044_S010	53
D0742544	DECAL:POSITIONING DISPLAY	Decals and Docu	10

WWW.SERVICE-MANUAL.NET

Exclusive Parts

Number	Part Name	Group	ID
		ments	
		U044_S003	54
		U044_S006	54
		U044_S009	54
		U044_S012	54
D0742552	GUIDE PLATE:SLIDE RAIL:PCU	U087	37
D0742553	SLIDE RAIL:PCU:RIGHT	U087	38
D0742558	SLIDE RAIL:PCU:LEFT	U087	39
D0742561	LOCK:SLIDE RAIL:PCU:RIGHT	U087	40
D0742572	STAY:SET SENSOR:PCU	U082	19
D0742575	ARM:SET SENSOR:PCU	U082	20
D0742576	HOLDER:SET SENSOR:PCU	U082	21
D0742577	CONNECTOR:DRAWER:4POLE:RE C	U082	22
D0742601	PLATE:ADJUSTING PIN	U039	34
D0742621	PLATE:DC MOTOR:TIMING ROLLE R:TRANSFER	U039	35
D0742622	BRACKET:DC MOTOR:TIMING ROL LER:TRANSFER	U039	36
D0742626	TIMING PULLEY:S2M:31T/31T	U039	37
D0742629	BRACKET:DC STEPPER MOTOR:T RANSPORT ROLLER:SHIFT	U039	38
D0742632	BRACKET:DC STEPPER MOTOR:M M56:CAM	U039	39
D0742634	BRACKET:DC STEPPER MOTOR:M M42:REGISTRATION:ENTRANCE	U039	40
D0742636	HOLDER:SENSOR:TRANSFER:TIM ING	U037	19
D0742642	GEAR:TIMING ROLLER:TRANSFER :Z59	U039	41
D0742643	TIMING ROLLER:TRANSFER:DRIV EN	U039	42
D0742652	LEVER:LINK:TRANSPORT ROLLER	U036 U037	37 20
D0742654	CASE:REMOVE PAPER DUST:ASS' Y	U039	43
D0742663	HOLDER:SENSOR:REGISTRATION :TIMING	U037	21

Number	Part Name	Group	ID
D0742665	REGISTRATION ROLLER:TIMING:D RIVE	U039	44
D0742679	HOLDER:DC STEPPER MOTOR:SH IFT	U036	38
D0742681	SHAFT:CAM:SHIFT	U036_S001	39
D0742684	HOLDER:CAM:SHIFT	U036	40
D0742685	SYNCHRONOUS BELT:B80S2M190	U036	41
D0742686	DUCT:FAN:CONTACT IMAGE SEN SOR	U036	42
D0742687	HOLDER:HOME POSITION SENSO R:GATE	U036	43
D0742691	SHAFT:CAM	U039	45
D0742693	CAM:GATE	U039	46
D0742694	CAM:TRANSPORT ROLLER:SHIFT	U039	47
D0742696	SHAFT:GATE PAWL	U039	48
D0742697	GATE PAWL:PEEN	U039	49
D0742702	SWING UNIT:ASS'Y	U038_S001	27
D0742711	TRANSPORT ROLLER:CONNECTI NG:LARGE CAPACITY TRAY	U039	50
D0742715	BRACKET:SOLENOID:PEEN	U039	51
D0742718	SHAFT:SHIFT	U038	13
D0742721	ARM:TRANSPORT ROLLER:SHIFT: TAKE SHEJTER	U038	14
D0742722	PROTECTION:ARM:TRANSPORT R OLLER:SHIFT:TAKE SHEJTER	U038	15
D0742732	GUIDE PLATE:SHIFT:UPPER:PEEN	U038_S001	17
D0742737	SHAFT:SHIFT:TAKE SHEJTER	U038_S001	18
D0742739	PRESSURE ROLLER:TRANSPORT ROLLER:SHIFT:DRIVEN	U038_S001	19
D0742740	SHAFT:SHIFT:DRIVEN:ROLLER	U038_S001	20
D0742741	BRACKET:SHIFT:DRIVEN:TAKE SH EJTER	U038_S001	21
D0742743	BRACKET:VENTILATION	U038_S001	22
D0742744	HOLDER:SHIFT:BEARING:FRONT	U038_S001	23
D0742745	HOLDER:SHIFT:BEARING:REAR	U038_S001	24
D0742748	SHAFT:ARM:REGISTRATION ROLL ER:TIMING	U039	52
D0742749	ARM:REGISTRATION ROLLER:TIMI	U039	53

Exclusive Parts

Number	Part Name	Group	ID
	NG		
D0742750	STAY:SOLENOID	U039	54
D0742753	GUIDE PLATE:CONNECTING:LARGE CAPACITY TRAY:UPPER	U037	22
D0742756	HOLDER:SENSOR:CONNECTING:LCT:NO.1	U037	23
D0742757	HOLDER:SENSOR:CONNECTING:LCT:NO.2	U037	24
D0742760	TRANSPORT ROLLER:SHIFT:DRIVE:PRESS FIT	U038_S001	16
D0742769	BRACKET:DC STEPPER MOTOR:REGISTRATION ROLLER:TIMING	U039	55
D0742771	SHAFT:REGISTRATION ROLLER:TIMING:DRIVEN	U039	56
D0742772	COVER:BEARING	U039	57
D0742773	FIX STAND:GUIDE PLATE:TIMING:TRANSFER:EXIT	U037	25
D0742774	COVER:TIMING:TRANSFER	U039	58
D0742777	CAM:REGISTRATION ROLLER:TIMING	U039	59
D0742783	REGISTRATION GUIDE:OPEN AND CLOSE	U037	26
D0742786	GUIDE PLATE:CONNECTING:LARGE CAPACITY TRAY:LOWER	U037	27
D0742789	HOLDER:DOUBLE FEED SENSOR:RADIATE	U037	28
D0742794	HOLDER:DOUBLE FEED SENSOR:PHOTO	U037	29
D0742795	GUIDE PLATE:REGISTRATION:ENTRANCE:LOWER	U037	30
D0742797	STAY:CONNECTION:LARGE CAPACITY TRAY	U087	41
D0742799	GUIDE PLATE:CONNECTION:LCT:LOWER	U087	42
D0742809	COVER:HARNES: PAPER FEED UNIT:FRONT	U041	27
D0742813	HOOK:COIL SPRING:GATE	U036	44
D0742815	BRACKET:CONTACT POINT:GUIDE	U037	31

Number	Part Name	Group	ID
	E PLATE:REAR		
D0742818	FIX STAND:GUIDE PLATE:REAR	U037	32
D0742850	GUIDE PLATE:VERTICAL TRANSPORT:RIGHT	U036	45
D0742864	GUIDE PLATE:DUPLEX:RIGHT:UPPER	U036	46
D0742873	GUIDE PLATE:PULL OUT:RIGHT:VERTICAL TRANSPORT	U041	28
D0742876	SHAFT:LOCK:GUIDE PLATE	U041	29
D0742880	TRANSPORT ROLLER:VERTICAL TRANSPORT:RIGHT:PRESS FIT	U041	30
D0742881	TRANSPORT ROLLER:REGISTRATION:ENTRANCE:DRIVE:PRESS FIT	U039	60
D0742882	TRANSPORT ROLLER:DUPLEX:RIGHT:NO.1:PRESS FIT	U041	31
D0742883	TRANSPORT ROLLER:DUPLEX:RIGHT:NO.2:PRESS FIT	U041	32
D0742894	DC SOLENOID:VERTICAL TRANSPORT:UPPER	U041	33
D0742896	HOLDER:DC SOLENOID:VERTICAL TRANSPORT:UPPER	U041	34
D0742899	HOLDER:DC SOLENOID:VERTICAL TRANSPORT:LOWER:PEEN	U041	35
D0742908	BRACKET:DC STEPPER MOTOR:DUPLEX:RIGHT	U041	36
D0742912	BRACKET:SENSOR:DUPLEX:SHORT	U041	37
D0742924	COVER:HARNES	U041	38
D0742926	BRACKET:SENSOR:VERTICAL TRANSPORT:NO.2	U041	39
D0742929	BRACKET:SENSOR:VERTICAL TRANSPORT:NO.3	U041	40
D0742930	SHAFT:LINK:ON-OFF:VERTICAL TRANSPORT:LOWER	U036	47
D0742931	SHAFT:LINK:ON-OFF:VERTICAL TRANSPORT:UPPER	U036	48
D0742934	SHAFT:ON-OFF:LARGE CAPACITY TRAY:CONNECTING	U037	33

Exclusive Parts

Number	Part Name	Group	ID
D0742935	GUIDE:DUPLEX:OPEN AND CLOSE:RIGHT:LOWER	U036	49
D0742938	GUIDE PLATE:CONNECTION:LARGE CAPACITY TRAY:UPPER:PEEN	U087	43
D0742941	TIMING PULLEY:S2M:30T	U041	41
		U065	37
D0742942	PIN:GUIDE PLATE:CONNECTION:LARGE CAPACITY TRAY:UPPER	U087	44
D0742945	GUIDE PLATE:REGISTRATION:EXIT	U037	34
D0742952	BRACKET:CONTACT IMAGE SENSOR	U037	35
D0742955	GUIDE PLATE:TIMING:TRANSFER	U037	36
D0742960	GUIDE PLATE:REGISTRATION:ENTRANCE:UPPER	U037	37
D0742962	BRACKET:MISFEED REMOVAL:TIMING ROLLER:TRANSFER	U040	18
D0742964	STAY:REGISTRATION:RIGHT UPPER	U039	61
D0742965	HOLDER:PRESSURE:DRIVEN ROLLER:DUPLEX:EXIT	U036	50
D0742969	SHAFT:MISFEED REMOVAL:TIMING ROLLER:TRANSFER	U040	19
D0742970	CAM:GUIDE PLATE:OPEN AND CLOSE	U041	42
D0742971	PLATE:LINK:OPEN AND CLOSE:REAR	U041	43
D0742972	LEVER:GUIDE PLATE:OPEN AND CLOSE:FRONT	U041	44
D0742974	STOPPER:LEVER:TRANSPORT UNIT:LEFT	U036	51
D0742975	STOPPER:GUIDE PLATE:CONNECTING:LARGE CAPACITY TRAY	U037	38
D0742977	COVER:HARNESS:FRONT UPPER	U041	45
D0742979	LEVER:GUIDE PLATE	U036_S002	52
D0742984	DECAL:PULL OUT:RIGHT:B1	Decals and Documents	11
		U036	53

Number	Part Name	Group	ID
D0742985	DECAL:PULL OUT:RIGHT:B3	Decals and Documents	12
		U036	54
D0742986	DECAL:PULL OUT:RIGHT:B4	Decals and Documents	13
		U036	55
D0742987	DECAL:PULL OUT:RIGHT:B6	Decals and Documents	14
		U036	56
D0742988	DECAL:PULL OUT:RIGHT:B7	Decals and Documents	15
		U037	39
D0742989	DECAL:PULL OUT:RIGHT:Z2	Decals and Documents	16
		U036	57
D0742990	DECAL:PULL OUT:RIGHT:Z4	Decals and Documents	17
		U036_S002	58
D0743032	SHAFT:JOINT:PAPER FEED UNIT	U033	15
D0743033	GUIDE PLATE:CONNECTING	U087	45
D0743038	BRACKET:DUPLEX:EXIT	U087	46
D0743039	GUIDE PLATE:DUPLEX:EXIT	U087	47
D0743047	BRACKET:HOLDER:DUPLEX:ASS'Y	U087	48
D0743105	DC MOTOR:DIA35.8:24V:4.1W	U039	62
D0743108	DC STEPPER MOTOR:4.94W:ASS'Y	U033	16
		U039	63
		U041	46
		U063	13
		U066	12
D0743168	CONTACT IMAGE SENSOR:REGISTRATION:MAIN SCANNING:214MM	U037	40
D0743171	TIMING ROLLER:TRANSFER:DRIVE:PRESS FIT	U039	64
D0743173	TIMING PULLEY:S2M:25T	U033	17
		U039	65
		U041	47
		U062	14
		U066	13

WWW.SERVICE-MANUAL.NET

Exclusive Parts

Number	Part Name	Group	ID
D0743322	FILTER:DEVELOPMENT	U044_S003	55
		U044_S006	55
		U044_S009	55
		U044_S012	55
D0743340	JOINT:DRIVE:TRANSPORT SCREW	U044_S003	56
		U044_S006	56
		U044_S009	56
		U044_S012	56
D0743362	ELECTRODE PLATE:DEVELOPMENT BIAS:FRONT	U044_S003	57
		U044_S006	57
		U044_S009	57
		U044_S012	57
D0743367	ELECTRODE PLATE:DEVELOPMENT BIAS:REAR UPPER	U044_S003	58
		U044_S006	58
		U044_S009	58
		U044_S012	58
D0743368	ELECTRODE PLATE:DEVELOPMENT BIAS:REAR LOWER	U044_S003	59
		U044_S006	59
		U044_S009	59
		U044_S012	59
D0743416	JOINT:DRIVE:DEVELOPMENT UNIT	U044_S003	60
		U044_S006	60
		U044_S009	60
		U044_S012	60
D0743420	GEAR:TRANSPORT SCREW	U044_S003	61
		U044_S006	61
		U044_S009	61
		U044_S012	61
D0743421	GEAR:TRANSPORT SCREW:UPPER	U044_S003	62
		U044_S006	62
		U044_S009	62
		U044_S012	62
D0743422	GEAR:IDLER:DEVELOPMENT:UPPER:ASS'Y	U044_S003	63
		U044_S006	63
		U044_S009	63
		U044_S012	63
D0743425	GEAR:IDLER:DEVELOPMENT:LOWER:ASS'Y	U044_S003	64
		U044_S006	64

Number	Part Name	Group	ID
		U044_S009	64
		U044_S012	64
D0743427	RADIAL BALL BEARING:DIA8XDIA16X5	U040	20
D0743440	COVER:INSERT:DEVELOPER	U044_S003	65
		U044_S006	65
		U044_S009	65
		U044_S012	65
D0743446	RECEPTACLE:DEVELOPMENT BIAS:ASS'Y	U087_S001	49
		U087_S002	49
		U087_S003	49
		U087_S004	49
D0743490	FUNNEL:DEVELOPER	U032	19
D0743513	SHAFT:DRIVE:TONER SUPPLY	U043	15
D0743514	GEAR:DRIVE:ELECTROMAGNETIC CLUTCH:TONER SUPPLY	U043	16
D0743516	GEAR:DRIVE:TONER SUPPLY	U043	17
D0743517	GEAR:IDLER:TONER SUPPLY	U043	18
D0743518	GEAR:TIMING PULLEY:DRIVEN:TONER SUPPLY	U043	19
D0743521	BRACKET:TIGHTENER:TONER SUPPLY	U043	20
D0743522	SHAFT:TIGHTENER:TONER SUPPLY	U043	21
D0743525	TENSION SPRING:TIGHTENER:TONER SUPPLY	U043	22
D0743526	SUPPORTING PLATE:GEAR:TONER SUPPLY	U043	23
D0743531	DRIVE SUB-UNIT:TONER SUPPLY:ASS'Y	U043_S001	24
		U043_S002	24
		U043_S003	24
		U043_S004	24
D0743551	PUMP:TONER SUPPLY:SUB-ASS'Y	U043	25
D0743580	CASE:TONER SUPPLY:SUB-ASS'Y	U043	26
D0743621	TUBE:TONER SUPPLY:BK	U043	27
D0743622	TUBE:TONER SUPPLY:C	U043	28
D0743623	TUBE:TONER SUPPLY:M	U043	29
D0743624	TUBE:TONER SUPPLY:Y	U043	30

WWW.SERVICE-MANUAL.NET

Exclusive Parts

Number	Part Name	Group	ID
D0743631	DC BRUSHLESS MOTOR:TONER SUPPLY:47.5W	U043	31
D0743636	SHEET:MAIN SWITCH	U081	8
D0743702	SHAFT:DRIVE SUB-UNIT:TONER SUPPLY UNIT:2	U042	13
D0743703	GEAR:TONER BOTTLE:DIA92	U042	14
D0743707	SHAFT:DRIVE SUB-UNIT:TONER SUPPLY UNIT:1	U042	15
D0743708	SPRING LOCK WASHER:DRIVE SUB-UNIT:TONER BOTTLE	U042	16
D0743714	BRACKET:DRIVE:TONER BOTTLE	U042	17
D0743721	JOINT:DRIVE:TONER SUPPLY UNIT	U042	18
D0743722	COIL SPRING:DRIVE SUB-UNIT:TONER SUPPLY UNIT	U042	19
D0743736	SEAL:NOZZLE:NOZZLE COVER	U042	20
D0743741	STOPPER:SHUTTER:TONER CART RIDGE:TYPE A	U042	21
D0743742	HOLDER:STOPPER:SHUTTER:TYPE A	U042	22
D0743743	SPRING PLATE:STOPPER:SHUTTER:TYPE B	U042	23
D0743744	TONER CATCHPAN:HOLDER:STOPPER	U042	24
D0743745	SEAL:HOLDER:STOPPER:RIGHT	U042	25
D0743746	SEAL:HOLDER:STOPPER:LEFT	U042	26
D0743747	SEAL:HOLDER	U042	27
D0743756	SEAL:BLOCK LIGHT:LEVER	U042	28
D0743762	NOZZLE:TONER SUPPLY:TAURUS	U042	29
D0743763	NOZZLE COVER:TONER SUPPLY SUB-UNIT	U042	30
D0743764	LEVER:TONER BOTTLE	U042	31
D0743765	CASE:LOWER FRONT:TONER SUPPLY UNIT	U042	32
D0743766	PLATE:COIL SPRING	U042	33
D0743767	COIL SPRING:LEVER:TONER SUPPLY UNIT	U042	34
D0743768	TENSION SPRING:SHUTTER:TONER	U042	35

Number	Part Name	Group	ID
	ER SUPPLY UNIT		
D0743770	DECAL:OPERATE:TONER BOTTLE:K	Decals and Documents U042	18 36
D0743771	DECAL:OPERATE:TONER BOTTLE:C	Decals and Documents U042	19 37
D0743772	DECAL:OPERATE:TONER BOTTLE:M	Decals and Documents U042	20 38
D0743773	DECAL:OPERATE:TONER BOTTLE:Y	Decals and Documents U042	21 39
D0743801	DRIVE ROLLER:INTERMEDIATE TRANSFER:ASS'Y	U047	36
D0743805	HOUSING:DRIVE:INTERMEDIATE TRANSFER:PRESS FIT	U047	37
D0743820	GUIDE:TRANSPORT:INTERMEDIATE TRANSFER:ASS'Y	U046	43
D0743821	TENSION SPRING:PRESSURE:INTERMEDIATE TRANSFER:COLLAR	U046	28
D0743822	ROLLER:OPPOSED:BELT CLEANING:PRESS FIT	U047	38
D0743829	DECAL:POSITIONING DISPLAY:TCRU	Decals and Documents U044_S003_S001 U044_S006_S001 U044_S009_S001 U044_S012_S001 U045	22 66 66 66 66 4
D0743830	DECAL:OPERATE:LEVER:INTERMEDIATE TRANSFER	Decals and Documents U046	23 29
D0743836	SEAL:MIDDLE:INTERMEDIATE TRANSFER	U046	30
D0743841	SEAL:RIGHT:INTERMEDIATE TRANSFER	U046	31
D0743842	COVER:HARNESS:SECOND:INTER	U046	32

WWW.SERVICE-MANUAL.NET

Exclusive Parts

Number	Part Name	Group	ID
	MEDIATE TRANSFER		
D0743845	FLAT NUT:INNER COVER:INTERMEDIATE TRANSFER	U045	5
D0743846	INNER COVER:BELT CLEANING	U045	6
D0743847	INNER COVER:INTERMEDIATE TRANSFER:PCU	U045	7
D0743848	INNER COVER:INTERMEDIATE TRANSFER:RIGHT	U045	8
D0743850	TRANSPORT BELT UNIT:ASS'Y	U053_S001	16
D0743851	TRANSPORT ROLLER:DRIVE	U053_S001	17
D0743853	PLATE:FRAME:INTERMEDIATE TRANSFER	U046	33
D0743854	COVER:OPPOSED:TRANSFER ROLLER	U047	39
D0743855	BRACKET:SENSOR:VACUUM	U053_S001	18
D0743858	PULLEY:DRIVE:VACUUM	U053	19
D0743859	INNER COVER:INTERMEDIATE TRANSFER:LEFT	U045	9
D0743860	INNER COVER:INTERMEDIATE TRANSFER:LEVER	U045	10
D0743863	SHAFT:DRIVEN:FLAT CONVEYER BELT	U053_S001	20
D0743871	STOPPER:WIRE:PULLEY	U047	40
D0743872	PULLEY:DRIVE WERE:ASS'Y	U047	41
D0743873	FEELER:DRIVE WERE	U047	42
D0743881	BRACKET:DC STEPPER MOTOR:POSITIONING CONTROL	U047	43
D0743882	HOLDER:DRIVEN ROLLER:FRONT	U047	44
D0743884	SCALE:BRACKET:DRIVEN ROLLER:FRONT	U047	45
D0743887	BRACKET:ON-OFF:TRANSFER ROLLER	U047	46
D0743889	BRACKET:POSITIONING SENSOR:FLAT BELT-TRANSFER	U047	47
D0743892	LEVER:POSITIONING SENSOR:FLAT BELT-TRANSFER	U047	48
D0743896	COVER:POSITIONING SENSOR:FLAT BELT-TRANSFER	U047	49

Number	Part Name	Group	ID
D0743898	BRACKET:POSITIONING SENSOR:SLACK PREVENTION	U047	50
D0743899	LEVER:POSITIONING SENSOR:SLACK PREVENTION	U047	51
D0743921	SHAFT:COOLING:ENTRANCE	U059	33
D0743923	DRIVE ROLLER:BELT:COOLING SUB-UNIT:EXIT	U059	34
D0743926	TRANSPORT ROLLER:DRIVE:FUSING EXIT:PRESS FIT	U059	35
D0743927	GUIDE PLATE:BELT:LOWER:PEEN	U059	36
D0743931	GUIDE:EXIT:ENTRANCE	U059	37
D0743932	LEVER:STOPPER	U059	38
D0743941	GUIDE:EXIT:ENTRANCE:UPPER	U059	39
D0743943	ROLLER:FUSING EXIT:DRIVEN:ASS'Y	U059	40
D0743947	SPRING PLATE:ROLLER:BELT:BELT:ENTRANCE	U059	41
D0743951	SHAFT:GRIP:GUIDE PLATE	U059	42
D0743957	BRACKET:SENSOR:EXIT:ENTRANCE	U059	43
D0743960	ROLLER:HEAT PIPE:COOLING:DIAMETER 30.4	U059	44
D0743961	SHEET:TRANSPORT:COOLING:FRONT	U059	45
D0743962	SHEET:TRANSPORT:COOLING:MIDDLE	U059	46
D0743963	SHEET:TRANSPORT:COOLING:INNER BACK	U059	47
D0743982	BRACKET:CAP:HEAT PIPE:UPPER	U059	48
D0743986	BRACKET:CAP:HEAT PIPE:LOWER	U059	49
D0743991	PLATE:EXIT:ENTRANCE	U059	50
D0744000	SUPPORTING PLATE:LEVER:PRESSURE	U056	29
D0744001	LEVER:PRESSURE:FRONT:INNER	U056	30
D0744004	LEVER:PRESSURE:REAR:INNER	U056	31
D0744009	HOLDER:M5	U056	32
D0744010	LEVER:PRESSURE:FRONT:OUTER	U056	33
D0744011	LEVER:PRESSURE:REAR:OUTER	U056	34

Exclusive Parts

Number	Part Name	Group	ID
D0744014	HOLDER:HEATER:PRESSURE:FRONT	U056	35
D0744015	HOLDER:HEATER:PRESSURE:REAR	U056	36
D0744016	LEVER:WEB:ASS'Y	U056	37
D0744026	ELECTRODE PLATE:HEATER:PRESSURE:FRONT	U056	38
D0744028	HOLDER:STRIPPER PLATE:UNIT	U056_S002	39
D0744049	LEVER:STRIPPER PLATE:RELEASE:PEEN	U056_S002	40
D0744053	LEVER:RELEASE:STRIPPER PLATE:PRESSURE	U056_S002	41
D0744054	BRACKET:PAPER FEED SENSOR:FUSING EXIT	U056_S002	42
D0744056	FUSING ENTRANCE GUIDE PLATE:LOWER	U056	43
D0744059	SIDE PLATE:PRESSURE:FRONT	U056	44
D0744060	SIDE PLATE:PRESSURE:REAR	U056	45
D0744061	CLAMP:HARNESS:PRESSURE	U056	46
D0744062	BRACKET:THERMISTOR:PRESSURE	U056	47
D0744063	HOUSING:THERMOSTAT:ASS'Y	U056	48
D0744064	COVER:THERMOSTAT:PRESSURE	U056	49
D0744065	COVER:TEMPERATURE SENSOR:PRESSURE	U056	50
D0744066	LIQUID STREAM PLATE:PRESSURE:ENTRANCE	U056	51
D0744067	LEVER:CONTROL PLATE:PRESSURE	U056	52
D0744068	SHAFT:RADIAL BALL BEARING:LEVER:PRESSURE	U056	53
D0744070	SUPPORTING PLATE:LEVER:PRESSURE	U056	54
D0744072	STEPPED SCREW:M5	U056	55
D0744089	DUCT:PRESSURE:LOWER	U056	56
D0744090	DUCT:PRESSURE:EXIT:CONNECTING:A	U056	57
D0744091	DUCT:PRESSURE:EXIT:CONNECTING:B	U056	58

Number	Part Name	Group	ID
	NG:B		
D0744092	DUCT:PRESSURE:EXIT	U056	59
D0744093	DUCT:PRESSURE:UPPER	U056	60
D0744094	FIX STAND:TERMINAL:HEATER:ASS'Y	U056	61
D0744095	JOINT UNIT:PAPER FEED SENSOR:PRESSURE:FRONT	U056	62
D0744096	TERMINAL:CONNECTING	U056	63
D0744097	TAB:TERMINAL:CONNECTING	U056	64
D0744098	COVER:TERMINAL:CONNECTING	U056	65
D0744099	COVER:HARNESS:FIRST:LOWER	U056	66
D0744100	COVER:BASE:ID	U056	67
D0744101	SHAFT:CAM:PRESSURE	U056	68
D0744102	COLLAR:DIA10X:DIA14X:12	U056	69
D0744103	CAM:PRESSURE:A	U056	70
D0744104	FEELER:CAM:PRESSURE:FRONT	U056	71
D0744105	FEELER:CAM:PRESSURE:REAR	U056	72
D0744106	JOINT:CAM:PRESSURE:A	U056	73
D0744107	COLLAR:DIA10XDIA14X9.4	U056	74
D0744123	LEVER:STRIPPER PLATE:PLATE	U055_S001	30
D0744124	BRACKET:STRIPPER PLATE:PLATE:PEEN	U055_S001	31
D0744127	SUPPORTING PLATE:FRAME:STRIPPER PLATE	U055_S001	32
D0744128	COVER:STRIPPER PLATE:UNI:FUSING:ASS'Y	U055_S001	33
D0744143	SHAFT:STRIPPER PLATE	U055_S001	34
D0744144	LEVER:PAPER EXIT UNIT:FRONT	U055_S001	35
D0744145	LEVER:PAPER EXIT UNIT:REAR	U055_S001	36
D0744172	COVER:HARNESS:FIRST	U055	37
D0744173	HOLDER:HEATER:HEAT ROLLER:FRONT	U055	38
D0744174	HOLDER:HEATER:HEAT ROLLER:REAR	U055	39
D0744176	HOLDER:THERMISTOR:HOT ROLLER	U055	40
D0744179	HOLDER:THERMISTOR:HEAT ROLLER:REAR	U055	41

WWW.SERVICE-MANUAL.NET

Exclusive Parts

Number	Part Name	Group	ID
D0744180	HOUSING:THERMOSTAT:HEAT ROLLER:ASS'Y	U055	42
D0744181	ELECTRODE PLATE:THERMOSTAT:HEAT ROLLER:MIDDLE	U055	43
D0744182	ELECTRODE PLATE:THERMOSTAT:HEAT ROLLER	U055	44
D0744183	TAB:TERMINAL:187:2P:UPPER	U055	45
D0744184	TAB:TERMINAL:187:2P:LOWER	U055	46
D0744185	RING:GUIDE:HEAT ROLLER:DIA40	U055	47
D0744188	DUCT:HEAT ROLLER:UPPER	U054_S001	9
D0744190	COVER:FUSING UNIT:UPPER:FIBER	U054_S001_S001	10
D0744196	DISCHARGE BRUSH:HEAT ROLLER:PEEN	U055	48
D0744197	FLAT BELT-FUSING:DIA80:SEAL	U055	49
D0744200	GUIDE PLATE:FUSING EXIT:CONNECTING:UPPER:SHEET	U055_S001	50
D0744207	COVER:GREASE:GEAR:JOINT:PRESSURE	U056	75
D0744208	COVER:GUARD:SIDE PLATE:REAR	U056	76
D0744224	JOINT:KNOB:FUSING	U055	51
D0744225	KNOB:FUSING	Accessories	3
D0744227	BOLT:M5:ROUND POINT	U056	77
D0744230	GUIDE PLATE:FUSING EXIT:LOWER:NO.2:ASS'Y	U056	78
D0744232	GUIDE PLATE:FUSING EXIT:LOWER:CONNECTING:ASS'Y	U056_S001	79
D0744235	SUPPORTING PLATE:GUIDE PLATE:FUSING EXIT:LOWER	U056_S001	80
D0744236	GUIDE PLATE:FUSING EXIT:LOWER:ASS'Y	U056_S002	85
D0744255	COVER:FUSING UNIT:FRONT	U054_S001	11
D0744264	BRACKET:DRAWER	U054_S001	12
D0744265	BRACKET:DRAWER:LOWER	U054_S001	13
D0744266	CLAMP:HARNESS:PRESSURE:HEATER:REAR	U054_S001	14
D0744267	BRACKET:GRIP:REAR	U054_S001	15
D0744269	PIN:HANDLE:COVER	U054_S001	16

Number	Part Name	Group	ID
D0744277	GUIDE PLATE:EXIT:CONNECTING:UPPER:SHEET	U054_S001	17
D0744280	COVER:GUIDE PLATE:EXIT:UPPER	U054_S001	18
D0744281	BRACKET:TORSION SPRING:PEEN	U055	52
D0744283	COVER:DRAWER:UPPER	U054_S001	19
D0744284	GRIP:FUSING UNIT:REAR:FIBER	U054_S001	20
D0744285	POSITIONING PLATE:FRONT	U054_S001	21
D0744287	POSITIONING PLATE:REAR	U054_S001	22
D0744289	COVER:FUSING UNIT:FRONT:WINDOW	U054_S001	23
D0744293	PLATE:LEVER:PRESSURE	U054_S001	24
D0744297	PLATE:RADIAL BALL BEARING:HEAT ROLLER	U055	53
D0744300	SPRING PLATE:CLEANING UNIT:FUSING	U057_S001	21
D0744302	PLAIN SHAFT BEARING:ROLLER:REAR	U057_S001	22
D0744303	FEELER:CLEANING	U057_S001	23
D0744304	SHAFT:WORM GEAR:SUB-ASS'Y	U057_S001	24
D0744308	BRACKET:FRONT:WEB	U057_S001	25
D0744309	BRACKET:FRONT:AUXILIARY	U057_S001	26
D0744310	BRACKET:REAR	U057_S001	27
D0744311	BRACKET:REAR:WEB	U057_S001	28
D0744314	BRACKET:REAR:PIN	U057_S001	29
D0744325	COVER:WEB:CLEANING FELT	U057_S001_S001	30
D0744329	WEB:GEAR:ASS'Y	U057_S001_S002	31
D0744333	ROLLER:PLATE	U057_S001	32
D0744336	DECAL:WARNING (REMOVAL AND INSTALLATION):FUSING	Decals and Documents	24
		U054_S001_S001	25
D0744342	COVER:FUSING UNIT:REAR:PRINTING	U054_S001	26
D0744345	FUSING ENTRANCE GUIDE PLATE:UPPER:FIBER	U055	54
D0744350	BRACKET:DRAWER:FUSING SECTION:24	U058	19

WWW.SERVICE-MANUAL.NET

Exclusive Parts

Number	Part Name	Group	ID
D0744351	STEPPED SCREW:DIA5.4DIA:DIA3.5:M3	U058	20
		U087	50
D0744352	JOINT:GEAR:WEB:DRIVE	U058	21
D0744353	COVER:GEAR:JOINT	U058	22
D0744354	GEAR:SLOW DOWN:WORM GEAR	U058	23
D0744356	BRACKET:LEVER:WEB:DRIVE SUB-UNIT	U058	24
D0744364	BRACKET:WEB:CLEANING	U058	25
D0744371	GRIP:SLIDER:FUSING	U058	26
D0744372	BRACKET:WEB:PHOTOINTERRUPTOR:MAIN	U058	27
D0744380	DECAL:H-TEMP WARNING:FUSING:WEB	Decals and Documents	25
		U057_S001_S001	33
D0744381	DECAL:FUSING UNIT:POSITIONING	Decals and Documents	26
		U054_S001	27
D0744390	ACCESSORY:KNOB:FUSING:ASS'Y	Accessories	12
D0744391	HOLDER:KNOB:FUSING:DUAL FACES TEPE	Accessories	4
D0744398	DUCT:PRESSURE:CONNECTING:A	U058	28
D0744399	DUCT:PRESSURE:CONNECTING:B	U058	29
D0744429	STRIPPER PLATE:UNI:FUSING:ASS'Y	U055_S001	55
D0744450	WEB:CLEANING UNIT:ASS'Y	U057_S001	34
D0744467	PRESSURE SUB-UNIT:STRIPPER PLATE:UNI:ASS'Y	U056_S002	81
D0744478	GUIDE PLATE:FUSING EXIT:LOWER:CONNECTING:ASS'Y	U056_S001	86
D0744487	FUSING UNIT:TAURUS:230V:ASS'Y	U054_S001	28
D0744514	GATE:DUPLEX:EXIT:ASS'Y	U062	15
D0744519	COVER:HARNESS:SWITCHBACK:LEFT LOWER	U061	14
D0744528	BRACKET:SENSOR:EXIT:EXIT	U060	14
D0744540	DAMPING INSULATION:DUPLEX:ENTRANCE:ADHESION	U061_S001	15
D0744541	DAMPING INSULATION:REVERSE:ADHESION	U061_S002	16

Number	Part Name	Group	ID
D0744544	DAMPING INSULATION:REVERSE:ENTRANCE:ADHESION	U061_S003	17
D0744550	GATE:REVERSE:EXIT:ASS'Y	U062	16
D0744551	DECAL:PULL OUT:LEFT:Z1	Decals and Documents	27
		U064	21
D0744553	DECAL:PULL OUT:LEFT:D1	Decals and Documents	29
		U064	22
D0744554	DECAL:PULL OUT:LEFT:D3	Decals and Documents	30
		U059	51
D0744556	DECAL:PULL OUT:LEFT:D5	Decals and Documents	32
		U061	18
D0744557	DECAL:H-TEMP WARNING:EXIT	Decals and Documents	33
		U064	23
D0744558	BRACKET:EXIT:SENSOR	U060	16
D0744559	DECAL:RECEIVING SUB-UNIT:ENTRANCE	Decals and Documents	34
		U002	15
D0744567	SHAFT:LOCK:REVERSE	U061	19
D0744577	GATE PAWL:SWITCHBACK	U061	20
D0744580	DC SOLENOID:REVERSE ROLLER:ASS'Y	U061	21
D0744589	GATE PAWL:REVERSE EXIT	U062	17
D0744594	GUIDE:EXIT:UPPER	U062	18
D0744602	GUIDE:REVERSE	U062	19
D0744608	DC SOLENOID:GATE PAWL:EXIT:ASS'Y	U062	20
D0744609	SHEET:TRANSPORT:EXIT:ADHESION	U060	17
D0744611	DC SOLENOID:GATE PAWL:SWITCHBACK:ASS'Y	U061	22
D0744612	TRANSPORT ROLLER:DRIVE:REVERSE:PRESS FIT	U062	21
		U066	14
D0744613	EXIT ROLLER:DRIVE:REVERSE:EXIT	U062	22

WWW.SERVICE-MANUAL.NET

Exclusive Parts

Number	Part Name	Group	ID
	IT:PRESS FIT		
D0744614	TRANSPORT ROLLER:CONNECTING:DRIVE:EXIT:PRESS FIT	U062	23
D0744615	GUIDE PLATE:REVERSE EXIT:ASS'Y	U062	24
D0744625	COVER:REVERSE UNIT:LEFT LOWER	U061	23
D0744626	DAMPING INSULATION:REVERSE:ENTRANCE:UPPER	U061_S003	24
D0744627	DAMPING INSULATION:REVERSE:ENTRANCE:LOWER	U061	25
		U061_S003	25
D0744628	DAMPING INSULATION:REVERSE:UPPER	U061_S002	26
D0744629	DAMPING INSULATION:DUPLEX:ENTRANCE	U061_S001	27
D0744630	DAMPING INSULATION:COVER:REVERSE UNIT	U061	28
D0744631	DAMPING INSULATION:REVERSE:LOWER	U061_S002	29
		U061_S003	29
D0744650	LINK:REVERSE ROLLER:ASS'Y	U061	30
D0744654	HANDLE:LOCK:FIBER	U059	52
		U060	18
D0744656	LEVER:GATE PAWL:REVERSE	U062	25
D0744657	BRACKET:COUPLING:DC BRUSHLESS MOTOR	U063	14
D0744665	SHAFT:DRIVE:COUPLING:EXIT	U063	15
D0744667	GUIDE:DUPLEX:ENTRANCE	U062	26
D0744670	BRACKET:DUPLEX:REVERSE:SENSOR	U062	27
D0744680	SHAFT:GRIP:GUIDE PLATE	U060	19
D0744682	PAPER EXIT SUB-UNIT:EXIT:MAIN	U087	51
D0744683	JOINT:EXIT:DRIVE	U041	48
		U063	16
D0744690	PIN:PLATE	U060	20
D0744701	GUIDE:DUPLEX:OPEN AND CLOSE:UPPER	U065	39
D0744710	KNOB:TRANSPORT ROLLER:AUXILIARY:PRESS FIT	U065	40

Number	Part Name	Group	ID
D0744718	TRANSPORT ROLLER:DUPLEX:NO.1:PRESS FIT	U065	41
D0744719	TRANSPORT ROLLER:DRIVE:DUPLEX:KNOB:PRESS FIT	U065	42
D0744802	HOLDER:PRESSURE ROLLER:DUPLEX:NO.2	U065	44
D0744806	PLATE:OPEN AND CLOSE:DUPLEX:RIGHT LOWER	U065	45
D0744810	PLATE:OPEN AND CLOSE:DUPLEX:LEFT LOWER	U065	46
D0744813	GUIDE:DUPLEX:OPEN AND CLOSE:LOWER	U065	43
D0744816	BRACKET:DRAWER:DUPLEX	U065	47
D0744817	PLATE:GUARD:DRAWER:DUPLEX	U065	48
D0744821	BRACKET:DRAWER:DUPLEX:MAIN	U065	49
D0744853	INNER COVER:RECEIVING SUB-UNIT:LEFT LOWER	U002	16
D0744854	INNER COVER:RECEIVING SUB-UNIT:LEFT LOWER:LED	U083	33
D0744857	GUIDE PLATE:RECEIVING SUB-UNIT:LEFT LOWER:LEFT	U066	15
D0744860	GUIDE PLATE:RECEIVING SUB-UNIT:LEFT LOWER:LOWER	U066	16
D0744865	BRACKET:SENSOR:RECEIVING SUB-UNIT:LEFT LOWER	U066	17
D0744871	GUIDE PLATE:TRANSPORT ROLLER:DUPLEX:REVERSE	U066	18
D0744872	BRACKET:TRANSPORT ROLLER:DUPLEX:REVERSE:RIGHT	U066	19
D0744881	GUIDE PLATE:PRESSURE ROLLER:DUPLEX:REVERSE	U066	20
D0744885	GUIDE PLATE:PRESSURE ROLLER:DUPLEX:REVERSE:LEFT	U066	21
D0745194	GASKET:10X10X250	U085	14
D0745363	TEMPERATURE SENSOR:FUSING UNIT:UPPER:13PIN:ASS'Y	U055	56
D0745364	TEMPERATURE SENSOR:FUSING UNIT:UPPER:11PIN:ASS'Y	U055	57

WWW.SERVICE-MANUAL.NET

Exclusive Parts

Number	Part Name	Group	ID
D0745374	TEMPERATURE SENSOR:FUSING UNIT:DRAWER:17PIN:ASS'Y	U056	82
D0745401	PCB:BCU:ASS'Y	U080	11
D0745414	PCB:TCRU-IDB	U056	83
D0745424	PCB:RYB	U080	12
D0745430	AC CONTROL BOARD	U080	13
D0745440	PCB:RELAY:AC	U080	14
D0745506	PCB:IOB	U080	15
D0745520	PCB:TDCU:ASS'Y	U080	16
D0745532	PCB:DRB	U041	49
D0745542	PCB:TDRB	U046	34
D0745701	PCB:IPU	U084	9
D0745791	PCB:CTL:EX1:ASS'Y:(for D074)	U084	10
D0745832	HDD UNIT:ASS'Y	U084	11
D0745838	DRUM STAY:CONTROL BOARD	U084	12
D0745858	COVER:BRACKET:CONTROL BOARD	U084	13
D0745860	BRACKET:CONTROL BOARD	U084	14
D0745870	DUCT:AUXILIARY:POWER SUPPLY UNIT	U085	15
D0745874	DECAL:CAPTION:INTERFACE	Decals and Documents	35
		U084	15
D0745911	BRACKET:NOISE FILTER	U080	17
D0745914	BRACKET:SAFETY SWITCH	U081	9
D0745916	SPRING PLATE:SAFETY SWITCH	U081	10
D0745917	ARM:SAFETY SWITCH	U081	11
D0745920	BRACKET:MAIN SWITCH	U081	12
D0746008	POSITIONING SENSOR:SCALE:INTERMEDIATE TRANSFER:ASS'Y	U047	52
D0746055	FLAT BELT-TRANSFER:SERVICE PARTS:ASS'Y	U045	11
D0746066	ROLLER:DRIVEN:INTERMEDIATE TRANSFER:NO.2:ASS'Y	U047	53
D0746068	ROLLER:TRANSFER:FRONT:ASS'Y	U047	54
D0746071	ROLLER:DRIVEN:INTERMEDIATE TRANSFER:ASS'Y	U047	55
D0746074	TENSION SPRING:SLEEVE:WIRE:I	U046	35

Number	Part Name	Group	ID
	INTERMEDIATE TRANSFER		
D0746075	GRIP:INTERMEDIATE TRANSFER:LEFT	U046	36
D0746076	DUCT:TM SENSOR:INTERMEDIATE TRANSFER	U046	37
D0746078	COMPRESSION SPRING:DRAWER:INTERMEDIATE TRANSFER	U087	52
D0746088	COVER:INTERMEDIATE TRANSFER:ASS'Y	U046	38
D0746092	BRACKET:HEATER:INTERMEDIATE TRANSFER	U046	39
D0746093	COVER:INTERMEDIATE TRANSFER:NO.2	U046	40
D0746097	THERMOSTAT:INTERMEDIATE TRANSFER	U046	41
D0746100	DENSITY SENSOR	U046	42
D0746103	COVER:INTERMEDIATE TRANSFER:NO.1	U047	56
D0746110	ROLLER:OPPOSED:PAPER:ASS'Y	U047	57
D0746112	CORE:OPPOSED:TRANSFER ROLLER	U047	58
D0746113	CAM:ON-OFF:TRANSFER ROLLER:FRONT	U047	59
D0746114	CAM:ON-OFF:TRANSFER ROLLER:REAR	U047	60
D0746115	CASE:OPPOSED:TRANSFER ROLLER:FRONT	U047	61
D0746117	CASE:BEARING:OPPOSED	U047	62
D0746119	CASE:OPPOSED:TRANSFER ROLLER:REAR	U047	63
D0746120	PULLEY:ON-OFF:TRANSFER ROLLER	U047	64
D0746121	BRACKET:SENSOR:ON-OFF:TRANSFER ROLLER	U047	65
D0746125	FEELER:ON-OFF:INTERMEDIATE TRANSFER:BLACK	U047	66
D0746130	SPRING PLATE:EARTH:INTERMEDIATE TRANSFER:ASS'Y	U046	44

Exclusive Parts

Number	Part Name	Group	ID
D0746131	CAM:INTERMEDIATE TRANSFER:BLACK:2	U047	67
D0746134	PLAIN SHAFT BEARING:INSULATE	U046	45
D0746136	BRACKET:ROLLER:TRANSFER:LEFT FRONT:ASS'Y	U046	46
D0746138	BRACKET:ROLLER:TRANSFER:LEFT REAR:ASS'Y	U046	47
D0746139	GEAR:CONNECTING:ON-OFF:BLACK	U047	68
D0746140	SHAFT:CAM:INTERMEDIATE TRANSFER:BLACK:2	U047	69
D0746141	SHAFT:CAM:INTERMEDIATE TRANSFER:BLACK	U047	70
D0746142	CAM:INTERMEDIATE TRANSFER:BLACK	U047	71
D0746143	GRIP:ON-OFF:INTERMEDIATE TRANSFER	U047	72
D0746147	TERMINAL:INTERMEDIATE TRANSFER	U046	48
D0746148	SHAFT:CAM:INTERMEDIATE TRANSFER:COLLAR	U047	73
D0746149	CAM:INTERMEDIATE TRANSFER:COLLAR	U047	74
D0746153	SLIDE RAIL:ON-OFF:INTERMEDIATE TRANSFER:FRONT:ASS'Y	U046	49
D0746155	SLIDE RAIL:ON-OFF:INTERMEDIATE TRANSFER:REAR:ASS'Y	U046	50
D0746156	TENSION SPRING:ON-OFF:SLIDE RAIL	U046	51
D0746158	ROLLER:INTERMEDIATE TRANSFER:ASS'Y	U046	52
D0746160	ROLLER:FRONT:INTERMEDIATE TRANSFER:RIGHT:ASS'Y	U046	53
D0746161	COVER:BIAS:INTERMEDIATE TRANSFER	U046	54
D0746162	TIMING PULLEY:CAM:ON-OFF:INTERMEDIATE TRANSFER	U047	75
D0746163	GEAR:TIMING PULLEY:IDLER:INTERMEDIATE TRANSFER	U047	76

Number	Part Name	Group	ID
	INTERMEDIATE TRANSFER		
D0746164	SYNCHRONOUS BELT:ON-OFF:INTERMEDIATE TRANSFER	U047	77
D0746165	PULLEY:ON-OFF:BELT TENSIONER	U047	78
D0746168	TIGHTENER:INTERMEDIATE TRANSFER:ASS'Y	U047	79
D0746169	ROLLER:FRONT:INTERMEDIATE TRANSFER:LEFT	U046	55
D0746170	COIL SPRING:PRESSURE:TIGHTENER	U047	80
D0746171	GUIDE PLATE:COIL SPRING:PRESSURE:TIGHTENER	U046	56
D0746172	COLLAR:ON-OFF:INTERMEDIATE TRANSFER	U047	81
D0746173	TENSION SPRING:PRESSURE:INTERMEDIATE TRANSFER	U046	57
D0746175	PLAIN SHAFT BEARING:SLIDE RAIL:ON-OFF	U046	58
D0746177	DC STEPPER MOTOR:24V:14.8W	U047	82
D0746179	GEAR:IDLER:INTERMEDIATE TRANSFER:Z17:Z53	U047	83
D0746180	COMPRESSION SPRING:BIAS:INTERMEDIATE TRANSFER	U046	59
D0746184	BRACKET:ON-OFF:BLACK:FRONT:ASS'Y	U047	84
D0746187	BRACKET:ON-OFF:BLACK:REAR:ASS'Y	U047	85
D0746195	GEAR:COUPLING:ON-OFF:BLACK	U047	86
D0746196	DC MOTOR:ON-OFF:5.28W:BRS	U047	87
D0746197	TERMINAL:CONNECTING:BIAS:INTERMEDIATE TRANSFER	U046	60
D0746198	GEAR:ON-OFF:BLACK	U047	88
D0746199	COVER:GEAR:ON-OFF:BLACK	U047	89
D0746201	TRANSFER/SEPARATION UNIT:ASS'Y	U049_S001	17
D0746216	SHUTTER:TONER OUTLET SUB-UNIT:SUB-ASS'Y	U049_S001	18

Exclusive Parts

Number	Part Name	Group	ID
D0746219	COIL SPRING:SHUTTER:DISCHARGE USED TONER	U049_S001	19
D0746228	ELECTRODE PLATE:FRAME	U049_S001	20
D0746230	CASE:TERMINAL:SEPARATION:ASS'Y	U040	21
D0746238	JOINT:TRANSFER:DRIVE	U040	22
D0746240	SHAFT:CONTACT POINT:T/S UNIT	U040	23
D0746241	DECAL:GRIP:TRANSFER/SEPARATION UNIT	Decals and Documents U049_S001	36 21
D0746242	DECAL:LEVER:TRANSFER/SEPARATION UNIT:FRONT	Decals and Documents U040	37 24
D0746243	DECAL:LEVER:TRANSFER/SEPARATION UNIT:REAR	Decals and Documents U040	38 25
D0746250	TRANSFER ROLLER	U049_S001	22
D0746255	BRUSH ROLLER:TRANSFER ROLLER:ASS'Y	U049_S001	23
D0746257	BRUSH ROLLER:APPLY:ASS'Y	U049_S001	24
D0746265	BLADE:TRANSFER ROLLER:ASS'Y	U049_S001	25
D0746270	HOLDER:BLADE:ASS'Y	U049_S001	26
D0746273	SEAL:HOLDER	U049_S001	27
D0746274	SEAL:HOLDER:UPPER	U049_S001	28
D0746276	PIN:POSITIONING PLATE:BLADE:TRANSFER ROLLER:ASS'Y	U049_S001	29
D0746279	COIL SPRING:BLADE:TRANSFER ROLLER	U049_S001	30
D0746280	GUIDE PLATE:ENTRANCE:TRANSFER ROLLER:ASS'Y	U049_S001	31
D0746291	COIL SPRING:COATING BAR	U049_S001	32
D0746294	TRANSPORT SCREW:TRANSFER ROLLER:ASS'Y	U049_S001	33
D0746300	SEPARATION CORONA:ASS'Y	U049_S001	34
D0746311	GEAR:TRANSFER ROLLER	U049_S001	35
D0746312	GEAR:IDLER:TRANSFER ROLLER	U049_S001	36
D0746313	GEAR:IDLER:COLLECTION COIL	U049_S001	37
D0746314	GEAR:COLLECTION COIL	U049_S001	38

Number	Part Name	Group	ID
D0746315	GEAR:BRUSH:APPLY	U049_S001	39
D0746324	GEAR:DRIVE:TRANSFER/SEPARATION UNIT	U040	26
D0746330	LEVER:PRESSURE:T/S UNIT:FRONT	U040	27
D0746333	SHAFT:LEVER:PRESSURE:TRANSFER ROLLER	U040	28
D0746334	COIL SPRING:PRESSURE:TRANSFER ROLLER	U040	29
D0746335	SHAFT:CAM:TRANSFER/SEPARATION UNIT	U040	30
D0746336	CAM:TRANSFER/SEPARATION UNIT	U040	31
D0746337	LEVER:PRESSURE:T/S UNIT:REAR	U040	32
D0746338	PIN:LEVER:PRESSURE:TRANSFER ROLLER	U040	33
D0746340	LINK:HANDLE	U040	34
D0746343	LINK:HANDLE:MIDDLE	U040	35
D0746349	BRACKET:SHAFT:CONTACT POINT:TRANSFER ROLLER	U040	36
D0746381	CASE:TENSION:ROLLER:ASS'Y	U045_S001	12
D0746397	COIL SPRING:TENSION:ROLLER	U045_S001	13
D0746398	COVER:COIL SPRING:INTERMEDIATE TRANSFER	U046	61
D0746400	BELT CLEANING:ASS'Y	U048_S001	12
D0746410	GROUND PLATE:BELT CLEANING	U048_S001	13
D0746411	COIL SPRING:EARTH:BELT CLEANING	U048_S001	14
D0746414	SCRAPER:BRUSH:REMOVE PAPER DUST	U048_S001	15
D0746415	DUAL FACES TEPE:ENTRANCE SEAL:BELT CLEANING	U048_S001	16
D0746416	SEAL:ENTRANCE SEAL:BELT CLEANING	U048_S001	17
D0746417	SEAL:SCRAPER	U048_S001	18
D0746420	BRUSH:REMOVE PAPER DUST:BELT CLEANING	U048_S001	19
D0746424	BLADE:CLEANING:BELT CLEANING	U048_S001	20

Exclusive Parts

Number	Part Name	Group	ID
	G:ASS'Y		
D0746428	HOLDER:CLEANING:BELT CLEANING:ASS'Y	U048_S001	21
D0746431	COIL SPRING:BLADE:CLEANING:BELT CLEANING	U048_S001	22
D0746434	TONER COLLECTION COIL:BELT CLEANING:ASS'Y	U048_S001	23
D0746439	PLAIN SHAFT BEARING:REMOVE PAPER DUST:TRANSPORT SCREW	U048_S001	24
D0746440	GUIDE:DISCHARGE USED TONER:BELT CLEANING	U048_S001	25
D0746441	SHUTTER:TRANSPORT SCREW:BELT CLEANING	U048_S001	26
D0746442	COIL SPRING:DISCHARGE USED TONER	U048_S001	27
D0746443	SEAL:DISCHARGE USED TONER	U048_S001	28
D0746446	BRUSH:APPLY:BELT CLEANING	U048_S001	29
D0746450	COATING BAR:ASS'Y	U048_S001_S001	30
D0746454	ARM:COATING BAR:BELT CLEANING	U048_S001_S001	31
D0746455	COIL SPRING:COATING BAR	U048_S001_S001	32
D0746457	BLADE:APPLY:ASS'Y	U048_S001	33
D0746461	HOLDER:APPLY:BELT CLEANING:ASS'Y	U048_S001	34
D0746464	COIL SPRING:BLADE:APPLY:BELT CLEANING	U048_S001	35
D0746467	COIL SPRING:STOPPER:CASE:BELT CLEANING	U048_S001	36
D0746468	STOPPER:CASE:BELT CLEANING	U048_S001	37
D0746469	SLIDE RAIL:UPPER:BELT CLEANING	U048_S001	38
D0746470	RELEASE PLATE:BLADE:CLEANING	U048_S001	39
D0746471	RELEASE PLATE:BLADE:APPLY	U048_S001	40
D0746477	GEAR:BRUSH:REMOVE PAPER DUST:Z17	U048_S001	41
D0746478	GEAR:PULLEY:IDLER:BELT CLEANING	U048_S001	42

Number	Part Name	Group	ID
	ING		
D0746479	GEAR:COLLECT:COIL:Z19	U048_S001	43
D0746480	PULLEY:BRUSH:APPLY:Z30	U048_S001	44
D0746481	JOINT:BRUSH:REMOVE PAPER DUST:BELT CLEANING	U048_S001	45
D0746482	SEAL:HOLDER:CLEANING BLADE:UPPER	U048_S001	46
D0746483	SEAL:HOLDER:CLEANING BLADE:FRONT LOWER	U048_S001	47
D0746484	SEAL:HOLDER:CLEANING BLADE:REAR LOWER	U048_S001	48
D0746485	SEAL:CASE:BRUSH:FRONT	U048_S001	49
D0746486	SEAL:CASE:BRUSH:REAR	U048_S001	50
D0746487	SEAL:HOLDER:CLEANING BLADE:LOWER	U048_S001	51
D0746488	SEAL:HOLDER:BEHIND:BELT CLEANING	U048_S001	52
D0746489	VIBRATING PLATE:TRANSPORT SCREW:BELT CLEANING	U048_S001	53
D0746490	SEAL:BASE:CASE:BELT CLEANING	U048_S001	54
D0746491	SEAL:CASE:CLEANING BLADE:FRONT	U048_S001	55
D0746492	SEAL:CASE:CLEANING BLADE:REAR	U048_S001	56
D0746495	LEVER:RELEASE:BLADE	U048_S001	57
D0746496	GRIP:BELT CLEANING	U048_S001	58
D0746497	DECAL:POSITIONING DISPLAY:TCRU	Decals and Documents	39
		U023_S001	62
		U036	59
		U048_S001	59
D0746501	TONER OUTLET SUB-UNIT:PCU:MAIN:ASS'Y	U050_S001	6
D0746504	TRANSPORT SCREW:PCU:MAIN:ASS'Y	U050_S001	7
D0746511	PLAIN SHAFT BEARING:TONER RECYCLING SUB-UNIT	U050_S001	8
		U050_S002	8

WWW.SERVICE-MANUAL.NET

Exclusive Parts

Number	Part Name	Group	ID
		U050_S004	8
D0746512	GEAR:Z35:TRANSPORT SCREW:PCU:MAIN	U050_S001	9
D0746514	SEAL:TONER OUTLET SUB-UNIT:PCU	U050_S001	10
D0746515	SEAL:COVER:5ST.:PCU	U050_S001	11
D0746516	SEAL:COVER:5ST.:DEVELOPMENT	U050_S001	12
D0746517	STEEL BALL:TONER OUTLET SUB-UNIT	U050_S001	13
		U050_S002	13
D0746520	COVER:DISCHARGE USED TONER:DEVELOPMENT	U050	14
D0746531	TONER OUTLET SUB-UNIT:BELT CLEANING:MAIN:ASS'Y	U050_S002	15
D0746534	TRANSPORT SCREW:BELT CLEANING:MAIN:ASS'Y	U050_S002	16
D0746539	GEAR:Z29:TRANSPORT SCREW:BELT CLEANING	U050_S002	17
D0746540	SEAL:BELT CLEANING:MAIN	U050_S002	18
D0746541	SEAL:RING:TONER OUTLET SUB-UNIT:BELT CLEANING	U050_S002	19
D0746551	TONER OUTLET SUB-UNIT:VERTICAL TRANSPORT:ASS'Y	U050_S003	20
D0746564	TONER OUTLET SUB-UNIT:T/S UNIT:SHUTTER:OUTER	U050_S003	21
D0746565	TONER OUTLET SUB-UNIT:T/S UNIT:SHUTTER:INNER	U050_S003	22
D0746566	SEAL:VERTICAL TRANSPORT:LOWER	U050_S003	23
D0746567	SEAL:VERTICAL TRANSPORT:UPPER	U050_S003	24
D0746572	BRACKET:VERTICAL TRANSPORT:ASS'Y	U050	25
D0746574	COVER:CAM:VERTICAL TRANSPORT	U050	26
D0746575	SHAFT:CAM:VERTICAL TRANSPORT	U050	27
D0746577	CAM:VERTICAL TRANSPORT:DIA1	U050	28

Number	Part Name	Group	ID
	5		
D0746578	GEAR:Z37:CAM:VERTICAL TRANSPORT	U050	29
D0746579	SEAL:COVER:CAM:VERTICAL TRANSPORT	U050	30
D0746585	GEAR:Z38/Z24:VERTICAL TRANSPORT	U050	31
D0746586	GEAR:Z35:IDLER:VERTICAL TRANSPORT	U050	32
D0746590	COLLECTION BOTTLE:ASS'Y	U052_S001	2
D0746601	TONER OUTLET SUB-UNIT:LOWER:ASS'Y	U050_S004	33
D0746604	TRANSPORT SCREW:TONER OUTLET SUB-UNIT:LOWER:ASS'Y	U050_S004	34
D0746609	GEAR:Z23:TRANSPORT SCREW:LOWER	U050_S004	35
D0746610	SEAL:RING:TONER OUTLET SUB-UNIT:LOWER	U050_S004	36
D0746626	INNER COVER:TONER RECYCLING SUB-UNIT	U051	17
D0746627	COLLECTION BOTTLE:SMALL:ASS'Y	U051_S001	18
D0746629	COVER:COLLECTION BOTTLE:SMALL	U051_S001	19
D0746630	PIPE:COLLECTION BOTTLE:SMALL	U051_S001	20
D0746631	SHUTTER:TONER RECYCLING SUB-UNIT:SMALL	U051_S001	21
D0746632	COMPRESSION SPRING:SHUTTER:SMALL	U051_S001	22
D0746633	COVER:BEARING:SMALL	U051_S001	23
D0746634	AGITATOR:SMALL	U051_S001	24
D0746635	TRANSPORT SCREW:SMALL:ASS'Y	U051_S001	25
D0746640	PLAIN SHAFT BEARING:TRANSPORT SCREW:SMALL	U051_S001	26
D0746641	PLAIN SHAFT BEARING:SMALL:GEAR	U051_S001	27

Exclusive Parts

Number	Part Name	Group	ID
D0746642	PLAIN SHAFT BEARING:SMALL	U051_S001	28
D0746643	GEAR:TRANSPORT SCREW:COLLECTION BOTTLE:SMALL:Z31	U051_S001	29
D0746644	GEAR:AGITATOR:COLLECTION BOTTLE:SMALL:Z49/Z41	U051_S001	30
D0746645	GEAR:AGITATOR:COLLECTION BOTTLE:SMALL:Z41	U051_S001	31
D0746646	SEAL:TONER RECYCLING SUB-UNIT:SMALL	U051_S001	32
D0746647	BRACKET:PUSH SWITCH	U051	33
D0746648	LINK:PUSH SWITCH:TONER RECYCLING SUB-UNIT	U051	34
D0746656	COVER:GEAR:SIDE PLATE:PEEN	U051	35
D0746659	SHAFT:JOINT:COLLECTION BOTTLE:ASS'Y	U051	36
D0746663	TORQUE LIMITER MECHANICAL CLUTCH:GEAR:Z63	U051	37
D0746664	GEAR:IDLER:Z49/Z27	U051	38
D0746665	GEAR:JOINT:COLLECTION BOTTLE:Z65	U051	39
D0746666	GEAR:IDLER:Z37/Z28	U051	40
D0746667	HOLDER:RADIAL BALL BEARING:JOINT	U051	41
D0746668	SEAL:PIPE:TONER RECYCLING SUB-UNIT:SMALL	U051_S001	42
D0746669	SPRING PLATE:PUSH SWITCH	U051	43
D0746684	SEAL:TANK:USED TONER:COLLECT	U052_S001	3
D0746708	BASE:ARM:OPERATION SUB-UNIT:ASS'Y	U004	4
D0746711	FRAME:ARM:OPERATION SUB-UNIT:INNER	U004	5
D0746712	GUIDE PLATE:ARM:OPERATION SUB-UNIT	U004	6
D0746713	FRAME:ARM:OPERATION SUB-UNIT:OUTER	U004	7
D0746714	GUIDE PLATE:HINGE:OPERATION SUB-UNIT:LOWER	U004	8

Number	Part Name	Group	ID
D0746715	SUPPORTING PLATE:GUIDE PLATE:HINGE	U004	9
D0746716	HOLDER:HINGE:OPERATION SUB-UNIT:LOWER	U004	10
D0746717	BRACKET:COVER:ARM:RIGHT	U004	11
D0746718	HINGE:ARM:OPERATION SUB-UNIT:LOWER	U004	12
D0746719	FRAME:ARM:OPERATION SUB-UNIT:FRONT	U004	13
D0746721	GUIDE PLATE:HINGE:OPERATION SUB-UNIT:UPPER	U004	14
D0746722	HINGE:ARM:OPERATION SUB-UNIT:UPPER	U004	15
D0746723	GUIDE PLATE:OPERATION PANEL	U004	16
D0746724	BRACKET:COVER:ARM:FRONT	U004	17
D0746725	BRACKET:COVER:ARM:FRONT LOWER	U004	18
D0746726	SUPPORTING PLATE:COVER:ARM:INNER	U004	19
D0746727	COVER:HARNESS:OPERATION PANEL	Accessories	5
D0746728	COVER:ARM:OPERATION SUB-UNIT:RIGHT	U004	20
D0746729	COVER:ARM:OPERATION SUB-UNIT:INNER	U004	21
D0746730	COVER:ARM:OPERATION SUB-UNIT:RIGHT LOWER	U004	22
D0746731	COVER:ARM:OPERATION SUB-UNIT:LEFT	U004	23
D0746732	COVER:ARM:OPERATION SUB-UNIT:LEFT LOWER	U004	24
D0746733	COVER:ARM:OPERATION SUB-UNIT:FRONT	U004	25
D0746734	COVER:OPERATION PANEL:REAR	U003	1
D0746735	COVER:OPERATION PANEL:REAR UPPER	U003	2
D0746736	COVER:ARM:OPERATION SUB-UNIT:FRONT LOWER	U004	26

Exclusive Parts

Number	Part Name	Group	ID
D0746737	CAP:COVER:ARM:FRONT	U004	27
D0746738	CAP:COVER:ARM:RIGHT	U004	28
D0746739	HOLDER:HINGE:OPERATION SUB-UNIT:UPPER	U004	29
D0746821	PCB:OPU:NA:SERVICE	U003_S001	3
D0746841	OPERATION SUB-UNIT:TAC:NA:ASS'Y	U003_S001	4
D0746922	HEAT PIPE:ASS'Y	U075	5
D0746932	DUCT:HEAT PIPE:FUSING:UPPER	U075	6
D0746933	SEAL:DUCT:HEAT PIPE:FUSING:UPPER	U075	7
D0746934	DUCT:HEAT PIPE:FUSING:LOWER	U075	8
D0746935	SEAL:DUCT:HEAT PIPE:FUSING	U075	9
D0746936	DUCT:HEAT PIPE:FUSING:SIDE	U075	10
D0746937	HEAT INSULATION:HEAT PIPE:PA NEL	U075	11
D0746938	DUCT:CONNECTING:COOLING:FUSING EXIT	U078	7
D0746939	SEAL:DUCT:CONNECTING:COOLING:FUSING EXIT	U078	8
D0746940	DUCT:UPPER:HEAT SINKER	U075	12
D0746941	DUCT:LOWER:HEAT SINKER	U075	13
D0746942	SEAL:SHORT:DUCT:HEAT SINKER	U075	14
D0746943	SEAL:LONG:DUCT:HEAT SINKER	U075	15
D0746944	SHEET:C/T BOX:LIQUID COOLING:UPPER	U086	64
D0746945	SHEET:C/T BOX:LIQUID COOLING:LOWER	U086	30
D0746947	FILTER:VACUUM:RIGHT UPPER	U079	12
D0746948	SEAL:DUCT:VACUUM:RIGHT LOWER	U079	13
D0746957	DUCT:UPPER:VACUUM:CONNECTING:HEAT SINKER	U075	16
D0746958	DUCT:LOWER:VACUUM:CONNECTING:HEAT SINKER	U075	17
D0746960	SEAL:DUCT:VACUUM:CONNECTING:HEAT SINKER	U075	18
D0746962	DUCT:UPPER:EXHAUST:HEAT SINKER	U075	19

Number	Part Name	Group	ID
	KER		
D0746963	DUCT:LOWER:EXHAUST:HEAT SINKER	U075	20
D0746964	BRACKET:FAN:DUCT:EXHAUST:HEAT SINKER	U075	21
D0746965	BRACKET:DUCT:EXHAUST:HEAT SINKER	U075	22
D0746967	DUCT:UPPER:FUSING:EXIT	U076	5
D0746968	DUCT:LOWER:FUSING:EXIT	U076	6
D0746969	SEAL:LONG:DUCT:FUSING:EXIT	U076	7
D0746970	SEAL:SHORT:DUCT:FUSING:EXIT	U076	8
D0746972	SEAL:DUCT:EXHAUST:HEAT SINKER	U075	23
D0746973	SEAL:DUCT:EXHAUST:EXIT:OPTICAL WRITING UNIT	U076	9
D0746974	CAP:LOUVER:MM90	U002	17
D0746975	FILTER:POWER SUPPLY UNIT:MM90	U002	18
D0746977	DUCT:RIGHT:EXIT:EXHAUST	U076	10
D0746978	DUCT:LEFT:EXIT:EXHAUST	U076	11
D0746979	SEAL:DUCT:EXIT:CONNECTING	U076	12
D0746982	DUCT:RIGHT:CONNECTING:EXHAUST	U076	13
D0746983	DUCT:LEFT:CONNECTING:EXHAUST	U076	14
D0746984	DUCT:COOLING:BELT CLEANING:RIGHT	U077	11
D0746987	DUCT:UPPER:FUSING:EXIT:EXHAUST	U076	15
D0746988	DUCT:LOWER:FUSING:EXIT:EXHAUST	U076	16
D0746992	DUCT:HEAT PIPE:ROLLER:FRONT	U078	9
D0746993	DUCT:HEAT PIPE:ROLLER:INNER BACK	U078	10
D0746995	SEAL:DUCT:HEAT PIPE:ROLLER:VACUUM	U078	11
D0746996	SEAL:DUCT:HEAT PIPE:ROLLER:FRONT	U078	12

WWW.SERVICE-MANUAL.NET

Exclusive Parts

Number	Part Name	Group	ID
D0746997	SEAL:DUCT:HEAT PIPE:ROLLER:EXHAUST	U078	13
D0746998	DUCT:VACUUM:HEAT PIPE:ROLLER	U078	14
D0747000	DUCT:EXHAUST:HEAT PIPE:ROLLER:RIGHT	U078	15
D0747001	DUCT:EXHAUST:HEAT PIPE:ROLLER:LEFT	U078	16
D0747010	SEAL:LOWER:PANEL:HEAT PIPE	U075	24
D0747012	DUCT:UPPER:EXHAUST:DEVELOPMENT UNIT	U074	7
D0747013	DUCT:LOWER:EXHAUST:DEVELOPMENT UNIT	U074	8
D0747014	SEAL:VACUUM:DUCT:EXHAUST:DEVELOPMENT UNIT	U074	9
D0747015	SEAL:EXIT:DUCT:EXHAUST:DEVELOPMENT UNIT	U074	10
D0747017	DUCT:CONNECTING:EXHAUST:DEVELOPMENT UNIT	U074	11
D0747022	DUCT:RIGHT:EXHAUST:ABSORB DUST SUB-UNIT	U074	12
D0747026	DUCT:UPPER:CONNECTING:EXHAUST	U074	13
D0747027	DUCT:LOWER:CONNECTING:EXHAUST	U074	14
D0747028	SEAL:CONNECTING:ENTRANCE	U074	15
D0747030	DUCT:LEFT:EXHAUST	U074	16
D0747033	SEAL:RIGHT:EXHAUST	U074	17
D0747034	BRACKET:DUCT:EXHAUST:LEFT	U074	18
D0747035	BRACKET:DUCT:EXHAUST:RIGHT	U074	19
D0747037	DUCT:FRONT:COOLING:FUSING	U078	17
D0747038	DUCT:REAR:COOLING:FUSING	U078	18
D0747039	SEAL:DUCT:COOLING:FUSING	U078	19
D0747042	DUCT:FRONT:EXIT:COOLING:FUSING	U078	20
D0747043	DUCT:REAR:EXIT:COOLING:FUSING	U078	21
D0747045	SEAL:EXIT:SIROCCO	U078	22

Number	Part Name	Group	ID
D0747047	DUCT:CONNECTING:COOLING:FUSING	U078	23
D0747048	SEAL:VACUUM:DUCT:CONNECTING:FUSING	U078	24
D0747049	SEAL:EXHAUST:DUCT:CONNECTING:FUSING	U078	25
D0747051	DUCT:LEFT:COOLING:USED TONER	U077	12
D0747052	DUCT:RIGHT:COOLING:USED TONER	U077	13
D0747054	SEAL:DUCT:LEFT AND RIGHT:COOLING:USED TONER	U077	14
D0747067	DUCT:FRONT:EXHAUST:OPTICAL WRITING UNIT	U076	17
D0747068	DUCT:REAR:EXHAUST:OPTICAL WRITING UNIT	U076	18
D0747070	SEAL:FAN:DUCT:EXHAUST:OPTICAL WRITING UNIT	U076	19
D0747071	SEAL:DUCT:EXHAUST:OPTICAL WRITING UNIT	U077	15
D0747071	SEAL:DUCT:EXHAUST:OPTICAL WRITING UNIT	U076	20
D0747073	DUCT:RIGHT:EXHAUST:EXIT:OPTICAL WRITING UNIT	U076	21
D0747074	DUCT:LEFT:EXHAUST:EXIT:OPTICAL WRITING UNIT	U076	22
D0747077	DUCT:FRONT:COOLING:PRESSURE ROLLER:PULL OUT	U064	24
D0747078	DUCT:INNER BACK:COOLING:PRESSURE ROLLER:PULL OUT	U064	25
D0747080	SEAL:DUCT:COOLING:PRESSURE ROLLER:PULL OUT	U064	26
D0747082	DUCT:RIGHT:COOLING:INTERMEDIATE TRANSFER:PULL OUT	U064	27
D0747083	DUCT:LEFT:COOLING:INTERMEDIATE TRANSFER:PULL OUT	U064	28
D0747084	SEAL:DUCT:EXHAUST:ABSORB DUST SUB-UNIT:LOWER	U074	20
D0747086	SEAL:VACUUM:COOLING:INTERMEDIATE TRANSFER:PULL OUT	U064	29

Exclusive Parts

Number	Part Name	Group	ID
D0747087	SEAL:DC FAN MOTOR:SIROCCO	U047	90
		U064	30
D0747088	SEAL:CONNECTING:ABSORB DUST SUB-UNIT:ENTRANCE:SHORT	U074	21
D0747089	SEAL:JOINT:DUCT:COOLING:PRESSURE ROLLER	U064	31
D0747090	SEAL:VACUUM:POSITIONING SENSOR	U047	91
D0747091	SEAL:DUCT:USED TONER:RIGHT:LONG	U077	16
D0747092	SEAL:DUCT:USED TONER:RIGHT:SHORT	U077	17
D0747094	SEAL:DUCT:FRONT:COOLING:BELT CLEANING	U077	18
D0747095	SEAL:CONNECTING:ABSORB DUST SUB-UNIT:FAN:ENTRANCE	U074	22
D0747099	SEAL:CONNECTING:ABSORB DUST SUB-UNIT:UPPER LOWER	U074	23
D0747102	SEAL:LOWER:DUCT:CONNECTING:DEVELOPMENT UNIT	U074	24
D0747103	SEAL:UPPER:DUCT:CONNECTING:DEVELOPMENT UNIT	U074	25
D0747104	BRACKET:FAN:DUCT:EXHAUST:C/T BOX	U086	31
D0747105	SEAL:UPPER:DUCT:COOLING:FUSING	U078	26
D0747106	SEAL:LOWER:DUCT:COOLING:FUSING	U078	27
D0747107	SEAL:LOWER:DUCT:EXHAUST:C/T BOX	U086	32
D0747109	SEAL:EXIT:EXHAUST:DUCT:C/T BOX	U086	33
D0747110	OZONE FILTER	U086	34
D0747111	FILTER:PREVENTFENCE	U086	35
D0747114	BRACKET:FAN:DUCT:EXHAUST:C/T BOX	U086	36
D0747115	COVER:DUCT:EXHAUST:C/T BOX	U086	37
D0747116	SEAL:COVER:DUCT:EXHAUST:C/T	U086	38

Number	Part Name	Group	ID
	BOX		
D0747118	DUCT:INNER BACK:COOLING:POSITIONING SENSOR	U047	92
D0747119	DUCT:FRONT:COOLING:POSITIONING SENSOR	U047	93
D0747122	DUCT:FRONT:OZONE UNIT:C/T BOX	U086	39
D0747123	DUCT:REAR:OZONE UNIT:C/T BOX	U086	40
D0747124	BRACKET:FAN:DUCT:OZONE FILTER:C/T BOX	U086	41
D0747125	COVER:DUCT:OZONE UNIT:C/T BOX	U086	42
D0747126	SEAL:COVER:DUCT:OZONE UNIT:C/T BOX	U086	43
D0747128	SEAL:LOWER:DUCT:OZONE FILTER:C/T BOX	U086	44
D0747129	SEAL:UPPER:DUCT:OZONE FILTER:C/T BOX	U086	45
D0747130	SEAL:EXIT:DUCT:OZONE FILTER:C/T BOX	U086	46
D0747134	BRACKET:FIN:RADIATOR	U086	47
D0747135	SEAL:FIN	U086	48
D0747137	DUCT:RIGHT:VACUUM:HEAT SINKER:C/T BOX	U085	16
D0747138	DUCT:LEFT:VACUUM:HEAT SINKER:C/T BOX	U085	17
D0747139	BRACKET:FAN:C/T BOX:RIGHT UPPER	U085	18
D0747140	DUCT:FRONT:EXHAUST:C/T BOX	U085	19
D0747141	DUCT:REAR:COOLING:USED TONER	U077	19
D0747142	DUCT:FRONT:COOLING:USED TONER	U077	20
D0747144	SEAL:DUCT:REAR:COOLING:USED TONER	U077	21
D0747145	SEAL:DUCT:FRONT:COOLING:USED TONER	U077	22
D0747147	DUCT:FRONT:COOLING:BELT CLEANING	U077	23

Exclusive Parts

Number	Part Name	Group	ID
	ANING		
D0747148	DUCT:REAR:COOLING:BELT CLEANING	U077	24
D0747150	FILTER:BRACKET:VACUUM:RIGHT LOWER	U079	14
D0747152	SEAL:DUCT:EXHAUST:LEFT REAR	U002_S001	19
D0747165	SEAL:DUCT:EXHAUST:OPTICAL WRITING UNIT	U076	23
D0747170	SEAL:EXIT:MIDDLE:DUCT:C/T BOX	U086	49
D0747172	SEAL:OPTICAL WRITING UNIT:LOWER	U087	53
D0747174	SEAL:DUCT:EXIT	U086_S001	50
D0747176	DUCT:VACUUM:RIGHT UPPER:FRONT	U079	15
D0747177	DUCT:VACUUM:RIGHT UPPER:REAR	U079	16
D0747187	SEAL:DC FAN MOTOR:VACUUM:RIGHT UPPER	U079	17
D0747188	SEAL:DUCT:VACUUM:RIGHT UPPER	U079	18
D0747189	DUCT:FRONT:EXHAUST:C/T BOX	U086	51
D0747190	DUCT:REAR:EXHAUST:C/T BOX	U086	52
D0747191	BRACKET:UPPER:DUCT:EXHAUST:C/T BOX	U086	53
D0747192	BRACKET:MIDDLE:DUCT:EXHAUST:C/T BOX	U086	54
D0747193	BRACKET:LOWER:DUCT:EXHAUST:C/T BOX	U086	55
D0747194	BRACKET:DUCT:EXHAUST:C/T BOX	U086	56
D0747195	SEAL:DUCT:C/T BOX:MIDDLE UPPER	U086	57
D0747196	BRACKET:UPPER:FAN:DUCT:C/T BOX	U086	58
D0747197	SEAL:DUCT:C/T BOX:MIDDLE SIDEWAYS	U086	59
D0747198	SEAL:DUCT:C/T BOX:MIDDLE LOWER	U086	60

Number	Part Name	Group	ID
D0747199	COVER:LIQUID COOLING:BASE:C/T BOX	U086	61
D0747207	SHEET:C/T BOX:LIQUID COOLING:WINDOW	U086	65
D0747250	LIQUID COOLING:FAN:ASS'Y	U086_S002	62
D0747261	LIQUID COOLING:PT:ASS'Y	U086	63
D0747326	SLIDE RAIL:RIGHT:NO.2:ASS'Y	U087	54
D0747330	SLIDE RAIL:LEFT:NO.1	U087	55
D0747331	STAY:SLIDE RAIL:LEFT INNER REAR:NO.1:PEEN	U087	56
D0747333	STAY:SLIDE RAIL:LEFT FRONT:NO.1	U087	57
D0747335	STAY:SLIDE RAIL:LEFT:NO.2	U087	58
D0747339	STAY:SLIDE RAIL:LEFT FRONT	U083	34
D0747349	COMPRESSION SPRING:BRACKET:SENSOR:PAPER SIZE SENSOR	U083	35
D0747367	BRACKET:STOPPER:TANDEM LCT	U087	59
D0747377	DECAL:SWITCH:HEATER:PAPER TRAY:EXP	Decals and Documents	40
		U002	20
D0747380	DECAL:SWITCH:HEATER:INTERMEDIATE TRANSFER:EXP	Decals and Documents	41
		U002	21
D0747381	DECAL:VERTICAL TRANSPORT:A1	Decals and Documents	42
		U032	20
D0747382	DECAL:VERTICAL TRANSPORT:A2	Decals and Documents	43
		U032	21
D0747383	DECAL:VERTICAL TRANSPORT:A3	Decals and Documents	44
		U032	22
D0747384	DECAL:VERTICAL TRANSPORT:B2	U032	23
D0747385	DECAL:CAUTION CHART:TANDEM LCT	Decals and Documents	45
		U023_S001	63
D0747387	DECAL:BASE:TANDEM LCT:LEFT	Decals and Documents	46

WWW.SERVICE-MANUAL.NET

Exclusive Parts

Number	Part Name	Group	ID
		U022_S001_S001	38
D0747388	DECAL:PAPER SET DIRECTION:TANDEM LCT:RIGHT	Decals and Documents	47
		U023_S001	64
D0747389	DECAL:PAPER SET DIRECTION:TANDEM LCT:LEFT	U022_S001	39
D0747390	DECAL:PAPER SET DIRECTION:PAPER TRAY	Decals and Documents	48
		U025_S001	34
D0747391	DECAL:PAPER SET DIRECTION	Accessories	6
		Decals and Documents	49
D0747392	DECAL:PAPER TRAY:NO.1	Decals and Documents	50
		U021	13
D0747393	DECAL:PAPER TRAY:NO.2	Decals and Documents	51
		U024	10
D0747431	STAY:HANDLE:ASS'Y	U035	13
D0747433	STUD:HANDLE:RELEASE:ASS'Y	U035	14
D0747450	GUIDE PLATE:VERTICAL TRANSPORT:DRIVE	U034	13
D0747455	GUIDE PLATE:GRIP:UPPER	U034	14
D0747461	GUIDE PLATE:GRIP:LOWER	U034	15
D0747465	GUIDE PLATE:FEED PAPER AGAIN	U034	16
D0747470	GUIDE PLATE:CONNECTING:UPPER	U034	17
D0747474	GUIDE PLATE:CONNECTING:RIGHT	U034	18
D0747476	GUIDE PLATE:OPEN AND CLOSE:ASS'Y	U034	19
D0747481	GUIDE PLATE:OPEN AND CLOSE:CONNECTING:ASS'Y	U034	20
D0747500	PAPER FEED UNIT:PAPER BANK:ASS'Y	U026_S001	19
		U029_S001	19
D0747521	GUIDE PLATE:UPPER:PAPER FEED UNIT	U028	14
		U031	14

Number	Part Name	Group	ID
D0747522	GUIDE PLATE:LOWER:PAPER FEED UNIT	U028	15
		U031	15
D0747527	SHAFT:FEED:ASS'Y	U026_S001	20
		U029_S001	20
D0747541	TANDEM LCT:RIGHT:NA:ASS'Y	U023_S001	65
D0747546	TANDEM LCT:LEFT:NA:ASS'Y	U022_S001	40
D0747551	COVER:PAPER TRAY:NO.1	U021	14
D0747558	COVER:GRIP:INNER BACK	U021	15
D0747561	GRIP:UPPER	U021	16
D0747562	GRIP:LOWER	U021	17
D0747565	STAY:COVER:PAPER TRAY	U021	18
D0747566	BRACKET:ARM:LINK	U021	19
D0747567	BRACKET:ARM:LINK:LEFT	U021	20
D0747568	BRACKET:FIX:AUXILIARY:COVER	U021	21
D0747570	BASE:LINK:PAPER TRAY:ASS'Y	U021	22
D0747573	BRACKET:ARM:PLATE	U021	23
D0747575	LINK:UPPER LOWER:LEFT:ASS'Y	U021	24
D0747577	LINK:UPPER LOWER:ASS'Y	U021	25
D0747579	STOPPER:TANDEM LCT	U021	26
D0747595	BASE:TANDEM LCT:RIGHT:ADHESION	U023_S001	66
D0747596	TRAY BOTTOM PLATE:LEFT MIDDLE:ASS'Y	U022_S001_S001	41
D0747601	COVER:PAPER TRAY:NO.2	U024	11
D0747603	PLATE:GRIP:PAPER TRAY:NO.2	U024	12
D0747606	GRIP:PAPER TRAY:NO.2	U024	13
D0747607	ARM:PAPER TRAY:GRIP	U024	14
D0747609	PROTECTION:COVER:LED	U021	27
		U024	15
D0747631	PAPER TRAY:UNIVERSAL:DOM:SUB-ASS'Y	U025_S001	35
D0747654	INNER COVER:VERTICAL TRANSPORT:LEFT	U032	24
D0747656	INNER COVER:VERTICAL TRANSPORT:RIGHT	U032	25
D0747659	COVER:FUNNEL:DEVELOPER	U032	26
D0747680	HEAT SINK:HEATER:LOWER:ASS'Y	U083	36

WWW.SERVICE-MANUAL.NET

Exclusive Parts

Number	Part Name	Group	ID
D0747681	HEAT SINK:HEATER:UPPER:ASS'Y	U083	37
D0747741	COVER:UPPER FRONT	U002	22
D0747743	COVER:UPPER RIGHT	U002	23
D0747746	COVER:UPPER REAR	U002	24
D0747752	CAP:COVER:TONER SUPPLY	U002	25
D0747753	COVER:TONER SUPPLY:UPPER:ASS'Y	U002	26
D0747761	DOOR:TONER SUPPLY	U002	27
D0747762	BRACKET:HINGE:TONER SUPPLY	U002	28
D0747768	COVER:FRONT LEFT:ASS'Y	U002_S003	29
D0747773	DECAL:OPERATION INSTRUCTIONS:TONER SUPPLY	Decals and Documents	52
		U002_S003	30
D0747774	DECAL:MAIN SWITCH	Decals and Documents	53
		U002_S003	31
D0747775	PLATE:LOGO:RICOH	U001	7
D0747780	DOOR:FRONT LEFT:UPPER:ASS'Y	U001	8
D0747785	DOOR:FRONT LEFT:LOWER	U001	9
D0747787	HINGE:DOOR:COLLECTION BOTTLE:ASS'Y	U001	10
D0747791	DOOR:COLLECTION BOTTLE:ASS'Y	U001_S001	11
D0747793	GRIP:DOOR:COLLECTION BOTTLE	U001_S001	12
D0747794	LEVER:RELEASE:DOOR:COLLECTION BOTTLE	U001_S001	13
D0747795	SHAFT:CONTACT POINT:GRIP	U001_S001	14
D0747797	SPRING PLATE:DOOR:LEFT LOWER	U001	15
D0747800	SUPPORTING PLATE:DOOR:FRONT LEFT:ASS'Y	U001_S002	16
D0747810	DOOR:FRONT RIGHT:UPPER:ASS'Y	U001	17
D0747814	DOOR:FRONT RIGHT:LOWER	U001	18
D0747816	SUPPORTING PLATE:DOOR:FRONT RIGHT:ASS'Y	U001_S003	19
D0747822	COVER:MAIN:LEFT:WELDING	U002_S001	32
D0747826	COVER:MAIN:RIGHT:ASS'Y	U002_S002	33

Number	Part Name	Group	ID
D0747828	CAP:CONNECTOR	U002_S002	34
D0747829	CAP:JOINT:LARGE CAPACITY TRAY	U002_S002	35
D0747830	COVER:LARGE CAPACITY TRAY	U002_S002	36
D0747831	COVER:CONNECTOR:LARGE CAPACITY TRAY	U002_S002	37
D0747835	DECAL:MISFEED REMOVAL:LOCATION	Decals and Documents	54
		U001_S003	20
D0747836	DECAL:MISFEED REMOVAL:AB	Decals and Documents	55
		U001_S003	21
D0747837	DECAL:MISFEED REMOVAL:CDE	Decals and Documents	56
		U001_S002	22
D0747838	DECAL:MISFEED REMOVAL:Z-1	Decals and Documents	57
		U001_S002	23
D0747839	DECAL:MISFEED REMOVAL:Z-2	Decals and Documents	58
		U001_S002	24
D0747843	INNER COVER:PULL OUT:LEFT	U064	32
D0747844	INNER COVER:PULL OUT:RIGHT	U036	60
D0747845	INNER COVER:5ST	U002	38
D0747847	DECAL:CAUTION CHART:INKJET:APER:NA	Accessories	7
		Decals and Documents	59
D0747848	DECAL:PULL OUT:LEFT:FUSING UNIT:SET	Decals and Documents	60
		U064	33
D0747849	DECAL:PULL OUT:LEFT:FUSING UNIT:TCRU	Decals and Documents	61
		U064	34
D0747850	HINGE:LEFT UPPER:ASS'Y	U001	25
D0747854	HINGE:LEFT LOWER:ASS'Y	U001	26
D0747858	HINGE:RIGHT UPPER:ASS'Y	U001	27
D0747861	HINGE:RIGHT LOWER:ASS'Y	U001	28
D0747866	DECAL:CLEANING:EXPOSURE GL	Decals and Documents	62

Exclusive Parts

Number	Part Name	Group	ID
	ASS:ENGLISH	ments	
		U002	39
D0747880	MODEL NAME PLATE:PRO_C651E X:(for D074)	U002	40
D0747896	DECAL:CAUTION CHART:COPY:ORIGINAL:ENGLISH	Decals and Documents	63
		U002	41
D0747898	DECAL:POWER SOURCE:OFF:ENGLISH	Decals and Documents	64
		U002	42
D0747905	SEAL:MAIN:FRONT LEFT:LOWER	Accessories	8
D0747906	SEAL:MAIN:FRONT LEFT:UPPER	Accessories	9
D0749510	OPC DRUM DIA60	U044	67
D0749590	NV-RAM	U084	16
D0749640	DEVELOPER BLACK	U044	68
D0749660	DEVELOPER CYAN	U044	69
D0749670	DEVELOPER MAGENTA	U044	70
D0749680	DEVELOPER YELLOW	U044	71
D0751184	SEAL:OPTICAL WRITING UNIT:UPPER	U087	60
D0751188	GROUND PLATE:ELECTRICAL COMPONENTS SECTION:C/T BOX	U085	20
D0755791	PCB:CTL:EX1:ASS'Y:(for D075)	U084	17
D0757185	CUSHION:DC FAN MOTOR:LEFT LOWER	U079	19
D0757187	COVER:DC FAN MOTOR:MM120	U079	20
D0757188	COVER:MOTOR:TONER SUPPLY	U043	32
D0757877	SEAL:EXHAUST:LEFT MIDDLE	U002_S001	43
D0757880	MODEL NAME PLATE:PRO_C751E X:(for D075)	U002	44
D0757884	SEAL:EXHAUST:LEFT UPPER	U002_S001	45
D0758701	GEAR:CLEANING:DRUM:SERVICE	U044_S002_S002	72
		U044_S005_S002	72
		U044_S008_S002	72
		U044_S011_S002	72
D0811674	COVER:OPTICS SECTION	U019	37
D0811716	COVER:SHAFT	U019	38
D0811731	LENS BLOCK SMD:ASS'Y	U019	39

Number	Part Name	Group	ID
D0815490	PCB:SIOB	U019	40
D0936007	SD-CARD:Z-V4:EXP	U084	18
D0951757	COVER:FRONT:C:NA:ASS'Y	U003_S001	5
D0951771	KEYTOP:COPY	U003_S001	6
D0951772	KEYTOP:DOC	U003_S001	7
D0951773	KEYTOP:SCANNER	U003_S001	8
D0951774	KEYTOP:PRINTER:EFI	U003_S001	9
D0951780	PLATE:APPLICATION:C:NA	U003_S001	10
D0951786	KEYTOP:OPTION:C	U003_S001	11
D0951787	KEYTOP:RESERVATION:SPACER	U003_S001	12
D0951788	KEYTOP:TRY PRINT	U003_S001	13
D0951789	KEYTOP:STOP	U003_S001	14
D0951790	KEYTOP:INTERRUPT	U003_S001	15
D3553810	BRACKET:DETENT:RIGHT:ASS'Y	U034	21
D3553828	HOLDER:STAY:GUIDE PLATE	U034	22
D3553844	SHOE:HANDLE:RELEASE	U035	15
D3553858	TORSION SPRING:GUIDE PLATE:16N	U034	24
D3553875	TIMING BELT:60S2M224	U063	17
D4122115	DRIVEN ROLLER:PULL OUT:PRESS FIT	U006	27
D4122345	GEAR:Z47:M0.8	U010	24
D4122346	GEAR:Z20/Z47:M0.8:RIGHT:FRONT	U010	25
D4122347	GEAR:Z20/Z47:M0.8:LEFT:REAR	U010	26
D4122348	GEAR:Z20/Z47:M0.8:RIGHT:REAR	U010	27
D4122349	TIMING PULLEY:T30/Z20:S2M/M0.8	U010	28
D4122364	BRACKET:PRESSURE PLATE:PULL OUT	U006	28
D4122523	BRACKET:PAPER SIZE SENSOR	U006	29
D4123113	ROLLER:SCANNING:PRESSURE	U011	42
D4123125	DRIVEN ROLLER:SCANNING	U011	43
D4123152	SHAFT:SCANNING:TRANSPORT BELT:DRIVE	U011	44
D4123153	ROLLER:SCANNING:TRANSPORT BELT	U011	45
D4123154	BUSHING:DRIVE ROLLER:TRANSPORT BELT UNIT	U011	46
D4123156	ROLLER:DRIVE ROLLER:TRANSPORT	U011	47

Exclusive Parts

Number	Part Name	Group	ID
	ORT BELT UNIT		
D4341911	TIMING BELT:60S3M402	U059	53
D5161261	COVER:LED	U021	28
		U024	16
D5161453	DIFFUSION PLATE:LED	U021	29
		U024	17
D5165200	PCB:LED:ASS'Y	U083	38
D5221801	COVER:PAPER FEED:ASS'Y	U006_S001	30
D5221807	DECAL:SIZE:ORIGINAL	Decals and Documents	65
		U006	31
D5221816	DECAL:ORIGINAL:SET:CAUTION:5-LANG	Decals and Documents	66
		U005	9
D5221820	GRIP:COVER:PAPER FEED	U006_S001	32
D5221822	BRACKET:PRESSURE:PICKUP	U006_S001	33
D5221823	PRESSURE PLATE:PICKUP	U006_S001	34
D5221852	COVER:EXIT	U005_S001	10
D5221902	COVER:FRONT	U005_S001	11
D5221905	DECAL:DESIGN SKETCH:MISFEED REMOVAL:P2	Decals and Documents	67
		U005	12
D5221954	COVER:REAR	U005_S001	13
D5222322	GUIDE PLATE:REVERSE:UPPER	U010	29
D5222351	BASE:ORIGINAL TABLE:ASS'Y	U009_S001	17
D5222354	DECAL:BASE:ORIGINAL	Decals and Documents	68
		U009_S001	18
D5222355	SIDE FENCE:ORIGINAL TABLE:ASS'Y	U009_S002	19
D5222367	RAIL:SIDE FENCE	U009	20
D5222371	ORIGINAL TABLE:FACE FRONT:ASS'Y	U009_S003	21
D5222581	GUIDE:SCANNING:ENTRANCE:ASS'Y	U011	48
D5224207	DISCHARGE BRUSH:EXIT:L300	U012	34
D5224402	DECAL:SET:ORIGINAL TABLE	Decals and Documents	69

Number	Part Name	Group	ID
		U009_S003	22
D5224503	DISCHARGE BRUSH:EXIT:L37	U013	48
D5224504	DISCHARGE BRUSH:EXIT:L16	U013	49
D5224517	ARM:PRESSURE:REVERSE:LOWER	U013	50
D5224518	COMPRESSION SPRING:REVERSE ROLLER:LOWER	U013	51
D5224527	GATE PAWL:REVERSE:LOWER:LEFT:	U013	52
D5224902	GUIDE PLATE:PRESSURE PLATE	U013	53
D5224905	DECAL:GRIP:MISFEED REMOVAL:PRESSURE PLATE	Decals and Documents	70
		U013	54
D5224906	STEPPED SCREW:M3:DIA6:1.7MM:ROUND POINT	U013	55
D5225100	PCB:MAIN CONTROL:ASS'Y	U016	28
G0049668	GREASE:KS660:SHIN-ETSU	Special Tools	7
G0143291	SNAP RING - PICK UP	U046	62
G0291982	LD DECAL	Decals and Documents	71
		U044_S003_S001	73
		U044_S006_S001	73
		U044_S009_S001	73
		U044_S012_S001	73
G0294150	PRESSURE SPRING	U018	37
G0294176	TURN ROLLER - EXIT SUB-UNIT	U055_S001	58
G0602296	BALL BEARING:8X16X5MM	U039	66
G0703088	SPACER:DEVELOPMENT ROLLER	U010	30
G1664083	SCREW:M4	U070	37
G1781141	HOLDER:STAND:M20	Accessories	10
G1783543	ROLLER:PLATE:TONER BOTTLE	U042	40
G1783593	TENSION SPRING:STOPPER	U062	28
G1784018	CASE:COATING BAR:TRANSFER ROLLER	U049_S001	40
G1784636	TIMING BELT:S2M134_67	U039	68
G1784651	SUPPORTING PLATE:GUIDE PLATE	U065	51
G1784669	BRACKET:MAGNET CATCH:DUPLICATE	U065	52

WWW.SERVICE-MANUAL.NET

Exclusive Parts

Number	Part Name	Group	ID
	EX		
G1784759	BRACKET:LOCK:EXIT	U036	61
		U064	35
G1784793	SPRING:REVERSE:GATE	U062	29
G1784794	SPRING:TENSIONER:EXIT	U063	18
G1784798	SPRING:SWITCHBACK:GATE	U061	32
G1784808	BRACKET:PRESSURE:ROLLER	U036	62
		U065	53
G1784813	STOPPER:LEFT LOWER:FRAME	U061	33
G1784815	LEVER:LOCK:LEFT LOWER:FRAME	U059	54
		U060	21
		U061	34
G1784817	SPRING:PRESSURE:ROLLER:DUPLEX	U036	63
		U065	54
G1784818	SPRING:PULL OUT:LOCK:EXIT	U036	64
		U064	36
G1784822	SPRING:PRESSURE:0.8N:DIA0.65	U061	35
		U062	30
G1784828	STAY:LOCK:LEVER:LEFT LOWER	U059	55
		U060	22
		U061	36
G1784852	RUBBER FOOT:7086082	U062	31
G1784866	COMPRESSION SPRING:EXIT:CONNECTOR	U041	50
G1784890	SPRING PLATE:DUPLEX:GUIDE:LOWER	U065	55
G1784895	SHEET:DUPLEX:SPRING PLATE	U065	56
G1784900	COVER:DC STEPPER MOTOR:MM56	U039	69
		U065	57
G1784907	HOLDER:PRESSURE ROLLER:DUPLEX	U065	58
G1784908	COIL SPRING:LEFT LOWER:LOCK	U060	23
		U061	37
G1784909	SCREW:TRANSPORT	U064	37
G1784912	PULLEY:S2M:30T	U039	70
G1784916	SCREW:ROUND POINT	U065	59
G1785023	TIMING BELT:S2M190	U047	95
G1785029	GEAR:DECURA:Z20/M1	U032	27

Number	Part Name	Group	ID
G1786036	PCB:GIGAETHERNET:PCIE:ASS'Y	U084	19
G1786062	PCB:PC4200:RAWCARD-C:512MB	U084	20
G1786076	PCB:PC4200:RAWCARD-F:2GB:ASS'Y	U084	21
G1786392	HOUSING:LOWER:COVER	U046	63
G1786393	SLEEVE:WIRE:LOWER:COVER	U046	64
G1786394	WIRE:STOPPER:LOWER:COVER	U046	65
G1786621	COVER:RELEASE PLATE:BLADE	U048_S001	60
G1786767	COATING BAR:TRANSFER ROLLER	U049_S001	41
G1787392	DISC:SENSOR:CAM	U039	71
G1787421	BRACKET:BEARING:GUIDE:REAR	U037	41
G1787453	ARM:ON-OFF:TRANSPORT ROLLER	U036	65
		U037	42
G1787618	PLATE:FIX:BAND	U036	66
		U065	60
G1787633	HOOK:GUIDE PLATE:DUPLEX:ASS'Y	U036	67
G1787647	TENSION SPRING:SOLENOID	U041	52
G1787651	TENSION SPRING:REGISTRATION	U039	73
G1787652	TENSION SPRING:TRANSPORT ROLLER	U039	74
G1787656	TENSION SPRING:TENSIONER	U065	61
G1787660	PRESSURE ROLLER:TRANSPORT ROLLER	U039	75
G1787664	SPACER	U038_S001	25
		U039	76
G1787694	COVER:DC STEPPER MOTOR:MM42	U039	77
G1787717	GEAR:SHIFT:ROLLER	U038_S001	26
G1787743	BOSS:POSITIONING PIN:TRANSPORT UNIT:NO.1	U036	68
		U064	38
		U087	61
G1787744	BOSS:POSITIONING PIN:TRANSPORT UNIT:NO.2	U036	69
		U064	39
		U087	62
G1787751	DC SOLENOID	U039	78
		U041	53

WWW.SERVICE-MANUAL.NET

Exclusive Parts

Number	Part Name	Group	ID
G1787781	GEAR:PULLEY	U039	79
G1787793	SCREW:REGISTRATION:FIX	U036	70
G1788350	WRENCH:HEXAGONAL BOLT	Accessories	11
G5702834	PULLEY - HIGH VOLTAGE SUPPLY CORD	U018	38
GA082010	BUSHING:DIA6:DIA10:9	U050	37
GA143003	SCREW:MM5:2.5MM	U053_S001	21
GW020020	PHOTOINTERRUPTOR:LG248NL1	U056	84
H0722216	COMPRESSION SPRING	U059	56
H0722220	SPACER - M6X10	U039	80
M0262872	TENSION SPRING:GRIP	U059	57
M0265108	PCB:RFID-CPU	U042	41
M0265152	PCB:RFID-AFE:K	U042	42
M0265158	PCB:RFID-AFE:M	U042	43
M0265166	PCB:RFID-AFE:C	U042	44
M0265168	PCB:RFID-AFE:Y	U042	45
M0771765	COVER:REAR	U003_S001	16
M0771766	KNOB:VARIABLE RESISTOR	U003_S001	17
M0771767	KEYTOP:START	U003_S001	18
M0771768	KEYTOP:10KEY	U003_S001	19
M0771770	KEYTOP:POWER SOURCE	U003_S001	20
M0771778	KEYTOP:BLANK	U003_S001	21
M0771781	LENS:INPUT	U003_S001	22
M0771782	BRACKET:LCD	U003_S001	23
M0771783	SHADEING PLATE:TOUCH PANEL	U003_S001	24
M0771785	BRACKET:STAY:ARM	U003_S001	25
M0771789	KEYTOP:RESET SWITCH:EXP	U003_S001	26
M0771800	TOUCH PANEL:10.4INCH	U003_S001	27
M0771802	PCB:C:KEY:MAIN	U003_S001	28
M0771803	PCB:C:KEY:SUB:ASS'Y	U003_S001	29
M0771804	PCB:C:KEY:APPLI:ASS'Y	U003_S001	30
M0771810	LCD:10.4SVGA-LED	U003_S001	31
M0771861	TUBE TYPE LAMP:TAC:ASS'Y	U002	46
M0774200	MECHANICAL ROLLER CLUTCH:ROLLER	U057_S001	35
M0774642	TRANSPORT ROLLER:COOLING:ENTRANCE	U059	58
M0774821	TRANSPORT BELT:COOLING	U059	59

Number	Part Name	Group	ID
M0774862	TRANSPORT ROLLER:DRIVEN:DU PLEX:DIA18X2	U034	25
		U036	71
		U065	62
		U066	22
M0777428	BALL BEARING:REGISTRATION:DRIVEN:FRONT	U039	27
M0777429	BALL BEARING:REGISTRATION:DRIVEN:REAR	U039	28
M3791627	TRANSPORT ROLLER:DRIVEN	U060	24
		U061	38
		U062	32
VSSG9002	FLUOTRIBO MG GREASE : 100G	Special Tools	6

WWW.SERVICE-MANUAL.NET

Standard Parts



03125050N
SCREW - M2.5X5



03130040N
SCREW:M3X4



03130080N
PAN HEAD SCREW:M3X8




03130120N
PAN HEAD SCREW:M3X12



03140060N
SCREW - M4X6



03140120N
SCREW - M4X12



03140180N
PAN HEAD SCREW:M4X18



03530030N
SCREW:M3X3



03530040N
SCREW - M3X4



03530050N
SCREW-M3X5



03530060N
BIND SCREW - M3X6



03530080N
SCREW:M3X8



03540040N
SCREW-M4X4



03540060N
SCREW-M4X6



03540080N
SCREW:M4X8



03540400N
SCREW:M4X40



03603005N
SCREW - M3X5



03603006N
SCREW - M3X6



03603008N
SCREW:M3X8




03603014N
SCREW - M3X14



03603020N
SCREW:M3X20



03603030N
SCREW:M3X30



03604006N
SCREW - M4X6



03604008N
SCREW - M4X8



03604010N
SCREW:M4X10



03604014N
SCREW - M4X14



03604030N
SCREW:M4X30



04503008N
TAPPING SCREW - M3X8

Standard Parts



04503010N
TAPPING SCREW - M3X10



04504008N
TAPPING SCREW - M4X8



04504010N
TAPPING SCREW:M4X10



04513006N
TAPPING SCREW - 3X6



04513008N
TAPPING SCREW - M3X8



04513010N
TAPPING SCREW:3X10



04513020N
TAPPING SCREW:3X20



04514006N
TAPPING SCREW - 4X6



04514008N
TAPPING SCREW:4X8



04514010N
TAPPING SCREW:4X10



04523008N
TAPPING SCREW - M3X8



04533006N
TAPPING SCREW - M3X6



04534006N
BINDING SELF TAPPING SCREW:4X6



04534008N
BINDING SELF TAPPING SCREW:4X8



04543006Q
TAPPING SCREW - M3X6




04543008Q
TAPPING SCREW:3X8



04543010Q
TAPPING SCREW:3X10



04544006Q
TAPPING SCREW:4X6



04544008Q
TAPPING SCREW - M4X8



05730030E
HEXAGON HEADLESS SET SCREW - M3X3




06320120G
PARALLEL PIN - 2X12



06320140G
PARALLEL PIN



06330140G
PARALLEL PIN - 3X14




06330200G
PIN - M3X20




07010060N
WASHER DIA6



07073050N
BUSHING:DIA3X5



07074050N
BUSHING - 4X5



07074060N
BUSHING:DIA4X6

Standard Parts



07080060N
WASHER: DIA6



07080080N
WASHER: DIA8



07200030E
RETAINING RING - M3



07200040E
RETAINING RING - M4



07200060E
RETAINING RING - M6



07200080E
RETAINING RING - M8



07250100E
RETAINING RING C - M10



07250200E
RETAINING RING C - M20



07250300E
RETAINING RING C - M30



07270060E
RETAINING RING - M6



07403008
BALL BEARING - 8X22X7



07403508
BALL BEARING - 8X14X4



07403706
BALL BEARING - M6X10X3



07403804
BALL BEARING: DIA4XDIA9X4



07403806
BALL BEARING - 6X13X5



07403906
BALL BEARING - 6X15X5



07413006
BALL BEARING - 6X17X6MM



07413506
BALL BEARING - 6X12X4 MM



07413706
BALL BEARING - 6X10X3



07413708
BALL BEARING - 8X12X3.5M
M



07423808
BALL BEARING - 8X16X5



07423910
BALL BEARING: 10X22X6



08010237
HEXAGONAL BOLT: DOUBLE
SCREW: M4X12



08025220
TAPPING SCREW - M4X8



08025324
HEXAGON HEAD TAPPING S
CREW: PF: 4X10



08030058
STEPPED SCREW



08046123
HEXAGONAL BOLT: W/WASH
ER: M3X8



08050088
RETAINING RING - M6

Standard Parts



08050089
RETAINING RING - M4



08050092
RETAINING RING - 3M




08053368
BALL BEARING - 8X16X5MM



08053384
BUSHING - 5MM



08053566
RADIAL BALL BEARING: DIA6
XDIA12X4



09300404A
PARALLEL KEY: 4X4X25



09504008N
SCREW: SPRING WASHER: M
4X8



09513006N
SCREW - M3X6



09513008N
SCREW: POLISHED ROUND:
M3X8



09514006N
SCREW: POLISHED ROUND:
M4X6



09515010N
SCREW: M5X10



09543008N
SCREW - M3X8



09543010N
SCREW: POLISHED ROUND/
SPRING: M3X10



09544008N
SCREW - M4X8



09573030P
SCREW: SMALL ROUND WIT
H SPRING WASHER: M3X30



11026246
RELAY CONNECTOR - 3P



11028502
CONNECTOR - 54679-1615



11029387
CONNECTOR: DRAWER: 5140
5-2611



11029781
CONNECTOR: 51405-3919



11029782
CONNECTOR: 51405-1819



11029783
CONNECTOR: 55949-3919



11029784
CONNECTOR: 55949-2619



11029785
CONNECTOR: 55949-1819



11050487
HARNESS CLAMP



11050488
HARNESS CLAMP



11050508
HARNESS CLAMP - LWS-071
1




11050511
HARNESS CLAMP - LWS-030
6ZC



11050516
CLAMP

Standard Parts



11050518
EDGE SADDLE - LES-1010



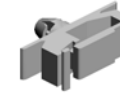
11050534
CLAMP




11050551
CLAMP:LES-0505



11050600
CLAMP:LWSM-0306-2M



11050601
CLAMP:LWSM-0511-2M



11050692
CLAMP:LES-0503



11050723
CLAMPS:WES-0507



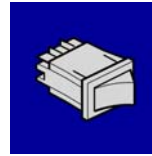
11071281
FUSE:BJS2012F2



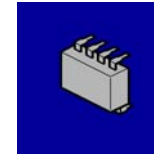
12042521
MICRO SWITCH



12042570
ROCKER SWITCH:SDDJE132
00



12042614
SWITCH AC250V/16A



14077036
EEPROM:AT24C128B-PU



16071799
FILTER - SUP-ET20-ER-0

PM Part List

Number	Part Name	Num	Group	ID
A8061295	FEED BELT	1	U007	12
A8592241	REVERSE ROLLER	1	U008	13
AE010104	HOT ROLLER:DIA54:ASS'Y	1	U055	19
AE020200	PRESSURE ROLLER:DIA65	1	U056	15
AE030058	BALL BEARING:DIA25:DIA37	2	U056	18
AF030072	PAPER FEED ROLLER:PICK UP	2	U026_S001	9
			U029_S001	9
AF031080	PAPER FEED ROLLER:FEED	2	U026_S001	10
			U029_S001	10
AF032080	PAPER FEED ROLLER:SEPARATE	2	U027	11
			U030	11
B4772225	PICK-UP ROLLER	1	U007	25
B6523121	TRANSPORT BELT	1	U011	31
D0742422	BLADE:CLEANING:ASS'Y	4	U044_S002	28
			U044_S005	28
			U044_S008	28
			U044_S011	28
D0742424	SEAL:BLADE:CLEANING:FRONT	4	U044_S002	29
			U044_S005	29
			U044_S008	29
			U044_S011	29
D0742425	SEAL:BLADE:CLEANING:REAR	4	U044_S002	30
			U044_S005	30
			U044_S008	30
			U044_S011	30
D0742454	BRUSH ROLLER:APPLY:ASS'Y	4	U044_S002	32
			U044_S005	32
			U044_S008	32
			U044_S011	32
D0742459	JOINT:CLEANING UNIT	4	U044_S002	36
			U044_S005	36
			U044_S008	36
			U044_S011	36
D0742466	COATING BAR:ASS'Y	4	U044_S002	37
			U044_S005	37
			U044_S008	37
			U044_S011	37
D0742481	BLADE:APPLY:ASS'Y	4	U044_S002_S001	41

Number	Part Name	Num	Group	ID
			U044_S005_S001	41
			U044_S008_S001	41
			U044_S011_S001	41
D0742485	SEAL:BLADE:APPLY:FRONT	4	U044_S002	42
			U044_S005	42
			U044_S008	42
			U044_S011	42
D0742486	SEAL:BLADE:APPLY:REAR	4	U044_S002	43
			U044_S005	43
			U044_S008	43
			U044_S011	43
D0743322	FILTER:DEVELOPMENT	4	U044_S003	55
			U044_S006	55
			U044_S009	55
			U044_S012	55
D0744197	FLAT BELT-FUSING:DIA80:SEAL	1	U055	49
D0744300	SPRING PLATE:CLEANING UNIT:FUSING	1	U057_S001	21
D0744329	WEB:GEAR:ASS'Y	1	U057_S001_S002	31
D0744333	ROLLER:PLATE	1	U057_S001	32
D0746055	FLAT BELT-TRANSFER:SERVICE PARTS:ASS'Y	1	U045	11
D0746158	ROLLER:INTERMEDIATE TRANSFER:ASS'Y	4	U046	52
D0746250	TRANSFER ROLLER	1	U049_S001	22
D0746265	BLADE:TRANSFER ROLLER:ASS'Y	1	U049_S001	25
D0746300	SEPARATION CORONA:ASS'Y	1	U049_S001	34
D0746424	BLADE:CLEANING:BELT CLEANING:ASS'Y	1	U048_S001	20
D0746446	BRUSH:APPLY:BELT CLEANING	1	U048_S001	29
D0746450	COATING BAR:ASS'Y	1	U048_S001_S001	30
D0746457	BLADE:APPLY:ASS'Y	1	U048_S001	33
D0747110	OZONE FILTER	1	U086	34
D0747111	FILTER:PREVENTFENCE	5	U086	35

WWW.SERVICE-MANUAL.NET

PM Part List

Number	Part Name	Num	Group	ID
D0749510	OPC DRUM DIA60	4	U044	67
D0749640	DEVELOPER BLACK	1	U044	68
D0749660	DEVELOPER CYAN	1	U044	69
D0749670	DEVELOPER MAGENTA	1	U044	70
D0749680	DEVELOPER YELLOW	1	U044	71
D0758701	GEAR:CLEANING:DRUM:SERVISE	4	U044_S002_S002	72
			U044_S005_S002	72
			U044_S008_S002	72
			U044_S011_S002	72
G1786767	COATING BAR:TRANSFER ROLLER	1	U049_S001	41

Design Change List

Number	Title	Set	Old Part		New Part		Index No.		Q'ty	Interchg		Reason	Cut-in S/N
			P/N	Name	P/N	Name	Group	ID		Indiv.	Set		
201202-01	1202 Modification	-			D0741400	DRIVE UNIT:FUSING:ASS'Y	U070_S001	38	1				D07417:
201202-02	1202 Modification	B	B2342629	BALL BEARING - REAR	M0777429	BALL BEARING:REGISTRATION:DRIVEN:REAR	U039	28	1	X/O			D07417:
			B2342629	BALL BEARING - REAR	M0777429	BALL BEARING:REGISTRATION:DRIVEN:REAR	U039	28	1	X/O			
201202-03	1202 Modification	B	B2342628	BALL BEARING - FRONT	M0777428	BALL BEARING:REGISTRATION:DRIVEN:FRONT	U039	27	1	X/O			D07417:
			B2342628	BALL BEARING - FRONT	M0777428	BALL BEARING:REGISTRATION:DRIVEN:FRONT	U039	27	1	X/O			
201202-04	1202 Modification	-	AA061070	TENSION SPRING:DC SOLENOID:LINK	AA061098	TENSION SPRING:DC SOLENOID:ON-OFF:MAIN	U041	18	1	X/O			D07417:
201202-05	1202 Modification	-	G1787647	TENSION SPRING:SOLENOID	AA061097	TENSION SPRING:DC SOLENOID:ON-OFF:LARGE CAPACITY TRAY	U039	72	1	X/O			D07417:
201201-03	1201 Modification	-	D0742939	GUIDE PLATE:CONNECTION:LARGE CAPACITY TRAY:UPPER	D0742938	GUIDE PLATE:CONNECTION:LARGE CAPACITY TRAY:UPPER:PEEN	U087	43	1	X/O			D07417:
201201-04	1201 Modification	-	D0741401	BRACKET:DRIVE:FUSING:ASS'Y	D0741423	BRACKET:DRIVE:FUSING:ASS'Y	U070_S001	19	1	X/O			D07417:
201201-05	1201 Modification	-	D0741801	OPTICAL WRITING UNIT:ASS'Y	D0741802	OPTICAL WRITING UNIT:ASS'Y	U020	2	1	X/O			D07417:

Design Change List

Number	Title	Set	Old Part		New Part		Index No.		Q'ty	Interchg		Reason	Cut-in S/N
			P/N	Name	P/N	Name	Group	ID		Indiv.	Set		
		-	D0741801	OPTICAL WRITING UNIT:ASS'Y	D0741802	OPTICAL WRITING UNIT:ASS'Y	U020	2	1	X/O			
201201-07	1201 Modification	-			G1664083	SCREW:M4	U070	37	1				D07417:
					G1664083	SCREW:M4	U070	37	1				
					G1664083	SCREW:M4	U070	37	1				
201109-01	1109 Modification	-	AB017817	GEAR:PULLEY:DEVELOPMENT DRIVE UNIT:46Z/37T	AB017836	GEAR:PULLEY:DEVELOPMENT DRIVE UNIT:46Z/37T	U068	10	1	X/O			D07417:
			AB017817	GEAR:PULLEY:DEVELOPMENT DRIVE UNIT:46Z/37T	AB017836	GEAR:PULLEY:DEVELOPMENT DRIVE UNIT:46Z/37T	U068	10	1	X/O			
			AB017817	GEAR:PULLEY:DEVELOPMENT DRIVE UNIT:46Z/37T	AB017836	GEAR:PULLEY:DEVELOPMENT DRIVE UNIT:46Z/37T	U068	10	1	X/O			
			AB017817	GEAR:PULLEY:DEVELOPMENT DRIVE UNIT:46Z/37T	AB017836	GEAR:PULLEY:DEVELOPMENT DRIVE UNIT:46Z/37T	U068	10	1	X/O			
201109-02	1109 Modification	-	AW000011	OPTICS SENSOR:PHOTO	AW000012	OPTICS SENSOR:PHOTO	U037	14	1	O/O			D07417:
201109-03	1109 Modification	-	D0742150	CHARGE UNIT:ASS'Y	D0742195	CHARGE UNIT	U044_S010	8	1	X/O			D07417:
			D0742150	CHARGE UNIT:ASS'Y	D0742195	CHARGE UNIT	U044_S007	8	1	X/O			
			D0742150	CHARGE UNIT:ASS'Y	D0742195	CHARGE UNIT	U044_S004	8	1	X/O			
			D0742150	CHARGE UNIT:ASS'Y	D0742195	CHARGE UNIT	U044_S001	8	1	X/O			

Design Change List

Number	Title	Set	Old Part		New Part		Index No.		Q'ty	Interchg		Reason	Cut-in S/N
			P/N	Name	P/N	Name	Group	ID		Indiv.	Set		
		-		SS'Y									
201109-04	1109 Modification	-	D0742701	SWING UNIT:ASS'Y	D0742702	SWING UNIT:ASS'Y	U038_S001	27	1				D07417:
201109-05	1109 Modification	-	D0742731	TRANSPORT ROLLER:SHIFT:DRIVE	D0742760	TRANSPORT ROLLER:SHIFT:DRIVE:PRESS FIT	U038_S001	16	1	X/O			D07417:
201109-06	1109 Modification	-	D0742733	GUIDE PLATE:SHIFT:UPPER:PEEN	D0742732	GUIDE PLATE:SHIFT:UPPER:PEEN	U038_S001	17	1	X/O			D07417:
201109-07	1109 Modification	-	D0742901	HOLDER:DC SOLENOID:VERTICAL TRANSPORT:LOWER	D0742899	HOLDER:DC SOLENOID:VERTICAL TRANSPORT:LOWER:PEEN	U041	35	1	X/O			D07417:
201109-08	1109 Modification	-	D0744801	GUIDE:DUPLEX:OPEN AND CLOSE:LOWER	D0744813	GUIDE:DUPLEX:OPEN AND CLOSE:LOWER	U065	43	1	X/O			D07417:
201109-09	1109 Modification	-	D0746122	GUIDE:TRANSPORT:INTERMEDIATE TRANSFER:ASS'Y	D0743820	GUIDE:TRANSPORT:INTERMEDIATE TRANSFER:ASS'Y	U046	43	1	X/O			D07417:
201109-10	1109 Modification	-	D0746670	COLLECTION BOTTLE:ASS'Y	D0746590	COLLECTION BOTTLE:ASS'Y	U052_S001	2	1	X/O			D07417:
201109-11	1109 Modification	-			G0049668	GREASE:KS660:SHIN-ETSU	Special Tools	7	1				D07417:
201109-12	1109 Modification	-			AA063371	SPRING	U087_S004	63	1				D07417:
					AA063371	SPRING	U087_S003	63	1				
					AA063371	SPRING	U087_S002	63	1				
					AA063371	SPRING	U087_S001	63	1				
201109-13	1109 Modification	-			AA082140	BUSHING:DRIVE:SUPPLY:MM6	U043_S004	33	1			D07417:	

Design Change List

Number	Title	Set	Old Part		New Part		Index No.		Q'ty	Interchg		Reason	Cut-in S/N
			P/N	Name	P/N	Name	Group	ID		Indiv.	Set		
		-			AA082140	BUSHING:DRIVE: SUPPLY:MM6	U043_S003	33	1				
		-			AA082140	BUSHING:DRIVE: SUPPLY:MM6	U043_S002	33	1				
		-			AA082140	BUSHING:DRIVE: SUPPLY:MM6	U043_S001	33	1				
201109-14	1109 Modification	-			AA143544	SCREW - M3	U076	24	2				D07417:
201109-16	1109 Modification	-			D0741088	SHEET:BASE:MA IN:FRONT	U087	64	1				D07417:
201109-17	1109 Modification	-			D0741418	RUBBER BUSHIN G:DIA7	U070_S001	36	1				D07417:
		-			D0741418	RUBBER BUSHIN G:DIA7	U070_S001	36	1				
		-			D0741418	RUBBER BUSHIN G:DIA7	U070_S001	36	1				
201109-18	1109 Modification	-			D0741700	ADF:ASS'Y	U005_S001	14	1				D07417:
201109-19	1109 Modification	-			D0742392	COVER:PCU:FR ONT:ASS'Y	U044_S003 _S001	74	1				D07417:
		-			D0742392	COVER:PCU:FR ONT:ASS'Y	U044_S006 _S001	74	1				
		-			D0742392	COVER:PCU:FR ONT:ASS'Y	U044_S009 _S001	74	1				
		-			D0742392	COVER:PCU:FR ONT:ASS'Y	U044_S012 _S001	74	1				
201109-20	1109 Modification	-			D0742487	SEAL:BLADE	U044_S002 _S001	75	2				D07417:
		-					U044_S005 _S001	75	2				
		-					U044_S008 _S001	75	2				

Design Change List

Number	Title	Set	Old Part		New Part		Index No.		Q'ty	Interchg		Reason	Cut-in S/N
			P/N	Name	P/N	Name	Group	ID		Indiv.	Set		
		-					U044_S011_S001	75	2				
201109-21	1109 Modification	-			D0744236	GUIDE PLATE:FUSING EXIT:LOWER:ASS'Y	U056_S002	85	1				D07417:
201109-22	1109 Modification	-			D0744390	ACCESSORY:KNOB:FUSING:ASS'Y	Accessories	12	1				D07417:
201109-23	1109 Modification	-			D0744478	GUIDE PLATE:FUSING EXIT:LOWER:CONNECTING:ASS'Y	U056_S001	86	1				D07417:
201109-24	1109 Modification	-			D0746684	SEAL:TANK:USED TONER:COLLECT	U052_S001	3	1				D07417:
201109-25	1109 Modification	-			D0746944	SHEET:C/T BOX:LIQUID COOLING:UPPER	U086	64	1				D07417:
201109-26	1109 Modification	-			D0747207	SHEET:C/T BOX:LIQUID COOLING:WINDOW	U086	65	1				D07417:
201109-28	1109 Modification	-			D0742181	CONNECTOR:1POLE	U082	23	4				D07417:

