

PARTS CATALOG

**imageRUNNER ADVANCE
C9075/9070/9065/9060/
7065/7055 Series**

Canon

Nov 24 2011

PREFACE

This Parts Catalog contains listings of parts used

Diagrams are provided with the listings to aid the service technician in identifying clearly, the item to be ordered.

Whenever ordering parts, consult this Parts Catalog for all of the information pertaining to each item. Be sure to include, in the Parts Request, the full item description, the item part number, and the quantity.

COPYRIGHT (C) 1999 CANON INC.

Use of this manual should be strictly supervised to avoid disclosure of confidential information.

Contents

NUMERICAL INDEX

imageRUNNER ADVANCE C9075/9070/9065/9060/7065/7055 Series(Numerical Index)	1-1
---	-----

imageRUNNER ADVANCE C9075/9070/9065/9060/7065/7055 Series(Parts Catalog)

A1	ASSEMBLY LOCATION DIAGRAM	2-1
A2	OPTION PARTS CATALOG LIST	2-8
001	ACCESSORIES	2-10
100	EXTERNAL COVERS, PANELS, ETC.	2-13
101	INTERNAL COMPONENTS 1	2-18
102	INTERNAL COMPONENTS 2	2-20
103	INTERNAL COMPONENTS 3	2-22
104	INTERNAL COMPONENTS 4	2-25
105	INTERNAL COMPONENTS 5	2-28
106	INTERNAL COMPONENTS 6	2-31
107	MACHINE BOTTOM PLATE	2-33
108	MACHINE REAR PLATE 1	2-35
109	MACHINE REAR PLATE 2	2-37
110	MACHINE REAR PLATE 3	2-39
111	MACHINE REAR PLATE 4	2-41
112	MACHINE REAR PLATE 5	2-43
113	MACHINE REAR PLATE 6	2-45
114	MACHINE REAR PLATE 7	2-47
115	MACHINE REAR PLATE 8	2-49
116	MULTI DOOR ASSEMBLY	2-51
117	VERTICAL PATH DOOR ASSEMBLY	2-52
118	REVERSE DELIVERY DOOR ASSEMBLY	2-53
119	FRONT INNER DOOR ASSEMBLY	2-56
130	FLAT CONTROL PANEL ASSEMBLY (EXCEPT PRO SERIES) 2- 58	
135	UPRIGHT CONTROL PANEL ASSEMBLY (PRO SERIES) 2-62	
136	CONTROL PANEL ARM ASSEMBLY (PRO SERIES)	2-66
140	POWER CORD TERMINAL ASSEMBLY	2-68
191	PRE-FIXING FEED FAN ASSEMBLY	2-73
192	FIXING EXHAUST FAN ASSEMBLY	2-74
193	PRIMARY CORONA EXHAUST ASS'Y	2-75
250	DRUM DRIVE ASS'Y,(Y/M/C)	2-76
251	DRUM DRIVE ASSEMBLY, BLACK	2-77

Contents

260	VERTICAL PATH DRIVE ASSEMBLY	2-78
261	CASSETTE DRIVE ASSEMBLY	2-79
262	DECK DRIVE ASSEMBLY	2-81
263	MULTI DRIVE ASSEMBLY	2-82
270	DEVELOPING DRIVE ASS'Y, COLOR	2-84
271	DEVELOPING DRIVE ASS'Y, BLACK	2-86
272	2ND TRNS. EST. DRIVE ASS'Y	2-88
273	WASTE TONER DRIVE ASSEMBLY	2-89
300	1.1K RIGHT PAPER DECK ASS'Y	2-91
301	1.1K LEFT PAPER DECK ASS'Y	2-94
302	CASSETTE ASSEMBLY	2-97
305	CASSETTE HEATER ASSEMBLY (JP)	2-100
310	PAPER PICK-UP ASSEMBLY, RIGHT	2-101
311	PAPER PICK-UP ASSEMBLY, LEFT	2-104
315	MULTI TRAY ASSEMBLY	2-107
316	MULTI DOOR PAPER PICK-UP ASS'Y	2-109
320	REGISTRATION ASSEMBLY	2-112
321	REG. PATCH DETECT ASSEMBLY	2-114
330	FIXING/FEEDER ASSEMBLY	2-116
331	PRE-FIXING PAPER FEED ASSEMBLY	2-122
350	REVERSE PAPER DELIVERY ASS'Y	2-124
355	DECURLER PATH ACCESSORY ASS'Y (DECURLER model) 2-128	
356	DECURLER PATH ASSEMBLY (DECURLER model)	2-130
357	ROTATION FRAME ASSEMBLY (DECURLER model)	2-135
460	LASER SCANNER ASSEMBLY	2-137
510	PROCESS ASSEMBLY	2-138
530	I.T.BELT ASSEMBLY	2-140
531	TRANSFER PRESSURE ASS'Y, FRONT	2-147
532	PRE-TRANSFER CORONA ASSEMBLY	2-148
550	PRIMARY CORONA ASSEMBLY	2-150
580	SECONDARY TRANSFER ASSEMBLY	2-152
620	HOPPER MOUNT ASSEMBLY, COLOR	2-154
621	HOPPER ASSEMBLY, COLOR	2-156
622	HOPPER ASSEMBLY, BLACK	2-159
623	BOTTLE TRAY ASSEMBLY, COLOR	2-162
624	BOTTLE TRAY ASSEMBLY, BLACK	2-164
625	BOTTLE EXCHANGE COVER ASSEMBLY	2-166
770	WASTE TONER FEEDER ASSEMBLY	2-168
771	WASTE TONER BOTTLE CASE ASS'Y	2-170
810	FIXING ASSEMBLY	2-172
811	UPPER BELT ASSEMBLY	2-175
812	FIXING BASE ASSEMBLY	2-177
900	CONTROLLER BOX ASSEMBLY	2-181
910	DC POWER SUPPLY BOX ASSEMBLY	2-183

Contents

911	IH POWER SUPPLY BOX ASSEMBLY	2-185
912	HEATER POWER SUPPLY PCB ASS'Y	2-186
920	INVERTER PCB ASSEMBLY (EXCEPT PRO SERIES) ...	2-187
921	INVERTER PCB ASSEMBLY (PRO SERIES)	2-188
930	DC CONTROLLER MOTHER PCB ASS'Y	2-189
931	DC CONTROLLER I/F PCB ASS'Y	2-190
932	MAIN CONTROLLER PCB ASS'Y, 1	2-191
933	MAIN CONTROLLER PCB ASS'Y, 2	2-192
940	RISER PCB ASSEMBLY	2-193
950	LASER INTERFACE PCB ASSEMBLY	2-194
960	PAPER PICK-UP DRIVER PCB ASS'Y	2-195
961	DRUM/I.T.BELT DRIVER PCB ASS'Y	2-196
962	HOPPER DRIVER PCB ASSEMBLY	2-197
963	BUFFER DRIVER PCB ASSEMBLY (DECURLER model)	2-198
964	DRUM HEATER DRIVER PCB ASS'Y	2-199
965	FIXING/FEEDER DRIVER PCB ASS'Y	2-200
980	1ST TRNSFR. HIGH VOLTAGE ASS'Y	2-201
981	FIRST TRANSFER H.V. PCB ASS'Y	2-202
982	DEVELOPING H.V. PCB ASSEMBLY	2-203
983	DRUM POST HIGH VOLTAGE ASS'Y	2-204
984	POST HIGH VOLTAGE PCB ASS'Y	2-205
985	1ST CORONA H.V. PCB ASS'Y, 2	2-206
986	2ND TRNSFR./FIXING H.V. PCB	2-207
987	2ND TRANSFER H.V. PCB ASS'Y	2-208
990	HARD DISK DRIVE ASSEMBLY	2-209
T40	DEVICE PORT ASSEMBLY (C9070,C9060,C7065i,C7055i)	2-210
ZZA	MECHANICAL STANDARD PARTS (HOW TO USE)	2-211
ZZB	MECHANICAL STANDARD PARTS (SCREWS)	2-212
ZZC	MECHANICAL STANDARD PARTS (BOLTS)	2-219
ZZD	MECHANICAL STANDARD PARTS (NUTS)	2-220
ZZE	MECHANICAL STANDARD PARTS (RETAINING RINGS)	2-221

NUMERICAL INDEX

imageRUNNER ADVANCE C9075/9070/9065/9060/7065/7055 Series(Num

PARTS NUMBER	FIGURE & KEY NO.	PARTS NUMBER	FIGURE & KEY NO.	PARTS NUMBER	FIGURE & KEY NO
FA4-1864-000	532 - 1	FC5-2537-010	310 - 6	FC6-9029-000	330 - 2
FA9-3870-000	355 - 1	FC5-2537-010	311 - 6	FC6-9969-000	300 - 7
FB1-8581-000	316 - 1	FC5-2538-000	310 - 7	FC6-9969-000	301 - 7
FB2-2959-000	550 - 1	FC5-2540-000	310 - 8	FC7-0724-000	812 - 4
FB2-6285-020	530 - 43	FC5-2540-000	311 - 7	FC7-0727-000	330 - 58
FB2-7551-000	100 - 1	FC5-2542-000	310 - 9	FC7-1481-000	812 - 5
FB2-8094-020	105 - 1	FC5-2542-000	311 - 8	FC7-5009-000	316 - 9
FB2-8094-020	111 - 1	FC5-2547-000	310 - 45	FC7-5845-000	310 - 49
FB2-8465-000	300 - 2	FC5-2547-000	311 - 45	FC7-5845-000	311 - 48
FB2-8465-000	301 - 2	FC5-2548-000	310 - 10	FC7-7209-000	117 - 1
FB4-1340-000	107 - 1	FC5-2548-000	311 - 9	FC7-7209-000	316 - 10
FB4-2007-000	310 - 1	FC5-2573-000	310 - 11	FC7-8774-010	580 - 2
FB4-2007-000	311 - 1	FC5-2598-000	812 - 1	FC7-9325-000	530 - 1
FB4-3687-000	532 - 15	FC5-2609-000	300 - 3	FC7-9756-000	811 - 1
FB4-3687-000	550 - 14	FC5-2609-000	301 - 3	FC8-1695-000	530 - 3
FB5-3481-000	263 - 1	FC5-2638-000	311 - 10	FC8-1696-000	530 - 4
FB6-3410-000	316 - 2	FC5-2687-000	107 - 3	FC8-1697-000	530 - 5
FB6-3456-000	315 - 1	FC5-2715-000	106 - 1	FC8-1698-000	530 - 6
FB6-3457-000	315 - 2	FC5-2715-000	119 - 1	FC8-1701-000	530 - 86
FB6-3459-000	315 - 3	FC5-5078-000	316 - 6	FC8-1702-000	530 - 87
FB6-3463-000	316 - 3	FC5-6211-000	310 - 12	FC8-1706-010	530 - 91
FB6-3466-000	316 - 4	FC5-6211-000	311 - 11	FC8-1707-000	530 - 92
FB6-3467-000	316 - 36	FC5-6245-000	310 - 13	FC8-1711-000	530 - 73
FB6-3499-000	300 - 34	FC5-6245-000	311 - 12	FC8-1712-000	530 - 94
FB6-3499-000	301 - 34	FC5-6260-000	310 - 14	FC8-1713-000	530 - 9
FB6-3499-000	302 - 60	FC5-8003-000	621 - 3	FC8-1716-000	530 - 22
FB6-4937-000	315 - 4	FC5-8003-000	622 - 3	FC8-1725-000	530 - 63
FB6-6088-000	810 - 1	FC5-9144-000	530 - 88	FC8-1727-000	530 - 74
FC0-0405-000	101 - 12	FC5-9151-000	530 - 73	FC8-1732-000	530 - 95
FC0-0410-000	350 - 43	FC6-1035-000	510 - 1	FC8-1736-000	530 - 75
FC0-0779-010	251 - 2	FC6-1057-000	550 - 3	FC8-1755-000	530 - 76
FC0-0793-000	625 - 1	FC6-1083-000	532 - 3	FC8-1758-000	530 - 64
FC0-1505-000	104 - 33	FC6-1260-000	350 - 1	FC8-1761-000	530 - 77
FC0-2781-000	302 - 32	FC6-1368-000	271 - 12	FC8-1769-000	530 - 78
FC0-4087-000	530 - 90	FC6-1384-000	108 - 17	FC8-1771-000	530 - 79
FC5-1146-000	107 - 2	FC6-3002-000	510 - 2	FC8-1772-000	321 - 1
FC5-1209-000	621 - 1	FC6-3002-000	580 - 1	FC8-1775-000	321 - 11
FC5-1209-000	622 - 1	FC6-3188-000	550 - 4	FC8-1778-000	530 - 80
FC5-1221-000	621 - 2	FC6-3762-000	300 - 4	FC8-1779-000	530 - 13
FC5-1221-000	622 - 2	FC6-3762-000	301 - 4	FC8-1780-000	530 - 97
FC5-1810-000	532 - 2	FC6-3763-000	300 - 5	FC8-1781-000	104 - 1
FC5-1810-000	550 - 2	FC6-3763-000	301 - 5	FC8-1781-000	531 - 1
FC5-1950-000	530 - 62	FC6-3764-000	300 - 40	FC8-1790-000	531 - 2
FC5-2151-000	316 - 5	FC6-3764-000	301 - 40	FC8-1791-000	530 - 96
FC5-2524-000	310 - 2	FC6-3863-000	310 - 15	FC8-1792-000	530 - 81
FC5-2524-000	311 - 2	FC6-3863-000	311 - 13	FC8-1798-000	531 - 3
FC5-2526-000	310 - 3	FC6-4009-000	118 - 1	FC8-1832-000	107 - 11
FC5-2526-000	311 - 3	FC6-4009-000	356 - 29	FC8-1835-000	100 - 32
FC5-2528-000	310 - 4	FC6-5046-000	316 - 7	FC8-1840-000	100 - 59
FC5-2528-000	311 - 4	FC6-5046-000	621 - 4	FC8-1841-000	100 - 60
FC5-2535-000	310 - 5	FC6-6661-000	316 - 8	FC8-1844-000	100 - 2
FC5-2535-000	311 - 5	FC6-8737-000	140 - 27	FC8-1851-000	100 - 3

NUMERICAL INDEX

imageRUNNER ADVANCE C9075/9070/9065/9060/7065/7055 Series(Num

PARTS NUMBER	FIGURE & KEY NO.	PARTS NUMBER	FIGURE & KEY NO.	PARTS NUMBER	FIGURE & KEY NO
FC8-1854-000	100 - 5	FC8-2114-000	811 - 4	FC8-2529-000	301 - 9
FC8-1855-000	100 - 6	FC8-2119-000	810 - 4	FC8-2530-000	300 - 39
FC8-1856-000	100 - 7	FC8-2127-000	812 - 17	FC8-2530-000	301 - 39
FC8-1857-000	100 - 8	FC8-2135-000	812 - 18	FC8-2531-000	300 - 10
FC8-1858-000	100 - 9	FC8-2137-000	811 - 5	FC8-2531-000	301 - 10
FC8-1859-000	100 - 10	FC8-2143-000	810 - 5	FC8-2532-000	300 - 11
FC8-1860-000	100 - 47	FC8-2149-000	812 - 19	FC8-2532-000	301 - 11
FC8-1862-000	100 - 11	FC8-2172-000	320 - 9	FC8-2533-000	300 - 12
FC8-1864-000	100 - 12	FC8-2244-000	110 - 18	FC8-2533-000	301 - 12
FC8-1865-000	100 - 13	FC8-2250-000	110 - 1	FC8-2544-000	510 - 6
FC8-1866-000	100 - 14	FC8-2251-000	110 - 2	FC8-2545-000	510 - 27
FC8-1867-000	100 - 15	FC8-2252-000	104 - 5	FC8-2550-000	350 - 42
FC8-1869-000	100 - 16	FC8-2281-000	510 - 3	FC8-2565-000	350 - 2
FC8-1872-000	100 - 17	FC8-2285-000	510 - 4	FC8-2567-000	350 - 3
FC8-1874-000	100 - 18	FC8-2286-000	550 - 17	FC8-2570-000	350 - 4
FC8-1876-000	100 - 19	FC8-2287-000	550 - 18	FC8-2571-000	118 - 2
FC8-1877-000	100 - 20	FC8-2291-000	550 - 19	FC8-2572-000	118 - 3
FC8-1879-000	117 - 2	FC8-2295-000	550 - 15	FC8-2573-000	350 - 5
FC8-1929-000	270 - 12	FC8-2296-000	550 - 20	FC8-2576-000	118 - 5
FC8-1930-000	270 - 13	FC8-2298-000	532 - 4	FC8-2586-000	350 - 6
FC8-1932-000	270 - 2	FC8-2299-000	532 - 5	FC8-2597-000	118 - 7
FC8-1933-000	270 - 14	FC8-2301-000	532 - 6	FC8-2598-000	118 - 8
FC8-1933-000	271 - 13	FC8-2311-000	103 - 1	FC8-2606-000	118 - 9
FC8-1944-000	330 - 63	FC8-2315-000	510 - 5	FC8-2606-000	356 - 41
FC8-1946-000	330 - 62	FC8-2334-000	103 - 2	FC8-2606-000	357 - 15
FC8-1949-000	330 - 3	FC8-2339-000	102 - 1	FC8-2607-000	311 - 15
FC8-1951-000	330 - 4	FC8-2346-000	331 - 1	FC8-2607-000	330 - 7
FC8-1962-000	330 - 5	FC8-2364-000	104 - 6	FC8-2607-000	356 - 1
FC8-1968-000	330 - 6	FC8-2366-000	100 - 22	FC8-2607-000	357 - 18
FC8-1975-000	104 - 3	FC8-2367-000	100 - 23	FC8-2609-000	118 - 33
FC8-1977-000	104 - 4	FC8-2368-000	100 - 24	FC8-2609-000	311 - 16
FC8-1978-000	300 - 31	FC8-2462-000	302 - 1	FC8-2609-000	330 - 8
FC8-1979-000	301 - 31	FC8-2463-000	302 - 2	FC8-2609-000	356 - 2
FC8-1984-000	119 - 2	FC8-2464-000	302 - 3	FC8-2609-000	357 - 19
FC8-1998-000	119 - 3	FC8-2466-000	302 - 4	FC8-2611-000	330 - 53
FC8-2023-000	812 - 6	FC8-2469-000	302 - 5	FC8-2615-000	330 - 54
FC8-2027-000	812 - 7	FC8-2470-000	302 - 6	FC8-2622-000	118 - 10
FC8-2032-000	812 - 8	FC8-2474-000	302 - 7	FC8-2623-000	118 - 11
FC8-2033-000	812 - 9	FC8-2475-000	302 - 8	FC8-2627-000	580 - 17
FC8-2047-000	811 - 2	FC8-2476-000	302 - 54	FC8-2633-000	580 - 18
FC8-2077-000	810 - 2	FC8-2477-000	302 - 9	FC8-2634-000	580 - 19
FC8-2080-000	812 - 10	FC8-2482-000	302 - 10	FC8-2641-000	580 - 20
FC8-2088-000	811 - 3	FC8-2484-000	302 - 11	FC8-2644-000	510 - 28
FC8-2092-000	812 - 11	FC8-2487-000	106 - 2	FC8-2645-000	103 - 3
FC8-2093-000	812 - 12	FC8-2495-000	302 - 12	FC8-2654-000	100 - 55
FC8-2096-000	812 - 13	FC8-2504-000	810 - 6	FC8-2665-000	105 - 3
FC8-2097-000	812 - 14	FC8-2507-000	812 - 20	FC8-2667-000	302 - 13
FC8-2099-000	810 - 9	FC8-2509-000	812 - 22	FC8-2668-000	302 - 14
FC8-2100-000	810 - 14	FC8-2525-000	625 - 2	FC8-2670-000	302 - 15
FC8-2101-000	812 - 15	FC8-2527-000	300 - 8	FC8-2671-000	302 - 16
FC8-2106-010	812 - 16	FC8-2527-000	301 - 8	FC8-2672-000	302 - 17
FC8-2108-000	810 - 3	FC8-2529-000	300 - 9	FC8-2673-000	331 - 2

NUMERICAL INDEX

imageRUNNER ADVANCE C9075/9070/9065/9060/7065/7055 Series(Num

PARTS NUMBER	FIGURE & KEY NO.	PARTS NUMBER	FIGURE & KEY NO.	PARTS NUMBER	FIGURE & KEY NO
FC8-2674-000	331 - 3	FC8-4725-000	100 - 25	FC8-8670-000	130 - 16
FC8-2697-000	116 - 1	FC8-4964-000	300 - 32	FC8-8672-000	130 - 26
FC8-2697-000	117 - 3	FC8-4964-000	301 - 32	FC8-8679-000	130 - 17
FC8-2699-000	117 - 4	FC8-4964-000	302 - 18	FC8-8682-000	130 - 25
FC8-2700-000	104 - 10	FC8-4965-000	302 - 19	FC8-8683-000	130 - 25
FC8-2700-000	106 - 13	FC8-4967-000	300 - 14	FC8-8685-000	130 - 25
FC8-2705-000	104 - 11	FC8-4967-000	301 - 14	FC8-8802-000	104 - 8
FC8-2705-000	105 - 4	FC8-4967-000	302 - 20	FC8-8802-000	105 - 5
FC8-2710-000	315 - 5	FC8-4968-000	300 - 15	FC8-8802-000	330 - 9
FC8-2712-000	315 - 7	FC8-4968-000	301 - 15	FC8-8963-000	356 - 42
FC8-2713-000	315 - 8	FC8-4968-000	302 - 21	FC8-8963-000	357 - 16
FC8-2721-000	116 - 2	FC8-4987-000	302 - 22	FC8-8967-000	356 - 4
FC8-2728-000	104 - 7	FC8-4990-000	302 - 23	FC8-8970-000	356 - 5
FC8-2729-000	316 - 16	FC8-4994-000	302 - 24	FC8-8973-000	356 - 20
FC8-2759-000	621 - 6	FC8-4996-000	302 - 25	FC8-8973-000	357 - 1
FC8-2759-000	622 - 5	FC8-4997-000	302 - 26	FC8-8976-000	350 - 7
FC8-2791-000	109 - 10	FC8-5099-000	315 - 9	FC8-8976-000	356 - 39
FC8-2792-000	109 - 1	FC8-5100-000	315 - 10	FC8-8978-000	356 - 6
FC8-2803-000	320 - 1	FC8-5105-000	316 - 12	FC8-8978-000	357 - 2
FC8-2804-000	320 - 2	FC8-5174-000	900 - 1	FC8-8988-000	356 - 7
FC8-2805-000	320 - 3	FC8-5205-000	932 - 1	FC8-8988-000	357 - 3
FC8-2806-000	320 - 4	FC8-5205-000	933 - 1	FC8-9005-000	355 - 18
FC8-2812-000	320 - 5	FC8-5262-000	302 - 55	FC8-9026-000	355 - 13
FC8-2846-000	103 - 4	FC8-5344-000	316 - 13	FC8-9027-000	355 - 14
FC8-2847-000	103 - 5	FC8-5349-000	315 - 13	FC8-9030-000	355 - 12
FC8-2855-000	103 - 6	FC8-5388-000	315 - 14	FC8-9033-000	355 - 9
FC8-2856-000	103 - 7	FC8-5389-000	316 - 14	FC8-9033-000	356 - 40
FC8-2857-000	103 - 8	FC8-6639-000	107 - 4	FC8-9036-000	355 - 15
FC8-2890-000	119 - 5	FC8-7809-000	310 - 46	FC8-9039-000	355 - 3
FC8-2891-000	119 - 6	FC8-7812-000	310 - 17	FC8-9043-000	311 - 47
FC8-3560-000	331 -	FC8-7813-000	310 - 18	FC8-9043-000	311 - 46
FC8-3782-000	117 - 5	FC8-8649-000	130 - 1	FC8-9044-000	310 - 48
FC8-3782-000	316 - 11	FC8-8650-000	130 - 2	FC8-9044-000	311 - 47
FC8-4623-000	530 - 65	FC8-8651-000	130 - 3	FC8-9045-000	310 - 19
FC8-4623-000	620 - 1	FC8-8651-000	135 - 1	FC8-9045-000	311 - 17
FC8-4623-000	622 - 9	FC8-8653-000	130 - 4	FC8-9046-000	310 - 20
FC8-4649-000	623 - 1	FC8-8654-000	130 - 5	FC8-9046-000	311 - 18
FC8-4649-000	624 - 1	FC8-8654-000	135 - 2	FC8-9047-000	310 - 21
FC8-4662-010	625 - 3	FC8-8655-000	130 - 6	FC8-9047-000	311 - 19
FC8-4663-000	625 - 9	FC8-8656-000	130 - 7	FC8-9048-000	300 - 36
FC8-4664-000	625 - 10	FC8-8658-000	130 - 8	FC8-9048-000	301 - 36
FC8-4665-000	625 - 11	FC8-8658-000	135 - 3	FC8-9049-000	302 - 27
FC8-4666-000	625 - 12	FC8-8659-000	130 - 9	FC8-9050-000	300 - 16
FC8-4667-000	625 - 13	FC8-8659-000	135 - 4	FC8-9050-000	301 - 16
FC8-4668-000	625 - 14	FC8-8660-000	130 - 10	FC8-9051-000	302 - 56
FC8-4669-000	625 - 15	FC8-8660-000	135 - 5	FC8-9053-000	300 - 17
FC8-4670-000	625 - 16	FC8-8661-000	130 - 11	FC8-9054-000	300 - 18
FC8-4687-000	625 - 4	FC8-8662-000	130 - 12	FC8-9055-000	301 - 18
FC8-4694-000	623 - 2	FC8-8666-000	130 - 13	FC8-9059-000	102 - 2
FC8-4694-000	624 - 2	FC8-8667-000	130 - 25	FC8-9059-000	104 - 9
FC8-4723-000	100 - 25	FC8-8668-000	130 - 14	FC9-0133-000	302 - 57
FC8-4724-000	100 - 25	FC8-8669-000	130 - 15	FC9-0136-000	302 - 28

NUMERICAL INDEX

imageRUNNER ADVANCE C9075/9070/9065/9060/7065/7055 Series(Num

PARTS NUMBER	FIGURE & KEY NO.	PARTS NUMBER	FIGURE & KEY NO.	PARTS NUMBER	FIGURE & KEY NO
FC9-0145-000	001 - 4	FC9-0484-000	621 - 11	FC9-3842-000	136 - 9
FC9-0252-010	580 - 16	FC9-0484-000	622 - 11	FC9-3843-000	100 - 34
FC9-0290-000	135 - 6	FC9-0486-000	621 - 12	FC9-3844-000	100 - 35
FC9-0291-000	135 - 7	FC9-0486-000	622 - 12	FC9-3845-000	135 - 16
FC9-0292-000	135 - 8	FC9-0487-000	271 - 14	FC9-3849-000	135 - 30
FC9-0293-000	135 - 9	FC9-0488-000	270 - 1	FC9-3850-000	135 - 30
FC9-0294-000	135 - 10	FC9-3659-000	770 - 1	FC9-3851-000	135 - 30
FC9-0298-000	135 - 30	FC9-3660-000	770 - 2	FC9-3852-000	135 - 30
FC9-0299-000	135 - 11	FC9-3670-000	109 -	FC9-3853-000	135 - 30
FC9-0301-000	135 - 12	FC9-3675-000	305 - 1	FC9-3867-000	109 - 2
FC9-0302-000	135 - 13	FC9-3688-000	621 - 13	FC9-3879-000	530 - 44
FC9-0305-000	135 - 34	FC9-3688-000	622 - 13	FC9-3880-000	530 - 45
FC9-0306-000	135 - 35	FC9-3689-000	621 - 14	FC9-3887-000	104 - 12
FC9-0307-000	135 - 36	FC9-3689-000	622 - 14	FC9-3888-000	103 - 9
FC9-0308-000	135 - 14	FC9-3695-000	623 - 3	FC9-3889-000	102 - 3
FC9-0309-000	135 - 15	FC9-3695-000	624 - 3	FC9-3890-000	104 - 14
FC9-0310-000	135 - 32	FC9-3700-000	621 - 15	FC9-3891-000	100 - 36
FC9-0311-000	100 - 26	FC9-3700-000	622 - 15	FC9-3892-000	300 - 19
FC9-0311-000	135 - 31	FC9-3720-000	320 - 23	FC9-3892-000	301 - 19
FC9-0311-000	136 - 1	FC9-3741-000	580 - 21	FC9-3893-000	100 - 37
FC9-0312-000	135 - 33	FC9-3745-000	105 - 6	FC9-3896-000	621 - 39
FC9-0312-000	136 - 2	FC9-3747-000	105 - 7	FC9-3896-000	622 - 50
FC9-0317-000	136 - 3	FC9-3748-000	106 - 3	FC9-3904-000	105 - 8
FC9-0320-000	101 - 15	FC9-3751-000	625 - 5	FC9-3904-000	106 - 4
FC9-0336-000	136 - 4	FC9-3752-000	623 - 5	FC9-3907-000	100 - 38
FC9-0337-000	136 - 5	FC9-3752-000	624 - 5	FC9-3909-000	100 - 39
FC9-0339-010	136 - 6	FC9-3762-000	311 - 20	FC9-3911-000	100 - 40
FC9-0341-010	136 - 7	FC9-3766-000	119 - 12	FC9-3922-000	356 - 9
FC9-0342-000	100 - 56	FC9-3768-000	102 - 17	FC9-3922-000	357 - 4
FC9-0343-000	100 - 57	FC9-3770-000	119 - 13	FC9-3923-000	355 - 4
FC9-0344-000	136 - 8	FC9-3773-000	119 - 30	FC9-3926-000	356 - 10
FC9-0353-000	119 - 7	FC9-3774-000	119 - 4	FC9-3927-000	356 - 11
FC9-0354-000	119 - 8	FC9-3775-000	301 - 17	FC9-3928-000	355 - 5
FC9-0360-000	119 - 9	FC9-3776-000	118 - 12	FC9-3929-000	355 - 19
FC9-0365-000	119 - 11	FC9-3777-000	118 - 13	FC9-3931-000	355 - 6
FC9-0371-000	330 - 10	FC9-3779-000	107 - 5	FC9-3934-000	356 - 45
FC9-0376-000	100 - 27	FC9-3779-000	350 - 8	FC9-3940-000	900 - 3
FC9-0377-000	100 - 28	FC9-3782-000	350 - 9	FC9-3952-000	356 - 49
FC9-0381-000	100 - 29	FC9-3785-000	302 - 58	FC9-3952-000	357 - 21
FC9-0382-000	100 - 30	FC9-3786-000	109 - 11	FC9-3956-000	316 - 42
FC9-0385-000	531 - 4	FC9-3787-000	530 - 82	FC9-3962-000	302 - 30
FC9-0386-000	580 - 3	FC9-3788-000	530 - 83	FC9-3963-000	105 - 9
FC9-0387-000	100 - 31	FC9-3789-000	300 - 38	FC9-3964-000	105 - 10
FC9-0393-000	510 - 7	FC9-3789-000	301 - 38	FC9-3965-000	105 - 11
FC9-0401-000	330 - 64	FC9-3827-000	531 - 5	FC9-3966-000	105 - 12
FC9-0402-000	330 - 59	FC9-3831-000	302 - 29	FC9-3967-000	105 - 13
FC9-0426-000	532 - 7	FC9-3832-000	104 - 13	FC9-3968-000	105 - 14
FC9-0447-000	108 - 16	FC9-3833-000	350 - 10	FC9-3969-000	310 - 22
FC9-0448-000	100 - 33	FC9-3836-000	107 - 6	FC9-3969-000	311 - 21
FC9-0453-000	900 - 2	FC9-3836-000	350 - 11	FC9-3970-000	310 - 23
FC9-0483-000	621 - 10	FC9-3838-000	350 - 12	FC9-3972-000	812 - 21
FC9-0483-000	622 - 10	FC9-3839-000	316 - 38	FC9-3979-000	310 - 42

NUMERICAL INDEX

imageRUNNER ADVANCE C9075/9070/9065/9060/7065/7055 Series(Numeral)

PARTS NUMBER	FIGURE & KEY NO.	PARTS NUMBER	FIGURE & KEY NO.	PARTS NUMBER	FIGURE & KEY NO
FC9-3979-000	311 - 42	FC9-6220-000	118 - 32	FK2-0590-000	621 - 16
FC9-3991-000	105 - 34	FC9-7165-000	315 - 19	FK2-0590-000	622 - 16
FC9-3998-000	119 - 14	FC9-7261-000	302 - 33	FK2-0591-000	771 - 2
FC9-3999-000	103 - 44	FC9-7520-000	100 - 45	FK2-0597-000	964 - T
FC9-4000-000	532 - 16	FC9-7521-000	100 - 46	FK2-0598-000	912 - T
FC9-4010-000	100 - 41	FC9-7524-000	263 - 9	FK2-0598-000	964 - T
FC9-4011-000	100 - 42	FC9-7525-000	330 - 12	FK2-0607-000	103 - 12
FC9-4030-000	580 - 22	FC9-7527-000	118 - 36	FK2-0680-000	912 - T
FC9-4034-000	316 - 43	FC9-7528-000	118 - 37	FK2-0681-000	912 - T
FC9-4037-000	100 - 43	FC9-8386-000	108 - 2	FK2-1773-000	931 - IC
FC9-4041-000	100 - 44	FC9-8402-000	102 - 4	FK2-1773-000	960 - IC
FC9-4042-000	302 - 31	FC9-8425-000	330 - 1	FK2-1773-000	962 - IC
FC9-4046-000	900 - 4	FC9-8425-000	812 - 2	FK2-1773-000	963 - IC
FC9-4049-000	101 - 13	FC9-8432-000	106 - 6	FK2-1773-000	965 - IC
FC9-4054-000	316 - 37	FC9-9082-000	135 - 30	FK2-2523-000	810 - 7
FC9-4063-000	530 - 66	FC9-9083-000	135 - 30	FK2-2529-000	900 - 5
FC9-4076-000	330 - 60	FC9-9084-000	135 - 30	FK2-2537-000	812 - 24
FC9-4077-000	350 - 13	FC9-9085-000	135 - 30	FK2-3149-000	108 - 4
FC9-4079-000	620 - 2	FC9-9086-000	135 - 30	FK2-3149-000	110 - 3
FC9-4080-000	530 - 53	FC9-9331-000	103 - 10	FK2-3218-000	933 - IC
FC9-4082-000	109 - 3	FC9-9332-000	103 - 11	FK2-3218-000	940 - IC
FC9-4085-000	101 - 14	FC9-9337-000	117 - 6	FK2-3679-000	356 - 15
FC9-4091-000	116 - 3	FC9-9341-000	990 - 1	FK2-3679-000	911 - 1
FC9-4092-000	116 - 4	FC9-9342-000	771 - 1	FK2-3745-000	933 - IC
FC9-4094-000	118 - 34	FC9-9343-000	108 - 3	FK2-3746-000	933 - IC
FC9-4095-000	261 - 2	FC9-9353-000	116 - 5	FK2-6324-000	140 - 28
FC9-4096-000	932 - 2	FC9-9359-000	300 - 6	FK2-6325-000	140 - 28
FC9-4097-000	932 - 3	FC9-9359-000	301 - 6	FK2-6450-000	930 - IC
FC9-4098-000	932 - 4	FC9-9380-000	530 - 69	FK2-6465-000	331 - 5
FC9-4098-000	933 - 2	FC9-9387-000	130 - 25	FK2-6470-000	356 - 16
FC9-4108-000	102 - 16	FC9-9388-000	130 - 25	FK2-6470-000	357 - 6
FC9-4111-000	532 - 8	FC9-9389-000	130 - 25	FK2-6470-000	580 - 4
FC9-4113-000	771 - 4	FC9-9390-000	130 - 25	FK2-6757-000	933 - IC
FC9-4116-000	273 - 1	FH2-5824-000	110 - 16	FK2-6818-000	910 - 1
FC9-4117-000	106 - 5	FH2-6552-000	110 - 17	FK2-7241-000	910 - 2
FC9-4118-000	273 - 2	FH2-7080-000	140 - 9	FK2-7254-000	980 - 1
FC9-4119-000	263 - 8	FH2-7082-000	140 - 10	FK2-7263-000	930 - IC
FC9-4119-000	300 - 21	FH3-0893-010	982 - T	FK2-7321-000	931 - IC
FC9-4119-000	301 - 21	FH3-0967-000	981 - T	FK2-7321-000	961 - IC
FC9-4120-000	330 - 11	FH3-0967-000	984 - T	FK2-7359-000	140 - 29
FC9-4121-000	580 - 23	FH3-0967-000	985 - T	FK2-7367-000	001 - 3
FC9-4123-000	530 - 84	FH3-0967-000	986 - T	FK2-7407-000	135 - 17
FC9-4127-000	530 - 89	FH7-7600-010	315 - 15	FK2-7596-000	950 - IC
FC9-4128-000	105 - 35	FH7-7625-030	140 - 29	FK2-7866-000	530 - 15
FC9-4156-000	933 - 3	FK2-0105-000	983 - 1	FK2-7867-000	321 - 2
FC9-4290-000	310 - 16	FK2-0115-000	316 - 15	FK2-7870-000	812 - 25
FC9-4290-000	311 - 14	FK2-0161-000	530 - 14	FK2-7871-000	812 - 26
FC9-6201-000	355 - 20	FK2-0360-000	104 - 18	FK2-7882-000	810 - 8
FC9-6203-000	356 - 12	FK2-0360-000	356 - 14	FK2-7883-000	810 - 8
FC9-6203-000	357 - 5	FK2-0472-010	118 - 14	FK2-7884-000	810 - 8
FC9-6206-000	355 - 16	FK2-0472-010	350 - 14	FK2-7885-000	810 - 8
FC9-6209-000	356 - 3	FK2-0529-000	981 - T	FK2-7893-000	621 - 17

NUMERICAL INDEX

imageRUNNER ADVANCE C9075/9070/9065/9060/7065/7055 Series(Num

PARTS NUMBER	FIGURE & KEY NO.	PARTS NUMBER	FIGURE & KEY NO.	PARTS NUMBER	FIGURE & KEY NO
FK2-7893-000	622 - 17	FK2-9974-000	001 - 2	FL2-8703-000	320 - 7
FK2-7895-000	620 - 3	FK2-9977-000	001 - 1	FL2-8710-000	531 - 6
FK2-7895-000	622 - 18	FK3-0083-000	001 - 2	FL2-8716-000	330 - 56
FK2-7897-000	270 - 3	FK3-0085-000	001 - 2	FL2-8734-000	356 - 18
FK2-7897-000	271 - 1	FK3-0086-000	001 - 2	FL2-8738-000	356 - 19
FK2-7899-000	330 - 13	FK3-0087-000	001 - 2	FL2-8738-000	357 - 7
FK2-7900-000	530 - 17	FK3-0091-000	001 - 2	FL2-8741-000	135 - 19
FK2-7901-000	530 - 18	FK3-0092-000	001 - 2	FL2-8742-000	135 - 20
FK2-7902-000	331 - 6	FK3-0770-000	130 - 27	FL2-8763-000	812 - 51
FK2-7903-000	272 - 1	FK3-1009-000	950 - IC	FL2-8779-000	102 - 18
FK2-7903-000	330 - 48	FL2-0415-000	510 - 9	FL2-8780-000	102 - 19
FK2-7904-000	261 - 3	FL2-0439-000	104 - 19	FL2-8790-000	108 - 5
FK2-7904-000	262 - 2	FL2-1401-000	310 - 25	FL2-8794-000	621 - 18
FK2-7905-000	320 - 6	FL2-1401-000	311 - 23	FL2-8794-000	622 - 24
FK2-7906-000	350 - 15	FL2-2704-000	510 - 8	FL2-8795-000	621 - 19
FK2-7907-000	260 - 1	FL2-2720-000	532 - 10	FL2-8795-000	622 - 19
FK2-7908-000	330 - 39	FL2-2720-000	550 - 6	FL2-8807-000	532 - 17
FK2-7908-000	350 - 16	FL2-2921-000	311 - 26	FL2-8809-000	530 - 85
FK2-7909-000	263 - 2	FL2-4271-000	532 - 9	FL2-8848-000	510 - 12
FK2-7915-000	321 - 3	FL2-4271-000	550 - 5	FL2-8849-000	510 - 13
FK2-7918-000	101 - 3	FL2-4425-000	102 - 5	FL2-8850-000	510 - 30
FK2-7919-000	103 - 13	FL2-8567-000	810 - 30	FL2-8851-000	320 - 8
FK2-7920-000	109 - 5	FL2-8568-000	810 - 31	FL2-8865-000	103 - 14
FK2-8081-000	135 - 18	FL2-8580-000	810 - 32	FL2-8869-000	118 - 38
FK2-8272-000	932 - IC	FL2-8588-000	812 - 28	FL2-8870-000	530 - 51
FK2-8275-000	933 - IC	FL2-8589-000	330 - 14	FL2-8871-000	530 - 52
FK2-8276-000	900 - 6	FL2-8591-000	104 - 20	FL2-8872-000	580 - 5
FK2-8276-000	932 - 5	FL2-8595-000	530 - 92	FL2-8875-000	357 - 22
FK2-8321-000	933 - IC	FL2-8596-000	530 - 54	FL2-8877-000	355 - 17
FK2-8329-000	113 - 1	FL2-8598-000	510 - 10	FL2-8878-000	356 - 30
FK2-8330-000	100 - 71	FL2-8617-000	119 - 15	FL2-8880-000	356 - 48
FK2-8330-000	136 - 10	FL2-8631-000	119 - 31	FL2-8891-000	316 - 41
FK2-8352-000	990 - 2	FL2-8636-000	106 - 28	FL2-8892-000	900 - 12
FK2-8373-000	990 - 2	FL2-8638-000	302 - 34	FL2-8903-000	530 - 40
FK2-8477-000	130 - 18	FL2-8652-000	510 - 11	FL2-8904-000	621 - 36
FK2-8964-000	356 - 17	FL2-8653-000	510 - 25	FL2-8904-000	622 - 47
FK2-9500-000	191 - 1	FL2-8654-000	510 - 26	FL2-8905-000	621 - 38
FK2-9797-000	933 - IC	FL2-8660-000	110 - 4	FL2-8905-000	622 - 49
FK2-9798-000	933 - IC	FL2-8661-000	300 - 13	FL2-8906-000	104 - 21
FK2-9944-000	001 - 1	FL2-8661-000	301 - 13	FL2-8909-000	350 - 17
FK2-9945-000	001 - 1	FL2-8664-000	300 - 37	FL2-8915-000	550 - 9
FK2-9946-000	001 - 1	FL2-8664-000	301 - 37	FL2-8916-000	311 - 24
FK2-9947-000	001 - 2	FL2-8682-000	261 - 4	FL2-8917-000	110 - 5
FK2-9949-000	001 - 2	FL2-8682-000	262 - 3	FL2-8917-000	193 - 1
FK2-9950-000	001 - 2	FL2-8682-000	330 - 15	FL2-8925-000	101 - 4
FK2-9952-000	001 - 2	FL2-8683-000	261 - 5	FL2-8926-000	101 - 5
FK2-9955-000	001 - 2	FL2-8683-000	262 - 4	FL2-8927-000	102 - 20
FK2-9959-000	001 - 1	FL2-8696-000	106 - 7	FL2-8929-000	550 - 7
FK2-9960-000	001 - 2	FL2-8697-000	100 - 73	FL2-8930-000	532 - 11
FK2-9969-000	001 - 2	FL2-8698-000	107 - 12	FL2-8931-000	108 - 6
FK2-9971-000	001 - 2	FL2-8700-000	320 - 24	FL2-8932-000	100 - 48
FK2-9972-000	001 - 2	FL2-8701-000	320 - 25	FL2-8943-000	100 - 49

NUMERICAL INDEX

imageRUNNER ADVANCE C9075/9070/9065/9060/7065/7055 Series(Num

PARTS NUMBER	FIGURE & KEY NO.	PARTS NUMBER	FIGURE & KEY NO.	PARTS NUMBER	FIGURE & KEY NO
FL2-8945-000	100 - 50	FL3-4914-000	624 - 4	FM3-4889-000	350 - 18
FL2-8946-000	100 - 51	FM2-7195-000	103 - 15	FM3-4893-000	315 -
FL2-8948-000	106 - 8	FM2-7196-000	530 - 19	FM3-4894-000	315 - 16
FL2-8952-000	100 - 74	FM2-7196-000	580 - 6	FM3-4895-020	316 -
FL2-9823-000	331 - 4	FM3-4709-000	530 - 20	FM3-4897-000	116 - 6
FL3-0237-000	300 - 33	FM3-4711-000	530 - 21	FM3-4904-000	530 - 23
FL3-0237-000	301 - 33	FM3-4716-000	621 -	FM3-4905-000	530 - 24
FL3-0568-000	316 - 35	FM3-4717-000	321 -	FM3-4906-000	530 - 25
FL3-0626-000	135 - 21	FM3-4720-000	532 -	FM3-4907-000	530 - 26
FL3-0630-000	130 - 19	FM3-4722-000	510 - 15	FM3-4908-000	530 - 27
FL3-0833-000	130 - 20	FM3-4726-010	251 -	FM3-4909-000	530 - 10
FL3-0833-000	135 - 22	FM3-4727-010	250 -	FM3-4922-000	770 - 4
FL3-1185-000	100 - 52	FM3-4728-000	812 -	FM3-4926-000	103 - 16
FL3-2254-000	310 - 26	FM3-4734-000	119 -	FM3-4928-000	770 - 5
FL3-2254-000	311 - 25	FM3-4735-000	810 - 10	FM3-4929-000	770 - 6
FL3-2284-000	140 - 1	FM3-4737-000	810 - 11	FM3-4936-000	103 - 17
FL3-2286-000	140 - 6	FM3-4738-000	810 - 12	FM3-4950-000	101 - 11
FL3-2287-000	140 - 2	FM3-4741-000	330 - 57	FM3-4952-000	105 - 16
FL3-2288-000	140 - 4	FM3-4744-010	310 -	FM3-4954-000	105 - 17
FL3-2289-000	140 - 5	FM3-4745-010	311 -	FM3-4961-000	103 - 18
FL3-2291-000	140 - 3	FM3-4746-010	302 -	FM3-4966-000	106 - 11
FL3-2292-000	140 - 7	FM3-4750-000	911 -	FM3-4968-000	110 - 6
FL3-2294-000	140 - 8	FM3-4751-000	770 - 3	FM3-4969-000	191 -
FL3-2302-000	530 - 35	FM3-4756-000	350 -	FM3-4971-000	273 -
FL3-2303-000	532 - 12	FM3-4757-010	118 -	FM3-4972-000	272 -
FL3-2303-000	550 - 8	FM3-4758-010	320 -	FM3-4977-000	110 - 7
FL3-2303-000	621 - 20	FM3-4760-000	331 -	FM3-4979-000	109 - 6
FL3-2303-000	622 - 20	FM3-4761-000	116 -	FM3-4981-000	109 - 7
FL3-3172-000	315 - 11	FM3-4762-000	117 -	FM3-4982-000	983 -
FL3-3173-000	315 - 6	FM3-4768-000	270 -	FM3-4985-000	104 - 32
FL3-4090-000	550 - 16	FM3-4769-000	271 -	FM3-4986-000	192 -
FL3-4095-000	108 - 7	FM3-4800-000	624 - 7	FM3-4994-000	980 -
FL3-4096-000	100 - 53	FM3-4801-000	623 - 7	FM3-5000-000	460 -
FL3-4101-000	100 - 54	FM3-4806-000	261 -	FM3-5005-000	460 -
FL3-4254-000	315 - 12	FM3-4807-000	262 -	FM3-5253-000	986 -
FL3-4333-000	300 - 1	FM3-4810-000	135 -	FM3-5254-000	984 -
FL3-4333-000	301 - 1	FM3-4813-000	135 - 23	FM3-7941-000	103 - 19
FL3-4334-000	300 - 20	FM3-4814-000	136 - 13	FM3-7994-000	130 - 28
FL3-4334-000	301 - 20	FM3-4826-000	811 - 6	FM3-8262-000	130 -
FL3-4339-000	118 - 6	FM3-4835-000	812 - 3	FM3-8283-000	331 -
FL3-4341-000	621 - 37	FM3-4837-000	510 -	FM3-8906-010	302 - 36
FL3-4341-000	622 - 48	FM3-4839-000	263 -	FM3-8907-000	302 - 37
FL3-4349-000	192 - 1	FM3-4854-000	140 -	FM3-8911-000	302 - 59
FL3-4350-000	119 - 10	FM3-4857-000	621 - 5	FM3-8915-000	305 - 2
FL3-4351-000	100 - 4	FM3-4857-000	622 - 4	FM3-9570-000	930 -
FL3-4355-000	118 - 4	FM3-4859-000	622 - 53	FM3-9571-000	931 -
FL3-4902-000	530 - 11	FM3-4865-000	622 - 21	FM3-9572-000	950 -
FL3-4906-000	310 - 24	FM3-4866-000	621 - 21	FM3-9573-000	962 -
FL3-4906-000	311 - 22	FM3-4867-000	321 - 4	FM3-9574-000	960 -
FL3-4911-000	310 - 27	FM3-4875-000	119 - 16	FM3-9575-000	965 -
FL3-4911-000	311 - 27	FM3-4877-000	910 - 3	FM3-9576-000	961 -
FL3-4914-000	623 - 4	FM3-4878-000	910 - 4	FM3-9577-000	530 - 28

NUMERICAL INDEX

imageRUNNER ADVANCE C9075/9070/9065/9060/7065/7055 Series(Num

PARTS NUMBER	FIGURE & KEY NO.	PARTS NUMBER	FIGURE & KEY NO.	PARTS NUMBER	FIGURE & KEY NO
FM3-9578-000	910 - 5	FM3-9957-000	119 - 17	FM4-1352-000	101 - 6
FM3-9579-000	140 - 13	FM3-9958-000	119 - 18	FM4-1353-000	910 - 7
FM3-9580-000	140 - 13	FM3-9959-000	103 - 23	FM4-1354-000	910 - 8
FM3-9581-000	964 -	FM3-9972-000	101 - 7	FM4-1355-000	910 - 9
FM3-9582-000	964 -	FM3-9976-000	105 - 20	FM4-1356-000	103 - 24
FM3-9584-000	912 -	FM3-9977-000	620 -	FM4-1357-000	110 - 8
FM3-9585-000	812 - 29	FM3-9978-000	621 - 23	FM4-1363-000	140 - 21
FM3-9586-000	910 - 6	FM3-9980-000	625 - 7	FM4-1366-000	110 - 9
FM3-9587-000	771 - 3	FM3-9985-000	260 -	FM4-1374-000	112 - 5
FM3-9588-000	985 -	FM3-9989-000	302 - 38	FM4-1375-000	110 - 10
FM3-9589-000	982 -	FM3-9994-000	921 -	FM4-1377-000	114 - 10
FM3-9590-000	981 -	FM3-9995-000	135 - 24	FM4-1378-000	110 - 11
FM3-9591-000	980 - 2	FM3-9996-000	135 - 25	FM4-1387-000	104 - 15
FM3-9592-000	987 -	FM3-9997-000	135 - 26	FM4-1388-000	114 - 9
FM3-9593-000	103 - 20	FM3-9998-000	135 - 27	FM4-1389-000	115 - 11
FM3-9594-000	140 - 13	FM3-9999-000	135 - 28	FM4-1392-000	104 - 16
FM3-9596-000	140 - 13	FM4-0006-000	136 - 14	FM4-1410-000	103 - 25
FM3-9597-000	530 - 29	FM4-0721-000	T40 - 1	FM4-1411-000	103 - 26
FM3-9599-000	900 - 7	FM4-0743-010	932 -	FM4-1414-000	103 - 27
FM3-9600-000	530 - 12	FM4-0744-010	932 -	FM4-1415-000	103 - 28
FM3-9604-000	811 - 7	FM4-0745-010	932 -	FM4-1421-000	113 - 2
FM3-9608-000	140 - 13	FM4-0746-010	932 -	FM4-1426-000	273 - 14
FM3-9820-000	193 -	FM4-0751-000	933 -	FM4-1429-000	983 - 2
FM3-9823-000	104 - 31	FM4-0754-010	932 -	FM4-1430-000	103 - 29
FM3-9829-010	300 -	FM4-0755-010	932 -	FM4-1433-000	356 - 50
FM3-9830-010	301 -	FM4-0780-000	108 - 9	FM4-1438-000	356 - 44
FM3-9841-000	580 - 8	FM4-0783-000	108 - 8	FM4-1457-000	140 - 16
FM3-9842-000	580 - 7	FM4-0795-000	940 -	FM4-1462-000	140 - 22
FM3-9849-000	531 -	FM4-0830-000	108 - 10	FM4-1472-000	115 - 10
FM3-9852-000	356 -	FM4-0831-000	108 - 14	FM4-2446-000	963 -
FM3-9866-000	355 - 8	FM4-0837-000	108 - 11	FM4-3580-000	140 - 23
FM3-9886-000	102 - 10	FM4-1183-000	130 - 21	FM4-3581-000	140 - 23
FM3-9887-000	102 - 11	FM4-1194-000	130 - 22	FM4-3582-000	140 - 23
FM3-9890-000	103 - 21	FM4-1195-000	130 - 23	FM4-3583-000	140 - 24
FM3-9891-000	103 - 22	FM4-1196-000	920 -	FM4-3584-000	140 - 24
FM3-9895-000	622 - 22	FM4-1199-000	130 - 24	FM4-3880-000	109 - 8
FM3-9896-000	621 - 22	FM4-1282-000	812 - 30	FM4-3890-000	273 - 3
FM3-9897-000	620 - 4	FM4-1313-000	330 - 16	FM4-3908-000	140 -
FM3-9898-000	625 - 6	FM4-1314-000	330 - 52	FM4-3909-000	140 -
FM3-9903-000	625 -	FM4-1315-000	580 - 15	FM4-3911-000	140 - 23
FM3-9904-000	625 -	FM4-1317-000	510 - 29	FM4-3920-000	810 - 26
FM3-9909-000	100 - 58	FM4-1318-000	620 - 22	FM4-3922-000	140 -
FM3-9915-000	105 - 18	FM4-1324-000	530 - 61	FM4-3923-000	140 -
FM3-9920-020	530 - 30	FM4-1342-000	350 - 19	FM4-4346-000	356 - 46
FM3-9936-000	140 -	FM4-1343-000	140 - 14	FM4-5696-010	108 - 12
FM3-9937-000	140 -	FM4-1344-000	140 - 15	FM4-5701-000	811 -
FM3-9938-000	140 -	FM4-1345-000	911 - 2	FM4-5702-000	810 - 24
FM3-9939-000	140 -	FM4-1346-000	140 - 17	FM4-5709-010	302 - 35
FM3-9940-000	140 -	FM4-1347-000	140 - 18	FM4-5713-020	136 - 11
FM3-9945-000	321 - 5	FM4-1348-000	140 - 19	FM4-6611-000	104 - 25
FM3-9948-000	810 - 13	FM4-1349-000	140 - 20	FM4-6612-000	102 - 6
FM3-9951-000	990 - 3	FM4-1351-000	115 - 1	FM4-6613-000	102 - 7

NUMERICAL INDEX

imageRUNNER ADVANCE C9075/9070/9065/9060/7065/7055 Series(Num

PARTS NUMBER	FIGURE & KEY NO.	PARTS NUMBER	FIGURE & KEY NO.	PARTS NUMBER	FIGURE & KEY NO
FM4-6614-000	102 - 8	FS5-9277-020	103 - 31	FU5-1453-000	118 - 18
FM4-6615-000	102 - 9	FS5-9277-020	119 - 19	FU5-1453-000	357 - 8
FM4-6619-000	250 - 1	FS5-9391-000	990 - 4	FU5-1469-000	118 - 19
FM4-6619-000	251 - 1	FS5-9438-030	100 - 61	FU5-2135-000	812 - 33
FM4-6619-000	530 - 16	FS5-9438-030	116 - 7	FU5-2139-040	118 - 20
FM4-6620-000	140 -	FS5-9758-020	110 - 13	FU5-2148-010	104 - 29
FM4-6621-000	140 - 23	FS6-0990-000	261 - 7	FU5-2162-000	310 - 35
FM4-6627-000	622 -	FS6-1058-000	316 - 18	FU5-2162-000	311 - 35
FM4-6628-000	530 - 7	FS7-0564-000	530 - 34	FU5-2682-000	101 - 9
FM4-8541-000	580 -	FS7-0641-000	261 - 8	FU5-3377-000	270 - 4
FM4-8542-000	550 -	FS7-0651-000	263 - 5	FU5-3441-000	330 - 21
FM4-8549-000	136 - 15	FS7-0652-000	105 - 23	FU5-3666-000	273 - 5
FS1-1189-000	106 - 12	FS7-0881-000	271 - 2	FU5-8549-000	100 - 62
FS1-1422-000	812 - 31	FS7-2809-000	316 - 20	FU5-8560-000	100 - 63
FS1-1508-000	263 - 3	FS7-2812-010	316 - 21	FU5-9331-000	530 - 39
FS1-1508-000	320 - 10	FS7-2837-000	263 - 6	FU5-9425-000	810 - 27
FS1-1508-000	330 - 17	FU3-0296-000	316 - 23	FU5-9596-000	101 - 10
FS1-1508-000	580 - 14	FU3-0297-000	316 - 24	FU5-9599-000	990 - 5
FS1-1508-000	620 - 5	FU3-0312-000	350 - 21	FU6-0029-000	118 - 21
FS1-1508-000	621 - 24	FU3-0314-000	620 - 6	FU6-0029-000	350 - 23
FS1-1508-000	622 - 23	FU3-0317-000	510 - 16	FU6-0029-000	356 - 21
FS1-1569-000	118 - 15	FU5-0183-000	310 - 28	FU6-0029-000	357 - 9
FS1-1569-000	316 - 17	FU5-0183-000	311 - 28	FU6-0072-000	118 - 22
FS1-1569-000	530 - 31	FU5-0184-000	310 - 29	FU6-0072-000	320 - 11
FS1-9010-020	811 - 9	FU5-0184-000	311 - 29	FU6-0072-000	330 - 49
FS1-9010-020	812 - 32	FU5-0185-000	310 - 30	FU6-0076-000	350 - 24
FS1-9102-020	103 - 30	FU5-0185-000	311 - 30	FU6-0092-000	770 - 7
FS1-9167-000	330 - 18	FU5-0186-000	310 - 31	FU6-0098-000	770 - 8
FS1-9169-000	104 - 27	FU5-0186-000	311 - 31	FU6-0100-000	621 - 27
FS1-9169-000	531 - 7	FU5-0187-000	310 - 32	FU6-0100-000	622 - 27
FS1-9228-000	811 - 10	FU5-0187-000	311 - 32	FU6-0101-000	620 - 8
FS1-9253-020	102 - 12	FU5-0188-000	310 - 33	FU6-0101-000	622 - 28
FS2-9012-000	622 - 54	FU5-0188-000	311 - 33	FU6-0114-000	620 - 9
FS4-0012-000	300 - 41	FU5-0229-000	263 - 7	FU6-0139-000	622 - 29
FS4-0012-000	301 - 41	FU5-0230-000	105 - 24	FU6-0152-000	118 - 23
FS4-0160-000	300 - 22	FU5-0256-000	316 - 40	FU6-0261-000	271 - 3
FS4-0160-000	301 - 22	FU5-0263-000	310 - 34	FU6-0584-000	620 - 10
FS4-2136-000	300 - 23	FU5-0263-000	311 - 34	FU6-0584-000	622 - 8
FS4-2136-000	301 - 23	FU5-0264-000	530 - 37	FU6-0586-000	621 - 28
FS4-2136-000	580 - 9	FU5-0266-000	261 - 9	FU6-0586-000	622 - 33
FS5-1468-020	104 - 2	FU5-0266-000	262 - 5	FU6-0603-000	271 - 4
FS5-1468-020	330 - 19	FU5-0268-000	532 - 13	FU6-0678-000	272 - 2
FS5-1474-000	530 - 32	FU5-0268-000	550 - 10	FU6-0689-000	350 - 25
FS5-2925-000	261 - 6	FU5-0268-000	621 - 26	FU6-0696-000	621 - 29
FS5-2925-000	263 - 4	FU5-0268-000	622 - 25	FU6-0696-000	622 - 30
FS5-2964-000	110 - 12	FU5-0390-000	530 - 38	FU6-0733-000	356 - 37
FS5-3805-000	350 - 20	FU5-1036-000	316 - 26	FU6-1182-000	103 - 32
FS5-6957-000	530 - 33	FU5-1046-000	118 - 16	FU6-1182-000	119 - 20
FS5-8623-000	101 - 8	FU5-1442-000	118 - 17	FU6-1183-000	119 - 21
FS5-8623-000	625 - 17	FU5-1442-000	350 - 22	FU6-1184-000	273 - 6
FS5-9217-010	100 - 72	FU5-1451-000	620 - 7	FU6-1184-000	770 - 9
FS5-9277-020	101 - 2	FU5-1451-000	622 - 26	FU6-1185-000	316 - 27

NUMERICAL INDEX

imageRUNNER ADVANCE C9075/9070/9065/9060/7065/7055 Series(Num

PARTS NUMBER	FIGURE & KEY NO.	PARTS NUMBER	FIGURE & KEY NO.	PARTS NUMBER	FIGURE & KEY NO
FU6-1186-000	622 - 31	FU7-0999-000	271 - 5	FU7-2385-000	530 - 47
FU6-1189-000	104 - 24	FU7-2302-000	530 - 46	FU7-2386-000	302 - 45
FU6-1189-000	330 - 20	FU7-2303-000	812 - 37	FU7-2387-000	300 - 25
FU6-2088-000	532 - 14	FU7-2306-000	810 - 25	FU7-2387-000	301 - 25
FU6-2088-000	550 - 11	FU7-2310-000	812 - 38	FU7-2388-000	271 - 7
FU6-2595-000	812 - 34	FU7-2311-000	812 - 39	FU7-2389-000	103 - 36
FU6-2924-000	117 - 7	FU7-2312-000	812 - 40	FU7-2394-000	119 - 27
FU6-2924-000	316 - 19	FU7-2313-000	812 - 41	FU7-2395-000	106 - 18
FU6-2927-000	316 - 22	FU7-2314-000	510 - 17	FU7-2476-000	316 - 28
FU6-4563-000	100 - 64	FU7-2315-000	510 - 18	FU7-2513-000	302 - 46
FU6-4563-000	118 - 24	FU7-2316-000	103 - 33	FU7-2514-000	302 - 47
FU6-4563-000	355 - 7	FU7-2319-000	350 - 26	FU7-2515-000	302 - 48
FU6-5857-000	331 - 7	FU7-2320-000	350 - 27	FU7-2518-000	302 - 49
FU6-5909-000	580 - 10	FU7-2321-000	350 - 28	FU7-8268-000	315 - 21
FU6-8515-000	356 - 8	FU7-2322-000	118 - 26	FU7-8269-000	315 - 21
FU6-8515-000	357 - 13	FU7-2326-000	302 - 42	FU7-8270-000	315 - 21
FU6-8521-000	356 - 13	FU7-2327-000	302 - 43	FU7-8271-000	315 - 21
FU6-8522-000	104 - 17	FU7-2328-000	302 - 44	FU7-8272-000	302 - 50
FU6-8523-000	315 - 20	FU7-2332-000	106 - 15	FU7-8273-000	001 - 5
FU6-8525-000	100 - 65	FU7-2333-000	106 - 16	FU7-8274-000	625 - 13
FU6-8526-000	104 - 22	FU7-2340-000	270 - 6	FU7-8275-000	625 - 14
FU6-8528-000	100 - 66	FU7-2341-000	116 - 8	FU7-8276-000	625 - 15
FU6-8529-000	100 - 66	FU7-2341-000	117 - 8	FU7-8277-000	625 - 16
FU6-8530-000	100 - 66	FU7-2343-000	271 - 6	FU7-8279-000	100 - 67
FU6-8531-000	100 - 66	FU7-2344-000	103 - 34	FU7-8280-000	100 - 67
FU6-8532-000	100 - 66	FU7-2347-000	103 - 35	FU7-8282-000	100 - 67
FU6-8533-000	100 - 66	FU7-2349-000	118 - 27	FU7-8283-000	100 - 67
FU6-8534-000	302 - 39	FU7-2350-000	320 - 12	FU7-8284-000	100 - 70
FU6-8535-000	302 - 61	FU7-2351-000	118 - 35	FU7-8285-000	100 - 70
FU6-8536-000	302 - 62	FU7-2351-000	311 - 36	FU7-8288-000	100 - 67
FU6-8537-000	106 - 14	FU7-2351-000	320 - 13	FU7-8290-000	100 - 70
FU6-8538-000	302 - 40	FU7-2351-000	330 - 25	FU7-8494-000	100 - 68
FU6-8539-000	302 - 41	FU7-2351-000	356 - 22	FU8-0002-000	530 - 48
FU6-8575-000	119 - 22	FU7-2351-000	357 - 20	FU8-0007-000	261 - 10
FU6-8576-000	119 - 23	FU7-2352-000	104 - 23	FU8-0007-000	262 - 6
FU6-8577-000	119 - 24	FU7-2352-000	105 - 25	FU8-0011-000	811 - 11
FU6-8578-000	119 - 25	FU7-2352-000	330 - 26	FU8-0012-000	811 - 12
FU6-8579-000	102 - 13	FU7-2354-000	321 - 6	FU8-0019-000	810 - 17
FU6-8647-000	305 - 3	FU7-2355-000	321 - 7	FU8-0020-000	810 - 18
FU6-8861-000	933 - 4	FU7-2359-000	330 - 27	FU8-0024-000	580 - 12
FU7-0287-000	118 - 25	FU7-2361-000	119 - 26	FU8-0025-000	272 - 3
FU7-0313-000	770 - 10	FU7-2365-000	356 - 38	FU8-0030-000	621 - 31
FU7-0394-000	812 - 35	FU7-2366-000	310 - 36	FU8-0030-000	622 - 34
FU7-0397-000	620 - 11	FU7-2366-000	311 - 37	FU8-0031-000	620 - 12
FU7-0397-000	622 - 32	FU7-2368-000	300 - 24	FU8-0031-000	622 - 35
FU7-0398-000	330 - 22	FU7-2368-000	301 - 24	FU8-0032-000	621 - 32
FU7-0399-000	330 - 23	FU7-2377-000	810 - 15	FU8-0032-000	622 - 36
FU7-0995-000	530 - 41	FU7-2378-000	810 - 16	FU8-0037-000	510 - 19
FU7-0996-000	530 - 42	FU7-2379-000	330 - 28	FU8-0038-000	510 - 20
FU7-0997-000	812 - 36	FU7-2380-000	812 - 42	FU8-0044-000	320 - 14
FU7-0998-000	330 - 24	FU7-2381-000	531 - 8	FU8-0051-000	271 - 8
FU7-0999-000	270 - 5	FU7-2383-000	106 - 17	FU8-0052-000	510 - 21

NUMERICAL INDEX

imageRUNNER ADVANCE C9075/9070/9065/9060/7065/7055 Series(Num

PARTS NUMBER	FIGURE & KEY NO.	PARTS NUMBER	FIGURE & KEY NO.	PARTS NUMBER	FIGURE & KEY NO
FU8-0055-000	330 - 29	NPN	100 -	VS1-7177-002	310 - 38
FU8-0056-000	330 - 30	NPN	101 -	VS1-7177-002	311 - 38
FU8-0066-000	330 - 31	NPN	102 -	VS1-7177-002	316 - 33
FU8-0067-000	330 - 50	NPN	103 -	VS1-7177-002	321 - 9
FU8-0068-000	621 - 33	NPN	104 -	VS1-7177-002	350 - 31
FU8-0068-000	622 - 37	NPN	105 -	VS1-7177-002	510 - 24
FU8-0069-000	273 - 7	NPN	106 -	VS1-7177-002	550 - 12
FU8-0069-000	770 - 11	NPN	107 -	VS1-7177-002	621 - 25
FU8-0071-000	105 - 26	NPN	108 -	VS1-7177-002	622 - 46
FU8-0071-000	106 - 19	NPN	109 -	VS1-7177-002	812 - 48
FU8-0075-000	356 - 23	NPN	110 -	VS1-7177-002	900 - 10
FU8-0076-000	356 - 24	NPN	111 -	VS1-7177-003	110 - 14
FU8-0077-000	350 - 29	NPN	112 -	VS1-7177-003	112 - 1
FU8-0078-000	331 - 8	NPN	113 -	VS1-7177-003	114 - 3
FU8-0079-000	331 - 9	NPN	114 -	VS1-7177-003	118 - 29
FU8-0081-000	273 - 8	NPN	115 -	VS1-7177-003	191 - 2
FU8-0083-000	622 - 38	NPN	136 -	VS1-7177-003	193 - 2
FU8-0084-000	621 - 34	NPN	305 -	VS1-7177-003	320 - 17
FU8-0084-000	622 - 39	NPN	330 -	VS1-7177-003	331 - 11
FU8-0085-000	621 - 35	NPN	355 -	VS1-7177-003	350 - 32
FU8-0085-000	622 - 6	NPN	357 -	VS1-7177-003	356 - 26
FU8-0086-000	620 - 13	NPN	530 -	VS1-7177-003	530 - 60
FU8-0086-000	622 - 7	NPN	623 -	VS1-7177-003	620 - 18
FU8-0087-000	119 - 28	NPN	624 -	VS1-7177-003	771 - 5
FU8-0090-000	271 - 9	NPN	770 -	VS1-7177-003	810 - 23
FU8-0094-000	331 - 10	NPN	771 -	VS1-7177-003	812 - 49
FU8-0094-000	621 - 7	NPN	810 -	VS1-7177-003	900 - 11
FU8-0094-000	622 - 40	NPN	900 -	VS1-7177-003	910 - 10
FU8-0095-000	530 - 36	NPN	910 -	VS1-7177-003	911 - 4
FU8-0182-000	316 - 29	NPN	990 -	VS1-7177-004	102 - 14
FU8-0335-000	105 - 27	NPN	T40 -	VS1-7177-004	103 - 38
FU8-0335-000	106 - 20	RB2-0493-000	812 - 43	VS1-7177-004	105 - 28
FU8-2355-000	118 - 28	RB2-5850-000	320 - 15	VS1-7177-004	192 - 2
FU8-2356-000	811 - 13	RH7-7129-020	320 - 16	VS1-7177-004	320 - 18
FU8-2358-000	810 - 19	RS5-1567-000	316 - 30	VS1-7177-004	330 - 36
FU8-2360-000	350 - 30	VD7-3421-502	912 - 1	VS1-7177-004	530 - 49
FU8-2361-000	300 - 26	VS1-7164-018	310 - 37	VS1-7177-004	810 - 20
FU8-2361-000	301 - 26	VS1-7173-003	321 - 8	VS1-7177-004	910 - 11
FU8-2363-000	810 - 28	VS1-7173-005	900 - 8	VS1-7177-005	620 - 19
FU8-2364-000	811 - 17	VS1-7173-006	356 - 25	VS1-7177-005	812 - 50
FU8-2365-000	330 - 51	VS1-7173-007	330 - 32	VS1-7177-006	316 - 34
FU8-2366-000	530 - 70	VS1-7173-008	900 - 9	VS1-7177-006	350 - 33
FU8-2369-000	273 - 4	VS1-7173-011	114 - 1	VS1-7177-006	812 - 23
FU8-2371-000	580 - 11	VS1-7173-012	330 - 33	VS1-7177-008	812 - 27
FU8-2445-000	357 - 10	VS1-7173-012	812 - 47	VS1-7177-010	103 - 39
FU9-0055-000	770 - 12	VS1-7173-013	115 - 2	VS1-7177-011	350 - 34
FU9-0056-000	620 - 21	VS1-7173-013	330 - 34	VS1-7177-012	103 - 40
FU9-0058-000	316 - 39	VS1-7173-014	270 - 7	VS1-7177-012	115 - 3
FU9-0059-000	316 - 25	VS1-7173-015	530 - 59	VS1-7177-014	112 - 2
FY7-0409-000	530 - 8	VS1-7176-002	622 - 45	VS1-7207-004	103 - 41
FY7-0412-020	530 - 2	VS1-7177-002	103 - 37	VS1-7207-006	103 - 42
NPN	001 -	VS1-7177-002	114 - 2	VS1-8412-003	105 - 29

NUMERICAL INDEX

imageRUNNER ADVANCE C9075/9070/9065/9060/7065/7055 Series(Num

PARTS NUMBER	FIGURE & KEY NO.	PARTS NUMBER	FIGURE & KEY NO.	PARTS NUMBER	FIGURE & KEY NO
VS1-8412-003	107 - 7	WG8-5848-000	350 - 35	XA9-1503-000	350 - 37
VS1-8412-003	114 - 4	WG8-5848-000	356 - 28	XA9-1509-000	621 - 41
VS1-8412-003	115 - 4	WG8-5848-000	357 - 11	XA9-1509-000	622 - 52
VS1-8412-003	330 - 35	WG8-5848-000	530 - 68	XA9-1522-000	100 - 69
VS1-8412-005	114 - 5	WG8-5848-000	580 - 13	XA9-1523-000	302 - 53
VS1-8412-007	103 - 43	WG8-5848-000	620 - 14	XA9-1523-000	315 - 18
VS1-8412-007	105 - 30	WG8-5848-000	621 - 8	XA9-1659-000	310 - 40
VS1-8412-007	112 - 3	WG8-5848-000	622 - 41	XA9-1659-000	311 - 40
VS1-8412-007	330 - 37	WG8-5848-000	623 - 6	XA9-1659-000	330 - 61
VS1-8412-009	112 - 4	WG8-5848-000	624 - 6	XA9-1659-000	350 - 38
VS1-8412-009	115 - 5	WG8-5848-000	810 - 21	XA9-1934-000	105 - 15
VS1-8412-011	106 - 21	WG8-5848-000	811 - 14	XA9-1934-000	106 - 9
VS1-8412-011	114 - 6	WG8-5848-000	812 - 44	XA9-1934-000	300 - 35
VS1-8412-011	331 - 12	WG3-5970-000	810 - 29	XA9-1934-000	301 - 35
VS1-8412-013	115 - 6	WT2-5694-000	530 - 507	XA9-1959-000	108 - 13
VS1-8412-013	140 - 25	XA1-1200-407	300 - 43	XB1-2400-807	530 - 505
VS1-8412-013	356 - 27	XA1-1200-407	301 - 43	XB4-5401-007	530 - 506
VS1-8412-013	620 - 20	XA9-0228-000	550 - 13	XB6-7300-405	302 - 501
VS1-8412-013	621 - 30	XA9-0465-000	108 - 1	XD1-1103-138	812 - 501
VS1-8412-015	109 - 9	XA9-0732-000	300 - 44	XD1-1104-129	117 - 501
VS1-8412-015	114 - 7	XA9-0732-000	301 - 44	XD1-1104-135	812 - 502
VS1-8412-015	115 - 7	XA9-0732-000	355 - 10	XD1-1105-235	300 - 502
VS1-8412-015	270 - 8	XA9-0739-000	140 - 12	XD1-1105-235	301 - 502
VS1-8412-017	114 - 8	XA9-0807-000	810 - 22	XD1-1106-215	262 - 501
VS1-8412-019	109 - 4	XA9-0807-000	811 - 8	XD1-1106-235	104 - 501
VS1-8412-021	270 - 9	XA9-0926-000	300 - 29	XD1-1106-235	510 - 501
VS1-8412-023	115 - 8	XA9-0926-000	301 - 29	XD1-1106-235	531 - 501
VS1-8412-023	140 - 26	XA9-0926-000	302 - 51	XD1-1106-239	107 - 501
VS1-8412-023	911 - 3	XA9-0944-000	273 - 9	XD1-1108-213	621 - 501
VS1-8412-025	101 - 1	XA9-1016-000	302 - 52	XD1-1108-213	622 - 501
VS1-8412-027	110 - 15	XA9-1031-000	305 - 4	XD1-1108-215	271 - 501
VS1-8412-027	321 - 10	XA9-1034-000	192 - 3	XD1-1206-233	812 - 503
VS1-8412-029	115 - 9	XA9-1035-000	105 - 32	XD1-3100-805	107 - 502
WC1-5179-000	140 - 11	XA9-1035-000	106 - 24	XD1-4200-402	103 - 501
WC2-5680-000	106 - 22	XA9-1035-000	300 - 27	XD1-4200-402	110 - 501
WE8-5173-000	135 - 29	XA9-1035-000	301 - 27	XD1-4200-402	140 - 501
WE8-5256-000	136 - 12	XA9-1135-000	108 - 15	XD1-4200-402	530 - 502
WE8-6563-000	910 - 12	XA9-1386-000	104 - 30	XD1-4200-402	812 - 504
WG8-5783-000	102 - 15	XA9-1386-000	106 - 25	XD3-2200-082	530 - 503
WG8-5783-000	104 - 26	XA9-1386-000	118 - 30	XD3-2200-102	105 - 501
WG8-5783-000	316 - 31	XA9-1386-000	119 - 29	XD3-2200-102	118 - 501
WG8-5783-000	356 - 47	XA9-1386-000	320 - 20	XD3-2200-102	263 - 501
WG8-5783-000	812 - 52	XA9-1386-000	330 - 38	XD3-2200-102	330 - 501
WG8-5848-000	104 - 26	XA9-1386-000	350 - 36	XD3-2200-102	350 - 501
WG8-5848-000	105 - 31	XA9-1386-000	355 - 2	XD3-2200-102	580 - 501
WG8-5848-000	106 - 23	XA9-1386-000	356 - 36	XD3-2200-102	622 - 502
WG8-5848-000	107 - 8	XA9-1386-000	357 - 12	XD3-2200-102	623 - 501
WG8-5848-000	310 - 39	XA9-1386-000	770 - 13	XD3-2200-102	624 - 501
WG8-5848-000	311 - 39	XA9-1386-000	771 - 6	XD3-2200-122	118 - 502
WG8-5848-000	315 - 17	XA9-1401-000	621 - 40	XD3-2200-122	270 - 501
WG8-5848-000	320 - 19	XA9-1401-000	622 - 51	XD3-2200-122	271 - 502
WG8-5848-000	330 - 55	XA9-1496-000	990 - 6	XD3-2200-122	300 - 501

NUMERICAL INDEX

imageRUNNER ADVANCE C9075/9070/9065/9060/7065/7055 Series(Num

PARTS NUMBER	FIGURE & KEY NO.	PARTS NUMBER	FIGURE & KEY NO.	PARTS NUMBER	FIGURE & KEY NO
XD3-2200-122	301 - 501	XG9-0508-000	273 - 13		
XD3-2200-122	350 - 502	XG9-0508-000	356 - 33		
XD3-2200-122	356 - 501	XG9-0508-000	530 - 57		
XD3-2200-122	357 - 501	XG9-0521-000	331 - 13		
XD3-2200-162	530 - 501	XG9-0521-000	811 - 15		
XD3-2300-142	310 - 501	XG9-0593-000	811 - 16		
XD3-2300-142	311 - 501	XG9-0594-000	331 - 14		
XD3-2300-222	530 - 504	XG9-0594-000	812 - 46		
XD9-0133-000	310 - 41	XG9-0709-000	105 - 21		
XD9-0133-000	311 - 41	XG9-0709-000	106 - 10		
XD9-0137-010	300 - 28	XG9-0709-000	118 - 31		
XD9-0137-010	301 - 28	XG9-0709-000	261 - 1		
XD9-0137-010	310 - 43	XG9-0709-000	262 - 1		
XD9-0137-010	311 - 43	XG9-0709-000	320 - 22		
XD9-0219-000	273 - 10	XG9-0709-000	350 - 41		
XD9-0252-000	530 - 71	XG9-0709-000	356 - 43		
XD9-0286-000	273 - 11	XG9-0709-000	357 - 17		
XD9-0286-000	770 - 14	XG9-0709-000	530 - 50		
XD9-0290-000	105 - 33	XG9-0722-000	530 - 56		
XD9-0290-000	106 - 26	XG9-0725-000	510 - 22		
XD9-0290-000	261 - 11	XG9-0727-000	510 - 23		
XD9-0290-000	262 - 7	XG9-0737-000	105 - 22		
XD9-0290-000	263 - 10	XG9-0737-000	261 - 12		
XD9-0290-000	316 - 32	XG9-0737-000	262 - 8		
XD9-0290-000	320 - 21	XG9-0737-000	263 - 12		
XD9-0290-000	330 - 40	XG9-0737-000	271 - 10		
XD9-0290-000	620 - 15	XG9-0737-000	300 - 30		
XD9-0290-000	621 - 9	XG9-0737-000	301 - 30		
XD9-0290-000	622 - 42	XG9-0737-000	310 - 44		
XD9-0292-000	105 - 2	XG9-0737-000	311 - 44		
XD9-0292-000	273 - 12	XG9-0737-000	330 - 46		
XD9-0295-000	330 - 41	XG9-0737-000	356 - 34		
XD9-0295-000	812 - 45	XG9-0737-000	357 - 14		
XD9-0298-000	330 - 42	XG9-0737-000	530 - 58		
XD9-0299-000	620 - 16	XG9-0737-000	620 - 17		
XD9-0299-000	622 - 43	XG9-0737-000	622 - 44		
XD9-0300-000	263 - 11	XH9-0148-000	300 - 42		
XD9-0300-000	316 - 44	XH9-0148-000	301 - 42		
XD9-0305-000	530 - 55	XZ9-0379-000	100 - 21		
XF2-1106-140	350 - 39	XZ9-0409-020	107 - 9		
XF2-1114-540	350 - 40	XZ9-0556-000	990 - 7		
XF2-1605-860	356 - 31	XZ9-0581-000	104 - 28		
XF2-1606-540	330 - 43	XZ9-0603-000	330 - 47		
XF2-1606-540	356 - 32	XZ9-0603-000	355 - 11		
XF2-1606-740	270 - 11	XZ9-0603-000	356 - 35		
XF2-1606-740	271 - 11	XZ9-0603-000	625 - 8		
XF2-1617-440	330 - 44	XZ9-0678-000	107 - 10		
XG9-0304-000	530 - 67				
XG9-0507-000	330 - 45				
XG9-0508-000	105 - 19				
XG9-0508-000	106 - 27				
XG9-0508-000	270 - 10				

imageRUNNER ADVANCE C9075/ 9070/9065/9060/7065/7055 Series(Parts Catalog)

imageRUNNER ADVANCE C9075 PRO

230V TW	F14-7901-000	GHK	
200V JP	F14-7911-000	FMW	DECURLER model
200V JP	F14-7911-000	GND	DECURLER model
100V JP	F14-7912-000	GWB	DECURLER model
208V US	F14-7931-000	FMZ	DECURLER model
208V US	F14-7931-000	GNE	DECURLER model
230V LTN,SG,HK	F14-7941-000	FND	
230V CN	F14-7951-000	GHH	
230V AU	F14-7961-000	FNB	DECURLER model
230V KR	F14-7971-000	GHJ	
230V TW	F16-0501-000	HKV	
200V JP	F16-0511-000	HJL	DECURLER model
100V JP	F16-0512-000	HJP	DECURLER model
208V US	F16-0531-000	HJW	DECURLER model
208V US GOVERNMENT	F16-0536-000	HVF	DECURLER model
230V LTN,SG,HK	F16-0541-000	HKL	
230V CN	F16-0551-000	HKQ	
230V AU	F16-0561-000	HKF	DECURLER model
230V KR	F16-0571-000	HKS	

imageRUNNER ADVANCE C9070 PRO

230V EUR	F14-7991-000	FNA	DECURLER model
230V EUR	F14-7991-000	GNF	DECURLER model
230V EUR	F16-0591-000	HKA	DECURLER model

imageRUNNER ADVANCE C9065 PRO

230V TW	F14-7902-000	GHM	
100V JP	F14-7916-000	FWT	DECURLER model
208V US	F14-7932-000	FNE	DECURLER model
208V US	F14-7932-000	GNQ	DECURLER model
230V LTN,SG,HK	F14-7942-000	FNM	
230V CN	F14-7952-000	GHL	
230V AU	F14-7962-000	FNG	DECURLER model
230V TW	F16-0502-000	HKW	
100V JP	F16-0516-000	HJQ	DECURLER model
208V US	F16-0532-000	HJX	DECURLER model
208V US GOVERNMENT	F16-0537-000	HVG	DECURLER model
230V LTN,SG,HK	F16-0542-000	HKN	
230V CN	F16-0552-000	HKR	
230V AU	F16-0562-000	HKG	DECURLER model

imageRUNNER ADVANCE C9060 PRO

230V EUR	F14-7992-000	FNF	DECURLER model
230V EUR	F14-7992-000	GNT	DECURLER model
230V EUR	F16-0592-000	HKB	DECURLER model

imageRUNNER ADVANCE C7065i

230V EUR	F14-7994-000	FNP	DECURLER model
230V EUR	F14-7994-000	GNZ	DECURLER model
230V EUR	F16-0594-000	HKC	DECURLER model

imageRUNNER ADVANCE C7065

100V JP	F14-7915-000	FNT	
100V JP	F14-7915-000	GPN	
120V US	F14-7935-000	FNW	DECURLER model
120V US	F14-7935-000	GPP	DECURLER model
230V AU	F14-7964-000	FNN	DECURLER model
230V KR	F14-7974-000	GHN	
100V JP	F16-0515-000	HJU	
120V US	F16-0535-000	HJY	DECURLER model
120V US GOVERNMENT	F16-0538-000	HVH	DECURLER model
230V AU	F16-0564-000	HKH	DECURLER model
230V KR	F16-0574-000	HKT	

imageRUNNER ADVANCE C7055i

230V EUR	F14-7993-000	FPP	DECURLER model
230V EUR	F14-7993-000	GQQ	DECURLER model
230V EUR	F16-0593-000	HKE	DECURLER model

imageRUNNER ADVANCE C7055

100V JP	F14-7913-000	FNZ	
100V JP	F14-7913-000	GQC	
120V US	F14-7933-000	FPG	DECURLER model
120V US	F14-7933-000	GQG	DECURLER model

230V LTN,SG,HK	F14-7943-000	FPN	
230V AU	F14-7963-000	FPM	DECURLER model
230V KR	F14-7973-000	GHP	
100V JP	F16-0513-000	HJV	
120V US	F16-0533-000	HJZ	DECURLER model
120V US GOVERNMENT	F16-0539-000	HVJ	DECURLER model
230V LTN,SG,HK	F16-0543-000	HKP	
230V AU	F16-0563-000	HKK	DECURLER model
230V KR	F16-0573-000	HKU	

Contents

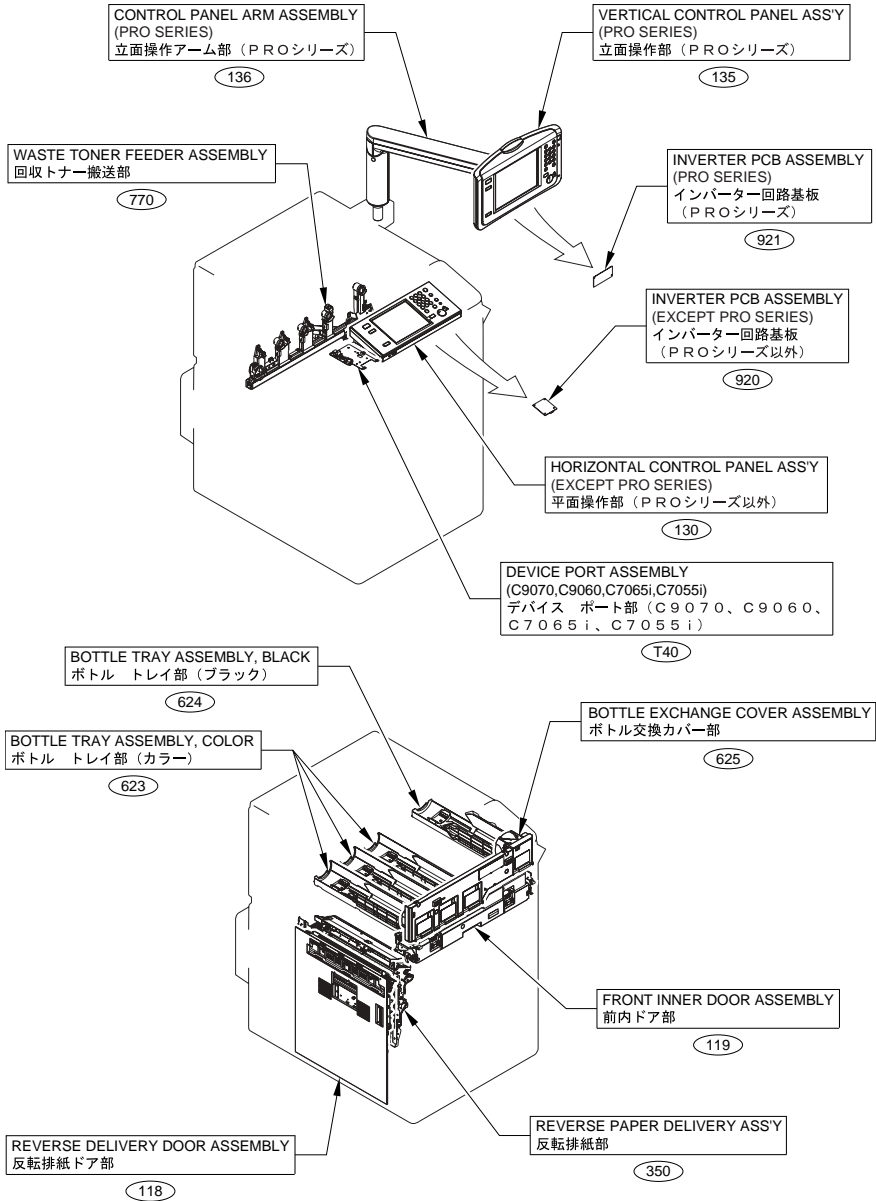
A1	ASSEMBLY LOCATION DIAGRAM	2-1
A2	OPTION PARTS CATALOG LIST	2-8
001	ACCESSORIES	2-10
100	EXTERNAL COVERS, PANELS, ETC.	2-13
101	INTERNAL COMPONENTS 1	2-18
102	INTERNAL COMPONENTS 2	2-20
103	INTERNAL COMPONENTS 3	2-22
104	INTERNAL COMPONENTS 4	2-25
105	INTERNAL COMPONENTS 5	2-28
106	INTERNAL COMPONENTS 6	2-31
107	MACHINE BOTTOM PLATE	2-33
108	MACHINE REAR PLATE 1	2-35
109	MACHINE REAR PLATE 2	2-37
110	MACHINE REAR PLATE 3	2-39
111	MACHINE REAR PLATE 4	2-41
112	MACHINE REAR PLATE 5	2-43
113	MACHINE REAR PLATE 6	2-45
114	MACHINE REAR PLATE 7	2-47
115	MACHINE REAR PLATE 8	2-49
116	MULTI DOOR ASSEMBLY	2-51
117	VERTICAL PATH DOOR ASSEMBLY	2-52
118	REVERSE DELIVERY DOOR ASSEMBLY	2-53
119	FRONT INNER DOOR ASSEMBLY	2-56
130	FLAT CONTROL PANEL ASSEMBLY (EXCEPT PRO SERIES)	2-58
135	UPRIGHT CONTROL PANEL ASSEMBLY (PRO SERIES)	2-62
136	CONTROL PANEL ARM ASSEMBLY (PRO SERIES)	2-66
140	POWER CORD TERMINAL ASSEMBLY	2-68
191	PRE-FIXING FEED FAN ASSEMBLY	2-73
192	FIXING EXHAUST FAN ASSEMBLY	2-74
193	PRIMARY CORONA EXHAUST ASS'Y	2-75
250	DRUM DRIVE ASS'Y, (Y/M/C)	2-76
251	DRUM DRIVE ASSEMBLY, BLACK	2-77
260	VERTICAL PATH DRIVE ASSEMBLY	2-78
261	CASSETTE DRIVE ASSEMBLY	2-79
262	DECK DRIVE ASSEMBLY	2-81
263	MULTI DRIVE ASSEMBLY	2-82
270	DEVELOPING DRIVE ASS'Y, COLOR	2-84
271	DEVELOPING DRIVE ASS'Y, BLACK	2-86
272	2ND TRNS. EST. DRIVE ASS'Y	2-88
273	WASTE TONER DRIVE ASSEMBLY	2-89
300	1.1K RIGHT PAPER DECK ASS'Y	2-91
301	1.1K LEFT PAPER DECK ASS'Y	2-94
302	CASSETTE ASSEMBLY	2-97
305	CASSETTE HEATER ASSEMBLY (JP)	2-100
310	PAPER PICK-UP ASSEMBLY, RIGHT	2-101

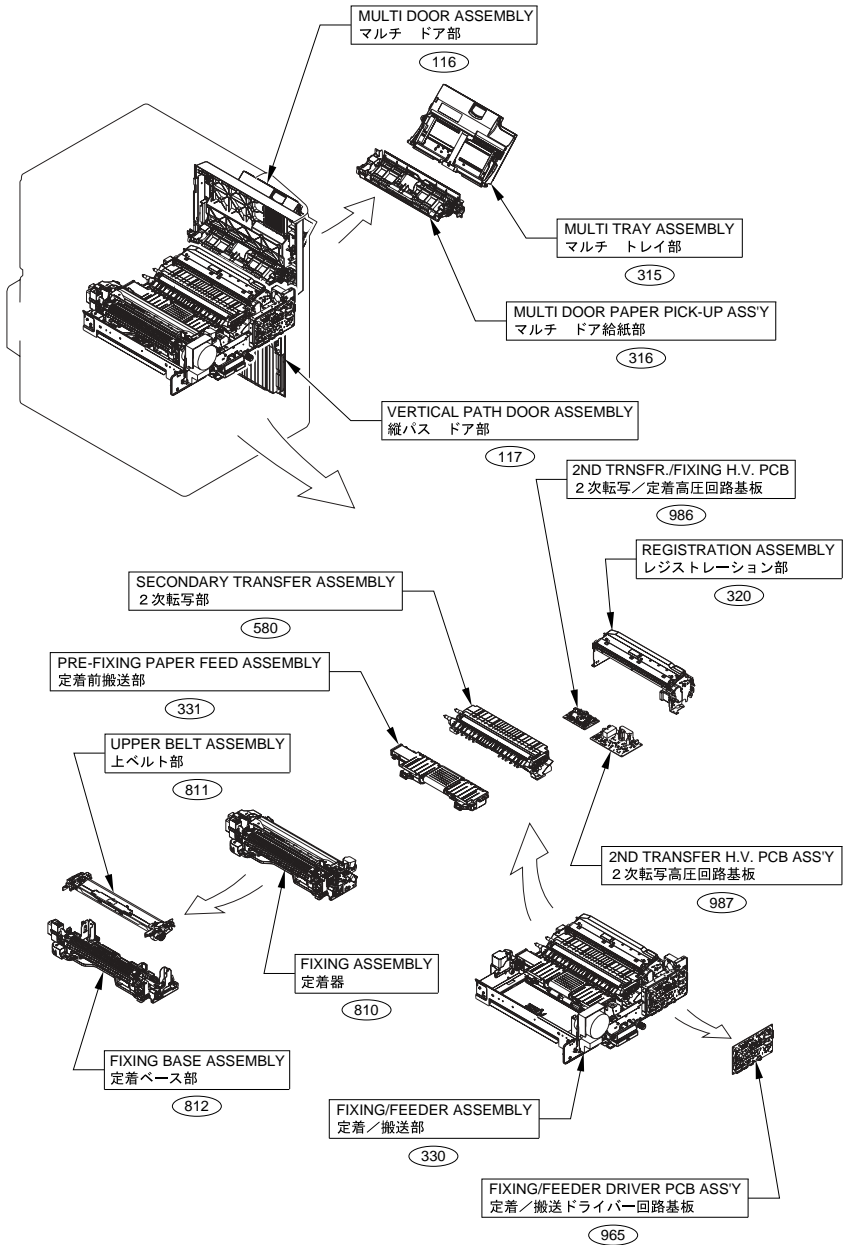
311	PAPER PICK-UP ASSEMBLY, LEFT	2-104
315	MULTI TRAY ASSEMBLY	2-107
316	MULTI DOOR PAPER PICK-UP ASS'Y	2-109
320	REGISTRATION ASSEMBLY.....	2-112
321	REG. PATCH DETECT ASSEMBLY	2-114
330	FIXING/FEEDER ASSEMBLY	2-116
331	PRE-FIXING PAPER FEED ASSEMBLY	2-122
350	REVERSE PAPER DELIVERY ASS'Y.....	2-124
355	DECURLER PATH ACCESSORY ASS'Y (DECURLER model).....	2-128
356	DECURLER PATH ASSEMBLY (DECURLER model)	2-130
357	ROTATION FRAME ASSEMBLY (DECURLER model).....	2-135
460	LASER SCANNER ASSEMBLY	2-137
510	PROCESS ASSEMBLY	2-138
530	I.T.BELT ASSEMBLY	2-140
531	TRANSFER PRESSURE ASS'Y, FRONT	2-147
532	PRE-TRANSFER CORONA ASSEMBLY	2-148
550	PRIMARY CORONA ASSEMBLY	2-150
580	SECONDARY TRANSFER ASSEMBLY.....	2-152
620	HOPPER MOUNT ASSEMBLY, COLOR.....	2-154
621	HOPPER ASSEMBLY, COLOR.....	2-156
622	HOPPER ASSEMBLY, BLACK.....	2-159
623	BOTTLE TRAY ASSEMBLY, COLOR	2-162
624	BOTTLE TRAY ASSEMBLY, BLACK	2-164
625	BOTTLE EXCHANGE COVER ASSEMBLY	2-166
770	WASTE TONER FEEDER ASSEMBLY.....	2-168
771	WASTE TONER BOTTLE CASE ASS'Y.....	2-170
810	FIXING ASSEMBLY.....	2-172
811	UPPER BELT ASSEMBLY	2-175
812	FIXING BASE ASSEMBLY	2-177
900	CONTROLLER BOX ASSEMBLY	2-181
910	DC POWER SUPPLY BOX ASSEMBLY	2-183
911	IH POWER SUPPLY BOX ASSEMBLY.....	2-185
912	HEATER POWER SUPPLY PCB ASS'Y	2-186
920	INVERTER PCB ASSEMBLY (EXCEPT PRO SERIES)	2-187
921	INVERTER PCB ASSEMBLY (PRO SERIES).....	2-188
930	DC CONTROLLER MOTHER PCB ASS'Y	2-189
931	DC CONTROLLER I/F PCB ASS'Y	2-190
932	MAIN CONTROLLER PCB ASS'Y, 1.....	2-191
933	MAIN CONTROLLER PCB ASS'Y, 2.....	2-192
940	RISER PCB ASSEMBLY	2-193
950	LASER INTERFACE PCB ASSEMBLY	2-194
960	PAPER PICK-UP DRIVER PCB ASS'Y	2-195
961	DRUM/I.T.BELT DRIVER PCB ASS'Y.....	2-196
962	HOPPER DRIVER PCB ASSEMBLY	2-197
963	BUFFER DRIVER PCB ASSEMBLY (DECURLER model)	2-198

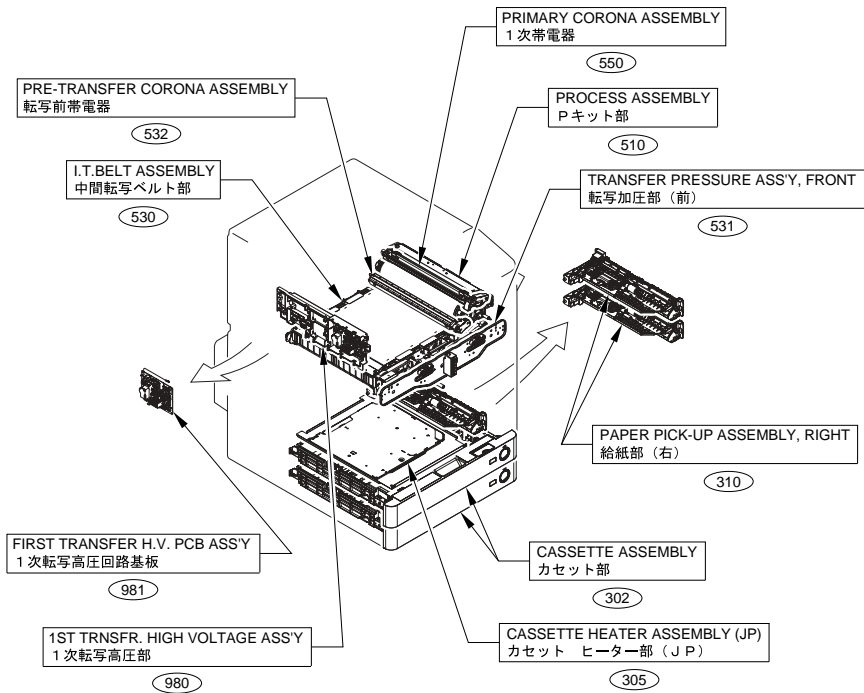
Contents

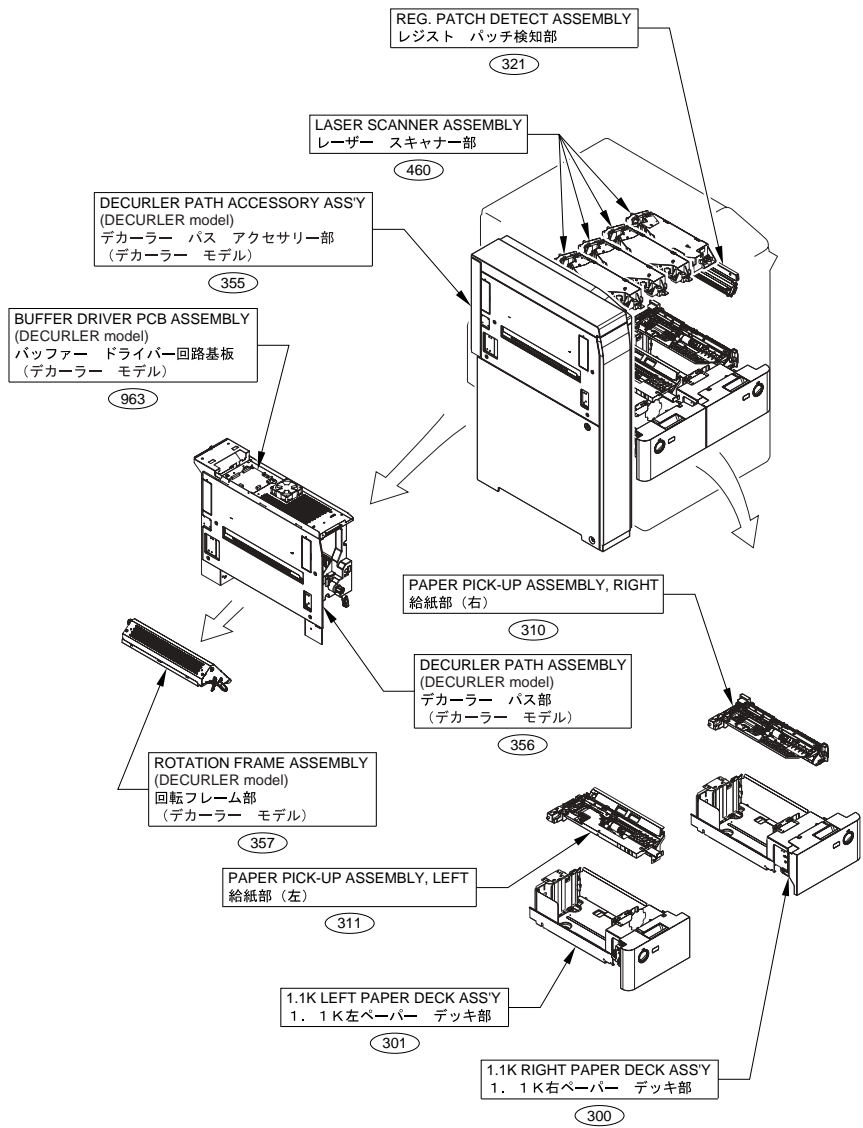
964	DRUM HEATER DRIVER PCB ASS'Y	2-199
965	FIXING/FEEDER DRIVER PCB ASS'Y	2-200
980	1ST TRNSFR. HIGH VOLTAGE ASS'Y.....	2-201
981	FIRST TRANSFER H.V. PCB ASS'Y.....	2-202
982	DEVELOPING H.V. PCB ASSEMBLY	2-203
983	DRUM POST HIGH VOLTAGE ASS'Y	2-204
984	POST HIGH VOLTAGE PCB ASS'Y.....	2-205
985	1ST CORONA H.V. PCB ASS'Y, 2	2-206
986	2ND TRNSFR./FIXING H.V. PCB.....	2-207
987	2ND TRANSFER H.V. PCB ASS'Y.....	2-208
990	HARD DISK DRIVE ASSEMBLY	2-209
T40	DEVICE PORT ASSEMBLY (C9070,C9060,C7065i,C7055i)	2-210
ZZA	MECHANICAL STANDARD PARTS (HOW TO USE)	2-211
ZZB	MECHANICAL STANDARD PARTS (SCREWS).....	2-212
ZZC	MECHANICAL STANDARD PARTS (BOLTS).....	2-219
ZZD	MECHANICAL STANDARD PARTS (NUTS).....	2-220
ZZE	MECHANICAL STANDARD PARTS (RETAINING RINGS)	2-221

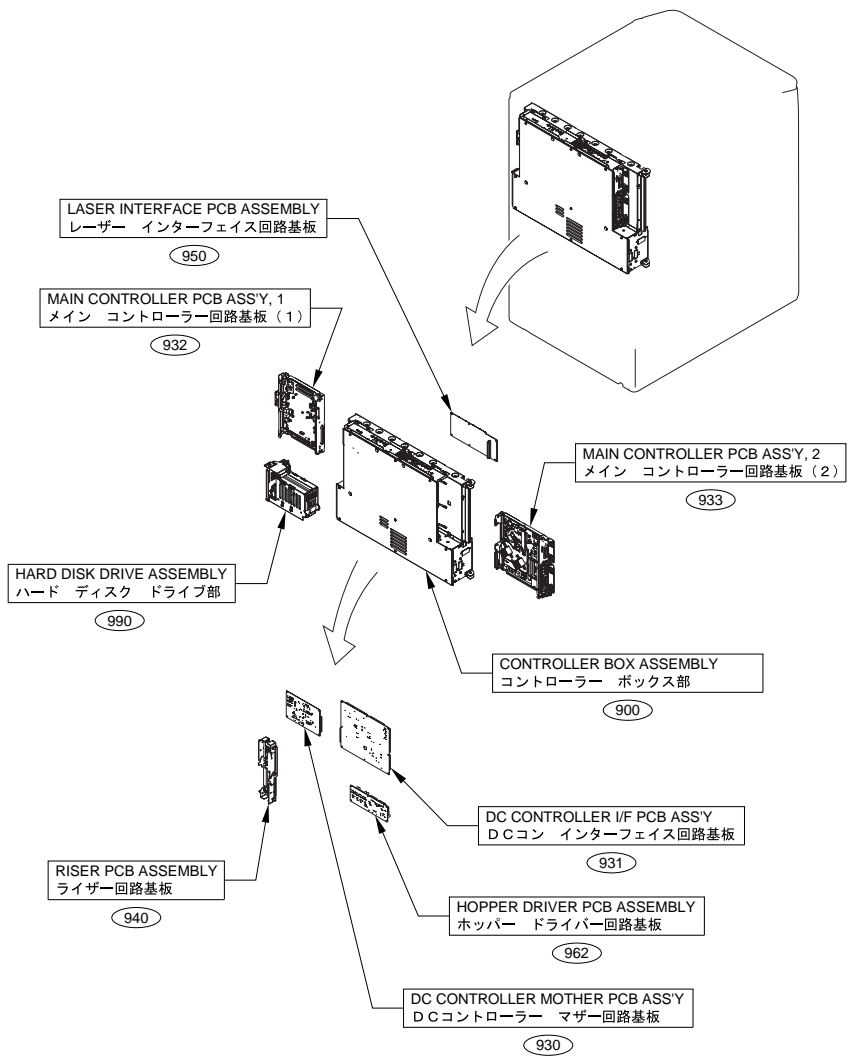
FIGURE A1 ASSEMBLY LOCATION DIAGRAM

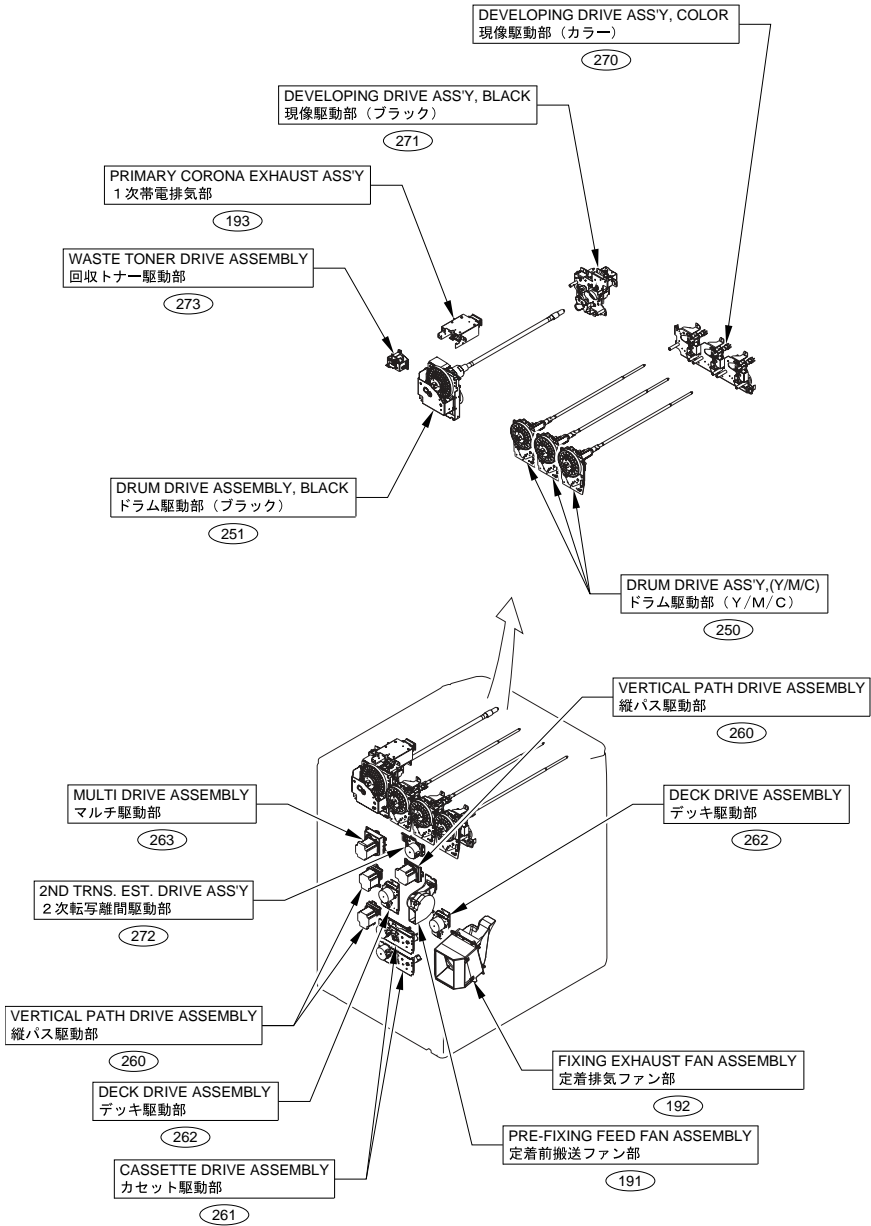












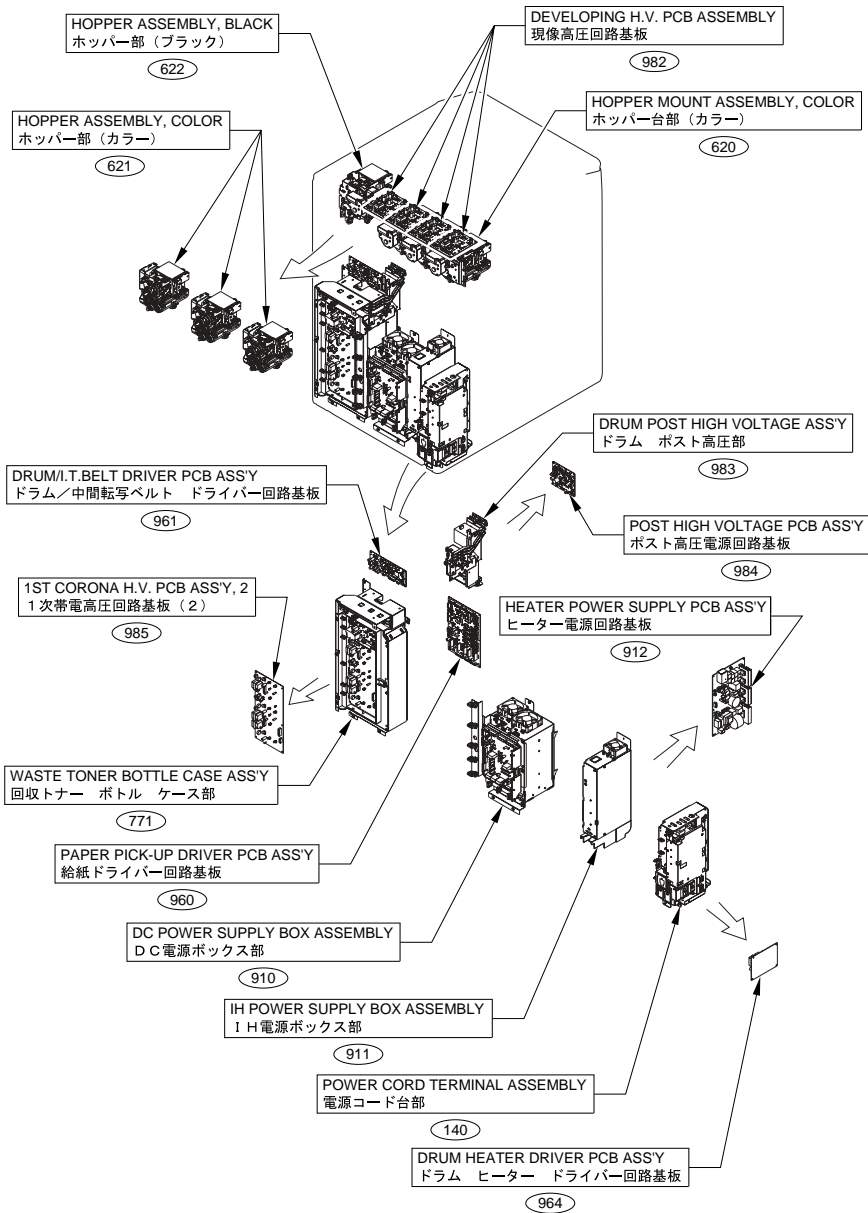


FIGURE A2

OPTION PARTS CATALOG LIST

This is the table of the machine's options whose parts catalog is issued.
 本機のオプションで、パーツカタログが発行されている機種の一覧である。

No.	Model Name(English)	Model Name(Japanese)
1	Duplex Color Image Reader Unit-A1/C1/ Color Image Reader Unit-A1/C1	Duplex Color Image Reader Unit-A1/C1/ Color Image Reader Unit-A1/C1
2	ADF Access Handle-A1	ADFアクセスハンドル・A1
3	Printer Cover-B1	プリンタカバー・B1
4	Paper Deck Unit-A1	ペーパーデッキユニット・A1
5	POD Deck Lite-A1	PODデッキライト・A1
6	Multi-drawer Paper Deck-A1	多段デッキ・A1
7	Copy Tray-P1	コピートレイ・P1
8	Staple Finisher-A1/Booklet Finisher-A1	ステイプルフィニッシャー・A1(LP)/ 中綴じフィニッシャー・A1(LP)
9	Staple Finisher-B1/Booklet Finisher-B1	ステイプルフィニッシャー・B1/ 中綴じフィニッシャー・B1
10	Puncher Unit-BE1/BF1/BG1/BH1	パンチャーユニット・BE1/BF1/BG1/BH1
11	External 2 Hole, 2/3 Hole, 2/4 Hole, 4 Hole Puncher-A1	外付け2穴パンチャー・A1
12	Professional Puncher-B1/C1	(日本仕向けなし)
13	Professional Puncher Integration Unit-B1	(日本仕向けなし)
14	Document Insertion Unit-H1	インサーター・H1
15	Document Insertion Unit-J1	(日本仕向けなし)
16	Document Insertion Folding Unit-G1	ペーパーフォールディングインサーターユニット・ G1
17	Paper Folding Unit-G1	ペーパーフォールディングユニット・G1
18	Inner Booklet Trimmer-A1	インナートリマー・A1
19	Buffer Pass Unit-F1	バッファパスユニット・F1
20	Reader Heater Unit-G1	リーダーヒーターユニット・G1
21	Paper Deck Heater Unit-A1	ペーパーデッキヒーターユニット・A1
22	Utility Tray-A1	ユーティリティトレイ・A1
23	Utility Tray-A2	ユーティリティトレイ・A2
24	Key Switch Unit-B1	管理キーユニット・B1
25	CARD READER-C1_D1 Rev.00-00	カードリーダー-C1_D1 Rev.00-00
26	Copy Card Reader Attachment-A1/A2	コピーカードリーダー取付けキット・A1/A2
27	Upright Control Panel-A1	立面操作部・A1
28	Super G3 Fax Board-AD1	スーパーG3FAXボード・AD1
29	Super G3 2nd Line Fax Board-AD1	G3回線増設キット(2回線)・AD1
30	Super G3 3rd/4th Line Fax Board-AE1	G3回線増設キット(3・4回線)・AE1
31	(JAPAN ONLY)	ハンドセット・G2
32	imagePASS-A1	imagePASS-A1
33	ColorPASS-GX300	ColorPASS-GX300
34	Voice Guidance Kit-F1/F2	(日本仕向けなし)
35	Voice Operation Kit-C1	音声操作キット・C1
36	Voice Operation Kit-C2	音声操作キット・C2
37	HDD ENC&MIR KIT-C1/HDD MIRROR KIT-D1	HDDデータ暗号化ミラーリングキット・C1/ ミラーリングキット・D1
38	USB Device Port-A1	USBデバイスポート・A1
39	Wireless LAN Board-B1/B2	(日本仕向けなし)
40	3.5inch 80GB-A1/1TB-B1 HDD	オプションHDD 3.5inch 80GB・A1/ 1TB・B1

No.	Model Name(English)	Model Name(Japanese)
41	Removable HDD Kit-AB1	リムーバブルHDDキット・AB1
42	Expansion Bus-F1/F2	PCIバス拡張キット・F1/F2
43	IPSec Board-B2	IPSecセキュリティボード・B2
44	(JAPAN ONLY)	イメージ解析ボード・A1
45	Multimedia Reader/Writer-A1/A2	マルチメディアリーダー／ライター・A1/A2
46	(JAPAN ONLY)	モバイル接続キット・A1
47	(JAPAN ONLY)	iR-ADV課金装置接続キット・A1
48	Serial Interface Kit-K1	シリアルインターフェースキット・K1
49	Copy Control Interface Kit-A1	コントロールインターフェースキット・A1
50	Cassette Heater Unit-38	カセットヒーターユニット38

FIGURE 001
ACCESSORIES

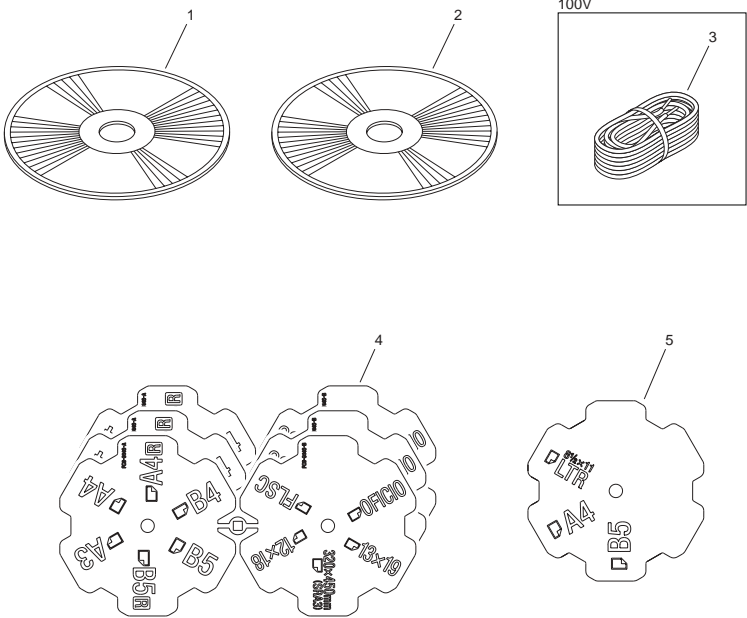
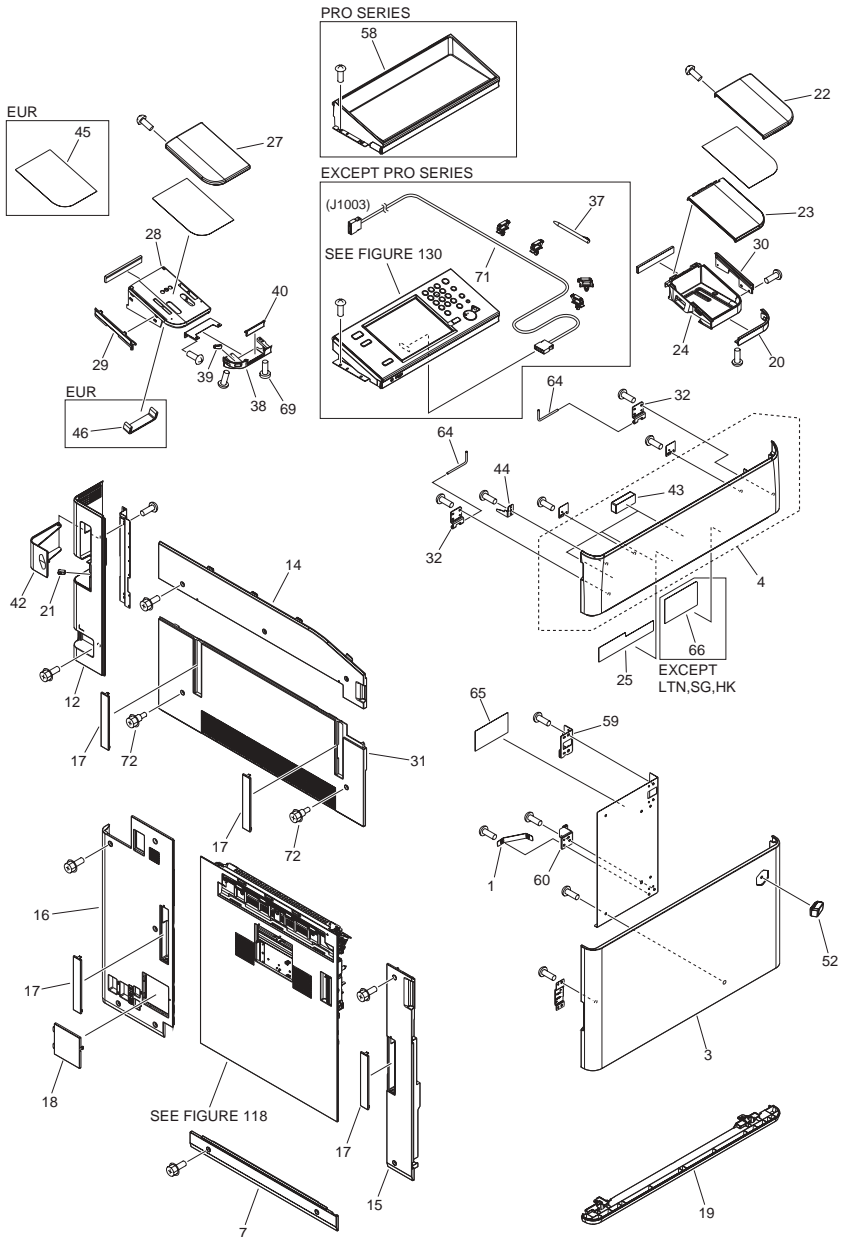


FIGURE & KEY NO.	PARTS NUMBER	RANK	Q'TY	DESCRIPTION	SERIAL NUMBER/REMARKS	SVC
Fig.001	NPN		RF	ACCESSORIES		
1	FK2-9944-000		1	CD-ROM, SOFTWARE FOR MEAP	JP EXCEPT C9075 100V	
1	FK2-9977-000		1	CD-ROM, SOFTWARE FOR MEAP	JP C9075 100V	
1	FK2-9945-000		1	CD-ROM, SOFTWARE FOR MEAP	US,CA,LTN,SG,HK,AU	
1	FK2-9946-000		1	CD-ROM, SOFTWARE FOR MEAP	EUR	
1	FK2-9959-000		1	CD-ROM, SOFTWARE FOR MEAP	CN,KR,TW	
2	FK2-9947-000		1	CD-ROM, LIPS LX SOFTWARE	Japanese FMW,FNT,FNZ	
2	FK2-9969-000		1	CD-ROM, LIPS LX SOFTWARE	Japanese GWB,GND,FWT,GPN,GQ C	
2	FK3-0083-000		1	CD-ROM, SOFTWARE FOR LIPS/LX	Japanese HJP,HJL,HJQ,HJU,HJV	
2	FK2-9949-000		1	CD-ROM, USER SOFTWARE, UFR II	English FMZ,FNE,FNW,FPG	
2	FK2-9971-000		1	CD-ROM, USER SOFTWARE, UFR II	English GNE,GNQ,GPP,GQG,FN D,FNB,FNG,FNM,FNN,FP M,FPN	
2	FK3-0085-000		1	CD-ROM, USER SOFTWARE, UFR II	English HJW,HJX,HJY,HJZ,HKF,H KG,HKH,HKK,HKL,HKN,H KP	
2	FK2-9950-000		1	CD-ROM, USER SOFTWARE, UFR II	English,French,Italian,Ger man,Spanish FNP,FPP	
2	FK2-9972-000		1	CD-ROM, USER SOFTWARE, UFR II	English,French,Italian,Ger man,Spanish GNZ,GQQ	
2	FK3-0091-000		1	CD-ROM, USER SOFTWARE, UFR II	English,French,Italian,Ger man,Spanish HKC,HKE	
2	FK2-9960-000		1	CD-ROM, USER SOFTWARE, UFR II	English,Simplified Chinese,Traditional Chinese,Korean GHH,GHJ,GHK,GHL,GHM ,GHN,GHP	
2	FK3-0092-000		1	CD-ROM, USER SOFTWARE, UFR II	English,Simplified Chinese,Traditional Chinese,Korean HKQ,HKR,HKS,HKT,HKU, HKV,HKW	
2	FK2-9952-000		1	CD-ROM, USER SOFTWARE, PCL	English,French,Italian,Ger man,Spanish FNP,FPP	
2	FK2-9974-000		1	CD-ROM, USER SOFTWARE, PCL	English,French,Italian,Ger man,Spanish GNZ,GQQ	
2	FK3-0086-000		1	CD-ROM, USER SOFTWARE, PCL	English,French,Italian,Ger man,Spanish HKC,HKE	

FIGURE & KEY NO.	PARTS NUMBER	RANK	Q'TY	DESCRIPTION	SERIAL NUMBER/REMARKS	SVC
2	FK2-9955-000		1	CD-ROM, USER SOFTWARE, PS	English,French,Italian,German,Spanish GQQ,GNZ	
2	FK3-0087-000		1	CD-ROM, USER SOFTWARE, PS	English,French,Italian,German,Spanish HKC,HKE	
3	FK2-7367-000		1	CABLE, GROUNDING	100V	
4	FC9-0145-000		3	PLATE, SIZE INDICATION		
5	FU7-8273-000		1	PLATE, SIZE INDICATION		

FIGURE 100 EXTERNAL COVERS, PANELS, ETC.



PRO SERIES

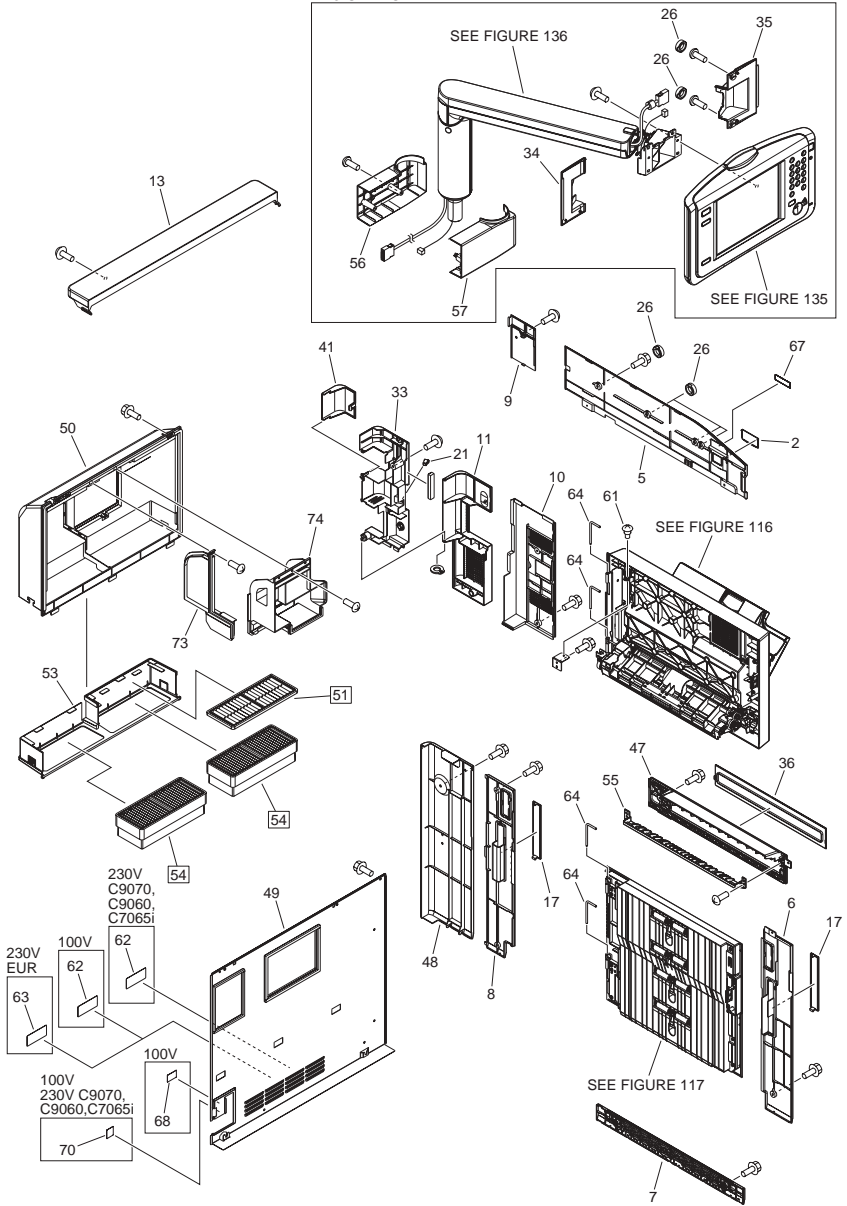


FIGURE & KEY NO.	PARTS NUMBER	R A N K	Q'TY	DESCRIPTION	SERIAL NUMBER/REMARKS	S V C
Fig.100	NPN		RF	EXTERNAL COVERS, PANELS, ETC.		
1	FB2-7551-000		1	TAPE, SUPPORT		
2	FC8-1844-000		1	COVER, MAIN SWITCH		
3	FC8-1851-000		1	COVER, FRONT		
4	FL3-4351-000		1	COVER, FRONT, UPPER		
5	FC8-1854-000		1	COVER, RIGHT UPPER		
6	FC8-1855-000		1	COVER, RIGHT LOWER, FRONT		
7	FC8-1856-000		2	COVER, LOWER		
8	FC8-1857-000		1	COVER, RIGHT LOWER, REAR		
9	FC8-1858-000		1	COVER, RIGHT, REAR		
10	FC8-1859-000		1	COVER, RIGHT CENTER		
11	FC8-1862-000		1	COVER, HARD DISK DRIVE		
12	FC8-1864-000		1	COVER, BOX, LEFT		
13	FC8-1865-000		1	COVER, BOX, UPPER		
14	FC8-1866-000		1	COVER, LEFT UPPER		
15	FC8-1867-000		1	COVER, LEFT LOWER, FRONT		
16	FC8-1869-000		1	COVER, LEFT LOWER, REAR		
17	FC8-1872-000		6	COVER, HANDLE		
18	FC8-1874-000		1	COVER, CONNECTOR		
19	FC8-1876-000		1	COVER, CASSETTE, LOWER		
20	FC8-1877-000		1	COVER, CORNER, RIGHT		
21	XZ9-0379-000		2	LATCH		
22	FC8-2366-000		1	COVER, UPPER RIGHT		
23	FC8-2367-000		1	COVER, FRONT UPPER, RIGHT		
24	FC8-2368-000		1	CASE, RIGHT		
25	FC8-4723-000		1	LABEL, TONER EXCHANGE	JP,LTN,SG,HK,AU,CN,KR,TW	
25	FC8-4724-000		1	LABEL, TONER EXCHANGE	US,CA,LTN	
25	FC8-4725-000		1	LABEL, TONER EXCHANGE	EUR	
26	FC9-0311-000		6	CAP		
27	FC9-0376-000		1	COVER, UPPER LEFT		
28	FC9-0377-000		1	COVER, FRONT UPPER, LEFT		

FIGURE & KEY NO.	PARTS NUMBER	R A N K	Q'TY	DESCRIPTION	SERIAL NUMBER/ REMARKS	S V C
29	FC9-0381-000		1	COVER, SMALL, LEFT		
30	FC9-0382-000		1	COVER, SMALL, RIGHT		
31	FC9-0387-000		1	COVER, LEFT CENTER		
32	FC8-1835-000		2	HINGE		
33	FC9-0448-000		1	COVER, SIDE		
34	FC9-3843-000		1	COVER, JOINT, LEFT	PRO SERIES	
35	FC9-3844-000		1	COVER, JOINT, RIGHT	PRO SERIES	
36	FC9-3891-000		1	COVER, DECK		
37	FC9-3893-000		1	PEN, TOUCH	EXCEPT PRO SERIES	
38	FC9-3907-000		1	COVER, SMALL, LEFT FRONT		
39	FC9-3909-000		1	WINDOW, RECEIVE		
40	FC9-3911-000		1	COVER, SMALL, LEFT FRONT 2		
41	FC9-4010-000		1	COVER, CONNECTOR, 2		
42	FC9-4011-000		1	COVER, CONNECTOR, 3		
43	FC9-4037-000		3	CUSHION, DOOR		
44	FC9-4041-000		1	FLAG, OPEN/CLOSE DETECT		
45	FC9-7520-000		1	SHEET, CASE	EUR	
46	FC9-7521-000		1	TAPE, HOOK AND LOOP FASTENER	EUR	
47	FC8-1860-000		1	COVER, DECK GUIDE		
48	FL2-8932-000		1	COVER, WASTE TONER BOTTLE BOX		
49	FL2-8943-000		1	PANEL, REAR LOWER		
50	FL2-8945-000		1	COVER, SILENCER		
51	FL2-8946-000		1	FILTER, DUST	[DP]	
52	FL3-1185-000		1	EMBLEM		
53	FL3-4096-000		1	LID, OZONE FILTER		
54	FL3-4101-000		2	FILTER, OZONE	[DP]	
55	FC8-2654-000		1	GUIDE, DECK, LOWER		
56	FC9-0342-000		1	COVER, BASE, REAR	PRO SERIES	
57	FC9-0343-000		1	COVER, BASE, FRONT	PRO SERIES	
58	FM3-9909-000		1	COVER, UPPER CENTER	PRO SERIES	
59	FC8-1840-000		1	HINGE, UPPER		
60	FC8-1841-000		1	HINGE, LOWER		

FIGURE & KEY NO.	PARTS NUMBER	RANK	Q'TY	DESCRIPTION	SERIAL NUMBER/REMARKS	SVC
61	FS5-9438-030		1	SCREW, STEPPED		
62	FU6-8549-000		1	LABEL, MULTI POWER CAUTION	100V/230V C9070, C9060, C7065i	
63	FU5-8560-000		1	LABEL, GROUNDING CAUTION	230V EUR	
64	FU6-4563-000		6	PIN, HINGE		
65	FU6-8525-000		1	LABEL, WIRE HEIGHT		
66	FU6-8528-000		1	LABEL, TONER	PRO SERIES JP, AU, CN, KR, TW	
66	FU6-8529-000		1	LABEL, TONER	PRO SERIES US, CA, LTN	
66	FU6-8530-000		1	LABEL, TONER	PRO SERIES EUR	
66	FU6-8531-000		1	LABEL, TONER	EXCEPT PRO SERIES JP, AU, KR	
66	FU6-8532-000		1	LABEL, TONER	EXCEPT PRO SERIES US, CA, LTN	
66	FU6-8533-000		1	LABEL, TONER	EXCEPT PRO SERIES EUR	
67	FU7-8279-000		1	LABEL, MAIN POWER	US, CA, LTN, SG, HK, AU	
67	FU7-8283-000		1	LABEL, MAIN POWER	JP, TW	
67	FU7-8288-000		1	LABEL, MAIN POWER	EUR	
67	FU7-8280-000		1	LABEL, MAIN POWER	CN	
67	FU7-8282-000		1	LABEL, MAIN POWER	KR	
68	FU7-8494-000		1	LABEL, GROUNDING CAUTION	100V	
69	XA9-1522-000		2	SCREW, M3X6		
70	FU7-8290-000		1	LABEL, SUB POWER SUPPLY CORD	100V C9075	
70	FU7-8284-000		1	LABEL, SUB POWER SUPPLY CORD	100V C9065, C7065, C7055	
70	FU7-8285-000		1	LABEL, SUB POWER SUPPLY CORD	230V C9070, C9060, C7065i	
71	FK2-8330-000		1	CABLE, USER INTERFACE	EXCEPT PRO SERIES	
72	FS5-9217-010		2	SCREW, STEPPED, M4		
73	FL2-8697-000		1	PLATE, DUCT PARTITION		
74	FL2-8952-000		1	PLATE, POWER SUPPLY LOUVER		

FIGURE 101 INTERNAL COMPONENTS 1

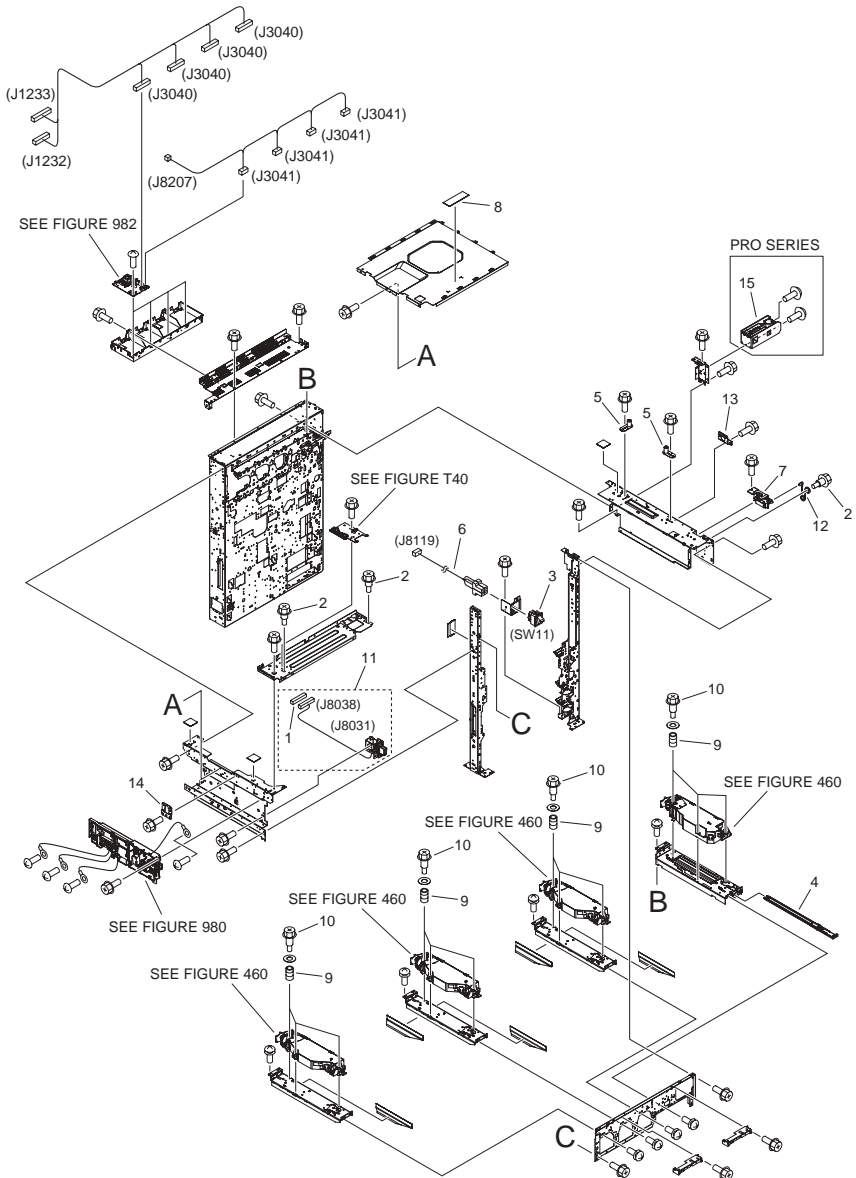


FIGURE & KEY NO.	PARTS NUMBER	RANK	Q'TY	DESCRIPTION	SERIAL NUMBER/REMARKS	SVC
Fig.101	NPN		RF	INTERNAL COMPONENTS 1		
1	VS1-8412-025		1	CONNECTOR, SNAP TIGHT, BL		
2	FS5-9277-020		3	SCREW, STEPPED, M4		
3	FK2-7918-000		1	SWITCH	SW11	
4	FL2-8925-000		1	GLASS, DUST-PROOF		
5	FL2-8926-000		2	PIN, READER POSITIONING		
6	FM4-1352-000		1	CABLE, MAIN SWITCH AC		
7	FM3-9972-000		1	MAIN SWITCH ASS'Y		
8	FS5-8623-000		1	LABEL, WARNING LESER		
9	FU5-2682-000		12	SPRING		
10	FU5-9596-000		12	SCREW, STEPPED, RS, M3		
11	FM3-4950-000		1	FR. INNER DOOR DRAWER ASSEMBLY		
12	FC0-0405-000		1	SPRING, TORSION		
13	FC9-4049-000		1	PLATE, READER FIXED, RIGHT		
14	FC9-4085-000		1	PLATE, READER FIXED, LEFT		
15	FC9-0320-000		1	BASE, FRAME	PRO SERIES	

FIGURE 102 INTERNAL COMPONENTS 2

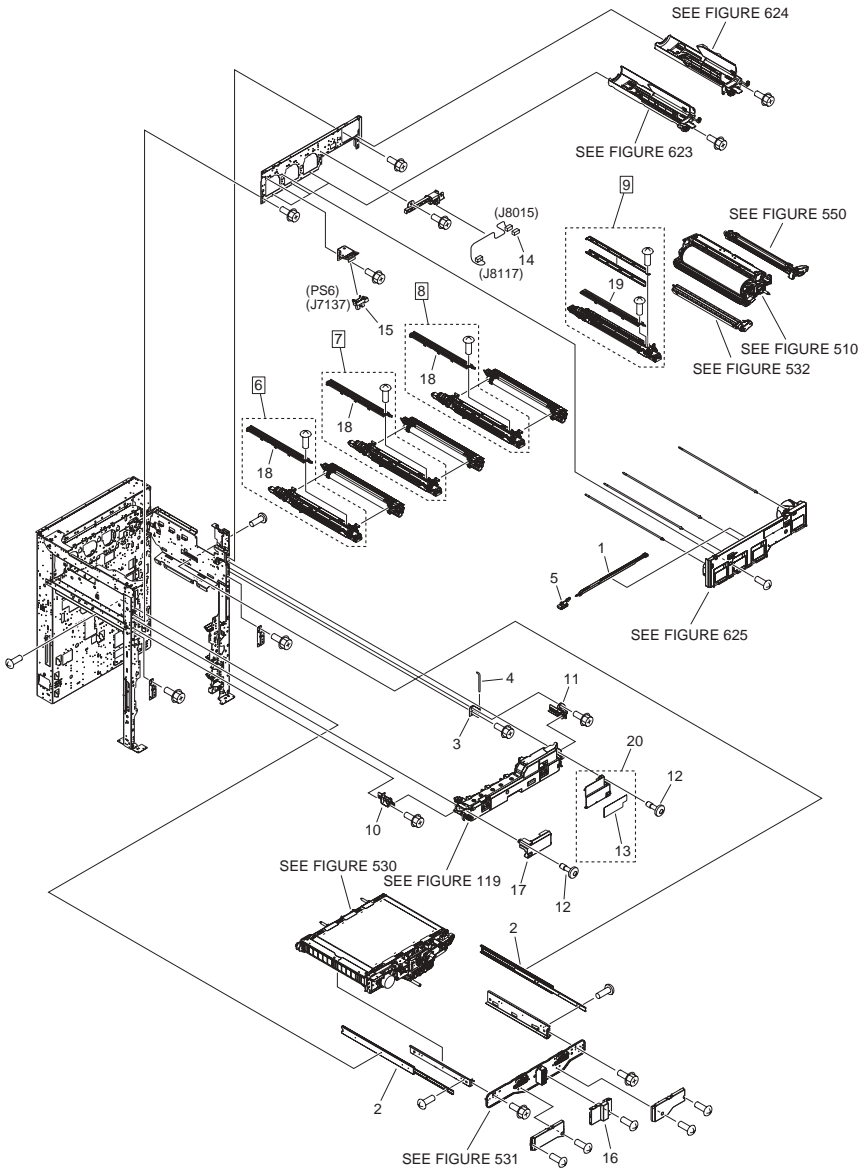


FIGURE & KEY NO.	PARTS NUMBER	R A N K	Q'TY	DESCRIPTION	SERIAL NUMBER/ REMARKS	S V C
Fig.102	NPN		RF	INTERNAL COMPONENTS 2		
1	FC8-2339-000		1	ROD, GLASS CLEANING		
2	FC8-9059-000		2	RAIL, SLIDE		
3	FC9-3889-000		1	HINGE		
4	FC9-8402-000		1	SHAFT, HINGE		
5	FL2-4425-000		1	CLEANING PAD UNIT		
6	FM4-6612-000		1	DEVELOPING ASSEMBLY, Y	[DP]	
7	FM4-6613-000		1	DEVELOPING ASSEMBLY, M	[DP]	
8	FM4-6614-000		1	DEVELOPING ASSEMBLY, C	[DP]	
9	FM4-6615-000		1	DEVELOPING ASSEMBLY, BK	[DP]	
10	FM3-9886-000		1	RAIL ASSEMBLY, LEFT		
11	FM3-9887-000		1	RAIL ASSEMBLY, RIGHT		
12	FS1-9253-020		2	SCREW, STEPPED M4X8		
13	FU6-8579-000		1	LABEL, LASER CAUTION		
14	VS1-7177-004		1	CONNECTOR, SNAP TIGHT, BK		
15	WG8-5783-000		1	PHOTO-INTERRUPTER,GP1A173LCS0F	PS6	
16	FC9-4108-000		1	COVER, I.T.B. INNER		
17	FC9-3768-000		1	COVER, HANDLE, LEFT		
18	FL2-8779-000		3	COVER, SLEEVE,(C,M,Y)		
19	FL2-8780-000		1	COVER, SLEEVE, BK		
20	FL2-8927-000		1	COVER, HANDLE, RIGHT		

FIGURE & KEY NO.	PARTS NUMBER	R A N K	Q'TY	DESCRIPTION	SERIAL NUMBER/ REMARKS	S V C
Fig.103	NPN		RF	INTERNAL COMPONENTS 3		
1	FC8-2311-000		1	LEVER, ESTRANGEMENT		
2	FC8-2334-000		3	GUIDE, CLEANER		
3	FC8-2645-000		1	LEVER, LOCK		
4	FC8-2846-000		3	SPRING, LEAF		
5	FC8-2847-000		3	SPRING, LEAF		
6	FC8-2855-000		1	PLATE, GUIDE		
7	FC8-2856-000		1	PLATE, GUIDE, M		
8	FC8-2857-000		1	PLATE, GUIDE, Y		
9	FC9-3888-000		1	COVER, MULTI SUB		
10	FC9-9331-000		1	SHEET, GROUNDING		
11	FC9-9332-000		1	PLATE, GROUNDING		
12	FK2-0607-000		1	THERMOSENSOR	THM5	
13	FK2-7919-000		1	THERMISTOR UNIT	THM6	
14	FL2-8865-000		1	HINGE		
15	FM2-7195-000		4	HIGH VOLTAGE PCB ASSEMBLY		
16	FM3-4926-000		1	I.T.BELT DRAWER ASSEMBLY		
17	FM3-4936-000		1	DEV. TERMINAL HOLDER ASSEMBLY		
18	FM3-4961-000		1	BYPASS ASSEMBLY		
19	FM3-7941-000		2	MACHINE TMP. SENSOR PCB ASS'Y		
20	FM3-9593-000		4	H.V. RESISTOR PCB ASSEMBLY		
21	FM3-9890-000		1	PRIMARY H.V. CONNECTOR ASS'Y		
22	FM3-9891-000		1	SENSOR UNIT, THERMO		
23	FM3-9959-000		1	DEVELOPING RAIL MOUNT ASS'Y		
24	FM4-1356-000		1	CABLE, DRUM HEATER		
25	FM4-1410-000		1	CABLE, DEVELOPING, BLACK		
26	FM4-1411-000		3	CABLE, DEVELOPING, COLOR		
27	FM4-1414-000		1	CABLE, BIAS, BLACK		
28	FM4-1415-000		3	CABLE, BIAS, COLOR		
29	FM4-1430-000		1	CABLE, BIAS CONNECTING, BLACK		
30	FS1-9102-020		2	SCREW, STEPPED, M3		
31	FS5-9277-020		1	SCREW, STEPPED, M4		

FIGURE & KEY NO.	PARTS NUMBER	RANK	Q'TY	DESCRIPTION	SERIAL NUMBER/REMARKS	SVC
32	FU6-1182-000		2	BUSHING		
33	FU7-2316-000		2	SPRING, TENSION		
34	FU7-2344-000		1	SPRING, TENSION		
35	FU7-2347-000		1	SPRING, TENSION		
36	FU7-2389-000		3	SPRING, COMPRESSION		
37	VS1-7177-002		1	CONNECTOR, SNAP TIGHT, BK		
38	VS1-7177-004		1	CONNECTOR, SNAP TIGHT, BK		
39	VS1-7177-010		1	CONNECTOR, 10P		
40	VS1-7177-012		1	CONNECTOR, SNAP TIGHT, BK		
41	VS1-7207-004		1	CONNECTOR, SNAP TIGHT, BK		
42	VS1-7207-006		3	CONNECTOR, SNAP TIGHT		
43	VS1-8412-007		1	CONNECTOR, SNAP TIGHT, BL		
44	FC9-3999-000		1	HOLDER, CAM SHAFT		
501	XD1-4200-402		1	WASHER, TOOTHED LOCK, M4		

FIGURE 104 INTERNAL COMPONENTS 4

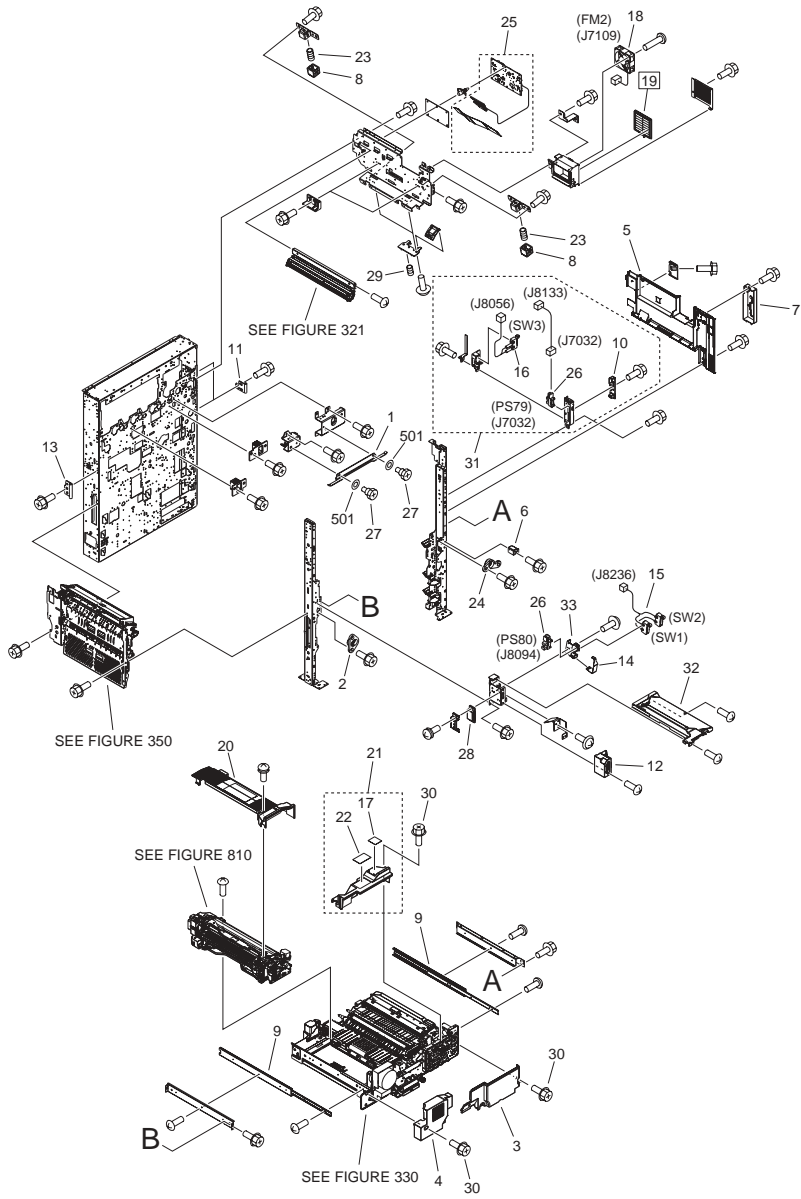


FIGURE & KEY NO.	PARTS NUMBER	RANK	Q'TY	DESCRIPTION	SERIAL NUMBER/REMARKS	SVC
Fig.104	NPN		RF	INTERNAL COMPONENTS 4		
1	FC8-1781-000		1	SPRING, LEAF		
2	FS5-1468-020		1	BUSHING		
3	FC8-1975-000		1	COVER, FIXING/FEED, RIGHT		
4	FC8-1977-000		1	COVER, FIXING/FEED, LEFT		
5	FC8-2252-000		1	COVER, MULTI INNER		
6	FC8-2364-000		1	MOUNT, FRONT DOOR HINGE, LOWER		
7	FC8-2728-000		1	COVER, MULTI DOOR INNER		
8	FC8-8802-000		2	BLOCK, PUSHING		
9	FC8-9059-000		2	RAIL, SLIDE		
10	FC8-2700-000		1	MOUNT, HOOK		
11	FC8-2705-000		2	HINGE		
12	FC9-3887-000		1	COVER, DOOR SWITCH INNER		
13	FC9-3832-000		1	HINGE		
14	FC9-3890-000		1	PLATE, DOOR SWITCH		
15	FM4-1387-000		1	CABLE, DOOR SWITCH, FRONT	SW1,SW2	
16	FM4-1392-000		1	CABLE, DOOR SWITCH	SW3	
17	FU6-8522-000		1	LABEL, FINGER NIP CAUTION		
18	FK2-0360-000		1	FAN	FM2	
19	FL2-0439-000		1	FILTER, DUST	[DP]	
20	FL2-8591-000		1	COVER, FIXING, UPPER		
21	FL2-8906-000		1	COVER, FIXING/FEEDER SUB		
22	FU6-8526-000		1	LABEL, JAM CLEARING		
23	FU7-2352-000		2	SPRING, COMPRESSION		
24	FU6-1189-000		1	BUSHING		
25	FM4-6611-000		1	POTENTIAL CONTROL PCB ASSEMBLY		
26	WG8-5848-000		1	PHOTO-INTERRUPTER,GP1A173LCS0F	PS79	
26	WG8-5783-000		1	PHOTO-INTERRUPTER,GP1A173LCS0F	PS80	
27	FS1-9169-000		2	SCREW, STEPPED		
28	XZ9-0581-000		1	CATCH,MAGNET		
29	FU5-2148-010		2	SPRING, COMPRESSION		
30	XA9-1386-000		3	SCREW,RS,M3X8		

FIGURE & KEY NO.	PARTS NUMBER	RANK	Q'TY	DESCRIPTION	SERIAL NUMBER/REMARKS	SVC
31	FM3-9823-000		1	MULTI DOOR SWITCH ASS'Y		
32	FM3-4985-000		1	FIXING DUCT ASSEMBLY		
33	FC0-1505-000		1	HOLDER, DOOR SWITCH		
501	XD1-1106-235		2	WASHER,COP		

FIGURE 105 INTERNAL COMPONENTS 5

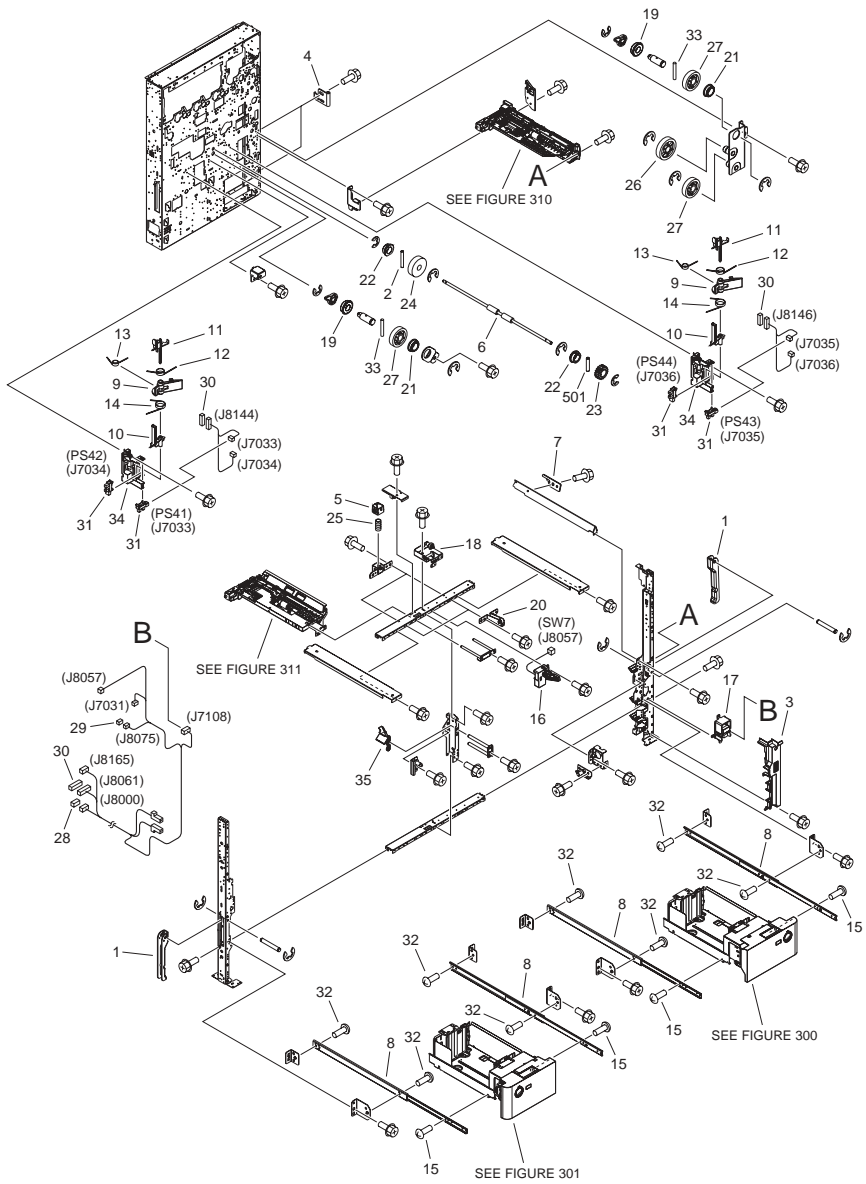


FIGURE & KEY NO.	PARTS NUMBER	R A N K	Q'TY	DESCRIPTION	SERIAL NUMBER/ REMARKS	S V C
Fig.105	NPN		RF	INTERNAL COMPONENTS 5		
1	FB2-8094-020		2	KNOB, 1		
2	XD9-0292-000		1	PIN, PARALLEL		
3	FC8-2665-000		1	COVER, INNER, RIGHT LOWER		
4	FC8-2705-000		2	HINGE		
5	FC8-8802-000		2	BLOCK, PUSHING		
6	FC9-3745-000		1	ROLLER, PAPER FEED, LEFT		
7	FC9-3747-000		1	COVER, GEAR		
8	FC9-3904-000		4	RAIL, SLIDE		
9	FC9-3963-000		2	FLAG, PRESENCE		
10	FC9-3964-000		2	FLAG, REMNANT DETECT, 1		
11	FC9-3965-000		2	FLAG, REMNANT DETECT, 2		
12	FC9-3966-000		2	SPRING, TORSION		
13	FC9-3967-000		2	SPRING, TORSION		
14	FC9-3968-000		2	SPRING, TORSION		
15	XA9-1934-000		4	SCREW, M4X4		
16	FM3-4952-000		1	INTERLOCK SWITCH UNIT	SW7	
17	FM3-4954-000		1	SENSOR UNIT, ENVIRONMENT		
18	FM3-9915-000		1	FIXING/FEEDER LOCK ASSEMBLY		
19	XG9-0508-000		2	BEARING, BALL, F688ZZ		
20	FM3-9976-000		2	GUIDE STOPPER ASSEMBLY		
21	XG9-0709-000		2	BEARING, BALL, MF128ZZ-3		
22	XG9-0737-000		2	BUSHING		
23	FS7-0652-000		1	GEAR, 18T		
24	FU5-0230-000		1	GEAR, 32T		
25	FU7-2352-000		2	SPRING, COMPRESSION		
26	FU8-0071-000		1	GEAR, 32T		
27	FU8-0335-000		3	GEAR, 28T		
28	VS1-7177-004		1	CONNECTOR, SNAP TIGHT, BK		
29	VS1-8412-003		1	CONNECTOR, SNAP TIGHT, BL		
30	VS1-8412-007		3	CONNECTOR, SNAP TIGHT, BL		
31	WG8-5848-000		4	PHOTO-INTERRUPTER,GP1A173LCS0F	PS41,PS42,PS43,PS44	

FIGURE & KEY NO.	PARTS NUMBER	R A N K	Q'TY	DESCRIPTION	SERIAL NUMBER/ REMARKS	S V C
32	XA9-1035-000		8	SCREW,M4X4		
33	XD9-0290-000		2	PIN, PARALLEL		
34	FC9-3991-000		2	MOUNT, REMNANT DETECT FLAG		
35	FC9-4128-000		1	GUIDE, PAPER EXHAUST, LEFT		
501	XD3-2200-102		1	PIN, PARALLEL		

FIGURE & KEY NO.	PARTS NUMBER	R A N K	Q'TY	DESCRIPTION	SERIAL NUMBER/ REMARKS	S V C
Fig.106	NPN		RF	INTERNAL COMPONENTS 6		
1	FC5-2715-000		4	RING, RETAINING		
2	FC8-2487-000		2	ARM, REMNANT DETECT		
3	FC9-3748-000		1	FLAG, VERTICAL PATH SENSOR		
4	FC9-3904-000		4	RAIL, SLIDE		
5	FC9-4117-000		2	PIN, POSITIONING		
6	FC9-8432-000		1	HINGE		
7	FL2-8696-000		1	COVER, REVERSE CONNECTOR		
8	FL2-8948-000		1	PLATE, BACK END LIMIT		
9	XA9-1934-000		4	SCREW, M4X4		
10	XG9-0709-000		1	BEARING, BALL, MF128ZZ-3		
11	FM3-4966-000		4	PAPER FEED ROLLER ASSEMBLY		
12	FS1-1189-000		8	BUSHING, ABS		
13	FC8-2700-000		1	MOUNT, HOOK		
14	FU6-8537-000		1	LABEL, INDEX PAPER GUIDE		
15	FU7-2332-000		12	SPRING, COMPRESSION		
16	FU7-2333-000		2	SPRING, TENSION		
17	FU7-2383-000		1	SPRING, TORSION		
18	FU7-2395-000		2	SPRING, COMPRESSION		
19	FU8-0071-000		1	GEAR, 32T		
20	FU8-0335-000		2	GEAR, 28T		
21	VS1-8412-011		3	CONNECTOR, SNAP TIGHT, BL		
22	WC2-5680-000		4	SWITCH, DETECT PUSH	SW14,SW15,SW16,SW17	
23	WG8-5848-000		6	PHOTO-INTERRUPTER,GP1A173LCS0F	PS39,PS40,PS45,PS46,P S47,PS48	
24	XA9-1035-000		8	SCREW,M4X4		
25	XA9-1386-000		2	SCREW,RS,M3X8		
26	XD9-0290-000		1	PIN, PARALLEL		
27	XG9-0508-000		1	BEARING, BALL, F688ZZ		
28	FL2-8636-000		2	MOUNT, SIDE REGISTRATION PIN		

FIGURE 107 MACHINE BOTTOM PLATE

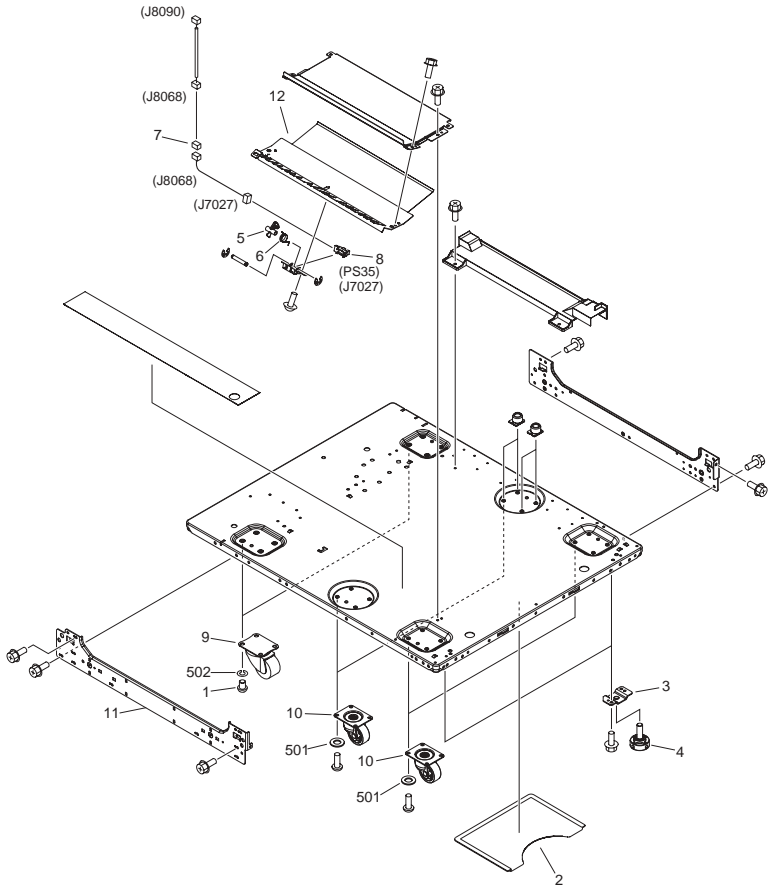


FIGURE & KEY NO.	PARTS NUMBER	R A N K	Q'TY	DESCRIPTION	SERIAL NUMBER/REMARKS	S V C
Fig.107	NPN		RF	MACHINE BOTTOM PLATE		
1	FB4-1340-000		8	SCREW,ALLEN HEAD,M8X10		
2	FC5-1146-000		1	HOLDER, SERVICE BOOK		
3	FC5-2687-000		2	PLATE, ADJUSTER MOUNTING		
4	FC8-6639-000		2	ADJUSTER		
5	FC9-3779-000		1	FLAG, REVERSE V. PATH SENSOR		
6	FC9-3836-000		1	SPRING, TORSION		
7	VS1-8412-003		1	CONNECTOR, SNAP TIGHT, BL		
8	WG8-5848-000		1	PHOTO-INTERRUPTER,GP1A173LCS0F	PS35	
9	XZ9-0409-020		2	CASTER		
10	XZ9-0678-000		4	CASTER		
11	FC8-1832-000		1	CROSSMEMBER, LEFT LOWER		
12	FL2-8698-000		1	GUIDE, DELIVERY 3		
501	XD1-1106-239		AR	WASHER,COP		
502	XD1-3100-805		8	WASHER,SPRING		

FIGURE 108 MACHINE REAR PLATE 1

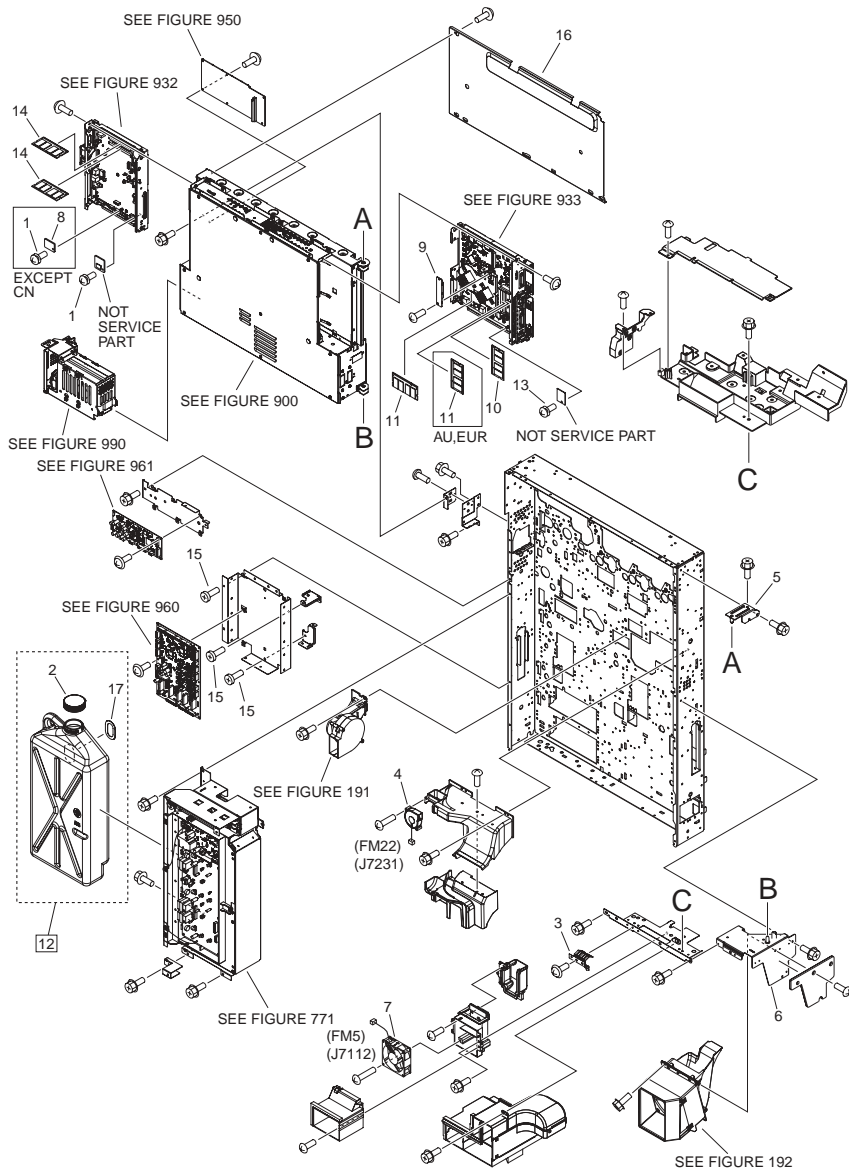


FIGURE & KEY NO.	PARTS NUMBER	RANK	Q'TY	DESCRIPTION	SERIAL NUMBER/REMARKS	SVC
Fig.108	NPN		RF	MACHINE REAR PLATE 1		
1	XA9-0465-000		2	SCREW, WWASHER, M3X4		
2	FC9-8386-000		1	CAP, WASTE TONER		
3	FC9-9343-000		1	PLATE, GROUNDING		
4	FK2-3149-000		1	FAN	FM22	
5	FL2-8790-000		1	HINGE		
6	FL2-8931-000		1	PLATE, FIXING DUCT		
7	FL3-4095-000		1	FAN	FM5	
8	FM4-0783-000		1	TPM PCB ASSEMBLY	EXCEPT CN	
9	FM4-0780-000		1	BYPASS PCB ASS'Y, SUB		
10	FM4-0830-000		1	PCB ASS'Y, DDR-SO-DIMM		
11	FM4-0837-000		2	DIMM ASS'Y		
12	FM4-5696-010		1	BOTTLE, WASTE TONER	[DP]	
13	XA9-1959-000		1	SCREW, WWASHER, M3X4		
14	FM4-0831-000		2	DIMM ASS'Y		
15	XA9-1135-000		4	SCREW,RS,M4X8		
16	FC9-0447-000		1	COVER, DC CONTROLLER		
17	FC6-1384-000		1	SHEET, BOTTLE WINDOW		

FIGURE 109 MACHINE REAR PLATE 2

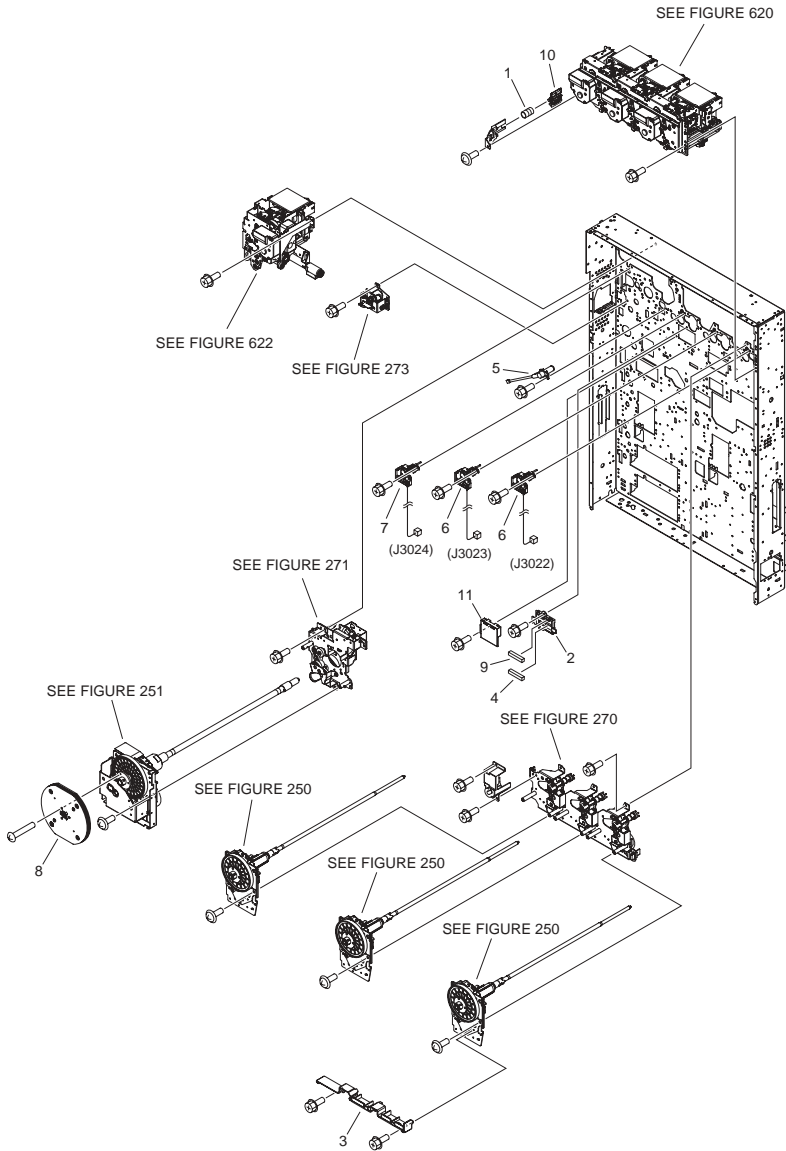


FIGURE & KEY NO.	PARTS NUMBER	R A N K	Q'TY	DESCRIPTION	SERIAL NUMBER/ REMARKS	S V C
Fig.109	NPN		RF	MACHINE REAR PLATE 2		
1	FC8-2792-000		1	SPRING, COMPRESSION		
2	FC9-3867-000		1	MOUNT, CONNECTOR		
3	FC9-4082-000		1	COVER, DRUM GEAR		
4	VS1-8412-019		1	CONNECTOR, SNAP TIGHT, BL		
5	FK2-7920-000		1	CONNECTOR		
6	FM3-4979-000		2	CORONA TERMINAL UNIT, Y . M		
7	FM3-4981-000		1	CORONA TERMINAL UNIT, C		
8	FM4-3880-000		1	FLYWHEEL, 1		
9	VS1-8412-015		1	CONNECTOR, SNAP TIGHT, BL		
10	FC8-2791-000		1	RACK, SHUTTER		
11	FC9-3786-000		1	COVER, I.T.B. CABLE		
	FC9-3670-000		1	STOPPER, SHUTTER RACK		

FIGURE & KEY NO.	PARTS NUMBER	R A N K	Q'TY	DESCRIPTION	SERIAL NUMBER/ REMARKS	S V C
Fig.110	NPN		RF	MACHINE REAR PLATE 3		
1	FC8-2250-000		1	COVER, FIXING DRAWER, 1		
2	FC8-2251-000		1	COVER, FIXING DRAWER, 2		
3	FK2-3149-000		1	FAN	FM18	
4	FL2-8660-000		2	PLATE, POSITION, FIXING/FEEDER		
5	FL2-8917-000		1	FAN	FM4	
6	FM3-4968-000		1	MOUNT, 1ST TRNSFR. TERMINAL		
7	FM3-4977-000		1	FIXING/FEEDER DRAWER ASSEMBLY		
8	FM4-1357-000		1	CABLE, MAIN HEATER		
9	FM4-1366-000		1	CABLE, LATTICE, 3.5K		
10	FM4-1375-000		1	CABLE, READER LATTICE		
11	FM4-1378-000		1	CABLE, MAIN FIXING DRAWER		
12	FS5-2964-000		6	SPRING, COMPRESSION		
13	FS5-9758-020		6	SCREW, STEPPED, M3		
14	VS1-7177-003		1	CONNECTOR, SNAP TIGHT, BK		
15	VS1-8412-027		1	CONNECTOR, SNAP TIGHT, BL		
16	FH2-5824-000		1	COVER, CONNECTOR		
17	FH2-6552-000		1	COVER, CONNECTOR		
18	FC8-2244-000		1	MOUNT, FIXING DRAWER		
501	XD1-4200-402		2	WASHER, TOOTHED LOCK, M4		

FIGURE 111 MACHINE REAR PLATE 4

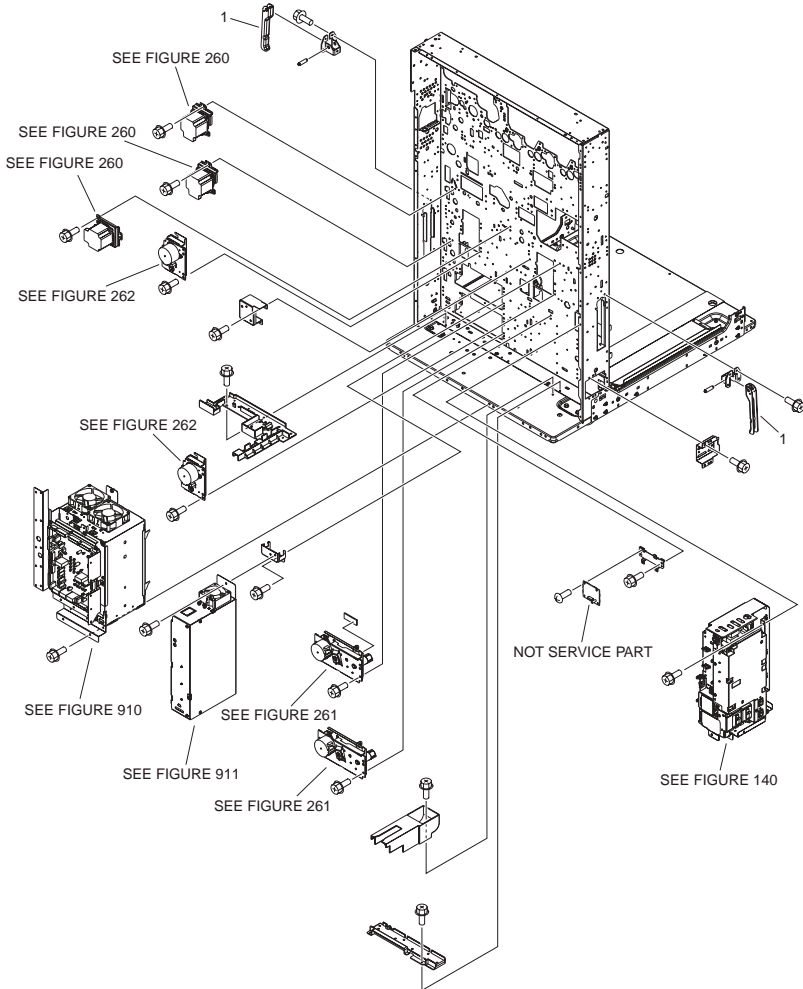


FIGURE & KEY NO.	PARTS NUMBER	R A N K	Q'TY	DESCRIPTION	SERIAL NUMBER/ REMARKS	S V C
Fig.111	NPN		RF	MACHINE REAR PLATE 4		
1	FB2-8094-020		2	KNOB, 1		

FIGURE 112
MACHINE REAR PLATE 5

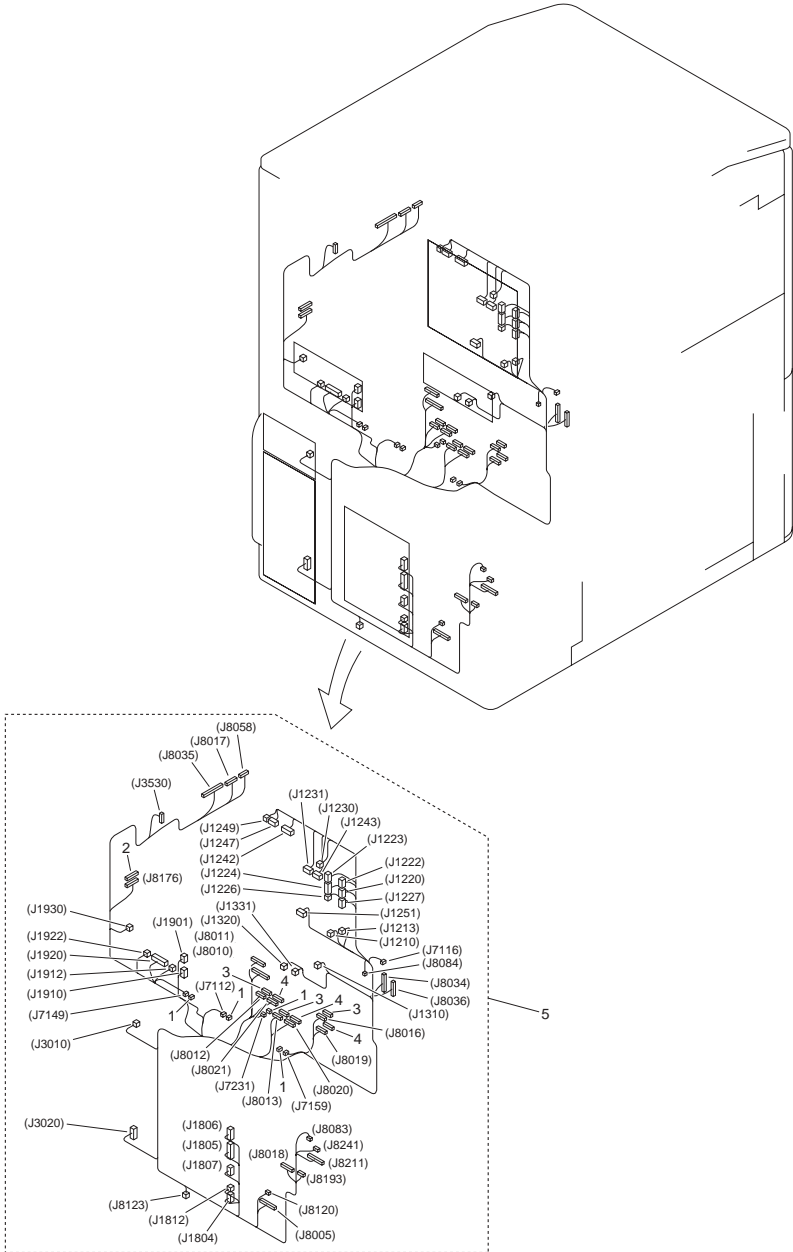


FIGURE & KEY NO.	PARTS NUMBER	RANK	Q'TY	DESCRIPTION	SERIAL NUMBER/REMARKS	SVC
Fig.112	NPN		RF	MACHINE REAR PLATE 5		
1	VS1-7177-003		4	CONNECTOR, SNAP TIGHT, BK		
2	VS1-7177-014		1	CONNECTOR, SNAP TIGHT, BK		
3	VS1-8412-007		3	CONNECTOR, SNAP TIGHT, BL		
4	VS1-8412-009		3	CONNECTOR, SNAP TIGHT, BL		
5	FM4-1374-000		1	CABLE, SIGNAL MAIN		

FIGURE 113
MACHINE REAR PLATE 6

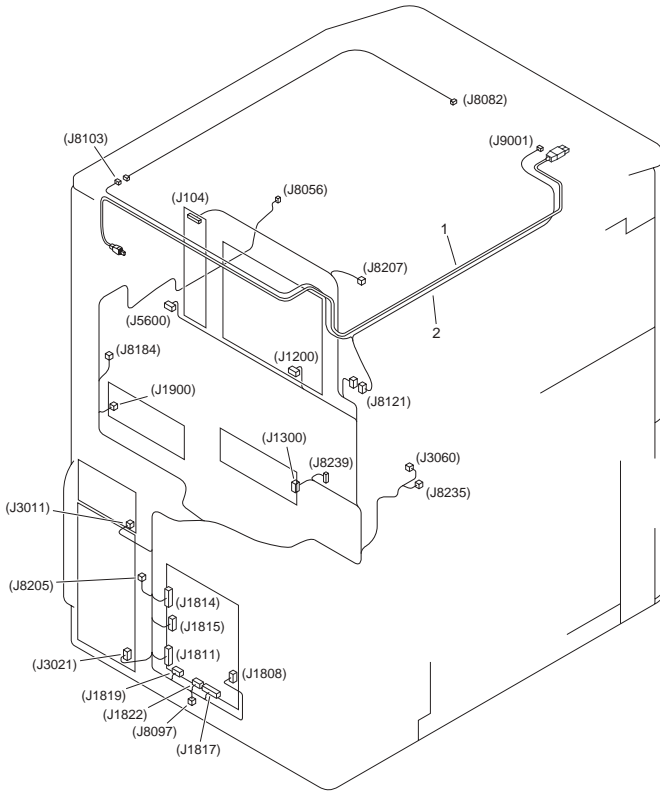


FIGURE & KEY NO.	PARTS NUMBER	RANK	Q'TY	DESCRIPTION	SERIAL NUMBER/REMARKS	SVC
Fig.113	NPN		RF	MACHINE REAR PLATE 6		
1	FK2-8329-000		1	CABLE, USB		
2	FM4-1421-000		1	CABLE, POWER		

FIGURE 114
MACHINE REAR PLATE 7

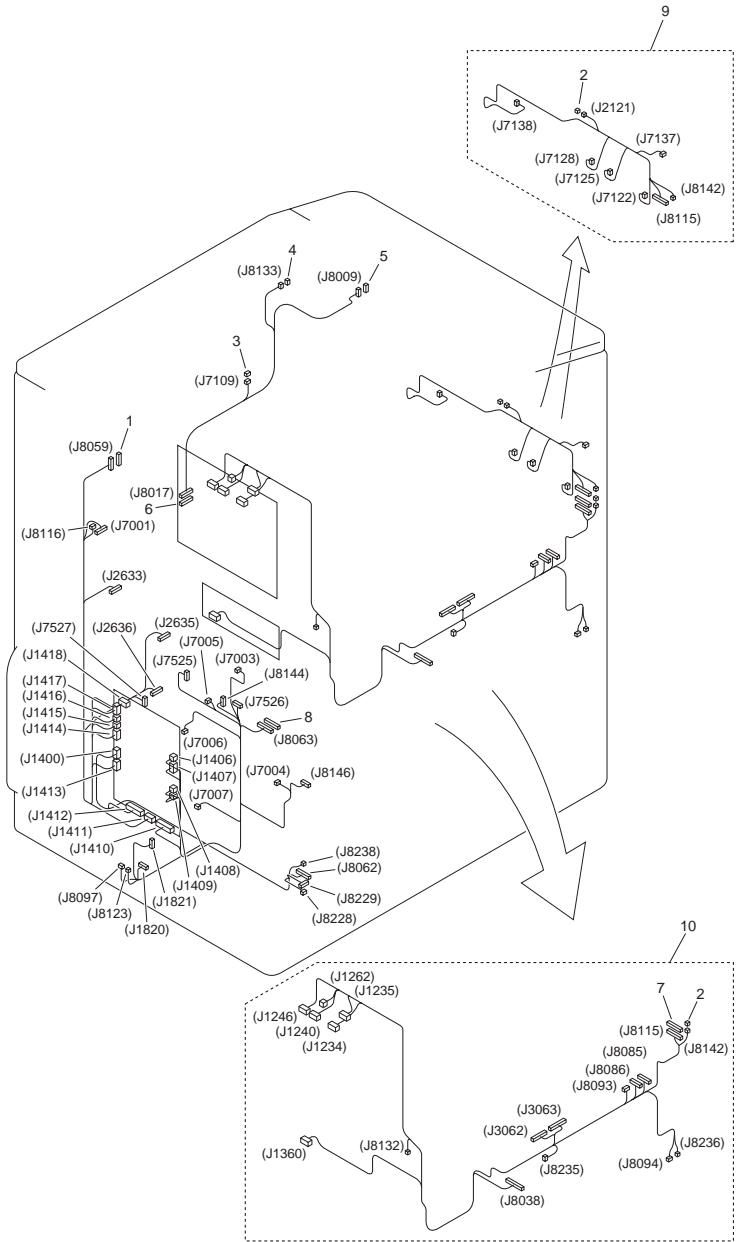


FIGURE & KEY NO.	PARTS NUMBER	RANK	Q'TY	DESCRIPTION	SERIAL NUMBER/REMARKS	SVC
Fig.114	NPN		RF	MACHINE REAR PLATE 7		
1	VS1-7173-011		1	CONNECTOR, SNAP TIGHT, 11P, W		
2	VS1-7177-002		2	CONNECTOR, SNAP TIGHT, BK		
3	VS1-7177-003		1	CONNECTOR, SNAP TIGHT, BK		
4	VS1-8412-003		1	CONNECTOR, SNAP TIGHT, BL		
5	VS1-8412-005		1	CONNECTOR, SNAP TIGHT, BL		
6	VS1-8412-011		1	CONNECTOR, SNAP TIGHT, BL		
7	VS1-8412-015		1	CONNECTOR, SNAP TIGHT, BL		
8	VS1-8412-017		1	CONNECTOR, SNAP TIGHT, BL		
9	FM4-1388-000		1	CABLE, CRG DOOR SENSOR		
10	FM4-1377-000		1	CABLE, SIGNAL, UPPER		

FIGURE 115

MACHINE REAR PLATE 8

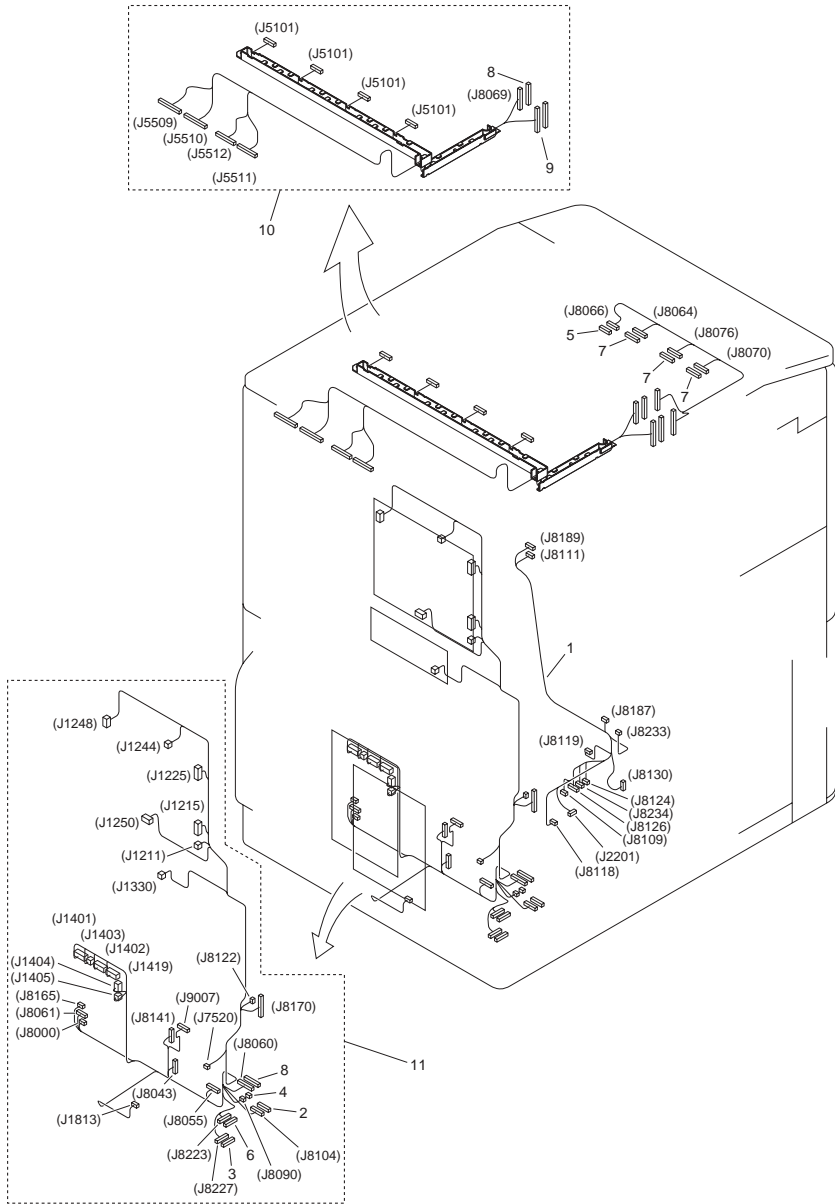
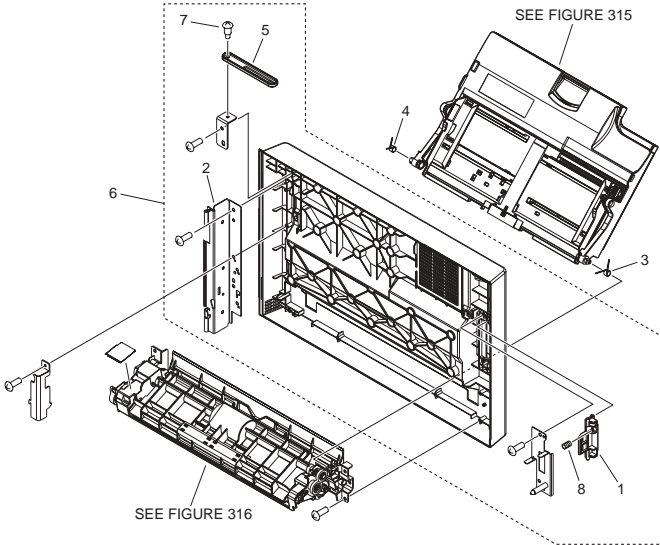


FIGURE & KEY NO.	PARTS NUMBER	R A N K	Q'TY	DESCRIPTION	SERIAL NUMBER/ REMARKS	S V C
Fig.115	NPN		RF	MACHINE REAR PLATE 8		
1	FM4-1351-000		1	CABLE, CASSETTE DRUM HEATER		
2	VS1-7173-013		1	CONNECTOR, SNAP TIGHT, 13P, W		
3	VS1-7177-012		1	CONNECTOR, SNAP TIGHT, BK		
4	VS1-8412-003		1	CONNECTOR, SNAP TIGHT, BL		
5	VS1-8412-009		1	CONNECTOR, SNAP TIGHT, BL		
6	VS1-8412-013		1	CONNECTOR, SNAP TIGHT, BL		
7	VS1-8412-015		3	CONNECTOR, SNAP TIGHT, BL		
8	VS1-8412-023		2	CONNECTOR, SNAP TIGHT, BL		
9	VS1-8412-029		1	CONNECTOR, SNAP TIGHT, BL		
10	FM4-1472-000		1	SCANNER MAIN CABLE ASSEMBLY		
11	FM4-1389-000		1	CABLE, PAPER PICK-UP, LOWER		

FIGURE 116 MULTI DOOR ASSEMBLY



NOTE : This assembly includes the assemblies shown in Figure 315 and 316.
 注 : このユニットはFigure 315, 316のユニットを含みます。

FIGURE & KEY NO.	PARTS NUMBER	RANK	QTY	DESCRIPTION	SERIAL NUMBER/REMARKS	SVC
Fig.116	FM3-4761-000		1	MULTI DOOR ASSEMBLY	SEE NOTE	
1	FC8-2697-000		1	HOOK		
2	FC8-2721-000		1	HINGE		
3	FC9-4091-000		1	SPRING, TORSION		
4	FC9-4092-000		1	SPRING, TORSION		
5	FC9-9353-000		1	SLIDER		
6	FM3-4897-000		1	MULTI COVER ASSEMBLY		
7	FS5-9438-030		1	SCREW, STEPPED		
8	FU7-2341-000		1	SPRING, COMPRESSION		

FIGURE 117 VERTICAL PATH DOOR ASSEMBLY

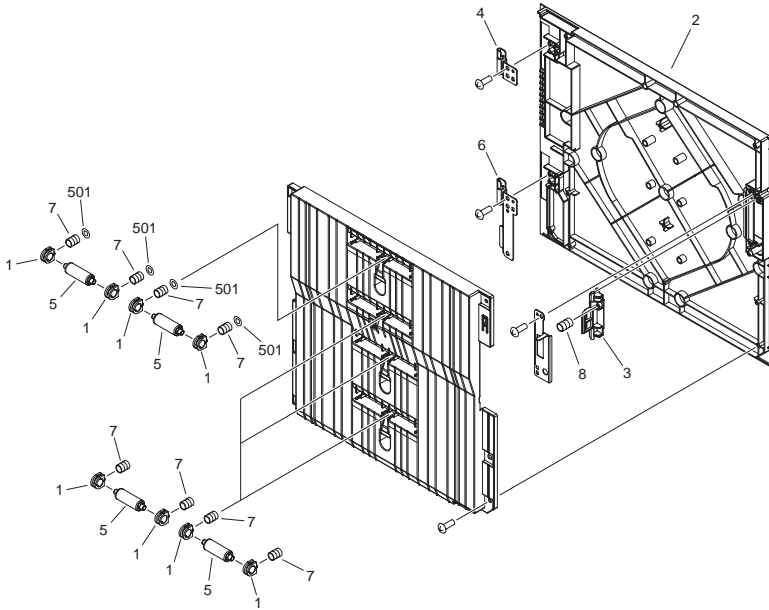


FIGURE & KEY NO.	PARTS NUMBER	RANK	QTY	DESCRIPTION	SERIAL NUMBER/REMARKS	S V C
Fig.117	FM3-4762-000		1	VERTICAL PATH DOOR ASSEMBLY		
1	FC7-7209-000		16	BUSHING, VERTICAL ROLLER		
2	FC8-1879-000		1	DOOR, RIGHT LOWER		
3	FC8-2697-000		1	HOOK		
4	FC8-2699-000		1	HINGE		
5	FC8-3782-000		8	ROLLER, PAPER FEED		
6	FC9-9337-000		1	HINGE		
7	FU6-2924-000		16	SPRING		
8	FU7-2341-000		1	SPRING, COMPRESSION		
501	XD1-1104-129		4	WASHER,COP		

FIGURE 118 REVERSE DELIVERY DOOR ASSEMBLY

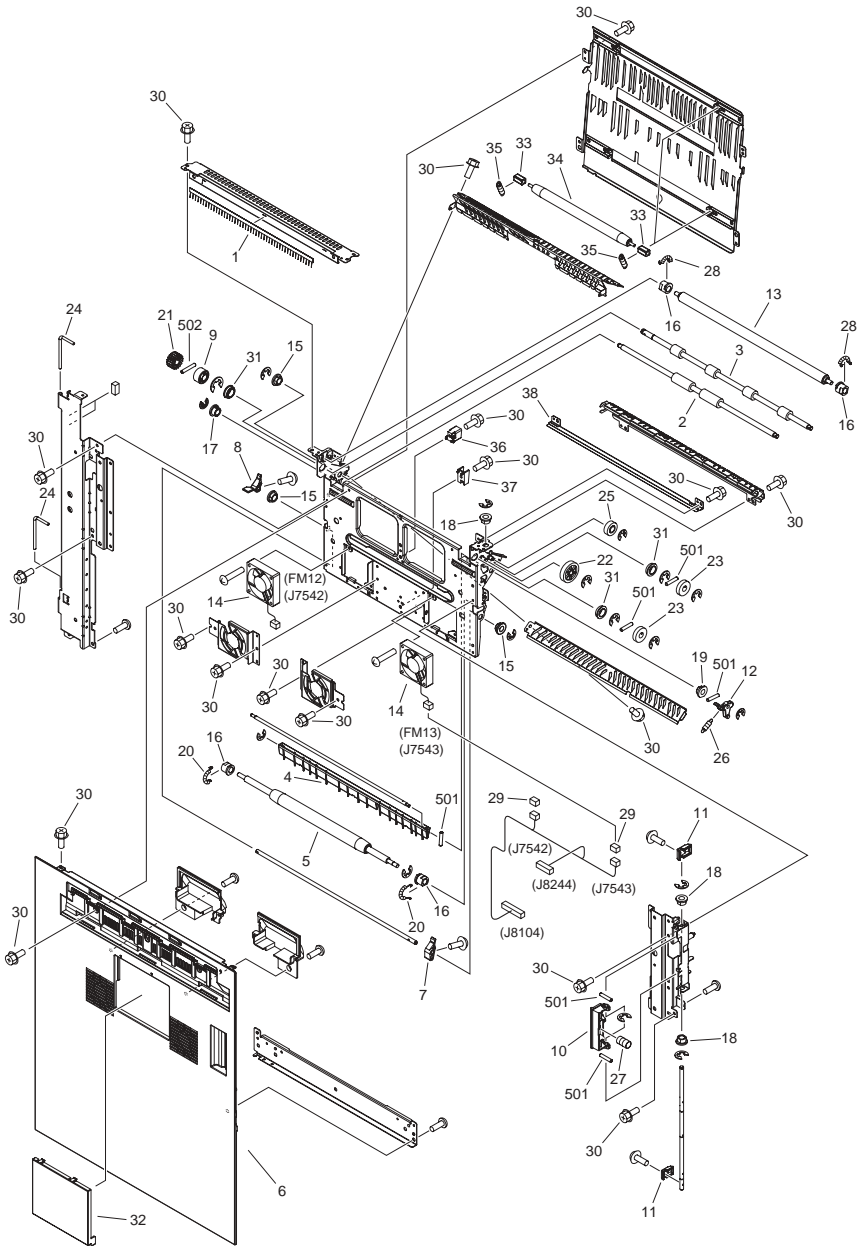


FIGURE & KEY NO.	PARTS NUMBER	R A N K	Q'TY	DESCRIPTION	SERIAL NUMBER/ REMARKS	S V C
Fig.118	FM3-4757-010		1	REVERSE DELIVERY DOOR ASSEMBLY		
1	FC6-4009-000		1	ELIMINATOR,STATIC CHARGE		
2	FC8-2571-000		1	ROLLER, OUTER DELI. DRIVE		
3	FC8-2572-000		1	ROLLER, OUTER DELIVERY DRIVE		
4	FL3-4355-000		1	FLAPPER, REVERSE		
5	FC8-2576-000		1	ROLLER, ESTRANGEMENT FOLLOWER		
6	FL3-4339-000		1	COVER, REVERSE DOOR		
7	FC8-2597-000		1	ARM,ROLLER ESTRANGEMENT,FRONT		
8	FC8-2598-000		1	ARM, ROLLER ESTRANGEMENT, REAR		
9	FC8-2606-000		1	ROLLER, SIDE END		
10	FC8-2622-000		1	HANDLE, REVERSE DOOR		
11	FC8-2623-000		2	ARM, HANDLE		
12	FC9-3776-000		1	ARM, REVERSE FLAPPER		
13	FC9-3777-000		1	ROLLER,OUTER DELIVERY FOLLOWER		
14	FK2-0472-010		2	FAN	FM12,FM13	
15	FS1-1569-000		3	BUSHING		
16	FU5-1046-000		4	BUSHING		
17	FU5-1442-000		1	BUSHING		
18	FU5-1453-000		3	BUSHING		
19	FU5-1469-000		1	BUSHING, POLYACETAR		
20	FU5-2139-040		2	SPRING, TENSION		
21	FU6-0029-000		1	GEAR, 18T		
22	FU6-0072-000		1	GEAR, 32T		
23	FU6-0152-000		2	GEAR, 17T		
24	FU6-4563-000		2	PIN, HINGE		
25	FU7-0287-000		1	GEAR, 16T		
26	FU7-2322-000		1	SPRING, TENSION		
27	FU7-2349-000		1	SPRING, COMPRESSION		
28	FU8-2355-000		2	SPRING, TENSION		
29	VS1-7177-003		2	CONNECTOR, SNAP TIGHT, BK		
30	XA9-1386-000		AR	SCREW,RS,M3X8		
31	XG9-0709-000		3	BEARING, BALL, MF128ZZ-3		

FIGURE & KEY NO.	PARTS NUMBER	R A N K	Q'TY	DESCRIPTION	SERIAL NUMBER/ REMARKS	S V C
32	FC9-6220-000		1	COVER, REVERSE, SMALL		
33	FC8-2609-000		4	BUSHING		
34	FC9-4094-000		2	ROLLER, REVERSE DRIVEN		
35	FU7-2351-000		4	SPRING, TENSION		
36	FC9-7527-000		1	SPACER, GUIDE, UPPER		
37	FC9-7528-000		1	SPACER, GUIDE, LOWER		
38	FL2-8869-000		1	GUIDE, DELIVERY OUTLET, UPPER		
501	XD3-2200-102		6	PIN, PARALLEL		
502	XD3-2200-122		1	PIN, DOWEL		

FIGURE 119 FRONT INNER DOOR ASSEMBLY

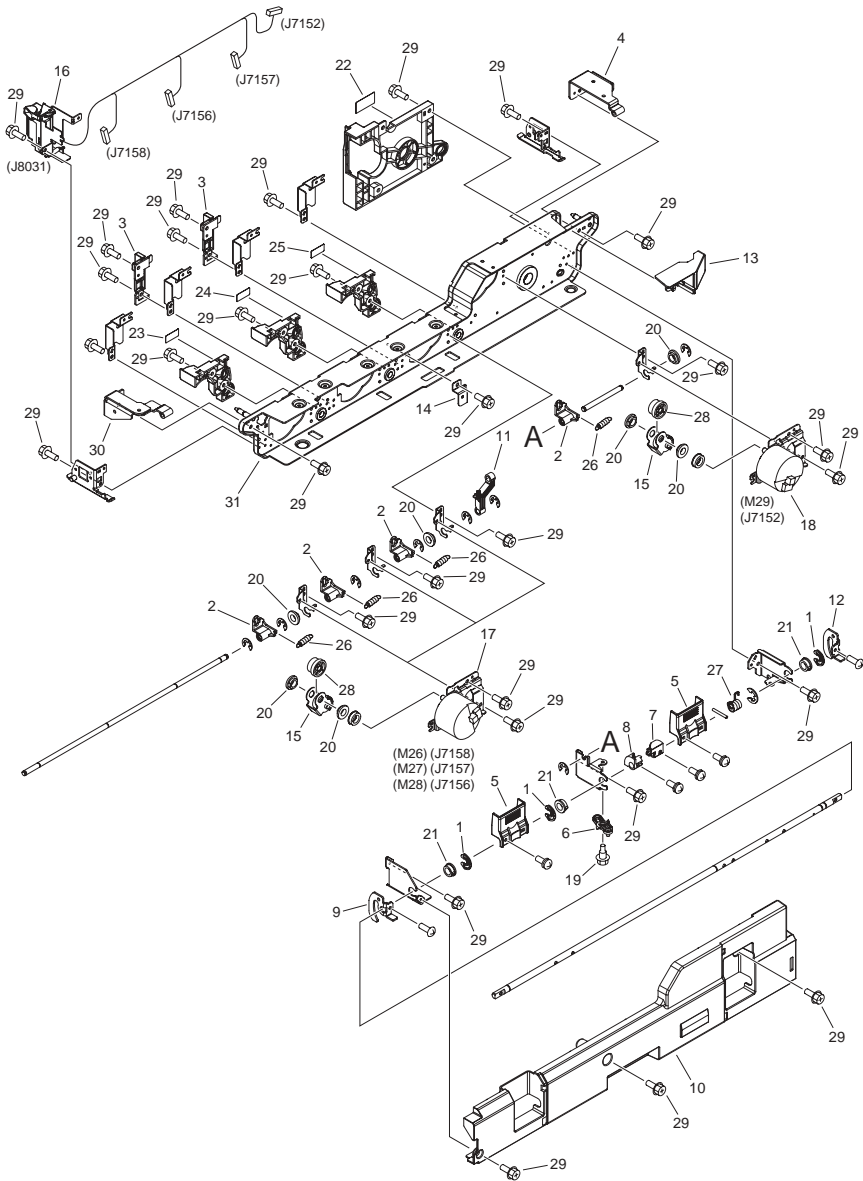
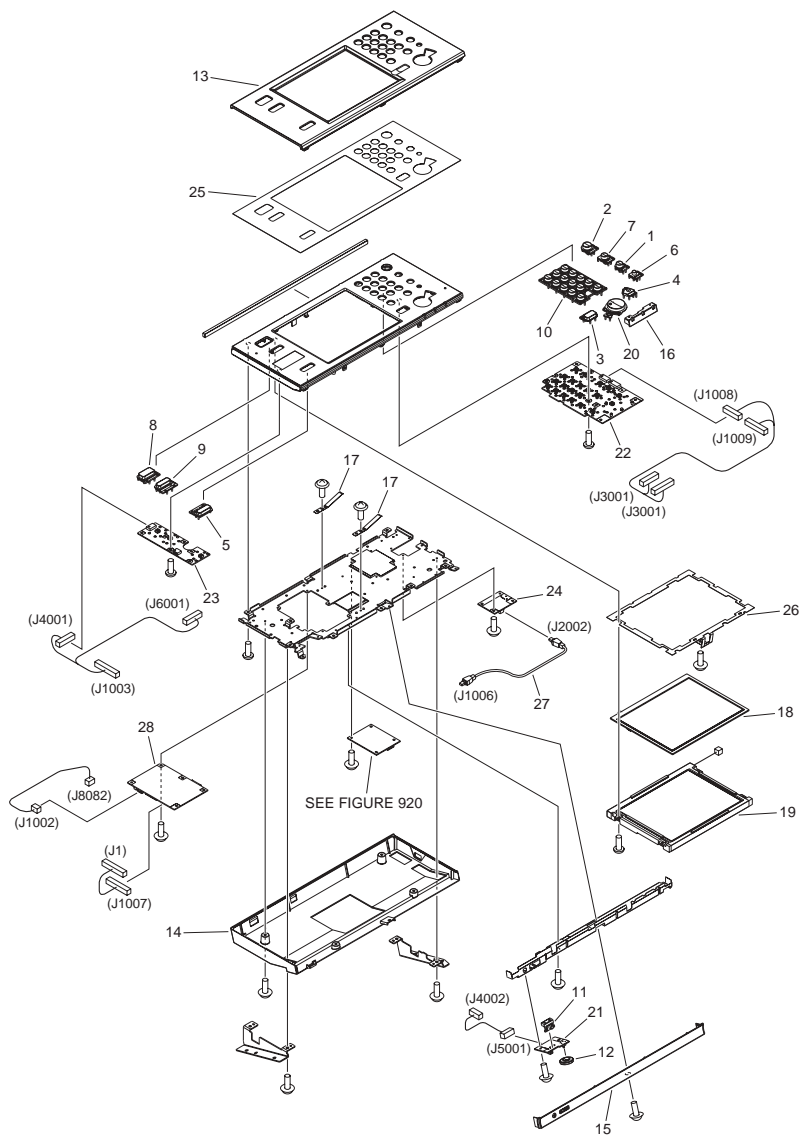


FIGURE & KEY NO.	PARTS NUMBER	R A N K	Q'TY	DESCRIPTION	SERIAL NUMBER/ REMARKS	S V C
Fig.119	FM3-4734-000		1	FRONT INNER DOOR ASSEMBLY		
1	FC5-2715-000		3	RING, RETAINING		
2	FC8-1984-000		4	SLIDER, RELEASE		
3	FC8-1998-000		2	RAIL, CARTRIDGE GUIDE		
4	FC9-3774-000		1	HINGE		
5	FC8-2890-000		2	HANDLE		
6	FC8-2891-000		1	ARM, RELEASE		
7	FC9-0353-000		1	CAM, RIGHT		
8	FC9-0354-000		1	CAM, LEFT		
9	FC9-0360-000		1	HOOK, LEFT		
10	FL3-4350-000		1	COVER, INNER, FRONT		
11	FC9-0365-000		1	ARM, LINK		
12	FC9-3766-000		1	HOOK, RIGHT		
13	FC9-3770-000		1	COVER, BLANKING		
14	FC9-3998-000		1	PLATE, COVER		
15	FL2-8617-000		4	SWING GEAR UNIT		
16	FM3-4875-000		1	DRAWER ASSEMBLY		
17	FM3-9957-000		3	DEV. STIRRING MOTOR ASS'Y, 1	M26,M27,M28	
18	FM3-9958-000		1	DEV. STIRRING MOTOR ASS'Y, 2	M29	
19	FS5-9277-020		1	SCREW, STEPPED, M4		
20	FU6-1182-000		11	BUSHING		
21	FU6-1183-000		3	BUSHING		
22	FU6-8575-000		1	LABEL, COLOR, BLACK		
23	FU6-8576-000		1	LABEL, COLOR, YELLOW		
24	FU6-8577-000		1	LABEL, COLOR, MAGENTA		
25	FU6-8578-000		1	LABEL, COLOR, CYAN		
26	FU7-2361-000		4	SPRING, TENSION		
27	FU7-2394-000		1	SPRING, TORSION		
28	FU8-0087-000		4	GEAR, 25T/40T		
29	XA9-1386-000		AR	SCREW,RS,M3X8		
30	FC9-3773-000		1	HINGE		
31	FL2-8631-000		1	BASE PLATE UNIT		

FIGURE 130
FLAT CONTROL PANEL ASSEMBLY (EXCEPT PRO
SERIES)

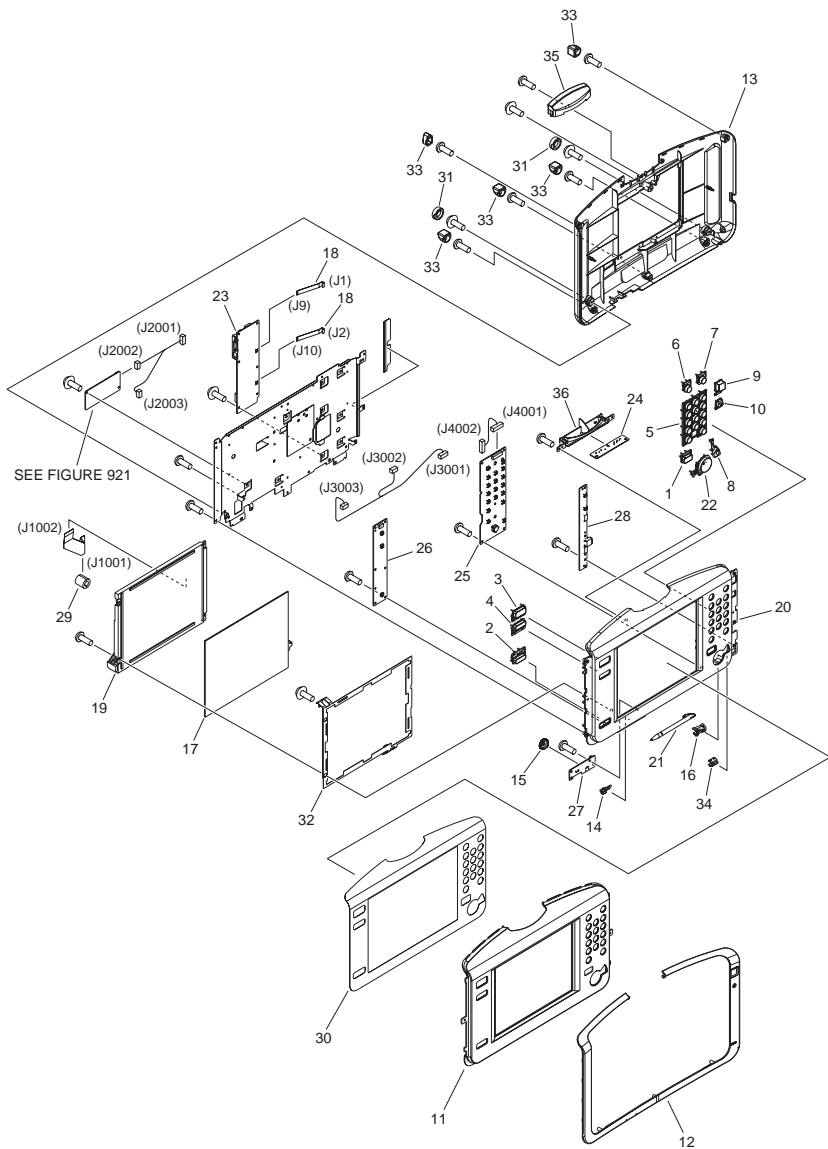


NOTE : This assembly includes the assembly shown in Figure 920.
 NOTE : This assembly does not include the part shown with key No. 25.
 注 : このユニットはFigure 920のユニットを含みます。
 注 : このユニットにKey No. 25の部品は含まれません。

FIGURE & KEY NO.	PARTS NUMBER	R A N K	Q'TY	DESCRIPTION	SERIAL NUMBER/ REMARKS	S V C
Fig.130	FM3-8262-000		1	FLAT CONTROL PANEL ASSEMBLY	EXCEPT PRO SERIES SEE NOTE	
1	FC8-8649-000		1	KEY TOP, INITIAL SETTINGS		
2	FC8-8650-000		1	KEY TOP, POWER		
3	FC8-8651-000		1	KEY TOP, RESET		
4	FC8-8653-000		1	KEY TOP, STOP		
5	FC8-8654-000		1	KEY TOP, CANCEL		
6	FC8-8655-000		1	KEY TOP, COUNTER CHECK		
7	FC8-8656-000		1	KEY TOP, ENERGY SAVE		
8	FC8-8658-000		1	KEY TOP, MAIN MENU		
9	FC8-8659-000		1	KEY TOP, PORTAL		
10	FC8-8660-000		1	KEY TOP, NUMBERS		
11	FC8-8661-000		1	KEY TOP, VOLUME		
12	FC8-8662-000		1	KEY TOP, ADJUSTMENT BRIGHTNESS		
13	FC8-8666-000		1	COVER, UPPER		
14	FC8-8668-000		1	COVER, REAR		
15	FC8-8669-000		1	COVER, BELT		
16	FC8-8670-000		1	COVER, LED		
17	FC8-8679-000		2	PLATE, GROUNDING		
18	FK2-8477-000		1	TOUCH PANEL ASSEMBLY		
19	FL3-0630-000		1	LCD, 8 . 4, INCH		
20	FL3-0833-000		1	KEY TOP, START		
21	FM4-1183-000		1	VOLUME PCB ASSEMBLY		
22	FM4-1194-000		1	KEY TOP PCB ASSEMBLY		
23	FM4-1195-000		1	KEY TOP PCB ASSEMBLY, SUB		
24	FM4-1199-000		1	CONTROL PANEL HUB ASSEMBLY		
25	FC8-8667-000		1	SHEET, CONTROL PANEL	SEE NOTE EXCEPT PRO SERIES C7065 JP	
25	FC8-8682-000		1	SHEET, CONTROL PANEL	SEE NOTE EXCEPT PRO SERIES C7065 US,CA,LTN,AU	
25	FC9-9387-000		1	SHEET, CONTROL PANEL	SEE NOTE EXCEPT PRO SERIES C7055 JP	

FIGURE & KEY NO.	PARTS NUMBER	RANK	Q'TY	DESCRIPTION	SERIAL NUMBER/REMARKS	SVC
25	FC9-9388-000		1	SHEET, CONTROL PANEL	SEE NOTE EXCEPT PRO SERIES C7055 US,CA,LTN,SG,HK,AU	
25	FC9-9389-000		1	SHEET, CONTROL PANEL	SEE NOTE EXCEPT PRO SERIES C7055i EUR	
25	FC8-8683-000		1	SHEET, CONTROL PANEL	SEE NOTE EXCEPT PRO SERIES C7065i EUR	
25	FC8-8685-000		1	SHEET, CONTROL PANEL	SEE NOTE EXCEPT PRO SERIES C7065 KR	
25	FC9-9390-000		1	SHEET, CONTROL PANEL	SEE NOTE EXCEPT PRO SERIES C7055 KR	
26	FC8-8672-000		1	SHEET, ELECTROSTATIC, 2		
27	FK3-0770-000		1	CABLE, USB		
28	FM3-7994-000		1	CPU PCB ASSEMBLY		

FIGURE 135
UPRIGHT CONTROL PANEL ASSEMBLY (PRO
SERIES)



NOTE : This assembly includes the assembly shown in Figure 921.

NOTE : This assembly does not include the parts shown with key No. 30 and 33.

注 : このユニットはFigure 921のユニットを含みます。

注 : このユニットにKey No. 30, 33の部品は含まれません。

FIGURE & KEY NO.	PARTS NUMBER	R A N K	Q'TY	DESCRIPTION	SERIAL NUMBER/ REMARKS	S V C
Fig.135	FM3-4810-000		1	UPRIGHT CONTROL PANEL ASSEMBLY	PRO SERIES SEE NOTE	
1	FC8-8651-000		1	KEY TOP, RESET		
2	FC8-8654-000		1	KEY TOP, CANCEL		
3	FC8-8658-000		1	KEY TOP, MAIN MENU		
4	FC8-8659-000		1	KEY TOP, PORTAL		
5	FC8-8660-000		1	KEY TOP, NUMBERS		
6	FC9-0290-000		1	KEY TOP, SETTING		
7	FC9-0291-000		1	KEY TOP, ENERGY SAVE		
8	FC9-0292-000		1	KEY TOP, STOP		
9	FC9-0293-000		1	KEY TOP, POWER		
10	FC9-0294-000		1	KEY TOP, COUNTER CHECK		
11	FC9-0299-000		1	COVER, TRANSPARENT, OPE. PANEL		
12	FC9-0301-000		1	COVER, CONTROL PANEL, FRONT		
13	FC9-0302-000		1	COVER, CONTROL PANEL, REAR		
14	FC9-0308-000		1	KEY TOP, VOLUME		
15	FC9-0309-000		1	DIAL		
16	FC9-3845-000		1	GUIDE, PEN		
17	FK2-7407-000		1	PANEL, TOUCH		
18	FK2-8081-000		2	CABLE, FLEXIBLE FLAT		
19	FL2-8741-000		1	MODULE, LCD		
20	FL2-8742-000		1	PANEL, CONTROL		
21	FL3-0626-000		1	PEN, TOUCH		
22	FL3-0833-000		1	KEY TOP, START		
23	FM3-4813-000		1	CPU PCB ASSEMBLY		
24	FM3-9995-000		1	TALLY PCB ASSEMBLY		
25	FM3-9996-000		1	KEY TOP PCB ASSEMBLY, RIGHT		
26	FM3-9997-000		1	KEY TOP PCB ASSEMBLY, LEFT		
27	FM3-9998-000		1	VOLUME PCB ASSEMBLY		
28	FM3-9999-000		1	USB PCB ASSEMBLY		
29	WE8-5173-000		1	FERRITE CORE ZCAT1518-0730		
30	FC9-0298-000		1	SHEET, CONTROL PANEL	SEE NOTE PRO SERIES C9075 JP	

FIGURE & KEY NO.	PARTS NUMBER	R A N K	Q'TY	DESCRIPTION	SERIAL NUMBER/ REMARKS	S V C
30	FC9-3849-000		1	SHEET, CONTROL PANEL	SEE NOTE PRO SERIES C9075US,CA,LTN,SG,HK, AU	
30	FC9-3850-000		1	SHEET, CONTROL PANEL	SEE NOTE PRO SERIES C9070	
30	FC9-9086-000		1	SHEET, CONTROL PANEL	SEE NOTE PRO SERIES C9065 JP	
30	FC9-9082-000		1	SHEET, CONTROL PANEL	SEE NOTE PRO SERIES C9065US,CA,LTN,SG,HK, AU	
30	FC9-9083-000		1	SHEET, CONTROL PANEL	SEE NOTE PRO SERIES C9060	
30	FC9-3851-000		1	SHEET, CONTROL PANEL	SEE NOTE PRO SERIES C9075CN	
30	FC9-3852-000		1	SHEET, CONTROL PANEL	SEE NOTE PRO SERIES C9075KR	
30	FC9-3853-000		1	SHEET, CONTROL PANEL	SEE NOTE PRO SERIES C9075TW	
30	FC9-9084-000		1	SHEET, CONTROL PANEL	SEE NOTE PRO SERIES C9065CN	
30	FC9-9085-000		1	SHEET, CONTROL PANEL	SEE NOTE PRO SERIES C9065TW	
31	FC9-0311-000		2	CAP		
32	FC9-0310-000		1	SHEET, ELECTROSTATIC		
33	FC9-0312-000		5	CAP	SEE NOTE	
34	FC9-0305-000		1	COVER, POWER LAMP		
35	FC9-0306-000		1	COVER, INDICATOR LAMP		
36	FC9-0307-000		1	BASE, INDICATOR LAMP		

FIGURE 136 CONTROL PANEL ARM ASSEMBLY (PRO SERIES)

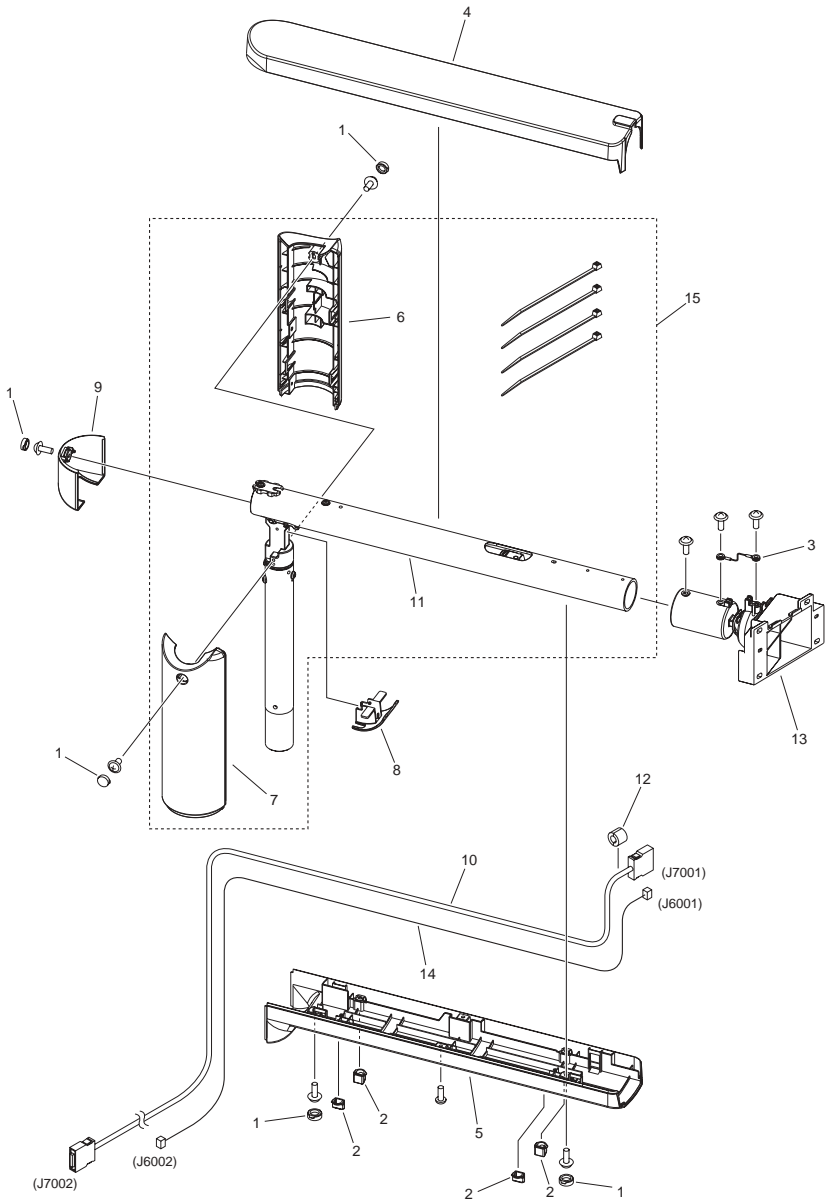
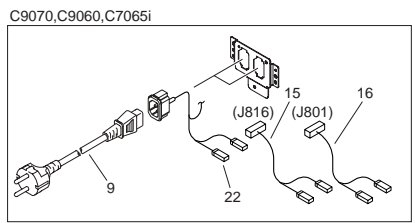
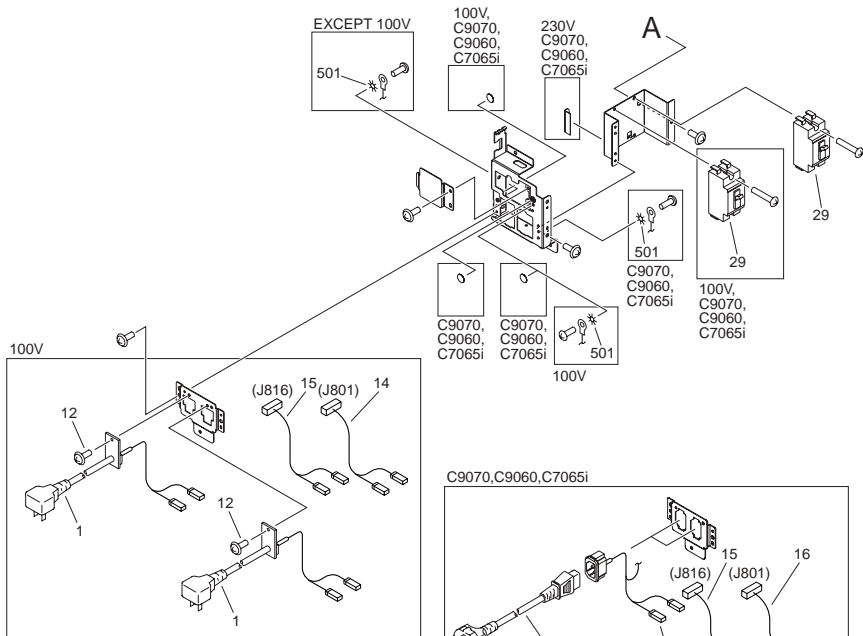
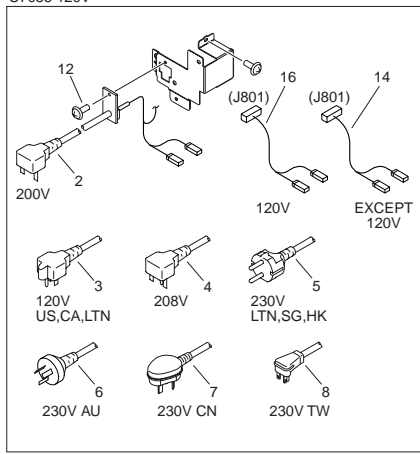


FIGURE & KEY NO.	PARTS NUMBER	R A N K	Q'TY	DESCRIPTION	SERIAL NUMBER/ REMARKS	S V C
Fig.136	NPN		RF	CONTROL PANEL ARM ASSEMBLY	PRO SERIES	
1	FC9-0311-000		5	CAP		
2	FC9-0312-000		4	CAP		
3	FC9-0317-000		1	WIRE		
4	FC9-0336-000		1	COVER, ARM, UPPER		
5	FC9-0337-000		1	COVER, ARM, LOWER		
6	FC9-0339-010		1	COVER, PILLAR, RIGHT		
7	FC9-0341-010		1	COVER, PILLAR, LEFT		
8	FC9-0344-000		1	COVER, ARM BLANKING		
9	FC9-3842-000		1	COVER, PILLAR, REAR		
10	FK2-8330-000		1	CABLE, USER INTERFACE		
11	FM4-5713-020		1	ARM UNIT		
12	WE8-5256-000		1	FERRITE CORE TFC-16-8-16		
13	FM3-4814-000		1	CONTROL PANEL BASE UNIT		
14	FM4-0006-000		1	CABLE, POWER SUPPLY		
15	FM4-8549-000		1	ARM SET		



C9075,
C9065,
C7065 120V,230V,
C7055 120V



C7055,
C7055 230V

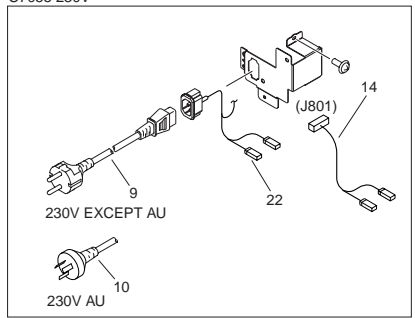


FIGURE & KEY NO.	PARTS NUMBER	RANK	Q'TY	DESCRIPTION	SERIAL NUMBER/REMARKS	SVC
Fig.140	FM4-6620-000		1	POWER CORD TERMINAL ASSEMBLY	SEE NOTE 100V C9075	
Fig.140	FM3-4854-000		1	POWER CORD TERMINAL ASSEMBLY	SEE NOTE 100V C9065,C7065,C7055	
Fig.140	FM3-9936-000		1	POWER CORD TERMINAL ASSEMBLY	SEE NOTE 120V	
Fig.140	FM3-9937-000		1	POWER CORD TERMINAL ASSEMBLY	SEE NOTE 200V	
Fig.140	FM3-9938-000		1	POWER CORD TERMINAL ASSEMBLY	SEE NOTE 208V	
Fig.140	FM4-3909-000		1	POWER CORD TERMINAL ASSEMBLY	SEE NOTE 230V C9070,C9060,C7065i	
Fig.140	FM3-9940-000		1	POWER CORD TERMINAL ASSEMBLY	SEE NOTE 230V AU EXCEPT C7055	
Fig.140	FM3-9939-000		1	POWER CORD TERMINAL ASSEMBLY	SEE NOTE 230V C9075,C9065 LTN,SG,HK,C7065 KR	
Fig.140	FM4-3908-000		1	POWER CORD TERMINAL ASSEMBLY	SEE NOTE 230V C7055 LTN,SG,HK,AU,KR C7055i	
Fig.140	FM4-3922-000		1	POWER CORD TERMINAL ASSEMBLY	SEE NOTE 230V C9075,C9065 CN	
Fig.140	FM4-3923-000		1	POWER CORD TERMINAL ASSEMBLY	SEE NOTE 230V C9075,C9065 TW	
1	FL3-2284-000		2	CORD, POWER SUPPLY	100V	
2	FL3-2287-000		1	CORD, POWER SUPPLY	200V	
3	FL3-2291-000		1	CORD, POWER SUPPLY	120V US,CA,LTN	
4	FL3-2288-000		1	CORD, POWER SUPPLY	208V	
5	FL3-2289-000		1	CORD, POWER SUPPLY	230V LTN,SG,HK,KR C9075,C9065,C7065	
6	FL3-2286-000		1	CORD, POWER SUPPLY	230V AU EXCEPT C7055	
7	FL3-2292-000		1	CORD, POWER SUPPLY	230V CN C9075,C9065	
8	FL3-2294-000		1	CORD, POWER SUPPLY	230V TW C9075,C9065	
9	FH2-7080-000		2	CORD, POWER, 230V	SEE NOTE 230V EUR C9070,C9060,C7065i,C7055i,C7055 LTN,SG,HK,KR	
10	FH2-7082-000		1	CORD, POWER	SEE NOTE 230V C7055 AU	
11	WC1-5179-000		2	SWITCH,TOGGLE	SW12,SW13	
12	XA9-0739-000		2	SCREW, TP, M4X8	100V,C9075,C9065,C7065 5 120V C7065 230V AU,KR,C7055 120V	
13	FM3-9608-000		1	AC DRIVER PCB ASSEMBLY	100V C9075	

FIGURE & KEY NO.	PARTS NUMBER	R A N K	Q'TY	DESCRIPTION	SERIAL NUMBER/ REMARKS	S V C
13	FM3-9579-000		1	AC DRIVER PCB ASSEMBLY	100V C9065,C7065,C7055	
13	FM3-9596-000		1	AC DRIVER PCB ASSEMBLY	120V	
13	FM3-9580-000		1	AC DRIVER PCB ASSEMBLY	200V,208V,230V EXCEPT C9070,C9060,C7065i	
13	FM3-9594-000		1	AC DRIVER PCB ASSEMBLY	230V C9070,C9060,C7065i	
14	FM4-1343-000		1	CABLE, BREAKER 1	100V,200V,208V, 230V C9075,C9065,C7065,C70 55i,C7055	
15	FM4-1344-000		1	CABLE, BREAKER 2	100V,230V C9070,C9060,C7065i	
16	FM4-1457-000		1	CABLE, BREAKER 3	120V,230V C9070,C9060,C7065i	
17	FM4-1346-000		1	CABLE, HEATER AC CONNECTING		
18	FM4-1347-000		1	CABLE, HEATER AC		
19	FM4-1348-000		1	CABLE, AC MAIN		
20	FM4-1349-000		1	CABLE, DECK		
21	FM4-1363-000		1	CABLE, ALL-NIGHT & DRUM HEATER		
22	FM4-1462-000		2	CABLE, INLET	230V C9070,C9060,C7065i,C70 65 KR,C7055i,C7055	
23	FM4-6621-000		1	AC DRIVER ASSEMBLY	100V C9075	
23	FM4-3580-000		1	AC DRIVER ASSEMBLY	100V C9065,C7065,C7055	
23	FM4-3581-000		1	AC DRIVER ASSEMBLY	120V	
23	FM4-3582-000		1	AC DRIVER ASSEMBLY	200V,208V,230V EXCEPT C9070,C9060,C7065i	
23	FM4-3911-000		1	AC DRIVER ASSEMBLY	230V C9070,C9060,C7065i	
24	FM4-3583-000		1	HEATER POWER SUPPLY ASSEMBLY	100V,120V	
24	FM4-3584-000		1	HEATER POWER SUPPLY ASSEMBLY	200V,208V,230V	
25	VS1-8412-013		1	CONNECTOR, SNAP TIGHT, BL		
26	VS1-8412-023		1	CONNECTOR, SNAP TIGHT, BL		
27	FC6-8737-000		1	PLATE, GROUNDING		
28	FK2-6324-000		1	ALL DAY POWER PCB ASSEMBLY	100V,120V	
28	FK2-6325-000		1	ALL DAY POWER PCB ASSEMBLY	200V,208V,230V	
29	FH7-7625-030		2	BREAKER, ELECTRIC LEAKAGE	EXCEPT 120V ELB1	

FIGURE & KEY NO.	PARTS NUMBER	R A N K	Q'TY	DESCRIPTION	SERIAL NUMBER/ REMARKS	S V C
29	FK2-7359-000		1	BREAKER, ELECTRIC LEAKAGE	120V ELB1	
501	XD1-4200-402		2	WASHER, TOOTHED LOCK, M4		

FIGURE 191 PRE-FIXING FEED FAN ASSEMBLY

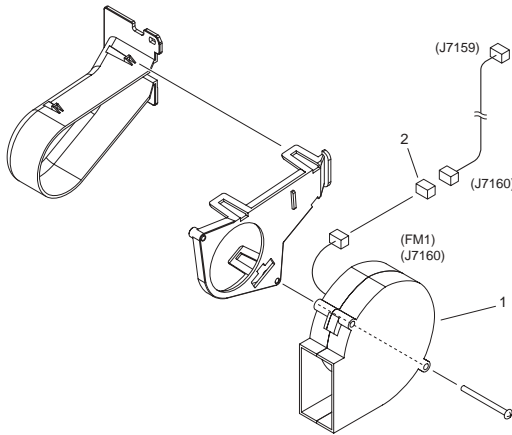


FIGURE & KEY NO.	PARTS NUMBER	RANK	QTY	DESCRIPTION	SERIAL NUMBER/REMARKS	SVC
Fig.191	FM3-4969-000		1	PRE-FIXING FEED FAN ASSEMBLY		
1	FK2-9500-000		1	FAN	FM1	
2	VS1-7177-003		1	CONNECTOR, SNAP TIGHT, BK		

FIGURE 192 FIXING EXHAUST FAN ASSEMBLY

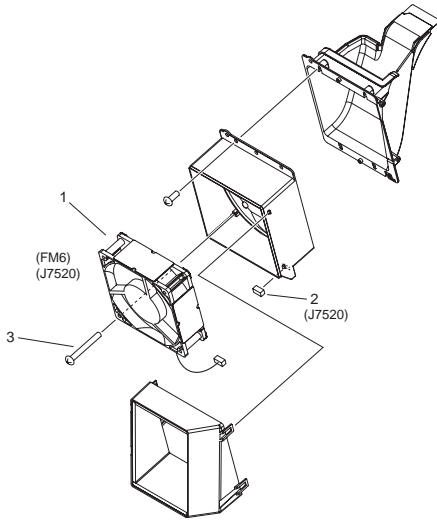


FIGURE & KEY NO.	PARTS NUMBER	RANK	QTY	DESCRIPTION	SERIAL NUMBER/REMARKS	SVC
Fig.192	FM3-4986-000		1	FIXING EXHAUST FAN ASSEMBLY		
1	FL3-4349-000		1	FAN	FM6	
2	VS1-7177-004		1	CONNECTOR, SNAP TIGHT, BK		
3	XA9-1034-000		2	SCREW,P,M4X55		

FIGURE 193 PRIMARY CORONA EXHAUST ASS'Y

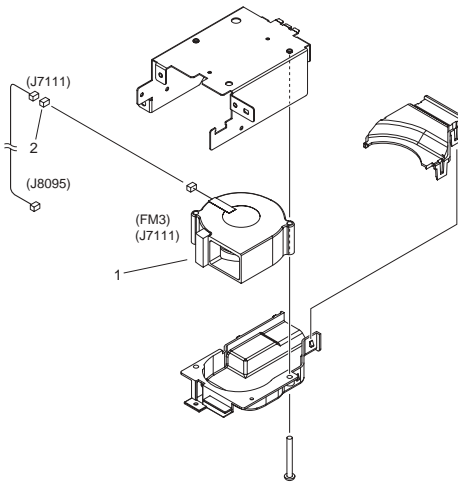


FIGURE & KEY NO.	PARTS NUMBER	R A N K	Q'TY	DESCRIPTION	SERIAL NUMBER/REMARKS	S V C
Fig.193	FM3-9820-000		1	PRIMARY CORONA EXHAUST ASS'Y		
1	FL2-8917-000		1	FAN	FM3	
2	VS1-7177-003		1	CONNECTOR, SNAP TIGHT, BK		

FIGURE 250 DRUM DRIVE ASS'Y,(Y/M/C)

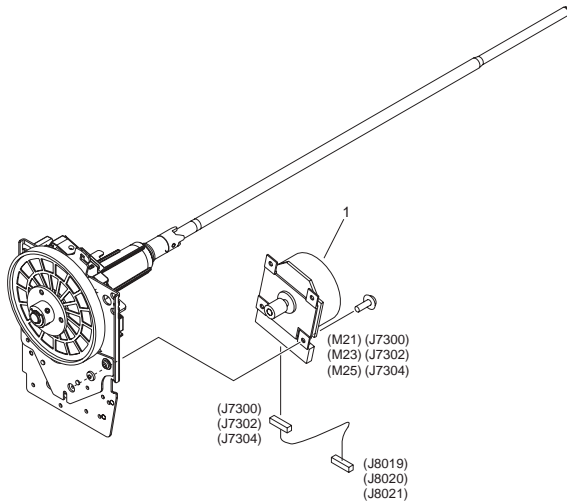
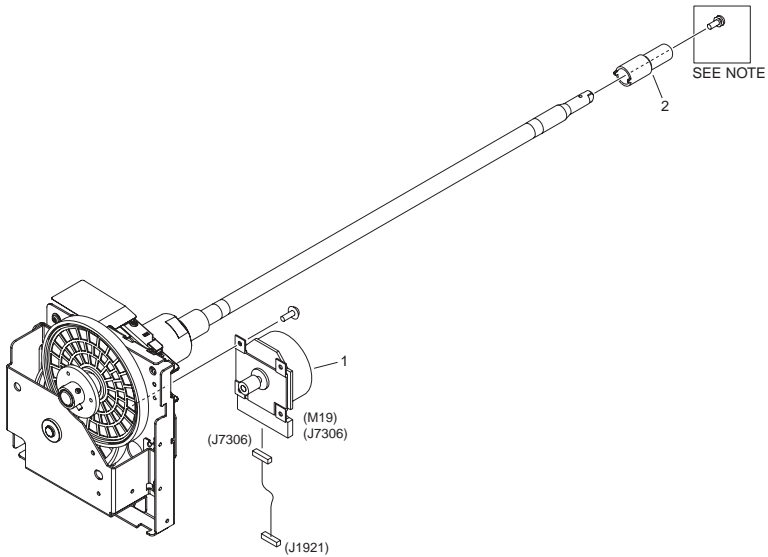


FIGURE & KEY NO.	PARTS NUMBER	RANK	QTY	DESCRIPTION	SERIAL NUMBER/REMARKS	SVC
Fig.250	FM3-4727-010		3	DRUM DRIVE ASS'Y,(Y/M/C)		
1	FM4-6619-000		1	MOTOR, DC	M21,M23,M25	

FIGURE 251 DRUM DRIVE ASSEMBLY, BLACK



NOTE : This assembly does not include the parts inside the frame.
 注 : このユニットにこの部品は含まれません。

FIGURE & KEY NO.	PARTS NUMBER	RANK	QTY	DESCRIPTION	SERIAL NUMBER/REMARKS	SVC
Fig.251	FM3-4726-010		1	DRUM DRIVE ASSEMBLY, BLACK		
1	FM4-6619-000		1	MOTOR, DC	M19	
2	FC0-0779-010		1	CAP, DRUM SHAFT		

FIGURE 260 VERTICAL PATH DRIVE ASSEMBLY

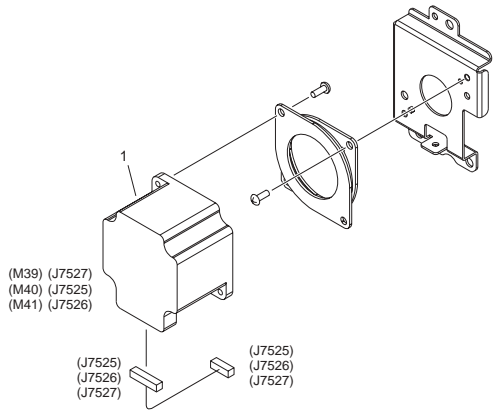


FIGURE & KEY NO.	PARTS NUMBER	RANK	QTY	DESCRIPTION	SERIAL NUMBER/REMARKS	SVC
Fig.260	FM3-9985-000		3	VERTICAL PATH DRIVE ASSEMBLY		
1	FK2-7907-000		1	MOTOR, STEPPING, DC	M39,M40,M41	

FIGURE 261 CASSETTE DRIVE ASSEMBLY

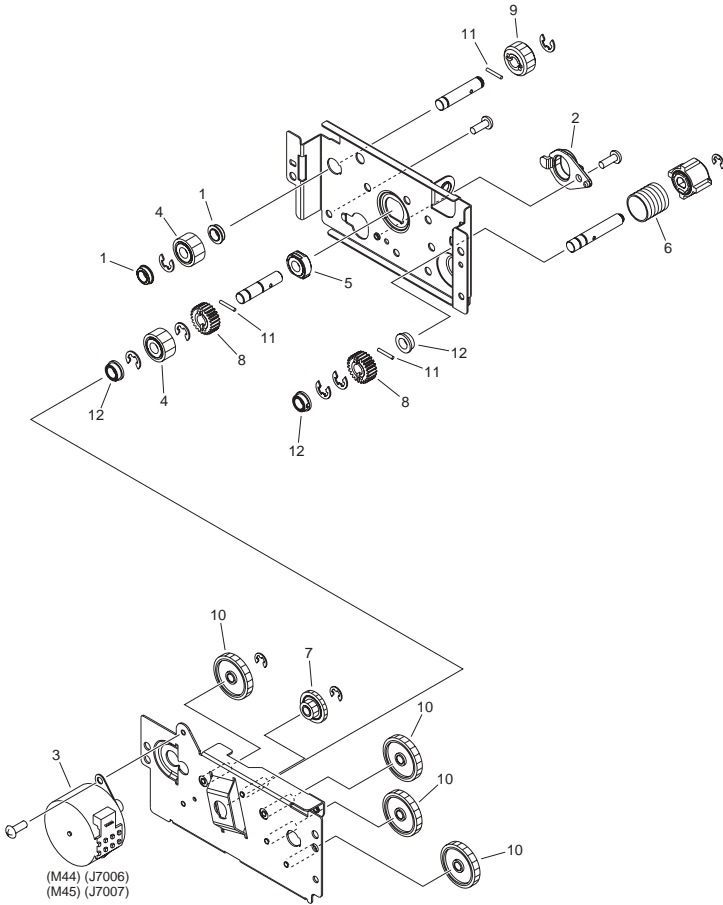


FIGURE & KEY NO.	PARTS NUMBER	R A N K	Q'TY	DESCRIPTION	SERIAL NUMBER/ REMARKS	S V C
Fig.261	FM3-4806-000		2	CASSETTE DRIVE ASSEMBLY		
1	XG9-0709-000		2	BEARING, BALL, MF128ZZ-3		
2	FC9-4095-000		1	BUSHING		
3	FK2-7904-000		1	MOTOR, STEPPING, DC	M44,M45	
4	FL2-8682-000		2	GEAR, 24T		
5	FL2-8683-000		1	BUSHING		
6	FS5-2925-000		1	SPRING, COMPRESSION		
7	FS6-0990-000		1	GEAR, 14T/27T		
8	FS7-0641-000		2	GEAR, 24T		
9	FU5-0266-000		1	GEAR, 20T		
10	FU8-0007-000		4	GEAR, 14T/39T		
11	XD9-0290-000		3	PIN, PARALLEL		
12	XG9-0737-000		3	BUSHING		

FIGURE 262 DECK DRIVE ASSEMBLY

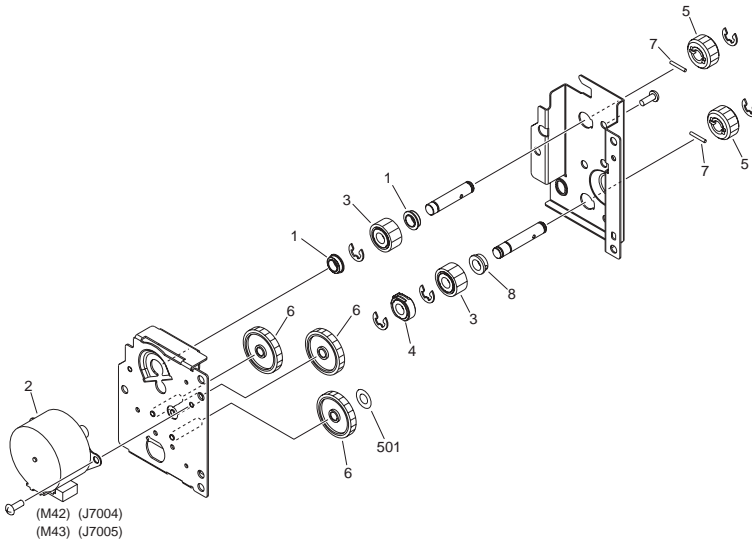


FIGURE & KEY NO.	PARTS NUMBER	RANK	QTY	DESCRIPTION	SERIAL NUMBER/REMARKS	SVC
Fig.262	FM3-4807-000		2	DECK DRIVE ASSEMBLY		
1	XG9-0709-000		2	BEARING, BALL, MF128ZZ-3		
2	FK2-7904-000		1	MOTOR, STEPPING, DC	M42,M43	
3	FL2-8682-000		2	GEAR, 24T		
4	FL2-8683-000		1	BUSHING		
5	FU5-0266-000		2	GEAR, 20T		
6	FU8-0007-000		3	GEAR, 14T/39T		
7	XD9-0290-000		2	PIN, PARALLEL		
8	XG9-0737-000		1	BUSHING		
501	XD1-1106-215		1	WASHER,COP		

FIGURE 263 MULTI DRIVE ASSEMBLY

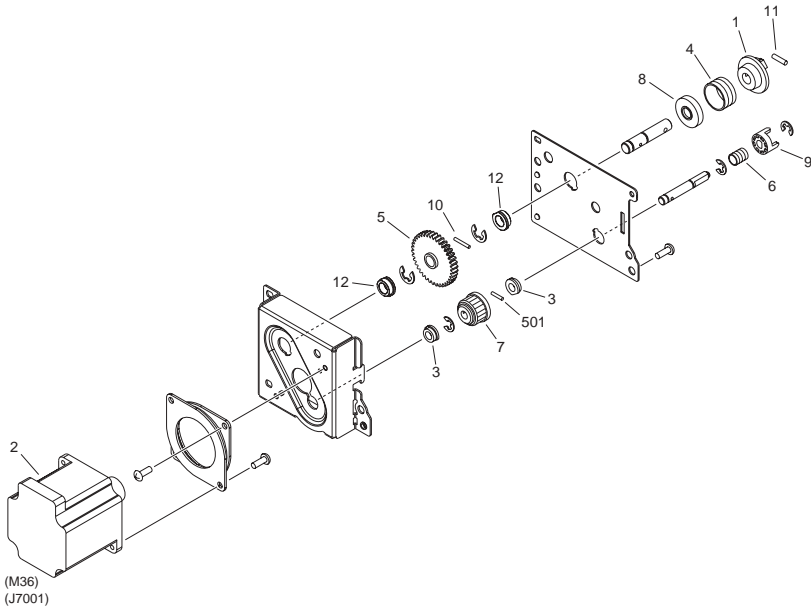


FIGURE & KEY NO.	PARTS NUMBER	R A N K	Q'TY	DESCRIPTION	SERIAL NUMBER/ REMARKS	S V C
Fig.263	FM3-4839-000		1	MULTI DRIVE ASSEMBLY		
1	FB5-3481-000		1	COUPLING		
2	FK2-7909-000		1	MOTOR, STEPPING, DC	M36	
3	FS1-1508-000		2	BUSHING		
4	FS5-2925-000		1	SPRING, COMPRESSION		
5	FS7-0651-000		1	GEAR, 38T		
6	FS7-2837-000		1	SPRING, COMPRESSION		
7	FU5-0229-000		1	GEAR, 17T		
8	FC9-4119-000		1	STOPPER, COUPLING		
9	FC9-7524-000		1	COUPLING		
10	XD9-0290-000		1	PIN, PARALLEL		
11	XD9-0300-000		1	PIN, PARALLEL		
12	XG9-0737-000		2	BUSHING		
501	XD3-2200-102		1	PIN, PARALLEL		

FIGURE & KEY NO.	PARTS NUMBER	RANK	Q'TY	DESCRIPTION	SERIAL NUMBER/REMARKS	SVC
Fig.270	FM3-4768-000		1	DEVELOPING DRIVE ASSY, COLOR		
1	FC9-0488-000		3	COVER, GEAR, 3		
2	FC8-1932-000		3	SUPPORT, SPRING		
3	FK2-7897-000		3	MOTOR, DC	M20,M22,M24	
4	FU5-3377-000		3	PULLEY, 22T		
5	FU7-0999-000		3	GEAR, 25T/50T		
6	FU7-2340-000		3	SPRING, COMPRESSION		
7	VS1-7173-014		1	CONNECTOR, SNAP TIGHT, 14P, W		
8	VS1-8412-015		1	CONNECTOR, SNAP TIGHT, BL		
9	VS1-8412-021		1	CONNECTOR, SNAP TIGHT, BL		
10	XG9-0508-000		6	BEARING, BALL, F688ZZ		
11	XF2-1606-740		3	BELT, TIMING		
12	FC8-1929-000		3	COUPLING		
13	FC8-1930-000		3	HOLDER, COUPLING		
14	FC8-1933-000		3	FLANGE		
501	XD3-2200-122		3	PIN, DOWEL		

FIGURE 271
DEVELOPING DRIVE ASS'Y, BLACK

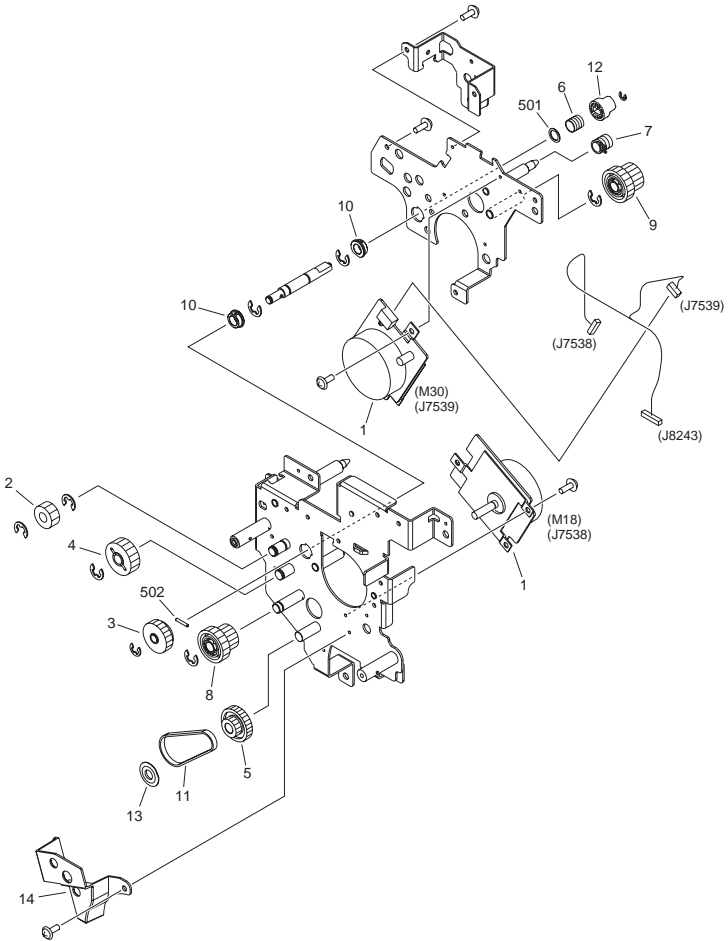


FIGURE & KEY NO.	PARTS NUMBER	R A N K	Q'TY	DESCRIPTION	SERIAL NUMBER/ REMARKS	S V C
Fig.271	FM3-4769-000		1	DEVELOPING DRIVE ASS'Y, BLACK		
1	FK2-7897-000		2	MOTOR, DC	M18,M30	
2	FS7-0881-000		1	GEAR, 20T		
3	FU6-0261-000		1	GEAR, 27T		
4	FU6-0603-000		1	GEAR, 30T		
5	FU7-0999-000		1	GEAR, 25T/50T		
6	FU7-2343-000		1	SPRING, COMPRESSION		
7	FU7-2388-000		1	SPRING, COMPRESSION		
8	FU8-0051-000		1	GEAR, 49T/21T		
9	FU8-0090-000		1	GEAR, 49T/21T		
10	XG9-0737-000		2	BUSHING		
11	XF2-1606-740		1	BELT, TIMING		
12	FC6-1368-000		1	COUPLING		
13	FC8-1933-000		1	FLANGE		
14	FC9-0487-000		1	COVER, GEAR, 2		
501	XD1-1108-215		1	WASHER,COP		
502	XD3-2200-122		1	PIN, DOWEL		

FIGURE 272 2ND TRNS. EST. DRIVE ASS'Y

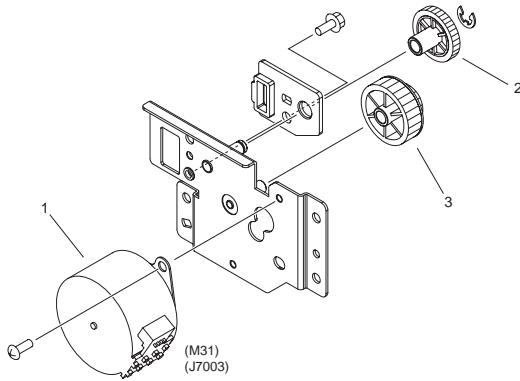


FIGURE & KEY NO.	PARTS NUMBER	RANK	QTY	DESCRIPTION	SERIAL NUMBER/REMARKS	SVC
Fig.272	FM3-4972-000		1	2ND TRNS. EST. DRIVE ASS'Y		
1	FK2-7903-000		1	MOTOR, STEPPING, DC	M31	
2	FU6-0678-000		1	GEAR, 24T		
3	FU8-0025-000		1	GEAR, 36T/16T		

FIGURE 273 WASTE TONER DRIVE ASSEMBLY

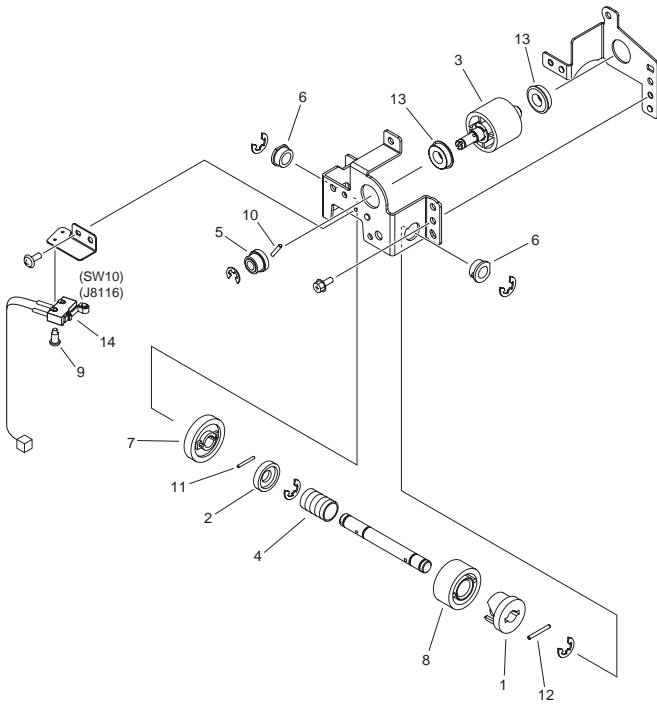


FIGURE & KEY NO.	PARTS NUMBER	R A N K	Q'TY	DESCRIPTION	SERIAL NUMBER/REMARKS	S V C
Fig.273	FM3-4971-000		1	WASTE TONER DRIVE ASSEMBLY		
1	FC9-4116-000		1	CAM		
2	FC9-4118-000		1	HOLDER, SPRING		
3	FM4-3890-000		1	WASTE TONER WORM GEAR ASSEMBLY		
4	FU8-2369-000		1	SPRING, COMPRESSION		
5	FU5-3666-000		1	PULLEY, 19T		
6	FU6-1184-000		2	BUSHING		
7	FU8-0069-000		1	GEAR, 35T		
8	FU8-0081-000		1	GEAR, 26T		
9	XA9-0944-000		1	SCREW, STEPPED, M2		
10	XD9-0219-000		1	PIN, PARALLEL		
11	XD9-0286-000		1	PIN, PARALLEL		
12	XD9-0292-000		1	PIN, PARALLEL		
13	XG9-0508-000		2	BEARING, BALL, F688ZZ		
14	FM4-1426-000		1	CABLE, WASTE TONER SWITCH	SW10	

FIGURE & KEY NO.	PARTS NUMBER	R A N K	Q'TY	DESCRIPTION	SERIAL NUMBER/ REMARKS	S V C
Fig.300	FM3-9829-010		1	1.1K RIGHT PAPER DECK ASS'Y		
1	FL3-4333-000		1	FLANGE, LIFT, FRONT		
2	FB2-8465-000		2	PULLEY, LIFTING		
3	FC5-2609-000		2	PULLEY		
4	FC6-3762-000		1	SUPPORT, SHAFT, FRONT		
5	FC6-3763-000		1	SUPPORT,SHAFT,REAR		
6	FC9-9359-000		1	BLOCK, POSITIONING		
7	FC6-9969-000		1	SLIDER, RACK		
8	FC8-2527-000		1	HOOK		
9	FC8-2529-000		2	WIRE		
10	FC8-2531-000		1	PLATE, BACK END LIMIT		
11	FC8-2532-000		1	PLATE, PAPER SIDE END, FRONT		
12	FC8-2533-000		1	PLATE, PAPER SIDE END ADJUST		
13	FL2-8661-000		1	PLATE, PAPER SIDE END, REAR		
14	FC8-4967-000		1	WINDOW, CST FR. COVER IND.		
15	FC8-4968-000		1	RING, BUTTON		
16	FC8-9050-000		1	BUTTON, DECK PUSHING		
17	FC8-9053-000		1	HOOK, SECOND, RIGHT		
18	FC8-9054-000		1	LINK, RIGHT		
19	FC9-3892-000		1	HOLDER, DECK SIZE INDEX		
20	FL3-4334-000		1	FLANGE, LIFT, REAR		
21	FC9-4119-000		1	STOPPER, COUPLING		
22	FS4-0160-000		1	GEAR, 28T		
23	FS4-2136-000		1	SPRING, COMPRESSION		
24	FU7-2368-000		1	SPRING, TENSION		
25	FU7-2387-000		1	SPRING, COMPRESSION		
26	FU8-2361-000		1	SPRING, COMPRESSION		
27	XA9-1035-000		AR	SCREW,M4X4		
28	XD9-0137-010		7	RING, E		
29	XA9-0926-000		5	SCREW, TP, M4X8		
30	XG9-0737-000		2	BUSHING		
31	FC8-1978-000		1	COVER, DECK FRONT, RIGHT		

FIGURE & KEY NO.	PARTS NUMBER	R A N K	Q'TY	DESCRIPTION	SERIAL NUMBER/ REMARKS	S V C
32	FC8-4964-000		1	LABEL, HEIGHT LIMIT, S		
33	FL3-0237-000		1	PLATE, LIFTER		
34	FB6-3499-000		1	SHEET, SEPARATION		
35	XA9-1934-000		2	SCREW, M4X4		
36	FC8-9048-000		2	BLOCK,SLIDE		
37	FL2-8664-000		2	PLATE, SUPPORT PULLEY		
38	FC9-3789-000		1	GUIDE, JAM		
39	FC8-2530-000		1	SHAFT, TRANSMISSION		
40	FC6-3764-000		1	HOLDER,DAMPER		
41	FS4-0012-000		1	GEAR, 27T		
42	XH9-0148-000		1	DAMPER, OIL		
43	XA1-1200-407		2	SCREW PH2X3 (S)		
44	XA9-0732-000		1	SCREW,RS,M4		
501	XD3-2200-122		4	PIN, DOWEL		
502	XD1-1105-235		5	WASHER,COP		

FIGURE 301

1.1K LEFT PAPER DECK ASS'Y

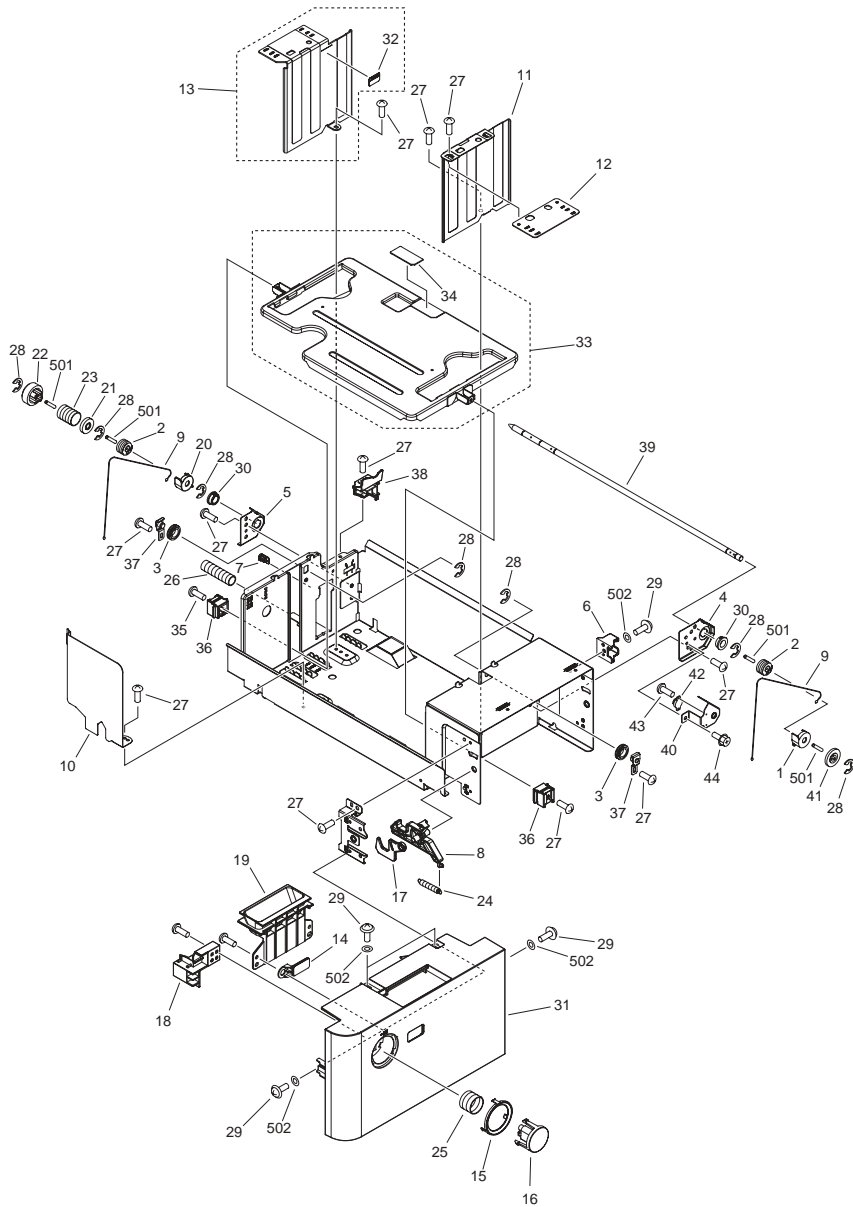


FIGURE & KEY NO.	PARTS NUMBER	R A N K	Q'TY	DESCRIPTION	SERIAL NUMBER/ REMARKS	S V C
Fig.301	FM3-9830-010		1	1.1K LEFT PAPER DECK ASS'Y		
1	FL3-4333-000		1	FLANGE, LIFT, FRONT		
2	FB2-8465-000		2	PULLEY, LIFTING		
3	FC5-2609-000		2	PULLEY		
4	FC6-3762-000		1	SUPPORT, SHAFT, FRONT		
5	FC6-3763-000		1	SUPPORT,SHAFT,REAR		
6	FC9-9359-000		1	BLOCK, POSITIONING		
7	FC6-9969-000		1	SLIDER, RACK		
8	FC8-2527-000		1	HOOK		
9	FC8-2529-000		2	WIRE		
10	FC8-2531-000		1	PLATE, BACK END LIMIT		
11	FC8-2532-000		1	PLATE, PAPER SIDE END, FRONT		
12	FC8-2533-000		1	PLATE, PAPER SIDE END ADJUST		
13	FL2-8661-000		1	PLATE, PAPER SIDE END, REAR		
14	FC8-4967-000		1	WINDOW, CST FR. COVER IND.		
15	FC8-4968-000		1	RING, BUTTON		
16	FC8-9050-000		1	BUTTON, DECK PUSHING		
17	FC9-3775-000		1	HOOK, SECOND, LEFT		
18	FC8-9055-000		1	LINK, LEFT		
19	FC9-3892-000		1	HOLDER, DECK SIZE INDEX		
20	FL3-4334-000		1	FLANGE, LIFT, REAR		
21	FC9-4119-000		1	STOPPER, COUPLING		
22	FS4-0160-000		1	GEAR, 28T		
23	FS4-2136-000		1	SPRING, COMPRESSION		
24	FU7-2368-000		1	SPRING, TENSION		
25	FU7-2387-000		1	SPRING, COMPRESSION		
26	FU8-2361-000		1	SPRING, COMPRESSION		
27	XA9-1035-000		AR	SCREW,M4X4		
28	XD9-0137-010		7	RING, E		
29	XA9-0926-000		5	SCREW, TP, M4X8		
30	XG9-0737-000		2	BUSHING		
31	FC8-1979-000		1	COVER, DECK FRONT, LEFT		

FIGURE & KEY NO.	PARTS NUMBER	R A N K	Q'TY	DESCRIPTION	SERIAL NUMBER/ REMARKS	S V C
32	FC8-4964-000		1	LABEL, HEIGHT LIMIT, S		
33	FL3-0237-000		1	PLATE, LIFTER		
34	FB6-3499-000		1	SHEET, SEPARATION		
35	XA9-1934-000		2	SCREW, M4X4		
36	FC8-9048-000		2	BLOCK,SLIDE		
37	FL2-8664-000		2	PLATE, SUPPORT PULLEY		
38	FC9-3789-000		1	GUIDE, JAM		
39	FC8-2530-000		1	SHAFT, TRANSMISSION		
40	FC6-3764-000		1	HOLDER,DAMPER		
41	FS4-0012-000		1	GEAR, 27T		
42	XH9-0148-000		1	DAMPER, OIL		
43	XA1-1200-407		2	SCREW PH2X3 (S)		
44	XA9-0732-000		1	SCREW,RS,M4		
501	XD3-2200-122		4	PIN, DOWEL		
502	XD1-1105-235		5	WASHER,COP		

FIGURE 302 CASSETTE ASSEMBLY

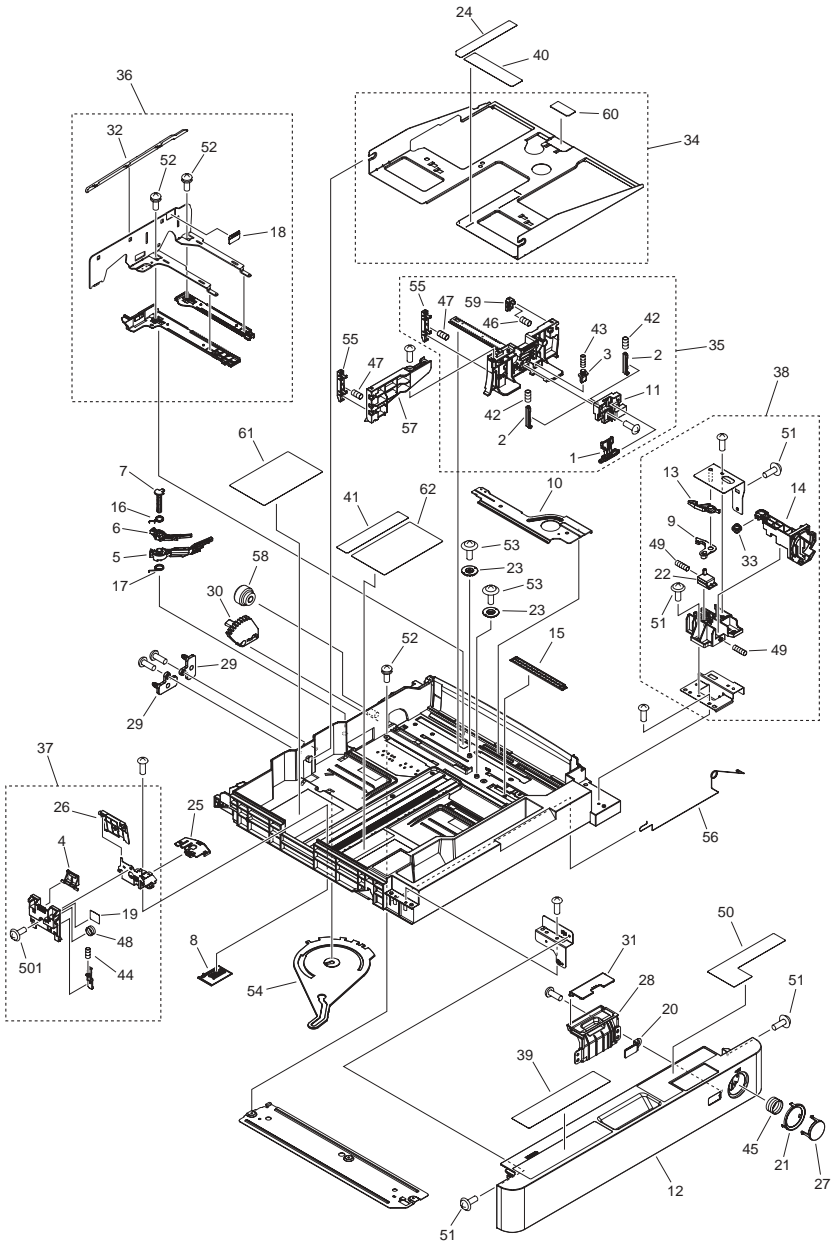


FIGURE & KEY NO.	PARTS NUMBER	R A N K	Q'TY	DESCRIPTION	SERIAL NUMBER/ REMARKS	S V C
Fig.302	FM3-4746-010		2	CASSETTE ASSEMBLY		
1	FC8-2462-000		1	KNOB, PAPER SIDE END		
2	FC8-2463-000		2	STOPPER		
3	FC8-2464-000		1	PLATE, CLICK		
4	FC8-2466-000		1	LEVER		
5	FC8-2469-000		1	DIAL, DETECT, SMALL		
6	FC8-2470-000		1	DIAL, DETECT, LARGE		
7	FC8-2474-000		1	SHAFT, SUPPORT		
8	FC8-2475-000		1	PLATE, JOINT		
9	FC8-2477-000		1	ARM, LOCK, A		
10	FC8-2482-000		1	PLATE, LIFTER		
11	FC8-2484-000		1	COVER, HANDLE		
12	FC8-2495-000		1	COVER, CASSETTE, FRONT		
13	FC8-2667-000		1	ARM, LOCK, B		
14	FC8-2668-000		1	LINK, BUTTON, UPPER		
15	FC8-2670-000		1	PLATE, FREE STOP		
16	FC8-2671-000		1	SPRING, TROSION		
17	FC8-2672-000		1	SPRING, TROSION		
18	FC8-4964-000		1	LABEL, HEIGHT LIMIT MARK		
19	FC8-4965-000		1	LABEL, HEIGHT LIMIT MARK, R		
20	FC8-4967-000		1	WINDOW, CST FR. COVER IND.		
21	FC8-4968-000		1	RING, BUTTON		
22	FC8-4987-000		1	LINK, BUTTON, LOWER		
23	FC8-4990-000		2	PLATE, SYNCHRONOUS		
24	FC8-4994-000		1	LABEL, SIZE INDEX, END		
25	FC8-4996-000		1	COVER, TOP		
26	FC8-4997-000		1	FLAPPER		
27	FC8-9049-000		1	BUTTON, PUSHING		
28	FC9-0136-000		1	HOLDER, SIZE INDEX		
29	FC9-3831-000		2	PIN, SIZE DETECT		
30	FC9-3962-000		1	GEAR, 50T		
31	FC9-4042-000		1	COVER, SIZEPLATE		

FIGURE & KEY NO.	PARTS NUMBER	R A N K	Q'TY	DESCRIPTION	SERIAL NUMBER/ REMARKS	S V C
32	FC0-2781-000		1	COVER, PAPER SIDE END		
33	FC9-7261-000		1	ROLLER, LINK		
34	FL2-8638-000		1	PLATE, LIFTING		
35	FM4-5709-010		1	SIDE END PLATE ASSEMBLY, FRONT		
36	FM3-8906-010		1	SIDE END PLATE ASSEMBLY, REAR		
37	FM3-8907-000		1	BACK END LIMIT PLATE ASSEMBLY		
38	FM3-9989-000		1	BUTTON LINK MOUNT ASSEMBLY		
39	FU6-8534-000		1	LABEL, PAPER SET		
40	FU6-8538-000		1	LABEL, SIZE INDEX, SIDE		
41	FU6-8539-000		1	LABEL, SIZE INDEX, BACK END		
42	FU7-2326-000		2	SPRING, COMPRESSION		
43	FU7-2327-000		1	SPRING, COMPRESSION		
44	FU7-2328-000		1	SPRING, COMPRESSION		
45	FU7-2386-000		1	SPRING, COMPRESSION		
46	FU7-2513-000		1	SPRING, COMPRESSION		
47	FU7-2514-000		2	SPRING, COMPRESSION		
48	FU7-2515-000		1	SPRING, COMPRESSION		
49	FU7-2518-000		2	SPRING, COMPRESSION		
50	FU7-8272-000		1	LABEL, CASSETTE SIZE CAUTION		
51	XA9-0926-000		8	SCREW, TP, M4X8		
52	XA9-1016-000		6	SCREW, W/WASHER, M3X6		
53	XA9-1523-000		2	SCREW, B, M4X8		
54	FC8-2476-000		1	LINK, BACK END DETECT		
55	FC8-5262-000		2	BLOCK, PAPER SIDE END, LARGE		
56	FC8-9051-000		1	SPRING, GROUNDING		
57	FC9-0133-000		1	PLATE,PAPER SIDE END EXTENSION		
58	FC9-3785-000		1	COUPLING		
59	FM3-8911-000		1	BLOCK, PAPER SIDE END, SMALL		
60	FB6-3499-000		1	SHEET, SEPARATION		
61	FU6-8535-000		1	LABEL, TAB PAPER SET, 1		
62	FU6-8536-000		1	LABEL, TAB PAPER SET, 2		
501	XB6-7300-405		1	SCREW, TP, M3X4		

FIGURE 305 CASSETTE HEATER ASSEMBLY (JP)

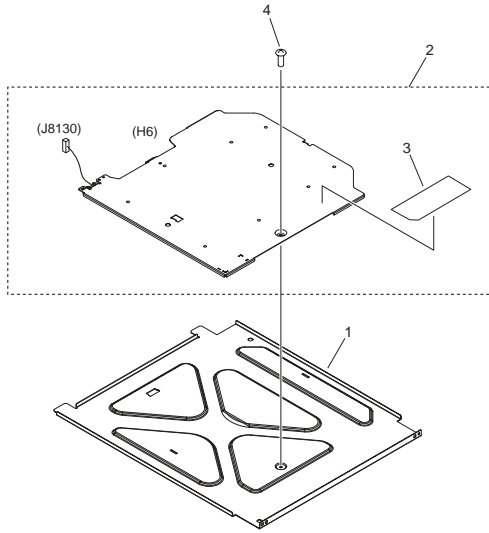


FIGURE & KEY NO.	PARTS NUMBER	RANK	QTY	DESCRIPTION	SERIAL NUMBER/REMARKS	SVC
Fig.305	NPN		RF	CASSETTE HEATER ASSEMBLY	JP	
1	FC9-3675-000		1	MOUNT, CASSETTE HEATER		
2	FM3-8915-000		1	CASSETTE HEATER ASSEMBLY	H6	
3	FU6-8647-000		1	LABEL, HIGH TMP. CAUTION		
4	XA9-1031-000		1	SCREW, MACH. TRUSS HEAD, M4X6		

FIGURE 310 PAPER PICK-UP ASSEMBLY, RIGHT

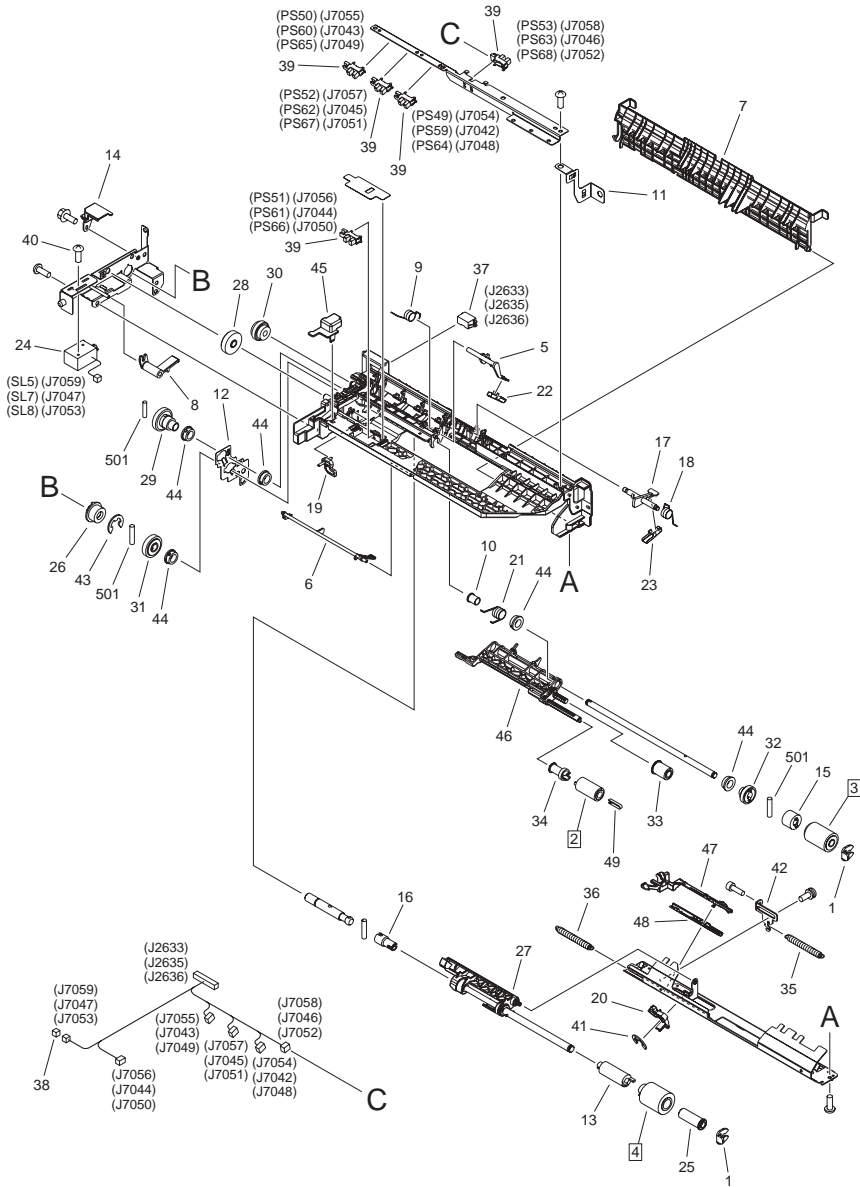


FIGURE & KEY NO.	PARTS NUMBER	R A N K	Q'TY	DESCRIPTION	SERIAL NUMBER/ REMARKS	S V C
Fig.310	FM3-4744-010		3	PAPER PICK-UP ASSEMBLY, RIGHT		
1	FB4-2007-000		2	RING, RETAINING		
2	FC5-2524-000		1	ROLLER, PAPER PICK-UP	[DP]	
3	FC5-2526-000		1	ROLLER, PAPER FEEDER	[DP]	
4	FC5-2528-000		1	ROLLER, SEPARATION	[DP]	
5	FC5-2535-000		1	FLAG, PAPER PICK-UP SENSOR		
6	FC5-2537-010		1	LEVER, PAPER SENSOR		
7	FC5-2538-000		1	GUIDE, SWING		
8	FC5-2540-000		1	ARM, PICK-UP		
9	FC5-2542-000		1	SPRING, TORSION		
10	FC5-2548-000		1	COLLAR, SPRING		
11	FC5-2573-000		1	PLATE, GROUNDING		
12	FC5-6211-000		1	PLATE, SHAFT GROUNDING, FEEDER		
13	FC5-6245-000		1	LIMITER, TORQUE		
14	FC5-6260-000		1	COVER, CONNECTOR		
15	FC6-3863-000		1	CLUTCH, ONE-WAY		
16	FC9-4290-000		1	JOINT, RETARD		
17	FC8-7812-000		1	FLAG, VERTICAL PATH SENSOR		
18	FC8-7813-000		1	SPRING, TORSION		
19	FC8-9045-000		1	ARM, RELEASE, PAPER PICK-UP		
20	FC8-9046-000		1	ARM, SEPARATION PRESSURE		
21	FC8-9047-000		1	SPRING, TORSION		
22	FC9-3969-000		1	PLATE, PICK-UP SENSOR FLAG		
23	FC9-3970-000		1	PLATE, V. PATH SENSOR FLAG		
24	FL3-4906-000		1	SOLENOID	SL5,SL7,SL8	
25	FL2-1401-000		1	HOLDER, BEARING		
26	FL3-2254-000		1	CLUTCH, ONE-WAY		
27	FL3-4911-000		1	MOUNT, SEPARATION ROLLER		
28	FU5-0183-000		1	GEAR, 30T		
29	FU5-0184-000		1	GEAR, 16T/25T		
30	FU5-0185-000		1	GEAR, 18T/32T		
31	FU5-0186-000		1	GEAR, 24T		

FIGURE & KEY NO.	PARTS NUMBER	R A N K	Q'TY	DESCRIPTION	SERIAL NUMBER/ REMARKS	S V C
32	FU5-0187-000		1	GEAR, 50T		
33	FU5-0188-000		1	GEAR, 34T		
34	FU5-0263-000		1	GEAR, 32T		
35	FU5-2162-000		1	SPRING, TENSION		
36	FU7-2366-000		1	SPRING, TENSION		
37	VS1-7164-018		1	CONNECTOR, SNAP TIGHT, 18P, W		
38	VS1-7177-002		1	CONNECTOR, SNAP TIGHT, BK		
39	WG8-5848-000		5	PHOTO-INTERRUPTER,GP1A173LCS0F	PS49,PS50,PS51,PS52,P S53,PS59,PS60,PS61,PS 62,PS63,PS64,PS65PS66 ,PS67,PS68	
40	XA9-1659-000		2	SCREW,M3X4		
41	XD9-0133-000		1	RING, E		
42	FC9-3979-000		1	PLATE, PRESSURE ADJUST, SEP.		
43	XD9-0137-010		1	RING, E		
44	XG9-0737-000		5	BUSHING		
45	FC5-2547-000		1	COVER, SOLENOID CABLE		
46	FC8-7809-000		1	HOLDER, ROLLER SUPPORT		
47	FC8-9043-000		1	ARM, RELEASE		
48	FC8-9044-000		1	SLIDER, LINK		
49	FC7-5845-000		1	STOPPER, ROLLER		
501	XD3-2300-142		3	PIN, DOWEL		

FIGURE 311 PAPER PICK-UP ASSEMBLY, LEFT

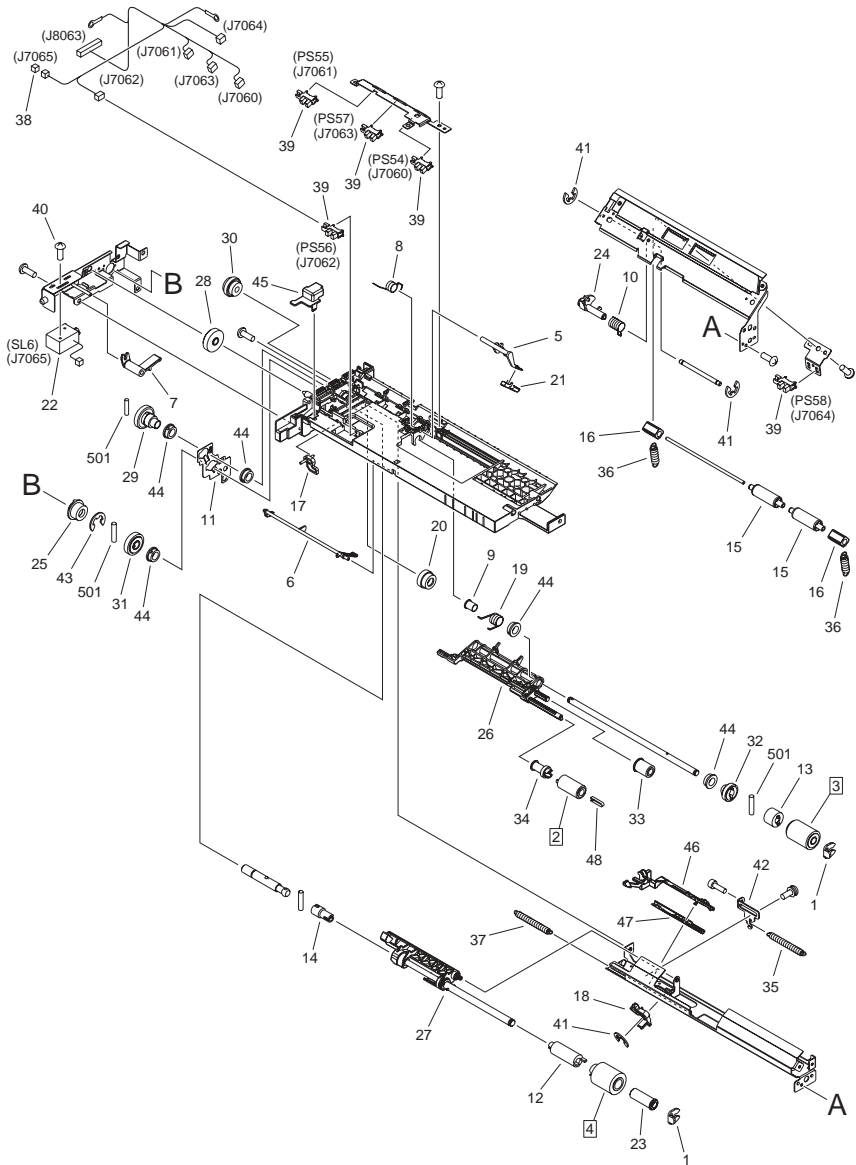
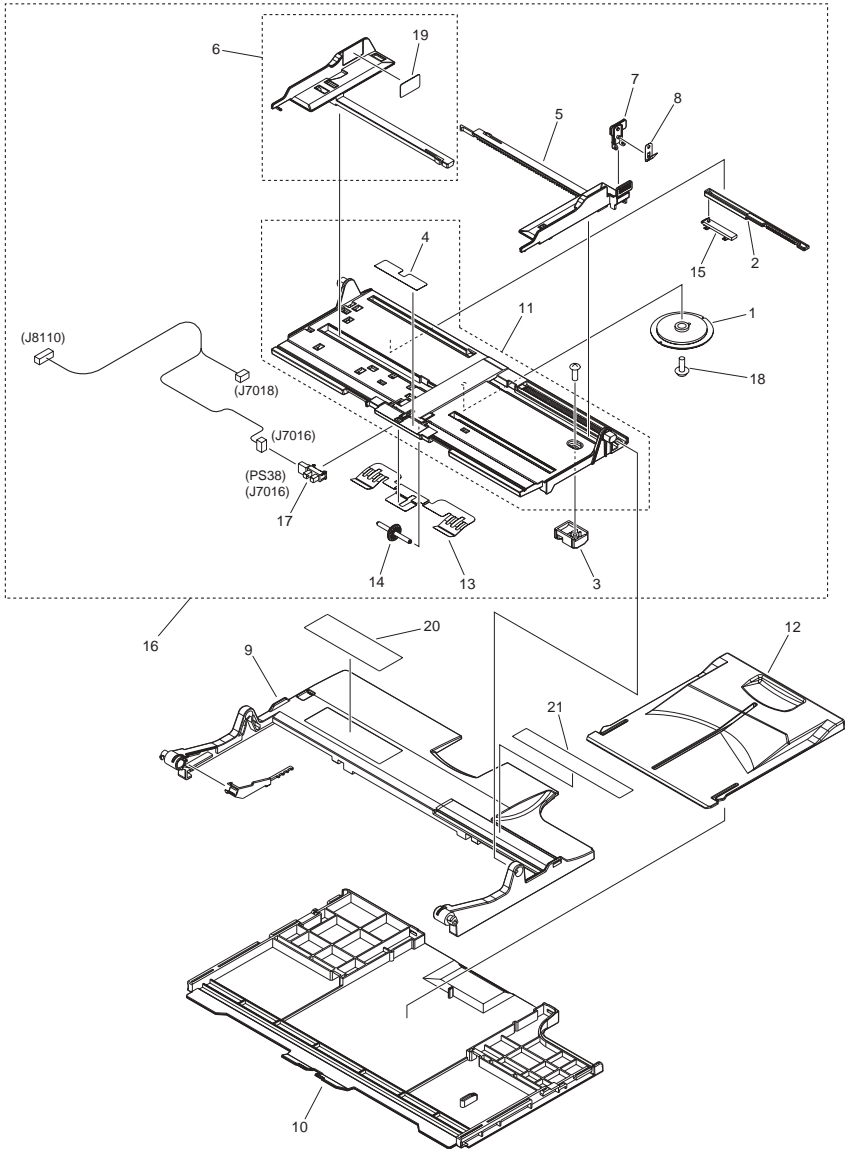


FIGURE & KEY NO.	PARTS NUMBER	R A N K	Q'TY	DESCRIPTION	SERIAL NUMBER/ REMARKS	S V C
Fig.311	FM3-4745-010		1	PAPER PICK-UP ASSEMBLY, LEFT		
1	FB4-2007-000		2	RING, RETAINING		
2	FC5-2524-000		1	ROLLER, PAPER PICK-UP	[DP]	
3	FC5-2526-000		1	ROLLER, PAPER FEEDER	[DP]	
4	FC5-2528-000		1	ROLLER, SEPARATION	[DP]	
5	FC5-2535-000		1	FLAG, PAPER PICK-UP SENSOR		
6	FC5-2537-010		1	LEVER, PAPER SENSOR		
7	FC5-2540-000		1	ARM, PICK-UP		
8	FC5-2542-000		1	SPRING, TORSION		
9	FC5-2548-000		1	COLLAR, SPRING		
10	FC5-2638-000		1	SPRING, TORSION		
11	FC5-6211-000		1	PLATE, SHAFT GROUNDING, FEEDER		
12	FC5-6245-000		1	LIMITER, TORQUE		
13	FC6-3863-000		1	CLUTCH, ONE-WAY		
14	FC9-4290-000		1	JOINT, RETARD		
15	FC8-2607-000		2	ROLLER, FOLLOWER		
16	FC8-2609-000		2	BUSHING		
17	FC8-9045-000		1	ARM, RELEASE, PAPER PICK-UP		
18	FC8-9046-000		1	ARM, SEPARATION PRESSURE		
19	FC8-9047-000		1	SPRING, TORSION		
20	FC9-3762-000		1	SPACER		
21	FC9-3969-000		1	PLATE, PICK-UP SENSOR FLAG		
22	FL3-4906-000		1	SOLENOID	SL6	
23	FL2-1401-000		1	HOLDER, BEARING		
24	FL2-8916-000		1	FLAG, DECK PATH SENSOR, LEFT		
25	FL3-2254-000		1	CLUTCH, ONE-WAY		
26	FL2-2921-000		1	HOLDER, ROLLER SUPPORT		
27	FL3-4911-000		1	MOUNT, SEPARATION ROLLER		
28	FU5-0183-000		1	GEAR, 30T		
29	FU5-0184-000		1	GEAR, 16T/25T		
30	FU5-0185-000		1	GEAR, 18T/32T		
31	FU5-0186-000		1	GEAR, 24T		

FIGURE & KEY NO.	PARTS NUMBER	R A N K	Q'TY	DESCRIPTION	SERIAL NUMBER/ REMARKS	S V C
32	FU5-0187-000		1	GEAR, 50T	PS54,PS55,PS56,PS57P S58	
33	FU5-0188-000		1	GEAR, 34T		
34	FU5-0263-000		1	GEAR, 32T		
35	FU5-2162-000		1	SPRING, TENSION		
36	FU7-2351-000		2	SPRING, TENSION		
37	FU7-2366-000		1	SPRING, TENSION		
38	VS1-7177-002		1	CONNECTOR, SNAP TIGHT, BK		
39	WG8-5848-000		5	PHOTO-INTERRUPTER,GP1A173LCS0F		
40	XA9-1659-000		2	SCREW,M3X4		
41	XD9-0133-000		3	RING, E		
42	FC9-3979-000		1	PLATE, PRESSURE ADJUST, SEP.		
43	XD9-0137-010		1	RING, E		
44	XG9-0737-000		5	BUSHING		
45	FC5-2547-000		1	COVER, SOLENOID CABLE		
46	FC8-9043-000		1	ARM, RELEASE		
47	FC8-9044-000		1	SLIDER, LINK		
48	FC7-5845-000		1	STOPPER, ROLLER		
501	XD3-2300-142		3	PIN, DOWEL		

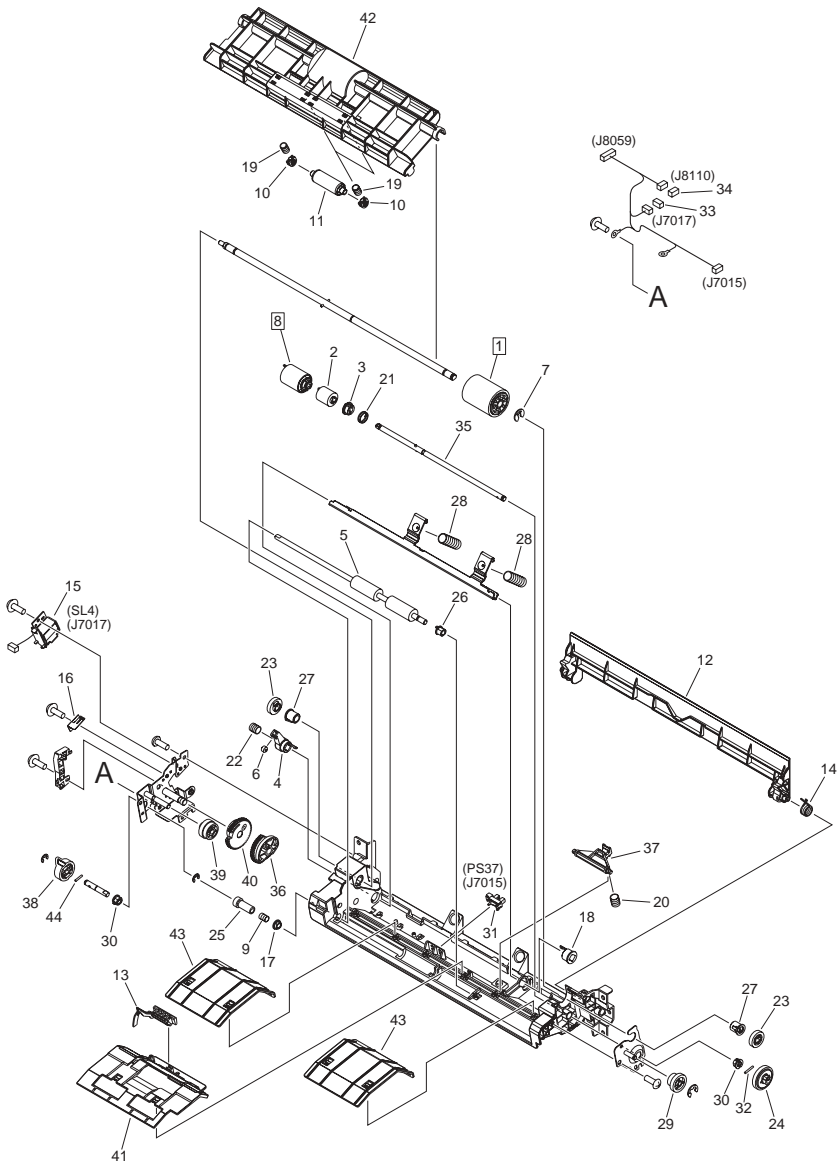
FIGURE 315 MULTI TRAY ASSEMBLY



NOTE : This assembly is included in the assembly shown in Figure 116.
 NOTE : This assembly does not include the part shown with key No. 21.
 注：このユニットはFigure 116のユニットに含まれます。
 注：このユニットにKey No. 21の部品は含まれません。

FIGURE & KEY NO.	PARTS NUMBER	R A N K	Q'TY	DESCRIPTION	SERIAL NUMBER/ REMARKS	S V C
Fig.315	FM3-4893-000		1	MULTI TRAY ASSEMBLY	SEE NOTE	
1	FB6-3456-000		1	GEAR, 46T/20T		
2	FB6-3457-000		1	RACK		
3	FB6-3459-000		1	BLOCK, SIDE REGIST. ADJUSTING		
4	FB6-4937-000		1	SHEET, SEPARATION		
5	FC8-2710-000		1	PLATE, PAPER SIDE END, FRONT		
6	FL3-3173-000		1	PLATE, PAPER SIDE END, REAR		
7	FC8-2712-000		1	STOPPER, SIDE		
8	FC8-2713-000		1	SPRING, LEAF		
9	FC8-5099-000		1	COVER, MULTI TRAY, UPPER		
10	FC8-5100-000		1	COVER, MULTI TRAY, LOWER		
11	FL3-3172-000		1	PLATE, MULTI PRESSURE		
12	FL3-4254-000		1	TRAY, SECOND		
13	FC8-5349-000		1	SPRING, LEAF		
14	FC8-5388-000		1	ROLLER, LAST PAPER DETECT		
15	FH7-7600-010		1	SLIDE VOLUME SENSOR UNIT		
16	FM3-4894-000		1	PRESSURE CENTER PLATE ASSEMBLY		
17	WG8-5848-000		1	PHOTO-INTERRUPTER,GP1A173LCS0F	PS38	
18	XA9-1523-000		1	SCREW, B, M4X8		
19	FC9-7165-000		1	LABEL, MAXIMUM LOAD		
20	FU6-8523-000		1	LABEL, PAPER SET INSTRUCTION		
21	FU7-8268-000		1	LABEL, MANUAL FEED SIZE	SEE NOTE JP	
21	FU7-8269-000		1	LABEL, MANUAL FEED SIZE	SEE NOTE US,CA,LTN	
21	FU7-8271-000		1	LABEL, MANUAL FEED SIZE	SEE NOTE LTN,SG,HK,AU,CN,KR,T W	
21	FU7-8270-000		1	LABEL, MANUAL FEED SIZE	SEE NOTE EUR	

FIGURE 316 MULTI DOOR PAPER PICK-UP ASS'Y



NOTE : This assembly is included in the assembly shown in Figure 116.
注 : このユニットはFigure 116のユニットに含まれます。

FIGURE & KEY NO.	PARTS NUMBER	R A N K	Q'TY	DESCRIPTION	SERIAL NUMBER/ REMARKS	S V C
Fig.316	FM3-4895-020		1	MULTI DOOR PAPER PICK-UP ASS'Y	SEE NOTE	
1	FB1-8581-000		1	ROLLER, PAPER PICK-UP	[DP]	
2	FB6-3410-000		1	LIMITER, TORQUE		
3	FB6-3463-000		1	CLUTCH		
4	FB6-3466-000		1	CAM, JOINT		
5	FC5-2151-000		1	ROLLER, PRE-REGISTRATION, U.		
6	FC5-5078-000		1	ROLLER, ARM		
7	FC6-5046-000		1	RING, RETAINING		
8	FC6-6661-000		1	ROLLER, SEPARATION	[DP]	
9	FC7-5009-000		1	SPRING, COMPRESSION		
10	FC7-7209-000		4	BUSHING, VERTICAL ROLLER		
11	FC8-3782-000		2	ROLLER, PAPER FEED		
12	FC8-5105-000		1	COVER, SUB		
13	FC8-5344-000		1	FLAG, M.F.PAPER PRESENCE		
14	FC8-5389-000		1	SPRING, TORSION		
15	FK2-0115-000		1	SOLENOID	SL4	
16	FC8-2729-000		1	PLATE, GROUNDING		
17	FS1-1569-000		1	BUSHING		
18	FS6-1058-000		1	BUSHING		
19	FU6-2924-000		4	SPRING		
20	FS7-2809-000		1	SPRING, COMPRESSION		
21	FS7-2812-010		1	SPRING, TORSION		
22	FU6-2927-000		1	SPRING, LEAF		
23	FU3-0296-000		2	GEAR, 24T		
24	FU3-0297-000		1	GEAR, 36T		
25	FU9-0059-000		1	GEAR, 13T		
26	FU5-1036-000		1	BUSHING		
27	FU6-1185-000		2	BUSHING		
28	FU7-2476-000		2	SPRING, COMPRESSION		
29	FU8-0182-000		1	GEAR, 18T/27T		
30	RS5-1567-000		2	BUSHING		
31	WG8-5783-000		1	IC.PHOTO-INTERRUPTER,LG248NL1A	PS37	

FIGURE & KEY NO.	PARTS NUMBER	R A N K	Q'TY	DESCRIPTION	SERIAL NUMBER/ REMARKS	S V C
32	XD9-0290-000		1	PIN, PARALLEL		
33	VS1-7177-002		1	CONNECTOR, SNAP TIGHT, BK		
34	VS1-7177-006		1	CONNECTOR, SNAP TIGHT, BK		
35	FL3-0568-000		1	SHAFT, PAPER PICK-UP ROLLER		
36	FB6-3467-000		1	GEAR, 27T		
37	FC9-4054-000		1	HOLDER, SEPARATION ROLLER		
38	FC9-3839-000		1	HOLDER, COUPLING		
39	FU9-0058-000		1	GEAR, 27T/24T		
40	FU5-0256-000		1	GEAR, 48T		
41	FL2-8891-000		1	GUIDE, PAPER FEED, MIDDLE		
42	FC9-3956-000		1	GUIDE, MULTI PAPER PICK-UP		
43	FC9-4034-000		2	GUIDE, PAPER FEED, OUTER		
44	XD9-0300-000		1	PIN, PARALLEL		

FIGURE 320 REGISTRATION ASSEMBLY

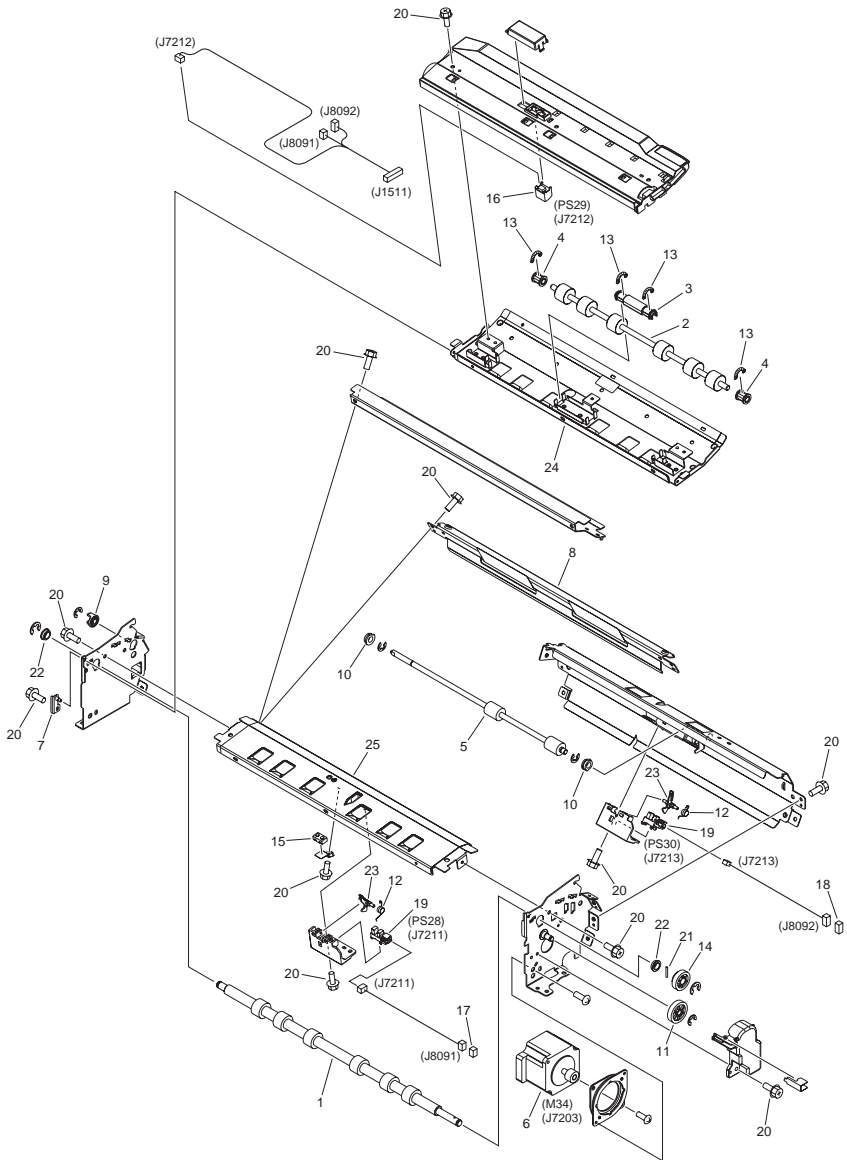


FIGURE & KEY NO.	PARTS NUMBER	R A N K	Q'TY	DESCRIPTION	SERIAL NUMBER/ REMARKS	S V C
Fig.320	FM3-4758-010		1	REGISTRATION ASSEMBLY		
1	FC8-2803-000		1	ROLLER, REGISTRATION DRIVE		
2	FC8-2804-000		1	ROLLER, REGISTRATION FOLLOWER		
3	FC8-2805-000		1	BUSHING		
4	FC8-2806-000		2	BUSHING		
5	FC8-2812-000		1	ROLLER, PAPER FEED		
6	FK2-7905-000		1	MOTOR, STEPPING, DC	M34	
7	FL2-8703-000		1	PLATE,REGISTRATION POSITIONING		
8	FL2-8851-000		1	GUIDE, CROSSING		
9	FC8-2172-000		1	COUPLING		
10	FS1-1508-000		2	BUSHING		
11	FU6-0072-000		1	GEAR, 32T		
12	FU7-2350-000		2	SPRING, TORSION		
13	FU7-2351-000		4	SPRING, TENSION		
14	FU8-0044-000		1	GEAR, 28T		
15	RB2-5850-000		1	PRISM		
16	RH7-7129-020		1	OHT SENSOR UNIT	PS29	
17	VS1-7177-003		1	CONNECTOR, SNAP TIGHT, BK		
18	VS1-7177-004		1	CONNECTOR, SNAP TIGHT, BK		
19	WG8-5848-000		2	PHOTO-INTERRUPTER,GP1A173LCS0F	PS28,PS30	
20	XA9-1386-000		AR	SCREW,RS,M3X8		
21	XD9-0290-000		1	PIN, PARALLEL		
22	XG9-0709-000		2	BEARING, BALL, MF128ZZ-3		
23	FC9-3720-000		2	FLAG, SENSOR		
24	FL2-8700-000		1	GUIDE, UPPER		
25	FL2-8701-000		1	GUIDE, LOWER		

FIGURE 321 REG. PATCH DETECT ASSEMBLY

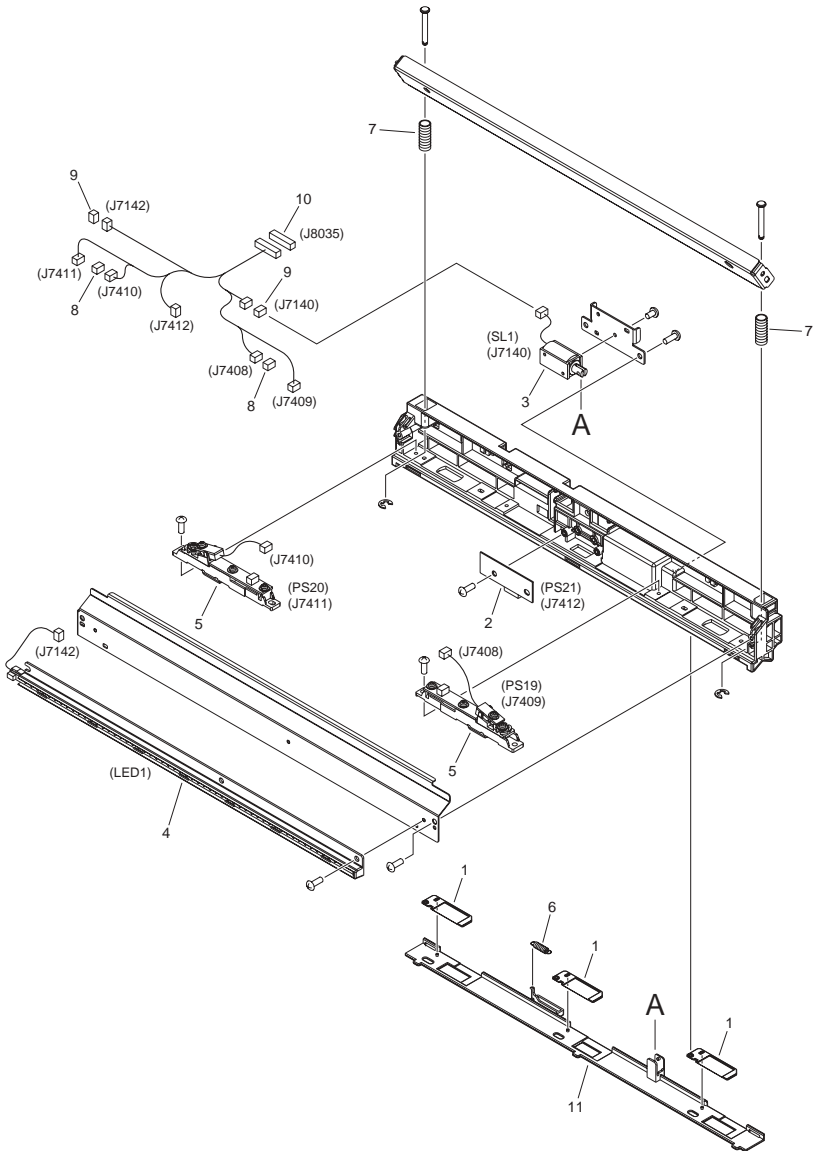
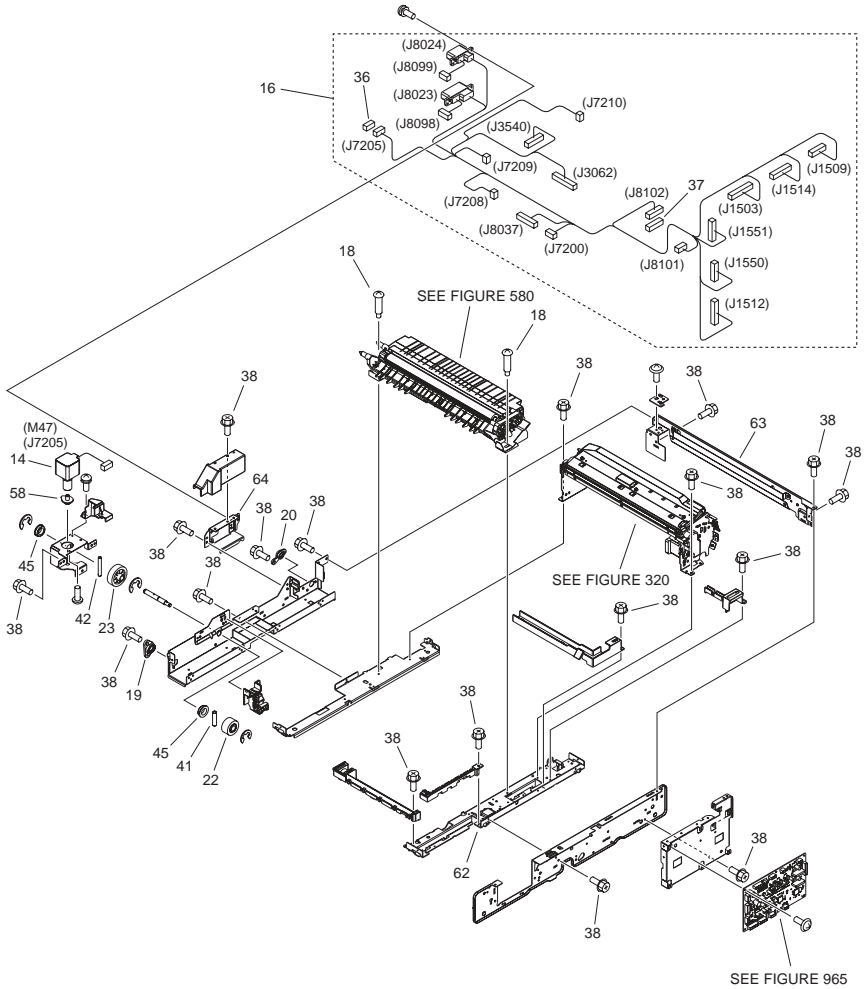
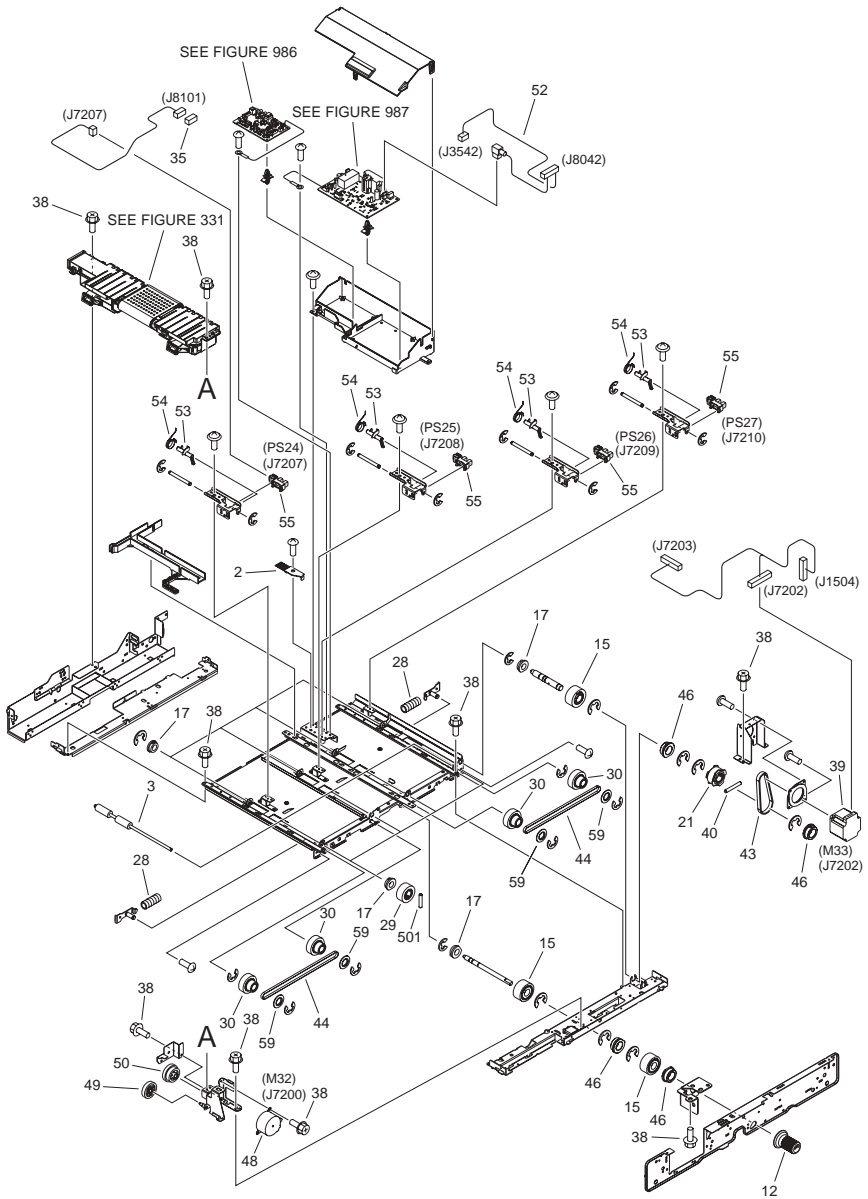


FIGURE & KEY NO.	PARTS NUMBER	R A N K	Q'TY	DESCRIPTION	SERIAL NUMBER/REMARKS	S V C
Fig.321	FM3-4717-000		1	REG. PATCH DETECT ASSEMBLY		
1	FC8-1772-000		3	SHUTTER		
2	FK2-7867-000		1	PHOTO-SENSOR	PS21	
3	FK2-7915-000		1	SOLENOID	SL1	
4	FM3-4867-000		1	PRE-EXPOSURE ASSEMBLY	LED1	
5	FM3-9945-000		2	REGIST. SENSOR PCB ASSEMBLY	PS19,PS20	
6	FU7-2354-000		1	SPRING, TENSION		
7	FU7-2355-000		2	SPRING, COMPRESSION		
8	VS1-7173-003		2	CONNECTOR, SNAP TIGHT, 3P, W		
9	VS1-7177-002		2	CONNECTOR, SNAP TIGHT, BK		
10	VS1-8412-027		1	CONNECTOR, SNAP TIGHT, BL		
11	FC8-1775-000		1	LINK, SHUTTER		

FIGURE 330 FIXING/FEEDEE ASSEMBLY





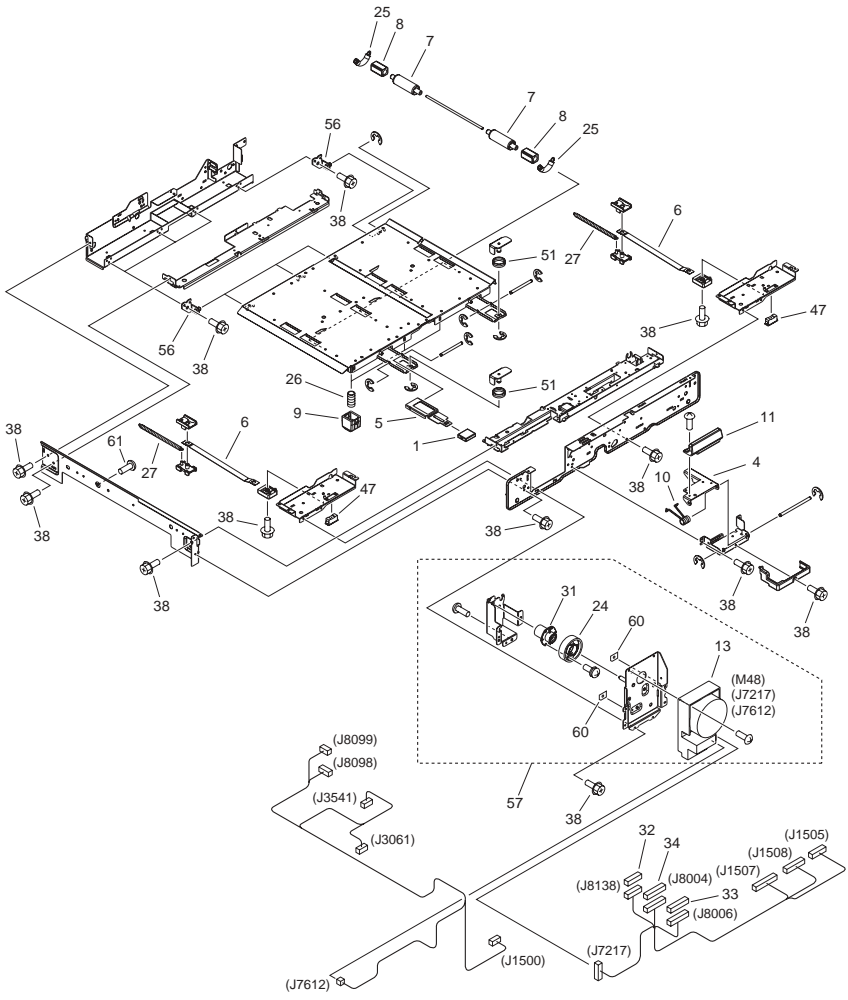


FIGURE & KEY NO.	PARTS NUMBER	R A N K	Q'TY	DESCRIPTION	SERIAL NUMBER/ REMARKS	S V C
Fig.330	NPN		RF	FIXING/FEEDER ASSEMBLY		
1	FC9-8425-000		1	LEVER, GUIDE		
2	FC6-9029-000		1	BRUSH, GROUNDING		
3	FC8-1949-000		4	ROLLER, DUPLEXING		
4	FC8-1951-000		1	HOOK		
5	FC8-1962-000		1	PLATE, HANDLE		
6	FC8-1968-000		2	TAPE, SUPPORT		
7	FC8-2607-000		8	ROLLER, FOLLOWER		
8	FC8-2609-000		8	BUSHING		
9	FC8-8802-000		3	BLOCK, PUSHING		
10	FC9-0371-000		1	SPRING, TORSION		
11	FC9-4120-000		1	HANDLE		
12	FC9-7525-000		1	KNOB, REGISTRATION		
13	FK2-7899-000		1	MOTOR, DC	M48	
14	FL2-8589-000		1	MOTOR, STEPPING, DC	M47	
15	FL2-8682-000		3	GEAR, 24T		
16	FM4-1313-000		1	CABLE, FIX/FEED DRAWER MAIN		
17	FS1-1508-000		10	BUSHING		
18	FS1-9167-000		2	STEPPED SCREW		
19	FS5-1468-020		1	BUSHING		
20	FU6-1189-000		1	BUSHING		
21	FU5-3441-000		1	PULLEY, 30T		
22	FU7-0398-000		1	GEAR, 20T		
23	FU7-0399-000		1	GEAR, 32T		
24	FU7-0998-000		1	GEAR, 20T		
25	FU7-2351-000		8	SPRING, TENSION		
26	FU7-2352-000		3	SPRING, COMPRESSION		
27	FU7-2359-000		2	SPRING, TENSION		
28	FU7-2379-000		2	SPRING, COMPRESSION		
29	FU8-0055-000		4	GEAR, 18T		
30	FU8-0056-000		4	GEAR, 19T/PULLEY, 16T		
31	FU8-0066-000		1	GEAR, 75T		

FIGURE & KEY NO.	PARTS NUMBER	RANK	Q'TY	DESCRIPTION	SERIAL NUMBER/REMARKS	SVC
32	VS1-7173-007		1	CONNECTOR, SNAP TIGHT, 7P		
33	VS1-7173-012		1	CONNECTOR, SNAP TIGHT, 12P, W		
34	VS1-7173-013		1	CONNECTOR, SNAP TIGHT, 13P, W		
35	VS1-8412-003		1	CONNECTOR, SNAP TIGHT, BL		
36	VS1-7177-004		1	CONNECTOR, SNAP TIGHT, BK		
37	VS1-8412-007		1	CONNECTOR, SNAP TIGHT, BL		
38	XA9-1386-000		AR	SCREW,RS,M3X8		
39	FK2-7908-000		1	MOTOR, STEPPING, DC	M33	
40	XD9-0290-000		1	PIN, PARALLEL		
41	XD9-0295-000		1	PIN, PARALLEL		
42	XD9-0298-000		1	PIN, PARALLEL		
43	XF2-1606-540		1	BELT, TIMING		
44	XF2-1617-440		2	BELT, TIMING		
45	XG9-0507-000		2	BEARING, BALL, MF128ZZ		
46	XG9-0737-000		4	BUSHING		
47	XZ9-0603-000		2	CATCH, MAGNET		
48	FK2-7903-000		1	MOTOR, STEPPING, DC	M32	
49	FU6-0072-000		1	GEAR, 32T		
50	FU8-0067-000		1	GEAR, 28T/34T		
51	FU8-2365-000		2	SPRING, COMPRESSION		
52	FM4-1314-000		1	CABLE, 2ND HIGH VOLTAGE		
53	FC8-2611-000		4	FLAG, DUPLEXING SENSOR		
54	FC8-2615-000		4	SPRING, TORSION		
55	WG8-5848-000		4	PHOTO-INTERRUPTER,GP1A173LCS0F	PS24,PS25,PS26,PS27	
56	FL2-8716-000		4	HINGE, DUPLEXING		
57	FM3-4741-000		1	FIXING DRIVE ASSEMBLY		
58	FC7-0727-000		1	BUSHING		
59	FC9-0402-000		4	FLANGE, PULLEY		
60	FC9-4076-000		2	SPACER		
61	XA9-1659-000		1	SCREW,M3X4		
62	FC8-1946-000		1	FRAME, PAPER FEED, FRONT UPPER		
63	FC8-1944-000		1	FRAME, PAPER FEED, RIGHT		

FIGURE & KEY NO.	PARTS NUMBER	R A N K	Q'TY	DESCRIPTION	SERIAL NUMBER/ REMARKS	S V C
64	FC9-0401-000		1	MOUNT,CONNECTOR		
501	XD3-2200-102		4	PIN, PARALLEL		

FIGURE 331 PRE-FIXING PAPER FEED ASSEMBLY

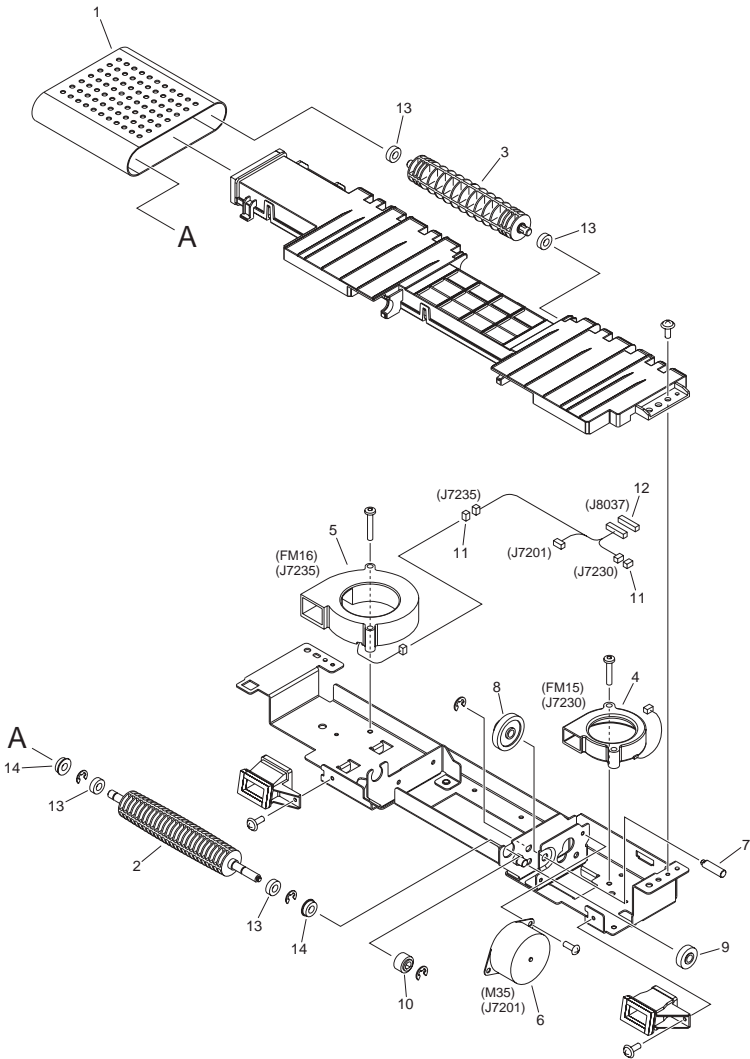
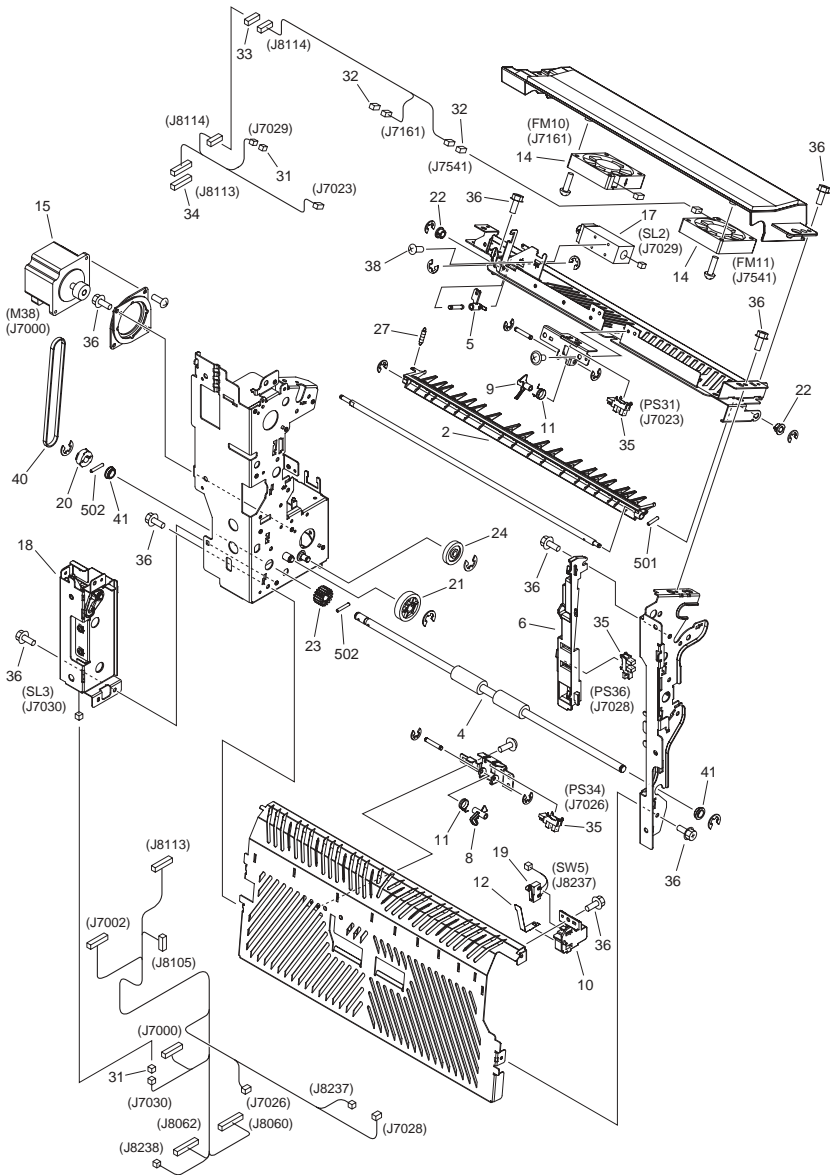


FIGURE & KEY NO.	PARTS NUMBER	R A N K	Q'TY	DESCRIPTION	SERIAL NUMBER/ REMARKS	S V C
Fig.331	FM3-4760-000		1	PRE-FIXING PAPER FEED ASSEMBLY		
1	FC8-2346-000		1	BELT		
2	FC8-2673-000		1	ROLLER, PRE-FIXING DRIVE		
3	FC8-2674-000		1	ROLLER, PRE-FIXING FOLLOWER		
4	FL2-9823-000		1	FAN	FM15	
5	FK2-6465-000		1	FAN	FM16	
6	FK2-7902-000		1	MOTOR, STEPPING, DC	M35	
7	FU6-5857-000		1	SHAFT, GEAR		
8	FU8-0078-000		1	GEAR, 34T/14T		
9	FU8-0079-000		1	GEAR, 20T		
10	FU8-0094-000		1	GEAR, 15T		
11	VS1-7177-003		2	CONNECTOR, SNAP TIGHT, BK		
12	VS1-8412-011		1	CONNECTOR, SNAP TIGHT, BL		
13	XG9-0521-000		4	BEARING, BALL, MR126ZZ		
14	XG9-0594-000		2	BEARING, BALL, MF126ZZ		
	FC8-3560-000		1	SHEET		
	FM3-8283-000		1	CABLE, FAN CONNECTING, 3		

FIGURE 350 REVERSE PAPER DELIVERY ASS'Y



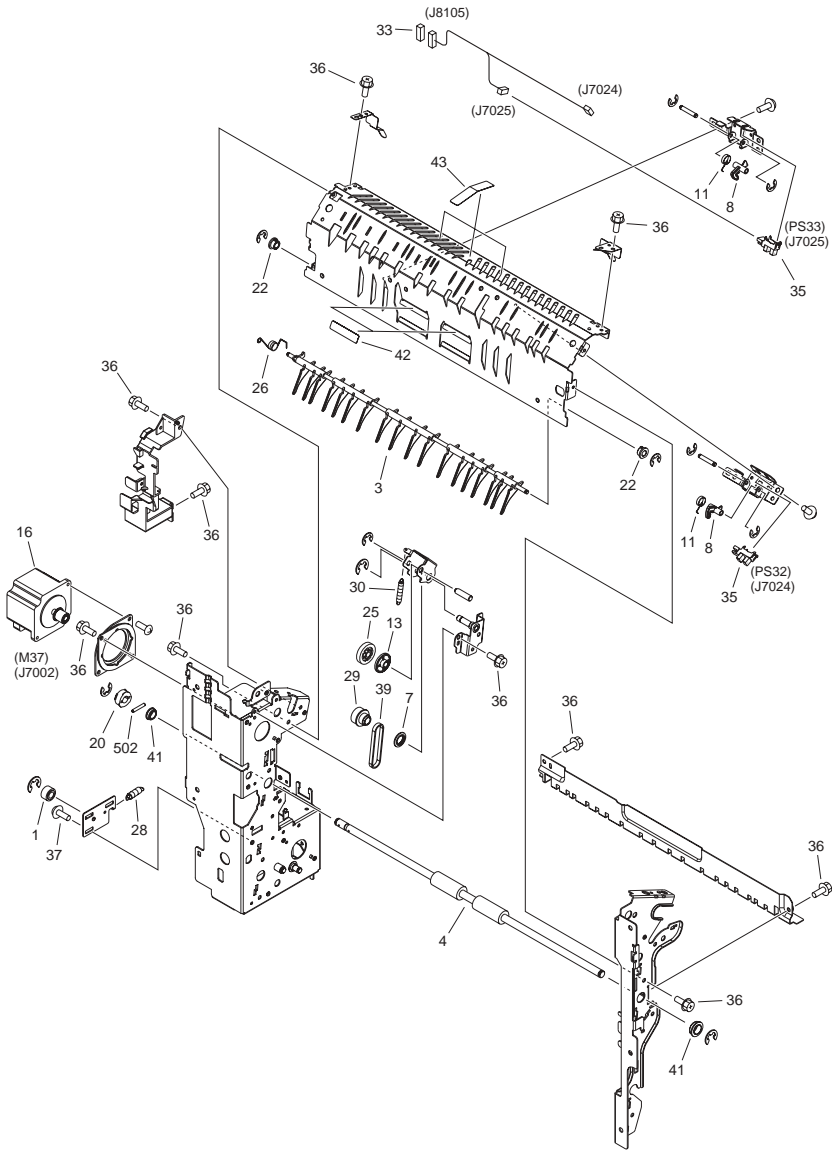


FIGURE & KEY NO.	PARTS NUMBER	R A N K	Q'TY	DESCRIPTION	SERIAL NUMBER/ REMARKS	S V C
Fig.350	FM3-4756-000		1	REVERSE PAPER DELIVERY ASS'Y		
1	FC6-1260-000		1	SPACER, INNER PAPER DELIVERY		
2	FC8-2565-000		1	FLAPPER, EXCHANGE		
3	FC8-2567-000		1	FLAPPER, DUPLEXING		
4	FC8-2570-000		2	ROLLER, REVERSE DRIVE		
5	FC8-2573-000		1	ARM, EXCHANGE FLAPPER		
6	FC8-2586-000		1	HOOK, REVERSE DOOR		
7	FC8-8976-000		1	FLANGE, PULLEY		
8	FC9-3779-000		3	FLAG, REVERSE V. PATH SENSOR		
9	FC9-3782-000		1	FLAG, OUTER DELIVERY SENSOR		
10	FC9-3833-000		1	HOLDER, SWITCH		
11	FC9-3836-000		4	SPRING, TORSION		
12	FC9-3838-000		1	PLATE, SWITCH		
13	FC9-4077-000		1	ROLLER, REVERSE SWING		
14	FK2-0472-010		2	FAN	FM10,FM11	
15	FK2-7906-000		1	MOTOR, STEPPING, DC	M38	
16	FK2-7908-000		1	MOTOR, STEPPING, DC	M37	
17	FL2-8909-000		1	SOLENOID	SL2	
18	FM3-4889-000		1	ESTRANGEMENT ASSEMBLY	SL3	
19	FM4-1342-000		1	SWITCH CABLE UNIT	SW5	
20	FS5-3805-000		2	PULLEY, 28T		
21	FU3-0312-000		1	GEAR, 30T		
22	FU5-1442-000		4	BUSHING		
23	FU6-0029-000		1	GEAR, 18T		
24	FU6-0076-000		1	GEAR, 24T		
25	FU6-0689-000		1	GEAR, 22T		
26	FU7-2319-000		1	SPRING, TORSION		
27	FU7-2320-000		1	SPRING, TENSION		
28	FU7-2321-000		1	SPRING, TENSION		
29	FU8-0077-000		1	GEAR, 16T/PULLEY, 20T		
30	FU8-2360-000		1	SPRING, TENSION		
31	VS1-7177-002		2	CONNECTOR, SNAP TIGHT, BK		

FIGURE & KEY NO.	PARTS NUMBER	R A N K	Q'TY	DESCRIPTION	SERIAL NUMBER/REMARKS	S V C
32	VS1-7177-003		2	CONNECTOR, SNAP TIGHT, BK	PS31,PS32,PS33,PS34,P S36	
33	VS1-7177-006		2	CONNECTOR, SNAP TIGHT, BK		
34	VS1-7177-011		1	CONNECTOR, SNAP TIGHT, 11P, BK		
35	WG8-5848-000		5	PHOTO-INTERRUPTER,GP1A173LCS0F		
36	XA9-1386-000		AR	SCREW,RS,M3X8		
37	XA9-1503-000		1	SCREW, TAP, M3X6		
38	XA9-1659-000		2	SCREW,M3X4		
39	XF2-1106-140		1	BELT, TIMING		
40	XF2-1114-540		1	BELT, TIMING		
41	XG9-0709-000		4	BEARING, BALL, MF128ZZ-3		
42	FC8-2550-000		2	SHEET, GUIDE		
43	FC0-0410-000		3	SHEET, DELIVERY INNER GUIDE		
501	XD3-2200-102		1	PIN, PARALLEL		
502	XD3-2200-122		3	PIN, DOWEL		

FIGURE 355
DECURLER PATH ACCESSORY ASS'Y (DECURLER
model)

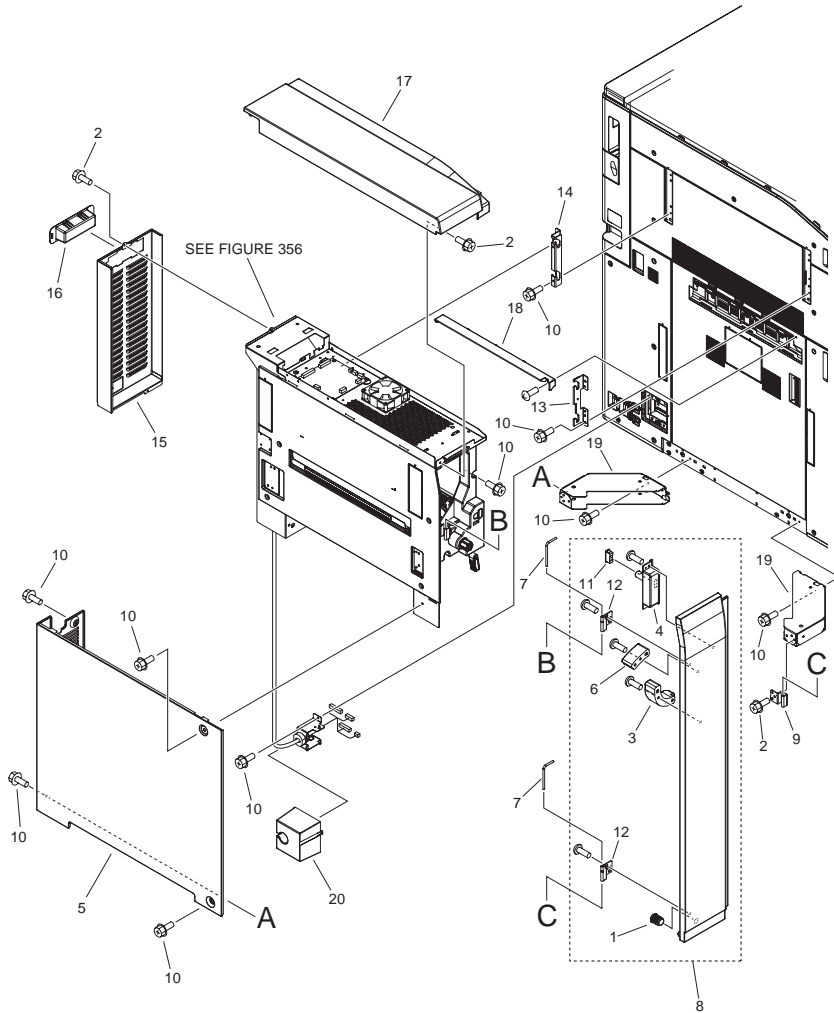
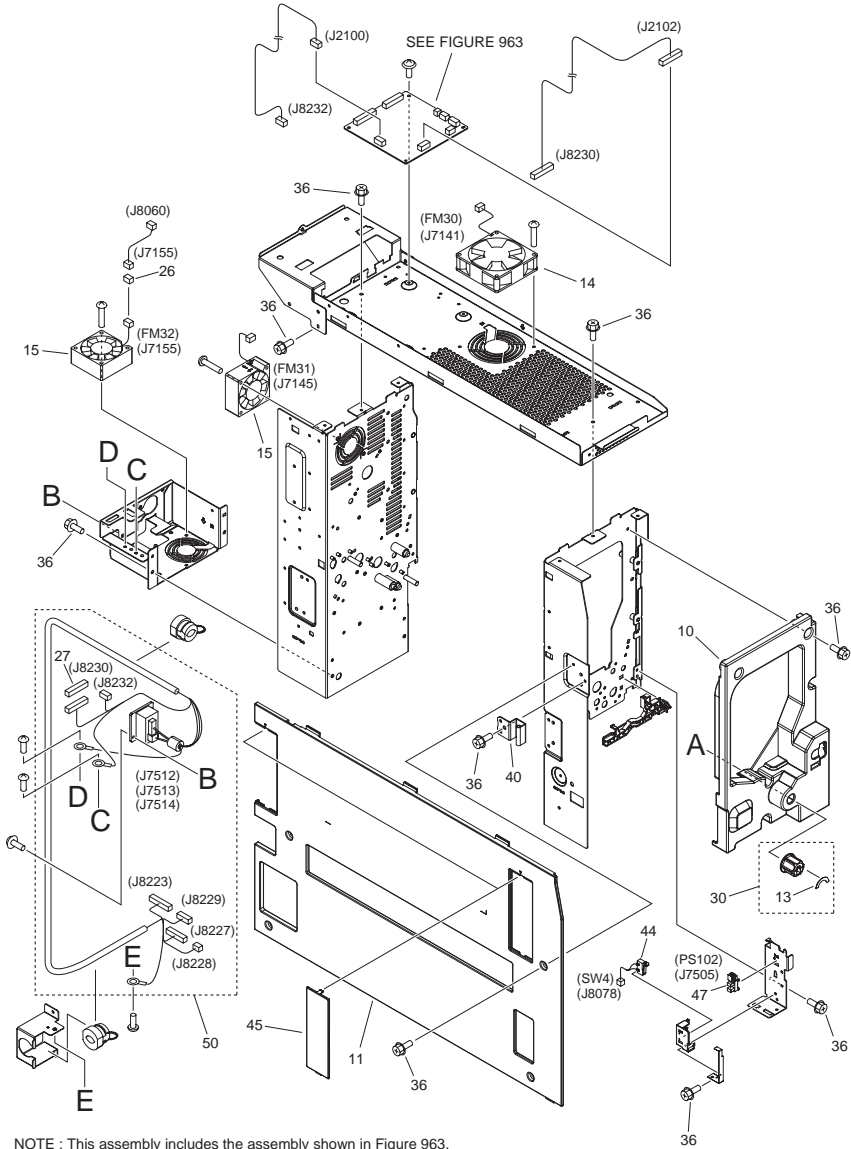
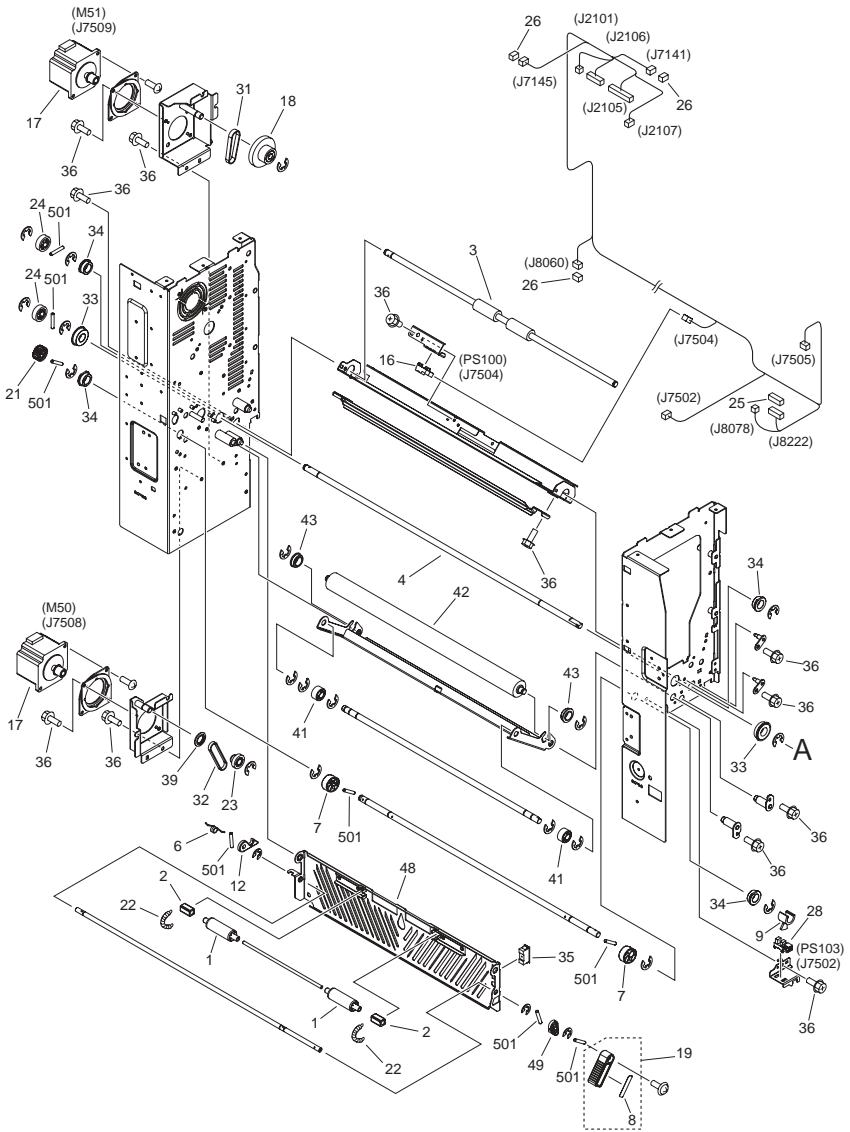


FIGURE & KEY NO.	PARTS NUMBER	R A N K	Q'TY	DESCRIPTION	SERIAL NUMBER/ REMARKS	S V C
Fig.355	NPN		RF	DECURLER PATH ACCESSORY ASS'Y	DECURLER model	
1	FA9-3870-000		1	CATCH, MAGNET		
2	XA9-1386-000		5	SCREW,RS,M3X8		
3	FC8-9039-000		1	RIB, FRONT COVER, LOWER		
4	FC9-3923-000		1	GRIP, F. COVER OPEN/CLOSE DTCT		
5	FC9-3928-000		1	COVER, LEFT LOWER		
6	FC9-3931-000		1	RIB, FRONT COVER, UPPER		
7	FU6-4563-000		2	PIN, HINGE		
8	FM3-9866-000		1	FRONT COVER ASSEMBLY		
9	FC8-9033-000		1	HINGE, FRONT COVER, LOWER		
10	XA9-0732-000		9	SCREW,RS,M4		
11	XZ9-0603-000		1	CATCH, MAGNET		
12	FC8-9030-000		2	HINGE		
13	FC8-9026-000		1	PLATE, BUFFER MOUNTING, FRONT		
14	FC8-9027-000		1	PLATE, BUFFER MOUNTING, REAR		
15	FC8-9036-000		1	COVER, REAR		
16	FC9-6206-000		1	HANDLE		
17	FL2-8877-000		1	COVER, UPPER		
18	FC8-9005-000		1	GUIDE, PAPER DELIVERY, UPPER		
19	FC9-3929-000		2	SUPPORT,COVER		
20	FC9-6201-000		1	COVER,CONNECTOR		

FIGURE 356 DECURLER PATH ASSEMBLY (DECURLER model)



NOTE : This assembly includes the assembly shown in Figure 963.
 注 : このユニットはFigure 963のユニットを含みます。



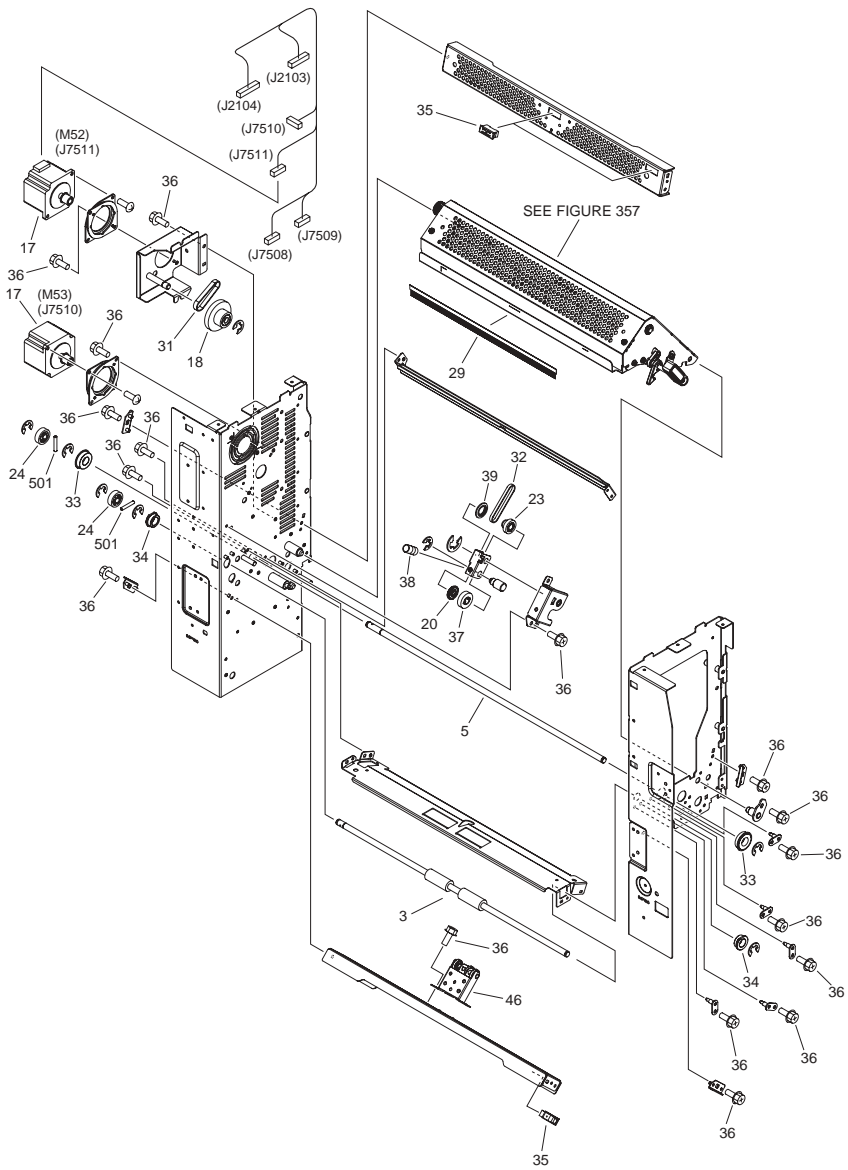


FIGURE & KEY NO.	PARTS NUMBER	R A N K	Q'TY	DESCRIPTION	SERIAL NUMBER/REMARKS	S V C
Fig.356	FM3-9852-000		1	DECURLER PATH ASSEMBLY	DECURLER model SEE NOTE	
1	FC8-2607-000		2	ROLLER, FOLLOWER		
2	FC8-2609-000		2	BUSHING		
3	FC9-6209-000		2	ROLLER, PAPER FEED		
4	FC8-8967-000		1	ROLLER, PAPER FEED, LOWER		
5	FC8-8970-000		1	ROLLER, PAPER FEED, UPPER		
6	FC8-8978-000		1	SPRING, TORSION		
7	FC8-8988-000		2	CAM, 2		
8	FU6-8515-000		1	LABEL, KNOB		
9	FC9-3922-000		1	FLAG, CAM SENSOR		
10	FC9-3926-000		1	COVER, DECURLER INNER		
11	FC9-3927-000		1	COVER, LEFT UPPER		
12	FC9-6203-000		1	HOOK		
13	FU6-8521-000		1	LABEL, KNOB		
14	FK2-0360-000		1	FAN	FM30	
15	FK2-3679-000		2	FAN	FM31,FM32	
16	FK2-6470-000		1	PHOTO-SENSOR, KUA0055C	PS100	
17	FK2-8964-000		4	MOTOR, STEPPING, DC	M50,M51,M52,M53	
18	FL2-8734-000		2	GEAR, 25T/50T/PULLEY, 25T		
19	FL2-8738-000		1	KNOB, DECURLER		
20	FC8-8973-000		1	ROLLER, SIDE END		
21	FU6-0029-000		1	GEAR, 18T		
22	FU7-2351-000		2	SPRING, TENSION		
23	FU8-0075-000		2	GEAR, 18T/PULLEY, 20T		
24	FU8-0076-000		4	GEAR, 24T		
25	VS1-7173-006		1	CONNECTOR, SNAP TIGHT, 6P, W		
26	VS1-7177-003		4	CONNECTOR, SNAP TIGHT, BK		
27	VS1-8412-013		1	CONNECTOR, SNAP TIGHT, BL		
28	WG8-5848-000		1	PHOTO-INTERRUPTER,GP1A173LCS0F	PS103	
29	FC6-4009-000		1	ELIMINATOR,STATIC CHARGE		
30	FL2-8878-000		1	KNOB, EXTRACTION		

FIGURE & KEY NO.	PARTS NUMBER	R A N K	Q'TY	DESCRIPTION	SERIAL NUMBER/REMARKS	S V C
31	XF2-1605-860		2	BELT, TIMING		
32	XF2-1606-540		2	BELT, TIMING		
33	XG9-0508-000		4	BEARING, BALL, F688ZZ		
34	XG9-0737-000		6	BUSHING		
35	XZ9-0603-000		4	CATCH, MAGNET		
36	XA9-1386-000		AR	SCREW,RS,M3X8		
37	FU6-0733-000		1	GEAR, 21T		
38	FU7-2365-000		1	SPRING, COMPRESSION		
39	FC8-8976-000		2	FLANGE, PULLEY		
40	FC8-9033-000		1	HINGE, FRONT COVER, LOWER		
41	FC8-2606-000		2	ROLLER, SIDE END		
42	FC8-8963-000		1	ROLLER, PAPER FEED		
43	XG9-0709-000		2	BEARING, BALL, MF128ZZ-3		
44	FM4-1438-000		1	CABLE, DOOR SWITCH	SW4	
45	FC9-3934-000		2	COVER, BLANKING		
46	FM4-4346-000		1	BACK-UP CROSSMEMBER UNIT, LW.		
47	WG8-5783-000		1	PHOTO-INTERRUPTER,GP1A173LCS0F	PS102	
48	FL2-8880-000		1	GUIDE, ENTRANCE, LOWER		
49	FC9-3952-000		1	LOCK, HOOK		
50	FM4-1433-000		1	CABLE,DECURLER MAIN		
501	XD3-2200-122		8	PIN, DOWEL		

FIGURE 357
ROTATION FRAME ASSEMBLY (DECURLER model)

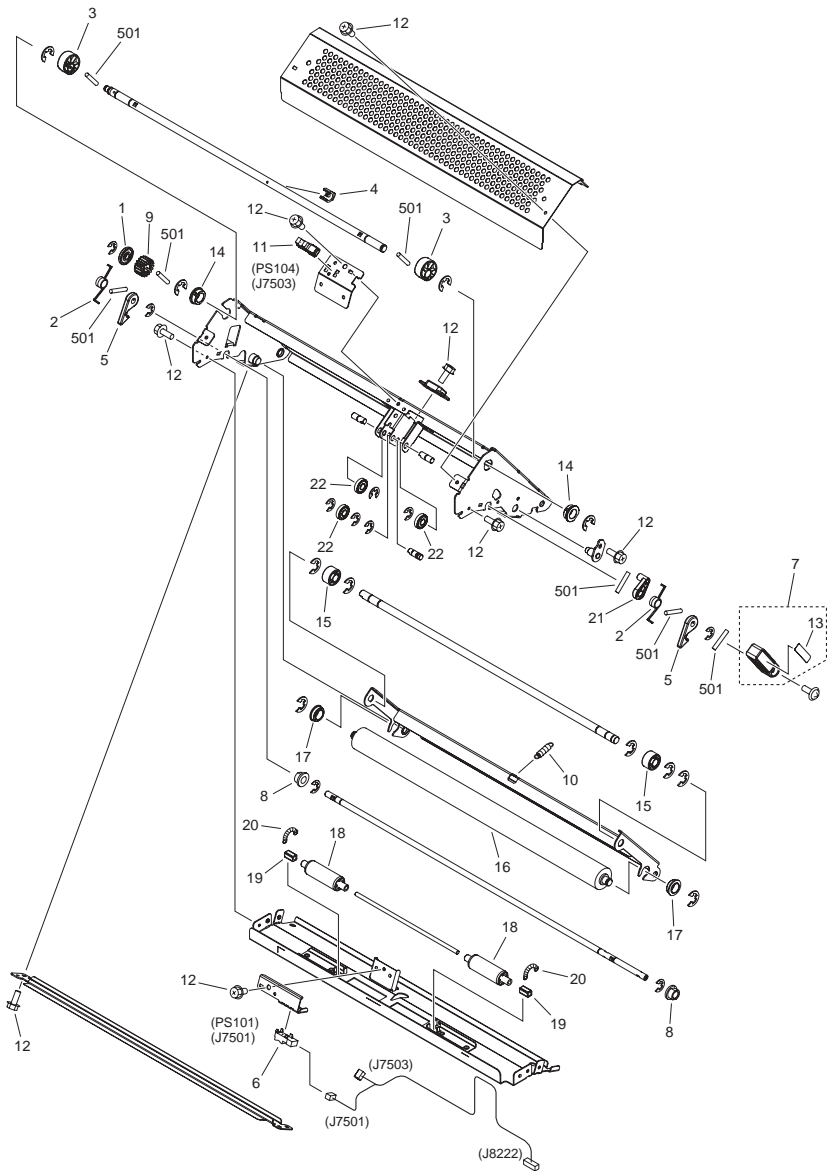
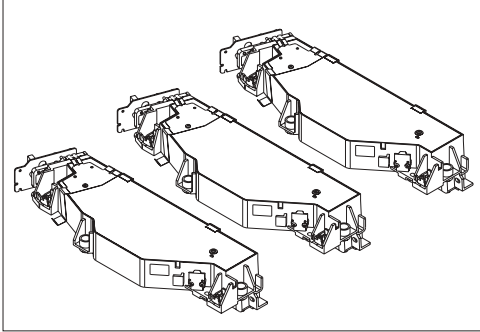


FIGURE & KEY NO.	PARTS NUMBER	R A N K	Q'TY	DESCRIPTION	SERIAL NUMBER/ REMARKS	S V C
Fig.357	NPN		RF	ROTATION FRAME ASSEMBLY	DECURLER model	
1	FC8-8973-000		1	ROLLER, SIDE END		
2	FC8-8978-000		2	SPRING, TORSION		
3	FC8-8988-000		2	CAM, 2		
4	FC9-3922-000		1	FLAG, CAM SENSOR		
5	FC9-6203-000		2	HOOK		
6	FK2-6470-000		1	PHOTO-SENSOR, KUA0055C	PS101	
7	FL2-8738-000		1	KNOB, DECURLER		
8	FU5-1453-000		2	BUSHING		
9	FU6-0029-000		1	GEAR, 18T		
10	FU8-2445-000		1	SPRING, TENSION		
11	WG8-5848-000		1	PHOTO-INTERRUPTER,GP1A173LCS0F	PS104	
12	XA9-1386-000		AR	SCREW,RS,M3X8		
13	FU6-8515-000		1	LABEL, KNOB		
14	XG9-0737-000		2	BUSHING		
15	FC8-2606-000		2	ROLLER, SIDE END		
16	FC8-8963-000		1	ROLLER, PAPER FEED		
17	XG9-0709-000		2	BEARING, BALL, MF128ZZ-3		
18	FC8-2607-000		2	ROLLER, FOLLOWER		
19	FC8-2609-000		2	BUSHING		
20	FU7-2351-000		2	SPRING, TENSION		
21	FC9-3952-000		1	LOCK, HOOK		
22	FL2-8875-000		3	ROLLER, BACK-UP		
501	XD3-2200-122		7	PIN, DOWEL		

FIGURE 460 LASER SCANNER ASSEMBLY

COLOR



BLACK

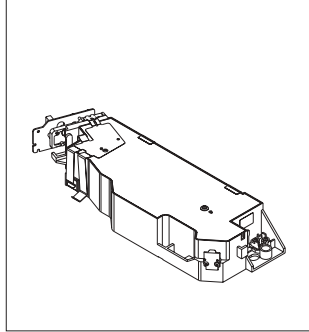
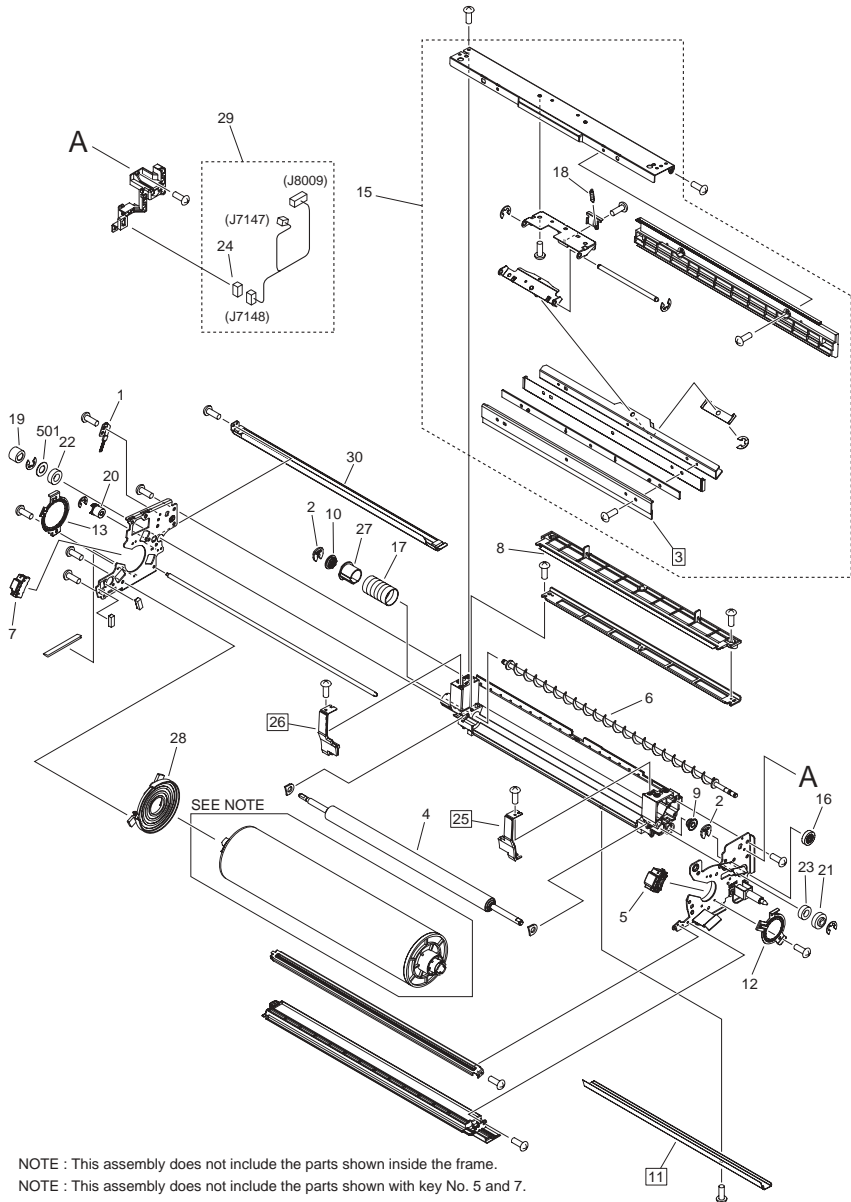


FIGURE & KEY NO.	PARTS NUMBER	RANK	QTY	DESCRIPTION	SERIAL NUMBER/REMARKS	SVC
Fig.460	FM3-5000-000		3	LASER SCANNER ASSEMBLY	COLOR	
Fig.460	FM3-5005-000		1	LASER SCANNER ASSEMBLY	BLACK	

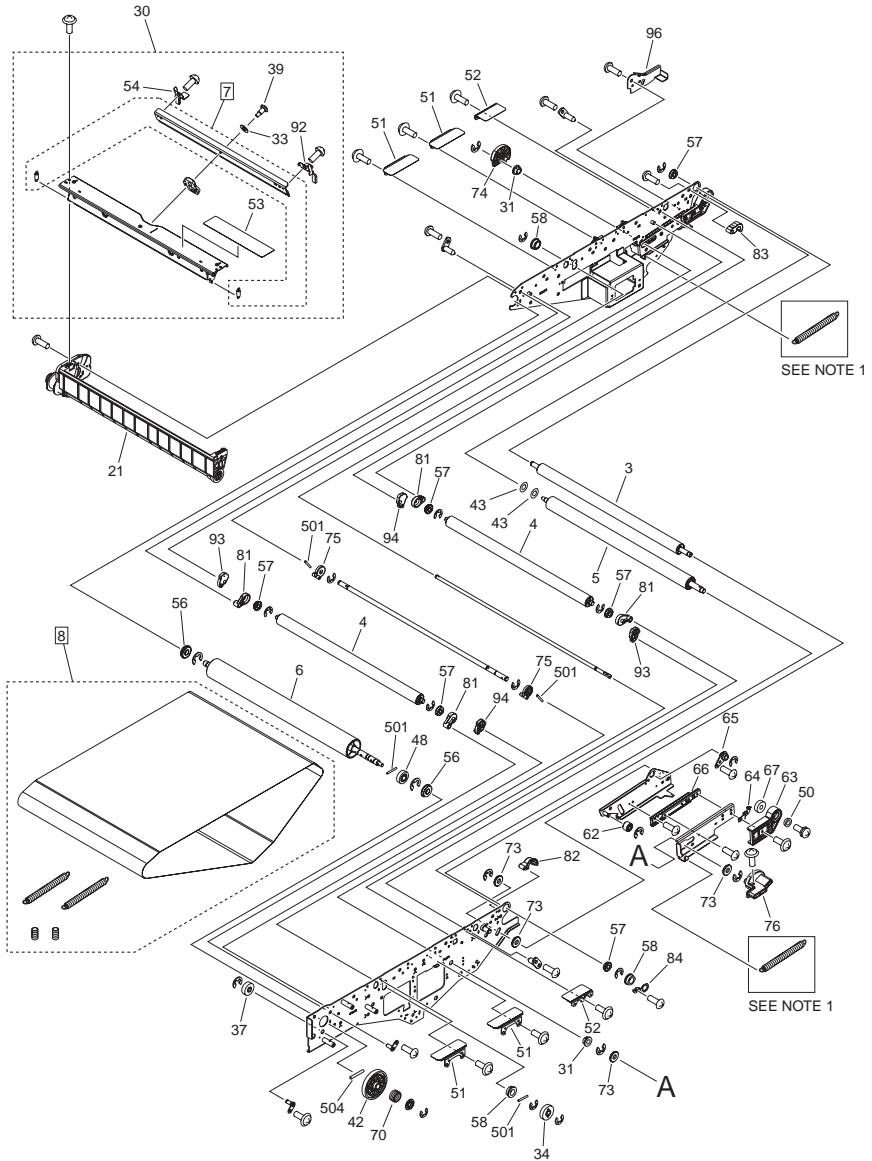
FIGURE 510 PROCESS ASSEMBLY



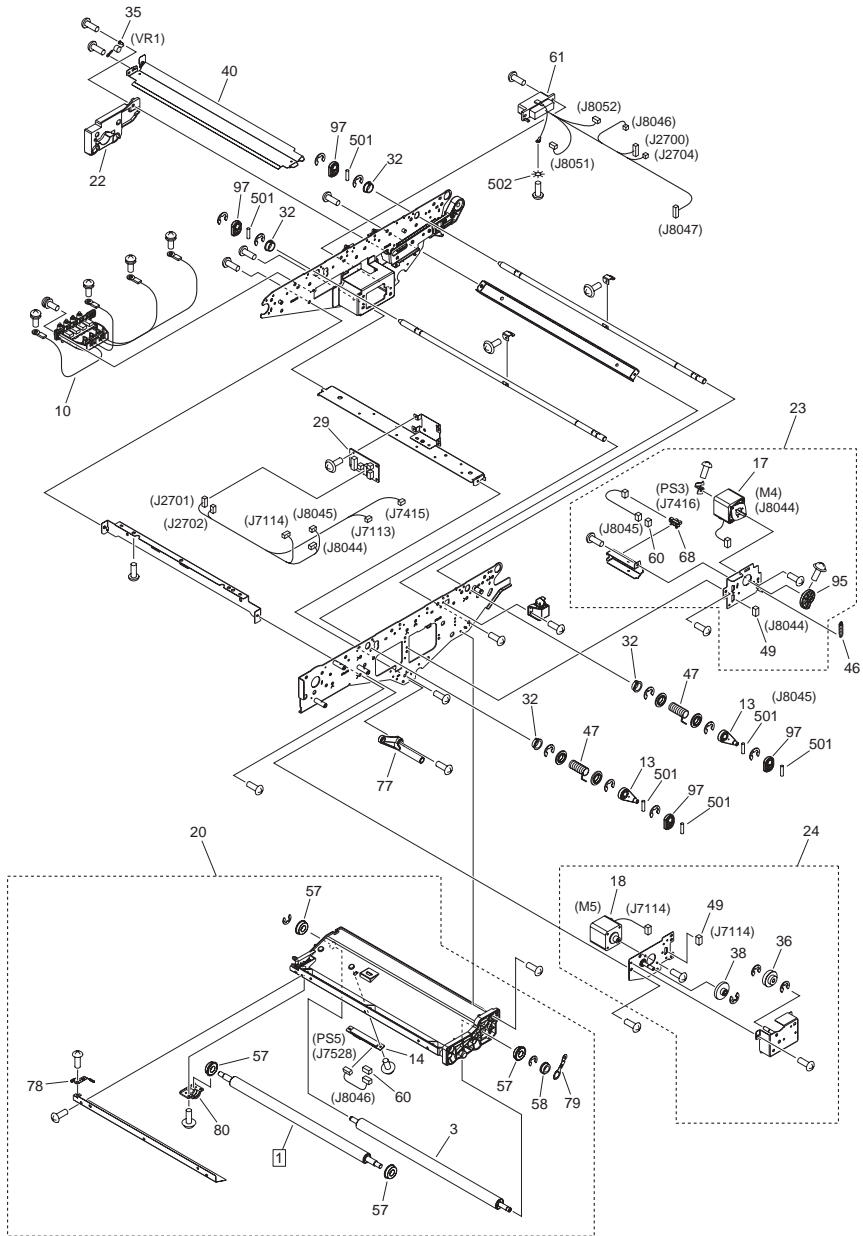
NOTE : This assembly does not include the parts shown inside the frame.
 NOTE : This assembly does not include the parts shown with key No. 5 and 7.
 注 : このユニットにこの部品は含まれません。
 注 : このユニットにKey No. 5, 7の部品は含まれません。

FIGURE & KEY NO.	PARTS NUMBER	R A N K	Q'TY	DESCRIPTION	SERIAL NUMBER/ REMARKS	S V C
Fig.510	FM3-4837-000		1	PROCESS ASSEMBLY		
1	FC6-1035-000		1	BRUSH, STATIC CHARGE ELIMINATE		
2	FC6-3002-000		2	RING, RESIN, RETAINING		
3	FC8-2281-000		1	BLADE, CLEANER, BLACK	[DP]	
4	FC8-2285-000		1	BRUSH, CLEANING		
5	FC8-2315-000		1	SPACER, SLEEVE DRUM, FRONT	SEE NOTE	
6	FC8-2544-000		1	SCREW, CREAMING		
7	FC9-0393-000		1	SPACER, SLEEVE DRUM, REAR	SEE NOTE	
8	FL2-2704-000		1	PLATE, PARTITION, CENTER		
9	FL2-0415-000		1	BUSHING		
10	FL2-8598-000		1	BUSHING		
11	FL2-8652-000		1	SHEET, SCRAPER	[DP]	
12	FL2-8848-000		1	HOLDER, BEARING, F		
13	FL2-8849-000		1	HOLDER, BEARING, R		
15	FM3-4722-000		1	BLADE ASSEMBLY(BK)		
16	FU3-0317-000		1	GEAR, 21T		
17	FU7-2314-000		1	SPRING, COMPRESSION		
18	FU7-2315-000		1	SPRING, TENSION		
19	FU8-0037-000		1	GEAR, 18T		
20	FU8-0038-000		1	GEAR, 24T		
21	FU8-0052-000		1	GEAR, 19T		
22	XG9-0725-000		1	BEARING, BALL, MR126-2RS SH44M		
23	XG9-0727-000		1	BEARING, BALL, 688-2RS SH44M		
24	VS1-7177-002		1	CONNECTOR, SNAP TIGHT, BK		
25	FL2-8653-000		1	SCRAPER, SIDE END, FRONT	[DP]	
26	FL2-8654-000		1	SCRAPER, SIDE END, REAR	[DP]	
27	FC8-2545-000		1	SHUTTER, WASTE TONER		
28	FC8-2644-000		1	RING, SLIP		
29	FM4-1317-000		1	CABLE, PROCESS UNIT		
30	FL2-8850-000		1	MOUNT,CLEANER TONER CATCH,LW.		
501	XD1-1106-235		1	WASHER,COP		

FIGURE 530 I.T.BELT ASSEMBLY



NOTE 1 : the part shown inside the frame is included in Key No.8
 NOTE 2 : the part shown inside the frame is included in Key No.2
 注1 : この部品はKey No.8に含まれます。
 注2 : この部品はKey No.2に含まれます。



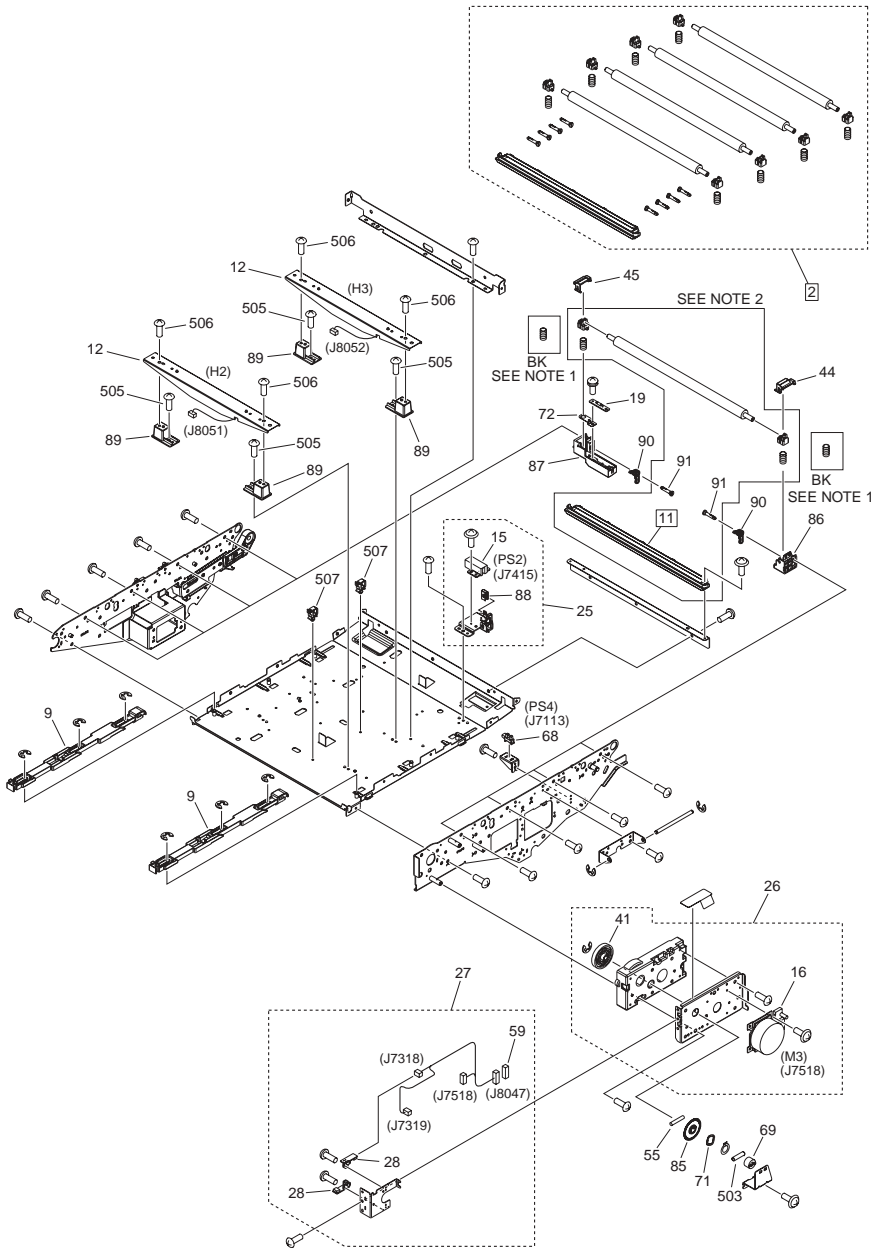


FIGURE & KEY NO.	PARTS NUMBER	R A N K	Q'TY	DESCRIPTION	SERIAL NUMBER/ REMARKS	S V C
Fig.530	NPN		RF	I.T.BELT ASSEMBLY		
1	FC7-9325-000		1	ROLLER, TRANSFER, 2	[DP]	
2	FY7-0412-020		1	PRIMARY,TRANSFER,ROLLER,SET	[DP]	
3	FC8-1695-000		2	ROLLER, IDLER, A		
4	FC8-1696-000		2	ROLLER, IDLER, B		
5	FC8-1697-000		1	ROLLER, STEERING		
6	FC8-1698-000		1	ROLLER, DRIVE		
7	FM4-6628-000		1	BLADEPLATE SET	[DP]	
8	FY7-0409-000		1	BELT SET	[DP]	
9	FC8-1713-000		2	LINK, DESORPTION		
10	FM3-4909-000		1	TRANSFER H.V. CABLE UNIT		
11	FL3-4902-000		1	SCRAPER, BELT INTERNAL	[DP]	
12	FM3-9600-000		2	DRUM HEATER ASSEMBLY	H2,H3	
13	FC8-1779-000		2	LEVER, LIFT UP		
14	FK2-0161-000		1	SENSOR UNIT, EE-SY133-P18	PS5	
15	FK2-7866-000		1	PHOTO-SENSOR	PS2	
16	FM4-6619-000		1	MOTOR, DC	M3	
17	FK2-7900-000		1	MOTOR, STEPPING, DC	M4	
18	FK2-7901-000		1	MOTOR, STEPPING, DC	M5	
19	FM2-7196-000		4	HVR PCB ASSEMBLY		
20	FM3-4709-000		1	2ND TRNSFR. HOLDER ASSEMBLY		
21	FM3-4711-000		1	WASTE TONER FEED ASSEMBLY		
22	FC8-1716-000		1	HOLDER, GUIDE		
23	FM3-4904-000		1	STEERING CAM DRIVE ASSEMBLY		
24	FM3-4905-000		1	DESORPTION DRIVE ASSEMBLY		
25	FM3-4906-000		1	SENSOR UNIT, EDGE		
26	FM3-4907-000		1	I.T.BELT DRIVE ASSEMBLY		
27	FM3-4908-000		1	ENCODER ASSEMBLY		
28	FM3-9577-000		2	ENCODER PCB ASSEMBLY		
29	FM3-9597-000		1	I.T.BELT PCB ASSEMBLY		
30	FM3-9920-020		1	TRANSFER CLEANER ASSEMBLY		
31	FS1-1569-000		2	BUSHING		

FIGURE & KEY NO.	PARTS NUMBER	RANK	Q'TY	DESCRIPTION	SERIAL NUMBER/REMARKS	SVC
32	FS5-1474-000		4	BUSHING	VR1	
33	FS5-6957-000		1	WASHER,WAVE		
34	FS7-0564-000		1	GEAR, 34T		
35	FL3-2302-000		1	VARISTOR		
36	FU8-0095-000		1	GEAR, 58T/20T		
37	FU5-0264-000		1	GEAR, 22T		
38	FU5-0390-000		1	GEAR, 65T/23T		
39	FU5-9331-000		1	SCREW, STEPPED, M4		
40	FL2-8903-000		1	GUIDE,2ND TRNSFR.,FRONT UPPER		
41	FU7-0995-000		1	GEAR, 22T/88T		
42	FU7-0996-000		1	GEAR, 88T		
43	FB2-6285-020		2	SHIM		
44	FC9-3879-000		4	LID, HOLDER, FRONT		
45	FC9-3880-000		4	LID, HOLDER, REAR		
46	FU7-2302-000		1	SPRING, TENSION		
47	FU7-2385-000		2	SPRING, TORSION		
48	FU8-0002-000		1	GEAR, 22T		
49	VS1-7177-004		2	CONNECTOR, SNAP TIGHT, BK		
50	XG9-0709-000		1	BEARING, BALL, MF128ZZ-3		
51	FL2-8870-000		4	CLAMP, BELT, 1		
52	FL2-8871-000		2	CLAMP, BELT, 2		
53	FC9-4080-000		1	LABEL, I.T.B. OPERATOR PROCESS		
54	FL2-8596-000		1	SEAL, REAR		
55	XD9-0305-000		1	PIN, PARALLEL		
56	XG9-0722-000		2	BEARING, BALL, 6900ZZ-NR SH44M		
57	XG9-0508-000		AR	BEARING, BALL, F688ZZ		
58	XG9-0737-000		4	BUSHING		
59	VS1-7173-015		1	CONNECTOR, SNAP TIGHT, W		
60	VS1-7177-003		2	CONNECTOR, SNAP TIGHT, BK		
61	FM4-1324-000		1	CABLE, I.T.B. DRAWER		
62	FC5-1950-000		1	ROLLER, BOTTLE STOP		
63	FC8-1725-000		1	HOLDER, BUSHING, FRONT		

FIGURE & KEY NO.	PARTS NUMBER	RANK	Q'TY	DESCRIPTION	SERIAL NUMBER/REMARKS	SVC
64	FC8-1758-000		1	PLATE, GROUNDING		
65	FC8-4623-000		1	BUSHING		
66	FC9-4063-000		1	RAIL, SLIDE		
67	XG9-0304-000		1	BALL BEARING,NMB		
68	WG8-5848-000		2	IC, PHOTO-INTERRUPTER	PS3,PS4	
69	FC9-9380-000		1	LIMITTER, TORQUE		
70	FU8-2366-000		1	SPRING, COMPRESSION		
71	XD9-0252-000		1	WASHER,WAVE		
72	FC8-1707-000		4	PLATE, POWER DISPATCHING		
73	FC5-9151-000		4	COLLAR, SLIDE		
74	FC8-1727-000		1	CAM, STOPPER		
75	FC8-1736-000		2	CAM, TRANSFER DESORPTION		
76	FC8-1755-000		1	CAM, STOPPER, FRONT		
77	FC8-1761-000		1	FOOT, SUPPORT		
78	FC8-1769-000		1	PLATE, TRANSFER GROUNDING, 1		
79	FC8-1771-000		1	PLATE, TRANSFER GROUNDING, 2		
80	FC8-1778-000		1	HOLDER, TRANSFER ROLLER		
81	FC8-1792-000		4	HOLDER, ROLLER		
82	FC9-3787-000		1	HOLDER, ROLLER, FRONT		
83	FC9-3788-000		1	HOLDER, ROLLER, REAR		
84	FC9-4123-000		1	PLATE, ROLLER GROUNDING		
85	FL2-8809-000		1	WHEEL, CORD, 2		
86	FC8-1701-000		4	HOLDER, ROLLER, FRONT		
87	FC8-1702-000		4	HOLDER, ROLLER, REAR		
88	FC5-9144-000		1	PLATE, EDGE		
89	FC9-4127-000		4	MOUNT, HEATER		
90	FC0-4087-000		8	LEVER, PRESSURE RELEASE		
91	FC8-1706-010		8	PIN, LEVER SUPPORT		
92	FL2-8595-000		1	SEAL, FRONT		
93	FC8-1711-000		2	CAM, DESORPTION, 1		
94	FC8-1712-000		2	CAM, DESORPTION, 2		
95	FC8-1732-000		1	CAM, STEERING		

FIGURE & KEY NO.	PARTS NUMBER	R A N K	Q'TY	DESCRIPTION	SERIAL NUMBER/ REMARKS	S V C
96	FC8-1791-000		1	SUPPORT, UNIT, REAR		
97	FC8-1780-000		4	CAM, LIFT UP		
501	XD3-2200-162		AR	PIN, PARALLEL		
502	XD1-4200-402		1	WASHER, TOOTHED LOCK, M4		
503	XD3-2200-082		1	PIN, PARALLEL		
504	XD3-2300-222		1	PIN, PARALLEL		
505	XB1-2400-807		4	SCREW, M4X8		
506	XB4-5401-007		4	SCREW, M4X10		
507	WT2-5694-000		2	CLAMP, CABLE		

FIGURE 531 TRANSFER PRESSURE ASS'Y, FRONT

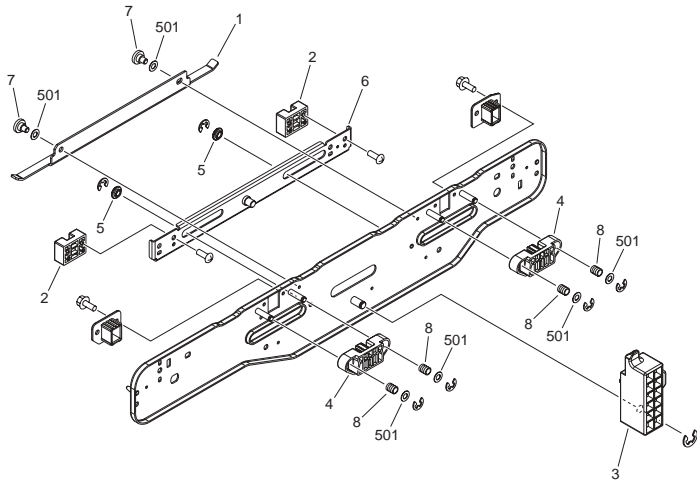


FIGURE & KEY NO.	PARTS NUMBER	RANK	QTY	DESCRIPTION	SERIAL NUMBER/REMARKS	SVC
Fig.531	FM3-9849-000		1	TRANSFER PRESSURE ASS'Y, FRONT		
1	FC8-1781-000		1	SPRING, LEAF		
2	FC8-1790-000		2	LINK, LIFT UP, 2		
3	FC8-1798-000		1	LEVER, OPERATOR		
4	FC9-0385-000		2	BLOCK, PRESSURE		
5	FC9-3827-000		2	ROLLER, SLIDE		
6	FL2-8710-000		1	LINK, LIFT UP, 1		
7	FS1-9169-000		2	SCREW, STEPPED		
8	FU7-2381-000		4	SPRING, COMPRESSION		
501	XD1-1106-235		6	WASHER,COP		

FIGURE 532
PRE-TRANSFER CORONA ASSEMBLY

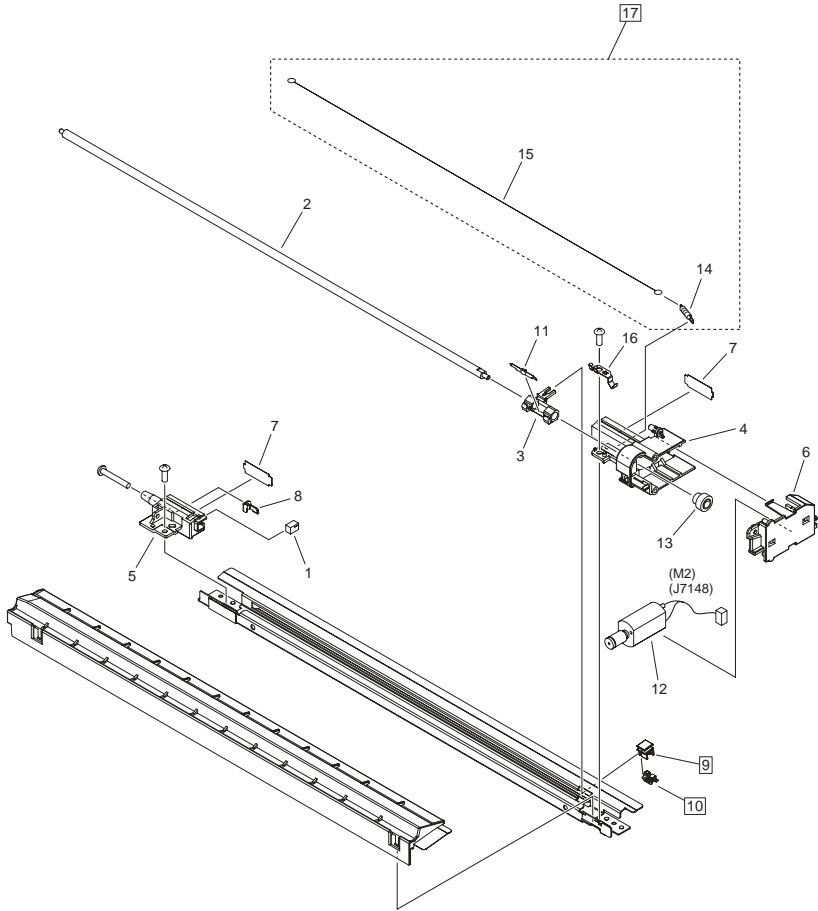


FIGURE & KEY NO.	PARTS NUMBER	R A N K	Q'TY	DESCRIPTION	SERIAL NUMBER/REMARKS	S V C
Fig.532	FM3-4720-000		1	PRE-TRANSFER CORONA ASSEMBLY	[DP]	
1	FA4-1864-000		1	DAMPER		
2	FC5-1810-000		1	SCREW, LEAD		
3	FC6-1083-000		1	HOLDER, FELT		
4	FC8-2298-000		1	BLOCK, PRE-TRANSFER, F		
5	FC8-2299-000		1	BLOCK, PRE-TRANSFER, R		
6	FC8-2301-000		1	COVER, PRE-TRANSFER MOTOR		
7	FC9-0426-000		2	LID, PRE-TRANSFER		
8	FC9-4111-000		1	TERMINAL, CORONA WIRE		
9	FL2-4271-000		1	BLOCK, WIRE CLEANING PAD	[DP]	
10	FL2-2720-000		1	HOLDER, WIRE CLEANING PAD	[DP]	
11	FL2-8930-000		1	SPRING, PRESSURE		
12	FL3-2303-000		1	MOTOR, DC	M2	
13	FU5-0268-000		1	GEAR, 18T		
14	FU6-2088-000		1	SPRING, TENSION		
15	FB4-3687-000		1	WIRE, CORONA, 0.06MM (20M)		
16	FC9-4000-000		1	PLATE, GROUNDING		
17	FL2-8807-000		1	PRE-TRANSFER CORONA LINE ASSY	[DP]	

FIGURE 550 PRIMARY CORONA ASSEMBLY

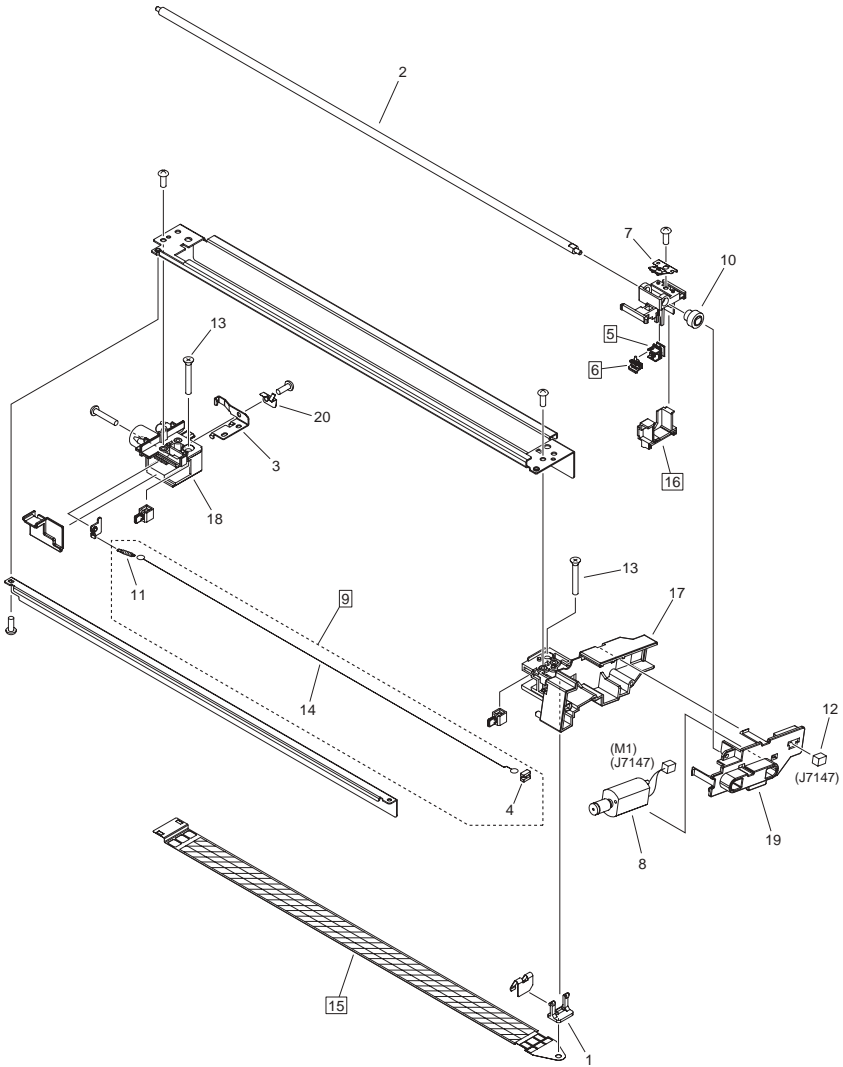
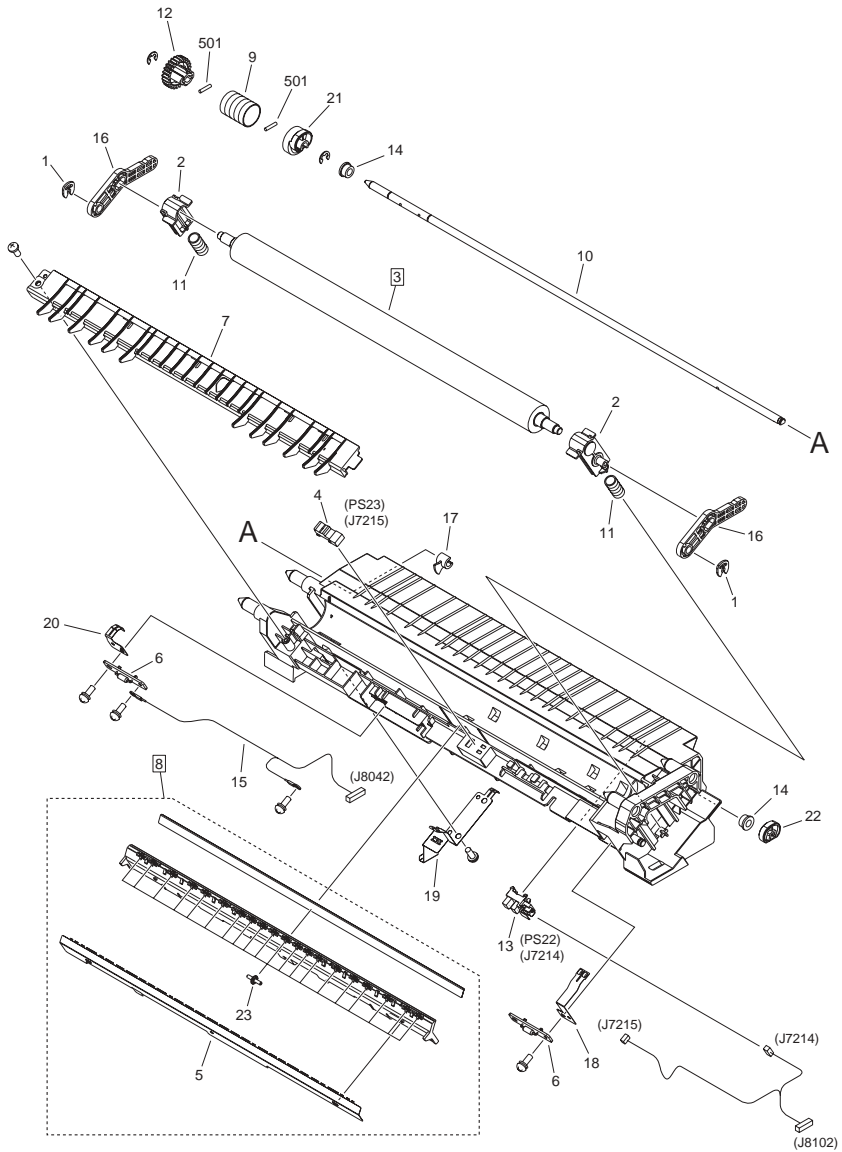


FIGURE & KEY NO.	PARTS NUMBER	R A N K	Q'TY	DESCRIPTION	SERIAL NUMBER/ REMARKS	S V C
Fig.550	FM4-8542-000		1	PRIMARY CORONA ASSEMBLY	[DP]	
1	FB2-2959-000		1	LEVER, GRID		
2	FC5-1810-000		1	SCREW, LEAD		
3	FC6-1057-000		1	PLATE, POWER DISPATCHING		
4	FC6-3188-000		1	HOLDER, PRIMARY WIRE, FRONT		
5	FL2-4271-000		1	BLOCK, WIRE CLEANING PAD	[DP]	
6	FL2-2720-000		1	HOLDER, WIRE CLEANING PAD	[DP]	
7	FL2-8929-000		1	PIN, SLIDER		
8	FL3-2303-000		1	MOTOR, DC	M1	
9	FL2-8915-000		1	PRIMARY CORONA WIRE ASS'Y	[DP]	
10	FU5-0268-000		1	GEAR, 18T		
11	FU6-2088-000		1	SPRING, TENSION		
12	VS1-7177-002		1	CONNECTOR, SNAP TIGHT, BK		
13	XA9-0228-000		2	SCREW, INSUL., C.S.HEAD		
14	FB4-3687-000		1	WIRE, CORONA, 0.06MM (20M)		
15	FC8-2295-000		1	PLATE, ETCHING GRID	[DP]	
16	FL3-4090-000		1	SLIDER, PAD	[DP]	
17	FC8-2286-000		1	BLOCK, PRIMARY CORONA, FRONT		
18	FC8-2287-000		1	BLOCK, PRIMARY CORONA, REAR		
19	FC8-2291-000		1	COVER, MOTOR		
20	FC8-2296-000		1	PLATE, GROUNDING		

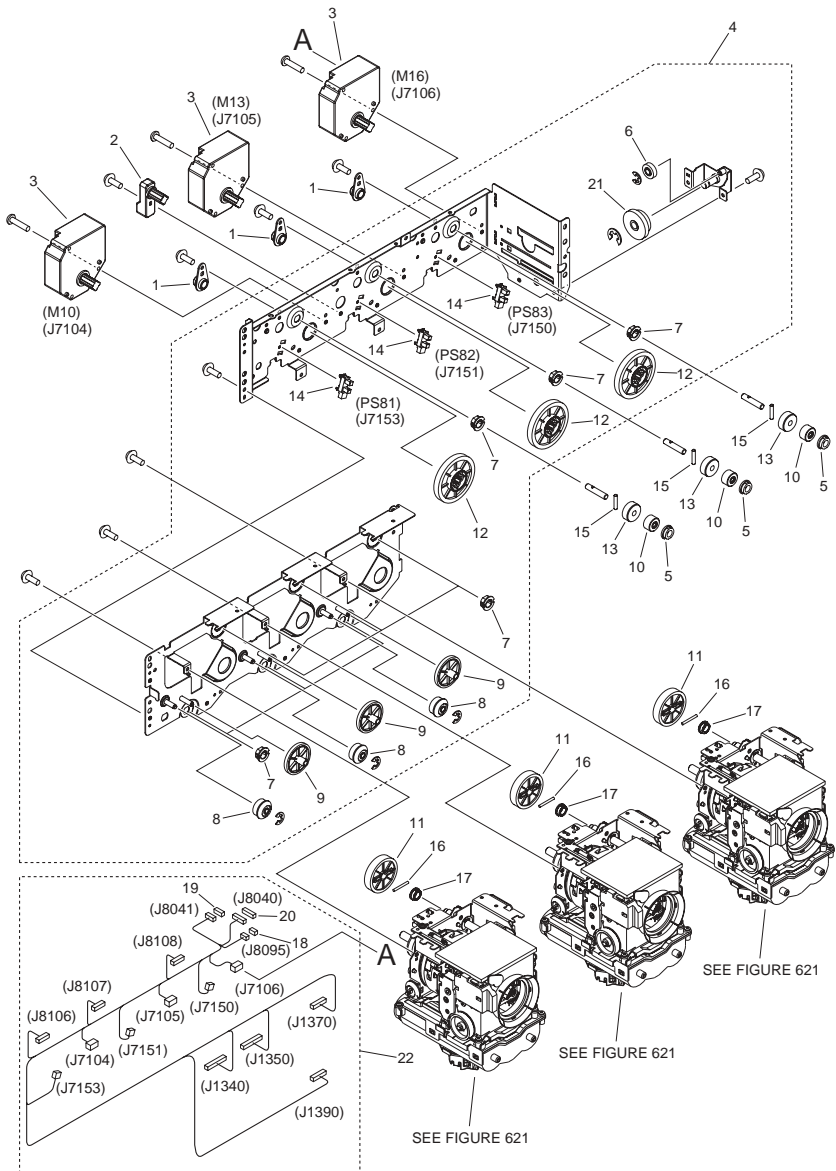
FIGURE 580 SECONDARY TRANSFER ASSEMBLY



NOTE : This assembly does not include the parts shown with key No. 1, 2, 3, 11 and 16.
 注 : このユニットにKey No. 1, 2, 3, 11, 16の部品は含まれません。

FIGURE & KEY NO.	PARTS NUMBER	R A N K	Q'TY	DESCRIPTION	SERIAL NUMBER/ REMARKS	S V C
Fig.580	FM4-8541-000		1	SECONDARY TRANSFER ASSEMBLY		
1	FC6-3002-000		2	RING, RESIN, RETAINING	SEE NOTE	
2	FC7-8774-010		2	HOLDER, 2ND TRNSFR. ROLLER	SEE NOTE	
3	FC9-0386-000		1	ROLLER, 2ND TRNSFR. OUTER	SEE NOTE [DP]	
4	FK2-6470-000		1	PHOTO-SENSOR, KUA0055C	PS23	
5	FL2-8872-000		1	ELIMINATOR, STATIC CHARGE		
6	FM2-7196-000		2	HVR PCB ASSEMBLY		
7	FM3-9842-000		1	OUTLET GUIDE RIB UNIT		
8	FM3-9841-000		1	SECONDARY TRANSFER ELIM. ASSY	[DP]	
9	FS4-2136-000		1	SPRING, COMPRESSION		
10	FU6-5909-000		1	SHAFT, CAM		
11	FU8-2371-000		2	SPRING, COMPRESSION	SEE NOTE	
12	FU8-0024-000		1	GEAR, 25T		
13	WG8-5848-000		1	PHOTO-INTERRUPTER,GP1A173LCS0F	PS22	
14	FS1-1508-000		2	BUSHING		
15	FM4-1315-000		1	CABLE, SECONDARY H.V. RESISTOR		
16	FC9-0252-010		2	ARM, SECONDARY TRANSFER	SEE NOTE	
17	FC8-2627-000		1	FLAG, SENSOR		
18	FC8-2633-000		1	PLATE, POWER DISPATCHING		
19	FC8-2634-000		1	PLATE, GROUNDING		
20	FC8-2641-000		1	PLATE, STATIC CHARGE		
21	FC9-3741-000		1	CAM, SWING, REAR		
22	FC9-4030-000		1	CAM, SWING, FRONT		
23	FC9-4121-000		20	ROWEL		
501	XD3-2200-102		2	PIN, PARALLEL		

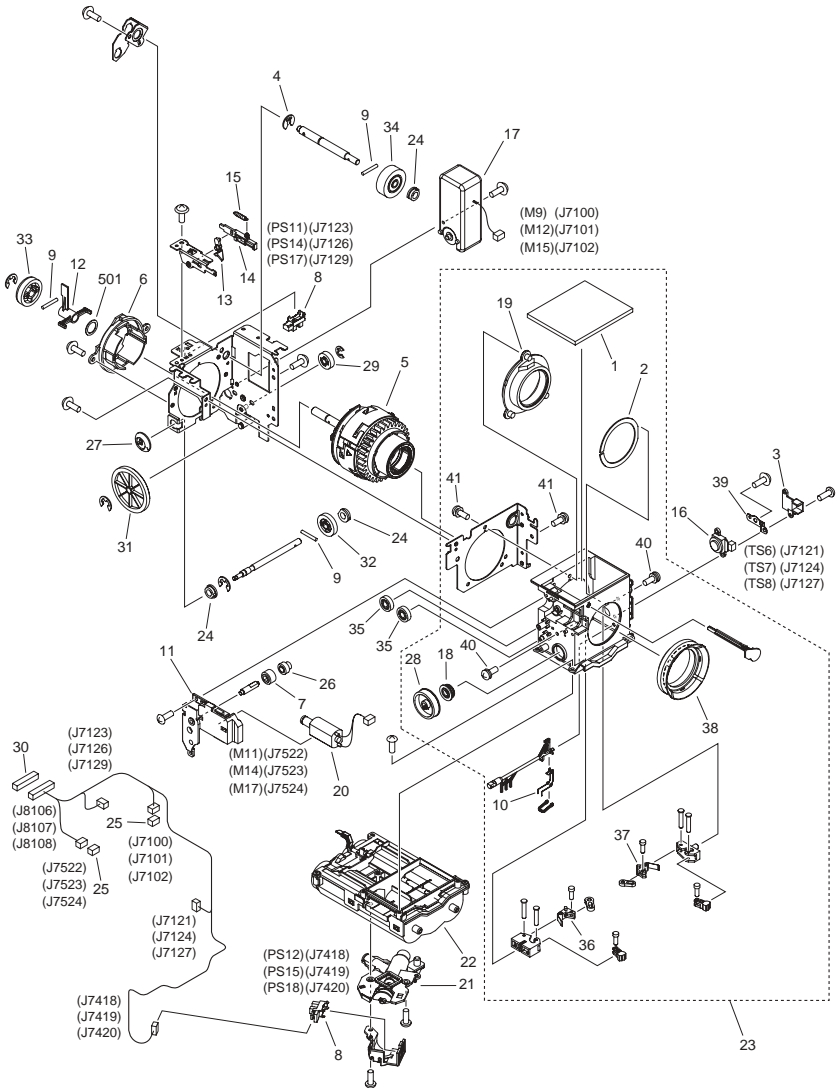
FIGURE 620 HOPPER MOUNT ASSEMBLY, COLOR



NOTE : This assembly includes the assembly shown in Figure 621.
 注 : このユニットはFigure 621のユニットを含みます。

FIGURE & KEY NO.	PARTS NUMBER	R A N K	Q'TY	DESCRIPTION	SERIAL NUMBER/REMARKS	S V C
Fig.620	FM3-9977-000		1	HOPPER MOUNT ASSEMBLY, COLOR	SEE NOTE	
1	FC8-4623-000		3	BUSHING		
2	FC9-4079-000		1	LEVER, TONER CARTRIDGE EXCHANGE		
3	FK2-7895-000		3	MOTOR, DC	M10,M13,M16	
4	FM3-9897-000		1	BOTTLE DRIVE ASSEMBLY, COLOR		
5	FS1-1508-000		3	BUSHING		
6	FU3-0314-000		1	GEAR, 15T		
7	FU5-1451-000		9	BUSHING		
8	FU6-0101-000		3	GEAR, 20T/22T		
9	FU6-0114-000		3	GEAR, 44T		
10	FU6-0584-000		3	GEAR, 18T		
11	FU7-0397-000		3	GEAR, 50T		
12	FU8-0031-000		3	GEAR, 68T		
13	FU8-0086-000		3	GEAR, 25T		
14	WG8-5848-000		3	PHOTO-INTERRUPTER, GP1A173LCS0F	PS81,PS82,PS83	
15	XD9-0290-000		3	PIN, PARALLEL		
16	XD9-0299-000		3	PIN, PARALLEL		
17	XG9-0737-000		3	BUSHING		
18	VS1-7177-003		1	CONNECTOR, SNAP TIGHT, BK		
19	VS1-7177-005		1	CONNECTOR, SNAP TIGHT, BK		
20	VS1-8412-013		1	CONNECTOR, SNAP TIGHT, BL		
21	FU9-0056-000		1	GEAR, 24T/16T		
22	FM4-1318-000		1	CABLE, HOPPER MAIN		

FIGURE 621 HOPPER ASSEMBLY, COLOR



NOTE : This assembly is included in the assembly shown in Figure 620.
注 : このユニットはFigure 620のユニットに含まれます。

FIGURE & KEY NO.	PARTS NUMBER	R A N K	Q'TY	DESCRIPTION	SERIAL NUMBER/ REMARKS	S V C
Fig.621	FM3-4716-000		3	HOPPER ASSEMBLY, COLOR	SEE NOTE	
1	FC5-1209-000		1	COVER, HOPPER		
2	FC5-1221-000		1	RING, SEAL		
3	FC5-8003-000		1	COVER, CONNECTOR		
4	FC6-5046-000		1	RING, RETAINING		
5	FM3-4857-000		1	CAM, UNIT		
6	FC8-2759-000		1	COVER, CAM		
7	FU8-0094-000		1	GEAR, 15T		
8	WG8-5848-000		2	PHOTO-INTERRUPTER,GP1A173LCS0F	PS11,PS12,PS14,PS15,P S17,PS18	
9	XD9-0290-000		3	PIN, PARALLEL		
10	FC9-0483-000		1	SPRING, TORSION		
11	FC9-0484-000		1	COVER, WIPER MOTOR		
12	FC9-0486-000		1	FLAG, SENSOR		
13	FC9-3688-000		1	LEVER, CAM		
14	FC9-3689-000		1	LEVER, SLIDE		
15	FC9-3700-000		1	SPRING, TENSION		
16	FK2-0590-000		1	TONER SENSOR UNIT	TS6,TS7,TS8	
17	FK2-7893-000		1	MOTOR, DC	M9,M12,M15	
18	FL2-8794-000		1	BUSHING		
19	FL2-8795-000		1	BUSHING		
20	FL3-2303-000		1	MOTOR, DC	M11,M14,M17	
21	FM3-4866-000		1	SUPPLY PIPE ASSEMBLY, COLOR		
22	FM3-9896-000		1	SUB HOPPER ASSEMBLY, COLOR		
23	FM3-9978-000		1	BUFFER CASE ASSEMBLY, COLOR		
24	FS1-1508-000		3	BUSHING		
25	VS1-7177-002		2	CONNECTOR, SNAP TIGHT, BK		
26	FU5-0268-000		1	GEAR, 18T		
27	FU6-0100-000		1	GEAR, 20T		
28	FU6-0586-000		1	GEAR, 36T		
29	FU6-0696-000		1	GEAR, 16T		
30	VS1-8412-013		1	CONNECTOR, SNAP TIGHT, BL		

FIGURE & KEY NO.	PARTS NUMBER	R A N K	Q'TY	DESCRIPTION	SERIAL NUMBER/ REMARKS	S V C
31	FU8-0030-000		1	GEAR, 13T/80T		
32	FU8-0032-000		1	GEAR, 40T		
33	FU8-0068-000		1	GEAR, 36T		
34	FU8-0084-000		1	GEAR, 14T		
35	FU8-0085-000		2	GEAR, 18T		
36	FL2-8904-000		1	LINK, BOTTLE CATCH, LEFT		
37	FL3-4341-000		1	LINK, BOTTLE CATCH, RIGHT		
38	FL2-8905-000		1	HOLDER, BOTTLE		
39	FC9-3896-000		1	PLATE, GROUNDING		
40	XA9-1401-000		2	SCREW,P,M3X10		
41	XA9-1509-000		4	SCREW, FLAT ASS'Y TAPPING		
501	XD1-1108-213		1	WASHER,COP		

FIGURE 622 HOPPER ASSEMBLY, BLACK

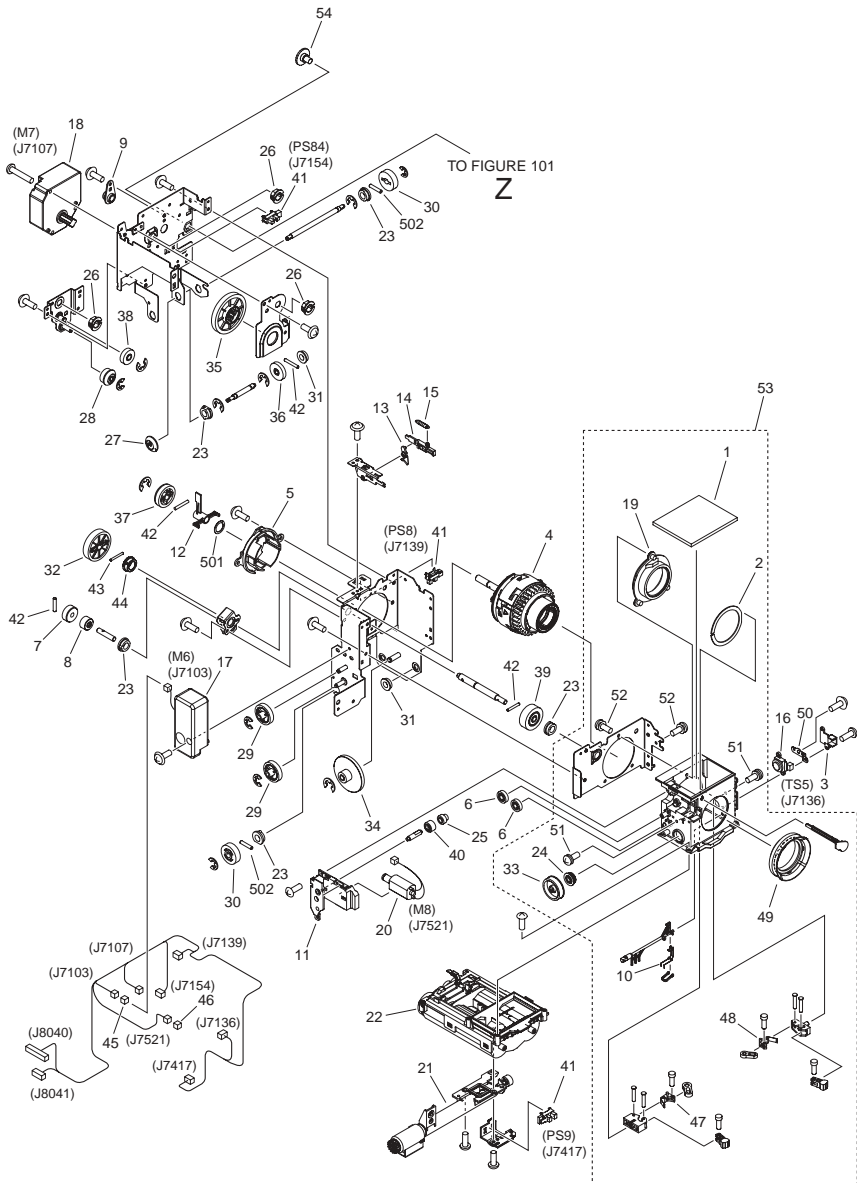


FIGURE & KEY NO.	PARTS NUMBER	R A N K	Q'TY	DESCRIPTION	SERIAL NUMBER/ REMARKS	S V C
Fig.622	FM4-6627-000		1	HOPPER ASSEMBLY, BLACK		
1	FC5-1209-000		1	COVER, HOPPER		
2	FC5-1221-000		1	RING, SEAL		
3	FC5-8003-000		1	COVER, CONNECTOR		
4	FM3-4857-000		1	CAM, UNIT		
5	FC8-2759-000		1	COVER, CAM		
6	FU8-0085-000		2	GEAR, 18T		
7	FU8-0086-000		1	GEAR, 25T		
8	FU6-0584-000		1	GEAR, 18T		
9	FC8-4623-000		1	BUSHING		
10	FC9-0483-000		1	SPRING, TORSION		
11	FC9-0484-000		1	COVER, WIPER MOTOR		
12	FC9-0486-000		1	FLAG, SENSOR		
13	FC9-3688-000		1	LEVER, CAM		
14	FC9-3689-000		1	LEVER, SLIDE		
15	FC9-3700-000		1	SPRING, TENSION		
16	FK2-0590-000		1	TONER SENSOR UNIT	TS5	
17	FK2-7893-000		1	MOTOR, DC	M6	
18	FK2-7895-000		1	MOTOR, DC	M7	
19	FL2-8795-000		1	BUSHING		
20	FL3-2303-000		1	MOTOR, DC	M8	
21	FM3-4865-000		1	SUPPLY PIPE ASSEMBLY, BLACK		
22	FM3-9895-000		1	SUB HOPPER ASSEMBLY, BLACK		
23	FS1-1508-000		5	BUSHING		
24	FL2-8794-000		1	BUSHING		
25	FU5-0268-000		1	GEAR, 18T		
26	FU5-1451-000		3	BUSHING		
27	FU6-0100-000		1	GEAR, 20T		
28	FU6-0101-000		1	GEAR, 20T/22T		
29	FU6-0139-000		2	GEAR, 26T		
30	FU6-0696-000		2	GEAR, 16T		
31	FU6-1186-000		2	BUSHING		

FIGURE & KEY NO.	PARTS NUMBER	RANK	Q'TY	DESCRIPTION	SERIAL NUMBER/REMARKS	SVC
32	FU7-0397-000		1	GEAR, 50T		
33	FU6-0586-000		1	GEAR, 36T		
34	FU8-0030-000		1	GEAR, 13T/80T		
35	FU8-0031-000		1	GEAR, 68T		
36	FU8-0032-000		1	GEAR, 40T		
37	FU8-0068-000		1	GEAR, 36T		
38	FU8-0083-000		1	GEAR, 24T		
39	FU8-0084-000		1	GEAR, 14T		
40	FU8-0094-000		1	GEAR, 15T		
41	WG8-5848-000		3	PHOTO-INTERRUPTER,GP1A173LCS0F	PS8,PS9,PS84	
42	XD9-0290-000		4	PIN, PARALLEL		
43	XD9-0299-000		1	PIN, PARALLEL		
44	XG9-0737-000		1	BUSHING		
45	VS1-7176-002		1	CONNECTOR, SNAP TIGHT,BK		
46	VS1-7177-002		1	CONNECTOR, SNAP TIGHT, BK		
47	FL2-8904-000		1	LINK, BOTTLE CATCH, LEFT		
48	FL3-4341-000		1	LINK, BOTTLE CATCH, RIGHT		
49	FL2-8905-000		1	HOLDER, BOTTLE		
50	FC9-3896-000		1	PLATE, GROUNDING		
51	XA9-1401-000		2	SCREW,P,M3X10		
52	XA9-1509-000		4	SCREW, FLAT ASS'Y TAPPING		
53	FM3-4859-000		1	BUFFER CASE ASSEMBLY, BLACK		
54	FS2-9012-000		1	SCREW,STEPPED,M2.2		
501	XD1-1108-213		1	WASHER,COP		
502	XD3-2200-102		2	PIN, PARALLEL		

FIGURE 623 BOTTLE TRAY ASSEMBLY, COLOR

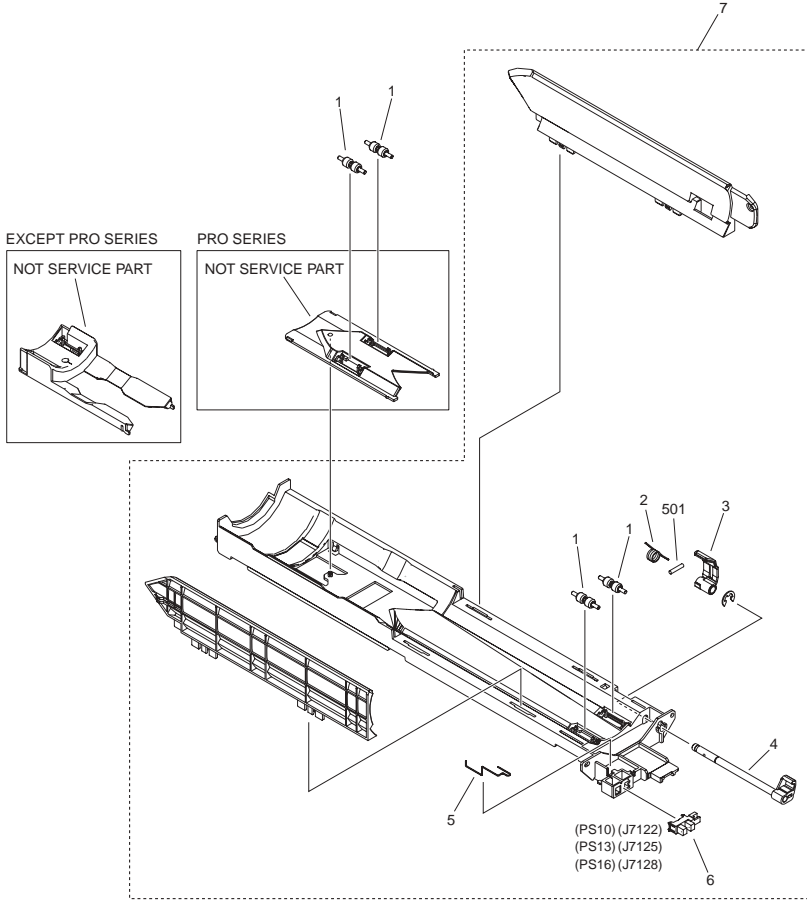


FIGURE & KEY NO.	PARTS NUMBER	RANK	Q'TY	DESCRIPTION	SERIAL NUMBER/REMARKS	SVC
Fig.623	NPN		RF	BOTTLE TRAY ASSEMBLY, COLOR		
1	FC8-4649-000		4	ROLLER, BOTTLE TRAY		
2	FC8-4694-000		1	SPRING, TORSION		
3	FC9-3695-000		1	LEVER, BOTTLE DETECT		
4	FL3-4914-000		1	ARM, DOOR LINK		
5	FC9-3752-000		1	SPRING, STATIC CHARGE		
6	WG8-5848-000		1	PHOTO-INTERRUPTER,GP1A173LCS0F	PS10,PS13,PS16	
7	FM3-4801-000		1	BOTTLE TRAY ASSEMBLY, COLOR		
501	XD3-2200-102		1	PIN, PARALLEL		

FIGURE 624 BOTTLE TRAY ASSEMBLY, BLACK

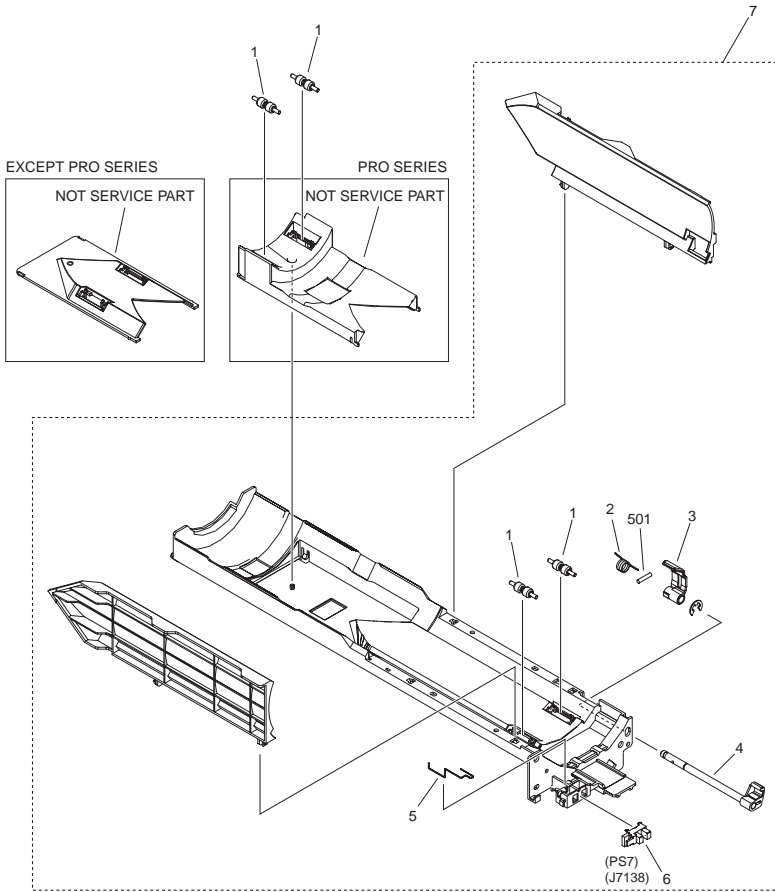


FIGURE & KEY NO.	PARTS NUMBER	RANK	Q'TY	DESCRIPTION	SERIAL NUMBER/REMARKS	SVC
Fig.624	NPN		RF	BOTTLE TRAY ASSEMBLY, BLACK		
1	FC8-4649-000		4	ROLLER, BOTTLE TRAY		
2	FC8-4694-000		1	SPRING, TORSION		
3	FC9-3695-000		1	LEVER, BOTTLE DETECT		
4	FL3-4914-000		1	ARM, DOOR LINK		
5	FC9-3752-000		1	SPRING, STATIC CHARGE		
6	WG8-5848-000		1	PHOTO-INTERRUPTER,GP1A173LCS0F	PS7	
7	FM3-4800-000		1	BOTTLE TRAY ASSEMBLY, BLACK		
501	XD3-2200-102		1	PIN, PARALLEL		

FIGURE 625 BOTTLE EXCHANGE COVER ASSEMBLY

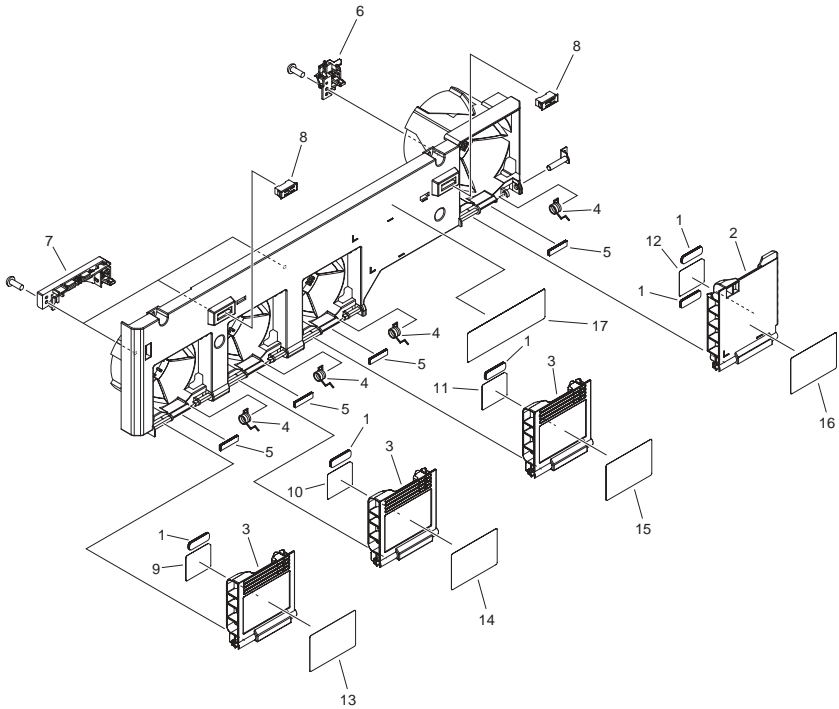


FIGURE & KEY NO.	PARTS NUMBER	RANK	Q'TY	DESCRIPTION	SERIAL NUMBER/REMARKS	SVC
Fig.625	FM3-9903-000		1	BOTTLE EXCHANGE COVER ASSEMBLY	EXCEPT PRO SERIES	
Fig.625	FM3-9904-000		1	BOTTLE EXCHANGE COVER ASSEMBLY	PRO SERIES	
1	FC0-0793-000		5	SHEET, INNER DOOR		
2	FC8-2525-000		1	DOOR, BOTTLE EXCHANGE INNER, B		
3	FC8-4662-010		3	DOOR, BOTTLE EXCHANGE INNER		
4	FC8-4687-000		4	SPRING, TORSION		
5	FC9-3751-000		4	SEAL, COVER		
6	FM3-9898-000		1	LATCH HOLDER ASSEMBLY, BLACK		
7	FM3-9980-000		3	LATCH HOLDER ASSEMBLY, COLOR		
8	XZ9-0603-000		2	CATCH, MAGNET		
9	FC8-4663-000		1	LABEL, COLOR, YELLOW		
10	FC8-4664-000		1	LABEL, COLOR, MAGENTA		
11	FC8-4665-000		1	LABEL, COLOR, CYAN		
12	FC8-4666-000		1	LABEL, COLOR, BLACK		
13	FC8-4667-000		1	LABEL, OPERATOR, YELLOW	EXCEPT PRO SERIES	
13	FU7-8274-000		1	LABEL, OPERATOR, YELLOW	PRO SERIES	
14	FC8-4668-000		1	LABEL, OPERATOR, MAGENTA	EXCEPT PRO SERIES	
14	FU7-8275-000		1	LABEL, OPERATOR, MAGENTA	PRO SERIES	
15	FC8-4669-000		1	LABEL, OPERATOR, CYAN	EXCEPT PRO SERIES	
15	FU7-8276-000		1	LABEL, OPERATOR, CYAN	PRO SERIES	
16	FC8-4670-000		1	LABEL, OPERATOR, BLACK	EXCEPT PRO SERIES	
16	FU7-8277-000		1	LABEL, OPERATOR, BLACK	PRO SERIES	
17	FS5-8623-000		1	LABEL, WARNING LESER		

FIGURE 770 WASTE TONER FEEDER ASSEMBLY

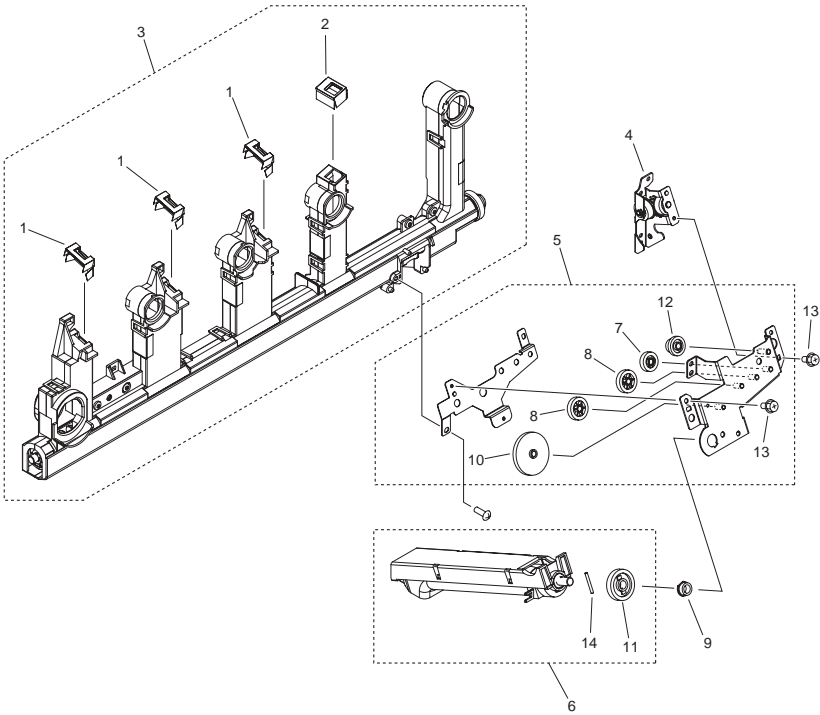


FIGURE & KEY NO.	PARTS NUMBER	R A N K	Q'TY	DESCRIPTION	SERIAL NUMBER/ REMARKS	S V C
Fig.770	NPN		RF	WASTE TONER FEEDER ASSEMBLY		
1	FC9-3659-000		3	SEAL, COLOR		
2	FC9-3660-000		1	SEAL, BLACK		
3	FM3-4751-000		1	WASTE TONER FIRST FEED ASS'Y		
4	FM3-4922-000		1	WASTE TONER FEED GEAR ASS'Y, 1		
5	FM3-4928-000		1	WASTE TONER FEED GEAR ASS'Y, 2		
6	FM3-4929-000		1	WASTE TONER SECOND FEED ASS'Y		
7	FU6-0092-000		1	GEAR, 21T		
8	FU6-0098-000		2	GEAR, 25T		
9	FU6-1184-000		1	BUSHING		
10	FU7-0313-000		1	GEAR, 49T		
11	FU8-0069-000		1	GEAR, 35T		
12	FU9-0055-000		1	GEAR, 14T/21T		
13	XA9-1386-000		3	SCREW,RS,M3X8		
14	XD9-0286-000		1	PIN, PARALLEL		

FIGURE 771 WASTE TONER BOTTLE CASE ASS'Y

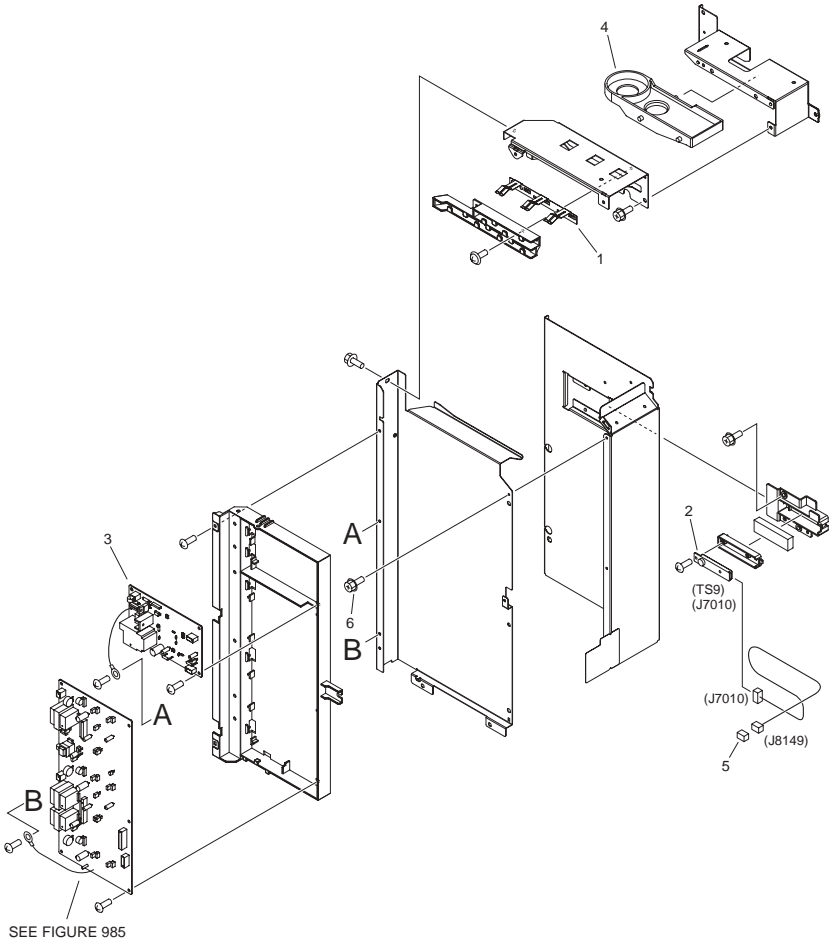


FIGURE & KEY NO.	PARTS NUMBER	RANK	Q'TY	DESCRIPTION	SERIAL NUMBER/REMARKS	SVC
Fig.771	NPN		RF	WASTE TONER BOTTLE CASE ASS'Y		
1	FC9-9342-000		1	PLATE, GROUNDING	TS9	
2	FK2-0591-000		1	SENSOR, TONER		
3	FM3-9587-000		1	1ST CORONA H.V. PCB ASS'Y, 1		
4	FC9-4113-000		1	CAP, BOTTLE		
5	VS1-7177-003		1	CONNECTOR, SNAP TIGHT, BK		
6	XA9-1386-000		2	SCREW,RS,M3X8		

FIGURE 810 FIXING ASSEMBLY

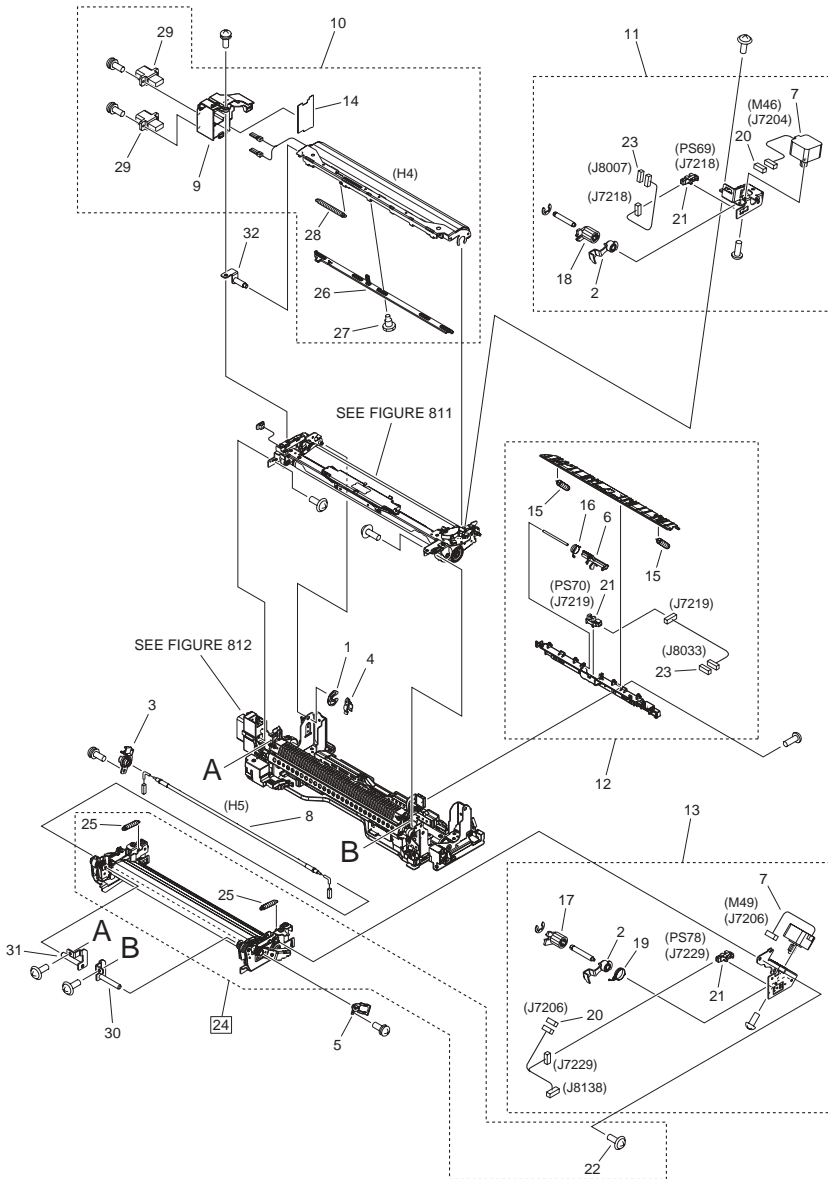


FIGURE & KEY NO.	PARTS NUMBER	RANK	Q'TY	DESCRIPTION	SERIAL NUMBER/REMARKS	SVC
Fig.810	NPN		RF	FIXING ASSEMBLY		
1	FB6-6088-000		1	RING, RETAINING		
2	FC8-2077-000		2	FLAG, HOME POSITION		
3	FC8-2108-000		1	BUSHING, REAR		
4	FC8-2119-000		1	SPACER		
5	FC8-2143-000		1	BUSHING, FRONT		
6	FC8-2504-000		1	FLAG, ENTRANCE SENSOR		
7	FK2-2523-000		2	MOTOR, STEPPING, DC	M46,M49	
8	FK2-7882-000		1	HEATER, HALOGEN	100V H5	
8	FK2-7883-000		1	HEATER, HALOGEN	120V H5	
8	FK2-7884-000		1	HEATER, HALOGEN	200V,208V H5	
8	FK2-7885-000		1	HEATER, HALOGEN	230V H5	
9	FC8-2099-000		1	MOUNT, DRAWER		
10	FM3-4735-000		1	HEATER ASSEMBLY	H4	
11	FM3-4737-000		1	SHIFT CONTROL UPPER ASSEMBLY		
12	FM3-4738-000		1	ENTRANCE GUIDE ASSEMBLY		
13	FM3-9948-000		1	SHIFT CONTROL LOWER ASSEMBLY		
14	FC8-2100-000		1	FILM, DRAWER BLOCK COVER		
15	FU7-2377-000		2	SPRING, TENSION		
16	FU7-2378-000		1	SPRING, TORSION		
17	FU8-0019-000		1	ARM, SHIFT CONTROL, L		
18	FU8-0020-000		1	ARM, SHIFT CONTROL, U		
19	FU8-2358-000		1	SPRING, TORSION		
20	VS1-7177-004		2	CONNECTOR, SNAP TIGHT, BK		
21	WG8-5848-000		3	PHOTO-INTERRUPTER,GP1A173LCS0F	PS69,PS70,PS78	
22	XA9-0807-000		1	SCREW, W/SEAL, M3X6		
23	VS1-7177-003		2	CONNECTOR, SNAP TIGHT, BK		
24	FM4-5702-000		1	LOWER BELT ASSEMBLY	[DP]	
25	FU7-2306-000		2	SPRING, TENSION		
26	FM4-3920-000		1	SLIDER UNIT		
27	FU5-9425-000		5	SCREW, STEPPED		
28	FU8-2363-000		1	SPRING, TENSION		

FIGURE & KEY NO.	PARTS NUMBER	RANK	Q'TY	DESCRIPTION	SERIAL NUMBER/REMARKS	SVC
29	WS3-5970-000		2	CONNECTOR, DRAWER		
30	FL2-8567-000		1	HINGE, FRONT		
31	FL2-8568-000		1	HINGE, REAR		
32	FL2-8580-000		1	PLATE, IH FIXED		

FIGURE 811 UPPER BELT ASSEMBLY

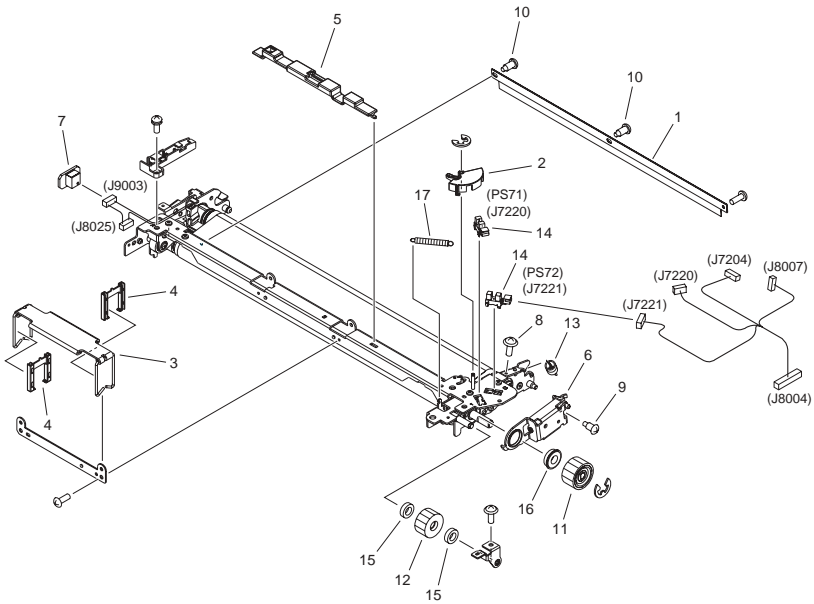
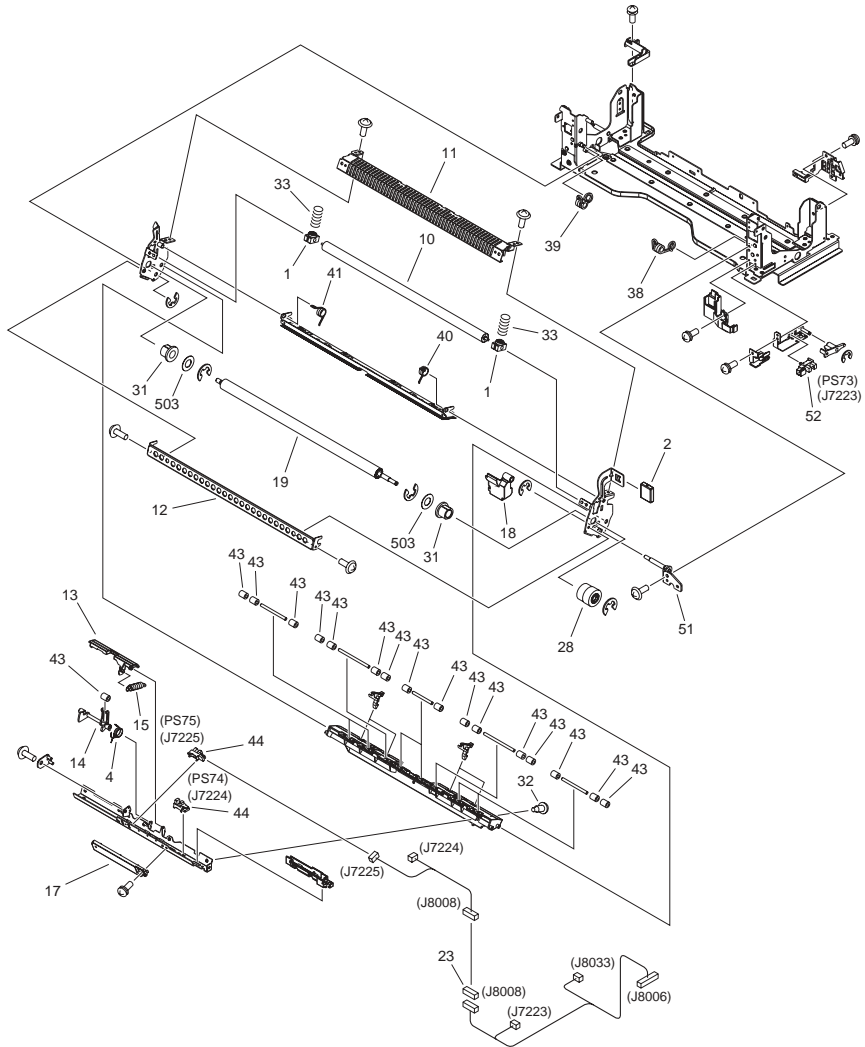


FIGURE & KEY NO.	PARTS NUMBER	R A N K	Q'TY	DESCRIPTION	SERIAL NUMBER/ REMARKS	S V C
Fig.811	FM4-5701-000		1	UPPER BELT ASSEMBLY	[DP]	
1	FC7-9756-000		1	ELIMINATOR, STATIC CHARGE		
2	FC8-2047-000		1	FLAG, B SENSOR, U		
3	FC8-2088-000		1	HANDLE, FIXING		
4	FC8-2114-000		2	COVER, HANDLE		
5	FC8-2137-000		1	COVER, HANDLE, LOWER		
6	FM3-4826-000		1	TENSION ARM UNIT, FRONT		
7	FM3-9604-000		1	FIXING FUSE PCB ASSEMBLY		
8	XA9-0807-000		1	SCREW, W/SEAL, M3X6		
9	FS1-9010-020		1	SCREW, STEPPED, M3		
10	FS1-9228-000		2	SCREW, STEPPED, M3		
11	FU8-0011-000		1	GEAR, 31T		
12	FU8-0012-000		1	GEAR, 27T		
13	FU8-2356-000		1	SPRING, TENSION		
14	WG8-5848-000		2	PHOTO-INTERRUPTER,GP1A173LCS0F	PS71,PS72	
15	XG9-0521-000		2	BEARING, BALL, MR126ZZ		
16	XG9-0593-000		1	BEARING, BALL 1680HHRP0P15		
17	FU8-2364-000		1	SPRING, TENSION		

FIGURE 812 FIXING BASE ASSEMBLY



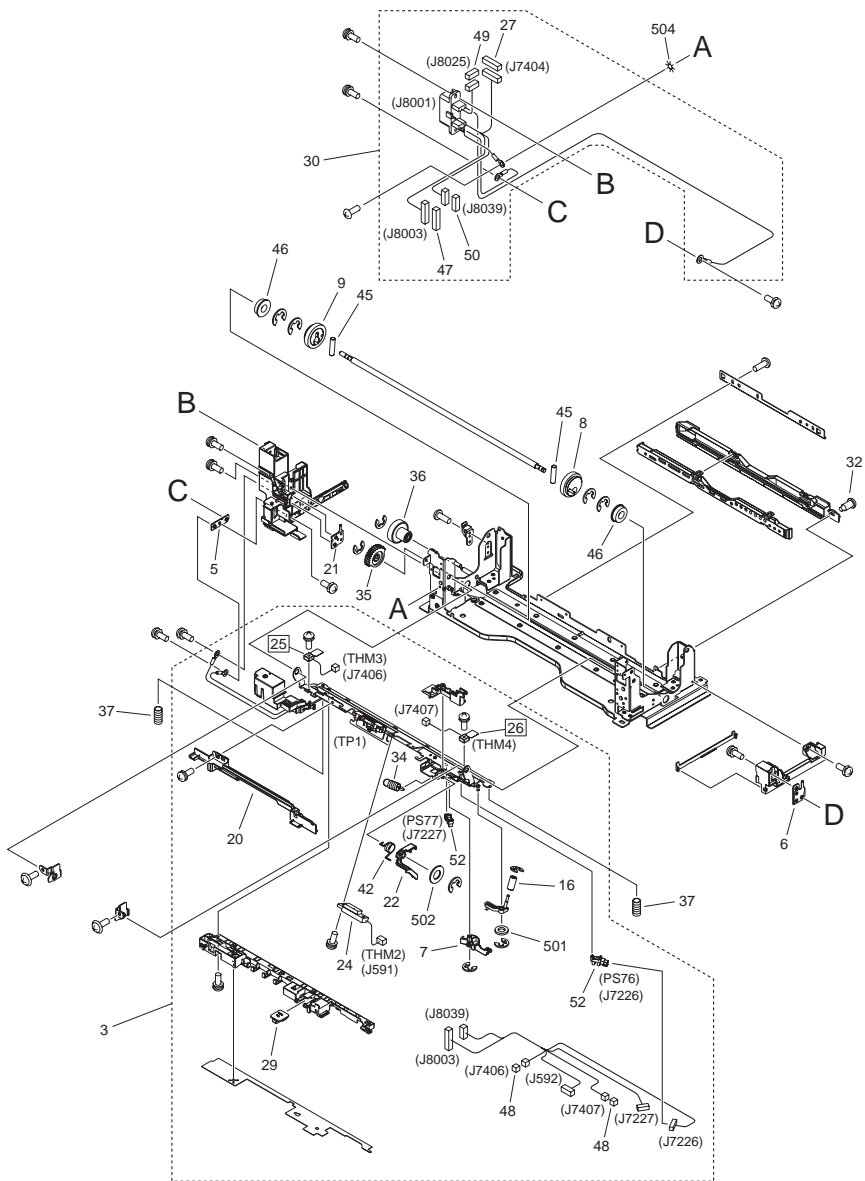


FIGURE & KEY NO.	PARTS NUMBER	R A N K	Q'TY	DESCRIPTION	SERIAL NUMBER/REMARKS	S V C
Fig.812	FM3-4728-000		1	FIXING BASE ASSEMBLY		
1	FC5-2598-000		2	BUSHING		
2	FC9-8425-000		1	LEVER, GUIDE		
3	FM3-4835-000		1	PRESSURE CROSSMEMBER ASSEMBLY		
4	FC7-0724-000		1	SPRING, TORSION		
5	FC7-1481-000		1	PLATE, HEATER CONNECTING		
6	FC8-2023-000		1	PLATE, HEATER TERMINAL, F		
7	FC8-2027-000		1	FLAG, B SENSOR, L		
8	FC8-2032-000		1	CAM, LIFTER, F		
9	FC8-2033-000		1	CAM, LIFTER, R		
10	FC8-2080-000		1	ROLLER, INNER DELIVERY, UPPER		
11	FC8-2092-000		1	COVER, INNER PAPER DELIVERY, UP.		
12	FC8-2093-000		1	COVER, INNER PAPER DELIVERY, LW.		
13	FC8-2096-000		1	LEVER, WRAPPING SENSOR		
14	FC8-2097-000		1	LEVER, INNER PAPER DELIVERY		
15	FC8-2101-000		1	SPRING, TENSION		
16	FC8-2106-010		1	ROLLER, BELT DETECT, LOWER		
17	FC8-2127-000		1	COVER, SENSOR		
18	FC8-2135-000		1	COVER, INNER DELIVERY CONNECTOR		
19	FC8-2149-000		1	ROLLER, INNER DELIVERY, LOWER		
20	FC8-2507-000		1	COVER, THERMISTOR		
21	FC9-3972-000		1	PLATE, HEATER CONNECTING		
22	FC8-2509-000		1	ARM, FLAG SAVE		
23	VS1-7177-006		1	CONNECTOR, SNAP TIGHT, BK		
24	FK2-2537-000		1	THERMISTOR	THM2	
25	FK2-7870-000		1	THERMISTOR UNIT	THM3 [DP]	
26	FK2-7871-000		1	THERMISTOR UNIT	THM4 [DP]	
27	VS1-7177-008		1	CONNECTOR, SNAP TIGHT, BK		
28	FL2-8588-000		1	GEAR, 15T		
29	FM3-9585-000		1	THERMISTOR CONNECT PCB ASS'Y		
30	FM4-1282-000		1	CABLE, FIXING DRAWER		

FIGURE & KEY NO.	PARTS NUMBER	R A N K	Q'TY	DESCRIPTION	SERIAL NUMBER/ REMARKS	S V C
31	FS1-1422-000		2	BUSHING		
32	FS1-9010-020		7	SCREW, STEPPED, M3		
33	FU5-2135-000		2	SPRING, COMPRESSION		
34	FU6-2595-000		1	SPRING, TENTION		
35	FU7-0394-000		1	GEAR, 30T		
36	FU7-0997-000		1	GEAR 20T/19T		
37	FU7-2303-000		2	SPRING, COMPRESSION		
38	FU7-2310-000		1	SPRING, TORSION		
39	FU7-2311-000		1	SPRING, TORSION		
40	FU7-2312-000		1	SPRING, TORSION		
41	FU7-2313-000		1	SPRING, TORSION		
42	FU7-2380-000		1	SPRING, TORSION		
43	RB2-0493-000		25	ROLLER, PAPER SENSOR		
44	WG8-5848-000		2	PHOTO-INTERRUPTER,GP1A173LCS0F	PS74,PS75	
45	XD9-0295-000		2	PIN, PARALLEL		
46	XG9-0594-000		2	BEARING, BALL, MF126ZZ		
47	VS1-7173-012		1	CONNECTOR, SNAP TIGHT, 12P, W		
48	VS1-7177-002		2	CONNECTOR, SNAP TIGHT, BK		
49	VS1-7177-003		1	CONNECTOR, SNAP TIGHT, BK		
50	VS1-7177-005		1	CONNECTOR, SNAP TIGHT, BK		
51	FL2-8763-000		1	HINGE		
52	WG8-5783-000		3	PHOTO-INTERRUPTER,GP1A173LCS0F	PS73,PS76,PS77	
501	XD1-1103-138		1	WASHER		
502	XD1-1104-135		1	WASHER,COP		
503	XD1-1206-233		2	WASHER		
504	XD1-4200-402		1	WASHER, TOOTHED LOCK, M4		

FIGURE 900 CONTROLLER BOX ASSEMBLY

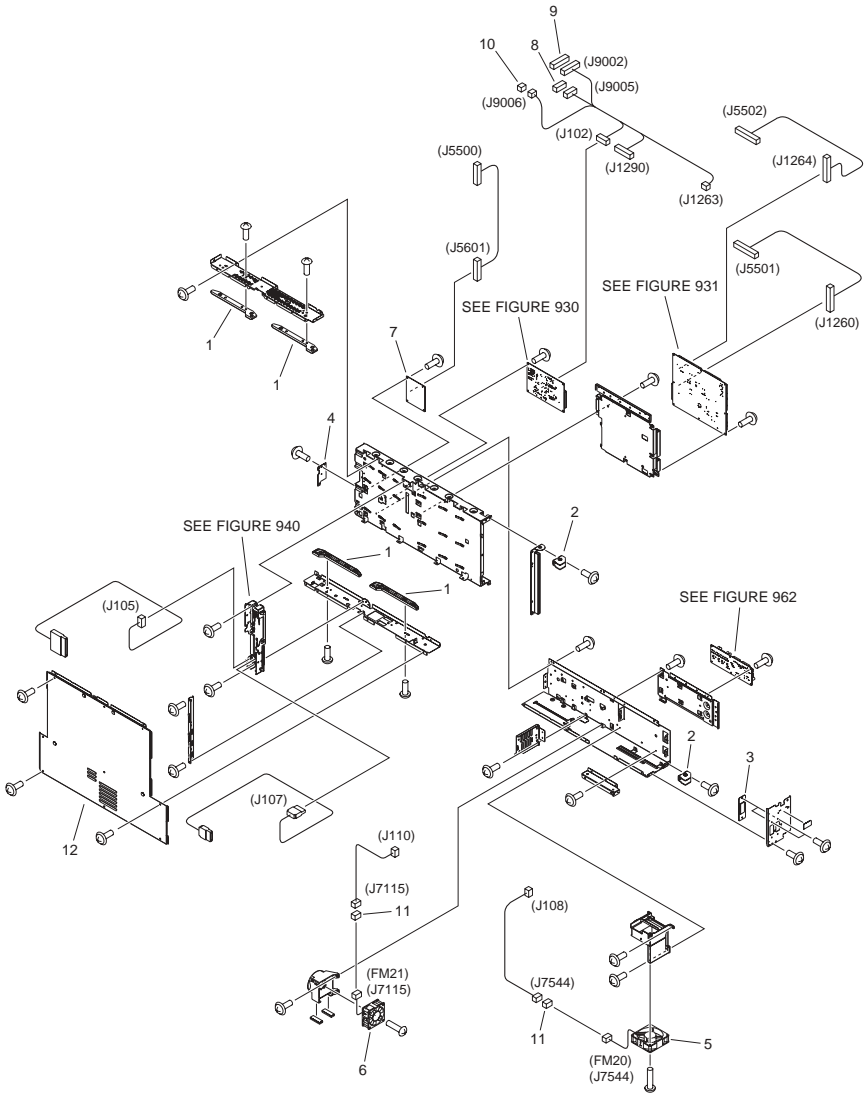


FIGURE & KEY NO.	PARTS NUMBER	R A N K	Q'TY	DESCRIPTION	SERIAL NUMBER/ REMARKS	S V C
Fig.900	NPN		RF	CONTROLLER BOX ASSEMBLY		
1	FC8-5174-000		4	RAIL, MAIN CONTROLLER, 1		
2	FC9-0453-000		2	GUIDE, HINGE SHAFT		
3	FC9-3940-000		2	PLATE, MODULAR BLANKING		
4	FC9-4046-000		1	PLATE, BLANKING		
5	FK2-2529-000		1	FAN	FM20	
6	FK2-8276-000		1	FAN	FM21	
7	FM3-9599-000		1	LASER P.S. CONNECT PCB ASS'Y		
8	VS1-7173-005		1	CONNECTOR, SNAP TIGHT		
9	VS1-7173-008		1	CONNECTOR, SNAP TIGHT, 8P, W		
10	VS1-7177-002		1	CONNECTOR, SNAP TIGHT, BK		
11	VS1-7177-003		2	CONNECTOR, SNAP TIGHT, BK		
12	FL2-8892-000		1	PANEL, REAR, UPPER		

FIGURE 910 DC POWER SUPPLY BOX ASSEMBLY

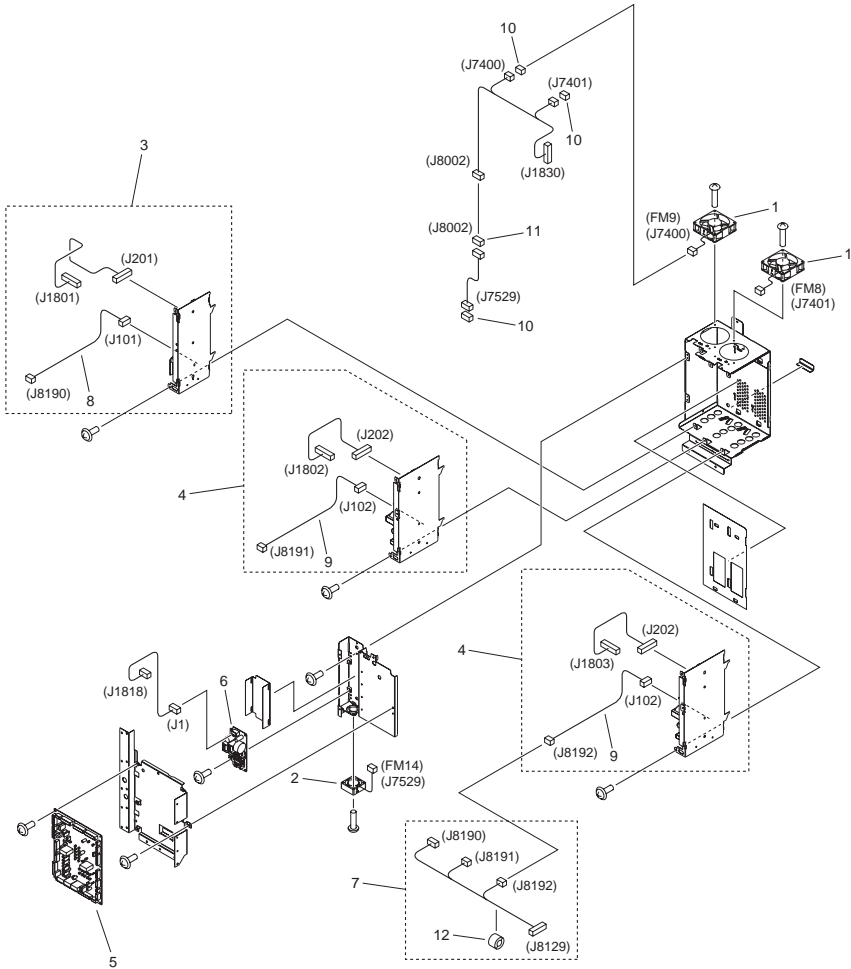
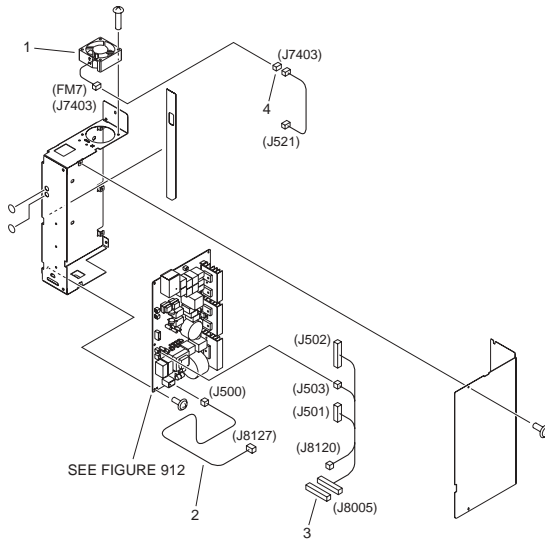


FIGURE & KEY NO.	PARTS NUMBER	R A N K	Q'TY	DESCRIPTION	SERIAL NUMBER/ REMARKS	S V C
Fig.910	NPN		RF	DC POWER SUPPLY BOX ASSEMBLY		
1	FK2-6818-000		2	FAN	FM8,FM9	
2	FK2-7241-000		1	FAN	FM14	
3	FM3-4877-000		1	DC POWER SUPPLY ASSEMBLY, 12V		
4	FM3-4878-000		2	DC POWER SUPPLY ASSEMBLY, 24V		
5	FM3-9578-000		1	RELAY PCB ASSEMBLY		
6	FM3-9586-000		1	DC POWER CONNECTING PCB ASSY		
7	FM4-1353-000		1	CABLE, POWER SUPPLY CONNECTING		
8	FM4-1354-000		1	CABLE, AC POWER SUPPLY, 12V		
9	FM4-1355-000		2	CABLE, AC POWER SUPPLY, 24V		
10	VS1-7177-003		3	CONNECTOR, SNAP TIGHT, BK		
11	VS1-7177-004		1	CONNECTOR, SNAP TIGHT, BK		
12	WE8-6563-000		1	CORE, RING		

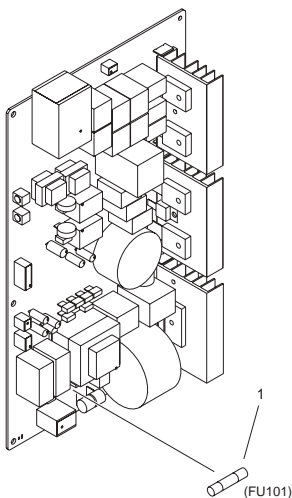
FIGURE 911 IH POWER SUPPLY BOX ASSEMBLY



NOTE : This assembly includes the assembly shown in Figure 912.
注 : このユニットはFigure 912のユニットを含みます。

FIGURE & KEY NO.	PARTS NUMBER	RANK	QTY	DESCRIPTION	SERIAL NUMBER/REMARKS	SVC
Fig.911	FM3-4750-000		1	IH POWER SUPPLY BOX ASSEMBLY	SEE NOTE	
1	FK2-3679-000		1	FAN	FM7	
2	FM4-1345-000		1	CABLE, HEATER AC		
3	VS1-8412-023		1	CONNECTOR, SNAP TIGHT, BL		
4	VS1-7177-003		1	CONNECTOR, SNAP TIGHT, BK		

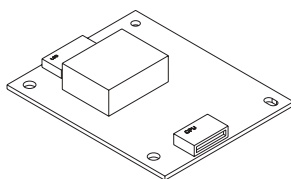
FIGURE 912 HEATER POWER SUPPLY PCB ASS'Y



NOTE : This assembly is included in the assembly shown in Figure 911.
注 : このユニットはFigure 911のユニットに含まれます。

FIGURE & KEY NO.	PARTS NUMBER	RANK	QTY	DESCRIPTION	SERIAL NUMBER/REMARKS	SVC
Fig.912	FM3-9584-000		1	HEATER POWER SUPPLY PCB ASS'Y	SEE NOTE	
1	VD7-3421-502		1	FUSE	FU101	
T	FK2-0598-000		1	TRANSFORMER	T101	
T	FK2-0680-000		2	TRANSFORMER	T161,T171	
T	FK2-0681-000		1	TRANSFORMER	T102	

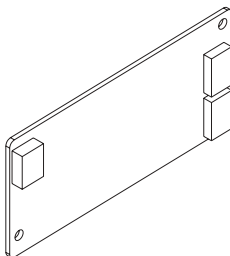
FIGURE 920 INVERTER PCB ASSEMBLY (EXCEPT PRO SERIES)



NOTE : This assembly is included in the assembly shown in Figure 130.
 注：このユニットはFigure 130のユニットに含まれます。

FIGURE & KEY NO.	PARTS NUMBER	RANK	QTY	DESCRIPTION	SERIAL NUMBER/REMARKS	SVC
Fig.920	FM4-1196-000		1	INVERTER PCB ASSEMBLY	EXCEPT PRO SERIES SEE NOTE	

FIGURE 921 INVERTER PCB ASSEMBLY (PRO SERIES)



NOTE : This assembly is included in the assembly shown in Figure 135.

注 : このユニットはFigure 135のユニットに含まれます。

FIGURE & KEY NO.	PARTS NUMBER	R A N K	QTY	DESCRIPTION	SERIAL NUMBER/ REMARKS	S V C
Fig.921	FM3-9994-000		1	INVERTER PCB ASSEMBLY	PRO SERIES SEE NOTE	

FIGURE 930 DC CONTROLLER MOTHER PCB ASS'Y

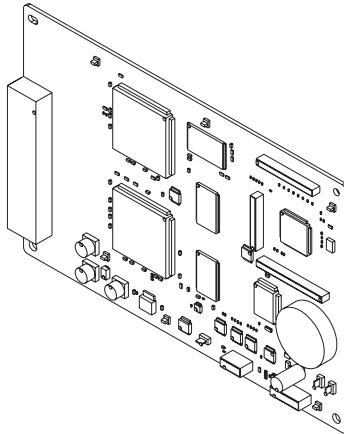


FIGURE & KEY NO.	PARTS NUMBER	RANK	QTY	DESCRIPTION	SERIAL NUMBER/REMARKS	SVC
Fig.930	FM3-9570-000		1	DC CONTROLLER MOTHER PCB ASS'Y		
IC	FK2-6450-000		2	IC, FSA0AC211AA	IC500,IC501	
IC	FK2-7263-000		1	IC, R5F61638N50FPV-FK27263	IC50	

FIGURE 931 DC CONTROLLER I/F PCB ASS'Y

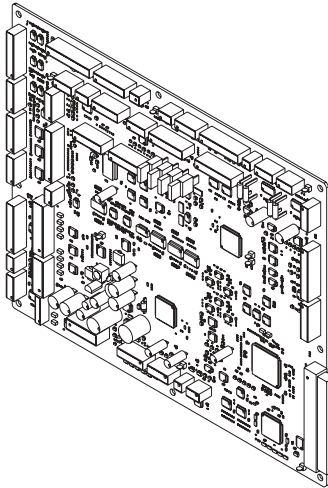


FIGURE & KEY NO.	PARTS NUMBER	RANK	QTY	DESCRIPTION	SERIAL NUMBER/REMARKS	SVC
Fig.931	FM3-9571-000		1	DC CONTROLLER I/F PCB ASS'Y		
IC	FK2-1773-000		2	IC.TC200GO2EFG-1031,GATE ARRAY	IC26,IC80	
IC	FK2-7321-000		1	IC, ASIC, T6UN7EFG-0101(O)	IC10	

FIGURE 932 MAIN CONTROLLER PCB ASS'Y, 1

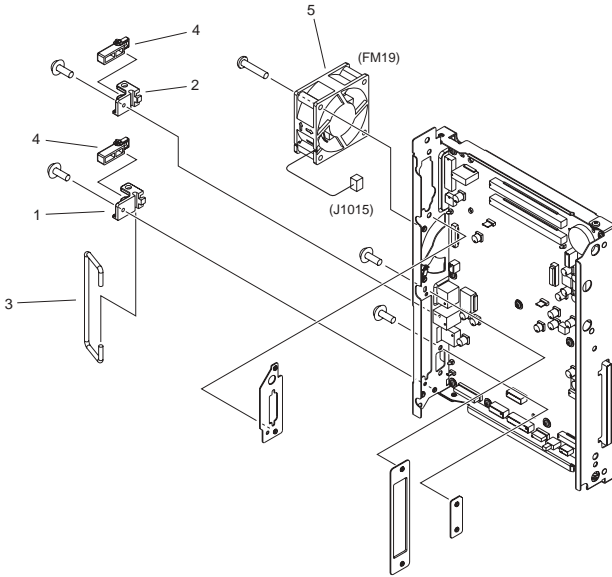


FIGURE & KEY NO.	PARTS NUMBER	RANK	QTY	DESCRIPTION	SERIAL NUMBER/REMARKS	SVC
Fig.932	FM4-0743-010		1	MAIN CONTROLLER PCB ASS'Y, 1	C9075,C9070	
Fig.932	FM4-0744-010		1	MAIN CONTROLLER PCB ASS'Y, 1	C7065i,C7065 AU,KR	
Fig.932	FM4-0745-010		1	MAIN CONTROLLER PCB ASS'Y, 1	C7065 JP,US,CA,LTN	
Fig.932	FM4-0746-010		1	MAIN CONTROLLER PCB ASS'Y, 1	C7055i,C7055	
Fig.932	FM4-0754-010		1	MAIN CONTROLLER PCB ASS'Y, 1	C9065 US,CA,LTN,SG,HK,AU,C N,TW,C9060	
Fig.932	FM4-0755-010		1	MAIN CONTROLLER PCB ASS'Y, 1	C9065 JP	
1	FC8-5205-000		1	MOUNT, LEVER		
2	FC9-4096-000		1	MOUNT, LEVER		
3	FC9-4097-000		1	HANDLE		
4	FC9-4098-000		2	LEVER		
5	FK2-8276-000		1	FAN	FM19	
IC	FK2-8272-000		1	IC, LE80578EG009C, MPU	IC3	

FIGURE 933 MAIN CONTROLLER PCB ASS'Y, 2

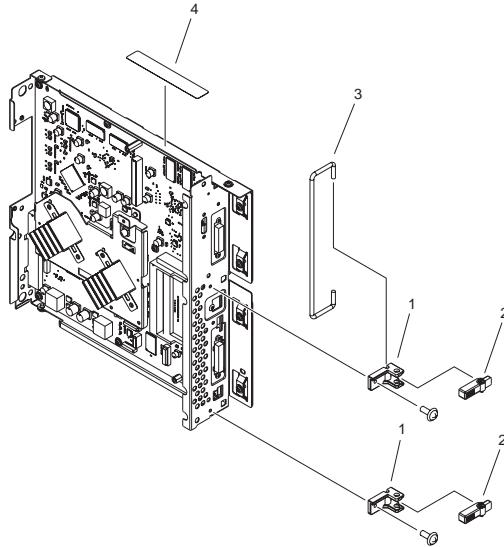


FIGURE & KEY NO.	PARTS NUMBER	RANK	QTY	DESCRIPTION	SERIAL NUMBER/REMARKS	SVC
Fig.933	FM4-0751-000		1	MAIN CONTROLLER PCB ASS'Y, 2		
1	FC8-5205-000		2	MOUNT, LEVER		
2	FC9-4098-000		2	LEVER		
3	FC9-4156-000		1	HANDLE		
4	FU6-8861-000		1	LABEL, MEMORY CAUTION		
IC	FK2-3218-000		1	IC, MB87L8650, GATE ARRAY	IC28	
IC	FK2-9797-000		1	IC, UPD800458F1-611-JN1-A	IC1001	
IC	FK2-9798-000		1	IC, UPD800459F1-611-MNB-A	IC1002	
IC	FK2-3745-000		1	IC, R8A03016BG, STANDARD CELL	IC21	
IC	FK2-3746-000		1	IC, UPD85809F1-011-JN6-A	IC29	
IC	FK2-6757-000		1	IC, FSC0HD200B, STANDARD CELL	IC5	
IC	FK2-8275-000		1	IC, R8A03019ABG, STANDARD CELL	IC22	
IC	FK2-8321-000		1	IC, MB87S1801	IC19	

FIGURE 940 RISER PCB ASSEMBLY

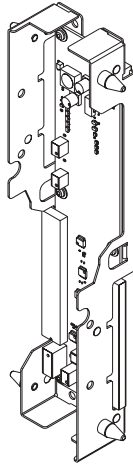


FIGURE & KEY NO.	PARTS NUMBER	RANK	QTY	DESCRIPTION	SERIAL NUMBER/REMARKS	SVC
Fig.940	FM4-0795-000		1	RISER PCB ASSEMBLY		
IC	FK2-3218-000		1	IC, MB87L8650, GATE ARRAY	IC1	

FIGURE 950 LASER INTERFACE PCB ASSEMBLY

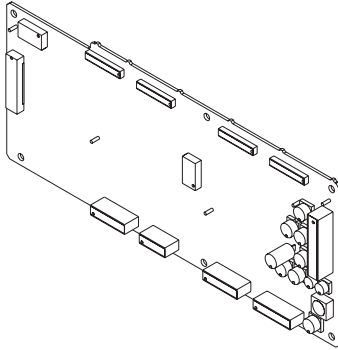


FIGURE & KEY NO.	PARTS NUMBER	RANK	QTY	DESCRIPTION	SERIAL NUMBER/REMARKS	SVC
Fig.950	FM3-9572-000		1	LASER INTERFACE PCB ASSEMBLY		
IC	FK2-7596-000		2	IC, STANDARD CELL	IC1,IC2	
IC	FK3-1009-000		4	IC, T6UN8EFG-0002(O)	IC43,IC44,IC45,IC46	

FIGURE 960 PAPER PICK-UP DRIVER PCB ASS'Y

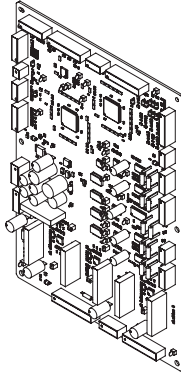


FIGURE & KEY NO.	PARTS NUMBER	RANK	Q'TY	DESCRIPTION	SERIAL NUMBER/REMARKS	SVC
Fig.960	FM3-9574-000		1	PAPER PICK-UP DRIVER PCB ASS'Y		
IC	FK2-1773-000		2	IC,TC200GO2EFG-1031,GATE ARRAY	IC28,IC29	

FIGURE 961 DRUM/I.T.BELT DRIVER PCB ASS'Y

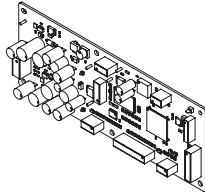


FIGURE & KEY NO.	PARTS NUMBER	RANK	QTY	DESCRIPTION	SERIAL NUMBER/REMARKS	SVC
Fig.961	FM3-9576-000		1	DRUM/I.T.BELT DRIVER PCB ASS'Y		
IC	FK2-7321-000		1	IC, ASIC, T6UN7EFG-0101(O)	IC4	

FIGURE 962 HOPPER DRIVER PCB ASSEMBLY

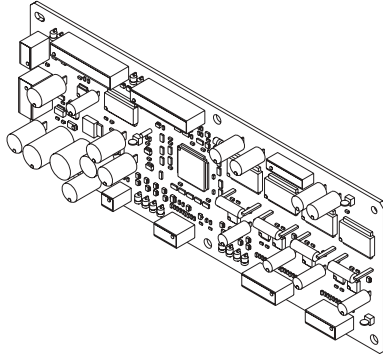
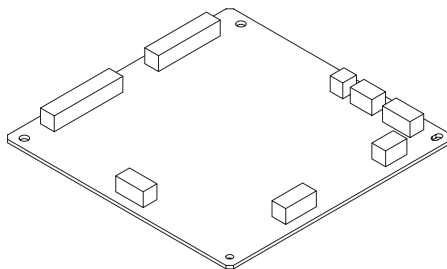


FIGURE & KEY NO.	PARTS NUMBER	RANK	QTY	DESCRIPTION	SERIAL NUMBER/REMARKS	SVC
Fig.962	FM3-9573-000		1	HOPPER DRIVER PCB ASSEMBLY		
IC	FK2-1773-000		1	IC,TC200GO2EFG-1031,GATE ARRAY	IC14	

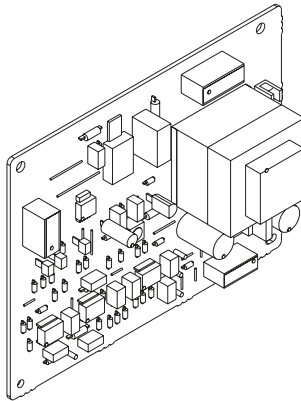
FIGURE 963 BUFFER DRIVER PCB ASSEMBLY (DECURLER model)



NOTE : This assembly is included in the assembly shown in Figure 356.
注 : このユニットはFigure 356のユニットに含まれます。

FIGURE & KEY NO.	PARTS NUMBER	RANK	QTY	DESCRIPTION	SERIAL NUMBER/REMARKS	SVC
Fig.963	FM4-2446-000		1	BUFFER DRIVER PCB ASSEMBLY	DECURLER model SEE NOTE	
IC	FK2-1773-000		1	IC,TC200GO2EFG-1031,GATE ARRAY	IC18	

FIGURE 964 DRUM HEATER DRIVER PCB ASS'Y



NOTE : This assembly is included in the assembly shown in Figure 140.
注 : このユニットはFigure 140のユニットに含まれます。

FIGURE & KEY NO.	PARTS NUMBER	RANK	Q'TY	DESCRIPTION	SERIAL NUMBER/REMARKS	SVC
Fig.964	FM3-9581-000		1	DRUM HEATER DRIVER PCB ASS'Y	100V,120V SEE NOTE	
Fig.964	FM3-9582-000		1	DRUM HEATER DRIVER PCB ASS'Y	200V,208V,230V SEE NOTE	
T	FK2-0597-000		1	TRANSFORMER	100V,120V T1	
T	FK2-0598-000		1	TRANSFORMER	200V,208V,230V T1	

FIGURE 965 FIXING/FEEDER DRIVER PCB ASS'Y

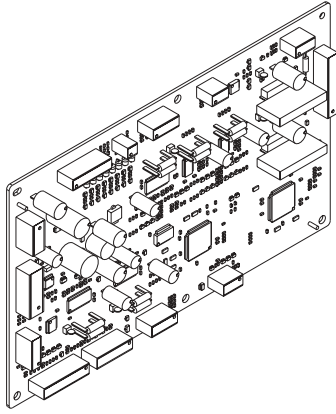
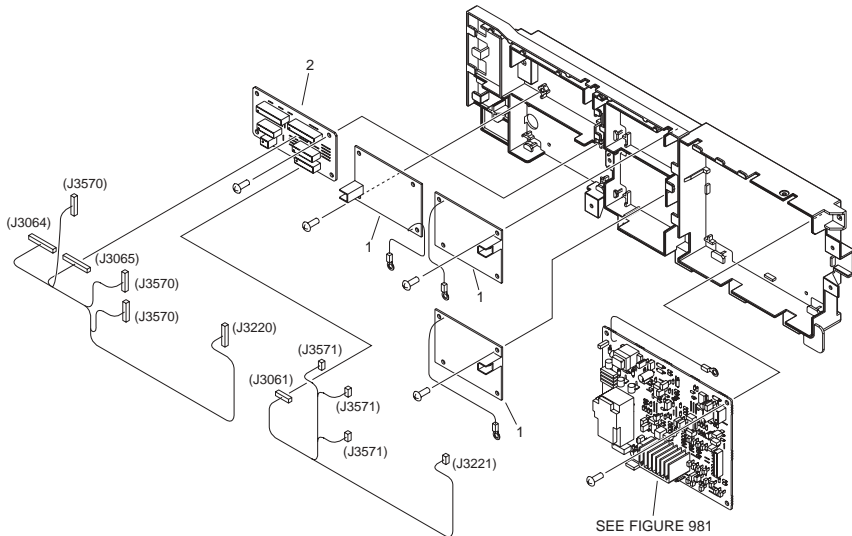


FIGURE & KEY NO.	PARTS NUMBER	RANK	QTY	DESCRIPTION	SERIAL NUMBER/REMARKS	SVC
Fig.965	FM3-9575-000		1	FIXING/FEEDER DRIVER PCB ASS'Y		
IC	FK2-1773-000		2	IC.TC200GO2EFG-1031,GATE ARRAY	IC9,IC12	

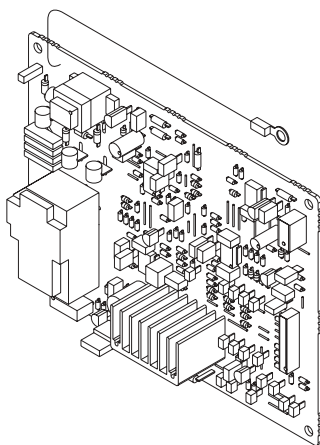
FIGURE 980 1ST TRNSFR. HIGH VOLTAGE ASS'Y



NOTE : This assembly includes the assembly shown in Figure 981.
 注 : このユニットはFigure 981のユニットを含みます。

FIGURE & KEY NO.	PARTS NUMBER	RANK	QTY	DESCRIPTION	SERIAL NUMBER/REMARKS	SVC
Fig.980	FM3-4994-000		1	1ST TRNSFR. HIGH VOLTAGE ASS'Y	SEE NOTE	
1	FK2-7254-000		3	HIGH VOLTAGE PCB ASSEMBLY		
2	FM3-9591-000		1	H.V. TRANSFER PCB ASS'Y, SUB		

FIGURE 981 FIRST TRANSFER H.V. PCB ASS'Y



NOTE : This assembly is included in the assembly shown in Figure 980.
注 : このユニットはFigure 980のユニットに含まれます。

FIGURE & KEY NO.	PARTS NUMBER	RANK	QTY	DESCRIPTION	SERIAL NUMBER/REMARKS	SVC
Fig.981	FM3-9590-000		1	FIRST TRANSFER H.V. PCB ASS'Y	SEE NOTE	
T	FH3-0967-000		1	TRANSFORMER, INVERTER	T1	
T	FK2-0529-000		1	TRANSFORMER, H.V.	T2	

FIGURE 982 DEVELOPING H.V. PCB ASSEMBLY

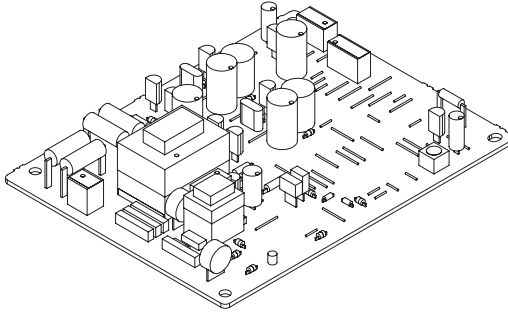
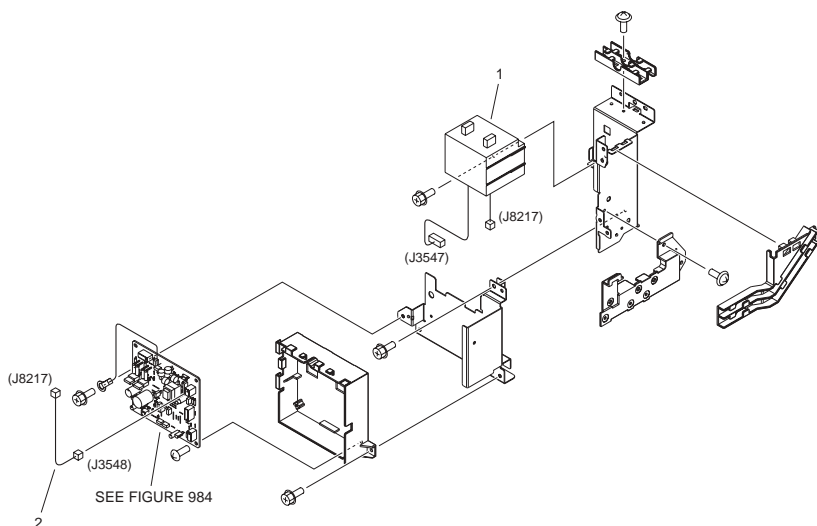


FIGURE & KEY NO.	PARTS NUMBER	RANK	QTY	DESCRIPTION	SERIAL NUMBER/REMARKS	SVC
Fig.982	FM3-9589-000		4	DEVELOPING H.V. PCB ASSEMBLY		
T	FH3-0893-010		1	TRANSFORMER	T500	

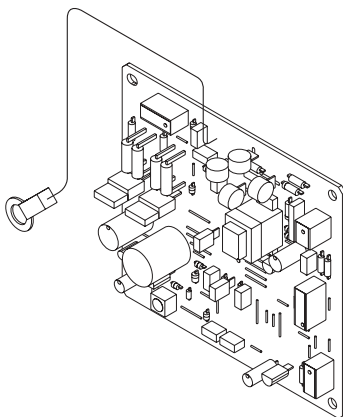
FIGURE 983 DRUM POST HIGH VOLTAGE ASS'Y



NOTE : This assembly includes the assembly shown in Figure 984.
 注 : このユニットはFigure 984のユニットを含みます。

FIGURE & KEY NO.	PARTS NUMBER	RANK	QTY	DESCRIPTION	SERIAL NUMBER/REMARKS	SVC
Fig.983	FM3-4982-000		1	DRUM POST HIGH VOLTAGE ASS'Y	SEE NOTE	
1	FK2-0105-000		1	TRANSFORMER, H.V.		
2	FM4-1429-000		1	CABLE, DRUM PRE-TRANSFER H.V.		

FIGURE 984 POST HIGH VOLTAGE PCB ASS'Y



NOTE : This assembly is included in the assembly shown in Figure 983.
注 : このユニットはFigure 983のユニットに含まれます。

FIGURE & KEY NO.	PARTS NUMBER	RANK	Q'TY	DESCRIPTION	SERIAL NUMBER/REMARKS	SVC
Fig.984	FM3-5254-000		1	POST HIGH VOLTAGE PCB ASS'Y	SEE NOTE	
T	FH3-0967-000		1	TRANSFORMER, INVERTER	T301	

FIGURE 985

1ST CORONA H.V. PCB ASS'Y, 2

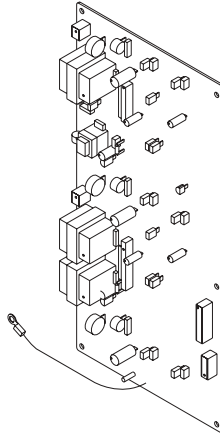


FIGURE & KEY NO.	PARTS NUMBER	RANK	QTY	DESCRIPTION	SERIAL NUMBER/REMARKS	SVC
Fig.985	FM3-9588-000		1	1ST CORONA H.V. PCB ASS'Y, 2		
T	FH3-0967-000		3	TRANSFORMER, INVERTER	T2,T102,T202	

FIGURE 986
2ND TRNSFR./FIXING H.V. PCB

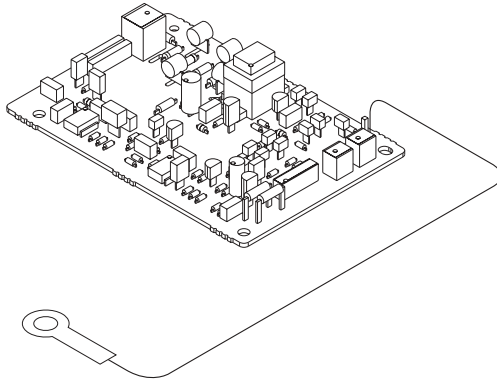


FIGURE & KEY NO.	PARTS NUMBER	RANK	QTY	DESCRIPTION	SERIAL NUMBER/REMARKS	SVC
Fig.986	FM3-5253-000		1	2ND TRNSFR./FIXING H.V. PCB		
T	FH3-0967-000		1	TRANSFORMER, INVERTER	T200	

FIGURE 987

2ND TRANSFER H.V. PCB ASS'Y

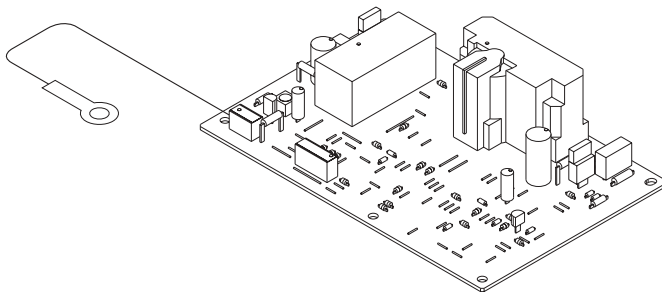


FIGURE & KEY NO.	PARTS NUMBER	RANK	QTY	DESCRIPTION	SERIAL NUMBER/REMARKS	SVC
Fig.987	FM3-9592-000		1	2ND TRANSFER H.V. PCB ASS'Y		

FIGURE 990 HARD DISK DRIVE ASSEMBLY

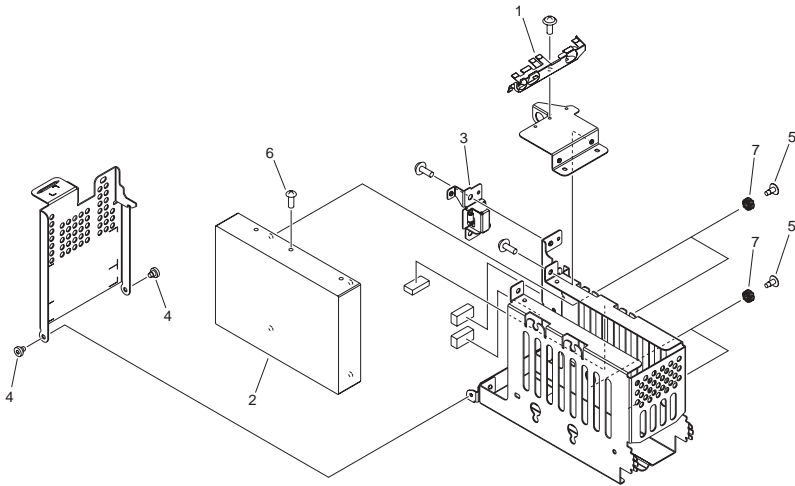


FIGURE & KEY NO.	PARTS NUMBER	RANK	QTY	DESCRIPTION	SERIAL NUMBER/REMARKS	SVC
Fig.990	NPN		RF	HARD DISK DRIVE ASSEMBLY		
1	FC9-9341-000		1	PLATE, GROUNDING		
2	FK2-8373-000		1	HARD DISK DRIVE	JP	
2	FK2-8352-000		1	HDD, ST3160316CS	EXCEPT JP	
3	FM3-9951-000		1	LATCH SHAFT UNIT		
4	FS5-9391-000		2	SCREW, STEPPED, M3		
5	FU5-9599-000		4	SCREW, STEPPED, #6X32		
6	XA9-1496-000		1	SCREW, M3X6.4		
7	XZ9-0556-000		4	DAMPER, CUSHION		

FIGURE T40 DEVICE PORT ASSEMBLY (C9070,C9060,C7065i,C7055i)

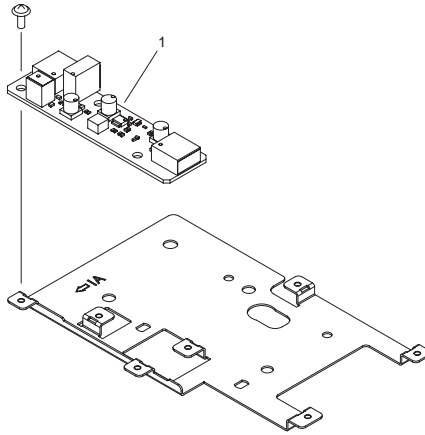


FIGURE & KEY NO.	PARTS NUMBER	RANK	QTY	DESCRIPTION	SERIAL NUMBER/REMARKS	SVC
Fig.T40	NPN		RF	DEVICE PORT ASSEMBLY	C9070,C9060,C7065i,C7055i	
1	FM4-0721-000		1	DEVICE PORT PCB ASSEMBLY		

FIGURE ZZA

MECHANICAL STANDARD PARTS (HOW TO USE)

Mechanical standard parts

機械標準部品

About a mechanical standard parts

A Mechanical standard parts is a mechanical part which not parts peculiar to a product. They are parts which are common to a Canon product and are used, such as a screw and a washer. The Fig No. and parts number of the mechanical standard parts are not listed in the product parts catalog. Refer to the parts catalog of mechanical standard parts when checking the parts number for screw or washer etc. and identify them by part shape or size.

機械標準部品とは

機械標準部品とは、製品特有の部品ではなく、ねじやワッシャなどキヤノン製品共通で使用されている機械部品（メカ部品）のことです。
製品のパーツカタログには、機械標準部品のFig No.や部品番号は記載していません。
ねじや、ワッシャ等の部品番号を調べるときは、機械標準部品のパーツカタログを参照し、部品の形状や大きさから判断し、使用している部品を調べてください。

Material and surface treatment of a mechanical standard parts

Material and surface treatment of mechanical standard parts are assigned commonly for each part. Refer to the Table 1 for the parts which material and surface treatment are assigned as numbers.

機械標準部品の材料および表面処理

機械標準部品の材料および表面処理については、各種部品共通で決められています。
材料および表面処理が番号で決められている部品については、表1を参照してください。

Table 1 Material and Surface treatment
表1 材料および表面処理

No. 番号	Material 材料	Surface treatment 表面処理	Color 色
1	Stainless steel ステンレス	Stainless steel black coloring (BC4) ステンレス黒着色(BC4)	Black 黒
2		not to be given なし	White 白
3	Brass 黄銅	Regular nickel plating (NL) 普通ニッケルメッキ(NL)	White 白
4		Black nickel plating (BN) 黒色ニッケルメッキ(BN)	Black 黒
5	Steel 鋼	White zinc trivalent chromate treating (ZC3) 白色亜鉛3価クロメート(ZC3)	White 白
6		Regular nickel chromium plating (NC) 普通ニッケルクロムメッキ(NC)	White 白
7		Regular nickel plating (NL) 普通ニッケルメッキ(NL)	White 白
8		Iron and steel phosphating (P1) 鉄鋼磷酸塩処理(P1)	Black 黒
9		Black zinc trivalent chromate treating (BZ3) 黒色亜鉛3価クロメート(BZ3)	Black 黒

FIGURE ZZB MECHANICAL STANDARD PARTS (SCREWS)

1. Screws ねじ

How to read Parts Numbers
部品番号の見方

Screws
ねじ

XB1-2400-609

Type No.
類別番号
Normal designation (d)
ねじの呼び(d)
Length (L)
ねじの長さ(L)
Material and Surface treatment
材料および表面処理

XB1-2 expresses Binding head machine screw.
XB1-2は、バインドねじを表す

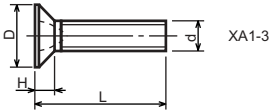
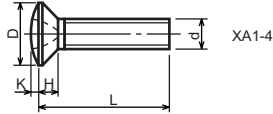
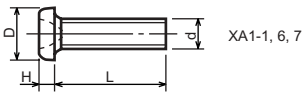
40 expresses M4.0.
40は、M4.0を表す

0-60 expresses a length of 6.0mm.
0-60は、6.0mmの長さを表す

9 expresses Steel (Black zinc trivalent chromate treating) from Table 1.

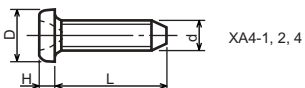
9は、表1より鋼(黒色亜鉛3価クロメート)を表す

1-1. Cross Recessed Head Screws for Precision Equipments 精密機器用十字穴付き小ねじ

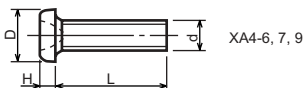


Type No. 類別番号	Type 類別	Head size (mm) 頭部寸法 (mm)							
		M1.4	M1.6	M1.7	M2	M2.5	M2.6		
XA1-1	Pan head Class 1 なべ1種	D	XA1-1	2	2.4	2.5	3	3.8	4
		H	XA1-1	0.5	0.55	0.5	0.6	0.9	0.8
XA1-3	Countersunk head Class 1 さら1種	D	XA1-3	2	2.4	2.5	3	3.8	4
		H	XA1-3	0.48	0.55	0.58	0.73	0.85	0.93
XA1-4	Oval countersunk head Class 1 丸さら1種	D	XA1-4	2	2.4	2.5	3	3.8	4
		H + K	XA1-4	0.68	0.8	0.88	1	1.25	1.3
XA1-6	Pan head Class 3 なべ3種	D	XA1-6	2.5	2.8	3	3.5	4.3	4.5
		H	XA1-6	0.8	0.85	0.9	1	1.3	1.2
XA1-7	Pan head Class 2 なべ2種	D	XA1-7	2.5	2.8	3	3.5	4.3	4.5
		H	XA1-7	0.5	0.55	0.5	0.6	0.9	0.8

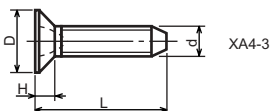
1-2. Precision Tapping Screws
精密用タッピンねじ



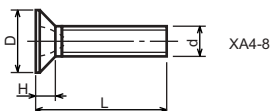
XA4-1, 2, 4



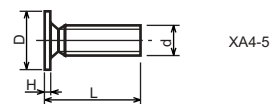
XA4-6, 7, 9



XA4-3



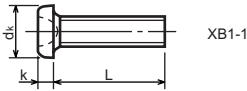
XA4-8



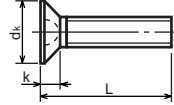
XA4-5

Type No. 類別番号	Type 類別	Head size (mm) 頭部寸法 (mm)						
		M1.4	M1.6	M1.7	M2	M2.5	M2.6	
XA4-1	With tapered end pan head Class 1 絞りなべ1種	D XA4-1	2	2.4	2.5	3	3.8	4
		H XA4-1	0.5	0.55	0.5	0.6	0.9	0.8
XA4-2	With tapered end pan head Class 3 絞りなべ3種	D XA4-2	2.5	2.8	3	3.5	4.3	4.5
		H XA4-2	0.8	0.85	0.9	1	1.3	1.2
XA4-3	With tapered end countersunk head 絞り-さら	D XA4-3	2	2.4	2.5	3	3.8	4
		H XA4-3	0.48	0.55	0.58	0.73	0.85	0.93
XA4-4	With tapered end pan head Class 2 絞りなべ2種	D XA4-4	2.5	2.8	3	3.5	4.3	4.5
		H XA4-4	0.5	0.55	0.5	0.6	0.9	0.8
XA4-5	With parallel end ultra thin head ストレート-超薄頭	D XA4-5	2.5	2.8	3	-	-	-
		H XA4-5	0.2	0.2	0.2	-	-	-
XA4-6	With parallel end pan head Class 1 ストレートなべ1種	D XA4-6	2	2.4	2.5	3	3.8	4
		H XA4-6	0.5	0.55	0.5	0.6	0.9	0.8
XA4-7	With parallel end pan head Class 3 ストレートなべ3種	D XA4-7	2.5	2.8	3	3.5	4.3	4.5
		H XA4-7	0.8	0.85	0.9	1	1.3	1.2
XA4-8	With parallel end countersunk head ストレート-さら	D XA4-8	2	2.4	2.5	3	3.8	4
		H XA4-8	0.48	0.55	0.58	0.73	0.85	0.93
XA4-9	With parallel end pan head Class 2 ストレートなべ2種	D XA4-9	2.5	2.8	3	3.5	4.3	4.5
		H XA4-9	0.5	0.55	0.5	0.6	0.9	0.8

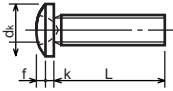
1-3. Cross Recessed Head Screws
 一般用十字穴付き小ねじ



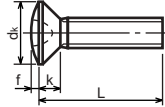
XB1-1



XB1-3



XB1-2

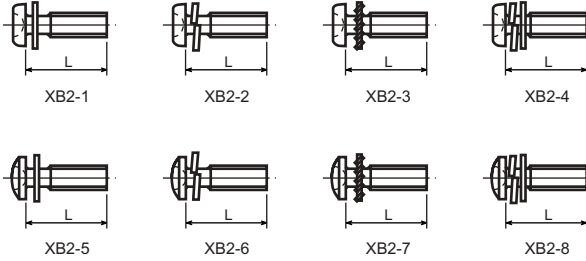


XB1-4

Type No. 類別番号	Type 類別
XB1-1	Pan head なべ
XB1-2	Binding head バインド
XB1-3	Countersunk head さら
XB1-4	Oval countersunk head 丸さら

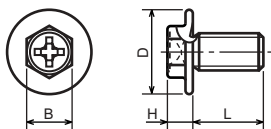
		Head size (mm) 頭部寸法 (mm)					
		M2	M2.5	M2.6	M3	M4	M5
dk	XB1-1	3.5	4.5	4.5	5.5	7	9
k	XB1-1	1.3	1.7	1.7	2	2.6	3.3
dk	XB1-2	4.3	5.3	5.5	6.3	8.3	10.3
k+f	XB1-2	1.2	1.5	1.6	1.9	2.5	3.1
dk	XB1-3	4	5	-	6	8	10
k	XB1-3	1.2	1.45	-	1.75	2.3	2.8
dk	XB1-4	4	5	-	6	8	10
k+f	XB1-4	1.6	2	-	2.45	3.2	4
Screw part length ねじ部長さ b		8	12	12	12	16	20

1-4. Cross Recessed Head Screws with Captive Washer
座金組み十字穴付き小ねじ



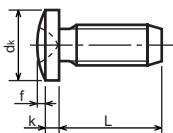
Type No. 類別番号	Type 類別
XB2-1	Pan head + Plain washer (circular bright) なべねじ+平座金
XB2-2	Pan head + Spring washer なべねじ+ばね座金
XB2-3	Pan head + Toothed lock washer なべねじ+歯付座金
XB2-4	Pan head + Spring washer and plain washer (circular bright) なべねじ+(ばね+平)座金
XB2-5	Binding head + Plain washer (circular bright) バインドねじ+平座金
XB2-6	Binding head + Spring washer バインドねじ+ばね座金
XB2-7	Binding head + Toothed lock washer バインドねじ+歯付座金
XB2-8	Binding head + Spring washer and plain washer (circular bright) バインドねじ+(ばね+平)座金

1-5. Hexagon Head Tapping Screws for Metallic Materials
 金属用六角タッピンねじ



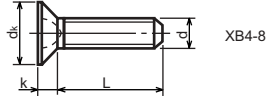
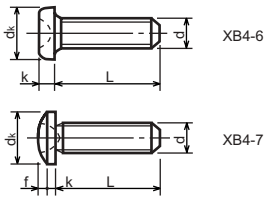
Type No. 類別番号	Type 類別	Head size (mm) 頭部寸法 (mm)		
		M3	M4	
XB3-6	For metallic materials 金属用タッピン	D	8	10
		B	5.5	5.5
XB3-7	For metallic materials with clawed 金属用タッピン-つめ付き	H XB3-6	3.1	3.1
		H XB3-7	3.2	3.2

1-6. Special Tapping Screws
 特殊タッピンねじ



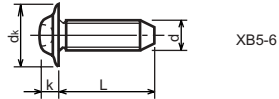
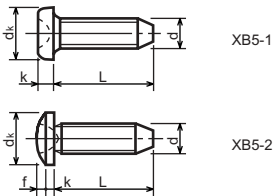
Type No. 類別番号	Type 類別	Head size (mm) 頭部寸法 (mm)		
		M3	M4	
XB4-5	Binding head バインド	dk	6.3	8.3
		k	1.3	1.7
		k+f	1.9	2.5

1-7. General Head Tapping Screws
一般用タッピンねじ



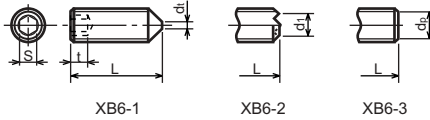
Type No. 類別番号	Type 類別	Head size (mm) 頭部寸法 (mm)						
		M2	M2.5	M2.6	M3	M4	M5	
XB4-6	Pan head なべ	d_k XB4-6	3.5	4.5	4.5	5.5	7	9
		k XB4-6	1.3	1.7	1.7	2	2.6	3.3
XB4-7	Binding head バインド	d_k XB4-7	4.3	5.3	5.5	6.3	8.3	10.3
		$k+f$ XB4-7	1.2	1.5	1.6	1.9	2.5	3.1
XB4-8	Countersunk head さら	d_k XB4-8	4	5	5.2	6	8	10
		k XB4-8	1.2	1.45	1.5	1.75	2.3	2.8

1-8. Tapping Screws for Metallic Materials
金属用タッピンねじ



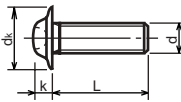
Type No. 類別番号	Type 類別	Head size (mm) 頭部寸法 (mm)					
		M2.5	M2.6	M3	M4	M5	
XB5-1	Pan head なべ	d_k XB5-1	4.5	4.5	5.5	7	9
		k XB5-1	1.7	1.7	2	2.6	3.3
XB5-2	Binding head バインド	d_k XB5-2	5.5	5.5	6.3	8.3	10.3
		$k+f$ XB5-2	1.6	1.6	1.9	2.5	3.1
XB5-6	Flanged pan head つば付きなべ	d_k XB5-6	6.5	6.5	8	10	12
		k XB5-6	2.1	2.1	1.75	3.2	4

1-9. Hexagon Socket Set Screws
六角穴付止めねじ



Type No. 類別番号	Type 類別	Head size (mm) 頭部寸法 (mm)							
		M1.6 M1.7	M2	M2.5 M2.6	M3	M5	M5	M6	
XB6-1	Cone point とがり先	S	0.7	0.9	1.3	1.5	2	2.5	3
		t	1.5	1.7	2	2	2.5	3	3.5
		$d_{t \max}$ XB6-1	0.4	0.5	0.65	0.75	1	1.25	1.5
		$d_{l \max}$ XB6-2	-	1.2	1.5	1.7	2.2	2.8	3.3
		$d_{l \min}$ XB6-2	-	1	1.2	1.4	1.9	2.4	2.9
		$d_{p \max}$ XB6-3	0.8	1	1.5	2	2.5	3.5	4
		$d_{p \min}$ XB6-3	0.55	0.75	1.25	1.75	2.25	3.2	3.7

1-10. Flanged Pan Head Machine Screws
つば付きなべ小ねじ



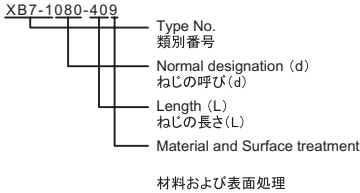
Type No. 類別番号	Type 類別	Head size (mm) 頭部寸法 (mm)					
		M2	M2.5 M2.6	M3	M5	M5	
XB6-7	Flanged pan head つば付きなべ	d_k	5	6.5	8	10	12
		k	1.7	2.1	2.5	3.2	4

FIGURE ZZC MECHANICAL STANDARD PARTS (BOLTS)

2. Bolts (Socket head cap screw) ボルト

How to read Parts Numbers
部品番号の見方

Bolt (Socket head cap screw)
ボルト



XB7-1 expresses Hexagon socket head cap screws.
XB7-1は、六角穴付きボルトを表す

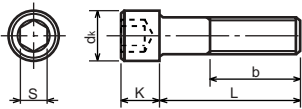
080 expresses M8.0.
080は、M8.0を表す

40 expresses a length of 40mm.
40は、40mmの長さを表す

9 expresses Steel (Black zinc trivalent chromate
treating) from Table 1.

9は、表1より鋼(黒色亜鉛3価クロメート)を表す

2-1. Hexagon socket head cap screws 六角穴付きボルト



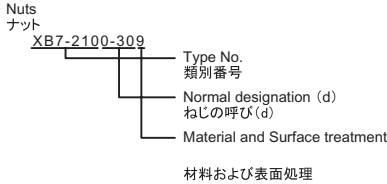
Type No. 類別番号	Type 類別
XB7-1	Hexagon socket head cap screws 六角穴付きボルト

	Head size (mm) 頭部寸法 (mm)						
	M3	M4	M5	M6	M8	M10	M12
S	2.5	3	4	5	6	8	10
d_k	5.5	7	8.5	10	13	16	18
K	3	4	5	6	8	10	12
Screw part length b_{max} ねじ部長さ b_{max}	18	20	22	24	28	32	36

FIGURE ZZD MECHANICAL STANDARD PARTS (NUTS)

3. Nuts ナット

How to read Parts Numbers
部品番号の見方



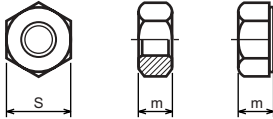
XB7-210 expresses Hexagon nut class 1.
XB7-210は、六角ナット1種を表す

0-30 expresses M3.0.
0-30は、M3.0を表す

9 expresses Steel (Black zinc trivalent chromate
treating) from Table 1.

9は、表1より鋼(黒色亜鉛3価クロメート)を表す

3-1. Hexagon Nuts and Hexagon Thin Nuts 六角ナット



Type No. 類別番号	Type 類別
XB7-210	Hexagon nut Class 1 六角ナット-1種
XB7-220	Hexagon nut Class 3 六角ナット-3種
XB7-230	Hexagon nut Style 1 double chamfered 六角ナット-スタイル1-両面とり
XB7-231	Hexagon nut Style 1 washer faced 六角ナット-スタイル1-座付き
XB7-240	Hexagon nut Style 2 double chamfered 六角ナット-スタイル2-両面とり
XB7-241	Hexagon nut Style 2 washer faced 六角ナット-スタイル2-座付き
XB7-250	Hexagon nut 六角ナット
XB7-260	Hexagon thin nut double chamfered 六角低ナット-両面とり
XB7-270	Hexagon thin nut not chamfered 六角低ナット-面とり無し

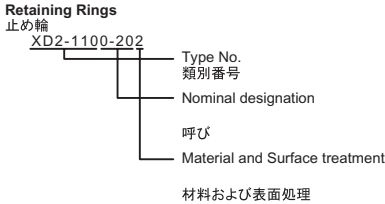
	Head size (mm) 頭部寸法 (mm)						
	M2	M2.5	M3	M4	M5	M6	M8
S	4	5	5.5	7	8	10	13
m XB7-210	1.6	2	2.4	3.2	4	5	6.5
m XB7-220	1.2	1.6	1.8	2.4	3.2	3.6	5
m XB7-230, 231	1.6	2	2.4	3.2	4.7	5.2	6.8
m XB7-240, 241	-	-	-	-	5.1	5.7	7.5
m XB7-250	-	-	-	-	5.6	6.1	7.9
m XB7-260	1.2	1.6	1.8	2.2	2.7	3.2	4
m XB7-270	1.2	1.6	1.8	2.2	2.7	3.2	4

FIGURE ZZE MECHANICAL STANDARD PARTS (RETAINING RINGS)

5. Retaining Rings

止め輪

How to read Parts Numbers
部品番号の見方



XD2-110 expresses retaining ring-E type (Type1).
XD2-110は、E形止め輪(1種)を表す

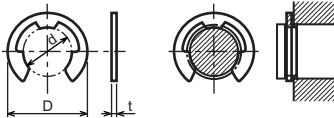
0-20 expresses a 020 of nominal designation.
(See Table 5)

0-20は、呼び020を表す(表5参照)

2 expresses Stainless steel (Surface treatment is not to be given) from Table 1.
2は、表1よりステンレス(表面処理なし)を表す

5-1. Retaining Rings - E type

E形止め輪

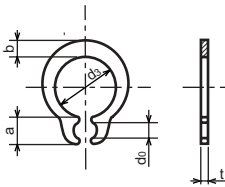


Type No. 類別番号	Type 類別
XD2-110	Retaining ring - E type (Type 1) E形止め輪(1種)
XD2-120	Retaining ring - E type (Type 2) E形止め輪(2種)

Table 5 表5

Type 種類	Nominal designation 呼び	d (mm)	D (mm)	t (mm)
Type 1 1種	007	0.65	2	0.2
	010	0.95	2.8	0.2
	013	1.25	3.3	0.3
	017	1.65	4.2	0.4
	020	1.95	4.6	0.5
	024	2.35	6	0.6
	028	2.74	6.5	0.6
	032	3.14	7.2	0.6
	037	3.64	8	0.7
	040	3.93	10	0.7
	042	4.13	10	0.7
	050	4.93	11	0.7
	058	5.73	12	0.7
	060	5.93	12.7	0.9
	064	6.32	13.5	0.9
074	7.31	15	0.9	
080	7.91	16.5	1	
Type 2 2種	008	0.8	2	0.2
	012	1.2	3	0.3
	015	1.5	4	0.4
	020	2	5	0.4
	025	2.5	6	0.4
	030	3	7	0.6
	040	4	9	0.6
	050	5	11	0.6
	060	6	12	0.8
	070	7	14	0.8
	080	8	16	0.8
	090	9	18	0.8
	100	10	20	1

5-2. Grip Rings
グリップ止め輪

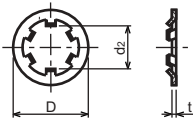


Type No. 類別番号	Type 類別
XD2-210	Grip ring グリップ止め輪

Table 5 表5

Nominal designation 呼び	d ₃ (mm)	t (mm)	b (mm)	a (mm)	d ₀ (mm)
020	1.9	0.5	1	1.8	0.8
025	2.35	0.5	1.2	1.9	0.9
030	2.85	0.6	1.4	1.9	0.9
035	3.3	0.6	1.6	2	0.9
040	3.8	0.8	1.8	2.8	1.2
045	4.25	0.8	2	2.9	1.3
050	4.75	0.8	2.2	2.9	1.3
060	5.7	1	2.4	3.1	1.4
070	6.7	1	2.7	3.3	1.4
080	7.7	1	3	3.5	1.4
090	8.65	1.2	3.3	4.7	1.5
100	9.65	1.2	3.5	4.7	2

5-3. Toothed Retaining Rings
歯付き形止め輪



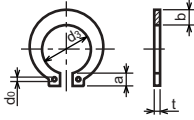
Type No. 類別番号	Type 類別
XD2-230	Toothed retaining ring 歯付き形止め輪

Table 5 表5

Nominal designation 呼び	d _z (mm)	D (mm)	t (mm)	No of teeth 歯数
015	1.4	5.2	0.25	3
020	1.9	6	0.25	3
024	2.3	6.4	0.25	3
030	2.8	8	0.25	4
040	3.8	9	0.25	4
050	4.8	10	0.25	5
060	5.8	11	0.25	5
080	7.8	13	0.25	5
100	9.8	15.4	0.25	6

5-4. Retaining Rings - C Type

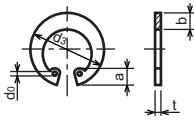
C形止め輪



Type No. 類別番号	Type 類別
XD2-310	Retaining ring - C type for shaft C形止め輪 軸用

Table 5 表5

Nominal designation 呼び	d ₃ (mm)	t (mm)	b (mm)	a (mm)	d ₀ (mm)
010	9.3	1	1.6	3	1.2
012	11.1	1	1.8	3.2	1.5
014	12.9	1	2	3.4	1.7
015	13.8	1	2.1	3.5	1.7
016	14.7	1	2.2	3.6	1.7
017	15.7	1	2.2	3.7	1.7
018	16.5	1.2	2.6	3.8	1.7
020	18.5	1.2	2.7	3.9	2
022	20.5	1.2	2.7	4.1	2
025	23.2	1.2	3.1	4.3	2
028	25.9	1.5	3.1	4.6	2
030	27.9	1.5	3.5	4.8	2
032	29.6	1.5	3.5	5	2.5
035	32.2	1.5	4	5.4	2.5



Type No. 類別番号	Type 類別
XD2-320	Retaining ring - C type for hole C形止め輪 穴用

Table 5 表5

Nominal designation 呼び	d ₃ (mm)	t (mm)	b (mm)	a (mm)	d ₀ (mm)
010	10.7	1	1.8	3.1	1.2
011	11.8	1	1.8	3.2	1.2
012	13	1	1.8	3.3	1.5
014	15.1	1	2	3.6	1.7
016	17.3	1	2	3.7	1.7
018	19.5	1	2.5	4	1.7
019	20.5	1	2.5	4	2
020	21.5	1	2.5	4	2
022	23.5	1	2.5	4.1	2
025	26.9	1.2	3	4.4	2
028	30.1	1.2	3	4.6	2
030	32.1	1.2	3	4.7	2
032	34.4	1.2	3.5	5.2	2.5
035	37.8	1.5	3.5	5.2	2.5
037	39.8	1.5	3.5	5.2	2.5
040	43.5	1.8	4	5.7	2.5
042	45.5	1.8	4	5.8	2.5
045	48.5	1.8	4.5	5.9	2.5
047	50.5	1.8	4.5	6.1	2.5
050	54.2	2	4.5	6.5	2.5
052	56.2	2	5.1	6.5	2.5
055	59.2	2	5.1	6.5	2.5
060	64.2	2	5.1	6.8	2.5
062	66.2	2	5.5	6.9	2.5
068	72.5	2.5	6	7.4	2.5
072	76.5	2.5	6.6	7.4	2.5
075	79.5	2.5	6.6	7.8	2.5
080	85.5	2.5	7	8	2.5
085	90.5	3	7	8	3
090	95.5	3	7.6	8.3	3
095	100.5	3	8	8.5	3

Prepared by
OIP Service Management Center
CANON INC.

Canon