

imageRUNNER ADVANCE  
C3330/C3325/C3320  
Series

# **PARTS CATALOG**

**Canon**

FEB. 2015

Figure SNL Product Code No./Serial No.

	Product Code No.	Model Name	Remarks	Serial No.
1	F16-7691-000	imageRUNNER ADVANCE C3320	COPYBOARD COVER	QTU(Printer) RXM(Reader)
2	F16-4594-000	imageRUNNER ADVANCE C3330i	ADF + 2/3 DELIVERY	QTF(Printer) RXM(Reader)
3	F16-7594-000	imageRUNNER ADVANCE C3325i	ADF + 2/3 DELIVERY	QTS(Printer) RXM(Reader)
4	F16-7694-000	imageRUNNER ADVANCE C3320i	ADF + 2/3 DELIVERY	QTT(Printer) RXM(Reader)

	中オーダー	製品名	備考	シリアル No.
1	F16-7691-000	imageRUNNER ADVANCE C3320	原稿台カバー	QTU(Printer) RXM(Reader)
2	F16-4594-000	imageRUNNER ADVANCE C3330i	A D F + 第 2 / 3 排紙	QTF(Printer) RXM(Reader)
3	F16-7594-000	imageRUNNER ADVANCE C3325i	A D F + 第 2 / 3 排紙	QTS(Printer) RXM(Reader)
4	F16-7694-000	imageRUNNER ADVANCE C3320i	A D F + 第 2 / 3 排紙	QTT(Printer) RXM(Reader)

FIG/KEY	PART NUMBER	RANK	QTY	DESCRIPTION	REMARKS
SNL	NPN		RF	Product Code No./Serial No.	
1	F16-7691-000		1	imageRUNNER ADVANCE C3320	QTU (Printer) RXM (Reader) COPYBOARD COVER
2	F16-4594-000		1	imageRUNNER ADVANCE C3330i	QTF (Printer) RXM (Reader) ADF + 2/3 DELIVERY
3	F16-7594-000		1	imageRUNNER ADVANCE C3325i	QTS (Printer) RXM (Reader) ADF + 2/3 DELIVERY
4	F16-7694-000		1	imageRUNNER ADVANCE C3320i	QTT (Printer) RXM (Reader) ADF + 2/3 DELIVERY

Figure A1C ( 1 / 5 ) ASSEMBLY LOCATION DIAGRAM(ADF + 2/3 DELIVERY)

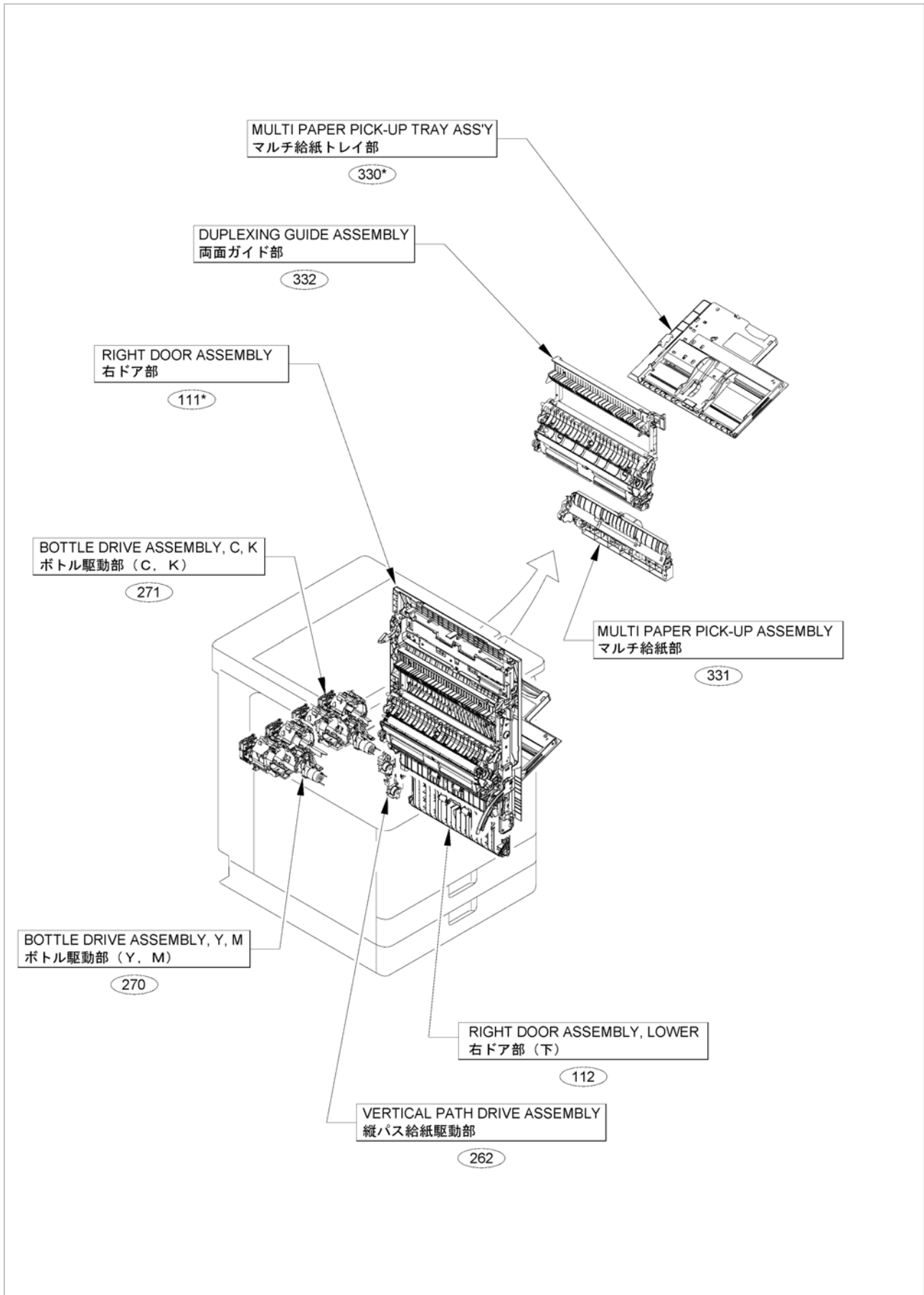


Figure A1C ( 2 / 5 ) ASSEMBLY LOCATION DIAGRAM (ADF + 2/3 DELIVERY)

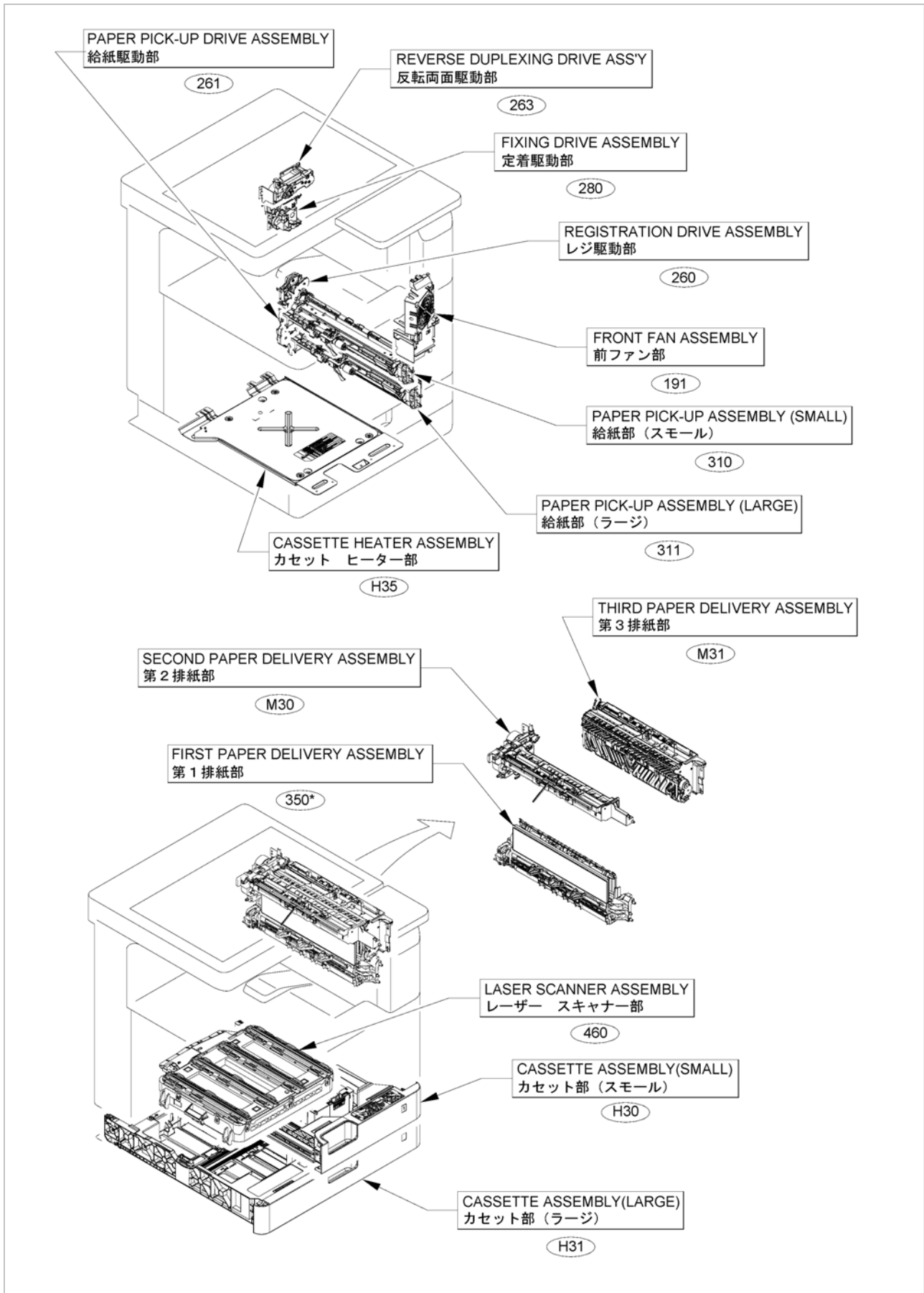


Figure A1C ( 3 / 5 ) ASSEMBLY LOCATION DIAGRAM (ADF + 2/3 DELIVERY)

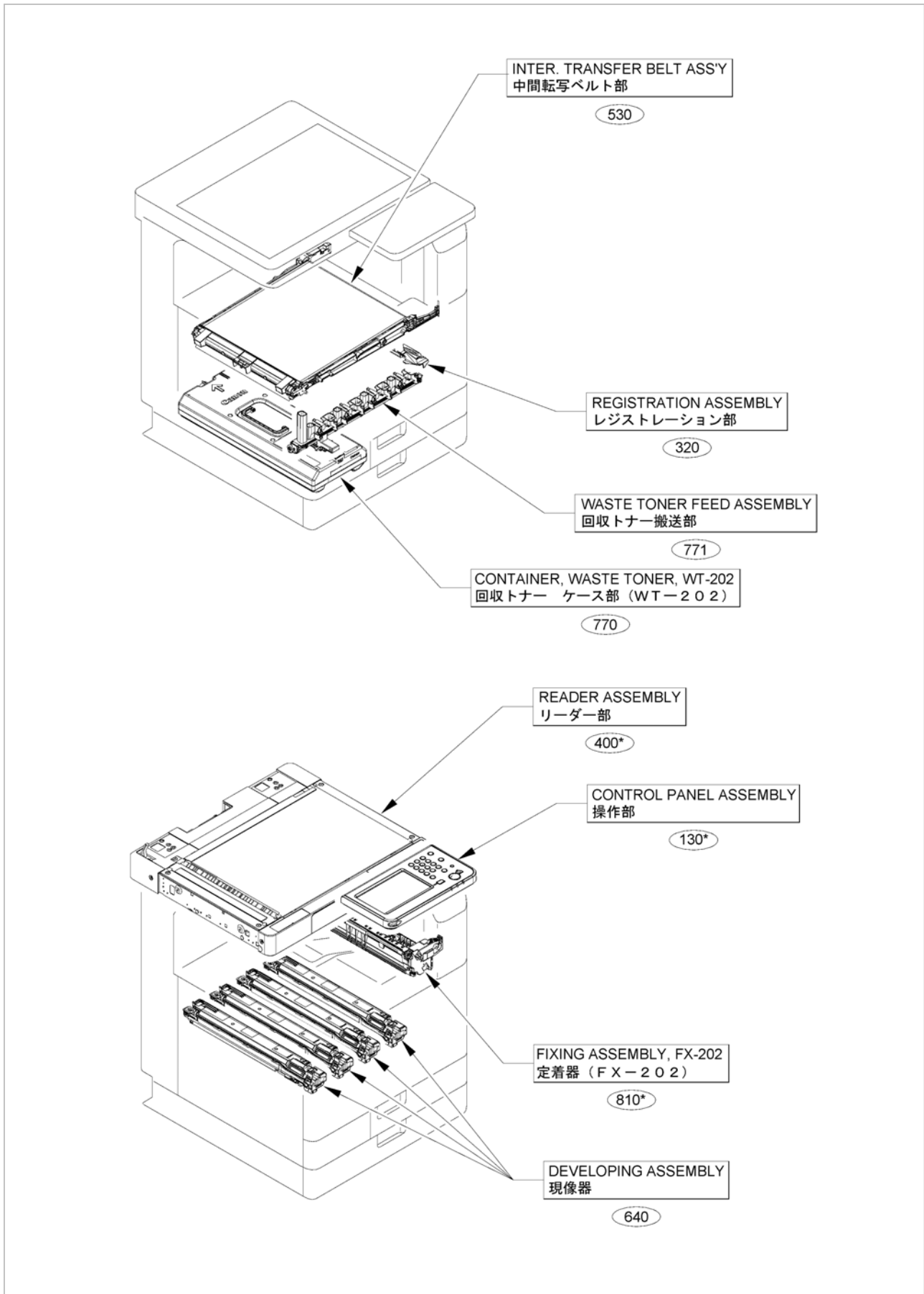


Figure A1C ( 4 / 5 ) ASSEMBLY LOCATION DIAGRAM (ADF + 2/3 DELIVERY)

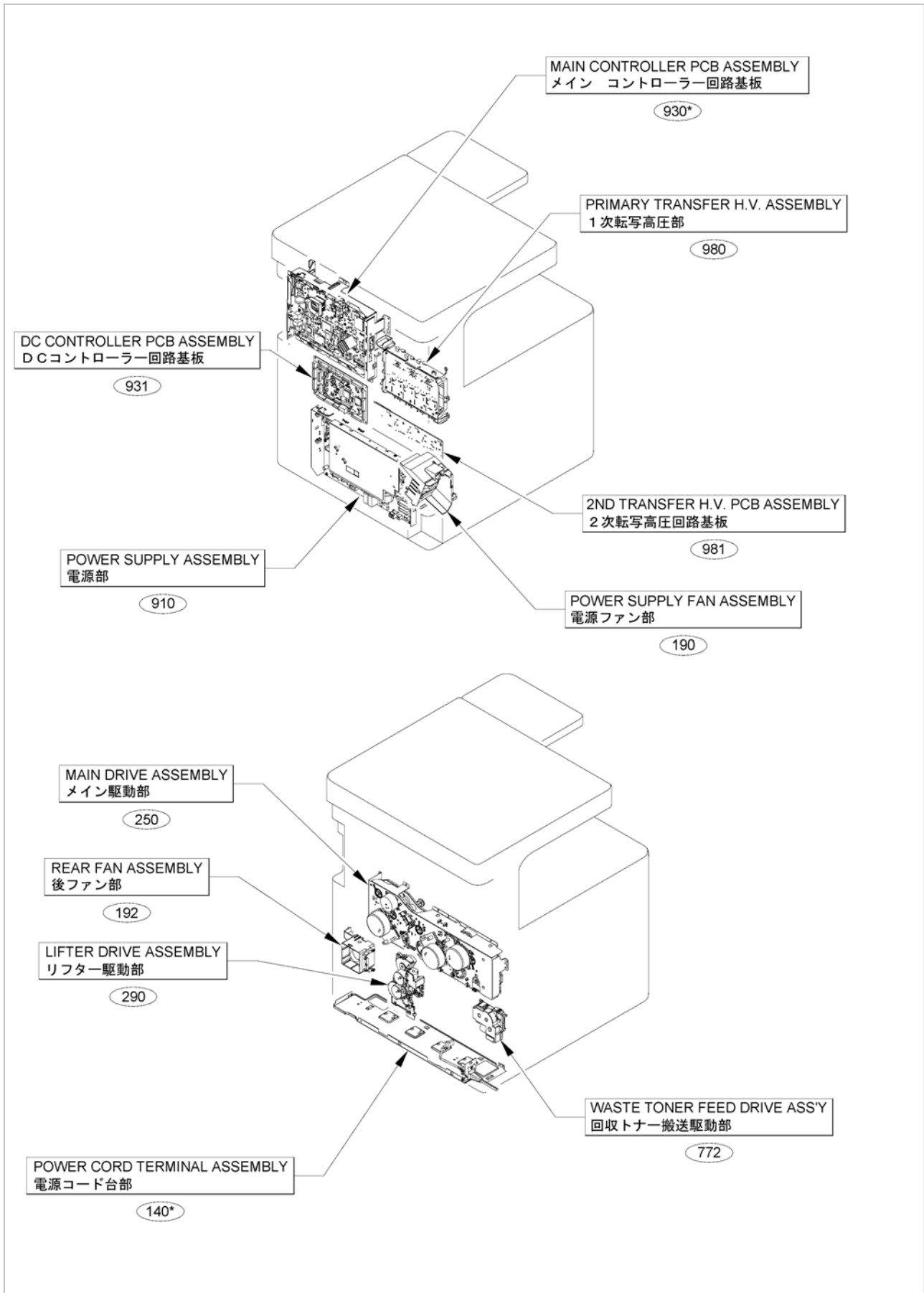
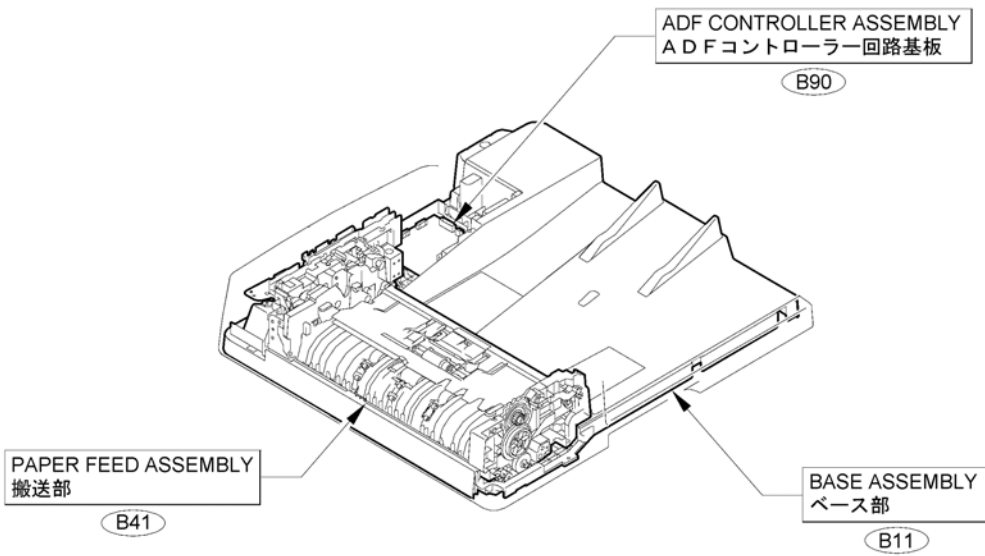
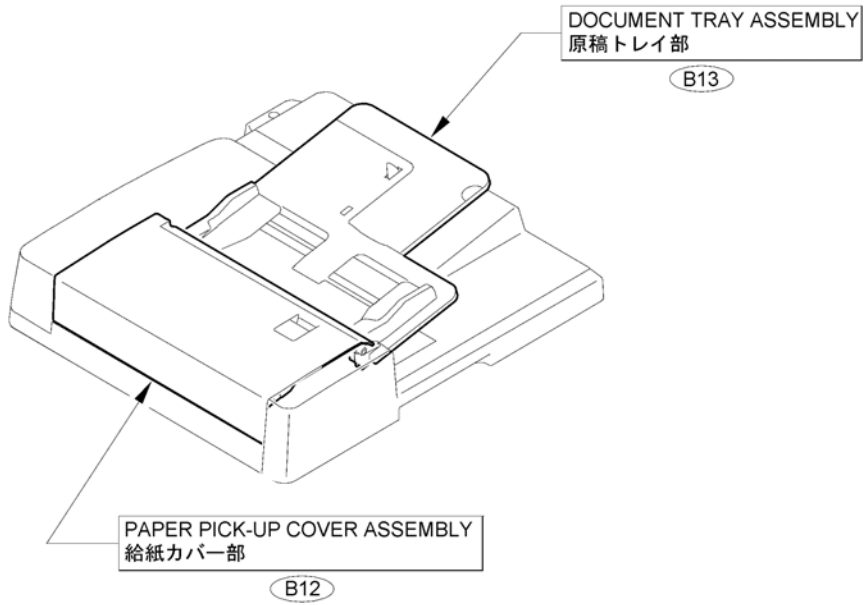


Figure A1C ( 5 / 5 ) ASSEMBLY LOCATION DIAGRAM (ADF + 2/3 DELIVERY)

ADF model





FIG/KEY	PART NUMBER	RANK	QTY	DESCRIPTION	REMARKS
---------	-------------	------	-----	-------------	---------

Figure A1D ( 1 / 5 ) ASSEMBLY LOCATION DIAGRAM (COPYBOARD COVER)

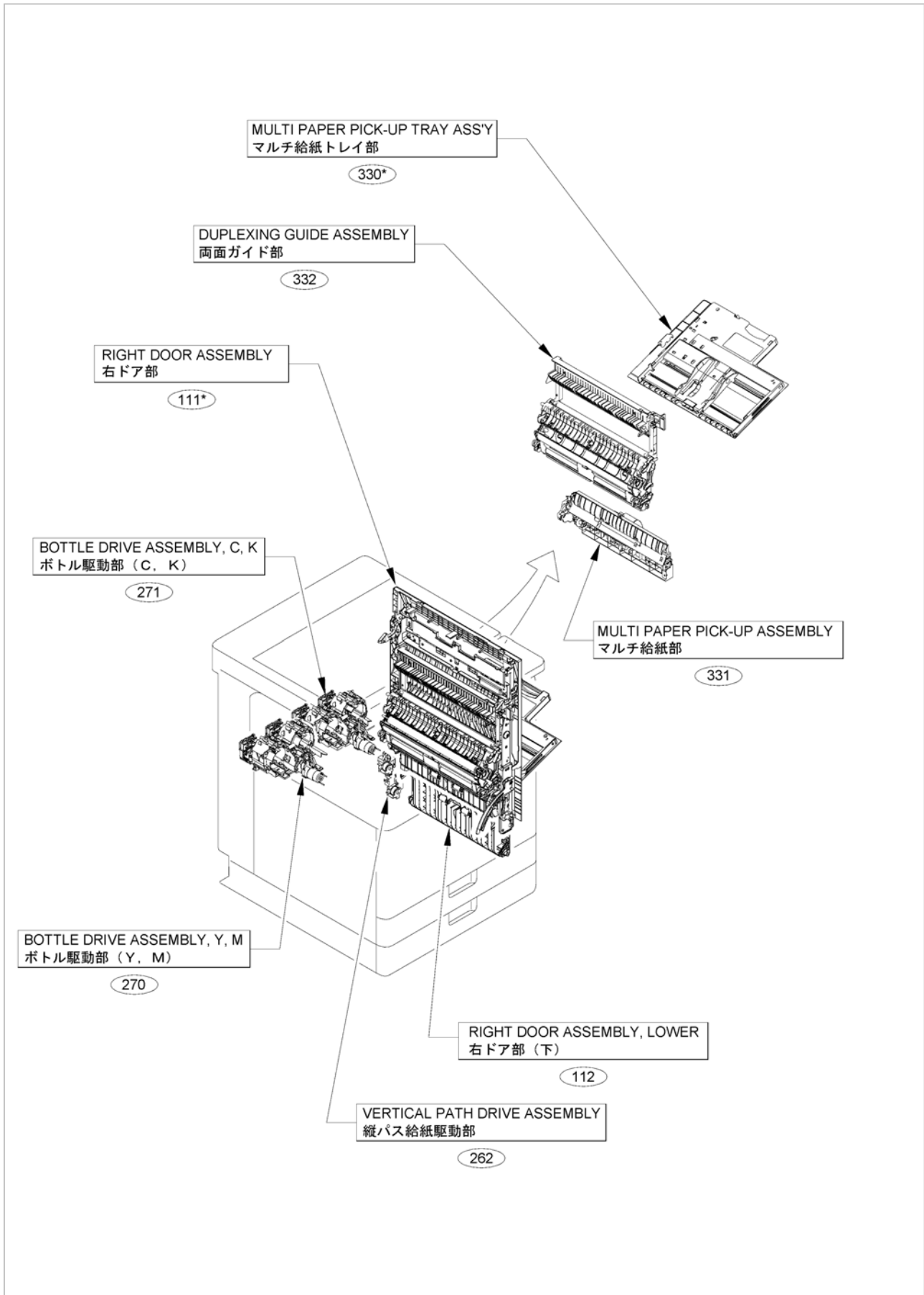


Figure A1D ( 2 / 5 ) ASSEMBLY LOCATION DIAGRAM (COPYBOARD COVER)

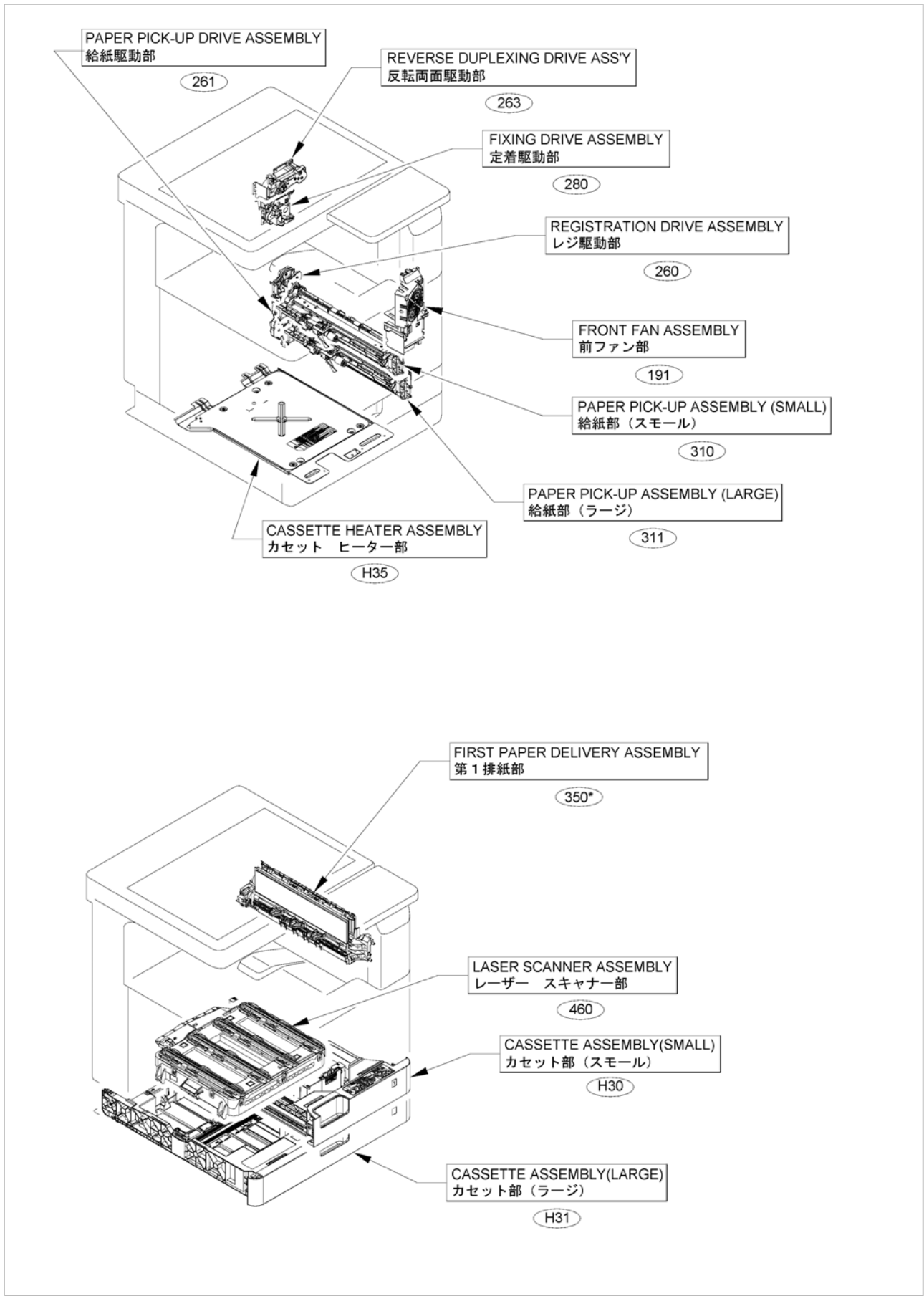


Figure A1D ( 3 / 5 ) ASSEMBLY LOCATION DIAGRAM (COPYBOARD COVER)

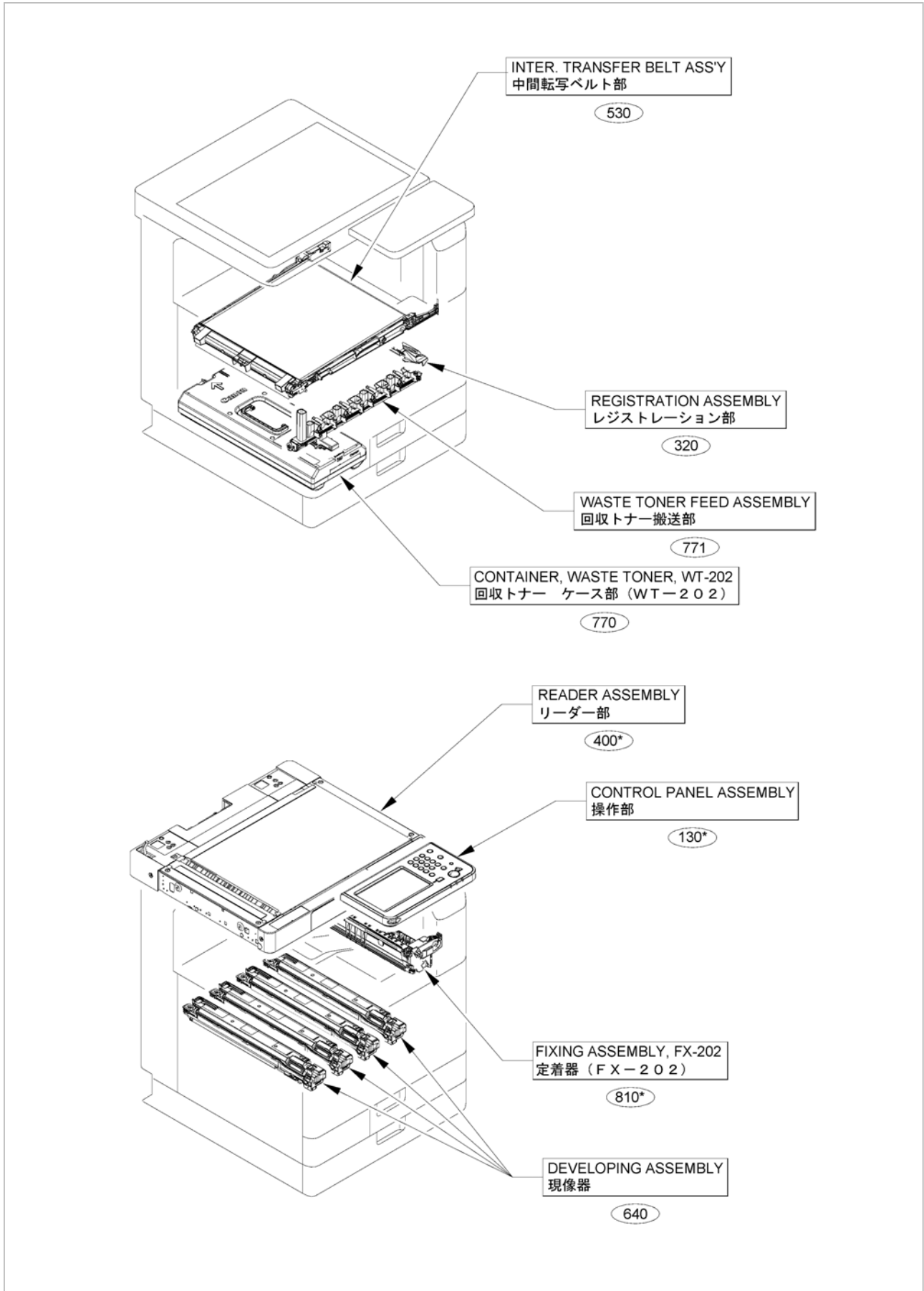


Figure A1D ( 4 / 5 ) ASSEMBLY LOCATION DIAGRAM (COPYBOARD COVER)

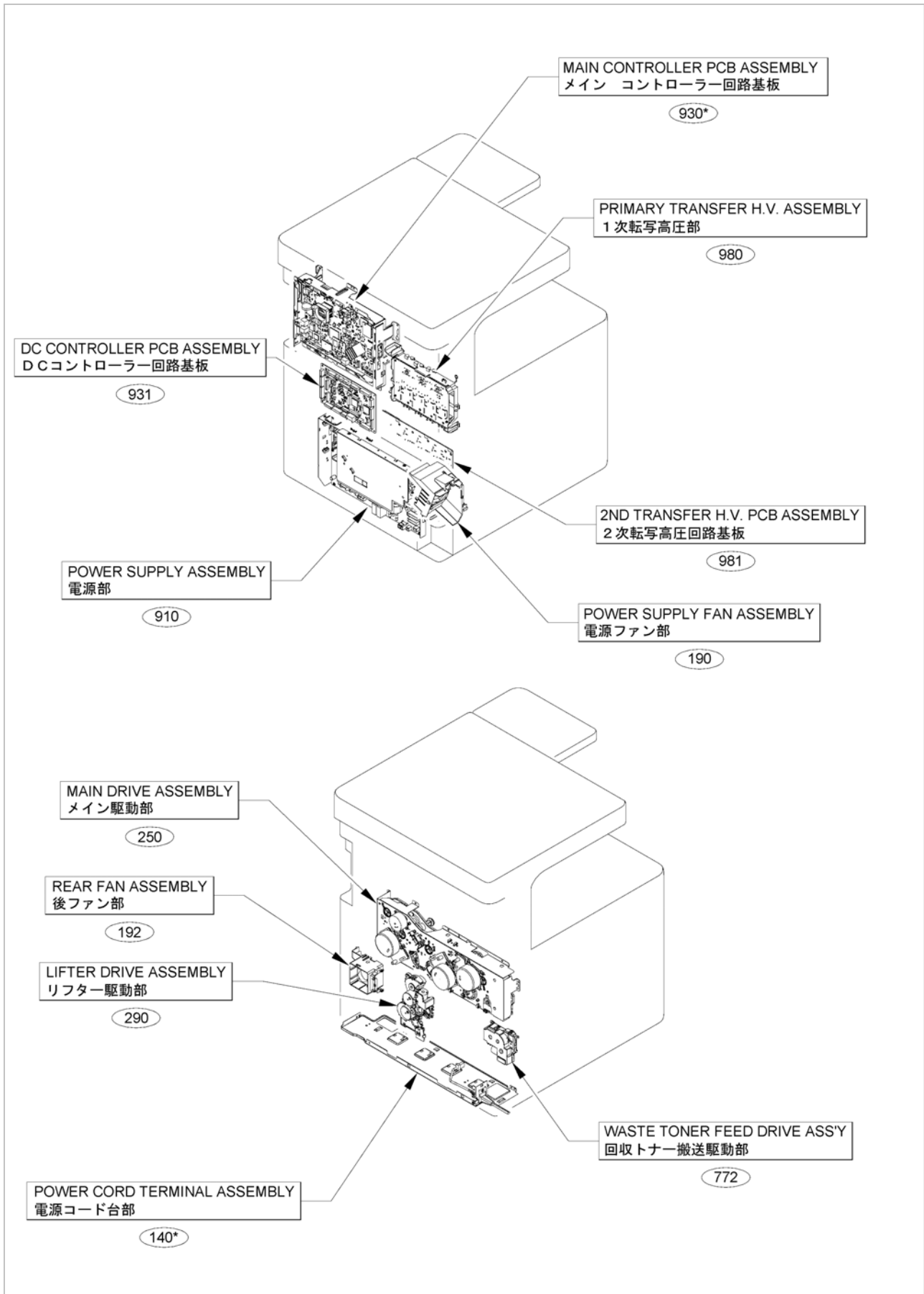
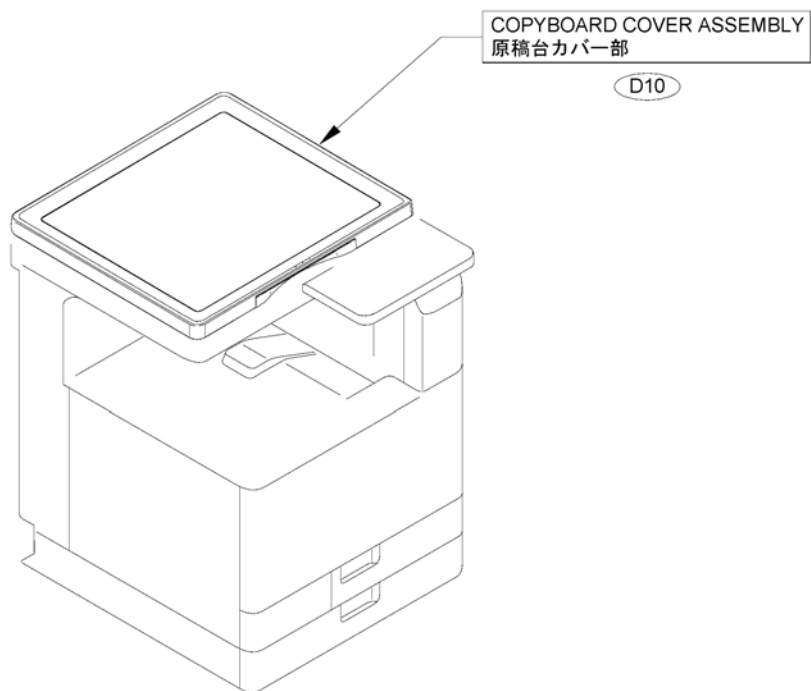


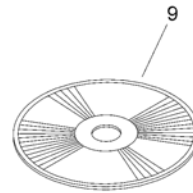
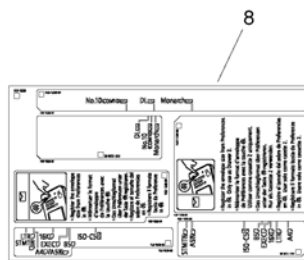
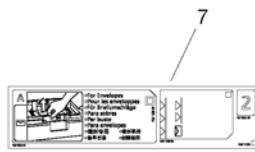
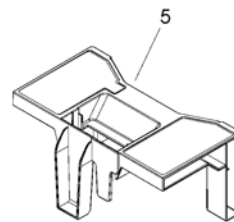
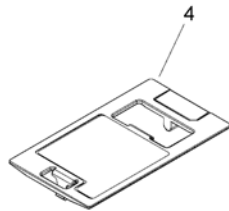
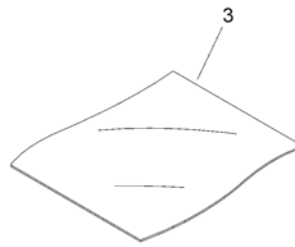
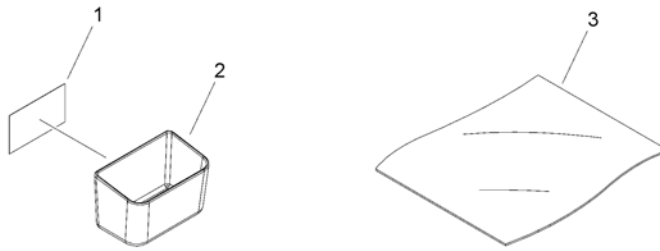
Figure A1D ( 5 / 5 ) ASSEMBLY LOCATION DIAGRAM(COPYBOARD COVER)

COPYBOARD COVER model



FIG/KEY	PART NUMBER	RANK	QTY	DESCRIPTION	REMARKS
---------	-------------	------	-----	-------------	---------

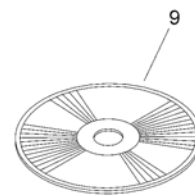
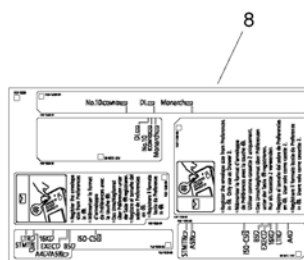
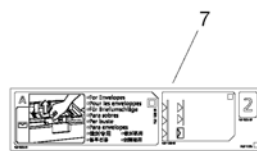
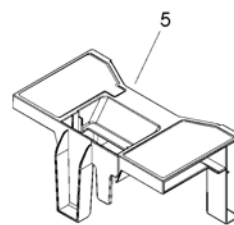
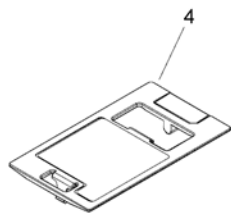
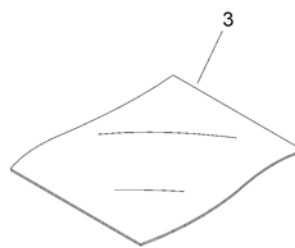
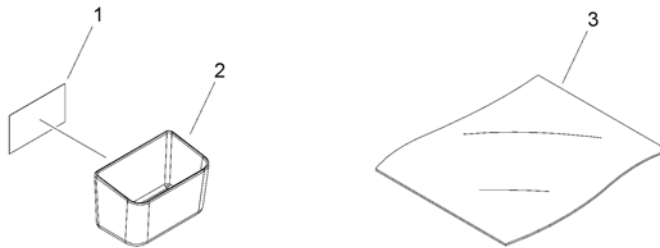
Figure 001C ACCESSORIES (C3320)





FIG/KEY	PART NUMBER	RANK	QTY	DESCRIPTION	REMARKS
001C	NPN		RF	ACCESSORIES	C3320
1	FE4-0152-000		1	TAPE, DUPLEXING	
2	FE3-4464-000		1	BOX, CLEANING CLOTH STOCK	
3	FE4-7564-000		1	CLOTH, CLEANING	
4	FLO-4625-000		1	ENVELOPE VERTICAL FEED ASS'Y	
5	FM1-D502-000		1	ENVELOPE HORIZONTAL FEED ASS'Y	
6	FU2-1279-000		1	LABEL, CASSETTE SIZE	
7	FU2-1225-000		1	LABEL, CASSETTE	
8	FU2-1228-000		1	LABEL, CASSETTE	
9	FK4-2719-000		1	CD-ROM, SOFTWARE FOR UFR II	English, French, Italian, German, Spanish

Figure 001H ACCESSORIES (C3330i, C3325i, C3320i)



FIG/KEY	PART NUMBER	RANK	QTY	DESCRIPTION	REMARKS
001H	NPN		RF	ACCESSORIES	C3330i, C3325i, C3320i
1	FE4-0152-000		1	TAPE, DUPLEXING	
2	FE3-4464-000		1	BOX, CLEANING CLOTH STOCK	
3	FE4-7564-000		1	CLOTH, CLEANING	
4	FL0-4625-000		1	ENVELOPE VERTICAL FEED ASS'Y	
5	FM1-D502-000		1	ENVELOPE HORIZONTAL FEED ASS'Y	
6	FU2-1279-000		1	LABEL, CASSETTE SIZE	
7	FU2-1225-000		1	LABEL, CASSETTE	
8	FU2-1228-000		1	LABEL, CASSETTE	
9	FK4-2719-000		1	CD-ROM, SOFTWARE FOR UFR II	English, French, Italian, German, Spanish
9	FK4-2721-000		1	CD-ROM, USER SOFTWARE, PCL	English, French, Italian, German, Spanish
9	FK4-3203-000		1	CD-ROM, USER SOFTWARE, PS	English, French, Italian, German, Spanish

Figure 100J ( 1 / 2 ) EXTERNAL COVERS, PANELS, ETC. (C3320)

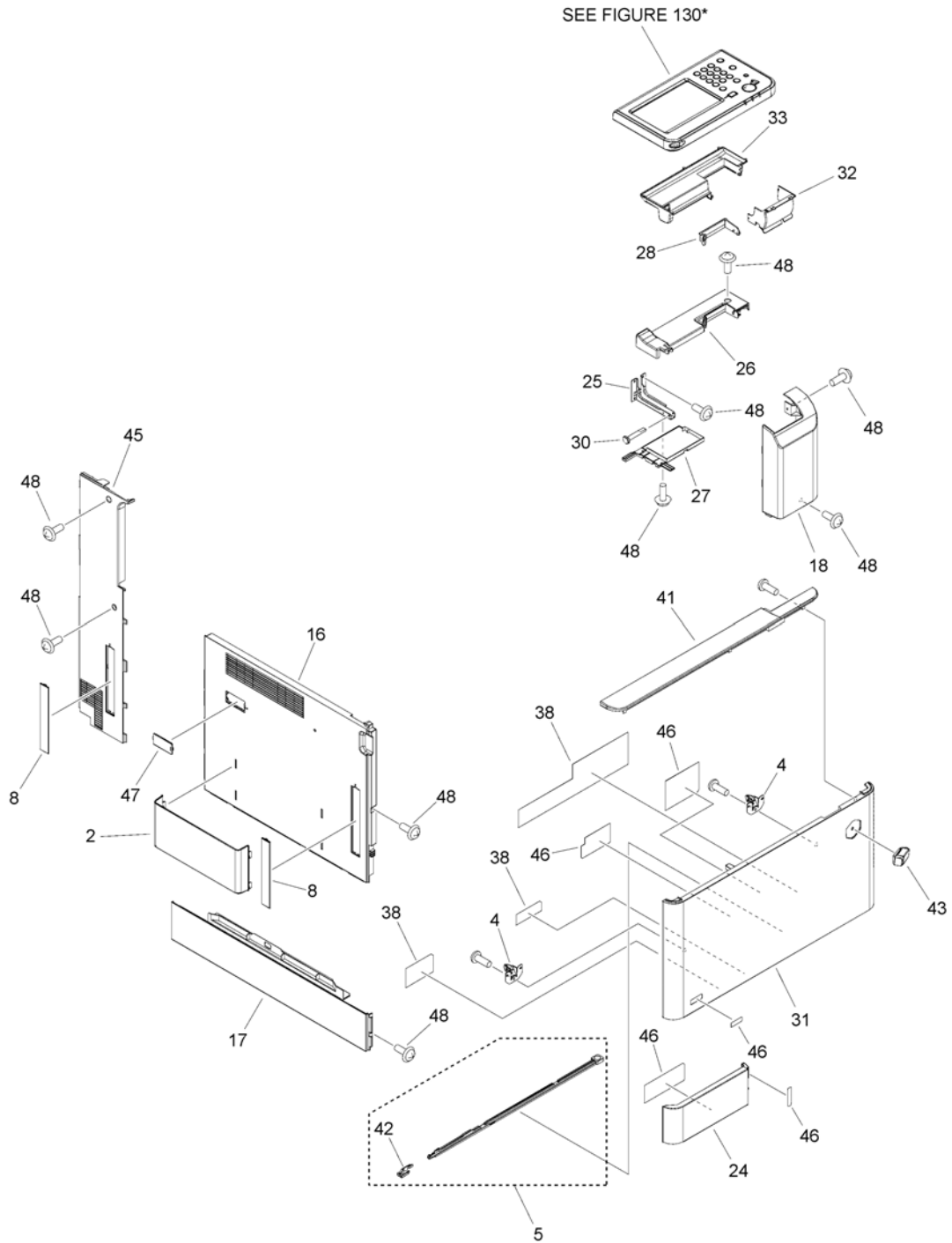
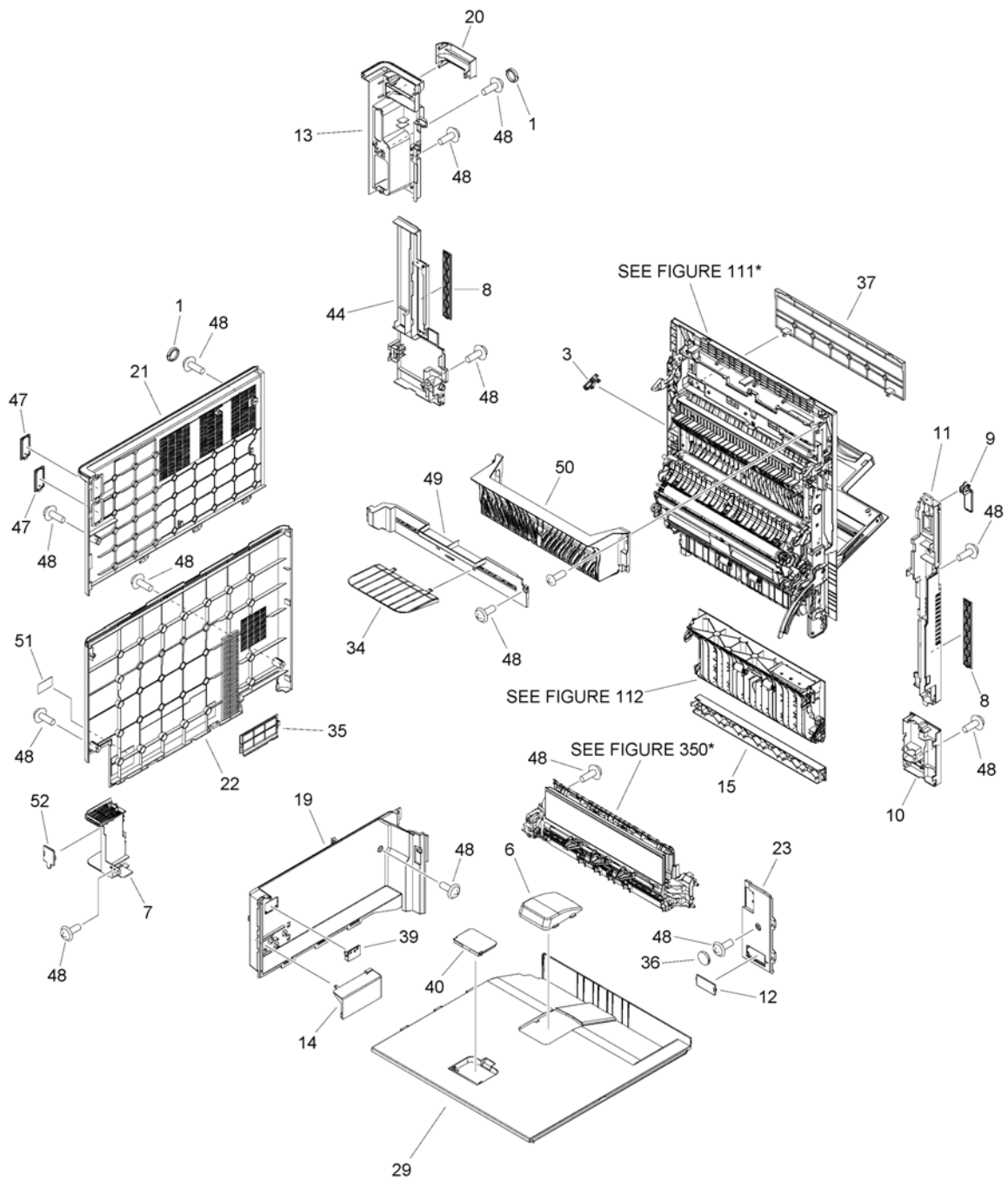


Figure 100J ( 2 / 2 ) EXTERNAL COVERS, PANELS, ETC. (C3320)



FIG/KEY	PART NUMBER	RANK	QTY	DESCRIPTION	REMARKS
100J	NPN		RF	EXTERNAL COVERS, PANELS, ETC.	C3320
1	FC0-0695-000		2	CAP	
2	FC0-2633-000		1	HOLDER, SERVICE BOOK	
3	FE4-2085-000		1	STOPPER	
4	FC8-8205-000		2	HOOK, COVER, FRONT	
5	FM3-5968-010		1	GLASS CLEANING ROD ASSEMBLY	
6	FE3-0424-000		1	GUIDE, TRAY	
7	FE3-0815-000		1	COVER, POWER SUPPLY CORD	
8	FE3-0851-000		4	COVER, HANDLE	
9	FE3-0902-000		1	COVER, MAIN POWER SUPPLY SWITCH	
10	FE3-0903-000		1	COVER, RIGHT, FRONT LOWER	
11	FE3-0904-000		1	COVER, RIGHT, FRONT UPPER	
12	FE3-0907-000		1	COVER, FAX CONNECTOR	
13	FE3-0908-000		1	COVER, RIGHT, REAR UPPER	
14	FE3-0909-000		1	COVER, INNER CONNECTOR	
15	FE3-0911-000		1	COVER, RIGHT, LOWER	
16	FE3-0913-000		1	COVER, LEFT, UPPER	
17	FE3-0914-000		1	COVER, LEFT, LOWER	
18	FE3-0915-000		1	RIGHT FRONT UP. COVER ASSEMBLY	
19	FE3-0917-000		1	COVER, INNER, DELV. REAR	
20	FE3-0918-000		1	COVER, HARD DISK DRIVE	
21	FE3-0919-000		1	COVER, CONNECTOR	
22	FE3-0920-000		1	COVER, LEFT, UPPER	
23	FE3-0921-000		1	COVER, INNER, RIGHT	
24	FE3-1060-000		1	COVER, WASTE TONER ASSEMBLY	
25	FE3-2472-000		1	PLATE, FIXED	
26	FE3-1338-000		1	COVER, SUPPORT, LOWER	
27	FE3-1339-000		1	COVER, SUPPORT, SMALL	
28	FE3-1340-000		1	COVER, SUPPORT HINGE, INNER	
29	FE3-1395-000		1	TRAY, FIRST PAPER DELIVERY	
30	FE3-2485-000		1	SHAFT, HINGE	
31	FE3-1464-000		1	COVER, FRONT	
32	FE3-2481-000		1	COVER, SUPPORT HINGE, RIGHT	
33	FE3-2482-000		1	COVER, SUPPORT, REAR	
34	FE3-9167-000		1	GUIDE, REVERSE BACK END	
35	FE3-9168-000		1	COVER, CONNECTOR	
36	FE3-9169-000		1	CAP	
37	FE3-9450-000		1	COVER, THIRD PAPER DELIVERY	
38	FE3-9829-000		1	LABEL, FRONT COVER	SEE NOTE 1
39	FE4-7425-000		1	SUPPORT, PAPER DELIVERY TRAY	
40	FE4-5318-000		1	STOPPER, PUSHING	
41	FL0-4915-000		1	COVER, FRONT UPPER	
42	FL2-9476-000		1	PAD, GLASS CLEANING	
43	FL3-1185-000		1	EMBLEM	
44	FM1-B195-000		1	RIGHT COVER ASSEMBLY, RR. LW.	
45	FM1-C123-000		1	LEFT COVER ASSEMBLY, REAR	
46	FE3-9847-000		1	LABEL, MULTIPLE	SEE NOTE 1, SEE NOTE 2
47	FC8-8346-000		3	COVER, FAX CONNECTOR	
48	XA9-1671-000		30	SCREW, D, M3X8	
49	FE3-1108-000		1	COVER, INNER, RIGHT UPPER	
50	FE3-1406-000		1	GUIDE, REVERSE, UPPER	
51	FU2-1273-000		1	LABEL, GROUNDING CAUTION	
52	FC8-4137-000		1	COVER, ENV. HEATER SWITCH	

Figure 100K ( 1 / 2 ) EXTERNAL COVERS, PANELS, ETC. (C3330i)

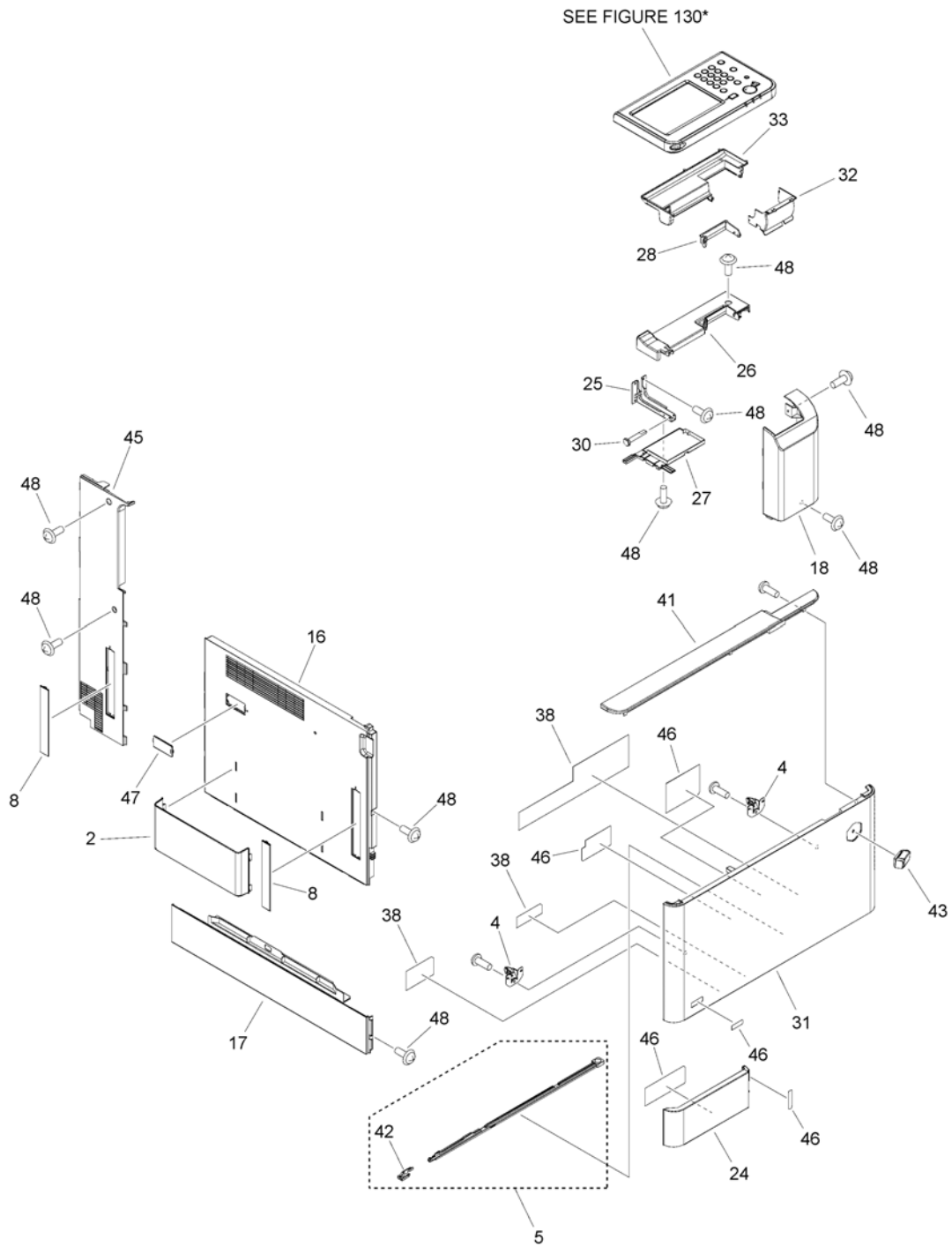
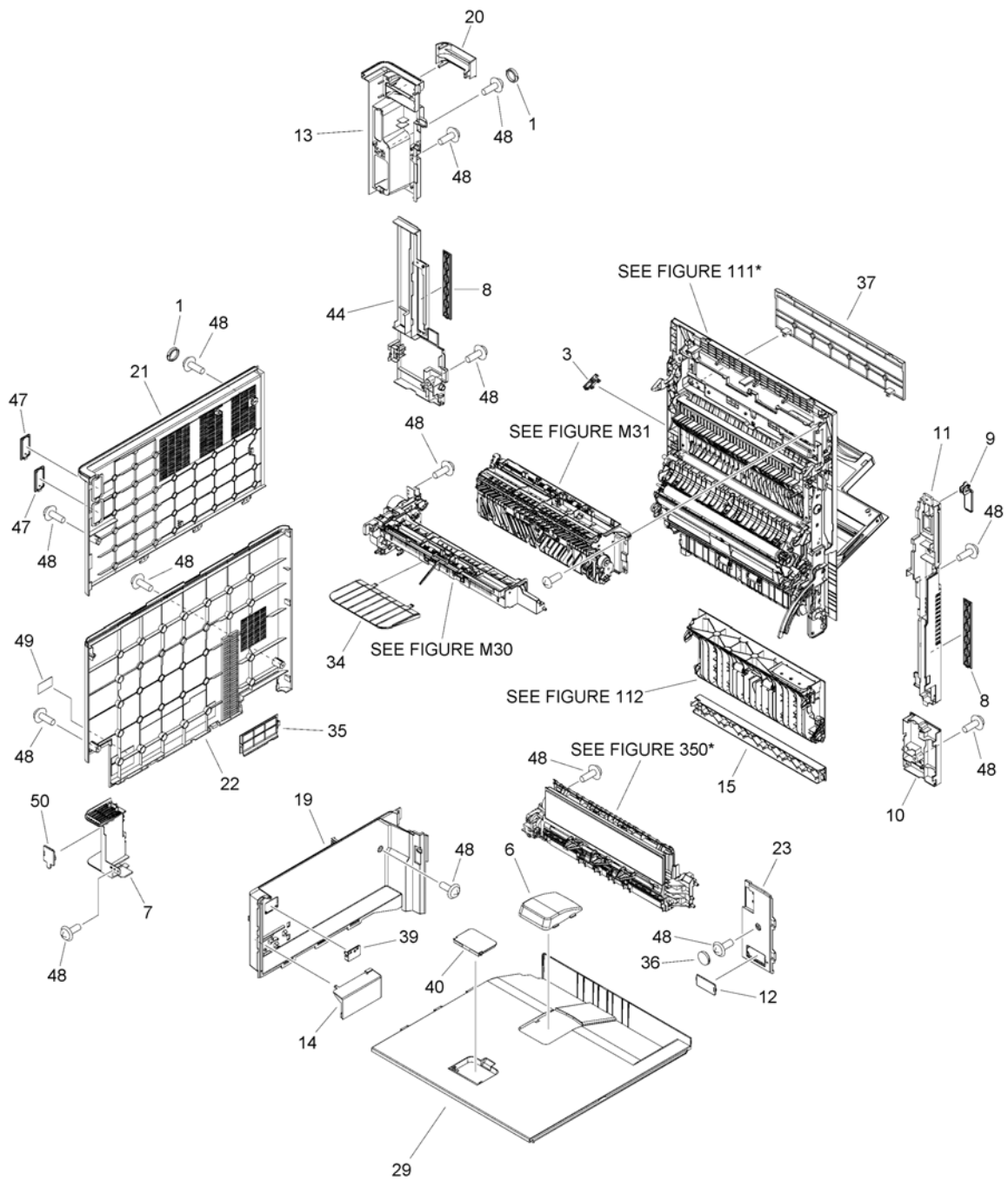


Figure 100K ( 2 / 2 ) EXTERNAL COVERS, PANELS, ETC. (C3330i)





FIG/KEY	PART NUMBER	RANK	QTY	DESCRIPTION	REMARKS
100K	NPN		RF	EXTERNAL COVERS, PANELS, ETC.	C3330i
1	FC0-0695-000		2	CAP	
2	FC0-2633-000		1	HOLDER, SERVICE BOOK	
3	FE4-2085-000		1	STOPPER	
4	FC8-8205-000		2	HOOK, COVER, FRONT	
5	FM3-5968-010		1	GLASS CLEANING ROD ASSEMBLY	
6	FE3-0424-000		1	GUIDE, TRAY	
7	FE3-0815-000		1	COVER, POWER SUPPLY CORD	
8	FE3-0851-000		4	COVER, HANDLE	
9	FE3-0902-000		1	COVER, MAIN POWER SUPPLY SWITCH	
10	FE3-0903-000		1	COVER, RIGHT, FRONT LOWER	
11	FE3-0904-000		1	COVER, RIGHT, FRONT UPPER	
12	FE3-0907-000		1	COVER, FAX CONNECTOR	
13	FE3-0908-000		1	COVER, RIGHT, REAR UPPER	
14	FE3-0909-000		1	COVER, INNER CONNECTOR	
15	FE3-0911-000		1	COVER, RIGHT, LOWER	
16	FE3-0913-000		1	COVER, LEFT, UPPER	
17	FE3-0914-000		1	COVER, LEFT, LOWER	
18	FE3-0915-000		1	RIGHT FRONT UP. COVER ASSEMBLY	
19	FE3-0917-000		1	COVER, INNER, DELV. REAR	
20	FE3-0918-000		1	COVER, HARD DISK DRIVE	
21	FE3-0919-000		1	COVER, CONNECTOR	
22	FE3-0920-000		1	COVER, LEFT, UPPER	
23	FE3-0921-000		1	COVER, INNER, RIGHT	
24	FE3-1060-000		1	COVER, WASTE TONER ASSEMBLY	
25	FE3-2472-000		1	PLATE, FIXED	
26	FE3-1338-000		1	COVER, SUPPORT, LOWER	
27	FE3-1339-000		1	COVER, SUPPORT, SMALL	
28	FE3-1340-000		1	COVER, SUPPORT HINGE, INNER	
29	FE3-1395-000		1	TRAY, FIRST PAPER DELIVERY	
30	FE3-2485-000		1	SHAFT, HINGE	
31	FE3-1464-000		1	COVER, FRONT	
32	FE3-2481-000		1	COVER, SUPPORT HINGE, RIGHT	
33	FE3-2482-000		1	COVER, SUPPORT, REAR	
34	FE3-9167-000		1	GUIDE, REVERSE BACK END	
35	FE3-9168-000		1	COVER, CONNECTOR	
36	FE3-9169-000		1	CAP	
37	FE3-9450-000		1	COVER, THIRD PAPER DELIVERY	
38	FE3-9829-000		1	LABEL, FRONT COVER	SEE NOTE 1
39	FE4-7425-000		1	SUPPORT, PAPER DELIVERY TRAY	
40	FE4-5318-000		1	STOPPER, PUSHING	
41	FL0-4915-000		1	COVER, FRONT UPPER	
42	FL2-9476-000		1	PAD, GLASS CLEANING	
43	FL3-1185-000		1	EMBLEM	
44	FM1-B195-000		1	RIGHT COVER ASSEMBLY, RR. LW.	
45	FM1-C123-000		1	LEFT COVER ASSEMBLY, REAR	
46	FE3-9847-000		1	LABEL, MULTIPLE	SEE NOTE 1, SEE NOTE 2
47	FC8-8346-000		3	COVER, FAX CONNECTOR	
48	XA9-1671-000		34	SCREW, D, M3X8	
49	FU2-1273-000		1	LABEL, GROUNDING CAUTION	
50	FC8-4137-000		1	COVER, ENV. HEATER SWITCH	

Figure 100L ( 1 / 2 ) EXTERNAL COVERS, PANELS, ETC. (C3325i)

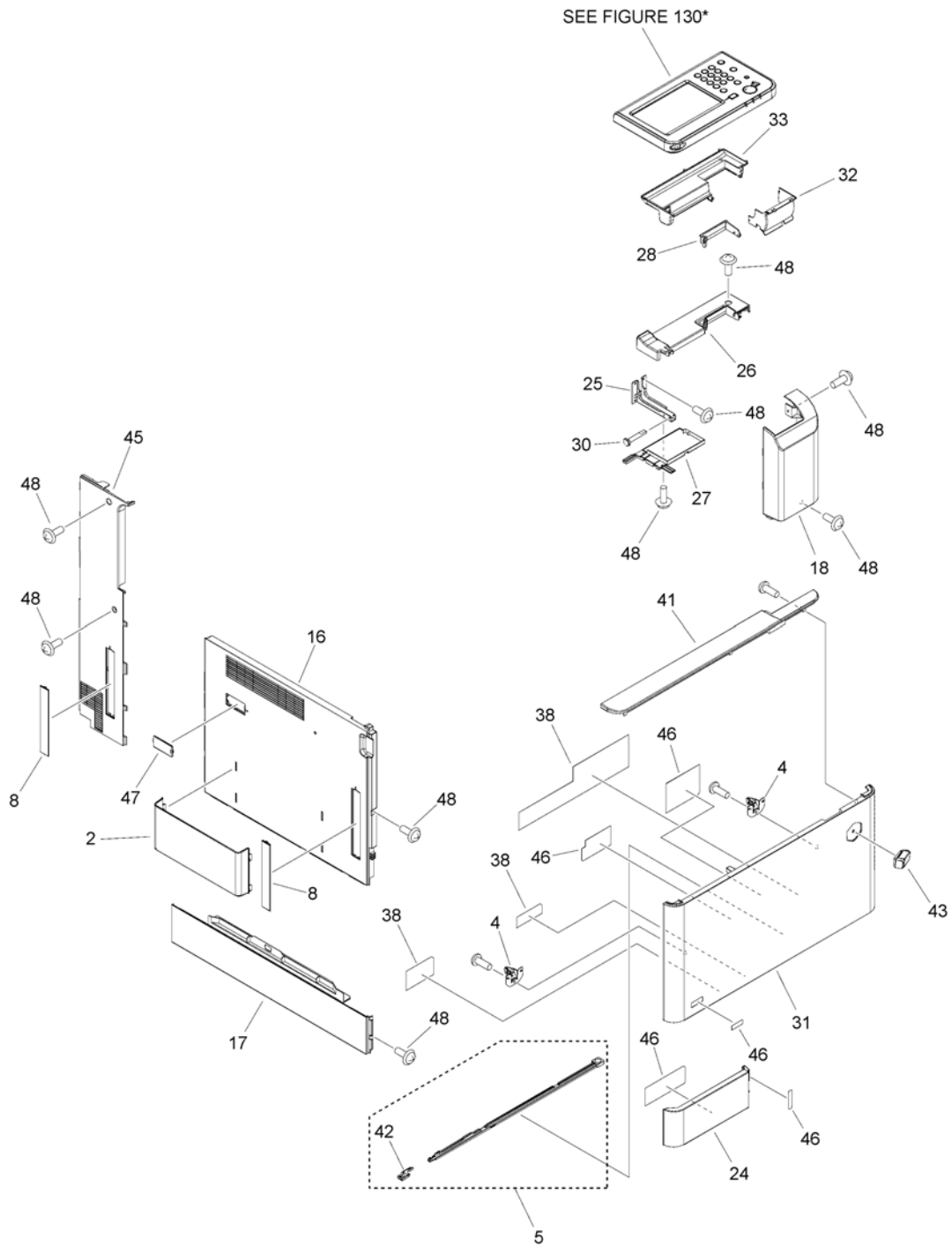
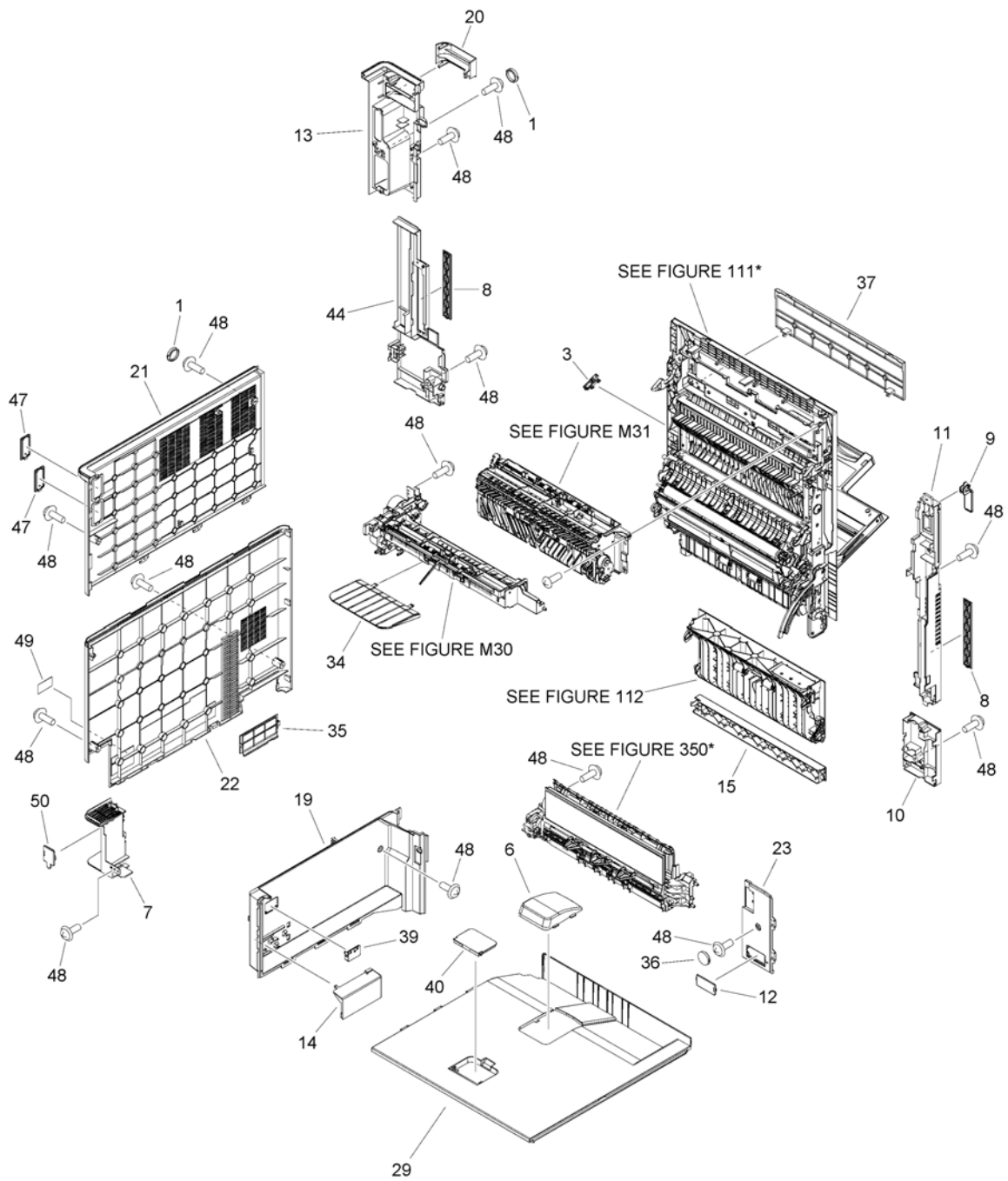


Figure 100L ( 2 / 2 ) EXTERNAL COVERS, PANELS, ETC. (C3325i)



FIG/KEY	PART NUMBER	RANK	QTY	DESCRIPTION	REMARKS
100L	NPN		RF	EXTERNAL COVERS, PANELS, ETC.	C3325i
1	FC0-0695-000		2	CAP	
2	FC0-2633-000		1	HOLDER, SERVICE BOOK	
3	FE4-2085-000		1	STOPPER	
4	FC8-8205-000		2	HOOK, COVER, FRONT	
5	FM3-5968-010		1	GLASS CLEANING ROD ASSEMBLY	
6	FE3-0424-000		1	GUIDE, TRAY	
7	FE3-0815-000		1	COVER, POWER SUPPLY CORD	
8	FE3-0851-000		4	COVER, HANDLE	
9	FE3-0902-000		1	COVER, MAIN POWER SUPPLY SWITCH	
10	FE3-0903-000		1	COVER, RIGHT, FRONT LOWER	
11	FE3-0904-000		1	COVER, RIGHT, FRONT UPPER	
12	FE3-0907-000		1	COVER, FAX CONNECTOR	
13	FE3-0908-000		1	COVER, RIGHT, REAR UPPER	
14	FE3-0909-000		1	COVER, INNER CONNECTOR	
15	FE3-0911-000		1	COVER, RIGHT, LOWER	
16	FE3-0913-000		1	COVER, LEFT, UPPER	
17	FE3-0914-000		1	COVER, LEFT, LOWER	
18	FE3-0915-000		1	RIGHT FRONT UP. COVER ASSEMBLY	
19	FE3-0917-000		1	COVER, INNER, DELV. REAR	
20	FE3-0918-000		1	COVER, HARD DISK DRIVE	
21	FE3-0919-000		1	COVER, CONNECTOR	
22	FE3-0920-000		1	COVER, LEFT, UPPER	
23	FE3-0921-000		1	COVER, INNER, RIGHT	
24	FE3-1060-000		1	COVER, WASTE TONER ASSEMBLY	
25	FE3-2472-000		1	PLATE, FIXED	
26	FE3-1338-000		1	COVER, SUPPORT, LOWER	
27	FE3-1339-000		1	COVER, SUPPORT, SMALL	
28	FE3-1340-000		1	COVER, SUPPORT HINGE, INNER	
29	FE3-1395-000		1	TRAY, FIRST PAPER DELIVERY	
30	FE3-2485-000		1	SHAFT, HINGE	
31	FE3-1464-000		1	COVER, FRONT	
32	FE3-2481-000		1	COVER, SUPPORT HINGE, RIGHT	
33	FE3-2482-000		1	COVER, SUPPORT, REAR	
34	FE3-9167-000		1	GUIDE, REVERSE BACK END	
35	FE3-9168-000		1	COVER, CONNECTOR	
36	FE3-9169-000		1	CAP	
37	FE3-9450-000		1	COVER, THIRD PAPER DELIVERY	
38	FE3-9829-000		1	LABEL, FRONT COVER	SEE NOTE 1
39	FE4-7425-000		1	SUPPORT, PAPER DELIVERY TRAY	
40	FE4-5318-000		1	STOPPER, PUSHING	
41	FL0-4915-000		1	COVER, FRONT UPPER	
42	FL2-9476-000		1	PAD, GLASS CLEANING	
43	FL3-1185-000		1	EMBLEM	
44	FM1-B195-000		1	RIGHT COVER ASSEMBLY, RR. LW.	
45	FM1-C123-000		1	LEFT COVER ASSEMBLY, REAR	
46	FE3-9847-000		1	LABEL, MULTIPLE	SEE NOTE 1, SEE NOTE 2
47	FC8-8346-000		3	COVER, FAX CONNECTOR	
48	XA9-1671-000		34	SCREW, D, M3X8	
49	FU2-1273-000		1	LABEL, GROUNDING CAUTION	
50	FC8-4137-000		1	COVER, ENV. HEATER SWITCH	

Figure 100M ( 1 / 2 ) EXTERNAL COVERS, PANELS, ETC. (C3320i)

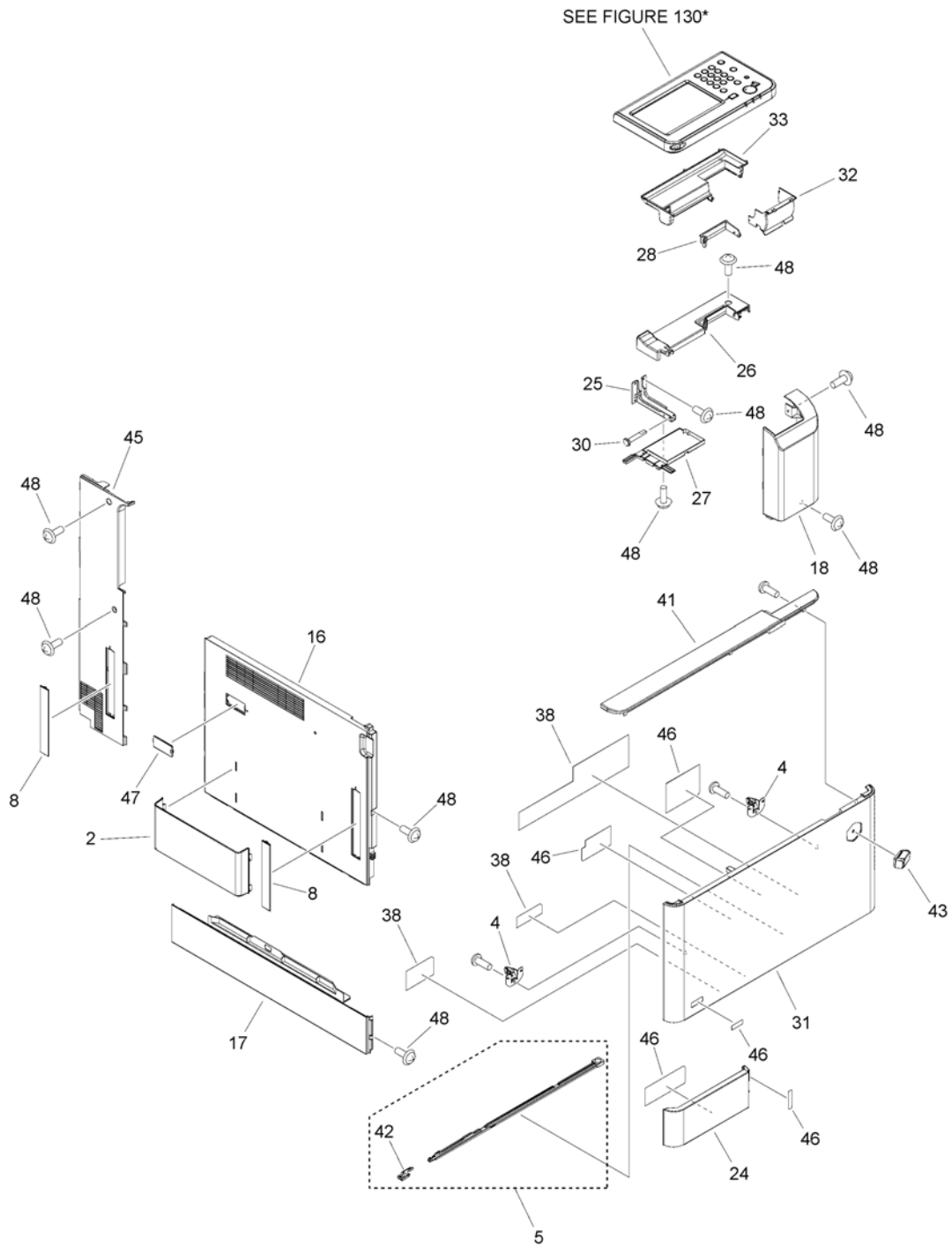
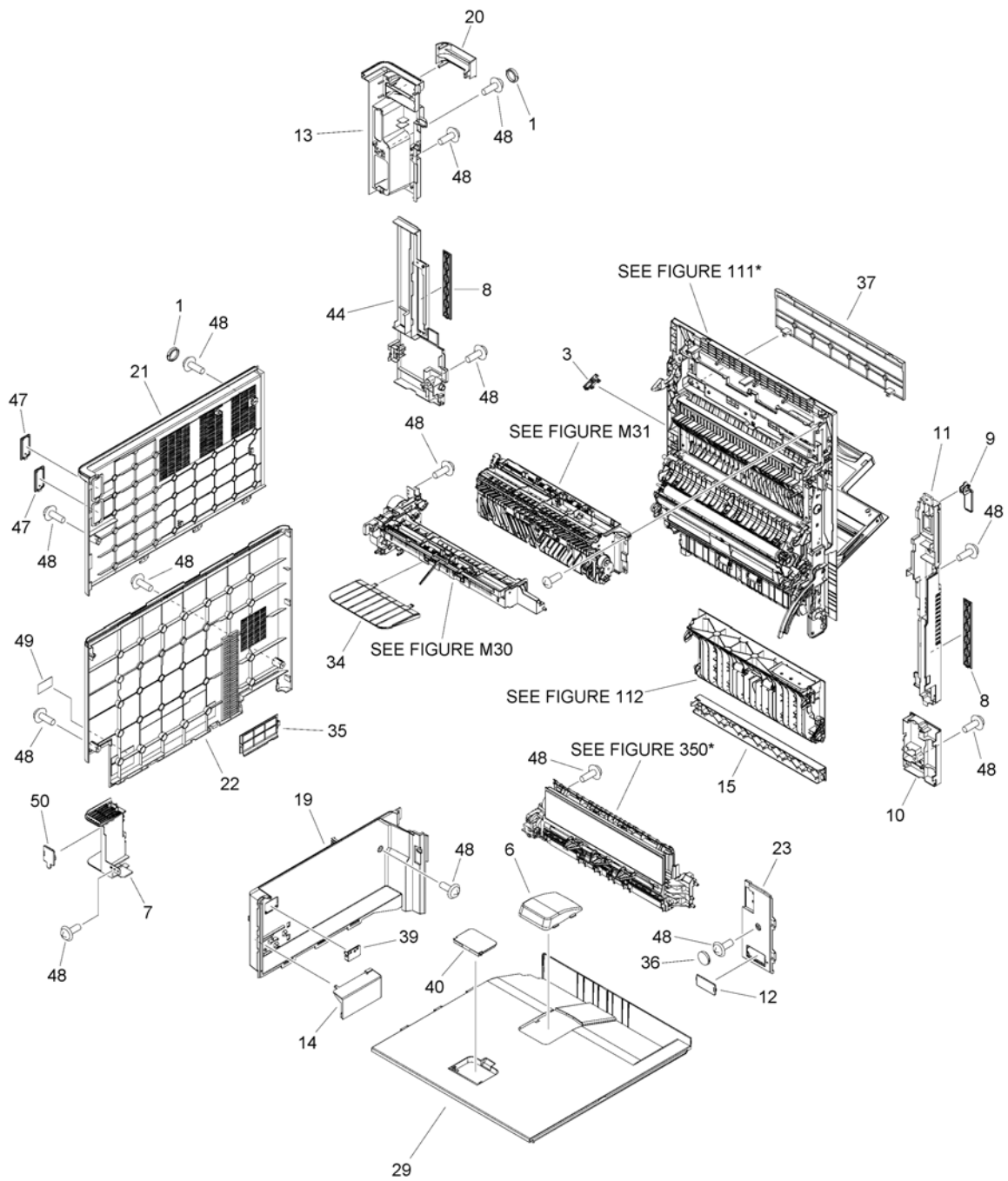
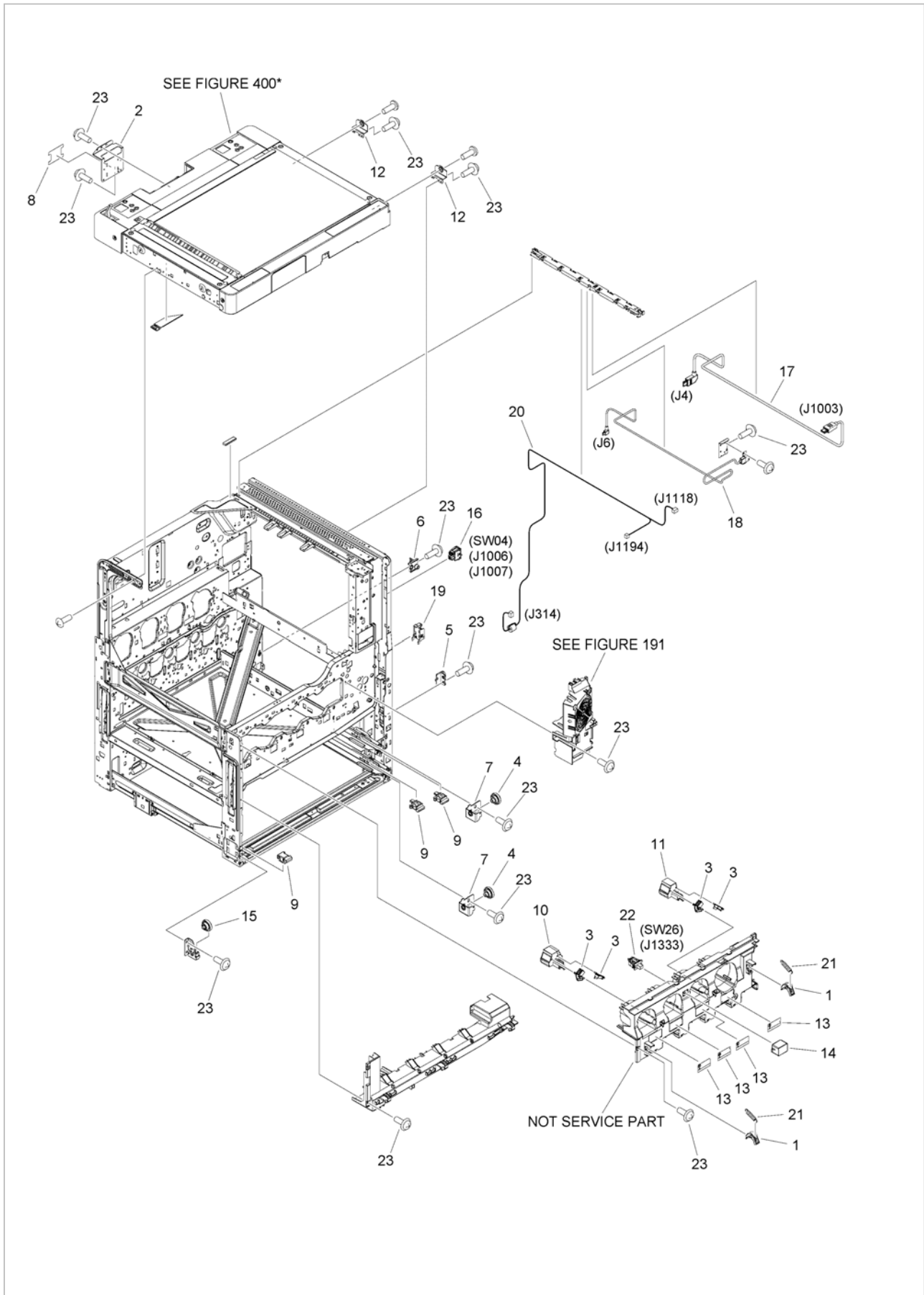


Figure 100M ( 2 / 2 ) EXTERNAL COVERS, PANELS, ETC. (C3320i)



FIG/KEY	PART NUMBER	RANK	QTY	DESCRIPTION	REMARKS
100M	NPN		RF	EXTERNAL COVERS, PANELS, ETC.	C3320i
1	FC0-0695-000		2	CAP	
2	FC0-2633-000		1	HOLDER, SERVICE BOOK	
3	FE4-2085-000		1	STOPPER	
4	FC8-8205-000		2	HOOK, COVER, FRONT	
5	FM3-5968-010		1	GLASS CLEANING ROD ASSEMBLY	
6	FE3-0424-000		1	GUIDE, TRAY	
7	FE3-0815-000		1	COVER, POWER SUPPLY CORD	
8	FE3-0851-000		4	COVER, HANDLE	
9	FE3-0902-000		1	COVER, MAIN POWER SUPPLY SWITCH	
10	FE3-0903-000		1	COVER, RIGHT, FRONT LOWER	
11	FE3-0904-000		1	COVER, RIGHT, FRONT UPPER	
12	FE3-0907-000		1	COVER, FAX CONNECTOR	
13	FE3-0908-000		1	COVER, RIGHT, REAR UPPER	
14	FE3-0909-000		1	COVER, INNER CONNECTOR	
15	FE3-0911-000		1	COVER, RIGHT, LOWER	
16	FE3-0913-000		1	COVER, LEFT, UPPER	
17	FE3-0914-000		1	COVER, LEFT, LOWER	
18	FE3-0915-000		1	RIGHT FRONT UP. COVER ASSEMBLY	
19	FE3-0917-000		1	COVER, INNER, DELV. REAR	
20	FE3-0918-000		1	COVER, HARD DISK DRIVE	
21	FE3-0919-000		1	COVER, CONNECTOR	
22	FE3-0920-000		1	COVER, LEFT, UPPER	
23	FE3-0921-000		1	COVER, INNER, RIGHT	
24	FE3-1060-000		1	COVER, WASTE TONER ASSEMBLY	
25	FE3-2472-000		1	PLATE, FIXED	
26	FE3-1338-000		1	COVER, SUPPORT, LOWER	
27	FE3-1339-000		1	COVER, SUPPORT, SMALL	
28	FE3-1340-000		1	COVER, SUPPORT HINGE, INNER	
29	FE3-1395-000		1	TRAY, FIRST PAPER DELIVERY	
30	FE3-2485-000		1	SHAFT, HINGE	
31	FE3-1464-000		1	COVER, FRONT	
32	FE3-2481-000		1	COVER, SUPPORT HINGE, RIGHT	
33	FE3-2482-000		1	COVER, SUPPORT, REAR	
34	FE3-9167-000		1	GUIDE, REVERSE BACK END	
35	FE3-9168-000		1	COVER, CONNECTOR	
36	FE3-9169-000		1	CAP	
37	FE3-9450-000		1	COVER, THIRD PAPER DELIVERY	
38	FE3-9829-000		1	LABEL, FRONT COVER	SEE NOTE 1
39	FE4-7425-000		1	SUPPORT, PAPER DELIVERY TRAY	
40	FE4-5318-000		1	STOPPER, PUSHING	
41	FL0-4915-000		1	COVER, FRONT UPPER	
42	FL2-9476-000		1	PAD, GLASS CLEANING	
43	FL3-1185-000		1	EMBLEM	
44	FM1-B195-000		1	RIGHT COVER ASSEMBLY, RR. LW.	
45	FM1-C123-000		1	LEFT COVER ASSEMBLY, REAR	
46	FE3-9847-000		1	LABEL, MULTIPLE	SEE NOTE 1, SEE NOTE 2
47	FC8-8346-000		3	COVER, FAX CONNECTOR	
48	XA9-1671-000		34	SCREW, D, M3X8	
49	FU2-1273-000		1	LABEL, GROUNDING CAUTION	
50	FC8-4137-000		1	COVER, ENV. HEATER SWITCH	

Figure 101C INTERNAL COMPONENTS 1 (EXCEPT ADF)



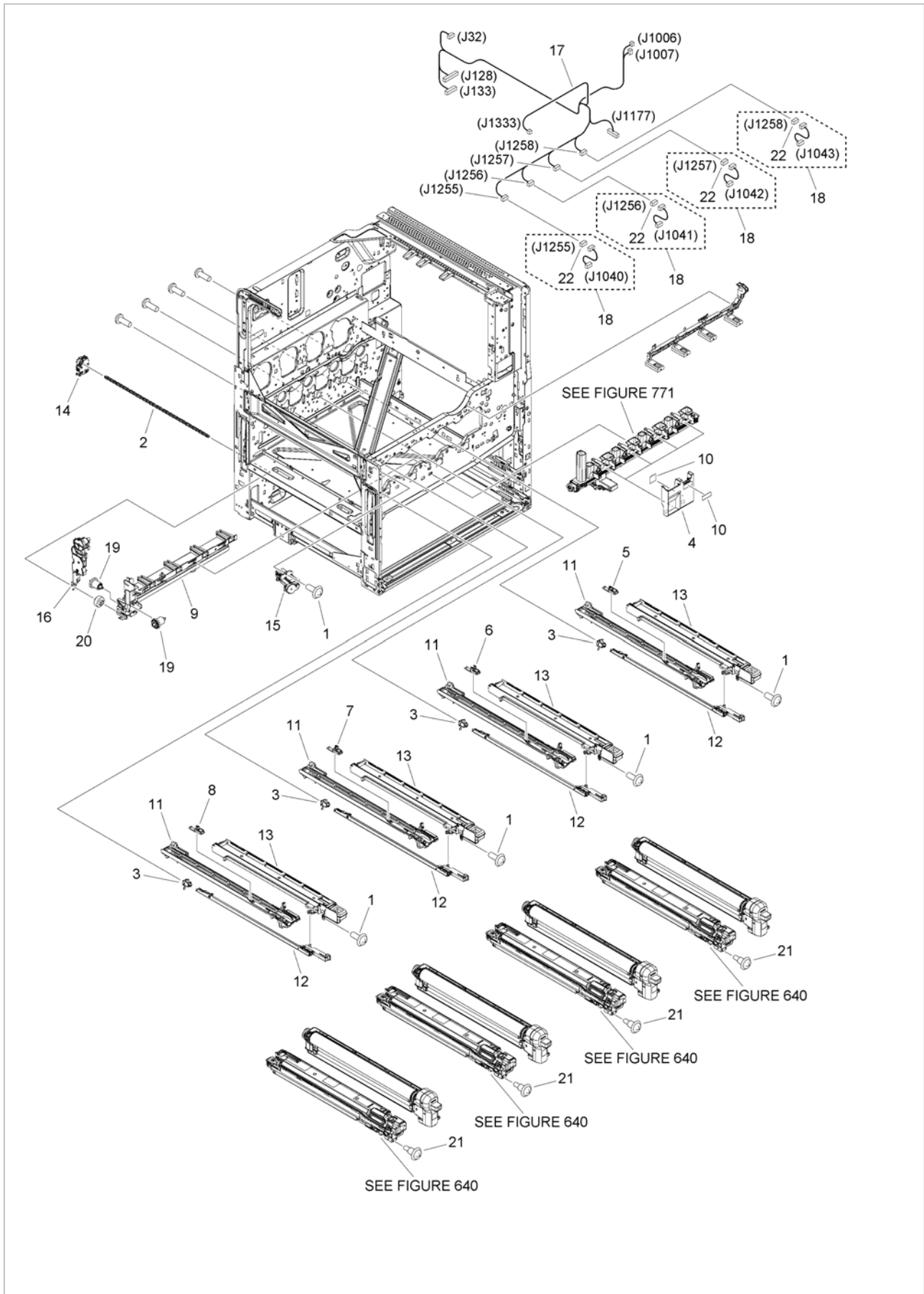


FIG/KEY	PART NUMBER	RANK	QTY	DESCRIPTION	REMARKS
101C	NPN		RF	INTERNAL COMPONENTS 1	EXCEPT ADF model
1	FE2-2086-000		2	LEVER, TOGGLE	
2	FE3-0768-000		1	PLATE, READER JOINT	
3	FE3-0968-000		4	ARM, LOCK	
4	FE3-1352-000		2	ROLLER, RAIL	
5	FE3-1421-000		1	HINGE, FRONT	
6	FE3-1422-000		1	HINGE, REAR	
7	FE3-2466-000		2	SUPPORT, CASSETTE ROLLER, RT.	
8	FE3-3613-000		1	SHEET, CLAMP	
9	FE3-8415-000		3	STOPPER	
10	FE3-9457-000		1	STOPPER, SLIDE, LEFT	
11	FE3-9458-000		1	STOPPER, SLIDE, RIGHT	
12	FE3-9502-000		2	PLATE, READER MOUNTING	
13	FE3-9852-000		1	LABEL, TONER	SEE NOTE
14	FE4-1476-000		1	SPACER, SWITCH	
15	FE4-8808-000		1	ROLLER, RAIL	
16	FK3-2835-000		1	SWITCH, MAIN POWER SUPPLY	SW04
17	FK4-0323-000		1	CABLE, CONTROL PANEL ASSEMBLY	
18	FK4-0324-000		1	CABLE, USB	
19	FM1-D282-000		1	ENVIRONMENT SENSOR ASSEMBLY	
20	FM1-D851-000		1	CABLE, POWER SUPPLY	
21	FU2-0957-000		2	SPRING, TENSION	
22	WC2-5806-000		1	SWITCH, PUSH	SW26
23	XA9-1671-000		18	SCREW, D, M3X8	



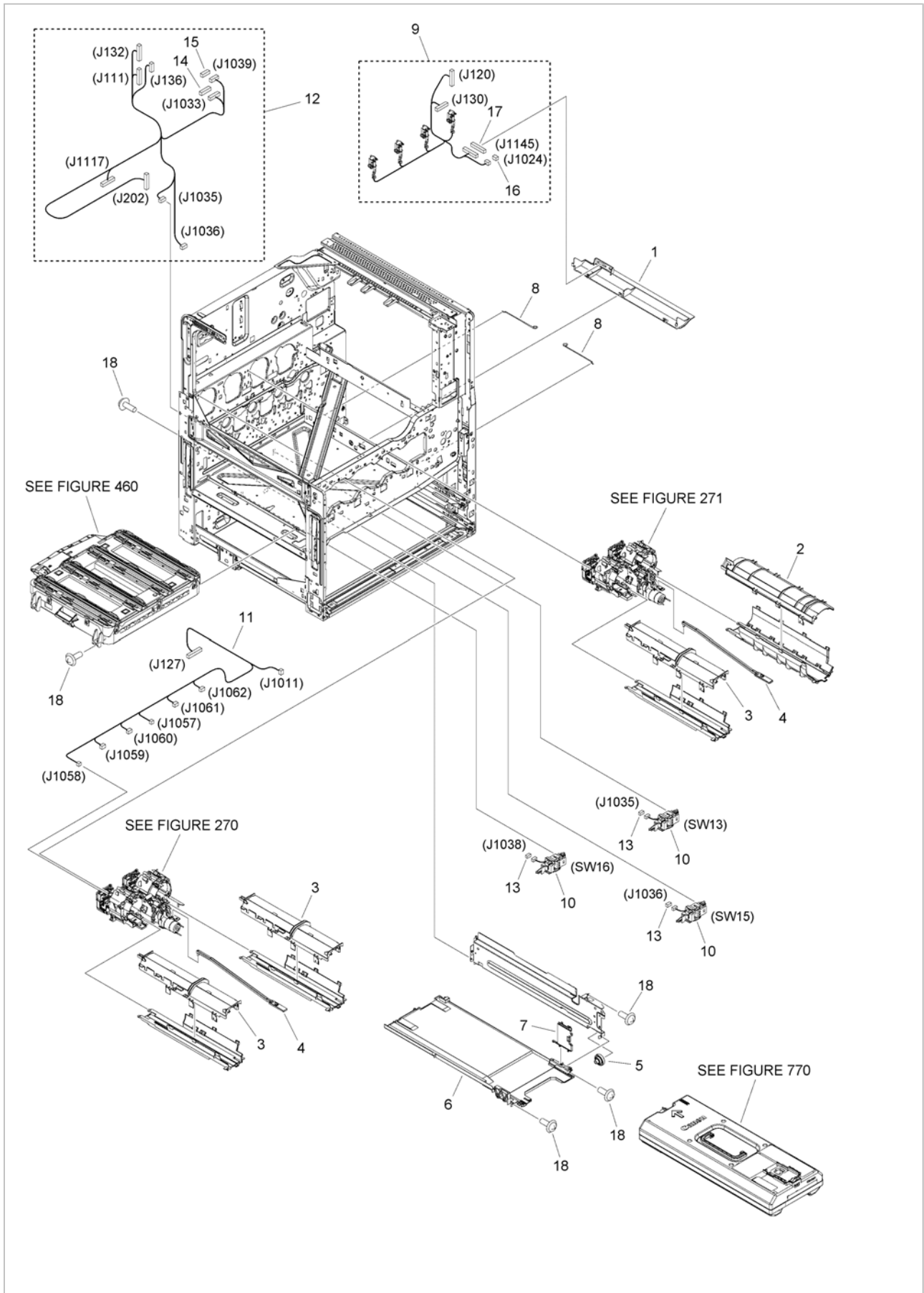
FIG/KEY	PART NUMBER	RANK	QTY	DESCRIPTION	REMARKS
101D	NPN		RF	INTERNAL COMPONENTS 1	ADF model
1	FE2-2086-000		2	LEVER, TOGGLE	
2	FE3-0768-000		1	PLATE, READER JOINT	
3	FE3-0968-000		4	ARM, LOCK	
4	FE3-1352-000		2	ROLLER, RAIL	
5	FE3-1421-000		1	HINGE, FRONT	
6	FE3-1422-000		1	HINGE, REAR	
7	FE3-2466-000		2	SUPPORT, CASSETTE ROLLER, RT.	
8	FE3-3613-000		1	SHEET, CLAMP	
9	FE3-8415-000		3	STOPPER	
10	FE3-9457-000		1	STOPPER, SLIDE, LEFT	
11	FE3-9458-000		1	STOPPER, SLIDE, RIGHT	
12	FE3-9502-000		2	PLATE, READER MOUNTING	
13	FE3-9852-000		1	LABEL, TONER	SEE NOTE
14	FE4-1476-000		1	SPACER, SWITCH	
15	FE4-8808-000		1	ROLLER, RAIL	
16	FK3-2835-000		1	SWITCH, MAIN POWER SUPPLY	SW04
17	FK4-0323-000		1	CABLE, CONTROL PANEL ASSEMBLY	
18	FK4-0324-000		1	CABLE, USB	
19	FM1-D282-000		1	ENVIRONMENT SENSOR ASSEMBLY	
20	FM1-D851-000		1	CABLE, POWER SUPPLY	
21	FU2-0957-000		2	SPRING, TENSION	
22	WC2-5806-000		1	SWITCH, PUSH	SW26
23	XA9-1671-000		18	SCREW, D, M3X8	

Figure 102D INTERNAL COMPONENTS 2



FIG/KEY	PART NUMBER	RANK	QTY	DESCRIPTION	REMARKS
102D	NPN		RF	INTERNAL COMPONENTS 2	
1	XA9-1671-000		5	SCREW, D, M3X8	
2	FE3-1057-000		1	SHAFT, TRANSMISSION	
3	FE3-1444-000		4	BUSHING	
4	FE3-1446-000		4	COVER, DRUM UNIT RETAINING	
5	FE3-6420-000		1	BLOCK, TRAY, BLACK	
6	FE3-6421-000		1	BLOCK, TRAY, CYAN	
7	FE3-6422-000		1	BLOCK, TRAY, MAGENTA	
8	FE3-6423-000		1	BLOCK, TRAY, YELLOW	
9	FE3-9148-000		1	GUIDE, LASER WIPER	
10	FE3-9847-000		1	LABEL, MULTIPLE	SEE NOTE 1, SEE NOTE 2
11	FL0-1718-000		4	TRAY, DEVELOPING	
12	FM1-B186-000		4	DEVELOPING CROSSMEMBER ASS'Y	
13	FM1-B187-000		4	DRUM RAIL ASSEMBLY	
14	FM1-D184-000		1	WASTE TONER GEAR ASSEMBLY	
15	FM1-D186-000		1	INTERMEDIATE GUIDE ASSEMBLY	
16	FM1-D187-000		1	WASTE TONER GEAR HOLDER ASS'Y	
17	FM1-D832-000		1	CABLE, FRONT	
18	FM1-D852-000		4	CABLE, RELAY	
19	FU2-0046-000		2	GEAR, 31T/15T	
20	FU2-0052-000		1	GEAR, 19T	
21	FU5-9353-000		4	SCREW, STEPPED, M3	
22	VS1-7177-004		4	CONNECTOR, SNAP TIGHT, BK	

Figure 103 INTERNAL COMPONENTS 3



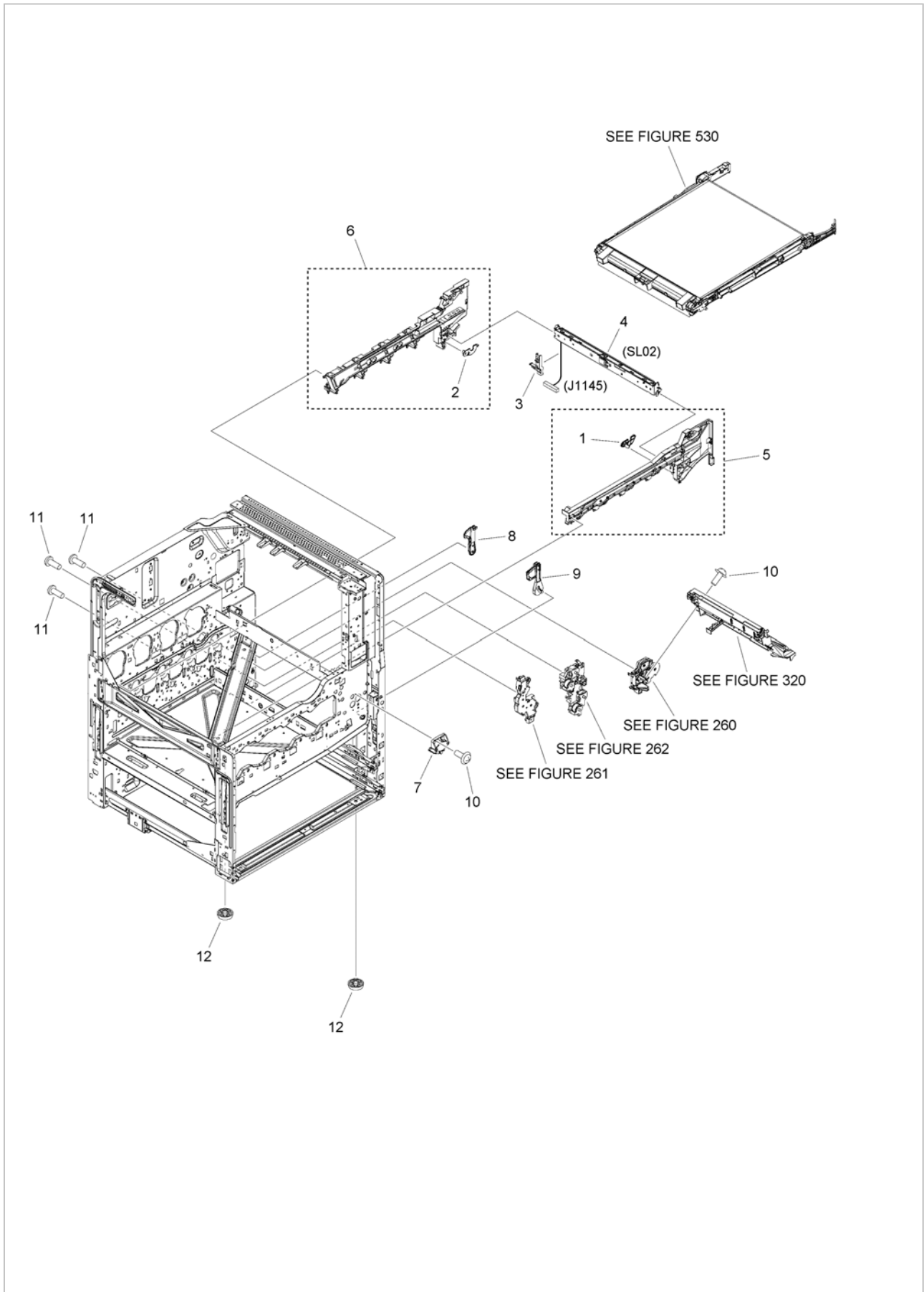
FIG/KEY	PART NUMBER	RANK	QTY	DESCRIPTION	REMARKS
103	NPN		RF	INTERNAL COMPONENTS 3	
1	FE3-0848-000		1	COVER, ENGINE, LOWER	
2	FE3-0962-000		1	GUIDE, BLACK	
3	FE3-0963-000		3	GUIDE, COLLAR	
4	FE3-0969-000		2	LINK, FRONT	
5	FE3-1352-000		1	ROLLER, RAIL	
6	FE4-0200-000		1	COVER, WASTE TONER CASE	
7	FE4-1407-000		1	COVER, DOOR LOCK	
8	FE4-1978-000		2	SPRING, RETAINING	
9	FM1-B197-000		1	NEW OLD SENSING HOLDER ASS'Y	
10	FM1-B198-000		3	CASSETTE SIZE SENSING ASS'Y	SW13, SW15, SW16
11	FM1-D830-000		1	CABLE, TONER BOTTLE	
12	FM1-D837-000		1	CABLE, CASSETTE SIZE	
13	VS1-7177-004		3	CONNECTOR, SNAP TIGHT, BK	
14	VS1-7177-008		1	CONNECTOR, SNAP TIGHT, BK	
15	VS1-7207-006		1	CONNECTOR, SNAP TIGHT	
16	VS1-7504-003		1	CONNECTOR, SNAP TIGHT, 3P	
17	VS1-7504-016		1	CONNECTOR, SNAP TIGHT, 16P	
18	XA9-1671-000		8	SCREW, D, M3X8	





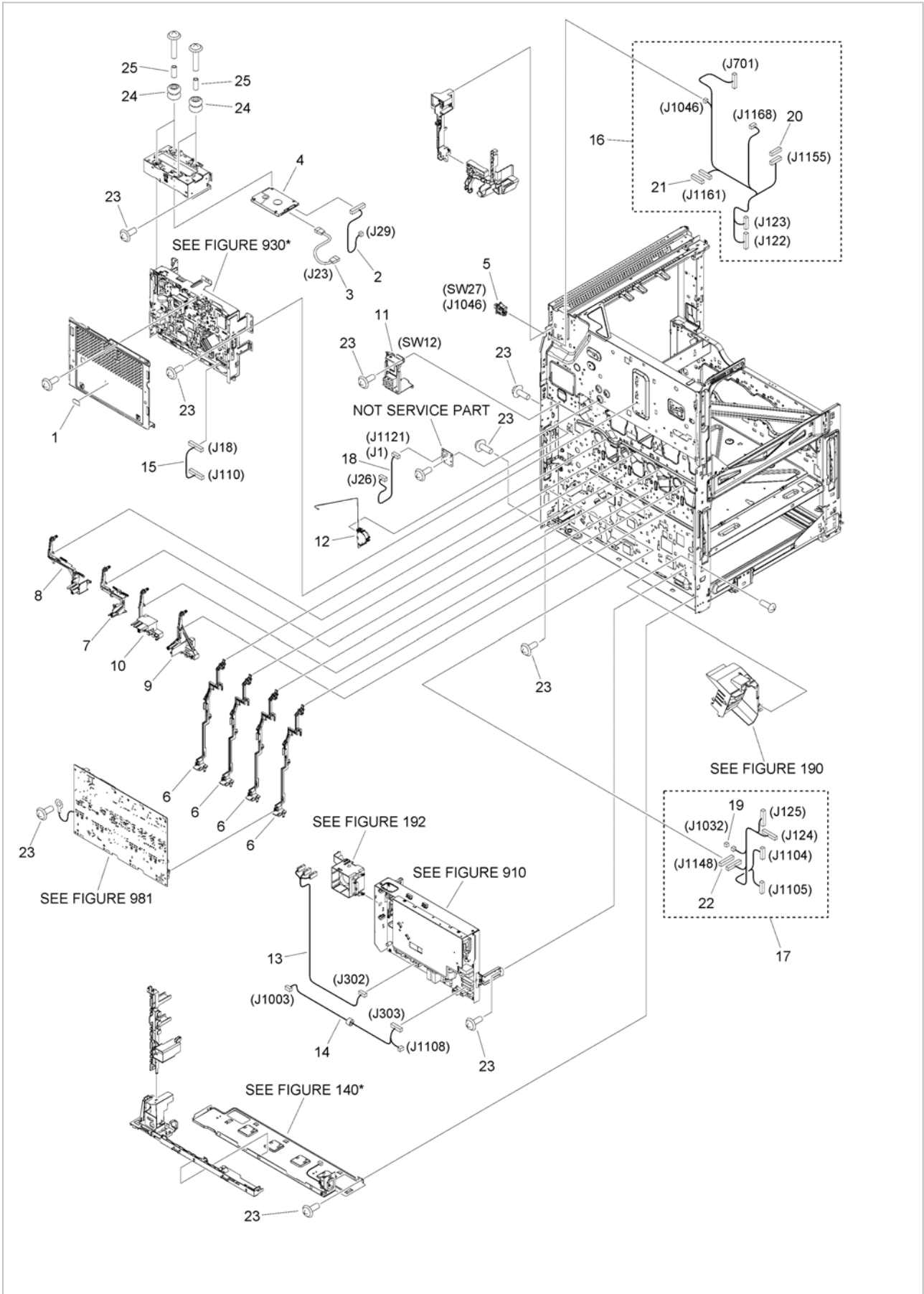
FIG/KEY	PART NUMBER	RANK	QTY	DESCRIPTION	REMARKS
104E	NPN		RF	INTERNAL COMPONENTS 4	EUR, LTN
1	FE3-1342-000		1	PLATE, FIXING FIXED	
2	FE3-0837-000		1	PLATE, FIXING POSITIONING	
3	FE4-0262-000		1	PLATE, ADJUST	
4	FE4-1488-000		4	BUSHING	
5	FM1-B665-000		1	FIXING DRAWER ASSEMBLY	
6	FM1-G730-000		1	TRAY DUCT ASSEMBLY, LOWER	
7	FM1-G731-000		6	ROWEL BLOCK ASSEMBLY	
8	FU2-0148-000		1	SPRING, GROUNDING	
9	WG8-5935-000		1	IC, PHOTO INTERRUPTER	PS11
10	XA9-1671-000		22	SCREW, D, M3X8	

Figure 105 INTERNAL COMPONENTS 5



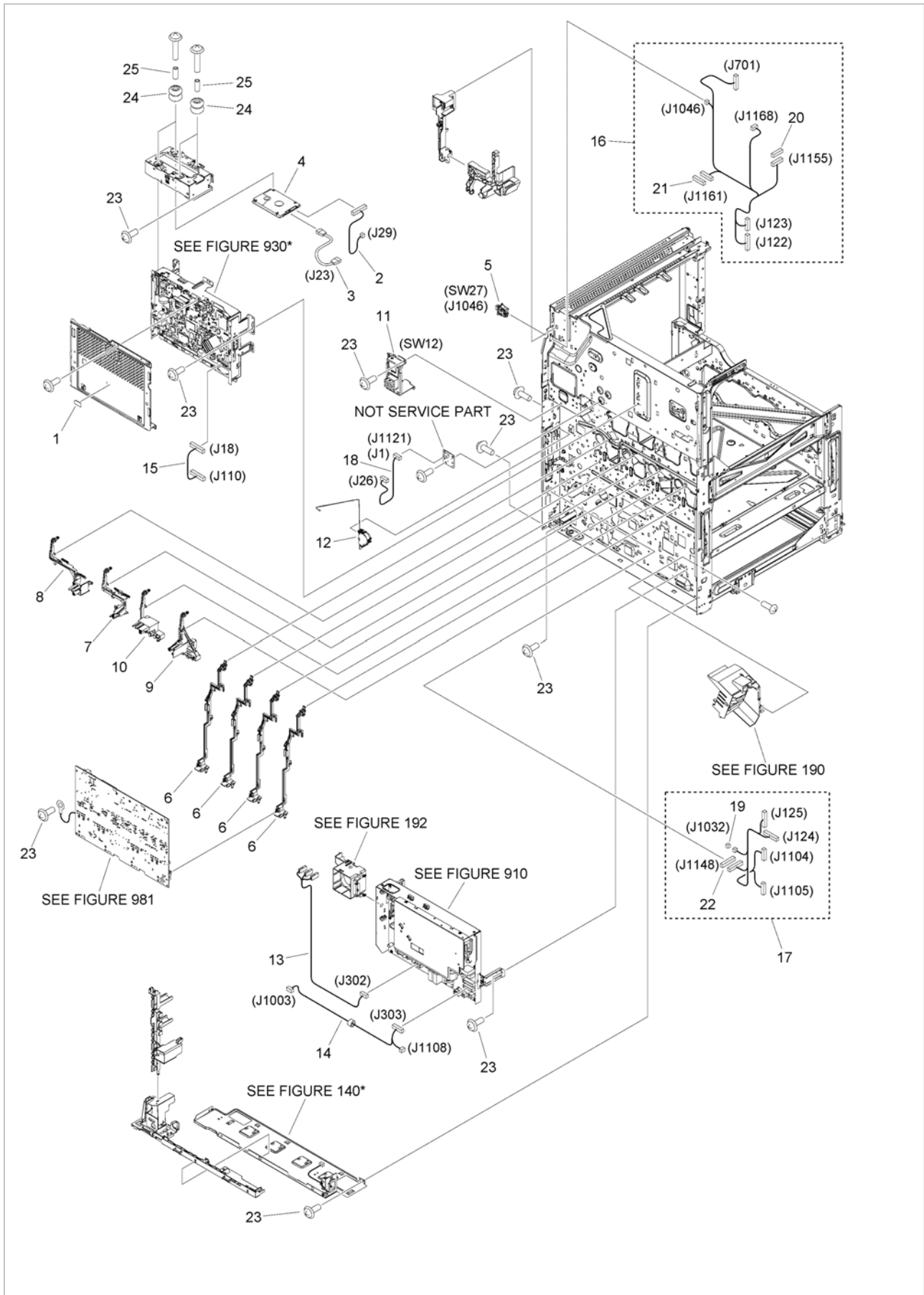
FIG/KEY	PART NUMBER	RANK	QTY	DESCRIPTION	REMARKS
105	NPN		RF	INTERNAL COMPONENTS 5	
1	FE3-1369-000		1	LEVER, REGISTRATION LOCK, FRONT	
2	FE3-1370-000		1	LEVER, REGISTRATION LOCK, REAR	
3	FE3-6307-000		1	GUIDE, REGISTRATION CABLE	
4	FM1-A626-000		1	SENSOR UNIT, REG. PATCH, PHOTO	SL02
5	FM1-B258-000		1	I. T. B. RAIL ASSEMBLY, FRONT	
6	FM1-B259-000		1	I. T. B. RAIL ASSEMBLY, REAR	
7	FM1-G725-000		1	DAMPER ASSEMBLY	
8	FM1-K302-000		1	LEVER ASSEMBLY, REAR	
9	FM1-K303-000		1	LEVER ASSEMBLY, FRONT	
10	XA9-1671-000		2	SCREW, D, M3X8	
11	XA9-1833-000		9	SCREW, D, M3X6	
12	XH9-0136-000		2	FOOT, RUBBER	

Figure 106J MACHINE REAR PLATE 1 (AU, SG, HK, KR C3330)



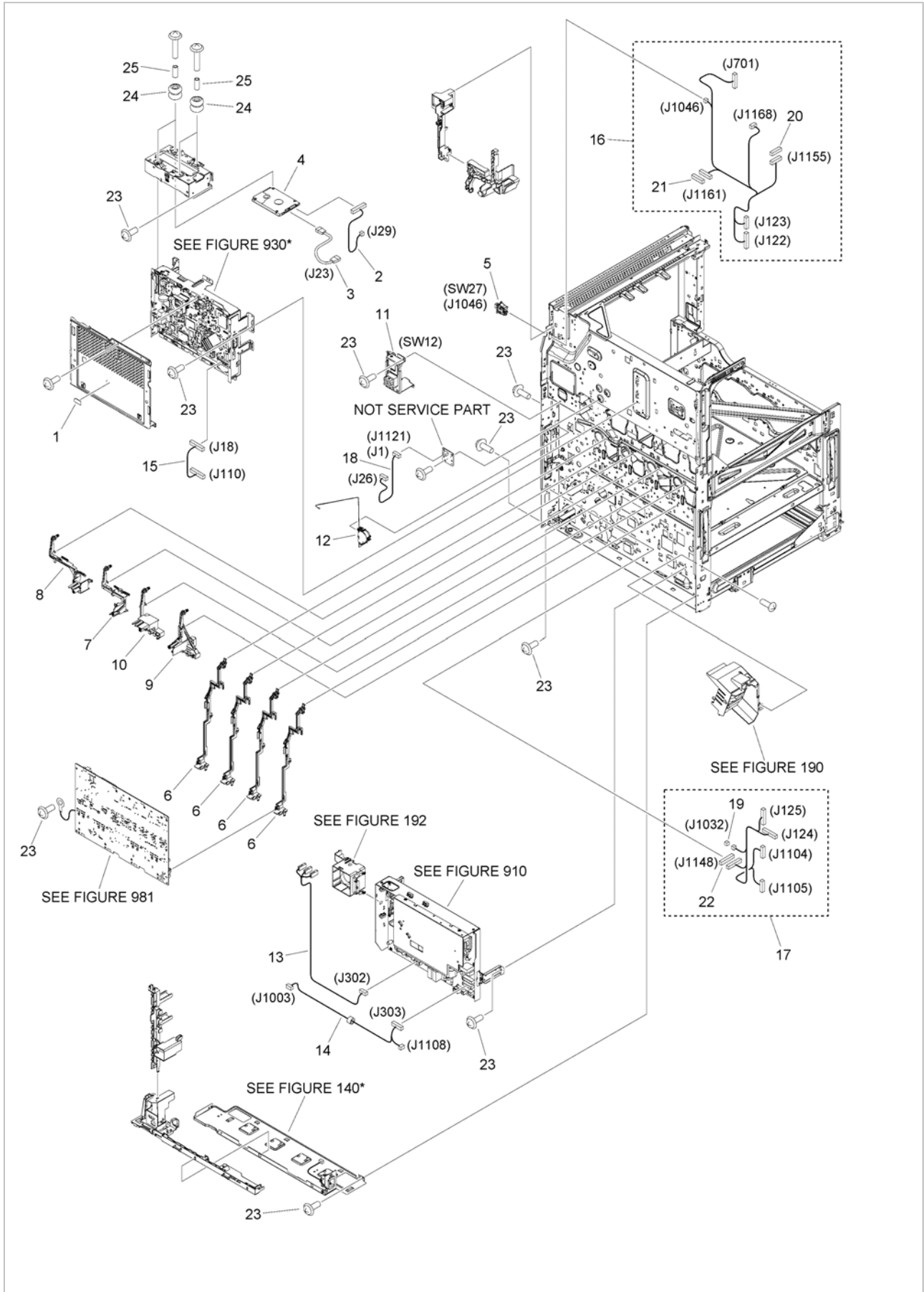
FIG/KEY	PART NUMBER	RANK	QTY	DESCRIPTION	REMARKS
106J	NPN		RF	MACHINE REAR PLATE 1	AU, SG, HK, KR C3330
1	FE3-9859-000		1	LABEL, QUICK START CAUTION	
2	FK4-0275-000		1	CABLE, SATA POWER	
3	FK4-0276-000		1	CABLE, SATA SIGNAL	
4	FK4-1550-000		1	HARD DISK DRIVE, MQ01ABF032	
5	WC2-5806-000		1	SWITCH, PUSH	SW27
6	FM1-B217-000		4	DEVELOPING H.V. GUIDE ASSEMBLY	
7	FM1-B218-000		1	CORONA H.V. GUIDE ASSEMBLY, C	
8	FM1-B219-000		1	CORONA H.V. GUIDE ASSEMBLY, BK	
9	FM1-B220-000		1	CORONA H.V. GUIDE ASSEMBLY, Y	
10	FM1-B221-000		1	CORONA H.V. GUIDE ASSEMBLY, M	
11	FM1-B227-000		1	INTERLOCK SWITCH ASSEMBLY	SW12
12	FM1-C283-000		1	MULTI REEL ASSEMBLY	
13	FM1-D811-000		1	CABLE, AC DRIVER	
14	FM1-D815-000		1	CABLE, HEATER	
15	FM1-D818-000		1	CABLE, DDIP	
16	FM1-D824-000		1	CABLE, FEED	
17	FM1-D827-000		1	CABLE, PICK-UP	
18	FM1-D841-000		1	CABLE, ECO-ID	
19	VS1-7177-002		1	CONNECTOR, SNAP TIGHT, BK	
20	VS1-7177-008		1	CONNECTOR, SNAP TIGHT, BK	
21	VS1-7440-011		1	CONNECTOR, SNAP TIGHT, W	
22	VS1-7504-015		1	CONNECTOR, SNAP TIGHT, W	
23	XA9-1671-000		15	SCREW, D, M3X8	
24	XH9-0149-000		4	DAMPER, CUSHION	
25	XZ1-1301-005		4	SPACER	

Figure 106K MACHINE REAR PLATE 1 (AU, SG, HK, KR C3325)



FIG/KEY	PART NUMBER	RANK	QTY	DESCRIPTION	REMARKS
106K	NPN		RF	MACHINE REAR PLATE 1	AU, SG, HK, KR C3325
1	FE3-9859-000		1	LABEL, QUICK START CAUTION	
2	FK4-0275-000		1	CABLE, SATA POWER	
3	FK4-0276-000		1	CABLE, SATA SIGNAL	
4	FK4-1550-000		1	HARD DISK DRIVE, MQ01ABF032	
5	WC2-5806-000		1	SWITCH, PUSH	SW27
6	FM1-B217-000		4	DEVELOPING H.V. GUIDE ASSEMBLY	
7	FM1-B218-000		1	CORONA H.V. GUIDE ASSEMBLY, C	
8	FM1-B219-000		1	CORONA H.V. GUIDE ASSEMBLY, BK	
9	FM1-B220-000		1	CORONA H.V. GUIDE ASSEMBLY, Y	
10	FM1-B221-000		1	CORONA H.V. GUIDE ASSEMBLY, M	
11	FM1-B227-000		1	INTERLOCK SWITCH ASSEMBLY	SW12
12	FM1-C283-000		1	MULTI REEL ASSEMBLY	
13	FM1-D811-000		1	CABLE, AC DRIVER	
14	FM1-D815-000		1	CABLE, HEATER	
15	FM1-D818-000		1	CABLE, DDIP	
16	FM1-D824-000		1	CABLE, FEED	
17	FM1-D827-000		1	CABLE, PICK-UP	
18	FM1-D841-000		1	CABLE, ECO-ID	
19	VS1-7177-002		1	CONNECTOR, SNAP TIGHT, BK	
20	VS1-7177-008		1	CONNECTOR, SNAP TIGHT, BK	
21	VS1-7440-011		1	CONNECTOR, SNAP TIGHT, W	
22	VS1-7504-015		1	CONNECTOR, SNAP TIGHT, W	
23	XA9-1671-000		15	SCREW, D, M3X8	
24	XH9-0149-000		4	DAMPER, CUSHION	
25	XZ1-1301-005		4	SPACER	

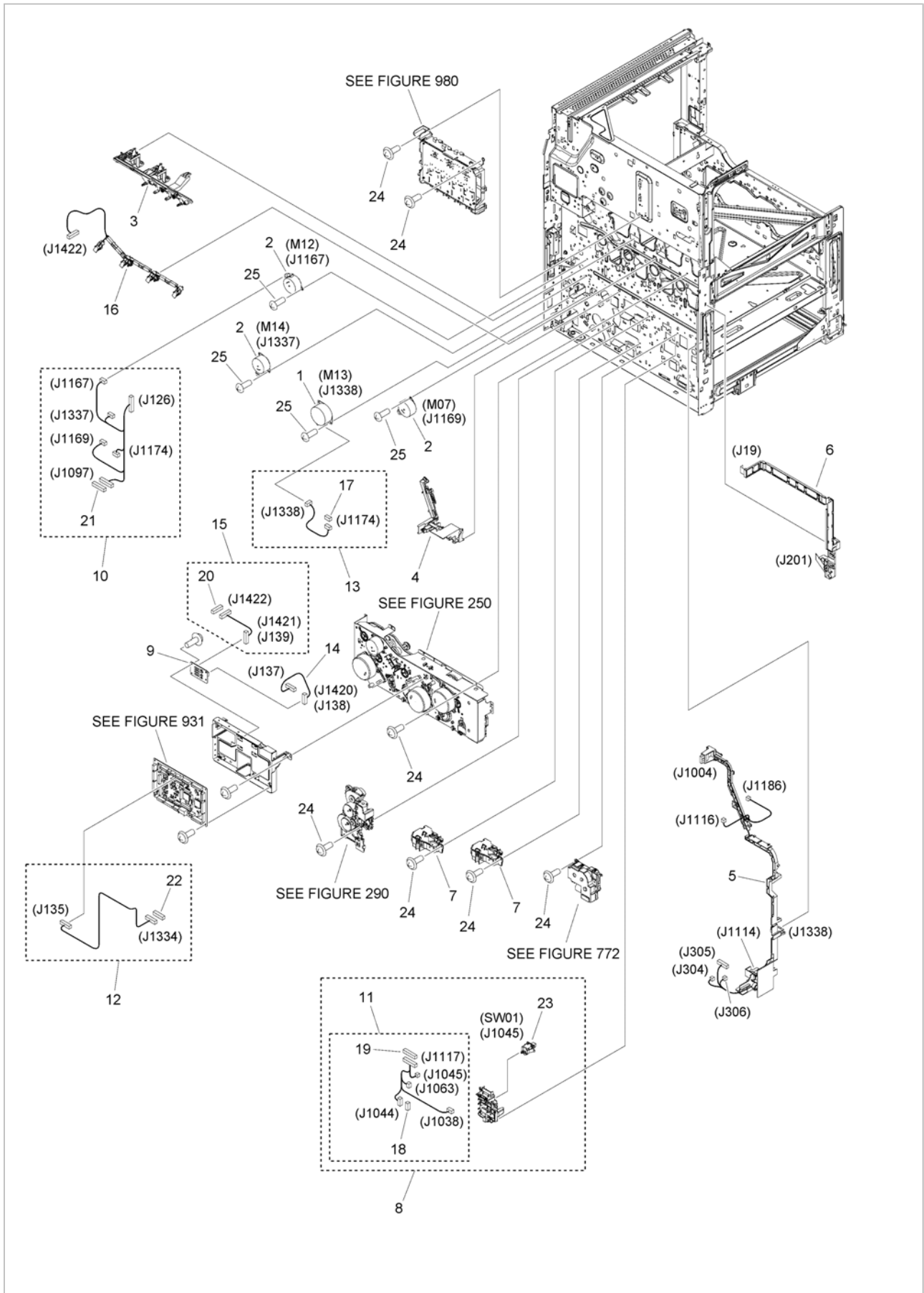
Figure 106L MACHINE REAR PLATE 1 (AU, SG, HK, KR C3320)





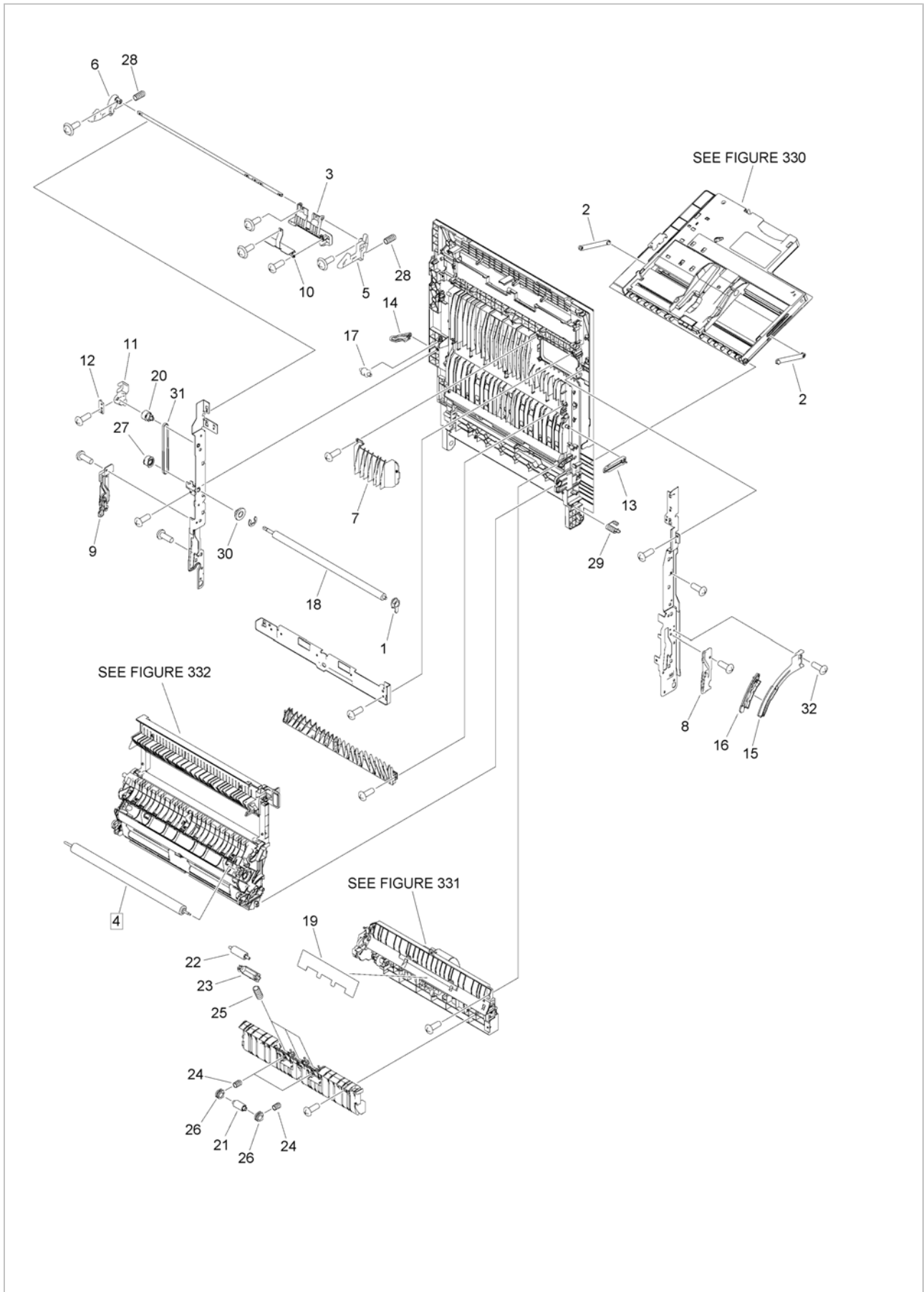
FIG/KEY	PART NUMBER	RANK	QTY	DESCRIPTION	REMARKS
106L	NPN		RF	MACHINE REAR PLATE 1	AU, SG, HK, KR C3320
1	FE3-9859-000		1	LABEL, QUICK START CAUTION	
2	FK4-0275-000		1	CABLE, SATA POWER	
3	FK4-0276-000		1	CABLE, SATA SIGNAL	
4	FK4-1550-000		1	HARD DISK DRIVE, MQ01ABF032	
5	WC2-5806-000		1	SWITCH, PUSH	SW27
6	FM1-B217-000		4	DEVELOPING H.V. GUIDE ASSEMBLY	
7	FM1-B218-000		1	CORONA H.V. GUIDE ASSEMBLY, C	
8	FM1-B219-000		1	CORONA H.V. GUIDE ASSEMBLY, BK	
9	FM1-B220-000		1	CORONA H.V. GUIDE ASSEMBLY, Y	
10	FM1-B221-000		1	CORONA H.V. GUIDE ASSEMBLY, M	
11	FM1-B227-000		1	INTERLOCK SWITCH ASSEMBLY	SW12
12	FM1-C283-000		1	MULTI REEL ASSEMBLY	
13	FM1-D811-000		1	CABLE, AC DRIVER	
14	FM1-D815-000		1	CABLE, HEATER	
15	FM1-D818-000		1	CABLE, DDIP	
16	FM1-D824-000		1	CABLE, FEED	
17	FM1-D827-000		1	CABLE, PICK-UP	
18	FM1-D841-000		1	CABLE, ECO-ID	
19	VS1-7177-002		1	CONNECTOR, SNAP TIGHT, BK	
20	VS1-7177-008		1	CONNECTOR, SNAP TIGHT, BK	
21	VS1-7440-011		1	CONNECTOR, SNAP TIGHT, W	
22	VS1-7504-015		1	CONNECTOR, SNAP TIGHT, W	
23	XA9-1671-000		15	SCREW, D, M3X8	
24	XH9-0149-000		4	DAMPER, CUSHION	
25	XZ1-1301-005		4	SPACER	

Figure 107 MACHINE REAR PLATE 2



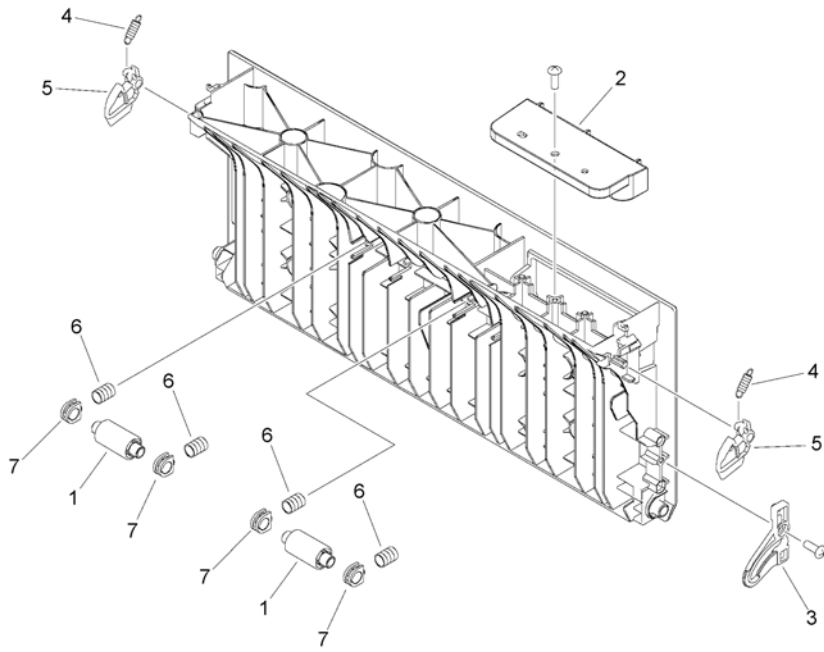
FIG/KEY	PART NUMBER	RANK	QTY	DESCRIPTION	REMARKS
107	NPN		RF	MACHINE REAR PLATE 2	
1	FK4-0640-000		1	MOTOR, STEPPING	M13
2	FK4-0641-000		3	MOTOR, STEPPING	M07, M12, M14
3	FM1-B216-000		1	H. V. CONTACT GUIDE ASSEMBLY	
4	FM1-B222-000		1	SECONDARY H.V. GUIDE ASSEMBLY	
5	FM1-B495-000		1	CABLE, HEATER	
6	FM1-B497-000		1	FLEXIBLE FLAT CABLE ASSEMBLY	
7	FM1-B670-000		2	CASSETTE AUTO CLOSE ASSEMBLY	
8	FM1-D185-000		1	WASTE TONER FULL DETECT ASS'Y	
9	FM1-D808-000		1	PRE-EXPOSURE DRIVER PCB ASS'Y	
10	FM1-D834-000		1	CABLE, FEED MOTOR	
11	FM1-D838-000		1	CABLE, WASTE TONER SENSOR	
12	FM1-D853-000		1	CABLE, BOTTLE CONNECTOR	
13	FM1-D857-000		1	CABLE, EXTRACTION MOTOR	
14	FM1-D864-000		1	CABLE, LED DRIVER CONNECTING	
15	FM1-D865-000		1	CABLE, LED DRIVER RELAY	
16	FM1-K255-000		1	PRE-EXPOSURE CABLE GUIDE UNIT	
17	VS1-7177-004		1	CONNECTOR, SNAP TIGHT, BK	
18	VS1-7177-005		1	CONNECTOR, SNAP TIGHT, BK	
19	VS1-7177-013		1	CONNECTOR, SNAP TIGHT	
20	VS1-8412-009		1	CONNECTOR, SNAP TIGHT, BL	
21	VS1-8412-013		1	CONNECTOR, SNAP TIGHT, BL	
22	VS1-8959-008		1	CONNECTOR, SNAP TIGHT, 8P, W	
23	WC2-5806-000		1	SWITCH, PUSH	SW01
24	XA9-1671-000		19	SCREW, D, M3X8	
25	XA9-1833-000		8	SCREW, D, M3X6	

Figure 111C RIGHT DOOR ASSEMBLY



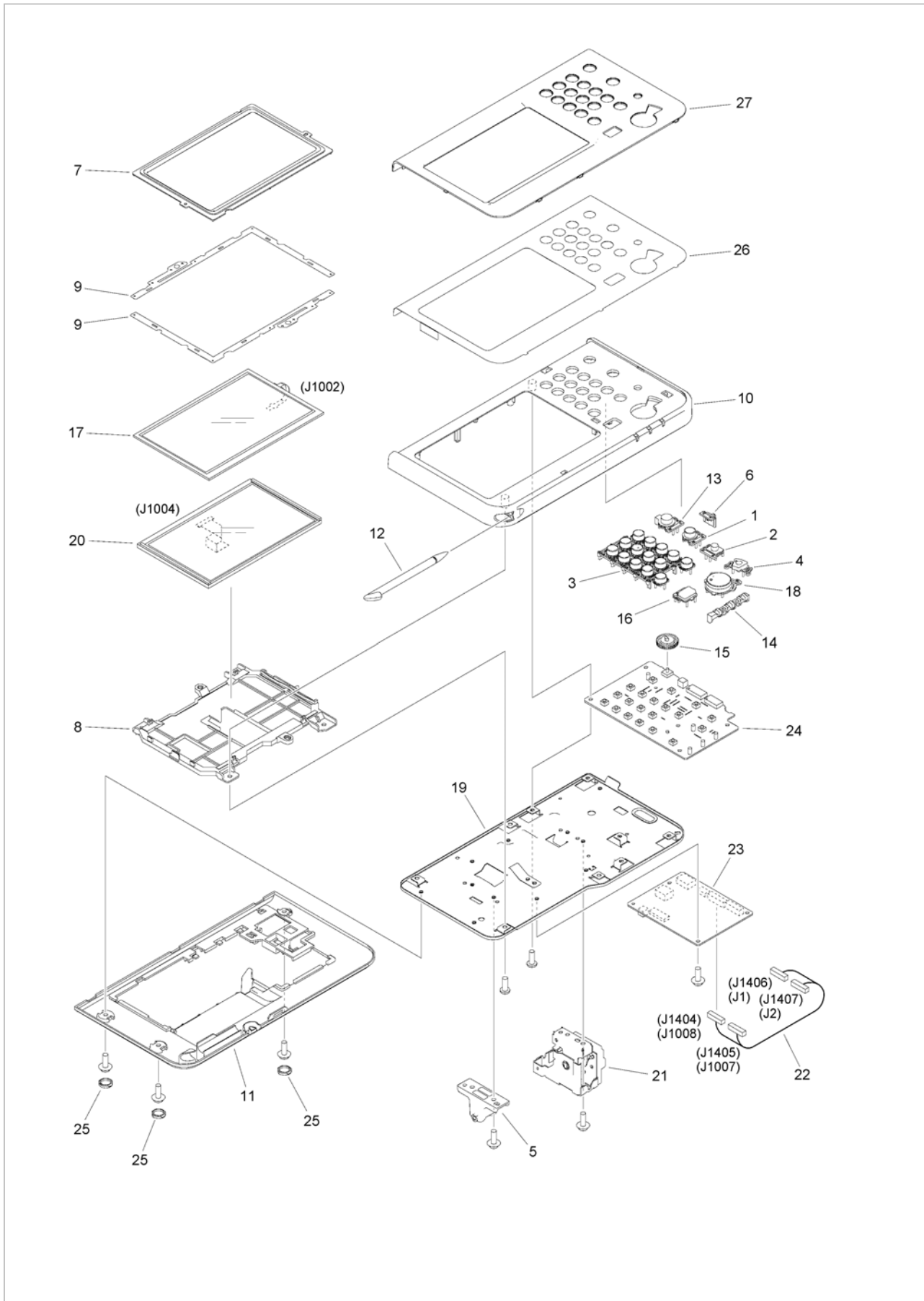
FIG/KEY	PART NUMBER	RANK	QTY	DESCRIPTION	REMARKS
111C	FM1-B205-000		1	RIGHT DOOR ASSEMBLY	SEE NOTE
1	FC0-5876-000		1	BUSHING	
2	FE3-0438-000		2	LINK, MULTI PAPER PICK-UP TRAY	
3	FE3-1414-000		1	LATCH	
4	FE3-4783-000		1	ROLLER, 2ND TRNSFR. OUTER	[DP]
5	FE3-5602-000		1	LATCH, FRONT	
6	FE3-5603-000		1	LATCH, REAR	
7	FE3-5643-000		1	COVER, HANDLE	
8	FE3-9572-000		1	RAIL, STOPPER, FRONT	
9	FE3-9573-000		1	RAIL, STOPPER, REAR	
10	FE3-9574-000		1	PLATE, HANDLE GROUNDING	
11	FE3-9804-000		1	HOLDER, DUPLEXING GEAR	
12	FE3-9805-000		1	CLAMP, GEAR HOLDER	
13	FE4-1749-000		1	STOPPER, DUPLEXING, FRONT	
14	FE4-1750-000		1	STOPPER, DUPLEXING, REAR	
15	FE4-1755-000		1	RACK, DAMPER	
16	FE4-1970-000		1	SLIDER	
17	FE4-2084-000		1	ROLLER, REEL	
18	FLO-3979-000		1	ROLLER, DUPLEXING	
19	FLO-4784-000		1	SHEET	
20	FM1-B207-000		1	DUPLEXING REVERSE GEAR ASS'Y	
21	FC0-7610-000		2	ROLLER, DRIVEN ROLLER	
22	FE3-1417-000		3	ROLLER, PAPER FEED	
23	FE3-6162-000		3	HOLDER, ROLLER	
24	FE3-9579-000		4	SPRING, COMPRESSION	
25	FU2-0218-000		3	SPRING, COMPRESSION	
26	FU2-1030-000		4	BUSHING	
27	FU2-0184-000		1	PULLEY, 21T	
28	FU2-0185-000		2	SPRING, COMPRESSION	
29	FU2-0852-000		1	SPRING, GROUNDING	
30	FU2-1074-000		1	BUSHING	
31	XF2-1613-140		1	BELT, TIMING	
32	XA9-1671-000		1	SCREW, D, M3X8	

Figure 112 RIGHT DOOR ASSEMBLY, LOWER



FIG/KEY	PART NUMBER	RANK	QTY	DESCRIPTION	REMARKS
112	FM1-B244-000		1	RIGHT DOOR ASSEMBLY, LOWER	
1	FC0-7610-000		2	ROLLER, DRIVEN ROLLER	
2	FE3-1536-000		1	HANDLE, DOOR	
3	FE3-3604-000		1	STOPPER, DOOR	
4	FE3-6495-000		2	SPRING, TENSION	
5	FE3-8940-000		2	HOOK	
6	FE3-9579-000		4	SPRING, COMPRESSION	
7	FU2-1030-000		4	BUSHING	

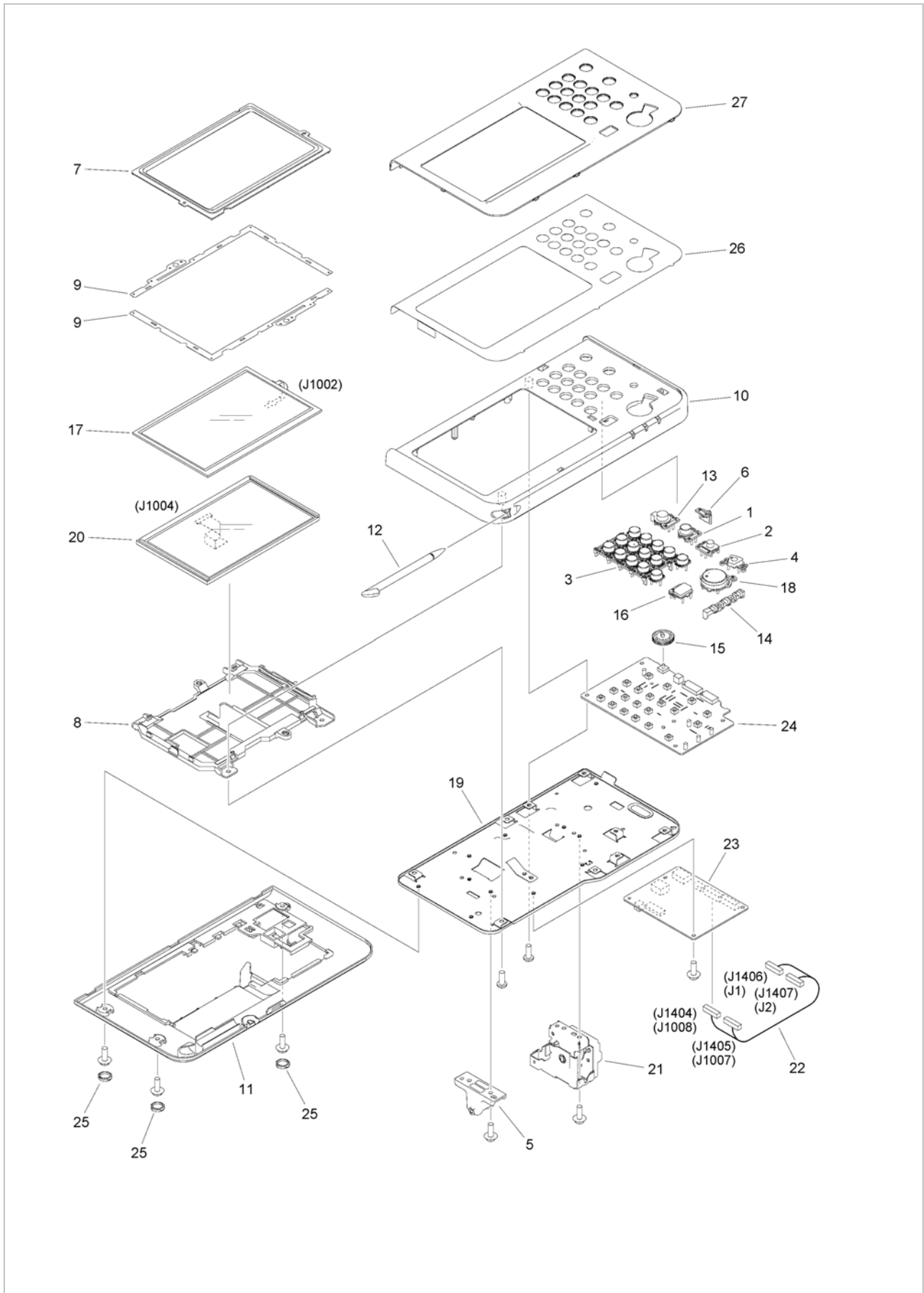
Figure 130G CONTROL PANEL ASSEMBLY (C3320)





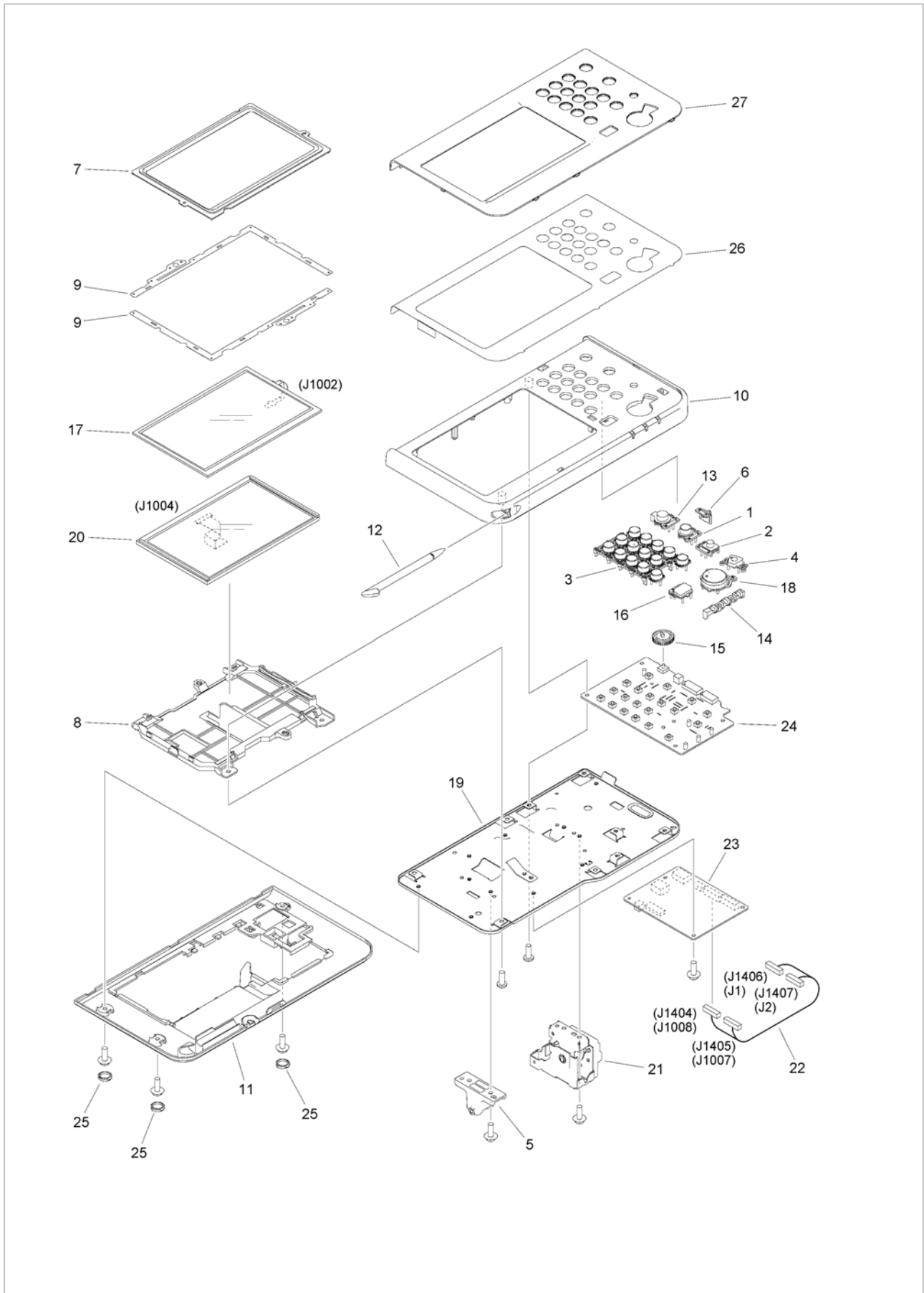
FIG/KEY	PART NUMBER	RANK	QTY	DESCRIPTION	REMARKS
130G	FM1-A612-000		1	CONTROL PANEL ASSEMBLY	C3320
1	FC8-8649-000		1	KEY TOP, SETTINGS/REGISTRATION	
2	FC8-8655-000		1	KEY TOP, COUNTER CHECK	
3	FC9-5290-000		1	KEY TOP, NUMBERS	
4	FE3-1334-000		1	KEY, STOP	
5	FE3-1336-000		1	PILLAR, HINGE	
6	FE3-1337-000		1	KEY, VOLUME	
7	FE3-1345-000		1	COVER, TOUCH PANEL	
8	FE3-2473-000		1	COVER, LCD	
9	FE3-2474-000		2	SHEET, ELES. PREVENTION	
10	FE3-2475-000		1	BASE, COVER, UPPER	
11	FE3-2476-000		1	COVER, LOWER	
12	FE3-2478-000		1	PEN, PANEL TOUCH	
13	FE3-2487-000		1	KEY TOP, ENERGY SAVE	
14	FE3-2489-000		1	COVER, LAMP	
15	FE3-7557-000		1	KEY TOP, BRIGHTNESS ADJUSTMENT	
16	FE3-9931-000		1	KEY TOP, RESET	
17	FK4-0092-000		1	PANEL, TOUCH	
18	FL0-1151-000		1	KEY TOP, START	
19	FL0-2942-000		1	STAY, CONTROL PANEL ASSEMBLY	
20	FL0-5115-000		1	LCD	
21	FM1-B223-000		1	HINGE, CONTROL PANEL ASSEMBLY	
22	FM1-B841-000		1	CABLE, NUMBERS KEY	
23	FM1-B842-000		1	CPU PCB ASSEMBLY	
24	FM1-B843-000		1	NUMBERS KEY PCB ASSEMBLY	
25	FE3-9169-000		3	CAP	
26	FE3-8367-000		1	SHEET, CONTROL PANEL	SEE NOTE
27	FE3-2480-000		1	COVER, UPPER	SEE NOTE

Figure 130H CONTROL PANEL ASSEMBLY (C3330i)



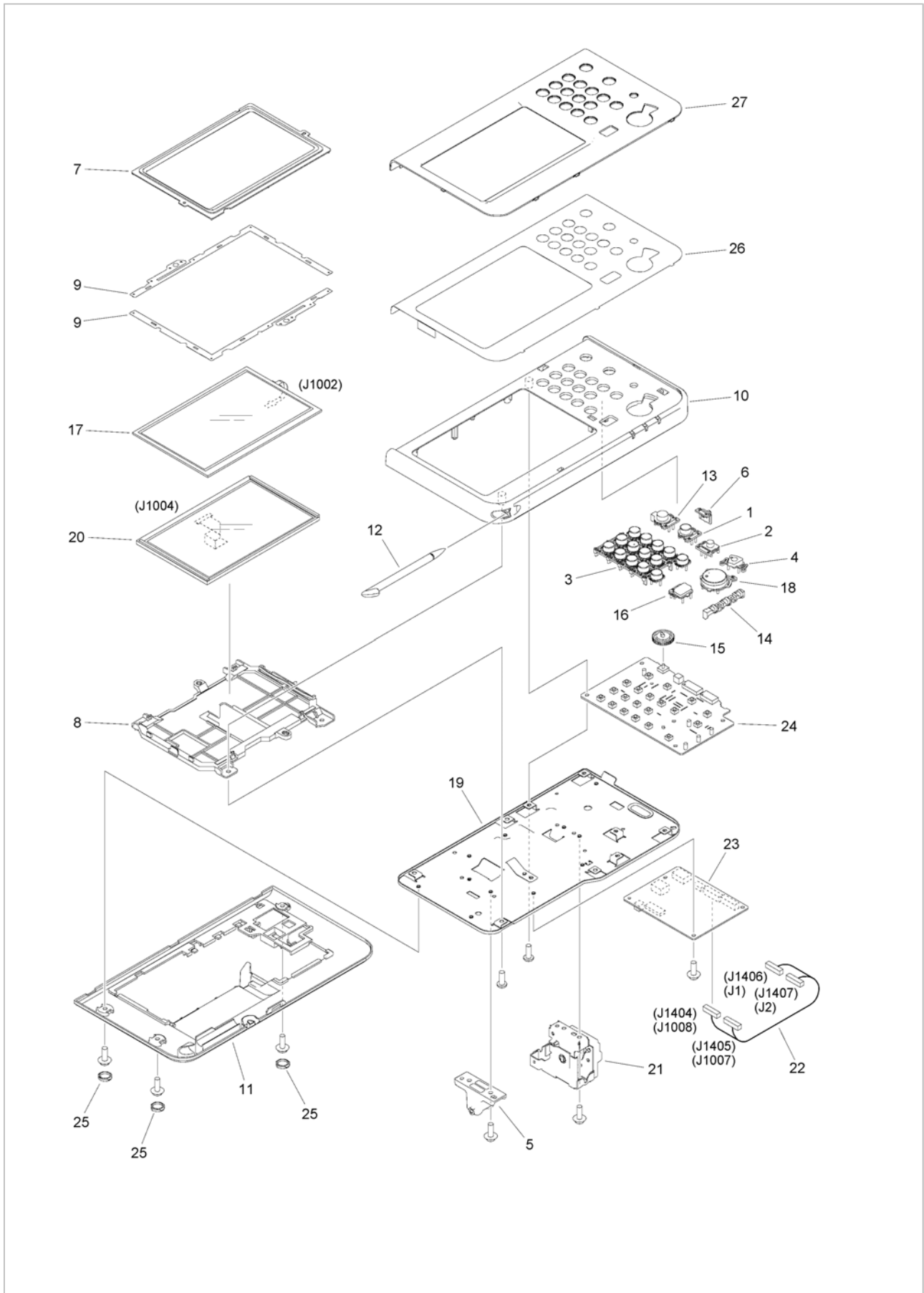
FIG/KEY	PART NUMBER	RANK	QTY	DESCRIPTION	REMARKS
130H	FM1-A612-000		1	CONTROL PANEL ASSEMBLY	C3330i
1	FC8-8649-000		1	KEY TOP, SETTINGS/REGISTRATION	
2	FC8-8655-000		1	KEY TOP, COUNTER CHECK	
3	FC9-5290-000		1	KEY TOP, NUMBERS	
4	FE3-1334-000		1	KEY, STOP	
5	FE3-1336-000		1	PILLAR, HINGE	
6	FE3-1337-000		1	KEY, VOLUME	
7	FE3-1345-000		1	COVER, TOUCH PANEL	
8	FE3-2473-000		1	COVER, LCD	
9	FE3-2474-000		2	SHEET, ELES. PREVENTION	
10	FE3-2475-000		1	BASE, COVER, UPPER	
11	FE3-2476-000		1	COVER, LOWER	
12	FE3-2478-000		1	PEN, PANEL TOUCH	
13	FE3-2487-000		1	KEY TOP, ENERGY SAVE	
14	FE3-2489-000		1	COVER, LAMP	
15	FE3-7557-000		1	KEY TOP, BRIGHTNESS ADJUSTMENT	
16	FE3-9931-000		1	KEY TOP, RESET	
17	FK4-0092-000		1	PANEL, TOUCH	
18	FL0-1151-000		1	KEY TOP, START	
19	FL0-2942-000		1	STAY, CONTROL PANEL ASSEMBLY	
20	FL0-5115-000		1	LCD	
21	FM1-B223-000		1	HINGE, CONTROL PANEL ASSEMBLY	
22	FM1-B841-000		1	CABLE, NUMBERS KEY	
23	FM1-B842-000		1	CPU PCB ASSEMBLY	
24	FM1-B843-000		1	NUMBERS KEY PCB ASSEMBLY	
25	FE3-9169-000		3	CAP	
26	FE4-1874-000		1	SHEET, CONTROL PANEL	SEE NOTE
27	FE3-2480-000		1	COVER, UPPER	SEE NOTE

Figure 130J CONTROL PANEL ASSEMBLY (C3325i)



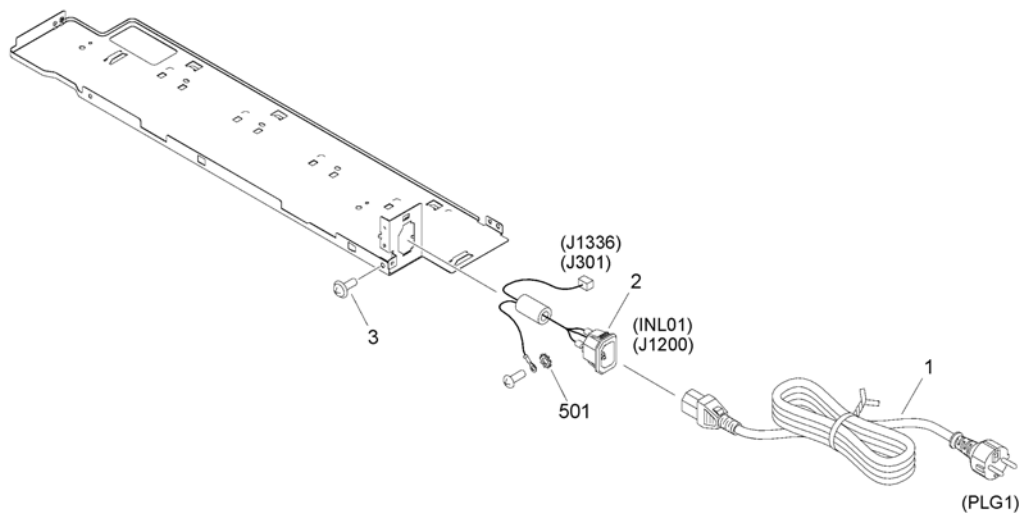
FIG/KEY	PART NUMBER	RANK	QTY	DESCRIPTION	REMARKS
130J	FM1-A612-000		1	CONTROL PANEL ASSEMBLY	C3325i
1	FC8-8649-000		1	KEY TOP, SETTINGS/REGISTRATION	
2	FC8-8655-000		1	KEY TOP, COUNTER CHECK	
3	FC9-5290-000		1	KEY TOP, NUMBERS	
4	FE3-1334-000		1	KEY, STOP	
5	FE3-1336-000		1	PILLAR, HINGE	
6	FE3-1337-000		1	KEY, VOLUME	
7	FE3-1345-000		1	COVER, TOUCH PANEL	
8	FE3-2473-000		1	COVER, LCD	
9	FE3-2474-000		2	SHEET, ELES. PREVENTION	
10	FE3-2475-000		1	BASE, COVER, UPPER	
11	FE3-2476-000		1	COVER, LOWER	
12	FE3-2478-000		1	PEN, PANEL TOUCH	
13	FE3-2487-000		1	KEY TOP, ENERGY SAVE	
14	FE3-2489-000		1	COVER, LAMP	
15	FE3-7557-000		1	KEY TOP, BRIGHTNESS ADJUSTMENT	
16	FE3-9931-000		1	KEY TOP, RESET	
17	FK4-0092-000		1	PANEL, TOUCH	
18	FL0-1151-000		1	KEY TOP, START	
19	FL0-2942-000		1	STAY, CONTROL PANEL ASSEMBLY	
20	FL0-5115-000		1	LCD	
21	FM1-B223-000		1	HINGE, CONTROL PANEL ASSEMBLY	
22	FM1-B841-000		1	CABLE, NUMBERS KEY	
23	FM1-B842-000		1	CPU PCB ASSEMBLY	
24	FM1-B843-000		1	NUMBERS KEY PCB ASSEMBLY	
25	FE3-9169-000		3	CAP	
26	FE4-1873-000		1	SHEET, CONTROL PANEL	SEE NOTE
27	FE3-2480-000		1	COVER, UPPER	SEE NOTE

Figure 130K CONTROL PANEL ASSEMBLY (C3320i)



FIG/KEY	PART NUMBER	RANK	QTY	DESCRIPTION	REMARKS
130K	FM1-A612-000		1	CONTROL PANEL ASSEMBLY	C3320i
1	FC8-8649-000		1	KEY TOP, SETTINGS/REGISTRATION	
2	FC8-8655-000		1	KEY TOP, COUNTER CHECK	
3	FC9-5290-000		1	KEY TOP, NUMBERS	
4	FE3-1334-000		1	KEY, STOP	
5	FE3-1336-000		1	PILLAR, HINGE	
6	FE3-1337-000		1	KEY, VOLUME	
7	FE3-1345-000		1	COVER, TOUCH PANEL	
8	FE3-2473-000		1	COVER, LCD	
9	FE3-2474-000		2	SHEET, ELES. PREVENTION	
10	FE3-2475-000		1	BASE, COVER, UPPER	
11	FE3-2476-000		1	COVER, LOWER	
12	FE3-2478-000		1	PEN, PANEL TOUCH	
13	FE3-2487-000		1	KEY TOP, ENERGY SAVE	
14	FE3-2489-000		1	COVER, LAMP	
15	FE3-7557-000		1	KEY TOP, BRIGHTNESS ADJUSTMENT	
16	FE3-9931-000		1	KEY TOP, RESET	
17	FK4-0092-000		1	PANEL, TOUCH	
18	FL0-1151-000		1	KEY TOP, START	
19	FL0-2942-000		1	STAY, CONTROL PANEL ASSEMBLY	
20	FL0-5115-000		1	LCD	
21	FM1-B223-000		1	HINGE, CONTROL PANEL ASSEMBLY	
22	FM1-B841-000		1	CABLE, NUMBERS KEY	
23	FM1-B842-000		1	CPU PCB ASSEMBLY	
24	FM1-B843-000		1	NUMBERS KEY PCB ASSEMBLY	
25	FE3-9169-000		3	CAP	
26	FE4-1872-000		1	SHEET, CONTROL PANEL	SEE NOTE
27	FE3-2480-000		1	COVER, UPPER	SEE NOTE

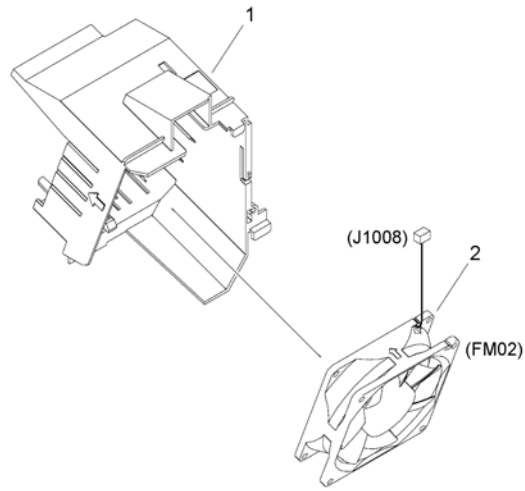
Figure 140D POWER CORD TERMINAL ASSEMBLY (230V EUR, AU, SG, HK, KR)





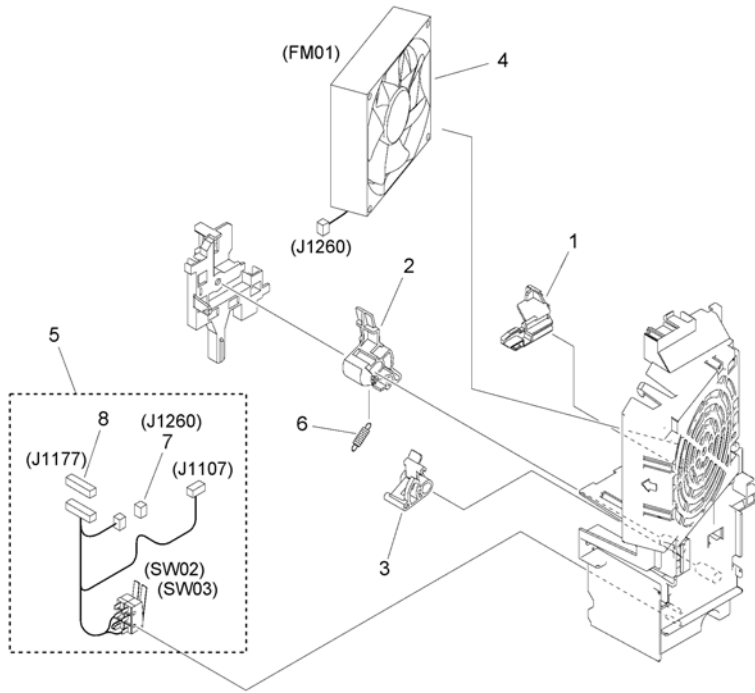
FIG/KEY	PART NUMBER	RANK	QTY	DESCRIPTION	REMARKS
140D	NPN		RF	POWER CORD TERMINAL ASSEMBLY	230V EUR, AU, SG, HK, KR
1	FH2-7080-000		1	CORD, POWER, 230V	PLG1
2	FM1-D848-000		1	CABLE, INLET	INL01
3	XA9-1671-000		1	SCREW, D, M3X8	
501	XD1-4200-402		1	WASHER, TOOTHED LOCK, M4	

Figure 190 POWER SUPPLY FAN ASSEMBLY



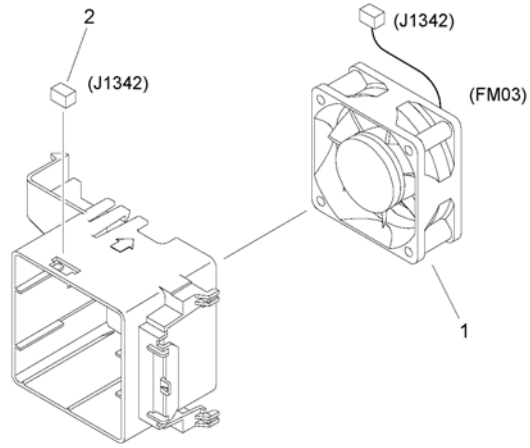
FIG/KEY	PART NUMBER	RANK	QTY	DESCRIPTION	REMARKS
190	NPN		RF	POWER SUPPLY FAN ASSEMBLY	
1	FE3-0845-000		1	HOLDER, FAN	
2	FK2-0360-000		1	FAN	FM02

Figure 191 FRONT FAN ASSEMBLY



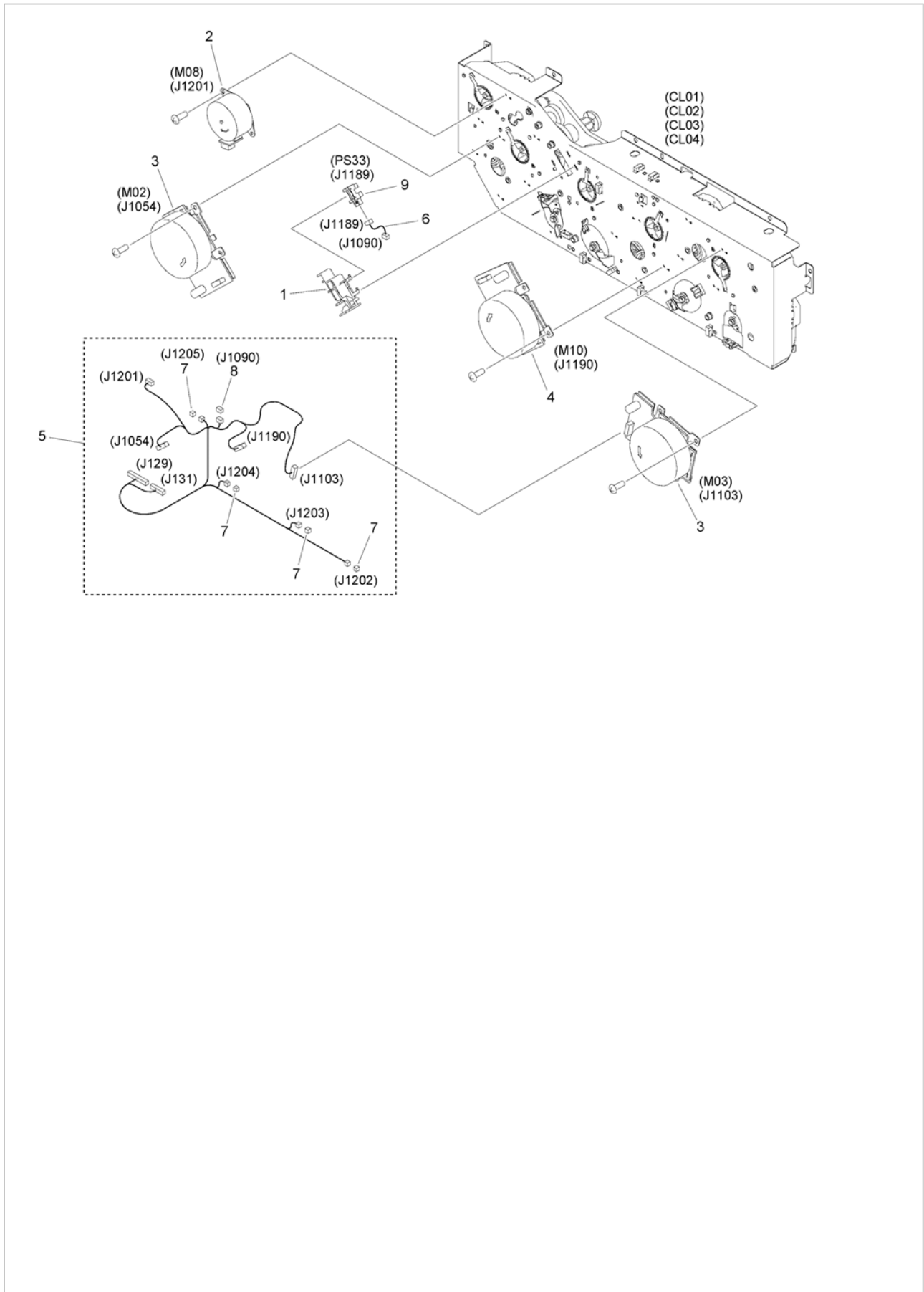
FIG/KEY	PART NUMBER	RANK	QTY	DESCRIPTION	REMARKS
191	NPN		RF	FRONT FAN ASSEMBLY	
1	FC0-6580-000		1	LEVER, LOCK	
2	FE3-0817-000		1	ARM, INTERLOCK, 1	
3	FE3-0849-000		1	ARM, INTERLOCK, 2	
4	FK4-0636-000		1	FAN	FM01
5	FM1-D831-000		1	CABLE, INTERLOCK SWITCH	SW02, SW03
6	FU2-1068-000		1	SPRING, TENSION	
7	VS1-7177-003		1	CONNECTOR, SNAP TIGHT, BK	
8	VS1-7177-009		1	CONNECTOR, 9P	

Figure 192 REAR FAN ASSEMBLY



FIG/KEY	PART NUMBER	RANK	QTY	DESCRIPTION	REMARKS
192	NPN		RF	REAR FAN ASSEMBLY	
1	FK2-2064-000		1	FAN	FM03
2	VS1-7177-003		1	CONNECTOR, SNAP TIGHT, BK	

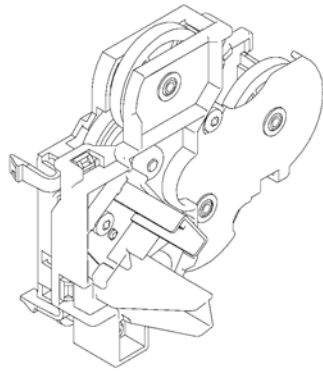
Figure 250 MAIN DRIVE ASSEMBLY





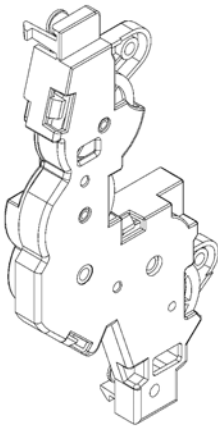
FIG/KEY	PART NUMBER	RANK	QTY	DESCRIPTION	REMARKS
250	FM1-A611-000		1	MAIN DRIVE ASSEMBLY	CL01, CL02, CL03, CL04
1	FE3-4887-000		1	HOLDER, SENSOR	
2	FK4-0641-000		1	MOTOR, STEPPING	M08
3	FK4-0800-000		2	MOTOR, DC BRUSHLESS	M02, M03
4	FK4-0809-000		1	MOTOR, DC BRUSHLESS	M10
5	FM1-D835-000		1	CABLE, MAIN DRIVE	
6	FM1-D849-000		1	CABLE, SENSOR	
7	VS1-7177-002		4	CONNECTOR, SNAP TIGHT, BK	
8	VS1-7177-003		1	CONNECTOR, SNAP TIGHT, BK	
9	WG8-5935-000		1	IC, PHOTO INTERRUPTER	PS33

Figure 260 REGISTRATION DRIVE ASSEMBLY



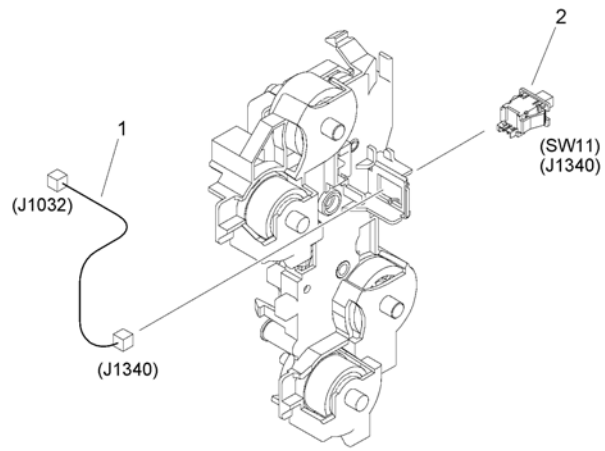
FIG/KEY	PART NUMBER	RANK	QTY	DESCRIPTION	REMARKS
260	FM1-B200-000		1	REGISTRATION DRIVE ASSEMBLY	

Figure 261 PAPER PICK-UP DRIVE ASSEMBLY



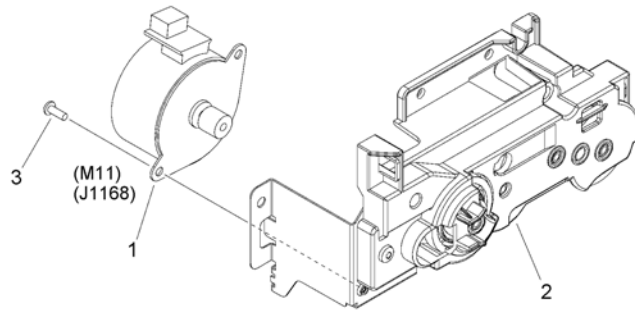
FIG/KEY	PART NUMBER	RANK	QTY	DESCRIPTION	REMARKS
261	FM1-B201-000		1	PAPER PICK-UP DRIVE ASSEMBLY	

Figure 262 VERTICAL PATH DRIVE ASSEMBLY



FIG/KEY	PART NUMBER	RANK	QTY	DESCRIPTION	REMARKS
262	FM1-B203-000		1	VERTICAL PATH DRIVE ASSEMBLY	
1	FM1-D859-000		1	CABLE, SWITCH	
2	WC2-5806-000		1	SWITCH, PUSH	SW11

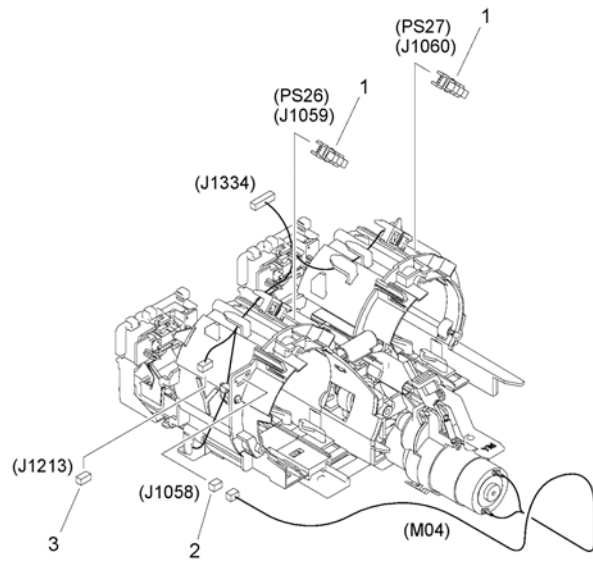
Figure 263 REVERSE DUPLEXING DRIVE ASS'Y





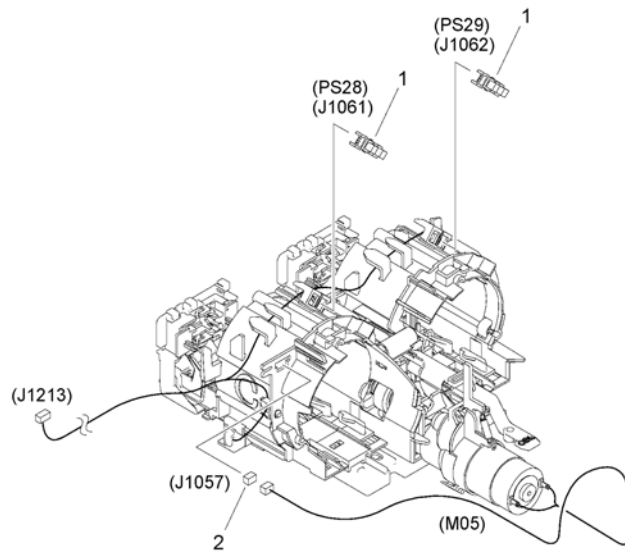
FIG/KEY	PART NUMBER	RANK	QTY	DESCRIPTION	REMARKS
263	NPN		RF	REVERSE DUPLEXING DRIVE ASS' Y	
1	FK4-0641-000		1	MOTOR, STEPPING	M11
2	FM1-B230-000		1	REVERSE DUPLEXING DRIVE ASS' Y	
3	XA9-1833-000		2	SCREW, D, M3X6	

Figure 270 BOTTLE DRIVE ASSEMBLY, Y, M



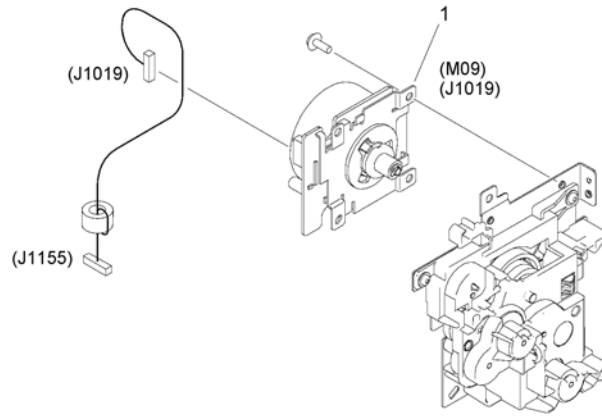
FIG/KEY	PART NUMBER	RANK	QTY	DESCRIPTION	REMARKS
270	FM1-B249-000		1	BOTTLE DRIVE ASSEMBLY, Y, M	MO4
1	WG8-5935-000		2	IC, PHOTO INTERRUPTER	PS26, PS27
2	VS1-7440-002		1	CONNECTOR, SNAP TIGHT	
3	VS1-8959-004		1	CONNECTOR, SNAP TIGHT, 4P, W	

Figure 271 BOTTLE DRIVE ASSEMBLY, C, K



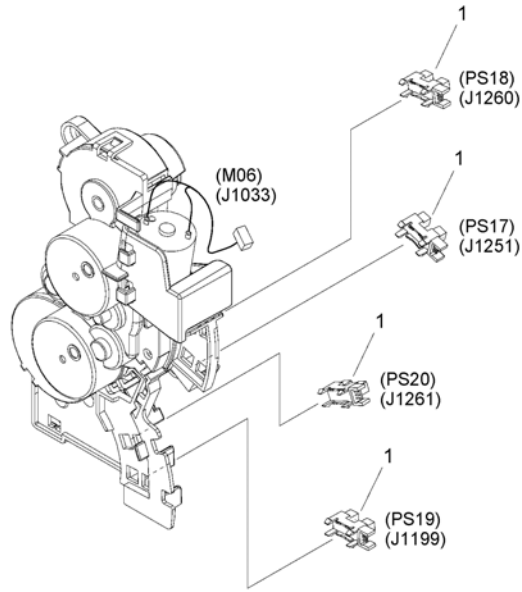
FIG/KEY	PART NUMBER	RANK	QTY	DESCRIPTION	REMARKS
271	FM1-B255-000		1	BOTTLE DRIVE ASSEMBLY, C, K	M05
1	WG8-5935-000		2	IC, PHOTO INTERRUPTER	PS28, PS29
2	VS1-7440-002		1	CONNECTOR, SNAP TIGHT	

Figure 280 FIXING DRIVE ASSEMBLY



FIG/KEY	PART NUMBER	RANK	QTY	DESCRIPTION	REMARKS
280	FM1-B261-000		1	FIXING DRIVE ASSEMBLY	
1	FM1-B263-000		1	FIXING DRIVE MOTOR ASSEMBLY	M09

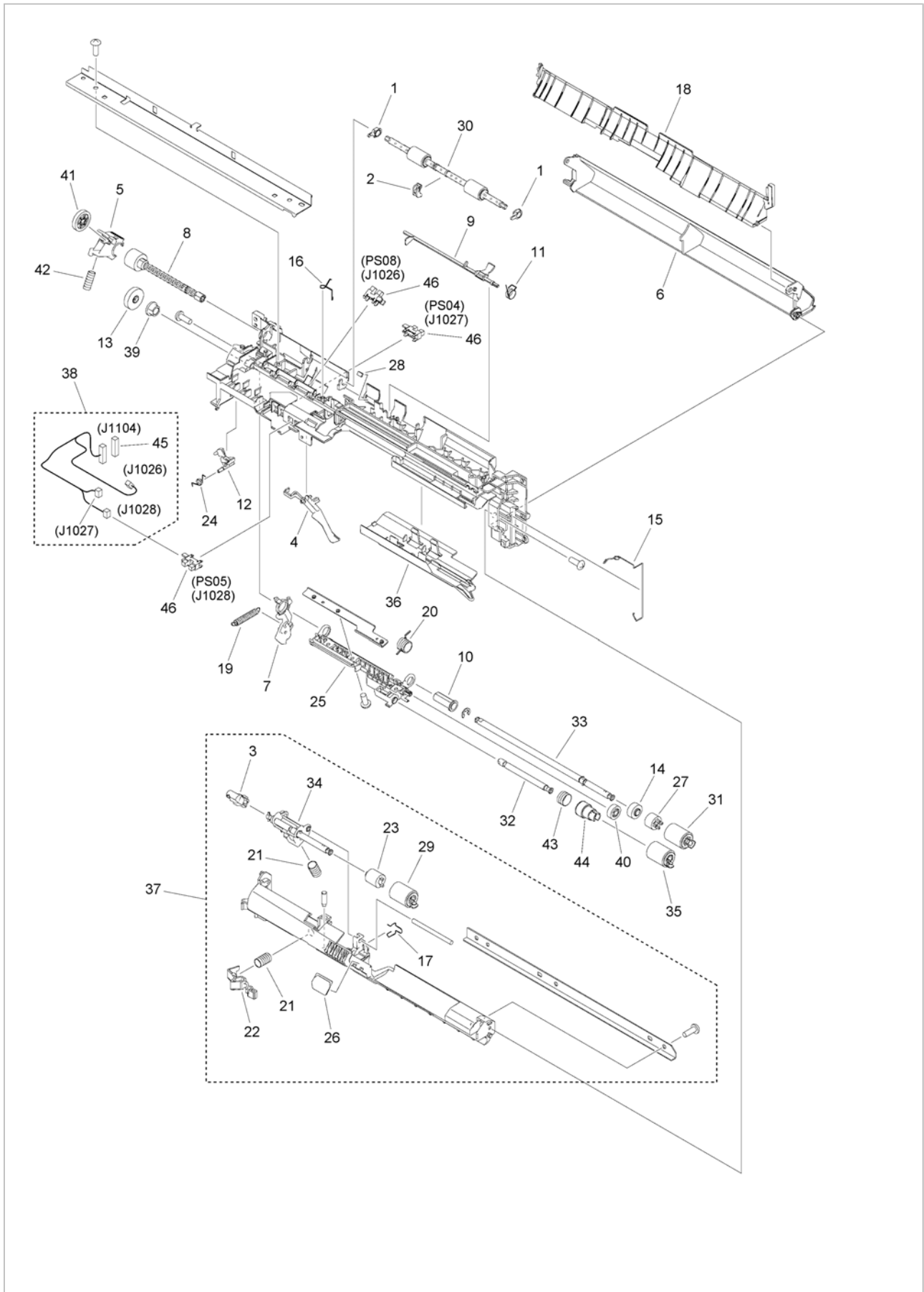
Figure 290 LIFTER DRIVE ASSEMBLY





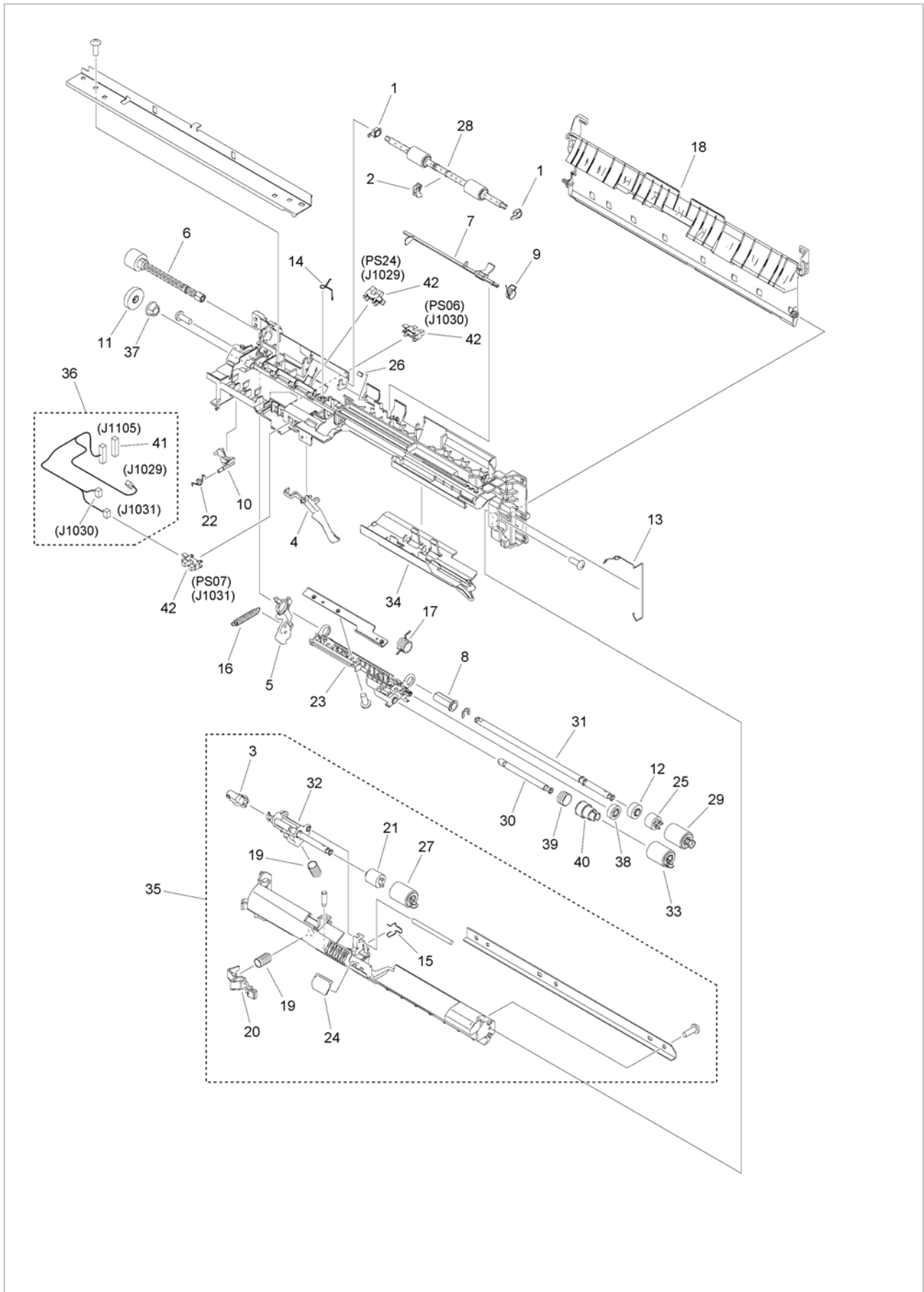
FIG/KEY	PART NUMBER	RANK	QTY	DESCRIPTION	REMARKS
290	FM1-B199-000		1	LIFTER DRIVE ASSEMBLY	M06
1	WG8-5935-000		4	IC, PHOTO INTERRUPTER	PS17, PS18, PS19, PS20

Figure 310 PAPER PICK-UP ASSEMBLY (SMALL) (SMALL CASSETTE)



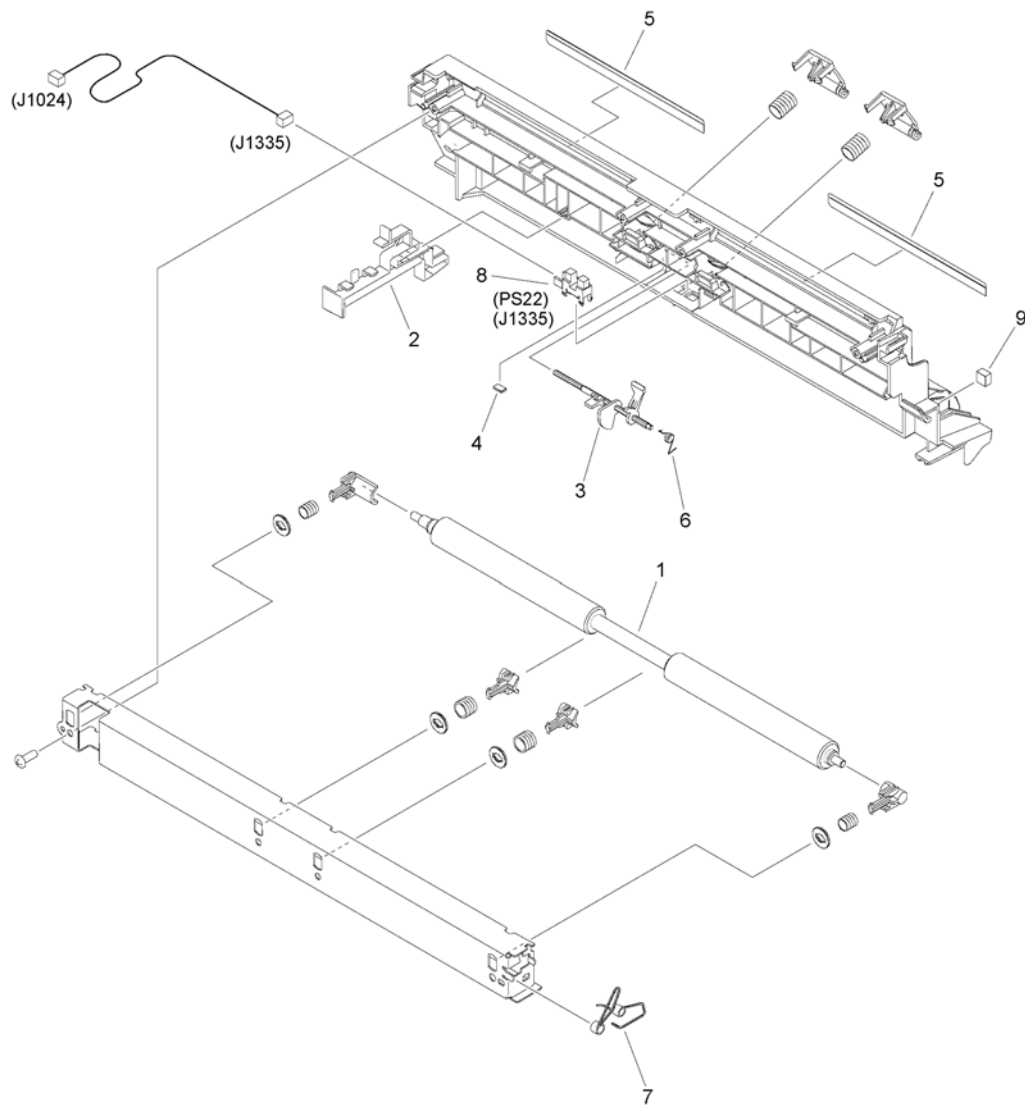
FIG/KEY	PART NUMBER	RANK	QTY	DESCRIPTION	REMARKS
310	FM1-B500-000		1	PAPER PICK-UP ASSEMBLY	SMALL SMALL CASSETTE model
1	FC0-5876-000		2	BUSHING	
2	FC0-5888-000		1	BUSHING	
3	FC0-7669-000		1	COUPLING	
4	FC0-7670-000		1	LEVER, PAPER DETECT	
5	FE3-0436-000		1	HOLDER, SWING	
6	FE3-1500-000		1	GUIDE, VERTICAL PATH, UPPER	
7	FE3-1558-000		1	ARM	
8	FE3-1586-000		1	GEAR, 21T	
9	FE3-1595-000		1	FLAG, SENSOR	
10	FE3-1617-000		1	BUSHING	
11	FE3-1619-000		1	SPRING, TORSION	
12	FE3-1650-000		1	LEVER, LATCH	
13	FE3-3590-000		1	GEAR, 26T	
14	FE3-4861-000		1	GEAR, 23T	
15	FE3-5669-000		1	SPRING, GROUNDING	
16	FE3-6168-000		1	SPRING, GROUNDING	
17	FE3-6170-000		1	SPRING, GROUNDING	
18	FE3-6429-000		1	GUIDE, VERTICAL PATH, LOWER	
19	FE3-7684-000		1	SPRING, TENSION	
20	FE3-7685-000		1	SPRING, TORSION	
21	FE4-0215-000		2	SPRING, COMPRESSION	
22	FE4-1504-000		1	LEVER, ESTRANGEMENT	
23	FE4-1528-000		1	LIMITTER, TORQUE	
24	FE4-1660-000		1	SPRING, TORSION	
25	FE4-8286-000		1	HOLDER, PAPER PICK-UP ROLLER	
26	FLO-1161-000		1	SHEET, GUIDE	
27	FLO-1515-000		1	ONE-WAY CLUTCH ASSEMBLY	
28	FLO-1516-000		1	DAMPER	
29	FLO-1674-000		1	ROLLER, SEPARATION	
30	FLO-1834-000		1	ROLLER, EXTRACTION	
31	FLO-2885-000		1	ROLLER, PAPER PICK-UP	
32	FLO-3191-000		1	SHAFT, TRANSMISSION	
33	FLO-3632-000		1	SHAFT, PAPER PICK-UP	
34	FLO-3633-000		1	HOLDER, SEPARATION ROLLER	
35	FLO-4002-000		1	ROLLER, PAPER PICK-UP	
36	FLO-6486-000		1	GUIDE, SLIDE	
37	FM1-B236-000		1	SEPARATION ROLLER ASSEMBLY	
38	FM1-D828-000		1	CABLE, CASSETTE SENSOR	
39	FS1-1205-000		1	BUSHING	
40	FU2-0248-000		1	GEAR, 22T	
41	FU2-0449-000		1	GEAR, 25T	
42	FU2-0451-000		1	SPRING, COMPRESSION	
43	FU2-1069-000		1	SPRING, COMPRESSION	
44	FU2-1414-000		1	GEAR, 23T	
45	VS1-7177-009		1	CONNECTOR, 9P	
46	WG8-5935-000		3	IC, PHOTO INTERRUPTER	PS04, PS05, PS08

Figure 311 PAPER PICK-UP ASSEMBLY (LARGE)



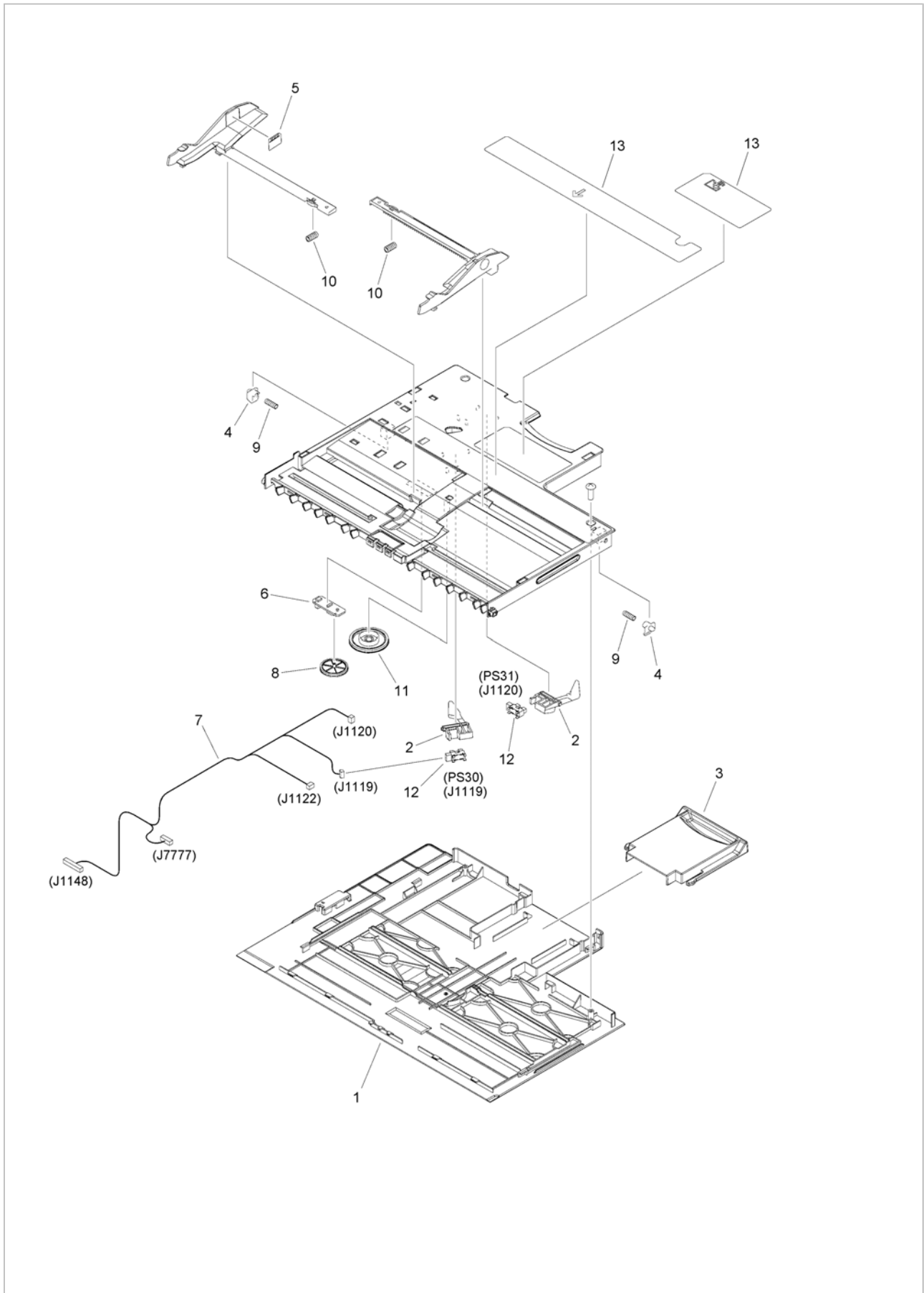
FIG/KEY	PART NUMBER	RANK	QTY	DESCRIPTION	REMARKS
311	FM1-B501-000		1	PAPER PICK-UP ASSEMBLY	LARGE
1	FC0-5876-000		2	BUSHING	
2	FC0-5888-000		1	BUSHING	
3	FC0-7669-000		1	COUPLING	
4	FC0-7670-000		1	LEVER, PAPER DETECT	
5	FE3-1558-000		1	ARM	
6	FE3-1586-000		1	GEAR, 21T	
7	FE3-1595-000		1	FLAG, SENSOR	
8	FE3-1617-000		1	BUSHING	
9	FE3-1619-000		1	SPRING, TORSION	
10	FE3-1650-000		1	LEVER, LATCH	
11	FE3-3590-000		1	GEAR, 26T	
12	FE3-4861-000		1	GEAR, 23T	
13	FE3-5669-000		1	SPRING, GROUNDING	
14	FE3-6168-000		1	SPRING, GROUNDING	
15	FE3-6170-000		1	SPRING, GROUNDING	
16	FE3-7684-000		1	SPRING, TENSION	
17	FE3-7685-000		1	SPRING, TORSION	
18	FE3-8285-000		1	GUIDE, VERTICAL PATH, LOWER	
19	FE4-0215-000		2	SPRING, COMPRESSION	
20	FE4-1504-000		1	LEVER, ESTRANGEMENT	
21	FE4-1528-000		1	LIMITTER, TORQUE	
22	FE4-1660-000		1	SPRING, TORSION	
23	FE4-8286-000		1	HOLDER, PAPER PICK-UP ROLLER	
24	FLO-1161-000		1	SHEET, GUIDE	
25	FLO-1515-000		1	ONE-WAY CLUTCH ASSEMBLY	
26	FLO-1516-000		1	DAMPER	
27	FLO-1674-000		1	ROLLER, SEPARATION	
28	FLO-1834-000		1	ROLLER, EXTRACTION	
29	FLO-2885-000		1	ROLLER, PAPER PICK-UP	
30	FLO-3191-000		1	SHAFT, TRANSMISSION	
31	FLO-3632-000		1	SHAFT, PAPER PICK-UP	
32	FLO-3633-000		1	HOLDER, SEPARATION ROLLER	
33	FLO-4002-000		1	ROLLER, PAPER PICK-UP	
34	FLO-6486-000		1	GUIDE, SLIDE	
35	FM1-B236-000		1	SEPARATION ROLLER ASSEMBLY	
36	FM1-D828-000		1	CABLE, CASSETTE SENSOR	
37	FS1-1205-000		1	BUSHING	
38	FU2-0248-000		1	GEAR, 22T	
39	FU2-1069-000		1	SPRING, COMPRESSION	
40	FU2-1414-000		1	GEAR, 23T	
41	VS1-7177-009		1	CONNECTOR, 9P	
42	WG8-5935-000		3	IC, PHOTO INTERRUPTER	PS06, PS07, PS24

Figure 320 REGISTRATION ASSEMBLY



FIG/KEY	PART NUMBER	RANK	QTY	DESCRIPTION	REMARKS
320	FM1-A625-000		1	REGISTRATION ASSEMBLY	
1	FE4-0470-000		1	ROLLER, REGISTRATION	
2	FE4-1026-000		1	GUIDE, CABLE	
3	FE4-1027-000		1	FLAG, SENSOR	
4	FLO-1516-000		1	DAMPER	
5	FLO-4706-000		2	SHEET	
6	FU2-0088-000		1	SPRING, TORSION	
7	FU2-0174-000		1	SPRING, GROUNDING	
8	WG8-5935-000		1	IC, PHOTO INTERRUPTER	PS22
9	FLO-7050-000		1	DAMPER	

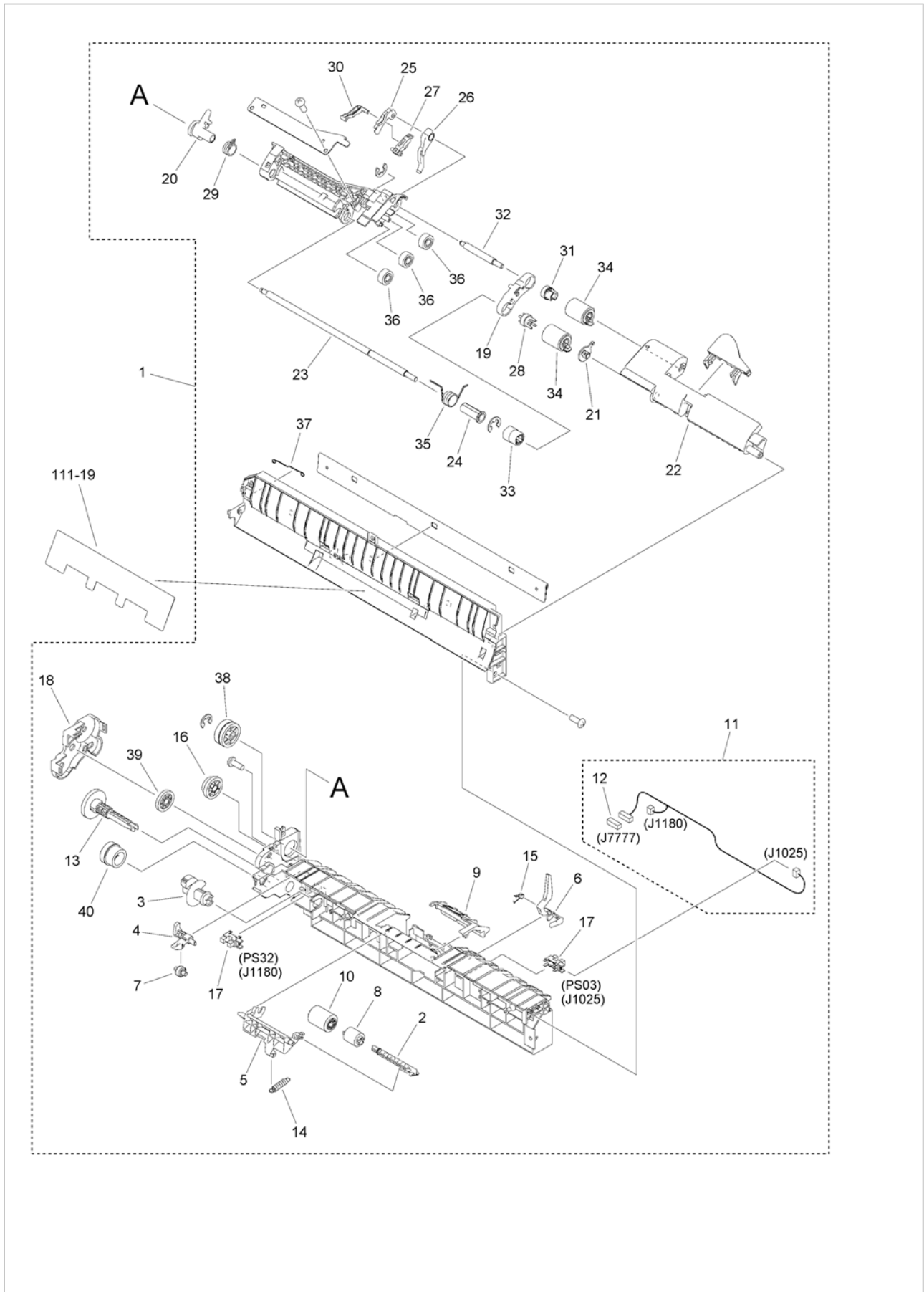
Figure 330C MULTI PAPER PICK-UP TRAY ASS'Y





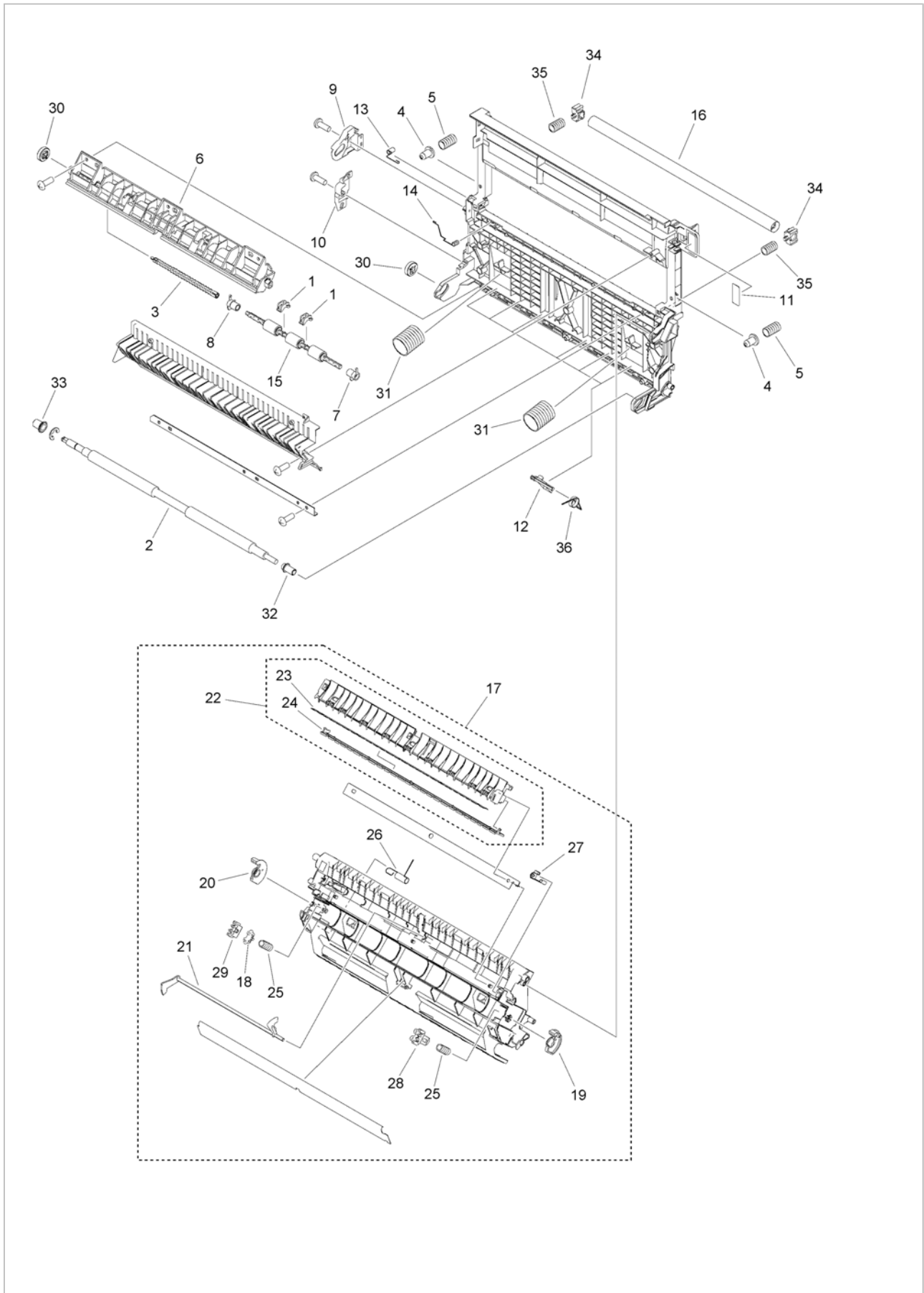
FIG/KEY	PART NUMBER	RANK	QTY	DESCRIPTION	REMARKS
330C	FM1-B211-000		1	MULTI PAPER PICK-UP TRAY ASS'Y	SEE NOTE 1
1	FE3-1542-000		1	COVER, MULTI PAPER PICK-UP TRAY	
2	FE3-1638-000		2	FLAG, LENGTH SENSOR	
3	FE3-3606-000		1	TRAY, MULTI PAPER PICK-UP SUB	
4	FE3-5650-000		2	HOOK, MULTI FEED TRAY	
5	FE3-9856-000		1	LABEL, MULTI FULL	
6	FM1-C998-000		1	PAPER WIDTH SENSING PCB ASS'Y	
7	FM1-D829-000		1	CABLE, MULTI PAPER PICK-UP	
8	FU2-0216-000		1	GEAR, 48T	
9	FU2-1067-000		2	SPRING, COMPRESSION	
10	FU2-1071-000		2	SPRING, COMPRESSION	
11	FU2-1075-000		1	GEAR, 40T/47T	
12	WG8-5935-000		2	IC, PHOTO INTERRUPTER	PS30, PS31
13	FE3-9835-000		1	LABEL, FEED MULTIPLE	SEE NOTE 2, SEE NOTE 3

Figure 331 MULTI PAPER PICK-UP ASSEMBLY



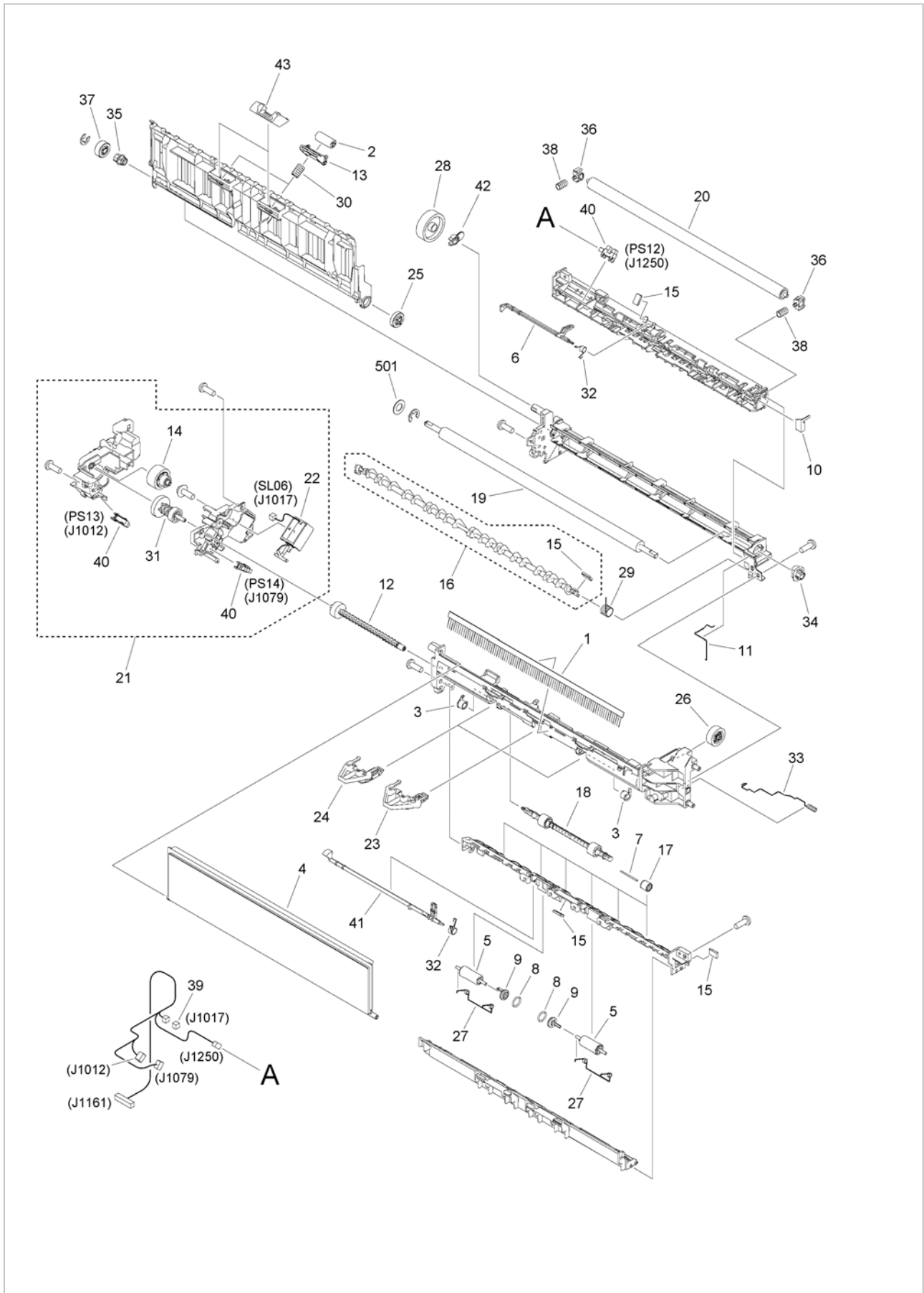
FIG/KEY	PART NUMBER	RANK	QTY	DESCRIPTION	REMARKS
331	NPN		RF	MULTI PAPER PICK-UP ASSEMBLY	
1	FM1-B666-000		1	MULTI PAPER PICK-UP ASSEMBLY	
2	FE3-0387-000		1	SHAFT, ROLLER	
3	FE3-0441-000		1	CAM, ROLLER ESTRANGEMENT	
4	FE3-0442-000		1	LINK, RELEASE	
5	FE3-1559-000		1	HOLDER, SEPARATION ROLLER	
6	FE3-1648-000		1	LEVER, PAPER PRESENCE DETECT	
7	FE4-0324-000		1	ROLLER	
8	FE4-1528-000		1	LIMITTER, TORQUE	
9	FLO-1152-000		1	COVER, SEPARATION ROLLER	
10	FLO-1674-000		1	ROLLER, SEPARATION	
11	FM1-D854-000		1	CABLE, M.P. PICK UP SENSOR	
12	VS1-7207-006		1	CONNECTOR, SNAP TIGHT	
13	FU2-0261-000		1	CAM/GEAR, 35T	
14	FU2-0263-000		1	SPRING, TENSION	
15	FU2-0264-000		1	SPRING, TORSION	
16	FU2-0450-000		1	GEAR, 19T/26T	
17	WG8-5935-000		2	IC, PHOTO INTERRUPTER	PS03, PS32
18	FE3-0435-000		1	COVER, GEAR	
19	FC0-7444-000		1	COVER, GEAR	
20	FE4-8807-000		1	LINK, RELEASE	
21	FE3-0444-000		1	BUSHING	
22	FE3-1541-000		1	COVER, ROLLER	
23	FE3-1553-000		1	SHAFT, ROLLER	
24	FE3-1617-000		1	BUSHING	
25	FE3-4759-000		1	GUIDE, SHUTTER LINK	
26	FE3-4760-000		1	SHUTTER, PAPER PICK-UP	
27	FE3-4761-000		1	LOCK, SHUTTER	
28	FE8-1276-000		1	GEAR, 18T	
29	FE4-0617-000		1	SPRING, TORSION	
30	FE4-1829-000		1	LEVER, SHUTTER LINK	
31	FE4-1832-000		1	GEAR, 18T	
32	FE4-1835-000		1	SHAFT, ROLLER	
33	FLO-1361-000		1	CLUTCH, ONE-WAY	
34	FLO-4002-000		2	ROLLER, PAPER PICK-UP	
35	FU2-0219-000		1	SPRING, TORSION	
36	FU2-0257-000		3	GEAR, 14T	
37	FU2-0265-000		1	SPRING, GROUNDING	
38	FM1-B214-000		1	ONE-WAY GEAR ASSEMBLY	
39	FU2-0251-000		1	GEAR, 25T	
40	FU2-0253-000		1	GEAR, 25T/22T	

Figure 332 DUPLEXING GUIDE ASSEMBLY



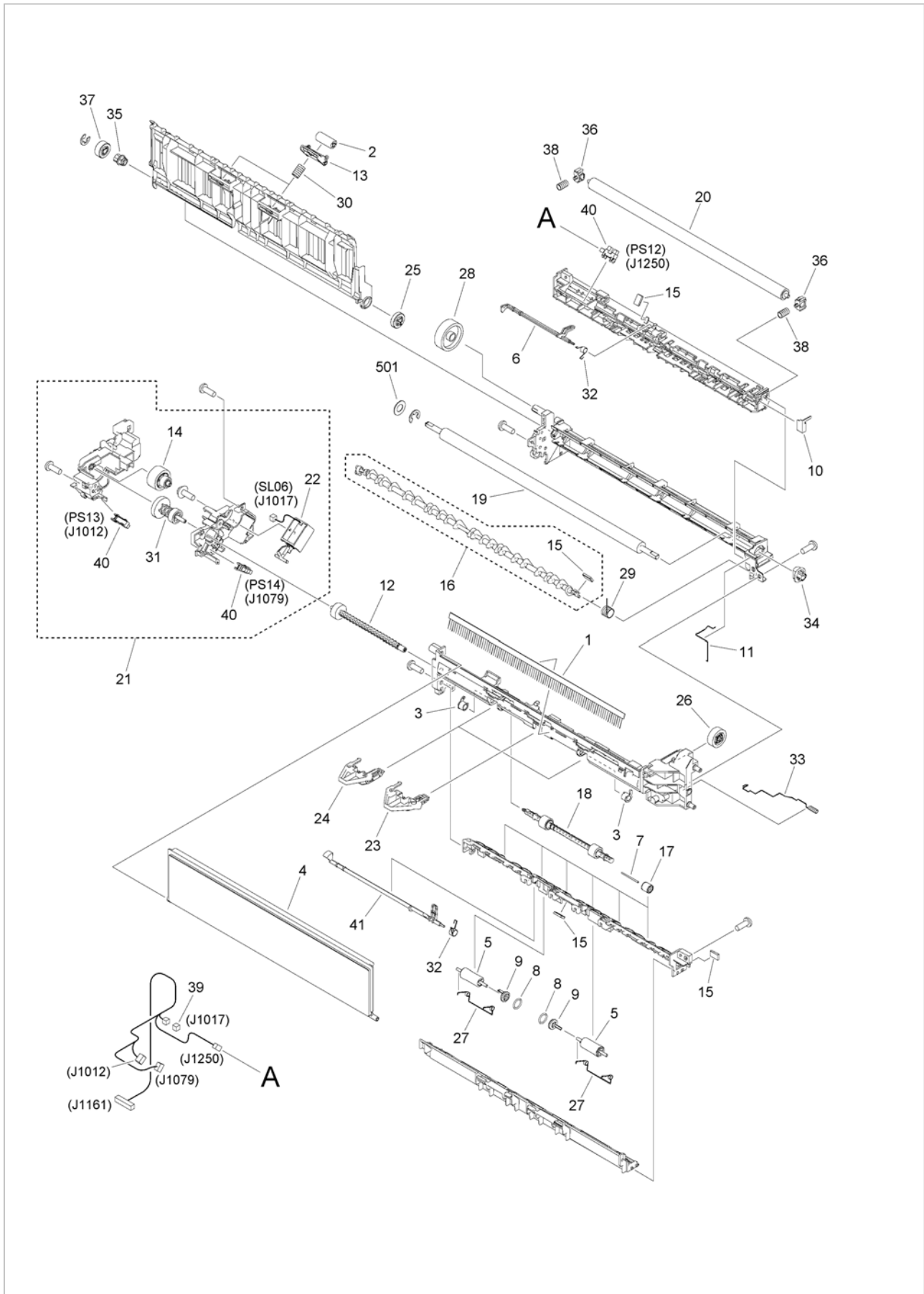
FIG/KEY	PART NUMBER	RANK	QTY	DESCRIPTION	REMARKS
332	NPN		RF	DUPLEXING GUIDE ASSEMBLY	
1	FC0-5888-000		2	BUSHING	
2	FE3-1092-000		1	ROLLER, REGISTRATION	
3	FE3-1409-000		1	SHAFT, TRANSMISSION	
4	FE3-5661-000		2	HOLDER, PUSHING SPRING	
5	FE3-5662-000		2	SPRING, COMPRESSION	
6	FE3-9566-000		1	GUIDE, EXTRACTION ROLLER	
7	FE3-9567-000		1	BUSHING	
8	FE3-9568-000		1	BUSHING	
9	FE3-9569-000		1	STOPPER, UPPER	
10	FE3-9570-000		1	STOPPER, LOWER	
11	FE3-9855-000		1	LABEL, DUPLEXING GUIDE HANDLE	
12	FE4-1748-000		6	PLATE, PUSHING	
13	FE4-1751-000		1	SPRING, GROUNDING	
14	FE4-1884-000		1	SPRING, GROUNDING	
15	FL0-3975-000		1	ROLLER, EXTRACTION	
16	FL0-3980-000		1	ROLLER, PAPER FEED	
17	FM1-B208-000		1	SECONDARY TRANSFER ASSEMBLY	
18	FE2-2117-000		1	GUIDE, CONDUCTIVE	
19	FE3-1089-000		1	LEVER, ESTRANGEMENT, FRONT	
20	FE3-1090-000		1	LEVER, ESTRANGEMENT, REAR	
21	FE4-5343-000		1	FLAG, SENSOR	
22	FM1-D183-000		1	ROLLER GUIDE ASSEMBLY	
23	FE3-5393-000		1	ELIMINATOR, STATIC CHARGE	
24	FE4-5342-000		1	COVER, STATIC CHARGE ELIMINATOR	
25	FU2-0086-000		2	SPRING, COMPRESSION	
26	FU2-0087-000		1	SPRING, HIGH VOLTAGE	
27	FU2-0166-000		1	SPRING, GROUNDING	
28	FU6-1110-000		1	BUSHING	
29	FU6-1578-000		1	BUSHING	
30	FU2-0094-000		2	GEAR, 21T	
31	FU2-0165-000		2	SPRING, COMPRESSION	
32	FU2-0167-000		1	BUSHING	
33	FU2-0168-000		1	BUSHING	
34	FU2-1060-000		2	BUSHING	
35	FU2-1061-000		2	SPRING, COMPRESSION	
36	FU2-1283-000		6	SPRING, TORSION	

Figure 350A FIRST PAPER DELIVERY ASSEMBLY (EXCEPT 2/3 DELIVER)



FIG/KEY	PART NUMBER	RANK	QTY	DESCRIPTION	REMARKS
350A	FM1-D274-000		1	FIRST PAPER DELIVERY ASSEMBLY	EXCEPT 2/3 DELIVERY model
1	FE4-8959-000		1	ELIMINATOR, STATIC CHARGE	
2	FE2-2111-000		2	ROLLER, PAPER FEED	
3	FE3-9443-000		2	BUSHING	
4	FE3-1109-000		1	COVER, REVERSE GUIDE	
5	FE3-1392-000		2	ROLLER, PAPER DELIVERY	
6	FE3-4941-000		1	FLAG, SENSOR	
7	FE4-0647-000		6	PIN, DRIVEN ROLLER	
8	FE4-0668-000		2	RING, 0	
9	FE4-0671-000		2	HOLDER, ROLLER RING	
10	FE4-1759-000		1	PLATE, GROUNDING	
11	FE4-1760-000		1	SPRING, GROUNDING	
12	FE4-3773-000		1	GEAR, 21T	
13	FE4-3774-000		2	HOLDER, ROLLER	
14	FM1-B241-000		1	ONE-WAY GEAR ASSEMBLY	
15	FLO-1516-000		4	DAMPER	
16	FLO-3366-000		1	FLAPPER	
17	FLO-3367-000		6	ROLLER, DRIVEN	
18	FLO-3370-000		1	ROLLER, PAPER DELIVERY	
19	FLO-3982-000		1	ROLLER, DRIVE	
20	FLO-4786-000		1	ROLLER, REVERSE DRIVEN	
21	FM1-B233-000		1	PAPER DELIVERY DRIVE ASSEMBLY	
22	FM1-B234-000		1	SOLENOID ASSEMBLY	SL06
23	FM1-D193-000		1	PAPER DELIVERY LEVER ASS'Y, 1	
24	FM1-G210-000		2	PAPER DELIVERY LEVER ASS'Y, 2	
25	FU2-0094-000		1	GEAR, 21T	
26	FU2-0096-000		1	GEAR, 26T	
27	FU2-0179-000		2	SPRING, TORSION	
28	FU2-0186-000		1	GEAR, 42T	
29	FU2-0550-000		1	SPRING, TORSION	
30	FU2-0551-000		2	SPRING, COMPRESSION	
31	FU2-0567-000		1	GEAR, 19T/30T	
32	FU2-0606-000		2	SPRING, TORSION	
33	FU2-0607-000		1	SPRING, GROUNDING	
34	FU2-1058-000		1	BUSHING	
35	FU2-1059-000		1	BUSHING	
36	FU2-1060-000		2	BUSHING	
37	FU2-1073-000		1	GEAR, 21T	
38	FU2-1390-000		2	SPRING, COMPRESSION	
39	VS1-7177-002		1	CONNECTOR, SNAP TIGHT, BK	
40	WG8-5935-000		3	IC, PHOTO INTERRUPTER	PS12, PS13, PS14
41	FE3-1403-000		1	FLAG, SENSOR	
42	FE3-1106-000		1	SPACER, IDLER GEAR	
43	FE4-3775-000		2	STOPPER, ROLLER HOLDER	
501	XD1-1106-234		1	WASHER, COP	

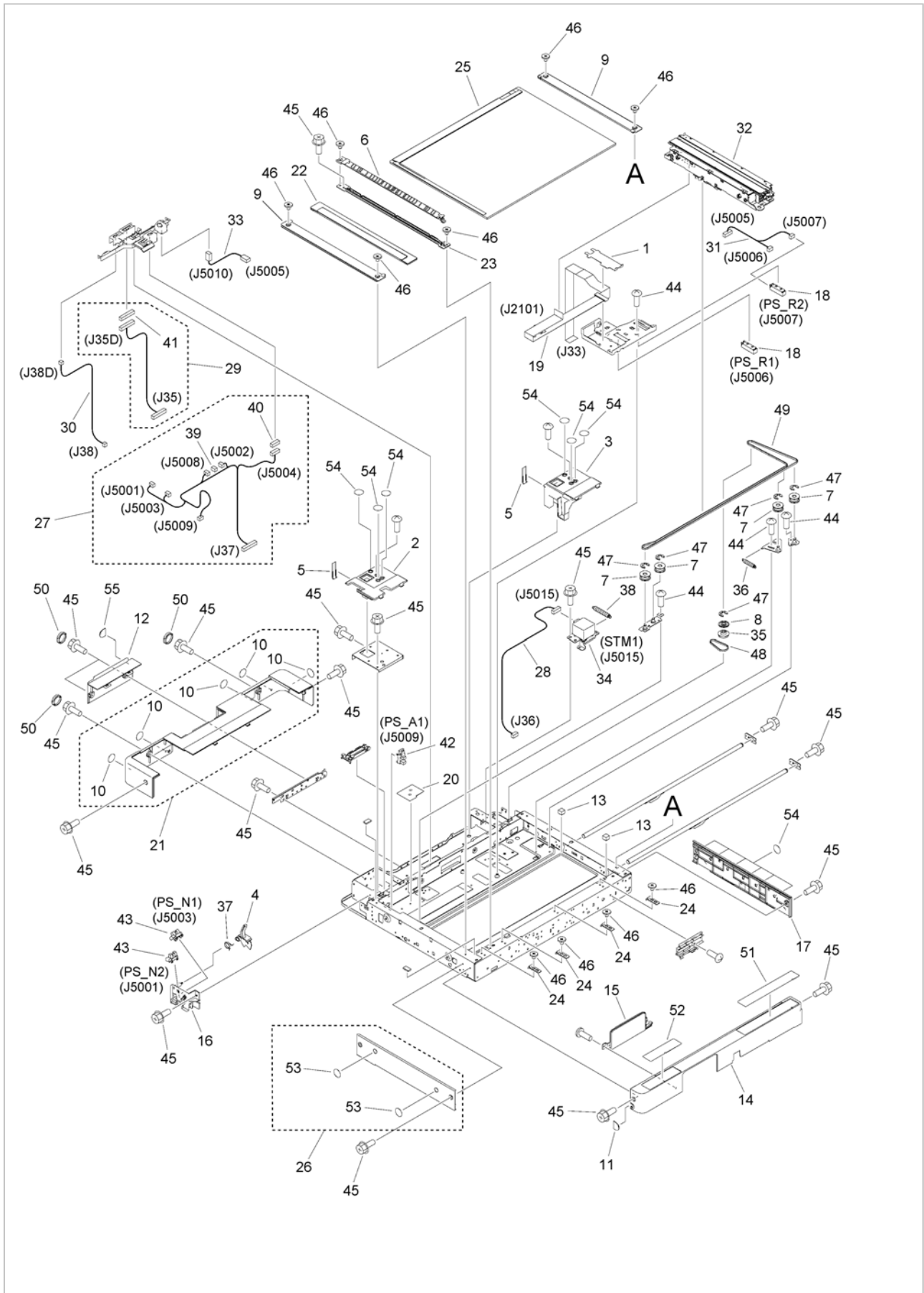
Figure 350B FIRST PAPER DELIVERY ASSEMBLY (2/3 DELIVER)





FIG/KEY	PART NUMBER	RANK	QTY	DESCRIPTION	REMARKS
350B	FM1-D275-000		1	FIRST PAPER DELIVERY ASSEMBLY	2/3 DELIVERY model
1	FE4-8959-000		1	ELIMINATOR, STATIC CHARGE	
2	FE2-2111-000		2	ROLLER, PAPER FEED	
3	FE3-9443-000		2	BUSHING	
4	FE3-1109-000		1	COVER, REVERSE GUIDE	
5	FE3-1392-000		2	ROLLER, PAPER DELIVERY	
6	FE3-4941-000		1	FLAG, SENSOR	
7	FE4-0647-000		6	PIN, DRIVEN ROLLER	
8	FE4-0668-000		2	RING, O	
9	FE4-0671-000		2	HOLDER, ROLLER RING	
10	FE4-1759-000		1	PLATE, GROUNDING	
11	FE4-1760-000		1	SPRING, GROUNDING	
12	FE4-3773-000		1	GEAR, 21T	
13	FE4-3774-000		2	HOLDER, ROLLER	
14	FM1-B241-000		1	ONE-WAY GEAR ASSEMBLY	
15	FLO-1516-000		4	DAMPER	
16	FLO-3366-000		1	FLAPPER	
17	FLO-3367-000		6	ROLLER, DRIVEN	
18	FLO-3370-000		1	ROLLER, PAPER DELIVERY	
19	FLO-3982-000		1	ROLLER, DRIVE	
20	FLO-4786-000		1	ROLLER, REVERSE DRIVEN	
21	FM1-B233-000		1	PAPER DELIVERY DRIVE ASSEMBLY	
22	FM1-B234-000		1	SOLENOID ASSEMBLY	SL06
23	FM1-D193-000		1	PAPER DELIVERY LEVER ASS'Y, 1	
24	FM1-G210-000		2	PAPER DELIVERY LEVER ASS'Y, 2	
25	FU2-0094-000		1	GEAR, 21T	
26	FU2-0096-000		1	GEAR, 26T	
27	FU2-0179-000		2	SPRING, TORSION	
28	FU2-0186-000		1	GEAR, 42T	
29	FU2-0550-000		1	SPRING, TORSION	
30	FU2-0551-000		2	SPRING, COMPRESSION	
31	FU2-0567-000		1	GEAR, 19T/30T	
32	FU2-0606-000		2	SPRING, TORSION	
33	FU2-0607-000		1	SPRING, GROUNDING	
34	FU2-1058-000		1	BUSHING	
35	FU2-1059-000		1	BUSHING	
36	FU2-1060-000		2	BUSHING	
37	FU2-1073-000		1	GEAR, 21T	
38	FU2-1390-000		2	SPRING, COMPRESSION	
39	VS1-7177-002		1	CONNECTOR, SNAP TIGHT, BK	
40	WG8-5935-000		3	IC, PHOTO INTERRUPTER	PS12, PS13, PS14
41	FE3-1403-000		1	FLAG, SENSOR	
501	XD1-1106-234		1	WASHER, COP	

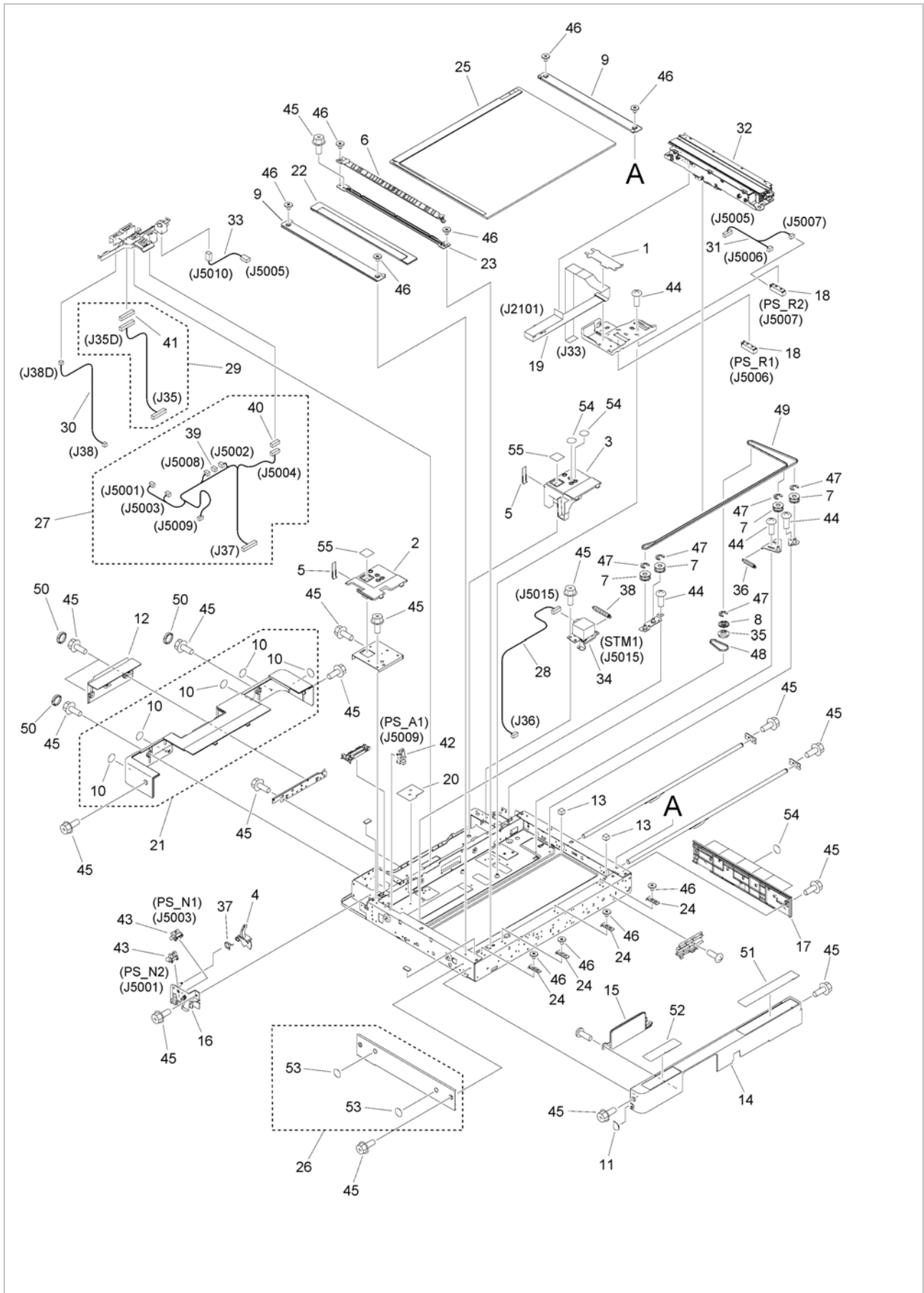
Figure 400C READER ASSEMBLY (EXCEPT ADF)



FIG/KEY	PART NUMBER	RANK	QTY	DESCRIPTION	REMARKS
400C	NPN		RF	READER ASSEMBLY	EXCEPT ADF model
1	FC0-0463-000		1	SHEET, CABLE RETAINING	
2	FC0-0472-000		1	COVER, HINGE LOWER, LEFT	
3	FC0-0473-000		1	COVER, HINGE LOWER, RIGHT	
4	FC0-0679-000		1	FLAG, OPEN/CLOSE SENSOR	
5	FC0-0691-000		2	SHEET, HINGE COVER	
6	FC0-2618-000		1	COVER, GLASS SUPPORT	
7	FC8-6163-000		4	PULLEY	
8	FC8-6180-000		1	PULLEY	
9	FC9-7288-010		2	COVER, GLASS RETAINING	
10	FC9-7297-000		5	SEAL, BLANKING	
11	FC9-7300-000		1	SEAL, CABLE BLANKING	
12	FE2-1747-020		1	COVER, PCB	
13	FE2-1752-000		2	SPACER, SHAFT CUSHION	
14	FE3-3609-000		1	COVER, READER, FRONT	
15	FE3-3611-000		1	COVER, READER FRONT, SMALL	
16	FE3-3614-000		1	MOUNT, OPEN/CLOSE SENSOR FLAG	
17	FE3-3623-000		1	COVER, READER, RIGHT	
18	FK3-0871-000		1	IC, PHOTO SENSOR, DOCUMENT SIZE	PS_R1, PS_R2
19	FK3-3873-000		1	CABLE, FLAT	
20	FL0-0833-000		1	SHEET, HEATER	
21	FL0-2485-000		1	COVER, READER, REAR	
22	FL3-3206-000		1	GLASS, READER	
23	FL3-4610-000		1	FRAME, JUMP GUIDE	
24	FL3-4761-000		4	COVER, GLASS RETAINING	
25	FL3-4766-000		1	GLASS, COPYBOARD	
26	FL3-6227-000		1	COVER, READER, LEFT	
27	FMO-4613-000		1	CABLE, SENSOR	
28	FMO-4614-000		1	CABLE, MOTOR	
29	FMO-4617-000		1	CABLE, ADF DATA CONNECTING	
30	FMO-4618-000		1	CABLE, ADF POWER CONNECTING	
31	FMO-4619-000		1	CABLE, SIZE DETECT	
32	FM1-D535-000		1	SCANNER UNIT	
33	FM1-E825-000		1	CABLE, HEATER RELAY	
34	FM4-6171-000		1	MOTOR ASS'Y	STM1
35	FU5-3710-000		1	PULLEY	
36	FU8-2481-000		1	SPRING, TENSION	
37	FU8-2497-000		1	SPRING, TORSION	
38	FU8-2600-000		1	SPRING, TENSION	
39	VS1-7207-003		1	CONNECTOR, SNAP TIGHT, BK	
40	VS1-7207-006		1	CONNECTOR, SNAP TIGHT	
41	VS1-8412-019		1	CONNECTOR, SNAP TIGHT, BL	
42	WG8-5848-000		1	IC, PHOTO-INTERRUPTER	PS_A1
43	WG8-5935-000		2	IC, PHOTO INTERRUPTER	PS_N1, PS_N2
44	XA9-1116-030		5	SCREW, M3X5	
45	XA9-1386-000		20	SCREW, RS, M3X8	
46	XA9-1415-000		10	SCREW, FLAT HEAD, M4	
47	XD9-0136-000		5	RING, E	
48	XF2-4606-835		1	BELT, TIMING	
49	XF2-4668-040		1	BELT, TIMING	
50	FC0-0695-000		4	CAP	
51	FE4-0136-000		1	LABEL, COPY PROHIBITION	US English
51	FE4-0137-000		1	LABEL, COPY PROHIBITION	UK English
51	FE4-0139-000		1	LABEL, COPY PROHIBITION	French

FIG/KEY	PART NUMBER	RANK	QTY	DESCRIPTION	REMARKS
51	FE4-0140-000		1	LABEL, COPY PROHIBITION	German
51	FE4-0142-000		1	LABEL, COPY PROHIBITION	Italian
52	FE3-9798-000		1	LABEL, CLEANING POSITION	English, French, German, Spanish, Italian, Portuguese
53	FLO-3215-000		2	SEAL ASSEMBLY	
54	FLO-2928-000		12	SEAL, BLANKING	
55	FLO-2929-000		1	SEAL, CABLE BLANKING	

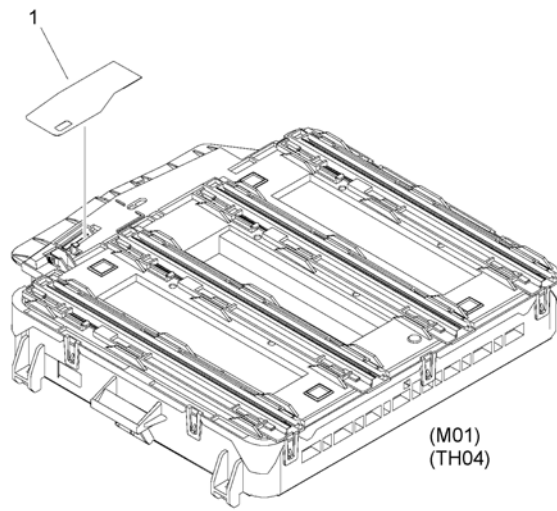
Figure 400D READER ASSEMBLY (ADF)



FIG/KEY	PART NUMBER	RANK	QTY	DESCRIPTION	REMARKS
400D	NPN		RF	READER ASSEMBLY	ADF model
1	FC0-0463-000		1	SHEET, CABLE RETAINING	
2	FC0-0472-000		1	COVER, HINGE LOWER, LEFT	
3	FC0-0473-000		1	COVER, HINGE LOWER, RIGHT	
4	FC0-0679-000		1	FLAG, OPEN/CLOSE SENSOR	
5	FC0-0691-000		2	SHEET, HINGE COVER	
6	FC0-2618-000		1	COVER, GLASS SUPPORT	
7	FC8-6163-000		4	PULLEY	
8	FC8-6180-000		1	PULLEY	
9	FC9-7288-010		2	COVER, GLASS RETAINING	
10	FC9-7297-000		5	SEAL, BLANKING	
11	FC9-7300-000		1	SEAL, CABLE BLANKING	
12	FE2-1747-020		1	COVER, PCB	
13	FE2-1752-000		2	SPACER, SHAFT CUSHION	
14	FE3-3609-000		1	COVER, READER, FRONT	
15	FE3-3611-000		1	COVER, READER FRONT, SMALL	
16	FE3-3614-000		1	MOUNT, OPEN/CLOSE SENSOR FLAG	
17	FE3-3623-000		1	COVER, READER, RIGHT	
18	FK3-0871-000		1	IC, PHOTO SENSOR, DOCUMENT SIZE	PS_R1, PS_R2
19	FK3-3873-000		1	CABLE, FLAT	
20	FL0-0833-000		1	SHEET, HEATER	
21	FL0-2485-000		1	COVER, READER, REAR	
22	FL3-3206-000		1	GLASS, READER	
23	FL3-4610-000		1	FRAME, JUMP GUIDE	
24	FL3-4761-000		4	COVER, GLASS RETAINING	
25	FL3-4766-000		1	GLASS, COPYBOARD	
26	FL3-6227-000		1	COVER, READER, LEFT	
27	FMO-4613-000		1	CABLE, SENSOR	
28	FMO-4614-000		1	CABLE, MOTOR	
29	FMO-4617-000		1	CABLE, ADF DATA CONNECTING	
30	FMO-4618-000		1	CABLE, ADF POWER CONNECTING	
31	FMO-4619-000		1	CABLE, SIZE DETECT	
32	FM1-D535-000		1	SCANNER UNIT	
33	FM1-E825-000		1	CABLE, HEATER RELAY	
34	FM4-6171-000		1	MOTOR ASS'Y	STM1
35	FU5-3710-000		1	PULLEY	
36	FU8-2481-000		1	SPRING, TENSION	
37	FU8-2497-000		1	SPRING, TORSION	
38	FU8-2600-000		1	SPRING, TENSION	
39	VS1-7207-003		1	CONNECTOR, SNAP TIGHT, BK	
40	VS1-7207-006		1	CONNECTOR, SNAP TIGHT	
41	VS1-8412-019		1	CONNECTOR, SNAP TIGHT, BL	
42	WG8-5848-000		1	IC, PHOTO-INTERRUPTER	PS_A1
43	WG8-5935-000		2	IC, PHOTO INTERRUPTER	PS_N1, PS_N2
44	XA9-1116-030		5	SCREW, M3X5	
45	XA9-1386-000		20	SCREW, RS, M3X8	
46	XA9-1415-000		10	SCREW, FLAT HEAD, M4	
47	XD9-0136-000		5	RING, E	
48	XF2-4606-835		1	BELT, TIMING	
49	XF2-4668-040		1	BELT, TIMING	
50	FC0-0695-000		4	CAP	
51	FE4-0136-000		1	LABEL, COPY PROHIBITION	US English
51	FE4-0137-000		1	LABEL, COPY PROHIBITION	UK English
51	FE4-0139-000		1	LABEL, COPY PROHIBITION	French

FIG/KEY	PART NUMBER	RANK	QTY	DESCRIPTION	REMARKS
51	FE4-0140-000		1	LABEL, COPY PROHIBITION	German
51	FE4-0142-000		1	LABEL, COPY PROHIBITION	Italian
52	FE3-9798-000		1	LABEL, CLEANING POSITION	English, French, German, Spanish, Italian, Portuguese
53	FLO-3215-000		2	SEAL ASSEMBLY	
54	FLO-2928-000		8	SEAL, BLANKING	
55	FLO-2930-000		2	SEAL, BLANKING	

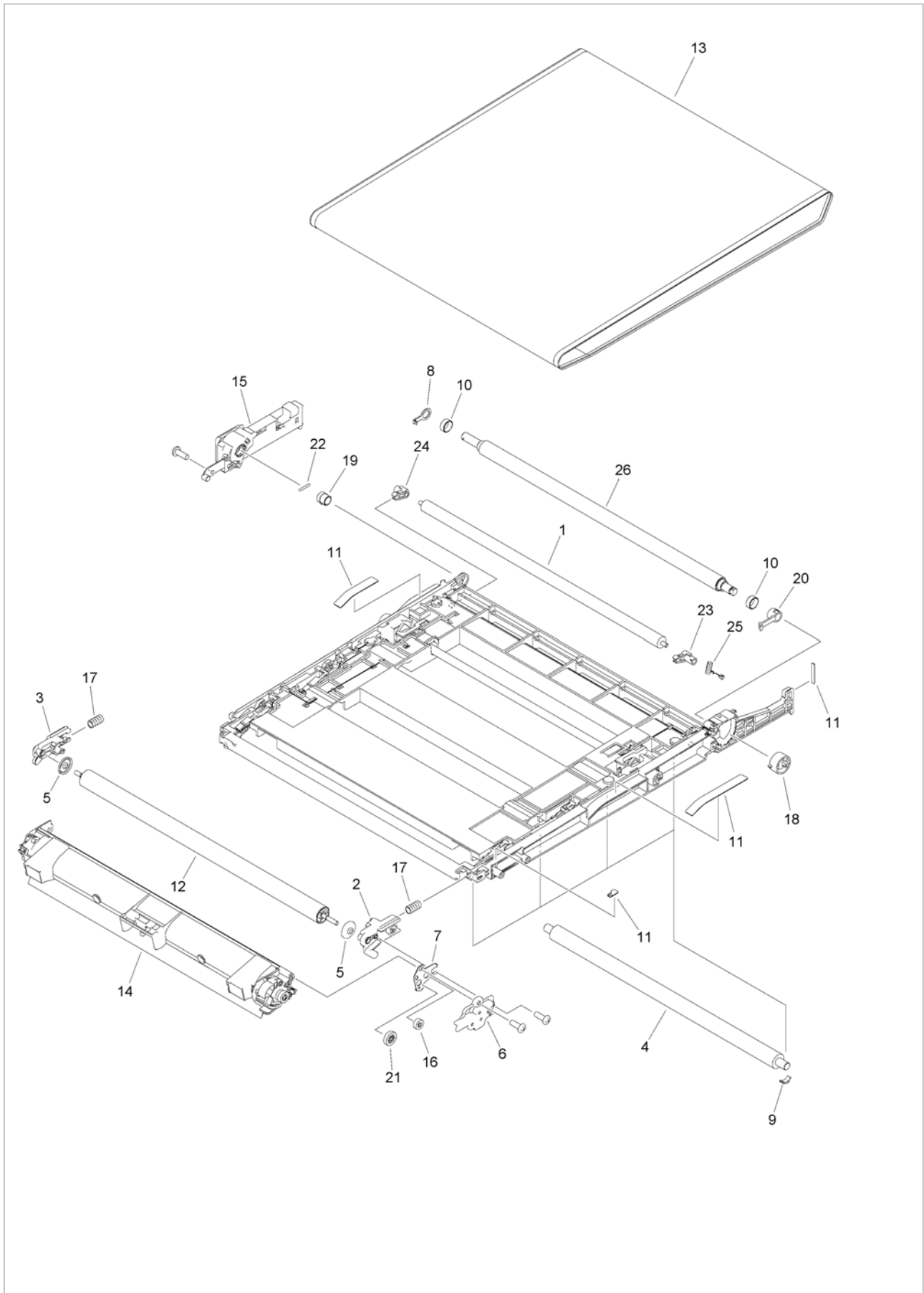
Figure 460 LASER SCANNER ASSEMBLY





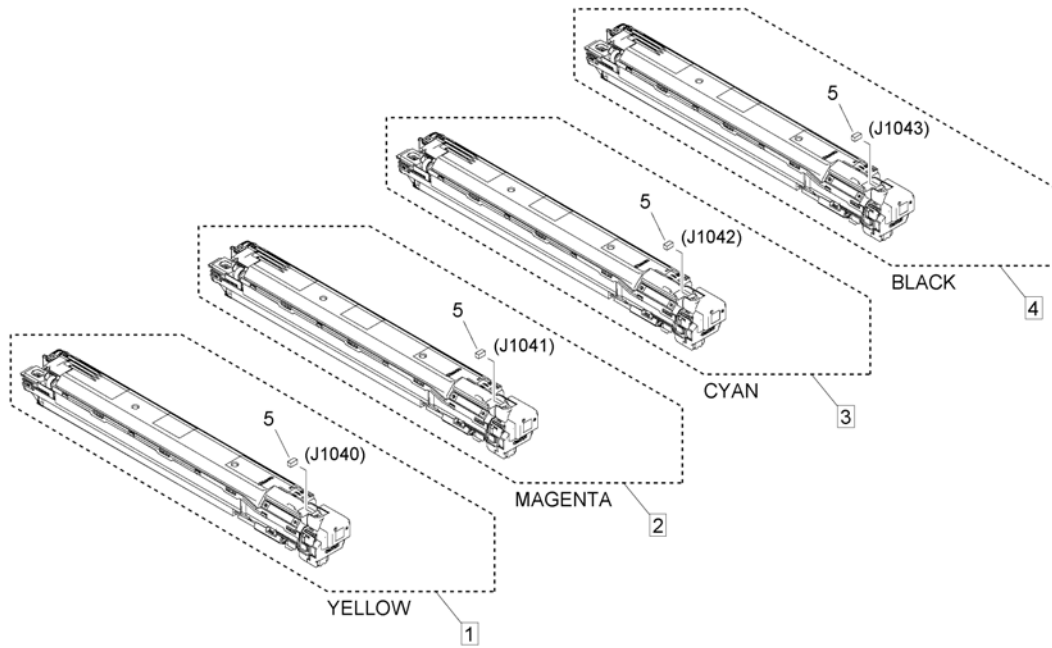
FIG/KEY	PART NUMBER	RANK	QTY	DESCRIPTION	REMARKS
460	FM1-D175-000		1	LASER SCANNER ASSEMBLY	M01 TH04
1	FLO-3260-000		1	SHEET, PROTECTION	

Figure 530 INTER. TRANSFER BELT ASS'Y



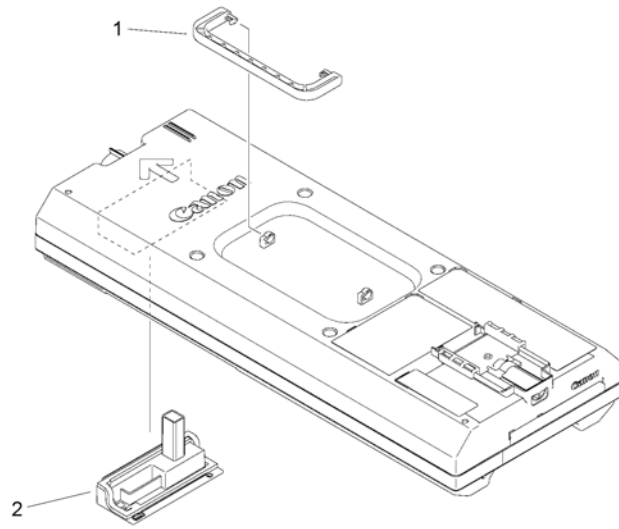
FIG/KEY	PART NUMBER	RANK	QTY	DESCRIPTION	REMARKS
530	FM1-A605-000		1	INTER. TRANSFER BELT ASS'Y	[DP]
1	FE3-0978-000		1	ROLLER, SECONDARY TRANSFER, FR.	
2	FE3-0982-000		1	BUSHING, FRONT	
3	FE3-0983-000		1	BUSHING, REAR	
4	FE3-0986-000		4	ROLLER, PRIMARY TRANSFER	
5	FE3-1013-000		2	COLLAR	
6	FE3-1377-000		1	COVER, GEAR	
7	FE3-1380-000		1	SIDE PLATE, FRONT	
8	FE3-2720-000		1	RING, GROUNDING	
9	FE3-4908-000		4	COVER, ROLLER	
10	FE3-6304-000		2	COLLAR, DRIVE ROLLER	
11	FE3-9830-000		1	SHEET, LABEL	SEE NOTE
12	FL0-0127-000		1	ROLLER, TENSION	
13	FL0-0222-000		1	BELT, INTERMEDIATE TRANSFER	
14	FM1-B271-000		1	TRANSFER CLEANER ASS'Y	
15	FM1-F558-000		1	GRIP ASSEMBLY	
16	FU0-0191-000		1	GEAR, 15T	
17	FU2-0024-000		2	SPRING, COMPRESSION	
18	FU2-0026-000		1	GEAR, 2T	
19	FU2-0027-000		1	BUSHING, DRIVE ROLLER, FRONT	
20	FU2-0028-000		1	BUSHING, DRIVE ROLLER, REAR	
21	FU2-0171-000		1	GEAR, 22T	
22	XD9-0335-000		1	PIN, PARALLEL	
23	FE3-1001-000		1	BUSHING, FRONT	
24	FE3-1002-000		1	BUSHING, REAR	
25	FE3-2719-000		1	SPRING, GROUNDING	
26	FL0-0859-000		1	ROLLER, DRIVE	

Figure 640 DEVELOPING ASSEMBLY



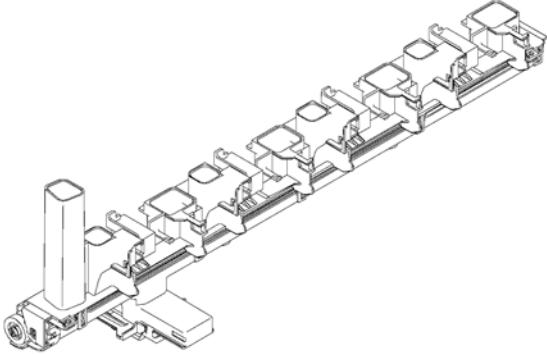
FIG/KEY	PART NUMBER	RANK	QTY	DESCRIPTION	REMARKS
640	NPN		RF	DEVELOPING ASSEMBLY	
1	FM1-B264-000		1	DEVELOPING ASSEMBLY, Y	[DP]
2	FM1-B265-000		1	DEVELOPING ASSEMBLY, M	[DP]
3	FM1-B266-000		1	DEVELOPING ASSEMBLY, C	[DP]
4	FM1-B267-000		1	DEVELOPING ASSEMBLY, BK	[DP]
5	VS1-7177-004		4	CONNECTOR, SNAP TIGHT, BK	

Figure 770 CONTAINER, WASTE TONER, WT-202



FIG/KEY	PART NUMBER	RANK	QTY	DESCRIPTION	REMARKS
770	FM1-A606-000		1	CONTAINER, WASTE TONER, WT-202	FOR NON-TECHNICAL PERSON [DP]
1	FE3-1068-000		1	HANDLE, WASTE TONER CASE	
2	FLO-7007-000		1	WINDOW, WASTE TONER CASE	

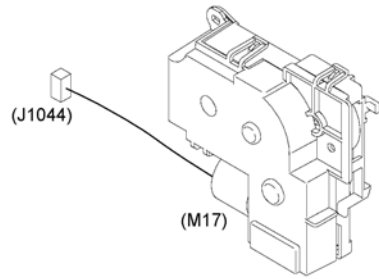
Figure 771 WASTE TONER FEED ASSEMBLY





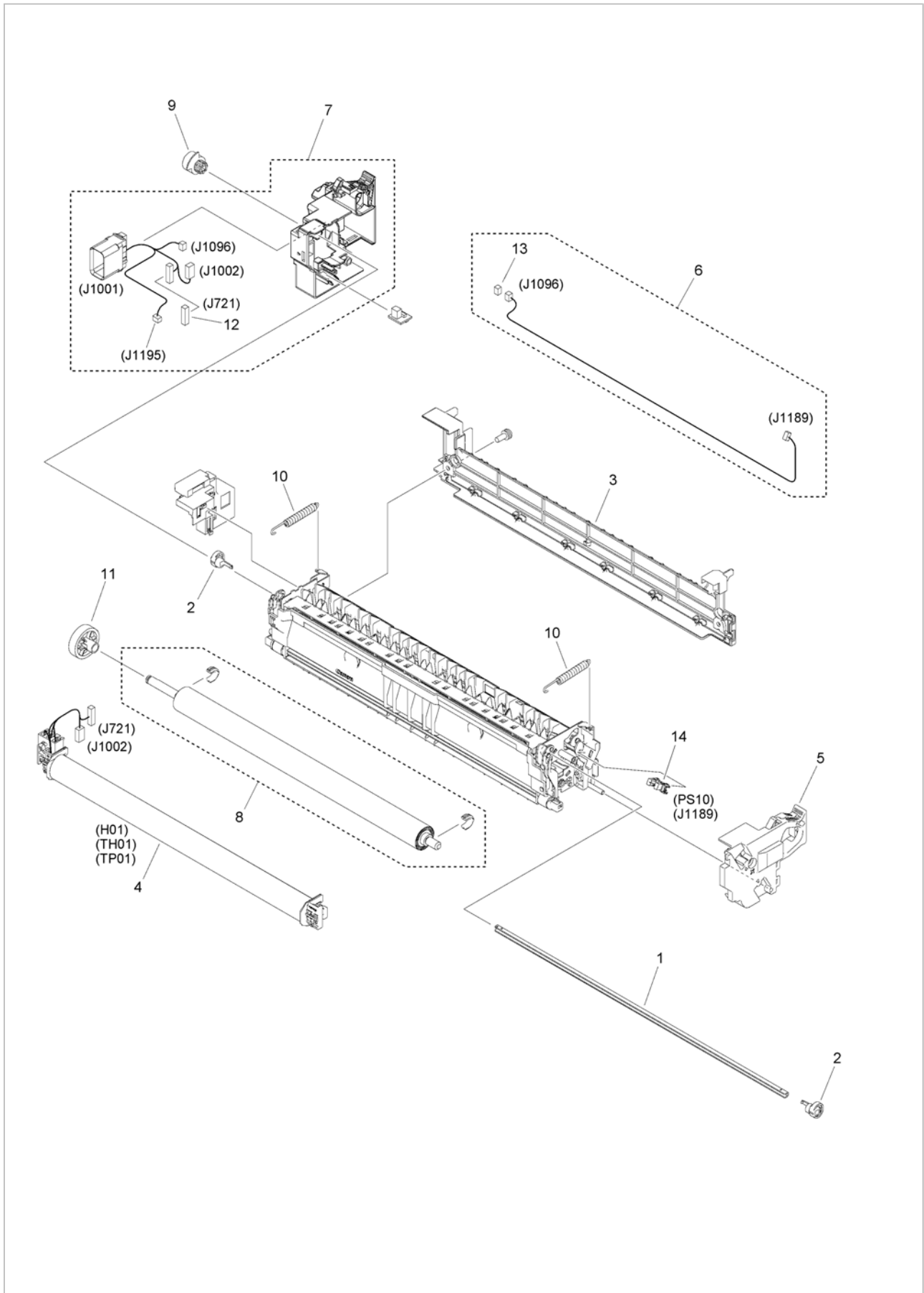
FIG/KEY	PART NUMBER	RANK	QTY	DESCRIPTION	REMARKS
771	FM1-B247-000		1	WASTE TONER FEED ASSEMBLY	

Figure 772 WASTE TONER FEED DRIVE ASS'Y



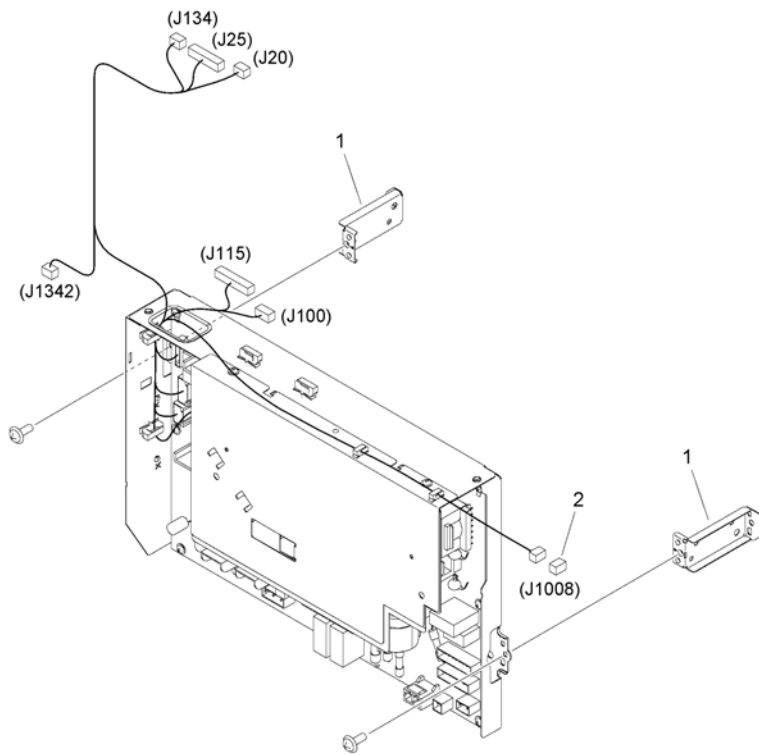
FIG/KEY	PART NUMBER	RANK	QTY	DESCRIPTION	REMARKS
772	FM1-B245-000		1	WASTE TONER FEED DRIVE ASS'Y	M17

Figure 810C FIXING ASSEMBLY, FX-202 (230V)



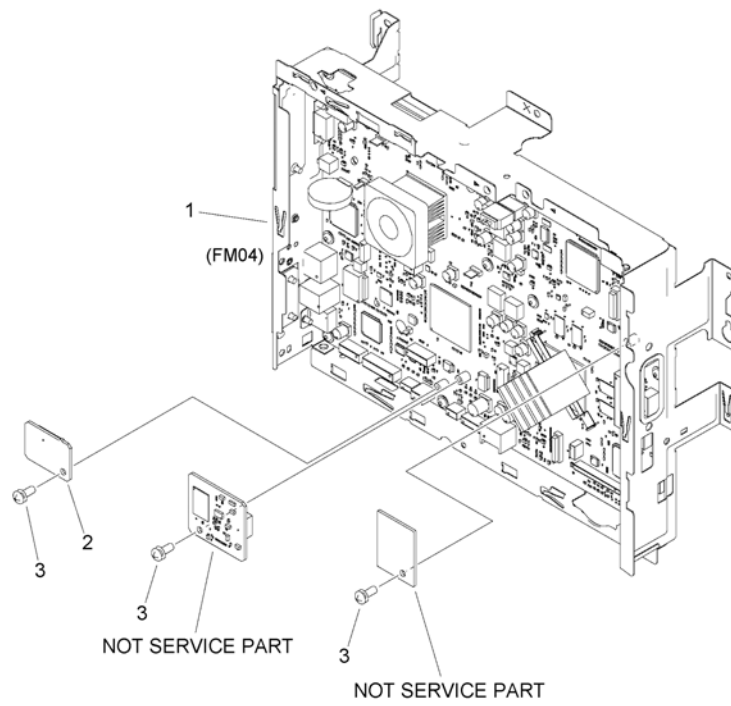
FIG/KEY	PART NUMBER	RANK	QTY	DESCRIPTION	REMARKS
810C	FM1-D277-000		1	FIXING ASSEMBLY, FX-202	230V FOR NON-TECHNICAL PERSON [DP]
1	FE3-1203-000		1	SHAFT, CAM	
2	FE3-1220-000		2	CAM, PRESSURE RELEASE	
3	FLO-0903-000		1	COVER, FIXING MAIN	
4	FM1-D281-000		1	FIXING FILM ASSEMBLY	H01 TH01 TP01
5	FM1-B671-000		1	FIXING COVER ASSEMBLY, FRONT	
6	FM1-D823-000		1	CABLE, FIXING OUTLET	
7	FM1-K197-000		1	FIXING COVER KIT, REAR	
8	FM1-K441-000		1	PRESSURE ROLLER KIT	
9	FU2-0133-000		1	CAM/GEAR, 21T	
10	FU2-0134-000		2	SPRING, TENSION	
11	FU2-1372-000		1	GEAR, 36T	
12	VS1-7177-008		1	CONNECTOR, SNAP TIGHT, BK	
13	VS1-7207-003		1	CONNECTOR, SNAP TIGHT, BK	
14	WG8-5935-000		1	IC, PHOTO INTERRUPTER	PS10

Figure 910B POWER SUPPLY ASSEMBLY (230V)



FIG/KEY	PART NUMBER	RANK	QTY	DESCRIPTION	REMARKS
910B	FM1-C281-000		1	POWER SUPPLY ASSEMBLY	230V
1	FE3-0820-000		2	SUPPORT, POWER SUPPLY	
2	VS1-7177-003		1	CONNECTOR, SNAP TIGHT, BK	

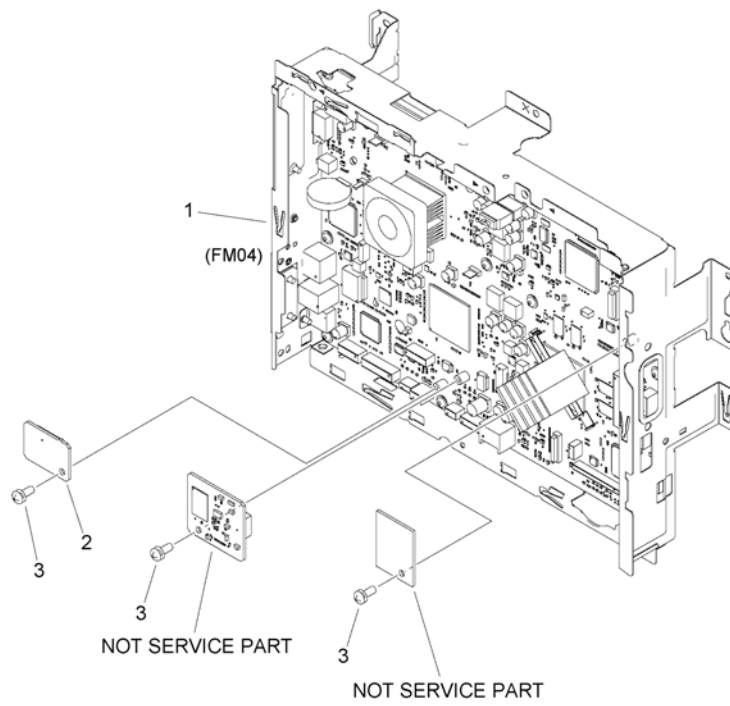
Figure 930A MAIN CONTROLLER PCB ASSEMBLY (C3330 SERIES)





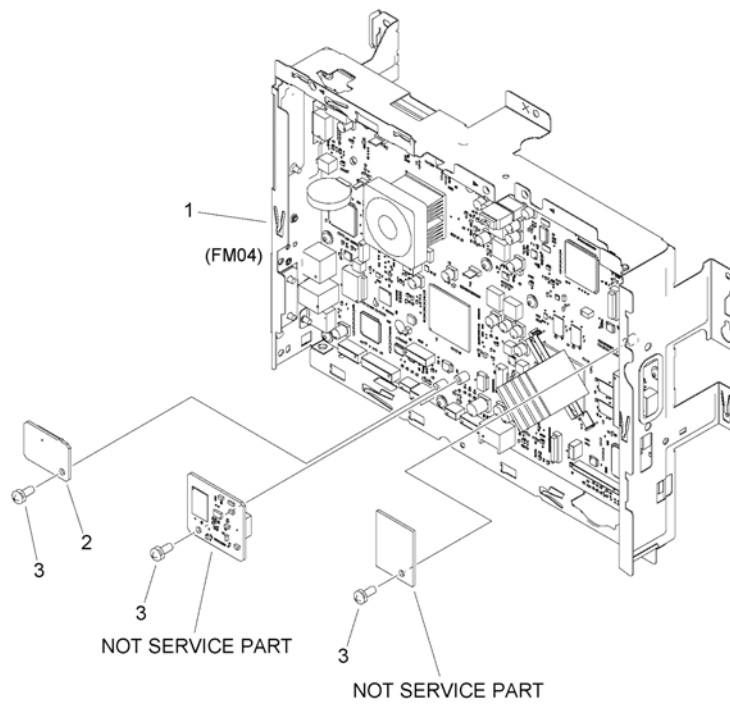
FIG/KEY	PART NUMBER	RANK	QTY	DESCRIPTION	REMARKS
930A	NPN		RF	MAIN CONTROLLER PCB ASSEMBLY	C3330 SERIES
1	FM1-G727-000		1	MAIN CONTROLLER PCB ASSEMBLY	FM04
2	FM1-B859-000		1	TPM PCB ASSEMBLY	
3	XA9-1979-000		3	SCREW, MACH. PAN HEAD, M3X4	

Figure 930B MAIN CONTROLLER PCB ASSEMBLY (C3325 SERIES)



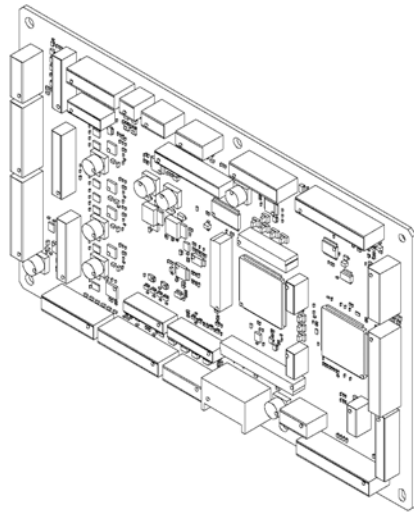
FIG/KEY	PART NUMBER	RANK	QTY	DESCRIPTION	REMARKS
930B	NPN		RF	MAIN CONTROLLER PCB ASSEMBLY	C3325 SERIES
1	FM1-G728-000		1	MAIN CONTROLLER PCB ASSEMBLY	FM04
2	FM1-B859-000		1	TPM PCB ASSEMBLY	
3	XA9-1979-000		3	SCREW, MACH. PAN HEAD, M3X4	

Figure 930C MAIN CONTROLLER PCB ASSEMBLY (C3320 SERIES)



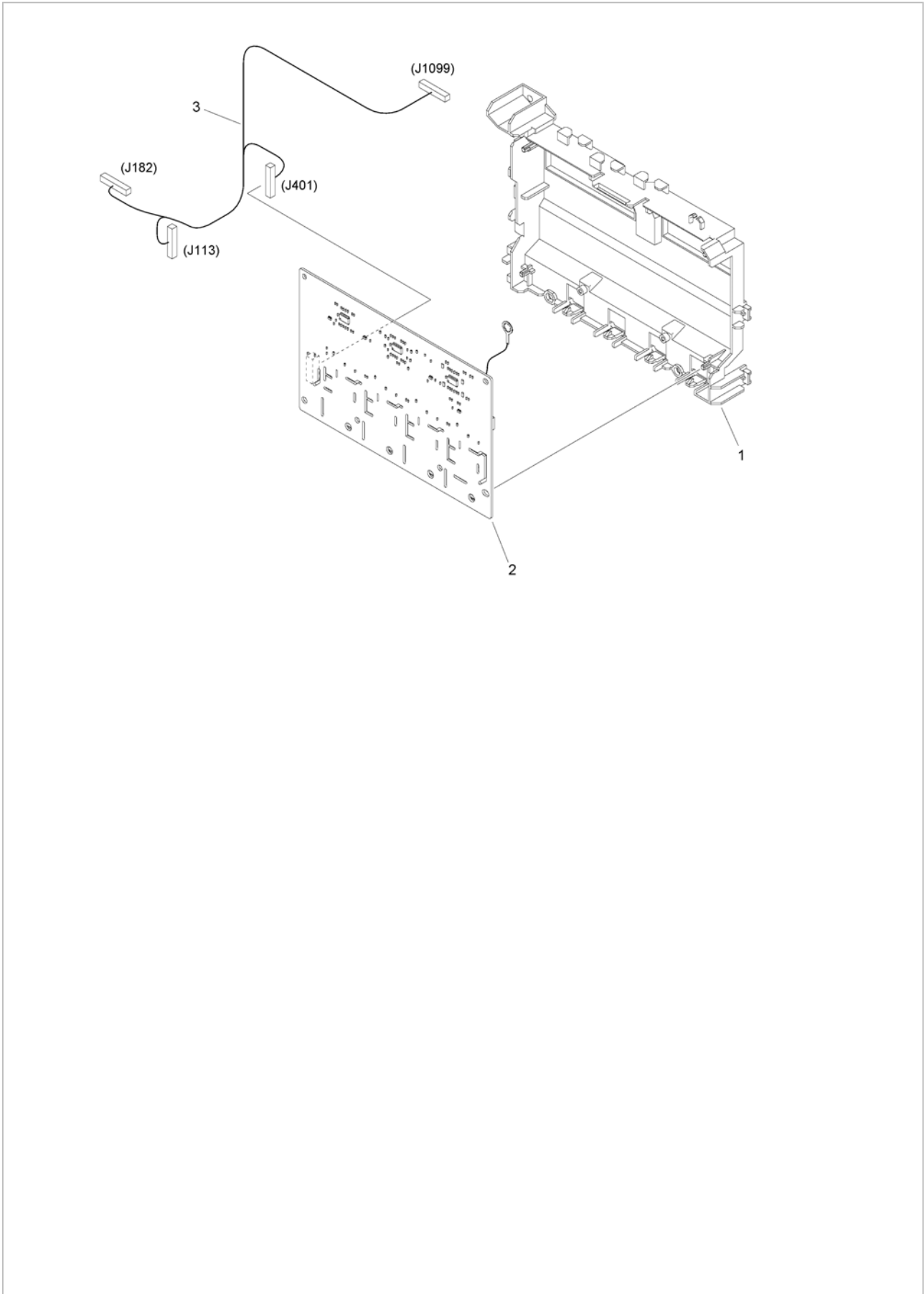
FIG/KEY	PART NUMBER	RANK	QTY	DESCRIPTION	REMARKS
930C	NPN		RF	MAIN CONTROLLER PCB ASSEMBLY	C3320 SERIES
1	FM1-G729-000		1	MAIN CONTROLLER PCB ASSEMBLY	FM04
2	FM1-B859-000		1	TPM PCB ASSEMBLY	
3	XA9-1979-000		3	SCREW, MACH. PAN HEAD, M3X4	

Figure 931 DC CONTROLLER PCB ASSEMBLY



FIG/KEY	PART NUMBER	RANK	QTY	DESCRIPTION	REMARKS
931	FM1-D804-000		1	DC CONTROLLER PCB ASSEMBLY	
IC	FK3-2323-000		2	IC, ASIC, T6VN7EFG-0002	IC16, IC22
IC	FK2-1773-000		1	IC, TC200G02EFG-1031, GATE ARRAY	IC26

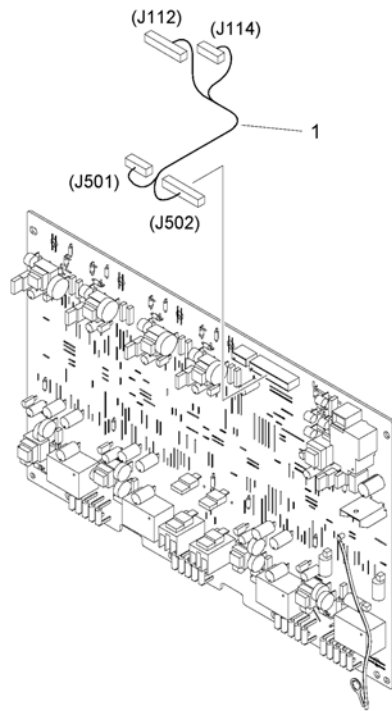
Figure 980 PRIMARY TRANSFER H. V. ASSEMBLY





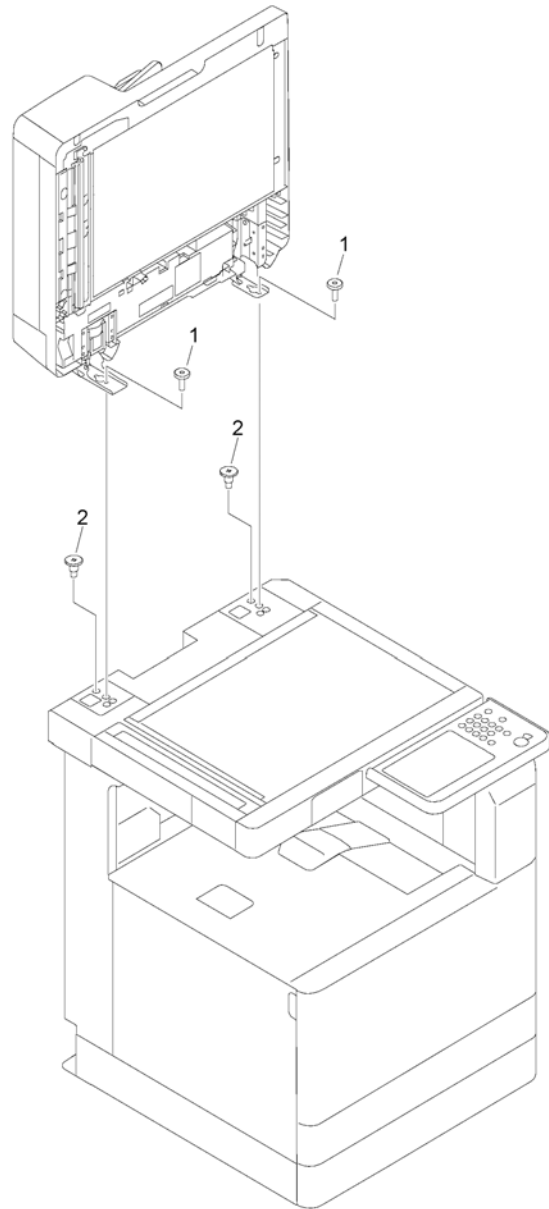
FIG/KEY	PART NUMBER	RANK	QTY	DESCRIPTION	REMARKS
980	NPN		RF	PRIMARY TRANSFER H. V. ASSEMBLY	
1	FE3-0769-000		1	CASE, PRIMARY TRANSFER H. V.	
2	FM1-C996-000		1	1ST TRANSFER H. V. PCB ASS'Y	
3	FM1-D839-000		1	CABLE, PRIMARY TRANSFER H. V.	

Figure 981 2ND TRANSFER H. V. PCB ASSEMBLY



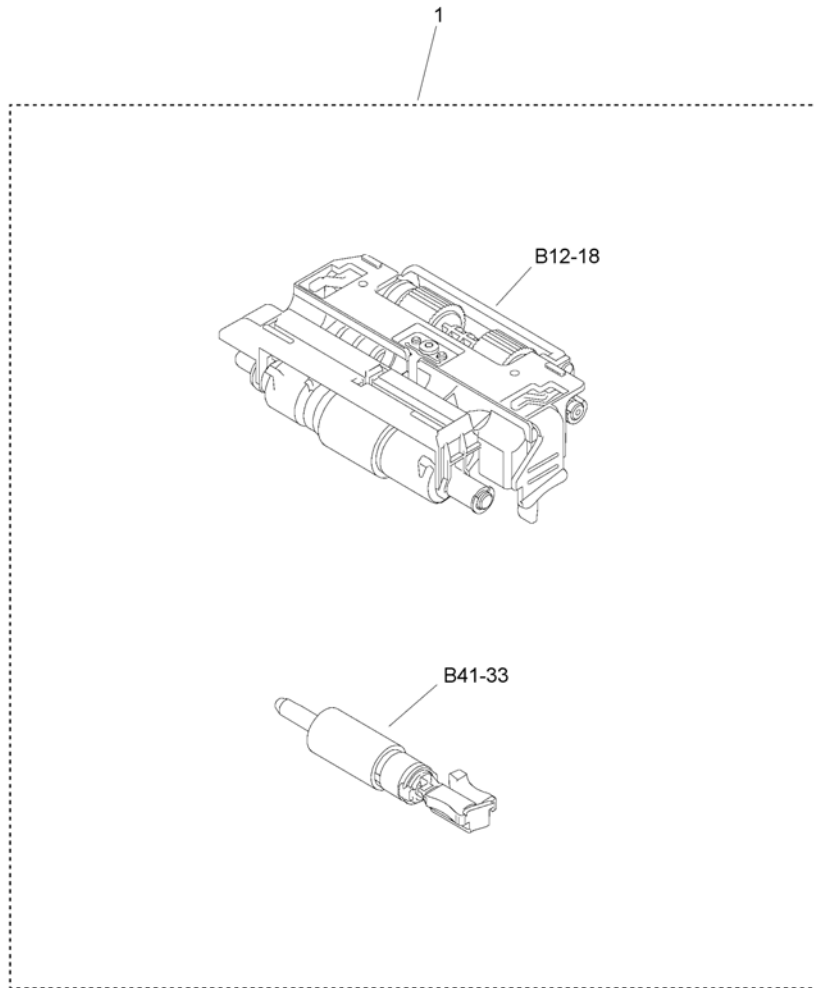
FIG/KEY	PART NUMBER	RANK	QTY	DESCRIPTION	REMARKS
981	FM1-D805-000		1	2ND TRANSFER H. V. PCB ASSEMBLY	
1	FM1-D847-000		1	CABLE, 2ND TRNSFR. H. V. PCB	

Figure B01 MOUNTING HARDWARE



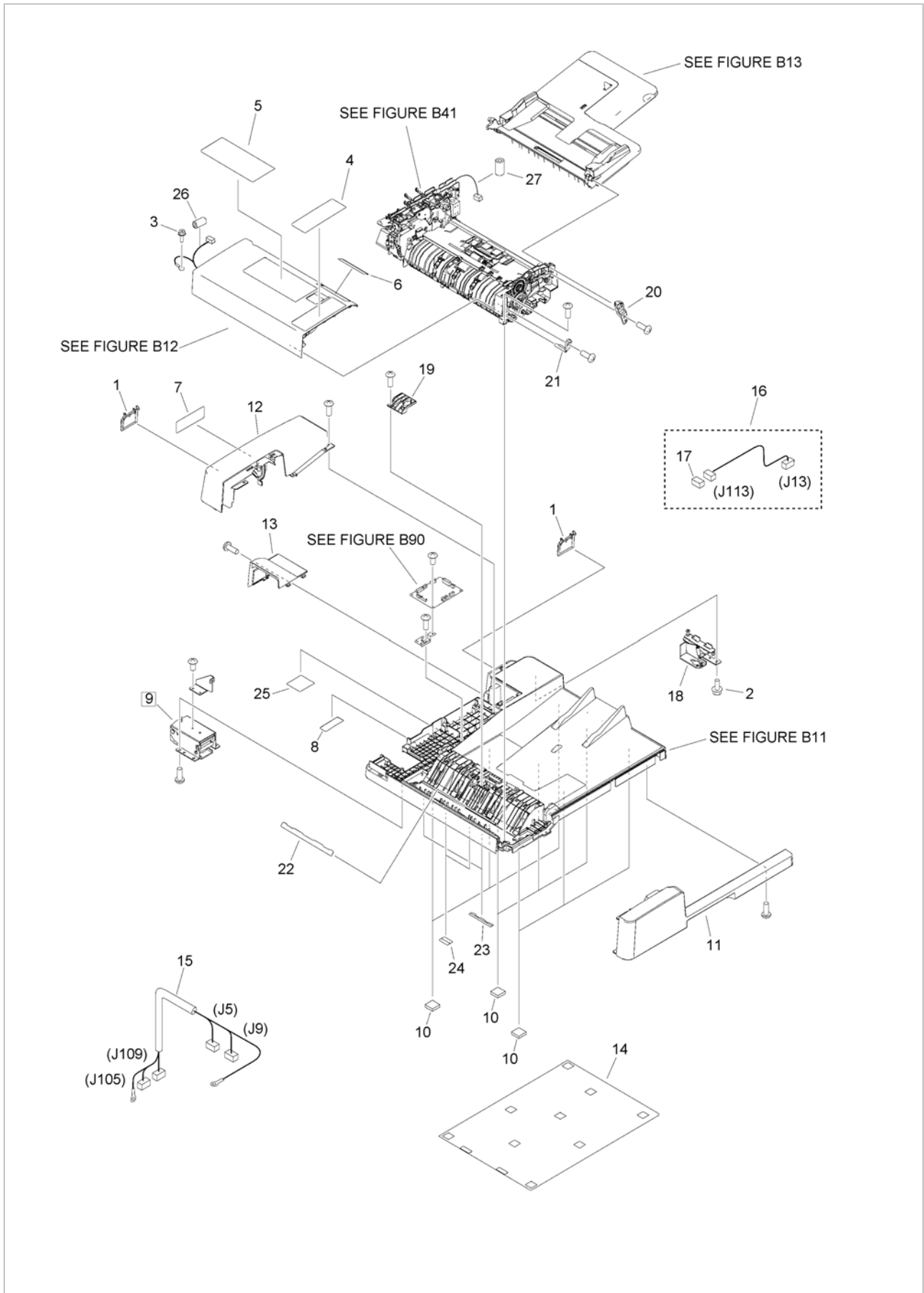
FIG/KEY	PART NUMBER	RANK	QTY	DESCRIPTION	REMARKS
B01	NPN		RF	MOUNTING HARDWARE (ADF)	ADF
1	FU5-9167-000		2	SCREW, FIXED, M4	
2	FU5-9168-000		2	SCREW, STEPPED, M5	

Figure B02 ADF MAINTENANCE KIT (ADF)



FIG/KEY	PART NUMBER	RANK	QTY	DESCRIPTION	REMARKS
B02	NPN		RF	ADF MAINTENANCE KIT	ADF
1	4Y8-3044-000		1	ADF MAINTENANCE KIT, DR-202	FOR NON-TECHNICAL PERSON

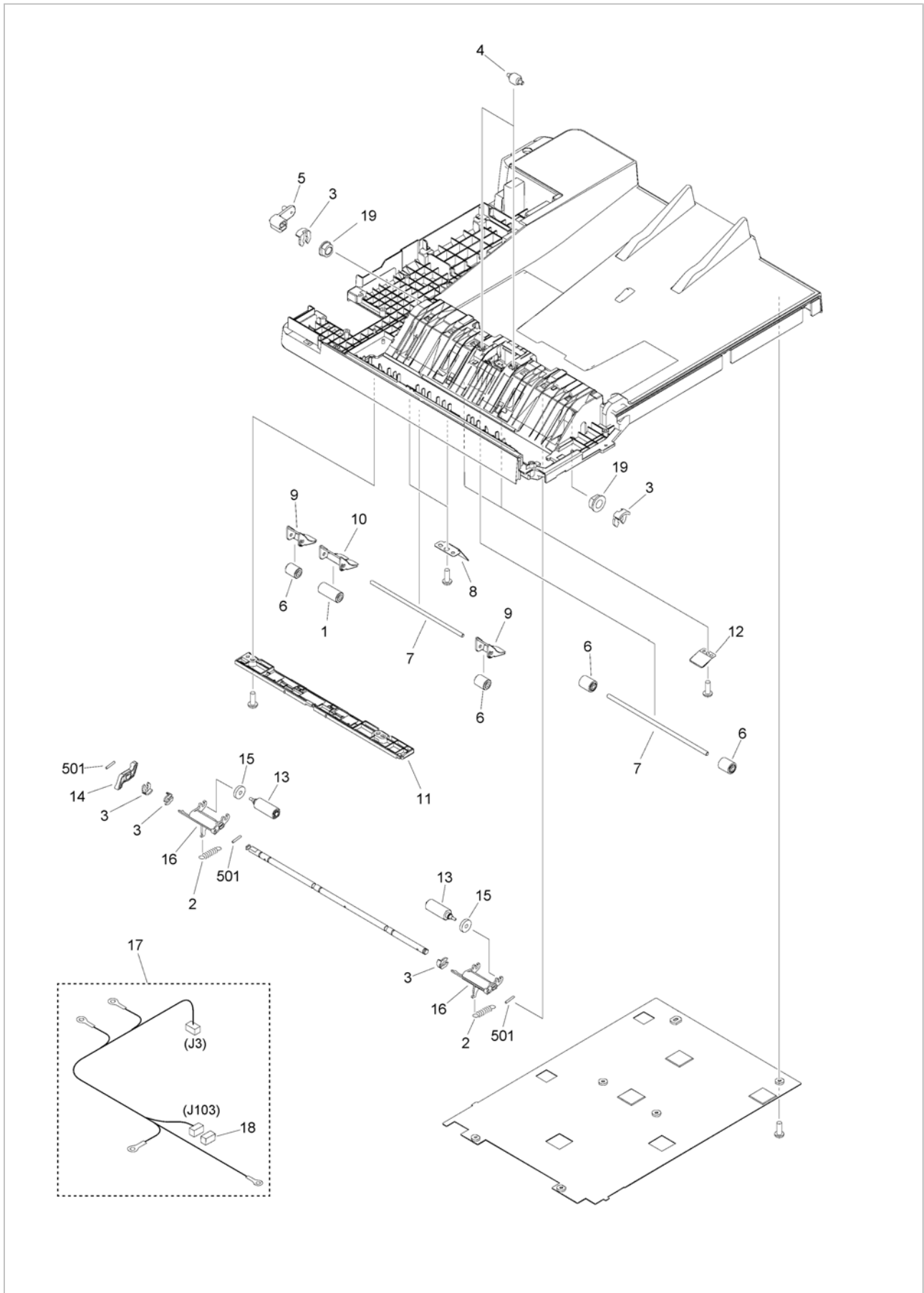
Figure B10 INTERNAL COMPONENTS (ADF)





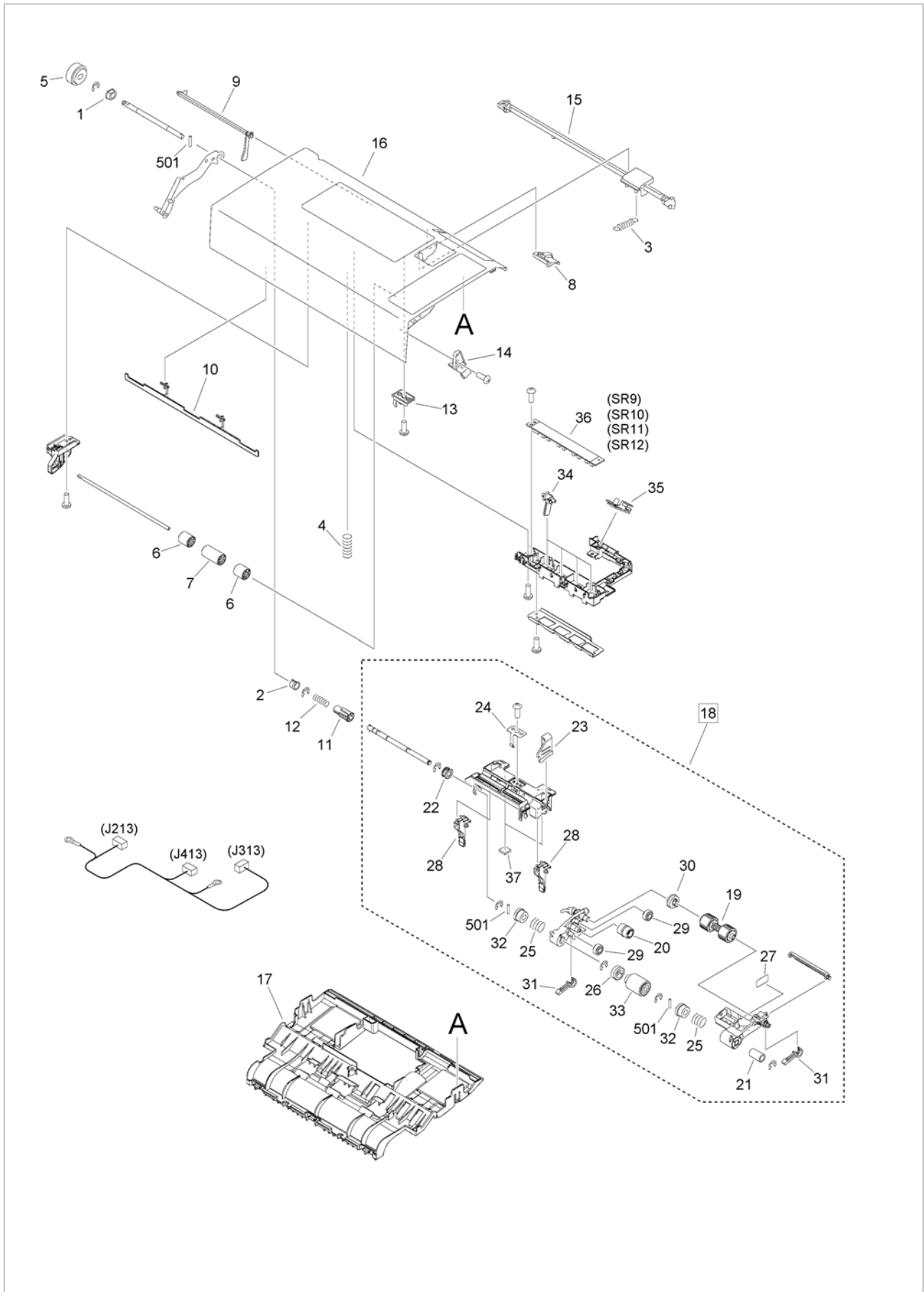
FIG/KEY	PART NUMBER	RANK	QTY	DESCRIPTION	REMARKS
B10	NPN		RF	INTERNAL COMPONENTS	ADF
1	FC9-6192-010		2	COVER, HINGE BLANKING	
2	XA9-0732-010		5	SCREW, RS, M4X8	
3	XA9-1164-000		3	SCREW, RS, M3X6.5	
4	FE3-5521-000		1	LABEL, CLEANING	
5	FE3-5518-000		1	LABEL, PROHIBITION DOCUMENT	
6	FE3-0467-000		1	LABEL, DOCUMENT SIZE	
7	FE3-5532-000		1	LABEL, FINGER NIP CAUTION	
8	FE3-5535-000		1	LABEL, HINGE CAUTION	
9	FE3-5484-000		1	HINGE, LEFT	[DP]
10	FL0-1437-000		9	CUSHION	
11	FL0-1446-000		1	COVER, FRONT	
12	FL0-1447-000		1	COVER, REAR	
13	FL0-1448-000		1	COVER, CONNECTOR	
14	FL0-2756-000		1	PANEL, COPYBOARD	
15	FM1-6895-000		1	CABLE, I/F	
16	FM1-6903-000		1	CABLE, CONNECTING	
17	VS1-7207-008		1	CONNECTOR, SNAP TIGHT, BK	
18	FM1-D476-000		1	RIGHT HINGE ASSEMBLY	
19	FC8-6311-000		1	COVER, STAMP	
20	FC8-6387-000		1	HOLDER, TRAY SUPPORT	
21	FC8-6388-000		1	HOLDER, FEEDER SHAFT	
22	FC8-6405-000		1	SHEET, READ 2 LEAD	
23	FC8-6422-000		2	SHEET, PAPER FEED	
24	FC8-6423-000		2	SHEET, PAPER FEED	
25	FU7-8223-000		1	LABEL, HINGE CAUTION	
26	WE8-6817-000		1	CORE, FERRITE	
27	WE8-6818-000		1	CORE, RING	

Figure B11 BASE ASSEMBLY (ADF)



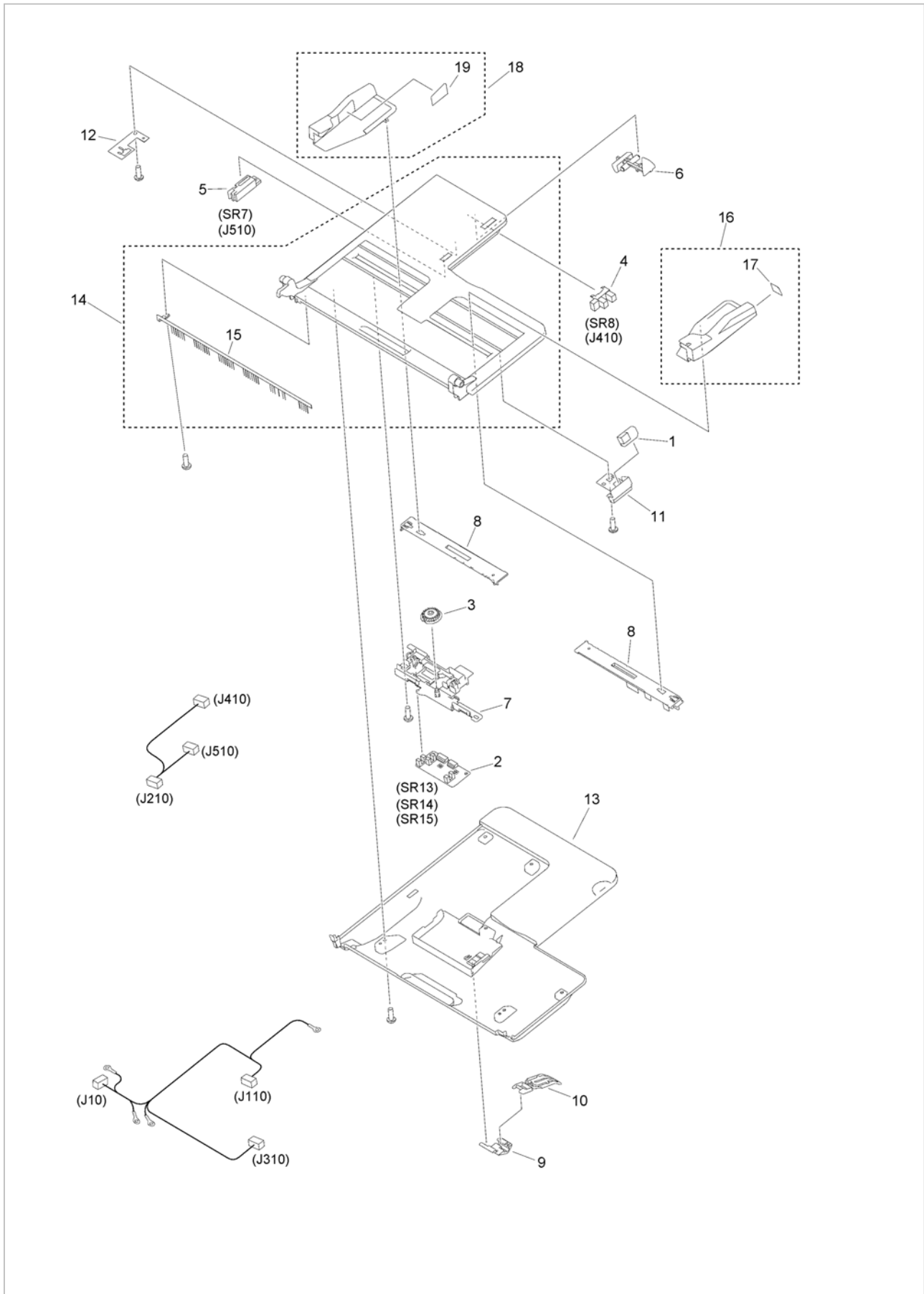
FIG/KEY	PART NUMBER	RANK	QTY	DESCRIPTION	REMARKS
B11	NPN		RF	BASE ASSEMBLY	ADF
1	FC5-4286-000		1	ROLLER, PAPER FEED, 1	
2	FU7-2652-000		2	SPRING, TENSION	
3	FC5-4425-000		5	CLIP	
4	FC6-8973-000		2	ROLLER, PLATEN	
5	FC8-6319-000		1	HOLDER, SOLENOID	
6	FC8-6404-000		4	ROLLER, READ 2 PINCH	
7	FE2-1601-000		2	SHAFT, PAPER FEED ROLLER	
8	FE3-5400-000		2	SPRING, LEAF	
9	FLO-2751-000		2	HOLDER, ROLLER, SMALL	
10	FLO-2752-000		1	HOLDER, ROLLER, LARGE	
11	FLO-2753-000		1	COVER, BASE, LOWER	
12	FLO-2755-000		2	SPRING, LEAF	
13	FC8-6316-000		2	ROLLER, DELIVERY	
14	FC8-6318-010		1	CAM, DELIVERY ESTRANGEMENT	
15	FE3-5454-000		2	DAMPER, DELIVERY	
16	FC8-6317-000		2	HOLDER, DELIVERY ROLLER	
17	FM1-6897-000		1	CABLE, SOLENOID	
18	VS1-7177-002		1	CONNECTOR, SNAP TIGHT, BK	
19	FU5-1168-000		2	BUSHING	
501	XD9-0334-000		3	PIN, DOWEL	

Figure B12 PAPER PICK-UP COVER ASS'Y (ADF)



FIG/KEY	PART NUMBER	RANK	QTY	DESCRIPTION	REMARKS
B12	FM1-C226-000		1	PAPER PICK-UP COVER ASS'Y	ADF
1	FU5-1172-000		1	BUSHING	
2	FU5-1626-000		1	BUSHING	
3	FU7-2654-000		1	SPRING, TENSION	
4	FU7-2655-000		2	SPRING, COMPRESSION	
5	FU9-0938-000		1	GEAR, 24T	
6	FC5-4323-000		2	ROLLER, REGISTRATION, 1	
7	FC5-4324-000		1	ROLLER, REGISTRATION, 2	
8	FC9-4964-000		1	COVER, LED	
9	FC9-4971-010		1	LEVER, EMPTY SENSOR	
10	FE3-5427-000		1	SHUTTER, NOISE-PROOF	
11	FE3-5438-000		1	COUPLING	
12	FE3-5439-000		1	SPRING, COMPRESSION	
13	FE3-5441-000		1	HOLDER, ROLLER	
14	FE3-5443-000		1	STOPPER	
15	FE3-5493-000		1	KNOB, PAPER PICK-UP COVER	
16	FL0-1443-000		1	COVER, PAPER PICK-UP	
17	FL0-1444-000		1	GUIDE, PAPER PICK-UP	
18	FM1-D470-000		1	ADF PAPER PICK-UP ASSEMBLY	[DP]
19	FC9-4968-000		1	ROLLER, PICK-UP	
20	FE3-5434-000		1	GEAR, 22T/22T	
21	FE3-5436-000		1	BUSHING	
22	FE3-5437-000		1	BUSHING	
23	FE3-5442-000		1	LEVER	
24	FE3-5445-000		1	SPRING, LEAF	
25	FE3-5468-000		2	SPRING, TORSION	
26	FE3-5509-000		1	GEAR, 33T	
27	FE3-5525-000		1	LABEL, BLUE	
28	FL0-2750-000		2	SHUTTER	
29	FU8-0299-000		2	GEAR, 20T	
30	FU8-0890-000		1	GEAR, 33T	
31	FC6-8971-010		2	LEVER, STOP	
32	FC8-6353-000		2	JOINT	
33	FL0-1431-000		1	ROLLER, PAPER FEED	
34	FC9-4973-000		4	LEVER, WIDTH SENSOR	
35	FM1-F923-000		1	LED PCB ASSEMBLY	
36	FM4-1747-000		1	SENSOR PCB ASS'Y	SR9, SR10, SR11, SR12
37	FC8-6403-010		2	DAMPER, REV. GUIDE RETAINING	
501	XD9-0333-000		3	PIN, DOWEL	

Figure B13 DOCUMENT TRAY ASSEMBLY (ADF)



FIG/KEY	PART NUMBER	RANK	QTY	DESCRIPTION	REMARKS
B13	FM1-C227-000		1	DOCUMENT TRAY ASS' Y	ADF
1	FM1-F921-000		1	LED PCB ASSEMBLY	
2	FM1-F922-000		1	SENSOR PCB ASS' Y	SR13, 14, 15
3	FU8-0910-000		1	PINION, 22T	
4	WG8-5935-000		1	IC, PHOTO INTERRUPTER	SR8
5	WP2-5428-000		1	IC, PHOTO SENSOR PS126EL1	SR7
6	FC8-6339-000		1	LEVER, TRAY SENSOR	
7	FE3-5420-000		1	HOLDER, PCB	
8	FE3-5421-000		2	RACK, TRAY	
9	FE3-5422-000		1	HOLDER, STOPPER	
10	FE3-5423-000		1	STOPPER, DOCUMENT	
11	FE3-5444-000		1	HOLDER, PCB	
12	FE4-1405-000		1	SHEET, GROUNDING	
13	FLO-1435-000		1	COVER, TRAY, LOWER	
14	FLO-1436-000		1	TRAY, DOCUMENT	
15	FLO-3192-000		1	ELIMINATOR, STATIC CHARGE	
16	FLO-2748-000		1	GUIDE, TRAY, FRONT	
17	FU7-8133-000		1	LABEL, DOCUMENT MAXIMUM LOAD	
18	FLO-2749-000		1	GUIDE, TRAY, REAR	
19	FU7-8134-000		1	LABEL, DOCUMENT MAXIMUM LOAD	

Figure B41 ( 1 / 2 ) PAPER FEED ASSEMBLY (ADF)

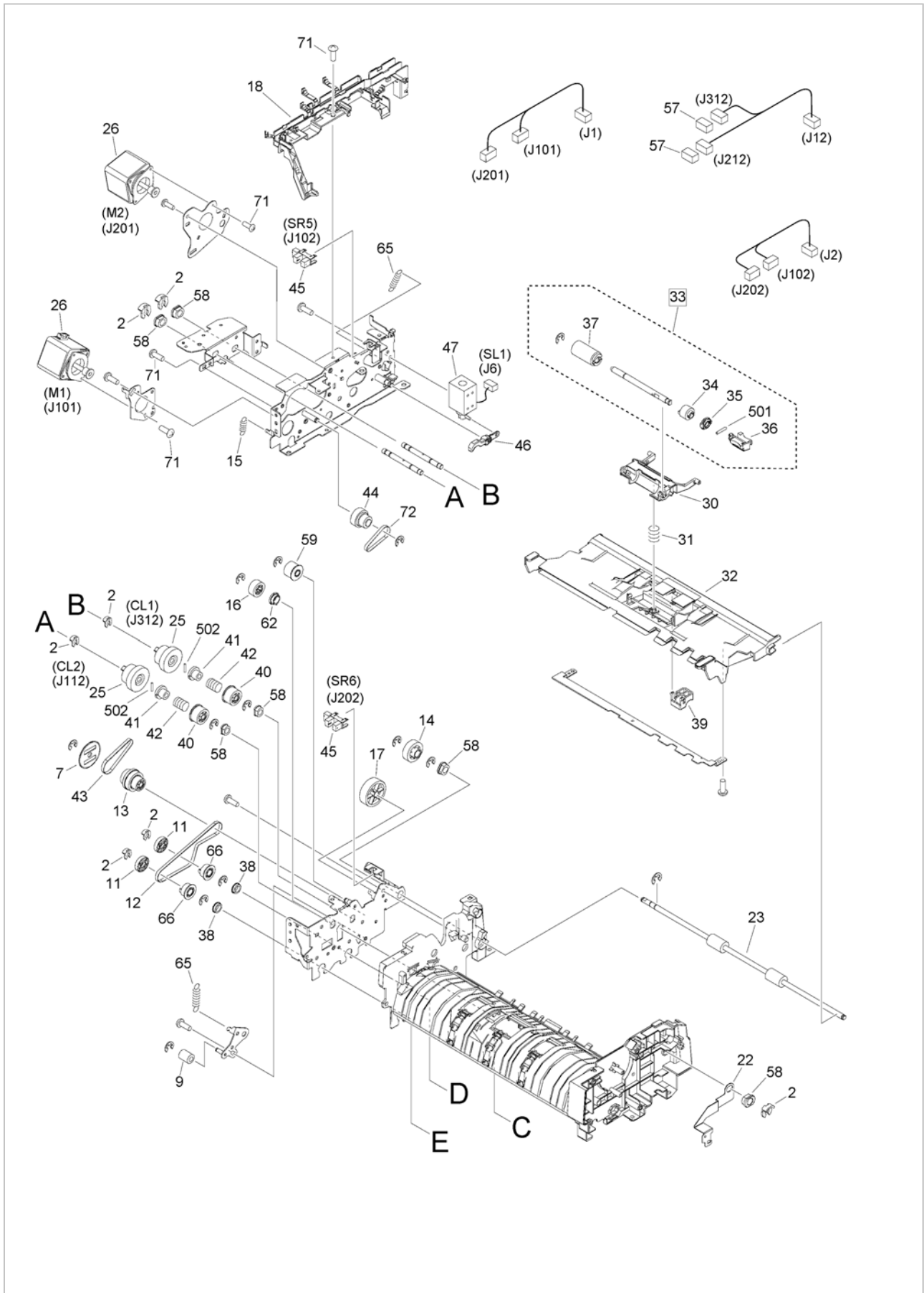
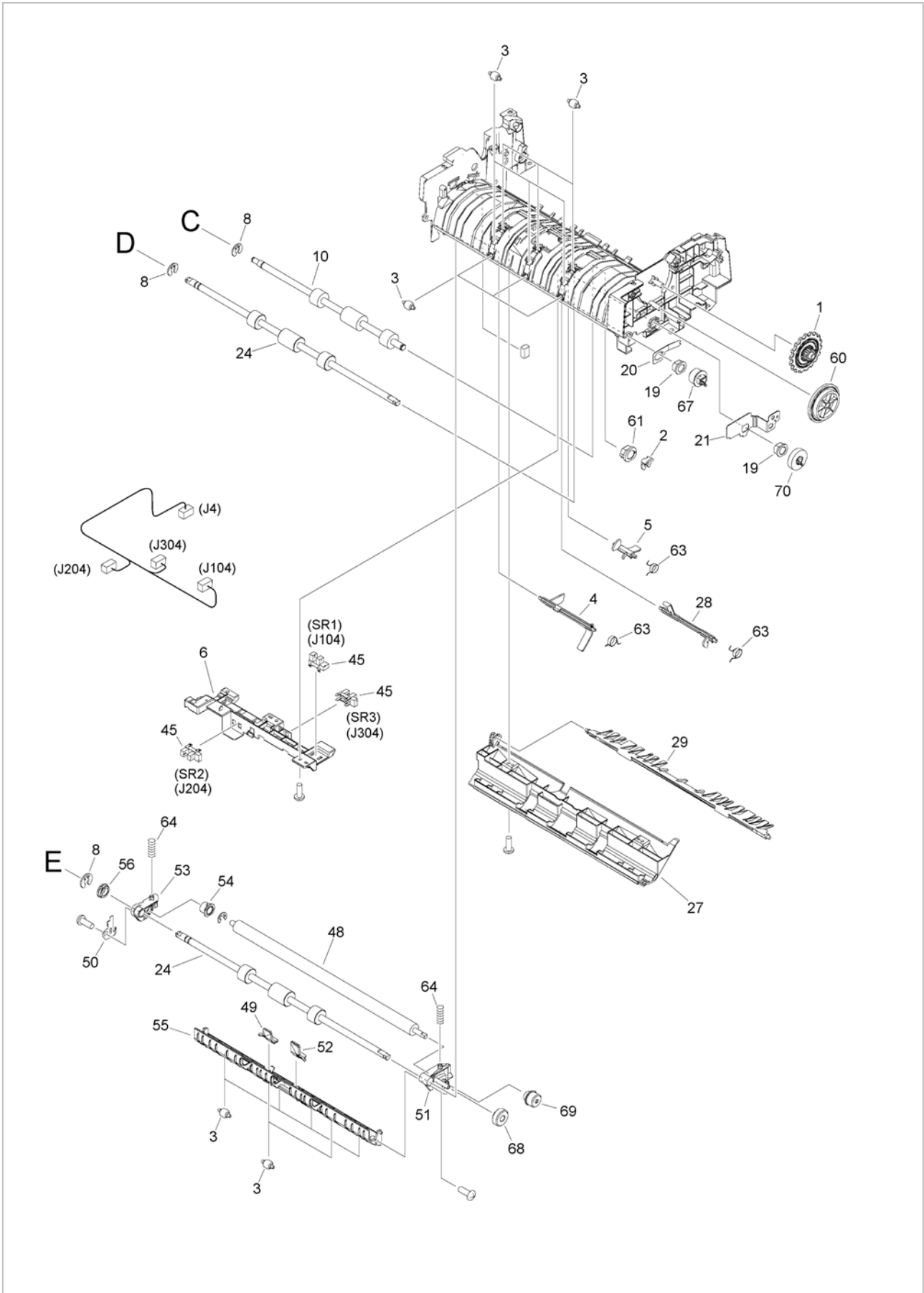




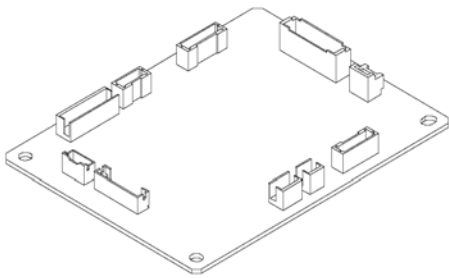
Figure B41 ( 2 / 2 ) PAPER FEED ASSEMBLY (ADF)



FIG/KEY	PART NUMBER	RANK	QTY	DESCRIPTION	REMARKS
B41	FM1-C225-000		1	PAPER FEED ASSEMBLY	ADF
1	FC0-9097-000		1	DIAL, JAM	
2	FC5-4425-000		8	CLIP	
3	FC6-8973-000		15	ROLLER, PLATEN	
4	FC8-6371-000		1	LEVER, READ SENSOR	
5	FC8-6372-000		1	LEVER, PAPER DELIVERY SENSOR	
6	FC8-6377-000		1	HOLDER, SENSOR	
7	FC8-6379-000		1	FLANGE, PULLEY	
8	FC8-6380-000		3	CLIP	
9	FC8-6382-000		1	ROLLER, BELT TENSION	
10	FC8-6396-000		1	ROLLER, REGISTRATION	
11	FC8-6418-000		2	JOINT, READ PULLEY	
12	FC8-6421-000		1	BELT, TIMING	
13	FE3-5403-000		1	PULLEY, 32T/36T/GEAR, 28T	
14	FE3-5404-000		1	GEAR, 21T	
15	FE3-5408-000		1	SPRING, TENSION	
16	FE3-5409-000		1	GEAR, 19T	
17	FE3-5410-000		1	GEAR, 39T	
18	FE3-5414-000		1	GUIDE, CABLE	
19	FE3-5469-000		2	BUSHING	
20	FE3-5470-000		1	PLATE, GROUNDING	
21	FE3-5485-000		1	PLATE, GROUNDING	
22	FE3-5514-000		1	PLATE, GROUNDING	
23	FE3-5528-000		1	ROLLER, DELIVERY	
24	FE3-5540-000		2	ROLLER, READ	
25	FK3-2679-000		2	CLUTCH, ELECTROMAGNETIC	CL1, 2
26	FK4-1290-000		2	MOTOR, STEPPING, DC	M1, 2
27	FL0-1438-000		1	GUIDE, PLATEN	
28	FL0-1441-000		1	FLAG, SENSOR	
29	FL0-2759-000		1	FLAPPER	
30	FE3-5415-000		1	HOLDER, ROLLER	
31	FE3-5419-000		1	SPRING, COMPRESSION	
32	FL0-3232-000		1	GUIDE, REVERSE	
33	FM1-D471-000		1	SEPARATION ROLLER ASSEMBLY	[DP]
34	FE3-5413-000		1	LIMITER, TORQUE	
35	FE3-5416-000		1	BUSHING	
36	FE3-5418-000		1	LEVER	
37	FL0-1428-000		1	ROLLER, SEPARATION	
38	XG9-0820-000		2	BEARING, BALL, DDLF-1280ZZH	
39	FE3-5507-000		1	BUSHING	
40	FU9-0931-000		2	GEAR, 22T	
41	FC8-6383-000		2	JOINT, PICK-UP	
42	FE3-5402-000		2	SPRING, TORSION	
43	XF2-1606-440		1	BELT, TIMING	
44	FE3-5459-000		1	PULLEY, 25T/GEAR, 25T	
45	WG8-5935-000		5	IC, PHOTO INTERRUPTER	SR1, SR2, SR3, SR5, SR6
46	FC8-6381-000		1	LINK, SOLENOID	
47	FK2-6871-000		1	SOLENOID	SL1
48	FC0-9124-000		1	ROLLER, WHITE	
49	FC8-6376-000		1	SPACER, READ, REAR	
50	FE2-1919-000		1	SPRING, GROUNDING	
51	FE3-5481-000		1	ARM, PLATEN, FRONT	
52	FC8-6375-000		1	SPACER, READ, FRONT	

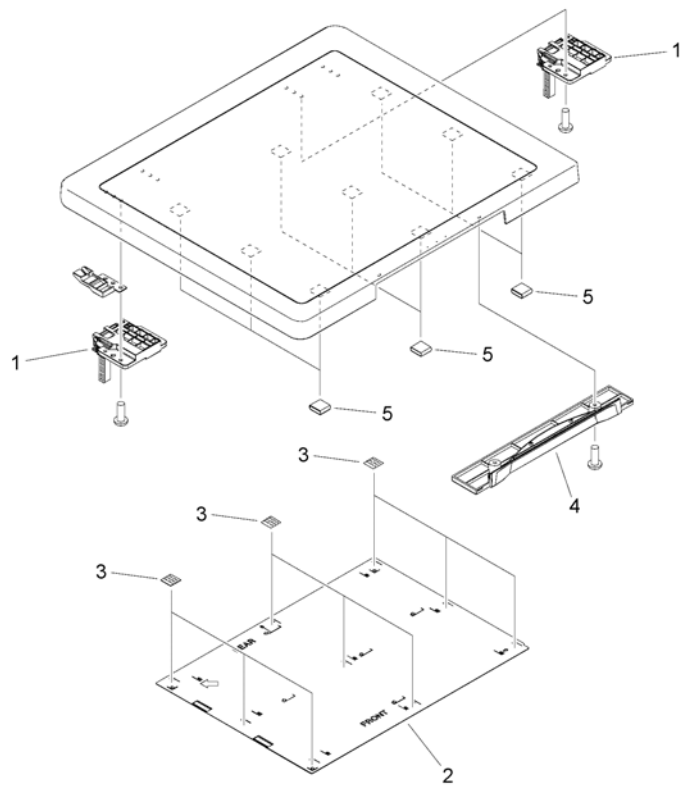
FIG/KEY	PART NUMBER	RANK	QTY	DESCRIPTION	REMARKS
53	FE2-1918-000		1	ARM, PLATEN, REAR	
54	FE3-0452-000		1	BUSHING	
55	FL0-2757-000		1	GUIDE, PLATEN	
56	FS6-1140-000		1	BUSHING	
57	VS1-7177-002		2	CONNECTOR, SNAP TIGHT, BK	
58	FU5-1172-000		6	BUSHING	
59	FU9-0935-000		1	GEAR, 18T	
60	FU9-0937-000		1	GEAR, 48T/62T	
61	FU6-1088-000		1	BUSHING	
62	FU6-1089-000		1	BUSHING	
63	FU7-2658-000		3	SPRING, TORSION	
64	FU7-2659-000		2	SPRING, COMPRESSION	
65	FU7-2660-000		2	SPRING, TENSION	
66	FU8-0310-000		2	PULLEY, 36T	
67	FU8-0312-000		1	GEAR, 18T	
68	FU8-0313-000		1	GEAR, 18T	
69	FU8-0314-000		1	GEAR, 14T	
70	FU8-0317-000		1	GEAR, 32T	
71	XA9-1164-000		10	SCREW, RS, M3X6.5	
72	XF2-1605-040		1	BELT, TIMING	
501	XD9-0333-000		1	PIN, DOWEL	
502	XD9-0334-000		2	PIN, DOWEL	

Figure B90 ADF CONTROLLER PCB ASSEMBLY (ADF)



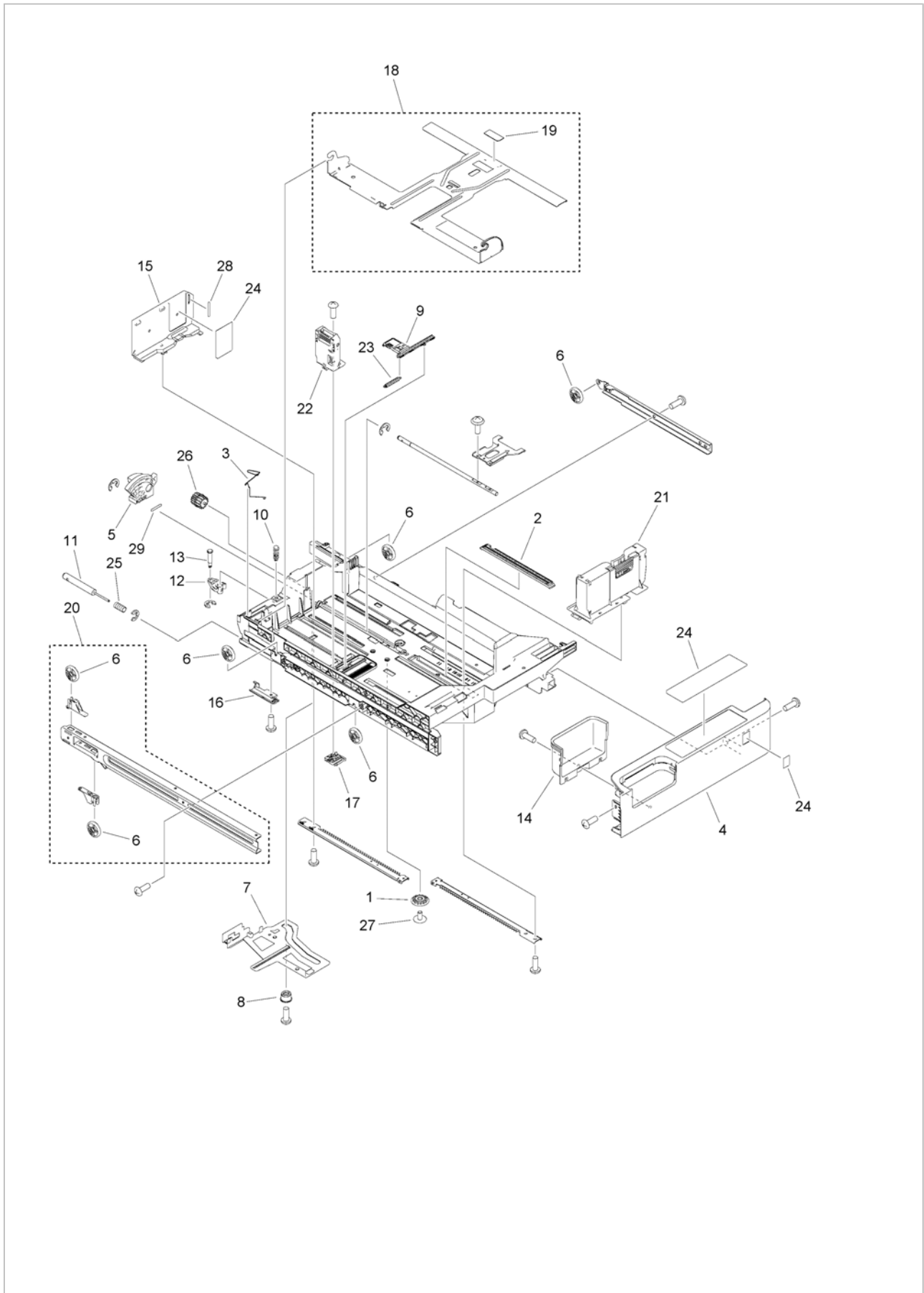
FIG/KEY	PART NUMBER	RANK	QTY	DESCRIPTION	REMARKS
B90	FM1-F920-000		1	ADF CONTROLLER PCB ASSEMBLY	ADF
IC	FK2-1773-000		1	IC, TC200G02EFG-1031, GATE ARRAY	

Figure C10 COPYBOARD COVER ASSEMBLY (COPYBOARD COVER)



FIG/KEY	PART NUMBER	RANK	QTY	DESCRIPTION	REMARKS
C10	NPN		RF	COPYBOARD COVER ASSEMBLY	
1	FC0-0716-000		2	HINGE	
2	FC0-1304-000		1	PANEL, COPYBOARD	
3	FC0-9274-000		9	SPONGE, SHEET, WHITE	
4	FC9-8778-000		1	COVER, COPYBOARD, FR. LW.	
5	FL3-4607-000		9	CUSHION	

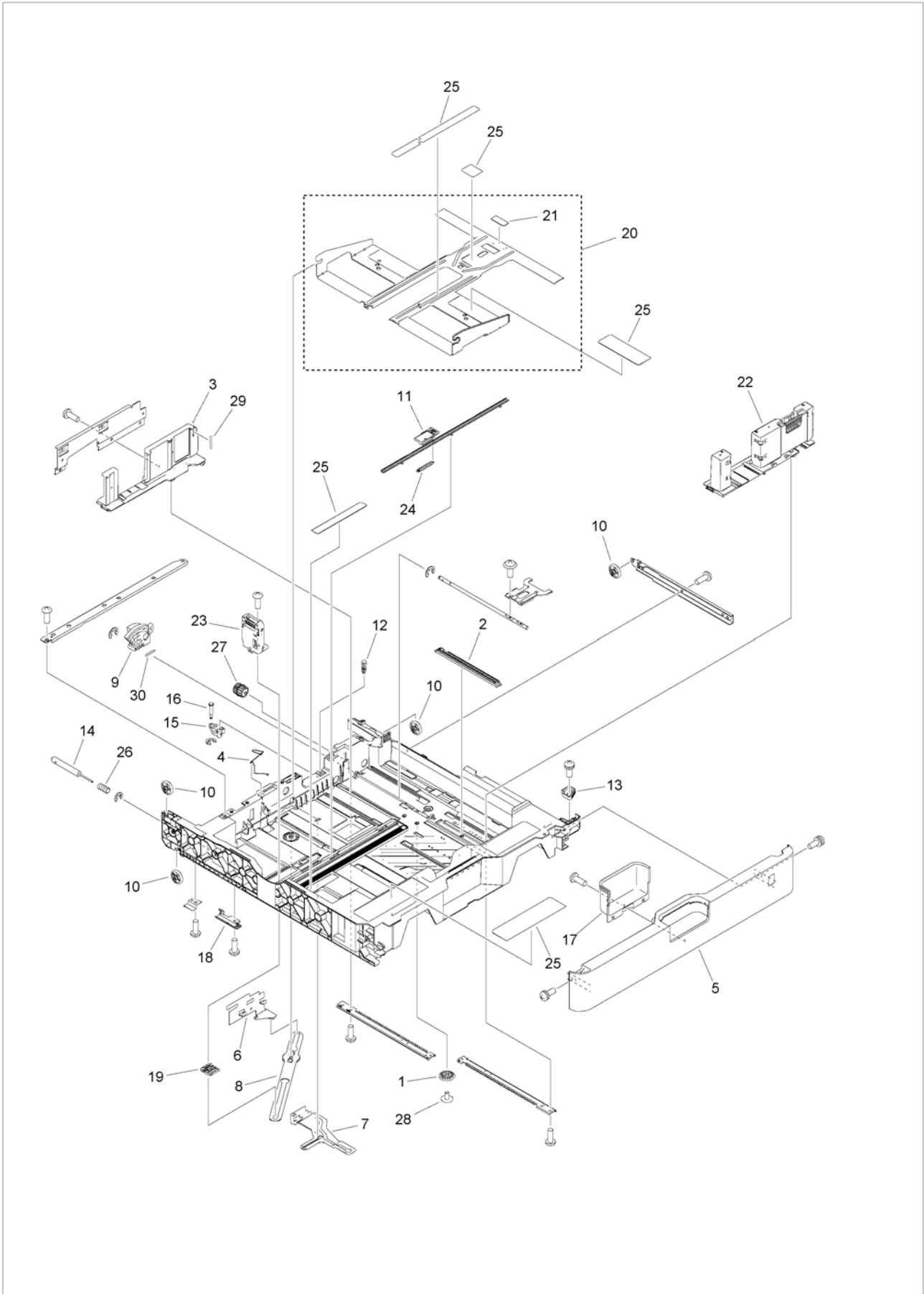
Figure H30 CASSETTE ASSEMBLY (SMALL) (SMALL CASSETTE)





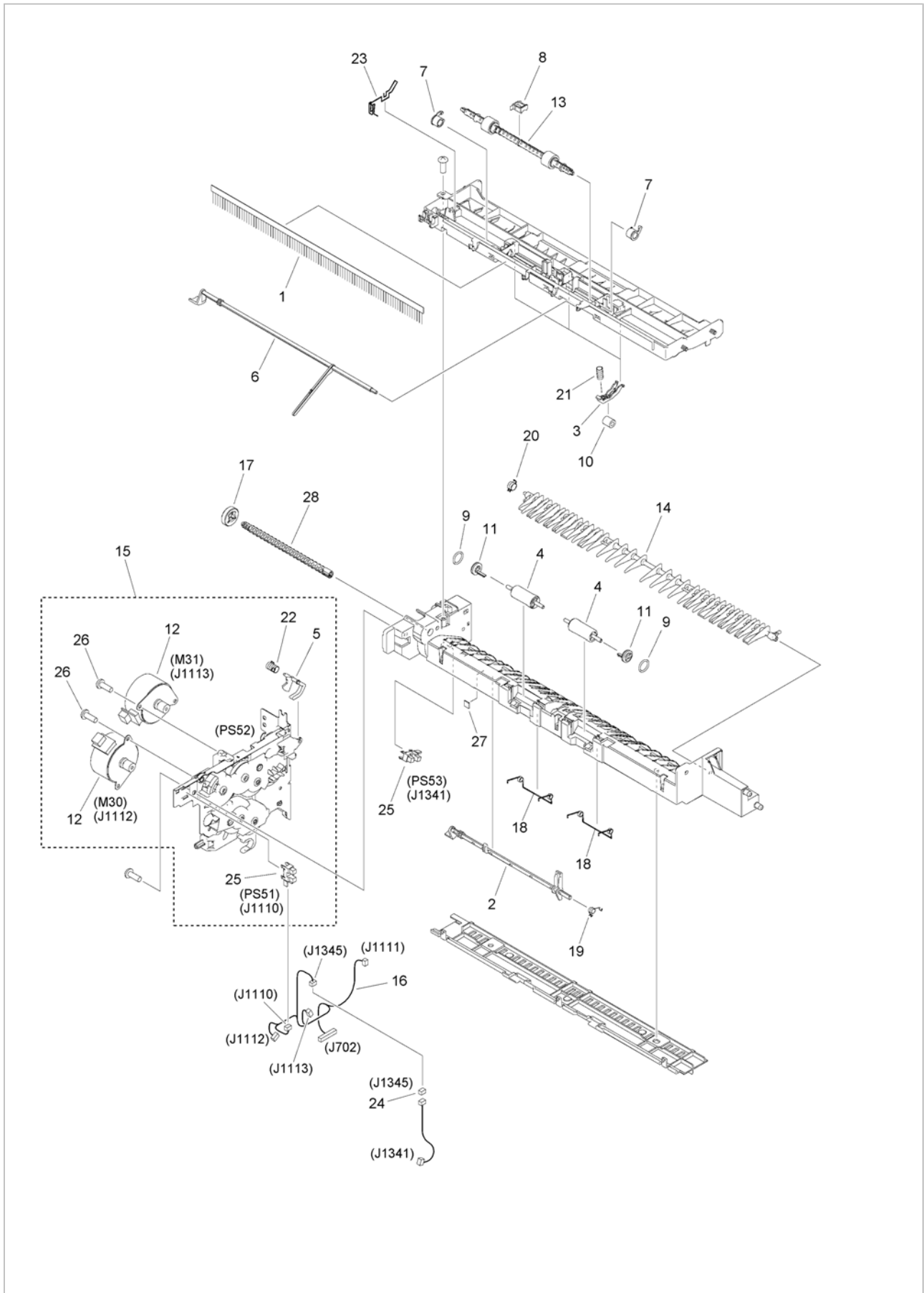
FIG/KEY	PART NUMBER	RANK	QTY	DESCRIPTION	REMARKS
H30	FM1-B237-000		1	CASSETTE ASSEMBLY	SMALL SMALL CASSETTE model
1	FC8-4990-000		1	GEAR, 14T	
2	FE2-0026-010		1	PLATE, FREE STOP	
3	FE3-0483-000		1	SPRING, GROUNDING	
4	FE3-1507-000		1	COVER, CASSETTE FRONT	
5	FE3-1527-000		1	GEAR, 68T/37T	
6	FE3-1528-000		6	ROLLER, CASSETTE	
7	FE3-1613-000		1	LINK, SIZE DETECT	
8	FE3-5683-000		1	SHAFT, SUPPORT	
9	FE3-7697-000		1	RACK, LINK	
10	FE3-8283-000		1	PIN, ARM	
11	FE3-8418-000		1	SHAFT, DAMPER	
12	FE4-1502-000		1	ARM, GUIDE	
13	FE4-1836-000		1	PIN, GUIDE	
14	FE4-1841-000		1	HANDLE, CST. FRONT COVER	
15	FE4-1843-000		1	PLATE, PAPER SIDE END, REAR	
16	FE4-1845-000		1	HOLDER, DAMPER	
17	FE4-5920-000		1	PLATE, LINK	
18	FLO-0899-000		1	PLATE, LIFTING	
19	FLO-4008-000		1	SHEET, SEPARATION	
20	FM1-B238-000		1	CASSETTE RAIL ASSEMBLY, LEFT	
21	FM1-B240-000		1	SIDE END PLATE ASSEMBLY, FRONT	
22	FM1-D257-000		1	BACK END LIMIT ASSEMBLY	
23	FU2-1081-000		1	SPRING, TENSION	
24	FU2-1223-000		1	LABEL, CASSETTE	SEE NOTE
25	FU2-1278-000		1	SPRING, COMPRESSION	
26	RC1-9396-000		1	GEAR, 14T	
27	XA9-1523-000		1	SCREW, B, M4X8	
28	XD9-0337-000		1	PIN, PARALLEL	
29	XD9-0359-000		1	PIN, PARALLEL	

Figure H31 CASSETTE ASSEMBLY (LARGE)



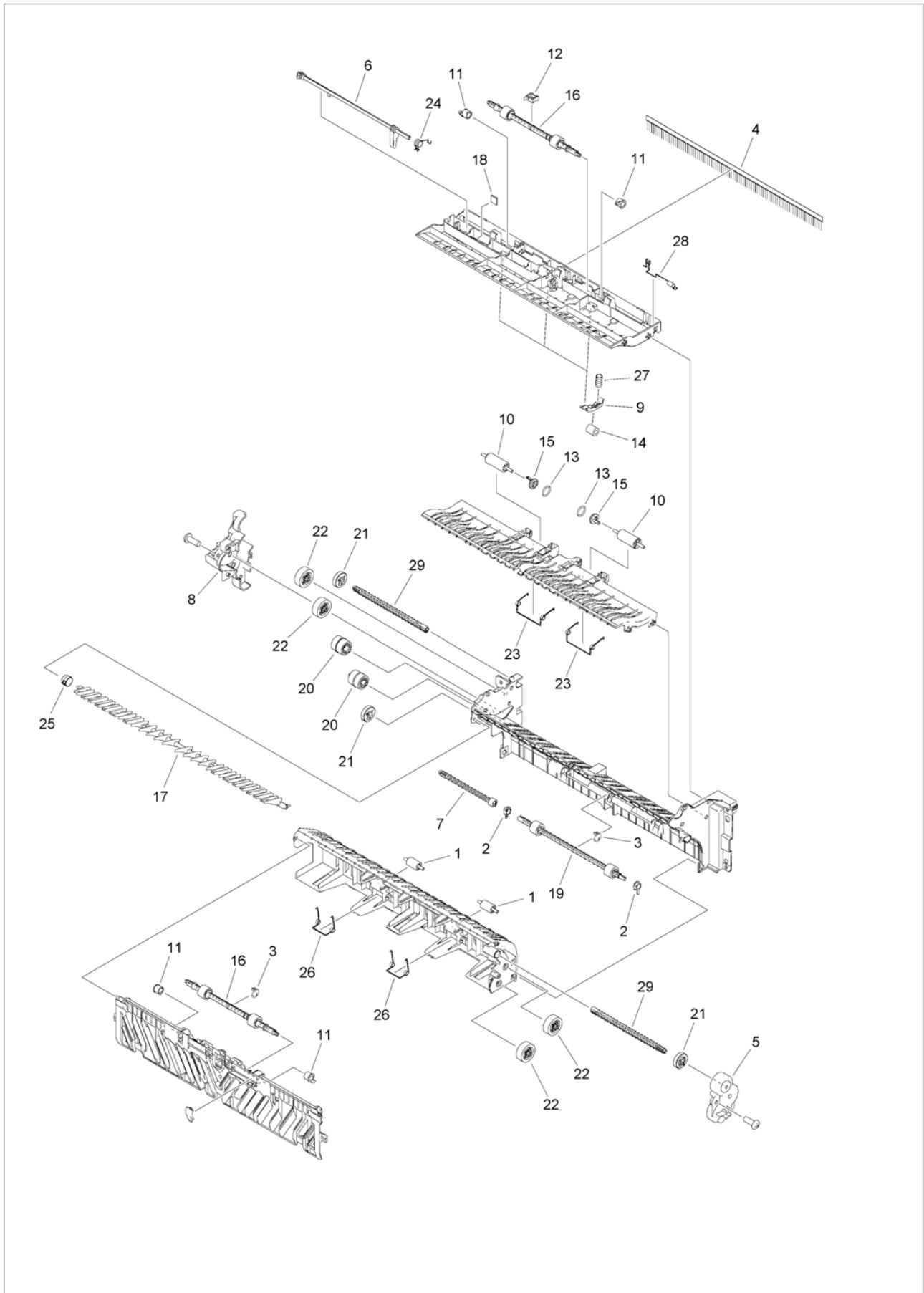
FIG/KEY	PART NUMBER	RANK	QTY	DESCRIPTION	REMARKS
H31	FM1-B242-000		1	CASSETTE ASSEMBLY	LARGE
1	FC8-4990-000		1	GEAR, 14T	
2	FE2-0026-010		1	PLATE, FREE STOP	
3	FE3-0478-000		1	PLATE, PAPER SIDE END, REAR	
4	FE3-0483-000		1	SPRING, GROUNDING	
5	FE3-1505-000		1	COVER, CASSETTE FRONT	
6	FE3-1524-000		1	CAM, BACK END DETECT	
7	FE3-1525-000		1	LINK, SIZE DETECT	
8	FE3-1526-000		1	ARM, BACK END DETECT	
9	FE3-1527-000		1	GEAR, 68T/37T	
10	FE3-1528-000		4	ROLLER, CASSETTE	
11	FE3-6546-000		1	RACK, LINK	
12	FE3-8283-000		1	PIN, ARM	
13	FE3-8412-000		1	SPACER	
14	FE3-8418-000		1	SHAFT, DAMPER	
15	FE4-1502-000		1	ARM, GUIDE	
16	FE4-1836-000		1	PIN, GUIDE	
17	FE4-1841-000		1	HANDLE, CST. FRONT COVER	
18	FE4-1845-000		1	HOLDER, DAMPER	
19	FE4-5920-000		1	PLATE, LINK	
20	FL0-0900-000		1	PLATE, LIFTING	
21	FL0-4008-000		1	SHEET, SEPARATION	
22	FM1-B243-000		1	SIDE END PLATE ASSEMBLY, FRONT	
23	FM1-D257-000		1	BACK END LIMIT ASSEMBLY	
24	FU2-1081-000		1	SPRING, TENSION	
25	FU2-1224-000		1	LABEL, CASSETTE	SEE NOTE
26	FU2-1278-000		1	SPRING, COMPRESSION	
27	RC1-9396-000		1	GEAR, 14T	
28	XA9-1523-000		1	SCREW, B, M4X8	
29	XD9-0337-000		1	PIN, PARALLEL	
30	XD9-0359-000		1	PIN, PARALLEL	

Figure M30 SECOND PAPER DELIVERY ASSEMBLY (2/3 DELIVERY)



FIG/KEY	PART NUMBER	RANK	QTY	DESCRIPTION	REMARKS
M30	FM1-B273-000		1	SECOND PAPER DELIVERY ASSEMBLY	
1	FE4-8959-000		1	ELIMINATOR, STATIC CHARGE	
2	FE3-1124-000		1	FLAG, SENSOR	
3	FE3-1136-000		3	LEVER	
4	FE3-1392-000		2	ROLLER, PAPER DELIVERY	
5	FE3-5646-000		1	FLAG, PAPER DELIVERY SENSOR	
6	FE3-9441-000		1	FLAG, FULL DETECT	
7	FE3-9443-000		2	BUSHING	
8	FE3-9444-000		1	HOLDER, ROLLER SHAFT	
9	FE4-0668-000		2	RING, O	
10	FE4-0669-000		3	ROLLER	
11	FE4-0671-000		2	HOLDER, ROLLER RING	
12	FK4-0641-000		2	MOTOR, STEPPING	M30, M31
13	FL0-0139-000		1	ROLLER, PAPER DELIVERY	
14	FL0-0813-000		1	FLAPPER, 2ND/3RD PAPER DELIVERY	
15	FM1-B274-000		1	2ND/3RD DELIVERY DRIVE ASS'Y	PS52
16	FM1-D877-000		1	CABLE, MOTOR	
17	FU2-0094-000		1	GEAR, 21T	
18	FU2-0179-000		2	SPRING, TORSION	
19	FU2-0180-000		1	SPRING, TORSION	
20	FU2-0181-000		1	SPRING, TORSION	
21	FU2-0710-000		3	SPRING, COMPRESSION	
22	FU2-0711-000		1	SPRING, TORSION	
23	FU2-0712-000		1	SPRING, GROUNDING	
24	VS1-7207-003		1	CONNECTOR, SNAP TIGHT, BK	
25	WG8-5935-000		2	IC, PHOTO INTERRUPTER	PS51, PS53
26	XA9-1833-000		4	SCREW, D, M3X6	
27	FL0-1505-000		1	DAMPER	
28	FE3-1401-000		1	SHAFT, ROLLER	

Figure M31 THIRD PAPER DELIVERY ASSEMBLY (2/3 DELIVERY)



FIG/KEY	PART NUMBER	RANK	QTY	DESCRIPTION	REMARKS
M31	FM1-B275-000		1	THIRD PAPER DELIVERY ASSEMBLY	
1	FC0-5873-000		2	ROLLER, DUPLEXING	
2	FC0-5876-000		2	BUSHING	
3	FC0-5888-000		2	BUSHING	
4	FE4-8959-000		1	ELIMINATOR, STATIC CHARGE	
5	FE3-1112-000		1	COVER, DRIVE GEAR, FRONT	
6	FE3-1125-000		1	FLAG, SENSOR	
7	FE3-1134-000		1	SHAFT, TRANSMISSION	
8	FE3-1135-000		1	COVER, DRIVE GEAR, REAR	
9	FE3-1136-000		3	LEVER	
10	FE3-1392-000		2	ROLLER, PAPER DELIVERY	
11	FE3-9443-000		4	BUSHING	
12	FE3-9444-000		1	HOLDER, ROLLER SHAFT	
13	FE4-0668-000		2	RING, 0	
14	FE4-0669-000		3	ROLLER	
15	FE4-0671-000		2	HOLDER, ROLLER RING	
16	FL0-0139-000		2	ROLLER, PAPER DELIVERY	
17	FL0-0813-000		1	FLAPPER, 2ND/3RD PAPER DELIVERY	
18	FL0-1505-000		1	DAMPER	
19	FL3-6443-000		1	ROLLER, DUPLEXING FEED	
20	FM1-B276-000		2	ONE-WAY GEAR ASSEMBLY	
21	FU2-0094-000		3	GEAR, 21T	
22	FU2-0096-000		4	GEAR, 26T	
23	FU2-0179-000		2	SPRING, TORSION	
24	FU2-0180-000		1	SPRING, TORSION	
25	FU2-0181-000		1	SPRING, TORSION	
26	FU2-0182-000		2	SPRING, TORSION	
27	FU2-0710-000		3	SPRING, COMPRESSION	
28	FU2-0713-000		1	SPRING, GROUNDING	
29	FE3-1401-000		2	SHAFT, ROLLER	

## Figure ZZA MECHANICAL STANDARD PARTS (HOW TO USE)

### Mechanical standard parts

#### 機械標準部品

#### About a mechanical standard parts

A Mechanical standard parts is a mechanical part which not parts peculiar to a product.  
They are parts which are common to a Canon product and are used, such as a screw and a washer.  
The Fig No. and parts number of the mechanical standard parts are not listed in the product parts catalog.  
Refer to the parts catalog of mechanical standard parts when checking the parts number for screw or washer etc. and identify them by part shape or size.

#### 機械標準部品とは

機械標準部品とは、製品特有の部品ではなく、ねじやワッシャなどキヤノン製品共通で使用されている機械部品（メカ部品）のことです。  
製品のパーツカタログには、機械標準部品のFig No.や部品番号は記載しておりません。  
ねじや、ワッシャ等の部品番号を調べるときは、機械標準部品のパーツカタログを参照し、部品の形状や大きさから判断し、使用している部品を調べてください。

#### Material and surface treatment of a mechanical standard parts

Material and surface treatment of mechanical standard parts are assigned commonly for each part.  
Refer to the Table 1 for the parts which material and surface treatment are assigned as numbers.

#### 機械標準部品の材料および表面処理

機械標準部品の材料および表面処理については、各種部品共通で決められています。  
材料および表面処理が番号で決められている部品については、表1を参照してください。

Table 1 Material and Surface treatment

表1 材料および表面処理

No. 番号	Material 材料	Surface treatment 表面処理	Color 色
1	Stainless steel ステンレス	Stainless steel black coloring (BC4) ステンレス黒着色(BC4)	Black 黒
2		not to be given なし	White 白
3	Brass 黄銅	Regular nickel plating (NL) 普通ニッケルメッキ(NL)	White 白
4		Black nickel plating (BN) 黒色ニッケルメッキ(BN)	Black 黒
5	Steel 鋼	White zinc trivalent chromate treating (ZC3) 白色亜鉛3価クロメート(ZC3)	White 白
6		Regular nickel chromium plating (NC) 普通ニッケルクロムメッキ(NC)	White 白
7		Regular nickel plating (NL) 普通ニッケルメッキ(NL)	White 白
8		Iron and steel phosphating (P1) 鉄鋼燐酸塩処理(P1)	Black 黒
9		Black zinc trivalent chromate treating (BZ3) 黒色亜鉛3価クロメート(BZ3)	Black 黒



FIG/KEY	PART NUMBER	RANK	QTY	DESCRIPTION	REMARKS
---------	-------------	------	-----	-------------	---------

# Figure ZZB ( 1 / 7 ) MECHANICAL STANDARD PARTS (SCREWS)

## 1. Screws ねじ

How to read Parts Numbers  
部品番号の見方

Screws  
ねじ

XB1-2400-609

Type No.  
類別番号

Normal designation (d)  
ねじの呼び (d)

Length (L)  
ねじの長さ (L)

Material and Surface treatment  
材料および表面処理

XB1-2 expresses Binding head machine screw.  
XB1-2は、バインドねじを表す

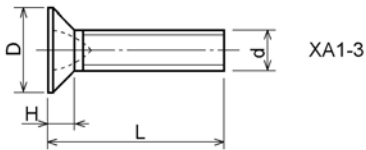
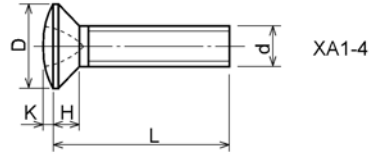
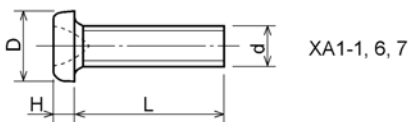
40 expresses M4.0.  
40は、M4.0を表す

0-60 expresses a length of 6.0mm.  
0-60は、6.0mmの長さを表す

9 expresses Steel (Black zinc trivalent chromate  
treating) from Table 1.

9は、表1より鋼（黒色亜鉛3価クロメート）を表す

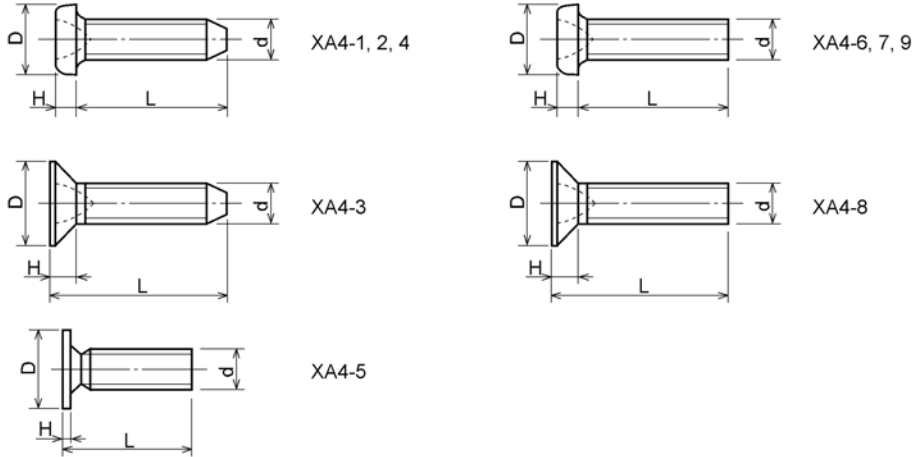
### 1-1. Cross Recessed Head Screws for Precision Equipments 精密機器用十字穴付き小ねじ



Type No. 類別番号	Type 類別	Head size (mm) 頭部寸法 (mm)						
		M1.4	M1.6	M1.7	M2	M2.5	M2.6	
XA1-1	Pan head Class 1 なべ1種	D	2	2.4	2.5	3	3.8	4
		H	0.5	0.55	0.5	0.6	0.9	0.8
XA1-3	Countersunk head Class 1 さら1種	D	2	2.4	2.5	3	3.8	4
		H	0.48	0.55	0.58	0.73	0.85	0.93
XA1-4	Oval countersunk head Class 1 丸さら1種	D	2	2.4	2.5	3	3.8	4
		H + K	0.68	0.8	0.88	1	1.25	1.3
XA1-6	Pan head Class 3 なべ3種	D	2.5	2.8	3	3.5	4.3	4.5
		H	0.8	0.85	0.9	1	1.3	1.2
XA1-7	Pan head Class 2 なべ2種	D	2.5	2.8	3	3.5	4.3	4.5
		H	0.5	0.55	0.5	0.6	0.9	0.8

# Figure ZZB ( 2 / 7 ) MECHANICAL STANDARD PARTS (SCREWS)

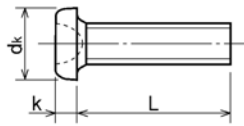
## 1-2. Precision Tapping Screws 精密用タッピンねじ



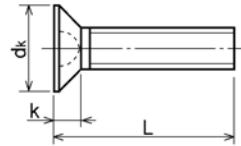
Type No. 類別番号	Type 類別	Head size (mm) 頭部寸法 (mm)						
		M1.4	M1.6	M1.7	M2	M2.5	M2.6	
XA4-1	With tapered end pan head Class 1 絞り-なべ1種	D XA4-1	2	2.4	2.5	3	3.8	4
		H XA4-1	0.5	0.55	0.5	0.6	0.9	0.8
XA4-2	With tapered end pan head Class 3 絞り-なべ3種	D XA4-2	2.5	2.8	3	3.5	4.3	4.5
		H XA4-2	0.8	0.85	0.9	1	1.3	1.2
XA4-3	With tapered end countersunk head 絞り-さら	D XA4-3	2	2.4	2.5	3	3.8	4
		H XA4-3	0.48	0.55	0.58	0.73	0.85	0.93
XA4-4	With tapered end pan head Class 2 絞り-なべ2種	D XA4-4	2.5	2.8	3	3.5	4.3	4.5
		H XA4-4	0.5	0.55	0.5	0.6	0.9	0.8
XA4-5	With parallel end ultra thin head ストレート-超薄頭	D XA4-5	2.5	2.8	3	-	-	-
		H XA4-5	0.2	0.2	0.2	-	-	-
XA4-6	With parallel end pan head Class 1 ストレート-なべ1種	D XA4-6	2	2.4	2.5	3	3.8	4
		H XA4-6	0.5	0.55	0.5	0.6	0.9	0.8
XA4-7	With parallel end pan head Class 3 ストレート-なべ3種	D XA4-7	2.5	2.8	3	3.5	4.3	4.5
		H XA4-7	0.8	0.85	0.9	1	1.3	1.2
XA4-8	With parallel end countersunk head ストレート-さら	D XA4-8	2	2.4	2.5	3	3.8	4
		H XA4-8	0.48	0.55	0.58	0.73	0.85	0.93
XA4-9	With parallel end pan head Class 2 ストレート-なべ2種	D XA4-9	2.5	2.8	3	3.5	4.3	4.5
		H XA4-9	0.5	0.55	0.5	0.6	0.9	0.8

Figure ZZB ( 3 / 7 ) MECHANICAL STANDARD PARTS (SCREWS)

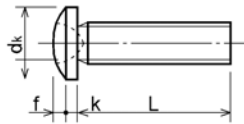
1-3. Cross Recessed Head Screws  
 一般用十字穴付き小ねじ



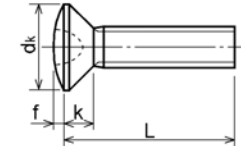
XB1-1



XB1-3



XB1-2



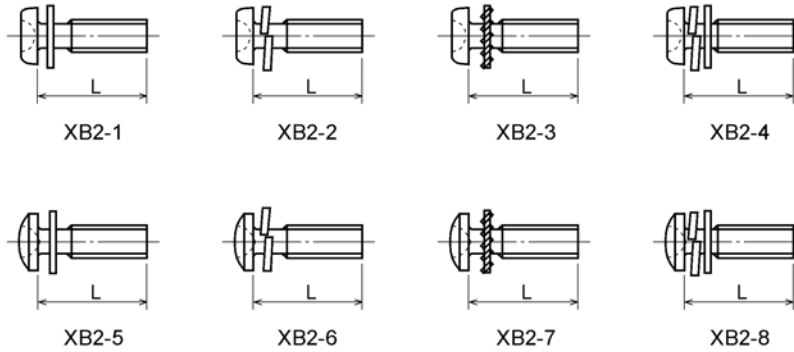
XB1-4

Type No. 類別番号	Type 類別
XB1-1	Pan head なべ
XB1-2	Binding head バインド
XB1-3	Countersunk head さら
XB1-4	Oval countersunk head 丸さら

		Head size (mm) 頭部寸法 (mm)					
		M2	M2.5	M2.6	M3	M4	M5
dk	XB1-1	3.5	4.5	4.5	5.5	7	9
k	XB1-1	1.3	1.7	1.7	2	2.6	3.3
dk	XB1-2	4.3	5.3	5.5	6.3	8.3	10.3
k+f	XB1-2	1.2	1.5	1.6	1.9	2.5	3.1
dk	XB1-3	4	5	-	6	8	10
k	XB1-3	1.2	1.45	-	1.75	2.3	2.8
dk	XB1-4	4	5	-	6	8	10
k+f	XB1-4	1.6	2	-	2.45	3.2	4
Screw part length ねじ部長さ b		8	12	12	12	16	20

# Figure ZZB ( 4 / 7 ) MECHANICAL STANDARD PARTS (SCREWS)

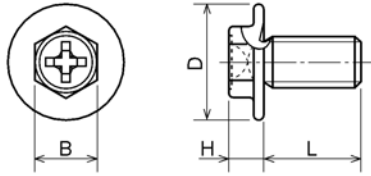
## 1-4. Cross Recessed Head Screws with Captive Washer 座金組み込み十字穴付き小ねじ



Type No. 類別番号	Type 類別
XB2-1	Pan head + Plain washer (circular bright) なべねじ+平座金
XB2-2	Pan head + Spring washer なべねじ+ばね座金
XB2-3	Pan head + Toothed lock washer なべねじ+歯付座金
XB2-4	Pan head + Spring washer and plain washer (circular bright) なべねじ+(ばね+平)座金
XB2-5	Binding head + Plain washer (circular bright) バインドねじ+平座金
XB2-6	Binding head + Spring washer バインドねじ+ばね座金
XB2-7	Binding head + Toothed lock washer バインドねじ+歯付座金
XB2-8	Binding head + Spring washer and plain washer (circular bright) バインドねじ+(ばね+平)座金

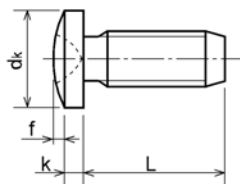
# Figure ZZB ( 5 / 7 ) MECHANICAL STANDARD PARTS (SCREWS)

## 1-5. Hexagon Head Tapping Screws for Matallic Materials 金属用六角タッピンねじ



Type No. 類別番号	Type 類別	Head size (mm) 頭部寸法 (mm)		
		M3	M4	
XB3-6	For metallic materials 金属用タッピン	D	8	10
		B	5.5	5.5
XB3-7	For metallic materials with clawed 金属用タッピン-つめ付き	H XB3-6	3.1	3.1
		H XB3-7	3.2	3.2

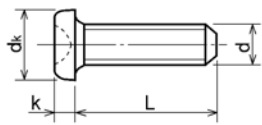
## 1-6. Special Tapping Screws 特殊タッピンねじ



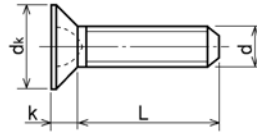
Type No. 類別番号	Type 類別	Head size (mm) 頭部寸法 (mm)		
		M3	M4	
XB4-5	Binding head バインド	dk	6.3	8.3
		k	1.3	1.7
		k+f	1.9	2.5

# Figure ZZB ( 6 / 7 ) MECHANICAL STANDARD PARTS (SCREWS)

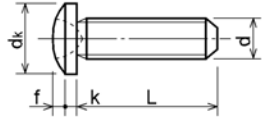
## 1-7. General Head Tapping Screws 一般タッピンねじ



XB4-6



XB4-8

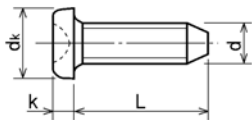


XB4-7

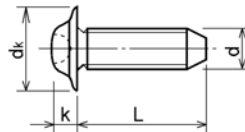
Type No. 類別番号	Type 類別
XB4-6	Pan head なべ
XB4-7	Binding head バインド
XB4-8	Countersunk head さら

		Head size (mm) 頭部寸法 (mm)					
		M2	M2.5	M2.6	M3	M4	M5
dk	XB4-6	3.5	4.5	4.5	5.5	7	9
k	XB4-6	1.3	1.7	1.7	2	2.6	3.3
dk	XB4-7	4.3	5.3	5.5	6.3	8.3	10.3
k+f	XB4-7	1.2	1.5	1.6	1.9	2.5	3.1
dk	XB4-8	4	5	5.2	6	8	10
k	XB4-8	1.2	1.45	1.5	1.75	2.3	2.8

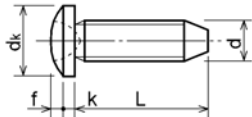
## 1-8. Tapping Screws for Metallic Materials 金属用タッピンねじ



XB5-1



XB5-6



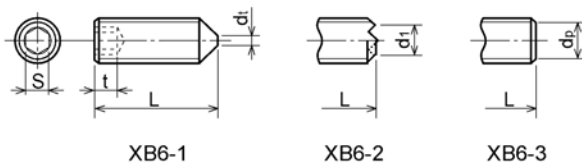
XB5-2

Type No. 類別番号	Type 類別
XB5-1	Pan head なべ
XB5-2	Binding head バインド
XB5-6	Flanged pan head つば付きなべ

		Head size (mm) 頭部寸法 (mm)				
		M2.5	M2.6	M3	M4	M5
dk	XB5-1	4.5	4.5	5.5	7	9
k	XB5-1	1.7	1.7	2	2.6	3.3
dk	XB5-2	5.5	5.5	6.3	8.3	10.3
k+f	XB5-2	1.6	1.6	1.9	2.5	3.1
dk	XB5-6	6.5	6.5	8	10	12
k	XB5-6	2.1	2.1	1.75	3.2	4

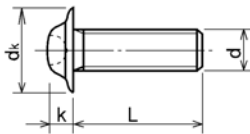
# Figure ZZB ( 7 / 7 ) MECHANICAL STANDARD PARTS (SCREWS)

## 1-9. Hexagon Socket Set Screws 六角穴付き止めねじ



Type No. 類別番号	Type 類別	Head size (mm) 頭部寸法 (mm)						
		M1.6 M1.7	M2	M2.5 M2.6	M3	M5	M5	M6
S		0.7	0.9	1.3	1.5	2	2.5	3
t		1.5	1.7	2	2	2.5	3	3.5
d <sub>t max</sub> XB6-1		0.4	0.5	0.65	0.75	1	1.25	1.5
d <sub>t min</sub> XB6-2		-	1.2	1.5	1.7	2.2	2.8	3.3
d <sub>t min</sub> XB6-2		-	1	1.2	1.4	1.9	2.4	2.9
d <sub>p max</sub> XB6-3		0.8	1	1.5	2	2.5	3.5	4
d <sub>p min</sub> XB6-3		0.55	0.75	1.25	1.75	2.25	3.2	3.7

## 1-10. Flanged Pan Head Machine Screws つば付きなべねじ



Type No. 類別番号	Type 類別	Head size (mm) 頭部寸法 (mm)				
		M2	M2.5 M2.6	M3	M5	M5
dk		5	6.5	8	10	12
k		1.7	2.1	2.5	3.2	4



FIG/KEY	PART NUMBER	RANK	QTY	DESCRIPTION	REMARKS
---------	-------------	------	-----	-------------	---------

# Figure ZZC MECHANICAL STANDARD PARTS (BOLTS)

## 2. Bolts (Socket head cap screw) ボルト

How to read Parts Numbers  
部品番号の見方

Bolt (Socket head cap screw)  
ボルト

XB7-1080-409

Type No.  
類別番号

Normal designation (d)  
ねじの呼び (d)

Length (L)  
ねじの長さ (L)

Material and Surface treatment  
材料および表面処理

XB7-1 expresses Hexagon socket head cap screws.  
XB7-1は、六角穴付きボルトを表す

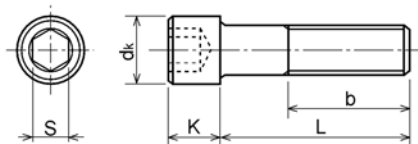
080 expresses M8.0.  
080は、M8.0を表す

40 expresses a length of 40mm.  
40は、40mmの長さを表す

9 expresses Steel (Black zinc trivalent chromate  
treating) from Table 1.

9は、表1より鋼（黒色亜鉛3価クロメート）を表す

### 2-1. Hexagon socket head cap screws 六角穴付きボルト



Type No. 類別番号	Type 類別
XB7-1	Hexagon socket head cap screws 六角穴付きボルト

	Head size (mm) 頭部寸法 (mm)						
	M3	M4	M5	M6	M8	M10	M12
S	2.5	3	4	5	6	8	10
dk	5.5	7	8.5	10	13	16	18
K	3	4	5	6	8	10	12
Screw part length ねじ部長さ $b_{max}$	18	20	22	24	28	32	36

FIG/KEY	PART NUMBER	RANK	QTY	DESCRIPTION	REMARKS
---------	-------------	------	-----	-------------	---------

# Figure ZZD MECHANICAL STANDARD PARTS (NUTS)

## 3. Nuts ナット

How to read Parts Numbers  
部品番号の見方

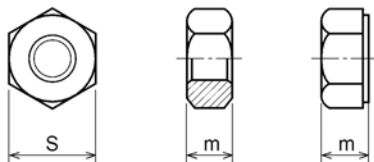
Nuts  
ナット

XB7-2100-309

Type No.  
類別番号  
Normal designation (d)  
ねじの呼び (d)  
Material and Surface treatment  
材料および表面処理

XB7-210 expresses Hexagon nut class 1.  
XB7-210は、六角ナット1種を表す  
0-30 expresses M3.0.  
0-30は、M3.0を表す  
9 expresses Steel (Black zinc trivalent chromate  
treating) from Table 1.  
9は、表1より鋼（黒色亜鉛3価クロメート）を表す

### 3-1. Hexagon Nuts and Hexagon Thin Nuts 六角ナット



Type No. 類別番号	Type 類別
XB7-210	Hexagon nut Class 1 六角ナット-1種
XB7-220	Hexagon nut Class 3 六角ナット-3種
XB7-230	Hexagon nut Style 1 double chamfered 六角ナット-スタイル1-両面とり
XB7-231	Hexagon nut Style 1 washer faced 六角ナット-スタイル1-座付き
XB7-240	Hexagon nut Style 2 double chamfered 六角ナット-スタイル2-両面とり
XB7-241	Hexagon nut Style 2 washer faced 六角ナット-スタイル2-座付き
XB7-250	Hexagon nut 六角ナット
XB7-260	Hexagon thin nut double chamfered 六角低ナット-両面とり
XB7-270	Hexagon thin nut not chamfered 六角低ナット-面とり無し

	Head size (mm) 頭部寸法 (mm)						
	M2	M2.5	M3	M4	M5	M6	M8
S	4	5	5.5	7	8	10	13
m XB7-210	1.6	2	2.4	3.2	4	5	6.5
m XB7-220	1.2	1.6	1.8	2.4	3.2	3.6	5
m XB7-230, 231	1.6	2	2.4	3.2	4.7	5.2	6.8
m XB7-240, 241	-	-	-	-	5.1	5.7	7.5
m XB7-250	-	-	-	-	5.6	6.1	7.9
m XB7-260	1.2	1.6	1.8	2.2	2.7	3.2	4
m XB7-270	1.2	1.6	1.8	2.2	2.7	3.2	4

FIG/KEY	PART NUMBER	RANK	QTY	DESCRIPTION	REMARKS
---------	-------------	------	-----	-------------	---------

# Figure ZZE ( 1 / 3 ) MECHANICAL STANDARD PARTS (RETAINING RINGS)

## 5. Retaining Rings 止め輪

How to read Parts Numbers  
部品番号の見方

Retaining Rings  
止め輪

XD2-1100-202

Type No.  
類別番号  
Nominal designation  
呼び  
Material and Surface treatment  
材料および表面処理

XD2-110 expresses retaining ring-E type (Type1).  
XD2-110は、E形止め輪（1種）を表す

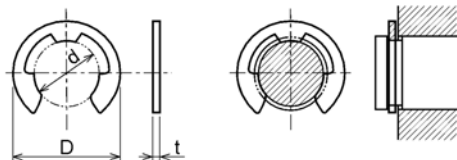
0-20 expresses a 020 of nominal designation.  
(See Table 5)

0-20は、呼び020を表す（表5参照）

2 expresses Stainless steel (Surface treatment is not to be given) from Table 1.

2は、表1よりステンレス（表面処理なし）を表す

### 5-1. Retaining Rings - E type E形止め輪



Type No. 類別番号	Type 類別
XD2-110	Retaining ring - E type (Type 1) E形止め輪（1種）
XD2-120	Retaining ring - E type (Type 2) E形止め輪（2種）

Table 5 表5

Type 種類	Nominal designation 呼び	d (mm)	D (mm)	t (mm)
Type 1 1種	007	0.65	2	0.2
	010	0.95	2.8	0.2
	013	1.25	3.3	0.3
	017	1.65	4.2	0.4
	020	1.95	4.6	0.5
	024	2.35	6	0.6
	028	2.74	6.5	0.6
	032	3.14	7.2	0.6
	037	3.64	8	0.7
	040	3.93	10	0.7
	042	4.13	10	0.7
	050	4.93	11	0.7
	058	5.73	12	0.7
	060	5.93	12.7	0.9
Type 2 2種	064	6.32	13.5	0.9
	074	7.31	15	0.9
	080	7.91	16.5	1
	008	0.8	2	0.2
	012	1.2	3	0.3
	015	1.5	4	0.4
	020	2	5	0.4
	025	2.5	6	0.4
	030	3	7	0.6
	040	4	9	0.6
	050	5	11	0.6
	060	6	12	0.8
	070	7	14	0.8
	080	8	16	0.8
090	9	18	0.8	
100	10	20	1	

Figure ZZE ( 2 / 3 ) MECHANICAL STANDARD PARTS (RETAINING RINGS)

5-2. Grip Rings  
グリップ止め輪

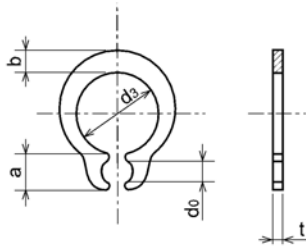


Table 5 表5

Nominal designation 呼び	$d_3$ (mm)	$t$ (mm)	$b$ (mm)	$a$ (mm)	$d_0$ (mm)
020	1.9	0.5	1	1.8	0.8
025	2.35	0.5	1.2	1.9	0.9
030	2.85	0.6	1.4	1.9	0.9
035	3.3	0.6	1.6	2	0.9
040	3.8	0.8	1.8	2.8	1.2
045	4.25	0.8	2	2.9	1.3
050	4.75	0.8	2.2	2.9	1.3
060	5.7	1	2.4	3.1	1.4
070	6.7	1	2.7	3.3	1.4
080	7.7	1	3	3.5	1.4
090	8.65	1.2	3.3	4.7	1.5
100	9.65	1.2	3.5	4.7	2

Type No. 類別番号	Type 類別
XD2-210	Grip ring グリップ止め輪

5-3. Toothed Retaining Rings  
歯付き形止め輪

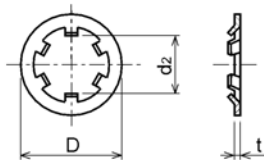


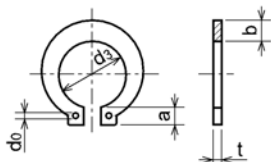
Table 5 表5

Nominal designation 呼び	$d_2$ (mm)	$D$ (mm)	$t$ (mm)	No of teeth 歯数
015	1.4	5.2	0.25	3
020	1.9	6	0.25	3
024	2.3	6.4	0.25	3
030	2.8	8	0.25	4
040	3.8	9	0.25	4
050	4.8	10	0.25	5
060	5.8	11	0.25	5
080	7.8	13	0.25	5
100	9.8	15.4	0.25	6

Type No. 類別番号	Type 類別
XD2-230	Toothed retaining ring 歯付き形止め輪

Figure ZZE ( 3 / 3 ) MECHANICAL STANDARD PARTS (RETAINING RINGS)

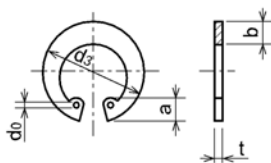
5-4. Retaining Rings - C Type  
C形止め輪



Type No. 類別番号	Type 類別
XD2-310	Retaining ring - C type for shaft C形止め輪 軸用

Table 5 表5

Nominal designation 呼び	ds (mm)	t (mm)	b (mm)	a (mm)	do (mm)
010	9.3	1	1.6	3	1.2
012	11.1	1	1.8	3.2	1.5
014	12.9	1	2	3.4	1.7
015	13.8	1	2.1	3.5	1.7
016	14.7	1	2.2	3.6	1.7
017	15.7	1	2.2	3.7	1.7
018	16.5	1.2	2.6	3.8	1.7
020	18.5	1.2	2.7	3.9	2
022	20.5	1.2	2.7	4.1	2
025	23.2	1.2	3.1	4.3	2
028	25.9	1.5	3.1	4.6	2
030	27.9	1.5	3.5	4.8	2
032	29.6	1.5	3.5	5	2.5
035	32.2	1.5	4	5.4	2.5



Type No. 類別番号	Type 類別
XD2-320	Retaining ring - C type for hole C形止め輪 穴用

Table 5 表5

Nominal designation 呼び	ds (mm)	t (mm)	b (mm)	a (mm)	do (mm)
010	10.7	1	1.8	3.1	1.2
011	11.8	1	1.8	3.2	1.2
012	13	1	1.8	3.3	1.5
014	15.1	1	2	3.6	1.7
016	17.3	1	2	3.7	1.7
018	19.5	1	2.5	4	1.7
019	20.5	1	2.5	4	2
020	21.5	1	2.5	4	2
022	23.5	1	2.5	4.1	2
025	26.9	1.2	3	4.4	2
028	30.1	1.2	3	4.6	2
030	32.1	1.2	3	4.7	2
032	34.4	1.2	3.5	5.2	2.5
035	37.8	1.5	3.5	5.2	2.5
037	39.8	1.5	3.5	5.2	2.5
040	43.5	1.8	4	5.7	2.5
042	45.5	1.8	4	5.8	2.5
045	48.5	1.8	4.5	5.9	2.5
047	50.5	1.8	4.5	6.1	2.5
050	54.2	2	4.5	6.5	2.5
052	56.2	2	5.1	6.5	2.5
055	59.2	2	5.1	6.5	2.5
060	64.2	2	5.1	6.8	2.5
062	66.2	2	5.5	6.9	2.5
068	72.5	2.5	6	7.4	2.5
072	76.5	2.5	6.6	7.4	2.5
075	79.5	2.5	6.6	7.8	2.5
080	85.5	2.5	7	8	2.5
085	90.5	3	7	8	3
090	95.5	3	7.6	8.3	3
095	100.5	3	8	8.5	3



FIG/KEY	PART NUMBER	RANK	QTY	DESCRIPTION	REMARKS
---------	-------------	------	-----	-------------	---------