

PARTS CATALOG

**imageRUNNER ADVANCE
C2230/C2225/C2220 Series**

Canon

Feb 11 2014

PREFACE

This Parts Catalog contains listings of parts used

Diagrams are provided with the listings to aid the service technician in identifying clearly, the item to be ordered.

Whenever ordering parts, consult this Parts Catalog for all of the information pertaining to each item. Be sure to include, in the Parts Request, the full item description, the item part number, and the quantity.

COPYRIGHT (C) 1999 CANON INC.

Use of this manual should be strictly supervised to avoid disclosure of confidential information.

Contents

NUMERICAL INDEX

imageRUNNER ADVANCE C2230/C2225/C2220 Series(Numerical Index)
1-1

imageRUNNER ADVANCE C2230/C2225/C2220 Series(Parts Catalog)

| | | |
|------|--|------|
| A1 | 主要部品配置図 | 2-1 |
| A2 | オプションパーツカタログ一覧 | 2-5 |
| 001 | ACCESSORIES | 2-6 |
| 100 | EXTERNAL COVERS, PANELS, ETC. | 2-8 |
| 101 | RIGHT DOOR ASSEMBLY | 2-13 |
| 102 | INTERNAL COMPONENTS 1 | 2-19 |
| 103 | INTERNAL COMPONENTS 2 | 2-22 |
| 104 | INTERNAL COMPONENTS 3 | 2-25 |
| 105 | INTERNAL COMPONENTS 4 | 2-27 |
| 106 | INTERNAL COMPONENTS 5 | 2-29 |
| 107 | INTERNAL COMPONENTS 6 | 2-32 |
| 108 | INTERNAL COMPONENTS 7 | 2-34 |
| 109 | MACHINE REAR PLATE 1 | 2-36 |
| 110 | MACHINE REAR PLATE 2 | 2-38 |
| 130 | CONTROL PANEL ASSEMBLY | 2-41 |
| 140 | POWER CORD TERMINAL ASS'Y | 2-44 |
| 250 | MAIN DRIVE ASSEMBLY | 2-46 |
| 260 | LIFTER DRIVE ASSEMBLY (EXCEPT 1 CASSETTE model) | 2-47 |
| 260A | LIFTER DRIVE ASSEMBLY (1 CASSETTE model) | 2-49 |
| 265 | PAPER PICK-UP DRIVE ASSEMBLY (EXCEPT 1 CASSETTE model) | 2-51 |
| 280 | FIXING DRIVE ASS'Y | 2-52 |
| 300 | CASSETTE ASSEMBLY (UPPER) (EXCEPT 1 CASSETTE model) | 2-53 |
| 300A | CASSETTE ASSEMBLY (UPPER) (1 CASSETTE model) | 2-56 |
| 301 | CASSETTE ASSEMBLY (LOWER) (EXCEPT 1 CASSETTE model) | 2-58 |
| 310 | PAPER PICK-UP ASSEMBLY (UPPER) (EXCEPT 1 CASSETTE model) | 2-61 |
| 310A | PAPER PICK-UP ASS'Y (UPPER) (1 CASSETTE model) | 2-63 |
| 311 | PAPER PICK-UP ASSEMBLY (LOWER) (EXCEPT 1 CASSETTE model) | 2-65 |
| 350 | 2ND/3RD PAPER DELIVERY ASS'Y (2/3 DELIVERY model) | 2-69 |
| 351 | 2ND/3RD DRIVE FRAME ASSEMBLY (2/3 DELIVERY model) | 2-70 |

Contents

| | | |
|-----|---|-------|
| 352 | 2ND/3RD DELIVERY GUIDE ASS'Y (2/3 DELIVERY model) | 2-72 |
| 460 | LASER SCANNER UNIT | 2-76 |
| 530 | INTER. TRANSFER BELT ASS'Y | 2-77 |
| 810 | FIXING ASSEMBLY | 2-78 |
| 900 | CONTROLLER BOX ASSEMBLY | 2-79 |
| 930 | MAIN CONTROLLER PCB ASS'Y, 1 | 2-81 |
| 931 | MAIN CONTROLLER PCB ASS'Y, 2 | 2-82 |
| 960 | AC DRIVER PCB ASSEMBLY | 2-83 |
| 980 | HIGH VOLTAGE PCB ASSEMBLY | 2-84 |
| B01 | ADF MOUNTING ASSEMBLY (ADF model) | 2-85 |
| B10 | ADF MAIN BODY (ADF model) | 2-87 |
| B11 | BASE ASSEMBLY (ADF model) | 2-89 |
| B12 | PAPER PICK-UP COVER ASS'Y (ADF model) | 2-91 |
| B13 | DOCUMENT TRAY ASS'Y (ADF model) | 2-94 |
| B21 | ESTRANGEMENT DRIVE ASSEMBLY (ADF model) | 2-96 |
| B41 | FEED ASSEMBLY (ADF model) | 2-98 |
| B90 | ADF PCB ASSEMBLY (ADF MODEL) | 2-103 |
| D11 | READER ASSEMBLY (ADF,READER model) | 2-104 |
| ZZA | MECHANICAL STANDARD PARTS (HOW TO USE) | 2-107 |
| ZZB | MECHANICAL STANDARD PARTS (SCREWS) | 2-108 |
| ZZC | MECHANICAL STANDARD PARTS (BOLTS) | 2-115 |
| ZZD | MECHANICAL STANDARD PARTS (NUTS) | 2-116 |
| ZZE | MECHANICAL STANDARD PARTS (RETAINING RINGS) | 2-117 |

NUMERICAL INDEX

imageRUNNER ADVANCE C2230/C2225/C2220 Series(Numerical Index)

| PARTS NUMBER | FIGURE & KEY NO. | PARTS NUMBER | FIGURE & KEY NO. | PARTS NUMBER | FIGURE & KEY NO |
|--------------|------------------|--------------|------------------|--------------|-----------------|
| 4G8-5050-000 | B41 - 20 | FC0-5049-000 | 931 - 1 | FC5-4324-000 | B12 - 2 |
| FB6-3387-000 | 311 - 2 | FC0-5153-000 | 130 - 1 | FC5-4353-000 | B41 - 1 |
| FB6-3388-000 | 311 - 3 | FC0-6693-000 | 103 - 53 | FC5-4425-000 | B11 - 4 |
| FB6-3389-000 | 311 - 4 | FC0-6755-000 | 311 - 1 | FC5-4425-000 | B12 - 3 |
| FB6-3391-000 | 311 - 5 | FC0-8966-000 | 130 - 2 | FC5-4425-000 | B21 - 1 |
| FB6-3392-020 | 311 - 6 | FC0-8967-000 | 130 - 3 | FC5-4425-000 | B41 - 2 |
| FB6-3395-000 | 311 - 7 | FC0-8968-000 | 130 - 4 | FC6-2784-000 | B12 - 14 |
| FB6-3396-010 | 311 - 8 | FC0-8969-000 | 130 - 5 | FC6-4023-000 | 102 - 1 |
| FB6-3397-000 | 311 - 9 | FC0-8970-000 | 130 - 6 | FC6-5022-000 | 265 - 1 |
| FB6-3398-000 | 311 - 10 | FC0-8971-000 | 130 - 7 | FC6-6661-000 | 311 - 18 |
| FB6-3402-000 | 311 - 11 | FC0-8972-000 | 130 - 8 | FC6-7083-000 | 311 - 19 |
| FB6-3403-000 | 311 - 12 | FC0-8976-000 | 130 - 10 | FC6-8971-010 | B12 - 15 |
| FB6-3404-000 | 311 - 13 | FC0-8977-000 | 130 - 11 | FC6-8973-000 | B11 - 5 |
| FB6-3405-000 | 311 - 14 | FC0-8988-000 | 130 - 12 | FC6-8973-000 | B41 - 3 |
| FB6-3413-000 | 311 - 15 | FC0-8992-000 | 130 - 13 | FC6-9867-000 | 311 - 20 |
| FB6-4852-000 | 311 - 16 | FC0-8993-000 | 130 - 13 | FC7-5845-000 | 311 - 22 |
| FC0-0225-000 | 100 - 41 | FC0-8996-000 | 130 - 13 | FC7-9381-000 | 311 - 14 |
| FC0-0226-000 | 100 - 41 | FC0-8997-000 | 130 - 13 | FC7-9502-000 | 311 - 19 |
| FC0-0394-000 | 300 - 36 | FC0-8998-000 | 130 - 13 | FC8-1178-000 | 311 - 23 |
| FC0-0463-000 | D11 - 1 | FC0-8999-000 | 130 - 13 | FC8-1202-000 | 311 - 24 |
| FC0-0472-000 | D11 - 2 | FC0-9004-000 | 130 - 13 | FC8-1205-000 | 311 - 21 |
| FC0-0473-000 | D11 - 3 | FC0-9005-000 | 130 - 13 | FC8-2469-000 | 301 - 1 |
| FC0-0598-010 | 352 - 56 | FC0-9006-000 | 130 - 13 | FC8-2470-000 | 301 - 2 |
| FC0-0599-000 | 110 - 1 | FC0-9007-000 | 130 - 13 | FC8-2474-000 | 301 - 3 |
| FC0-0618-000 | 101 - 1 | FC0-9008-000 | 130 - 13 | FC8-2475-000 | 301 - 4 |
| FC0-0619-000 | 101 - 2 | FC0-9009-000 | 130 - 13 | FC8-2670-000 | 300 - 1 |
| FC0-0620-000 | 101 - 3 | FC0-9010-000 | 130 - 13 | FC8-2670-000 | 301 - 5 |
| FC0-0622-000 | 101 - 4 | FC0-9011-000 | 130 - 13 | FC8-2671-000 | 301 - 6 |
| FC0-0623-000 | 101 - 5 | FC0-9012-000 | 130 - 13 | FC8-2672-000 | 301 - 7 |
| FC0-0624-000 | 101 - 6 | FC0-9013-000 | 130 - 13 | FC8-3782-000 | 100 - 63 |
| FC0-0625-000 | 101 - 7 | FC0-9014-000 | 130 - 13 | FC8-4000-000 | 100 - 1 |
| FC0-0627-000 | 101 - 9 | FC0-9015-000 | 130 - 13 | FC8-4137-000 | 100 - 66 |
| FC0-0628-000 | 101 - 10 | FC0-9097-000 | B41 - 14 | FC8-4649-000 | 100 - 32 |
| FC0-0629-000 | 101 - 11 | FC0-9108-000 | B12 - 16 | FC8-4649-000 | 106 - 1 |
| FC0-0630-000 | 101 - 12 | FC0-9109-000 | B12 - 17 | FC8-4749-000 | 351 - 3 |
| FC0-0636-000 | 352 - 6 | FC0-9113-000 | B10 - 3 | FC8-4751-000 | 351 - 4 |
| FC0-0679-000 | D11 - 4 | FC0-9122-010 | B10 - 22 | FC8-4962-000 | 301 - 8 |
| FC0-0681-000 | D11 - 5 | FC0-9124-000 | B41 - 35 | FC8-4966-000 | 301 - 10 |
| FC0-0691-000 | D11 - 6 | FC0-9272-000 | 140 - 1 | FC8-4967-000 | 300 - 2 |
| FC0-2618-000 | D11 - 7 | FC0-9274-000 | B10 - 1 | FC8-4967-000 | 300A - 1 |
| FC0-2626-000 | 101 - 97 | FC2-2121-000 | 140 - 2 | FC8-4967-000 | 301 - 11 |
| FC0-2633-000 | 100 - 44 | FC5-0631-000 | 100 - 62 | FC8-4970-000 | 301 - 12 |
| FC0-2640-000 | 103 - 23 | FC5-0987-000 | 351 - 1 | FC8-4985-000 | 300 - 3 |
| FC0-2901-000 | 100 - 49 | FC5-0988-000 | 351 - 2 | FC8-4985-000 | 300A - 2 |
| FC0-3637-000 | 310 - 1 | FC5-0996-000 | 352 - 1 | FC8-4985-000 | 301 - 13 |
| FC0-3637-000 | 310A - 1 | FC5-0997-000 | 352 - 2 | FC8-4989-000 | 301 - 14 |
| FC0-3643-000 | 106 - 18 | FC5-1005-000 | 352 - 3 | FC8-4990-000 | 300 - 4 |
| FC0-3650-000 | 351 - 28 | FC5-1006-000 | 352 - 4 | FC8-4990-000 | 301 - 15 |
| FC0-3651-000 | 107 - 1 | FC5-1010-000 | 352 - 5 | FC8-4992-000 | 301 - 16 |
| FC0-3654-000 | 110 - 3 | FC5-4286-000 | B11 - 2 | FC8-4993-000 | 301 - 17 |
| FC0-4617-000 | B21 - 12 | FC5-4287-000 | B11 - 3 | FC8-4996-000 | 301 - 18 |
| FC0-4619-000 | B41 - 17 | FC5-4323-000 | B12 - 1 | FC8-4999-000 | 107 - 2 |

NUMERICAL INDEX

imageRUNNER ADVANCE C2230/C2225/C2220 Series(Numerical Index)

| PARTS NUMBER | FIGURE & KEY NO. | PARTS NUMBER | FIGURE & KEY NO. | PARTS NUMBER | FIGURE & KEY NO |
|--------------|------------------|--------------|------------------|--------------|-----------------|
| FC8-5164-000 | 100 - 64 | FC8-6423-000 | B11 - 11 | FC8-8193-010 | 100 - 12 |
| FC8-5363-000 | 100 - 2 | FC8-7824-000 | 130 - 14 | FC8-8196-000 | 100 - 13 |
| FC8-5378-000 | 100 - 3 | FC8-7940-000 | 110 - 4 | FC8-8198-000 | 100 - 15 |
| FC8-6163-000 | D11 - 8 | FC8-7951-000 | 106 - 2 | FC8-8199-000 | 102 - 2 |
| FC8-6180-000 | D11 - 9 | FC8-7952-000 | 106 - 3 | FC8-8201-000 | 100 - 16 |
| FC8-6311-000 | B10 - 4 | FC8-7958-000 | 106 - 5 | FC8-8203-000 | 100 - 17 |
| FC8-6316-000 | B11 - 19 | FC8-7959-000 | 106 - 7 | FC8-8204-000 | 100 - 18 |
| FC8-6317-000 | B11 - 20 | FC8-7961-000 | 106 - 34 | FC8-8205-000 | 100 - 19 |
| FC8-6318-010 | B11 - 21 | FC8-7963-000 | 106 - 8 | FC8-8207-010 | 100 - 20 |
| FC8-6319-000 | B11 - 6 | FC8-7964-000 | 106 - 10 | FC8-8220-000 | 105 - 10 |
| FC8-6330-000 | B10 - 5 | FC8-7965-000 | 106 - 12 | FC8-8226-000 | 101 - 13 |
| FC8-6331-000 | B11 - 15 | FC8-7971-000 | 106 - 4 | FC8-8228-000 | 100 - 54 |
| FC8-6332-000 | B11 - 16 | FC8-7975-000 | 106 - 9 | FC8-8233-000 | 108 - 2 |
| FC8-6338-000 | B13 - 4 | FC8-7976-000 | 106 - 11 | FC8-8237-000 | 107 - 7 |
| FC8-6339-000 | B13 - 5 | FC8-7977-000 | 106 - 13 | FC8-8240-000 | 100 - 55 |
| FC8-6340-000 | B13 - 6 | FC8-7978-000 | 105 - 1 | FC8-8241-000 | 101 - 14 |
| FC8-6341-000 | B13 - 10 | FC8-7979-000 | 105 - 2 | FC8-8245-000 | 103 - 49 |
| FC8-6348-000 | B12 - 7 | FC8-7981-000 | 106 - 14 | FC8-8246-000 | 103 - 4 |
| FC8-6353-000 | B12 - 18 | FC8-7988-000 | 106 - 15 | FC8-8247-000 | 103 - 50 |
| FC8-6356-000 | B12 - 32 | FC8-7989-000 | 106 - 6 | FC8-8251-000 | 101 - 86 |
| FC8-6356-000 | B41 - 68 | FC8-7990-000 | 106 - 16 | FC8-8252-000 | 101 - 87 |
| FC8-6357-000 | B41 - 69 | FC8-7991-000 | 105 - 3 | FC8-8274-000 | 102 - 3 |
| FC8-6371-000 | B41 - 6 | FC8-7992-000 | 105 - 4 | FC8-8286-000 | 100 - 22 |
| FC8-6372-000 | B41 - 7 | FC8-7994-000 | 106 - 17 | FC8-8290-000 | 100 - 23 |
| FC8-6373-000 | B41 - 31 | FC8-8026-000 | 105 - 5 | FC8-8291-000 | 100 - 67 |
| FC8-6375-000 | B41 - 33 | FC8-8027-000 | 105 - 6 | FC8-8293-000 | 352 - 7 |
| FC8-6376-000 | B41 - 34 | FC8-8028-000 | 105 - 7 | FC8-8294-000 | 352 - 32 |
| FC8-6377-000 | B41 - 8 | FC8-8029-000 | 105 - 15 | FC8-8297-000 | 352 - 8 |
| FC8-6378-020 | B41 - 9 | FC8-8032-000 | 105 - 8 | FC8-8298-000 | 352 - 9 |
| FC8-6379-000 | B41 - 10 | FC8-8033-000 | 105 - 9 | FC8-8300-000 | 352 - 10 |
| FC8-6380-000 | B41 - 11 | FC8-8085-000 | 110 - 5 | FC8-8301-000 | 352 - 11 |
| FC8-6381-000 | B41 - 37 | FC8-8097-000 | 107 - 16 | FC8-8304-000 | 352 - 12 |
| FC8-6382-000 | B41 - 12 | FC8-8099-000 | 107 - 17 | FC8-8309-000 | 352 - 13 |
| FC8-6383-000 | B41 - 24 | FC8-8105-000 | 104 - 30 | FC8-8310-000 | 352 - 55 |
| FC8-6384-000 | B41 - 27 | FC8-8146-000 | 103 - 1 | FC8-8311-000 | 352 - 14 |
| FC8-6385-000 | B41 - 13 | FC8-8172-000 | 100 - 65 | FC8-8320-000 | 351 - 6 |
| FC8-6387-000 | B10 - 6 | FC8-8174-000 | 107 - 3 | FC8-8323-000 | 351 - 7 |
| FC8-6388-000 | B10 - 7 | FC8-8176-000 | 107 - 4 | FC8-8326-000 | 351 - 8 |
| FC8-6395-010 | B41 - 15 | FC8-8177-000 | 107 - 5 | FC8-8327-000 | 350 - 5 |
| FC8-6396-000 | B41 - 16 | FC8-8180-000 | 107 - 18 | FC8-8328-000 | 350 - 1 |
| FC8-6403-000 | B12 - 11 | FC8-8181-010 | 300 - 5 | FC8-8331-000 | 352 - 15 |
| FC8-6403-000 | B41 - 38 | FC8-8181-010 | 300A - 4 | FC8-8332-000 | 352 - 16 |
| FC8-6404-000 | B11 - 8 | FC8-8181-010 | 301 - 20 | FC8-8333-000 | 351 - 9 |
| FC8-6405-000 | B10 - 8 | FC8-8182-000 | 300 - 6 | FC8-8334-000 | 351 - 10 |
| FC8-6406-000 | B21 - 2 | FC8-8182-000 | 300A - 5 | FC8-8338-000 | 352 - 17 |
| FC8-6407-000 | B21 - 3 | FC8-8182-000 | 301 - 21 | FC8-8339-000 | 352 - 18 |
| FC8-6411-000 | B41 - 25 | FC8-8185-010 | 108 - 1 | FC8-8340-010 | 352 - 19 |
| FC8-6412-000 | B41 - 28 | FC8-8186-000 | 100 - 6 | FC8-8341-000 | 100 - 58 |
| FC8-6418-000 | B41 - 18 | FC8-8187-000 | 100 - 7 | FC8-8342-000 | 102 - 4 |
| FC8-6419-000 | B11 - 22 | FC8-8190-000 | 100 - 9 | FC8-8343-000 | 102 - 5 |
| FC8-6421-000 | B41 - 19 | FC8-8191-000 | 100 - 10 | FC8-8344-000 | 100 - 28 |
| FC8-6422-000 | B11 - 10 | FC8-8192-010 | 100 - 11 | FC8-8346-000 | 100 - 29 |

NUMERICAL INDEX

imageRUNNER ADVANCE C2230/C2225/C2220 Series(Numerical Index)

| PARTS NUMBER | FIGURE & KEY NO. | PARTS NUMBER | FIGURE & KEY NO. | PARTS NUMBER | FIGURE & KEY NO |
|--------------|------------------|--------------|------------------|--------------|-----------------|
| FC8-8348-000 | 101 - 15 | FC8-8606-000 | 105 - 12 | FC9-8584-000 | 101 - 84 |
| FC8-8349-000 | 103 - 51 | FC8-8616-000 | 300A - 8 | FC9-8585-000 | 101 - 84 |
| FC8-8350-000 | 103 - 52 | FC8-8617-000 | 100 - 39 | FC9-8588-000 | 107 - 19 |
| FC8-8351-000 | 103 - 5 | FC8-8621-000 | 311 - 25 | FC9-8606-000 | 105 - 13 |
| FC8-8352-000 | 103 - 6 | FC8-8622-000 | 100 - 36 | FC9-8612-000 | 100 - 33 |
| FC8-8353-000 | 101 - 88 | FC8-8623-000 | 100 - 36 | FC9-8615-000 | 103 - 10 |
| FC8-8355-000 | 101 - 16 | FC8-8625-000 | 351 - 13 | FC9-8619-000 | 900 - 4 |
| FC8-8356-010 | 101 - 17 | FC8-8626-000 | 102 - 9 | FC9-8621-000 | 352 - 31 |
| FC8-8359-000 | 100 - 30 | FC8-8627-000 | 102 - 10 | FC9-8645-000 | 352 - 57 |
| FC8-8364-000 | 102 - 6 | FC8-8628-000 | 107 - 8 | FC9-8646-000 | 352 - 58 |
| FC8-8365-000 | 102 - 7 | FC8-8631-000 | 100 - 69 | FC9-8649-000 | 106 - 23 |
| FC8-8369-000 | 110 - 6 | FC8-8634-000 | 100 - 59 | FC9-8650-000 | 106 - 25 |
| FC8-8408-000 | 352 - 20 | FC8-8635-000 | 100 - 60 | FC9-8651-000 | 106 - 24 |
| FC8-8410-000 | 352 - 21 | FC8-8636-000 | 102 - 11 | FC9-8652-000 | 106 - 26 |
| FC8-8411-000 | 352 - 22 | FC8-8637-000 | 100 - 27 | FC9-9203-000 | B11 - 17 |
| FC8-8413-000 | 101 - 18 | FC8-8638-000 | 100 - 26 | FC9-9235-000 | 130 - 21 |
| FC8-8443-000 | 100 - 21 | FC8-8643-000 | 900 - 3 | FC9-9237-000 | 130 - 22 |
| FC8-8444-000 | 100 - 5 | FC8-8645-000 | 100 - 43 | FE2-0314-000 | 900 - 5 |
| FC8-8445-000 | 100 - 31 | FC8-8649-000 | 130 - 15 | FE2-0323-000 | 140 - 3 |
| FC8-8447-000 | 351 - 11 | FC8-8655-000 | 130 - 16 | FE2-0329-000 | 100 - 24 |
| FC8-8449-000 | 350 - 2 | FC9-0129-000 | 301 - 22 | FE2-0330-000 | 100 - 8 |
| FC8-8450-000 | 103 - 57 | FC9-0130-000 | 301 - 23 | FE2-0333-000 | 102 - 12 |
| FC8-8455-010 | 900 - 1 | FC9-0136-000 | 301 - 25 | FE2-0524-000 | 104 - 24 |
| FC8-8464-000 | 102 - 8 | FC9-0145-000 | 001 - 2 | FE2-0525-000 | 104 - 25 |
| FC8-8473-000 | 109 - 21 | FC9-4042-000 | 300 - 7 | FE2-0526-000 | 104 - 26 |
| FC8-8474-000 | 110 - 8 | FC9-4042-000 | 300A - 9 | FE2-0531-000 | 100 - 40 |
| FC8-8480-000 | 103 - 7 | FC9-4042-000 | 301 - 26 | FE2-0533-000 | 104 - 27 |
| FC8-8492-000 | 101 - 19 | FC9-4290-010 | 311 - 26 | FE2-0538-000 | 104 - 28 |
| FC8-8493-000 | 110 - 9 | FC9-4391-000 | 130 - 17 | FE2-0541-000 | 100 - 35 |
| FC8-8494-000 | 110 - 10 | FC9-4968-000 | B12 - 19 | FE2-0542-000 | 100 - 38 |
| FC8-8496-000 | 109 - 2 | FC9-4970-000 | B12 - 23 | FE2-0565-000 | 300 - 8 |
| FC8-8497-000 | 109 - 3 | FC9-4971-000 | B12 - 30 | FE2-0570-000 | 300 - 9 |
| FC8-8498-010 | 109 - 4 | FC9-4973-000 | B12 - 4 | FE2-0574-000 | 300 - 10 |
| FC8-8499-000 | 109 - 5 | FC9-4983-000 | B13 - 3 | FE2-0580-000 | 300 - 11 |
| FC8-8503-010 | 352 - 23 | FC9-4984-000 | B13 - 13 | FE2-0581-000 | 300 - 12 |
| FC8-8512-000 | 100 - 25 | FC9-5284-000 | 130 - 18 | FE2-0582-000 | 300 - 13 |
| FC8-8513-000 | 103 - 8 | FC9-5290-000 | 130 - 19 | FE2-0583-000 | 300 - 14 |
| FC8-8514-000 | 103 - 9 | FC9-6190-000 | B12 - 31 | FE2-0584-000 | 300 - 15 |
| FC8-8515-000 | 100 - 56 | FC9-6192-010 | B01 - 1 | FE2-0599-000 | 300 - 16 |
| FC8-8516-000 | 100 - 57 | FC9-6193-000 | B01 - 4 | FE2-0603-000 | 310 - 7 |
| FC8-8524-000 | 101 - 20 | FC9-6236-000 | 130 - 20 | FE2-0616-000 | 108 - 2 |
| FC8-8530-000 | 105 - 11 | FC9-7253-000 | 311 - 27 | FE2-0617-000 | 108 - 3 |
| FC8-8538-000 | 101 - 21 | FC9-7288-010 | D11 - 10 | FE2-0619-000 | 300 - 17 |
| FC8-8539-000 | 101 - 22 | FC9-7297-000 | 100 - 14 | FE2-0620-000 | 300 - 18 |
| FC8-8543-000 | 100 - 34 | FC9-7297-000 | D11 - 11 | FE2-0621-000 | 300 - 19 |
| FC8-8544-000 | 100 - 68 | FC9-7300-000 | D11 - 12 | FE2-0623-000 | 300 - 20 |
| FC8-8582-000 | 100 - 36 | FC9-7301-000 | D11 - 13 | FE2-0798-000 | 104 - 21 |
| FC8-8590-010 | 352 - 60 | FC9-7861-000 | 100 - 41 | FE2-1596-000 | B12 - 20 |
| FC8-8591-000 | 352 - 24 | FC9-7862-000 | 100 - 41 | FE2-1598-000 | B10 - 9 |
| FC8-8594-000 | 110 - 11 | FC9-7863-000 | 100 - 41 | FE2-1601-000 | B11 - 1 |
| FC8-8596-000 | 300A - 6 | FC9-8580-000 | 352 - 25 | FE2-1683-000 | 300 - 21 |
| FC8-8597-000 | 300A - 7 | FC9-8582-000 | 352 - 54 | FE2-1684-000 | 300 - 22 |

NUMERICAL INDEX

imageRUNNER ADVANCE C2230/C2225/C2220 Series(Numerical Index)

| PARTS NUMBER | FIGURE & KEY NO. | PARTS NUMBER | FIGURE & KEY NO. | PARTS NUMBER | FIGURE & KEY NO |
|--------------|------------------|--------------|------------------|--------------|-----------------|
| FE2-1747-010 | D11 - 14 | FE2-2117-000 | 101 - 56 | FK3-2682-000 | B41 - 39 |
| FE2-1752-000 | D11 - 15 | FE2-2118-000 | 101 - 57 | FK3-2685-000 | B10 - 11 |
| FE2-1802-000 | 110 - 46 | FE2-2827-000 | 001 - 4 | FK3-2815-000 | 130 - 26 |
| FE2-1812-000 | 300 - 26 | FE2-2828-000 | 001 - 5 | FK3-2835-000 | 102 - 18 |
| FE2-1822-000 | 101 - 83 | FE2-3506-000 | 130 - 23 | FK3-3134-000 | 102 - 19 |
| FE2-1823-000 | 101 - 83 | FE2-3507-000 | 130 - 24 | FK3-3135-000 | 104 - 29 |
| FE2-1824-000 | 101 - 83 | FE2-3508-000 | 130 - 25 | FL0-0594-000 | B10 - 13 |
| FE2-1825-000 | 102 - 13 | FE2-3684-000 | 101 - 83 | FL0-0595-000 | B41 - 4 |
| FE2-1918-000 | B41 - 32 | FE3-0461-000 | B01 - 6 | FL0-0595-000 | B41 - 40 |
| FE2-1919-000 | B41 - 70 | FE3-0462-000 | B01 - 6 | FL0-1354-000 | 101 - 92 |
| FE2-1975-000 | 101 - 48 | FE3-0468-000 | B10 - 18 | FL0-2029-000 | 101 - 85 |
| FE2-1976-000 | 101 - 90 | FE3-0469-000 | B10 - 18 | FL2-8280-000 | 311 - 59 |
| FE2-1985-000 | 105 - 18 | FE3-3943-000 | 300 - 23 | FL2-8282-000 | 311 - 2 |
| FE2-1989-000 | 101 - 43 | FE3-3944-000 | 300 - 24 | FL2-9472-000 | 301 - 28 |
| FE2-1990-000 | 103 - 24 | FE3-3945-000 | 300 - 25 | FL2-9933-000 | B11 - 12 |
| FE2-1992-000 | 101 - 50 | FE3-3948-000 | 103 - 55 | FL2-9934-010 | B11 - 13 |
| FE2-1993-000 | 101 - 94 | FE3-4706-000 | 109 - 1 | FL2-9937-000 | B41 - 22 |
| FE2-1995-000 | 103 - 32 | FE3-6299-000 | 106 - 17 | FL2-9939-000 | B41 - 36 |
| FE2-1996-000 | 101 - 58 | FE3-6300-000 | 106 - 17 | FL2-9948-000 | B12 - 9 |
| FE2-1999-000 | 101 - 23 | FE3-6301-000 | 106 - 17 | FL2-9949-000 | B41 - 5 |
| FE2-2003-000 | 103 - 19 | FK2-0149-000 | 311 - 29 | FL3-0626-000 | 130 - 27 |
| FE2-2013-000 | 104 - 9 | FK2-0360-000 | 102 - 16 | FL3-0641-000 | 352 - 26 |
| FE2-2016-000 | 103 - 25 | FK2-0408-010 | 311 - 30 | FL3-0701-000 | 105 - 28 |
| FE2-2020-000 | 100 - 73 | FK2-0515-000 | 140 - 6 | FL3-0777-000 | 352 - 59 |
| FE2-2025-000 | 101 - 42 | FK2-1773-000 | B90 - IC | FL3-0778-000 | 352 - 61 |
| FE2-2027-000 | 103 - 31 | FK2-2064-000 | 102 - 17 | FL3-0833-000 | 130 - 28 |
| FE2-2031-000 | 102 - 34 | FK2-3218-000 | 931 - IC | FL3-1185-000 | 100 - 45 |
| FE2-2040-000 | 103 - 20 | FK2-7586-000 | 265 - 2 | FL3-1186-000 | 350 - 3 |
| FE2-2044-000 | 103 - 21 | FK2-7835-010 | 931 - IC | FL3-2449-000 | B13 - 9 |
| FE2-2045-000 | 103 - 22 | FK2-7852-000 | 931 - IC | FL3-2450-000 | B13 - 1 |
| FE2-2047-000 | 101 - 44 | FK2-8107-000 | 140 - 4 | FL3-2859-000 | 301 - 30 |
| FE2-2048-000 | 101 - 45 | FK2-8321-000 | 931 - IC | FL3-2937-000 | B13 - 2 |
| FE2-2049-000 | 101 - 46 | FK2-9199-000 | 105 - 14 | FL3-2939-000 | B13 - 11 |
| FE2-2050-000 | 101 - 47 | FK2-9200-000 | 900 - 7 | FL3-2942-000 | B11 - 14 |
| FE2-2083-000 | 101 - 39 | FK2-9239-000 | 900 - 8 | FL3-3206-000 | D11 - 18 |
| FE2-2084-000 | 102 - 14 | FK2-9244-000 | 930 - 1 | FL3-4603-000 | D11 - 19 |
| FE2-2085-000 | 102 - 35 | FK2-9248-000 | 900 - 10 | FL3-4761-000 | D11 - 20 |
| FE2-2086-000 | 102 - 15 | FK2-9307-000 | 001 - 1 | FL3-4767-000 | D11 - 21 |
| FE2-2086-000 | 351 - 25 | FK2-9308-000 | 001 - 1 | FL3-4768-000 | D11 - 21 |
| FE2-2088-000 | 101 - 40 | FK2-9309-000 | 001 - 1 | FL3-4771-000 | D11 - 22 |
| FE2-2091-000 | 110 - 13 | FK2-9311-000 | 001 - 1 | FL3-4774-000 | D11 - 23 |
| FE2-2099-000 | 103 - 26 | FK2-9571-000 | 140 - 5 | FL3-6227-000 | D11 - 24 |
| FE2-2100-000 | 103 - 27 | FK2-9572-000 | 140 - 7 | FL3-6661-010 | 311 - 28 |
| FE2-2101-000 | 103 - 28 | FK3-0860-000 | D11 - 16 | FL3-7538-000 | B10 - 12 |
| FE2-2102-000 | 103 - 29 | FK3-0863-000 | 900 - 9 | FL3-7543-000 | B12 - 10 |
| FE2-2103-000 | 103 - 30 | FK3-0865-000 | 931 - IC | FL3-7546-000 | B10 - 14 |
| FE2-2106-000 | 100 - 70 | FK3-0871-000 | D11 - 17 | FL3-7548-000 | B11 - 26 |
| FE2-2109-000 | 101 - 98 | FK3-1226-000 | 140 - 8 | FL3-7549-000 | B10 - 23 |
| FE2-2110-000 | 101 - 49 | FK3-1386-000 | 931 - IC | FL3-7814-010 | 300 - 27 |
| FE2-2111-000 | 101 - 95 | FK3-2219-000 | 900 - 6 | FL3-7841-000 | 102 - 20 |
| FE2-2115-000 | 101 - 54 | FK3-2679-000 | B41 - 21 | FL3-8032-000 | 311 - 31 |
| FE2-2116-000 | 101 - 55 | FK3-2680-000 | B21 - 4 | FL3-8435-000 | B10 - 16 |

NUMERICAL INDEX

imageRUNNER ADVANCE C2230/C2225/C2220 Series(Numerical Index)

| PARTS NUMBER | FIGURE & KEY NO. | PARTS NUMBER | FIGURE & KEY NO. | PARTS NUMBER | FIGURE & KEY NO |
|--------------|------------------|--------------|------------------|--------------|-----------------|
| FL3-8436-000 | B11 - 7 | FM0-2663-000 | 930 - | FM3-8079-010 | 100 - 48 |
| FL3-8437-000 | B12 - 12 | FM0-2667-000 | 931 - | FM3-8083-000 | 100 - 51 |
| FL3-9015-000 | 001 - 3 | FM0-2743-000 | D11 - 26 | FM3-8084-010 | 106 - 27 |
| FL3-9360-000 | 104 - 20 | FM0-3171-000 | 130 - 32 | FM3-8085-000 | 106 - 28 |
| FL3-9373-000 | 130 - 9 | FM0-3172-000 | 130 - 33 | FM3-8108-000 | 106 - 33 |
| FM0-1117-000 | 130 - 29 | FM0-3173-000 | 310 - 2 | FM3-8109-000 | 106 - 19 |
| FM0-1158-010 | 280 - | FM0-3218-000 | B13 - | FM3-8110-000 | 106 - 20 |
| FM0-1162-000 | 310A - | FM0-3223-000 | B12 - | FM3-8111-000 | 106 - 30 |
| FM0-1163-000 | 310A - 3 | FM0-4719-000 | 250 - | FM3-8117-020 | 103 - 11 |
| FM0-1188-000 | B90 - | FM0-4814-000 | 311 - | FM3-8137-020 | 109 - 10 |
| FM0-1189-000 | B12 - 5 | FM0-4830-000 | 311 - | FM3-8138-020 | 109 - 11 |
| FM0-1190-000 | B10 - 17 | FM0-4833-000 | 107 - 13 | FM3-8142-000 | 106 - 21 |
| FM0-1192-000 | B11 - 23 | FM1-A719-000 | B41 - 43 | FM3-8144-010 | 106 - 22 |
| FM0-1193-000 | B10 - 10 | FM1-A719-000 | B41 - 44 | FM3-8145-000 | 250 - 1 |
| FM0-1197-000 | B11 - 25 | FM1-B290-000 | 810 - 1 | FM3-8149-000 | 108 - 10 |
| FM0-1200-000 | B13 - 7 | FM1-B291-000 | 810 - 1 | FM3-8150-000 | 100 - 4 |
| FM0-1220-010 | B41 - | FM1-E357-000 | 140 - 9 | FM3-8151-000 | 265 - |
| FM0-1223-010 | B41 - 42 | FM3-4146-010 | 311 - 32 | FM3-8153-000 | 301 - |
| FM0-1226-000 | B12 - 13 | FM3-5933-000 | 107 - 10 | FM3-8157-000 | 110 - 19 |
| FM0-1283-000 | D11 - 25 | FM3-6893-000 | B10 - 15 | FM3-8160-000 | 110 - 20 |
| FM0-1638-000 | 260 - | FM3-7843-000 | 107 - 11 | FM3-8161-000 | 110 - 21 |
| FM0-1641-000 | 108 - 4 | FM3-8013-000 | 104 - 2 | FM3-8162-000 | 110 - 22 |
| FM0-1642-000 | 108 - 5 | FM3-8014-000 | 104 - 3 | FM3-8163-000 | 110 - 23 |
| FM0-1643-000 | 108 - 6 | FM3-8018-000 | 104 - 4 | FM3-8166-000 | 103 - 12 |
| FM0-1644-010 | 300 - | FM3-8021-010 | 104 - 5 | FM3-8167-000 | 103 - 13 |
| FM0-1645-000 | 300 - 28 | FM3-8025-000 | 108 - 4 | FM3-8175-000 | 980 - |
| FM0-1646-000 | 300 - 29 | FM3-8026-010 | 108 - 6 | FM3-8179-010 | 104 - 10 |
| FM0-1647-000 | 300 - 30 | FM3-8031-000 | 104 - 6 | FM3-8182-000 | 105 - 26 |
| FM0-1648-000 | 300 - 31 | FM3-8032-000 | 104 - 7 | FM3-8183-000 | 104 - 23 |
| FM0-1652-000 | 110 - 14 | FM3-8033-000 | 104 - 8 | FM3-8190-000 | 109 - 12 |
| FM0-1653-000 | 109 - 6 | FM3-8034-010 | 260A - | FM3-8191-000 | 140 - |
| FM0-1657-010 | 108 - 7 | FM3-8035-000 | 108 - 5 | FM3-8240-010 | 530 - |
| FM0-1658-010 | 310 - | FM3-8036-030 | 101 - | FM3-8260-000 | 100 - 61 |
| FM0-1659-000 | 108 - 8 | FM3-8037-000 | 101 - 96 | FM3-8599-000 | 110 - 24 |
| FM0-1662-000 | 960 - | FM3-8038-000 | 101 - 24 | FM3-8601-000 | 351 - 14 |
| FM0-1663-000 | 960 - | FM3-8039-000 | 101 - 89 | FM3-8607-000 | 108 - 11 |
| FM0-1665-000 | 130 - | FM3-8046-000 | 300A - 10 | FM3-8610-000 | 110 - 25 |
| FM0-1669-000 | 108 - 9 | FM3-8047-000 | 110 - 18 | FM3-8623-000 | 109 - 13 |
| FM0-1680-000 | 109 - 7 | FM3-8050-010 | 350 - | FM3-8626-000 | 109 - 14 |
| FM0-1681-000 | 109 - 7 | FM3-8051-000 | 351 - | FM3-8634-000 | 104 - 22 |
| FM0-1682-000 | 140 - | FM3-8052-010 | 352 - | FM3-8635-000 | 102 - 21 |
| FM0-1854-000 | 130 - 30 | FM3-8053-000 | 352 - 27 | FM3-8636-000 | 106 - 31 |
| FM0-1855-000 | 130 - 31 | FM3-8054-000 | 352 - 28 | FM3-8639-000 | 110 - 26 |
| FM0-1899-000 | 110 - 15 | FM3-8056-000 | 352 - 29 | FM3-8644-000 | 105 - 27 |
| FM0-1905-000 | 109 - 8 | FM3-8057-000 | 352 - 30 | FM3-8647-000 | 107 - 12 |
| FM0-1914-000 | 109 - 9 | FM3-8060-000 | 352 - 33 | FM3-8905-010 | 301 - 31 |
| FM0-1915-000 | 103 - 54 | FM3-8062-000 | 352 - 34 | FM3-8906-010 | 301 - 32 |
| FM0-1917-000 | 260 - 1 | FM3-8063-000 | 352 - 35 | FM3-8907-000 | 301 - 27 |
| FM0-1919-000 | 110 - 16 | FM3-8071-000 | 103 - 2 | FM3-8912-000 | 301 - 24 |
| FM0-1920-000 | 110 - 17 | FM3-8074-000 | 460 - | FM3-8913-000 | 301 - 29 |
| FM0-2661-000 | 930 - | FM3-8077-000 | 100 - 46 | FM4-0783-000 | 900 - 11 |
| FM0-2662-000 | 930 - | FM3-8078-000 | 100 - 47 | FM4-1198-000 | 130 - 34 |

NUMERICAL INDEX

imageRUNNER ADVANCE C2230/C2225/C2220 Series(Numerical Index)

| PARTS NUMBER | FIGURE & KEY NO. | PARTS NUMBER | FIGURE & KEY NO. | PARTS NUMBER | FIGURE & KEY NO |
|--------------|------------------|--------------|------------------|--------------|-----------------|
| FM4-1201-000 | 311 - 33 | FU5-1469-000 | 351 - 16 | FU7-2799-000 | 101 - 30 |
| FM4-1747-000 | B12 - 6 | FU5-1469-000 | 352 - 39 | FU7-2800-000 | 101 - 31 |
| FM4-1894-000 | 109 - 15 | FU5-1626-000 | B12 - 25 | FU7-2801-000 | 101 - 32 |
| FM4-1895-000 | 102 - 22 | FU5-1626-000 | B41 - 51 | FU7-2802-000 | 103 - 38 |
| FM4-1902-000 | 110 - 27 | FU5-1763-000 | 311 - 50 | FU7-2803-000 | 101 - 13 |
| FM4-1903-000 | 102 - 23 | FU5-3710-000 | D11 - 32 | FU7-2804-000 | 101 - 34 |
| FM4-1908-000 | 110 - 28 | FU5-9167-000 | B01 - 3 | FU7-2805-000 | 101 - 35 |
| FM4-1911-000 | 110 - 29 | FU5-9168-000 | B01 - 2 | FU7-2809-000 | 110 - 33 |
| FM4-1915-000 | 260A - 1 | FU6-0076-000 | 352 - 40 | FU7-2810-000 | 102 - 26 |
| FM4-2525-000 | 311 - 34 | FU6-0085-000 | 351 - 17 | FU7-2811-000 | 102 - 27 |
| FM4-6171-000 | D11 - 27 | FU6-0140-000 | 351 - 18 | FU7-2812-000 | 260A - 6 |
| FM4-6406-000 | D11 - 28 | FU6-1088-000 | B41 - 52 | FU7-2814-000 | 101 - 36 |
| FM4-6431-000 | D11 - 29 | FU6-1089-000 | B41 - 53 | FU7-2817-000 | 102 - 28 |
| FM4-6435-000 | D11 - 30 | FU6-1110-000 | 101 - 68 | FU7-2818-000 | 351 - 22 |
| FM4-6437-000 | D11 - 31 | FU6-1578-000 | 101 - 69 | FU7-2819-000 | 101 - 37 |
| FM4-7712-000 | 810 - 2 | FU6-1579-000 | 101 - 70 | FU7-2820-000 | 101 - 38 |
| FM4-7713-000 | 810 - 2 | FU6-1580-000 | 101 - 71 | FU7-2823-000 | 106 - 29 |
| FM4-8108-000 | 108 - 7 | FU6-1581-000 | 101 - 72 | FU7-5378-000 | 311 - 55 |
| FS1-1205-000 | 311 - 35 | FU6-2684-000 | 311 - 51 | FU7-8081-000 | D11 - 33 |
| FS5-1943-000 | 311 - 36 | FU6-2784-000 | 311 - 52 | FU7-8082-000 | D11 - 33 |
| FS5-6945-000 | 301 - 9 | FU6-8647-000 | 107 - 14 | FU7-8083-000 | D11 - 33 |
| FS5-6945-000 | 352 - 36 | FU7-0445-000 | 311 - 53 | FU7-8085-000 | D11 - 34 |
| FS6-1140-000 | B41 - 71 | FU7-2446-000 | 351 - 19 | FU7-8086-000 | D11 - 34 |
| FS7-2788-000 | 100 - 53 | FU7-2652-000 | B11 - 9 | FU7-8087-000 | D11 - 34 |
| FS7-2800-000 | 311 - 37 | FU7-2654-000 | B12 - 26 | FU7-8165-000 | B01 - 5 |
| FS7-2801-000 | 311 - 38 | FU7-2655-000 | B12 - 27 | FU7-8166-000 | B01 - 5 |
| FS7-2803-000 | 311 - 39 | FU7-2656-000 | B12 - 28 | FU7-8167-000 | B01 - 5 |
| FS7-2859-000 | 352 - 37 | FU7-2658-000 | B41 - 54 | FU7-8168-000 | B01 - 5 |
| FU0-0043-000 | 311 - 40 | FU7-2659-000 | B41 - 55 | FU7-8172-000 | B01 - 5 |
| FU0-0059-000 | 300 - 32 | FU7-2660-000 | B41 - 56 | FU7-8173-000 | B01 - 5 |
| FU0-0178-000 | 103 - 38 | FU7-2749-000 | 106 - 32 | FU7-8223-000 | B10 - 2 |
| FU0-0179-000 | 103 - 39 | FU7-2750-000 | 105 - 16 | FU7-8225-000 | B01 - 6 |
| FU0-0180-000 | 103 - 40 | FU7-2758-000 | 108 - 12 | FU7-8226-000 | B01 - 6 |
| FU0-0181-000 | 110 - 30 | FU7-2759-000 | 100 - 37 | FU7-8227-000 | D11 - 34 |
| FU0-0183-000 | 101 - 74 | FU7-2761-000 | 103 - 14 | FU7-8232-000 | D11 - 34 |
| FU0-0198-000 | 101 - 73 | FU7-2763-000 | 105 - 17 | FU7-8233-000 | D11 - 34 |
| FU3-0282-000 | 311 - 41 | FU7-2764-000 | 103 - 15 | FU7-8234-000 | D11 - 34 |
| FU3-0283-000 | 311 - 42 | FU7-2768-000 | 101 - 25 | FU7-8442-000 | B13 - 14 |
| FU3-0284-000 | 311 - 43 | FU7-2770-000 | 351 - 20 | FU7-8443-000 | B13 - 12 |
| FU3-0285-000 | 265 - 3 | FU7-2772-000 | 352 - 41 | FU7-8471-000 | 100 - 52 |
| FU3-0288-000 | 311 - 44 | FU7-2773-000 | 102 - 24 | FU7-8521-000 | 100 - 50 |
| FU3-0289-000 | 311 - 45 | FU7-2775-000 | 103 - 16 | FU7-8656-000 | B10 - 19 |
| FU3-0347-000 | 311 - 46 | FU7-2778-000 | 102 - 25 | FU8-0214-000 | 311 - 54 |
| FU3-0349-000 | 311 - 47 | FU7-2779-000 | 110 - 31 | FU8-0299-000 | B12 - 21 |
| FU3-0350-000 | 311 - 48 | FU7-2782-000 | 101 - 26 | FU8-0300-000 | B12 - 22 |
| FU3-0352-000 | 311 - 49 | FU7-2783-000 | 352 - 42 | FU8-0309-000 | B41 - 60 |
| FU5-1035-000 | 100 - 42 | FU7-2784-000 | 351 - 21 | FU8-0310-000 | B41 - 61 |
| FU5-1168-000 | B11 - 18 | FU7-2792-000 | 101 - 27 | FU8-0311-000 | B21 - 5 |
| FU5-1172-000 | B12 - 24 | FU7-2793-000 | 110 - 32 | FU8-0312-000 | B41 - 62 |
| FU5-1172-000 | B41 - 50 | FU7-2796-000 | 103 - 17 | FU8-0313-000 | B41 - 63 |
| FU5-1453-000 | 351 - 15 | FU7-2797-000 | 101 - 28 | FU8-0314-000 | B41 - 64 |
| FU5-1453-000 | 352 - 38 | FU7-2798-000 | 101 - 29 | FU8-0315-000 | B41 - 65 |

NUMERICAL INDEX

imageRUNNER ADVANCE C2230/C2225/C2220 Series(Numerical Index)

| PARTS NUMBER | FIGURE & KEY NO. | PARTS NUMBER | FIGURE & KEY NO. | PARTS NUMBER | FIGURE & KEY NO |
|--------------|------------------|--------------|------------------|--------------|-----------------|
| FU8-0316-000 | B41 - 66 | RC2-6505-000 | 810 - 6 | VS1-7177-002 | 101 - 80 |
| FU8-0317-000 | B41 - 67 | RC2-6506-000 | 810 - 3 | VS1-7177-002 | 105 - 19 |
| FU8-0319-000 | B21 - 6 | RC2-6598-000 | 108 - 3 | VS1-7177-002 | 110 - 36 |
| FU8-0396-000 | 352 - 43 | RC2-6872-000 | 300A - 11 | VS1-7177-002 | 311 - 56 |
| FU8-0397-000 | 352 - 44 | RC2-7069-000 | 101 - 91 | VS1-7177-002 | 352 - 50 |
| FU8-0398-000 | 351 - 23 | RC2-7271-000 | 101 - 51 | VS1-7177-002 | B11 - 24 |
| FU8-0403-000 | 352 - 45 | RC2-7271-000 | 352 - 46 | VS1-7177-002 | B41 - 49 |
| FU8-0408-000 | 351 - 24 | RC2-7280-000 | 101 - 52 | VS1-7177-003 | 102 - 30 |
| FU8-0890-000 | B12 - 8 | RK2-2884-000 | 102 - 29 | VS1-7177-003 | 103 - 44 |
| FU8-2481-000 | D11 - 35 | RK2-3298-000 | 103 - 33 | VS1-7177-003 | 104 - 17 |
| FU8-2497-000 | D11 - 36 | RK2-3298-000 | 250 - 2 | VS1-7177-003 | 105 - 20 |
| FU8-2600-000 | D11 - 37 | RK2-3298-000 | 351 - 12 | VS1-7177-003 | 110 - 37 |
| FU8-8257-000 | 900 - 2 | RL1-2235-000 | 103 - 34 | VS1-7177-004 | 102 - 31 |
| FU9-0930-000 | B21 - 7 | RL1-2236-000 | 103 - 35 | VS1-7177-004 | 110 - 38 |
| FU9-0931-000 | B41 - 26 | RL1-2244-000 | 101 - 64 | VS1-7177-004 | B21 - 8 |
| FU9-0932-000 | B41 - 29 | RL1-2266-000 | 103 - 36 | VS1-7177-005 | 105 - 21 |
| FU9-0933-000 | B41 - 40 | RL1-2281-000 | 100 - 71 | VS1-7177-006 | 103 - 45 |
| FU9-0934-000 | B41 - 57 | RL1-2282-000 | 100 - 72 | VS1-7177-006 | 105 - 22 |
| FU9-0935-000 | B41 - 58 | RM1-5058-000 | 260 - 2 | VS1-7177-006 | 110 - 39 |
| FU9-0936-000 | B41 - 59 | RM1-5058-000 | 260A - 2 | VS1-7207-003 | 101 - 81 |
| FU9-0937-000 | B41 - 23 | RM1-6005-000 | 110 - 34 | VS1-7207-003 | 104 - 19 |
| FU9-0938-000 | B12 - 29 | RM1-6015-000 | 300A - 12 | VS1-7207-003 | 110 - 40 |
| FU9-2441-000 | 300 - 33 | RM1-6034-000 | 310 - 3 | VS1-7207-003 | B13 - 15 |
| FU9-2442-000 | 300 - 34 | RM1-6034-000 | 310A - 2 | VS1-7207-004 | 109 - 16 |
| FU9-2512-000 | 104 - 1 | RM1-6035-000 | 310A - 3 | VS1-7207-004 | 110 - 41 |
| FU9-2514-000 | 103 - 41 | RM1-6041-000 | 101 - 59 | VS1-7207-004 | 260 - 3 |
| FU9-2516-000 | 101 - 77 | RM1-6049-000 | 101 - 60 | VS1-7207-004 | 260A - 3 |
| FU9-2519-000 | 101 - 41 | RM1-6050-000 | 101 - 61 | VS1-7207-007 | 101 - 82 |
| FU9-2521-000 | 101 - 53 | RM1-6074-000 | 280 - 1 | VS1-7207-008 | 110 - 42 |
| FU9-2526-000 | 101 - 75 | RM1-6106-080 | 310A - | VS1-7207-008 | B10 - 24 |
| FU9-2528-000 | 101 - 79 | RM1-6124-000 | 101 - 62 | VS1-7207-014 | 110 - 43 |
| FU9-2529-000 | 103 - 3 | RM1-6150-000 | 300A - 3 | VS1-7207-017 | 260 - 4 |
| FU9-2530-000 | 101 - 78 | RM1-6151-000 | 101 - 63 | VS1-7207-017 | 260A - 4 |
| NPN | 001 - | RM1-6163-040 | 101 - 65 | VS1-7207-019 | 103 - 46 |
| NPN | 100 - | RM1-6789-000 | 310 - 4 | VS1-7207-019 | 104 - 18 |
| NPN | 102 - | RM1-6789-000 | 310A - 4 | VS1-8412-009 | 110 - 44 |
| NPN | 103 - | RM1-6790-000 | 101 - 67 | VS1-8412-011 | 103 - 42 |
| NPN | 104 - | RM1-6857-000 | 280 - 2 | VS1-8412-011 | 107 - 15 |
| NPN | 105 - | RM1-7928-000 | 101 - 66 | VS1-8412-015 | 105 - 23 |
| NPN | 106 - | RM1-8830-000 | 103 - 37 | VS1-8412-017 | 103 - 43 |
| NPN | 107 - | RS5-1101-000 | B41 - 72 | VS1-8412-019 | 109 - 17 |
| NPN | 108 - | RS5-1567-000 | 352 - 47 | VS1-8412-027 | 105 - 24 |
| NPN | 109 - | RU5-1349-000 | 310 - 8 | VS1-8412-029 | 105 - 25 |
| NPN | 110 - | RU6-0710-000 | 810 - 4 | VS1-8412-031 | 109 - 18 |
| NPN | 300A - | RU6-0711-000 | 810 - 5 | WE8-6391-000 | 110 - 45 |
| NPN | 810 - | RU6-0852-000 | 352 - 48 | WE8-6449-000 | 102 - 33 |
| NPN | 900 - | RU6-0855-000 | 352 - 49 | WE8-6449-000 | 104 - 11 |
| NPN | B01 - | RU6-2693-000 | 101 - 76 | WE8-6449-000 | 109 - 20 |
| NPN | B10 - | VD7-2898-001 | 960 - 3 | WG8-5696-000 | 102 - 32 |
| NPN | B11 - | VD7-2951-502 | 960 - 2 | WG8-5696-000 | 110 - 12 |
| NPN | B21 - | VD7-3221-002 | 960 - 1 | WG8-5696-000 | 260A - 5 |
| NPN | D11 - | VS1-7173-005 | 110 - 35 | WG8-5696-000 | 310 - 5 |

NUMERICAL INDEX

imageRUNNER ADVANCE C2230/C2225/C2220 Series(Numerical Index)

| PARTS NUMBER | FIGURE & KEY NO. | PARTS NUMBER | FIGURE & KEY NO. | PARTS NUMBER | FIGURE & KEY NO. |
|--------------|------------------|--------------|------------------|--------------|------------------|
| WG8-5783-000 | 310 - 6 | XF2-4606-835 | D11 - 43 | | |
| WG8-5783-000 | 351 - 5 | XF2-4668-040 | D11 - 44 | | |
| WG8-5783-000 | 352 - 51 | XG9-0820-000 | B41 - 46 | | |
| WG8-5848-000 | D11 - 38 | XH9-0136-000 | 108 - 14 | | |
| WG8-5935-000 | 101 - 8 | XH9-0149-000 | 900 - 13 | | |
| WG8-5935-000 | 280 - 3 | | | | |
| WG8-5935-000 | 310A - 5 | | | | |
| WG8-5935-000 | B13 - 8 | | | | |
| WG8-5935-000 | B21 - 9 | | | | |
| WG8-5935-000 | B41 - 41 | | | | |
| XA9-0656-000 | 311 - 57 | | | | |
| XA9-0702-000 | B41 - 47 | | | | |
| XA9-0732-010 | B10 - 20 | | | | |
| XA9-0732-010 | B21 - 10 | | | | |
| XA9-1016-000 | 107 - 6 | | | | |
| XA9-1116-030 | D11 - 39 | | | | |
| XA9-1164-000 | B10 - 21 | | | | |
| XA9-1164-000 | B41 - 48 | | | | |
| XA9-1386-000 | B10 - 25 | | | | |
| XA9-1386-000 | D11 - 40 | | | | |
| XA9-1415-000 | D11 - 41 | | | | |
| XA9-1523-000 | 300 - 35 | | | | |
| XA9-1561-000 | 103 - 48 | | | | |
| XA9-1671-000 | 103 - 47 | | | | |
| XA9-1671-000 | 104 - 16 | | | | |
| XA9-1671-000 | 107 - 9 | | | | |
| XA9-1671-000 | 108 - 13 | | | | |
| XA9-1671-000 | 109 - 19 | | | | |
| XA9-1671-000 | 110 - 2 | | | | |
| XA9-1671-000 | 280 - 4 | | | | |
| XA9-1671-000 | 351 - 26 | | | | |
| XA9-1671-000 | 352 - 52 | | | | |
| XA9-1833-000 | 250 - 3 | | | | |
| XA9-1979-000 | 900 - 12 | | | | |
| XA9-1980-000 | 103 - 56 | | | | |
| XA9-1980-000 | 110 - 7 | | | | |
| XA9-2007-000 | 301 - 19 | | | | |
| XD3-2200-102 | B12 - 501 | | | | |
| XD3-2200-122 | B11 - 501 | | | | |
| XD3-2200-122 | B41 - 501 | | | | |
| XD9-0136-000 | 265 - 4 | | | | |
| XD9-0136-000 | 311 - 58 | | | | |
| XD9-0136-000 | 350 - 4 | | | | |
| XD9-0136-000 | 351 - 27 | | | | |
| XD9-0136-000 | 352 - 53 | | | | |
| XD9-0136-000 | D11 - 42 | | | | |
| XD9-0239-000 | 351 - 29 | | | | |
| XD9-0239-000 | 352 - 62 | | | | |
| XD9-0289-000 | 311 - 17 | | | | |
| XF2-1604-940 | 265 - 5 | | | | |
| XF2-1607-640 | B21 - 11 | | | | |
| XF2-1607-640 | B41 - 45 | | | | |

imageRUNNER ADVANCE C2230/ C2225/C2220 Series(Parts Catalog)

imageRUNNER ADVANCE C2230i

| | | | |
|-----------------|---------------------|------------|------------------------|
| 230V EUR | F16-3391-000 | LYB | HDD,2/3 DELIVERY model |
|-----------------|---------------------|------------|------------------------|

imageRUNNER ADVANCE C2230

| | | | |
|------------------------------|---------------------|------------|-------------------------------|
| 120V TW | F16-3301-000 | LZB | ADF,HDD model |
| 120V US,CA,LTN | F16-3331-000 | LYA | ADF,HDD,2/3 DELIVERY model |
| 120V GOVERNMENT | F16-3332-000 | LZK | ADF,HDD,2/3 DELIVERY model |
| 230V SG,HK,AU,LTN | F16-3341-000 | LYC | READER,HDD model |
| 230V CN | F16-3351-000 | LYZ | READER,HDD model |
| 230V IN | F16-3361-000 | QYE | READER,HDD model |
| 230V KR | F16-3373-000 | LZA | READER model |

imageRUNNER ADVANCE C2225i

| | | | |
|-----------------|---------------------|------------|------------------------|
| 230V EUR | F16-3291-000 | LYE | HDD,2/3 DELIVERY model |
|-----------------|---------------------|------------|------------------------|

imageRUNNER ADVANCE C2225

| | | | |
|------------------------------|---------------------|------------|-------------------------------|
| 120V TW | F16-3201-000 | LZE | ADF,HDD model |
| 120V US,CA,LTN | F16-3231-000 | LYD | ADF,HDD,2/3 DELIVERY model |
| 120V GOVERNMENT | F16-3232-000 | LZL | ADF,HDD,2/3 DELIVERY model |
| 230V SG,HK,AU,LTN | F16-3241-000 | LYF | READER,HDD model |

| | | | |
|----------------|---------------------|------------|------------------|
| 230V CN | F16-3251-000 | LZC | READER,HDD model |
| 230V IN | F16-3261-000 | QYF | READER,HDD model |
| 230V KR | F16-3273-000 | LZD | READER model |

imageRUNNER ADVANCE C2220i

| | | | |
|-----------------|---------------------|------------|------------------------|
| 230V EUR | F16-3191-000 | LYK | HDD,2/3 DELIVERY model |
|-----------------|---------------------|------------|------------------------|

imageRUNNER ADVANCE C2220L

| | | | |
|------------------------------|---------------------|------------|-------------------------|
| 230V SG,HK.AU,LTN | F16-3143-000 | LYL | READER,1 CASSETTE model |
| 230V CN | F16-3153-000 | LZG | READER,1 CASSETTE model |
| 230V IN | F16-3163-000 | QYC | READER,1 CASSETTE model |
| 230V EUR | F16-3193-000 | LYJ | |

imageRUNNER ADVANCE C2220

| | | | |
|------------------------------|---------------------|------------|------------------|
| 120V TW | F16-3101-000 | LZJ | ADF,HDD model |
| 230V SG,HK.AU,LTN | F16-3141-000 | LYM | READER,HDD model |
| 230V CN | F16-3151-000 | LZF | READER,HDD model |
| 230V IN | F16-3161-000 | QYD | READER,HDD model |
| 230V KR | F16-3173-000 | LZH | READER model |

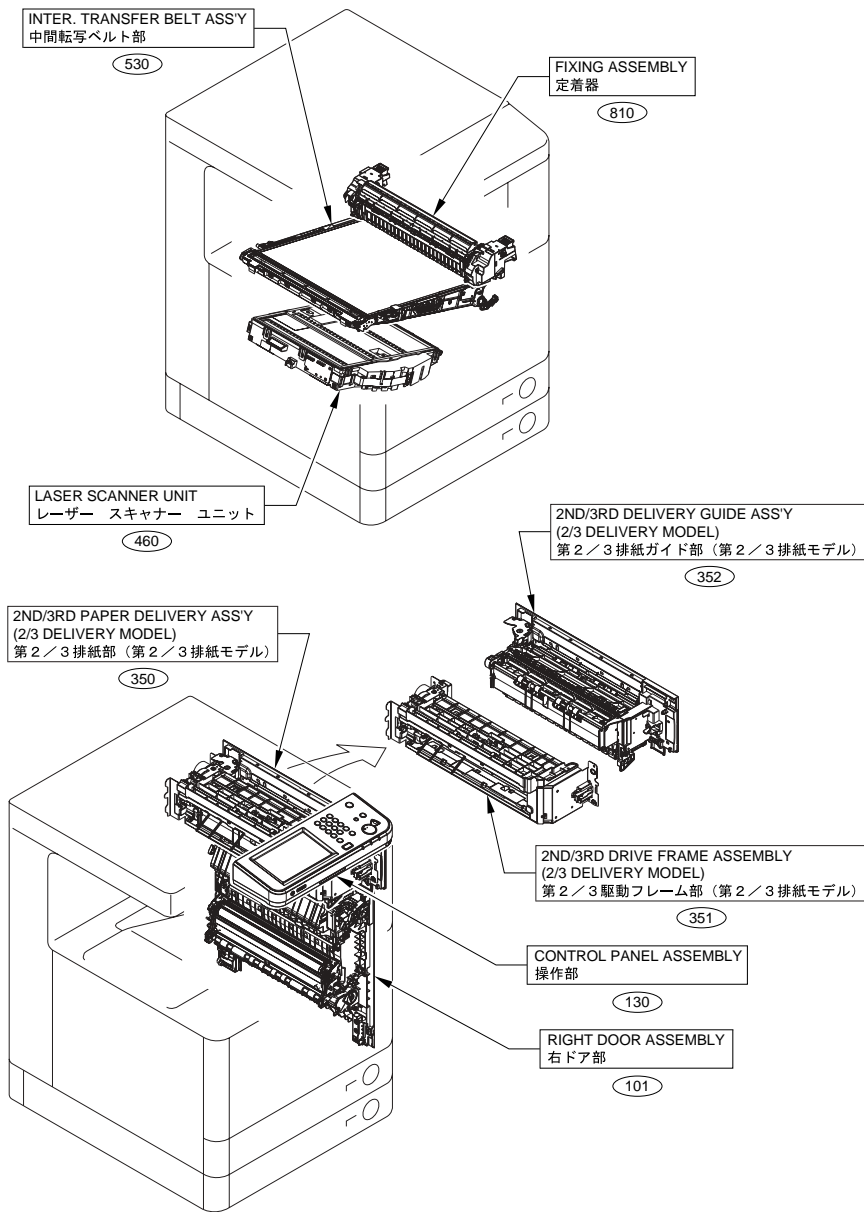
Contents

| | | |
|------|--|------|
| A1 | 主要部品配置図 | 2-1 |
| A2 | オプションパーツカタログ一覧 | 2-5 |
| 001 | ACCESSORIES | 2-6 |
| 100 | EXTERNAL COVERS, PANELS, ETC. | 2-8 |
| 101 | RIGHT DOOR ASSEMBLY | 2-13 |
| 102 | INTERNAL COMPONENTS 1 | 2-19 |
| 103 | INTERNAL COMPONENTS 2 | 2-22 |
| 104 | INTERNAL COMPONENTS 3 | 2-25 |
| 105 | INTERNAL COMPONENTS 4 | 2-27 |
| 106 | INTERNAL COMPONENTS 5 | 2-29 |
| 107 | INTERNAL COMPONENTS 6 | 2-32 |
| 108 | INTERNAL COMPONENTS 7 | 2-34 |
| 109 | MACHINE REAR PLATE 1 | 2-36 |
| 110 | MACHINE REAR PLATE 2 | 2-38 |
| 130 | CONTROL PANEL ASSEMBLY | 2-41 |
| 140 | POWER CORD TERMINAL ASS'Y | 2-44 |
| 250 | MAIN DRIVE ASSEMBLY | 2-46 |
| 260 | LIFTER DRIVE ASSEMBLY (EXCEPT 1 CASSETTE model) | 2-47 |
| 260A | LIFTER DRIVE ASSEMBLY (1 CASSETTE model) | 2-49 |
| 265 | PAPER PICK-UP DRIVE ASSEMBLY (EXCEPT 1 CASSETTE model) | 2-51 |
| 280 | FIXING DRIVE ASS'Y | 2-52 |
| 300 | CASSETTE ASSEMBLY (UPPER) (EXCEPT 1 CASSETTE model) | 2-53 |
| 300A | CASSETTE ASSEMBLY (UPPER) (1 CASSETTE model) | 2-56 |
| 301 | CASSETTE ASSEMBLY (LOWER) (EXCEPT 1 CASSETTE model) | 2-58 |
| 310 | PAPER PICK-UP ASSEMBLY (UPPER) (EXCEPT 1 CASSETTE model) | 2-61 |
| 310A | PAPER PICK-UP ASS'Y (UPPER) (1 CASSETTE model) | 2-63 |
| 311 | PAPER PICK-UP ASSEMBLY (LOWER) (EXCEPT 1 CASSETTE model) | 2-65 |
| 350 | 2ND/3RD PAPER DELIVERY ASS'Y (2/3 DELIVERY model) | 2-69 |
| 351 | 2ND/3RD DRIVE FRAME ASSEMBLY (2/3 DELIVERY model) | 2-70 |
| 352 | 2ND/3RD DELIVERY GUIDE ASS'Y (2/3 DELIVERY model) | 2-72 |
| 460 | LASER SCANNER UNIT | 2-76 |
| 530 | INTER. TRANSFER BELT ASS'Y | 2-77 |
| 810 | FIXING ASSEMBLY | 2-78 |
| 900 | CONTROLLER BOX ASSEMBLY | 2-79 |
| 930 | MAIN CONTROLLER PCB ASS'Y, 1 | 2-81 |
| 931 | MAIN CONTROLLER PCB ASS'Y, 2 | 2-82 |
| 960 | AC DRIVER PCB ASSEMBLY | 2-83 |
| 980 | HIGH VOLTAGE PCB ASSEMBLY | 2-84 |
| B01 | ADF MOUNTING ASSEMBLY (ADF model) | 2-85 |
| B10 | ADF MAIN BODY (ADF model) | 2-87 |
| B11 | BASE ASSEMBLY (ADF model) | 2-89 |
| B12 | PAPER PICK-UP COVER ASS'Y (ADF model) | 2-91 |
| B13 | DOCUMENT TRAY ASS'Y (ADF model) | 2-94 |
| B21 | ESTRANGEMENT DRIVE ASSEMBLY (ADF model) | 2-96 |
| B41 | FEED ASSEMBLY (ADF model) | 2-98 |

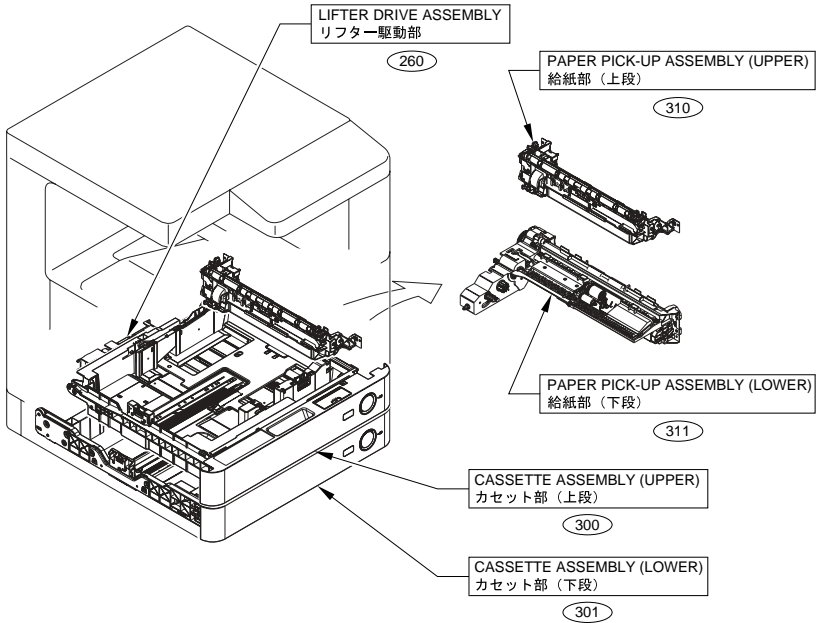
| | | |
|-----|---|-------|
| B90 | ADF PCB ASSEMBLY (ADF MODEL)..... | 2-103 |
| D11 | READER ASSEMBLY (ADF,READER model) | 2-104 |
| ZZA | MECHANICAL STANDARD PARTS (HOW TO USE) | 2-107 |
| ZZB | MECHANICAL STANDARD PARTS (SCREWS)..... | 2-108 |
| ZZC | MECHANICAL STANDARD PARTS (BOLTS)..... | 2-115 |
| ZZD | MECHANICAL STANDARD PARTS (NUTS)..... | 2-116 |
| ZZE | MECHANICAL STANDARD PARTS (RETAINING RINGS) | 2-117 |

FIGURE A1

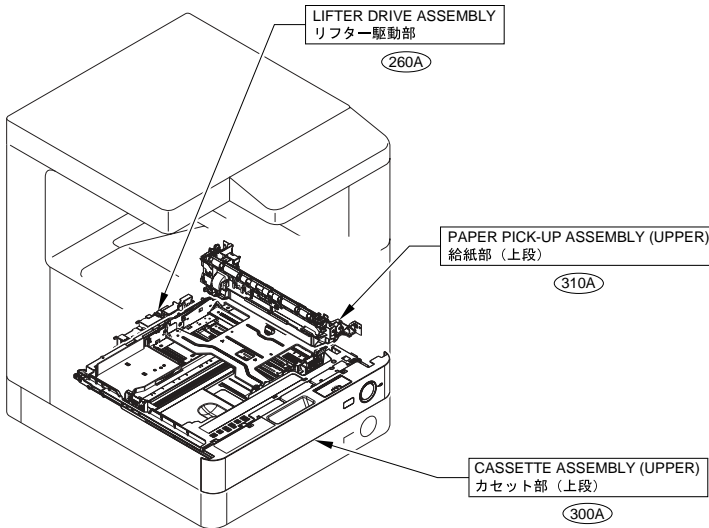
主要部品配置図

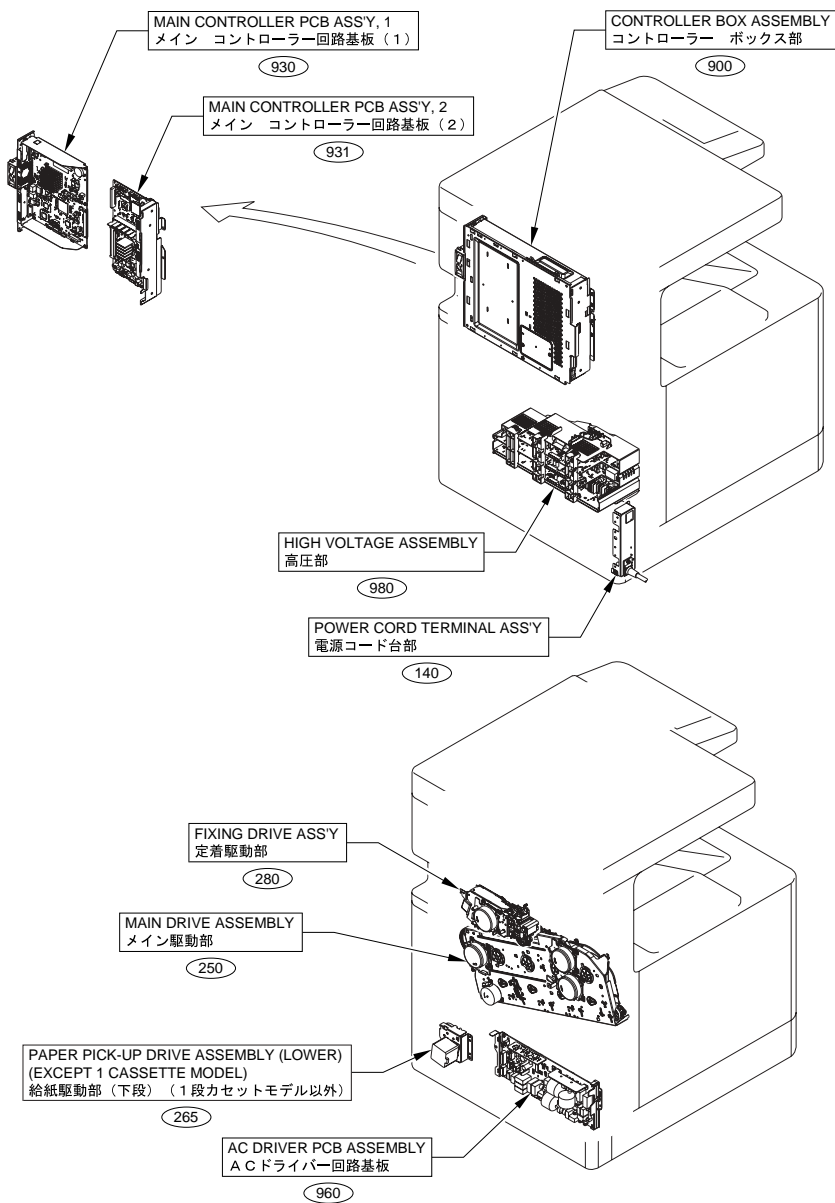


EXCEPT 1 CASSETTE MODEL

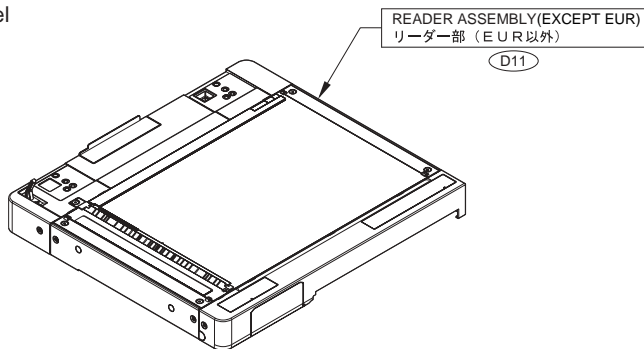


1 CASSETTE MODEL





ADF,READER model



ADF model

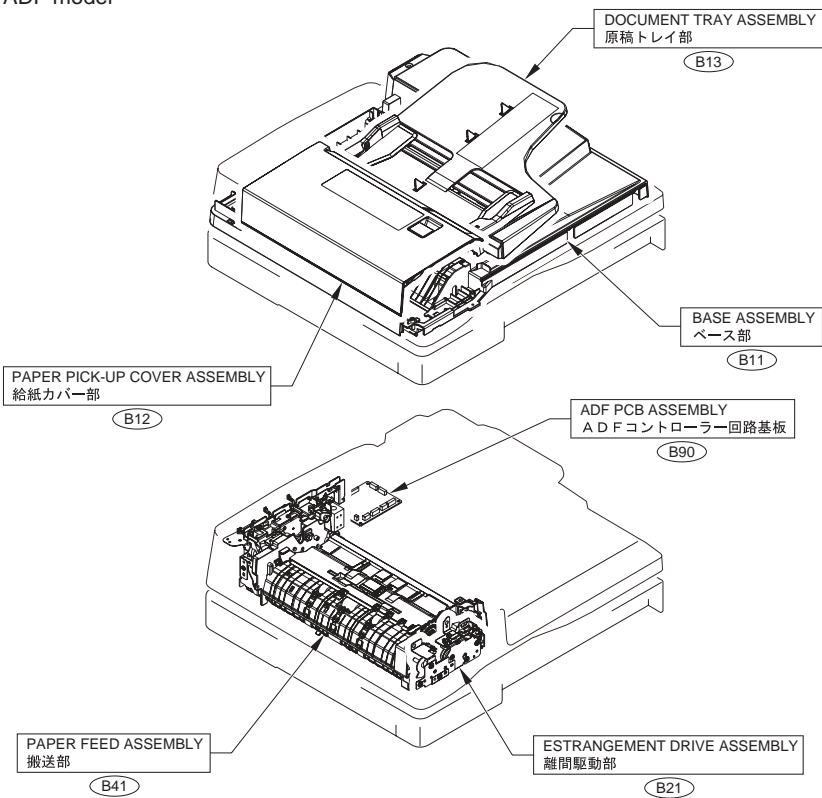


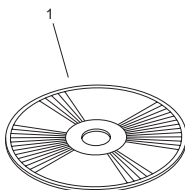
FIGURE A2

オプションパーツカタログ一覧


This is the table of the machine's options whose parts catalog is issued.
本機のオプションで、パーツカタログが発行されている機種の一覧である。

| No. | Model Name(English) | Model Name(Japanese) |
|-----|--|-----------------------------|
| 1 | (JAPAN ONLY) | DADF-AJ1 |
| 2 | Color Image Reader Unit-G1/G2 | (日本仕向けなし) |
| 3 | Platen Cover Type S | 原稿台カバー タイプS |
| 4 | Stamp Unit-B1 | スタンプユニット・B1 |
| 5 | ADF Access Handle-A1 | ADFアクセスハンドル・A1 |
| 6 | Printer Cover-D1/D2 | (日本仕向けなし) |
| 7 | Cassette Feeding Unit-AF1 | 2段カセットベディスタル・AF1 |
| 8 | FL Cassette-AN1 | FLカセット・AN1 |
| 9 | FL Cassette-AM1 | FLカセット・AM1 |
| 10 | Cassette Module-X1 | (日本仕向けなし) |
| 11 | Envelope Feeder Attachment-D1 | (日本仕向けなし) |
| 12 | Copy Tray-J1 | コピートレイ・J1 |
| 13 | Staple Finisher-M1/Booklet Finisher-M1 | (日本仕向けなし) |
| 14 | Inner Finisher-F1 | インナーフィニッシャー・F1 |
| 15 | Inner Finisher Additional Tray-A1 | インナーフィニッシャー用追加トレイ・A1 |
| 16 | Inner 2way Tray-F1 | インナー2ウェイトレイ・F1 |
| 17 | Buffer Pass Unit-K1 | (日本仕向けなし) |
| 18 | 3 Way Unit-C1 | 拡張排紙キット・C1 |
| 19 | Heater Kit-L1 | (日本仕向けなし) |
| 20 | Reader Heater Unit-J1 | リーダーヒーターキット・J1 |
| 21 | Cassette Heater Unit-37 | (日本仕向けなし) |
| 22 | Utility Tray-A2 | ユーティリティートレイ・A2 |
| 23 | Copy Card Reader-F1 | コピーカードリーダー・F1 |
| 24 | Copy Card Reader Attachment-B2/B3 | コピーカードリーダー取付けキット・B2/B3 |
| 25 | (JAPAN ONLY) | iR-ADV C2220セルフ用圧板取付けキット・A1 |
| 26 | Super G3 FAX Board-AH1/AH2 | スーパーG3FAXボード・AH1/AH2 |
| 27 | Super G3 2nd Line FAX Board-AH1 | G3回線増設キット(2回線)・AH1 |
| 28 | (JAPAN ONLY) | ハンドセット・G2 |
| 29 | Voice Guidance Kit-F1/F2 | (日本仕向けなし) |
| 30 | (JAPAN ONLY) | 音声操作キット・C2 |
| 31 | (JAPAN ONLY) | HDDデータ暗号化キット・C3 |
| 32 | Document Scan Lock Kit-B1 | (日本仕向けなし) |
| 33 | USB Device Port-E1/E2 | USBデバイスポート・E1/E2 |
| 34 | 2.5inch/80GB HDD-E1/E2 | (日本仕向けなし) |
| 35 | Removable HDD Kit-AE1 | (日本仕向けなし) |
| 36 | Multimedia Reader/Writer-A1/A2 | マルチメディアリーダー/ライター・A1/A2 |
| 37 | (JAPAN ONLY) | iR-ADV課金装置接続キット・A1 |
| 38 | Serial Interface Kit-K1 | シリアルインターフェースキット・K1 |
| 39 | Copy Control Interface Kit-A1 | コントロールインターフェースキット・A1 |

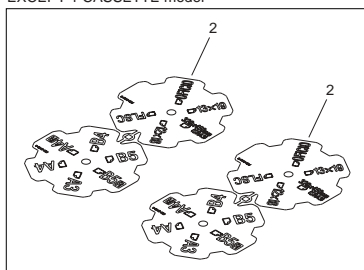
FIGURE 001 ACCESSORIES



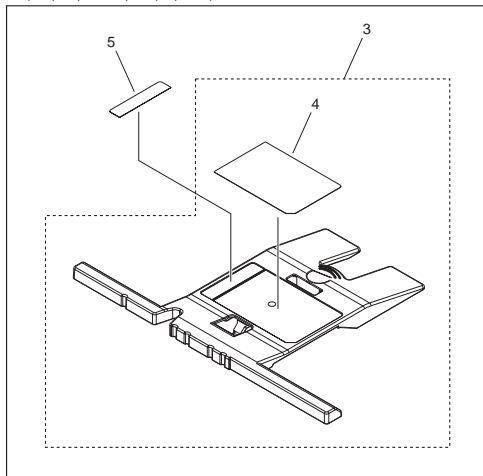
1 CASSETTE model



EXCEPT 1 CASSETTE model

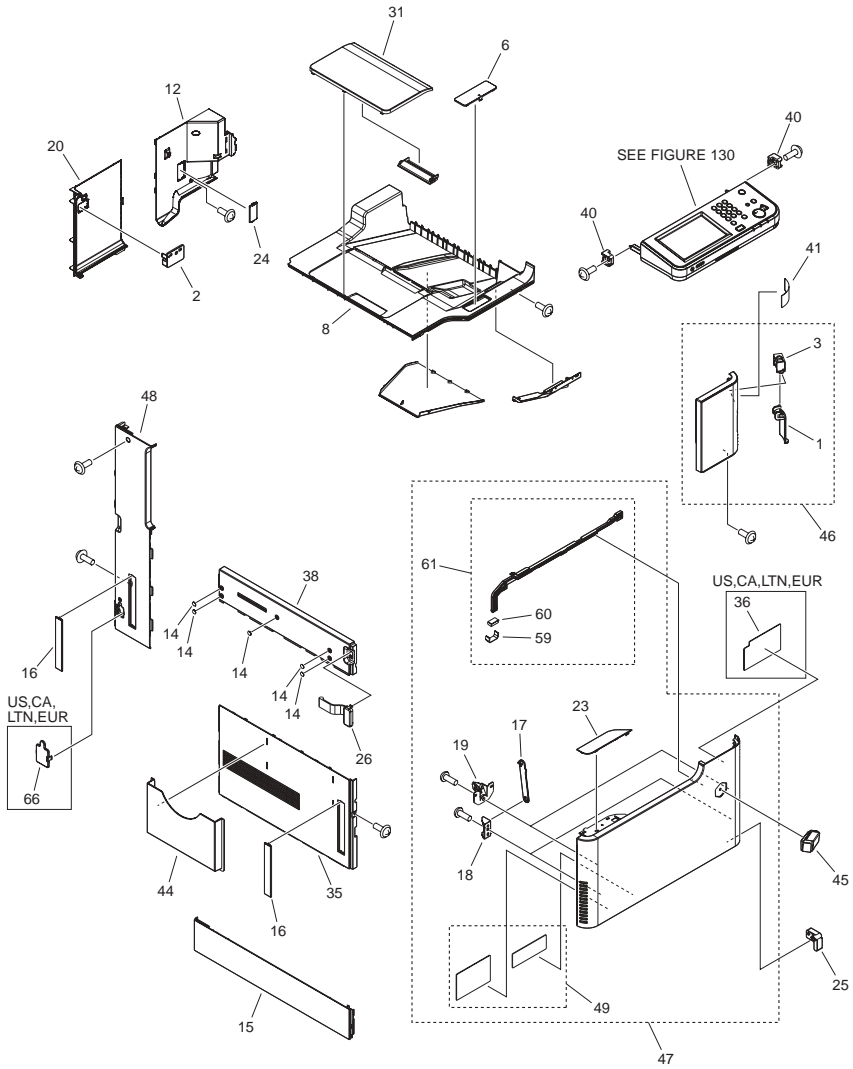


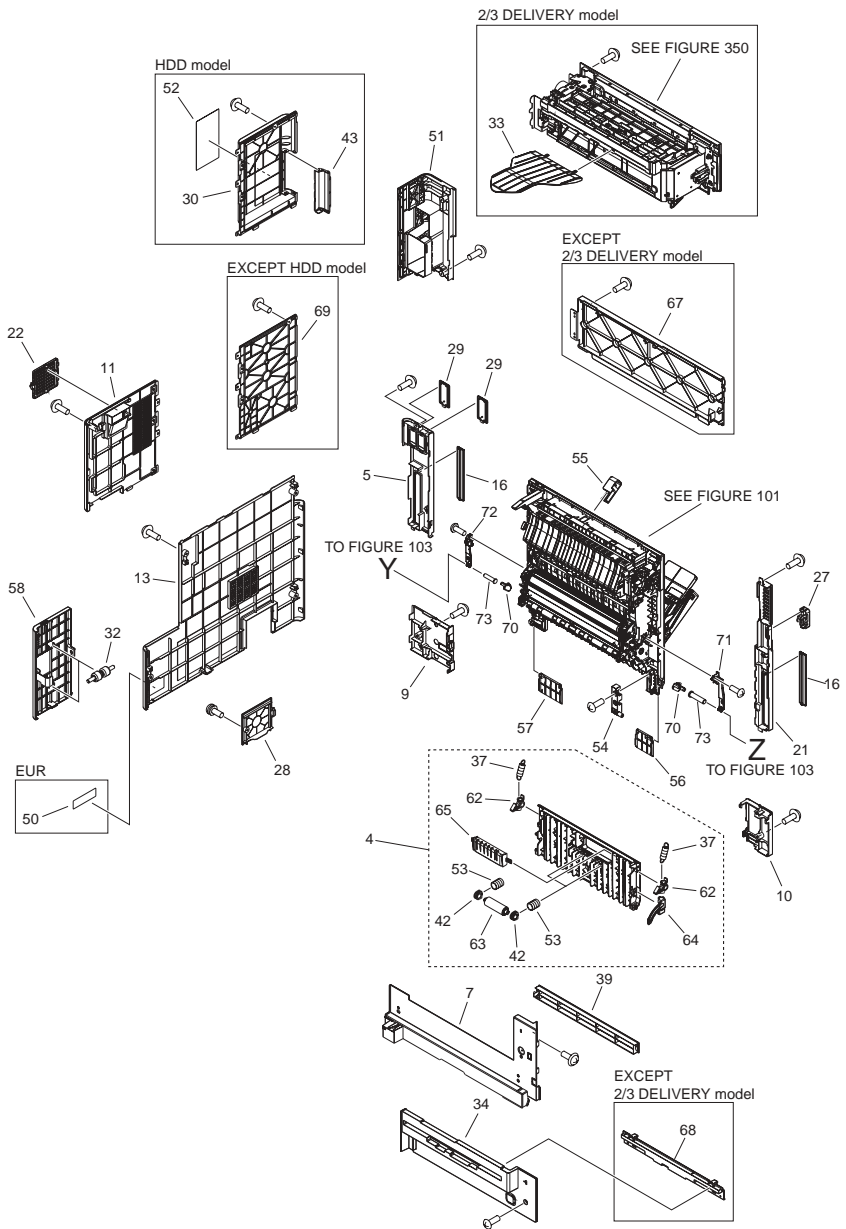
US,CA,SG,HK,AU,LTN,IN,EUR,TW



| FIGURE & KEY NO. | PARTS NUMBER | RANK | Q'TY | DESCRIPTION | SERIAL NUMBER/REMARKS | SVC |
|------------------|--------------|------|------|-------------------------------|---|-----|
| Fig.001 | NPN | | RF | ACCESSORIES | | |
| 1 | FK2-9309-000 | | 1 | CD-ROM, SOFTWARE FOR PCL | EUR English,French,Italian,German,Spanish | |
| 1 | FK2-9308-000 | | 1 | CD-ROM, SOFTWARE FOR UFR II | EUR English,French,Italian,German,Spanish | |
| 1 | FK2-9307-000 | | 1 | CD-ROM, SOFTWARE FOR UFR II | US,CA,SG,HK,AU,LTN,IN English | |
| 1 | FK2-9311-000 | | 1 | CD-ROM, SOFTWARE FOR UFR II | CN,KR,TW English,Simplified Chinese,Traditional Chinese,Korean | |
| 2 | FC9-0145-000 | | 2 | PLATE, SIZE INDICATION | | |
| 3 | FL3-9015-000 | | 1 | MOUNT, ENVELOPE PAPER PICK-UP | US,CA,SG,HK,AU,LTN,IN, EUR,TW | |
| 4 | FE2-2827-000 | | 1 | LABEL, INSTRUCTIONS | US,CA,SG,HK,AU,LTN,IN, EUR,TW | |
| 5 | FE2-2828-000 | | 1 | LABEL, ENVELOPE PAPER PICK-UP | US,CA,SG,HK,AU,LTN,IN, EUR,TW | |

FIGURE 100 EXTERNAL COVERS, PANELS, ETC.



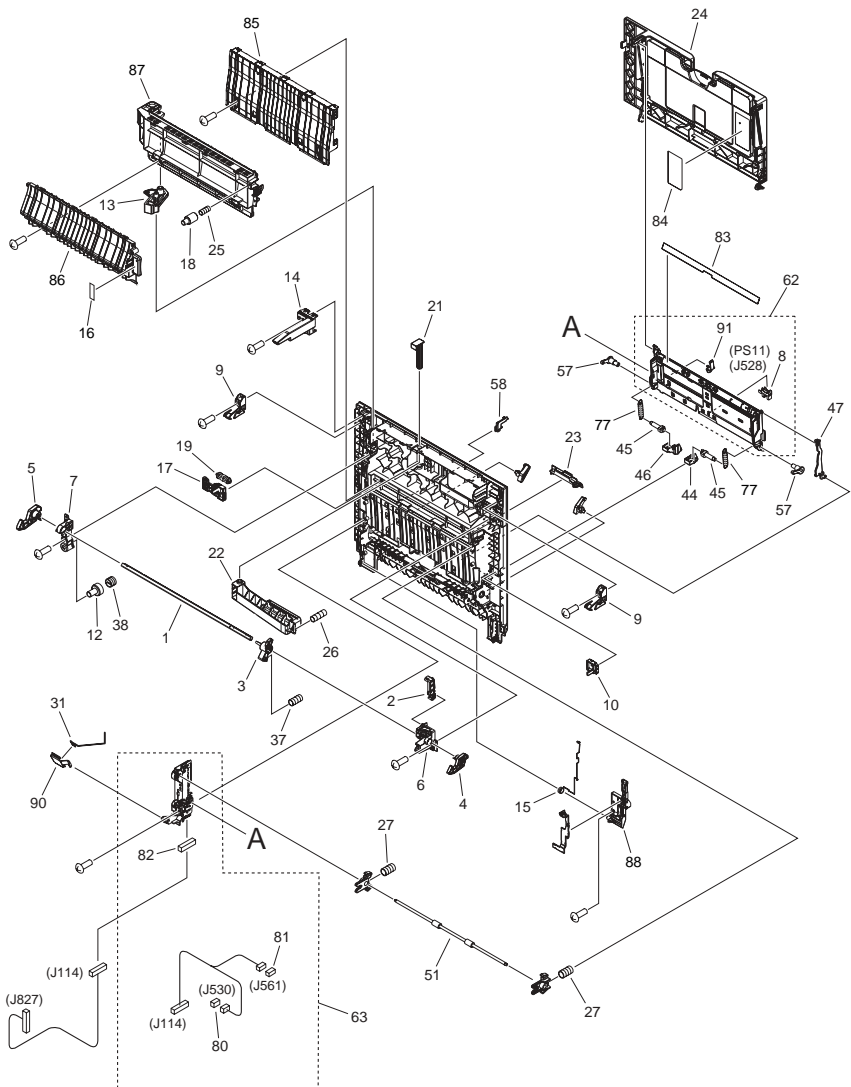


| FIGURE & KEY NO. | PARTS NUMBER | R A N K | Q'TY | DESCRIPTION | SERIAL NUMBER/ REMARKS | S V C |
|------------------|--------------|------------------|------|--------------------------------|---------------------------|-------------|
| Fig.100 | NPN | | RF | EXTERNAL COVERS, PANELS, ETC. | | |
| 1 | FC8-4000-000 | | 1 | COVER, MAIN SWITCH | | |
| 2 | FC8-5363-000 | | 1 | PLATE, 2ND DELIV. TRAY SUPPORT | | |
| 3 | FC8-5378-000 | | 1 | MOUNT, SWITCH COVER | | |
| 4 | FM3-8150-000 | | 1 | DOOR ASSEMBLY, RIGHT LOWER | | |
| 5 | FC8-8444-000 | | 1 | COVER, RIGHT REAR SUB | | |
| 6 | FC8-8186-000 | | 1 | COVER, INNER SUB, 1 | | |
| 7 | FC8-8187-000 | | 1 | COVER, 1ST PAPER DELIVERY | | |
| 8 | FE2-0330-000 | | 1 | TRAY, 1ST PAPER DELIVERY | | |
| 9 | FC8-8190-000 | | 1 | COVER, RIGHT LOWER SUB, 2 | | |
| 10 | FC8-8191-000 | | 1 | COVER, RIGHT LOWER SUB, 1 | | |
| 11 | FC8-8192-010 | | 1 | COVER, REAR UPPER, 1 | | |
| 12 | FC8-8193-010 | | 1 | COVER, INNER REAR, 2 | | |
| 13 | FC8-8196-000 | | 1 | COVER, REAR | | |
| 14 | FC9-7297-000 | | 5 | SEAL, BLANKING | | |
| 15 | FC8-8198-000 | | 1 | COVER, LEFT LOWER | | |
| 16 | FC8-8201-000 | | 4 | COVER, GRIP | | |
| 17 | FC8-8203-000 | | 2 | ARM, FRONT COVER, B | | |
| 18 | FC8-8204-000 | | 2 | MOUNT, STOPPER ARM | | |
| 19 | FC8-8205-000 | | 2 | HOOK, COVER, FRONT | | |
| 20 | FC8-8207-010 | | 1 | COVER, INNER REAR, 1 | | |
| 21 | FC8-8443-000 | | 1 | COVER, RIGHT FRONT SUB | | |
| 22 | FC8-8286-000 | | 1 | COVER, REAR UPPER, 3 | | |
| 23 | FC8-8290-000 | | 1 | COVER, INNER SUB, 2 | | |
| 24 | FE2-0329-000 | | 1 | COVER, REAR RIGHT, SMALL | | |
| 25 | FC8-8512-000 | | 1 | PLATE, FRONT DOOR FIXED | | |
| 26 | FC8-8638-000 | | 1 | PLATE, STATIC CHARGE, LEFT | | |
| 27 | FC8-8637-000 | | 1 | PLATE, STATIC CHARGE, RIGHT | | |
| 28 | FC8-8344-000 | | 1 | COVER, CONNECTOR, 1 | | |
| 29 | FC8-8346-000 | | 2 | COVER, FAX CONNECTOR | | |
| 30 | FC8-8359-000 | | 1 | COVER, HARD DISK DRIVE | HDD model | |
| 31 | FC8-8445-000 | | 1 | COVER, INNER BOTTOM | | |

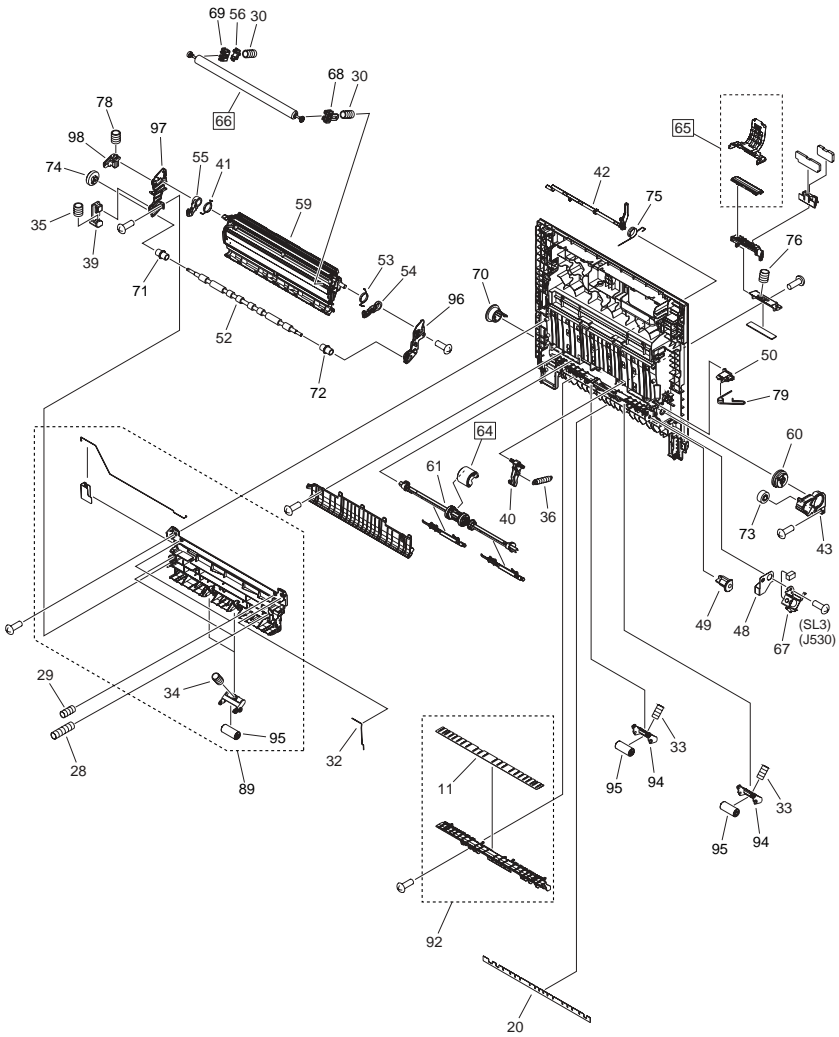
| FIGURE & KEY NO. | PARTS NUMBER | R A N K | Q'TY | DESCRIPTION | SERIAL NUMBER/ REMARKS | S V C |
|------------------|--------------|---------|------|--------------------------------|---------------------------|-------|
| 32 | FC8-4649-000 | | 2 | ROLLER, BOTTLE TRAY | | |
| 33 | FC9-8612-000 | | 1 | GUIDE, REVERSE BACK END | 2/3 DELIVERY model | |
| 34 | FC8-8543-000 | | 1 | COVER, 2ND PAPER DELIVERY | | |
| 35 | FE2-0541-000 | | 1 | COVER, LEFT FRONT | | |
| 36 | FC8-8582-000 | | 1 | LABEL, TONER MODEL | CN,KR,TW | |
| 36 | FC8-8622-000 | | 1 | LABEL, TONER MODEL | US,CA,LTN | |
| 36 | FC8-8623-000 | | 1 | LABEL, TONER MODEL | EUR | |
| 37 | FU7-2759-000 | | 2 | SPRING, TENSION | | |
| 38 | FE2-0542-000 | | 1 | COVER, LEFT FRONT, UPPER | | |
| 39 | FC8-8617-000 | | 1 | COVER, RIGHT LOWER SUB, 3 | | |
| 40 | FE2-0531-000 | | 2 | STOPPER, RAIL | | |
| 41 | FC9-7861-000 | | 1 | LABEL, MAIN POWER SUPPLY | TW | |
| 41 | FC9-7863-000 | | 1 | LABEL, MAIN POWER SUPPLY | EUR | |
| 41 | FC9-7862-000 | | 1 | LABEL, MAIN POWER SUPPLY | US,CA,LTN,SG,HK,AU,LTN,IN | |
| 41 | FC0-0225-000 | | 1 | LABEL, MAIN POWER SUPPLY | CN | |
| 41 | FC0-0226-000 | | 1 | LABEL, MAIN POWER SUPPLY | KR | |
| 42 | FU5-1035-000 | | 4 | BUSHING | | |
| 43 | FC8-8645-000 | | 1 | COVER, SLOT | HDD model | |
| 44 | FC0-2633-000 | | 1 | HOLDER, SERVICE BOOK | | |
| 45 | FL3-1185-000 | | 1 | EMBLEM | | |
| 46 | FM3-8077-000 | | 1 | FRONT UPPER COVER ASSEMBLY | | |
| 47 | FM3-8078-000 | | 1 | FRONT DOOR ASSEMBLY | | |
| 48 | FM3-8079-010 | | 1 | LEFT REAR COVER ASSEMBLY | | |
| 49 | FC0-2901-000 | | 1 | LABEL, LASER CAUTION | | |
| 50 | FU7-8521-000 | | 1 | LABEL, GROUNDING CAUTION | EUR | |
| 51 | FM3-8083-000 | | 1 | RIGHT UPPER SUB COVER ASSEMBLY | | |
| 52 | FU7-8471-000 | | 1 | LABEL, HARD DISK DRIVE CAUTION | HDD model | |
| 53 | FS7-2788-000 | | 4 | SPRING, COMPRESSION | | |
| 54 | FC8-8228-000 | | 1 | HINGE, RIGHT DOOR, FRONT | | |
| 55 | FC8-8240-000 | | 1 | HOLDER, M.P. STOPPER | | |
| 56 | FC8-8515-000 | | 1 | COVER, CASSETTE RIGHT UPPER, 1 | | |

| FIGURE & KEY NO. | PARTS NUMBER | R A N K | Q'TY | DESCRIPTION | SERIAL NUMBER/ REMARKS | S V C |
|------------------------|-----------------|------------------|------|--------------------------------|------------------------------|-------------|
| 57 | FC8-8516-000 | | 1 | COVER, CASSETTE RIGHT UPPER, 2 | | |
| 58 | FC8-8341-000 | | 1 | COVER, WASTE TONER | | |
| 59 | FC8-8634-000 | | 1 | SHEET, GLASS CLEANING | | |
| 60 | FC8-8635-000 | | 1 | PAD, GLASS CLEANING | | |
| 61 | FM3-8260-000 | | 1 | GLASS CLEANING ARM ASSEMBLY | | |
| 62 | FC5-0631-000 | | 2 | HOOK, RIGHT DOOR | | |
| 63 | FC8-3782-000 | | 2 | ROLLER, PAPER FEED | | |
| 64 | FC8-5164-000 | | 1 | STOPPER, DOOR, RIGHT LOWER | | |
| 65 | FC8-8172-000 | | 1 | HANDLE, DOOR | | |
| 66 | FC8-4137-000 | | 1 | COVER, ENV. HEATER SWITCH | US,CA,LTN,EUR | |
| 67 | FC8-8291-000 | | 1 | COVER, RIGHT UPPER | EXCEPT 2/3 DELIVERY model | |
| 68 | FC8-8544-000 | | 1 | COVER, REVERSE BLANKING | EXCEPT 2/3 DELIVERY model | |
| 69 | FC8-8631-000 | | 1 | COVER, REAR UPPER, 2 | EXCEPT HDD model | |
| 70 | FE2-2106-000 | | 2 | LOCK, DOOR LINK, RIGHT | | |
| 71 | RL1-2281-000 | | 1 | PLATE, RT. DOOR LINK FIXED, FR | | |
| 72 | RL1-2282-000 | | 1 | PLATE, RT. DOOR LINK FIXED, RR | | |
| 73 | FE2-2020-000 | | 2 | SHAFT, RIGHT DOOR LINK | | |

FIGURE 101 RIGHT DOOR ASSEMBLY



NOTE : This assembly does not include the parts shown with key No. 83 and 84.
 注 : このユニットにKey No. 83, 84の部品は含まれません。



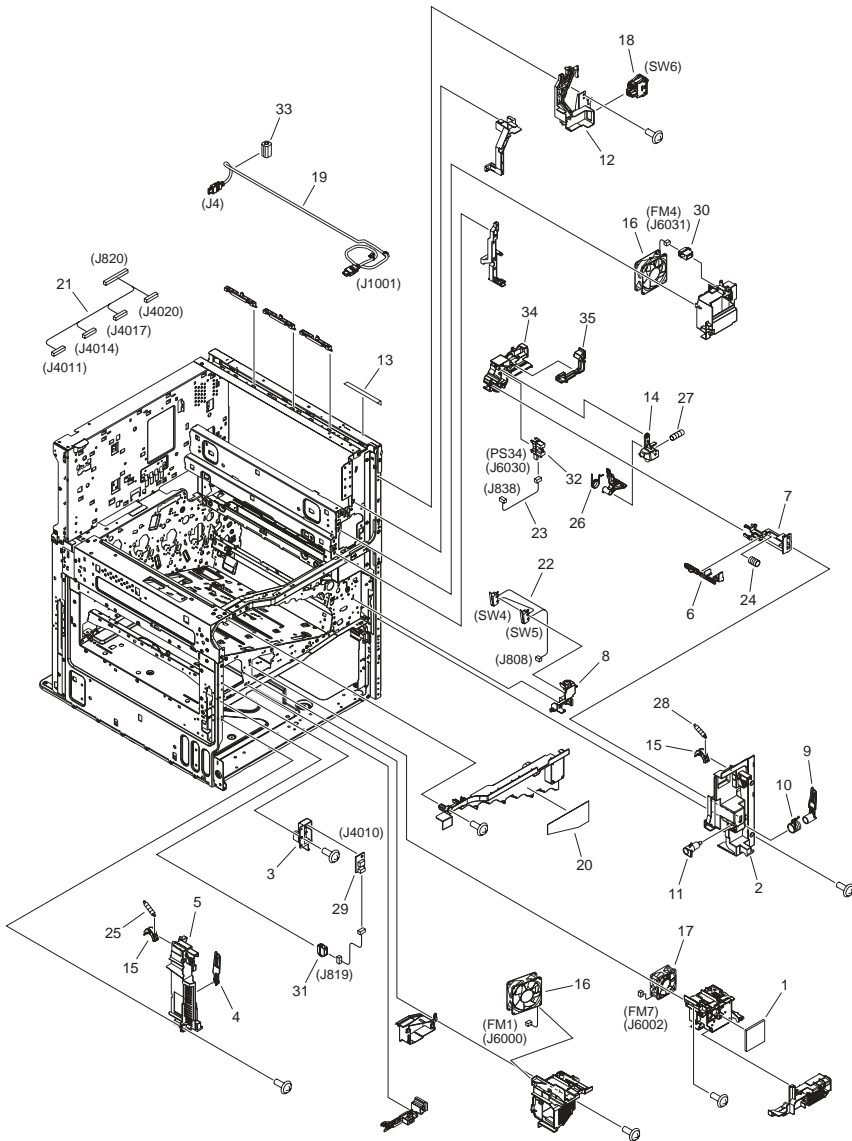
| FIGURE & KEY NO. | PARTS NUMBER | R A N K | Q'TY | DESCRIPTION | SERIAL NUMBER/ REMARKS | S V C |
|------------------|--------------|------------------|------|--------------------------------|---------------------------|-------------|
| Fig.101 | FM3-8036-030 | | 1 | RIGHT DOOR ASSEMBLY | | |
| 1 | FC0-0618-000 | | 1 | SHAFT | | |
| 2 | FC0-0619-000 | | 1 | LINK, HANDLE | | |
| 3 | FC0-0620-000 | | 1 | LEVER, LINK | | |
| 4 | FC0-0622-000 | | 1 | LATCH, FRONT | | |
| 5 | FC0-0623-000 | | 1 | LATCH, REAR | | |
| 6 | FC0-0624-000 | | 1 | HOLDER, LATCH, FRONT | | |
| 7 | FC0-0625-000 | | 1 | HOLDER, LATCH, REAR | | |
| 8 | WG8-5935-000 | | 1 | IC, PHOTO INTERRUPTER | PS11 | |
| 9 | FC0-0627-000 | | 2 | HOOK | | |
| 10 | FC0-0628-000 | | 1 | LEVER, LOCK | | |
| 11 | FC0-0629-000 | | 1 | SHEET, BASE GUIDE | | |
| 12 | FC0-0630-000 | | 1 | PIN, PRESSURE | | |
| 13 | FC8-8226-000 | | 1 | STOPPER, PAPER DELIVERY GUIDE | | |
| 14 | FC8-8241-000 | | 1 | STOPPER | | |
| 15 | FC8-8348-000 | | 1 | SPRING, GROUNDING | | |
| 16 | FC8-8355-000 | | 1 | LABEL, LASER CAUTION | | |
| 17 | FC8-8356-010 | | 1 | FLAG, OPEN/CLOSE SENSOR | | |
| 18 | FC8-8413-000 | | 1 | PIN, POSITIONING | | |
| 19 | FC8-8492-000 | | 1 | ROLLER, REEL | | |
| 20 | FC8-8524-000 | | 1 | SHEET, NOISE-PROOF | | |
| 21 | FC8-8538-000 | | 1 | SHAFT, HANDLE FIXED | | |
| 22 | FC8-8539-000 | | 1 | HANDLE | | |
| 23 | FE2-1999-000 | | 1 | COVER, PAPER PICK-UP ROLLER | | |
| 24 | FM3-8038-000 | | 1 | MULTI PAPER PICK-UP TRAY ASS'Y | | |
| 25 | FU7-2768-000 | | 1 | SPRING, COMPRESSION | | |
| 26 | FU7-2782-000 | | 1 | SPRING, COMPRESSION | | |
| 27 | FU7-2792-000 | | 2 | SPRING, COMPRESSION | | |
| 28 | FU7-2797-000 | | 2 | SPRING, COMPRESSION | | |
| 29 | FU7-2798-000 | | 2 | SPRING, COMPRESSION | | |
| 30 | FU7-2799-000 | | 2 | SPRING, COMPRESSION | | |
| 31 | FU7-2800-000 | | 1 | SPRING, POWER DISPATCHING | | |

| FIGURE & KEY NO. | PARTS NUMBER | R A N K | Q'TY | DESCRIPTION | SERIAL NUMBER/ REMARKS | S V C |
|------------------|--------------|------------------|------|--------------------------------|---------------------------|-------------|
| 32 | FU7-2801-000 | | 1 | SPRING, GROUNDING | | |
| 33 | FU7-2803-000 | | 2 | SPRING, COMPRESSION | | |
| 34 | FU7-2804-000 | | 2 | SPRING, COMPRESSION | | |
| 35 | FU7-2805-000 | | 1 | SPRING, COMPRESSION | | |
| 36 | FU7-2814-000 | | 1 | SPRING, TENSION | | |
| 37 | FU7-2819-000 | | 1 | SPRING, COMPRESSION | | |
| 38 | FU7-2820-000 | | 1 | SPRING, COMPRESSION | | |
| 39 | FE2-2083-000 | | 1 | CLAMP, LEVER, REAR | | |
| 40 | FE2-2088-000 | | 1 | STOPPER, PAPER PICK-UP SHAFT | | |
| 41 | FU9-2519-000 | | 1 | SPRING, TORSION | | |
| 42 | FE2-2025-000 | | 1 | FLAG, SENSOR | | |
| 43 | FE2-1989-000 | | 1 | COVER, GEAR | | |
| 44 | FE2-2047-000 | | 1 | HOOK, SPRING, LEFT | | |
| 45 | FE2-2048-000 | | 2 | PIN, SPRING HOOK | | |
| 46 | FE2-2049-000 | | 1 | HOOK, SPRING, RIGHT | | |
| 47 | FE2-2050-000 | | 1 | LINK, M.P. HINGE | | |
| 48 | FE2-1975-000 | | 1 | PLATE, GROUNDING | | |
| 49 | FE2-2110-000 | | 1 | CLIP | | |
| 50 | FE2-1992-000 | | 1 | COVER, GROUNDING | | |
| 51 | RC2-7271-000 | | 1 | ROLLER, DUPLEXING PAPER FEED | | |
| 52 | RC2-7280-000 | | 1 | ROLLER, REG. | | |
| 53 | FU9-2521-000 | | 1 | SPRING, TORSION | | |
| 54 | FE2-2115-000 | | 1 | HOOK, FRONT | | |
| 55 | FE2-2116-000 | | 1 | HOOK, REAR | | |
| 56 | FE2-2117-000 | | 1 | GUIDE, CONDUCTIVE | | |
| 57 | FE2-2118-000 | | 2 | HOOK | | |
| 58 | FE2-1996-000 | | 1 | COVER, CABLE | | |
| 59 | RM1-6041-000 | | 1 | SECONDARY TRANSFER GUIDE ASS'Y | | |
| 60 | RM1-6049-000 | | 1 | M.P. PAPER PICK-UP GEAR ASS'Y | | |
| 61 | RM1-6050-000 | | 1 | M.P. PAPER PICK-UP SHAFT ASS'Y | | |
| 62 | RM1-6124-000 | | 1 | MP LIFTER PLATE ASS'Y | | |
| 63 | RM1-6151-000 | | 1 | DUPLEXING GEAR COVER ASSEMBLY | | |

| FIGURE & KEY NO. | PARTS NUMBER | R A N K | Q'TY | DESCRIPTION | SERIAL NUMBER/REMARKS | S V C |
|------------------|--------------|---------|------|------------------------------|--|-------|
| 64 | RL1-2244-000 | | 1 | ROLLER, PAPER PICK-UP | [DP] | |
| 65 | RM1-6163-040 | | 1 | MULTI-PURPOSE SEP. PAD KIT | [DP] | |
| 66 | RM1-7928-000 | | 1 | 2ND TRANSFER ROLLER ASSY | [DP] | |
| 67 | RM1-6790-000 | | 1 | SOLENOID | SL3 | |
| 68 | FU6-1110-000 | | 1 | BUSHING | | |
| 69 | FU6-1578-000 | | 1 | BUSHING | | |
| 70 | FU6-1579-000 | | 1 | BUSHING | | |
| 71 | FU6-1580-000 | | 1 | BUSHING | | |
| 72 | FU6-1581-000 | | 1 | BUSHING | | |
| 73 | FU0-0198-000 | | 1 | GEAR, 16T | | |
| 74 | FU0-0183-000 | | 1 | GEAR, 21T | | |
| 75 | FU9-2526-000 | | 1 | SPRING, TORSION | | |
| 76 | RU6-2693-000 | | 1 | SPRING, COMPRESSION | | |
| 77 | FU9-2516-000 | | 2 | SPRING, TENSION | | |
| 78 | FU9-2530-000 | | 1 | SPRING, COMPRESSION | | |
| 79 | FU9-2528-000 | | 1 | SPRING, TORSION | | |
| 80 | VS1-7177-002 | | 1 | CONNECTOR, SNAP TIGHT, BK | | |
| 81 | VS1-7207-003 | | 1 | CONNECTOR, SNAP TIGHT, BK | | |
| 82 | VS1-7207-007 | | 1 | CONNECTOR, SNAP TIGHT | | |
| 83 | FE2-1823-000 | | 1 | LABEL, FEED SIZE | SEE NOTE A SIZE | |
| 83 | FE2-1822-000 | | 1 | LABEL, FEED SIZE | SEE NOTE INCH/A SIZE | |
| 83 | FE2-3684-000 | | 1 | LABEL, FEED SIZE | SEE NOTE INCH/AB/K SIZE CN,KR | |
| 83 | FE2-1824-000 | | 1 | LABEL, FEED SIZE | SEE NOTE INCH/AB/K SIZE SG,HK,AU,LTN,IN,TW | |
| 84 | FC9-8584-000 | | 1 | LABEL, PAPER SET INSTRUCTION | SEE NOTE SG,HK,AU,LTN,IN,CN,KR, TW | |
| 84 | FC9-8585-000 | | 1 | LABEL, PAPER SET INSTRUCTION | SEE NOTE US,CA,LTN,EUR | |
| 85 | FL0-2029-000 | | 1 | GUIDE, RIGHT DOOR, UPPER | | |
| 86 | FC8-8251-000 | | 1 | GUIDE, PAPER DELIVERY, 1 | | |
| 87 | FC8-8252-000 | | 1 | GUIDE, PAPER DELIVERY, 2 | | |
| 88 | FC8-8353-000 | | 1 | HINGE, RIGHT DOOR, REAR | | |

| FIGURE & KEY NO. | PARTS NUMBER | RANK | Q'TY | DESCRIPTION | SERIAL NUMBER/REMARKS | SVC |
|------------------|--------------|------|------|--------------------------------|-----------------------|-----|
| 89 | FM3-8039-000 | | 1 | INNER GUIDE ASSEMBLY | | |
| 90 | FE2-1976-000 | | 1 | PLATE, POWER DISPATCHING | | |
| 91 | RC2-7069-000 | | 1 | PLATE, LINK AUXILIARY | | |
| 92 | FL0-1354-000 | | 1 | GUIDE, RIGHT DOOR, LOWER | | |
| 94 | FE2-1993-000 | | 2 | HOLDER, ROLLER | | |
| 95 | FE2-2111-000 | | 4 | ROLLER, PAPER FEED | | |
| 96 | FM3-8037-000 | | 1 | RIGHT DOOR INNER GUIDE ASS'Y,2 | | |
| 97 | FC0-2626-000 | | 1 | GUIDE,RHGHT DOOR OPEN/CLOSE,R | | |
| 98 | FE2-2109-000 | | 1 | CLAMP, LOCK LEVER, REAR | | |

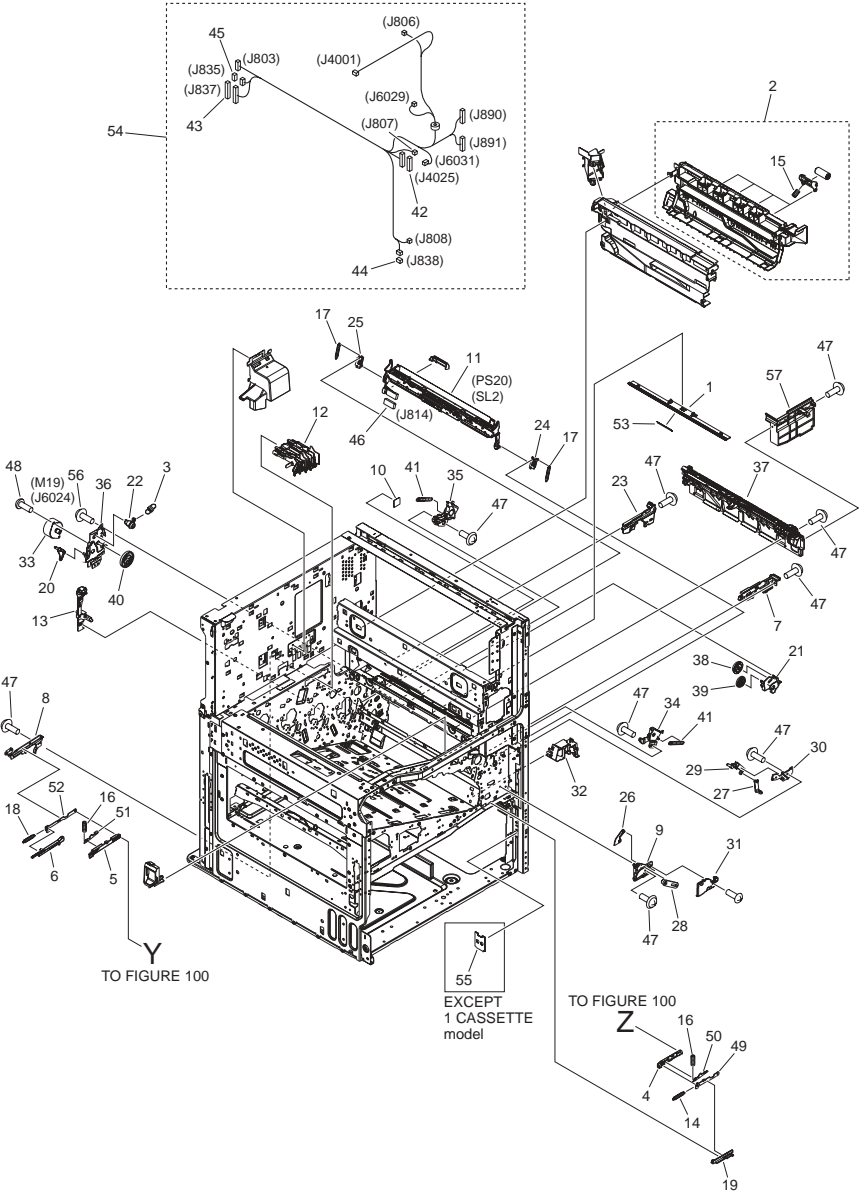
FIGURE 102
INTERNAL COMPONENTS 1



| FIGURE & KEY NO. | PARTS NUMBER | R A N K | Q'TY | DESCRIPTION | SERIAL NUMBER/ REMARKS | S V C |
|------------------|--------------|------------------|------|--------------------------------|---------------------------|-------------|
| Fig.102 | NPN | | RF | INTERNAL COMPONENTS 1 | | |
| 1 | FC6-4023-000 | | 1 | FILTER, AIR | | |
| 2 | FC8-8199-000 | | 1 | COVER, INNER, RIGHT | | |
| 3 | FC8-8274-000 | | 1 | HOLDER, ENVIRONMENT SENSOR | | |
| 4 | FC8-8342-000 | | 1 | ARM, COVER | | |
| 5 | FC8-8343-000 | | 1 | COVER, INNER, LEFT | | |
| 6 | FC8-8364-000 | | 1 | LINK, DOOR, FRONT | | |
| 7 | FC8-8365-000 | | 1 | HOLDER, LINK | | |
| 8 | FC8-8464-000 | | 1 | HOLDER, INTERLOCK SWITCH | | |
| 9 | FC8-8626-000 | | 1 | ARM, COVER | | |
| 10 | FC8-8627-000 | | 1 | SPRING, TORSION | | |
| 11 | FC8-8636-000 | | 1 | SHAFT | | |
| 12 | FE2-0333-000 | | 1 | HOLDER, SWITCH | | |
| 13 | FE2-1825-000 | | 1 | SHEET, CROSSMEMBER,RIGHT UPPER | | |
| 14 | FE2-2084-000 | | 1 | LEVER, INTERLOCK | | |
| 15 | FE2-2086-000 | | 2 | LEVER, TOGGLE | | |
| 16 | FK2-0360-000 | | 2 | FAN | FM1,FM4 | |
| 17 | FK2-2064-000 | | 1 | FAN | FM7 | |
| 18 | FK3-2835-000 | | 1 | SWITCH, MAIN POWER SUPPLY | SW6 | |
| 19 | FK3-3134-000 | | 1 | CABLE, UI | | |
| 20 | FL3-7841-000 | | 1 | LABEL, SERVICE | | |
| 21 | FM3-8635-000 | | 1 | CABLE, PROCESSOR INTERFACE | | |
| 22 | FM4-1895-000 | | 1 | SWITCH CABLE UNIT, INTERLOCK | SW4,SW5 | |
| 23 | FM4-1903-000 | | 1 | CABLE, FRONT DOOR DETECT | | |
| 24 | FU7-2773-000 | | 1 | SPRING, COMPRESSION | | |
| 25 | FU7-2778-000 | | 1 | SPRING, TENSION | | |
| 26 | FU7-2810-000 | | 1 | SPRING, TORSION | | |
| 27 | FU7-2811-000 | | 1 | SPRING, COMPRESSION | | |
| 28 | FU7-2817-000 | | 1 | SPRING, TENSION | | |
| 29 | RK2-2884-000 | | 1 | ENVIRONMENT SENSOR PCB ASS'Y | | |
| 30 | VS1-7177-003 | | 1 | CONNECTOR, SNAP TIGHT, BK | | |
| 31 | VS1-7177-004 | | 1 | CONNECTOR, SNAP TIGHT, BK | | |

| FIGURE & KEY NO. | PARTS NUMBER | RANK | Q'TY | DESCRIPTION | SERIAL NUMBER/REMARKS | SVC |
|------------------|--------------|------|------|-----------------------------|-----------------------|-----|
| 32 | WG8-5696-000 | | 1 | PHOTO INTERRUPTER, TLP1243 | PS34 | |
| 33 | WE8-6449-000 | | 1 | CORE, FERRITE | | |
| 34 | FE2-2031-000 | | 1 | HOLDER, INTERLOCK | | |
| 35 | FE2-2085-000 | | 1 | LINK, DOOR INTERLOCK, RIGHT | | |

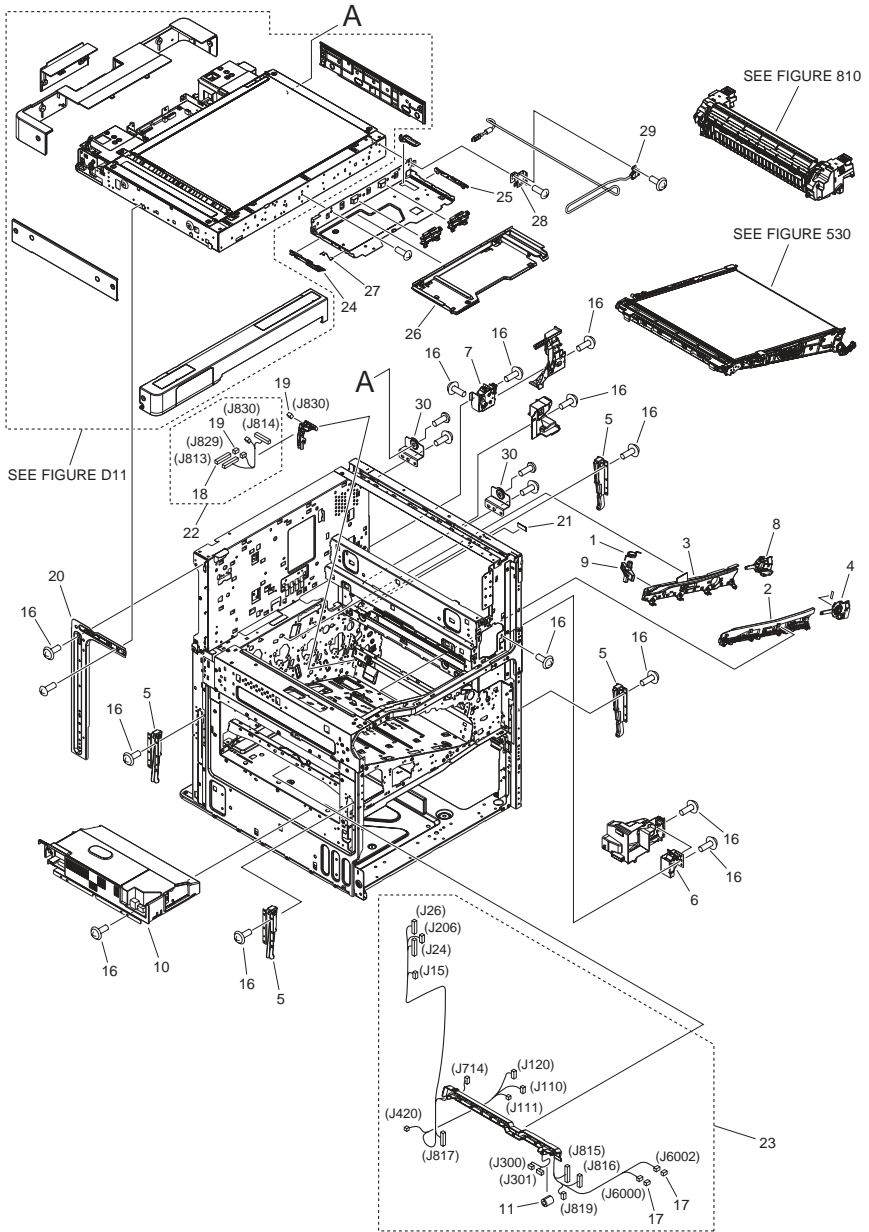
FIGURE 103 INTERNAL COMPONENTS 2



| FIGURE & KEY NO. | PARTS NUMBER | R A N K | Q'TY | DESCRIPTION | SERIAL NUMBER/ REMARKS | S V C |
|------------------|--------------|------------------|------|--------------------------------|---------------------------|-------------|
| Fig.103 | NPN | | RF | INTERNAL COMPONENTS 2 | | |
| 1 | FC8-8146-000 | | 1 | GUIDE, PRE-FIXING | | |
| 2 | FM3-8071-000 | | 1 | DUPLEXING GUIDE ASSEMBLY | | |
| 3 | FU9-2529-000 | | 1 | SPRING, TENSION | | |
| 4 | FC8-8246-000 | | 1 | LINK, RIGHT DOOR, FRONT | | |
| 5 | FC8-8351-000 | | 1 | LINK, RIGHT DOOR | | |
| 6 | FC8-8352-000 | | 1 | ARM, RELEASE | | |
| 7 | FC8-8480-000 | | 1 | RAIL, I.T.B. GUIDE, FRONT, 3 | | |
| 8 | FC8-8513-000 | | 1 | RAIL, DOOR LINK | | |
| 9 | FC8-8514-000 | | 1 | GUIDE, ARM | | |
| 10 | FC9-8615-000 | | 1 | LABEL, I.T.B. CAUTION | | |
| 11 | FM3-8117-020 | | 1 | REGISTRATION SENSING ASSEMBLY | PS20 SL2 | |
| 12 | FM3-8166-000 | | 1 | POWER DISPATCHING ASSY, 1 | | |
| 13 | FM3-8167-000 | | 1 | POWER DISPATCHING ASSY, 2 | | |
| 14 | FU7-2761-000 | | 1 | SPRING, TENSION | | |
| 15 | FU7-2764-000 | | 4 | SPRING, COMPRESSION | | |
| 16 | FU7-2775-000 | | 2 | SPRING, COMPRESSION | | |
| 17 | FU7-2796-000 | | 2 | SPRING, TENSION | | |
| 18 | FU7-2802-000 | | 1 | SPRING, TENSION | | |
| 19 | FE2-2003-000 | | 1 | RAIL, DOOR LINK, FRONT LOWER | | |
| 20 | FE2-2040-000 | | 1 | LINK,I.T.BELT COUPLING RELEASE | | |
| 21 | FE2-2044-000 | | 1 | COVER, DUPLEXING GEAR | | |
| 22 | FE2-2045-000 | | 1 | HOOK, DUPLEXING SPRING | | |
| 23 | FC0-2640-000 | | 1 | RAIL, I.T.BELT GUIDE | | |
| 24 | FE2-1990-000 | | 1 | SUPPORT, FRAME | | |
| 25 | FE2-2016-000 | | 1 | SUPPORT, FRAME | | |
| 26 | FE2-2099-000 | | 1 | LEVER, PUSH | | |
| 27 | FE2-2100-000 | | 1 | LEVER, LIFT, 1 | | |
| 28 | FE2-2101-000 | | 1 | LEVER, LIFT, 2 | | |
| 29 | FE2-2102-000 | | 1 | SLIDER, PUSH | | |
| 30 | FE2-2103-000 | | 1 | GUIDE, SLIDE | | |
| 31 | FE2-2027-000 | | 1 | COVER, GUIDE | | |

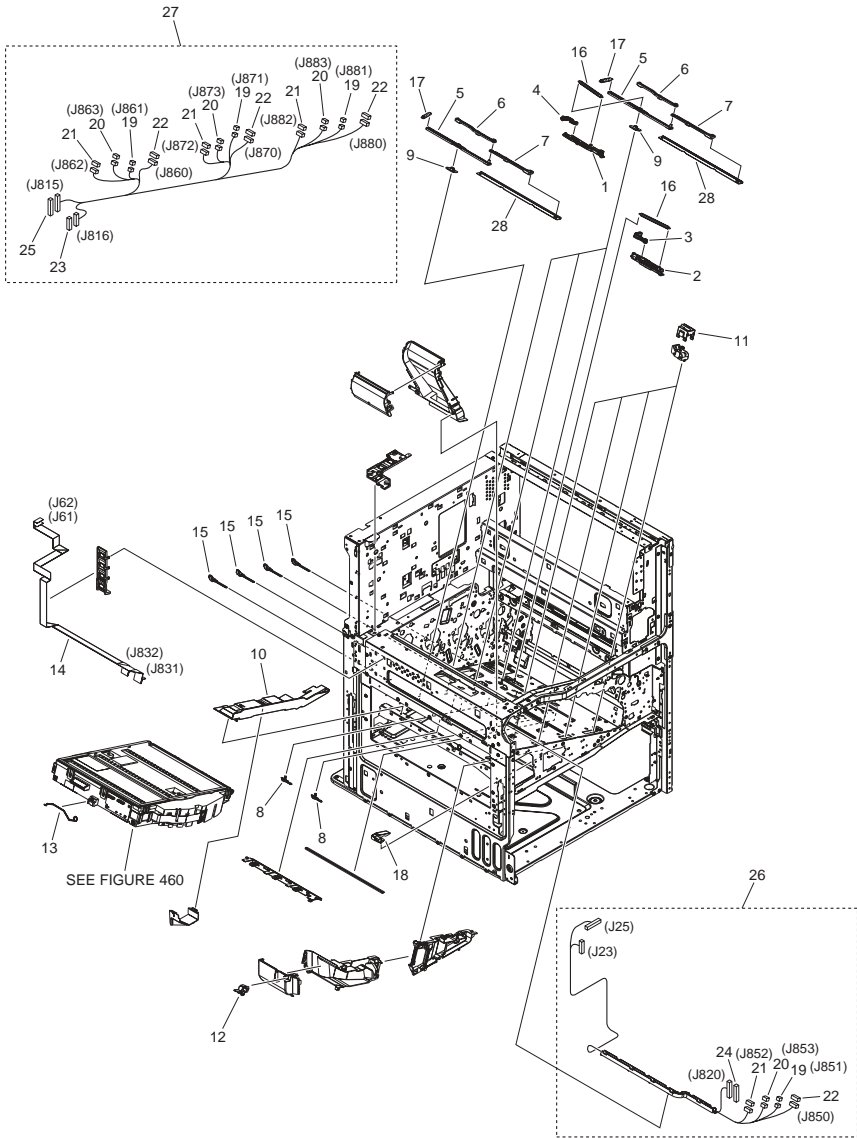
| FIGURE & KEY NO. | PARTS NUMBER | R A N K | Q'TY | DESCRIPTION | SERIAL NUMBER/ REMARKS | S V C |
|------------------|--------------|---------|------|--------------------------------|------------------------|-------------------------|
| 32 | FE2-1995-000 | | 1 | DUCT, JOINT | M19 | |
| 33 | RK2-3298-000 | | 1 | MOTOR, STEPPING, DC | | |
| 34 | RL1-2235-000 | | 1 | PLATE, LOCK, FRONT | | |
| 35 | RL1-2236-000 | | 1 | PLATE, 2ND TRNSFR. LOCK | | |
| 36 | RL1-2266-000 | | 1 | PLATE, DUPLEXING DRIVE GEAR | | |
| 37 | RM1-8830-000 | | 1 | PAPER DELIVERY ASS'Y | | |
| 38 | FU0-0178-000 | | 1 | GEAR, 25T | | |
| 39 | FU0-0179-000 | | 1 | GEAR, 25T | | |
| 40 | FU0-0180-000 | | 1 | GEAR, 74T | | |
| 41 | FU9-2514-000 | | 2 | SPRING, TENSION | | |
| 42 | VS1-8412-011 | | 1 | CONNECTOR, SNAP TIGHT, BL | | |
| 43 | VS1-8412-017 | | 1 | CONNECTOR, SNAP TIGHT, BL | | |
| 44 | VS1-7177-003 | | 1 | CONNECTOR, SNAP TIGHT, BK | | |
| 45 | VS1-7177-006 | | 1 | CONNECTOR, SNAP TIGHT, BK | | |
| 46 | VS1-7207-019 | | 1 | CONNECTOR, SNAP TIGHT, BK | | |
| 47 | XA9-1671-000 | | AR | SCREW, D, M3X8 | | |
| 48 | XA9-1561-000 | | 2 | SCREW, RS, M3X6 | | |
| 49 | FC8-8245-000 | | 1 | PLATE, RIGHT DOOR LINK, FRONT | | |
| 50 | FC8-8247-000 | | 1 | STOPPER, RIGHT DOOR LINK,FRONT | | |
| 51 | FC8-8349-000 | | 1 | STOPPER, RIGHT DOOR LINK, REAR | | |
| 52 | FC8-8350-000 | | 1 | PLATE, RIGHT DOOR LINK, REAR | | |
| 53 | FC0-6693-000 | | 1 | SHEET, PRE-FIXING GUIDE | | |
| 54 | FM0-1915-000 | | 1 | CABLE,PAPER DELIVERY GUIDE,LW. | | |
| 55 | FE3-3948-000 | | 1 | SPACER, POSITIONING | | EXCEPT 1 CASSETTE model |
| 56 | XA9-1980-000 | | 3 | SCREW, D, M3X6 | | |
| 57 | FC8-8450-000 | | 1 | GUIDE, FIXING, FRONT | | |

FIGURE 104 INTERNAL COMPONENTS 3



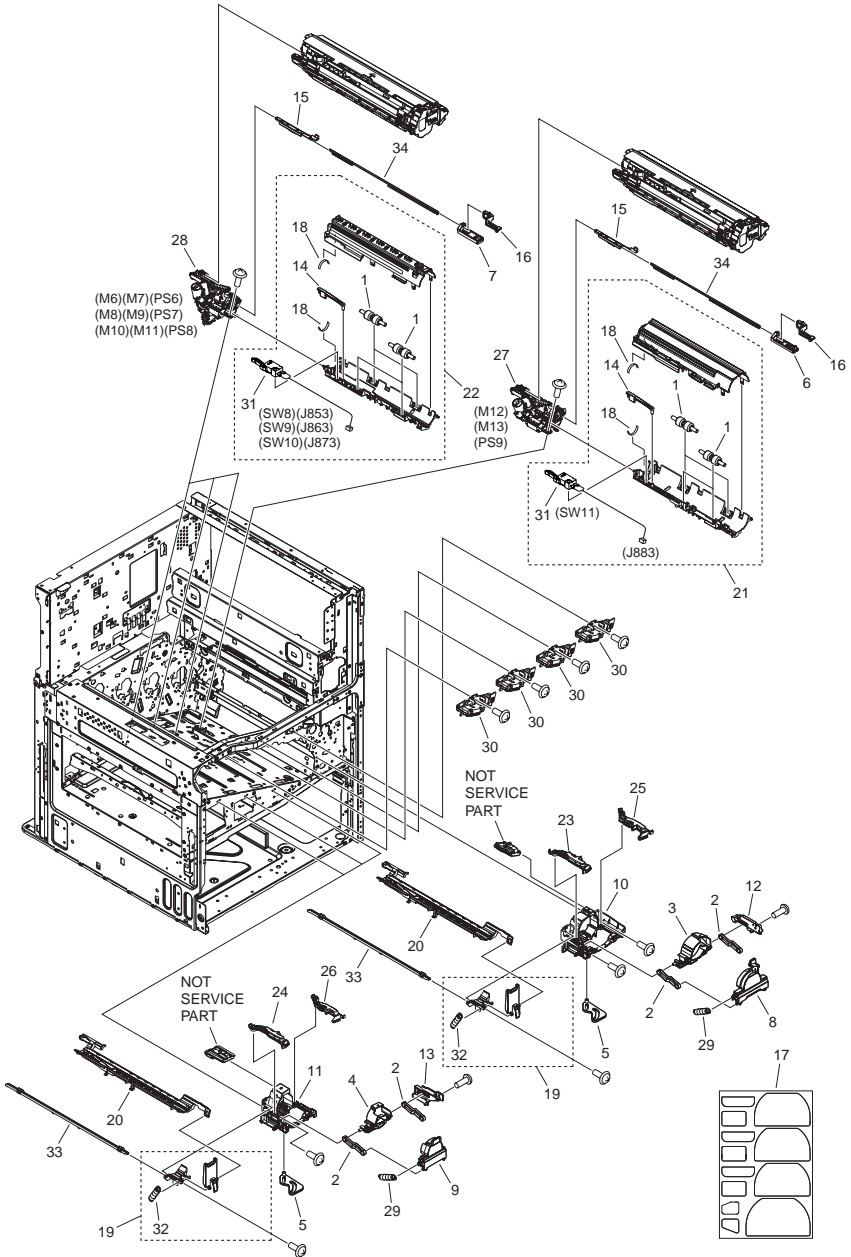
| FIGURE & KEY NO. | PARTS NUMBER | RANK | Q'TY | DESCRIPTION | SERIAL NUMBER/REMARKS | SVC |
|------------------|--------------|------|------|--------------------------------|-----------------------|-----|
| Fig.104 | NPN | | RF | INTERNAL COMPONENTS 3 | | |
| 1 | FU9-2512-000 | | 1 | SPRING, TORSION | | |
| 2 | FM3-8013-000 | | 1 | ITB GUIDE RAIL ASS'Y, FRONT, 1 | | |
| 3 | FM3-8014-000 | | 1 | ITB GUIDE RAIL ASS'Y, REAR, 1 | | |
| 4 | FM3-8018-000 | | 1 | I.T.BELT GUIDE RAIL ASS'Y, F | | |
| 5 | FM3-8021-010 | | 4 | HANDLE,MAIN BODY | | |
| 6 | FM3-8031-000 | | 1 | RIGHT DOOR TOGGLE ASS'Y, FRONT | | |
| 7 | FM3-8032-000 | | 1 | RIGHT DOOR TOGGLE ASS'Y, REAR | | |
| 8 | FM3-8033-000 | | 1 | I.T.BELT GUIDE RAIL ASS'Y, R | | |
| 9 | FE2-2013-000 | | 1 | LEVER, SWITCHING | | |
| 10 | FM3-8179-010 | | 1 | LOW VOLTAGE POWER SUPPLY ASS'Y | | |
| 11 | WE8-6449-000 | | 1 | CORE, FERRITE | | |
| 16 | XA9-1671-000 | | AR | SCREW, D, M3X8 | | |
| 17 | VS1-7177-003 | | 2 | CONNECTOR, SNAP TIGHT, BK | | |
| 18 | VS1-7207-019 | | 1 | CONNECTOR, SNAP TIGHT, BK | | |
| 19 | VS1-7207-003 | | 2 | CONNECTOR, SNAP TIGHT, BK | | |
| 20 | FL3-9360-000 | | 1 | PLATE, READER MOUNTING | | |
| 21 | FE2-0798-000 | | 1 | SPACER | | |
| 22 | FM3-8634-000 | | 1 | CABLE, REG. SENSING CONNECTING | | |
| 23 | FM3-8183-000 | | 1 | POWER SUPPLY CABLE ASSEMBLY | | |
| 24 | FE2-0524-000 | | 1 | RAIL, CONTROL PANEL ASS'Y, LF. | | |
| 25 | FE2-0525-000 | | 1 | RAIL, CONTROL PANEL ASS'Y, RT | | |
| 26 | FE2-0526-000 | | 1 | COVER, RAIL | | |
| 27 | FE2-0533-000 | | 1 | SPRING, GROUNDING | | |
| 28 | FE2-0538-000 | | 1 | PLATE, USB MOUNTING | | |
| 29 | FK3-3135-000 | | 1 | CABLE, USB | | |
| 30 | FC8-8105-000 | | 2 | PLATE, READER FIXED | | |

FIGURE 105 INTERNAL COMPONENTS 4



| FIGURE & KEY NO. | PARTS NUMBER | R A N K | Q'TY | DESCRIPTION | SERIAL NUMBER/ REMARKS | S V C |
|------------------|--------------|------------------|------|---------------------------|---------------------------|-------------|
| Fig.105 | NPN | | RF | INTERNAL COMPONENTS 4 | | |
| 1 | FC8-7978-000 | | 3 | LEVER, TOGGLE, COLOR | | |
| 2 | FC8-7979-000 | | 1 | LEVER, TOGGLE, BLACK | | |
| 3 | FC8-7991-000 | | 1 | LEVER, HOLD, BLACK | | |
| 4 | FC8-7992-000 | | 3 | LEVER, HOLD, COLOR | | |
| 5 | FC8-8026-000 | | 4 | LEVER, SHUTTER, 1 | | |
| 6 | FC8-8027-000 | | 4 | LEVER, SHUTTER, 2 | | |
| 7 | FC8-8028-000 | | 4 | LEVER, SHUTTER, 3 | | |
| 8 | FC8-8032-000 | | 8 | LINK, SHUTTER, 1 | | |
| 9 | FC8-8033-000 | | 4 | LINK, SHUTTER, 2 | | |
| 10 | FC8-8220-000 | | 1 | GUIDE, CROSSMEMBER, LOWER | | |
| 11 | FC8-8530-000 | | 4 | HOLDER, CONNECTOR | | |
| 12 | FC8-8606-000 | | 1 | GUIDE, FRONT | | |
| 13 | FC9-8606-000 | | 1 | SPRING, RETAINING | | |
| 14 | FK2-9199-000 | | 1 | CABLE, FLEXIBLE FLAT | | |
| 15 | FC8-8029-000 | | 4 | CAP, SHUTTER LEVER | | |
| 16 | FU7-2750-000 | | 4 | SPRING, TENSION | | |
| 17 | FU7-2763-000 | | 4 | SPRING, TENSION | | |
| 18 | FE2-1985-000 | | 1 | GUIDE, 2 | | |
| 19 | VS1-7177-002 | | 4 | CONNECTOR, SNAP TIGHT, BK | | |
| 20 | VS1-7177-003 | | 4 | CONNECTOR, SNAP TIGHT, BK | | |
| 21 | VS1-7177-005 | | 4 | CONNECTOR, SNAP TIGHT, BK | | |
| 22 | VS1-7177-006 | | 4 | CONNECTOR, SNAP TIGHT, BK | | |
| 23 | VS1-8412-015 | | 1 | CONNECTOR, SNAP TIGHT, BL | | |
| 24 | VS1-8412-027 | | 1 | CONNECTOR, SNAP TIGHT, BL | | |
| 25 | VS1-8412-029 | | 1 | CONNECTOR, SNAP TIGHT, BL | | |
| 26 | FM3-8182-000 | | 1 | LEFT CABLE ASSEMBLY | | |
| 27 | FM3-8644-000 | | 1 | CABLE, BUFFER CONNECTING | | |
| 28 | FL3-0701-000 | | 4 | SHUTTER, DUST-PROOF | | |

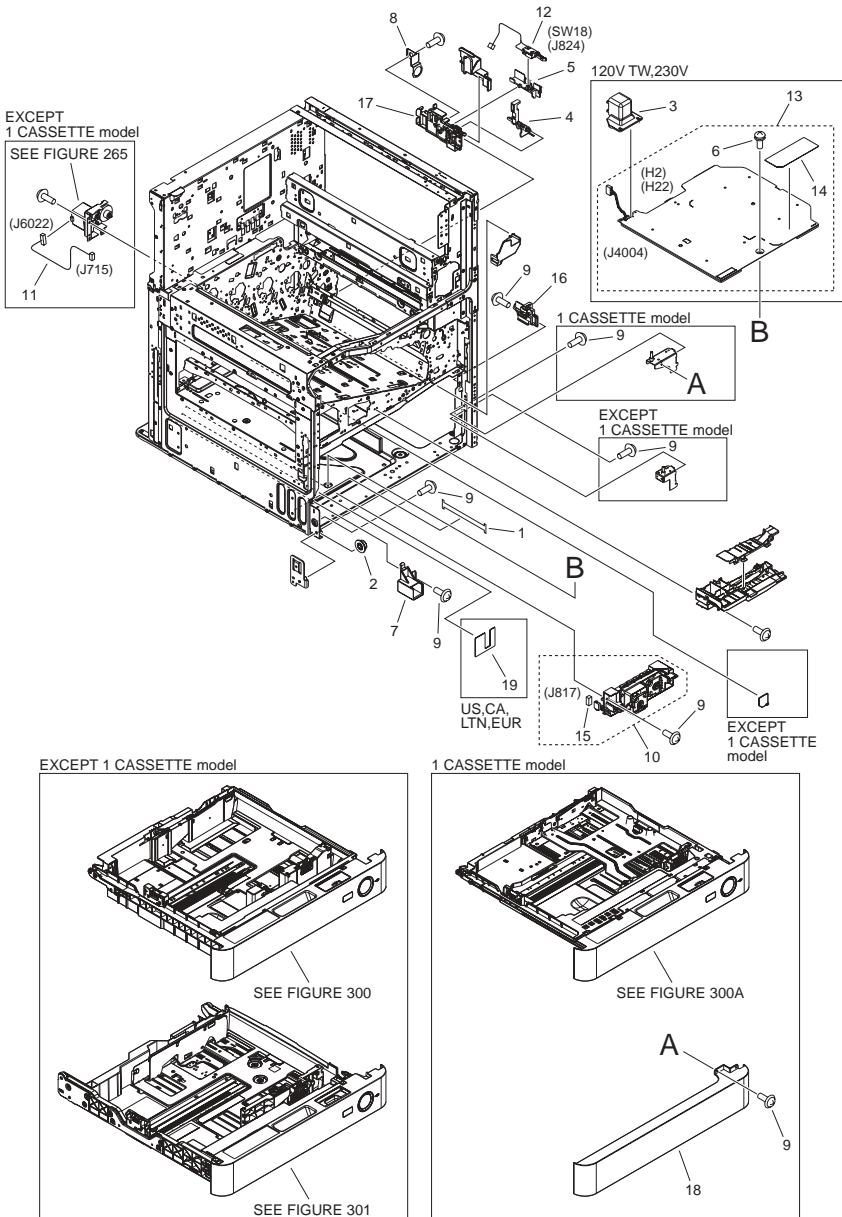
FIGURE 106 INTERNAL COMPONENTS 5



| FIGURE & KEY NO. | PARTS NUMBER | R A N K | Q'TY | DESCRIPTION | SERIAL NUMBER/ REMARKS | S V C |
|------------------|--------------|------------------|------|-----------------------------|------------------------------------|-------------|
| Fig.106 | NPN | | RF | INTERNAL COMPONENTS 5 | | |
| 1 | FC8-4649-000 | | 16 | ROLLER, BOTTLE TRAY | | |
| 2 | FC8-7951-000 | | 8 | HINGE | | |
| 3 | FC8-7952-000 | | 1 | COVER, SIDE, BLACK | | |
| 4 | FC8-7971-000 | | 3 | COVER, SIDE, COLOR | | |
| 5 | FC8-7958-000 | | 4 | LEVER, LINK, 1 | | |
| 6 | FC8-7989-000 | | 1 | LEVER, LINK, 2, BLACK | | |
| 7 | FC8-7959-000 | | 3 | LEVER, LINK, 2, COLOR | | |
| 8 | FC8-7963-000 | | 1 | COVER, BOTTLE, BLACK | | |
| 9 | FC8-7975-000 | | 3 | COVER, BOTTLE, COLOR | | |
| 10 | FC8-7964-000 | | 1 | GUIDE, BOTTLE INSERT, BLACK | | |
| 11 | FC8-7976-000 | | 3 | GUIDE, BOTTLE INSERT, COLOR | | |
| 12 | FC8-7965-000 | | 1 | PLATE, INSERT GUIDE, BLACK | | |
| 13 | FC8-7977-000 | | 3 | PLATE, INSERT GUIDE, COLOR | | |
| 14 | FC8-7981-000 | | 4 | LEVER, BOTTLE SENSING | | |
| 15 | FC8-7988-000 | | 4 | PLATE, LINK FIXED, 1 | | |
| 16 | FC8-7990-000 | | 4 | PLATE, LINK FIXED, 2 | | |
| 17 | FE3-6300-000 | | 1 | LABEL, COLOR INDICATION | C-EXV 34 EUR | |
| 17 | FE3-6301-000 | | 1 | LABEL, COLOR INDICATION | GPR-36 US,CA,LTN,GOVERNME NT | |
| 17 | FE3-6299-000 | | 1 | LABEL, COLOR INDICATION | NPG-52 CN,KR,TW | |
| 17 | FC8-7994-000 | | 1 | LABEL, COLOR INDICATION | SG,HK,AU,LTN,IN | |
| 18 | FC0-3643-000 | | 8 | BRUSH, CLEANING | | |
| 19 | FM3-8109-000 | | 4 | DEVELOPING DOOR ASSEMBLY | | |
| 20 | FM3-8110-000 | | 4 | RAIL ASSEMBLY | | |
| 21 | FM3-8142-000 | | 1 | BOTTLE BASE ASSEMBLY, BLACK | | |
| 22 | FM3-8144-010 | | 3 | BOTTLE BASE ASSEMBLY, COLOR | | |
| 23 | FC9-8649-000 | | 1 | LEVER, LEFT, BLACK | | |
| 24 | FC9-8651-000 | | 3 | LEVER, LEFT, COLOR | | |
| 25 | FC9-8650-000 | | 1 | LEVER, RIGHT, BLACK | | |
| 26 | FC9-8652-000 | | 3 | LEVER, RIGHT, COLOR | | |
| 27 | FM3-8084-010 | | 1 | TONER FEED ASSEMBLY, BLACK | M12,M13,PS9 | |

| FIGURE & KEY NO. | PARTS NUMBER | RANK | Q'TY | DESCRIPTION | SERIAL NUMBER/REMARKS | SVC |
|------------------|--------------|------|------|-----------------------------|-------------------------------------|-----|
| 28 | FM3-8085-000 | | 3 | TONER FEED ASSEMBLY, COLOR | M6,M7,M8,M9,M10,M11,P S6,PS7,PS8 | |
| 29 | FU7-2823-000 | | 4 | SPRING, TENSION | | |
| 30 | FM3-8111-000 | | 4 | CONTACT HOLDER UNIT | | |
| 31 | FM3-8636-000 | | 4 | SWITCH CABLE UNIT, BOTTLE | SW8,SW9,SW10,SW11 | |
| 32 | FU7-2749-000 | | 4 | SPRING, TENSION | | |
| 33 | FM3-8108-000 | | 4 | DEVELOPING CROSSMEMBER ASSY | | |
| 34 | FC8-7961-000 | | 4 | PLATE, LINK | | |

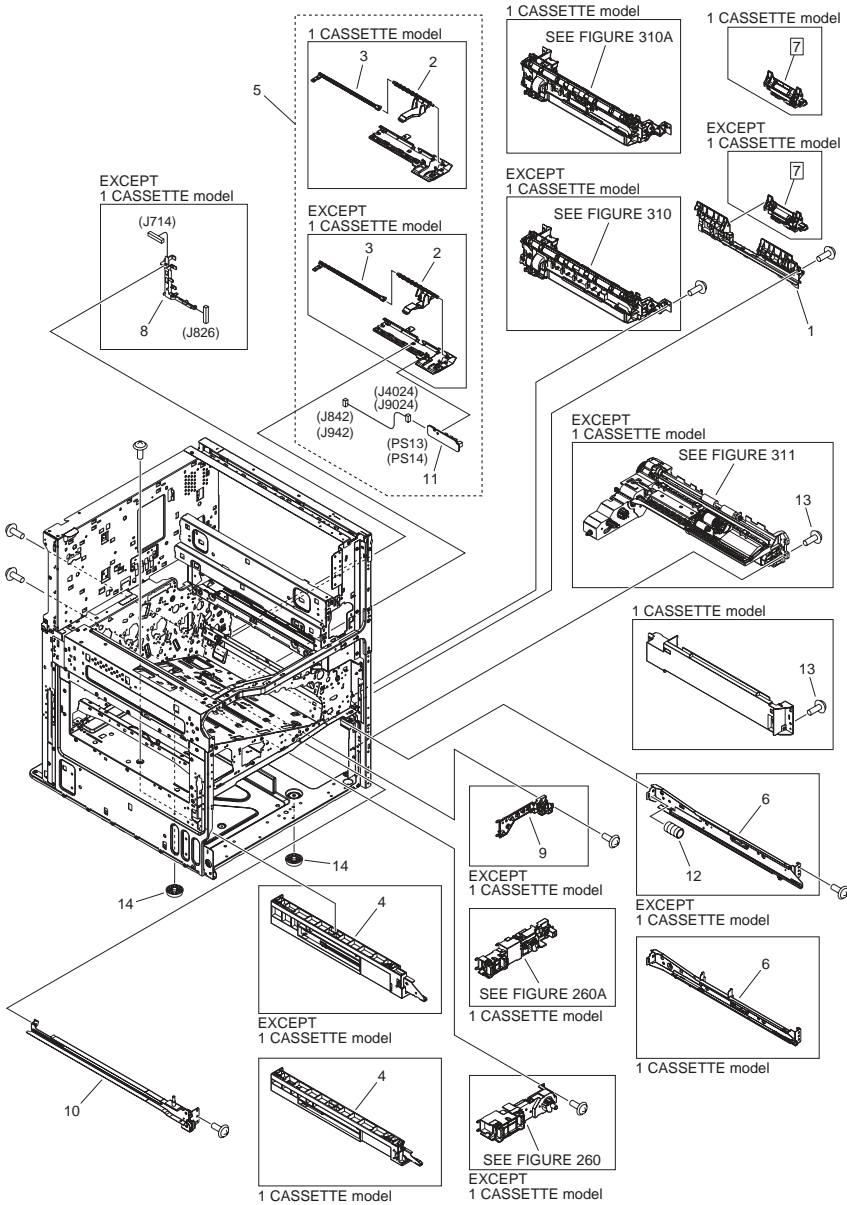
FIGURE 107 INTERNAL COMPONENTS 6



| FIGURE & KEY NO. | PARTS NUMBER | RANK | Q'TY | DESCRIPTION | SERIAL NUMBER/REMARKS | SVC |
|------------------|--------------|------|------|-------------------------------|-------------------------|-----|
| Fig.107 | NPN | | RF | INTERNAL COMPONENTS 6 | | |
| 1 | FC0-3651-000 | | 1 | TAPE, GROUNDING | | |
| 2 | FC8-4999-000 | | 1 | ROLLER, RAIL | | |
| 3 | FC8-8174-000 | | 1 | COVER, CONNECTOR | 120V TW,230V | |
| 4 | FC8-8176-000 | | 1 | LEVER, SENSOR | | |
| 5 | FC8-8177-000 | | 1 | HOLDER, SWITCH | | |
| 6 | XA9-1016-000 | | 1 | SCREW W/WASHER, M3X6 | 120V TW,230V | |
| 7 | FC8-8237-000 | | 1 | MOUNT, CASSETTE POSITIONING | | |
| 8 | FC8-8628-000 | | 1 | SPRING, GROUNDING | | |
| 9 | XA9-1671-000 | | AR | SCREW, D, M3X8 | | |
| 10 | FM3-5933-000 | | 1 | AUTO SIZE DETECT ASSEMBLY | | |
| 11 | FM3-7843-000 | | 1 | CABLE, MOTOR CONNECTING | EXCEPT 1 CASSETTE model | |
| 12 | FM3-8647-000 | | 1 | SWITCH CABLE UNIT, OPEN/CLOSE | SW18 | |
| 13 | FM0-4833-000 | | 1 | CASSETTE HEATER ASSEMBLY | 120V TW,230V H2,H22 | |
| 14 | FU6-8647-000 | | 1 | LABEL, HIGH TMP. CAUTION | 120V TW,230V | |
| 15 | VS1-8412-011 | | 1 | CONNECTOR, SNAP TIGHT, BL | | |
| 16 | FC8-8097-000 | | 1 | GUIDE, RIGHT RAIL, FRONT | | |
| 17 | FC8-8099-000 | | 1 | GUIDE, RIGHT RAIL, REAR | | |
| 18 | FC8-8180-000 | | 1 | COVER, CASSETTE FRONT | 1 CASSETTE model | |
| 19 | FC9-8588-000 | | 1 | SEAL, BLANKING | US,CA,LTN,EUR | |

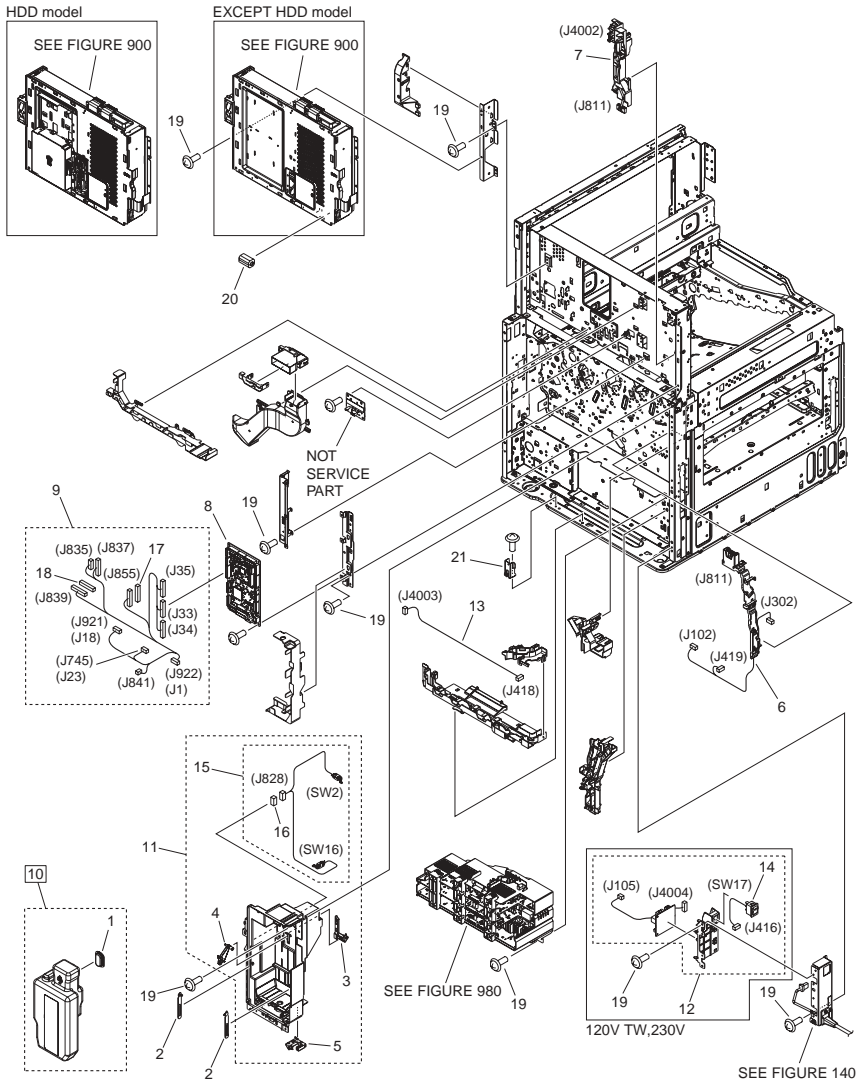
FIGURE 108

INTERNAL COMPONENTS 7



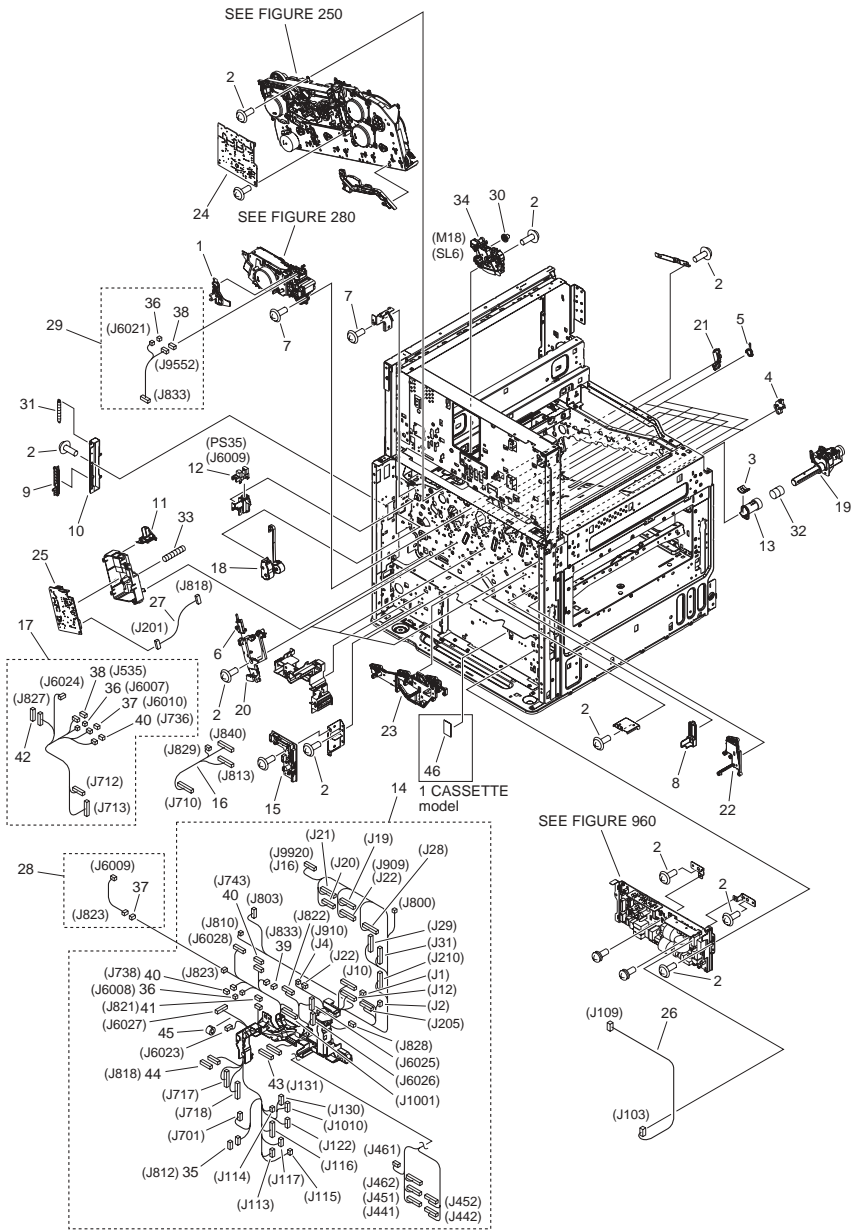
| FIGURE & KEY NO. | PARTS NUMBER | RANK | Q'TY | DESCRIPTION | SERIAL NUMBER/REMARKS | SVC |
|------------------|--------------|------|------|--------------------------------|------------------------------|-----|
| Fig.108 | NPN | | RF | INTERNAL COMPONENTS 7 | | |
| 1 | FC8-8185-010 | | 1 | GUIDE, PAPER FEED | | |
| 2 | FE2-0616-000 | | 1 | FLAG, PAPER SENSOR | EXCEPT 1 CASSETTE model | |
| 2 | FC8-8233-000 | | 1 | FLAG, PAPER SENSOR | 1 CASSETTE model | |
| 3 | FE2-0617-000 | | 1 | SHAFT, TRANSMISSION | EXCEPT 1 CASSETTE model | |
| 3 | RC2-6598-000 | | 1 | SHAFT, TRANSMISSION | 1 CASSETTE model | |
| 4 | FM0-1641-000 | | 1 | CASSETTE RAIL ASS'Y, LEFT | EXCEPT 1 CASSETTE model | |
| 4 | FM3-8025-000 | | 1 | CASSETTE RAIL ASS'Y, LEFT | 1 CASSETTE model | |
| 5 | FM0-1642-000 | | 1 | PAPER SENSOR ASSEMBLY | EXCEPT 1 CASSETTE model | |
| 5 | FM3-8035-000 | | 1 | PHOTO SENSOR ASSEMBLY | 1 CASSETTE model | |
| 6 | FM0-1643-000 | | 1 | CASSETTE RAIL ASS'Y, RIGHT | EXCEPT 1 CASSETTE model | |
| 6 | FM3-8026-010 | | 1 | CASSETTE RAIL ASS'Y, RIGHT | 1 CASSETTE model | |
| 7 | FM0-1657-010 | | 1 | SEPARATION ROLLER ASS'Y | EXCEPT 1 CASSETTE model [DP] | |
| 7 | FM4-8108-000 | | 1 | SEPARATION ROLLER ASS'Y | 1 CASSETTE model [DP] | |
| 8 | FM0-1659-000 | | 1 | CABLE,PAPER PICK-UP CONNECTING | EXCEPT 1 CASSETTE model [DP] | |
| 9 | FM0-1669-000 | | 1 | REMNANT DETECT ASSEMBLY | EXCEPT 1 CASSETTE model [DP] | |
| 10 | FM3-8149-000 | | 1 | CASSETTE RAIL ASSEMBLY, RIGHT | | |
| 11 | FM3-8607-000 | | 1 | PAPER SENSOR PCB ASSEMBLY | PS13,PS14 | |
| 12 | FU7-2758-000 | | 1 | SPRING, COMPRESSION | | |
| 13 | XA9-1671-000 | | AR | SCREW, D, M3X8 | | |
| 14 | XH9-0136-000 | | 2 | FOOT, RUBBER | | |

FIGURE 109 MACHINE REAR PLATE 1



| FIGURE & KEY NO. | PARTS NUMBER | RANK | Q'TY | DESCRIPTION | SERIAL NUMBER/REMARKS | SVC |
|------------------|--------------|------|------|--------------------------------|-----------------------|-----|
| Fig.109 | NPN | | RF | MACHINE REAR PLATE 1 | | |
| 1 | FE3-4706-000 | | 1 | CAP, WASTE TONER CASE | | |
| 2 | FC8-8496-000 | | 2 | STRAP, WASTE TONER | | |
| 3 | FC8-8497-000 | | 1 | HOLDER, SWITCH, UPPER | | |
| 4 | FC8-8498-010 | | 1 | LEVER, SENSOR | | |
| 5 | FC8-8499-000 | | 1 | HOLDER, SWITCH, LOWER | | |
| 6 | FM0-1653-000 | | 1 | AC CABLE ASSEMBLY | | |
| 7 | FM0-1680-000 | | 1 | HEATER CONNECTING CABLE ASS'Y | 120V | |
| 7 | FM0-1681-000 | | 1 | HEATER CONNECTING CABLE ASS'Y | 230V | |
| 8 | FM0-1905-000 | | 1 | DC CONTROLLER PCB ASSEMBLY | | |
| 9 | FM0-1914-000 | | 1 | CABLE, REAR UPPER | | |
| 10 | FM3-8137-020 | | 1 | WASTE TONER CASE ASSEMBLY | [DP] | |
| 11 | FM3-8138-020 | | 1 | WASTE TONER INNER CASE ASS'Y | | |
| 12 | FM3-8190-000 | | 1 | ENVIRONMENT HEATER PCB ASS'Y | 230V | |
| 13 | FM3-8623-000 | | 1 | CABLE, HEATER | | |
| 14 | FM3-8626-000 | | 1 | SWITCH CABLE UNIT, ENVIRONMENT | 120V TW,230V SW17 | |
| 15 | FM4-1894-000 | | 1 | CABLE, WASTE TONER SENSING | SW2,SW16 | |
| 16 | VS1-7207-004 | | 1 | CONNECTOR, SNAP TIGHT, BK | | |
| 17 | VS1-8412-019 | | 1 | CONNECTOR, SNAP TIGHT, BL | | |
| 18 | VS1-8412-031 | | 1 | CONNECTOR, SNAP TIGHT, 31P, BL | | |
| 19 | XA9-1671-000 | | AR | SCREW, D, M3X8 | | |
| 20 | WE8-6449-000 | | 1 | CORE, FERRITE | | |
| 21 | FC8-8473-000 | | 1 | PLATE, FIXED | | |

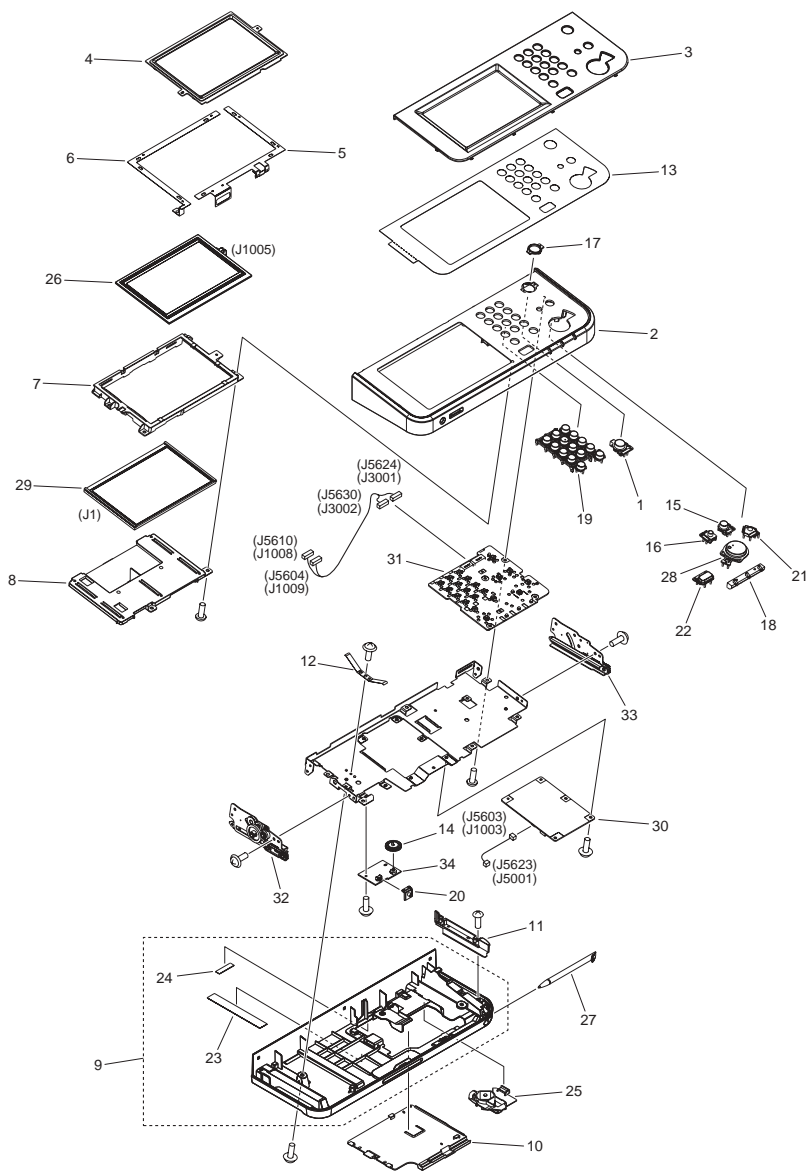
FIGURE 110 MACHINE REAR PLATE 2



| FIGURE & KEY NO. | PARTS NUMBER | RANK | Q'TY | DESCRIPTION | SERIAL NUMBER/REMARKS | SVC |
|------------------|--------------|------|------|--------------------------------|-----------------------|-----|
| Fig.110 | NPN | | RF | MACHINE REAR PLATE 2 | | |
| 1 | FC0-0599-000 | | 1 | COVER, HIGH VOLTAGE | | |
| 2 | XA9-1671-000 | | AR | SCREW, D, M3X8 | | |
| 3 | FC0-3654-000 | | 1 | SEAL, TONER SUPPORTER GUIDE, 1 | | |
| 4 | FC8-7940-000 | | 4 | MOUNT, POSITIONING | | |
| 5 | FC8-8085-000 | | 4 | HOLDER, DEVELOPING COUPLING | | |
| 6 | FC8-8369-000 | | 4 | HOLDER, LINK | | |
| 7 | XA9-1980-000 | | 5 | SCREW, D, M3X6 | | |
| 8 | FC8-8474-000 | | 1 | GUARD, EDGE | | |
| 9 | FC8-8493-000 | | 1 | RACK, M.P. STOPPER | | |
| 10 | FC8-8494-000 | | 1 | COVER, RACK | | |
| 11 | FC8-8594-000 | | 1 | MOUNT, HIGH VOLTAGE CASE | | |
| 12 | WG8-5696-000 | | 1 | PHOTO INTERRUPTER, TLP1243 | PS35 | |
| 13 | FE2-2091-000 | | 1 | SHUTTER, EXHAUST | | |
| 14 | FM0-1652-000 | | 1 | MAIN CABLE ASSEMBLY | | |
| 15 | FM0-1899-000 | | 1 | FEED DRIVER PCB ASSEMBLY | | |
| 16 | FM0-1919-000 | | 1 | CABLE, CONNECTING | | |
| 17 | FM0-1920-000 | | 1 | CABLE, CONNECTING | | |
| 18 | FM3-8047-000 | | 1 | STOPPER ASSEMBLY | | |
| 19 | FM3-8157-000 | | 1 | WASTE TONER FEED ASSEMBLY | | |
| 20 | FM3-8160-000 | | 4 | HIGH VOLTAGE HOLDER ASS'Y | | |
| 21 | FM3-8161-000 | | 4 | H.V. HOLDER ASS'Y, AUXILIARY | | |
| 22 | FM3-8162-000 | | 1 | H.V. CONTACT GUIDE ASS'Y, Y | | |
| 23 | FM3-8163-000 | | 1 | H.V. CONTACT GUIDE ASS'Y, MCK | | |
| 24 | FM3-8599-000 | | 1 | 1ST TRANSFER H.V. PCB ASSEMBLY | | |
| 25 | FM3-8610-000 | | 1 | 2ND TRANSFER H.V. PCB ASSEMBLY | | |
| 26 | FM3-8639-000 | | 1 | CABLE, FIXING HEATER | | |
| 27 | FM4-1902-000 | | 1 | CABLE, 2ND TRANSFER H.V. | | |
| 28 | FM4-1908-000 | | 1 | CABLE, RIGHT DOOR DETECT | | |
| 29 | FM4-1911-000 | | 1 | CABLE, DRIVE CONNECTING | | |
| 30 | FU0-0181-000 | | 1 | GEAR, 18T/29T | | |
| 31 | FU7-2779-000 | | 1 | SPRING, TENSION | | |

| FIGURE & KEY NO. | PARTS NUMBER | R A N K | Q'TY | DESCRIPTION | SERIAL NUMBER/REMARKS | S V C | |
|------------------|--------------|---------|------|---------------------------|-----------------------|-------|------------------|
| 32 | FU7-2793-000 | | 1 | SPRING, COMPRESSION | M18,SL6 | | |
| 33 | FU7-2809-000 | | 1 | SPRING, COMPRESSION | | | |
| 34 | RM1-6005-000 | | 1 | REVERSE DRIVE ASSEMBLY | | | |
| 35 | VS1-7173-005 | | 1 | CONNECTOR, SNAP TIGHT | | | |
| 36 | VS1-7177-002 | | 3 | CONNECTOR, SNAP TIGHT, BK | | | |
| 37 | VS1-7177-003 | | 2 | CONNECTOR, SNAP TIGHT, BK | | | |
| 38 | VS1-7177-004 | | 2 | CONNECTOR, SNAP TIGHT, BK | | | |
| 39 | VS1-7177-006 | | 1 | CONNECTOR, SNAP TIGHT, BK | | | |
| 40 | VS1-7207-003 | | 3 | CONNECTOR, SNAP TIGHT, BK | | | |
| 41 | VS1-7207-004 | | 1 | CONNECTOR, SNAP TIGHT, BK | | | |
| 42 | VS1-7207-008 | | 1 | CONNECTOR, SNAP TIGHT, BK | | | |
| 43 | VS1-7207-014 | | 1 | CONNECTOR, SNAP TIGHT, BK | | | |
| 44 | VS1-8412-009 | | 1 | CONNECTOR, SNAP TIGHT, BL | | | |
| 45 | WE8-6391-000 | | 1 | CORE, FERRITE | | | |
| 46 | FE2-1802-000 | | 1 | SEAL, BLANKING | | | 1 CASSETTE model |

FIGURE 130 CONTROL PANEL ASSEMBLY

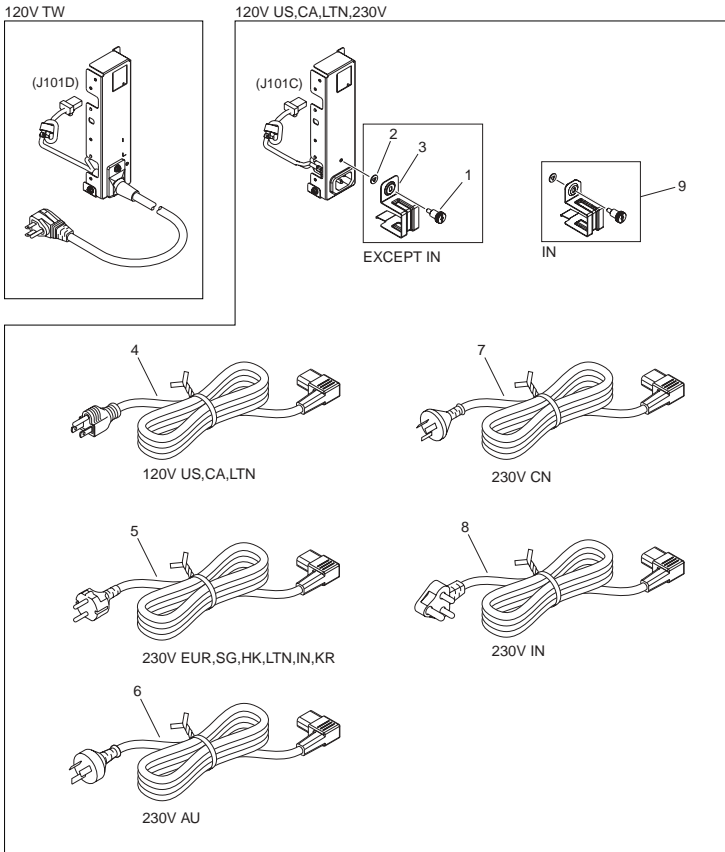


NOTE : This assembly does not include the parts shown with key No. 3, 13 and 25.
 注：このユニットにKey No. 3, 13, 25の部品は含まれません。

| FIGURE & KEY NO. | PARTS NUMBER | R A N K | Q'TY | DESCRIPTION | SERIAL NUMBER/ REMARKS | S V C |
|------------------|--------------|------------------|------|-------------------------------|---|-------------|
| Fig.130 | FM0-1665-000 | | 1 | CONTROL PANEL ASSEMBLY | | |
| 1 | FC0-5153-000 | | 1 | KEY TOP, SLEEP | | |
| 2 | FC0-8966-000 | | 1 | COVER, UPPER | | |
| 3 | FC0-8967-000 | | 1 | COVER, CONTROL PANEL | SEE NOTE | |
| 4 | FC0-8968-000 | | 1 | COVER, LIQUID CRYSTAL DISPLAY | | |
| 5 | FC0-8969-000 | | 1 | SHEET, ANTISTATIC, 1 | | |
| 6 | FC0-8970-000 | | 1 | SHEET, ANTISTATIC, 2 | | |
| 7 | FC0-8971-000 | | 1 | COVER, LCD, 1 | | |
| 8 | FC0-8972-000 | | 1 | COVER, LCD, 2 | | |
| 9 | FL3-9373-000 | | 1 | COVER, LOWER, 1 | | |
| 10 | FC0-8976-000 | | 1 | COVER, LOWER, 2 | | |
| 11 | FC0-8977-000 | | 1 | COVER, LOWER, 3 | | |
| 12 | FC0-8988-000 | | 1 | PLATE, GROUNDING | | |
| 13 | FC0-8998-000 | | 1 | SHEET, CONTROL PANEL | SEE NOTE C2230i EUR | |
| 13 | FC0-8992-000 | | 1 | SHEET, CONTROL PANEL | SEE NOTE C2230 US,CA,SG,HK,AU,LTN,IN | |
| 13 | FC0-9006-000 | | 1 | SHEET, CONTROL PANEL | SEE NOTE C2230 CN | |
| 13 | FC0-9010-000 | | 1 | SHEET, CONTROL PANEL | SEE NOTE C2230 KR | |
| 13 | FC0-9013-000 | | 1 | SHEET, CONTROL PANEL | SEE NOTE C2230 TW | |
| 13 | FC0-8997-000 | | 1 | SHEET, CONTROL PANEL | SEE NOTE C2225i EUR | |
| 13 | FC0-8999-000 | | 1 | SHEET, CONTROL PANEL | SEE NOTE C2225 US,CA,SG,HK,AU,LTN,IN | |
| 13 | FC0-9007-000 | | 1 | SHEET, CONTROL PANEL | SEE NOTE C2225 CN | |
| 13 | FC0-9011-000 | | 1 | SHEET, CONTROL PANEL | SEE NOTE C2225 KR | |
| 13 | FC0-9014-000 | | 1 | SHEET, CONTROL PANEL | SEE NOTE C2225 TW | |
| 13 | FC0-8993-000 | | 1 | SHEET, CONTROL PANEL | SEE NOTE C2220i EUR | |
| 13 | FC0-8996-000 | | 1 | SHEET, CONTROL PANEL | SEE NOTE C2220L EUR | |
| 13 | FC0-9004-000 | | 1 | SHEET, CONTROL PANEL | SEE NOTE C2220L SG,HK,AU,LTN,IN | |
| 13 | FC0-9009-000 | | 1 | SHEET, CONTROL PANEL | SEE NOTE C2220L CN | |
| 13 | FC0-9005-000 | | 1 | SHEET, CONTROL PANEL | SEE NOTE C2220 SG,HK,AU,LTN,IN | |
| 13 | FC0-9008-000 | | 1 | SHEET, CONTROL PANEL | SEE NOTE C2220 CN | |
| 13 | FC0-9012-000 | | 1 | SHEET, CONTROL PANEL | SEE NOTE C2220 KR | |

| FIGURE & KEY NO. | PARTS NUMBER | R A N K | Q'TY | DESCRIPTION | SERIAL NUMBER/ REMARKS | S V C |
|------------------|--------------|------------------|------|--------------------------------|---------------------------|-------------|
| 13 | FC0-9015-000 | | 1 | SHEET, CONTROL PANEL | SEE NOTE C2220 TW | |
| 14 | FC8-7824-000 | | 1 | KEY TOP, BRIGHTNESS ADJUSTMENT | | |
| 15 | FC8-8649-000 | | 1 | KEY TOP, SETTINGS/REGISTRATION | | |
| 16 | FC8-8655-000 | | 1 | KEY TOP, COUNTER CHECK | | |
| 17 | FC9-4391-000 | | 1 | COVER, KEY TOP, RIGHT | | |
| 18 | FC9-5284-000 | | 1 | COVER, LAMP | | |
| 19 | FC9-5290-000 | | 1 | KEY TOP, NUMBERS | | |
| 20 | FC9-6236-000 | | 1 | KEY TOP, VOLUME | | |
| 21 | FC9-9235-000 | | 1 | KEY TOP, STOP | | |
| 22 | FC9-9237-000 | | 1 | KEY TOP, RESET | | |
| 23 | FE2-3506-000 | | 1 | SHEET, SLIDER, 1 | | |
| 24 | FE2-3507-000 | | 1 | SHEET, SLIDER, 2 | | |
| 25 | FE2-3508-000 | | 1 | GUIDE, UI CABLE | SEE NOTE | |
| 26 | FK3-2815-000 | | 1 | TOUCH PANEL ASSEMBLY | | |
| 27 | FL3-0626-000 | | 1 | PEN, TOUCH PANEL | | |
| 28 | FL3-0833-000 | | 1 | KEY TOP, START | | |
| 29 | FM0-1117-000 | | 1 | PANEL, LCD | | |
| 30 | FM0-1854-000 | | 1 | CPU UNIT | | |
| 31 | FM0-1855-000 | | 1 | NUMBERS KEY PCB ASSEMBLY | | |
| 32 | FM0-3171-000 | | 1 | RAIL, CONTROL PANEL, LEFT | | |
| 33 | FM0-3172-000 | | 1 | RAIL, CONTROL PANEL, RIGHT | | |
| 34 | FM4-1198-000 | | 1 | CONTROL PANEL VOLUME ASSEMBLY | | |

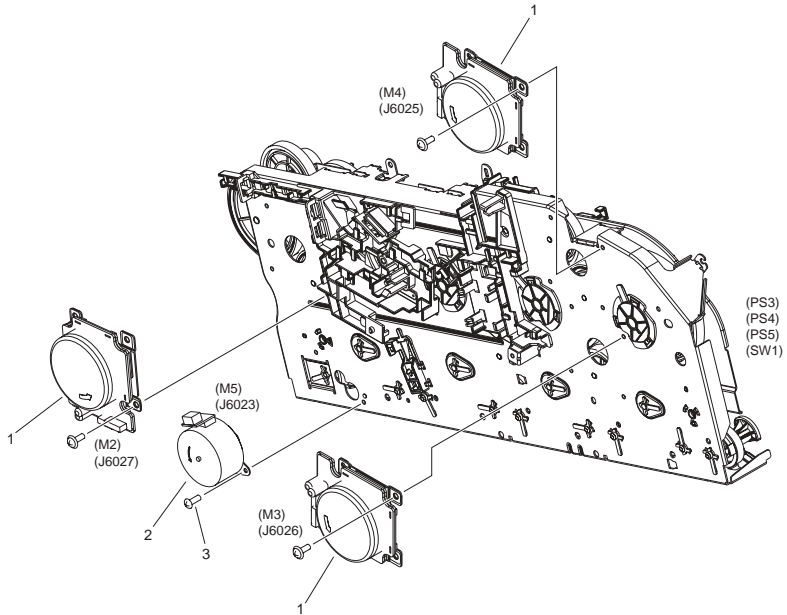
FIGURE 140 POWER CORD TERMINAL ASS'Y



NOTE : This assembly does not include the parts shown with key No. 1, 2, 3, 4, 5, 6, 7, 8 and 9.
注 : このユニットにKey No. 1, 2, 3, 4, 5, 6, 7, 8, 9の部品は含まれません。

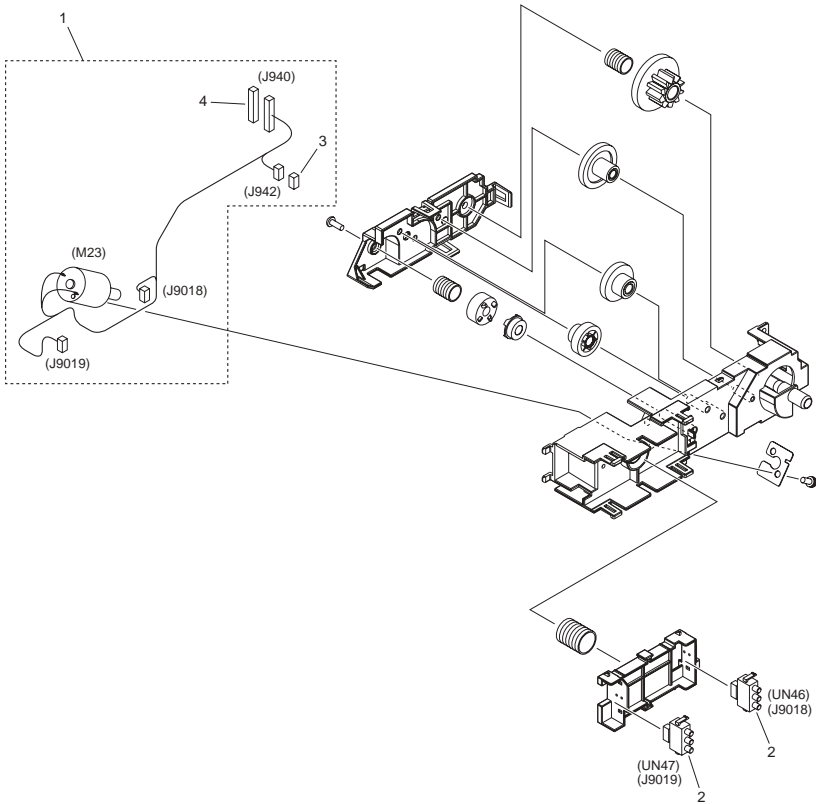
| FIGURE & KEY NO. | PARTS NUMBER | R A N K | Q'TY | DESCRIPTION | SERIAL NUMBER/ REMARKS | S V C |
|------------------|--------------|------------------|------|---------------------------|--|-------------|
| Fig.140 | FM3-8191-000 | | 1 | POWER CORD TERMINAL ASS'Y | 120V TW | |
| Fig.140 | FM0-1682-000 | | 1 | POWER CORD TERMINAL ASS'Y | 120V US,CA,LTN,230V | |
| 1 | FC0-9272-000 | | 1 | SCREW, COIN LOCK | SEE NOTE 120V US,CA,LTN,230V EXCEPT IN | |
| 2 | FC2-2121-000 | | 1 | WASHER | SEE NOTE 120V US,CA,LTN,230V EXCEPT IN | |
| 3 | FE2-0323-000 | | 1 | COVER, PLUG | SEE NOTE 120V US,CA,LTN,230V EXCEPT IN | |
| 4 | FK2-8107-000 | | 1 | CORD, POWER | SEE NOTE 120V US,CA,LT | |
| 5 | FK2-9571-000 | | 1 | CORD, POWER SUPPLY 230V | SEE NOTE 230V EUR,SG,HK,LTN,KR | |
| 6 | FK2-0515-000 | | 1 | CORD, POWER | SEE NOTE 230V AU | |
| 7 | FK2-9572-000 | | 1 | CORD, POWER SUPPLY 230V | SEE NOTE 230V CN | |
| 8 | FK3-1226-000 | | 1 | CORD, POWER, 230V | SEE NOTE 230V IN | |
| 9 | FM1-E357-000 | | 1 | CORD HOLDER ASSEMBLY | SEE NOTE 230V IN | |

FIGURE 250 MAIN DRIVE ASSEMBLY



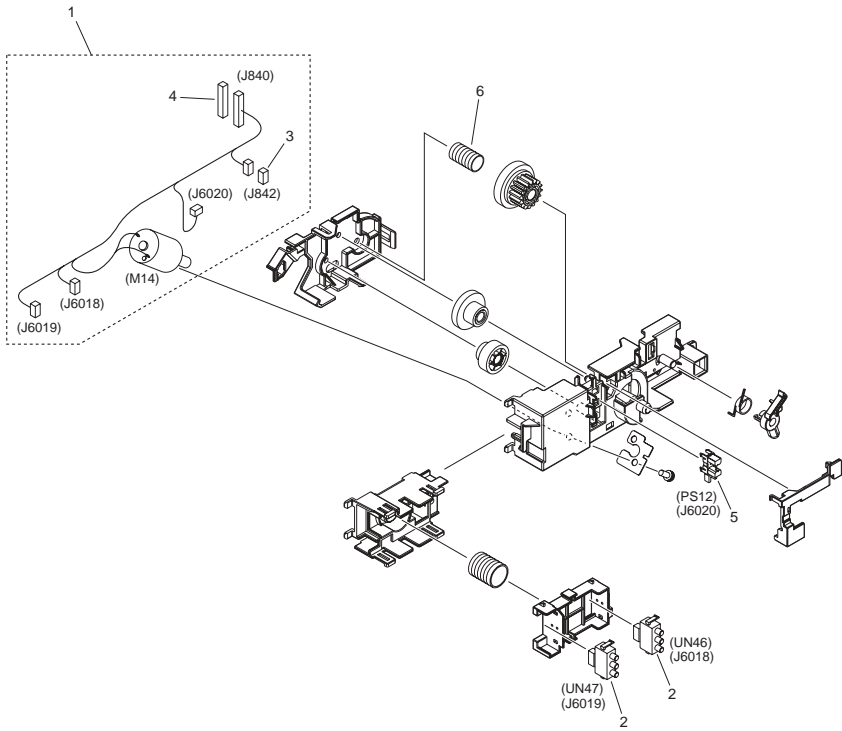
| FIGURE & KEY NO. | PARTS NUMBER | RANK | QTY | DESCRIPTION | SERIAL NUMBER/REMARKS | SVC |
|------------------|--------------|------|-----|-----------------------|-----------------------|-----|
| Fig.250 | FM0-4719-000 | | 1 | MAIN DRIVE ASSEMBLY | PS3,PS4,PS5,SW1 | |
| 1 | FM3-8145-000 | | 3 | MAIN DRIVE MOTOR UNIT | M2,M3,M4 | |
| 2 | RK2-3298-000 | | 1 | MOTOR, STEPPING, DC | M5 | |
| 3 | XA9-1833-000 | | 2 | SCREW, D, M3X6 | | |

FIGURE 260 LIFTER DRIVE ASSEMBLY (EXCEPT 1 CASSETTE model)



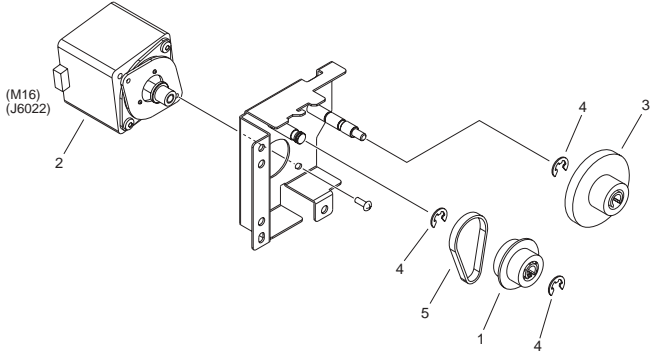
| FIGURE & KEY NO. | PARTS NUMBER | RANK | Q'TY | DESCRIPTION | SERIAL NUMBER/REMARKS | SVC |
|------------------|--------------|------|------|---------------------------|-------------------------|-----|
| Fig.260 | FM0-1638-000 | | 1 | LIFTER DRIVE ASSEMBLY | EXCEPT 1 CASSETTE model | |
| 1 | FM0-1917-000 | | 1 | DC MOTOR ASSEMBLY | M23 | |
| 2 | RM1-5058-000 | | 2 | SIZE DETECT SWITCH UNIT | UN46,UN47 | |
| 3 | VS1-7207-004 | | 1 | CONNECTOR, SNAP TIGHT, BK | | |
| 4 | VS1-7207-017 | | 1 | CONNECTOR, SNAP TIGHT, BK | | |

FIGURE 260A LIFTER DRIVE ASSEMBLY (1 CASSETTE model)



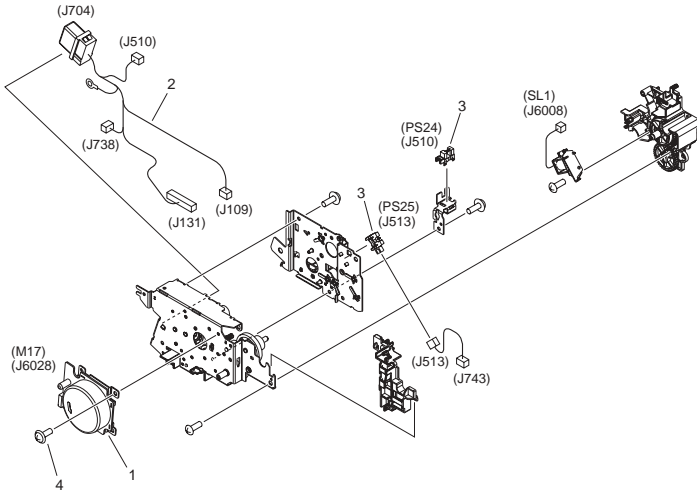
| FIGURE & KEY NO. | PARTS NUMBER | RANK | Q'TY | DESCRIPTION | SERIAL NUMBER/REMARKS | SVC |
|------------------|--------------|------|------|----------------------------|-----------------------|-----|
| Fig.260A | FM3-8034-010 | | 1 | LIFTER DRIVE ASSEMBLY | 1 CASSETTE model | |
| 1 | FM4-1915-000 | | 1 | LIFTER MOTOR UNIT | M14 | |
| 2 | RM1-5058-000 | | 2 | SIZE DETECT SWITCH UNIT | UN46,UN47 | |
| 3 | VS1-7207-004 | | 1 | CONNECTOR, SNAP TIGHT, BK | | |
| 4 | VS1-7207-017 | | 1 | CONNECTOR, SNAP TIGHT, BK | | |
| 5 | WG8-5696-000 | | 1 | PHOTO INTERRUPTER, TLP1243 | PS12 | |
| 6 | FU7-2812-000 | | 1 | SPRING, COMPRESSION | | |

FIGURE 265 PAPER PICK-UP DRIVE ASSEMBLY (EXCEPT 1 CASSETTE model)



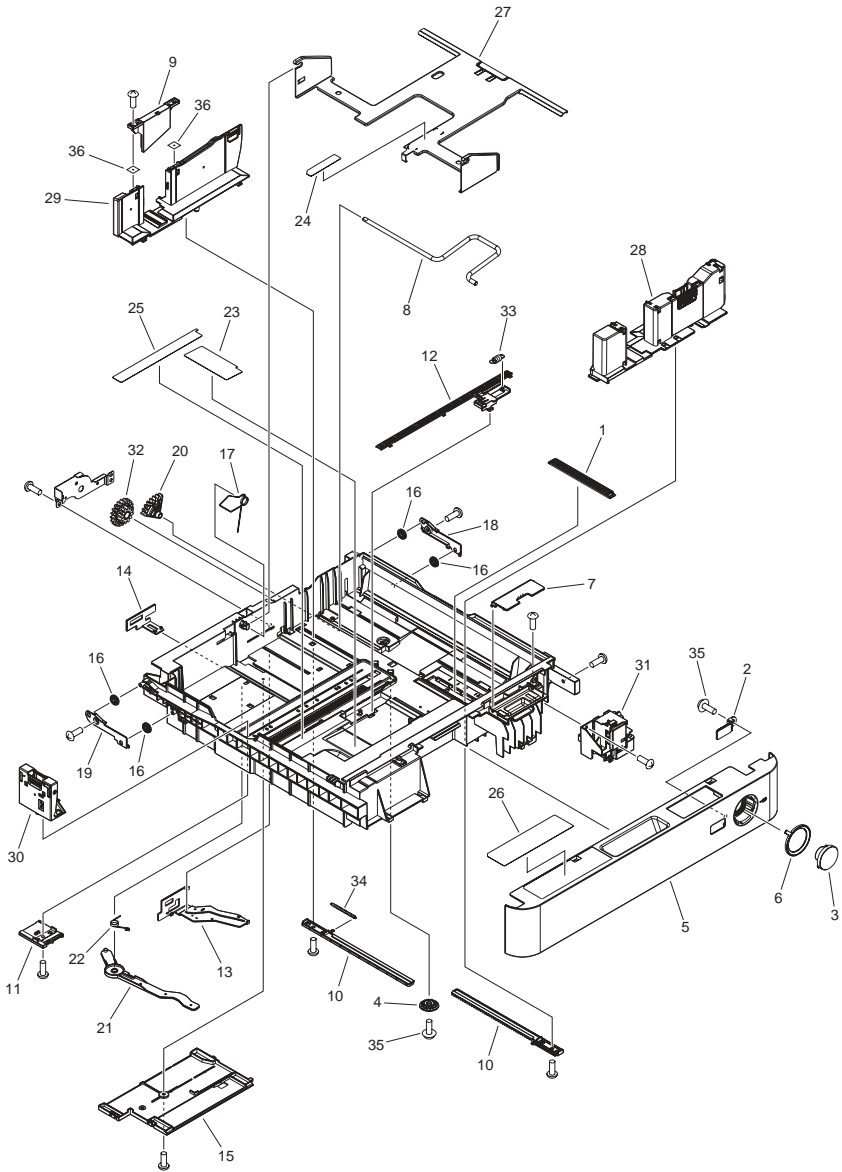
| FIGURE & KEY NO. | PARTS NUMBER | R A N K | QTY | DESCRIPTION | SERIAL NUMBER/ REMARKS | S V C |
|------------------|--------------|------------------|-----|------------------------------|----------------------------------|-------------|
| Fig.265 | FM3-8151-000 | | 1 | PAPER PICK-UP DRIVE ASSEMBLY | LOWER EXCEPT 1 CASSETTE model | |
| 1 | FC6-5022-000 | | 1 | PULLEY, 34T | | |
| 2 | FK2-7586-000 | | 1 | MOTOR, STEPPING | M16 | |
| 3 | FU3-0285-000 | | 1 | GEAR, 80T/16T | | |
| 4 | XD9-0136-000 | | 3 | RING, E | | |
| 5 | XF2-1604-940 | | 1 | BELT, TIMING | | |

FIGURE 280 FIXING DRIVE ASS'Y



| FIGURE & KEY NO. | PARTS NUMBER | RANK | QTY | DESCRIPTION | SERIAL NUMBER/REMARKS | SVC |
|------------------|--------------|------|-----|-----------------------|-----------------------|-----|
| Fig.280 | FM0-1158-010 | | 1 | FIXING DRIVE ASS'Y | SL1 | |
| 1 | RM1-6074-000 | | 1 | FIXING MOTOR ASSEMBLY | M17 | |
| 2 | RM1-6857-000 | | 1 | CABLE, DRAWER | | |
| 3 | WG8-5935-000 | | 2 | IC, PHOTO INTERRUPTER | PS24,PS25 | |
| 4 | XA9-1671-000 | | AR | SCREW, D, M3X8 | | |

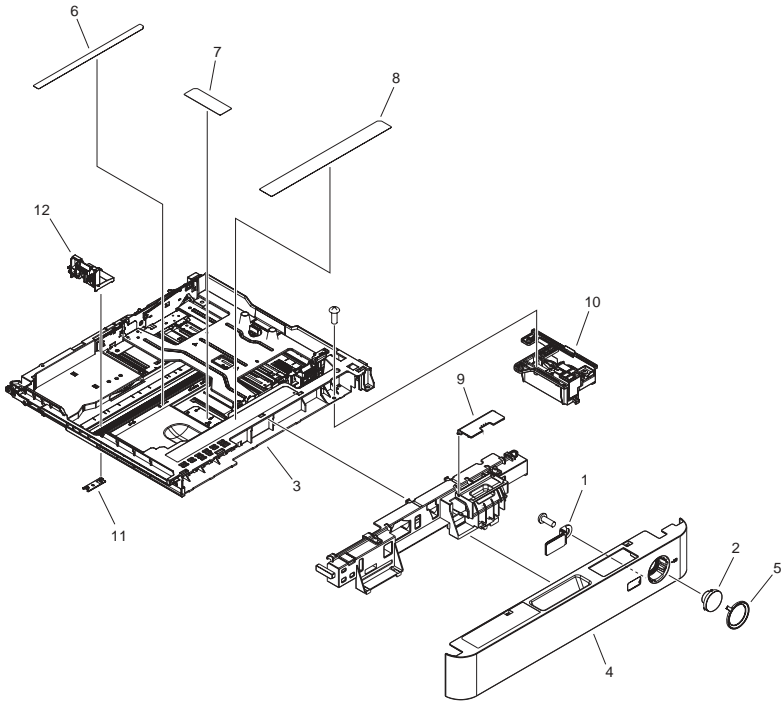
FIGURE 300
CASSETTE ASSEMBLY (UPPER) (EXCEPT 1
CASSETTE model)



| FIGURE & KEY NO. | PARTS NUMBER | RANK | Q'TY | DESCRIPTION | SERIAL NUMBER/REMARKS | SVC |
|------------------|--------------|------|------|--------------------------------|-------------------------------|-----|
| Fig.300 | FM0-1644-010 | | 1 | CASSETTE ASSEMBLY | UPPER EXCEPT 1 CASSETTE model | |
| 1 | FC8-2670-000 | | 1 | PLATE, FREE STOP | | |
| 2 | FC8-4967-000 | | 1 | WINDOW, CST FR. COVER IND. | | |
| 3 | FC8-4985-000 | | 1 | BUTTON, PUSHING | | |
| 4 | FC8-4990-000 | | 1 | GEAR, 14T | | |
| 5 | FC8-8181-010 | | 1 | COVER, CASSETTE FRONT | | |
| 6 | FC8-8182-000 | | 1 | RING, BUTTON | | |
| 7 | FC9-4042-000 | | 1 | COVER, SIZEPLATE | | |
| 8 | FE2-0565-000 | | 1 | SHAFT, SUPPORT | | |
| 9 | FE2-0570-000 | | 1 | PLATE, PAPER SIDE END AUX. | | |
| 10 | FE2-0574-000 | | 2 | RACK, SIDE | | |
| 11 | FE2-0580-000 | | 1 | PLATE, BACK END LIMIT | | |
| 12 | FE2-0581-000 | | 1 | RACK, LINK | | |
| 13 | FE2-0582-000 | | 1 | CAM, WIDTH DETECT | | |
| 14 | FE2-0583-000 | | 1 | CAM, BACK END DETECT | | |
| 15 | FE2-0584-000 | | 1 | COVER, WIDTH DETECT | | |
| 16 | FE2-0599-000 | | 4 | ROLLER, CASSETTE SWING | | |
| 17 | FE2-0619-000 | | 1 | SPRING, GROUNDING | | |
| 18 | FE2-0620-000 | | 1 | COVER, ROLLER, RIGHT | | |
| 19 | FE2-0621-000 | | 1 | COVER, ROLLER, LEFT | | |
| 20 | FE2-0623-000 | | 1 | GEAR, 30T | | |
| 21 | FE2-1683-000 | | 1 | ARM, BACK END DETECT | | |
| 22 | FE2-1684-000 | | 1 | SPRING, TORSION | | |
| 23 | FE3-3943-000 | | 1 | LABEL, SIZE INDEX, SIDE, LARGE | | |
| 24 | FE3-3944-000 | | 1 | LABEL, SIZE INDEX, END | | |
| 25 | FE3-3945-000 | | 1 | LABEL, SIZE INDEX, END | | |
| 26 | FE2-1812-000 | | 1 | LABEL, PAPER PICK-UP OPERATION | | |
| 27 | FL3-7814-010 | | 1 | PLATE, CENTER | | |
| 28 | FM0-1645-000 | | 1 | SIDE END PLATE ASSEMBLY, FRONT | | |
| 29 | FM0-1646-000 | | 1 | SIDE END PLATE ASSEMBLY, REAR | | |
| 30 | FM0-1647-000 | | 1 | BACK END LIMIT PLATE ASSEMBLY | | |

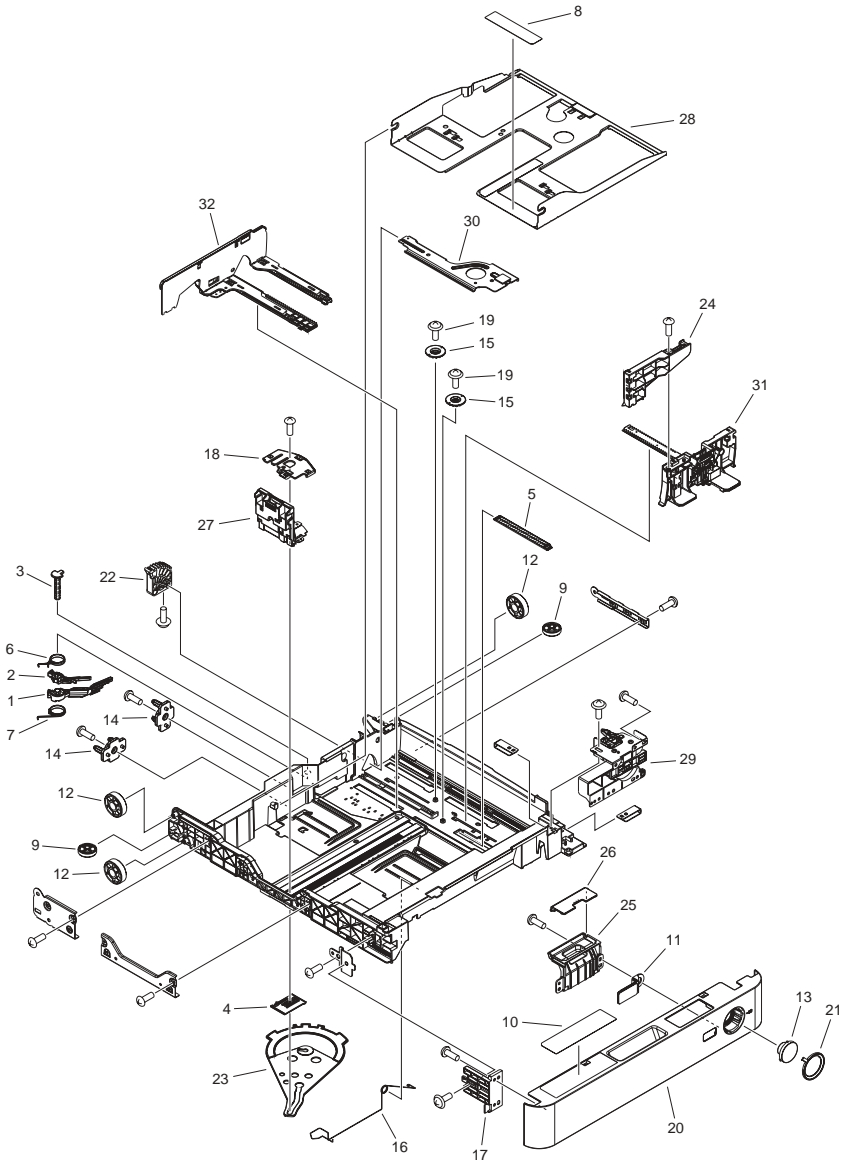
| FIGURE & KEY NO. | PARTS NUMBER | R A N K | Q'TY | DESCRIPTION | SERIAL NUMBER/ REMARKS | S V C |
|------------------------|-----------------|------------------|------|----------------------|---------------------------|-------------|
| 31 | FM0-1648-000 | | 1 | BUTTON LINK ASSEMBLY | | |
| 32 | FU0-0059-000 | | 1 | GEAR, 20T/12T | | |
| 33 | FU9-2441-000 | | 1 | SPRING, TENSION | | |
| 34 | FU9-2442-000 | | 1 | SPRING, TENSION | | |
| 35 | XA9-1523-000 | | 2 | SCREW, B, M4X8 | | |
| 36 | FC0-0394-000 | | 2 | SHEET, CUTTING WASTE | | |

FIGURE 300A CASSETTE ASSEMBLY (UPPER) (1 CASSETTE model)



| FIGURE & KEY NO. | PARTS NUMBER | R A N K | Q'TY | DESCRIPTION | SERIAL NUMBER/ REMARKS | S V C |
|------------------|--------------|------------------|------|--------------------------------|---------------------------|-------------|
| Fig.300A | NPN | | RF | CASSETTE ASSEMBLY | UPPER 1 CASSETTE model | |
| 1 | FC8-4967-000 | | 1 | WINDOW, CST FR. COVER IND. | | |
| 2 | FC8-4985-000 | | 1 | BUTTON, PUSHING | | |
| 3 | RM1-6150-000 | | 1 | CASSETTE ASSEMBLY | | |
| 4 | FC8-8181-010 | | 1 | COVER, CASSETTE FRONT | | |
| 5 | FC8-8182-000 | | 1 | RING, BUTTON | | |
| 6 | FC8-8596-000 | | 1 | LABEL, PAPER SIZE, BACK END | | |
| 7 | FC8-8597-000 | | 1 | LABEL, PAPER SIZE, SIDE | | |
| 8 | FC8-8616-000 | | 1 | LABEL, PAPER PICK-UP OPERATION | | |
| 9 | FC9-4042-000 | | 1 | COVER, SIZEPLATE | | |
| 10 | FM3-8046-000 | | 1 | BUTTON LINK ASSEMBLY | | |
| 11 | RC2-6872-000 | | 1 | PLATE, BACK END LIMIT | | |
| 12 | RM1-6015-000 | | 1 | BACK END LIMIT PLATE ASSEMBLY | | |

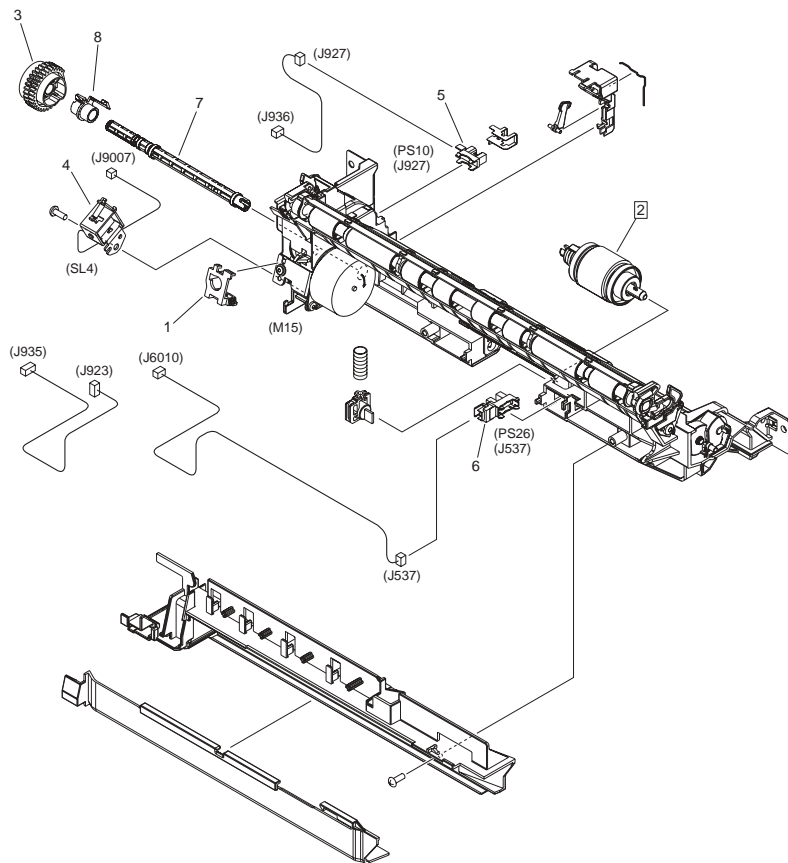
FIGURE 301
CASSETTE ASSEMBLY (LOWER) (EXCEPT 1
CASSETTE model)



| FIGURE & KEY NO. | PARTS NUMBER | R A N K | Q'TY | DESCRIPTION | SERIAL NUMBER/ REMARKS | S V C |
|------------------|--------------|------------------|------|--------------------------------|----------------------------------|-------------|
| Fig.301 | FM3-8153-000 | | 1 | CASSETTE ASSEMBLY | LOWER EXCEPT 1 CASSETTE model | |
| 1 | FC8-2469-000 | | 1 | DIAL, DETECT, SMALL | | |
| 2 | FC8-2470-000 | | 1 | DIAL, DETECT, LARGE | | |
| 3 | FC8-2474-000 | | 1 | SHAFT, SUPPORT | | |
| 4 | FC8-2475-000 | | 1 | PLATE, JOINT | | |
| 5 | FC8-2670-000 | | 1 | PLATE, FREE STOP | | |
| 6 | FC8-2671-000 | | 1 | SPRING, TORSION | | |
| 7 | FC8-2672-000 | | 1 | SPRING, TORSION | | |
| 8 | FC8-4962-000 | | 1 | LABEL, SIZE INDEX, SIDE, LARGE | | |
| 9 | FS5-6945-000 | | 2 | COLLAR, REGISTRATION MULTI | | |
| 10 | FC8-4966-000 | | 1 | LABEL, PAPER PICK-UP OPERATION | | |
| 11 | FC8-4967-000 | | 1 | WINDOW, CST FR. COVER IND. | | |
| 12 | FC8-4970-000 | | 3 | ROLLER, CASSETTE SWING | | |
| 13 | FC8-4985-000 | | 1 | BUTTON, PUSHING | | |
| 14 | FC8-4989-000 | | 2 | PIN, SIZE DETECT POSITIONING | | |
| 15 | FC8-4990-000 | | 2 | GEAR, 14T | | |
| 16 | FC8-4992-000 | | 1 | WIRE,CENTER PLATE GROUNDING,L | | |
| 17 | FC8-4993-000 | | 1 | PLATE, COVER ATTACHMENT, LEFT | | |
| 18 | FC8-4996-000 | | 1 | COVER, TOP | | |
| 19 | XA9-2007-000 | | 2 | SCREW, B, M4X8 | | |
| 20 | FC8-8181-010 | | 1 | COVER, CASSETTE FRONT | | |
| 21 | FC8-8182-000 | | 1 | RING, BUTTON | | |
| 22 | FC9-0129-000 | | 1 | GEAR, 9T | | |
| 23 | FC9-0130-000 | | 1 | LINK, BACK END DETECT | | |
| 24 | FM3-8912-000 | | 1 | PAPER SIDE END EXTENSION ASS'Y | | |
| 25 | FC9-0136-000 | | 1 | HOLDER, SIZE INDEX | | |
| 26 | FC9-4042-000 | | 1 | COVER, SIZEPLATE | | |
| 27 | FM3-8907-000 | | 1 | BACK END LIMIT PLATE ASSEMBLY | | |
| 28 | FL2-9472-000 | | 1 | PLATE, CENTER | | |
| 29 | FM3-8913-000 | | 1 | BUTTON LINK ASSEMBLY | | |
| 30 | FL3-2859-000 | | 1 | PLATE, LIFTER | | |

| FIGURE & KEY NO. | PARTS NUMBER | R A N K | Q'TY | DESCRIPTION | SERIAL NUMBER/ REMARKS | S V C |
|------------------------|-----------------|------------------|------|--------------------------------|---------------------------|-------------|
| 31 | FM3-8905-010 | | 1 | SIDE END PLATE ASSEMBLY, FRONT | | |
| 32 | FM3-8906-010 | | 1 | SIDE END PLATE ASSEMBLY, REAR | | |

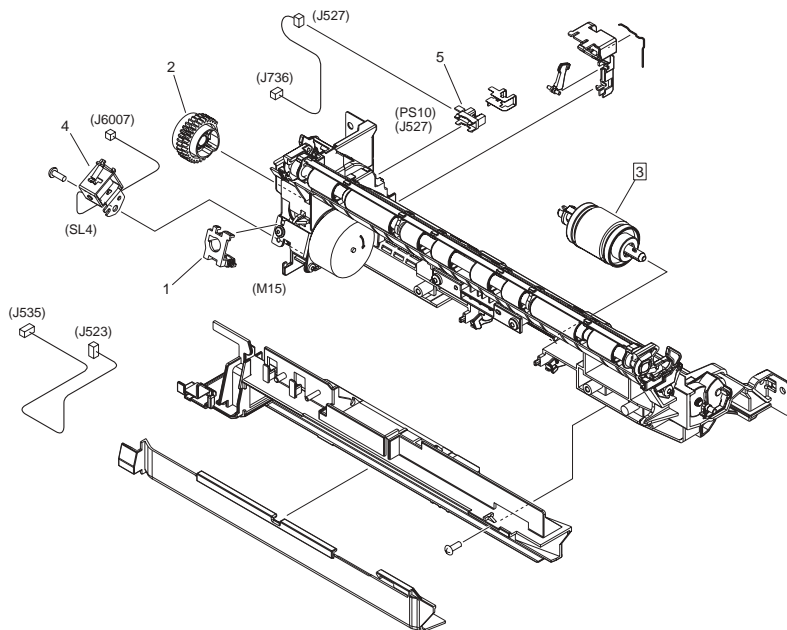
FIGURE 310 PAPER PICK-UP ASSEMBLY (UPPER) (EXCEPT 1 CASSETTE model)



NOTE : This assembly does not include the part shown with key No. 1.
注：このユニットにKey No. 1の部品は含まれません。

| FIGURE & KEY NO. | PARTS NUMBER | RANK | Q'TY | DESCRIPTION | SERIAL NUMBER/REMARKS | SVC |
|------------------|--------------|------|------|--------------------------------|-----------------------------------|-----|
| Fig.310 | FM0-1658-010 | | 1 | PAPER PICK-UP ASSEMBLY | UPPER EXCEPT 1 CASSETTE model M15 | |
| 1 | FC0-3637-000 | | 1 | SPACER | SEE NOTE | |
| 2 | FM0-3173-000 | | 1 | PAPER PICK-UP ROLLER ASSY | [DP] | |
| 3 | RM1-6034-000 | | 1 | PAPER PICK-UP GEAR ASSEMBLY | | |
| 4 | RM1-6789-000 | | 1 | SOLENOID | SL4 | |
| 5 | WG8-5696-000 | | 1 | PHOTO INTERRUPTER, TLP1243 | PS10 | |
| 6 | WG8-5783-000 | | 1 | IC,PHOTO-INTERRUPTER,LG248NL1A | PS26 | |
| 7 | FE2-0603-000 | | 1 | SHAFT, PAPER PICK-UP DRIVE | | |
| 8 | RU5-1349-000 | | 1 | BUSHING | | |

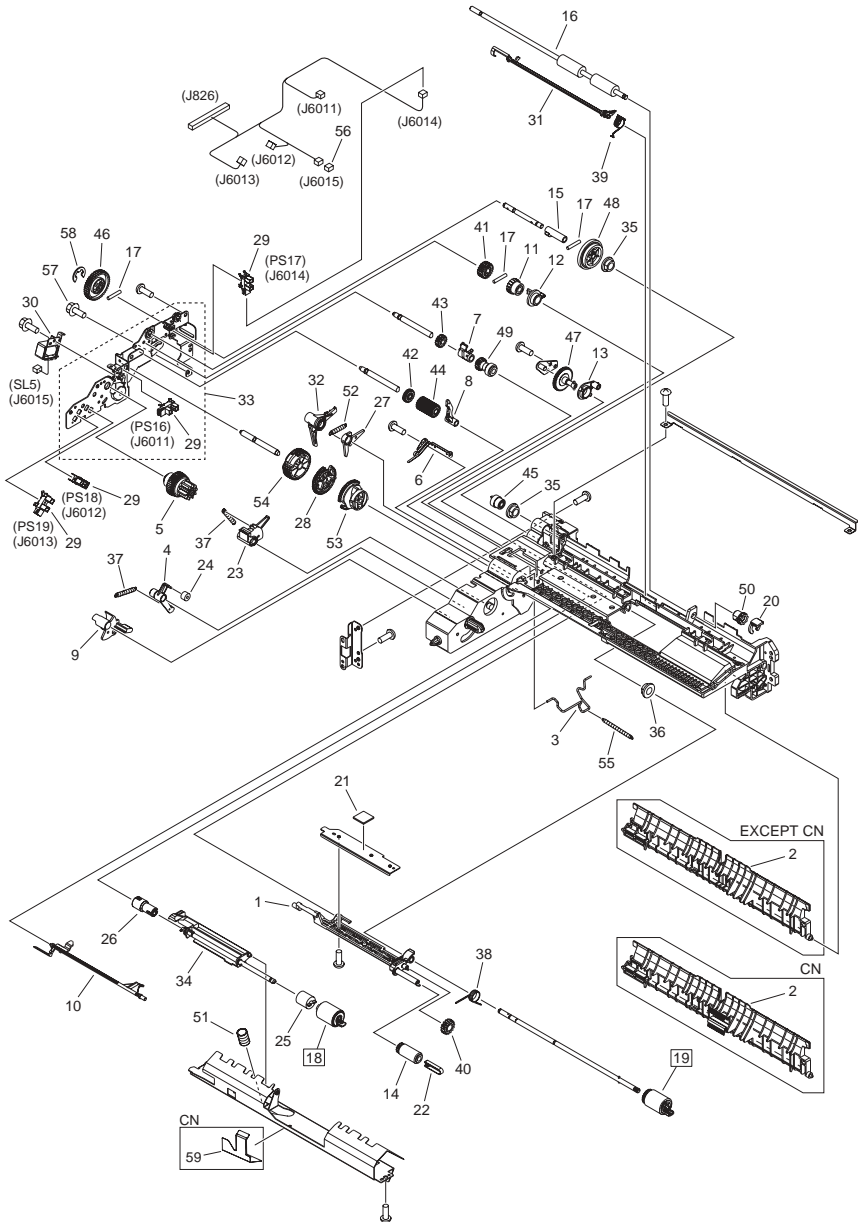
FIGURE 310A PAPER PICK-UP ASS'Y (UPPER) (1 CASSETTE model)



NOTE : This assembly does not include the part shown with key No. 1.
注 : このユニットにKey No. 1の部品は含まれません。

| FIGURE & KEY NO. | PARTS NUMBER | RANK | Q'TY | DESCRIPTION | SERIAL NUMBER/REMARKS | SVC |
|------------------|--------------|------|------|-----------------------------|---|-----|
| Fig.310A | RM1-6106-080 | | 1 | PAPER PICK-UP ASS'Y | UPPER 1 CASSETTE model EXCEPT CN M15 | |
| Fig.310A | FM0-1162-000 | | 1 | PAPER PICK-UP ASS'Y | UPPER 1 CASSETTE model CN M15 | |
| 1 | FC0-3637-000 | | 1 | SPACER | SEE NOTE | |
| 2 | RM1-6034-000 | | 1 | PAPER PICK-UP GEAR ASSEMBLY | | |
| 3 | RM1-6035-000 | | 1 | PAPER PICK-UP ROLLER ASS'Y | EXCEPT CN [DP] | |
| 3 | FM0-1163-000 | | 1 | PAPER PICK-UP ROLLER ASS'Y | CN [DP] | |
| 4 | RM1-6789-000 | | 1 | SOLENOID | SL4 | |
| 5 | WG8-5935-000 | | 1 | IC, PHOTO INTERRUPTER | PS10 | |

FIGURE 311 PAPER PICK-UP ASSEMBLY (LOWER) (EXCEPT 1 CASSETTE model)

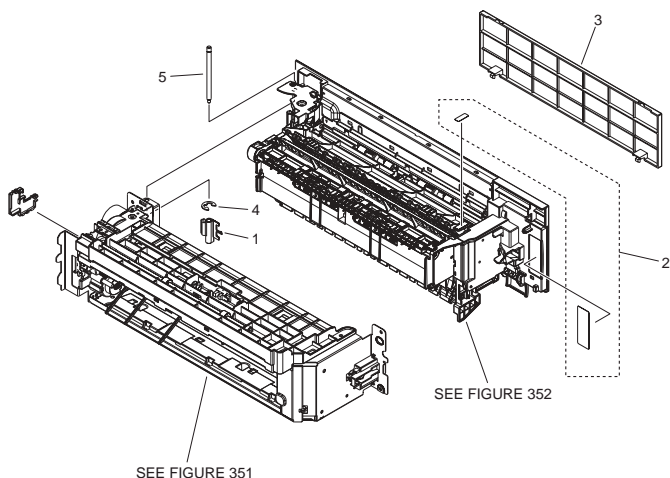


| FIGURE & KEY NO. | PARTS NUMBER | R A N K | Q'TY | DESCRIPTION | SERIAL NUMBER/ REMARKS | S V C |
|------------------|--------------|---------|------|--------------------------------|---|-------------|
| Fig.311 | FM0-4830-000 | | 1 | PAPER PICK-UP ASSEMBLY | LOWER EXCEPT 1 CASSETTE model CN | |
| Fig.311 | FM0-4814-000 | | 1 | PAPER PICK-UP ASSEMBLY | LOWER EXCEPT 1 CASSETTE model EXCEPT CN | |
| 1 | FC0-6755-000 | | 1 | HOLDER, PAPER PICK-UP ROLLER | | |
| 2 | FL2-8282-000 | | 1 | GUIDE, VERTICAL PATH | CN | |
| 2 | FB6-3387-000 | | 1 | GUIDE, VERTICAL PATH | EXCEPT CN | |
| 3 | FB6-3388-000 | | 1 | ROD, SEPARATION ROLLER RELEASE | | |
| 4 | FB6-3389-000 | | 1 | CLAW, PICK-UP | | |
| 5 | FB6-3391-000 | | 1 | GEAR, RATCHET | | |
| 6 | FB6-3392-020 | | 1 | SPRING, LEAF | | |
| 7 | FB6-3395-000 | | 1 | ARM, PAPER FEED SHAFT | | |
| 8 | FB6-3396-010 | | 1 | LOCK, PICK-UP | | |
| 9 | FB6-3397-000 | | 1 | FLAG, PAPER SENSOR | | |
| 10 | FB6-3398-000 | | 1 | FLAG, PAPER DETECT SENSOR | | |
| 11 | FB6-3402-000 | | 1 | GEAR, RATCHET | | |
| 12 | FB6-3403-000 | | 1 | COUPLING, FEED SHAFT STOP | | |
| 13 | FB6-3404-000 | | 1 | COUPLING, SEPARATION SHAFT | | |
| 14 | FC7-9381-000 | | 1 | ROLLER, PAPER PICK-UP | CN | |
| 14 | FB6-3405-000 | | 1 | ROLLER, PAPER PICK-UP | EXCEPT CN | |
| 15 | FB6-3413-000 | | 1 | COLLAR, PAPER PICK-UP SHAFT | | |
| 16 | FB6-4852-000 | | 1 | ROLLER, VERTICAL PATH | | |
| 17 | XD9-0289-000 | | 3 | PIN, PARALLEL | | |
| 18 | FC6-6661-000 | | 1 | ROLLER, SEPARATION | [DP] | |
| 19 | FC7-9502-000 | | 1 | ROLLER, FEED/SEPARATION | CN [DP] | |
| 19 | FC6-7083-000 | | 1 | ROLLER, FEED/SEPARATION | EXCEPT CN [DP] | |
| 20 | FC6-9867-000 | | 1 | RING, RETAINING | | |
| 21 | FC8-1205-000 | | 1 | PAD, PAPER PICK-UP HOLDER | | |
| 22 | FC7-5845-000 | | 1 | STOPPER, ROLLER | | |
| 23 | FC8-1178-000 | | 1 | CLAW, PAPER PICK-UP | | |
| 24 | FC8-1202-000 | | 1 | DAMPER | | |
| 25 | FC8-8621-000 | | 1 | LIMITER, TORQUE | | |

| FIGURE & KEY NO. | PARTS NUMBER | R A N K | Q'TY | DESCRIPTION | SERIAL NUMBER/ REMARKS | S V C |
|------------------|--------------|------------------|------|--------------------------------|---------------------------|-------------|
| 26 | FC9-4290-010 | | 1 | JOINT, RETARD | | |
| 27 | FC9-7253-000 | | 1 | ARM, LIFTING | | |
| 28 | FL3-6661-010 | | 1 | GEAR ASS'Y | | |
| 29 | FK2-0149-000 | | 4 | PHOTO-INTERRUPTER, TLP1252(C6) | PS16,PS17,PS18,PS19 | |
| 30 | FK2-0408-010 | | 1 | SOLENOID | SL5 | |
| 31 | FL3-8032-000 | | 1 | FLAG, REGISTRATION SENSOR | | |
| 32 | FM3-4146-010 | | 1 | PICK-UP ARM UNIT | | |
| 33 | FM4-1201-000 | | 1 | PICK-UP DRIVE SIDE PLATE ASS'Y | | |
| 34 | FM4-2525-000 | | 1 | HOLDER, SEPARATION ROLLER | | |
| 35 | FS1-1205-000 | | 2 | BUSHING | | |
| 36 | FS5-1943-000 | | 1 | BUSHING | | |
| 37 | FS7-2800-000 | | 2 | SPRING, TENSION | | |
| 38 | FS7-2801-000 | | 1 | SPRING, TORSION | | |
| 39 | FS7-2803-000 | | 1 | SPRING, TORSION | | |
| 40 | FU0-0043-000 | | 1 | GEAR, 15T | | |
| 41 | FU3-0282-000 | | 1 | GEAR, 21T | | |
| 42 | FU3-0283-000 | | 1 | GEAR, 21T | | |
| 43 | FU3-0284-000 | | 1 | GEAR, 16T | | |
| 44 | FU3-0288-000 | | 1 | GEAR, 21T | | |
| 45 | FU3-0289-000 | | 1 | GEAR, 14T | | |
| 46 | FU3-0347-000 | | 1 | GEAR, 41T | | |
| 47 | FU3-0349-000 | | 1 | GEAR, 41T | | |
| 48 | FU3-0350-000 | | 1 | GEAR, 41T/41T | | |
| 49 | FU3-0352-000 | | 1 | GEAR, 16T/16T | | |
| 50 | FU5-1763-000 | | 1 | BUSHING | | |
| 51 | FU6-2684-000 | | 1 | SPRING, COMPRESSION | | |
| 52 | FU6-2784-000 | | 1 | SPRING, TENSION | | |
| 53 | FU7-0445-000 | | 1 | GEAR, 42T | | |
| 54 | FU8-0214-000 | | 1 | GEAR, 46T | | |
| 55 | FU7-5378-000 | | 1 | SPRING, TENSION | | |
| 56 | VS1-7177-002 | | 1 | CONNECTOR, SNAP TIGHT, BK | | |
| 57 | XA9-0656-000 | | 1 | SCREW,RS,M3X10 | | |

| FIGURE & KEY NO. | PARTS NUMBER | R A N K | Q'TY | DESCRIPTION | SERIAL NUMBER/ REMARKS | S V C |
|------------------------|-----------------|------------------|------|---------------|---------------------------|-------------|
| 58 | XD9-0136-000 | | 1 | RING, E | | |
| 59 | FL2-8280-000 | | 1 | GUIDE, ROLLER | CN | |

FIGURE 350 2ND/3RD PAPER DELIVERY ASS'Y (2/3 DELIVERY model)

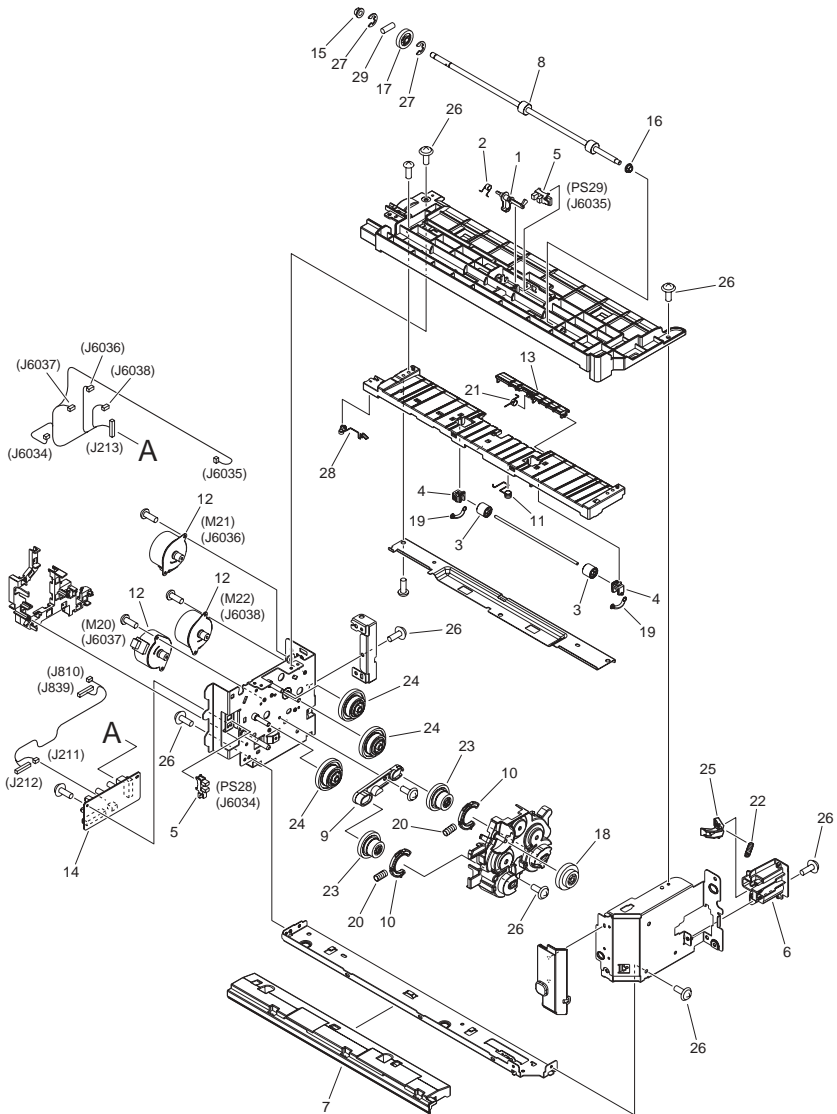


NOTE : This assembly includes the assemblies shown in Figure 351 and 352.

注 : このユニットはFigure 351, 352のユニットを含みます。

| FIGURE & KEY NO. | PARTS NUMBER | R A N K | QTY | DESCRIPTION | SERIAL NUMBER/REMARKS | S V C |
|------------------|--------------|---------|-----|--------------------------------|-----------------------------|-------|
| Fig.350 | FM3-8050-010 | | 1 | 2ND/3RD PAPER DELIVERY ASS'Y | 2/3 DELIVERY model SEE NOTE | |
| 1 | FC8-8328-000 | | 1 | CAM | | |
| 2 | FC8-8449-000 | | 1 | LABEL, GRIP | | |
| 3 | FL3-1186-000 | | 1 | COVER, THIRD DELIVERY BLANKING | | |
| 4 | XD9-0136-000 | | 1 | RING, E | | |
| 5 | FC8-8327-000 | | 1 | SHAFT | | |

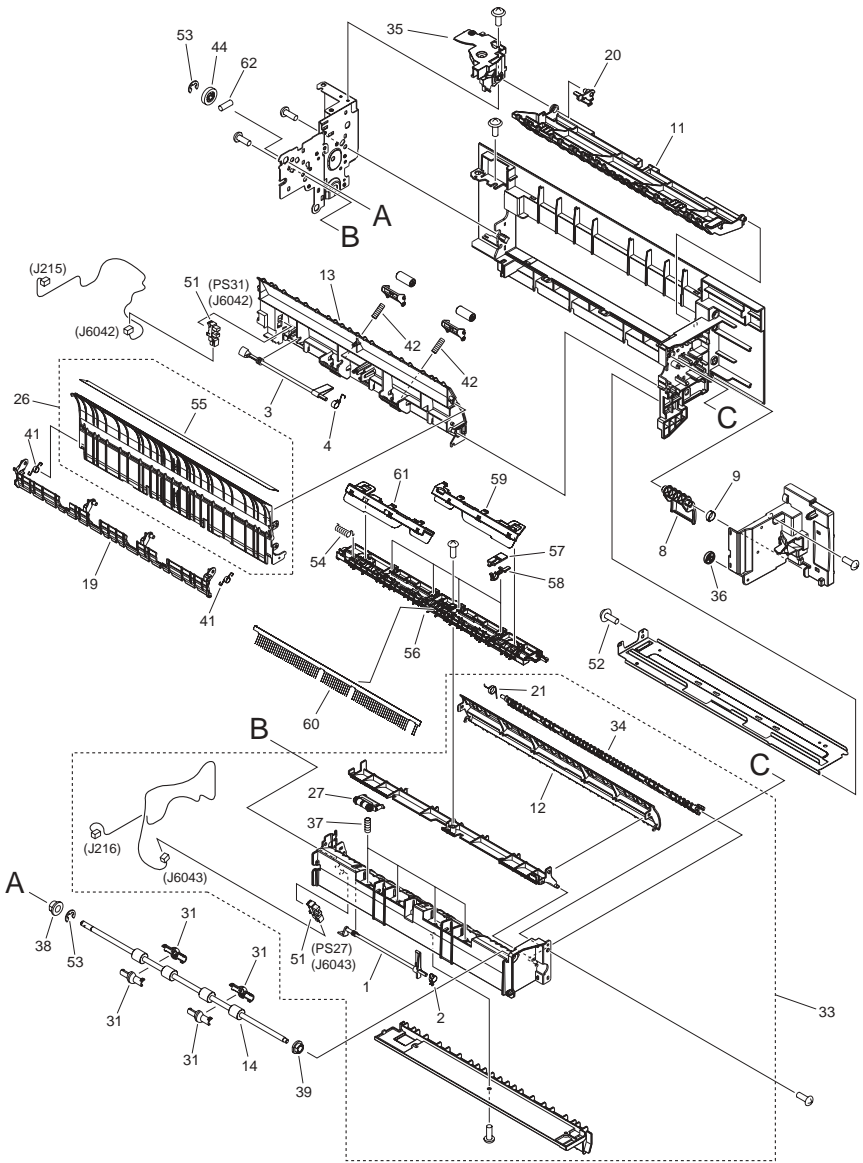
FIGURE 351 2ND/3RD DRIVE FRAME ASSEMBLY (2/3 DELIVERY model)



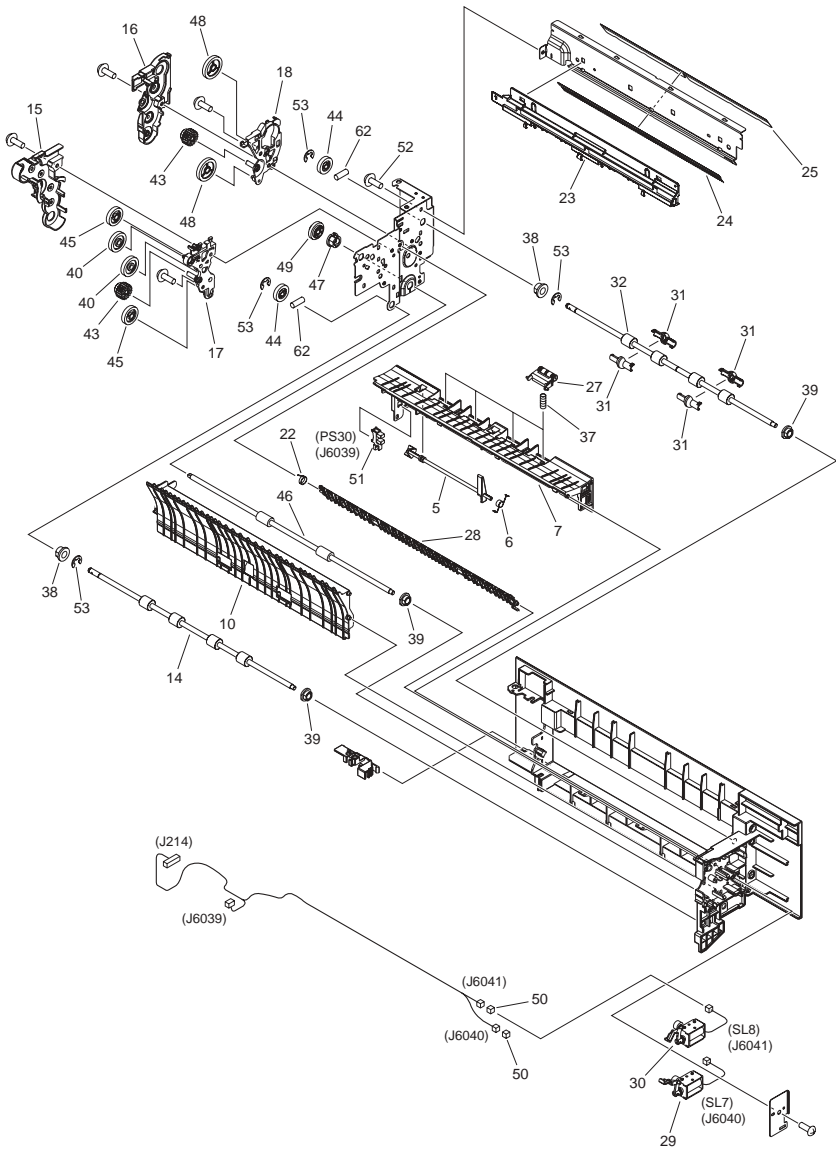
NOTE : This assembly is included in the assembly shown in Figure 350.
 注 : このユニットはFigure 350のユニットに含まれます。

| FIGURE & KEY NO. | PARTS NUMBER | R A N K | Q'TY | DESCRIPTION | SERIAL NUMBER/ REMARKS | S V C |
|------------------|--------------|---------|------|--------------------------------|-----------------------------|-------------|
| Fig.351 | FM3-8051-000 | | 1 | 2ND/3RD DRIVE FRAME ASSEMBLY | 2/3 DELIVERY model SEE NOTE | |
| 1 | FC5-0987-000 | | 1 | FLAG, REVERSE SENSOR | | |
| 2 | FC5-0988-000 | | 1 | SPRING, TORSION | | |
| 3 | FC8-4749-000 | | 2 | ROLLER, REVERSE | | |
| 4 | FC8-4751-000 | | 2 | BUSHING | | |
| 5 | WG8-5783-000 | | 2 | IC.PHOTO-INTERRUPTER,LG248NL1A | PS28,PS29 | |
| 6 | FC8-8320-000 | | 1 | HOLDER, TOGGLE | | |
| 7 | FC8-8323-000 | | 1 | COVER, 2ND/3RD DELIVERY, LOWER | | |
| 8 | FC8-8326-000 | | 1 | ROLLER, REVERSE | | |
| 9 | FC8-8333-000 | | 1 | GUIDE, SWING GEAR | | |
| 10 | FC8-8334-000 | | 2 | CLAMP, SWING GEAR | | |
| 11 | FC8-8447-000 | | 1 | SPRING, GROUNDING | | |
| 12 | RK2-3298-000 | | 3 | MOTOR, STEPPING, DC | M20,M21,M22 | |
| 13 | FC8-8625-000 | | 1 | GUIDE, MOVABLE | | |
| 14 | FM3-8601-000 | | 1 | 2ND/3RD DELIVERY PCB ASSEMBLY | | |
| 15 | FU5-1453-000 | | 1 | BUSHING | | |
| 16 | FU5-1469-000 | | 1 | BUSHING, POLYACETAR | | |
| 17 | FU6-0085-000 | | 1 | GEAR, 22T | | |
| 18 | FU6-0140-000 | | 1 | GEAR, 31T/20T | | |
| 19 | FU7-2446-000 | | 2 | SPRING | | |
| 20 | FU7-2770-000 | | 2 | SPRING, COMPRESSION | | |
| 21 | FU7-2784-000 | | 1 | SPRING, TORSION | | |
| 22 | FU7-2818-000 | | 1 | SPRING, TENSION | | |
| 23 | FU8-0398-000 | | 2 | GEAR, 32T/19T | | |
| 24 | FU8-0408-000 | | 3 | GEAR, 74T/25T | | |
| 25 | FE2-2086-000 | | 1 | LEVER, TOGGLE | | |
| 26 | XA9-1671-000 | | AR | SCREW, D, M3X8 | | |
| 27 | XD9-0136-000 | | 2 | RING, E | | |
| 28 | FC0-3650-000 | | 1 | SPRING, GROUNDING | | |
| 29 | XD9-0239-000 | | 1 | PIN, PARALLEL | | |

FIGURE 352 2ND/3RD DELIVERY GUIDE ASS'Y (2/3 DELIVERY model)



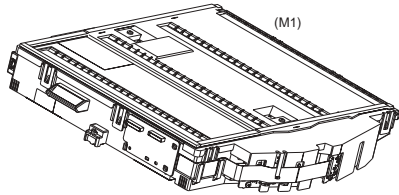
NOTE : This assembly is included in the assembly shown in Figure 350.
 注 : このユニットはFigure 350のユニットに含まれます。



| FIGURE & KEY NO. | PARTS NUMBER | R A N K | Q'TY | DESCRIPTION | SERIAL NUMBER/ REMARKS | S V C |
|------------------|--------------|------------------|------|--------------------------------|-----------------------------|-------------|
| Fig.352 | FM3-8052-010 | | 1 | 2ND/3RD DELIVERY GUIDE ASS'Y | 2/3 DELIVERY model SEE NOTE | |
| 1 | FC5-0996-000 | | 1 | FLAG, 2ND DELIVERY SENSOR | | |
| 2 | FC5-0997-000 | | 1 | SPRING, TORSION | | |
| 3 | FC5-1005-000 | | 1 | FLAG, DUPLEX ENTRANCE SENSOR | | |
| 4 | FC5-1006-000 | | 1 | SPRING, TORSION | | |
| 5 | FC5-1010-000 | | 1 | FLAG, 3RD DELIVERY SENSOR | | |
| 6 | FC0-0636-000 | | 1 | SPRING, TORSION | | |
| 7 | FC8-8293-000 | | 1 | GUIDE, 3RD DELIVERY | | |
| 8 | FC8-8297-000 | | 1 | HANDLE, PAPER DELIVERY DOOR | | |
| 9 | FC8-8298-000 | | 1 | SPRING, TORSION | | |
| 10 | FC8-8300-000 | | 1 | GUIDE, DUPLEX ENTRANCE, 1 | | |
| 11 | FC8-8301-000 | | 1 | GUIDE, 3RD DELIVERY, UPPER | | |
| 12 | FC8-8304-000 | | 1 | GUIDE, REVERSE ENTRANCE | | |
| 13 | FC8-8309-000 | | 1 | GUIDE, DUPLEX ENTRANCE, 2 | | |
| 14 | FC8-8311-000 | | 2 | ROLLER, 2ND PAPER DELIVERY | | |
| 15 | FC8-8331-000 | | 1 | COVER, 2ND DELIVERY GEAR | | |
| 16 | FC8-8332-000 | | 1 | COVER, 3RD DELIVERY GEAR | | |
| 17 | FC8-8338-000 | | 1 | SUPPORT, 2ND DELIVERY GEAR | | |
| 18 | FC8-8339-000 | | 1 | SUPPORT, 3RD DELIVERY GEAR | | |
| 19 | FC8-8340-010 | | 1 | GUIDE, ENTRANCE, 2 | | |
| 20 | FC8-8408-000 | | 1 | GUIDE, SHAFT | | |
| 21 | FC8-8410-000 | | 1 | SPRING, TORSION | | |
| 22 | FC8-8411-000 | | 1 | SPRING, TORSION | | |
| 23 | FC8-8503-010 | | 1 | COVER, 3RD DELIVERY ROLLER | | |
| 24 | FC8-8591-000 | | 1 | ELIMINATOR, STATIC CHARGE | | |
| 25 | FC9-8580-000 | | 1 | SHEET, PAPER DELIVERY | | |
| 26 | FL3-0641-000 | | 1 | GUIDE, ENTRANCE, 1 | | |
| 27 | FM3-8053-000 | | 8 | PAPER DELIVERY ROLLER ASSEMBLY | | |
| 28 | FM3-8054-000 | | 1 | 3RD DELIVERY FLAPPER ASS'Y | | |
| 29 | FM3-8056-000 | | 1 | 2ND FLAPPER SOLENOID ASS'Y | SL7 | |
| 30 | FM3-8057-000 | | 1 | 3RD FLAPPER SOLENOID ASS'Y | SL8 | |

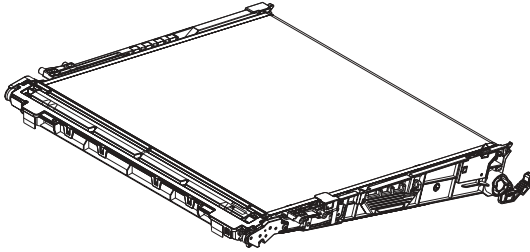
| FIGURE & KEY NO. | PARTS NUMBER | R A N K | Q'TY | DESCRIPTION | SERIAL NUMBER/ REMARKS | S V C |
|------------------|--------------|------------------|------|--------------------------------|---------------------------|-------------|
| 31 | FC9-8621-000 | | 8 | ROLLER, REFORM | | |
| 32 | FC8-8294-000 | | 1 | ROLLER, 3RD PAPER DELIVERY | | |
| 33 | FM3-8060-000 | | 1 | 2ND UPPER GUIDE ASSEMBLY | | |
| 34 | FM3-8062-000 | | 1 | PAPER DELIVERY FLAPPER ASS'Y | | |
| 35 | FM3-8063-000 | | 1 | TOGGLE COVER ASSEMBLY | | |
| 36 | FS5-6945-000 | | 1 | COLLAR, REGISTRATION MULTI | | |
| 37 | FS7-2859-000 | | 8 | SPRING, COMPRESSION | | |
| 38 | FU5-1453-000 | | 3 | BUSHING | | |
| 39 | FU5-1469-000 | | 4 | BUSHING, POLYACETAR | | |
| 40 | FU6-0076-000 | | 2 | GEAR, 24T | | |
| 41 | FU7-2772-000 | | 2 | SPRING, TORSION | | |
| 42 | FU7-2783-000 | | 2 | SPRING, COMPRESSION | | |
| 43 | FU8-0396-000 | | 2 | GEAR, 18T | | |
| 44 | FU8-0397-000 | | 3 | GEAR, 20T | | |
| 45 | FU8-0403-000 | | 2 | GEAR, 22T | | |
| 46 | RC2-7271-000 | | 1 | ROLLER, DUPLEXING PAPER FEED | | |
| 47 | RS5-1567-000 | | 1 | BUSHING | | |
| 48 | RU6-0852-000 | | 2 | GEAR, 28T | | |
| 49 | RU6-0855-000 | | 1 | GEAR, 17T | | |
| 50 | VS1-7177-002 | | 2 | CONNECTOR, SNAP TIGHT, BK | | |
| 51 | WG8-5783-000 | | 3 | IC,PHOTO-INTERRUPTER,LG248NL1A | PS27,PS30,PS31 | |
| 52 | XA9-1671-000 | | 8 | SCREW, D, M3X8 | | |
| 53 | XD9-0136-000 | | 6 | RING, E | | |
| 54 | FC9-8582-000 | | 1 | SPRING, COMPRESSION | | |
| 55 | FC8-8310-000 | | 1 | SHEET, ENTRANCE GUIDE, 1 | | |
| 56 | FC0-0598-010 | | 1 | GUIDE, 2ND DELIVERY ENTRANCE | | |
| 57 | FC9-8645-000 | | 4 | STOPPER, GUIDE, UPPER | | |
| 58 | FC9-8646-000 | | 4 | STOPPER, GUIDE, LOWER | | |
| 59 | FL3-0777-000 | | 1 | SHEET, COMPENSATION, F | | |
| 60 | FC8-8590-010 | | 1 | ELIMINATOR, STATIC CHARGE | | |
| 61 | FL3-0778-000 | | 1 | SHEET, COMPENSATION, R | | |
| 62 | XD9-0239-000 | | 3 | PIN, PARALLEL | | |

FIGURE 460 LASER SCANNER UNIT



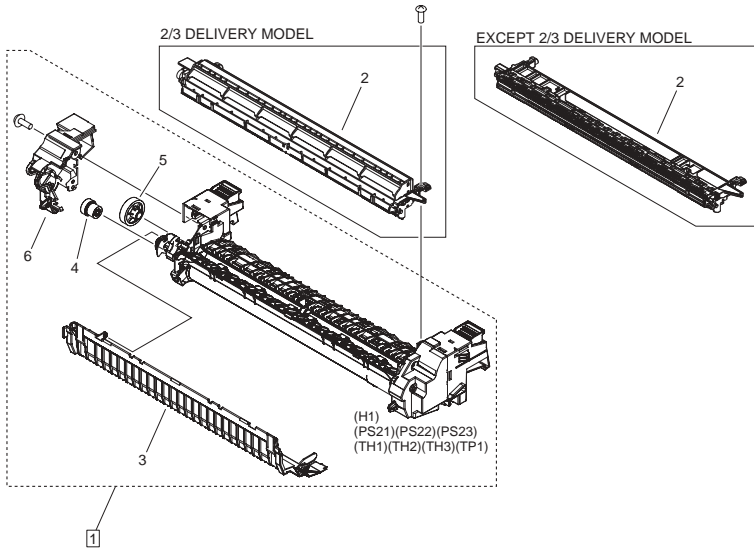
| FIGURE & KEY NO. | PARTS NUMBER | RANK | QTY | DESCRIPTION | SERIAL NUMBER/REMARKS | SVC |
|------------------|--------------|------|-----|--------------------|-----------------------|-----|
| Fig.460 | FM3-8074-000 | | 1 | LASER SCANNER UNIT | M1 | |

FIGURE 530
 INTER. TRANSFER BELT ASS'Y



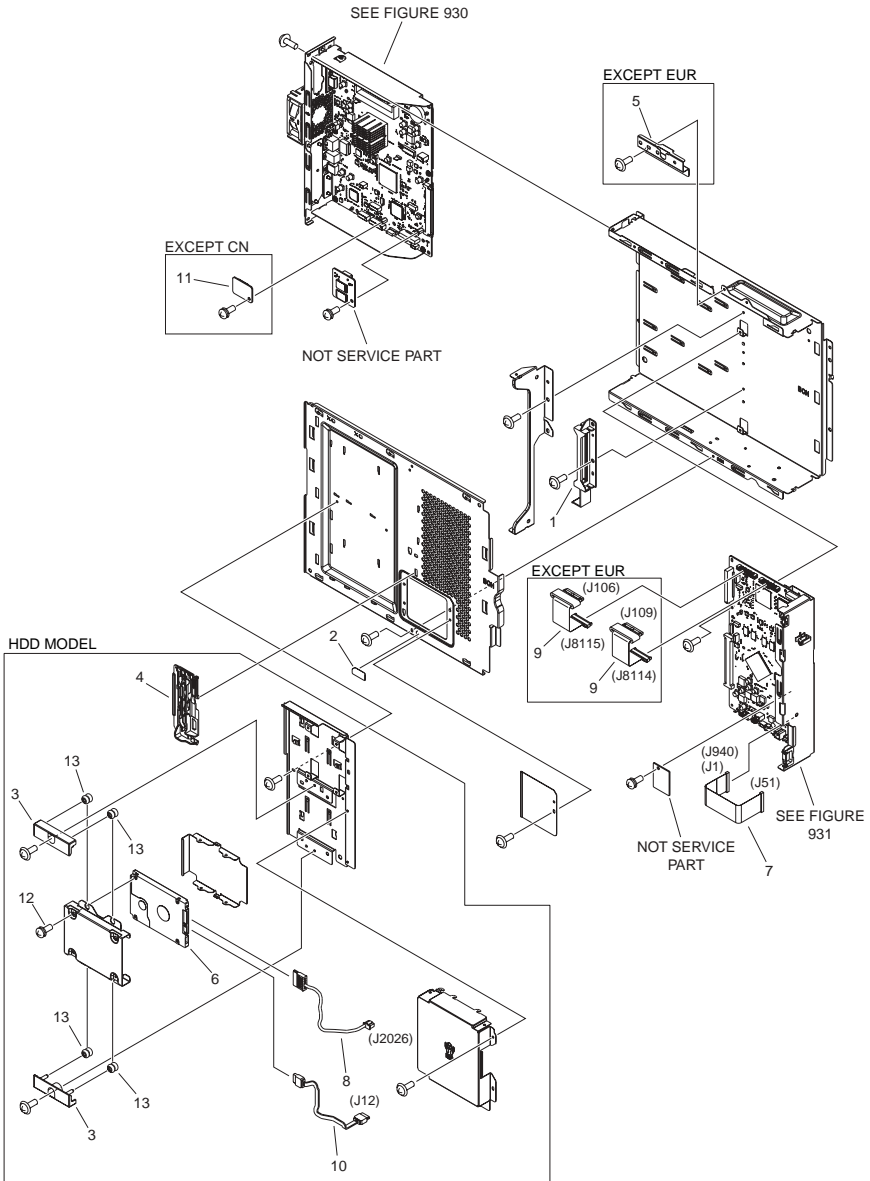
| FIGURE & KEY NO. | PARTS NUMBER | RANK | QTY | DESCRIPTION | SERIAL NUMBER/REMARKS | SVC |
|------------------|--------------|------|-----|----------------------------|-----------------------|-----|
| Fig.530 | FM3-8240-010 | | 1 | INTER. TRANSFER BELT ASS'Y | [DP] | |

FIGURE 810 FIXING ASSEMBLY



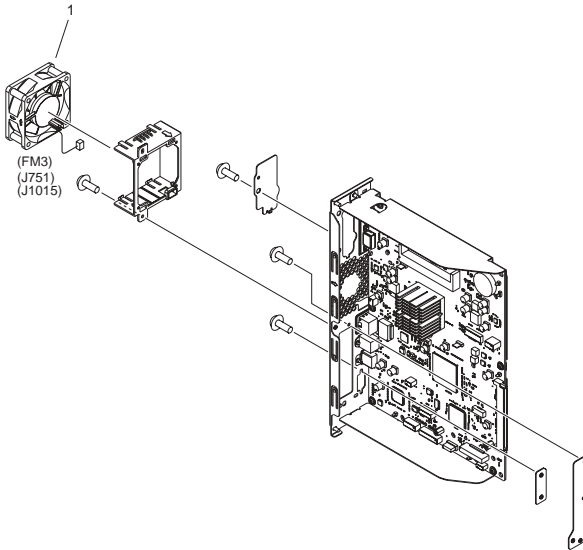
| FIGURE & KEY NO. | PARTS NUMBER | RANK | QTY | DESCRIPTION | SERIAL NUMBER/REMARKS | SVC |
|------------------|--------------|------|-----|-------------------------------|--|-----|
| Fig.810 | NPN | | RF | FIXING ASSEMBLY | | |
| 1 | FM1-B290-000 | | 1 | FIXING ASSEMBLY | 120V H1,TH1,TH2,TH3,TP1,PS 21,PS22,PS23 [DP] | |
| 1 | FM1-B291-000 | | 1 | FIXING ASSEMBLY | 230V H1,TH1,TH2,TH3,TP1,PS 21,PS22,PS23 [DP] | |
| 2 | FM4-7712-000 | | 1 | GUIDE, FIXING DELIVERY, UPPER | 2/3 DELIVERY model | |
| 2 | FM4-7713-000 | | 1 | GUIDE, FIXING DELIVERY, UPPER | EXCEPT 2/3 DELIVERY model | |
| 3 | RC2-6506-000 | | 1 | COVER, FIXING, LOWER | | |
| 4 | RU6-0710-000 | | 1 | GEAR, 21T/15T | | |
| 5 | RU6-0711-000 | | 1 | GEAR, 35T | | |
| 6 | RC2-6505-000 | | 1 | PANEL, FIXING, REAR | | |

FIGURE 900 CONTROLLER BOX ASSEMBLY



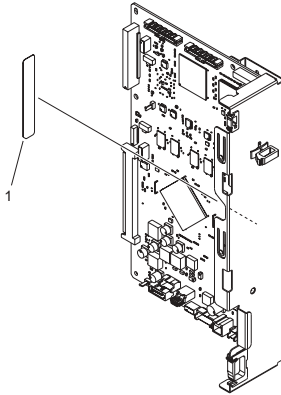
| FIGURE & KEY NO. | PARTS NUMBER | RANK | Q'TY | DESCRIPTION | SERIAL NUMBER/REMARKS | SVC |
|------------------|--------------|------|------|-----------------------------|-----------------------|-----|
| Fig.900 | NPN | | RF | CONTROLLER BOX ASSEMBLY | | |
| 1 | FC8-8455-010 | | 1 | HOLDER, PCB | | |
| 2 | FU8-8257-000 | | 1 | LABEL, CAUTION | | |
| 3 | FC8-8643-000 | | 2 | HOLDER, HDD | HDD model | |
| 4 | FC9-8619-000 | | 1 | GUIDE, CABLE | HDD model | |
| 5 | FE2-0314-000 | | 1 | PLATE, READER JOINT | EXCEPT EUR | |
| 6 | FK3-2219-000 | | 1 | HDD, MK1676GSX | HDD model | |
| 7 | FK2-9200-000 | | 1 | CABLE, FLAT | | |
| 8 | FK2-9239-000 | | 1 | CABLE, SATA POWER SUPPLY | HDD model | |
| 9 | FK3-0863-000 | | 2 | CABLE, FLAT | EXCEPT EUR | |
| 10 | FK2-9248-000 | | 1 | CABLE, STANDARD SATA POWER | HDD model | |
| 11 | FM4-0783-000 | | 1 | TPM PCB ASSEMBLY | EXCEPT CN | |
| 12 | XA9-1979-000 | | 7 | SCREW, MACH. PAN HEAD, M3X4 | | |
| 13 | XH9-0149-000 | | 4 | DAMPER, CUSHION | HDD model | |

FIGURE 930 MAIN CONTROLLER PCB ASS'Y, 1



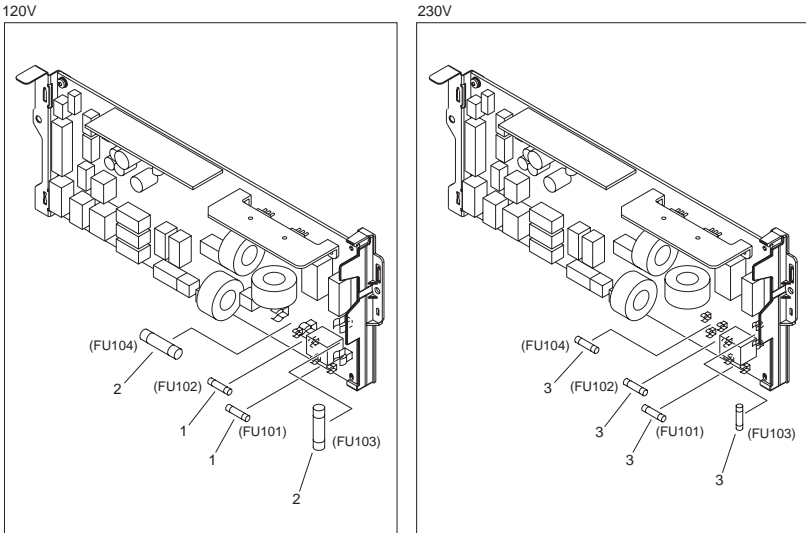
| FIGURE & KEY NO. | PARTS NUMBER | RANK | QTY | DESCRIPTION | SERIAL NUMBER/REMARKS | SVC |
|------------------|--------------|------|-----|------------------------------|-----------------------|-----|
| Fig.930 | FM0-2661-000 | | 1 | MAIN CONTROLLER PCB ASS'Y, 1 | C2230 SERIES | |
| Fig.930 | FM0-2663-000 | | 1 | MAIN CONTROLLER PCB ASS'Y, 1 | C2225 SERIES | |
| Fig.930 | FM0-2662-000 | | 1 | MAIN CONTROLLER PCB ASS'Y, 1 | C2220 SERIES | |
| 1 | FK2-9244-000 | | 1 | FAN | FM3 | |

FIGURE 931 MAIN CONTROLLER PCB ASS'Y, 2



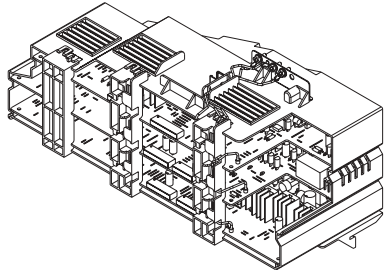
| FIGURE & KEY NO. | PARTS NUMBER | RANK | QTY | DESCRIPTION | SERIAL NUMBER/REMARKS | SVC |
|------------------|--------------|------|-----|--------------------------------|-----------------------|-----|
| Fig.931 | FM0-2667-000 | | 1 | MAIN CONTROLLER PCB ASS'Y, 2 | | |
| 1 | FC0-5049-000 | | 1 | LABEL, MEMORY CAUTION | | |
| IC | FK2-3218-000 | | 1 | IC, MB87L8650, GATE ARRAY | IC24 | |
| IC | FK2-7835-010 | | 1 | IC, R8A03018ABG U100, ASIC | IC1 | |
| IC | FK2-7852-000 | | 1 | IC, T6TH5EFG-0002(0), STANDARD | IC5 | |
| IC | FK2-8321-000 | | 1 | IC, MB87S1801 | IC7 | |
| IC | FK3-0865-000 | | 1 | IC, MB8AA4220, STANDARD | IC903 | |
| IC | FK3-1386-000 | | 1 | IC, CLOCK GENERATOR, HYBRID | IC22 | |

FIGURE 960 AC DRIVER PCB ASSEMBLY



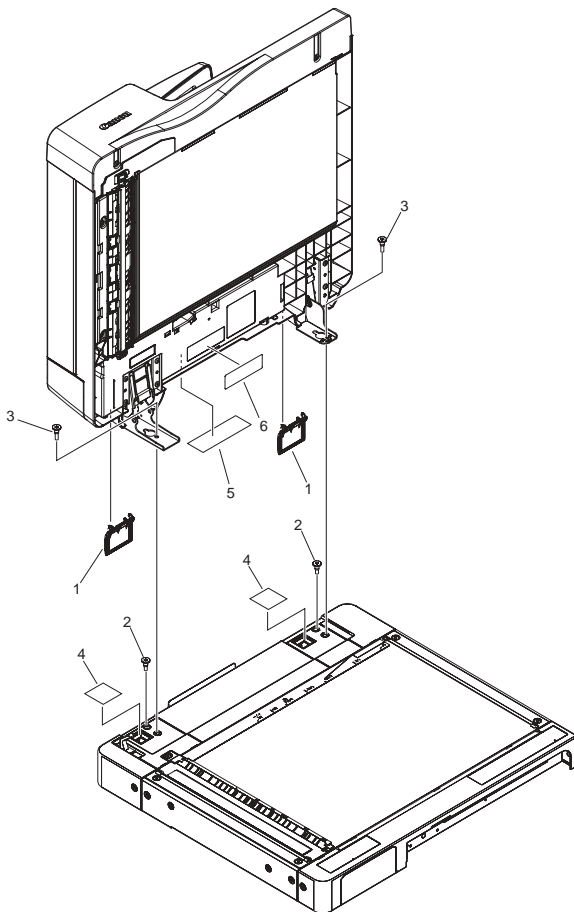
| FIGURE & KEY NO. | PARTS NUMBER | RANK | QTY | DESCRIPTION | SERIAL NUMBER/REMARKS | SVC |
|------------------|--------------|------|-----|---------------------------|------------------------------|-----|
| Fig.960 | FM0-1662-000 | | 1 | AC DRIVER PCB ASSEMBLY | 120V | |
| Fig.960 | FM0-1663-000 | | 1 | AC DRIVER PCB ASSEMBLY | 230V | |
| 1 | VD7-3221-002 | | 2 | FUSE 125V 10A, 233010.MXP | 120V FU101,FU102 | |
| 2 | VD7-2951-502 | | 2 | FUSE | 120V FU103,FU104 | |
| 3 | VD7-2898-001 | | 4 | FUSE | 230V FU101,FU102,FU103,FU104 | |

FIGURE 980 HIGH VOLTAGE PCB ASSEMBLY



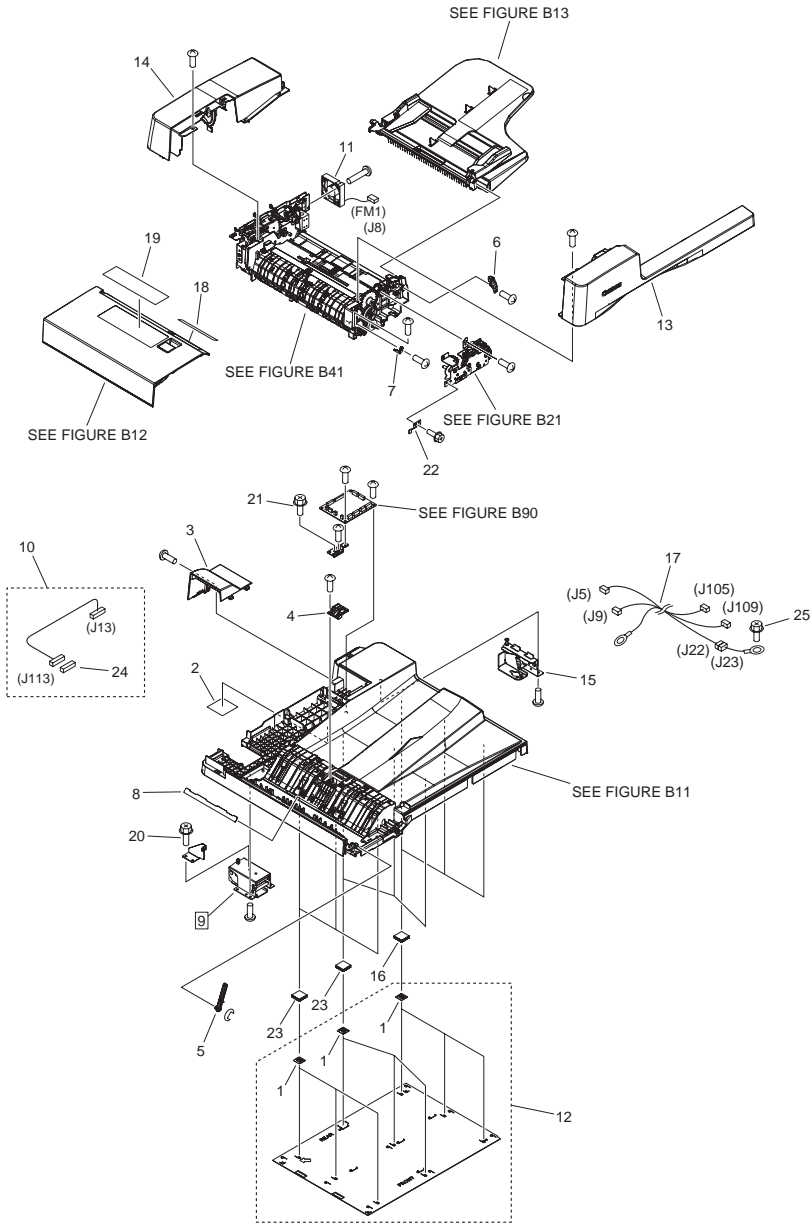
| FIGURE & KEY NO. | PARTS NUMBER | RANK | QTY | DESCRIPTION | SERIAL NUMBER/REMARKS | SVC |
|------------------|--------------|------|-----|---------------------------|-----------------------|-----|
| Fig.980 | FM3-8175-000 | | 1 | HIGH VOLTAGE PCB ASSEMBLY | | |

FIGURE B01
ADF MOUNTING ASSEMBLY (ADF model)



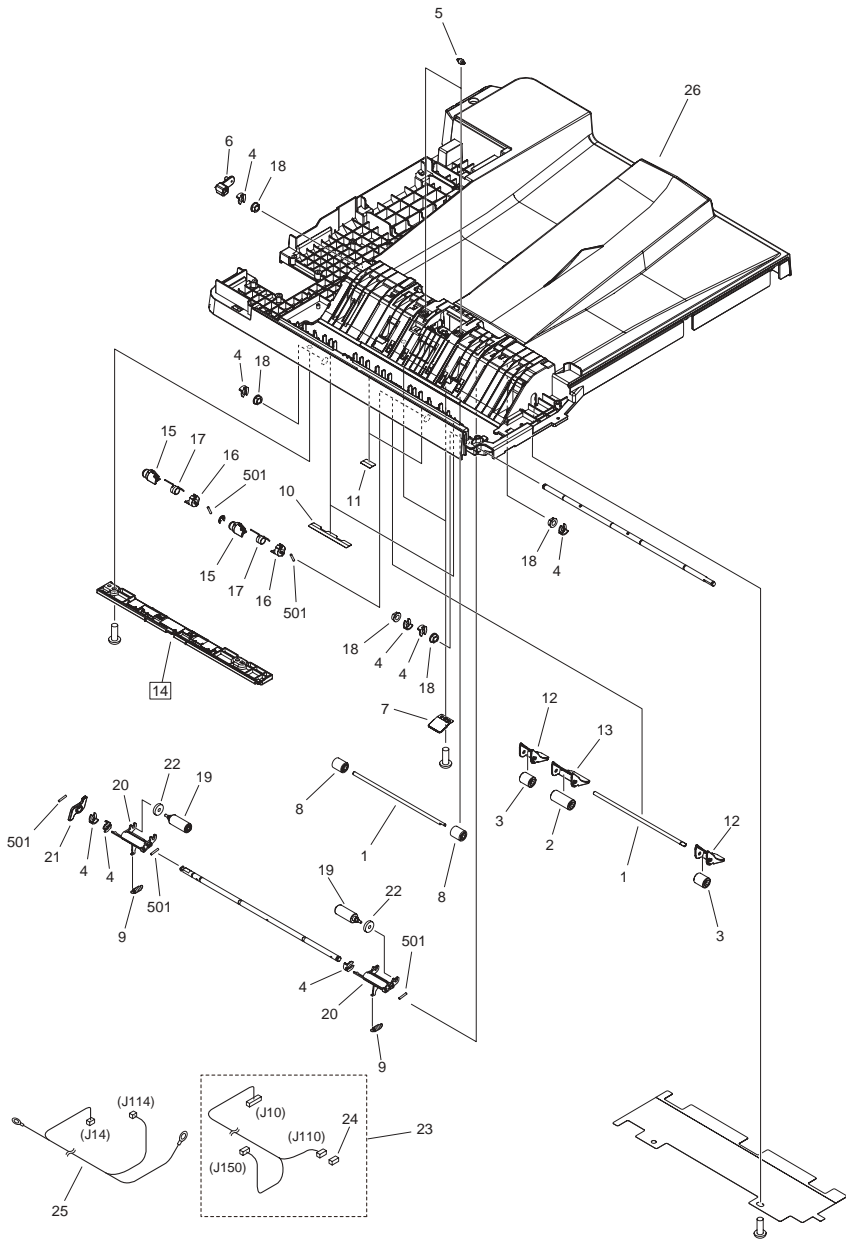
| FIGURE & KEY NO. | PARTS NUMBER | R A N K | Q'TY | DESCRIPTION | SERIAL NUMBER/ REMARKS | S V C |
|------------------|--------------|------------------|------|---------------------------|---------------------------|-------------|
| Fig.B01 | NPN | | RF | ADF MOUNTING ASSEMBLY | ADF model | |
| 1 | FC9-6192-010 | | 2 | COVER, HINGE BLANKING | | |
| 2 | FU5-9168-000 | | 2 | SCREW, STEPPED, M5 | | |
| 3 | FU5-9167-000 | | 2 | SCREW, FIXED, M4 | | |
| 4 | FC9-6193-000 | | 2 | SHEET, BLANKING | | |
| 5 | FU7-8165-000 | | 1 | LABEL, FINGER NIP CAUTION | Portuguese | |
| 5 | FU7-8166-000 | | 1 | LABEL, FINGER NIP CAUTION | Spanish | |
| 5 | FU7-8167-000 | | 1 | LABEL, FINGER NIP CAUTION | English | |
| 5 | FU7-8168-000 | | 1 | LABEL, FINGER NIP CAUTION | French | |
| 5 | FU7-8172-000 | | 1 | LABEL, FINGER NIP CAUTION | Korean | |
| 5 | FU7-8173-000 | | 1 | LABEL, FINGER NIP CAUTION | Traditional Chinese | |
| 6 | FU7-8225-000 | | 1 | LABEL, HINGE CAUTION | English | |
| 6 | FU7-8226-000 | | 1 | LABEL, HINGE CAUTION | French,Spanish,Portuguese | |
| 6 | FE3-0461-000 | | 1 | LABEL, HINGE CAUTION | Korean | |
| 6 | FE3-0462-000 | | 1 | LABEL, HINGE CAUTION | Traditional Chinese | |

FIGURE B10 ADF MAIN BODY (ADF model)



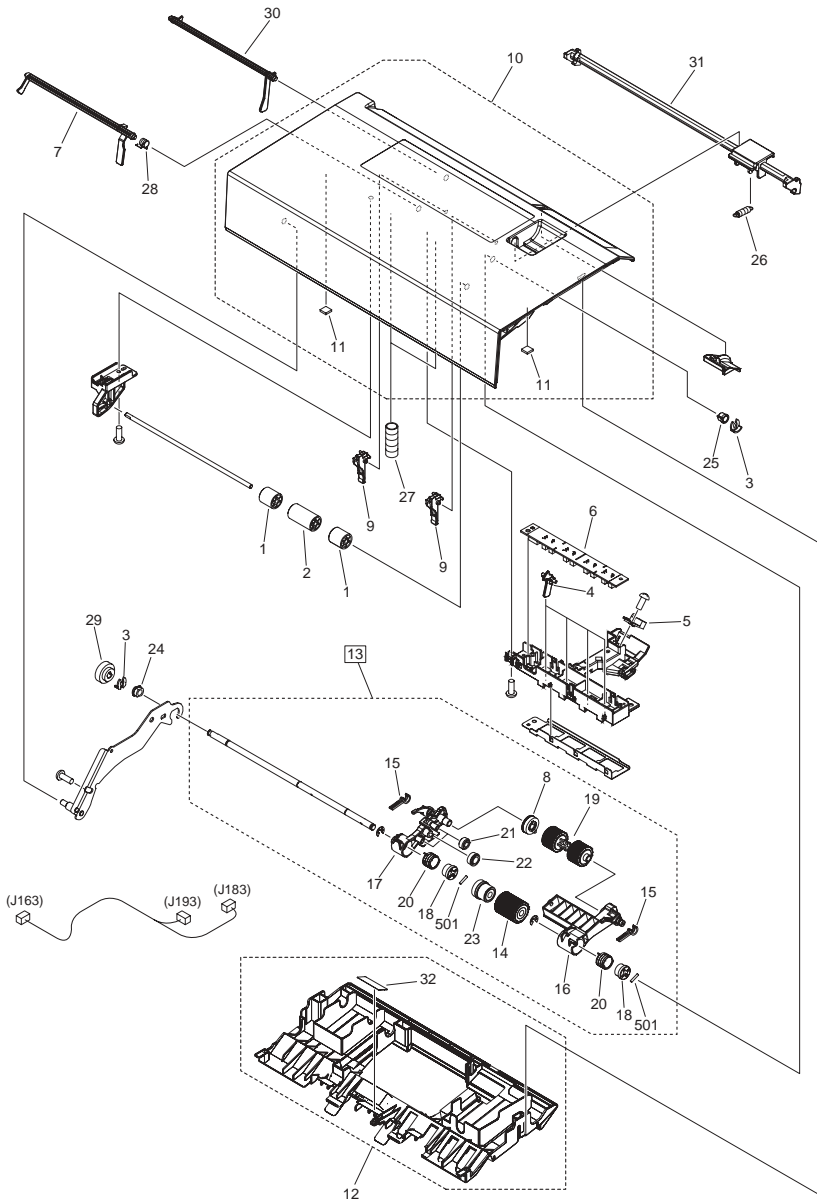
| FIGURE & KEY NO. | PARTS NUMBER | R A N K | Q'TY | DESCRIPTION | SERIAL NUMBER/ REMARKS | S V C |
|------------------|--------------|------------------|------|-----------------------------|---------------------------|-------------|
| Fig.B10 | NPN | | RF | ADF MAIN BODY | ADF model | |
| 1 | FC0-9274-000 | | 9 | SPONGE, SHEET, WHITE | | |
| 2 | FU7-8223-000 | | 1 | LABEL, HINGE CAUTION | | |
| 3 | FC0-9113-000 | | 1 | COVER, WINDOW, REAR | | |
| 4 | FC8-6311-000 | | 1 | COVER, STAMP | | |
| 5 | FC8-6330-000 | | 1 | LEVER, READ 1 ESTRANGEMENT | | |
| 6 | FC8-6387-000 | | 1 | HOLDER, TRAY SUPPORT | | |
| 7 | FC8-6388-000 | | 1 | HOLDER, FEEDER SHAFT | | |
| 8 | FC8-6405-000 | | 1 | SHEET, READ 2 LEAD | | |
| 9 | FE2-1598-000 | | 1 | HINGE, LEFT | [DP] | |
| 10 | FM0-1193-000 | | 1 | CABLE, CONNECTING | | |
| 11 | FK3-2685-000 | | 1 | FAN | FM1 | |
| 12 | FL3-7538-000 | | 1 | PANEL, COPYBOARD | | |
| 13 | FL0-0594-000 | | 1 | COVER, FRONT | | |
| 14 | FL3-7546-000 | | 1 | COVER, REAR | | |
| 15 | FM3-6893-000 | | 1 | RIGHT HINGE ASSEMBLY | | |
| 16 | FL3-8435-000 | | 3 | CUSHION | | |
| 17 | FM0-1190-000 | | 1 | CABLE, I/F | | |
| 18 | FE3-0468-000 | | 1 | LABEL, DOCUMENT SIZE | A/INCH | |
| 18 | FE3-0469-000 | | 1 | LABEL, DOCUMENT SIZE | AB/K/INCH | |
| 19 | FU7-8656-000 | | 1 | LABEL, PROHIBITION DOCUMENT | | |
| 20 | XA9-0732-010 | | 7 | SCREW,RS,M4 | | |
| 21 | XA9-1164-000 | | 2 | SCREW,RS,M3X6.5 | | |
| 22 | FC0-9122-010 | | 1 | PLATE, GROUNDING | | |
| 23 | FL3-7549-000 | | 6 | CUSHION | | |
| 24 | VS1-7207-008 | | 1 | CONNECTOR, SNAP TIGHT, BK | | |
| 25 | XA9-1386-000 | | 1 | SCREW,RS,M3X8 | | |

FIGURE B11 BASE ASSEMBLY (ADF model)



| FIGURE & KEY NO. | PARTS NUMBER | R A N K | Q'TY | DESCRIPTION | SERIAL NUMBER/ REMARKS | S V C |
|------------------|--------------|------------------|------|----------------------------|---------------------------|-------------|
| Fig.B11 | NPN | | RF | BASE ASSEMBLY | ADF model | |
| 1 | FE2-1601-000 | | 2 | SHAFT, PAPER FEED ROLLER | | |
| 2 | FC5-4286-000 | | 1 | ROLLER, PAPER FEED, 1 | | |
| 3 | FC5-4287-000 | | 2 | ROLLER, PAPER FEED, 2 | | |
| 4 | FC5-4425-000 | | 8 | CLIP | | |
| 5 | FC6-8973-000 | | 2 | ROLLER, PLATEN | | |
| 6 | FC8-6319-000 | | 1 | HOLDER, SOLENOID | | |
| 7 | FL3-8436-000 | | 2 | SPRING, LEAF | | |
| 8 | FC8-6404-000 | | 2 | ROLLER, READ 2 PINCH | | |
| 9 | FU7-2652-000 | | 2 | SPRING, TENSION | | |
| 10 | FC8-6422-000 | | 2 | SHEET, PAPER FEED | | |
| 11 | FC8-6423-000 | | 2 | SHEET, PAPER FEED | | |
| 12 | FL2-9933-000 | | 2 | HOLDER, ROLLER, SMALL | | |
| 13 | FL2-9934-010 | | 1 | HOLDER, ROLLER, LARGE | | |
| 14 | FL3-2942-000 | | 1 | COVER, BASE, LOWER | [DP] | |
| 15 | FC8-6331-000 | | 2 | LEVER, READ 1 PRESSURE | | |
| 16 | FC8-6332-000 | | 2 | COLLAR, READ 1 PRESSURE | | |
| 17 | FC9-9203-000 | | 2 | SPRING, TORSION | | |
| 18 | FU5-1168-000 | | 5 | BUSHING | | |
| 19 | FC8-6316-000 | | 2 | ROLLER, DELIVERY | | |
| 20 | FC8-6317-000 | | 2 | HOLDER, DELIVERY ROLLER | | |
| 21 | FC8-6318-010 | | 1 | CAM, DELIVERY ESTRANGEMENT | | |
| 22 | FC8-6419-000 | | 2 | DAMPER, DELIVERY | | |
| 23 | FM0-1192-000 | | 1 | CABLE, BASE | | |
| 24 | VS1-7177-002 | | 1 | CONNECTOR, SNAP TIGHT, BK | | |
| 25 | FM0-1197-000 | | 1 | CABLE, REGISTRATION MOTOR | | |
| 26 | FL3-7548-000 | | 1 | BASE | | |
| 501 | XD3-2200-122 | | 5 | PIN, DOWEL | | |

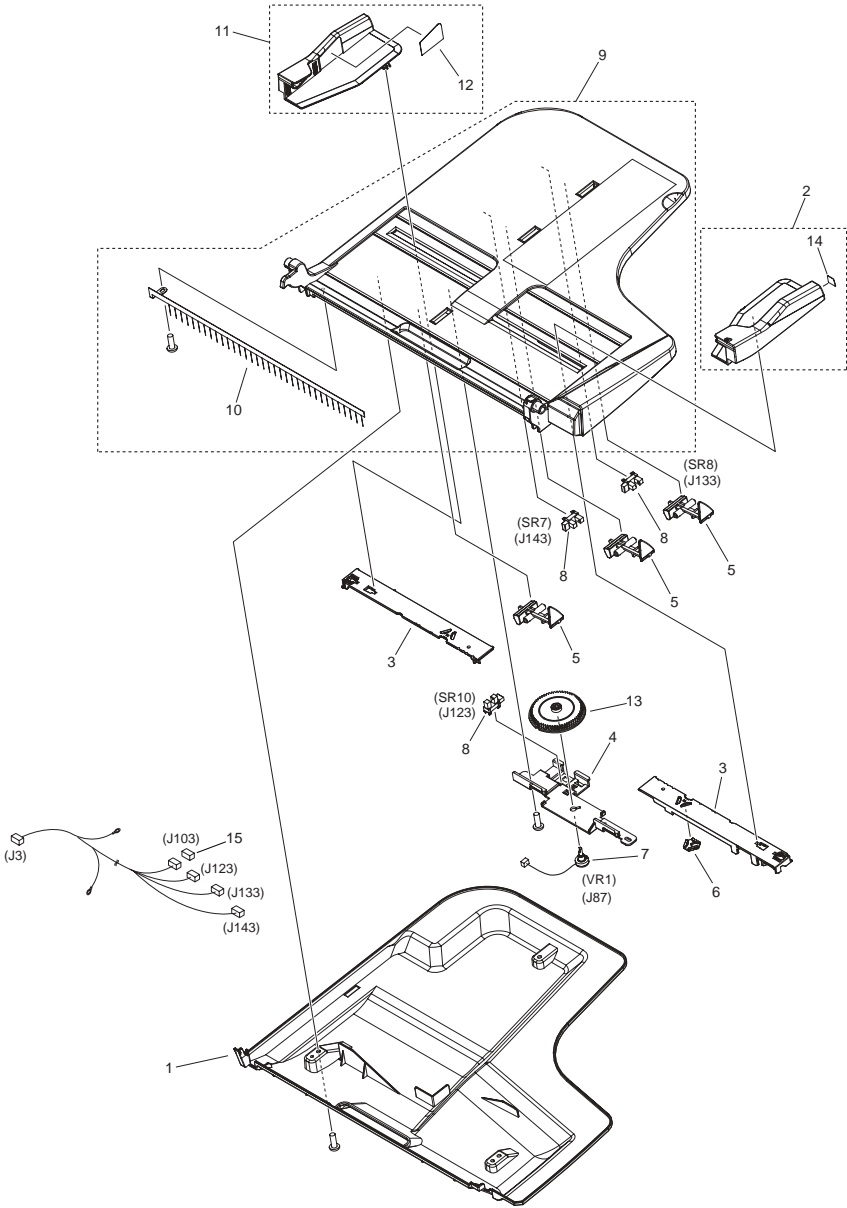
FIGURE B12 PAPER PICK-UP COVER ASS'Y (ADF model)



| FIGURE & KEY NO. | PARTS NUMBER | R A N K | Q'TY | DESCRIPTION | SERIAL NUMBER/ REMARKS | S V C |
|------------------|--------------|------------------|------|------------------------------|---------------------------|-------------|
| Fig.B12 | FM0-3223-000 | | 1 | PAPER PICK-UP COVER ASSEMBLY | ADF model | |
| 1 | FC5-4323-000 | | 2 | ROLLER, REGISTRATION, 1 | | |
| 2 | FC5-4324-000 | | 1 | ROLLER, REGISTRATION, 2 | | |
| 3 | FC5-4425-000 | | 2 | CLIP | | |
| 4 | FC9-4973-000 | | 4 | LEVER, WIDTH SENSOR | | |
| 5 | FM0-1189-000 | | 1 | LED PCB UNIT | | |
| 6 | FM4-1747-000 | | 1 | SENSOR PCB ASS'Y | | |
| 7 | FC8-6348-000 | | 1 | LEVER, TIMING SENSOR | | |
| 8 | FU8-0890-000 | | 1 | GEAR, 33T | | |
| 9 | FL2-9948-000 | | 2 | SHUTTER | | |
| 10 | FL3-7543-000 | | 1 | COVER, PAPER PICK-UP | | |
| 11 | FC8-6403-000 | | 6 | DAMPER, REV. GUIDE RETAINING | | |
| 12 | FL3-8437-000 | | 1 | GUIDE, PAPER PICK-UP, LOWER | | |
| 13 | FM0-1226-000 | | 1 | PAPER PICK-UP ROLLER UNIT | [DP] | |
| 14 | FC6-2784-000 | | 1 | ROLLER, PAPER SEPARATION | | |
| 15 | FC6-8971-010 | | 2 | LEVER, STOP | | |
| 16 | FC0-9108-000 | | 1 | ARM, PICK, FRONT | | |
| 17 | FC0-9109-000 | | 1 | ARM, PICK, REAR | | |
| 18 | FC8-6353-000 | | 2 | JOINT | | |
| 19 | FC9-4968-000 | | 1 | ROLLER, PICK-UP | | |
| 20 | FE2-1596-000 | | 2 | SPRING, TORSION | | |
| 21 | FU8-0299-000 | | 2 | GEAR, 20T | | |
| 22 | FU8-0300-000 | | 1 | GEAR, 22T | | |
| 23 | FC9-4970-000 | | 1 | GEAR, 33T | | |
| 24 | FU5-1172-000 | | 1 | BUSHING | | |
| 25 | FU5-1626-000 | | 1 | BUSHING | | |
| 26 | FU7-2654-000 | | 1 | SPRING, TENSION | | |
| 27 | FU7-2655-000 | | 2 | SPRING, COMPRESSION | | |
| 28 | FU7-2656-000 | | 1 | SPRING, TORSION | | |
| 29 | FU9-0938-000 | | 1 | GEAR, 24T | | |
| 30 | FC9-4971-000 | | 1 | LEVER, EMPTY SENSOR | | |
| 31 | FC9-6190-000 | | 1 | KNOB, PAPER PICK-UP COVER | | |

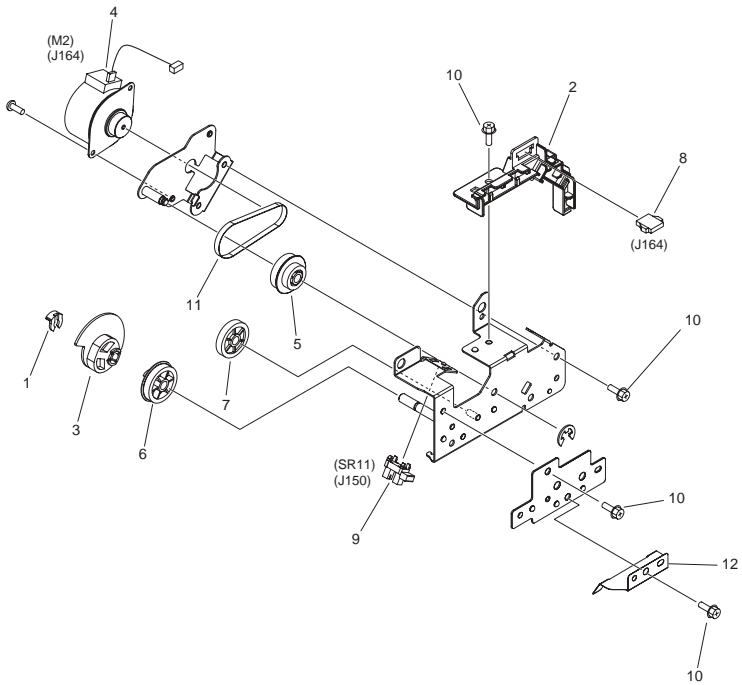
| FIGURE & KEY NO. | PARTS NUMBER | R A N K | Q'TY | DESCRIPTION | SERIAL NUMBER/ REMARKS | S V C |
|------------------------|-----------------|------------------|------|------------------------|---------------------------|-------------|
| 32 | FC8-6356-000 | | 1 | SHEET, CLEANING, LARGE | | |
| 501 | XD3-2200-102 | | 2 | PIN, PARALLEL | | |

FIGURE B13 DOCUMENT TRAY ASS'Y (ADF model)



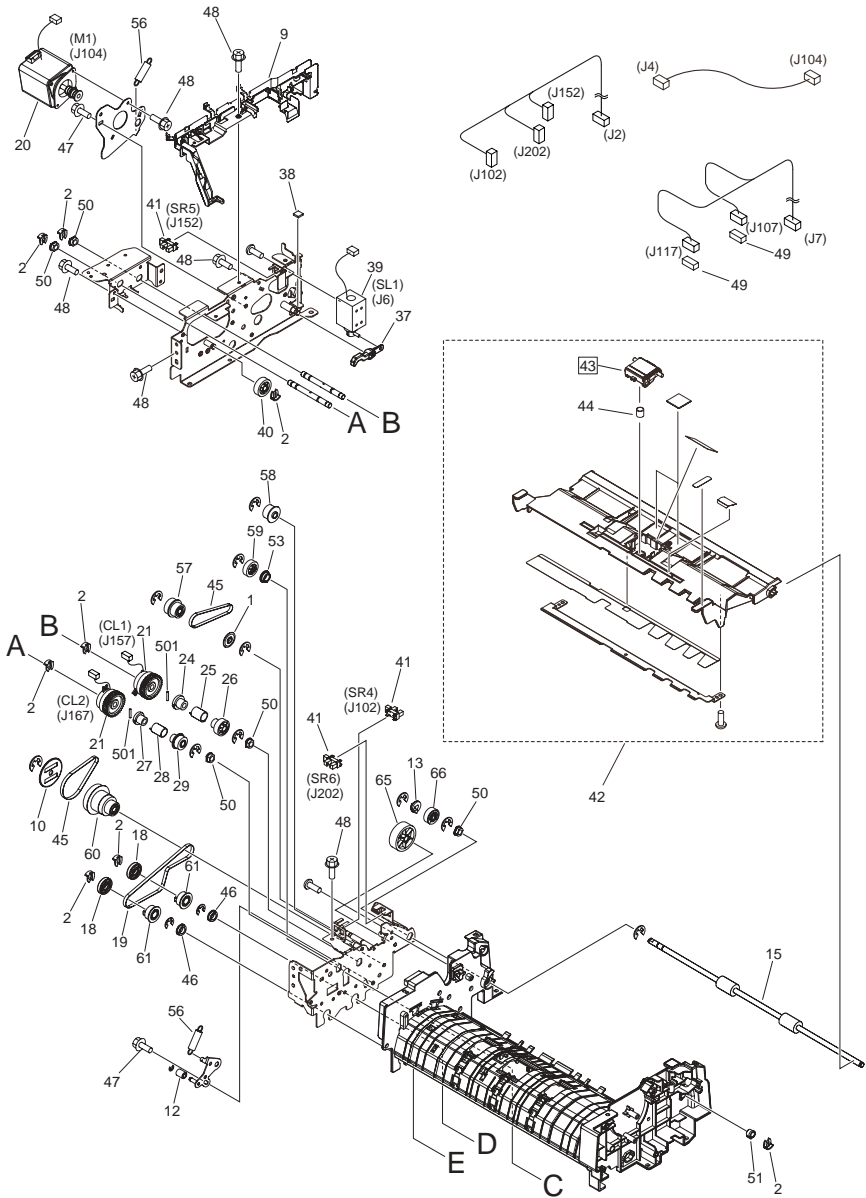
| FIGURE & KEY NO. | PARTS NUMBER | R A N K | Q'TY | DESCRIPTION | SERIAL NUMBER/ REMARKS | S V C |
|------------------|--------------|------------------|------|------------------------------|---------------------------|-------------|
| Fig.B13 | FM0-3218-000 | | 1 | DOCUMENT TRAY ASSY | ADF model | |
| 1 | FL3-2450-000 | | 1 | COVER, TRAY, LOWER | | |
| 2 | FL3-2937-000 | | 1 | GUIDE, TRAY, FRONT | | |
| 3 | FC9-4983-000 | | 2 | RACK, TRAY | | |
| 4 | FC8-6338-000 | | 1 | HOLDER, TRAY VOLUME | | |
| 5 | FC8-6339-000 | | 3 | LEVER, TRAY SENSOR | | |
| 6 | FC8-6340-000 | | 1 | RACK, TRAY | | |
| 7 | FM0-1200-000 | | 1 | VARIABLE RESISTOR UNIT | VR1 | |
| 8 | WG8-5935-000 | | 3 | IC, PHOTO INTERRUPTER | SR7,SR8,SR10 | |
| 9 | FL3-2449-000 | | 1 | TRAY, DOCUMENT | | |
| 10 | FC8-6341-000 | | 1 | ELIMINATOR, STATIC CHARGE | | |
| 11 | FL3-2939-000 | | 1 | GUIDE, TRAY, REAR | | |
| 12 | FU7-8443-000 | | 1 | LABEL, DOCUMENT MAXIMUM LOAD | | |
| 13 | FC9-4984-000 | | 1 | GEAR, 50T | | |
| 14 | FU7-8442-000 | | 1 | LABEL, DOCUMENT MAXIMUM LOAD | | |
| 15 | VS1-7207-003 | | 1 | CONNECTOR, SNAP TIGHT, BK | | |

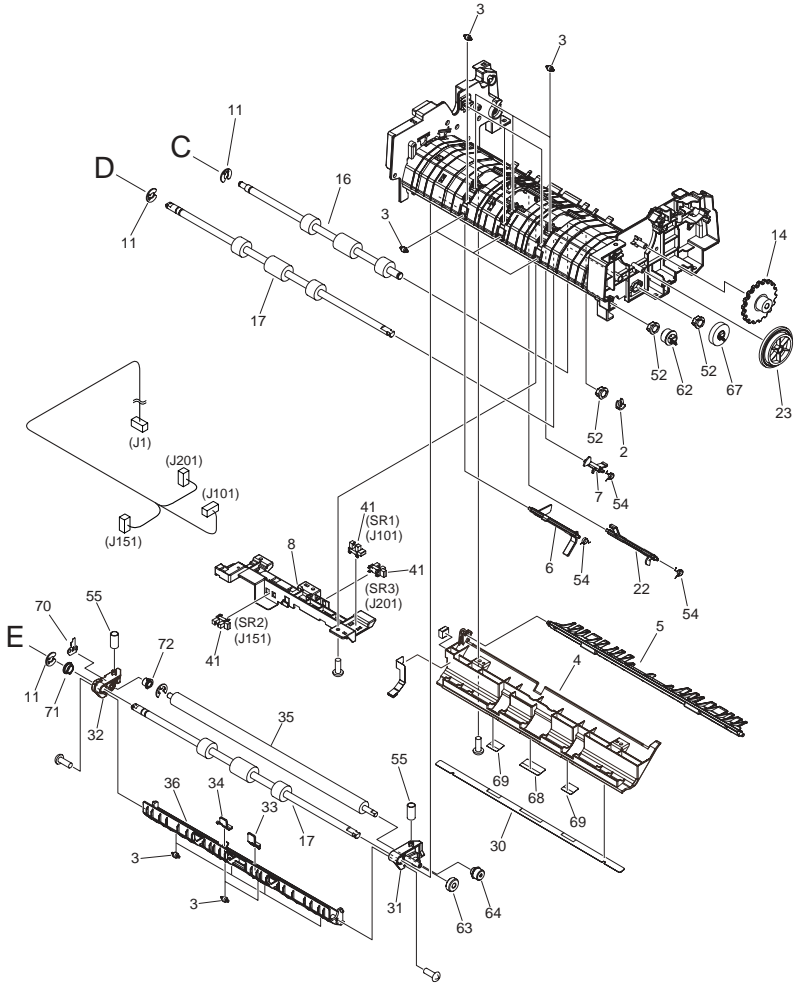
FIGURE B21 ESTRANGEMENT DRIVE ASSEMBLY (ADF model)



| FIGURE & KEY NO. | PARTS NUMBER | R A N K | Q'TY | DESCRIPTION | SERIAL NUMBER/ REMARKS | S V C |
|------------------|--------------|------------------|------|-----------------------------|---------------------------|-------------|
| Fig.B21 | NPN | | RF | ESTRANGEMENT DRIVE ASSEMBLY | ADF model | |
| 1 | FC5-4425-000 | | 1 | CLIP | | |
| 2 | FC8-6406-000 | | 1 | DUCT, ESTRANGEMENT HARNESS | | |
| 3 | FC8-6407-000 | | 1 | CAM, ESTRANGEMENT | | |
| 4 | FK3-2680-000 | | 1 | MOTOR, STEPPING | M2 | |
| 5 | FU8-0311-000 | | 1 | GEAR PULLEY, 40T/20T | | |
| 6 | FU8-0319-000 | | 1 | GEAR, 31T | | |
| 7 | FU9-0930-000 | | 1 | GEAR, 30T | | |
| 8 | VS1-7177-004 | | 1 | CONNECTOR, SNAP TIGHT, BK | | |
| 9 | WG8-5935-000 | | 1 | IC, PHOTO INTERRUPTER | SR11 | |
| 10 | XA9-0732-010 | | 5 | SCREW,RS,M4 | | |
| 11 | XF2-1607-640 | | 1 | BELT, TIMING | | |
| 12 | FC0-4617-000 | | 1 | SPRING, LEAF | | |

FIGURE B41 FEED ASSEMBLY (ADF model)





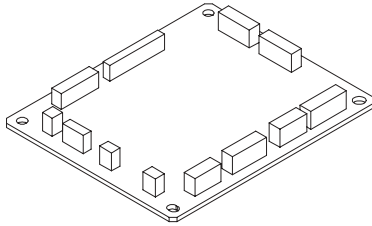
| FIGURE & KEY NO. | PARTS NUMBER | R A N K | Q'TY | DESCRIPTION | SERIAL NUMBER/ REMARKS | S V C |
|------------------|--------------|------------------|------|------------------------------|---------------------------|-------------|
| Fig.B41 | FM0-1220-010 | | 1 | FEED ASSEMBLY | ADF model | |
| 1 | FC5-4353-000 | | 1 | FLANGE, BELT | | |
| 2 | FC5-4425-000 | | 9 | CLIP | | |
| 3 | FC6-8973-000 | | 15 | ROLLER, PLATEN | | |
| 4 | FL0-0595-000 | | 1 | GUIDE, PLATEN, 2 | | |
| 5 | FL2-9949-000 | | 1 | FLAPPER, REVERSE | | |
| 6 | FC8-6371-000 | | 1 | LEVER, READ SENSOR | | |
| 7 | FC8-6372-000 | | 1 | LEVER, PAPER DELIVERY SENSOR | | |
| 8 | FC8-6377-000 | | 1 | HOLDER, SENSOR | | |
| 9 | FC8-6378-020 | | 1 | DUCT, HARNESS | | |
| 10 | FC8-6379-000 | | 1 | FLANGE, PULLEY | | |
| 11 | FC8-6380-000 | | 3 | CLIP | | |
| 12 | FC8-6382-000 | | 1 | ROLLER, BELT TENSION | | |
| 13 | FC8-6385-000 | | 1 | JOINT, DELIVERY GEAR | | |
| 14 | FC0-9097-000 | | 1 | DIAL, JAM | | |
| 15 | FC8-6395-010 | | 1 | ROLLER, DELIVERY | | |
| 16 | FC8-6396-000 | | 1 | ROLLER, REGISTRATION | | |
| 17 | FC0-4619-000 | | 2 | ROLLER, READ | | |
| 18 | FC8-6418-000 | | 2 | JOINT, READ PULLEY | | |
| 19 | FC8-6421-000 | | 1 | BELT, TIMING | | |
| 20 | 4G8-5050-000 | | 1 | MOTOR, STEPPING, DC | M1 | |
| 21 | FK3-2679-000 | | 2 | CLUTCH, ELECTROMAGNETIC | CL1,CL2 | |
| 22 | FL2-9937-000 | | 1 | FLAG, REGISTRATION SENSOR | | |
| 23 | FU9-0937-000 | | 1 | GEAR, 48T/62T | | |
| 24 | FC8-6383-000 | | 1 | JOINT, PICK-UP | | |
| 25 | FC8-6411-000 | | 1 | SPRING, TORSION | | |
| 26 | FU9-0931-000 | | 1 | GEAR, 22T | | |
| 27 | FC8-6384-000 | | 1 | JOINT, REGISTRATION | | |
| 28 | FC8-6412-000 | | 1 | SPRING, TORSION | | |
| 29 | FU9-0932-000 | | 1 | GEAR, 18T | | |
| 30 | FL0-0595-000 | | 1 | GUIDE, PLATEN, 2 | | |
| 31 | FC8-6373-000 | | 1 | ARM, PLATEN, FRONT | | |

| FIGURE & KEY NO. | PARTS NUMBER | R A N K | Q'TY | DESCRIPTION | SERIAL NUMBER/ REMARKS | S V C |
|------------------|--------------|------------------|------|------------------------------|-----------------------------|-------------|
| 32 | FE2-1918-000 | | 1 | ARM, PLATEN, REAR | | |
| 33 | FC8-6375-000 | | 1 | SPACER, READ, FRONT | | |
| 34 | FC8-6376-000 | | 1 | SPACER, READ, REAR | | |
| 35 | FC0-9124-000 | | 1 | ROLLER, WHITE | | |
| 36 | FL2-9939-000 | | 1 | GUIDE, PLATEN, 1 | | |
| 37 | FC8-6381-000 | | 1 | LINK, SOLENOID | | |
| 38 | FC8-6403-000 | | 1 | DAMPER, REV. GUIDE RETAINING | | |
| 39 | FK3-2682-000 | | 1 | SOLENOID | SL1 | |
| 40 | FU9-0933-000 | | 1 | GEAR, 25T | | |
| 41 | WG8-5935-000 | | 6 | IC, PHOTO INTERRUPTER | SR1,SR2,SR3,SR4,SR5,S R6 | |
| 42 | FM0-1223-010 | | 1 | GUIDE, SEPARATION REVERSE | | |
| 43 | FM1-A719-000 | | 1 | SEPARATION PAD UNIT | [DP] | |
| 44 | FM1-A719-000 | | 1 | SEPARATION PAD UNIT | | |
| 45 | XF2-1607-640 | | 2 | BELT, TIMING | | |
| 46 | XG9-0820-000 | | 2 | BEARING, BALL | | |
| 47 | XA9-0702-000 | | 4 | SCREW, WWASHER, M3X6 | | |
| 48 | XA9-1164-000 | | 8 | SCREW,RS,M3X6.5 | | |
| 49 | VS1-7177-002 | | 2 | CONNECTOR, SNAP TIGHT, BK | | |
| 50 | FU5-1172-000 | | 5 | BUSHING | | |
| 51 | FU5-1626-000 | | 1 | BUSHING | | |
| 52 | FU6-1088-000 | | 3 | BUSHING | | |
| 53 | FU6-1089-000 | | 1 | BUSHING | | |
| 54 | FU7-2658-000 | | 3 | SPRING, TORSION | | |
| 55 | FU7-2659-000 | | 2 | SPRING, COMPRESSION | | |
| 56 | FU7-2660-000 | | 2 | SPRING, TENSION | | |
| 57 | FU9-0934-000 | | 1 | PULLEY, 27T/GEAR, 22T | | |
| 58 | FU9-0935-000 | | 1 | GEAR, 18T | | |
| 59 | FU9-0936-000 | | 1 | GEAR, 22T | | |
| 60 | FU8-0309-000 | | 1 | GEAR PULLEY, 36T/54T/28T | | |
| 61 | FU8-0310-000 | | 2 | PULLEY, 36T | | |
| 62 | FU8-0312-000 | | 1 | GEAR, 18T | | |

| FIGURE & KEY NO. | PARTS NUMBER | RANK | Q'TY | DESCRIPTION | SERIAL NUMBER/REMARKS | SVC |
|------------------|--------------|------|------|------------------------|-----------------------|-----|
| 63 | FU8-0313-000 | | 1 | GEAR, 18T | | |
| 64 | FU8-0314-000 | | 1 | GEAR, 14T | | |
| 65 | FU8-0315-000 | | 1 | GEAR, 39T | | |
| 66 | FU8-0316-000 | | 1 | GEAR, 21T | | |
| 67 | FU8-0317-000 | | 1 | GEAR, 32T | | |
| 68 | FC8-6356-000 | | 1 | SHEET, CLEANING, LARGE | | |
| 69 | FC8-6357-000 | | 2 | SHEET, CLEANING, SMALL | | |
| 70 | FE2-1919-000 | | 1 | SPRING, GROUNDING | | |
| 71 | FS6-1140-000 | | 1 | BUSHING | | |
| 72 | RS5-1101-000 | | 1 | BUSHING, CONDUCTIVE | | |
| 501 | XD3-2200-122 | | 2 | PIN, DOWEL | | |

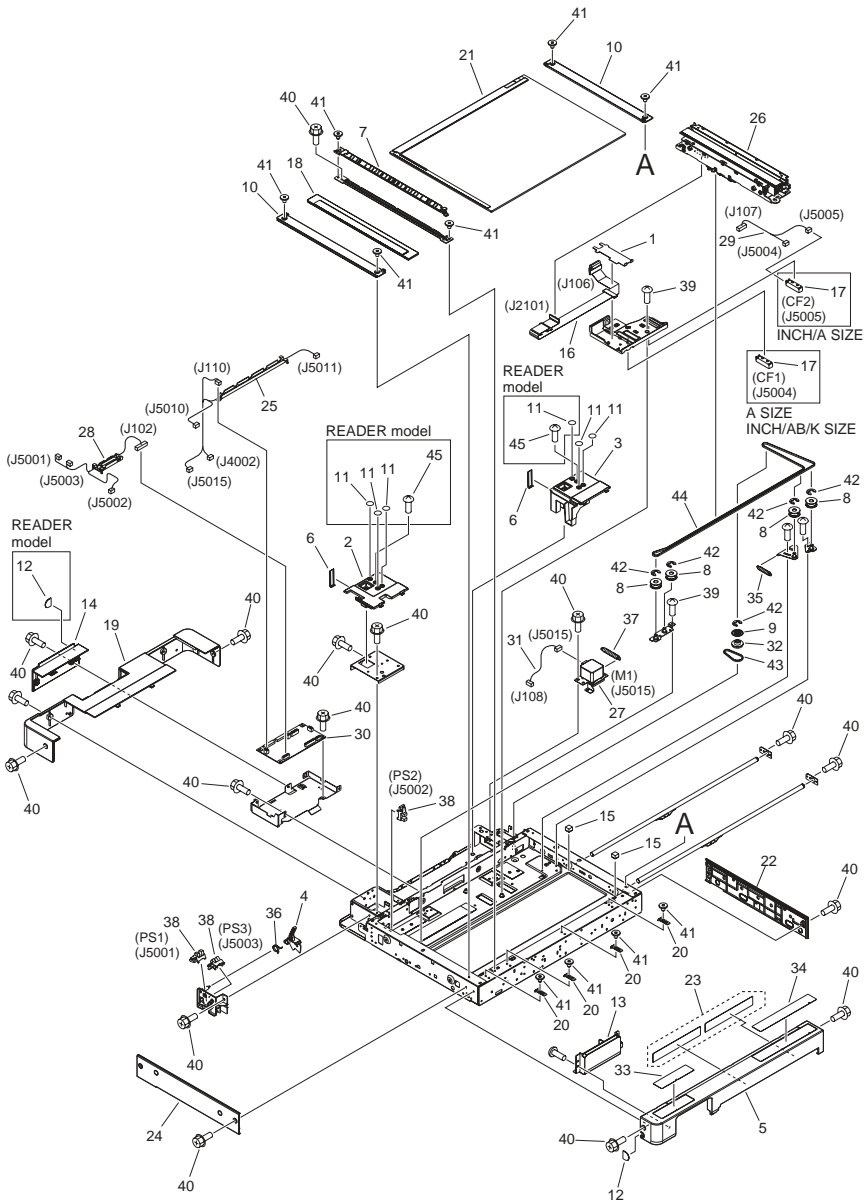
FIGURE B90

ADF PCB ASSEMBLY (ADF MODEL)



| FIGURE & KEY NO. | PARTS NUMBER | RANK | QTY | DESCRIPTION | SERIAL NUMBER/REMARKS | SVC |
|------------------|--------------|------|-----|--------------------------------|-----------------------|-----|
| Fig.B90 | FM0-1188-000 | | 1 | ADF PCB ASSEMBLY | ADF model | |
| IC | FK2-1773-000 | | 1 | IC,TC200GO2EFG-1031,GATE ARRAY | IC6 | |

FIGURE D11 READER ASSEMBLY (ADF,READER model)



| FIGURE & KEY NO. | PARTS NUMBER | R A N K | Q'TY | DESCRIPTION | SERIAL NUMBER/ REMARKS | S V C |
|------------------|--------------|------------------|------|--------------------------------|---------------------------|-------------|
| Fig.D11 | NPN | | RF | READER ASSEMBLY | READER_ADF model | |
| 1 | FC0-0463-000 | | 1 | SHEET, CABLE RETAINING | | |
| 2 | FC0-0472-000 | | 1 | COVER, HINGE LOWER, LEFT | | |
| 3 | FC0-0473-000 | | 1 | COVER, HINGE LOWER, RIGHT | | |
| 4 | FC0-0679-000 | | 1 | FLAG, OPEN/CLOSE SENSOR | | |
| 5 | FC0-0681-000 | | 1 | COVER, READER, FRONT | | |
| 6 | FC0-0691-000 | | 2 | SHEET, HINGE COVER | | |
| 7 | FC0-2618-000 | | 1 | COVER, GLASS SUPPORT | | |
| 8 | FC8-6163-000 | | 4 | PULLEY | | |
| 9 | FC8-6180-000 | | 1 | PULLEY | | |
| 10 | FC9-7288-010 | | 2 | COVER, GLASS RETAINING | | |
| 11 | FC9-7297-000 | | 6 | SEAL, BLANKING | | |
| 12 | FC9-7300-000 | | 2 | SEAL, CABLE BLANKING | | |
| 13 | FC9-7301-000 | | 1 | COVER, READER SUB, FRONT | | |
| 14 | FE2-1747-010 | | 1 | COVER, PCB | | |
| 15 | FE2-1752-000 | | 2 | SPACER, SHAFT CUSHION | | |
| 16 | FK3-0860-000 | | 1 | CABLE, FLAT | | |
| 17 | FK3-0871-000 | | 1 | IC, PHOTO SENSOR,DOCUMENT SIZE | | |
| 18 | FL3-3206-000 | | 1 | GLASS, READER | | |
| 19 | FL3-4603-000 | | 1 | COVER, READER, REAR | | |
| 20 | FL3-4761-000 | | 4 | COVER, GLASS RETAINING | | |
| 21 | FL3-4767-000 | | 1 | GLASS, COPYBOARD | INCH/A SIZE | |
| 21 | FL3-4768-000 | | 1 | GLASS, COPYBOARD | INCH/AB/K SIZE | |
| 22 | FL3-4771-000 | | 1 | COVER, SIDE, RIGHT | | |
| 23 | FL3-4774-000 | | 1 | LABEL, SERVICE | | |
| 24 | FL3-6227-000 | | 1 | COVER, READER, LEFT | | |
| 25 | FM0-1283-000 | | 1 | CABLE GUIDE ASSEMBLY, B | | |
| 26 | FM0-2743-000 | | 1 | SCANNER UNIT | | |
| 27 | FM4-6171-000 | | 1 | MOTOR ASS'Y | | |
| 28 | FM4-6406-000 | | 1 | CABLE GUIDE ASSEMBLY, A | | |
| 29 | FM4-6431-000 | | 1 | CABLE, SIZE SENSOR | | |
| 30 | FM4-6435-000 | | 1 | READER CONNECTING PCB ASSEMBLY | | |

| FIGURE & KEY NO. | PARTS NUMBER | R A N K | Q'TY | DESCRIPTION | SERIAL NUMBER/ REMARKS | S V C |
|------------------|--------------|------------------|------|--------------------------|---------------------------|-------------|
| 31 | FM4-6437-000 | | 1 | CABLE, OPTICAL MOTOR | | |
| 32 | FU5-3710-000 | | 1 | PULLEY | | |
| 33 | FU7-8081-000 | | 1 | LABEL, CLEANING POSITION | CN | |
| 33 | FU7-8082-000 | | 1 | LABEL, CLEANING POSITION | KR | |
| 33 | FU7-8083-000 | | 1 | LABEL, CLEANING POSITION | TW | |
| 34 | FU7-8085-000 | | 1 | LABEL, COPY INHIBITED | English | |
| 34 | FU7-8232-000 | | 1 | LABEL, COPY INHIBITED | Simplified Chinese | |
| 34 | FU7-8233-000 | | 1 | LABEL, COPY INHIBITED | Korean | |
| 34 | FU7-8234-000 | | 1 | LABEL, COPY INHIBITED | Traditional Chinese | |
| 34 | FU7-8086-000 | | 1 | LABEL, COPY INHIBITED | Canadian French | |
| 34 | FU7-8087-000 | | 1 | LABEL, COPY INHIBITED | Portuguese | |
| 34 | FU7-8227-000 | | 1 | LABEL, COPY INHIBITED | Spanish | |
| 35 | FU8-2481-000 | | 1 | SPRING, TENSION | | |
| 36 | FU8-2497-000 | | 1 | SPRING, TORSION | | |
| 37 | FU8-2600-000 | | 1 | SPRING, TENSION | | |
| 38 | WG8-5848-000 | | 3 | IC, PHOTO-INTERRUPTER | | |
| 39 | XA9-1116-030 | | 5 | SCREW,M3X5 | | |
| 40 | XA9-1386-000 | | AR | SCREW,RS,M3X8 | | |
| 41 | XA9-1415-000 | | AR | SCREW, FLAT HEAD, M4 | | |
| 42 | XD9-0136-000 | | 5 | RING, E | | |
| 43 | XF2-4606-835 | | 1 | BELT, TIMING | | |
| 44 | XF2-4668-040 | | 1 | BELT, TIMING | | |

FIGURE ZZA

MECHANICAL STANDARD PARTS (HOW TO USE)

Mechanical standard parts

機械標準部品

About a mechanical standard parts

A Mechanical standard parts is a mechanical part which not parts peculiar to a product. They are parts which are common to a Canon product and are used, such as a screw and a washer. The Fig No. and parts number of the mechanical standard parts are not listed in the product parts catalog. Refer to the parts catalog of mechanical standard parts when checking the parts number for screw or washer etc. and identify them by part shape or size.

機械標準部品とは

機械標準部品とは、製品特有の部品ではなく、ねじやワッシャなどキヤノン製品共通で使用されている機械部品（メカ部品）のことです。
製品のパーツカタログには、機械標準部品のFig No.や部品番号は記載しておりません。
ねじや、ワッシャ等の部品番号を調べるときは、機械標準部品のパーツカタログを参照し、部品の形状や大きさから判断し、使用している部品を調べてください。

Material and surface treatment of a mechanical standard parts

Material and surface treatment of mechanical standard parts are assigned commonly for each part. Refer to the Table 1 for the parts which material and surface treatment are assigned as numbers.

機械標準部品の材料および表面処理

機械標準部品の材料および表面処理については、各種部品共通で決められています。
材料および表面処理が番号で決められている部品については、表1を参照してください。

Table 1 Material and Surface treatment
表1 材料および表面処理

| No. 番号 | Material 材料 | Surface treatment 表面処理 | Color 色 |
|--------|--------------------------|--|------------|
| 1 | Stainless steel ステンレス | Stainless steel black coloring (BC4) ステンレス黒着色(BC4) | Black 黒 |
| 2 | | not to be given なし | White 白 |
| 3 | Brass 黄銅 | Regular nickel plating (NL) 普通ニッケルメッキ(NL) | White 白 |
| 4 | | Black nickel plating (BN) 黒色ニッケルメッキ(BN) | Black 黒 |
| 5 | Steel 鋼 | White zinc trivalent chromate treating (ZC3) 白色亜鉛3価クロメート(ZC3) | White 白 |
| 6 | | Regular nickel chromium plating (NC) 普通ニッケルクロムメッキ(NC) | White 白 |
| 7 | | Regular nickel plating (NL) 普通ニッケルメッキ(NL) | White 白 |
| 8 | | Iron and steel phosphating (P1) 鉄鋼磷酸塩処理(P1) | Black 黒 |
| 9 | | Black zinc trivalent chromate treating (BZ3) 黒色亜鉛3価クロメート(BZ3) | Black 黒 |

FIGURE ZZB MECHANICAL STANDARD PARTS (SCREWS)

1. Screws ねじ

How to read Parts Numbers
部品番号の見方

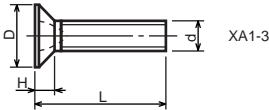
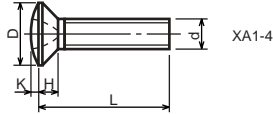
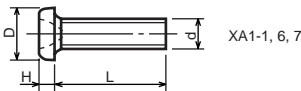
Screws
ねじ

XB1-2400-609

Type No.
類別番号
Normal designation (d)
ねじの呼び(d)
Length (L)
ねじの長さ(L)
Material and Surface treatment
材料および表面処理

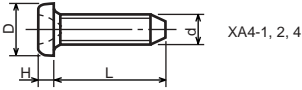
XB1-2 expresses Binding head machine screw.
XB1-2は、バインドねじを表す
40 expresses M4.0.
40は、M4.0を表す
0-60 expresses a length of 6.0mm.
0-60は、6.0mmの長さを表す
9 expresses Steel (Black zinc trivalent chromate treating) from Table 1.
9は、表1より鋼(黒色亜鉛3価クロメート)を表す

1-1. Cross Recessed Head Screws for Precision Equipments 精密機器用十字穴付き小ねじ

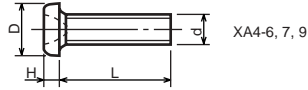


| Type No. 類別番号 | Type 類別 | Head size (mm) 頭部寸法 (mm) | | | | | | | |
|------------------|--|-----------------------------|-------|------|------|------|------|------|------|
| | | M1.4 | M1.6 | M1.7 | M2 | M2.5 | M2.6 | | |
| XA1-1 | Pan head Class 1 なべ1種 | D | XA1-1 | 2 | 2.4 | 2.5 | 3 | 3.8 | 4 |
| | | H | XA1-1 | 0.5 | 0.55 | 0.5 | 0.6 | 0.9 | 0.8 |
| XA1-3 | Countersunk head Class 1 さら1種 | D | XA1-3 | 2 | 2.4 | 2.5 | 3 | 3.8 | 4 |
| | | H | XA1-3 | 0.48 | 0.55 | 0.58 | 0.73 | 0.85 | 0.93 |
| XA1-4 | Oval countersunk head Class 1 丸さら1種 | D | XA1-4 | 2 | 2.4 | 2.5 | 3 | 3.8 | 4 |
| | | H + K | XA1-4 | 0.68 | 0.8 | 0.88 | 1 | 1.25 | 1.3 |
| XA1-6 | Pan head Class 3 なべ3種 | D | XA1-6 | 2.5 | 2.8 | 3 | 3.5 | 4.3 | 4.5 |
| | | H | XA1-6 | 0.8 | 0.85 | 0.9 | 1 | 1.3 | 1.2 |
| XA1-7 | Pan head Class 2 なべ2種 | D | XA1-7 | 2.5 | 2.8 | 3 | 3.5 | 4.3 | 4.5 |
| | | H | XA1-7 | 0.5 | 0.55 | 0.5 | 0.6 | 0.9 | 0.8 |

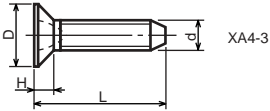
1-2. Precision Tapping Screws
精密用タッピンねじ



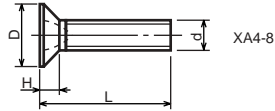
XA4-1, 2, 4



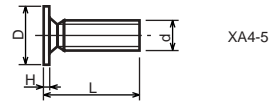
XA4-6, 7, 9



XA4-3



XA4-8



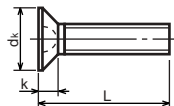
XA4-5

| Type No. 類別番号 | Type 類別 | Head size (mm) 頭部寸法 (mm) | | | | | | |
|------------------|---|-----------------------------|------|------|------|------|------|------|
| | | M1.4 | M1.6 | M1.7 | M2 | M2.5 | M2.6 | |
| XA4-1 | With tapered end pan head Class 1 絞りなべ1種 | D XA4-1 | 2 | 2.4 | 2.5 | 3 | 3.8 | 4 |
| | | H XA4-1 | 0.5 | 0.55 | 0.5 | 0.6 | 0.9 | 0.8 |
| XA4-2 | With tapered end pan head Class 3 絞りなべ3種 | D XA4-2 | 2.5 | 2.8 | 3 | 3.5 | 4.3 | 4.5 |
| | | H XA4-2 | 0.8 | 0.85 | 0.9 | 1 | 1.3 | 1.2 |
| XA4-3 | With tapered end countersunk head 絞り-さら | D XA4-3 | 2 | 2.4 | 2.5 | 3 | 3.8 | 4 |
| | | H XA4-3 | 0.48 | 0.55 | 0.58 | 0.73 | 0.85 | 0.93 |
| XA4-4 | With tapered end pan head Class 2 絞りなべ2種 | D XA4-4 | 2.5 | 2.8 | 3 | 3.5 | 4.3 | 4.5 |
| | | H XA4-4 | 0.5 | 0.55 | 0.5 | 0.6 | 0.9 | 0.8 |
| XA4-5 | With parallel end ultra thin head ストレート-超薄頭 | D XA4-5 | 2.5 | 2.8 | 3 | - | - | - |
| | | H XA4-5 | 0.2 | 0.2 | 0.2 | - | - | - |
| XA4-6 | With parallel end pan head Class 1 ストレートなべ1種 | D XA4-6 | 2 | 2.4 | 2.5 | 3 | 3.8 | 4 |
| | | H XA4-6 | 0.5 | 0.55 | 0.5 | 0.6 | 0.9 | 0.8 |
| XA4-7 | With parallel end pan head Class 3 ストレートなべ3種 | D XA4-7 | 2.5 | 2.8 | 3 | 3.5 | 4.3 | 4.5 |
| | | H XA4-7 | 0.8 | 0.85 | 0.9 | 1 | 1.3 | 1.2 |
| XA4-8 | With parallel end countersunk head ストレート-さら | D XA4-8 | 2 | 2.4 | 2.5 | 3 | 3.8 | 4 |
| | | H XA4-8 | 0.48 | 0.55 | 0.58 | 0.73 | 0.85 | 0.93 |
| XA4-9 | With parallel end pan head Class 2 ストレートなべ2種 | D XA4-9 | 2.5 | 2.8 | 3 | 3.5 | 4.3 | 4.5 |
| | | H XA4-9 | 0.5 | 0.55 | 0.5 | 0.6 | 0.9 | 0.8 |

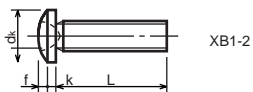
1-3. Cross Recessed Head Screws
一般用十字穴付き小ねじ



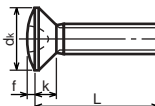
XB1-1



XB1-3



XB1-2

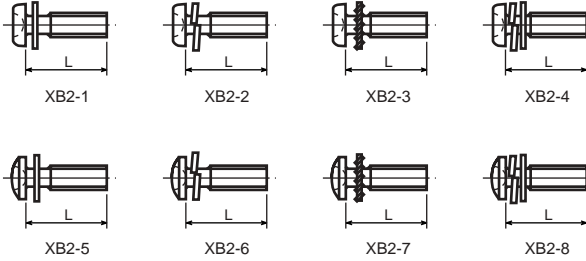


XB1-4

| Type No. 類別番号 | Type 類別 |
|------------------|------------------------------|
| XB1-1 | Pan head なべ |
| XB1-2 | Binding head バインド |
| XB1-3 | Countersunk head さら |
| XB1-4 | Oval countersunk head 丸さら |

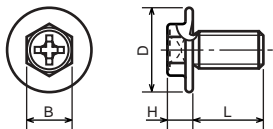
| | | Head size (mm) 頭部寸法 (mm) | | | | | |
|------------------------------|-------|-----------------------------|------|------|------|-----|------|
| | | M2 | M2.5 | M2.6 | M3 | M4 | M5 |
| dk | XB1-1 | 3.5 | 4.5 | 4.5 | 5.5 | 7 | 9 |
| k | XB1-1 | 1.3 | 1.7 | 1.7 | 2 | 2.6 | 3.3 |
| dk | XB1-2 | 4.3 | 5.3 | 5.5 | 6.3 | 8.3 | 10.3 |
| k+f | XB1-2 | 1.2 | 1.5 | 1.6 | 1.9 | 2.5 | 3.1 |
| dk | XB1-3 | 4 | 5 | - | 6 | 8 | 10 |
| k | XB1-3 | 1.2 | 1.45 | - | 1.75 | 2.3 | 2.8 |
| dk | XB1-4 | 4 | 5 | - | 6 | 8 | 10 |
| k+f | XB1-4 | 1.6 | 2 | - | 2.45 | 3.2 | 4 |
| Screw part length ねじ部長さ b | | 8 | 12 | 12 | 12 | 16 | 20 |

1-4. Cross Recessed Head Screws with Captive Washer
座金組み込み十字穴付き小ねじ



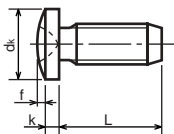
| Type No. 類別番号 | Type 類別 |
|------------------|---|
| XB2-1 | Pan head + Plain washer (circular bright) なべねじ+平座金 |
| XB2-2 | Pan head + Spring washer なべねじ+ばね座金 |
| XB2-3 | Pan head + Toothed lock washer なべねじ+歯付座金 |
| XB2-4 | Pan head + Spring washer and plain washer (circular bright) なべねじ+(ばね+平)座金 |
| XB2-5 | Binding head + Plain washer (circular bright) バインドねじ+平座金 |
| XB2-6 | Binding head + Spring washer バインドねじ+ばね座金 |
| XB2-7 | Binding head + Toothed lock washer バインドねじ+歯付座金 |
| XB2-8 | Binding head + Spring washer and plain washer (circular bright) バインドねじ+(ばね+平)座金 |

1-5. Hexagon Head Tapping Screws for Metallic Materials
 金属用六角タッピンねじ



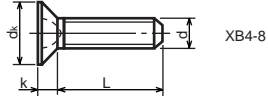
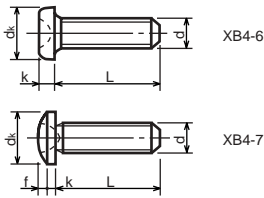
| Type No. 類別番号 | Type 類別 | Head size (mm) 頭部寸法 (mm) | |
|------------------|--|-----------------------------|---------|
| | | M3 | M4 |
| XB3-6 | For metallic materials 金属用タッピン | D | 8 10 |
| | | B | 5.5 5.5 |
| XB3-7 | For metallic materials with clawed 金属用タッピン-つめ付き | H XB3-6 | 3.1 3.1 |
| | | H XB3-7 | 3.2 3.2 |

1-6. Special Tapping Screws
 特殊タッピンねじ



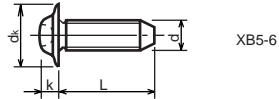
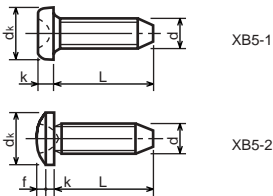
| Type No. 類別番号 | Type 類別 | Head size (mm) 頭部寸法 (mm) | |
|------------------|----------------------|-----------------------------|---------|
| | | M3 | M4 |
| XB4-5 | Binding head バインド | d _k | 6.3 8.3 |
| | | k | 1.3 1.7 |
| | | k+f | 1.9 2.5 |

1-7. General Head Tapping Screws
一般用タッピンねじ



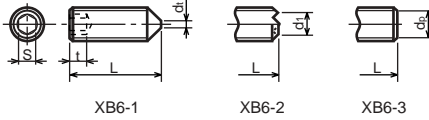
| Type No. 類別番号 | Type 類別 | Head size (mm) 頭部寸法 (mm) | | | | | | |
|------------------|------------------------|-----------------------------|------|------|-----|------|-----|------|
| | | M2 | M2.5 | M2.6 | M3 | M4 | M5 | |
| XB4-6 | Pan head なべ | d_k XB4-6 | 3.5 | 4.5 | 4.5 | 5.5 | 7 | 9 |
| | | k XB4-6 | 1.3 | 1.7 | 1.7 | 2 | 2.6 | 3.3 |
| XB4-7 | Binding head バインド | d_k XB4-7 | 4.3 | 5.3 | 5.5 | 6.3 | 8.3 | 10.3 |
| | | $k+f$ XB4-7 | 1.2 | 1.5 | 1.6 | 1.9 | 2.5 | 3.1 |
| XB4-8 | Countersunk head さら | d_k XB4-8 | 4 | 5 | 5.2 | 6 | 8 | 10 |
| | | k XB4-8 | 1.2 | 1.45 | 1.5 | 1.75 | 2.3 | 2.8 |

1-8. Tapping Screws for Metallic Materials
金属用タッピンねじ



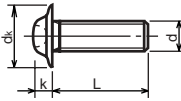
| Type No. 類別番号 | Type 類別 | Head size (mm) 頭部寸法 (mm) | | | | | |
|------------------|----------------------------|-----------------------------|------|-----|------|-----|------|
| | | M2.5 | M2.6 | M3 | M4 | M5 | |
| XB5-1 | Pan head なべ | d_k XB5-1 | 4.5 | 4.5 | 5.5 | 7 | 9 |
| | | k XB5-1 | 1.7 | 1.7 | 2 | 2.6 | 3.3 |
| XB5-2 | Binding head バインド | d_k XB5-2 | 5.5 | 5.5 | 6.3 | 8.3 | 10.3 |
| | | $k+f$ XB5-2 | 1.6 | 1.6 | 1.9 | 2.5 | 3.1 |
| XB5-6 | Flanged pan head つば付きなべ | d_k XB5-6 | 6.5 | 6.5 | 8 | 10 | 12 |
| | | k XB5-6 | 2.1 | 2.1 | 1.75 | 3.2 | 4 |

1-9. Hexagon Socket Set Screws
六角穴付止めねじ



| Type No. 類別番号 | Type 類別 | Head size (mm) 頭部寸法 (mm) | | | | | | | |
|------------------|-------------------------|-----------------------------|------|--------------|------|------|------|------|-----|
| | | M1.6 M1.7 | M2 | M2.5 M2.6 | M3 | M5 | M5 | M6 | |
| XB6-1 | Cone point とがり先 | S | 0.7 | 0.9 | 1.3 | 1.5 | 2 | 2.5 | 3 |
| | | t | 1.5 | 1.7 | 2 | 2 | 2.5 | 3 | 3.5 |
| | | $d_{t \max}$ XB6-1 | 0.4 | 0.5 | 0.65 | 0.75 | 1 | 1.25 | 1.5 |
| | | $d_{l \max}$ XB6-2 | - | 1.2 | 1.5 | 1.7 | 2.2 | 2.8 | 3.3 |
| | | $d_{l \min}$ XB6-2 | - | 1 | 1.2 | 1.4 | 1.9 | 2.4 | 2.9 |
| XB6-2 | Double point ダブルポイント | $d_{p \max}$ XB6-3 | 0.8 | 1 | 1.5 | 2 | 2.5 | 3.5 | 4 |
| XB6-3 | Flat point 平先 | $d_{p \min}$ XB6-3 | 0.55 | 0.75 | 1.25 | 1.75 | 2.25 | 3.2 | 3.7 |

1-10. Flanged Pan Head Machine Screws
つば付きなべ小ねじ



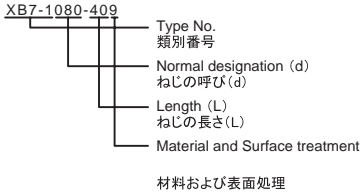
| Type No. 類別番号 | Type 類別 | Head size (mm) 頭部寸法 (mm) | | | | | |
|------------------|----------------------------|-----------------------------|--------------|-----|-----|-----|----|
| | | M2 | M2.5 M2.6 | M3 | M5 | M5 | |
| XB6-7 | Flanged pan head つば付きなべ | d_k | 5 | 6.5 | 8 | 10 | 12 |
| | | k | 1.7 | 2.1 | 2.5 | 3.2 | 4 |

FIGURE ZZC MECHANICAL STANDARD PARTS (BOLTS)

2. Bolts (Socket head cap screw) ボルト

How to read Parts Numbers
部品番号の見方

Bolt (Socket head cap screw)
ボルト



XB7-1 expresses Hexagon socket head cap screws.
XB7-1は、六角穴付きボルトを表す

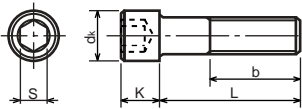
080 expresses M8.0.
080は、M8.0を表す

40 expresses a length of 40mm.
40は、40mmの長さを表す

9 expresses Steel (Black zinc trivalent chromate
treating) from Table 1.

9は、表1より鋼(黒色亜鉛3価クロメート)を表す

2-1. Hexagon socket head cap screws 六角穴付きボルト



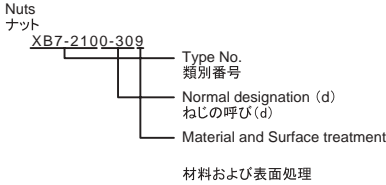
| Type No. 類別番号 | Type 類別 |
|------------------|--|
| XB7-1 | Hexagon socket head cap screws 六角穴付きボルト |

| | Head size (mm) 頭部寸法 (mm) | | | | | | |
|---|-----------------------------|----|-----|----|----|-----|-----|
| | M3 | M4 | M5 | M6 | M8 | M10 | M12 |
| S | 2.5 | 3 | 4 | 5 | 6 | 8 | 10 |
| d_k | 5.5 | 7 | 8.5 | 10 | 13 | 16 | 18 |
| K | 3 | 4 | 5 | 6 | 8 | 10 | 12 |
| Screw part length b_{max} ねじ部長さ b_{max} | 18 | 20 | 22 | 24 | 28 | 32 | 36 |

FIGURE ZZD MECHANICAL STANDARD PARTS (NUTS)

3. Nuts ナット

How to read Parts Numbers
部品番号の見方



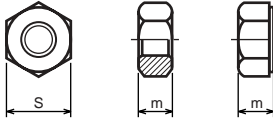
XB7-210 expresses Hexagon nut class 1.
XB7-210は、六角ナット1種を表す

0-30 expresses M3.0.
0-30は、M3.0を表す

9 expresses Steel (Black zinc trivalent chromate
treating) from Table 1.

9は、表1より鋼(黒色亜鉛3価クロメート)を表す

3-1. Hexagon Nuts and Hexagon Thin Nuts 六角ナット



| Type No. 類別番号 | Type 類別 |
|------------------|--|
| XB7-210 | Hexagon nut Class 1 六角ナット-1種 |
| XB7-220 | Hexagon nut Class 3 六角ナット-3種 |
| XB7-230 | Hexagon nut Style 1 double chamfered 六角ナット-スタイル1-両面とり |
| XB7-231 | Hexagon nut Style 1 washer faced 六角ナット-スタイル1-座付き |
| XB7-240 | Hexagon nut Style 2 double chamfered 六角ナット-スタイル2-両面とり |
| XB7-241 | Hexagon nut Style 2 washer faced 六角ナット-スタイル2-座付き |
| XB7-250 | Hexagon nut 六角ナット |
| XB7-260 | Hexagon thin nut double chamfered 六角低ナット-両面とり |
| XB7-270 | Hexagon thin nut not chamfered 六角低ナット-面とり無し |

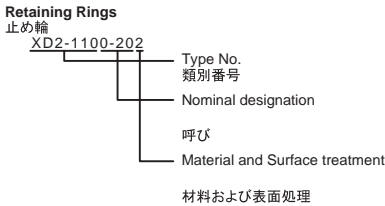
| | Head size (mm) 頭部寸法 (mm) | | | | | | |
|----------------|-----------------------------|------|-----|-----|-----|-----|-----|
| | M2 | M2.5 | M3 | M4 | M5 | M6 | M8 |
| S | 4 | 5 | 5.5 | 7 | 8 | 10 | 13 |
| m XB7-210 | 1.6 | 2 | 2.4 | 3.2 | 4 | 5 | 6.5 |
| m XB7-220 | 1.2 | 1.6 | 1.8 | 2.4 | 3.2 | 3.6 | 5 |
| m XB7-230, 231 | 1.6 | 2 | 2.4 | 3.2 | 4.7 | 5.2 | 6.8 |
| m XB7-240, 241 | - | - | - | - | 5.1 | 5.7 | 7.5 |
| m XB7-250 | - | - | - | - | 5.6 | 6.1 | 7.9 |
| m XB7-260 | 1.2 | 1.6 | 1.8 | 2.2 | 2.7 | 3.2 | 4 |
| m XB7-270 | 1.2 | 1.6 | 1.8 | 2.2 | 2.7 | 3.2 | 4 |

FIGURE ZZE MECHANICAL STANDARD PARTS (RETAINING RINGS)

5. Retaining Rings

止め輪

How to read Parts Numbers
部品番号の見方



XD2-110 expresses retaining ring-E type (Type1).
XD2-110は、E形止め輪(1種)を表す

0-20 expresses a 020 of nominal designation.
(See Table 5)

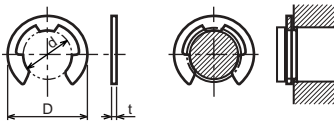
0-20は、呼び020を表す(表5参照)

2 expresses Stainless steel (Surface treatment is not to be given) from Table 1.

2は、表1よりステンレス(表面処理なし)を表す

5-1. Retaining Rings - E type

E形止め輪

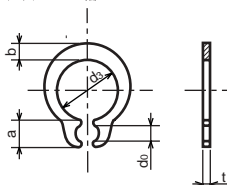


| Type No. 類別番号 | Type 類別 |
|------------------|---|
| XD2-110 | Retaining ring - E type (Type 1) E形止め輪(1種) |
| XD2-120 | Retaining ring - E type (Type 2) E形止め輪(2種) |

Table 5 表5

| Type 種類 | Nominal designation 呼び | d (mm) | D (mm) | t (mm) |
|--------------|------------------------------|--------|--------|--------|
| Type 1 1種 | 007 | 0.65 | 2 | 0.2 |
| | 010 | 0.95 | 2.8 | 0.2 |
| | 013 | 1.25 | 3.3 | 0.3 |
| | 017 | 1.65 | 4.2 | 0.4 |
| | 020 | 1.95 | 4.6 | 0.5 |
| | 024 | 2.35 | 6 | 0.6 |
| | 028 | 2.74 | 6.5 | 0.6 |
| | 032 | 3.14 | 7.2 | 0.6 |
| | 037 | 3.64 | 8 | 0.7 |
| | 040 | 3.93 | 10 | 0.7 |
| | 042 | 4.13 | 10 | 0.7 |
| | 050 | 4.93 | 11 | 0.7 |
| | 058 | 5.73 | 12 | 0.7 |
| | 060 | 5.93 | 12.7 | 0.9 |
| | 064 | 6.32 | 13.5 | 0.9 |
| | 074 | 7.31 | 15 | 0.9 |
| 080 | 7.91 | 16.5 | 1 | |
| Type 2 2種 | 008 | 0.8 | 2 | 0.2 |
| | 012 | 1.2 | 3 | 0.3 |
| | 015 | 1.5 | 4 | 0.4 |
| | 020 | 2 | 5 | 0.4 |
| | 025 | 2.5 | 6 | 0.4 |
| | 030 | 3 | 7 | 0.6 |
| | 040 | 4 | 9 | 0.6 |
| | 050 | 5 | 11 | 0.6 |
| | 060 | 6 | 12 | 0.8 |
| | 070 | 7 | 14 | 0.8 |
| | 080 | 8 | 16 | 0.8 |
| | 090 | 9 | 18 | 0.8 |
| | 100 | 10 | 20 | 1 |

5-2. Grip Rings
グリップ止め輪

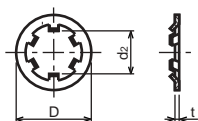


| Type No. 類別番号 | Type 類別 |
|------------------|----------------------|
| XD2-210 | Grip ring グリップ止め輪 |

Table 5 表5

| Nominal designation 呼び | d_3 (mm) | t (mm) | b (mm) | a (mm) | d_b (mm) |
|---------------------------|------------|----------|----------|----------|------------|
| 020 | 1.9 | 0.5 | 1 | 1.8 | 0.8 |
| 025 | 2.35 | 0.5 | 1.2 | 1.9 | 0.9 |
| 030 | 2.85 | 0.6 | 1.4 | 1.9 | 0.9 |
| 035 | 3.3 | 0.6 | 1.6 | 2 | 0.9 |
| 040 | 3.8 | 0.8 | 1.8 | 2.8 | 1.2 |
| 045 | 4.25 | 0.8 | 2 | 2.9 | 1.3 |
| 050 | 4.75 | 0.8 | 2.2 | 2.9 | 1.3 |
| 060 | 5.7 | 1 | 2.4 | 3.1 | 1.4 |
| 070 | 6.7 | 1 | 2.7 | 3.3 | 1.4 |
| 080 | 7.7 | 1 | 3 | 3.5 | 1.4 |
| 090 | 8.65 | 1.2 | 3.3 | 4.7 | 1.5 |
| 100 | 9.65 | 1.2 | 3.5 | 4.7 | 2 |

5-3. Toothed Retaining Rings
歯付き形止め輪



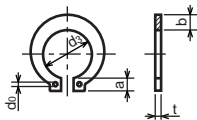
| Type No. 類別番号 | Type 類別 |
|------------------|-----------------------------------|
| XD2-230 | Toothed retaining ring 歯付き形止め輪 |

Table 5 表5

| Nominal designation 呼び | d_z (mm) | D (mm) | t (mm) | No of teeth 歯数 |
|---------------------------|------------|----------|----------|-------------------|
| 015 | 1.4 | 5.2 | 0.25 | 3 |
| 020 | 1.9 | 6 | 0.25 | 3 |
| 024 | 2.3 | 6.4 | 0.25 | 3 |
| 030 | 2.8 | 8 | 0.25 | 4 |
| 040 | 3.8 | 9 | 0.25 | 4 |
| 050 | 4.8 | 10 | 0.25 | 5 |
| 060 | 5.8 | 11 | 0.25 | 5 |
| 080 | 7.8 | 13 | 0.25 | 5 |
| 100 | 9.8 | 15.4 | 0.25 | 6 |

5-4. Retaining Rings - C Type

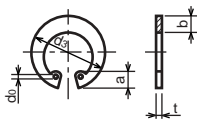
C形止め輪



| Type No. 類別番号 | Type 類別 |
|------------------|---|
| XD2-310 | Retaining ring - C type for shaft C形止め輪 軸用 |

Table 5 表5

| Nominal designation 呼び | d ₃ (mm) | t (mm) | b (mm) | a (mm) | d ₀ (mm) |
|---------------------------|---------------------|--------|--------|--------|---------------------|
| 010 | 9.3 | 1 | 1.6 | 3 | 1.2 |
| 012 | 11.1 | 1 | 1.8 | 3.2 | 1.5 |
| 014 | 12.9 | 1 | 2 | 3.4 | 1.7 |
| 015 | 13.8 | 1 | 2.1 | 3.5 | 1.7 |
| 016 | 14.7 | 1 | 2.2 | 3.6 | 1.7 |
| 017 | 15.7 | 1 | 2.2 | 3.7 | 1.7 |
| 018 | 16.5 | 1.2 | 2.6 | 3.8 | 1.7 |
| 020 | 18.5 | 1.2 | 2.7 | 3.9 | 2 |
| 022 | 20.5 | 1.2 | 2.7 | 4.1 | 2 |
| 025 | 23.2 | 1.2 | 3.1 | 4.3 | 2 |
| 028 | 25.9 | 1.5 | 3.1 | 4.6 | 2 |
| 030 | 27.9 | 1.5 | 3.5 | 4.8 | 2 |
| 032 | 29.6 | 1.5 | 3.5 | 5 | 2.5 |
| 035 | 32.2 | 1.5 | 4 | 5.4 | 2.5 |



| Type No. 類別番号 | Type 類別 |
|------------------|--|
| XD2-320 | Retaining ring - C type for hole C形止め輪 穴用 |

Table 5 表5

| Nominal designation 呼び | d ₃ (mm) | t (mm) | b (mm) | a (mm) | d ₀ (mm) |
|---------------------------|---------------------|--------|--------|--------|---------------------|
| 010 | 10.7 | 1 | 1.8 | 3.1 | 1.2 |
| 011 | 11.8 | 1 | 1.8 | 3.2 | 1.2 |
| 012 | 13 | 1 | 1.8 | 3.3 | 1.5 |
| 014 | 15.1 | 1 | 2 | 3.6 | 1.7 |
| 016 | 17.3 | 1 | 2 | 3.7 | 1.7 |
| 018 | 19.5 | 1 | 2.5 | 4 | 1.7 |
| 019 | 20.5 | 1 | 2.5 | 4 | 2 |
| 020 | 21.5 | 1 | 2.5 | 4 | 2 |
| 022 | 23.5 | 1 | 2.5 | 4.1 | 2 |
| 025 | 26.9 | 1.2 | 3 | 4.4 | 2 |
| 028 | 30.1 | 1.2 | 3 | 4.6 | 2 |
| 030 | 32.1 | 1.2 | 3 | 4.7 | 2 |
| 032 | 34.4 | 1.2 | 3.5 | 5.2 | 2.5 |
| 035 | 37.8 | 1.5 | 3.5 | 5.2 | 2.5 |
| 037 | 39.8 | 1.5 | 3.5 | 5.2 | 2.5 |
| 040 | 43.5 | 1.8 | 4 | 5.7 | 2.5 |
| 042 | 45.5 | 1.8 | 4 | 5.8 | 2.5 |
| 045 | 48.5 | 1.8 | 4.5 | 5.9 | 2.5 |
| 047 | 50.5 | 1.8 | 4.5 | 6.1 | 2.5 |
| 050 | 54.2 | 2 | 4.5 | 6.5 | 2.5 |
| 052 | 56.2 | 2 | 5.1 | 6.5 | 2.5 |
| 055 | 59.2 | 2 | 5.1 | 6.5 | 2.5 |
| 060 | 64.2 | 2 | 5.1 | 6.8 | 2.5 |
| 062 | 66.2 | 2 | 5.5 | 6.9 | 2.5 |
| 068 | 72.5 | 2.5 | 6 | 7.4 | 2.5 |
| 072 | 76.5 | 2.5 | 6.6 | 7.4 | 2.5 |
| 075 | 79.5 | 2.5 | 6.6 | 7.8 | 2.5 |
| 080 | 85.5 | 2.5 | 7 | 8 | 2.5 |
| 085 | 90.5 | 3 | 7 | 8 | 3 |
| 090 | 95.5 | 3 | 7.6 | 8.3 | 3 |
| 095 | 100.5 | 3 | 8 | 8.5 | 3 |

Prepared by
OIP Business Support Group
CANON INC.

Canon