

imagePRESS C850/C750/C65

PARTS CATALOG



Canon

June 29, 2016
Rev. 0

Index

SNL	Product Code No. /Serial No.
A1A	ASSEMBLY LOCATION DIAGRAM (100V, 200V, 230V)
A1B	ASSEMBLY LOCATION DIAGRAM (208V)
A2	OPTION PARTS CATALOG LIST
001C	ACCESSORIES (C850, C750, C65)
100D	EXTERNAL COVERS, PANELS, ETC. (C850, C750 208V)
100E	EXTERNAL COVERS, PANELS, ETC. (C65)
100F	EXTERNAL COVERS, PANELS, ETC. (C850, C750 230V)
101	INTERNAL COMPONENTS 1
102	INTERNAL COMPONENTS 2
103	INTERNAL COMPONENTS 3
104C	INTERNAL COMPONENTS 4
105	INTERNAL COMPONENTS 5
106	INTERNAL COMPONENTS 6
107	MACHINE BOTTOM PLATE
108	MACHINE REAR PLATE 1
109	MACHINE REAR PLATE 2
110	MACHINE REAR PLATE 3
111	MACHINE REAR PLATE 4
112	MACHINE REAR PLATE 5
113	MACHINE REAR PLATE 6
114	MACHINE REAR PLATE 7
115	MACHINE REAR PLATE 8
117	VERTICAL PATH DOOR ASSEMBLY
118	REVERSE DELIVERY DOOR ASSEMBLY
119	FRONT INNER DOOR ASSEMBLY
140C	POWER CORD TERMINAL ASSEMBLY (208V)
140D	POWER CORD TERMINAL ASSEMBLY (230V)
191	DEV. COOLING EXHAUST FAN ASS'Y
192	FIXING EXHAUST FAN ASSEMBLY
193	PRIMARY CORONA EXHAUST ASS'Y
194	PAPER COOLING ASSEMBLY, UPPER
195	PAPER COOLING ASSEMBLY, LOWER
250	DRUM DRIVE ASSEMBLY, COLOR
251	DRUM DRIVE ASSEMBLY, BLACK
260	VERTICAL PATH DRIVE ASS'Y, 1
261	VERTICAL PATH DRIVE ASS'Y, 2
262	PRE-REG. DRIVE ASSEMBLY
270	DEVELOPING DRIVE ASS'Y, COLOR
271	DEVELOPING DRIVE ASS'Y, BLACK

Index

272	2ND TRNS. EST. DRIVE ASS'Y
273	WASTE TONER DRIVE ASSEMBLY
300	CASSETTE ASSEMBLY
305	CASSETTE HEATER ASSEMBLY
310	PAPER PICK-UP ASSEMBLY
320	REGISTRATION ASSEMBLY
321	REG. PATCH SENSING ASSEMBLY
330B	FIXING/FEED ASSEMBLY (208V)
330C	FIXING/FEED ASSEMBLY (230V)
331	PRE-FIXING PAPER FEED ASSEMBLY
332	FIXING DRIVE ASSEMBLY
350	REVERSE PAPER DELIVERY ASS'Y
355B	DECURLER PATH COVER ASSEMBLY (TITANIUM WHITE model)
356	DECURLER PATH ASSEMBLY
357	ROTATION FRAME ASSEMBLY
460	LASER SCANNER ASSEMBLY
510	PROCESS ASSEMBLY
530	I. T. B. FRAME ASSEMBLY
531	TRANSFER PRESSURE ASS'Y, FRONT
532	PRE-TRANSFER CORONA ASSEMBLY
550	PRIMARY CORONA ASSEMBLY
580	SECONDARY TRANSFER ASSEMBLY
620	HOPPER MOUNT ASSEMBLY, COLOR
621	HOPPER ASSEMBLY, COLOR
622	HOPPER ASSEMBLY, BLACK
623	BOTTLE TRAY ASSEMBLY, COLOR
624	BOTTLE TRAY ASSEMBLY, BLACK
625	TONER CONTAINER COVER ASS'Y
640	DEVELOPING ASSEMBLY
770	WASTE TONER FIRST FEED ASS'Y
771	SUB FRAME ASSEMBLY
772	CONTAINER, WASTE TONER, WT-401
810B	FIXING ASSEMBLY (200V, 208V)
810C	FIXING ASSEMBLY (230V)
811	UPPER BELT ASSEMBLY
812B	FIXING BASE ASS'Y
900A	CONTROLLER BOX ASSEMBLY
910	DC POWER SUPPLY BOX ASSEMBLY
911B	IH POWER SUPPLY BOX ASSEMBLY (200V, 208V, 230V)
912B	HEATER POWER SUPPLY PCB ASS'Y (200V, 208V, 230V)

Index

913	RELAY PCB ASSEMBLY
931	DC CONTROLLER I/F PCB ASS'Y
932	MAIN CONTROLLER PCB ASS'Y, 1
933	MAIN CONTROLLER PCB ASS'Y, 2
934	DC CONTROLLER DIFF PCB ASS'Y
940	RISER PCB ASSEMBLY
950	LASER INTERFACE PCB ASSEMBLY
960	PAPER PICK-UP DRIVER PCB ASS'Y
961	REG. PATCH DRIVER PCB ASSEMBLY
962B	AC DRIVER PCB ASSEMBLY (200V, 208V)
962C	AC DRIVER PCB ASSEMBLY (230V)
963	BUFFER DRIVER PCB ASSEMBLY
964B	DRUM HEATER DRIVER PCB ASS'Y (200V, 208V, 230V)
965	FIXING/FEEDER DRIVER PCB ASS'Y
966	CIS DRIVER PCB ASSEMBLY
983	DRUM POST HIGH VOLTAGE ASS'Y
984	POST HIGH VOLTAGE PCB ASSEMBLY
985	1ST CORONA HIGH VOLTAGE PCB
986	2ND TRNSFR. STATIC CHARGE H. V.
987	2ND TRANSFER H. V. PCB ASS'Y
990	HARD DISK DRIVE ASSEMBLY
Y90	AUTO GRADATION SENSOR (208V)
ZZA	MECHANICAL STANDARD PARTS (HOW TO USE)
ZZB	MECHANICAL STANDARD PARTS (SCREWS)
ZZC	MECHANICAL STANDARD PARTS (BOLTS)
ZZD	MECHANICAL STANDARD PARTS (NUTS)
ZZE	MECHANICAL STANDARD PARTS (RETAINING RINGS)

Figure SNL Product Code No./Serial No.

	Product Code No.	Model Name	Remarks	Serial No.
1	F17-1831-000	imagePRESS C850 series	208V	WJC
2	F17-1841-000	imagePRESS C850 series	230V	WJD
3	F17-1833-000	imagePRESS C65	208V	WJJ

	中オーダー	製品名	備考	シリアル No.
1	F17-1831-000	imagePRESS C850 シリーズ	208V	WJC
2	F17-1841-000	imagePRESS C850 シリーズ	230V	WJD
3	F17-1833-000	imagePRESS C65	208V	WJJ

FIGURE & KEY NO.	PART NUMBER	RANK	QTY	DESCRIPTION	SERIAL NUMBER /REMARKS
SNL	NPN		RF	Product Code No./Serial No.	
1	F17-1831-000		1	imagePRESS C850 series	WJC 208V
2	F17-1841-000		1	imagePRESS C850 series	WJD 230V
3	F17-1833-000		1	imagePRESS C65	WJJ 208V

Figure A1A (1/7) ASSEMBLY LOCATION DIAGRAM (100V, 200V, 230V)

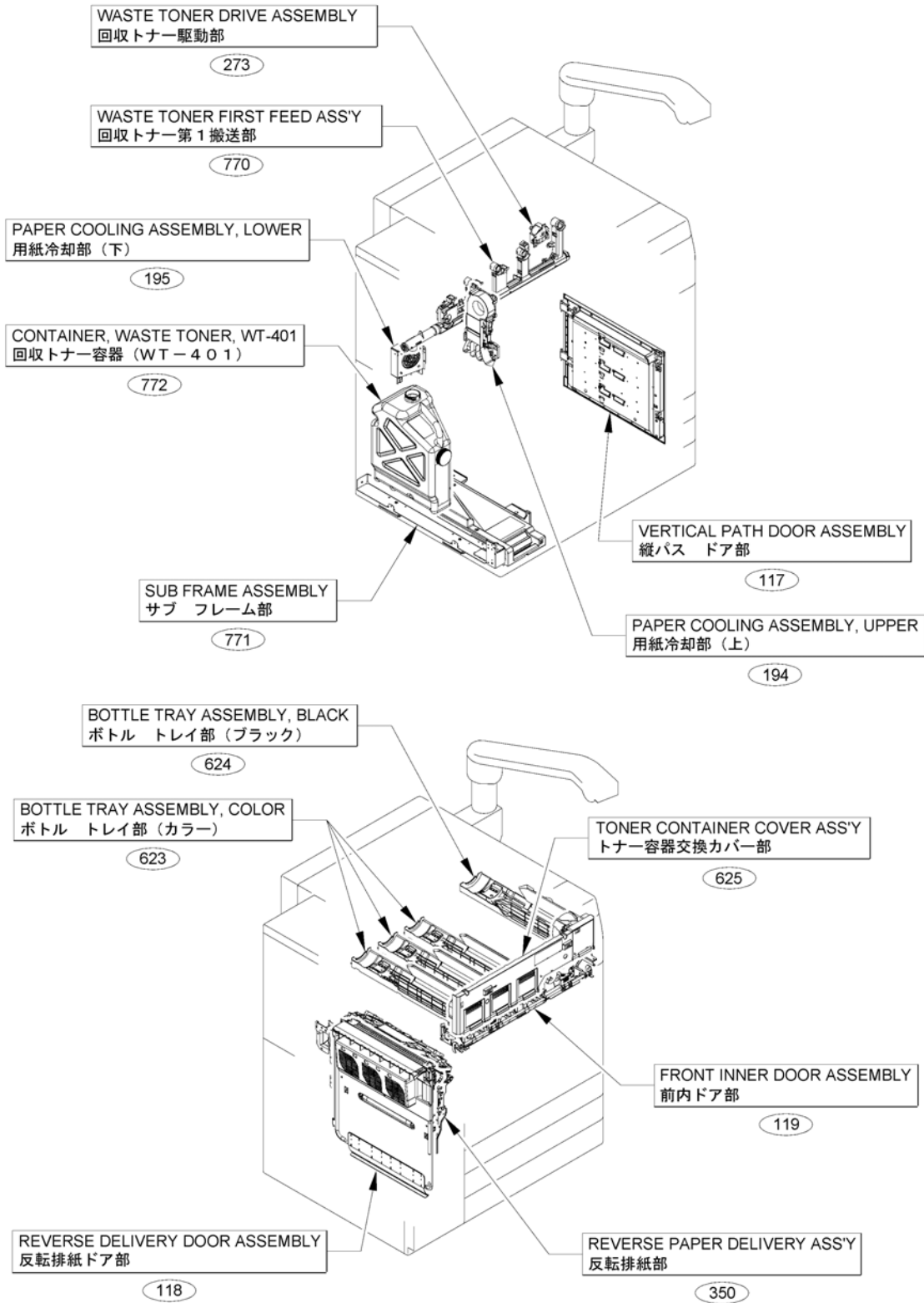


Figure A1A (2/7) ASSEMBLY LOCATION DIAGRAM (100V, 200V, 230V)

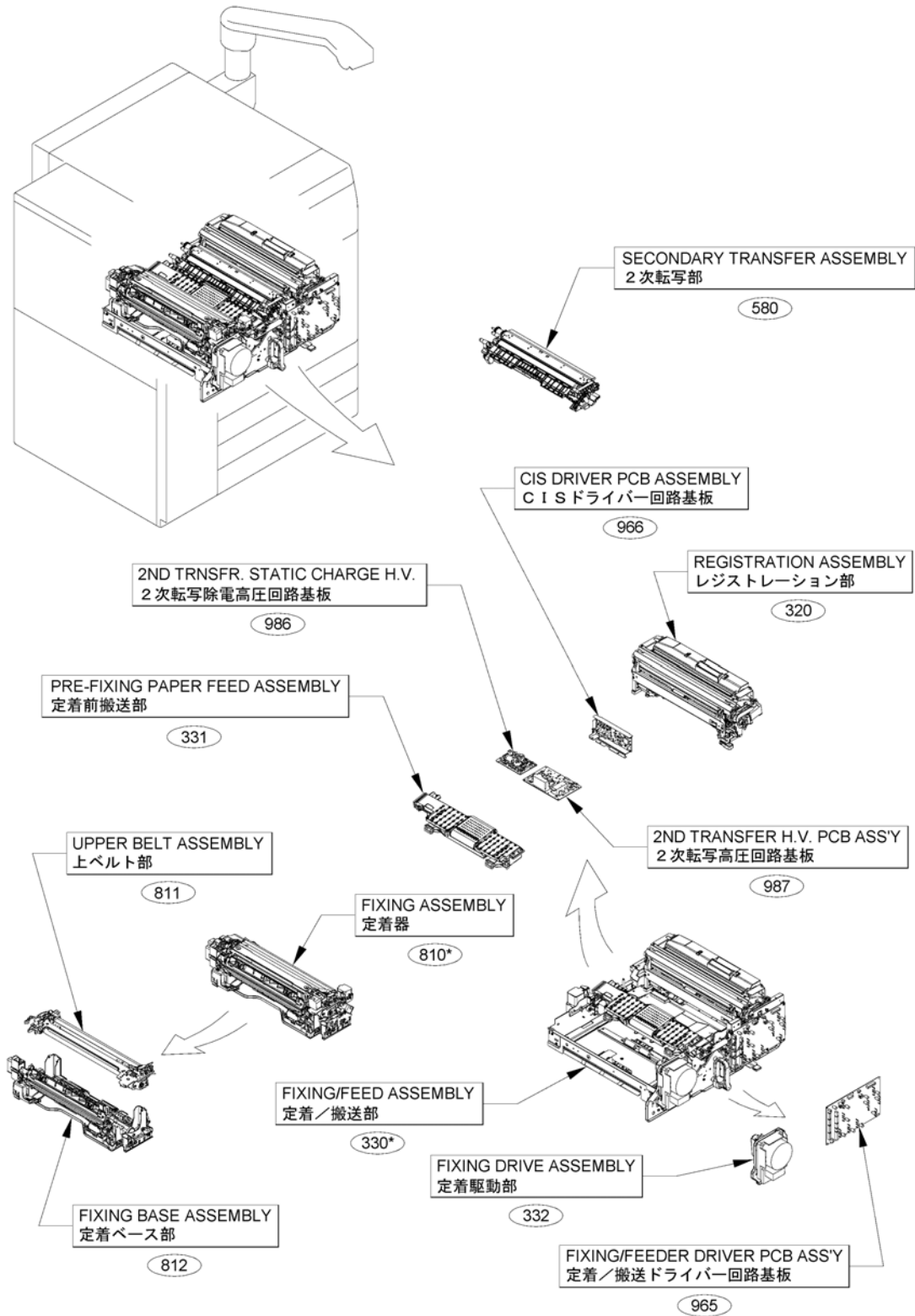


Figure A1A (3/7) ASSEMBLY LOCATION DIAGRAM (100V, 200V, 230V)

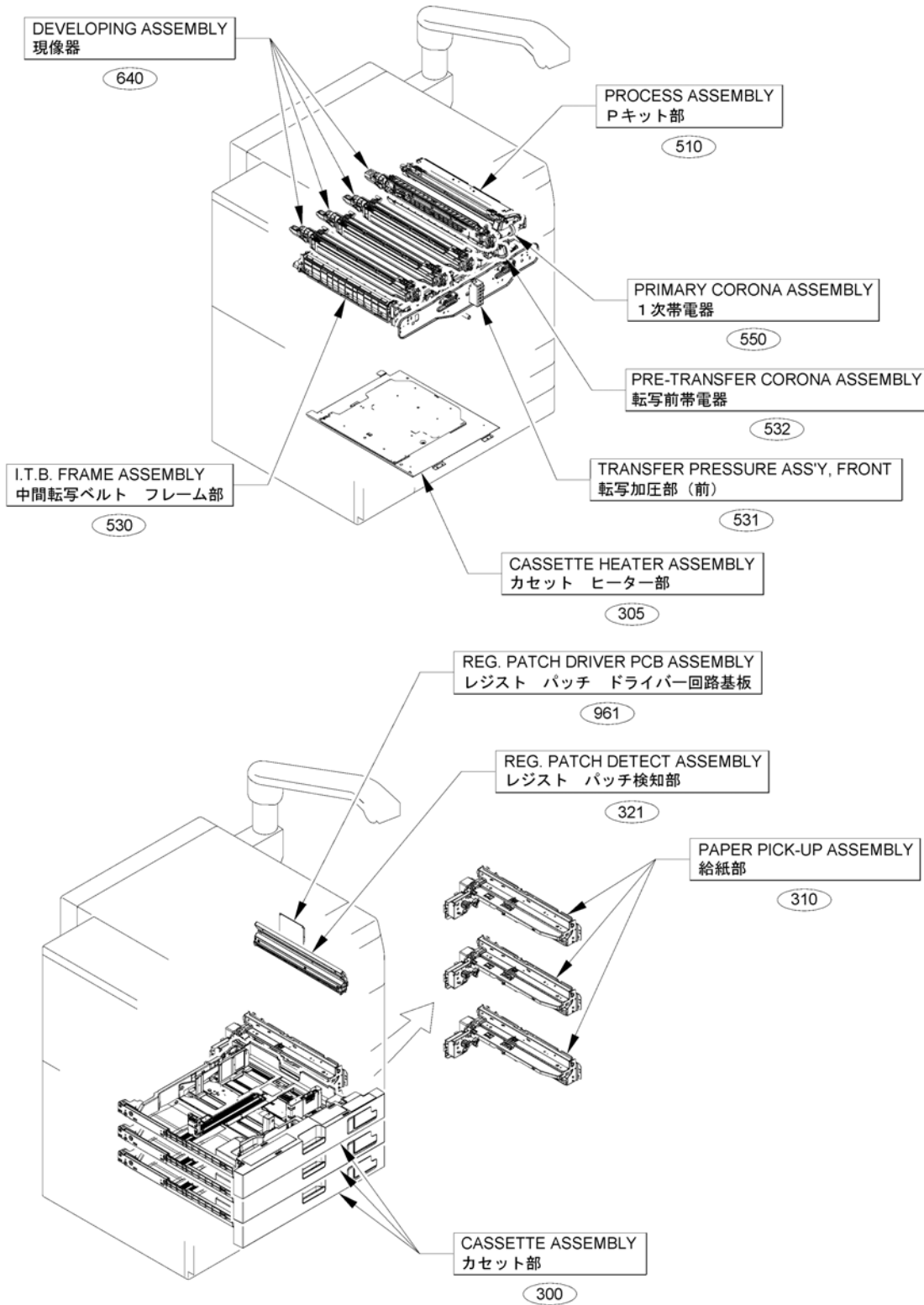


Figure A1A (4/7) ASSEMBLY LOCATION DIAGRAM (100V, 200V, 230V)

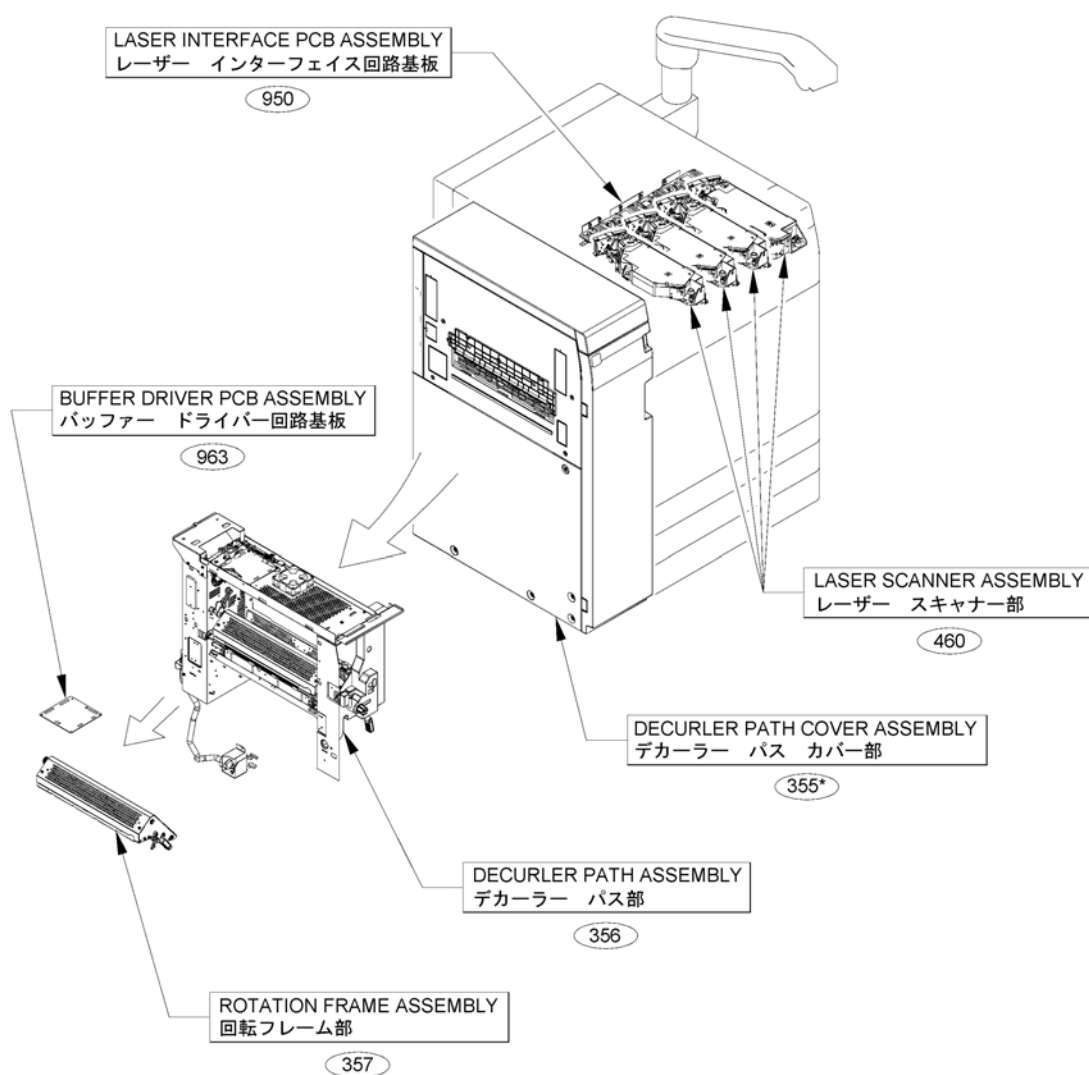


Figure A1A (5/7) ASSEMBLY LOCATION DIAGRAM (100V, 200V, 230V)

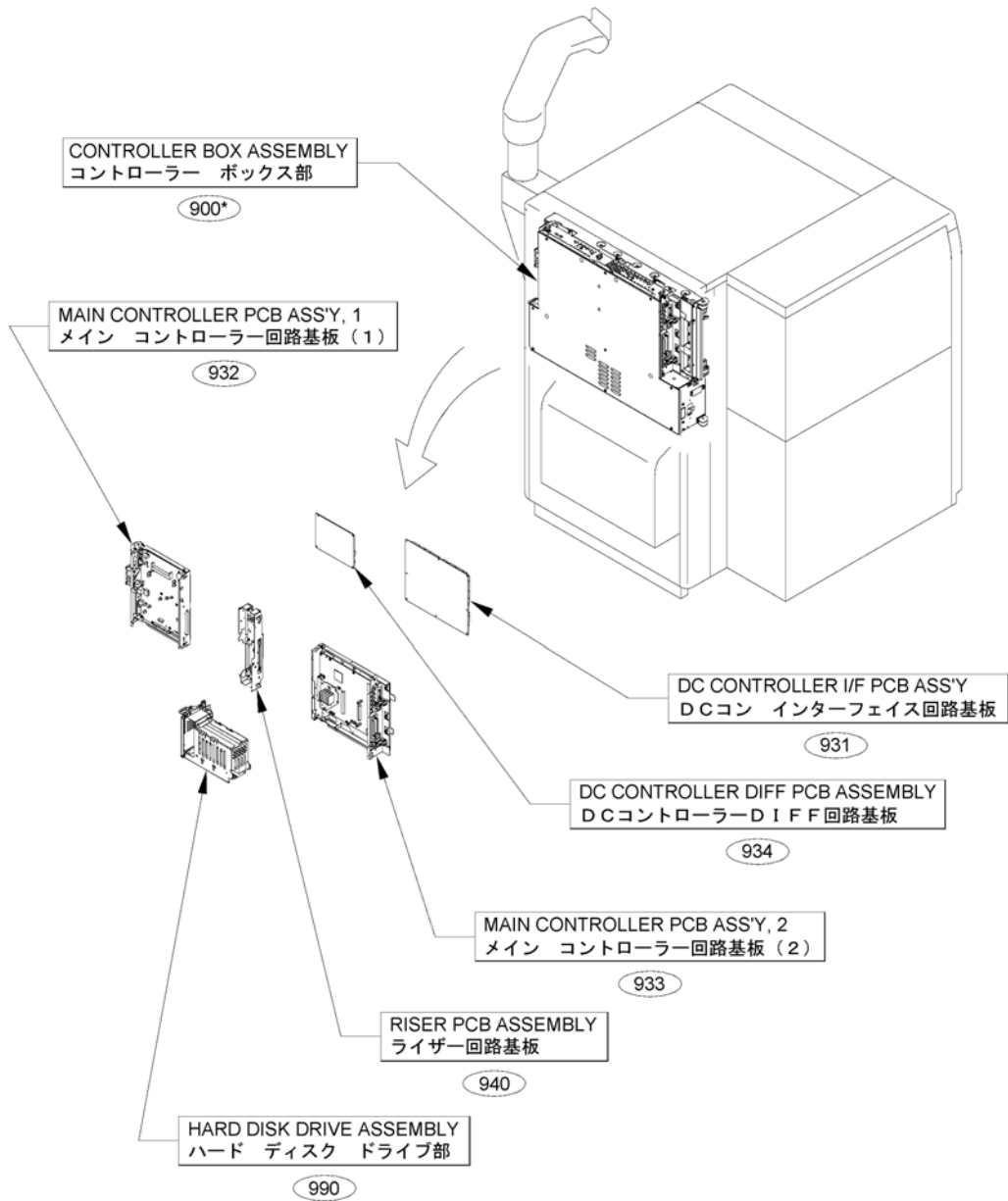


Figure A1A (6/7) ASSEMBLY LOCATION DIAGRAM (100V, 200V, 230V)

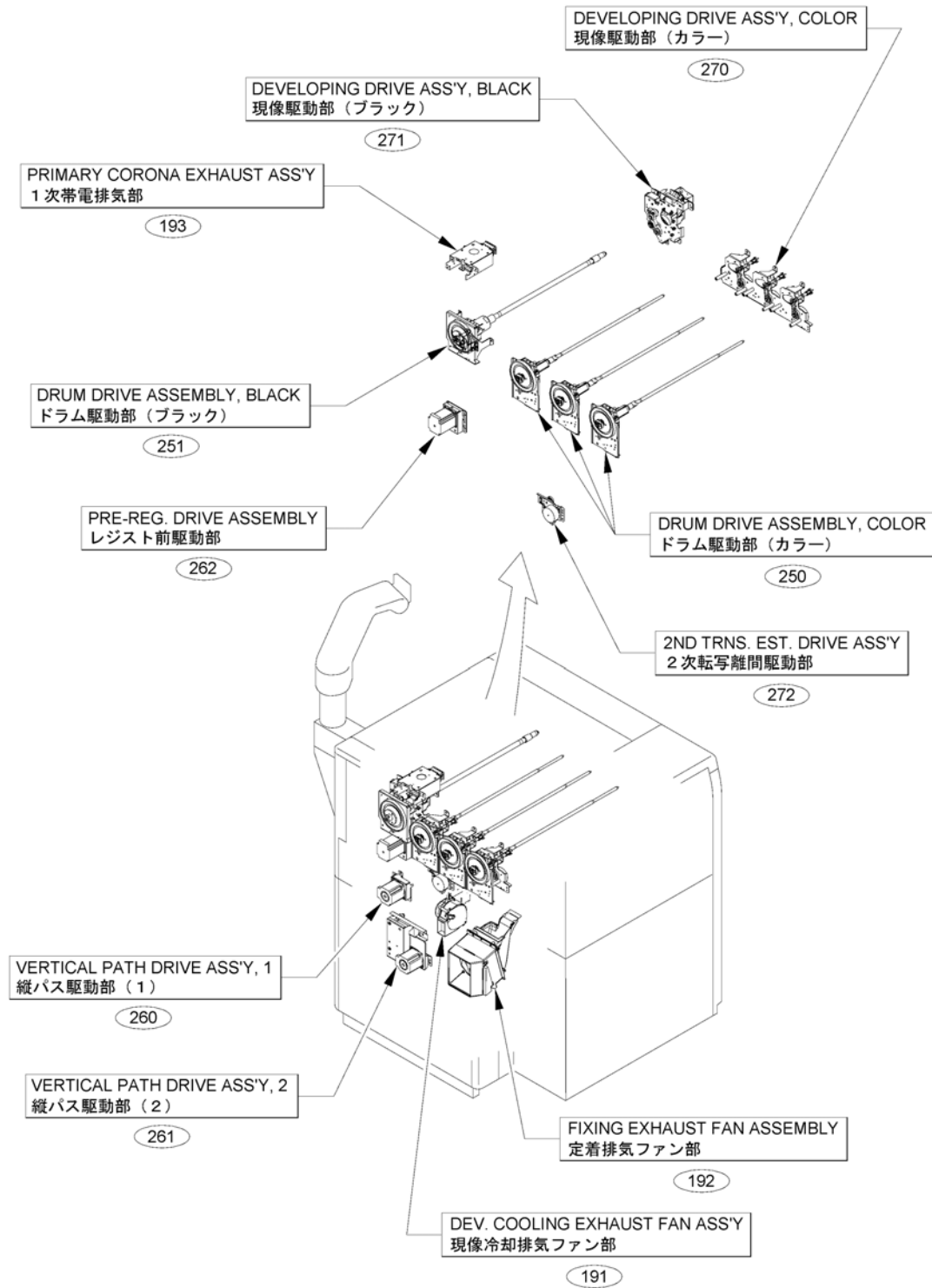


Figure A1A (7/7) ASSEMBLY LOCATION DIAGRAM (100V, 200V, 230V)

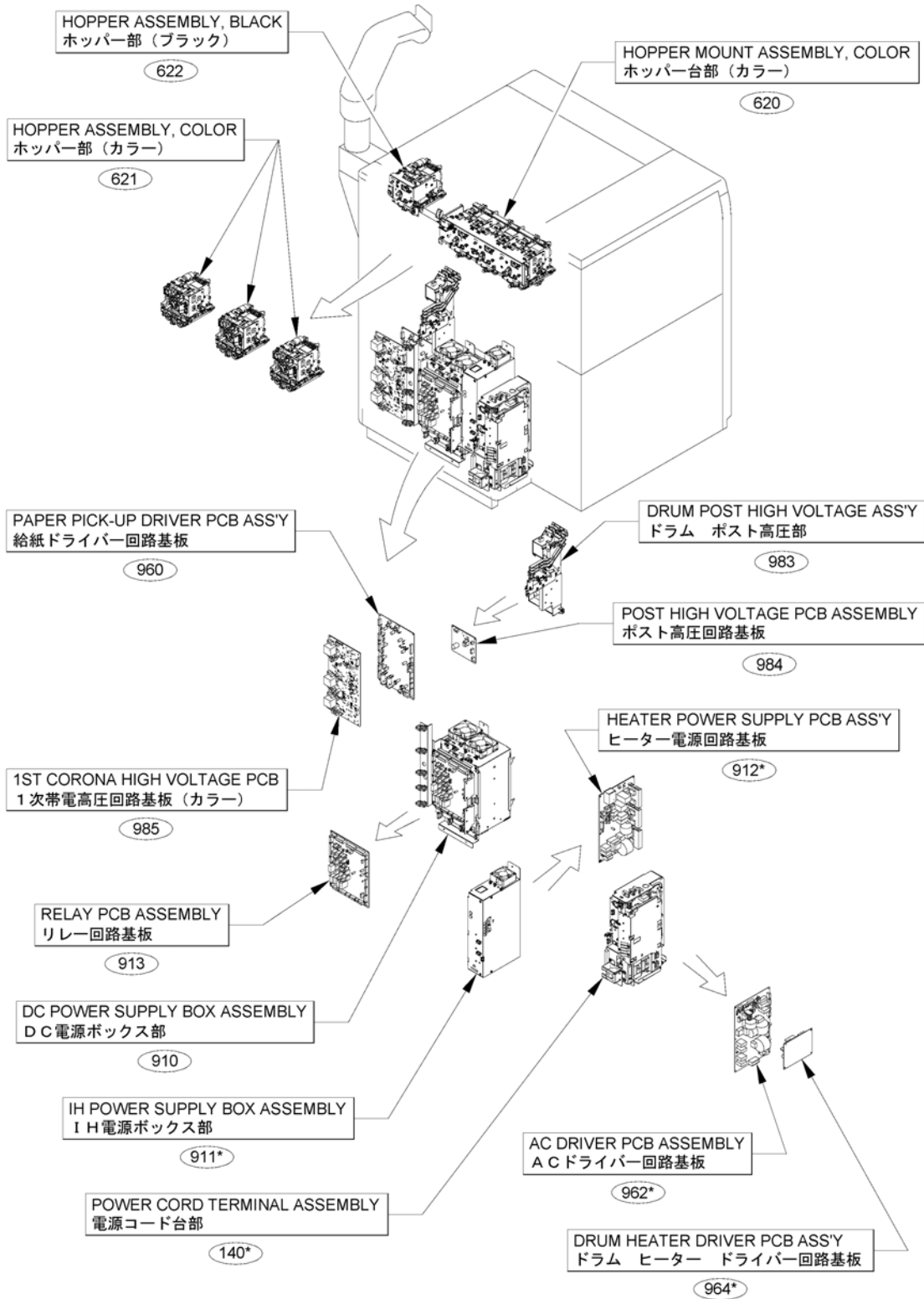


Figure A1B (1/7) ASSEMBLY LOCATION DIAGRAM (208V)

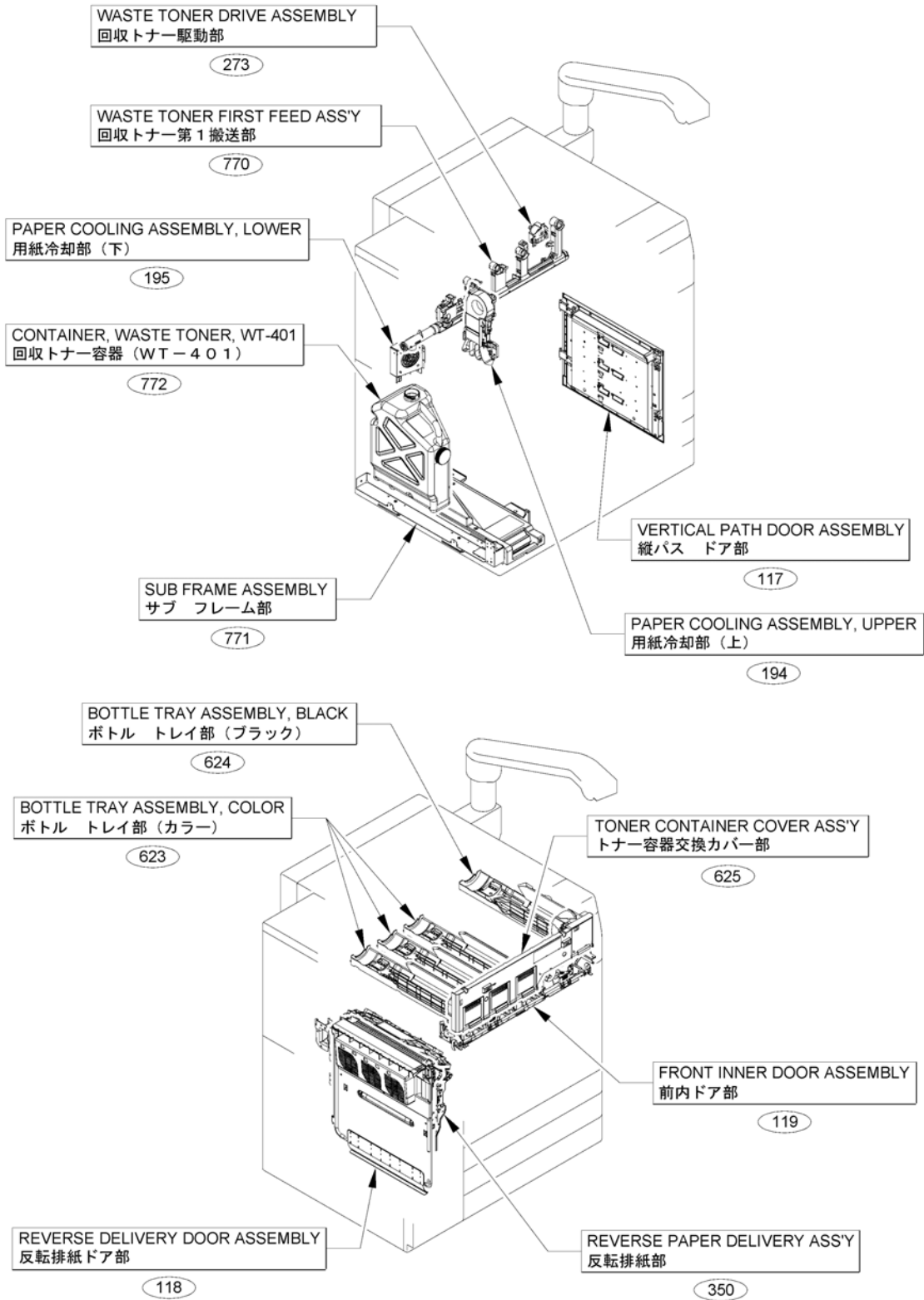


Figure A1B (2/7) ASSEMBLY LOCATION DIAGRAM (208V)

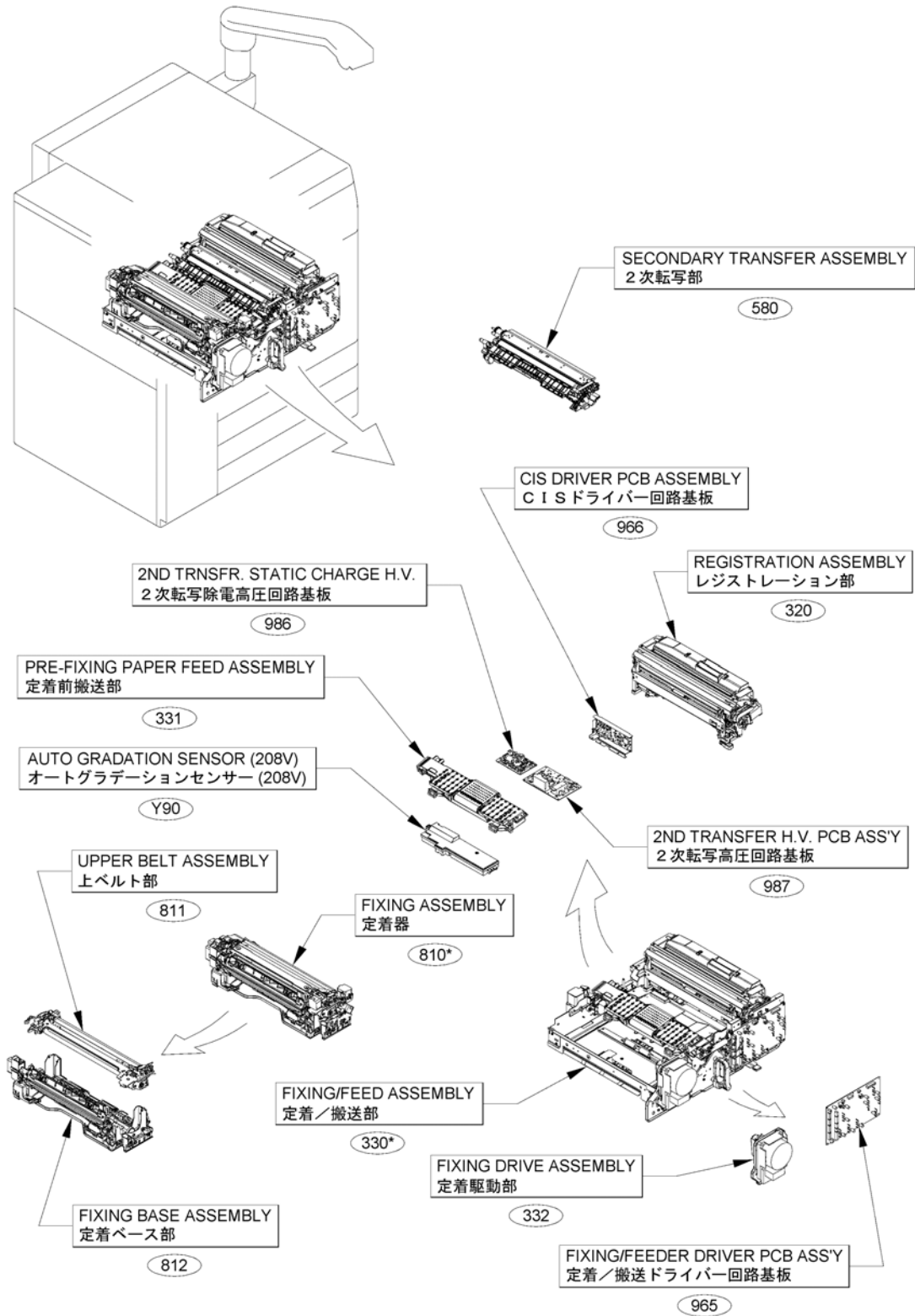


Figure A1B (3/7) ASSEMBLY LOCATION DIAGRAM (208V)

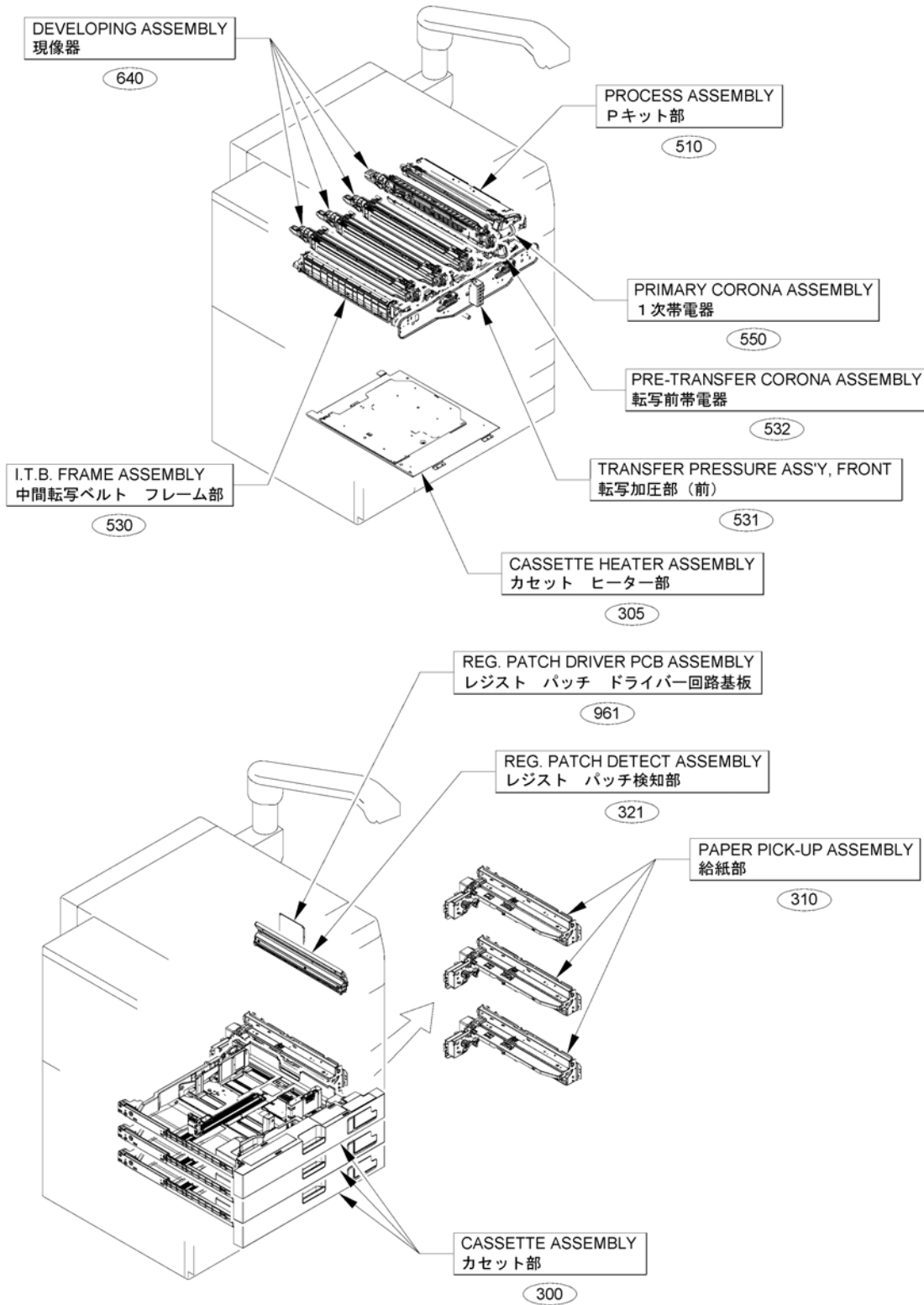


Figure A1B (4/7) ASSEMBLY LOCATION DIAGRAM (208V)

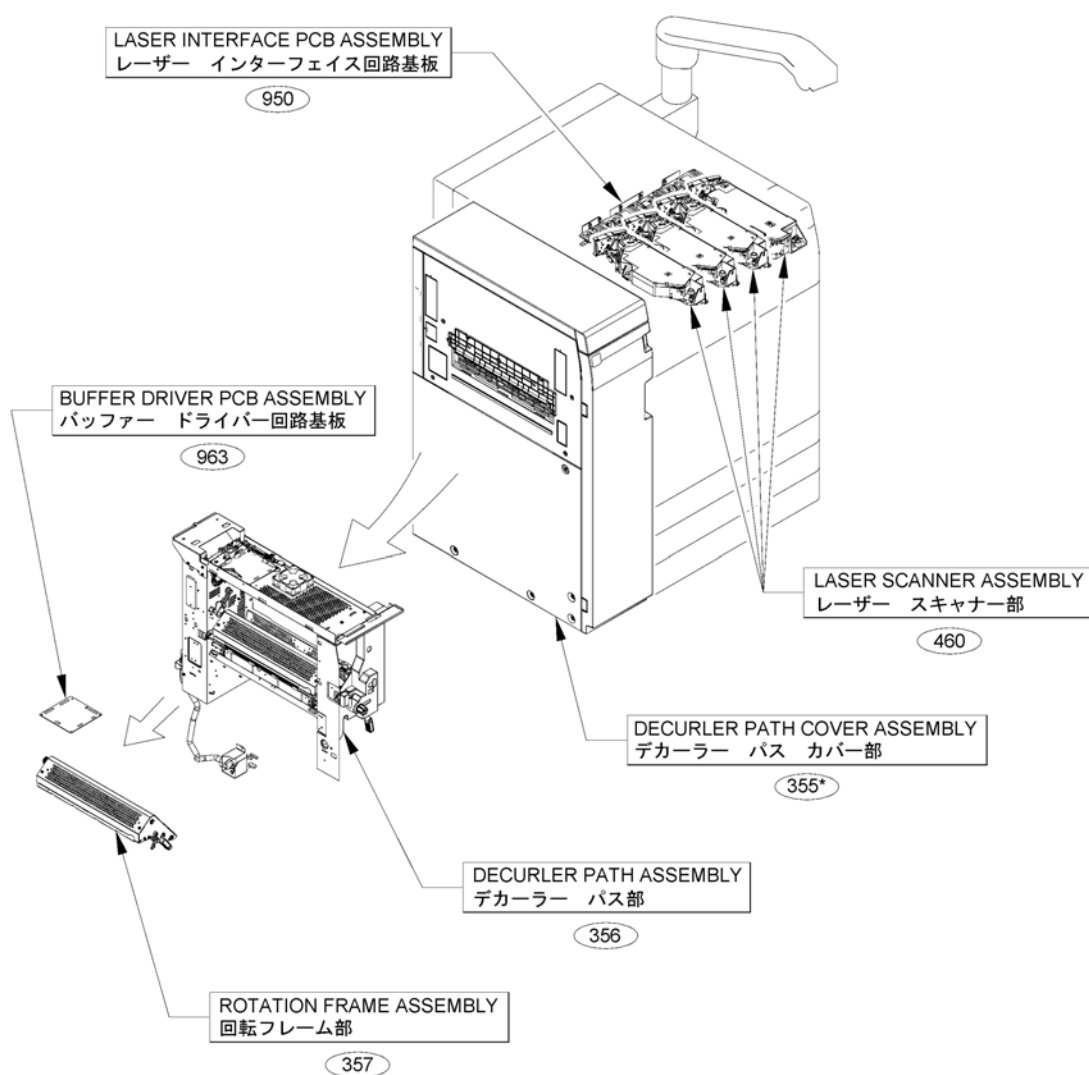


Figure A1B (5/7) ASSEMBLY LOCATION DIAGRAM (208V)

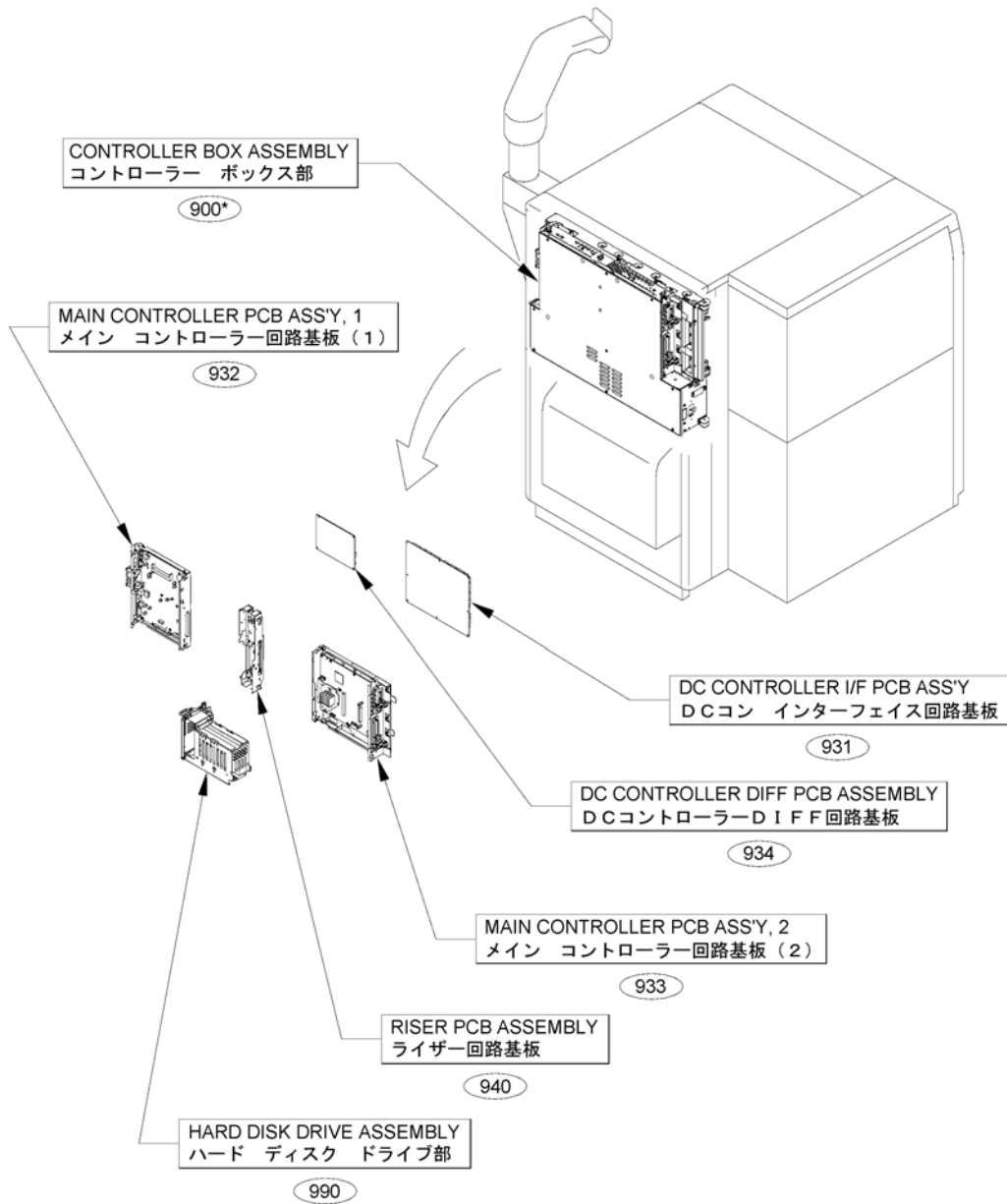


Figure A1B (6/7) ASSEMBLY LOCATION DIAGRAM (208V)

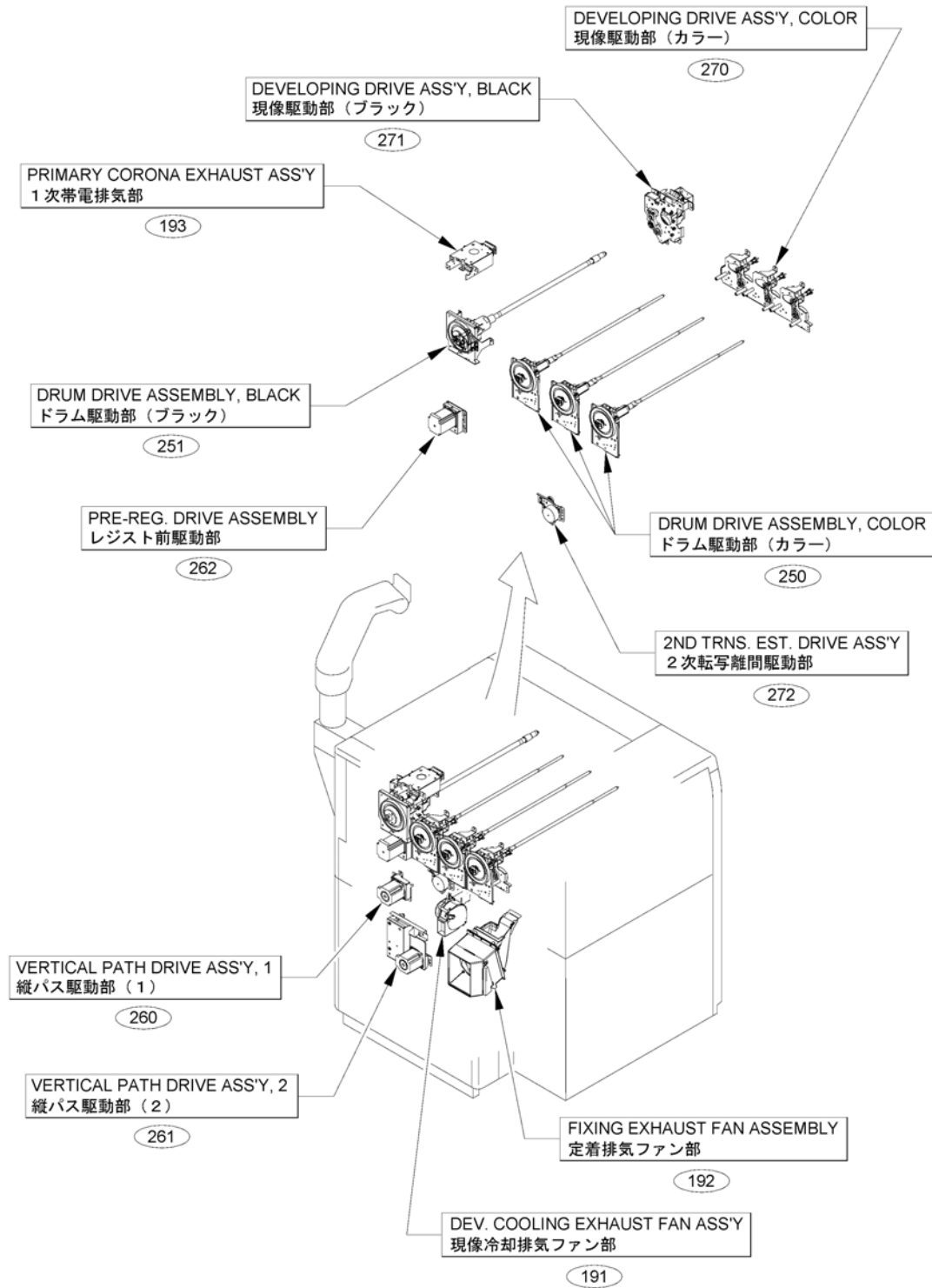


Figure A1B (7/7) ASSEMBLY LOCATION DIAGRAM (208V)

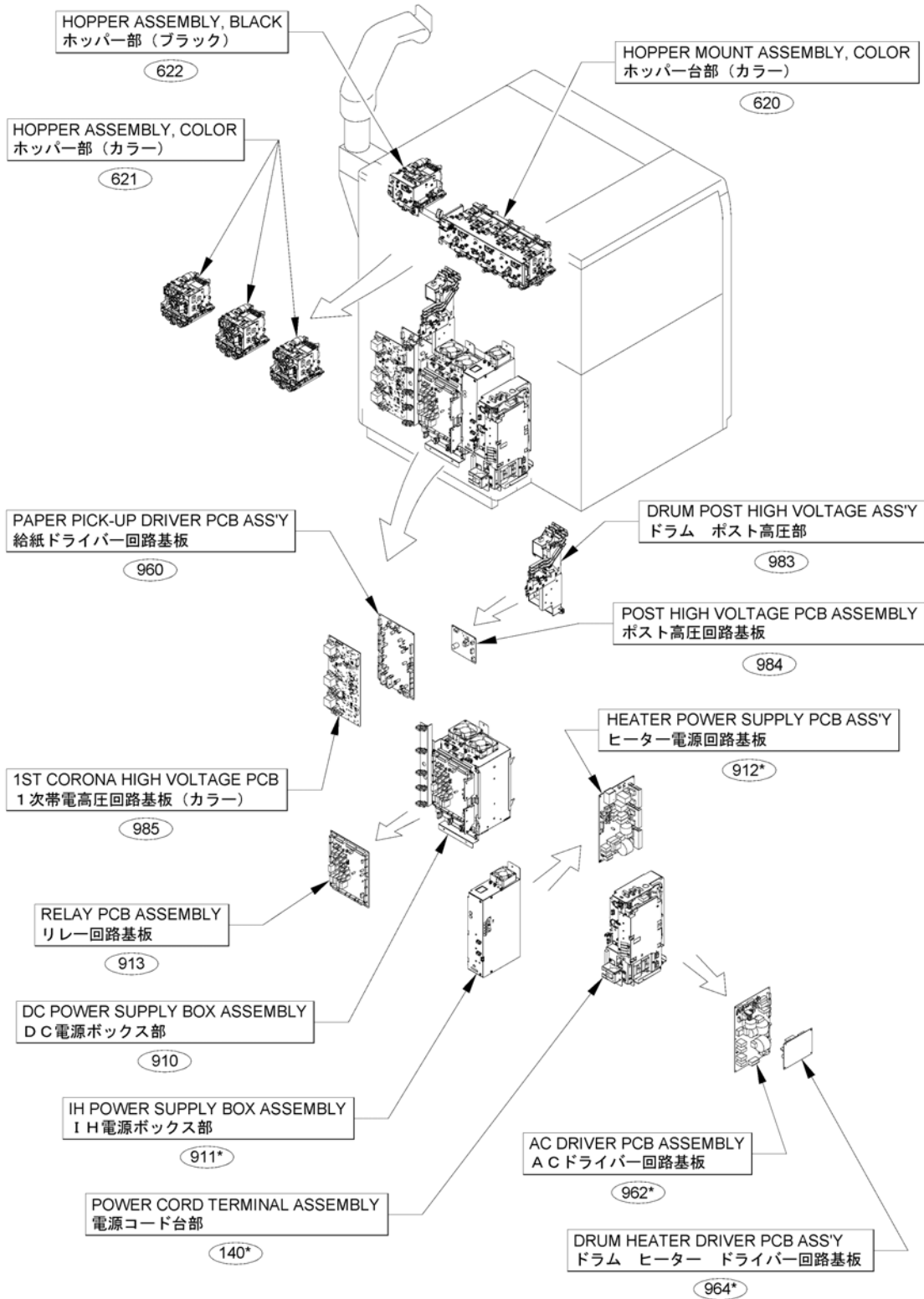


Figure A2 (1/2)OPTION PARTS CATALOG LIST

This is the table of the machine's options whose parts catalog is issued.
 本機オプションで、パーツカタログが発行されている機種の一覧である。

No.	Model Name(English)	Model Name(Japanese)
1	Duplex Color Image Reader Unit-K1	マルチカラーイメージリーダーユニット・K 1
2	(JAPAN ONLY)	マルチカラーイメージリーダーユニット・H 1
3	ADF Access Handle-A1	ADFアクセスハンドル・A 1
4	Printer Cover-H1	プリンタカバー・H 1
5	Printer Cover-B1/F1	プリンタカバー・B 1 / F 1
6	Upright Control Panel-G1	立面操作部・G 1
7	(JAPAN ONLY)	立面操作部・D 1
8	(JAPAN ONLY)	PODデッキライト・B 1
9	POD Deck Lite-C1	PODデッキライト・C 1
10	(JAPAN ONLY)	PODデッキライト取付けキット・A 1
11	POD Deck Lite Attachment Kit-B1	PODデッキライト取付けキット・B 1
12	Multi-drawer Paper Deck-C1	多段デッキ・C 1
13	(JAPAN ONLY)	多段デッキ・B 1
14	Tab Feeding Attachment-F1	インデックス紙アタッチメント・F 1
15	Envelope Feeder Attachment-F1	封筒搬送キット・F 1
16	Envelope Feeder Attachment-G1	封筒搬送キット・G 1
17	LONG SHEET TRAY-B1	長尺用トレイ・B 1
18	Paper Deck Double Feeding Detection Kit-A1	重送検知キット・A 1
19	Stack Bypass-B1	手差し給紙ユニット・B 1
20	Stack Bypass Alignment Tray-C1/C2	手差し補助トレイ・C 1 / C 2
21	Copy Tray-R1/R2	コピートレイ・R 1 / R 2
22	(JAPAN ONLY)	アウトプットトレイ・A 1
23	Staple Finisher-W1 PRO /Booklet Finisher-W1 PRO	ステイプルフィニッシャー・W 1 /中綴じフィニッシャー・W 1
24	Staple Finisher-T1 /Booklet Finisher-T1	ステイプルフィニッシャー・T 1 /中綴じフィニッシャー・T 1
25	Perfect Binder-E1	パーフェクトバインダー・E 1
26	Document Insertion Unit-N1	インサーター・N 1
27	Inserter Option controller Kit-A1	インサーター オプション コントローラキット ・A 1
28	Puncher Unit-BS1/BT1/BU1	パンチャーユニット・BS 1 / BT 1 / BU 1
29	External 2 Hole, 2/3 Hole, 2/4 Hole, 4Hole Puncher-C1	外付け2穴パンチャー・C 1
30	Multi Function Professional Puncher-A1	(日本仕向けなし)
31	Paper Folding Unit-J1	ペーパーフォールディングユニット・J 1
32	Two-Knife Booklet Trimmer-A1	天地トリマー・A 1
33	Reader Heater Unit-G1	リーダーヒーターキット・G 1
34	Power Supply Unit-V1	オプション電源・V 1
35	Copy Card Reader-F1	コピーカードリーダー・F 1
36	Copy Card Reader Attachment-A3	コピーカードリーダー取付けキット・A 3
37	Copy Card Reader Attachment-A4	コピーカードリーダー取付けキット・A 4
38	Auto Gradation Sensor-A1	オートグラデーションセンサー・A 1
39	imagePRESS Server G100	imagePRESS Server G100
40	imagePRESS Server F200	imagePRESS Server F200
41	Voice Guidance Kit-F1/F2	音声ガイダンスキット・F 1 / F 2
42	USB Device Port-A1/A2/A3	USB デバイスポート・A 1 / A 2 / A 3

Figure A2 (2/2) OPTION PARTS CATALOG LIST

No.	Model Name(English)	Model Name(Japanese)
43	3.5inch/1TB HDD-M1	オプションHDD (3.5inch/1TB) ・M1
44	REMOVABLE HDD KIT-AB2	リムーバブルHDDキット・AB2
45	Multimedia Reader/Writer-A3	マルチメディアリーダー/ライター・A3

Figure 001C ACCESSORIES (C850, C750, C65)

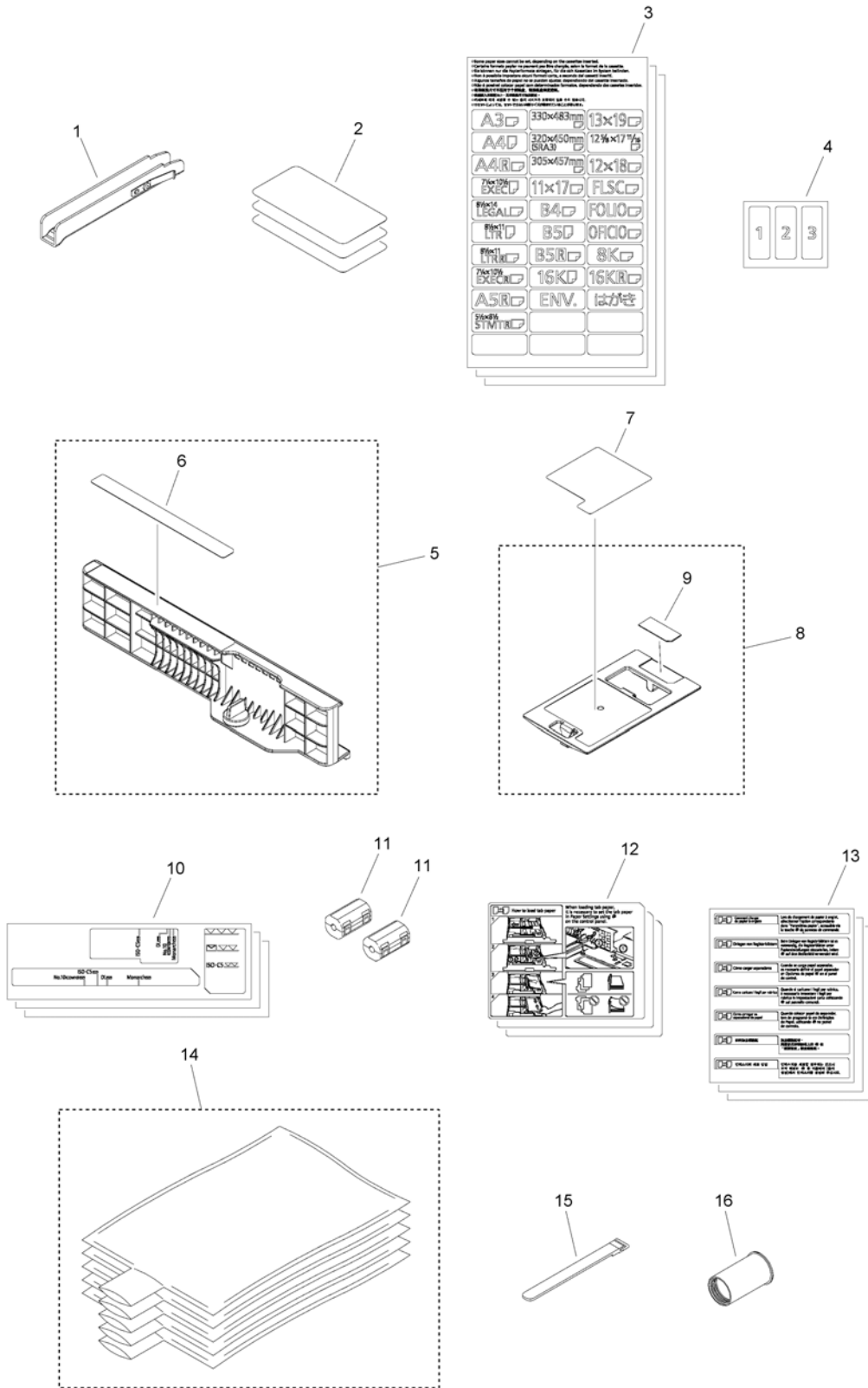


FIGURE & KEY NO.	PART NUMBER	RANK	QTY	DESCRIPTION	SERIAL NUMBER /REMARKS
001C	NPN		RF	ACCESSORIES	C850, C750, C65
1	FG5-5794-000		1	HANDLE,MAIN BODY	
2	FE3-6397-000		3	SHEET, MEDIA INDICATION	
3	FU8-8178-000		3	LABEL, PAPER SIZE	
4	FU8-8175-000		1	LABEL, CASSETTE NUMBER	
5	FM1-C678-000		1	INDEX PAPER GUIDE ASS'Y	
6	FU8-8146-000		1	LABEL, INDEX PAPER GUIDE	
7	FE3-9943-000		1	LABEL, MOUNTING INSTRUCTION	
8	FL0-3261-000		1	PLATE, LIFTING	
9	FL3-6526-000		1	SHEET, SEPARATION	
10	FU8-8203-000		3	LABEL, ENVELOPE SIZE	
11	WE8-6994-000		2	CORE, FERRITE	
12	FU8-8145-000		3	LABEL, INDEX PAPER SET	English
13	FU8-8174-000		3	LABEL, INDEX PAPER SET	French, German, Spanish, Italian, Portuguese, Traditional Chinese, Korean
14	FC0-2235-000		1	BAG, WASTE TONER	
15	FC0-2236-000		1	BAND, WASTE TONER	
16	FC0-2237-000		1	JOINT, WASTE TONER	

Figure 100D (1/2)EXTERNAL COVERS, PANELS, ETC. (C850, C750 208V)

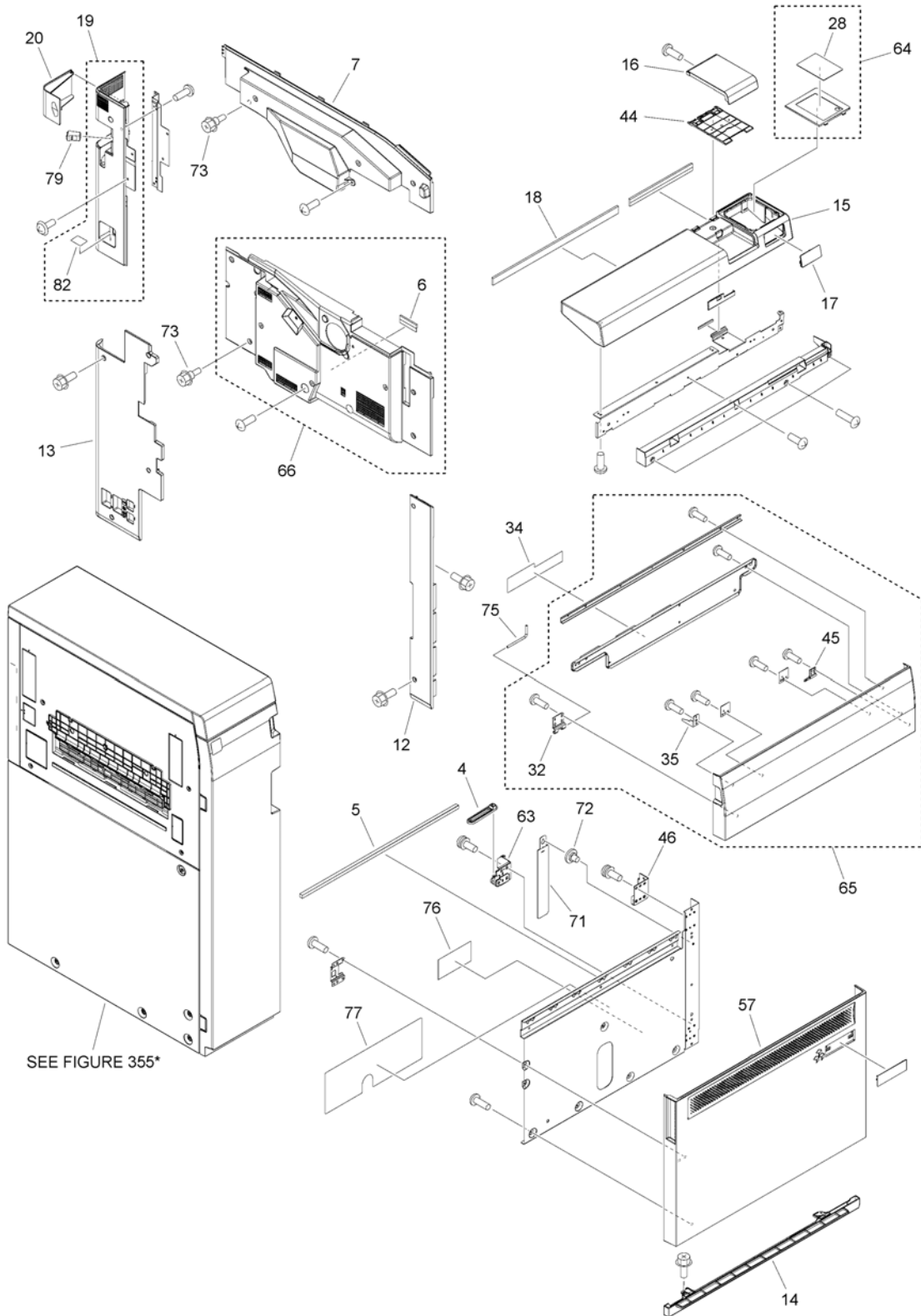


Figure 100D (2/2) EXTERNAL COVERS, PANELS, ETC. (C850, C750 208V)

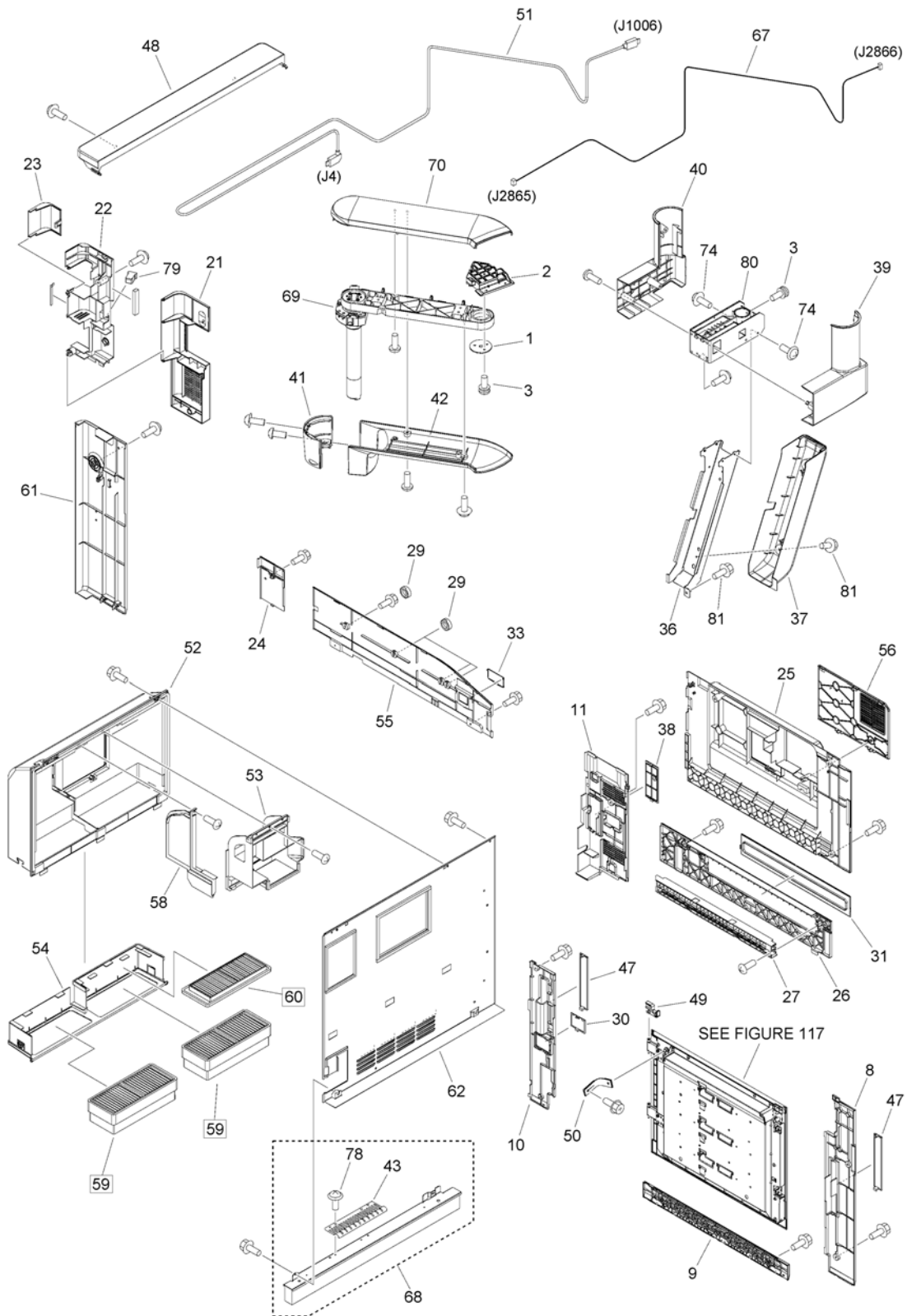


FIGURE & KEY NO.	PART NUMBER	RANK	QTY	DESCRIPTION	SERIAL NUMBER /REMARKS
100D	NPN		RF	EXTERNAL COVERS, PANELS, ETC.	C850, C750 208V
1	FB6-0450-000		1	WASHER	
2	FC0-8281-000		1	MOUNT, HINGE FIXED	
3	FC0-8302-000		5	SCREW, W/WASHER, M4X10	
4	FC0-9385-000		1	SLIDER	
5	FC0-9497-000		1	SEAL, COOLING DUCT	
6	FE4-7522-000		1	CUSHION, FLAPPER	
7	FC0-9660-000		1	COVER, LEFT UPPER	
8	FC0-9669-000		1	COVER, RIGHT LOWER, FRONT	
9	FC0-9670-000		1	COVER, LOWER	
10	FC0-9671-000		1	COVER, RIGHT LOWER REAR, 2	
11	FC0-9672-000		1	COVER, RIGHT, MIDDLE	
12	FC0-9673-000		1	COVER, LEFT LOWER, FRONT	
13	FC0-9674-000		1	COVER, LEFT LOWER, REAR	
14	FC0-9676-000		1	COVER, CASSETTE, LOWER	
15	FE8-2142-000		1	PANEL, UPPER, FRONT	
16	FE8-2143-000		1	COVER, USB PORT	
17	FE8-2146-000		1	COVER, BLANKING	
18	FC0-9686-000		1	SEAL	
19	FL0-4504-000		1	COVER, BOX, LEFT	
20	FC0-9690-000		1	COVER, CONNECTOR, LEFT	
21	FC0-9691-000		1	COVER, HARD DISK DRIVE	
22	FC0-9692-000		1	COVER, BOX, RIGHT	
23	FC0-9693-000		1	COVER, BOX CONNECTOR, RIGHT	
24	FC0-9694-000		1	COVER, RIGHT, REAR	
25	FC0-9695-000		1	COVER, RIGHT CENTER, FRONT	
26	FC0-9844-000		1	COVER, DECK GUIDE	
27	FC0-9845-000		1	GUIDE, DECK	
28	FE8-2148-000		1	LABEL, DEVICE PORT	
29	FC5-1282-000		4	RUBBER, COVER	
30	FC5-2652-000		1	COVER, SIDE REGIST. ADJUST, L.	
31	FC5-2668-000		1	PANEL, DECK	
32	FC8-1835-000		1	HINGE	
33	FC8-1844-000		1	COVER, MAIN SWITCH	
34	FC8-4724-000		1	LABEL, TONER EXCHANGE	
35	FC9-4041-000		1	FLAG, OPEN/CLOSE DETECT	
36	FE2-0016-010		1	PLATE, REINFORCEMENT	
37	FE2-0108-020		1	COVER, ARM, LOWER	
38	FE2-0123-010		1	COVER, BLANKING	
39	FE2-0125-010		1	COVER, BASE, FRONT	
40	FE2-0126-010		1	COVER, BASE, REAR	
41	FE2-0127-010		1	COVER, ARM SIDE END	
42	FE2-0128-010		1	COVER, ARM, LOWER	

FIGURE & KEY NO.	PART NUMBER	RANK	QTY	DESCRIPTION	SERIAL NUMBER /REMARKS
43	FE2-0199-010		1	PLATE, GROUNDING	
44	FE8-2144-000		1	COVER, USB, LOWER	
45	FE2-0290-000		1	HINGE, TORQUE	
46	FE2-0301-000		1	HINGE, UPPER	
47	FE3-6389-000		2	COVER, HANDLE	
48	FE3-6390-000		1	COVER, BOX, UPPER	
49	FE3-6396-000		1	STOPPER	
50	FE3-8179-000		1	BAND	
51	FK2-8365-000		1	CABLE, USER INTERFACE	
52	FL0-1252-000		1	COVER, SILENCER	
53	FL0-1253-000		1	DUCT, FAN	
54	FL0-1265-000		1	LID, OZONE FILTER	
55	FC0-9688-000		1	COVER, RIGHT UPPER	
56	FE2-0195-010		1	COVER, LID	
57	FC0-9495-000		1	COVER, FRONT	
58	FL2-8697-000		1	PLATE, DUCT PARTITION	
59	FL3-4101-000		2	FILTER, OZONE	[DP]
60	FL3-7553-000		1	FILTER, DUST	[DP]
61	FL3-7728-000		1	COVER, RIGHT LOWER REAR, 1	
62	FL3-7729-000		1	PANEL, REAR LOWER	
63	FL3-7798-000		1	HINGE, LOWER	
64	FL1-0542-000		1	COVER, DEVICE PORT	
65	FM1-M140-000		1	TONER EXCHANGE COVER ASSEMBLY	
66	FM0-1564-000		1	LEFT COVER ASSEMBLY, MIDDLE	
67	FM0-2863-000		1	CABLE, UI POWER SUPPLY	
68	FM0-4904-000		1	CURTAIN ASSEMBLY, REAR	
69	FM1-C680-000		1	LINK ARM UNIT	
70	FM1-C681-000		1	ARM COVER ASS'Y, UPPER	
71	FM1-C734-000		1	CLEANING SHEET UNIT, NONWOVEN	
72	FS1-9078-020		1	SCREW, STEPPED, M4	
73	FS5-9217-010		6	SCREW, STEPPED, M4	
74	XA9-1249-010		4	SCREW, TP M4X8	
75	FU6-4563-000		1	PIN, HINGE	
76	FU6-8525-000		1	LABEL, WIRE HEIGHT	
77	FU8-8162-000		1	LABEL, MAP	
78	XA9-2010-000		2	SCREW, TP, M3X6	
79	XZ9-0379-000		2	LATCH	
80	FC0-8307-010		1	BASE, FRAME	
81	XA9-0732-010		3	SCREW, RS, M4X8	
82	FU5-9905-000		1	LABEL, CONNECTION CAUTION	

Figure 100E (1/2)EXTERNAL COVERS, PANELS, ETC. (C65)

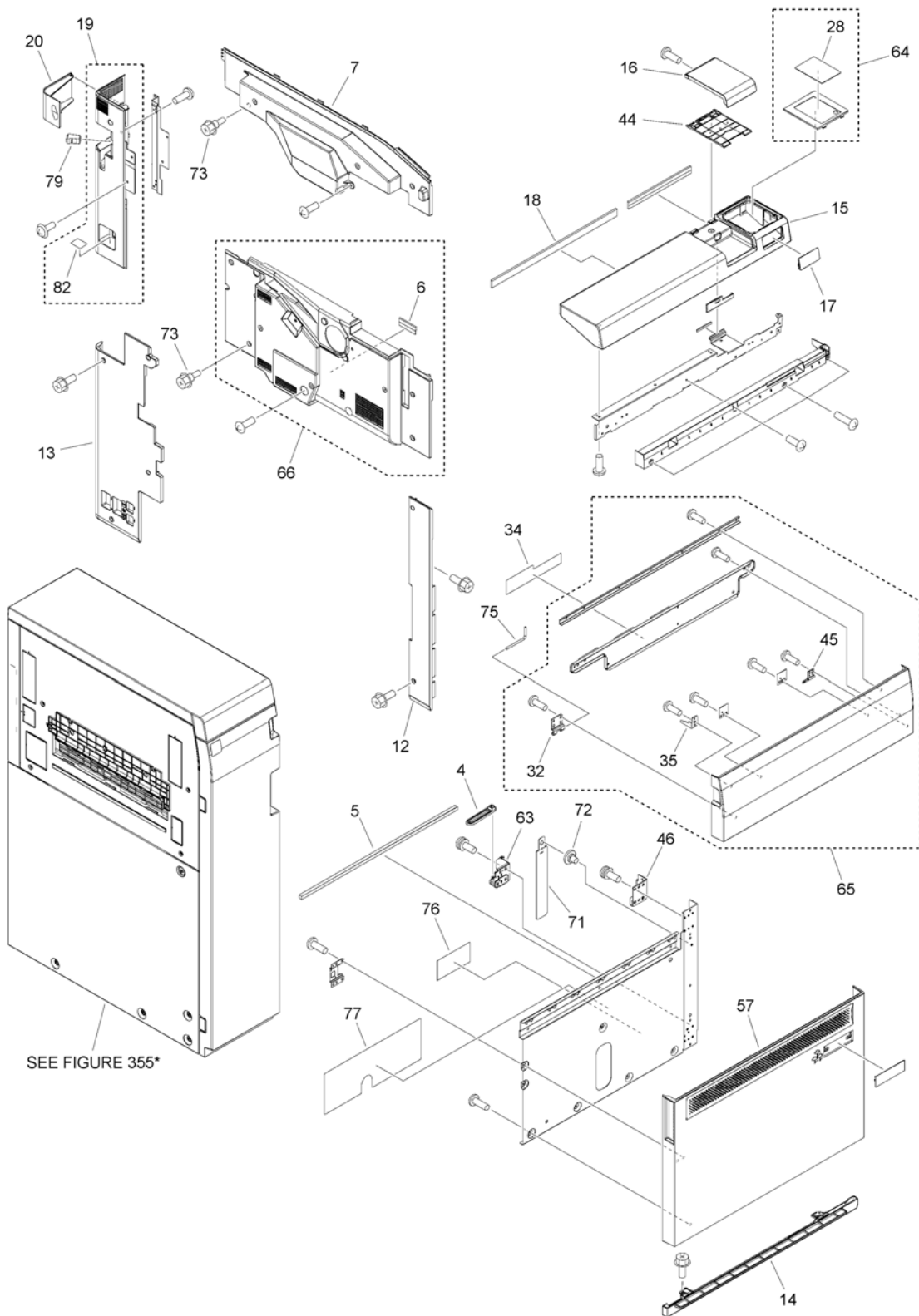


Figure 100E (2/2) EXTERNAL COVERS, PANELS, ETC. (C65)

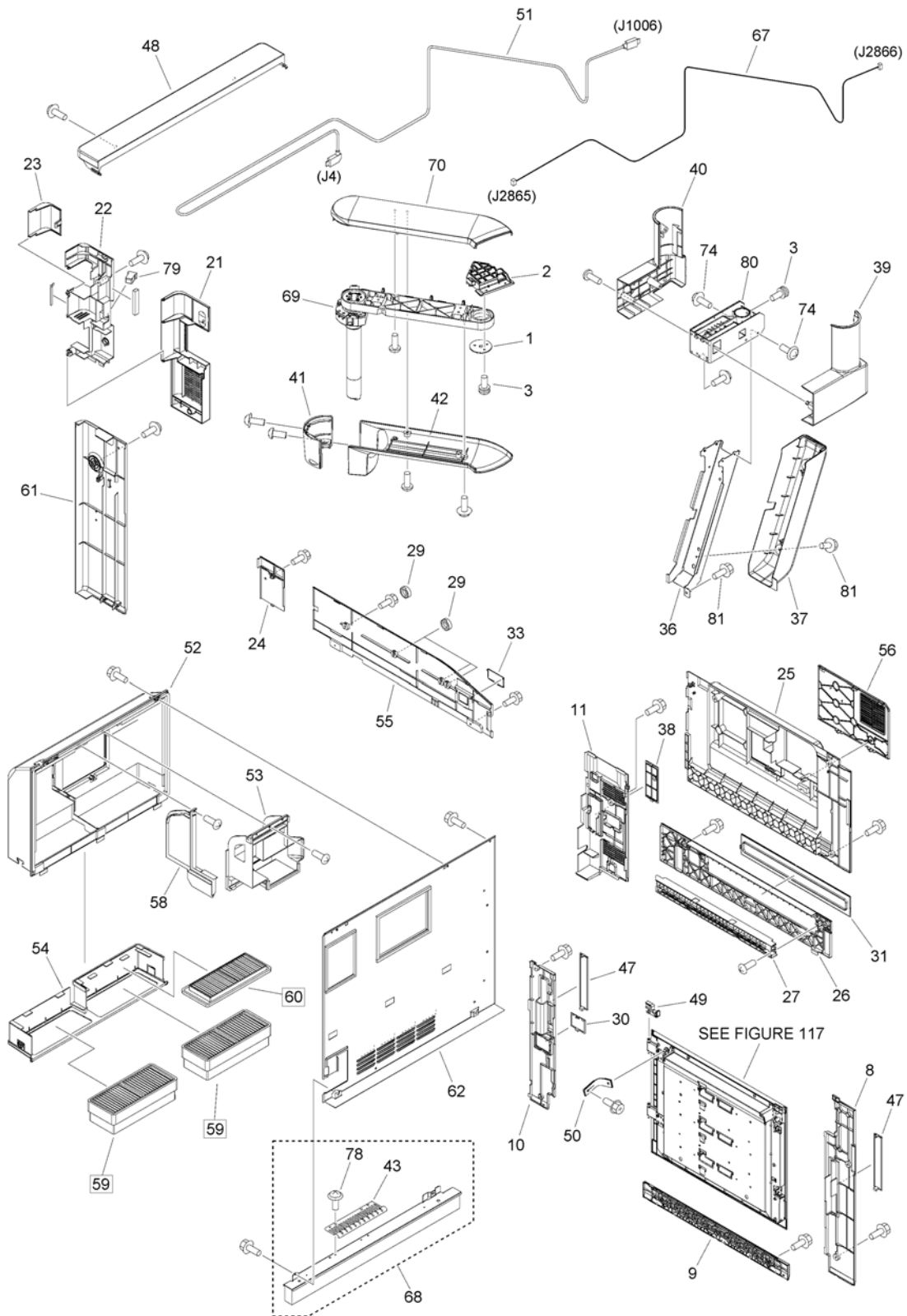


FIGURE & KEY NO.	PART NUMBER	RANK	QTY	DESCRIPTION	SERIAL NUMBER /REMARKS
100E	NPN		RF	EXTERNAL COVERS, PANELS, ETC.	C65
1	FB6-0450-000		1	WASHER	
2	FC0-8281-000		1	MOUNT, HINGE FIXED	
3	FC0-8302-000		5	SCREW, W/WASHER, M4X10	
4	FC0-9385-000		1	SLIDER	
5	FC0-9497-000		1	SEAL, COOLING DUCT	
6	FE4-7522-000		1	CUSHION, FLAPPER	
7	FC0-9660-000		1	COVER, LEFT UPPER	
8	FC0-9669-000		1	COVER, RIGHT LOWER, FRONT	
9	FC0-9670-000		1	COVER, LOWER	
10	FC0-9671-000		1	COVER, RIGHT LOWER REAR, 2	
11	FC0-9672-000		1	COVER, RIGHT, MIDDLE	
12	FC0-9673-000		1	COVER, LEFT LOWER, FRONT	
13	FC0-9674-000		1	COVER, LEFT LOWER, REAR	
14	FC0-9676-000		1	COVER, CASSETTE, LOWER	
15	FE8-2142-000		1	PANEL, UPPER, FRONT	
16	FE8-2143-000		1	COVER, USB PORT	
17	FE8-2146-000		1	COVER, BLANKING	
18	FC0-9686-000		1	SEAL	
19	FL0-4504-000		1	COVER, BOX, LEFT	
20	FC0-9690-000		1	COVER, CONNECTOR, LEFT	
21	FC0-9691-000		1	COVER, HARD DISK DRIVE	
22	FC0-9692-000		1	COVER, BOX, RIGHT	
23	FC0-9693-000		1	COVER, BOX CONNECTOR, RIGHT	
24	FC0-9694-000		1	COVER, RIGHT, REAR	
25	FC0-9695-000		1	COVER, RIGHT CENTER, FRONT	
26	FC0-9844-000		1	COVER, DECK GUIDE	
27	FC0-9845-000		1	GUIDE, DECK	
28	FE8-2148-000		1	LABEL, DEVICE PORT	
29	FC5-1282-000		4	RUBBER, COVER	
30	FC5-2652-000		1	COVER, SIDE REGIST. ADJUST, L.	
31	FC5-2668-000		1	PANEL, DECK	
32	FC8-1835-000		1	HINGE	
33	FC8-1844-000		1	COVER, MAIN SWITCH	
34	FC8-4724-000		1	LABEL, TONER EXCHANGE	
35	FC9-4041-000		1	FLAG, OPEN/CLOSE DETECT	
36	FE2-0016-010		1	PLATE, REINFORCEMENT	
37	FE2-0108-020		1	COVER, ARM, LOWER	
38	FE2-0123-010		1	COVER, BLANKING	
39	FE2-0125-010		1	COVER, BASE, FRONT	
40	FE2-0126-010		1	COVER, BASE, REAR	
41	FE2-0127-010		1	COVER, ARM SIDE END	
42	FE2-0128-010		1	COVER, ARM, LOWER	
43	FE2-0199-010		1	PLATE, GROUNDING	

FIGURE & KEY NO.	PART NUMBER	RANK	QTY	DESCRIPTION	SERIAL NUMBER /REMARKS
44	FE8-2144-000		1	COVER, USB, LOWER	
45	FE2-0290-000		1	HINGE, TORQUE	
46	FE2-0301-000		1	HINGE, UPPER	
47	FE3-6389-000		2	COVER, HANDLE	
48	FE3-6390-000		1	COVER, BOX, UPPER	
49	FE3-6396-000		1	STOPPER	
50	FE3-8179-000		1	BAND	
51	FK2-8365-000		1	CABLE, USER INTERFACE	
52	FL0-1252-000		1	COVER, SILENCER	
53	FL0-1253-000		1	DUCT, FAN	
54	FL0-1265-000		1	LID, OZONE FILTER	
55	FC0-9688-000		1	COVER, RIGHT UPPER	
56	FE2-0195-010		1	COVER, LID	
57	FC0-9495-000		1	COVER, FRONT	
58	FL2-8697-000		1	PLATE, DUCT PARTITION	
59	FL3-4101-000		2	FILTER, OZONE	[DP]
60	FL3-7553-000		1	FILTER, DUST	[DP]
61	FL3-7728-000		1	COVER, RIGHT LOWER REAR, 1	
62	FL3-7729-000		1	PANEL, REAR LOWER	
63	FL3-7798-000		1	HINGE, LOWER	
64	FL1-0542-000		1	COVER, DEVICE PORT	
65	FM1-M140-000		1	TONER EXCHANGE COVER ASSEMBLY	
66	FM0-1564-000		1	LEFT COVER ASSEMBLY, MIDDLE	
67	FM0-2863-000		1	CABLE, UI POWER SUPPLY	
68	FM0-4904-000		1	CURTAIN ASSEMBLY, REAR	
69	FM1-C680-000		1	LINK ARM UNIT	
70	FM1-C681-000		1	ARM COVER ASS'Y, UPPER	
71	FM1-C734-000		1	CLEANING SHEET UNIT, NONWOVEN	
72	FS1-9078-020		1	SCREW, STEPPED, M4	
73	FS5-9217-010		6	SCREW, STEPPED, M4	
74	XA9-1249-010		4	SCREW, TP M4X8	
75	FU6-4563-000		1	PIN, HINGE	
76	FU6-8525-000		1	LABEL, WIRE HEIGHT	
77	FU8-8162-000		1	LABEL, MAP	
78	XA9-2010-000		2	SCREW, TP, M3X6	
79	XZ9-0379-000		2	LATCH	
80	FC0-8307-010		1	BASE, FRAME	
81	XA9-0732-010		3	SCREW, RS, M4X8	
82	FU5-9905-000		1	LABEL, CONNECTION CAUTION	

Figure 100F (1/2)EXTERNAL COVERS, PANELS, ETC. (C850, C750 230V)

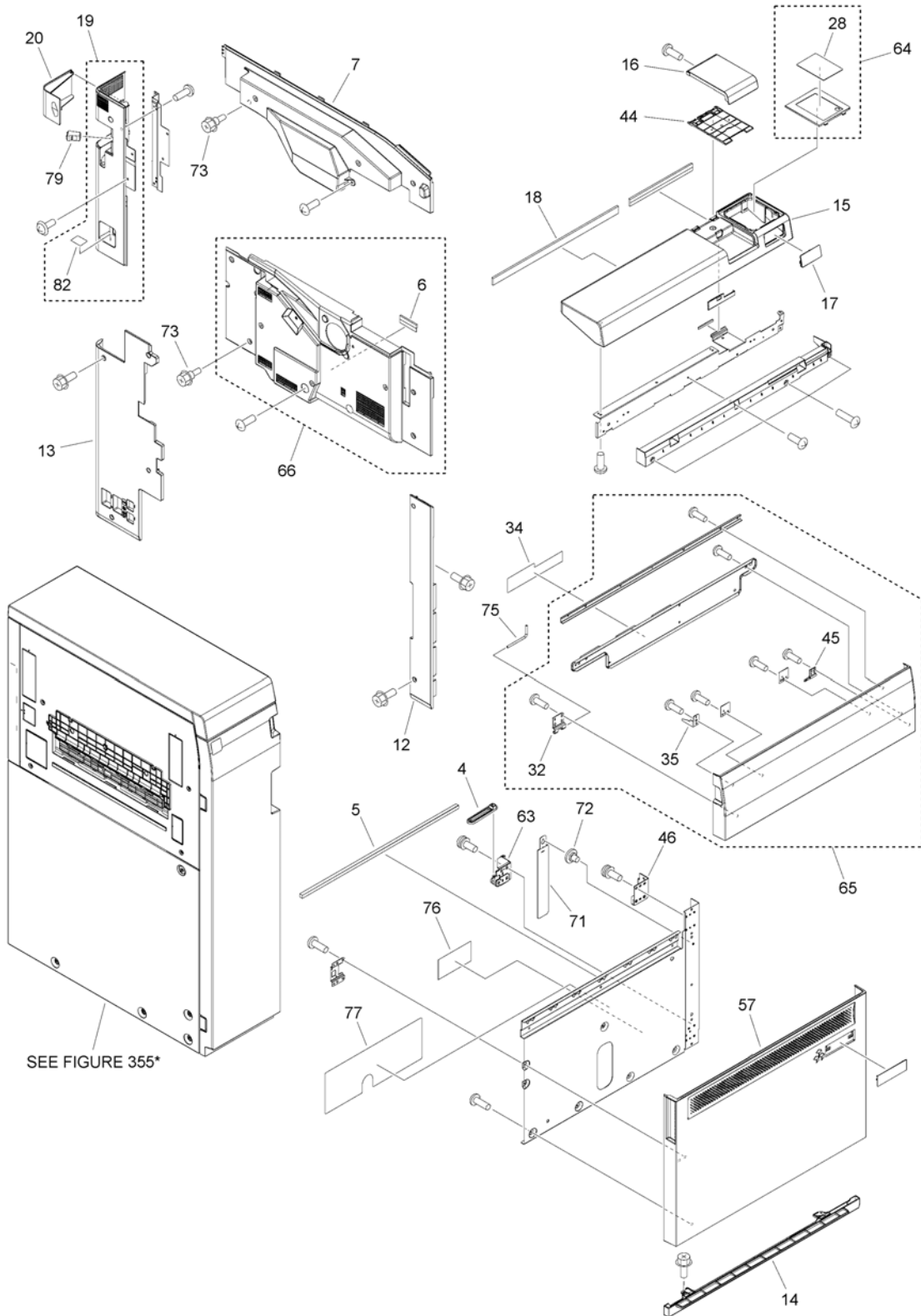


Figure 100F (2/2)EXTERNAL COVERS, PANELS, ETC. (C850, C750 230V)

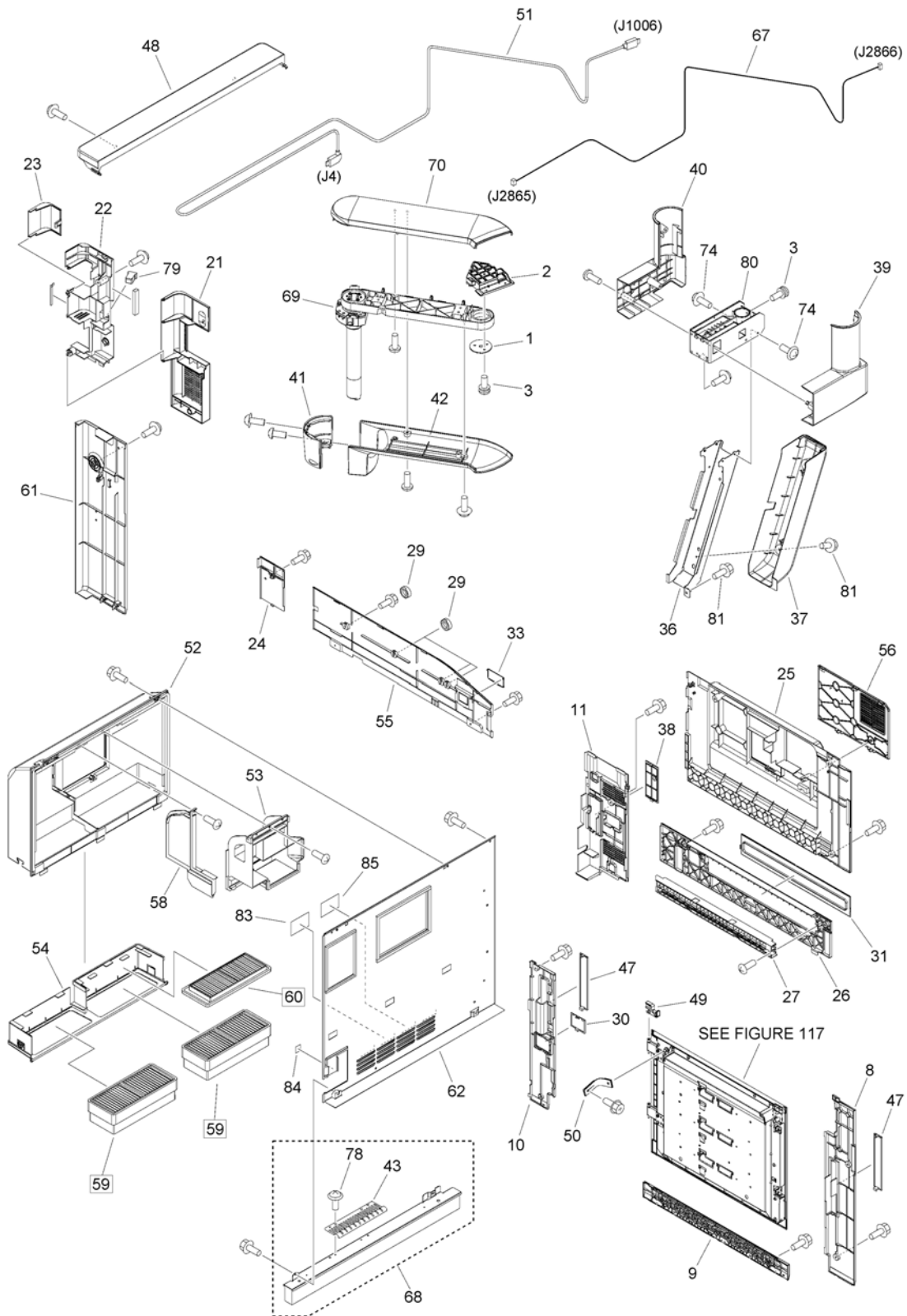


FIGURE & KEY NO.	PART NUMBER	RANK	QTY	DESCRIPTION	SERIAL NUMBER /REMARKS
100F	NPN		RF	EXTERNAL COVERS, PANELS, ETC.	C850, C750 230V
1	FB6-0450-000		1	WASHER	
2	FC0-8281-000		1	MOUNT, HINGE FIXED	
3	FC0-8302-000		5	SCREW, W/WASHER, M4X10	
4	FC0-9385-000		1	SLIDER	
5	FC0-9497-000		1	SEAL, COOLING DUCT	
6	FE4-7522-000		1	CUSHION, FLAPPER	
7	FC0-9660-000		1	COVER, LEFT UPPER	
8	FC0-9669-000		1	COVER, RIGHT LOWER, FRONT	
9	FC0-9670-000		1	COVER, LOWER	
10	FC0-9671-000		1	COVER, RIGHT LOWER REAR, 2	
11	FC0-9672-000		1	COVER, RIGHT, MIDDLE	
12	FC0-9673-000		1	COVER, LEFT LOWER, FRONT	
13	FC0-9674-000		1	COVER, LEFT LOWER, REAR	
14	FC0-9676-000		1	COVER, CASSETTE, LOWER	
15	FE8-2142-000		1	PANEL, UPPER, FRONT	
16	FE8-2143-000		1	COVER, USB PORT	
17	FE8-2146-000		1	COVER, BLANKING	
18	FC0-9686-000		1	SEAL	
19	FL0-4504-000		1	COVER, BOX, LEFT	
20	FC0-9690-000		1	COVER, CONNECTOR, LEFT	
21	FC0-9691-000		1	COVER, HARD DISK DRIVE	
22	FC0-9692-000		1	COVER, BOX, RIGHT	
23	FC0-9693-000		1	COVER, BOX CONNECTOR, RIGHT	
24	FC0-9694-000		1	COVER, RIGHT, REAR	
25	FC0-9695-000		1	COVER, RIGHT CENTER, FRONT	
26	FC0-9844-000		1	COVER, DECK GUIDE	
27	FC0-9845-000		1	GUIDE, DECK	
28	FE8-2148-000		1	LABEL, DEVICE PORT	
29	FC5-1282-000		4	RUBBER, COVER	
30	FC5-2652-000		1	COVER, SIDE REGIST. ADJUST, L.	
31	FC5-2668-000		1	PANEL, DECK	
32	FC8-1835-000		1	HINGE	
33	FC8-1844-000		1	COVER, MAIN SWITCH	
34	FU8-8164-000		1	LABEL, TONER EXCHANGE	
35	FC9-4041-000		1	FLAG, OPEN/CLOSE DETECT	
36	FE2-0016-010		1	PLATE, REINFORCEMENT	
37	FE2-0108-020		1	COVER, ARM, LOWER	
38	FE2-0123-010		1	COVER, BLANKING	
39	FE2-0125-010		1	COVER, BASE, FRONT	
40	FE2-0126-010		1	COVER, BASE, REAR	
41	FE2-0127-010		1	COVER, ARM SIDE END	
42	FE2-0128-010		1	COVER, ARM, LOWER	

FIGURE & KEY NO.	PART NUMBER	RANK	QTY	DESCRIPTION	SERIAL NUMBER /REMARKS
43	FE2-0199-010		1	PLATE, GROUNDING	
44	FE8-2144-000		1	COVER, USB, LOWER	
45	FE2-0290-000		1	HINGE, TORQUE	
46	FE2-0301-000		1	HINGE, UPPER	
47	FE3-6389-000		2	COVER, HANDLE	
48	FE3-6390-000		1	COVER, BOX, UPPER	
49	FE3-6396-000		1	STOPPER	
50	FE3-8179-000		1	BAND	
51	FK2-8365-000		1	CABLE, USER INTERFACE	
52	FL0-1252-000		1	COVER, SILENCER	
53	FL0-1253-000		1	DUCT, FAN	
54	FL0-1265-000		1	LID, OZONE FILTER	
55	FC0-9688-000		1	COVER, RIGHT UPPER	
56	FE2-0195-010		1	COVER, LID	
57	FC0-9495-000		1	COVER, FRONT	
58	FL2-8697-000		1	PLATE, DUCT PARTITION	
59	FL3-4101-000		2	FILTER, OZONE	[DP]
60	FL3-7553-000		1	FILTER, DUST	[DP]
61	FL3-7728-000		1	COVER, RIGHT LOWER REAR, 1	
62	FL3-7729-000		1	PANEL, REAR LOWER	
63	FL3-7798-000		1	HINGE, LOWER	
64	FL1-0542-000		1	COVER, DEVICE PORT	
65	FM1-M140-000		1	TONER EXCHANGE COVER ASSEMBLY	
66	FM0-1564-000		1	LEFT COVER ASSEMBLY, MIDDLE	
67	FM0-2863-000		1	CABLE, UI POWER SUPPLY	
68	FM0-4904-000		1	CURTAIN ASSEMBLY, REAR	
69	FM1-C680-000		1	LINK ARM UNIT	
70	FM1-C681-000		1	ARM COVER ASS'Y, UPPER	
71	FM1-C734-000		1	CLEANING SHEET UNIT, NONWOVEN	
72	FS1-9078-020		1	SCREW, STEPPED, M4	
73	FS5-9217-010		6	SCREW, STEPPED, M4	
74	XA9-1249-010		4	SCREW, TP M4X8	
75	FU6-4563-000		1	PIN, HINGE	
76	FU6-8525-000		1	LABEL, WIRE HEIGHT	
77	FU8-8162-000		1	LABEL, MAP	
78	XA9-2010-000		2	SCREW, TP, M3X6	
79	XZ9-0379-000		2	LATCH	
80	FC0-8307-010		1	BASE, FRAME	
81	XA9-0732-010		3	SCREW, RS, M4X8	
82	FU5-9905-000		1	LABEL, CONNECTION CAUTION	
83	FU5-8549-000		1	LABEL, MULTI POWER CAUTION	
84	FU8-8193-000		1	LABEL, SUB POWER SUPPLY CORD	
85	FU5-8560-000		1	LABEL, GROUNDING CAUTION	

Figure 101 INTERNAL COMPONENTS 1

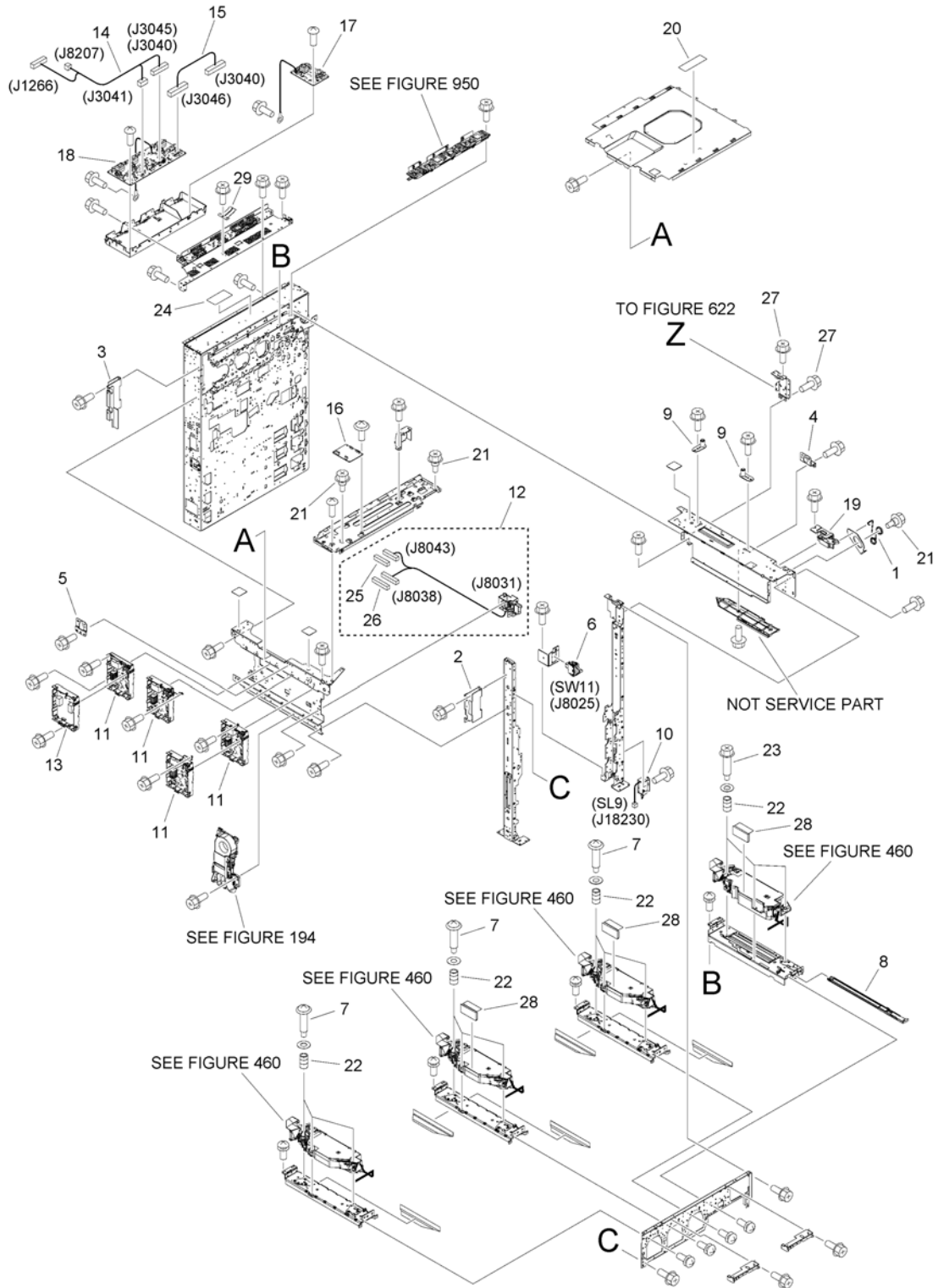


FIGURE & KEY NO.	PART NUMBER	RANK	QTY	DESCRIPTION	SERIAL NUMBER /REMARKS
101	NPN		RF	INTERNAL COMPONENTS 1	
1	FC0-0405-000		1	SPRING, TORSION	
2	FC0-9512-000		1	PLATE, BUFFER MOUNTING, FRONT	
3	FC0-9513-000		1	PLATE, BUFFER MOUNTING, REAR	
4	FC9-4049-000		1	PLATE, READER FIXED, RIGHT	
5	FC9-4085-000		1	PLATE, READER FIXED, LEFT	
6	FK3-2575-000		1	SWITCH	SW11
7	FU5-9900-000		9	SCREW, STEPPED, M4	
8	FL2-8925-000		1	GLASS, DUST-PROOF	
9	FL2-8926-000		2	PIN, READER POSITIONING	
10	FM0-0875-010		1	SOLENOID UNIT	SL9
11	FM0-1432-000		4	PRIMARY TRANSFER H.V. UNIT	
12	FM0-1491-000		1	FR. INNER DOOR DRAWER ASSEMBLY	
13	FM0-1562-000		1	ELES. HIGH VOLTAGE PCB ASS'Y	
14	FM0-2858-000		1	CABLE, DEVELOPING H.V., COLOR	
15	FM0-2859-000		1	CABLE, DEVELOPING H.V., BLACK	
16	FM0-2917-000		1	TONER CONTAINER ID DRIVER PCB	
17	FM0-2937-000		1	DEV. H.V. PCB ASSEMBLY, BLACK	
18	FM0-2938-000		1	DEV. H.V. PCB ASSEMBLY, COLOR	
19	FM3-9972-000		1	MAIN SWITCH ASS'Y	
20	FS5-8623-000		1	LABEL, WARNING LESER	
21	FS5-9277-020		3	SCREW, STEPPED, M4	
22	FU5-2682-000		12	SPRING	
23	FU5-9596-000		3	SCREW, STEPPED, RS, M3	
24	FU8-8135-000		1	LABEL, EXCHANGE INSTRUCTION	
25	VS1-8412-017		1	CONNECTOR, SNAP TIGHT, BL	
26	VS1-8412-019		1	CONNECTOR, SNAP TIGHT, BL	
27	XA9-0684-000		8	SCREW, M4X6	
28	FL0-4501-000		3	SHEET, CUSHION	
29	FC9-8812-000		1	PLATE, GROUNDING	

Figure 102 INTERNAL COMPONENTS 2

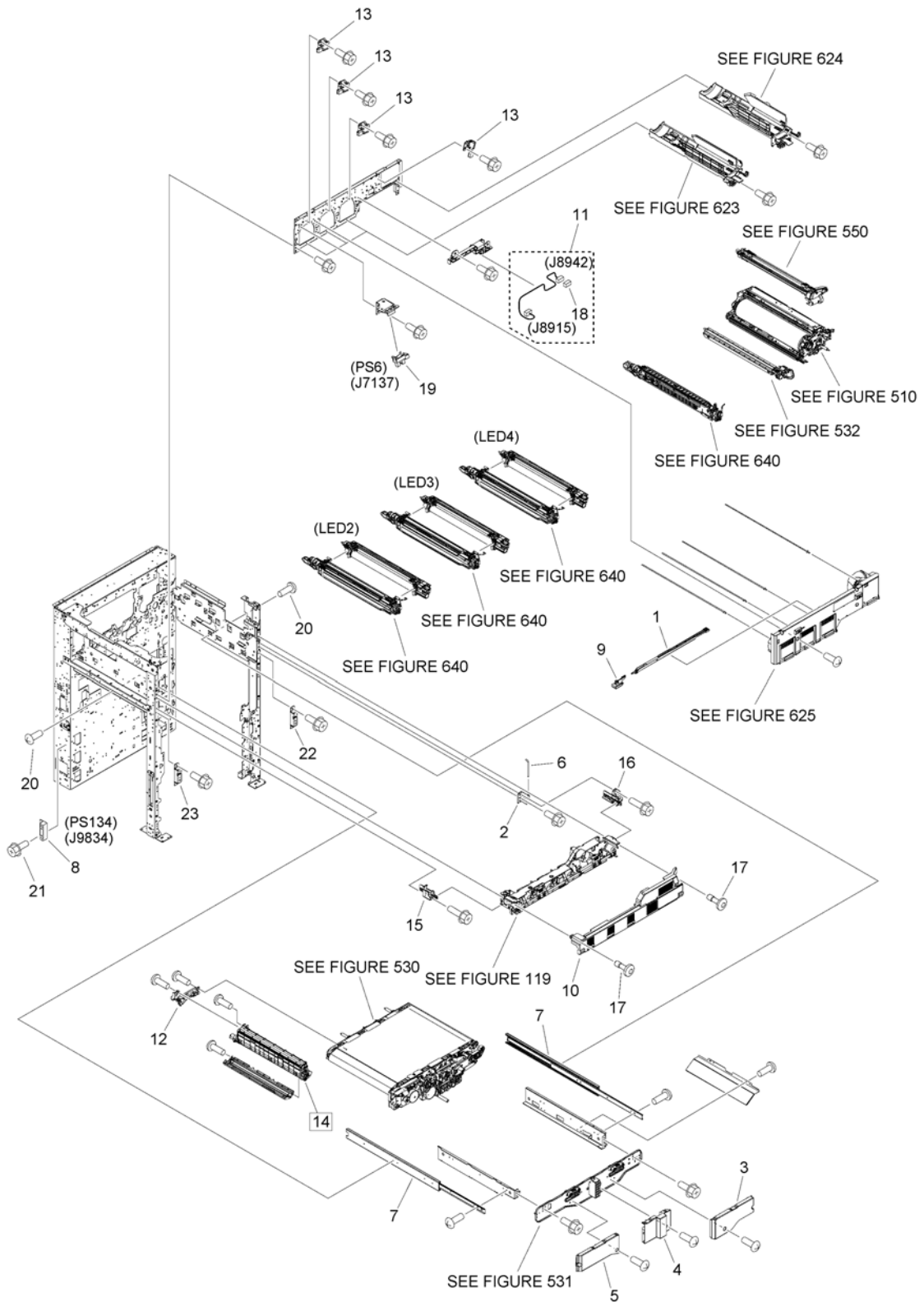


FIGURE & KEY NO.	PART NUMBER	RANK	QTY	DESCRIPTION	SERIAL NUMBER /REMARKS
102	NPN		RF	INTERNAL COMPONENTS 2	
1	FC8-2339-000		1	ROD, GLASS CLEANING	
2	FC9-3889-000		1	HINGE	
3	FC9-4107-000		1	COVER, I.T.B. INNER, RIGHT	
4	FC9-4108-000		1	COVER, I.T.B. INNER	
5	FC9-4109-000		1	COVER, I.T.B. INNER, LEFT	
6	FC9-8402-000		1	SHAFT, HINGE	
7	FE2-0270-010		2	RAIL, SLIDE	
8	FK2-0003-00U		1	PHOTO SENSOR, KUA0046A	PS134
9	FL2-4425-000		1	CLEANING PAD UNIT	
10	FL3-7645-000		1	COVER, INNER, FRONT	
11	FM0-2813-000		1	CABLE,BLACK TONER SENSOR,RIGHT	
12	FM0-4896-000		1	CONTACT BLOCK UNIT	
13	FM0-4905-000		4	TONER CONTAINER ID SENSOR UNIT	
14	FM1-C653-010		1	TRANSFER CLEANER ASSEMBLY	[DP]
15	FM3-9886-000		1	RAIL ASSEMBLY, LEFT	
16	FM3-9887-000		1	RAIL ASSEMBLY, RIGHT	
17	FS1-9253-020		2	SCREW, STEPPED M4X8	
18	VS1-7177-005		1	CONNECTOR, SNAP TIGHT, BK	
19	WG8-5783-000		1	IC,PHOTO-INTERRUPTER,LG248NL1A	PS6
20	XA9-1331-000		6	SCREW,MACH.,TRUSS HEAD,M4X4	
21	XA9-1386-000		2	SCREW,RS,M3X8	
22	FC8-1762-000		1	PLATE,FRAME POSITIONING, RIGHT	
23	FC8-1763-000		1	PLATE, FRAME POSITIONING, LEFT	

Figure 103 INTERNAL COMPONENTS 3

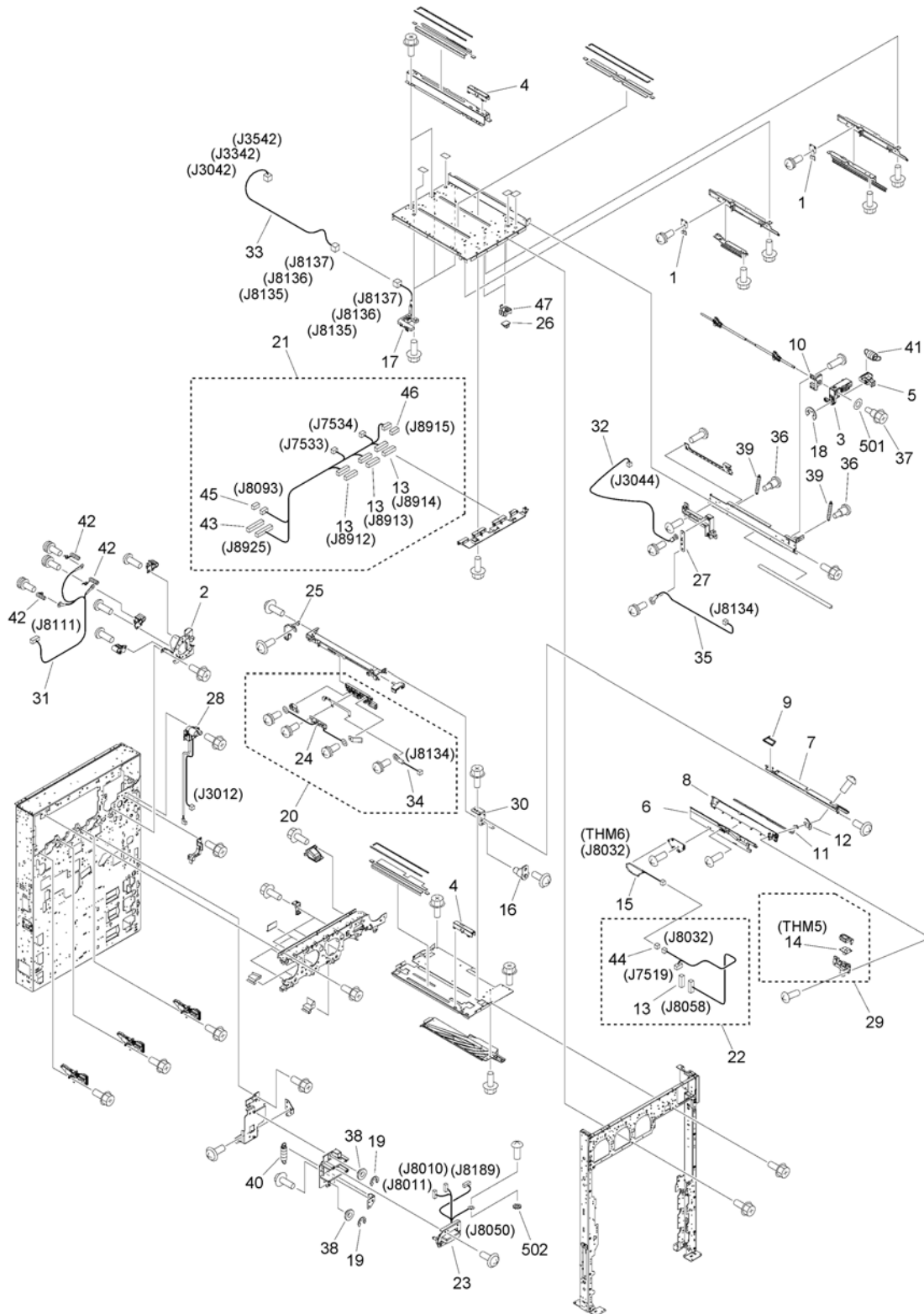


FIGURE & KEY NO.	PART NUMBER	RANK	QTY	DESCRIPTION	SERIAL NUMBER /REMARKS
103	NPN		RF	INTERNAL COMPONENTS 3	
1	FC0-9410-000		3	PLATE, DEVELOPING GROUNDING	
2	FC8-1936-000		1	SUPPORT, POWER DISPATCHING	
3	FC8-2311-000		1	LEVER, ESTRANGEMENT	
4	FC8-2334-000		3	GUIDE, CLEANER	
5	FC8-2645-000		1	LEVER, LOCK	
6	FC8-2646-000		1	DUCT, PRIMARY, LEFT	
7	FC8-2647-000		1	RAIL, PRIMARY CORONA	
8	FC9-0438-000		1	DUCT, PRIMARY, RIGHT	
9	FC9-0439-000		1	SEAL, PRIMARY DUCT	
10	FC9-3999-000		1	HOLDER, CAM SHAFT	
11	FC9-9331-000		1	SHEET, GROUNDING	
12	FC9-9332-000		1	PLATE, GROUNDING	
13	VS1-8412-009		4	CONNECTOR, SNAP TIGHT, BL	
14	FK2-0607-000		1	THERMOSENSOR	THM5
15	FK2-7919-000		1	THERMISTOR UNIT	THM6
16	FL2-8865-000		1	HINGE	
17	FM0-1389-000		3	DEV. TERMINAL HOLDER ASSEMBLY	
18	XD9-0134-000		1	RING, E	
19	XD9-0136-000		2	RING, E	
20	FM0-1546-000		1	DEVELOPING MOUNT UNIT	
21	FM0-2811-000		1	CABLE, SENSOR CONNECTING	
22	FM0-2847-000		1	CABLE, THERMISTOR	
23	FM0-4945-000		1	I.T.BELT DRAWER ASSEMBLY	
24	FM1-D901-000		1	HIGH VOLTAGE PCB ASSEMBLY	
25	FM3-4961-000		1	BYPASS ASSEMBLY	
26	FM3-7941-000		2	TEMPERATURE SENSOR PCB ASS'Y	
27	FM3-9593-000		1	H.V. RESISTOR PCB ASSEMBLY	
28	FM3-9890-010		1	PRIMARY H.V. CONNECTOR ASS'Y	
29	FM3-9891-000		1	SENSOR UNIT, THERMO	
30	FM3-9959-000		1	DEVELOPING RAIL MOUNT ASS'Y	
31	FM4-1356-000		1	CABLE, DRUM HEATER	
32	FM4-1410-010		1	CABLE, DEVELOPING, BLACK	
33	FM4-1411-000		3	CABLE, DEVELOPING, COLOR	
34	FM4-1414-000		1	CABLE, BIAS, BLACK	
35	FM4-1430-000		1	CABLE, BIAS CONNECTING, BLACK	
36	FS1-9102-020		2	SCREW, STEPPED, M3	
37	FS5-9277-020		1	SCREW, STEPPED, M4	
38	FU6-1182-000		2	BUSHING	
39	FU7-2316-000		2	SPRING, TENSION	
40	FU7-2344-000		1	SPRING, TENSION	
41	FU7-2347-000		1	SPRING, TENSION	
42	FU7-2389-000		3	SPRING, COMPRESSION	
43	VS1-8412-027		1	CONNECTOR, SNAP TIGHT, BL	

FIGURE & KEY NO.	PART NUMBER	RANK	QTY	DESCRIPTION	SERIAL NUMBER /REMARKS
44	VS1-7177-002		1	CONNECTOR, SNAP TIGHT, BK	
45	VS1-7177-004		1	CONNECTOR, SNAP TIGHT, BK	
46	VS1-8412-005		1	CONNECTOR, SNAP TIGHT, BL	
47	FC9-3714-000		2	HOLDER, THERMISTOR	
501	XD1-1106-212		1	WASHER,COP	
502	XD1-4200-402		1	WASHER, TOOTHED LOCK, M4	

Figure 104C INTERNAL COMPONENTS 4

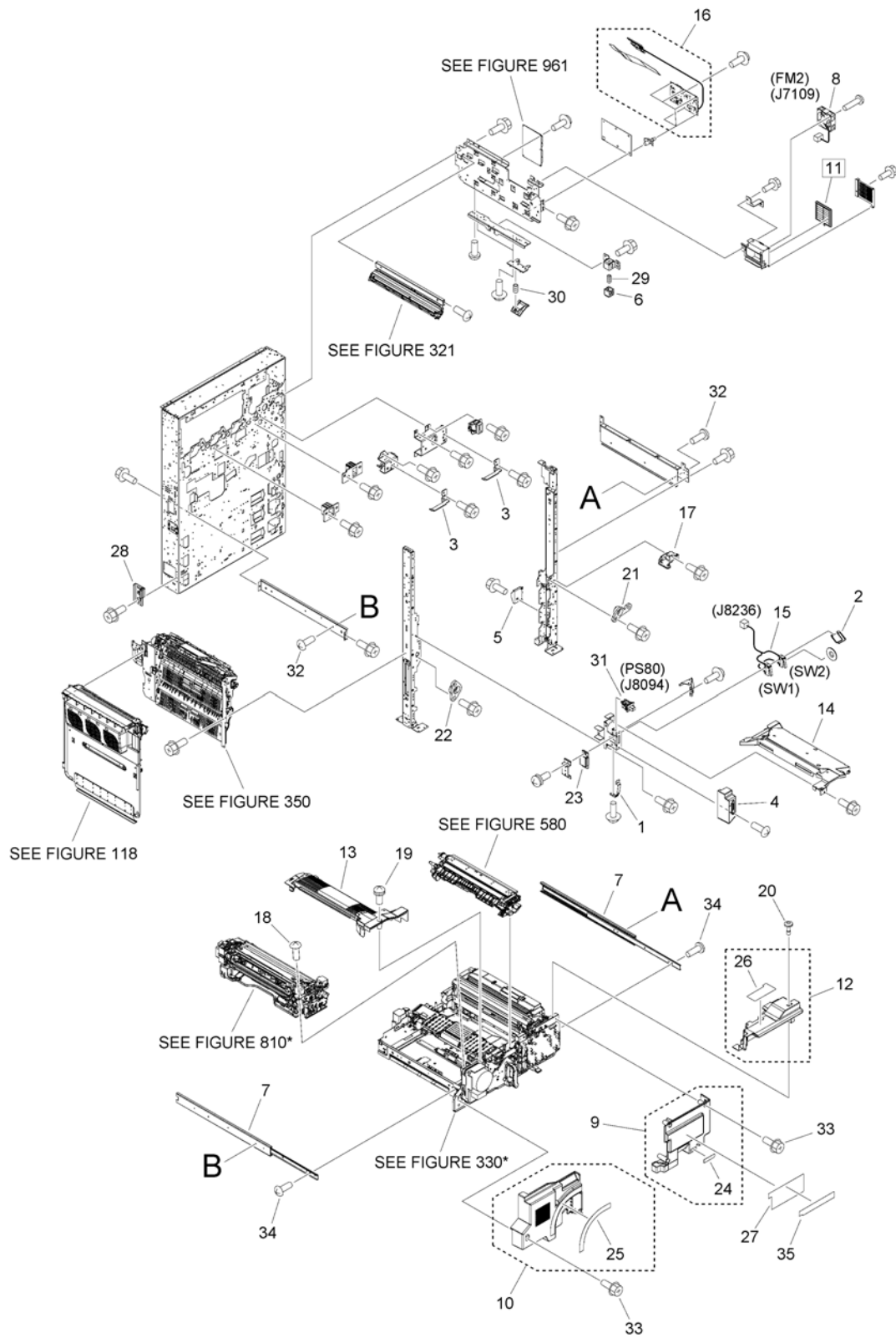


FIGURE & KEY NO.	PART NUMBER	RANK	QTY	DESCRIPTION	SERIAL NUMBER /REMARKS
104C	NPN		RF	INTERNAL COMPONENTS 4	
1	FC0-8144-000		1	SPRING, LEAF	
2	FC0-8156-000		1	SPRING, TORSION	
3	FC0-8160-000		2	SPRING, LEAF	
4	FC0-9415-000		1	COVER, DOOR SWITCH INNER	
5	FC0-9850-000		1	HOOK, LEVER, LOWER	
6	FC8-8802-000		1	BLOCK, PUSHING	
7	FE2-0115-010		2	RAIL, SLIDE	
8	FK2-0360-000		1	FAN	FM2
9	FL0-1271-000		1	COVER, FIXING/FEEDER, RIGHT	
10	FL0-1272-000		1	COVER, FIXING/FEEDER, LEFT	
11	FL2-0439-000		1	FILTER, DUST	[DP]
12	FL3-7604-000		1	COVER, FIXING/FEEDER SUB	
13	FL3-7684-000		1	COVER, FIXING, UPPER	
14	FM0-1455-000		1	FIXING DUCT ASSEMBLY	
15	FM0-2079-000		1	CABLE, DOOR SWITCH, FRONT	SW1, SW2
16	FM1-M160-000		1	POTENTIAL CONTROL PCB ASSEMBLY	
17	FM1-D438-000		1	MOUNT, FRONT DOOR HINGE, LOWER	
18	FU5-9224-000		2	SCREW, BH4X6(YELLOW)	
19	FU5-9225-000		1	SCREW, W/WASHER, M4X10(YELLOW)	
20	FU5-9571-000		1	SCREW, STEPPED M4X8(YELLOW)	
21	FU6-1601-000		1	BUSHING	
22	FU6-1602-000		1	BUSHING	
23	XZ9-0581-000		1	CATCH,MAGNET	
24	FU8-8139-000		1	LABEL, OPERATOR NUMBER, C5	
25	FU8-8140-000		1	LABEL, OPERATOR NUMBER, C1	
26	FU8-8141-000		1	LABEL, UNIT INSERT CAUTION	
27	FU8-8138-000		1	LABEL, JAM CLEARING PROCESS	
28	FL0-1894-000		1	HINGE	
29	FU9-2372-000		1	SPRING, COMPRESSION	
30	FU9-2393-000		2	SPRING, COMPRESSION	
31	WC2-5803-000		1	SWITCH	PS80
32	XA9-1331-000		6	SCREW,MACH.,TRUSS HEAD,M4X4	
33	XA9-1386-000		15	SCREW,RS,M3X8	
34	XA9-1788-000		6	SCREW, MACH., TRUSS HEAD,M4X6	
35	FU8-8209-000		1	LABEL, JAM CLEARING CAUTION	

Figure 105 INTERNAL COMPONENTS 5

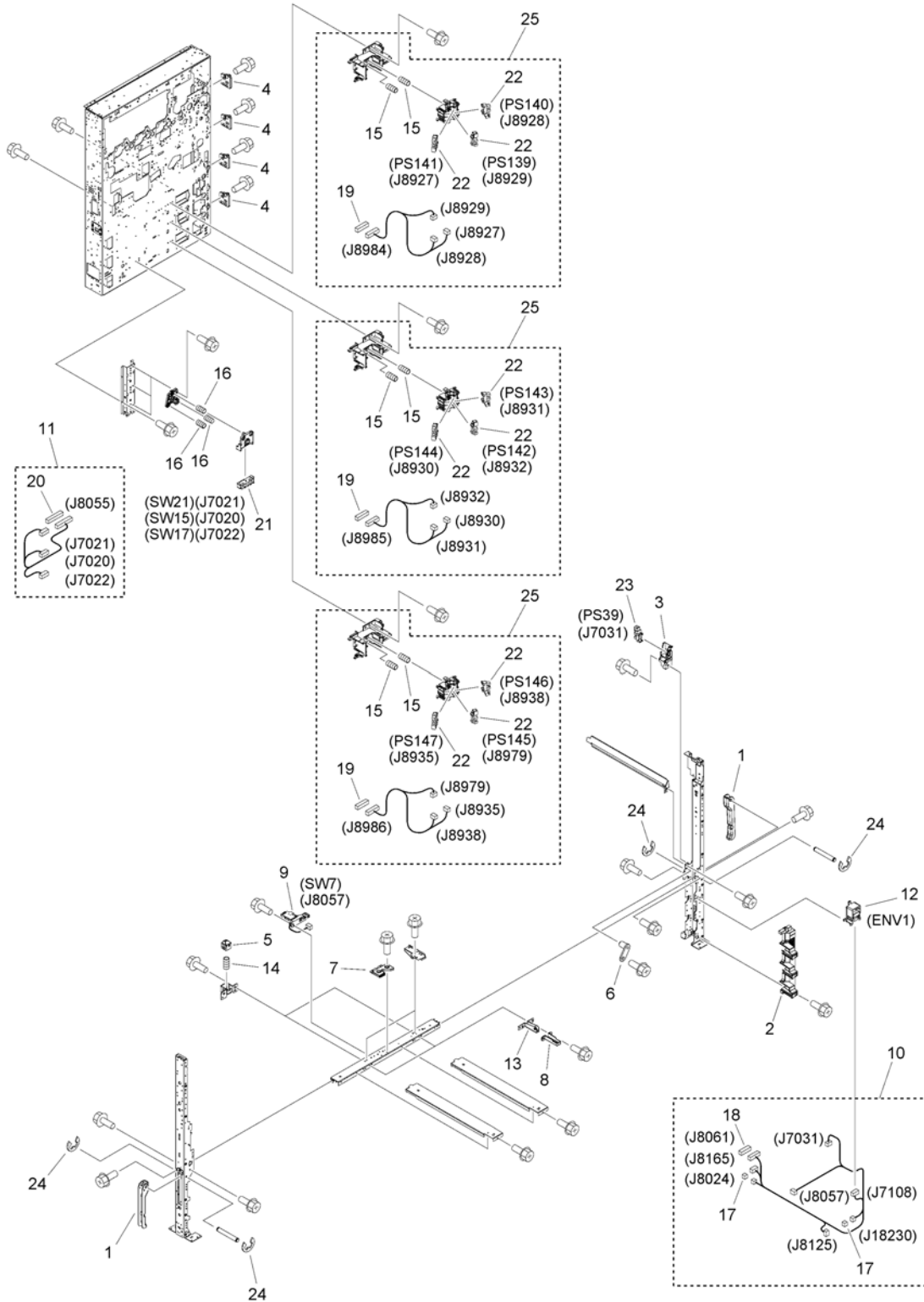


FIGURE & KEY NO.	PART NUMBER	RANK	QTY	DESCRIPTION	SERIAL NUMBER /REMARKS
105	NPN		RF	INTERNAL COMPONENTS 5	
1	FB2-8094-020		2	KNOB, 1	
2	FC0-9677-000		1	COVER, INNER, RIGHT LOWER	
3	FC0-9849-000		1	HOOK, LEVER, UPPER	
4	FC0-9971-000		4	PLATE, HINGE	
5	FC8-8802-000		2	BLOCK, PUSHING	
6	FC9-4117-000		1	PIN, POSITIONING	
7	FE2-0194-010		1	BLOCK, HANDLE ASSIST	
8	FE3-6391-000		2	COVER, GUIDE STOPPER	
9	FM0-1566-000		1	INTERLOCK SWITCH UNIT	SW7
10	FM0-2751-000		1	CABLE, RELAY	
11	FM0-2818-000		1	CABLE, CASSETTE SIZE	
12	FM1-D450-000		1	SENSOR UNIT, ENVIRONMENT	ENV1
13	FM3-9976-000		2	GUIDE STOPPER ASSEMBLY	
14	FU7-2352-000		2	SPRING, COMPRESSION	
15	FU9-2390-000		6	SPRING, COMPRESSION	
16	FU9-2424-000		9	SPRING, COMPRESSION	
17	VS1-7177-002		2	CONNECTOR, SNAP TIGHT, BK	
18	VS1-8412-007		1	CONNECTOR, SNAP TIGHT, BL	
19	VS1-8412-009		3	CONNECTOR, SNAP TIGHT, BL	
20	VS1-8412-015		1	CONNECTOR, SNAP TIGHT, BL	
21	WC2-5848-000		3	SWITCH, DETECT PUSH	SW15, SW17, SW21
22	WG8-5783-000		9	IC,PHOTO-INTERRUPTER,LG248NL1A	PS139, PS140, PS141, PS142, PS143, PS144, PS145, PS146, PS147
23	WG8-5848-000		1	IC, PHOTO-INTERRUPTER	PS39
24	XD9-0137-010		4	RING, E	
25	FM0-1467-000		3	CASSETTE SIZE SENSING ASSEMBLY	

Figure 106 INTERNAL COMPONENTS 6

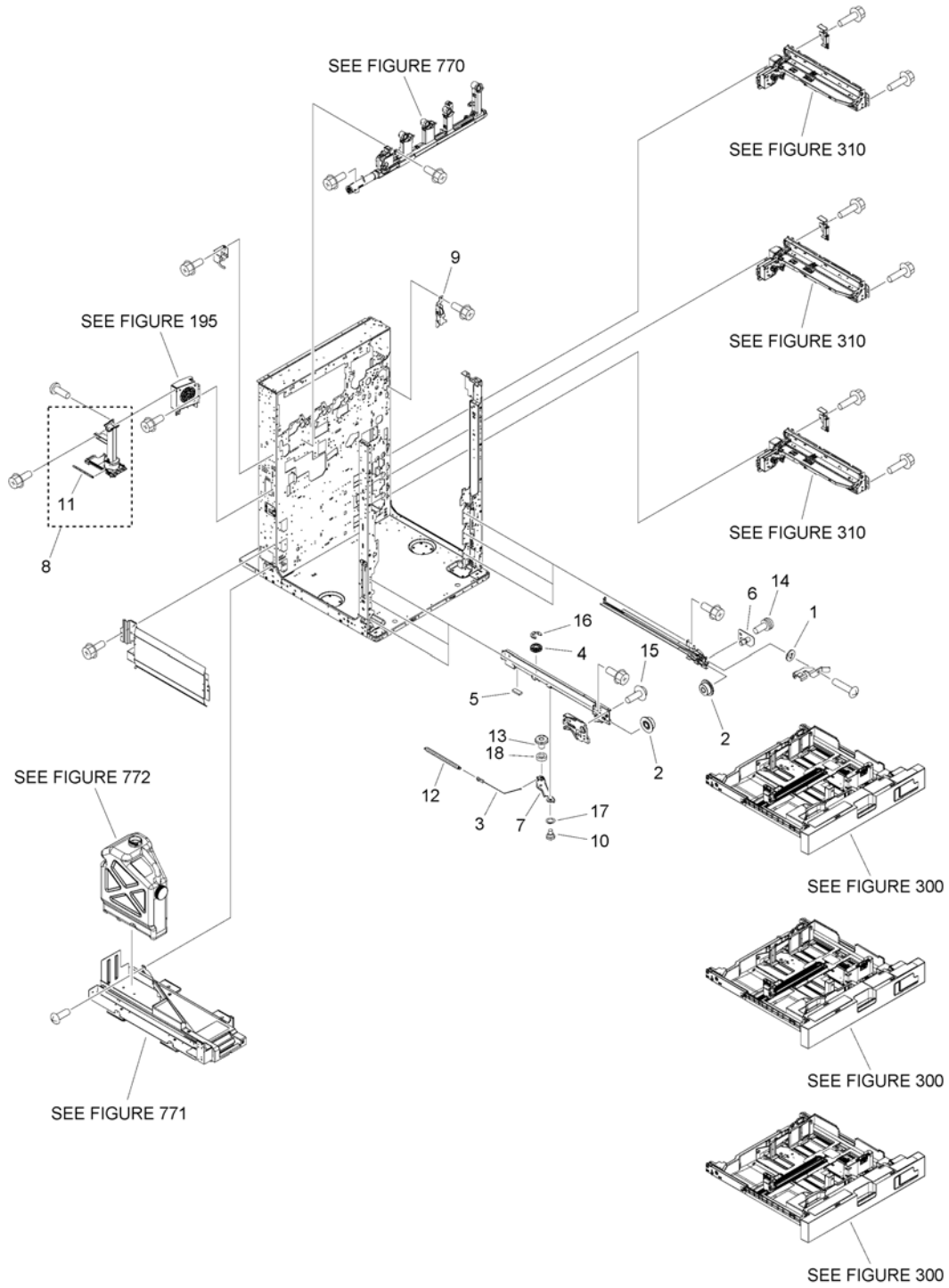


FIGURE & KEY NO.	PART NUMBER	RANK	QTY	DESCRIPTION	SERIAL NUMBER /REMARKS
106	NPN		RF	INTERNAL COMPONENTS 6	
1	FC2-2121-000		3	WASHER	
2	FC8-4999-000		6	ROLLER, RAIL	
3	FE2-0063-010		3	WIRE	
4	FE3-6365-000		3	PULLEY	
5	FE4-0758-000		3	SHEET, SILENCER SPONGE	
6	FL3-7679-000		3	PLATE, ROLLER SHAFT	
7	FL3-9417-010		3	ARM, ROLLER	
8	FM0-1511-000		1	VERTICAL PIPE UNIT	
9	FM0-1512-000		1	WASTE TONER FEED GEAR ASS'Y	
10	FS5-9162-020		3	SCREW, STEPPED	
11	FU9-2335-000		1	SPRING, TENSION	
12	FU9-2375-000		3	SPRING, TENSION	
13	XA9-0679-000		3	SCREW, MACH., FLAT HEAD, M3X4	
14	XA9-0961-000		3	SCREW, W/WASHER, M4X10	
15	XA9-0994-000		3	SCREW, TP, M4X6	
16	XD9-0134-000		3	RING, E	
17	XD9-0154-000		3	WASHER, SHIM	
18	XG9-0497-000		3	BEARING, BALL, MR106ZZ,	

Figure 107 MACHINE BOTTOM PLATE

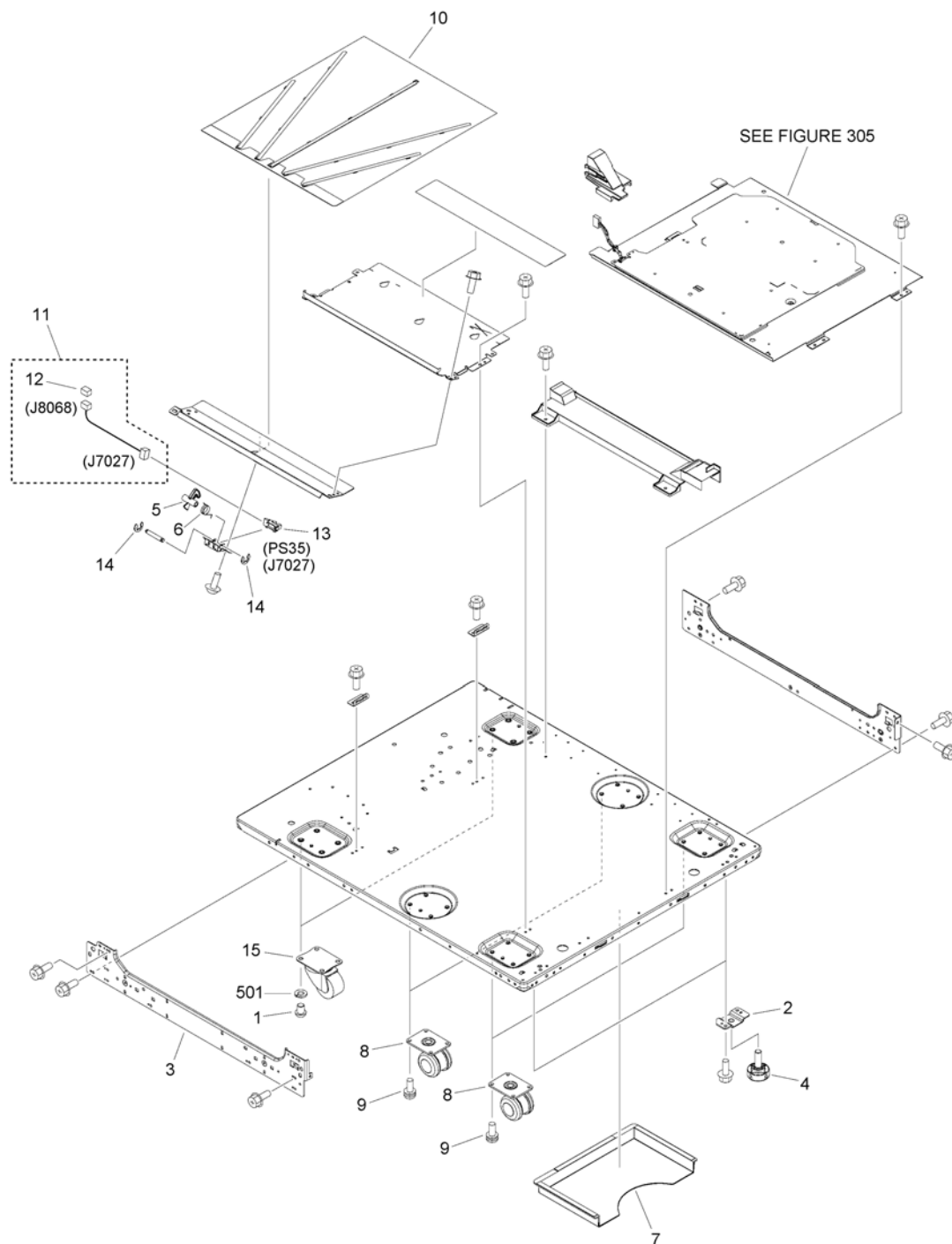


FIGURE & KEY NO.	PART NUMBER	RANK	QTY	DESCRIPTION	SERIAL NUMBER /REMARKS
107	NPN		RF	MACHINE BOTTOM PLATE	
1	FB4-1340-000		8	SCREW,ALLEN HEAD,M8X10	
2	FC5-2687-000		2	PLATE, ADJUSTER MOUNTING	
3	FC8-1832-010		1	CROSSMEMBER, LEFT LOWER	
4	FC8-6639-000		2	ADJUSTER	
5	FC9-3779-000		1	FLAG, REVERSE V. PATH SENSOR	
6	FC9-3836-000		1	SPRING, TORSION	
7	FE2-0718-000		1	HOLDER, SERVICE BOOK	
8	FM1-J255-000		4	CASTER	
9	FE4-0430-000		15	SCREW, W/WASHER, M6	
10	FL1-0535-000		1	SHEET, GUIDE, LOWER	
11	FM4-1397-000		1	CABLE, RIGHT VERTICAL PATH, 3	
12	VS1-8412-003		1	CONNECTOR, SNAP TIGHT, BL	
13	WG8-5848-000		1	IC, PHOTO-INTERRUPTER	PS35
14	XD9-0134-000		2	RING, E	
15	XZ9-0409-020		2	CASTER	
501	XD1-3100-805		8	WASHER,SPRING	

Figure 108 MACHINE REAR PLATE 1

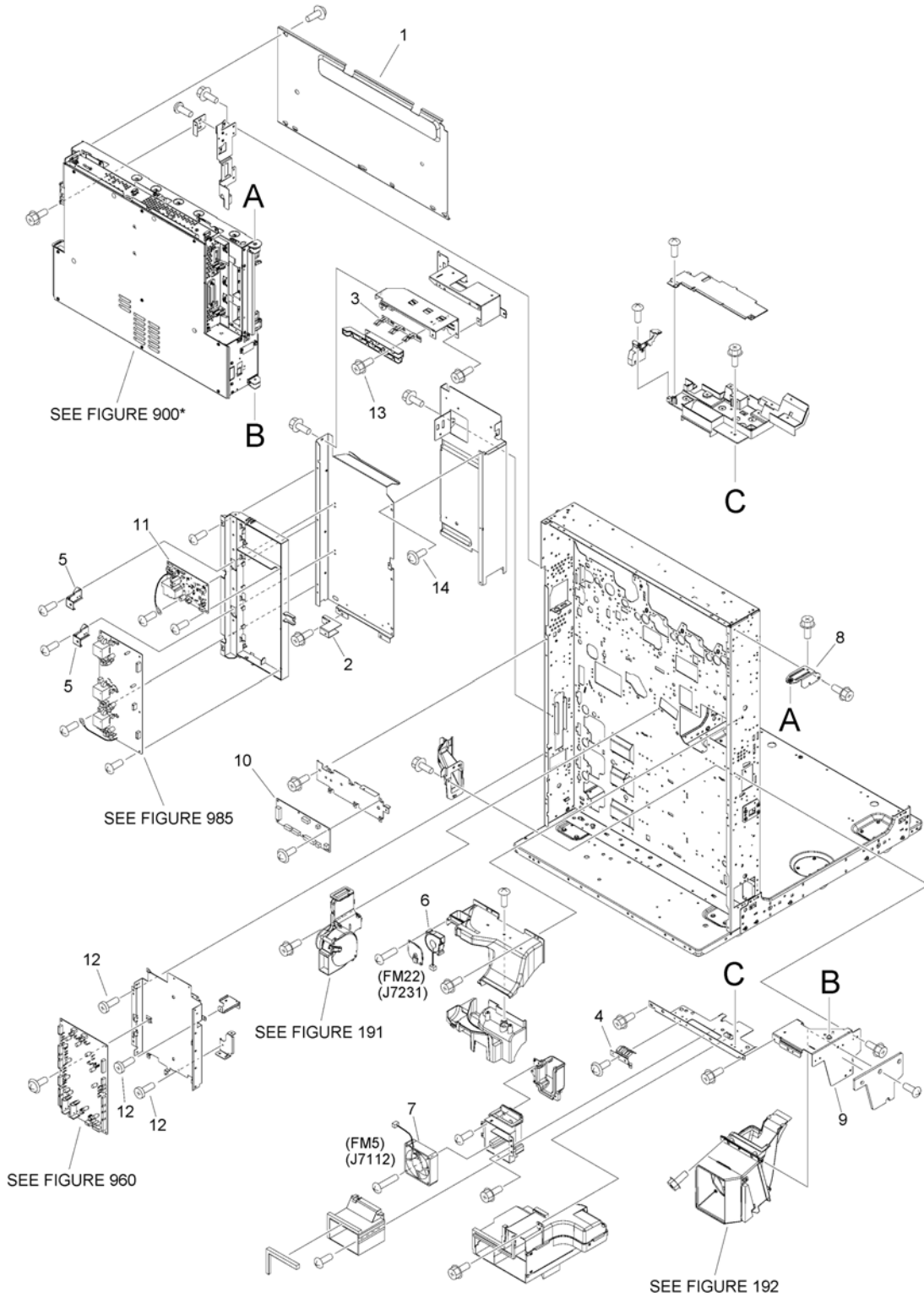


FIGURE & KEY NO.	PART NUMBER	RANK	QTY	DESCRIPTION	SERIAL NUMBER /REMARKS
108	NPN		RF	MACHINE REAR PLATE 1	
1	FC9-0447-000		1	COVER, DC CONTROLLER	
2	FC9-7493-000		1	CROSSMEMBER, COVER, REAR LOWER	
3	FC9-9342-000		1	PLATE, GROUNDING	
4	FC9-9343-000		1	PLATE, GROUNDING	
5	FE2-0179-010		2	PLATE, GROUNDING	
6	FK3-3986-000		1	FAN	FM22
7	FL3-8779-000		1	FAN	FM5
8	FM0-0853-010		1	HINGE	
9	FM0-0854-000		1	PLATE, FIXING DUCT	
10	FM0-2926-000		1	DRUM I.T.B. DRIVER PCB ASS'Y	
11	FM1-C966-000		1	1ST CORONA HIGH VOLTAGE PCB	
12	XA9-1135-000		4	SCREW,RS,M4X8	
13	XA9-1386-000		2	SCREW,RS,M3X8	
14	XA9-1503-000		3	SCREW, TAP, M3X6	

Figure 109 MACHINE REAR PLATE 2

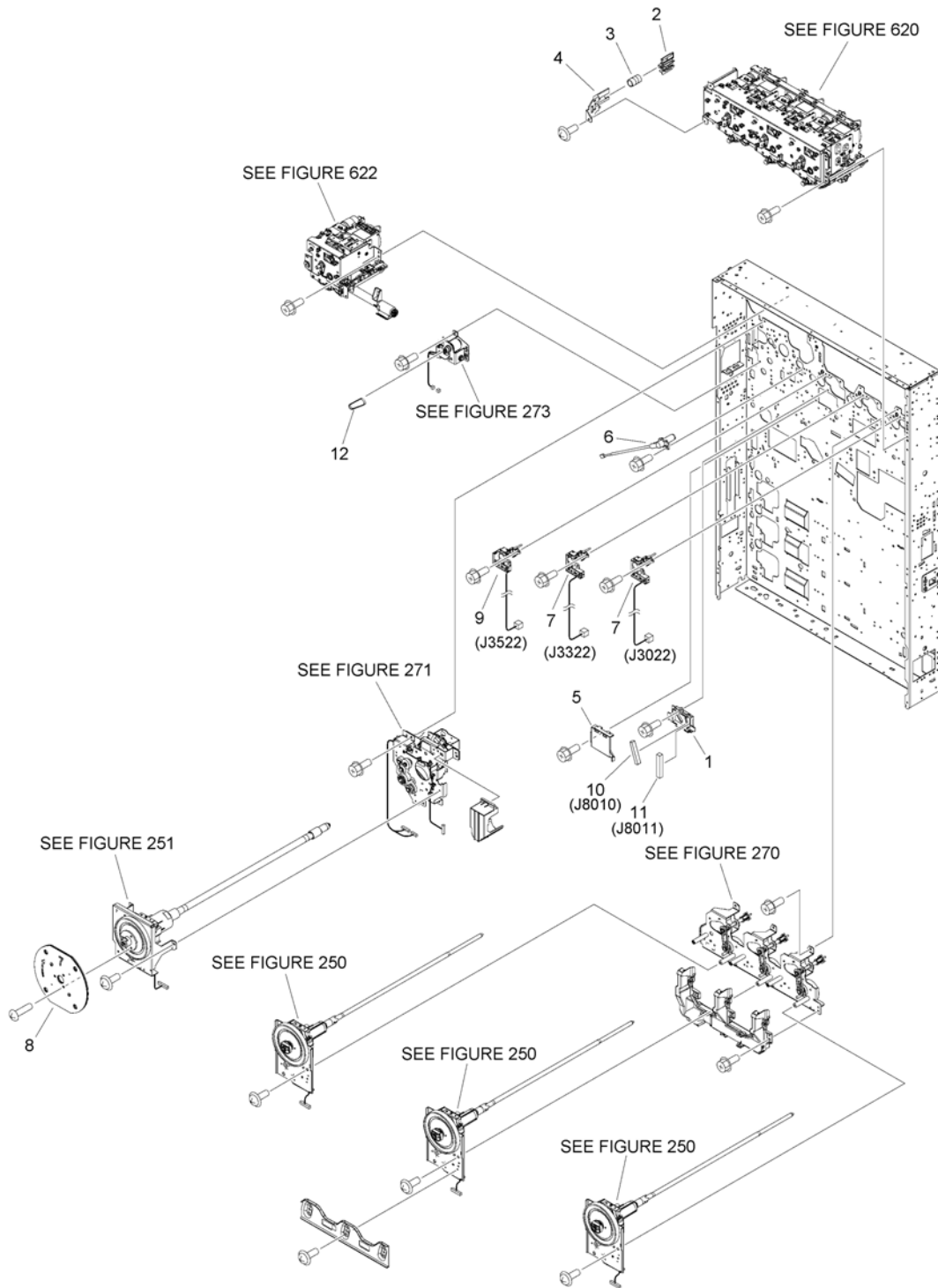


FIGURE & KEY NO.	PART NUMBER	R A N K	QTY	DESCRIPTION	SERIAL NUMBER /REMARKS
109	NPN		RF	MACHINE REAR PLATE 2	
1	FC0-9653-000		1	MOUNT, CONNECTOR	
2	FC8-2791-000		1	RACK, SHUTTER	
3	FC8-2792-000		1	SPRING, COMPRESSION	
4	FC9-3670-000		1	STOPPER, SHUTTER RACK	
5	FC9-3786-020		1	COVER, I.T.B. CABLE	
6	FK3-4046-000		1	CONNECTOR	
7	FM0-1503-000		2	CORONA TERMINAL UNIT, Y . M	
8	FM1-C639-000		1	FLYWHEEL, 1	
9	FM3-4981-000		1	CORONA TERMINAL UNIT, C	
10	VS1-8412-019		1	CONNECTOR, SNAP TIGHT, BL	
11	VS1-8412-021		1	CONNECTOR, SNAP TIGHT, BL	
12	XF2-1607-040		1	BELT, TIMING	

Figure 110 MACHINE REAR PLATE 3

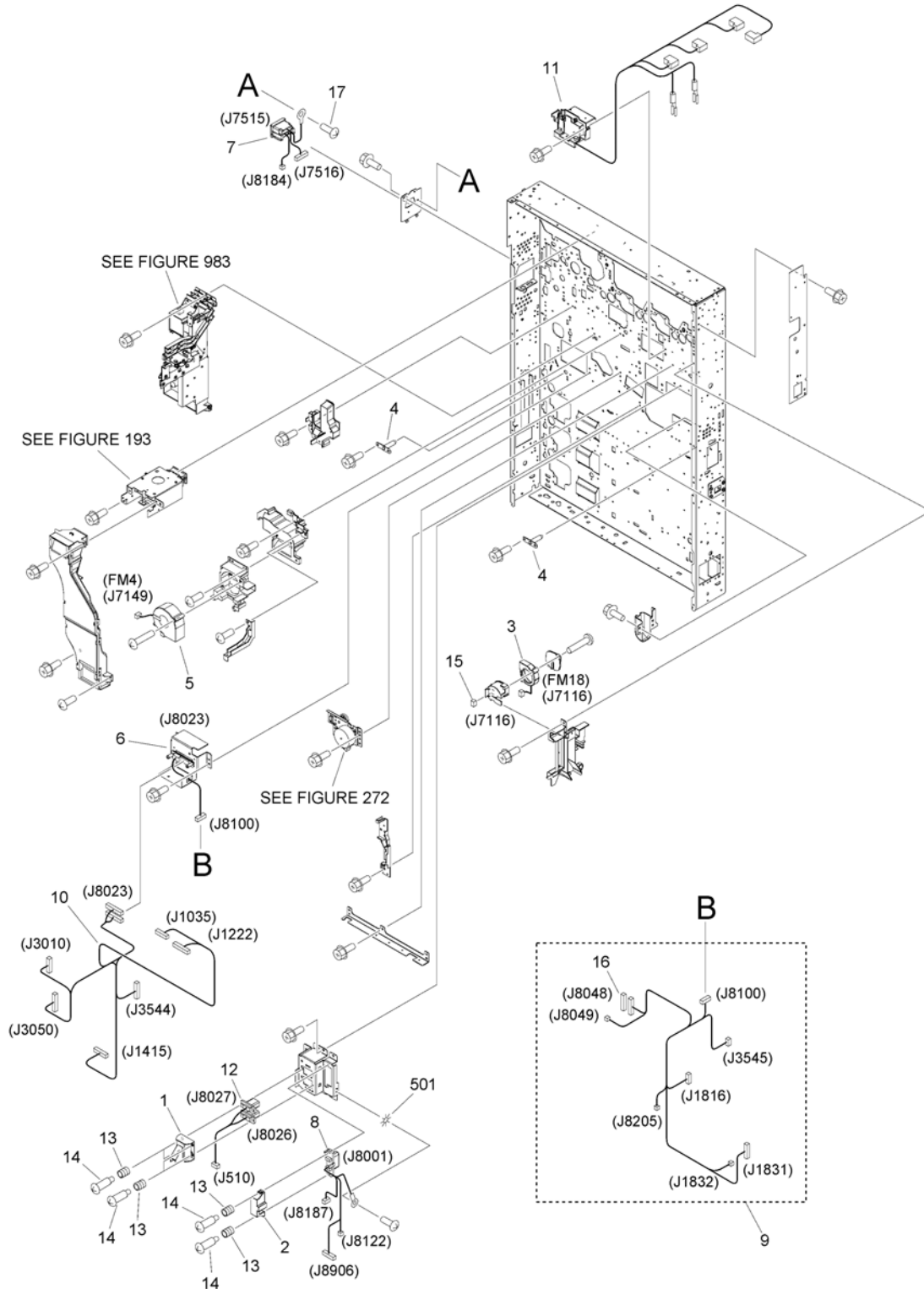


FIGURE & KEY NO.	PART NUMBER	RANK	QTY	DESCRIPTION	SERIAL NUMBER /REMARKS
110	NPN		RF	MACHINE REAR PLATE 3	
1	FC8-2250-000		1	COVER, FIXING DRAWER, 1	
2	FC8-2251-000		1	COVER, FIXING DRAWER, 2	
3	FK3-3986-000		1	FAN	FM18
4	FL2-8660-000		2	PLATE, POSITION, FIXING/FEEDER	
5	FL3-7770-000		1	FAN	FM4
6	FM0-1507-000		1	FIXING/FEEDER DRAWER ASSEMBLY	
7	FM0-2756-000		1	CABLE, POD DECK LATTICE	
8	FM0-2771-000		1	CABLE, MAIN FIXING DRAWER	
9	FM0-2867-000		1	CABLE, DRAWER POWER SUPPLY	
10	FM0-2868-000		1	CABLE, DRAWER SIGNAL	
11	FM0-4893-000		1	MOUNT, 1ST TRNSFR. TERMINAL	
12	FM4-1357-000		1	CABLE, MAIN HEATER	
13	FS5-2964-000		6	SPRING, COMPRESSION	
14	FS5-9758-020		6	SCREW, STEPPED, M3	
15	VS1-7177-003		1	CONNECTOR, SNAP TIGHT, BK	
16	VS1-8412-013		1	CONNECTOR, SNAP TIGHT, BL	
17	XA9-1035-000		1	SCREW,M4X4	
501	XD1-4200-402		1	WASHER, TOOTHED LOCK, M4	

Figure 111 MACHINE REAR PLATE 4

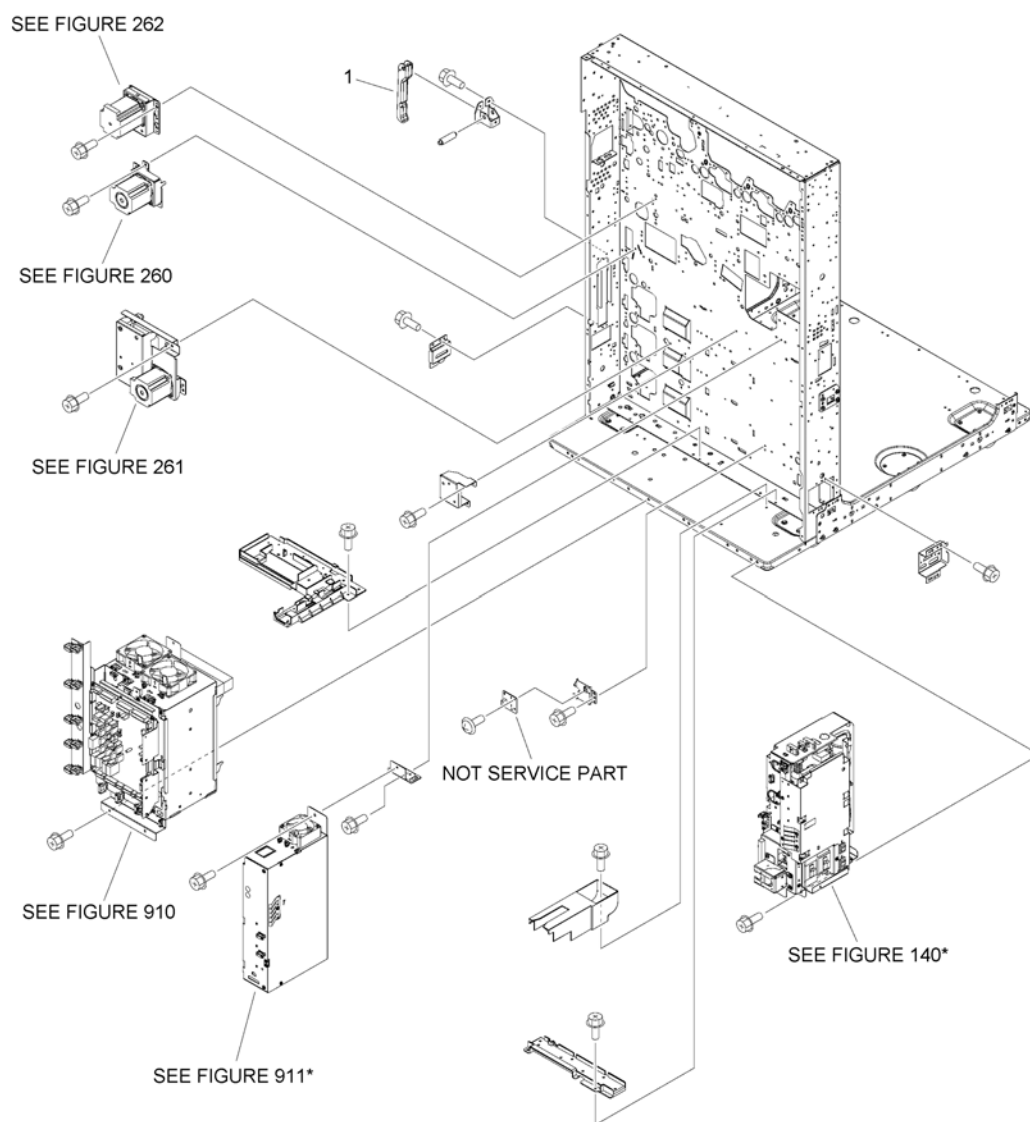


FIGURE & KEY NO.	PART NUMBER	R A N K	QTY	DESCRIPTION	SERIAL NUMBER /REMARKS
111	NPN		RF	MACHINE REAR PLATE 4	
1	FB2-8094-020		1	KNOB, 1	

Figure 112 MACHINE REAR PLATE 5

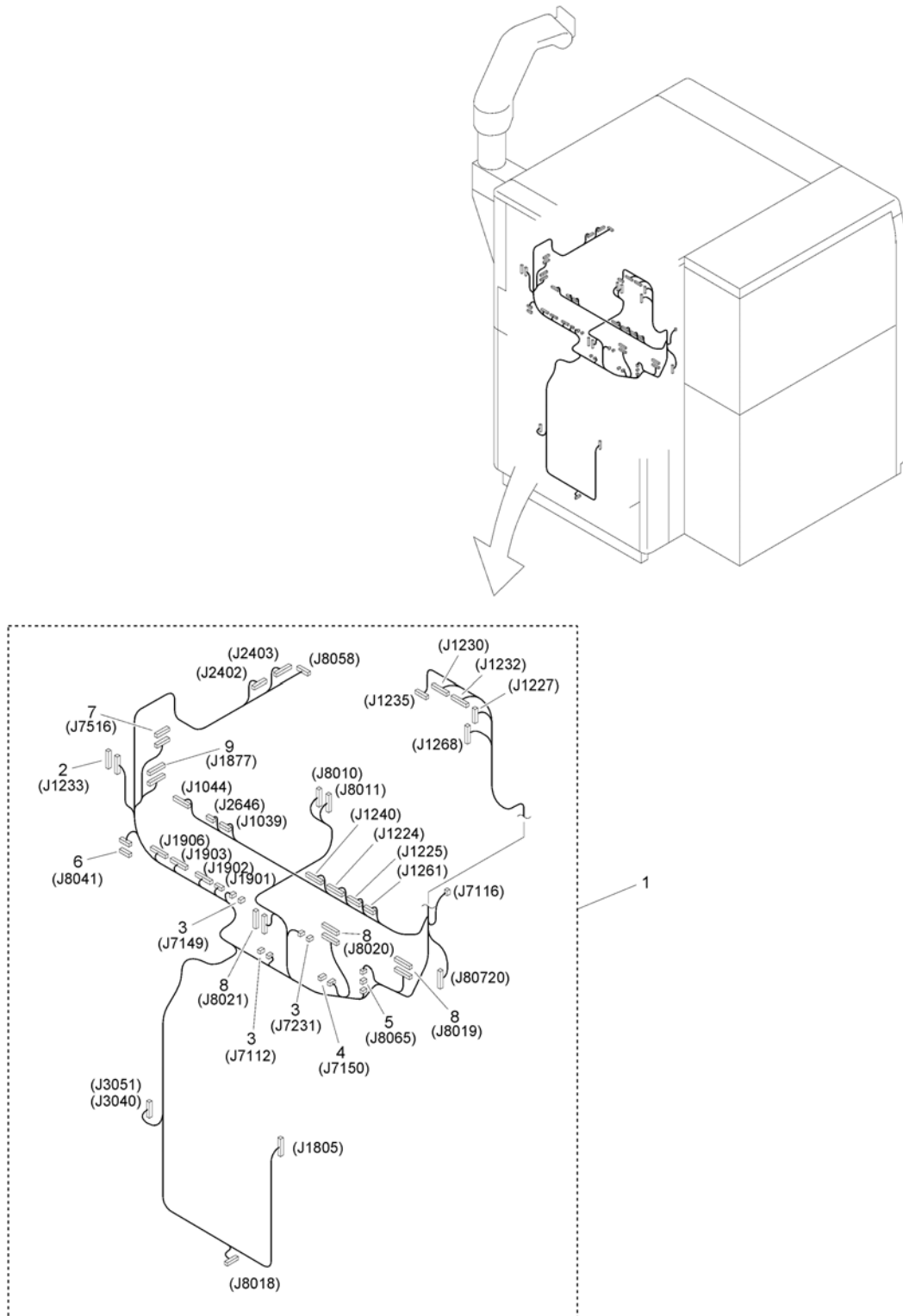


FIGURE & KEY NO.	PART NUMBER	RANK	QTY	DESCRIPTION	SERIAL NUMBER /REMARKS
112	NPN		RF	MACHINE REAR PLATE 5	
1	FM0-2752-000		1	CABLE, SIGNAL MAIN	
2	VS1-9269-038		1	CONNECTOR, WIRE TO WIRE, 38P	
3	VS1-7177-003		3	CONNECTOR, SNAP TIGHT, BK	
4	VS1-7177-004		1	CONNECTOR, SNAP TIGHT, BK	
5	VS1-8412-003		1	CONNECTOR, SNAP TIGHT, BL	
6	VS1-8412-007		1	CONNECTOR, SNAP TIGHT, BL	
7	VS1-8412-009		1	CONNECTOR, SNAP TIGHT, BL	
8	VS1-8412-015		3	CONNECTOR, SNAP TIGHT, BL	
9	VS1-8412-029		1	CONNECTOR, SNAP TIGHT, BL	

Figure 113 MACHINE REAR PLATE 6

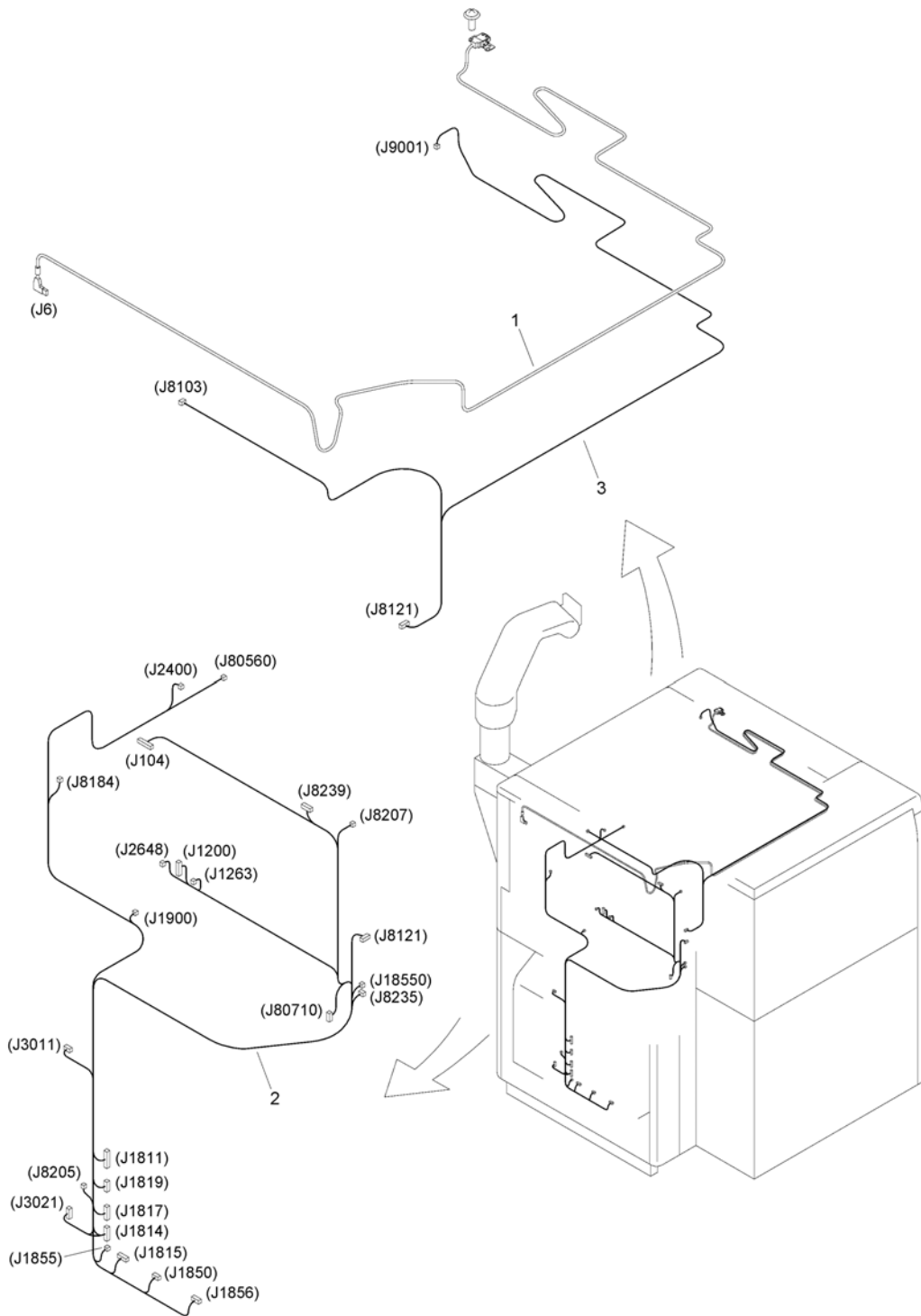


FIGURE & KEY NO.	PART NUMBER	RANK	QTY	DESCRIPTION	SERIAL NUMBER /REMARKS
113	NPN		RF	MACHINE REAR PLATE 6	
1	FK3-3803-000		1	CABLE, USB	
2	FM0-2753-000		1	CABLE, DC POWER SUPPLY MAIN	
3	FM0-2855-000		1	CABLE, POWER	

Figure 114 MACHINE REAR PLATE 7

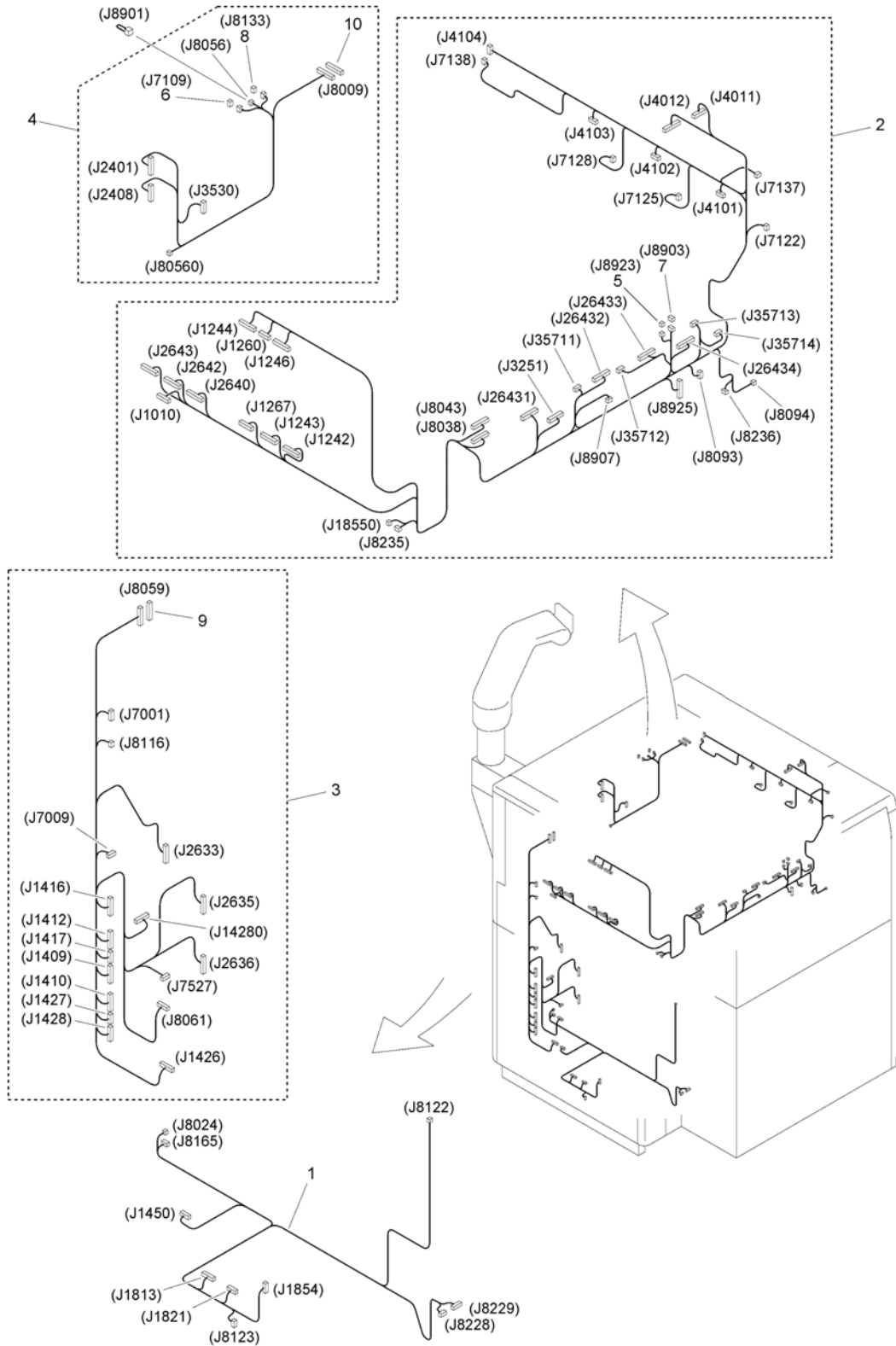


FIGURE & KEY NO.	PART NUMBER	RANK	QTY	DESCRIPTION	SERIAL NUMBER /REMARKS
114	NPN		RF	MACHINE REAR PLATE 7	
1	FM0-2747-000		1	CABLE, PAPER PICK-UP DECURLER	
2	FM0-2754-000		1	CABLE, SIGNAL, UPPER	
3	FM0-2819-000		1	CABLE, PAPER PICK-UP, RIGHT	
4	FM0-2842-000		1	CABLE, SIGNAL, RIGHT	
5	VS1-7177-002		1	CONNECTOR, SNAP TIGHT, BK	
6	VS1-7177-003		1	CONNECTOR, SNAP TIGHT, BK	
7	VS1-7177-004		1	CONNECTOR, SNAP TIGHT, BK	
8	VS1-8412-003		1	CONNECTOR, SNAP TIGHT, BL	
9	VS1-8412-021		1	CONNECTOR, SNAP TIGHT, BL	
10	VS1-8412-027		1	CONNECTOR, SNAP TIGHT, BL	

Figure 115 MACHINE REAR PLATE 8

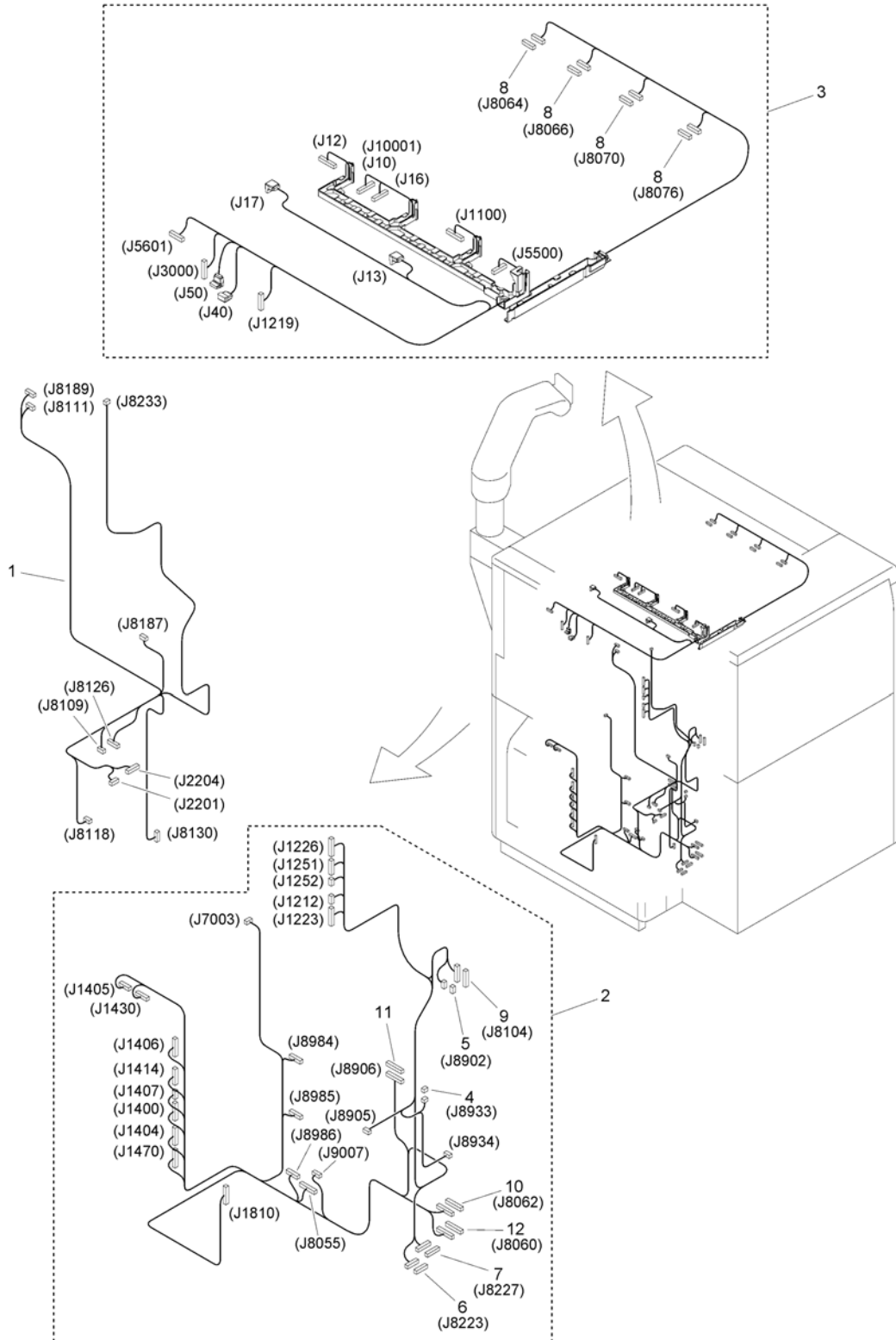


FIGURE & KEY NO.	PART NUMBER	RANK	QTY	DESCRIPTION	SERIAL NUMBER /REMARKS
115	NPN		RF	MACHINE REAR PLATE 8	
1	FM0-2750-000		1	CABLE, CASSETTE DRUM HEATER	
2	FM0-2770-000		1	CABLE, PAPER PICK-UP, LOWER	
3	FM0-4967-000		1	SCANNER MAIN CABLE ASSEMBLY	
4	VS1-7177-003		1	CONNECTOR, SNAP TIGHT, BK	
5	VS1-7177-004		1	CONNECTOR, SNAP TIGHT, BK	
6	VS1-7177-009		1	CONNECTOR, WIRE TO WIRE, 9P	
7	VS1-7177-012		1	CONNECTOR, SNAP TIGHT, BK	
8	VS1-8412-009		4	CONNECTOR, SNAP TIGHT, BL	
9	VS1-8412-013		1	CONNECTOR, SNAP TIGHT, BL	
10	VS1-8412-015		1	CONNECTOR, SNAP TIGHT, BL	
11	VS1-8412-019		1	CONNECTOR, SNAP TIGHT, BL	
12	VS1-8412-029		1	CONNECTOR, SNAP TIGHT, BL	

Figure 117 VERTICAL PATH DOOR ASSEMBLY

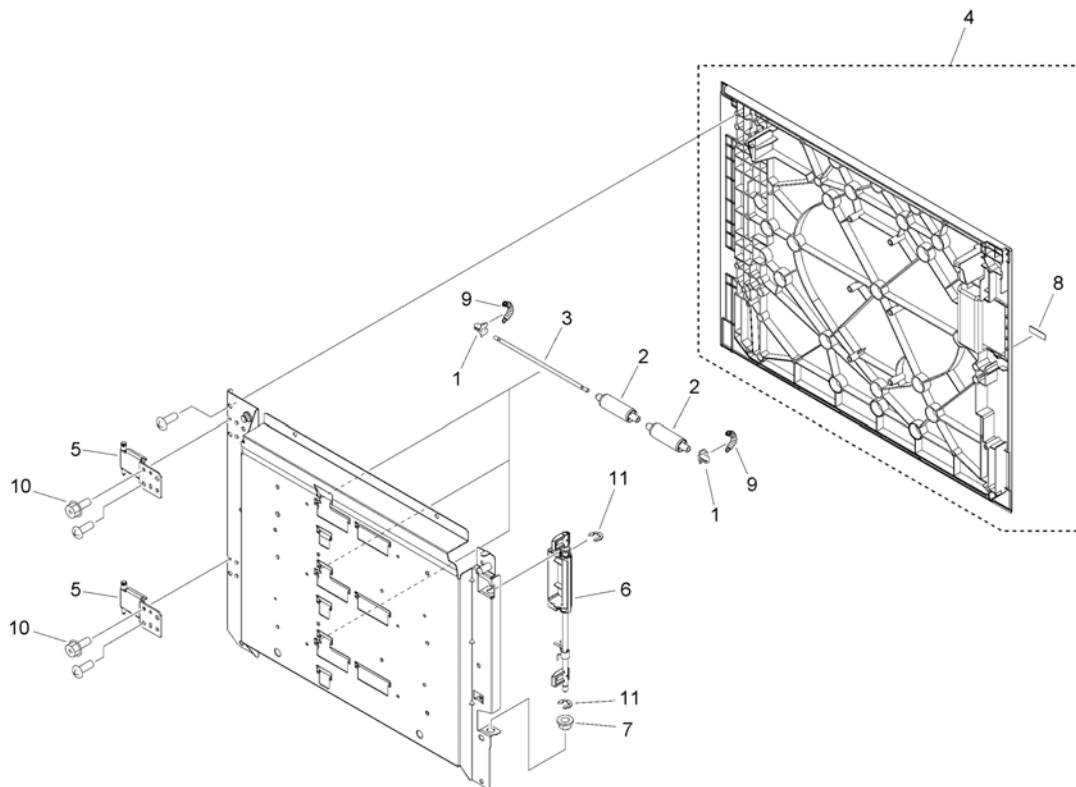


FIGURE & KEY NO.	PART NUMBER	RANK	QTY	DESCRIPTION	SERIAL NUMBER /REMARKS
117	FM0-1355-000		1	VERTICAL PATH DOOR ASSEMBLY	
1	FE8-2440-000		6	BUSHING	
2	FC8-2607-000		6	ROLLER, DRIVEN	
3	FC8-2608-010		3	SHAFT, ROLLER	
4	FL0-1929-000		1	COVER, RIGHT	
5	FL3-7771-000		2	HINGE	
6	FM1-C655-000		1	HANDLE ASSEMBLY	
7	FU5-1453-000		1	BUSHING	
8	FU8-8195-000		1	LABEL, OPERATOR NUMBER, A1	
9	FU9-2415-000		6	SPRING, TENSION	
10	XA9-1386-000		4	SCREW,RS,M3X8	
11	XD9-0136-000		2	RING, E	

Figure 118 (1/2) REVERSE DELIVERY DOOR ASSEMBLY

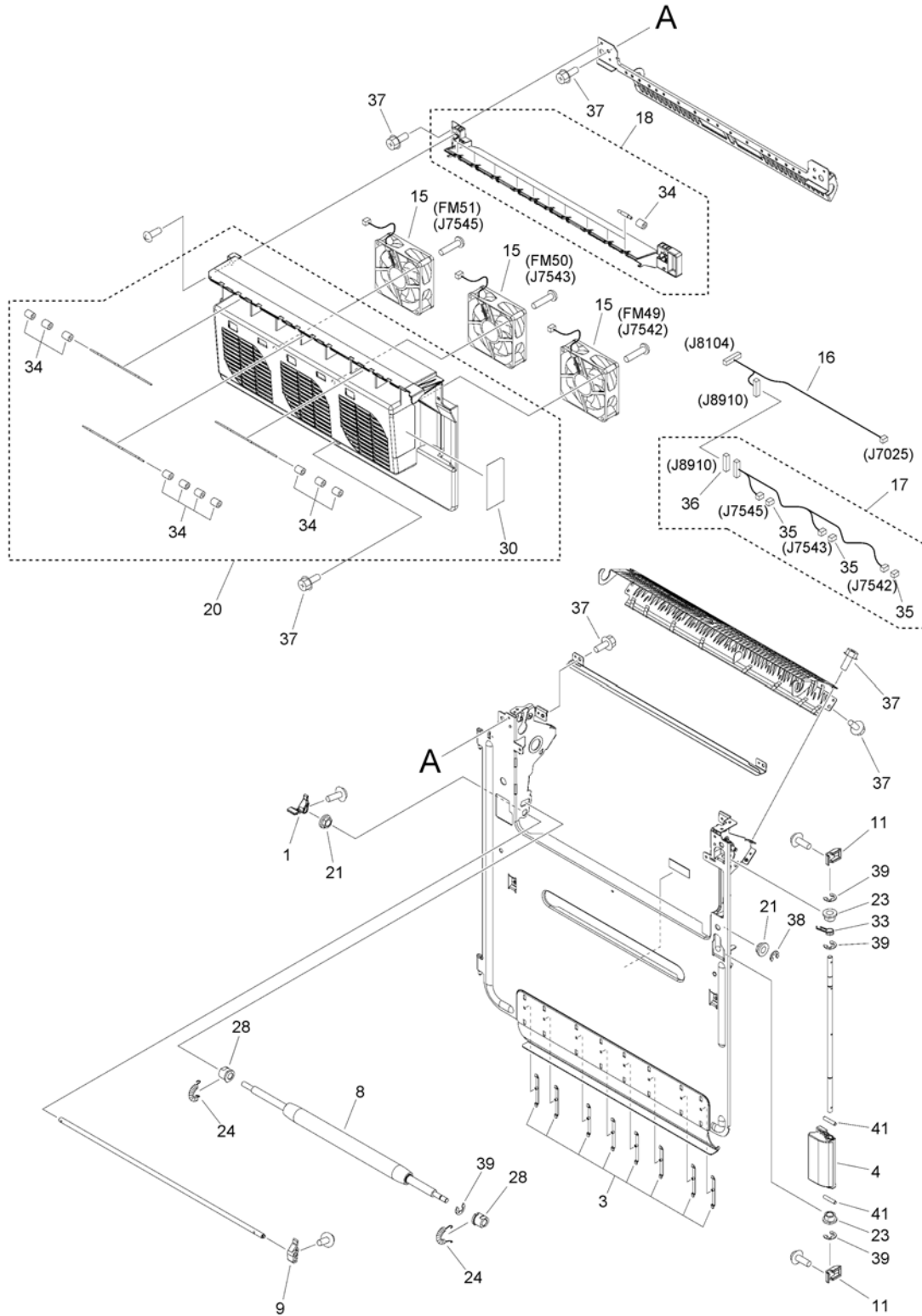


Figure 118 (2/2) REVERSE DELIVERY DOOR ASSEMBLY

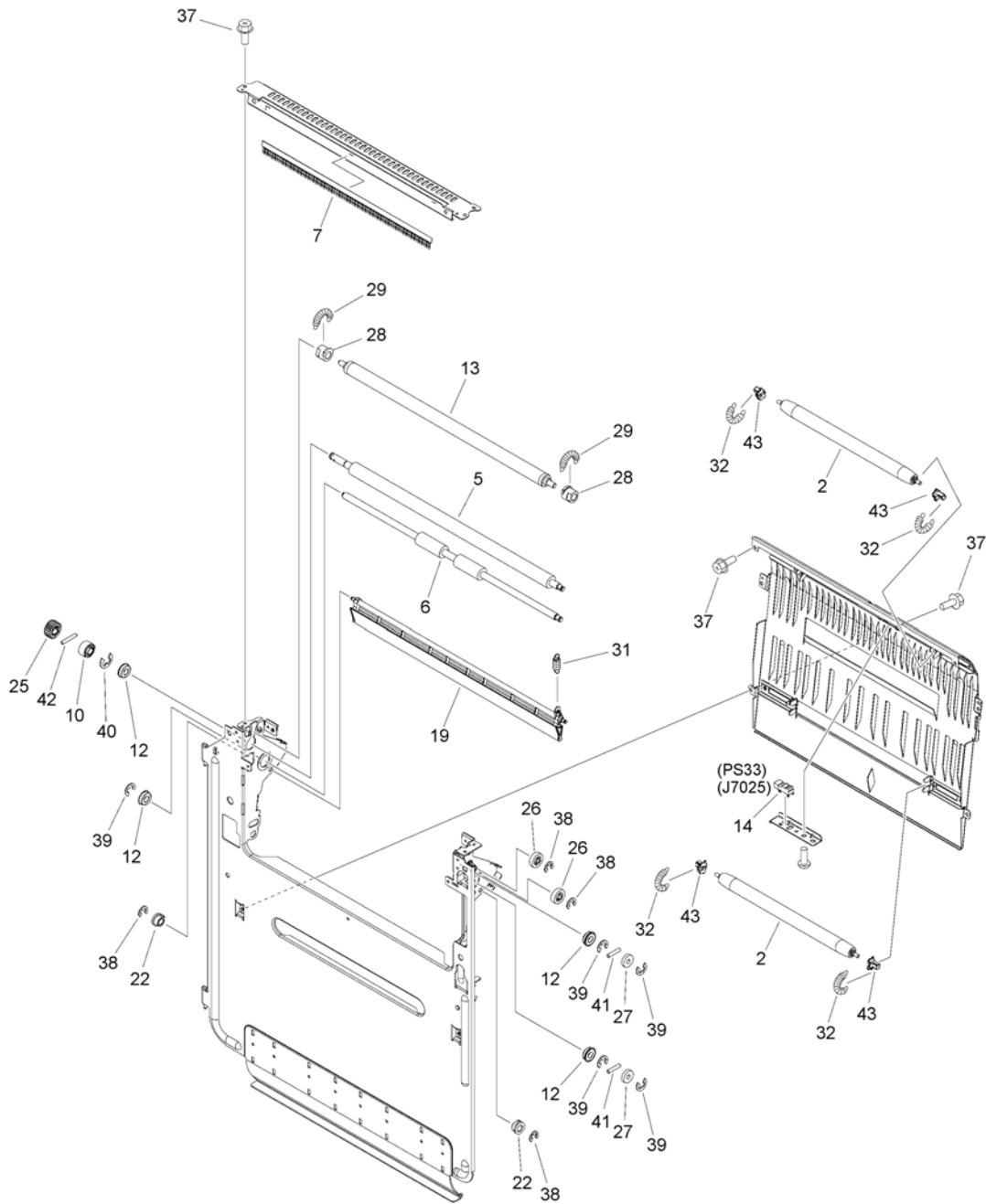


FIGURE & KEY NO.	PART NUMBER	RANK	QTY	DESCRIPTION	SERIAL NUMBER /REMARKS
118	FM0-1589-030		1	REVERSE DELIVERY DOOR ASSEMBLY	
1	FC0-8727-000		1	ARM, ROLLER ESTRANGEMENT, REAR	
2	FC9-4094-010		2	ROLLER, REVERSE DRIVEN	
3	FC0-9866-010		8	RIB, REVERSE GUIDE	
4	FC0-9932-000		1	LEVER, DOOR	
5	FC0-9933-000		1	ROLLER, OUTER DELIVERY DRIVE	
6	FC0-9940-000		1	ROLLER, REVERSE DRIVE	
7	FC6-4009-000		1	ELIMINATOR,STATIC CHARGE	
8	FC8-2576-000		1	ROLLER, ESTRANGEMENT FOLLOWER	
9	FC8-2597-000		1	ARM,ROLLER ESTRANGEMENT,FRONT	
10	FC8-2606-000		1	ROLLER, SIDE END	
11	FC8-2623-000		2	ARM, HANDLE	
12	XG9-0779-000		4	BEARING, BALL, 688ZZNR D41	
13	FE3-6340-000		1	ROLLER,OUTER DELIVERY FOLLOWER	
14	FK2-8560-000		1	PHOTO-SENSOR, KUA0095C	PS33
15	FK3-2593-000		3	FAN	FM49, FM50, FM51
16	FM0-2824-000		1	CABLE, EXHAUST FAN CONNECTING	
17	FM0-2825-000		1	CABLE, EXHAUST FAN	
18	FM0-4889-000		1	INTERNAL GUIDE ASSEMBLY	
19	FM1-C646-000		1	REVERSE FLAPPER UNIT	
20	FM1-C705-000		1	EXHAUST FAN COVER ASS'Y	
21	FS1-1569-000		2	BUSHING	
22	FU5-1442-000		2	BUSHING	
23	FU5-1453-000		2	BUSHING	
24	FU5-2139-040		2	SPRING, TENSION	
25	FU6-0029-000		1	GEAR, 18T	
26	FU6-0092-000		2	GEAR, 21T	
27	FU6-0152-000		2	GEAR, 17T	
28	FU6-1190-000		4	BUSHING	
29	FU8-2355-000		2	SPRING, TENSION	
30	FU8-8170-000		1	LABEL, OPERATOR NUMBER, B4	
31	FU9-2363-000		1	SPRING, TENSION	
32	FU9-2364-000		4	SPRING, TENSION	
33	FU9-2365-000		1	SPRING, TORSION	
34	RB2-0493-000		15	ROLLER, PAPER SENSOR	
35	VS1-7177-003		3	CONNECTOR, SNAP TIGHT, BK	
36	VS1-7177-009		1	CONNECTOR, WIRE TO WIRE, 9P	
37	XA9-1386-000		15	SCREW,RS,M3X8	
38	XD9-0134-000		5	RING, E	
39	XD9-0136-000		9	RING, E	
40	XD9-0137-010		1	RING, E	
41	XD9-0288-000		4	PIN, DOWEL	
42	XD9-0289-000		1	PIN, PARALLEL	
43	FE8-2440-000		4	BUSHING	

Figure 119 FRONT INNER DOOR ASSEMBLY

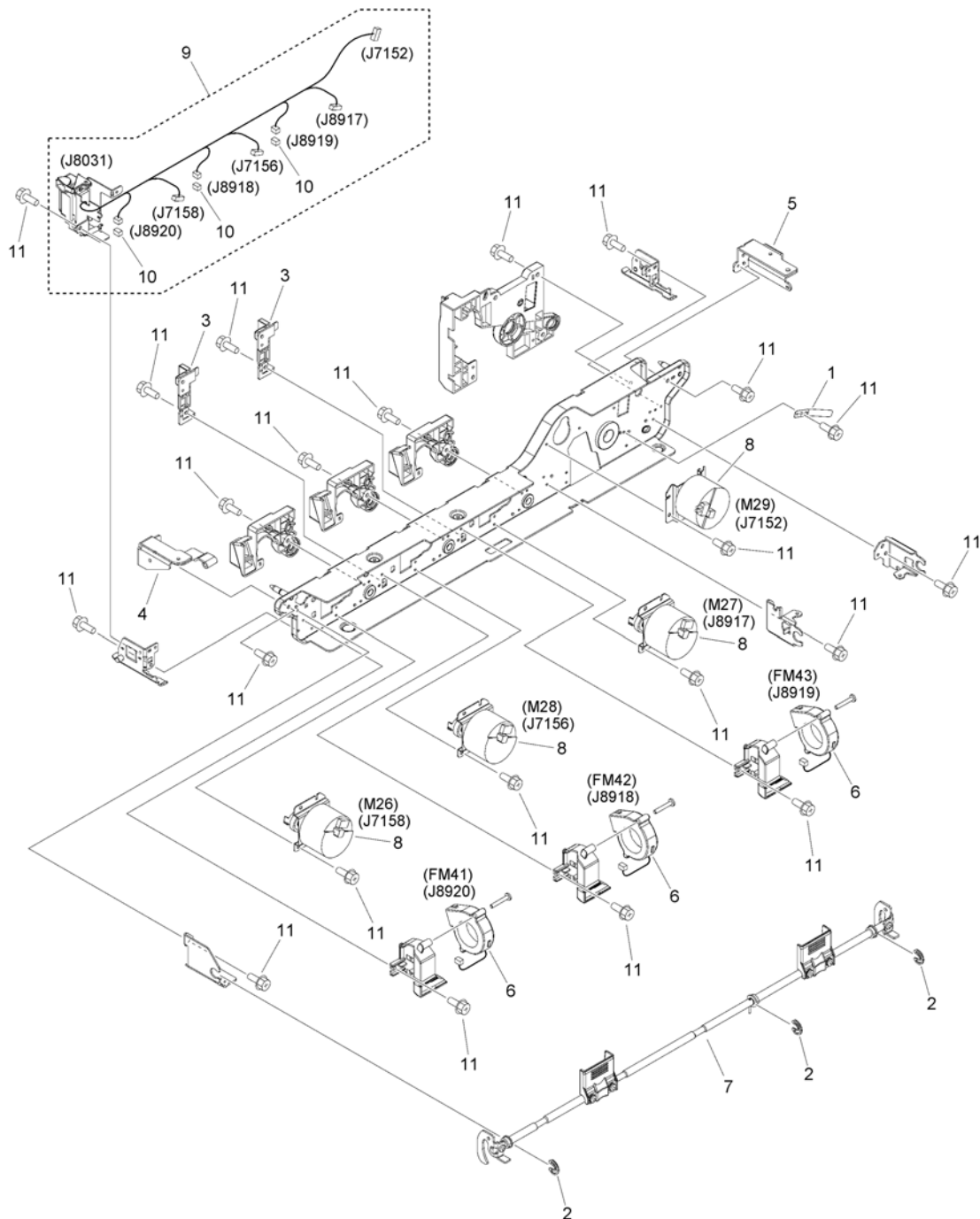


FIGURE & KEY NO.	PART NUMBER	RANK	QTY	DESCRIPTION	SERIAL NUMBER /REMARKS
119	FM0-1349-000		1	FRONT INNER DOOR ASSEMBLY	
1	FC0-2338-000		1	SPRING, GROUNDING	
2	FC5-2715-000		3	RING, RETAINING	
3	FC8-1998-000		2	RAIL, CARTRIDGE GUIDE	
4	FC9-3773-000		1	HINGE	
5	FE3-6353-000		1	HINGE, TORQUE, REAR	
6	FK3-3986-000		3	FAN	FM41, FM42, FM43
7	FM0-1350-000		1	HOOK SHAFT UNIT	
8	FM0-1351-000		4	DEV. STIRRING MOTOR ASS'Y	M26, M27, M28, M29
9	FM0-1490-000		1	DRAWER CABLE UNIT	
10	VS1-7177-003		3	CONNECTOR, SNAP TIGHT, BK	
11	XA9-1386-000		15	SCREW,RS,M3X8	

Figure 140C (1/2) POWER CORD TERMINAL ASSEMBLY (208V)

NOTE : This assembly includes the assemblies shown in Figure 962 and 964.

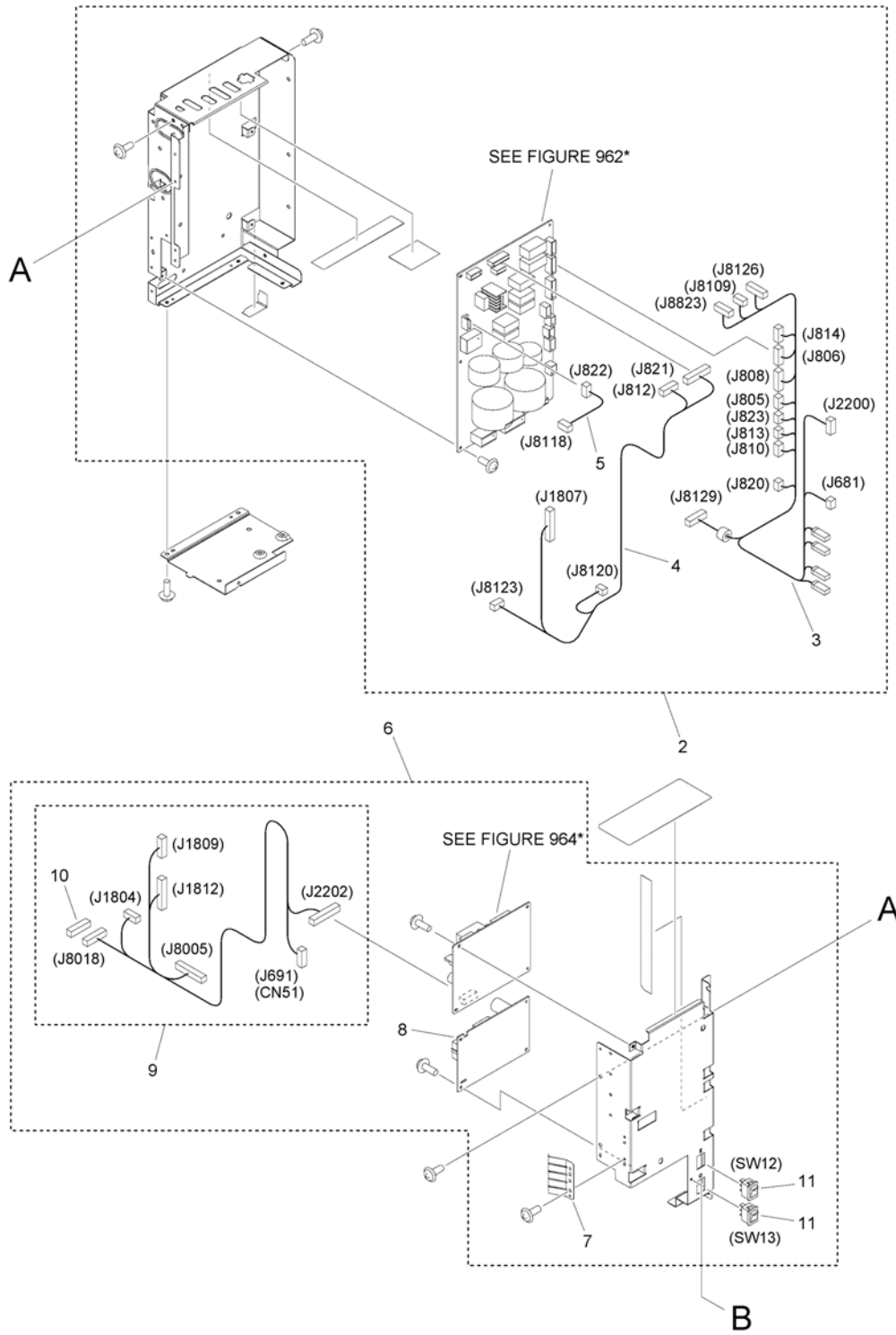


Figure 140C (2/2) POWER CORD TERMINAL ASSEMBLY (208V)

NOTE : This assembly includes the assemblies shown in Figure 962 and 964.

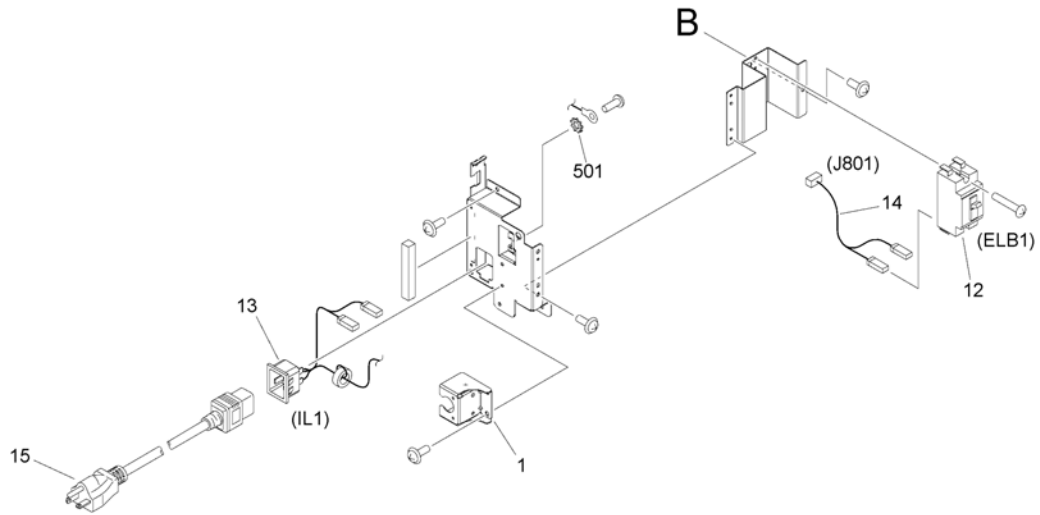


FIGURE & KEY NO.	PART NUMBER	RANK	QTY	DESCRIPTION	SERIAL NUMBER /REMARKS
140C	FM0-4929-000		1	POWER CORD TERMINAL ASSEMBLY	208V SEE NOTE
1	FL3-9168-000		1	COVER, PLUG	
2	FM0-1529-000		1	AC DRIVER ASSEMBLY	
3	FM0-2746-000		1	CABLE, AC MAIN	
4	FM0-2844-000		1	CABLE, AC PCB ASS'Y CONNECTING	
5	FM4-1347-000		1	CABLE, HEATER AC	
6	FM0-1531-000		1	HEATER POWER SUPPLY ASSEMBLY	
7	FC6-8737-000		1	PLATE, GROUNDING	
8	FK3-1998-000		1	ALL NIGHT POWER SUPPLY PCB	
9	FM0-2846-000		1	CABLE, ALL-NIGHT & DRUM HEATER	
10	VS1-8412-009		1	CONNECTOR, SNAP TIGHT, BL	
11	WC1-5179-000		2	SWITCH, TOGGLE	SW12, SW13
12	FK2-0014-000		1	BREAKER, ELECTRIC LEAKAGE	ELB1
13	FM0-2862-000		1	CABLE, INLET	IL1
14	FM4-1343-000		1	CABLE, BREAKER 1	
15	FK3-3988-000		1	CORD, POWER SUPPLY	
501	XD1-4200-402		1	WASHER, TOOTHED LOCK, M4	

Figure 140D (1/2) POWER CORD TERMINAL ASSEMBLY (230V)

NOTE : This assembly includes the assemblies shown in Figure 962 and 964.

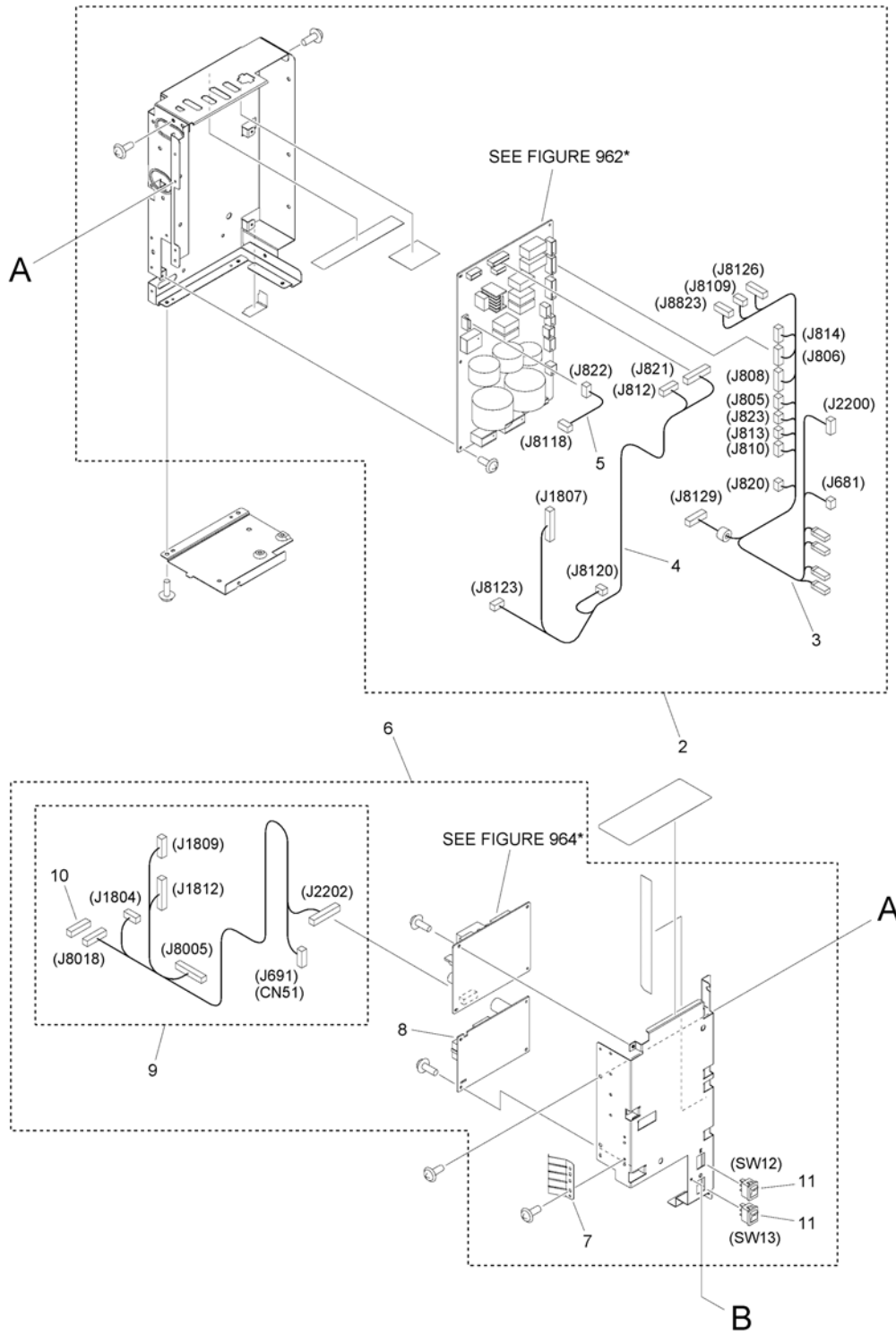


Figure 140D (2/2) POWER CORD TERMINAL ASSEMBLY (230V)

NOTE : This assembly includes the assemblies shown in Figure 962 and 964.

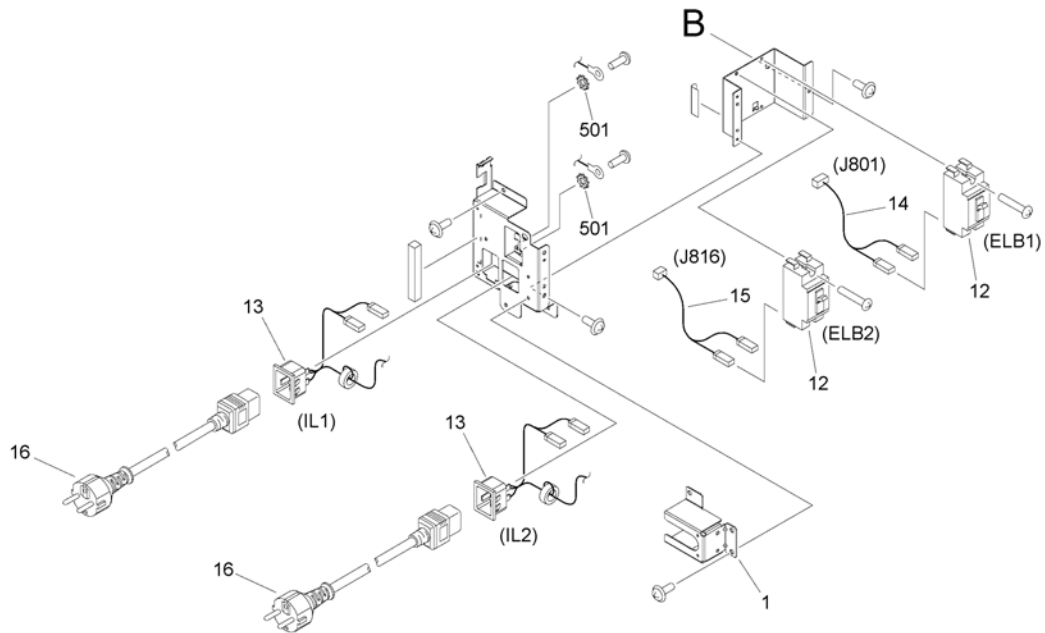


FIGURE & KEY NO.	PART NUMBER	RANK	QTY	DESCRIPTION	SERIAL NUMBER /REMARKS
140D	FM0-4930-000		1	POWER CORD TERMINAL ASSEMBLY	230V SEE NOTE
1	FL0-1865-000		1	COVER, PLUG	
2	FM0-4969-000		1	AC DRIVER ASSEMBLY	
3	FM0-2746-000		1	CABLE, AC MAIN	
4	FM0-2844-000		1	CABLE, AC PCB ASS'Y CONNECTING	
5	FM4-1347-000		1	CABLE, HEATER AC	
6	FM0-1531-000		1	HEATER POWER SUPPLY ASSEMBLY	
7	FC6-8737-000		1	PLATE, GROUNDING	
8	FK3-1998-000		1	ALL NIGHT POWER SUPPLY PCB	
9	FM0-2846-000		1	CABLE, ALL-NIGHT & DRUM HEATER	
10	VS1-8412-009		1	CONNECTOR, SNAP TIGHT, BL	
11	WC1-5179-000		2	SWITCH,TOGGLE	SW12, SW13
12	FH7-7626-000		2	BREAKER,ELECTRIC LEAKAGE	ELB1, ELB2
13	FM0-2862-000		2	CABLE, INLET	IL2, IL3
14	FM4-1343-000		1	CABLE, BREAKER 1	
15	FM4-1344-000		1	CABLE, BREAKER 2	
16	FK3-2289-000		2	CORD, POWER, 230V	
501	XD1-4200-402		2	WASHER, TOOTHED LOCK, M4	

Figure 191 DEV. COOLING EXHAUST FAN ASS'Y

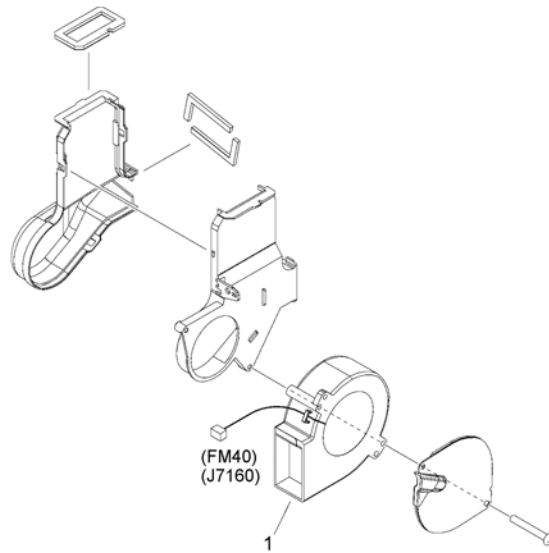


FIGURE & KEY NO.	PART NUMBER	R A N K	QTY	DESCRIPTION	SERIAL NUMBER /REMARKS
191	FM0-1452-000		1	DEV. COOLING EXHAUST FAN ASSY	
1	FL3-9448-000		1	FAN	FM40

Figure 192 FIXING EXHAUST FAN ASSEMBLY

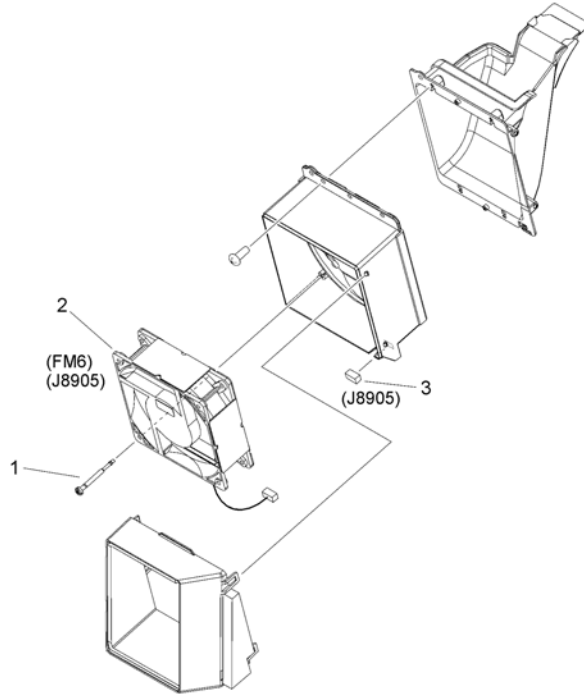


FIGURE & KEY NO.	PART NUMBER	RANK	QTY	DESCRIPTION	SERIAL NUMBER /REMARKS
192	FM0-1558-000		1	FIXING EXHAUST FAN ASSEMBLY	
1	FL0-2776-000		2	SCREW, STEPPED, M3	
2	FL3-7767-000		1	FAN	FM6
3	VS1-7177-004		1	CONNECTOR, SNAP TIGHT, BK	

Figure 193 PRIMARY CORONA EXHAUST ASS'Y

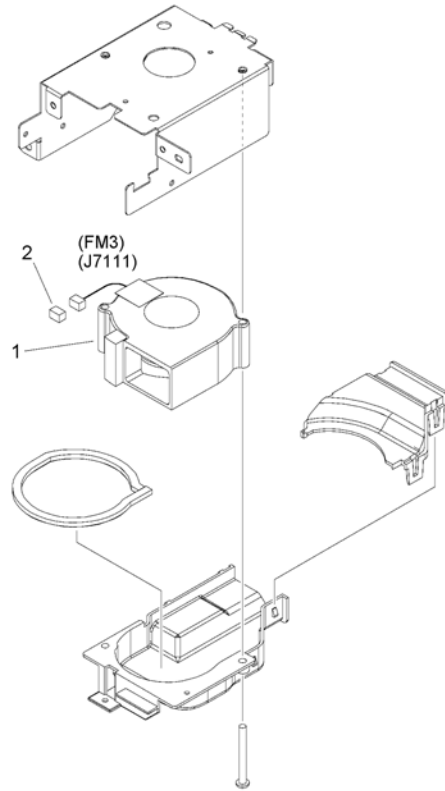


FIGURE & KEY NO.	PART NUMBER	R A N K	QTY	DESCRIPTION	SERIAL NUMBER /REMARKS
193	FM0-1494-000		1	PRIMARY CORONA EXHAUST ASS'Y	
1	FL3-7770-000		1	FAN	FM3
2	VS1-7177-003		1	CONNECTOR, SNAP TIGHT, BK	

Figure 194 PAPER COOLING ASSEMBLY, UPPER

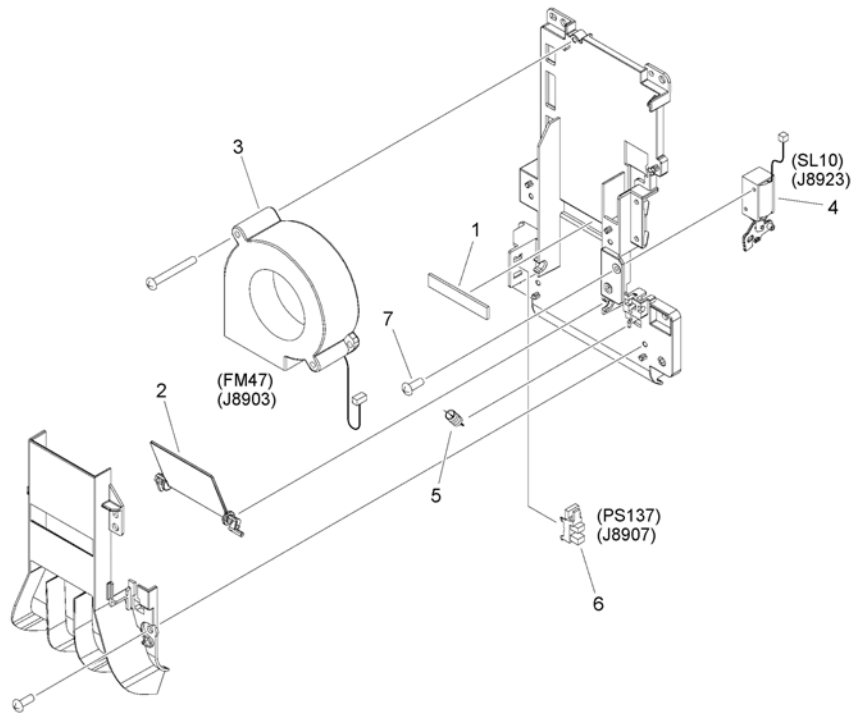


FIGURE & KEY NO.	PART NUMBER	RANK	QTY	DESCRIPTION	SERIAL NUMBER /REMARKS
194	NPN		RF	PAPER COOLING ASSEMBLY, UPPER	
1	FC0-9656-000		1	CUSHION, FLAPPER	
2	FC0-9658-000		1	FLAPPER	
3	FK4-1610-000		1	FAN	FM47
4	FM0-1611-000		1	SOLENOID UNIT	SL10
5	FU9-2359-000		1	SPRING, TENSION	
6	WG8-5848-000		1	IC, PHOTO-INTERRUPTER	PS137
7	XA9-1659-000		2	SCREW,M3X4	

Figure 195 PAPER COOLING ASSEMBLY, LOWER

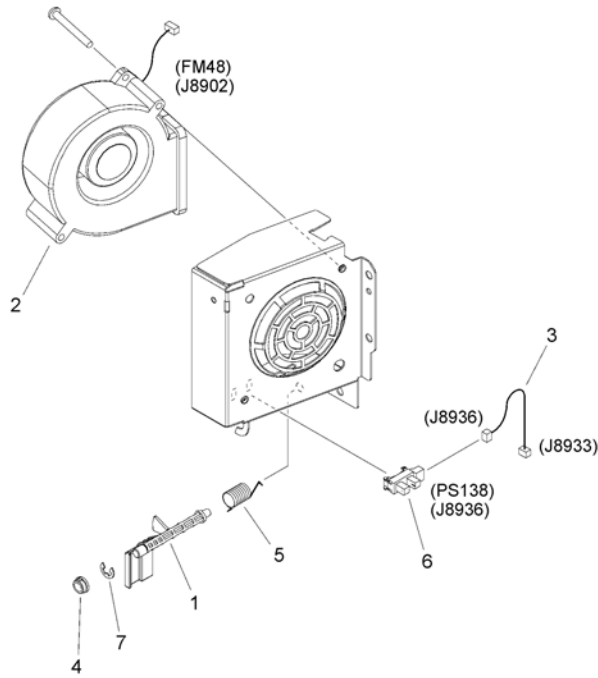


FIGURE & KEY NO.	PART NUMBER	RANK	QTY	DESCRIPTION	SERIAL NUMBER /REMARKS
195	NPN		RF	PAPER COOLING ASSEMBLY, LOWER	
1	FE2-0092-010		1	FLAG, WASTE TONER SHUTTER	
2	FL0-1248-000		1	FAN	FM48
3	FM0-2870-000		1	CABLE, SHUTTER SENSOR	
4	FU5-1457-000		1	BUSHING	
5	FU9-2409-000		1	SPRING, TORSION	
6	WG8-5848-000		1	IC, PHOTO-INTERRUPTER	PS138
7	XD9-0136-000		1	RING, E	

Figure 250 DRUM DRIVE ASSEMBLY, COLOR

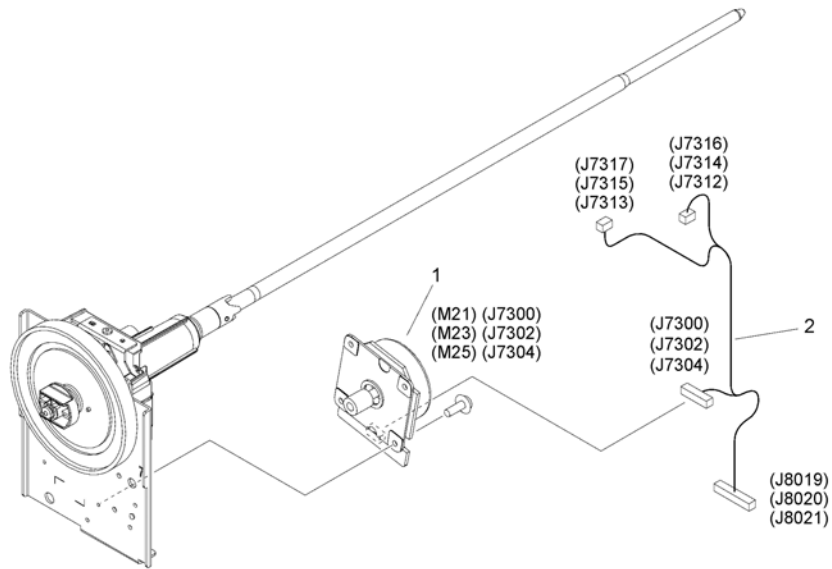


FIGURE & KEY NO.	PART NUMBER	RANK	QTY	DESCRIPTION	SERIAL NUMBER /REMARKS
250	FM0-1344-000		1	DRUM DRIVE ASSEMBLY, COLOR	
1	FK4-1837-000		1	MOTOR, DC BRUSHLESS	M21, M23, M25
2	FM0-2802-000		1	CABLE, DRUM DRIVE UNIT, COLOR	

Figure 251 DRUM DRIVE ASSEMBLY, BLACK

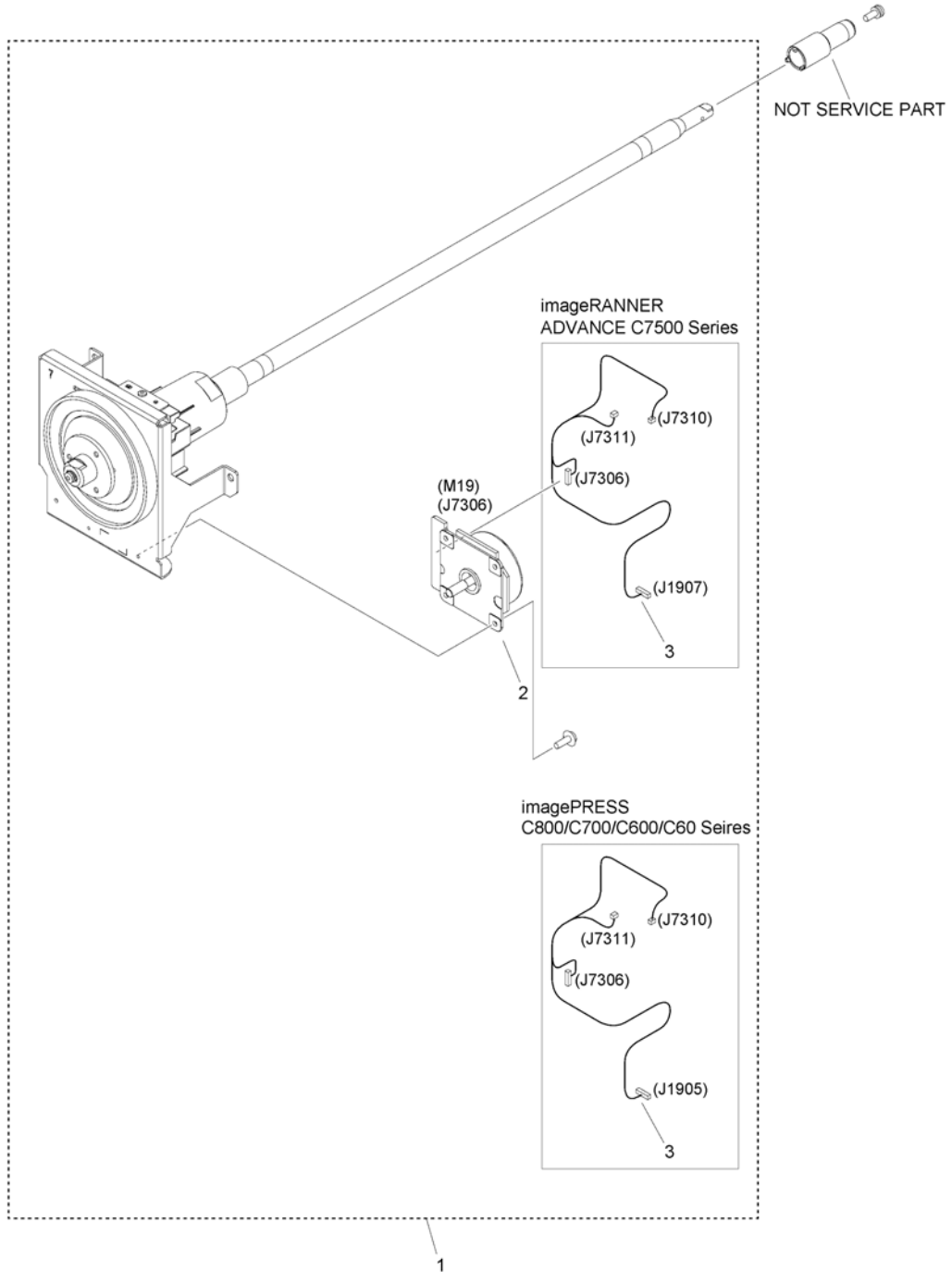


FIGURE & KEY NO.	PART NUMBER	R A N K	QTY	DESCRIPTION	SERIAL NUMBER /REMARKS
251	NPN		RF	DRUM DRIVE ASSEMBLY, BLACK	
1	FM0-1343-010		1	DRUM DRIVE ASSEMBLY, BLACK	
2	FK3-3982-000		1	MOTOR, DC BRUSHLESS	M19
3	FM0-2801-000		1	CABLE, DRUM DRIVE UNIT, BLACK	

Figure 260 VERTICAL PATH DRIVE ASS'Y, 1

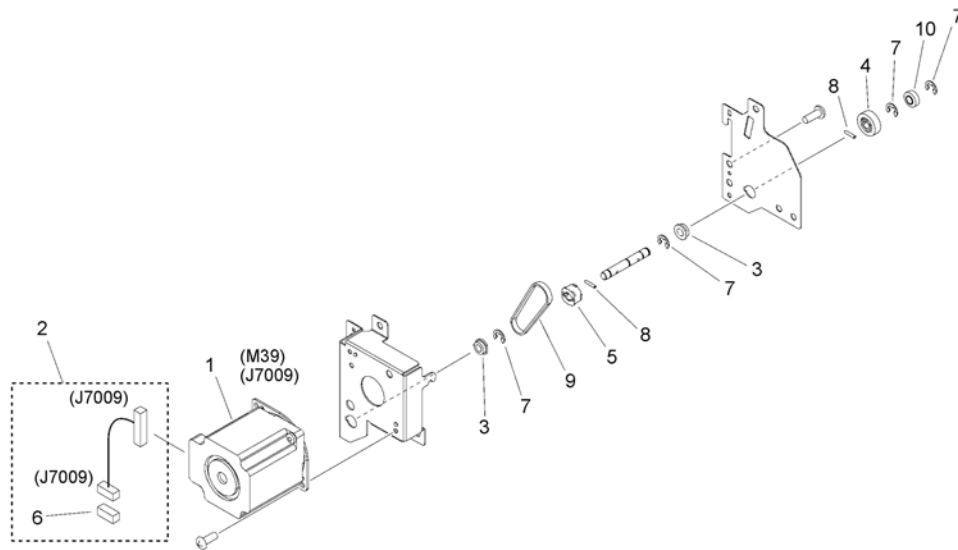


FIGURE & KEY NO.	PART NUMBER	RANK	QTY	DESCRIPTION	SERIAL NUMBER /REMARKS
260	FM0-1444-000		1	VERTICAL PATH DRIVE ASSY, 1	
1	FK2-7675-000		1	MOTOR, STEPPING, DC	M39
2	FM0-2841-000		1	CABLE, MOTOR CONNECTING	
3	FS1-1508-000		2	BUSHING	
4	FU3-0277-000		1	GEAR, 16T	
5	FU6-3398-000		1	PULLEY, 22T	
6	VS1-7177-005		1	CONNECTOR, SNAP TIGHT, BK	
7	XD9-0136-000		4	RING, E	
8	XD9-0288-000		2	PIN, DOWEL	
9	XF2-1606-940		1	BELT, TIMING	
10	XG9-0706-000		1	BEARING, BALL, MR126ZZ-1	

Figure 261 VERTICAL PATH DRIVE ASS'Y, 2

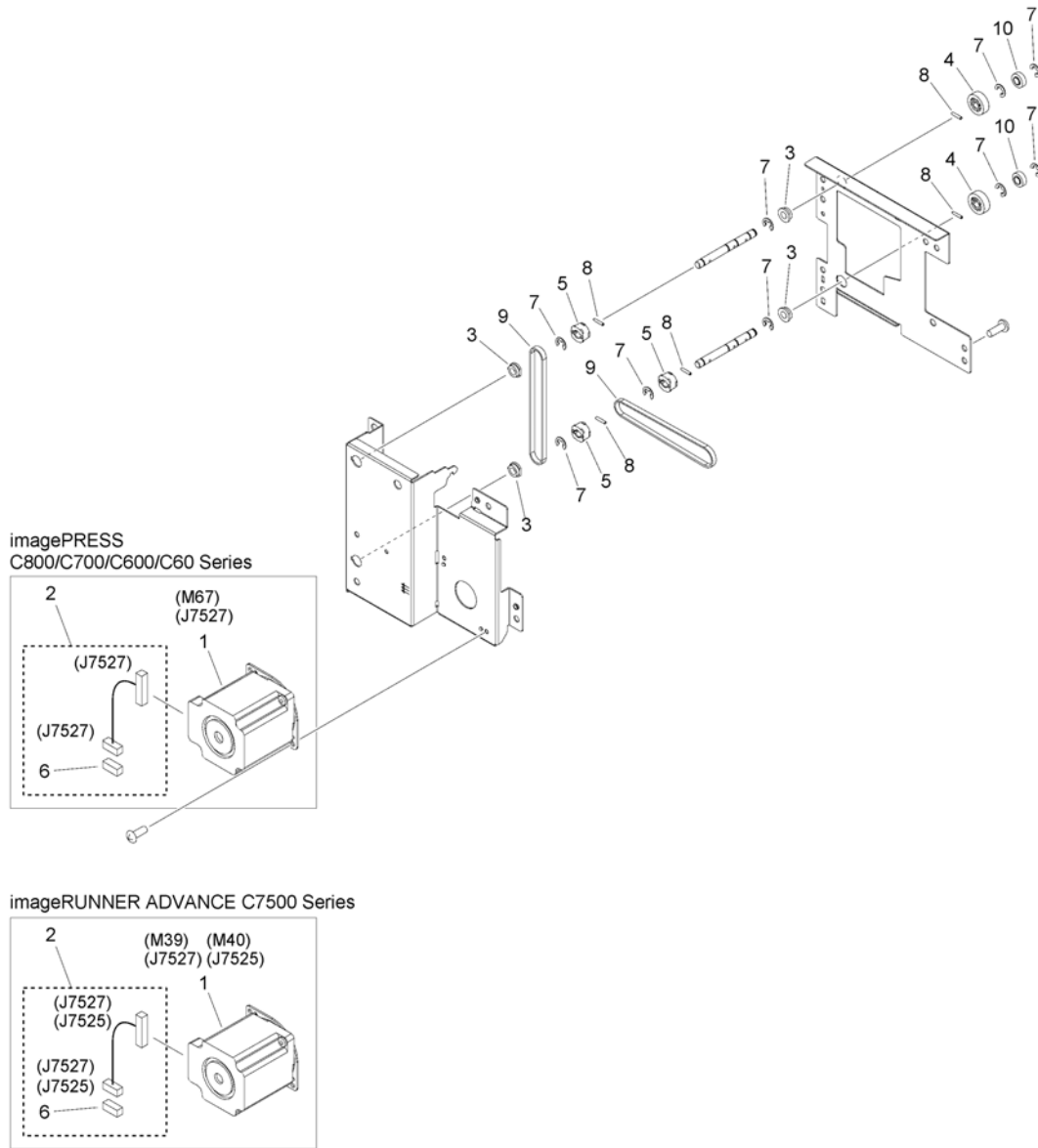


FIGURE & KEY NO.	PART NUMBER	RANK	QTY	DESCRIPTION	SERIAL NUMBER /REMARKS
261	FM0-1445-000		1	VERTICAL PATH DRIVE ASSY, 2	
1	FK2-7675-000		1	MOTOR, STEPPING, DC	imagePRESS C800/C700/C600/C60 Series M67 imageRUNNER ADVANCE C7500 Series M39,M40
2	FM0-2841-000		1	CABLE, MOTOR CONNECTING	
3	FS1-1508-000		4	BUSHING	
4	FU3-0277-000		2	GEAR, 16T	
5	FU6-3398-000		3	PULLEY, 22T	
6	VS1-7177-005		1	CONNECTOR, SNAP TIGHT, BK	
7	XD9-0136-000		9	RING, E	
8	XD9-0288-000		5	PIN, DOWEL	
9	XF2-1611-840		2	BELT, TIMING	
10	XG9-0706-000		2	BEARING, BALL, MR126ZZ-1	

Figure 262 PRE-REG. DRIVE ASSEMBLY

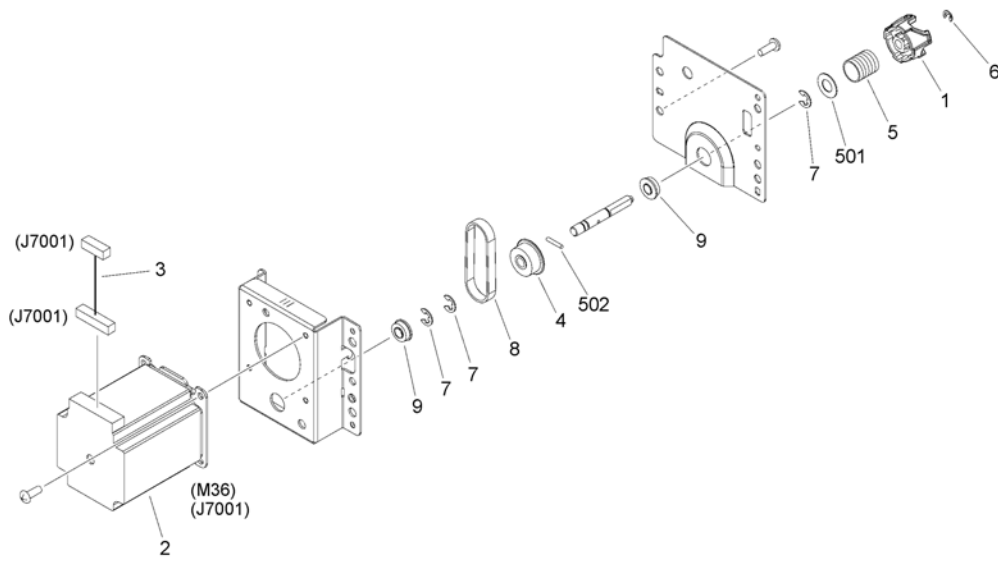


FIGURE & KEY NO.	PART NUMBER	RANK	QTY	DESCRIPTION	SERIAL NUMBER /REMARKS
262	FM0-1356-000		1	PRE-REG. DRIVE ASSEMBLY	
1	FC0-9968-000		1	COUPLING, REGISTRATION DRIVE	
2	FK3-3207-000		1	MOTOR, STEPPING, DC	M36
3	FM0-2820-000		1	CABLE, MOTOR CONNECTING, 3	
4	FU6-3054-000		1	PULLEY	
5	FU9-2402-000		1	SPRING, COMPRESSION	
6	XD9-0134-000		1	RING, E	
7	XD9-0136-000		3	RING, E	
8	XF2-1606-660		1	BELT, TIMING	
9	XG9-0707-000		2	BEARING, BALL, MF126ZZ-1	
501	XD1-1108-235		1	WASHER,COP	
502	XD3-2200-122		1	PIN, DOWEL	

Figure 270 DEVELOPING DRIVE ASS'Y, COLOR

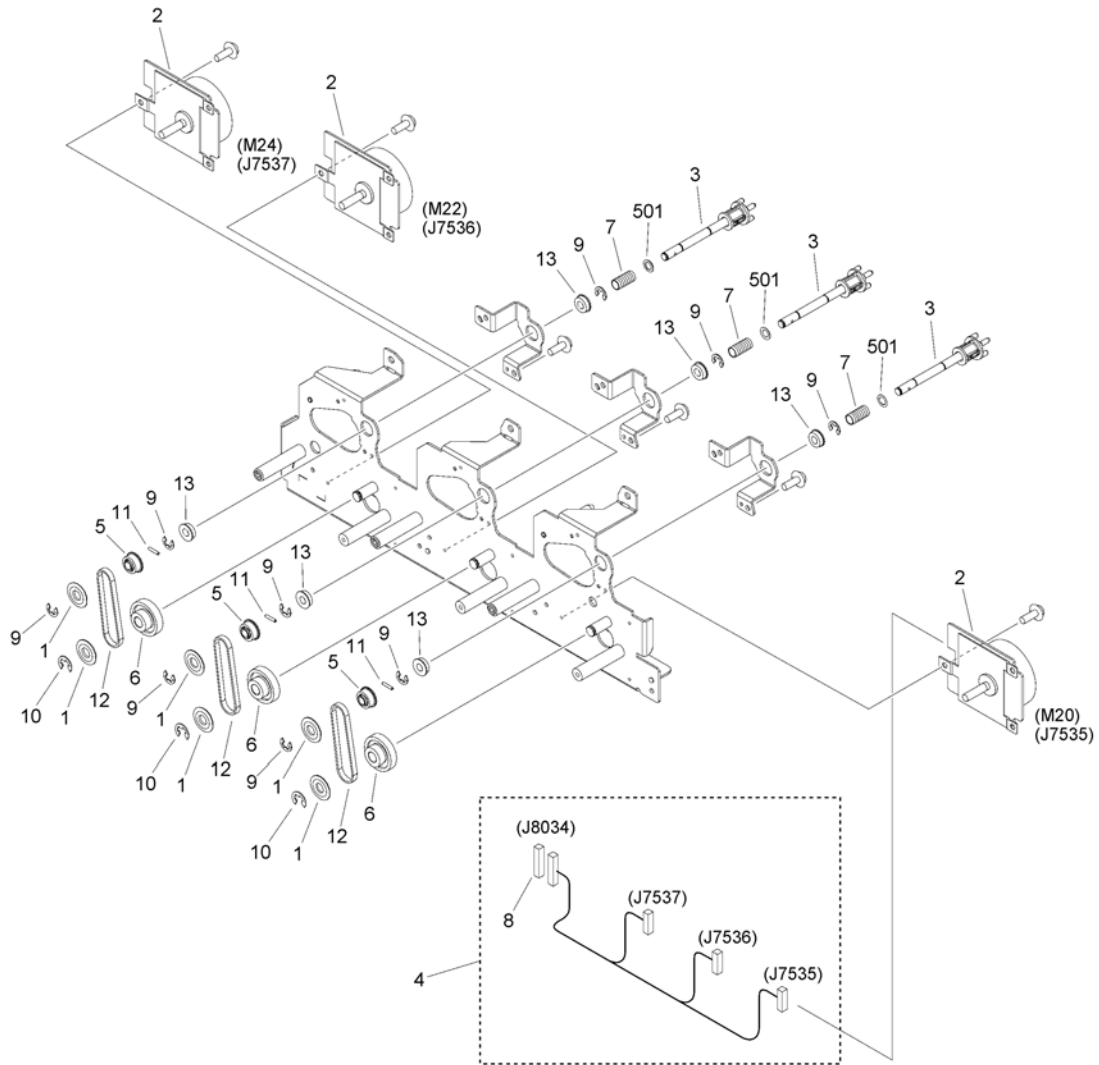


FIGURE & KEY NO.	PART NUMBER	RANK	QTY	DESCRIPTION	SERIAL NUMBER /REMARKS
270	FM0-1342-000		1	DEVELOPING DRIVE ASS'Y, COLOR	
1	FC8-1933-000		6	FLANGE	
2	FK2-7897-000		3	MOTOR, DC	M20, M22, M24
3	FL3-7321-000		3	SLEEVE DRIVE UNIT	
4	FM0-2804-000		1	CABLE, DEV. DRIVE MOTOR, COLOR	
5	FU6-3385-000		3	PULLEY, 22T	
6	FU7-0999-000		3	GEAR, 25T/50T	
7	FU9-2254-000		3	SPRING, COMPRESSION	
8	VS1-8412-023		1	CONNECTOR, SNAP TIGHT, BL	
9	XD9-0136-000		9	RING, E	
10	XD9-0137-010		3	RING, E	
11	XD9-0288-000		3	PIN, DOWEL	
12	XF2-1607-240		3	BELT, TIMING	
13	XG9-0594-000		6	BEARING, BALL, MF126ZZ	
501	XD1-1106-222		3	WASHER,COP	

Figure 271 DEVELOPING DRIVE ASS'Y, BLACK

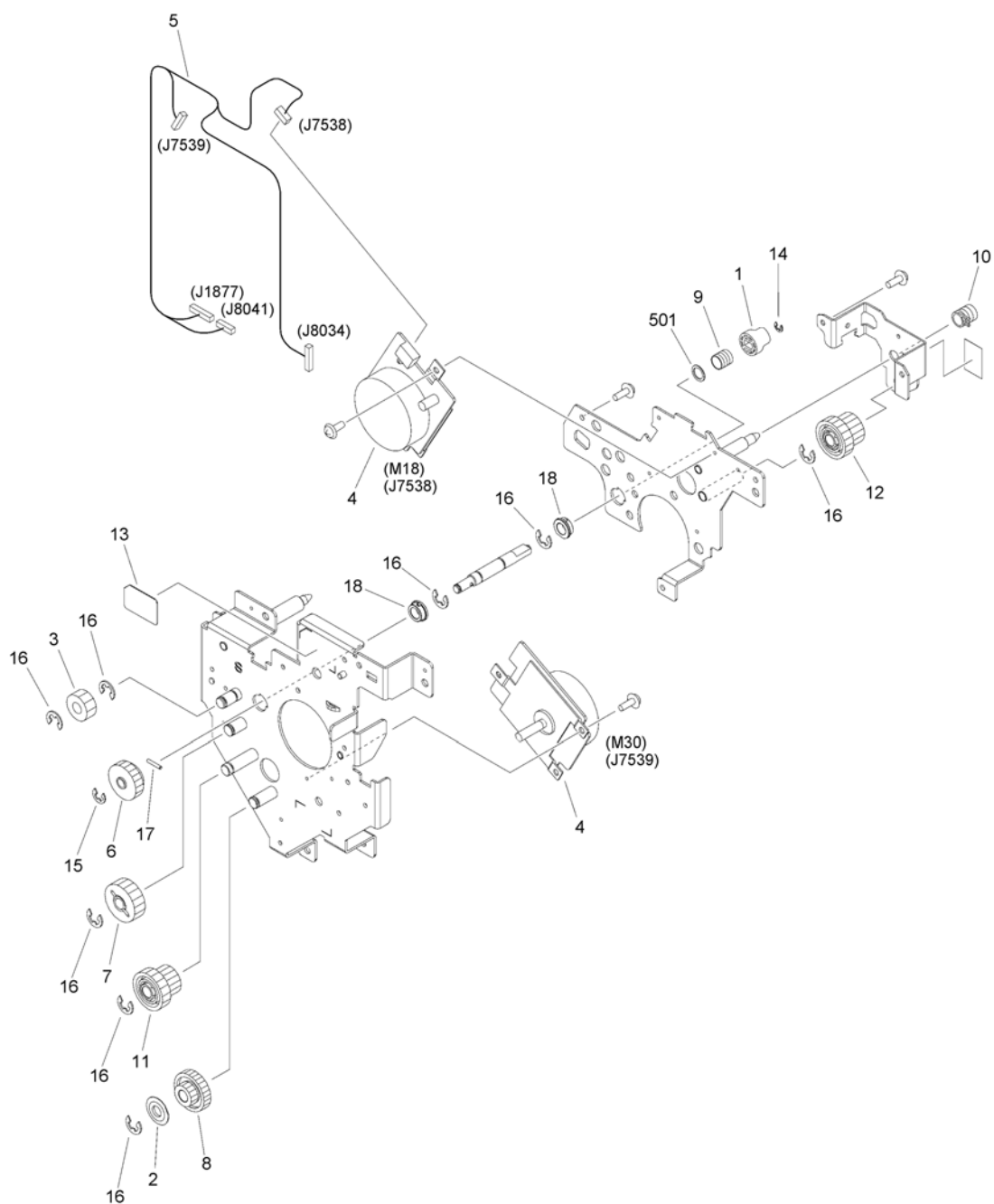


FIGURE & KEY NO.	PART NUMBER	RANK	QTY	DESCRIPTION	SERIAL NUMBER /REMARKS
271	FM1-C640-000		1	DEVELOPING DRIVE ASS'Y, BLACK	
1	FC6-1368-000		1	COUPLING	
2	FC8-1933-000		1	FLANGE	
3	FE3-6515-000		1	GEAR, 20T	
4	FK2-7897-000		2	MOTOR, DC	M18, M30
5	FM0-2805-000		1	CABLE, DEV. DRIVE MOTOR, BLACK	
6	FU6-0261-000		1	GEAR, 27T	
7	FU6-0603-000		1	GEAR, 30T	
8	FU7-0999-000		1	GEAR, 25T/50T	
9	FU7-2343-000		1	SPRING, COMPRESSION	
10	FU7-2388-000		1	SPRING, COMPRESSION	
11	FU8-0051-000		1	GEAR, 49T/21T	
12	FU8-0090-000		1	GEAR, 49T/21T	
13	FU8-8004-000		1	LABEL, HOPPER MOUNTING, BLACK	
14	XD9-0134-000		1	RING, E	
15	XD9-0136-000		1	RING, E	
16	XD9-0137-010		8	RING, E	
17	XD9-0289-000		1	PIN, PARALLEL	
18	XG9-0737-000		2	BUSHING	
501	XD1-1108-215		1	WASHER,COP	

Figure 272 2ND TRNS. EST. DRIVE ASS'Y

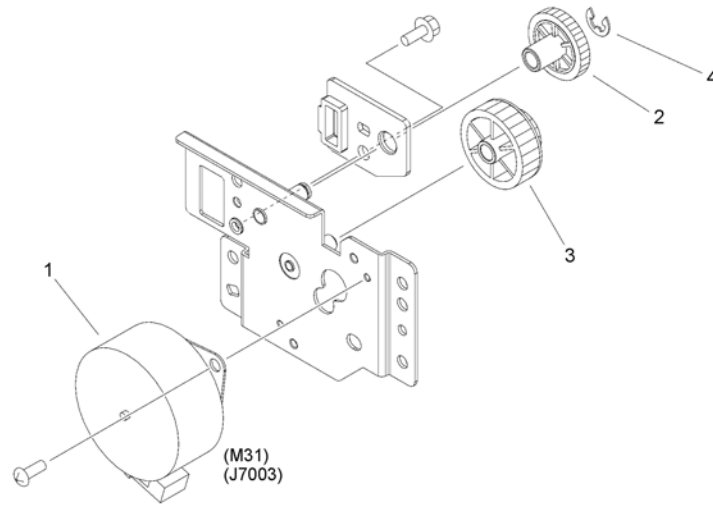


FIGURE & KEY NO.	PART NUMBER	R A N K	QTY	DESCRIPTION	SERIAL NUMBER /REMARKS
272	FM0-1534-000		1	2ND TRNS. EST. DRIVE ASS'Y	
1	FM1-C661-000		1	MOTOR, STEPPING, DC	M31
2	FU6-0678-000		1	GEAR, 24T	
3	FU8-0025-000		1	GEAR, 36T/16T	
4	XD9-0136-000		1	RING, E	

Figure 273 WASTE TONER DRIVE ASSEMBLY

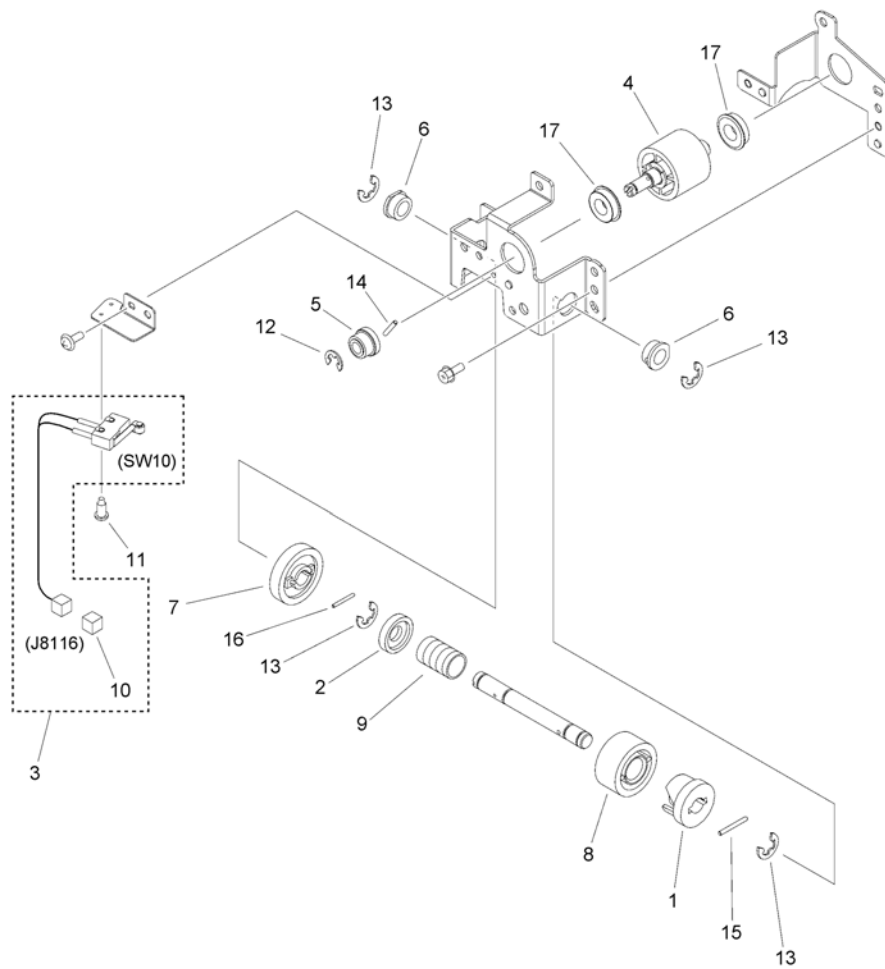


FIGURE & KEY NO.	PART NUMBER	RANK	QTY	DESCRIPTION	SERIAL NUMBER /REMARKS
273	FM1-C725-000		1	WASTE TONER DRIVE ASSEMBLY	
1	FC9-4116-000		1	CAM	
2	FC9-4118-000		1	HOLDER, SPRING	
3	FM0-2872-000		1	CABLE, WASTE TONER SWITCH	SW10
4	FM4-3890-000		1	WASTE TONER WORM GEAR ASSEMBLY	
5	FU5-3666-000		1	PULLEY, 19T	
6	FU6-1184-000		2	BUSHING	
7	FU8-0069-000		1	GEAR, 35T	
8	FU8-0081-000		1	GEAR, 26T	
9	FU8-2369-000		1	SPRING, COMPRESSION	
10	VS1-7177-003		1	CONNECTOR, SNAP TIGHT, BK	
11	XA9-0944-000		1	SCREW, STEPPED, M2	
12	XD9-0136-000		1	RING, E	
13	XD9-0137-010		4	RING, E	
14	XD9-0219-000		1	PIN, DOWEL	
15	XD9-0292-000		1	PIN, PARALLEL	
16	XD9-0329-000		1	PIN, DOWEL	
17	XG9-0508-000		2	BEARING, BALL, F688ZZ	

Figure 300 CASSETTE ASSEMBLY

NOTE : Several kinds of labels are attached on the board for the parts of Key No. 50 and 51.

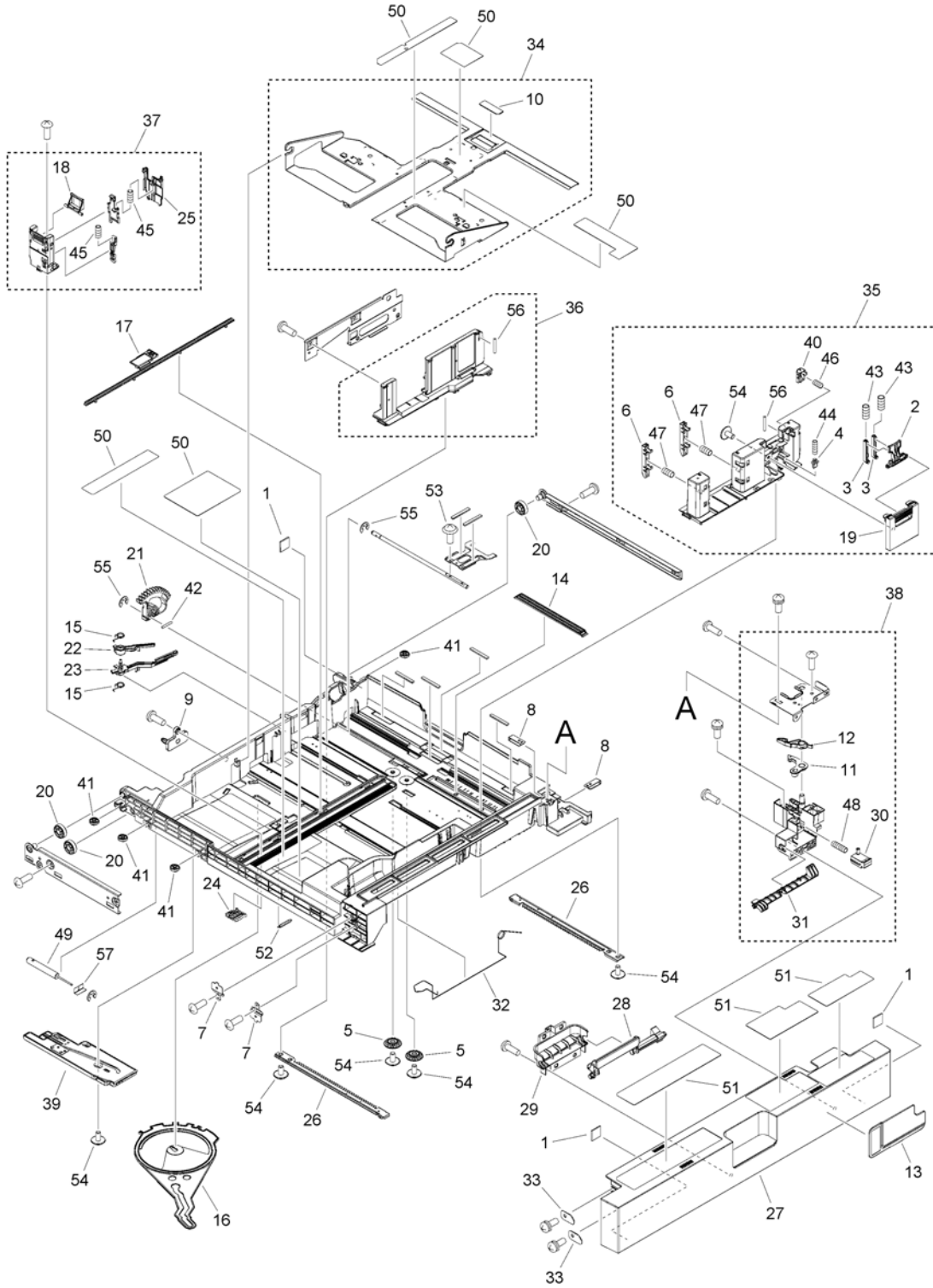


FIGURE & KEY NO.	PART NUMBER	RANK	QTY	DESCRIPTION	SERIAL NUMBER /REMARKS
300	FM1-D448-000		1	CASSETTE ASSEMBLY	
1	FC8-1205-000		3	PAD, PAPER PICK-UP HOLDER	
2	FC8-2462-000		1	KNOB, PAPER SIDE END	
3	FC8-2463-000		2	STOPPER	
4	FC8-2464-000		1	PLATE, CLICK	
5	FC8-4990-000		2	GEAR, 14T	
6	FC8-5262-000		2	BLOCK, PAPER SIDE END, LARGE	
7	FC9-0127-000		2	PLATE, COVER MOUNTING, L	
8	FC9-0128-000		2	PLATE, COVER MOUNTING, R	
9	FC9-3831-000		1	PIN, SIZE DETECT	
10	FC9-7171-000		1	SHEET, SEPARATION	
11	FC9-7259-000		1	ARM, LOCK, A	
12	FC9-7260-000		1	ARM, LOCK, B	
13	FE2-0025-010		1	HOLDER, MEDIA PLATE	
14	FE2-0026-010		1	PLATE, FREE STOP	
15	FE2-0027-010		2	SPRING, TORSION	
16	FE2-0029-010		1	LINK, BACK END DETECT	
17	FE2-0182-010		1	RACK, LEFT	
18	FE2-0579-000		1	LEVER	
19	FE8-2070-000		1	COVER, SIDE LOCK	
20	FE3-6350-000		3	ROLLER, CASSETTE SWING	
21	FE3-6354-000		1	GEAR, 14T	
22	FE3-6355-000		1	LEVER, DETECT, U	
23	FE3-6356-000		1	LEVER, DETECT, L	
24	FE3-6357-000		1	PLATE, LINK	
25	FE3-6358-000		1	FLAPPER	
26	FE3-6359-000		2	RACK, PAPER SIDE END	
27	FE3-6360-000		1	COVER, CASSETTE, FRONT	
28	FE3-6361-000		1	LEVER	
29	FE3-6362-000		1	SUPPORT, LEVER	
30	FE3-6363-000		1	LINK, HOOK SLIDE	
31	FE3-6364-010		1	LINK	
32	FE3-6366-000		1	SPRING, GROUNDING	
33	FE3-8153-000		2	WASHER	
34	FL3-7685-000		1	PLATE, LIFTING	
35	FM0-1415-000		1	SIDE END PLATE ASSEMBLY, FRONT	
36	FM0-1416-000		1	SIDE END PLATE ASSEMBLY, REAR	
37	FM0-1417-010		1	BACK END LIMIT PLATE ASSEMBLY	
38	FM0-1418-010		1	CST. LOCK ASSEMBLY	
39	FM1-C666-010		1	GUIDE, CASSETTE	
40	FM3-8911-000		1	BLOCK, PAPER SIDE END, SMALL	
41	FS5-6945-000		4	COLLAR, REGISTRATION MULTI	
42	XD9-0359-000		1	PIN, PARALLEL	
43	FU7-2326-000		2	SPRING, COMPRESSION	

FIGURE & KEY NO.	PART NUMBER	RANK	QTY	DESCRIPTION	SERIAL NUMBER /REMARKS
44	FU7-2327-000		1	SPRING, COMPRESSION	
45	FU7-2328-000		2	SPRING, COMPRESSION	
46	FU7-2513-000		1	SPRING, COMPRESSION	
47	FU7-2514-000		2	SPRING, COMPRESSION	
48	FU7-2518-000		1	SPRING, COMPRESSION	
49	FE4-0765-010		1	DAMPER UNIT	
50	FU8-8212-000		1	LABEL, CASSETTE BODY	SEE NOTE
51	FU8-8213-000		1	LABEL, CASSETTE COVER, FRONT	SEE NOTE
52	FU9-2418-000		1	SPRING, TENSION	
53	XA9-0807-000		2	SCREW, W/SEAL, M3X6	
54	XA9-1523-000		10	SCREW, B, M4X8	
55	XD9-0135-000		2	RING, E	
56	XD9-0290-000		2	PIN, PARALLEL	
57	FE4-0787-000		1	SHEET, STOPPER	

Figure 305 CASSETTE HEATER ASSEMBLY

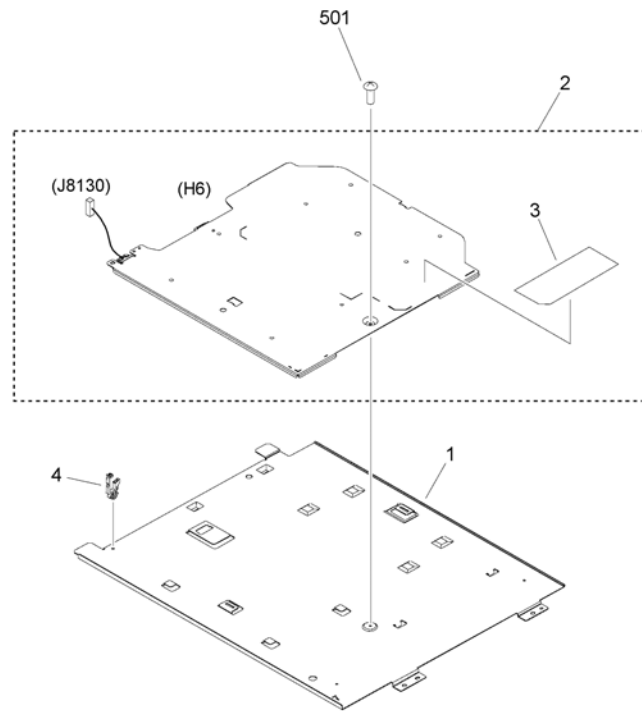


FIGURE & KEY NO.	PART NUMBER	RANK	QTY	DESCRIPTION	SERIAL NUMBER /REMARKS
305	NPN		RF	CASSETTE HEATER ASSEMBLY	
1	FE2-0010-020		1	MOUNT, CASSETTE HEATER	
2	FM0-4834-000		1	CASSETTE HEATER ASSEMBLY	H6
3	FU6-8647-000		1	LABEL, HIGH TMP. CAUTION	
4	WT2-5694-000		1	CLIP CLAMP, WIRE	
501	XB6-7300-405		1	SCREW,flanged pan head, M3x4, ZC3	

Figure 310 PAPER PICK-UP ASSEMBLY

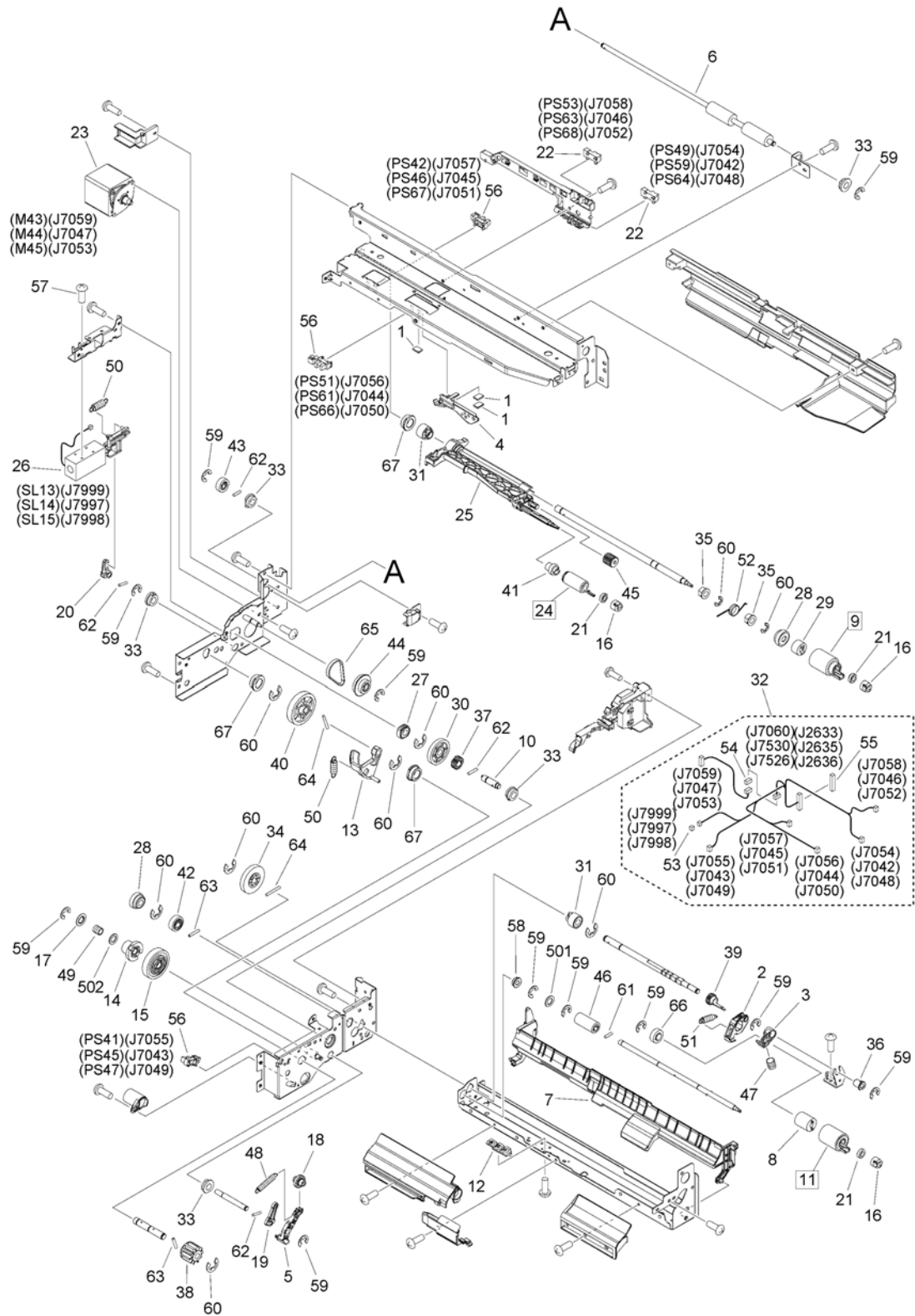


FIGURE & KEY NO.	PART NUMBER	RANK	QTY	DESCRIPTION	SERIAL NUMBER /REMARKS
310	FM0-1443-000		1	PAPER PICK-UP ASSEMBLY	
1	FC0-2118-010		3	DAMPER	
2	FC0-9423-000		1	HOLDER, ESTRANGEMENT	
3	FC0-9424-000		1	ARM, ROLLER	
4	FC0-9425-000		1	FLAG, SENSOR	
5	FC0-9434-000		1	ARM, PAPER PICK-UP RELEASE	
6	FC0-9438-000		1	ROLLER, VERTICAL PATH	
7	FC0-9443-000		1	GUIDE, PAPER PICK-UP	
8	FC0-9445-000		1	LIMITTER, TORQUE	
9	FC0-9450-000		1	ROLLER, PAPER FEED	[DP]
10	FC0-9490-000		1	SHAFT, TRANSMISSION	
11	FC0-9631-000		1	ROLLER, SEPARATION	[DP]
12	FC0-9789-000		1	PLATE, ADJUST	
13	FC0-9793-000		1	LEVER, PAPER SENSOR	
14	FC0-9798-000		1	GEAR, 19T	
15	FC0-9799-000		1	GEAR, 48T	
16	FC8-0785-000		3	HEAD, ROLLER SHAFT	
17	FC9-0402-000		1	FLANGE, PULLEY	
18	FC9-7261-000		1	ROLLER, LINK	
19	FE2-0282-000		1	LEVER, PAPER PICK-UP PICK, H	
20	FE2-0283-000		1	LEVER, PAPER PICK-UP PICK, S	
21	FE2-0286-000		3	RING, RETAINING	
22	FK2-6470-000		2	PHOTO-SENSOR, KUA0055C	PS49, PS53, PS59, PS63, PS64, PS68
23	FK3-3209-000		1	MOTOR, STEPPING, DC	M43, M44, M45
24	FL0-4500-000		1	ROLLER, PAPER PICK-UP	[DP]
25	FL0-1895-000		1	HOLDER, ROLLER SUPPORT	
26	FL0-1932-000		1	SOLENOID	SL13, SL14, SL15
27	FL2-8683-000		1	BUSHING	
28	FL3-7673-000		2	GEAR, 24T	
29	FL3-7676-000		1	CLUTCH, ONE-WAY	
30	FL3-7707-000		1	GEAR, 41T	
31	FL3-7710-000		2	CLUTCH, ONE-WAY	
32	FM0-2826-000		1	CABLE, PAPER PICK-UP UNIT	
33	FS1-1508-000		5	BUSHING	
34	FS5-0662-000		1	GEAR, 36T	
35	FS5-1605-000		2	BUSHING	
36	FS6-1067-000		1	BUSHING	
37	FS7-0652-000		1	GEAR, 18T	
38	FU0-0010-000		1	GEAR, 10T	
39	FU0-0014-000		1	GEAR, 16T	
40	FU0-0117-000		1	GEAR, 52T	
41	FU0-0123-000		1	GEAR, 16T	
42	FU0-0124-000		1	GEAR, 18T	

FIGURE & KEY NO.	PART NUMBER	RANK	QTY	DESCRIPTION	SERIAL NUMBER /REMARKS
43	FU3-0277-000		1	GEAR, 16T	
44	FU5-0330-000		1	PULLEY, 40T/GEAR, 20T	
45	FU9-0983-000		1	GEAR, 15T	
46	FU9-0987-000		1	GEAR, 16T	
47	FU9-2354-000		1	SPRING, COMPRESSION	
48	FU9-2378-000		1	SPRING, TENSION	
49	FU9-2398-000		1	SPRING, COMPRESSION	
50	FU9-2399-000		2	SPRING, TENSION	
51	FU9-2400-000		1	SPRING, TENSION	
52	FU9-2403-000		1	SPRING, TORSION	
53	VS1-7177-002		1	CONNECTOR, SNAP TIGHT, BK	
54	VS1-7177-004		1	CONNECTOR, SNAP TIGHT, BK	
55	VS1-8412-021		1	CONNECTOR, SNAP TIGHT, BL	
56	WG8-5783-000		3	IC,PHOTO-INTERRUPTER,LG248NL1A	PS41, PS42, PS45, PS46, PS47, PS51, PS61, PS66, PS67
57	XA9-2008-000		2	SCREW,M3X4	
58	XG9-0805-000		1	BEARING, BALL, LF-1260ZZR	
59	XD9-0136-000		11	RING, E	
60	XD9-0137-010		9	RING, E	
61	XD9-0287-000		1	PIN, DOWEL	
62	XD9-0288-000		4	PIN, DOWEL	
63	XD9-0289-000		2	PIN, PARALLEL	
64	XD9-0291-000		2	PIN, PARALLEL	
65	XF2-1605-640		1	BELT, TIMING	
66	XG9-0706-000		1	BEARING, BALL, MR126ZZ-1	
67	XG9-0737-000		3	BUSHING	
501	XD1-1106-216		1	SHIM	
502	XD1-1106-225		1	WASHER,COP	

Figure 320 (1/2)REGISTRATION ASSEMBLY

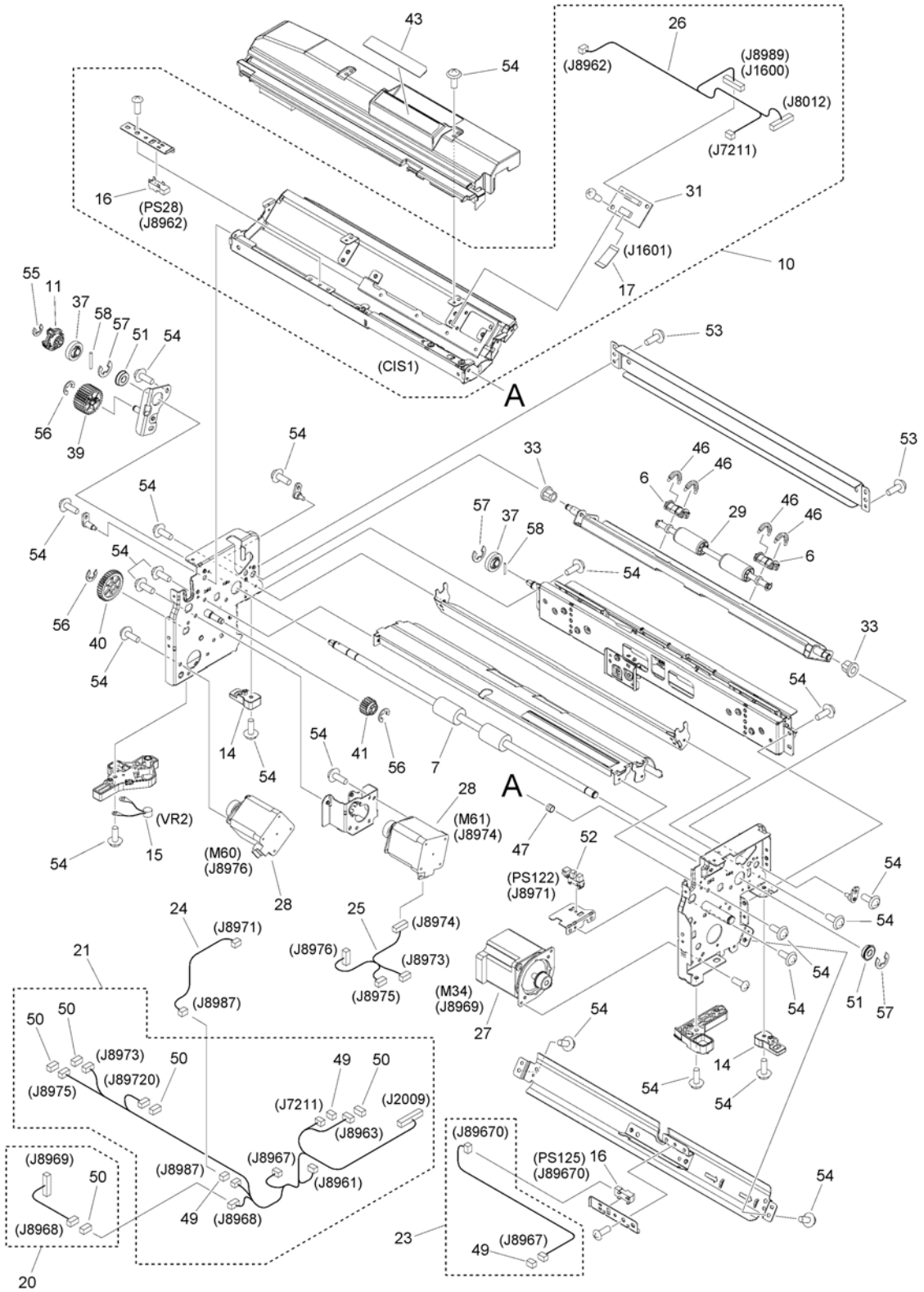


Figure 320 (2/2)REGISTRATION ASSEMBLY

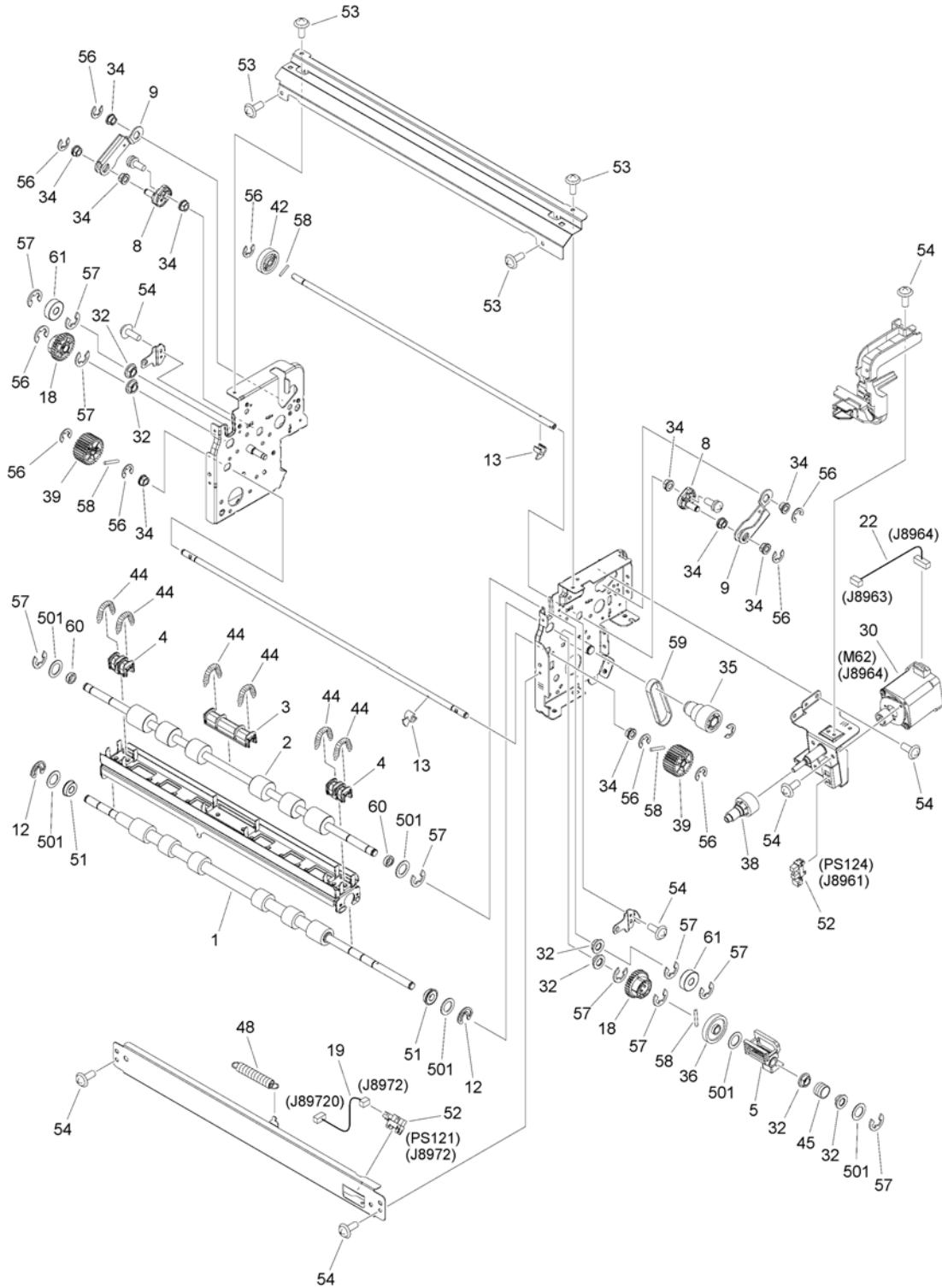


FIGURE & KEY NO.	PART NUMBER	RANK	QTY	DESCRIPTION	SERIAL NUMBER /REMARKS
320	FM1-D451-010		1	REGISTRATION ASSEMBLY	
1	FC0-9805-000		1	ROLLER, REGISTRATION DRIVE	
2	FC0-9806-000		1	ROLLER, REGISTRATION FOLLOWER	
3	FC0-9808-000		1	BUSHING	
4	FC0-9809-000		2	BUSHING	
5	FC0-9810-000		1	RACK, SHIFT	
6	FC0-9816-000		2	HOLDER, BEARING	
7	FC0-9819-000		1	ROLLER, PAPER FEED	
8	FC0-9834-000		2	CRANK, ESTRANGEMENT	
9	FC0-9835-000		2	LINK, ESTRANGEMENT	
10	FM0-1575-000		1	PRE-REG. GUIDE ASSEMBLY, UPPER	CIS1
11	FC0-9985-000		1	COUPLING, DRIVEN	
12	FC5-2715-000		2	RING, RETAINING	
13	FC8-2627-000		2	FLAG, SENSOR	
14	FE2-0075-010		2	MOUNT, REGISTRATION	
15	FL0-8037-000		1	VARISTOR	VR2
16	FK2-8560-000		2	PHOTO-SENSOR, KUA0095C	PS28, PS125
17	FK3-3225-000		1	CABLE, FLEXIBLE FLAT	
18	FL3-7693-000		2	GEAR, 29T	
19	FM0-2866-000		1	CABLE, SENSOR, HOME POSITION	
20	FM0-2134-000		1	CABLE, MOTOR CONNECTING	
21	FM0-2789-000		1	CABLE, REGISTRATION UNIT	
22	FM0-2790-000		1	CABLE, MOTOR CONNECTING, 2	
23	FM0-2791-000		1	CABLE, SENSOR	
24	FM0-2792-000		1	CABLE, SENSOR, HOME POSITION	
25	FM0-2843-000		1	CABLE, REG. MOTOR CONNECTING	
26	FM0-2852-000		1	CABLE, REG. UNIT GUIDE, UPPER	
27	FM0-4927-000		1	REG. MOTOR ASSEMBLY	M34
28	FM0-4980-000		2	REG. ESTRANGEMENT MOTOR UNIT	M60, M61
29	FM0-4983-000		1	DRIVEN ROLLER ASSEMBLY	
30	FM0-4984-000		1	REGISTRATION SHIFT MOTOR ASS'Y	M62
31	FM3-5246-000		1	CONNECTING PCB ASSEMBLY	
32	FS1-1341-000		6	BUSHING, OILLESS METAL	
33	FS1-1528-000		2	BUSHING, PL	
34	FS5-1592-000		10	BUSHING	
35	FU0-0002-000		1	GEAR, 30T	
36	FU0-0004-000		1	GEAR, 38T	
37	FU0-0006-000		2	GEAR, 20T	
38	FU0-0008-000		1	GEAR, 36T/16T	
39	FU0-0009-000		3	GEAR, 29T	
40	FU7-0281-000		1	GEAR, 34T	
41	FU8-0163-000		1	GEAR, 17T	
42	FU8-0167-000		1	GEAR, 25T	
43	FU8-8199-000		1	LABEL, OPERATOR NUMBER, C3	

FIGURE & KEY NO.	PART NUMBER	RANK	QTY	DESCRIPTION	SERIAL NUMBER /REMARKS
44	FU9-2366-000		6	SPRING, TENSION	
45	FU9-2367-000		1	SPRING, COMPRESSION	
46	FU9-2368-000		4	SPRING, TENSION	
47	FU9-2370-000		1	SPRING, COMPRESSION	
48	FU9-2371-000		1	SPRING, TENSION	
49	VS1-7177-003		3	CONNECTOR, SNAP TIGHT, BK	
50	VS1-7177-004		5	CONNECTOR, SNAP TIGHT, BK	
51	XG9-0779-000		4	BEARING, BALL, 688ZZNR D41	
52	WG8-5783-000		3	IC,PHOTO-INTERRUPTER,LG248NL1A	PS121, PS122, PS124
53	XA9-0807-000		6	SCREW, W/SEAL, M3X6	
54	XA9-2010-000		15	SCREW, TP, M3X6	
55	XD9-0134-000		1	RING, E	
56	XD9-0136-000		9	RING, E	
57	XD9-0137-010		14	RING, E	
58	XD9-0290-000		6	PIN, PARALLEL	
59	XF2-1607-660		1	BELT, TIMING	
60	XG9-0509-000		2	BEARING, BALL MR128ZZ	
61	XG9-0724-000		2	BEARING, BALL, 608ZZ-SH44M	
501	XD1-1108-225		6	WASHER,COP	

Figure 321 REG. PATCH SENSING ASSEMBLY

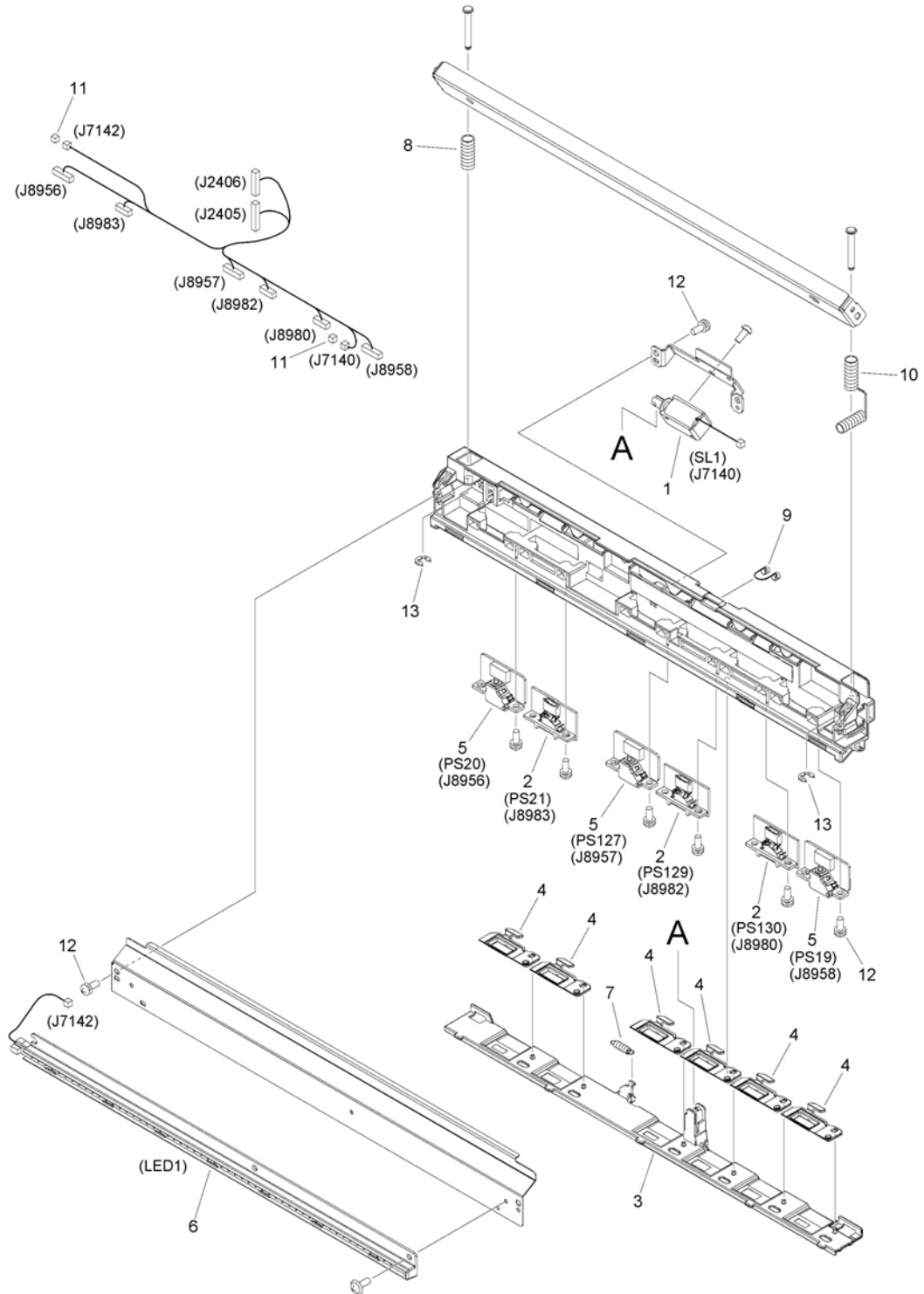


FIGURE & KEY NO.	PART NUMBER	RANK	QTY	DESCRIPTION	SERIAL NUMBER /REMARKS
321	FM0-1449-010		1	REG. PATCH SENSING ASSEMBLY	
1	FK2-7915-000		1	SOLENOID	SL1
2	FK3-3203-000		3	PHOTO-SENSOR, YA-HA26	PS21, PS129, PS130
3	FL0-1884-020		1	LINK, SHUTTER	
4	FL3-9434-000		6	SHUTTER	
5	FM0-1481-000		3	REGIST. SENSOR PCB ASSEMBLY	PS19, PS20, PS127
6	FM3-4867-000		1	PRE-EXPOSURE ASSEMBLY	LED1
7	FU7-2354-000		1	SPRING, TENSION	
8	FU7-2355-000		1	SPRING, COMPRESSION	
9	FU9-2406-000		1	SPRING, GROUNDING	
10	FU9-2407-010		1	SPRING, COMPRESSION	
11	VS1-7177-002		2	CONNECTOR, SNAP TIGHT, BK	
12	XA9-1509-000		15	SCREW, FLAT ASS'Y TAPPING	
13	XD9-0134-000		2	RING, E	

Figure 330B (1/3)FIXING/FEED ASSEMBLY (208V)

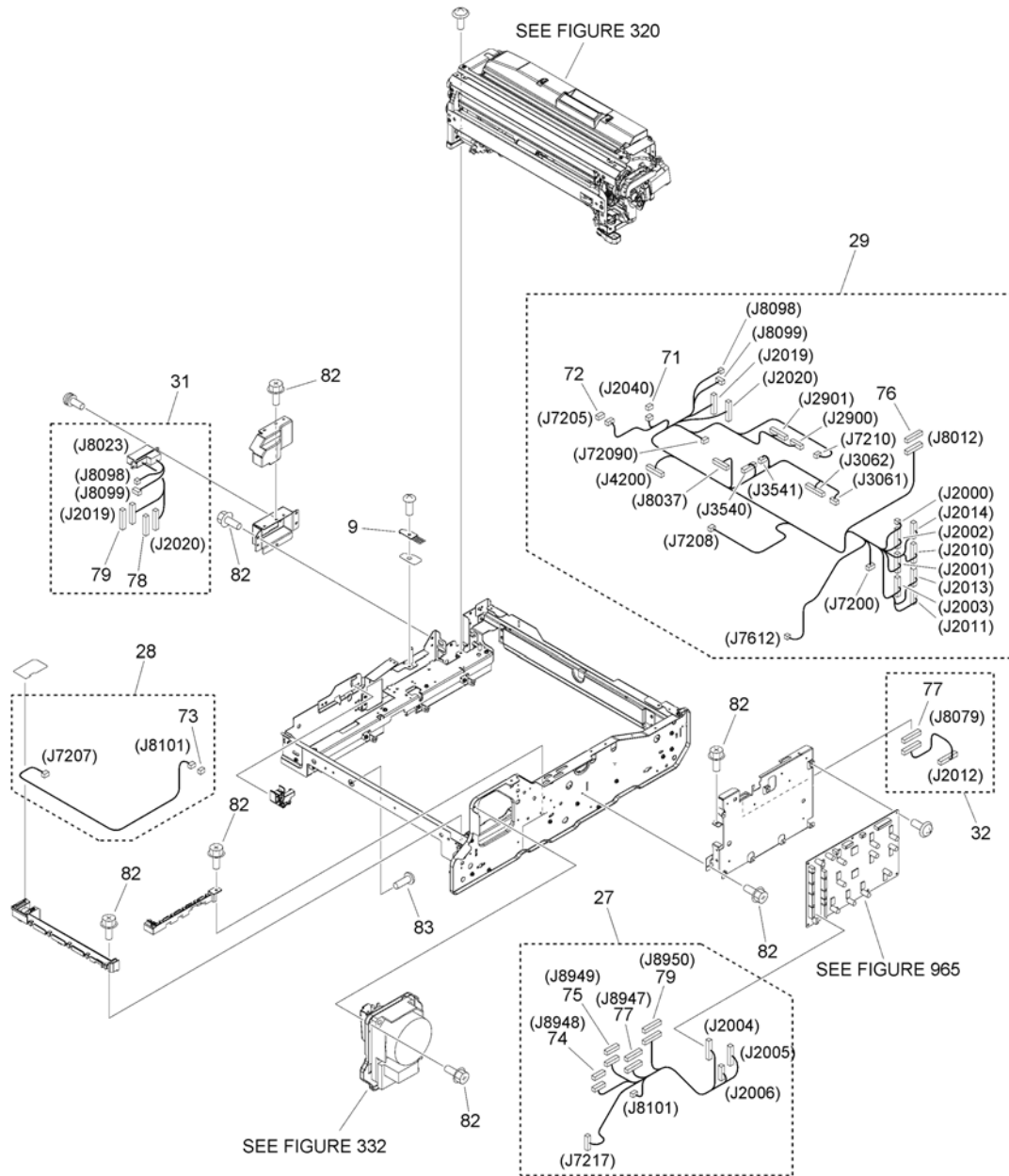


Figure 330B (2/3) FIXING/FEED ASSEMBLY (208V)

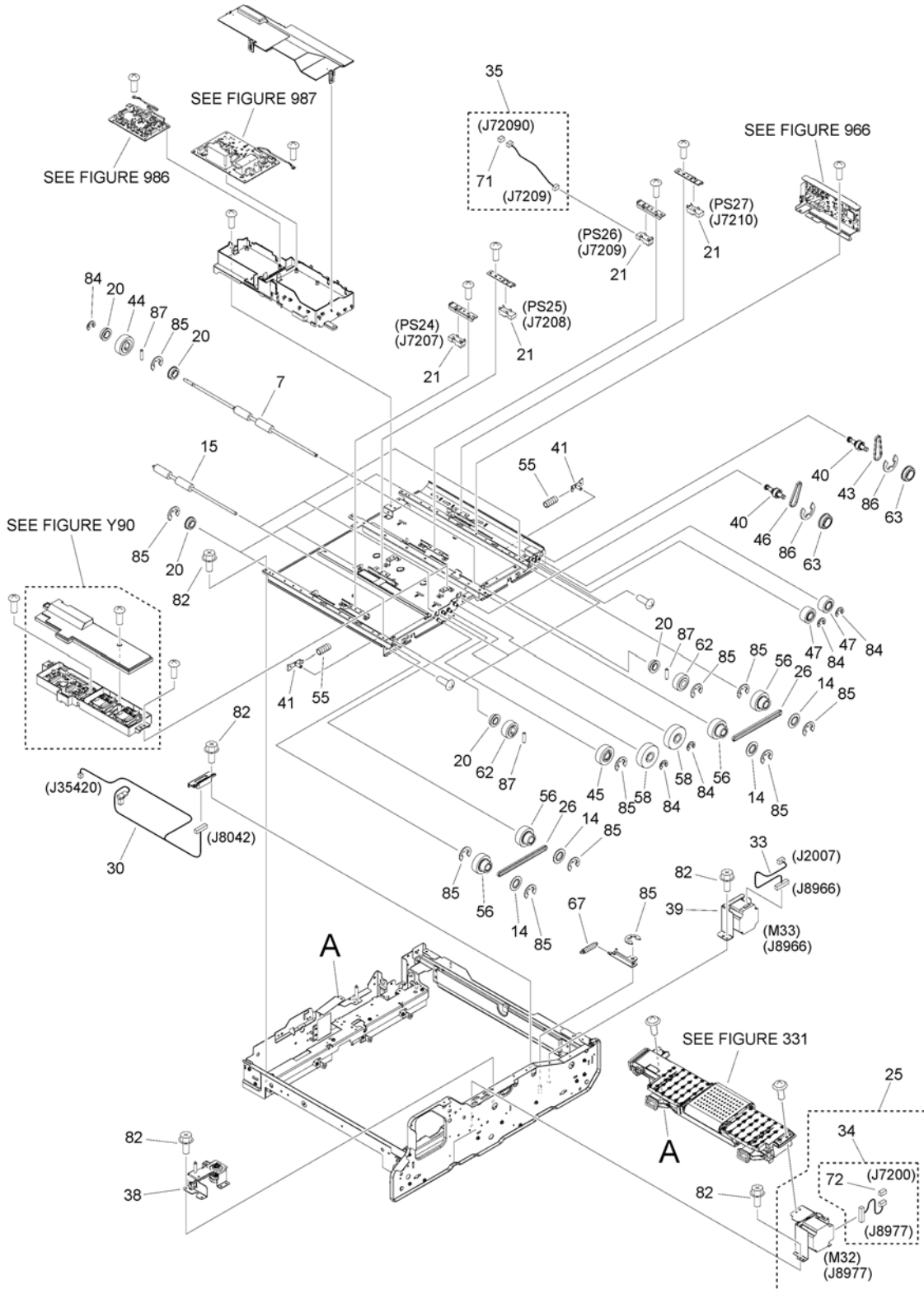


Figure 330B (3/3) FIXING/FEED ASSEMBLY (208V)

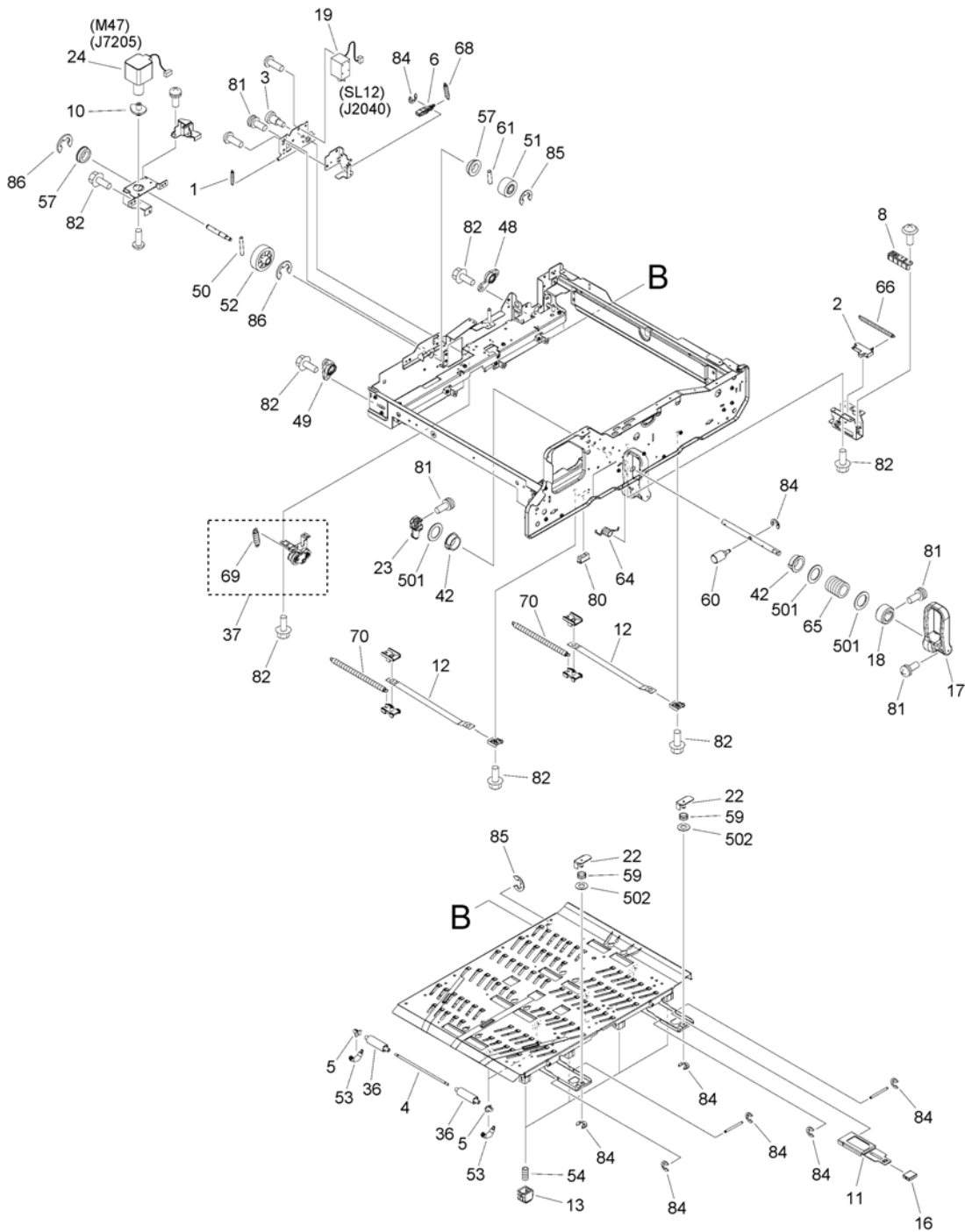


FIGURE & KEY NO.	PART NUMBER	RANK	QTY	DESCRIPTION	SERIAL NUMBER /REMARKS
330B	NPN		RF	FIXING/FEED ASSEMBLY	208V
1	FE8-4432-000		1	SPRING, TENSION	
2	FC0-9367-000		1	SLIDER, LOCK	
3	FS1-9078-020		1	SCREW, STEPPED, M4	
4	FC8-2608-010		4	SHAFT, ROLLER	
5	FE8-2440-000		8	BUSHING	
6	FC0-9581-000		1	ARM, SOLENOID	
7	FC0-9759-000		1	ROLLER, PAPER FEED	
8	FC0-9979-000		1	GUIDE, SLIDER	
9	FC6-9029-000		1	BRUSH, GROUNDING	
10	FC7-0727-000		1	BUSHING	
11	FC8-1962-000		1	PLATE, HANDLE	
12	FC8-1968-000		2	TAPE, SUPPORT	
13	FC8-8802-000		4	BLOCK, PUSHING	
14	FC9-0402-000		4	FLANGE, PULLEY	
15	FC9-8388-000		3	ROLLER, DUPLEXING	
16	FC9-8425-000		1	LEVER, GUIDE	
17	FE2-0227-010		1	HANDLE	
18	FE3-6322-000		1	BOSS, PRESSURE	
19	FK2-0831-000		1	SOLENOID	SL12
20	XG9-0475-000		9	BEARING, BALL, VL-MF106A1X3T1XZZ	
21	FK2-8560-000		4	PHOTO-SENSOR, KUA0095C	PS24, PS25, PS26, PS27
22	FL3-4091-000		2	PLATE, MAGNET	
23	FL3-7608-000		1	ARM, RELEASE	
24	FL3-9439-000		1	MOTOR, STEPPING, DC	M47
25	FM0-1423-000		1	DUPLEXING DRIVE ASSEMBLY, LEFT	M32
26	XF2-1615-140		2	BELT, TIMING	
27	FM0-2774-000		1	CABLE, FIXING/FEEDER SIGNAL	
28	FM0-2775-000		1	CABLE, DUPLEXING SENSOR, 1	
29	FM0-2776-000		1	CABLE, FIX/FEED DRAWER MAIN	
30	FM0-2783-000		1	CABLE, 2ND TRNSFR. H.V.	
31	FM0-2785-000		1	CABLE, FIX/FEED DRAWER MAIN	
32	FM0-2787-000		1	CABLE, 2ND TR. H.V. CONNECTING	
33	FM0-2788-000		1	CABLE, DUPLEXING MOTOR, RIGHT	
34	FM0-2793-000		1	CABLE, MOTOR	
35	FM0-2864-000		1	CABLE, DUPLEXING SENSOR, RIGHT	
36	FC8-2607-000		8	ROLLER, DRIVEN	
37	FM0-4922-000		1	DRIVE SUPPORT ASS'Y	
38	FM0-4924-000		1	REG. ADJUST MOUNT ASSEMBLY	
39	FM0-4925-000		1	DUPLEXING MOTOR UNIT, RIGHT	M33
40	FM1-C649-000		2	DUPLEXING DRIVE SHAFT ASSEMBLY	
41	FL2-8749-000		2	SUPPORT, IDLER GEAR	
42	FS5-1474-000		2	BUSHING COP	

FIGURE & KEY NO.	PART NUMBER	RANK	QTY	DESCRIPTION	SERIAL NUMBER /REMARKS
43	XF2-1607-040		1	BELT, TIMING	
44	FU0-0114-000		1	GEAR, 19T	
45	FU5-0629-000		1	GEAR, 19T	
46	XF2-1606-640		1	TIMING, BELT	
47	FU6-0694-000		2	GEAR, 14T	
48	FU6-1601-000		1	BUSHING	
49	FU6-1602-000		1	BUSHING	
50	XD9-0298-000		1	PIN, PARALLEL	
51	FU7-0398-000		1	GEAR, 20T	
52	FU7-0399-000		1	GEAR, 32T	
53	FU7-2351-000		8	SPRING, TENSION	
54	FU7-2352-000		4	SPRING, COMPRESSION	
55	FU7-2379-000		2	SPRING, COMPRESSION	
56	FU8-0056-000		4	GEAR, 19T/PULLEY, 16T	
57	XG9-0507-000		2	BEARING, BALL, MF128ZZ	
58	FU8-0083-000		2	GEAR, 24T	
59	FU8-2365-000		2	SPRING, COMPRESSION	
60	FU8-5203-000		1	SHAFT, SUPPORT	
61	XD9-0295-000		1	PIN, PARALLEL	
62	FU9-0155-000		4	GEAR, 16T	
63	XG9-0709-000		2	BEARING, BALL, MF128ZZ-3	
64	FU9-2348-000		1	SPRING, TORSION	
65	FU9-2349-000		1	SPRING, COMPRESSION	
66	FU9-2350-000		1	SPRING, TENSION	
67	FU9-2377-000		1	SPRING, TENSION	
68	FU9-2381-000		1	SPRING, COMPRESSION	
69	FU9-2382-000		1	SPRING, COMPRESSION	
70	FU9-2425-000		2	SPRING, TENSION	
71	VS1-7177-003		2	CONNECTOR, SNAP TIGHT, BK	
72	VS1-7177-004		2	CONNECTOR, SNAP TIGHT, BK	
73	VS1-8412-003		1	CONNECTOR, SNAP TIGHT, BL	
74	VS1-8412-007		1	CONNECTOR, SNAP TIGHT, BL	
75	VS1-8412-009		1	CONNECTOR, SNAP TIGHT, BL	
76	VS1-8412-013		1	CONNECTOR, SNAP TIGHT, BL	
77	VS1-8412-015		2	CONNECTOR, SNAP TIGHT, BL	
78	VS1-8412-017		1	CONNECTOR, SNAP TIGHT, BL	
79	VS1-8412-019		2	CONNECTOR, SNAP TIGHT, BL	
80	XZ9-0603-000		1	CATCH, MAGNET	
81	XA9-0961-000		4	SCREW, W/WASHER, M4X10	
82	XA9-1386-000		15	SCREW,RS,M3X8	
83	XA9-1659-000		1	SCREW,M3X4	
84	XD9-0134-000		13	RING, E	
85	XD9-0136-000		15	RING, E	
86	XD9-0137-010		4	RING, E	

FIGURE & KEY NO.	PART NUMBER	R A N K	QTY	DESCRIPTION	SERIAL NUMBER /REMARKS
87	XD9-0287-000		5	PIN, DOWEL	
501	XD1-1100-225		3	WASHER, COP	
502	XD1-1104-132		2	SHIM, CIRCULAR	

Figure 330C (1/3)FIXING/FEED ASSEMBLY (230V)

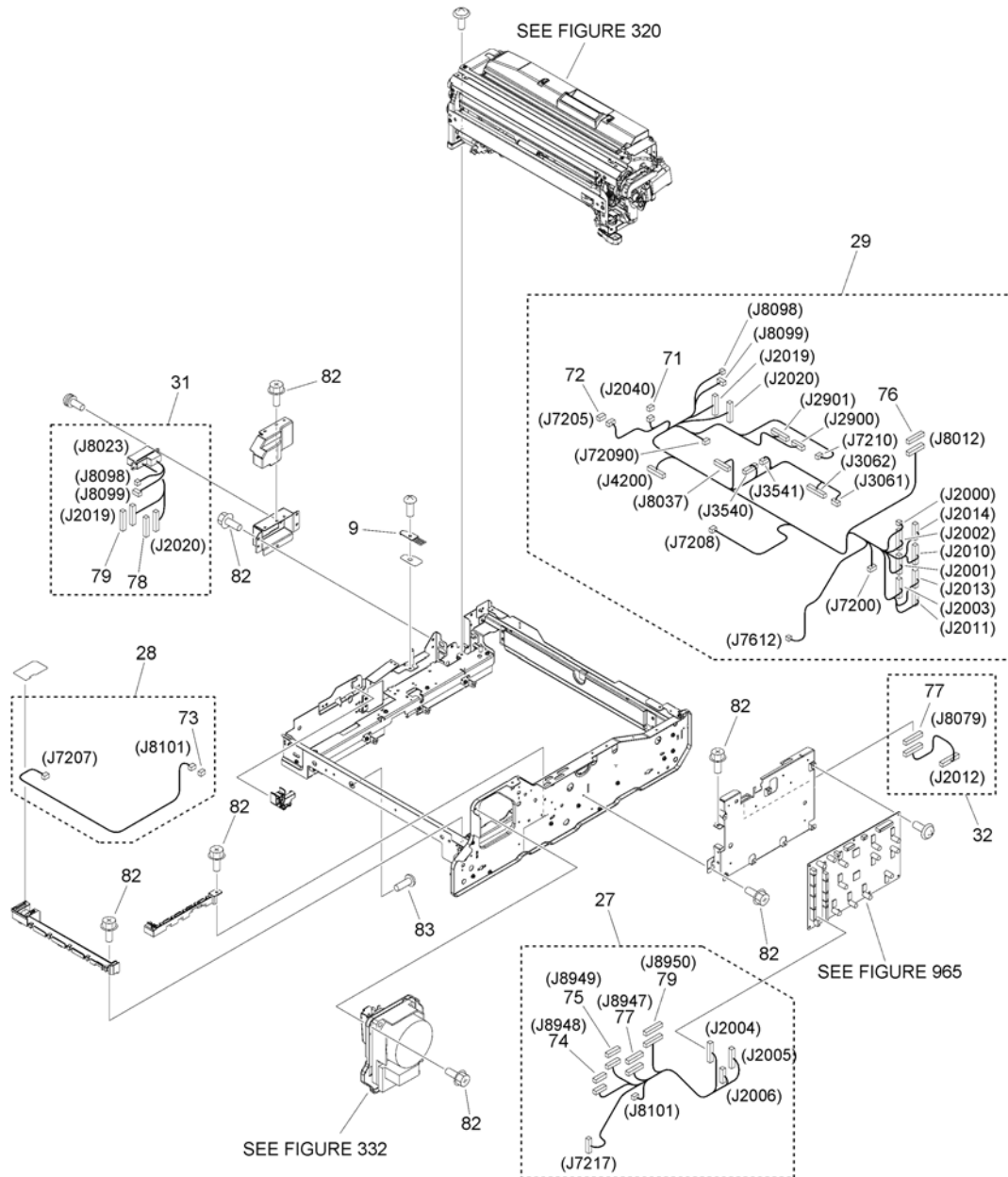


Figure 330C (2/3) FIXING/FEED ASSEMBLY (230V)

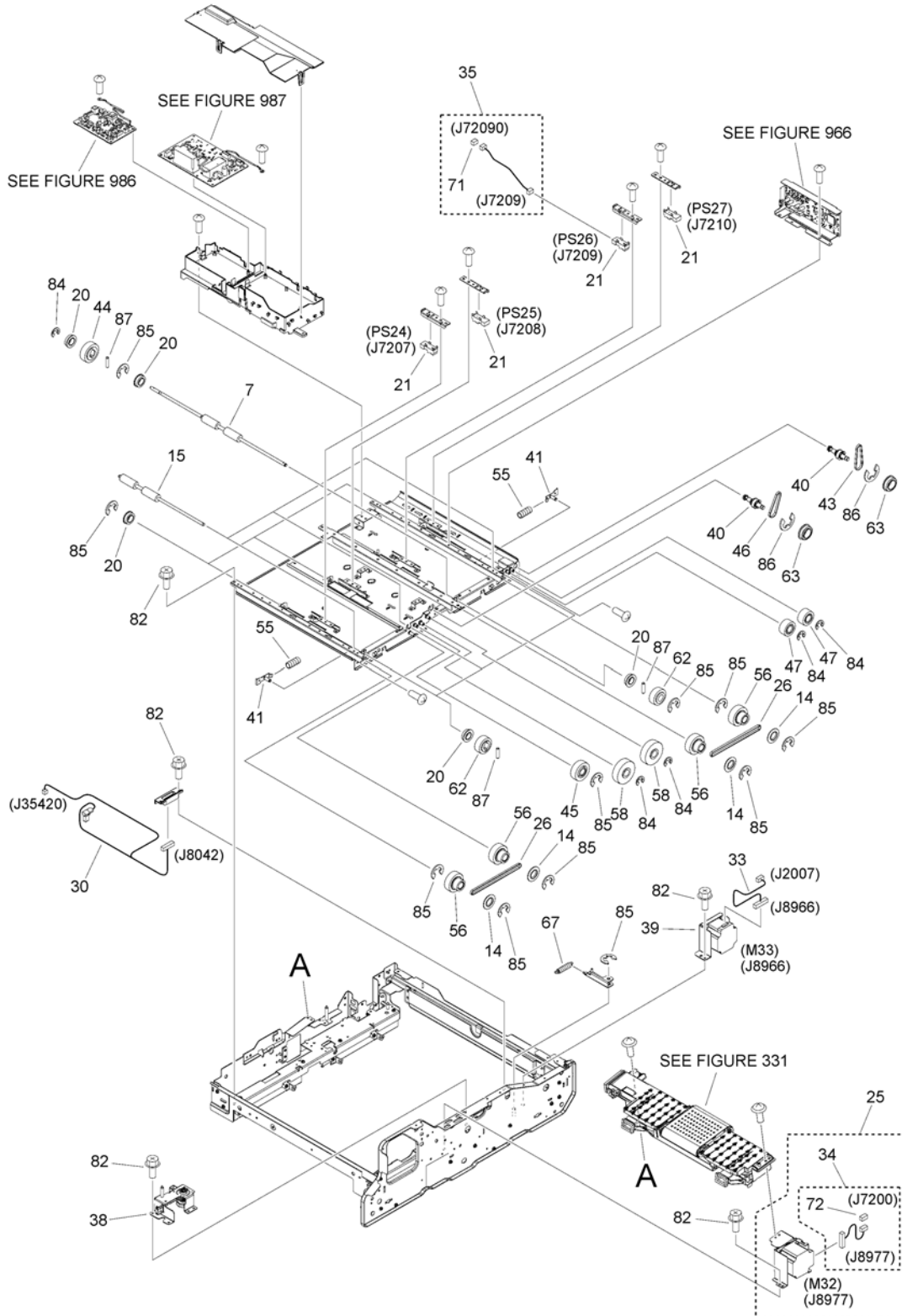


Figure 330C (3/3)FIXING/FEED ASSEMBLY (230V)

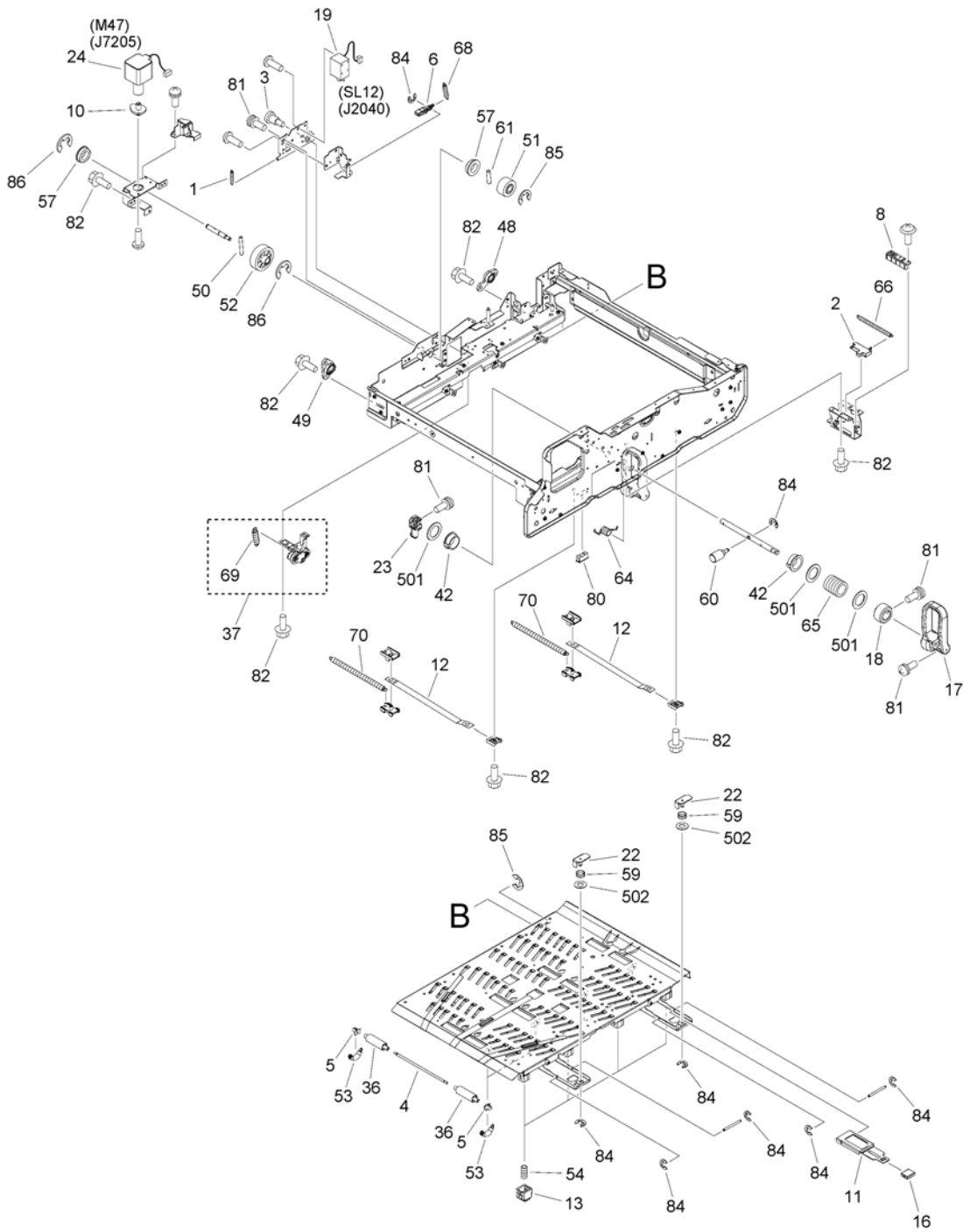


FIGURE & KEY NO.	PART NUMBER	RANK	QTY	DESCRIPTION	SERIAL NUMBER /REMARKS
330C	NPN		RF	FIXING/FEED ASSEMBLY	230V
1	FE8-4432-000		1	SPRING, TENSION	
2	FC0-9367-000		1	SLIDER, LOCK	
3	FS1-9078-020		1	SCREW, STEPPED, M4	
4	FC8-2608-010		4	SHAFT, ROLLER	
5	FE8-2440-000		8	BUSHING	
6	FC0-9581-000		1	ARM, SOLENOID	
7	FC0-9759-000		1	ROLLER, PAPER FEED	
8	FC0-9979-000		1	GUIDE, SLIDER	
9	FC6-9029-000		1	BRUSH, GROUNDING	
10	FC7-0727-000		1	BUSHING	
11	FC8-1962-000		1	PLATE, HANDLE	
12	FC8-1968-000		2	TAPE, SUPPORT	
13	FC8-8802-000		4	BLOCK, PUSHING	
14	FC9-0402-000		4	FLANGE, PULLEY	
15	FC9-8388-000		3	ROLLER, DUPLEXING	
16	FC9-8425-000		1	LEVER, GUIDE	
17	FE2-0227-010		1	HANDLE	
18	FE3-6322-000		1	BOSS, PRESSURE	
19	FK2-0831-000		1	SOLENOID	SL12
20	XG9-0475-000		9	BEARING, BALL, VL-MF106A1X3T1XZZ	
21	FK2-8560-000		4	PHOTO-SENSOR, KUA0095C	PS24, PS25, PS26, PS27
22	FL3-4091-000		2	PLATE, MAGNET	
23	FL3-7608-000		1	ARM, RELEASE	
24	FL3-9439-000		1	MOTOR, STEPPING, DC	M47
25	FM0-1423-000		1	DUPLEXING DRIVE ASSEMBLY, LEFT	M32
26	XF2-1615-140		2	BELT, TIMING	
27	FM0-2774-000		1	CABLE, FIXING/FEEDER SIGNAL	
28	FM0-2775-000		1	CABLE, DUPLEXING SENSOR, 1	
29	FM0-2776-000		1	CABLE, FIX/FEED DRAWER MAIN	
30	FM0-2783-000		1	CABLE, 2ND TRNSFR. H.V.	
31	FM0-2785-000		1	CABLE, FIX/FEED DRAWER MAIN	
32	FM0-2787-000		1	CABLE, 2ND TR. H.V. CONNECTING	
33	FM0-2788-000		1	CABLE, DUPLEXING MOTOR, RIGHT	
34	FM0-2793-000		1	CABLE, MOTOR	
35	FM0-2864-000		1	CABLE, DUPLEXING SENSOR, RIGHT	
36	FC8-2607-000		8	ROLLER, DRIVEN	
37	FM0-4922-000		1	DRIVE SUPPORT ASS'Y	
38	FM0-4924-000		1	REG. ADJUST MOUNT ASSEMBLY	
39	FM0-4925-000		1	DUPLEXING MOTOR UNIT, RIGHT	M33
40	FM1-C649-000		2	DUPLEXING DRIVE SHAFT ASSEMBLY	
41	FL2-8749-000		2	SUPPORT, IDLER GEAR	
42	FS5-1474-000		2	BUSHING COP	

FIGURE & KEY NO.	PART NUMBER	RANK	QTY	DESCRIPTION	SERIAL NUMBER /REMARKS
43	XF2-1607-040		1	BELT, TIMING	
44	FU0-0114-000		1	GEAR, 19T	
45	FU5-0629-000		1	GEAR, 19T	
46	XF2-1606-640		1	TIMING, BELT	
47	FU6-0694-000		2	GEAR, 14T	
48	FU6-1601-000		1	BUSHING	
49	FU6-1602-000		1	BUSHING	
50	XD9-0298-000		1	PIN, PARALLEL	
51	FU7-0398-000		1	GEAR, 20T	
52	FU7-0399-000		1	GEAR, 32T	
53	FU7-2351-000		8	SPRING, TENSION	
54	FU7-2352-000		4	SPRING, COMPRESSION	
55	FU7-2379-000		2	SPRING, COMPRESSION	
56	FU8-0056-000		4	GEAR, 19T/PULLEY, 16T	
57	XG9-0507-000		2	BEARING, BALL, MF128ZZ	
58	FU8-0083-000		2	GEAR, 24T	
59	FU8-2365-000		2	SPRING, COMPRESSION	
60	FU8-5203-000		1	SHAFT, SUPPORT	
61	XD9-0295-000		1	PIN, PARALLEL	
62	FU9-0155-000		4	GEAR, 16T	
63	XG9-0709-000		2	BEARING, BALL, MF128ZZ-3	
64	FU9-2348-000		1	SPRING, TORSION	
65	FU9-2349-000		1	SPRING, COMPRESSION	
66	FU9-2350-000		1	SPRING, TENSION	
67	FU9-2377-000		1	SPRING, TENSION	
68	FU9-2381-000		1	SPRING, COMPRESSION	
69	FU9-2382-000		1	SPRING, COMPRESSION	
70	FU9-2425-000		2	SPRING, TENSION	
71	VS1-7177-003		2	CONNECTOR, SNAP TIGHT, BK	
72	VS1-7177-004		2	CONNECTOR, SNAP TIGHT, BK	
73	VS1-8412-003		1	CONNECTOR, SNAP TIGHT, BL	
74	VS1-8412-007		1	CONNECTOR, SNAP TIGHT, BL	
75	VS1-8412-009		1	CONNECTOR, SNAP TIGHT, BL	
76	VS1-8412-013		1	CONNECTOR, SNAP TIGHT, BL	
77	VS1-8412-015		2	CONNECTOR, SNAP TIGHT, BL	
78	VS1-8412-017		1	CONNECTOR, SNAP TIGHT, BL	
79	VS1-8412-019		2	CONNECTOR, SNAP TIGHT, BL	
80	XZ9-0603-000		1	CATCH, MAGNET	
81	XA9-0961-000		4	SCREW, W/WASHER, M4X10	
82	XA9-1386-000		15	SCREW,RS,M3X8	
83	XA9-1659-000		1	SCREW,M3X4	
84	XD9-0134-000		13	RING, E	
85	XD9-0136-000		15	RING, E	
86	XD9-0137-010		4	RING, E	

FIGURE & KEY NO.	PART NUMBER	R A N K	QTY	DESCRIPTION	SERIAL NUMBER /REMARKS
87	XD9-0287-000		5	PIN, DOWEL	
501	XD1-1100-225		3	WASHER, COP	
502	XD1-1104-132		2	SHIM, CIRCULAR	

Figure 331 PRE-FIXING PAPER FEED ASSEMBLY

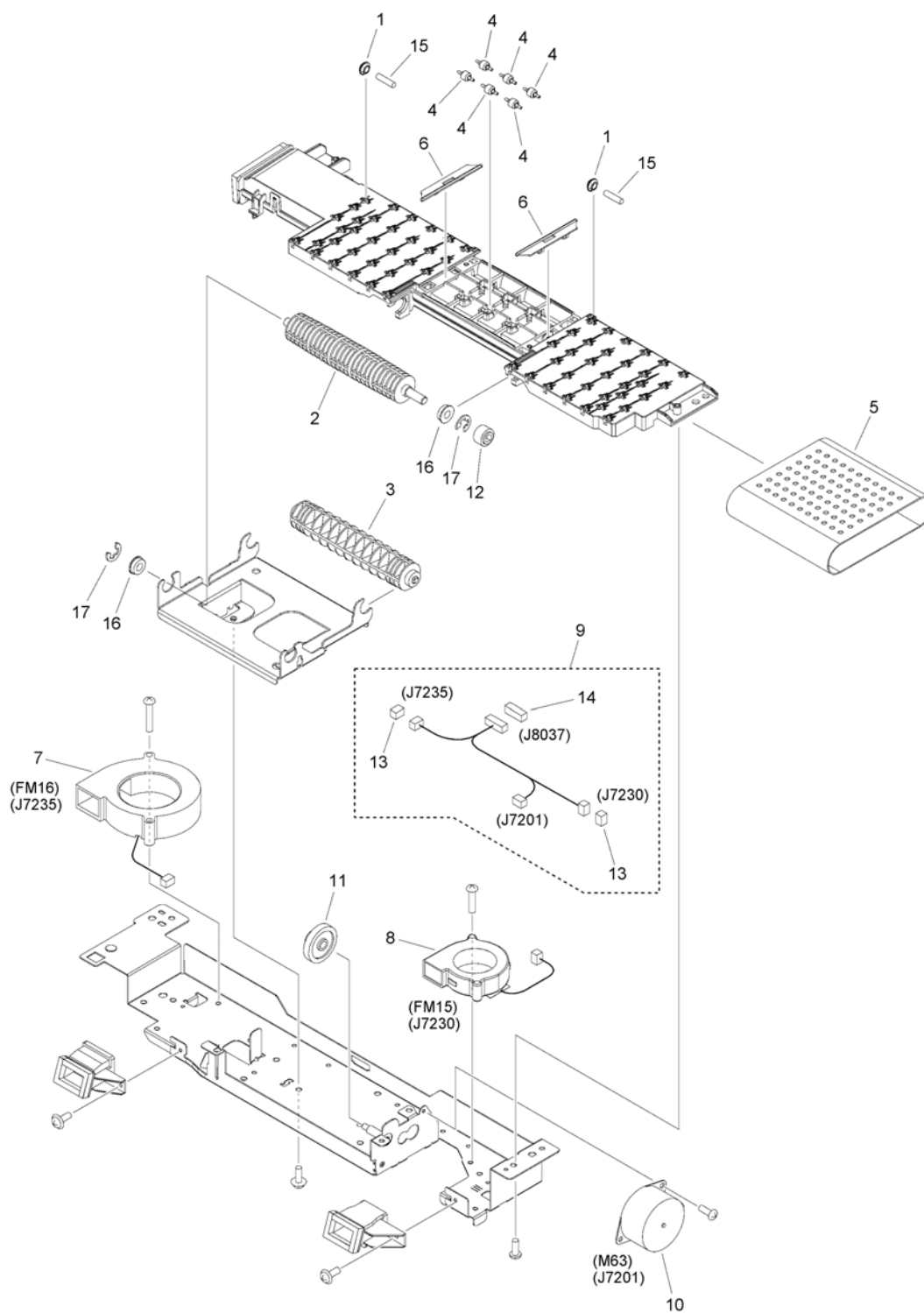


FIGURE & KEY NO.	PART NUMBER	RANK	QTY	DESCRIPTION	SERIAL NUMBER /REMARKS
331	FM1-D452-000		1	PRE-FIXING PAPER FEED ASSEMBLY	
1	FB6-3150-000		15	ROLLER, TRANSFER SENSOR	
2	FC0-8775-000		1	ROLLER, PRE-FIXING DRIVE	
3	FL0-7056-000		1	ROLLER, PRE-FIXING FOLLOWER	
4	FC9-5556-000		6	ROLLER	
5	FE2-0177-010		1	BELT	
6	FE2-0202-010		2	RIB, GUIDE	
7	FK2-6465-000		1	FAN	FM16
8	FL0-1281-000		1	FAN	FM15
9	FM0-2794-000		1	CABLE, PRE-FIXING FEED UNIT	
10	FM1-C667-000		1	MOTOR, STEPPING, DC	M63
11	FU8-0078-000		1	GEAR, 34T/14T	
12	FU8-0094-000		1	GEAR, 15T	
13	VS1-7177-003		2	CONNECTOR, SNAP TIGHT, BK	
14	VS1-8412-011		1	CONNECTOR, SNAP TIGHT, BL	
15	XD9-0287-000		15	PIN, DOWEL	
16	XG9-0805-000		2	BEARING, BALL, LF-1260ZZR	
17	XD9-0134-000		2	RING, E	

Figure 332 FIXING DRIVE ASSEMBLY

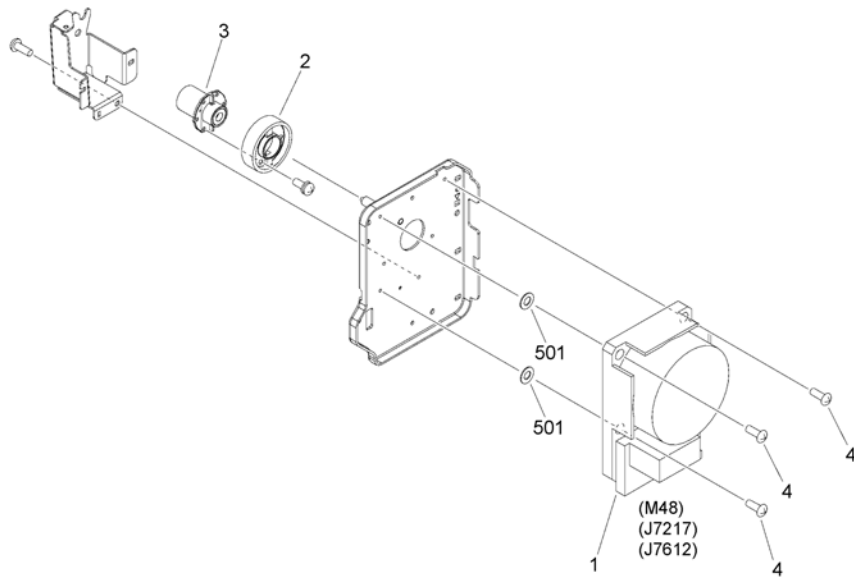


FIGURE & KEY NO.	PART NUMBER	RANK	QTY	DESCRIPTION	SERIAL NUMBER /REMARKS
332	FM0-1497-000		1	FIXING DRIVE ASSEMBLY	
1	FK2-7899-000		1	MOTOR, DC	M48
2	FU8-0066-000		1	GEAR, 75T	
3	FL1-1282-000		1	GEAR, 27T	
4	XA9-0893-000		4	SCREW, M4X8	
501	XD1-1104-634		2	WASHER,COP	

Figure 350 (1/2) REVERSE PAPER DELIVERY ASS'Y

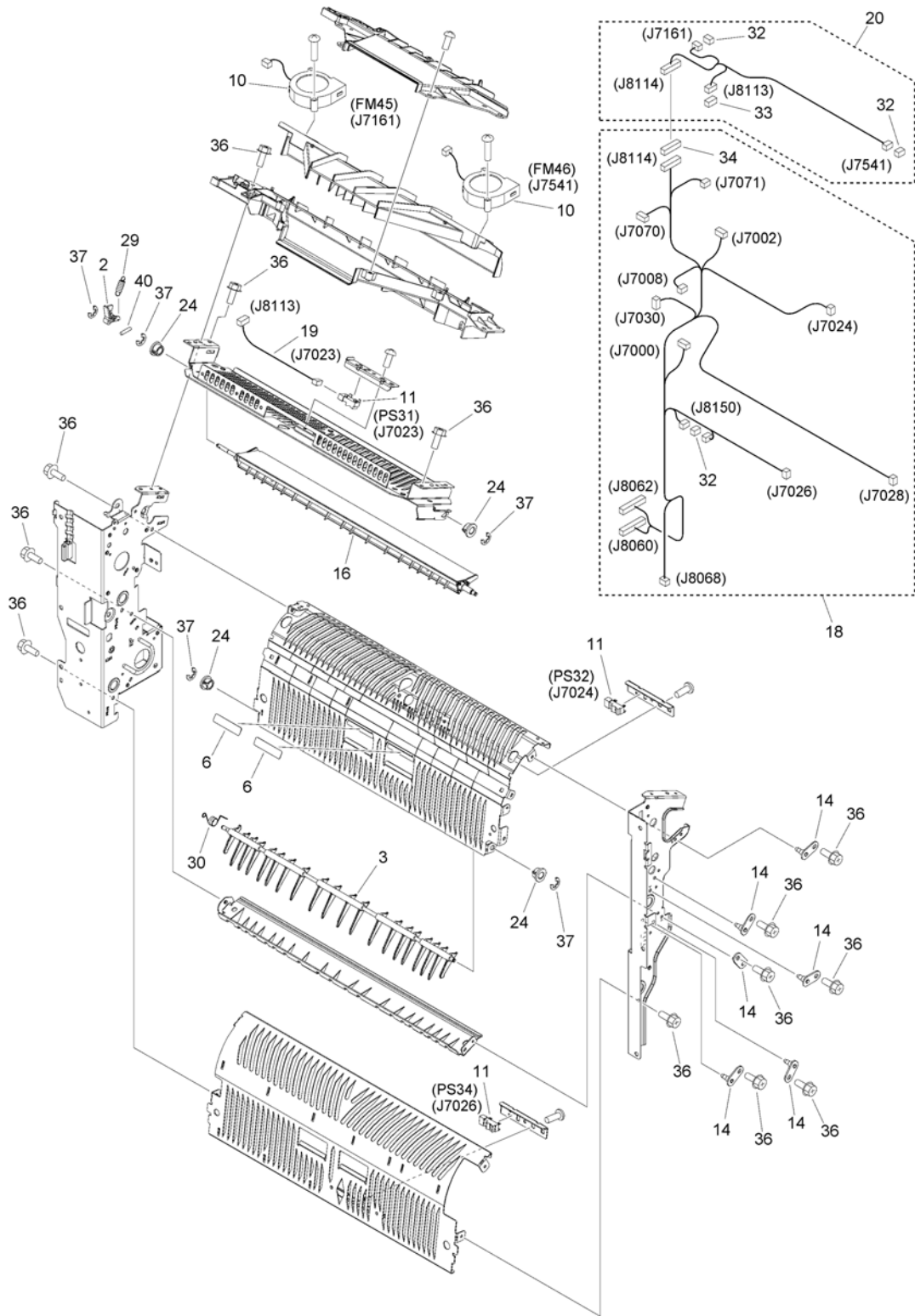


Figure 350 (2/2) REVERSE PAPER DELIVERY ASS'Y

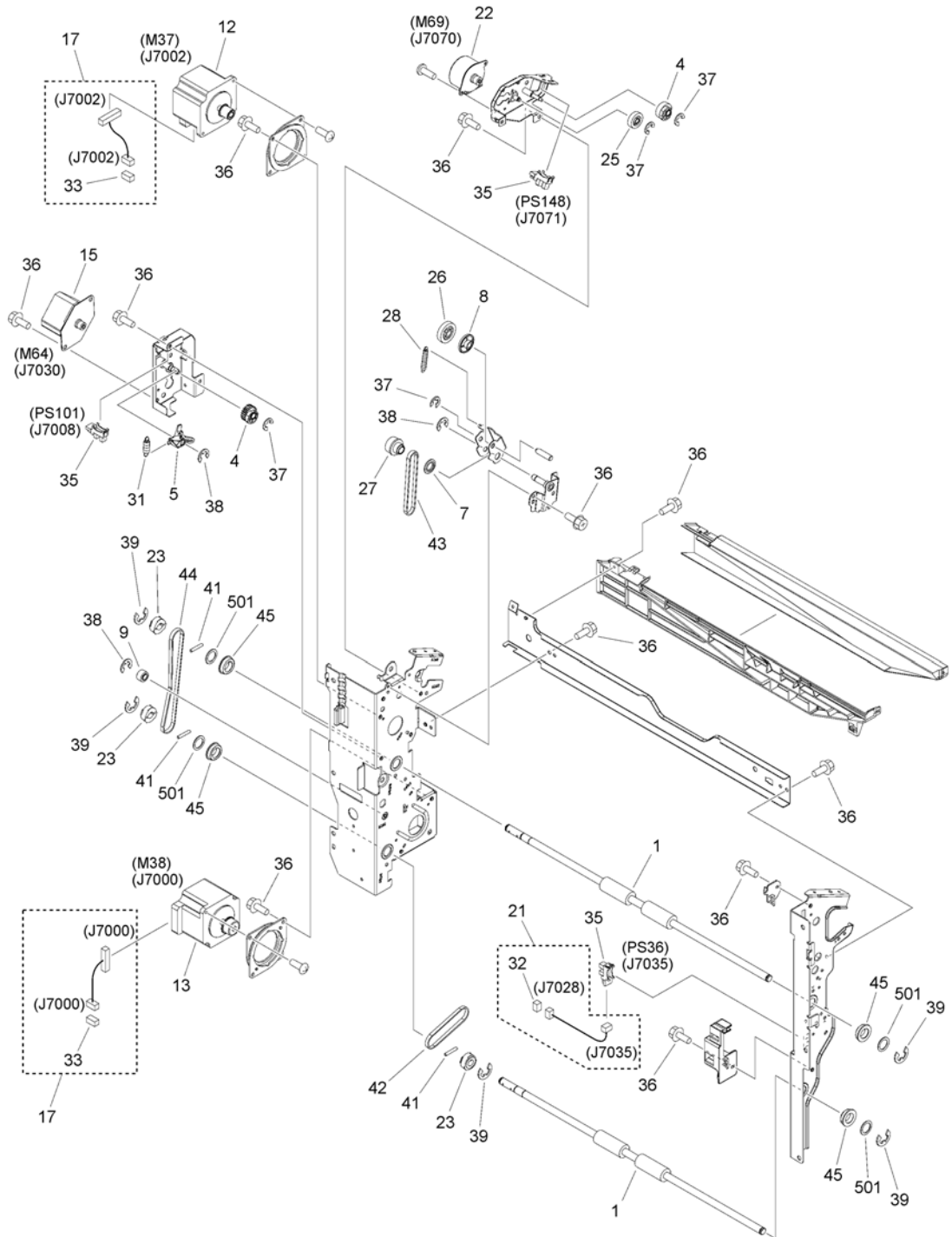


FIGURE & KEY NO.	PART NUMBER	RANK	QTY	DESCRIPTION	SERIAL NUMBER /REMARKS
350	FM0-1580-010		1	REVERSE PAPER DELIVERY ASSY	
1	FC0-8177-000		2	ROLLER, REVERSE DRIVE	
2	FC0-9910-000		1	ARM, EXCHANGE FLAPPER	
3	FC0-9912-000		1	FLAPPER, DUPLEXING	
4	FC0-9918-000		2	GEAR, 21T	
5	FC0-9919-000		1	ARM, REVERSE ESTRANGEMENT	
6	FC8-2550-000		2	SHEET, GUIDE	
7	FC8-8976-000		1	FLANGE, PULLEY	
8	FC9-4077-000		1	ROLLER, REVERSE SWING	
9	FC9-9145-000		1	SPACER, INNER PAPER DELIVERY	
10	FK2-3149-000		2	FAN	FM45, FM46
11	FK2-8560-000		3	PHOTO-SENSOR, KUA0095C	PS31, PS32, PS34
12	FK3-2312-000		1	MOTOR, STEPPING, DC	M37
13	FK3-3208-000		1	MOTOR, STEPPING, DC	M38
14	FL3-7706-000		6	PIN, POSITIONING	
15	FM0-0765-000		1	MOTOR, STEPPING, DC	M64
16	FM0-1330-010		1	EXCHANGE FLAPPER UNIT	
17	FM0-2134-000		2	CABLE, MOTOR CONNECTING	
18	FM0-2821-000		1	CABLE, CONNECTING	
19	FM0-2822-000		1	CABLE, PAPER DELIVERY SENSOR	
20	FM0-2823-000		1	CABLE, FAN	
21	FM0-2853-000		1	CABLE, REVERSE DOOR SENSOR	
22	FM0-4976-000		1	MOTOR, STEPPING, DC	M69
23	FS5-3805-000		3	PULLEY, 28T	
24	FU5-1442-000		4	BUSHING	
25	FU6-0092-000		1	GEAR, 21T	
26	FU6-0689-000		1	GEAR, 22T	
27	FU8-0077-000		1	GEAR, 16T/PULLEY, 20T	
28	FU8-2360-000		1	SPRING, TENSION	
29	FU9-2360-000		1	SPRING, TENSION	
30	FU9-2361-000		1	SPRING, TORSION	
31	FU9-2362-000		1	SPRING, TENSION	
32	VS1-7177-003		4	CONNECTOR, SNAP TIGHT, BK	
33	VS1-7177-004		3	CONNECTOR, SNAP TIGHT, BK	
34	VS1-7177-009		1	CONNECTOR, WIRE TO WIRE, 9P	
35	WG8-5848-000		3	IC, PHOTO-INTERRUPTER	PS36, PS101, PS148
36	XA9-1386-000		15	SCREW,RS,M3X8	
37	XD9-0134-000		9	RING, E	
38	XD9-0136-000		3	RING, E	
39	XD9-0137-010		5	RING, E	
40	XD9-0288-000		1	PIN, DOWEL	
41	XD9-0289-000		3	PIN, PARALLEL	
42	XF2-1607-540		1	BELT, TIMING	
43	XF2-1608-840		1	BELT, TIMING	

FIGURE & KEY NO.	PART NUMBER	R A N K	QTY	DESCRIPTION	SERIAL NUMBER /REMARKS
44	XF2-1614-040		1	BELT, TIMING	
45	XG9-0820-000		4	BEARING, BALL, DDLF-1280ZZH	
501	XD1-1108-215		4	WASHER,COP	

Figure 355B DECURLER PATH COVER ASSEMBLY (TITANIUM WHITE model)

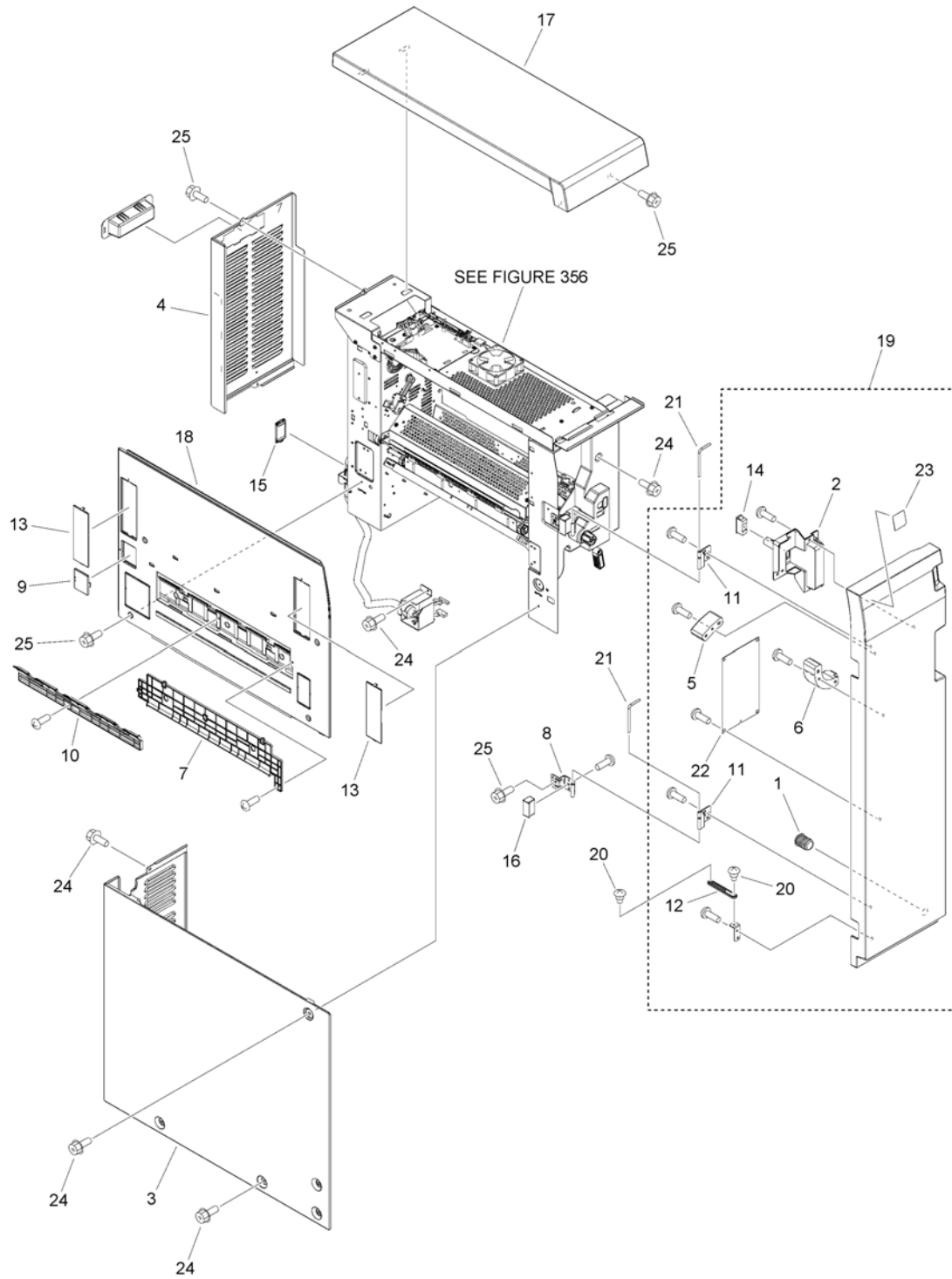


FIGURE & KEY NO.	PART NUMBER	RANK	QTY	DESCRIPTION	SERIAL NUMBER /REMARKS
355B	NPN		RF	DECURLER PATH COVER ASSEMBLY	TITANIUM WHITE model
1	FA9-3870-000		1	CATCH, MAGNET	
2	FC0-9498-000		1	GRIP, F. COVER OPEN/CLOSE DTCT	
3	FC0-9508-000		1	COVER, LEFT	
4	FC0-9511-000		1	COVER, DECURLER, REAR	
5	FC0-9667-000		1	RIB, FRONT COVER, UPPER	
6	FC0-9668-000		1	RIB, FRONT COVER, LOWER	
7	FC0-9865-000		1	GUIDE, FINISHER, UPPER	
8	FC0-9982-000		1	HINGE, COVER, FRONT	
9	FC5-2652-000		1	COVER, SIDE REGIST. ADJUST, L.	
10	FC5-5451-000		1	GUIDE, DELIVERY, LOWER	
11	FC8-9030-000		2	HINGE	
12	FC9-9353-000		1	SLIDER	
13	FE2-0124-010		2	COVER, BLANKING	
14	XZ9-0603-000		1	CATCH, MAGNET	
15	FE2-0176-010		1	COVER, CONNECTOR	
16	FE2-0180-010		1	COVER, HINGE	
17	FL1-0545-000		1	COVER, DECURLER, UPPER	
18	FL0-1859-000		1	COVER, DECURLER, LEFT UPPER	
19	FM0-1554-000		1	FRONT COVER ASSEMBLY, LEFT	
20	FS5-9438-030		2	SCREW, STEPPED	
21	FU6-4563-000		2	PIN, HINGE	
22	FU8-8156-000		1	LABEL, OPERATOR	
23	FU8-8196-000		1	LABEL, NUMBER	
24	XA9-0732-010		10	SCREW, RS, M4X8	
25	XA9-1386-000		12	SCREW, RS, M3X8	

Figure 356 (1/3) DECURLER PATH ASSEMBLY

NOTE 1 : This assembly includes the assembly shown in Figure 963. NOTE 2 : Several kinds of labels are attached on the board for the parts of Key No. 41.

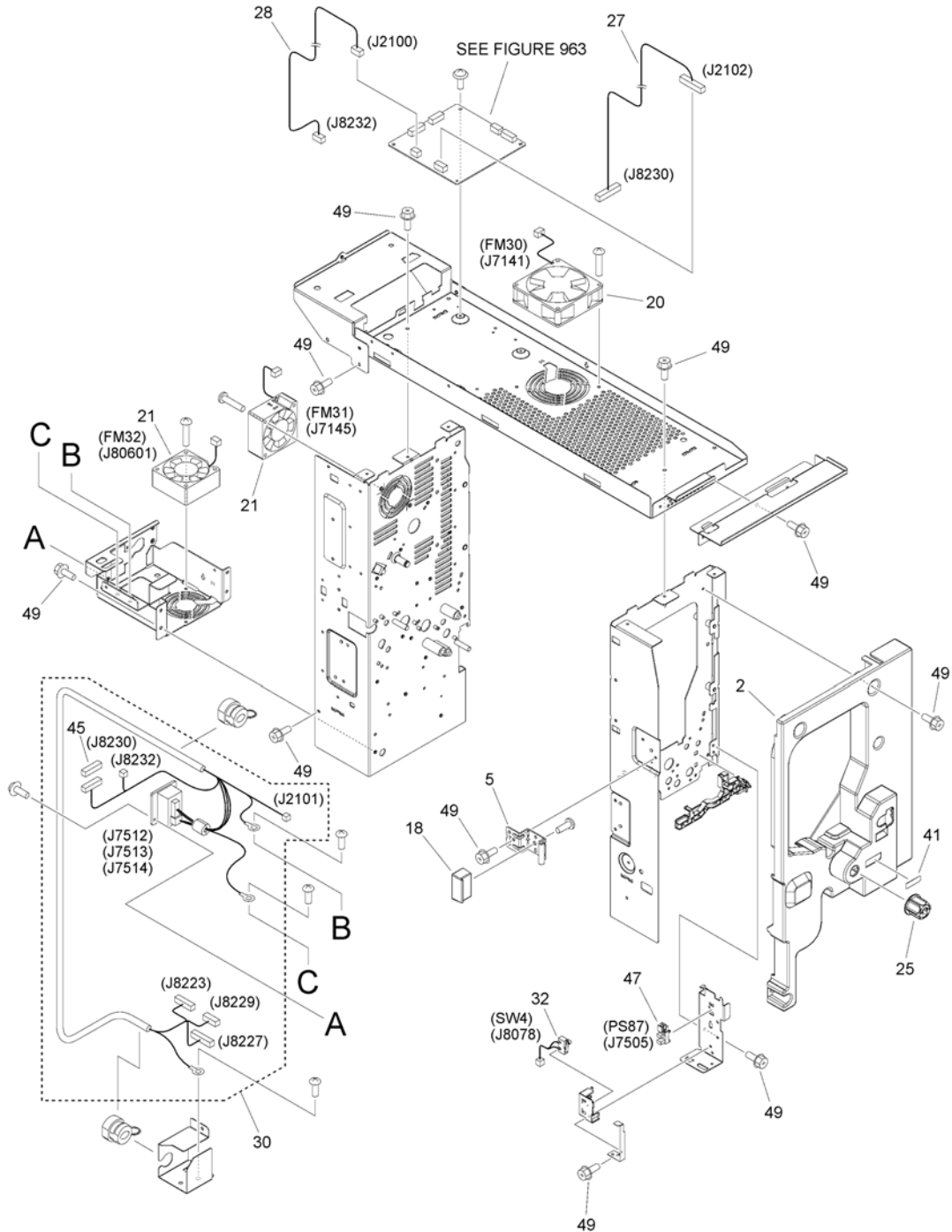


Figure 356 (2/3) DECURLER PATH ASSEMBLY

NOTE 1 : This assembly includes the assembly shown in Figure 963. NOTE 2 : Several kinds of labels are attached on the board for the parts of Key No. 41.

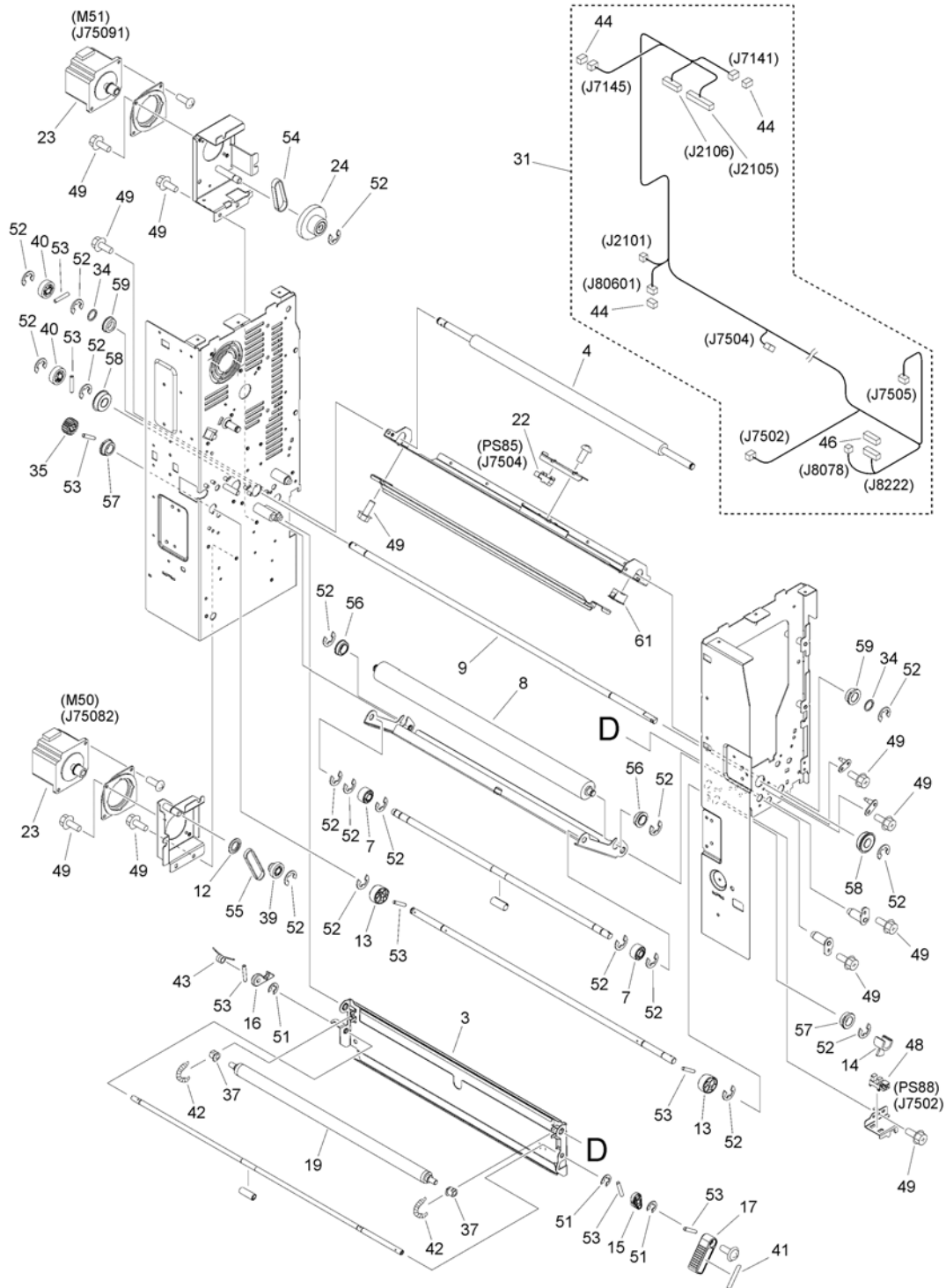


Figure 356 (3/3) DECURLER PATH ASSEMBLY

NOTE 1 : This assembly includes the assembly shown in Figure 963. NOTE 2 : Several kinds of labels are attached on the board for the parts of Key No. 41.

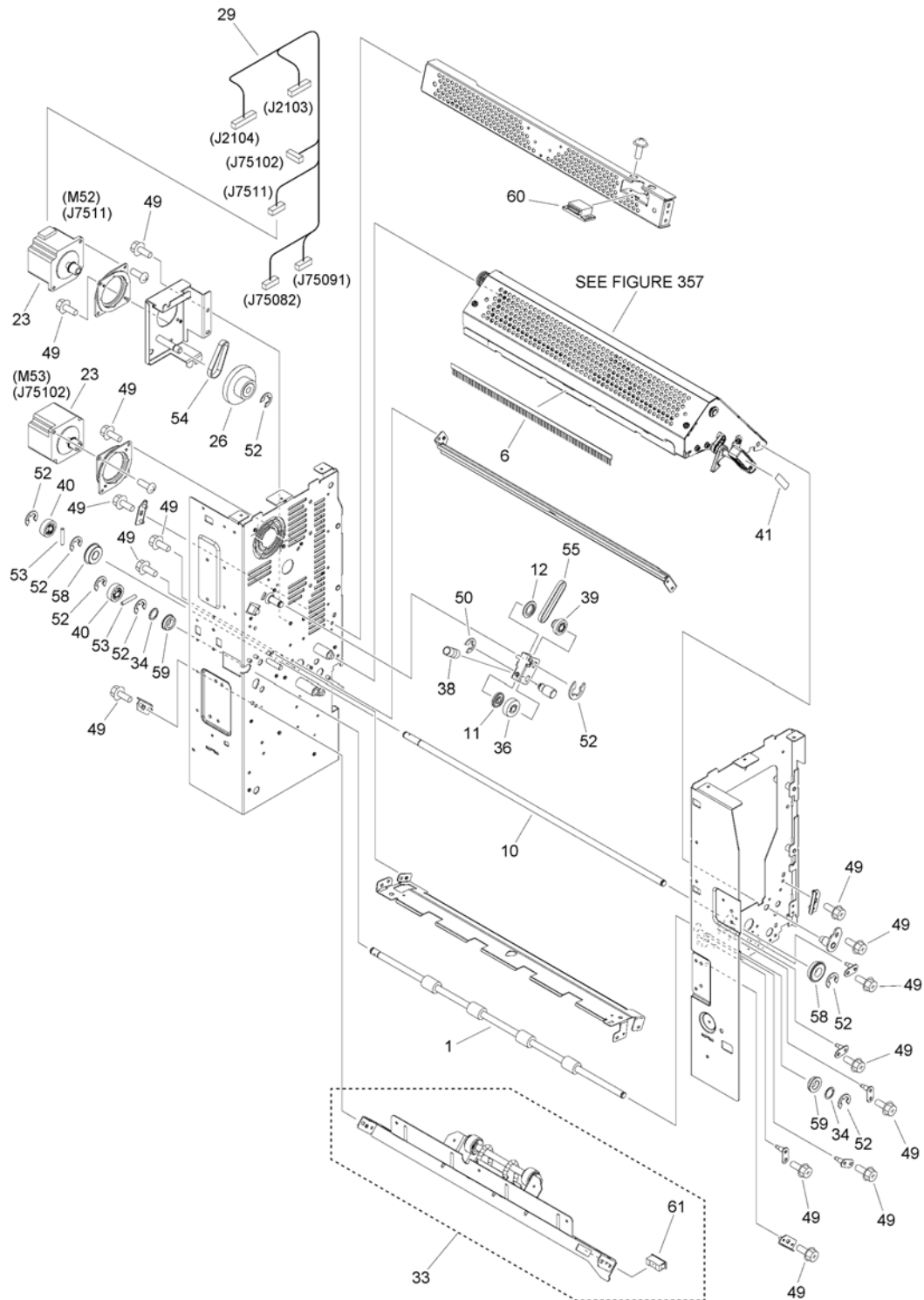


FIGURE & KEY NO.	PART NUMBER	RANK	QTY	DESCRIPTION	SERIAL NUMBER /REMARKS
356	FM0-1357-010		1	DECURLER PATH ASSEMBLY	SEE NOTE
1	FC0-9504-000		1	ROLLER, PAPER DELIVERY	
2	FC0-9517-000		1	COVER, DECURLER INNER	
3	FC0-9519-000		1	GUIDE, ENTRANCE, LOWER	
4	FC0-9520-000		1	ROLLER, PAPER FEED	
5	FC0-9982-000		1	HINGE, COVER, FRONT	
6	FC6-4009-000		1	ELIMINATOR,STATIC CHARGE	
7	FC8-2606-000		2	ROLLER, SIDE END	
8	FC8-8963-000		1	ROLLER, PAPER FEED	
9	FC8-8967-000		1	ROLLER, PAPER FEED, LOWER	
10	FC8-8970-010		1	ROLLER, PAPER FEED, UPPER	
11	FC8-8973-000		1	ROLLER, SIDE END	
12	FC8-8976-000		2	FLANGE, PULLEY	
13	FC8-8988-000		2	CAM, 2	
14	FC9-3922-000		1	FLAG, CAM SENSOR	
15	FC9-3952-000		1	LOCK, HOOK	
16	FC9-6203-000		1	HOOK	
17	FC9-6207-000		1	HANDLE	
18	FE2-0180-010		1	COVER, HINGE	
19	FE3-6340-000		1	ROLLER,OUTER DELIVERY FOLLOWER	
20	FK2-0360-000		1	FAN	FM30
21	FK2-3679-000		2	FAN	FM31, FM32
22	FK2-8560-000		1	PHOTO-SENSOR, KUA0095C	PS85
23	FK3-2298-000		4	MOTOR, STEPPING, DC	M50, M51, M52, M53
24	FL2-8734-010		1	GEAR, 25T/50T/PULLEY, 25T	
25	FL2-8878-000		1	KNOB, EXTRACTION	
26	FL3-7613-000		1	GEAR, 29T/58T/PULLEY, 29T	
27	FM0-2135-000		1	CABLE, SIGNAL, RIGHT	
28	FM0-2136-000		1	CABLE, POWER SUPPLY CONNECTING	
29	FM0-2139-000		1	CABLE, MOTOR MAIN	
30	FM0-2830-000		1	CABLE, MAIN	
31	FM0-2831-000		1	CABLE, SENSOR MAIN	
32	FM4-1438-000		1	CABLE, DOOR SWITCH	SW4
33	FM1-D440-010		1	BACK-UP CROSSMEMBER UNIT, LW.	
34	FS5-6487-000		4	WASHER	
35	FU6-0029-000		1	GEAR, 18T	
36	FU6-0733-000		1	GEAR, 21T	
37	FU6-1513-010		2	BUSHING	
38	FU7-2365-000		1	SPRING, COMPRESSION	
39	FU8-0075-000		2	GEAR, 18T/PULLEY, 20T	
40	FU8-0076-000		4	GEAR, 24T	
41	FU8-8208-000		1	LABEL, OPERATOR NUMBER	SEE NOTE
42	FU9-2337-000		2	SPRING, COMPRESSION	
43	FU9-2413-000		1	SPRING, TORSION	

FIGURE & KEY NO.	PART NUMBER	RANK	QTY	DESCRIPTION	SERIAL NUMBER /REMARKS
44	VS1-7177-003		3	CONNECTOR, SNAP TIGHT, BK	
45	VS1-7177-009		1	CONNECTOR, WIRE TO WIRE, 9P	
46	VS1-8959-006		1	CONNECTOR, SNAP TIGHT, 6P, W	
47	WG8-5783-000		1	IC,PHOTO-INTERRUPTER,LG248NL1A	PS87
48	WG8-5848-000		1	IC, PHOTO-INTERRUPTER	PS88
49	XA9-1386-000		15	SCREW,RS,M3X8	
50	XD9-0134-000		1	RING, E	
51	XD9-0136-000		3	RING, E	
52	XD9-0137-010		15	RING, E	
53	XD9-0289-000		10	PIN, PARALLEL	
54	XF2-1605-860		2	BELT, TIMING	
55	XF2-1606-540		2	BELT, TIMING	
56	XG9-0709-000		2	BEARING, BALL, MF128ZZ-3	
57	XG9-0737-000		2	BUSHING	
58	XG9-0779-000		4	BEARING, BALL, 688ZZNR D41	
59	XG9-0820-000		4	BEARING, BALL, DDLF-1280ZZH	
60	XZ9-0593-000		1	CATCH, MAGNET	
61	XZ9-0603-000		2	CATCH, MAGNET	

Figure 357 ROTATION FRAME ASSEMBLY

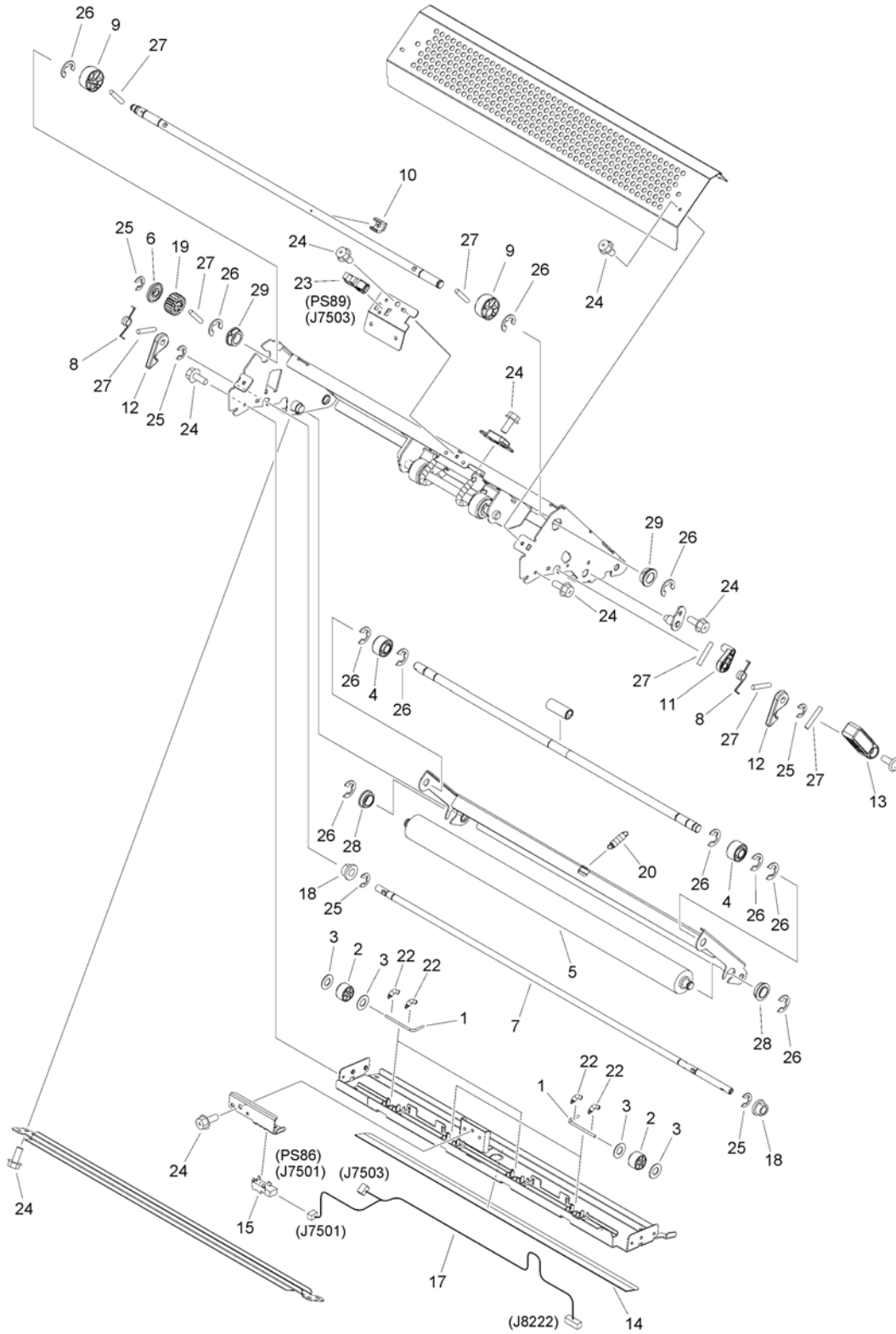


FIGURE & KEY NO.	PART NUMBER	RANK	QTY	DESCRIPTION	SERIAL NUMBER /REMARKS
357	FM0-1556-000		1	ROTATION FRAME ASSEMBLY	
1	FC5-2277-000		4	SHAFT, DELIVERY ROLLER, UPPER	
2	FC7-1227-000		4	ROLLER	
3	FC7-7183-000		8	WASHER	
4	FC8-2606-000		2	ROLLER, SIDE END	
5	FC8-8963-000		1	ROLLER, PAPER FEED	
6	FC8-8973-000		1	ROLLER, SIDE END	
7	FC8-8977-000		1	SHAFT, HOOK RELEASE	
8	FC8-8978-000		2	SPRING, TORSION	
9	FC8-8988-000		2	CAM, 2	
10	FC9-3922-000		1	FLAG, CAM SENSOR	
11	FC9-3952-000		1	LOCK, HOOK	
12	FC9-6203-000		2	HOOK	
13	FC9-6207-000		1	HANDLE	
14	FE2-0235-010		1	SHEET, SHORT GUIDE, UPPER	
15	FK2-8560-000		1	PHOTO-SENSOR, KUA0095C	PS86
17	FM4-1437-000		1	CABLE, SENSOR	
18	FU5-1453-000		2	BUSHING	
19	FU6-0029-000		1	GEAR, 18T	
20	FU8-2445-000		1	SPRING, TENSION	
22	FU9-2338-000		8	SPRING, TENSION	
23	WG8-5848-000		1	IC, PHOTO-INTERRUPTER	PS89
24	XA9-1386-000		12	SCREW,RS,M3X8	
25	XD9-0136-000		5	RING, E	
26	XD9-0137-010		11	RING, E	
27	XD9-0289-000		7	PIN, PARALLEL	
28	XG9-0709-000		2	BEARING, BALL, MF128ZZ-3	
29	XG9-0737-000		2	BUSHING	

Figure 460 LASER SCANNER ASSEMBLY

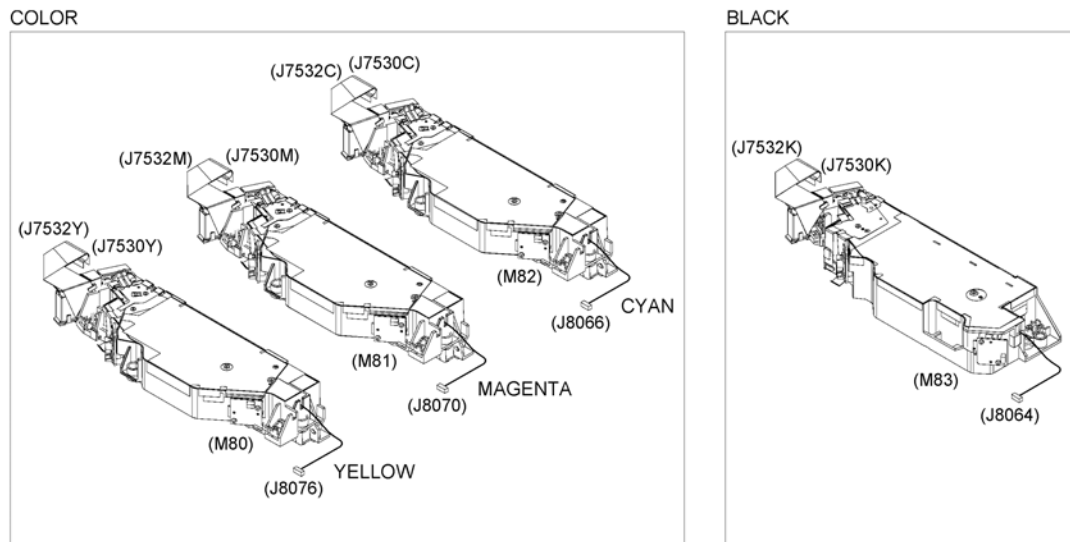


FIGURE & KEY NO.	PART NUMBER	R A N K	QTY	DESCRIPTION	SERIAL NUMBER /REMARKS
460	FM0-2020-000		1	LASER SCANNER ASSEMBLY	M80, M81, M82 COLOR
460	FM0-2021-000		1	LASER SCANNER ASSEMBLY	M83 BLACK

Figure 510 PROCESS ASSEMBLY

NOTE 1 : This assembly does not include the parts shown with key No. 5 and 9. NOTE 2 : This assembly does not include the parts shown inside the frame.

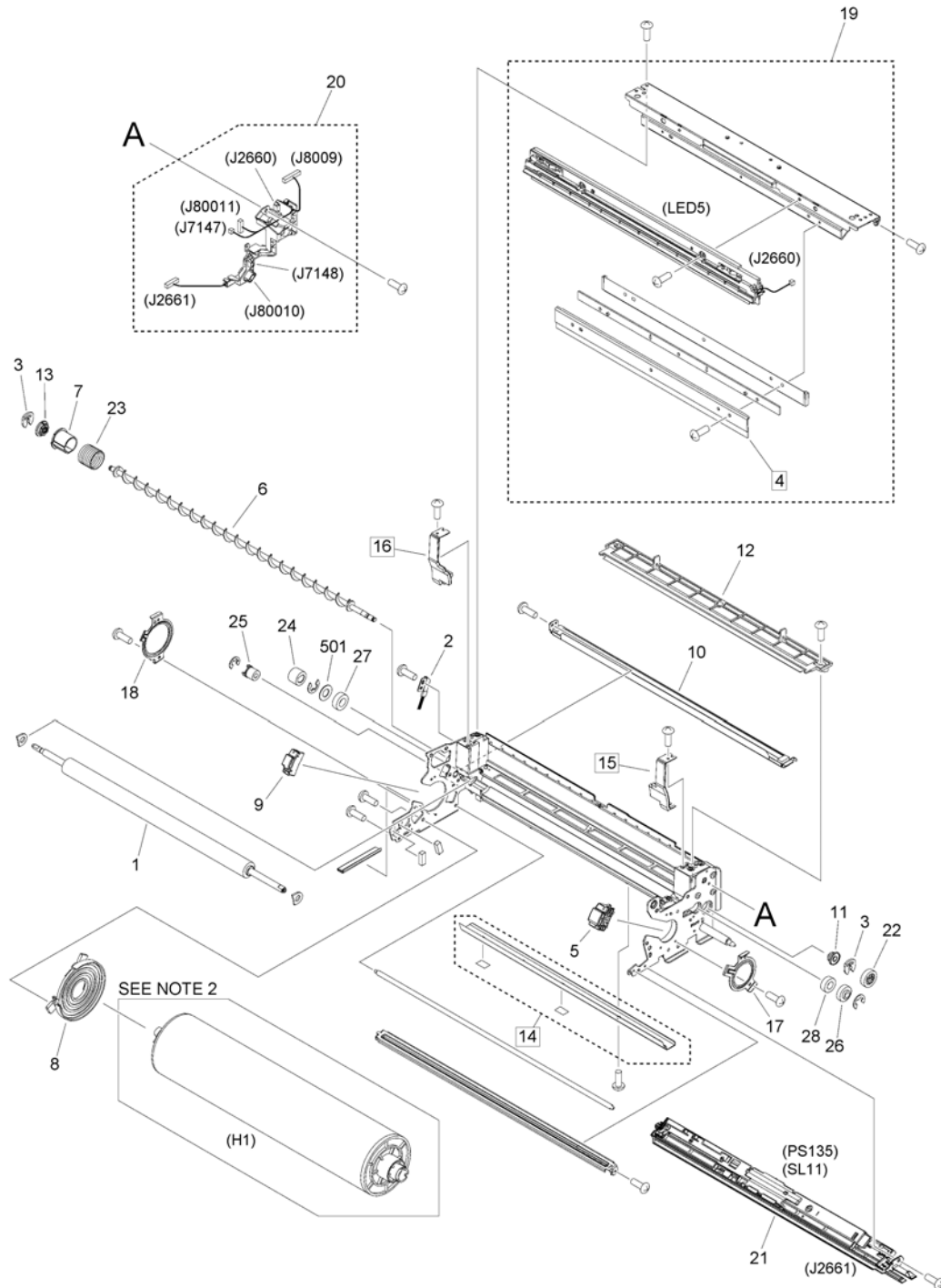


FIGURE & KEY NO.	PART NUMBER	RANK	QTY	DESCRIPTION	SERIAL NUMBER /REMARKS
510	FM1-C727-000		1	PROCESS ASSEMBLY	
1	FC0-9864-000		1	BRUSH, CLEANING	
2	FC6-1035-000		1	BRUSH, STATIC CHARGE ELIMINATE	
3	FC6-3002-000		2	RING, RESIN, RETAINING	
4	FC8-2281-000		1	BLADE, CLEANER, BLACK	[DP]
5	FC8-2315-000		1	SPACER, SLEEVE DRUM, FRONT	SEE NOTE 1
6	FC8-2544-000		1	SCREW, CREAMING	
7	FC8-2545-000		1	SHUTTER, WASTE TONER	
8	FC8-2644-000		1	RING, SLIP	
9	FC9-0393-000		1	SPACER, SLEEVE DRUM, REAR	SEE NOTE 1
10	FL0-1270-000		1	MOUNT,CLEANER TONER CATCH,LW.	
11	FL2-0415-000		1	BUSHING	
12	FL2-2704-000		1	PLATE, PARTITION, CENTER	
13	FL2-8598-000		1	BUSHING	
14	FL2-8652-010		1	SHEET, SCRAPER	[DP]
15	FL2-8653-000		1	SCRAPER, SIDE END, FRONT	[DP]
16	FL2-8654-000		1	SCRAPER, SIDE END, REAR	[DP]
17	FL2-8848-000		1	HOLDER, BEARING, F	
18	FL2-8849-000		1	HOLDER, BEARING, R	
19	FM0-1461-000		1	BLADE ASSEMBLY(BK)	LED5
20	FM0-1559-000		1	PROCESS UNIT CABLE ASSEMBLY	
21	FM0-4955-000		1	SENSOR UNIT, PATCH, BLACK	PS135, SL11
22	FU3-0317-000		1	GEAR, 21T	
23	FU7-2314-000		1	SPRING, COMPRESSION	
24	FU8-0037-000		1	GEAR, 18T	
25	FU8-0038-000		1	GEAR, 24T	
26	FU8-0052-000		1	GEAR, 19T	
27	XG9-0725-000		1	BEARING, BALL, MR126-2RS,	
28	XG9-0727-000		1	BEARING, BALL, 688-2RS,	
501	XD1-1106-235		1	WASHER,COP	

Figure 530 (1/3) I. T. B. FRAME ASSEMBLY

NOTE : This assembly does not include the part shown with key No. 54.

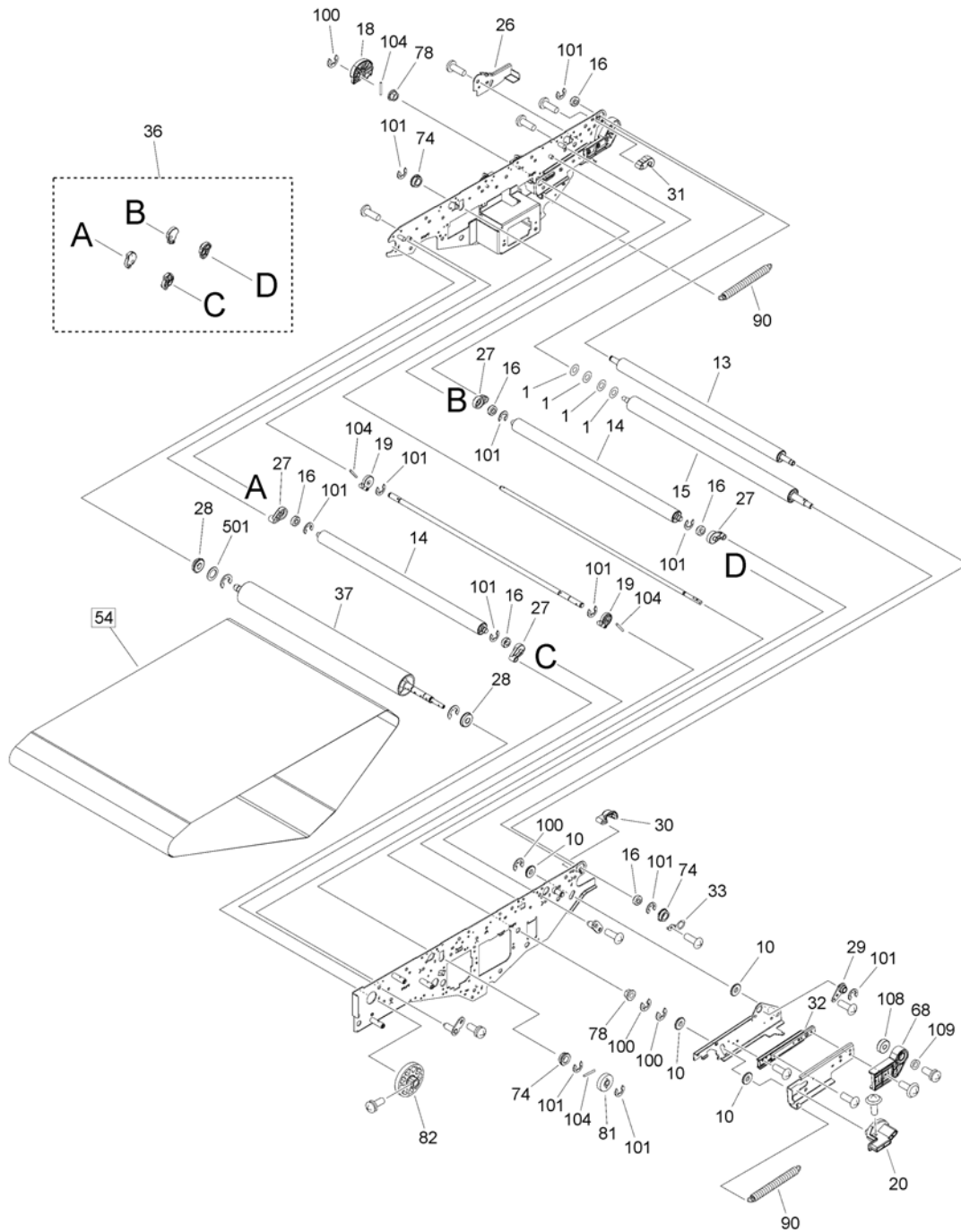


Figure 530 (2/3) I. T. B. FRAME ASSEMBLY

NOTE : This assembly does not include the part shown with key No. 54.

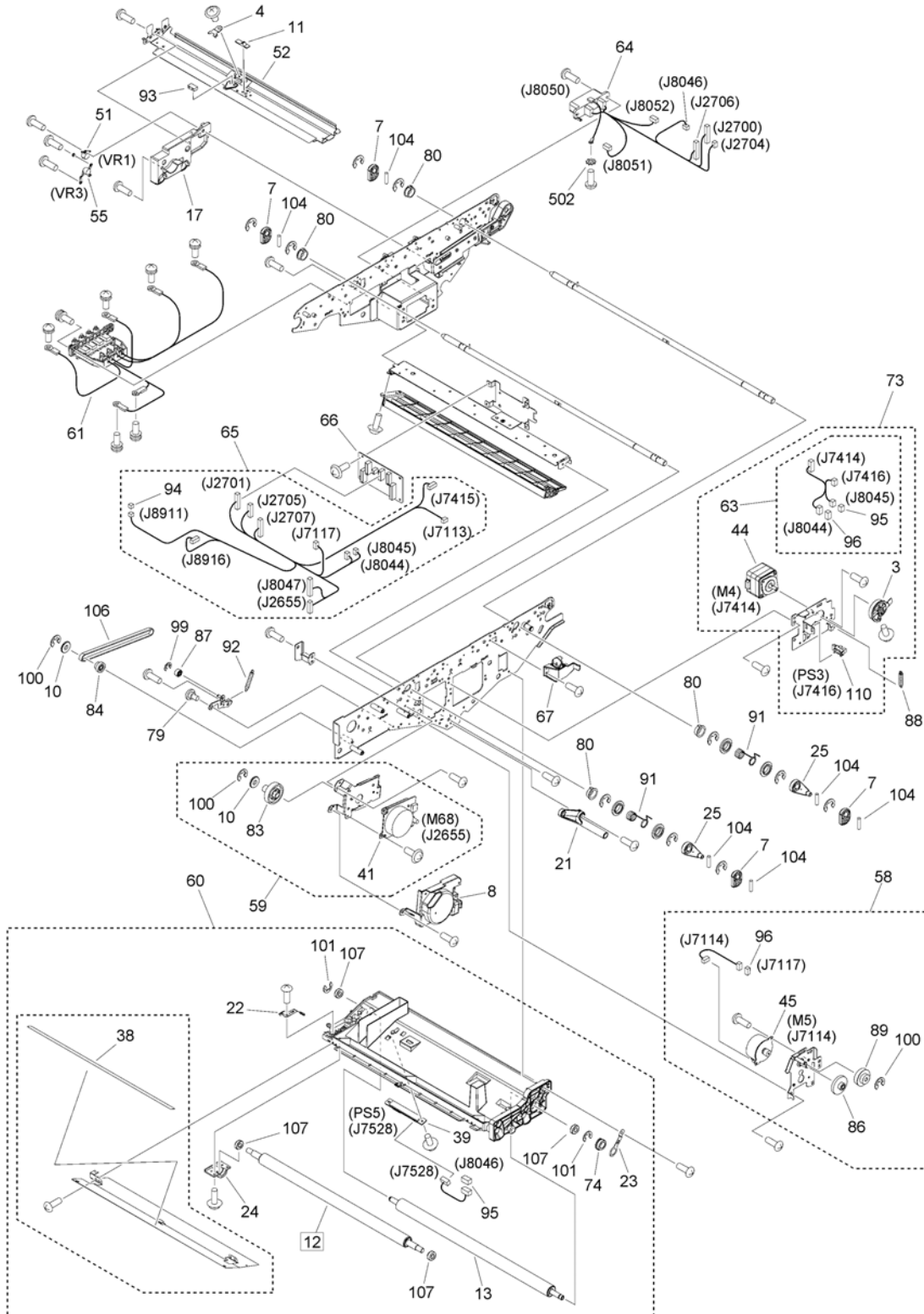


Figure 530 (3/3) I. T. B. FRAME ASSEMBLY

NOTE : This assembly does not include the part shown with key No. 54.

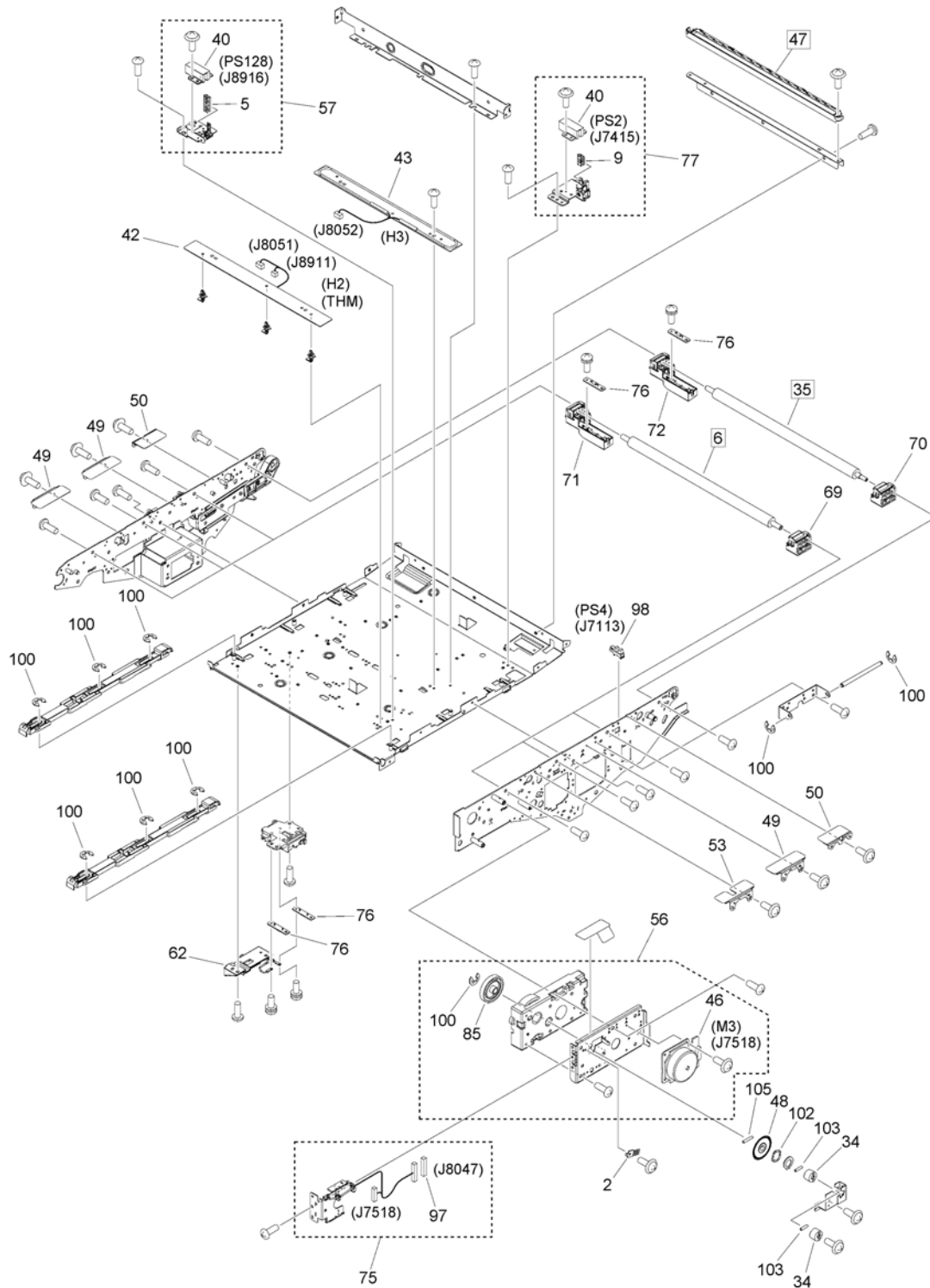


FIGURE & KEY NO.	PART NUMBER	RANK	QTY	DESCRIPTION	SERIAL NUMBER /REMARKS
530	FM1-D412-030		1	I.T.B. FRAME ASSEMBLY	
1	FB2-6285-020		4	SHIM	
2	FB5-9104-010		1	ELIMINATOR, STATIC CHARGE	
3	FC0-8168-000		1	CAM, STEERING	
4	FC0-9395-000		1	CLAMP, PRISM	
5	FC0-9570-000		1	PLATE, EDGE	
6	FC0-9785-000		3	ROLLER, TRANSFER, 1	[DP]
7	FC0-9944-000		4	CAM, LIFT UP	
8	FC0-9957-000		1	COVER, MOTOR	
9	FC5-9144-000		1	PLATE, EDGE	
10	FC5-9151-000		6	COLLAR, SLIDE	
11	FC7-8201-000		1	PRISM	
12	FC7-9325-000		1	ROLLER, TRANSFER, 2	[DP]
13	FE4-0111-000		2	ROLLER, IDLER, A	
14	FE4-0112-000		2	ROLLER, IDLER, B	
15	FC8-1697-000		1	ROLLER, STEERING	
16	XG9-0793-000		6	BEARING, BALL, L-1680KKRP0P25L	
17	FC8-1716-020		1	HOLDER, GUIDE	
18	FC8-1727-000		1	CAM, STOPPER	
19	FC8-1736-000		2	CAM, TRANSFER DESORPTION	
20	FC8-1755-000		1	CAM, STOPPER, FRONT	
21	FC8-1761-010		1	FOOT, SUPPORT	
22	FC8-1769-000		1	PLATE, TRANSFER GROUNDING, 1	
23	FC8-1771-000		1	PLATE, TRANSFER GROUNDING, 2	
24	FC8-1778-010		1	HOLDER, TRANSFER ROLLER	
25	FC8-1779-000		2	LEVER, LIFT UP	
26	FC8-1791-000		1	SUPPORT, REAR	
27	FC8-1792-010		4	HOLDER, ROLLER	
28	XG9-0789-000		2	BEARING, BALL, 6900ZZ1NXRC3	
29	FC8-4623-000		1	BUSHING	
30	FC9-3787-010		1	HOLDER, ROLLER, FRONT	
31	FC9-3788-010		1	HOLDER, ROLLER, REAR	
32	FC9-4063-000		1	RAIL, SLIDE	
33	FC9-4123-000		1	PLATE, ROLLER GROUNDING	
34	FC9-9380-000		2	LIMITTER, TORQUE	
35	FE2-0170-010		1	ROLLER, TRANSFER, 1	[DP]
36	FM1-N415-000		1	CAM KIT	
37	FE3-6334-000		1	ROLLER, DRIVE	
38	FC0-4088-000		1	SHEET	
39	FM1-G742-000		1	SENSOR UNIT, PHOTO MICRO	PS5
40	FK2-7866-000		2	IC PHOTO-SENSOR, HYBRID	PS2, PS128
41	FK2-7897-000		1	MOTOR, DC	M68
42	FK3-2576-000		1	HEATER UNIT	H2, THM
43	FK3-2577-000		1	HEATER UNIT	H3

FIGURE & KEY NO.	PART NUMBER	RANK	QTY	DESCRIPTION	SERIAL NUMBER /REMARKS
44	FK3-3227-000		1	MOTOR, STEPPING, DC	M4
45	FK3-3980-000		1	MOTOR, STEPPING, DC	M5
46	FK3-3981-000		1	MOTOR, DC BRUSHLESS	M3
47	FL0-1877-000		1	SCRAPER, BELT INTERNAL	[DP]
48	FL2-8809-000		1	WHEEL, CORD, 2	
49	FL2-8870-010		3	CLAMP, BELT, 1	
50	FL2-8871-000		2	CLAMP, BELT, 2	
51	FL3-2302-000		1	VARISTOR	VR1
52	FL3-7643-000		1	GUIDE,2ND TRNSFR.,FRONT UPPER	
53	FL3-7714-000		1	CLAMP, BELT, 3	
54	FM1-D410-000		1	BELT, INTER. TRANSFER	SEE NOTE [DP]
55	FL3-8317-000		1	VARISTOR	VR3
56	FM0-1459-010		1	I.T.BELT DRIVE ASSEMBLY	
57	FM0-1460-000		1	EDGE SENSOR ASSEMBLY, PHOTO	
58	FM0-1465-000		1	DESORPTION DRIVE ASSEMBLY	
59	FM0-1466-000		1	TRANSFER CLEANER DRIVE ASS'Y	
60	FM0-1533-010		1	2ND TRNSFR. HOLDER ASSEMBLY	
61	FM0-1560-000		1	TRANSFER H.V. CABLE UNIT	
62	FM0-1561-000		1	CLEANER H.V. CABLE UNIT	
63	FM0-2124-000		1	CABLE, STEERING	
64	FM0-2797-000		1	CABLE, I.T.B. MAIN	
65	FM0-2798-000		1	CABLE, I.T.BELT UNIT	
66	FM0-2931-000		1	I.T.B. CONNECTING PCB ASSEMBLY	
67	FM0-3011-000		1	GUIDE UNIT	
68	FC8-1725-010		1	HOLDER, BUSHING, FRONT	
69	FM0-4897-010		3	HOLDER ASS'Y, FRONT	
70	FM0-4898-000		1	HOLDER ASS'Y, FRONT	
71	FM0-4899-010		3	HOLDER ASS'Y, REAR	
72	FM0-4900-000		1	HOLDER ASS'Y, REAR	
73	FM0-4957-000		1	STEERING CAM DRIVE ASSEMBLY	
74	XG9-0737-000		4	BUSHING	
75	FM1-C654-000		1	ENCODER UNIT	
76	FM2-7196-000		6	HVR PCB ASSEMBLY	
77	FM3-4906-000		1	PHOTO SENSOR UNIT, EDGE	
78	FS1-1205-000		2	BUSHING	
79	FS1-9002-010		1	SCREW, STEPPED, M4X5	
80	FS5-1474-000		4	BUSHING COP	
81	FS7-0564-000		1	GEAR, 34T	
82	FU0-0001-000		1	GEAR, 88T	
83	FU0-0110-000		1	PULLEY, 20T/GEAR, 68T	
84	FU0-0111-000		1	GEAR, 27T/PULLEY, 21T	
85	FU2-0589-000		1	GEAR, 22T/88T	
86	FU5-0390-000		1	GEAR, 65T/23T	
87	FU5-6616-000		1	ROLLER, TENSION	

FIGURE & KEY NO.	PART NUMBER	RANK	QTY	DESCRIPTION	SERIAL NUMBER /REMARKS
88	FU7-2302-000		1	SPRING, TENSION	
89	FU8-0095-000		1	GEAR, 58T/20T	
90	FU8-2373-000		2	SPRING, TENSION	
91	FU8-2380-000		2	SPRING, TORSION	
92	FU9-2384-000		1	SPRING, TENSION	
93	RB2-5850-000		1	PRISM	
94	VS1-7177-002		1	CONNECTOR, SNAP TIGHT, BK	
95	VS1-7177-003		2	CONNECTOR, SNAP TIGHT, BK	
96	VS1-7177-004		2	CONNECTOR, SNAP TIGHT, BK	
97	VS1-8412-015		1	CONNECTOR, SNAP TIGHT, BL	
98	WG8-5848-000		1	IC, PHOTO-INTERRUPTER	PS4
99	XD9-0134-000		1	RING, E	
100	XD9-0136-000		15	RING, E	
101	XD9-0137-010		14	RING, E	
102	XD9-0252-000		1	WASHER,WAVE	
103	XD9-0287-000		2	PIN, DOWEL	
104	XD9-0291-000		10	PIN, PARALLEL	
105	XD9-0305-000		1	PIN, PARALLEL	
106	XF2-1616-460		1	BELT, TIMING	
107	XG9-0493-000		4	BEARING, BALL, 688ZZ, P0 16MM	
108	XG9-0879-000		1	BEARING, BALL, 608ZZM3SMLY551	
109	XG9-0709-000		1	BEARING, BALL, MF128ZZ-3	
110	WG8-5783-000		1	IC,PHOTO-INTERRUPTER,LG248NL1A	PS3
501	XD1-1100-225		1	WASHER, COP	
502	XD1-4200-402		1	WASHER, TOOTHED LOCK, M4	

Figure 531 TRANSFER PRESSURE ASS'Y, FRONT

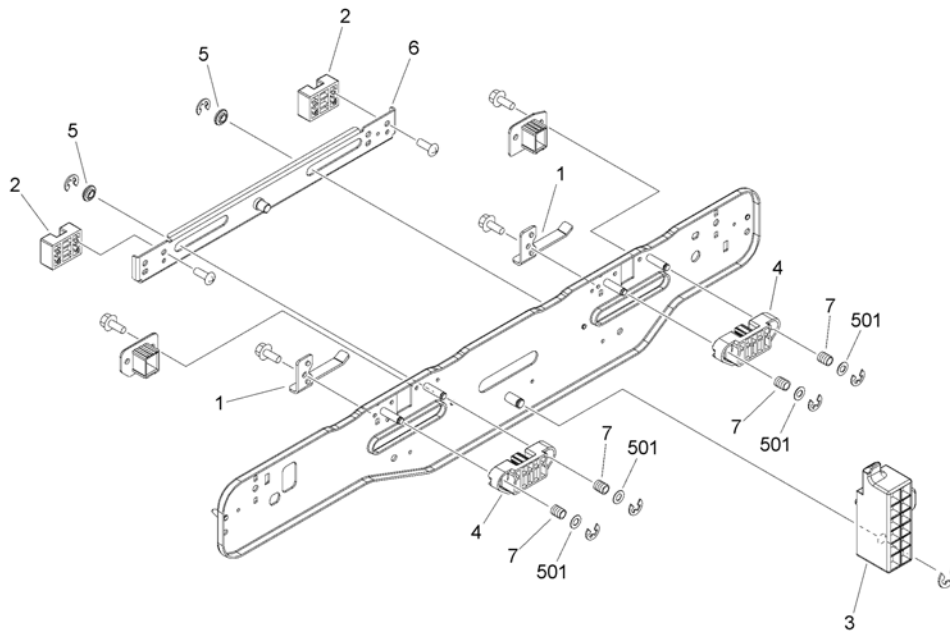


FIGURE & KEY NO.	PART NUMBER	RANK	QTY	DESCRIPTION	SERIAL NUMBER /REMARKS
531	NPN		RF	TRANSFER PRESSURE ASSY, FRONT	
1	FC0-8160-000		2	SPRING, LEAF	
2	FC8-1790-000		2	LINK, LIFT UP, 2	
3	FC8-1798-000		1	LEVER, OPERATOR	
4	FC9-0385-010		2	BLOCK, PRESSURE	
5	FC9-3827-000		2	ROLLER, SLIDE	
6	FL2-8710-000		1	LINK, LIFT UP, 1	
7	FU7-2381-000		4	SPRING, COMPRESSION	
501	XD1-1106-235		4	WASHER,COP	

Figure 532 PRE-TRANSFER CORONA ASSEMBLY

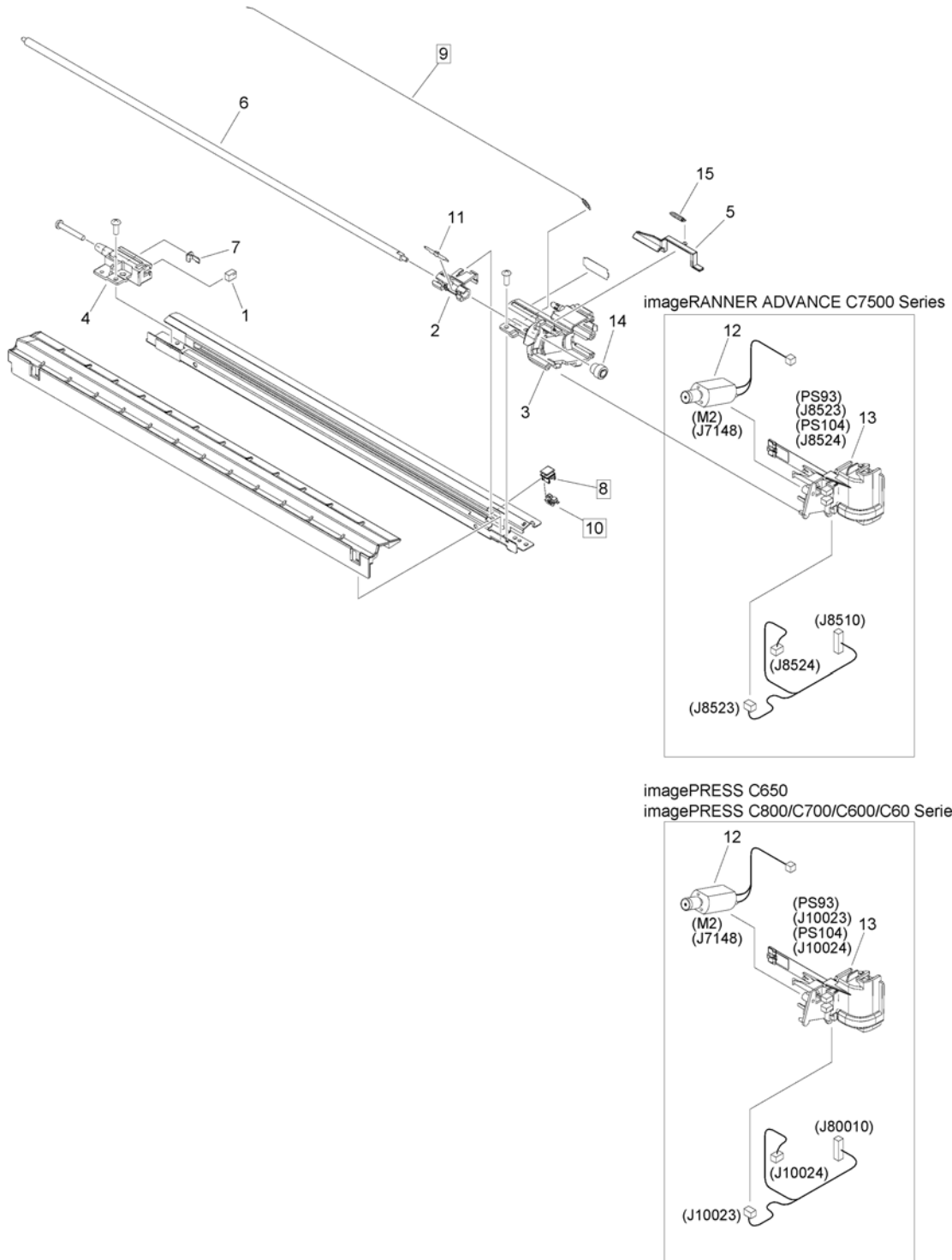


FIGURE & KEY NO.	PART NUMBER	RANK	QTY	DESCRIPTION	SERIAL NUMBER /REMARKS
532	FM0-1464-000		1	PRE-TRANSFER CORONA ASSEMBLY	[DP]
1	FA4-1864-000		1	DAMPER	
2	FC0-8113-000		1	HOLDER, FELT	
3	FC0-8114-000		1	BLOCK, PRE-TRANSFER CORONA, FR	
4	FC0-8117-000		1	FLAG, HOME POSITION SENSING	
5	FC0-9712-000		1	BLOCK, PRE-TRANSFER CORONA, RR	
6	FC5-1810-000		1	SCREW, LEAD	
7	FC9-4111-000		1	TERMINAL, CORONA WIRE	
8	FL2-7750-010		1	SLIDER, PAD	[DP]
9	FL2-8807-000		1	PRE-TRANSFER CORONA LINE ASS'Y	[DP]
10	FL3-7560-000		1	HOLDER, WIRE CLEANING PAD	[DP]
11	FL3-8790-000		1	SPRING, LEAF	
12	FM0-0759-000		1	CLEANING MOTOR UNIT	M2
13	FM0-0863-000		1	SHUTTER BLOCK UNIT	PS93, PS104
14	FU9-0835-000		1	GEAR, 16T	
15	FU9-2240-000		1	SPRING, TENSION	

Figure 550 PRIMARY CORONA ASSEMBLY

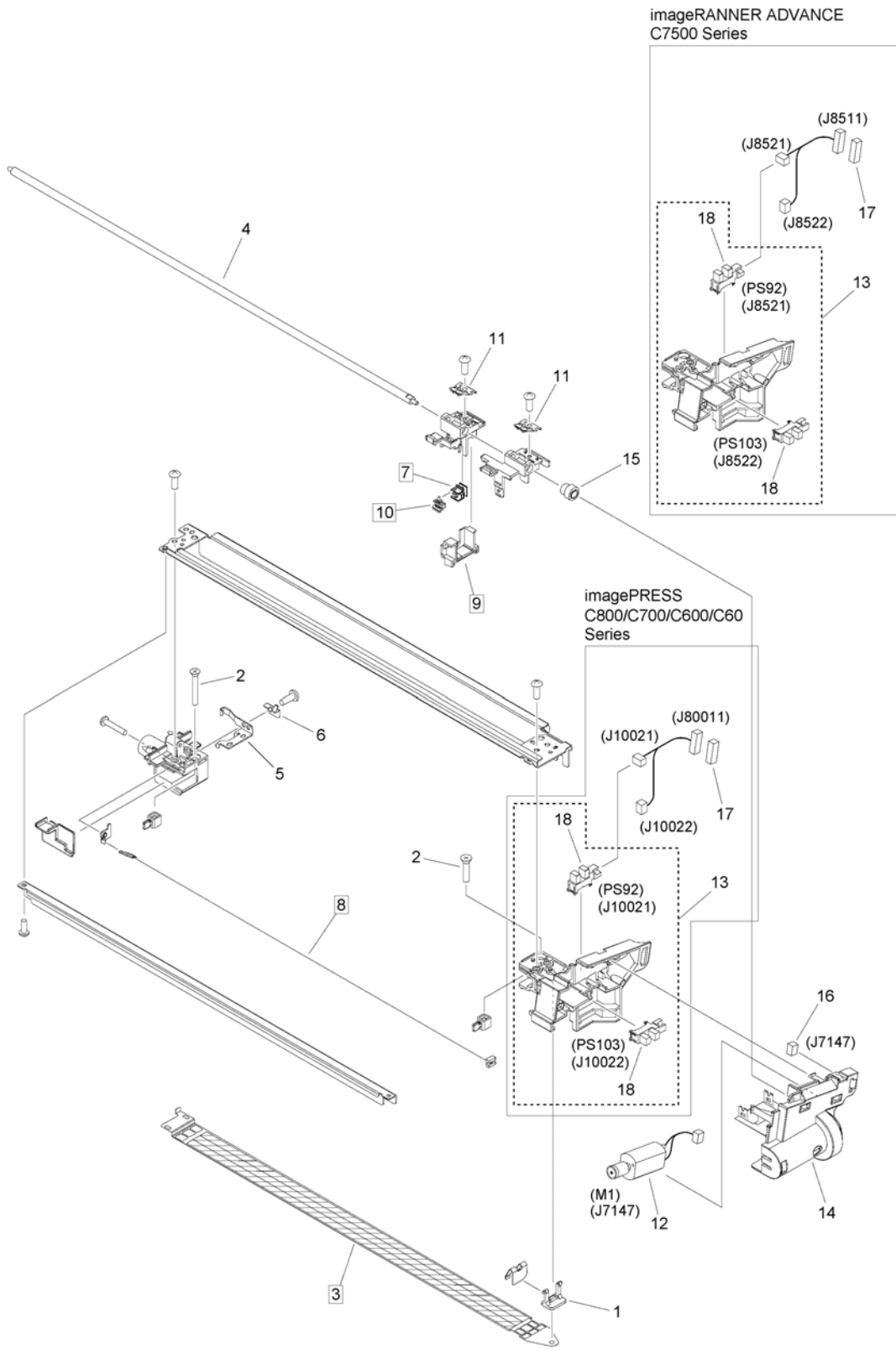


FIGURE & KEY NO.	PART NUMBER	RANK	QTY	DESCRIPTION	SERIAL NUMBER /REMARKS
550	FM1-L382-000		1	PRIMARY CORONA ASSEMBLY	[DP]
1	FB2-2959-000		1	LEVER, GRID	
2	XA9-0228-000		2	SCREW, INSUL., C.S.HEAD	
3	FC0-9857-000		1	PLATE, ETCHING GRID	[DP]
4	FC5-1810-000		1	SCREW, LEAD	
5	FC6-1057-010		1	PLATE, POWER DISPATCHING	
6	FC8-2296-000		1	PLATE, GROUNDING	
7	FL2-7750-010		1	SLIDER, PAD	[DP]
8	FL2-8915-000		1	PRIMARY CORONA WIRE ASS'Y	[DP]
9	FL3-4090-000		1	SLIDER, PAD	[DP]
10	FL3-7560-000		1	HOLDER, WIRE CLEANING PAD	[DP]
11	FL3-8789-000		2	PIN, SLIDER	
12	FM0-0759-000		1	CLEANING MOTOR UNIT	M1
13	FM0-0893-000		1	BLOCK, PRIMARY CORONA, FRONT	
14	FM0-0894-000		1	MOTOR COVER UNIT	
15	FU9-0835-000		1	GEAR, 16T	
16	VS1-7177-002		1	CONNECTOR, SNAP TIGHT, BK	
17	VS1-8412-007		1	CONNECTOR, SNAP TIGHT, BL	
18	WG8-5848-000		2	IC, PHOTO-INTERRUPTER	PS92, PS103

Figure 580 SECONDARY TRANSFER ASSEMBLY

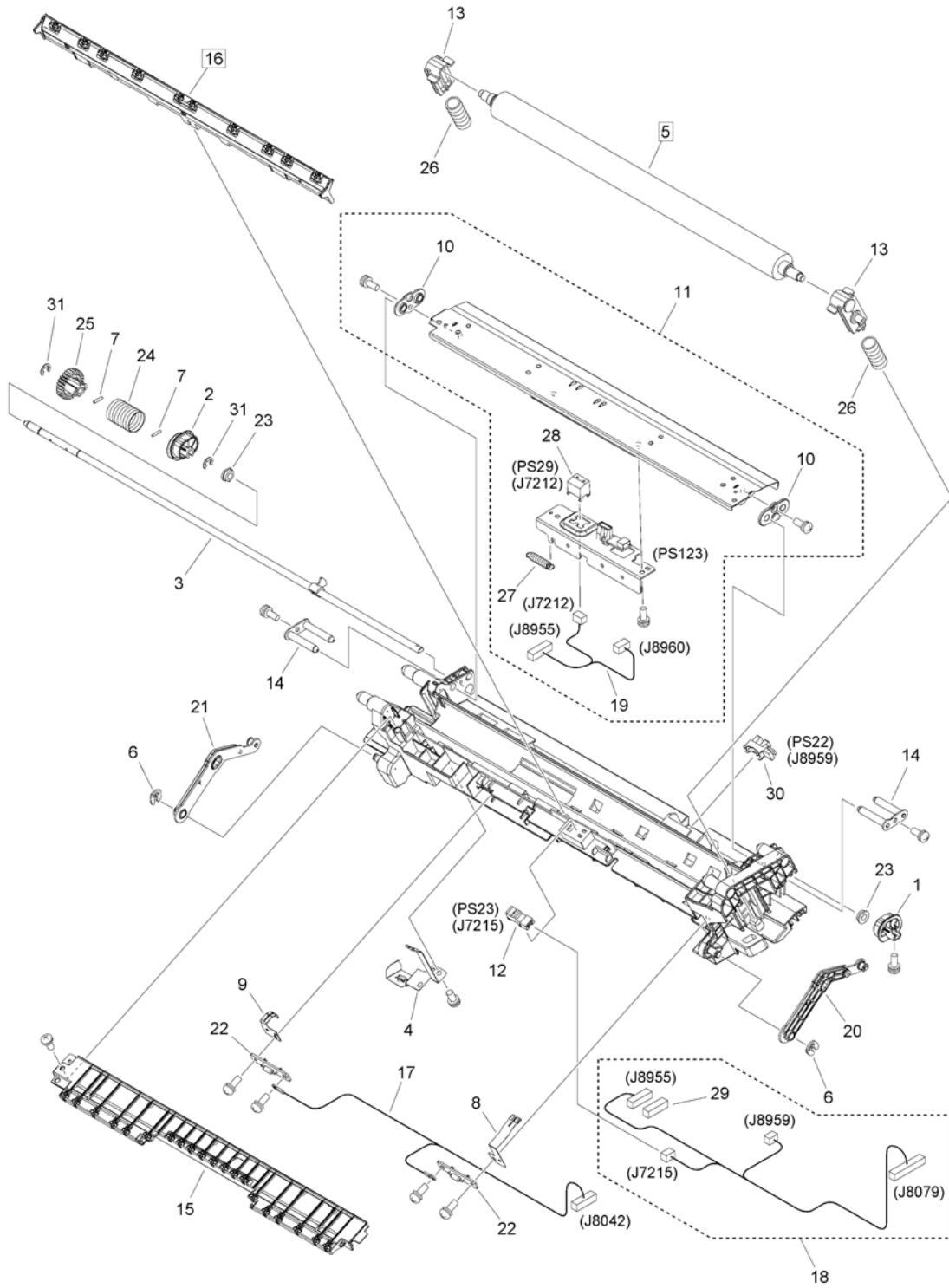


FIGURE & KEY NO.	PART NUMBER	RANK	QTY	DESCRIPTION	SERIAL NUMBER /REMARKS
580	FM0-1347-010		1	SECONDARY TRANSFER ASSEMBLY	
1	FC0-9388-000		1	CAM, SWING, FRONT	
2	FC0-9389-000		1	CAM, SWING, REAR	
3	FM1-G741-000		1	CAM SHAFT ASSEMBLY	
4	FC0-9391-000		1	PLATE, GROUNDING	
5	FC0-9786-000		1	ROLLER, 2ND TRNSFR. OUTER	[DP]
6	FC6-3002-000		2	RING, RESIN, RETAINING	
7	XD9-0288-000		2	PIN, DOWEL	
8	FC8-2633-000		1	PLATE, POWER DISPATCHING	
9	FC8-2641-000		1	PLATE, STATIC CHARGE	
10	FE3-6371-000		2	BUSHING	
11	FM1-C664-000		1	TRANSFER GUIDE ASS'Y, FR. LW.	PS123
12	FK2-8560-000		1	PHOTO-SENSOR, KUA0095C	PS23
13	FL3-6675-000		2	HOLDER, 2ND TRNSFR. ROLLER	
14	FL3-7756-000		2	PLATE, POSITIONING	
15	FM0-1401-000		1	OUTLET GUIDE RIB UNIT	
16	FM0-1535-000		1	SECONDARY TRANSFER ELIM. ASS'Y	[DP]
17	FM0-2784-000		1	CABLE, SECONDARY H.V. RESISTOR	
18	FM0-2786-000		1	CABLE, 2ND TRNSFR. H.V.	
19	FM0-2851-000		1	CABLE, OHP SENSOR	
20	FM1-C662-000		1	ARM PLATE ASSEMBLY, FRONT	
21	FM1-C663-000		1	ARM PLATE ASSEMBLY, REAR	
22	FM2-7196-000		2	HVR PCB ASSEMBLY	
23	FS5-1943-000		2	BUSHING	
24	FS4-2136-000		1	SPRING, COMPRESSION	
25	FU8-0024-000		1	GEAR, 25T	
26	FU9-2351-000		2	SPRING, COMPRESSION	
27	FU9-2394-000		1	SPRING, TENSION	
28	RH7-7129-000		1	OHT SENSOR UNIT	PS29
29	VS1-7177-007		1	CONNECTOR, 7P, FEMALE, BK	
30	WG8-5783-000		1	IC,PHOTO-INTERRUPTER,LG248NL1A	PS22
31	XD9-0136-000		2	RING, E	

Figure 620 HOPPER MOUNT ASSEMBLY, COLOR

NOTE : This assembly includes the assembly shown in Figure 621.

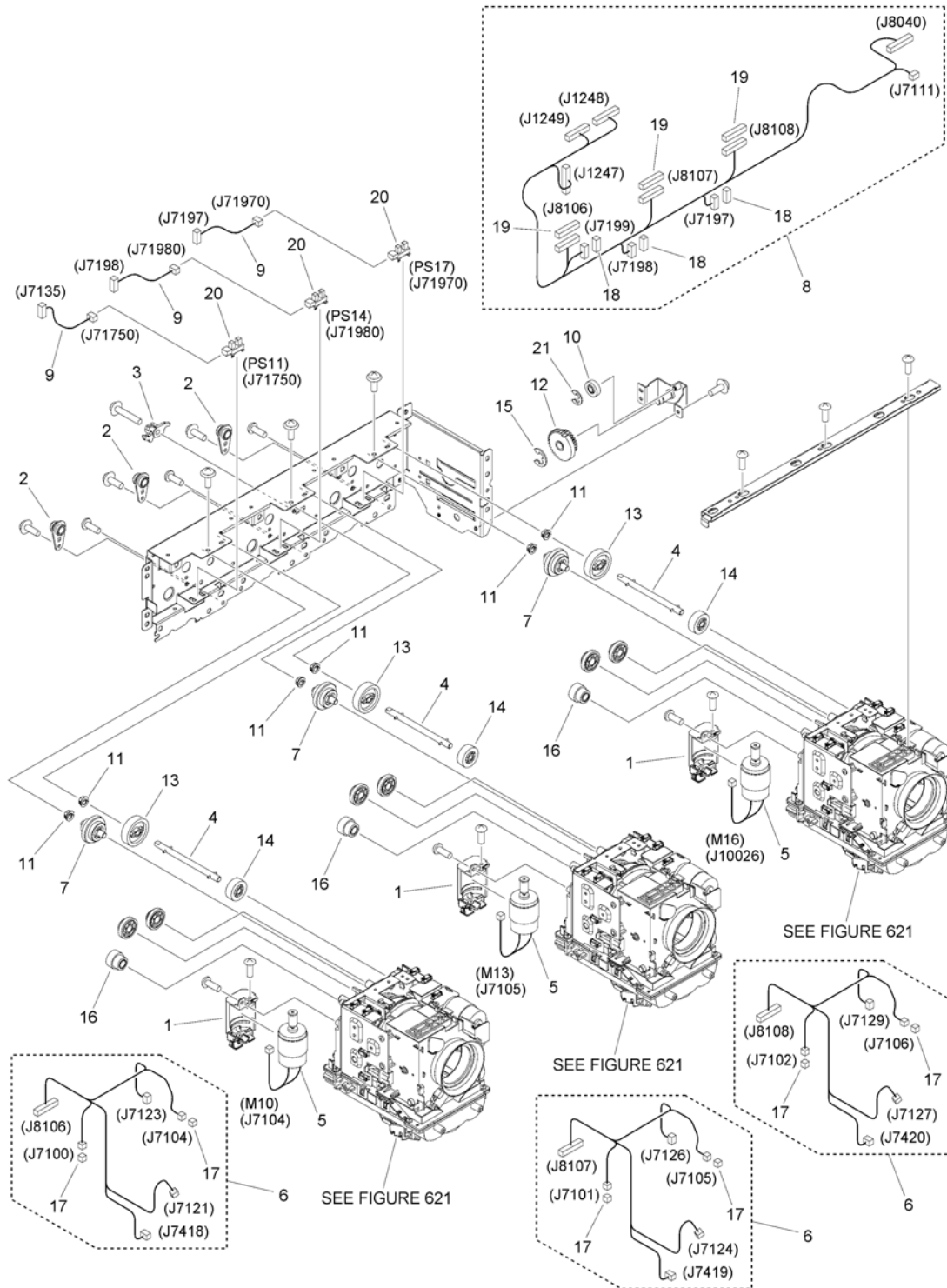


FIGURE & KEY NO.	PART NUMBER	RANK	QTY	DESCRIPTION	SERIAL NUMBER /REMARKS
620	FM0-1339-000		1	HOPPER MOUNT ASSEMBLY, COLOR	SEE NOTE
1	FC0-8244-000		3	COVER, MOTOR	
2	FC8-4623-000		3	BUSHING	
3	FC9-5461-000		1	ARM, ROLLER ESTRANGEMENT, REAR	
4	FL3-8781-000		3	SHAFT, TRANSMISSION	
5	FM0-0756-000		3	HOPPER MOTOR UNIT	M10, M13, M16
6	FM0-2120-010		3	CABLE, HOPPER UNIT, COLOR	
7	FM0-2702-010		3	ONE-WAY SHAFT UNIT	
8	FM0-2815-000		1	CABLE, HOPPER MAIN	
9	FM0-2871-000		3	CABLE, SENSOR CONNECTING	
10	FU3-0314-000		1	GEAR, 15T	
11	FU5-1451-000		6	BUSHING	
12	FU9-0056-000		1	GEAR, 24T/16T	
13	FU9-0839-000		3	GEAR, 37T	
14	FU9-0880-000		3	GEAR, 16T	
15	XD9-0137-010		1	RING, E	
16	FU9-0885-000		3	GEAR, 28T/16T	
17	VS1-7177-002		6	CONNECTOR, SNAP TIGHT, BK	
18	VS1-7177-005		3	CONNECTOR, SNAP TIGHT, BK	
19	VS1-8412-013		3	CONNECTOR, SNAP TIGHT, BL	
20	WG8-5848-000		3	IC, PHOTO-INTERRUPTER	PS11, PS14, PS17
21	XD9-0134-000		1	RING, E	

Figure 621 HOPPER ASSEMBLY, COLOR

NOTE : This assembly is included in the assembly shown in Figure 620.

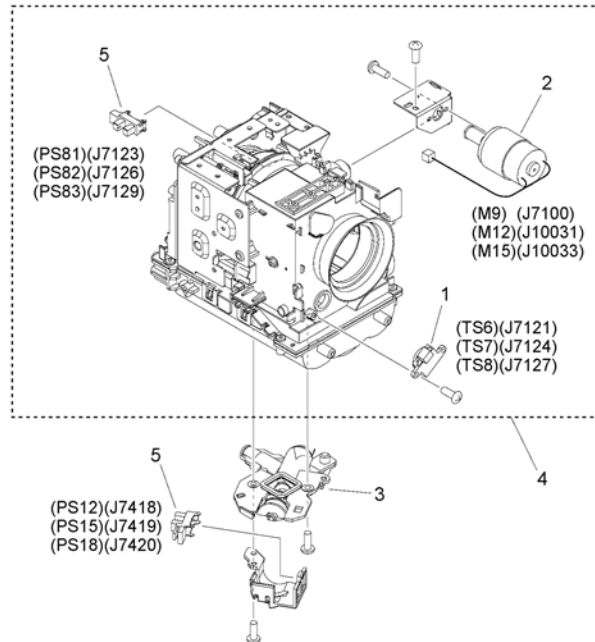


FIGURE & KEY NO.	PART NUMBER	RANK	QTY	DESCRIPTION	SERIAL NUMBER /REMARKS
621	FM0-1519-000		1	HOPPER ASSEMBLY, COLOR	SEE NOTE
1	FK2-0590-000		1	TONER SENSOR UNIT	TS6, TS7, TS8
2	FM0-0756-000		1	HOPPER MOTOR UNIT	M9, M12, M15
3	FM0-0888-000		1	SUPPLY PIPE ASSEMBLY, COLOR	
4	FM0-1518-000		1	HOPPER ASSEMBLY	
5	WG8-5848-000		2	IC, PHOTO-INTERRUPTER	PS12, PS15, PS18, PS81, PS82, PS83

Figure 622 HOPPER ASSEMBLY, BLACK

NOTE : This assembly does not include the part shown with key No. .

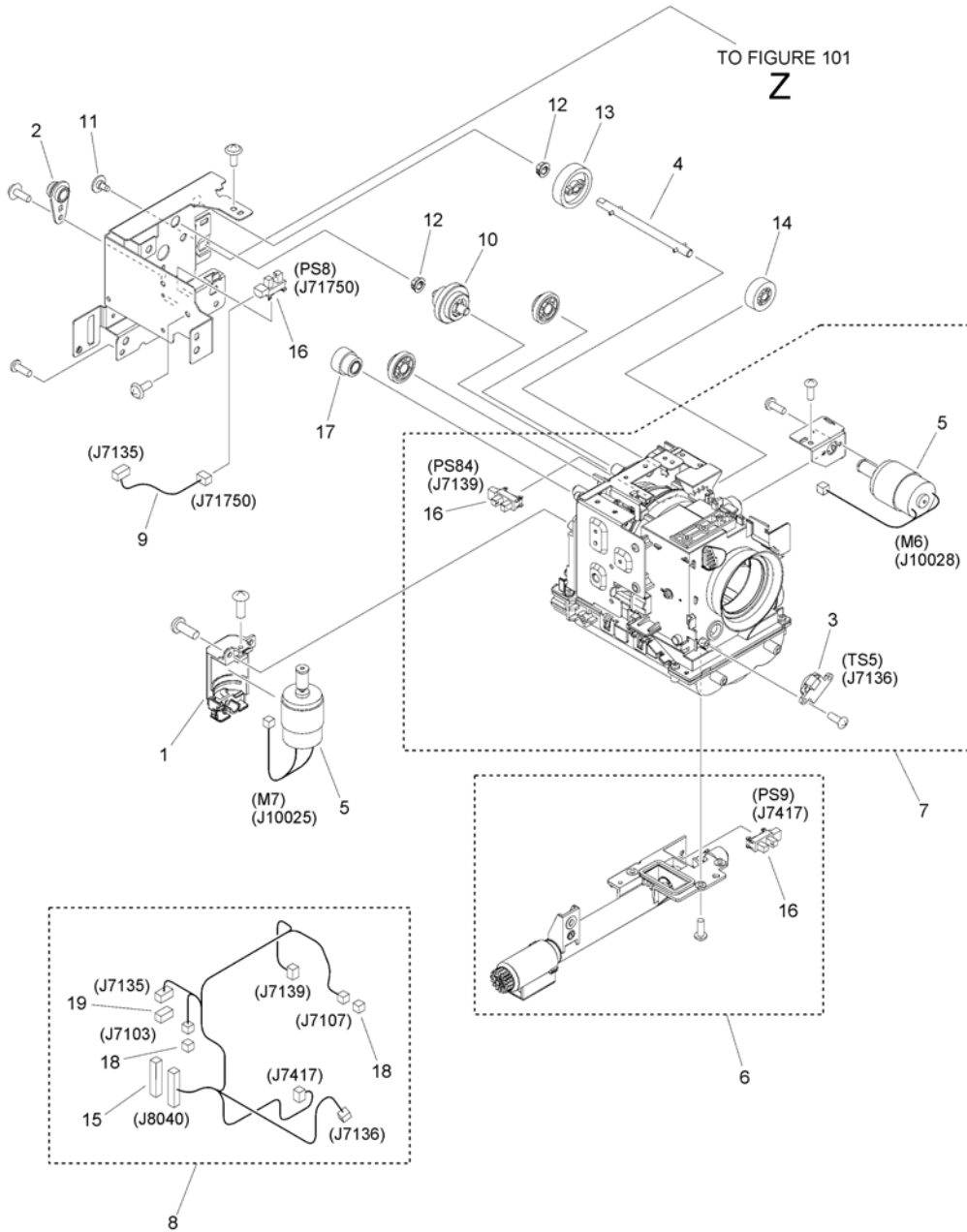


FIGURE & KEY NO.	PART NUMBER	RANK	QTY	DESCRIPTION	SERIAL NUMBER /REMARKS
622	FM0-1338-000		1	HOPPER ASSEMBLY, BLACK	
1	FC0-8244-000		1	COVER, MOTOR	
2	FC8-4623-000		1	BUSHING	
3	FK2-0590-000		1	TONER SENSOR UNIT	TS5
4	FL3-8781-000		1	SHAFT, TRANSMISSION	
5	FM0-0756-000		2	HOPPER MOTOR UNIT	M6, M7
6	FM0-0860-000		1	SUPPLY PIPE ASSEMBLY, BLACK	
7	FM0-1518-000		1	HOPPER ASSEMBLY	
8	FM0-2119-000		1	CABLE, HOPPER UNIT, BLACK	
9	FM0-2121-000		1	CABLE, SENSOR CONNECTING	
10	FM0-2702-010		1	ONE-WAY SHAFT UNIT	
11	FS2-9012-000		1	SCREW, STEPPED M2.2	SEE NOTE
12	FU5-1451-000		2	BUSHING	
13	FU9-0839-000		1	GEAR, 37T	
14	FU9-0880-000		1	GEAR, 16T	
15	VS1-8412-017		1	CONNECTOR, SNAP TIGHT, BL	
16	WG8-5848-000		3	IC, PHOTO-INTERRUPTER	PS8, PS9, PS84
17	FU9-0885-000		1	GEAR, 28T/16T	
18	VS1-7177-002		2	CONNECTOR, SNAP TIGHT, BK	
19	VS1-7177-004		1	CONNECTOR, SNAP TIGHT, BK	

Figure 623 BOTTLE TRAY ASSEMBLY, COLOR

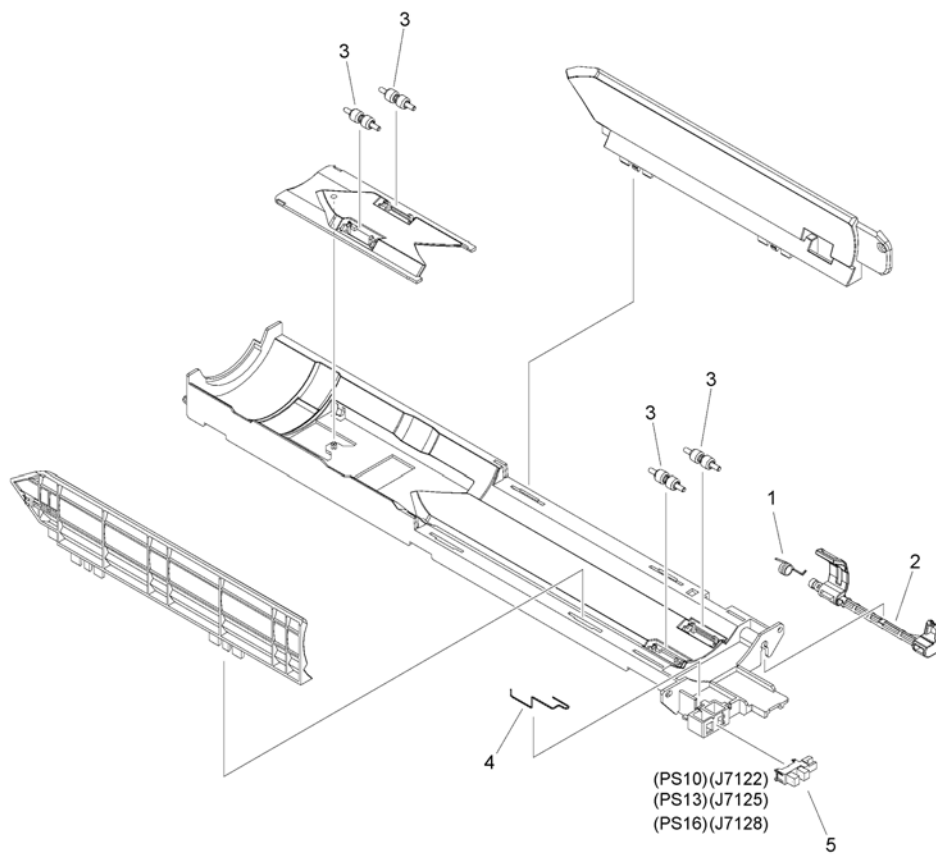


FIGURE & KEY NO.	PART NUMBER	RANK	QTY	DESCRIPTION	SERIAL NUMBER /REMARKS
623	FM3-9901-000		1	BOTTLE TRAY ASSEMBLY, COLOR	
1	FC0-1512-000		1	SPRING, TORSION	
2	FC0-8240-000		1	LEVER, BOTTLE DETECT	
3	FC8-4649-000		4	ROLLER, BOTTLE TRAY	
4	FC9-3752-000		1	SPRING, STATIC CHARGE	
5	WG8-5783-000		1	IC,PHOTO-INTERRUPTER,LG248NL1A	PS10, PS13, PS16

Figure 624 BOTTLE TRAY ASSEMBLY, BLACK

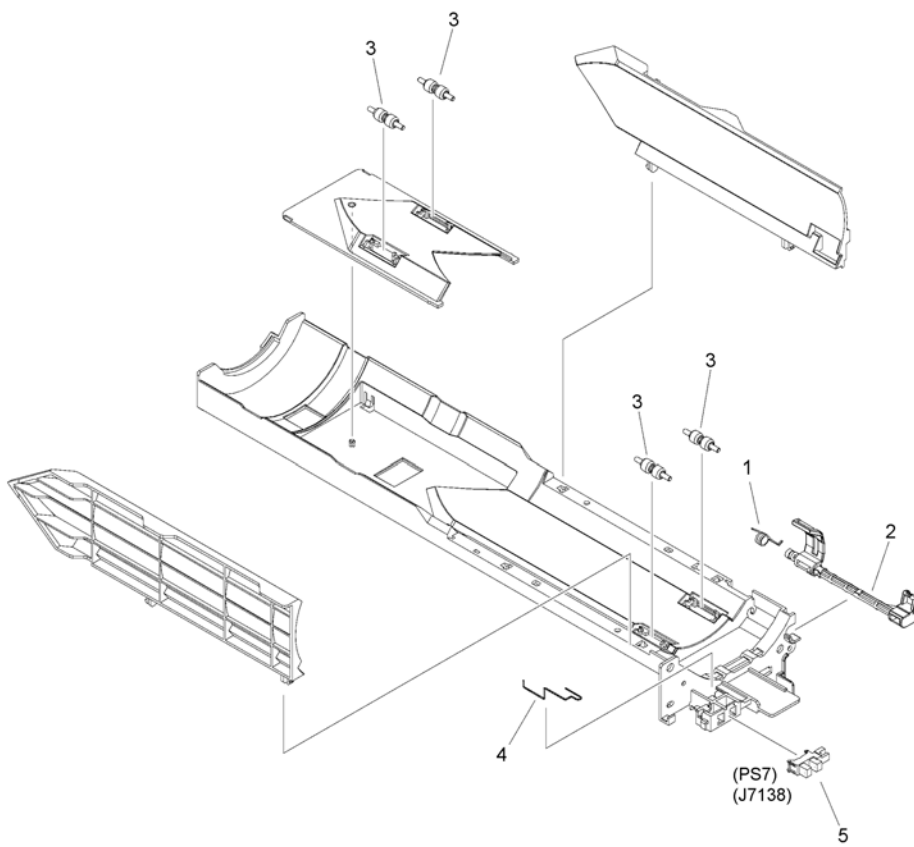


FIGURE & KEY NO.	PART NUMBER	RANK	QTY	DESCRIPTION	SERIAL NUMBER /REMARKS
624	FM0-4911-000		1	BOTTLE TRAY ASSEMBLY, BLACK	
1	FC0-1512-000		1	SPRING, TORSION	
2	FC0-8240-000		1	LEVER, BOTTLE DETECT	
3	FC8-4649-000		4	ROLLER, BOTTLE TRAY	
4	FC9-3752-000		1	SPRING, STATIC CHARGE	
5	WG8-5783-000		1	IC,PHOTO-INTERRUPTER,LG248NL1A	PS7

Figure 625 TONER CONTAINER COVER ASS'Y

NOTE : Several kinds of labels are attached on the board for the parts of Key No. 13.

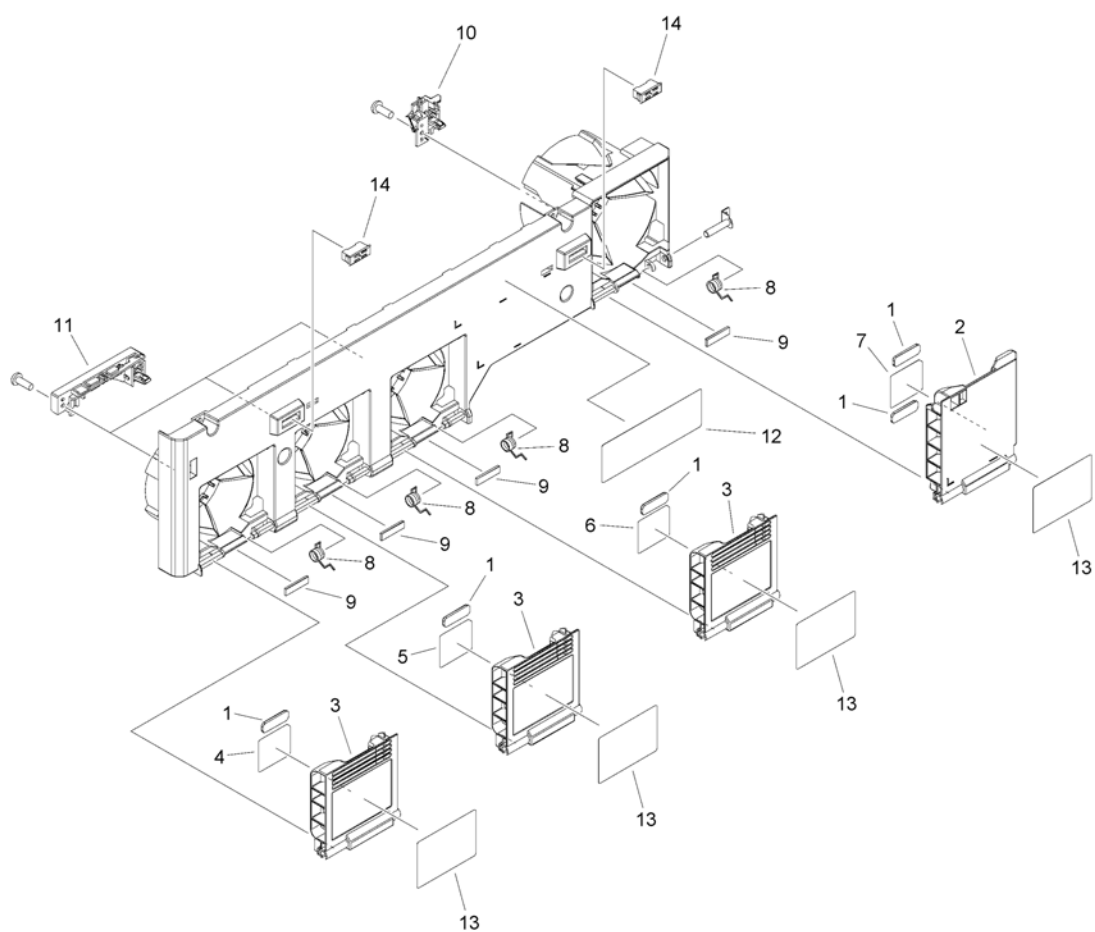


FIGURE & KEY NO.	PART NUMBER	RANK	QTY	DESCRIPTION	SERIAL NUMBER /REMARKS
625	FM0-1513-000		1	TONER CONTAINER COVER ASS'Y	
1	FC0-0793-000		5	SHEET, INNER DOOR	
2	FC8-2525-010		1	DOOR, BOTTLE EXCHANGE INNER, B	
3	FC8-4662-010		3	DOOR, BOTTLE EXCHANGE INNER	
4	FC8-4663-000		1	LABEL, COLOR, YELLOW	
5	FC8-4664-000		1	LABEL, COLOR, MAGENTA	
6	FC8-4665-000		1	LABEL, COLOR, CYAN	
7	FC8-4666-000		1	LABEL, COLOR, BLACK	
8	FC8-4687-000		4	SPRING, TORSION	
9	FC9-3751-000		4	SEAL, COVER	
10	FM3-9898-000		1	LATCH HOLDER ASSEMBLY, BLACK	
11	FM3-9980-010		3	LATCH HOLDER ASSEMBLY, COLOR	
12	FS5-8623-000		1	LABEL, WARNING LESER	
13	FU8-8219-000		1	LABEL, TONER	SEE NOTE
14	XZ9-0603-000		2	CATCH, MAGNET	

Figure 640 DEVELOPING ASSEMBLY

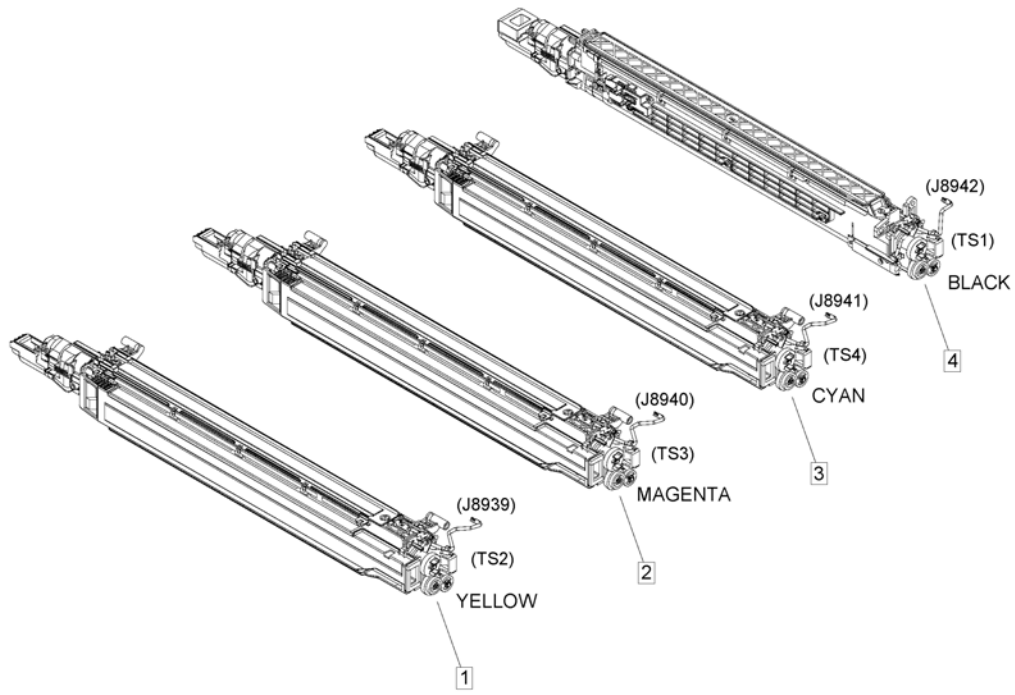


FIGURE & KEY NO.	PART NUMBER	RANK	QTY	DESCRIPTION	SERIAL NUMBER /REMARKS
640	NPN		RF	DEVELOPING ASSEMBLY	
1	FM1-C714-000		1	DEVELOPING ASSEMBLY, Y	TS2 [DP]
2	FM1-C715-000		1	DEVELOPING ASSEMBLY, M	TS3 [DP]
3	FM1-C716-000		1	DEVELOPING ASSEMBLY, C	TS4 [DP]
4	FM1-C717-000		1	DEVELOPING ASSEMBLY, BK	TS1 [DP]

Figure 770 WASTE TONER FIRST FEED ASS'Y

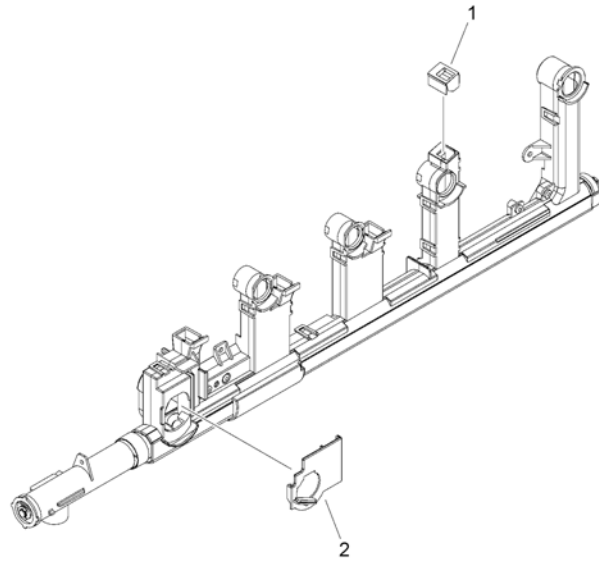


FIGURE & KEY NO.	PART NUMBER	R A N K	QTY	DESCRIPTION	SERIAL NUMBER /REMARKS
770	FM0-1328-000		1	WASTE TONER FIRST FEED ASS'Y	
1	FE2-0306-000		1	SEAL, BLACK	
2	FL0-1898-000		1	SHUTTER, TONER CATCHER	

Figure 771 SUB FRAME ASSEMBLY

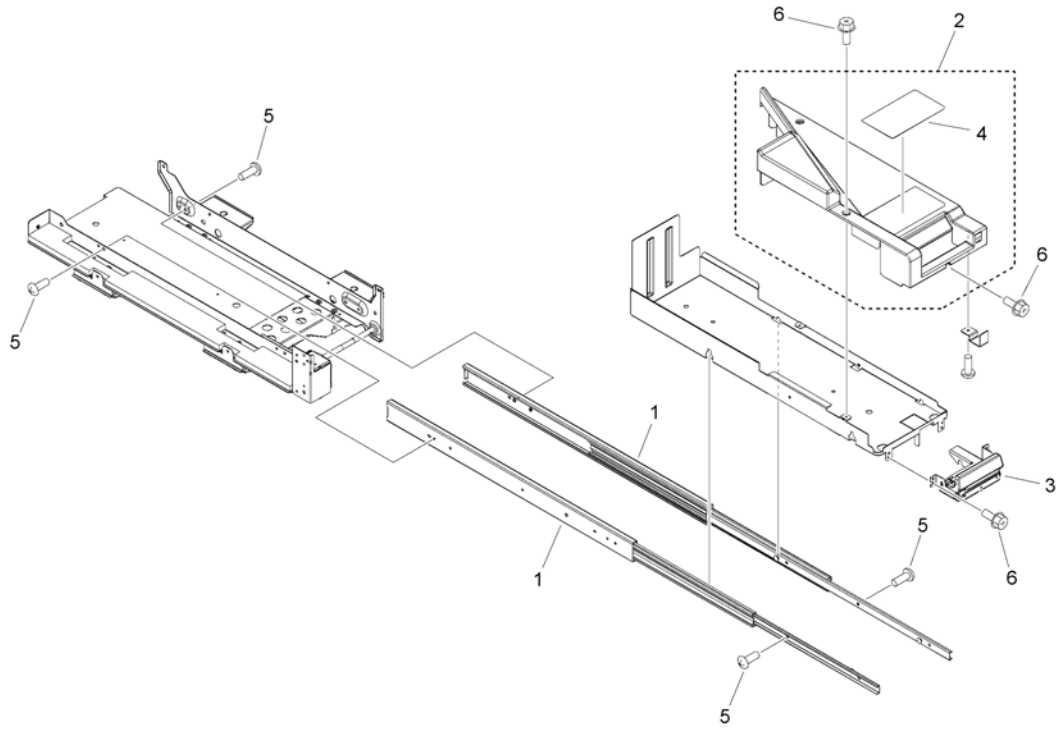


FIGURE & KEY NO.	PART NUMBER	RANK	QTY	DESCRIPTION	SERIAL NUMBER /REMARKS
771	FM0-1426-000		1	SUB FRAME ASSEMBLY	
1	FC0-4129-000		2	RAIL, SLIDE	
2	FL0-1899-000		1	COVER, HANDLE	
3	FM1-C674-000		1	HANDLE ASSEMBLY	
4	FU8-8163-000		1	LABEL, TONER BOTTLE	
5	XA9-1331-000		6	SCREW,MACH.,TRUSS HEAD,M4X4	
6	XA9-1386-000		5	SCREW,RS,M3X8	

Figure 772 CONTAINER, WASTE TONER, WT-401

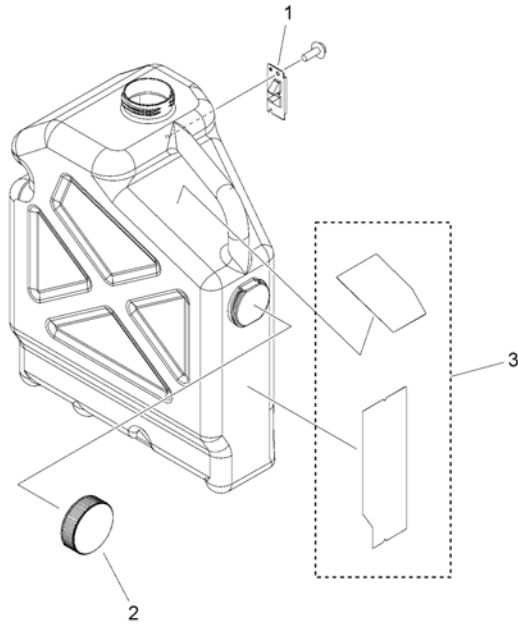


FIGURE & KEY NO.	PART NUMBER	RANK	QTY	DESCRIPTION	SERIAL NUMBER /REMARKS
772	FM0-4910-000		1	CONTAINER, WASTE TONER, WT-401	[DP]
1	FL3-7570-000		1	PRISM	
2	FL3-9150-000		1	CAP, WASTE TONER	
3	FU8-8127-000		1	LABEL, WASTE TONER	

Figure 810B FIXING ASSEMBLY (200V, 208V)

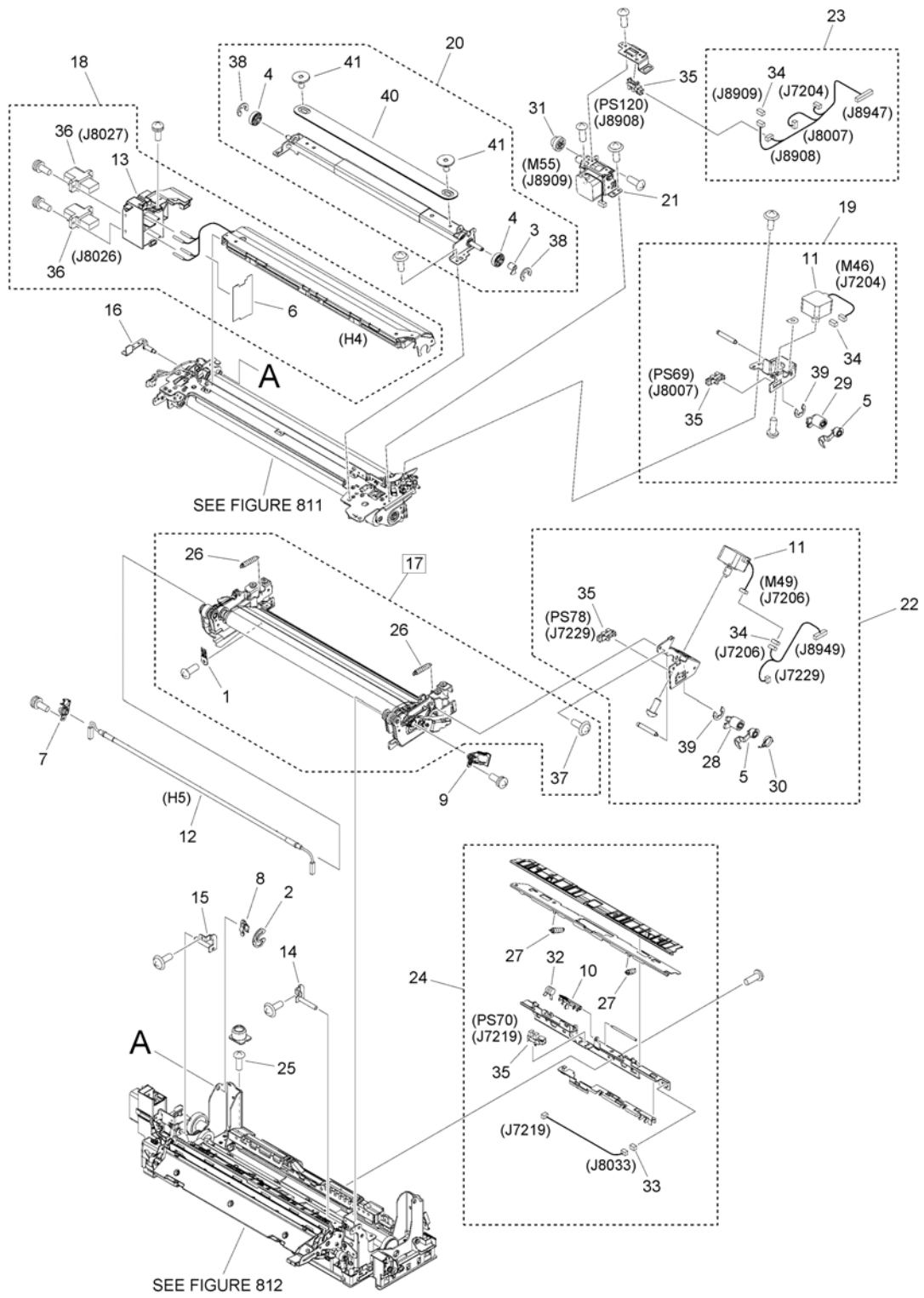


FIGURE & KEY NO.	PART NUMBER	RANK	QTY	DESCRIPTION	SERIAL NUMBER /REMARKS
810B	NPN		RF	FIXING ASSEMBLY	200V, 208V
1	FB5-9104-010		1	ELIMINATOR, STATIC CHARGE	
2	FB6-6088-000		1	RING, RETAINING	
3	FC0-9523-000		1	FLAG, HOME POSITION	
4	FC0-9524-000		2	CAM, PRESSURE	
5	FC8-2077-000		2	FLAG, HOME POSITION	
6	FC8-2100-000		1	FILM, DRAWER BLOCK COVER	
7	FC8-2108-000		1	BUSHING, REAR	
8	FC8-2119-000		1	SPACER	
9	FE3-8336-000		1	BUSHING, FRONT	
10	FE3-6321-000		1	FLAG, ENTRANCE SENSOR	
11	FK2-2523-000		2	MOTOR, STEPPING, DC	M46, M49
12	FK2-7884-000		1	HEATER, HALOGEN, 200V/208V	H5
13	FL0-1263-000		1	MOUNT, DRAWER	
14	FL2-8567-010		1	HINGE, FRONT	
15	FL2-8568-010		1	HINGE, REAR	
16	FL3-7621-000		1	PLATE, IH FIXED	
17	FM1-C722-000		1	LOWER BELT ASSEMBLY	[DP]
18	FM0-1374-000		1	HEATER ASSEMBLY	H4
19	FM0-1375-000		1	SHIFT CONTROL UPPER ASSEMBLY	
20	FM0-1385-010		1	REFRESH PRESSURE ASSEMBLY	
21	FM0-1386-000		1	REFRESH DRIVE UNIT	M55
22	FM0-1499-000		1	SHIFT CONTROL ASSEMBLY, LOWER	
23	FM0-2777-000		1	CABLE, REFRESH	
24	FM0-4891-000		1	ENTRANCE GUIDE ASSEMBLY	
25	FU5-9224-000		1	SCREW, BH4X6(YELLOW)	
26	FU7-2306-000		2	SPRING, TENSION	
27	FU7-2377-000		2	SPRING, TENSION	
28	FU8-0019-000		1	ARM, SHIFT CONTROL, L	
29	FU8-0020-000		1	ARM, SHIFT CONTROL, U	
30	FU8-2358-000		1	SPRING, TORSION	
31	FU9-0996-000		1	GEAR, 29T/19T	
32	FU9-2417-000		1	SPRING, TORSION	
33	VS1-7177-003		1	CONNECTOR, SNAP TIGHT, BK	
34	VS1-7177-004		3	CONNECTOR, SNAP TIGHT, BK	
35	WG8-5783-000		4	IC,PHOTO-INTERRUPTER,LG248NL1A	PS69, PS70, PS78, PS120
36	WS3-5970-000		2	CONNECTOR, DRAWER	
37	XA9-0807-000		1	SCREW, W/SEAL, M3X6	
38	XD9-0134-000		2	RING, E	
39	XD9-0136-000		2	RING, E	
40	FL0-4511-000		1	HANDLE, FIXING	
41	FU5-9749-000		2	SCREW, STEPPED, M4	

Figure 810C FIXING ASSEMBLY (230V)

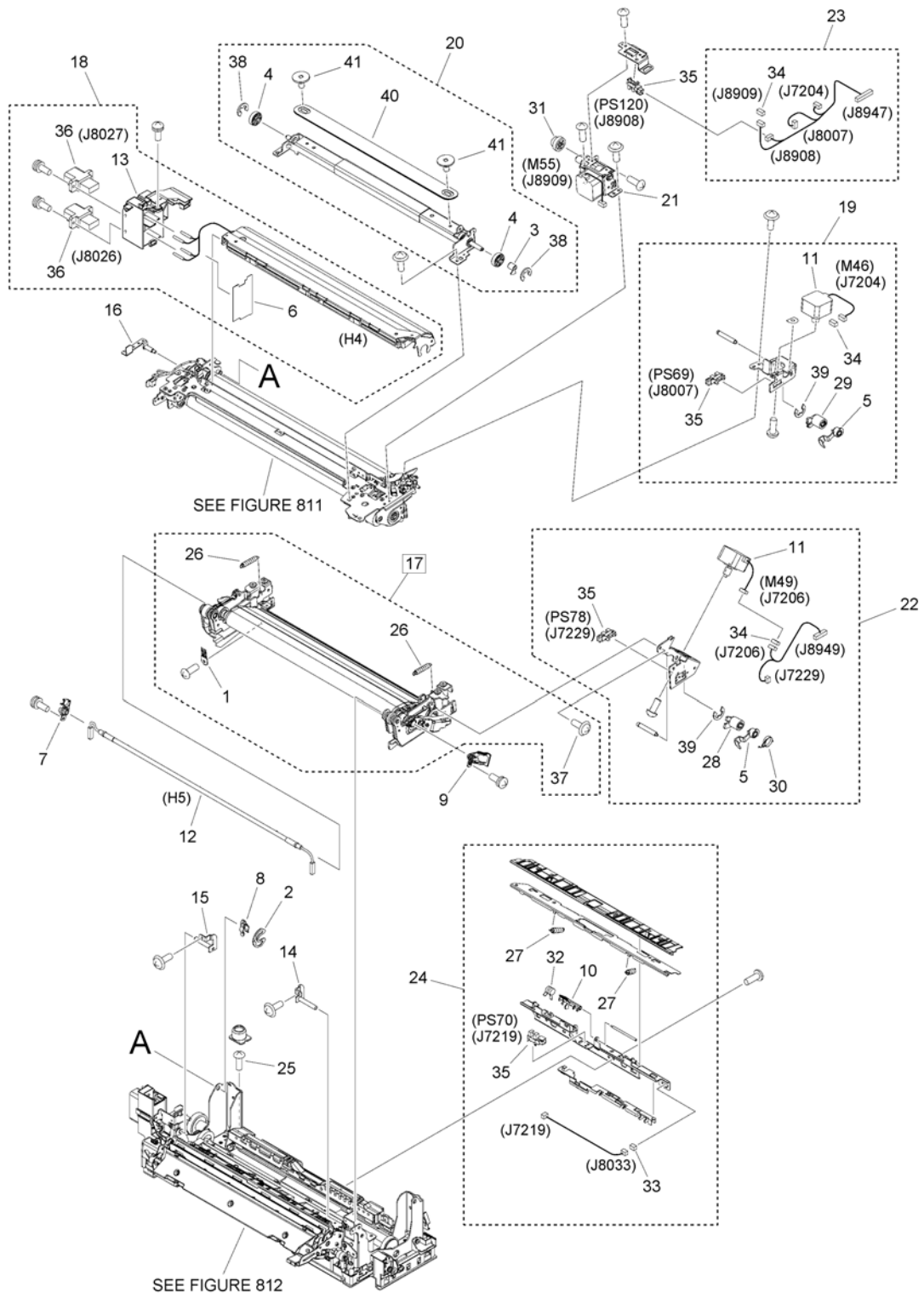


FIGURE & KEY NO.	PART NUMBER	RANK	QTY	DESCRIPTION	SERIAL NUMBER /REMARKS
810C	NPN		RF	FIXING ASSEMBLY	230V
1	FB5-9104-010		1	ELIMINATOR, STATIC CHARGE	
2	FB6-6088-000		1	RING, RETAINING	
3	FC0-9523-000		1	FLAG, HOME POSITION	
4	FC0-9524-000		2	CAM, PRESSURE	
5	FC8-2077-000		2	FLAG, HOME POSITION	
6	FC8-2100-000		1	FILM, DRAWER BLOCK COVER	
7	FC8-2108-000		1	BUSHING, REAR	
8	FC8-2119-000		1	SPACER	
9	FE3-8336-000		1	BUSHING, FRONT	
10	FE3-6321-000		1	FLAG, ENTRANCE SENSOR	
11	FK2-2523-000		2	MOTOR, STEPPING, DC	M46, M49
12	FK2-7885-000		1	HEATER, HALOGEN, 230V	H5
13	FL0-1263-000		1	MOUNT, DRAWER	
14	FL2-8567-010		1	HINGE, FRONT	
15	FL2-8568-010		1	HINGE, REAR	
16	FL3-7621-000		1	PLATE, IH FIXED	
17	FM1-C722-000		1	LOWER BELT ASSEMBLY	[DP]
18	FM0-1374-000		1	HEATER ASSEMBLY	H4
19	FM0-1375-000		1	SHIFT CONTROL UPPER ASSEMBLY	
20	FM0-1385-010		1	REFRESH PRESSURE ASSEMBLY	
21	FM0-1386-000		1	REFRESH DRIVE UNIT	M55
22	FM0-1499-000		1	SHIFT CONTROL ASSEMBLY, LOWER	
23	FM0-2777-000		1	CABLE, REFRESH	
24	FM0-4891-000		1	ENTRANCE GUIDE ASSEMBLY	
25	FU5-9224-000		1	SCREW, BH4X6(YELLOW)	
26	FU7-2306-000		2	SPRING, TENSION	
27	FU7-2377-000		2	SPRING, TENSION	
28	FU8-0019-000		1	ARM, SHIFT CONTROL, L	
29	FU8-0020-000		1	ARM, SHIFT CONTROL, U	
30	FU8-2358-000		1	SPRING, TORSION	
31	FU9-0996-000		1	GEAR, 29T/19T	
32	FU9-2417-000		1	SPRING, TORSION	
33	VS1-7177-003		1	CONNECTOR, SNAP TIGHT, BK	
34	VS1-7177-004		3	CONNECTOR, SNAP TIGHT, BK	
35	WG8-5783-000		4	IC,PHOTO-INTERRUPTER,LG248NL1A	PS69, PS70, PS78, PS120
36	WS3-5970-000		2	CONNECTOR, DRAWER	
37	XA9-0807-000		1	SCREW, W/SEAL, M3X6	
38	XD9-0134-000		2	RING, E	
39	XD9-0136-000		2	RING, E	
40	FL0-4511-000		1	HANDLE, FIXING	
41	FU5-9749-000		2	SCREW, STEPPED, M4	

Figure 811 UPPER BELT ASSEMBLY

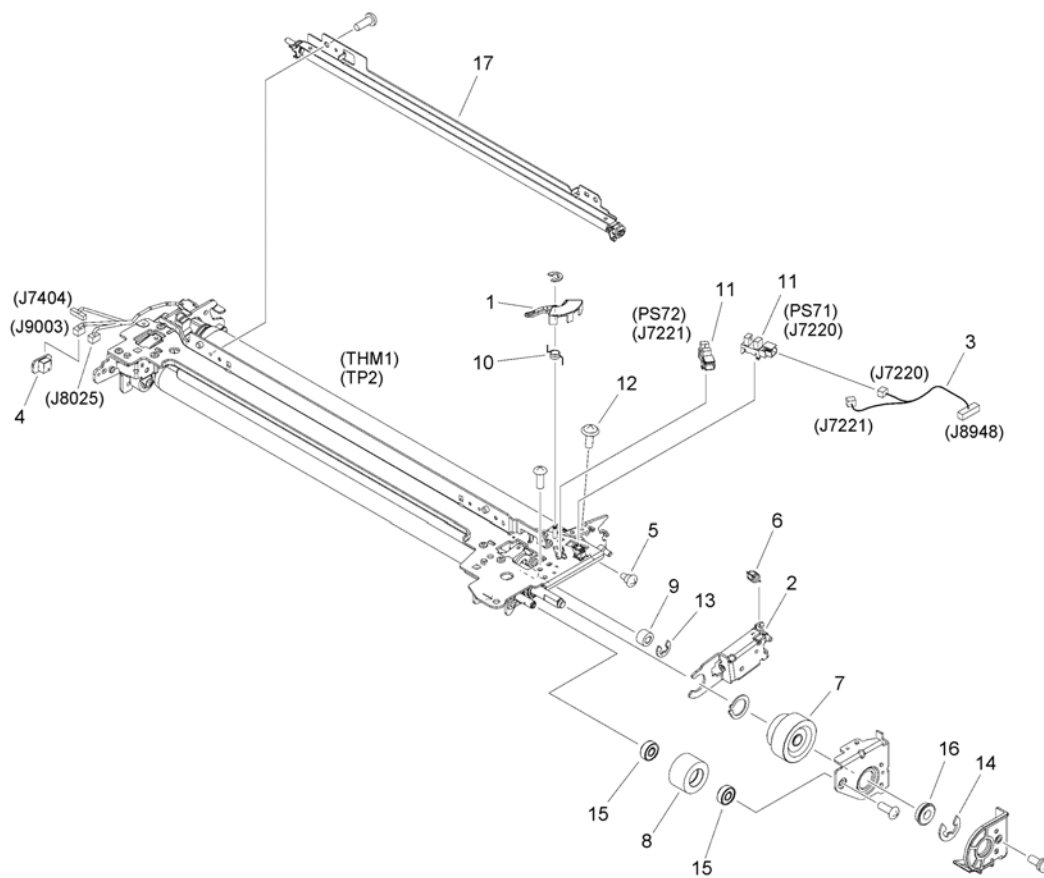


FIGURE & KEY NO.	PART NUMBER	RANK	QTY	DESCRIPTION	SERIAL NUMBER /REMARKS
811	FM1-C721-000		1	UPPER BELT ASSEMBLY	THM1, TP2 [DP]
1	FC0-9622-000		1	FLAG, BELT SENSOR	
2	FM0-1379-000		1	TENSION ARM UNIT, FRONT	
3	FM0-2778-000		1	CABLE, UPPER BELT UNIT	
4	FM3-9604-000		1	FIXING FUSE PCB ASSEMBLY	
5	FS1-9010-020		1	SCREW, STEPPED, M3	
6	FU8-2356-000		1	SPRING, TENSION	
7	FU9-0977-000		1	GEAR, 37T/42T	
8	FU0-0126-000		1	GEAR, 31T	
9	FU9-0979-000		1	GEAR, 14T	
10	FU9-2344-000		1	SPRING, TORSION	
11	WG8-5783-000		2	IC,PHOTO-INTERRUPTER,LG248NL1A	PS71, PS72
12	XA9-0807-000		1	SCREW, W/SEAL, M3X6	
13	XD9-0134-000		1	RING, E	
14	XD9-0136-000		1	RING, E	
15	XG9-0499-000		2	BEARING, BALL R-1560X2ZZR	
16	XG9-0593-000		1	BEARING, BALL 1680HHRP0P15	
17	FM1-D437-000		1	CLEANING ROLLER UNIT	

Figure 812B (1/2)FIXING BASE ASS'Y

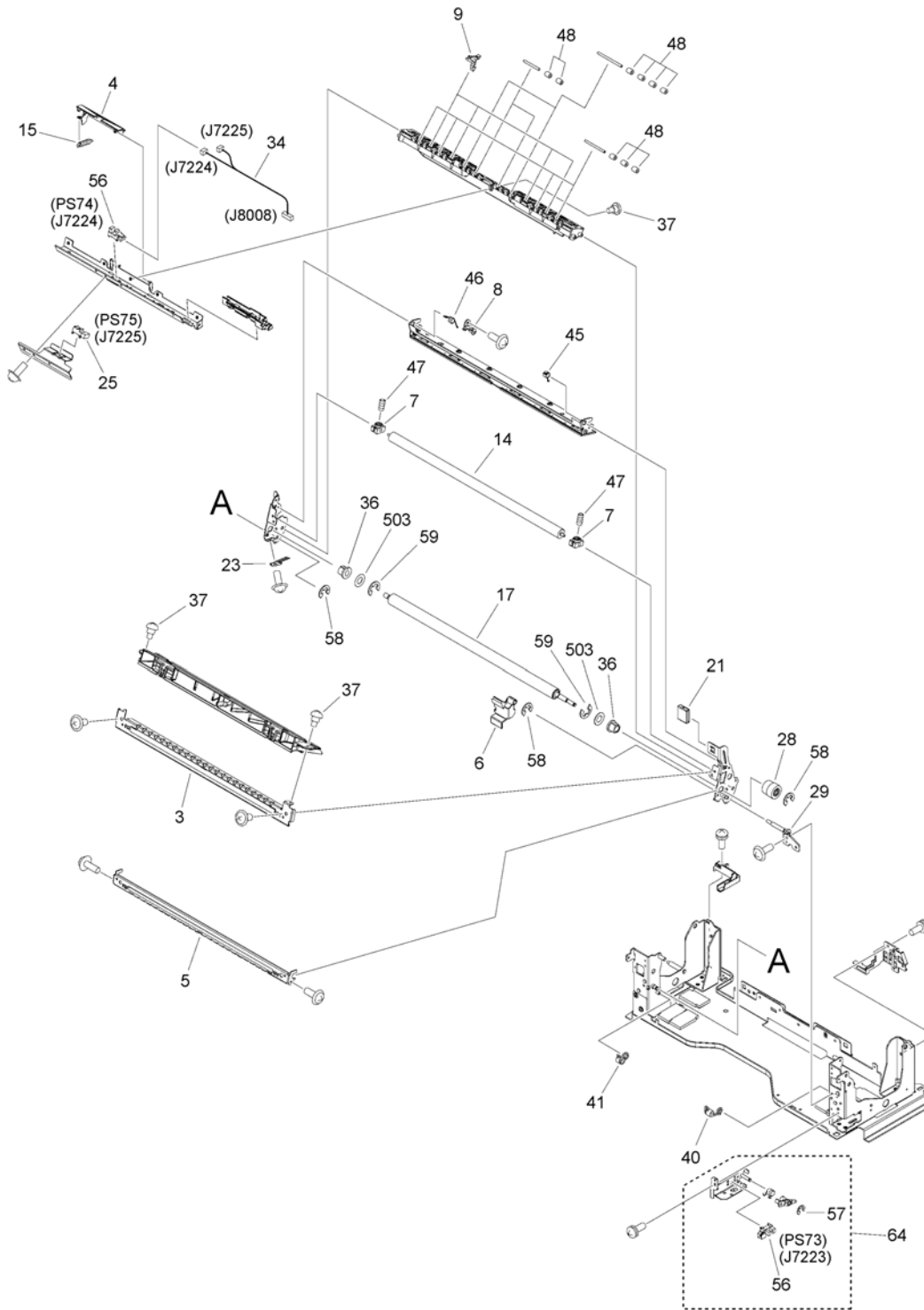


Figure 812B (2/2)FIXING BASE ASS'Y

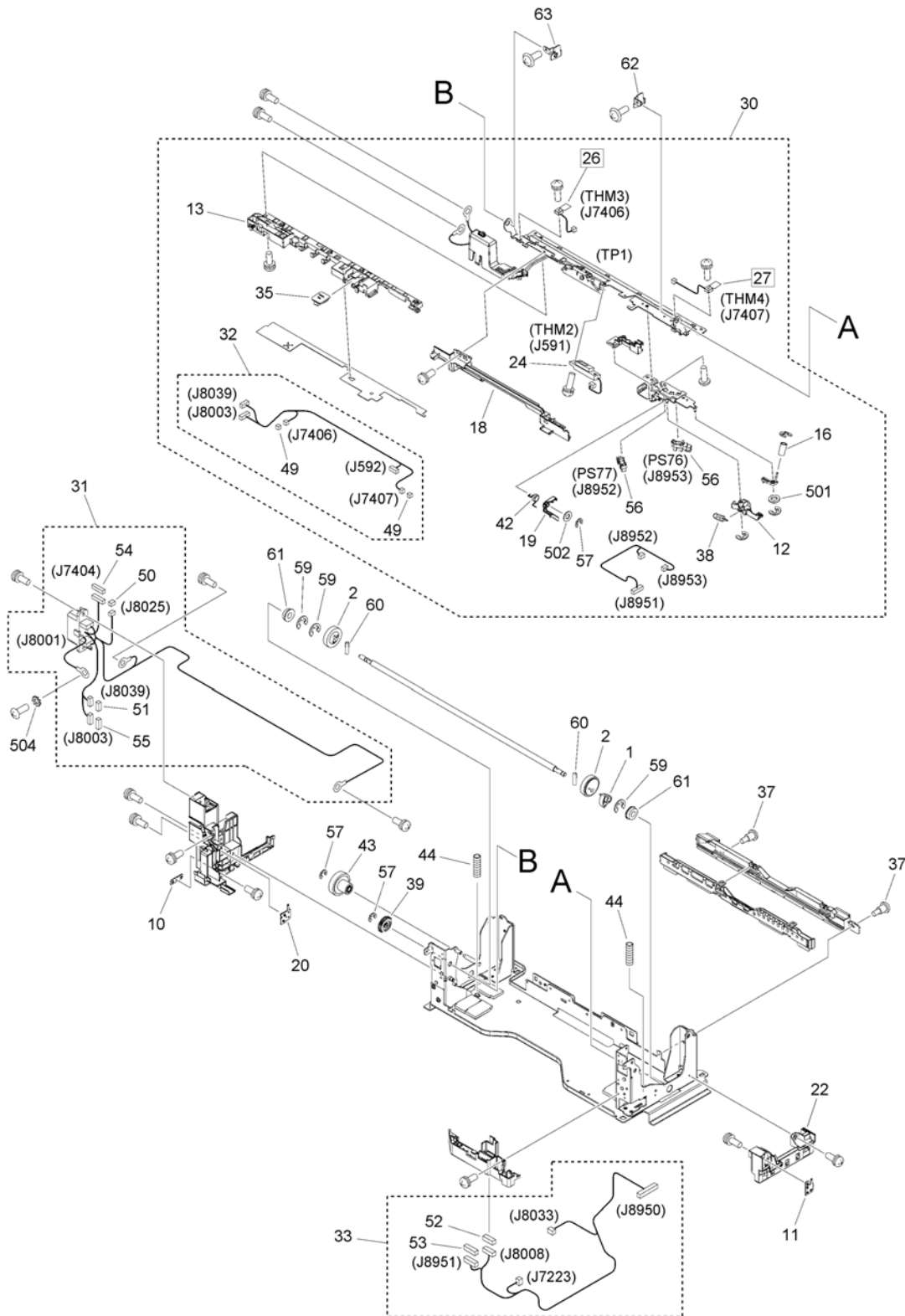


FIGURE & KEY NO.	PART NUMBER	RANK	QTY	DESCRIPTION	SERIAL NUMBER /REMARKS
812B	FM1-P430-000		1	FIXING BASE ASS'Y	
1	FC0-9528-000		1	ARM, PRESSURE SENSING	
2	FC0-9530-000		2	CAM, PRESSURE	
3	FE8-2811-000		1	COVER, PAPER DELIVERY, UPPER	
4	FC0-9543-000		1	LEVER, WRAPPING SENSOR	
5	FC0-9548-000		1	COVER, PAPER DELIVERY, LOWER	
6	FC0-9874-000		1	COVER, INNER DELIVERY CONNECTOR	
7	FC5-2598-000		2	BUSHING	
8	FL1-1093-000		1	SUPPORT, SEPARATION SHAFT	
9	FC7-1428-000		4	RIB, INNER PAPER DELIVERY GUIDE	
10	FC7-1481-010		1	PLATE, HEATER CONNECTING	
11	FC8-2023-000		1	PLATE, HEATER TERMINAL, F	
12	FC8-2027-000		1	FLAG, B SENSOR, L	
13	FC8-2029-000		1	GUIDE, CORD	
14	FC8-2080-010		1	ROLLER, INNER DELIVERY, UPPER	
15	FC8-2101-000		1	SPRING, TENSION	
16	FC8-2106-010		1	ROLLER, BELT DETECT, LOWER	
17	FE3-8162-000		1	ROLLER, INNER DELIVERY, LOWER	
18	FC8-2507-010		1	COVER, THERMISTOR	
19	FC8-2509-000		1	ARM, FLAG SAVE	
20	FC9-3972-000		1	PLATE, HEATER CONNECTING	
21	FC9-8425-000		1	LEVER, GUIDE	
22	FE2-0267-010		1	GUIDE, CABLE, FRONT	
23	FE3-8172-000		1	ELIMINATOR, STATIC CHARGE	
24	FK2-2537-000		1	THERMISTOR	THM2
25	FK2-6470-000		1	PHOTO-SENSOR, KUA0055C	PS75
26	FK2-7870-000		1	THERMISTOR UNIT	THM3 [DP]
27	FK2-7871-000		1	THERMISTOR UNIT	THM4 [DP]
28	FL2-8588-000		1	GEAR, 15T	
29	FL2-8763-000		1	HINGE	
30	FM0-1383-000		1	PRESSURE CROSSMEMBER ASSEMBLY	TP1
31	FM0-2772-000		1	CABLE, FIXING DRAWER	
32	FM0-2773-000		1	CABLE, LOWER BELT THERMISTOR	
33	FM0-2780-000		1	CABLE, LOWER BELT UNIT	
34	FM0-2782-000		1	CABLE, FIXING OUTLET SENSOR	
35	FM3-9585-000		1	THERMISTOR CONNECT PCB ASS'Y	
36	FS1-1422-000		2	BUSHING	
37	FS1-9010-020		9	SCREW, STEPPED, M3	
38	FU6-2595-000		1	SPRING, TENTION	
39	FU7-0394-000		1	GEAR, 30T	
40	FU7-2310-000		1	SPRING, TORSION	
41	FU7-2311-000		1	SPRING, TORSION	
42	FU7-2380-000		1	SPRING, TORSION	

FIGURE & KEY NO.	PART NUMBER	RANK	QTY	DESCRIPTION	SERIAL NUMBER /REMARKS
43	FL1-1283-000		1	GEAR, 43T/19T	
44	FU9-2339-000		2	SPRING, COMPRESSION	
45	FU2-1851-000		1	SPRING, TORSION	
46	FU2-1852-000		1	SPRING, TORSION	
47	FU9-2404-000		2	SPRING, COMPRESSION	
48	RB2-0493-000		15	ROLLER, PAPER SENSOR	
49	VS1-7177-002		2	CONNECTOR, SNAP TIGHT, BK	
50	VS1-7177-003		1	CONNECTOR, SNAP TIGHT, BK	
51	VS1-7177-005		1	CONNECTOR, SNAP TIGHT, BK	
52	VS1-7177-006		1	CONNECTOR, SNAP TIGHT, BK	
53	VS1-7177-007		1	CONNECTOR, 7P, FEMALE, BK	
54	VS1-7177-008		1	CONNECTOR, SNAP TIGHT, BK	
55	VS1-8959-006		1	CONNECTOR, SNAP TIGHT, 6P, W	
56	WG8-5783-000		4	IC,PHOTO-INTERRUPTER,LG248NL1A	PS73, PS74, PS76, PS77
57	XD9-0134-000		4	RING, E	
58	XD9-0135-000		3	RING, E	
59	XD9-0136-000		5	RING, E	
60	XD9-0295-000		2	PIN, PARALLEL	
61	XG9-0594-000		2	BEARING, BALL, MF126ZZ	
62	FL2-8565-000		1	SUPPORT, HINGE, FRONT	
63	FL2-8566-000		1	SUPPORT, HINGE, REAR	
64	FM0-1382-000		1	SENSOR UNIT, PRESSURE RELEASE	
501	XD1-1103-138		1	WASHER	
502	XD1-1104-135		1	WASHER,COP	
503	XD1-1206-233		2	WASHER	
504	XD1-4200-402		1	WASHER, TOOTHED LOCK, M4	

Figure 900A CONTROLLER BOX ASSEMBLY

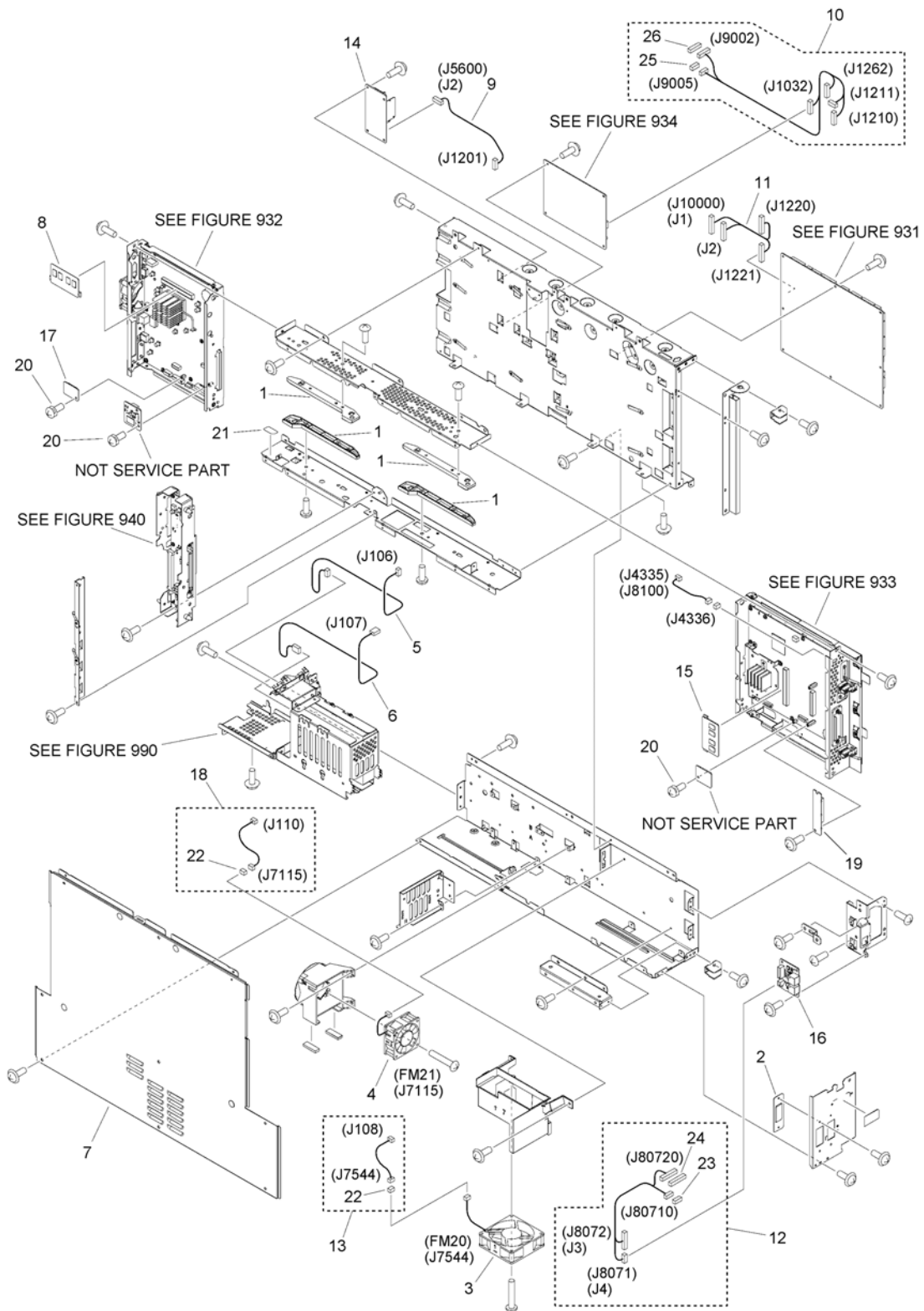


FIGURE & KEY NO.	PART NUMBER	RANK	QTY	DESCRIPTION	SERIAL NUMBER /REMARKS
900A	NPN		RF	CONTROLLER BOX ASSEMBLY	
1	FC8-5174-000		4	RAIL, MAIN CONTROLLER, 1	
2	FC9-3940-000		1	PLATE, MODULAR BLANKING	
3	FK2-2529-000		1	FAN	FM20
4	FL3-6670-000		1	FAN	FM21
5	FK2-8431-000		1	CABLE, STANDARD SATA POWER, B	
6	FK2-8433-000		1	CABLE, STANDARD SATA SIGNAL, B	
7	FL3-7727-000		1	PANEL, REAR, UPPER	
8	FM0-0322-000		1	MEMORY PCB ASSEMBLY	
9	FM0-2757-000		1	CABLE, DC DC	
10	FM0-2768-000		1	CABLE, SERIAL INTERFACE	
11	FM0-2769-000		1	CABLE, DC CONTROLLER RISER	
12	FM0-2845-000		1	CABLE, PCB ASSEMBLY, CAN	
13	FM0-2850-000		1	CABLE, CONTROLLER FAN COOLING	
14	FM0-2941-000		1	LASER P.S. CONNECT PCB ASS'Y	
15	FM0-4326-000		1	MEMORY PCB ASSEMBLY	
16	FM0-4695-000		1	TRANSCEIVER PCB ASSEMBLY, CAN	
17	FM1-C876-000		1	TPM PCB ASSEMBLY	
18	FM4-0759-000		1	CABLE, FAN	
19	FM4-0780-000		1	BYPASS PCB ASS'Y, SUB	
20	XA9-1959-000		3	SCREW, W/WASHER, M3X4	
21	FU8-8257-000		1	LABEL, CAUTION	
22	VS1-7177-003		2	CONNECTOR, SNAP TIGHT, BK	
23	VS1-8412-005		1	CONNECTOR, SNAP TIGHT, BL	
24	VS1-8412-019		1	CONNECTOR, SNAP TIGHT, BL	
25	VS1-8959-005		1	CONNECTOR, SNAP TIGHT, 5P, W	
26	VS1-8959-008		1	CONNECTOR, SNAP TIGHT, 8P, W	
NSP	FM1-X864-000		1	SATA-FLASH PCB ASSEMBLY	
NSP	FM4-1259-000		1	COUNTER PCB ASSEMBLY	

Figure 910 DC POWER SUPPLY BOX ASSEMBLY

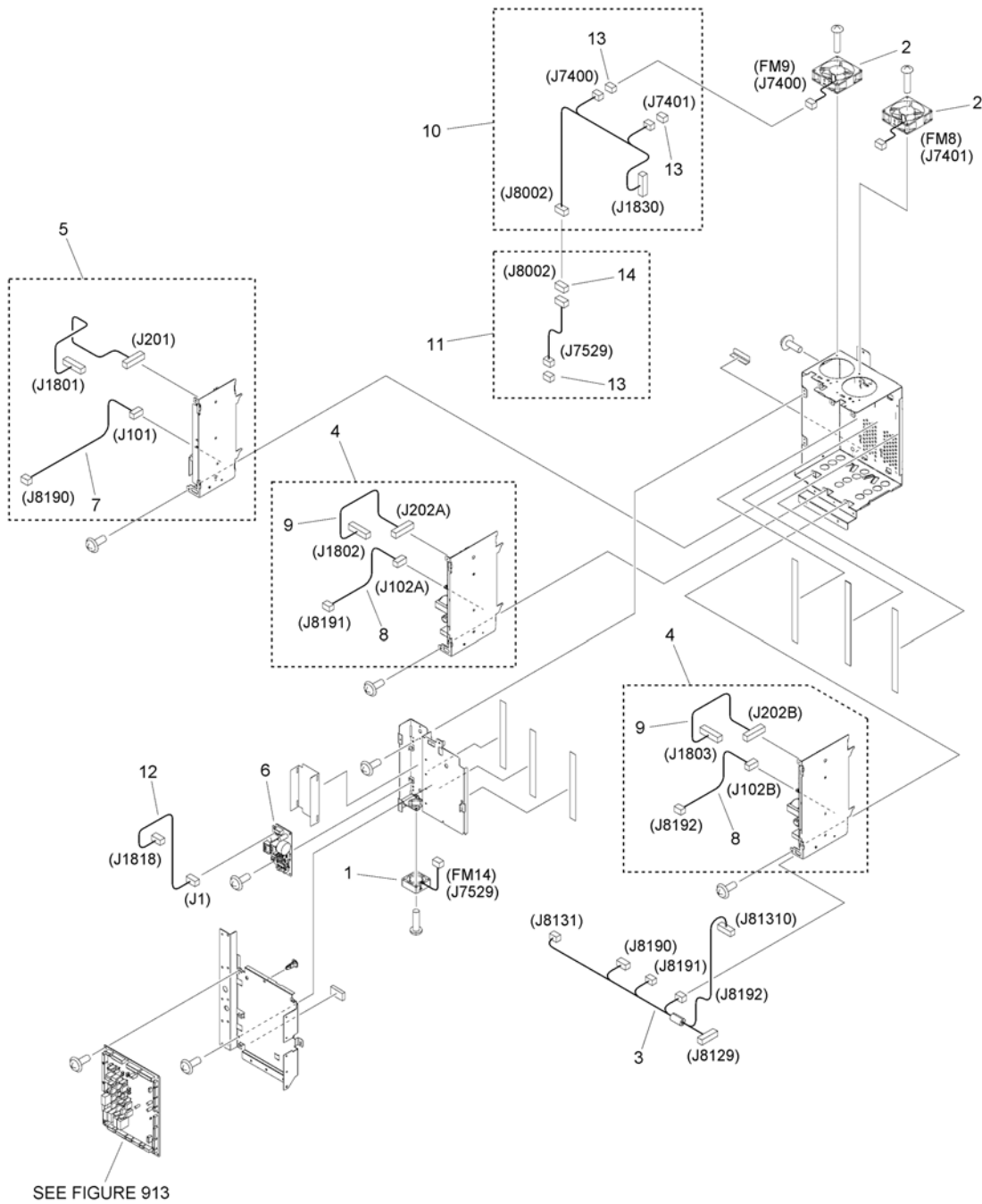


FIGURE & KEY NO.	PART NUMBER	RANK	QTY	DESCRIPTION	SERIAL NUMBER /REMARKS
910	NPN		RF	DC POWER SUPPLY BOX ASSEMBLY	
1	FK2-6461-000		1	FAN	FM14
2	FK3-2593-000		2	FAN	FM8, FM9
3	FM0-2749-000		1	CABLE, POWER SUPPLY CONNECTING	
4	FM1-C706-000		2	DC POWER SUPPLY ASSEMBLY, 24V	
5	FM3-4877-010		1	DC POWER SUPPLY ASSEMBLY, 12V	
6	FM3-9586-000		1	DC POWER CONNECTING PCB ASS'Y	
7	FM4-1354-000		1	CABLE, AC POWER SUPPLY, 12V	
8	FM4-1355-000		2	CABLE, AC POWER SUPPLY, 24V	
9	FM4-1360-000		2	CABLE(2), AC POWER SUPPLY, 24V	
10	FM4-1361-000		1	CABLE, FAN	
11	FM4-1362-000		1	CABLE, FAN	
12	FM4-1370-000		1	CABLE, FAN	
13	VS1-7177-003		3	CONNECTOR, SNAP TIGHT, BK	
14	VS1-7177-004		1	CONNECTOR, SNAP TIGHT, BK	

Figure 911B IH POWER SUPPLY BOX ASSEMBLY (200V, 208V, 230V)

NOTE : This assembly includes the assembly shown in Figure 912.

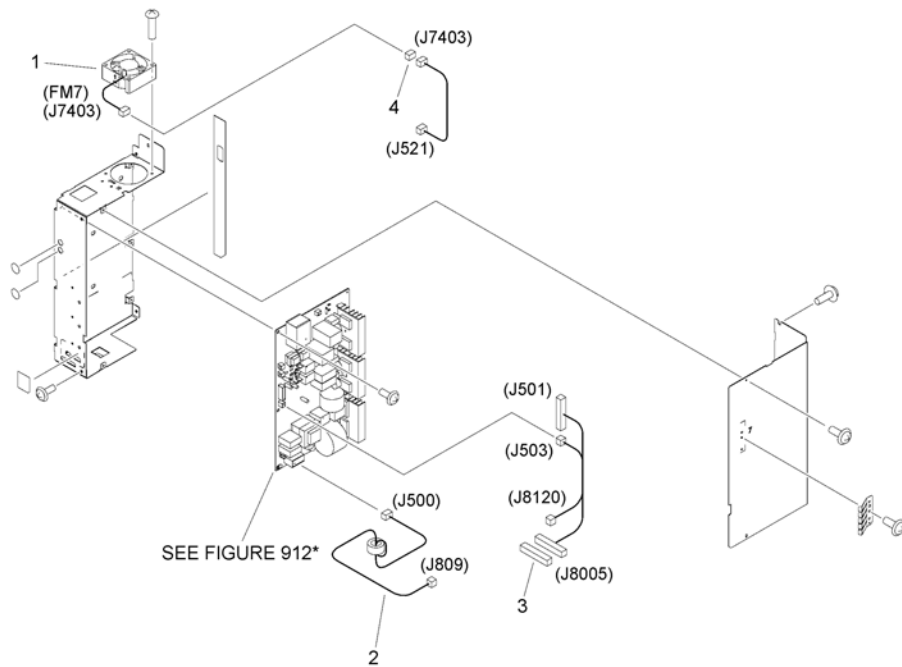


FIGURE & KEY NO.	PART NUMBER	RANK	QTY	DESCRIPTION	SERIAL NUMBER /REMARKS
911B	FM0-1563-000		1	IH POWER SUPPLY BOX ASSEMBLY	200V, 208V, 230V SEE NOTE
1	FK2-3679-000		1	FAN	FM7
2	FM0-2748-000		1	CABLE, IH - AC CONNECTING	
3	VS1-8412-023		1	CONNECTOR, SNAP TIGHT, BL	
4	VS1-7177-003		1	CONNECTOR, SNAP TIGHT, BK	

Figure 912B HEATER POWER SUPPLY PCB ASS'Y (200V, 208V, 230V)

NOTE : This assembly is included in the assembly shown in Figure 911.

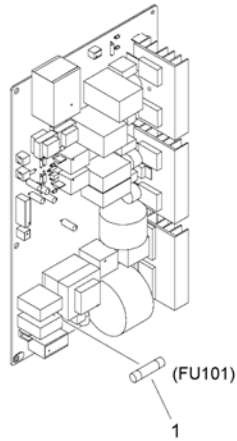


FIGURE & KEY NO.	PART NUMBER	RANK	QTY	DESCRIPTION	SERIAL NUMBER /REMARKS
912B	FM0-2939-000		1	HEATER POWER SUPPLY PCB ASS'Y	200V, 208V, 230V SEE NOTE
1	VD7-3422-002		1	FUSE	FU101
T	FK2-0598-000		1	TRANSFORMER	T101
T	FK2-0680-000		2	TRANSFORMER	T161, T171
T	FK2-0681-000		1	TRANSFORMER	T102

Figure 913 RELAY PCB ASSEMBLY

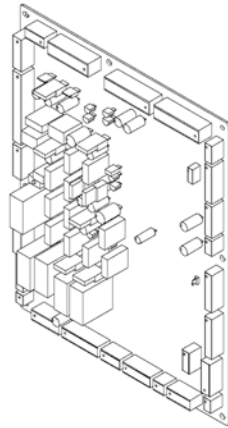


FIGURE & KEY NO.	PART NUMBER	R A N K	QTY	DESCRIPTION	SERIAL NUMBER /REMARKS
913	FM0-2927-000		1	RELAY PCB ASSEMBLY	
IC	FK3-2323-000		1	IC, ASIC, T6VN7EFG-0002	IC6

Figure 931 DC CONTROLLER I/F PCB ASS'Y

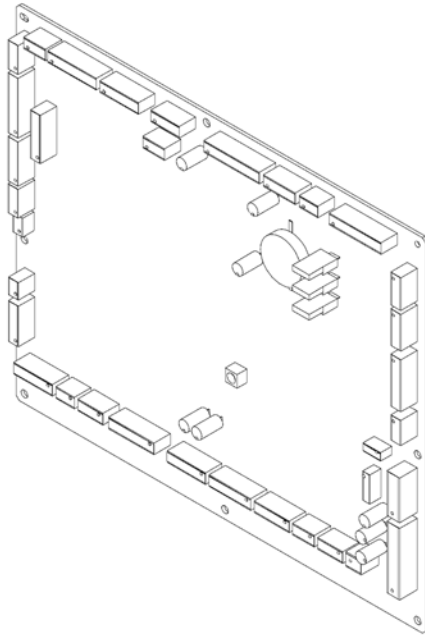


FIGURE & KEY NO.	PART NUMBER	R A N K	QTY	DESCRIPTION	SERIAL NUMBER /REMARKS
931	FM0-2916-010		1	DC CONTROLLER I/F PCB ASS'Y	
IC	FK3-2323-000		4	IC, ASIC, T6VN7EFG-0002	IC38, IC42, IC43, IC44

Figure 932 MAIN CONTROLLER PCB ASS'Y, 1

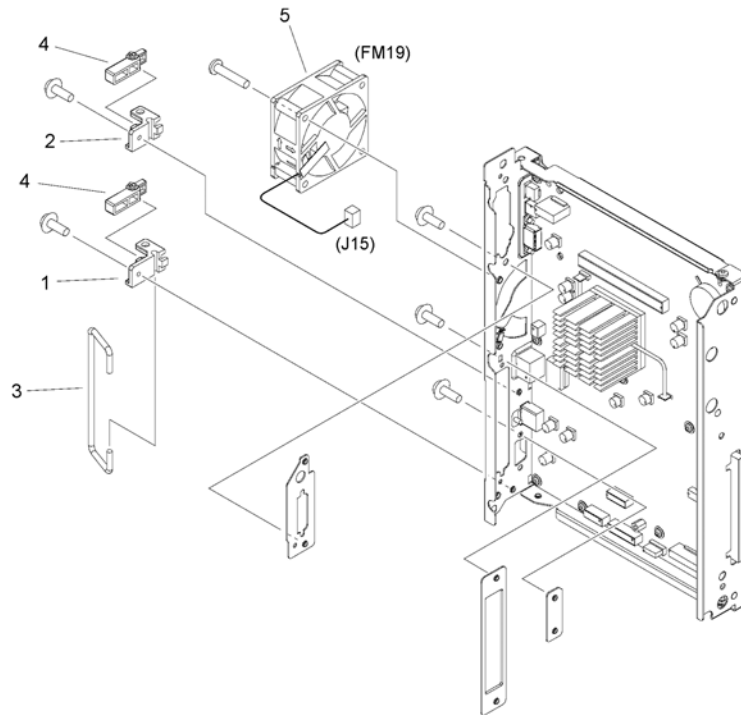


FIGURE & KEY NO.	PART NUMBER	RANK	QTY	DESCRIPTION	SERIAL NUMBER /REMARKS
932	FM0-4353-000		1	MAIN CONTROLLER PCB ASS'Y, 1	
1	FC8-5205-000		1	MOUNT, LEVER	
2	FC9-4096-000		1	MOUNT, LEVER	
3	FC9-4097-000		1	HANDLE	
4	FC9-4098-000		2	LEVER	
5	FL3-6670-000		1	FAN	FM19
IC	FK3-2212-000		1	IC, AU80610004671AASLBMH,	IC1
IC	FK4-1861-000		1	IC, 88E8075-B0-NNC2C000-W553,	IC4

Figure 933 MAIN CONTROLLER PCB ASS'Y, 2

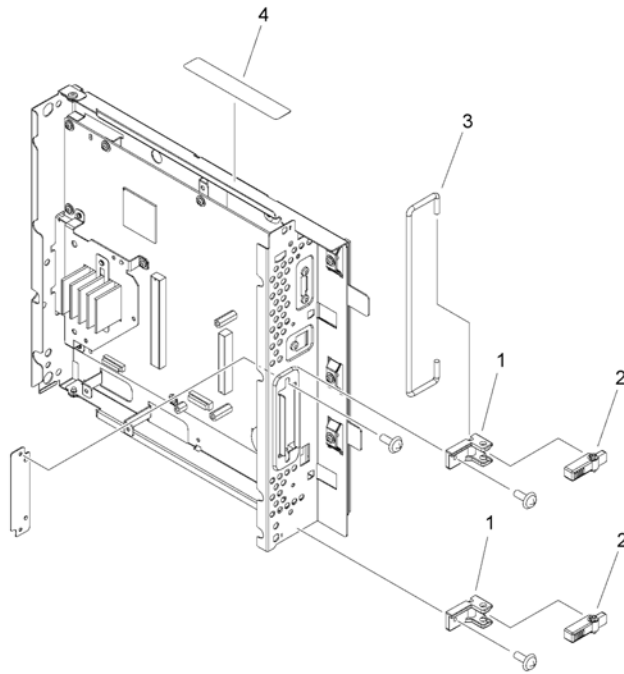


FIGURE & KEY NO.	PART NUMBER	RANK	QTY	DESCRIPTION	SERIAL NUMBER /REMARKS
933	FM0-4351-010		1	MAIN CONTROLLER PCB ASSY, 2	
1	FC8-5205-000		2	MOUNT, LEVER	
2	FC9-4098-000		2	LEVER	
3	FC9-4156-000		1	HANDLE	
4	FU6-8861-000		1	LABEL, MEMORY CAUTION	
IC	FK3-3793-000		1	IC, CLOCK GENERATOR	IC1
IC	FK2-8345-000		1	IC, UPD8085517F1-612-MNB-A	IC20
IC	FK2-9788-000		1	IC, R8A03019ABG U100,	IC22
IC	FK2-3218-000		1	IC, MB87L8650, GATE ARRAY	IC28
IC	FK3-3792-000		1	IC, CLOCK GENERATOR	IC43
IC	FL3-4283-000		1	IC, SST39VF200A-70-4C-EKE,	IC60
IC	FK2-8353-000		1	IC, PD812006F5-D11-PN9-A, ASIC	IC6

Figure 934 DC CONTROLLER DIFF PCB ASS'Y

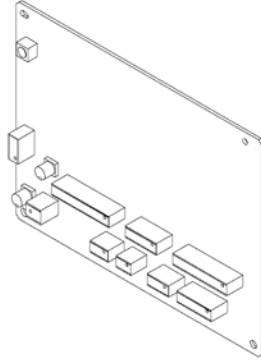


FIGURE & KEY NO.	PART NUMBER	RANK	QTY	DESCRIPTION	SERIAL NUMBER /REMARKS
934	FM0-2922-000		1	DC CONTROLLER DIFF PCB ASS'Y	
IC	FK3-2323-000		1	IC, ASIC, T6VN7EFG-0002	IC1

Figure 940 RISER PCB ASSEMBLY

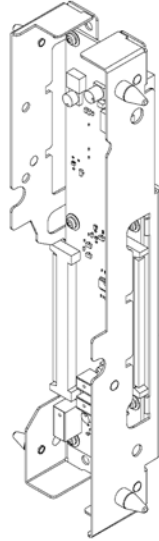


FIGURE & KEY NO.	PART NUMBER	R A N K	QTY	DESCRIPTION	SERIAL NUMBER /REMARKS
940	FM0-1438-000		1	RISER PCB ASSEMBLY	
IC	FK2-3218-000		1	IC, MB87L8650, GATE ARRAY	IC1

Figure 950 LASER INTERFACE PCB ASSEMBLY

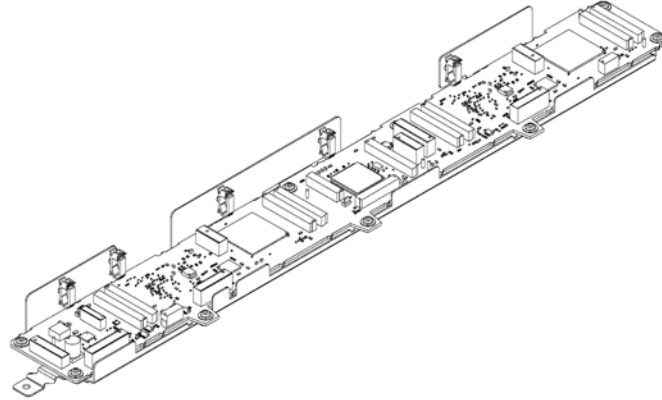


FIGURE & KEY NO.	PART NUMBER	R A N K	QTY	DESCRIPTION	SERIAL NUMBER /REMARKS
950	FM1-M170-000		1	LASER INTERFACE PCB ASSEMBLY	
IC	FK3-3985-000		4	IC,MB8AA4570-GE1	IC26, IC27, IC28, IC29

Figure 960 PAPER PICK-UP DRIVER PCB ASS'Y

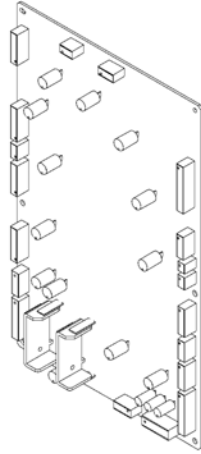


FIGURE & KEY NO.	PART NUMBER	R A N K	QTY	DESCRIPTION	SERIAL NUMBER /REMARKS
960	FM0-2923-000		1	PAPER PICK-UP DRIVER PCB ASS'Y	
IC	FK3-2323-000		2	IC, ASIC, T6VN7EFG-0002	IC22, IC23

Figure 961 REG. PATCH DRIVER PCB ASSEMBLY

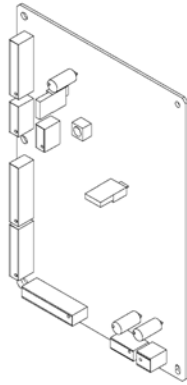


FIGURE & KEY NO.	PART NUMBER	R A N K	QTY	DESCRIPTION	SERIAL NUMBER /REMARKS
961	FM0-2925-000		1	REG. PATCH DRIVER PCB ASSEMBLY	
IC	FK3-2323-000		1	IC, ASIC, T6VN7EFG-0002	IC15

Figure 962B AC DRIVER PCB ASSEMBLY (200V, 208V)

NOTE : This assembly is included in the assembly shown in Figure 140.

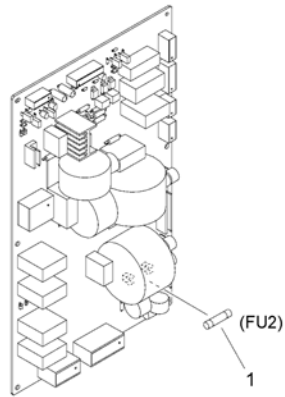


FIGURE & KEY NO.	PART NUMBER	R A N K	QTY	DESCRIPTION	SERIAL NUMBER /REMARKS
962B	FM0-2920-000		1	AC DRIVER PCB ASSEMBLY	200V, 208V SEE NOTE
1	VD7-3503-151		1	FUSE, 250V, 3.15A	FU2

Figure 962C AC DRIVER PCB ASSEMBLY (230V)

NOTE : This assembly is included in the assembly shown in Figure 140.

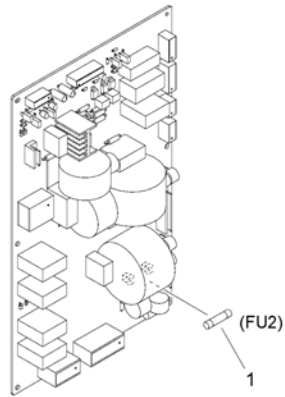


FIGURE & KEY NO.	PART NUMBER	R A N K	QTY	DESCRIPTION	SERIAL NUMBER /REMARKS
962C	FM0-2929-000		1	AC DRIVER PCB ASSEMBLY	230V SEE NOTE
1	VD7-3503-151		1	FUSE, 250V, 3.15A	FU2

Figure 963 **BUFFER DRIVER PCB ASSEMBLY**

NOTE : This assembly is included in the assembly shown in Figure 356.

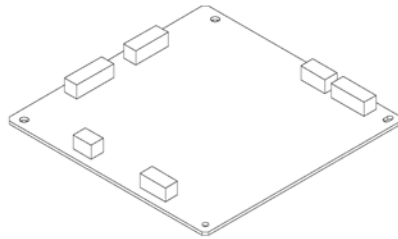


FIGURE & KEY NO.	PART NUMBER	R A N K	QTY	DESCRIPTION	SERIAL NUMBER /REMARKS
963	FM0-2928-000		1	BUFFER DRIVER PCB ASSEMBLY	SEE NOTE
IC	FK3-2323-000		1	IC, ASIC, T6VN7EFG-0002	IC7

Figure 964B DRUM HEATER DRIVER PCB ASS'Y (200V, 208V, 230V)

NOTE : This assembly is included in the assembly shown in Figure 140.

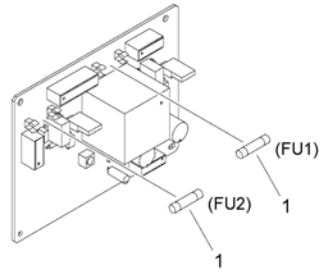


FIGURE & KEY NO.	PART NUMBER	RANK	QTY	DESCRIPTION	SERIAL NUMBER /REMARKS
964B	FM0-2930-000		1	DRUM HEATER DRIVER PCB ASSY	200V, 208V, 230V SEE NOTE
1	VD7-3501-001		2	FUSE	FU1, FU2
T	FK3-2592-000		1	TRANSFORMER, POWER	T1

Figure 965 **FIXING/FEEDER DRIVER PCB ASS'Y**

NOTE : This assembly is included in the assembly shown in Figure 330.

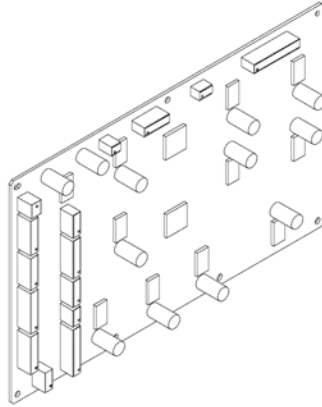


FIGURE & KEY NO.	PART NUMBER	R A N K	QTY	DESCRIPTION	SERIAL NUMBER /REMARKS
965	FM0-2924-000		1	FIXING/FEEDER DRIVER PCB ASS'Y	
IC	FK3-2323-000		2	IC, ASIC, T6VN7EFG-0002	IC21, IC22

Figure 966 CIS DRIVER PCB ASSEMBLY

NOTE : This assembly is included in the assembly shown in Figure 330.

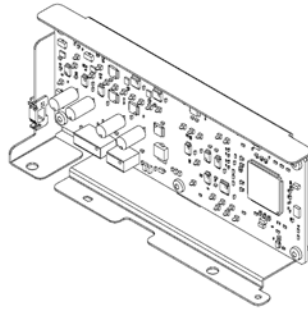


FIGURE & KEY NO.	PART NUMBER	R A N K	QTY	DESCRIPTION	SERIAL NUMBER /REMARKS
966	FM0-4928-000		1	CIS DRIVER PCB ASSEMBLY	
IC	FK3-2323-000		1	IC, ASIC, T6VN7EFG-0002	IC501

Figure 983 DRUM POST HIGH VOLTAGE ASS'Y

NOTE : This assembly includes the assembly shown in Figure 984.

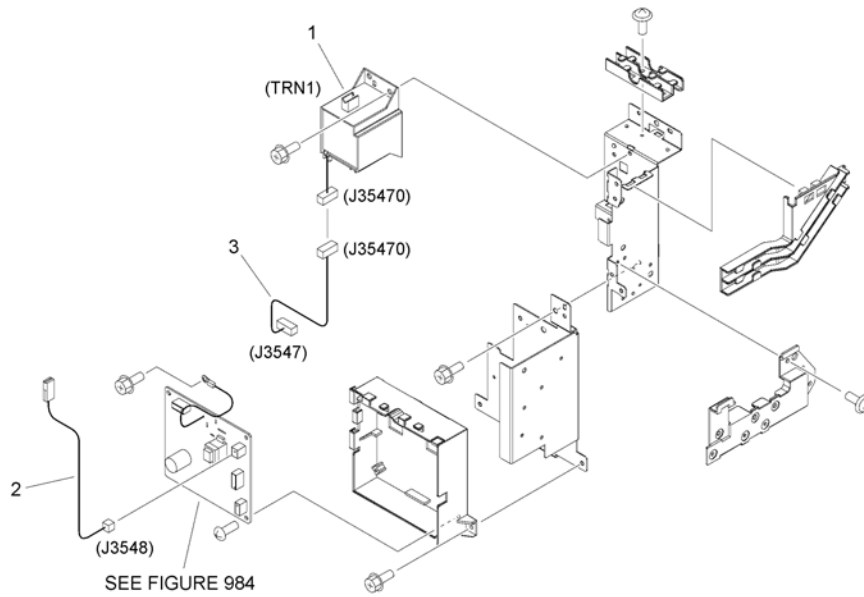


FIGURE & KEY NO.	PART NUMBER	RANK	QTY	DESCRIPTION	SERIAL NUMBER /REMARKS
983	FM0-1433-000		1	DRUM POST HIGH VOLTAGE ASS'Y	SEE NOTE
1	FK2-7718-000		1	TRANSFORMER, H.V.	TRN1
2	FM0-2827-000		1	CABLE, DRUM POST HIGH VOLTAGE	
3	FM0-2101-000		1	CABLE, SIGNAL CONNECTING	

Figure 984 **POST HIGH VOLTAGE PCB ASSEMBLY**

NOTE : This assembly is included in the assembly shown in Figure 983.

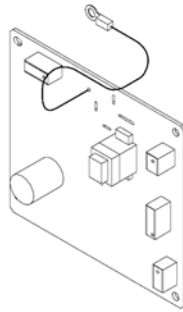


FIGURE & KEY NO.	PART NUMBER	R A N K	QTY	DESCRIPTION	SERIAL NUMBER /REMARKS
984	FM1-D966-000		1	POST HIGH VOLTAGE PCB ASSEMBLY	SEE NOTE
T	FH3-0967-000		1	TRANSFORMER, INVERTER	T301

Figure 985 1ST CORONA HIGH VOLTAGE PCB

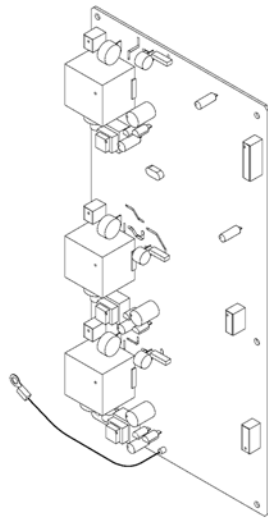


FIGURE & KEY NO.	PART NUMBER	RANK	QTY	DESCRIPTION	SERIAL NUMBER /REMARKS
985	FM1-C965-000		1	1ST CORONA HIGH VOLTAGE PCB	
IC	FK3-2324-000		1	IC, ASIC, QFP100-P-1420-0.65A	IC9
T	FK3-2590-000		3	TRANSFORMER, INVERTER	T101, T301, T501

Figure 986 2ND TRNSFR. STATIC CHARGE H. V.

NOTE : This assembly is included in the assembly shown in Figure 330.

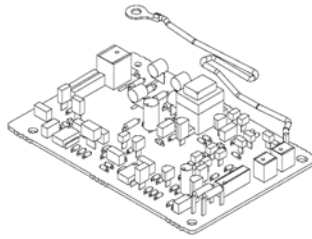


FIGURE & KEY NO.	PART NUMBER	RANK	QTY	DESCRIPTION	SERIAL NUMBER /REMARKS
986	FM1-D965-000		1	2ND TRNSFR. STATIC CHARGE H.V.	SEE NOTE
T	FH3-0967-000		1	TRANSFORMER, INVERTER	T200

Figure 987 2ND TRANSFER H. V. PCB ASS' Y

NOTE : This assembly is included in the assembly shown in Figure 330.

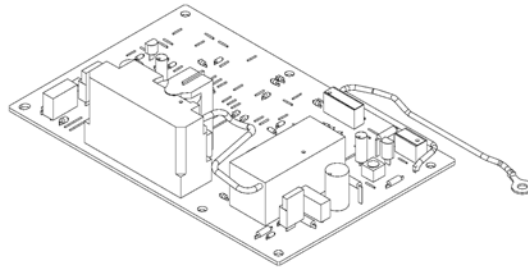


FIGURE & KEY NO.	PART NUMBER	R A N K	QTY	DESCRIPTION	SERIAL NUMBER /REMARKS
987	FM0-2936-000		1	2ND TRANSFER H.V. PCB ASS'Y	SEE NOTE

Figure 990 HARD DISK DRIVE ASSEMBLY

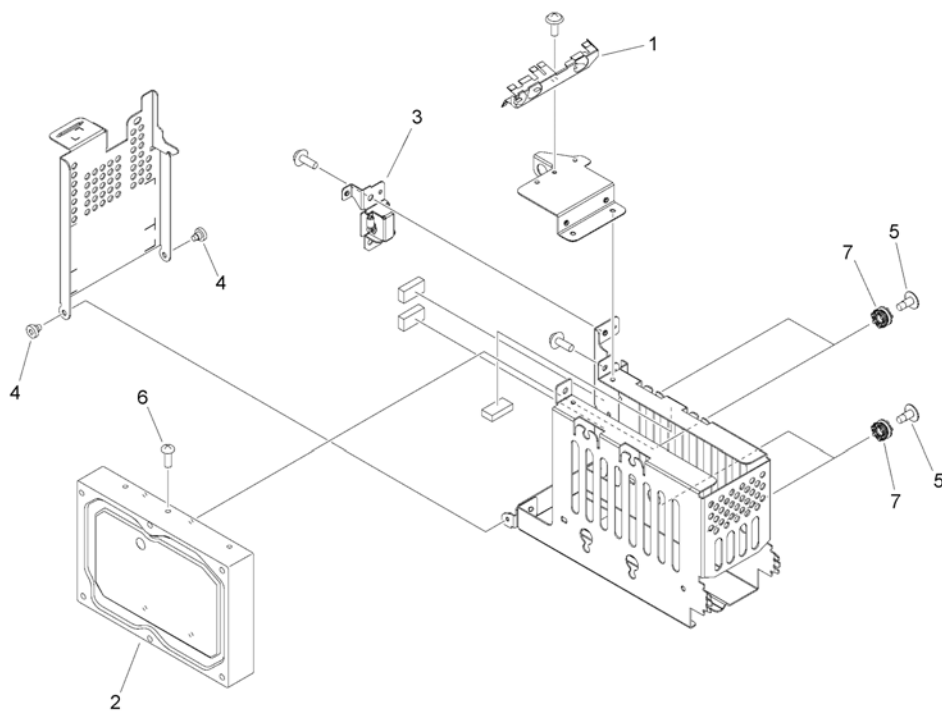


FIGURE & KEY NO.	PART NUMBER	RANK	QTY	DESCRIPTION	SERIAL NUMBER /REMARKS
990	NPN		RF	HARD DISK DRIVE ASSEMBLY	
1	FC9-9341-000		1	PLATE, GROUNDING	
2	FK3-3815-000		1	HDD, WD10EURX-63UY4Y0	
3	FM3-9951-000		1	LATCH SHAFT UNIT	
4	FS5-9391-000		2	SCREW, STEPPED, M3	
5	FU5-9599-000		4	SCREW, STEPPED, #6X32	
6	XA9-1496-000		1	SCREW,M3X6.4	
7	XH9-0151-000		4	DAMPER, CUSHION	

Figure Y90 AUTO GRADATION SENSOR (208V)

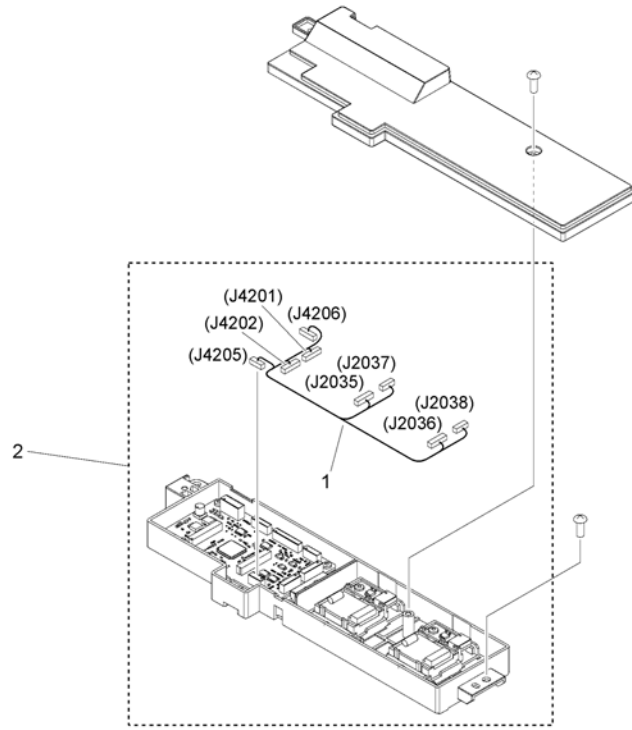


FIGURE & KEY NO.	PART NUMBER	R A N K	QTY	DESCRIPTION	SERIAL NUMBER /REMARKS
Y90	NPN		RF	AUTO GRADATION SENSOR	208V
1	FM0-2860-000		1	CABLE, SENSOR	
2	FM0-4938-000		1	COLOR SENSOR PCB ASSEMBLY	

Figure ZZA MECHANICAL STANDARD PARTS (HOW TO USE)

Mechanical standard parts
機械標準部品

About a mechanical standard parts

A Mechanical standard parts is a mechanical part which not parts peculiar to a product.
They are parts which are common to a Canon product and are used, such as a screw and a washer.
The Fig No. and parts number of the mechanical standard parts are not listed in the product parts catalog.
Refer to the parts catalog of mechanical standard parts when checking the parts number for screw or washer etc. and identify them by part shape or size.

機械標準部品とは

機械標準部品とは、製品特有の部品ではなく、ねじやワッシャなどキヤノン製品共通で使用されている機械部品（メカ部品）のことです。
製品のパーツカタログには、機械標準部品のFig No.や部品番号は記載していません。
ねじや、ワッシャ等の部品番号を調べる時は、機械標準部品のパーツカタログを参照し、部品の形状や大きさから判断し、使用している部品を調べてください。

Material and surface treatment of a mechanical standard parts

Material and surface treatment of mechanical standard parts are assigned commonly for each part.
Refer to the Table 1 for the parts which material and surface treatment are assigned as numbers.

機械標準部品の材料および表面処理

機械標準部品の材料および表面処理については、各種部品共通で決められています。
材料および表面処理が番号で決められている部品については、表1を参照してください。

Table 1 Material and Surface treatment
表1 材料および表面処理

No. 番号	Material 材料	Surface treatment 表面処理	Color 色
1	Stainless steel ステンレス	Stainless steel black coloring (BC4) ステンレス黒着色(BC4)	Black 黒
2		not to be given なし	White 白
3	Brass 黄銅	Regular nickel plating (NL) 普通ニッケルメッキ(NL)	White 白
4		Black nickel plating (BN) 黒色ニッケルメッキ(BN)	Black 黒
5	Steel 鋼	White zinc trivalent chromate treating (ZC3) 白色亜鉛3価クロメート(ZC3)	White 白
6		Regular nickel chromium plating (NC) 普通ニッケルクロムメッキ(NC)	White 白
7		Regular nickel plating (NL) 普通ニッケルメッキ(NL)	White 白
8		Iron and steel phosphating (P1) 鉄鋼燐酸塩処理(P1)	Black 黒
9		Black zinc trivalent chromate treating (BZ3) 黒色亜鉛3価クロメート(BZ3)	Black 黒

Figure ZZB (1/7)MECHANICAL STANDARD PARTS (SCREWS)

1. Screws
ねじ

How to read Parts Numbers
部品番号の見方

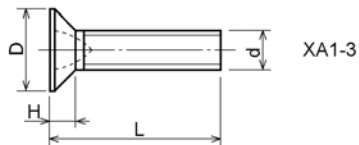
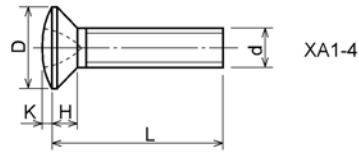
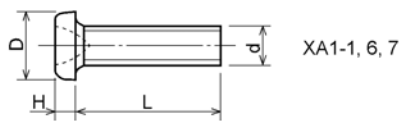
Screws
ねじ

XB1-2400-609

Type No.
類別番号
Normal designation (d)
ねじの呼び (d)
Length (L)
ねじの長さ (L)
Material and Surface treatment
材料および表面処理

XB1-2 expresses Binding head machine screw.
XB1-2は、バインドねじを表す
40 expresses M4.0.
40は、M4.0を表す
0-60 expresses a length of 6.0mm.
0-60は、6.0mmの長さを表す
9 expresses Steel (Black zinc trivalent chromate
treating) from Table 1.
9は、表1より鋼 (黒色亜鉛3価クロメート) を表す

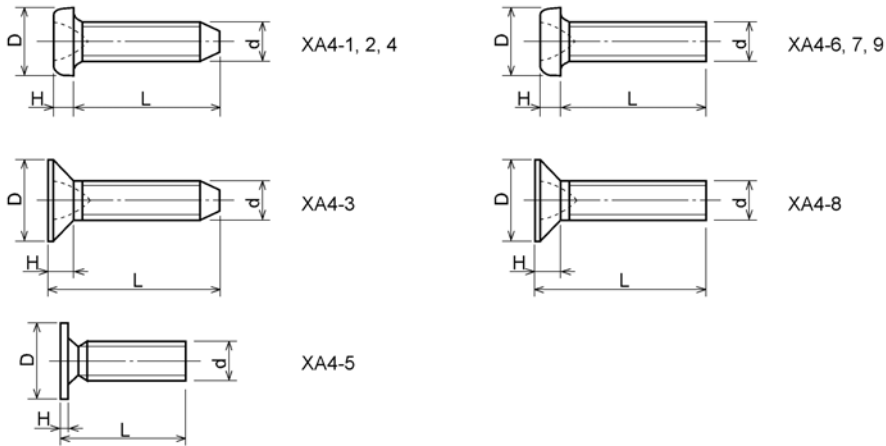
1-1. Cross Recessed Head Screws for Precision Equipments
精密機器用十字穴付き小ねじ



Type No. 類別番号	Type 類別	Head size (mm) 頭部寸法 (mm)						
		M1.4	M1.6	M1.7	M2	M2.5	M2.6	
XA1-1	Pan head Class 1 なべ1種	D	2	2.4	2.5	3	3.8	4
		H	0.5	0.55	0.5	0.6	0.9	0.8
XA1-3	Countersunk head Class 1 さら1種	D	2	2.4	2.5	3	3.8	4
		H	0.48	0.55	0.58	0.73	0.85	0.93
XA1-4	Oval countersunk head Class 1 丸さら1種	D	2	2.4	2.5	3	3.8	4
		H + K	0.68	0.8	0.88	1	1.25	1.3
XA1-6	Pan head Class 3 なべ3種	D	2.5	2.8	3	3.5	4.3	4.5
		H	0.8	0.85	0.9	1	1.3	1.2
XA1-7	Pan head Class 2 なべ2種	D	2.5	2.8	3	3.5	4.3	4.5
		H	0.5	0.55	0.5	0.6	0.9	0.8

Figure ZZB (2/7) MECHANICAL STANDARD PARTS (SCREWS)

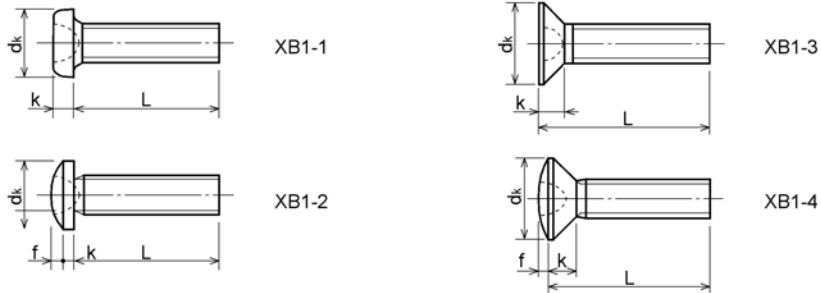
1-2. Precision Tapping Screws
精密用タッピンねじ



Type No. 類別番号	Type 類別	Head size (mm) 頭部寸法 (mm)						
		M1.4	M1.6	M1.7	M2	M2.5	M2.6	
XA4-1	With tapered end pan head Class 1 絞り-なべ1種	D XA4-1	2	2.4	2.5	3	3.8	4
		H XA4-1	0.5	0.55	0.5	0.6	0.9	0.8
XA4-2	With tapered end pan head Class 3 絞り-なべ3種	D XA4-2	2.5	2.8	3	3.5	4.3	4.5
		H XA4-2	0.8	0.85	0.9	1	1.3	1.2
XA4-3	With tapered end countersunk head 絞り-さら	D XA4-3	2	2.4	2.5	3	3.8	4
		H XA4-3	0.48	0.55	0.58	0.73	0.85	0.93
XA4-4	With tapered end pan head Class 2 絞り-なべ2種	D XA4-4	2.5	2.8	3	3.5	4.3	4.5
		H XA4-4	0.5	0.55	0.5	0.6	0.9	0.8
XA4-5	With parallel end ultra thin head ストレート-超薄頭	D XA4-5	2.5	2.8	3	-	-	-
		H XA4-5	0.2	0.2	0.2	-	-	-
XA4-6	With parallel end pan head Class 1 ストレート-なべ1種	D XA4-6	2	2.4	2.5	3	3.8	4
		H XA4-6	0.5	0.55	0.5	0.6	0.9	0.8
XA4-7	With parallel end pan head Class 3 ストレート-なべ3種	D XA4-7	2.5	2.8	3	3.5	4.3	4.5
		H XA4-7	0.8	0.85	0.9	1	1.3	1.2
XA4-8	With parallel end countersunk head ストレート-さら	D XA4-8	2	2.4	2.5	3	3.8	4
		H XA4-8	0.48	0.55	0.58	0.73	0.85	0.93
XA4-9	With parallel end pan head Class 2 ストレート-なべ2種	D XA4-9	2.5	2.8	3	3.5	4.3	4.5
		H XA4-9	0.5	0.55	0.5	0.6	0.9	0.8

Figure ZZB (3/7)MECHANICAL STANDARD PARTS (SCREWS)

1-3. Cross Recessed Head Screws
一般用十字穴付き小ねじ

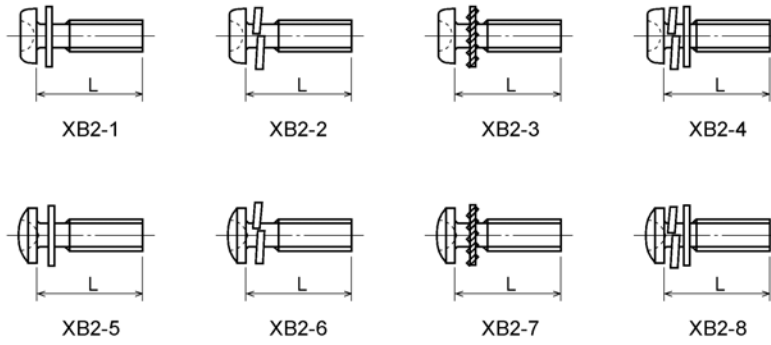


Type No. 類別番号	Type 類別
XB1-1	Pan head なべ
XB1-2	Binding head バインド
XB1-3	Countersunk head さら
XB1-4	Oval countersunk head 丸さら

		Head size (mm) 頭部寸法 (mm)					
		M2	M2.5	M2.6	M3	M4	M5
d_k	XB1-1	3.5	4.5	4.5	5.5	7	9
k	XB1-1	1.3	1.7	1.7	2	2.6	3.3
d_k	XB1-2	4.3	5.3	5.5	6.3	8.3	10.3
$k+f$	XB1-2	1.2	1.5	1.6	1.9	2.5	3.1
d_k	XB1-3	4	5	-	6	8	10
k	XB1-3	1.2	1.45	-	1.75	2.3	2.8
d_k	XB1-4	4	5	-	6	8	10
$k+f$	XB1-4	1.6	2	-	2.45	3.2	4
Screw part length ねじ部長さ b		8	12	12	12	16	20

Figure ZZB (4/7) MECHANICAL STANDARD PARTS (SCREWS)

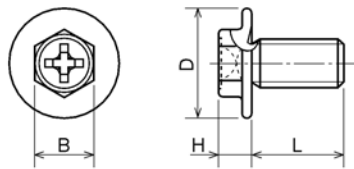
1-4. Cross Recessed Head Screws with Captive Washer
座金組込み十字穴付き小ねじ



Type No. 類別番号	Type 類別
XB2-1	Pan head + Plain washer (circular bright) なべねじ+平座金
XB2-2	Pan head + Spring washer なべねじ+ばね座金
XB2-3	Pan head + Toothed lock washer なべねじ+歯付座金
XB2-4	Pan head + Spring washer and plain washer (circular bright) なべねじ+(ばね+平)座金
XB2-5	Binding head + Plain washer (circular bright) バインドねじ+平座金
XB2-6	Binding head + Spring washer バインドねじ+ばね座金
XB2-7	Binding head + Toothed lock washer バインドねじ+歯付座金
XB2-8	Binding head + Spring washer and plain washer (circular bright) バインドねじ+(ばね+平)座金

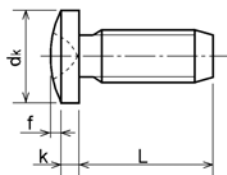
Figure ZZB (5/7) MECHANICAL STANDARD PARTS (SCREWS)

1-5. Hexagon Head Tapping Screws for Matallic Materials
 金属用六角タッピンねじ



Type No. 類別番号	Type 類別	Head size (mm) 頭部寸法 (mm)		
		M3	M4	
XB3-6	For metallic materials 金属用タッピン	D	8	10
		B	5.5	5.5
XB3-7	For metallic materials with clawed 金属用タッピン-つめ付き	H XB3-6	3.1	3.1
		H XB3-7	3.2	3.2

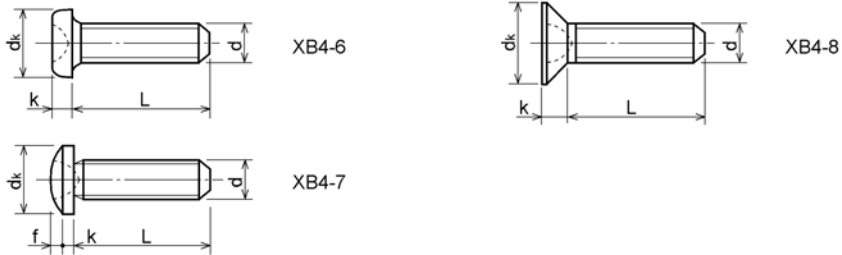
1-6. Special Tapping Screws
 特殊タッピンねじ



Type No. 類別番号	Type 類別	Head size (mm) 頭部寸法 (mm)		
		M3	M4	
XB4-5	Binding head バインド	dk	6.3	8.3
		k	1.3	1.7
		k+f	1.9	2.5

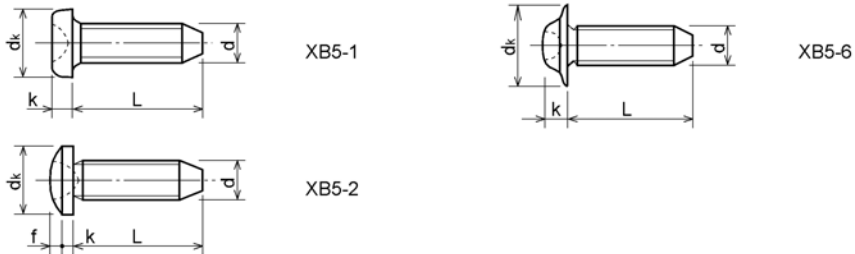
Figure ZZB (6/7) MECHANICAL STANDARD PARTS (SCREWS)

1-7. General Head Tapping Screws
一般用タッピンねじ



Type No. 類別番号	Type 類別	Head size (mm) 頭部寸法 (mm)						
		M2	M2.5	M2.6	M3	M4	M5	
XB4-6	Pan head なべ	dk XB4-6	3.5	4.5	4.5	5.5	7	9
		k XB4-6	1.3	1.7	1.7	2	2.6	3.3
XB4-7	Binding head バインド	dk XB4-7	4.3	5.3	5.5	6.3	8.3	10.3
		k+f XB4-7	1.2	1.5	1.6	1.9	2.5	3.1
XB4-8	Countersunk head さら	dk XB4-8	4	5	5.2	6	8	10
		k XB4-8	1.2	1.45	1.5	1.75	2.3	2.8

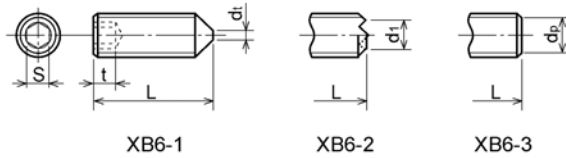
1-8. Tapping Screws for Metallic Materials
金属用タッピンねじ



Type No. 類別番号	Type 類別	Head size (mm) 頭部寸法 (mm)					
		M2.5	M2.6	M3	M4	M5	
XB5-1	Pan head なべ	dk XB5-1	4.5	4.5	5.5	7	9
		k XB5-1	1.7	1.7	2	2.6	3.3
XB5-2	Binding head バインド	dk XB5-2	5.5	5.5	6.3	8.3	10.3
		k+f XB5-2	1.6	1.6	1.9	2.5	3.1
XB5-6	Flanged pan head つば付きなべ	dk XB5-6	6.5	6.5	8	10	12
		k XB5-6	2.1	2.1	1.75	3.2	4

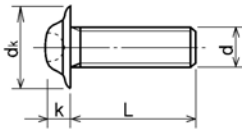
Figure ZZB (7/7) MECHANICAL STANDARD PARTS (SCREWS)

1-9. Hexagon Socket Set Screws
六角穴付き止めねじ



Type No. 類別番号	Type 類別	Head size (mm) 頭部寸法 (mm)						
		M1.6 M1.7	M2	M2.5 M2.6	M3	M5	M5	M6
	S	0.7	0.9	1.3	1.5	2	2.5	3
	t	1.5	1.7	2	2	2.5	3	3.5
	dt max XB6-1	0.4	0.5	0.65	0.75	1	1.25	1.5
	d1 max XB6-2	-	1.2	1.5	1.7	2.2	2.8	3.3
	d1 min XB6-2	-	1	1.2	1.4	1.9	2.4	2.9
	dp max XB6-3	0.8	1	1.5	2	2.5	3.5	4
	dp min XB6-3	0.55	0.75	1.25	1.75	2.25	3.2	3.7

1-10. Flanged Pan Head Machine Screws
つば付きなべ小ねじ



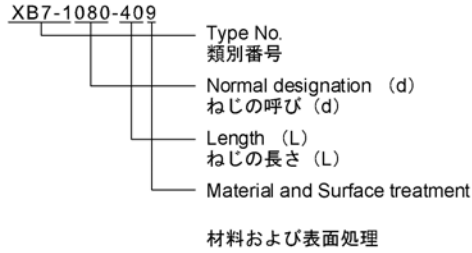
Type No. 類別番号	Type 類別	Head size (mm) 頭部寸法 (mm)				
		M2	M2.5 M2.6	M3	M5	M5
	dk	5	6.5	8	10	12
	k	1.7	2.1	2.5	3.2	4

Figure ZZC MECHANICAL STANDARD PARTS (BOLTS)

2. Bolts (Socket head cap screw)
ボルト

How to read Parts Numbers
部品番号の見方

Bolt (Socket head cap screw)
ボルト



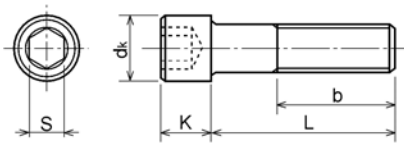
XB7-1 expresses Hexagon socket head cap screws.
XB7-1は、六角穴付きボルトを表す

080 expresses M8.0.
080は、M8.0を表す

40 expresses a length of 40mm.
40は、40mmの長さを表す

9 expresses Steel (Black zinc trivalent chromate treating) from Table 1.
9は、表1より鋼（黒色亜鉛3価クロメート）を表す

2-1. Hexagon socket head cap screws
六角穴付きボルト



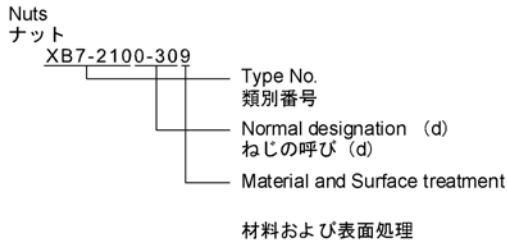
Type No. 類別番号	Type 類別
XB7-1	Hexagon socket head cap screws 六角穴付きボルト

	Head size (mm) 頭部寸法 (mm)						
	M3	M4	M5	M6	M8	M10	M12
S	2.5	3	4	5	6	8	10
dk	5.5	7	8.5	10	13	16	18
K	3	4	5	6	8	10	12
Screw part length ねじ部長さ b_{max}	18	20	22	24	28	32	36

Figure ZZD MECHANICAL STANDARD PARTS (NUTS)

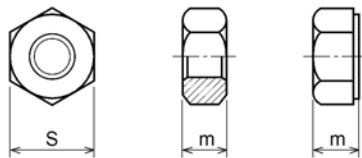
3. Nuts
ナット

How to read Parts Numbers
部品番号の見方



XB7-210 expresses Hexagon nut class 1.
XB7-210は、六角ナット1種を表す
0-30 expresses M3.0.
0-30は、M3.0を表す
9 expresses Steel (Black zinc trivalent chromate
treating) from Table 1.
9は、表1より鋼（黒色亜鉛3価クロメート）を表す

3-1. Hexagon Nuts and Hexagon Thin Nuts
六角ナット

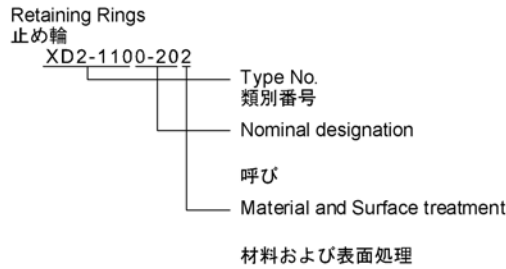


Type No. 類別番号	Type 類別	Head size (mm) 頭部寸法 (mm)						
		M2	M2.5	M3	M4	M5	M6	M8
S		4	5	5.5	7	8	10	13
m XB7-210	Hexagon nut Class 1 六角ナット-1種	1.6	2	2.4	3.2	4	5	6.5
m XB7-220	Hexagon nut Class 3 六角ナット-3種	1.2	1.6	1.8	2.4	3.2	3.6	5
m XB7-230, 231	Hexagon nut Style 1 double chamfered 六角ナット-スタイル1-両面とり	1.6	2	2.4	3.2	4.7	5.2	6.8
m XB7-240, 241	Hexagon nut Style 2 double chamfered 六角ナット-スタイル2-両面とり	-	-	-	-	5.1	5.7	7.5
m XB7-250	Hexagon nut 六角ナット	-	-	-	-	5.6	6.1	7.9
m XB7-260	Hexagon thin nut double chamfered 六角低ナット-両面とり	1.2	1.6	1.8	2.2	2.7	3.2	4
m XB7-270	Hexagon thin nut not chamfered 六角低ナット-面とり無し	1.2	1.6	1.8	2.2	2.7	3.2	4

Figure ZZE (1/3)MECHANICAL STANDARD PARTS (RETAINING RINGS)

5. Retaining Rings
止め輪

How to read Parts Numbers
部品番号の見方

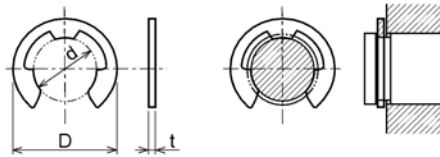


XD2-110 expresses retaining ring-E type (Type1).
XD2-110は、E形止め輪（1種）を表す

0-20 expresses a 020 of nominal designation.
(See Table 5)
0-20は、呼び020を表す（表5参照）

2 expresses Stainless steel (Surface treatment is not to be given) from Table 1.
2は、表1よりステンレス（表面処理なし）を表す

5-1. Retaining Rings - E type
E形止め輪



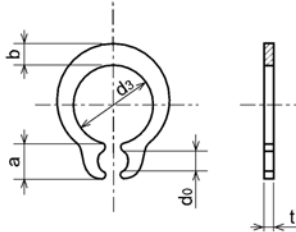
Type No. 類別番号	Type 類別
XD2-110	Retaining ring - E type (Type 1) E形止め輪（1種）
XD2-120	Retaining ring - E type (Type 2) E形止め輪（2種）

Table 5 表5

Type 種類	Nominal designation 呼び	d (mm)	D (mm)	t (mm)
Type 1 1種	007	0.65	2	0.2
	010	0.95	2.8	0.2
	013	1.25	3.3	0.3
	017	1.65	4.2	0.4
	020	1.95	4.6	0.5
	024	2.35	6	0.6
	028	2.74	6.5	0.6
	032	3.14	7.2	0.6
	037	3.64	8	0.7
	040	3.93	10	0.7
	042	4.13	10	0.7
	050	4.93	11	0.7
	058	5.73	12	0.7
	060	5.93	12.7	0.9
064	6.32	13.5	0.9	
074	7.31	15	0.9	
080	7.91	16.5	1	
Type 2 2種	008	0.8	2	0.2
	012	1.2	3	0.3
	015	1.5	4	0.4
	020	2	5	0.4
	025	2.5	6	0.4
	030	3	7	0.6
	040	4	9	0.6
	050	5	11	0.6
	060	6	12	0.8
	070	7	14	0.8
	080	8	16	0.8
	090	9	18	0.8
100	10	20	1	

Figure ZZE (2/3)MECHANICAL STANDARD PARTS (RETAINING RINGS)

5-2. Grip Rings
グリップ止め輪

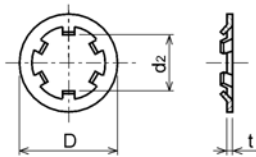


Type No. 類別番号	Type 類別
XD2-210	Grip ring グリップ止め輪

Table 5 表5

Nominal designation 呼び	d_3 (mm)	t (mm)	b (mm)	a (mm)	d_0 (mm)
020	1.9	0.5	1	1.8	0.8
025	2.35	0.5	1.2	1.9	0.9
030	2.85	0.6	1.4	1.9	0.9
035	3.3	0.6	1.6	2	0.9
040	3.8	0.8	1.8	2.8	1.2
045	4.25	0.8	2	2.9	1.3
050	4.75	0.8	2.2	2.9	1.3
060	5.7	1	2.4	3.1	1.4
070	6.7	1	2.7	3.3	1.4
080	7.7	1	3	3.5	1.4
090	8.65	1.2	3.3	4.7	1.5
100	9.65	1.2	3.5	4.7	2

5-3. Toothed Retaining Rings
歯付き形止め輪



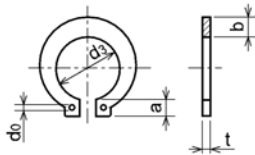
Type No. 類別番号	Type 類別
XD2-230	Toothed retaining ring 歯付き形止め輪

Table 5 表5

Nominal designation 呼び	d_2 (mm)	D (mm)	t (mm)	No of teeth 歯数
015	1.4	5.2	0.25	3
020	1.9	6	0.25	3
024	2.3	6.4	0.25	3
030	2.8	8	0.25	4
040	3.8	9	0.25	4
050	4.8	10	0.25	5
060	5.8	11	0.25	5
080	7.8	13	0.25	5
100	9.8	15.4	0.25	6

Figure ZZE (3/3)MECHANICAL STANDARD PARTS (RETAINING RINGS)

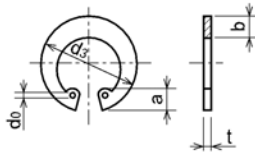
5-4. Retaining Rings - C Type
C形止め輪



Type No. 類別番号	Type 類別
XD2-310	Retaining ring - C type for shaft C形止め輪 軸用

Table 5 表5

Nominal designation 呼び	ds (mm)	t (mm)	b (mm)	a (mm)	d0 (mm)
010	9.3	1	1.6	3	1.2
012	11.1	1	1.8	3.2	1.5
014	12.9	1	2	3.4	1.7
015	13.8	1	2.1	3.5	1.7
016	14.7	1	2.2	3.6	1.7
017	15.7	1	2.2	3.7	1.7
018	16.5	1.2	2.6	3.8	1.7
020	18.5	1.2	2.7	3.9	2
022	20.5	1.2	2.7	4.1	2
025	23.2	1.2	3.1	4.3	2
028	25.9	1.5	3.1	4.6	2
030	27.9	1.5	3.5	4.8	2
032	29.6	1.5	3.5	5	2.5
035	32.2	1.5	4	5.4	2.5



Type No. 類別番号	Type 類別
XD2-320	Retaining ring - C type for hole C形止め輪 穴用

Table 5 表5

Nominal designation 呼び	ds (mm)	t (mm)	b (mm)	a (mm)	d0 (mm)
010	10.7	1	1.8	3.1	1.2
011	11.8	1	1.8	3.2	1.2
012	13	1	1.8	3.3	1.5
014	15.1	1	2	3.6	1.7
016	17.3	1	2	3.7	1.7
018	19.5	1	2.5	4	1.7
019	20.5	1	2.5	4	2
020	21.5	1	2.5	4	2
022	23.5	1	2.5	4.1	2
025	26.9	1.2	3	4.4	2
028	30.1	1.2	3	4.6	2
030	32.1	1.2	3	4.7	2
032	34.4	1.2	3.5	5.2	2.5
035	37.8	1.5	3.5	5.2	2.5
037	39.8	1.5	3.5	5.2	2.5
040	43.5	1.8	4	5.7	2.5
042	45.5	1.8	4	5.8	2.5
045	48.5	1.8	4.5	5.9	2.5
047	50.5	1.8	4.5	6.1	2.5
050	54.2	2	4.5	6.5	2.5
052	56.2	2	5.1	6.5	2.5
055	59.2	2	5.1	6.5	2.5
060	64.2	2	5.1	6.8	2.5
062	66.2	2	5.5	6.9	2.5
068	72.5	2.5	6	7.4	2.5
072	76.5	2.5	6.6	7.4	2.5
075	79.5	2.5	6.6	7.8	2.5
080	85.5	2.5	7	8	2.5
085	90.5	3	7	8	3
090	95.5	3	7.6	8.3	3
095	100.5	3	8	8.5	3