

imagePRESS C10000VP C8000VP Series

PARTS CATALOG



Canon

**October 1, 2015
Rev. 0**

Figure SNL (1 / 2) Product Code No./Serial No.

	Product Code No.	Model Name	Remarks	Serial No.
1	F16-4431-000	imagePRESS C10000VP	Main station JP	WEK
2	F16-4431-000	imagePRESS C10000VP	Main station US,CA,LTN	WBC
3	F16-4431-000	imagePRESS C10000VP	Main station EUR,AU,SG,IN,KR,LTN	WEJ
4	F16-4434-000	imagePRESS C10000VP	Sub station JP,US,CA,LTN	WBE
5	F16-4494-000	imagePRESS C10000VP	Sub station EUR,AU,SG,IN,KR,LTN	WBF
6	F16-4417-000	imagePRESS C10000VP	Power station JP	WBH
7	F16-4437-000	imagePRESS C10000VP	Power station US,CA,LTN	WBJ
8	F16-4497-000	imagePRESS C10000VP	Power station EUR,AU,SG,IN,KR,LTN	WBK

Figure SNL (2 / 2) Product Code No./Serial No.

	中オーダー	製品名	備考	シリアル No.
1	F16-4431-000	imagePRESS C10000VP	Main station JP	WEK
2	F16-4431-000	imagePRESS C10000VP	Main station US,CA,LTN	WBC
3	F16-4431-000	imagePRESS C10000VP	Main station EUR,AU,SG,IN,KR,LTN	WEJ
4	F16-4434-000	imagePRESS C10000VP	Sub station JP,US,CA,LTN	WBE
5	F16-4494-000	imagePRESS C10000VP	Sub station EUR,AU,SG,IN,KR,LTN	WBF
6	F16-4417-000	imagePRESS C10000VP	Power station JP	WBH
7	F16-4437-000	imagePRESS C10000VP	Power station US,CA,LTN	WBJ
8	F16-4497-000	imagePRESS C10000VP	Power station EUR,AU,SG,IN,KR,LTN	WBK

FIG/KEY	PART NUMBER	RANK	QTY	DESCRIPTION	REMARKS
SNL	NPN		RF	Product Code No./Serial No.	
1	F16-4431-000		1	imagePRESS C10000VP	WEK Main station JP
2	F16-4431-000		1	imagePRESS C10000VP	WBC Main station US,CA,LTN
3	F16-4431-000		1	imagePRESS C10000VP	WEJ Main station EUR,AU,SG,IN,KR,LT N
4	F16-4434-000		1	imagePRESS C10000VP	WBE Sub station JP,US,CA,LTN
5	F16-4494-000		1	imagePRESS C10000VP	WBF Sub station EUR,AU,SG,IN,KR,LT N
6	F16-4417-000		1	imagePRESS C10000VP	WBH Power station JP
7	F16-4437-000		1	imagePRESS C10000VP	WBJ Power station US,CA,LTN
8	F16-4497-000		1	imagePRESS C10000VP	WBK Power station EUR,AU,SG,IN,KR,LT N

Figure A1 (1 / 16) ASSEMBLY LOCATION DIAGRAM

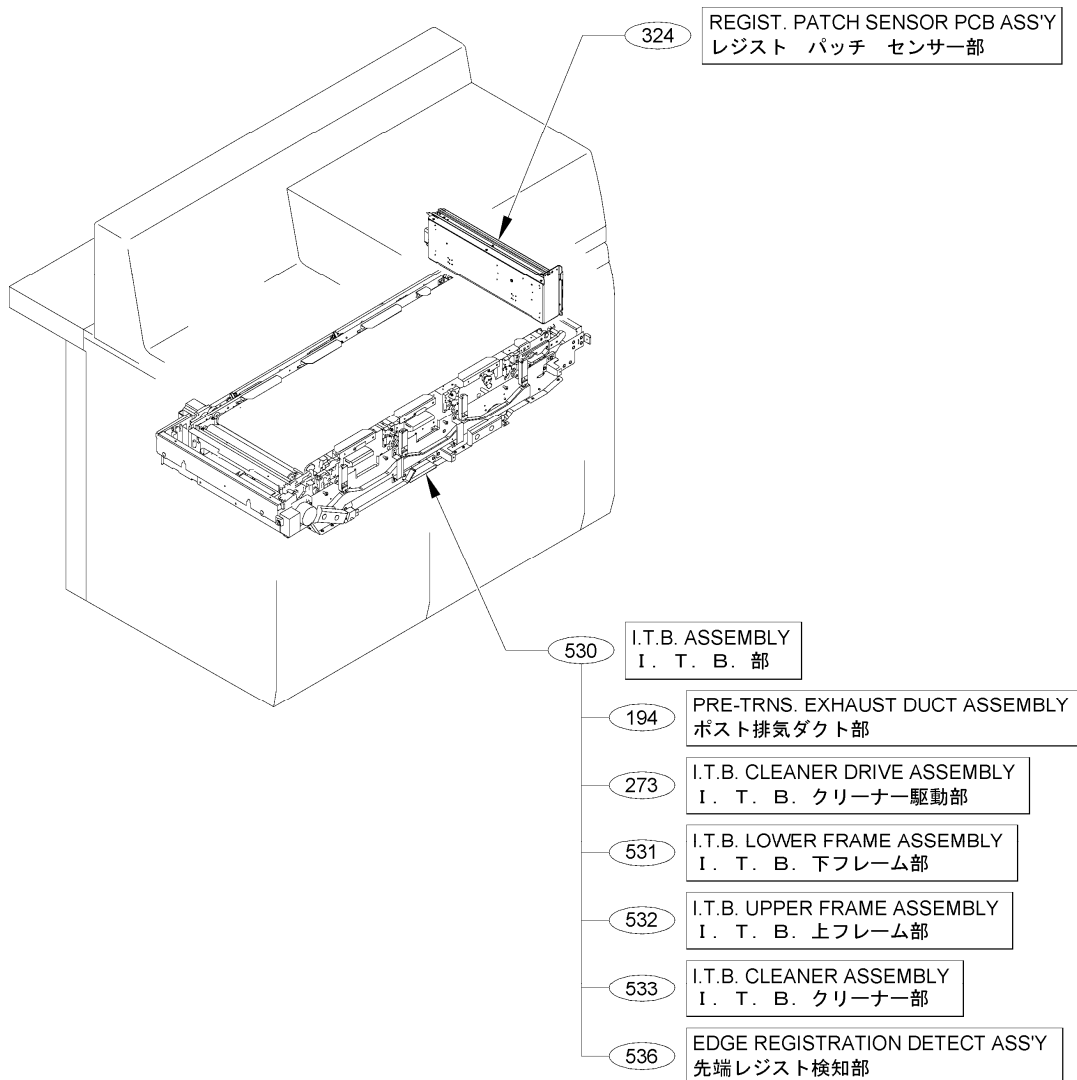
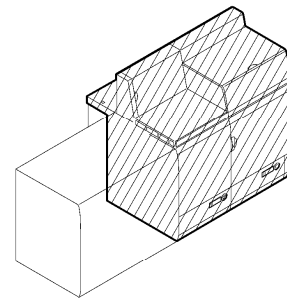


Figure A1 (2 / 16) ASSEMBLY LOCATION DIAGRAM

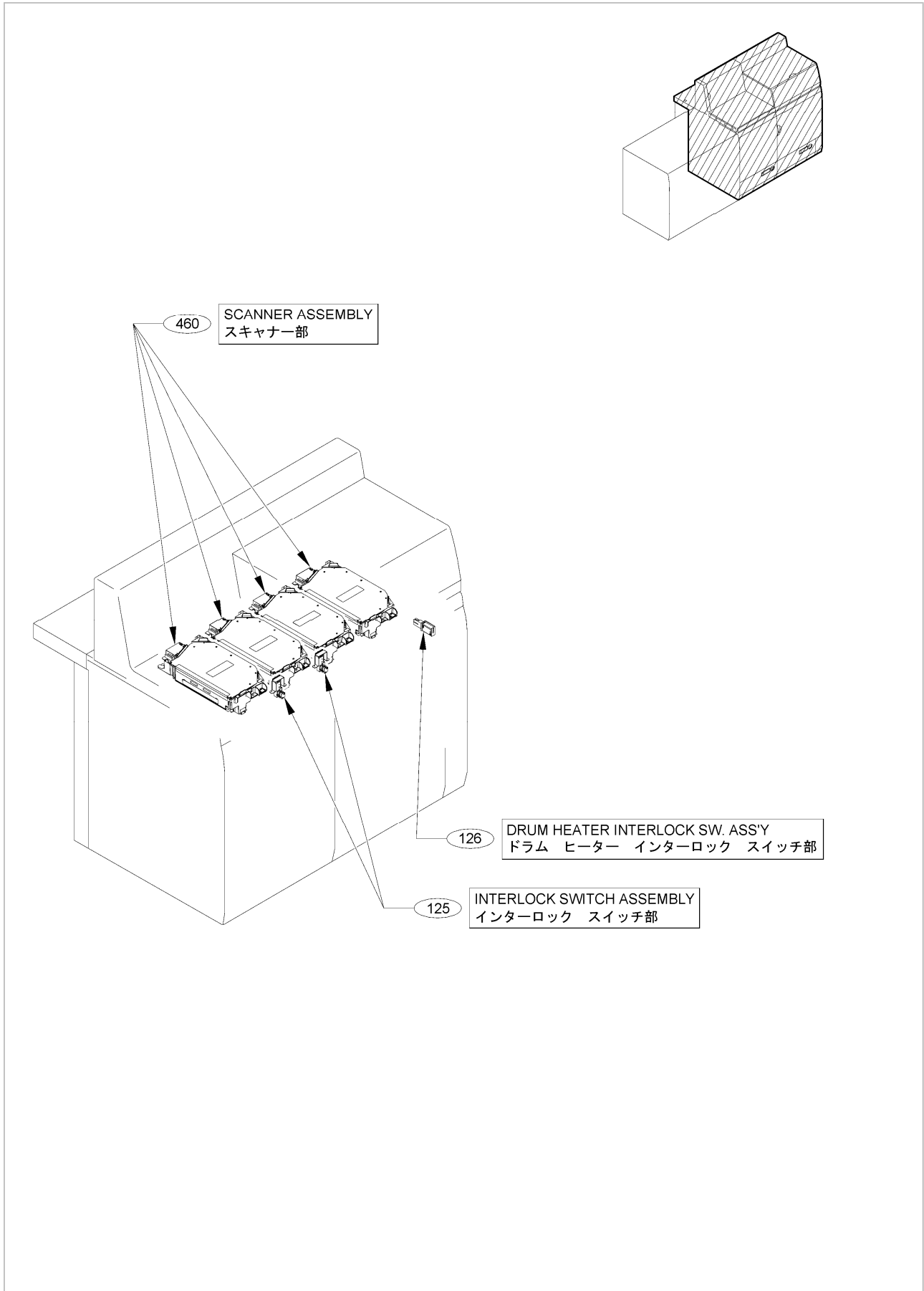


Figure A1 (3 / 16) ASSEMBLY LOCATION DIAGRAM

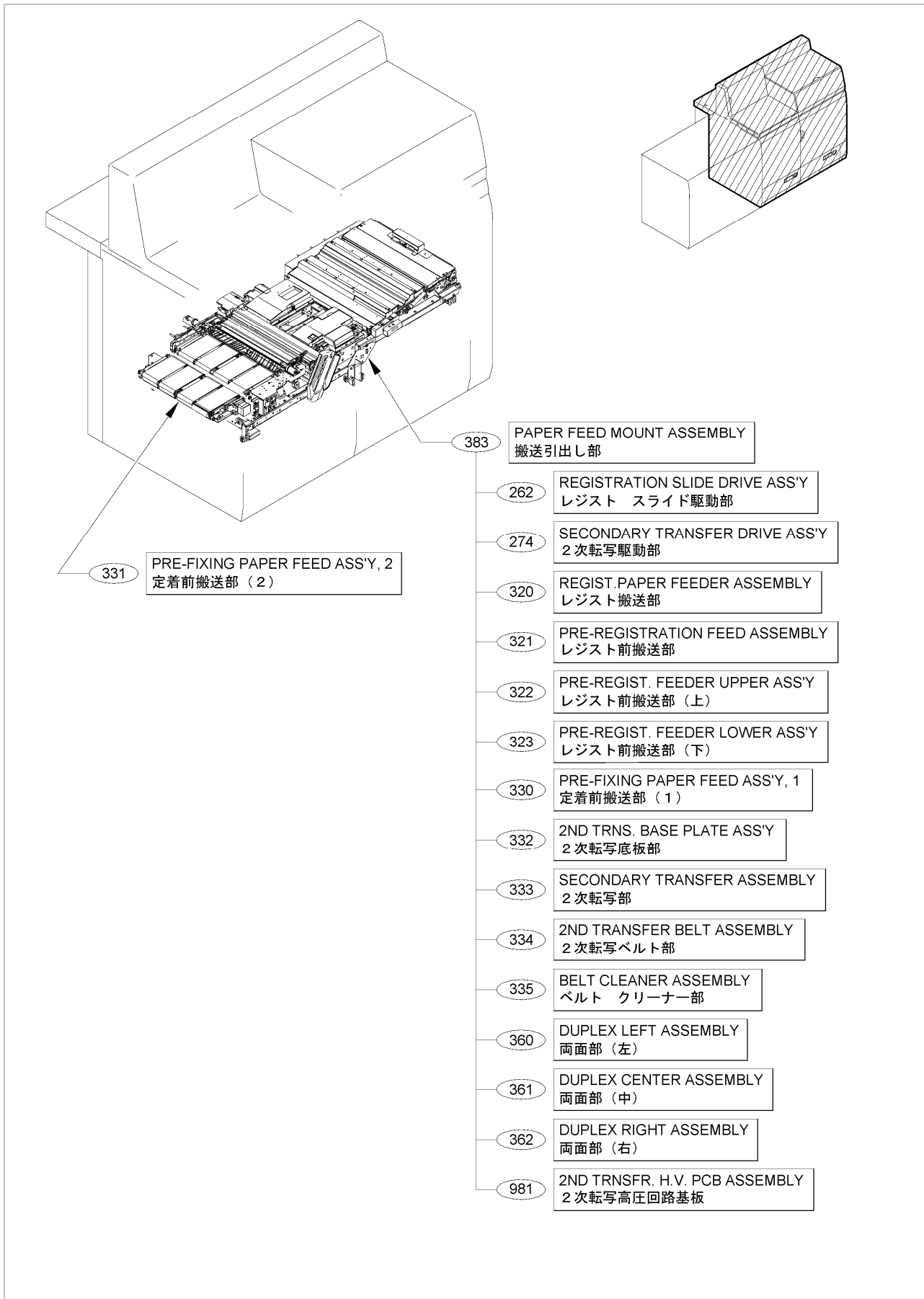


Figure A1 (4 / 16) ASSEMBLY LOCATION DIAGRAM

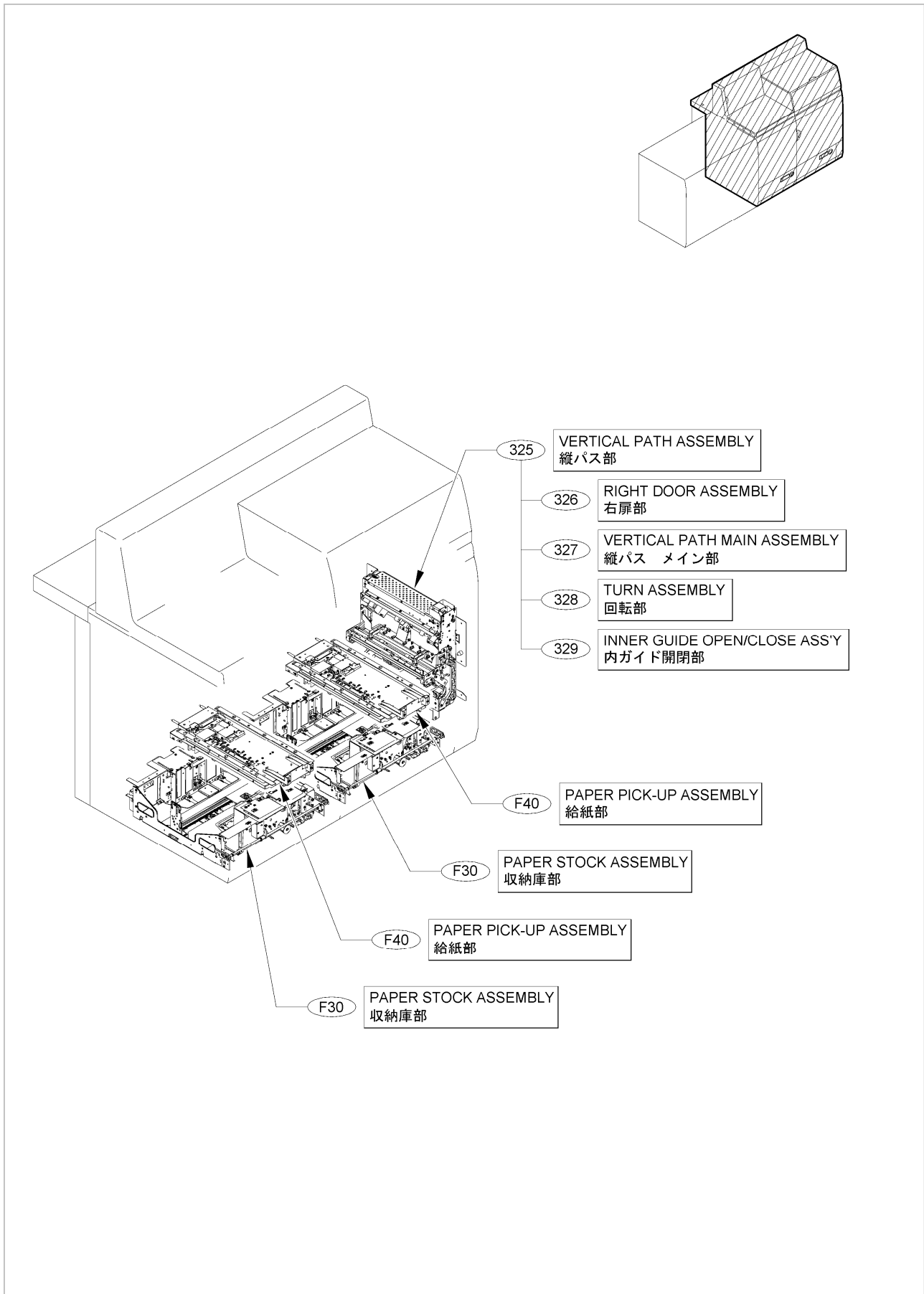


Figure A1 (5 / 16) ASSEMBLY LOCATION DIAGRAM

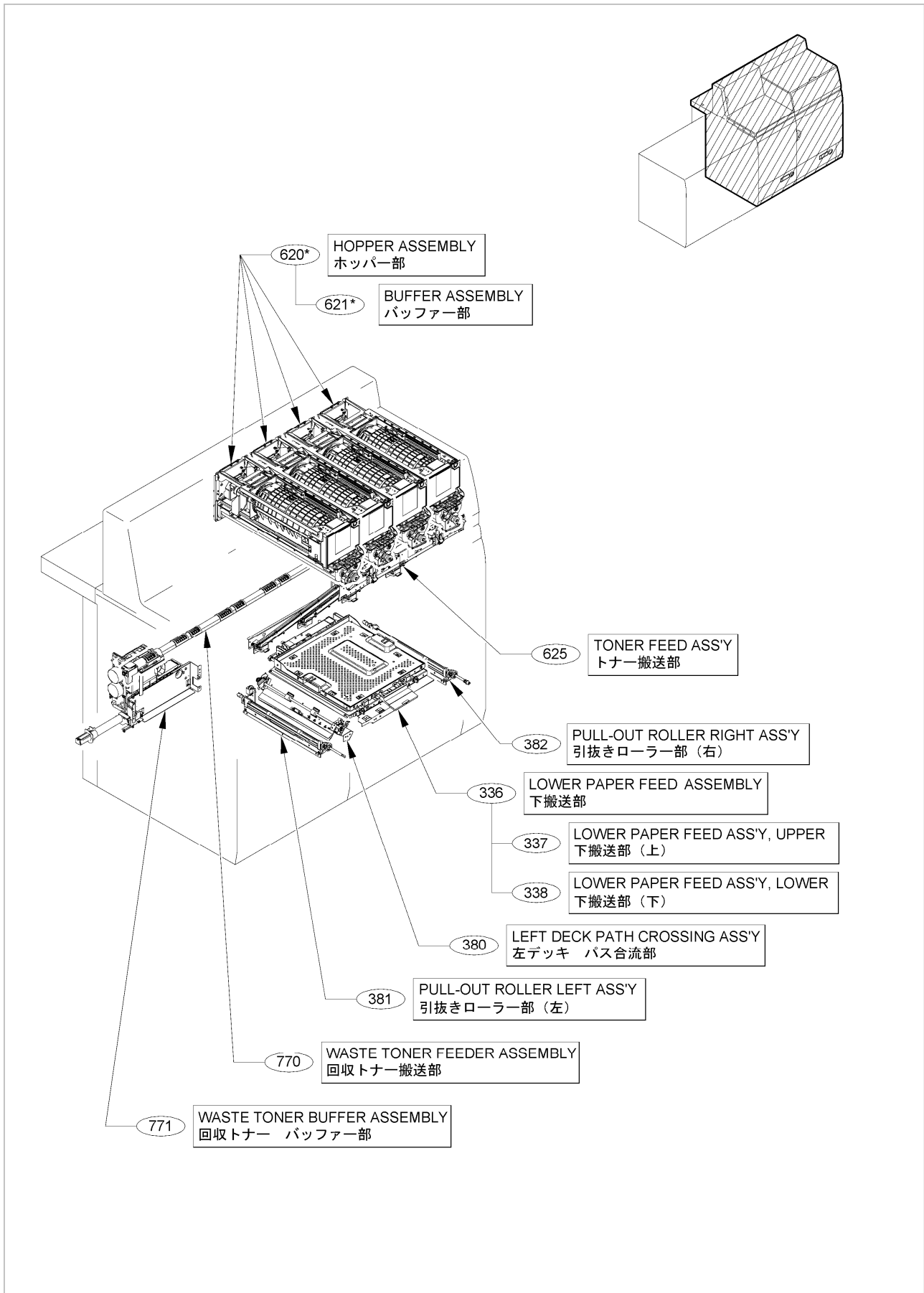


Figure A1 (6 / 16) ASSEMBLY LOCATION DIAGRAM

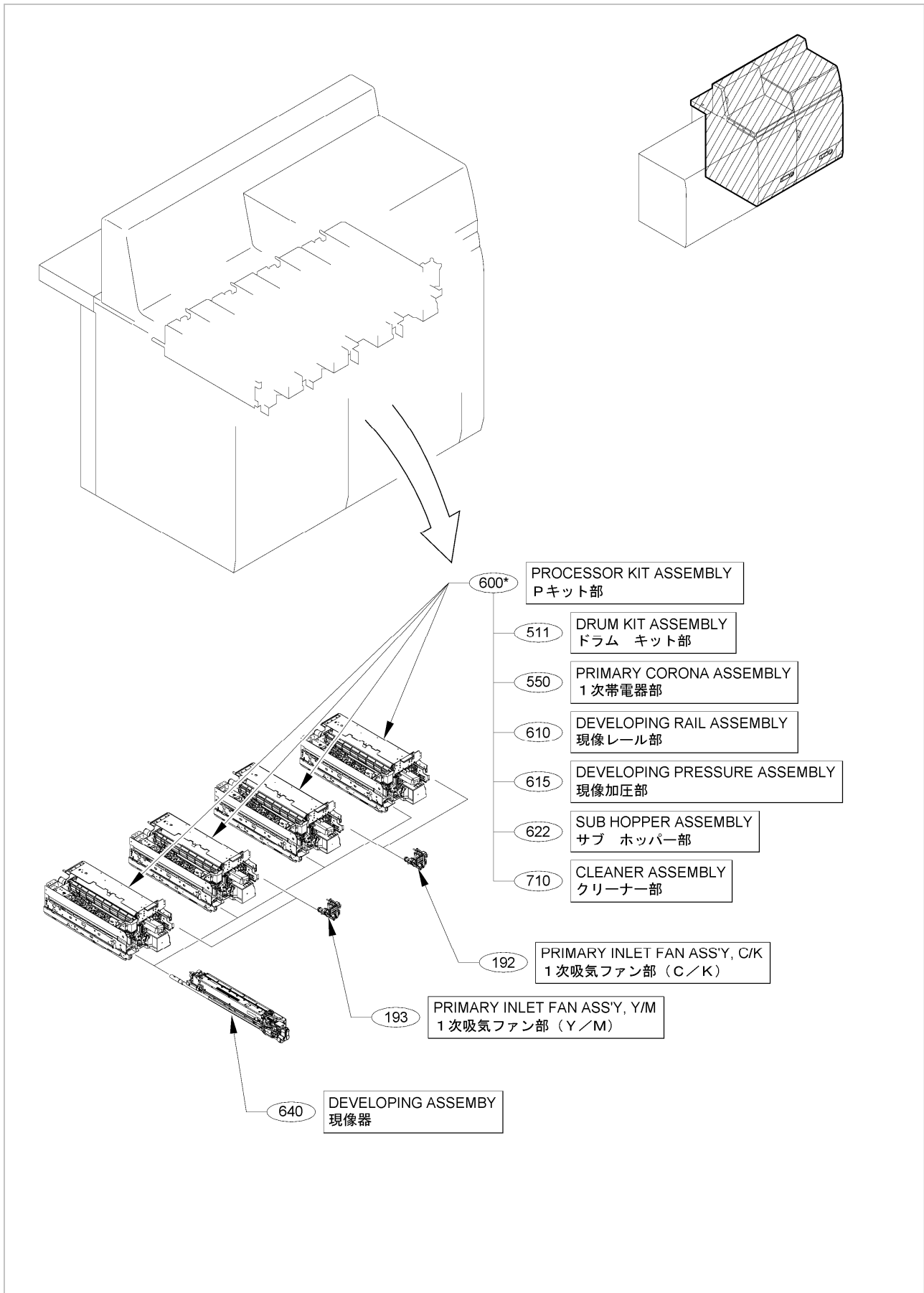


Figure A1 (7 / 16) ASSEMBLY LOCATION DIAGRAM

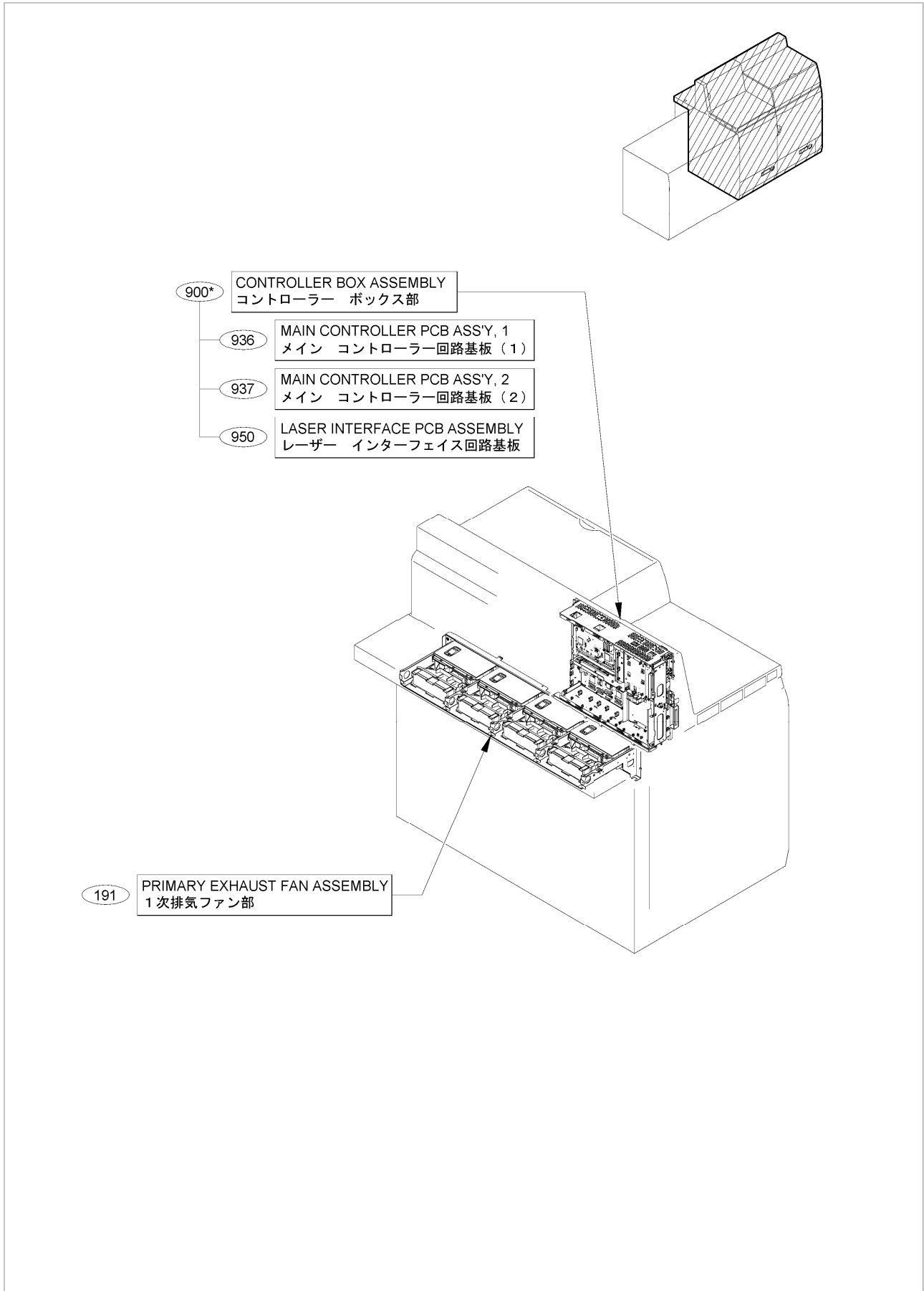


Figure A1 (8 / 16) ASSEMBLY LOCATION DIAGRAM

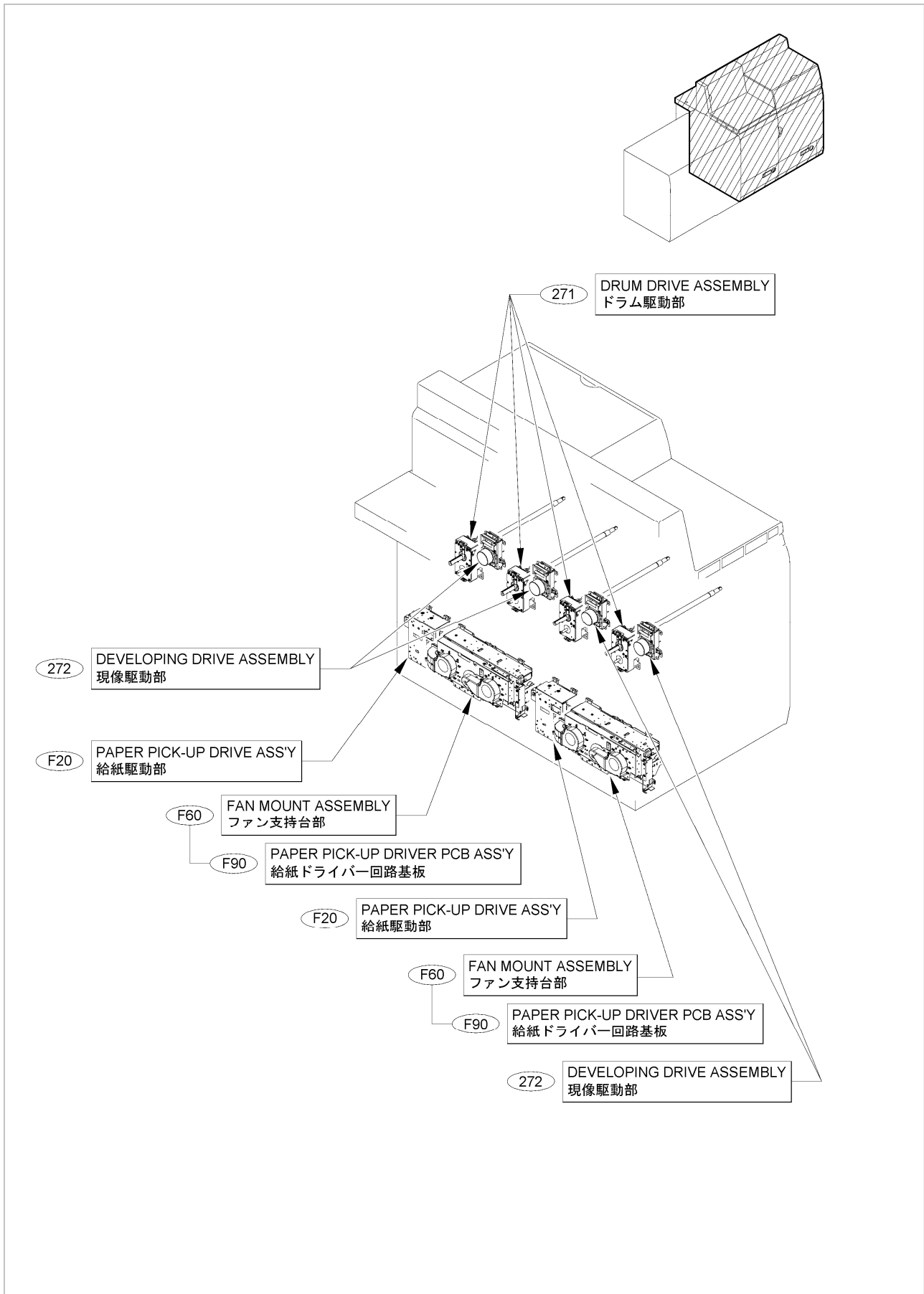


Figure A1 (9 / 16) ASSEMBLY LOCATION DIAGRAM

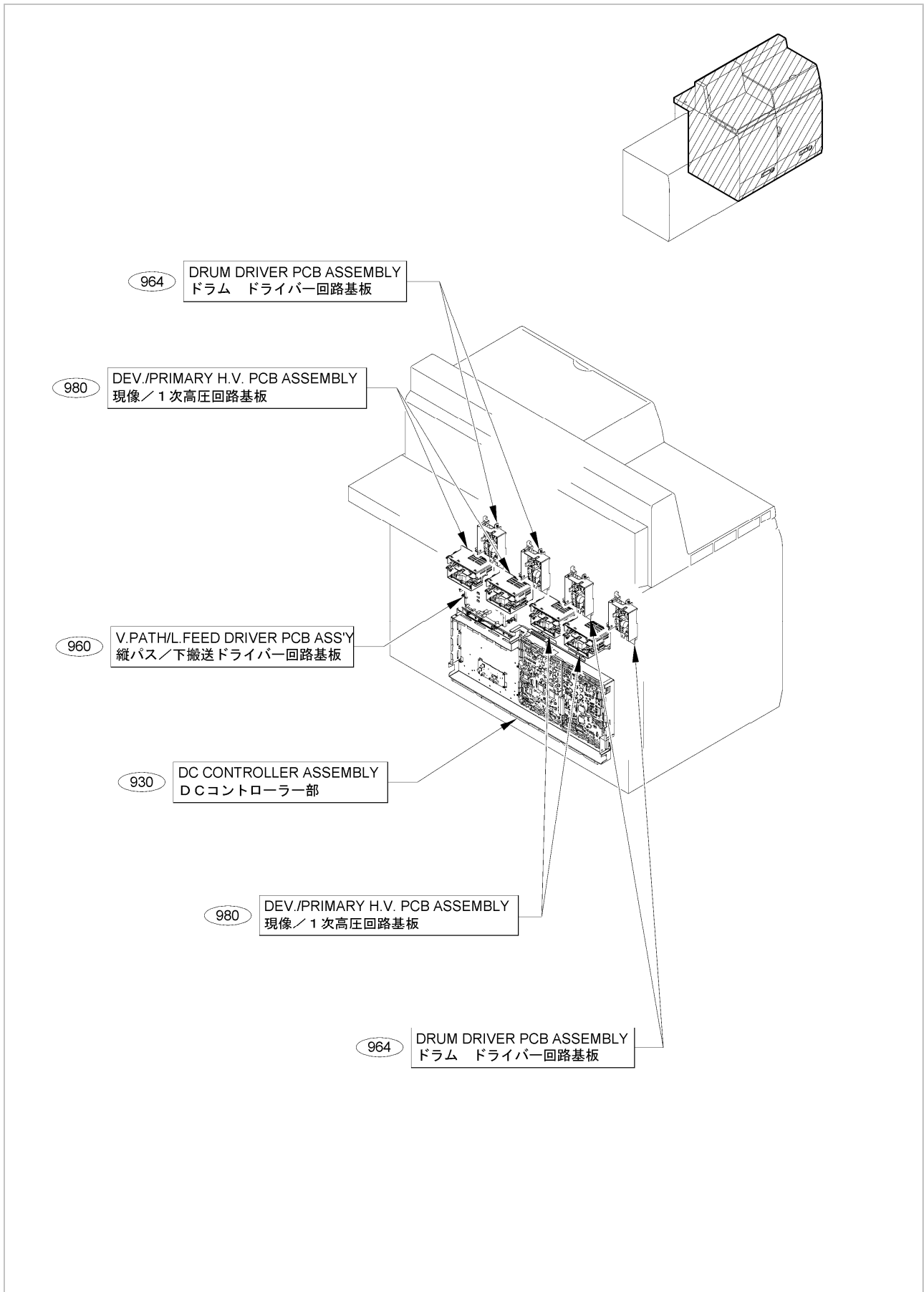


Figure A1 (10 / 16) ASSEMBLY LOCATION DIAGRAM

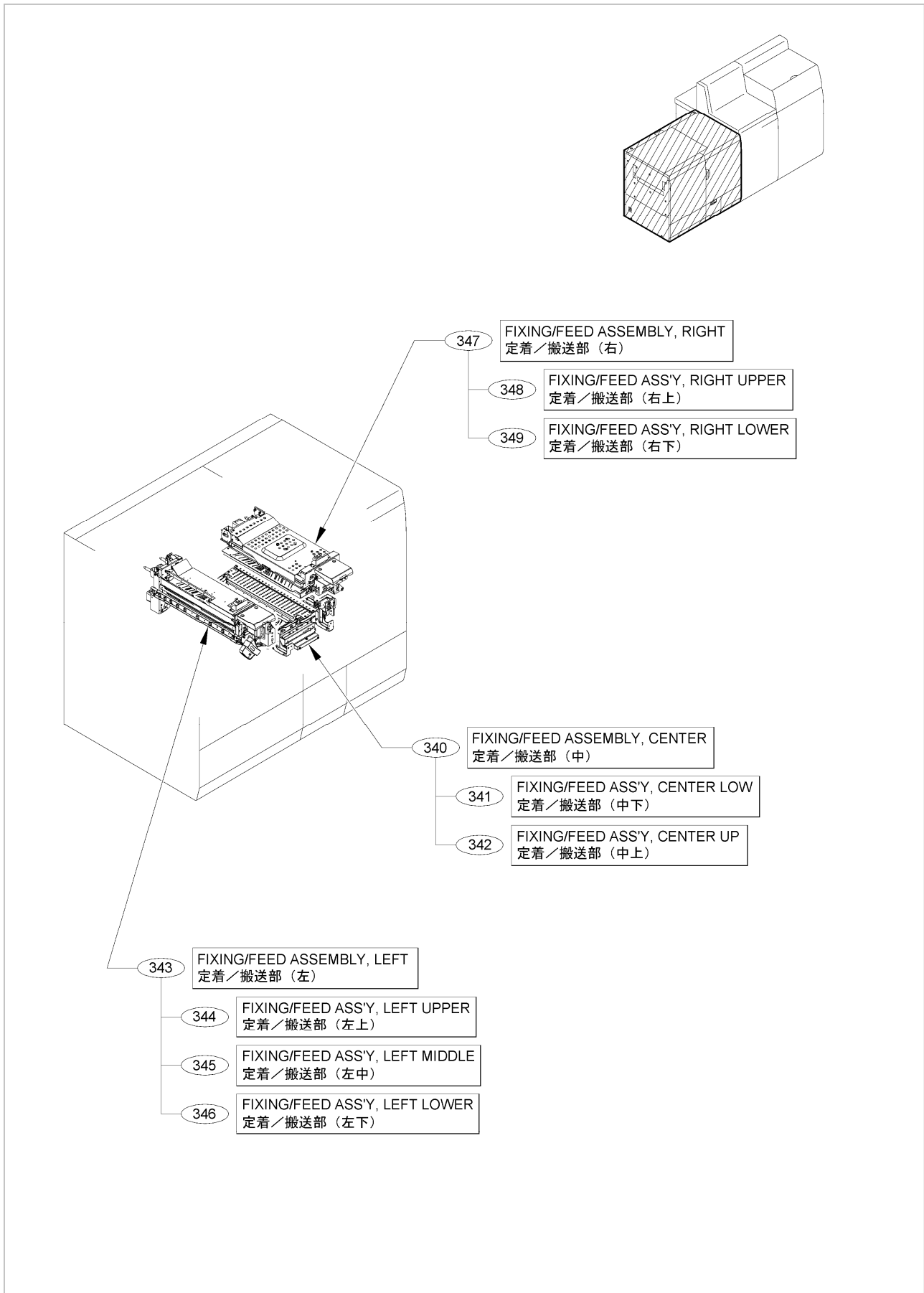


Figure A1 (11 / 16) ASSEMBLY LOCATION DIAGRAM

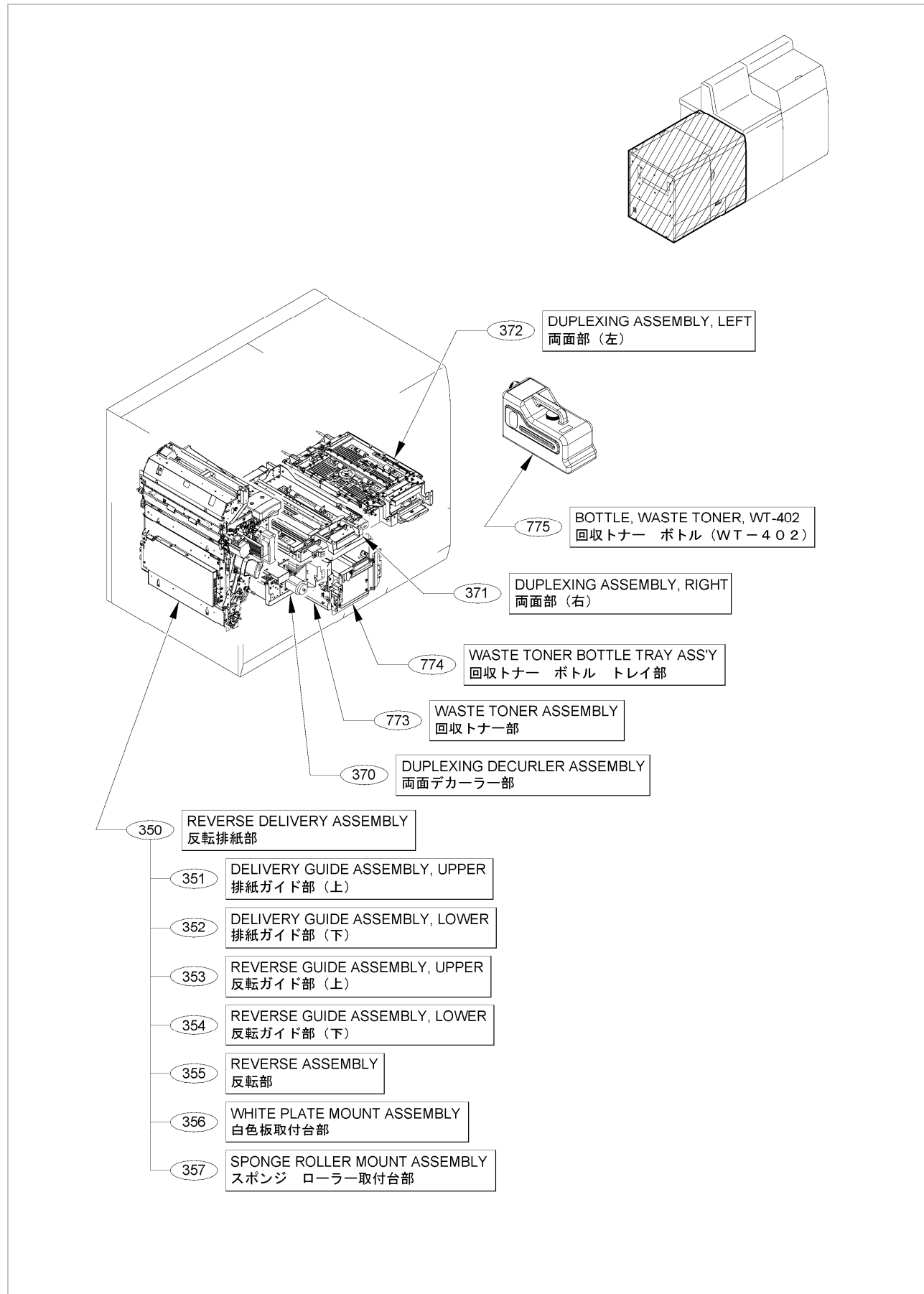


Figure A1 (12 / 16) ASSEMBLY LOCATION DIAGRAM

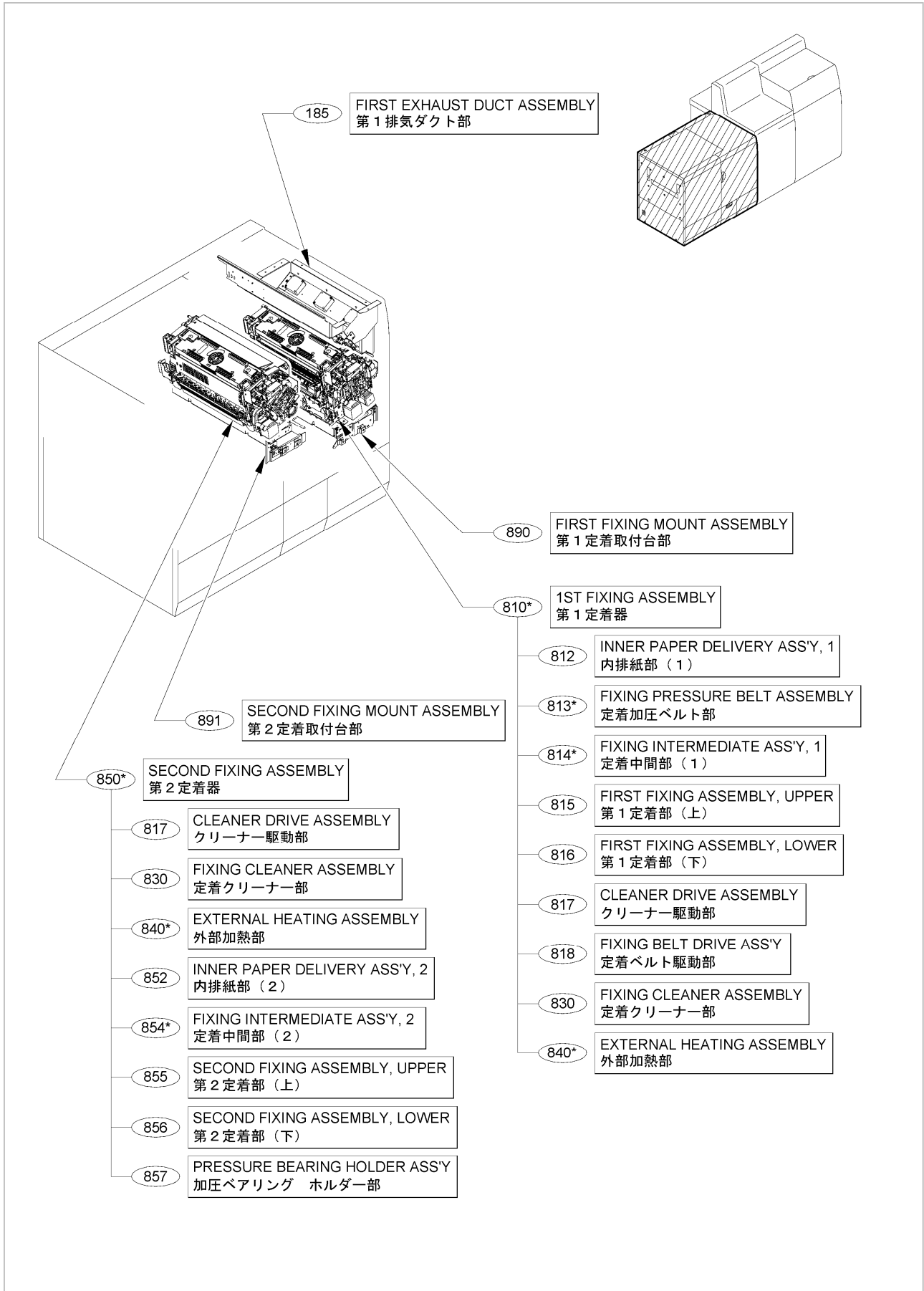


Figure A1 (13 / 16) ASSEMBLY LOCATION DIAGRAM

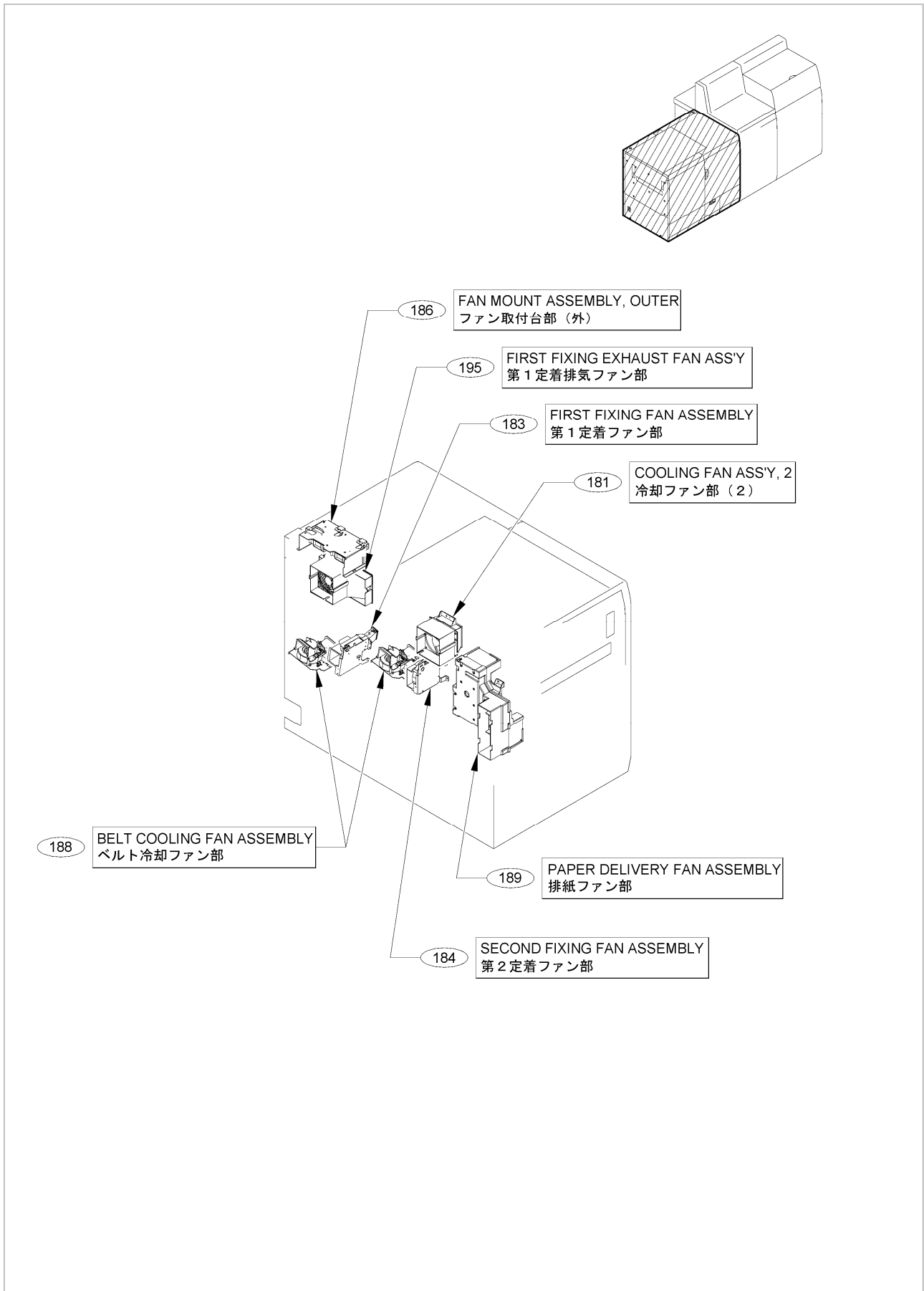


Figure A1 (14 / 16) ASSEMBLY LOCATION DIAGRAM

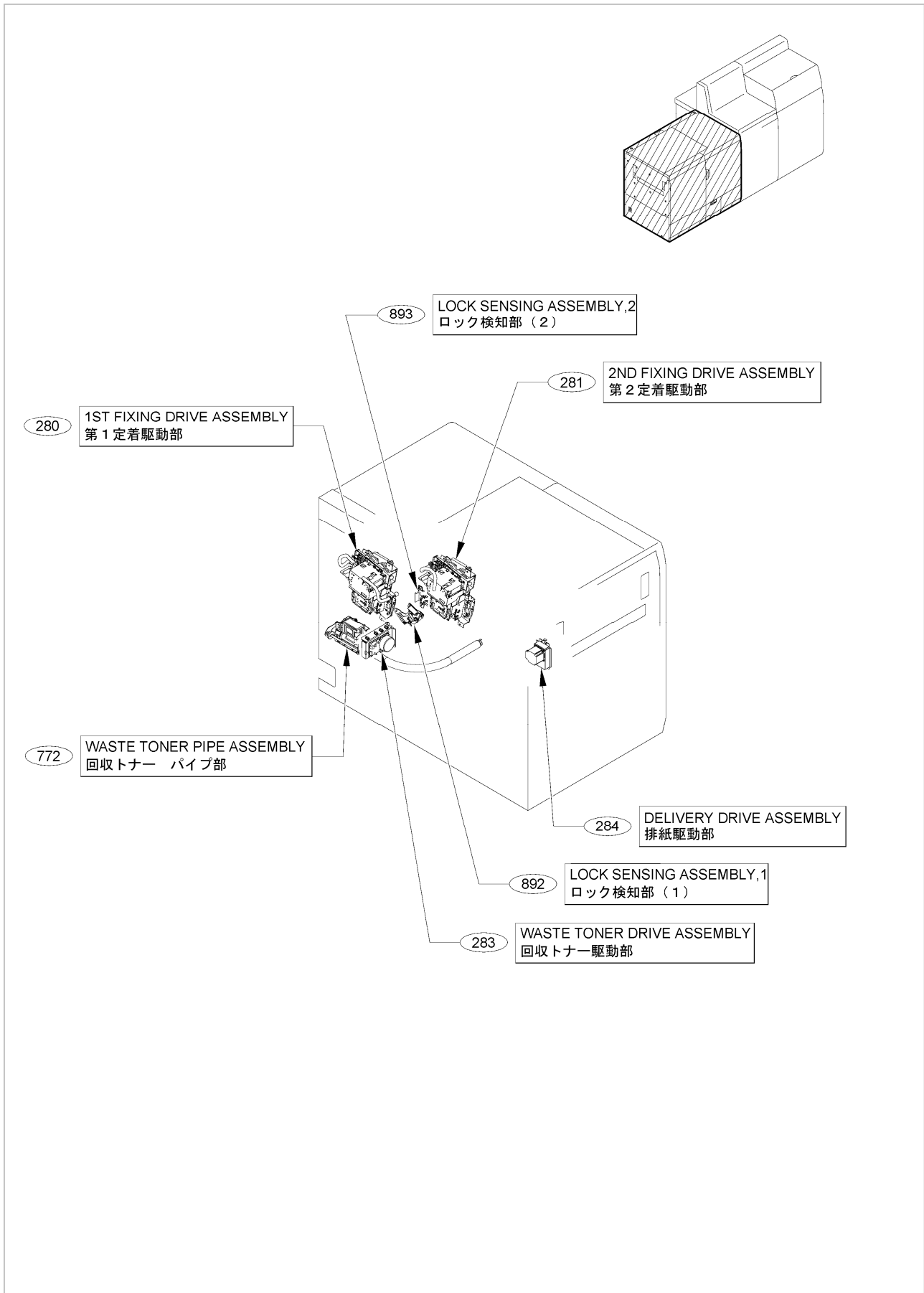


Figure A1 (15 / 16) ASSEMBLY LOCATION DIAGRAM

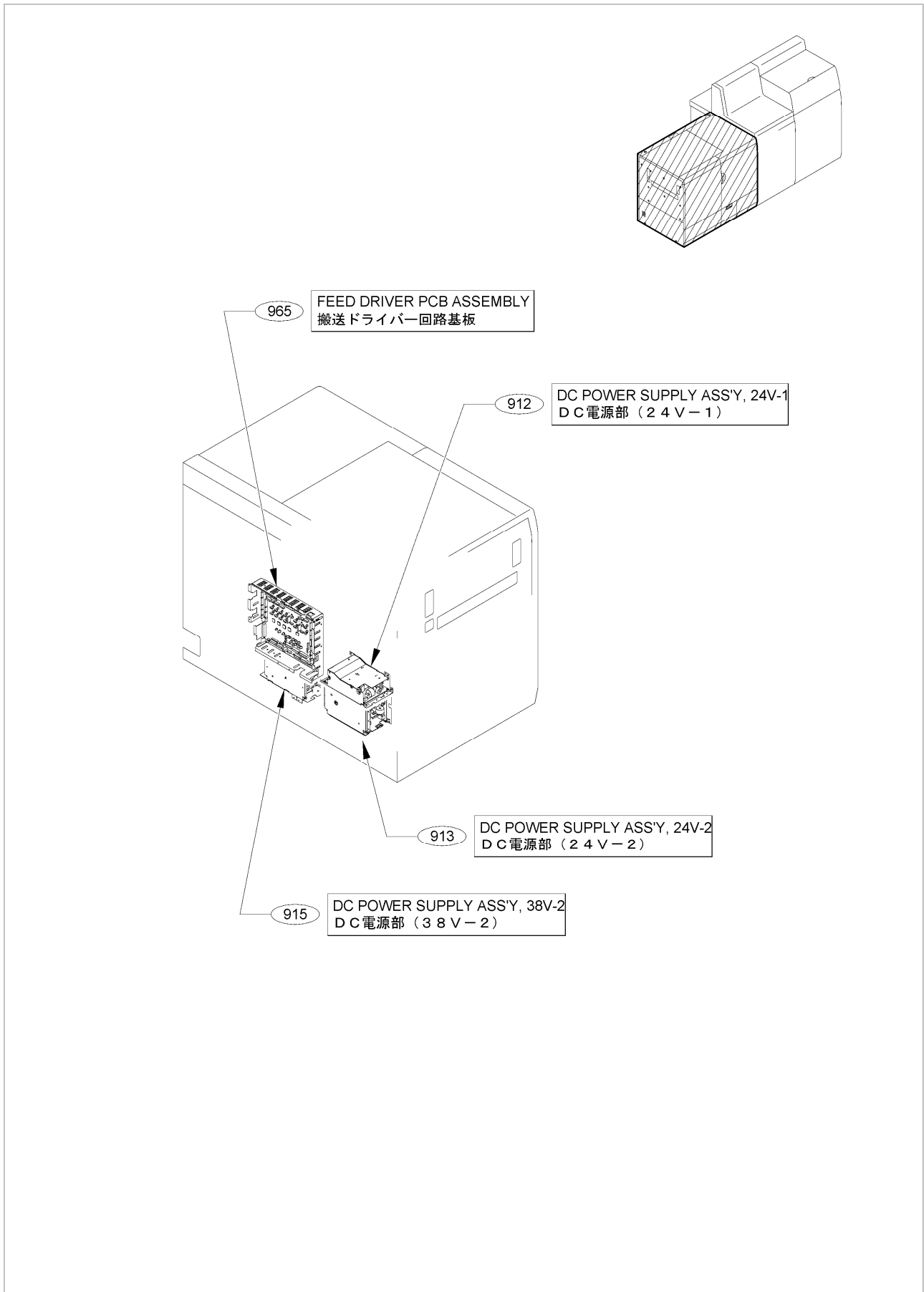
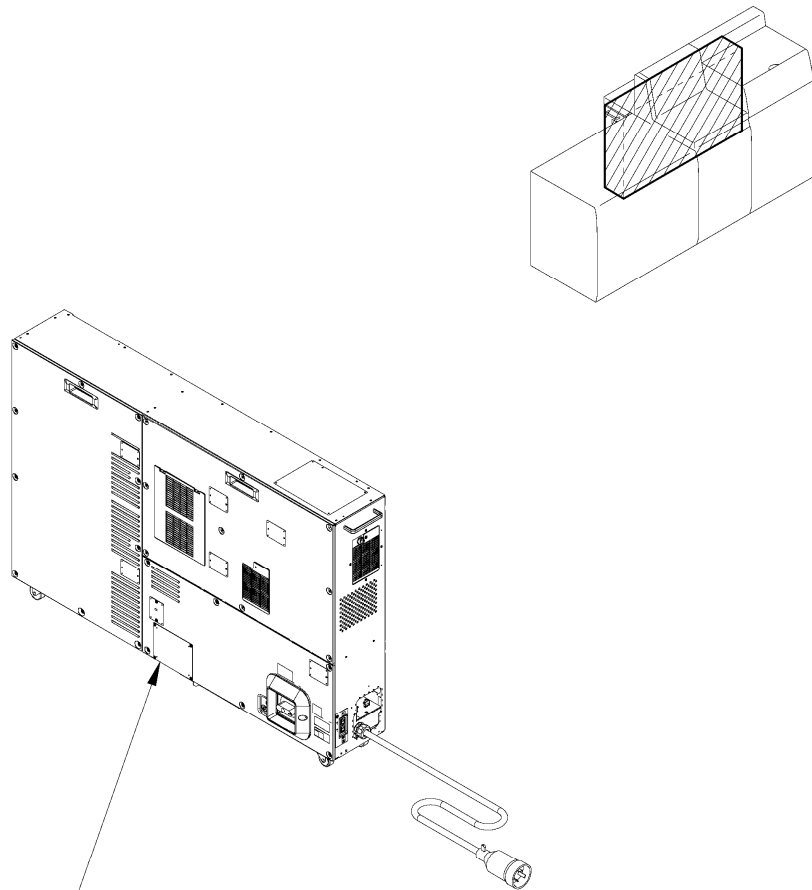


Figure A1 (16 / 16) ASSEMBLY LOCATION DIAGRAM



- 120 POWER STATION COVER ASSEMBLY
電装ステーション カバー部
- 121 POWER STATION ASSEMBLY
電装ステーション部
- 140* POWER CORD TERMINAL ASSEMBLY
電源コード台部
- 141 POWER CORD TERMINAL ASSEMBLY (208V)
電源コード台部 (208V)
- 911 DC POWER SUPPLY ASS'Y, 12V
D C 電源部 (1 2 V)
- 913 DC POWER SUPPLY ASS'Y, 24V-2
D C 電源部 (2 4 V - 2)
- 914 DC POWER SUPPLY ASS'Y, 38V-1
D C 電源部 (3 8 V - 1)
- 962* NOISE FILTER PCB ASSEMBLY (208V)
ノイズ フィルター回路基板 (208V)

FIG/KEY	PART NUMBER	RANK	QTY	DESCRIPTION	REMARKS
---------	-------------	------	-----	-------------	---------

Figure A2 OPTION PARTS CATALOG LIST

This is the table of the machine's options whose parts catalog is issued.
 本機のオプションで、パーツカタログが発行されている機種の一覧である。

No.	Model Name(English)	Model Name(Japanese)
1	Reader Attachment-B1	リーダーアタッチメント・B 1
2	Duplex Color Image Reader Unit-K1	マルチカラーイメージリーダーユニット・K 1
3	Printer Cover-K1	プリンタカバー・K 1
4	Upright Control Panel-F1	立面操作部・F 1
5	Control Panel Attachment Kit-A1	立面操作部取付けキット・A 1
6	POD Deck Lite-C1	PODデッキライト・C 1
7	POD Deck-D1	PODデッキ・D 1
8	LONG SHEET TRAY-A1	長尺用トレイ・A 1
9	Finisher-AN1/Saddle Finisher-AN2	フィニッシャー・AN 1 / サドルフィニッシャー・AN 2
10	Document Insertion Unit-N1	インサーター・N 1
11	Insertion Option controller Kit-A1	インサーター オプション コントローラキット ・A 1
12	Multi Function Professional Puncher-A1	(日本仕向けなし)
13	Paper Folding Unit-J1	ペーパーフォールディングユニット・J 1
14	imagePRESS Server B5000	imagePRESS Server B5000
15	imagePRESS Server B4000	imagePRESS Server B4000

FIG/KEY	PART NUMBER	RANK	QTY	DESCRIPTION	REMARKS
---------	-------------	------	-----	-------------	---------

Figure 001 (1 / 4) ACCESSORIES

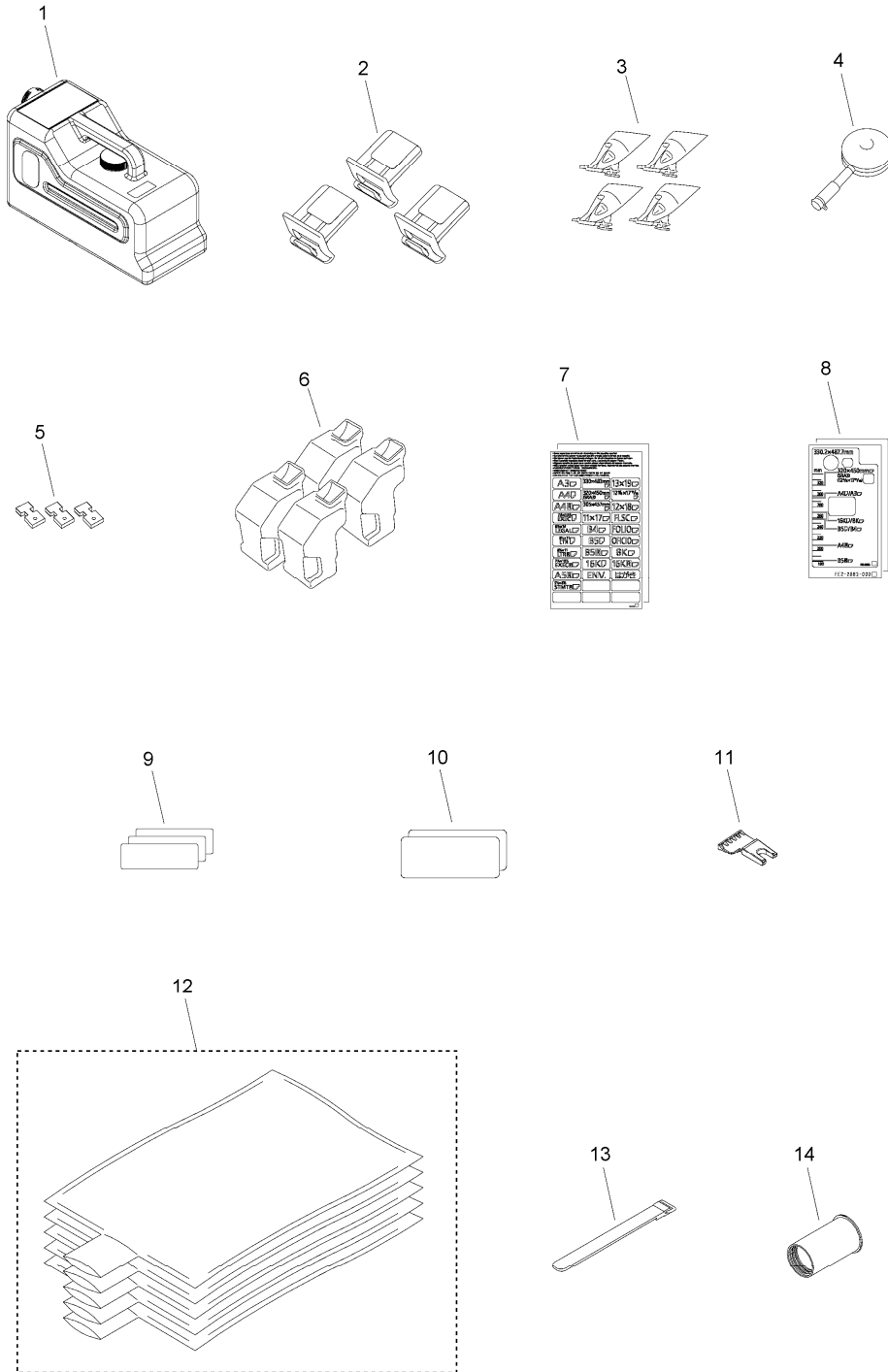


Figure 001 (2 / 4) ACCESSORIES

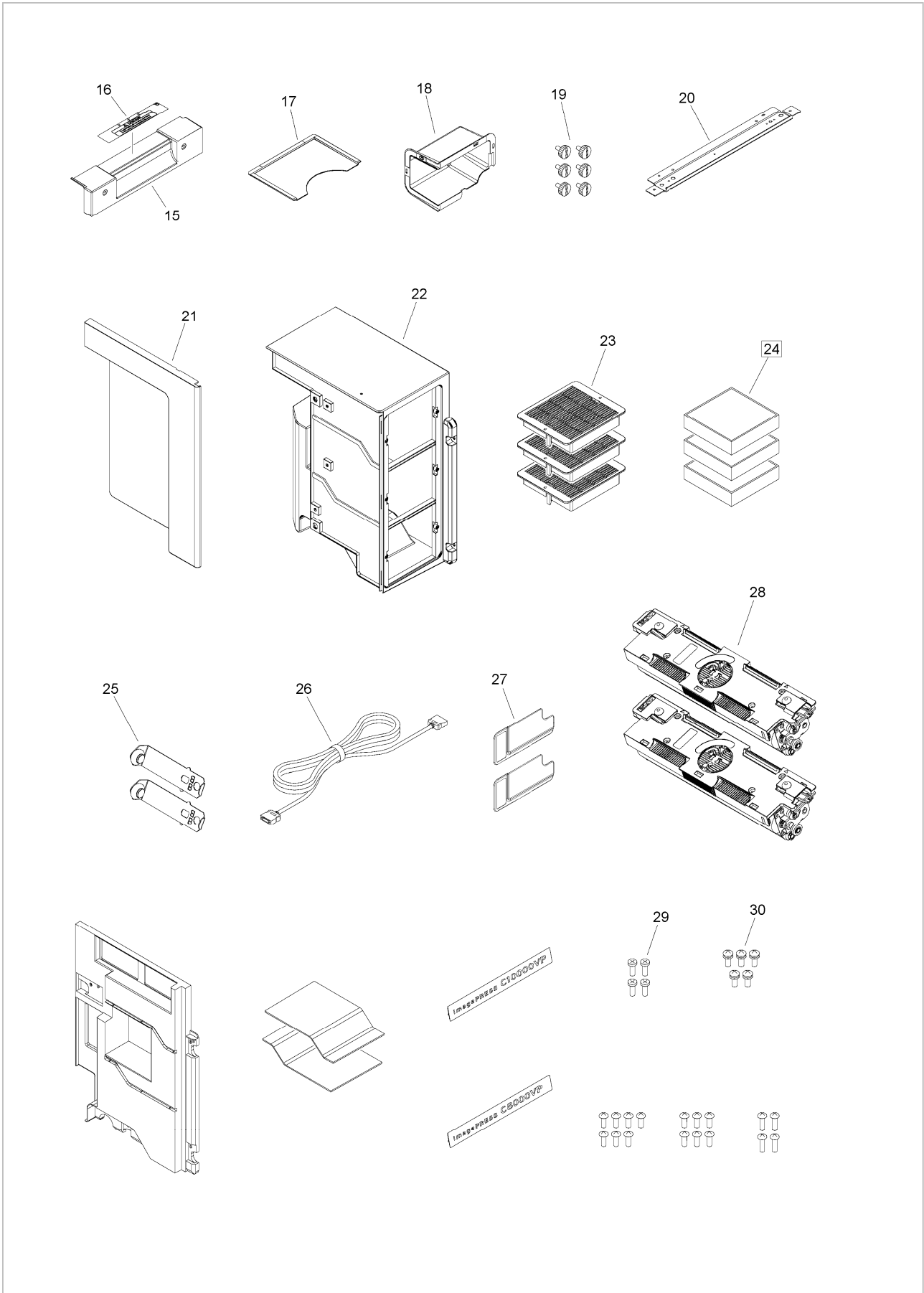


Figure 001 (3 / 4) ACCESSORIES

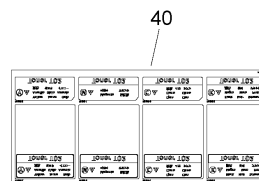
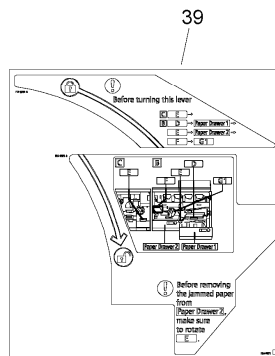
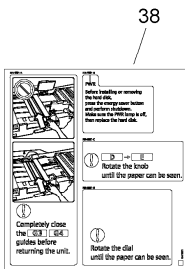
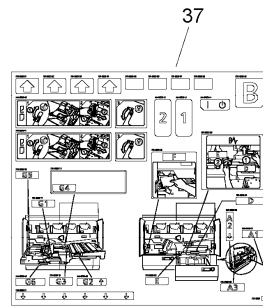
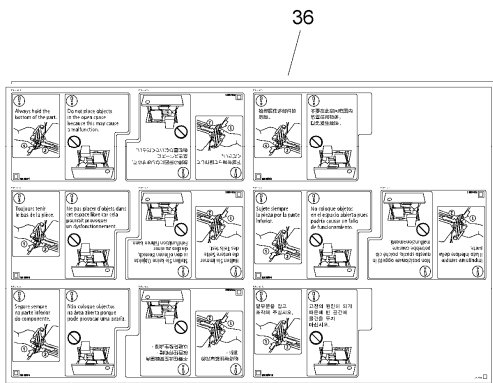
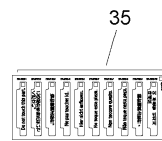

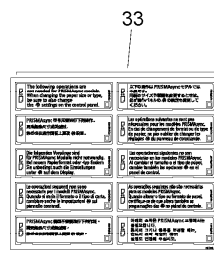

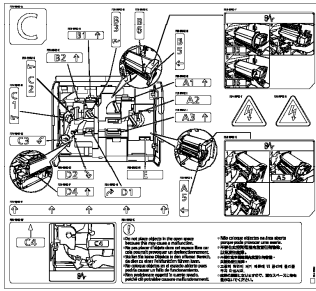
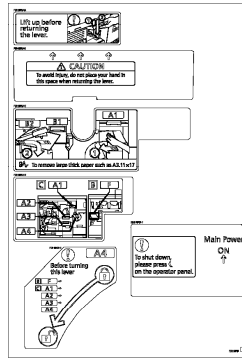


Figure 001 (4 / 4) ACCESSORIES

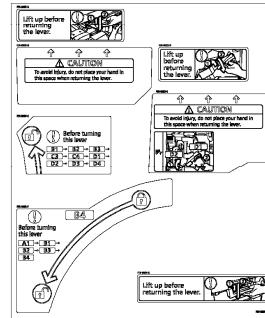
41



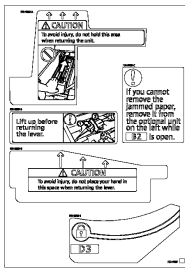
42



43



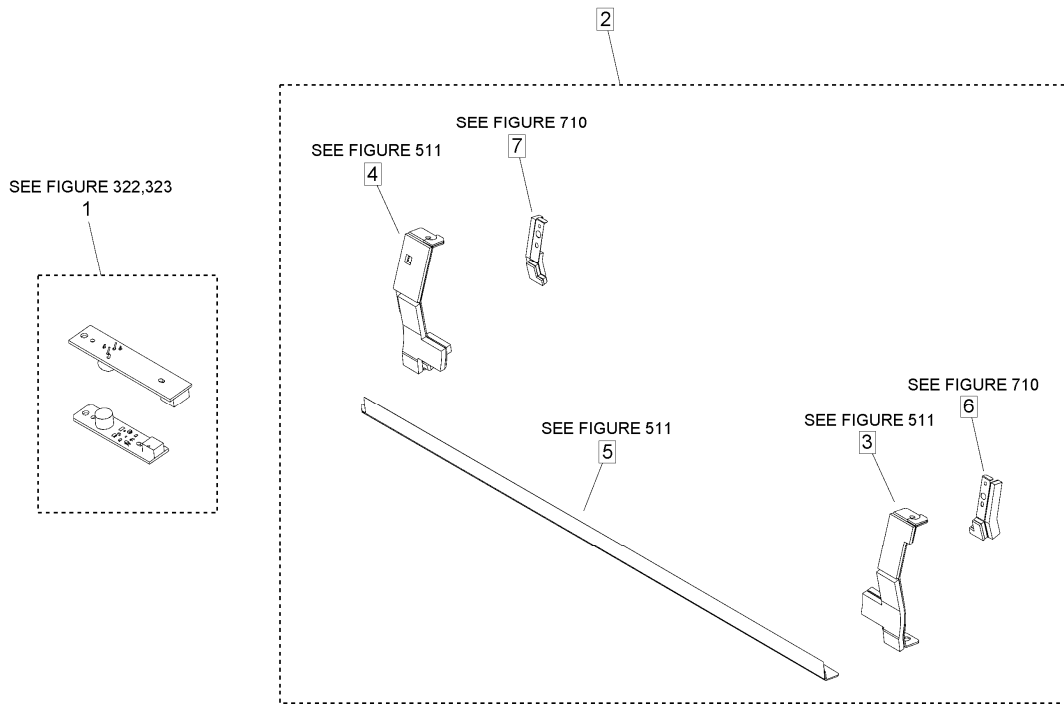
44



FIG/KEY	PART NUMBER	RANK	QTY	DESCRIPTION	REMARKS
001	NPN		RF	ACCESSORIES	
1	FM2-2058-010		1	BOTTLE, WASTE TONER, WT-402	
2	FL2-9290-000		3	CLEANING UNIT, A	
3	FL2-4088-000		4	FUNNEL, ABS	
4	XZ9-0281-000		1	BLOWER BRUSH	
5	FC7-9708-000		3	COVER, TOOL	
6	FC7-3482-000		4	CASE, COLOR DEVELOPING	
7	FU8-8178-000		2	LABEL, PAPER SIZE	
8	FE2-2883-010		2	LABEL, WIDTH SIZE	
9	FC8-3800-000		3	SHEET, TONER BREAK UP	
10	FC6-9992-000		2	PLATE, MEDIA INDICATION	
11	FC9-5864-000		1	SPACER, SHUTTER OPEN	
12	FC0-2235-000		1	BAG, WASTE TONER	
13	FC0-2236-000		1	BAND, WASTE TONER	
14	FC0-2237-000		1	JOINT, WASTE TONER	
15	FC6-8326-000		1	COVER, DUPLEXING, LEFT	
16	FE4-9979-000		1	LABEL, HAND STUCK WARNING	English
16	FE4-9981-000		1	LABEL, HAND STUCK WARNING	Japanese
16	FE4-9982-000		1	LABEL, HAND STUCK WARNING	French
16	FE4-9983-000		1	LABEL, HAND STUCK WARNING	German
16	FE4-9984-000		1	LABEL, HAND STUCK WARNING	Italian
16	FE4-9985-000		1	LABEL, HAND STUCK WARNING	Spanish
16	FE4-9986-000		1	LABEL, HAND STUCK WARNING	Portuguese
16	FE4-9987-000		1	LABEL, HAND STUCK WARNING	Traditional Chinese
16	FE4-9988-000		1	LABEL, HAND STUCK WARNING	Korean
17	FC5-1146-000		1	HOLDER, SERVICE BOOK	
18	FL3-6099-000		1	COVER, CABLE	
19	FB2-5500-020		6	SCREW, M4X9	
20	FC7-0352-000		1	CROSSMEMBER, MAIN BODY DOCKING	
21	FE3-1911-000		1	PANEL, EXHAUST DUCT	
22	FL0-2641-000		1	DUCT, EXHAUST, 1	
23	FC6-2034-000		3	COVER, FIXING FILTER	
24	FC6-2035-000		3	FILTER, OZONE	[DP]
25	FL0-3132-000		2	SUPPORT, ROLLER	
26	FK4-3274-000		1	CABLE, COMMUNICATION	
27	FE2-0025-010		2	HOLDER, MEDIA PLATE	
28	FM1-A392-000		2	FIXING CLEANER ASSEMBLY	
29	FB2-8509-020		4	SCREW, FLAT HEAD, M4X6	
30	XA9-0940-000		5	SCREW, W/WASHER, M4X12	
31	FE2-2880-010		2	LABEL, PAPER SUPPLY,1	
32	FE2-2881-010		2	LABEL, PAPER SUPPLY,2	
33	FE2-2882-010		2	LABEL, PAPER SIZE	
34	FC0-2778-000		1	LABEL, REMOVABLE HDD	
35	FE4-9165-000		2	LABEL, LIMIT PLATE CAUTION	
36	FE4-9166-000		2	LABEL, CAUTION	
37	FE4-9920-000		1	LABEL, MAIN STATION UNIVERSAL	
38	FE4-9921-000		1	LABEL, MAIN STATION LANGUAGE 1	English
38	FE4-9923-000		1	LABEL, MAIN STATION LANGUAGE 1	Japanese
38	FE4-9924-000		1	LABEL, MAIN STATION LANGUAGE 1	French
38	FE4-9925-000		1	LABEL, MAIN STATION LANGUAGE 1	German
38	FE4-9926-000		1	LABEL, MAIN STATION LANGUAGE 1	Italian
38	FE4-9927-000		1	LABEL, MAIN STATION LANGUAGE 1	Spanish
38	FE4-9928-000		1	LABEL, MAIN STATION LANGUAGE 1	Portuguese

FIG/KEY	PART NUMBER	RANK	QTY	DESCRIPTION	REMARKS
38	FE4-9929-000		1	LABEL, MAIN STATION LANGUAGE 1	Traditional Chinese
38	FE4-9930-000		1	LABEL, MAIN STATION LANGUAGE 1	Korean
39	FE4-9931-000		1	LABEL, MAIN STATION LANGUAGE 2	English
39	FE4-9933-000		1	LABEL, MAIN STATION LANGUAGE 2	Japanese
39	FE4-9934-000		1	LABEL, MAIN STATION LANGUAGE 2	French
39	FE4-9935-000		1	LABEL, MAIN STATION LANGUAGE 2	German
39	FE4-9936-000		1	LABEL, MAIN STATION LANGUAGE 2	Italian
39	FE4-9937-000		1	LABEL, MAIN STATION LANGUAGE 2	Spanish
39	FE4-9938-000		1	LABEL, MAIN STATION LANGUAGE 2	Portuguese
39	FE4-9939-000		1	LABEL, MAIN STATION LANGUAGE 2	Traditional Chinese
39	FE4-9940-000		1	LABEL, MAIN STATION LANGUAGE 2	Korean
40	FE4-9941-000		1	LABEL, HOPPER	
41	FE4-9942-000		1	LABEL, SUB STATION UNIVERSAL	
42	FE4-9943-000		1	LABEL, SUB STATION LANGUAGE 1	English
42	FE4-9945-000		1	LABEL, SUB STATION LANGUAGE 1	Japanese
42	FE4-9946-000		1	LABEL, SUB STATION LANGUAGE 1	French
42	FE4-9947-000		1	LABEL, SUB STATION LANGUAGE 1	German
42	FE4-9948-000		1	LABEL, SUB STATION LANGUAGE 1	Italian
42	FE4-9949-000		1	LABEL, SUB STATION LANGUAGE 1	Spanish
42	FE4-9950-000		1	LABEL, SUB STATION LANGUAGE 1	Portuguese
42	FE4-9951-000		1	LABEL, SUB STATION LANGUAGE 1	Traditional Chinese
42	FE4-9952-000		1	LABEL, SUB STATION LANGUAGE 1	Korean
43	FE4-9953-000		1	LABEL, SUB STATION LANGUAGE 2	English
43	FE4-9955-000		1	LABEL, SUB STATION LANGUAGE 2	Japanese
43	FE4-9956-000		1	LABEL, SUB STATION LANGUAGE 2	French
43	FE4-9957-000		1	LABEL, SUB STATION LANGUAGE 2	German
43	FE4-9958-000		1	LABEL, SUB STATION LANGUAGE 2	Italian
43	FE4-9959-000		1	LABEL, SUB STATION LANGUAGE 2	Spanish
43	FE4-9960-000		1	LABEL, SUB STATION LANGUAGE 2	Portuguese
43	FE4-9961-000		1	LABEL, SUB STATION LANGUAGE 2	Traditional Chinese
43	FE4-9962-000		1	LABEL, SUB STATION LANGUAGE 2	Korean
44	FE4-9963-000		1	LABEL, SUB STATION LANGUAGE 3	English
44	FE4-9965-000		1	LABEL, SUB STATION LANGUAGE 3	Japanese
44	FE4-9966-000		1	LABEL, SUB STATION LANGUAGE 3	French
44	FE4-9967-000		1	LABEL, SUB STATION LANGUAGE 3	German
44	FE4-9968-000		1	LABEL, SUB STATION LANGUAGE 3	Italian
44	FE4-9969-000		1	LABEL, SUB STATION LANGUAGE 3	Spanish
44	FE4-9970-000		1	LABEL, SUB STATION LANGUAGE 3	Portuguese
44	FE4-9971-000		1	LABEL, SUB STATION LANGUAGE 3	Traditional Chinese
44	FE4-9972-000		1	LABEL, SUB STATION LANGUAGE 3	Korean

Figure 002 MAINTENANCE KIT



FIG/KEY	PART NUMBER	RANK	QTY	DESCRIPTION	REMARKS
002	NPN		RF	MAINTENANCE KIT	
1	FM1-K086-000		1	DOUBLE FEED DETECTION KIT	
2	FM2-9258-030		1	DRUM CLEANING SET	[DP]
3	FL2-2707-020		1	SEAL, PLATE, FRONT	[DP]
4	FL2-2708-020		1	SEAL, PLATE, REAR	[DP]
5	FL2-2709-000		1	SHEET, SCRAPER	[DP]
6	FLO-2642-000		1	SEAL, FRONT	[DP]
7	FLO-2643-000		1	SEAL, REAR	[DP]

Figure 100 (1 / 2) EXTERNAL COVERS, PANELS, ETC. (Main station)

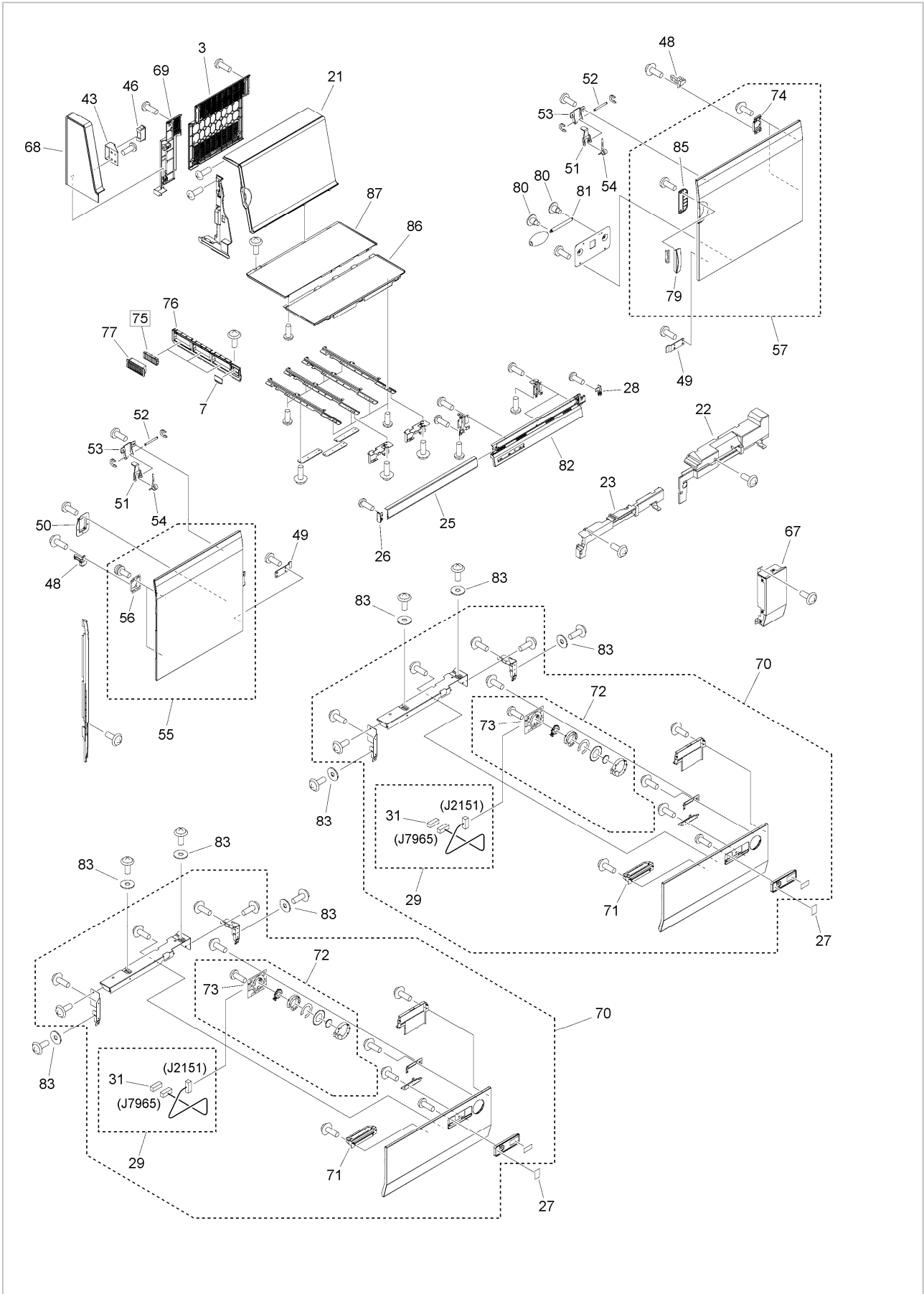
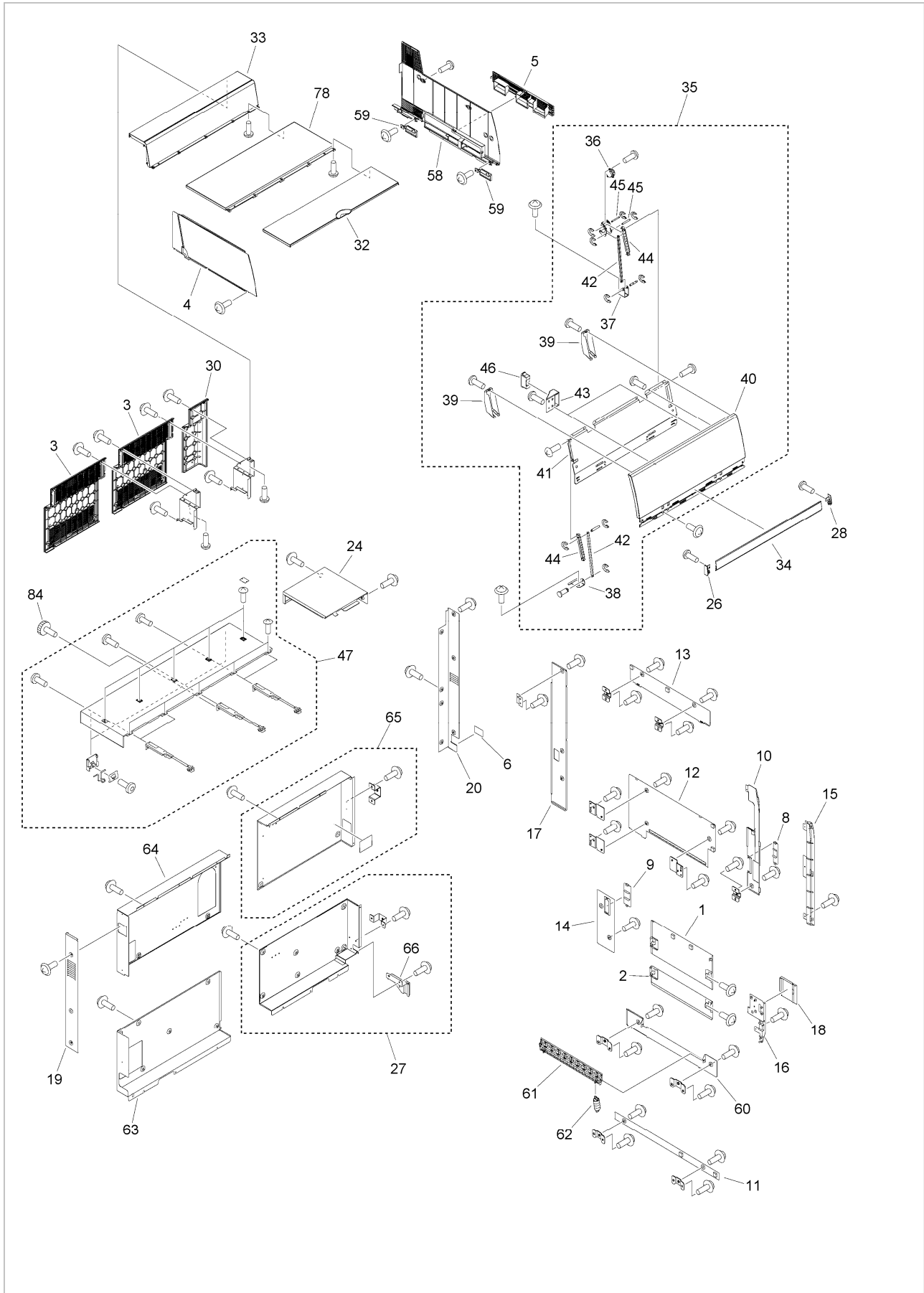


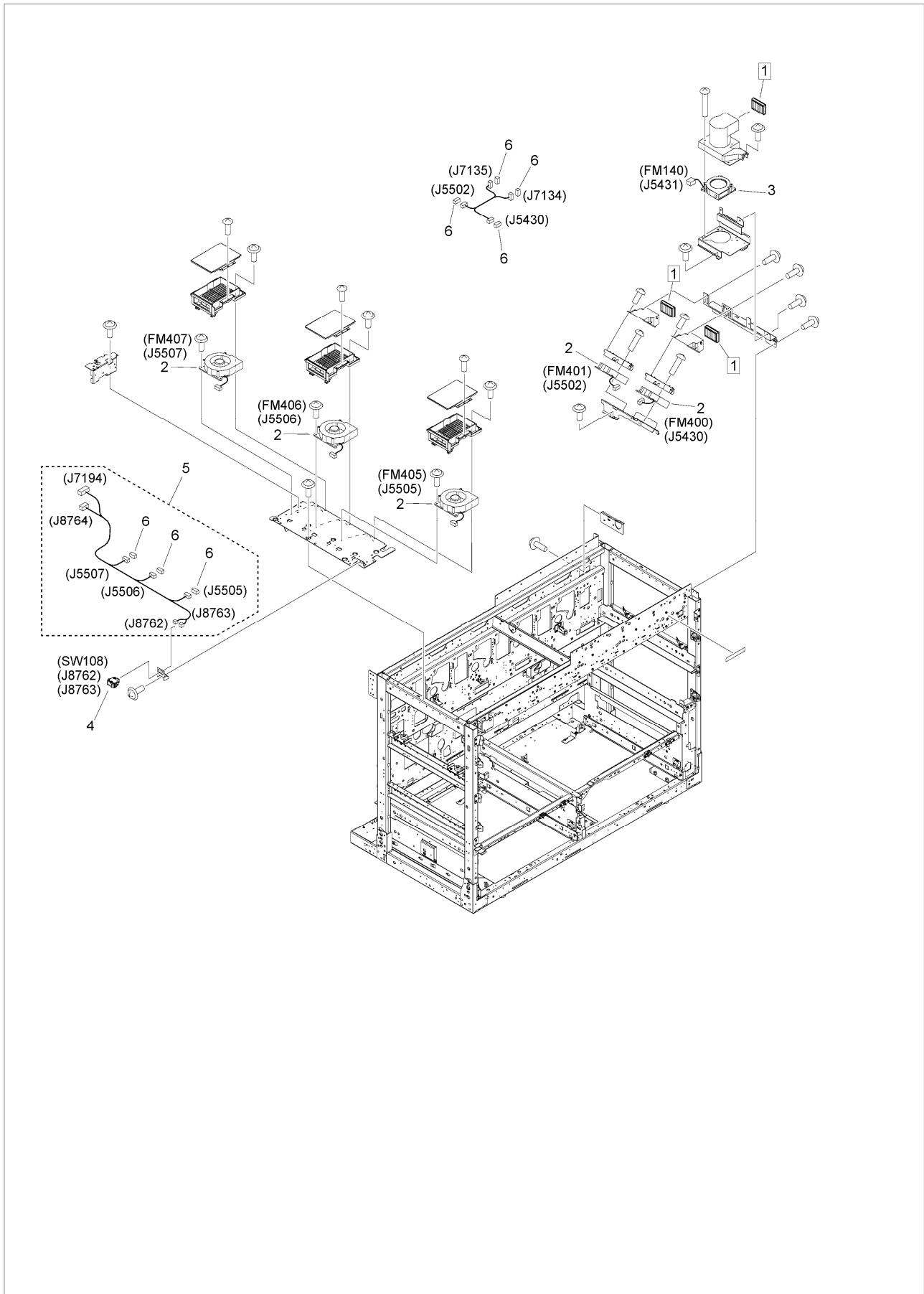
Figure 100 (2 / 2) EXTERNAL COVERS, PANELS, ETC. (Main station)



FIG/KEY	PART NUMBER	RANK	QTY	DESCRIPTION	REMARKS
100	NPN		RF	EXTERNAL COVERS, PANELS, ETC.	Main station
1	FL2-2302-000		1	COVER, RIGHT DOOR, CENTER	
2	FC6-0104-000		1	COVER, RIGHT DOOR, LOWER	
3	FE3-8066-000		3	COVER, CONTROLLER, REAR	
4	FE3-8071-000		1	PANEL, HOPPER, LEFT	
5	FE3-8073-000		1	COVER, FILTER, RIGHT	
6	FE4-5357-000		1	LABEL, CONNECTION CAUTION	
7	FC8-1844-000		1	COVER, MAIN SWITCH	
8	FC7-1825-000		1	COVER, HOOK, 1	
9	FC7-1826-000		1	COVER, HOOK, 2	
10	FL2-7221-000		1	PANEL, RIGHT, 1	
11	FL2-7222-000		1	PANEL, RIGHT, 2	
12	FL2-7223-000		1	PANEL, RIGHT, 3	
13	FL2-7224-000		1	PANEL, RIGHT, 4	
14	FC7-1835-000		1	PANEL, RIGHT, 5	
15	FC7-1836-000		1	PANEL, RIGHT, 6	
16	FC7-1837-000		1	PANEL, RIGHT, 7	
17	FC7-1848-000		1	PANEL, RIGHT, 8	
18	FC7-1838-000		1	COVER, JAM DIAL	
19	FC7-1882-000		1	PANEL, REAR, LEFT	
20	FC7-1888-000		1	PANEL, REAR, RIGHT	
21	FM1-F315-000		1	PANEL, CONT., UPPER FRONT	
22	FC7-4021-010		1	COVER, RIGHT DECK, INNER	
23	FC7-4022-010		1	COVER, LEFT DECK, INNER	
24	FL2-7127-000		1	COVER, REAR UPPER, RIGHT, 1	
25	FE3-8077-000		1	PANEL, EMBLEM, LEFT	
26	FE3-8078-000		2	CAP, LEFT	
27	FM3-0302-000		1	COVER, SHIELD, RIGHT LOWER	
28	FE3-8079-000		2	CAP, RIGHT	
29	FM1-K992-000		2	CABLE, INDICATION CONNECTING	
30	FE3-8074-000		1	COVER, HOPPER, REAR RIGHT	
31	VS1-8412-021		2	CONNECTOR, SNAP TIGHT, BL	
32	FE3-8069-000		1	COVER, HOPPER UPPER, 1	
33	FE3-8070-000		1	COVER, HOPPER UPPER, 3	
34	FE3-8068-000		1	PANEL, EMBLEM, RIGHT	
35	FM1-A306-000		1	CARTRIDGE COVER ASSEMBLY	
36	FC6-2302-000		1	DAMPER	
37	FC6-2318-000		1	HOLDER, STOPPER, RIGHT	
38	FC6-2319-000		1	HOLDER, STOPPER, LEFT	
39	FC6-3202-000		2	COVER, RACK	
40	FE3-8067-000		1	COVER, CARTRIDGE	
41	FC6-3209-000		1	BASE, CARTRIDGE COVER	
42	FC6-3211-000		2	STOPPER, DOOR	
43	FC6-3215-000		3	HOLDER, MAGNET	
44	FC6-3218-000		2	RACK, COVER, RIGHT	
45	FC6-3219-000		2	SHAFT, COVER RACK, RIGHT	
46	XZ9-0603-000		3	CATCH, MAGNET	
47	FM1-H087-000		1	REAR UPPER COVER ASSEMBLY, LF.	
48	FC5-8660-000		4	LOCK, ONE-TOUCH	
49	FC6-3175-000		2	SUPPORT, MAGNET, LOWER	
50	FM1-K533-000		1	HANDLE RETAINING ASSEMBLY	
51	FC7-4575-000		2	PLATE, SWITCH PUSHING SWING	
52	FC7-4576-000		2	SHAFT, SWING	
53	FC6-3176-000		2	PLATE, SWITCH PUSHING FIXED	

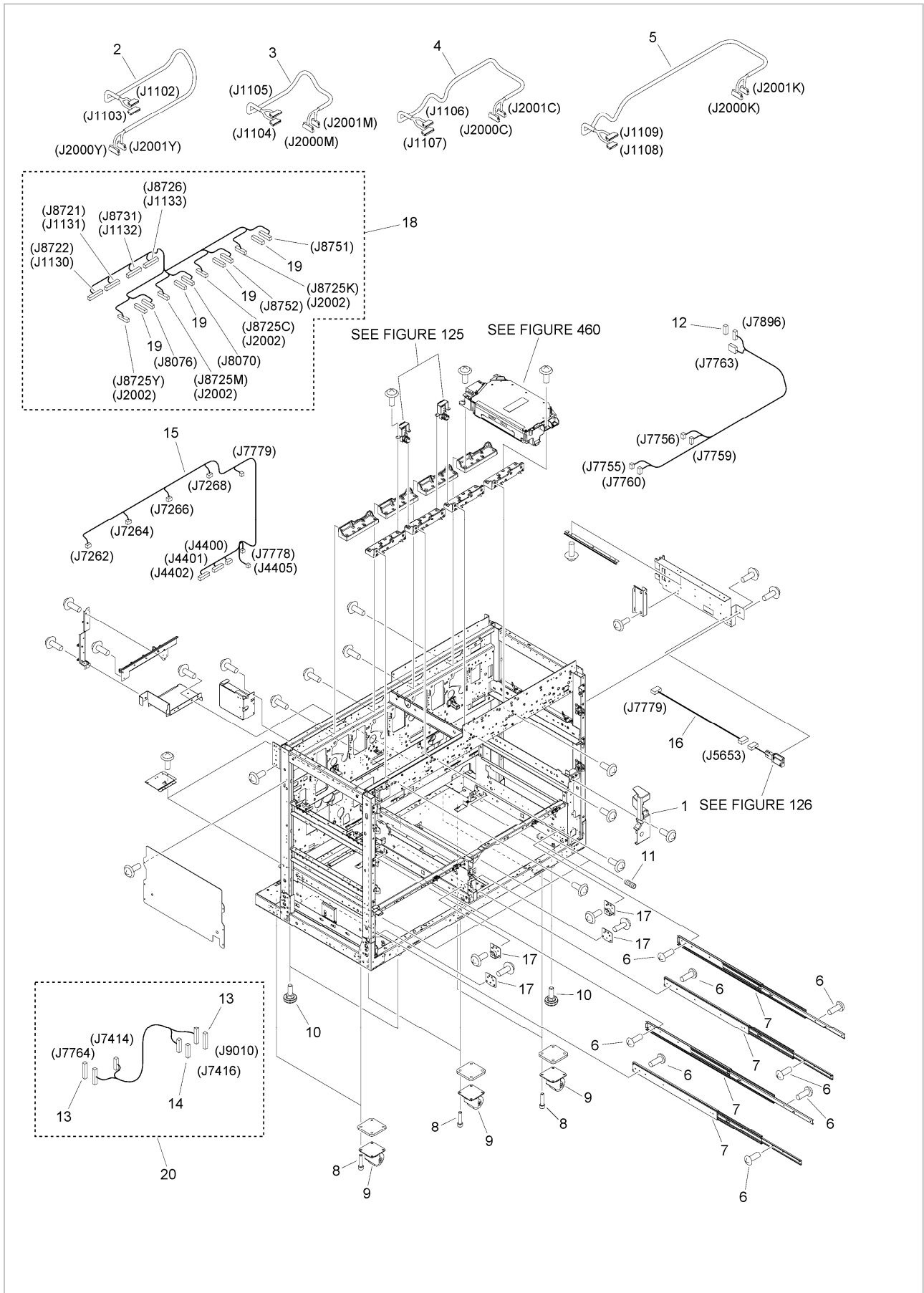
FIG/KEY	PART NUMBER	RANK	QTY	DESCRIPTION	REMARKS
54	FU6-2544-000		2	SPRING, TORSION	
55	FM1-L139-000		1	DOOR, FRONT, LEFT	
56	FC6-3133-000		2	SUPPORT, HINGE MOUNTING, 1	
57	FM1-L141-000		1	DOOR, FRONT, RIGHT	
58	FE3-8072-000		1	PANEL, RIGHT	
59	FE8-0006-000		2	PANEL, RIGHT, SMALL	
60	FC6-0101-000		1	COVER, RIGHT LOWER	
61	FC6-0102-000		1	COVER, RIGHT	
62	FU5-2989-000		1	SPRING, TENSION	
63	FM3-0299-000		1	COVER, SHIELD, LEFT LOWER	
64	FM1-A476-000		1	COVER, SHIELD, LEFT UPPER	
65	FM3-0301-000		1	COVER, SHIELD, RIGHT UPPER	
66	FC7-1884-000		1	COVER, COUPLING	
67	FM1-L143-000		1	COVER, FRONT RIGHT, LOWER	
68	FE3-8063-000		1	COVER, CONTROLLER, LEFT	
69	FE3-8064-000		1	COVER, CONTROLLER, REAR LEFT	
70	FM1-F527-000		2	DECK COVER ASSEMBLY, FRONT	
71	FC7-3318-000		2	LEVER, C./STEPPED DECK FOR, L.	
72	FM1-K635-000		2	PAPER STOCK DISPLAY ASSEMBLY	
73	FM2-7630-000		2	INDICATOR DRIVER PCB ASSEMBLY	
74	FC6-8041-000		2	SUPPORT, HINGE MOUNTING, 3	
75	FC9-5783-000		3	FILTER, AIR	[DP]
76	FE3-8081-000		1	COVER, LEFT	
77	FE8-0005-000		3	COVER, FILTER	
78	FE4-8579-000		1	COVER, HOPPER UPPER, 2	
79	FE8-0816-000		1	HANDLE	
80	FU5-9210-000		2	SCREW, STEPPED, M4	
81	FU6-2568-000		1	SPRING, TENSION	
82	FE3-8076-000		1	COVER, FRONT, LEFT UPPER	
83	FC7-7708-000		8	WASHER	
84	FB2-5500-020		1	SCREW, M4X9	
85	FC6-8033-000		1	GRIP	
86	FE3-8075-000		1	COVER, LEFT UPPER, 1	
87	FE4-8578-000		1	COVER, LEFT UPPER, 2	

Figure 101 INTERNAL COMPONENTS 1 (Main station)



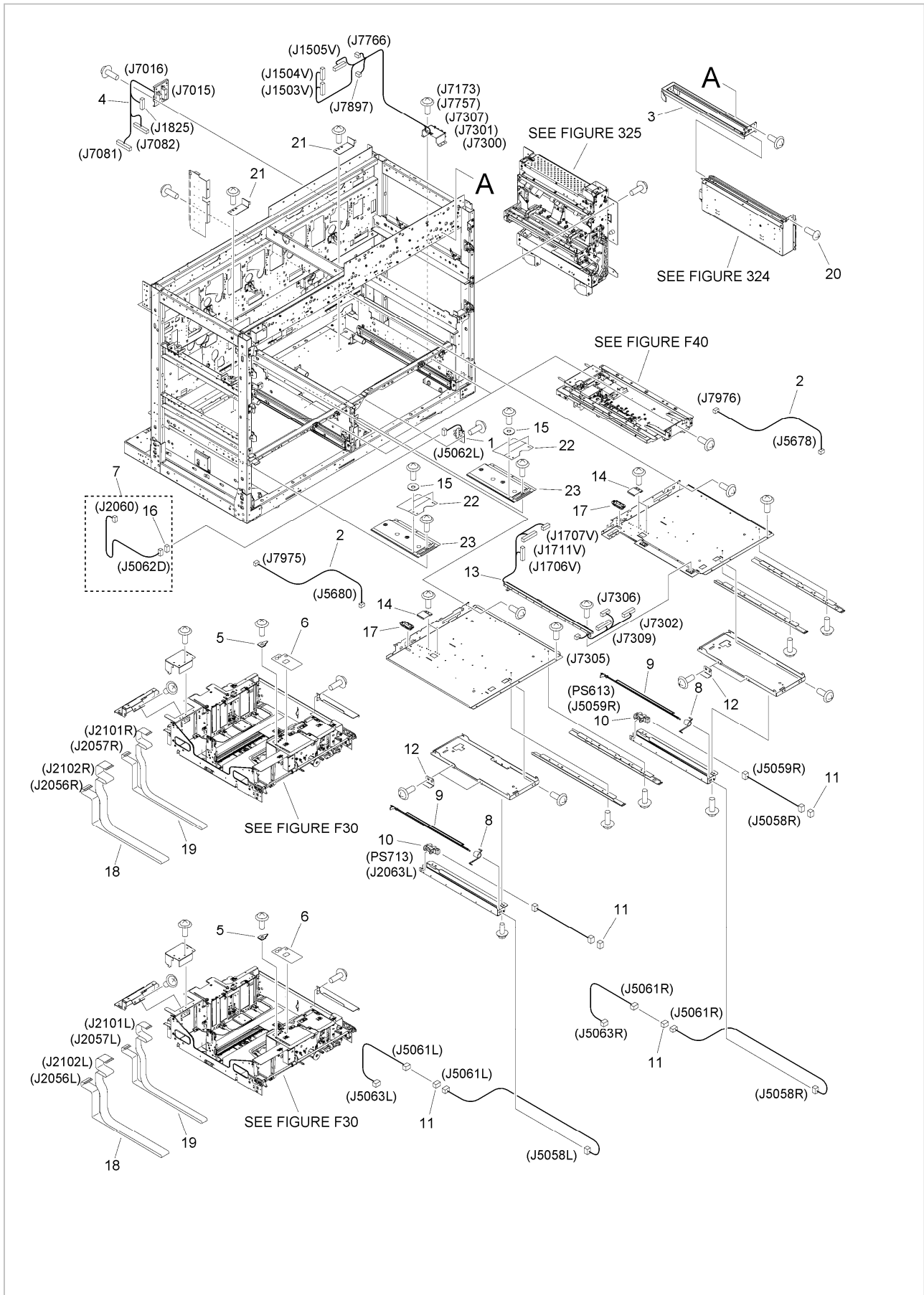
FIG/KEY	PART NUMBER	RANK	QTY	DESCRIPTION	REMARKS
101	NPN		RF	INTERNAL COMPONENTS 1	Main station
1	FC9-6046-000		3	FILTER, AIR	[DP]
2	FK2-3098-010		5	FAN	FM400,FM401, FM405,FM406, FM407
3	FK3-0835-000		1	FAN	FM140
4	FK3-3266-000		1	SWITCH, POWER SUPPLY	SW108
5	FM1-K959-000		1	CABLE, FAN CONNECTING, 2	
6	VS1-7177-004		7	CONNECTOR, SNAP TIGHT, BK	

Figure 102 INTERNAL COMPONENTS 2 (Main station)



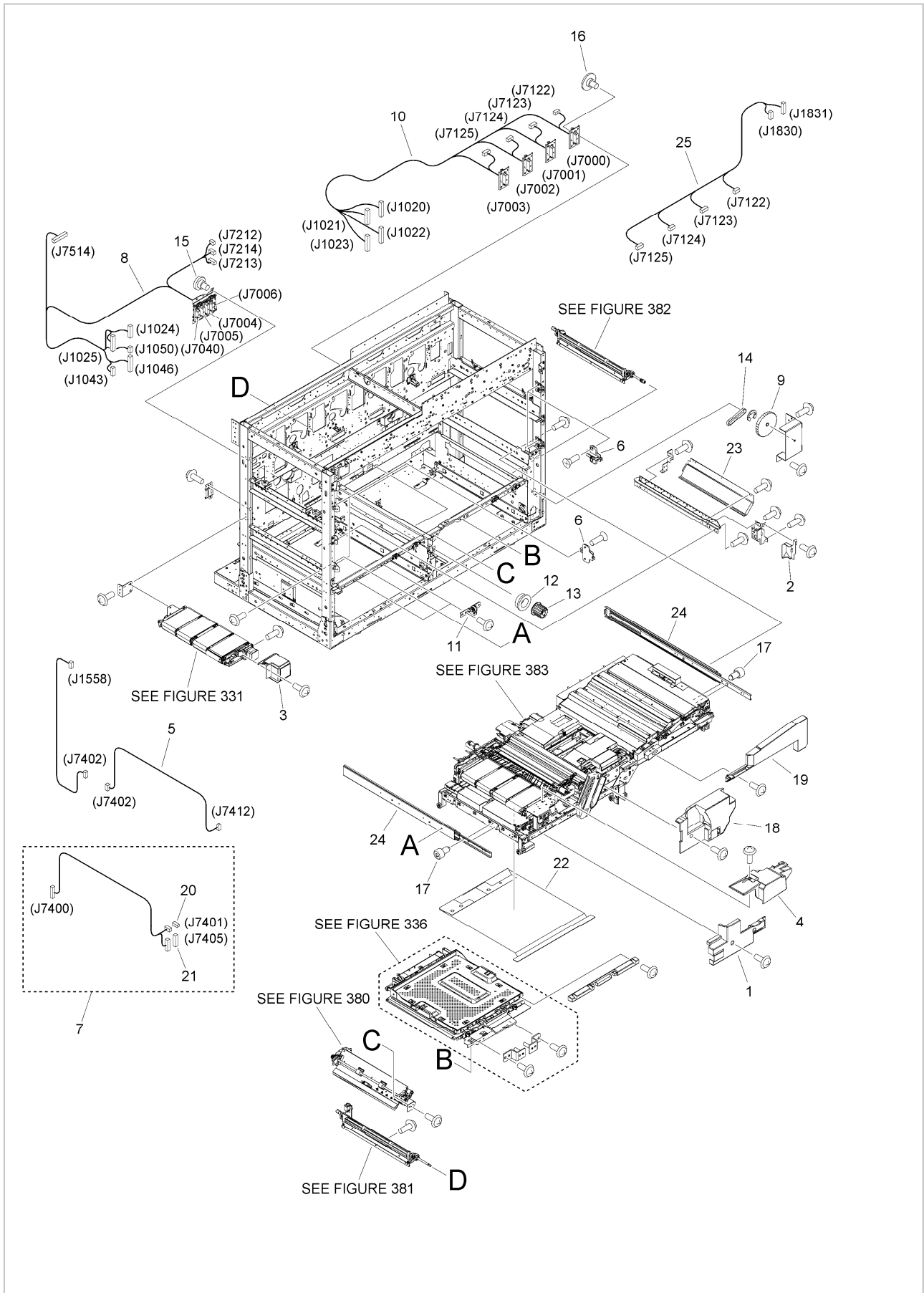
FIG/KEY	PART NUMBER	RANK	QTY	DESCRIPTION	REMARKS
102	NPN		RF	INTERNAL COMPONENTS 2	Main station
1	FC7-1843-000		1	COVER, INNER	
2	FK4-3301-000		1	CABLE, SIGNAL, YELLOW	
3	FK4-3302-000		1	CABLE, SIGNAL, MAGENTA	
4	FK4-3303-000		1	CABLE, SIGNAL, CYAN	
5	FK4-3304-000		1	CABLE, SIGNAL, BLACK	
6	XA9-1788-000		22	SCREW, MACH. , TRUSS HEAD, M4X6	
7	FC5-8112-000		4	RAIL, STOCK SLIDE	
8	FU5-9207-000		24	SCREW, BOLT, HEX HEAD, M8X16	
9	FE3-4952-000		6	CASTER	
10	FE3-7639-000		4	ADJUSTER	
11	FU5-2791-000		4	SPRING, COMPRESSION	
12	VS1-7177-006		1	CONNECTOR, SNAP TIGHT, BK	
13	VS1-9269-028		2	CONNECTOR, WIRE TO WIRE, 28P	
14	VS1-8959-012		1	CONNECTOR, WIRE TO WIRE, 12P	
15	FM1-L918-000		1	CABLE, HEATER, AC	
16	FM1-L917-000		1	CABLE, SWITCH CONNECTING, AC	
17	FL2-1780-000		4	ROLLER, LATCH	
18	FM1-K994-000		1	CABLE, SIGNAL	
19	VS1-8412-011		4	CONNECTOR, SNAP TIGHT, BL	
20	FM1-K991-000		1	CABLE, ENVIRONMENT CONNECTING	

Figure 103 INTERNAL COMPONENTS 3 (Main station)



FIG/KEY	PART NUMBER	RANK	QTY	DESCRIPTION	REMARKS
103	NPN		RF	INTERNAL COMPONENTS 3	Main station
1	FM1-A305-000		1	ENVIRONMENT SENSOR UNIT	
2	FM3-8538-000		2	CABLE, CASSETTE HEATER, AC	
3	FM2-2147-010		1	REGIST. MOUNTING GUIDE ASS'Y	
4	FM1-F517-000		1	REGIST. PATCH DRAWER ASS'Y	
5	FC7-9569-000		2	PLATE, SIZE DISPLAY	
6	FE2-2884-010		2	LABEL, WIDTH SIZE, INCH	
7	FM1-J880-000		1	CABLE, SENSOR CONNECTING	
8	FC7-2465-000		2	SPRING, TORSION	
9	FC7-2638-000		2	FLAG, SENSOR	
10	WG8-5783-000		2	IC, PHOTO- INTERRUPTER, LG248NL1A	PS613, PS713
11	VS1-7177-003		4	CONNECTOR, SNAP TIGHT, BK	
12	FC7-7716-000		4	STOPPER, SENSOR	
13	FM1-F523-000		1	PAPER FEED CABLE UNIT, LOWER	
14	FC7-9568-000		4	COVER, OUTLET	
15	FC7-7708-000		4	WASHER	
16	VS1-8959-004		1	CONNECTOR, SNAP TIGHT, 4P, W	
17	FC7-2409-000		2	BUSHING	
18	FK2-2976-000		2	CABLE, FLAT, 1	
19	FK2-2977-000		2	CABLE, FLAT, 2	
20	FU5-9222-000		1	SCREW, BH4X8 (YELLOW)	
21	FC5-8223-000		2	PLATE, SWITCH PUSH	
22	FC6-9951-000		2	SHEET, FLEXIBLE RETAINING	
23	FL2-1818-000		2	PLATE, FLEXIBLE COVER	

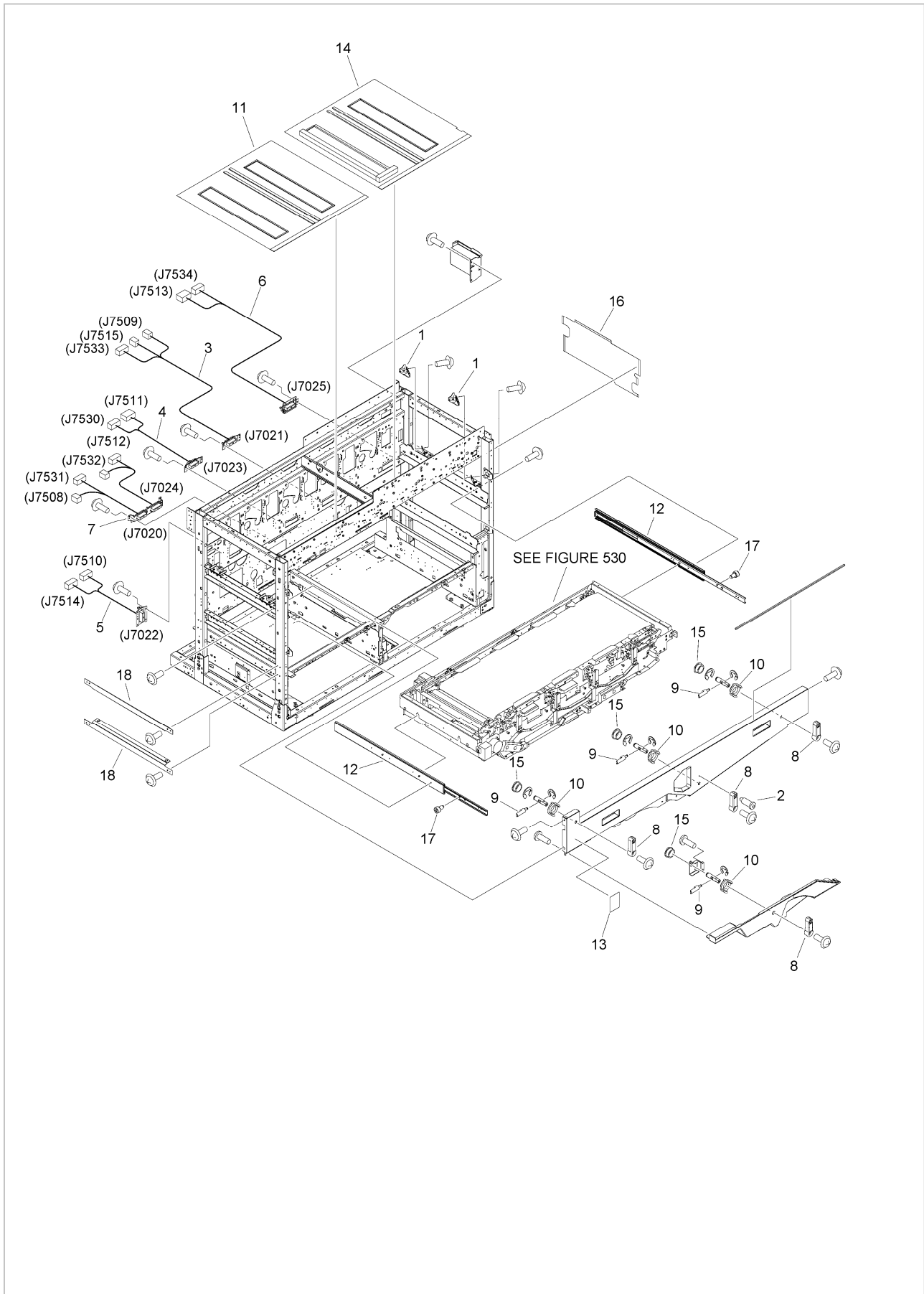
Figure 104 INTERNAL COMPONENTS 4 (Main station)



FIG/KEY	PART NUMBER	RANK	QTY	DESCRIPTION	REMARKS
104	NPN		RF	INTERNAL COMPONENTS 4	Main station
1	FC6-8239-010		1	COVER, INNER, 1	
2	FC6-8407-010		1	COVER, CONNECTOR	
3	FC7-1846-010		1	COVER, INNER	
4	FE4-6201-000		1	COVER, INNER, 2	
5	FM2-8521-000		1	CABLE, 2 FIXING/ FEEDER, 1	
6	FC5-8661-000		4	PLATE, MOUNTING	
7	FM2-8587-000		1	CABLE, RELAY	
8	FM1-D397-000		1	2ND TRNSFR. DRAWER ASS'Y	
9	FU5-3207-000		1	PULLEY, 20T	
10	FM1-F524-000		1	REGISTRATION DRAWER ASSEMBLY	
11	FM2-9303-000		2	ROLLER, DUPLEXING GUIDE	
12	FA9-2112-000		1	BUSHING, PL	
13	FC5-8165-000		1	KNOB, EXTRACTION	
14	XF2-3607-260		1	BELT, TIMING	
15	FS1-9169-000		4	SCREW, STEPPED	
16	FS2-9012-000		12	SCREW, STEPPED M2.2	
17	FU5-9208-000		2	SCREW, STEPPED, M4	
18	FC6-7877-000		1	COVER, INNER, CENTER	
19	FC6-7878-000		1	COVER, INNER, RIGHT	
20	VS1-8959-003		1	CONNECTOR, SNAP TIGHT, 3P, W	
21	VS1-8959-008		1	CONNECTOR, SNAP TIGHT, 8P, W	
22	FL0-2683-000		1	SHEET, FIXING/FEEDER ASSEMBLY	
23	FL3-5093-010		1	PLATE, PRE-FIXING GUIDE	
24	FC5-8656-010		2	RAIL, SLIDE	
25	FM1-K976-000		1	CABLE, REG. POWER SUPPLY	

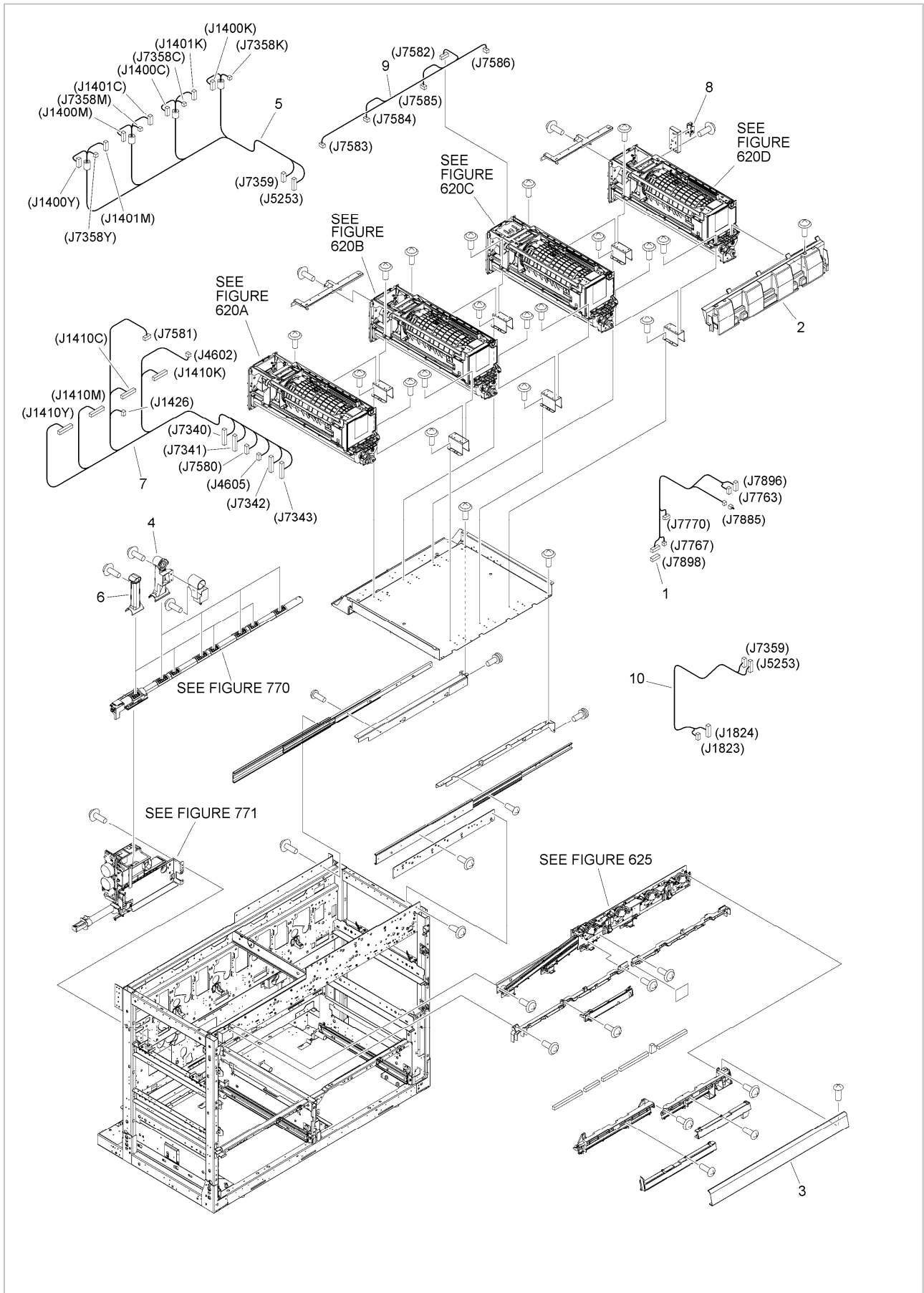
FIG/KEY	PART NUMBER	RANK	QTY	DESCRIPTION	REMARKS
105	NPN		RF	INTERNAL COMPONENTS 5	Main station
1	FL3-5098-010		4	GLASS, DUST-PROOF	
2	FM1-A298-000		4	P- KIT DRAWER ASSEMBLY	
3	FM2-2087-000		4	DUCT, PRIMARY EXHAUST	
4	FC6-8482-010		4	COVER, PRIMARY CORONA	
5	FC7-9747-000		4	BUSHING	
6	FS2-6022-000		3	BUSHING, COP	
7	FM4-6257-000		4	CONNECTING PCB ASS'Y	
8	FE3-8120-000		1	PLATE, KNOCK	
9	FC6-8483-000		3	LEVER, INNER COVER	
10	FC6-8484-000		3	STOPPER, INNER COVER	
11	VS1-9269-024		4	CONNECTOR, SNAP TIGHT	
12	FC7-4960-000		4	KNOB, DRUM SHAFT	
13	VS1-9269-038		4	CONNECTOR, WIRE TO WIRE, 38P	
14	FS6-8822-000		1	LABEL, WARNING LASER	
15	FU5-9234-000		2	SCREW, STEPPED, M4(YELLOW)	
16	FU5-9226-000		4	SCREW, W/WASHER, M4X16(YELLOW)	
17	FM4-6332-000		1	CABLE, P-KIT FAN	
18	FM1-K978-000		1	CABLE, POWER SUPPLY	
19	FC0-4129-000		8	RAIL, SLIDE	
20	FC7-7542-000		1	COVER, LEVER, 2	
21	FC7-7544-000		1	SHAFT, LEVER TURN, 2	
22	FU5-9225-000		4	SCREW, W/WASHER, M4X10(YELLOW)	
23	FC0-4232-000		16	SCREW, BH4X6(YELLOW)	
24	FM4-7143-000		4	POTENTIAL MEASURING UNIT	
25	FM1-D282-000		1	ENVIRONMENT SENSOR ASSEMBLY	
26	VS1-8959-014		2	CONNECTOR, WIRE TO WIRE, 14P	
27	FM1-A446-000		1	POTENTIAL MEASURING ASS'Y, LF.	
28	FM1-A448-000		1	POTENTIAL MEASURING ASS'Y, RT.	
29	FM4-2632-010		1	COOLING FAN ASSEMBLY	FM404
30	VS1-7177-004		1	CONNECTOR, SNAP TIGHT, BK	
31	FM4-2634-000		1	FAN ASSEMBLY, POTENTIAL SENSOR	FM402
32	VS1-9269-028		1	CONNECTOR, WIRE TO WIRE, 28P	
33	VS1-8959-012		1	CONNECTOR, WIRE TO WIRE, 12P	
501	XD3-1200-142		1	SPRING PIN	

Figure 106 INTERNAL COMPONENTS 6 (Main station)



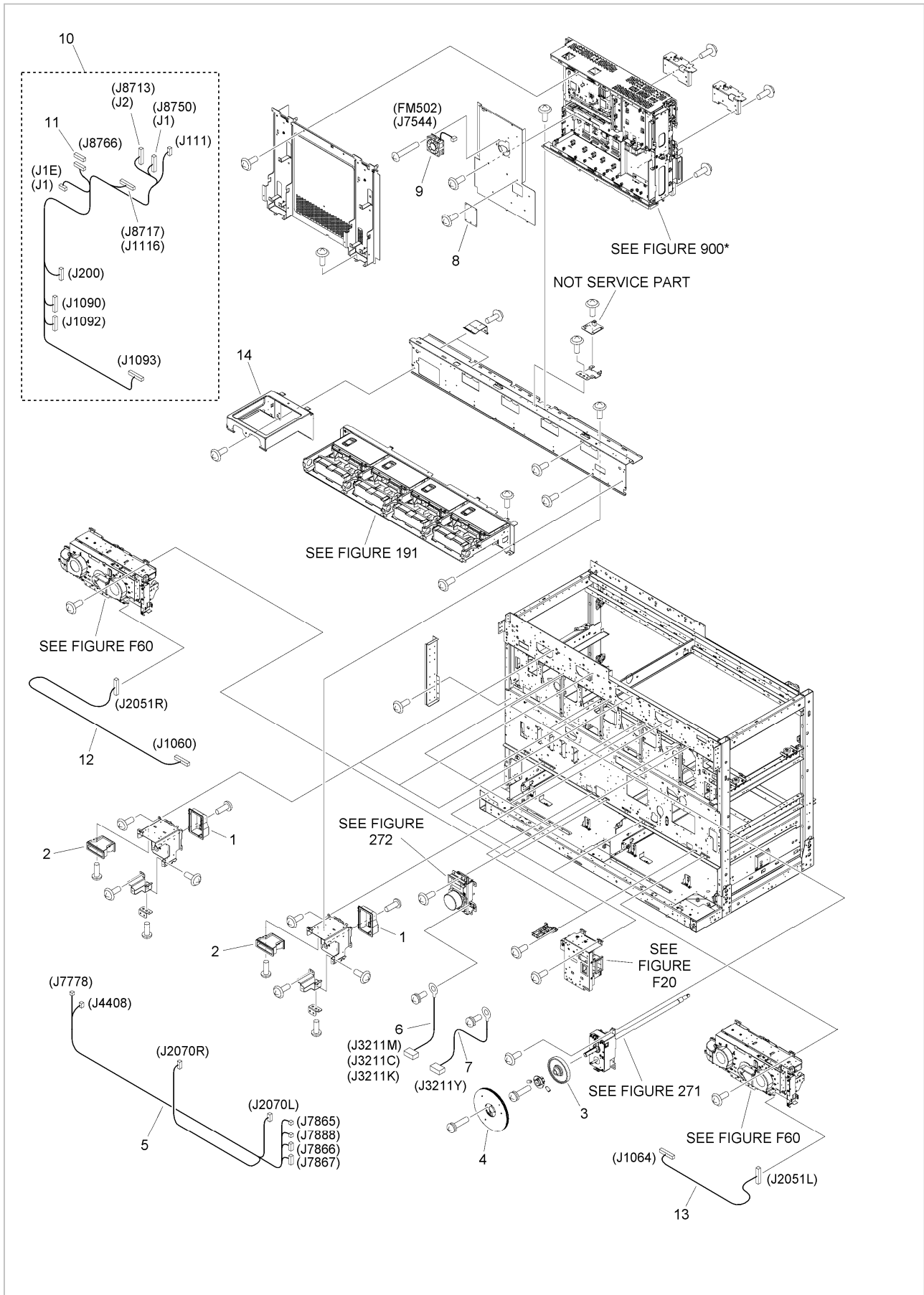
FIG/KEY	PART NUMBER	RANK	QTY	DESCRIPTION	REMARKS
106	NPN		RF	INTERNAL COMPONENTS 6	Main station
1	FM2-2136-000		2	GUIDE, I.T.B. PUSH-ON	
2	FU5-9234-000		1	SCREW, STEPPED,M4(YELLOW)	
3	FM2-9268-000		1	I.T.B. DRAWER ASSEMBLY, A1	
4	FM1-F518-000		1	I.T.B. DRAWER ASSEMBLY, A2	
5	FM1-F519-000		1	I.T.B. DRAWER ASSEMBLY, B	
6	FM1-F520-000		1	I.T.B. DRAWER ASSEMBLY, C	
7	FM1-F521-000		1	I.T.B. DRAWER ASSEMBLY, D	
8	FC6-8483-000		4	LEVER, INNER COVER	
9	FC6-8484-000		4	STOPPER, INNER COVER	
10	FC7-9747-000		4	BUSHING	
11	FL2-8410-000		1	SHEET, PROCESSOR, LEFT UPPER	
12	FL2-8404-000		2	RAIL	
13	FS6-8822-000		1	LABEL, WARNING LASER	
14	FL2-8411-000		1	SHEET, PROCESSOR, RIGHT UPPER	
15	FS2-6022-000		4	BUSHING, COP	
16	FC9-6082-000		1	SHEET, RIGHT	
17	FU5-9208-000		2	SCREW, STEPPED, M4	
18	FL1-1073-000		2	GUIDE, INTERFACE	

Figure 107 INTERNAL COMPONENTS 7 (Main station)



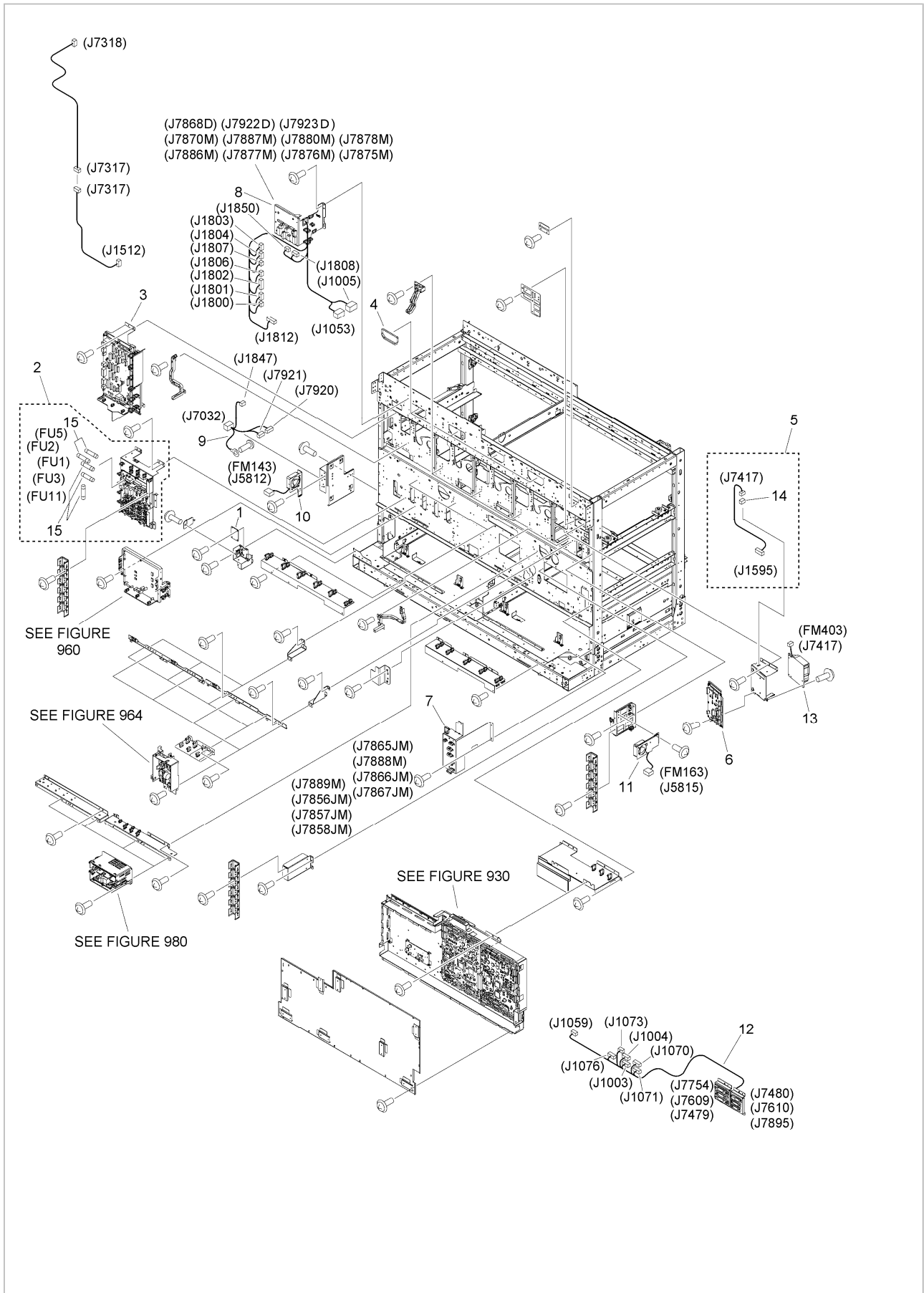
FIG/KEY	PART NUMBER	RANK	QTY	DESCRIPTION	REMARKS
107	NPN		RF	INTERNAL COMPONENTS 7	Main station
1	VS1-7177-006		1	CONNECTOR, SNAP TIGHT, BK	
2	FC6-3199-000		1	COVER, HOPPER INNER	
3	FE8-0799-000		1	COVER, EXTERNAL, BOOK RT. UP.	
4	FL3-0541-010		4	WASTE TONER JOINT ASSEMBLY	
5	FM1-K977-000		1	CABLE, HOPPER DRIVE POWER	
6	FC9-6003-000		4	PIPE, JOINT	
7	FM1-K967-000		1	CABLE, HOPPER DRIVE SIGNAL	
8	FM1-D282-000		1	ENVIRONMENT SENSOR ASSEMBLY	
9	FM1-L801-000		1	CABLE, SENSOR CONNECTING	
10	FM1-K975-000		1	CABLE, HOPPER/REG. POWER	

Figure 108 MACHINE REAR PLATE 1 (Main station)



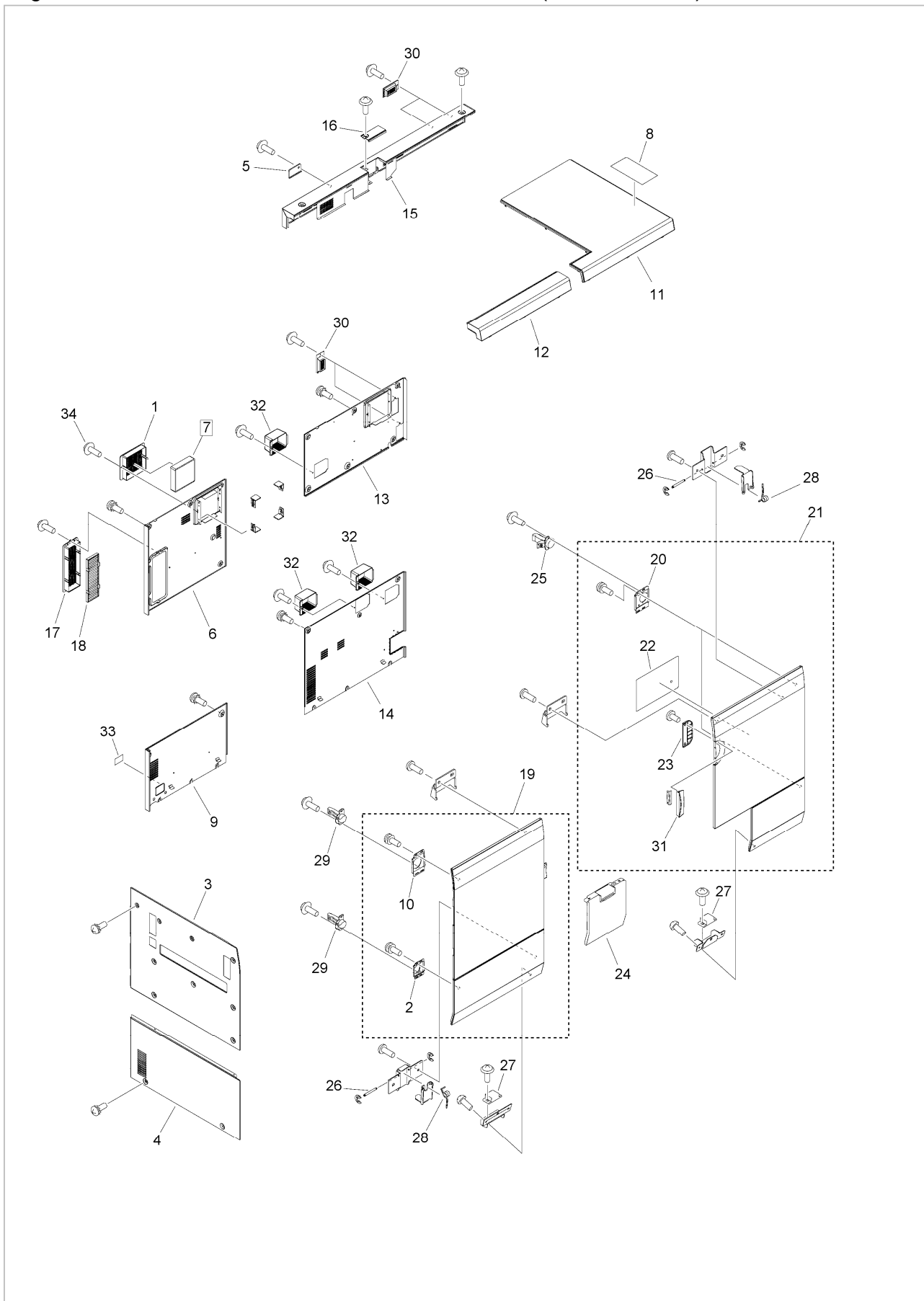
FIG/KEY	PART NUMBER	RANK	QTY	DESCRIPTION	REMARKS
108	NPN		RF	MACHINE REAR PLATE 1	Main station
1	FL2-1917-000		4	DUCT, EXHAUST CONNECT, IN	
2	FL2-1918-000		4	DUCT, EXHAUST CONNECT, OUT	
3	FL3-0561-010		4	GEAR, 192T	
4	FL0-2358-000		4	FLYWHEEL	
5	FM1-L915-000		1	CABLE, HEATER, AC	
6	FM1-L960-000		3	CABLE, HIGH VOLTAGE 5, CMK	
7	FM1-L959-000		1	CABLE, HIGH VOLTAGE 5, Y	
8	FC7-4917-000		1	COVER, SWITCH	
9	FK2-8276-000		1	FAN	FM502
10	FM1-K993-000		1	CABLE, SIGNAL	
11	VS1-8959-008		1	CONNECTOR, SNAP TIGHT, 8P, W	
12	FM1-L955-000		1	CABLE, PAPER PICK-UP DRIVER	
13	FM1-L956-000		1	CABLE, PAPER PICK-UP DRIVER	
14	FL3-0532-000		1	PLATE,REAR UPPER COVER MOUNT,R	

Figure 109 MACHINE REAR PLATE 2 (Main station)



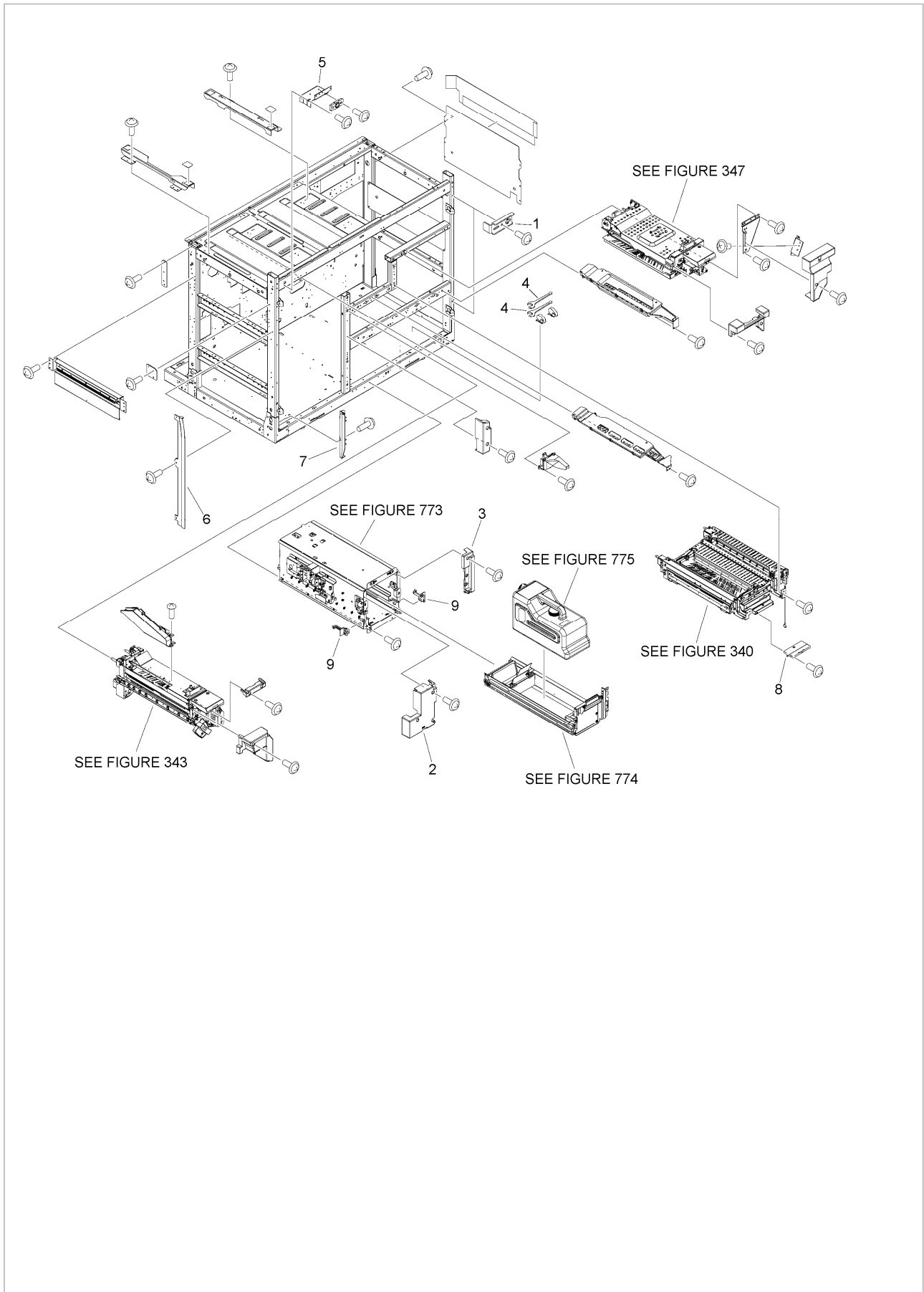
FIG/KEY	PART NUMBER	RANK	QTY	DESCRIPTION	REMARKS
109	NPN		RF	MACHINE REAR PLATE 2	Main station
1	FM0-4695-000		1	TRANSCEIVER PCB ASSEMBLY, CAN	
2	FM1-A441-000		1	ENV. HEATER DRIVER PCB ASS'Y	
3	FM1-A353-000		1	POWER SUPPLY CONNECT PCB ASS'Y	
4	FC6-0175-000		4	BUSHING, MOUNT	
5	FM1-K936-000		1	CABLE, FAN CONNECTING	
6	FM1-A442-000		1	FIXING/FEEDER DRIVER PCB ASS'Y	
7	FM1-A313-000		1	AC CABLE MOUNT ASSEMBLY	
8	FM1-A314-000		1	DC CABLE MOUNT ASSEMBLY	
9	FM1-T811-000		1	CABLE, DECK LIGHT	
10	FM2-9052-000		1	COOLING FAN ASSEMBLY, 1	FM143
11	FM2-9053-000		1	COOLING FAN ASSEMBLY, 2	FM163
12	FM1-F522-000		1	DRAWER ASSEMBLY	
13	FK2-3098-010		1	FAN	FM403
14	VS1-7177-004		1	CONNECTOR, SNAP TIGHT, BK	
15	VD7-4232-501		5	FUSE	

Figure 111 EXTERNAL COVERS, PANELS, ETC. (Sub station)



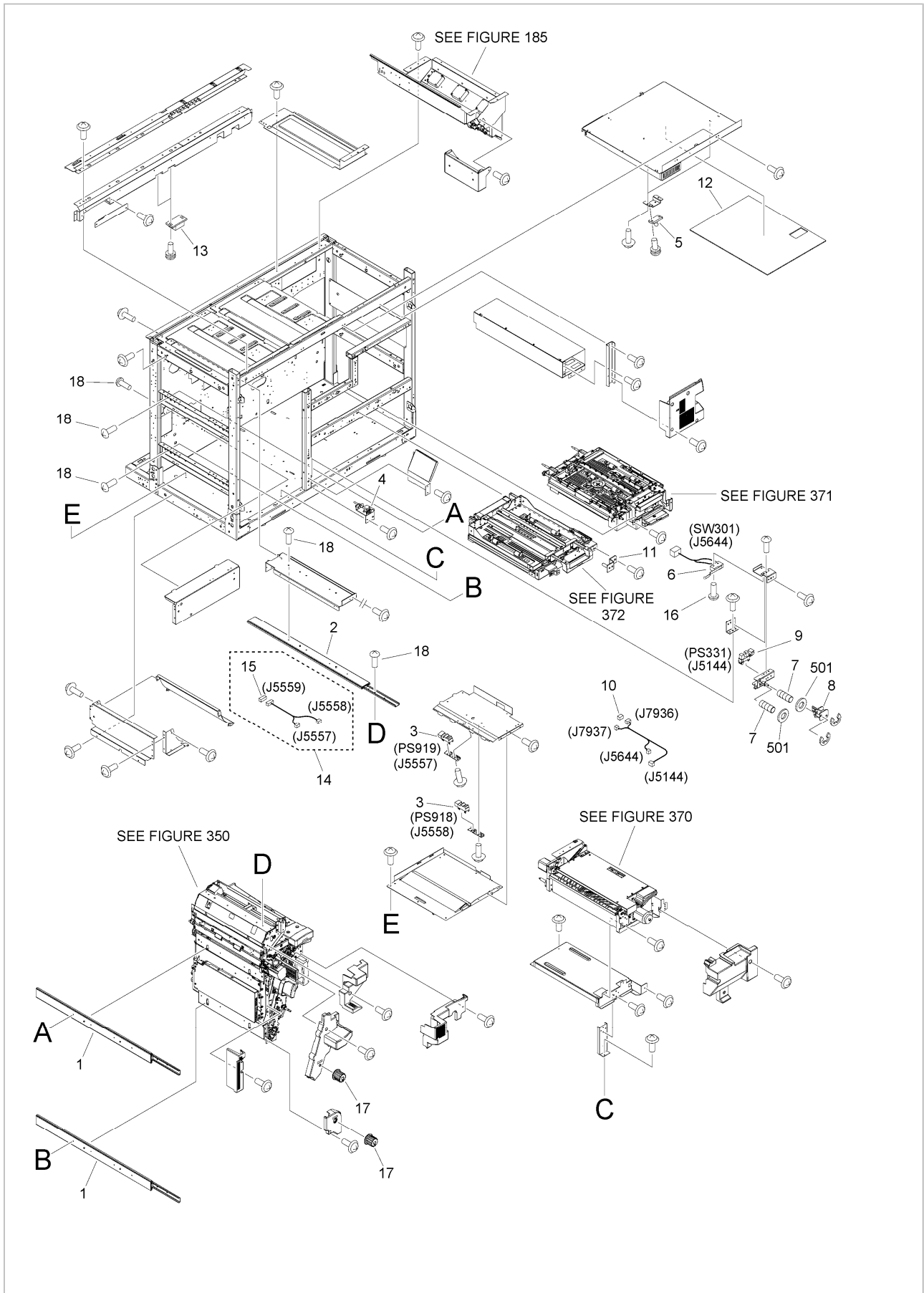
FIG/KEY	PART NUMBER	RANK	QTY	DESCRIPTION	REMARKS
111	NPN		RF	EXTERNAL COVERS, PANELS, ETC.	Sub station
1	FC6-2034-000		1	COVER, FIXING FILTER	
2	FC6-3133-000		1	SUPPORT, HINGE MOUNTING, 1	
3	FC6-8337-000		1	PANEL, LEFT, UPPER	
4	FC6-8338-000		1	PANEL, LEFT, LOWER	
5	FC6-8341-000		1	COVER, TOP PLATE BLANKING	
6	FC7-1892-000		1	COVER, REAR, LEFT UPPER	
7	FC6-2035-000		1	FILTER, OZONE	[DP]
8	FC9-6105-010		1	LABEL, CAUTION	
9	FL2-7887-000		1	COVER, REAR, LEFT LOWER	
10	FC6-3134-000		1	SUPPORT, HINGE MOUNTING, 2	
11	FL0-7863-000		1	COVER, RIGHT UPPER	
12	FL0-7864-000		1	COVER, LEFT UPPER, FRONT	
13	FL0-0544-000		1	PANEL, REAR, RIGHT UPPER	
14	FL0-0486-000		1	PANEL, REAR, RIGHT LOWER	
15	FL0-7865-000		1	COVER, REAR UPPER	
16	FL0-2705-000		1	COVER, BLANKING, REAR UPPER	
17	FC5-9987-000		1	COVER, PAPER DELIVERY FILTER	
18	FC5-9988-000		1	FILTER, DELIVERY ELECTROSTATIC	
19	FM1-L515-000		1	DOOR, LEFT	
20	FC7-3455-000		2	SUPPORT, HINGE MOUNTING, 4	
21	FM1-L513-000		1	DOOR, RIGHT	
22	FE4-9978-000		1	LABEL, MAP	
23	FC6-8033-000		1	GRIP	
24	FM2-2071-000		1	COVER, WASTE TONER BOTTLE	
25	FC7-3458-000		2	HINGE	
26	FC7-4576-000		2	SHAFT, SWING	
27	XZ9-0614-000		2	CATCH, MAGNET	
28	FU6-2544-000		2	SPRING, TORSION	
29	FC5-8660-000		2	LOCK, ONE-TOUCH	
30	FC6-8137-000		4	BASE, FILTER	
31	FC6-3160-000		1	HANDLE	
32	FE3-7810-000		3	COVER, FAN	
33	FE4-5357-000		1	LABEL, CONNECTION CAUTION	
34	FB2-5500-020		2	SCREW, M4X9	

Figure 112 INTERNAL COMPONENTS 1 (Sub station)



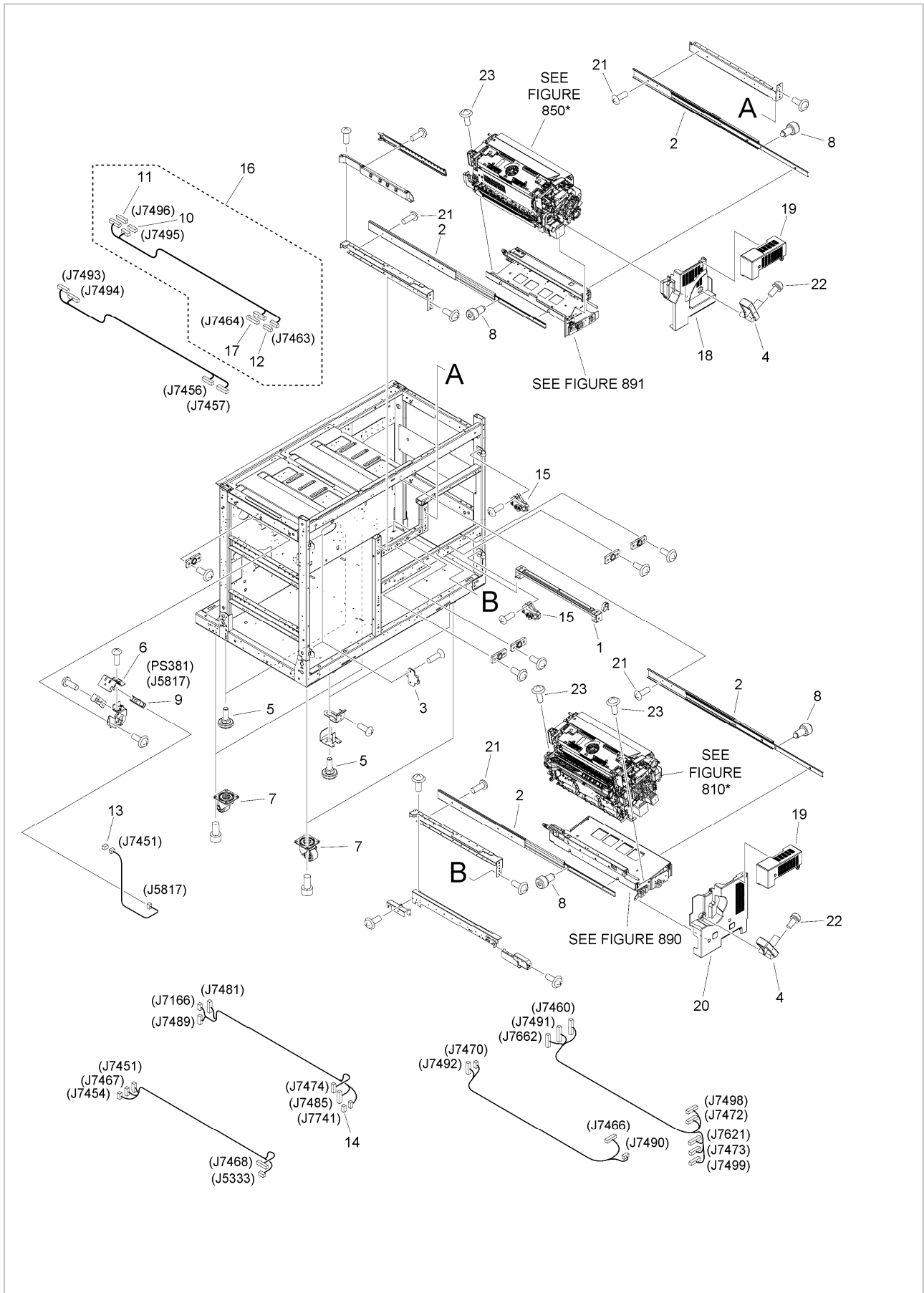
FIG/KEY	PART NUMBER	RANK	QTY	DESCRIPTION	REMARKS
112	NPN		RF	INTERNAL COMPONENTS 1	Sub station
1	FC6-8313-000		2	PLATE, FRAME JOINT	
2	FC6-8446-000		1	COVER, WASTE TONER, LEFT	
3	FC6-8447-000		1	COVER, WASTE TONER, RIGHT	
4	FC7-5711-000		2	SPANNER	
5	FC6-2389-000		1	PLATE, DELIVERY POSITION, FR.	
6	FC6-8339-000		1	COVER, BLANKING, UPPER	
7	FC6-8340-000		1	COVER, BLANKING, LOWER	
8	FC6-0036-000		1	GRIP, DUPLEXING HANDLE	
9	FC7-2261-000		2	STOPPER, CONTAINER	

Figure 113 INTERNAL COMPONENTS 2 (Sub station)



FIG/KEY	PART NUMBER	RANK	QTY	DESCRIPTION	REMARKS
113	NPN		RF	INTERNAL COMPONENTS 2	Sub station
1	FC7-4043-000		2	RAIL, PAPER DELIVERY SLIDE, 1	
2	FC7-4044-000		1	RAIL, PAPER DELIVERY SLIDE, 2	
3	FK2-6470-000		2	PHOTO-SENSOR, KUA0055C	PS918,PS919
4	FM3-0293-000		1	INTERLOCK PUSH UNIT	
5	FC7-4941-000		2	LATCH, PUSH	
6	RH7-6037-000		1	SWITCH, INTERLOCK	SW301
7	FU5-2954-000		2	SPRING, COMPRESSION	
8	FC6-3173-000		1	BUTTON, SWITCH	
9	WG8-5783-000		1	IC,PHOTO- INTERRUPTER,LG248NL1A	PS331
10	VS1-7177-003		1	CONNECTOR, SNAP TIGHT, BK	
11	FL2-2293-000		1	LOCK, PAPER FEED, LOWER	
12	FC6-2040-000		1	SHEET, HEAT INSULATING	
13	XZ9-0614-000		2	CATCH, MAGNET	
14	FM1-L898-000		1	CABLE, SENSOR	
15	VS1-7177-006		1	CONNECTOR, SNAP TIGHT, BK	
16	XA9-0554-000		2	SCREW,MACH.,TRUSS HEAD	
17	FC7-7067-000		2	KNOB, EXTRACTION	
18	XA9-1788-000		16	SCREW, MACH.,TRUSS HEAD,M4X6	
501	XD1-1104-122		2	WASHER,COP	

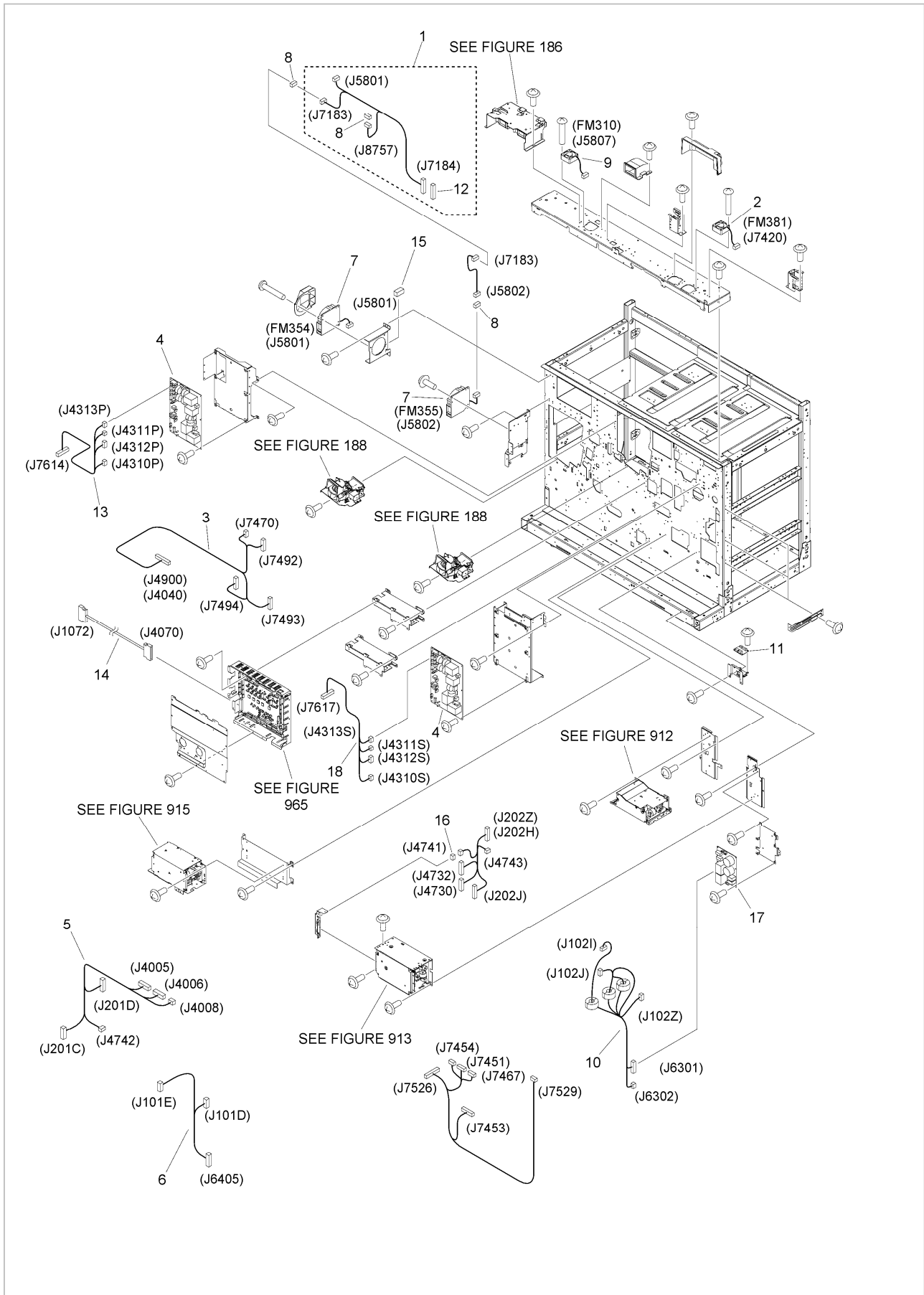
Figure 114 INTERNAL COMPONENTS 3 (Sub station)



FIG/KEY	PART NUMBER	RANK	QTY	DESCRIPTION	REMARKS
114	NPN		RF	INTERNAL COMPONENTS 3	Sub station
1	FM2-5147-000		1	VERTICAL PATH HANDLE ASSEMBLY	
2	FC0-4131-000		4	RAIL, FIXING SLIDE	
3	FC5-8661-000		2	PLATE, MOUNTING	
4	FB2-3159-000		2	LEVER, LIFTER	
5	FE3-7639-000		4	ADJUSTER	
6	FM3-2132-000		1	FLAG UNIT	
7	FE3-4952-000		4	CASTER	
8	FU5-9208-000		4	SCREW, STEPPED, M4	
9	WG8-5783-000		1	IC, PHOTO- INTERRUPTER, LG248NL1A	PS381
10	VS1-7177-006		1	CONNECTOR, SNAP TIGHT, BK	
11	VS1-7177-012		1	CONNECTOR, SNAP TIGHT, BK	
12	VS1-8959-006		1	CONNECTOR, SNAP TIGHT, 6P, W	
13	VS1-8959-003		1	CONNECTOR, SNAP TIGHT, 3P, W	
14	VS1-8959-004		1	CONNECTOR, SNAP TIGHT, 4P, W	
15	FC0-8818-000		2	PLATE, MOUNTING	
16	FM1-L882-000		1	CABLE, SENSOR	
17	VS1-8959-012		1	CONNECTOR, WIRE TO WIRE, 12P	
18	FM1-K628-000		1	COVER, SECOND FIXING, LOWER	
19	FM1-K626-000		2	COVER, FIXING UPPER	
20	FM1-K627-000		1	COVER, FIRST FIXING, LOWER	
21	XA9-1788-000		12	SCREW, MACH., TRUSS HEAD, M4X6	
22	FU5-9226-000		4	SCREW, W/WASHER, M4X16(YELLOW)	
23	FU5-9224-000		3	SCREW, BH4X6(YELLOW)	

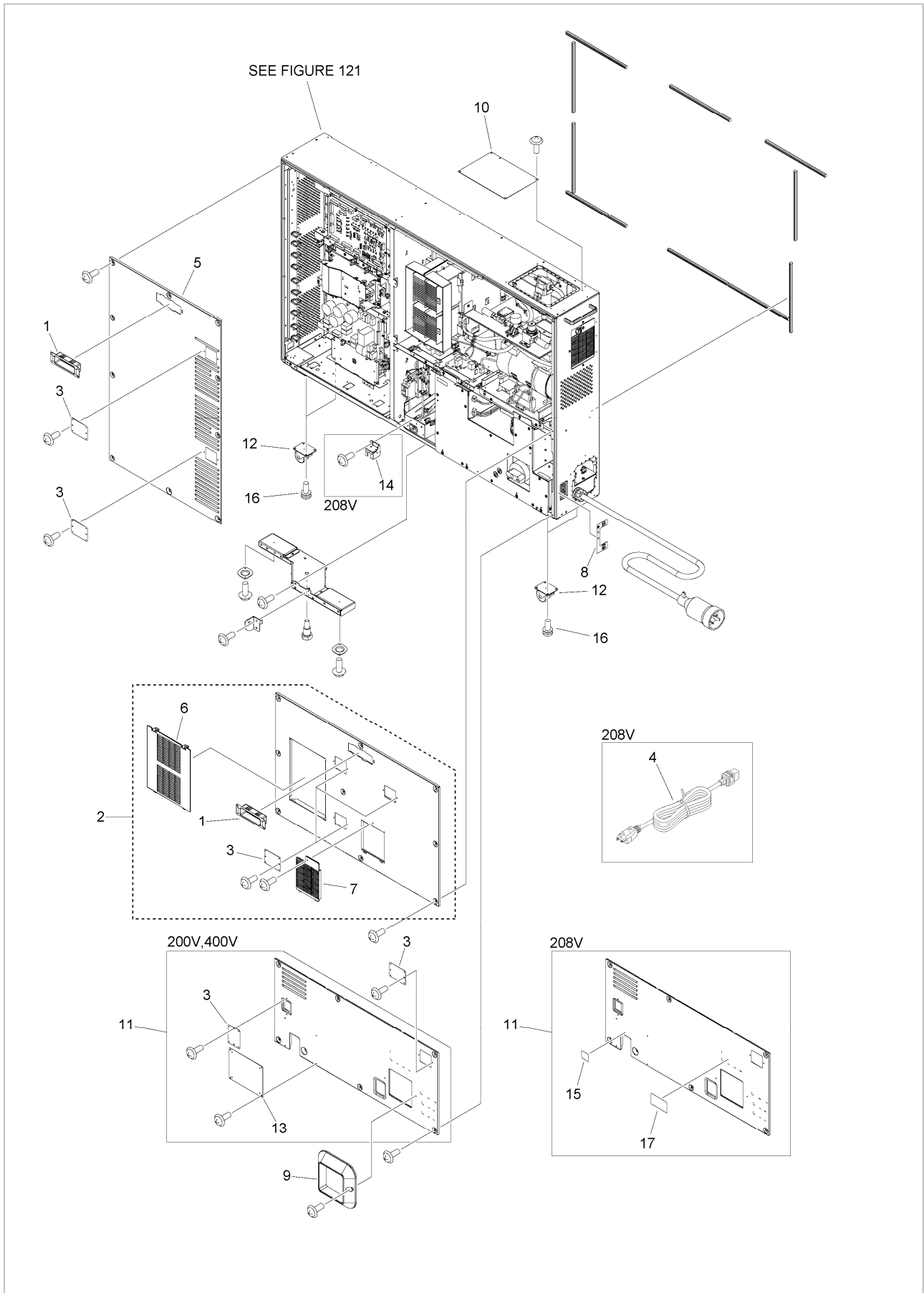
FIG/KEY	PART NUMBER	RANK	QTY	DESCRIPTION	REMARKS
115	NPN		RF	MACHINE REAR PLATE 1	Sub station
1	FM1-L839-000		1	CABLE, POWER SUPPLY/LIMITER	
2	FM1-H039-000		1	CABLE, FIXING DUPLEXING DRAWER	
3	FM1-A421-000		1	CONNECTOR MOUNT UNIT	
4	VS1-7177-009		1	CONNECTOR, WIRE TO WIRE, 9P	
5	FK2-3098-010		1	FAN	FM362
6	FM1-L970-000		1	CABLE, SWITCH	
7	VS1-7177-006		1	CONNECTOR, SNAP TIGHT, BK	
8	VS1-7177-004		1	CONNECTOR, SNAP TIGHT, BK	
9	FM1-L840-000		1	CABLE, HEATER, AC	
10	FM1-L830-000		1	CABLE, FIXING DUPLEXING, LEFT	
11	FE3-2223-000		1	TUBE, AIR, 1	
12	FE3-2224-000		1	TUBE, AIR, 2	
13	FE3-7807-000		1	JOINT, TUBE, BRASS	
14	FE3-7808-000		8	CLAMP, TUBE	
15	FM1-D331-000		3	SOLENOID VALVE UNIT	
16	FE3-2285-000		1	TUBE, AIR, 3	
17	FE3-2286-000		1	TUBE, AIR, 4	
18	FL0-2669-000		1	JOINT, TUBE, 2	
19	VS1-8412-003		1	CONNECTOR, SNAP TIGHT, BL	

Figure 116 MACHINE REAR PLATE 2 (Sub station)



FIG/KEY	PART NUMBER	RANK	QTY	DESCRIPTION	REMARKS
116	NPN		RF	MACHINE REAR PLATE 2	Sub station
1	FM1-L841-000		1	CABLE, EXHAUST FAN	
2	FK2-3100-000		1	FAN	FM381
3	FM1-L958-000		1	CABLE, MOTOR	
4	FM1-A881-000		2	FIXING HEATER DRIVER PCB ASS'Y	
5	FM1-L884-000		1	CABLE, POWER/LIMITER 38V	
6	FM1-L885-000		1	CABLE, AC	
7	FK2-3098-010		2	FAN	FM354, FM355
8	VS1-7177-004		3	CONNECTOR, SNAP TIGHT, BK	
9	FK2-2064-000		1	FAN	FM310
10	FM1-L971-000		1	CABLE, FIXING POWER SUPPLY, AC	
11	FMO-4695-000		1	TRANSCEIVER PCB ASSEMBLY, CAN	
12	VS1-8412-013		1	CONNECTOR, SNAP TIGHT, BL	
13	FM1-L826-000		1	CABLE, FIRST FIXING DRAWER	
14	FK2-3122-000		1	CABLE, SERIAL	
15	VS1-7440-004		1	CONNECTOR, SNAP TIGHT	
16	VS1-7177-003		1	CONNECTOR, SNAP TIGHT, BK	
17	FM1-A886-000		1	FIXING AC RELAY PCB ASSEMBLY	
18	FM1-L827-000		1	CABLE, SECOND FIXING DRAWER	

Figure 120 POWER STATION COVER ASSEMBLY



FIG/KEY	PART NUMBER	RANK	QTY	DESCRIPTION	REMARKS
120	NPN		RF	POWER STATION COVER ASSEMBLY	
1	FC6-8948-000		2	HANDLE	
2	FM1-A430-000		1	REAR COVER ASSEMBLY, 1	
3	FC7-4917-000		7	COVER, SWITCH	
4	FK3-3988-000		1	CORD, POWER SUPPLY	208V
5	FC7-2244-000		1	COVER, REAR,2	
6	FE3-1908-000		1	COVER, FILTER	
7	FE3-1909-000		1	COVER, FAN	
8	FC7-7030-010		1	LABEL, ENVIRONMENT SWITCH	
9	FC7-7043-000		1	PANEL, HANDLE PROTECTION	
10	FC7-0947-000		1	COVER, HDD	
11	FM1-H059-000		1	COVER, REAR,3	208V
11	FM1-K532-000		1	COVER, REAR,3	200V,400V
12	FM1-J255-000		4	CASTER	
13	FC5-2452-000		1	COVER, BLANKING, REAR	200V,400V
14	FL3-9168-000		1	COVER, PLUG	208V
15	FE8-1658-000		1	LABEL, SUB POWER SUPPLY CORD	208V
16	FE9-0290-000		16	SCREW, W/WASHER	
17	FU2-1740-000		1	LABEL, MULTI POWER CAUTION	208V

Figure 121 (1 / 2) POWER STATION ASSEMBLY

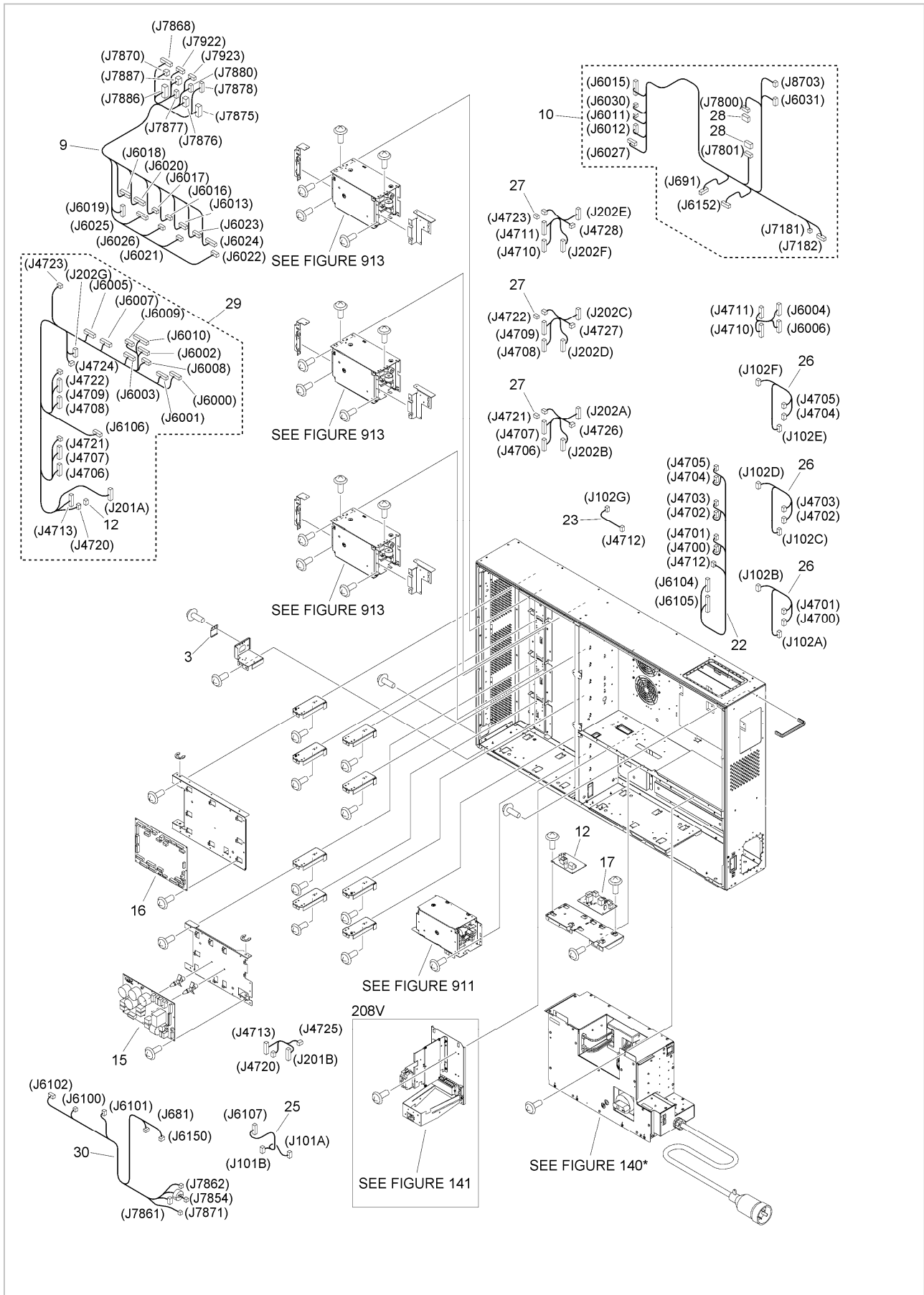
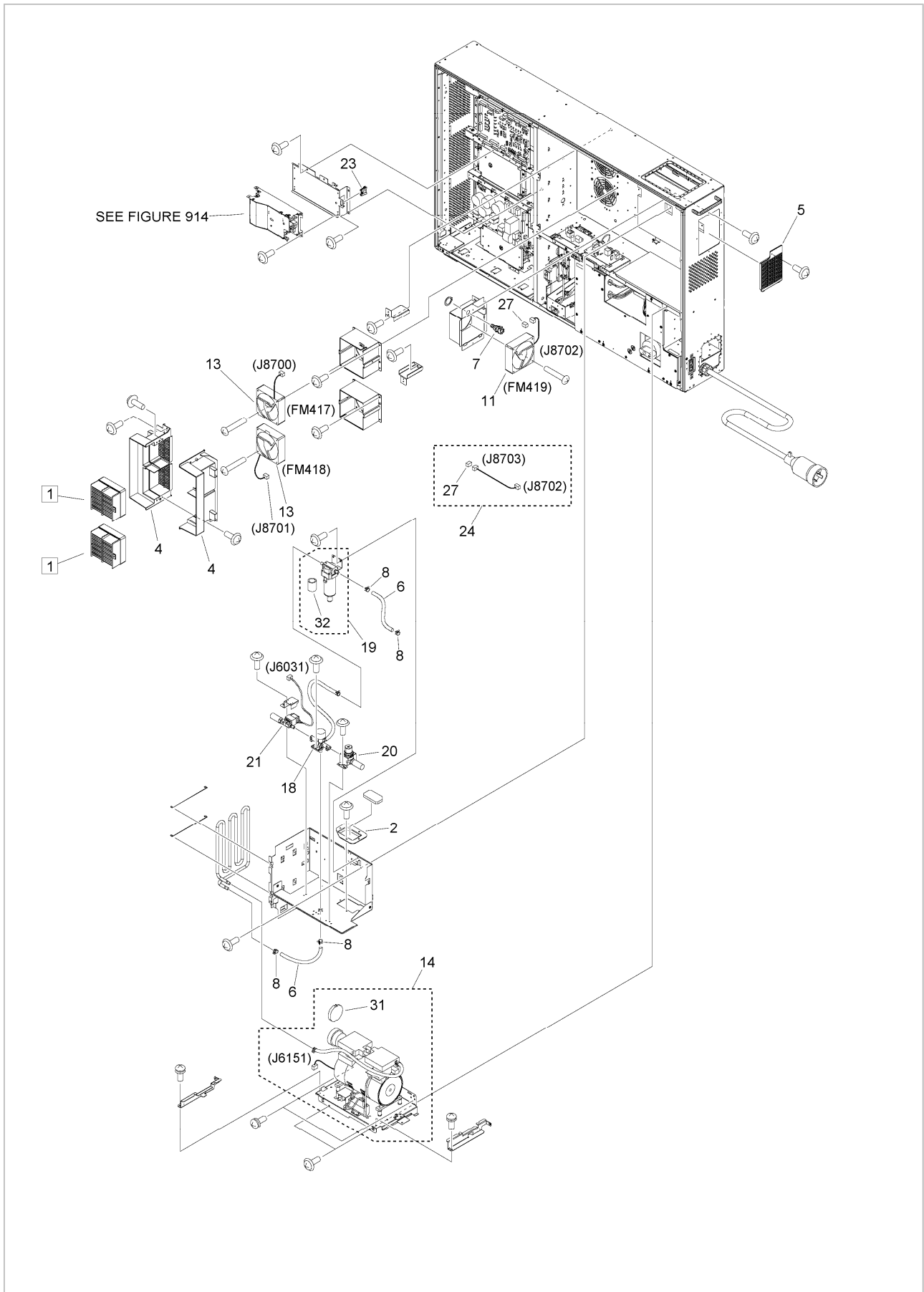
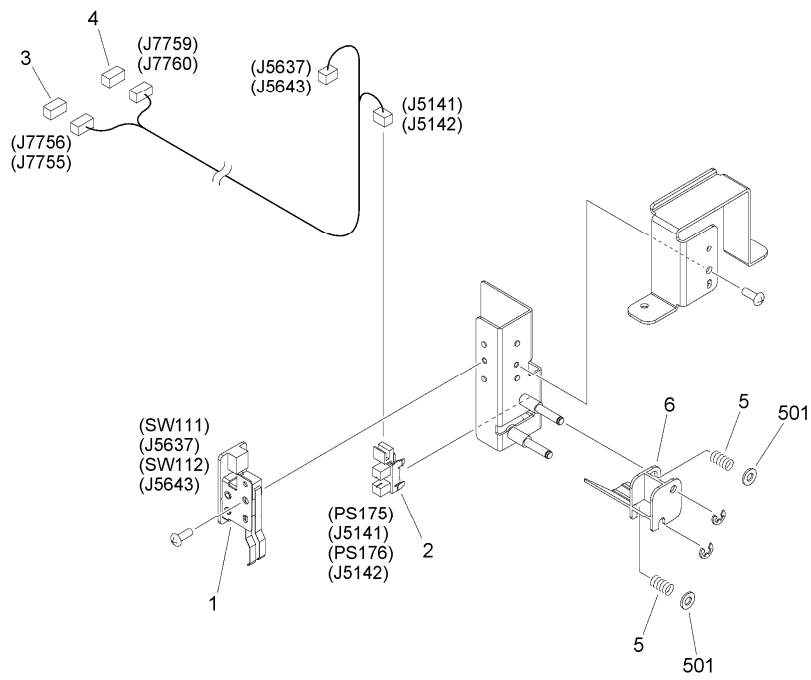


Figure 121 (2 / 2) POWER STATION ASSEMBLY



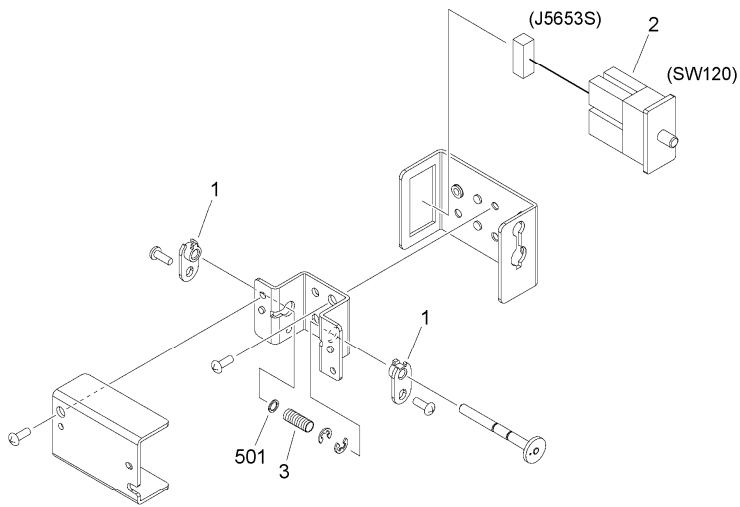
FIG/KEY	PART NUMBER	RANK	QTY	DESCRIPTION	REMARKS
121	NPN		RF	POWER STATION ASSEMBLY	
1	FC6-3483-000		2	FILTER, AIR	[DP]
2	FC7-1845-000		1	PLATE, REG. FRAME HANDLE FP	
3	FC7-9568-000		1	COVER, OUTLET	
4	FE3-1907-000		2	DUCT, EXHAUST, REAR	
5	FE3-1909-000		1	COVER, FAN	
6	FE3-2285-000		2	TUBE, AIR, 3	
7	FE3-7806-000		1	JOINT, TUBE, BRASS	
8	FE3-7808-000		4	CLAMP, TUBE	
9	FM1-L906-000		1	CABLE, POWER LIMITER MAIN	
10	FM1-L909-000		1	CABLE, PUMP UNIT	
11	FK2-3150-000		1	FAN	FM419
12	FK3-1997-000		1	ALL NIGHT POWER SUPPLY PCB	
13	FL3-9079-000		2	FAN	FM417, FM418
14	FM1-A438-000		1	PUMP UNIT	
15	FM1-A884-000		1	RELAY PCB ASSEMBLY	
16	FM1-A885-000		1	LIMITER PCB ASSEMBLY	
17	FM1-A891-000		1	PUMP DRIVER PCB ASSEMBLY	
18	FM1-D390-000		1	PRESSURE GAUGE UNIT	
19	FM1-D391-000		1	AIR FILTER UNIT	
20	FM1-D392-000		1	RELIEF VALVE UNIT	
21	FM1-D393-000		1	ELECTROMAGNETIC VALVE UNIT	
22	FM1-L904-000		1	CABLE, 24V POWER SUPPLY	
23	FM1-L905-000		1	CABLE, 38V POWER SUPPLY	
24	FM1-L949-000		1	CABLE, FAN	
25	FM4-6291-000		1	CABLE, AC, 12V	
26	FM4-6296-000		3	CABLE, POWER SUPPLY AC CONNECT	
27	VS1-7177-003		6	CONNECTOR, SNAP TIGHT, BK	
28	VS1-7177-004		2	CONNECTOR, SNAP TIGHT, BK	
29	FM1-L900-000		1	CABLE, POWER SUPPLY LIMITER	
30	FM1-L901-000		1	CABLE, AC INPUT	
31	FE8-2293-000		1	FILTER, AIR	
32	FE8-2294-000		1	FILTER, AIR	

Figure 125 MAIN INTERLOCK SWITCH UNIT



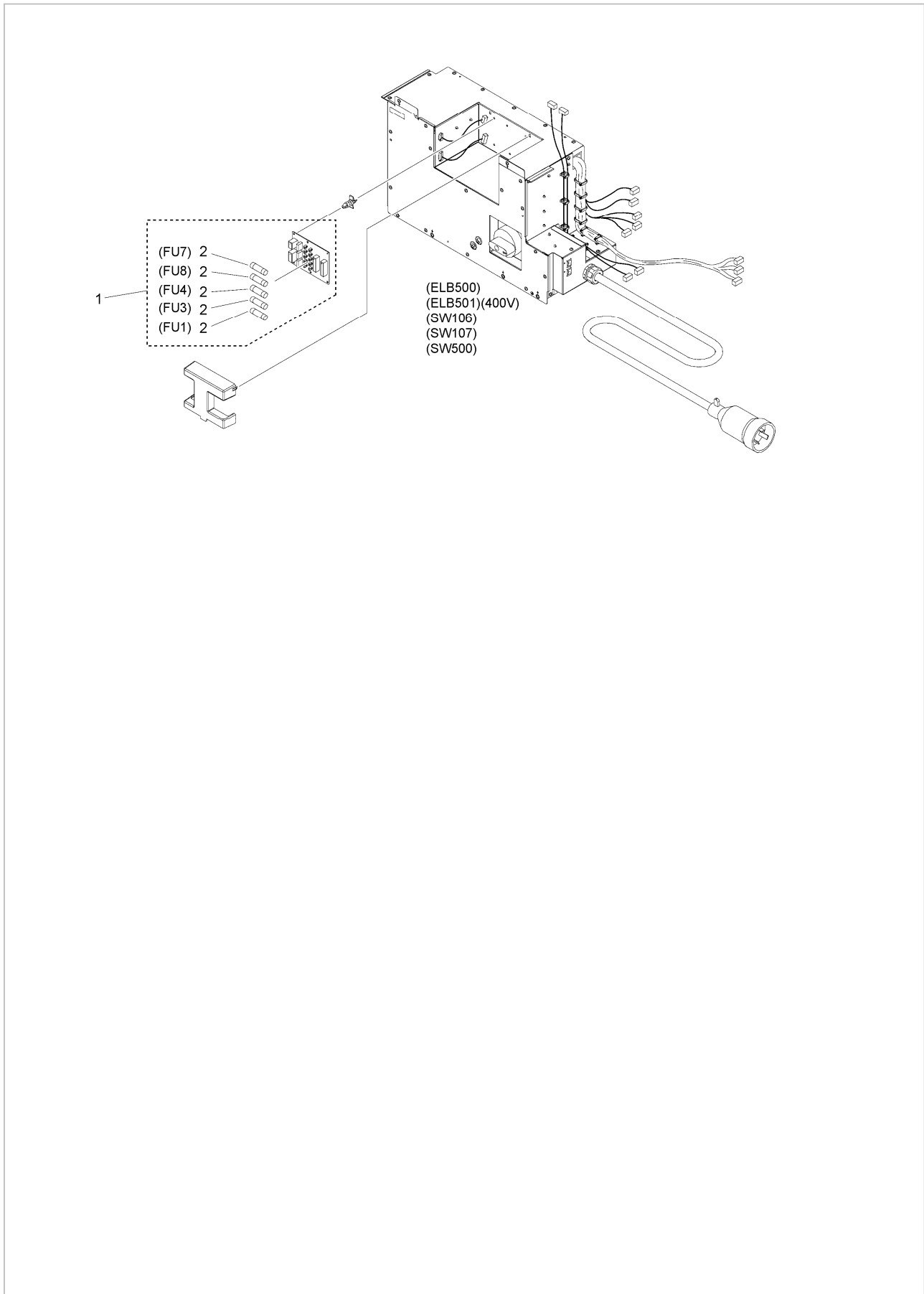
FIG/KEY	PART NUMBER	RANK	QTY	DESCRIPTION	REMARKS
125	FM2-9296-000		1	MAIN INTERLOCK SWITCH UNIT	
1	FM2-8314-000		1	DOUBLE SWITCH PCB ASSEMBLY	SW111, SW112
2	WG8-5783-000		1	IC, PHOTO- INTERRUPTER, LG248NL1A	PS175, PS176
3	VS1-7177-003		1	CONNECTOR, SNAP TIGHT, BK	
4	VS1-7177-004		1	CONNECTOR, SNAP TIGHT, BK	
5	FU5-2954-000		2	SPRING, COMPRESSION	
6	FC6-3173-000		1	BUTTON, SWITCH	
501	XD1-1104-122		2	WASHER, COP	

Figure 126 DRUM HEATER INTERLOCK SWITCH



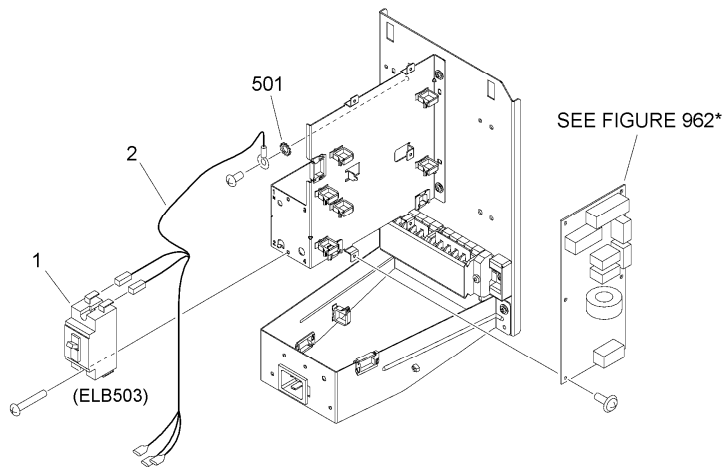
FIG/KEY	PART NUMBER	RANK	QTY	DESCRIPTION	REMARKS
126	FM1-F525-000		1	DRUM HEATER INTERLOCK SWITCH	
1	FC6-3181-000		2	CATCH, INTERLOCK ROD	
2	FM1-T930-000		1	INTERLOCK SWITCH ASSEMBLY	SW120
3	FU5-2954-000		1	SPRING, COMPRESSION	
501	XD1-1104-115		1	WASHER, COP	

Figure 140A POWER CORD TERMINAL ASSEMBLY (200V)



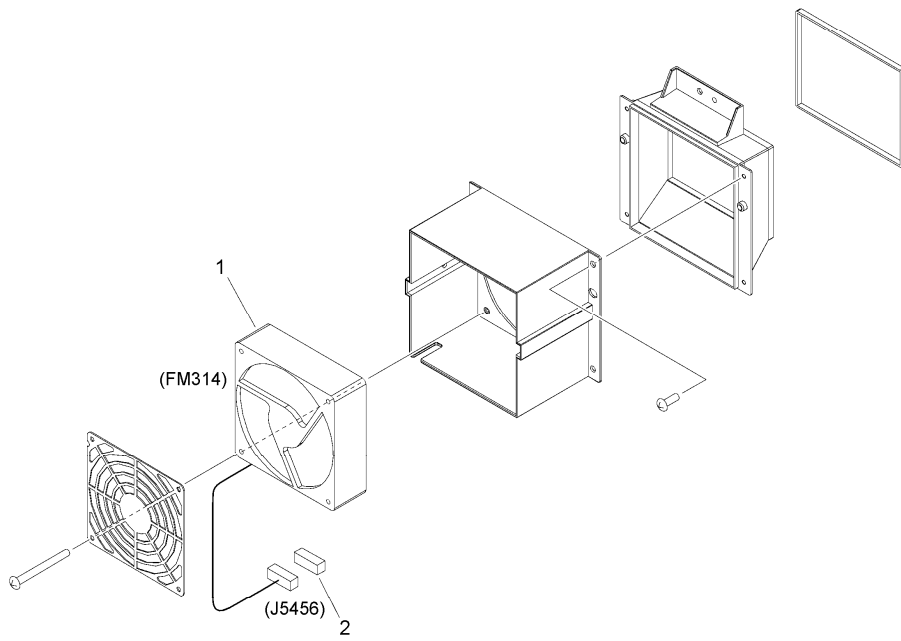
FIG/KEY	PART NUMBER	RANK	QTY	DESCRIPTION	REMARKS
140A	FM1-A458-000		1	POWER CORD TERMINAL ASSEMBLY	ELB500, SW106, SW107, SW500 200V
1	FM1-E983-000		1	HEATER CONNECTING PCB ASSEMBLY	
2	VD7-3502-001		5	FUSE, 2A, 250V	FU1, FU3, FU4, FU7, FU8

Figure 141 POWER CORD TERMINAL ASSEMBLY (208V)



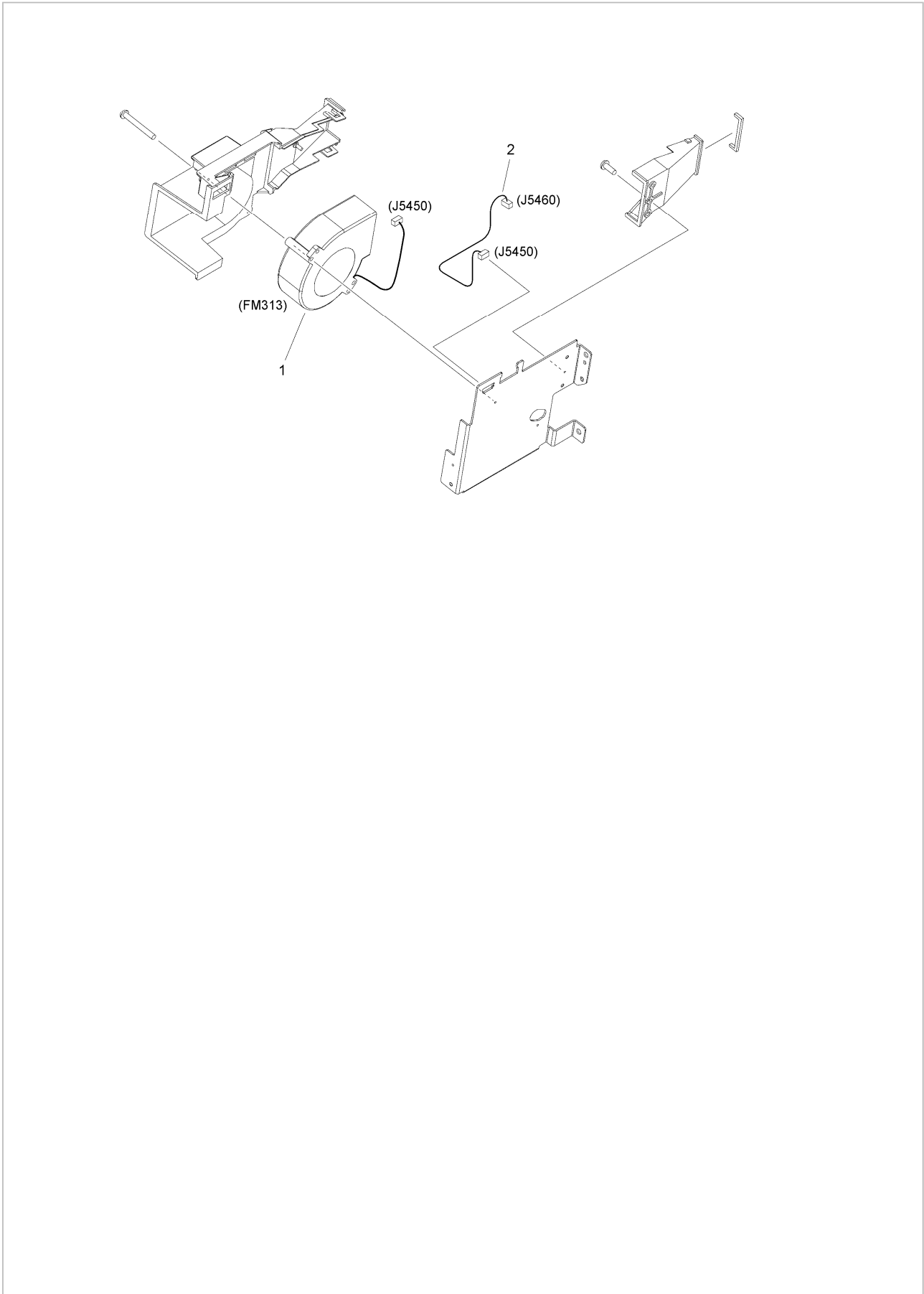
FIG/KEY	PART NUMBER	RANK	QTY	DESCRIPTION	REMARKS
141	FM1-H042-000		1	POWER CORD TERMINAL ASSEMBLY	208V
1	FK2-0014-000		1	BREAKER, ELECTRIC LEAKAGE	ELB503
2	FM1-T804-000		1	CABLE, INLET	
501	XD1-4200-602		1	WASHER, TOOTHED LOCK (SUS)	

Figure 181 COOLING FAN ASS'Y, 2



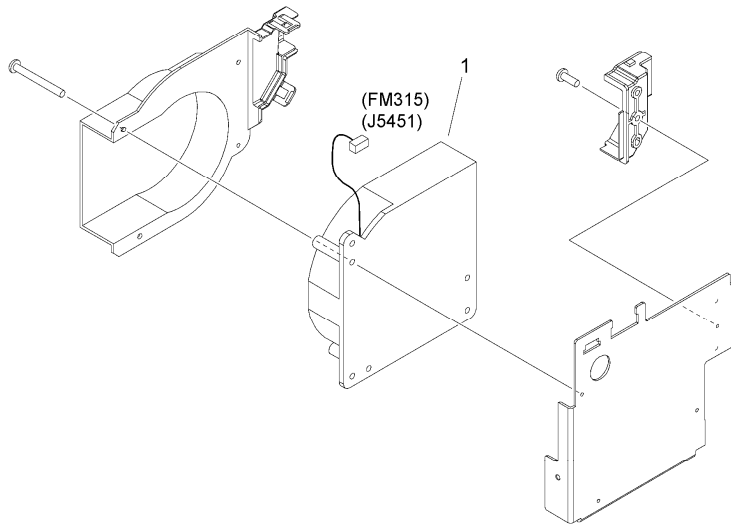
FIG/KEY	PART NUMBER	RANK	QTY	DESCRIPTION	REMARKS
181	FM2-2202-000		1	COOLING FAN ASS'Y, 2	
1	FK2-3150-000		1	FAN	FM314
2	VS1-7177-003		1	CONNECTOR, SNAP TIGHT, BK	

Figure 183 FIRST FIXING FAN ASSEMBLY



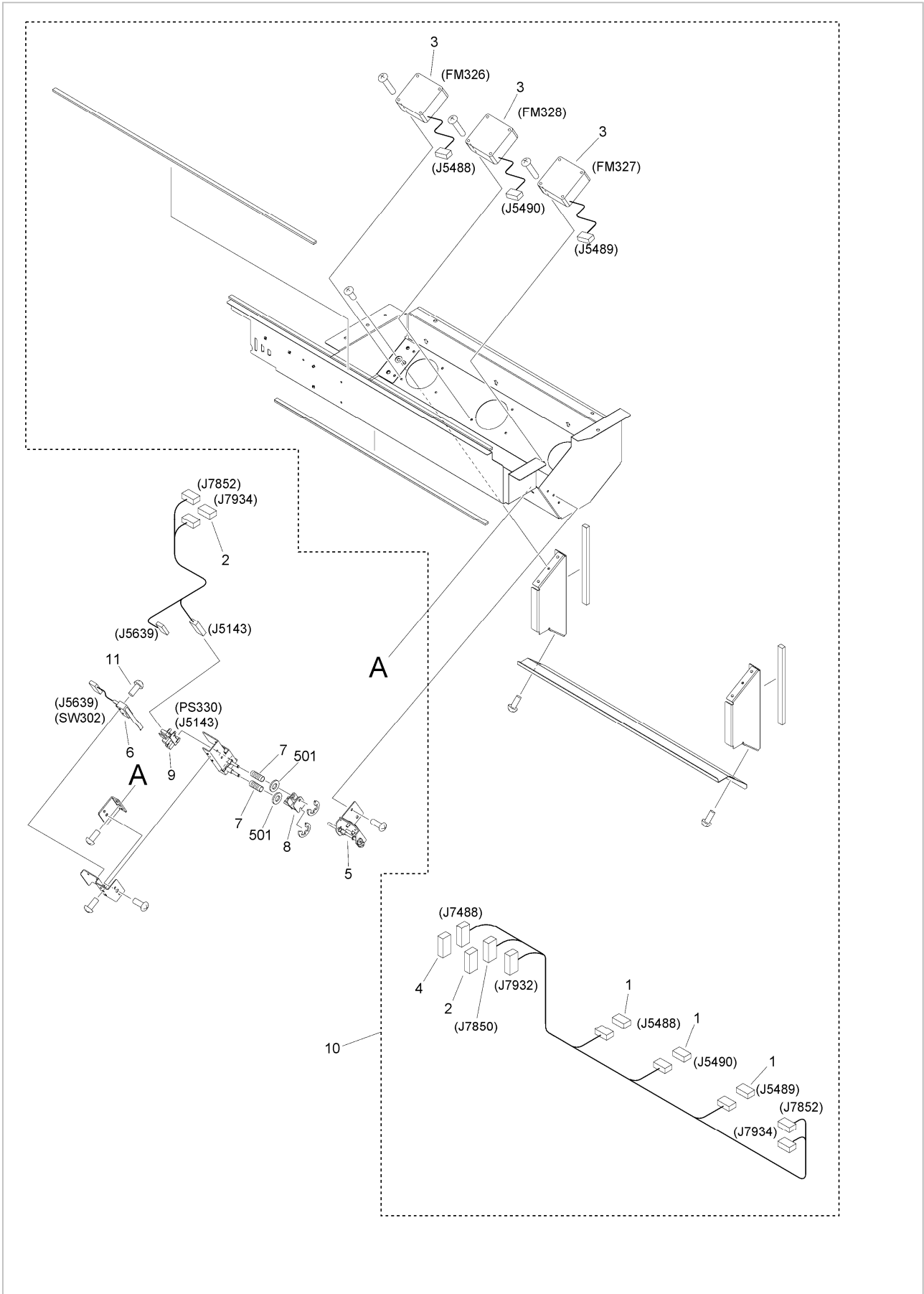
FIG/KEY	PART NUMBER	RANK	QTY	DESCRIPTION	REMARKS
183	FM1-D380-000		1	FIRST FIXING FAN ASSEMBLY	
1	FK4-1399-000		1	FAN	FM313
2	FM1-L899-000		1	CABLE, COOLING FAN	

Figure 184 SECOND FIXING FAN ASSEMBLY



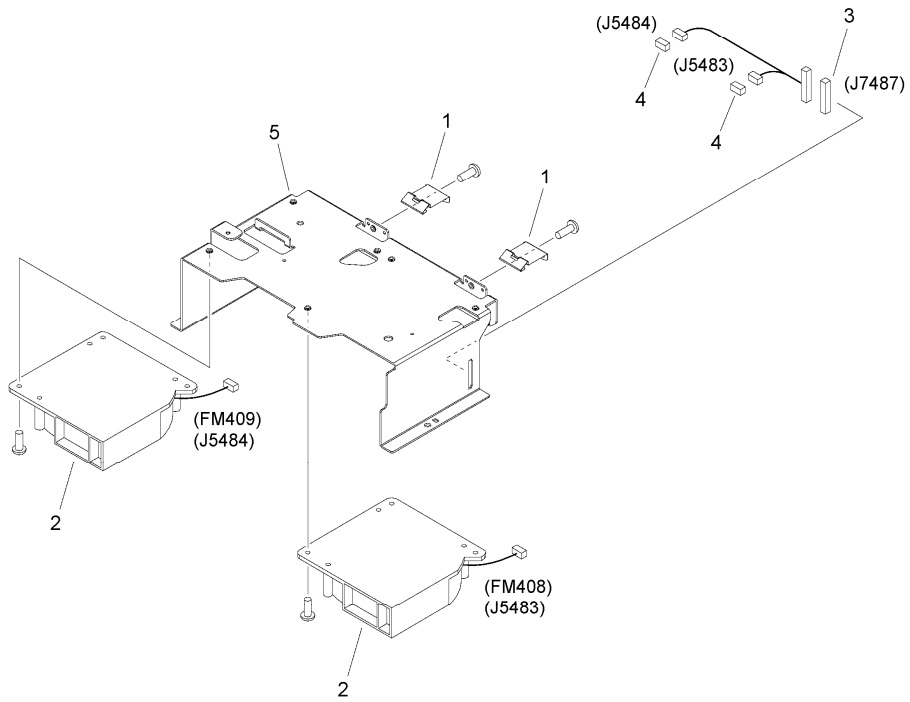
FIG/KEY	PART NUMBER	RANK	QTY	DESCRIPTION	REMARKS
184	FM2-2214-010		1	SECOND FIXING FAN ASSEMBLY	
1	FK2-3098-010		1	FAN	FM315

Figure 185 FIRST EXHAUST DUCT ASSEMBLY



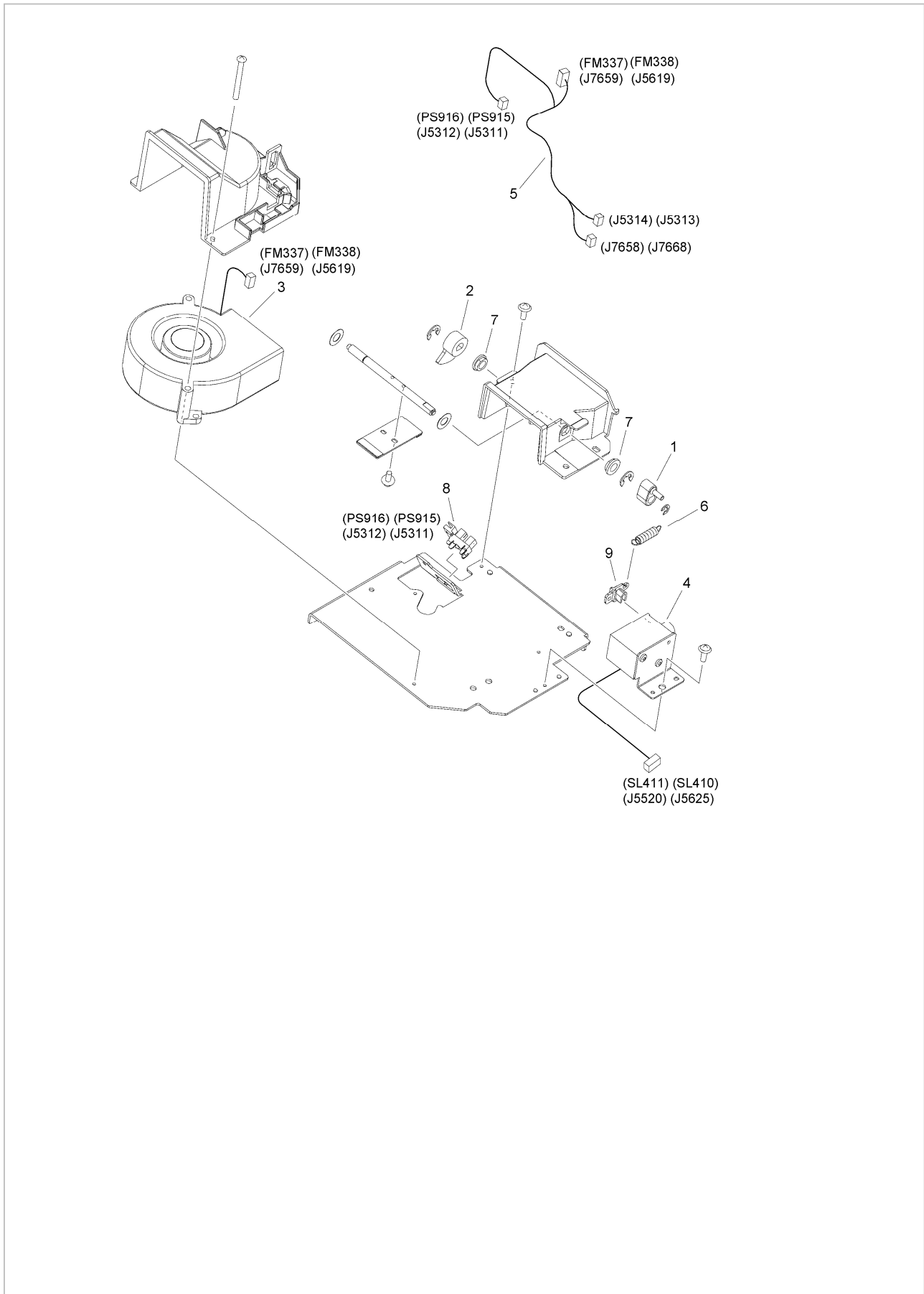
FIG/KEY	PART NUMBER	RANK	QTY	DESCRIPTION	REMARKS
185	NPN		RF	FIRST EXHAUST DUCT ASSEMBLY	
1	VS1-7177-004		3	CONNECTOR, SNAP TIGHT, BK	
2	VS1-7177-003		2	CONNECTOR, SNAP TIGHT, BK	
3	FK2-3100-000		3	FAN	FM326, FM327, FM328
4	VS1-8959-012		1	CONNECTOR, WIRE TO WIRE, 12P	
5	FM4-2552-000		1	INTERLOCK PUSH UNIT, LEFT	
6	RH7-6037-000		1	SWITCH, INTERLOCK	SW302
7	FU5-2954-000		2	SPRING, COMPRESSION	
8	FC6-3173-000		1	BUTTON, SWITCH	
9	WG8-5783-000		1	IC, PHOTO- INTERRUPTER, LG248NL1A	PS330
10	FM4-7443-000		1	FIRST EXHAUST DUCT UNIT	
11	XA9-0554-000		2	SCREW, MACH., TRUSS HEAD	
501	XD1-1104-122		2	WASHER, COP	

Figure 186 FAN MOUNT ASSEMBLY, OUTER



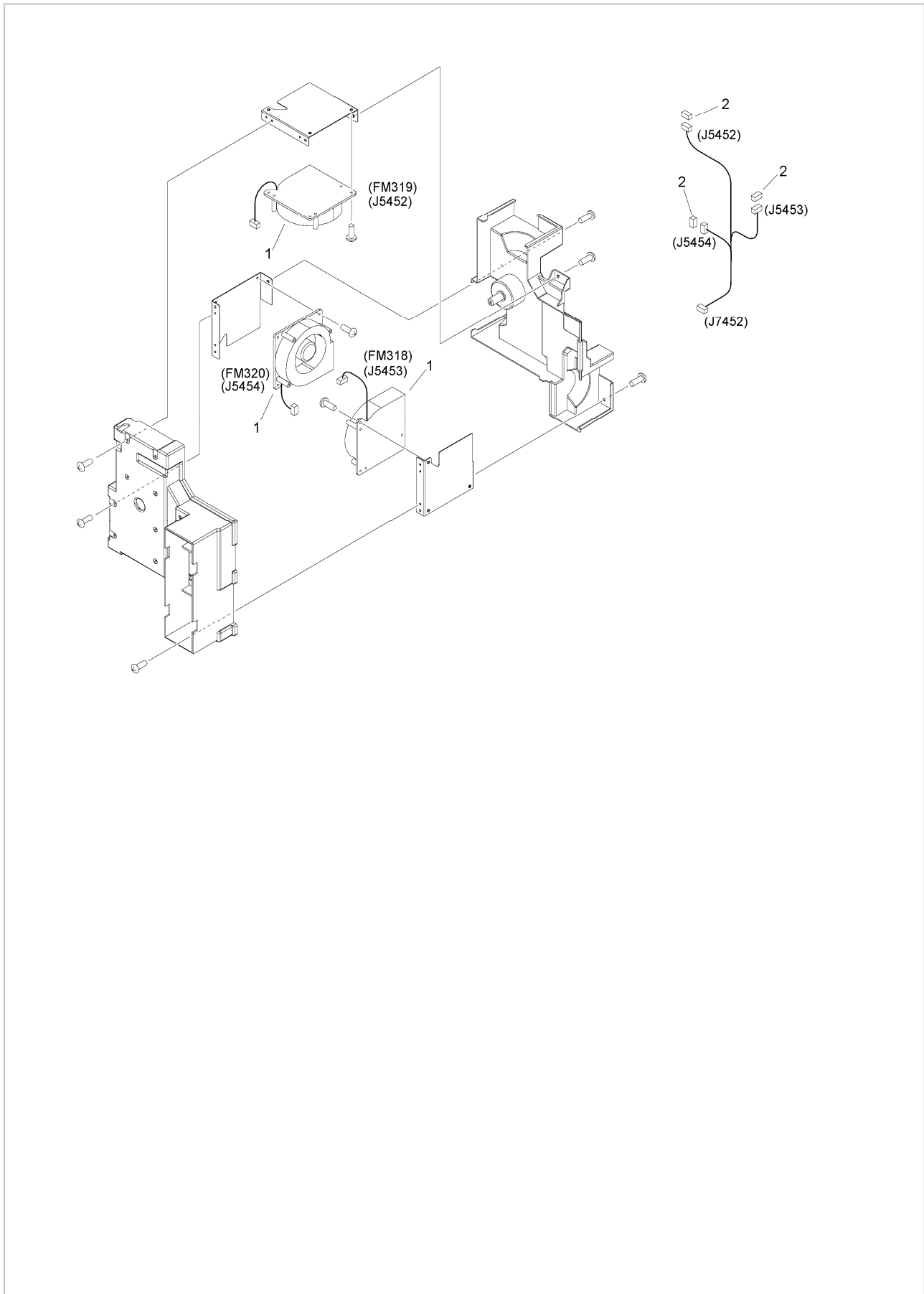
FIG/KEY	PART NUMBER	RANK	QTY	DESCRIPTION	REMARKS
186	NPN		RF	FAN MOUNT ASSEMBLY, OUTER	
1	FC6-3186-000		2	STOPPER, PRIMARY	
2	FK2-3098-010		2	FAN	FM408, FM409
3	VS1-8959-016		1	CONNECTOR, SNAP TIGHT, 16P, W	
4	VS1-7177-004		2	CONNECTOR, SNAP TIGHT, BK	
5	FC9-5763-010		1	MOUNT, EXHAUST FAN	

Figure 188 BELT COOLING FAN ASSEMBLY



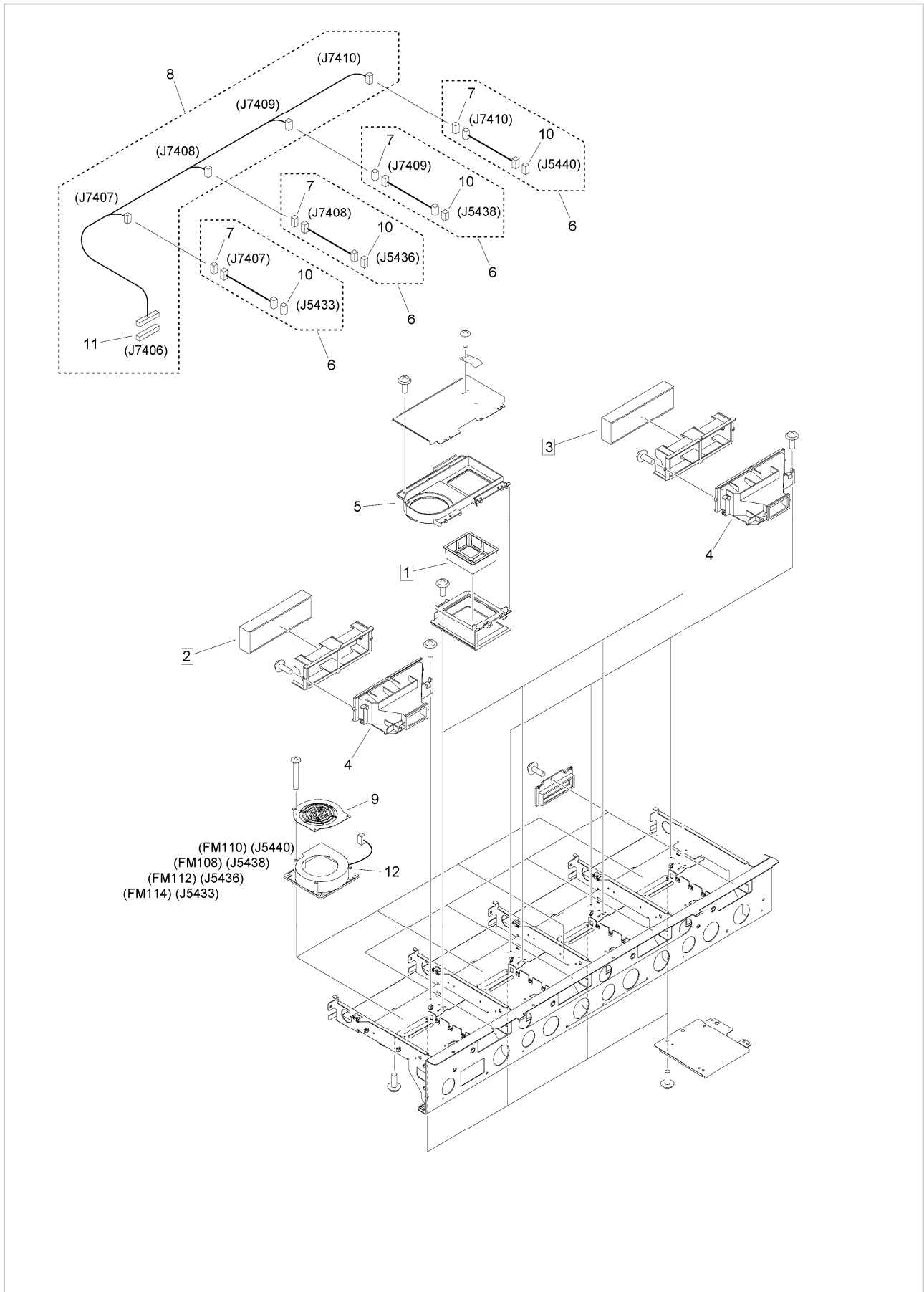
FIG/KEY	PART NUMBER	RANK	QTY	DESCRIPTION	REMARKS
188	NPN		RF	BELT COOLING FAN ASSEMBLY	
1	FC5-8142-000		1	LINK, ATTRACTION SHUTTER	
2	FC6-1350-000		1	FLAG, SENSOR	
3	FK4-1399-000		1	FAN	FM337, FM338
4	FM1-A393-000		1	SOLENOID UNIT	SL410, SL411
5	FM1-L881-000		1	CABLE, SENSOR, HOME POSITION	
6	FU2-0413-000		1	SPRING, TENSION	
7	RS5-1058-000		2	BUSHING	
8	WG8-5783-000		1	IC, PHOTO- INTERRUPTER, LG248NL1A	PS915, PS916
9	FC5-8124-000		1	LINK, SOLENOID	

Figure 189 PAPER DELIVERY FAN ASSEMBLY



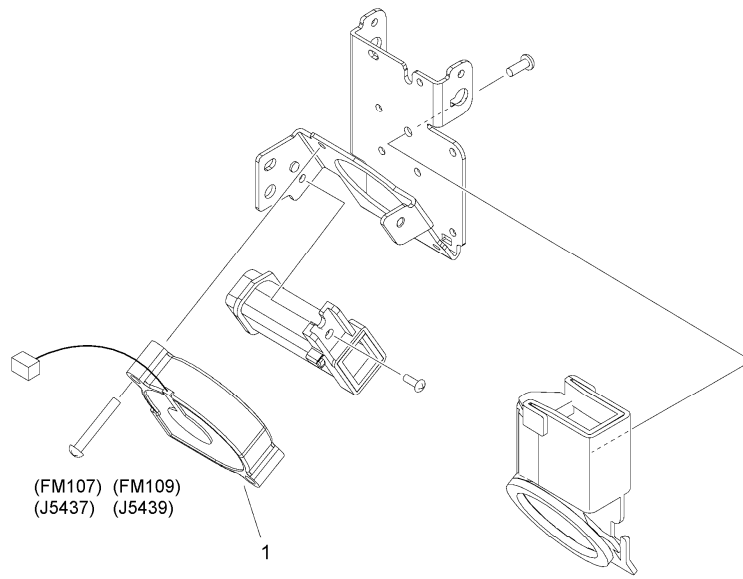
FIG/KEY	PART NUMBER	RANK	QTY	DESCRIPTION	REMARKS
189	FM1-H069-000		1	PAPER DELIVERY FAN ASSEMBLY	
1	FK2-3098-010		3	FAN	FM318, FM319, FM320
2	VS1-7177-004		3	CONNECTOR, SNAP TIGHT, BK	

Figure 191 PRIMARY EXHAUST FAN ASSEMBLY



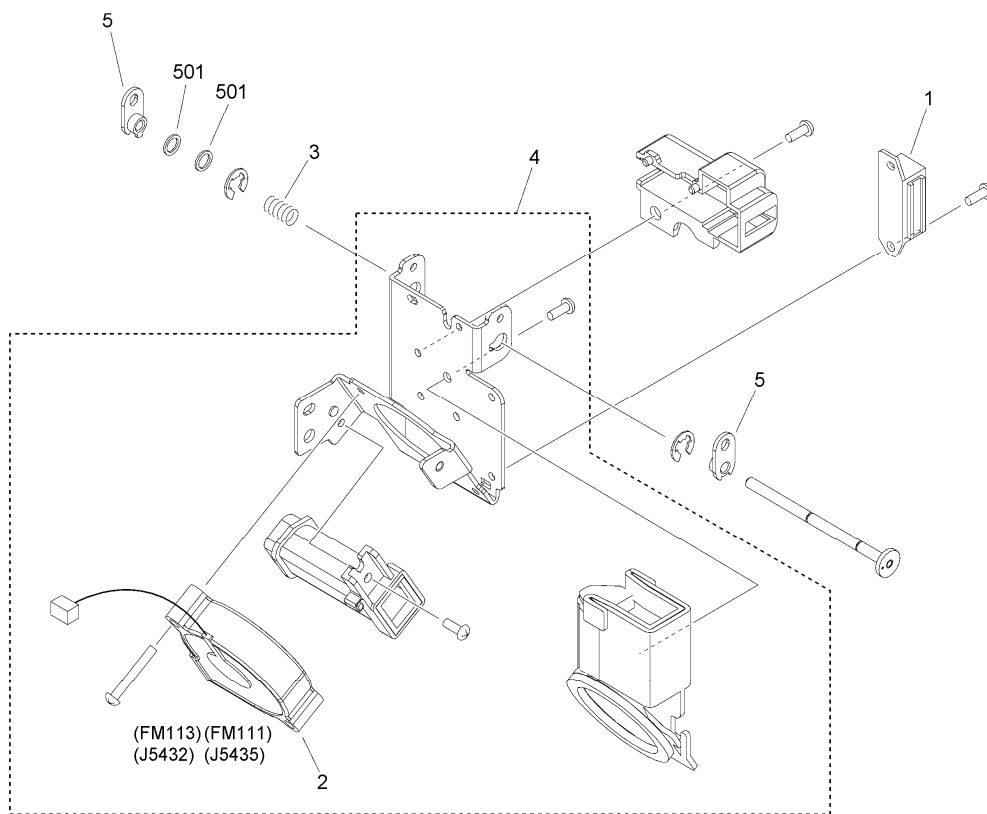
FIG/KEY	PART NUMBER	RANK	QTY	DESCRIPTION	REMARKS
191	NPN		RF	PRIMARY EXHAUST FAN ASSEMBLY	
1	FB2-4383-000		4	AIRFILTER, TONER	[DP]
2	FC9-6014-000		1	FILTER, OZONE	[DP]
3	FC7-4563-000		3	FILTER, OZONE	[DP]
4	FL2-1997-000		4	DUCT, EXHAUST	
5	FL2-1998-000		4	DUCT, CONNECTING	
6	FM2-8517-000		4	CABLE, P- KIT FAN	
7	VS1-7177-004		4	CONNECTOR, SNAP TIGHT, BK	
8	FM2-8603-000		1	CABLE, P- KIT FAN, RIGHT	
9	FC7-9687-000		4	COVER, FAN	
10	VS1-8959-004		4	CONNECTOR, SNAP TIGHT, 4P, W	
11	VS1-8959-016		1	CONNECTOR, SNAP TIGHT, 16P, W	
12	FK3-0835-000		4	FAN	FM108, FM110, FM112, FM114

Figure 192 PRIMARY INLET FAN ASS'Y, C/K



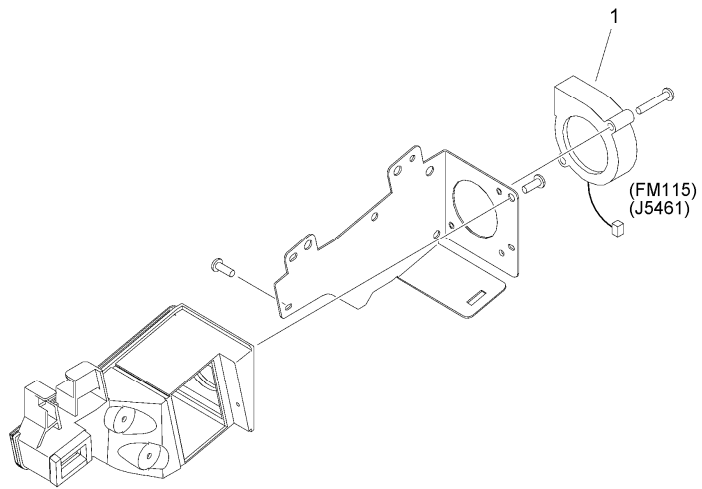
FIG/KEY	PART NUMBER	RANK	QTY	DESCRIPTION	REMARKS
192	FM4-2548-000		1	PRIMARY INLET FAN ASS'Y, C/K	
1	FK3-0827-000		1	FAN	FM107, FM109

Figure 193 PRIMARY INLET FAN ASS'Y, Y/M



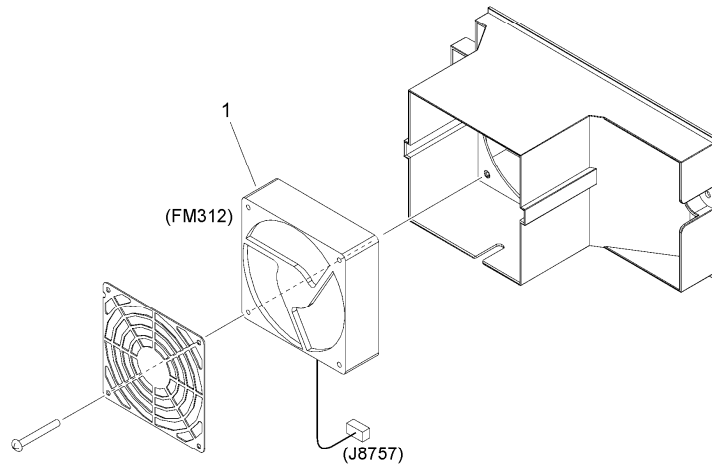
FIG/KEY	PART NUMBER	RANK	QTY	DESCRIPTION	REMARKS
193	FM4-2549-000		1	PRIMARY INLET FAN ASS'Y, Y/M	
1	FC7-5707-000		1	CATCH, MAGNET	
2	FK3-0827-000		1	FAN	FM111, FM113
3	FU5-2954-000		1	SPRING, COMPRESSION	
4	FM4-2548-000		1	PRIMARY INLET FAN ASS'Y, C/K	
5	FC6-3181-000		2	CATCH, INTERLOCK ROD	
501	XD1-1104-115		2	WASHER, COP	

Figure 194 PRE-TRNS. EXHAUST DUCT



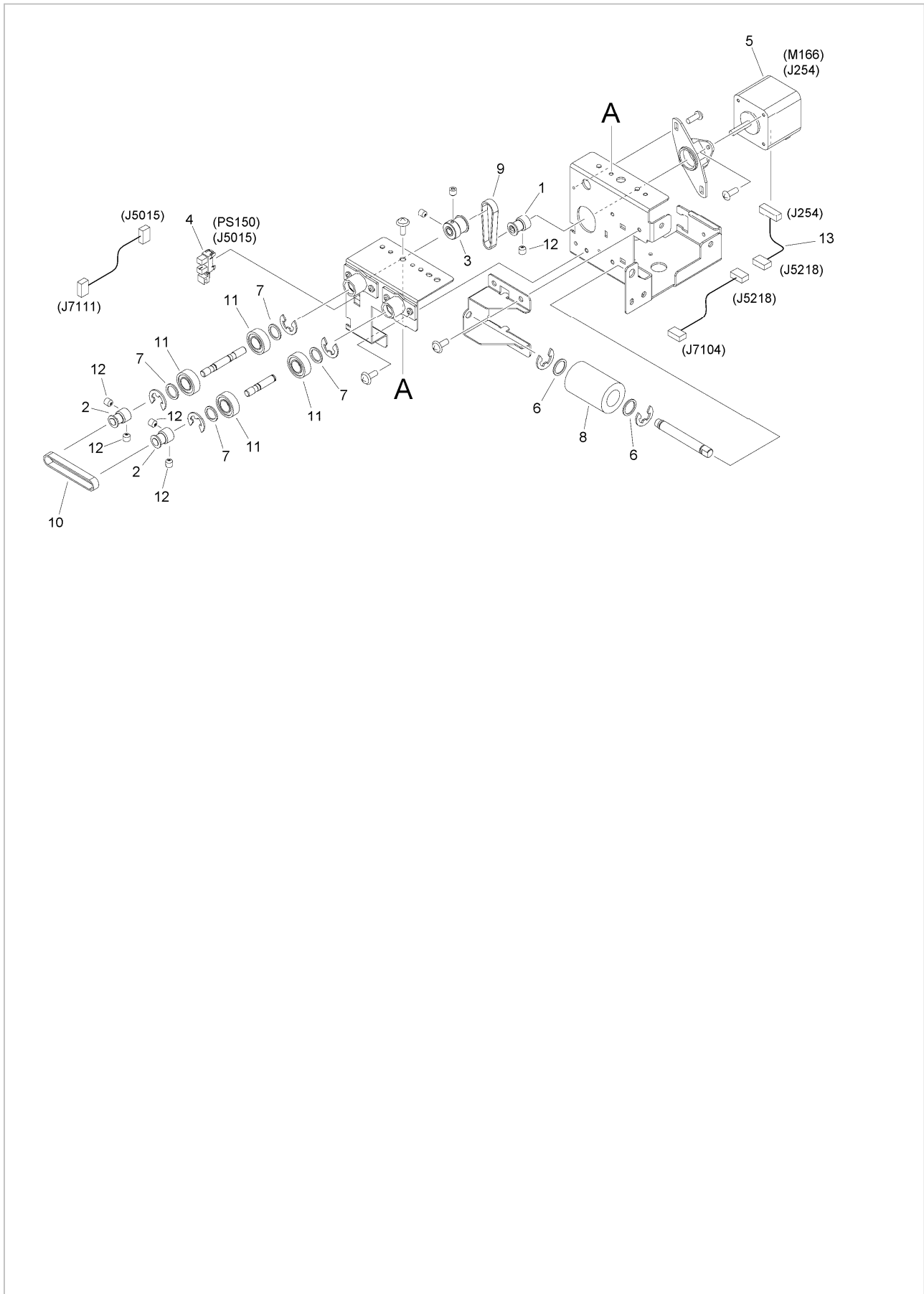
FIG/KEY	PART NUMBER	RANK	QTY	DESCRIPTION	REMARKS
194	FM1-A464-000		1	PRE-TRNS. EXHAUST DUCT	
1	FK3-0827-000		1	FAN	FM115

Figure 195 FIRST FIXING EXHAUST FAN ASS'Y



FIG/KEY	PART NUMBER	RANK	QTY	DESCRIPTION	REMARKS
195	FM1-A375-000		1	FIRST FIXING EXHAUST FAN ASS'Y	
1	FL3-9079-000		1	FAN	FM312

Figure 262 REGISTRATION SLIDE DRIVE ASS'Y



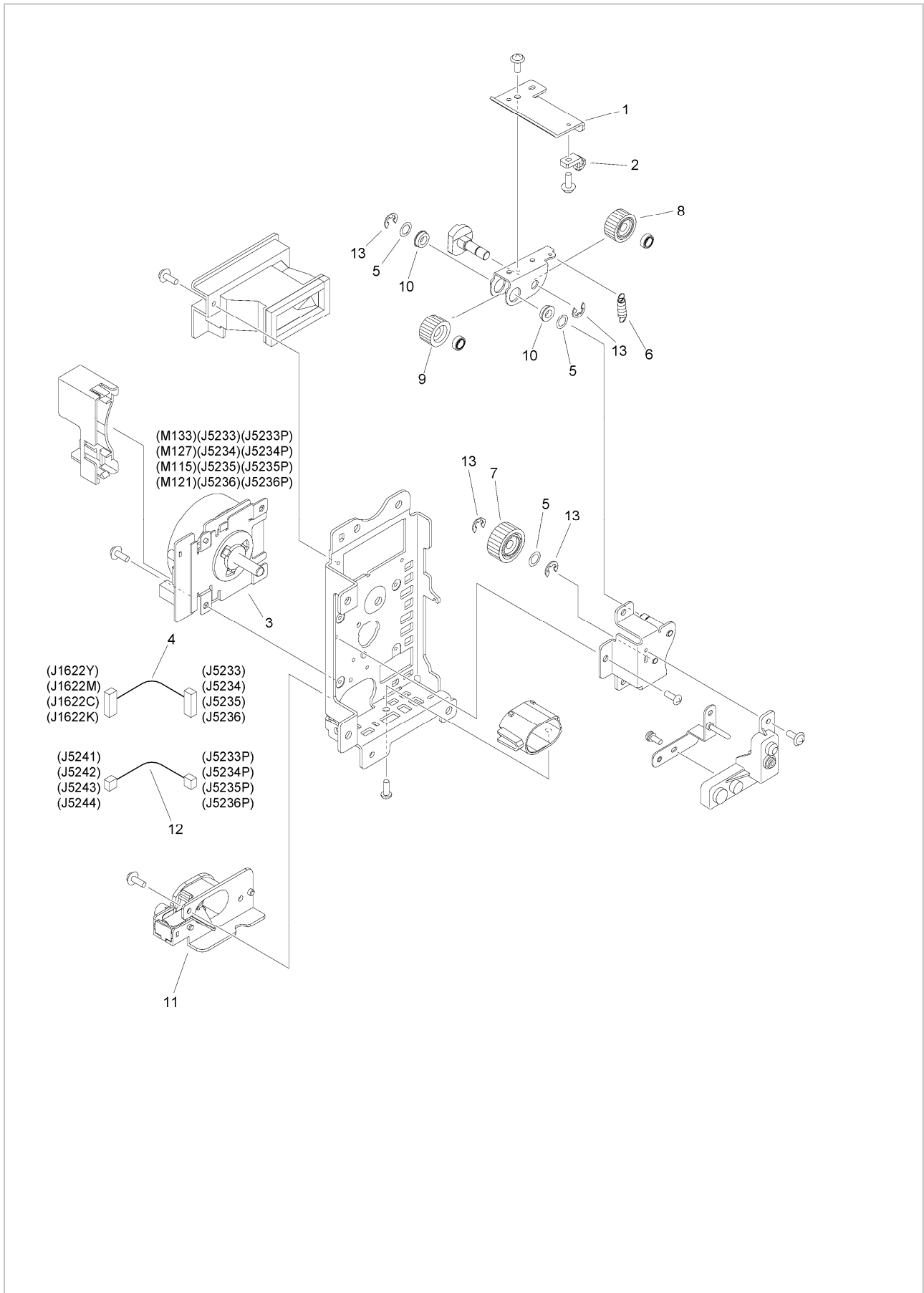
FIG/KEY	PART NUMBER	RANK	QTY	DESCRIPTION	REMARKS
262	FM2-5168-000		1	REGISTRATION SLIDE DRIVE ASS'Y	SEE NOTE
1	FC5-9625-000		1	PULLEY, 15T	
2	FC5-9643-000		2	PULLEY, 15T	
3	FC5-9644-000		1	PULLEY, 22T	
4	WG8-5783-000		1	IC, PHOTO- INTERRUPTER, LG248NL1A	PS150
5	FK2-3124-000		1	MOTOR, STEPPING, DC	M166
6	FS5-6487-000		2	WASHER	
7	FS5-6488-000		4	WASHER	
8	FU6-0387-000		1	GEAR, 27T	
9	XF2-1605-660		1	BELT, TIMING	
10	XF2-1606-260		1	BELT, TIMING, COGGED	
11	XG2-6012-405		4	BALL BEARING, NSK MR126JZZMC3	
12	XA9-1813-000		5	SET SCREW, HEX. SKT. HEAD, M3X3	
13	FM2-8689-000		1	CABLE, MOTOR, 1	

Figure 271 DRUM DRIVE ASSEMBLY



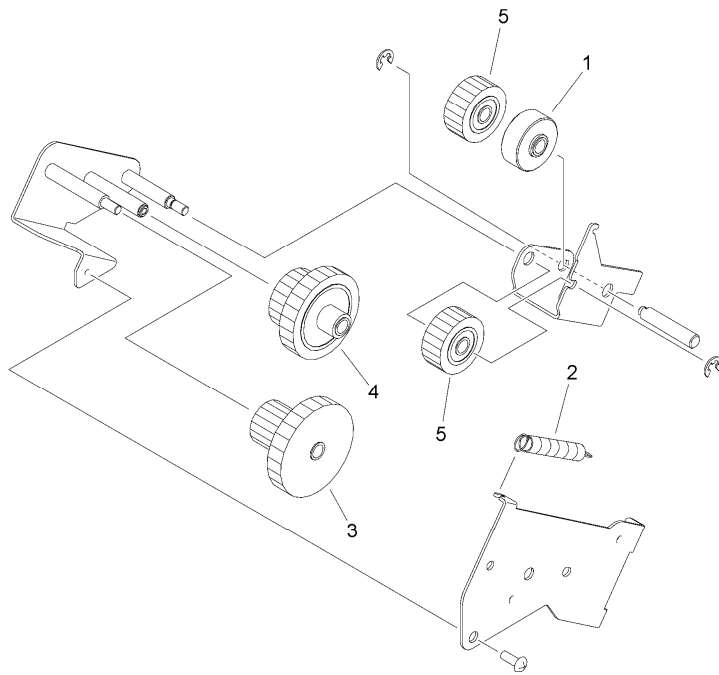
FIG/KEY	PART NUMBER	RANK	QTY	DESCRIPTION	REMARKS
271	FM4-7156-000		1	DRUM DRIVE ASSEMBLY	
1	FC1-1117-000		1	ELIMINATOR, STATIC CHARGE	
2	FU6-6140-000		1	SPACER	
3	FC6-0122-000		1	HOLDER, DRUM SHAFT	
4	FL3-6094-000		1	WHEEL, ENCODING	
5	FM2-2249-000		1	DRUM DRIVE MOTOR ASSEMBLY	M139, M140, M141, M142
6	FM2-8982-000		1	DRUM SHAFT ENCODER ASSEMBLY	PS177, PS179, PS182, PS187, PS224, PS225, PS226, PS227, PS228, PS229, PS230, PS232

Figure 272 DEVELOPING DRIVE ASSEMBLY



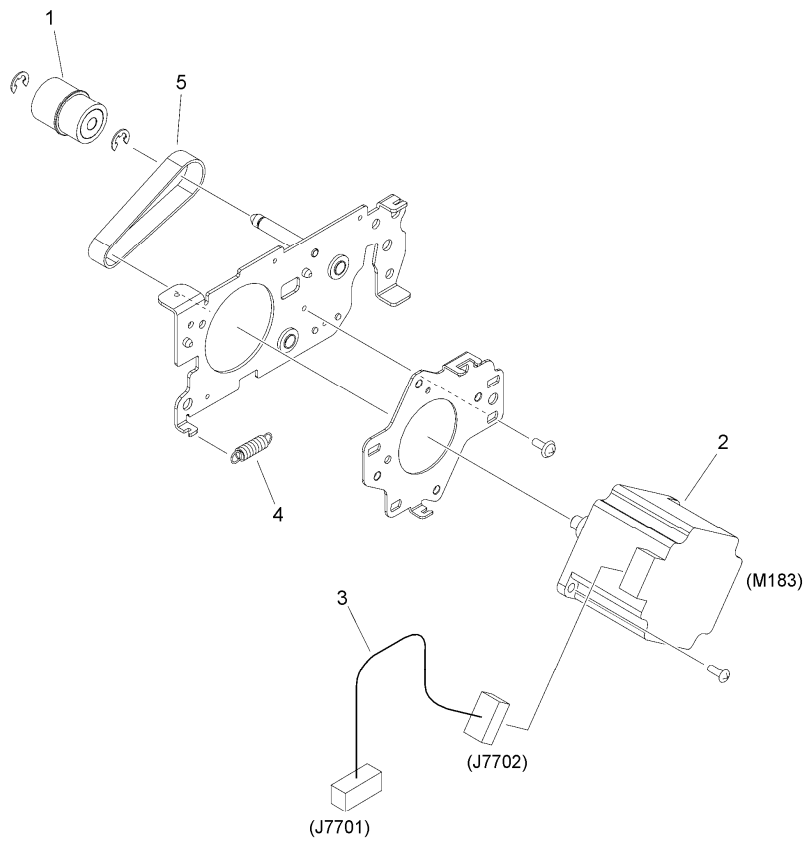
FIG/KEY	PART NUMBER	RANK	QTY	DESCRIPTION	REMARKS
272	FM1-A328-000		1	DEVELOPING DRIVE ASSEMBLY	
1	FC5-9005-000		1	ARM, CAM FOLLOWER	
2	FC5-9006-000		1	HOLDER, CAM FOLLOWER	
3	FK4-1407-000		1	MOTOR, DC	M115, M121, M127, M133
4	FM1-L957-000		1	CABLE, MOTOR	
5	FS5-6488-000		3	WASHER	
6	FU5-2870-000		1	SPRING, TENSION	
7	FU6-0362-000		1	GEAR, 42T	
8	FU6-0363-000		1	GEAR, 35T	
9	FU6-0364-000		1	GEAR, 32T	
10	XG9-0520-000		2	BEARING, BALL, MF106ZZS	
11	FM4-2590-000		1	SHUTTER HOLDER ASSEMBLY	
12	FM1-T835-000		1	CABLE, MOTOR POWER SUPPLY	
13	XD9-0136-000		4	RING, E	

Figure 273 I.T.B. CLEANER DRIVE ASSEMBLY



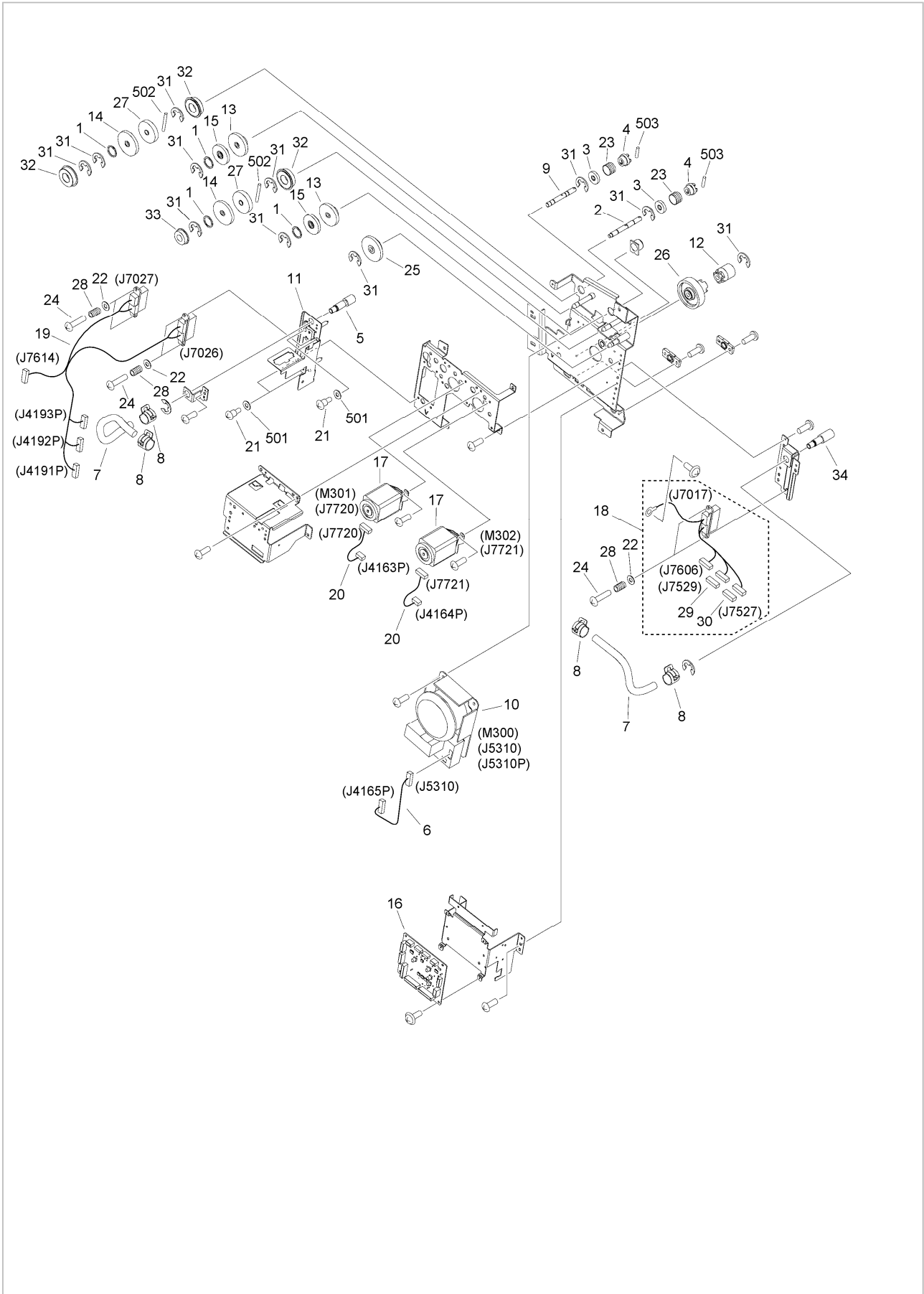
FIG/KEY	PART NUMBER	RANK	QTY	DESCRIPTION	REMARKS
273	FM2-2151-000		1	I.T.B. CLEANER DRIVE ASSEMBLY	
1	FC5-9183-000		1	ROLLER, SWING	
2	FU5-2888-000		1	SPRING, TENSION	
3	FU6-0315-000		1	GEAR, 22T/64T	
4	FU6-0316-000		1	GEAR, 30T/46T	
5	FU6-0318-000		2	GEAR, 30T	

Figure 274 SECONDARY TRANSFER DRIVE ASS'Y



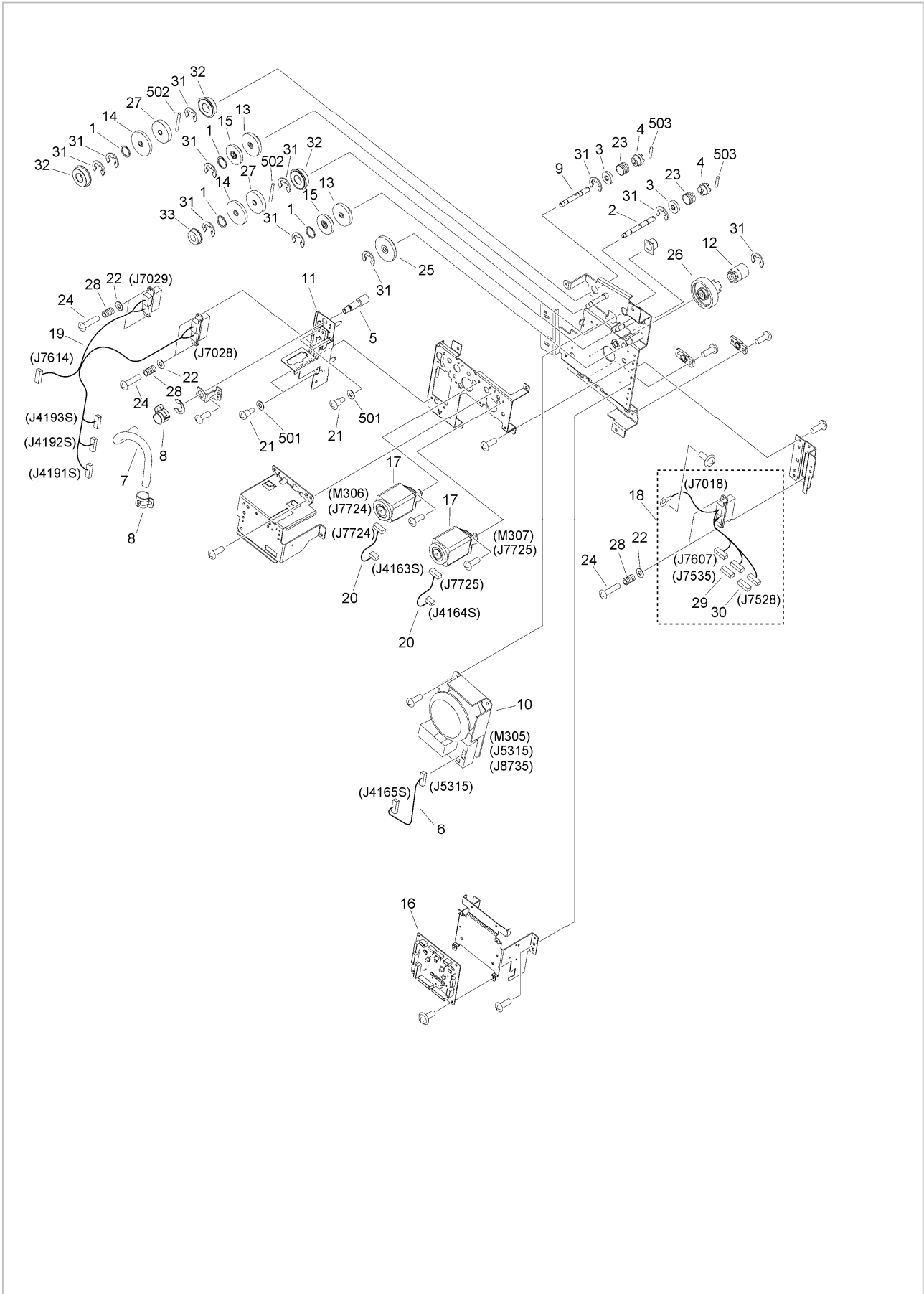
FIG/KEY	PART NUMBER	RANK	QTY	DESCRIPTION	REMARKS
274	FM1-A343-000		1	SECONDARY TRANSFER DRIVE ASS'Y	SEE NOTE
1	FL0-5494-000		1	PULLEY, 32T/25T	
2	FM1-F399-000		1	2ND TRNSFR. DRIVE MOTOR ASS'Y	M183
3	FM1-T808-000		1	CABLE, MOTOR CONNECTING	
4	FU2-1519-000		1	SPRING, TENSION	
5	XF2-1607-810		1	BELT, TIMING	

Figure 280 1ST FIXING DRIVE ASSEMBLY



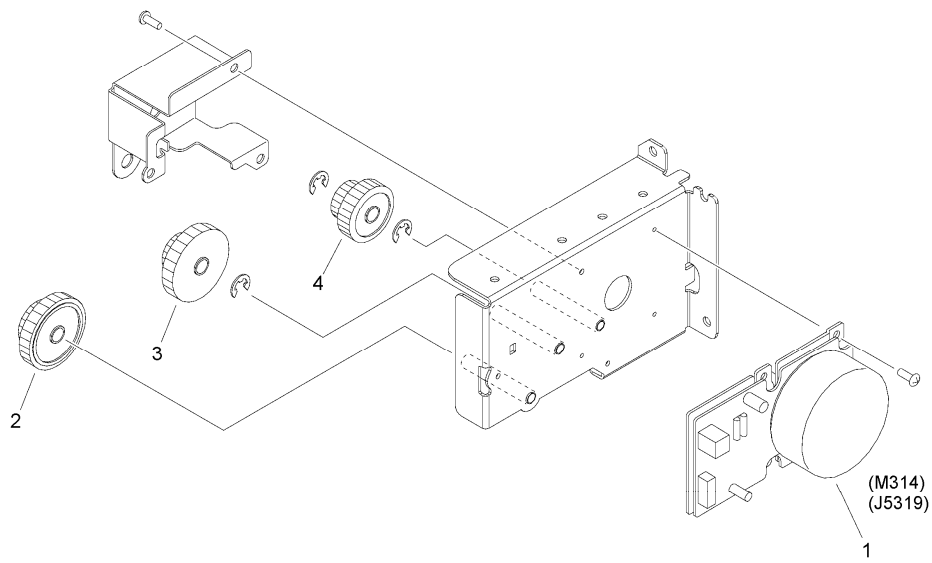
FIG/KEY	PART NUMBER	RANK	QTY	DESCRIPTION	REMARKS
280	FM1-A373-010		1	1ST FIXING DRIVE ASSEMBLY	
1	FC5-9014-000		4	WASHER	
2	FC5-9768-000		1	SHAFT, INPUT, ROLL	
3	FC7-3106-000		2	STOPPER, COUPLING	
4	FC7-7550-000		2	COUPLING, FIXING	
5	FE3-2058-000		1	JOINT, COUPLER	
6	FM1-L821-000		1	CABLE, MOTOR	
7	FE3-2285-000		2	TUBE, AIR, 3	
8	FE3-7808-000		4	CLAMP, TUBE	
9	FE3-7981-000		1	SHAFT, TRANSMISSION	
10	FK4-1406-000		1	MOTOR, DC	M300
11	FL0-0476-000		1	PLATE, DRAWER	
12	FM0-4210-000		1	GEAR, 22T	
13	FL3-7951-000		2	GEAR, 20T/42T	
14	FL3-7952-000		2	GEAR, 18T/45T	
15	FL3-7953-000		2	GEAR, 15T/36T	
16	FM1-A879-010		1	FIXING OUTER DRIVER PCB ASS'Y	
17	FM1-H030-000		2	MOTOR UNIT	M301, M302
18	FM1-L822-000		1	CABLE, DRAWER, 3	
19	FM1-L873-000		1	CABLE, DRAWER, 1	
20	FM2-8689-000		2	CABLE, MOTOR, 1	
21	FS1-9076-020		4	SCREW, STEPPED, M4	
22	FS5-6601-000		6	SPACER	
23	FU5-2840-000		2	SPRING, COMPRESSION	
24	FU5-9570-000		6	SCREW, STEPPED, M3X28	
25	FU6-0413-000		1	GEAR, 30T/46T	
26	FU6-0483-010		1	GEAR, 85T	
27	FU7-0828-010		2	GEAR, 40T	
28	FU7-2881-000		6	SPRING, COMPRESSION	
29	VS1-8412-017		1	CONNECTOR, SNAP TIGHT, BL	
30	VS1-8412-019		1	CONNECTOR, SNAP TIGHT, BL	
31	XD9-0137-010		11	RING, E	
32	XG9-0508-000		3	BEARING, BALL, F688ZZ	
33	XG9-0858-000		1	BEARING, BALL, MF126ZZX3A55	
34	FE3-2271-000		1	JOINT, COUPLER, 2	
501	XD1-1106-222		4	WASHER, COP	
502	XD3-2300-142		2	PIN, DOWEL	
503	XD3-2300-262		2	PIN, DOWEL	

Figure 281 2ND FIXING DRIVE ASSEMBLY



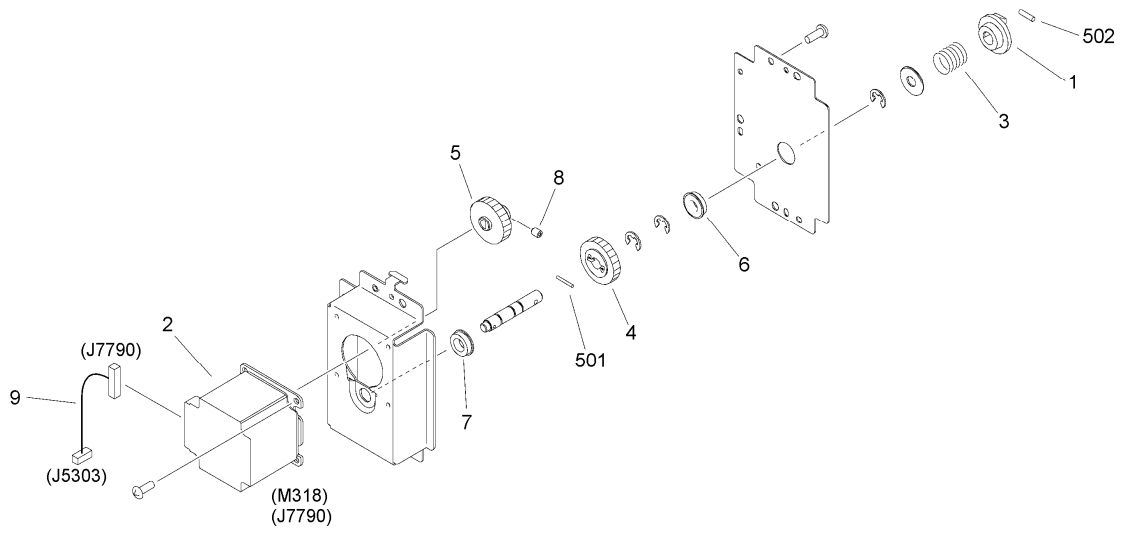
FIG/KEY	PART NUMBER	RANK	QTY	DESCRIPTION	REMARKS
281	FM1-A374-010		1	2ND FIXING DRIVE ASSEMBLY	
1	FC5-9014-000		4	WASHER	
2	FC5-9768-000		1	SHAFT, INPUT, ROLL	
3	FC7-3106-000		2	STOPPER, COUPLING	
4	FC7-7550-000		2	COUPLING, FIXING	
5	FE3-2058-000		1	JOINT, COUPLER	
6	FM1-L821-000		1	CABLE, MOTOR	
7	FE3-2285-000		1	TUBE, AIR, 3	
8	FE3-7808-000		2	CLAMP, TUBE	
9	FE3-7981-000		1	SHAFT, TRANSMISSION	
10	FK4-1406-000		1	MOTOR, DC	M305
11	FL0-0476-000		1	PLATE, DRAWER	
12	FM0-4210-000		1	GEAR, 22T	
13	FL3-7951-000		2	GEAR, 20T/42T	
14	FL3-7952-000		2	GEAR, 18T/45T	
15	FL3-7953-000		2	GEAR, 15T/36T	
16	FM1-A879-010		1	FIXING OUTER DRIVER PCB ASS'Y	
17	FM1-H030-000		2	MOTOR UNIT	M306, M307
18	FM1-L822-000		1	CABLE, DRAWER, 3	
19	FM1-L873-000		1	CABLE, DRAWER, 1	
20	FM2-8689-000		2	CABLE, MOTOR, 1	
21	FS1-9076-020		4	SCREW, STEPPED, M4	
22	FS5-6601-000		6	SPACER	
23	FU5-2840-000		2	SPRING, COMPRESSION	
24	FU5-9570-000		6	SCREW, STEPPED, M3X28	
25	FU6-0413-000		1	GEAR, 30T/46T	
26	FU6-0483-010		1	GEAR, 85T	
27	FU7-0828-010		2	GEAR, 40T	
28	FU7-2881-000		6	SPRING, COMPRESSION	
29	VS1-8412-017		1	CONNECTOR, SNAP TIGHT, BL	
30	VS1-8412-019		1	CONNECTOR, SNAP TIGHT, BL	
31	XD9-0137-010		11	RING, E	
32	XG9-0508-000		3	BEARING, BALL, F688ZZ	
33	XG9-0858-000		1	BEARING, BALL, MF126ZZX3A55	
501	XD1-1106-222		4	WASHER, COP	
502	XD3-2300-142		2	PIN, DOWEL	
503	XD3-2300-262		2	PIN, DOWEL	

Figure 283 WASTE TONER DRIVE ASSEMBLY



FIG/KEY	PART NUMBER	RANK	QTY	DESCRIPTION	REMARKS
283	FM1-H068-000		1	WASTE TONER DRIVE ASSEMBLY	
1	FK2-6469-000		1	MOTOR, DC	M314
2	FU6-0396-000		1	GEAR, 24T/40T	
3	FU6-0397-000		1	GEAR, 20T/40T	
4	FU6-0399-000		1	GEAR, 20T/50T	

Figure 284 DELIVERY DRIVE ASSEMBLY



FIG/KEY	PART NUMBER	RANK	QTY	DESCRIPTION	REMARKS
284	FM2-2236-000		1	DELIVERY DRIVE ASSEMBLY	
1	FC6-8631-000		1	COUPLING, PAPER DELIVERY	
2	FK2-3132-000		1	MOTOR, STEPPING, DC	M318
3	FS5-2925-000		1	SPRING, TORSION	
4	FU6-0441-000		1	GEAR, 29T	
5	FU6-0442-000		1	GEAR, 29T	
6	XG9-0664-000		1	BALL BEARING, JMK-688ZZNR*D4ML	
7	XG9-0520-000		1	BEARING, BALL, MF106ZZS	
8	XA9-0934-000		1	SETSCREW, M3X6	
9	FM2-8691-000		1	CABLE, MOTOR	
501	XD3-2200-142		1	PIN, PARALLEL	
502	XD3-2300-122		1	PIN, PARALLEL 3X12	

Figure 320 (1 / 2) REGIST. PAPER FEEDER ASSEMBLY

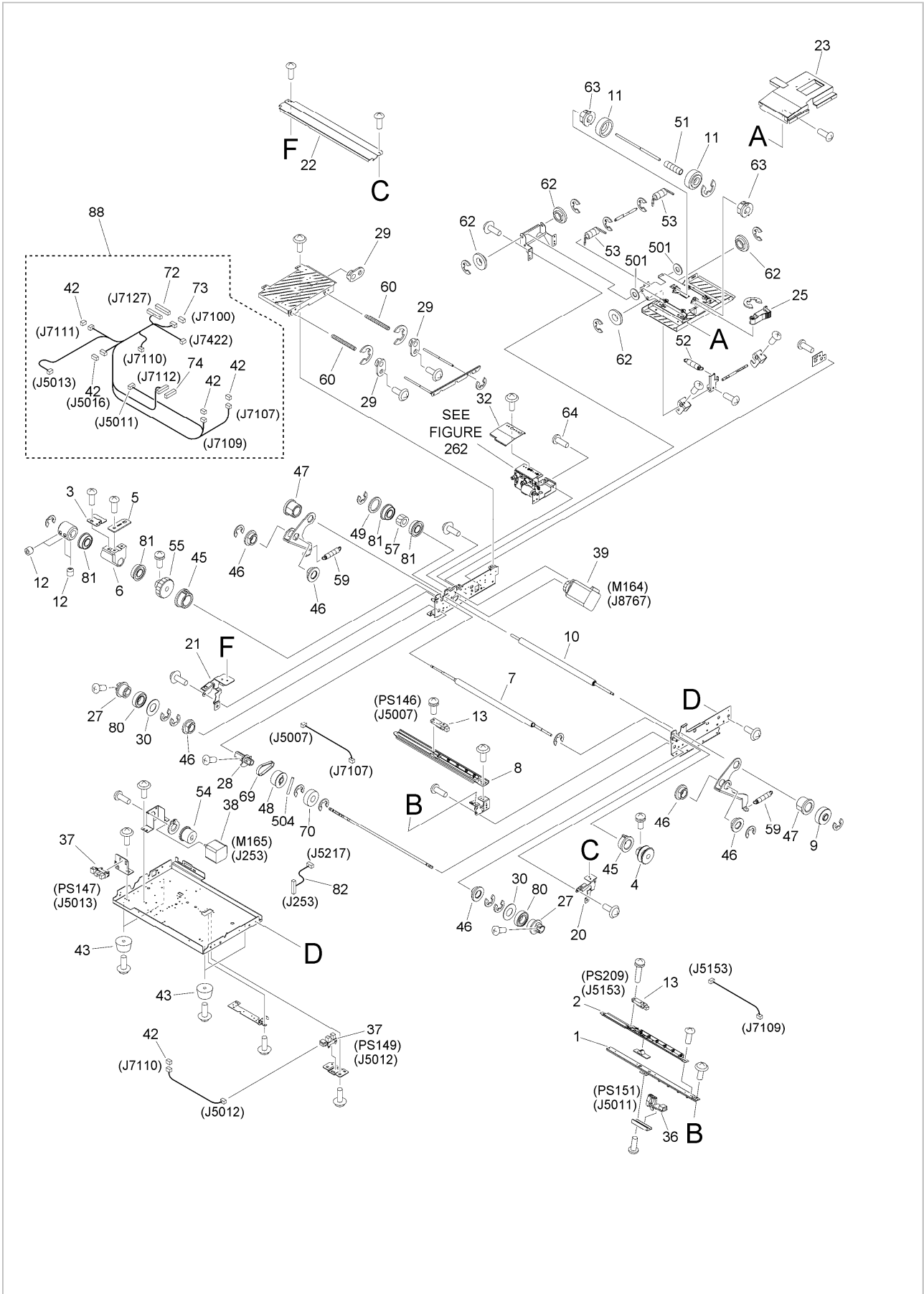
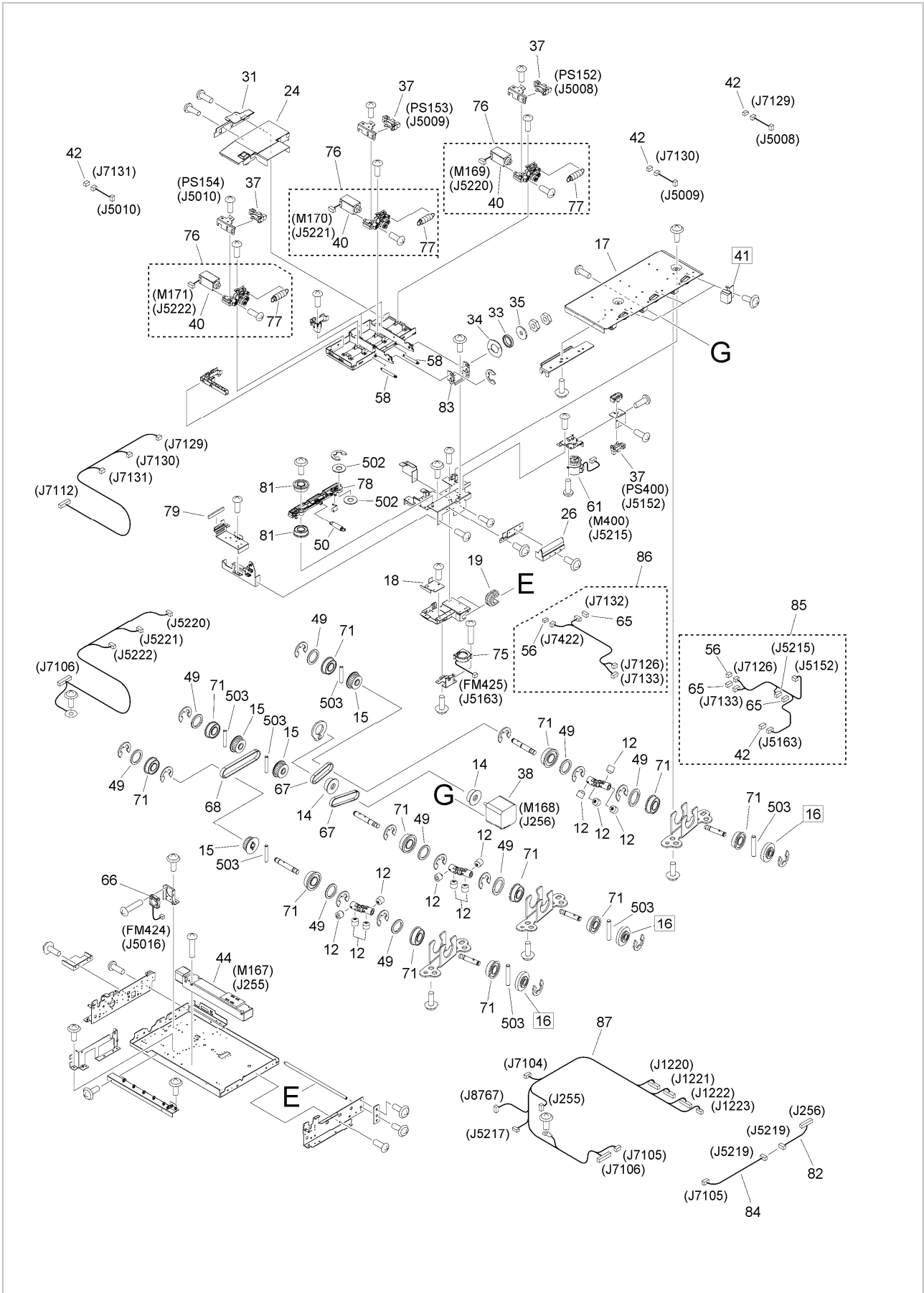


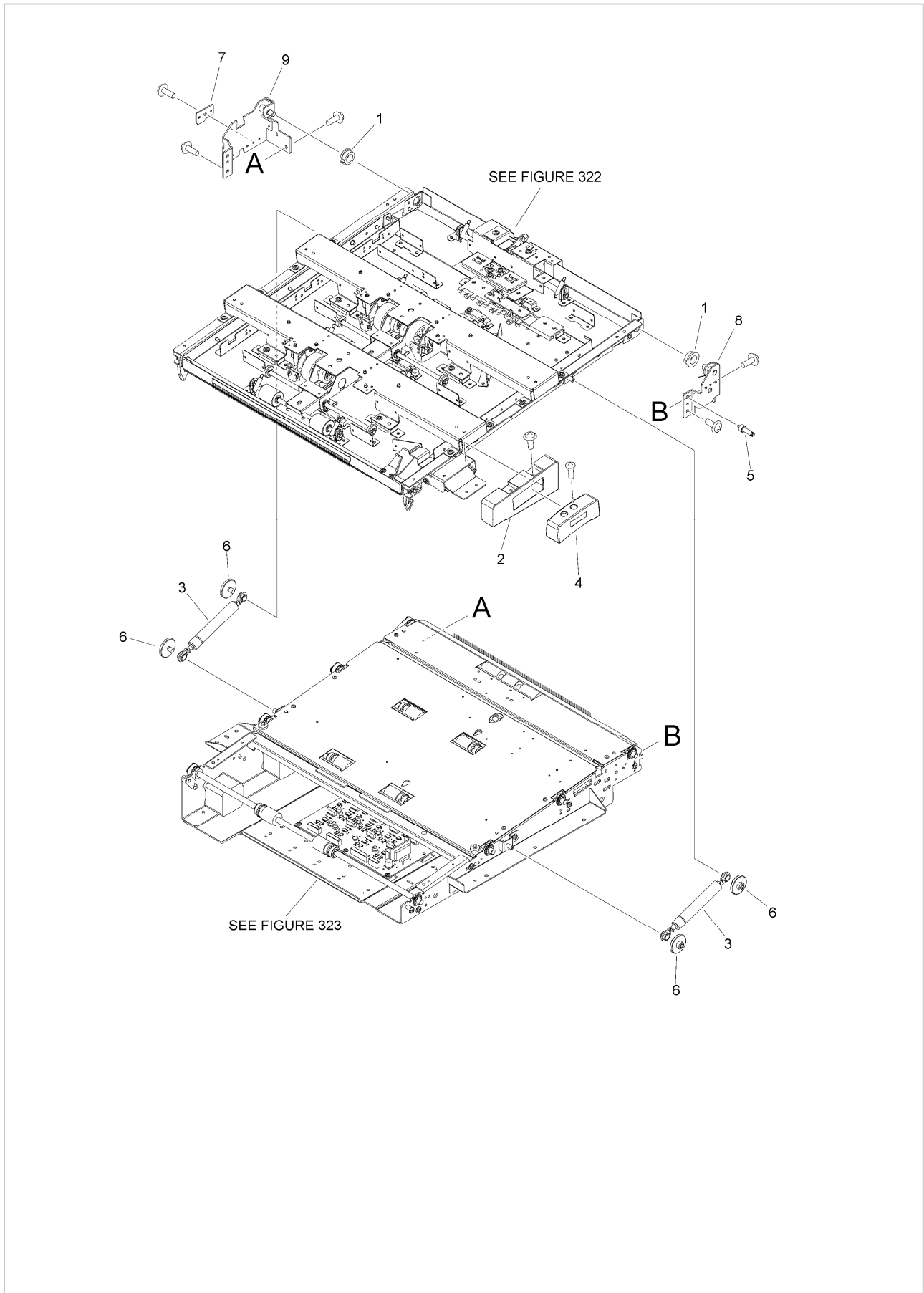
Figure 320 (2 / 2) REGIST. PAPER FEEDER ASSEMBLY



FIG/KEY	PART NUMBER	RANK	QTY	DESCRIPTION	REMARKS
320	FM1-A346-000		1	REGIST. PAPER FEEDER ASSEMBLY	SEE NOTE
1	FC5-9614-010		1	GUIDE, REGIST. REAR, LOWER	
2	FC5-9615-010		1	GUIDE, REGIST. REAR, UPPER	
3	FC5-9616-000		1	FLAG, REG. ROLLER H.P. SENSOR	
4	FC5-9617-000		1	JOINT, REG. ROLLER, LOWER	
5	FC5-9619-000		1	STOPPER, BELT	
6	FC5-9620-000		1	HOLDER, REGISTRATION SLIDE	
7	FL1-0126-000		1	ROLLER, REGISTRATION, LOWER	
8	FC5-9622-010		1	GUIDE, PRE-REGISTRATION	
9	FC5-9623-000		1	JOINT, REG. ROLLER, UPPER	
10	FM1-F405-000		1	ROLLER, REGISTRATION, UPPER	
11	FC5-9631-000		2	SUPPORT, SPRING	
12	XA9-1813-000		16	SET SCREW, HEX.SKT.HEAD, M3X3	
13	WG8-5736-000		2	PHOTO SENSOR, OH-118-A5	PS146,PS209
14	FC5-9715-000		2	PULLEY, 30T	
15	FC5-9719-000		4	PULLEY	
16	FC5-9721-000		3	ROLLER	[DP]
17	FC5-9722-010		1	GUIDE, LOWER	
18	FC5-9725-000		1	FLAG, JOG HOME POSITION	
19	FC5-9740-000		2	BLOCK, SLIDE	
20	FC5-9745-000		1	RETAINER, BUSHING, FRONT	
21	FC5-9746-000		1	RETAINER, BUSHING, REAR	
22	FC5-9747-000		1	COVER, REGISTRATION ROLLER	
23	FC5-9748-000		1	COVER, FIXED GUIDE	
24	FC5-9749-000		1	COVER, ROLLER INNER	
25	FC6-8202-000		1	BUTTON, RELEASE	
26	FC6-8300-000		1	COVER, ROLLER INNER, 2	
27	FC6-8306-000		2	CAM, REGISTRATION RELEASE	
28	FC6-8307-000		1	FLAG, SENSOR UNIT, H.P.	
29	FC6-8310-000		4	BUSHING, FIXED	
30	FC6-8502-000		2	RETAINER, THRUST	
31	FC6-8509-000		1	HANDLE, GUIDE, UPPER	
32	FC7-3492-000		1	COVER, DRIVE	
33	FC7-4972-000		1	WASHER, MOLD	
34	FC7-4973-000		1	WASHER, WAVE	
35	FC7-7481-000		1	WASHER	
36	FG6-8605-020		1	OPTICAL SENSOR PCB ASSEMBLY	PS151
37	WG8-5848-000		6	IC, PHOTO-INTERRUPTER	PS147,PS149, PS152,PS153, PS154,PS400
38	FK2-3124-000		2	MOTOR, STEPPING, DC	M165,M168
39	FM1-F317-000		1	MOTOR, STEPPING, DC	M164
40	FK2-3143-000		3	MOTOR, STEPPING, DC	M169,M170,M171
41	FL2-4074-000		3	SUPPORT, CLEANING PAD	[DP]
42	VS1-7177-003		9	CONNECTOR, SNAP TIGHT, BK	
43	XH9-0122-000		4	FOOT, RUBBER	
44	FM2-5180-000		1	REGISTRATION JOGGING ASSEMBLY	M167
45	FS1-1189-000		2	BUSHING, ABS	
46	FS1-1341-000		6	BUSHING, OILLESS METAL	
47	FS1-1465-000		2	BUSHING	
48	FU5-3212-000		1	PULLEY, 40T	
49	FS5-6488-000		10	WASHER	
50	FU5-2896-000		1	SPRING, TENSION	
51	FU5-2939-000		1	SPRING, COMPRESSION	

FIG/KEY	PART NUMBER	RANK	QTY	DESCRIPTION	REMARKS
52	FU5-2940-000		1	SPRING, TENSION	
53	FU5-2941-000		2	SPRING, TORSION	
54	FU5-3438-000		1	PULLEY, 20T	
55	FU6-0386-000		1	GEAR	
56	VS1-7177-006		2	CONNECTOR, SNAP TIGHT, BK	
57	FU6-0393-000		1	GEAR	
58	FU6-2514-000		2	SPRING, TENSION	
59	FU6-2515-000		2	SPRING, TENSION	
60	FU6-2516-000		2	SPRING, COMPRESSION	
61	FK3-0823-000		1	MOTOR, STEPPING, DC	M400
62	RS1-1042-000		4	BUSHING	
63	RS5-1567-000		2	BUSHING	
64	XA9-0892-000		3	SCREW, MACH., TRUSS HEAD, M4X6	
65	VS1-7177-004		3	CONNECTOR, SNAP TIGHT, BK	
66	FK2-6461-000		1	FAN	FM424
67	XF2-1606-960		2	BELT, TIMING	
68	XF2-1610-760		1	BELT, TIMING	
69	XF2-3606-360		1	BELT, TIMING	
70	XG9-0846-000		1	BEARING, BALL, R-1980KKR	
71	XG9-0856-000		12	BEARING, BALL, MF126ZZX3D41	
72	VS1-9269-036		1	CONNECTOR, WIRE TO WIRE, 36P	
73	VS1-8959-004		1	CONNECTOR, SNAP TIGHT, 4P, W	
74	VS1-7177-009		1	CONNECTOR, WIRE TO WIRE, 9P	
75	FK3-0827-000		1	FAN	FM425
76	FM4-2630-000		3	PRESSURE RELEASE MOTOR UNIT	
77	FU8-2629-000		3	SPRING, TENSION	
78	FM3-0291-010		1	SIDE BLOCK ASSEMBLY	
79	FC8-9079-000		1	SHEET, LIGHT-BLOCKING	
80	XG1-1528-075		2	BALL BEARING, NSK 6902ZZ, SUJ	
81	XG9-0594-000		6	BEARING, BALL, MF126ZZ	
82	FM2-8689-000		2	CABLE, MOTOR, 1	
83	FC6-8206-000		1	MOUNT, HANDLE	
84	FM2-8535-000		1	CABLE, REGISTRATION, 4	
85	FM1-L929-000		1	CABLE, MOTOR, 3	
86	FM1-L887-000		1	CABLE, MOTOR, 3	
87	FM1-K951-000		1	CABLE, DRIVER MOTOR	
88	FM1-K950-000		1	CABLE, SENSOR	
501	XD1-1100-234		2	WASHER, PLAIN	
502	XD1-1106-239		2	WASHER, COP	
503	XD3-2200-122		7	PIN, DOWEL	
504	XD3-2200-162		1	PIN, PARALLEL	

Figure 321 PRE-REGISTRATION FEED ASSEMBLY



FIG/KEY	PART NUMBER	RANK	QTY	DESCRIPTION	REMARKS
321	NPN		RF	PRE-REGISTRATION FEED ASSEMBLY	
1	FA9-2112-000		2	BUSHING, PL	
2	FC6-8045-000		1	COVER, RELEASE LEVER	
3	FE3-5783-000		2	SPRING, GAS	
4	FC7-3493-000		1	HANDLE, LEVER	
5	FU5-9221-000		1	SHAFT, GUIDE, UPPER	
6	FU5-9404-000		4	SHAFT, TURN	
7	FC7-3470-000		1	PLATE, HINGE MOUNT FIXED, REAR	
8	FL2-2147-000		1	MOUNT, HINGE, FRONT	
9	FL2-2148-000		1	MOUNT, HINGE, REAR	

Figure 322 (1 / 3) PRE-REGIST. FEEDER UPPER ASS'Y

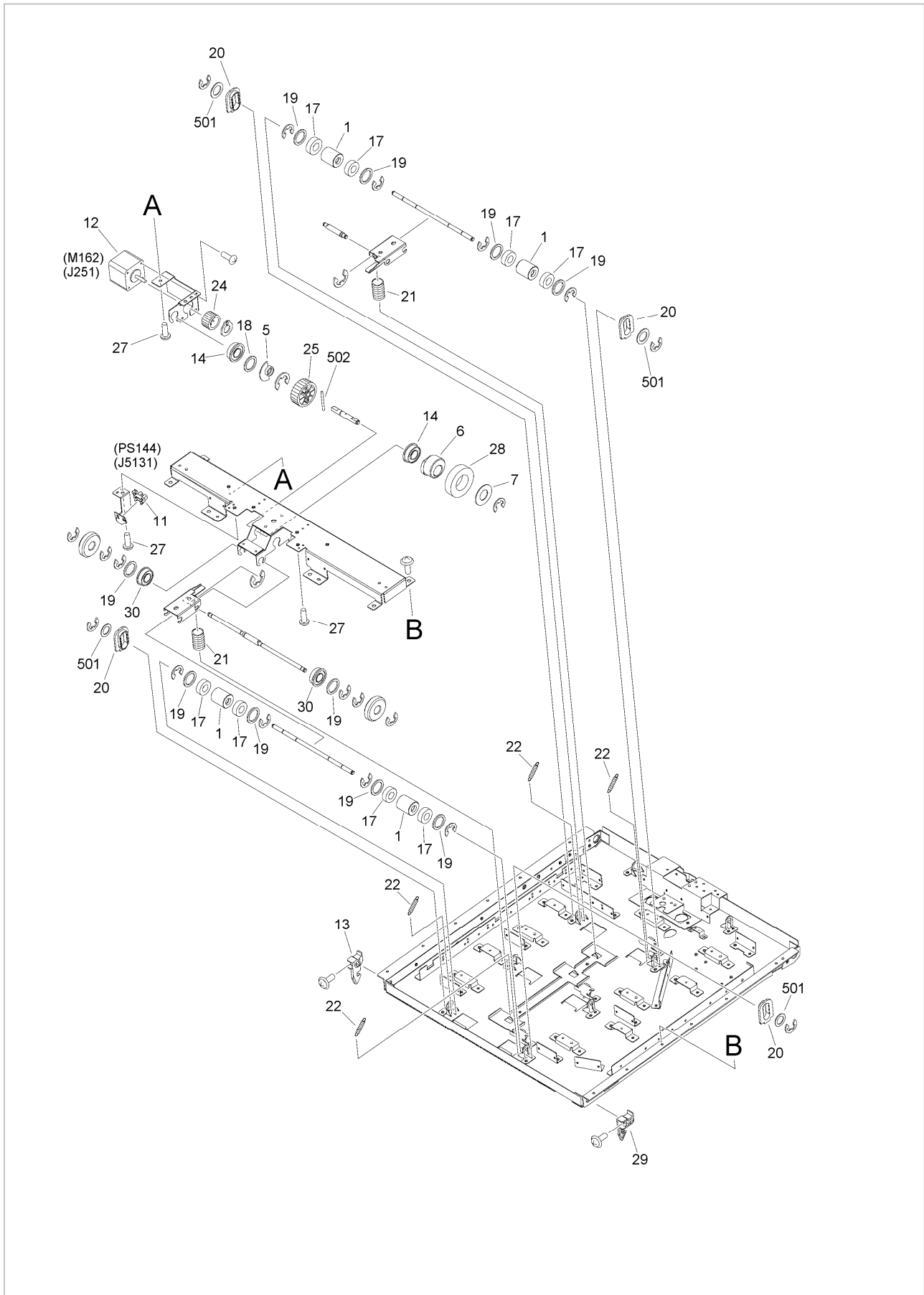


Figure 322 (2 / 3) PRE-REGIST. FEEDER UPPER ASS'Y

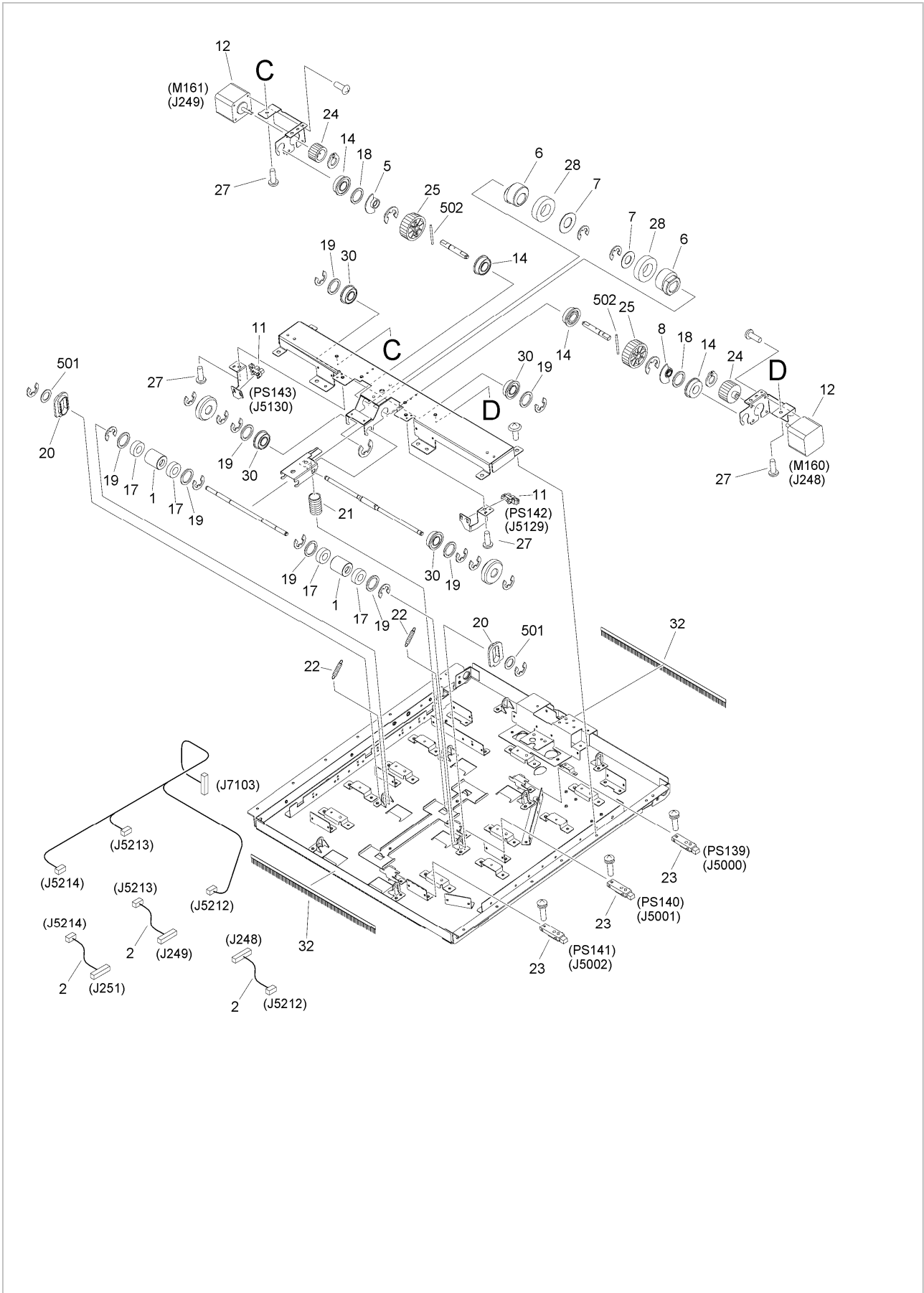
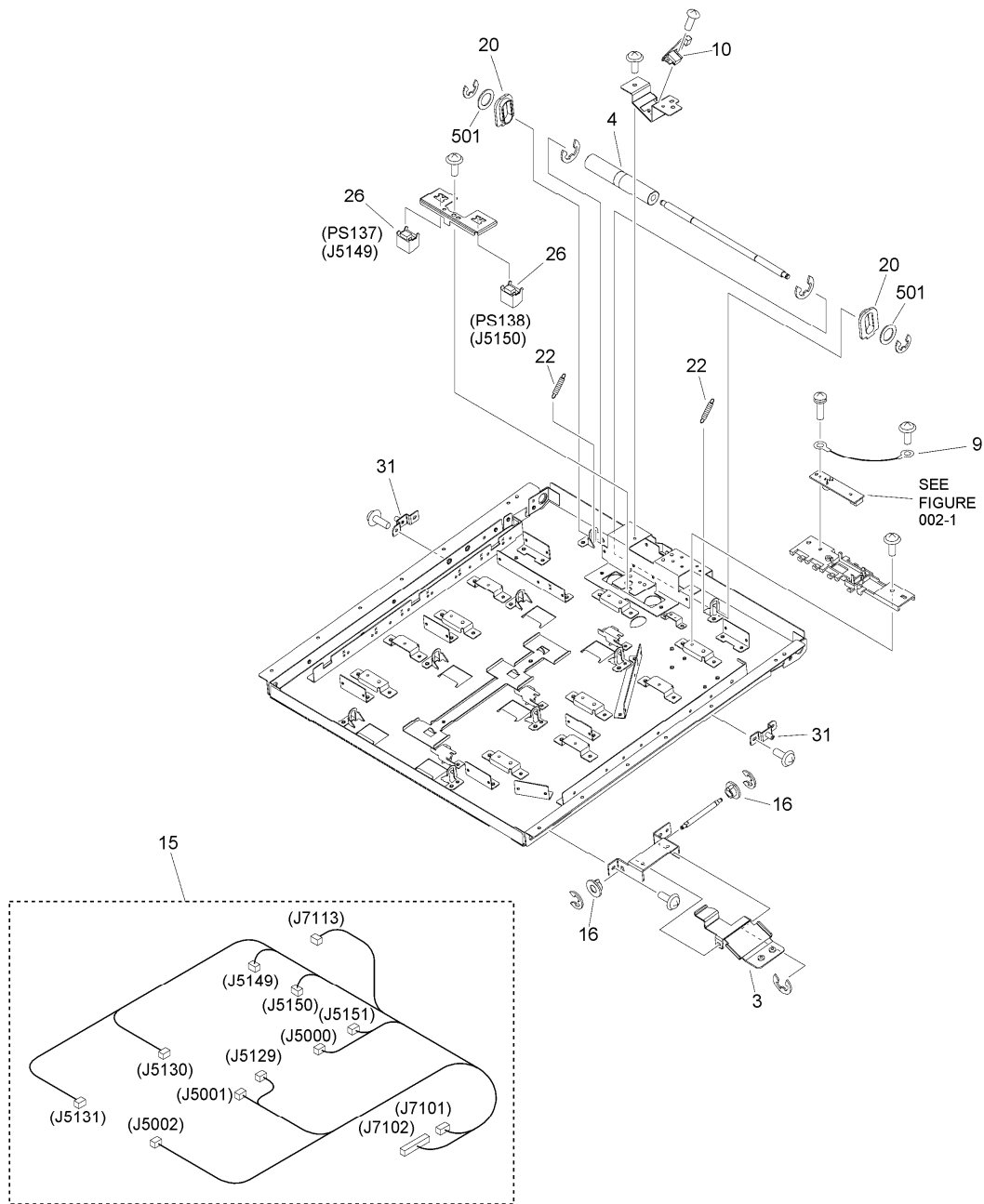
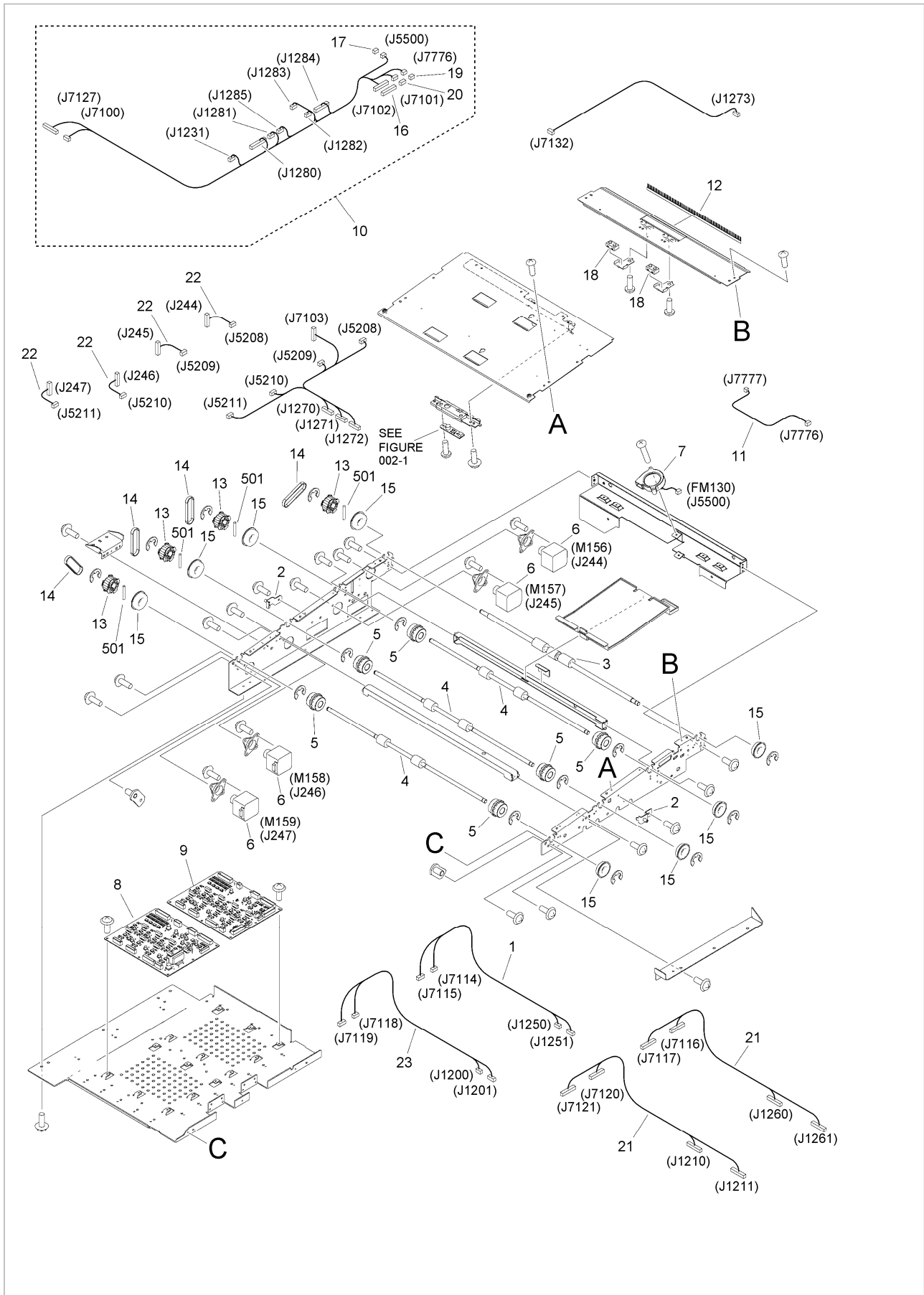


Figure 322 (3 / 3) PRE-REGIST. FEEDER UPPER ASS'Y



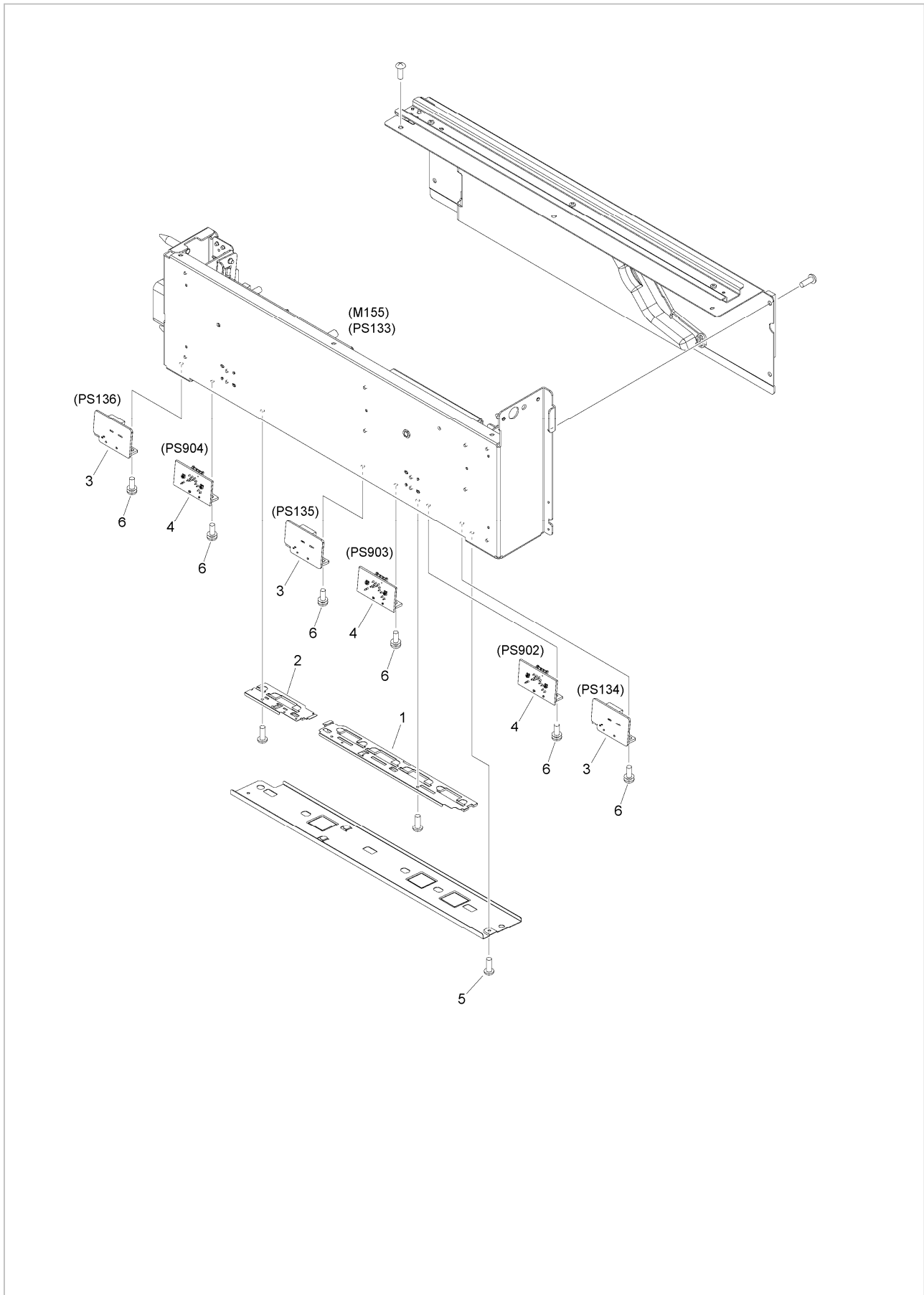
FIG/KEY	PART NUMBER	RANK	QTY	DESCRIPTION	REMARKS
322	FM1-A339-000		1	PRE-REGIST. FEEDER UPPER ASS'Y	
1	FC5-9668-000		6	ROLLER, FOLLOWER	
2	FM2-8689-000		3	CABLE, MOTOR, 1	
3	FC6-8046-000		1	LEVER, RELEASE	
4	FL0-7471-000		1	ROLLER, PAPER THICK DETECT, UP	
5	FC6-8492-000		2	FLAG, CAM SENSOR	
6	FC6-8493-000		3	CAM, RELEASE	
7	FC6-8502-000		3	RETAINER, THRUST	
8	FC7-3130-000		1	FLAG, CAM SENSOR, FRONT	
9	FM1-T831-000		1	CABLE, GROUNDING	
10	FK2-0589-000		1	PAPER SENSOR PCB UNIT	
11	WG8-5848-000		3	IC, PHOTO-INTERRUPTER	PS142, PS143, PS144
12	FK2-3124-000		3	MOTOR, STEPPING, DC	M160, M161, M162
13	FC6-8495-000		1	HOOK, REAR	
14	XG9-0779-000		6	BEARING, BALL, 688ZZNR D41	
15	FM1-K952-000		1	CABLE, DRIVER SENSOR	
16	FS1-1532-000		2	BUSHING, PL	
17	XG9-0521-000		12	BEARING, BALL PO, 12MM BIBARIN	
18	FS5-6487-000		3	WASHER	
19	FS5-6488-000		18	WASHER	
20	FU5-1326-000		8	BUSHING, FOLLOWER ROLLER	
21	FU5-2944-000		3	SPRING, COMPRESSION	
22	FU5-2945-000		8	SPRING, TENSION	
23	WG8-5736-000		3	PHOTO SENSOR, OH-118-A5	PS139, PS140, PS141
24	FU7-0141-000		3	GEAR, 26T	
25	FU7-0142-000		3	GEAR, 52T	
26	RH7-7129-020		2	OHT SENSOR UNIT	PS137, PS138
27	XA9-1035-000		12	SCREW, M4X4	
28	XG1-1528-075		3	BALL BEARING, NSK 6902ZZ, SUJ	
29	FC6-8494-000		1	HOOK, FRONT	
30	XG9-0594-000		6	BEARING, BALL, MF126ZZ	
31	FL2-4141-000		2	MOUNT, CROSSMEMBER, UPPER	
32	FB5-4858-000		2	ELIMINATOR, STATIC CHARGE	
501	XD1-1106-225		8	WASHER, COP	
502	XD3-2200-262		3	PIN, DOWEL	

Figure 323 PRE-REGIST. FEEDER LOWER ASS'Y



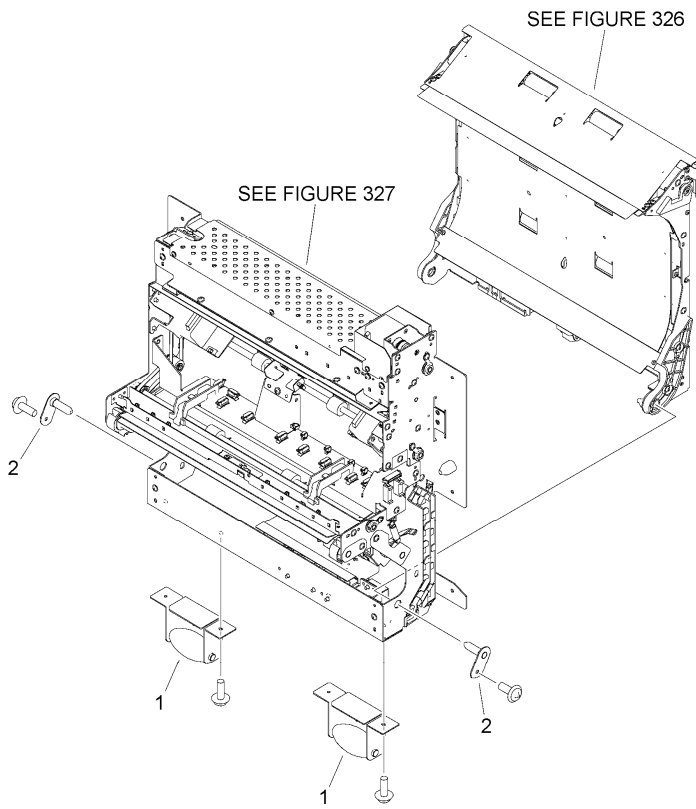
FIG/KEY	PART NUMBER	RANK	QTY	DESCRIPTION	REMARKS
323	FM1-A337-000		1	PRE-REGIST. FEEDER LOWER ASS'Y	
1	FM1-L816-000		1	CABLE, DRAWER POWER CONNECTING	
2	FL2-4140-000		2	MOUNT, CROSSMEMBER, LOWER	
3	FC9-9475-000		1	ROLLER, SENSOR FOR FEEDER	
4	FC9-9476-000		3	ROLLER, PAPER FEEDER, FRONT	
5	FC7-7065-000		6	ROLLER, SLIDE	
6	FM1-F316-000		4	MOTOR, STEPPING, DC	M156, M157, M158, M159
7	FK3-0827-000		1	FAN	FM130
8	FM1-A871-000		1	REG. FEED DRIVER PCB ASS'Y, LF.	
9	FM1-E977-000		1	REG. FEED DRIVER PCB ASS'Y, RT.	
10	FM1-L890-000		1	CABLE, SENSOR	
11	FM1-L892-000		1	CABLE, SENSOR CONNECTING	
12	FB5-4858-000		1	ELIMINATOR, STATIC CHARGE	
13	FU5-3441-000		4	PULLEY, 30T	
14	XF2-1608-060		4	BELT, TIMING	
15	XG9-0779-000		8	BEARING, BALL, 688ZZNR D41	
16	VS1-9269-036		1	CONNECTOR, WIRE TO WIRE, 36P	
17	VS1-7177-003		1	CONNECTOR, SNAP TIGHT, BK	
18	RB2-5850-000		2	PRISM	
19	VS1-8959-003		1	CONNECTOR, SNAP TIGHT, 3P, W	
20	VS1-8959-004		1	CONNECTOR, SNAP TIGHT, 4P, W	
21	FM2-8665-000		2	CABLE, REGIST. DRAWER RELAY, 2	
22	FM1-L940-000		4	CABLE, MOTOR	
23	FM1-K954-000		1	CABLE, DRIVER CONNECTING	
501	XD3-2200-142		4	PIN, PARALLEL	

Figure 324 REGIST. PATCH SENSOR PCB ASS'Y



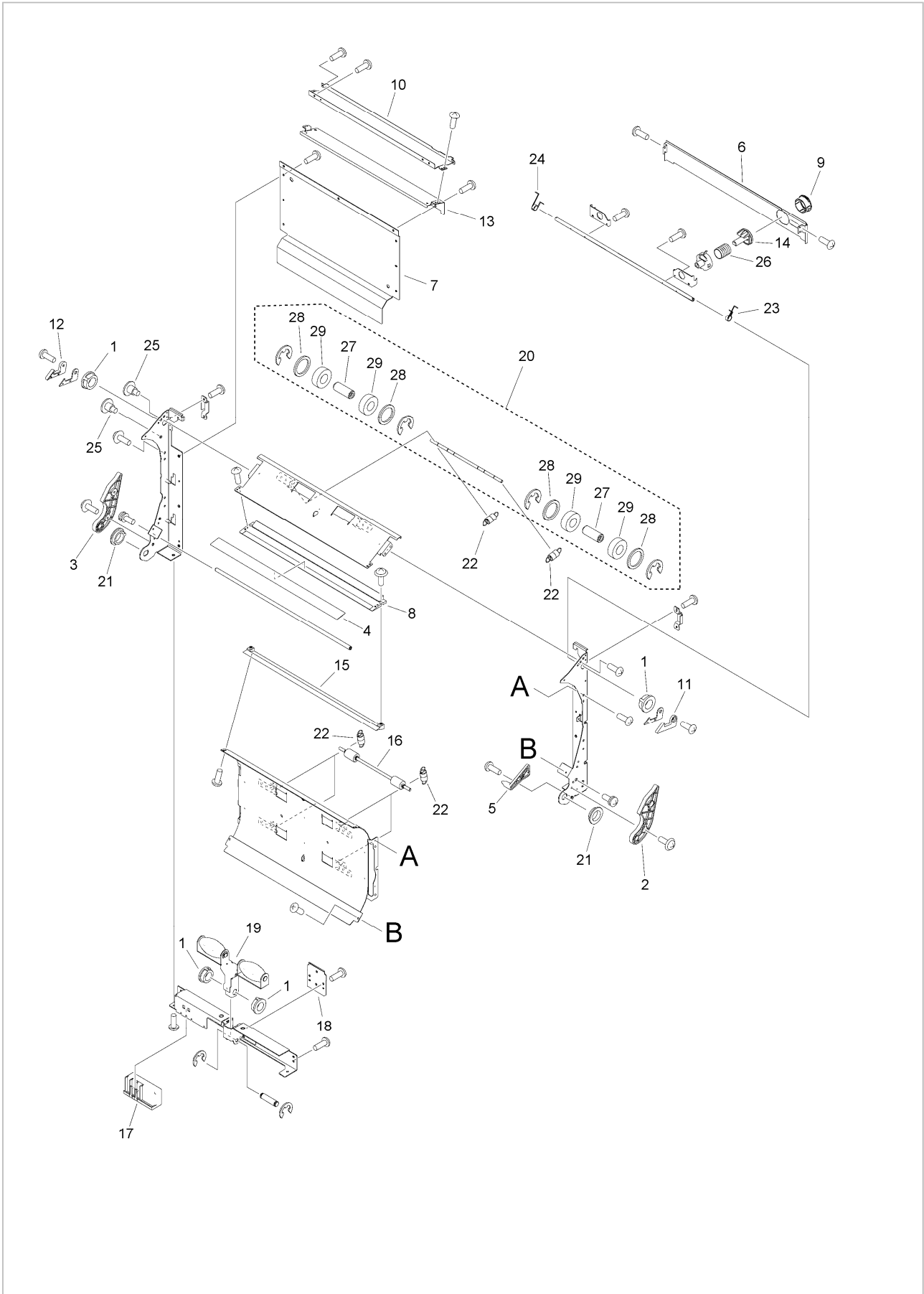
FIG/KEY	PART NUMBER	RANK	QTY	DESCRIPTION	REMARKS
324	FM1-A291-000		1	REGIST. PATCH SENSOR PCB ASS'Y	M155,PS133
1	FLO-6587-000		1	PLATE, BRUSH, FRONT	
2	FLO-6589-000		1	PLATE, BRUSH, REAR	
3	FMO-1481-000		3	REGIST. SENSOR PCB ASSEMBLY	PS134,PS135, PS136
4	FK3-3203-000		3	PHOTO-SENSOR, YA-HA26	PS902,PS903, PS904
5	FU5-9223-000		1	SCREW, BH3X6(YELLOW)	
6	XA9-1509-000		13	SCREW, FLAT ASS'Y TAPPING	

Figure 325 VERTICAL PATH ASSEMBLY



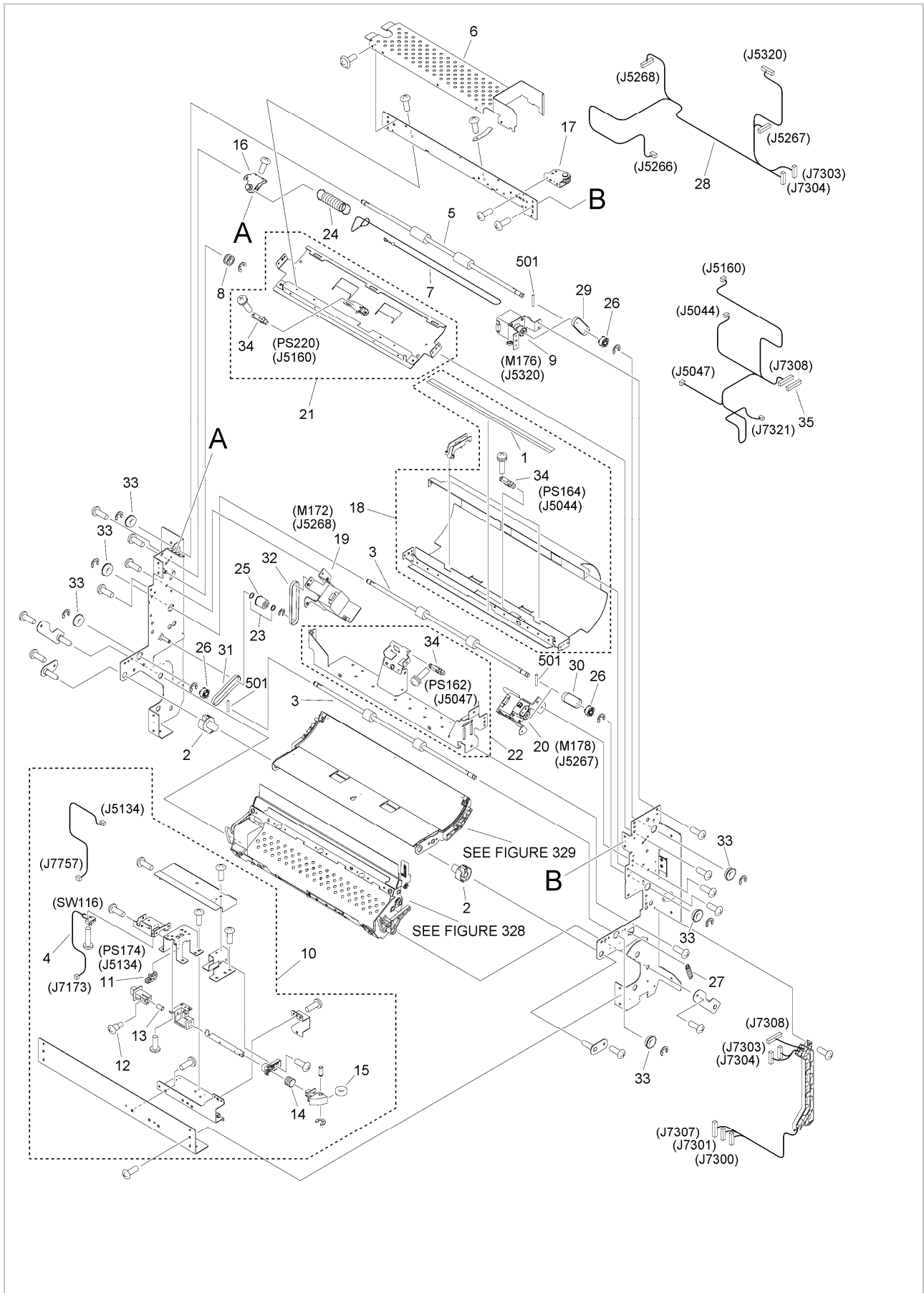
FIG/KEY	PART NUMBER	RANK	QTY	DESCRIPTION	REMARKS
325	NPN		RF	VERTICAL PATH ASSEMBLY	
1	FL2-2306-000		2	ROLLER, SLIDE	
2	FL2-2127-000		2	HINGE, RIGHT DOOR	

Figure 326 RIGHT DOOR ASSEMBLY



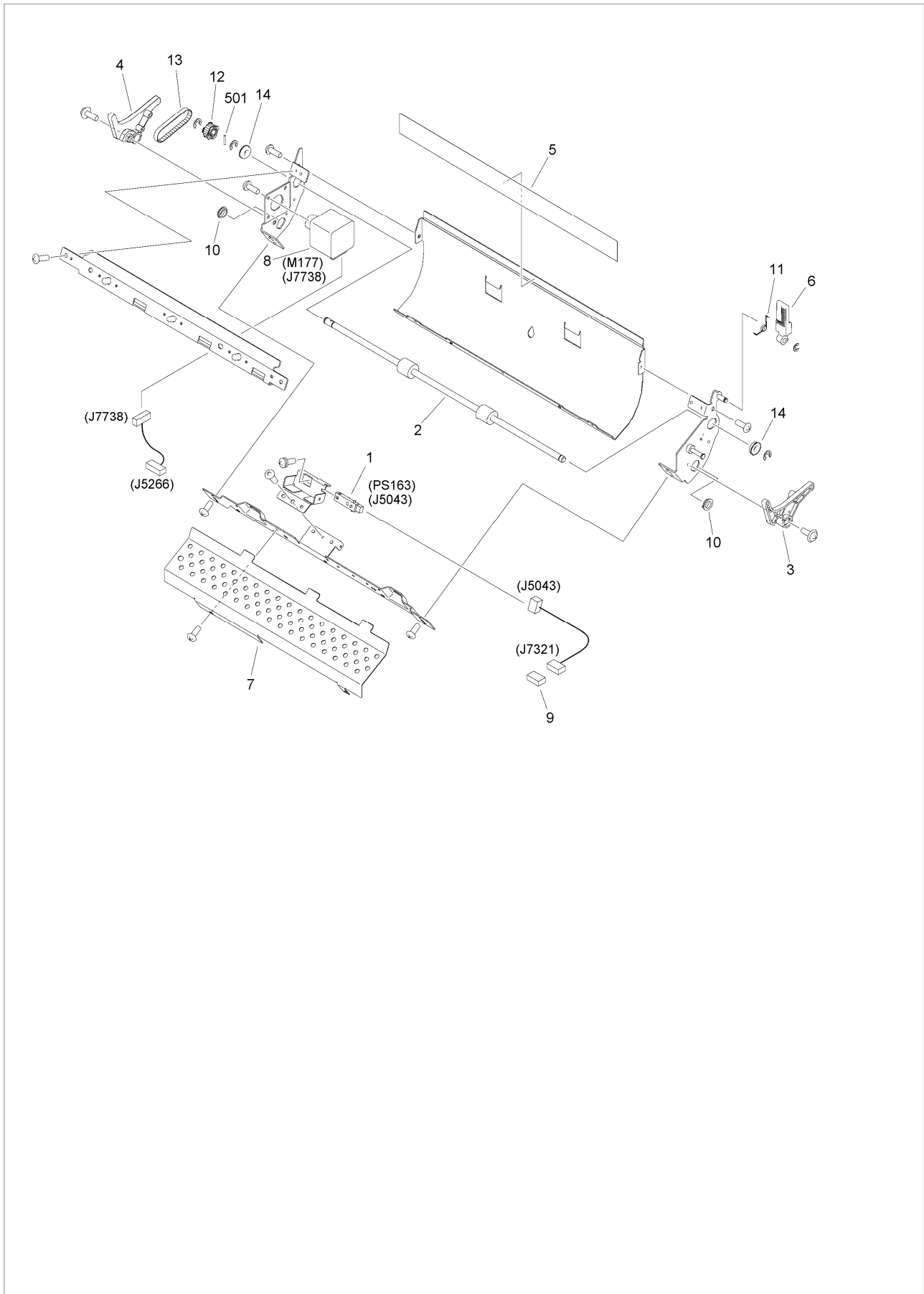
FIG/KEY	PART NUMBER	RANK	QTY	DESCRIPTION	REMARKS
326	FM1-A309-000		1	RIGHT DOOR ASSEMBLY	
1	FA9-2112-000		4	BUSHING, PL	
2	FC5-9510-000		1	CAM, OPEN/CLOSE, FRONT	
3	FC5-9511-000		1	CAM, OPEN/CLOSE, REAR	
4	FC5-9513-000		1	SHEET, GUIDE, 2	
5	FC6-0009-000		1	SWITCH, DOOR, RIGHT	
6	FC6-0056-000		1	COVER, RIGHT DOOR, UPPER	
7	FC6-0058-000		1	COVER, DOOR INNER, RIGHT	
8	FE4-0275-000		1	BLOCK, CROSSING, UPPER	
9	FC6-0061-000		1	HOLDER, BUTTON	
10	FC6-0063-000		1	GUIDE, UPPER	
11	FC6-0069-000		1	HOOK, RIGHT DOOR, FRONT	
12	FC6-0070-000		1	HOOK, RIGHT DOOR, REAR	
13	FE4-9176-000		1	GUIDE, LOWER	
14	FC6-0083-000		1	BUTTON, RELEASE	
15	FE4-0276-000		1	BLOCK, CROSSING, LOWER	
16	FM1-F167-010		2	FOLLOWER ROLLER ASSEMBLY	
17	FB6-3440-000		1	HANDLE, REAR	
18	FC6-0065-000		1	STOPPER, ROLLER	
19	FM2-5107-000		1	AUXILIARY ROLLER ASSEMBLY	
20	FM2-5108-000		1	ROLLER, FOLLOWER, LEFT	
21	FS2-1012-000		2	BUSHING	
22	FU2-0861-000		6	SPRING, TENSION	
23	FU5-2962-000		1	SPRING, TORSION	
24	FU5-2963-000		1	SPRING, TORSION	
25	FU5-9210-000		2	SCREW, STEPPED, M4	
26	FU6-2534-000		1	SPRING, COMPRESSION	
27	FC6-0111-000		2	ROLLER, FOLLOWER	
28	FS5-6488-000		4	WASHER	
29	XG9-0245-000		4	BEARING, BALL, MR126ZZMC3NS7L	

Figure 327 VERTICAL PATH MAIN ASSEMBLY



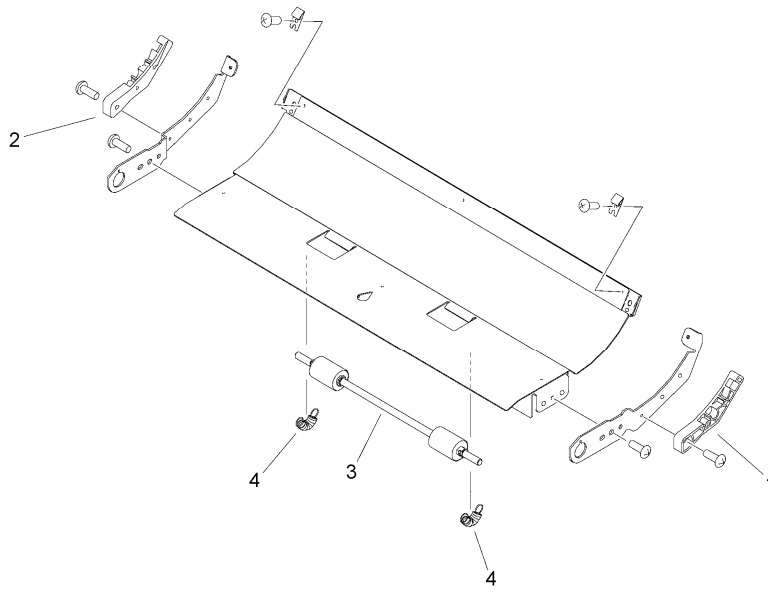
FIG/KEY	PART NUMBER	RANK	QTY	DESCRIPTION	REMARKS
327	FM1-A310-000		1	VERTICAL PATH MAIN ASSEMBLY	SEE NOTE
1	FC8-6828-000		1	SHEET	
2	FC5-9489-000		2	BUSHING, OPEN/CLOSE	
3	FC9-9468-000		2	ROLLER, V. PATH PAPER FEED	
4	FM2-8509-000		1	CABLE, SWITCH	SW116
5	FC9-9469-000		1	ROLLER, EXTERNAL CROSSING	
6	FC6-0049-000		1	COVER, BLANKING, UPPER	
7	FC6-0055-000		1	WIRE, VERTICAL PATH	
8	FC6-0059-000		1	ROLLER, WIRE	
9	FM1-K631-000		1	POD PATH DRIVE ASSEMBLY	M176
10	FM2-5113-000		1	OPEN/CLOSE DETECT ASSEMBLY	
11	WG8-5783-000		1	IC, PHOTO- INTERRUPTER, LG248NL1A	PS174
12	FS1-9010-020		1	SCREW, STEPPED, M3	
13	FS7-2854-000		1	SPRING, COMPRESSION	
14	FU5-2921-000		1	SPRING, COMPRESSION	
15	XG9-0387-000		1	BEARING, BALL, L-1680HH LY13	
16	FM2-5114-000		1	WIRE RETURN ASSEMBLY	
17	FM2-5115-000		1	WIRE STOPPER ASSEMBLY	
18	FM2-5116-010		1	INNER GUIDE ASSEMBLY	
19	FM1-K632-000		1	LOWER FEEDER PATH DRIVE ASS'Y	M172
20	FM1-K633-000		1	VERTICAL PATH DRIVE ASSEMBLY	M178
21	FM1-A311-000		1	POD PATH GUIDE ASSEMBLY, UPPER	
22	FM2-5128-000		1	VERTICAL PATH CONNECTOR ASS'Y	
23	FS5-6488-000		2	WASHER	
24	FU5-2961-000		1	SPRING, TENSION	
25	FL3-7080-000		1	PULLEY, 30T	
26	FU5-3441-000		3	PULLEY, 30T	
27	FU6-2542-000		1	SPRING, TENSION	
28	FM1-L961-000		1	CABLE, MOTOR, 2	
29	XF2-3607-260		1	BELT, TIMING	
30	XF2-3607-460		1	BELT, TIMING	
31	XF2-3609-060		1	BELT, TIMING	
32	XF2-3611-560		1	BELT, TIMING	
33	XG9-0779-000		6	BEARING, BALL, 688ZZNR D41	
34	WG8-5736-000		3	PHOTO SENSOR, OH-118-A5	PS162, PS164, PS220
35	VS1-8959-015		1	CONNECTOR, WIRE TO WIRE, 15P	
501	XD3-2200-142		3	PIN, PARALLEL	

Figure 328 TURN ASSEMBLY



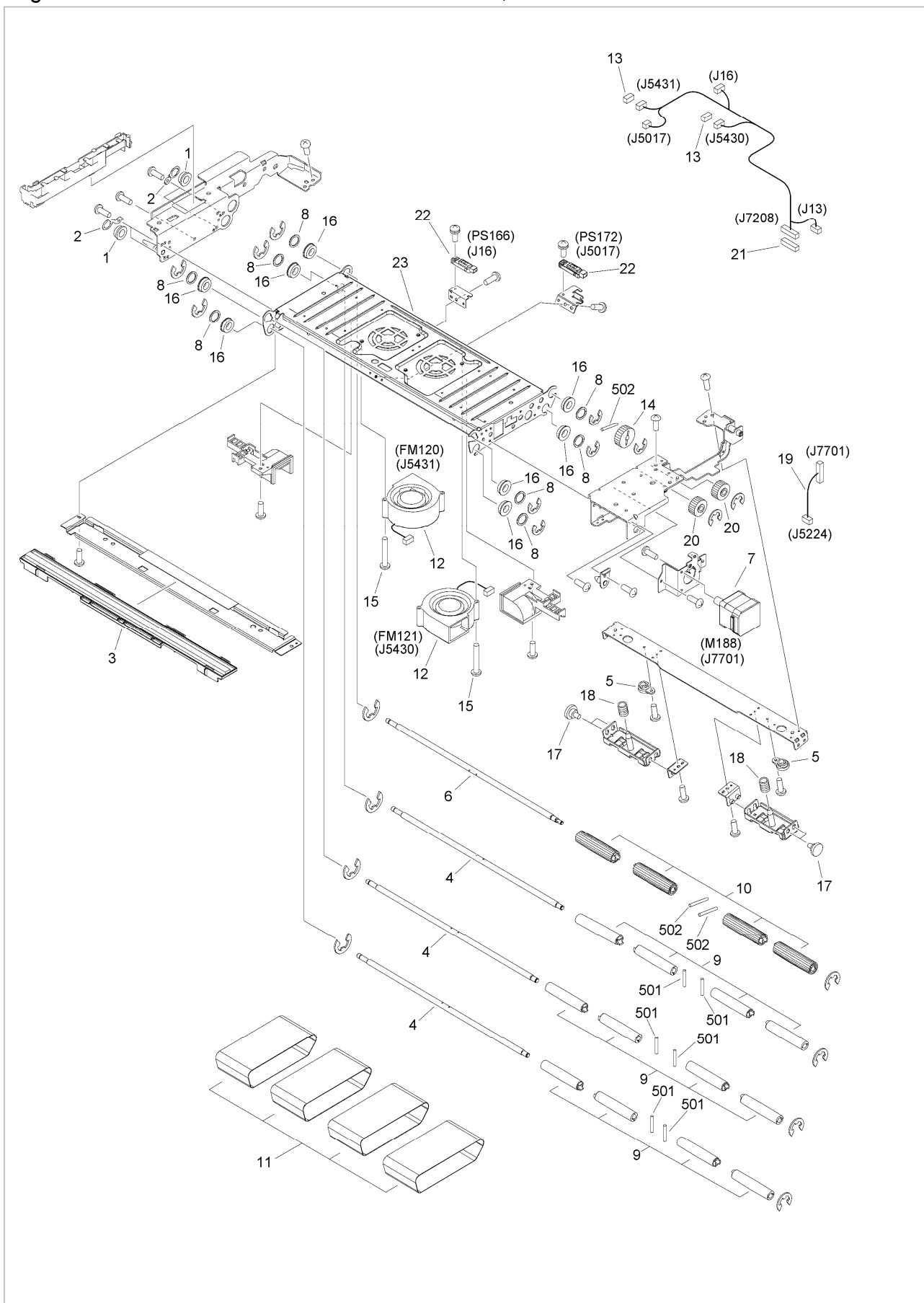
FIG/KEY	PART NUMBER	RANK	QTY	DESCRIPTION	REMARKS
328	FM1-K634-000		1	TURN ASSEMBLY	SEE NOTE
1	WG8-5736-000		1	PHOTO SENSOR, OH-118-A5	PS163
2	FC9-9470-000		1	ROLLER, DECK CROSSING, RIGHT	
3	FC5-9518-000		1	CAM, FRONT	
4	FC5-9519-000		1	CAM, REAR	
5	FC5-9522-000		1	SHEET, GUIDE, 1	
6	FC6-0074-000		1	LEVER, GUIDE, CENTER	
7	FC6-0075-000		1	COVER, INNER GUIDE BLANKING	
8	FM1-F316-000		1	MOTOR, STEPPING, DC	M177
9	VS1-7177-003		1	CONNECTOR, SNAP TIGHT, BK	
10	FS2-1012-000		2	BUSHING	
11	FU5-2964-000		1	SPRING, TORSION	
12	FU5-3441-000		1	PULLEY, 30T	
13	XF2-3607-460		1	BELT, TIMING	
14	XG9-0779-000		2	BEARING, BALL, 688ZZNR D41	
501	XD3-2200-142		1	PIN, PARALLEL	

Figure 329 INNER GUIDE OPEN/CLOSE ASS'Y



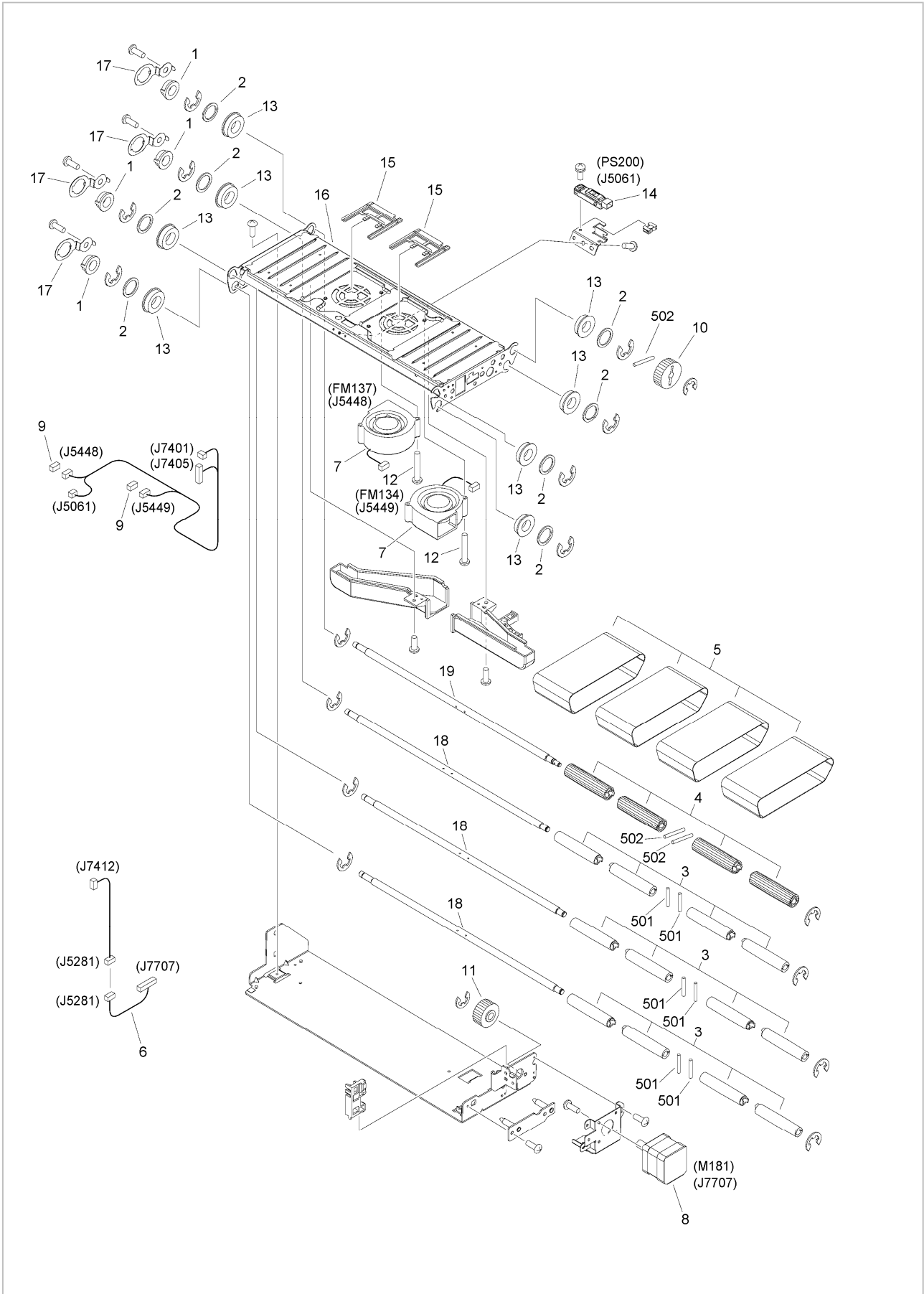
FIG/KEY	PART NUMBER	RANK	QTY	DESCRIPTION	REMARKS
329	FM1-N130-000		1	INNER GUIDE OPEN/CLOSE ASS'Y	SEE NOTE
1	FC5-9483-000		1	CAM, OPEN/CLOSE, FRONT	
2	FC5-9484-000		1	CAM, OPEN/CLOSE, REAR	
3	FM1-F167-010		1	FOLLOWER ROLLER ASSEMBLY	
4	FU2-0861-000		2	SPRING, TENSION	

Figure 330 PRE-FIXING PAPER FEED ASS'Y, 1



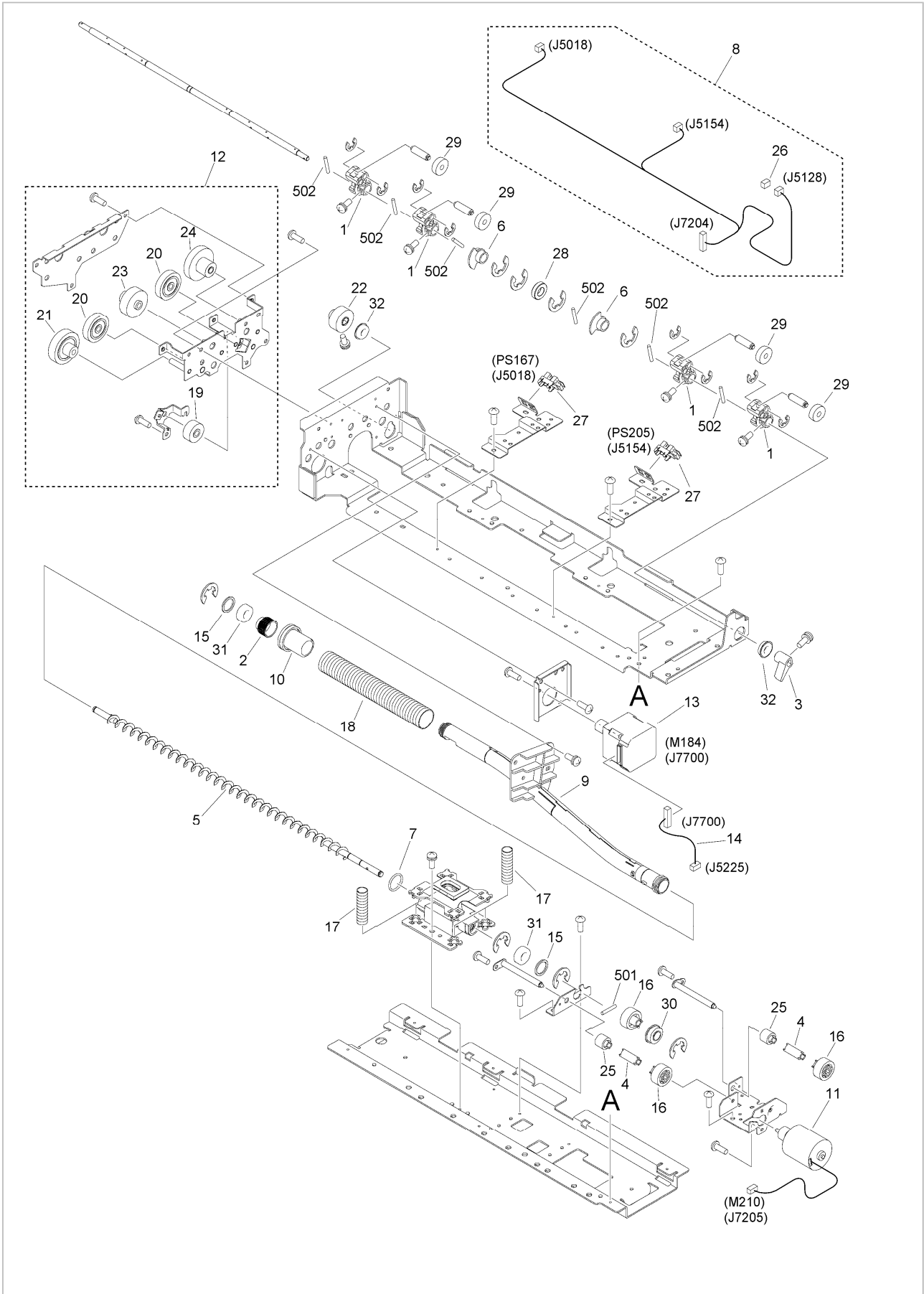
FIG/KEY	PART NUMBER	RANK	QTY	DESCRIPTION	REMARKS
330	FM1-A334-000		1	PRE-FIXING PAPER FEED ASS'Y, 1	
1	FA9-2112-000		4	BUSHING, PL	
2	FC5-9559-000		4	PLATE, ROLLER GROUNDING	
3	FL3-2902-000		1	BRUSH HOLDER UNIT	
4	FC5-9370-000		3	SHAFT, FIXING/FEEDER	
5	FC6-8120-000		2	BUSHING, CAM	
6	FC5-9374-000		1	SHAFT, FIXING/FEEDER DRIVE	
7	FM2-2128-000		1	FIXING/FEEDER DRIVE MOTOR	M188
8	FB2-6285-020		8	SHIM	
9	FE4-4441-010		12	ROLLER, IDLER	
10	FC5-2067-000		4	ROLLER, DRIVE	
11	FC6-8098-000		4	BELT, PAPER FEED	
12	FL2-6885-000		2	FAN, FIXING/FEEDER	FM120, FM121
13	VS1-7177-004		2	CONNECTOR, SNAP TIGHT, BK	
14	FU6-0262-000		1	GEAR, 40T	
15	XA9-1750-000		4	SCREW, M4 - L33	
16	XG9-0854-000		8	BEARING, BALL, MF148ZZX3D4M	
17	FS2-9015-020		4	SCREW, STEPPED, M4	
18	FU5-2829-000		2	SPRING, COMPRESSION	
19	FM2-8689-000		1	CABLE, MOTOR, 1	
20	FU6-0424-000		2	GEAR, 32T	
21	VS1-8959-011		1	CONNECTOR, WIRE TO WIRE, 11P	
22	WG8-5736-000		2	PHOTO SENSOR, OH-118-A5	PS166, PS172
23	FL2-2099-020		1	SUPPORT, FAN	
501	XD3-2200-142		6	PIN, PARALLEL	
502	XD3-2200-182		3	PIN, DOWEL	

Figure 331 PRE-FIXING PAPER FEED ASS'Y, 2



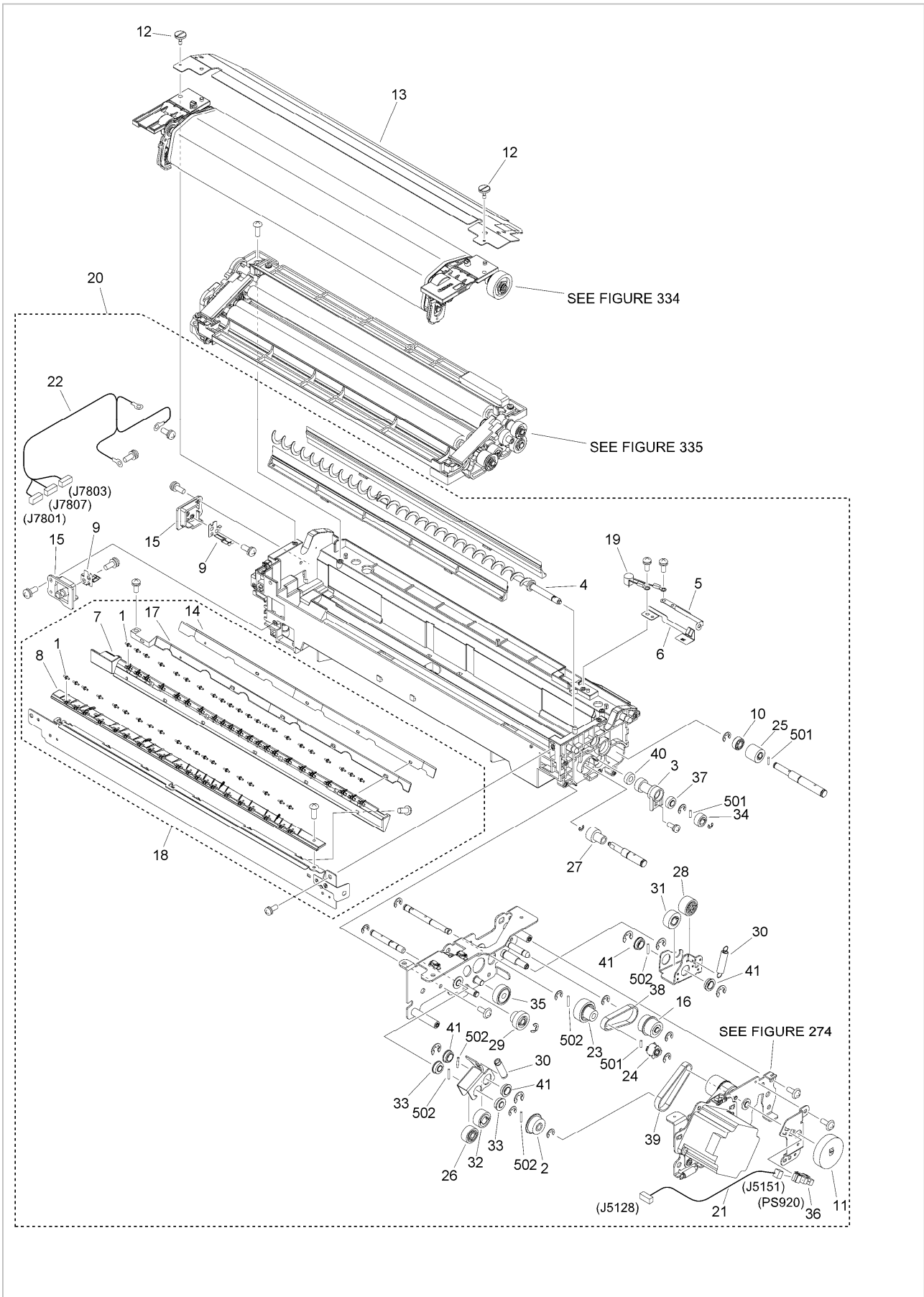
FIG/KEY	PART NUMBER	RANK	QTY	DESCRIPTION	REMARKS
331	FM4-7129-030		1	PRE-FIXING PAPER FEED ASS'Y, 2	
1	FA9-2112-000		4	BUSHING, PL	
2	FB2-6285-020		8	SHIM	
3	FE4-4441-010		12	ROLLER, IDLER	
4	FC5-2067-000		4	ROLLER, DRIVE	
5	FC6-8098-000		4	BELT, PAPER FEED	
6	FM2-8689-000		1	CABLE, MOTOR, 1	
7	FL2-6885-000		2	FAN, FIXING/FEEDER	FM134, FM137
8	FM2-2128-000		1	FIXING/FEEDER DRIVE MOTOR	M181
9	VS1-7177-004		2	CONNECTOR, SNAP TIGHT, BK	
10	FU6-0262-000		1	GEAR, 40T	
11	FU6-0424-000		1	GEAR, 32T	
12	XA9-1750-000		4	SCREW, M4 - L33	
13	XG9-0854-000		8	BEARING, BALL, MF148ZZX3D4M	
14	WG8-5736-000		1	PHOTO SENSOR, OH-118-A5	PS200
15	FC7-7555-000		2	PLATE, WIND LIMIT	
16	FL2-2099-020		1	SUPPORT, FAN	
17	FC5-9559-000		4	PLATE, ROLLER GROUNDING	
18	FC5-9370-000		3	SHAFT, FIXING/FEEDER	
19	FC5-9374-000		1	SHAFT, FIXING/FEEDER DRIVE	
501	XD3-2200-142		6	PIN, PARALLEL	
502	XD3-2200-182		3	PIN, DOWEL	

Figure 332 2ND TRNSFR. BASE PLATE ASS'Y



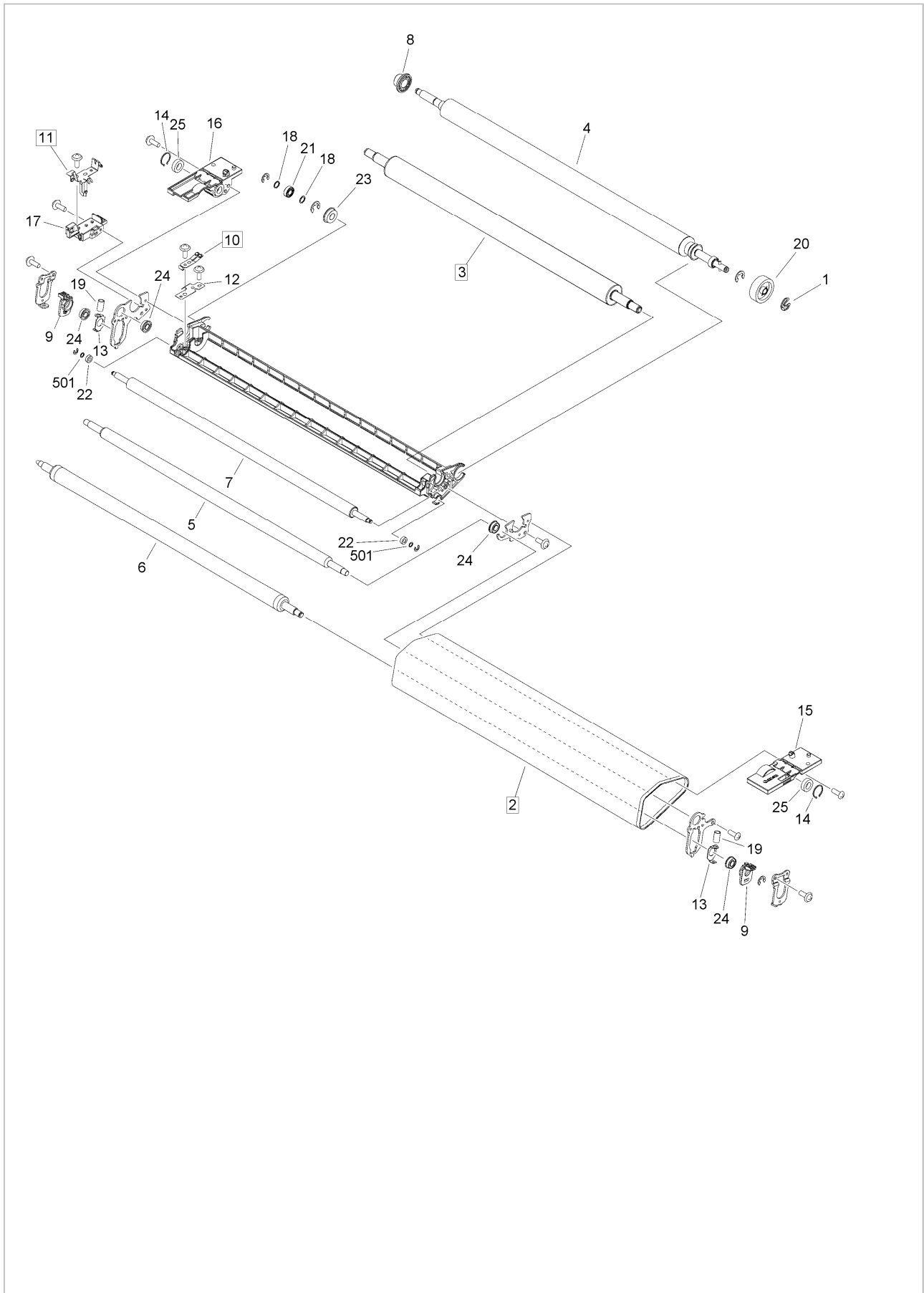
FIG/KEY	PART NUMBER	RANK	QTY	DESCRIPTION	REMARKS
332	FM1-H076-000		1	2ND TRNSFR. BASE PLATE ASS'Y	
1	FC5-9378-000		4	CAM, 2ND TRNSFR. RELEASE	
2	FC6-8113-000		1	CAP, WASTE TONER	
3	FC6-8116-000		1	FLAG, PRESSURE RELEASE	
4	FC7-2272-000		2	COUPLING, SPACER	
5	FE4-6087-000		1	SCREW, FEED WASTE TONER	
6	FE4-6092-000		2	FLAG, SWING CAM SENSOR	
7	FE4-6172-000		1	RING, O	
8	FM1-T806-000		1	CABLE, SENSING	
9	FL0-7068-000		1	PIPE, WASTE TONER	
10	FL2-2094-000		1	SHUTTER, WASTE TONER	
11	FM1-H094-000		1	MOTOR, DC	M210
12	FM1-K531-000		1	CAM GEAR SHAFT SUPPORT ASS'Y	
13	FM2-2127-000		1	PRESSURE MOTOR ASSEMBLY	M184
14	FM2-8689-000		1	CABLE, MOTOR, 1	
15	FS5-6488-000		2	WASHER	
16	FU2-1487-000		3	GEAR, 26T	
17	FU2-1513-000		4	SPRING, COMPRESSION	
18	FU5-2831-000		1	SPRING, COMPRESSION	
19	FU6-0270-000		1	GEAR, 20T	
20	FU6-0271-000		2	GEAR, 38T	
21	FU6-0272-000		1	GEAR, 15T/45T	
22	FU6-0273-000		1	GEAR, 25T	
23	FU6-0276-000		1	GEAR, 15T/38T	
24	FU6-0277-000		1	GEAR, 15T/45T	
25	FU6-0427-000		2	GEAR, 15T	
26	VS1-7177-003		1	CONNECTOR, SNAP TIGHT, BK	
27	WG8-5848-000		2	IC, PHOTO-INTERRUPTER	PS167, PS205
28	XG9-0386-000		1	BEARING, BALL, DDL-1910ZZY05R	
29	XG9-0621-000		4	BEARING, BALL, 626ZZM2MTLY13	
30	XG9-0707-000		1	BEARING, BALL, MF126ZZ-1	
31	XG9-0725-000		2	BEARING, BALL, MR126-2RS,	
32	XG9-0779-000		2	BEARING, BALL, 688ZZNR D41	
501	XD3-2200-102		1	PIN, PARALLEL	
502	XD3-2200-142		6	PIN, PARALLEL	

Figure 333 SECONDARY TRANSFER ASSEMBLY



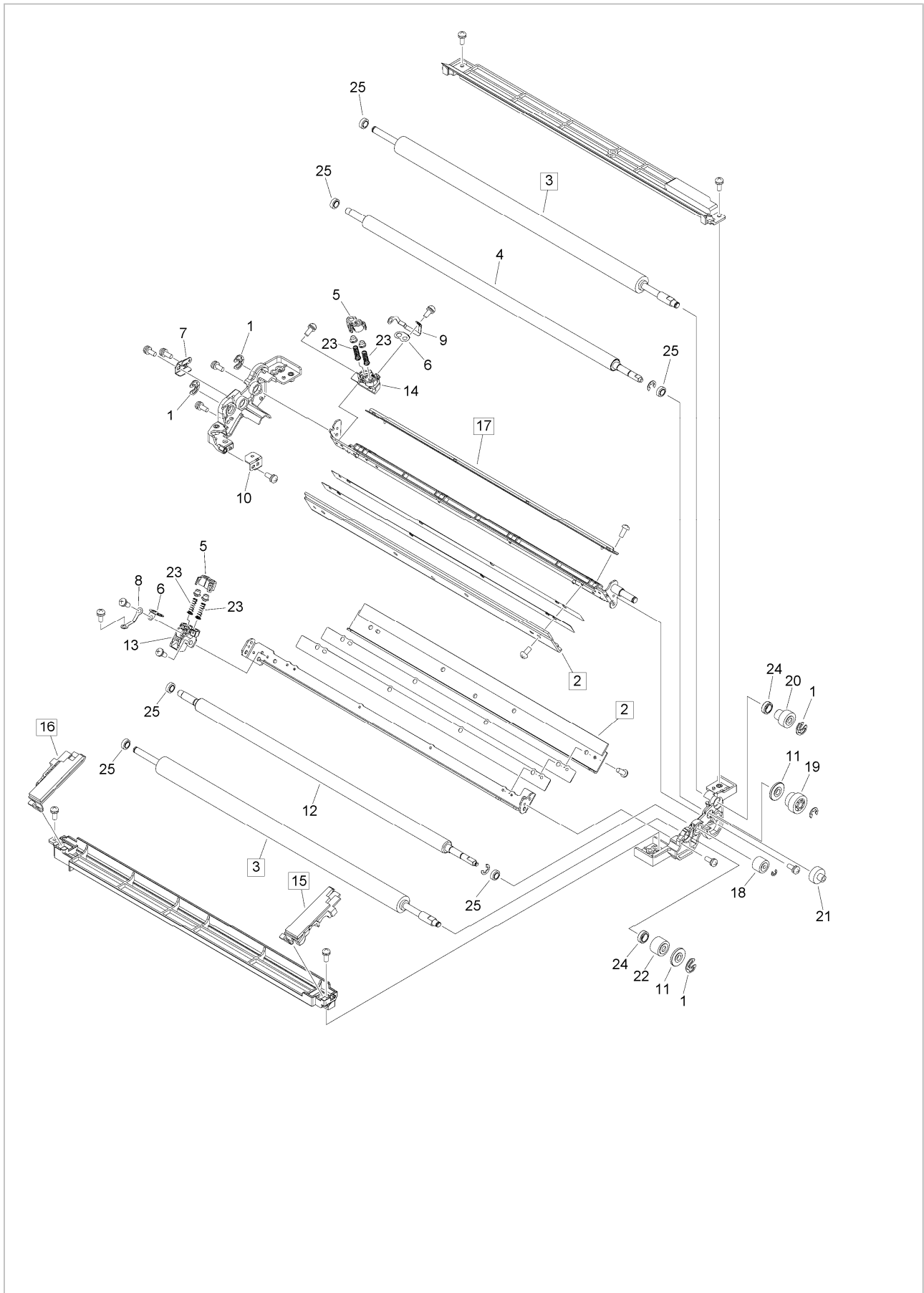
FIG/KEY	PART NUMBER	RANK	QTY	DESCRIPTION	REMARKS
333	FM1-A341-000		1	SECONDARY TRANSFER ASSEMBLY	SEE NOTE
1	FC5-2669-000		42	ROWEL	
2	FC5-9719-000		1	PULLEY	
3	FE4-6051-000		1	COVER, WASTE TONER BUSHING	
4	FE4-6053-000		1	SCREW, FEED WASTE TONER	
5	FE4-6054-000		1	PLATE, VARISTOR, G	
6	FE4-6055-000		1	PLATE, VARISTOR	
7	FE4-6057-000		1	GUIDE, TRANSFER, 1	
8	FE4-6058-000		1	GUIDE, TRANSFER, 2	
9	FE4-6109-000		2	PLATE, HIGH VOLTAGE CONTACT, 5	
10	FE4-6175-000		1	ROLLER, POSITIONING	
11	FE4-6196-000		1	FLAG, SENSOR	
12	FE4-9667-000		2	SCREW, KNOB, M3X10	
13	FLO-0359-000		1	GUIDE, ENTRANCE, LOWER	
14	FLO-5460-000		1	SHEET, INSULATING	
15	FLO-5475-000		2	HOLDER, CONTACT, 3	
16	FLO-5495-000		1	PULLEY, 30T/21T	
17	FL1-0118-000		1	PLATE, STATIC CHARGE	
18	FM1-A344-000		1	2ND TRNSFR. ELIMINATOR. ASS'Y	
19	FL2-6001-000		1	VARISTOR	
20	FM1-L355-000		1	2ND TRNSFR. CLEANER ASSEMBLY	
21	FM1-T807-000		1	CABLE, SENSING	
22	FM1-T828-000		1	CABLE, HIGH VOLTAGE 8	
23	FU2-1498-000		1	GEAR/PULLEY, 27T/20T	
24	FU2-1499-000		1	PULLEY, 20T	
25	FU2-1501-000		1	GEAR, 20T	
26	FU2-1502-000		1	GEAR, 20T	
27	FU2-1503-000		1	GEAR, 16T	
28	FU2-1504-000		1	GEAR, 21T	
29	FU2-1505-000		1	GEAR, 22T	
30	FU2-1514-000		2	SPRING, TENSION	
31	FU2-1515-000		1	GEAR, 21T	
32	FU2-1516-000		1	GEAR, 20T	
33	XG9-0707-000		2	BEARING, BALL, MF126ZZ-1	
34	FU6-0414-000		1	GEAR, 20T	
35	FU6-0474-000		1	GEAR, 32T	
36	WG8-5848-000		1	IC, PHOTO-INTERRUPTER	PS920
37	XG9-0706-000		1	BEARING, BALL, MR126ZZ-1	
38	XF2-1605-860		1	BELT, TIMING	
39	XF2-1606-660		1	BELT, TIMING	
40	XG9-0232-000		1	BEARING, BALL, MR126	
41	XG9-0668-000		4	BEARING, BALL, 12MM	
501	XD3-2200-082		3	PIN, PARALLEL	
502	XD3-2200-122		5	PIN, DOWEL	

Figure 334 2ND TRANSFER BELT ASSEMBLY



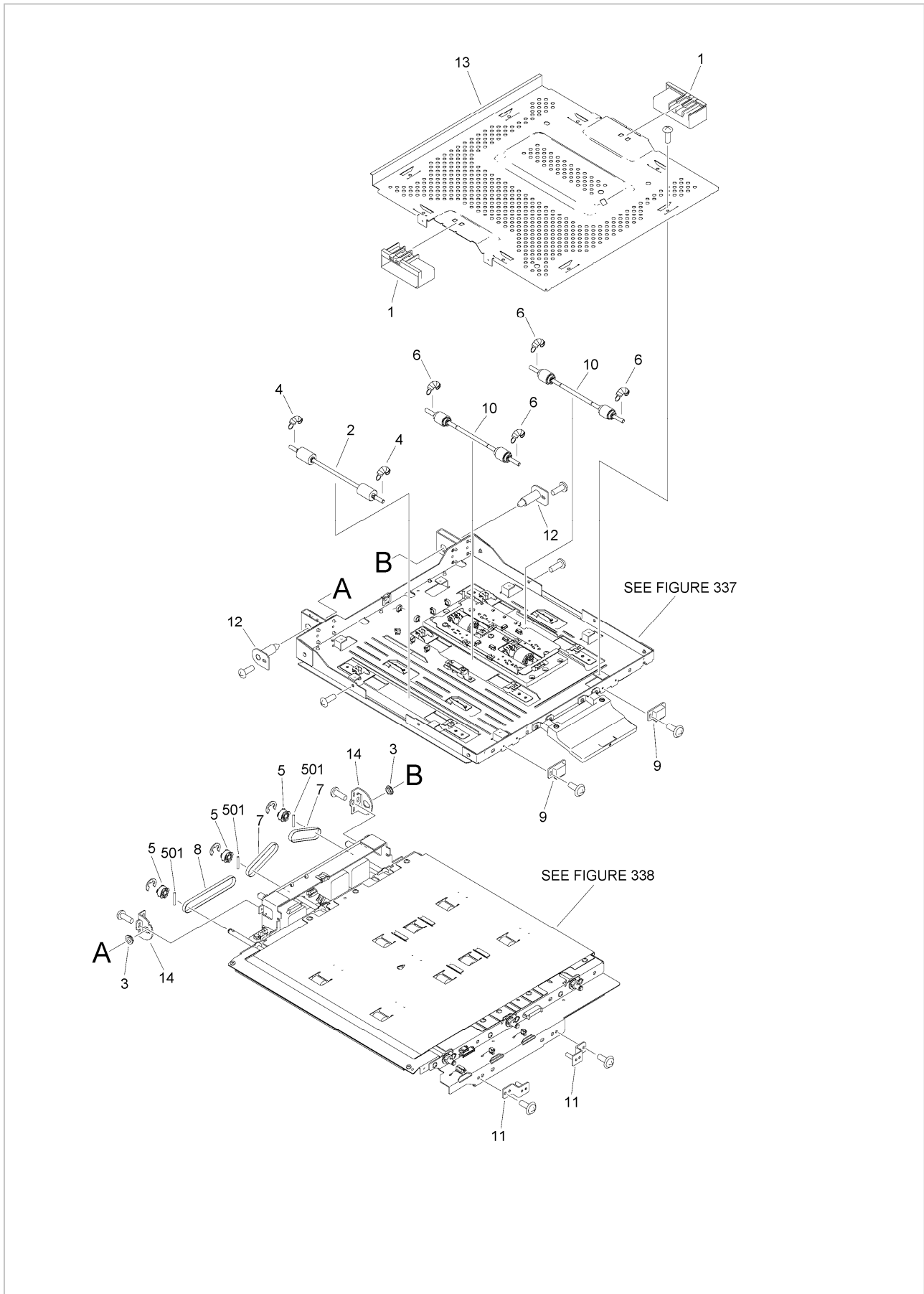
FIG/KEY	PART NUMBER	RANK	QTY	DESCRIPTION	REMARKS
334	FM1-A345-000		1	2ND TRANSFER BELT ASSEMBLY	SEE NOTE
1	FB6-6088-000		1	RING, RETAINING	
2	FE3-1953-000		1	BELT, TRANSFER	[DP]
3	FE4-6066-000		1	ROLLER, TRANSFER	[DP]
4	FM1-M250-000		1	BELT DRIVE ROLLER ASSEMBLY	
5	FE4-6068-000		1	ROLLER, SEPARATION	
6	FE4-6069-000		1	ROLLER, TENSION	
7	FE4-6070-000		1	ROLLER, BACK-UP	
8	FE4-6073-000		1	ROLLER, 1	
9	FE4-6074-000		2	HOLDER, ROLLER	
10	FE4-6081-000		1	SPRING, GROUNDING, 1	[DP]
11	FE4-6082-000		1	SPRING, GROUNDING, 2	[DP]
12	FE4-6083-000		1	SPRING, GROUNDING, 3	
13	FE4-6154-000		2	PLATE, STOPPER	
14	FE4-9671-000		2	STOPPER	
15	FLO-5462-000		1	HOLDER, FRONT	
16	FLO-5463-000		1	HOLDER, REAR	
17	FLO-5522-000		1	HOLDER, CONTACT	
18	FS5-6488-000		2	WASHER	
19	FU2-0318-000		2	SPRING, COMPRESSION	
20	FU2-1518-000		1	GEAR, 33T	
21	XG9-0784-000		1	BEARING, BALL, L-1260ZZR	
22	XG9-0503-000		2	BEARING, BALL, MR84T12ZZMC3	
23	XG9-0506-000		1	BEARING, BALL, 688AZZ1NR MC3	
24	XG9-0602-000		4	BEARING, BALL, MF126T12ZZMC3	
25	XG9-0623-000		2	BEARING, BALL, L1480DDRPOP25	
501	XD1-1104-113		2	WASHER, COP	

Figure 335 BELT CLEANER ASSEMBLY



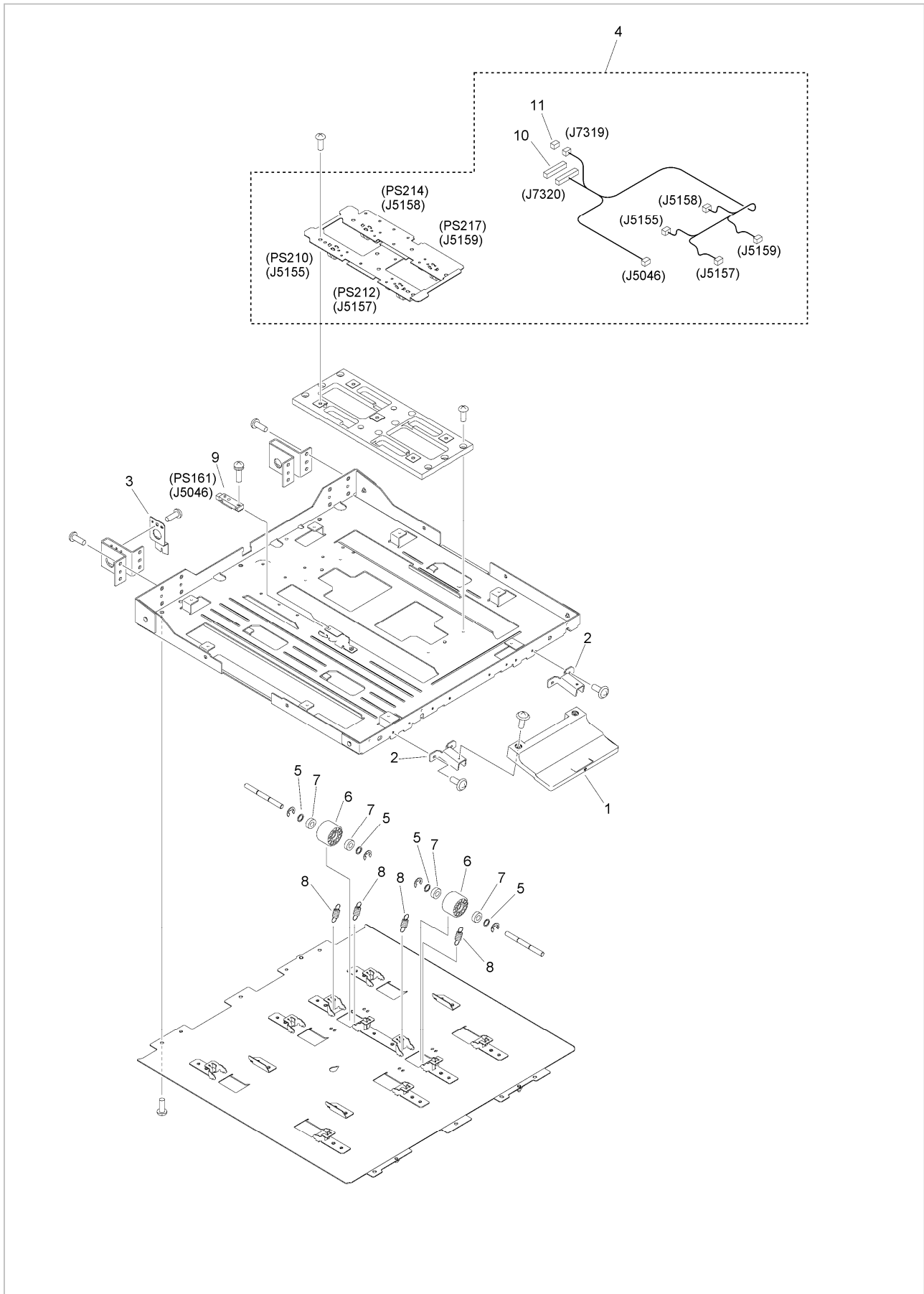
FIG/KEY	PART NUMBER	RANK	QTY	DESCRIPTION	REMARKS
335	FM1-A342-000		1	BELT CLEANER ASSEMBLY	SEE NOTE
1	FB6-6088-000		4	RING, RETAINING	
2	FC5-9426-000		2	BLADE	[DP]
3	FE4-6085-000		2	ROLLER, CLEANING BRUSH	[DP]
4	FE4-6086-000		1	ROLLER, BIAS	
5	FE4-6104-000		2	COVER, HIGH VOLTAGE CONTACT	
6	FE4-6105-000		2	PLATE, HIGH VOLTAGE CONTACT, 1	
7	FE4-6106-000		1	PLATE, HIGH VOLTAGE CONTACT, 2	
8	FE4-6107-000		1	PLATE, HIGH VOLTAGE CONTACT, 3	
9	FE4-6108-000		1	PLATE, HIGH VOLTAGE CONTACT, 4	
10	FE4-6110-000		1	PLATE, HIGH VOLTAGE CONTACT, 6	
11	FE4-6174-000		2	ROLLER, POSITIONING	
12	FE8-1254-000		1	ROLLER, BIAS, 2	
13	FLO-5473-000		1	HOLDER, CONTACT, 1	
14	FLO-5474-000		1	HOLDER, CONTACT, 2	
15	FLO-5503-000		1	SEAL, SIDE, FRONT	[DP]
16	FLO-5504-000		1	SEAL, SIDE, REAR	[DP]
17	FLO-7716-000		1	SCRAPER ASSEMBLY	[DP]
18	FU2-1491-000		1	GEAR, 15T	
19	FU2-1492-000		1	GEAR, 21T/15T	
20	FU2-1493-000		1	GEAR, 18T	
21	FU2-1494-000		1	GEAR, 17T	
22	FU2-1495-000		1	GEAR, 18T	
23	FU2-1521-000		4	SPRING, COMPRESSION	
24	XG9-0708-000		2	BEARING, BALL, MR128ZZ	
25	XG9-0704-000		6	BEARING, BALL, MR106ZZ	

Figure 336 LOWER PAPER FEED ASSEMBLY



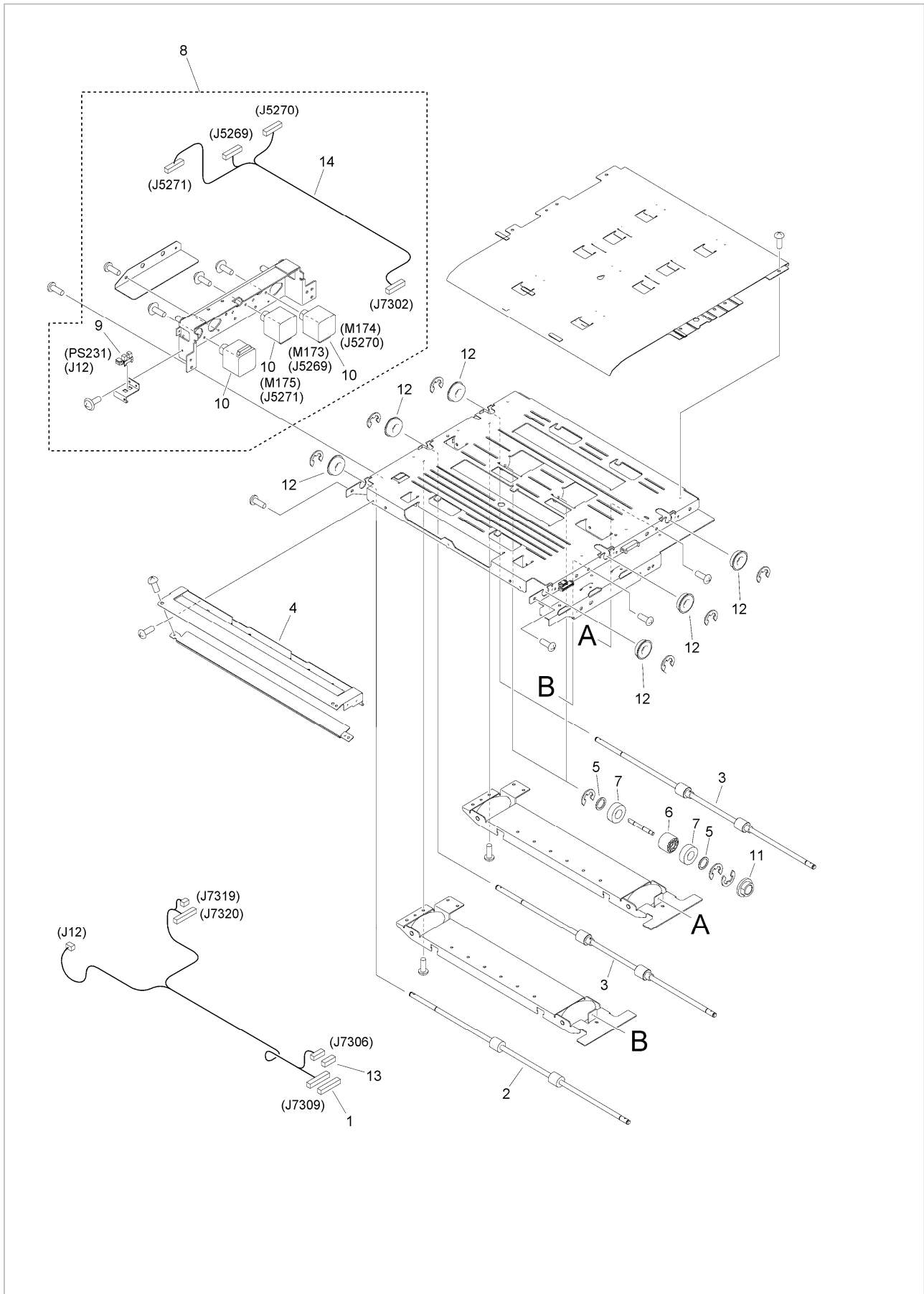
FIG/KEY	PART NUMBER	RANK	QTY	DESCRIPTION	REMARKS
336	NPN		RF	LOWER PAPER FEED ASSEMBLY	
1	FB6-3440-000		2	HANDLE, REAR	
2	FM1-F167-010		1	FOLLOWER ROLLER ASSEMBLY	
3	FS2-1012-000		2	BUSHING	
4	FU5-2839-000		2	SPRING, TENSION	
5	FU5-3441-000		3	PULLEY, 30T	
6	FU6-2564-000		4	SPRING, TENSION	
7	XF2-3608-460		2	BELT, TIMING	
8	XF2-3613-060		1	BELT, TIMING	
9	XZ9-0598-000		2	CATCH, MAGNET	
10	FM2-9276-000		2	ROLLER, DRIVEN	
11	FL2-2293-000		2	LOCK, PAPER FEED, LOWER	
12	FL2-2140-000		2	HINGE, FEED, LOWER	
13	FC6-0093-000		1	COVER, PROTECT	
14	FC7-1879-000		2	HINGE, ADJUSTMENT, LEFT	
501	XD3-2200-142		3	PIN, PARALLEL	

Figure 337 LOWER PAPER FEED ASS'Y, UPPER



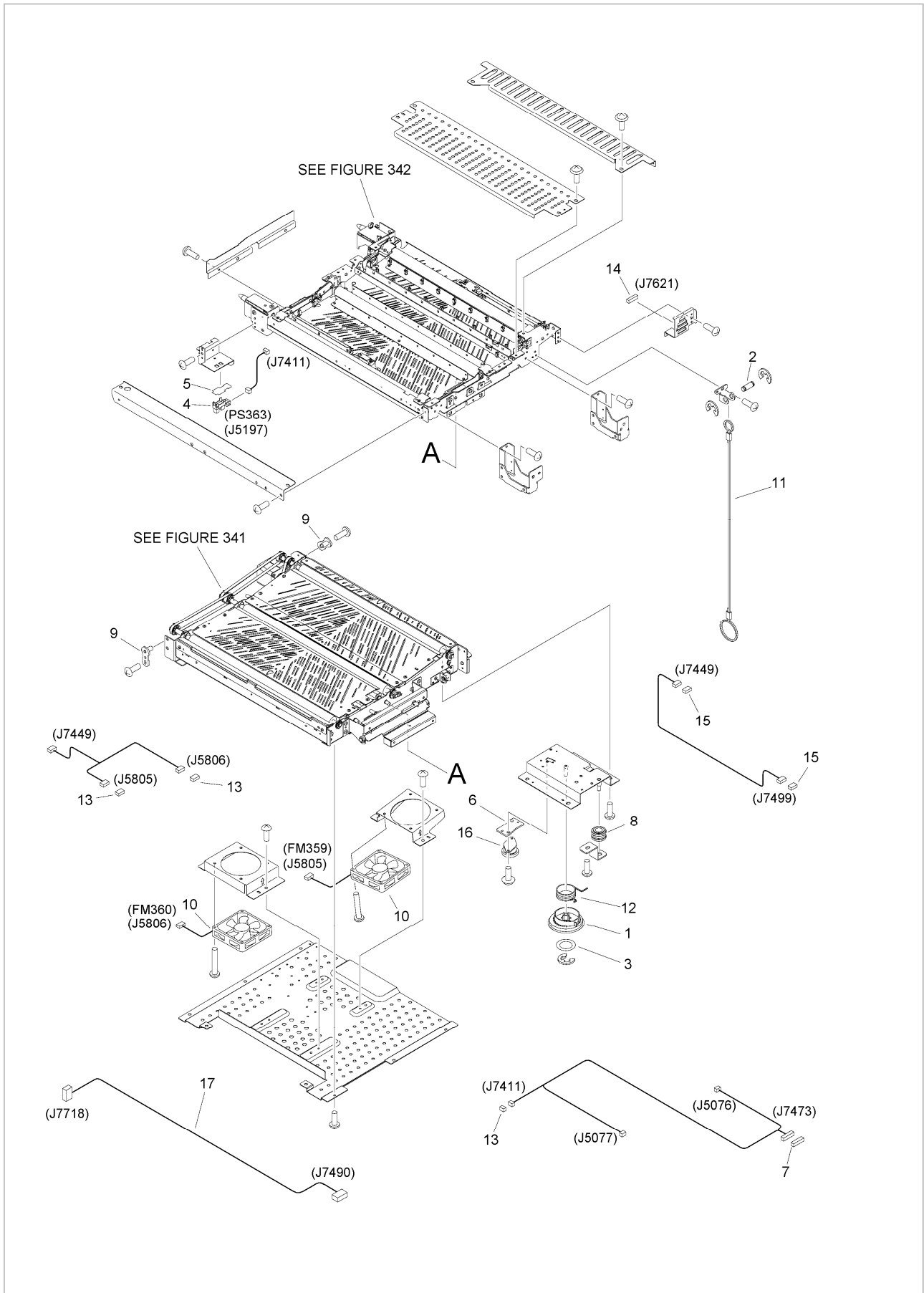
FIG/KEY	PART NUMBER	RANK	QTY	DESCRIPTION	REMARKS
337	FM2-2184-000		1	LOWER PAPER FEED ASS'Y, UPPER	
1	FC6-0027-000		1	HANDLE, PAPER FEED, LOWER	
2	FC6-0089-000		2	ARM, GRIP	
3	FC6-0090-000		1	FLAG, GUIDE OPEN/CLOSE DETECT	
4	FM2-2186-000		1	PAPER LENGTH SENSOR PCB	PS210, PS212, PS214, PS217
5	FS5-6488-000		4	WASHER	
6	FU5-6254-000		2	ROLLER, STABILIZER	
7	XG9-0245-000		4	BEARING, BALL, MR126ZZMC3NS7L	
8	FU5-2980-000		4	SPRING, TENSION	
9	WG8-5736-000		1	PHOTO SENSOR, OH-118-A5	PS161
10	VS1-8959-016		1	CONNECTOR, SNAP TIGHT, 16P, W	
11	VS1-7177-003		1	CONNECTOR, SNAP TIGHT, BK	

Figure 338 LOWER PAPER FEED ASS'Y, LOWER



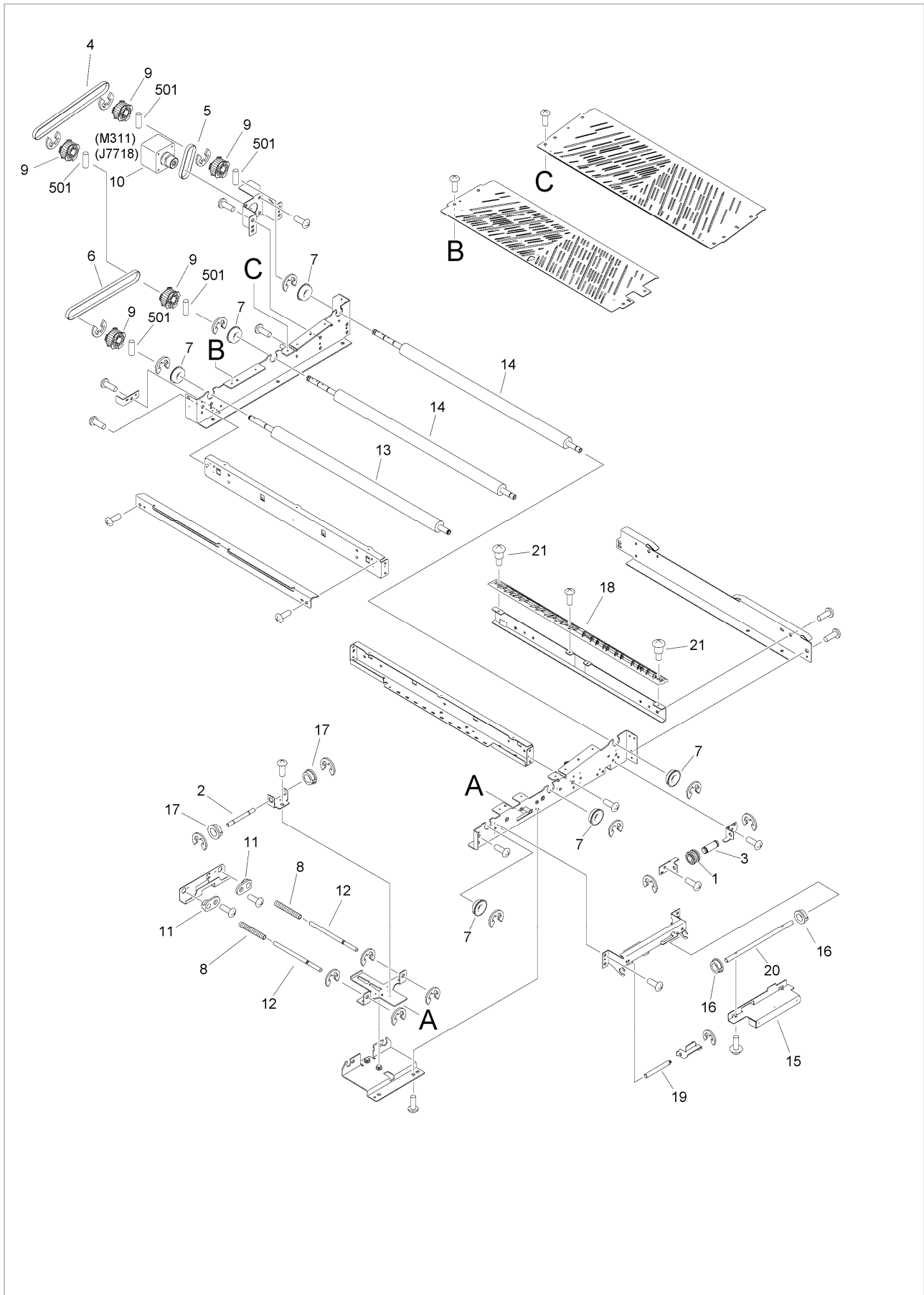
FIG/KEY	PART NUMBER	RANK	QTY	DESCRIPTION	REMARKS
338	FM2-2243-010		1	LOWER PAPER FEED ASS'Y, LOWER	
1	VS1-8959-016		1	CONNECTOR, SNAP TIGHT, 16P, W	
2	FC9-9471-000		1	ROLLER, PAPER FEED, LOWER	
3	FC7-7501-000		2	ROLLER, BRAST	
4	FL2-2295-000		1	GUIDE, INTERFACE	
5	FS5-6488-000		4	WASHER	
6	FU5-6254-000		2	ROLLER, STABILIZER	
7	XG9-0245-000		4	BEARING, BALL, MR126ZZMC3NS7L	
8	FM2-2244-000		1	LOWER FEEDER DRIVE ASSEMBLY	
9	WG8-5783-000		1	IC, PHOTO- INTERRUPTER, LG248NL1A	PS231
10	FM1-F316-000		3	MOTOR, STEPPING, DC	M173, M174, M175
11	FS1-1569-000		2	BUSHING	
12	XG9-0779-000		6	BEARING, BALL, 688ZZNR D41	
13	VS1-8959-006		1	CONNECTOR, SNAP TIGHT, 6P, W	
14	FM1-L963-000		1	CABLE, MOTOR, 1	

Figure 340 FIXING/FEED ASSEMBLY, CENTER



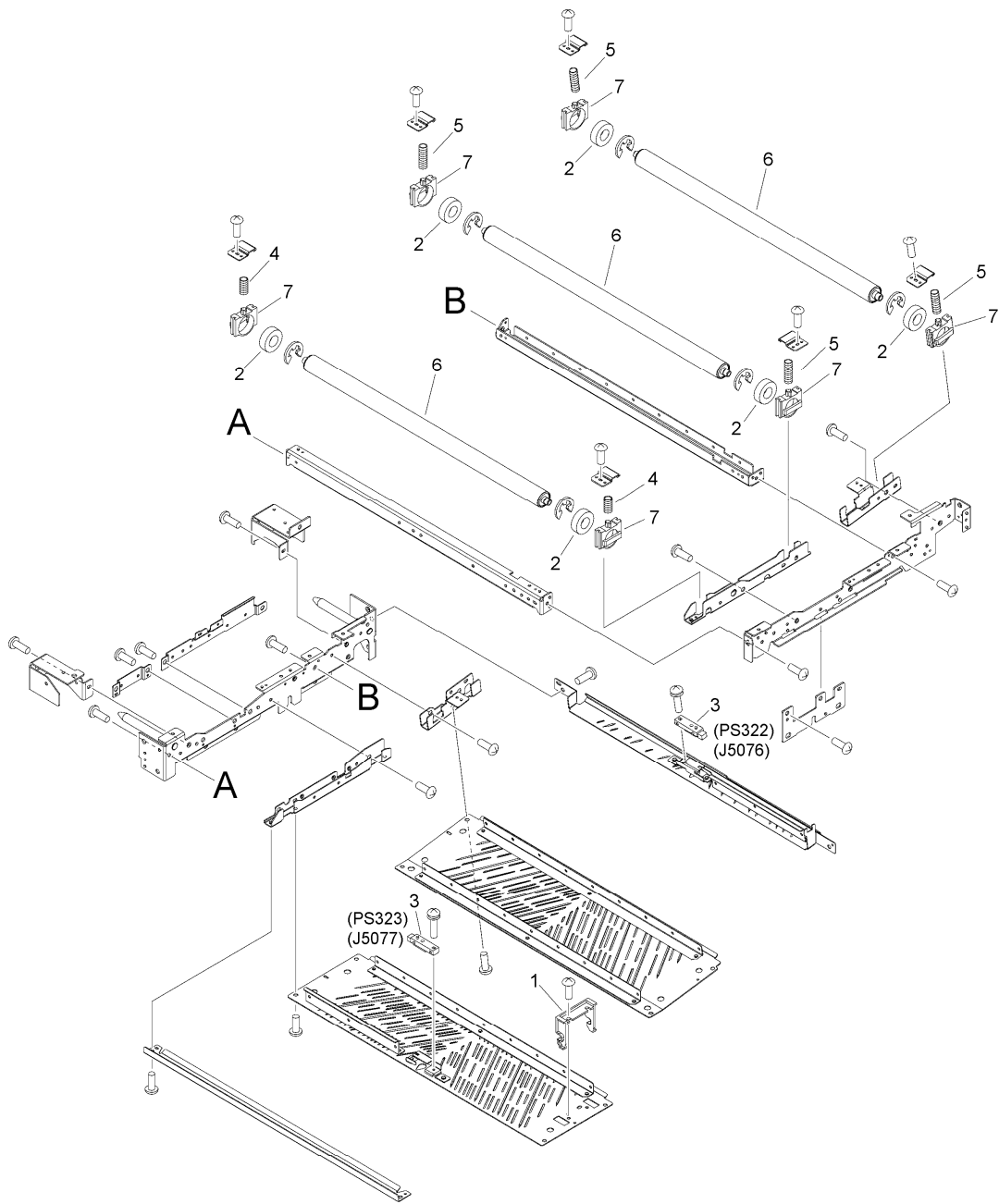
FIG/KEY	PART NUMBER	RANK	QTY	DESCRIPTION	REMARKS
340	NPN		RF	FIXING/FEED ASSEMBLY, CENTER	
1	FU6-0352-000		1	GEAR, 62T	
2	FU5-4608-000		1	SHAFT, WIRE FIXED	
3	FS5-6488-000		1	WASHER	
4	WG8-5848-000		1	IC, PHOTO-INTERRUPTER	PS363
5	FC5-6232-000		1	SHEET, SENSOR PROTECTIVE	
6	FC6-8289-000		1	SPACER, DAMPER	
7	VS1-7177-009		1	CONNECTOR, WIRE TO WIRE, 9P	
8	FC5-9848-000		1	ROLLER, WIRE	
9	FL2-2139-000		2	HINGE, CROSSING, REAR	
10	FK2-0540-000		2	FAN	FM359, FM360
11	FC6-2111-000		1	WIRE, OPEN/CLOSE AUXILIARY	
12	FC7-5720-000		1	SPRING, TORSION	
13	VS1-7177-003		3	CONNECTOR, SNAP TIGHT, BK	
14	VS1-7177-012		1	CONNECTOR, SNAP TIGHT, BK	
15	VS1-7177-008		2	CONNECTOR, SNAP TIGHT, BK	
16	FL2-4135-000		1	DAMPER, ROTARY	
17	FM1-L965-000		1	CABLE, FEED MOTOR	

Figure 341 FIXING/FEEED ASS'Y, CENTER LOW



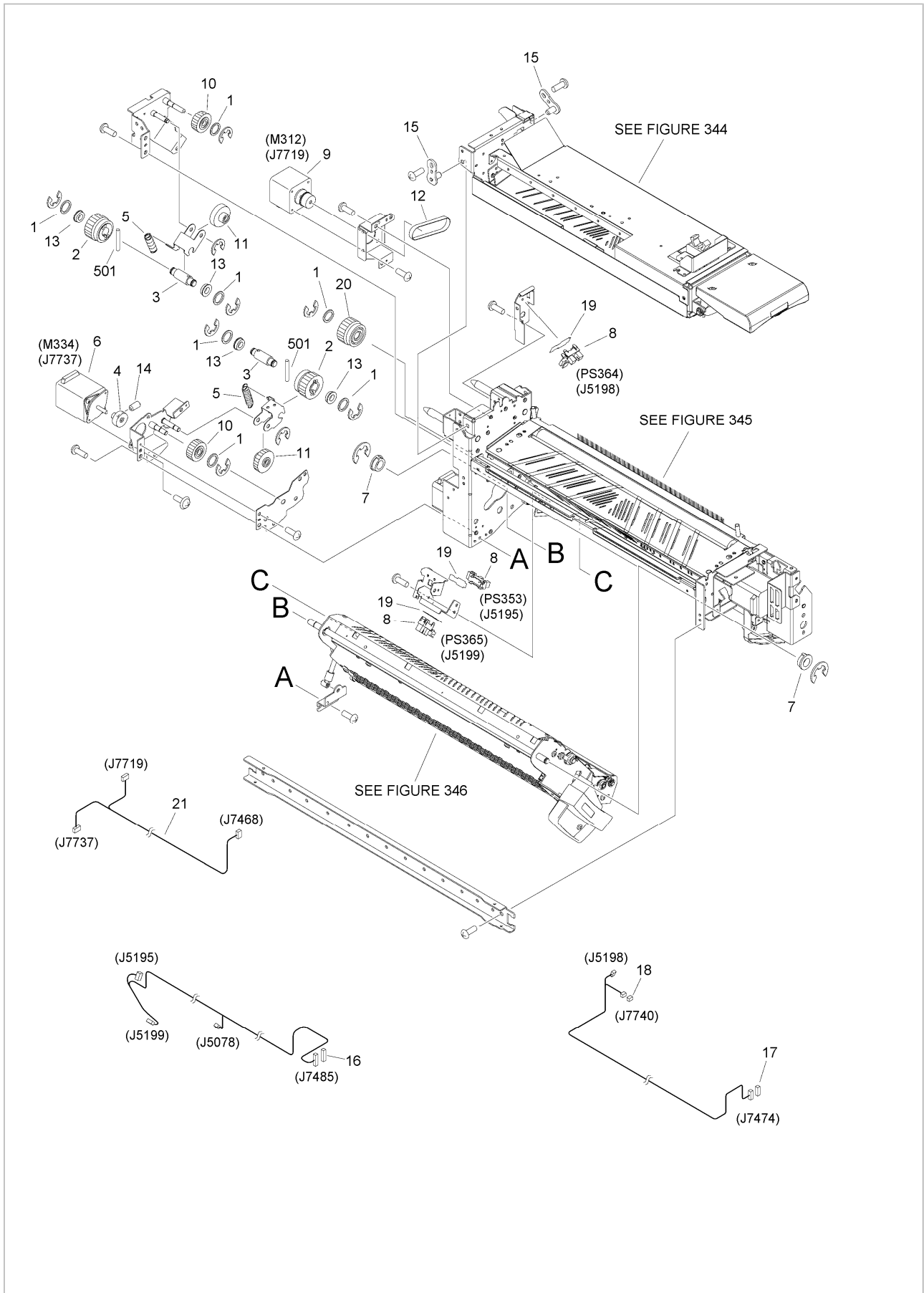
FIG/KEY	PART NUMBER	RANK	QTY	DESCRIPTION	REMARKS
341	FM1-K580-000		1	FIXING/FEED ASS'Y, CENTER LOW	
1	FC5-9848-000		1	ROLLER, WIRE	
2	FU5-4670-000		1	SHAFT, RELEASE GUIDE	
3	FU5-4608-000		1	SHAFT, WIRE FIXED	
4	XF2-3618-260		1	BELT, TIMING	
5	XF2-3607-060		1	BELT, TIMING	
6	XF2-3617-560		1	BELT, TIMING	
7	XG9-0779-000		6	BEARING, BALL, 688ZZNR D41	
8	FU6-2549-000		2	SPRING, COMPRESSION	
9	FU5-3441-000		5	PULLEY, 30T	
10	FM1-F316-000		1	MOTOR, STEPPING, DC	M311
11	FC6-8310-000		2	BUSHING, FIXED	
12	FC6-7842-000		2	PIN, GUIDE LOCK	
13	FE4-4456-000		1	ROLLER, PAPER FEED, C	
14	FE4-4455-000		2	ROLLER, PAPER FEED, A	
15	FC7-4589-000		1	MOUNT, BYPASS HANDLE	
16	FA9-2112-000		2	BUSHING, PL	
17	FS1-1569-000		2	BUSHING	
18	FC7-7064-000		1	GUIDE, PAPER FEED	
19	FC7-3514-000		1	SHAFT, LOCK RELEASE	
20	FU5-4672-000		1	SHAFT, HANDLE	
21	FS5-9438-030		2	SCREW, STEPPED	
501	XD3-2200-142		5	PIN, PARALLEL	

Figure 342 FIXING/FEED ASS'Y, CENTER UP



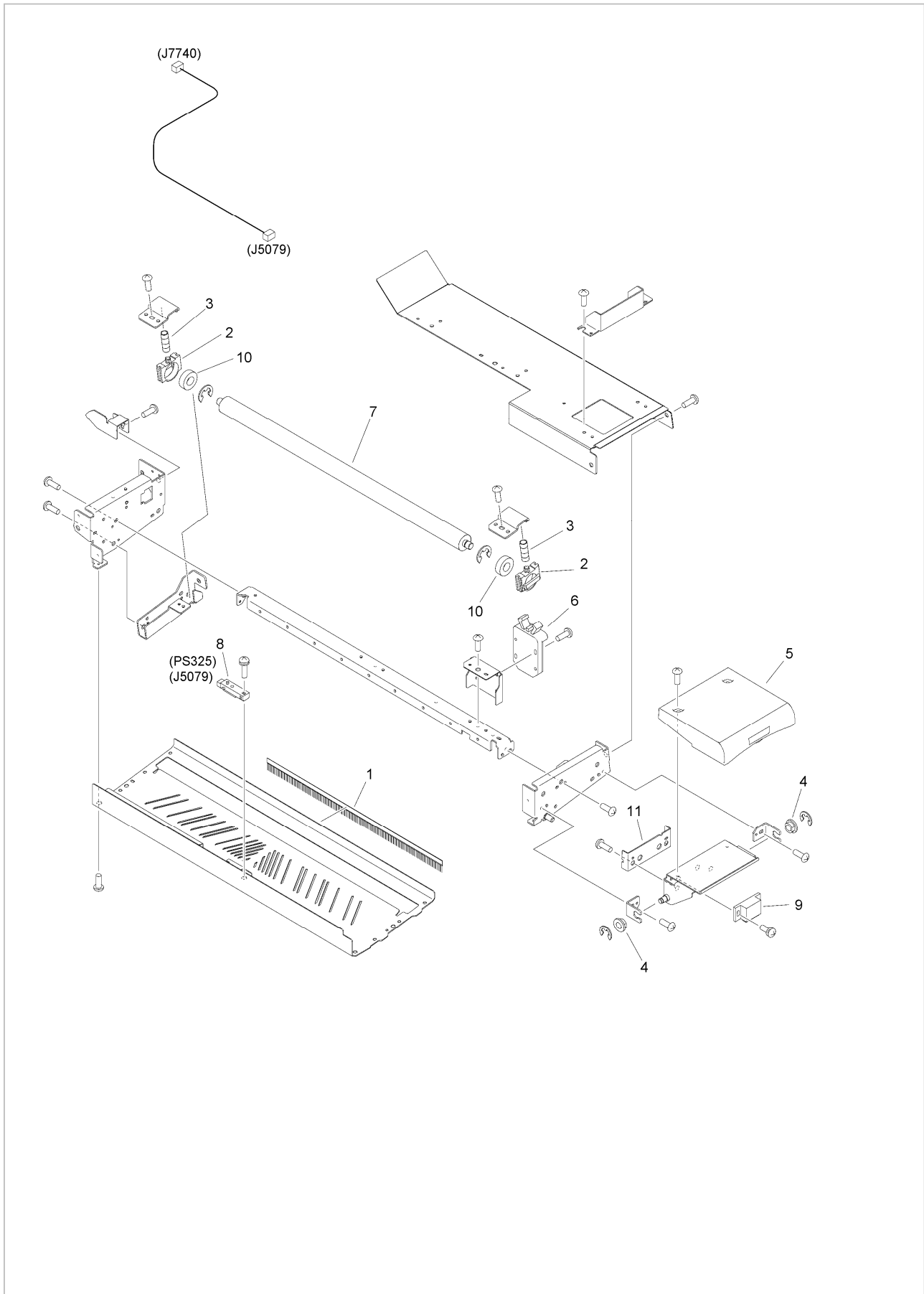
FIG/KEY	PART NUMBER	RANK	QTY	DESCRIPTION	REMARKS
342	FM1-L357-000		1	FIXING/FEED ASS'Y, CENTER UP	
1	FC7-4593-000		1	HOOK, GUIDE	
2	XG9-0511-000		6	BEARING, BALL	
3	WG8-5736-000		2	PHOTO SENSOR, OH-118-A5	PS322, PS323
4	FU5-2894-000		2	SPRING, COMPRESSION	
5	FU5-2893-000		4	SPRING, COMPRESSION	
6	FE8-1249-000		3	ROLLER, DRIVEN	
7	FC5-9918-000		6	HOLDER	

Figure 343 FIXING/FEEED ASSEMBLY, LEFT



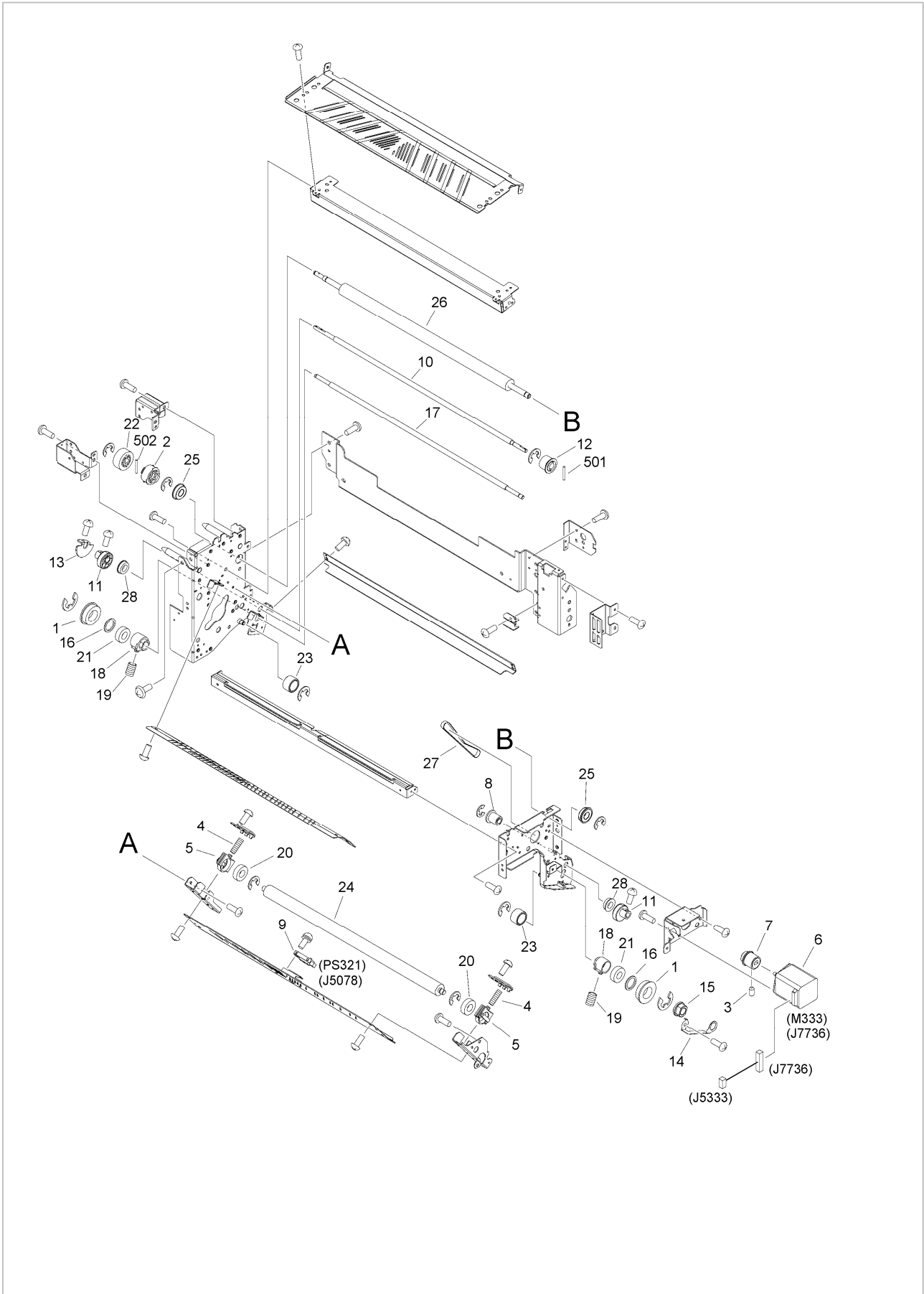
FIG/KEY	PART NUMBER	RANK	QTY	DESCRIPTION	REMARKS
343	NPN		RF	FIXING/FEED ASSEMBLY, LEFT	
1	FS5-6488-000		7	WASHER	
2	FU6-0376-000		2	GEAR, 20T	
3	FU5-4565-000		2	SHAFT, SWING GEAR	
4	FU6-0451-000		1	GEAR, 20T	
5	FU5-2896-000		2	SPRING, TENSION	
6	FK2-3136-000		1	MOTOR, STEPPING, DC	M334
7	FA9-2112-000		2	BUSHING, PL	
8	WG8-5848-000		3	IC, PHOTO-INTERRUPTER	PS353, PS364, PS365
9	FM1-F316-000		1	MOTOR, STEPPING, DC	M312
10	FU6-0375-000		2	GEAR, 20T	
11	FU6-0374-000		2	GEAR, 30T	
12	XF2-3608-560		1	BELT, TIMING	
13	XG9-0520-000		4	BEARING, BALL, MF106ZZS	
14	XA9-0934-000		1	SETSCREW, M3X6	
15	FL2-2139-000		2	HINGE, CROSSING, REAR	
16	VS1-7177-009		1	CONNECTOR, WIRE TO WIRE, 9P	
17	VS1-7177-006		1	CONNECTOR, SNAP TIGHT, BK	
18	VS1-7177-003		1	CONNECTOR, SNAP TIGHT, BK	
19	FC5-6232-000		3	SHEET, SENSOR PROTECTIVE	
20	FL3-2873-000		1	GEAR, 20T	
21	FM1-L966-000		1	CABLE, MOTOR	
501	XD3-2200-142		2	PIN, PARALLEL	

Figure 344 FIXING/FEED ASS'Y, LEFT UPPER



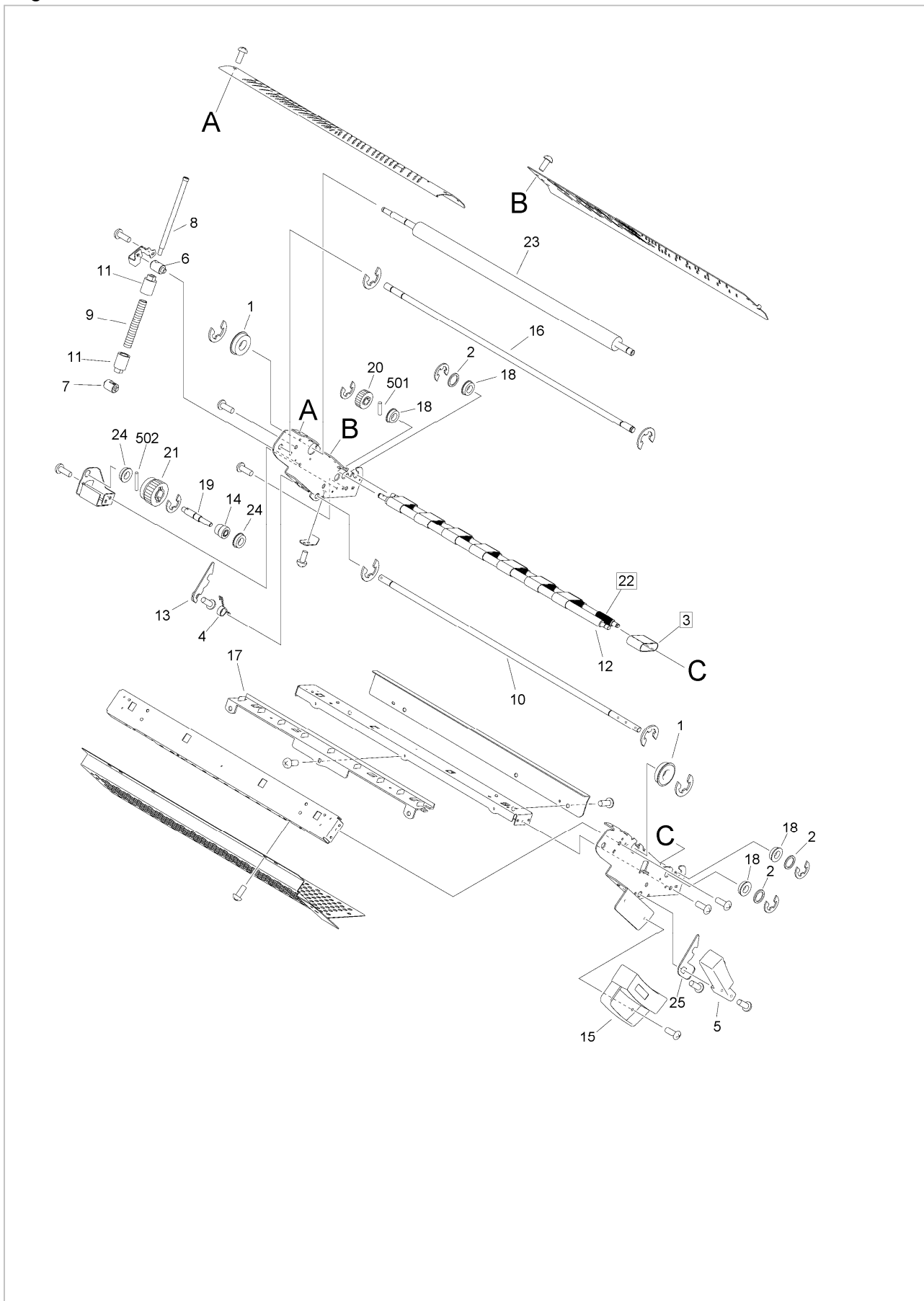
FIG/KEY	PART NUMBER	RANK	QTY	DESCRIPTION	REMARKS
344	FM1-A424-000		1	FIXING/FEED ASS'Y, LEFT UPPER	
1	FB5-4858-000		1	ELIMINATOR, STATIC CHARGE	
2	FC5-9918-000		2	HOLDER	
3	FU5-2893-000		2	SPRING, COMPRESSION	
4	FS1-1569-000		2	BUSHING	
5	FC6-2102-000		1	LEVER, GUIDE OPEN/CLOSE, UPPER	
6	FC7-4595-000		1	LATCH, PUSH	
7	FE8-1249-000		1	ROLLER, DRIVEN	
8	WG8-5736-000		1	PHOTO SENSOR, OH-118-A5	PS325
9	XZ9-0614-000		1	CATCH, MAGNET	
10	XG9-0780-000		2	BEARING, BALL, 688ZZ	
11	FC6-8258-000		1	MOUNT, MAGNET ADJUSTMENT	

Figure 345 FIXING/FEED ASS'Y, LEFT MIDDLE



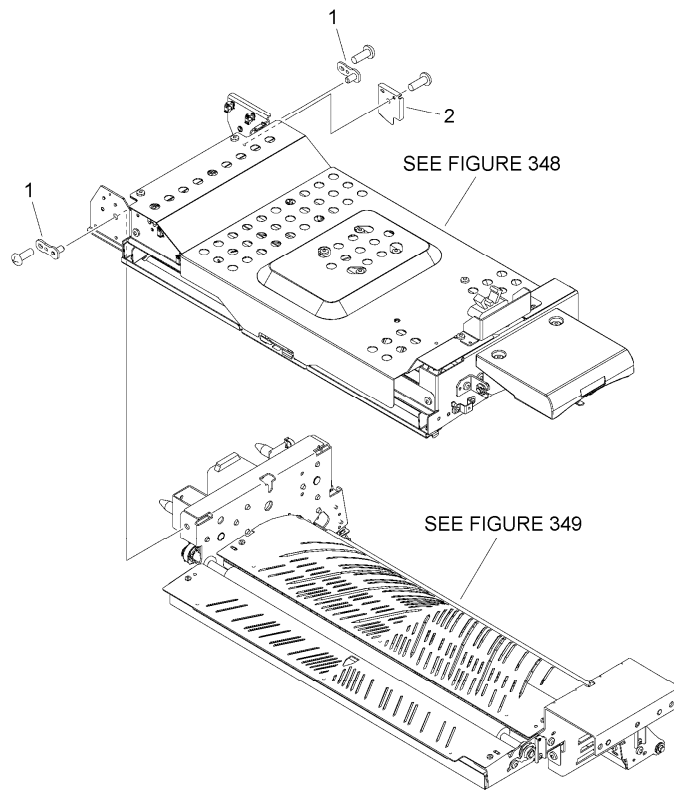
FIG/KEY	PART NUMBER	RANK	QTY	DESCRIPTION	REMARKS
345	FM1-H098-000		1	FIXING/FEED ASS'Y, LEFT MIDDLE	
1	FS5-1755-000		2	BUSHING	
2	FL3-2875-000		1	PULLEY, 30T	
3	FA9-2864-010		1	SETSCREW, M3X4	
4	FU5-2893-000		2	SPRING, COMPRESSION	
5	FC5-9918-000		2	HOLDER	
6	FK2-3136-000		1	MOTOR, STEPPING, DC	M333
7	FU5-3209-000		1	PULLEY, 20T	
8	FC7-4959-000		1	TENSIONER	
9	WG8-5736-000		1	PHOTO SENSOR, 0H-118-A5	PS321
10	FC7-1532-000		1	SHAFT, DECURLER CAM	
11	FC7-1531-000		2	CAM, DECURLER	
12	FU5-3208-000		1	PULLEY, 20T	
13	FC5-9239-000		1	FLAG, SENSOR	
14	FC7-1603-000		1	PLATE, ROLLER GROUNDING, UP.	
15	FS5-1592-000		1	BUSHING	
16	FS5-6488-000		2	WASHER	
17	FC7-1569-010		1	ROLLER, DECURLER, UPPER	
18	FU5-1328-000		2	BUSHING, ROLLER	
19	FU5-2996-000		2	SPRING, COMPRESSION	
20	XG9-0780-000		2	BEARING, BALL, 688ZZ	
21	XG9-0497-000		2	BEARING, BALL, MR106ZZ,	
22	FC9-5899-000		1	GEAR, 20T	
23	FU5-6249-000		2	ROLLER	
24	FE8-1249-000		1	ROLLER, DRIVEN	
25	XG9-0779-000		2	BEARING, BALL, 688ZZNR D41	
26	FE4-5817-000		1	ROLLER, PAPER FEED	
27	XF2-3613-660		1	BELT, TIMING	
28	XG9-0520-000		2	BEARING, BALL, MF106ZZS	
501	XD3-2200-082		1	PIN, PARALLEL	
502	XD3-2200-142		2	PIN, PARALLEL	

Figure 346 FIXING/FEEED ASS'Y, LEFT LOWER



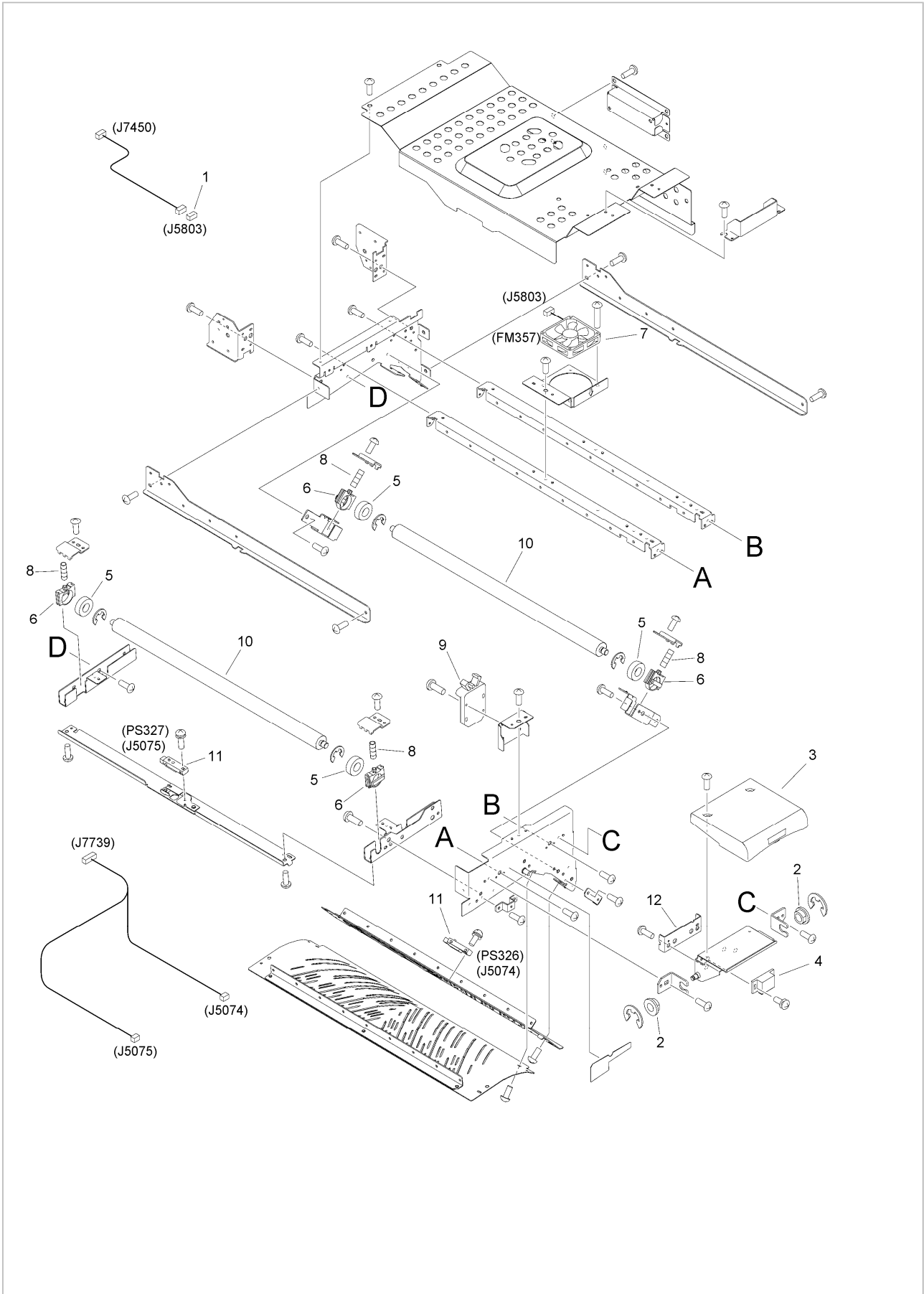
FIG/KEY	PART NUMBER	RANK	QTY	DESCRIPTION	REMARKS
346	FM1-K578-000		1	FIXING/FEED ASS'Y, LEFT LOWER	
1	XG9-0779-000		2	BEARING, BALL, 688ZZNR D41	
2	FS5-6488-000		3	WASHER	
3	FE4-5819-000		8	BELT, WIDTH PAPER FEED	[DP]
4	FU6-2003-000		1	SPRING, TORSION	
5	FC7-1595-000		1	LEVER, LATCH	
6	FU5-4658-000		1	SHAFT, TOGGLE, G	
7	FU5-4657-000		1	SHAFT, TOGGLE, FRONT	
8	FC7-1594-000		1	ROD	
9	FU6-2004-000		1	SPRING, COMPRESSION	
10	FC7-1589-000		1	SHAFT, LATCH	
11	FC7-1592-000		2	BUSHING	
12	FC7-1597-000		1	ROLLER, DECURLER DRIVE	
13	FC7-1588-000		1	LATCH, REAR	
14	FL3-2876-000		1	GEAR, 18T	
15	FC6-2215-000		1	GRIP, OPEN/CLOSE LEVER	
16	FC7-1584-000		1	SHAFT, GUIDE TURN, LOWER	
17	FC7-7026-000		1	GUIDE, BELT	
18	XG9-0856-000		4	BEARING, BALL, MF126ZZX3D41	
19	FC9-5905-000		1	SHAFT, SWING GEAR, MOVABLE	
20	FU6-0446-000		1	GEAR, 18T	
21	FU6-0376-000		1	GEAR, 20T	
22	FC7-1598-010		1	ROLLER, DRIVEN	[DP]
23	FE4-5818-000		1	ROLLER, PAPER FEED	
24	XG9-0520-000		2	BEARING, BALL, MF106ZZS	
25	FC7-1587-000		1	LATCH, FRONT	
501	XD3-2200-102		2	PIN, PARALLEL	
502	XD3-2200-142		1	PIN, PARALLEL	

Figure 347 FIXING/FEED ASSEMBLY, RIGHT



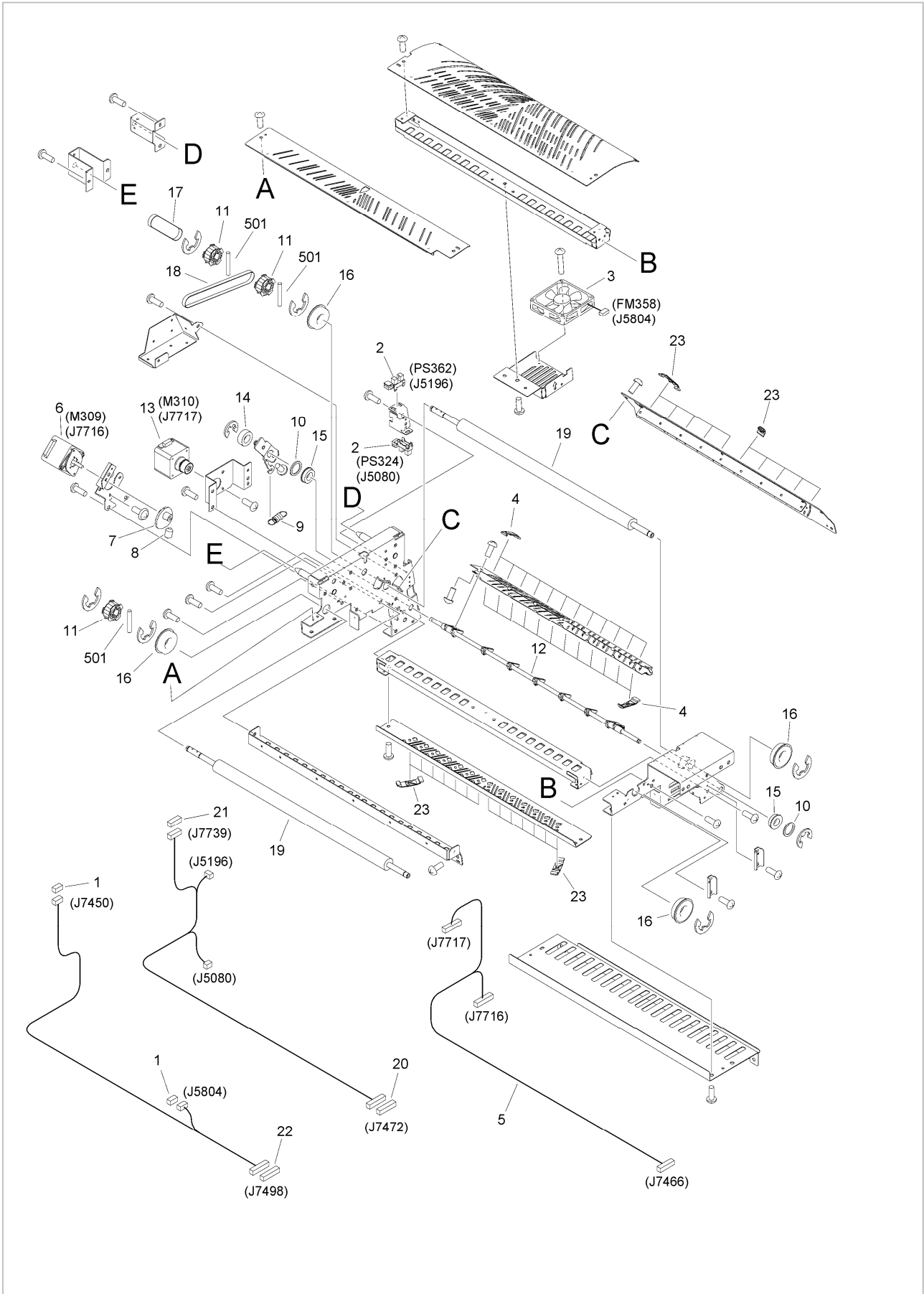
FIG/KEY	PART NUMBER	RANK	QTY	DESCRIPTION	REMARKS
347	NPN		RF	FIXING/FEED ASSEMBLY, RIGHT	
1	FL2-2139-000		2	HINGE, CROSSING, REAR	
2	FC6-8257-000		1	FLAG, OPEN/CLOSE SENSING	

Figure 348 FIXING/FEED ASS'Y, RIGHT UPPER



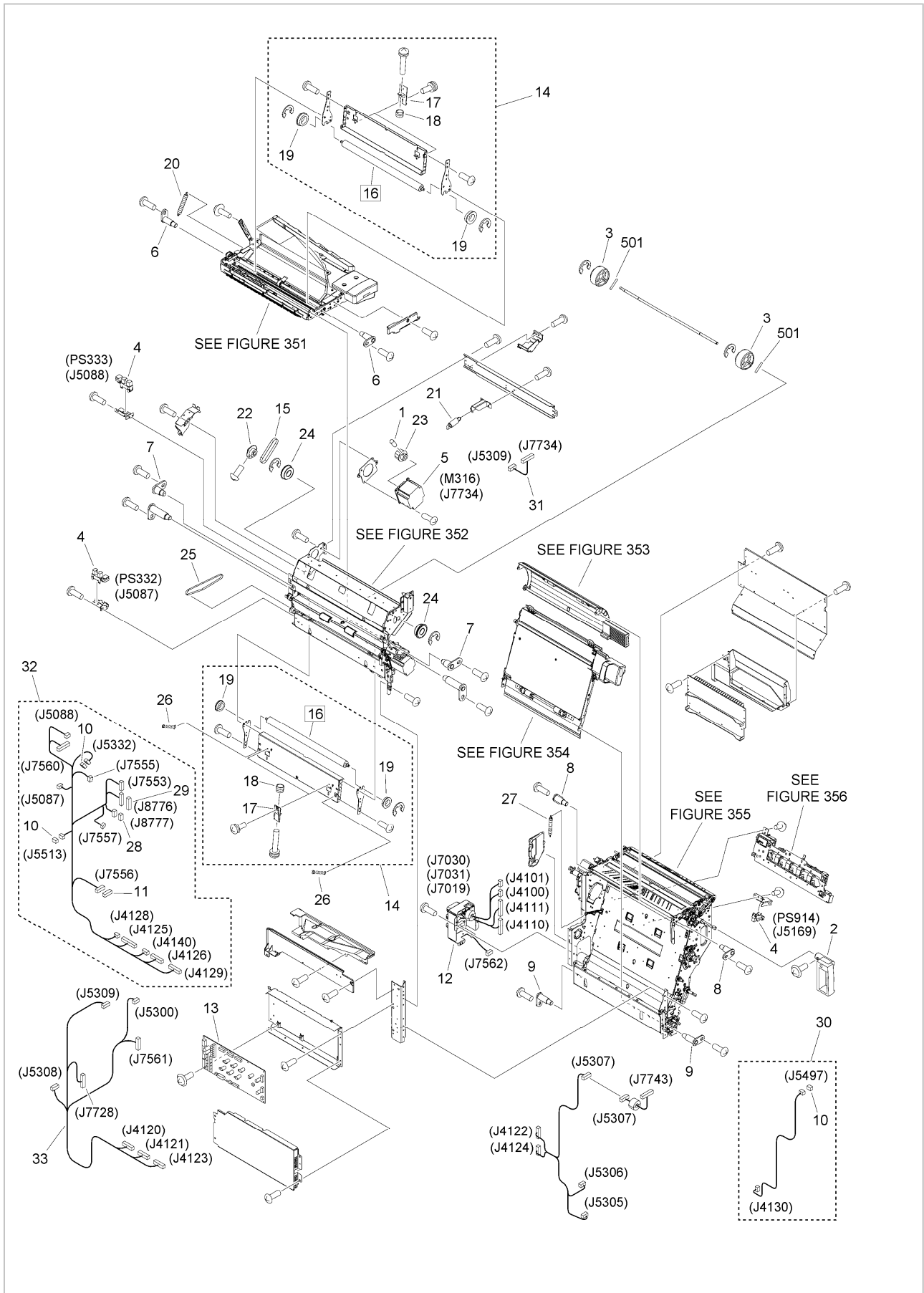
FIG/KEY	PART NUMBER	RANK	QTY	DESCRIPTION	REMARKS
348	FM1-K609-000		1	FIXING/FEED ASS'Y, RIGHT UPPER	
1	VS1-7177-004		1	CONNECTOR, SNAP TIGHT, BK	
2	FS1-1569-000		2	BUSHING	
3	FC6-2102-000		1	LEVER, GUIDE OPEN/CLOSE, UPPER	
4	XZ9-0614-000		1	CATCH, MAGNET	
5	XG9-0780-000		4	BEARING, BALL, 688ZZ	
6	FC5-9918-000		4	HOLDER	
7	FK2-3100-000		1	FAN	FM357
8	FU5-2893-000		4	SPRING, COMPRESSION	
9	FC7-4595-000		1	LATCH, PUSH	
10	FE8-1249-000		2	ROLLER, DRIVEN	
11	WG8-5736-000		2	PHOTO SENSOR, OH-118-A5	PS326, PS327
12	FC6-8258-000		1	MOUNT, MAGNET ADJUSTMENT	

Figure 349 FIXING/FEEED ASS'Y, RIGHT LOWER



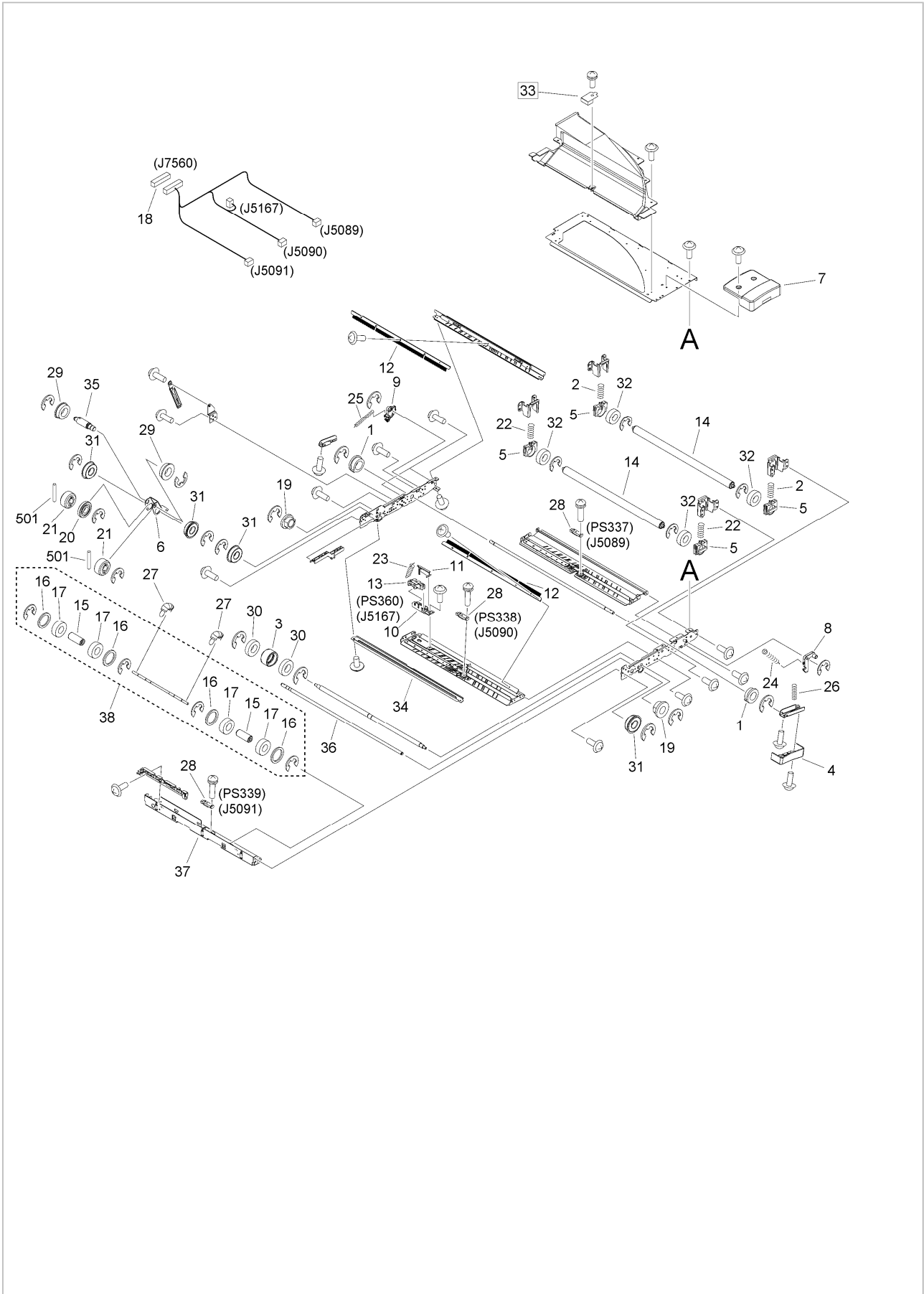
FIG/KEY	PART NUMBER	RANK	QTY	DESCRIPTION	REMARKS
349	FM1-K582-000		1	FIXING/FEED ASS'Y, RIGHT LOWER	
1	VS1-7177-004		2	CONNECTOR, SNAP TIGHT, BK	
2	WG8-5848-000		2	IC, PHOTO-INTERRUPTER	PS324, PS362
3	FK2-3100-000		1	FAN	FM358
4	FC7-9662-000		24	RIB, FLAPPER	
5	FM1-L964-000		1	CABLE, FEED MOTOR, 1	
6	FK2-3126-000		1	MOTOR, STEPPING, DC	M309
7	FC5-9869-000		1	CAM, FLAPPER DRIVE	
8	FA9-2864-010		1	SETSCREW, M3X4	
9	FU5-2960-000		1	SPRING, TENSION	
10	FS5-6488-000		2	WASHER	
11	FU5-3441-000		3	PULLEY, 30T	
12	FC7-4619-000		1	FLAPPER	
13	FM1-F316-000		1	MOTOR, STEPPING, DC	M310
14	XG9-0835-000		1	BEARING, BALL, DDL-740ZZH	
15	XG9-0520-000		2	BEARING, BALL, MF106ZZS	
16	XG9-0779-000		4	BEARING, BALL, 688ZZNR D41	
17	XF2-3610-060		1	BELT, TIMING	
18	XF2-3616-460		1	BELT, TIMING	
19	FE4-1199-000		2	ROLLER, PAPER FEED	
20	VS1-7177-012		1	CONNECTOR, SNAP TIGHT, BK	
21	VS1-7177-006		1	CONNECTOR, SNAP TIGHT, BK	
22	VS1-8959-008		1	CONNECTOR, SNAP TIGHT, 8P, W	
23	FC7-4645-000		24	RIB, PAPER DELIVERY, SMALL	
501	XD3-2200-142		3	PIN, PARALLEL	

Figure 350 REVERSE DELIVERY ASSEMBLY



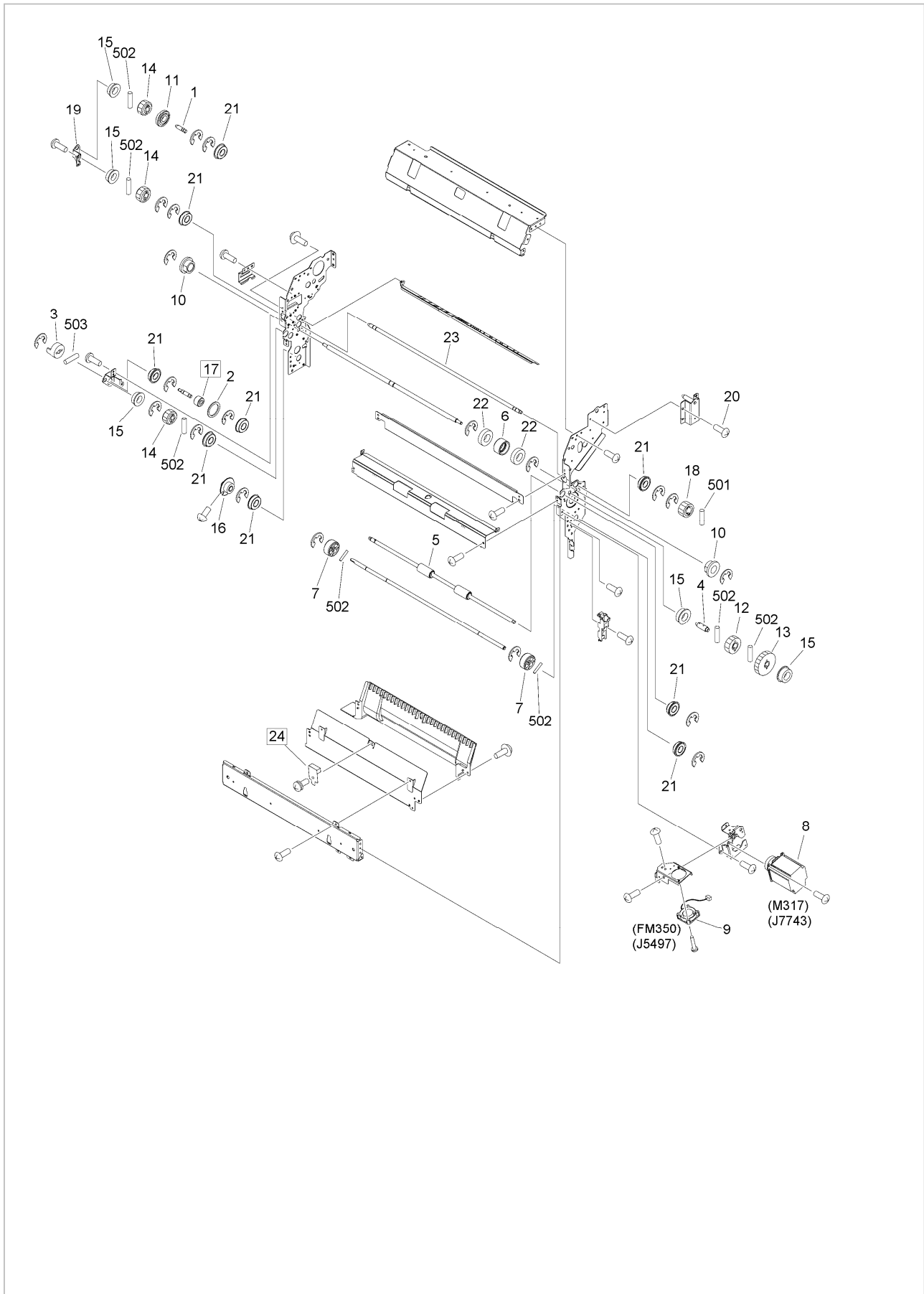
FIG/KEY	PART NUMBER	RANK	QTY	DESCRIPTION	REMARKS
350	NPN		RF	REVERSE DELIVERY ASSEMBLY	
1	FA9-2864-010		1	SETSCREW, M3X4	
2	FB2-3159-000		1	LEVER, LIFTER	
3	FC5-9907-000		2	CAM	
4	WG8-5848-000		3	IC, PHOTO-INTERRUPTER	PS332, PS333, PS914
5	FK2-3132-000		1	MOTOR, STEPPING, DC	M316
6	FL2-2257-000		2	PIN, MOUNTING, 1	
7	FL2-2261-000		2	PIN, PAPER DELIVERY GUIDE, UP.	
8	FL2-2274-000		2	PIN, GUIDE, 1	
9	FL2-4157-000		2	PIN, GUIDE, 2	
10	VS1-7177-003		3	CONNECTOR, SNAP TIGHT, BK	
11	VS1-7177-006		1	CONNECTOR, SNAP TIGHT, BK	
12	FM1-H071-000		1	CABLE, PAPER DELIVERY REVERSE	
13	FM1-A878-000		1	PAPER DELIVERY PCB ASSEMBLY	
14	FM2-9302-000		2	DECURLER ASSEMBLY	
15	XF2-3607-660		1	BELT, TIMING	
16	FC5-9904-000		2	ROLLER, SPONGE	[DP]
17	FC6-8469-000		4	ADJUSTER, DECURLER CAM	
18	FU6-2523-000		4	SPRING, COMPRESSION	
19	XG9-0668-000		4	BEARING, BALL, 12MM	
20	FU5-2905-000		1	SPRING, TENSION	
21	FU5-2953-000		1	SPRING, TENSION	
22	FU5-3201-000		1	PULLEY	
23	FU5-3204-000		1	PULLEY, 30T	
24	XG9-0779-000		2	BEARING, BALL, 688ZZNR D41	
25	XF2-3610-660		1	BELT, TIMING	
26	FU6-2543-000		2	SPRING, TENSION	
27	FU6-2548-010		1	SPRING, TENSION	
28	VS1-7177-004		1	CONNECTOR, SNAP TIGHT, BK	
29	VS1-7177-009		1	CONNECTOR, WIRE TO WIRE, 9P	
30	FM1-L835-000		1	CABLE, COOLING FAN	
31	FM2-8691-000		1	CABLE, MOTOR	
32	FM1-L845-000		1	CABLE, PAPER DELIVERY MOTOR, 1	
33	FM1-L836-000		1	CABLE, SENSOR	
501	XD3-2200-142		2	PIN, PARALLEL	

Figure 351 DELIVERY GUIDE ASSEMBLY, UPPER



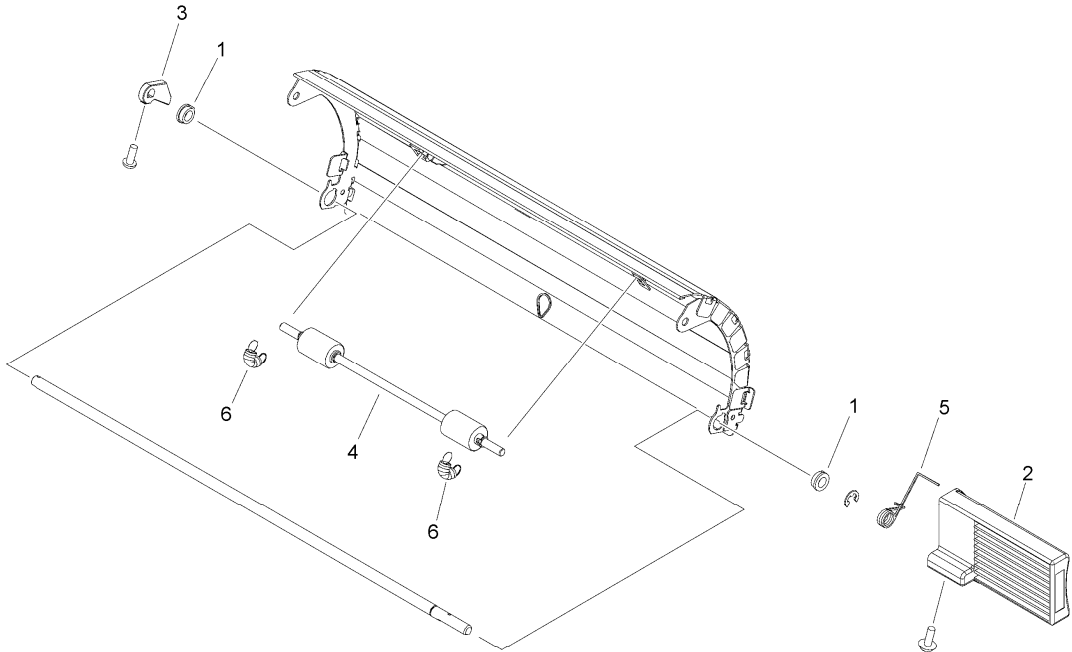
FIG/KEY	PART NUMBER	RANK	QTY	DESCRIPTION	REMARKS
351	FM1-H041-000		1	DELIVERY GUIDE ASSEMBLY, UPPER	
1	FA9-2112-000		2	BUSHING, PL	
2	FU2-0869-000		2	SPRING, COMPRESSION	
3	FE4-7787-000		1	ROLLER, BACK-UP	
4	FC5-9917-000		1	LEVER, PAPER DELIVERY GUIDE, 1	
5	FC5-9918-000		4	HOLDER	
6	FC5-9928-000		1	PLATE, DRIVE SWING	
7	FC5-9989-000		1	LEVER, PAPER DELIVERY GUIDE, 2	
8	FC6-8460-000		1	LOCK, DELIVERY GUIDE, FRONT	
9	FC6-8461-000		1	LOCK, DELIVERY GUIDE, READER	
10	FC6-8464-000		1	MOUNT, OPEN/CLOSE SENSOR	
11	FC6-8465-000		1	FLAG, OPEN/CLOSE DETECT	
12	FC6-8601-000		2	ELIMINATOR, STATIC CHARGE	
13	WG8-5848-000		1	IC, PHOTO-INTERRUPTER	PS360
14	FE8-1249-000		2	ROLLER, DRIVEN	
15	FC6-0111-000		2	ROLLER, FOLLOWER	
16	FS5-6488-000		4	WASHER	
17	XG9-0245-000		4	BEARING, BALL, MR126ZZMC3NS7L	
18	VS1-7177-012		1	CONNECTOR, SNAP TIGHT, BK	
19	FS1-1569-000		2	BUSHING	
20	FS5-6248-000		1	ROLLER, PUSH-ON	
21	FU5-0266-000		2	GEAR, 20T	
22	FU5-2904-000		2	SPRING, COMPRESSION	
23	FU5-2947-000		1	SPRING, TENSION	
24	FU6-2529-000		1	SPRING, TENSION	
25	FU6-2530-000		1	SPRING, TENSION	
26	FU6-2531-000		1	SPRING, COMPRESSION	
27	FU6-2550-000		2	SPRING, TENSION	
28	WG8-5736-000		3	PHOTO SENSOR, OH-118-A5	PS337, PS338, PS339
29	XG9-0520-000		2	BEARING, BALL, MF106ZZS	
30	XG9-0592-000		2	BEARING, BALL, 2TS3-6801ZZV13	
31	XG9-0779-000		4	BEARING, BALL, 688ZZNR D41	
32	XG9-0780-000		4	BEARING, BALL, 688ZZ	
33	FL3-5095-000		1	SHEET, BRUSH BACK-UP, FL	[DP]
34	FL2-2269-000		1	GUIDE, PAPER DELIVERY, UPPER, 2	
35	FC5-9920-000		1	SHAFT, TRANSMISSION	
36	FE8-3616-000		1	SHAFT, TRANSMISSION	
37	FL0-7063-000		1	GUIDE, PAPER DELIVERY, UPPER	
38	FM2-5108-000		1	ROLLER, FOLLOWER, LEFT	
501	XD3-2200-142		2	PIN, PARALLEL	

Figure 352 DELIVERY GUIDE ASSEMBLY, LOWER



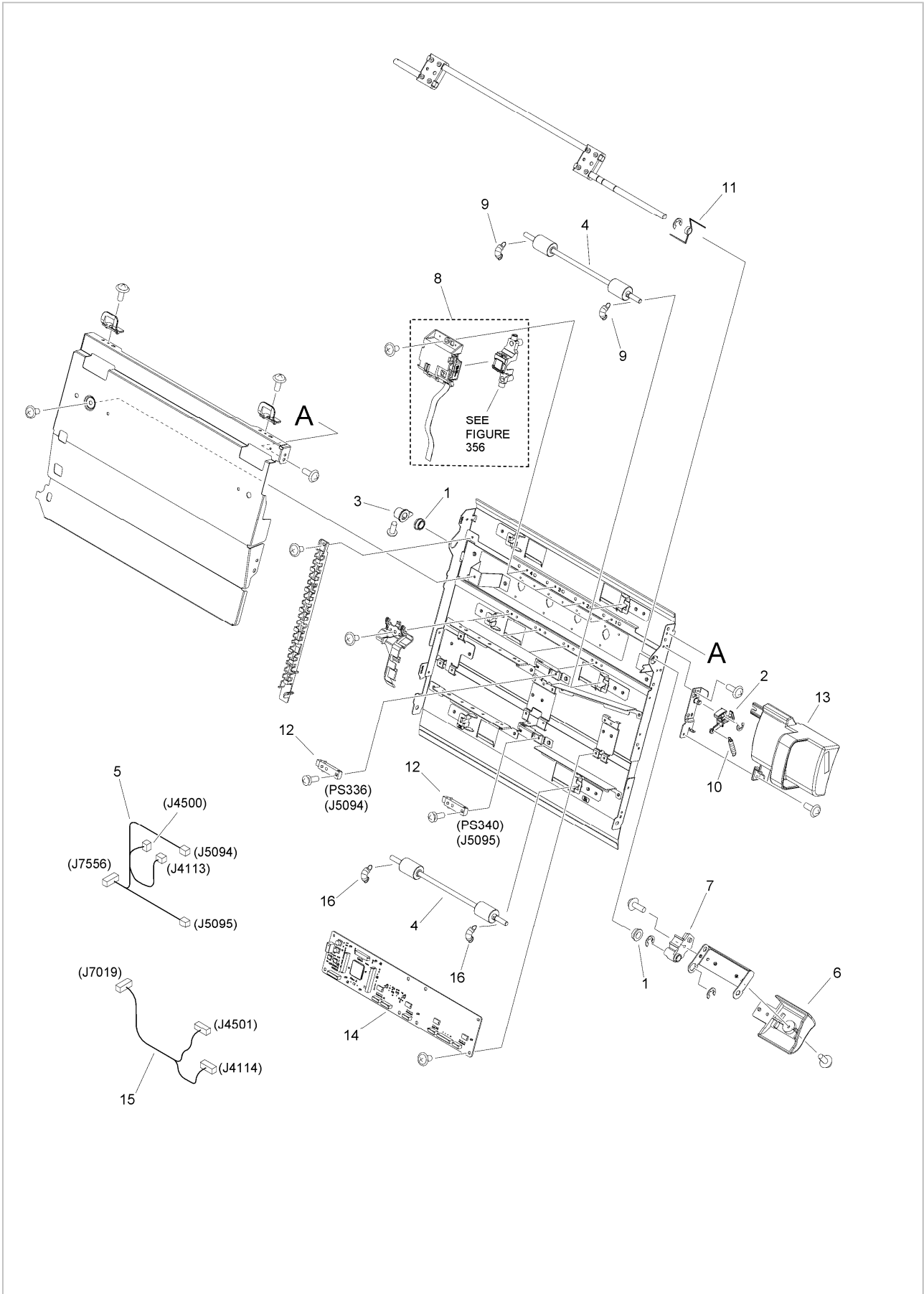
FIG/KEY	PART NUMBER	RANK	QTY	DESCRIPTION	REMARKS
352	FM1-H080-000		1	DELIVERY GUIDE ASSEMBLY, LOWER	
1	FC6-2447-000		1	SHAFT, TRANSMISSION	
2	FB2-6285-020		1	SHIM	
3	FB2-7540-000		1	BUSHING	
4	FC6-8472-000		1	SHAFT, TRANSMISSION	
5	FC5-9885-000		1	ROLLER, PAPER DELIVERY, 3	
6	FE4-7787-000		1	ROLLER, BACK-UP	
7	FC5-9907-000		2	CAM	
8	FK2-3135-000		1	MOTOR, STEPPING, DC	M317
9	FK2-6461-000		1	FAN	FM350
10	FS1-1569-000		2	BUSHING	
11	FS5-6248-000		1	ROLLER, PUSH-ON	
12	FU5-0161-000		1	GEAR, 26T	
13	FU5-0262-000		1	GEAR, 44T	
14	FU5-0266-000		3	GEAR, 20T	
15	XG9-0520-000		5	BEARING, BALL, MF106ZZS	
16	FU5-3201-000		1	PULLEY	
17	FU6-0378-000		1	COUPLING	[DP]
18	FU6-0463-000		1	GEAR, 18T	
19	FC5-9901-000		1	PLATE, DRIVE SWING, 2	
20	XA9-0892-000		4	SCREW, MACH., TRUSS HEAD, M4X6	
21	XG9-0779-000		9	BEARING, BALL, 688ZZNR D41	
22	XG9-0592-000		2	BEARING, BALL, 2TS3-6801ZZV13	
23	FE8-3617-000		1	SHAFT, TRANSMISSION	
24	FL3-5095-000		1	SHEET, BRUSH BACK-UP, FL	[DP]
501	XD3-2200-102		1	PIN, PARALLEL	
502	XD3-2200-142		7	PIN, PARALLEL	
503	XD3-2300-122		1	PIN, PARALLEL 3X12	

Figure 353 REVERSE GUIDE ASSEMBLY, UPPER



FIG/KEY	PART NUMBER	RANK	QTY	DESCRIPTION	REMARKS
353	FM2-2235-010		1	REVERSE GUIDE ASSEMBLY, UPPER	
1	FA9-2112-000		2	BUSHING, PL	
2	FC5-9939-000		1	LEVER, REVERSE GUIDE, LOWER 3	
3	FC6-8599-000		1	CAM, LEVER, 2	
4	FM1-F167-010		1	FOLLOWER ROLLER ASSEMBLY	
5	FU6-2007-000		1	SPRING, TORSION	
6	FU5-2839-000		2	SPRING, TENSION	

Figure 354 REVERSE GUIDE ASSEMBLY, LOWER



FIG/KEY	PART NUMBER	RANK	QTY	DESCRIPTION	REMARKS
354	FM1-A462-000		1	REVERSE GUIDE ASSEMBLY, LOWER	
1	FA9-2112-000		2	BUSHING, PL	
2	FC6-8596-000		1	HOOK, LEVER FRONT, 1	
3	FC6-8598-000		1	CAM, LEVER, 1	
4	FM1-F167-010		3	FOLLOWER ROLLER ASSEMBLY	
5	FM1-L846-000		1	CABLE, SENSOR POWER SUPPLY	
6	FC7-4040-000		1	LEVER, REVERSE GUIDE, 2	
7	FC7-4042-000		1	CAM, REVERSE GUIDE LEVER	
8	FM1-A312-000		4	SENSOR KIT, COLOR	SEE NOTE
9	FU5-2839-000		4	SPRING, TENSION	
10	FU5-2999-000		1	SPRING, TENSION	
11	FU6-2006-010		1	SPRING, TORSION	
12	WG8-5736-000		2	PHOTO SENSOR, OH-118-A5	PS340, PS336
13	FC6-2261-000		1	GUIDE, REVERSE	
14	FM1-V890-000		1	DRIVER PCB ASSEMBLY, IRIS	
15	FM1-L872-000		1	CABLE, COLLAR SENSOR DRAWER	
16	FU5-2833-000		2	SPRING, TENSION	

Figure 355 (1 / 3) REVERSE ASSEMBLY

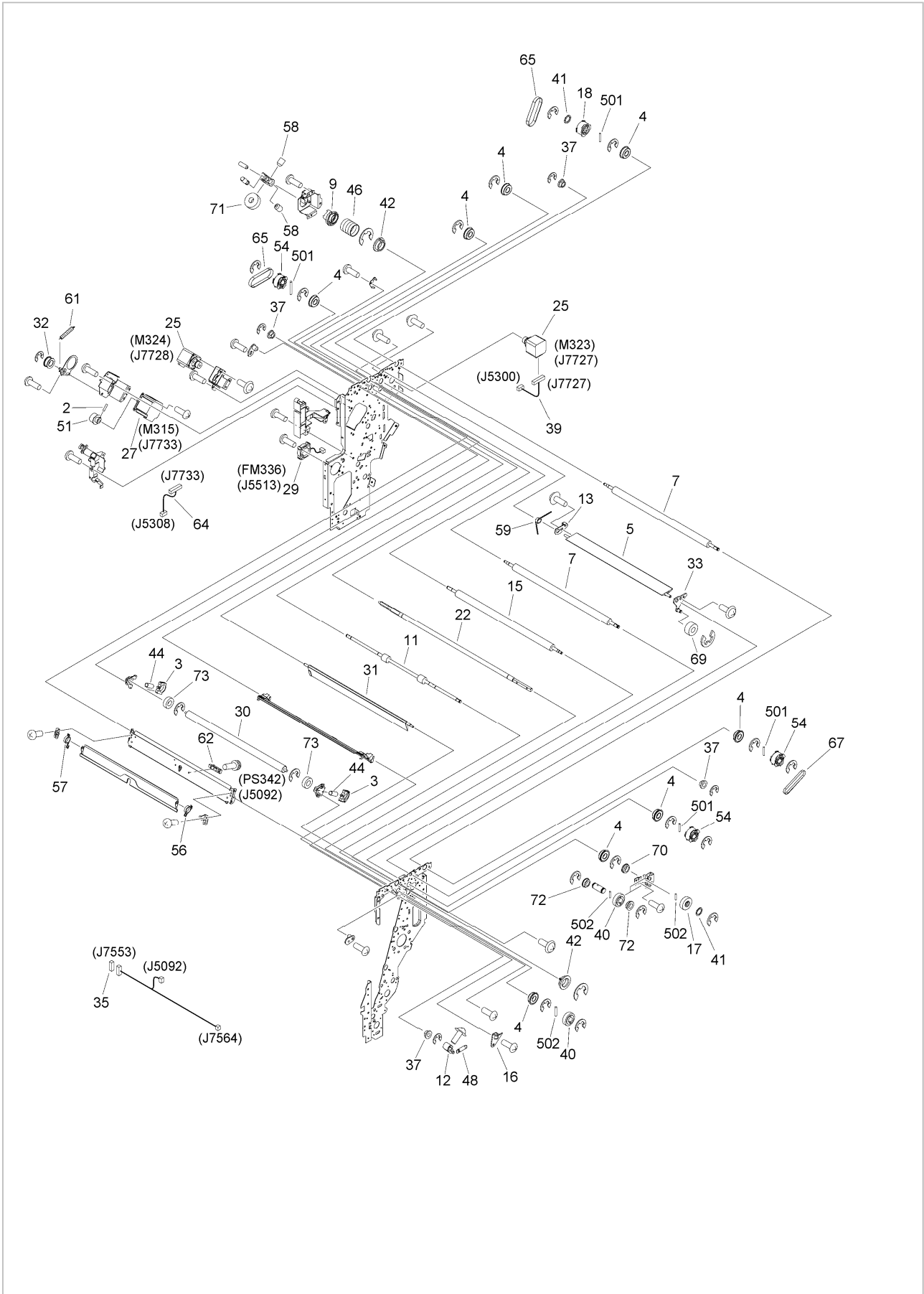
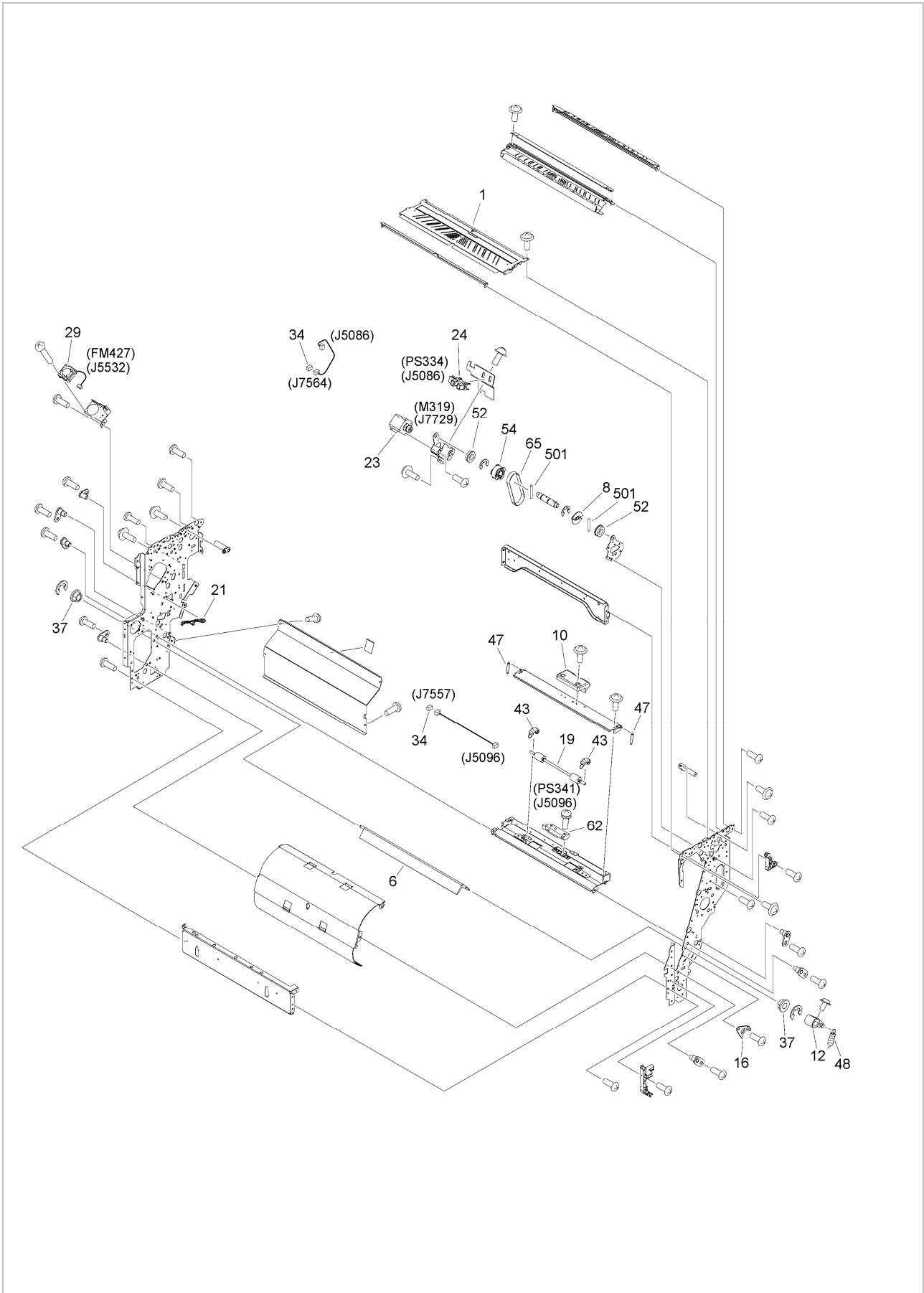


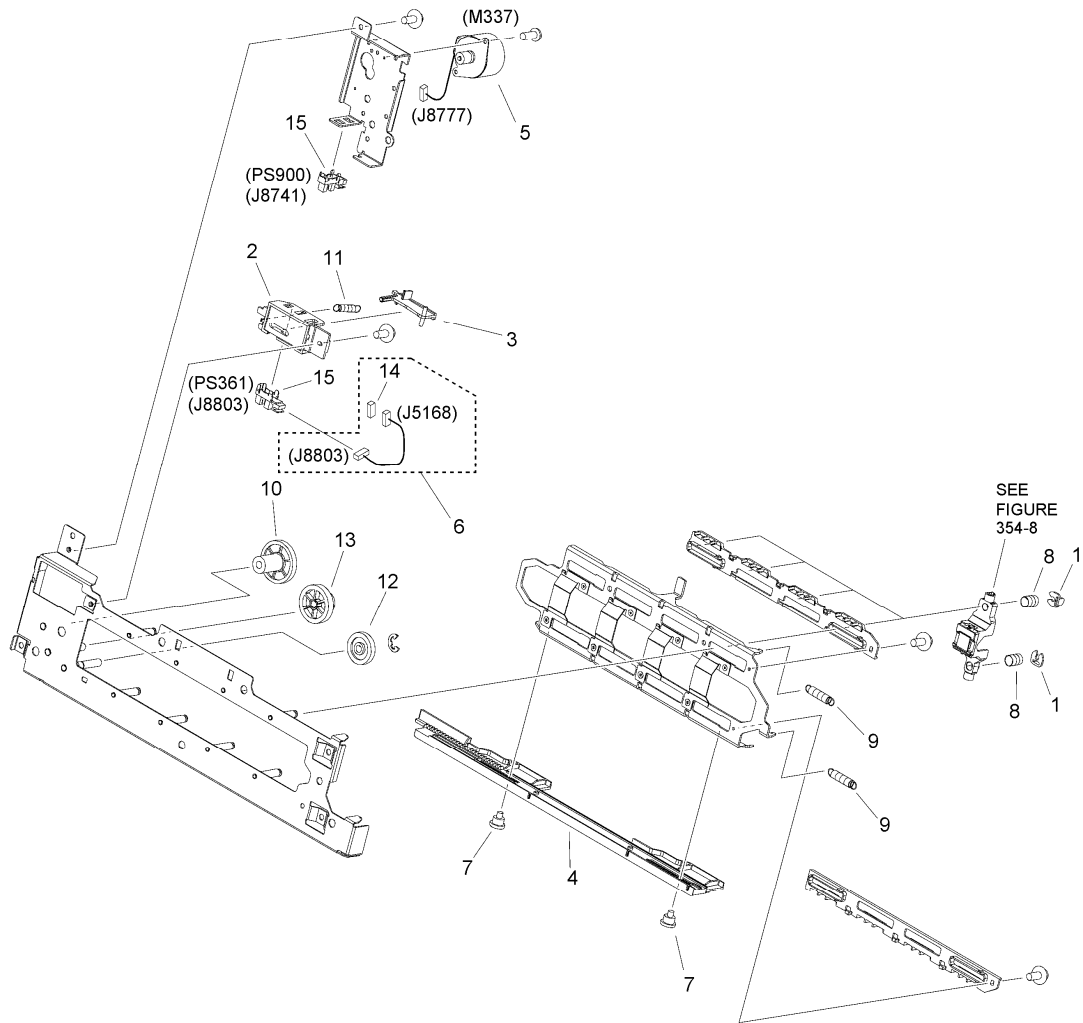
Figure 355 (3 / 3) REVERSE ASSEMBLY



FIG/KEY	PART NUMBER	RANK	QTY	DESCRIPTION	REMARKS
355	FM1-A428-000		1	REVERSE ASSEMBLY	
1	FL2-2262-010		1	GUIDE, PAPER DELIVERY, LOWER,3	
2	FA9-2864-010		2	SETSCREW, M3X4	
3	FC5-9918-000		2	HOLDER	
4	XG9-0779-000		16	BEARING, BALL, 688ZZNR D41	
5	FC5-9935-000		1	FLAPPER, PAPER DELIVERY, 1	
6	FC5-9953-000		1	FLAPPER, REVERSE, 2	
7	FC9-5909-000		2	ROLLER, PAPER DELIVERY DRIVE,A	
8	FC6-2266-000		1	CAM, FLAPPER	
9	FC6-2272-000		1	LOCK, LEVER	
10	FC6-2277-000		1	LEVER, DUPLEXING ENTRANCE	
11	FE3-2353-000		3	ROLLER, REVERSE, 1	
12	FC6-2400-000		2	LEVER, FLAPPER, 1	
13	FC6-2451-000		1	PLATE, FLAPPER	
14	FC9-9464-000		2	ROLLER, DUPLEXING REVERSE	
15	FC9-5911-000		1	ROLLER, PAPER DELIVERY DRIVE,B	
16	FC6-8458-000		2	HOOK, SPRING	
17	FL3-2874-000		1	GEAR, 17T	
18	FL3-2875-000		1	PULLEY, 30T	
19	FM1-F167-010		1	FOLLOWER ROLLER ASSEMBLY	
20	FM1-L940-000		1	CABLE, MOTOR	
21	FC7-4901-010		1	LEVER, REVERSE GUIDE	
22	FC6-2271-000		1	SHAFT, TRANSMISSION	
23	FM1-F316-000		1	MOTOR, STEPPING, DC	M319
24	WG8-5848-000		3	IC, PHOTO-INTERRUPTER	PS334
25	FM1-F406-000		2	MOTOR, STEPPING, DC	M323, M324
26	FK2-3129-000		1	MOTOR, STEPPING, DC	M322
27	FK2-3132-000		2	MOTOR, STEPPING, DC	M315, M320
28	FM1-H079-000		1	MOTOR, STEPPING, DC	M321
29	FK2-6461-000		2	FAN	FM336, FM427
30	FE8-1249-000		1	ROLLER, DRIVEN	
31	FL2-2268-000		1	FLAPPER, REVERSE, 1	
32	FL2-5562-000		3	ROLLER, TENSIONER	
33	FL2-6237-000		1	PLATE, FLAPPER, 2	
34	VS1-7177-003		3	CONNECTOR, SNAP TIGHT, BK	
35	VS1-7177-006		1	CONNECTOR, SNAP TIGHT, BK	
36	FM1-L843-000		1	CABLE, SENSOR, HOME POSITION	
37	FS1-1569-000		6	BUSHING	
38	FS1-9003-020		1	SCREW STEPPED M4, SWCH	
39	FM1-L847-000		2	CABLE, MOTOR CONNECTING	
40	FS5-0688-000		3	GEAR, 17T	
41	FS5-6488-000		2	WASHER	
42	FU5-1319-000		2	BUSHING	
43	FU5-2839-000		2	SPRING, TENSION	
44	FU2-0869-000		2	SPRING, COMPRESSION	
45	FU5-2911-000		1	SPRING, COMPRESSION	
46	FU5-2914-000		1	SPRING, COMPRESSION	
47	FU5-2918-000		2	SPRING, TENSION	
48	FU5-2947-000		2	SPRING, TENSION	
49	FS6-0081-000		1	GEAR, 20T	
50	FU2-0347-000		2	SPRING, COMPRESSION	
51	FU5-3204-000		2	PULLEY, 30T	
52	XG9-0520-000		2	BEARING, BALL, MF106ZZS	
53	FU5-3206-000		1	PULLEY, 20T	

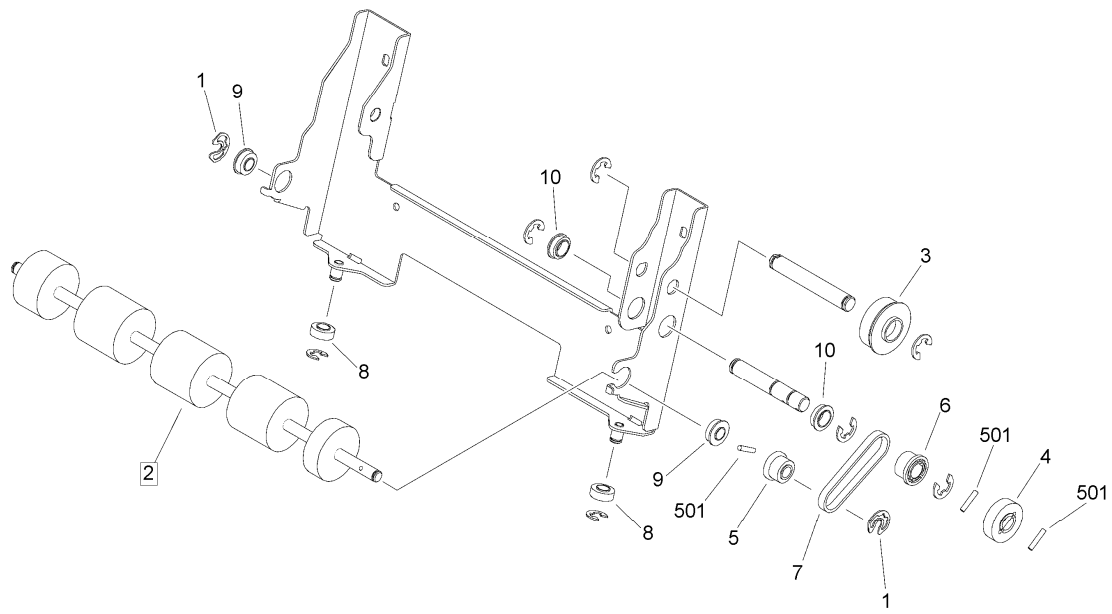
FIG/KEY	PART NUMBER	RANK	QTY	DESCRIPTION	REMARKS
54	FU5-3441-000		9	PULLEY, 30T	
55	FU5-3190-000		1	PULLEY, 30T	
56	FU6-2521-000		1	SPRING, TORSION	
57	FU6-2522-000		1	SPRING, TORSION	
58	XA9-0546-020		2	SET SCREW, M4 X 6	
59	FU6-2532-000		1	SPRING, TORSION	
60	XF2-1604-440		1	BELT, TIMING	
61	FU6-2539-000		3	SPRING, TENSION	
62	WG8-5736-000		3	PHOTO SENSOR, OH-118-A5	PS341, PS342, PS335
63	XZ9-0603-000		2	CATCH, MAGNET	
64	FM2-8691-000		2	CABLE, MOTOR	
65	XF2-3607-060		5	BELT, TIMING	
66	XF2-3608-460		1	BELT, TIMING	
67	XF2-3609-960		1	BELT, TIMING	
68	XF2-3614-860		1	BELT, TIMING	
69	XG9-0149-000		1	BEARING, BALL, 684AA1T12DZZ,	
70	XG9-0709-000		9	BEARING, BALL, MF128ZZ-3	
71	XG9-0724-000		1	BEARING, BALL, 608ZZ-SH44M	
72	XG9-0507-000		4	BEARING, BALL, MF128ZZ	
73	XG9-0780-000		2	BEARING, BALL, 688ZZ	
501	XD3-2200-142		11	PIN, PARALLEL	
502	XD3-2200-102		6	PIN, PARALLEL	

Figure 356 WHITE PLATE MOUNT ASSEMBLY



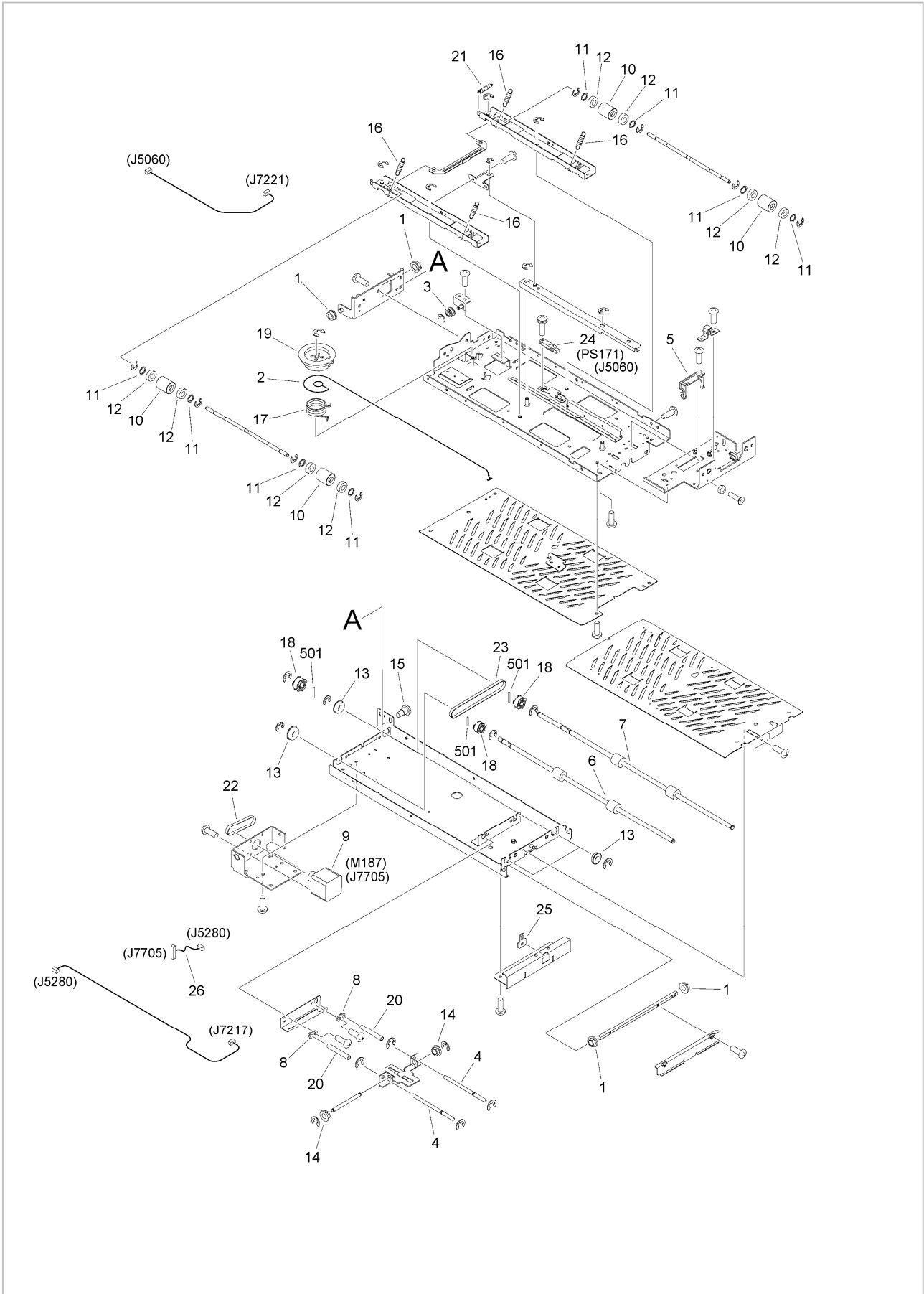
FIG/KEY	PART NUMBER	RANK	QTY	DESCRIPTION	REMARKS
356	NPN		RF	WHITE PLATE MOUNT ASSEMBLY	
1	FB4-2007-000		8	RING, RETAINING	
2	FC6-8464-000		1	MOUNT, OPEN/CLOSE SENSOR	
3	FC6-8465-000		1	FLAG, OPEN/CLOSE DETECT	
4	FE3-2031-000		1	RACK	
5	FK4-1409-000		1	MOTOR, STEPPING, DC	M337
6	FM1-L848-000		1	CABLE, OPEN/CLOSE SENSOR	
7	FS5-9715-000		2	SCREW, STEPPED, M3	
8	FU2-0345-000		8	SPRING, COMPRESSION	
9	FU2-0381-000		2	SPRING, TENSION	
10	FU2-1526-000		1	GEAR, 56T/12T	
11	FU5-2947-000		1	SPRING, TENSION	
12	FU6-0076-000		1	GEAR, 24T	
13	FU7-0836-000		1	GEAR, 17T/30T	
14	VS1-7177-003		1	CONNECTOR, SNAP TIGHT, BK	
15	WG8-5848-000		2	IC, PHOTO-INTERRUPTER	PS361, PS900

Figure 357 SPONGE ROLLER MOUNT ASSEMBLY



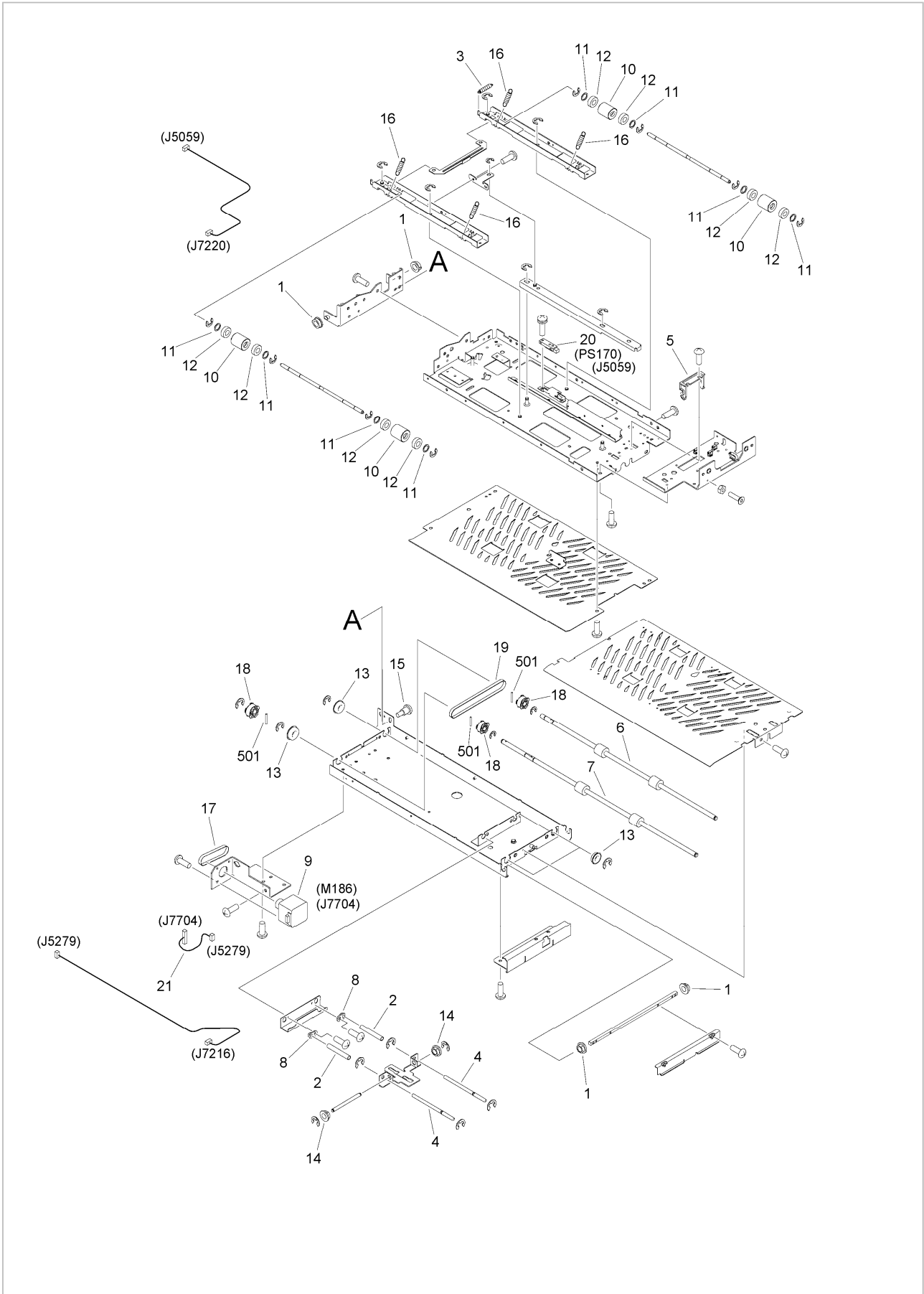
FIG/KEY	PART NUMBER	RANK	QTY	DESCRIPTION	REMARKS
357	NPN		RF	SPONGE ROLLER MOUNT ASSEMBLY	
1	FB6-6088-000		2	RING, RETAINING	
2	FE3-2028-000		1	ROLLER, SPONGE	[DP]
3	FL2-4030-000		1	GEAR, 24T	
4	FS6-0081-000		1	GEAR, 20T	
5	FU5-3077-000		1	PULLEY, 20T	
6	FU5-3377-000		1	PULLEY, 22T	
7	XF2-1605-740		1	BELT, TIMING	
8	XG9-0706-000		2	BEARING, BALL, MR126ZZ-1	
9	XG9-0707-000		2	BEARING, BALL, MF126ZZ-1	
10	XG9-0709-000		2	BEARING, BALL, MF128ZZ-3	
501	XD3-2200-102		3	PIN, PARALLEL	

Figure 360 DUPLEX LEFT ASSEMBLY



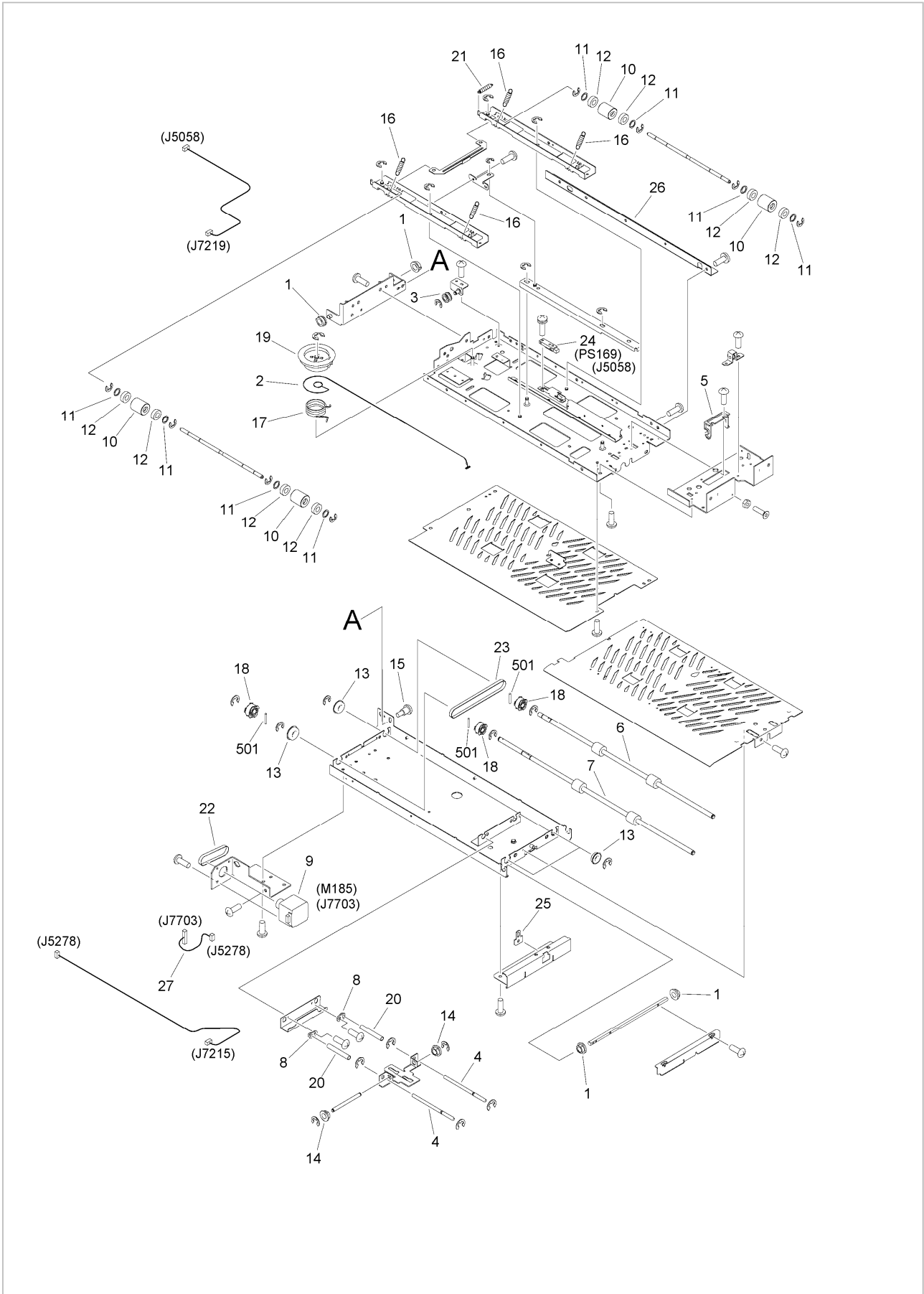
FIG/KEY	PART NUMBER	RANK	QTY	DESCRIPTION	REMARKS
360	FM2-5197-010		1	DUPLEX LEFT ASSEMBLY	
1	FA9-2112-000		4	BUSHING, PL	
2	FC6-0034-000		1	WIRE, LIFTER	
3	FC6-0059-000		1	ROLLER, WIRE	
4	FC6-7842-000		2	PIN, GUIDE LOCK	
5	FC6-7852-000		1	HOOK, DUPLEXING GUIDE	
6	FC9-9477-000		1	ROLLER, PAPER FEED, A	
7	FC9-9478-000		1	ROLLER, PAPER FEED, B	
8	FC6-8310-000		2	BUSHING, FIXED	
9	FM1-F316-000		1	MOTOR, STEPPING, DC	M187
10	FC5-9668-000		4	ROLLER, FOLLOWER	
11	FS5-6488-000		8	WASHER	
12	XG9-0245-000		8	BEARING, BALL, MR126ZZMC3NS7L	
13	XG9-0779-000		4	BEARING, BALL, 688ZZNR D41	
14	FS1-1569-000		2	BUSHING	
15	FS1-9053-020		1	SCREW, STEPPED, M4	
16	FU5-2839-000		4	SPRING, TENSION	
17	FU5-2846-000		1	SPRING, TORSION	
18	FU5-3441-000		3	PULLEY, 30T	
19	FU6-0352-000		1	GEAR, 62T	
20	FU6-2511-000		2	SPRING, COMPRESSION	
21	FU6-2512-000		1	SPRING, FOLLOWER ROLLER HOLDER	
22	XF2-3608-460		1	BELT, TIMING	
23	XF2-3615-460		1	BELT, TIMING	
24	WG8-5736-000		1	PHOTO SENSOR, OH-118-A5	PS171
25	FC5-9565-000		1	PLATE, HOOK	
26	FM1-L940-000		1	CABLE, MOTOR	
501	XD3-2200-142		3	PIN, PARALLEL	

Figure 361 DUPLEX CENTER ASSEMBLY



FIG/KEY	PART NUMBER	RANK	QTY	DESCRIPTION	REMARKS
361	FM2-5210-010		1	DUPLEX CENTER ASSEMBLY	
1	FA9-2112-000		4	BUSHING, PL	
2	FU6-2511-000		2	SPRING, COMPRESSION	
3	FU6-2512-000		1	SPRING, FOLLOWER ROLLER HOLDER	
4	FC6-7842-000		2	PIN, GUIDE LOCK	
5	FC6-7852-000		1	HOOK, DUPLEXING GUIDE	
6	FC9-9477-000		1	ROLLER, PAPER FEED, A	
7	FC9-9478-000		1	ROLLER, PAPER FEED, B	
8	FC6-8310-000		2	BUSHING, FIXED	
9	FM1-F316-000		1	MOTOR, STEPPING, DC	M186
10	FC5-9668-000		4	ROLLER, FOLLOWER	
11	FS5-6488-000		8	WASHER	
12	XG9-0245-000		8	BEARING, BALL, MR126ZZMC3NS7L	
13	XG9-0779-000		4	BEARING, BALL, 688ZZNR D41	
14	FS1-1569-000		2	BUSHING	
15	FS1-9053-020		1	SCREW, STEPPED, M4	
16	FU5-2839-000		4	SPRING, TENSION	
17	XF2-3608-460		1	BELT, TIMING	
18	FU5-3441-000		3	PULLEY, 30T	
19	XF2-3615-460		1	BELT, TIMING	
20	WG8-5736-000		1	PHOTO SENSOR, OH-118-A5	PS170
21	FM1-L940-000		1	CABLE, MOTOR	
501	XD3-2200-142		3	PIN, PARALLEL	

Figure 362 DUPLEX RIGHT ASSEMBLY



FIG/KEY	PART NUMBER	RANK	QTY	DESCRIPTION	REMARKS
362	FM2-5213-010		1	DUPLEX RIGHT ASSEMBLY	
1	FA9-2112-000		4	BUSHING, PL	
2	FC6-0034-000		1	WIRE, LIFTER	
3	FC6-0059-000		1	ROLLER, WIRE	
4	FC6-7842-000		2	PIN, GUIDE LOCK	
5	FC6-7852-000		1	HOOK, DUPLEXING GUIDE	
6	FC9-9477-000		1	ROLLER, PAPER FEED, A	
7	FC9-9478-000		1	ROLLER, PAPER FEED, B	
8	FC6-8310-000		2	BUSHING, FIXED	
9	FM1-F316-000		1	MOTOR, STEPPING, DC	M185
10	FC5-9668-000		4	ROLLER, FOLLOWER	
11	FS5-6488-000		8	WASHER	
12	XG9-0245-000		8	BEARING, BALL, MR126ZZMC3NS7L	
13	XG9-0779-000		4	BEARING, BALL, 688ZZNR D41	
14	FS1-1569-000		2	BUSHING	
15	FS1-9053-020		1	SCREW, STEPPED, M4	
16	FU5-2839-000		4	SPRING, TENSION	
17	FU5-2846-000		1	SPRING, TORSION	
18	FU5-3441-000		3	PULLEY, 30T	
19	FU6-0352-000		1	GEAR, 62T	
20	FU6-2511-000		2	SPRING, COMPRESSION	
21	FU6-2512-000		1	SPRING, FOLLOWER ROLLER HOLDER	
22	XF2-3608-460		1	BELT, TIMING	
23	XF2-3615-460		1	BELT, TIMING	
24	WG8-5736-000		1	PHOTO SENSOR, OH-118-A5	PS169
25	FC5-9565-000		1	PLATE, HOOK	
26	FC6-7875-000		1	GUIDE, DUPLEX OUTLET, UPPER	
27	FM1-L940-000		1	CABLE, MOTOR	
501	XD3-2200-142		3	PIN, PARALLEL	

Figure 370 (1 / 2) DUPLEXING DECURLER ASSEMBLY

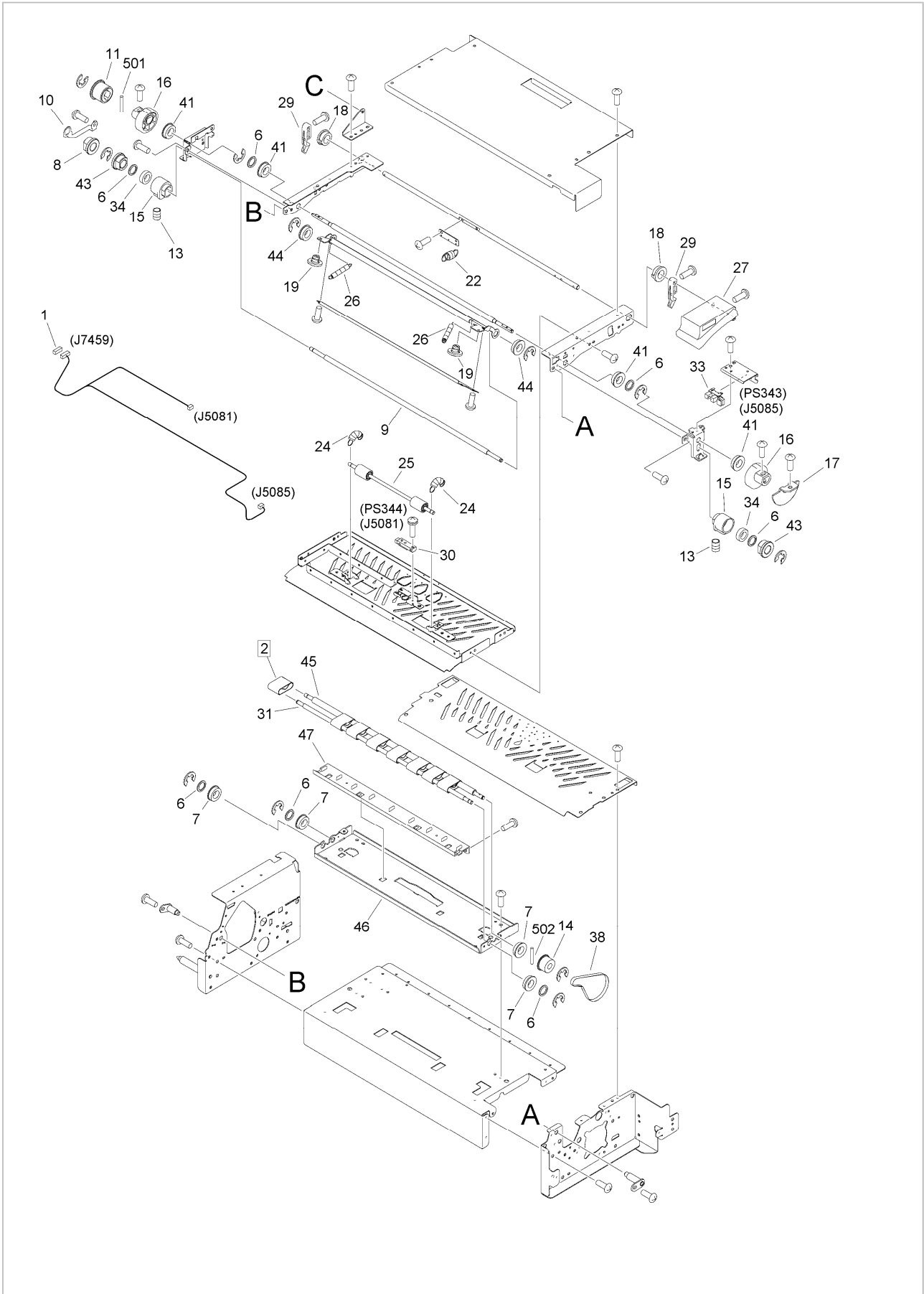
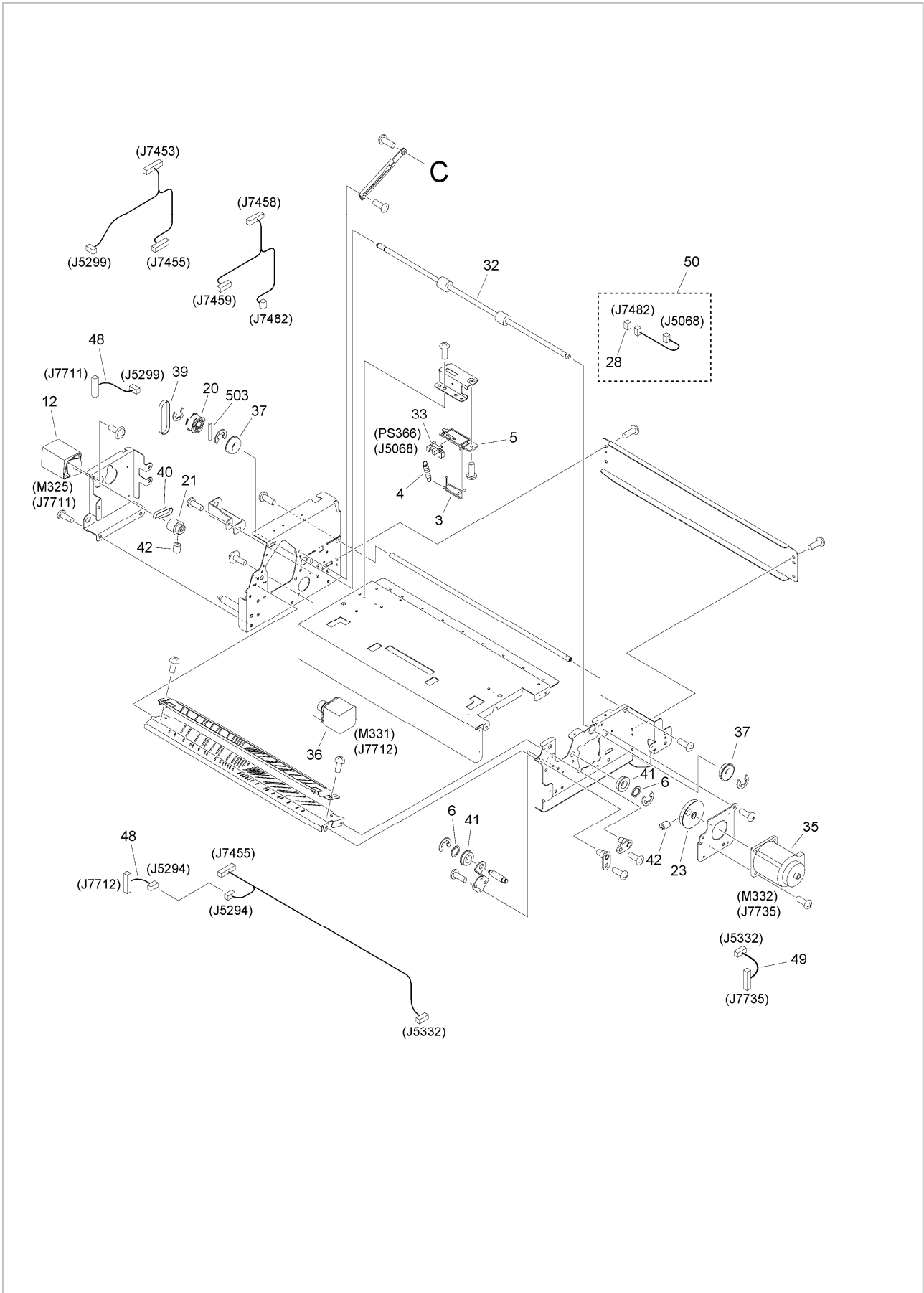


Figure 370 (2 / 2) DUPLEXING DECURLER ASSEMBLY



FIG/KEY	PART NUMBER	RANK	QTY	DESCRIPTION	REMARKS
370	FM1-H083-000		1	DUPLEXING DECURLER ASSEMBLY	
1	VS1-7177-006		1	CONNECTOR, SNAP TIGHT, BK	
2	FC7-4600-000		8	BELT, WIDTH PAPER FEED	[DP]
3	FC6-8465-000		1	FLAG, OPEN/CLOSE DETECT	
4	FU5-2947-000		1	SPRING, TENSION	
5	FC6-8464-000		1	MOUNT, OPEN/CLOSE SENSOR	
6	FS5-6488-000		9	WASHER	
7	XG9-0856-000		4	BEARING, BALL, MF126ZZX3D41	
8	FS5-1592-000		1	BUSHING	
9	FC7-1569-010		1	ROLLER, DECURLER, UPPER	
10	FC7-1603-000		1	PLATE, ROLLER GROUNDING, UP.	
11	FU5-3208-000		1	PULLEY, 20T	
12	FK2-3136-000		1	MOTOR, STEPPING, DC	M325
13	FU5-2996-000		2	SPRING, COMPRESSION	
14	FU5-3210-000		1	PULLEY, 23T	
15	FU5-1328-000		2	BUSHING, ROLLER	
16	FC7-1531-000		2	CAM, DECURLER	
17	FC5-9239-000		1	FLAG, SENSOR	
18	FA9-2112-000		2	BUSHING, PL	
19	FC5-0127-000		2	PIN, SLIDER	
20	FU5-3441-000		1	PULLEY, 30T	
21	FU5-3209-000		1	PULLEY, 20T	
22	FU6-2005-000		1	SPRING, TENSION	
23	FU5-3211-000		1	PULLEY, 81T	
24	FU5-2839-000		2	SPRING, TENSION	
25	FM1-F167-010		1	FOLLOWER ROLLER ASSEMBLY	
26	FU2-1524-000		2	SPRING, TENSION	
27	FC5-9976-000		1	LEVER, REVERSE GUIDE	
28	VS1-7177-003		1	CONNECTOR, SNAP TIGHT, BK	
29	FC7-1808-000		2	HOOK, RELEASE	
30	WG8-5736-000		1	PHOTO SENSOR, OH-118-A5	PS344
31	FC7-1598-010		1	ROLLER, DRIVEN	
32	FC9-9465-000		1	ROLLER, DUPLEXING, REAR	
33	WG8-5848-000		2	IC, PHOTO-INTERRUPTER	PS343, PS366
34	XG9-0497-000		2	BEARING, BALL, MR106ZZ,	
35	FK2-3152-000		1	MOTOR, STEPPING, DC	M332
36	FK2-3129-000		1	MOTOR, STEPPING, DC	M331
37	XG9-0779-000		2	BEARING, BALL, 688ZZNR D41	
38	XF2-3612-560		1	BELT, TIMING	
39	XF2-3608-060		1	BELT, TIMING	
40	XF2-3605-060		1	BELT, TIMING	
41	XG9-0520-000		6	BEARING, BALL, MF106ZZS	
42	FA9-2864-010		2	SETSCREW, M3X4	
43	FS5-1755-000		2	BUSHING	
44	XG9-0705-000		2	BEARING, BALL, MF106ZZS	
45	FC7-4048-010		1	SHAFT, TRANSMISSION	
46	FC7-1625-010		1	FRAME, DUPLEX	
47	FC7-7026-000		1	GUIDE, BELT	
48	FM2-8689-000		2	CABLE, MOTOR, 1	
49	FM2-8691-000		1	CABLE, MOTOR	
50	FM2-8714-000		1	CABLE, DUPLEXING INLET SENSOR	
501	XD3-2200-082		1	PIN, PARALLEL	
502	XD3-2200-102		1	PIN, PARALLEL	
503	XD3-2200-142		1	PIN, PARALLEL	

Figure 371 (1 / 2) DUPLEXING ASSEMBLY, RIGHT

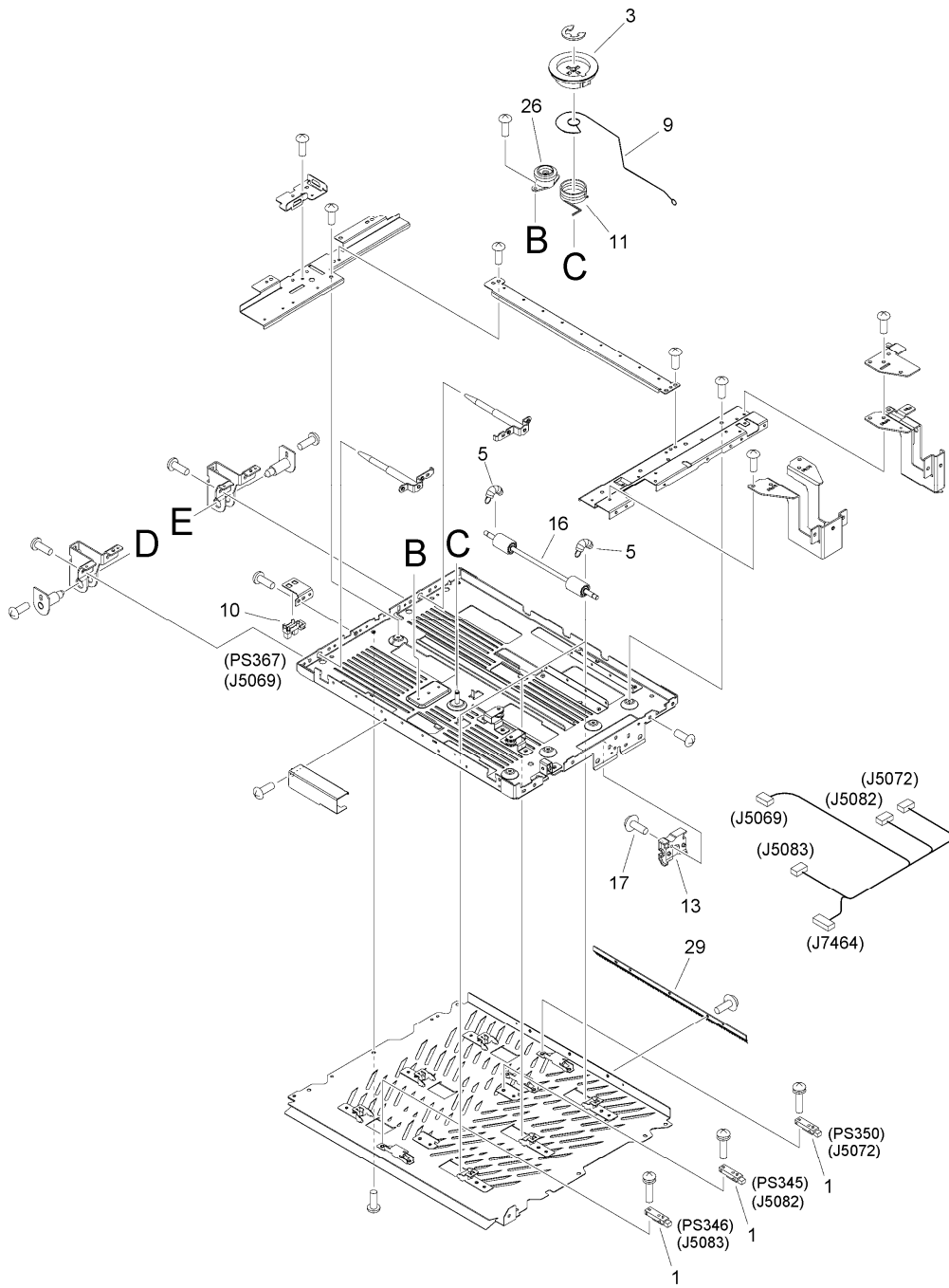
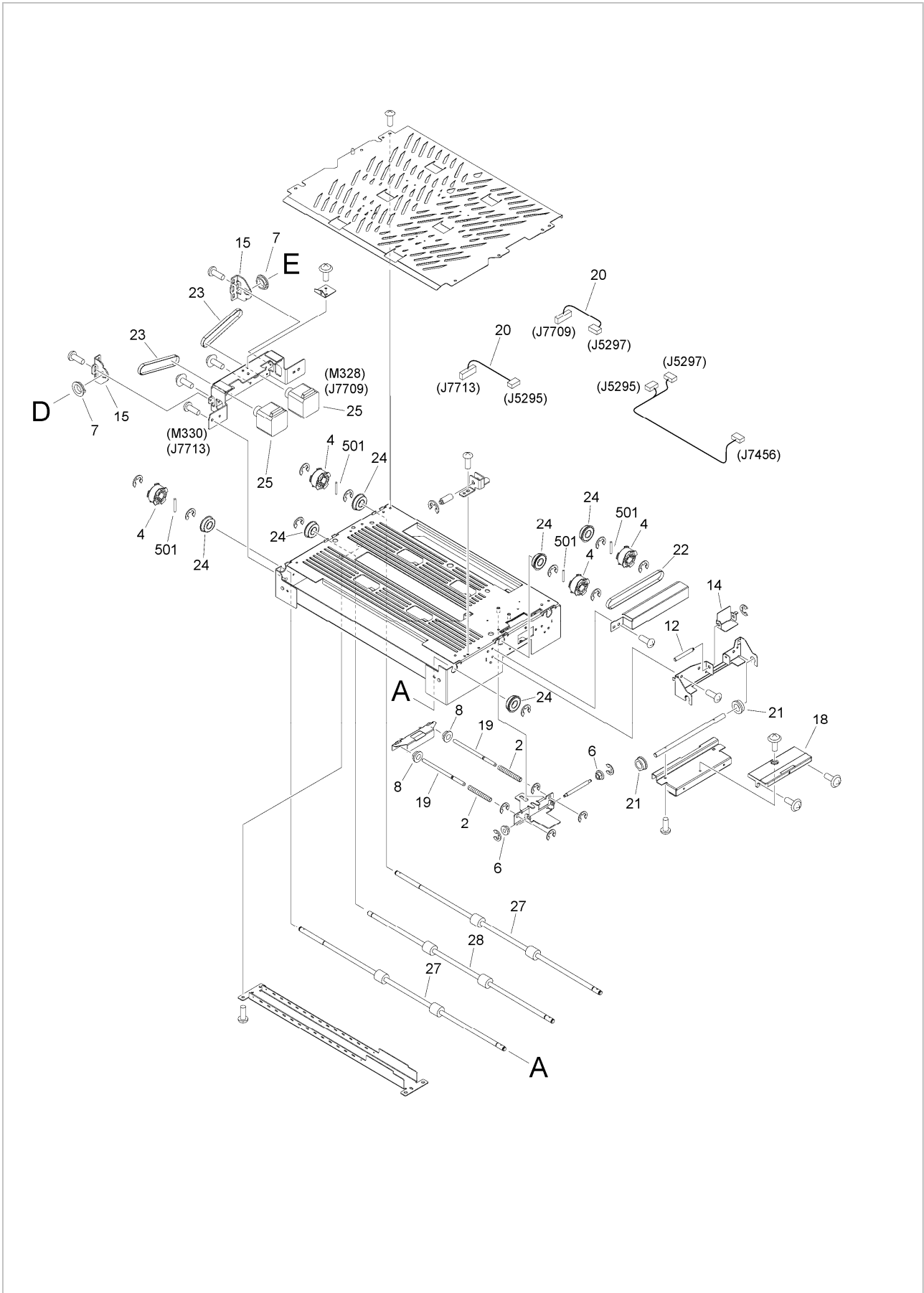


Figure 371 (2 / 2) DUPLEXING ASSEMBLY, RIGHT



FIG/KEY	PART NUMBER	RANK	QTY	DESCRIPTION	REMARKS
371	FM2-2240-020		1	DUPLEXING ASSEMBLY, RIGHT	
1	WG8-5736-000		3	PHOTO SENSOR, OH-118-A5	PS345, PS346, PS350
2	FU6-2562-000		2	SPRING, COMPRESSION	
3	FU6-0352-000		1	GEAR, 62T	
4	FU5-3441-000		4	PULLEY, 30T	
5	FU5-2839-000		6	SPRING, TENSION	
6	FS5-1005-000		2	BUSHING, POLYESTER(R)	
7	FS2-1012-000		2	BUSHING	
8	FS1-1569-000		2	BUSHING	
9	FC6-8506-000		1	WIRE, DUPLEXING LIFTER	
10	WG8-5783-000		1	IC, PHOTO- INTERRUPTER, LG248NL1A	PS367
11	FC7-5720-000		1	SPRING, TORSION	
12	FC7-3514-000		1	SHAFT, LOCK RELEASE	
13	FC7-3512-000		1	HOOK, DUPLEXING GUIDE, RIGHT	
14	FC7-7487-000		1	LINK, LOCK RELEASE	
15	FC7-3506-000		2	HINGE, ADJUSTMENT, RIGHT	
16	FM1-F167-010		3	FOLLOWER ROLLER ASSEMBLY	
17	XA9-1469-000		1	SCREW, TP, M3X6	
18	FC6-8504-000		1	GRIP, DUPLEXING HANDLE, RIGHT	
19	FC7-7486-000		2	SHAFT, GUIDE LOCK	
20	FM1-L940-000		2	CABLE, MOTOR	
21	FA9-2112-000		2	BUSHING, PL	
22	XF2-3615-460		1	BELT, TIMING	
23	XF2-3611-560		2	BELT, TIMING	
24	XG9-0779-000		6	BEARING, BALL, 688ZZNR D41	
25	FM1-F316-000		2	MOTOR, STEPPING, DC	M328, M330
26	FL2-4135-000		1	DAMPER, ROTARY	
27	FC9-9471-000		2	ROLLER, PAPER FEED, LOWER	
28	FC9-9466-000		1	ROLLER, DUPLEXING PAPER FEED	
29	FB4-5093-020		1	PLATE, HORIZON. PATH GROUNDING	
501	XD3-2200-142		4	PIN, PARALLEL	

Figure 372 (1 / 2) DUPLEXING ASSEMBLY, LEFT

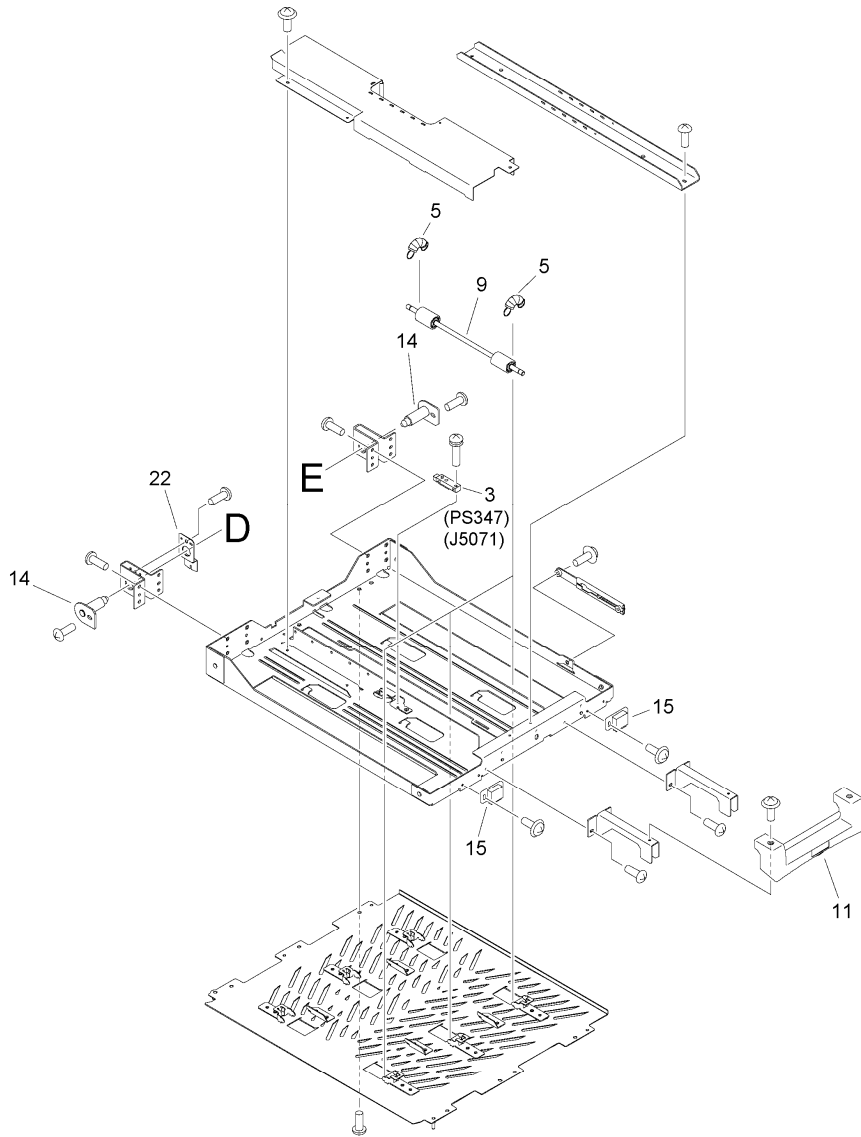
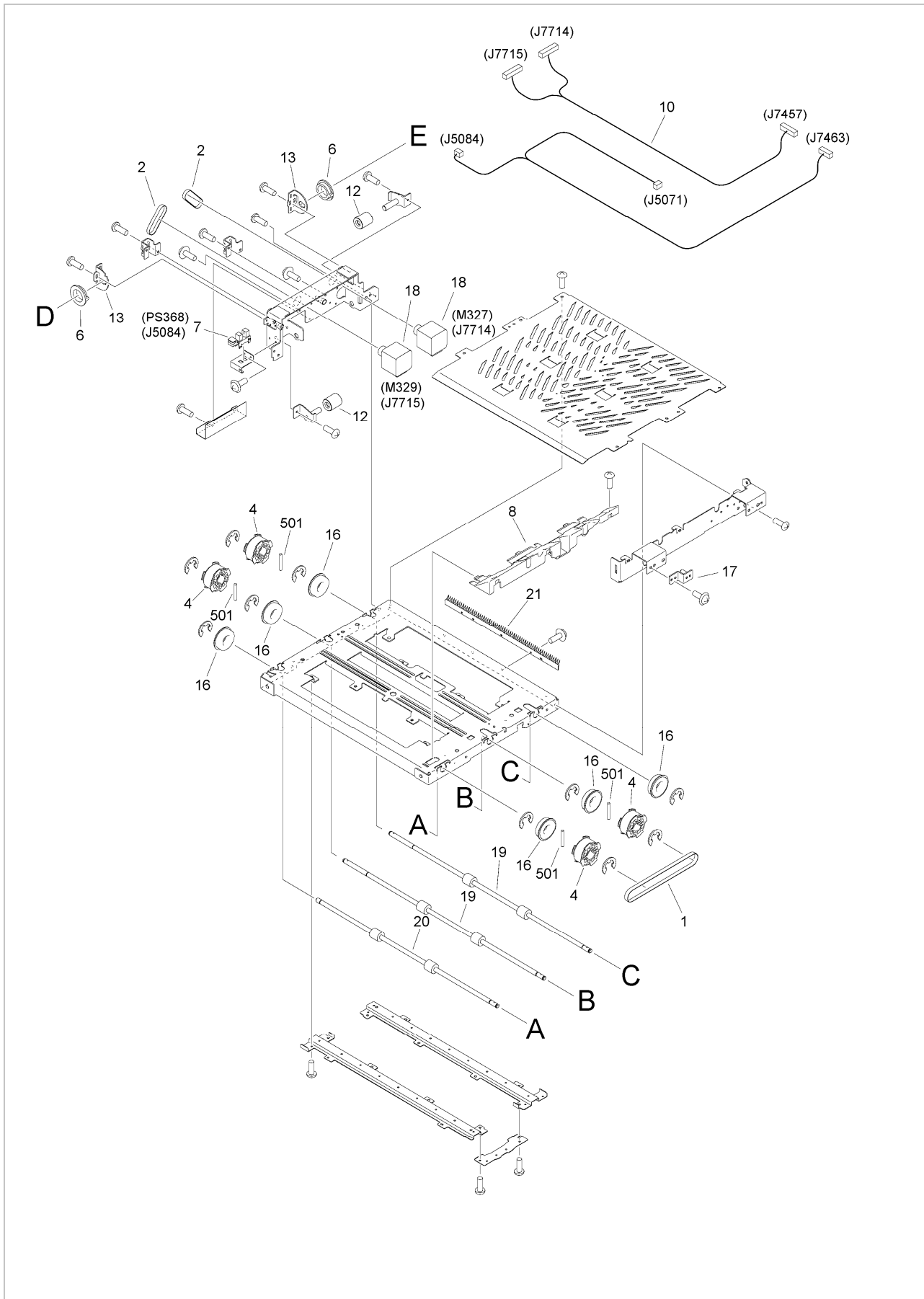
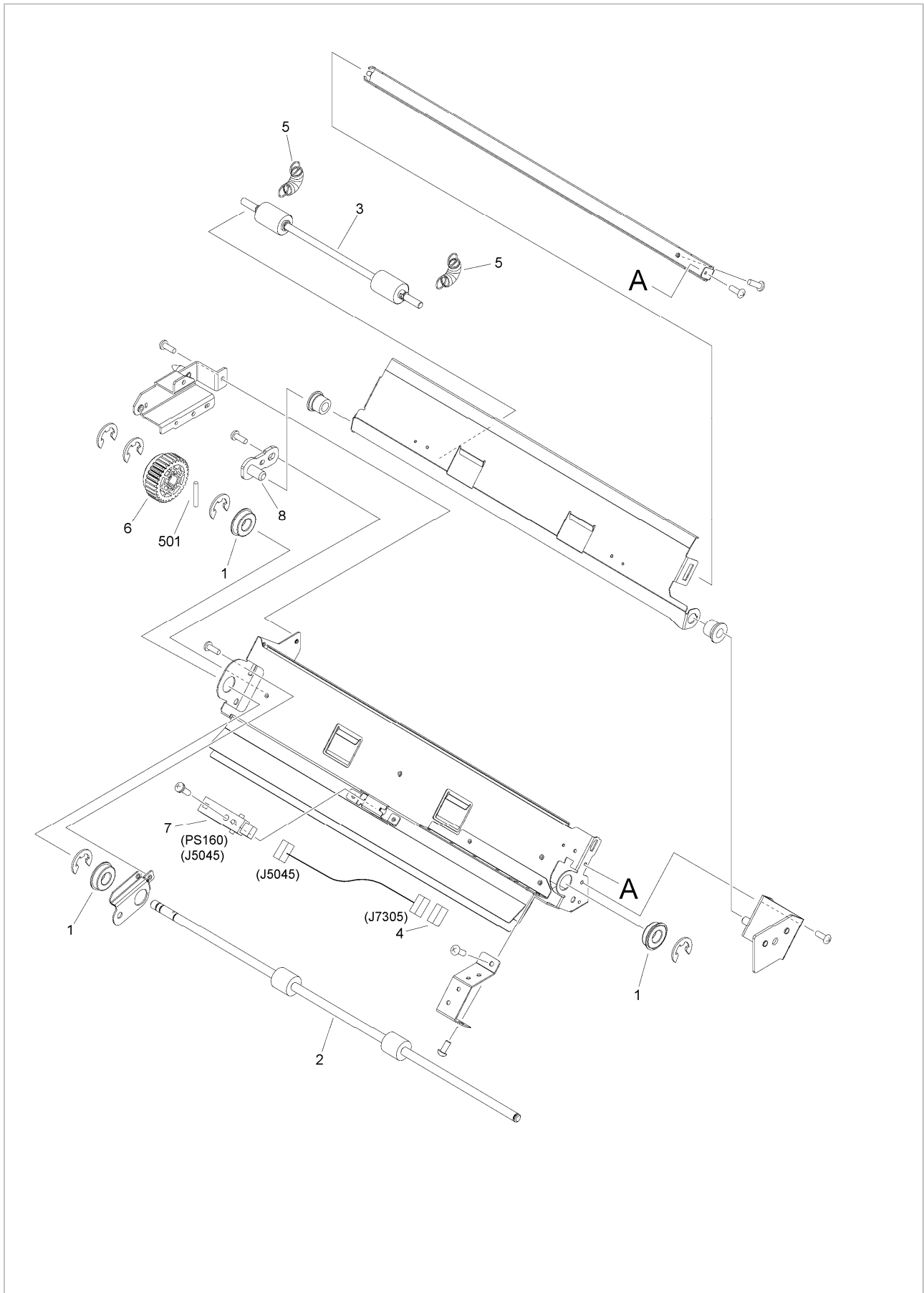


Figure 372 (2 / 2) DUPLEXING ASSEMBLY, LEFT



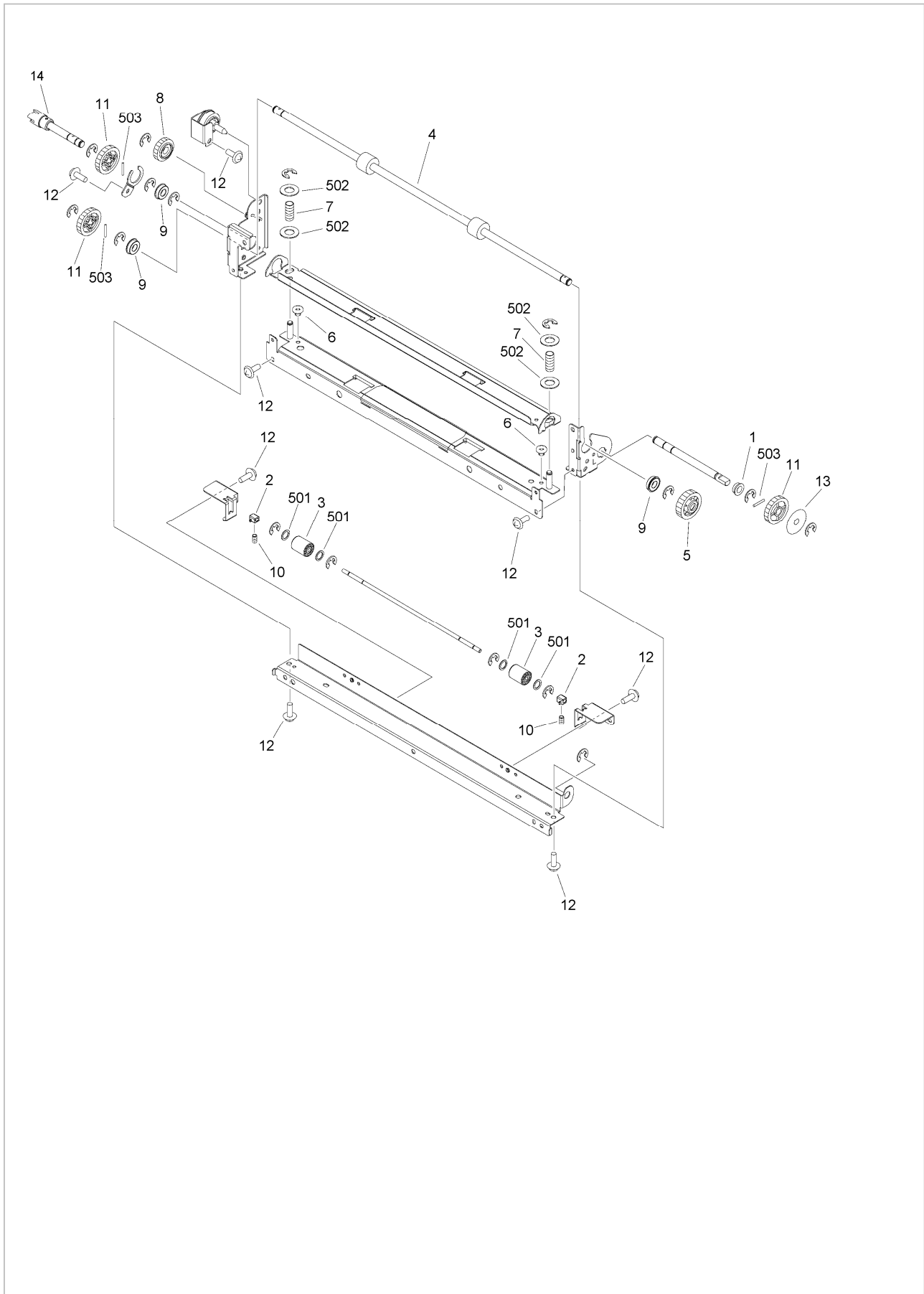
FIG/KEY	PART NUMBER	RANK	QTY	DESCRIPTION	REMARKS
372	FM2-2241-020		1	DUPLEXING ASSEMBLY, LEFT	
1	XF2-3615-460		1	BELT, TIMING	
2	XF2-3607-260		2	BELT, TIMING	
3	WG8-5736-000		1	PHOTO SENSOR, OH-118-A5	PS347
4	FU5-3441-000		4	PULLEY, 30T	
5	FU5-2839-000		6	SPRING, TENSION	
6	FS2-1012-000		2	BUSHING	
7	WG8-5783-000		1	IC, PHOTO- INTERRUPTER, LG248NL1A	PS368
8	FC7-4058-000		1	MOUNT, JUMP	
9	FM1-F167-010		3	FOLLOWER ROLLER ASSEMBLY	
10	FM1-L967-000		1	CABLE, MOTOR, 2	
11	FC6-8647-000		1	HANDLE, DUPLEXING, LEFT	
12	FC5-9668-000		2	ROLLER, FOLLOWER	
13	FC7-1879-000		2	HINGE, ADJUSTMENT, LEFT	
14	FL2-2140-000		2	HINGE, FEED, LOWER	
15	XZ9-0598-000		2	CATCH, MAGNET	
16	XG9-0779-000		6	BEARING, BALL, 688ZZNR D41	
17	FL2-2293-000		1	LOCK, PAPER FEED, LOWER	
18	FM1-F316-000		2	MOTOR, STEPPING, DC	M327, M329
19	FC9-9471-000		2	ROLLER, PAPER FEED, LOWER	
20	FC9-9466-000		1	ROLLER, DUPLEXING PAPER FEED	
21	FB4-5093-020		1	PLATE, HORIZON. PATH GROUNDING	
22	FC6-0090-000		1	FLAG, GUIDE OPEN/CLOSE DETECT	
501	XD3-2200-142		4	PIN, PARALLEL	

Figure 380 LEFT DECK PATH CROSSING ASS'Y



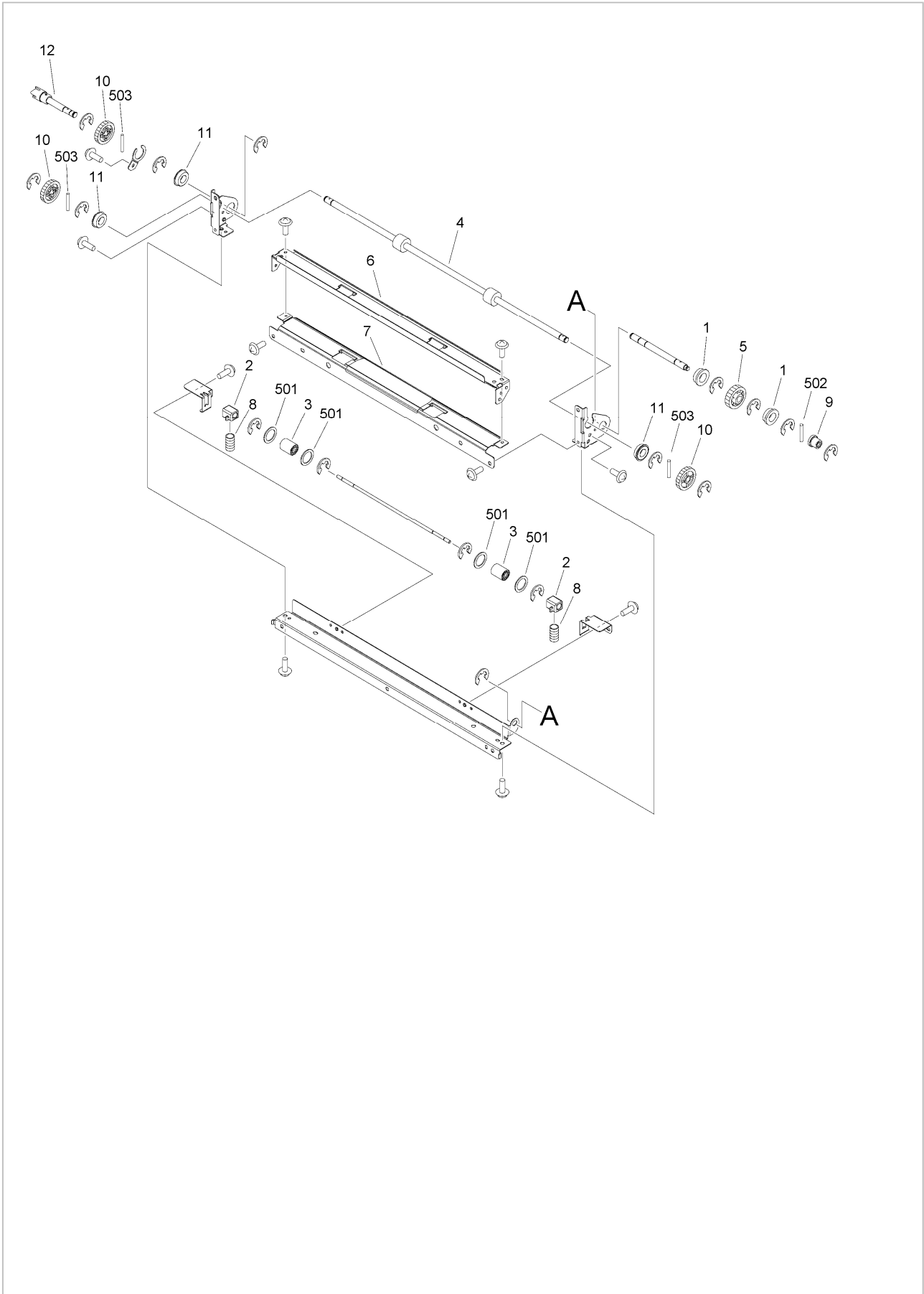
FIG/KEY	PART NUMBER	RANK	QTY	DESCRIPTION	REMARKS
380	FM1-K612-000		1	LEFT DECK PATH CROSSING ASS'Y	
1	XG9-0779-000		3	BEARING, BALL, 688ZZNR D41	
2	FC9-9473-000		1	ROLLER, LEFT DECK CROSSING	
3	FM1-F167-010		1	FOLLOWER ROLLER ASSEMBLY	
4	VS1-8959-003		1	CONNECTOR, SNAP TIGHT, 3P, W	
5	FU2-0861-000		2	SPRING, TENSION	
6	FU6-0308-000		1	GEAR, 30T	
7	WG8-5736-000		1	PHOTO SENSOR, OH-118-A5	PS160
8	FL2-2139-000		1	HINGE, CROSSING, REAR	
501	XD3-2200-142		1	PIN, PARALLEL	

Figure 381 PULL-OUT ROLLER LEFT ASS'Y



FIG/KEY	PART NUMBER	RANK	QTY	DESCRIPTION	REMARKS
381	FM1-A315-000		1	PULL-OUT ROLLER LEFT ASS'Y	
1	FA9-2112-000		1	BUSHING, PL	
2	FB2-7755-000		2	BUSHING	
3	FC5-8133-000		2	ROLLER, DRIVEN	
4	FC8-1659-000		1	ROLLER, SECOND EXTRACTION	
5	FC5-8169-000		1	GEAR, 30T	
6	FC7-0027-000		2	SPACER, GUIDE	
7	FU9-2445-000		2	SPRING, COMPRESSION	
8	FL2-1851-000		1	GEAR, 24T	
9	XG9-0508-000		3	BEARING, BALL, F688ZZ	
10	FU2-0953-000		2	SPRING, COMPRESSION	
11	FU6-0169-000		3	GEAR, 30T	
12	XA9-1249-010		12	SCREW, TP M4X8	
13	FC8-1654-000		1	CLAMP, GEAR	
14	FL2-1786-000		1	SHAFT, TRANSMISSION	
501	XD1-1104-113		4	WASHER, COP	
502	XD1-1107-237		4	WASHER, PLAIN	
503	XD3-2200-162		3	PIN, PARALLEL	

Figure 382 PULL-OUT ROLLER RIGHT ASS'Y



FIG/KEY	PART NUMBER	RANK	QTY	DESCRIPTION	REMARKS
382	FM1-H049-000		1	PULL-OUT ROLLER RIGHT ASS'Y	
1	FA9-2112-000		2	BUSHING, PL	
2	FB2-7755-000		2	BUSHING	
3	FC5-8133-000		2	ROLLER, DRIVEN	
4	FC8-1659-000		1	ROLLER, SECOND EXTRACTION	
5	FC5-8169-000		1	GEAR, 30T	
6	FC5-8175-010		1	GUIDE, EXTRACTION, UPPER	
7	FL2-7889-010		1	GUIDE, EXTRACTION, LOWER	
8	FU2-0953-000		2	SPRING, COMPRESSION	
9	FU5-3189-000		1	PULLEY, 20T	
10	FU6-0169-000		3	GEAR, 30T	
11	XG9-0508-000		3	BEARING, BALL, F688ZZ	
12	FL2-1786-000		1	SHAFT, TRANSMISSION	
501	XD1-1104-113		4	WASHER, COP	
502	XD3-2200-122		1	PIN, DOWEL	
503	XD3-2200-162		3	PIN, PARALLEL	

Figure 383 (1 / 2) PAPER FEED MOUNT ASSEMBLY

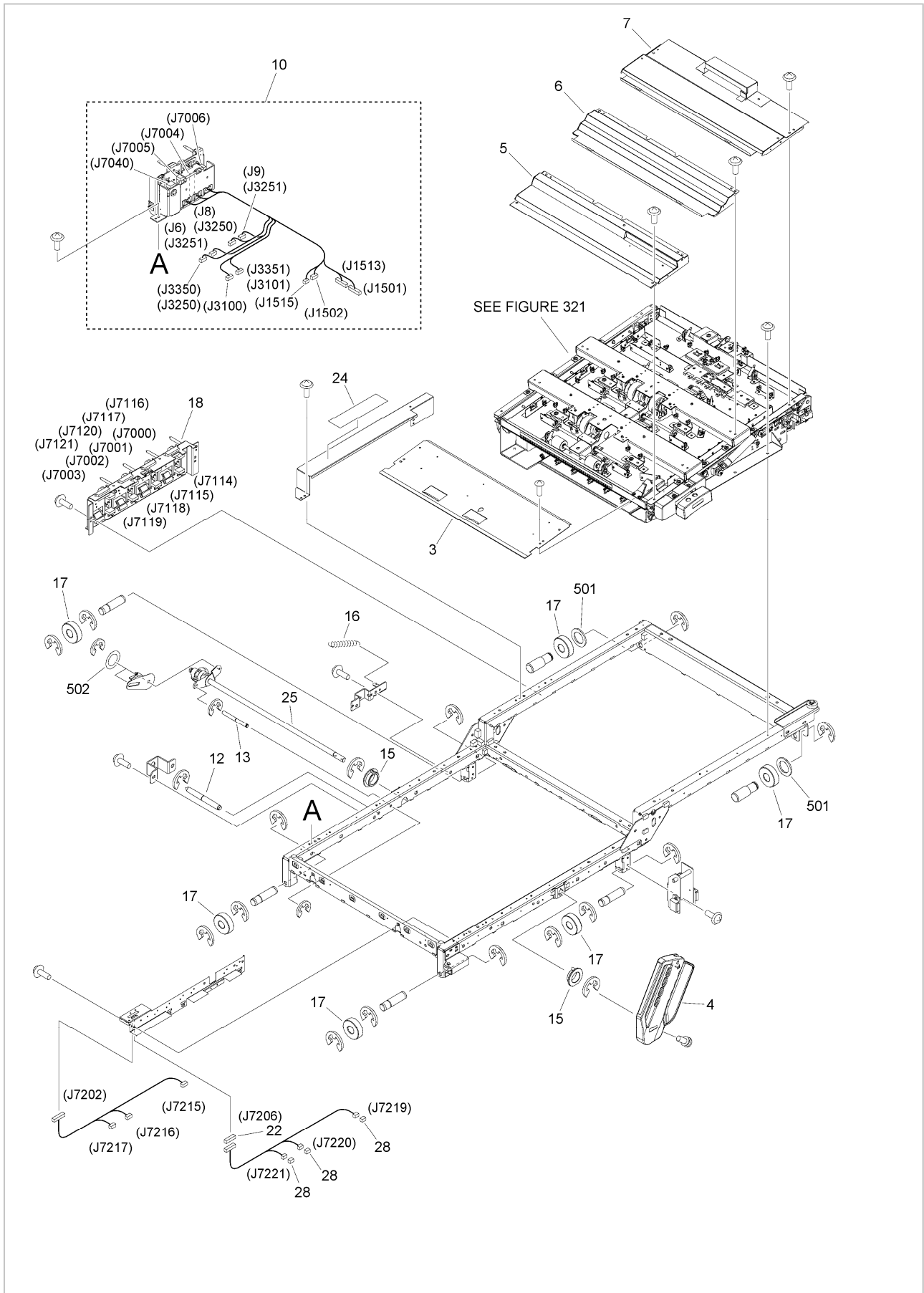
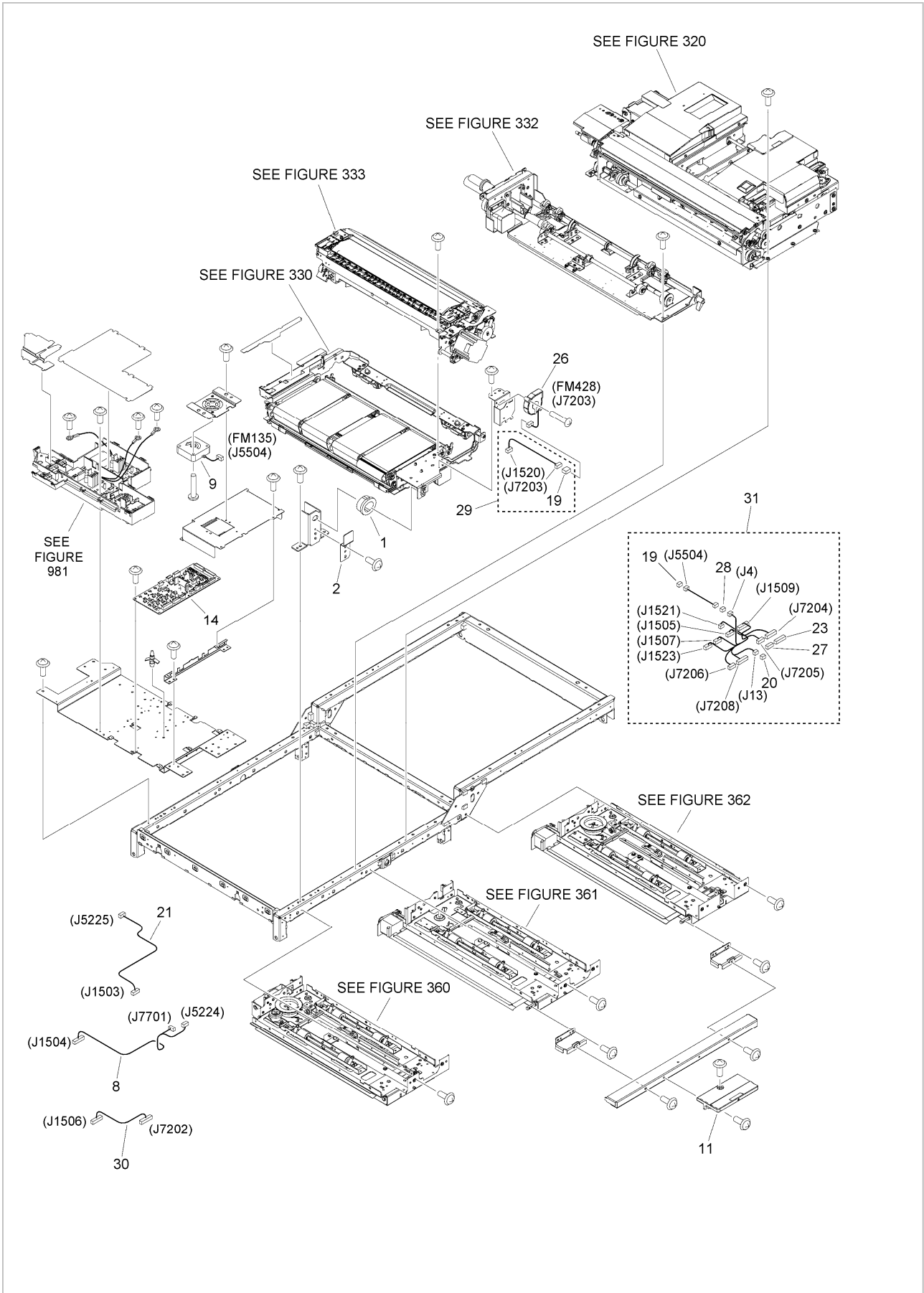
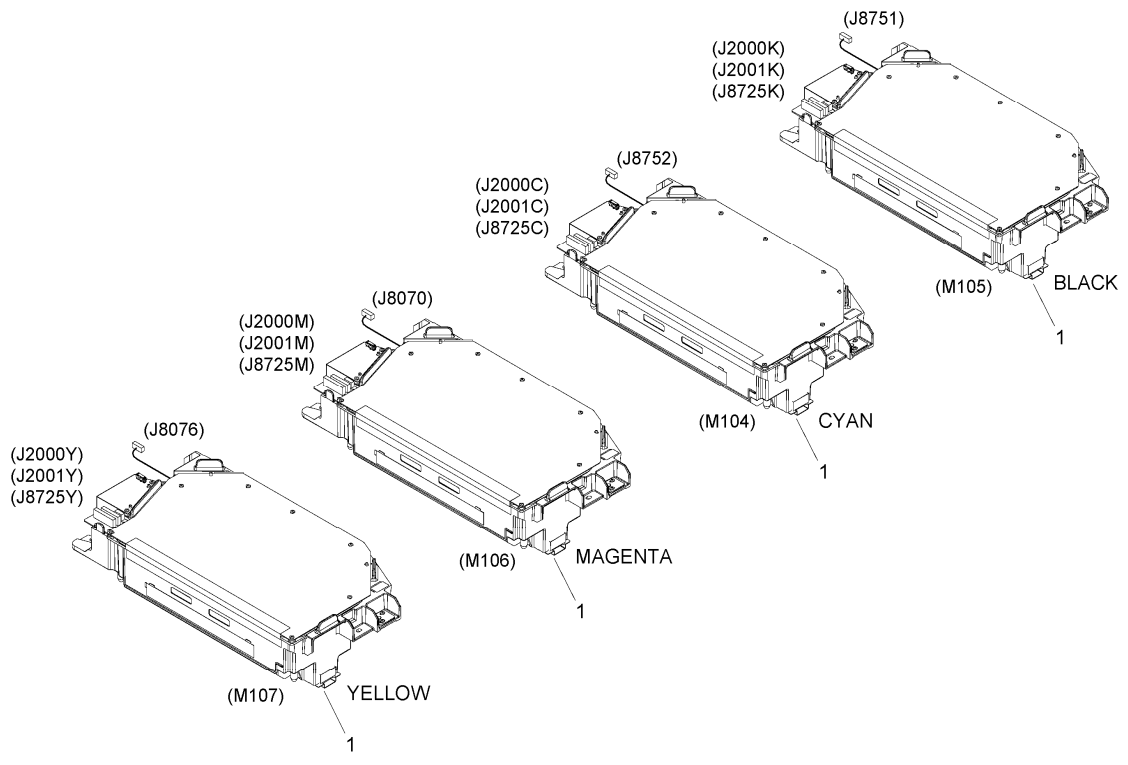


Figure 383 (2 / 2) PAPER FEED MOUNT ASSEMBLY



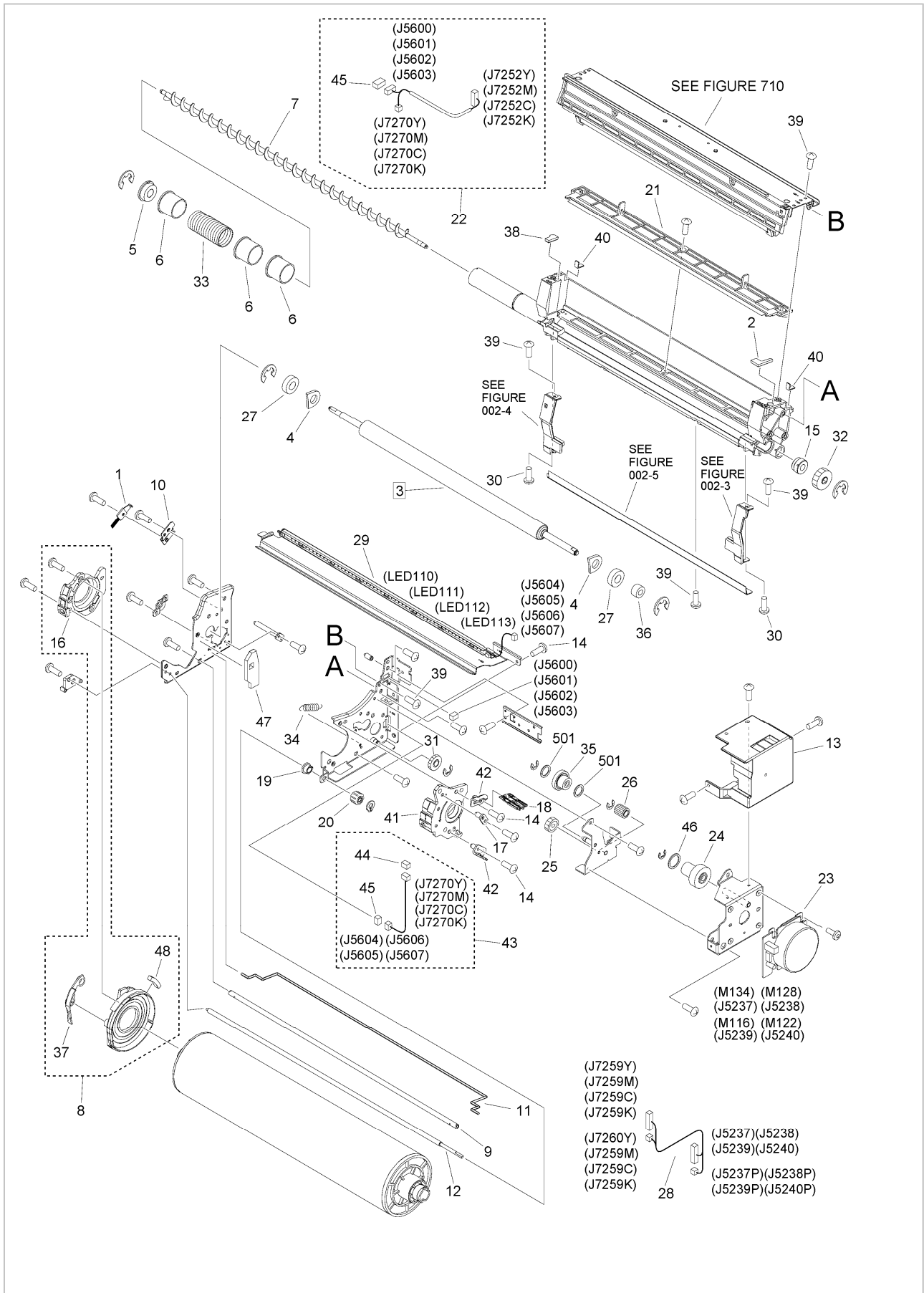
FIG/KEY	PART NUMBER	RANK	QTY	DESCRIPTION	REMARKS
383	NPN		RF	PAPER FEED MOUNT ASSEMBLY	
1	FC5-9384-000		1	BUSHING, FIXING/FEEDER TURN	
2	FC5-9414-000		1	SPRING, 2ND TRNSFR. THRUST	
3	FC5-9654-000		1	GUIDE, PRE-REG. FEED, LOWER 3	
4	FC6-7864-000		1	HANDLE, REGISTRATION FRAME	
5	FC6-8052-000		1	COVER, 1	
6	FC6-8053-000		1	COVER, 2	
7	FC6-8054-010		1	COVER, 3	
8	FM1-T815-000		1	CABLE, MOTOR	
9	FK2-6461-000		1	FAN	FM135
10	FM1-D398-000		1	2ND TRNSFR. DRAWER ASS'Y	
11	FC6-0036-000		1	GRIP, DUPLEXING HANDLE	
12	FC6-2420-000		1	PIN, POSITIONING	
13	FC6-7866-000		1	PIN, POSITIONING	
14	FM1-E978-000		1	2ND TRANSFER/DUPLEX PCB ASS'Y	
15	FU5-1319-000		2	BUSHING	
16	FU6-2535-000		1	SPRING, TENSION	
17	XG1-1026-085		6	BALL BEARING, NSK 6000ZZ	
18	FM1-A333-000		1	REGIST. DRAWER MOUNTING ASS'Y	
19	VS1-7177-003		2	CONNECTOR, SNAP TIGHT, BK	
20	VS1-8412-003		1	CONNECTOR, SNAP TIGHT, BL	
21	FM1-T823-000		1	CABLE, MOTOR	
22	VS1-8959-009		1	CONNECTOR, SNAP TIGHT, 9P, W	
23	VS1-7177-009		1	CONNECTOR, WIRE TO WIRE, 9P	
24	FC0-2227-000		1	LABEL, DUPLEXING UNIT	
25	FM2-5123-000		1	HANDLE SHAFT ASSEMBLY	
26	FK3-0827-000		1	FAN	FM428
27	VS1-7177-006		1	CONNECTOR, SNAP TIGHT, BK	
28	VS1-8959-003		4	CONNECTOR, SNAP TIGHT, 3P, W	
29	FM1-T812-000		1	CABLE, FAN	
30	FM1-T821-000		1	CABLE, MOTOR	
31	FM1-T813-000		1	CABLE, SENSOR	
501	XD1-1100-229		2	WASHER, PLAIN	
502	XD1-1106-235		2	WASHER, COP	

Figure 460 SCANNER ASSEMBLY



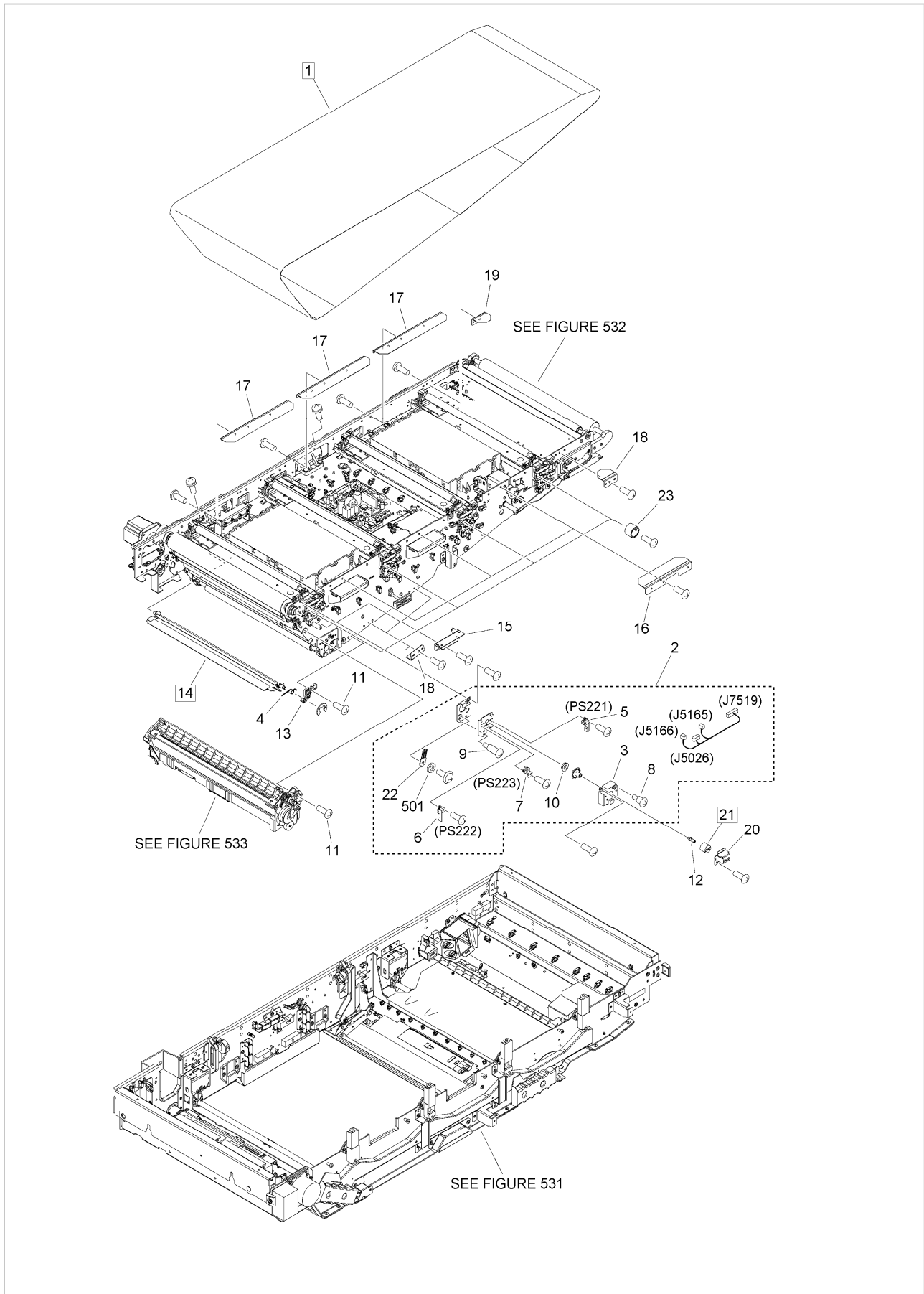
FIG/KEY	PART NUMBER	RANK	QTY	DESCRIPTION	REMARKS
460	NPN		RF	SCANNER ASSEMBLY	
1	FM1-G766-000		4	SCANNER ASSEMBLY	M104, M105, M106, M107

Figure 511 DRUM KIT ASSEMBLY



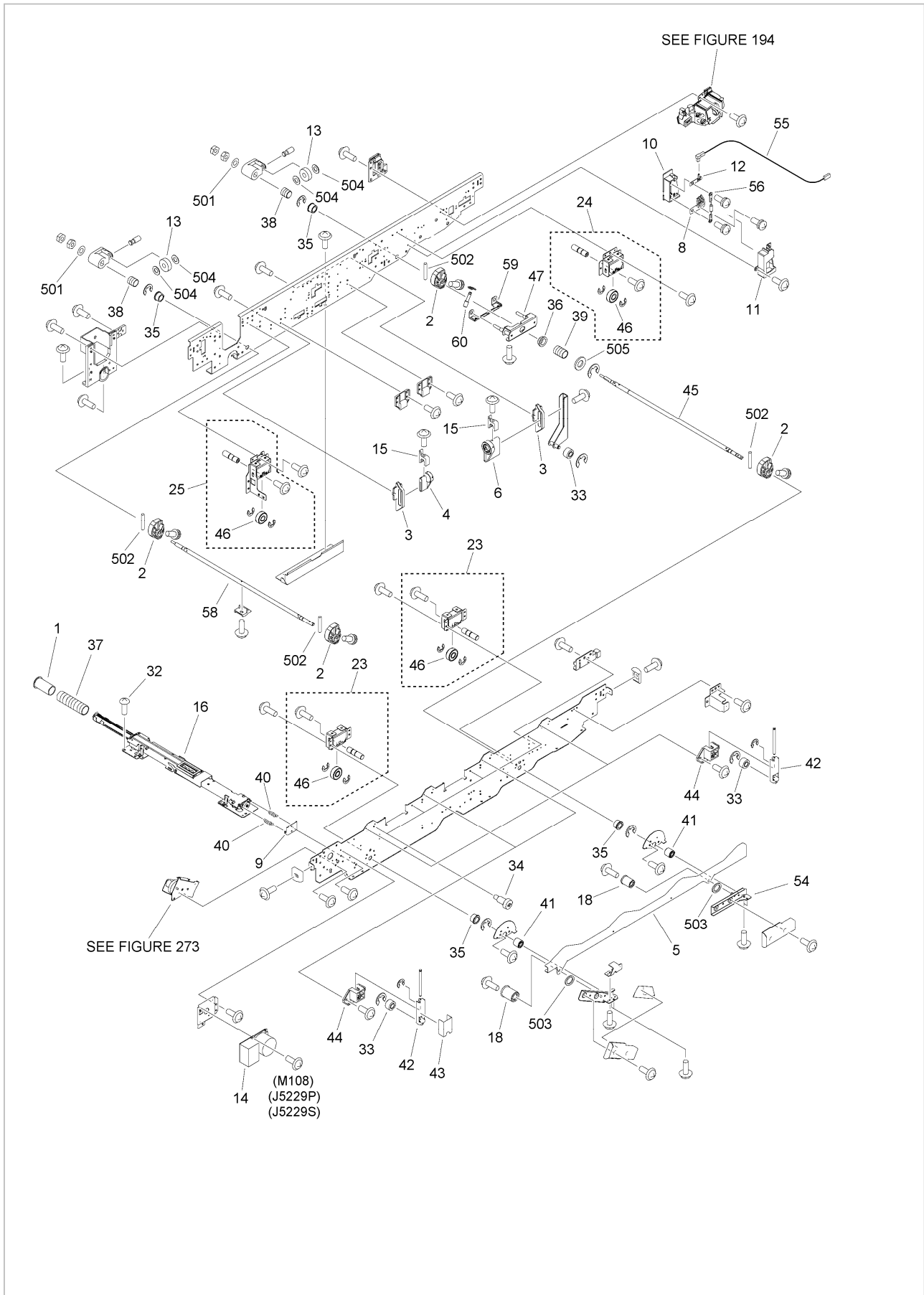
FIG/KEY	PART NUMBER	RANK	QTY	DESCRIPTION	REMARKS
511	FM1-A319-000		1	DRUM KIT ASSEMBLY	SEE NOTE
1	FB2-4375-000		1	BRUSH, GROUNDING	
2	FC9-6106-000		1	SEAL, CLEANER, FRONT	
3	FE8-2737-000		1	HOLDER, CLEANER	[DP]
4	FC5-8838-000		2	SEAL, FELT	
5	FC5-8839-000		1	BUSHING, SCREW	
6	FC9-9143-000		3	SHUTTER, WASTE TONER	
7	FC5-8842-000		1	SCREW, FEED TONER	
8	FM1-H081-000		1	SUPPORT, BEARING, REAR	
9	FC5-8880-000		1	STOPPER, FOOT	
10	FC5-8881-000		1	PLATE, GROUNDING BASE	
11	FC5-8885-000		1	FOOT	
12	FE4-9408-000		1	RAIL	
13	FE3-7939-000		1	HANDLE	
14	FU5-9222-000		3	SCREW, BH4X8(YELLOW)	
15	FF2-2891-000		1	BUSHING, 1 (POM)	
16	FL3-2870-000		1	SUPPORT, BEARING, REAR	
17	FL2-1944-000		1	SUPPORT, PIN, FRONT	
18	FM1-A480-000		1	DRUM GUIDE ASS'Y	
19	FU5-1442-000		1	BUSHING	
20	FE8-3502-000		1	KNOB	
21	FL2-2704-000		1	PLATE, PARTITION, CENTER	
22	FM1-L811-000		1	CABLE, LED CONNECTING	
23	FK4-1407-000		1	MOTOR, DC	M116, M122, M128, M134
24	FL3-5130-000		1	GEAR, 24T/55T	
25	FU6-0474-000		1	GEAR, 32T	
26	FU6-0475-000		1	GEAR, 18T	
27	XG9-0491-000		2	BEARING, BALL, NSK PO 16MM	
28	FM1-K970-000		1	CABLE, P- KIT DRUM	
29	FM2-9298-010		1	PRE-EXPOSURE UNIT	LED110, LED111, LED112, LED113
30	FU5-9227-000		2	SCREW, STEPPED, M3(YELLOW)	
31	FS6-0124-000		1	GEAR, 24T	
32	FS6-0125-000		1	GEAR, 30T	
33	FU5-2824-000		1	SPRING, COMPRESSION	
34	FU5-2834-000		1	SPRING, TENSION	
35	FL3-5131-000		1	GEAR, 26T/39T	
36	FU9-0165-000		1	GEAR, 23T	
37	FE4-8622-000		1	FLANGE, SLIP RING	
38	FC9-6107-000		1	SEAL, CLEANER, REAR	
39	FU5-9223-000		9	SCREW, BH3X6(YELLOW)	
40	FC9-6109-000		2	SEAL, CLEANER, 2	
41	FC9-6018-020		1	SUPPORT, BEARING, FRONT	
42	FL2-1950-010		2	PLATE	
43	FM2-8843-000		1	CABLE, P- KIT LED	
44	VS1-7177-002		1	CONNECTOR, SNAP TIGHT, BK	
45	VS1-7177-003		2	CONNECTOR, SNAP TIGHT, BK	
46	FB2-6285-020		1	SHIM	
47	FC9-6097-000		1	SEAL, REAR	
48	FC9-6098-000		1	SEAL, SLIP RING	
501	XD1-1106-215		2	WASHER, COP	

Figure 530 I.T.B. ASSEMBLY



FIG/KEY	PART NUMBER	RANK	QTY	DESCRIPTION	REMARKS
530	NPN		RF	I.T.B. ASSEMBLY	
1	FM3-1644-020		1	BELT, TRANSFER	[DP]
2	FM1-H090-000		1	ENCODER ASSEMBLY	
3	FL3-5568-000		1	COVER, ENCODER	
4	FU2-0870-000		1	SPRING, TORSION	
5	FM2-7719-000		1	I.T.B. ENCODER ASSEMBLY, A	PS221
6	FM2-7720-000		1	I.T.B. ENCODER ASSEMBLY, B	PS222
7	FM2-7721-000		1	I.T.B. ROLLER HP SENSOR PCB	PS223
8	FS1-9009-020		1	TWO-STEP SCREW, M3	
9	FE9-0018-020		1	SCREW, STEPPED, M3	
10	XG9-0622-000		1	BEARING, BALL, NMB, 12MM PO	
11	FU5-9222-000		2	SCREW, BH4X8 (YELLOW)	
12	FL3-5835-000		1	SHAFT, TRANSMISSION	
13	FE3-7971-000		1	HOLDER	
14	FL0-0362-000		1	GUIDE, ENTRANCE, UPPER	[DP]
15	FC6-2211-000		1	MOUNT, CABLE	
16	FL2-2409-000		3	PLATE, BELT RETAINER, A, FRONT	
17	FL2-2410-000		3	PLATE, BELT RETAINER, A, REAR	
18	FL2-2411-000		3	PLATE, BELT RETAINER, B, FRONT	
19	FL2-2412-000		1	PLATE, BELT RETAINER, B, REAR	
20	FC9-6085-000		1	STOPPER, TORQUE LIMITER	
21	FE3-1826-000		1	LIMITTER, TORQUE	[DP]
22	FB5-9104-010		1	ELIMINATOR, STATIC CHARGE	
23	FC7-9656-000		4	COLLAR, FIXED	
501	XD1-1103-139		1	WASHER, COP	

Figure 531 (1 / 2) I.T.B. LOWER FRAME ASSEMBLY



FIG/KEY	PART NUMBER	RANK	QTY	DESCRIPTION	REMARKS
531	NPN		RF	I.T.B. LOWER FRAME ASSEMBLY	
1	FC5-9188-000		1	SHUTTER, PIPE	
2	FC9-5920-000		4	CAM, LIFT UP	
3	FC5-9277-000		2	HOLDER, HINGE SLIDE	
4	FC5-9278-000		1	COUPLING, DAMPER, LEFT	
5	FC5-9281-000		1	LINK, I.T.B. LEVER	
6	FC5-9327-000		1	COUPLING, DAMPER, RIGHT	
7	FC6-2087-000		1	GRIP	
8	FC6-2113-000		1	SPRING, POST POWER DISPATCHING	
9	FC6-7910-000		1	HOOK, PAPER FEED	
10	FC6-7931-000		1	BLOCK, POST POWER DISPATCHING	
11	FC6-7932-000		1	COVER, POST POWER DISPATCHING	
12	FC6-7933-000		1	PLATE, POST POWER DISPATCHING	
13	XG9-0724-000		2	BEARING, BALL, 608ZZ-SH44M	
14	FK4-1644-000		1	MOTOR, DC BRUSHLESS	M108
15	FU5-6244-000		2	COLLAR, COUPLING	
16	FM2-2152-000		1	I.T.B. WASTE TONER FEED ASS'Y	
17	FM1-T997-000		1	HV6-2 PCB ASSEMBLY	
18	FU5-6242-000		2	COLLAR, LEVER, B	
19	FM1-L976-000		1	CABLE, SENSOR CONNECTING	
20	FM1-K948-000		1	CABLE, POWER SUPPLY CONNECTING	
21	VS1-8959-015		1	CONNECTOR, WIRE TO WIRE, 15P	
22	XG1-1030-095		4	BEARING, BALL, 6200ZZ/2AS	
23	FM4-2609-000		2	LIFT UP ASSEMBLY, FRONT	
24	FM4-2610-000		1	LIFT UP ASSEMBLY, RIGHT REAR	
25	FM4-2611-000		1	LIFT UP ASSEMBLY, LEFT REAR	
26	FM1-K946-000		1	CABLE, DRAWER SIGNAL, 1	
27	FM1-A877-000		1	I.T.B. DRIVER PCB ASS'Y, RIGHT	
28	VS1-7177-004		1	CONNECTOR, SNAP TIGHT, BK	
29	VS1-7177-003		1	CONNECTOR, SNAP TIGHT, BK	
30	FM1-E985-000		1	I.T.B. CLEANER H.V. PCB ASS'Y	
31	VS1-9269-032		2	CONNECTOR, WIRE TO WIRE, 32P	
32	XA9-0892-000		24	SCREW, MACH., TRUSS HEAD, M4X6	
33	FS5-6864-000		9	ROLLER, SIDE END	
34	FS5-9206-020		4	SCREW, STEPPED, M4	
35	FU5-1313-000		4	BUSHING	
36	FU5-1330-000		1	BUSHING	
37	FU5-2853-000		1	SPRING, COMPRESSION	
38	FU5-2855-000		2	SPRING, COMPRESSION	
39	FU5-2900-000		1	SPRING, COMPRESSION	
40	FU5-2966-000		2	SPRING, TENSION	
41	FU5-6241-000		2	COLLAR, LEVER, A	
42	FL2-2053-000		4	GUIDE, SLIDE, A	
43	FC8-0997-000		2	SHEET, PROTECT	
44	FC5-9280-000		4	GUIDE, SLIDE, B	
45	FC9-5980-000		1	SHAFT, LIFT UP	
46	XG9-0499-000		4	BEARING, BALL R-1560X2ZZR	
47	FL3-2913-000		1	GUIDE, LEVER LOCK	
48	FM1-K947-000		1	CABLE, DRAWER POWER SUPPLY, 1	
49	FM1-K945-000		1	CABLE, DRAWER POWER SUPPLY, 2	
50	FM1-L979-000		1	CABLE, DRAWER POWER SUPPLY, 3	
51	FM1-K942-000		1	CABLE, DRAWER POWER SUPPLY, 4	
52	FM1-K941-000		1	CABLE, DRAWER POWER SUPPLY, 5	
53	FM1-K940-000		1	CABLE, DRAWER POWER SUPPLY, 6	

FIG/KEY	PART NUMBER	RANK	QTY	DESCRIPTION	REMARKS
54	FL3-2912-000		1	LEVER, RIGHT	
55	FM1-T834-000		1	CABLE, POST TRANSFORMER H.V.	
56	FL2-6002-000		1	RESISTOR, H.V. - 9 CURRENT	
57	FM1-K944-000		1	CABLE, DRAWER SIGNAL, 2	
58	FC9-5981-000		1	SHAFT, LIFT UP, LEFT	
59	FC9-5896-000		1	GUIDE, LEVER LOCK, 2	
60	FC9-5897-000		1	PIN, LEVER INTERLOCK	
61	FM1-K943-000		1	CABLE, RELAY, 4	
62	FM1-T838-000		1	CABLE, RELAY, 3	
501	XD1-1106-235		2	WASHER,COP	
502	XD3-2400-322		4	PIN, DOWEL	
503	XD1-1108-219		2	WASHER,COP	
504	XD1-1108-235		4	WASHER,COP	
505	XD1-2101-209		1	PLAIN WASHER	

Figure 532 (1 / 3) I.T.B. UPPER FRAME ASSEMBLY

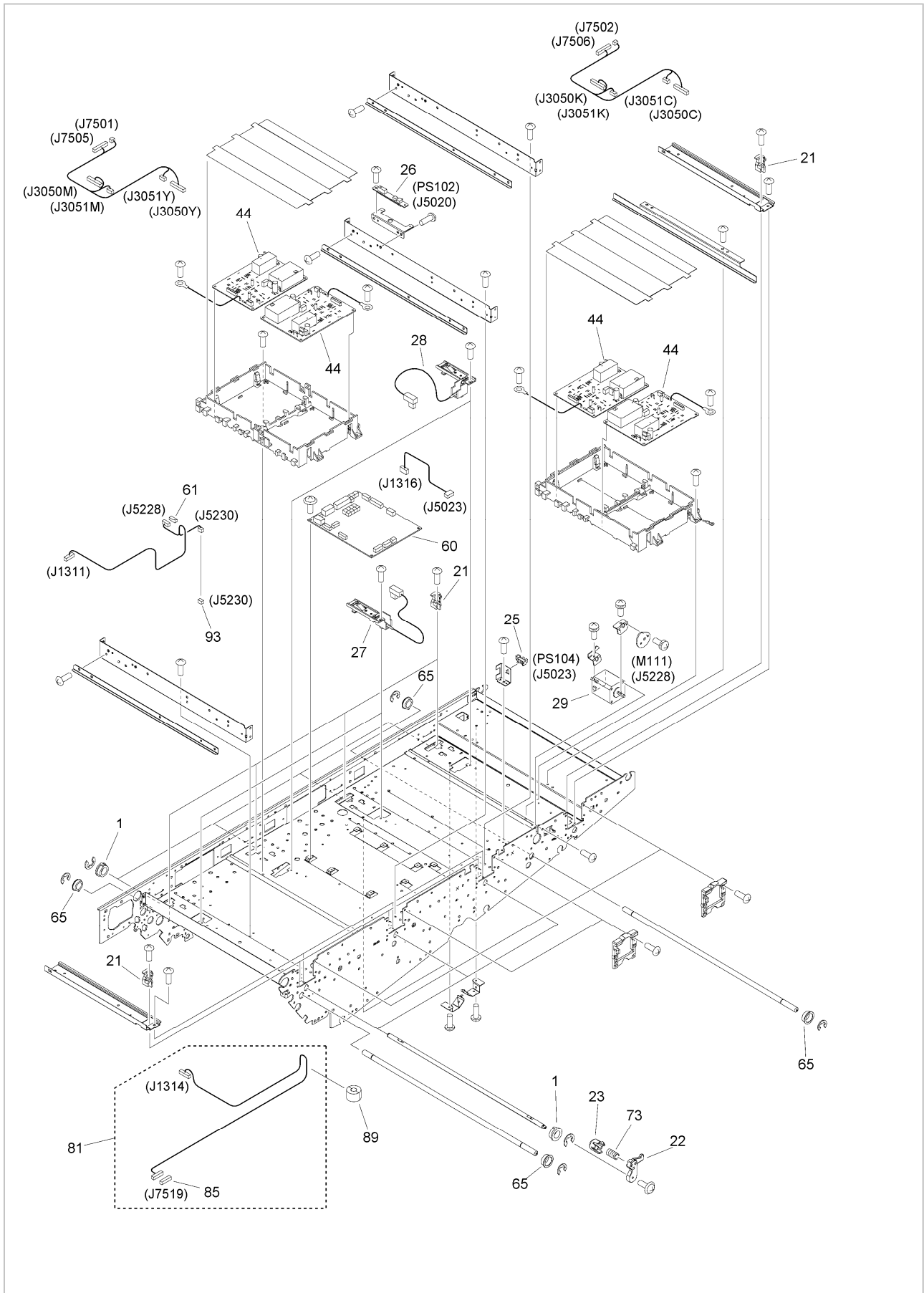


Figure 532 (2 / 3) I.T.B. UPPER FRAME ASSEMBLY

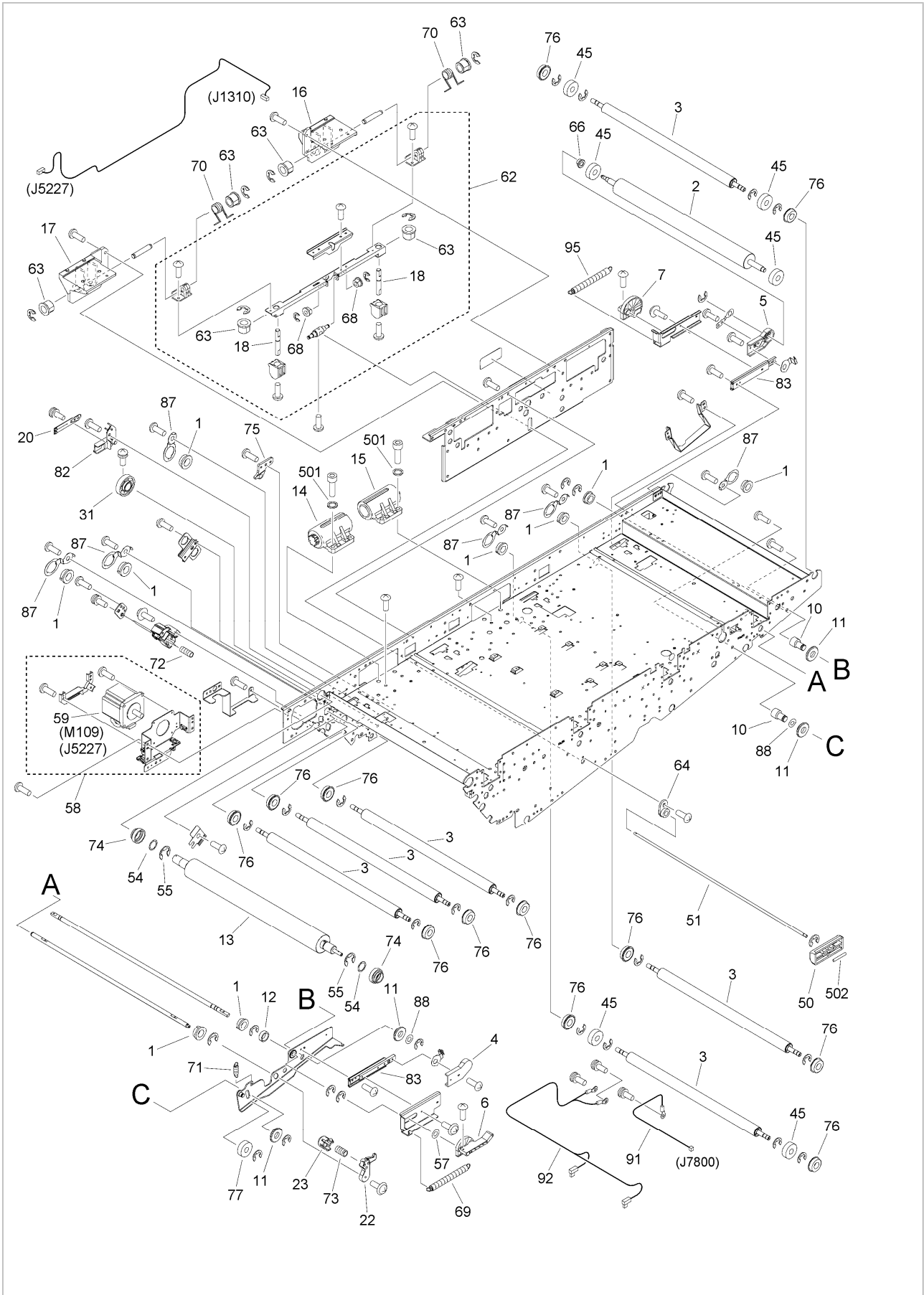
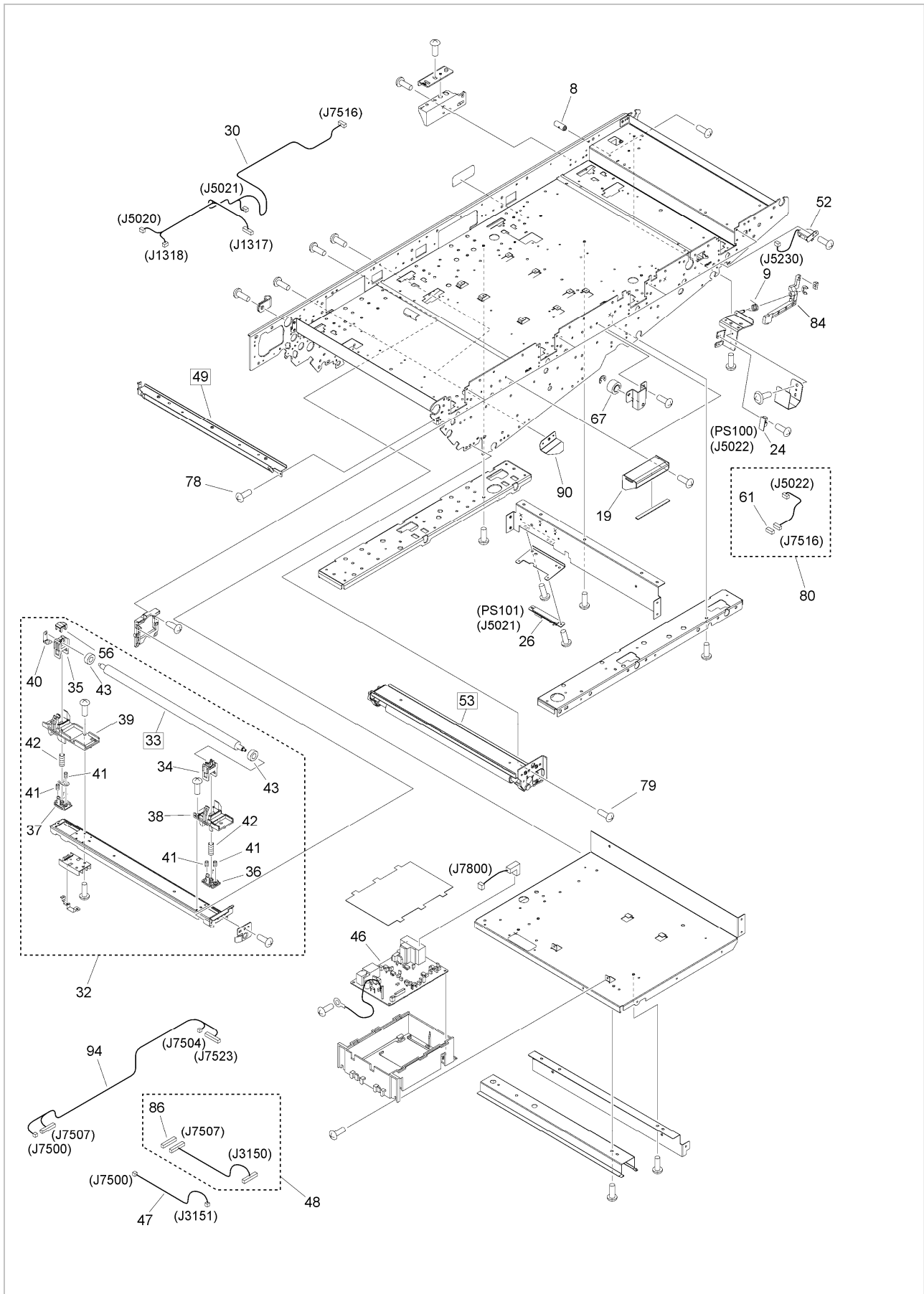


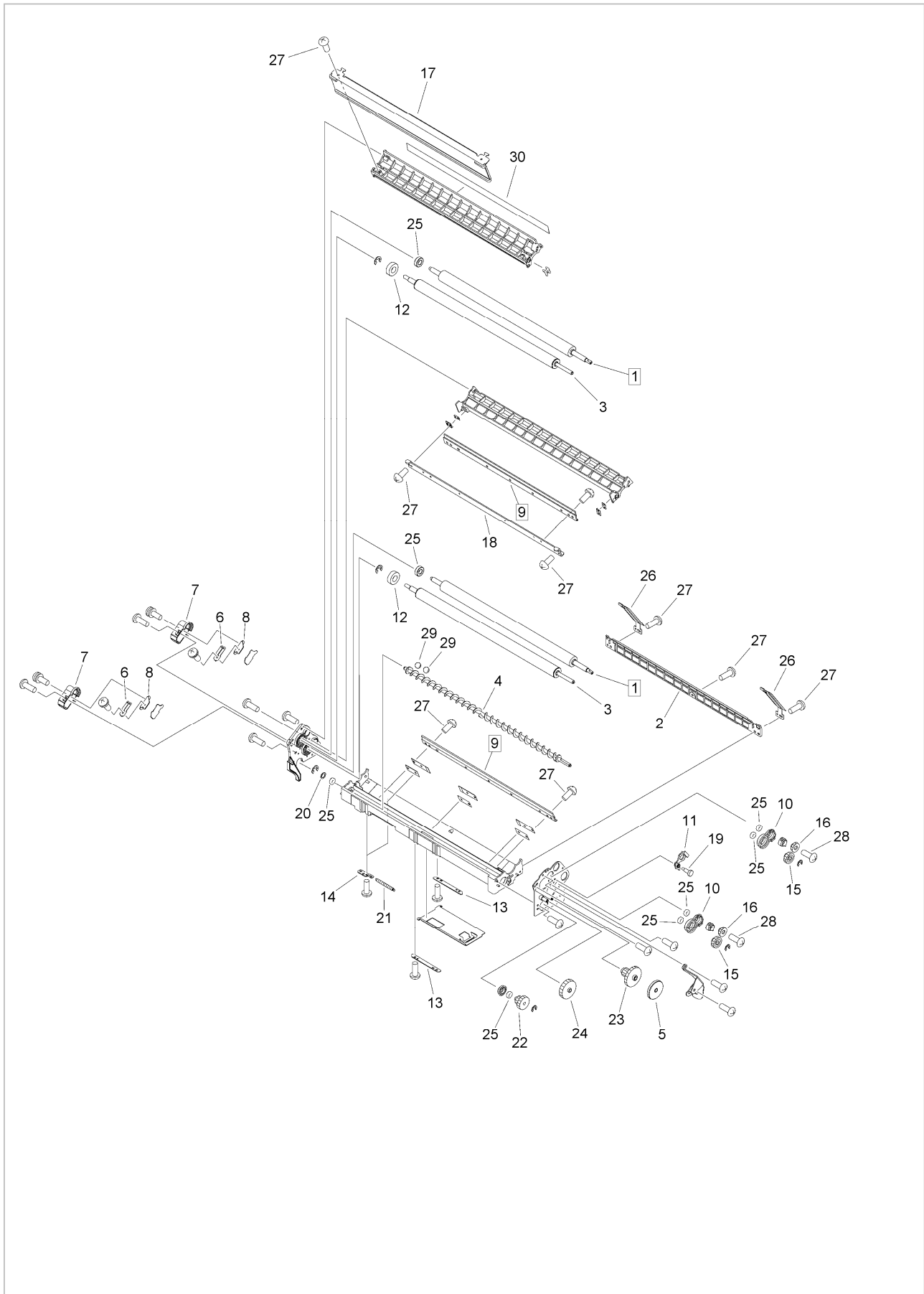
Figure 532 (3 / 3) I.T.B. UPPER FRAME ASSEMBLY



FIG/KEY	PART NUMBER	RANK	QTY	DESCRIPTION	REMARKS
532	NPN		RF	I.T.B. UPPER FRAME ASSEMBLY	
1	FA9-2112-000		16	BUSHING, PL	
2	FC7-1858-010		1	ROLLER, STEERING	
3	FE4-0273-000		6	ROLLER, IDLER	
4	FC5-9131-010		1	HOLDER, BUSHING, FRONT	
5	FC5-9132-010		1	HOLDER, BUSHING, REAR	
6	FC5-9135-000		1	CAM, RELEASE, FRONT	
7	FC5-9136-000		1	CAM, RELEASE, REAR	
8	FC5-9137-000		1	PIN, STOPPER	
9	FC5-9145-000		1	SPRING, TORSION	
10	FC5-9150-000		2	GUIDE, SWING	
11	FC5-9151-000		4	COLLAR, SLIDE	
12	FC5-9152-000		1	COLLAR	
13	FE3-8121-000		1	ROLLER, DRIVE	
14	FC5-9301-000		1	DAMPER, LEFT	
15	FC5-9302-000		1	DAMPER, RIGHT	
16	FC5-9303-000		1	HOLDER, DAMPER, RIGHT	
17	FC5-9304-000		1	HOLDER, DAMPER, LEFT	
18	FC5-9307-000		2	ARM, HINGE LOCK	
19	FC5-9318-000		2	HANDLE, I.T.B.	
20	FC5-9328-000		1	SPRING, H.V.	
21	FC6-2189-000		8	CAM, PRIMARY TRANSFER RELEASE	
22	FC6-2190-000		4	LEVER, 1ST TRNSFR. RELEASE	
23	FC7-3474-000		4	PIN, LOCK	
24	WG8-5830-000		1	SENSOR, MICRO DISPLACEMENT	PS100
25	WG8-5783-000		1	IC, PHOTO- INTERRUPTER, LG248NL1A	PS104
26	FM1-G742-000		2	SENSOR UNIT, PHOTO MICRO	PS101, PS102
27	FM1-F400-000		2	BRACKET, HVT CONNECTOR,	
28	FM1-F401-000		2	BRACKET, HVT CONNECTOR,	
29	FK2-3144-000		1	MOTOR, STEPPING, DC	M111
30	FM1-L977-000		1	CABLE, SENSOR CONNECTING	
31	FL0-6999-000		1	GEAR, 60T	
32	FM1-H089-000		4	PRIMARY TRANSFER ASSEMBLY	
33	FC8-6852-000		4	ROLLER, TRANSFER, 1	[DP]
34	FC6-2074-000		4	BUSHING, FRONT	
35	FC6-2075-010		4	BUSHING, REAR	
36	FC6-2076-000		4	HOLDER, SPRING, FRONT	
37	FC6-2177-000		4	HOLDER, SPRING, REAR	
38	FC6-2178-000		4	HOLDER, FRONT	
39	FC6-2179-000		4	HOLDER, REAR	
40	FC6-7832-000		4	SPRING, H.V. CONTACT	
41	FU5-2872-000		16	SPRING, COMPRESSION	
42	FU6-2042-000		8	SPRING, COMPRESSION	
43	XG9-0757-000		8	BEARING, BALL, MR84ZZ	
44	FM1-T999-000		4	HVT2 PCB ASSEMBLY	
45	XG9-0855-000		6	BEARING, BALL, 608NZZX3D41	
46	FM1-T995-000		1	HV4 PCB ASSEMBLY	
47	FM1-L927-000		1	CABLE, I.T.B. H.V.	
48	FM2-8616-000		1	CABLE, I.T.B. SIGNAL	
49	FM2-2145-000		1	INNER CLEANING ASSEMBLY	[DP]
50	FC5-9305-000		1	GUIDE, HINGE LOCK	
51	FC5-9306-000		1	SHAFT, HINGE LOCK RELEASE	
52	FM2-2146-000		1	WIRE CLEANING UNIT	
53	FM1-A359-000		1	2ND TRNSFR. INNER ROLLER ASS'Y	[DP]

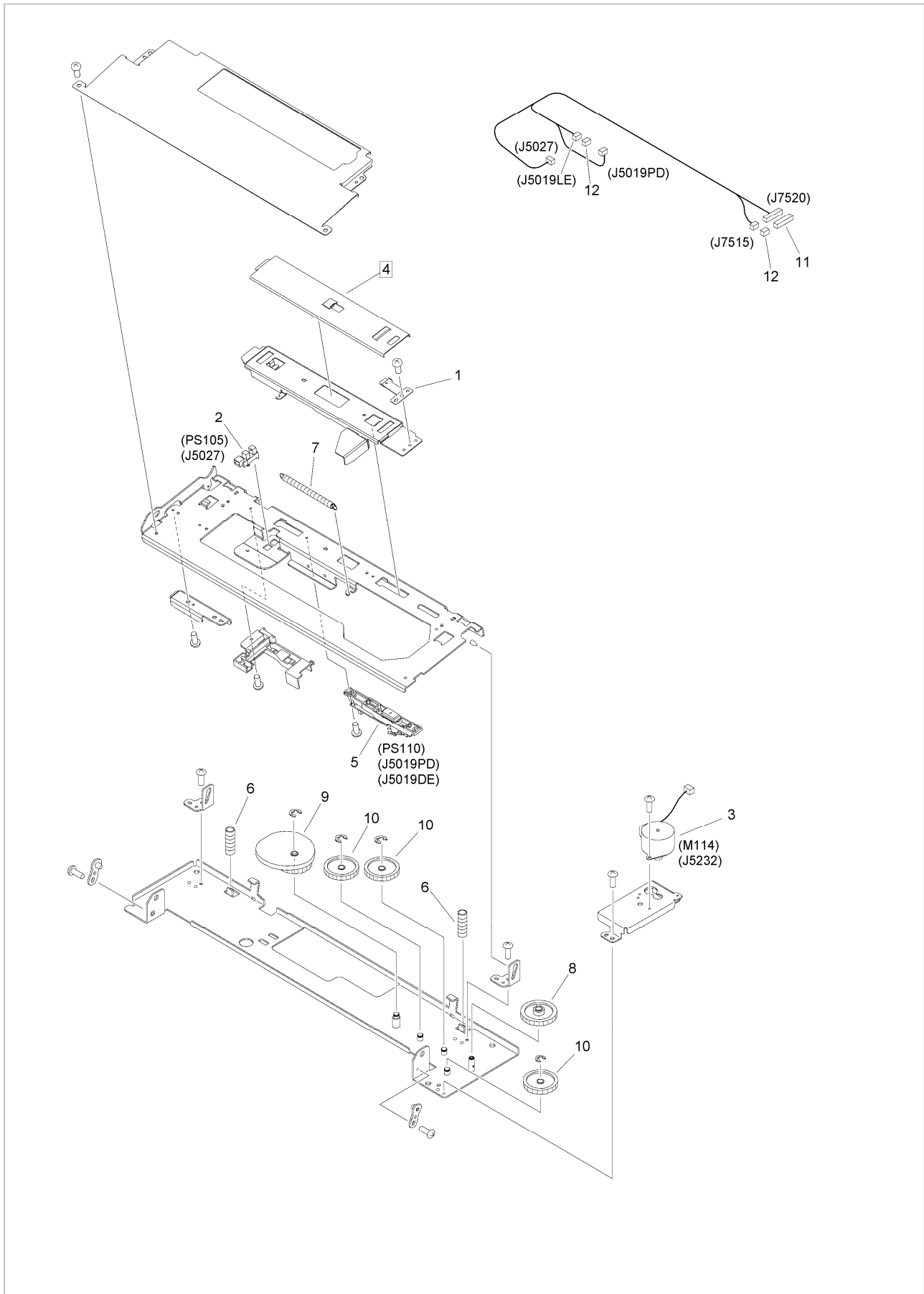
FIG/KEY	PART NUMBER	RANK	QTY	DESCRIPTION	REMARKS
54	FE3-8122-000		2	SPACER	
55	FE4-1155-000		2	RING, E	
56	FE8-0324-000		4	CAP, HOLDER	
57	XD9-0169-000		1	WASHER,WAVE	
58	FM2-2170-000		1	I.T.B. DRIVE MOTOR ASSEMBLY	
59	FK2-3145-000		1	MOTOR, STEPPING, DC	M109
60	FM1-A876-000		1	I.T.B. DRIVER PCB ASS'Y, MD.	
61	VS1-7177-005		2	CONNECTOR, SNAP TIGHT, BK	
62	FM2-9132-000		1	HINGE LOCK ASSEMBLY	
63	FS1-1465-000		6	BUSHING	
64	FS5-1214-000		1	BUSHING	
65	FS5-1474-000		4	BUSHING COP	
66	FS5-1592-000		1	BUSHING	
67	FS5-6864-000		1	ROLLER, SIDE END	
68	FU5-1314-000		2	BUSHING	
69	FU5-2832-000		1	SPRING, TENSION	
70	FU5-2868-000		2	SPRING, TORSION	
71	FU5-2883-000		1	SPRING, TENSION	
72	FU5-2968-000		2	SPRING, COMPRESSION	
73	FU6-2537-000		4	SPRING, COMPRESSION	
74	FL0-2693-000		2	HOLDER, BEARING	
75	FC6-8072-000		1	HOLDER, REAR	
76	XG9-0779-000		12	BEARING, BALL, 688ZZNR D41	
77	XG9-0387-000		1	BEARING, BALL, L-1680HH LY13	
78	FU5-9223-000		1	SCREW, BH3X6(YELLOW)	
79	FU5-9222-000		1	SCREW, BH4X8(YELLOW)	
80	FM1-L948-000		1	CABLE, SENSOR	
81	FM1-K949-000		1	CABLE, I.T.BELT UNIT RELAY	
82	FC5-9316-000		1	GUIDE, SECONDARY TRANSFER	
83	FC9-4063-000		2	RAIL, SLIDE	
84	FL2-4165-000		1	ARM, EDGE SENSOR	
85	VS1-7177-010		1	CONNECTOR, 10P	
86	VS1-8959-015		1	CONNECTOR, WIRE TO WIRE, 15P	
87	FC5-9559-000		6	PLATE, ROLLER GROUNDING	
88	FS5-6488-000		2	WASHER	
89	WE8-5928-000		1	CORE, FERRITE	
90	FL2-2412-000		2	PLATE, BELT RETAINER,B,REAR	
91	FM2-8486-000		1	CABLE, HIGH VOLTAGE, 4	
92	FM1-L928-000		1	CABLE, HIGH VOLTAGE, 6	
93	VS1-7177-003		1	CONNECTOR, SNAP TIGHT, BK	
94	FM1-T839-000		1	CABLE, H.V. POWER SUPPLY RELAY	
95	FU2-1863-000		1	SPRING, TENSION	
501	XD1-1107-215		4	WASHER,COP	
502	XD3-2200-162		1	PIN, PARALLEL	

Figure 533 I.T.B. CLEANER ASSEMBLY



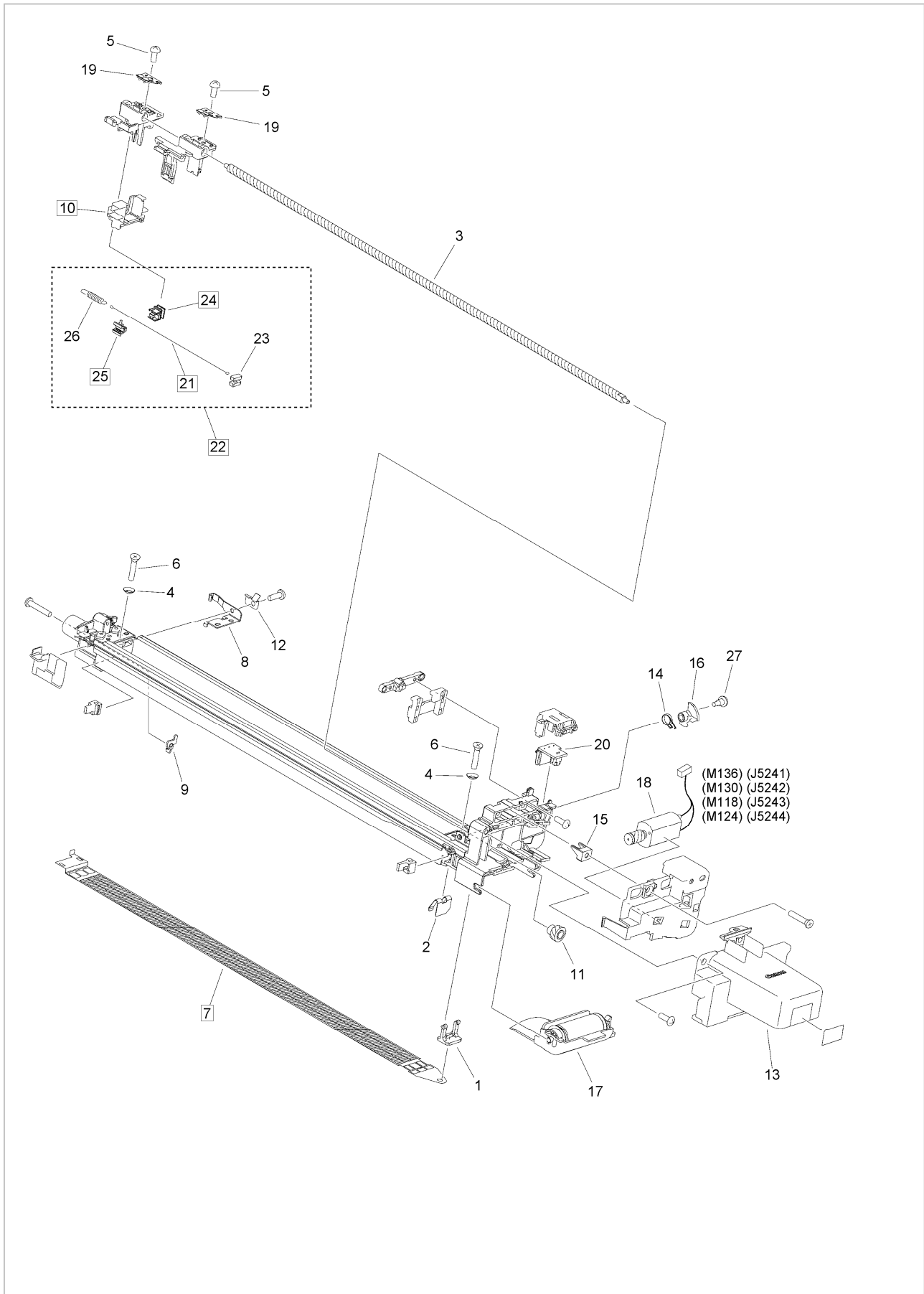
FIG/KEY	PART NUMBER	RANK	QTY	DESCRIPTION	REMARKS
533	FM1-A366-000		1	I.T.B. CLEANER ASSEMBLY	
1	FC5-9156-000		2	ROLLER, CLEANING BRUSH	[DP]
2	FC5-9160-000		1	COVER, LOWER	
3	FE4-1210-000		2	ROLLER, BIAS, 1	
4	FC5-9163-000		1	SCREW, FEED WASTE TONER	
5	FC5-9168-000		1	ROLLER, INPUT	
6	FC6-2134-000		2	PLATE, ELECTRODE	
7	FE3-1905-000		2	BLOCK, POWER DISPATCHING	
8	FC6-2136-000		2	PLATE, POWER DISPATCHING	
9	FC6-4910-000		2	BLADE, 1	[DP]
10	FC6-7903-020		2	BLOCK, SHAFT	
11	FC6-7904-000		1	STOPPER, BEARING, FRONT	
12	XG9-0793-000		2	BEARING, BALL, L-1680KKR	
13	FC6-7906-000		2	CLAMP, SHUTTER	
14	FC6-7935-000		2	HOOK, SHUTTER SPRING	
15	FC7-7527-000		2	GEAR, 25T	
16	FC7-7528-000		2	GEAR, 21T	
17	FL2-4129-010		1	COVER, TRANSFER CLEANING, U.	
18	FL2-4130-010		1	CROSSMEMBER, BLADE	
19	FS1-9170-020		1	SCREW, STEPPED	
20	FS5-6488-000		1	WASHER	
21	FU5-2851-000		2	SPRING, TENSION	
22	FU6-0310-000		1	GEAR, 18T/30T	
23	FU6-0311-000		1	GEAR, 18T/47T	
24	FU6-0312-000		1	GEAR, 44T	
25	XG9-0725-000		8	BEARING, BALL, MR126-2RS,	
26	FL2-4128-000		2	PLATE, SIDE SEAL	
27	FU5-9223-000		9	SCREW, BH3X6(YELLOW)	
28	FU5-9222-000		2	SCREW, BH4X8(YELLOW)	
29	FC7-4633-000		2	BALL, STIRRING	
30	FC9-5959-000		1	SHEET, SCATTER PREVENTION	

Figure 536 EDGE REGISTRATION DETECT ASS'Y



FIG/KEY	PART NUMBER	RANK	QTY	DESCRIPTION	REMARKS
536	FM2-2156-020		1	EDGE REGISTRATION DETECT ASS'Y	
1	FC6-8390-000		1	SPRING, SHUTTER MOUNTING	
2	FK2-0149-000		1	PHOTO- INTERRUPTER, TLP1252(C6)	PS105
3	FK2-2729-000		1	MOTOR, STEPPING, DC	M114
4	FL2-2024-000		1	SHUTTER, EDGE REGIST. DETECT	[DP]
5	FM2-9256-000		1	REGIST. DETECT SENSOR PCB	PS110
6	FU5-2908-000		2	SPRING, COMPRESSION	
7	FU5-2909-000		1	SPRING, TENSION	
8	FU6-0381-000		1	GEAR, 30T/63T	
9	FU6-0382-000		1	GEAR, 60T	
10	FU6-0383-000		3	GEAR, 60T	
11	VS1-8959-011		1	CONNECTOR, WIRE TO WIRE, 11P	
12	VS1-8959-003		2	CONNECTOR, SNAP TIGHT, 3P, W	

Figure 550 PRIMARY CORONA ASSEMBLY



FIG/KEY	PART NUMBER	RANK	QTY	DESCRIPTION	REMARKS
550	FM1-K629-000		1	PRIMARY CORONA ASSEMBLY	[DP]
1	FB2-2959-000		1	LEVER, GRID	
2	FE3-8014-000		1	SPRING, LEAF	
3	FC5-1810-000		1	SCREW, LEAD	
4	FC5-6366-000		2	WASHER, SHEET	
5	FU5-9229-000		2	SCREW, TAPPING, M3X6 (YELLOW)	
6	XA9-0228-000		2	SCREW, INSUL., C.S. HEAD	
7	FC0-9857-000		1	PLATE, ETCHING GRID	[DP]
8	FC6-1057-010		1	PLATE, POWER DISPATCHING	
9	FC8-2297-000		1	PLATE, WIRE POWER DISPATCHING	
10	FL0-0508-000		1	GRID CLEANING UNIT	[DP]
11	FU5-0268-000		1	GEAR, 18T	
12	FE3-1853-000		1	SPRING, GROUNDING	
13	FE3-1851-000		1	HANDLE, PRIMARY	
14	FU2-0311-000		1	SPRING, TORSION	
15	FC7-0823-000		1	BLOCK, PRIMARY POSITIONING	
16	FE3-1850-000		1	FLAG, DETECT	
17	FM1-A485-000		1	SHUTTER UNIT	
18	FL2-0991-000		1	DC MOTOR UNIT	M118, M124, M130, M136
19	FL3-8789-000		2	PIN, SLIDER	
20	FM4-1101-000		1	CONTACT PCB ASSEMBLY	
21	FB4-3687-000		1	WIRE, CORONA, 0.06MM (20M)	[DP]
22	FM2-9257-000		1	CORONA ASSEMBLY	[DP]
23	FC6-3188-000		1	HOLDER, PRIMARY WIRE, FRONT	
24	FL2-4271-000		1	BLOCK, WIRE CLEANING PAD	[DP]
25	FL2-0464-000		1	HOLDER, WIRE CLEANING PAD	[DP]
26	FU6-2088-000		1	SPRING, TENSION	
27	FU5-9016-000		1	SCREW, STEPPED, M3	

Figure 600A (1 / 2) PROCESSOR KIT ASSEMBLY (Y/M)

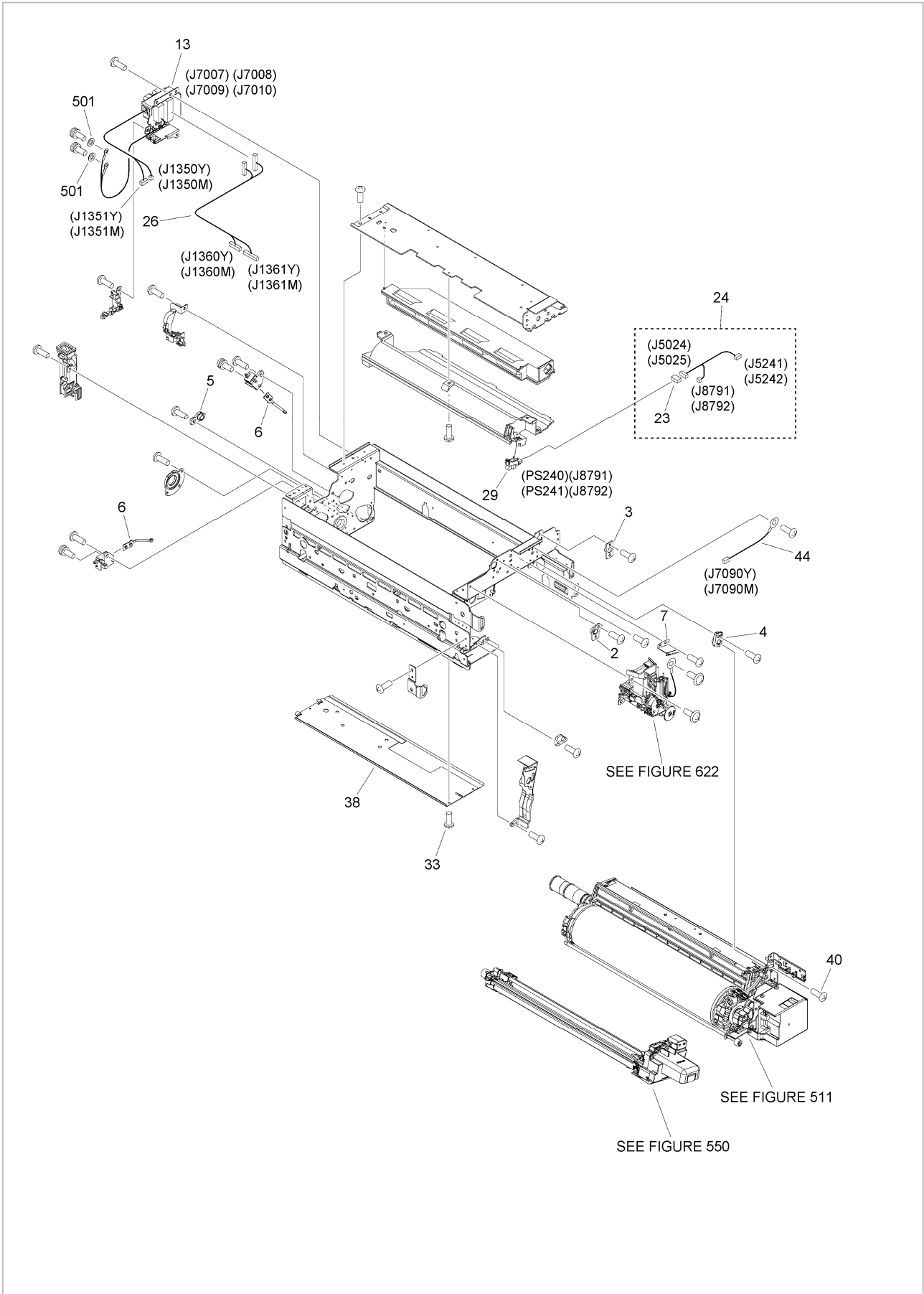
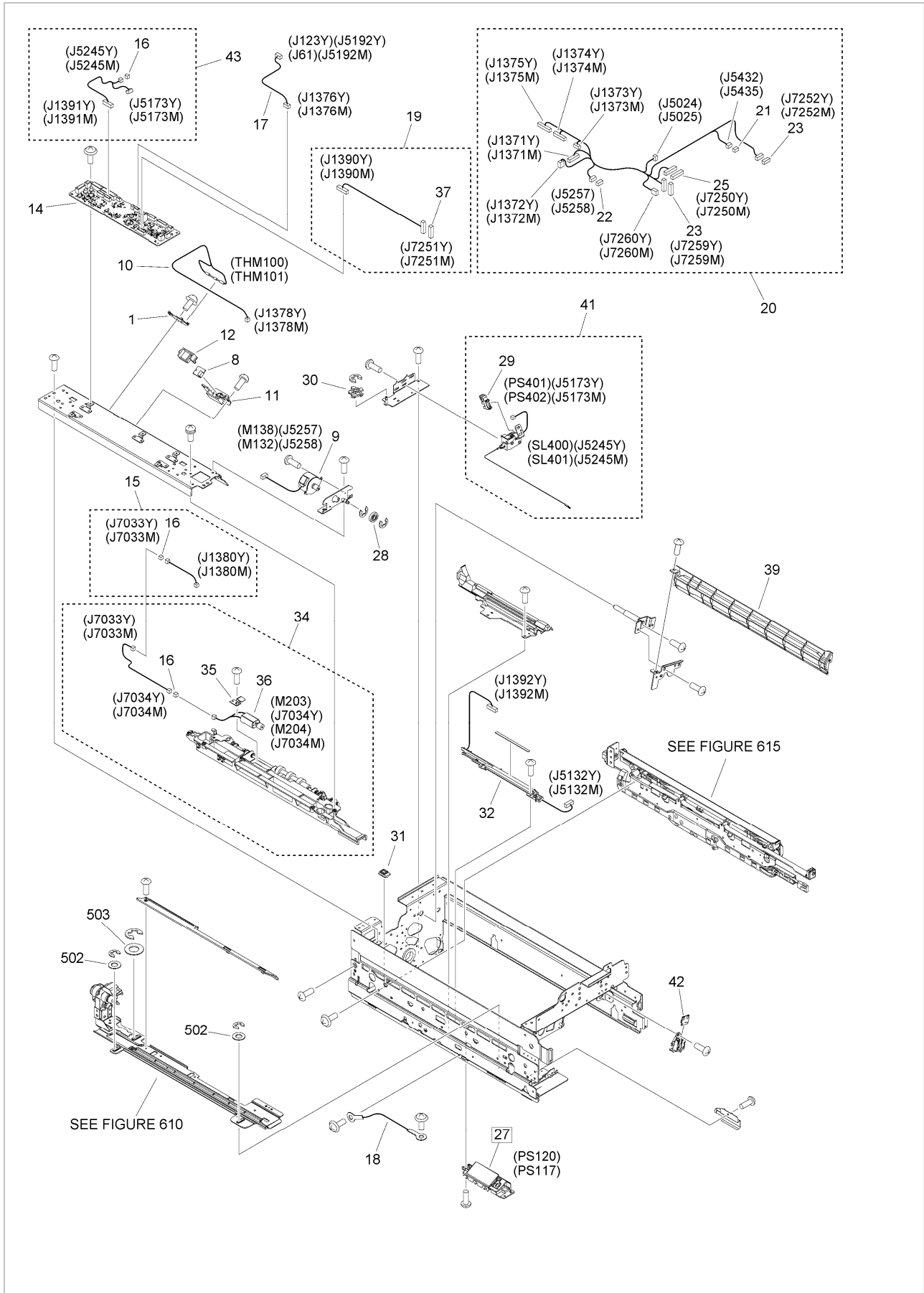


Figure 600A (2 / 2) PROCESSOR KIT ASSEMBLY (Y/M)



FIG/KEY	PART NUMBER	RANK	QTY	DESCRIPTION	REMARKS
600A	FM1-A324-000		1	PROCESSOR KIT ASSEMBLY	Y/M SEE NOTE 1 SEE NOTE 2
1	FA4-8614-000		1	HOLDER, THERMISTOR	
2	FC5-8907-000		1	BUSHING, LEFT	
3	FC5-8908-000		1	BUSHING, RIGHT	
4	FC5-8910-000		1	BUSHING, FRONT RIGHT	
5	FC5-8911-000		1	BUSHING, REAR	
6	FC5-8913-000		2	ELIMINATOR, POWER DISPATCHING	
7	FC6-3186-000		1	STOPPER, PRIMARY	
8	FK2-0607-000		1	THERMOSENSOR	
9	FK2-2729-000		1	MOTOR, STEPPING, DC	M132, M138
10	FK2-3153-000		1	THERMISTOR	THM100, THM101
11	FL2-1912-000		1	HOLDER, THERMO SENSOR	
12	FL2-1913-000		1	COVER, THERMO SENSOR	
13	FM1-F530-000		1	DRAWER CONNECTOR ASSEMBLY	
14	FM1-E979-000		1	P- KIT DRIVER PCB ASSEMBLY	
15	FM3-6949-000		1	CABLE, DEVELOPING KNOCK	
16	VS1-7177-002		3	CONNECTOR, SNAP TIGHT, BK	
17	FM2-8527-000		1	CABLE, P- KIT	
18	FM2-8569-000		1	CABLE, P- KIT GROUNDING, 2	
19	FM4-6319-000		1	CABLE, SENSOR	
20	FM1-L810-000		1	CABLE, FAN	
21	VS1-7177-003		1	CONNECTOR, SNAP TIGHT, BK	
22	VS1-7177-004		1	CONNECTOR, SNAP TIGHT, BK	
23	VS1-7177-005		3	CONNECTOR, SNAP TIGHT, BK	
24	FM1-L895-000		1	CABLE, CORONA CLEANER	
25	VS1-7177-011		1	CONNECTOR, SNAP TIGHT, 11P, BK	
26	FM4-6318-000		1	CABLE, P- KIT DRAWER	
27	FM1-H019-010		1	SENSOR UNIT, PATCH SENSING, Y/M	PS117, PS120 [DP]
28	FU6-0366-000		1	GEAR, 32T	
29	WG8-5848-000		2	IC, PHOTO- INTERRUPTER	PS240, PS241, PS401, PS402
30	FU6-3060-000		1	PULLEY	
31	FL2-7894-000		1	SPACER, DEV. RAIL, LOWER	
32	FM4-2554-000		1	GUIDE CABLE ASS'Y	
33	FU5-9223-000		2	SCREW, BH3X6(YELLOW)	
34	FM3-7585-000		1	DEVELOPING KNOCK UNIT (C/K)	SEE NOTE 3
35	FC8-6799-000		1	CLAMP, MOTOR	
36	FL2-9917-000		1	MOTOR, BRUSH, DC, 3.96W	M203, M204
37	VS1-7177-010		1	CONNECTOR, 10P	
38	FL3-2892-010		1	COVER, BOTTOM	
39	FL0-0494-000		1	RAIL, PRIMARY, LEFT	
40	FU5-9224-000		1	SCREW, BH4X6(YELLOW)	SEE NOTE 3
41	FM4-2563-010		1	SOLENOID ASSEMBLY	SL400, SL401
42	FM4-1102-000		1	CONTACT PCB ASS'Y	
43	FM4-6321-000		1	CABLE, PATCH SHUTTER	
44	FM1-K963-000		1	CABLE, GROUNDING	
501	XD1-1103-135		2	WASHER, COP	
502	XD1-1104-135		2	WASHER, COP	
503	XD1-1106-235		1	WASHER, COP	

Figure 600B (1 / 2) PROCESSOR KIT ASSEMBLY (C/K)

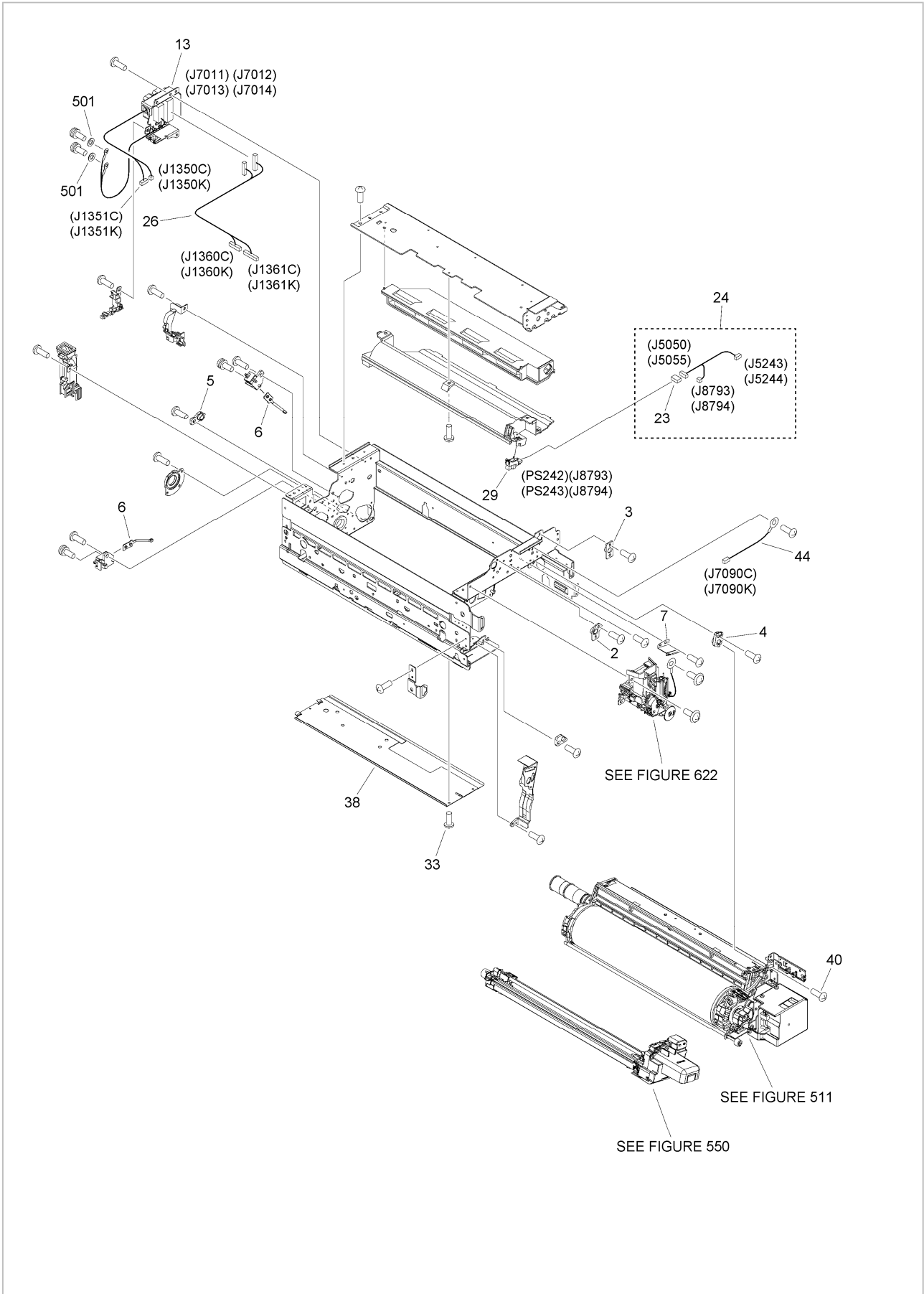
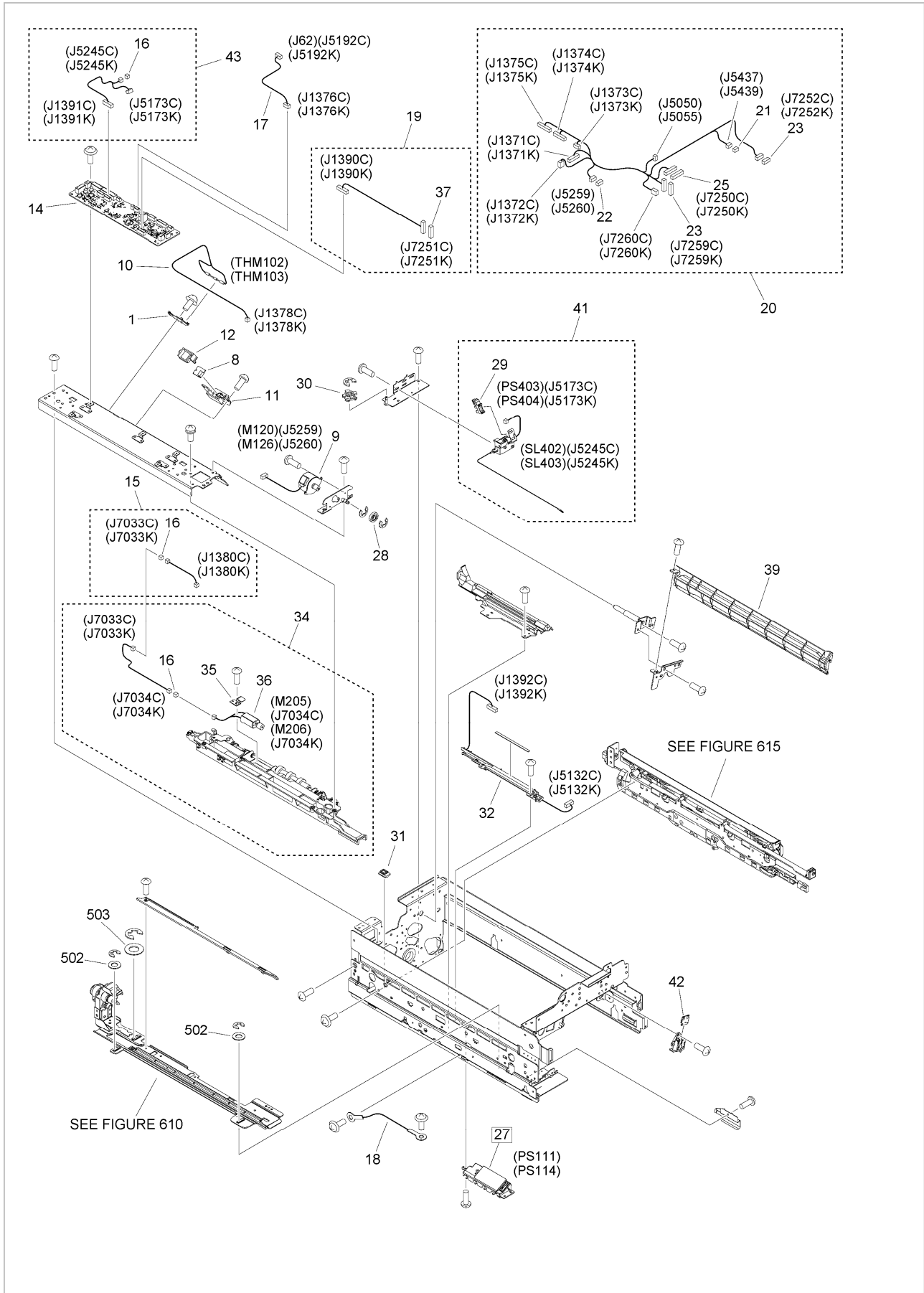
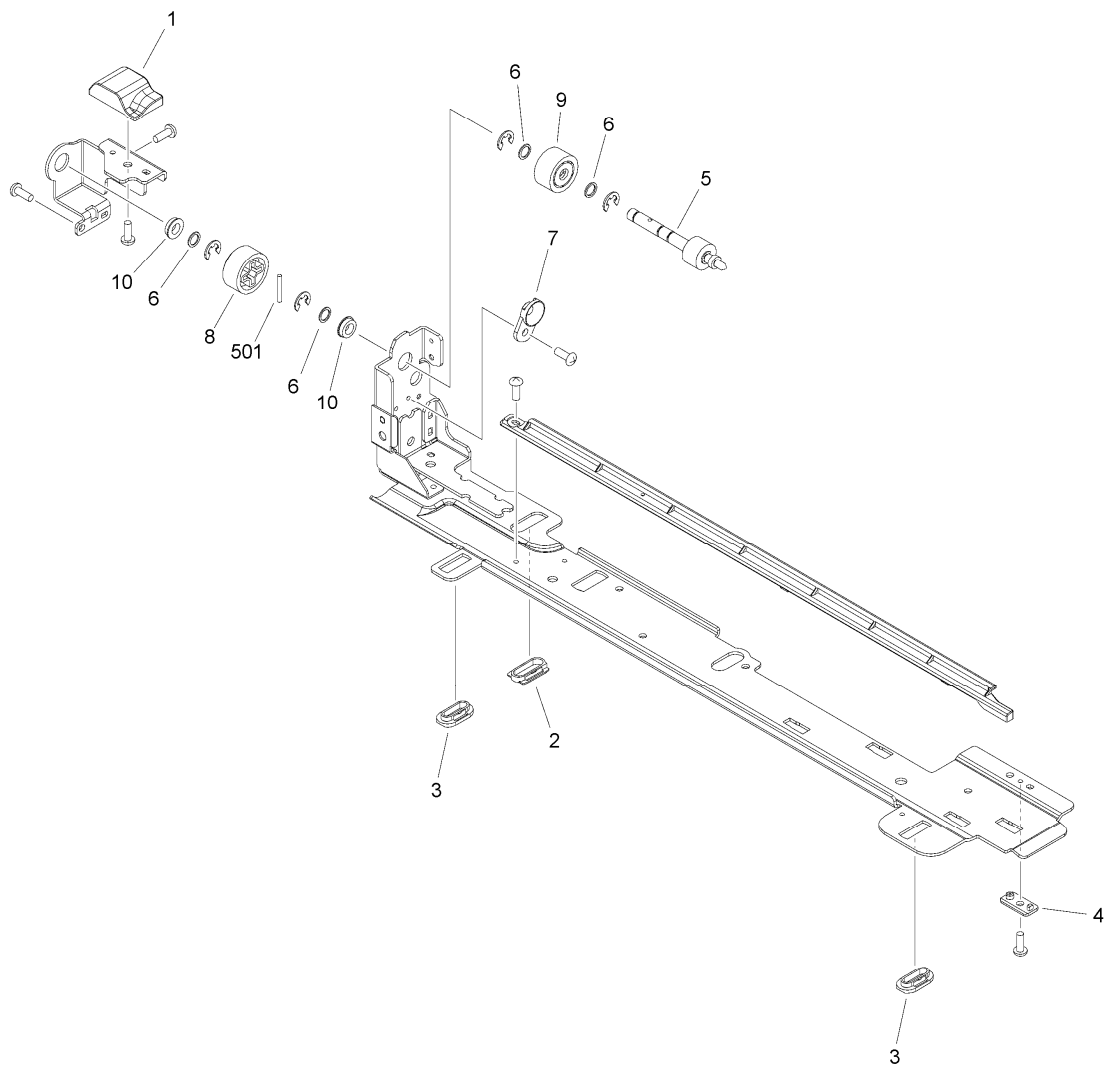


Figure 600B (2 / 2) PROCESSOR KIT ASSEMBLY (C/K)



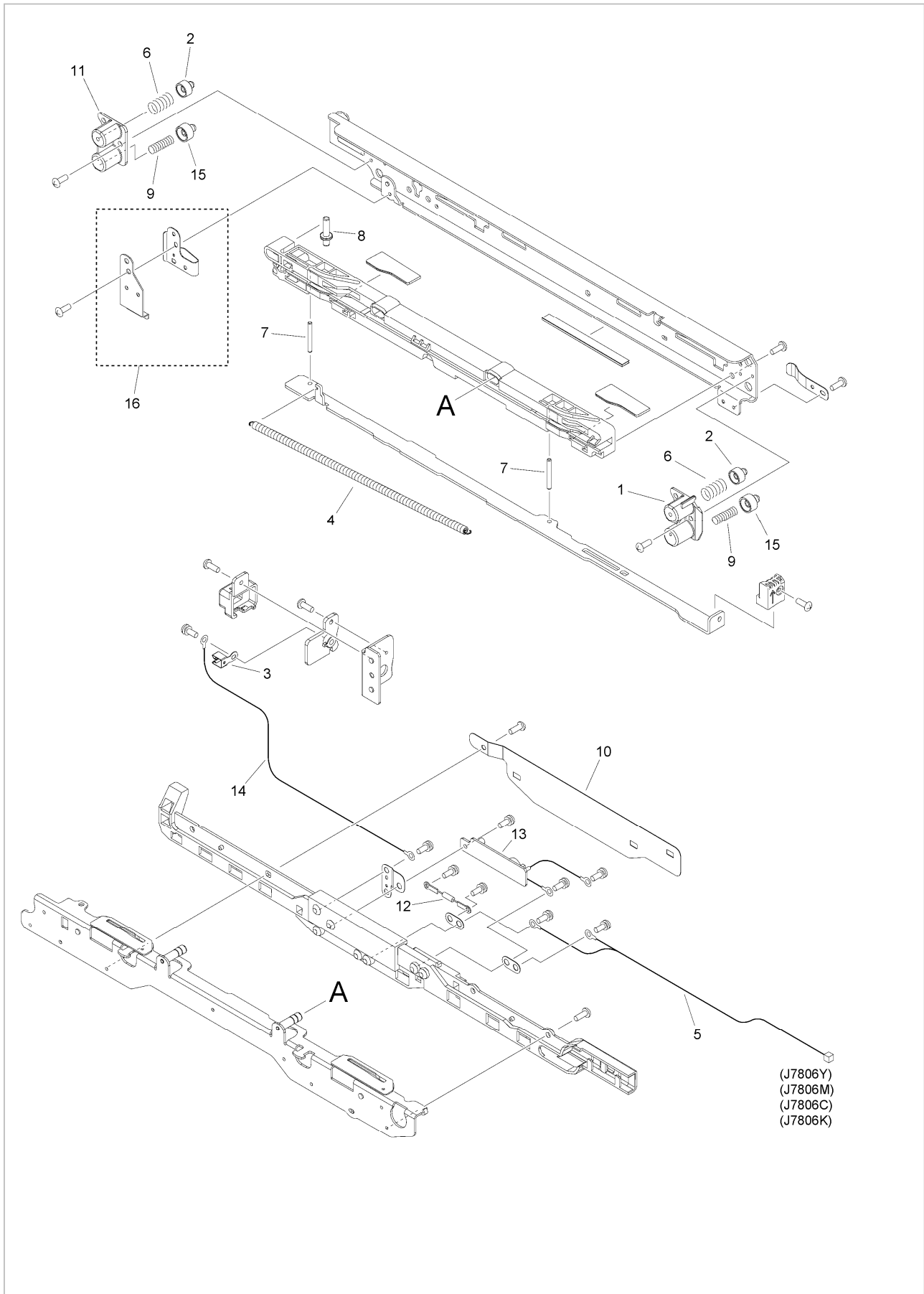
FIG/KEY	PART NUMBER	RANK	QTY	DESCRIPTION	REMARKS
600B	FM1-A325-000		1	PROCESSOR KIT ASSEMBLY	C/K SEE NOTE 1 SEE NOTE 2
1	FA4-8614-000		1	HOLDER, THERMISTOR	
2	FC5-8907-000		1	BUSHING, LEFT	
3	FC5-8908-000		1	BUSHING, RIGHT	
4	FC5-8910-000		1	BUSHING, FRONT RIGHT	
5	FC5-8911-000		1	BUSHING, REAR	
6	FC5-8913-000		2	ELIMINATOR, POWER DISPATCHING	
7	FC6-3186-000		1	STOPPER, PRIMARY	
8	FK2-0607-000		1	THERMOSENSOR	
9	FK2-2729-000		1	MOTOR, STEPPING, DC	M120, M126
10	FK2-3153-000		1	THERMISTOR	THM102, THM103
11	FL2-1912-000		1	HOLDER, THERMO SENSOR	
12	FL2-1913-000		1	COVER, THERMO SENSOR	
13	FM1-F530-000		1	DRAWER CONNECTOR ASSEMBLY	
14	FM1-E979-000		1	P- KIT DRIVER PCB ASSEMBLY	
15	FM3-6949-000		1	CABLE, DEVELOPING KNOCK	
16	VS1-7177-002		3	CONNECTOR, SNAP TIGHT, BK	
17	FM2-8527-000		1	CABLE, P- KIT	
18	FM2-8569-000		1	CABLE, P- KIT GROUNDING, 2	
19	FM4-6319-000		1	CABLE, SENSOR	
20	FM1-L810-000		1	CABLE, FAN	
21	VS1-7177-003		1	CONNECTOR, SNAP TIGHT, BK	
22	VS1-7177-004		1	CONNECTOR, SNAP TIGHT, BK	
23	VS1-7177-005		3	CONNECTOR, SNAP TIGHT, BK	
24	FM1-L895-000		1	CABLE, CORONA CLEANER	
25	VS1-7177-011		1	CONNECTOR, SNAP TIGHT, 11P, BK	
26	FM4-6318-000		1	CABLE, P- KIT DRAWER	
27	FM1-H020-010		1	SENSOR UNIT, PATCH SENSING, C/K	PS111, PS114 [DP]
28	FU6-0366-000		1	GEAR, 32T	
29	WG8-5848-000		2	IC, PHOTO- INTERRUPTER	PS242, PS243, PS403, PS404
30	FU6-3060-000		1	PULLEY	
31	FL2-7894-000		1	SPACER, DEV. RAIL, LOWER	
32	FM4-2554-000		1	GUIDE CABLE ASS'Y	
33	FU5-9223-000		2	SCREW, BH3X6(YELLOW)	
34	FM3-7585-000		1	DEVELOPING KNOCK UNIT (C/K)	SEE NOTE 3
35	FC8-6799-000		1	CLAMP, MOTOR	
36	FL2-9917-000		1	MOTOR, BRUSH, DC, 3.96W	M205, M206
37	VS1-7177-010		1	CONNECTOR, 10P	
38	FL3-2892-010		1	COVER, BOTTOM	
39	FL0-0494-000		1	RAIL, PRIMARY, LEFT	
40	FU5-9224-000		1	SCREW, BH4X6(YELLOW)	SEE NOTE 3
41	FM4-2563-010		1	SOLENOID ASSEMBLY	SL402, SL403
42	FM4-1102-000		1	CONTACT PCB ASS'Y	
43	FM4-6321-000		1	CABLE, PATCH SHUTTER	
44	FM1-K963-000		1	CABLE, GROUNDING	
501	XD1-1103-135		2	WASHER, COP	
502	XD1-1104-135		2	WASHER, COP	
503	XD1-1106-235		1	WASHER, COP	

Figure 610 DEVELOPING RAIL ASSEMBLY



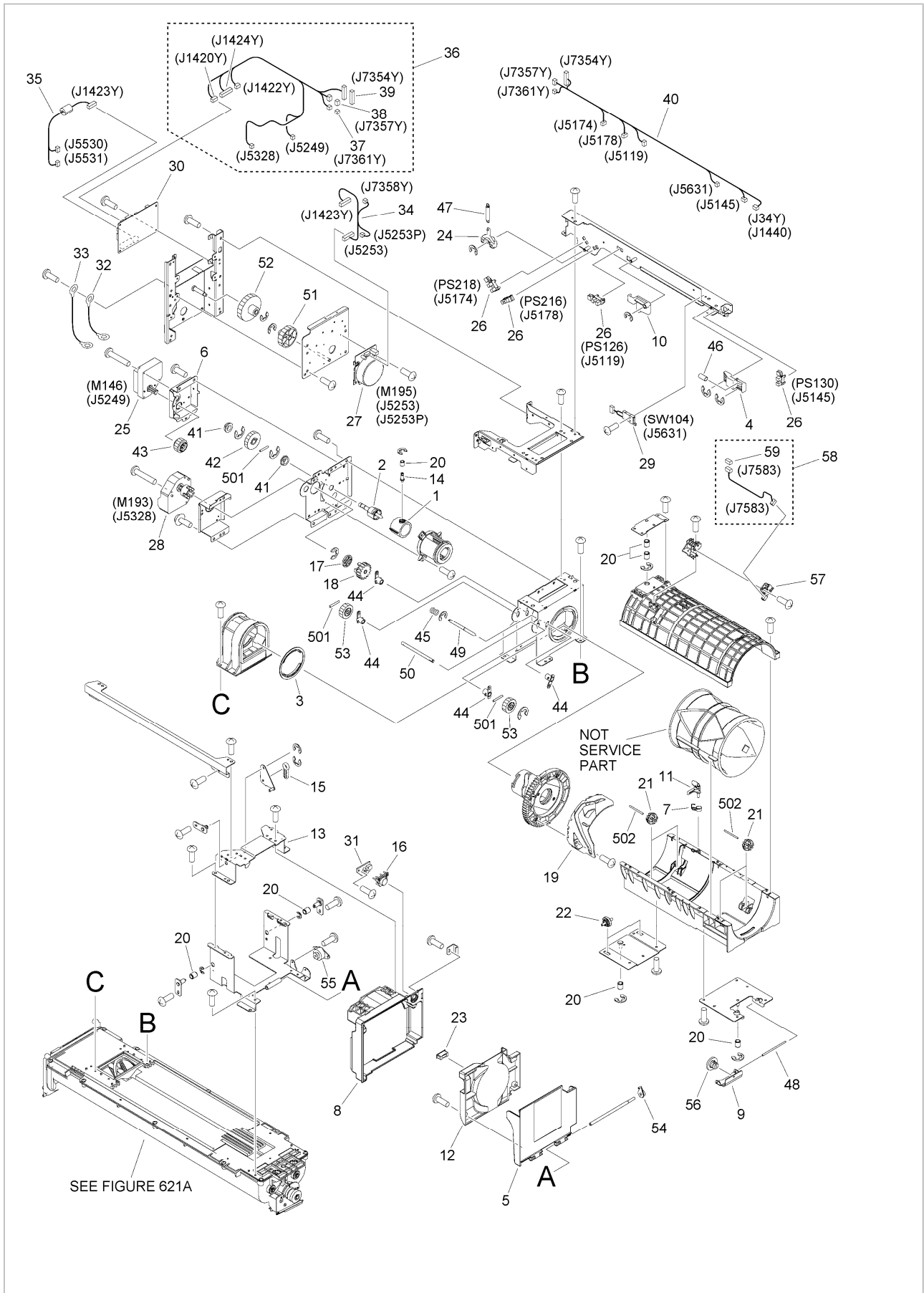
FIG/KEY	PART NUMBER	RANK	QTY	DESCRIPTION	REMARKS
610	FM1-A482-000		1	DEVELOPING RAIL ASSEMBLY	SEE NOTE
1	FC5-9046-000		1	CAM, SWING GEAR	
2	FC5-9060-000		1	GUIDE, PIN, 1	
3	FC5-9061-000		2	GUIDE, PIN, 2	
4	FC6-8002-000		1	SLIDER, DEVELOPING MOUNT	
5	FM1-A483-000		1	SHAFT, DEVELOPING DRIVE	
6	FS5-6488-000		4	WASHER	
7	FU5-1315-000		1	BUSH	
8	FU2-0308-000		1	GEAR, 41T	
9	FU6-0369-000		1	GEAR, 30T	
10	XG9-0520-000		2	BEARING, BALL, MF106ZZS	
501	XD3-2200-122		1	PIN, DOWEL	

Figure 615 DEVELOPING PRESSURE ASSEMBLY



FIG/KEY	PART NUMBER	RANK	QTY	DESCRIPTION	REMARKS
615	FM1-F531-000		1	DEVELOPING PRESSURE ASSEMBLY	SEE NOTE
1	FC5-9033-000		1	HOLDER, PRESSURE SPRING, FRONT	
2	FC5-9034-000		2	HOLDER, PRESSURE	
3	FC5-9050-000		1	CONNECTOR, HIGH VOLTAGE	
4	FU2-1837-000		1	SPRING, TENSION	
5	FM1-L930-000		1	CABLE, P- KIT H.V. DEV. RELAY	
6	FU5-2906-000		2	SPRING, DEV. PRESSURE, UPPER	
7	FC5-9058-000		2	PIN	
8	FC5-9059-000		1	PIN, POSITIONING	
9	FU6-2546-000		2	SPRING, DEV. PRESSURE, LOWER	
10	FC7-4625-000		1	COVER, PCB	
11	FC7-4631-000		1	HOLDER, PRESSURE SPRING, REAR	
12	FL2-6002-000		1	RESISTOR, H.V. - 9 CURRENT	
13	FM1-D901-000		1	HIGH VOLTAGE PCB ASSEMBLY	
14	FM2-8485-000		1	CABLE, P- KIT HIGH VOLTAGE	
15	FC8-1030-000		2	PIN, PRESSURE, LOWER	
16	FM1-N149-000		1	PLATE, BACK-UP	

Figure 620A HOPPER ASSEMBLY, YELLOW



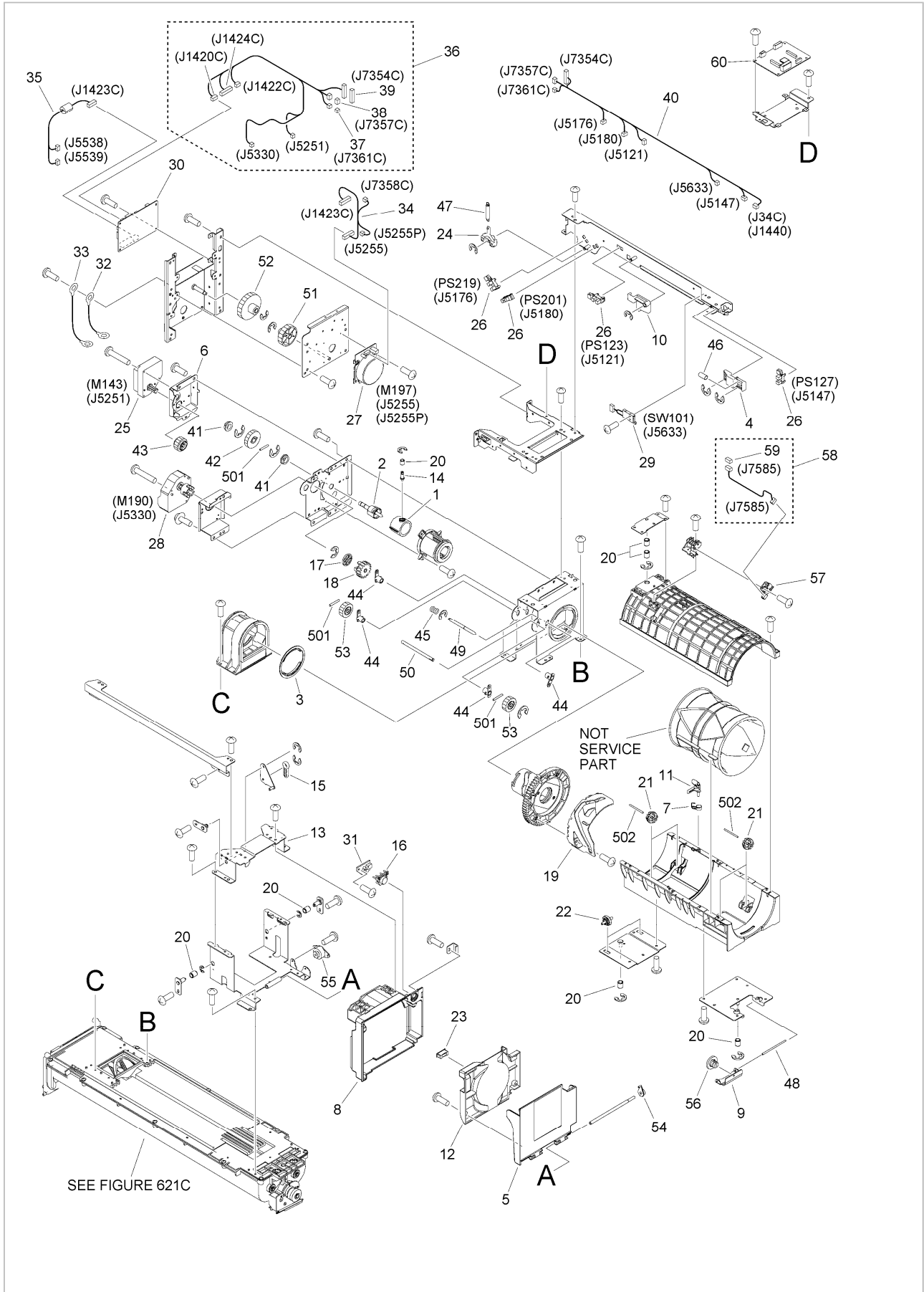
FIG/KEY	PART NUMBER	RANK	QTY	DESCRIPTION	REMARKS
620A	FM1-A368-000		1	HOPPER ASSEMBLY, YELLOW	SEE NOTE
1	FC5-1904-000		1	GUIDE, RELEASE	
2	FM3-0636-000		1	BOTTLE DRIVE SHAFT UNIT	
3	FC5-1945-000		1	HOLDER, RING	
4	FC5-8754-010		1	FLAG, SENSOR, INNER COVER	
5	FC5-8755-000		1	DOOR, CARTRIDGE INNER	
6	FC5-8756-000		1	MOUNT, CARTRIDGE MOTOR	
7	FC6-2294-000		1	SPRING, TORSION	
8	FC6-2301-000		1	COVER, CARTRIDGE INNER	
9	FC6-2303-000		1	STOPPER, CARTRIDGE	
10	FC6-2313-000		1	FLAG, SENSOR, CARTRIDGE SWING	
11	FC6-2314-000		1	FLAG, CARTRIDGE SENSOR	
12	FC6-2317-000		1	GUIDE, BOTTLE	
13	FC6-2320-000		1	HOLDER, COVER	
14	FC6-2327-000		1	SHAFT, RING	
15	FC6-2339-000		1	CATCH, COVER	
16	FC6-2342-000		1	SWITCH, OPEN	
17	FC6-2346-000		1	LINK, RELEASE	
18	FC6-2347-000		1	COUPLING, TRAY DRIVE	
19	FC6-3225-000		1	CAM, BOTTLE SHIFT	
20	FC6-3230-000		7	STOPPER, FRONT	
21	FC6-5481-000		4	ROLLER	
22	FC6-5482-000		2	ROLLER	
23	XZ9-0603-000		1	CATCH, MAGNET	
24	FC6-8139-000		1	FLAG, SLIDE SENSOR	
25	FK3-0824-000		1	MOTOR, DC	M146
26	WG8-5783-000		4	IC, PHOTO- INTERRUPTER, LG248NL1A	PS126, PS130, PS216, PS218
27	FK4-1407-000		1	MOTOR, DC	M195
28	FK4-1408-000		1	MOTOR, DC	M193
29	FM2-0956-000		1	CABLE, MULTI DOOR SWITCH	SW104
30	FM1-A873-000		1	HOPPER DRIVER PCB ASSEMBLY	
31	FM1-E980-000		1	HOPPER SWITCH PCB ASSEMBLY	
32	FM2-8488-000		1	CABLE, HOPPER GROUNDING, 1	
33	FM2-8489-000		1	CABLE, HOPPER GROUNDING, 2	
34	FM1-K938-000		1	CABLE, HOPPER MOTOR	
35	FM1-K937-000		1	CABLE, HOPPER SENSOR	
36	FM1-L808-000		1	CABLE, HOPPER DRIVE	
37	VS1-7177-002		1	CONNECTOR, SNAP TIGHT, BK	
38	VS1-7177-003		1	CONNECTOR, SNAP TIGHT, BK	
39	VS1-7177-012		1	CONNECTOR, SNAP TIGHT, BK	
40	FM2-8636-000		1	CABLE, HOPPER SENSOR MOTOR	
41	FS1-1510-000		2	BUSHING, 8, 4, (COP)	
42	FU5-0199-000		1	GEAR, 36T	
43	FU5-0273-000		1	GEAR, 35T	
44	FU5-1323-000		4	BUSHING	
45	FU5-2977-000		1	SPRING, COMPRESSION	
46	FU5-2978-000		1	SPRING, COMPRESSION	
47	FU5-2979-000		1	SPRING, TENSION	
48	FU5-5771-000		1	PIN, STOPPER	
49	FU5-5823-000		1	SHAFT, DRIVE RELEASE	
50	FU5-5824-000		1	SHAFT, TRAY DRIVE	
51	FU6-0428-000		1	GEAR, 26T/86T	
52	FU6-0429-000		1	GEAR, 18T/120T	

FIG/KEY	PART NUMBER	RANK	QTY	DESCRIPTION	REMARKS
53	FU6-0434-000		2	GEAR, 14T	
54	FU6-0435-000		1	GEAR, 12T	
55	FC8-6867-000		1	DAMPER, ROTARY, 2	
56	FC5-0127-000		1	PIN, SLIDER	
57	FMO-4905-000		1	TONER CONTAINER ID SENSOR UNIT	
58	FM1-L802-000		1	CABLE, SENSOR	
59	VS1-7177-004		1	CONNECTOR, SNAP TIGHT, BK	
501	XD3-2200-162		3	PIN, PARALLEL	
502	XD3-2200-262		4	PIN, DOWEL	

FIG/KEY	PART NUMBER	RANK	QTY	DESCRIPTION	REMARKS
620B	FM1-A369-000		1	HOPPER ASSEMBLY, MAGENTA	SEE NOTE
1	FC5-1904-000		1	GUIDE, RELEASE	
2	FM3-0636-000		1	BOTTLE DRIVE SHAFT UNIT	
3	FC5-1945-000		1	HOLDER, RING	
4	FC5-8754-010		1	FLAG, SENSOR, INNER COVER	
5	FC5-8755-000		1	DOOR, CARTRIDGE INNER	
6	FC5-8756-000		1	MOUNT, CARTRIDGE MOTOR	
7	FC6-2294-000		1	SPRING, TORSION	
8	FC6-2301-000		1	COVER, CARTRIDGE INNER	
9	FC6-2303-000		1	STOPPER, CARTRIDGE	
10	FC6-2313-000		1	FLAG, SENSOR, CARTRIDGE SWING	
11	FC6-2314-000		1	FLAG, CARTRIDGE SENSOR	
12	FC6-2317-000		1	GUIDE, BOTTLE	
13	FC6-2320-000		1	HOLDER, COVER	
14	FC6-2327-000		1	SHAFT, RING	
15	FC6-2339-000		1	CATCH, COVER	
16	FC6-2342-000		1	SWITCH, OPEN	
17	FC6-2346-000		1	LINK, RELEASE	
18	FC6-2347-000		1	COUPLING, TRAY DRIVE	
19	FC6-3225-000		1	CAM, BOTTLE SHIFT	
20	FC6-3230-000		7	STOPPER, FRONT	
21	FC6-5481-000		4	ROLLER	
22	FC6-5482-000		2	ROLLER	
23	XZ9-0603-000		1	CATCH, MAGNET	
24	FC6-8139-000		1	FLAG, SLIDE SENSOR	
25	FK3-0824-000		1	MOTOR, DC	M145
26	WG8-5783-000		4	IC, PHOTO- INTERRUPTER, LG248NL1A	PS125, PS129, PS207, PS213
27	FK4-1407-000		1	MOTOR, DC	M198
28	FK4-1408-000		1	MOTOR, DC	M191
29	FM2-0956-000		1	CABLE, MULTI DOOR SWITCH	SW103
30	FM1-A873-000		1	HOPPER DRIVER PCB ASSEMBLY	
31	FM1-E980-000		1	HOPPER SWITCH PCB ASSEMBLY	
32	FM2-8488-000		1	CABLE, HOPPER GROUNDING, 1	
33	FM2-8489-000		1	CABLE, HOPPER GROUNDING, 2	
34	FM1-K938-000		1	CABLE, HOPPER MOTOR	
35	FM1-K937-000		1	CABLE, HOPPER SENSOR	
36	FM1-L808-000		1	CABLE, HOPPER DRIVE	
37	VS1-7177-002		1	CONNECTOR, SNAP TIGHT, BK	
38	VS1-7177-003		1	CONNECTOR, SNAP TIGHT, BK	
39	VS1-7177-012		1	CONNECTOR, SNAP TIGHT, BK	
40	FM2-8636-000		1	CABLE, HOPPER SENSOR MOTOR	
41	FS1-1510-000		2	BUSHING, 8, 4, (COP)	
42	FU5-0199-000		1	GEAR, 36T	
43	FU5-0273-000		1	GEAR, 35T	
44	FU5-1323-000		4	BUSHING	
45	FU5-2977-000		1	SPRING, COMPRESSION	
46	FU5-2978-000		1	SPRING, COMPRESSION	
47	FU5-2979-000		1	SPRING, TENSION	
48	FU5-5771-000		1	PIN, STOPPER	
49	FU5-5823-000		1	SHAFT, DRIVE RELEASE	
50	FU5-5824-000		1	SHAFT, TRAY DRIVE	
51	FU6-0428-000		1	GEAR, 26T/86T	
52	FU6-0429-000		1	GEAR, 18T/120T	

FIG/KEY	PART NUMBER	RANK	QTY	DESCRIPTION	REMARKS
53	FU6-0434-000		2	GEAR, 14T	
54	FU6-0435-000		1	GEAR, 12T	
55	FC8-6867-000		1	DAMPER, ROTARY, 2	
56	FC5-0127-000		1	PIN, SLIDER	
57	FMO-4905-000		1	TONER CONTAINER ID SENSOR UNIT	
58	FM1-L802-000		1	CABLE, SENSOR	
59	VS1-7177-004		1	CONNECTOR, SNAP TIGHT, BK	
501	XD3-2200-162		3	PIN, PARALLEL	
502	XD3-2200-262		4	PIN, DOWEL	

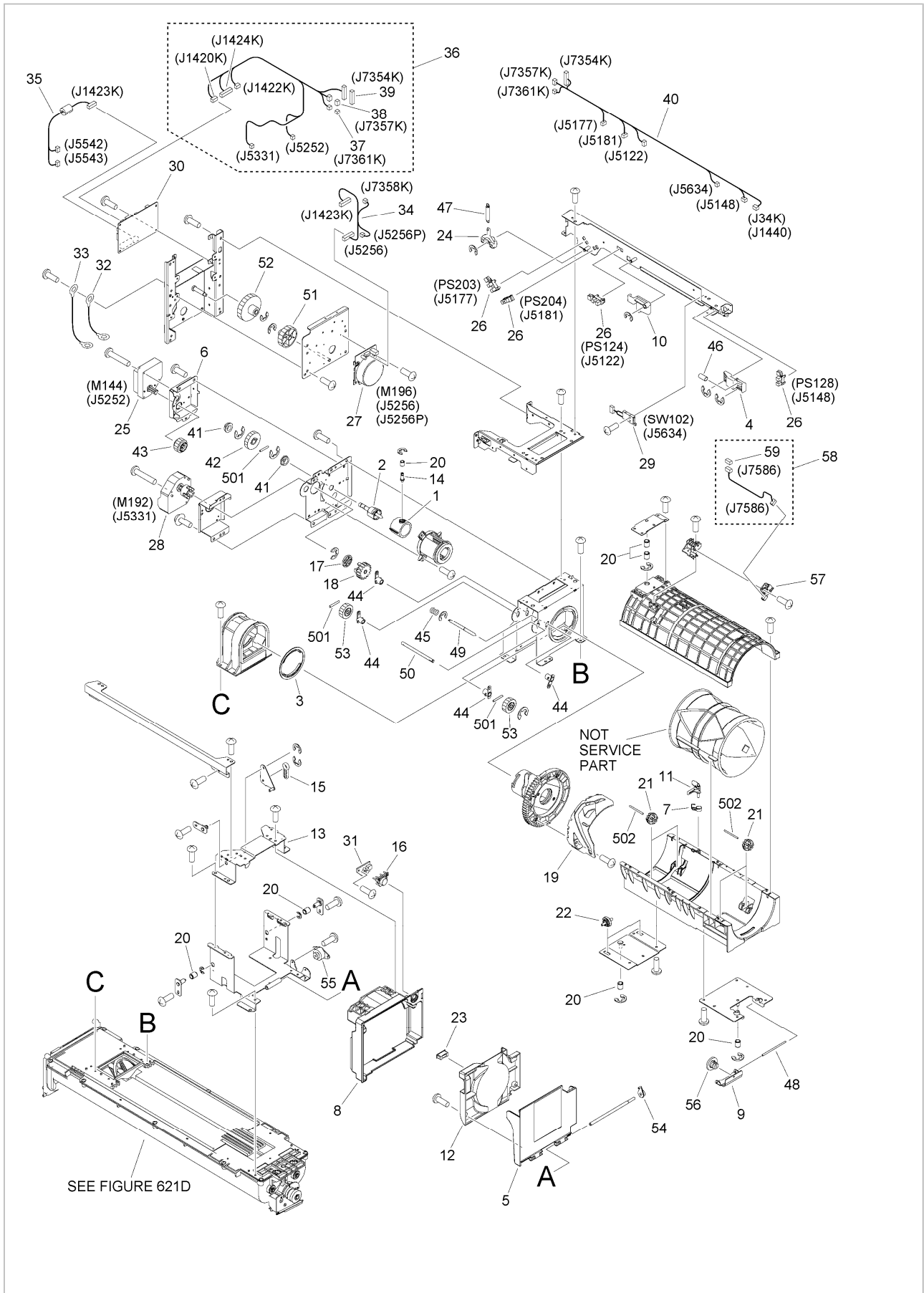
Figure 620C HOPPER ASSEMBLY, CYAN



FIG/KEY	PART NUMBER	RANK	QTY	DESCRIPTION	REMARKS
620C	FM1-A370-000		1	HOPPER ASSEMBLY, CYAN	SEE NOTE
1	FC5-1904-000		1	GUIDE, RELEASE	
2	FM3-0636-000		1	BOTTLE DRIVE SHAFT UNIT	
3	FC5-1945-000		1	HOLDER, RING	
4	FC5-8754-010		1	FLAG, SENSOR, INNER COVER	
5	FC5-8755-000		1	DOOR, CARTRIDGE INNER	
6	FC5-8756-000		1	MOUNT, CARTRIDGE MOTOR	
7	FC6-2294-000		1	SPRING, TORSION	
8	FC6-2301-000		1	COVER, CARTRIDGE INNER	
9	FC6-2303-000		1	STOPPER, CARTRIDGE	
10	FC6-2313-000		1	FLAG, SENSOR, CARTRIDGE SWING	
11	FC6-2314-000		1	FLAG, CARTRIDGE SENSOR	
12	FC6-2317-000		1	GUIDE, BOTTLE	
13	FC6-2320-000		1	HOLDER, COVER	
14	FC6-2327-000		1	SHAFT, RING	
15	FC6-2339-000		1	CATCH, COVER	
16	FC6-2342-000		1	SWITCH, OPEN	
17	FC6-2346-000		1	LINK, RELEASE	
18	FC6-2347-000		1	COUPLING, TRAY DRIVE	
19	FC6-3225-000		1	CAM, BOTTLE SHIFT	
20	FC6-3230-000		7	STOPPER, FRONT	
21	FC6-5481-000		4	ROLLER	
22	FC6-5482-000		2	ROLLER	
23	XZ9-0603-000		1	CATCH, MAGNET	
24	FC6-8139-000		1	FLAG, SLIDE SENSOR	
25	FK3-0824-000		1	MOTOR, DC	M143
26	WG8-5783-000		4	IC, PHOTO- INTERRUPTER, LG248NL1A	PS123, PS127, PS201, PS219
27	FK4-1407-000		1	MOTOR, DC	M197
28	FK4-1408-000		1	MOTOR, DC	M190
29	FM2-0956-000		1	CABLE, MULTI DOOR SWITCH	SW101
30	FM1-A873-000		1	HOPPER DRIVER PCB ASSEMBLY	
31	FM1-E980-000		1	HOPPER SWITCH PCB ASSEMBLY	
32	FM2-8488-000		1	CABLE, HOPPER GROUNDING, 1	
33	FM2-8489-000		1	CABLE, HOPPER GROUNDING, 2	
34	FM1-K938-000		1	CABLE, HOPPER MOTOR	
35	FM1-K937-000		1	CABLE, HOPPER SENSOR	
36	FM1-L808-000		1	CABLE, HOPPER DRIVE	
37	VS1-7177-002		1	CONNECTOR, SNAP TIGHT, BK	
38	VS1-7177-003		1	CONNECTOR, SNAP TIGHT, BK	
39	VS1-7177-012		1	CONNECTOR, SNAP TIGHT, BK	
40	FM2-8636-000		1	CABLE, HOPPER SENSOR MOTOR	
41	FS1-1510-000		2	BUSHING, 8, 4, (COP)	
42	FU5-0199-000		1	GEAR, 36T	
43	FU5-0273-000		1	GEAR, 35T	
44	FU5-1323-000		4	BUSHING	
45	FU5-2977-000		1	SPRING, COMPRESSION	
46	FU5-2978-000		1	SPRING, COMPRESSION	
47	FU5-2979-000		1	SPRING, TENSION	
48	FU5-5771-000		1	PIN, STOPPER	
49	FU5-5823-000		1	SHAFT, DRIVE RELEASE	
50	FU5-5824-000		1	SHAFT, TRAY DRIVE	
51	FU6-0428-000		1	GEAR, 26T/86T	
52	FU6-0429-000		1	GEAR, 18T/120T	

FIG/KEY	PART NUMBER	RANK	QTY	DESCRIPTION	REMARKS
53	FU6-0434-000		2	GEAR, 14T	
54	FU6-0435-000		1	GEAR, 12T	
55	FC8-6867-000		1	DAMPER, ROTARY, 2	
56	FC5-0127-000		1	PIN, SLIDER	
57	FMO-4905-000		1	TONER CONTAINER ID SENSOR UNIT	
58	FM1-L802-000		1	CABLE, SENSOR	
59	VS1-7177-004		1	CONNECTOR, SNAP TIGHT, BK	
60	FM1-W986-000		1	TONER CONTAINER ID DRIVER PCB	
501	XD3-2200-162		3	PIN, PARALLEL	
502	XD3-2200-262		4	PIN, DOWEL	

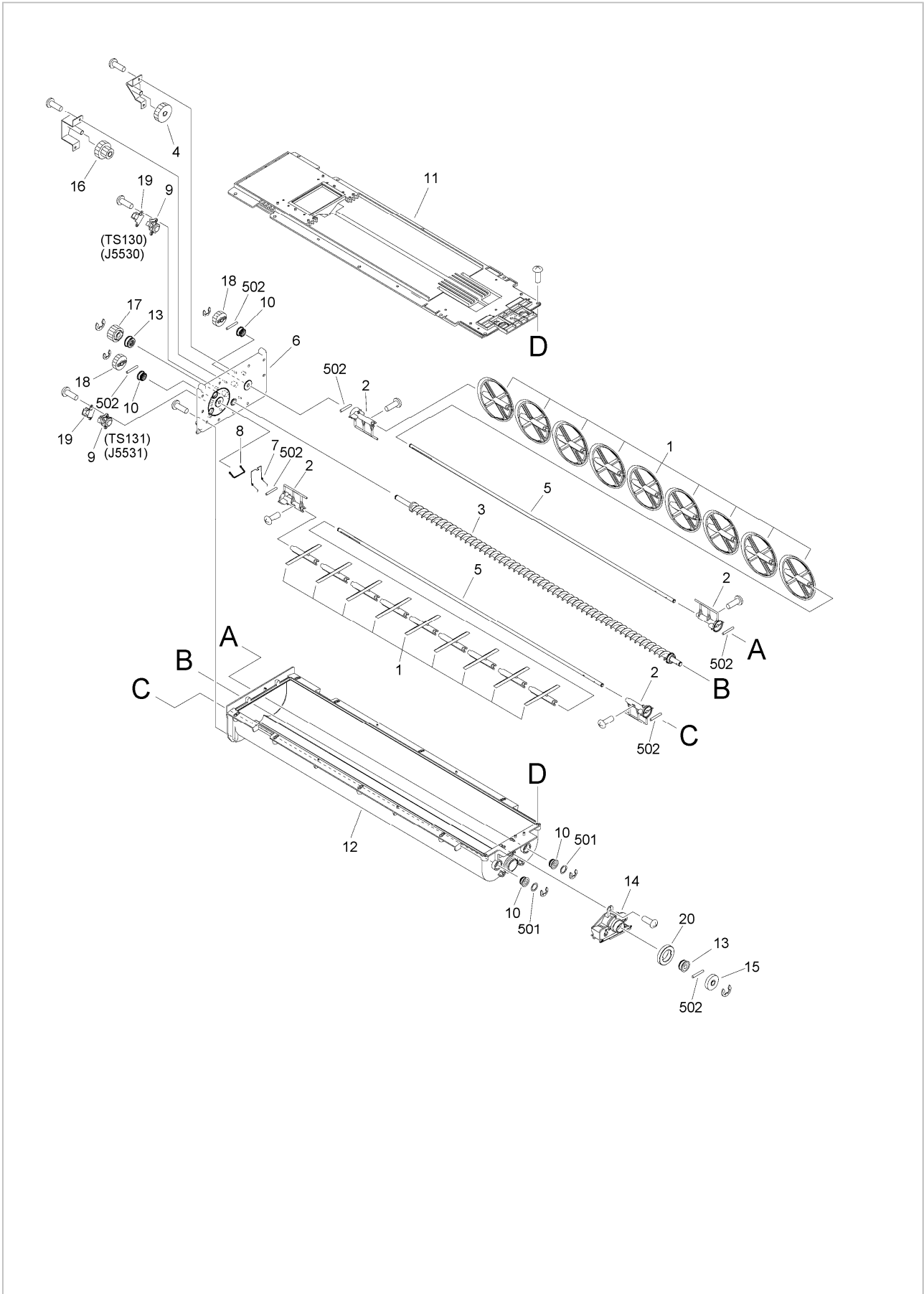
Figure 620D HOPPER ASSEMBLY, BLACK



FIG/KEY	PART NUMBER	RANK	QTY	DESCRIPTION	REMARKS
620D	FM1-A371-000		1	HOPPER ASSEMBLY, BLACK	SEE NOTE
1	FC5-1904-000		1	GUIDE, RELEASE	
2	FM3-0636-000		1	BOTTLE DRIVE SHAFT UNIT	
3	FC5-1945-000		1	HOLDER, RING	
4	FC5-8754-010		1	FLAG, SENSOR, INNER COVER	
5	FC5-8755-000		1	DOOR, CARTRIDGE INNER	
6	FC5-8756-000		1	MOUNT, CARTRIDGE MOTOR	
7	FC6-2294-000		1	SPRING, TORSION	
8	FC6-2301-000		1	COVER, CARTRIDGE INNER	
9	FC6-2303-000		1	STOPPER, CARTRIDGE	
10	FC6-2313-000		1	FLAG, SENSOR, CARTRIDGE SWING	
11	FC6-2314-000		1	FLAG, CARTRIDGE SENSOR	
12	FC6-2317-000		1	GUIDE, BOTTLE	
13	FC6-2320-000		1	HOLDER, COVER	
14	FC6-2327-000		1	SHAFT, RING	
15	FC6-2339-000		1	CATCH, COVER	
16	FC6-2342-000		1	SWITCH, OPEN	
17	FC6-2346-000		1	LINK, RELEASE	
18	FC6-2347-000		1	COUPLING, TRAY DRIVE	
19	FC6-3225-000		1	CAM, BOTTLE SHIFT	
20	FC6-3230-000		7	STOPPER, FRONT	
21	FC6-5481-000		4	ROLLER	
22	FC6-5482-000		2	ROLLER	
23	XZ9-0603-000		1	CATCH, MAGNET	
24	FC6-8139-000		1	FLAG, SLIDE SENSOR	
25	FK3-0824-000		1	MOTOR, DC	M144
26	WG8-5783-000		4	IC, PHOTO- INTERRUPTER, LG248NL1A	PS124, PS128, PS203, PS204
27	FK4-1407-000		1	MOTOR, DC	M196
28	FK4-1408-000		1	MOTOR, DC	M192
29	FM2-0956-000		1	CABLE, MULTI DOOR SWITCH	SW102
30	FM1-A873-000		1	HOPPER DRIVER PCB ASSEMBLY	
31	FM1-E980-000		1	HOPPER SWITCH PCB ASSEMBLY	
32	FM2-8488-000		1	CABLE, HOPPER GROUNDING, 1	
33	FM2-8489-000		1	CABLE, HOPPER GROUNDING, 2	
34	FM1-K938-000		1	CABLE, HOPPER MOTOR	
35	FM1-K937-000		1	CABLE, HOPPER SENSOR	
36	FM1-L808-000		1	CABLE, HOPPER DRIVE	
37	VS1-7177-002		1	CONNECTOR, SNAP TIGHT, BK	
38	VS1-7177-003		1	CONNECTOR, SNAP TIGHT, BK	
39	VS1-7177-012		1	CONNECTOR, SNAP TIGHT, BK	
40	FM2-8636-000		1	CABLE, HOPPER SENSOR MOTOR	
41	FS1-1510-000		2	BUSHING, 8,4, (COP)	
42	FU5-0199-000		1	GEAR, 36T	
43	FU5-0273-000		1	GEAR, 35T	
44	FU5-1323-000		4	BUSHING	
45	FU5-2977-000		1	SPRING, COMPRESSION	
46	FU5-2978-000		1	SPRING, COMPRESSION	
47	FU5-2979-000		1	SPRING, TENSION	
48	FU5-5771-000		1	PIN, STOPPER	
49	FU5-5823-000		1	SHAFT, DRIVE RELEASE	
50	FU5-5824-000		1	SHAFT, TRAY DRIVE	
51	FU6-0428-000		1	GEAR, 26T/86T	
52	FU6-0429-000		1	GEAR, 18T/120T	

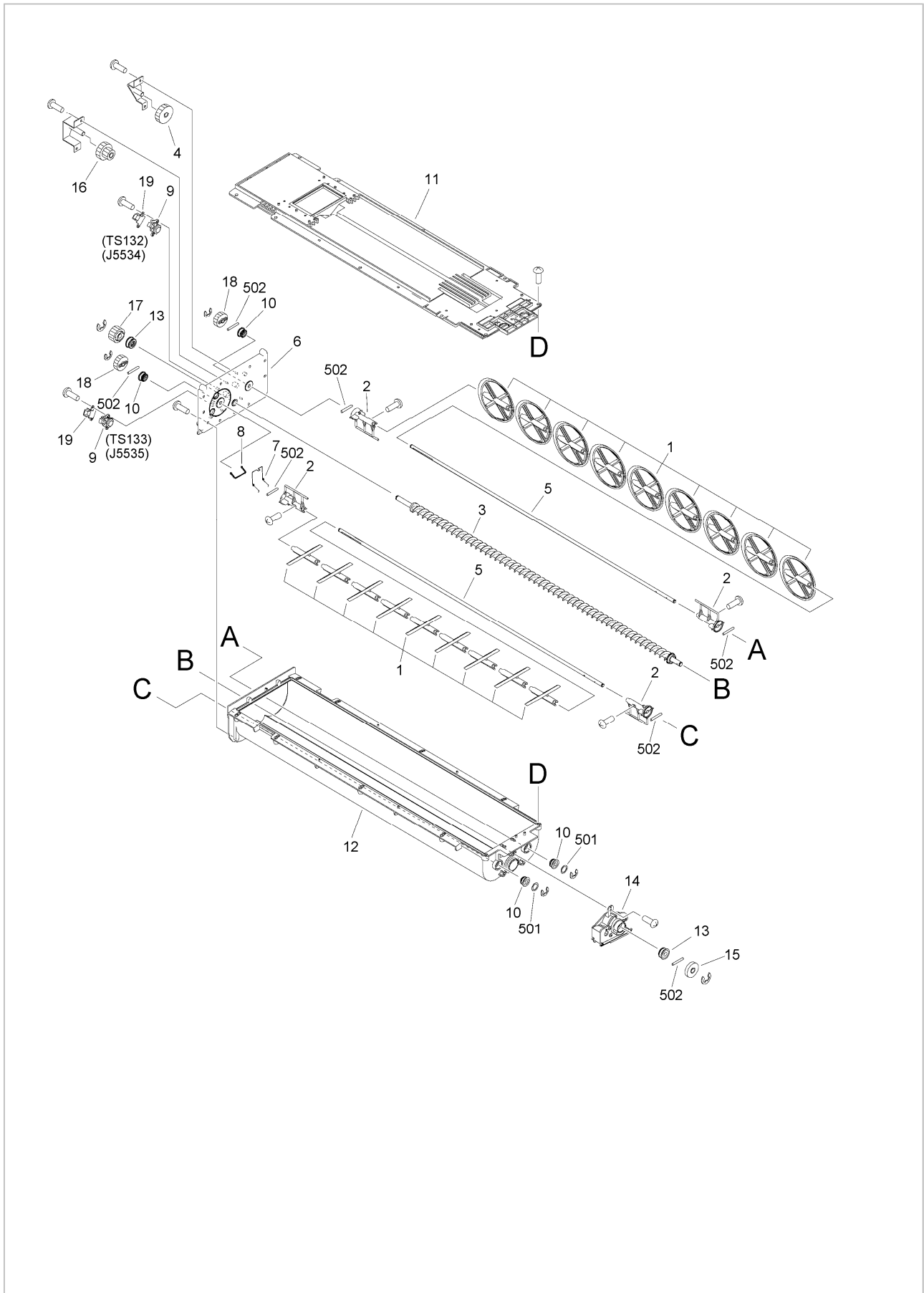
FIG/KEY	PART NUMBER	RANK	QTY	DESCRIPTION	REMARKS
53	FU6-0434-000		2	GEAR, 14T	
54	FU6-0435-000		1	GEAR, 12T	
55	FC8-6867-000		1	DAMPER, ROTARY, 2	
56	FC5-0127-000		1	PIN, SLIDER	
57	FMO-4905-000		1	TONER CONTAINER ID SENSOR UNIT	
58	FM1-L802-000		1	CABLE, SENSOR	
59	VS1-7177-004		1	CONNECTOR, SNAP TIGHT, BK	
501	XD3-2200-162		3	PIN, PARALLEL	
502	XD3-2200-262		4	PIN, DOWEL	

Figure 621A BUFFER YELLOW ASSEMBLY



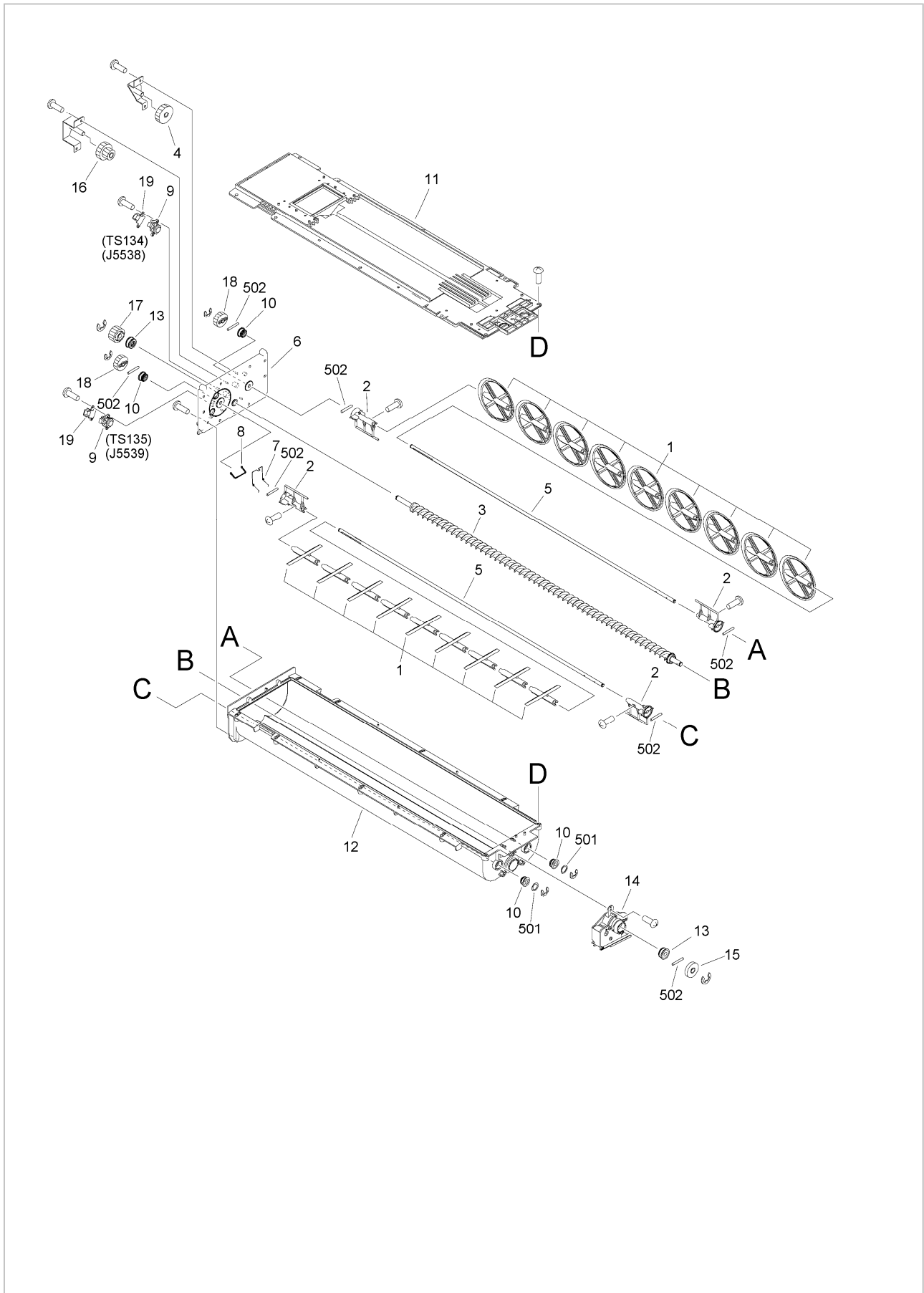
FIG/KEY	PART NUMBER	RANK	QTY	DESCRIPTION	REMARKS
621A	FM2-2333-000		1	BUFFER YELLOW ASSEMBLY	SEE NOTE
1	FC5-8746-000		18	BLADE, STIRRING	
2	FC5-8747-000		4	ROD, STIRRING	
3	FC5-8748-000		1	SCREW, FEED	
4	FU6-0433-000		1	GEAR, 34T	
5	FC5-8765-000		2	SHAFT, STIRRING	
6	FC5-8771-000		1	LID, HOPPER BACK	
7	FC6-2335-000		1	WIPER	
8	FC6-2336-000		1	HOLDER, WIPER	
9	FK2-0590-000		2	TONER SENSOR UNIT	TS130, TS131
10	FL2-1904-000		4	BUSHING, PHI 6	
11	FL2-2374-000		1	LID, HOPPER, UPPER	
12	FL2-2375-000		1	CASE, HOPPER	
13	FL2-2376-000		2	BUSHING, PHI 8	
14	FM2-2329-000		1	SHUTTER, YELLOW	
15	FU6-0254-000		1	GEAR, 27T	
16	FU6-0430-000		1	GEAR, 18T/30T	
17	FU6-0431-000		1	GEAR, 26T	
18	FU6-0432-000		2	GEAR, 26T	
19	FC5-8003-000		2	COVER, CONNECTOR	
20	FC5-8764-000		1	FLANGE, YELLOW	
501	XD1-1106-213		2	WASHER, COP	
502	XD3-2200-162		7	PIN, PARALLEL	

Figure 621B BUFFER MAGENTA ASSEMBLY



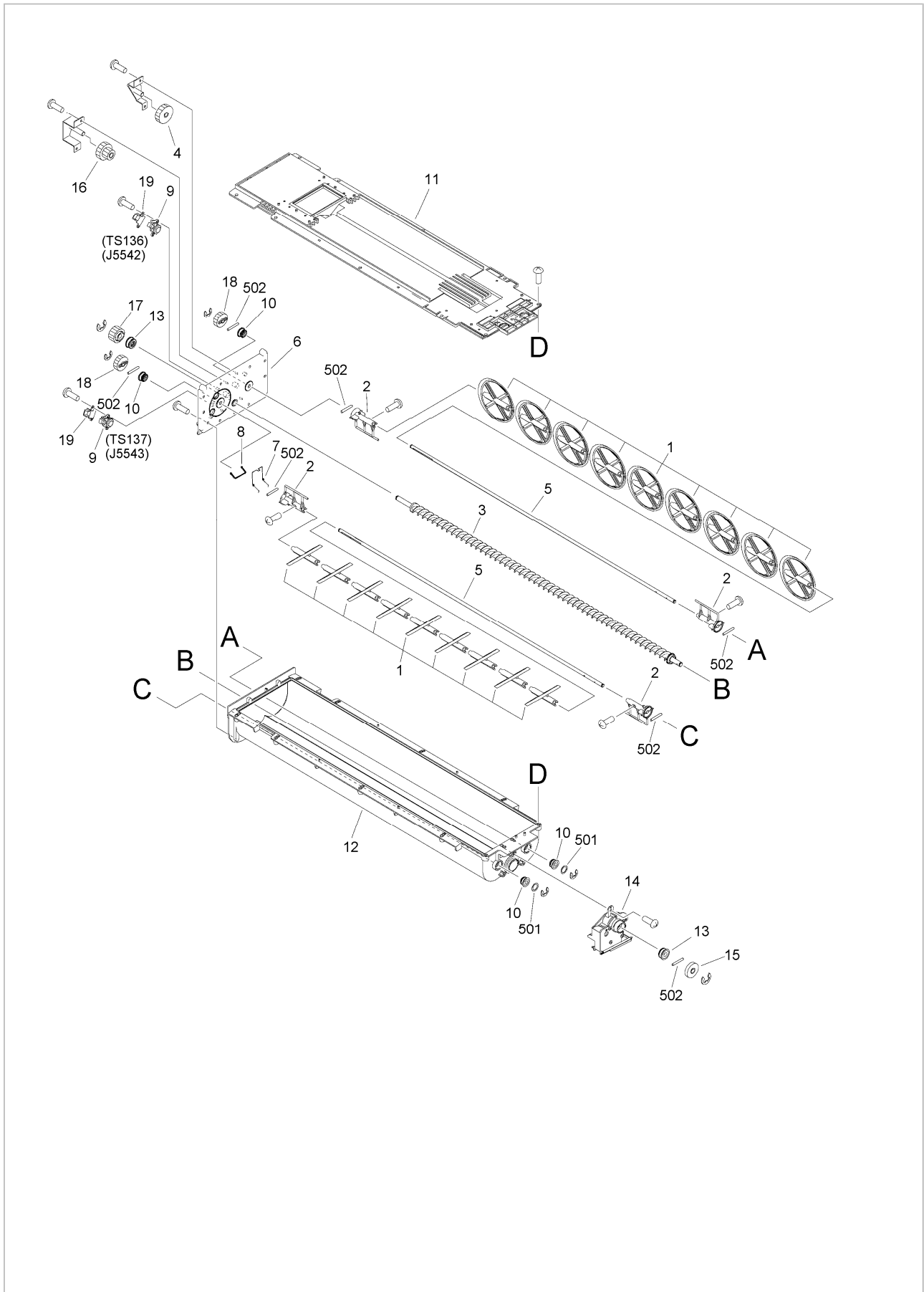
FIG/KEY	PART NUMBER	RANK	QTY	DESCRIPTION	REMARKS
621B	FM2-2334-000		1	BUFFER MAGENTA ASSEMBLY	SEE NOTE
1	FC5-8746-000		18	BLADE, STIRRING	
2	FC5-8747-000		4	ROD, STIRRING	
3	FC5-8748-000		1	SCREW, FEED	
4	FU6-0433-000		1	GEAR, 34T	
5	FC5-8765-000		2	SHAFT, STIRRING	
6	FC5-8771-000		1	LID, HOPPER BACK	
7	FC6-2335-000		1	WIPER	
8	FC6-2336-000		1	HOLDER, WIPER	
9	FK2-0590-000		2	TONER SENSOR UNIT	TS132, TS133
10	FL2-1904-000		4	BUSHING, PHI 6	
11	FL2-2374-000		1	LID, HOPPER, UPPER	
12	FL2-2375-000		1	CASE, HOPPER	
13	FL2-2376-000		2	BUSHING, PHI 8	
14	FM2-2330-000		1	SHUTTER, MAGENTA	
15	FU6-0254-000		1	GEAR, 27T	
16	FU6-0430-000		1	GEAR, 18T/30T	
17	FU6-0431-000		1	GEAR, 26T	
18	FU6-0432-000		2	GEAR, 26T	
19	FC5-8003-000		2	COVER, CONNECTOR	
501	XD1-1106-213		2	WASHER, COP	
502	XD3-2200-162		7	PIN, PARALLEL	

Figure 621C BUFFER CYAN ASSEMBLY



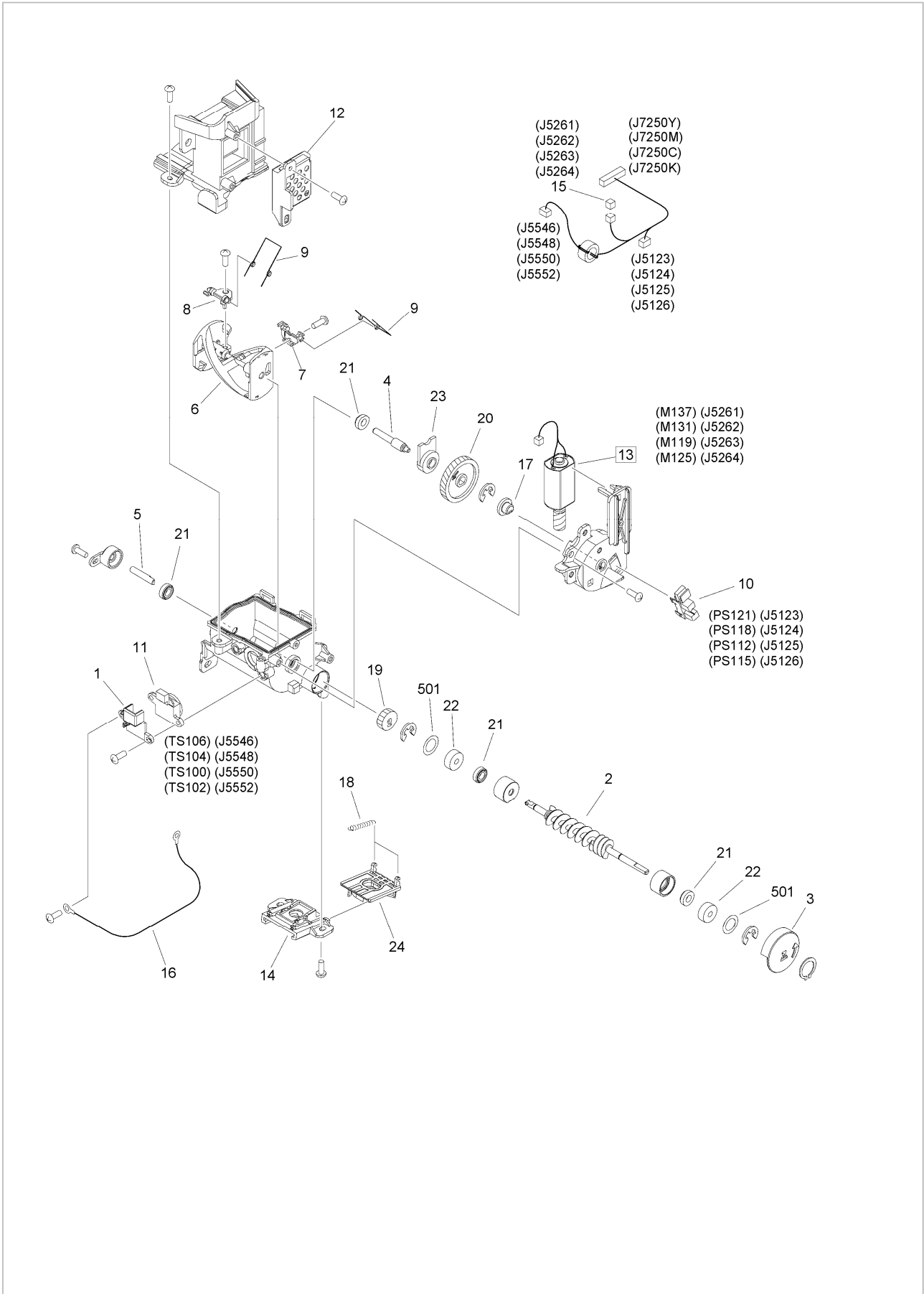
FIG/KEY	PART NUMBER	RANK	QTY	DESCRIPTION	REMARKS
621C	FM2-2335-000		1	BUFFER CYAN ASSEMBLY	SEE NOTE
1	FC5-8746-000		18	BLADE, STIRRING	
2	FC5-8747-000		4	ROD, STIRRING	
3	FC5-8748-000		1	SCREW, FEED	
4	FU6-0433-000		1	GEAR, 34T	
5	FC5-8765-000		2	SHAFT, STIRRING	
6	FC5-8771-000		1	LID, HOPPER BACK	
7	FC6-2335-000		1	WIPER	
8	FC6-2336-000		1	HOLDER, WIPER	
9	FK2-0590-000		2	TONER SENSOR UNIT	TS134, TS135
10	FL2-1904-000		4	BUSHING, PHI 6	
11	FL2-2374-000		1	LID, HOPPER, UPPER	
12	FL2-2375-000		1	CASE, HOPPER	
13	FL2-2376-000		2	BUSHING, PHI 8	
14	FM2-2331-000		1	SHUTTER, CYAN	
15	FU6-0254-000		1	GEAR, 27T	
16	FU6-0430-000		1	GEAR, 18T/30T	
17	FU6-0431-000		1	GEAR, 26T	
18	FU6-0432-000		2	GEAR, 26T	
19	FC5-8003-000		2	COVER, CONNECTOR	
501	XD1-1106-213		2	WASHER, COP	
502	XD3-2200-162		7	PIN, PARALLEL	

Figure 621D BUFFER BLACK ASSEMBLY



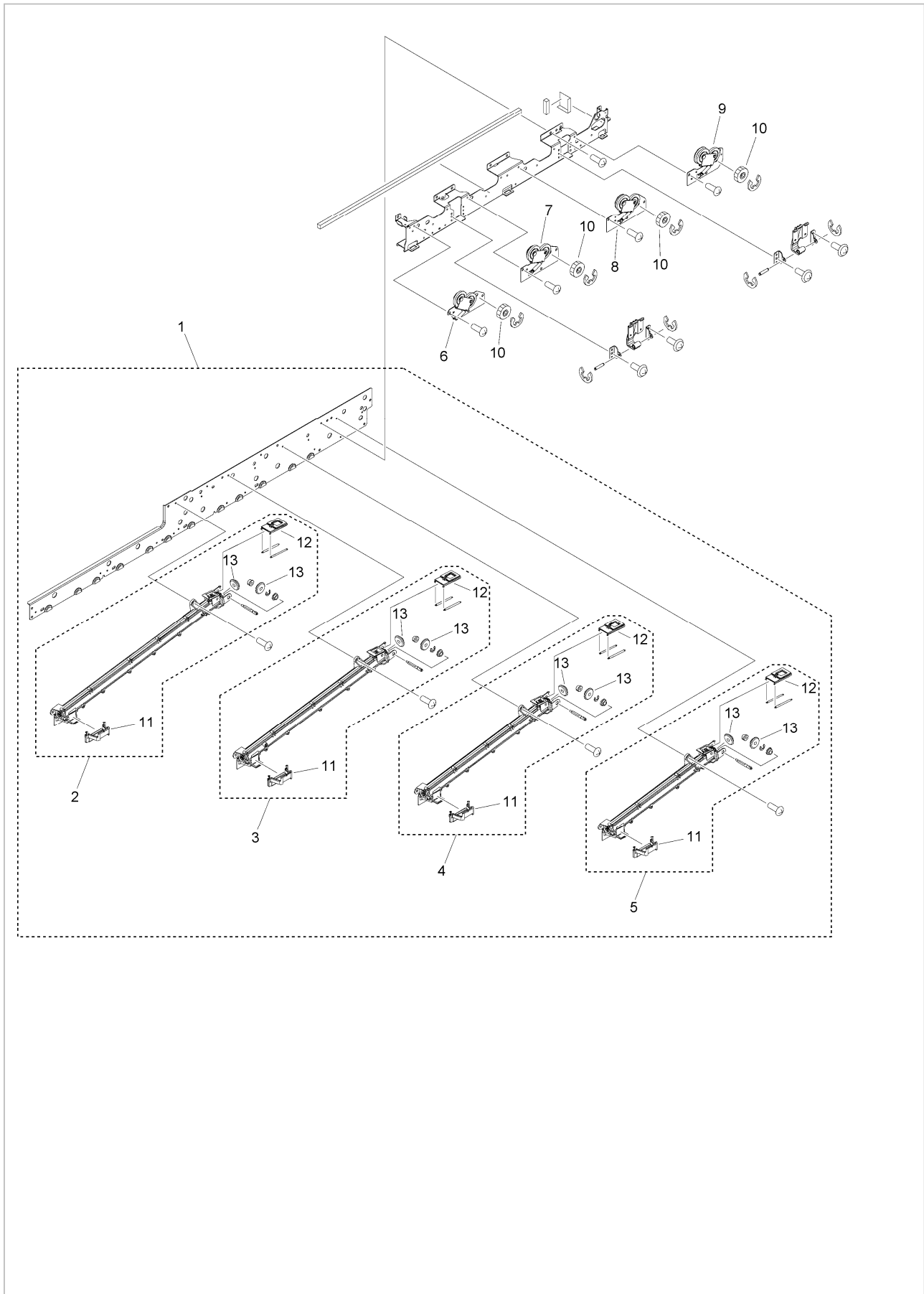
FIG/KEY	PART NUMBER	RANK	QTY	DESCRIPTION	REMARKS
621D	FM2-2336-000		1	BUFFER BLACK ASSEMBLY	SEE NOTE
1	FC5-8746-000		18	BLADE, STIRRING	
2	FC5-8747-000		4	ROD, STIRRING	
3	FC5-8748-000		1	SCREW, FEED	
4	FU6-0433-000		1	GEAR, 34T	
5	FC5-8765-000		2	SHAFT, STIRRING	
6	FC5-8771-000		1	LID, HOPPER BACK	
7	FC6-2335-000		1	WIPER	
8	FC6-2336-000		1	HOLDER, WIPER	
9	FK2-0590-000		2	TONER SENSOR UNIT	TS136, TS137
10	FL2-1904-000		4	BUSHING, PHI 6	
11	FL2-2374-000		1	LID, HOPPER, UPPER	
12	FL2-2375-000		1	CASE, HOPPER	
13	FL2-2376-000		2	BUSHING, PHI 8	
14	FM2-2332-000		1	SHUTTER, BLACK	
15	FU6-0254-000		1	GEAR, 27T	
16	FU6-0430-000		1	GEAR, 18T/30T	
17	FU6-0431-000		1	GEAR, 26T	
18	FU6-0432-000		2	GEAR, 26T	
19	FC5-8003-000		2	COVER, CONNECTOR	
501	XD1-1106-213		2	WASHER, COP	
502	XD3-2200-162		7	PIN, PARALLEL	

Figure 622 SUB HOPPER ASSEMBLY



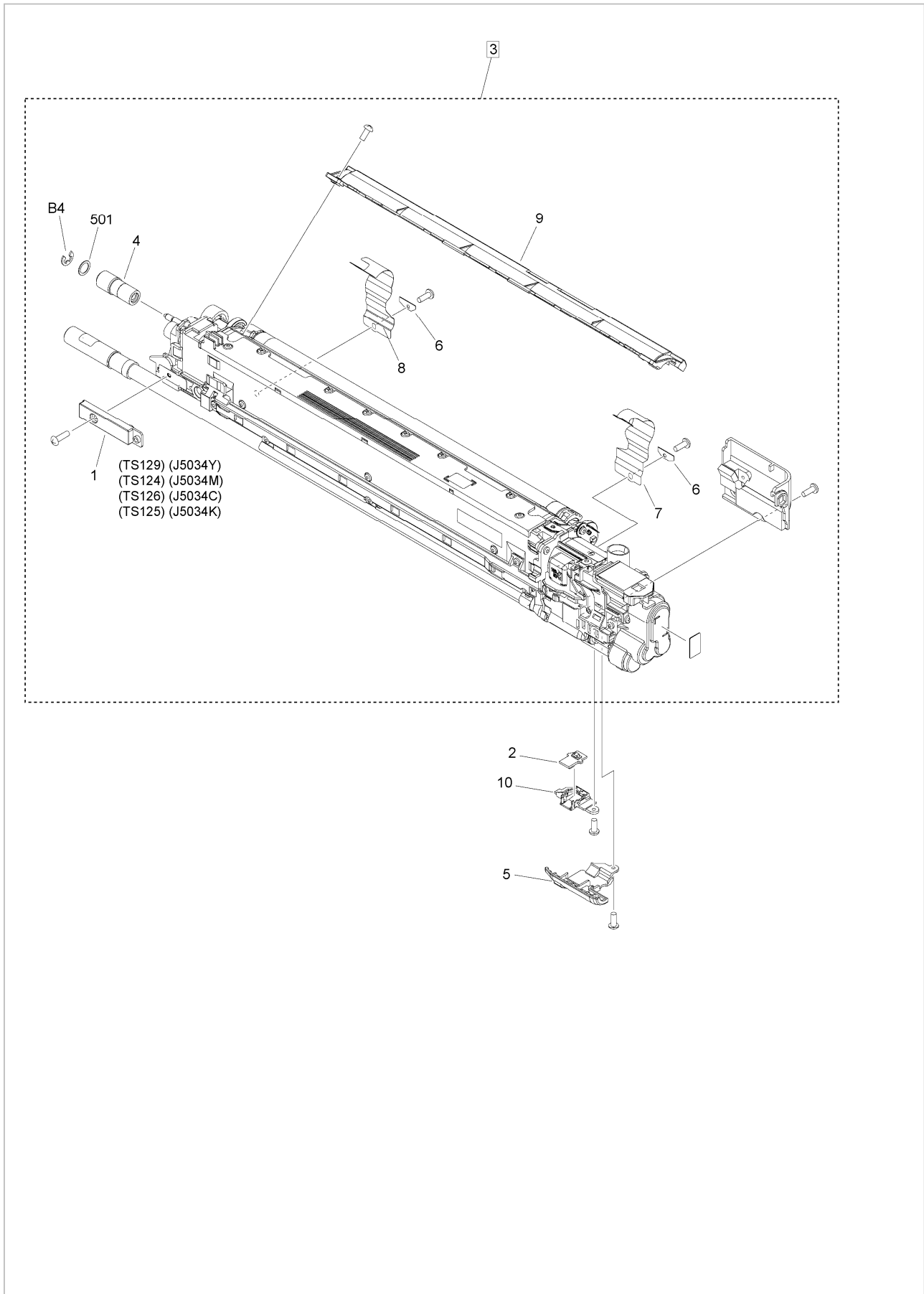
FIG/KEY	PART NUMBER	RANK	QTY	DESCRIPTION	REMARKS
622	FM2-2097-040		1	SUB HOPPER ASSEMBLY	
1	FC5-8003-000		1	COVER, CONNECTOR	
2	FC5-9020-000		1	SCREW, SUPPLY	
3	FC5-9023-000		1	FLAG, HOME POSITION DETECT	
4	FC5-9024-000		1	SHAFT, STIRRING, FRONT	
5	FC5-9025-000		1	SHAFT, STIRRING, REAR	
6	FC5-9026-000		1	BLADE, STIRRING	
7	FC6-7947-000		1	RETAINER, SPRING, FRONT	
8	FC6-7948-000		1	RETAINER, SPRING, REAR	
9	FC6-7955-000		2	SPRING, TORSION	
10	WG8-5783-000		1	IC, PHOTO- INTERRUPTER, LG248NL1A	PS112, PS115, PS118, PS121
11	FK2-0590-000		1	TONER SENSOR UNIT	TS100, TS102, TS104, TS106
12	FL3-0560-010		1	FILTER, DUST	
13	FL2-6139-000		1	MOTOR, SUB HOPPER STIRRING	M119, M125, M131, M137 [DP]
14	FL2-1984-010		1	RAIL, SHUTTER	
15	VS1-7177-002		1	CONNECTOR, SNAP TIGHT, BK	
16	FM2-8682-000		1	CABLE, P-KIT GROUNDING, 1	
17	FU5-1317-000		1	BUSHING	
18	FU5-2901-000		2	SPRING, TENSION	
19	FU6-0359-000		1	GEAR, 22T	
20	FU6-0360-000		1	GEAR, 50T	
21	MB4-8200-000		4	SEAL, OIL	
22	XG9-0726-000		2	BEARING, BALL, 624-2RS	
23	FU5-1334-000		1	BUSHING	
24	FL2-1985-010		1	SHUTTER	
501	XD1-1104-115		2	WASHER, COP	

Figure 625 TONER FEED ASS'Y



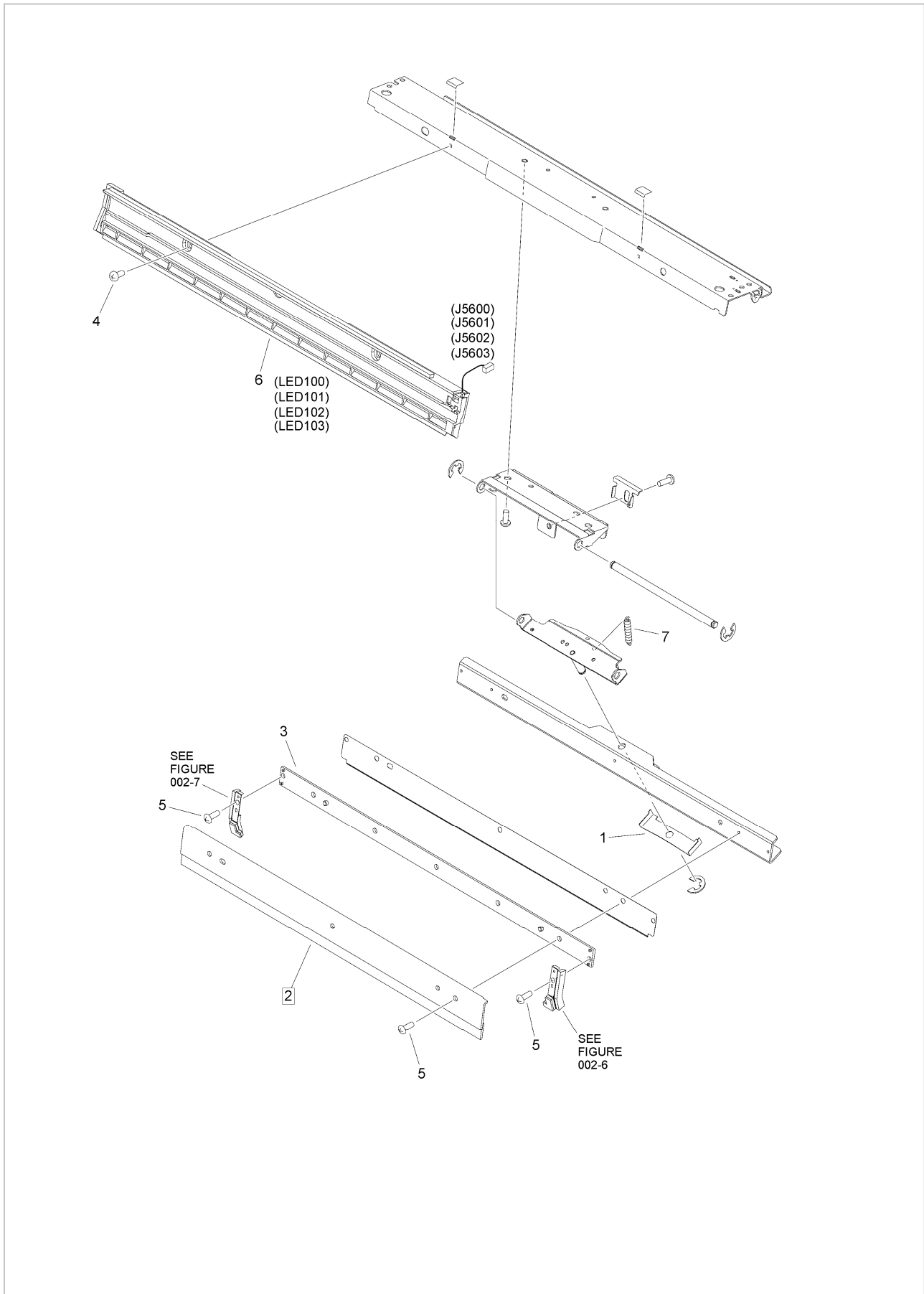
FIG/KEY	PART NUMBER	RANK	QTY	DESCRIPTION	REMARKS
625	NPN		RF	TONER FEED ASS'Y	
1	FM4-7438-000		1	FEED PIPE UNIT	
2	FM4-7434-000		1	PIPE, TONER PAPER FEED, YELLOW	
3	FM4-7435-000		1	PIPE, TONER PAPER FEED,	
4	FM4-7436-000		1	PIPE, TONER PAPER FEED, CYAN	
5	FM4-7437-000		1	PIPE, TONER PAPER FEED, BLACK	
6	FM2-2292-000		1	FEEDER DRIVE ASSEMBLY, YELLOW	
7	FM2-2293-000		1	FEEDER DRIVE ASSEMBLY, MAGENTA	
8	FM2-2294-000		1	FEEDER DRIVE ASSEMBLY, CYAN	
9	FM2-2295-000		1	FEEDER DRIVE ASSEMBLY, BLACK	
10	FU6-0251-000		4	GEAR, 18T	
11	FL2-7886-010		4	SEAL, PIPE SUB	
12	FL2-1896-000		4	SHUTTER, PIPE	
13	FU6-0250-000		8	GEAR, BEVEL, 20T	

Figure 640 DEVELOPING ASSEMBLY



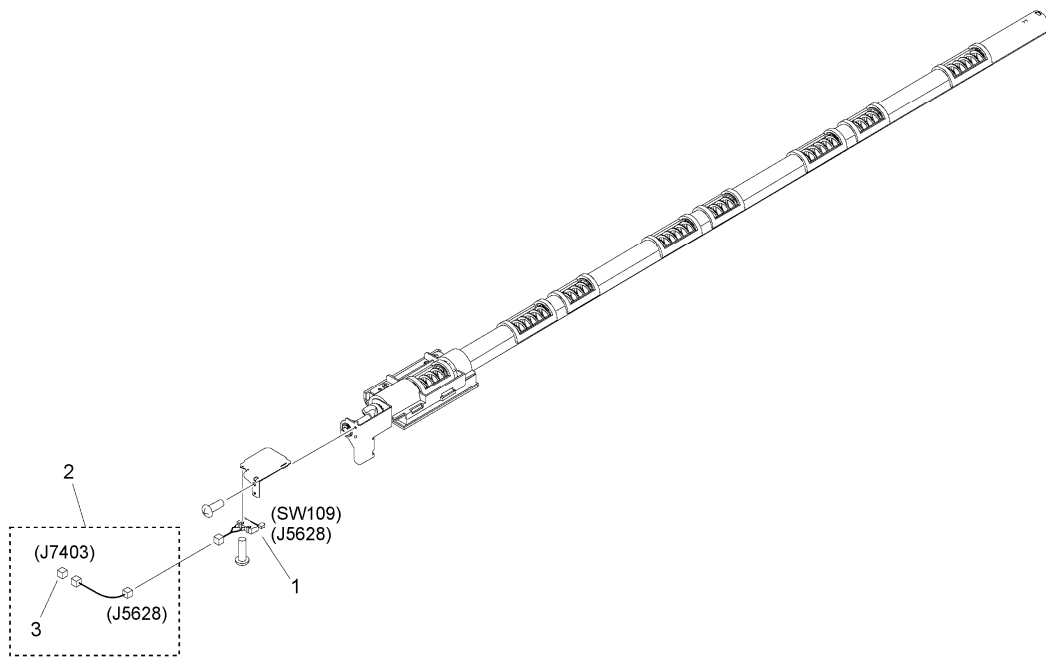
FIG/KEY	PART NUMBER	RANK	QTY	DESCRIPTION	REMARKS
640	NPN		RF	DEVELOPING ASSEMBLY	
1	FK4-2834-000		1	SENSOR, TONER DENSITY	TS124, TS125, TS126, TS129
2	FM4-6258-000		1	ENVIRONMENT SENSOR PCB ASS'Y	
3	FM1-A304-000		1	DEVELOPING ASSEMBLY	[DP]
4	FU6-0283-000		1	GEAR, INTERMEDIATE	
5	FC9-5819-000		1	GUIDE, HIGH VOLTAGE CABLE	
6	FC8-6874-000		2	CLAMP, SIDE END SHEET	
7	FC9-5841-000		1	SHEET, SIDE END, FRONT	
8	FC9-5842-000		1	SHEET, SIDE END, REAR	
9	FL3-2909-010		1	COVER, SLEEVE	
10	FC9-5815-000		1	HOLDER, SENSOR	
501	XD1-1105-212		1	WASHER, COP	

Figure 710 CLEANER ASSEMBLY



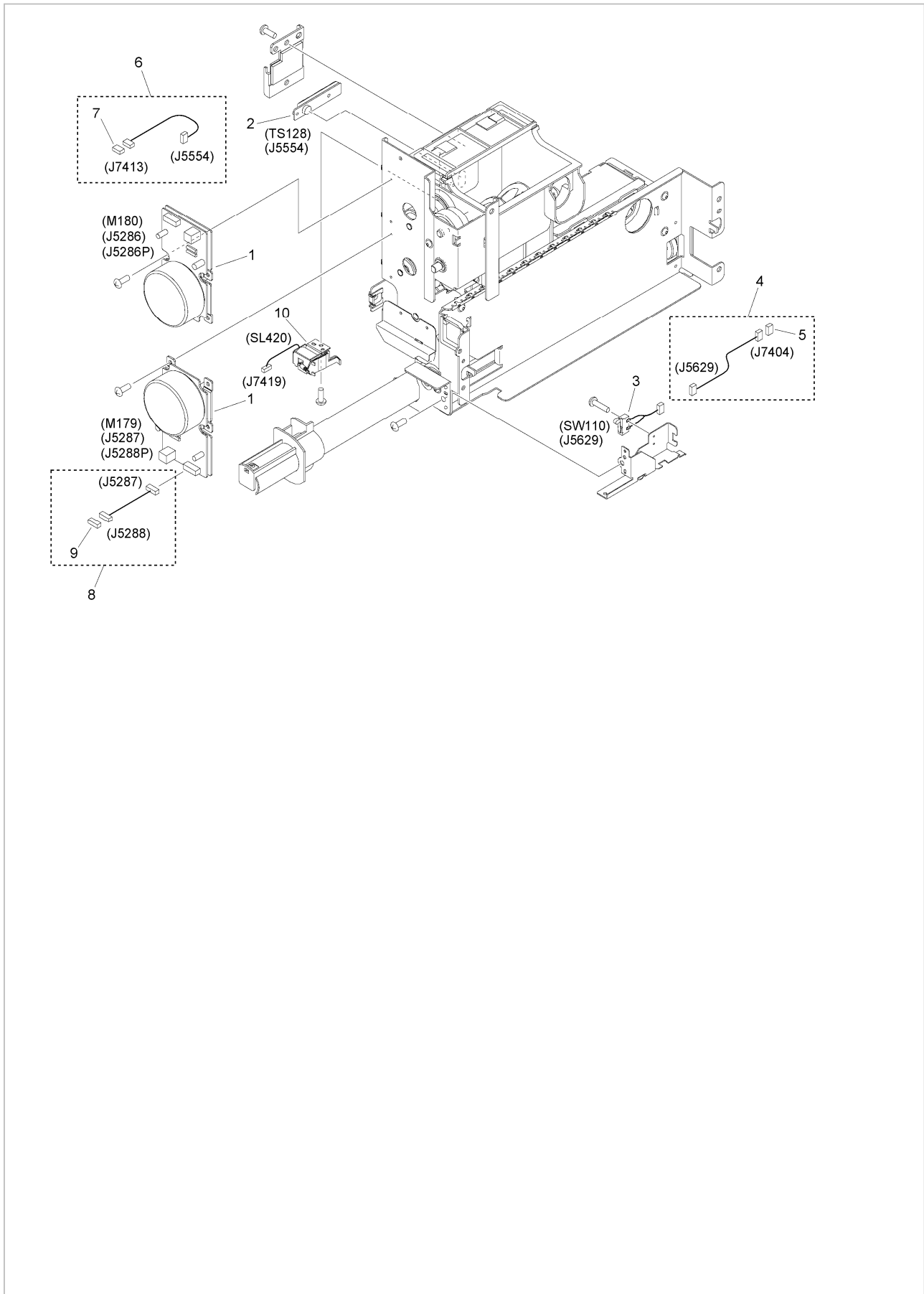
FIG/KEY	PART NUMBER	RANK	QTY	DESCRIPTION	REMARKS
710	FM1-A320-000		1	CLEANER ASSEMBLY	SEE NOTE
1	FB2-6890-000		1	SPRING, LEAF	
2	FC5-8829-000		1	BLADE, CLEANER	[DP]
3	FC5-8830-000		1	SPACER, BLADE	
4	FU5-9222-000		2	SCREW, BH4X8(YELLOW)	
5	FU5-9223-000		5	SCREW, BH3X6(YELLOW)	
6	FM1-F529-000		1	PRE-EXPOSURE UNIT	LED100, LED101, LED102, LED103
7	FU2-0406-000		1	SPRING, TENSION	

Figure 770 WASTE TONER FEEDER ASSEMBLY



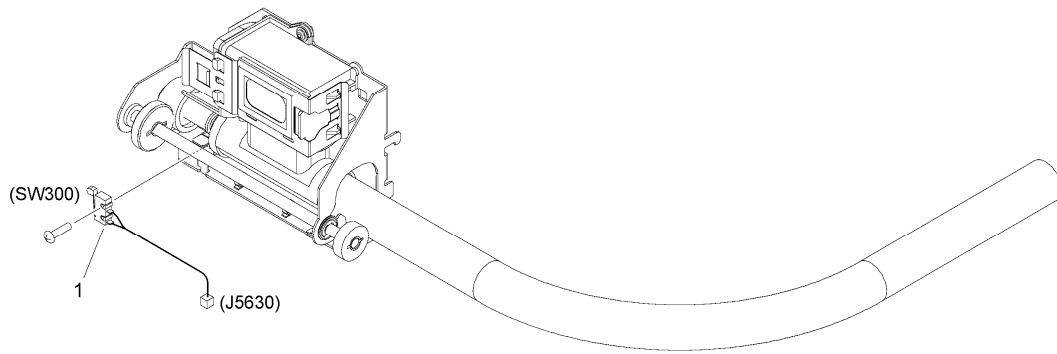
FIG/KEY	PART NUMBER	RANK	QTY	DESCRIPTION	REMARKS
770	FM1-H067-000		1	WASTE TONER FEEDER ASSEMBLY	
1	FM1-L897-000		1	CABLE, SWITCH	SW109
2	FM1-L968-000		1	CABLE, LOCK SENSING SWITCH	
3	VS1-7177-004		1	CONNECTOR, SNAP TIGHT, BK	

Figure 771 WASTE TONER BUFFER ASSEMBLY



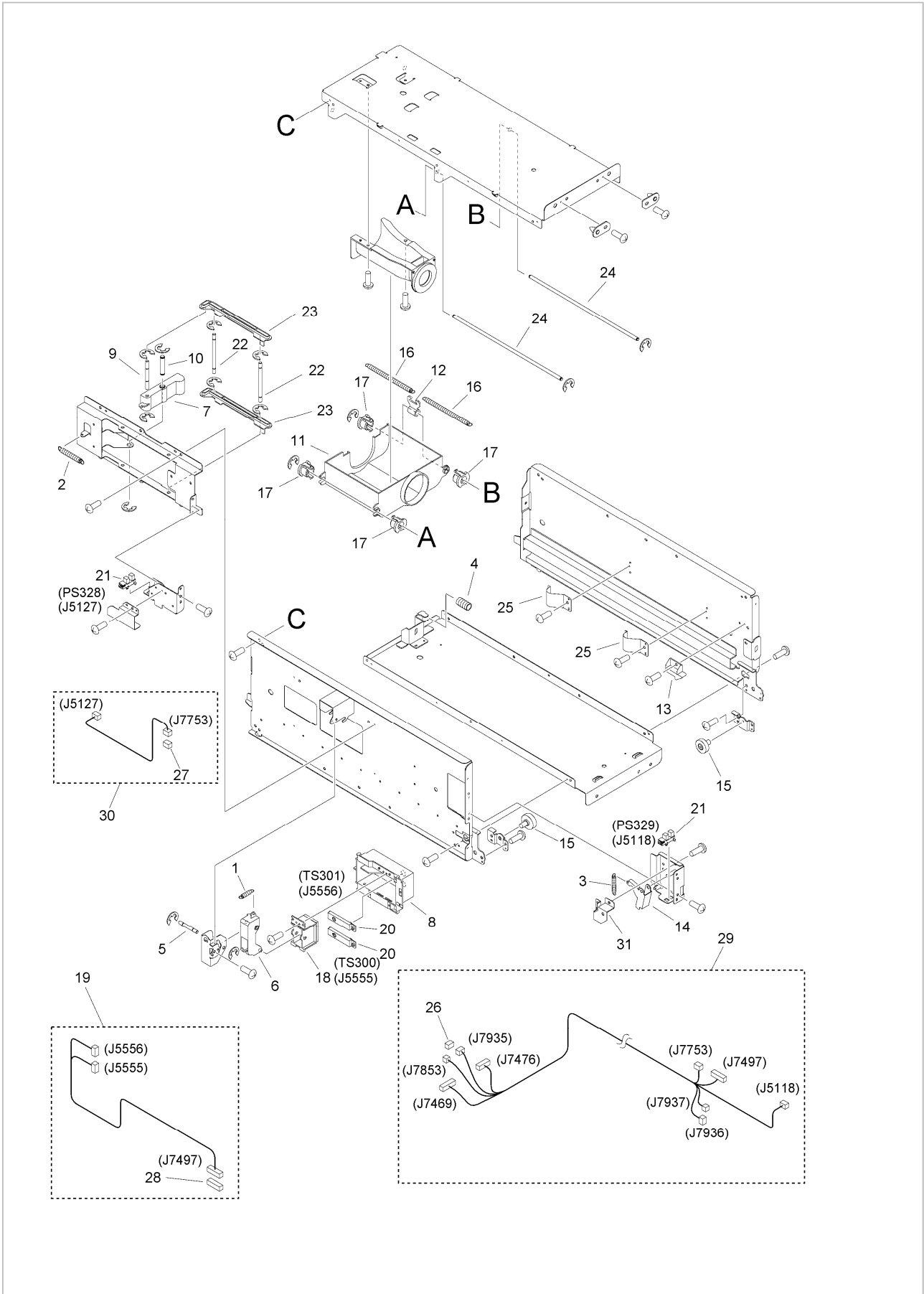
FIG/KEY	PART NUMBER	RANK	QTY	DESCRIPTION	REMARKS
771	FM1-F404-000		1	WASTE TONER BUFFER ASSEMBLY	
1	FK2-6469-000		2	MOTOR, DC	M179, M180
2	FK2-0591-000		1	SENSOR, TONER	TS128
3	FM1-L897-000		1	CABLE, SWITCH	SW110
4	FM1-L969-000		1	CABLE, LOCK SENSING SWITCH	
5	VS1-7177-004		1	CONNECTOR, SNAP TIGHT, BK	
6	FM2-8523-000		1	CABLE, FULL SENSOR	
7	VS1-7177-003		1	CONNECTOR, SNAP TIGHT, BK	
8	FM4-7255-000		1	CABLE, BUFFER MOTOR CONNECTING	
9	VS1-7177-008		1	CONNECTOR, SNAP TIGHT, BK	
10	FK2-0115-000		1	SOLENOID	SL420

Figure 772 WASTE TONER PIPE ASSEMBLY



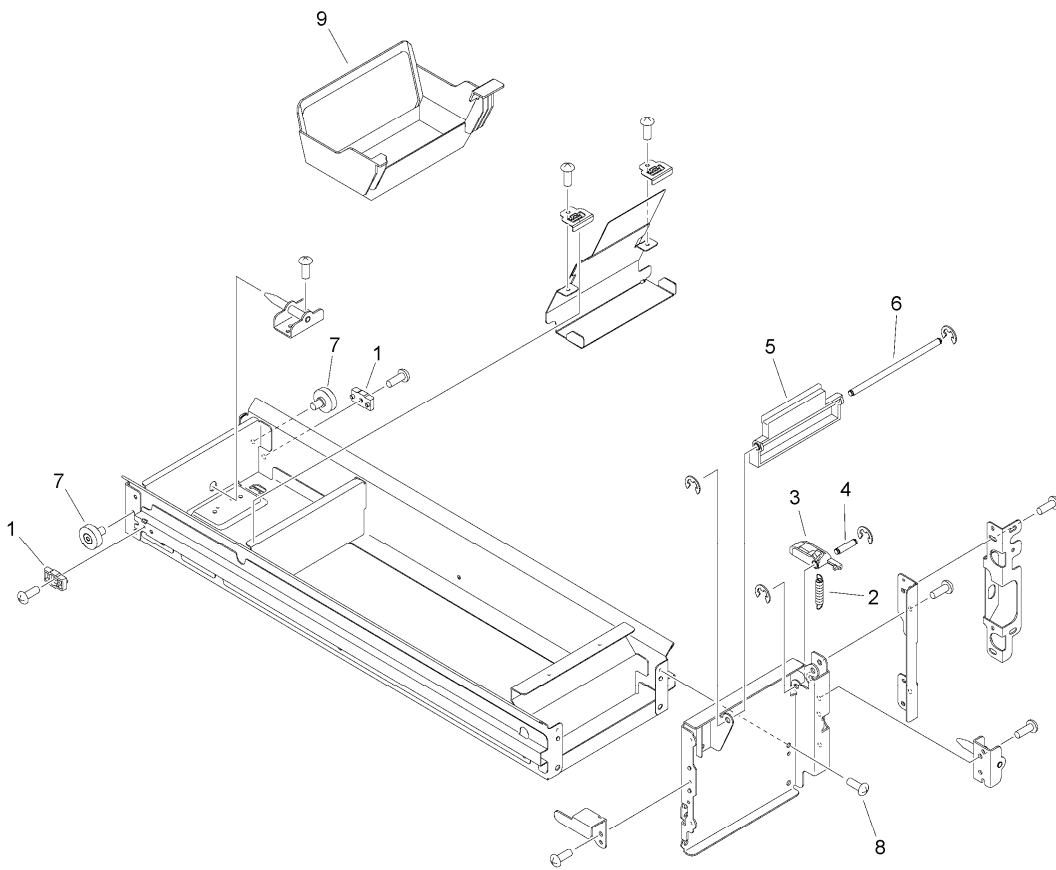
FIG/KEY	PART NUMBER	RANK	QTY	DESCRIPTION	REMARKS
772	FM1-H046-000		1	WASTE TONER PIPE ASSEMBLY	
1	FM1-L897-000		1	CABLE, SWITCH	SW300

Figure 773 WASTE TONER ASSEMBLY



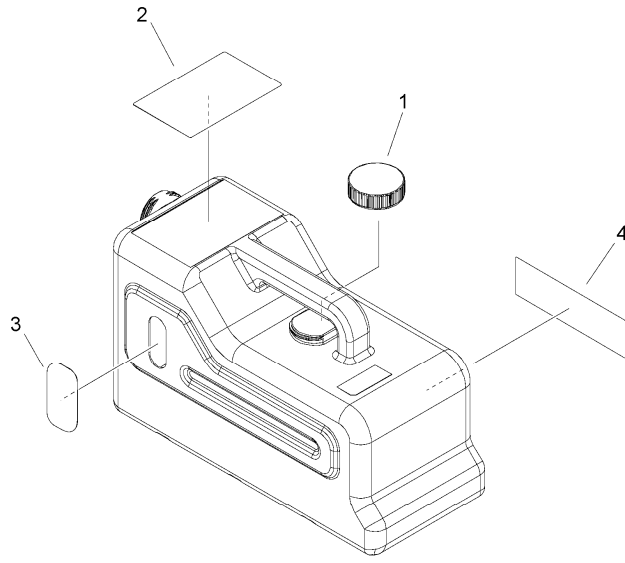
FIG/KEY	PART NUMBER	RANK	QTY	DESCRIPTION	REMARKS
773	NPN		RF	WASTE TONER ASSEMBLY	
1	FU6-2528-000		1	SPRING, TENSION	
2	FU6-2527-000		1	SPRING, TENSION	
3	FU6-2002-000		1	SPRING, TENSION	
4	FU6-2001-000		1	SPRING, COMPRESSION	
5	FC7-1614-000		1	SHAFT, SUPPORTING	
6	FC7-1568-000		1	ARM, PRESSURE	
7	FC7-1616-000		1	LEVER, BOTTLE DETECT	
8	FC7-1564-000		1	HOLDER, TONER SENSOR	
9	FC7-1562-000		1	SHAFT, HOOK	
10	FC7-1561-000		1	SHAFT, LEVER	
11	FL2-8401-000		1	COVER, PIPE	
12	FC7-1556-000		1	HOOK, COUPLING	
13	FC7-1553-000		1	HOOK	
14	FC7-1551-000		1	FLAG, DOOR SENSOR	
15	XG9-0302-000		2	STEEL BALL BEARING, A-19-B2	
16	FU6-2525-000		2	SPRING, TENSION	
17	FU5-1333-000		4	BUSHING, SLIDE	
18	FL2-1994-000		1	STOPPER, TONER SENSOR	
19	FM2-8817-000		1	CABLE, WASTE TONER FULL DETECT	
20	FK2-0591-000		2	SENSOR, TONER	TS300, TS301
21	WG8-5783-000		2	IC, PHOTO- INTERRUPTER, LG248NL1A	PS328, PS329
22	FC7-1560-000		2	SHAFT, CAM	
23	FC7-1559-000		2	CAM, SLIDE	
24	FC7-1555-000		2	SHAFT, GUIDE	
25	FC7-1549-000		2	STOPPER, SIDE	
26	VS1-7177-003		1	CONNECTOR, SNAP TIGHT, BK	
27	VS1-7177-004		1	CONNECTOR, SNAP TIGHT, BK	
28	VS1-7177-007		1	CONNECTOR, 7P, FEMALE, BK	
29	FM2-8790-000		1	CABLE, WASTE TONER	
30	FM2-8806-000		1	CABLE, BOTTLE SENSOR	
31	FC7-1552-000		1	STOPPER, FLAG	

Figure 774 WASTE TONER BOTTLE TRAY ASS'Y



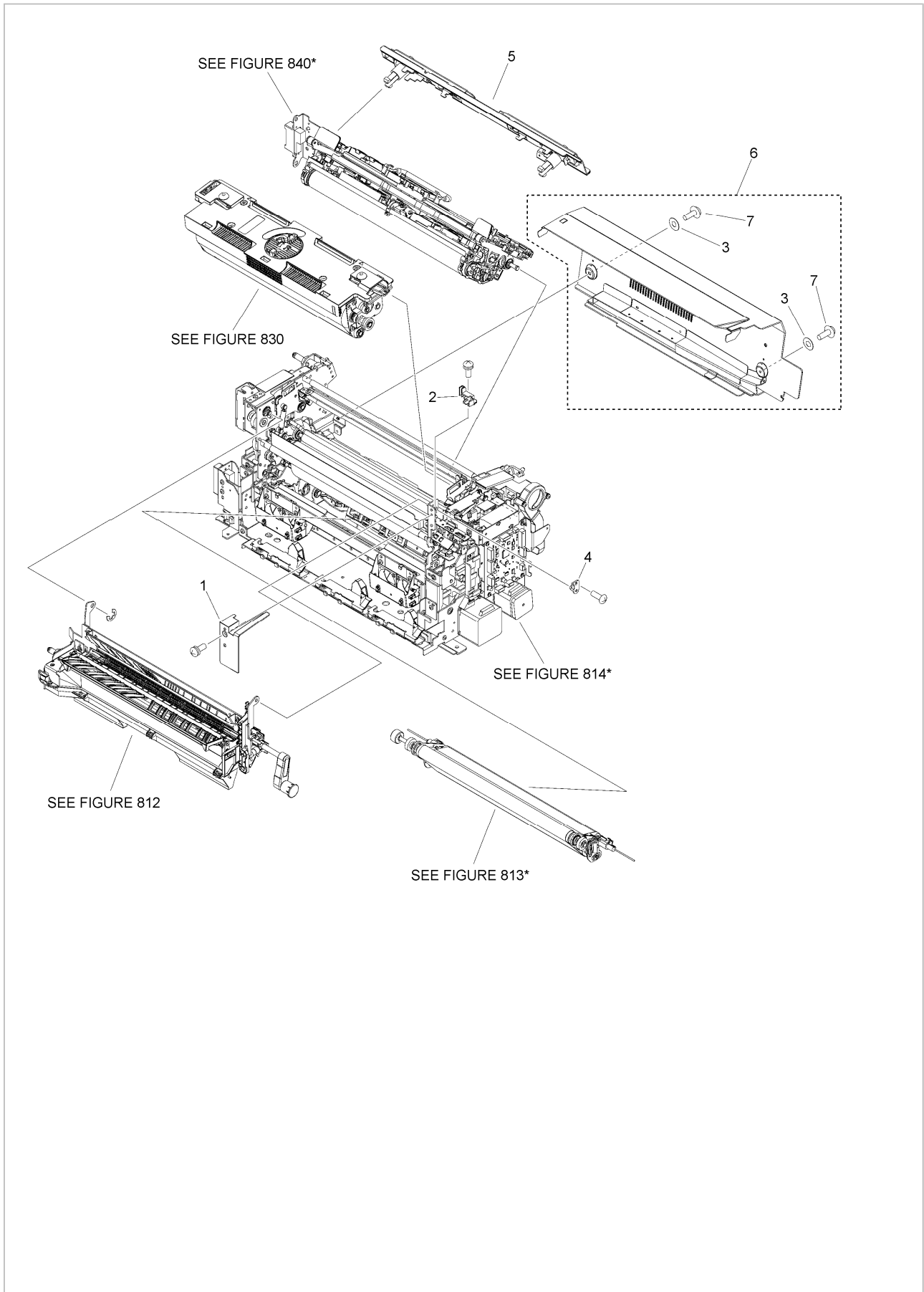
FIG/KEY	PART NUMBER	RANK	QTY	DESCRIPTION	REMARKS
774	FM2-2057-010		1	WASTE TONER BOTTLE TRAY ASS'Y	
1	FC7-2262-000		2	STOPPER, SIDE	
2	FU5-2998-000		1	SPRING, TENSION	
3	FC6-8565-000		1	ARM, LATCH	
4	FC6-8564-000		1	SHAFT, ARM	
5	FC6-8563-000		1	LEVER, OPEN/CLOSE	
6	FC6-8562-000		1	SHAFT, LEVER	
7	XG9-0302-000		2	STEEL BALL BEARING, A-19-B2	
8	XA9-0892-000		4	SCREW, MACH., TRUSS HEAD, M4X6	
9	FL0-2692-000		1	WASTE TONER CATCH ASSEMBLY	

Figure 775 BOTTLE, WASTE TONER, WT-402



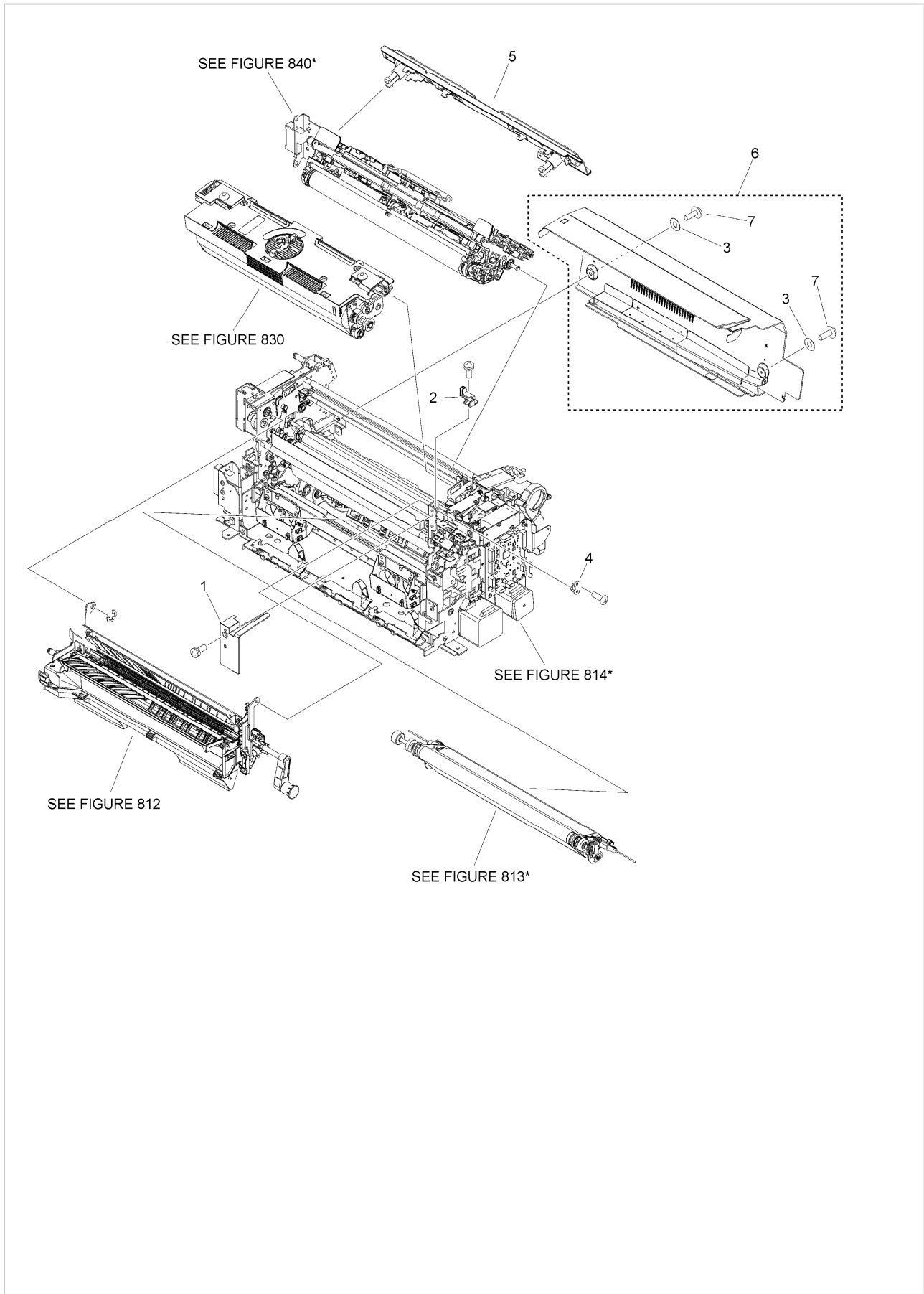
FIG/KEY	PART NUMBER	RANK	QTY	DESCRIPTION	REMARKS
775	FM2-2058-010		1	BOTTLE, WASTE TONER, WT-402	[DP]
1	FC6-3419-000		1	CAP, BOTTLE WASTE TONER	
2	FC7-9667-000		1	LABEL, TONER BOTTLE	
3	FC8-9141-000		1	SHEET, BOTTLE WINDOW	
4	FC9-7131-000		1	LABEL, CAUTION	

Figure 810A 1ST FIXING ASSEMBLY (200V,208V)



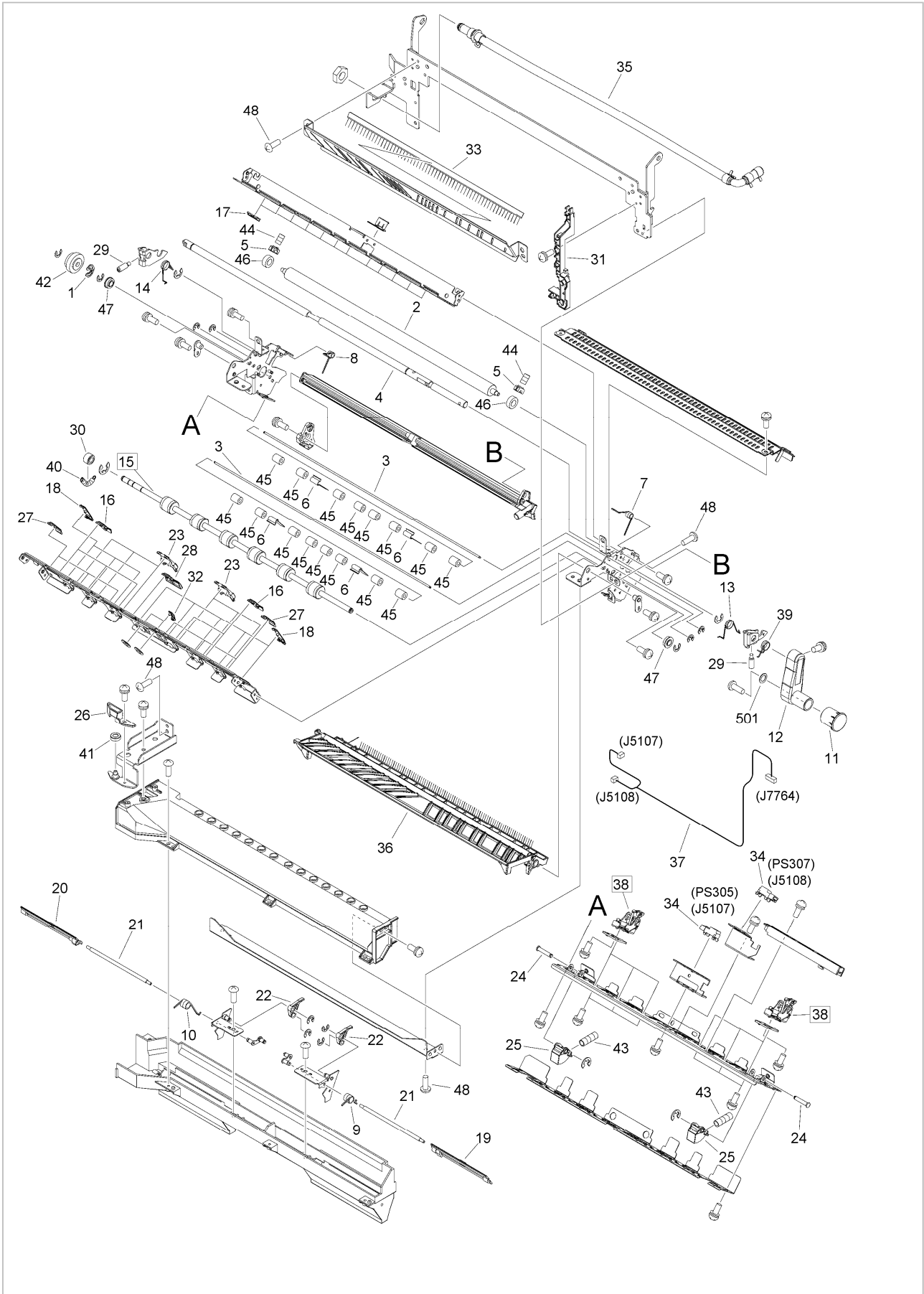
FIG/KEY	PART NUMBER	RANK	QTY	DESCRIPTION	REMARKS
810A	FM1-A376-000		1	1ST FIXING ASSEMBLY	200V,208V SEE NOTE
1	FE3-2078-000		1	COVER, FRONT	
2	FE3-2373-000		1	GUIDE, CABLE, 1	
3	FE4-9545-000		2	WASHER, PLAIN	
4	FL2-2169-000		1	PLATE	
5	FM1-A394-000		1	PRESSURE CROSSMEMBER ASSEMBLY	
6	FM1-A395-000		1	COVER, UPPER	
7	FU5-9230-000		2	SCREW, TP, M4X8(YELLOW)	

Figure 810B 1ST FIXING ASSEMBLY (400V)



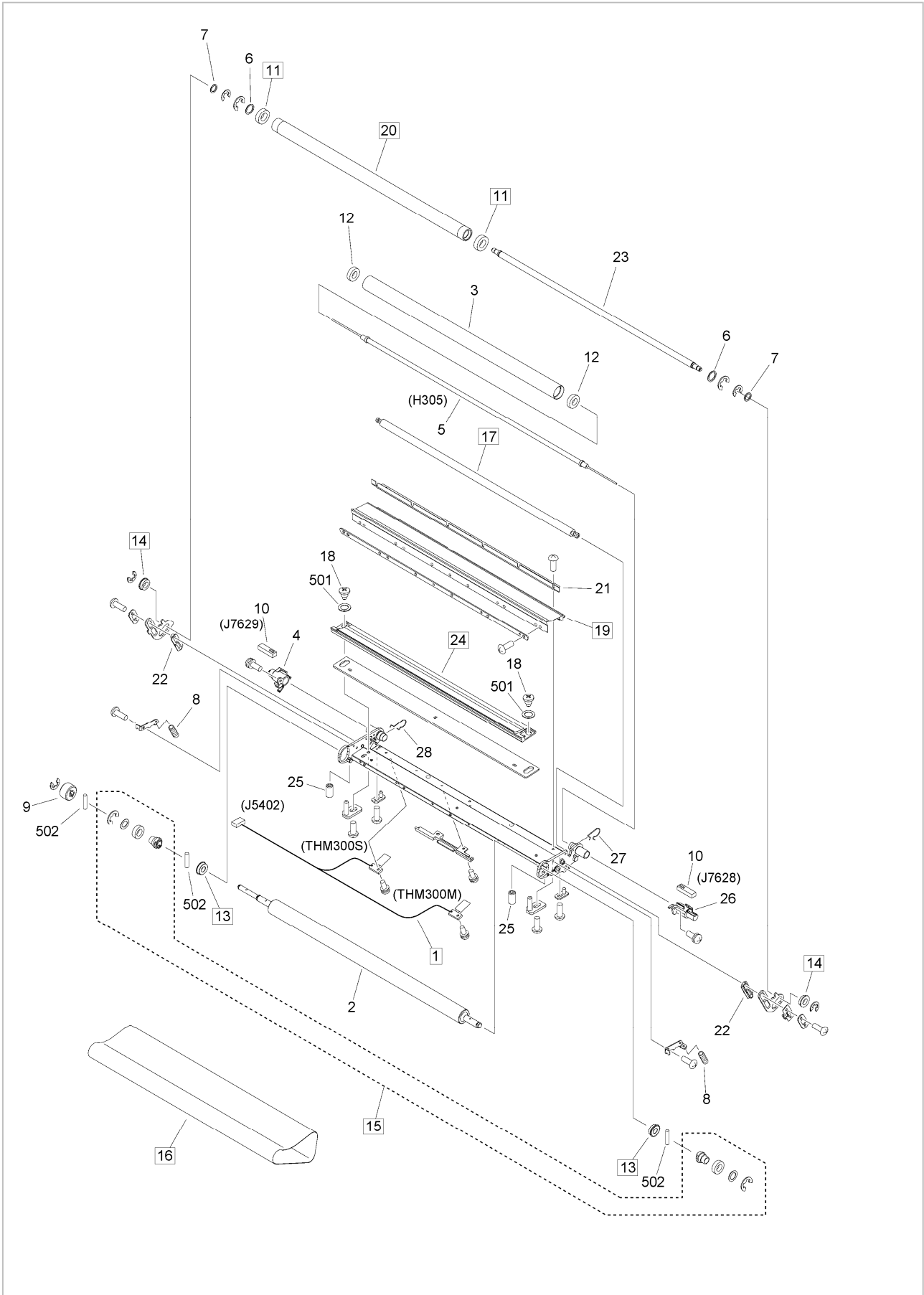
FIG/KEY	PART NUMBER	RANK	QTY	DESCRIPTION	REMARKS
810B	FM1-A467-000		1	1ST FIXING ASSEMBLY	400V SEE NOTE
1	FE3-2078-000		1	COVER, FRONT	
2	FE3-2373-000		1	GUIDE, CABLE, 1	
3	FE4-9545-000		2	WASHER, PLAIN	
4	FL2-2169-000		1	PLATE	
5	FM1-A394-000		1	PRESSURE CROSSMEMBER ASSEMBLY	
6	FM1-A395-000		1	COVER, UPPER	
7	FU5-9230-000		2	SCREW, TP, M4X8(YELLOW)	

Figure 812 INNER PAPER DELIVERY ASS'Y, 1



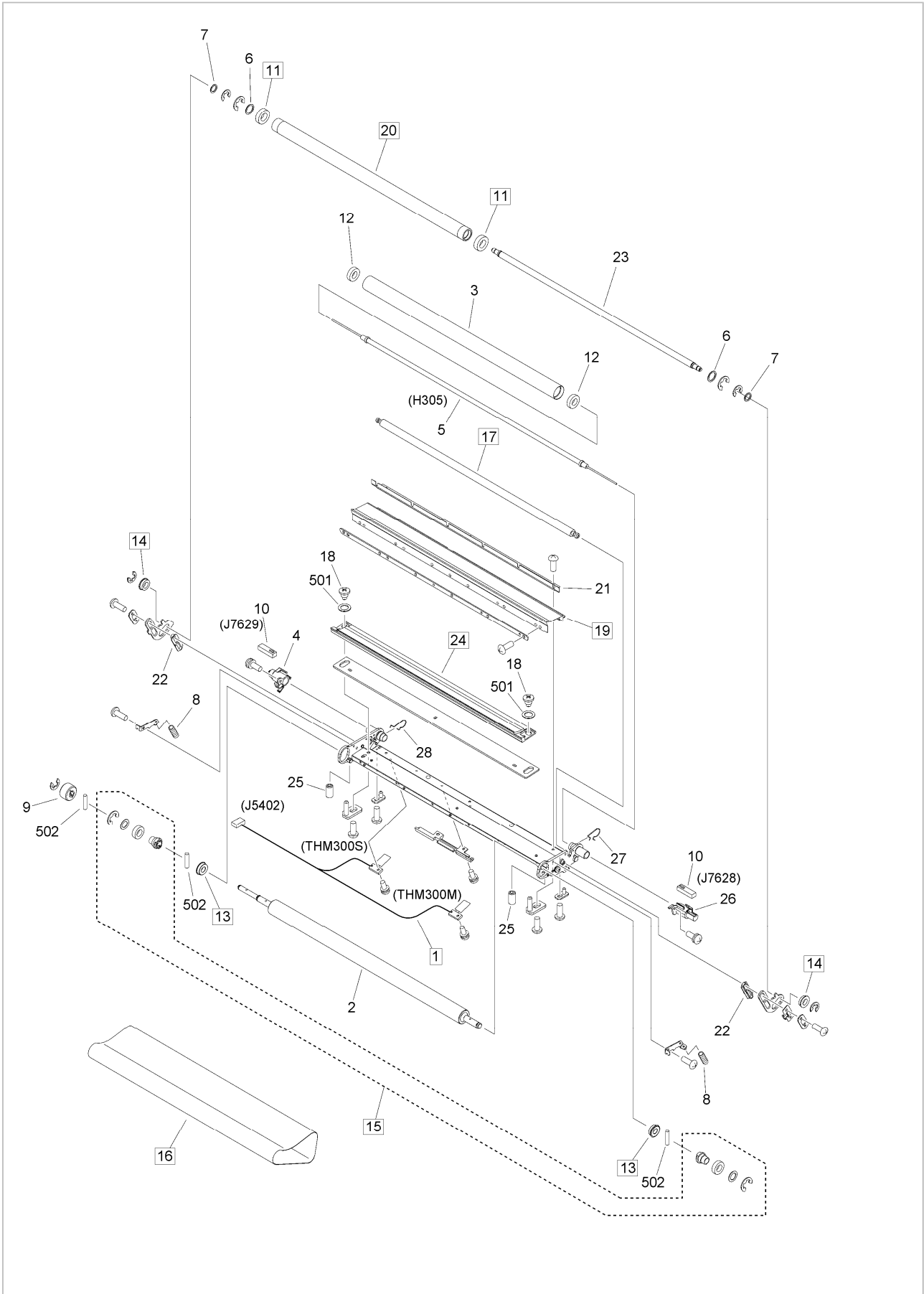
FIG/KEY	PART NUMBER	RANK	QTY	DESCRIPTION	REMARKS
812	FM1-A381-000		1	INNER PAPER DELIVERY ASS'Y, 1	SEE NOTE
1	FB6-6088-000		1	RING, RETAINING	
2	FC5-9775-000		1	ROLLER, INTERNAL DELIVERY, U.	
3	FC5-9785-000		2	SHAFT, ROLLER	
4	FC5-9791-010		1	SHAFT, OPEN/CLOSE	
5	FC5-9792-010		2	BUSHING, INNER PAPER DELIVERY	
6	FC6-8434-000		4	STOPPER, ROLLER SHAFT	
7	FC6-8574-000		1	SPRING, TORSION	
8	FC6-8575-000		1	SPRING, TORSION	
9	FC7-4062-000		1	SPRING, TORSION	
10	FC7-4063-000		1	SPRING	
11	FC7-4068-010		1	HANDLE, INNER PAPER DELIVERY	
12	FC7-4069-010		1	LEVER, FIRST OPEN/CLOSE	
13	FC7-4073-010		1	SPRING, TORSION	
14	FC7-4074-010		1	SPRING, TORSION	
15	FC7-4644-000		1	ROLLER, INNER DELIVERY, LW	[DP]
16	FC7-4646-000		5	RIB, PAPER DELIVERY, LARGE	
17	FC7-4647-000		12	RIB, INNER DELIVERY OUTER, UP.	
18	FC7-4649-000		8	RIB, INNER PAPER DELIVERY, S	
19	FC7-4650-000		1	SHUTTER, FRONT	
20	FC7-4651-000		1	SHUTTER, REAR	
21	FC7-4652-000		2	SHAFT, TURN	
22	FC7-4653-000		2	LEVER, OPEN/CLOSE	
23	FC7-7036-000		6	RIB, INNER PAPER DELIVERY, L	
24	FC7-7037-000		2	SHAFT, PUSH	
25	FC7-7038-000		2	PLATE, PUSHING, UPPER	
26	FC7-7040-000		1	PLATE, INSERT	
27	FC7-9740-000		6	RIB, PAPER DELIVERY, SMALL	
28	FC8-0999-000		1	RIB, PAPER DELIVERY, LARGE	
29	FC8-4438-000		2	SHAFT, SUPPORT	
30	FC9-9145-000		1	SPACER, INNER PAPER DELIVERY	
31	FE3-2214-000		1	GUIDE, CABLE, 1	
32	FE3-8001-000		2	RIB, INNER PAPER DELIVERY, C	
33	FE8-2128-000		1	ELIMINATOR, STATIC CHARGE	
34	FK2-6470-000		2	PHOTO-SENSOR, KUA0055C	PS305, PS307
35	FM1-D334-000		1	AIR TUBE UNIT	
36	FM1-H035-000		1	GUIDE, CONNECTION, LOWER UNIT	
37	FM1-L854-000		1	CABLE, FIRST INNER SENSOR	
38	FM3-2100-010		6	SEPARATION CLAW ASSEMBLY	[DP]
39	FU2-0415-000		1	SPRING, TORSION	
40	FU5-2138-000		1	SPRING, TENSION	
41	FU5-6260-000		1	ROLLER	
42	FU6-0306-000		1	GEAR, 22T	
43	FU6-2556-000		2	SPRING, COMPRESSION	
44	FU6-2566-000		2	SPRING, COMPRESSION	
45	RB2-0493-000		16	ROLLER, PAPER SENSOR	
46	XG9-0835-000		2	BEARING, BALL, DDL-740ZZH	
47	XG9-0883-000		2	BEARING, BALL, MF126ZZWB5.	
48	XA9-1331-000		9	SCREW, MACH., TRUSS HEAD, M4X4	
501	XD1-1107-725		1	WASHER, COP	

Figure 813A FIXING PRESSURE BELT ASSEMBLY (200V,208V)



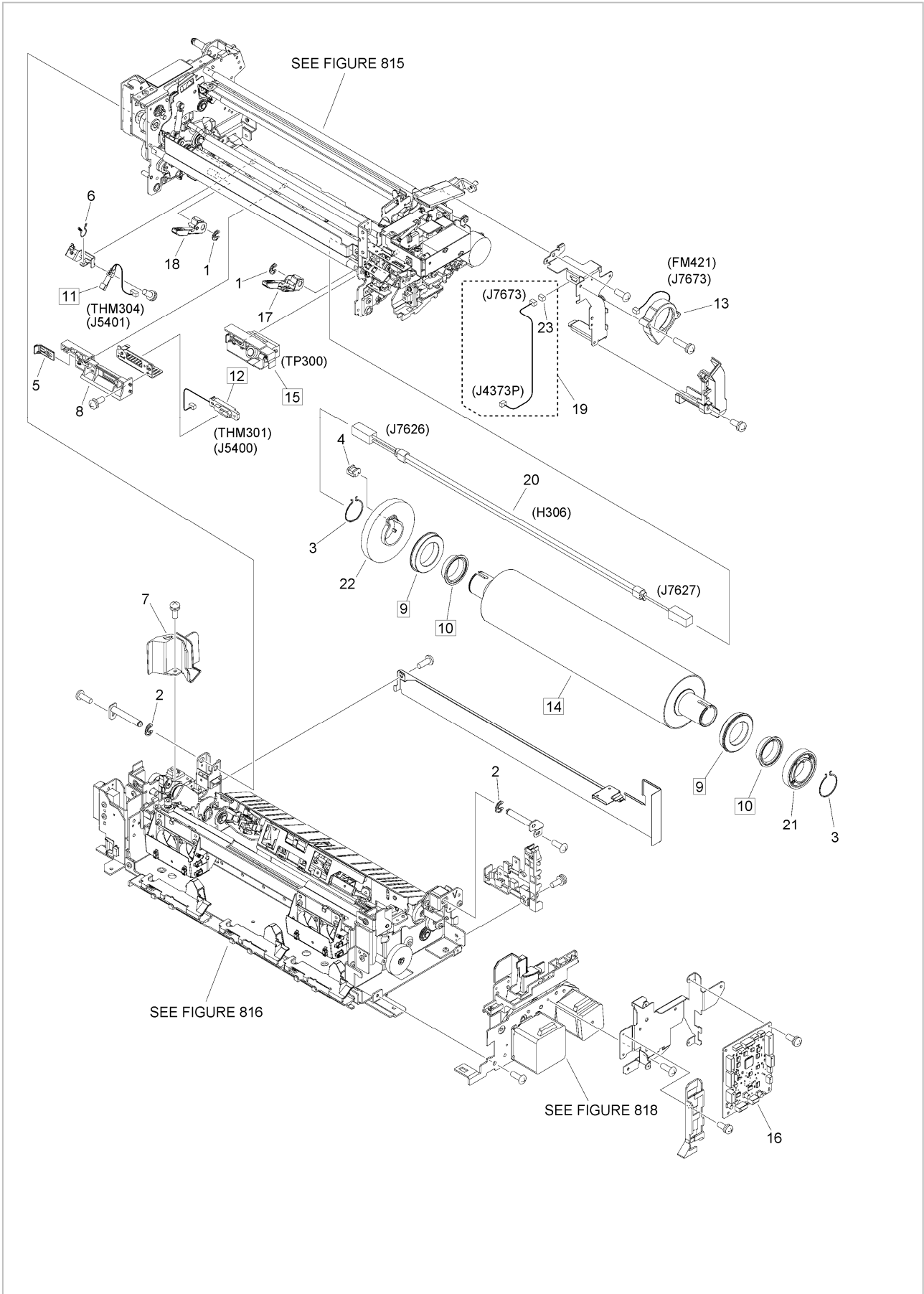
FIG/KEY	PART NUMBER	RANK	QTY	DESCRIPTION	REMARKS
813A	FM1-A385-000		1	FIXING PRESSURE BELT ASSEMBLY	200V,208V SEE NOTE [DP]
1	FK2-3094-010		1	THERMISTOR	THM300 [DP]
2	FE3-2080-000		1	ROLLER, SEPARATION	
3	FC6-1254-000		1	ROLLER, INLET	
4	FC6-0342-000		1	CASE, INLET HEATER, R	
5	FK2-3086-010		1	HEATER, HALOGEN	H305
6	FS5-6487-000		2	WASHER	
7	FS5-6488-000		2	WASHER	
8	FU5-2878-000		2	SPRING, TENSION	
9	FU5-3196-000		1	PULLEY, 23T	
10	VS1-7462-001		2	CONNECTOR, 1P	
11	XG9-0519-000		2	BEARING, BALL, MR148ZZ	[DP]
12	XG9-0360-000		2	BEARING, BALL, DDL-1910ZZY05R	
13	XG9-0810-000		2	BEARING, BALL, LNR-1680KKR	[DP]
14	XG9-0407-000		2	BEARING, BALL, UGF106P12ZZD4ML	[DP]
15	FM1-N242-000		1	BEARING BUSHING KIT	[DP]
16	FL0-0358-000		1	BELT, FIXING	[DP]
17	FL1-0122-000		1	ROLLER, OIL	[DP]
18	FU5-9305-000		2	SCREW, STEPPED, M4	
19	FL2-6259-000		1	COVER, PAD	[DP]
20	FC5-9766-000		1	ROLLER, STEERING	[DP]
21	FC7-1842-000		1	PLATE, STOPPER	
22	FC6-0333-000		2	SLIDER, TENSION	
23	FC6-0335-000		1	SHAFT, TRANSMISSION	
24	FL2-2648-000		1	PAD, PRESSURE	[DP]
25	FE8-2702-000		2	SCREW, FIXED, M3X6	
26	FC7-0174-000		1	CASE, INLET HEATER, F	
27	FU2-1733-000		1	SPRING, PRESSURE, FRONT	
28	FU2-1734-000		1	SPRING, PRESSURE, REAR	
501	XD1-1107-225		2	WASHER, PLAIN	
502	XD3-2200-122		3	PIN, DOWEL	

Figure 813B FIXING PRESSURE BELT ASSEMBLY (400V)



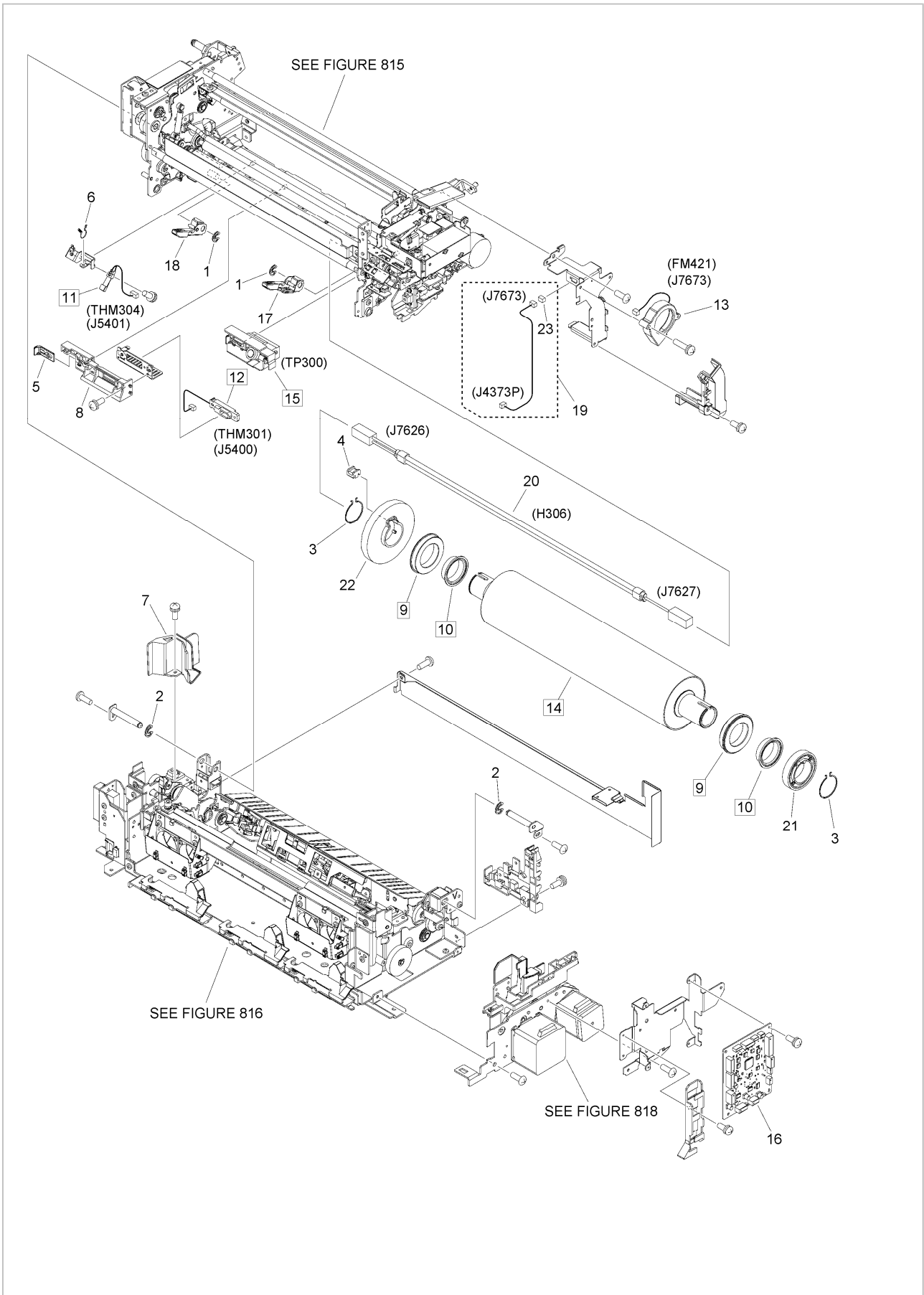
FIG/KEY	PART NUMBER	RANK	QTY	DESCRIPTION	REMARKS
813B	FM1-A409-000		1	FIXING PRESSURE BELT ASSEMBLY	400V SEE NOTE [DP]
1	FK2-3094-010		1	THERMISTOR	THM300 [DP]
2	FE3-2080-000		1	ROLLER, SEPARATION	
3	FC6-1254-000		1	ROLLER, INLET	
4	FC6-0342-000		1	CASE, INLET HEATER, R	
5	FK2-3087-010		1	HEATER, HALOGEN	H305
6	FS5-6487-000		2	WASHER	
7	FS5-6488-000		2	WASHER	
8	FU5-2878-000		2	SPRING, TENSION	
9	FU5-3196-000		1	PULLEY, 23T	
10	VS1-7462-001		2	CONNECTOR, 1P	
11	XG9-0519-000		2	BEARING, BALL, MR148ZZ	[DP]
12	XG9-0360-000		2	BEARING, BALL, DDL-1910ZZY05R	
13	XG9-0810-000		2	BEARING, BALL, LNR-1680KKR	[DP]
14	XG9-0407-000		2	BEARING, BALL, UGF106P12ZZD4ML	[DP]
15	FM1-N242-000		1	BEARING BUSHING KIT	[DP]
16	FL0-0358-000		1	BELT, FIXING	[DP]
17	FL1-0122-000		1	ROLLER, OIL	[DP]
18	FU5-9305-000		2	SCREW, STEPPED, M4	
19	FL2-6259-000		1	COVER, PAD	[DP]
20	FC5-9766-000		1	ROLLER, STEERING	[DP]
21	FC7-1842-000		1	PLATE, STOPPER	
22	FC6-0333-000		2	SLIDER, TENSION	
23	FC6-0335-000		1	SHAFT, TRANSMISSION	
24	FL2-2648-000		1	PAD, PRESSURE	[DP]
25	FE8-2702-000		2	SCREW, FIXED, M3X6	
26	FC7-0174-000		1	CASE, INLET HEATER, F	
27	FU2-1733-000		1	SPRING, PRESSURE, FRONT	
28	FU2-1734-000		1	SPRING, PRESSURE, REAR	
501	XD1-1107-225		2	WASHER, PLAIN	
502	XD3-2200-122		3	PIN, DOWEL	

Figure 814A FIXING INTERMEDIATE ASS'Y, 1 (200V,208V)



FIG/KEY	PART NUMBER	RANK	QTY	DESCRIPTION	REMARKS
814A	FM1-A398-000		1	FIXING INTERMEDIATE ASS'Y, 1	200V,208V SEE NOTE 1, SEE NOTE 2
1	FB6-6088-000		2	RING, RETAINING	
2	FC5-2715-000		2	RING, RETAINING	
3	FC6-8516-000		2	RING, RETAINING	
4	FC7-0167-000		1	KEY, 73T GEAR	
5	FC7-8566-000		1	PLATE, LOCK	
6	FC8-1040-000		1	CLAMP, CABLE	
7	FE3-8131-000		1	GUIDE, HEATER CABLE, 1	
8	FE3-8755-000		1	COVER, NC	
9	XG9-0419-000		2	BEARING, BALL, 6907ZZNRS1CS37	[DP]
10	FE4-9405-000		2	BUSHING	[DP]
11	FK2-6478-000		1	THERMISTOR UNIT	THM304 [DP]
12	FK2-6479-000		1	THERMISTOR UNIT	THM301 [DP]
13	FK3-0827-000		1	FAN	FM421
14	FL1-1151-000		1	ROLLER, FIXING	[DP]
15	FM1-A391-000		1	THERMOSWITCH UNIT	TP300 [DP]
16	FM1-A880-000		1	FIXING INNER DRIVER PCB ASS'Y	
17	FM1-D352-000		1	BEARING RETAINING UNIT, FRONT	
18	FM1-D353-000		1	BEARING RETAINING UNIT, REAR	
19	FM1-L855-000		1	CABLE, NC SENSOR COOLING FAN	
20	FM1-U998-000		1	HEATER, HALOGEN	H306
21	FM4-7099-000		1	53T GEAR ASSEMBLY	
22	FU6-0336-000		1	GEAR, 86T	
23	VS1-7177-003		1	CONNECTOR, SNAP TIGHT, BK	

Figure 814B FIXING INTERMEDIATE ASS'Y, 1 (400V)



FIG/KEY	PART NUMBER	RANK	QTY	DESCRIPTION	REMARKS
814B	FM1-A399-000		1	FIXING INTERMEDIATE ASS'Y, 1	400V SEE NOTE 1, SEE NOTE 2
1	FB6-6088-000		2	RING, RETAINING	
2	FC5-2715-000		2	RING, RETAINING	
3	FC6-8516-000		2	RING, RETAINING	
4	FC7-0167-000		1	KEY, 73T GEAR	
5	FC7-8566-000		1	PLATE, LOCK	
6	FC8-1040-000		1	CLAMP, CABLE	
7	FE3-8131-000		1	GUIDE, HEATER CABLE, 1	
8	FE3-8755-000		1	COVER, NC	
9	XG9-0419-000		2	BEARING, BALL, 6907ZZNRS1CS37	[DP]
10	FE4-9405-000		2	BUSHING	[DP]
11	FK2-6478-000		1	THERMISTOR UNIT	THM304 [DP]
12	FK2-6479-000		1	THERMISTOR UNIT	THM301 [DP]
13	FK3-0827-000		1	FAN	FM421
14	FL1-1151-000		1	ROLLER, FIXING	[DP]
15	FM1-A391-000		1	THERMOSWITCH UNIT	TP300 [DP]
16	FM1-A880-000		1	FIXING INNER DRIVER PCB ASS'Y	
17	FM1-D352-000		1	BEARING RETAINING UNIT, FRONT	
18	FM1-D353-000		1	BEARING RETAINING UNIT, REAR	
19	FM1-L855-000		1	CABLE, NC SENSOR COOLING FAN	
20	FM1-U999-000		1	HEATER, HALOGEN	H306
21	FM4-7099-000		1	53T GEAR ASSEMBLY	
22	FU6-0336-000		1	GEAR, 86T	
23	VS1-7177-003		1	CONNECTOR, SNAP TIGHT, BK	

Figure 815 (1 / 2) FIRST FIXING ASSEMBLY, UPPER

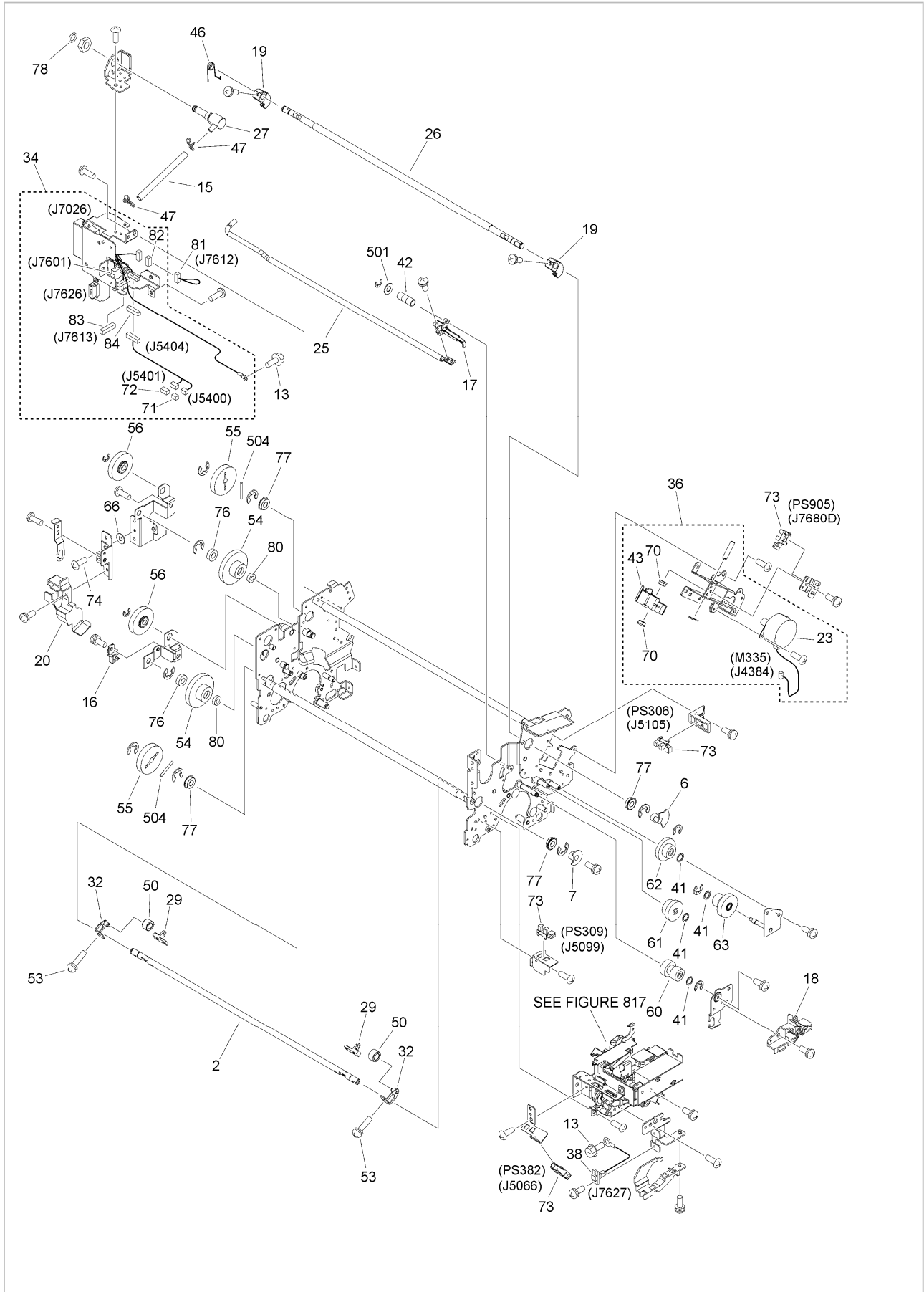
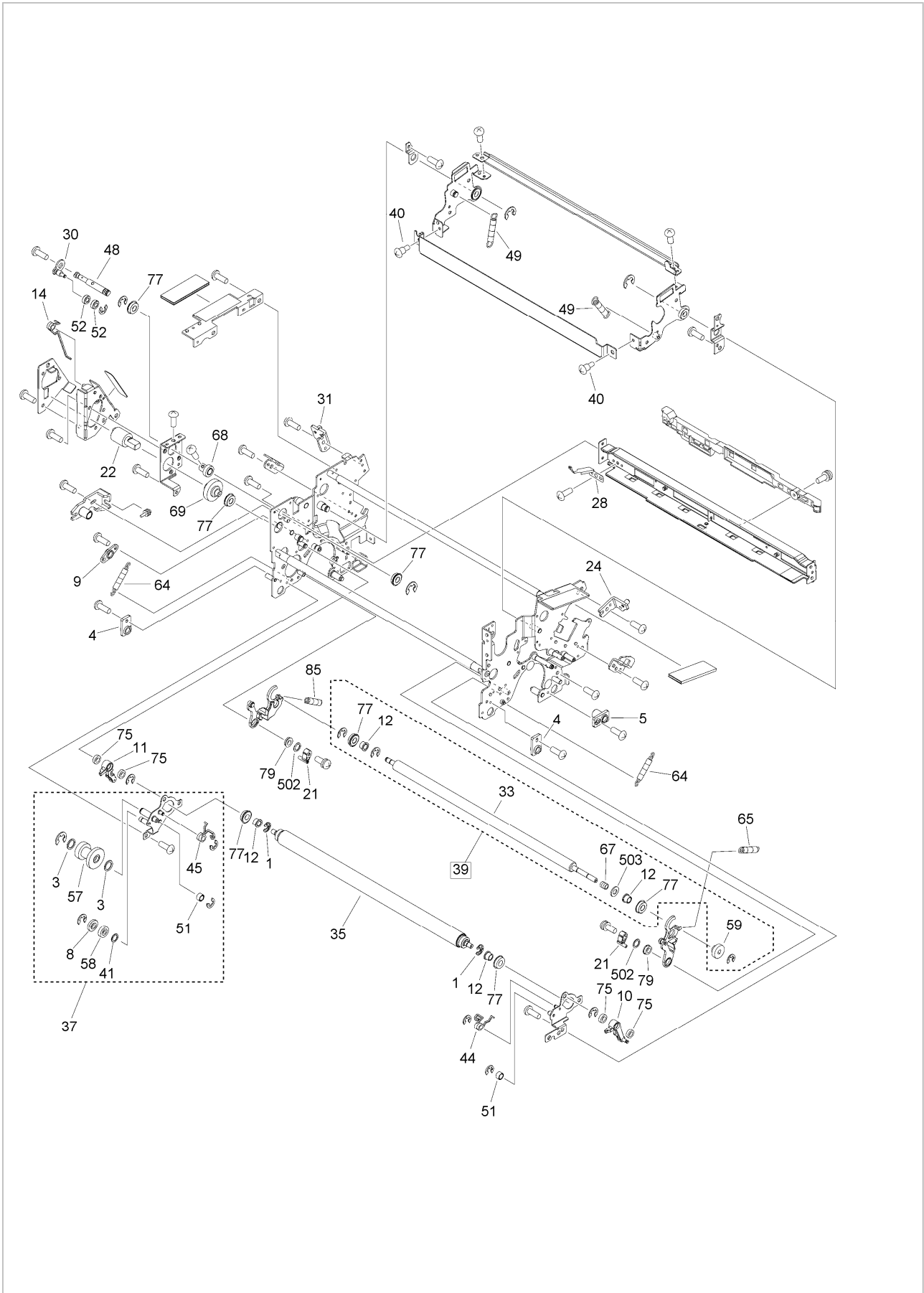


Figure 815 (2 / 2) FIRST FIXING ASSEMBLY, UPPER



FIG/KEY	PART NUMBER	RANK	QTY	DESCRIPTION	REMARKS
815	NPN		RF	FIRST FIXING ASSEMBLY, UPPER	
1	FB6-6088-000		2	RING, RETAINING	
2	FC5-8932-010		1	SHAFT, ROLL PRESSURE	
3	FC5-9014-000		2	WASHER	
4	FC6-0201-000		2	HOLDER, PIN, LEFT	
5	FC6-0202-000		1	HOLDER, PIN, RIGHT	
6	FC6-0237-010		1	FLAG, HEATING SENSOR	
7	FC6-0255-000		1	FLAG, CLEAN ROLL, SENSOR	
8	FC6-1177-000		1	SPACER, PAPER DELIVERY	
9	FC6-2066-000		1	HOLDER, PIN	
10	FC6-2071-000		1	ARM, ROLLER ESTRANGEMENT, FR.	
11	FC6-2072-000		1	ARM, ROLLER ESTRANGEMENT, REAR	
12	FC7-0175-000		4	BUSHING	
13	FE4-0431-000		2	SCREW, W/WASHER, M3X6	
14	FC8-6861-000		1	SPRING, TORSION	
15	FE3-2065-000		1	TUBE, AIR	
16	FE3-2067-000		1	BUSHING	
17	FE3-2068-000		1	LEVER, CAM	
18	FE3-2077-000		1	GUIDE, MAIN HEATER, FRONT	
19	FE3-2128-000		2	CAM, DESORPTION	
20	FE3-8132-000		1	GUIDE, HEATER CABLE	
21	FE4-5820-000		2	BLOCK, POSITIONING	
22	FE4-9621-000		1	DAMPER UNIT, ONE-WAY	
23	FK4-1410-000		1	MOTOR, STEPPING, DC	M335
24	FL0-0545-000		1	SUPPORT, CROSSMEMBER, FRONT	
25	FL0-0557-000		1	NOZZLE, AIR	
26	FL0-2348-000		1	SHAFT, HEATING, PRESSURE	
27	FL0-2351-000		1	PLUG, COUPLER	
28	FL1-1203-000		1	SPRING, LEAF	
29	FL0-2647-000		2	PLATE, ROLL RETAINING	
30	FL0-7474-000		1	PLATE, LOCK	
31	FL2-2200-000		1	SUPPORT, CROSSMEMBER, REAR	
32	FL2-2765-000		2	ARM, ROLLER	
33	FL2-6048-000		1	ROLLER, REFRESH	
34	FM1-A390-000		1	CABLE, DRAWER, 1	
35	FM1-D338-000		1	WASTE ROLLER ASSEMBLY	
36	FM1-D343-000		1	BELT CONTROL DRIVE ASSEMBLY	
37	FM1-H062-000		1	IDLER MOUNT ASSEMBLY, 1	
38	FM1-L978-000		1	CABLE, MAIN HEATER	
39	FM3-1648-010		1	ROLLER UNIT, REFRESH	[DP]
40	FS1-9078-020		2	SCREW, STEPPED, M4	
41	FS5-6488-000		5	WASHER	
42	FU2-0336-000		1	SPRING, COMPRESSION	
43	FU2-0378-000		1	GEAR, 8T	
44	FU2-0419-000		1	SPRING, TORSION	
45	FU2-0420-000		1	SPRING, TORSION	
46	FU2-0859-000		1	SPRING, TORSION	
47	FU2-1522-000		2	CLIP, SWIC	
48	FU2-1529-000		1	SHAFT, TRANSMISSION	
49	FU5-2867-010		2	SPRING, TENSION	
50	FU5-6248-000		2	ROLLER	
51	FU5-6249-000		2	ROLLER	
52	FU5-6256-000		2	ROLLER	
53	FU5-9235-000		2	SCREW, W/WASHER, M4X14	

FIG/KEY	PART NUMBER	RANK	QTY	DESCRIPTION	REMARKS
54	FU6-0335-010		2	GEAR, 20T/46T	
55	FU6-0358-010		2	GEAR, 40T	
56	FU6-0409-010		2	GEAR, 38T	
57	FU6-0452-000		1	GEAR, 21T/28T	
58	FU6-0453-000		1	GEAR, 14T	
59	FU6-0455-010		1	GEAR, 17T	
60	FU6-0466-010		1	GEAR, 16T/20T	
61	FU6-0467-010		1	GEAR, 20T/27T	
62	FU6-0468-010		1	GEAR, 17T/31T	
63	FU6-0469-020		1	GEAR, 16T/31T	
64	FU6-2557-010		2	SPRING, TENSION	
65	FU6-2558-010		1	SPRING, TENSION	
66	FC2-2121-000		1	WASHER	
67	FU6-2560-000		1	SPRING, COMPRESSION	
68	FU7-0143-000		1	GEAR, 14T	
69	FU7-0144-000		1	GEAR, 28T	
70	RS1-1053-000		2	BUSHING	
71	VS1-7177-003		1	CONNECTOR, SNAP TIGHT, BK	
72	VS1-7177-004		1	CONNECTOR, SNAP TIGHT, BK	
73	WG8-5783-000		4	IC, PHOTO- INTERRUPTER, LG248NL1A	PS306, PS309, PS382, PS905
74	FU5-9224-000		1	SCREW, BH4X6(YELLOW)	
75	XG9-0242-000		4	BEARING, BALL, MR106ZZMC3D4ML	
76	XG9-0387-000		2	BEARING, BALL, L-1680HH LY13	
77	XG9-0508-000		11	BEARING, BALL, F688ZZ	
78	XG9-0518-000		1	RING, O	
79	XG9-0520-000		2	BEARING, BALL, MF106ZZS	
80	XG9-0691-000		2	BEARING, BALL, L1280ZZPOP25LY13	
81	FL2-8544-000		1	CONNECTOR, SHORT	200V, 208V
81	FL2-8546-000		1	CONNECTOR, SHORT	400V
82	VS1-7177-005		1	CONNECTOR, SNAP TIGHT, BK	
83	VS1-7177-007		1	CONNECTOR, 7P, FEMALE, BK	
84	VS1-7177-008		1	CONNECTOR, SNAP TIGHT, BK	
85	FU6-2559-010		1	SPRING, TENSION	
501	XD1-1104-135		1	WASHER, COP	
502	XD1-1106-215		2	WASHER, COP	
503	XD1-1106-239		1	WASHER, COP	
504	XD3-2300-262		2	PIN, DOWEL	

Figure 816 (1 / 2) FIRST FIXING ASSEMBLY, LOWER

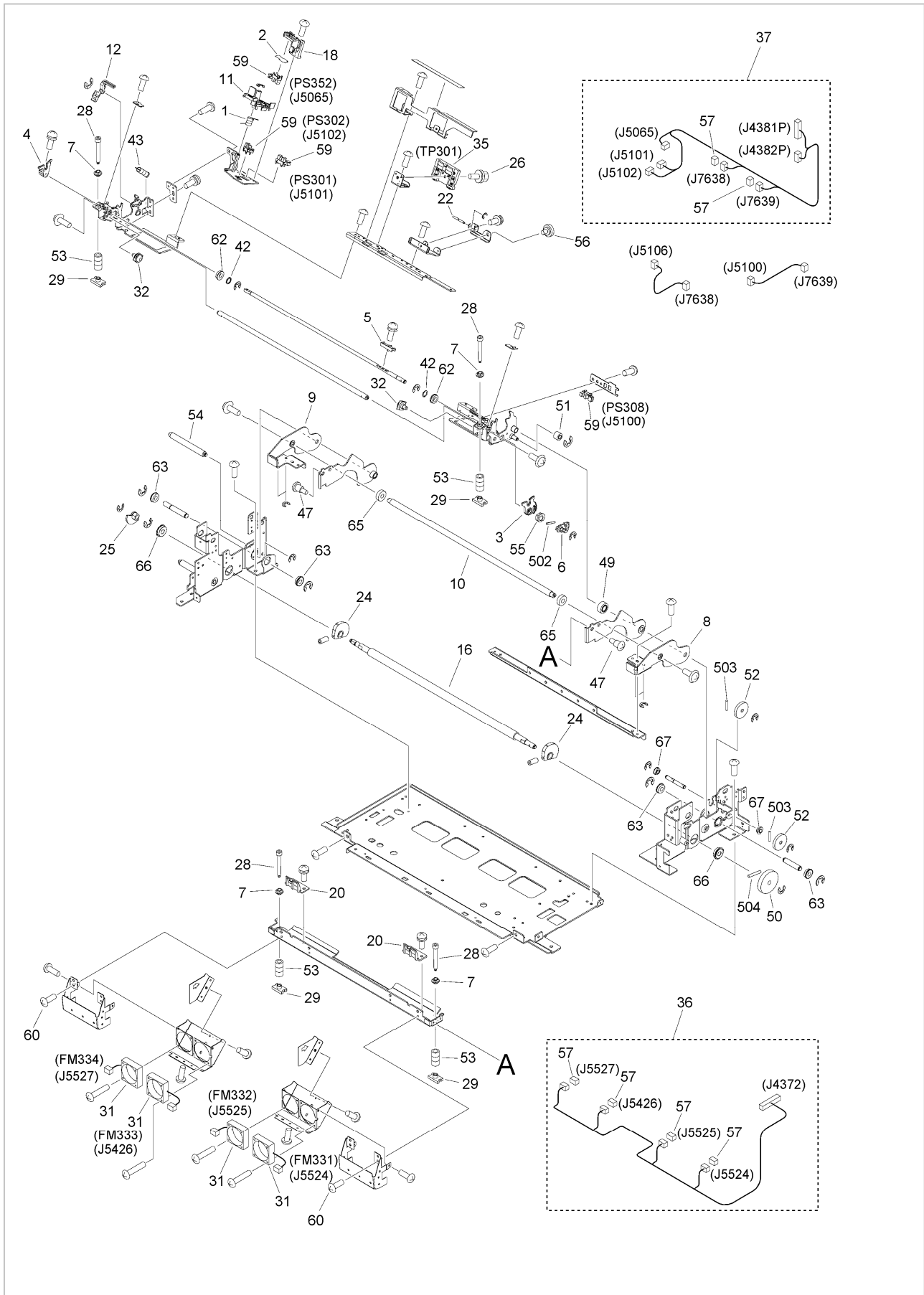
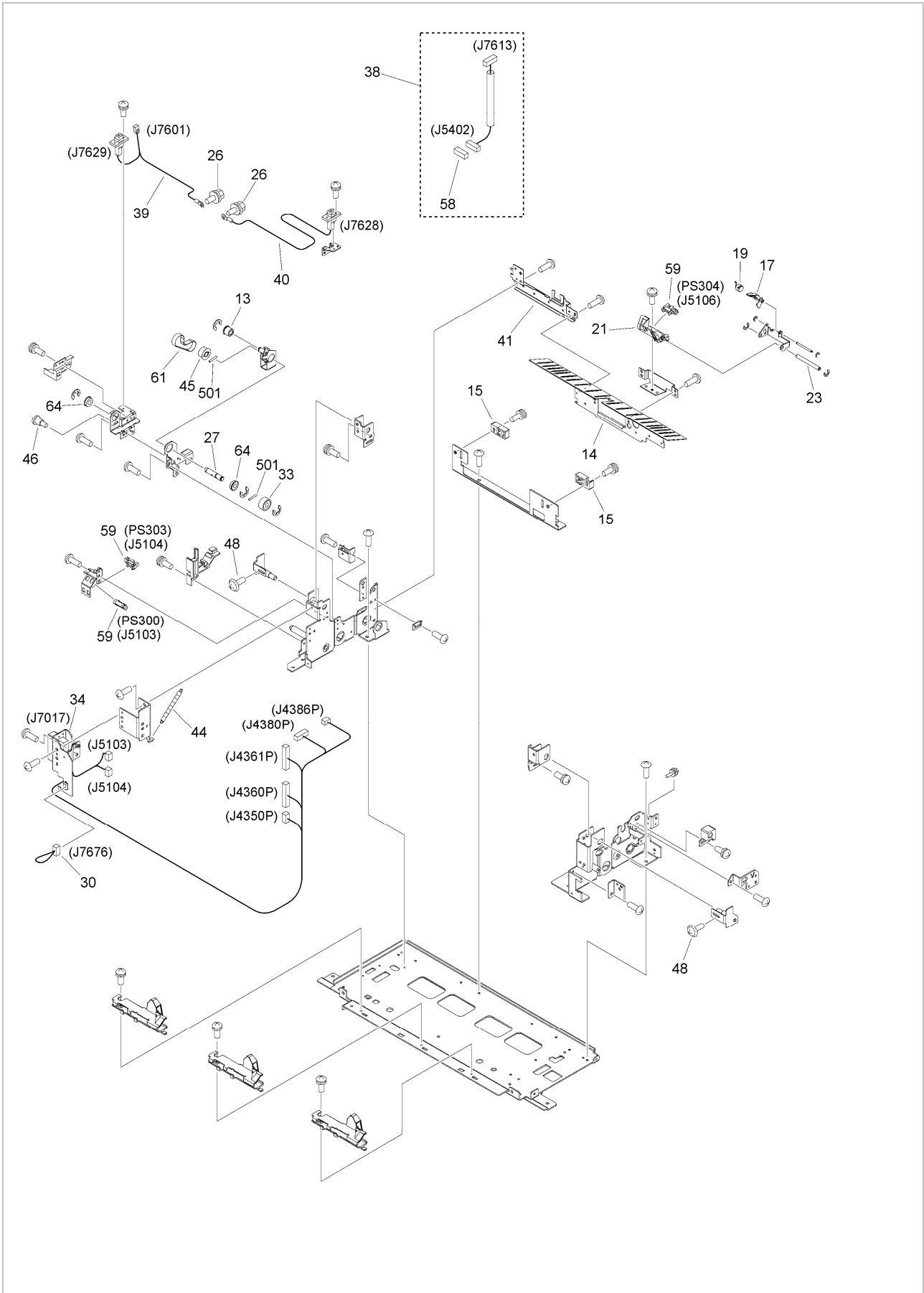


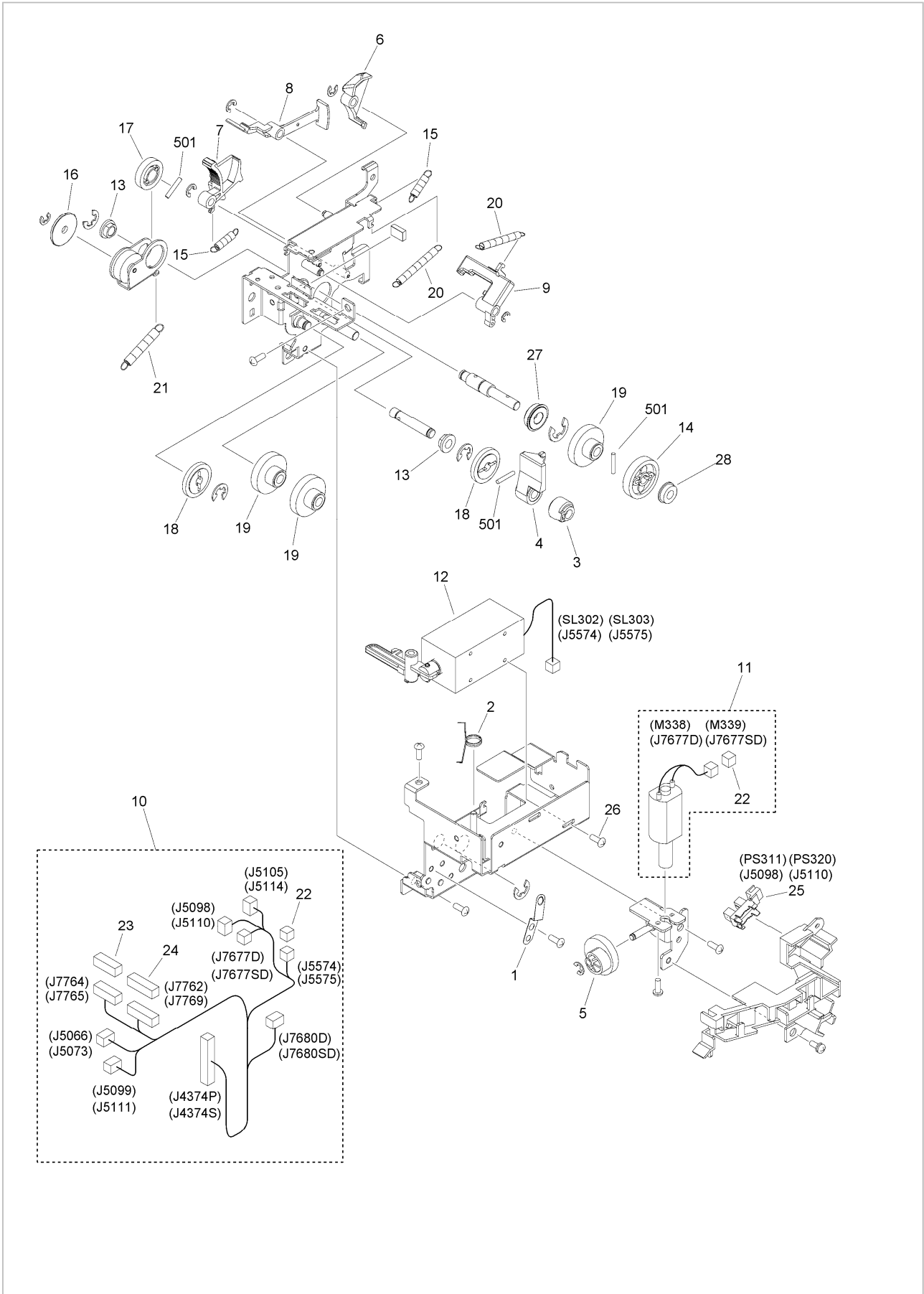
Figure 816 (2 / 2) FIRST FIXING ASSEMBLY, LOWER



FIG/KEY	PART NUMBER	RANK	QTY	DESCRIPTION	REMARKS
816	NPN		RF	FIRST FIXING ASSEMBLY, LOWER	
1	FC0-2219-000		1	SPRING, TORSION	
2	FC5-6232-000		1	SHEET, SENSOR PROTECTIVE	
3	FC6-0291-000		1	ARM, STERRING, FRONT	
4	FC6-0292-000		1	ARM, STERRING, REAR	
5	FC6-0294-000		1	FLAG, STERRING, SENSOR	
6	FC6-0295-000		1	ARM, STERRING, DRIVER	
7	FC6-0297-000		4	SPACER, PRESSURE	
8	FC6-0298-000		1	PLATE, BELT PRESSURE, FRONT	
9	FC6-0299-000		1	PLATE, BELT PRESSURE, REAR	
10	FC6-0300-000		1	SHAFT, BELT PRESSURE	
11	FC6-0308-010		1	ARM, SENSOR	
12	FC6-0309-000		1	ARM, SENSOR	
13	FC6-0314-000		1	ROLLER, BELT TENSION	
14	FC6-0320-000		1	GUIDE, FIXING ENTRANCE	
15	FC6-0321-000		2	MOUNT, GUIDE	
16	FC6-0362-000		1	SHAFT, BELT PRESSURE CAM	
17	FC6-1224-010		1	FLAG, FIXING INLET SENSOR	
18	FC6-3412-010		1	GUIDE, DETECT SENSOR CABLE	
19	FC7-0936-000		1	SPRING, TORSION	
20	FC7-7039-000		2	PLATE, PUSHING, LOWER	
21	FC7-7514-000		1	MOUNT, SENSOR	
22	FC7-7517-000		1	SHAFT, SENSOR SWING ARM	
23	FC7-7519-000		1	SHAFT, FIXING ENTRANCE SENSOR	
24	FE3-2207-000		2	CAM, PRESSURE	
25	FE3-2208-000		1	FLAG, PRESSURE CAM DETECT	
26	FE4-0431-000		3	SCREW, W/WASHER, M3X6	
27	FE4-1203-000		1	SHAFT, TRANSMISSION	
28	FE4-9403-000		4	SCREW, ADJUSTMENT, M4	
29	FE4-9404-000		4	PLATE, PRESSURE ADJUSTING	
30	FL2-6335-000		1	CONNECTOR, SHORT	
31	FK2-3148-000		2	FAN	FM331, FM332, FM333, FM334
32	FL0-7407-000		2	SCREW, STEPPED, M3	
33	FU2-0424-000		1	GEAR, 19T	
34	FM1-A389-000		1	CABLE, DRAWER, 2	
35	FM1-D361-000		1	HOLDER, BELT, THERMOSWITCH	TP301
36	FM1-L851-000		1	CABLE, FIRST FUSER SPLIT FAN	
37	FM1-L852-000		1	CABLE, FUSER SENSOR,1	
38	FM1-L856-000		1	CABLE, THERMISTOR, RIGHT	
39	FM1-L863-000		1	CABLE, HEATER	
40	FM2-8693-000		1	CABLE, FIXING BELT HEATER	
41	FM4-7100-000		1	CORD GUIDE ASSEMBLY	
42	FS5-6488-000		2	WASHER	
43	FU5-2875-000		1	SPRING, TENSION	
44	FU5-2877-000		1	SPRING, TENSION	
45	FU5-3197-000		1	PULLEY, 20T	
46	FU5-9215-000		1	SCREW, STEPPED, M3	
47	FU5-9220-000		4	SCREW, STEPPED, M4	
48	FU5-9230-000		2	SCREW, TP, M4X8 (YELLOW)	
49	FU6-0339-000		1	GEAR, 22T	
50	FU6-0341-000		1	GEAR, 41T	
51	FU6-0342-000		1	GEAR, 14T	
52	FU6-0486-000		2	GEAR, 36T	

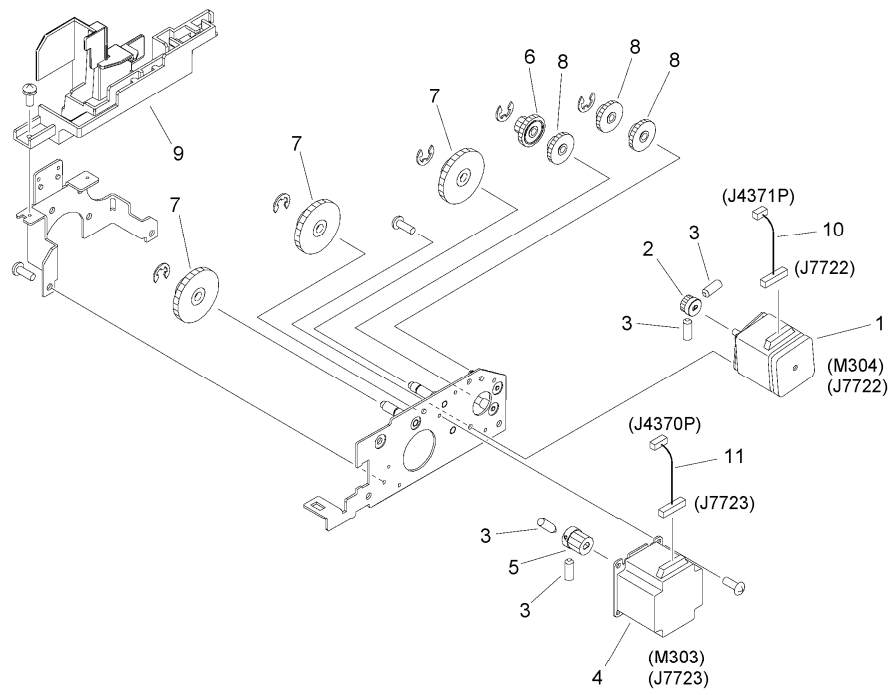
FIG/KEY	PART NUMBER	RANK	QTY	DESCRIPTION	REMARKS
53	FU6-2553-000		4	SPRING, COMPRESSION	
54	FU6-5271-000		1	PIN, FIXING POSITIONING, 2	
55	RS1-1053-000		1	BUSHING	
56	RS5-9061-000		1	SCREW, STEPPED, M3X5.3	
57	VS1-7177-003		6	CONNECTOR, SNAP TIGHT, BK	
58	VS1-7177-006		1	CONNECTOR, SNAP TIGHT, BK	
59	WG8-5783-000		7	IC, PHOTO- INTERRUPTER, LG248NL1A	PS300, PS301, PS302, PS303, PS304, PS308, PS352
60	XA9-0892-000		4	SCREW, MACH., TRUSS HEAD, M4X6	
61	XF2-1805-280		1	BELT, TIMING	
62	XG9-0407-000		2	BEARING, BALL, UGF106P12ZZD4ML	
63	XG9-0508-000		4	BEARING, BALL, F688ZZ	
64	XG9-0810-000		2	BEARING, BALL, LNR-1680KKR	
65	XG9-0846-000		2	BEARING, BALL, R-1980KKR	
66	XG9-0585-000		2	BEARING, BALL, 698ZZ2NX2RX	
67	XG9-0883-000		2	BEARING, BALL, MF126ZZWB5.	
501	XD3-2200-122		2	PIN, DOWEL	
502	XD3-1200-142		1	SPRING PIN	
503	XD3-2200-142		2	PIN, PARALLEL	
504	XD3-2300-202		1	PIN, PARALLEL	

Figure 817 CLEANER DRIVE ASSEMBLY



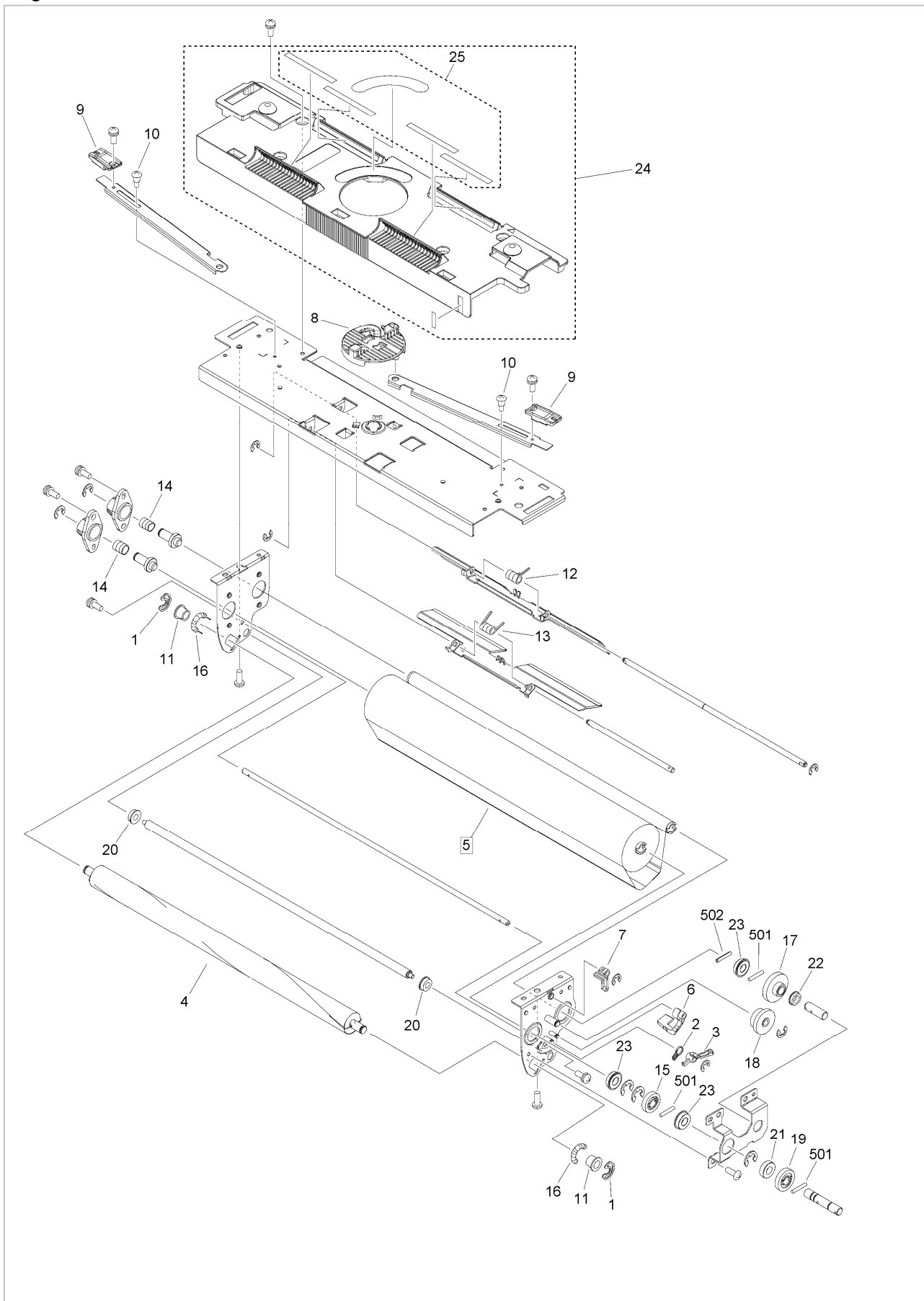
FIG/KEY	PART NUMBER	RANK	QTY	DESCRIPTION	REMARKS
817	FM1-A387-000		1	CLEANER DRIVE ASSEMBLY	
1	FC5-2597-020		1	SPRING, LEAF	
2	FC9-0204-000		1	SPRING, TORSION	
3	FC9-7208-000		1	BUSHING, ONE-WAY	
4	FC9-7209-000		1	ARM, ONE-WAY	
5	FE3-2082-000		1	CAM/GEAR, 40T	
6	FE3-7911-000		1	LEVER, STOPPER, RELEASE	
7	FE3-7912-000		1	LEVER, STOPPER	
8	FE3-7988-000		1	FLAG, REMNANT SENSOR	
9	FE4-4466-000		1	ARM, CLEANING ROLL FEEDER	
10	FM1-L869-000		1	CABLE, SENSOR UNIT	
11	FM1-U965-000		1	DC MOTOR UNIT	M338, M339
12	FM3-2134-010		1	CLEANER SOLENOID UNIT	SL302, SL303
13	FS1-1569-000		2	BUSHING	
14	FU2-0411-000		1	GEAR, 42T	
15	FU5-2969-000		2	SPRING, TENSION	
16	FU5-6259-000		1	ROLLER	
17	FU6-0457-010		1	GEAR, 18T	
18	FU6-0458-000		2	GEAR, 36T	
19	FU6-0460-000		3	GEAR, 42/18T	
20	FU6-2065-000		2	SPRING, TENSION	
21	FU6-2545-000		1	SPRING, TENSION	
22	VS1-7177-002		2	CONNECTOR, SNAP TIGHT, BK	
23	VS1-7177-006		1	CONNECTOR, SNAP TIGHT, BK	
24	VS1-7177-007		1	CONNECTOR, 7P, FEMALE, BK	
25	WG8-5783-000		1	IC, PHOTO- INTERRUPTER, LG248NL1A	PS311, PS320
26	XA9-1659-000		2	SCREW, M3X4	
27	XG9-0508-000		1	BEARING, BALL, F688ZZ	
28	XG9-0858-000		1	BEARING, BALL, MF126ZZX3A55	
501	XD3-2200-122		3	PIN, DOWEL	

Figure 818 FIXING BELT DRIVE ASS'Y



FIG/KEY	PART NUMBER	RANK	QTY	DESCRIPTION	REMARKS
818	FM1-D349-000		1	FIXING BELT DRIVE ASS'Y	SEE NOTE
1	FK2-3126-000		1	MOTOR, STEPPING, DC	M304
2	FU6-0348-000		1	GEAR, 16T	
3	XA9-0934-000		4	SETSCREW, M3X6	
4	FK2-3132-000		1	MOTOR, STEPPING, DC	M303
5	FU6-0356-000		1	GEAR, 14T	
6	FU6-0345-000		1	GEAR, 16T/32T	
7	FU6-0347-000		3	GEAR, 20T/46T	
8	FU6-0650-000		3	GEAR, 16T/32T	
9	FC0-2246-000		1	GUIDE, HEATER CABLE	
10	FM2-8689-000		1	CABLE, MOTOR, 1	
11	FM2-8691-000		1	CABLE, MOTOR	

Figure 830 FIXING CLEANER ASSEMBLY



FIG/KEY	PART NUMBER	RANK	QTY	DESCRIPTION	REMARKS
830	FM1-A392-000		1	FIXING CLEANER ASSEMBLY	SEE NOTE
1	FC5-2715-000		2	RING, RETAINING	
2	FC7-0177-000		1	SPRING, TORSION	
3	FE3-2081-000		1	ARM, REMNANT DETECT, 1	
4	FE3-2343-000		1	ROLLER, CLEANING	
5	FE3-2344-000		1	ROLLER, CLEANING	[DP]
6	FE3-7861-000		1	ARM, REMNANT DETECT, 2	
7	FE3-7863-000		1	LEVER, FEED	
8	FE3-7907-000		1	KNOB, LOCK	
9	FE3-7908-000		2	KEY, LOCK	
10	FS1-9102-020		2	SCREW, STEPPED, M3	
11	FS2-1256-000		2	BUSHING	
12	FS5-2586-000		1	SPRING, TORSION	
13	FU2-1053-000		1	SPRING, TORSION	
14	FU5-2850-000		2	SPRING, COMPRESSION	
15	FU6-0457-010		1	GEAR, 18T	
16	FU2-1836-000		2	SPRING, TENSION	
17	FU7-0373-000		1	GEAR, 27T	
18	FU7-0374-000		1	GEAR, 17T/23T	
19	FU7-0375-000		1	GEAR, 20T	
20	XG9-0329-000		2	BALL BEARING,NSK,MF84ZZ ,PO	
21	XG9-0491-000		1	BEARING, BALL, NSK PO 16MM	
22	XG9-0507-000		1	BEARING, BALL, MF128ZZ	
23	XG9-0508-000		3	BEARING, BALL, F688ZZ	
24	FLO-4823-000		1	COVER, CLEANER	
25	FE4-9784-000		1	LABEL, CLEANER	
501	XD3-2200-122		3	PIN, DOWEL	
502	XD3-1200-122		1	SPRING PIN	

Figure 840A (1 / 2) EXTERNAL HEATING ASSEMBLY (200V,208V)

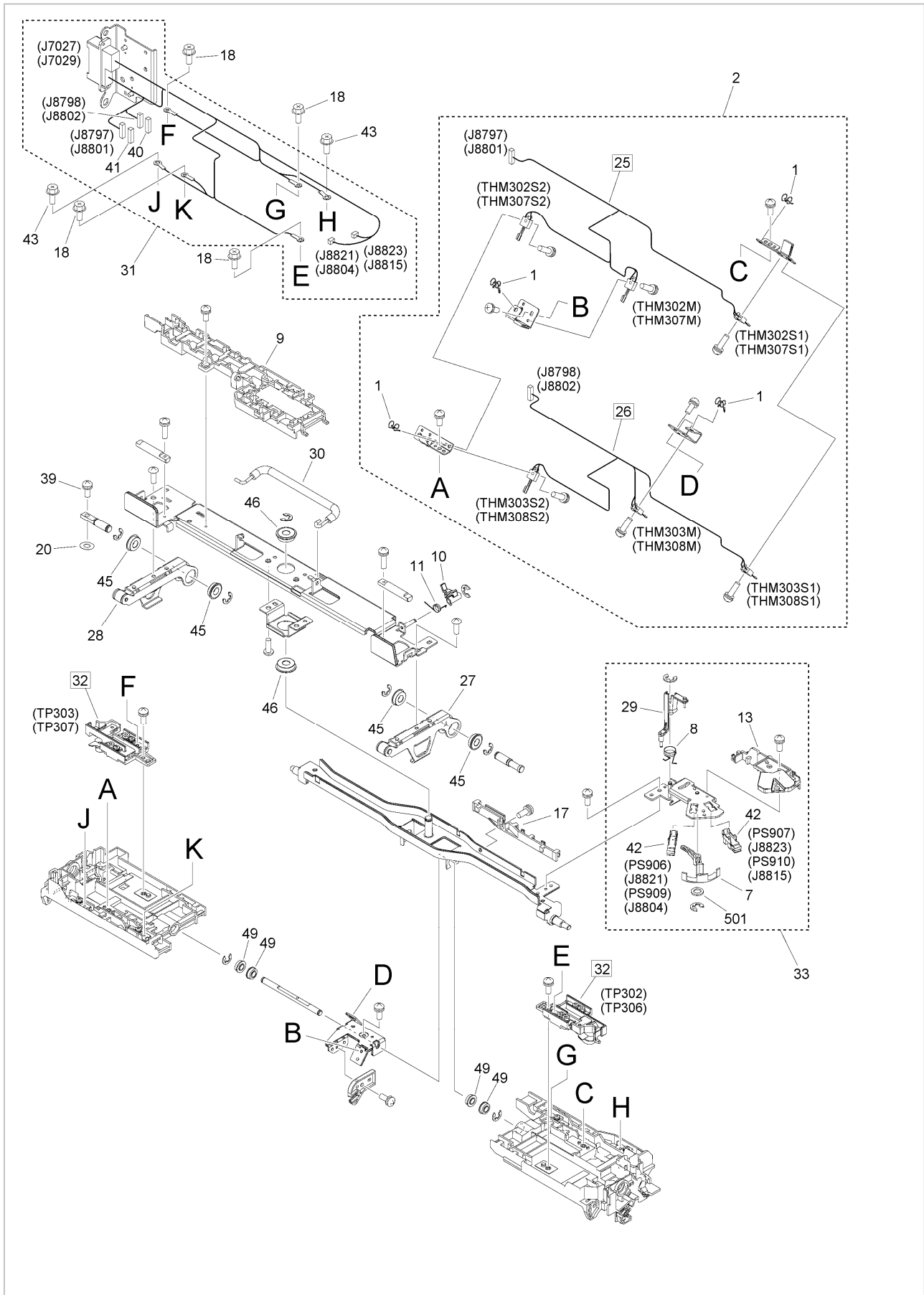
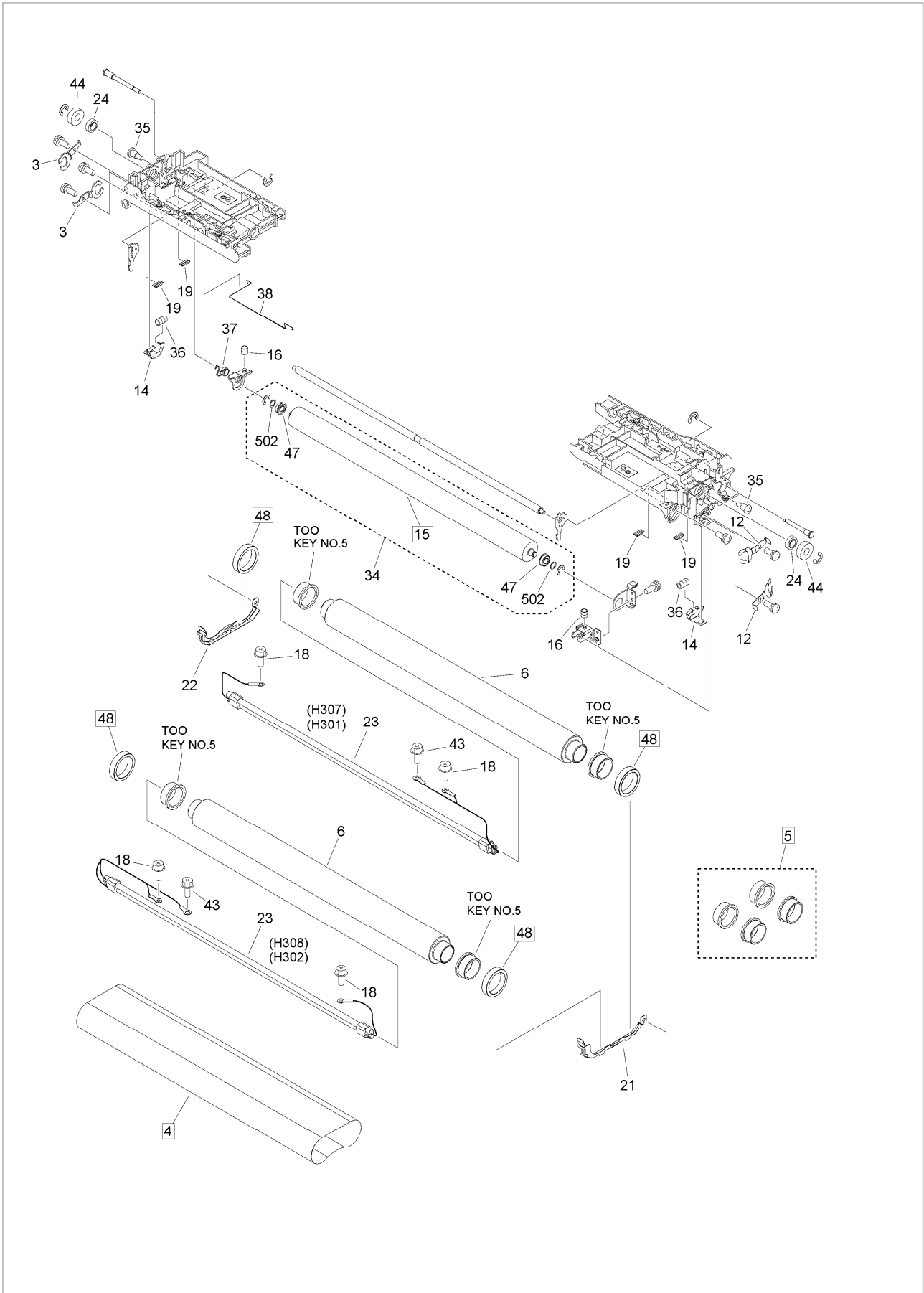


Figure 840A (2 / 2) EXTERNAL HEATING ASSEMBLY (200V,208V)



FIG/KEY	PART NUMBER	RANK	QTY	DESCRIPTION	REMARKS
840A	FM1-A377-010		1	EXTERNAL HEATING ASSEMBLY	200V,208V SEE NOTE
1	FC0-2242-000		4	CLAMP, WIRE	
2	FM1-N506-000		1	THERMISTOR ASSEMBLY	
3	FC7-4935-000		2	PLATE, HEATER MOUNTING	
4	FE3-1881-000		1	BELT, FIXING EXTERNAL HEAT	[DP]
5	FM1-N365-000		1	BUSHING	[DP]
6	FE3-1886-000		2	ROLLER, HEATING	
7	FE3-2095-000		1	ARM, SENSOR SENSING	
8	FE3-2096-000		1	SPRING, TORSION	
9	FE3-2103-000		1	HOLDER, CABLE	
10	FE3-2278-000		1	ARM, SENSOR	
11	FE3-2279-000		1	SPRING, TORSION	
12	FE3-6194-000		2	SPRING, HEATER MOUNTING	
13	FE3-7903-000		1	GUIDE, SENSOR CABLE, 1	
14	FE3-8022-000		2	SPRING, LEAF	
15	FE3-8031-000		1	ROLLER, CLEANING	[DP]
16	FE3-8032-000		2	SPRING, COMPRESSION	
17	FE3-8033-000		1	GUIDE, SENSOR CABLE, 2	
18	FE4-0431-000		8	SCREW, W/WASHER, M3X6	
19	FE4-6206-000		4	SPACER	
20	FE4-9545-000		1	WASHER, PLAIN	
21	FE8-1783-000		1	SUPPORT, BEARING, FRONT	
22	FE8-1784-000		1	SUPPORT, BEARING, REAR	
23	FK4-1400-000		2	HEATER, HALOGEN	H301, H302, H307, H308
24	XG9-0884-000		2	BEARING, BALL, MR148ZZWB5.	
25	FK4-1411-000		1	THERMISTOR	THM302, THM307 [DP]
26	FK4-1412-000		1	THERMISTOR	THM303, THM308 [DP]
27	FLO-0408-000		1	ARM, EXTERNAL HEAT, FRONT	
28	FLO-0409-000		1	ARM, EXTERNAL HEAT, REAR	
29	FLO-0547-000		1	ARM, SENSING	
30	FLO-2353-000		1	HANDLE	
31	FM1-A378-000		1	DRAWER UNIT	
32	FM1-A379-000		2	THERMOSWITCH UNIT	TP302, TP303, TP306, TP307 [DP]
33	FM1-D333-000		1	SENSING ARM ASSEMBLY, PHOTO	
34	FM1-H034-000		1	CLEANING ROLLER ASSEMBLY	
35	FS2-9394-020		2	SCREW, STEPPED, M3X1.4	
36	FU2-0349-000		2	SPRING, COMPRESSION	
37	FU2-1047-000		1	SPRING, TORSION	
38	FU2-1048-000		1	SPRING, GROUNDING	
39	FU5-9225-000		1	SCREW, W/WASHER, M4X10 (YELLOW)	
40	VS1-8959-008		1	CONNECTOR, SNAP TIGHT, 8P, W	
41	VS1-8959-009		1	CONNECTOR, SNAP TIGHT, 9P, W	
42	WG8-5848-000		2	IC, PHOTO-INTERRUPTER	PS906, PS907, PS909, PS910
43	XA9-1933-000		4	SCREW, W/WASHER, M4X8	
44	XG9-0846-000		2	BEARING, BALL, R-1980KKR	
45	XG9-0508-000		4	BEARING, BALL, F688ZZ	
46	XG9-0585-000		2	BEARING, BALL, 698ZZ2NX2RX	
47	XG9-0756-000		2	BEARING, BALL, MF126ZZ MC4 U76	

FIG/KEY	PART NUMBER	RANK	QTY	DESCRIPTION	REMARKS
48	XG9-0882-000		4	BEARING, BALL, 2TS4-SC05C93ZZC	[DP]
49	XG9-0883-000		4	BEARING, BALL, MF126ZZWB5.	
501	XD1-1104-128		1	WASHER, COP	
502	XD1-1106-214		2	WASHER, COP	

Figure 840B (1 / 2) EXTERNAL HEATING ASSEMBLY (400V)

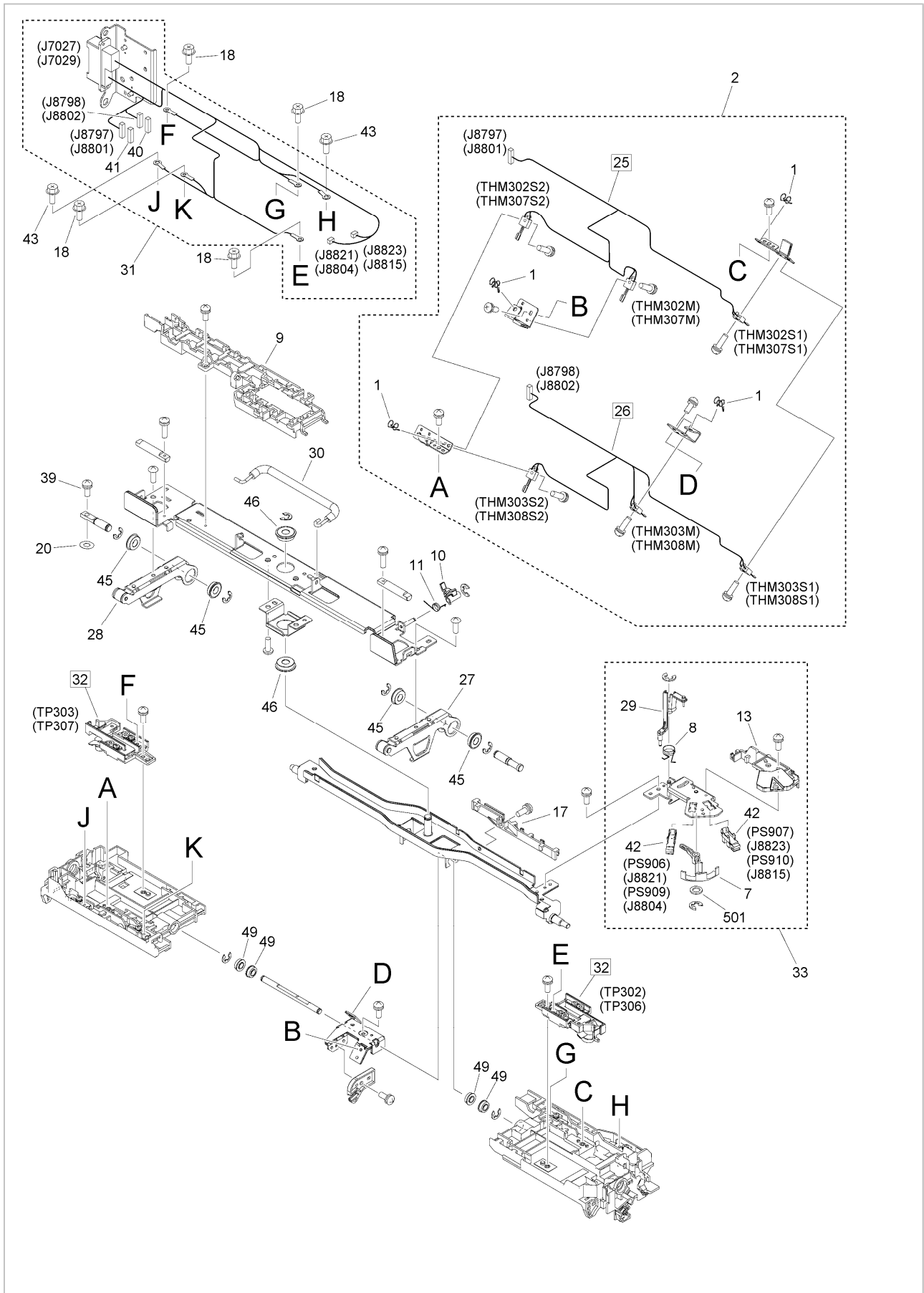
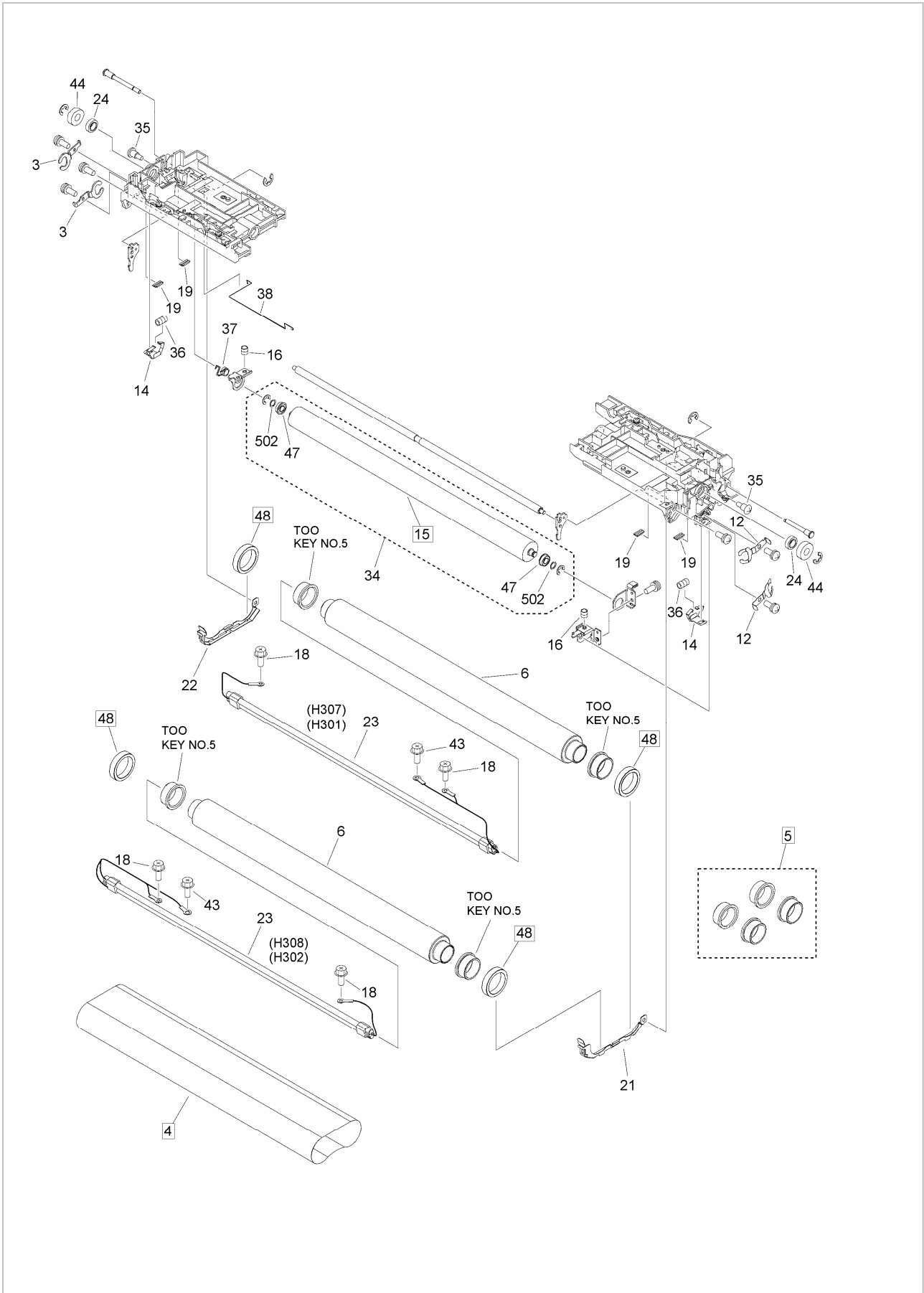


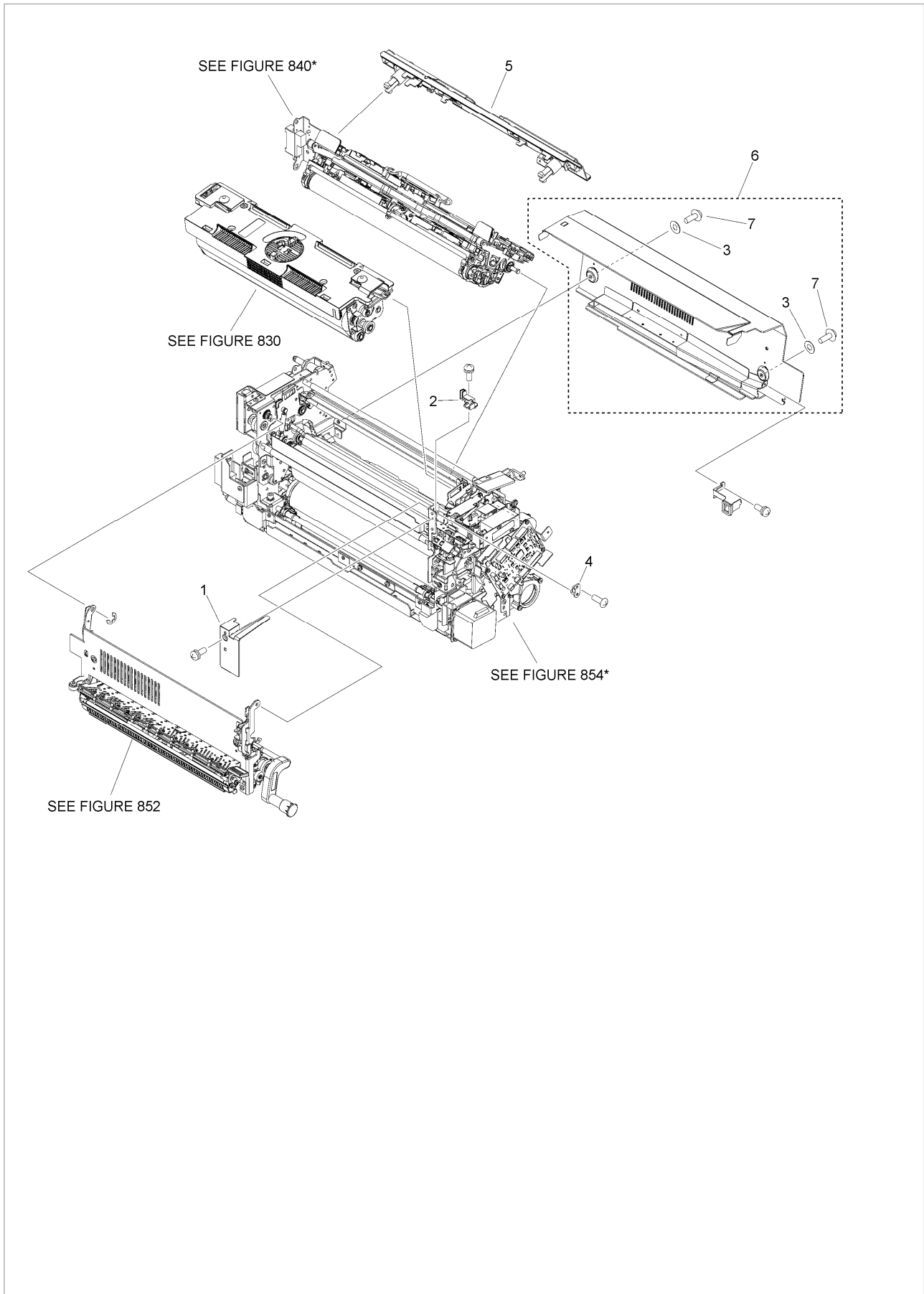
Figure 840B (2 / 2) EXTERNAL HEATING ASSEMBLY (400V)



FIG/KEY	PART NUMBER	RANK	QTY	DESCRIPTION	REMARKS
840B	FM1-A411-010		1	EXTERNAL HEATING ASSEMBLY	400V SEE NOTE
1	FC0-2242-000		4	CLAMP, WIRE	
2	FM1-N506-000		1	THERMISTOR ASSEMBLY	
3	FC7-4935-000		2	PLATE, HEATER MOUNTING	
4	FE3-1881-000		1	BELT, FIXING EXTERNAL HEAT	[DP]
5	FM1-N365-000		1	BUSHING	[DP]
6	FE3-1886-000		2	ROLLER, HEATING	
7	FE3-2095-000		1	ARM, SENSOR SENSING	
8	FE3-2096-000		1	SPRING, TORSION	
9	FE3-2103-000		1	HOLDER, CABLE	
10	FE3-2278-000		1	ARM, SENSOR	
11	FE3-2279-000		1	SPRING, TORSION	
12	FE3-6194-000		2	SPRING, HEATER MOUNTING	
13	FE3-7903-000		1	GUIDE, SENSOR CABLE, 1	
14	FE3-8022-000		2	SPRING, LEAF	
15	FE3-8031-000		1	ROLLER, CLEANING	[DP]
16	FE3-8032-000		2	SPRING, COMPRESSION	
17	FE3-8033-000		1	GUIDE, SENSOR CABLE, 2	
18	FE4-0431-000		8	SCREW, W/WASHER, M3X6	
19	FE4-6206-000		4	SPACER	
20	FE4-9545-000		1	WASHER, PLAIN	
21	FE8-1783-000		1	SUPPORT, BEARING, FRONT	
22	FE8-1784-000		1	SUPPORT, BEARING, REAR	
23	FK4-1401-000		2	HEATER, HALOGEN	H301, H302, H307, H308
24	XG9-0884-000		2	BEARING, BALL, MR148ZZWB5.	
25	FK4-1411-000		1	THERMISTOR	THM302, THM307 [DP]
26	FK4-1412-000		1	THERMISTOR	THM303, THM308 [DP]
27	FLO-0408-000		1	ARM, EXTERNAL HEAT, FRONT	
28	FLO-0409-000		1	ARM, EXTERNAL HEAT, REAR	
29	FLO-0547-000		1	ARM, SENSING	
30	FLO-2353-000		1	HANDLE	
31	FM1-A378-000		1	DRAWER UNIT	
32	FM1-A379-000		2	THERMOSWITCH UNIT	TP302, TP303, TP306, TP307 [DP]
33	FM1-D333-000		1	SENSING ARM ASSEMBLY, PHOTO	
34	FM1-H034-000		1	CLEANING ROLLER ASSEMBLY	
35	FS2-9394-020		2	SCREW, STEPPED, M3X1.4	
36	FU2-0349-000		2	SPRING, COMPRESSION	
37	FU2-1047-000		1	SPRING, TORSION	
38	FU2-1048-000		1	SPRING, GROUNDING	
39	FU5-9225-000		1	SCREW, W/WASHER, M4X10 (YELLOW)	
40	VS1-8959-008		1	CONNECTOR, SNAP TIGHT, 8P, W	
41	VS1-8959-009		1	CONNECTOR, SNAP TIGHT, 9P, W	
42	WG8-5848-000		2	IC, PHOTO-INTERRUPTER	PS906, PS907, PS909, PS910
43	XA9-1933-000		4	SCREW, W/WASHER, M4X8	
44	XG9-0846-000		2	BEARING, BALL, R-1980KKR	
45	XG9-0508-000		4	BEARING, BALL, F688ZZ	
46	XG9-0585-000		2	BEARING, BALL, 698ZZ2NX2RX	
47	XG9-0756-000		2	BEARING, BALL, MF126ZZ MC4 U76	

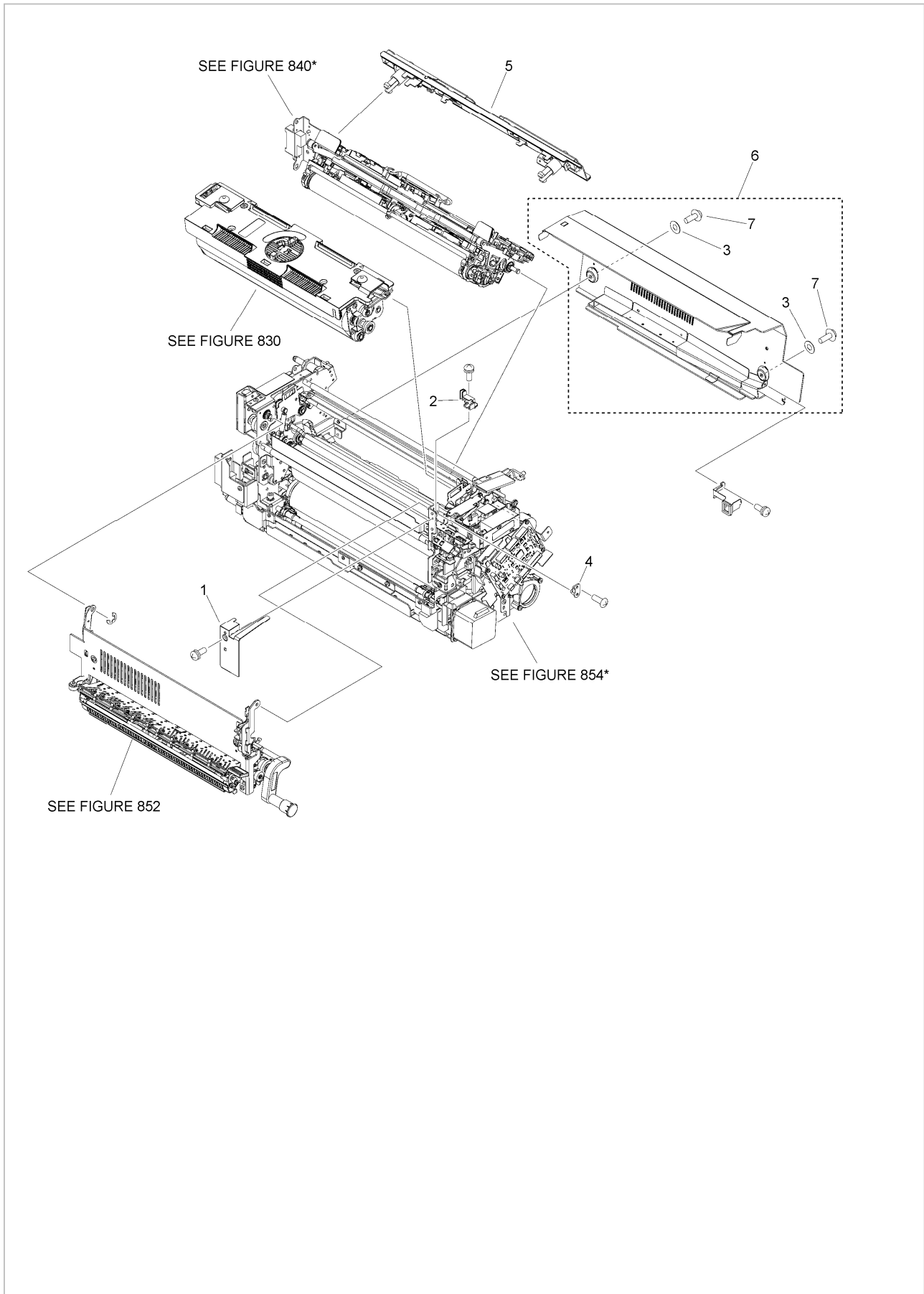
FIG/KEY	PART NUMBER	RANK	QTY	DESCRIPTION	REMARKS
48	XG9-0882-000		4	BEARING, BALL, 2TS4-SC05C93ZZC	[DP]
49	XG9-0883-000		4	BEARING, BALL, MF126ZZWB5.	
501	XD1-1104-128		1	WASHER, COP	
502	XD1-1106-214		2	WASHER, COP	

Figure 850A SECOND FIXING ASSEMBLY (200V,208V)



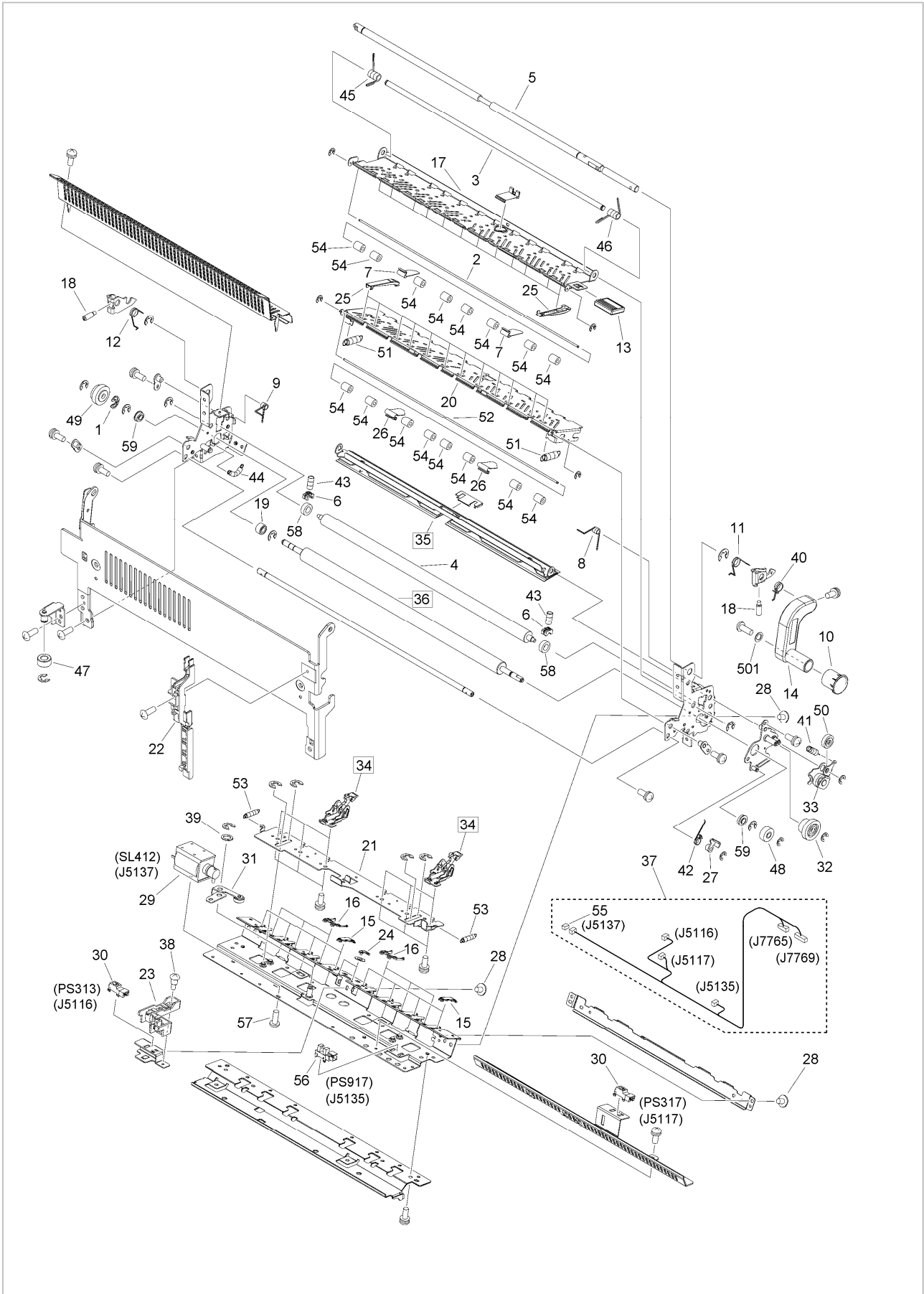
FIG/KEY	PART NUMBER	RANK	QTY	DESCRIPTION	REMARKS
850A	FM1-A396-000		1	SECOND FIXING ASSEMBLY	200V,208V SEE NOTE
1	FE3-2078-000		1	COVER, FRONT	
2	FE3-2373-000		1	GUIDE, CABLE, 1	
3	FE4-9545-000		2	WASHER, PLAIN	
4	FL2-2169-000		1	PLATE	
5	FM1-A413-000		1	PRESSURE CROSSMEMBER ASSEMBLY	
6	FM1-A395-000		1	COVER, UPPER	
7	FU5-9230-000		2	SCREW, TP, M4X8(YELLOW)	

Figure 850B SECOND FIXING ASSEMBLY (400V)



FIG/KEY	PART NUMBER	RANK	QTY	DESCRIPTION	REMARKS
850B	FM1-A468-000		1	SECOND FIXING ASSEMBLY	400V SEE NOTE
1	FE3-2078-000		1	COVER, FRONT	
2	FE3-2373-000		1	GUIDE, CABLE, 1	
3	FE4-9545-000		2	WASHER, PLAIN	
4	FL2-2169-000		1	PLATE	
5	FM1-A413-000		1	PRESSURE CROSSMEMBER ASSEMBLY	
6	FM1-A395-000		1	COVER, UPPER	
7	FU5-9230-000		2	SCREW, TP, M4X8 (YELLOW)	

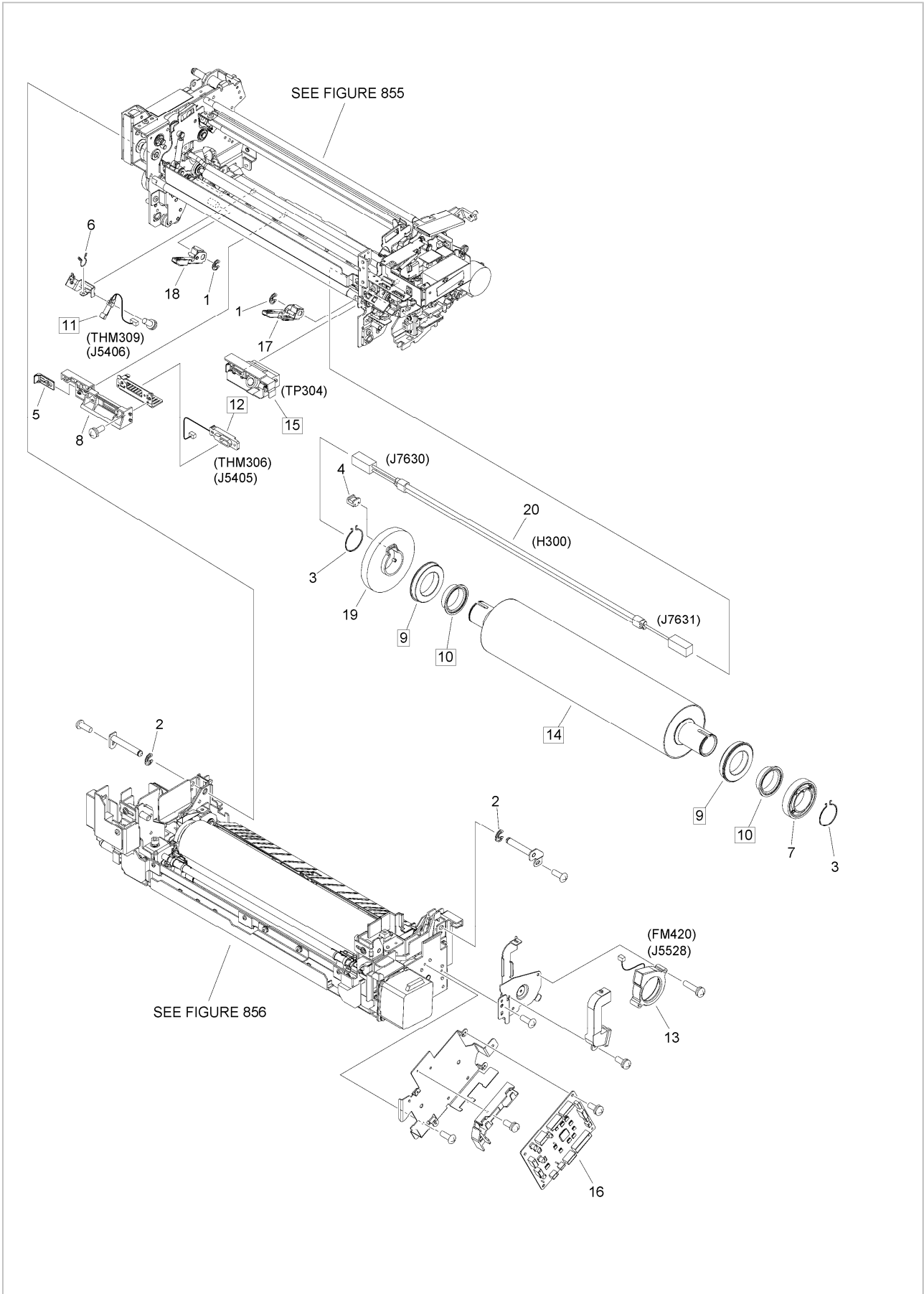
Figure 852 INNER PAPER DELIVERY ASS'Y, 2



FIG/KEY	PART NUMBER	RANK	QTY	DESCRIPTION	REMARKS
852	FM1-A400-000		1	INNER PAPER DELIVERY ASS'Y, 2	SEE NOTE
1	FB6-6088-000		1	RING, RETAINING	
2	FC5-8945-000		1	SHAFT, ROLLER, SECOND UPPER	
3	FC5-8946-000		1	SHAFT, GUIDE OPEN/CLOSE	
4	FC5-9775-000		1	ROLLER, INTERNAL DELIVERY, U.	
5	FC5-9791-010		1	SHAFT, OPEN/CLOSE	
6	FC5-9792-010		2	BUSHING, INNER PAPER DELIVERY	
7	FC6-8434-000		2	STOPPER, ROLLER SHAFT	
8	FC6-8574-000		1	SPRING, TORSION	
9	FC6-8575-000		1	SPRING, TORSION	
10	FC7-4068-010		1	HANDLE, INNER PAPER DELIVERY	
11	FC7-4073-010		1	SPRING, TORSION	
12	FC7-4074-010		1	SPRING, TORSION	
13	FC7-4077-000		1	HANDLE, GUIDE	
14	FC7-4641-000		1	LEVER, SECOND OPEN/CLOSE	
15	FC7-4642-000		8	RIB, INNER DELIVERY, SMALL 2	
16	FC7-4643-000		6	RIB, INNER DELIVERY, LARGE 2	
17	FC7-8897-000		1	GUIDE, PAPER DELIVERY UP., 2	
18	FC8-4438-000		2	SHAFT, SUPPORT	
19	FC9-9145-000		1	SPACER, INNER PAPER DELIVERY	
20	FE3-2192-000		1	GUIDE, PAPER DELIVERY LW., 2	
21	FE3-2199-000		1	PLATE, SEPARATION CLAW ADJUST	
22	FE3-2374-000		1	GUIDE, CABLE, 2	
23	FE3-2375-000		1	GUIDE, CABLE, 3	
24	FE3-8001-000		2	RIB, INNER PAPER DELIVERY, C	
25	FE3-8009-000		24	RIB, GUIDE	
26	FE4-9620-000		2	STOPPER, ROLLER SHAFT	
27	FE4-9669-000		1	ARM, RELEASE	
28	FE8-0004-000		5	SCREW, MACH., FLAT HEAD, M3X4	
29	FK2-0831-000		1	SOLENOID	SL412
30	FK2-6470-000		2	PHOTO-SENSOR, KUA0055C	PS313,PS317
31	FLO-0517-000		1	ARM, LINK	
32	FLO-2700-000		1	GEAR, 24T/16T	
33	FLO-2732-000		1	SWING GEAR UNIT	
34	FM1-A401-000		6	SEPARATION CLAW ASSEMBLY, 2	[DP]
35	FM1-A402-000		1	PLATE, SEPARATION, SECOND	[DP]
36	FM1-K630-000		1	ROLLER, INTERNAL DELIVERY, L.	[DP]
37	FM1-L870-000		1	CABLE, SECOND INNER SENSOR	
38	FS1-9010-020		1	SCREW, STEPPED, M3	
39	FS5-6488-000		1	WASHER	
40	FU2-0415-000		1	SPRING, TORSION	
41	FU2-0895-000		1	SPRING, TENSION	
42	FU2-0896-000		1	SPRING, TORSION	
43	FU5-2135-000		2	SPRING, COMPRESSION	
44	FU5-2138-000		1	SPRING, TENSION	
45	FU5-2884-000		1	SPRING, TORSION	
46	FU5-2885-000		1	SPRING, TORSION	
47	FU5-6262-000		1	ROLLER	
48	FU6-0023-000		1	GEAR, 15T	
49	FU6-0306-000		1	GEAR, 22T	
50	FU6-0453-000		1	GEAR, 14T	
51	FU6-5273-000		2	SPRING, TENSION	
52	FU6-5276-000		1	SHAFT, ROLLER, SECOND LOWER	
53	FU7-2684-000		2	SPRING, TENSION	

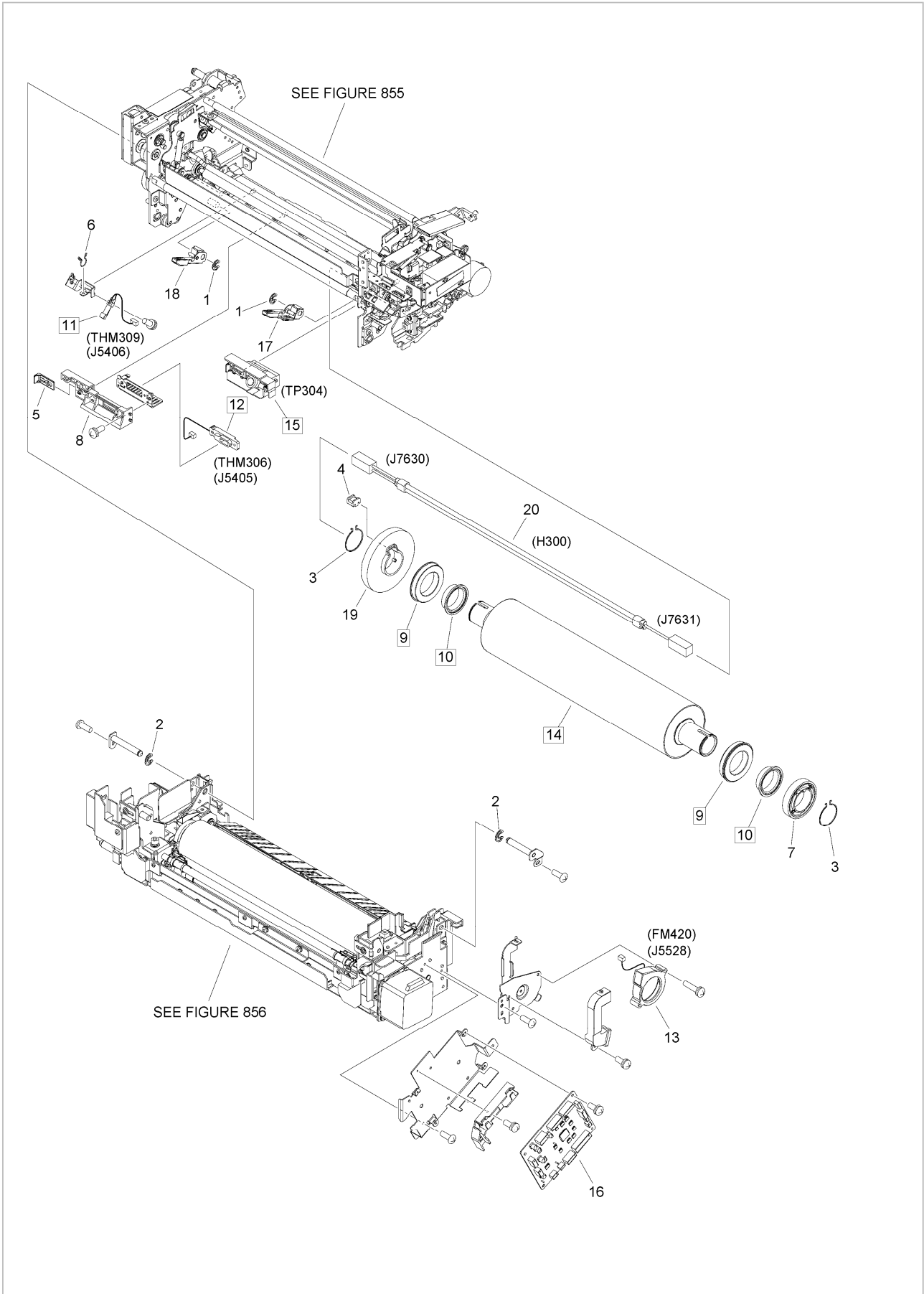
FIG/KEY	PART NUMBER	RANK	QTY	DESCRIPTION	REMARKS
54	RB2-0493-000		16	ROLLER, PAPER SENSOR	
55	VS1-7177-003		1	CONNECTOR, SNAP TIGHT, BK	
56	WG8-5783-000		1	IC, PHOTO- INTERRUPTER, LG248NL1A	PS917
57	XA9-1659-000		2	SCREW, M3X4	
58	XG9-0835-000		2	BEARING, BALL, DDL-740ZZH	
59	XG9-0883-000		2	BEARING, BALL, MF126ZZWB5.	
501	XD1-1107-725		1	WASHER, COP	

Figure 854A FIXING INTERMEDIATE ASS'Y, 2 (200V,208V)



FIG/KEY	PART NUMBER	RANK	QTY	DESCRIPTION	REMARKS
854A	FM1-A404-000		1	FIXING INTERMEDIATE ASS'Y, 2	200V,208V SEE NOTE
1	FB6-6088-000		2	RING, RETAINING	
2	FC5-2715-000		2	RING, RETAINING	
3	FC6-8516-000		2	RING, RETAINING	
4	FC7-0167-000		1	KEY, 73T GEAR	
5	FC7-8566-000		1	PLATE, LOCK	
6	FC8-1040-000		1	CLAMP, CABLE	
7	FM4-7099-000		1	53T GEAR ASSEMBLY	
8	FE3-8755-000		1	COVER, NC	
9	XG9-0419-000		2	BEARING, BALL, 6907ZZNRS1CS37	[DP]
10	FB4-3689-000		2	BUSHING	[DP]
11	FK2-6478-000		1	THERMISTOR UNIT	THM309 [DP]
12	FK2-6479-000		1	THERMISTOR UNIT	THM306 [DP]
13	FK3-0827-000		1	FAN	FM420
14	FL1-1152-000		1	ROLLER, FIXING	[DP]
15	FM1-A391-000		1	THERMOSWITCH UNIT	TP304 [DP]
16	FM1-A880-000		1	FIXING INNER DRIVER PCB ASS'Y	
17	FM1-D352-000		1	BEARING RETAINING UNIT, FRONT	
18	FM1-D353-000		1	BEARING RETAINING UNIT, REAR	
19	FU6-0336-000		1	GEAR, 86T	
20	FK4-0075-000		1	HEATER, HALOGEN	H300

Figure 854B FIXING INTERMEDIATE ASS'Y, 2 (400V)



FIG/KEY	PART NUMBER	RANK	QTY	DESCRIPTION	REMARKS
854B	FM1-A406-000		1	FIXING INTERMEDIATE ASS'Y, 2	400V SEE NOTE
1	FB6-6088-000		2	RING, RETAINING	
2	FC5-2715-000		2	RING, RETAINING	
3	FC6-8516-000		2	RING, RETAINING	
4	FC7-0167-000		1	KEY, 73T GEAR	
5	FC7-8566-000		1	PLATE, LOCK	
6	FC8-1040-000		1	CLAMP, CABLE	
7	FM4-7099-000		1	53T GEAR ASSEMBLY	
8	FE3-8755-000		1	COVER, NC	
9	XG9-0419-000		2	BEARING, BALL, 6907ZZNRS1CS37	[DP]
10	FB4-3689-000		2	BUSHING	[DP]
11	FK2-6478-000		1	THERMISTOR UNIT	THM309 [DP]
12	FK2-6479-000		1	THERMISTOR UNIT	THM306 [DP]
13	FK3-0827-000		1	FAN	FM420
14	FL1-1152-000		1	ROLLER, FIXING	[DP]
15	FM1-A391-000		1	THERMOSWITCH UNIT	TP304 [DP]
16	FM1-A880-000		1	FIXING INNER DRIVER PCB ASS'Y	
17	FM1-D352-000		1	BEARING RETAINING UNIT, FRONT	
18	FM1-D353-000		1	BEARING RETAINING UNIT, REAR	
19	FU6-0336-000		1	GEAR, 86T	
20	FK4-0076-000		1	HEATER, HALOGEN	H300

Figure 855 (1 / 2) SECOND FIXING ASSEMBLY, UPPER

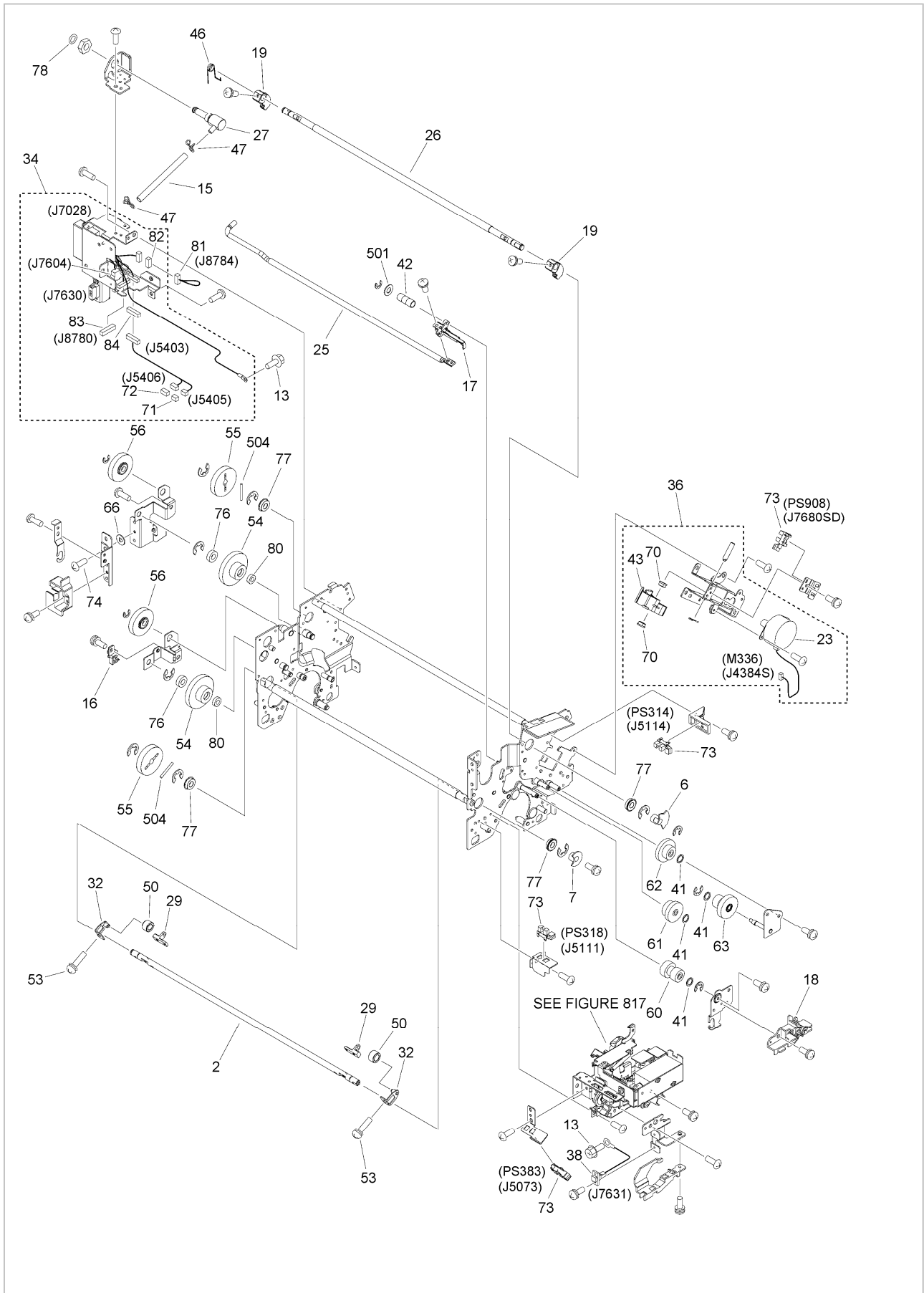
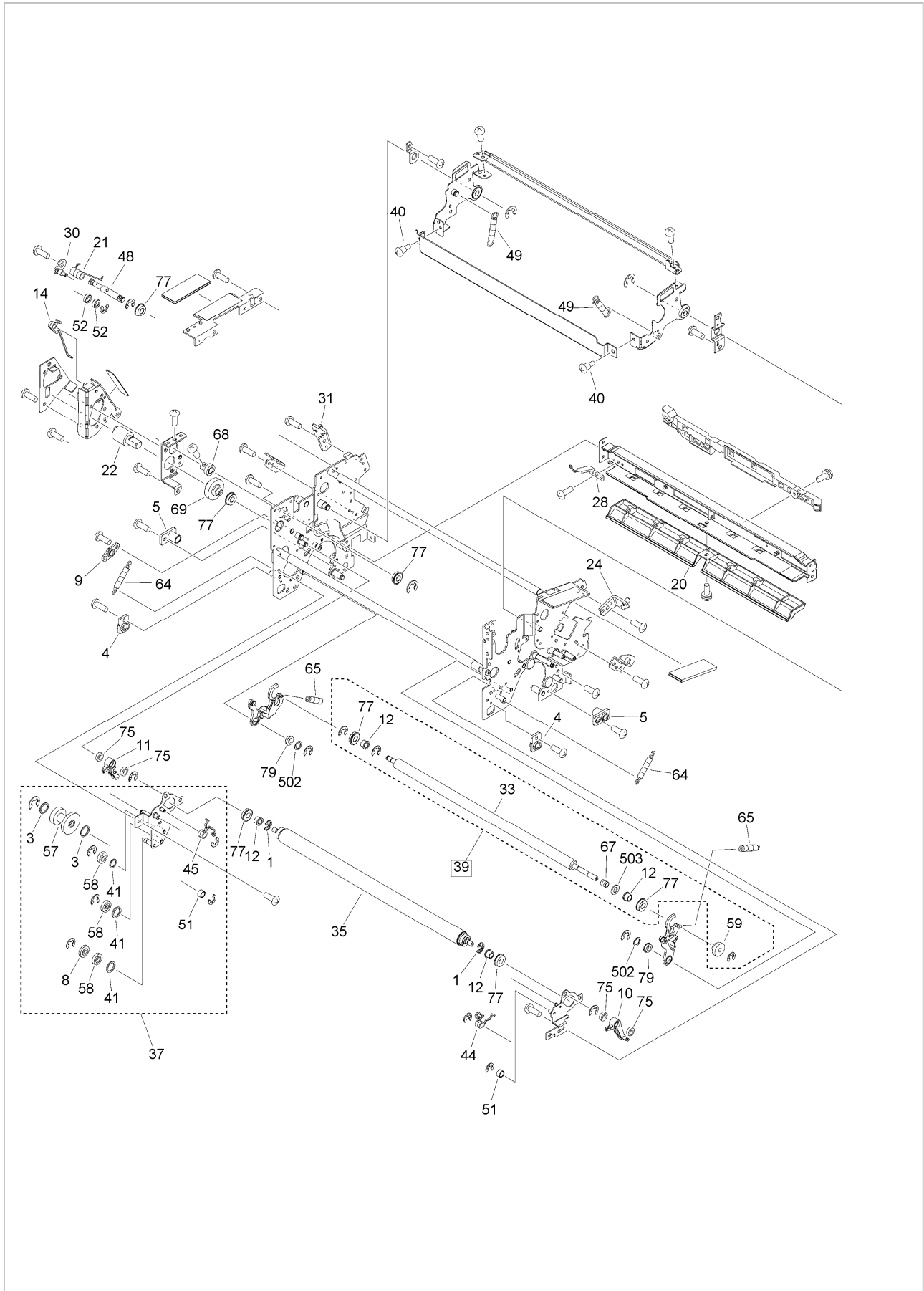


Figure 855 (2 / 2) SECOND FIXING ASSEMBLY, UPPER

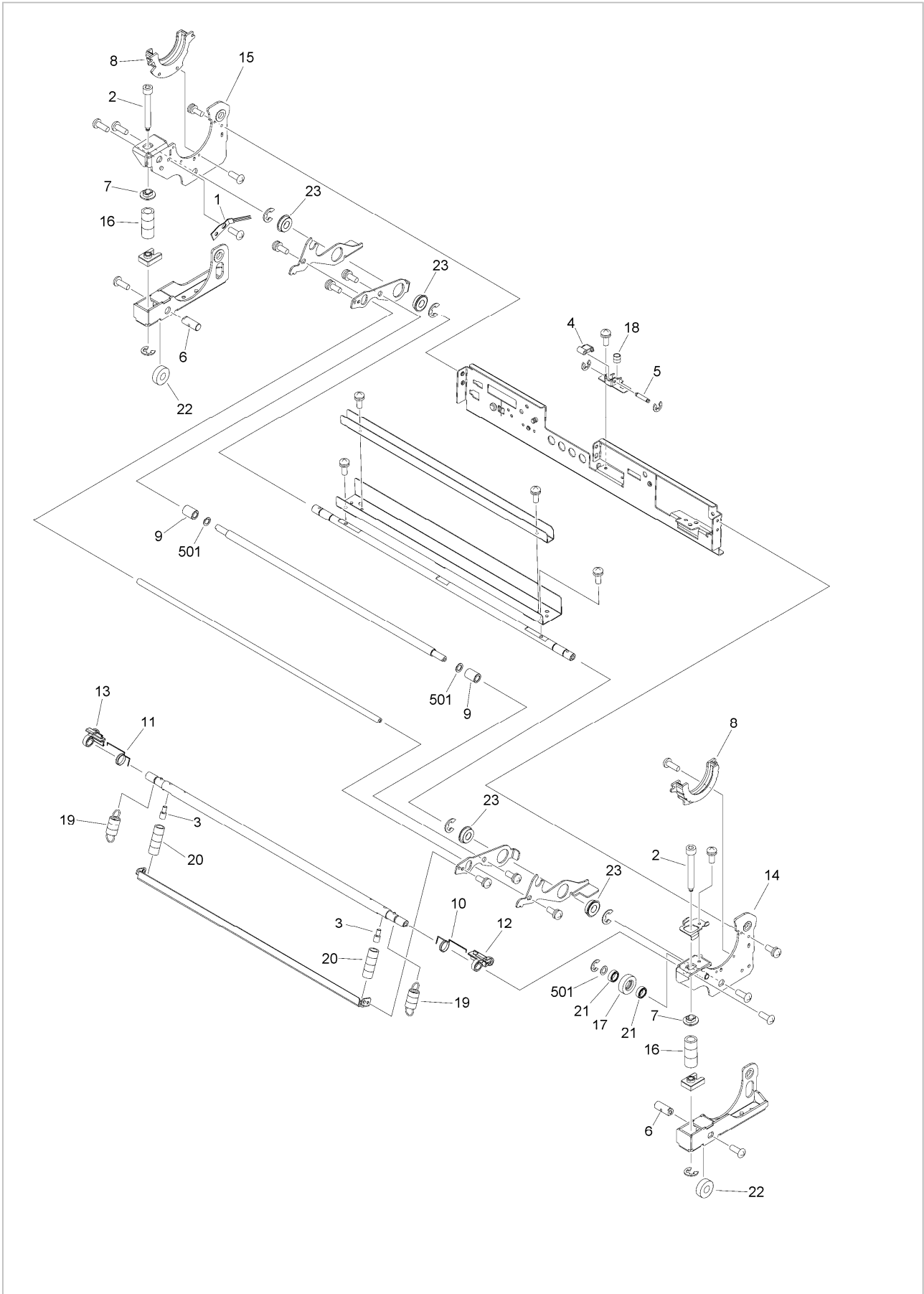


FIG/KEY	PART NUMBER	RANK	QTY	DESCRIPTION	REMARKS
855	NPN		RF	SECOND FIXING ASSEMBLY, UPPER	
1	FB6-6088-000		2	RING, RETAINING	
2	FC5-8932-010		1	SHAFT, ROLL PRESSURE	
3	FC5-9014-000		2	WASHER	
4	FC6-8440-000		2	HOLDER, PIN, 8 X 10	
5	FC6-0202-000		2	HOLDER, PIN, RIGHT	
6	FC6-0237-010		1	FLAG, HEATING SENSOR	
7	FC6-0255-000		1	FLAG, CLEAN ROLL, SENSOR	
8	FC6-1177-000		1	SPACER, PAPER DELIVERY	
9	FC6-2066-000		1	HOLDER, PIN	
10	FC6-2071-000		1	ARM, ROLLER ESTRANGEMENT, FR.	
11	FC6-2072-000		1	ARM, ROLLER ESTRANGEMENT, REAR	
12	FC7-0175-000		4	BUSHING	
13	FE4-0431-000		2	SCREW, W/WASHER, M3X6	
14	FC8-6861-000		1	SPRING, TORSION	
15	FE3-2065-000		1	TUBE, AIR	
16	FE3-2067-000		1	BUSHING	
17	FE3-2068-000		1	LEVER, CAM	
18	FE3-2077-000		1	GUIDE, MAIN HEATER, FRONT	
19	FE3-2128-000		2	CAM, DESORPTION	
20	FE3-7838-000		1	GUIDE, ENTRANCE UPPER, SMALL	
21	FE4-9619-000		1	SPRING, TORSION	
22	FE4-9621-000		1	DAMPER UNIT, ONE-WAY	
23	FK4-1410-000		1	MOTOR, STEPPING, DC	M336
24	FL0-0545-000		1	SUPPORT, CROSSMEMBER, FRONT	
25	FL0-0557-000		1	NOZZLE, AIR	
26	FL0-2348-000		1	SHAFT, HEATING, PRESSURE	
27	FL0-2351-000		1	PLUG, COUPLER	
28	FL1-1203-000		1	SPRING, LEAF	
29	FL0-2647-000		2	PLATE, ROLL RETAINING	
30	FL0-7474-000		1	PLATE, LOCK	
31	FL2-2200-000		1	SUPPORT, CROSSMEMBER, REAR	
32	FL2-2765-000		2	ARM, ROLLER	
33	FL2-6048-000		1	ROLLER, REFRESH	
34	FM1-A390-000		1	CABLE, DRAWER, 1	
35	FM1-D338-000		1	WASTE ROLLER ASSEMBLY	
36	FM1-D343-000		1	BELT CONTROL DRIVE ASSEMBLY	
37	FM1-H063-000		1	IDLER MOUNT ASSEMBLY, 2	
38	FM1-L862-000		1	CABLE, MAIN HEATER	
39	FM3-1648-010		1	ROLLER UNIT, REFRESH	[DP]
40	FS1-9078-020		2	SCREW, STEPPED, M4	
41	FS5-6488-000		7	WASHER	
42	FU2-0336-000		1	SPRING, COMPRESSION	
43	FU2-0378-000		1	GEAR, 8T	
44	FU2-0419-000		1	SPRING, TORSION	
45	FU2-0420-000		1	SPRING, TORSION	
46	FU2-0859-000		1	SPRING, TORSION	
47	FU2-1522-000		2	CLIP, SWIC	
48	FU2-1529-000		1	SHAFT, TRANSMISSION	
49	FU5-2867-010		2	SPRING, TENSION	
50	FU5-6248-000		2	ROLLER	
51	FU5-6249-000		2	ROLLER	
52	FU5-6256-000		2	ROLLER	
53	FU5-9235-000		2	SCREW, W/WASHER, M4X14	

FIG/KEY	PART NUMBER	RANK	QTY	DESCRIPTION	REMARKS
54	FU6-0335-010		2	GEAR, 20T/46T	
55	FU6-0358-010		2	GEAR, 40T	
56	FU6-0409-010		2	GEAR, 38T	
57	FU6-0332-000		1	GEAR, 22T/30T	
58	FU6-0453-000		3	GEAR, 14T	
59	FU6-0455-010		1	GEAR, 17T	
60	FU6-0466-010		1	GEAR, 16T/20T	
61	FU6-0467-010		1	GEAR, 20T/27T	
62	FU6-0468-010		1	GEAR, 17T/31T	
63	FU6-0469-020		1	GEAR, 16T/31T	
64	FU6-2557-010		2	SPRING, TENSION	
65	FU2-1735-000		2	SPRING, TENSION	
66	FC2-2121-000		1	WASHER	
67	FU6-2560-000		1	SPRING, COMPRESSION	
68	FU7-0143-000		1	GEAR, 14T	
69	FU7-0144-000		1	GEAR, 28T	
70	RS1-1053-000		2	BUSHING	
71	VS1-7177-003		1	CONNECTOR, SNAP TIGHT, BK	
72	VS1-7177-004		1	CONNECTOR, SNAP TIGHT, BK	
73	WG8-5783-000		4	IC, PHOTO- INTERRUPTER, LG248NL1A	PS314, PS318, PS383, PS908
74	FU5-9224-000		1	SCREW, BH4X6(YELLOW)	
75	XG9-0242-000		4	BEARING, BALL, MR106ZZMC3D4ML	
76	XG9-0387-000		2	BEARING, BALL, L-1680HH LY13	
77	XG9-0508-000		11	BEARING, BALL, F688ZZ	
78	XG9-0518-000		1	RING, O	
79	XG9-0520-000		2	BEARING, BALL, MF106ZZS	
80	XG9-0691-000		2	BEARING, BALL, L1280ZZPOP25LY13	
81	FL2-8544-000		1	CONNECTOR, SHORT	200V, 208V
81	FL2-8546-000		1	CONNECTOR, SHORT	400V
82	VS1-7177-005		1	CONNECTOR, SNAP TIGHT, BK	
83	VS1-7177-007		1	CONNECTOR, 7P, FEMALE, BK	
84	VS1-7177-008		1	CONNECTOR, SNAP TIGHT, BK	
501	XD1-1104-135		1	WASHER, COP	
502	XD1-1106-215		2	WASHER, COP	
503	XD1-1106-239		1	WASHER, COP	
504	XD3-2300-262		2	PIN, DOWEL	

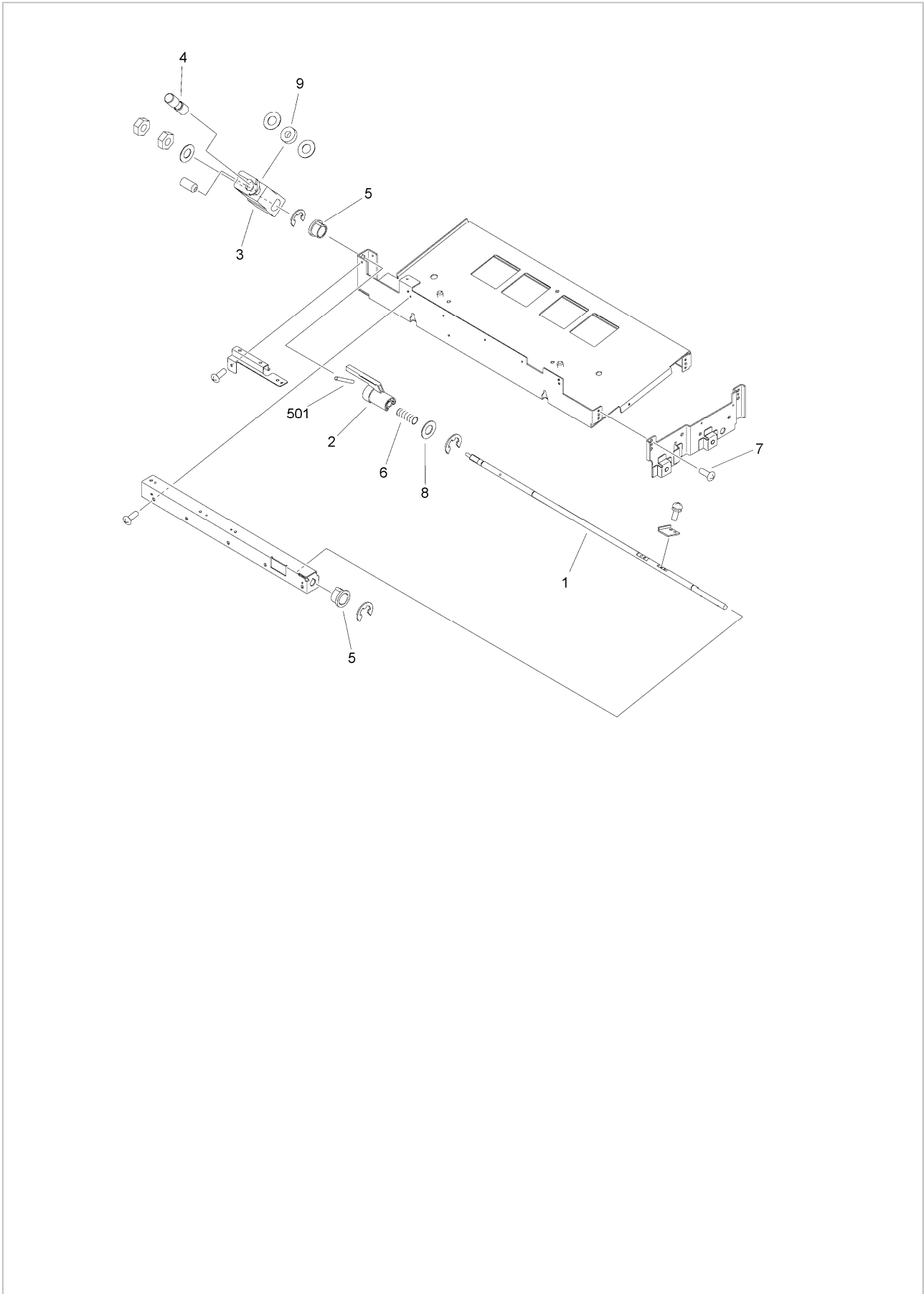
FIG/KEY	PART NUMBER	RANK	QTY	DESCRIPTION	REMARKS
856	NPN		RF	SECOND FIXING ASSEMBLY, LOWER	
1	FC0-2247-000		1	GUIDE, HEATER CABLE, 2 LW. FR.	
2	FC7-3480-000		1	WASHER, M3 RETAINING	
3	FC7-8558-000		1	ARM, FIXING ENTRANCE SENSOR	
4	FC8-9723-000		1	SUPPORT, HEATER, 2 LOWER FRONT	
5	FMO-4206-000		1	BUSHING	[DP]
6	FE3-2366-000		2	CAM, PRESSURE	
7	FE3-2367-000		2	CAM	
8	FE3-2368-000		1	SHAFT, PRESSURE CAM	
9	FE3-2369-000		1	FLAG, SENSOR	
10	FM1-L296-000		1	HEATER MOUNTING SPRING UNIT,	
11	FE3-8133-000		1	GUIDE, AC CABLE, 2	
12	FE4-0431-000		3	SCREW, W/WASHER, M3X6	
13	FK2-3132-000		1	MOTOR, STEPPING, DC	M308
14	FK2-6478-000		1	THERMISTOR UNIT	THM311 [DP]
15	FK2-6479-000		1	THERMISTOR UNIT	THM310 [DP]
16	FK4-0061-000		1	HEATER, HALOGEN	H303 200V,208V
16	FK4-0062-000		1	HEATER, HALOGEN	H303 400V
17	FLO-0515-000		1	ROLLER, PRESSURE	[DP]
18	FLO-5521-000		1	ROLLER, CLEANING BRUSH	[DP]
19	FM1-D360-000		1	CABLE, DRAWER CONNECTOR, 2	
20	FM1-D361-000		1	HOLDER, BELT, THERMOSWITCH	TP305
21	FM1-L864-000		1	CABLE, FIXING BELT HEATER	
22	FM1-L865-000		1	CABLE, FIXING BELT HEATER	
23	FM1-L867-000		1	CABLE, ENTRANCE SENSOR	
24	FM3-2876-000		1	ROLLER, REFRESH ASSEMBLY	[DP]
25	FM3-2790-010		1	ENTRANCE GUIDE ASSEMBLY	
26	FS1-9010-020		3	SCREW, STEPPED, M3	
27	FU5-9224-000		2	SCREW, BH4X6(YELLOW)	
28	FU6-0354-010		3	GEAR, 53T/20T	
29	FU6-0356-000		1	GEAR, 14T	
30	FU6-0357-010		1	GEAR, 21T	
31	FU7-0842-000		1	GEAR, 51T	
32	FU7-2163-000		1	SPRING, TORSION	
33	VS1-7177-003		3	CONNECTOR, SNAP TIGHT, BK	
34	VS1-7177-004		1	CONNECTOR, SNAP TIGHT, BK	
35	VS1-7177-007		1	CONNECTOR, 7P, FEMALE, BK	
36	WG8-5783-000		3	IC,PHOTO- INTERRUPTER,LG248NL1A	PS312,PS315, PS316
37	XA9-0934-000		2	SETSCREW,M3X6	
38	XG9-0519-000		6	BEARING, BALL, MR148ZZ	
39	FC7-8566-000		1	PLATE, LOCK	
40	XG9-0013-000		2	BALL BEARING, NSK 608ZZNRMC3	
41	XG9-0477-000		2	BEARING, BALL,6807ZZL1NSS1C4	[DP]
42	FM2-8691-000		1	CABLE, MOTOR	
501	XD1-1108-215		3	WASHER,COP	

Figure 857 PRESSURE BEARING HOLDER ASS'Y



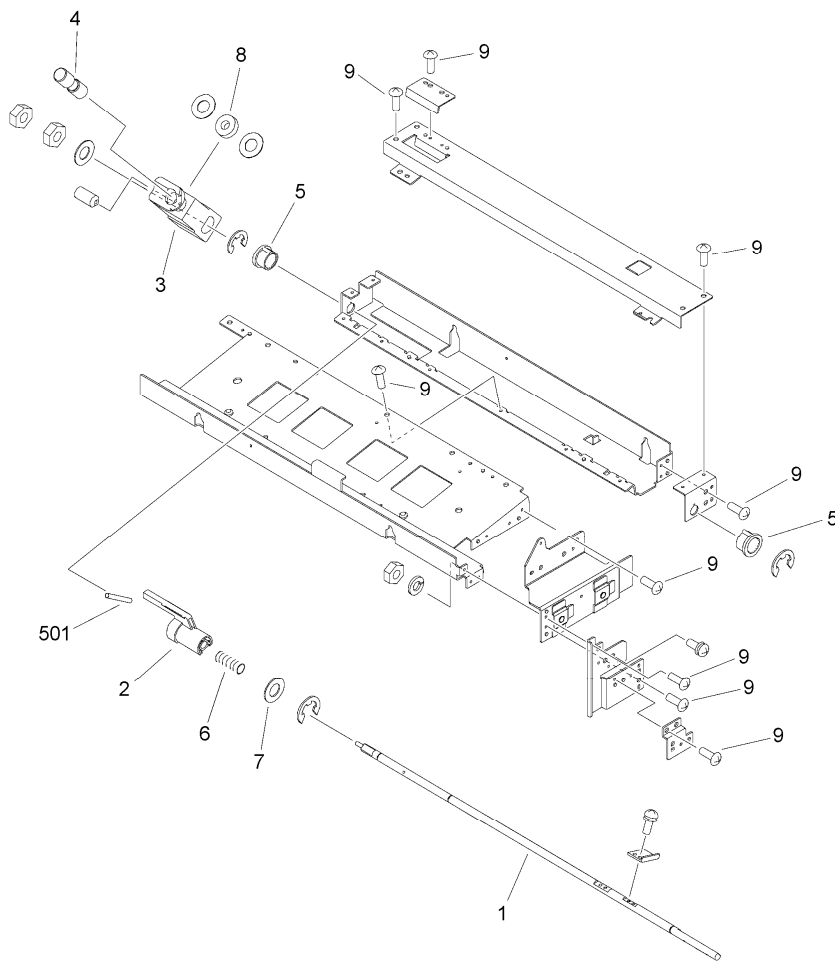
FIG/KEY	PART NUMBER	RANK	QTY	DESCRIPTION	REMARKS
857	NPN		RF	PRESSURE BEARING HOLDER ASS'Y	
1	FB3-7543-000		1	PLATE, STATIC CHARGE ELI.	
2	FC0-2217-000		2	SCREW, ADJUSTMENT, M6	
3	FC7-4064-000		2	BOLT, STOPPER	
4	FC7-8553-000		1	BLOCK, PRESSURE	
5	FC7-8555-000		1	SHAFT, SUPPORT	
6	FC7-8888-000		2	SHAFT, BEARING	
7	FC7-8893-000		2	SPACER, PRESSURE	
8	FC8-6489-000		2	HOLDER, PRESSURE BEARING, FR.	
9	FC9-7207-000		2	ROLLER	
10	FE3-2361-000		1	SPRING, TORSION	
11	FE3-2362-000		1	SPRING, TORSION	
12	FE3-2364-000		1	ARM, CLEANING ROLLER, FRONT	
13	FE3-2365-000		1	ARM, CLEANING ROLLER, REAR	
14	FL2-7654-010		1	HOLDER, BEARING, FRONT	
15	FL2-7655-000		1	HOLDER, BEARING, REAR	
16	FU2-0883-000		2	SPRING, COMPRESSION	
17	FU7-0843-000		1	GEAR, 18T	
18	FU7-2161-000		1	SPRING, COMPRESSION	
19	FU7-2878-000		2	SPRING, TENSION	
20	FU7-2879-000		2	SPRING, COMPRESSION	
21	XG9-0366-000		2	BEARING, BALL	
22	XG9-0487-000		2	BEARING, BALL PO	
23	XG9-0664-000		4	BALL BEARING, JMK-688ZZNR*D4ML	
501	XD1-1106-224		3	WASHER, COP	

Figure 890 FIRST FIXING MOUNT ASSEMBLY



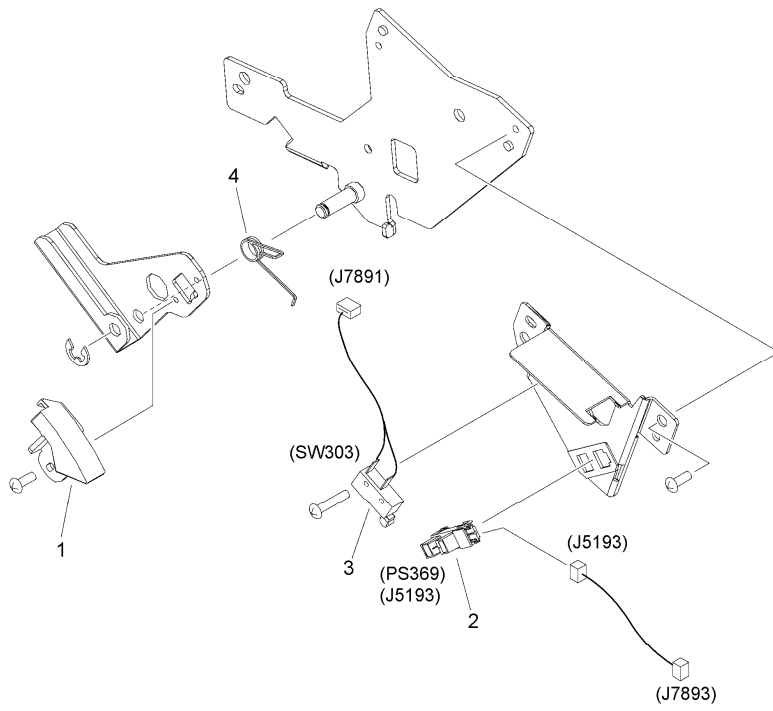
FIG/KEY	PART NUMBER	RANK	QTY	DESCRIPTION	REMARKS
890	FM1-H032-000		1	FIRST FIXING MOUNT ASSEMBLY	
1	FC6-0265-000		1	SHAFT, HANDLE, 1	
2	FC6-8190-000		1	GUIDE, HANDLE LOCK	
3	FC7-3091-010		1	GUIDE, FIXING EXTRACTION	
4	FC7-3092-020		1	SHAFT, FIXING EXTRACTION	
5	FU5-1327-000		2	BUSHING	
6	FU5-2994-000		1	SPRING, COMPRESSION	
7	XA9-0892-000		3	SCREW, MACH., TRUSS HEAD, M4X6	
8	XD9-0150-000		1	WASHER, PLAIN	
9	XG9-0846-000		1	BEARING, BALL, R-1980KKR	
501	XD3-1300-252		1	PIN, SPRING D=3 L=25	

Figure 891 SECOND FIXING MOUNT ASSEMBLY



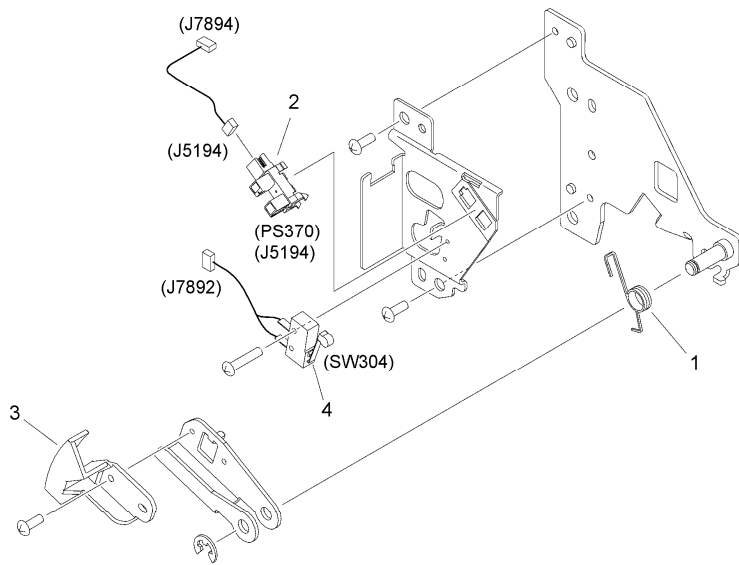
FIG/KEY	PART NUMBER	RANK	QTY	DESCRIPTION	REMARKS
891	FM1-H033-000		1	SECOND FIXING MOUNT ASSEMBLY	
1	FC6-0265-000		1	SHAFT, HANDLE, 1	
2	FC6-8190-000		1	GUIDE, HANDLE LOCK	
3	FC7-3091-010		1	GUIDE, FIXING EXTRACTION	
4	FC7-3092-020		1	SHAFT, FIXING EXTRACTION	
5	FU5-1327-000		2	BUSHING	
6	FU5-2994-000		1	SPRING, COMPRESSION	
7	XD9-0150-000		1	WASHER, PLAIN	
8	XG9-0846-000		1	BEARING, BALL, R-1980KKR	
9	XA9-0892-000		18	SCREW, MACH., TRUSS HEAD, M4X6	
501	XD3-1300-252		1	PIN, SPRING D=3 L=25	

Figure 892 LOCK SENSING ASSEMBLY,1



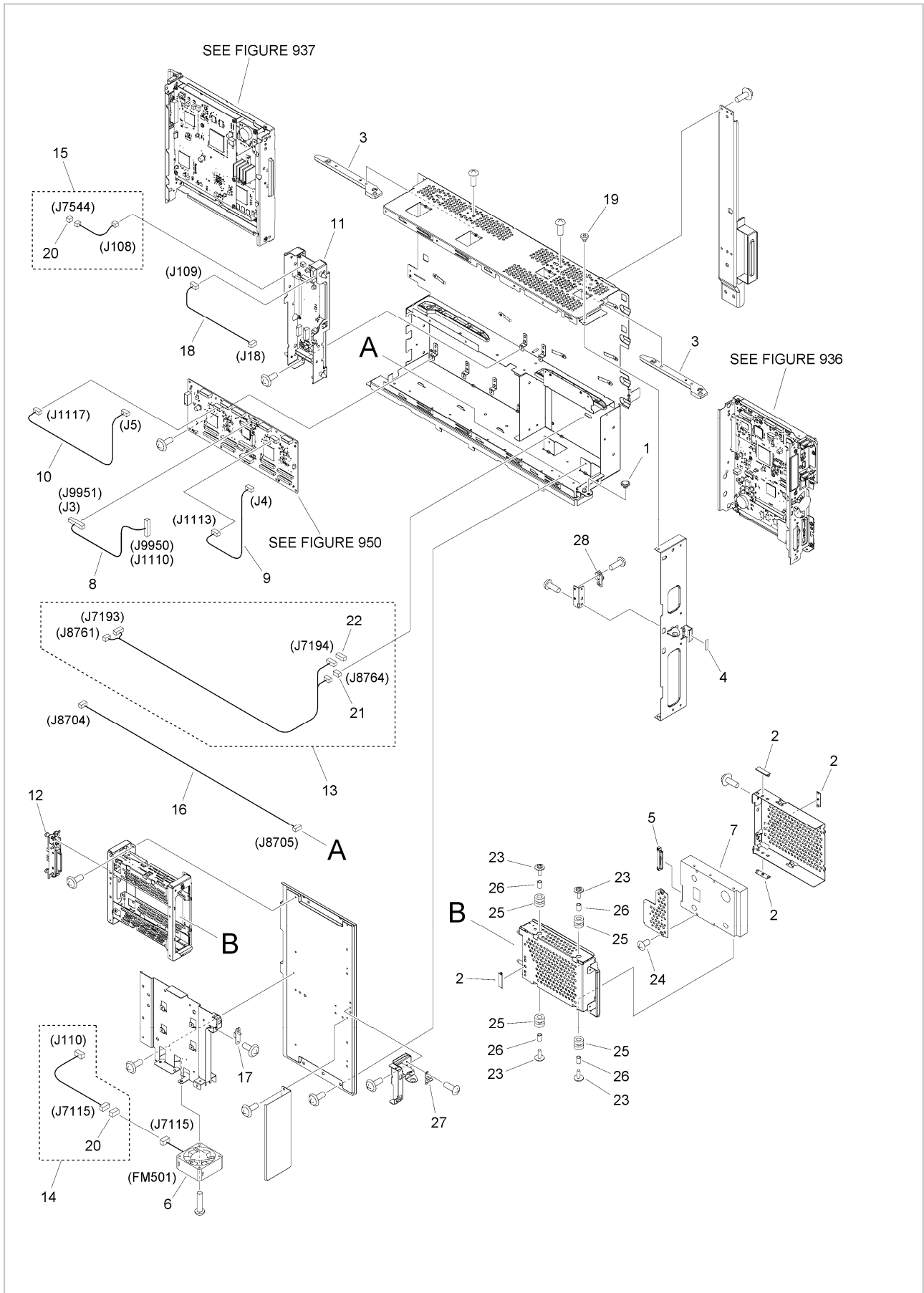
FIG/KEY	PART NUMBER	RANK	QTY	DESCRIPTION	REMARKS
892	FM2-2207-000		1	LOCK SENSING ASSEMBLY,1	
1	FC7-7057-000		1	FLAG, LOCK SENSOR	
2	WG8-5783-000		1	IC,PHOTO- INTERRUPTER, LG248NL1A	PS369
3	FM2-8509-000		1	CABLE, SWITCH	SW303
4	FC7-7063-000		1	SPRING, TORSION	

Figure 893 LOCK SENSING ASSEMBLY,2



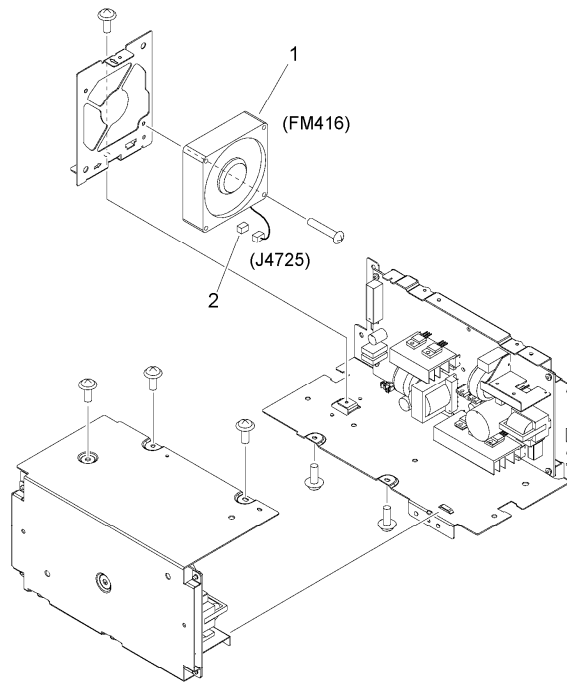
FIG/KEY	PART NUMBER	RANK	QTY	DESCRIPTION	REMARKS
893	FM2-2208-000		1	LOCK SENSING ASSEMBLY,2	
1	FC7-7499-000		1	SPRING, TORSION	
2	WG8-5783-000		1	IC,PHOTO- INTERRUPTER,LG248NL1A	PS370
3	FC7-7057-000		1	FLAG, LOCK SENSOR	
4	FM2-8509-000		1	CABLE, SWITCH	SW304

Figure 900A CONTROLLER BOX ASSEMBLY (EXCEPT HK,CN,TW)



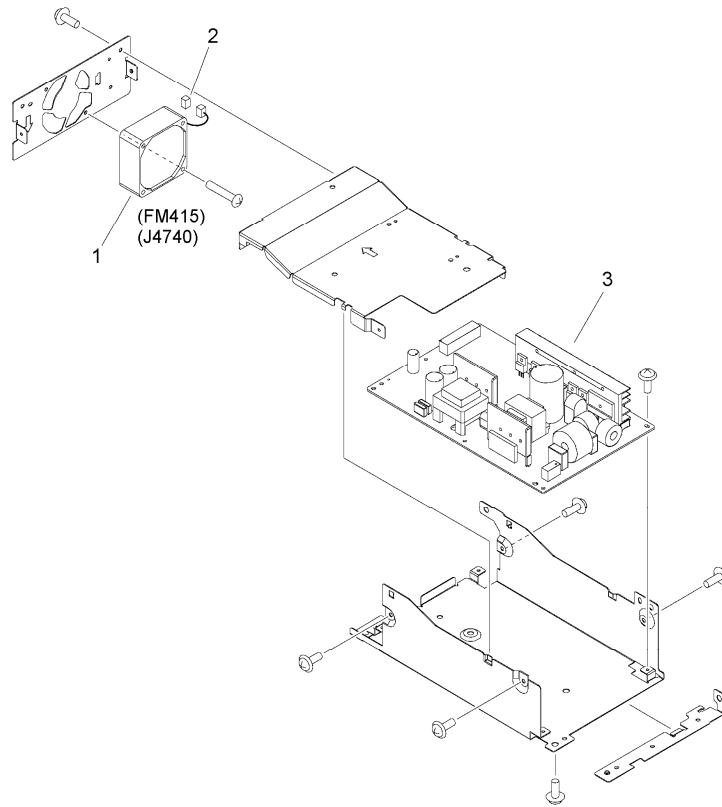
FIG/KEY	PART NUMBER	RANK	QTY	DESCRIPTION	REMARKS
900A	NPN		RF	CONTROLLER BOX ASSEMBLY	EXCEPT HK, CN, TW
1	FC5-0127-000		1	PIN, SLIDER	
2	FC5-2566-000		4	BLOCK, SIDE SLIDE	
3	FC8-5174-000		2	RAIL, MAIN CONTROLLER, 1	
4	FE4-9668-000		1	LABEL, HANDLE	
5	FK2-7418-000		1	CONNECTOR, SATA-IVDR, 22P	
6	FK2-8276-000		1	FAN	FM501
7	FK4-3277-000		1	HDD, WD2500HHTZ-04N21V1	
8	FK4-3300-000		1	CABLE, DD1	
9	FK4-3305-000		1	CABLE, SATA SIGNAL, 1	
10	FK4-3306-000		1	CABLE, SATA SIGNAL, 2	
11	FM1-D313-000		1	RISER PCB ASSEMBLY	
12	FM1-H086-000		1	DRAWER CABLE ASSEMBLY, IVDR	
13	FM1-L920-000		1	CABLE, MAIN SWITCH CONNECTING	
14	FM1-L941-000		1	CABLE, FAN	
15	FM1-L942-000		1	CABLE, FAN	
16	FM1-L953-000		1	CABLE, CONNECTING	
17	FM1-T869-000		1	LED PCB ASSEMBLY	
18	FM1-T872-000		1	CABLE, LED	
19	FS5-9391-000		1	SCREW, STEPPED, M3	
20	VS1-7177-003		2	CONNECTOR, SNAP TIGHT, BK	
21	VS1-7177-005		1	CONNECTOR, SNAP TIGHT, BK	
22	VS1-8412-013		1	CONNECTOR, SNAP TIGHT, BL	
23	XA9-1207-000		4	SCREW, M4X12	
24	XA9-1911-000		2	SCREW, M3X5	
25	XH9-0146-000		4	DAMPER, CUSHION	
26	XZ1-1400-805		4	SPACER	
27	XZ9-0183-000		1	LATCH, ROLLER-ACTION	
28	XZ9-0184-000		1	LATCH, ROLLER-ACTION (CATCH)	

Figure 911 DC POWER SUPPLY ASS'Y, 12V



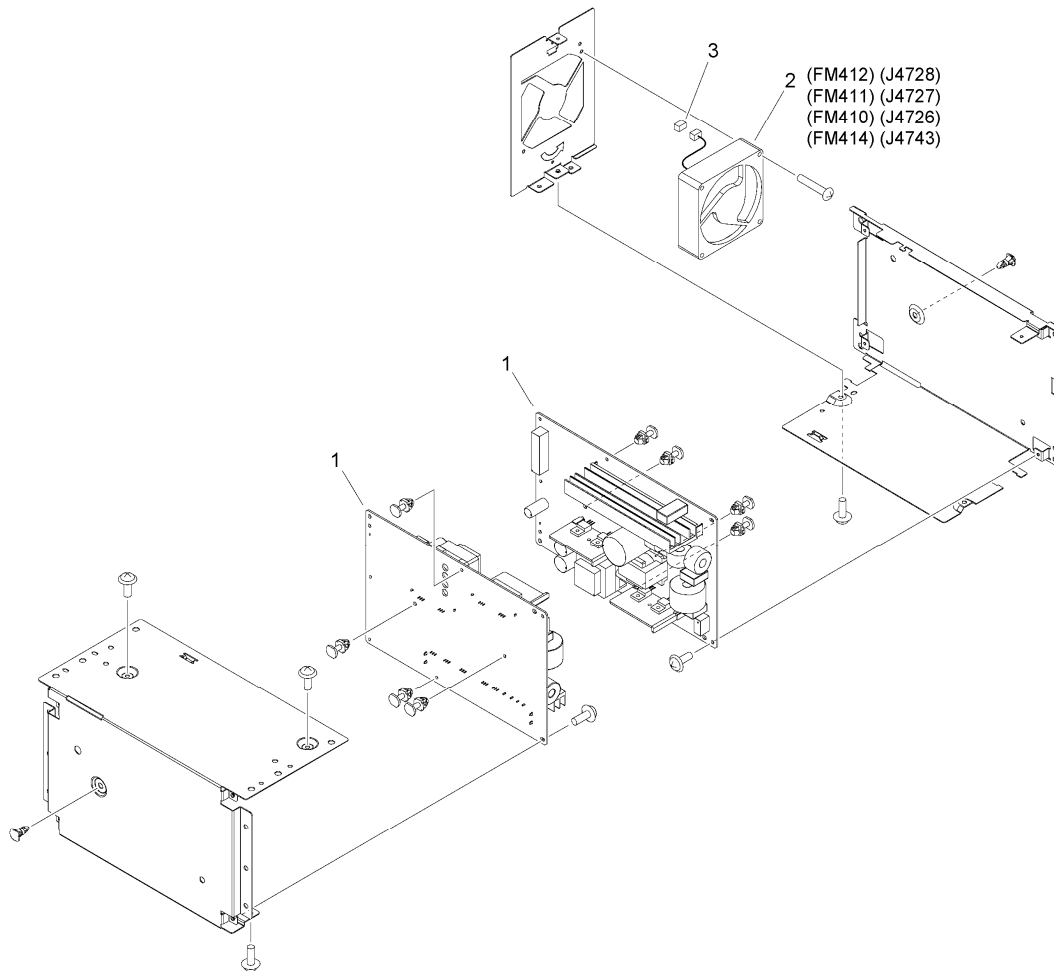
FIG/KEY	PART NUMBER	RANK	QTY	DESCRIPTION	REMARKS
911	FM4-2569-000		1	DC POWER SUPPLY ASS'Y, 12V	
1	FK2-0360-000		1	FAN	FM416
2	VS1-7177-003		1	CONNECTOR, SNAP TIGHT, BK	

Figure 912 DC POWER SUPPLY ASS'Y, 24V-1



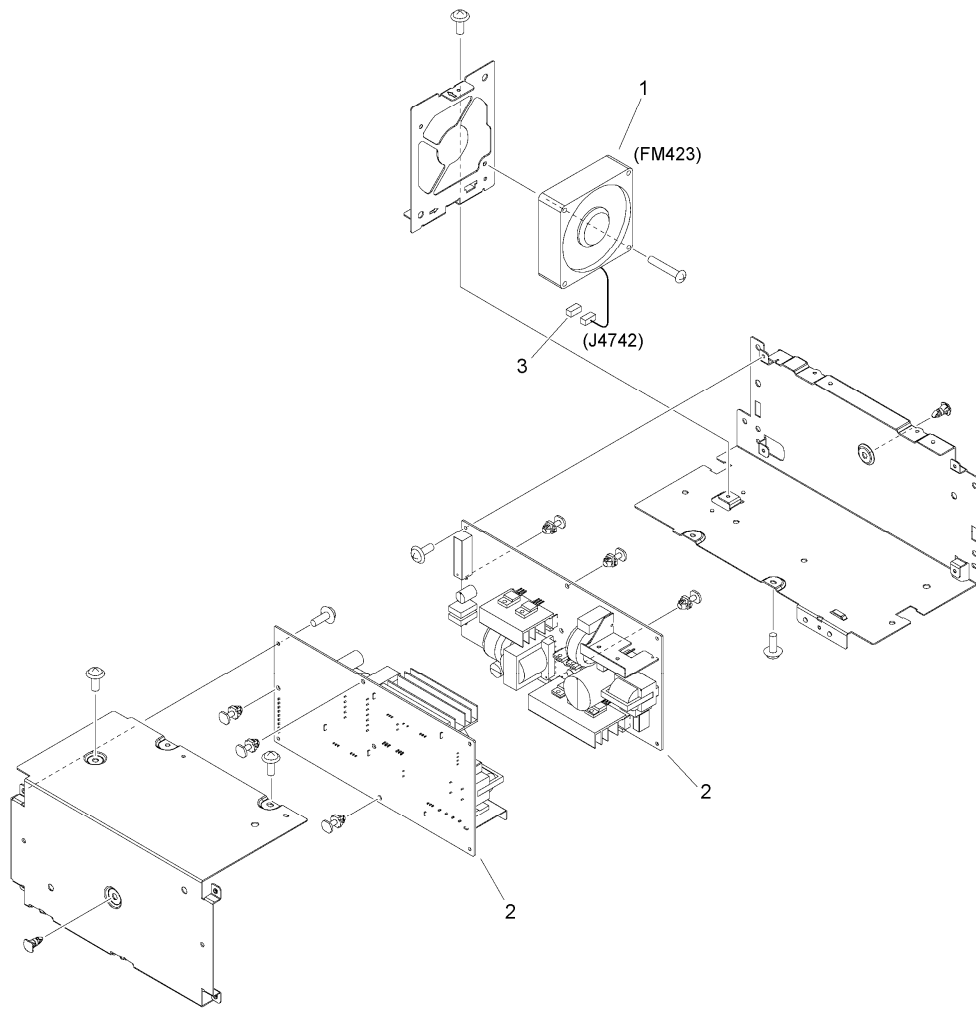
FIG/KEY	PART NUMBER	RANK	QTY	DESCRIPTION	REMARKS
912	FM4-2568-000		1	DC POWER SUPPLY ASS'Y, 24V-1	
1	FK2-6484-000		1	FAN	FM415
2	VS1-7177-003		1	CONNECTOR, SNAP TIGHT, BK	
3	FK2-6447-000		1	DC POWER SUPPLY PCB ASSEMBLY	

Figure 913 DC POWER SUPPLY ASS'Y, 24V-2



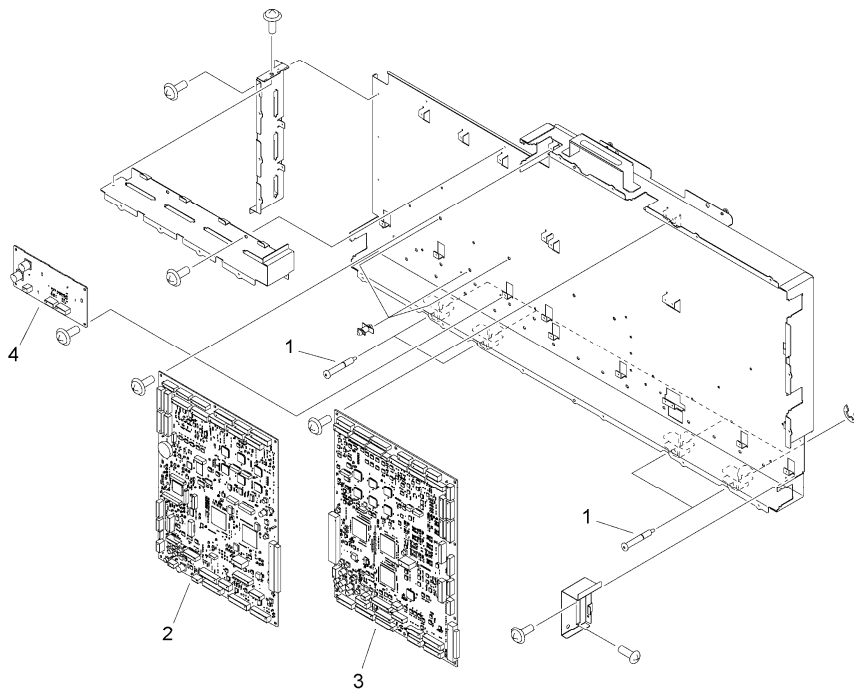
FIG/KEY	PART NUMBER	RANK	QTY	DESCRIPTION	REMARKS
913	FM3-2552-000		1	DC POWER SUPPLY ASS'Y, 24V-2	
1	FK2-6447-000		2	DC POWER SUPPLY PCB ASSEMBLY	
2	FK2-6818-000		1	FAN	FM410, FM411, FM412, FM414
3	VS1-7177-003		1	CONNECTOR, SNAP TIGHT, BK	

Figure 915 DC POWER SUPPLY ASS'Y, 38V



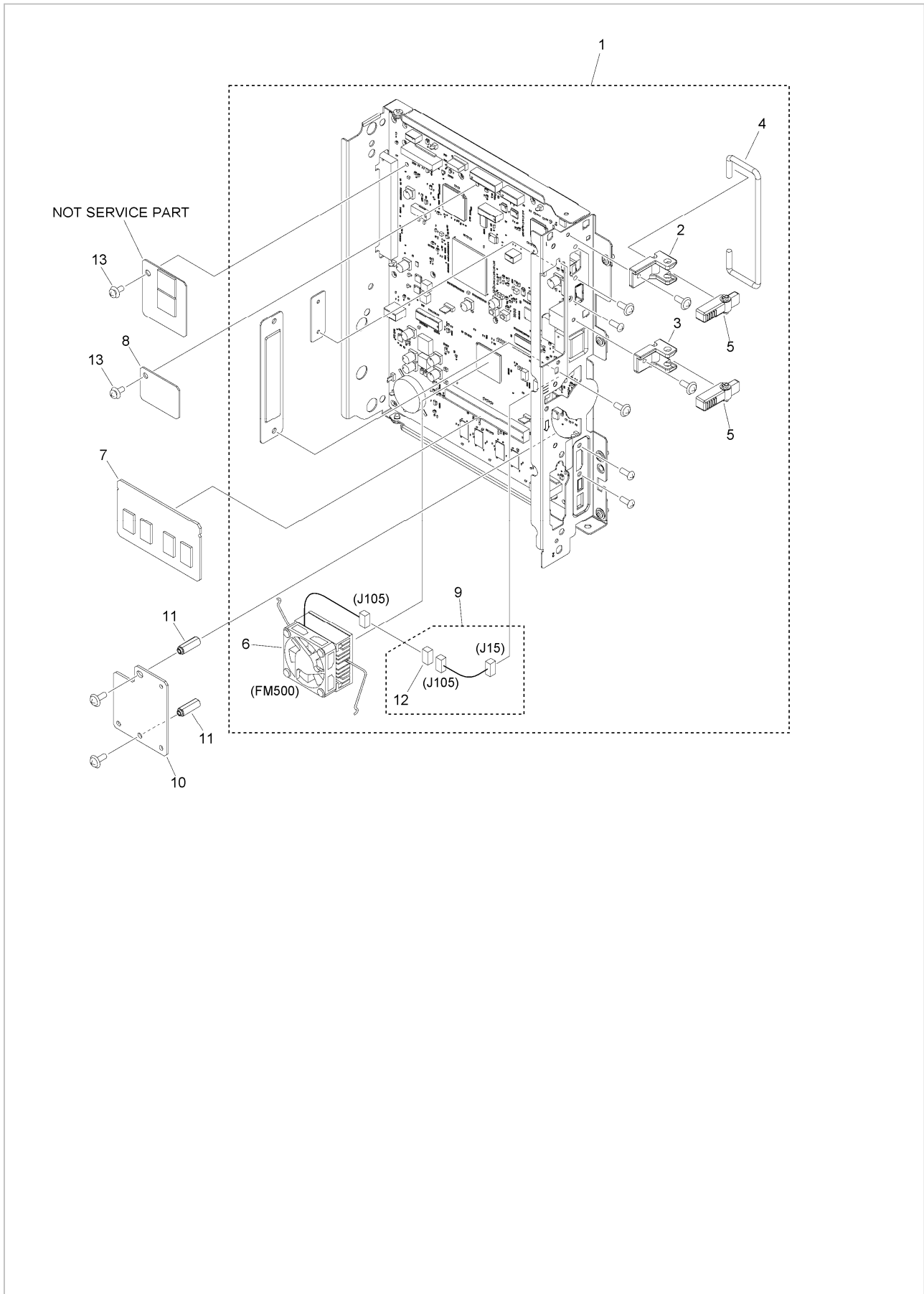
FIG/KEY	PART NUMBER	RANK	QTY	DESCRIPTION	REMARKS
915	FM1-A436-000		1	DC POWER SUPPLY ASS'Y, 38V	
1	FK2-0360-000		1	FAN	FM423
2	FK2-7512-000		2	POWER SUPPLY UNIT	
3	VS1-7177-003		1	CONNECTOR, SNAP TIGHT, BK	

Figure 930 DC CONTROLLER ASSEMBLY



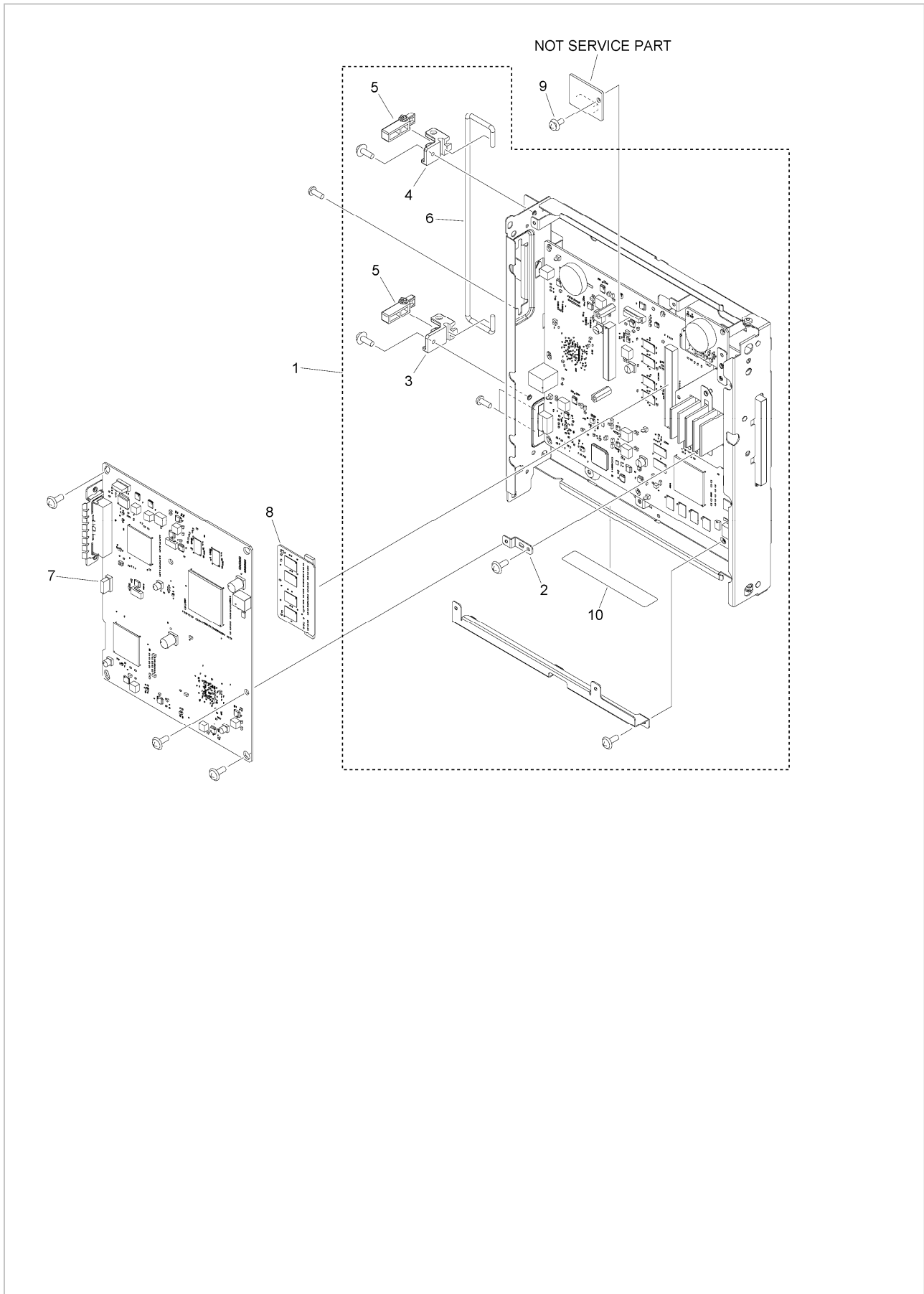
FIG/KEY	PART NUMBER	RANK	QTY	DESCRIPTION	REMARKS
930	NPN		RF	DC CONTROLLER ASSEMBLY	
1	FU5-9219-000		4	SCREW, STEPPED, M4	
2	FM1-V889-000		1	DC CONTROLLER - PCB ASS'Y, 1	
3	FM1-A869-000		1	DC CONTROLLER PCB 1-2 ASSEMBLY	
4	FM1-E982-000		1	DC CONTROLLER POWER PCB ASS'Y	

Figure 936 MAIN CONTROLLER PCB ASS'Y, 1



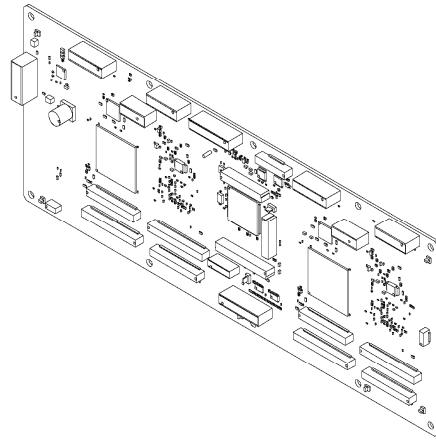
FIG/KEY	PART NUMBER	RANK	QTY	DESCRIPTION	REMARKS
936	NPN		RF	MAIN CONTROLLER PCB ASS'Y, 1	
1	FM1-L733-000		1	MAIN CONTROLLER PCB ASS'Y, 1	
2	FC8-5205-000		1	MOUNT, LEVER	
3	FC9-4096-000		1	MOUNT, LEVER	
4	FC9-4097-000		1	HANDLE	
5	FC9-4098-000		2	LEVER	
6	FK4-3276-000		1	COOLING FAN UNIT	FM500
7	FMO-0322-000		1	MEMORY PCB ASSEMBLY	
8	FM1-C876-000		1	TPM PCB ASSEMBLY	
9	FM1-L946-000		1	CABLE, FAN	
10	FM4-6674-000		1	DIP SWITCH PCB ASSEMBLY	
11	FU5-9902-000		2	SPACER	
12	VS1-7177-003		1	CONNECTOR, SNAP TIGHT, BK	
13	XA9-1959-000		2	SCREW, W/WASHER, M3X4	

Figure 937 MAIN CONTROLLER PCB ASS'Y, 2



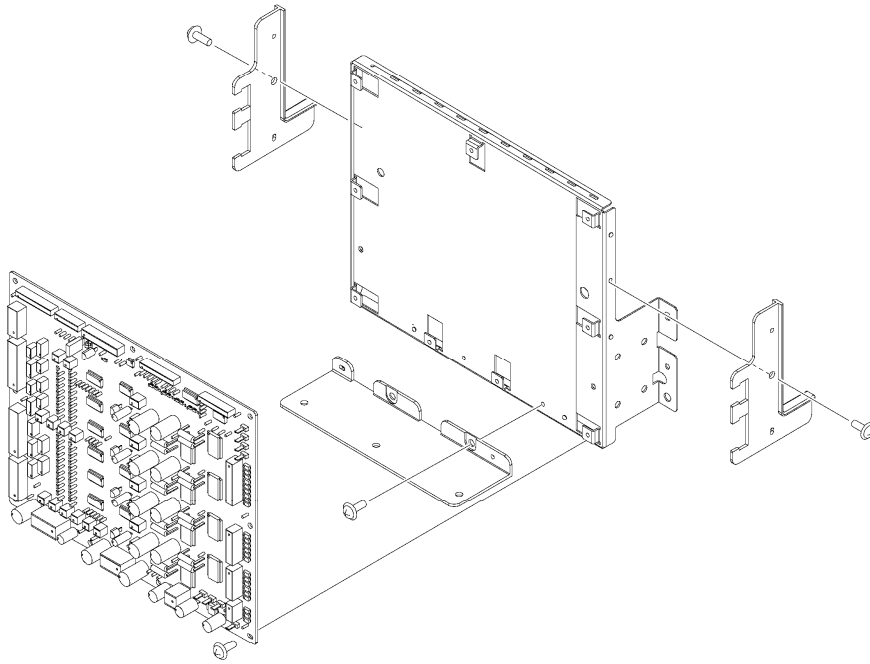
FIG/KEY	PART NUMBER	RANK	QTY	DESCRIPTION	REMARKS
937	NPN		RF	MAIN CONTROLLER PCB ASS'Y, 2	
1	FM1-L732-000		1	MAIN CONTROLLER PCB ASS'Y, 2	
2	FC0-9868-000		1	PLATE, MOUNTING	
3	FC8-5205-000		1	MOUNT, LEVER	
4	FC9-4096-000		1	MOUNT, LEVER	
5	FC9-4098-000		2	LEVER	
6	FE3-8090-000		1	HANDLE	
7	FM1-H024-000		1	OPEN INTERFACE BOARD PCB ASS'Y	
8	FMO-4326-000		1	MEMORY PCB ASSEMBLY	
9	XA9-1959-000		1	SCREW, W/WASHER, M3X4	
10	FU6-8861-000		1	LABEL, MEMORY CAUTION	

Figure 950 LASER INTERFACE PCB ASSEMBLY



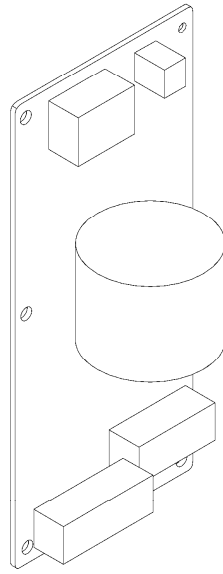
FIG/KEY	PART NUMBER	RANK	QTY	DESCRIPTION	REMARKS
950	FM1-V891-000		1	LASER INTERFACE PCB ASSEMBLY	
IC	FK3-3985-000		4	IC,MB8AA4570-GE1	

Figure 960 V.PATH/L.FEED DRIVER PCB ASS'Y



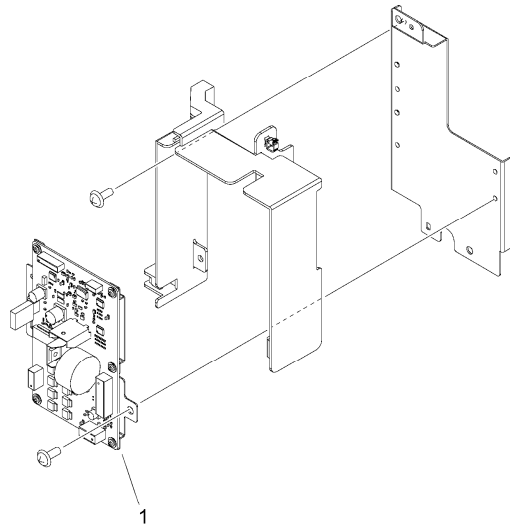
FIG/KEY	PART NUMBER	RANK	QTY	DESCRIPTION	REMARKS
960	FM1-A451-000		1	V.PATH/L.FEED DRIVER PCB ASS'Y	

Figure 962B NOISE FILTER PCB ASSEMBLY(208V,230V)



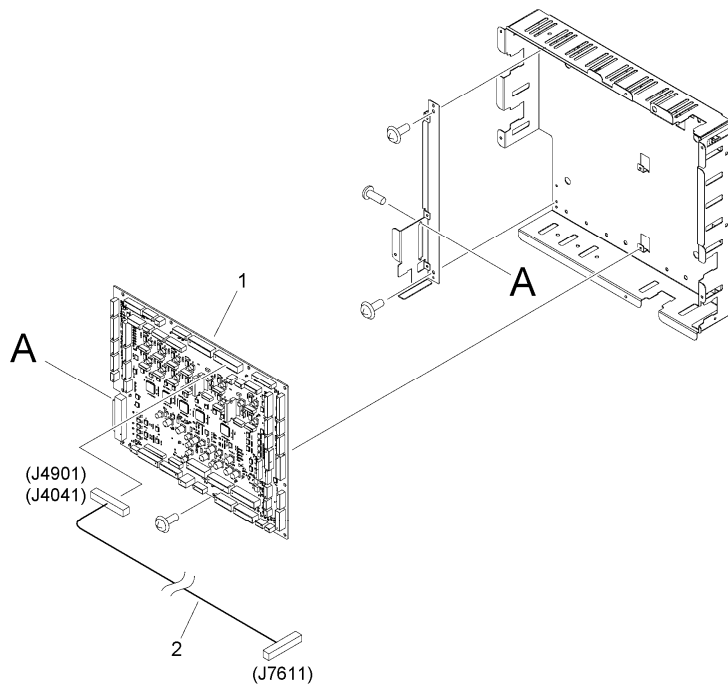
FIG/KEY	PART NUMBER	RANK	QTY	DESCRIPTION	REMARKS
962B	FMO-2959-000		1	NOISE FILTER PCB ASSEMBLY	208V , 230V SEE NOTE
NF	FH3-0937-000		1	INDUCTOR	NF1

Figure 964 DRUM DRIVER PCB ASSEMBLY



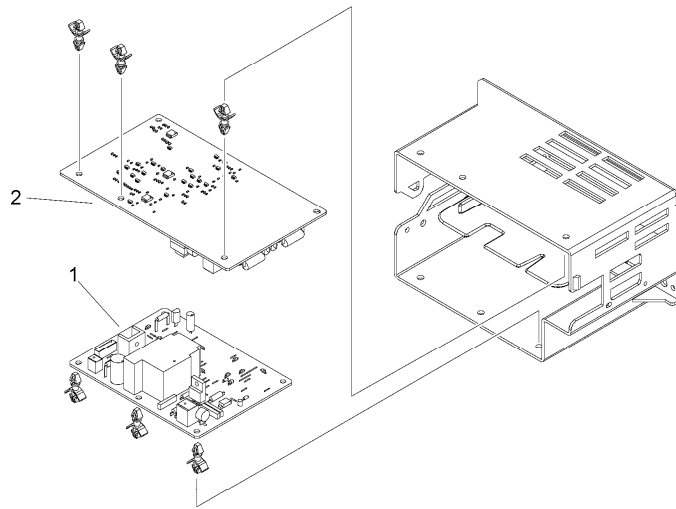
FIG/KEY	PART NUMBER	RANK	QTY	DESCRIPTION	REMARKS
964	NPN		RF	DRUM DRIVER PCB ASSEMBLY	
1	FM1-A443-000		1	DRUM DRIVE DRIVER PCB ASSEMBLY	

Figure 965 FEED DRIVER PCB ASSEMBLY



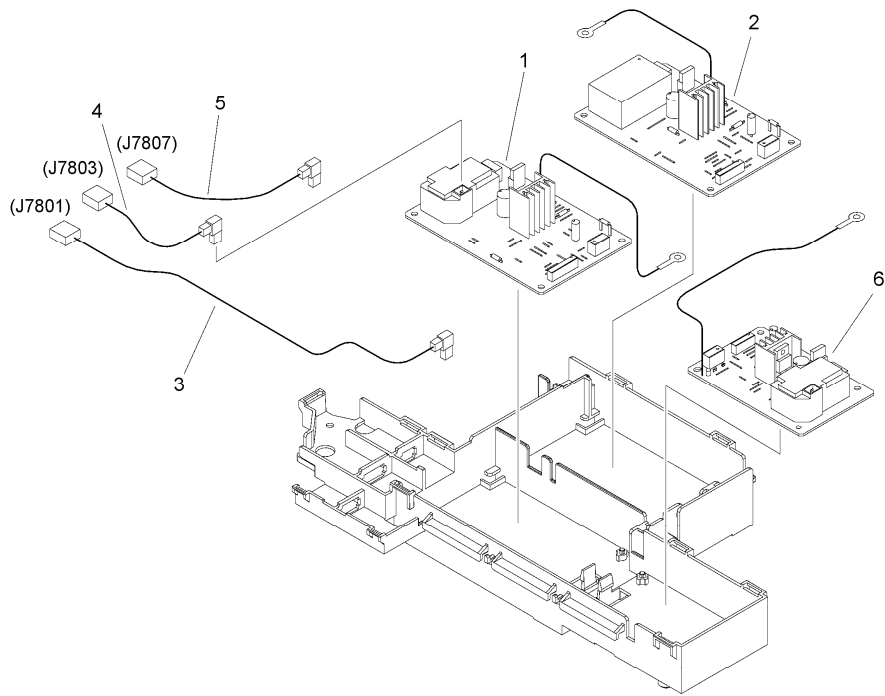
FIG/KEY	PART NUMBER	RANK	QTY	DESCRIPTION	REMARKS
965	NPN		RF	FEED DRIVER PCB ASSEMBLY	
1	FM1-A870-000		1	FIXING DUPLEX FEED PCB ASS'Y	
2	FM3-4696-000		1	CABLE, MOTOR, RIGHT	
IC	FK2-1773-000		5	IC,TC200G02EFG-1031,GATE ARRAY	

Figure 980 DEV./PRIMARY H.V. PCB ASSEMBLY



FIG/KEY	PART NUMBER	RANK	QTY	DESCRIPTION	REMARKS
980	NPN		RF	DEV./PRIMARY H.V. PCB ASSEMBLY	
1	FM1-T994-000		1	1ST CHARGE H.V. PCB ASSEMBLY	
2	FM1-T996-000		1	DEV. HIGH VOLTAGE PCB ASSEMBLY	

Figure 981 2ND TRNSFR. H.V. PCB ASSEMBLY



FIG/KEY	PART NUMBER	RANK	QTY	DESCRIPTION	REMARKS
981	NPN		RF	2ND TRNSFR. H.V. PCB ASSEMBLY	
1	FM1-R834-000		1	HIGH VOLTAGE PCB ASSEMBLY	
2	FM1-R835-000		1	HIGH VOLTAGE PCB ASSEMBLY	
3	FM1-T816-000		1	CABLE, HIGH VOLTAGE 3 RELAY	
4	FM1-T827-000		1	CABLE, H.V. 8 CONNECTING	
5	FM1-T829-000		1	CABLE, H.V. 8 CONNECTING	
6	FM1-T998-000		1	HV3 PCB ASSEMBLY	

Figure 999A (3 / 5) CABLE UNIT (Main station)

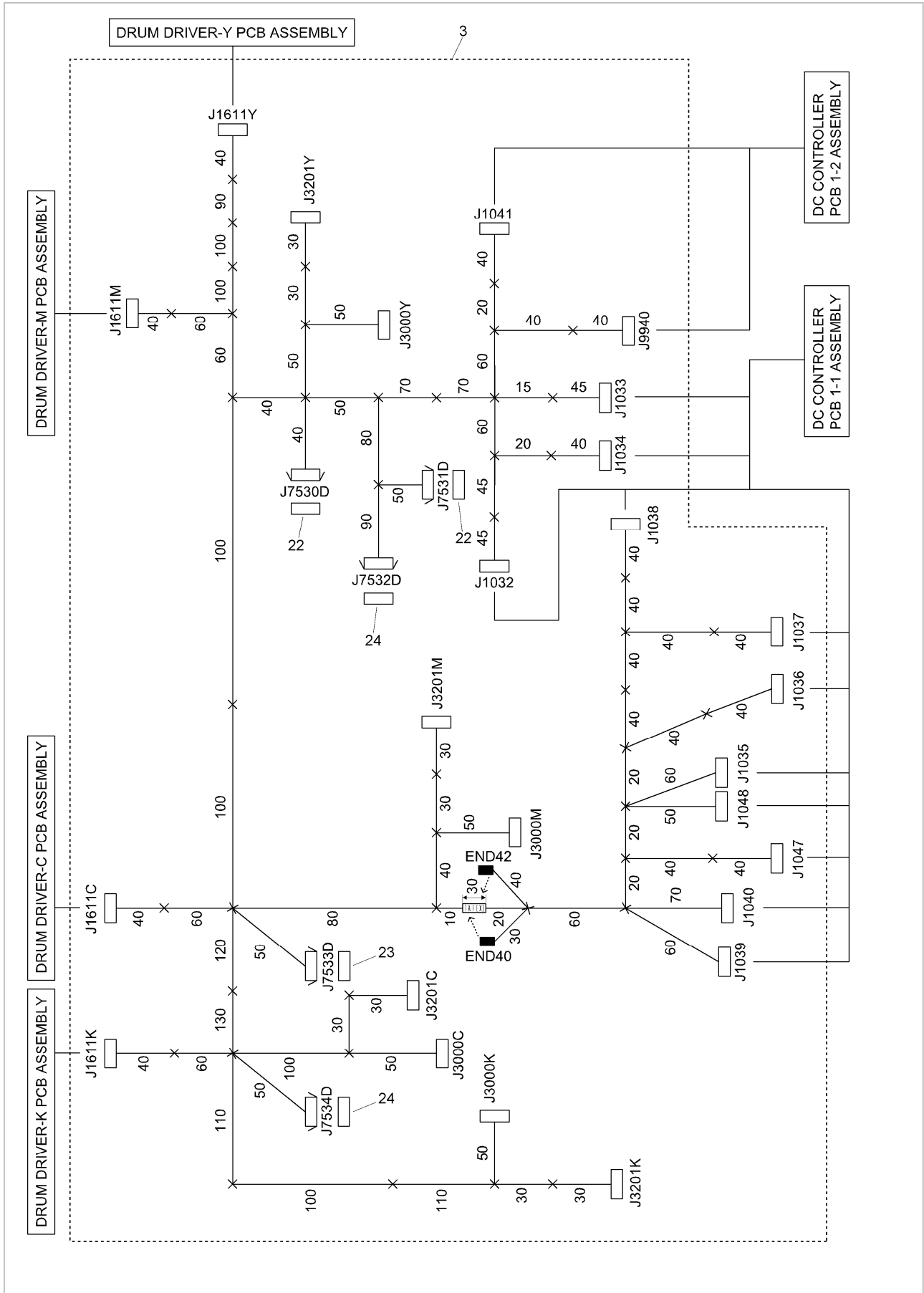


Figure 999A (4 / 5) CABLE UNIT (Main station)

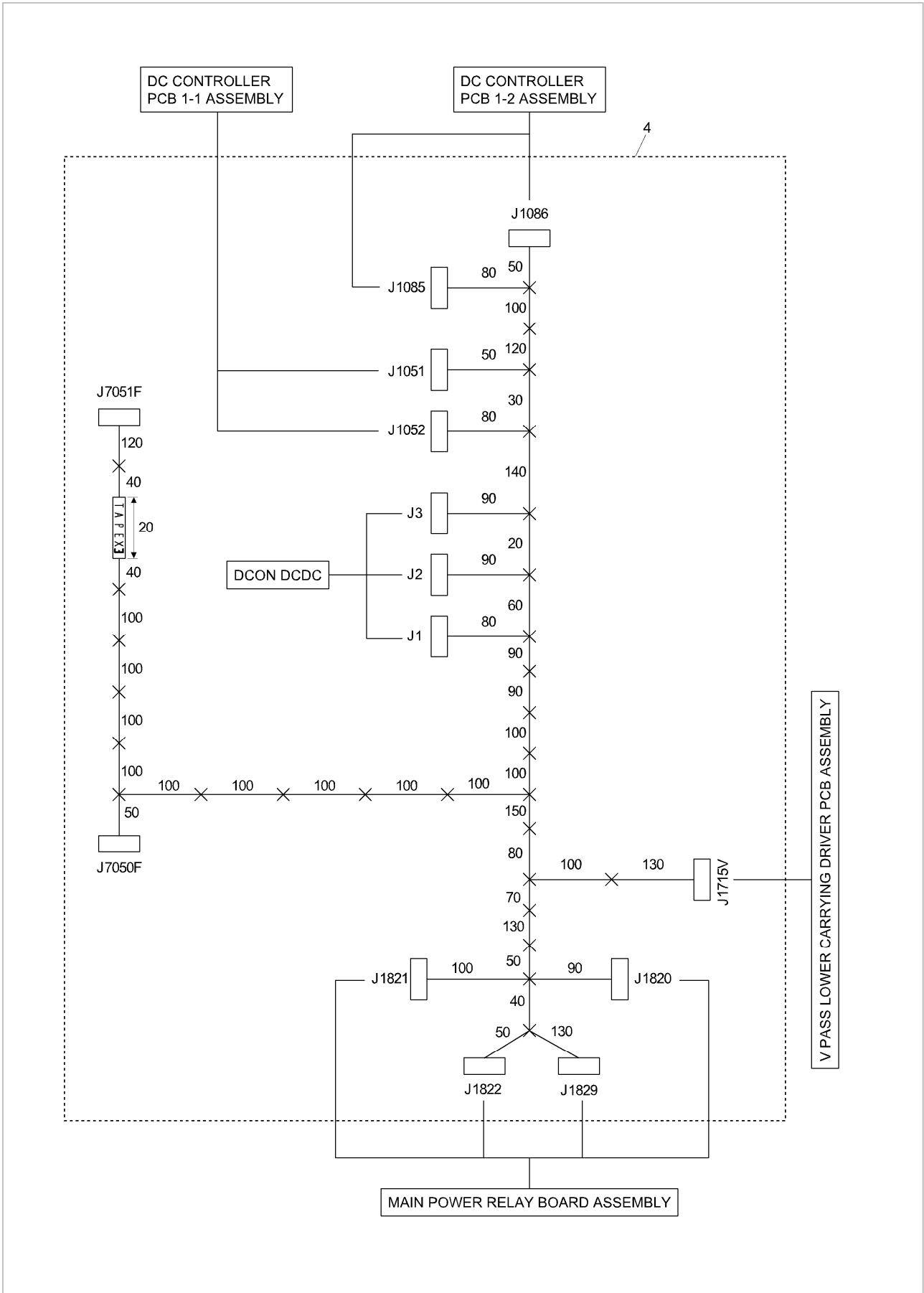
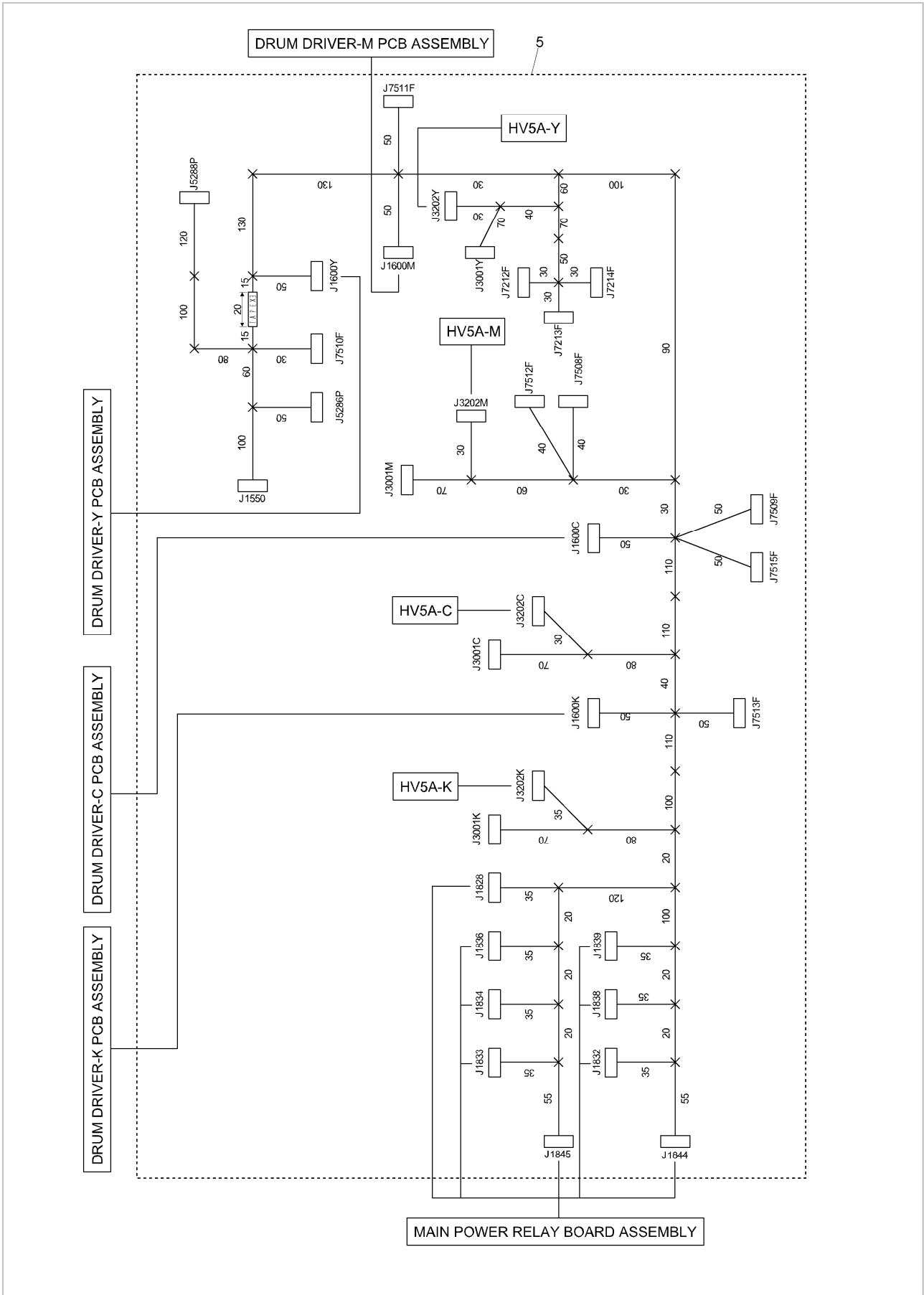


Figure 999A (5 / 5) CABLE UNIT (Main station)



FIG/KEY	PART NUMBER	RANK	QTY	DESCRIPTION	REMARKS
999A	NPN		RF	CABLE UNIT	Main station
1	FM1-K964-000		1	CABLE, REAR, RIGHT UPPER	
2	FM1-K965-000		1	CABLE, REAR, LEFT UPPER	
3	FM1-K966-000		1	CABLE, REAR, CENTER UPPER	
4	FM1-K979-000		1	CABLE, POWER SUPPLY	
5	FM1-K980-000		1	CABLE, POWER SUPPLY	
6	VS1-7177-002		1	CONNECTOR, SNAP TIGHT, BK	
7	VS1-7177-004		3	CONNECTOR, SNAP TIGHT, BK	
8	VS1-7177-005		2	CONNECTOR, SNAP TIGHT, BK	
9	VS1-7177-008		1	CONNECTOR, SNAP TIGHT, BK	
10	VS1-7177-012		2	CONNECTOR, SNAP TIGHT, BK	
11	VS1-8412-005		1	CONNECTOR, SNAP TIGHT, BL	
12	VS1-8412-007		1	CONNECTOR, SNAP TIGHT, BL	
13	VS1-8412-009		1	CONNECTOR, SNAP TIGHT, BL	
14	VS1-8412-013		1	CONNECTOR, SNAP TIGHT, BL	
15	VS1-8412-019		1	CONNECTOR, SNAP TIGHT, BL	
16	VS1-8412-021		1	CONNECTOR, SNAP TIGHT, BL	
17	VS1-8412-027		2	CONNECTOR, SNAP TIGHT, BL	
18	VS1-8412-029		2	CONNECTOR, SNAP TIGHT, BL	
19	VS1-8959-011		1	CONNECTOR, WIRE TO WIRE, 11P	
20	VS1-8959-012		1	CONNECTOR, WIRE TO WIRE, 12P	
21	VS1-8959-014		1	CONNECTOR, WIRE TO WIRE, 14P	
22	VS1-9269-030		2	CONNECTOR, WIRE TO WIRE, 30P	
23	VS1-9269-032		1	CONNECTOR, WIRE TO WIRE, 32P	
24	VS1-9269-040		2	CONNECTOR, WIRE TO WIRE, 40P	

Figure 999B (1 / 5) CABLE UNIT (Sub station)

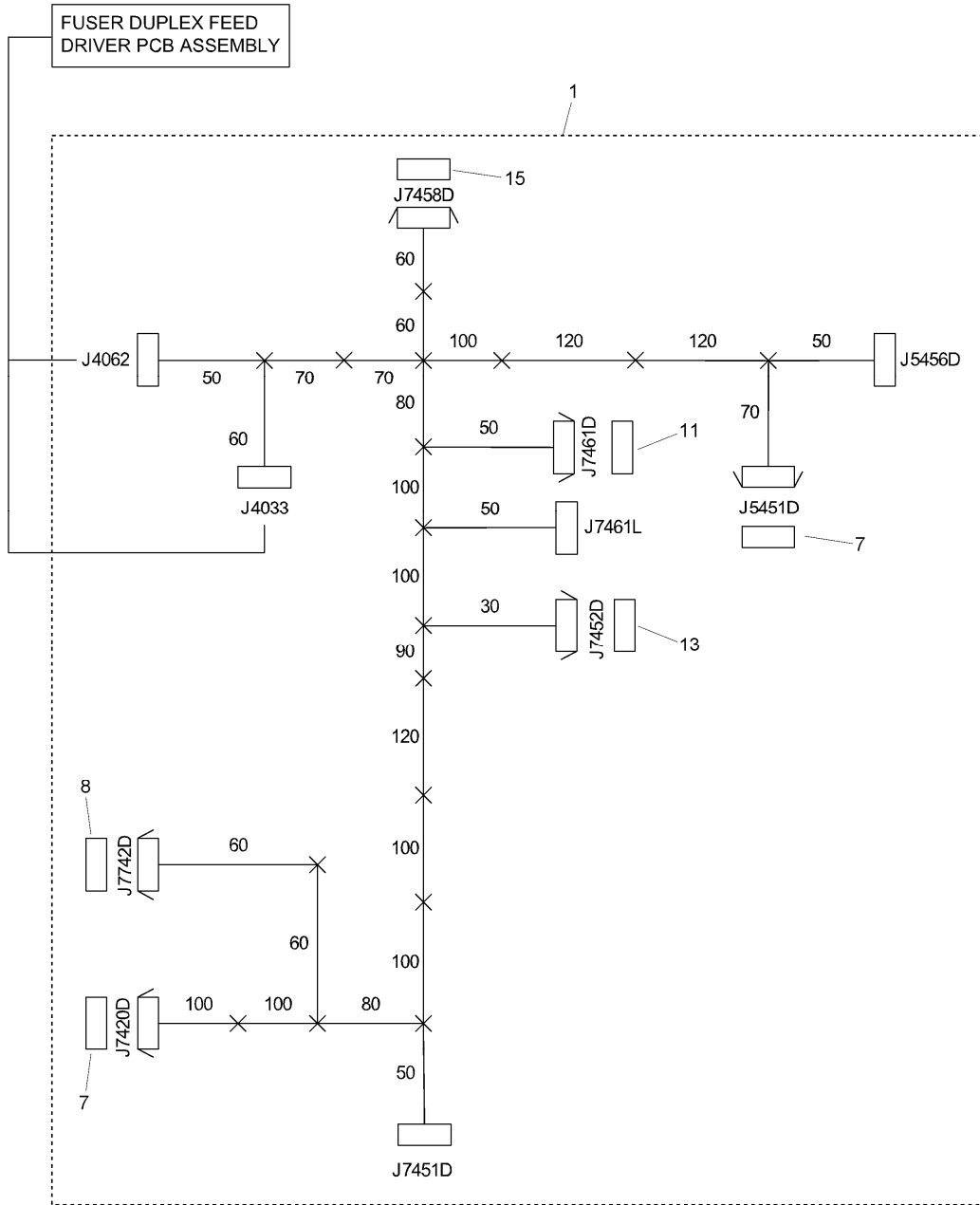


Figure 999B (2 / 5) CABLE UNIT (Sub station)

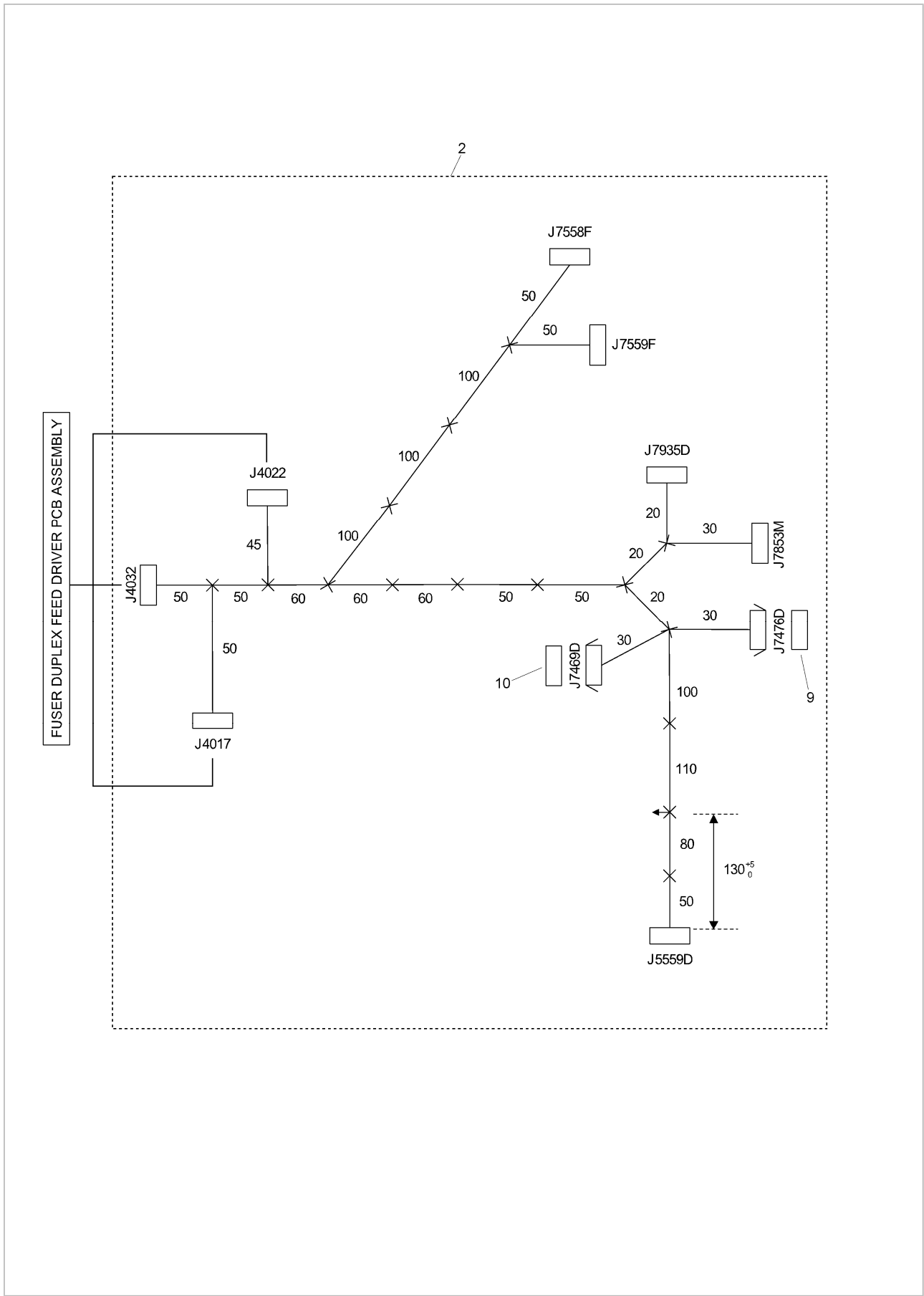
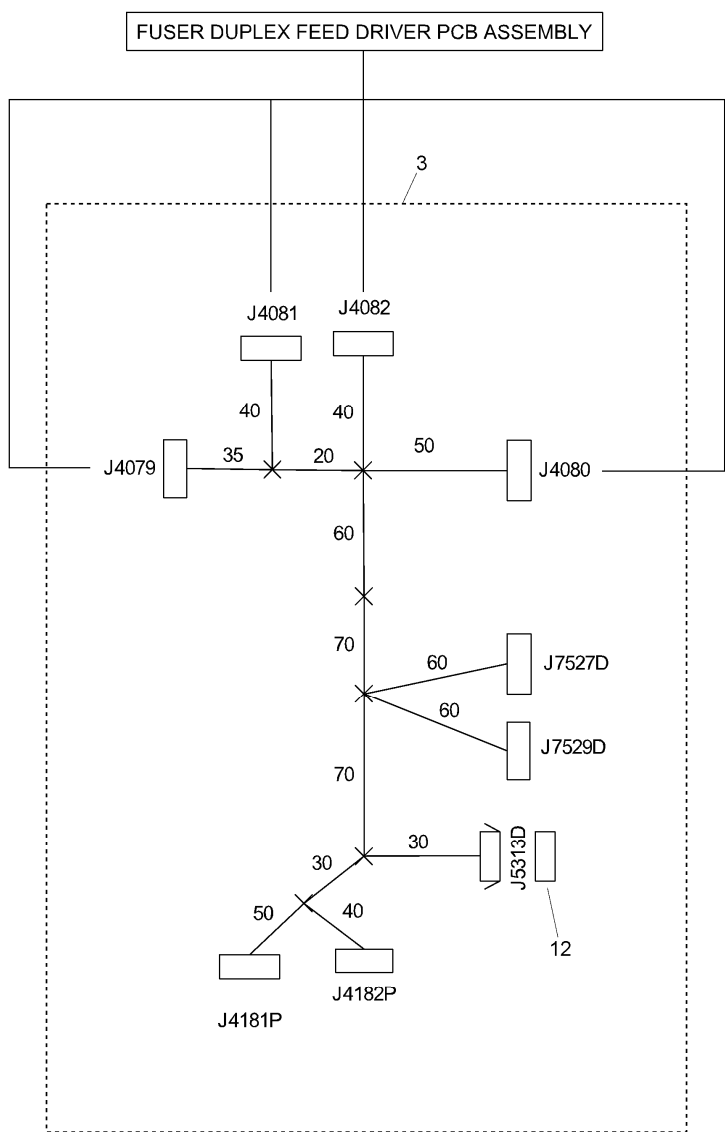
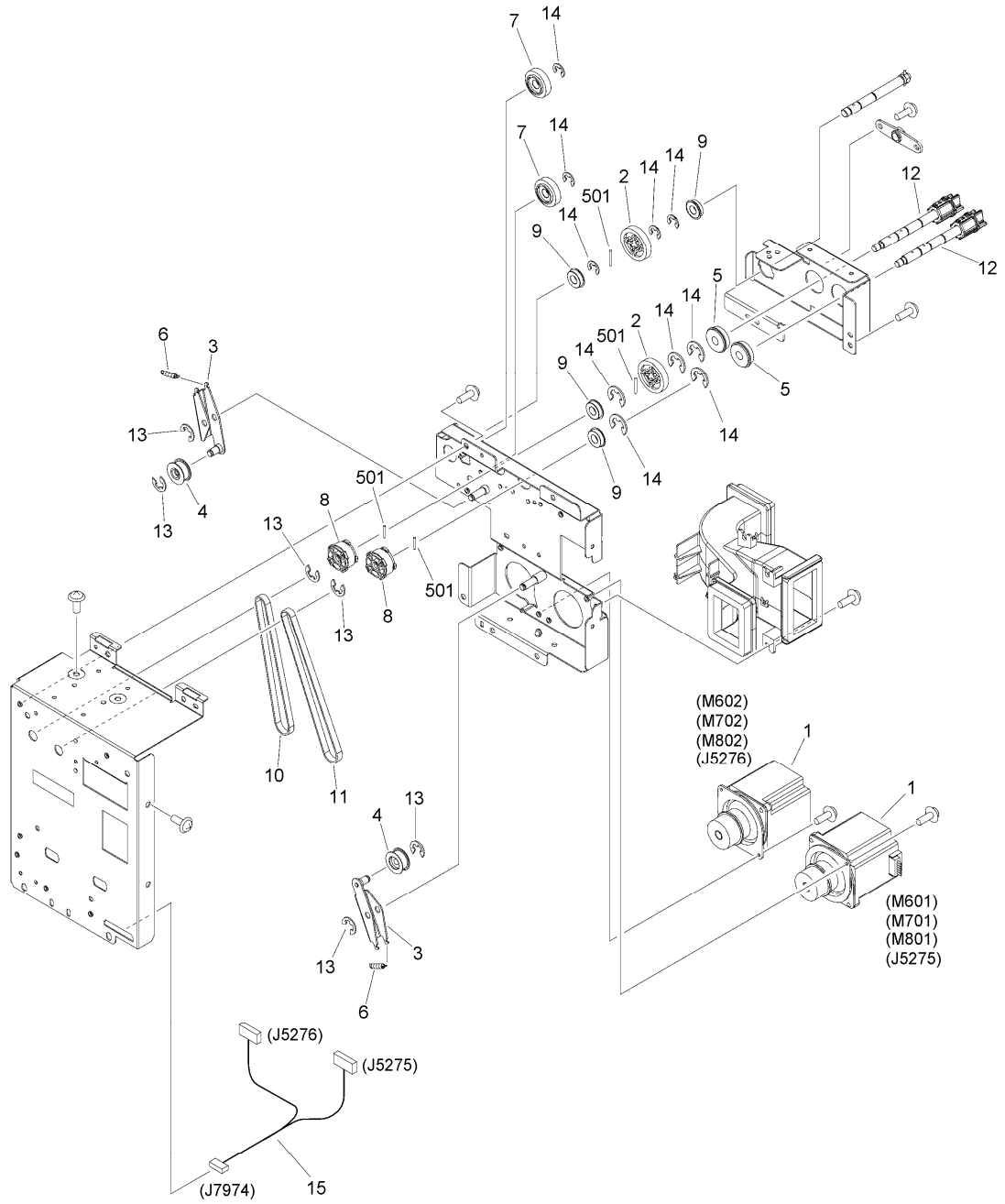


Figure 999B (3 / 5) CABLE UNIT (Sub station)



FIG/KEY	PART NUMBER	RANK	QTY	DESCRIPTION	REMARKS
999B	NPN		RF	CABLE UNIT	Sub station
1	FM1-L825-000		1	CABLE, FAN	
2	FM1-L828-000		1	CABLE, MAIN BODY, RIGHT	
3	FM1-L829-000		1	CABLE, FIXING DUPLEXING, RIGHT	
4	FM1-L842-000		1	CABLE, POWER LEFT, UPPER	
5	FM1-L878-000		1	CABLE, FIXING POWER SUPPLY	
6	VS1-7177-003		6	CONNECTOR, SNAP TIGHT, BK	
7	VS1-7177-004		2	CONNECTOR, SNAP TIGHT, BK	
8	VS1-7177-005		1	CONNECTOR, SNAP TIGHT, BK	
9	VS1-7177-006		1	CONNECTOR, SNAP TIGHT, BK	
10	VS1-7177-007		1	CONNECTOR, 7P, FEMALE, BK	
11	VS1-7177-012		1	CONNECTOR, SNAP TIGHT, BK	
12	VS1-8412-003		1	CONNECTOR, SNAP TIGHT, BL	
13	VS1-8412-013		1	CONNECTOR, SNAP TIGHT, BL	
14	VS1-8959-003		2	CONNECTOR, SNAP TIGHT, 3P, W	
15	VS1-8959-009		1	CONNECTOR, SNAP TIGHT, 9P, W	
16	VS1-8959-016		1	CONNECTOR, SNAP TIGHT, 16P, W	
17	VS1-9269-024		1	CONNECTOR, SNAP TIGHT	

Figure F20 PAPER PICK-UP DRIVE ASS'Y



FIG/KEY	PART NUMBER	RANK	QTY	DESCRIPTION	REMARKS
F20	FM1-A472-000		1	PAPER PICK-UP DRIVE ASS'Y	
1	FK2-1704-000		2	MOTOR, STEPPING, DC	M601, M602, M701, M702, M801, M802
2	FU6-0169-000		2	GEAR, 30T	
3	FL2-1775-000		2	ARM, TENSIONER	
4	FL2-5562-000		2	ROLLER, TENSIONER	
5	XG9-0492-000		2	BEARING, BALL, 608ZZ	
6	FU7-2432-000		2	SPRING, TENSION	
7	FL2-1851-000		2	GEAR, 24T	
8	FU2-0952-000		2	PULLEY, 38T	
9	XG9-0779-000		4	BEARING, BALL, 688ZZNR D41	
10	XF2-3616-160		1	BELT, TIMING,	
11	XF2-3617-060		1	BELT, TIMING	
12	FL2-1789-000		2	SHAFT, TRANSMISSION	
13	XD9-0136-000		6	RING, E	
14	XD9-0137-010		10	RING, E	
15	FM1-J878-000		1	CABLE, PAPER PICK-UP DRIVE	
501	XD3-2200-162		4	PIN, PARALLEL	

Figure F30 (1 / 4) PAPER STOCK ASSEMBLY (1K)

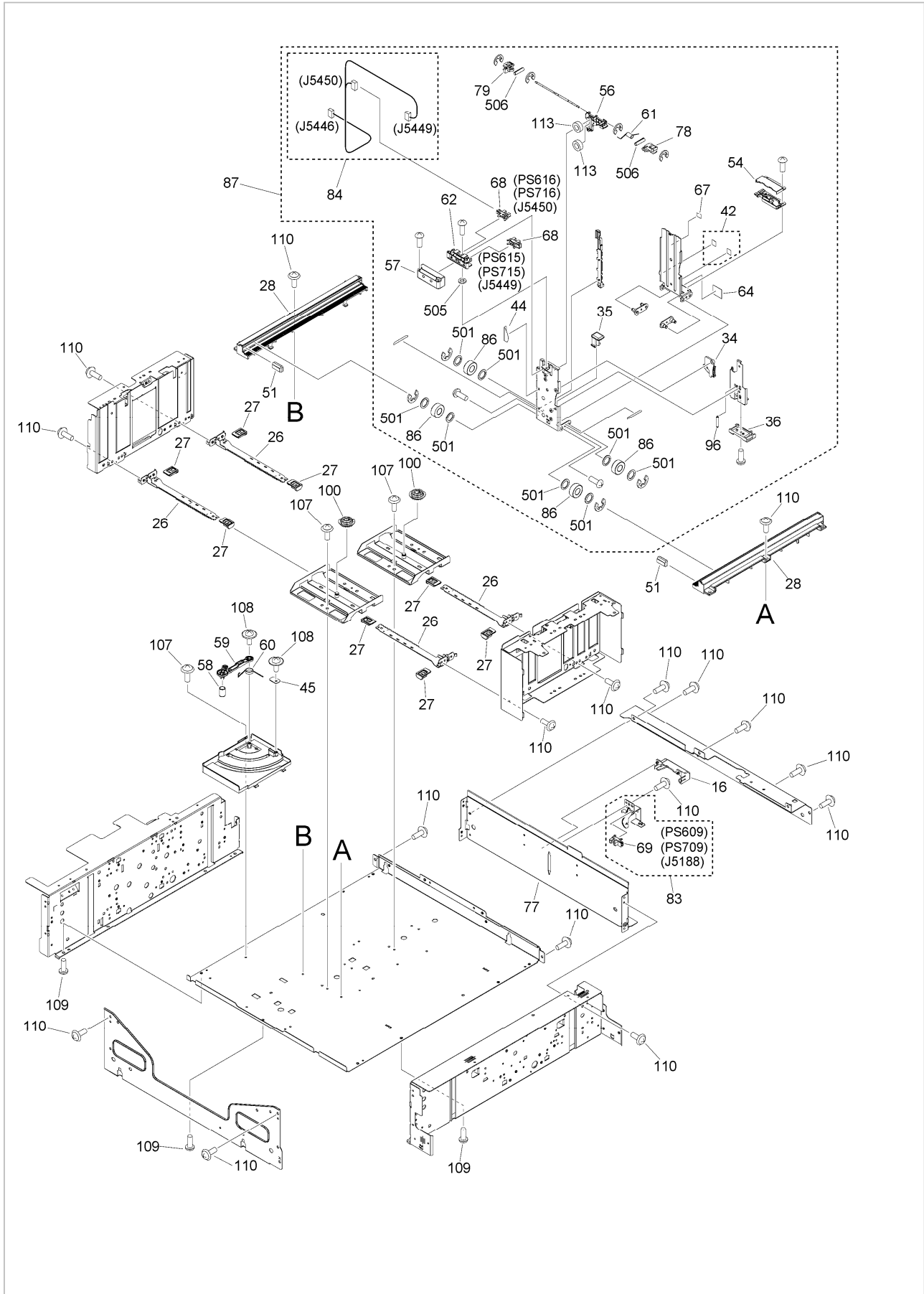
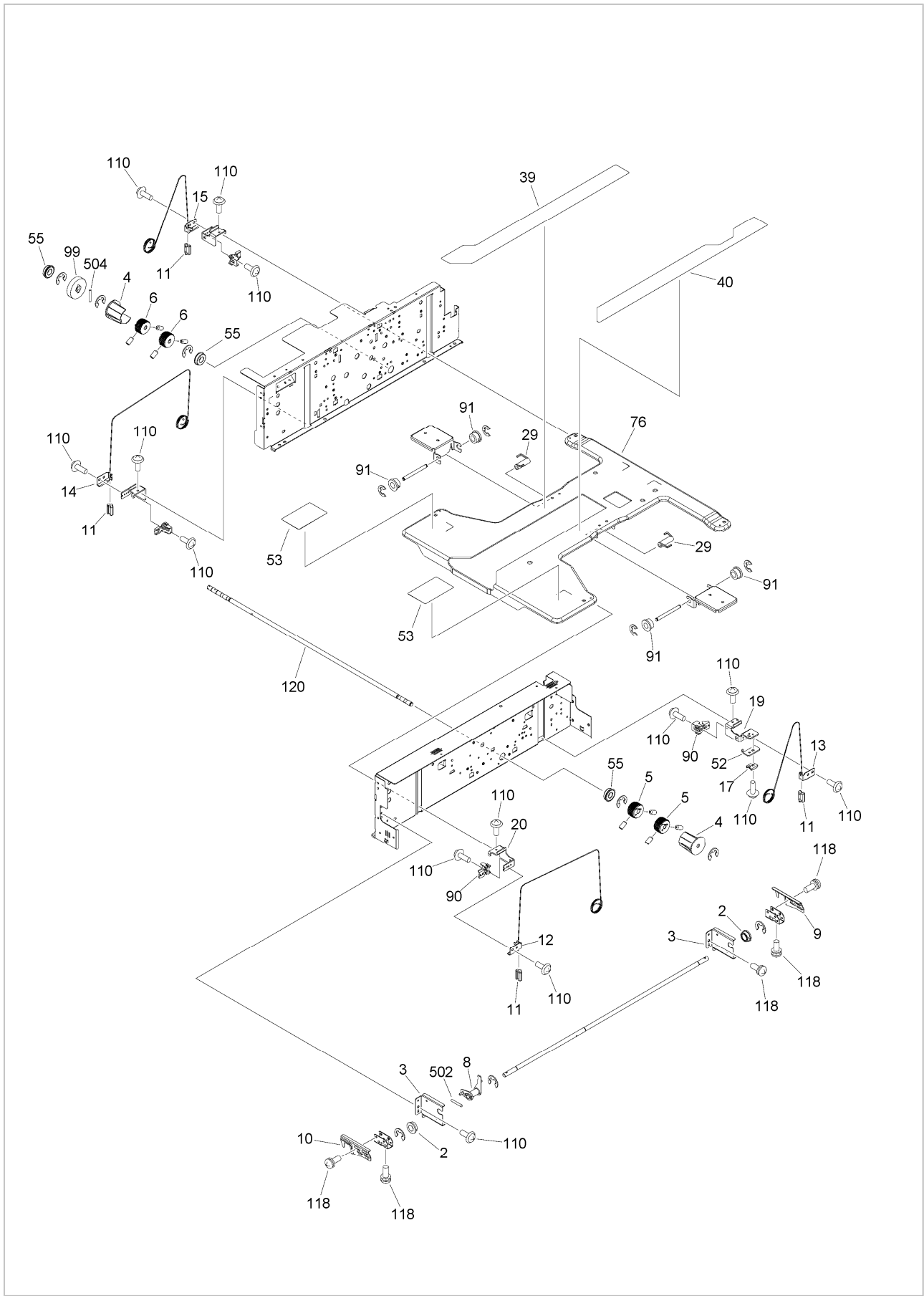


Figure F30 (4 / 4) PAPER STOCK ASSEMBLY (1K)

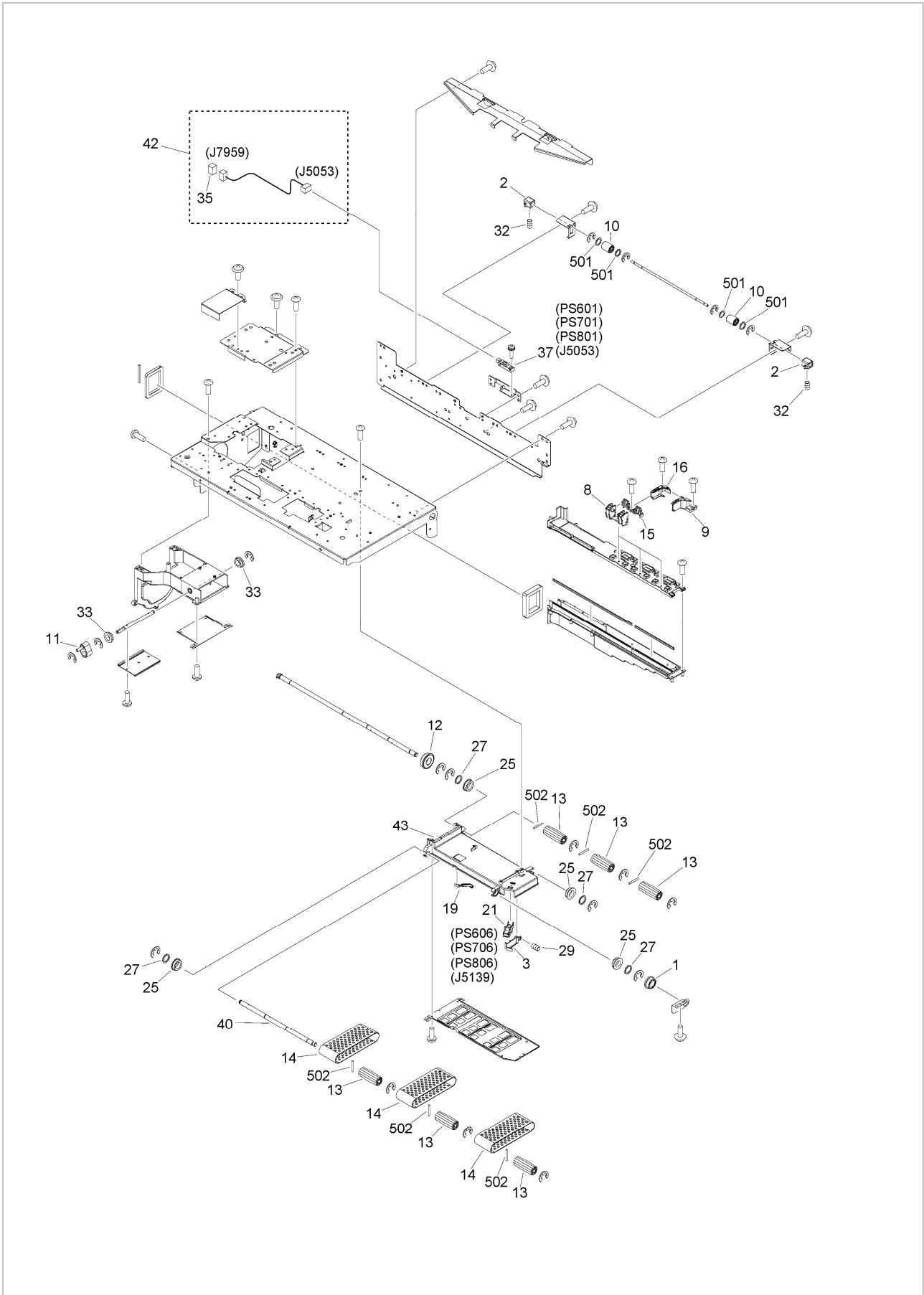


FIG/KEY	PART NUMBER	RANK	QTY	DESCRIPTION	REMARKS
F30	FM1-J383-000		1	PAPER STOCK ASSEMBLY (1K)	1K
1	FA6-8257-000		6	PULLEY	
2	FA9-2112-000		6	BUSHING, PL	
3	FC5-8229-000		2	SUPPORT, LATCH SHAFT	
4	FB3-9241-000		2	GUIDE, PULLEY, FRONT	
5	FB3-9243-000		2	PULLEY, DRIVE, FRONT	
6	FB3-9244-000		2	PULLEY, DRIVE, REAR	
7	FB3-9319-000		1	BUSHING	
8	FC5-8205-000		1	LEVER, OPEN	
9	FC5-8206-000		1	CLAW, LATCH, RIGHT	
10	FC5-8207-000		1	CLAW, LATCH, LEFT	
11	FC5-8246-000		4	GUIDE, WIRE	
12	FC5-8249-000		1	WIRE, LIFTER, 1	
13	FC5-8250-000		1	WIRE, LIFTER, 2	
14	FC5-8251-000		1	WIRE, LIFTER, 3	
15	FC5-8252-000		1	WIRE, LIFTER, 4	
16	FC5-8538-000		1	COVER, PAPER SUPPLY SENSOR	
17	FC5-8542-000		2	SLIDER, PAPER PICK-UP HEAD	
18	FC5-8561-000		4	CLAW, SHEET RETAINER	
19	FC6-9945-000		1	PLATE, WIRE FIXED, 1	
20	FC6-9946-000		1	PLATE, WIRE FIXED, 2	
21	FC6-9959-000		4	RACK, SIDE, 1	
22	FC6-9960-000		3	RACK, SIDE, 2	
23	FC6-9961-000		1	RACK, SIDE, 3	
24	FC6-9965-000		4	BUSHING, SLIDER, FRONT	
25	FC6-9966-000		4	BUSHING, SLIDER, REAR	
26	FC6-9967-000		4	RACK, CENTER	
27	FC6-9969-000		18	SLIDER, RACK	
28	FC6-9972-000		2	RAIL, BACK END LIMIT	
29	FC6-9982-000		2	SPRING, TORSION	
30	FC7-2431-000		1	FLAG, SWITCH	
31	FC7-2432-000		1	SPRING, TORSION	
32	FC7-2439-000		1	COVER, GEAR	
33	FC7-2440-000		2	COVER, SIDE	
34	FC7-4017-000		1	KNOB, BACK END LIMIT, FRONT	
35	FC7-4024-000		1	BUSHING, EDGE PROTECTIVE	
36	FE2-2866-000		1	STOPPER, BACK END	
37	FC7-5571-000		2	PLATE, ADJUSTING	
38	FC7-5573-000		2	PLATE, ADJUSTING, RIGHT	
39	FC7-5584-010		1	LABEL, LENGTH SIZE, INCH	
40	FE4-9167-000		1	LABEL, LENGTH SIZE, AB	
41	FC7-5590-000		2	LABEL, PAPER SIDE END CONTROL	
42	FC7-5591-000		1	LABEL, BACK END INDEX	
43	FC7-7694-000		1	COVER, GEAR	
44	FC7-7699-000		1	LABEL, BACK END KNOB	
45	FC7-7715-000		1	WASHER	
46	FC7-9534-000		2	BUSHING	
47	FC7-9536-000		1	BLOCK, LOCK	
48	FC7-9539-000		1	LEVER	
49	FC7-9540-000		1	LINK	
50	XA9-1659-000		2	SCREW,M3X4	
51	FC7-9726-000		2	STOPPER, RAIL	
52	FC8-1648-000		1	SPACER, SLIDER	
53	FC8-1655-010		2	LABEL, HAND STUCK WARNING	

FIG/KEY	PART NUMBER	RANK	QTY	DESCRIPTION	REMARKS
54	FC8-3881-010		1	COVER, CABLE GUIDE, BACK END	
55	XG9-0664-000		3	BALL BEARING, JMK-688ZZNR*D4ML	
56	FC8-3886-000		1	SLIDER, BACK END	
57	FC8-3889-000		1	COVER, SENSOR	
58	FC8-3892-000		1	ROLLER, CABLE GUIDE	
59	FC8-3895-000		1	ARM, CABLE GUIDE	
60	FC8-3900-000		1	SPRING, TORSION	
61	FE2-2868-000		1	SPRING, TORSION	
62	FE4-1226-000		1	BRACKET, SENSOR	
63	FE3-9045-000		1	COVER, CABLE	
64	FC8-7663-000		1	ELIMINATOR, STATIC CHARGE	
65	FC8-7665-000		2	KNOB, SIDE GUIDE	
66	FC8-7678-000		1	LABEL, MAXIMUM LOAD, SIDE	
67	FC8-7679-000		1	LABEL, MAXIMUM LOAD, BACK END	
68	WG8-5935-000		2	IC, PHOTO INTERRUPTER	PS615, PS616, PS715, PS716
69	WG8-5783-000		4	IC, PHOTO- INTERRUPTER, LG248NL1A	PS609, PS610, PS611, PS612, PS709, PS710, PS711, PS712
70	FK2-2972-000		1	MOTOR, DC	M603, M703
71	FK2-2975-000		2	FAN	FM607, FM608, FM707, FM708
72	FK2-2984-000		1	SWITCH, MICRO	SW603, SW703
73	FL2-1777-000		6	MOUNT, FIXED PULLEY	
74	FL2-1799-000		1	PLATE, PAPER SIDE END, FRONT	
75	FL2-1805-000		1	SOLENOID	SL603, SL703
76	FL2-1809-000		1	PLATE, LIFTER	
77	FL2-1816-000		1	PLATE, FRONT END LIMIT	
78	FMO-3882-000		1	PAD, SEPARATION, LEFT	
79	FMO-3883-000		1	PAD, SEPARATION, RIGHT	
80	FL3-8121-000		1	PLATE, PAPER SIDE END, REAR	
81	FL2-5573-000		1	GEAR, 24T	
82	FL2-6474-000		1	GEAR, 24T	
83	FM2-2006-000		1	PAPER SUPPLY SENSOR UNIT	
84	FM1-J874-000		1	CABLE, SENSOR	
85	FM2-9409-000		1	CABLE, SWITCH	SW602, SW702
86	XG9-0757-000		4	BEARING, BALL, MR84ZZ	
87	FM1-G167-000		1	BACK END LIMIT ASSEMBLY	
88	FM1-J873-000		1	DECK DRIVER PCB ASSEMBLY	
89	FM2-8520-000		2	CABLE, SIDE FAN CONNECTING	
90	FC6-9987-000		2	GUIDE, LIFTER PLATE	
91	FS1-1213-000		8	BUSHING	
92	FS1-9076-020		2	SCREW, STEPPED, M4	
93	FU5-1280-000		2	BUSHING	
94	FU5-2792-000		1	SPRING, TENSION	
95	FU5-2803-000		4	SPRING, TENSION	
96	FU7-2433-000		1	SPRING, TENSION	
97	FU5-2814-000		1	SPRING, COMPRESSION	
98	FU5-3410-000		2	PULLEY, 20T	
99	FU6-0178-000		1	GEAR, 42T	
100	FU6-0187-000		2	GEAR, 20T	
101	FU6-0193-000		1	GEAR, T30	
102	FU6-0194-000		1	GEAR, T30	

FIG/KEY	PART NUMBER	RANK	QTY	DESCRIPTION	REMARKS
103	FU6-0195-010		8	GEAR, 18T	
104	VS1-7177-002		2	CONNECTOR, SNAP TIGHT, BK	
105	VS1-7177-003		3	CONNECTOR, SNAP TIGHT, BK	
106	VS1-7177-007		1	CONNECTOR, SNAP TIGHT, BK	
107	XA9-0994-000		6	SCREW, TP, M4X6	
108	XA9-1013-000		2	SCREW, M3X8	
109	XA9-1031-000		11	SCREW, MACH. TRUSS HEAD, M4X6	
110	XA9-1249-010		30	SCREW, TP M4X8	
111	XA9-1415-000		1	SCREW, FLAT HEAD, M4	
112	FC7-2436-000		1	GUIDE, WIRE	
113	XG9-0835-000		2	BEARING, BALL, DDL-740ZZH	
114	FC6-9948-000		2	MOUNT, WIRE ADJUSTMENT	
115	FC7-5575-000		1	PLATE, SWITCH PROTECT	
116	FM1-J875-000		1	CABLE, SENSOR	
117	FL2-1795-000		4	SUPPORT, FRONT	
118	XA9-0961-000		8	SCREW, W/WASHER, M4X10	
119	FK2-2973-000		1	MOTOR, DC	M603, M703
120	FC5-8253-000		1	SHAFT, TRANSMISSION	
501	XD1-1104-113		8	WASHER, COP	
502	XD3-4200-142		1	PIN, DOWEL	
503	XD3-2200-122		9	PIN, DOWEL	
504	XD3-2300-182		1	PIN, DOWEL	
505	XD1-1104-133		1	WASHER, COP	
506	XD3-0160-062		2	PIN, SPRING	

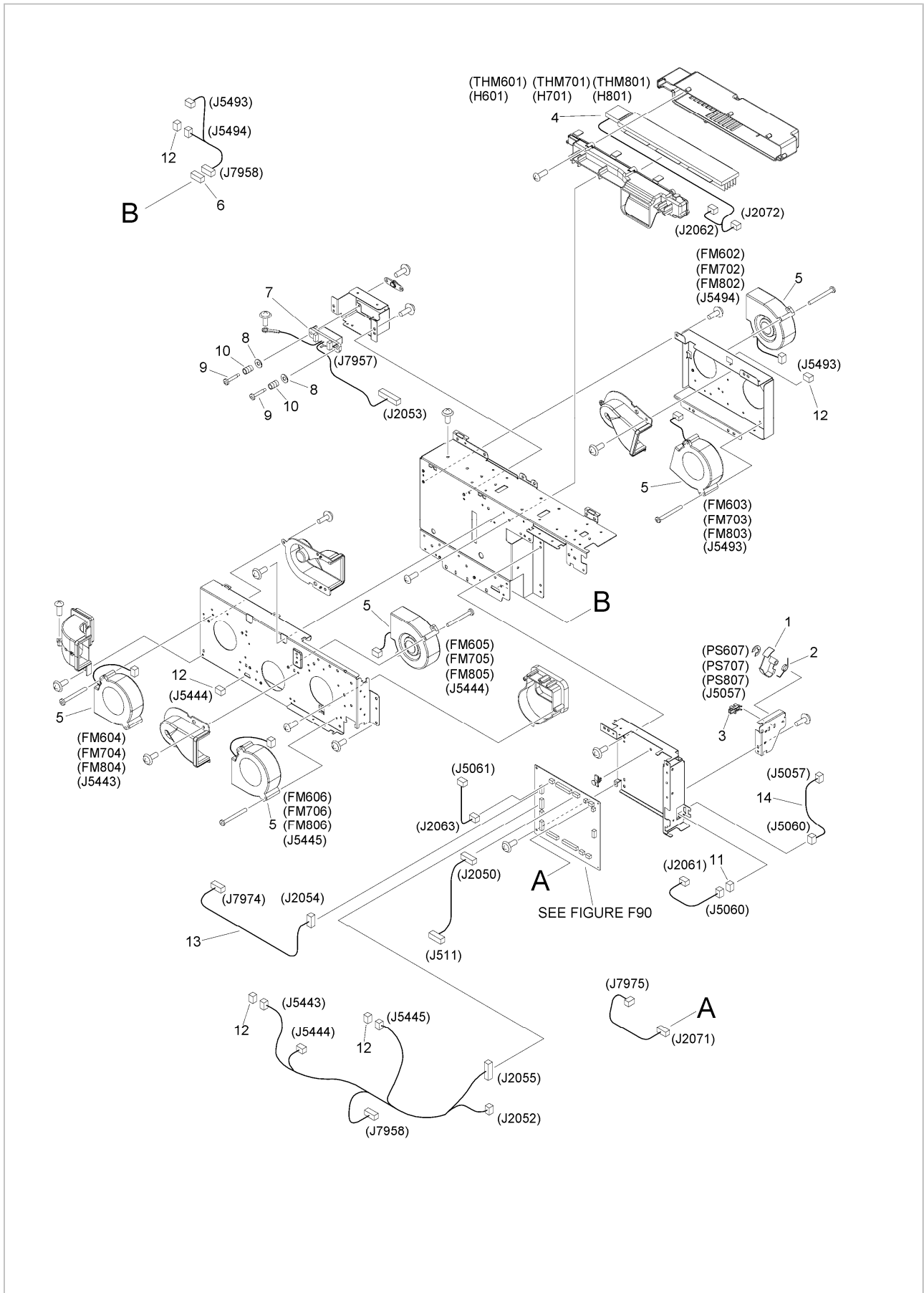
Figure F40 (2 / 2) PAPER PICK-UP ASSEMBLY



FIG/KEY	PART NUMBER	RANK	QTY	DESCRIPTION	REMARKS
F40	FM1-A471-000		1	PAPER PICK-UP ASSEMBLY	
1	XG9-0737-000		1	BUSHING	
2	FB2-7755-000		2	BUSHING	
3	FC5-8115-000		1	FLAG, ATTRACTION	
4	FC5-8116-010		1	BUTTON, UPPER LIMIT SWITCH	
5	FC5-8120-000		1	CAM	
6	FC5-8121-000		2	HOLDER, PAPER SENSOR SHAFT	
7	FC5-8122-000		1	FLAG, PAPER SENSOR	
8	FC5-8126-000		3	NOZZLE, SEPARATION	
9	FC5-8127-000		3	NOZZLE, FRONT	
10	FC5-8133-000		2	ROLLER, DRIVEN	
11	FC5-8142-000		1	LINK, ATTRACTION SHUTTER	
12	XG9-0508-000		3	BEARING, BALL, F688ZZ	
13	FC5-8144-000		6	ROLLER, BELT DRIVE	
14	FC5-8146-000		3	BELT, ATTRACTION	
15	FC5-8147-000		3	COVER, SEPARATION NOZZLE	
16	FC5-8149-000		3	NOZZLE, REAR	
17	FC5-8153-000		1	FLAG, PAPER PRESENCE SENSOR	
18	FC5-8154-000		1	LINK, PAPER	
19	FC5-8171-000		1	ARM, PAPER DETECT	
20	XZ1-1900-705		2	SPACER	
21	WG8-5848-000		6	IC, PHOTO-INTERRUPTER	PS602, PS603, PS604, PS605, PS606, PS614, PS702, PS703, PS704, PS705, PS706, PS714, PS802, PS803, PS804, PS805, PS806, PS814
22	FL2-1785-000		1	SOLENOID, PAPER PICK-UP	SL601, SL701, SL801 [DP]
23	FL2-9438-000		1	EXTRACTION ROLLER UNIT	
24	XA9-1659-000		2	SCREW, M3X4	
25	XG9-0507-000		4	BEARING, BALL, MF128ZZ	
26	FM3-2089-000		1	FAN UNIT	FM601, FM701, FM801
27	FS5-6487-000		4	WASHER	
28	FU5-0338-000		1	PULLEY, 30T	
29	FU5-2781-000		1	SPRING, COMPRESSION	
30	FU5-2783-000		2	SPRING, COMPRESSION	
31	FU5-2784-000		1	SPRING, TENSION	
32	FU2-0953-000		2	SPRING, COMPRESSION	
33	RS5-1058-000		4	BUSHING	
34	VS1-7177-002		1	CONNECTOR, SNAP TIGHT, BK	
35	VS1-7177-003		2	CONNECTOR, SNAP TIGHT, BK	
36	VS1-7177-004		1	CONNECTOR, SNAP TIGHT, BK	
37	WG8-5736-000		1	PHOTO SENSOR, OH-118-A5	PS601, PS701, PS801
38	FM2-8629-000		1	CABLE, AIR PAPER PICK-UP	
39	XH9-0006-000		2	BUSHING, RUBBER, (WITH M4 NUT)	
40	FC5-8143-000		1	SHAFT, BELT FOLLOWER	

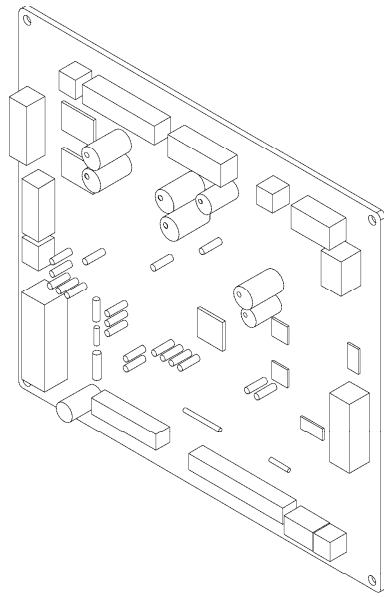
FIG/KEY	PART NUMBER	RANK	QTY	DESCRIPTION	REMARKS
41	FM2-9408-000		1	CABLE, ABSORB SENSOR CONNECT	
42	FM2-8519-000		1	CABLE, EXTRACTION SENSOR	
43	FL2-1769-000		1	DUCT, ATTRACTION	
501	XD1-1104-113		4	WASHER,COP	
502	XD3-2160-142		6	PIN, DOWEL	
503	XD3-2200-122		3	PIN, DOWEL	

Figure F60 FAN MOUNT ASSEMBLY



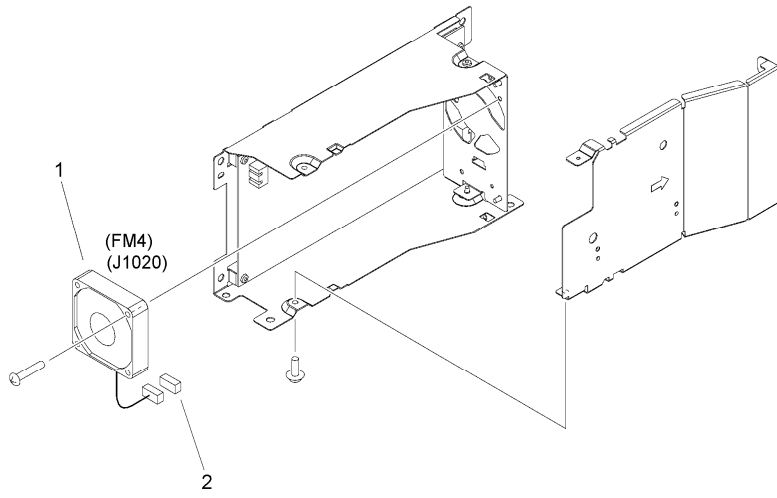
FIG/KEY	PART NUMBER	RANK	QTY	DESCRIPTION	REMARKS
F60	FM1-H044-000		1	FAN MOUNT ASSEMBLY	SEE NOTE
1	FC5-8579-000		1	FLAG, DOOR, FRONT	
2	FC7-5100-000		1	SPRING, TORSION	
3	WG8-5848-000		1	IC, PHOTO-INTERRUPTER	PS607, PS707, PS807
4	FK2-2989-000		1	HEATER	H601, THM601, H701, THM701, H801, THM801
5	FK2-7537-000		5	FAN	FM602, FM603, FM604, FM605, FM606, FM702, FM703, FM704, FM705, FM706, FM802, FM803, FM804, FM805, FM806
6	VS1-7177-008		1	CONNECTOR, SNAP TIGHT, BK	
7	FM3-8508-000		1	CABLE, AIR PICK-UP DRAWER	
8	FS5-6601-000		2	SPACER	
9	FS5-9758-020		2	SCREW, STEPPED, M3	
10	FS7-2796-000		2	SPRING, COMPRESSION	
11	VS1-7177-003		1	CONNECTOR, SNAP TIGHT, BK	
12	VS1-7177-004		5	CONNECTOR, SNAP TIGHT, BK	
13	FM1-J881-000		1	CABLE, PICK-UP DRIVE CONNECT	
14	FM2-8518-000		1	CABLE, DETECT SENSOR	

Figure F90 PAPER PICK-UP DRIVER PCB ASS'Y



FIG/KEY	PART NUMBER	RANK	QTY	DESCRIPTION	REMARKS
F90	FM1-J870-000		1	PAPER PICK-UP DRIVER PCB ASS'Y	SEE NOTE
IC	FK2-1773-000		1	IC, TC200G02EFG-1031, GATE ARRAY	IC104

Figure L94 DC POWER SUPPLY ASS'Y, 38V



FIG/KEY	PART NUMBER	RANK	QTY	DESCRIPTION	REMARKS
L94	FM3-5850-000		1	DC POWER SUPPLY ASS'Y, 38V	
1	FK2-6484-000		1	FAN	FM4
2	VS1-7177-003		1	CONNECTOR, SNAP TIGHT, BK	

Figure ZZA MECHANICAL STANDARD PARTS (HOW TO USE)

Mechanical standard parts

機械標準部品

About a mechanical standard parts

A Mechanical standard parts is a mechanical part which not parts peculiar to a product.
They are parts which are common to a Canon product and are used, such as a screw and a washer.
The Fig No. and parts number of the mechanical standard parts are not listed in the product parts catalog.
Refer to the parts catalog of mechanical standard parts when checking the parts number for screw or washer etc. and identify them by part shape or size.

機械標準部品とは

機械標準部品とは、製品特有の部品ではなく、ねじやワッシャなどキヤノン製品共通で使用されている機械部品（メカ部品）のことです。
製品のパーツカタログには、機械標準部品のFig No.や部品番号は記載しておりません。
ねじや、ワッシャ等の部品番号を調べるときは、機械標準部品のパーツカタログを参照し、部品の形状や大きさから判断し、使用している部品を調べてください。

Material and surface treatment of a mechanical standard parts

Material and surface treatment of mechanical standard parts are assigned commonly for each part.
Refer to the Table 1 for the parts which material and surface treatment are assigned as numbers.

機械標準部品の材料および表面処理

機械標準部品の材料および表面処理については、各種部品共通で決められています。
材料および表面処理が番号で決められている部品については、表1を参照してください。

Table 1 Material and Surface treatment

表1 材料および表面処理

No. 番号	Material 材料	Surface treatment 表面処理	Color 色
1	Stainless steel ステンレス	Stainless steel black coloring (BC4) ステンレス黒着色(BC4)	Black 黒
2		not to be given なし	White 白
3	Brass 黄銅	Regular nickel plating (NL) 普通ニッケルメッキ(NL)	White 白
4		Black nickel plating (BN) 黒色ニッケルメッキ(BN)	Black 黒
5	Steel 鋼	White zinc trivalent chromate treating (ZC3) 白色亜鉛3価クロメート(ZC3)	White 白
6		Regular nickel chromium plating (NC) 普通ニッケルクロムメッキ(NC)	White 白
7		Regular nickel plating (NL) 普通ニッケルメッキ(NL)	White 白
8		Iron and steel phosphating (P1) 鉄鋼燐酸塩処理(P1)	Black 黒
9		Black zinc trivalent chromate treating (BZ3) 黒色亜鉛3価クロメート(BZ3)	Black 黒

FIG/KEY	PART NUMBER	RANK	QTY	DESCRIPTION	REMARKS
---------	-------------	------	-----	-------------	---------

Figure ZZB (1 / 7) MECHANICAL STANDARD PARTS (SCREWS)

1. Screws ねじ

How to read Parts Numbers
部品番号の見方

Screws
ねじ

XB1-2400-609

Type No.
類別番号

Normal designation (d)
ねじの呼び (d)

Length (L)
ねじの長さ (L)

Material and Surface treatment
材料および表面処理

XB1-2 expresses Binding head machine screw.
XB1-2は、バインドねじを表す

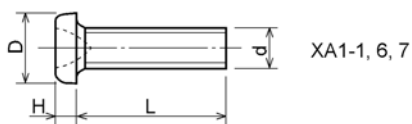
40 expresses M4.0.
40は、M4.0を表す

0-60 expresses a length of 6.0mm.
0-60は、6.0mmの長さを表す

9 expresses Steel (Black zinc trivalent chromate
treating) from Table 1.

9は、表1より鋼（黒色亜鉛3価クロメート）を表す

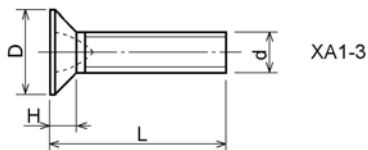
1-1. Cross Recessed Head Screws for Precision Equipments 精密機器用十字穴付き小ねじ



XA1-1, 6, 7



XA1-4

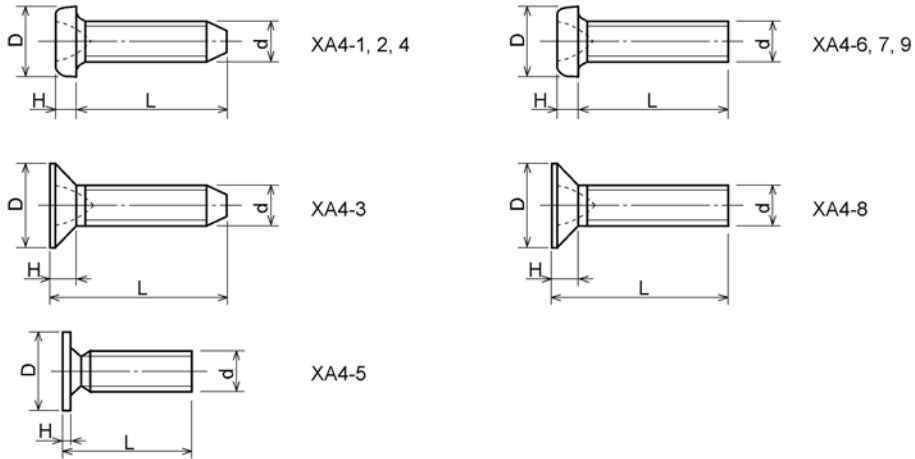


XA1-3

Type No. 類別番号	Type 類別	Head size (mm) 頭部寸法 (mm)						
		M1.4	M1.6	M1.7	M2	M2.5	M2.6	
XA1-1	Pan head Class 1 なべ1種	D	2	2.4	2.5	3	3.8	4
		H	0.5	0.55	0.5	0.6	0.9	0.8
XA1-3	Countersunk head Class 1 さら1種	D	2	2.4	2.5	3	3.8	4
		H	0.48	0.55	0.58	0.73	0.85	0.93
XA1-4	Oval countersunk head Class 1 丸さら1種	D	2	2.4	2.5	3	3.8	4
		H + K	0.68	0.8	0.88	1	1.25	1.3
XA1-6	Pan head Class 3 なべ3種	D	2.5	2.8	3	3.5	4.3	4.5
		H	0.8	0.85	0.9	1	1.3	1.2
XA1-7	Pan head Class 2 なべ2種	D	2.5	2.8	3	3.5	4.3	4.5
		H	0.5	0.55	0.5	0.6	0.9	0.8

Figure ZZB (2 / 7) MECHANICAL STANDARD PARTS (SCREWS)

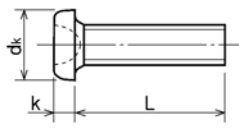
1-2. Precision Tapping Screws 精密用タッピンねじ



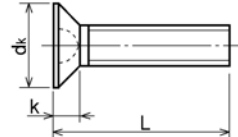
Type No. 類別番号	Type 類別	Head size (mm) 頭部寸法 (mm)						
		M1.4	M1.6	M1.7	M2	M2.5	M2.6	
XA4-1	With tapered end pan head Class 1 絞り-なべ1種	D XA4-1	2	2.4	2.5	3	3.8	4
		H XA4-1	0.5	0.55	0.5	0.6	0.9	0.8
XA4-2	With tapered end pan head Class 3 絞り-なべ3種	D XA4-2	2.5	2.8	3	3.5	4.3	4.5
		H XA4-2	0.8	0.85	0.9	1	1.3	1.2
XA4-3	With tapered end countersunk head 絞り-さら	D XA4-3	2	2.4	2.5	3	3.8	4
		H XA4-3	0.48	0.55	0.58	0.73	0.85	0.93
XA4-4	With tapered end pan head Class 2 絞り-なべ2種	D XA4-4	2.5	2.8	3	3.5	4.3	4.5
		H XA4-4	0.5	0.55	0.5	0.6	0.9	0.8
XA4-5	With parallel end ultra thin head ストレート-超薄頭	D XA4-5	2.5	2.8	3	-	-	-
		H XA4-5	0.2	0.2	0.2	-	-	-
XA4-6	With parallel end pan head Class 1 ストレート-なべ1種	D XA4-6	2	2.4	2.5	3	3.8	4
		H XA4-6	0.5	0.55	0.5	0.6	0.9	0.8
XA4-7	With parallel end pan head Class 3 ストレート-なべ3種	D XA4-7	2.5	2.8	3	3.5	4.3	4.5
		H XA4-7	0.8	0.85	0.9	1	1.3	1.2
XA4-8	With parallel end countersunk head ストレート-さら	D XA4-8	2	2.4	2.5	3	3.8	4
		H XA4-8	0.48	0.55	0.58	0.73	0.85	0.93
XA4-9	With parallel end pan head Class 2 ストレート-なべ2種	D XA4-9	2.5	2.8	3	3.5	4.3	4.5
		H XA4-9	0.5	0.55	0.5	0.6	0.9	0.8

Figure ZZB (3 / 7) MECHANICAL STANDARD PARTS (SCREWS)

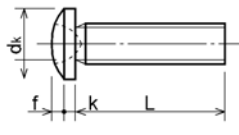
1-3. Cross Recessed Head Screws
 一般用十字穴付き小ねじ



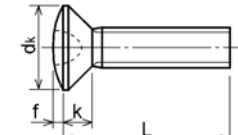
XB1-1



XB1-3



XB1-2



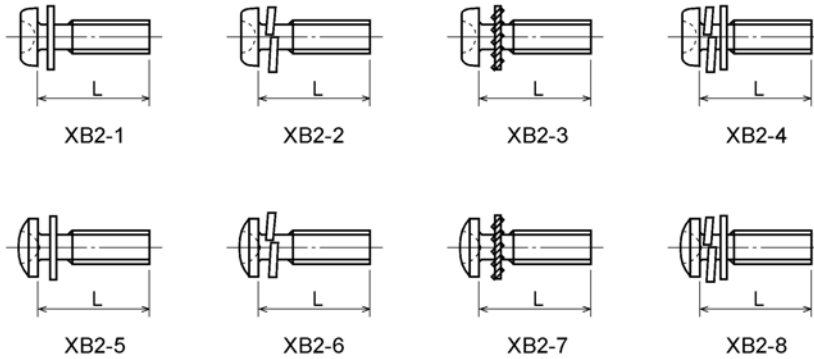
XB1-4

Type No. 類別番号	Type 類別
XB1-1	Pan head なべ
XB1-2	Binding head バインド
XB1-3	Countersunk head さら
XB1-4	Oval countersunk head 丸さら

		Head size (mm) 頭部寸法 (mm)					
		M2	M2.5	M2.6	M3	M4	M5
dk	XB1-1	3.5	4.5	4.5	5.5	7	9
k	XB1-1	1.3	1.7	1.7	2	2.6	3.3
dk	XB1-2	4.3	5.3	5.5	6.3	8.3	10.3
k+f	XB1-2	1.2	1.5	1.6	1.9	2.5	3.1
dk	XB1-3	4	5	-	6	8	10
k	XB1-3	1.2	1.45	-	1.75	2.3	2.8
dk	XB1-4	4	5	-	6	8	10
k+f	XB1-4	1.6	2	-	2.45	3.2	4
Screw part length ねじ部長さ b		8	12	12	12	16	20

Figure ZZB (4 / 7) MECHANICAL STANDARD PARTS (SCREWS)

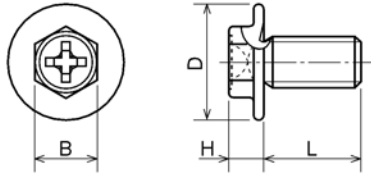
1-4. Cross Recessed Head Screws with Captive Washer 座金組み込み十字穴付き小ねじ



Type No. 類別番号	Type 類別
XB2-1	Pan head + Plain washer (circular bright) なべねじ+平座金
XB2-2	Pan head + Spring washer なべねじ+ばね座金
XB2-3	Pan head + Toothed lock washer なべねじ+歯付座金
XB2-4	Pan head + Spring washer and plain washer (circular bright) なべねじ+(ばね+平)座金
XB2-5	Binding head + Plain washer (circular bright) バインドねじ+平座金
XB2-6	Binding head + Spring washer バインドねじ+ばね座金
XB2-7	Binding head + Toothed lock washer バインドねじ+歯付座金
XB2-8	Binding head + Spring washer and plain washer (circular bright) バインドねじ+(ばね+平)座金

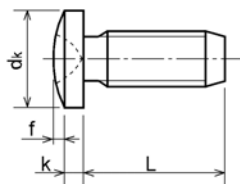
Figure ZZB (5 / 7) MECHANICAL STANDARD PARTS (SCREWS)

1-5. Hexagon Head Tapping Screws for Matallic Materials 金属用六角タッピンねじ



Type No. 類別番号	Type 類別	Head size (mm) 頭部寸法 (mm)		
		M3	M4	
XB3-6	For metallic materials 金属用タッピン	D	8	10
		B	5.5	5.5
XB3-7	For metallic materials with clawed 金属用タッピン-つめ付き	H XB3-6	3.1	3.1
		H XB3-7	3.2	3.2

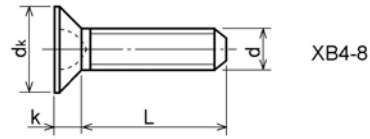
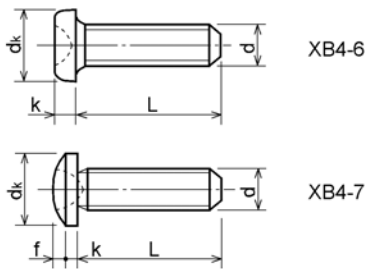
1-6. Special Tapping Screws 特殊タッピンねじ



Type No. 類別番号	Type 類別	Head size (mm) 頭部寸法 (mm)		
		M3	M4	
XB4-5	Binding head バインド	dk	6.3	8.3
		k	1.3	1.7
		k+f	1.9	2.5

Figure ZZB (6 / 7) MECHANICAL STANDARD PARTS (SCREWS)

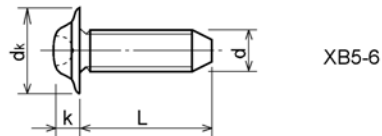
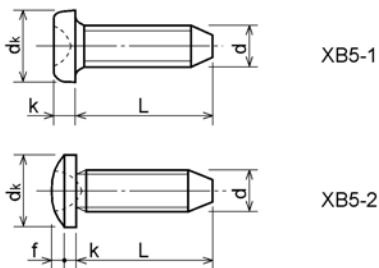
1-7. General Head Tapping Screws 一般用タッピンねじ



Type No. 類別番号	Type 類別
XB4-6	Pan head なべ
XB4-7	Binding head バインド
XB4-8	Countersunk head さら

		Head size (mm) 頭部寸法 (mm)					
		M2	M2.5	M2.6	M3	M4	M5
dk	XB4-6	3.5	4.5	4.5	5.5	7	9
k	XB4-6	1.3	1.7	1.7	2	2.6	3.3
dk	XB4-7	4.3	5.3	5.5	6.3	8.3	10.3
k+f	XB4-7	1.2	1.5	1.6	1.9	2.5	3.1
dk	XB4-8	4	5	5.2	6	8	10
k	XB4-8	1.2	1.45	1.5	1.75	2.3	2.8

1-8. Tapping Screws for Metallic Materials 金属用タッピンねじ

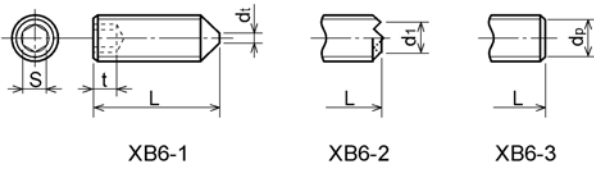


Type No. 類別番号	Type 類別
XB5-1	Pan head なべ
XB5-2	Binding head バインド
XB5-6	Flanged pan head つば付きなべ

		Head size (mm) 頭部寸法 (mm)				
		M2.5	M2.6	M3	M4	M5
dk	XB5-1	4.5	4.5	5.5	7	9
k	XB5-1	1.7	1.7	2	2.6	3.3
dk	XB5-2	5.5	5.5	6.3	8.3	10.3
k+f	XB5-2	1.6	1.6	1.9	2.5	3.1
dk	XB5-6	6.5	6.5	8	10	12
k	XB5-6	2.1	2.1	1.75	3.2	4

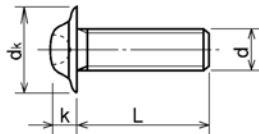
Figure ZZB (7 / 7) MECHANICAL STANDARD PARTS (SCREWS)

1-9. Hexagon Socket Set Screws 六角穴付き止めねじ



Type No. 類別番号	Type 類別	Head size (mm) 頭部寸法 (mm)						
		M1.6 M1.7	M2	M2.5 M2.6	M3	M5	M5	M6
	S	0.7	0.9	1.3	1.5	2	2.5	3
	t	1.5	1.7	2	2	2.5	3	3.5
	d _{t max} XB6-1	0.4	0.5	0.65	0.75	1	1.25	1.5
	d _{1 max} XB6-2	-	1.2	1.5	1.7	2.2	2.8	3.3
	d _{1 min} XB6-2	-	1	1.2	1.4	1.9	2.4	2.9
	d _{p max} XB6-3	0.8	1	1.5	2	2.5	3.5	4
	d _{p min} XB6-3	0.55	0.75	1.25	1.75	2.25	3.2	3.7

1-10. Flanged Pan Head Machine Screws つば付きなべ小ねじ



Type No. 類別番号	Type 類別	Head size (mm) 頭部寸法 (mm)				
		M2	M2.5 M2.6	M3	M5	M5
	d _k	5	6.5	8	10	12
	k	1.7	2.1	2.5	3.2	4

FIG/KEY	PART NUMBER	RANK	QTY	DESCRIPTION	REMARKS
---------	-------------	------	-----	-------------	---------

Figure ZZC MECHANICAL STANDARD PARTS (BOLTS)

2. Bolts (Socket head cap screw) ボルト

How to read Parts Numbers
部品番号の見方

Bolt (Socket head cap screw)
ボルト

XB7-1080-409

Type No.
類別番号

Normal designation (d)
ねじの呼び (d)

Length (L)
ねじの長さ (L)

Material and Surface treatment
材料および表面処理

XB7-1 expresses Hexagon socket head cap screws.
XB7-1は、六角穴付きボルトを表す

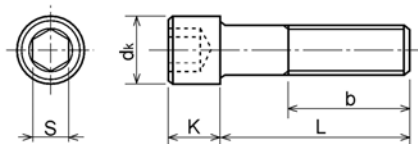
080 expresses M8.0.
080は、M8.0を表す

40 expresses a length of 40mm.
40は、40mmの長さを表す

9 expresses Steel (Black zinc trivalent chromate treating) from Table 1.

9は、表1より鋼（黒色亜鉛3価クロメート）を表す

2-1. Hexagon socket head cap screws 六角穴付きボルト



Type No. 類別番号	Type 類別
XB7-1	Hexagon socket head cap screws 六角穴付きボルト

	Head size (mm) 頭部寸法 (mm)						
	M3	M4	M5	M6	M8	M10	M12
S	2.5	3	4	5	6	8	10
dk	5.5	7	8.5	10	13	16	18
K	3	4	5	6	8	10	12
Screw part length ねじ部長さ b_{max}	18	20	22	24	28	32	36

FIG/KEY	PART NUMBER	RANK	QTY	DESCRIPTION	REMARKS
---------	-------------	------	-----	-------------	---------

Figure ZZD MECHANICAL STANDARD PARTS (NUTS)

3. Nuts ナット

How to read Parts Numbers
部品番号の見方

Nuts
ナット

XB7-2100-309

Type No.
類別番号
Normal designation (d)
ねじの呼び (d)
Material and Surface treatment

材料および表面処理

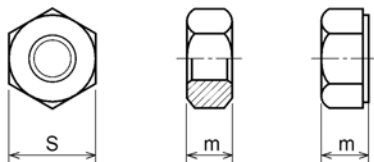
XB7-210 expresses Hexagon nut class 1.
XB7-210は、六角ナット1種を表す

0-30 expresses M3.0.
0-30は、M3.0を表す

9 expresses Steel (Black zinc trivalent chromate
treating) from Table 1.

9は、表1より鋼（黒色亜鉛3価クロメート）を表す

3-1. Hexagon Nuts and Hexagon Thin Nuts 六角ナット



Type No. 類別番号	Type 類別
XB7-210	Hexagon nut Class 1 六角ナット-1種
XB7-220	Hexagon nut Class 3 六角ナット-3種
XB7-230	Hexagon nut Style 1 double chamfered 六角ナット-スタイル1-両面とり
XB7-231	Hexagon nut Style 1 washer faced 六角ナット-スタイル1-座付き
XB7-240	Hexagon nut Style 2 double chamfered 六角ナット-スタイル2-両面とり
XB7-241	Hexagon nut Style 2 washer faced 六角ナット-スタイル2-座付き
XB7-250	Hexagon nut 六角ナット
XB7-260	Hexagon thin nut double chamfered 六角低ナット-両面とり
XB7-270	Hexagon thin nut not chamfered 六角低ナット-面とり無し

	Head size (mm) 頭部寸法 (mm)						
	M2	M2.5	M3	M4	M5	M6	M8
S	4	5	5.5	7	8	10	13
m XB7-210	1.6	2	2.4	3.2	4	5	6.5
m XB7-220	1.2	1.6	1.8	2.4	3.2	3.6	5
m XB7-230, 231	1.6	2	2.4	3.2	4.7	5.2	6.8
m XB7-240, 241	-	-	-	-	5.1	5.7	7.5
m XB7-250	-	-	-	-	5.6	6.1	7.9
m XB7-260	1.2	1.6	1.8	2.2	2.7	3.2	4
m XB7-270	1.2	1.6	1.8	2.2	2.7	3.2	4

FIG/KEY	PART NUMBER	RANK	QTY	DESCRIPTION	REMARKS
---------	-------------	------	-----	-------------	---------

Figure ZZE (1 / 3) MECHANICAL STANDARD PARTS (RETAINING RINGS)

5. Retaining Rings 止め輪

How to read Parts Numbers
部品番号の見方

Retaining Rings
止め輪

XD2-1100-202

Type No.
類別番号
Nominal designation
呼び
Material and Surface treatment
材料および表面処理

XD2-110 expresses retaining ring-E type (Type1).
XD2-110は、E形止め輪（1種）を表す

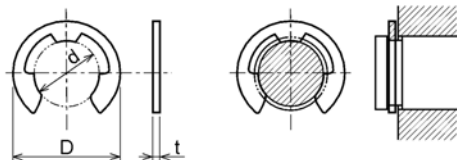
0-20 expresses a 020 of nominal designation.
(See Table 5)

0-20は、呼び020を表す（表5参照）

2 expresses Stainless steel (Surface treatment is not to be given) from Table 1.

2は、表1よりステンレス（表面処理なし）を表す

5-1. Retaining Rings - E type E形止め輪



Type No. 類別番号	Type 類別
XD2-110	Retaining ring - E type (Type 1) E形止め輪（1種）
XD2-120	Retaining ring - E type (Type 2) E形止め輪（2種）

Table 5 表5

Type 種類	Nominal designation 呼び	d (mm)	D (mm)	t (mm)
Type 1 1種	007	0.65	2	0.2
	010	0.95	2.8	0.2
	013	1.25	3.3	0.3
	017	1.65	4.2	0.4
	020	1.95	4.6	0.5
	024	2.35	6	0.6
	028	2.74	6.5	0.6
	032	3.14	7.2	0.6
	037	3.64	8	0.7
	040	3.93	10	0.7
	042	4.13	10	0.7
	050	4.93	11	0.7
	058	5.73	12	0.7
	060	5.93	12.7	0.9
Type 2 2種	064	6.32	13.5	0.9
	074	7.31	15	0.9
	080	7.91	16.5	1
	008	0.8	2	0.2
	012	1.2	3	0.3
	015	1.5	4	0.4
	020	2	5	0.4
	025	2.5	6	0.4
	030	3	7	0.6
	040	4	9	0.6
	050	5	11	0.6
	060	6	12	0.8
	070	7	14	0.8
	080	8	16	0.8
090	9	18	0.8	
100	10	20	1	

Figure ZZE (2 / 3) MECHANICAL STANDARD PARTS (RETAINING RINGS)

5-2. Grip Rings
グリップ止め輪

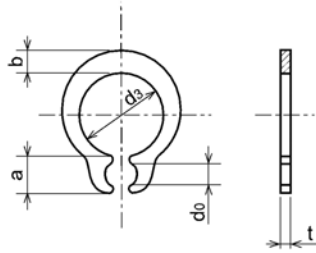


Table 5 表5

Nominal designation 呼び	d ₃ (mm)	t (mm)	b (mm)	a (mm)	d ₀ (mm)
020	1.9	0.5	1	1.8	0.8
025	2.35	0.5	1.2	1.9	0.9
030	2.85	0.6	1.4	1.9	0.9
035	3.3	0.6	1.6	2	0.9
040	3.8	0.8	1.8	2.8	1.2
045	4.25	0.8	2	2.9	1.3
050	4.75	0.8	2.2	2.9	1.3
060	5.7	1	2.4	3.1	1.4
070	6.7	1	2.7	3.3	1.4
080	7.7	1	3	3.5	1.4
090	8.65	1.2	3.3	4.7	1.5
100	9.65	1.2	3.5	4.7	2

Type No. 類別番号	Type 類別
XD2-210	Grip ring グリップ止め輪

5-3. Toothed Retaining Rings
歯付き形止め輪

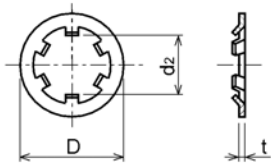


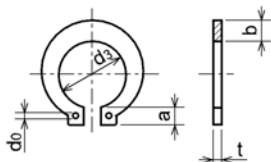
Table 5 表5

Nominal designation 呼び	d ₂ (mm)	D (mm)	t (mm)	No of teeth 歯数
015	1.4	5.2	0.25	3
020	1.9	6	0.25	3
024	2.3	6.4	0.25	3
030	2.8	8	0.25	4
040	3.8	9	0.25	4
050	4.8	10	0.25	5
060	5.8	11	0.25	5
080	7.8	13	0.25	5
100	9.8	15.4	0.25	6

Type No. 類別番号	Type 類別
XD2-230	Toothed retaining ring 歯付き形止め輪

Figure ZZE (3 / 3) MECHANICAL STANDARD PARTS (RETAINING RINGS)

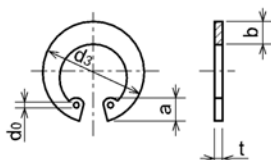
5-4. Retaining Rings - C Type C形止め輪



Type No. 類別番号	Type 類別
XD2-310	Retaining ring - C type for shaft C形止め輪 軸用

Table 5 表5

Nominal designation 呼び	d_3 (mm)	t (mm)	b (mm)	a (mm)	d_0 (mm)
010	9.3	1	1.6	3	1.2
012	11.1	1	1.8	3.2	1.5
014	12.9	1	2	3.4	1.7
015	13.8	1	2.1	3.5	1.7
016	14.7	1	2.2	3.6	1.7
017	15.7	1	2.2	3.7	1.7
018	16.5	1.2	2.6	3.8	1.7
020	18.5	1.2	2.7	3.9	2
022	20.5	1.2	2.7	4.1	2
025	23.2	1.2	3.1	4.3	2
028	25.9	1.5	3.1	4.6	2
030	27.9	1.5	3.5	4.8	2
032	29.6	1.5	3.5	5	2.5
035	32.2	1.5	4	5.4	2.5



Type No. 類別番号	Type 類別
XD2-320	Retaining ring - C type for hole C形止め輪 穴用

Table 5 表5

Nominal designation 呼び	d_3 (mm)	t (mm)	b (mm)	a (mm)	d_0 (mm)
010	10.7	1	1.8	3.1	1.2
011	11.8	1	1.8	3.2	1.2
012	13	1	1.8	3.3	1.5
014	15.1	1	2	3.6	1.7
016	17.3	1	2	3.7	1.7
018	19.5	1	2.5	4	1.7
019	20.5	1	2.5	4	2
020	21.5	1	2.5	4	2
022	23.5	1	2.5	4.1	2
025	26.9	1.2	3	4.4	2
028	30.1	1.2	3	4.6	2
030	32.1	1.2	3	4.7	2
032	34.4	1.2	3.5	5.2	2.5
035	37.8	1.5	3.5	5.2	2.5
037	39.8	1.5	3.5	5.2	2.5
040	43.5	1.8	4	5.7	2.5
042	45.5	1.8	4	5.8	2.5
045	48.5	1.8	4.5	5.9	2.5
047	50.5	1.8	4.5	6.1	2.5
050	54.2	2	4.5	6.5	2.5
052	56.2	2	5.1	6.5	2.5
055	59.2	2	5.1	6.5	2.5
060	64.2	2	5.1	6.8	2.5
062	66.2	2	5.5	6.9	2.5
068	72.5	2.5	6	7.4	2.5
072	76.5	2.5	6.6	7.4	2.5
075	79.5	2.5	6.6	7.8	2.5
080	85.5	2.5	7	8	2.5
085	90.5	3	7	8	3
090	95.5	3	7.6	8.3	3
095	100.5	3	8	8.5	3

FIG/KEY	PART NUMBER	RANK	QTY	DESCRIPTION	REMARKS
---------	-------------	------	-----	-------------	---------