

SP C360SFNw/C361SFNw
(D0A0/D0AB-NA)
Parts Catalog

Parts change information sample


 **Add**

 **Update**

 **Delete**

Model	Product Code	PC Style
SP C360DNw	M0B0	3D
SP C360SFNw	D0A0	3D
SP C360SNw	D0AA	3D
SP C361SFNw	D0AB	3D
NFC Card Reader Type P14	M531	Traditional


Unit All




U001
EXTERIOR



U002
OPERATION



U003
ADF/SCANNER




U004
LASER UNIT




U005
PAPER FEED




U006
PCU




U007
DEVELOPMENT




U008
ITB UNIT




U009
USED TONER



U010
PAPER TRANSPORT




U011
FUSING




U012
PAPER EXIT

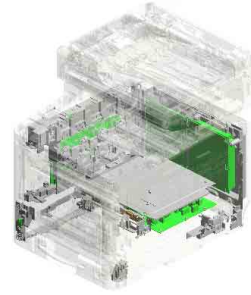
Unit All



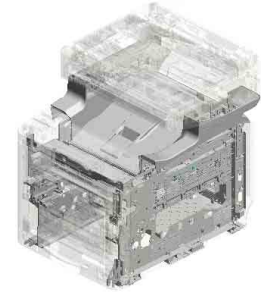
U013
DUPLEX




U014
MAIN DRIVE



U015
ELECTRICAL



U016
MAIN FRAME



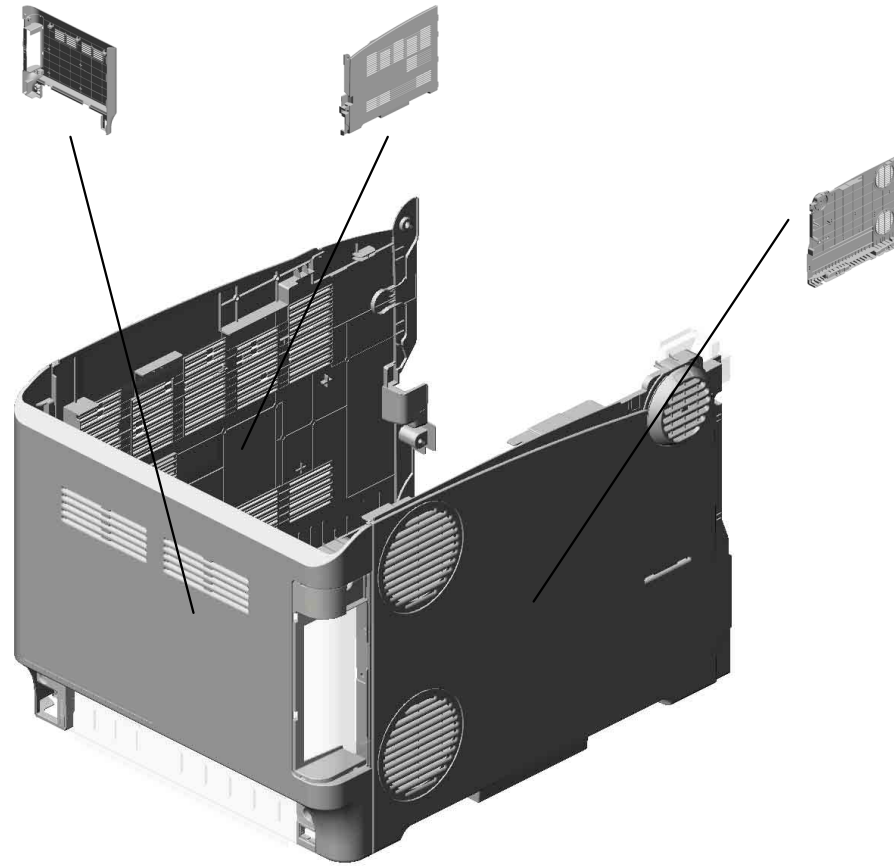
U017
ACCESSORIES

U001.EXTERIOR

U001_S003
M2061241
COVER:REAR:ASS'Y

U001_S001
M2061211
COVER:RIGHT:ASS'Y

U001_S002
M2061221
COVER:LEFT:ASS'Y




U001	U002	U003	U004	U005	U006	U007	U008	U009	U010	U011	U012	U013	U014	U015	U016	U017
------	------	------	------	------	------	------	------	------	------	------	------	------	------	------	------	------

U001 EXTERIOR

5.M1091295 (x2)
SEAL:COVER:REAR:CASSETTE

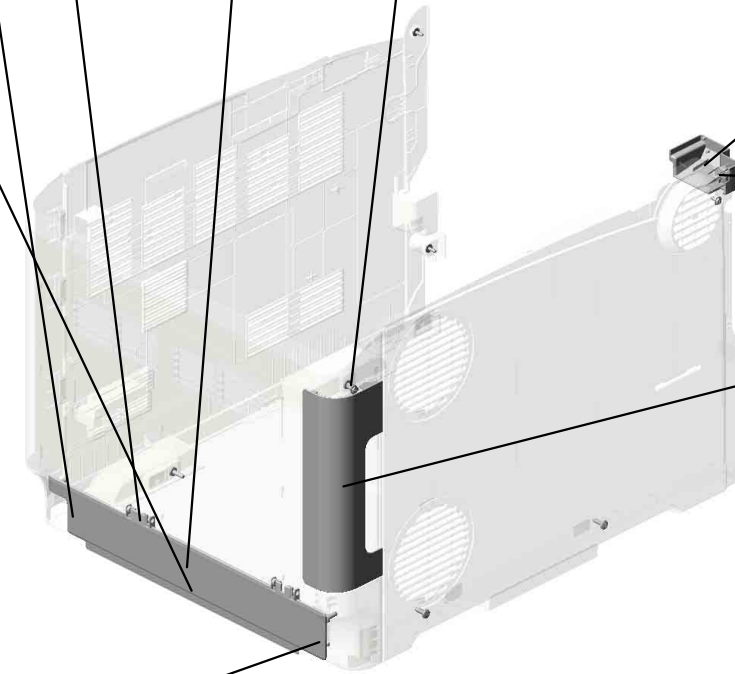
13.M1111281
COVER:REAR:CASSETTE

1.04524012N (x6)
BINDING SELF-TAPPING SCREW:4X12



7.M1091297 (x2)
SPACER:COVER:REAR:CASSETTE

15.M1111294
SHEET:COVER:REAR:CASSETTE



12.M1111272
INNER COVER:EXTERIOR

2.04543008Q (x5)
TAPPING SCREW:3X8

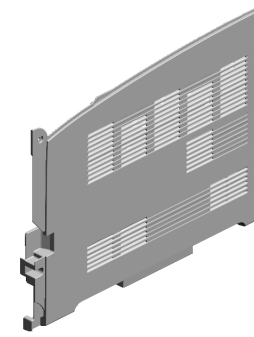
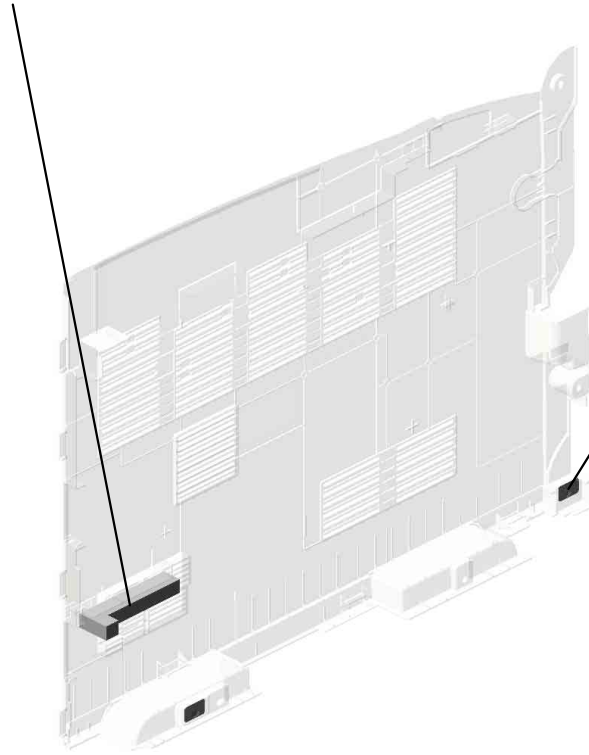
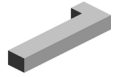
19.M2061283
COVER:INTERFACE

14.M1111287
COVER:REAR:CONNECTOR

U001	U002	U003	U004	U005	U006	U007	U008	U009	U010	U011	U012	U013	U014	U015	U016	U017
------	------	------	------	------	------	------	------	------	------	------	------	------	------	------	------	------

U001_S001
COVER:RIGHT:ASS'Y

8.M1095873
HEAT INSULATION
:DC BRUSHLESS M
OTOR:BLACK



16.M2061211
COVER:RIGHT:AS
SY

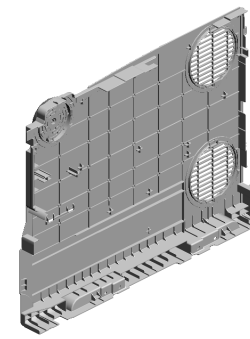


11.M1111262
(x2)
SEAL:COVER:GRIP
:I-GRAY

U001	U002	U003	U004	U005	U006	U007	U008	U009	U010	U011	U012	U013	U014	U015	U016	U017
------	------	------	------	------	------	------	------	------	------	------	------	------	------	------	------	------

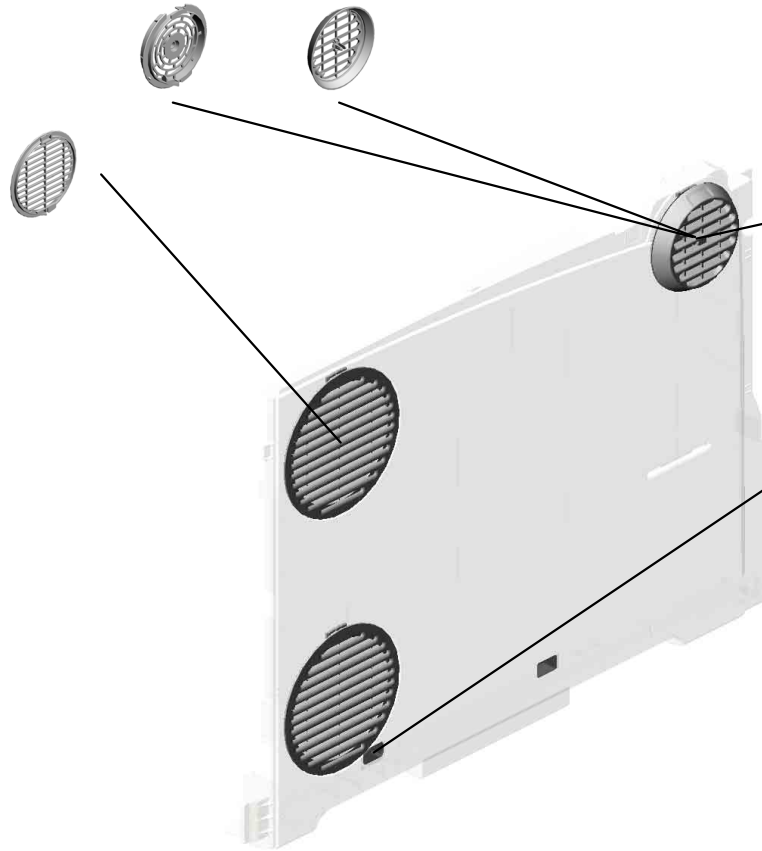
U001_S002
COVER:LEFT:ASS'Y

9.M1111204 3.M1091206
LOUVER:INNER:AS LOUVER:MM60:OU
S'Y TER



17.M2061221
COVER:LEFT:ASS'
Y

10.M1111261
(x2)
LOUVER:MM80



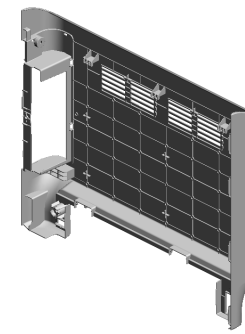

4.M1091226
FILTER:TVOC

11.M1111262
(x2)
SEAL:COVER:GRIP
:I-GRAY

U001	U002	U003	U004	U005	U006	U007	U008	U009	U010	U011	U012	U013	U014	U015	U016	U017
------	------	------	------	------	------	------	------	------	------	------	------	------	------	------	------	------

U001_S003
COVER:REAR:ASS'Y

6.M1091296
(x2)
MAGNETIC:COVER
:REAR

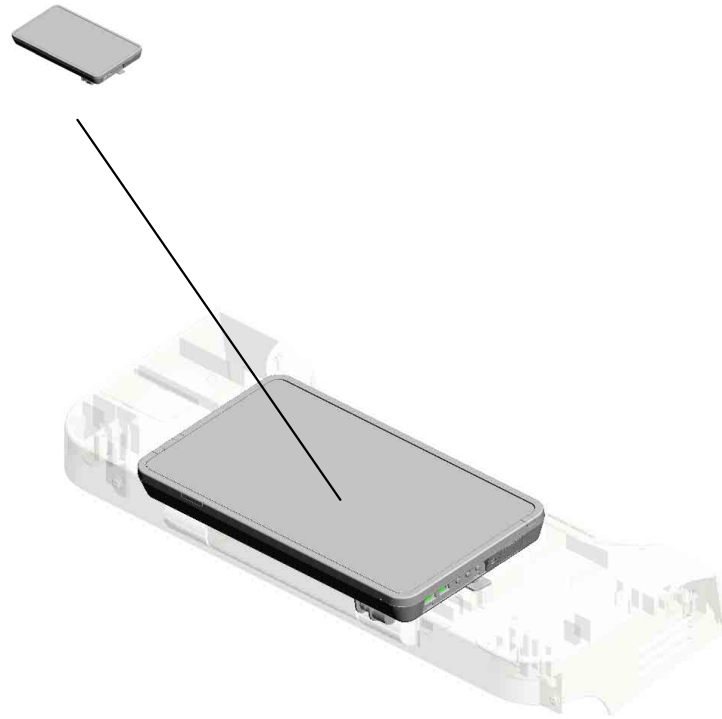


18.M2061241
COVER:REAR:ASS'
Y

U001	U002	U003	U004	U005	U006	U007	U008	U009	U010	U011	U012	U013	U014	U015	U016	U017
------	------	------	------	------	------	------	------	------	------	------	------	------	------	------	------	------

U002.OPERATION

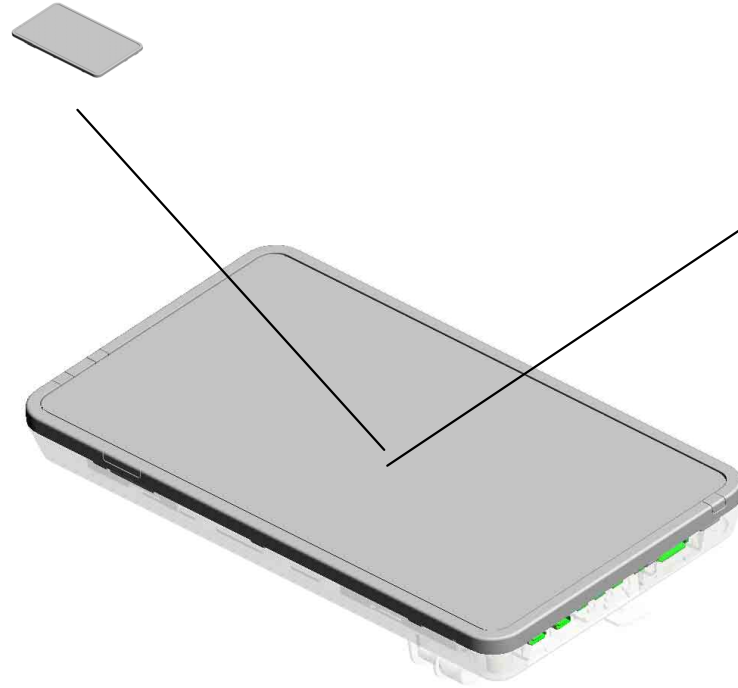
U002 S001
D0A01405
(NA/EU/AA/TWN):(SP C360SF
Nw/C361SFNw):OPERATION
PANEL:ASS'Y



U001	U002	U003	U004	U005	U006	U007	U008	U009	U010	U011	U012	U013	U014	U015	U016	U017
------	-------------	------	------	------	------	------	------	------	------	------	------	------	------	------	------	------

U002_S001.(NA/EU/AA/TWN):(SP C360SFNw/C361SFNw):OPERATION PANEL:ASS'Y

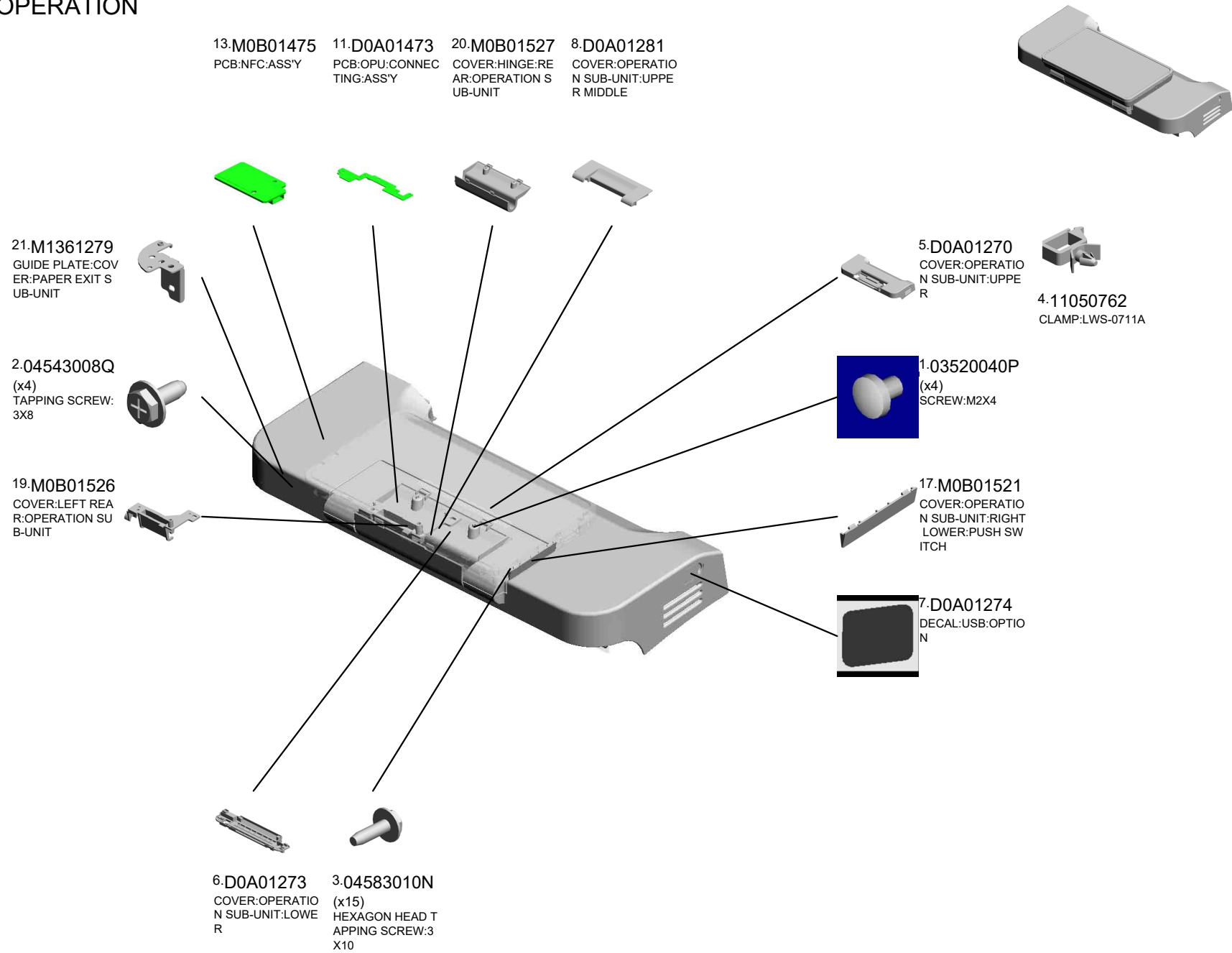
U002_S001_S001
M0B01506
(SP C360SFNw/C361SFNw):C
OVER:OPERATION SUB-UNI
T:FRONT:ASS'Y



U002_S001_S002
D0A01453
(NA/EU/AA/TWN):PCB:ASS'Y

U001	U002	U003	U004	U005	U006	U007	U008	U009	U010	U011	U012	U013	U014	U015	U016	U017
------	-------------	------	------	------	------	------	------	------	------	------	------	------	------	------	------	------

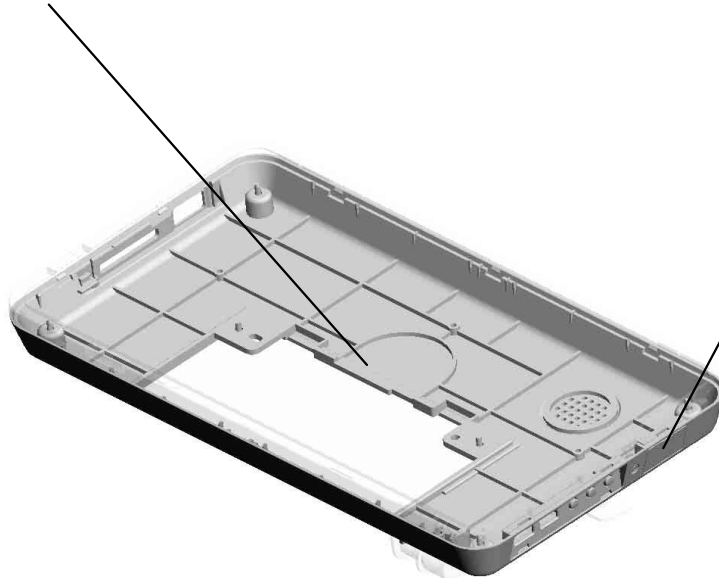

U002 OPERATION



U001	U002	U003	U004	U005	U006	U007	U008	U009	U010	U011	U012	U013	U014	U015	U016	U017
------	-------------	------	------	------	------	------	------	------	------	------	------	------	------	------	------	------

U002_S001
(NA/EU/AA/TWN):(SP C360SFNw/C361SFNw):OPERATION PANEL:ASS'Y

14.M0B01505
COVER:OPERATIO
N PANEL:REAR:AS
S'Y



18.M0B01522
COVER:OPERATIO
N SUB-UNIT:RIGHT
UPPER:USB




22.D0A01405
(NA/EU/AA/TWN):(SP C360SFNw/C361SFNw):OPERATIO
N PANEL:ASS'Y

U001	U002	U003	U004	U005	U006	U007	U008	U009	U010	U011	U012	U013	U014	U015	U016	U017
------	------	------	------	------	------	------	------	------	------	------	------	------	------	------	------	------

U002_S001_S001
(SP C360SFNw/C361SFNw):COVER:OPERATION SUB-UNIT:FRONT:ASS'Y

16.M0B01512
LCD:OPERATION P
ANEL:FRONT:ASS'
Y

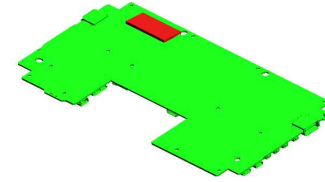


15.M0B01506
(SP C360SFNw/C36
1SFNw):COVER:OP
ERATION SUB-UNI
T:FRONT:ASSY

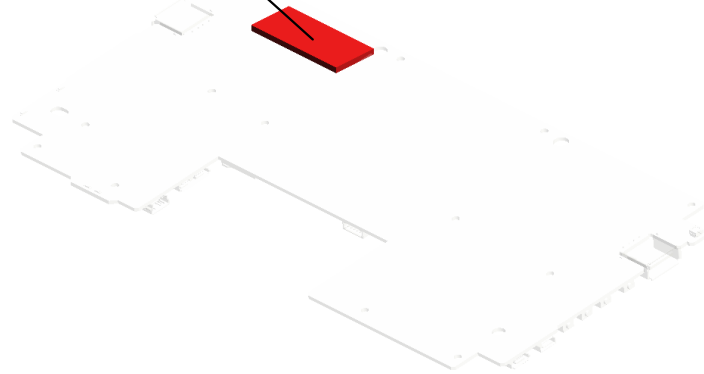

U001	U002	U003	U004	U005	U006	U007	U008	U009	U010	U011	U012	U013	U014	U015	U016	U017
------	-------------	------	------	------	------	------	------	------	------	------	------	------	------	------	------	------

U002_S001_S002
(NA/EU/AA/TWN):PCB:ASS'Y

12.D2951521
PCB:W-LAN:DHSB-
R40



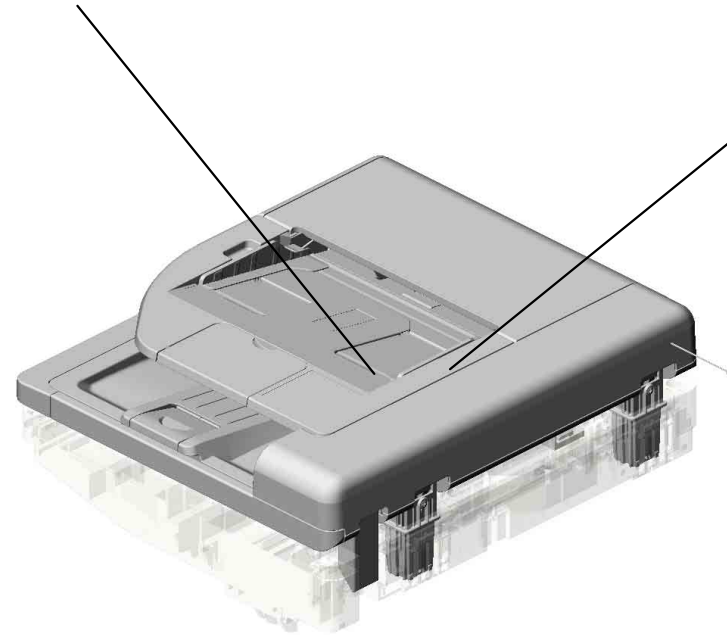
23.D0A01453
(NA/EU/AA/TWN):P
CB:ASS'Y



U001	U002	U003	U004	U005	U006	U007	U008	U009	U010	U011	U012	U013	U014	U015	U016	U017
------	------	------	------	------	------	------	------	------	------	------	------	------	------	------	------	------

U003.ADF/SCANNER

U003_S002
D3EH0015
ADF:ASS'Y



U003_S001
D0A01711
CARRIAGE:SCANNER:SUB-A
SSY



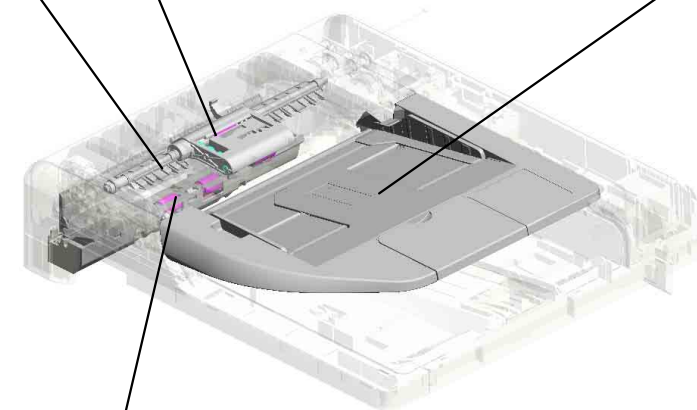
U001	U002	U003	U004	U005	U006	U007	U008	U009	U010	U011	U012	U013	U014	U015	U016	U017
------	------	------	------	------	------	------	------	------	------	------	------	------	------	------	------	------

U003_S002.ADF:ASS'Y

U003 S002 S002
D3EH2200
PAPER FEED UNIT:ASS'Y

U003_S002_S004
D3EH2731
MANUAL FEED TABLE:ASS'Y

U003_S002_S001
D3EH2100
ORIGINAL TABLE:ASS'Y

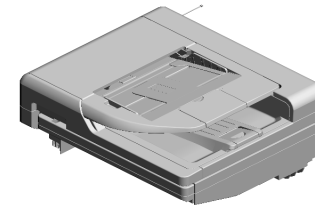


U003 S002 S003
D3EH2701
FRAME:SCANNING:FRONT:A
SS'Y

U001	U002	U003	U004	U005	U006	U007	U008	U009	U010	U011	U012	U013	U014	U015	U016	U017
------	------	------	------	------	------	------	------	------	------	------	------	------	------	------	------	------

U003 ADF/SCANNER

- 8.04583012N (x10)
HEXAGON HEAD TAPPING SCREW:3 X12
- 47.D0A01742 GEAR:SLOW DOWN:2TYPE
- 2.03530040N (x2)
SCREW - M3X4
- 48.D0A01743 GEAR:SLOW DOWN:1TYPE:RIGHT
- 39.D0A01710 OPTICAL READING UNIT:CIS:ASSY



- 14.08050104 RETAINING RINGS -E:SILENCER:DIA4



- 45.D0A01740 GEAR:PULLEY:DRIVE




- 12.08050100 (x3)
RETAINING RING - M2.5



- 46.D0A01741 GEAR:IDLER



- 3.03603006N (x2)
SCREW - M3X6



- 50.D0A01745 PIN:DRIVEN:PULLEY



- 20.16072790 FERRITE CORE:K3
FF 28.00X14.60X7.70X1.40



- 49.D0A01744 PULLEY:IDLER



- 17.11050758 (x14)
CLAMP:LWSM-0306A



- 13.08050103 (x2)
RETAINING RINGS -E:SILENCER:DIA3



- 44.D0A01728 TORSION SPRING: PRESSURE PLATE:ON OFF DETECTOR

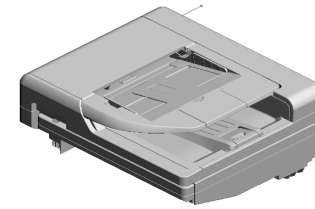


- 33.AX040302 DC STEPPER MOTOR:NMB:RIGHT:16 DEG
- 18.11050759 CLAMP:LWSM-0605A
- 43.D0A01727 COIL SPRING:PRESSURE PLATE:ON OFF DETECTOR:FEELER
- 42.D0A01726 FEELER:PRESSURE PLATE:ON OFF DETECTOR:LIGHT SHIELDING PLATE
- 41.D0A01725 FEELER:PRESSURE PLATE:ON OFF DETECTOR



U003 ADF/SCANNER


163.D3EH4900 53.D0A01770 181.D6874551
 PRESSURE PLATE ORIGINAL TRAY: A SYNCHRONOUS B
 :ASSY SS'Y ELT:40S2M796



55.D1171804
 (x2)
 CAP:TIMING PULL
 EY



184.J5023127
 (x3)
 BUSHING:STEPPE
 R MOTOR



51.D0A01746
 LINK:IDLER:TENSI
 ON SPRING



52.D0A01747
 TENSION SPRING:
 DRIVE:15N



185.M1095857
 (x4)
 HEXAGON HEAD T
 APPING SCREW:3
 X10:DIA10



164.D3EH4910
 (x2)
 SCREW:HINGE



182.GW020024
 (x3)
 PHOTOINTERRUP
 TOR:LG2A24BL1:G
 F
 201811-01 X/O




U003_S001
CARRIAGE:SCANNER:SUB-ASS'Y


11.08046123

(x2)

HEXAGONAL BOLT
:W/WASHER:M3X8



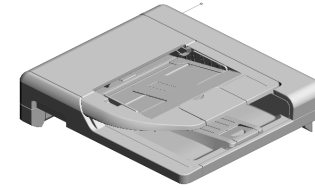
40.D0A01711
CARRIAGE:SCANN
ER:SUB-ASS'Y



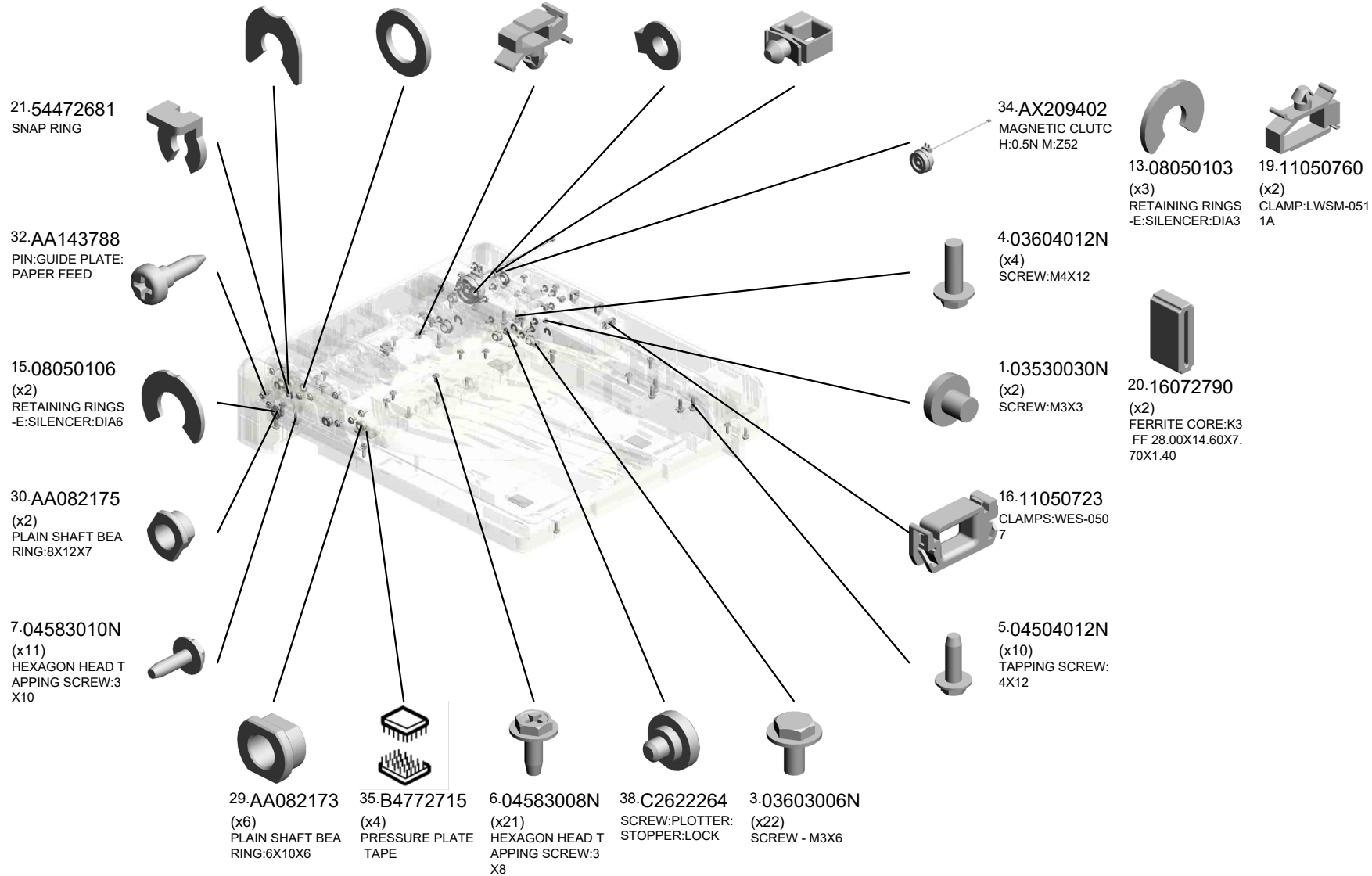
U001	U002	U003	U004	U005	U006	U007	U008	U009	U010	U011	U012	U013	U014	U015	U016	U017
------	------	------	------	------	------	------	------	------	------	------	------	------	------	------	------	------

U003_S002
ADF:ASS'Y

- 14.08050104 (x11) RETAINING RINGS -E:SILENCER:DIA4
- 31.AA132208 SPACER - M6
- 17.11050758 (x4) CLAMP:LWSM-030 6A
- 36.B8722421 (x2) BUSHING:FEED
- 18.11050759 (x4) CLAMP:LWSM-060 5A



58.D3EH0015
[A]
ADF:ASS'Y
201801-01 X/O



U001	U002	U003	U004	U005	U006	U007	U008	U009	U010	U011	U012	U013	U014	U015	U016	U017
------	------	------	------	------	------	------	------	------	------	------	------	------	------	------	------	------

U003_S002
ADF:ASS'Y

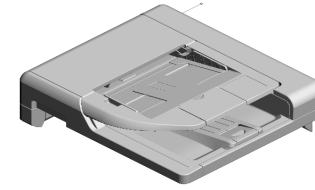
88.D3EH2503
COMPRESSION SPRING:SEPARATION PAD

62.D3EH1202
(x2)
ROLLER:SCANNING:REAR

67.D3EH1303
SHAFT:EXIT:DRIVEN

56.D1364233
STEPPED SCREW:
DIA5:M3X3.8

70.D3EH1401
HINGE:LEFT:DAMPER



58.D3EH0015
[A]
ADF:ASS'Y
201801-01 X/O

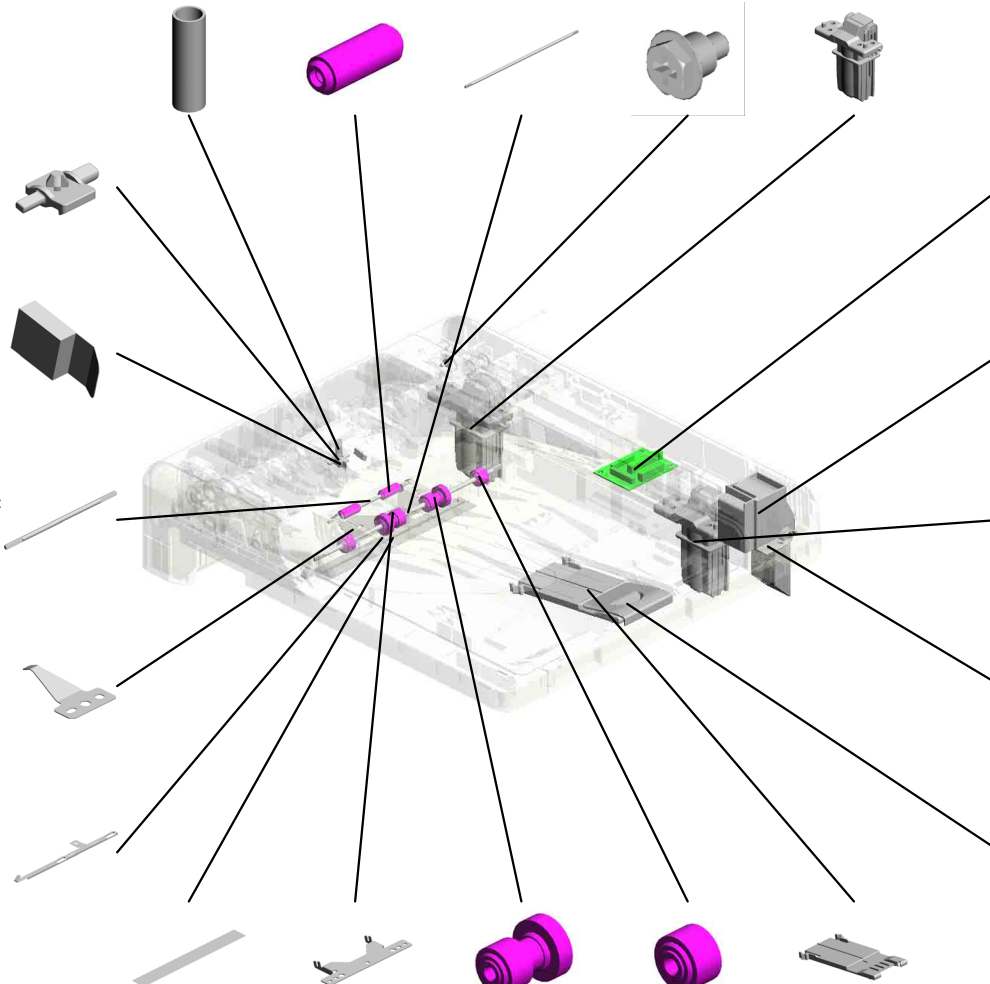
87.D3EH2502
HOLDER:COMPRESSION SPRING:HOLDER:FRICION PAD

57.D3DJ3119
(x2)
CUSHION:SEPARATION

63.D3EH1203
SHAFT:SCANNING:REAR:DRIVEN

64.D3EH1204
(x2)
SPRING PLATE:SCANNING:REAR:DRIVEN:5N

65.D3EH1205
GROUND PLATE:BASE



54.D0A05604
PCB:DFRB-F_2

73.D3EH1702
HOLDER:GUIDE:HARNESS:CONTACT POINT

71.D3EH1501
HINGE:RIGHT:NON DAMPER

72.D3EH1701
GUIDE:HARNESS:CONTACT POINT

60.D3EH1108
EXTENSION TRAY:EXIT:TURN

66.D3EH1206
SHEET:COVER:GROUND PLATE:BASE

61.D3EH1201
BRACKET:SCANNING:REAR:DRIVEN

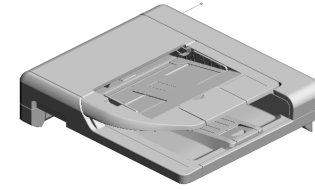
69.D3EH1305
(x2)
DRIVEN ROLLER:EXIT:DRIVEN:INNER

68.D3EH1304
(x2)
DRIVEN ROLLER:EXHAUST:DRIVEN:OUTER

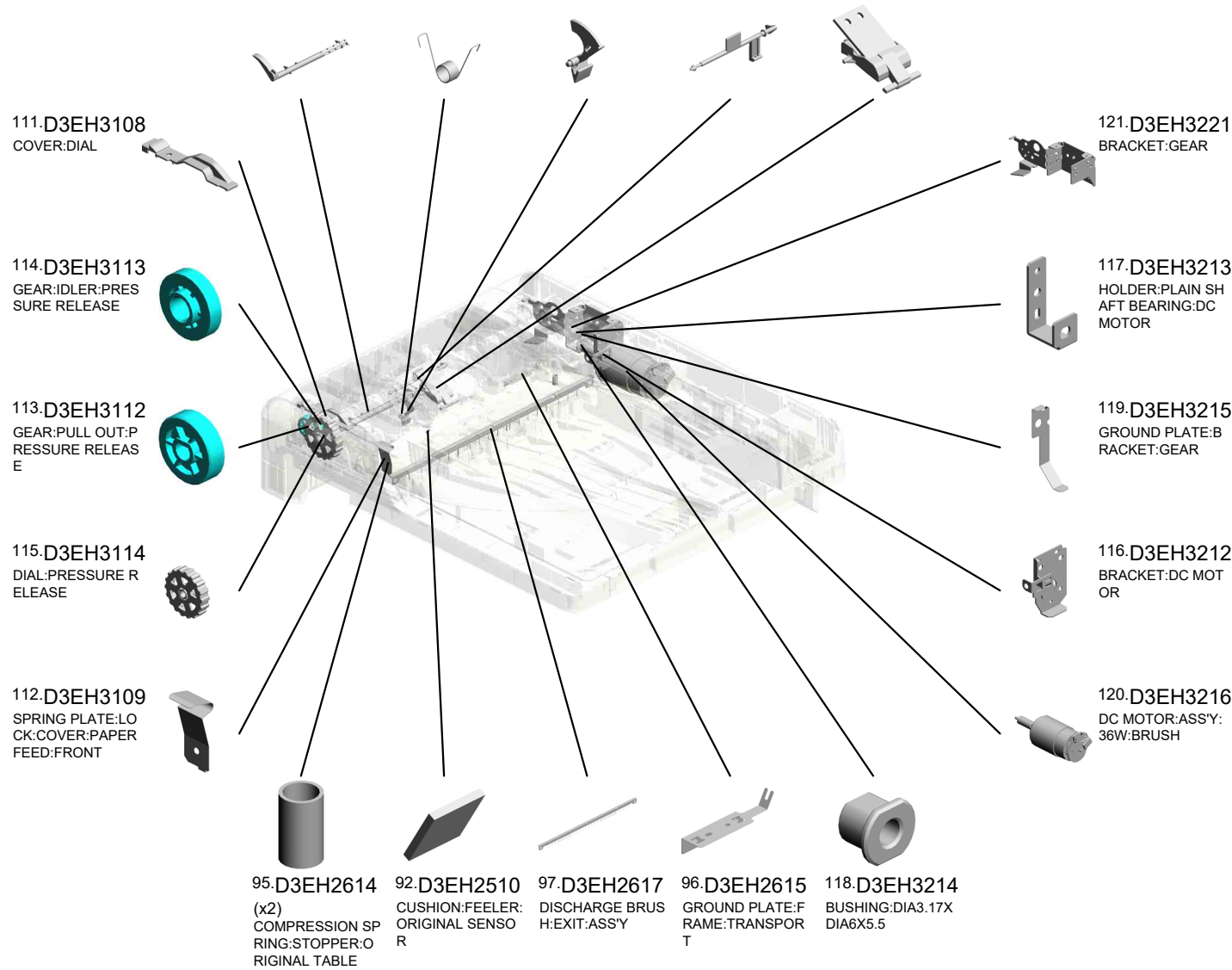
59.D3EH1107
EXTENSION TRAY:EXIT:MOVE

U003_S002
ADF:ASS'Y

- 91.D3EH2508 LEVER:PRESSURE RELEASE:SEPARATION
- 94.D3EH2612 TORSION SPRING:REGISTRATION SENSOR:0.01N
- 93.D3EH2611 FEELER:REGISTRATION SENSOR
- 90.D3EH2507 FEELER:FEED
- 89.D3EH2504 FRICTION PAD:ASS'Y

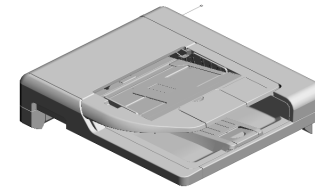


58.D3EH0015
[A]
ADF:ASS'Y
201801-01 X/O



U001	U002	U003	U004	U005	U006	U007	U008	U009	U010	U011	U012	U013	U014	U015	U016	U017
------	------	------	------	------	------	------	------	------	------	------	------	------	------	------	------	------

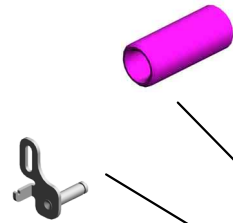
U003_S002
ADF:ASS'Y



58.D3EH0015
[A]
ADF:ASS'Y
201801-01 X/O

134.D3EH3257 ROLLER:IDLER
136.D3EH3259 GEAR:IDLER:ELECTROMAGNETIC CONTACT
127.D3EH3250 SHAFT:PAPER FEED D:COUPLING
140.D3EH3263 GEAR:IDLER:FEED
128.D3EH3251 GEAR:ROLLER:FEED

123.D3EH3233
TIGHTENER:SLIDE



124.D3EH3236
(x3)
ROLLER:TIGHTENER:DIA4



122.D3EH3231
TENSION SPRING:
TIGHTENER:SLIDE
:3N



133.D3EH3256
TIMING BELT:50S2
M256



131.D3EH3254
TIMING PULLEY:D
RIVEN:SCANNING:
FRONT



125.D3EH3242
TENSION SPRING:
TIGHTENER:TURN:
3N



130.D3EH3253
TIMING PULLEY:D
RIVE



126.D3EH3243
TIGHTENER:TURN



135.D3EH3258
SLIDER:CAM



132.D3EH3255
TIMING BELT:50S2
M214



137.D3EH3260
GEAR:IDLER:JOINT



138.D3EH3261
GEAR:WORM WHEEL:JOINT



141.D3EH3264
COMPRESSION SPRING:RELEASE:JOINT:1N



139.D3EH3262
GEAR:JOINT

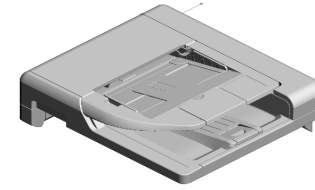


129.D3EH3252
(x3)
TIMING PULLEY:D
RIVEN



U003_S002
ADF:ASS'Y

- 144.D3EH3267 TORQUE LIMITER MECHANICAL CLUTCH:PAPER FEED UNIT
- 145.D3EH3268 GEAR:TORQUE LIMITER MECHANICAL CLUTCH
- 148.D3EH3272 SPACER:ELECTROMAGNETIC CLUTCH
- 150.D3EH3275 SPACER:TORQUE LIMITER MECHANICAL CLUTCH
- 149.D3EH3274 BRACKET:TORQUE LIMITER MECHANICAL CLUTCH



58.D3EH0015
[A]
ADF:ASS'Y
201801-01 X/O

156.D3EH4103
(x2)
COMPRESSION SPRING:DRIVEN ROLLER:PULL OUT



158.D3EH4105
(x2)
PLAIN SHAFT BEARING:PULL OUT:DRIVEN:DIA4





155.D3EH4102
COVER:PAPER FEED



151.D3EH3301
DRIVE ROLLER:PULL OUT



152.D3EH3302
DRIVE ROLLER:SCANNING:FRONT



142.D3EH3265
COMPRESSION SPRING:PRESSURE:JOINT:1N



143.D3EH3266
SLIDER:PRESSURE:JOINT



146.D3EH3269
HOLDER:GREASE



147.D3EH3270
SPRING PLATE:LOCK:COVER:PAPER FEED:REAR



160.D3EH4301
COVER:REAR

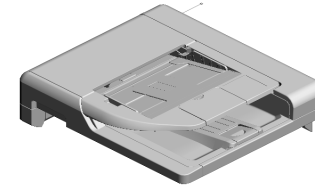


- 157.D3EH4104 FEELER:SET SENSOR:NO.2
- 159.D3EH4201 COVER:FRONT
- 153.D3EH3303 DRIVE ROLLER:SCANNING:REAR
- 154.D3EH3304 DRIVE ROLLER:EXIT
- 161.D3EH4401 COVER:RIGHT



U003_S002
ADF:ASS'Y

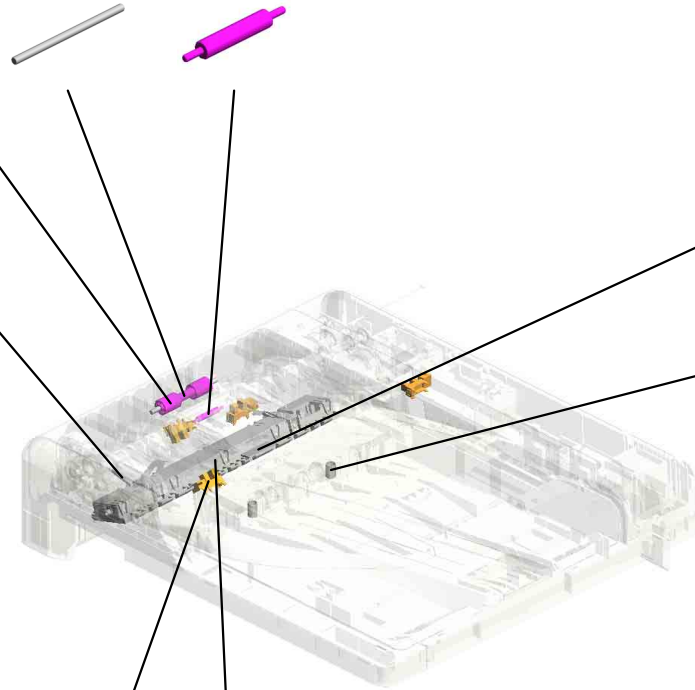
176.D6064516 173.D6063115
SHAFT:ROLLER:P ROLLER:SEPARAT
ULL OUT ION



58.D3EH0015
[A]
ADF:ASS'Y
201801-01 X/O

175.D6064515
(x2)
ROLLER:DRIVEN:S
HORT

174.D6063117
TENSION SPRING:
PRESSURE RELEA
SE:SEPARATION:4.
5N

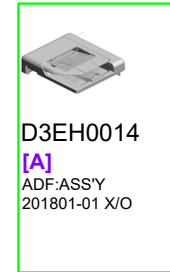


183.H5211350
PAD - PICK-UP

165.D6061114
(x2)
COMPRESSION SP
RING:EXIT:DRIVEN



182.GW020024 162.D3EH4500
(x4) OPTICAL READING
PHOTOINTERRUP MD:BEHIND:ASS'Y
TOR:LG2A24BL1.G
F
201811-01 X/O




D3EH0014
[A]
ADF:ASS'Y
201801-01 X/O

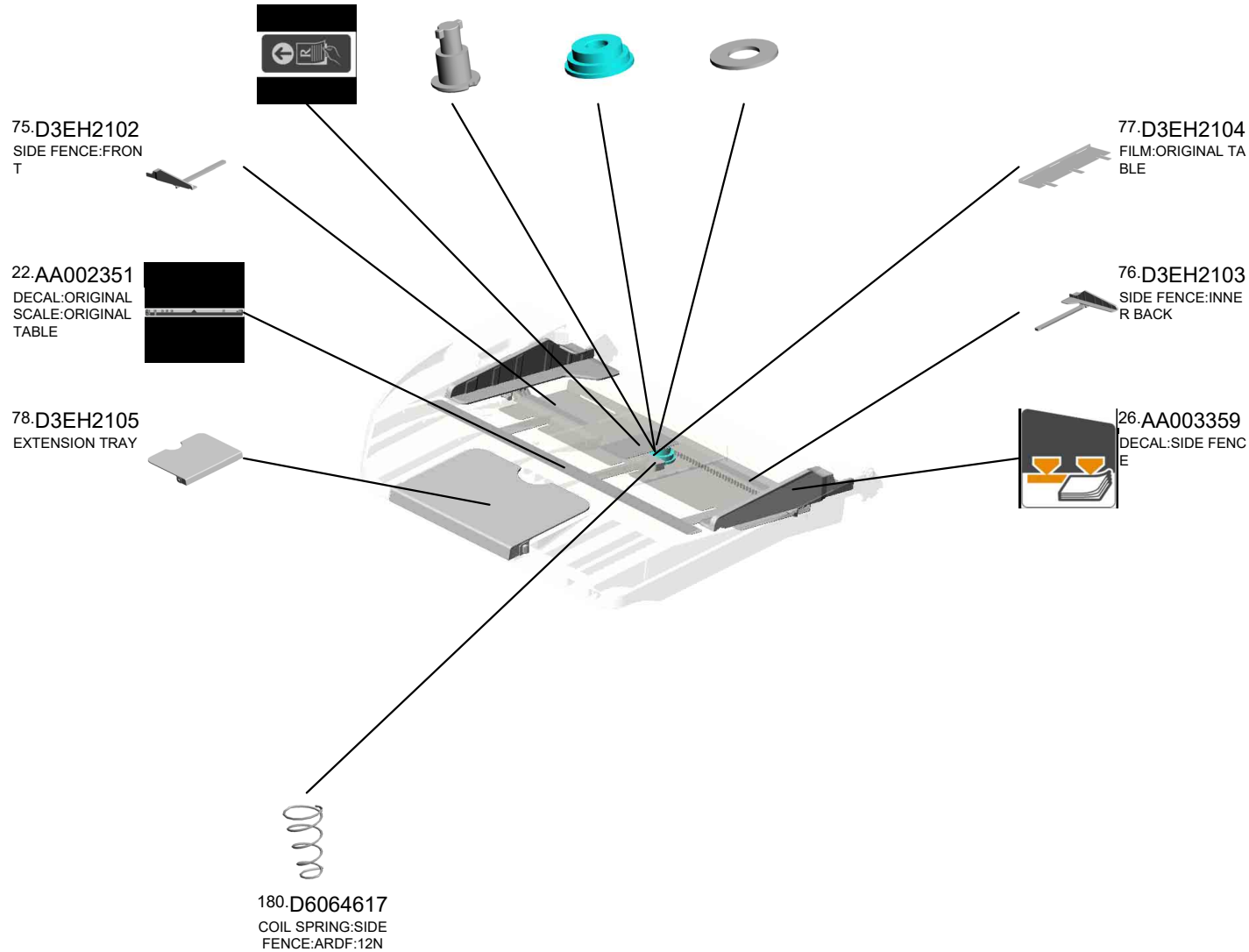
U001	U002	U003	U004	U005	U006	U007	U008	U009	U010	U011	U012	U013	U014	U015	U016	U017
------	------	------	------	------	------	------	------	------	------	------	------	------	------	------	------	------

U003_S002_S001
ORIGINAL TABLE:ASS'Y

25.AA003351 178.D6064615 177.D6064614 179.D6064616
 DECAL:ORIGINAL: PIN:SIDE FENCE GEAR:SIDE FENCE DISC:SIDE FENCE
 SET:ORIGINAL TA
 BLE



74.D3EH2100
ORIGINAL TABLE:ASS'Y



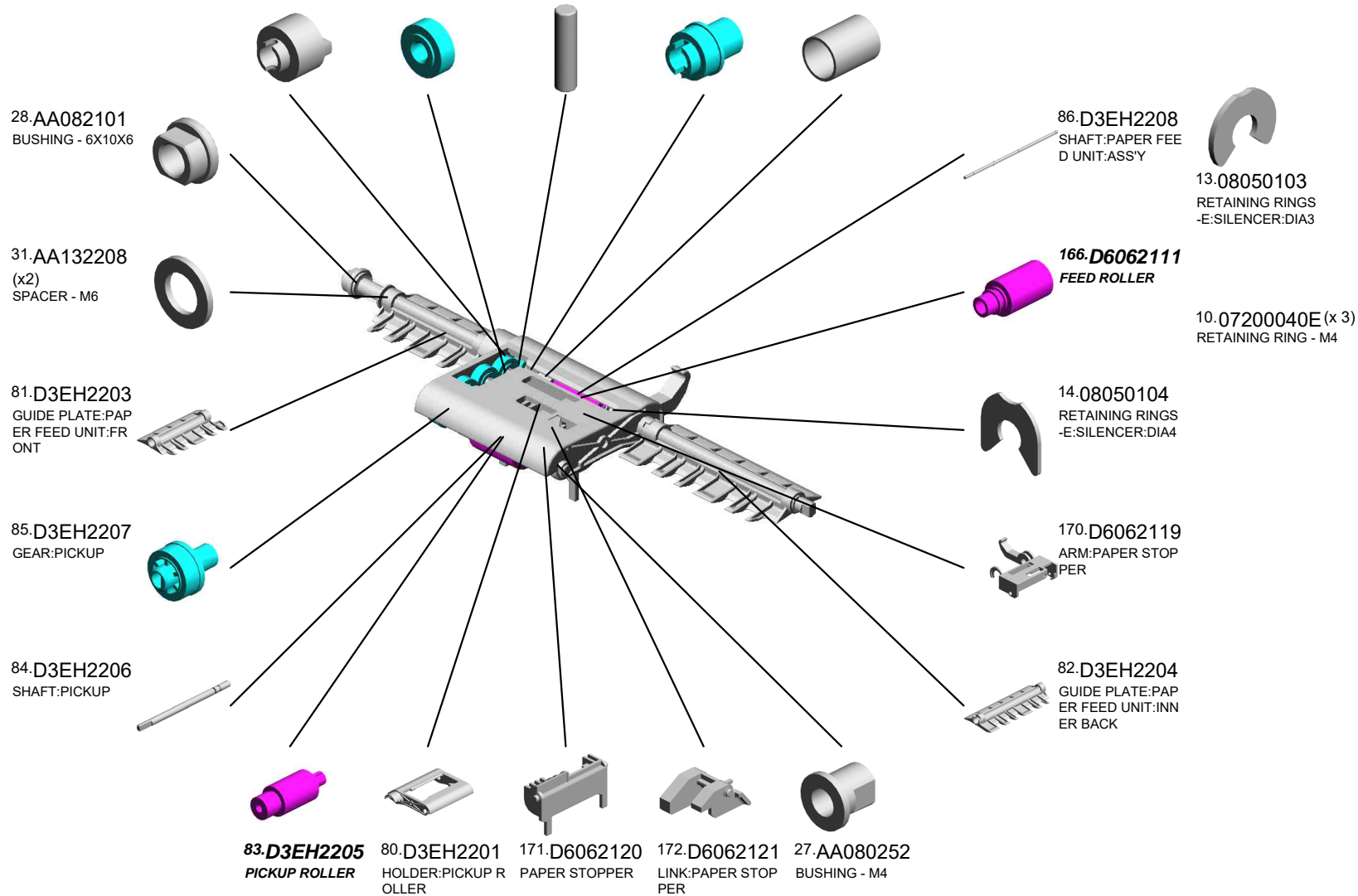
U001	U002	U003	U004	U005	U006	U007	U008	U009	U010	U011	U012	U013	U014	U015	U016	U017
------	------	------	------	------	------	------	------	------	------	------	------	------	------	------	------	------

U003_S002_S002
PAPER FEED UNIT:ASS'Y

167.D6062115 TORQUE LIMITER MECHANICAL CLUTCH:FEED
169.D6062117 (x3) GEAR:IDLER:FEED
9.06320080G PARALLEL KEY - 2 X8MM
168.D6062116 GEAR:FEED
37.B8722526 SPRING:ROLLER CLUTCH



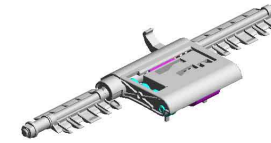
79.D3EH2200
PAPER FEED UNIT
:ASS'Y




U001	U002	U003	U004	U005	U006	U007	U008	U009	U010	U011	U012	U013	U014	U015	U016	U017
------	------	------	------	------	------	------	------	------	------	------	------	------	------	------	------	------

U003_S002_S002
PAPER FEED UNIT:ASS'Y

186.M3642124
COMPRESSION SP
RING:PAPER FEED
UNIT

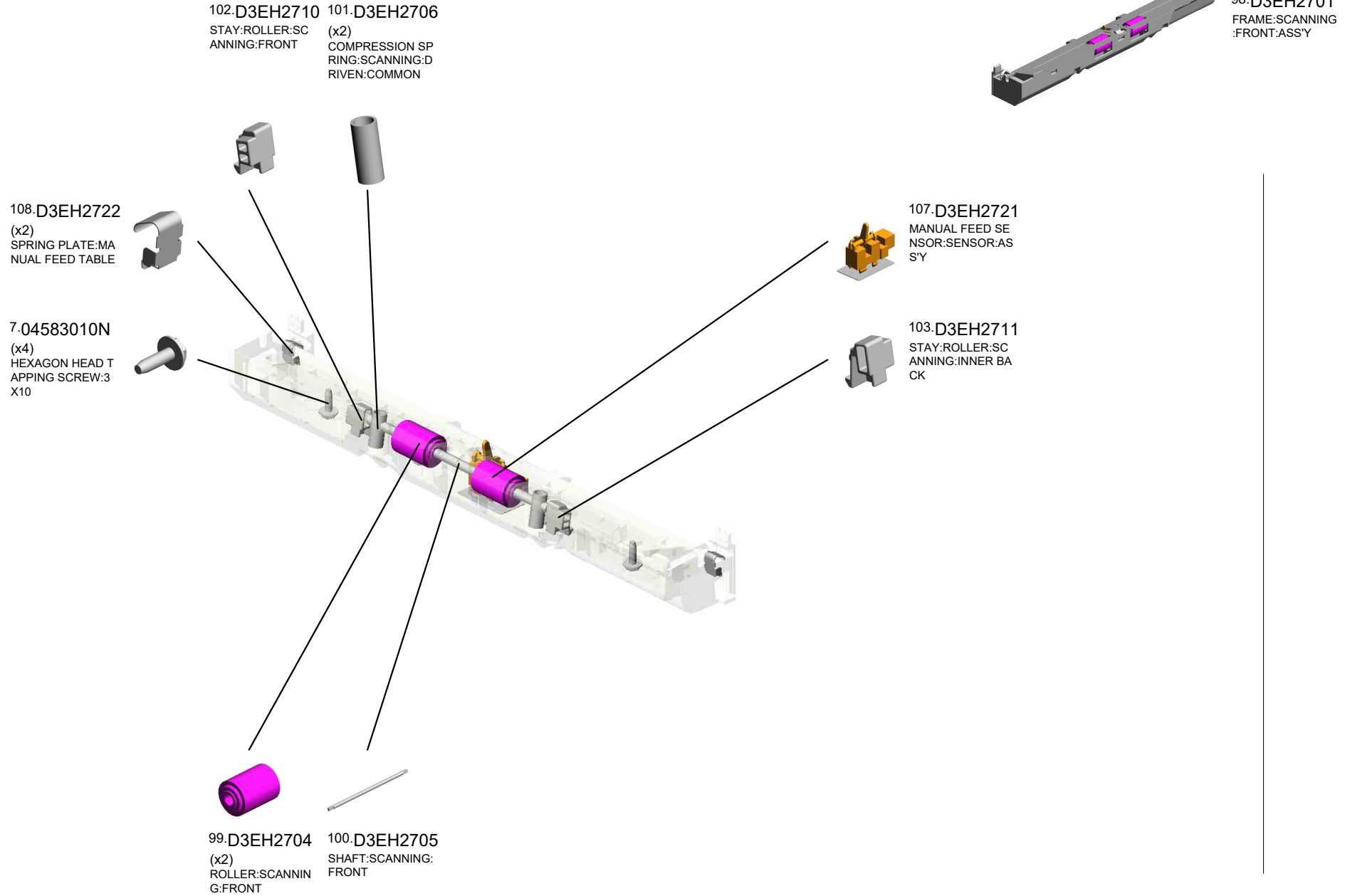


79.D3EH2200
PAPER FEED UNIT
:ASS'Y



U001	U002	U003	U004	U005	U006	U007	U008	U009	U010	U011	U012	U013	U014	U015	U016	U017
------	------	------	------	------	------	------	------	------	------	------	------	------	------	------	------	------


U003_S002_S003
 FRAME:SCANNING:FRONT:ASS'Y



U001	U002	U003	U004	U005	U006	U007	U008	U009	U010	U011	U012	U013	U014	U015	U016	U017
------	------	------	------	------	------	------	------	------	------	------	------	------	------	------	------	------

U003_S002_S004
 MANUAL FEED TABLE:ASS'Y

104.D3EH2715 106.D3EH2717
 RACK:SIDE FENCE GEAR:SIDE FENCE
 :FRONT



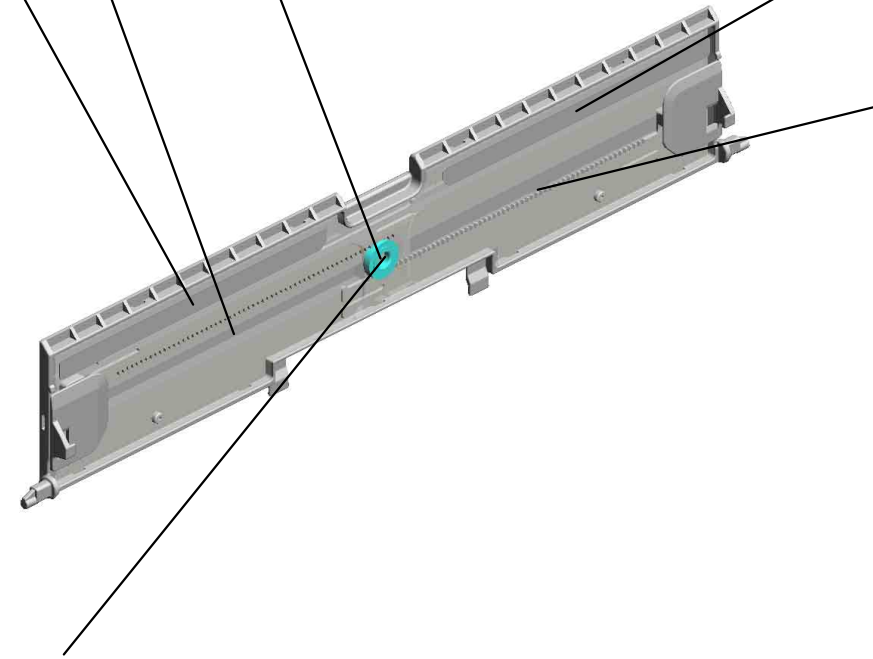
110.D3EH2731
 [A]
 MANUAL FEED TA
 BLE:ASS'Y
 201801-02 X/O

24.AA002353
 DECAL:ORIGINAL
 SCALE:MANUAL F
 EED TABLE:FRON
 T



23.AA002352
 DECAL:ORIGINAL
 SCALE:MANUAL F
 EED TABLE:INNER
 BACK

105.D3EH2716
 RACK:SIDE FENCE
 :REAR



109.D3EH2724
 CASE:MANUAL FE
 ED TABLE:PRINTIN
 G



D3EH2712
 [A]
 MANUAL FEED TA
 BLE:ASS'Y
 201801-02 X/O

U001	U002	U003	U004	U005	U006	U007	U008	U009	U010	U011	U012	U013	U014	U015	U016	U017
------	------	------	------	------	------	------	------	------	------	------	------	------	------	------	------	------

U004.LASER UNIT


U004_S002
M1111861
PCB:SENSOR:TONER END S
ENSOR:ASS'Y

U004_S005
M1111861
PCB:SENSOR:TONER END S
ENSOR:ASS'Y

U004_S001
M0B01923
COVER:DISCHARGE LAMP:V
:ASS'Y

U004_S003
M1111861
PCB:SENSOR:TONER END S
ENSOR:ASS'Y


U004_S004
M1111861
PCB:SENSOR:TONER END S
ENSOR:ASS'Y



U001	U002	U003	U004	U005	U006	U007	U008	U009	U010	U011	U012	U013	U014	U015	U016	U017
------	------	------	-------------	------	------	------	------	------	------	------	------	------	------	------	------	------

U004 LASER UNIT

- 6.M1091904 LINK:RIGHT:LED HEAD
- 8.M1091908 (x2) PIN:FIX:LINK:LED HEAD:1
- 14.M1095868 (x2) SPACER:FLAT CAB LE:LED HEAD
- 13.M1091941 (x3) STOPPER:TORSION SPRING:LED HEAD
- 18.M1111902 (x3) TORSION SPRING:LED HEAD:RIGHT



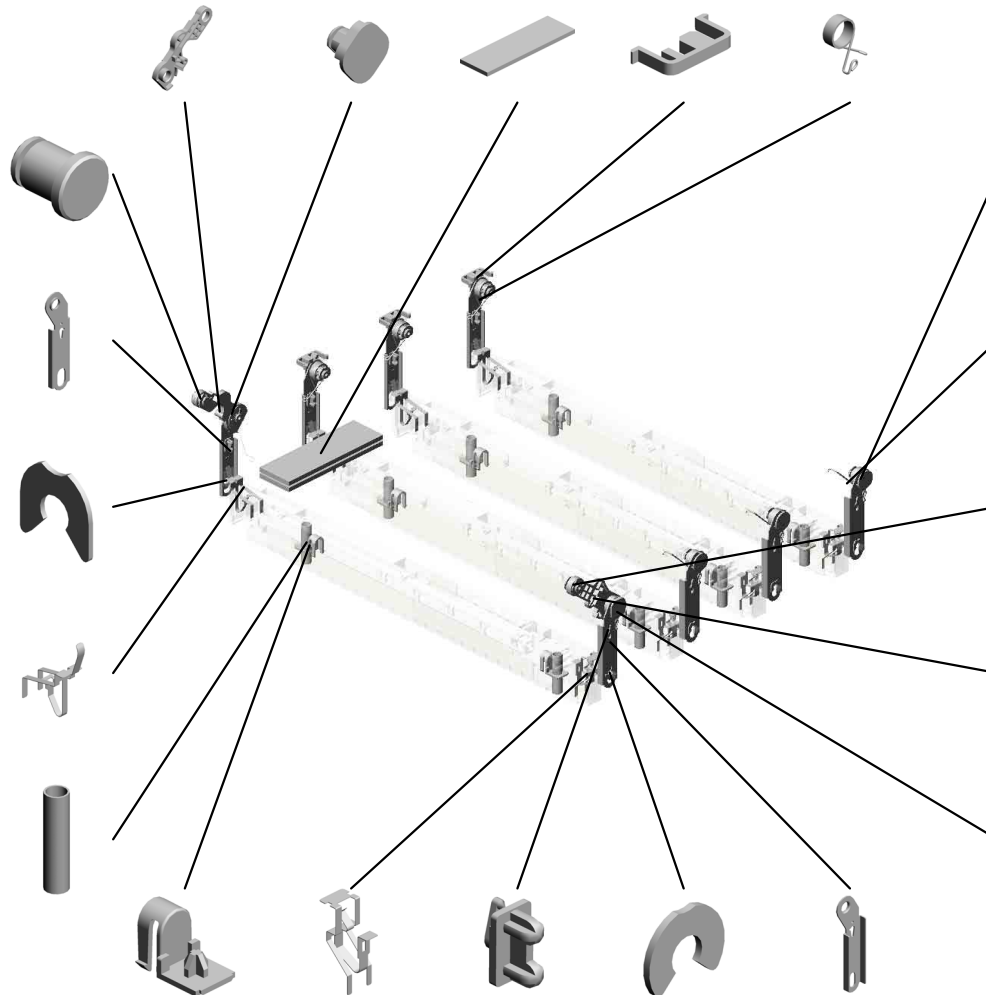
- 11.M1091932 PIN:EARTH:LED HEAD:K

- 10.M1091930 (x4) HINGE:RIGHT:LED HEAD

- 3.08050104 (x14) RETAINING RINGS-E:SILENCER:DIA4

- 21.M1111913 (x4) GROUND PLATE:RIGHT:LED HEAD

- 22.M1111914 (x8) COMPRESSION SPRING:LED HEAD



- 12.M1091940 (x6) PIN:FIX:HINGE:LED HEAD

- 17.M1111901 (x3) TORSION SPRING:LED HEAD:LEFT

- 9.M1091909 PIN:FIX:LINK:LED HEAD:2

- 19.M1111903 LINK:LEFT:LED HEAD


- 4.GA066040 TORSION SPRING:LEFT:LED HEAD:K

- 23.M1111915 (x8) BRACKET:COIL SPRING:LED HEAD
- 20.M1111912 (x4) GROUND PLATE:LEFT:LED HEAD
- 7.M1091907 (x8) BOSS:HINGE:RIGHT:LED HEAD
- 2.08050103 (x4) RETAINING RINGS-E:SILENCER:DIA3
- 16.M1111900 (x4) HINGE:LEFT:LED HEAD

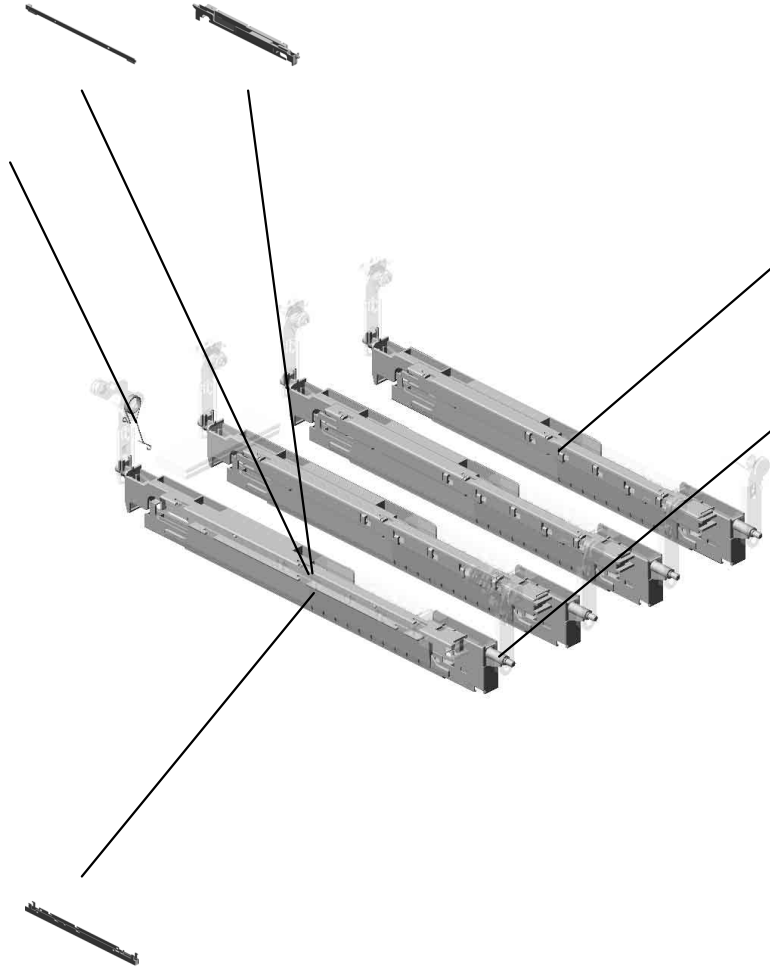
U004 LASER UNIT

27.M1111922 (x4)
DISCHARGE LAMP :V

25.M1111920 (x4)
HOLDER:LED HEAD:V2




28.M1111933
TORSION SPRING:
LED HEAD:K:RIGHT



26.M1111921 (x3)
COVER:DISCHARGE LAMP:V

24.M1111916 (x4)
PIN:EARTH:LED HEAD



29.M1601900 (x4)
LED HEAD:1200DPI :211.3MM


U001	U002	U003	U004	U005	U006	U007	U008	U009	U010	U011	U012	U013	U014	U015	U016	U017
------	------	------	------	------	------	------	------	------	------	------	------	------	------	------	------	------

U004_S001
COVER:DISCHARGE LAMP:V:ASS'Y

26.M1111921
COVER:DISCHARG
E LAMP:V




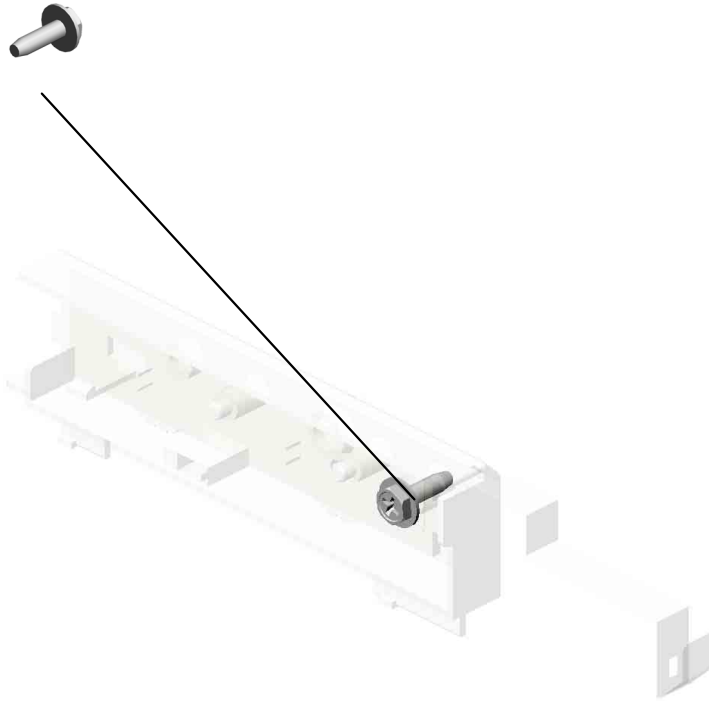
5.M0B01923
COVER:DISCHARG
E LAMP:V:ASS'Y



U001	U002	U003	U004	U005	U006	U007	U008	U009	U010	U011	U012	U013	U014	U015	U016	U017
------	------	------	------	------	------	------	------	------	------	------	------	------	------	------	------	------

U004_S002
PCB:SENSOR:TONER END SENSOR:ASS'Y

1-04583010N
HEXAGON HEAD TAPPING SCREW:3
X10




15.M1111861
PCB:SENSOR:TONER END SENSOR:
ASS'Y

U001	U002	U003	U004	U005	U006	U007	U008	U009	U010	U011	U012	U013	U014	U015	U016	U017
------	------	------	------	------	------	------	------	------	------	------	------	------	------	------	------	------

U004_S003
PCB:SENSOR:TONER END SENSOR:ASS'Y

1-04583010N
HEXAGON HEAD TAPPING SCREW:3
X10




15.M1111861
PCB:SENSOR:TONER END SENSOR:
ASS'Y

U001	U002	U003	U004	U005	U006	U007	U008	U009	U010	U011	U012	U013	U014	U015	U016	U017
------	------	------	------	------	------	------	------	------	------	------	------	------	------	------	------	------

U004_S004
PCB:SENSOR:TONER END SENSOR:ASS'Y

1-04583010N
HEXAGON HEAD TAPPING SCREW:3
X10


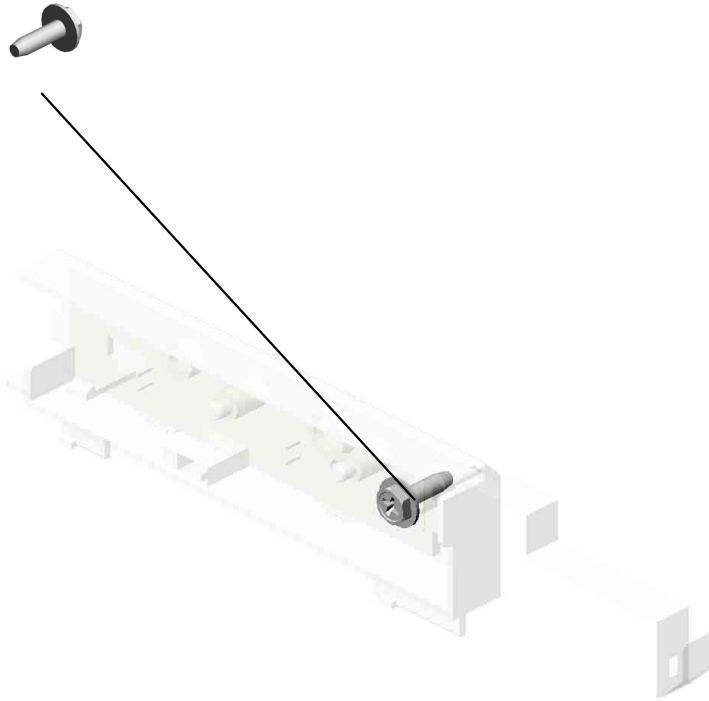


15.M1111861
PCB:SENSOR:TONER END SENSOR:
ASS'Y

U001	U002	U003	U004	U005	U006	U007	U008	U009	U010	U011	U012	U013	U014	U015	U016	U017
------	------	------	------	------	------	------	------	------	------	------	------	------	------	------	------	------

U004_S005
PCB:SENSOR:TONER END SENSOR:ASS'Y

1-04583010N
HEXAGON HEAD TAPPING SCREW:3
X10



15.M1111861
PCB:SENSOR:TONER END SENSOR:
ASS'Y

U001	U002	U003	U004	U005	U006	U007	U008	U009	U010	U011	U012	U013	U014	U015	U016	U017
------	------	------	------	------	------	------	------	------	------	------	------	------	------	------	------	------

U005.PAPER FEED

U005_S006
M1112801
MANUAL FEED TABLE:ASS'Y

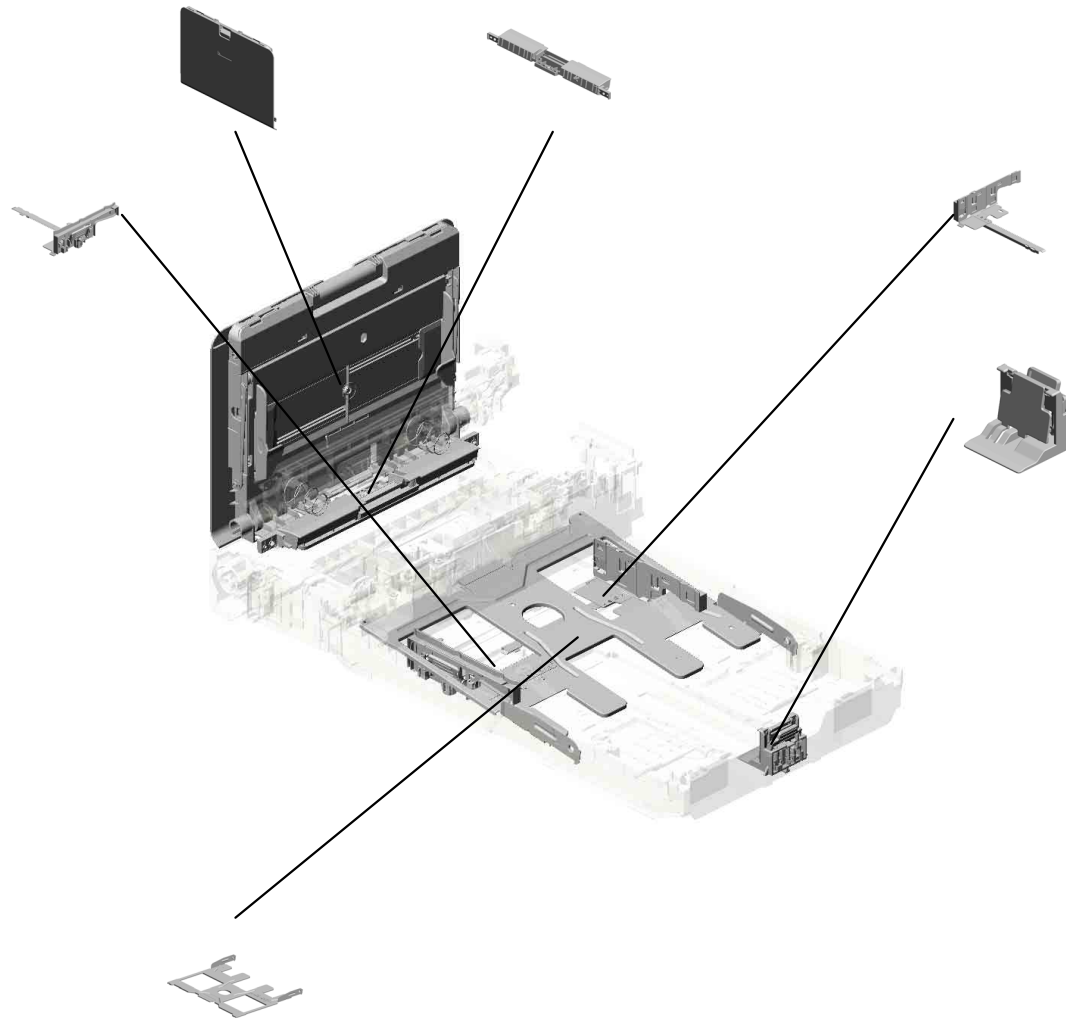
U005_S005
M0B02892
GUIDE PLATE:MANUAL FEE
D:LOWER:SUB-ASS'Y

U005_S004
M1112587
SIDE FENCE:RIGHT:250TYP
E:ASS'Y

U005_S003
M1112579
SIDE FENCE:LEFT:250TYPE:
ASS'Y

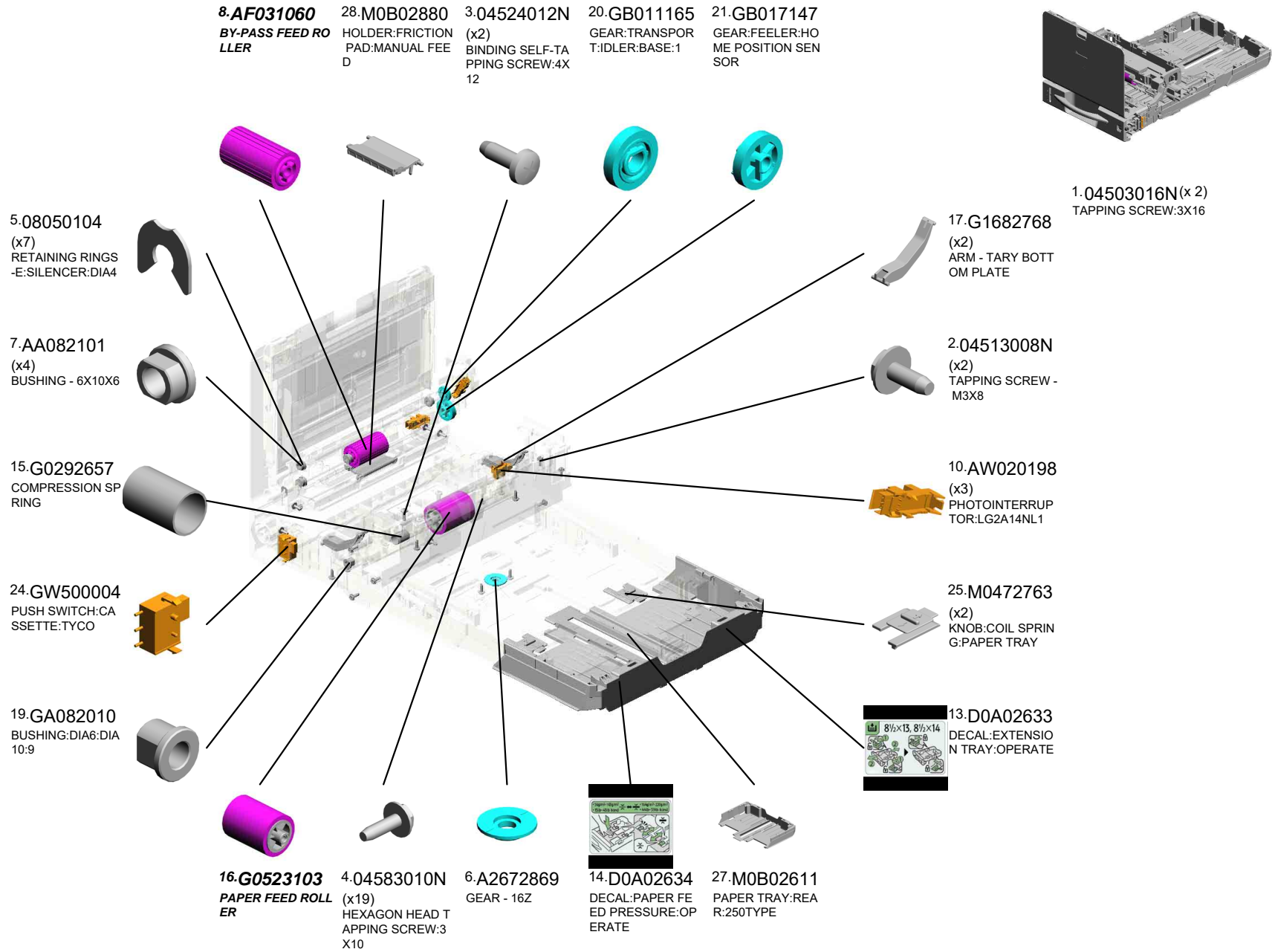
U005_S001
M1092616
END FENCE:ASS'Y

U005_S002
M1112575
TRAY BOTTOM PLATE:250TY
PE:ASS'Y



U001	U002	U003	U004	U005	U006	U007	U008	U009	U010	U011	U012	U013	U014	U015	U016	U017
------	------	------	------	-------------	------	------	------	------	------	------	------	------	------	------	------	------

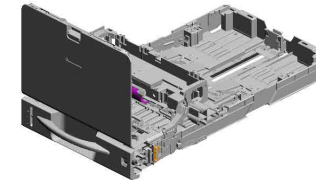
U005 PAPER FEED



U001	U002	U003	U004	U005	U006	U007	U008	U009	U010	U011	U012	U013	U014	U015	U016	U017
------	------	------	------	-------------	------	------	------	------	------	------	------	------	------	------	------	------

U005 PAPER FEED

- 53.M1092859 SPRING PLATE:BR
AKE:CAM
- 56.M1112556 STAY:PAPER FEE
D
- 52.M1092852 COVER:HOME PO
SITION SENSOR
- 55.M1092867 TORSION SPRING:
FEELER:HOME PO
SITION SENSOR
- 37.M1092606 LEVER:PAPER VO
LUME SENSOR



43.M1092641
SUPPORTER:INTE
RMEDIATE TRANS
FER:RIGHT



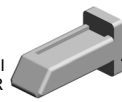
30.M1092559
PLAIN SHAFT BEA
RING:ASSY



58.M1112562
SHAFT:PAPER FEE
D



41.M1092635
(x2)
SPACER:PAPER SI
ZE SENSOR BOAR
D:OUTER



32.M1092566
(x2)
SPRING PLATE:PA
PER TRAY:ASSY



33.M1092574
SHEET:HOLDER:P
APER TRAY



57.M1112557
COVER:STAY:PAP
ER FEED



63.M1112598
STAY:SLIDER



31.M1092564
FEELER:PAPER E
ND SENSOR



42.M1092640
HOLDER:PINION



62.M1112595
(x2)
COMPRESSION SP
RING:AUXILIARY:2
50TYPE



36.M1092598
(x2)
HOLDER:COIL SPR
ING:BASE



45.M1092657
(x2)
EXTENSION TRAY
SLIDE STOPPER



39.M1092621
STAY:END FENCE

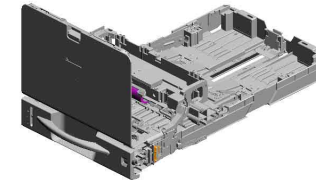


44.M1092642
SUPPORTER:INTE
RMEDIATE TRANS
FER:LEFT



U005 PAPER FEED

- 66.M1112612 DECAL:CAUTION:PAPER SET DIRECTION
- 77.M1112647 DECAL:DIAL:PAPER SIZE SENSOR
- 75.M1112637 COVER:PAPER SIZE SENSOR BOARD
- 73.M1112631 GRIP:PAPER TRAY
- 72.M1112630 COVER:PAPER TRAY



65.M1112604
DIAL:PAPER SIZE
SENSOR BOARD



68.M1112626
LEVER:PAPER SIZE
SENSOR BOARD



74.M1112636
SPACER:PAPER SIZE
SENSOR BOARD:MIDDLE



70.M1112628
COMPRESSION SPRING:PAPER SIZE
SENSOR




79.M1112658
SHEET:PAPER SIZE
SENSOR BOARD



69.M1112627
(x2)
TENSION SPRING:
TRAY BOTTOM PLATE



67.M1112613
DECAL:PAPER SET
DIRECTION



81.M1112660
GROUND PLATE:BALLANCER



80.M1112659
(x4)
BALANCER:PAPER
FEED



64.M1112601
PAPER TRAY:250T
TYPE:FRONT



71.M1112629
GUIDE:PAPER TRAY:
FRONT



76.M1112639
PAPER TRAY:250T
TYPE:FRONT:GUIDE



82.M1112661
SPRING PLATE:PAPER
TRAY:FRONT:
GUIDE



78.M1112652
COMPRESSION SPRING:
SEPARATION

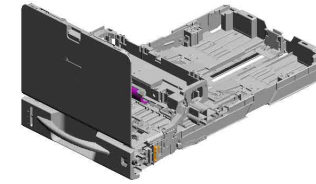


83.M1112675
FRICTION PAD:ADHESION



U005 PAPER FEED

85.M1112804 COVER:PAPER FEED ROLLER:MANUAL FEED
 88.M1112812 SHAFT:CAM:BASE:MANUAL FEED
 100.M1112876 COMPRESSION SPRING:SEPARATION:MANUAL FEED
 89.M1112825 FEELER:PAPER END SENSOR:MANUAL FEED



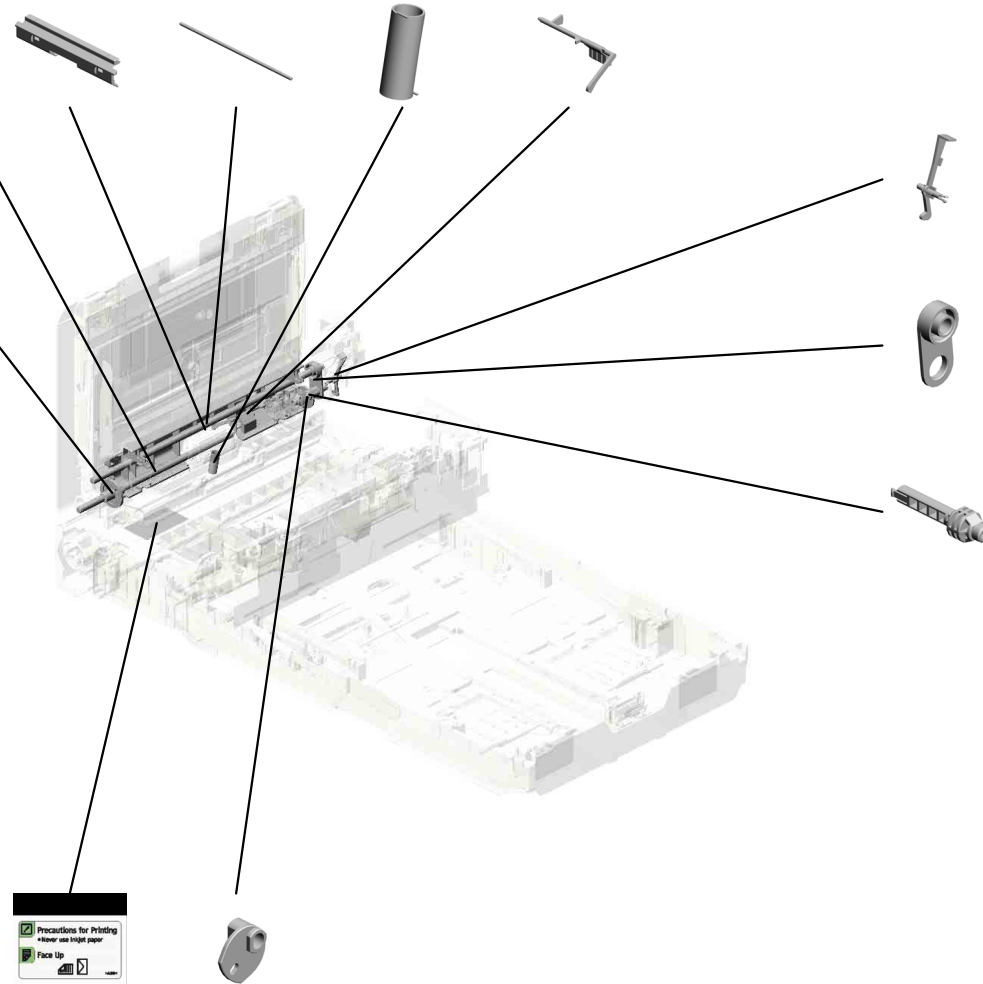
87.M1112810 SHAFT:DRIVE:MANUAL FEED

97.M1112855 CAM:BASE:MANUAL FEED:RIGHT

96.M1112853 FEELER:HOME POSITION SENSOR

99.M1112866 ARM:SHAFT:CAM

98.M1112857 SHAFT:BRAKE:CAM

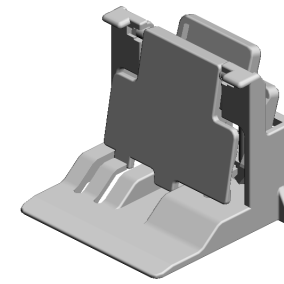


101.M1092615 (NA/EU/AA):DECAL :INKJET:CAUTION
 86.M1112807 CAM:BASE:MANUAL FEED:LEFT



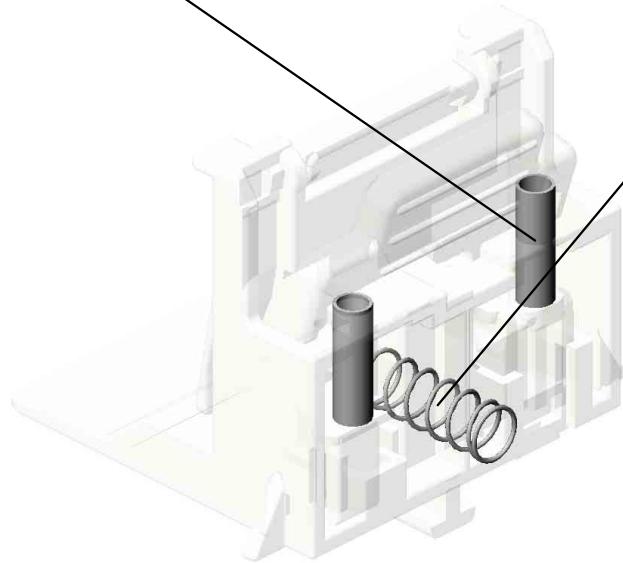
U005_S001
END FENCE:ASS'Y

26.M0752610
(x2)
COMPRESSION SP
RING:LOCK:SIDE F
ENCE



38.M1092616
END FENCE:ASS'Y



18.GA063084
COMPRESSION SP
RING:AUXILIARY:S
IDE FENCE



U001	U002	U003	U004	U005	U006	U007	U008	U009	U010	U011	U012	U013	U014	U015	U016	U017
------	------	------	------	------	------	------	------	------	------	------	------	------	------	------	------	------

U005_S002
TRAY BOTTOM PLATE:250TYPE:ASS'Y

22.GF013001
BOTTOM PLATE P
AD




59.M1112575
TRAY BOTTOM PL
ATE:250TYPE:ASS'
Y

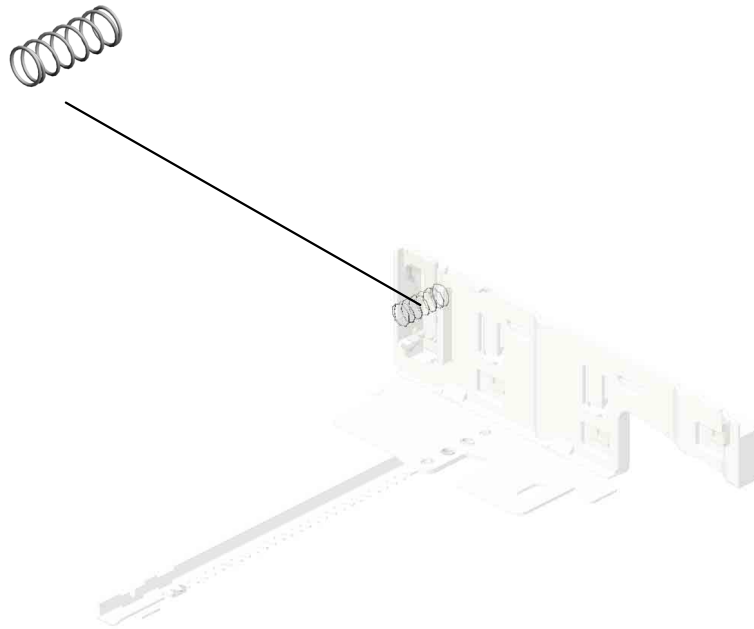
U001	U002	U003	U004	U005	U006	U007	U008	U009	U010	U011	U012	U013	U014	U015	U016	U017
------	------	------	------	------	------	------	------	------	------	------	------	------	------	------	------	------

U005_S003
SIDE FENCE:LEFT:250TYPE:ASS'Y

18.GA063084
COMPRESSION SP
RING:AUXILIARY:S
IDE FENCE




60.M1112579
SIDE FENCE:LEFT:
250TYPE:ASSY



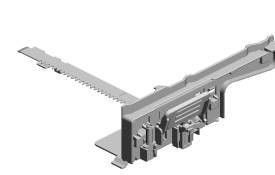
U001	U002	U003	U004	U005	U006	U007	U008	U009	U010	U011	U012	U013	U014	U015	U016	U017
------	------	------	------	------	------	------	------	------	------	------	------	------	------	------	------	------

U005_S004
SIDE FENCE:RIGHT:250TYPE:ASS'Y

34.M1092589 26.M0752610
LEVER:LOCK:SIDE (x2)
FENCE COMPRESSION SP
RING:LOCK:SIDE F
ENCE



35.M1092592
PAWL:LOCK:SIDE
FENCE

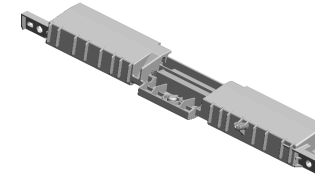


61.M1112587
SIDE FENCE:RIGH
T:250TYPE:ASS'Y

U001	U002	U003	U004	U005	U006	U007	U008	U009	U010	U011	U012	U013	U014	U015	U016	U017
------	------	------	------	------	------	------	------	------	------	------	------	------	------	------	------	------

U005_S005
GUIDE PLATE:MANUAL FEED:LOWER:SUB-ASS'Y

4.04583010N
(x2)
HEXAGON HEAD TAPPING SCREW:3
X10



29.M0B02892
GUIDE PLATE:MAN
UAL FEED:LOWER:
SUB-ASS'Y

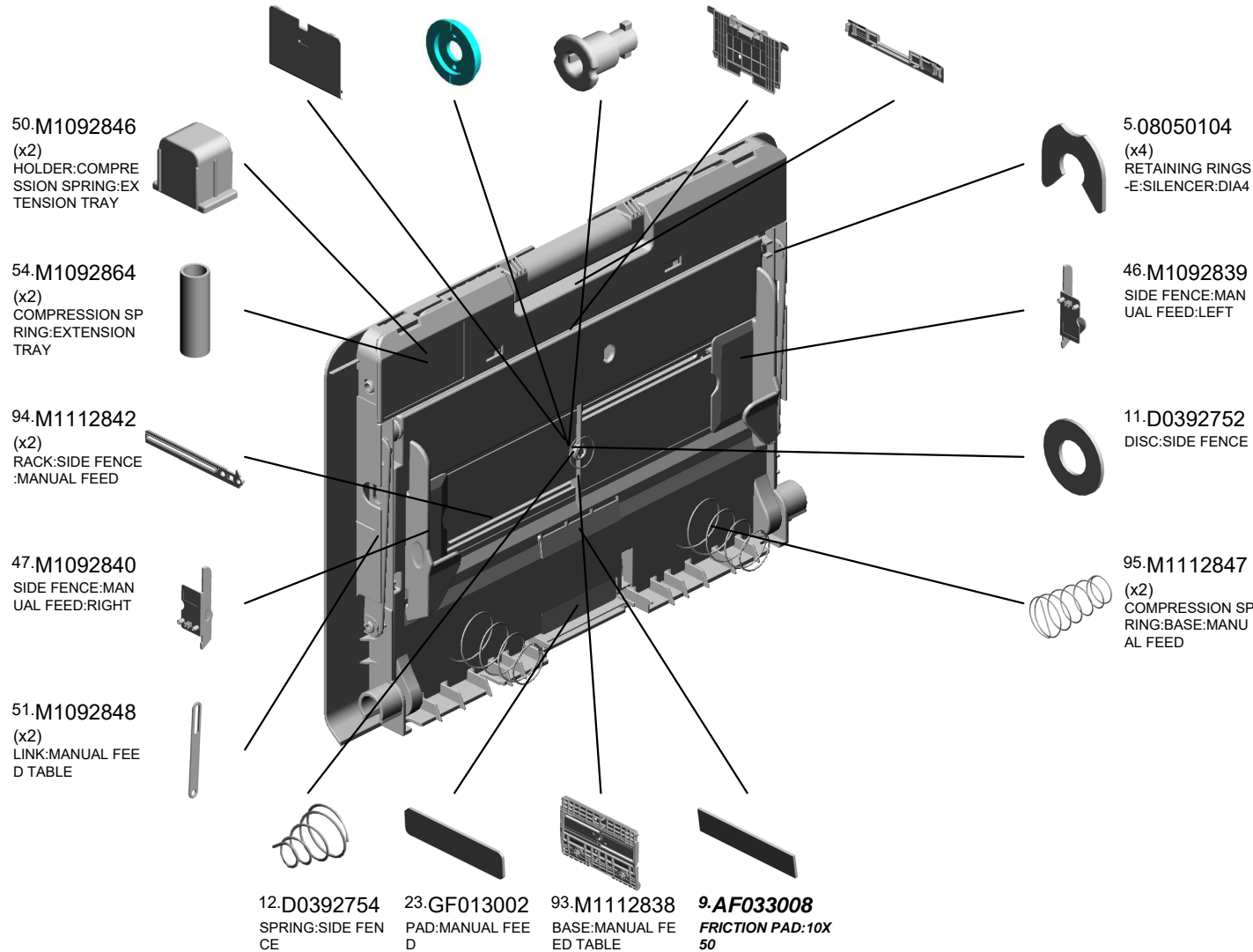
U001	U002	U003	U004	U005	U006	U007	U008	U009	U010	U011	U012	U013	U014	U015	U016	U017
------	------	------	------	------	------	------	------	------	------	------	------	------	------	------	------	------

U005_S006
MANUAL FEED TABLE:ASS'Y

90.M1112834 COVER:MANUAL FEED TABLE
 48.M1092843 GEAR:SIDE FENCE
 49.M1092844 PIN:SIDE FENCE
 92.M1112836 EXTENSION TRAY:MANUAL FEED
 91.M1112835 COVER:EXTENSION TRAY:MANUAL FEED



84.M1112801
MANUAL FEED TABLE:ASS'Y



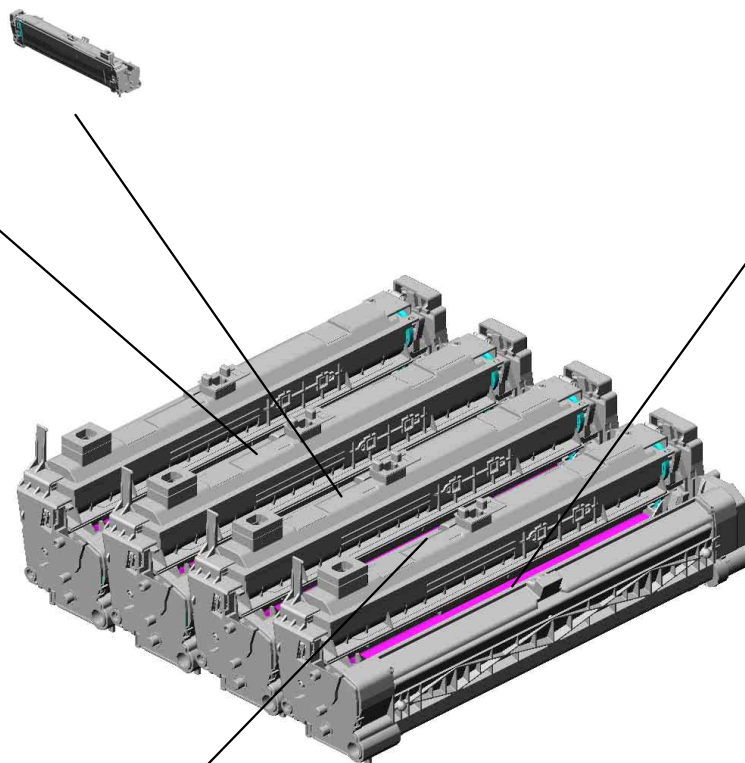
U001	U002	U003	U004	U005	U006	U007	U008	U009	U010	U011	U012	U013	U014	U015	U016	U017
------	------	------	------	------	------	------	------	------	------	------	------	------	------	------	------	------

U006.PCU

U006 S003
M9080166
PCU:EXCHANGEABLE:M:AS
S'Y

U006 S001
M9080175
PCU:EXCHANGEABLE:Y:ASS
'Y


U006 S004
M9080121
PCU:EXCHANGEABLE:BK:AS
S'Y



U006 S002
M9080165
PCU:EXCHANGEABLE:C:ASS
'Y

U001	U002	U003	U004	U005	U006	U007	U008	U009	U010	U011	U012	U013	U014	U015	U016	U017
------	------	------	------	------	-------------	------	------	------	------	------	------	------	------	------	------	------

U006
PCU



U001	U002	U003	U004	U005	U006	U007	U008	U009	U010	U011	U012	U013	U014	U015	U016	U017
------	------	------	------	------	------	------	------	------	------	------	------	------	------	------	------	------

U006_S001
 PCU:EXCHANGEABLE:Y:ASS'Y


3-08050104 2-04593010N
 RETAINING RINGS (x4)
 -E:SILENCER:DIA4 BINDING HEAD TA
 PPING SCREW:3X
 10



1-04583008N
 (x2)
 HEXAGON HEAD T
 APPING SCREW:3
 X8



3-08050104
 (x2)
 RETAINING RINGS
 -E:SILENCER:DIA4



7-M9080175
 [A]
 PCU:EXCHANGEA
 BLE:Y:ASS'Y
 201812-01 O/O



M9080160
 [A]
 PCU:EXCHANGEA
 BLE:Y:ASS'Y
 201812-01 O/O


U001	U002	U003	U004	U005	U006	U007	U008	U009	U010	U011	U012	U013	U014	U015	U016	U017
------	------	------	------	------	------	------	------	------	------	------	------	------	------	------	------	------

U006_S002
PCU:EXCHANGEABLE:C:ASS'Y

2.04593010N 1.04583008N
(x4) (x2)
BINDING HEAD TA PPING SCREW:3X
10 HEXAGON HEAD T
APPING SCREW:3
X8



5.M9080165
PCU:EXCHANGEA
BLE:C:ASS'Y



3.08050104
RETAINING RINGS
-E:SILENCER:DIA4



3.08050104
(x2)
RETAINING RINGS
-E:SILENCER:DIA4


U001	U002	U003	U004	U005	U006	U007	U008	U009	U010	U011	U012	U013	U014	U015	U016	U017
------	------	------	------	------	-------------	------	------	------	------	------	------	------	------	------	------	------

U006_S003
PCU:EXCHANGEABLE:M:ASS'Y

2.04593010N 1.04583008N
(x4) (x2)
BINDING HEAD TA PPING SCREW:3X
10 HEXAGON HEAD T
APPING SCREW:3
X8



6.M9080166
PCU:EXCHANGEA
BLE:M:ASS'Y



3.08050104
RETAINING RINGS
-E:SILENCER:DIA4



3.08050104
(x2)
RETAINING RINGS
-E:SILENCER:DIA4

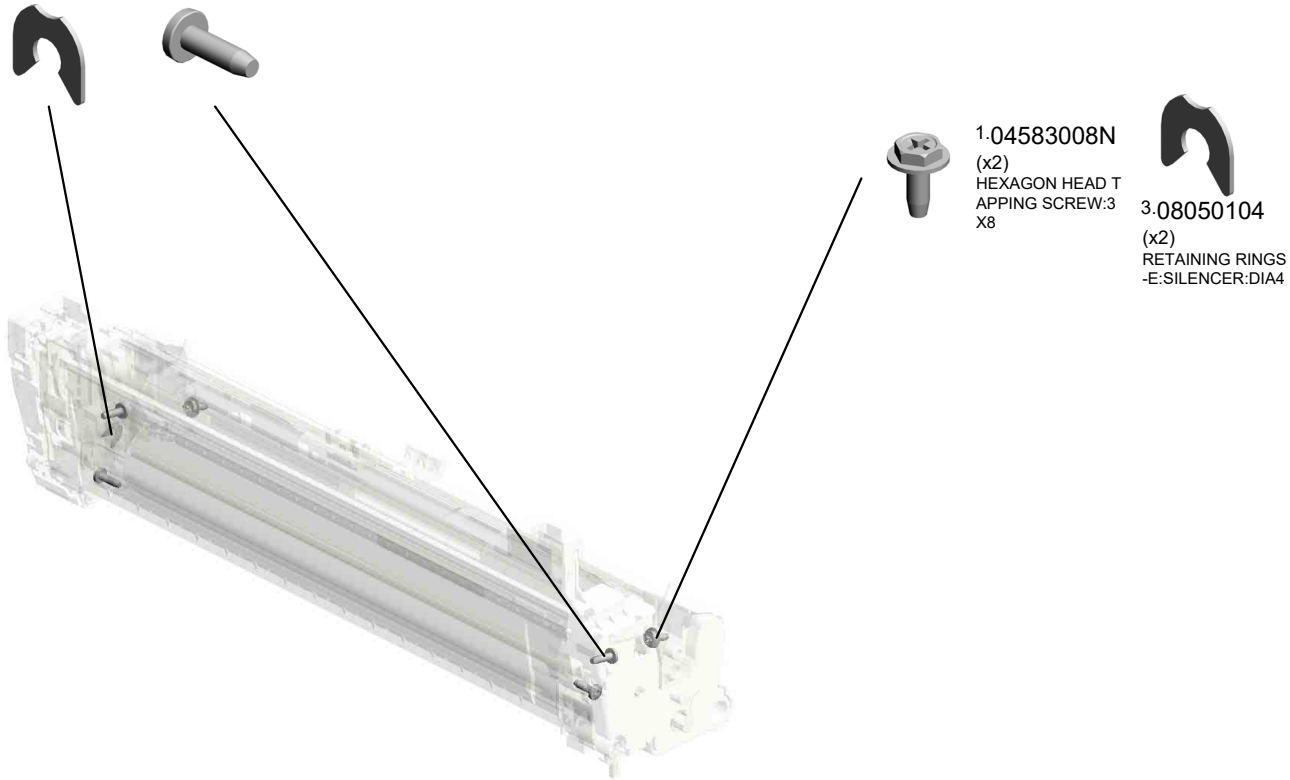
U001	U002	U003	U004	U005	U006	U007	U008	U009	U010	U011	U012	U013	U014	U015	U016	U017
------	------	------	------	------	-------------	------	------	------	------	------	------	------	------	------	------	------

U006_S004
PCU:EXCHANGEABLE:BK:ASS'Y

3-08050104 2-04593010N
RETAINING RINGS (x4)
-E:SILENCER:DIA4 BINDING HEAD TAPPING SCREW:3X10



4-M9080121
PCU:EXCHANGEABLE:BK:ASS'Y




1-04583008N
(x2)
HEXAGON HEAD TAPPING SCREW:3X8

3-08050104
(x2)
RETAINING RINGS
-E:SILENCER:DIA4

U001	U002	U003	U004	U005	U006	U007	U008	U009	U010	U011	U012	U013	U014	U015	U016	U017
------	------	------	------	------	-------------	------	------	------	------	------	------	------	------	------	------	------

U007
DEVELOPMENT




U001	U002	U003	U004	U005	U006	U007	U008	U009	U010	U011	U012	U013	U014	U015	U016	U017
------	------	------	------	------	------	------	------	------	------	------	------	------	------	------	------	------

U008
ITB UNIT

1.04583010N (x26)
HEXAGON HEAD TAPPING SCREW:3 X10

5.M1116010
CLEANING SUB-UNIT:INTERMEDIATE TRANSFER:ASSY



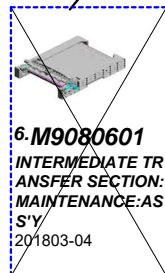
2.07200030E (x2)
RETAINING RING - M3



3.07200060E
RETAINING RING - M6



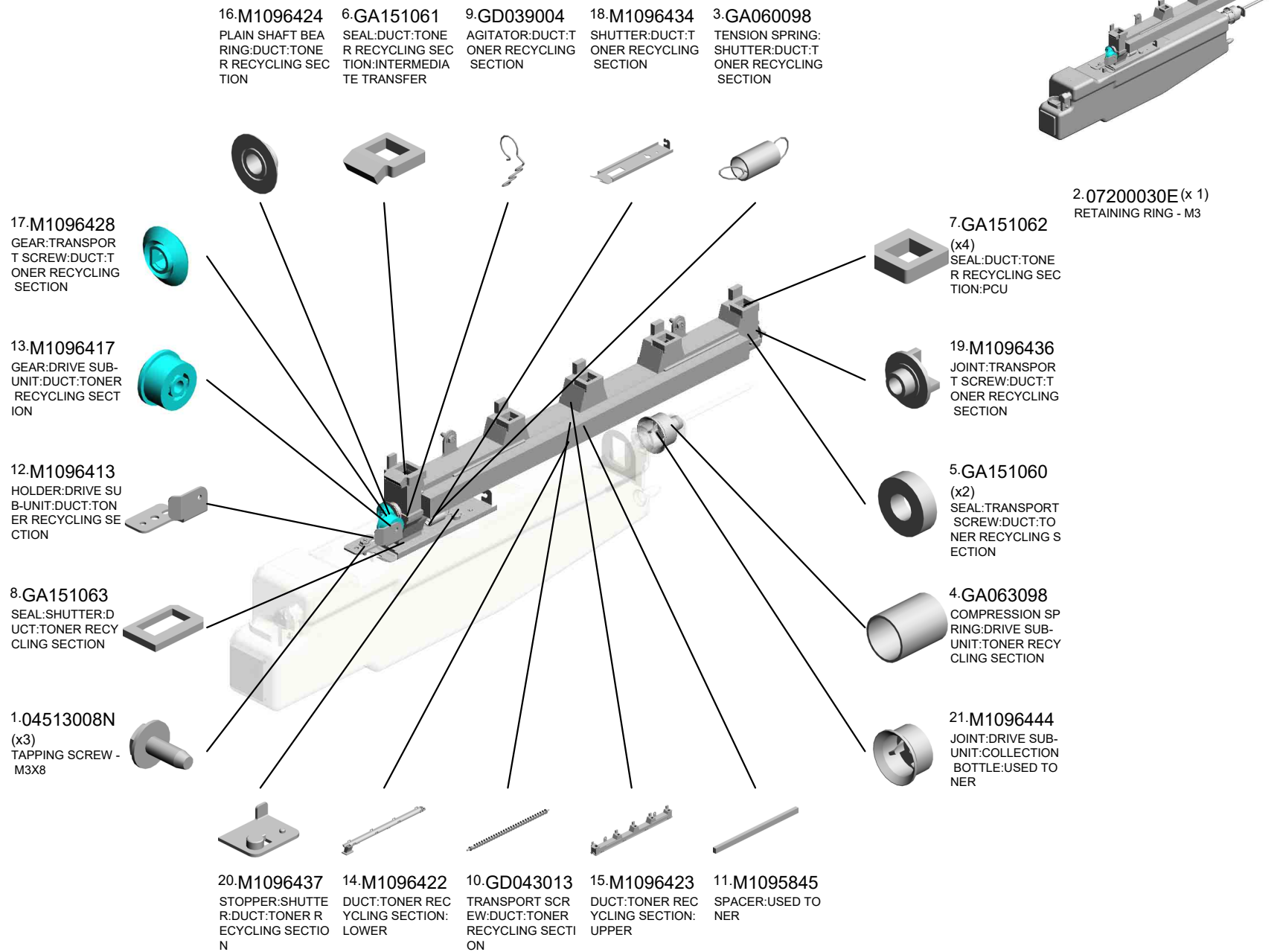
4.G0205626
PUSH SWITCH



6.M9080601
INTERMEDIATE TRANSFER SECTION: MAINTENANCE: ASSY
201803-04

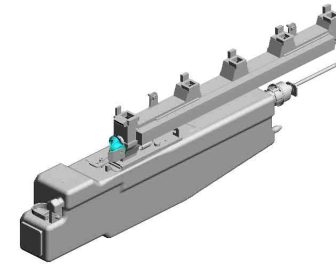
U001	U002	U003	U004	U005	U006	U007	U008	U009	U010	U011	U012	U013	U014	U015	U016	U017
------	------	------	------	------	------	------	------	------	------	------	------	------	------	------	------	------

U009 USED TONER



U009
USED TONER

24.M1096448
SPACER:DIA12:0.2
5MM



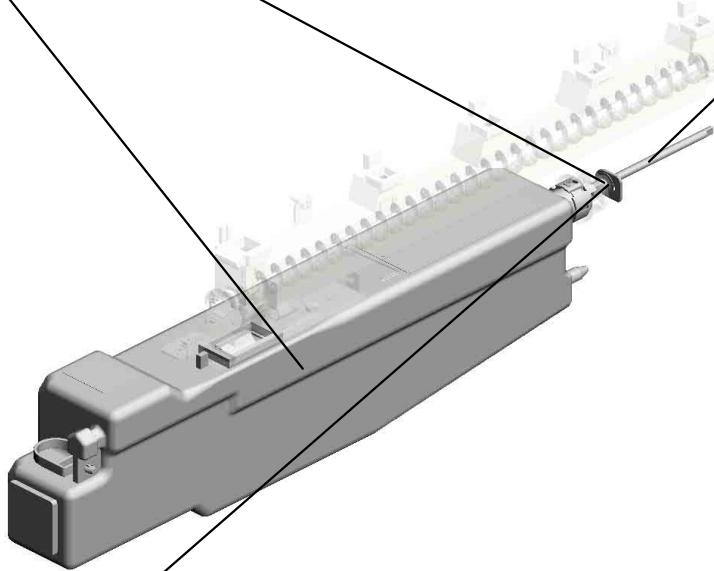
25.M1116511
COLLECTION BOT
TLE:USED TONER:
V:ASSY



23.M1096447
SHAFT:DRIVE SUB
-UNIT:COLLECTIO
N BOTTLE:USED T
ONER:2



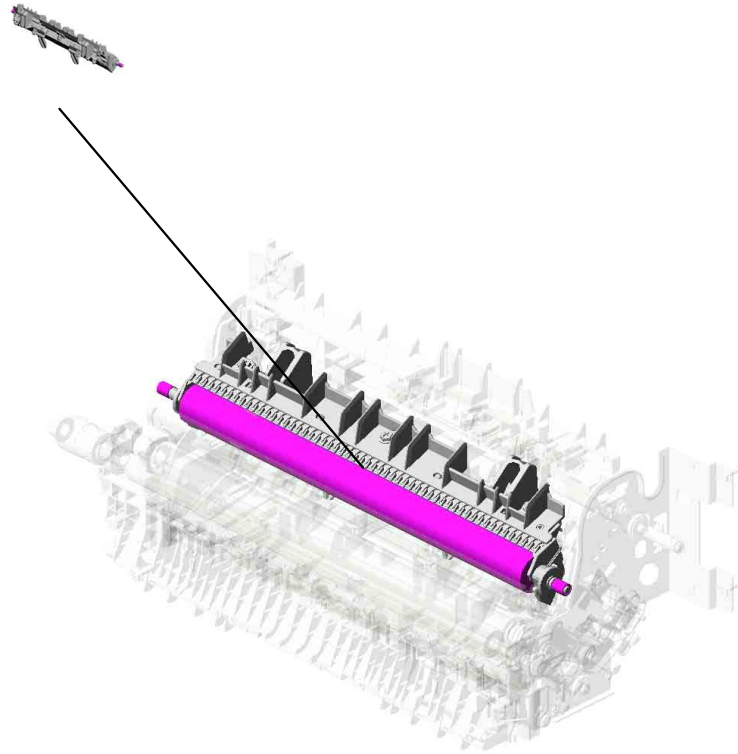
22.M1096446
PLAIN SHAFT BEA
RING:DRIVE SUB-
UNIT:COLLECTION
BOTTLE



U001	U002	U003	U004	U005	U006	U007	U008	U009	U010	U011	U012	U013	U014	U015	U016	U017
------	------	------	------	------	------	------	------	------	------	------	------	------	------	------	------	------

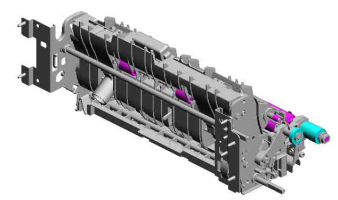
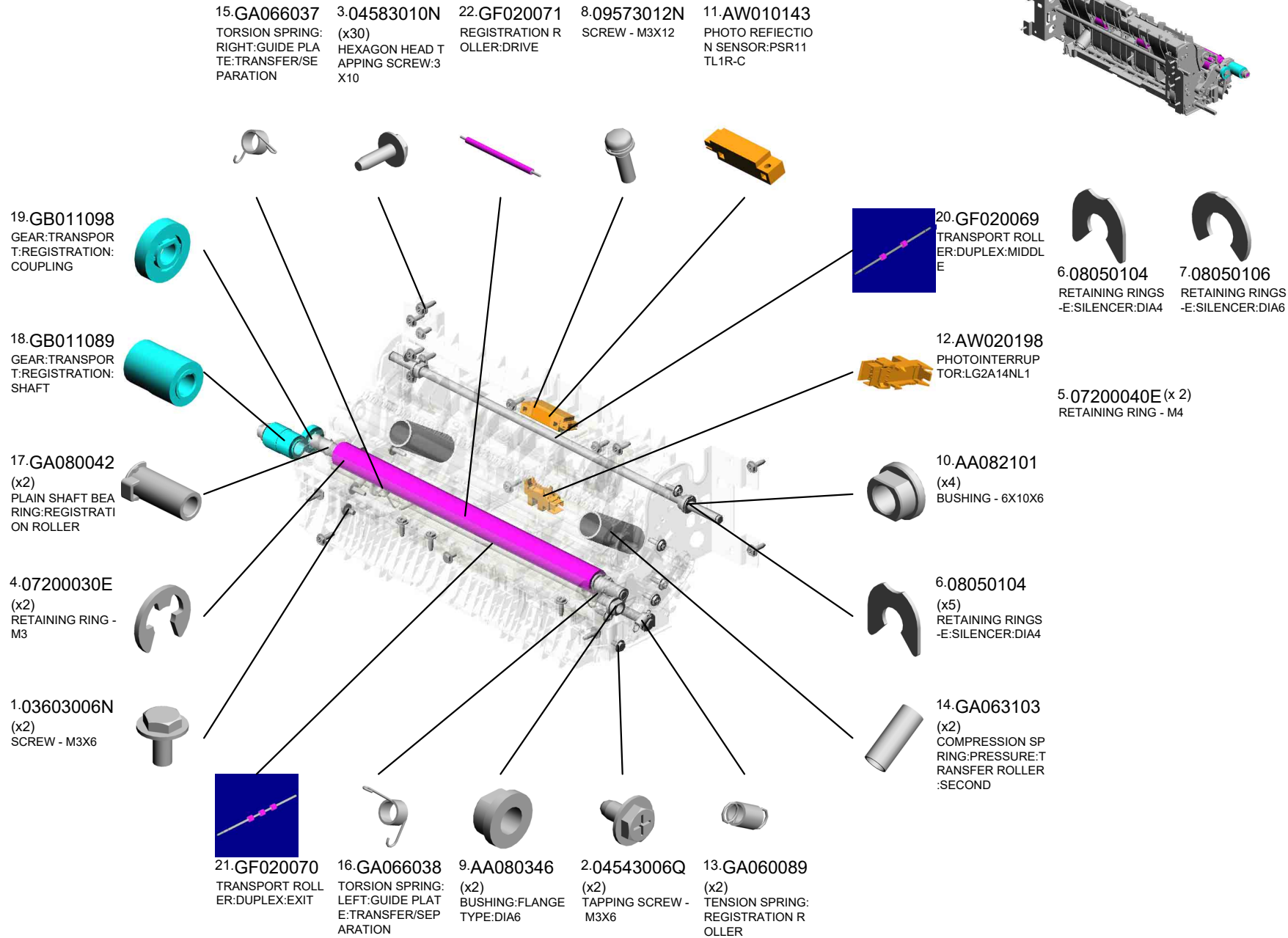
U010.PAPER TRANSPORT

U010 S001
M9080620
TRANSFER/SEPARATION UN
IT:SECOND:MAINTENANCE:
ASS'Y




U001	U002	U003	U004	U005	U006	U007	U008	U009	U010	U011	U012	U013	U014	U015	U016	U017
------	------	------	------	------	------	------	------	------	------	------	------	------	------	------	------	------

U010 PAPER TRANSPORT



U001	U002	U003	U004	U005	U006	U007	U008	U009	U010	U011	U012	U013	U014	U015	U016	U017
------	------	------	------	------	------	------	------	------	------	------	------	------	------	------	------	------

U010 PAPER TRANSPORT



- 33.M1093926 (x2) LINK:REGISTRATION ROLLER:DRIVE
- 26.M0963989 RESISTOR:TRANSFER/SEPARATION
- 42.M1096320 (x2) COVER:COIL SPRING:PRESSURE:TRANSFER ROLLER:SECOND
- 23.GF021007 REGISTRATION ROLLER:DRIVEN
- 28.M1093856 TORSION SPRING:FEELER:DUPLIX

38.M1093953
PLAIN SHAFT BEARING:POSITIONING:REGISTRATION ROLLER:RIGHT

34.M1093927
PRESSURE PLATE:REGISTRATION ROLLER:DRIVE:RIGHT

30.M1093863
SUPPORTER:GUIDE PLATE:REGISTRATION ROLLER:RIGHT

37.M1093934
GROUND PLATE:GUIDE PLATE:REGISTRATION ROLLER:DRIVE

40.M1093983
(x2) ROLLER:GUIDE:DIAM5

25.GW010007
PHOTO REFLECTION SENSOR:EXIT

32.M1093876 (x2) COMPRESSION SPRING:DRIVEN ROLLER:DUPLIX:EXIT

36.M1093933 (x2) ROLLER:GUIDE:DIAM10

24.GF022026 (x5) ROLLER:TRANSPORT:DIAM16

29.M1093862
SUPPORTER:GUIDE PLATE:REGISTRATION ROLLER:LEFT

31.M1093875 (x2) COMPRESSION SPRING:DRIVEN ROLLER:DUPLIX:MIDDLE

27.M1093855
FEELER:DUPLIX


41.M1096259
ELECTRODE PLATE:ROLLER:SECOND:2

39.M1093954
PLAIN SHAFT BEARING:POSITIONING:REGISTRATION ROLLER:LEFT


35.M1093932
PRESSURE PLATE:REGISTRATION ROLLER:DRIVE:LEFT

U001	U002	U003	U004	U005	U006	U007	U008	U009	U010	U011	U012	U013	U014	U015	U016	U017
------	------	------	------	------	------	------	------	------	------	------	------	------	------	------	------	------

U010 PAPER TRANSPORT



- 43.M1096329 ELECTRODE PLAT
E:DISCHARGE:2
- 55.M1113873 BRACKET:ELECTR
OMAGNETIC CLUT
CH:LOCK
- 51.M1111541 (x2)
DECAL:OPERATE:
LEVER
- 52.M1113852 HOUSING:TRANSP
ORT
- 44.M1096343 COVER:PAPER FE
ED SENSOR:FUSIN
G:ENTRANCE



- 50.M1096380
(x2)
PLATE:TORSION S
PRING:TRANSFER/
SEPARATION

- 49.M1096375 ELECTRODE PLAT
E:EARTH:GUIDE:T
RANSFER/SEPARA
TION

- 60.M1113941 DISCHARGE BRUS
H:TRANSPORT:PE
EN

- 58.M1113930 SHEET:REGISTRA
TION:LONG

- 56.M1113921 GUIDE PLATE:REG
ISTRATION ROLLE
R:DRIVE

- 62.M1113955 BRACKET:SENSO
R:SMALL

- 61.M1113942 (x2)
SHAFT:DRIVEN RO
LLER:TRANSPORT

- 53.M1113869 GUIDE PLATE:TRA
NSPORT:LOWER:A
DHESION

- 57.M1113922 SHEET:REGISTRA
TION

- 54.M1113872 HOLDER:FEELER:
DUPLEX

- 59.M1113937 COVER:HARNES
S:DUPLEX

- 47.M1096353 ELECTRODE PLAT
E:ROLLER:SECON
D:3

- 45.M1096350 TERMINAL:BIAS:T
RANSFER/SEPARA
TION SECTION


- 48.M1096354 ELECTRODE:ROLL
ER:SECOND:4

- 46.M1096351 TERMINAL:ELECT
RODE PLATE:ROL
LER:SECOND

U001	U002	U003	U004	U005	U006	U007	U008	U009	U010	U011	U012	U013	U014	U015	U016	U017
------	------	------	------	------	------	------	------	------	------	------	------	------	------	------	------	------

U010 PAPER TRANSPORT


75.M1116370 SPACER:GUIDE PLATE:TRANSFER/SEPARATION:RIGHT
 74.M1116369 GUIDE PLATE:TRANSFER/SEPARATION:CONTACT POINT:RIGHT LOWER
 72.M1116367 ELECTRODE:EARTH:HOUSING:TRANSPORT
 70.M1116361 ELECTRODE PLATE:DISCHARGE:3
 68.M1116322 GUIDE:FRONT:TRANSFER ROLLER:SECOND



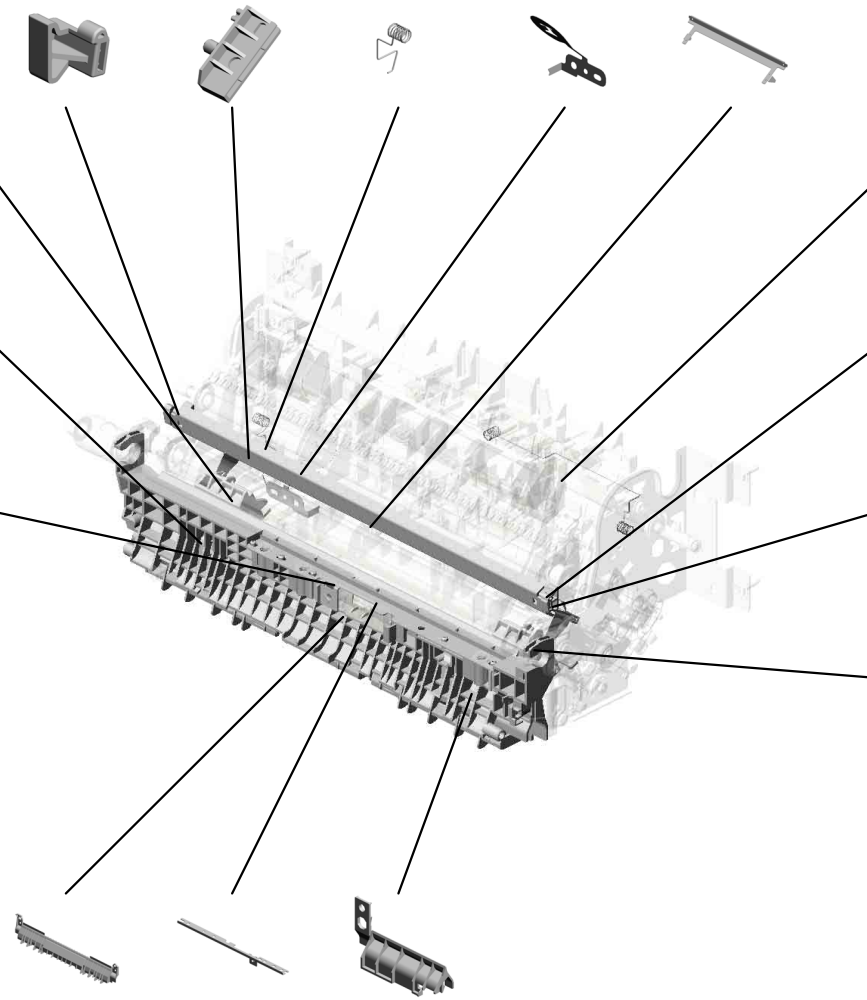
76.M1116374 HOUSING:TORSION SPRING:RIGHT



67.M1113986 GUIDE PLATE:AUXILIARY:TRANSPORT ROLLER:CONNECTING:RIGHT



63.M1113961 GUIDE PLATE:REGISTRATION ROLLER:DRIVEN



71.M1116366 ELECTRODE:EARTH:PAPER FEED SENSOR:FUSING



69.M1116324 SPACER:GUIDE PLATE:TRANSFER/SEPARATION:LEFT



73.M1116368 GUIDE PLATE:TRANSFER/SEPARATION:CONTACT POINT:LEFT LOWER



77.M1116379 HOUSING:TORSION SPRING:LEFT



65.M1113970 GUIDE PLATE:TRANSPORT ROLLER:CONNECTING:ADHESION



64.M1113964 BRACKET:REGISTRATION SENSOR



66.M1113985 GUIDE PLATE:AUXILIARY:TRANSPORT ROLLER:CONNECTING:LEFT





U001	U002	U003	U004	U005	U006	U007	U008	U009	U010	U011	U012	U013	U014	U015	U016	U017
------	------	------	------	------	------	------	------	------	------	------	------	------	------	------	------	------

U010_S001

TRANSFER/SEPARATION UNIT:SECOND:MAINTENANCE:ASS'Y

3.04583010N
(x5)
HEXAGON HEAD TAPPING SCREW:3
X10




78.M9080620
TRANSFER/SEPARATION UNIT:SECOND:MAINTENANCE:ASS'Y

5.07200040E (x 2)
RETAINING RING - M4

U001	U002	U003	U004	U005	U006	U007	U008	U009	U010	U011	U012	U013	U014	U015	U016	U017
------	------	------	------	------	------	------	------	------	------	------	------	------	------	------	------	------

U011.FUSING

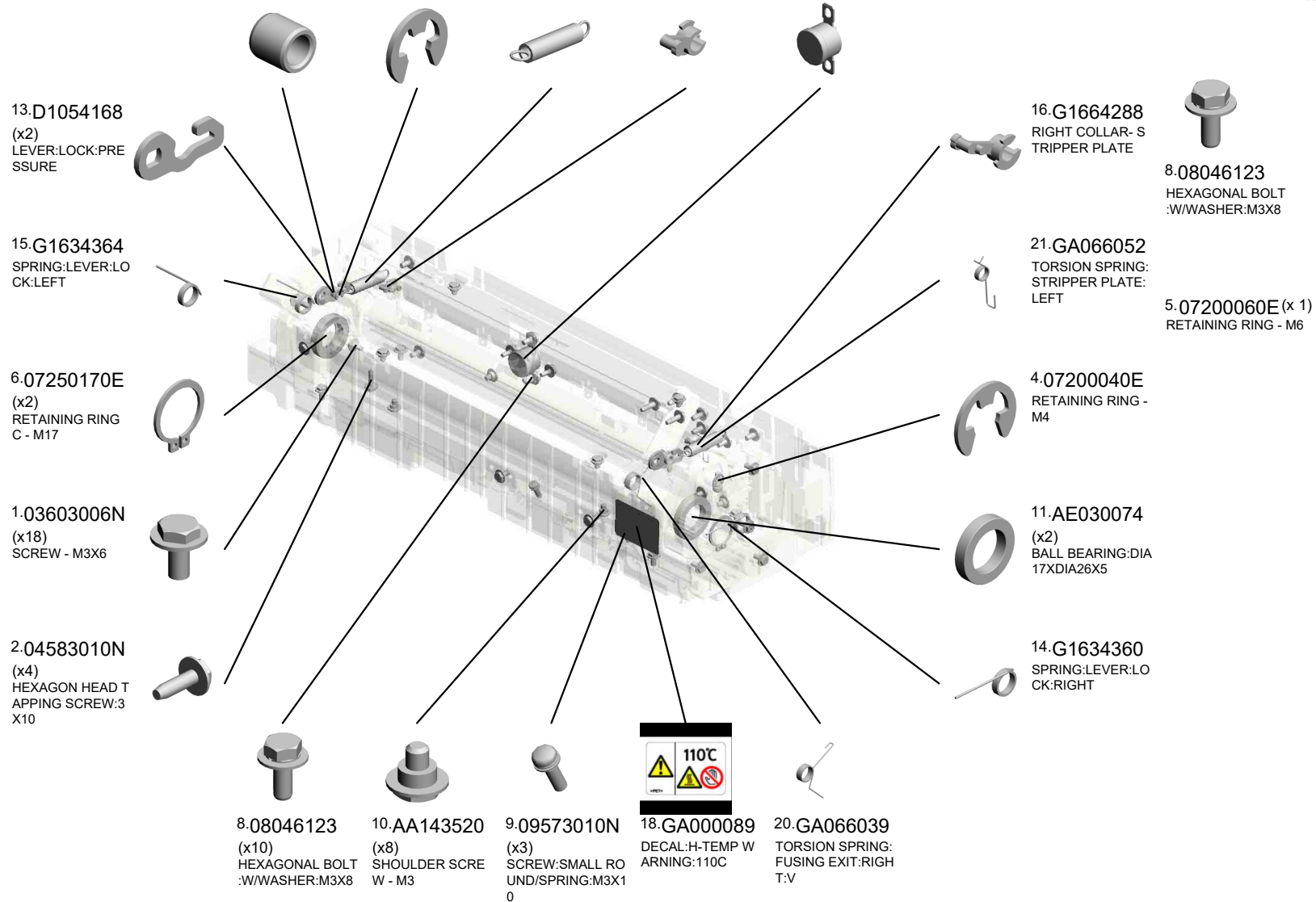

U011_S001
M1114070
BELT UNIT:ASS'Y



U001	U002	U003	U004	U005	U006	U007	U008	U009	U010	U011	U012	U013	U014	U015	U016	U017
------	------	------	------	------	------	------	------	------	------	------	------	------	------	------	------	------


U011 FUSING

- 7.07330406 (x2) BUSHING - 4X6
- 3.07200030E (x4) RETAINING RING - M3
- 19.GA060092 (x2) TENSION SPRING: PRESSURE:V
- 17.G1664289 LEFT COLLAR- STRIPPER PLATE
- 12.AW110111 THERMOSTAT: MID DLE

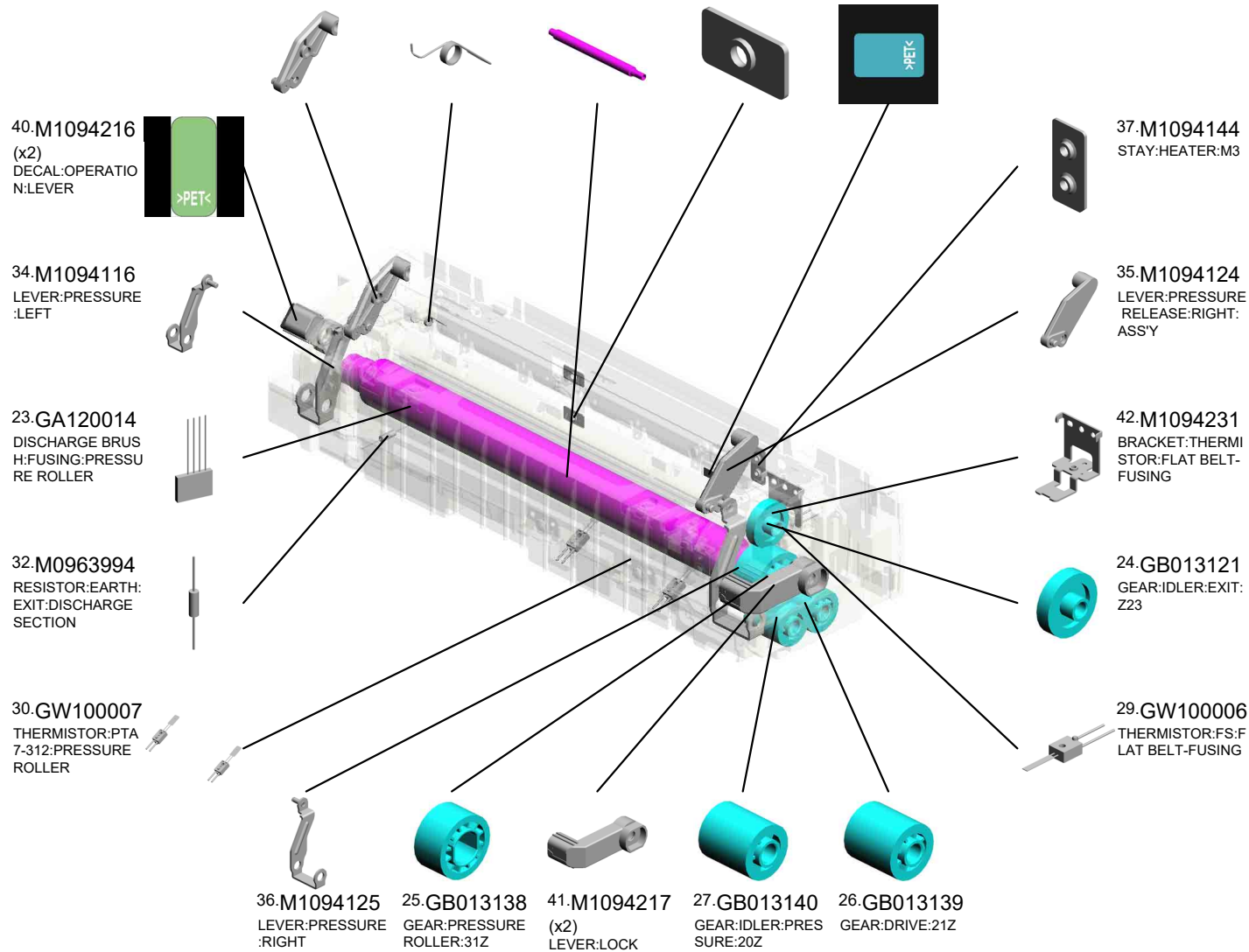


U001	U002	U003	U004	U005	U006	U007	U008	U009	U010	U011	U012	U013	U014	U015	U016	U017
------	------	------	------	------	------	------	------	------	------	------	------	------	------	------	------	------

U011 FUSING



- 33.M1094115 LEVER:PRESSURE RELEASE:LEFT:ASSY
- 22.GA066053 TORSION SPRING: STRIPPER PLATE: RIGHT
- 28.GE020018 PRESSURE ROLLER: DIA35.2
- 38.M1094151 (x2) STAY:THERMOSTAT
- 39.M1094181 DECAL:OPERATION SUB-UNIT:GUIDE PLATE




U001	U002	U003	U004	U005	U006	U007	U008	U009	U010	U011	U012	U013	U014	U015	U016	U017
------	------	------	------	------	------	------	------	------	------	------	------	------	------	------	------	------

U011 FUSING

47.M1114148 HOUSING:THERM
OSTAT:UPPER

53.M1114214 FUSING COVER:U
PPER

49.M1114194 STRIPPER PLATE:
FUSING EXIT:COA
T



48.M1114180
GUIDE PLATE:EXIT
:FUSING

57.GX440014
(NA):HEATER:117V
:900W:INFRARED

45.M1114099
GROUND PLATE:F
USING

46.M1114145
TERMINAL:HEATE
R

52.M1114208
COVER:GROUND
PLATE

54.M1114219
BLOCK:FUSING UN
IT

50.M1114203
GUIDE PLATE:ENT
RANCE:FUSING


51.M1114207
FUSING COVER:L
OWER

44.M1114091
(x2)
BRACKET:THERMI
STOR:PRESSURE
ROLLER
201808-02 X/O


U001	U002	U003	U004	U005	U006	U007	U008	U009	U010	U011	U012	U013	U014	U015	U016	U017
------	------	------	------	------	------	------	------	------	------	------	------	------	------	------	------	------

U011_S001
BELT UNIT:ASS'Y

8.08046123
(x4)
HEXAGONAL BOLT
:W/WASHER:M3X8



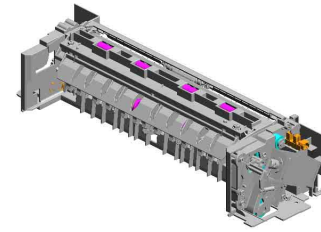
43.M1114070
[A]
BELT UNIT:ASS'Y
201805-01 X/O



M1114050
[A]
BELT UNIT:ASS'Y
201805-01 X/O

U001	U002	U003	U004	U005	U006	U007	U008	U009	U010	U011	U012	U013	U014	U015	U016	U017
------	------	------	------	------	------	------	------	------	------	------	------	------	------	------	------	------

U012 PAPER EXIT



- 4.08050100 RETAINING RING - M2.5
- 12.D0A04477 FEELER:MIDDLE:SENSOR:OVERFLOW
- 11.D0A04476 SHAFT:FEELER:SENSOR:OVERFLOW
- 13.D0A04478 TORSION SPRING: FEELER:SENSOR:OVERFLOW
- 14.D0A04480 FEELER:BASE:SENSOR:OVERFLOW

10.D0094418
(x2)
STEPPED TAPPING SCREW - M3



8.AA082174
(x2)
PLAIN SHAFT BEARING RING:6X10X9



6.08050104
(x2)
RETAINING RINGS -E:SILENCER:DIA4



15.G1022789
STOPPER:PHOTO INTERRUPTOR



9.AW020198
(x2)
PHOTO INTERRUPTOR:LG2A14NL1



20.G1664456
(x2)
GUIDE ROLLER - EXIT



16.G1634467
(x4)
ROLLER:DRIVEN:DUPLICATION



7.11050758
(x2)
CLAMP:LWSM-0306A



3.08046123
(x2)
HEXAGONAL BOLT:WASHER:M3X8



2.04583010N
(x5)
HEXAGON HEAD TAPPING SCREW:3X10




18.G1634489
GEAR:EXIT



17.G1634479
(x7)
GEAR:IDLER:EXIT



19.G1634492
DC SOLENOID:PRESS FIT



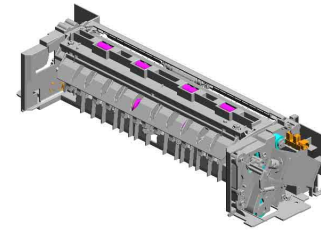
5.08050103
RETAINING RINGS -E:SILENCER:DIA3



1.03530040N
(x2)
SCREW - M3X4



U012 PAPER EXIT



- 21.GF020067 EXIT ROLLER
- 36.M1114450 GUIDE:EXIT:LOWE R
- 37.M1114457 SUPPORTING PLATE:EXIT:UPPER
- 26.M1094469 (x4) TENSION SPRING: PRESSURE:REVERSE
- 40.M1114467 (x2) STOPPER:ROLLER :EXIT

- 39.M1114466 (x2) EXIT ROLLER:DRIVEN

- 23.M1094451 (x2) COIL SPRING:PRESSURE:EXIT:INNER

- 38.M1114462 DAMPER:FEELER:SENSOR:OVERFLOW

- 22.M0963994 RESISTOR:EARTH:EXIT:DISCHARGE SECTION

- 25.M1094461 DAMPER:FEELER:SENSOR:OVERFLOW

- 31.M1094488 COVER:SOLENOID:EXIT
- 34.M1114414 LINK:CHANGE:GATE PAWL:EXIT
- 24.M1094453 GEAR:REVERSE:EXIT
- 28.M1094482 GEAR:SLOW DOWN:EXIT
- 32.M1094499 GEAR:ENTRANCE:EXIT

- 30.M1094486 LINK:CHANGE:DRIVE:EXIT

- 29.M1094485 LEVER:CHANGE:DRIVE:EXIT

- 33.M1114413 LINK:COUPLING:GATE PAWL:EXIT

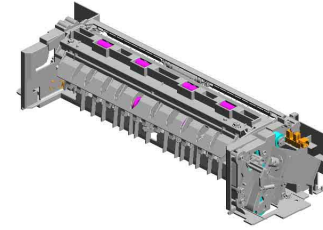
- 27.M1094474 TENSION SPRING:REVERSE:DRIVE

- 35.M1114415 BRACKET:SOLENOID:EXIT

U001	U002	U003	U004	U005	U006	U007	U008	U009	U010	U012	U013	U014	U015	U016	U017
------	------	------	------	------	------	------	------	------	------	------	------	------	------	------	------

U012 PAPER EXIT

47.M1114487 DISCHARGE BRUSH:EXIT
 41.M1114468 GUIDE PLATE:EXIT:UPPER
 45.M1114475 GATE PAWL:REVERSE EXIT

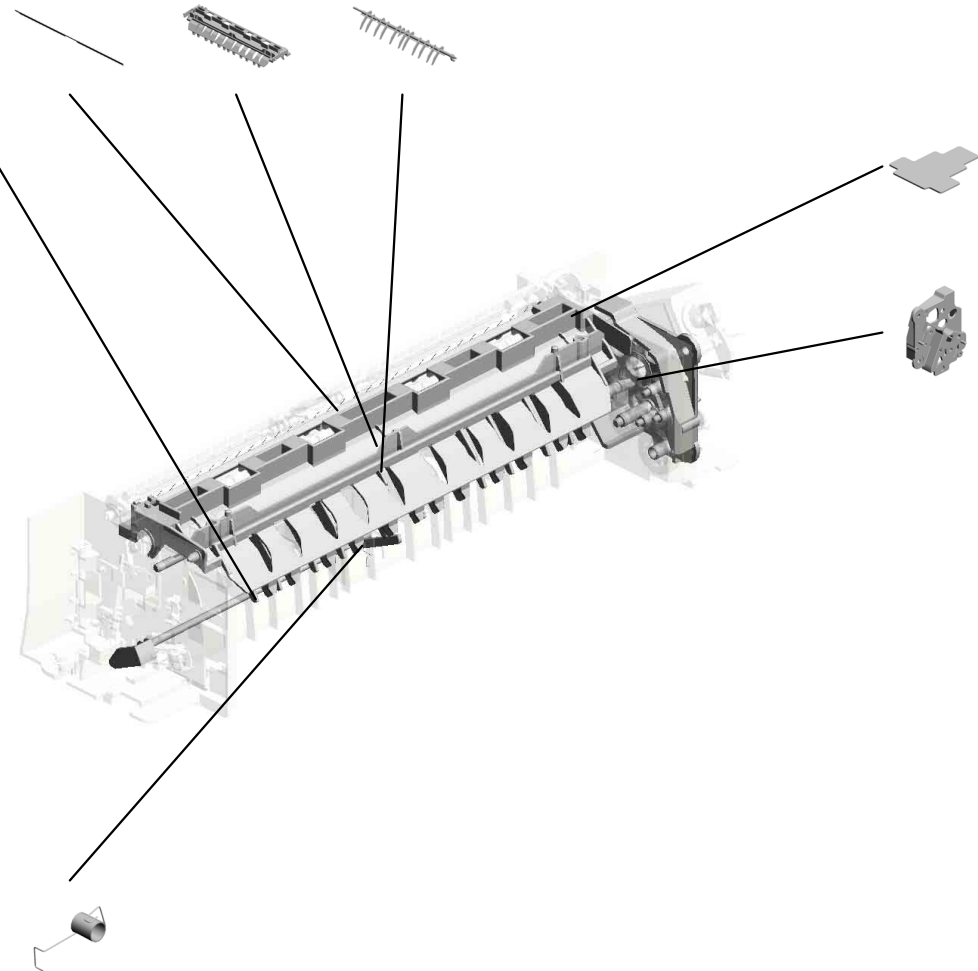


42.M1114471 FEELER: PAPER FEED SENSOR

44.M1114474 SHEET: PHOTO INTERRUPTOR: EXIT

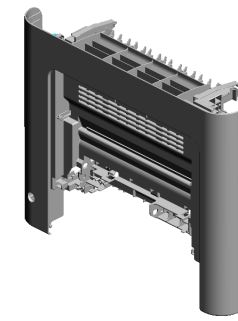
46.M1114483 BRACKET: GEAR: EXIT

43.M1114472 TORSION SPRING: FEELER: PAPER FEED SENSOR



U001	U002	U003	U004	U005	U006	U007	U008	U009	U010	U011	U012	U013	U014	U015	U016	U017
------	------	------	------	------	------	------	------	------	------	------	------	------	------	------	------	------

U013 DUPLEX



- 3.04583010N (x14) HEXAGON HEAD TAPPING SCREW:3 X10
- 12.GB011151 GEAR:PULLEY:DU PLEX:2
- 9.GA043031 SYNCHRONOUS BELT:S2M:4X316
- 6.AA082101 (x2) BUSHING - 6X10X6
- 11.GB011149 (x2) GEAR:TRANSPORT:IDLER:BASE:1

14.GF020068
TRANSPORT ROLLER:DU PLEX:ENTRANCE

7.B2234552
(x2)
BUSHING:DIA4

8.D0394542
DRIVEN ROLLER:ENTRANCE:DU PLEX

20.M1094184
(x2)
ROLLER:MIDDLE:FRONT

2.04513008N
(x7)
TAPPING SCREW - M3X8

4.07200030E
(x2)
RETAINING RING - M3

17.M1091134
STEPPED SCREW: M4X:4.4

5.08050104
(x6)
RETAINING RINGS -E:SILENCER:DIA4

16.M1091133
STEPPED SCREW: M3X:3.2

15.M1091132
LINK:STOPPER:COVER:FRONT

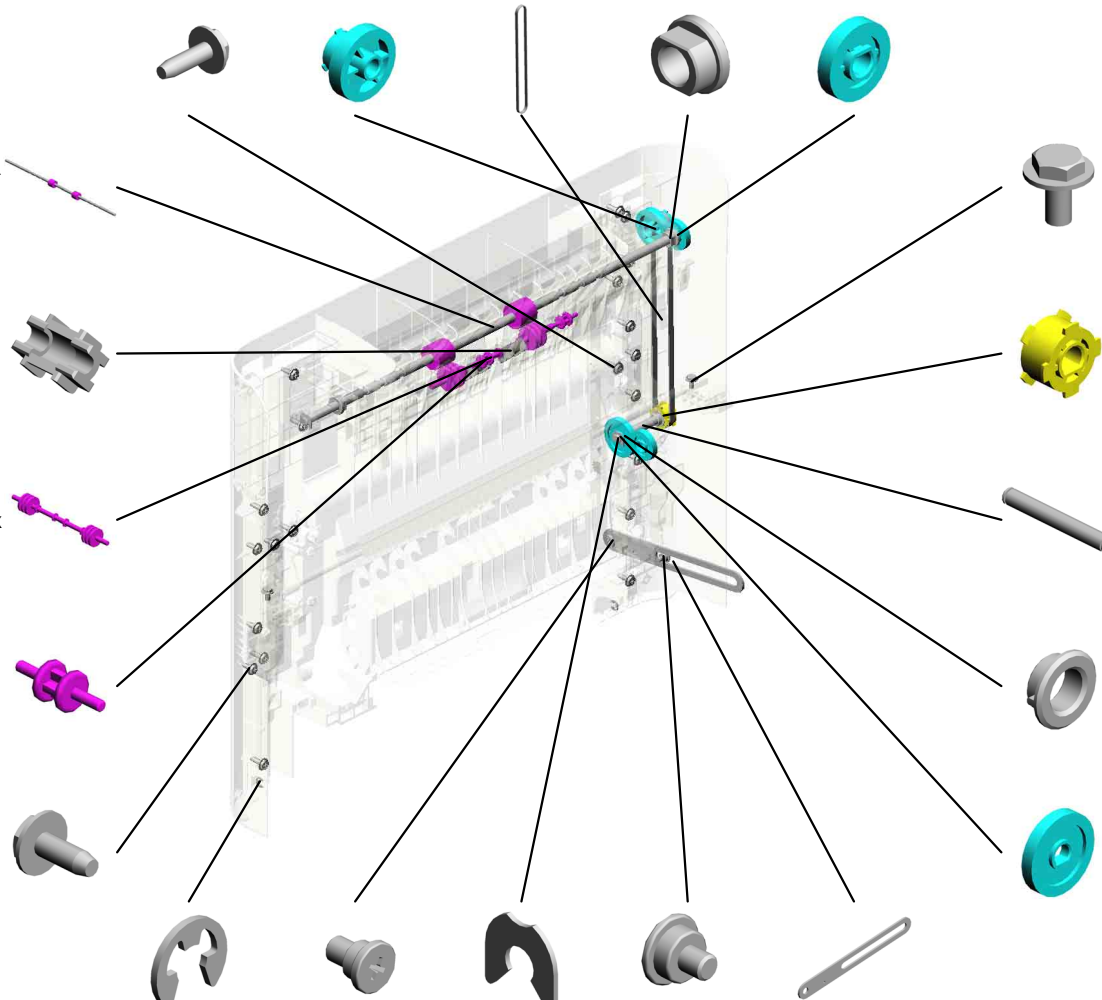
1.03603006N
(x2)
SCREW - M3X6

18.M1091178
PULLEY:DU PLEX:1

10.GA148026
SHAFT:PULLEY:DU PLEX

19.M1091189
(x2)
PLAIN SHAFT BEARING:DU PLEX

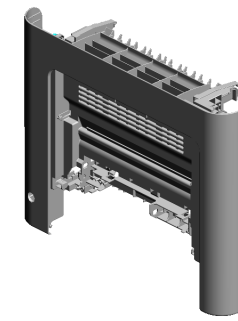
13.GB011166
GEAR:PULLEY:DU PLEX



U001	U002	U003	U004	U005	U006	U007	U008	U009	U010	U011	U012	U013	U014	U015	U016	U017
------	------	------	------	------	------	------	------	------	------	------	------	------	------	------	------	------

U013 DUPLEX

- 21.M1094608 HOLDER:GUIDE PLATE:REVERSE:RIGHT
- 34.M1094646 (x6) GUIDE:DUPLEX:ENTRANCE
- 37.M1114603 GUIDE PLATE:REVERSE
- 23.M1094618 (x2) TENSION SPRING:DRIVEN ROLLER:DUPLEX:ENTRANCE
- 38.M1114609 (x2) COMPRESSION SPRING:GUIDE PLATE:REVERSE



- 22.M1094613 KNOB:TRANSPORT ROLLER:DUPLEX



- 33.M1094643 DECAL:PICK-UP PAPER JAM:DUPLEX



- 28.M1094631 TORSION SPRING:LOCK:COVER:FRONT



- 30.M1094636 HINGE:LOCK:COVER:FRONT



- 26.M1094628 HANDLE:COVER:FRONT



- 35.M1094650 (x2) FRONT COVER PIN
- 29.M1094635 GUIDE:HARNES:RIGHT
- 36.M1114601 COVER:FRONT
- 40.M1114629 SHAFT:LOCK:COVER:FRONT
- 39.M1114624 (x2) SHEET:DUPLEX:EXIT

- 25.M1094620 HOLDER:GEAR:DUPLEX UNIT:ASSY



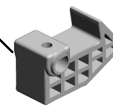
- 24.M1094619 (x2) SHAFT:LINK:MANUAL FEED TABLE



- 32.M1094640 HINGE:LOCK:COVER:FRONT:LEFT



- 27.M1094630 PAWL:LEFT

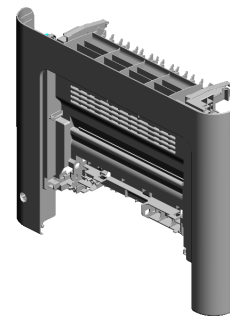
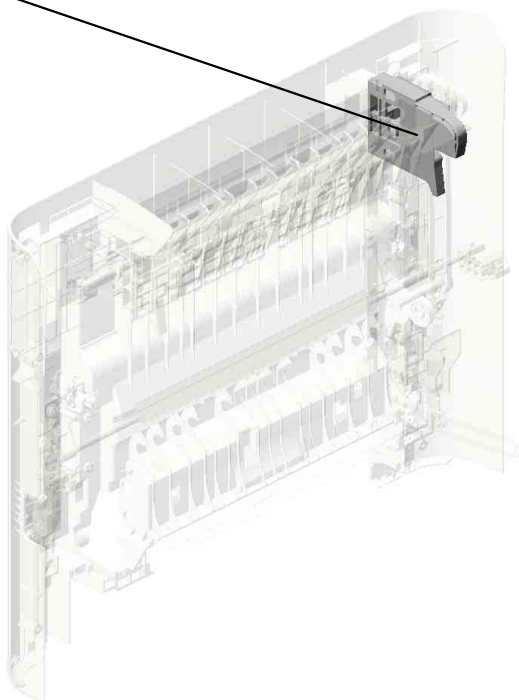


- 31.M1094638 GUIDE:HARNES:LEFT



U013
DUPLEX

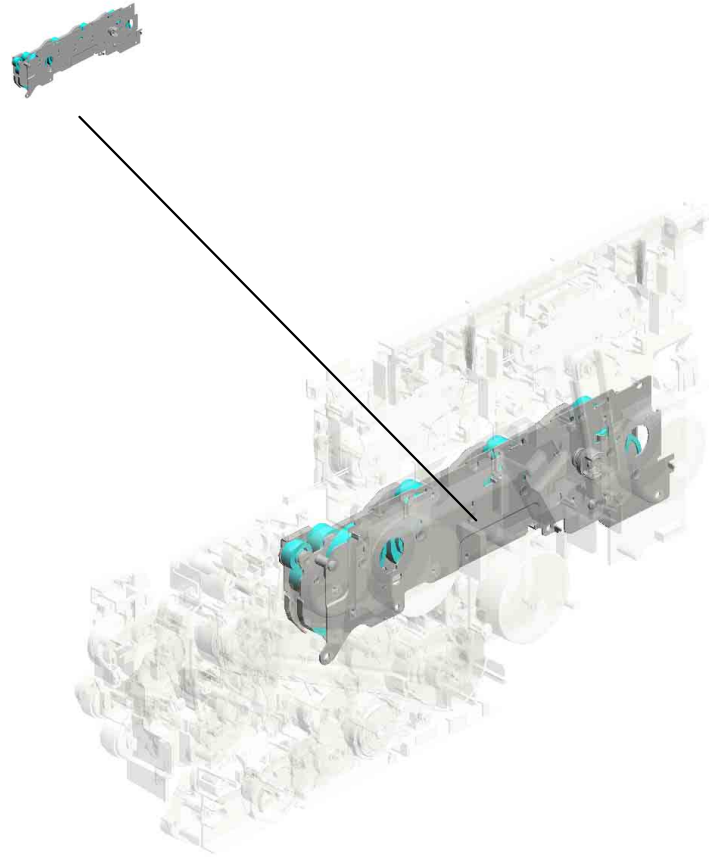
41.M1364607
HOLDER:GUIDE PL
ATE:REVERSE:LEF
T



U001	U002	U003	U004	U005	U006	U007	U008	U009	U010	U011	U012	U013	U014	U015	U016	U017
------	------	------	------	------	------	------	------	------	------	------	------	------	------	------	------	------

U014.MAIN DRIVE

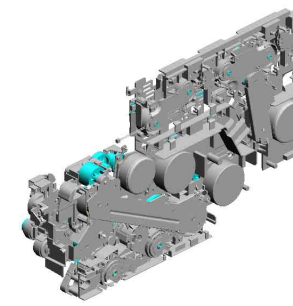
U014 S001
MOB01135
MECHANICAL DRIVE SECTIO
N:PHOTOCONDUCTOR:ASS'
Y



U001	U002	U003	U004	U005	U006	U007	U008	U009	U010	U011	U012	U013	U014	U015	U016	U017
------	------	------	------	------	------	------	------	------	------	------	------	------	------	------	------	------

U014 MAIN DRIVE

- 7.04593010N BINDING HEAD TAPPING SCREW:3X10
- 5.04583008N HEXAGON HEAD TAPPING SCREW:3X8
- 20.GA148028 SHAFT:COUPLING: UPPER
- 6.04583010N (x21) HEXAGON HEAD TAPPING SCREW:3X10
- 9.08050104 (x11) RETAINING RINGS -E:SILENCER:DIA4



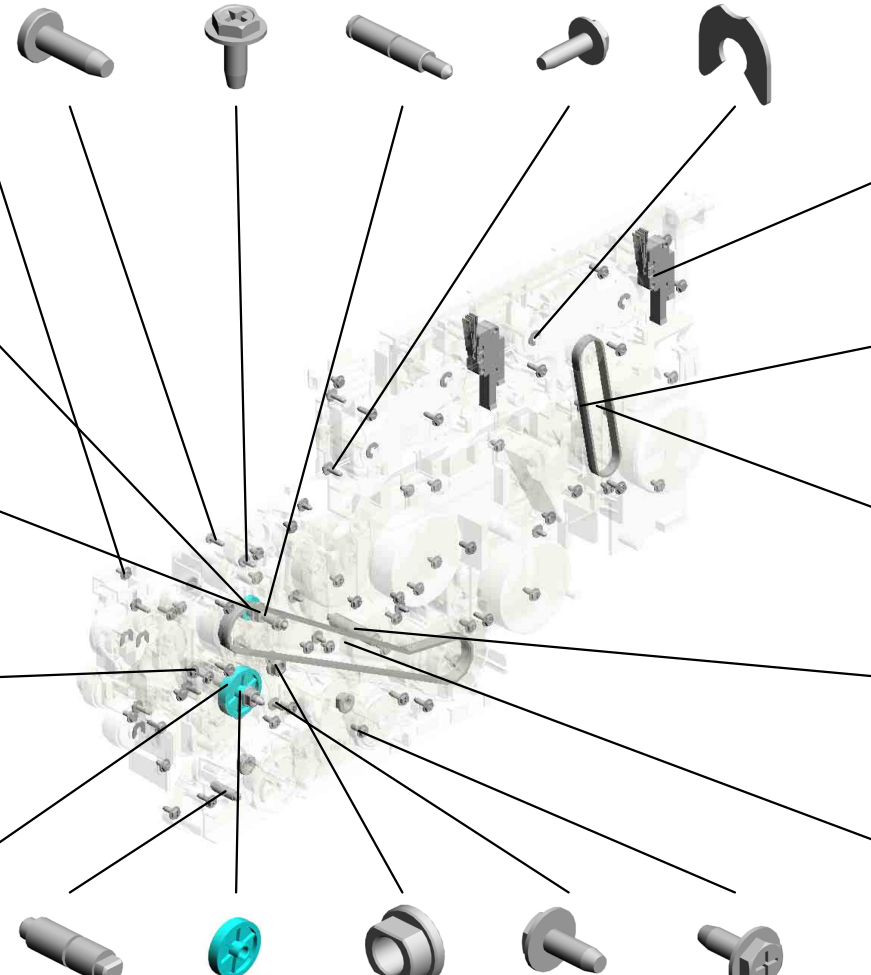
- 2.03603006N (x2) SCREW - M3X6

- 22.GB010144 GEAR:STEPPED:COUPLING:TRANSPORT

- 14.AA082173 (x2) PLAIN SHAFT BEARING:6X10X6

- 13.AA082170 (x2) PLAIN SHAFT BEARING:DIA4XDIA8X5:EG-1

- 19.GA148024 SHAFT:COUPLING:REGISTRATION



- 11.12042612 (x2) MICRO SWITCH:D3V-16506-3C25

- 4.04543006Q (x34) TAPPING SCREW - M3X6

- 16.GA043041 SYNCHRONOUS BELT:T210

- 17.GA146123 SHAFT:TRANSPORT:ON-OFF

- 15.GA043040 SYNCHRONOUS BELT:FUSING:S3M

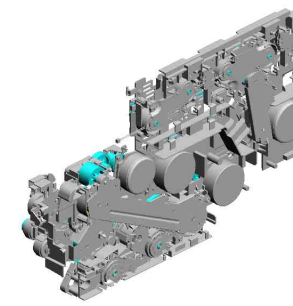
- 9.08050104 (x4) RETAINING RINGS -E:SILENCER:DIA4

- 8.07200040E (x 1) RETAINING RING - M4

- 18.GA146139 SHAFT:TRANSPORT:CONNECTING
- 21.GB010143 GEAR:COUPLING:REGISTRATION
- 12.AA082101 (x3) BUSHING - 6X10X6
- 3.04513008N (x11) TAPPING SCREW - M3X8
- 10.09513008N (x2) SCREW:POLISHED ROUND:M3X8

U001	U002	U003	U004	U005	U006	U007	U008	U009	U010	U011	U012	U014	U015	U016	U017
------	------	------	------	------	------	------	------	------	------	------	------	------	------	------	------

U014 MAIN DRIVE



- 42.GB011158 GEAR:TRANSPOR
T:IDLER:DUPL
EX:MIDDLE
- 38.GB011152 GEAR:TRANSPOR
T:COUPLING
- 29.GB011099 GEAR:TRANSFER:
DRIVE:COUPLING
- 27.GB010156 GEAR:IDLER:COU
PLING:TRANSPOR
T:2
- 26.GB010155 GEAR:IDLER:COU
PLING:TRANSPOR
T:1

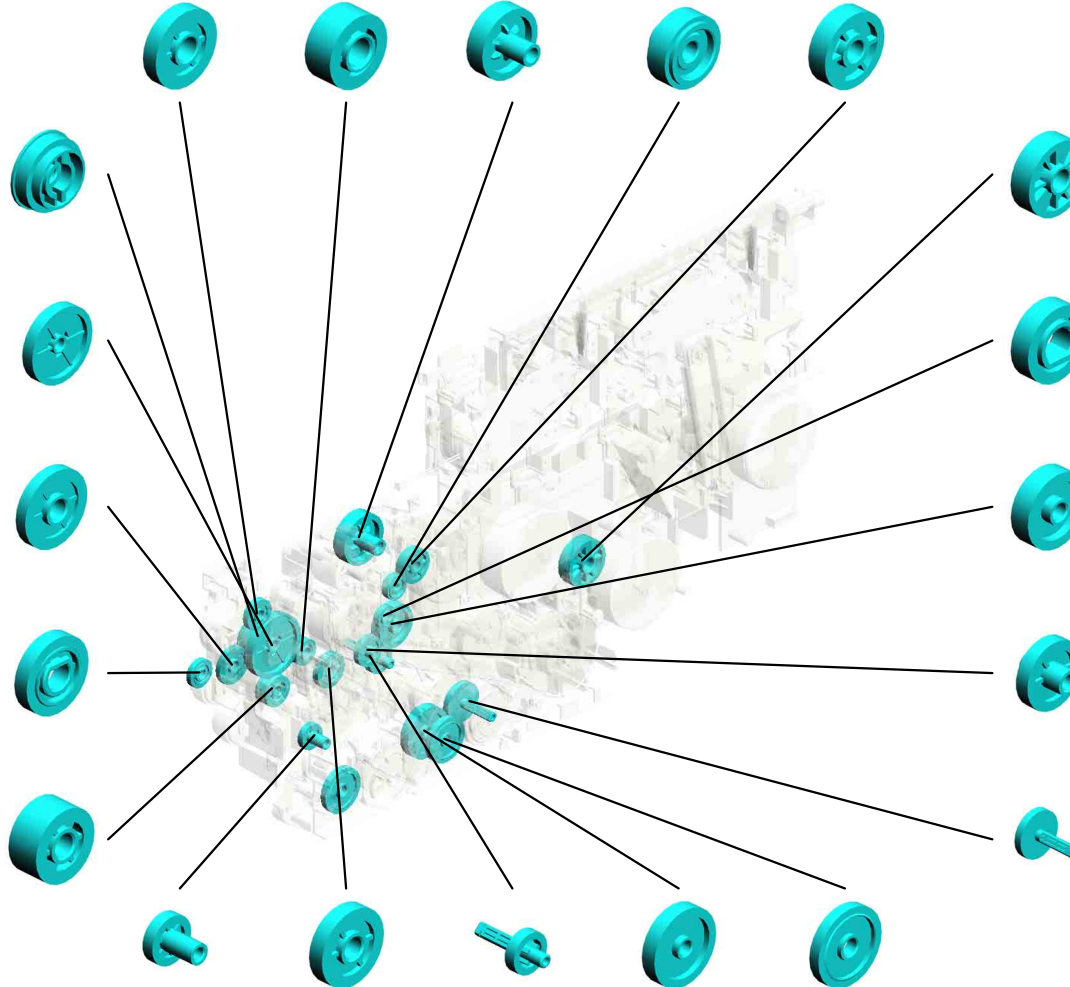
39.GB011153
GEAR:TRANSPOR
T:SLOW DOWN:DU
PLEX:2

40.GB011154
GEAR:TRANSPOR
T:SLOW DOWN:DU
PLEX:1

43.GB011164
GEAR:TRANSPOR
T:IDLER:1

44.GB011165
GEAR:TRANSPOR
T:IDLER:BASE:1

41.GB011156
GEAR:TRANSPOR
T:IDLER:DUPL
EX:EXIT



28.GB010242
GEAR:FUSING:MO
TOR:COUPLING

25.GB010149
GEAR:COUPLING:
UPPER

34.GB011142
GEAR:TRANSPOR
T:CLUTCH:IDLER

24.GB010148
GEAR:IDLER:TRAN
SPORT:COUPLING
:2

35.GB011143
GEAR:CLUTCH:OU
TPUT:ON-OFF

23.GB010147
GEAR:COUPLING:
SLOW DOWN:1

33.GB011141
GEAR:TRANSPOR
T:IDLER:1

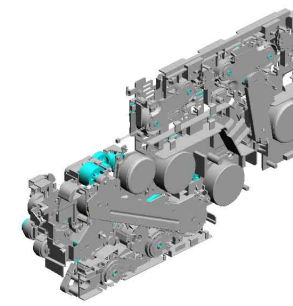
32.GB011140
GEAR:CLUTCH:OU
TPUT:REGISTRATI
ON

37.GB011147
GEAR:TRANSPOR
T:IDLER:PAPER FE
ED

36.GB011145
(x2)
GEAR:TRANSPOR
T:IDLER:OUTER

U001	U002	U003	U004	U005	U006	U007	U008	U009	U010	U011	U012	U013	U014	U015	U016	U017
------	------	------	------	------	------	------	------	------	------	------	------	------	------	------	------	------

U014 MAIN DRIVE



- 54.GB013132 GEAR:COUPLING:Y:SUPPLY
- 55.GB013134 GEAR:IDLER:Y:SUPPLY
- 56.GB013135 GEAR:SUPPLY:ELCTROMAGNETIC CLUTCH:YELLOW
- 51.GB013128 GEAR:TONER SUPPLY:IDLER:YM
- 50.GB013127 (x2) GEAR:IDLER:TONE R SUPPLY:CK

49.GB013122
GEAR:FUSING:COUPLING



48.GB013093
GEAR:FUSING:COUPLING - 30Z



67.GB017155
GEAR:SLOW DOWN:TRANSPORT:COUPLING:1



66.GB017153
GEAR:TRANSPORT:SLOW DOWN:INNER



65.GB017152
GEAR:TRANSPORT:IDLER:MANUAL FEED



68.GB017156
GEAR:SLOW DOWN:TRANSPORT:COUPLING:2



69.GB017157
GEAR:TRANSPORT:SLOW DOWN:OUTER



46.GB011196
GEAR:TRANSPORT:COUPLING:PAPER FEED



62.GB017141
GEAR:TRANSPORT:SLOW DOWN:PAPER FEED



61.GB017140
GEAR:ON-OFF:SLOW DOWN:1



57.GB013136 (x3)
GEAR:SUPPLY:ELCTROMAGNETIC CLUTCH



58.GB017135
GEAR:SUPPLY:PULLEY:2



63.GB017144
GEAR:FUSING:DRIVE:1



60.GB017139
GEAR:ON-OFF:SLOW DOWN:2

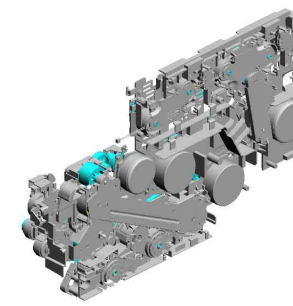


64.GB017146
GEAR:FUSING:PULLEY:1



U001	U002	U003	U004	U005	U006	U007	U008	U009	U010	U011	U012	U013	U014	U015	U016	U017
------	------	------	------	------	------	------	------	------	------	------	------	------	------	------	------	------

U014 MAIN DRIVE



- 70.GB017164 GEAR:SLOW DOWN:DRIVE:COUPLING
- 88.M1091153 SPACER:MOTOR
- 71.GB017168 GEAR:TRANSFER:DRIVE
- 75.GX062173 DC BRUSHLESS MOTOR:TRANSFER:TRANSPORT:23W
- 76.GX202101 (x4) ELECTROMAGNETIC CLUTCH:SUPPLY:0.25NM

- 89.M1091160 (x2) SPACER:FUSING:SYNCHRONOUS BELT

- 77.GX202124 (x3) ELECTROMAGNETIC CLUTCH:0.35NM

- 79.GX202128 ELECTROMAGNETIC CLUTCH:MANUAL FEED:BASE:0.25NM

- 80.GX202129 ELECTROMAGNETIC CLUTCH:MANUAL FEED:0.25NM

- 81.GX202131 ELECTROMAGNETIC CLUTCH:0.45NM

- 83.M1091101 BRACKET:SUPPLY:SYNCHRONOUS BELT:ASSY

- 72.GX062154 DC BRUSHLESS MOTOR:PHOTOCONDUCTOR:BLACK:24W

- 73.GX062156 DC BRUSHLESS MOTOR:PHOTOCONDUCTOR:COLLAR:43W

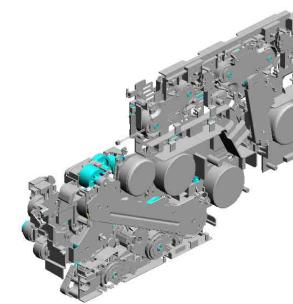
- 87.M1091120 BRACKET:FUSING:MOTOR:ASSY

- 74.GX062157 DC BRUSHLESS MOTOR:FUSING:23W

- 84.M1091113 BRACKET:GUIDE PLATE:REGISTRATION:CLUTCH
- 78.GX202126 ELECTROMAGNETIC CLUTCH:PAPER FEED:0.45NM
- 85.M1091116 BRACKET:TRANSPORT
- 86.M1091118 TIGHTENER:FUSING
- 90.M1091161 BRACKET:FUSING:GEAR

U001	U002	U003	U004	U005	U006	U007	U008	U009	U010	U011	U012	U014	U015	U016	U017
------	------	------	------	------	------	------	------	------	------	------	------	------	------	------	------

U014 MAIN DRIVE



- 94.M1091175 PULLEY:FUSING:COUPLING - 30Z
- 110.M1111121 BRACKET:TRANSFER:DRIVE:ASSY
- 108.M1111113 BRACKET:DRIVE:POSITIONING
- 105.M1095857 (x2) HEXAGON HEAD TAPPING SCREW:3 X10:DIA10
- 103.M1095818 SLIDER:MICRO SWITCH

97.M1091184
GROUND PLATE:FUSING DRIVE SUB-UNIT

93.M1091174
BRACKET:DUPLIX:2

99.M1091188
BRACKET:DUPLIX:SWIVEL:ARM:2

101.M1091196
BRACKET:TRANSFER:ARM:ASSY

100.M1091195
BRACKET:SWIVEL:MAIN:GUIDE PLATE

109.M1111119
BRACKET:TRANSFER:INNER:FRONT

92.M1091173
BRACKET:TRANSFER:FRONT:2

96.M1091181 (x3) SPACER:DIA12:0.13MM

95.M1091180
BRACKET:TRANSFER:FRONT:2:COVER

106.M1111055
SHEET:HARNESS:BRACKET:FUSING:GEAR

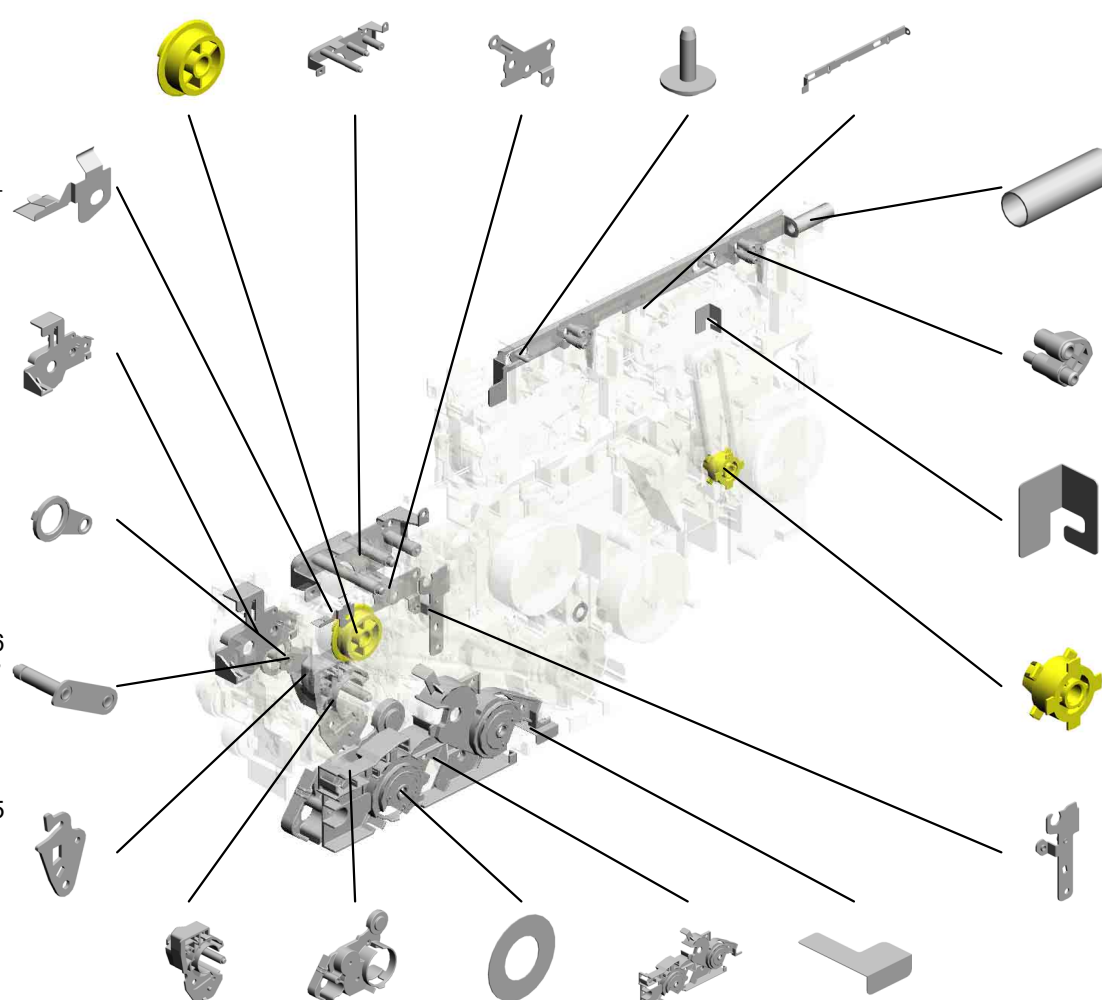
104.M1095819
COMPRESSION SPRING:LINK:SLIDE

102.M1095061 (x2) CAM:MICRO SWITCH

98.M1091185
SHEET:GUIDE:HARNESS:SUPPLY

91.M1091166
PULLEY:TONER SUPPLY:DRIVE - 19Z

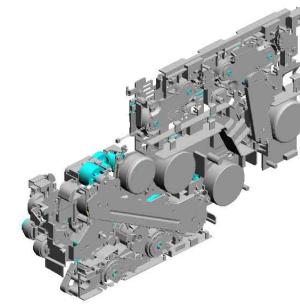
107.M1111111
BRACKET:GUARD:ASSY



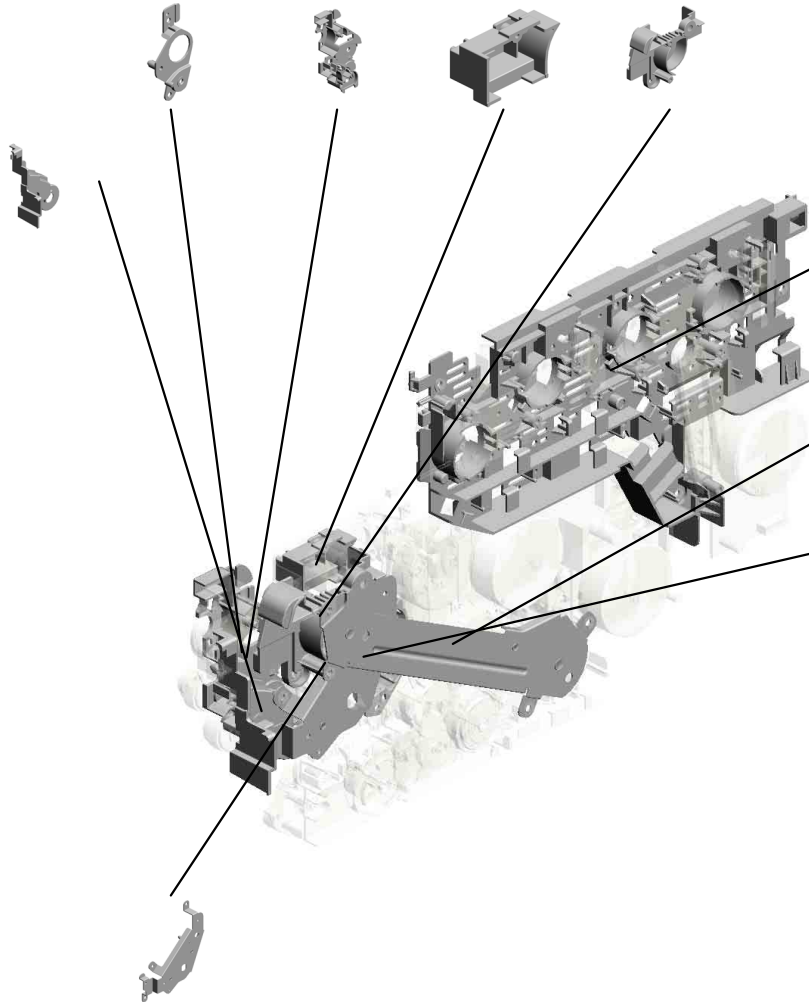
U001	U002	U003	U004	U005	U006	U007	U008	U009	U010	U011	U012	U013	U014	U015	U016	U017
------	------	------	------	------	------	------	------	------	------	------	------	------	------	------	------	------

U014 MAIN DRIVE

117.M1111157 BRACKET:DUPLEX :GUIDE PLATE
 115.M1111150 BRACKET:DUPLEX
 119.M1115840 SHIELDING PLATE: DRIVE UNIT:TRAN SFER
 114.M1111147 BRACKET:FUSING: DRIVE:COUPLING



112.M1111143
BRACKET:COVER: DUPLEX



116.M1111155
BRACKET:DRIVE:T ONER SUPPLY:AS S'Y

113.M1111145
BRACKET:FUSING: DRIVE:ASS'Y


118.M1111164
BRACKET:TRANSP ORT:1

111.M1111124
BRACKET:COUPLI NG:TRANSPORT: P EEN

U001	U002	U003	U004	U005	U006	U007	U008	U009	U010	U011	U012	U013	U014	U015	U016	U017
------	------	------	------	------	------	------	------	------	------	------	------	------	-------------	------	------	------

U014_S001
MECHANICAL DRIVE SECTION:PHOTOCONDUCTOR:ASS'Y

45.GB011169 GEAR:ON-OFF:1
47.GB012123 (x4) GEAR:PHOTOCONDUCTOR:DRIVE:COUPLING
53.GB013130 GEAR:SUPPLY:DRIVE:3
12.AA082101 (x2) BUSHING - 6X10X6

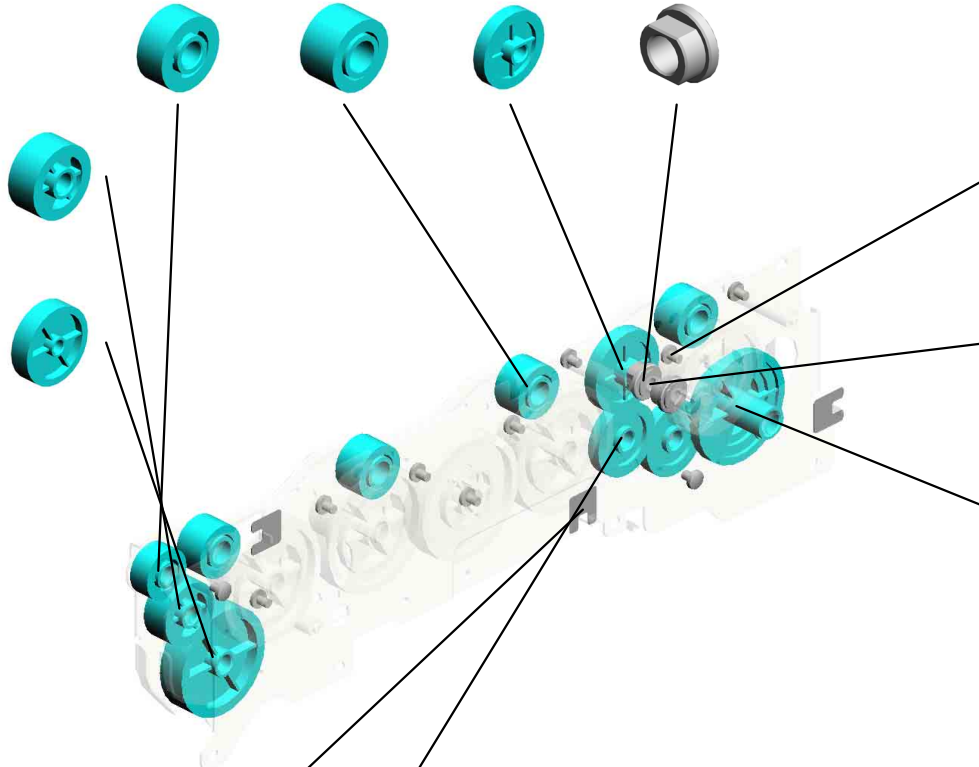


82.M0B01135
MECHANICAL DRIVE SECTION:PHOTOCONDUCTOR:ASS'Y

30.GB011138
GEAR:ON-OFF:2



31.GB011139
GEAR:ON-OFF:3



1.03530040N
(x20)
SCREW - M3X4



9.08050104
(x2)
RETAINING RINGS
-E-SILENCER:DIA4



59.GB017136
GEAR:SUPPLY:DRIVE:1



88.M1091153
(x3)
SPACER:MOTOR



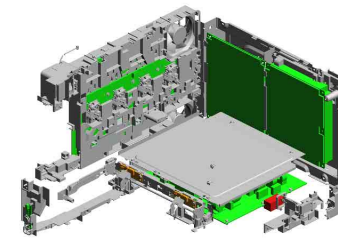
52.GB013129
(x2)
GEAR:SUPPLY:DRIVE:2



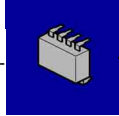
U001	U002	U003	U004	U005	U006	U007	U008	U009	U010	U011	U012	U013	U014	U015	U016	U017
------	------	------	------	------	------	------	------	------	------	------	------	------	------	------	------	------

U015 ELECTRICAL


- 15.16072790 (x8) FERRITE CORE:K3 FF 28.00X14.60X7.70X1.40
- 8.08046123 (x20) HEXAGONAL BOLT :W/WASHER:M3X8
- 22.D0A05271 (x2) PCB:CTL:SH1V:AS S'Y
- 3.04513008N (x22) TAPPING SCREW - M3X8
- 2.03603006N (x8) SCREW - M3X6



- 14.14077677 (x2) EEPROM:BR24T64-W



- 18.AW140016 (x2) TEMPERATURE & HUMIDITY SENSOR



- 23.D0A05788 (x2) SHIELD PLATE:CONTROL SECTION



- 11.11050725 (x2) CLAMPS:WES-1117



- 20.B7715050 (x2) (SP C360SFNw/C361SFNw):SPEAKER



- 7.07200030E (x2) RETAINING RING - M3



- 10.11050723 (x2) CLAMPS:WES-0507




- 12.11050758 (x2) CLAMP:LWSM-0306A

- 6.04583010N (x50) HEXAGON HEAD TAPPING SCREW:3X10



- 1.03530040N (x6) SCREW - M3X4



- 16.AA143592 (x2) SCREW - M4X6

- 9.11050511 (x2) HARNESS CLAMP - LWS-0306ZC



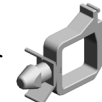
- 2.03603006N (x4) SCREW - M3X6

- 3.04513008N (x2) TAPPING SCREW - M3X8

- 4.04522608N (x4) BINDING SELF-TAPPING SCREW:2.6X8

- 5.04543006Q (x48) TAPPING SCREW - M3X6

- 13.11050763 (x2) CLAMP:LWS-1211A




- 5.04543006Q (x42) TAPPING SCREW - M3X6

- 24.D0A05792 (x2) SPACER:BRACKET:CONTROL BOARD

- 5.04543006Q (x2) TAPPING SCREW - M3X6
- 201807-03 X/O

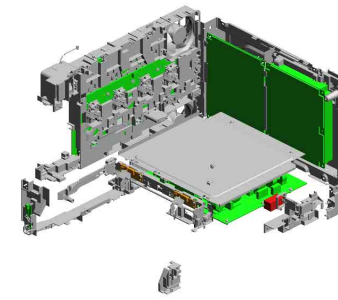
- 19.AX640199 (x4) FAN:MM80:25MM:DC 2.16W



- 17.AW020198 (x2) PHOTOINTERRUPTOR:LG2A14NL1



U015 ELECTRICAL



- 29.D0A05919 (x2) SPACER:SHIELD PLATE:CONTROL SECTION
- 40.M0B05815 (x2) GUIDE PLATE:WLAN
- 27.D0A05882 (x2) COVER:USB
- 37.M0963989 (x2) RESISTOR:TRANSFER/SEPARATION
- 33.GW010009 (x4) DENSITY SENSOR

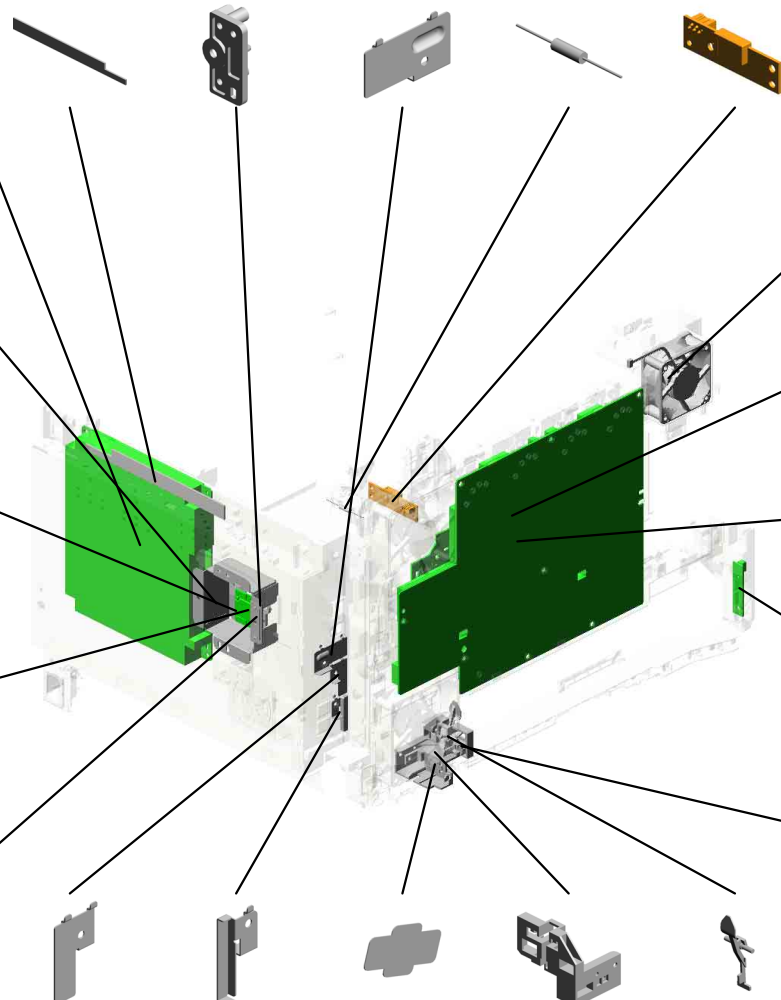
- 38.M0B05105 (x2) PCB:EGB:ASSY

- 30.D0AB9590 (x2) NVRAM

- 25.D0A05822 (x2) SHIELD PLATE:WLAN

- 39.M0B05221 (x2) MODULE:WLAN:WN3501M

- 26.D0A05823 (x2) COVER:WLAN



- 34.GX640025 (x2) DC FAN MOTOR:M60:25MM:24V

- 44.M1095321 (x2) PCB:TERMINAL:PCDU

- 36.GZ300008 (x2) POWER PACK

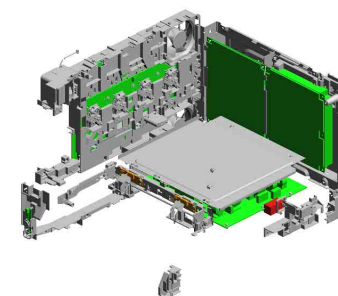
- 45.M1095541 (x2) PCB:DCSW

- 31.G0205626 (x2) PUSH SWITCH

- 28.D0A05883 (x2) COVER:SD-MIC
- 41.M0B05863 (x2) COVER:SD-CARD
- 32.G1022789 (x2) STOPPER:PHOTO INTERRUPTOR
- 42.M1095051 (x2) BASE:SENSOR:COLLECTION BOTTLE
- 43.M1095052 (x2) FEELER:OVERFLOW:SENSOR:COLLECTION BOTTLE

U001	U002	U003	U004	U005	U006	U007	U008	U009	U010	U011	U012	U013	U015	U016	U017
------	------	------	------	------	------	------	------	------	------	------	------	------	------	------	------

U015 ELECTRICAL



- 48.M1095758 (x2) CAM:DENSITY SENSOR:RIGHT
- 46.M1095752 (x4) STOPPER:DENSITY SENSOR
- 50.M1095760 (x4) COMPRESSION SPRING:DENSITY SENSOR
- 63.M1095800 (x24) COMPRESSION SPRING:NEW ARTICLE SENSOR
- 62.M1095799 (x8) HOLDER:TERMINAL:NEW ARTICLE SENSOR

51.M1095770
(x58)
TERMINAL:HIGHT VOLTAGE

64.M1095801
(x2)
GUIDE:HARNES:RIGHT LOWER

54.M1095776
(x2)
GROUND PLATE:POWER PACK

65.M1095802
(x2)
SHADEING PLATE:HARNES

55.M1095781
(x2)
BRACKET:INLET

52.M1095771
(x32)
COMPRESSION SPRING:PCU:POWER PACK

53.M1095772
(x8)
HOLDER:TERMINAL:POWER PACK

59.M1095795
(x2)
COVER:HIGHT VOLTAGE:LOWER

49.M1095759
(x4)
HOLDER:DENSITY SENSOR

57.M1095786
(x2)
GUIDE:HARNES:LEFT LOWER

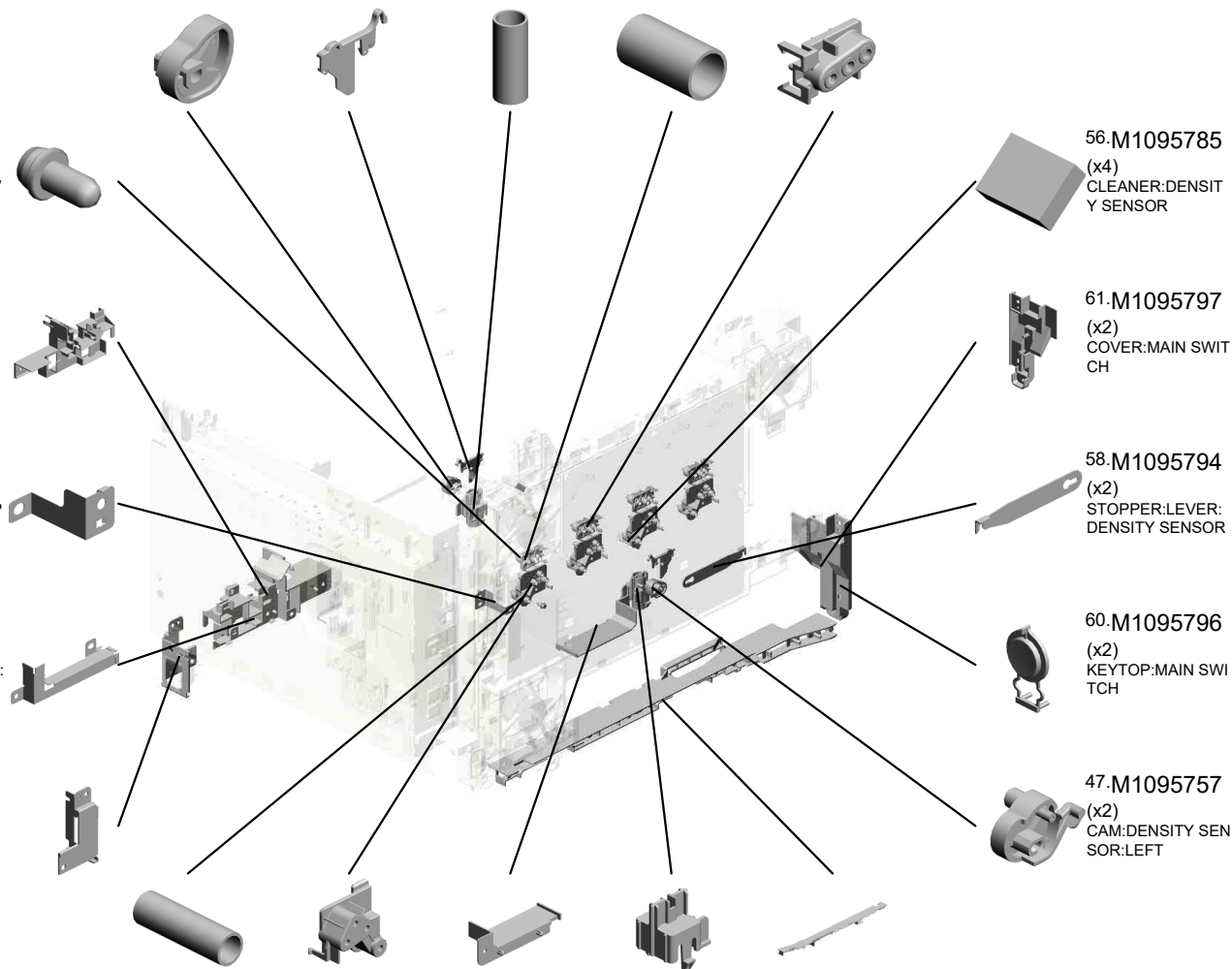
56.M1095785
(x4)
CLEANER:DENSITY SENSOR

61.M1095797
(x2)
COVER:MAIN SWITCH

58.M1095794
(x2)
STOPPER:LEVER:DENSITY SENSOR

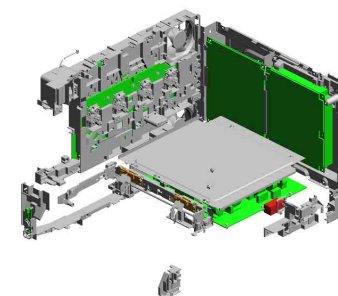
60.M1095796
(x2)
KEYTOP:MAIN SWITCH

47.M1095757
(x2)
CAM:DENSITY SENSOR:LEFT



U001	U002	U003	U004	U005	U006	U007	U008	U009	U010	U011	U012	U013	U014	U015	U016	U017
------	------	------	------	------	------	------	------	------	------	------	------	------	------	------	------	------

U015 ELECTRICAL



- 70.M1095815 (x2) GUIDE:HARNES:F RONT:RIGHT
- 72.M1095854 (x30) COMPRESSION SP RING:BASE:POWE R PACK:2
- 82.M1115754 (x2) BRACKET:DENSIT Y SENSOR
- 84.M1115761 (x2) GUIDE:HARNES: DENSITY SENSOR
- 79.M1095891 (x2) DUCT:FAN:FUSING

77.M1095867
(x2)
SPONGE:POWER
SUPPLY UNIT:RIG
HT

83.M1115756
(x2)
SHAFT:DENSITY S
ENSOR

71.M1095842
(x2)
GROUND PLATE:D
ENSITY SENSOR

75.M1095860
(x2)
COMPRESSION SP
RING:HVP:PCU:CO
NNECTING

81.M1095896
(x2)
COMPRESSION SP
RING:TRANSFER:H
VP:2

68.M1095810
(x2)
DUCT:FAN:POWER
SUPPLY UNIT

76.M1095864
(x4)
SHEET:HARNES:
LEFT LOWER

80.M1095894
(x2)
HOLDER:TERMINA
L:POWER PACK:T
RANSFER

73.M1095858
(x2)
COMPRESSION SP
RING:HVP:TRANSF
ER:CONNECTING

74.M1095859
(x2)
LINK:DENSITY SEN
SOR

78.M1095888
(x4)
SEAL - 15X15X3MM

69.M1095813
(x2)
INSULATING COVE
R:SEPARATION

67.M1095805
(x2)
COIL SPRING:GUI
DE PIN

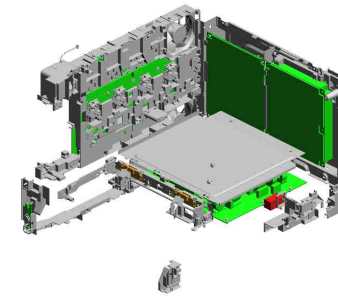
66.M1095804
(x2)
GUIDE PIN:DENSIT
Y SENSOR:LEADIN
G EDGE

85.M1115784
(x2)
HOLDER:CLEANER
:DENSITY SENSOR
:LEFT

U001	U002	U003	U004	U005	U006	U007	U008	U009	U010	U011	U012	U013	U015	U016	U017
------	------	------	------	------	------	------	------	------	------	------	------	------	------	------	------

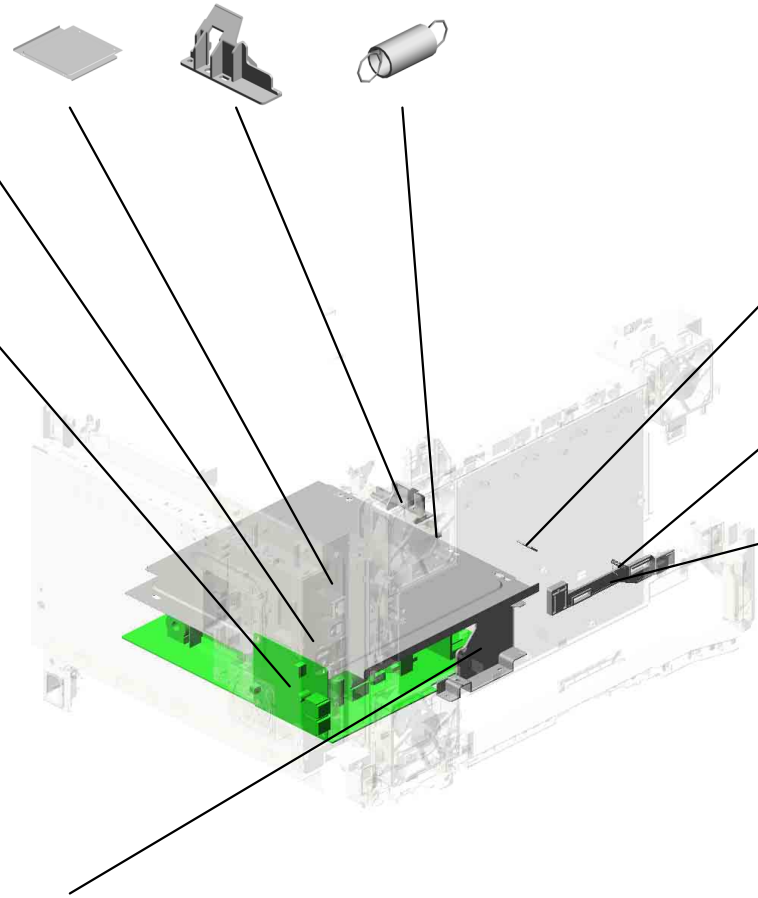
U015 ELECTRICAL

86.M1115791 (x2) COVER:POWER SUPPLY UNIT
 89.M1115891 (x2) HOLDER:CLEANER DENSITY SENSOR :RIGHT
 91.M1115894 (x2) TENSION SPRING: DENSITY SENSOR



96.GZ230094 (x2) (NA/TWN):POWER SUPPLY UNIT:237 W

95.D0A05232 (x2) (NA):PCB:SV-FAX: ASS'Y



88.M1115888 (x4) CUSHION:FLAT BELT-TRANSFER

87.M1115838 (x2) COMPRESSION SPRING:TRANSFORMER 201808-01 X/O

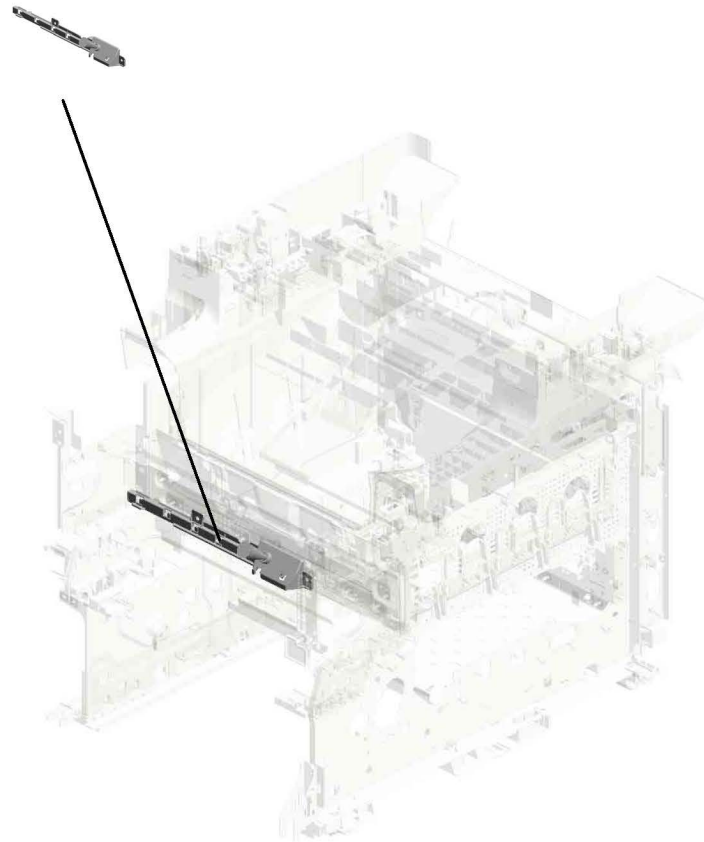
92.M1115895 (x2) LEVER:DENSITY SENSOR

90.M1115893 (x2) HOLDER:HARNES S:DENSITY SENSOR

U001	U002	U003	U004	U005	U006	U007	U008	U009	U010	U011	U012	U013	U014	U015	U016	U017
------	------	------	------	------	------	------	------	------	------	------	------	------	------	------	------	------

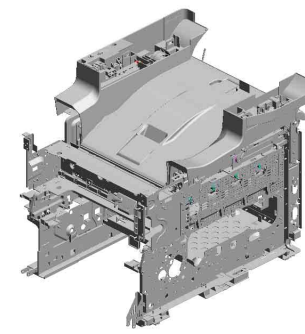
U016.MAIN FRAME

U016_S001
M1115822
THERMOPILE:FUSING:ASS'Y



U001	U002	U003	U004	U005	U006	U007	U008	U009	U010	U011	U012	U013	U014	U015	U016	U017
------	------	------	------	------	------	------	------	------	------	------	------	------	------	------	------	------

U016 MAIN FRAME



- 6.04523010N (x3) BINDING SELF-TAPPING SCREW:3X10
- 4.04503016N (x2) TAPPING SCREW: 3X16
- 7.04543006Q (x28) TAPPING SCREW - M3X6
- 12.08046123 (x16) HEXAGONAL BOLT :WASHER:M3X8
- 14.08050103 RETAINING RINGS -E:SILENCER:DIA3

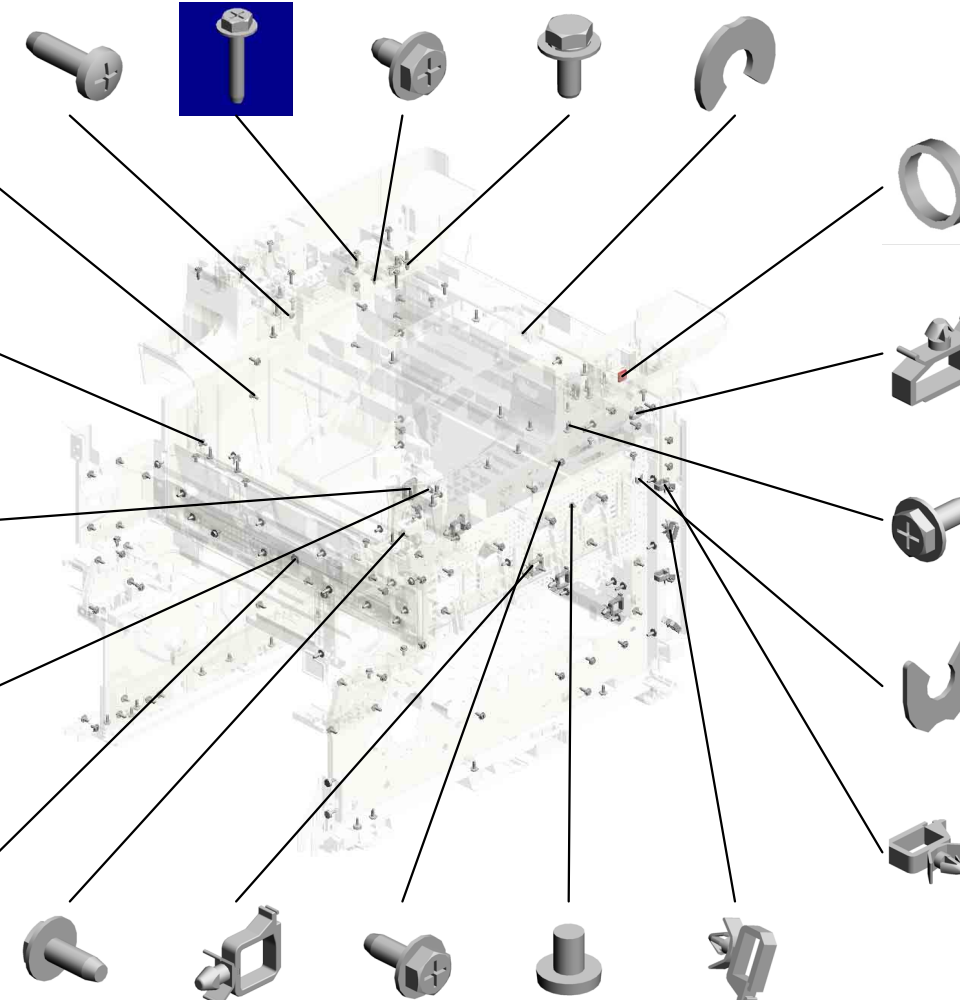
- 10.04593008N (x3) BINDING HEAD TAPPING SCREW:3X8

- 2.03603006N (x6) SCREW - M3X6

- 18.11050724 CLAMPS:WES-1210

- 9.04583010N (x42) HEXAGON HEAD TAPPING SCREW:3X10

- 15.08050104 (x2) RETAINING RINGS -E:SILENCER:DIA4



- 5.04513008N (x50) TAPPING SCREW - M3X8
- 22.11050763 (x4) CLAMP:LWS-1211A
- 3.04503008N (x2) TAPPING SCREW - M3X8
- 1.03530040N (x3) SCREW - M3X4
- 17.11050487 (x2) HARNESS CLAMP

- 23.A0422568 SPACER - 8.1X10X3.7

- 14.08050103 RETAINING RINGS -E:SILENCER:DIA3
- 16.08050106 RETAINING RINGS -E:SILENCER:DIA6

- 20.11050760 (x2) CLAMP:LWSM-0511A

- 8.04543008Q (x7) TAPPING SCREW: 3X8

- 19.11050758 CLAMP:LWSM-0306A
- 22.11050763 CLAMP:LWS-1211A

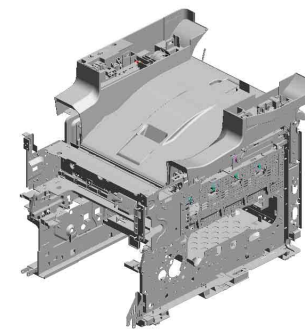
- 13.08050089 RETAINING RING - M4 201804-01 X/O

- 7.04543006Q (x 5) TAPPING SCREW - M3X6
- 9.04583010N (x 2) HEXAGON HEAD TAPPING SCREW:3X10
- 11.07200060E (x 1) RETAINING RING - M6

- 21.11050762 (x2) CLAMP:LWS-0711A

U001	U002	U003	U004	U005	U006	U007	U008	U009	U010	U011	U012	U013	U014	U015	U016	U017
------	------	------	------	------	------	------	------	------	------	------	------	------	------	------	------	------

U016 MAIN FRAME




- 42.D0A01346 COVER:LOCK:ADF
- 39.D0A01342 LINK:ROD
- 41.D0A01344 TORSION SPRING: LINK:ROD
- 36.D0A01321 BRACKET:ARM:SLI DE:LEFT:PEEN
- 26.D0A01050 ARM:SLIDE:LEFT

43.D0A01351
HOOK:ADF



40.D0A01343
COMPRESSION SP
RING:ROD:ADF



28.D0A01054
SLIDE RAIL:LEFT



37.D0A01324
BRACKET:ARM:SLI
DE:LEVER



30.D0A01075
PLATE:SHAFT
201807-01 X/O



25.AA080346
BUSHING:FLANGE
TYPE:DIA6
201803-01



34.D0A01306
(x2)
PAWL:LOCK:COVE
R:UPPER
201803-02 X/O



35.D0A01308
LEVER:COVER:UP
PER:ASSY
201807-02 X/O



24.AA043601
TIMING BELT - B40
S2M118



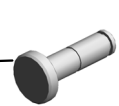
29.D0A01055
SLIDE RAIL:RIGHT



31.D0A01265
COVER:UPPER RE
AR



32.D0A01302
PIN:BRAKE



33.D0A01305
HINGE:BRAKE



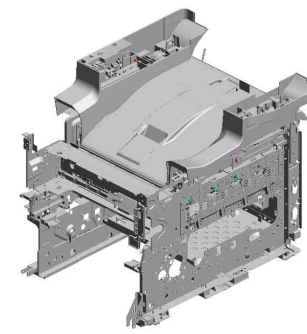
27.D0A01051
ARM:SLIDE:RIGHT



38.D0A01331
BRACKET:ARM:SLI
DE:RIGHT:PEEN



U016 MAIN FRAME



- 44.D0A01352 LINK:HOOK:ADF
- 56.M1001056 HINGE:TORQUE LI MITER
- 49.D0A01386 COVER:UPPER
- 48.D0A01377 HINGE:COVER:UP PER
- 54.M0B01291 END FENCE:COVE R:UPPER

45.D0A01353
TENSION SPRING:
HOOK:ADF

47.D0A01365
BASE:LOCK:ADF
201806-02 X/O

46.D0A01361
ROD:ADF
201806-01 X/O

55.M0B05820
DUCT:FUSING SUB
-UNIT:2

61.M1091074
PULLEY:BRAKE:C
OVER:FRONT

51.G1661047
(x2)
SPACER- RUBBER
FOOT

52.G1661048
(x4)
RUBBER FOOT

63.M1091078
WIRE:BRAKE:COV
ER:FRONT

60.M1091067
CUSHION:BRAKE:
COVER:FRONT

62.M1091076
GUIDE:WIRE:BRAK
E

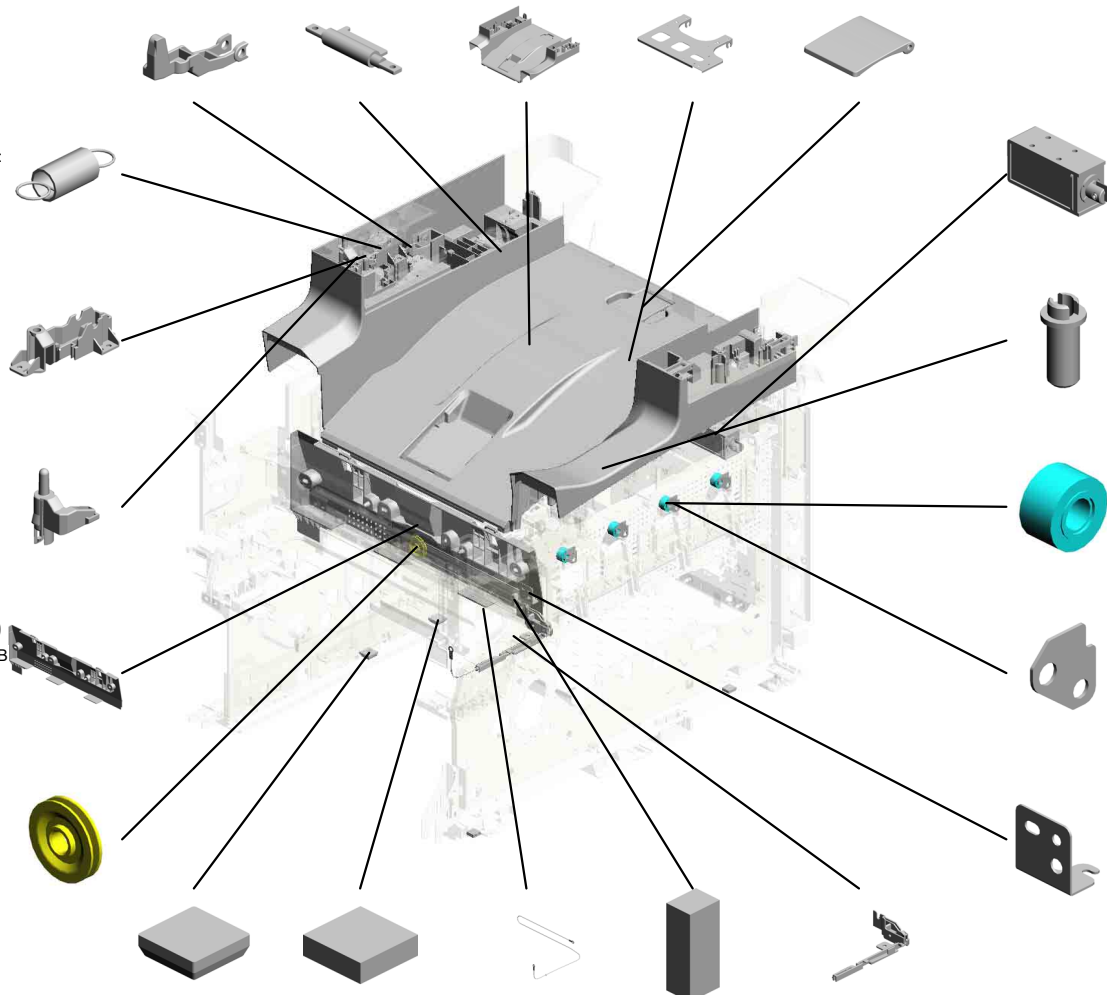
50.G1634492
DC SOLENOID:PR
ESS FIT

53.G1661089
(x4)
PIN:PLATE:DEVEL
OPMENT UNIT

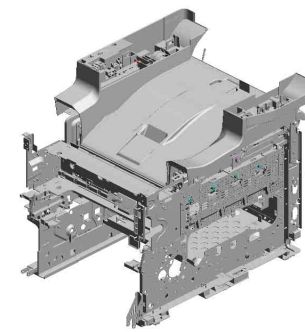
58.M1091065
(x4)
GEAR:IDLER:MIDD
LE

59.M1091066
(x4)
HOLDER:SUPPLY:
DRIVE

57.M1091063
BRACKET:WIRE:B
RAKE



U016 MAIN FRAME



- 70.M1091302 PIN:BRAKE
- 71.M1091303 HINGE:BRAKE
- 80.M1091330 BRACKET:SOLENOID:SHUTTER
- 72.M1091308 TORSION SPRING:UPPER
- 79.M1091327 BRACKET:SHUTTER:WIRE

73.M1091310
TORSION SPRING:
MIDDLE:LEFT

82.M1091338
(x3)
PLATE:COIL SPRING:
G:PCDU

64.M1091079
COVER:WIRE:PULLEY

65.M1091083
FIX STAND:LEFT

69.M1091301
COVER:WIRE:BRAKE

83.M1091342
SUPPORTER:INTERMEDIATE
TRANSFER:RIGHT FRONT

81.M1091331
BRACKET:DRAWER:FUSING

66.M1091090
SLIDER:SHUTTER:TONER

76.M1091322
PLATE:SHUTTER:TONER

75.M1091315
COIL SPRING:PLATE

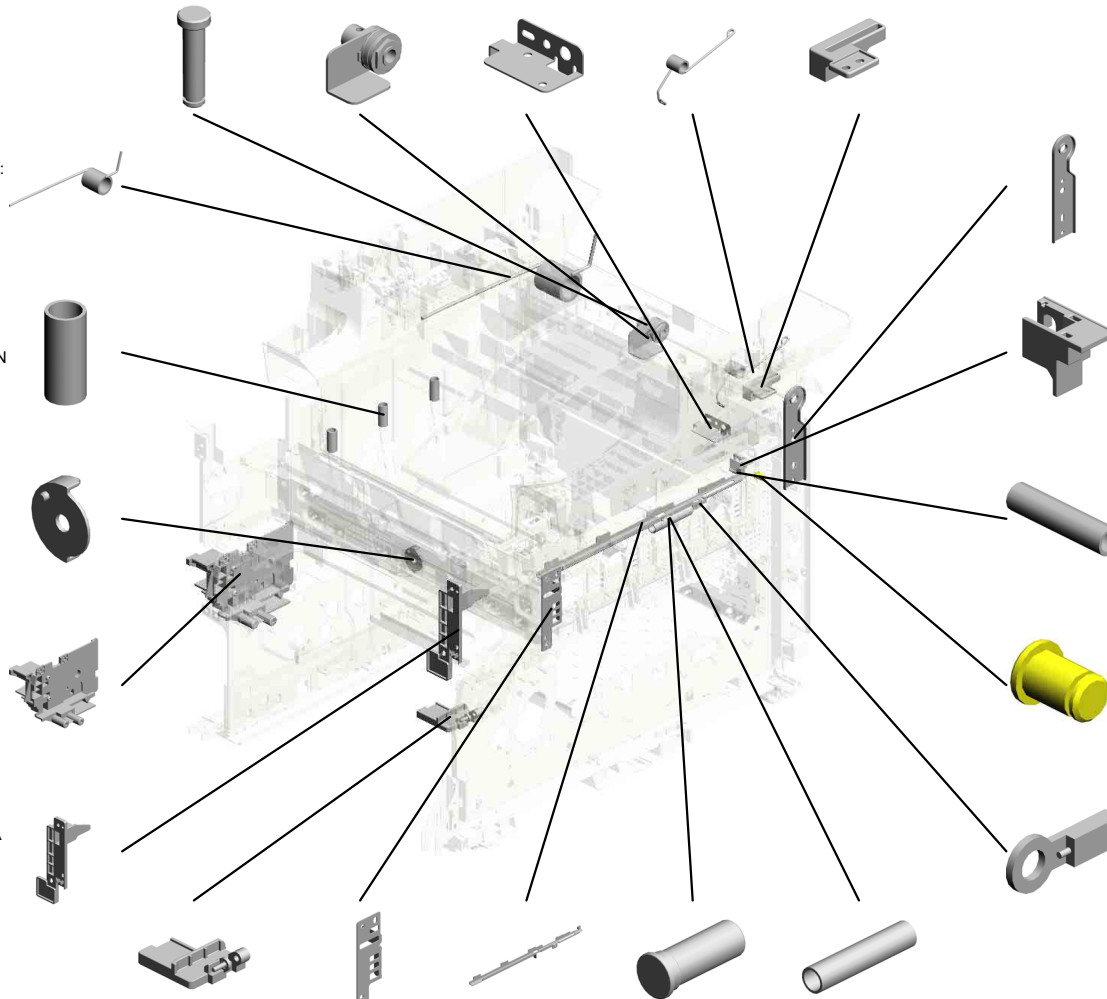
78.M1091326
HINGE:COVER:MIDDLE

67.M1091154
PROTECTION:SLIDER:LATCH

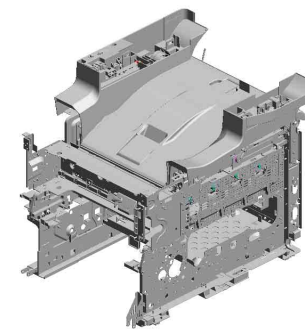
77.M1091323
COIL SPRING:SHUTTER:LOCK

68.M1091216
PULLEY:SHUTTER:INNER COVER

74.M1091313
WIRE:LOCK:COVER:UPPER



U016 MAIN FRAME



- 89.M1091363 DECAL:PLATE:COVER:LEFT
- 91.M1091368 (x2) TORSION SPRING:PAWL:MIDDLE
- 92.M1091369 (x2) TORSION SPRING:PAWL:UPPER
- 87.M1091355 HOLDER:INTERMEDIATE TRANSFER:LEFT REAR
- 90.M1091365 DECAL:CAUTION:COVER

100.M1095826
CONNECTING SPRING:TRANSFER:SE
COND

85.M1091348
(x2)
PROTECTION:SUPPORTER

101.M1095827
COMPRESSION SPRING:TRANSFER:SE
COND

84.M1091346
SUPPORTER:INTERMEDIATE TRANSFER:LEFT FRONT

97.M1095770
TERMINAL:HIGH VOLTAGE

88.M1091358
(x2)
PAWL:LOCK:MIDDLE

102.M1095830
HOLDER:LINK:COVER:FRONT

95.M1095056
LINK:COVER:FRONT

103.M1095839
SIDE PLATE:LINK:UPPER

96.M1095057
LINK:COVER:UPPER

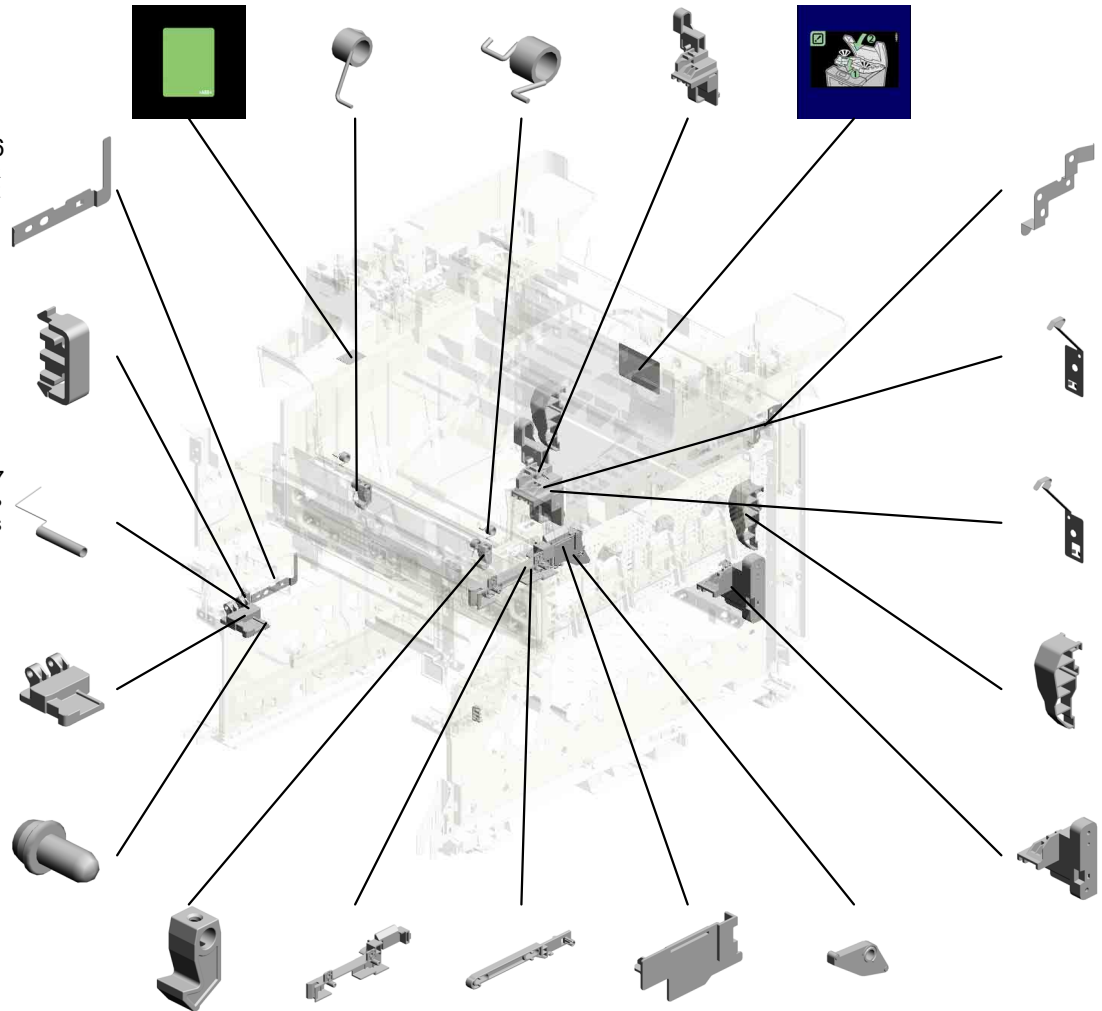
93.M1091376
GROUND PLATE:LEAD:RIGHT REAR

98.M1095824
(x2)
TERMINAL:SPRING PLATE:ON-OFF:A

99.M1095825
(x2)
TERMINAL:SPRING PLATE:ON-OFF:B

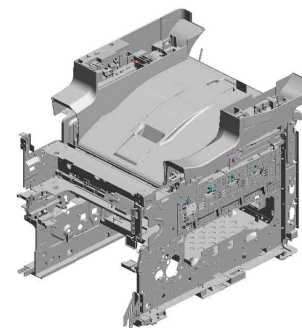
94.M1091377
(x2)
GUIDE:PCDU:BK

86.M1091351
HOLDER:INTERMEDIATE TRANSFER:RIGHT REAR



U001	U002	U003	U004	U005	U006	U007	U008	U009	U010	U011	U012	U013	U014	U015	U016	U017
------	------	------	------	------	------	------	------	------	------	------	------	------	------	------	------	------

U016 MAIN FRAME



121.M1111541 DECAL:OPERATE: LEVER
 116.M1111338 PLATE:COIL SPRING:PCDU:BLACK
 106.M1095886 SEAL:USED TONE R:A
 108.M1096429 PULLEY:TRANSPORT SCREW:DUCT: TONER RECYCLING SECTION
 122.M1111563 COVER:MIDDLE


113.M1111089 (x4) PIN:PLATE:DEVELOPMENT UNIT



118.M1111367 SHAFT:PAWLMIDDLE



112.M1111077 (x2) TENSION SPRING: BRAKE:COVER:FRONT



104.M1095852 HEAT INSULATION: FUSING SUB-UNIT: LOWER LEFT



105.M1095853 HEAT INSULATION: FUSING SUB-UNIT: USED TONER



111.M1111075 GUIDE:PULLEY:BRAKE



110.M1111064 KEY:FUSING UNIT



117.M1111363 DECAL:COVER:PLATE:MIDDLE



109.M1096445 PULLEY:DRIVE SUB-UNIT:COLLECTION BOTTLE:USED TONER



120.M1111540 DECAL:PLATE:COVER:RIGHT



119.M1111376 (x4) HOLDER:PLATE:TONER CARTRIDGE



114.M1111258 (x4) COIL SPRING:TONER CARTRIDGE



107.M1095887 SEAL:USED TONE R:B



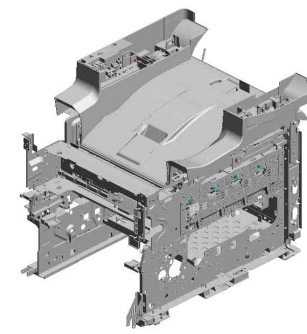
123.M1111566 (x4) LEVER:TONER CARTRIDGE



115.M1111311 PLATE:SAFETY SWITCH:COVER:UPPER



U016 MAIN FRAME



- 137.M2061060 SPRING:SLIDER:ARM
- 136.M2061059 SLIDER:ARM
- 125.M1111594 HOLDER:PCB:TONER CARTRIDGE
- 129.M11115317 PCB:TERMINAL:ID CHIP
- 141.M2061382 HINGE:COVER:LEFT UPPER

138.M2061082
ARM:LOCK:LEVER:
PEEN

139.M2061085
BRACKET:ARM

140.M2061088
TENSION SPRING:
ARM:LOCK

126.M1111595
LEVER:COVER:MI
DDLE

- 133.M11115849 HEAT INSULATION :BASE:FUSING SUB-UNIT:LOWER
- 131.M11115846 HEAT INSULATION :COVER:UPPER
- 132.M11115847 HEAT INSULATION :COVER:MIDDLE
- 134.M11115850 HEAT INSULATION :FUSING SUB-UNIT :PCDU

127.M1111598
PLATE:GROUND P
LATE:TONER CAR
TRIDGE

142.M2061596
SHAFT:COVER:MI
DDLE


135.M2061053
TORSION SPRING:
ARM:RIGHT

124.M1111567
(x4)
COMPRESSION SP
RING:CLAMP:TON
ER CARTRIDGE

128.M1111599
PLATE:GUIDE PIN:
TONER CARTRIDG
E

U016_S001
THERMOPILE:FUSING:ASS'Y

9.04583010N
HEXAGON HEAD TAPPING SCREW:3
X10



130.M1115822
THERMOPILE:FUSING:ASS'Y

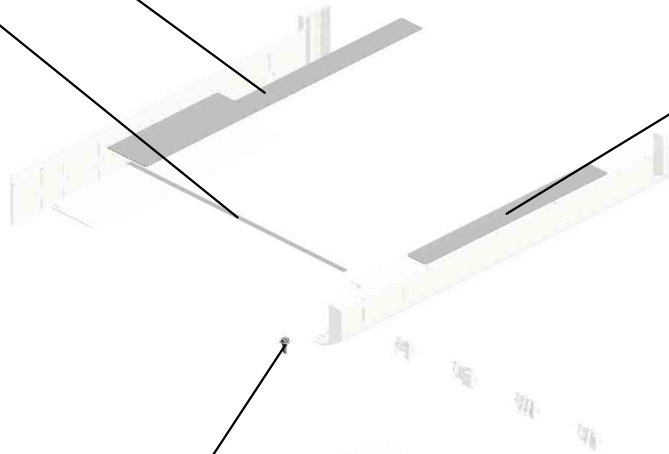



U001	U002	U003	U004	U005	U006	U007	U008	U009	U010	U011	U012	U013	U014	U015	U016	U017
------	------	------	------	------	------	------	------	------	------	------	------	------	------	------	------	------

U017 ACCESSORIES

23.AA002422
(x2)
(NA):DECAL:CLEA
NING:SCALE

22.AA002411
(x2)
(NA):DECAL:SCAL
E:LEFT



14.AA000412
(x2)
(NA/EU/AA):DECAL
:CAUTION:ORIGIN
AL:ENGLISH



7.D0A01551
(SP C360SFNw):DE
CAL:NAME PLATE



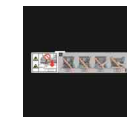
8.D0A01575
(x2)
DECAL:CAUTION:I
D:CHIP




9.M1011301
(x2)
PLATE:LOGO:RIC



10.M1091571
(x2)
DECAL:CAUTION:T
RANSFER BELT



11.M1091948
(x2)
CLEANER:LENS:LE
D HEAD




16.AA003354
(x2)
(NA/EU/AA):DECAL
:COVER:PAPER FE
ED:MANUAL FEED




12.M1871082
(x2)
STEPPED SCREW:
M3:SECOND KIND:
DRAWER




18.D0AB1551
(SP C361SFNw):DE
CAL:NAME PLATE



19.M0B07480
(x2)
SHEET:COLOR_CH
ART



U017
ACCESSORIES



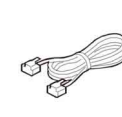
20.M1092832
(x2)
(NA/EU/AA):DECAL
:CAUTION:INKJET:
MANUAL FEED



24.AA003353
(x2)
(NA):DECAL:ORIGI
NAL TABLE



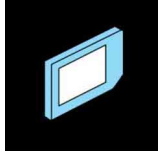
25.D0A02870
(x2)
(NA):DECAL:INKJE
T



26.H5235350
(x2)
(NA):TELEPHONE
CABLE

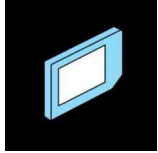
1.04583012N(x 4)
HEXAGON HEAD TAPPING SCREW:3X
12
21.11500427(x 2)
(NA):POWER SUPPLY CODE:125V:15A

SPECIAL TOOLS



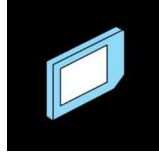
1.B6455030

SD-CARD:SERVICE PARTS:2GB:ASS'Y



2.B6455040

SD-CARD:SERVICE PARTS:8GB:ASS'Y




3.B6455060

SD-CARD:SERVICE PARTS:16GB:ASS'Y



4.C4019503

20X MAGNIFICATION SCOPE



5.M0B07480

SHEET:COLOR_CHART



6.VSSG9006

MOLYKOTE(R) G-1077 GREASE 50G



7.VSST9003

C-5Y COLOR TEST CHART(2 SHEET
S X 3/SET)

Exclusive Parts

Number	Part Name	Group	ID
54472681	SNAP RING	U003_S002	21
A0422568	SPACER - 8.1X10X3.7	U016	23
A2672869	GEAR - 16Z	U005	6
AA000412	(NA/EU/AA):DECAL:CAUTION:ORIGINAL:ENGLISH	U017	14
AA002351	DECAL:ORIGINAL SCALE:ORIGINAL TABLE	U003_S002_S001	22
AA002352	DECAL:ORIGINAL SCALE:MANUAL FEED TABLE:INNER BACK	U003_S002_S004	23
AA002353	DECAL:ORIGINAL SCALE:MANUAL FEED TABLE:FRONT	U003_S002_S004	24
AA002411	(NA):DECAL:SCALE:LEFT	U017	22
AA002422	(NA):DECAL:CLEANING:SCALE	U017	23
AA003351	DECAL:ORIGINAL:SET:ORIGINAL TABLE	U003_S002_S001	25
AA003353	(NA):DECAL:ORIGINAL TABLE	U017	24
AA003354	(NA/EU/AA):DECAL:COVER:PAPER FEED:MANUAL FEED	U017	16
AA003359	DECAL:SIDE FENCE	U003_S002_S001	26
AA043601	TIMING BELT - B40S2M118	U016	24
AA080252	BUSHING - M4	U003_S002_S002	27
AA080346	BUSHING:FLANGE TYPE:DIA6	U010	9
		U016	25
AA082101	BUSHING - 6X10X6	U003_S002_S002	28
		U005	7
		U010	10
		U013	6
		U014	12
		U014_S001	12
AA082170	PLAIN SHAFT BEARING:DIA4XDIA8X5:EG-1	U014	13
AA082173	PLAIN SHAFT BEARING:6X10X6	U003_S002	29
		U014	14
AA082174	PLAIN SHAFT BEARING:6X10X9	U012	8
AA082175	PLAIN SHAFT BEARING:8X12X7	U003_S002	30
AA132208	SPACER - M6	U003_S002	31
		U003_S002_S002	31
AA143520	SHOULDER SCREW - M3	U011	10

Number	Part Name	Group	ID
AA143592	SCREW- M4X6	U015	16
AA143788	PIN:GUIDE PLATE:PAPER FEED	U003_S002	32
AE030074	BALL BEARING:DIA17XDIA26X5	U011	11
AF031060	BY-PASS FEED ROLLER	U005	8
AF033008	FRICTION PAD:10X50	U005_S006	9
AW010143	PHOTO REFLECTION SENSOR:PS R11TL1R-C	U010	11
AW020198	PHOTOINTERRUPTOR:LG2A14NL1	U005	10
		U010	12
		U012	9
		U015	17
AW110111	THERMOSTAT:MIDDLE	U011	12
AW140016	TEMPERATURE & HUMIDITY SENSOR	U015	18
AX040302	DC STEPPER MOTOR:NMB:RIGHT:16DEG	U003	33
AX209402	MAGNETIC CLUTCH:0.5N M:Z52	U003_S002	34
AX640199	FAN:MM80:25MM:DC 2.16W	U015	19
B2234552	BUSHING:DIA4	U013	7
B4772715	PRESSURE PLATE TAPE	U003_S002	35
B6455030	SD-CARD:SERVICE PARTS:2GB:ASSY	SPECIAL TOOLS	1
B6455040	SD-CARD:SERVICE PARTS:8GB:ASSY	SPECIAL TOOLS	2
B6455060	SD-CARD:SERVICE PARTS:16GB:ASSY	SPECIAL TOOLS	3
B7715050	(SP C360SFNw/C361SFNw):SPEAKER	U015	20
B8722421	BUSHING:FEED	U003_S002	36
B8722526	SPRING:ROLLER CLUTCH	U003_S002_S002	37
C2622264	SCREW:PLOTTER:STOPPER:LOCK	U003_S002	38
C4019503	20X MAGNIFICATION SCOPE	SPECIAL TOOLS	4
D0094418	STEPPED TAPPING SCREW - M3	U012	10
D0392752	DISC:SIDE FENCE	U005_S006	11
D0392754	SPRING:SIDE FENCE	U005_S006	12
D0394542	DRIVEN ROLLER:ENTRANCE:DUPLEX	U013	8

Exclusive Parts

Number	Part Name	Group	ID
D0A01050	ARM:SLIDE:LEFT	U016	26
D0A01051	ARM:SLIDE:RIGHT	U016	27
D0A01054	SLIDE RAIL:LEFT	U016	28
D0A01055	SLIDE RAIL:RIGHT	U016	29
D0A01075	PLATE:SHAFT	U016	30
D0A01265	COVER:UPPER REAR	U016	31
D0A01270	COVER:OPERATION SUB-UNIT:UP PER	U002	5
D0A01273	COVER:OPERATION SUB-UNIT:LO WER	U002	6
D0A01274	DECAL:USB:OPTION	U002	7
D0A01281	COVER:OPERATION SUB-UNIT:UP PER MIDDLE	U002	8
D0A01302	PIN:BRAKE	U016	32
D0A01305	HINGE:BRAKE	U016	33
D0A01306	PAWL:LOCK:COVER:UPPER	U016	34
D0A01308	LEVER:COVER:UPPER:ASS'Y	U016	35
D0A01321	BRACKET:ARM:SLIDE:LEFT:PEEN	U016	36
D0A01324	BRACKET:ARM:SLIDE:LEVER	U016	37
D0A01331	BRACKET:ARM:SLIDE:RIGHT:PEE N	U016	38
D0A01342	LINK:ROD	U016	39
D0A01343	COMPRESSION SPRING:ROD:ADF	U016	40
D0A01344	TORSION SPRING:LINK:ROD	U016	41
D0A01346	COVER:LOCK:ADF	U016	42
D0A01351	HOOK:ADF	U016	43
D0A01352	LINK:HOOK:ADF	U016	44
D0A01353	TENSION SPRING:HOOK:ADF	U016	45
D0A01361	ROD:ADF	U016	46
D0A01365	BASE:LOCK:ADF	U016	47
D0A01377	HINGE:COVER:UPPER	U016	48
D0A01386	COVER:UPPER	U016	49
D0A01405	(NA/EU/AA/TWN):(SP C360SFNw/C 361SFNw):OPERATION PANEL:AS S'Y	U002_S001	22
D0A01453	(NA/EU/AA/TWN):PCB:ASS'Y	U002_S001_S002	23
D0A01473	PCB:OPU:CONNECTING:ASS'Y	U002	11
D0A01551	(SP C360SFNw):DECAL:NAME PLA	U017	7

Number	Part Name	Group	ID
	TE		
D0A01575	DECAL:CAUTION:ID:CHIP	U017	8
D0A01710	OPTICAL READING UNIT:CIS:ASS' Y	U003	39
D0A01711	CARRIAGE:SCANNER:SUB-ASS'Y	U003_S001	40
D0A01725	FEELER:PRESSURE PLATE:ON OF F DETECTOR	U003	41
D0A01726	FEELER:PRESSURE PLATE:ON OF F DETECTOR:LIGHT SHIELDING P LATE	U003	42
D0A01727	COIL SPRING:PRESSURE PLATE: ON OFF DETECTOR:FEELER	U003	43
D0A01728	TORSION SPRING:PRESSURE PL ATE:ON OFF DETECTOR	U003	44
D0A01740	GEAR:PULLEY:DRIVE	U003	45
D0A01741	GEAR:IDLER	U003	46
D0A01742	GEAR:SLOW DOWN:2TYPE	U003	47
D0A01743	GEAR:SLOW DOWN:1TYPE:RIGHT	U003	48
D0A01744	PULLEY:IDLER	U003	49
D0A01745	PIN:DRIVEN:PULLEY	U003	50
D0A01746	LINK:IDLER:TENSION SPRING	U003	51
D0A01747	TENSION SPRING:DRIVE:15N	U003	52
D0A01770	ORIGINAL TRAY:ASS'Y	U003	53
D0A02633	DECAL:EXTENSION TRAY:OPERA TE	U005	13
D0A02634	DECAL:PAPER FEED PRESSURE: OPERATE	U005	14
D0A02870	(NA):DECAL:INKJET	U017	25
D0A04476	SHAFT:FEELER:SENSOR:OVERFL OW	U012	11
D0A04477	FEELER:MIDDLE:SENSOR:OVERF LOW	U012	12
D0A04478	TORSION SPRING:FEELER:SENS OR:OVERFLOW	U012	13
D0A04480	FEELER:BASE:SENSOR:OVERFLO W	U012	14
D0A05232	(NA):PCB:SV-FAX:ASS'Y	U015	95
D0A05271	PCB:CTL:SH1V:ASS'Y	U015	22

Exclusive Parts

Number	Part Name	Group	ID
D0A05604	PCB:DFRB-F_2	U003_S002	54
D0A05788	SHIELD PLATE:CONTROL SECTION	U015	23
D0A05792	SPACER:BRACKET:CONTROL BOARD	U015	24
D0A05822	SHIELD PLATE:WLAN	U015	25
D0A05823	COVER:WLAN	U015	26
D0A05882	COVER:USB	U015	27
D0A05883	COVER:SD-MIC	U015	28
D0A05919	SPACER:SHIELD PLATE:CONTROL SECTION	U015	29
D0AB1551	(SP C361SFNw):DECAL:NAME PLATE	U017	18
D0AB9590	NVRAM	U015	30
D1054168	LEVER:LOCK:PRESSURE	U011	13
D1171804	CAP:TIMING PULLEY	U003	55
D1364233	STEPPED SCREW:DIA5:M3X3.8	U003_S002	56
D2951521	PCB:W-LAN:DHSB-R40	U002_S001_S002	12
D3DJ3119	CUSHION:SEPARATION	U003_S002	57
D3EH0015	ADF:ASS'Y	U003_S002	58
D3EH1107	EXTENSION TRAY:EXIT:MOVE	U003_S002	59
D3EH1108	EXTENSION TRAY:EXIT:TURN	U003_S002	60
D3EH1201	BRACKET:SCANNING:REAR:DRIVEN	U003_S002	61
D3EH1202	ROLLER:SCANNING:REAR	U003_S002	62
D3EH1203	SHAFT:SCANNING:REAR:DRIVEN	U003_S002	63
D3EH1204	SPRING PLATE:SCANNING:REAR:DRIVEN:5N	U003_S002	64
D3EH1205	GROUND PLATE:BASE	U003_S002	65
D3EH1206	SHEET:COVER:GROUND PLATE:BASE	U003_S002	66
D3EH1303	SHAFT:EXIT:DRIVEN	U003_S002	67
D3EH1304	DRIVEN ROLLER:EXHAUST:DRIVEN:OUTER	U003_S002	68
D3EH1305	DRIVEN ROLLER:EXIT:DRIVEN:INNER	U003_S002	69
D3EH1401	HINGE:LEFT:DAMPER	U003_S002	70
D3EH1501	HINGE:RIGHT:NON DAMPER	U003_S002	71

Number	Part Name	Group	ID
D3EH1701	GUIDE:HARNESS:CONTACT POINT	U003_S002	72
D3EH1702	HOLDER:GUIDE:HARNESS:CONTACT POINT	U003_S002	73
D3EH2100	ORIGINAL TABLE:ASS'Y	U003_S002_S001	74
D3EH2102	SIDE FENCE:FRONT	U003_S002_S001	75
D3EH2103	SIDE FENCE:INNER BACK	U003_S002_S001	76
D3EH2104	FILM:ORIGINAL TABLE	U003_S002_S001	77
D3EH2105	EXTENSION TRAY	U003_S002_S001	78
D3EH2200	PAPER FEED UNIT:ASS'Y	U003_S002_S002	79
D3EH2201	HOLDER:PICKUP ROLLER	U003_S002_S002	80
D3EH2203	GUIDE PLATE:PAPER FEED UNIT:FRONT	U003_S002_S002	81
D3EH2204	GUIDE PLATE:PAPER FEED UNIT:INNER BACK	U003_S002_S002	82
D3EH2205	PICKUP ROLLER	U003_S002_S002	83
D3EH2206	SHAFT:PICKUP	U003_S002_S002	84
D3EH2207	GEAR:PICKUP	U003_S002_S002	85
D3EH2208	SHAFT:PAPER FEED UNIT:ASS'Y	U003_S002_S002	86
D3EH2502	HOLDER:COMPRESSION SPRING:HOLDER:FRICITION PAD	U003_S002	87
D3EH2503	COMPRESSION SPRING:SEPARATION PAD	U003_S002	88
D3EH2504	FRICITION PAD:ASS'Y	U003_S002	89
D3EH2507	FEELER:FEED	U003_S002	90
D3EH2508	LEVER:PRESSURE RELEASE:SEPARATION	U003_S002	91
D3EH2510	CUSHION:FEELER:ORIGINAL SENSOR	U003_S002	92
D3EH2611	FEELER:REGISTRATION SENSOR	U003_S002	93
D3EH2612	TORSION SPRING:REGISTRATION SENSOR:0.01N	U003_S002	94
D3EH2614	COMPRESSION SPRING:STOPPER:ORIGINAL TABLE	U003_S002	95
D3EH2615	GROUND PLATE:FRAME:TRANSPORT	U003_S002	96
D3EH2617	DISCHARGE BRUSH:EXIT:ASS'Y	U003_S002	97
D3EH2701	FRAME:SCANNING:FRONT:ASS'Y	U003_S002_S003	98

Exclusive Parts

Number	Part Name	Group	ID
D3EH2704	ROLLER:SCANNING:FRONT	U003_S002_S003	99
D3EH2705	SHAFT:SCANNING:FRONT	U003_S002_S003	100
D3EH2706	COMPRESSION SPRING:SCANNING:DRIVEN:COMMON	U003_S002_S003	101
D3EH2710	STAY:ROLLER:SCANNING:FRONT	U003_S002_S003	102
D3EH2711	STAY:ROLLER:SCANNING:INNER BACK	U003_S002_S003	103
D3EH2715	RACK:SIDE FENCE:FRONT	U003_S002_S004	104
D3EH2716	RACK:SIDE FENCE:REAR	U003_S002_S004	105
D3EH2717	GEAR:SIDE FENCE	U003_S002_S004	106
D3EH2721	MANUAL FEED SENSOR:SENSOR:ASS'Y	U003_S002_S003	107
D3EH2722	SPRING PLATE:MANUAL FEED TABLE	U003_S002_S003	108
D3EH2724	CASE:MANUAL FEED TABLE:PRINTING	U003_S002_S004	109
D3EH2731	MANUAL FEED TABLE:ASS'Y	U003_S002_S004	110
D3EH3108	COVER:DIAL	U003_S002	111
D3EH3109	SPRING PLATE:LOCK:COVER:PAPER FEED:FRONT	U003_S002	112
D3EH3112	GEAR:PULL OUT:PRESSURE RELEASE	U003_S002	113
D3EH3113	GEAR:IDLER:PRESSURE RELEASE	U003_S002	114
D3EH3114	DIAL:PRESSURE RELEASE	U003_S002	115
D3EH3212	BRACKET:DC MOTOR	U003_S002	116
D3EH3213	HOLDER:PLAIN SHAFT BEARING:DC MOTOR	U003_S002	117
D3EH3214	BUSHING:DIA3.17XDIA6X5.5	U003_S002	118
D3EH3215	GROUND PLATE:BRACKET:GEAR	U003_S002	119
D3EH3216	DC MOTOR:ASS'Y:36W:BRUSH	U003_S002	120
D3EH3221	BRACKET:GEAR	U003_S002	121
D3EH3231	TENSION SPRING:TIGHTENER:SLIDE:3N	U003_S002	122
D3EH3233	TIGHTENER:SLIDE	U003_S002	123
D3EH3236	ROLLER:TIGHTENER:DIA4	U003_S002	124
D3EH3242	TENSION SPRING:TIGHTENER:TURN:3N	U003_S002	125

Number	Part Name	Group	ID
D3EH3243	TIGHTENER:TURN	U003_S002	126
D3EH3250	SHAFT:PAPER FEED:COUPLING	U003_S002	127
D3EH3251	GEAR:ROLLER:FEED	U003_S002	128
D3EH3252	TIMING PULLEY:DRIVEN	U003_S002	129
D3EH3253	TIMING PULLEY:DRIVE	U003_S002	130
D3EH3254	TIMING PULLEY:DRIVEN:SCANNING:FRONT	U003_S002	131
D3EH3255	TIMING BELT:50S2M214	U003_S002	132
D3EH3256	TIMING BELT:50S2M256	U003_S002	133
D3EH3257	ROLLER:IDLER	U003_S002	134
D3EH3258	SLIDER:CAM	U003_S002	135
D3EH3259	GEAR:IDLER:ELECTROMAGNETIC CLUTCH	U003_S002	136
D3EH3260	GEAR:IDLER:JOINT	U003_S002	137
D3EH3261	GEAR:WORM WHEEL:JOINT	U003_S002	138
D3EH3262	GEAR:JOINT	U003_S002	139
D3EH3263	GEAR:IDLER:FEED	U003_S002	140
D3EH3264	COMPRESSION SPRING:RELEASE:JOINT:1N	U003_S002	141
D3EH3265	COMPRESSION SPRING:PRESSURE:JOINT:1N	U003_S002	142
D3EH3266	SLIDER:PRESSURE:JOINT	U003_S002	143
D3EH3267	TORQUE LIMITER MECHANICAL CLUTCH:PAPER FEED UNIT	U003_S002	144
D3EH3268	GEAR:TORQUE LIMITER MECHANICAL CLUTCH	U003_S002	145
D3EH3269	HOLDER:GREASE	U003_S002	146
D3EH3270	SPRING PLATE:LOCK:COVER:PAPER FEED:REAR	U003_S002	147
D3EH3272	SPACER:ELECTROMAGNETIC CLUTCH	U003_S002	148
D3EH3274	BRACKET:TORQUE LIMITER MECHANICAL CLUTCH	U003_S002	149
D3EH3275	SPACER:TORQUE LIMITER MECHANICAL CLUTCH	U003_S002	150
D3EH3301	DRIVE ROLLER:PULL OUT	U003_S002	151
D3EH3302	DRIVE ROLLER:SCANNING:FRONT	U003_S002	152

Exclusive Parts

Number	Part Name	Group	ID
D3EH3303	DRIVE ROLLER:SCANNING:REAR	U003_S002	153
D3EH3304	DRIVE ROLLER:EXIT	U003_S002	154
D3EH4102	COVER:PAPER FEED	U003_S002	155
D3EH4103	COMPRESSION SPRING:DRIVEN ROLLER:PULL OUT	U003_S002	156
D3EH4104	FEELER:SET SENSOR:NO.2	U003_S002	157
D3EH4105	PLAIN SHAFT BEARING:PULL OUT :DRIVEN:DIA4	U003_S002	158
D3EH4201	COVER:FRONT	U003_S002	159
D3EH4301	COVER:REAR	U003_S002	160
D3EH4401	COVER:RIGHT	U003_S002	161
D3EH4500	OPTICAL READING MD:BEHIND:ASS'Y	U003_S002	162
D3EH4900	PRESSURE PLATE:ASS'Y	U003	163
D3EH4910	SCREW:HINGE	U003	164
D6061114	COMPRESSION SPRING:EXIT:DRIVEN	U003_S002	165
D6062111	FEED ROLLER	U003_S002_S002	166
D6062115	TORQUE LIMITER MECHANICAL CLUTCH:FEED	U003_S002_S002	167
D6062116	GEAR:FEED	U003_S002_S002	168
D6062117	GEAR:IDLER:FEED	U003_S002_S002	169
D6062119	ARM:PAPER STOPPER	U003_S002_S002	170
D6062120	PAPER STOPPER	U003_S002_S002	171
D6062121	LINK:PAPER STOPPER	U003_S002_S002	172
D6063115	ROLLER:SEPARATION	U003_S002	173
D6063117	TENSION SPRING:PRESSURE RELEASE:SEPARATION:4.5N	U003_S002	174
D6064515	ROLLER:DRIVEN:SHORT	U003_S002	175
D6064516	SHAFT:ROLLER:PULL OUT	U003_S002	176
D6064614	GEAR:SIDE FENCE	U003_S002_S001	177
D6064615	PIN:SIDE FENCE	U003_S002_S001	178
D6064616	DISC:SIDE FENCE	U003_S002_S001	179
D6064617	COIL SPRING:SIDE FENCE:ARDF:12N	U003_S002_S001	180
D6874551	SYNCHRONOUS BELT:40S2M796	U003	181
G0205626	PUSH SWITCH	U008	4
		U015	31

Number	Part Name	Group	ID
G0292657	COMPRESSION SPRING	U005	15
G0523103	PAPER FEED ROLLER	U005	16
G1022789	STOPPER:PHOTOINTERRUPTOR	U012	15
		U015	32
G1634360	SPRING:LEVER:LOCK:RIGHT	U011	14
G1634364	SPRING:LEVER:LOCK:LEFT	U011	15
G1634467	ROLLER:DRIVEN:DUPLICATION	U012	16
G1634479	GEAR:IDLER:EXIT	U012	17
G1634489	GEAR:EXIT	U012	18
G1634492	DC SOLENOID:PRESS FIT	U012	19
		U016	50
G1661047	SPACER- RUBBER FOOT	U016	51
G1661048	RUBBER FOOT	U016	52
G1661089	PIN:PLATE:DEVELOPMENT UNIT	U016	53
G1664288	RIGHT COLLAR- STRIPPER PLATE	U011	16
G1664289	LEFT COLLAR- STRIPPER PLATE	U011	17
G1664456	GUIDE ROLLER - EXIT	U012	20
G1682768	ARM - TARY BOTTOM PLATE	U005	17
GA000089	DECAL:H-TEMP WARNING:110C	U011	18
GA043031	SYNCHRONOUS BELT:S2M:4X316	U013	9
GA043040	SYNCHRONOUS BELT:FUSING:S3M	U014	15
GA043041	SYNCHRONOUS BELT:T210	U014	16
GA060089	TENSION SPRING:REGISTRATION ROLLER	U010	13
GA060092	TENSION SPRING:PRESSURE:V	U011	19
GA060098	TENSION SPRING:SHUTTER:DUCT:TONER RECYCLING SECTION	U009	3
GA063084	COMPRESSION SPRING:AUXILIARY:SIDE FENCE	U005_S001	18
		U005_S003	18
GA063098	COMPRESSION SPRING:DRIVE SUB-UNIT:TONER RECYCLING SECTION	U009	4
GA063103	COMPRESSION SPRING:PRESSURE:TRANSFER ROLLER:SECOND	U010	14
GA066037	TORSION SPRING:RIGHT:GUIDE PLATE:TRANSFER/SEPARATION	U010	15
GA066038	TORSION SPRING:LEFT:GUIDE PL	U010	16

Exclusive Parts

Number	Part Name	Group	ID
	ATE:TRANSFER/SEPARATION		
GA066039	TORSION SPRING:FUSING EXIT:RIGHT:V	U011	20
GA066040	TORSION SPRING:LEFT:LED HEAD:K	U004	4
GA066052	TORSION SPRING:STRIPPER PLATE:LEFT	U011	21
GA066053	TORSION SPRING:STRIPPER PLATE:RIGHT	U011	22
GA080042	PLAIN SHAFT BEARING:REGISTRATION ROLLER	U010	17
GA082010	BUSHING:DIA6:DIA10:9	U005	19
GA120014	DISCHARGE BRUSH:FUSING:PRESSURE ROLLER	U011	23
GA146123	SHAFT:TRANSPORT:ON-OFF	U014	17
GA146139	SHAFT:TRANSPORT:CONNECTING	U014	18
GA148024	SHAFT:COUPLING:REGISTRATION	U014	19
GA148026	SHAFT:PULLEY:DUPLEX	U013	10
GA148028	SHAFT:COUPLING:UPPER	U014	20
GA151060	SEAL:TRANSPORT SCREW:DUCT:TONER RECYCLING SECTION	U009	5
GA151061	SEAL:DUCT:TONER RECYCLING SECTION:INTERMEDIATE TRANSFER	U009	6
GA151062	SEAL:DUCT:TONER RECYCLING SECTION:PCU	U009	7
GA151063	SEAL:SHUTTER:DUCT:TONER RECYCLING SECTION	U009	8
GB010143	GEAR:COUPLING:REGISTRATION	U014	21
GB010144	GEAR:STEPPED:COUPLING:TRANSPORT	U014	22
GB010147	GEAR:COUPLING:SLOW DOWN:1	U014	23
GB010148	GEAR:IDLER:TRANSPORT:COUPLING:2	U014	24
GB010149	GEAR:COUPLING:UPPER	U014	25
GB010155	GEAR:IDLER:COUPLING:TRANSPORT:1	U014	26

Number	Part Name	Group	ID
GB010156	GEAR:IDLER:COUPLING:TRANSPORT:2	U014	27
GB010242	GEAR:FUSING:MOTOR:COUPLING	U014	28
GB011089	GEAR:TRANSPORT:REGISTRATION:SHAFT	U010	18
GB011098	GEAR:TRANSPORT:REGISTRATION:COUPLING	U010	19
GB011099	GEAR:TRANSFER:DRIVE:COUPLING	U014	29
GB011138	GEAR:ON-OFF:2	U014_S001	30
GB011139	GEAR:ON-OFF:3	U014_S001	31
GB011140	GEAR:CLUTCH:OUTPUT:REGISTRATION	U014	32
GB011141	GEAR:TRANSPORT:IDLER:1	U014	33
GB011142	GEAR:TRANSPORT:CLUTCH:IDLER	U014	34
GB011143	GEAR:CLUTCH:OUTPUT:ON-OFF	U014	35
GB011145	GEAR:TRANSPORT:IDLER:OUTER	U014	36
GB011147	GEAR:TRANSPORT:IDLER:PAPER FEED	U014	37
GB011149	GEAR:TRANSPORT:IDLER:BASE:1	U013	11
GB011151	GEAR:PULLEY:DUPLEX:2	U013	12
GB011152	GEAR:TRANSPORT:COUPLING	U014	38
GB011153	GEAR:TRANSPORT:SLOW DOWN:DUPLEX:2	U014	39
GB011154	GEAR:TRANSPORT:SLOW DOWN:DUPLEX:1	U014	40
GB011156	GEAR:TRANSPORT:IDLER:DUPLIX:EXIT	U014	41
GB011158	GEAR:TRANSPORT:IDLER:DUPLIX:MIDDLE	U014	42
GB011164	GEAR:TRANSPORT:IDLER:1	U014	43
GB011165	GEAR:TRANSPORT:IDLER:BASE:1	U005	20
		U014	44
GB011166	GEAR:PULLEY:DUPLEX	U013	13
GB011169	GEAR:ON-OFF:1	U014_S001	45
GB011196	GEAR:TRANSPORT:COUPLING:PAPER FEED	U014	46

Exclusive Parts

Number	Part Name	Group	ID
GB012123	GEAR:PHOTOCONDUCTOR:DRIVE:COUPLING	U014_S001	47
GB013093	GEAR:FUSING:COUPLING - 30Z	U014	48
GB013121	GEAR:IDLER:EXIT:Z23	U011	24
GB013122	GEAR:FUSING:COUPLING	U014	49
GB013127	GEAR:IDLER:TONER SUPPLY:CK	U014	50
GB013128	GEAR:TONER SUPPLY:IDLER:YM	U014	51
GB013129	GEAR:SUPPLY:DRIVE:2	U014_S001	52
GB013130	GEAR:SUPPLY:DRIVE:3	U014_S001	53
GB013132	GEAR:COUPLING:Y:SUPPLY	U014	54
GB013134	GEAR:IDLER:Y:SUPPLY	U014	55
GB013135	GEAR:SUPPLY:ELECTROMAGNETIC CLUTCH:YELLOW	U014	56
GB013136	GEAR:SUPPLY:ELECTROMAGNETIC CLUTCH	U014	57
GB013138	GEAR:PRESSURE ROLLER:31Z	U011	25
GB013139	GEAR:DRIVE:21Z	U011	26
GB013140	GEAR:IDLER:PRESSURE:20Z	U011	27
GB017135	GEAR:SUPPLY:PULLEY:2	U014	58
GB017136	GEAR:SUPPLY:DRIVE:1	U014_S001	59
GB017139	GEAR:ON-OFF:SLOW DOWN:2	U014	60
GB017140	GEAR:ON-OFF:SLOW DOWN:1	U014	61
GB017141	GEAR:TRANSPORT:SLOW DOWN:PAPER FEED	U014	62
GB017144	GEAR:FUSING:DRIVE:1	U014	63
GB017146	GEAR:FUSING:PULLEY:1	U014	64
GB017147	GEAR:FEELER:HOME POSITION SENSOR	U005	21
GB017152	GEAR:TRANSPORT:IDLER:MANUAL FEED	U014	65
GB017153	GEAR:TRANSPORT:SLOW DOWN:INNER	U014	66
GB017155	GEAR:SLOW DOWN:TRANSPORT:COUPLING:1	U014	67
GB017156	GEAR:SLOW DOWN:TRANSPORT:COUPLING:2	U014	68
GB017157	GEAR:TRANSPORT:SLOW DOWN:OUTER	U014	69

Number	Part Name	Group	ID
GB017164	GEAR:SLOW DOWN:DRIVE:COUPLING	U014	70
GB017168	GEAR:TRANSFER:DRIVE	U014	71
GD039004	AGITATOR:DUCT:TONER RECYCLING SECTION	U009	9
GD043013	TRANSPORT SCREW:DUCT:TONER RECYCLING SECTION	U009	10
GE020018	PRESSURE ROLLER:DIA35.2	U011	28
GF013001	BOTTOM PLATE PAD	U005_S002	22
GF013002	PAD:MANUAL FEED	U005_S006	23
GF020067	EXIT ROLLER	U012	21
GF020068	TRANSPORT ROLLER:DUPLEX:ENTRANCE	U013	14
GF020069	TRANSPORT ROLLER:DUPLEX:MIDDLE	U010	20
GF020070	TRANSPORT ROLLER:DUPLEX:EXIT	U010	21
GF020071	REGISTRATION ROLLER:DRIVE	U010	22
GF021007	REGISTRATION ROLLER:DRIVEN	U010	23
GF022026	ROLLER:TRANSPORT:DIA16	U010	24
GW010007	PHOTO REFLECTION SENSOR:EXIT	U010	25
GW010009	DENSITY SENSOR	U015	33
GW020024	PHOTOINTERRUPTOR:LG2A24BL1:GF	U003 U003_S002	182 182
GW100006	THERMISTOR:FS:FLAT BELT-FUSING	U011	29
GW100007	THERMISTOR:PTA7-312:PRESSURE ROLLER	U011	30
GW500004	PUSH SWITCH:CASSETTE:TYCO	U005	24
GX062154	DC BRUSHLESS MOTOR:PHOTOCONDUCTOR:BLACK:24W	U014	72
GX062156	DC BRUSHLESS MOTOR:PHOTOCONDUCTOR:COLLAR:43W	U014	73
GX062157	DC BRUSHLESS MOTOR:FUSING:23W	U014	74
GX062173	DC BRUSHLESS MOTOR:TRANSFER:TRANSPORT:23W	U014	75

Exclusive Parts

Number	Part Name	Group	ID
GX202101	ELECTROMAGNETIC CLUTCH:SU PPLY:0.25NM	U014	76
GX202124	ELECTROMAGNETIC CLUTCH:0.3 5NM	U014	77
GX202126	ELECTROMAGNETIC CLUTCH:PA PER FEED:0.45NM	U014	78
GX202128	ELECTROMAGNETIC CLUTCH:MA NUAL FEED:BASE:0.25NM	U014	79
GX202129	ELECTROMAGNETIC CLUTCH:MA NUAL FEED:0.25NM	U014	80
GX202131	ELECTROMAGNETIC CLUTCH:0.4 5N:M	U014	81
GX440014	(NA):HEATER:117V:900W:INFRARE D	U011	57
GX640025	DC FAN MOTOR:MM60:25MM:24V	U015	34
GZ230094	(NA/TWN):POWER SUPPLY UNIT:2 37W	U015	96
GZ300008	POWER PACK	U015	36
H5211350	PAD - PICK-UP	U003_S002	183
H5235350	(NA):TELEPHONE CABLE	U017	26
J5023127	BUSHING:STEPPER MOTOR	U003	184
M0472763	KNOB:COIL SPRING:PAPER TRAY	U005	25
M0752610	COMPRESSION SPRING:LOCK:SID E FENCE	U005_S001 U005_S004	26 26
M0963989	RESISTOR:TRANSFER/SEPARATI ON	U010 U015	26 37
M0963994	RESISTOR:EARTH:EXIT:DISCHAR GE SECTION	U011 U012	32 22
M0B01135	MECHANICAL DRIVE SECTION:PH OTOCONDUCTOR:ASS'Y	U014_S001	82
M0B01291	END FENCE:COVER:UPPER	U016	54
M0B01475	PCB:NFC:ASS'Y	U002	13
M0B01505	COVER:OPERATION PANEL:REAR :ASS'Y	U002_S001	14
M0B01506	(SP C360SFNw/C361SFNw):COVE R:OPERATION SUB-UNIT:FRONT:A SS'Y	U002_S001_S001	15
M0B01512	LCD:OPERATION PANEL:FRONT:A	U002_S001_S001	16

Number	Part Name	Group	ID
	SS'Y		
M0B01521	COVER:OPERATION SUB-UNIT:RI GHT LOWER:PUSH SWITCH	U002	17
M0B01522	COVER:OPERATION SUB-UNIT:RI GHT UPPER:USB	U002_S001	18
M0B01526	COVER:LEFT REAR:OPERATION S UB-UNIT	U002	19
M0B01527	COVER:HINGE:REAR:OPERATION SUB-UNIT	U002	20
M0B01923	COVER:DISCHARGE LAMP:V:ASS' Y	U004_S001	5
M0B02611	PAPER TRAY:REAR:250TYPE	U005	27
M0B02880	HOLDER:FRICTION PAD:MANUAL FEED	U005	28
M0B02892	GUIDE PLATE:MANUAL FEED:LOW ER:SUB-ASS'Y	U005_S005	29
M0B05105	PCB:EGB:ASS'Y	U015	38
M0B05221	MODULE:WLAN:WN3501M	U015	39
M0B05815	GUIDE PLATE:WLAN	U015	40
M0B05820	DUCT:FUSING SUB-UNIT:2	U016	55
M0B05863	COVER:SD-CARD	U015	41
M0B07480	SHEET:COLOR_CHART	SPECIAL TOOLS	5
		U017	19
M1001056	HINGE:TORQUE LIMITER	U016	56
M1011301	PLATE:LOGO:RIC	U017	9
M1091063	BRACKET:WIRE:BRAKE	U016	57
M1091065	GEAR:IDLER:MIDDLE	U016	58
M1091066	HOLDER:SUPPLY:DRIVE	U016	59
M1091067	CUSHION:BRAKE:COVER:FRONT	U016	60
M1091074	PULLEY:BRAKE:COVER:FRONT	U016	61
M1091076	GUIDE:WIRE:BRAKE	U016	62
M1091078	WIRE:BRAKE:COVER:FRONT	U016	63
M1091079	COVER:WIRE:PULLEY	U016	64
M1091083	FIX STAND:LEFT	U016	65
M1091090	SLIDER:SHUTTER:TONER	U016	66
M1091101	BRACKET:SUPPLY:SYNCHRONOU S BELT:ASS'Y	U014	83
M1091113	BRACKET:GUIDE PLATE:REGISTR	U014	84

Exclusive Parts

Number	Part Name	Group	ID
	ATION:CLUTCH		
M1091116	BRACKET:TRANSPORT	U014	85
M1091118	TIGHTENER:FUSING	U014	86
M1091120	BRACKET:FUSING:MOTOR:ASS'Y	U014	87
M1091132	LINK:STOPPER:COVER:FRONT	U013	15
M1091133	STEPPED SCREW:M3X:3.2	U013	16
M1091134	STEPPED SCREW:M4X:4.4	U013	17
M1091153	SPACER:MOTOR	U014	88
		U014_S001	88
M1091154	PROTECTION:SLIDER:LATCH	U016	67
M1091160	SPACER:FUSING:SYNCHRONOUS BELT	U014	89
M1091161	BRACKET:FUSING:GEAR	U014	90
M1091166	PULLEY:TONER SUPPLY:DRIVE - 19Z	U014	91
M1091173	BRACKET:TRANSPORT:2	U014	92
M1091174	BRACKET:DUPLEX:2	U014	93
M1091175	PULLEY:FUSING:COUPLING - 30Z	U014	94
M1091178	PULLEY:DUPLEX:1	U013	18
M1091180	BRACKET:TRANSPORT:2:COVER	U014	95
M1091181	SPACER:DIA12:0.13MM	U014	96
M1091184	GROUND PLATE:FUSING DRIVE SUB-UNIT	U014	97
M1091185	SHEET:GUIDE:HARNESS:SUPPLY	U014	98
M1091188	BRACKET:DUPLEX:SWIVEL:ARM:2	U014	99
M1091189	PLAIN SHAFT BEARING:DUPLEX	U013	19
M1091195	BRACKET:SWIVEL:MAIN:GUIDE PLATE	U014	100
M1091196	BRACKET:TRANSPORT:ARM:ASS'Y	U014	101
M1091206	LOUVER:MM60:OUTER	U001_S002	3
M1091216	PULLEY:SHUTTER:INNER COVER	U016	68
M1091226	FILTER:TVOC	U001_S002	4
M1091295	SEAL:COVER:REAR:CASSETTE	U001	5
M1091296	MAGNETIC:COVER:REAR	U001_S003	6
M1091297	SPACER:COVER:REAR:CASSETTE	U001	7
M1091301	COVER:WIRE:BRAKE	U016	69
M1091302	PIN:BRAKE	U016	70

Number	Part Name	Group	ID
M1091303	HINGE:BRAKE	U016	71
M1091308	TORSION SPRING:UPPER	U016	72
M1091310	TORSION SPRING:MIDDLE:LEFT	U016	73
M1091313	WIRE:LOCK:COVER:UPPER	U016	74
M1091315	COIL SPRING:PLATE	U016	75
M1091322	PLATE:SHUTTER:TONER	U016	76
M1091323	COIL SPRING:SHUTTER:LOCK	U016	77
M1091326	HINGE:COVER:MIDDLE	U016	78
M1091327	BRACKET:SHUTTER:WIRE	U016	79
M1091330	BRACKET:SOLENOID:SHUTTER	U016	80
M1091331	BRACKET:DRAWER:FUSING	U016	81
M1091338	PLATE:COIL SPRING:PCDU	U016	82
M1091342	SUPPORTER:INTERMEDIATE TRANSFER:RIGHT FRONT	U016	83
M1091346	SUPPORTER:INTERMEDIATE TRANSFER:LEFT FRONT	U016	84
M1091348	PROTECTION:SUPPORTER	U016	85
M1091351	HOLDER:INTERMEDIATE TRANSFER:RIGHT REAR	U016	86
M1091355	HOLDER:INTERMEDIATE TRANSFER:LEFT REAR	U016	87
M1091358	PAWL:LOCK:MIDDLE	U016	88
M1091363	DECAL:PLATE:COVER:LEFT	U016	89
M1091365	DECAL:CAUTION:COVER	U016	90
M1091368	TORSION SPRING:PAWL:MIDDLE	U016	91
M1091369	TORSION SPRING:PAWL:UPPER	U016	92
M1091376	GROUND PLATE:LED:RIGHT REAR	U016	93
M1091377	GUIDE:PCDU:BK	U016	94
M1091571	DECAL:CAUTION:TRANSFER BELT	U017	10
M1091904	LINK:RIGHT:LED HEAD	U004	6
M1091907	BOSS:HINGE:RIGHT:LED HEAD	U004	7
M1091908	PIN:FIX:LINK:LED HEAD:1	U004	8
M1091909	PIN:FIX:LINK:LED HEAD:2	U004	9
M1091930	HINGE:RIGHT:LED HEAD	U004	10
M1091932	PIN:EARTH:LED HEAD:K	U004	11
M1091940	PIN:FIX:HINGE:LED HEAD	U004	12
M1091941	STOPPER:TORSION SPRING:LED HEAD	U004	13

Exclusive Parts

Number	Part Name	Group	ID
M1091948	CLEANER:LENS:LED HEAD	U017	11
M1092559	PLAIN SHAFT BEARING:ASS'Y	U005	30
M1092564	FEELER:PAPER END SENSOR	U005	31
M1092566	SPRING PLATE:PAPER TRAY:ASS'Y	U005	32
M1092574	SHEET:HOLDER:PAPER TRAY	U005	33
M1092589	LEVER:LOCK:SIDE FENCE	U005_S004	34
M1092592	PAWL:LOCK:SIDE FENCE	U005_S004	35
M1092598	HOLDER:COIL SPRING:BASE	U005	36
M1092606	LEVER:PAPER VOLUME SENSOR	U005	37
M1092615	(NA/EU/AA):DECAL:INKJET:CAUTION	U005	101
M1092616	END FENCE:ASS'Y	U005_S001	38
M1092621	STAY:END FENCE	U005	39
M1092635	SPACER:PAPER SIZE SENSOR BOARD:OUTER	U005	41
M1092640	HOLDER:PINION	U005	42
M1092641	SUPPORTER:INTERMEDIATE TRANSFER:RIGHT	U005	43
M1092642	SUPPORTER:INTERMEDIATE TRANSFER:LEFT	U005	44
M1092657	EXTENSION TRAY SLIDE STOPPER	U005	45
M1092832	(NA/EU/AA):DECAL:CAUTION:INKJET:MANUAL FEED	U017	20
M1092839	SIDE FENCE:MANUAL FEED:LEFT	U005_S006	46
M1092840	SIDE FENCE:MANUAL FEED:RIGHT	U005_S006	47
M1092843	GEAR:SIDE FENCE	U005_S006	48
M1092844	PIN:SIDE FENCE	U005_S006	49
M1092846	HOLDER:COMPRESSION SPRING:EXTENSION TRAY	U005_S006	50
M1092848	LINK:MANUAL FEED TABLE	U005_S006	51
M1092852	COVER:HOME POSITION SENSOR	U005	52
M1092859	SPRING PLATE:BRAKE:CAM	U005	53
M1092864	COMPRESSION SPRING:EXTENSION TRAY	U005_S006	54
M1092867	TORSION SPRING:FEELER:HOME	U005	55

Number	Part Name	Group	ID
	POSITION SENSOR		
M1093855	FEELER:DUPLEX	U010	27
M1093856	TORSION SPRING:FEELER:DUPLIX	U010	28
M1093862	SUPPORTER:GUIDE PLATE:REGISTRATION ROLLER:LEFT	U010	29
M1093863	SUPPORTER:GUIDE PLATE:REGISTRATION ROLLER:RIGHT	U010	30
M1093875	COMPRESSION SPRING:DRIVEN ROLLER:DUPLEX:MIDDLE	U010	31
M1093876	COMPRESSION SPRING:DRIVEN ROLLER:DUPLEX:EXIT	U010	32
M1093926	LINK:REGISTRATION ROLLER:DRIVE	U010	33
M1093927	PRESSURE PLATE:REGISTRATION ROLLER:DRIVE:RIGHT	U010	34
M1093932	PRESSURE PLATE:REGISTRATION ROLLER:DRIVE:LEFT	U010	35
M1093933	ROLLER:GUIDE:DIA10	U010	36
M1093934	GROUND PLATE:GUIDE PLATE:REGISTRATION ROLLER:DRIVE	U010	37
M1093953	PLAIN SHAFT BEARING:POSITIONING:REGISTRATION ROLLER:RIGHT	U010	38
M1093954	PLAIN SHAFT BEARING:POSITIONING:REGISTRATION ROLLER:LEFT	U010	39
M1093983	ROLLER:GUIDE:DIA5	U010	40
M1094115	LEVER:PRESSURE RELEASE:LEFT:ASS'Y	U011	33
M1094116	LEVER:PRESSURE:LEFT	U011	34
M1094124	LEVER:PRESSURE RELEASE:RIGHT:ASS'Y	U011	35
M1094125	LEVER:PRESSURE:RIGHT	U011	36
M1094144	STAY:HEATER:M3	U011	37
M1094151	STAY:THERMOSTAT	U011	38
M1094181	DECAL:OPERATION SUB-UNIT:GUIDE PLATE	U011	39
M1094184	ROLLER:MIDDLE:FUSING	U013	20

Exclusive Parts

Number	Part Name	Group	ID
M1094216	DECAL:OPERATION:LEVER	U011	40
M1094217	LEVER:LOCK	U011	41
M1094231	BRACKET:THERMISTOR:FLAT BELT-FUSING	U011	42
M1094451	COIL SPRING:PRESSURE:EXIT:INNER	U012	23
M1094453	GEAR:REVERSE:EXIT	U012	24
M1094461	DAMPER:FEELER:SENSOR:OVERFLOW	U012	25
M1094469	TENSION SPRING:PRESSURE:REVERSE	U012	26
M1094474	TENSION SPRING:REVERSE:DRIVE	U012	27
M1094482	GEAR:SLOW DOWN:EXIT	U012	28
M1094485	LEVER:CHANGE:DRIVE:EXIT	U012	29
M1094486	LINK:CHANGE:DRIVE:EXIT	U012	30
M1094488	COVER:SOLENOID:EXIT	U012	31
M1094499	GEAR:ENTRANCE:EXIT	U012	32
M1094608	HOLDER:GUIDE PLATE:REVERSE:RIGHT	U013	21
M1094613	KNOB:TRANSPORT ROLLER:DUPLICATE	U013	22
M1094618	TENSION SPRING:DRIVEN ROLLER:DUPLEX:ENTRANCE	U013	23
M1094619	SHAFT:LINK:MANUAL FEED TABLE	U013	24
M1094620	HOLDER:GEAR:DUPLEX UNIT:ASSY	U013	25
M1094628	HANDLE:COVER:FRONT	U013	26
M1094630	PAWL:LEFT	U013	27
M1094631	TORSION SPRING:LOCK:COVER:FRONT	U013	28
M1094635	GUIDE:HARNESS:RIGHT	U013	29
M1094636	HINGE:LOCK:COVER:FRONT	U013	30
M1094638	GUIDE:HARNESS:LEFT	U013	31
M1094640	HINGE:LOCK:COVER:FRONT:LEFT	U013	32
M1094643	DECAL:PICK-UP PAPER JAM:DUPLICATE	U013	33

Number	Part Name	Group	ID
M1094646	GUIDE:DUPLEX:ENTRANCE	U013	34
M1094650	FRONT COVER PIN	U013	35
M1095051	BASE:SENSOR:COLLECTION BOTTLE	U015	42
M1095052	FEELER:OVERFLOW:SENSOR:COLLECTION BOTTLE	U015	43
M1095056	LINK:COVER:FRONT	U016	95
M1095057	LINK:COVER:UPPER	U016	96
M1095061	CAM:MICRO SWITCH	U014	102
M1095321	PCB:TERMINAL:PCDU	U015	44
M1095541	PCB:DCSW	U015	45
M1095752	STOPPER:DENSITY SENSOR	U015	46
M1095757	CAM:DENSITY SENSOR:LEFT	U015	47
M1095758	CAM:DENSITY SENSOR:RIGHT	U015	48
M1095759	HOLDER:DENSITY SENSOR	U015	49
M1095760	COMPRESSION SPRING:DENSITY SENSOR	U015	50
M1095770	TERMINAL:HIGH VOLTAGE	U015 U016	51 97
M1095771	COMPRESSION SPRING:PCU:POWER PACK	U015	52
M1095772	HOLDER:TERMINAL:POWER PACK	U015	53
M1095776	GROUND PLATE:POWER PACK	U015	54
M1095781	BRACKET:INLET	U015	55
M1095785	CLEANER:DENSITY SENSOR	U015	56
M1095786	GUIDE:HARNESS:LEFT LOWER	U015	57
M1095794	STOPPER:LEVER:DENSITY SENSOR	U015	58
M1095795	COVER:HIGH VOLTAGE:LOWER	U015	59
M1095796	KEYTOP:MAIN SWITCH	U015	60
M1095797	COVER:MAIN SWITCH	U015	61
M1095799	HOLDER:TERMINAL:NEW ARTICLE SENSOR	U015	62
M1095800	COMPRESSION SPRING:NEW ARTICLE SENSOR	U015	63
M1095801	GUIDE:HARNESS:RIGHT LOWER	U015	64
M1095802	SHADING PLATE:HARNESS	U015	65
M1095804	GUIDE PIN:DENSITY SENSOR:LEADER	U015	66

Exclusive Parts

Number	Part Name	Group	ID
	DING EDGE		
M1095805	COIL SPRING:GUIDE PIN	U015	67
M1095810	DUCT:FAN:POWER SUPPLY UNIT	U015	68
M1095813	INSULATING COVER:SEPARATION	U015	69
M1095815	GUIDE:HARNESS:FRONT:RIGHT	U015	70
M1095818	SLIDER:MICRO SWITCH	U014	103
M1095819	COMPRESSION SPRING:LINK:SLIDE	U014	104
M1095824	TERMINAL:SPRING PLATE:ON-OFF:A	U016	98
M1095825	TERMINAL:SPRING PLATE:ON-OFF:B	U016	99
M1095826	CONNECTING SPRING:TRANSFER:SECOND	U016	100
M1095827	COMPRESSION SPRING:TRANSFER:SECOND	U016	101
M1095830	HOLDER:LINK:COVER:FRONT	U016	102
M1095839	SIDE PLATE:LINK:UPPER	U016	103
M1095842	GROUND PLATE:DENSITY SENSOR	U015	71
M1095845	SPACER:USED TONER	U009	11
M1095852	HEAT INSULATION:FUSING SUB-UNIT:LOWER LEFT	U016	104
M1095853	HEAT INSULATION:FUSING SUB-UNIT:USED TONER	U016	105
M1095854	COMPRESSION SPRING:BASE:POWER PACK:2	U015	72
M1095857	HEXAGON HEAD TAPPING SCREW:3X10:DIA10	U003 U014	185 105
M1095858	COMPRESSION SPRING:HVP:TRANSFER:CONNECTING	U015	73
M1095859	LINK:DENSITY SENSOR	U015	74
M1095860	COMPRESSION SPRING:HVP:PCU:CONNECTING	U015	75
M1095864	SHEET:HARNESS:LEFT LOWER	U015	76
M1095867	SPONGE:POWER SUPPLY UNIT:RIGHT	U015	77
M1095868	SPACER:FLAT CABLE:LED HEAD	U004	14

Number	Part Name	Group	ID
M1095873	HEAT INSULATION:DC BRUSHLESS MOTOR:BLACK	U001_S001	8
M1095886	SEAL:USED TONER:A	U016	106
M1095887	SEAL:USED TONER:B	U016	107
M1095888	SEAL - 15X15X3MM	U015	78
M1095891	DUCT:FAN:FUSING	U015	79
M1095894	HOLDER:TERMINAL:POWER PACK:TRANSFER	U015	80
M1095896	COMPRESSION SPRING:TRANSFER:HVP:2	U015	81
M1096259	ELECTRODE PLATE:ROLLER:SECOND:2	U010	41
M1096320	COVER:COIL SPRING:PRESSURE:TRANSFER ROLLER:SECOND	U010	42
M1096329	ELECTRODE PLATE:DISCHARGE:2	U010	43
M1096343	COVER:PAPER FEED SENSOR:FUSING:ENTRANCE	U010	44
M1096350	TERMINAL:BIAS:TRANSFER/SEPARATION SECTION	U010	45
M1096351	TERMINAL:ELECTRODE PLATE:ROLLER:SECOND	U010	46
M1096353	ELECTRODE PLATE:ROLLER:SECOND:3	U010	47
M1096354	ELECTRODE:ROLLER:SECOND:4	U010	48
M1096375	ELECTRODE PLATE:EARTH:GUIDE:TRANSFER/SEPARATION	U010	49
M1096380	PLATE:TORSION SPRING:TRANSFER/SEPARATION	U010	50
M1096413	HOLDER:DRIVE SUB-UNIT:DUCT:TONER RECYCLING SECTION	U009	12
M1096417	GEAR:DRIVE SUB-UNIT:DUCT:TONER RECYCLING SECTION	U009	13
M1096422	DUCT:TONER RECYCLING SECTION:LOWER	U009	14
M1096423	DUCT:TONER RECYCLING SECTION:UPPER	U009	15
M1096424	PLAIN SHAFT BEARING:DUCT:TONER	U009	16

Exclusive Parts

Number	Part Name	Group	ID
	NER RECYCLING SECTION		
M1096428	GEAR:TRANSPORT SCREW:DUCT :TONER RECYCLING SECTION	U009	17
M1096429	PULLEY:TRANSPORT SCREW:DUCT:TONER RECYCLING SECTION	U016	108
M1096434	SHUTTER:DUCT:TONER RECYCLING SECTION	U009	18
M1096436	JOINT:TRANSPORT SCREW:DUCT :TONER RECYCLING SECTION	U009	19
M1096437	STOPPER:SHUTTER:DUCT:TONE R RECYCLING SECTION	U009	20
M1096444	JOINT:DRIVE SUB-UNIT:COLLECTION BOTTLE:USED TONER	U009	21
M1096445	PULLEY:DRIVE SUB-UNIT:COLLECTION BOTTLE:USED TONER	U016	109
M1096446	PLAIN SHAFT BEARING:DRIVE SUB-UNIT:COLLECTION BOTTLE	U009	22
M1096447	SHAFT:DRIVE SUB-UNIT:COLLECTION BOTTLE:USED TONER:2	U009	23
M1096448	SPACER:DIA12:0.25MM	U009	24
M1111055	SHEET:HARNESS:BRACKET:FUSING:GEAR	U014	106
M1111064	KEY:FUSING UNIT	U016	110
M1111075	GUIDE:PULLEY:BRAKE	U016	111
M1111077	TENSION SPRING:BRAKE:COVER:FRONT	U016	112
M1111089	PIN:PLATE:DEVELOPMENT UNIT	U016	113
M1111111	BRACKET:GUARD:ASS'Y	U014	107
M1111113	BRACKET:DRIVE:POSITIONING	U014	108
M1111119	BRACKET:TRANSPORT:INNER:FRONT	U014	109
M1111121	BRACKET:TRANSFER:DRIVE:ASS'Y	U014	110
M1111124	BRACKET:COUPLING:TRANSPORT:PEEN	U014	111
M1111143	BRACKET:COVER:DUPLEX	U014	112
M1111145	BRACKET:FUSING:DRIVE:ASS'Y	U014	113
M1111147	BRACKET:FUSING:DRIVE:COUPLING	U014	114

Number	Part Name	Group	ID
	NG		
M1111150	BRACKET:DUPLEX	U014	115
M1111155	BRACKET:DRIVE:TONER SUPPLY:ASS'Y	U014	116
M1111157	BRACKET:DUPLEX:GUIDE PLATE	U014	117
M1111164	BRACKET:TRANSPORT:1	U014	118
M1111204	LOUVER:INNER:ASS'Y	U001_S002	9
M1111258	COIL SPRING:TONER CARTRIDGE	U016	114
M1111261	LOUVER:MM80	U001_S002	10
M1111262	SEAL:COVER:GRIP:I-GRAY	U001_S001	11
		U001_S002	11
M1111272	INNER COVER:EXIT	U001	12
M1111281	COVER:REAR:CASSETTE	U001	13
M1111287	COVER:REAR:CONNECTOR	U001	14
M1111294	SHEET:COVER:REAR:CASSETTE	U001	15
M1111311	PLATE:SAFETY SWITCH:COVER:UPPER	U016	115
M1111338	PLATE:COIL SPRING:PCDU:BLACK	U016	116
M1111363	DECAL:COVER:PLATE:MIDDLE	U016	117
M1111367	SHAFT:PAWL:MIDDLE	U016	118
M1111376	HOLDER:PLATE:TONER CARTRIDGE	U016	119
M1111540	DECAL:PLATE:COVER:RIGHT	U016	120
M1111541	DECAL:OPERATE:LEVER	U010	51
		U016	121
M1111563	COVER:MIDDLE	U016	122
M1111566	LEVER:TONER CARTRIDGE	U016	123
M1111567	COMPRESSION SPRING:CLAMP:TONER CARTRIDGE	U016	124
M1111594	HOLDER:PCB:TONER CARTRIDGE	U016	125
M1111595	LEVER:COVER:MIDDLE	U016	126
M1111598	PLATE:GROUND PLATE:TONER CARTRIDGE	U016	127
M1111599	PLATE:GUIDE PIN:TONER CARTRIDGE	U016	128
M1111861	PCB:SENSOR:TONER END SENSOR:ASS'Y	U004_S002	15
		U004_S003	15
		U004_S004	15

Exclusive Parts

Number	Part Name	Group	ID
		U004_S005	15
M1111900	HINGE:LEFT:LED HEAD	U004	16
M1111901	TORSION SPRING:LED HEAD:LEFT	U004	17
M1111902	TORSION SPRING:LED HEAD:RIGHT	U004	18
M1111903	LINK:LEFT:LED HEAD	U004	19
M1111912	GROUND PLATE:LEFT:LED HEAD	U004	20
M1111913	GROUND PLATE:RIGHT:LED HEAD	U004	21
M1111914	COMPRESSION SPRING:LED HEAD	U004	22
M1111915	BRACKET:COIL SPRING:LED HEAD	U004	23
M1111916	PIN:EARTH:LED HEAD	U004	24
M1111920	HOLDER:LED HEAD:V2	U004	25
M1111921	COVER:DISCHARGE LAMP:V	U004	26
		U004_S001	26
M1111922	DISCHARGE LAMP:V	U004	27
M1111933	TORSION SPRING:LED HEAD:K:RIGHT	U004	28
M1112556	STAY:PAPER FEED	U005	56
M1112557	COVER:STAY:PAPER FEED	U005	57
M1112562	SHAFT:PAPER FEED	U005	58
M1112575	TRAY BOTTOM PLATE:250TYPE:ASSY	U005_S002	59
M1112579	SIDE FENCE:LEFT:250TYPE:ASSY	U005_S003	60
M1112587	SIDE FENCE:RIGHT:250TYPE:ASSY	U005_S004	61
M1112595	COMPRESSION SPRING:AUXILIARY:250TYPE	U005	62
M1112598	STAY:SLIDER	U005	63
M1112601	PAPER TRAY:250TYPE:FRONT	U005	64
M1112604	DIAL:PAPER SIZE SENSOR BOARD	U005	65
M1112612	DECAL:CAUTION:PAPER SET DIRECTION	U005	66
M1112613	DECAL:PAPER SET DIRECTION	U005	67
M1112626	LEVER:PAPER SIZE SENSOR BOARD	U005	68

Number	Part Name	Group	ID
	RD		
M1112627	TENSION SPRING:TRAY BOTTOM PLATE	U005	69
M1112628	COMPRESSION SPRING:PAPER SIZE SENSOR	U005	70
M1112629	GUIDE:PAPER TRAY:FRONT	U005	71
M1112630	COVER:PAPER TRAY	U005	72
M1112631	GRIP:PAPER TRAY	U005	73
M1112636	SPACER:PAPER SIZE SENSOR BOARD:MIDDLE	U005	74
M1112637	COVER:PAPER SIZE SENSOR BOARD	U005	75
M1112639	PAPER TRAY:250TYPE:FRONT:GUIDE	U005	76
M1112647	DECAL:DIAL:PAPER SIZE SENSOR	U005	77
M1112652	COMPRESSION SPRING:SEPARATION	U005	78
M1112658	SHEET:PAPER SIZE SENSOR BOARD	U005	79
M1112659	BALANCER:PAPER FEED	U005	80
M1112660	GROUND PLATE:BALANCER	U005	81
M1112661	SPRING PLATE:PAPER TRAY:FRONT:GUIDE	U005	82
M1112675	FRICTION PAD:ADHESION	U005	83
M1112801	MANUAL FEED TABLE:ASSY	U005_S006	84
M1112804	COVER:PAPER FEED ROLLER:MANUAL FEED	U005	85
M1112807	CAM:BASE:MANUAL FEED:LEFT	U005	86
M1112810	SHAFT:DRIVE:MANUAL FEED	U005	87
M1112812	SHAFT:CAM:BASE:MANUAL FEED	U005	88
M1112825	FEELER:PAPER END SENSOR:MANUAL FEED	U005	89
M1112834	COVER:MANUAL FEED TABLE	U005_S006	90
M1112835	COVER:EXTENSION TRAY:MANUAL FEED	U005_S006	91
M1112836	EXTENSION TRAY:MANUAL FEED	U005_S006	92
M1112838	BASE:MANUAL FEED TABLE	U005_S006	93
M1112842	RACK:SIDE FENCE:MANUAL FEED	U005_S006	94

Exclusive Parts

Number	Part Name	Group	ID
M1112847	COMPRESSION SPRING:BASE:MANUAL FEED	U005_S006	95
M1112853	FEELER:HOME POSITION SENSOR	U005	96
M1112855	CAM:BASE:MANUAL FEED:RIGHT	U005	97
M1112857	SHAFT:BRAKE:CAM	U005	98
M1112866	ARM:SHAFT:CAM	U005	99
M1112876	COMPRESSION SPRING:SEPARATION:MANUAL FEED	U005	100
M1113852	HOUSING:TRANSPORT	U010	52
M1113869	GUIDE PLATE:TRANSPORT:LOWER:ADHESION	U010	53
M1113872	HOLDER:FEELER:DUPLEX	U010	54
M1113873	BRACKET:ELECTROMAGNETIC CLUTCH:LOCK	U010	55
M1113921	GUIDE PLATE:REGISTRATION ROLLER:DRIVE	U010	56
M1113922	SHEET:REGISTRATION	U010	57
M1113930	SHEET:REGISTRATION:LONG	U010	58
M1113937	COVER:HARNESS:DUPLEX	U010	59
M1113941	DISCHARGE BRUSH:TRANSPORT:PEEN	U010	60
M1113942	SHAFT:DRIVEN ROLLER:TRANSPORT	U010	61
M1113955	BRACKET:SENSOR:SMALL	U010	62
M1113961	GUIDE PLATE:REGISTRATION ROLLER:DRIVEN	U010	63
M1113964	BRACKET:REGISTRATION SENSOR	U010	64
M1113970	GUIDE PLATE:TRANSPORT ROLLER:CONNECTING:ADHESION	U010	65
M1113985	GUIDE PLATE:AUXILIARY:TRANSPORT ROLLER:CONNECTING:LEFT	U010	66
M1113986	GUIDE PLATE:AUXILIARY:TRANSPORT ROLLER:CONNECTING:RIGHT	U010	67
M1114070	BELT UNIT:ASSY	U011_S001	43
M1114091	BRACKET:THERMISTOR:PRESSURE	U011	44

Number	Part Name	Group	ID
	RE ROLLER		
M1114099	GROUND PLATE:FUSING	U011	45
M1114145	TERMINAL:HEATER	U011	46
M1114148	HOUSING:THERMOSTAT:UPPER	U011	47
M1114180	GUIDE PLATE:EXIT:FUSING	U011	48
M1114194	STRIPPER PLATE:FUSING EXIT:COAT	U011	49
M1114203	GUIDE PLATE:ENTRANCE:FUSING	U011	50
M1114207	FUSING COVER:LOWER	U011	51
M1114208	COVER:GROUND PLATE	U011	52
M1114214	FUSING COVER:UPPER	U011	53
M1114219	BLOCK:FUSING UNIT	U011	54
M1114413	LINK:COUPLING:GATE PAWL:EXIT	U012	33
M1114414	LINK:CHANGE:GATE PAWL:EXIT	U012	34
M1114415	BRACKET:SOLENOID:EXIT	U012	35
M1114450	GUIDE:EXIT:LOWER	U012	36
M1114457	SUPPORTING PLATE:EXIT:UPPER	U012	37
M1114462	DAMPER:FEELER:SENSOR:OVERFLOW	U012	38
M1114466	EXIT ROLLER:DRIVEN	U012	39
M1114467	STOPPER:ROLLER:EXIT	U012	40
M1114468	GUIDE PLATE:EXIT:UPPER	U012	41
M1114471	FEELER:PAPER FEED SENSOR	U012	42
M1114472	TORSION SPRING:FEELER:PAPER FEED SENSOR	U012	43
M1114474	SHEET:PHOTO INTERRUPTOR:EXIT	U012	44
M1114475	GATE PAWL:REVERSE EXIT	U012	45
M1114483	BRACKET:GEAR:EXIT	U012	46
M1114487	DISCHARGE BRUSH:EXIT	U012	47
M1114601	COVER:FRONT	U013	36
M1114603	GUIDE PLATE:REVERSE	U013	37
M1114609	COMPRESSION SPRING:GUIDE PLATE:REVERSE	U013	38
M1114624	SHEET:DUPLEX:EXIT	U013	39
M1114629	SHAFT:LOCK:COVER:FRONT	U013	40
M1115317	PCB:TERMINAL:IDCHIP	U016	129
M1115754	BRACKET:DENSITY SENSOR	U015	82

Exclusive Parts


Number	Part Name	Group	ID
M1115756	SHAFT:DENSITY SENSOR	U015	83
M1115761	GUIDE:HARNESS:DENSITY SENSOR	U015	84
M1115784	HOLDER:CLEANER:DENSITY SENSOR:LEFT	U015	85
M1115791	COVER:POWER SUPPLY UNIT	U015	86
M1115822	THERMOPILE:FUSING:ASS'Y	U016_S001	130
M1115838	COMPRESSION SPRING:TRANSFERMER	U015	87
M1115840	SHIELDING PLATE:DRIVE UNIT:TRANSFER	U014	119
M1115846	HEAT INSULATION:COVER:UPPER	U016	131
M1115847	HEAT INSULATION:COVER:MIDDLE	U016	132
M1115849	HEAT INSULATION:BASE:FUSING SUB-UNIT:LOWER	U016	133
M1115850	HEAT INSULATION:FUSING SUB-UNIT:PCDU	U016	134
M1115888	CUSHION:FLAT BELT-TRANSFER	U015	88
M1115891	HOLDER:CLEANER:DENSITY SENSOR:RIGHT	U015	89
M1115893	HOLDER:HARNESS:DENSITY SENSOR	U015	90
M1115894	TENSION SPRING:DENSITY SENSOR	U015	91
M1115895	LEVER:DENSITY SENSOR	U015	92
M1116010	CLEANING SUB-UNIT:INTERMEDIATE TRANSFER:ASS'Y	U008	5
M1116322	GUIDE:FRONT:TRANSFER ROLLER:SECOND	U010	68
M1116324	SPACER:GUIDE PLATE:TRANSFER/SEPARATION:LEFT	U010	69
M1116361	ELECTRODE PLATE:DISCHARGE:3	U010	70
M1116366	ELECTRODE:EARTH:PAPER FEED SENSOR:FUSING	U010	71
M1116367	ELECTRODE:EARTH:HOUSING:TRANSPORT	U010	72

Number	Part Name	Group	ID
M1116368	GUIDE PLATE:TRANSFER/SEPARATION:CONTACT POINT:LEFT LOWER	U010	73
M1116369	GUIDE PLATE:TRANSFER/SEPARATION:CONTACT POINT:RIGHT LOWER	U010	74
M1116370	SPACER:GUIDE PLATE:TRANSFER/SEPARATION:RIGHT	U010	75
M1116374	HOUSING:TORSION SPRING:RIGHT	U010	76
M1116379	HOUSING:TORSION SPRING:LEFT	U010	77
M1116511	COLLECTION BOTTLE:USED TONER:V:ASS'Y	U009	25
M1361279	GUIDE PLATE:COVER:PAPER EXIT SUB-UNIT	U002	21
M1364607	HOLDER:GUIDE PLATE:REVERSE:LEFT	U013	41
M1601900	LED HEAD:1200DPI:211.3MM	U004	29
M1871082	STEPPED SCREW:M3:SECOND KIND:DRAWER	U017	12
M2061053	TORSION SPRING:ARM:RIGHT	U016	135
M2061059	SLIDER:ARM	U016	136
M2061060	SPRING:SLIDER:ARM	U016	137
M2061082	ARM:LOCK:LEVER:PEEN	U016	138
M2061085	BRACKET:ARM	U016	139
M2061088	TENSION SPRING:ARM:LOCK	U016	140
M2061211	COVER:RIGHT:ASS'Y	U001_S001	16
M2061221	COVER:LEFT:ASS'Y	U001_S002	17
M2061241	COVER:REAR:ASS'Y	U001_S003	18
M2061283	COVER:INTERFACE	U001	19
M2061382	HINGE:COVER:LEFT UPPER	U016	141
M2061596	SHAFT:COVER:MIDDLE	U016	142
M3642124	COMPRESSION SPRING:PAPER FEED UNIT	U003_S002_S002	186
M9080121	PCU:EXCHANGEABLE:BK:ASS'Y	U006_S004	4
M9080165	PCU:EXCHANGEABLE:C:ASS'Y	U006_S002	5
M9080166	PCU:EXCHANGEABLE:M:ASS'Y	U006_S003	6
M9080175	PCU:EXCHANGEABLE:Y:ASS'Y	U006_S001	7


Exclusive Parts

Number	Part Name	Group	ID
M9080620	TRANSFER/SEPARATION UNIT:SE COND:MAINTENANCE:ASSY	U010_S001	78
VSSG9006	MOLYKOTE(R) G-1077 GREASE 50 G	SPECIAL TOOLS	6
VSST9003	C-5Y COLOR TEST CHART(2 SHEE TS X 3/SET)	SPECIAL TOOLS	7

Standard Parts



03520040P
SCREW:M2X4



03530030N
SCREW:M3X3



03530040N
SCREW - M3X4



03603006N
SCREW - M3X6



03604012N
SCREW:M4X12



04503008N
TAPPING SCREW - M3X8



04503016N
TAPPING SCREW:3X16



04504012N
TAPPING SCREW:4X12



04513008N
TAPPING SCREW - M3X8



04522608N
BINDING SELF-TAPPING SCREW:2.6X8



04523010N
BINDING SELF-TAPPING SCREW:3X10



04524012N
BINDING SELF-TAPPING SCREW:4X12



04543006Q
TAPPING SCREW - M3X6



04543008Q
TAPPING SCREW:3X8



04583008N
HEXAGON HEAD TAPPING SCREW:3X8




04583010N
HEXAGON HEAD TAPPING SCREW:3X10



04583012N
HEXAGON HEAD TAPPING SCREW:3X12



04593008N
BINDING HEAD TAPPING SCREW:3X8



04593010N
BINDING HEAD TAPPING SCREW:3X10



06320080G
PARALLEL KEY - 2X8MM



07200030E
RETAINING RING - M3




07200040E
RETAINING RING - M4




07200060E
RETAINING RING - M6



07250170E
RETAINING RING C - M17



07330406
BUSHING - 4X6



08046123
HEXAGONAL BOLT:W/WASHER:M3X8



08050089
RETAINING RING - M4



08050100
RETAINING RING - M2.5

Standard Parts



08050103
RETAINING RINGS-E:SILENCER:
ER:DIA3



08050104
RETAINING RINGS-E:SILENCER:
ER:DIA4



08050106
RETAINING RINGS-E:SILENCER:
ER:DIA6



09513008N
SCREW:POLISHED ROUND:
M3X8



09573010N
SCREW:SMALL ROUND/SPRI
NG:M3X10




09573012N
SCREW - M3X12



11050487
HARNESS CLAMP




11050511
HARNESS CLAMP - LWS-030
6ZC



11050723
CLAMPS:WES-0507




11050724
CLAMPS:WES-1210



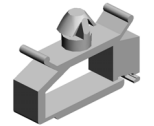
11050725
CLAMPS:WES-1117



11050758
CLAMP:LWSM-0306A



11050759
CLAMP:LWSM-0605A




11050760
CLAMP:LWSM-0511A



11050762
CLAMP:LWS-0711A



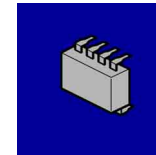
11050763
CLAMP:LWS-1211A



11500427
(NA):POWER SUPPLY CODE:
125V:15A



12042612
MICRO SWITCH:D3V-16506-3
C25



14077677
EEPROM:BR24T64-W



16072790
FERRITE CORE:K3 FF 28.00X
14.60X7.70X1.40

PM Part List

Number	Part Name	Num	Group	ID
AF031060	BY-PASS FEED ROLLER	1	U005	8
AF033008	FRICITION PAD:10X50	1	U005_S006	9
D3EH2205	PICKUP ROLLER	1	U003_S002_S002	83
D3EH2504	FRICITION PAD:ASS'Y	1	U003_S002	89
D6062111	FEED ROLLER	1	U003_S002_S002	166
G0523103	PAPER FEED ROLLER	1	U005	16
M1091226	FILTER:TVOC	1	U001_S002	4
M1112675	FRICITION PAD:ADHESION	1	U005	83
M9080165	PCU:EXCHANGEABLE:C:AS S'Y	1	U006_S002	5
M9080166	PCU:EXCHANGEABLE:M:AS S'Y	1	U006_S003	6
M9080175	PCU:EXCHANGEABLE:Y:AS S'Y	1	U006_S001	7
M9080620	TRANSFER/SEPARATION U NIT:SECOND:MAINTENANCE :ASS'Y	1	U010_S001	78

Design Change List

Number	Title	Set	Old Part		New Part		Index No.		Q'ty	Interchg		Reason	Cut-in S/N
			P/N	Name	P/N	Name	Group	ID		Indiv.	Set		
201812-01	1812 Modification	-	M9080160	PCU:EXCHANGE ABLE:Y:ASS'Y	M9080175	PCU:EXCHANGE ABLE:Y:ASS'Y	U006_S001	7	1	O/O			
201811-01	1811 Modification	-	GW020022	PHOTOINTERRU PTOR:LG2A24BL 1	GW020024	PHOTOINTERRU PTOR:LG2A24BL 1:GF	U003	182	3	X/O			
							U003_S002	182	4				
201808-01	1808 Modification	-	M1095838	COMPRESSION SPRING:TRANSF ORMER	M1115838	COMPRESSION SPRING:TRANSF ORMER	U015	87	1	X/O			
			M1095838	COMPRESSION SPRING:TRANSF ORMER	M1115838	COMPRESSION SPRING:TRANSF ORMER	U015	87	1	X/O			
201808-02	1808 Modification	-	M1114089	BRACKET:THER MISTOR:PRESS URE ROLLER	M1114091	BRACKET:THER MISTOR:PRESS URE ROLLER	U011	44	2	X/O			
201807-01	1807 Modification	-	M2061075	PLATE:SHAFT	D0A01075	PLATE:SHAFT	U016	30	1	X/O			
201807-02	1807 Modification	-	M2061306	LEVER:COVER:U PPER:ASS'Y	D0A01308	LEVER:COVER:U PPER:ASS'Y	U016	35	1	X/O			
201807-03	1807 Modification	-	G1045141	KNOB SCREW:M 3	04543006Q	TAPPING SCRE W - M3X6	U015	5	2	X/O			
201806-01	1806 Modification	A	D0A01341	ROD:ADF	D0A01361	ROD:ADF	U016	46	1	X/O			
201806-02	1806 Modification	A	D0A01345	BASE:LOCK:ADF	D0A01365	BASE:LOCK:ADF	U016	47	1	X/O			
201806-03	1806 Modification	-			M9080121	PCU:EXCHANGE ABLE:BK:ASS'Y	U006_S004	4	1				
201805-01	1805 Modification	-	M1114050	BELT UNIT:ASS'Y	M1114070	BELT UNIT:ASS'Y	U011_S001	43	1	X/O			
201804-01	1804 Modification	-	08050104	RETAINING RING S-E:SILENCER:DI A4	08050089	RETAINING RING - M4	U016	13	1	X/O			
201803-01	1803 Modification	A			AA080346	BUSHING:FLANG E TYPE:DIA6	U016	25	1				
201803-02	1803 Modification	A	M1111305	PAWL:LOCK:CO	D0A01306	PAWL:LOCK:CO	U016	34	2	X/O			

Design Change List

Number	Title	Set	Old Part		New Part		Index No.		Q'ty	Interchg		Reason	Cut-in S/N
			P/N	Name	P/N	Name	Group	ID		Indiv.	Set		
				VER:UPPER		VER:UPPER							
201803-03	1803 Modification	-			M1116511	COLLECTION BOTTLER:USED TONER:V:ASS'Y	U009	25	1				
201803-04	1803 Modification	-	M9080601	INTERMEDIATE TRANSFER SECTION:MAINTENANCE:ASS'Y			U008	6	1				
201801-01	1801 Modification	-	D3EH0014	ADF:ASS'Y	D3EH0015	ADF:ASS'Y	U003_S002	58	1	X/O			
201801-02	1801 Modification	-	D3EH2712	MANUAL FEED TABLE:ASS'Y	D3EH2731	MANUAL FEED TABLE:ASS'Y	U003_S002_S004	110	1	X/O			

