

**Color Printers  
(M065/M066-EU)  
Parts Catalog**

*WWW.SERVICE-MANUAL.NET*

**Parts change information sample**

 **Add**

 **Update**

 **Delete**

Model	Product Code	PC Style
Color Printers	M065/M066	3D
Paper Feed Unit PB1020	M384	3D
Caster Table Type C	M393	Traditional
Hard Disk Drive Option Type 5000	D362	Traditional
IEEE802.11a/g Interface unit Type L	M344	Traditional
Camera Direct Print Card Type H	M385	Traditional
Memory Unit Type I 512MB	D435	Traditional
HDD ENCRYPTION UNIT Type D	M354	Traditional
Data Overwrite Security Unit Type K	M344	Traditional
VM CARD Type O	M385	Traditional
Memory Unit Type G 256MB	D362	Traditional
IEEE1284 Interface Board Type A	B679	Traditional
Gigabit Ethernet Board Type A	G874	Traditional
SD card for NetWare printing Type D	M385	Traditional

# Unit All




U001  
EXTERIOR



U002  
OPERATION



U003  
LASER UNIT



U004  
PAPER FEED




U005  
DEVELOPMENT



U006  
PCU



U007  
ITB UNIT



U008  
PAPER TRANSFER



U009  
USED TONER



U010  
FUSING



U011  
BY-PASS FEED




U012  
DUPLEX

*WWW.SERVICE-MANUAL.NET*


# Unit All




U013  
PAPER EXIT




U014  
MAIN DRIVE



U015  
ELECTRICAL




U016  
CONTROLLER



U017  
MAIN FRAME

# U001 EXTERIOR



- 7.08025320 HEXAGON HEAD TAPPING SCREW:ES:3X10
- 20.M0661255 COVER:UPPER
- 3.04543008N (x21) TAPPING SCREW: ROUND POINT:3X8
- 12.B0241264 (x3) MAGNET CATCH
- 10.AA021031 MAGNETIC CATCH

1.03530050N  
(x2)  
SCREW-M3X5



6.08025319  
(x9)  
HEXAGON HEAD TAPPING SCREW:ES:3X8



5.08025317  
(x4)  
BINDING HEAD TAPPING SCREW:ES:3X8




19.M0661254  
COVER:RIGHT



15.M0261265  
CAP:TOTAL COUNTER



11.AG071012  
(x2)  
MAGNET CATCH:ASSY



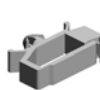
4.04543012N  
TAPPING SCREW: ROUND POINT:3X12



13.G1021355  
BAND:STOPPER:DOOR



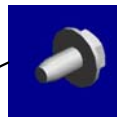
9.11050516  
CLAMP



18.M0661253  
CAP:INNER COVER:RIGHT FRONT



2.04513006N  
TAPPING SCREW - 3X6



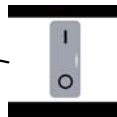
17.M0661252  
INNER COVER:RIGHT FRONT



8.08025322  
HEXAGON HEAD TAPPING SCREW:ES:3X12



14.GA003907  
MAIN SWITCH:ON-OFF:EU




16.M0266885  
DECAL:MAIN SWITCH:ON-STANDBY:EU



# U001 EXTERIOR

- 35.M0661278 (x2) CAP:BRACKET:HIN  
GE
- 28.M0661271 (x2) COIL SPRING:HIN  
GE
- 34.M0661277 (x2) COVER:HINGE:EXI  
T
- 30.M0661273 (x2) BRACKET:HINGE:U  
PPER
- 38.M0661282 BRACKET:COVER:  
RIGHT:FRONT



32.M0661275  
(x2)  
CAM:HINGE:COVE  
R:EXIT

29.M0661272  
(x2)  
SHAFT:HINGE:COV  
ER:EXIT

31.M0661274  
(x2)  
BRACKET:HINGE:L  
OWER

40.M0661284  
LOUVER:COVER:R  
IGHT

39.M0661283  
INNER COVER:RIG  
HT REAR

33.M0661276  
COVER:REAR

27.M0661267  
COVER:REAR:SMA  
LL

23.M0661262  
INNER COVER:LEF  
T REAR

26.M0661265  
(x2)  
PLATE:CONTACT  
POINT:COVER:LEF  
T

22.M0661260  
INNER COVER:LEF  
T LOWER

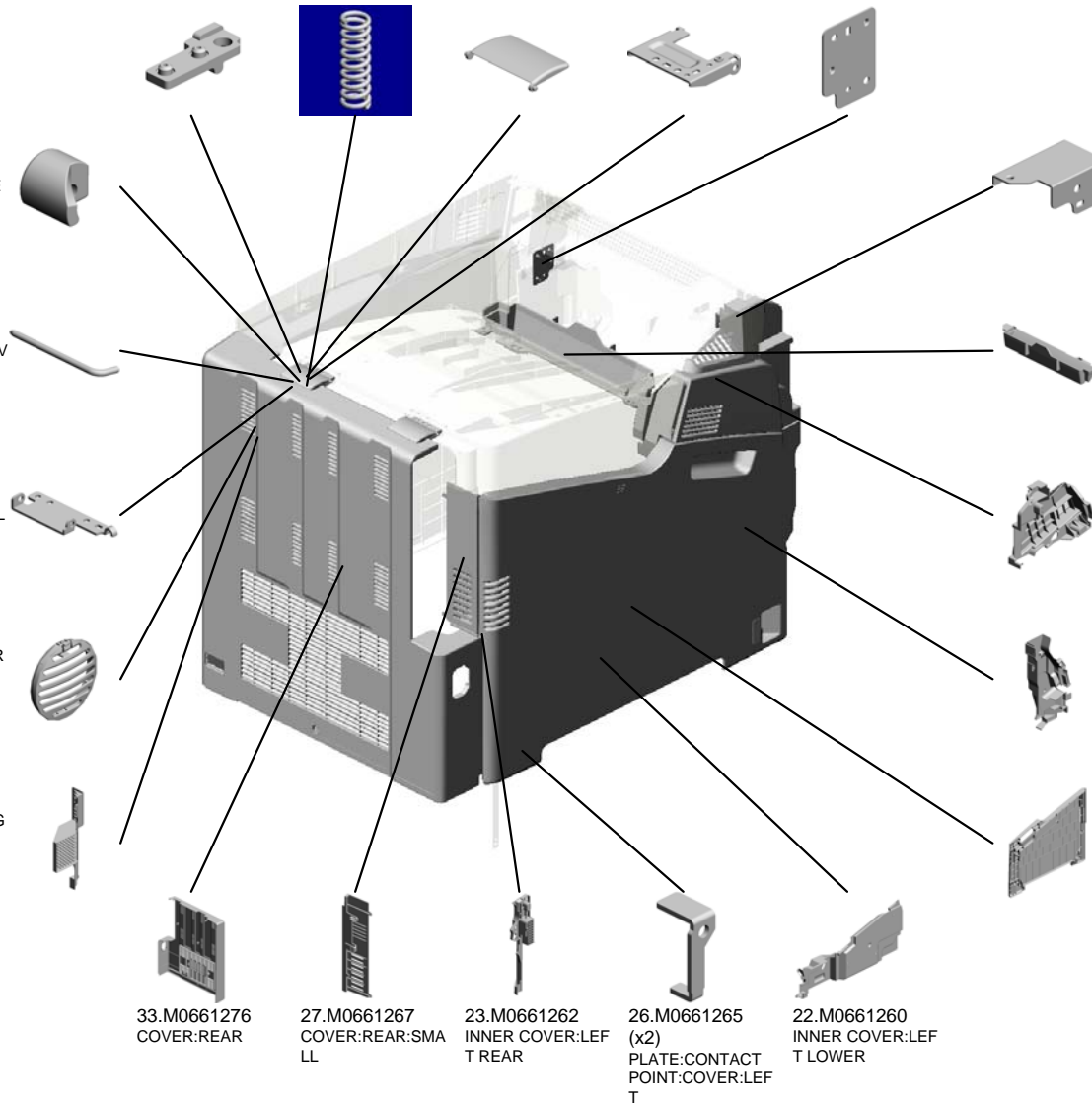
37.M0661280  
BRACKET:COVER:  
UPPER:LEFT

36.M0661279  
COVER:EXIT:LOW  
ER

25.M0661264  
COVER:LEFT:SMA  
LL

21.M0661258  
INNER COVER:LEF  
T FRONT

24.M0661263  
COVER:LEFT




WWW.SERVICE-MANUAL.NET

# U001 EXTERIOR

44.M0661291  
FILTER:TONER SU  
PPLY

41.M0661285  
LOUVER:COVER:R  
IGHT:FRONT

47.M0661360  
DECAL:OPERATE:  
TONER SUPPLY:E  
XP



45.M0661292  
FILTER:DRIVE

43.M0661288  
INNER COVER:RA  
CK

46.M0661293  
SPRING PLATE

49.M0661250  
COVER:EXIT  
201104-07

48.M0661361  
DECAL:OPERATE:  
COVER:LEFT

42.M0661286  
FILTER:DEVELOP  
MENT:ASSY


WWW.SERVICE-MANUAL.NET

U001	U002	U003	U004	U005	U006	U007	U008	U009	U010	U011	U012	U013	U014	U015	U016	U017
------	------	------	------	------	------	------	------	------	------	------	------	------	------	------	------	------



# U002.OPERATION

U002\_S001  
M0661401  
OPERATION SUB-UNIT




[WWW.SERVICE-MANUAL.NET](http://WWW.SERVICE-MANUAL.NET)

U001	<b>U002</b>	U003	U004	U005	U006	U007	U008	U009	U010	U011	U012	U013	U014	U015	U016	U017
------	-------------	------	------	------	------	------	------	------	------	------	------	------	------	------	------	------

# U002 OPERATION

5.M0656861    7.M0666861  
DECAL:MODEL NA    DECAL:MODEL NA  
ME PLATE:M065:RI    ME PLATE:M066:RI  
C:(for M065)    C:(for M066)



1.04503010N  
(x4)  
TAPPING SCREW -  
M3X10


# U002\_S001 OPERATION SUB-UNIT

3.11050511  
HARNES CLAMP -  
LWS-0306ZC

2.04523010N  
(x12)  
BINDING SELF-TA  
PPING SCREW:3X  
10



6.M0661401  
OPERATION SUB-  
UNIT




4.D0671495  
LCD:168\*64DOTS



# U003.LASER UNIT

U003\_S001  
M0661855  
OPTICAL WRITING UNIT:SE  
RVICE PARTS



[WWW.SERVICE-MANUAL.NET](http://WWW.SERVICE-MANUAL.NET)

U001	U002	U003	U004	U005	U006	U007	U008	U009	U010	U011	U012	U013	U014	U015	U016	U017
------	------	------	------	------	------	------	------	------	------	------	------	------	------	------	------	------

# U003 LASER UNIT



1.03530030N  
(x2)  
SCREW:M3X3

13.M0661994  
GEAR:SHUTTER

5.07074060N  
BUSHING:DIA4X6

10.M0661986  
DC MOTOR:SHUTTER:ASSY

15.M0661998  
SEAL:OPTICAL WRITING MD:SHUTTER

11.M0661988  
BRACKET:STUD:SHUTTER:ASSY

4.04543006Q  
TAPPING SCREW - M3X6

14.M0661995  
FEELER:SHUTTER

2.04513006N  
(x3)  
TAPPING SCREW - 3X6

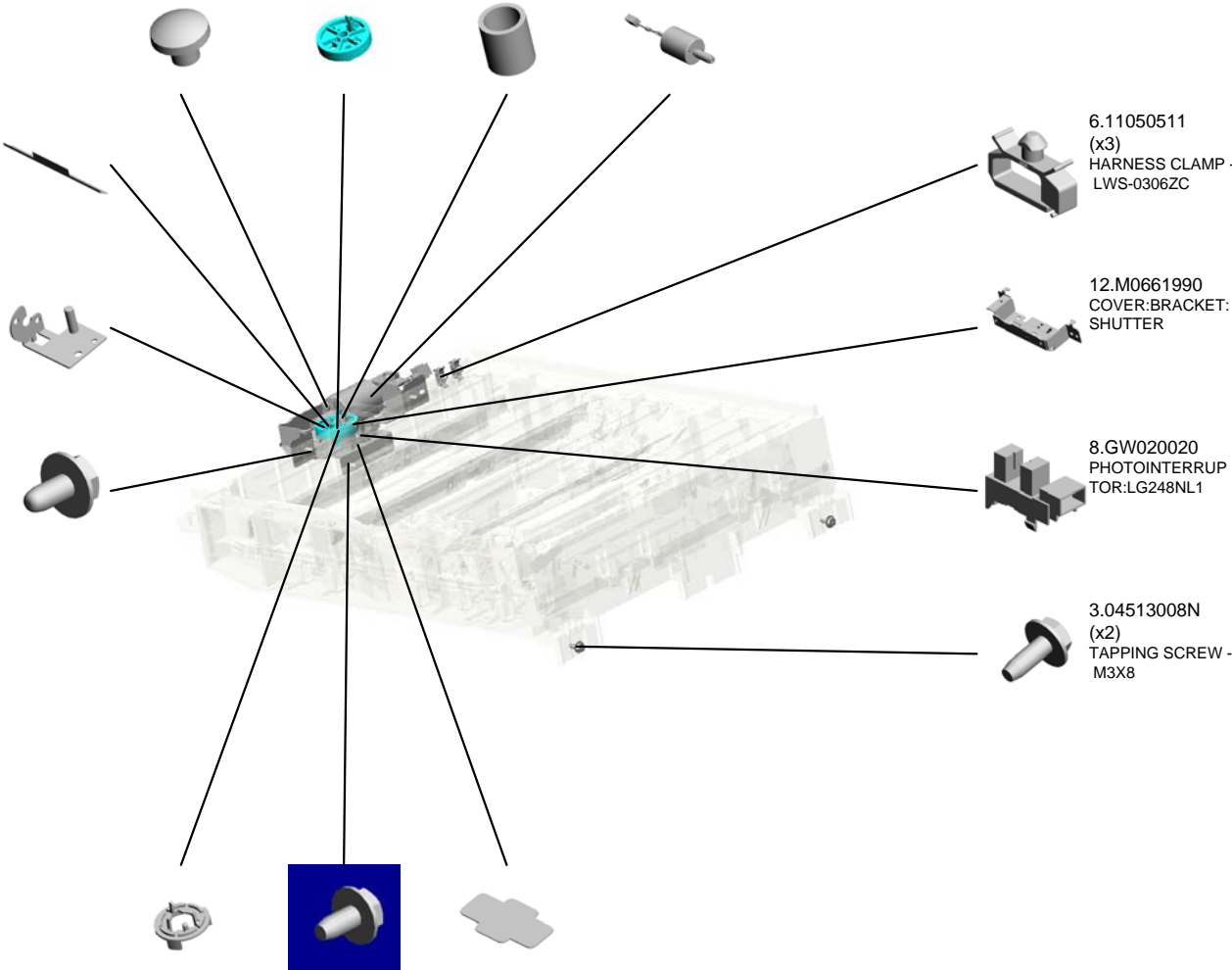
7.G1022789  
STOPPER:PHOTO INTERRUPTOR

6.11050511  
(x3)  
HARNES CLAMP - LWS-0306ZC

12.M0661990  
COVER:BRACKET:SHUTTER

8.GW020020  
PHOTOINTERRUPTOR:LG248NL1

3.04513008N  
(x2)  
TAPPING SCREW - M3X8

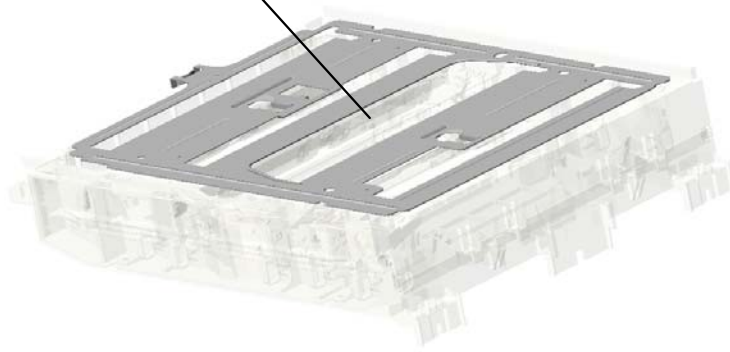


WWW.SERVICE-MANUAL.NET

U001	U002	U003	U004	U005	U006	U007	U008	U009	U010	U011	U012	U013	U014	U015	U016	U017
------	------	------	------	------	------	------	------	------	------	------	------	------	------	------	------	------

U003\_S001  
OPTICAL WRITING UNIT:SERVICE PARTS

16.M0661972  
STAY:CLEANER:S  
HIELD GLASS:ASS'  
Y  
201104-30



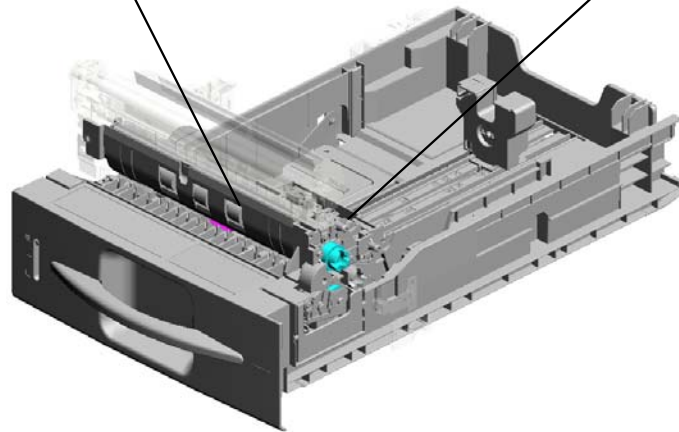
9.M0661855  
OPTICAL WRITING  
UNIT:SERVICE PA  
RTS

# U004.PAPER FEED

U004\_S001  
M0662550  
PAPER FEED UNIT



U004\_S002  
M0662556  
PAPER TRAY:ASS'Y




[WWW.SERVICE-MANUAL.NET](http://WWW.SERVICE-MANUAL.NET)

U001	U002	U003	U004	U005	U006	U007	U008	U009	U010	U011	U012	U013	U014	U015	U016	U017
------	------	------	------	------	------	------	------	------	------	------	------	------	------	------	------	------

# U004\_S001.PAPER FEED UNIT

U004\_S001\_S001  
M0662691  
DC SOLENOID:PICKUP:ASS'  
Y



WWW.SERVICE-MANUAL.NET

U001	U002	U003	<b>U004</b>	U005	U006	U007	U008	U009	U010	U011	U012	U013	U014	U015	U016	U017
------	------	------	-------------	------	------	------	------	------	------	------	------	------	------	------	------	------

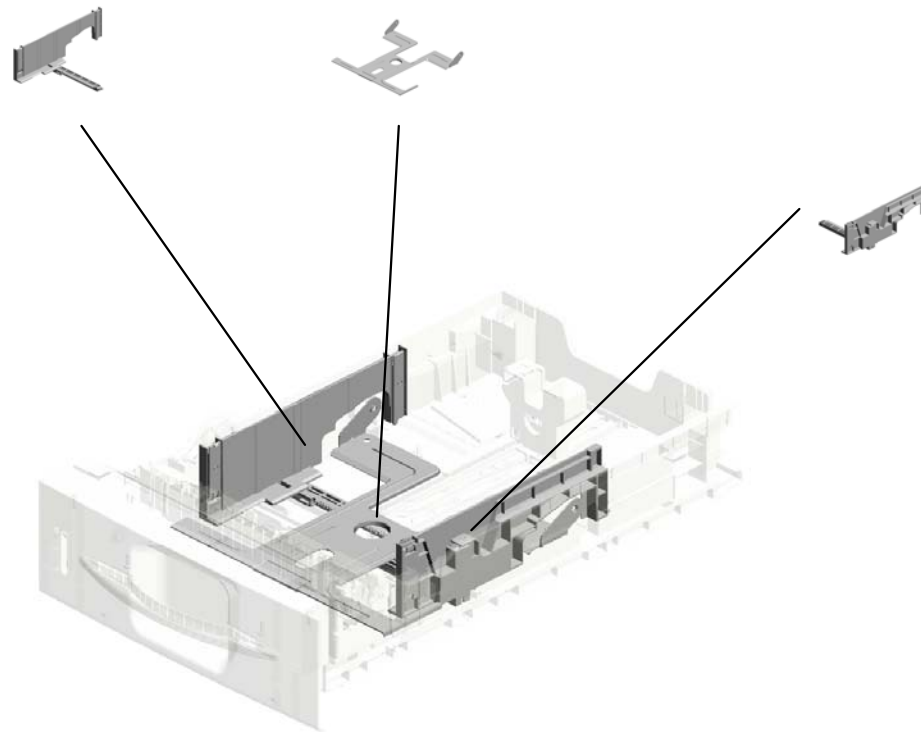


# U004\_S002.PAPER TRAY:ASS'Y

U004\_S002\_S002  
M0662613  
SIDE FENCE:LEFT:ASS'Y

U004\_S002\_S003  
M0662856  
TRAY BOTTOM PLATE:ASS'Y

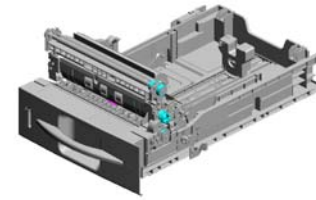
U004\_S002\_S001  
M0662597  
SIDE FENCE:RIGHT:ASS'Y



WWW.SERVICE-MANUAL.NET

U001	U002	U003	U004	U005	U006	U007	U008	U009	U010	U011	U012	U013	U014	U015	U016	U017
------	------	------	------	------	------	------	------	------	------	------	------	------	------	------	------	------

# U004 PAPER FEED



- 6.06320120G PARALLEL PIN - 2X12
- 3.04513006N (x4) TAPPING SCREW - 3X6
- 36.M0262552 REGISTRATION ROLLER:DRIVEN
- 13.11050522 EDGE SADDLE - L ES0510
- 8.08025319 (x2) HEXAGON HEAD TAPPING SCREW:ES:3X8

17.AA082075 (x2) BUSHING - M6



7.07200040E (x4) RETAINING RING - M4




1.03530030N (x4) SCREW:M3X3



35.M0262551 REGISTRATION ROLLER:DRIVE



28.AW010107 PAPER FEED SENSOR



32.B2382655 GEAR - 16Z



15.52062686 (x2) SNAP RING



5.04543008Q (x7) TAPPING SCREW: 3X8



4.04543006Q (x12) TAPPING SCREW - M3X6



37.M0262553 GEAR:REGISTRATION:26Z



34.G0205626 PUSH SWITCH



39.M0262555 (x2) TENSION SPRING: REGISTRATION:7N



38.M0262554 GEAR:REGISTRATION:DRIVEN:14Z



33.B2382675 (x2) REGISTRATION ROLLER BUSHING



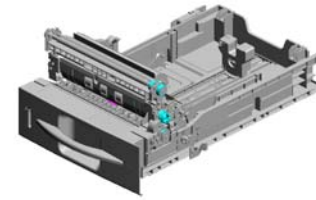
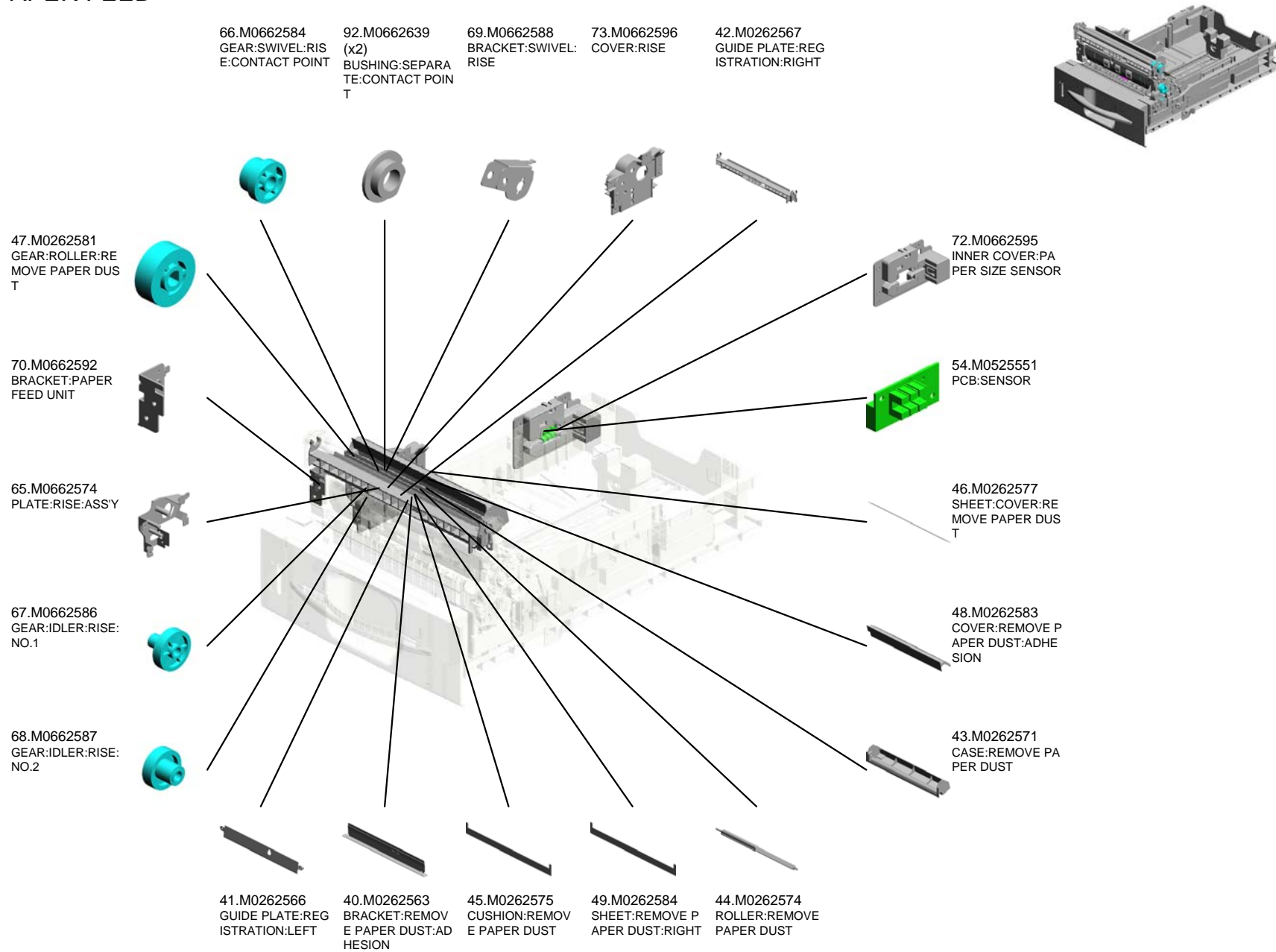
11.08050089 (x3) RETAINING RING - M4



WWW.SERVICE-MANUAL.NET

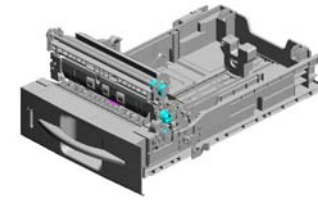
U001	U002	U003	U004	U005	U006	U007	U008	U009	U010	U011	U012	U013	U014	U015	U016	U017
------	------	------	------	------	------	------	------	------	------	------	------	------	------	------	------	------

# U004 PAPER FEED



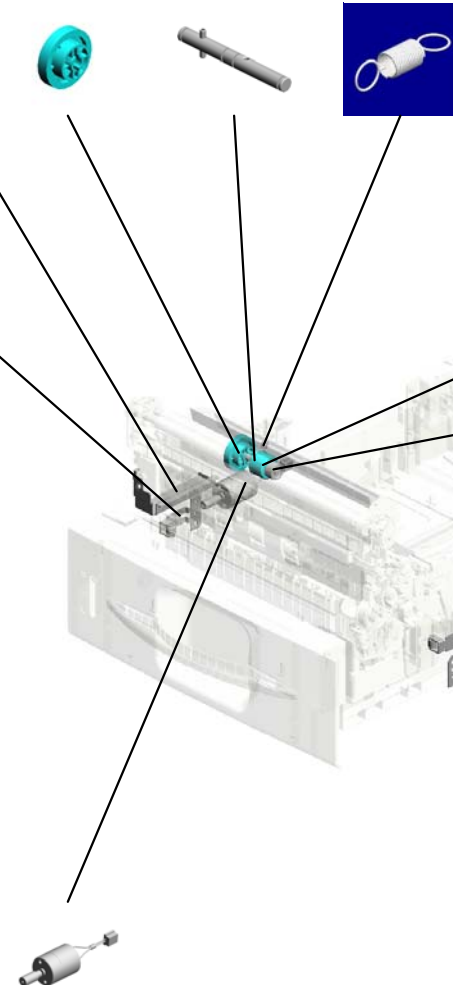
# U004 PAPER FEED

127.M0662899 GEAR:SWIVEL:RISE:COUPLING:NO.1  
 108.M0662852 SHAFT:SWIVEL:RISE:ASS'Y  
 105.M0662695 TENSION SPRING:RISE



100.M0662685 COVER:HARNESS:PAPER FEED UNIT

95.M0662647 (x2) SPRING PLATE:PAPER TRAY:ASS'Y



128.M3842586 GEAR:SWIVEL:RISE:COUPLING:NO.2

129.M3842587 COLLAR:GEAR:RISE

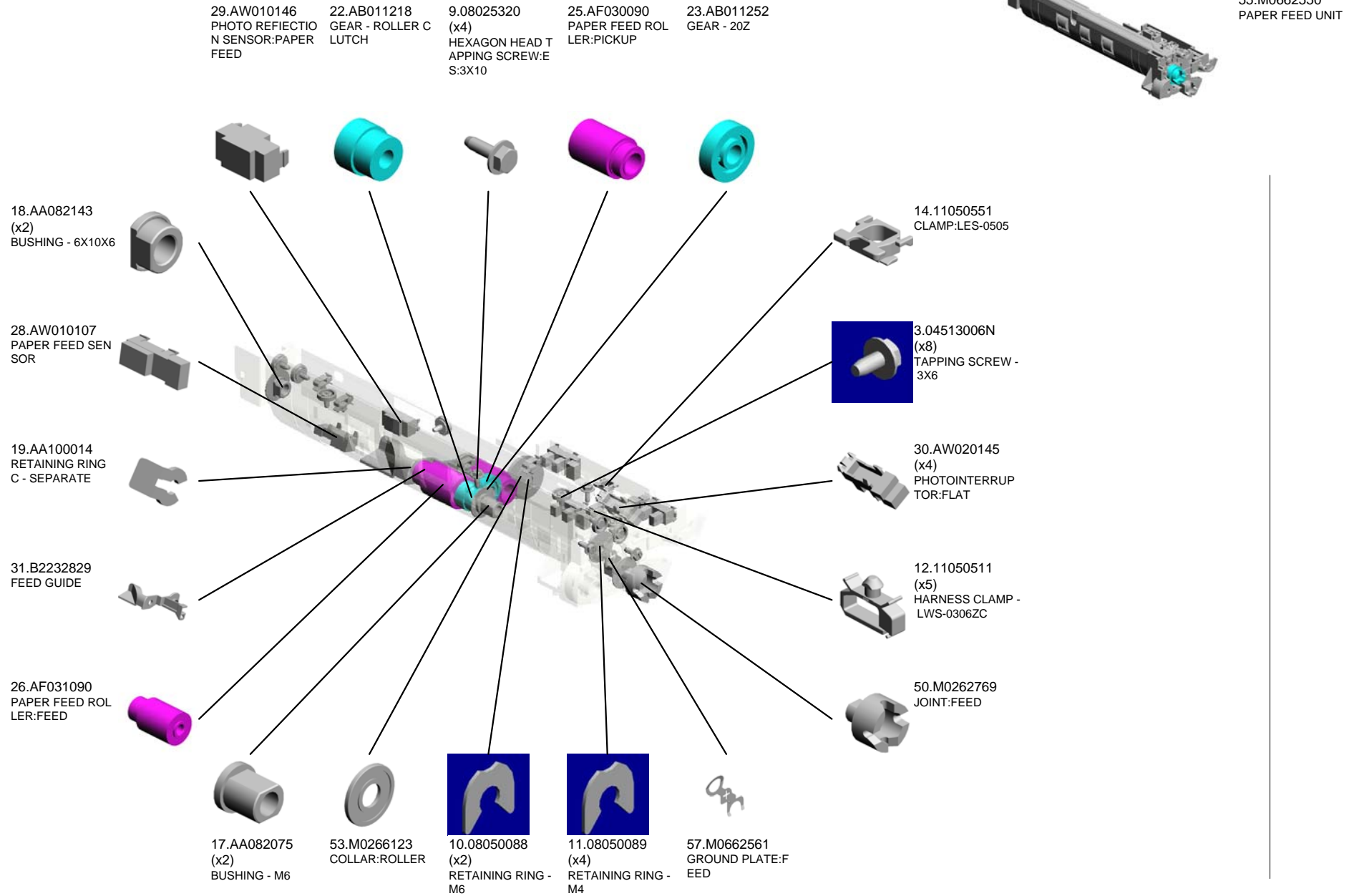
115.M0662866 GROUND PLATE:PAPER TRAY

107.M0662850 DC MOTOR:RISE:2.6W

WWW.SERVICE-MANUAL.NET

U001	U002	U003	U004	U005	U006	U007	U008	U009	U010	U011	U012	U013	U014	U015	U016	U017
------	------	------	------	------	------	------	------	------	------	------	------	------	------	------	------	------

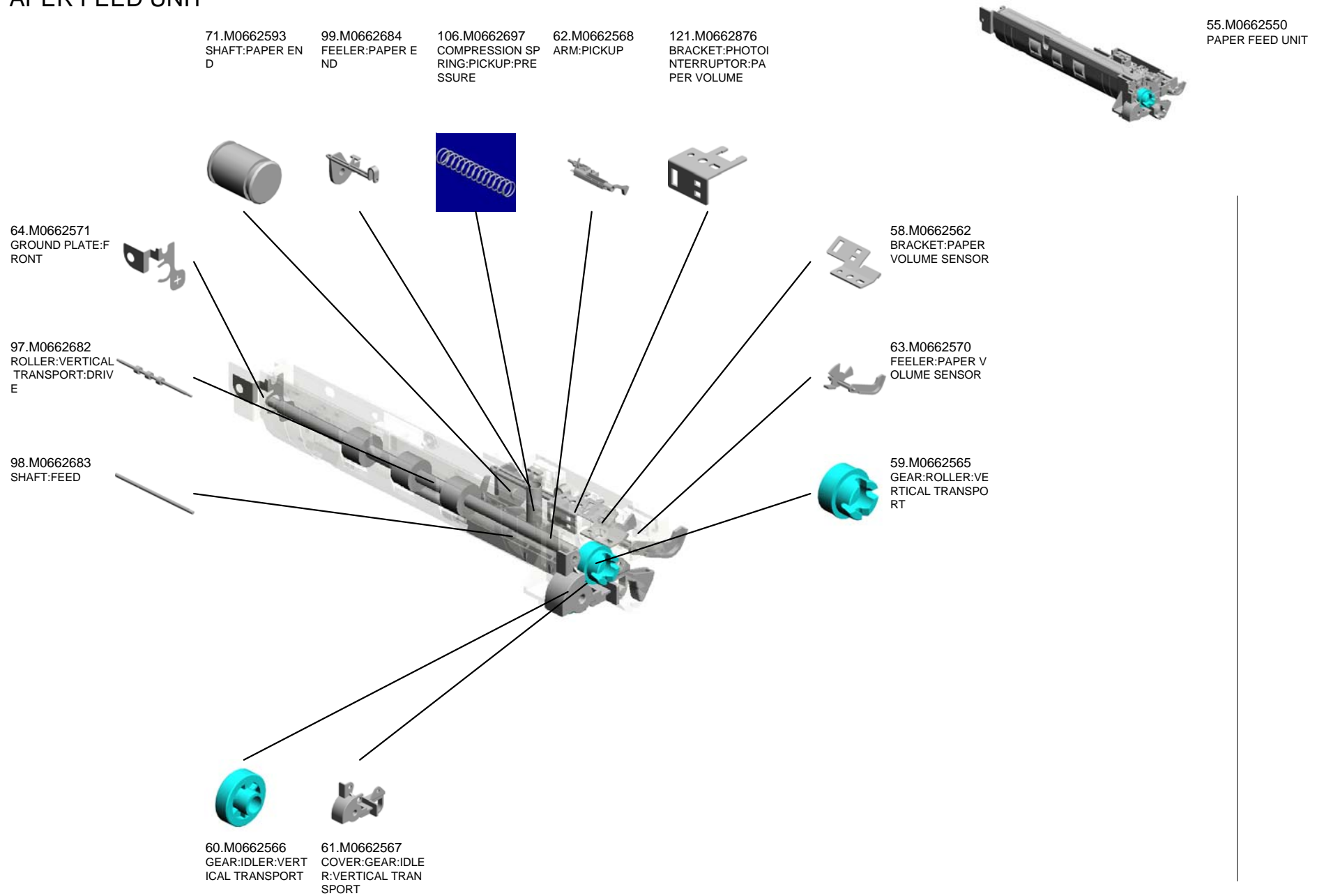
# U004\_S001 PAPER FEED UNIT



WWW.SERVICE-MANUAL.NET

U001	U002	U003	U004	U005	U006	U007	U008	U009	U010	U011	U012	U013	U014	U015	U016	U017
------	------	------	------	------	------	------	------	------	------	------	------	------	------	------	------	------

# U004\_S001 PAPER FEED UNIT




WWW.SERVICE-MANUAL.NET

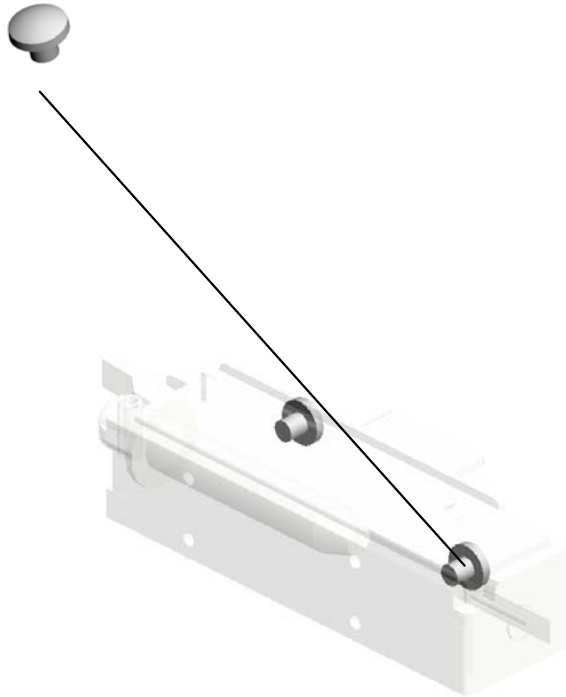
U001	U002	U003	U004	U005	U006	U007	U008	U009	U010	U011	U012	U013	U014	U015	U016	U017
------	------	------	------	------	------	------	------	------	------	------	------	------	------	------	------	------

U004\_S001\_S001  
DC SOLENOID:PICKUP:ASS'Y

1.03530030N  
(x2)  
SCREW:M3X3



104.M0662691  
DC SOLENOID:PIC  
KUP:ASS'Y



# U004\_S002 PAPER TRAY:ASS'Y

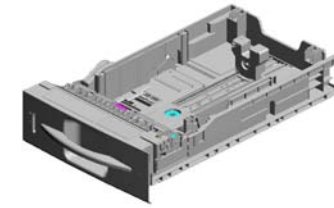
77.M0662609  
GEAR:IDLER:RISE

78.M0662610  
GEAR:COUPLING:  
RISE

27.AF032090  
PAPER FEED ROL  
LER:SEPARATE

51.M0262828  
TORQUE LIMITER

7.07200040E  
(x2)  
RETAINING RING -  
M4



56.M0662556  
PAPER TRAY:ASS'  
Y

9.08025320  
(x11)  
HEXAGON HEAD T  
APPING SCREW:E  
S:3X10

76.M0662608  
GEAR:SHAFT:RISE

19.AA100014  
RETAINING RING  
C - SEPARATE

75.M0662602  
GUIDE PLATE:SEP  
ARATE:PAPER TR  
AY

11.08050089  
(x3)  
RETAINING RING -  
M4

83.M0662624  
SHAFT:RISE:ASSY

20.AB010156  
GEAR:SEPARATE:  
DRIVE

21.AB010157  
GEAR:SEPARATE:  
DRIVEN

84.M0662625  
SHAFT:SEPARATE:  
DRIVE:ASSY

3.04513006N  
TAPPING SCREW -  
3X6

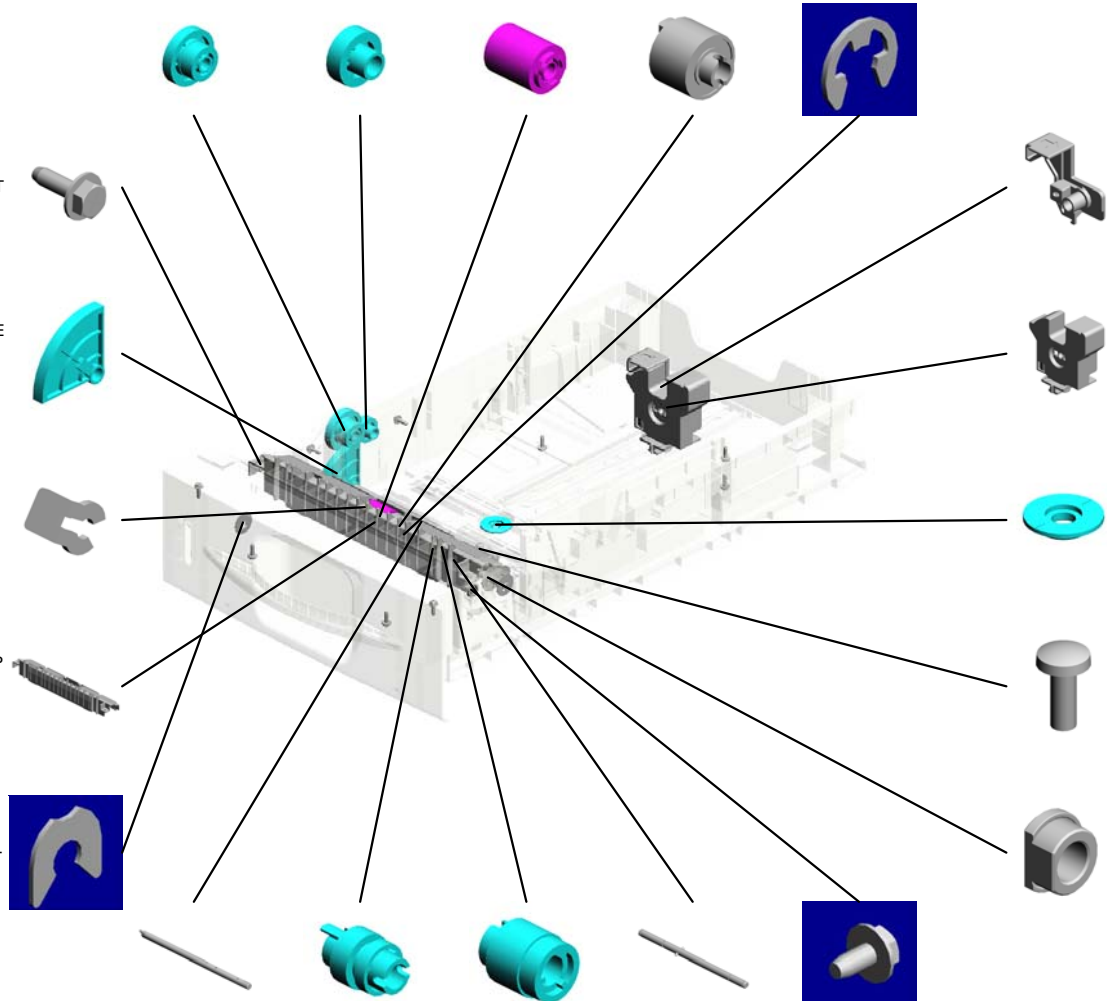
82.M0662622  
LEVER:END FENC  
E

81.M0662621  
BASE:END FENCE

16.A2672869  
GEAR - 16Z

2.03530080N  
SCREW:M3X8

18.AA082143  
(x3)  
BUSHING - 6X10X6



WWW.SERVICE-MANUAL.NET

U001	U002	U003	U004	U005	U006	U007	U008	U009	U010	U011	U012	U013	U014	U015	U016	U017
------	------	------	------	------	------	------	------	------	------	------	------	------	------	------	------	------



# U004\_S002 PAPER TRAY:ASS'Y

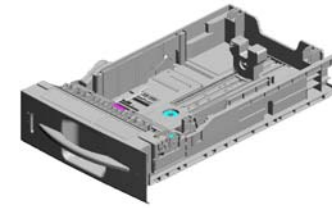
116.M0662868  
COVER:RISE:PAPE  
R TRAY

85.M0662627  
SHAFT:SEPARATE:  
DRIVEN:ASS'Y

94.M0662643  
LEVER:RISE


90.M0662635  
BRACKET:DRIVE:S  
EPARATE:ASS'Y

88.M0662631  
PAPER SIZE SENS  
OR BOARD



56.M0662556  
PAPER TRAY:ASS'  
Y

112.M0662860  
LEVER:PAPER VO  
LUME SENSOR



101.M0662687  
COMPRESSION SP  
RING:SEPARATE:P  
RESSURE



109.M0662855  
GUIDE PLATE:PAP  
ER TRAY



86.M0662629  
COVER:PAPER TR  
AY:FRONT



89.M0662632  
GRIP:PAPER TRAY



93.M0662642  
COVER:SEPARATE  
:DRIVE



120.M0662875  
RING:GEAR:SEPA  
RATE:SWIVEL



92.M0662639  
(x2)  
BUSHING:SEPARA  
TE:CONTACT POIN  
T



114.M0662865  
GROUND PLATE:S  
EPARATE:PAPER  
TRAY



103.M0662689  
TENSION SPRING:  
SEPARATE:SWIVE  
L



96.M0662680  
TENSION SPRING:  
END FENCE



111.M0662858  
COVER:PAPER SIZ  
E SENSOR BOARD



113.M0662861  
COIL SPRING:EAR  
TH:PAPER TRAY



91.M0662638  
GEAR:SWIVEL:SE  
PARATE



87.M0662630  
PAPER VOLUME S  
ENSOR BOARD:BA  
SE

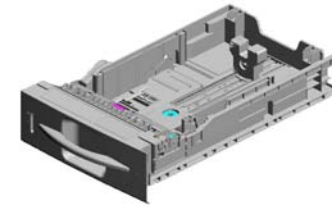


WWW.SERVICE-MANUAL.NET

U001	U002	U003	U004	U005	U006	U007	U008	U009	U010	U011	U012	U013	U014	U015	U016	U017
------	------	------	------	------	------	------	------	------	------	------	------	------	------	------	------	------

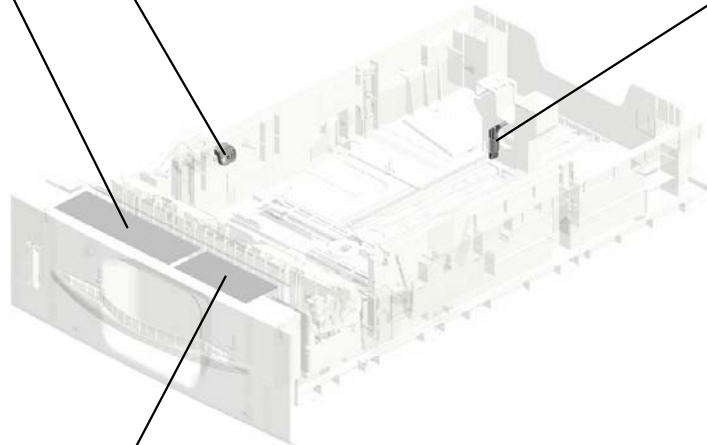
U004\_S002  
PAPER TRAY:ASS'Y

122.M0662877  
COLLAR:RISE:PAP  
ER TRAY



56.M0662556  
PAPER TRAY:ASS'  
Y

126.M0662891  
DECAL:PAPER SE  
T DIRECTION:TRA  
Y:LEFT




124.M0662880  
STOPPER:END FE  
NCE



125.M0662890  
DECAL:PAPER SE  
T DIRECTION:TRA  
Y:RIGHT

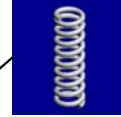
U004\_S002\_S001  
SIDE FENCE:RIGHT:ASS'Y

52.M0262937  
DECAL:SIDE FENC  
E:REAR




74.M0662597  
SIDE FENCE:RIGH  
T:ASS'Y

118.M0662873  
PLATE:SIDE FENC  
E:FRONT



102.M0662688  
COMPRESSION SP  
RING:LEVER:SIDE  
FENCE




80.M0662615  
LEVER:SIDE FENC  
E:RIGHT




U004\_S002\_S002  
SIDE FENCE:LEFT:ASS'Y

119.M0662874  
COMPRESSION SP  
RING:PLATE:SIDE  
FENCE:REAR

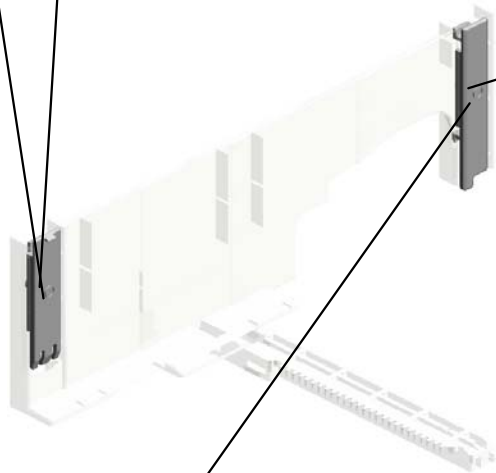
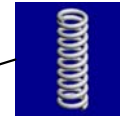


79.M0662613  
SIDE FENCE:LEFT:  
ASS'Y

118.M0662873  
PLATE:SIDE FENC  
E:FRONT



117.M0662869  
COMPRESSION SP  
RING:PLATE:SIDE  
FENCE:FRONT




123.M0662879  
PLATE:SIDE FENC  
E:REAR

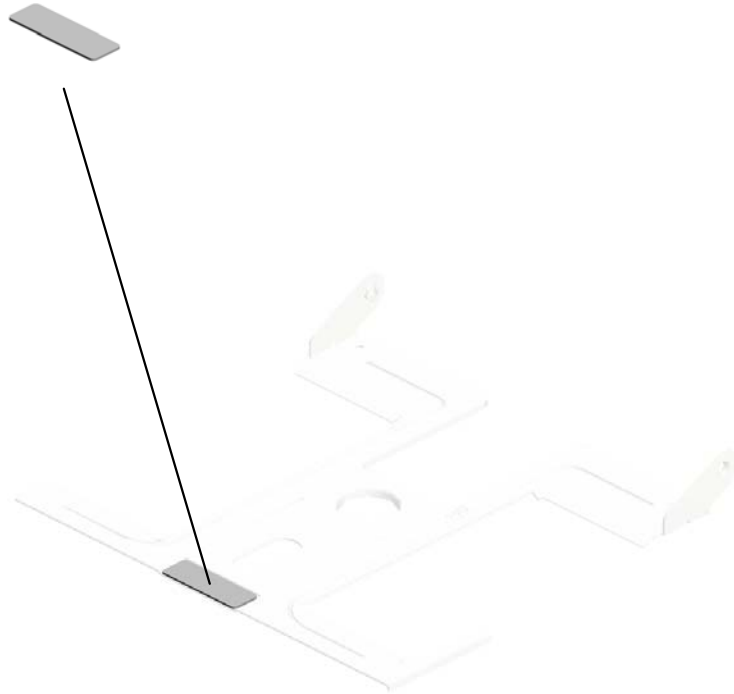


U004\_S002\_S003  
TRAY BOTTOM PLATE:ASS'Y

24.AF013006  
BOTTOM PLATE P  
AD



110.M0662856  
TRAY BOTTOM PL  
ATE:ASS'Y



# U005.DEVELOPMENT

U005\_S006  
M0663270  
DRIVE UNIT:TONER SUPPLY

U005\_S003  
M0663250  
TONER HOPPER:TONER SU  
PPLY:ASS'Y

U005\_S007  
M0663270  
DRIVE UNIT:TONER SUPPLY

U005\_S002  
M0663250  
TONER HOPPER:TONER SU  
PPLY:ASS'Y

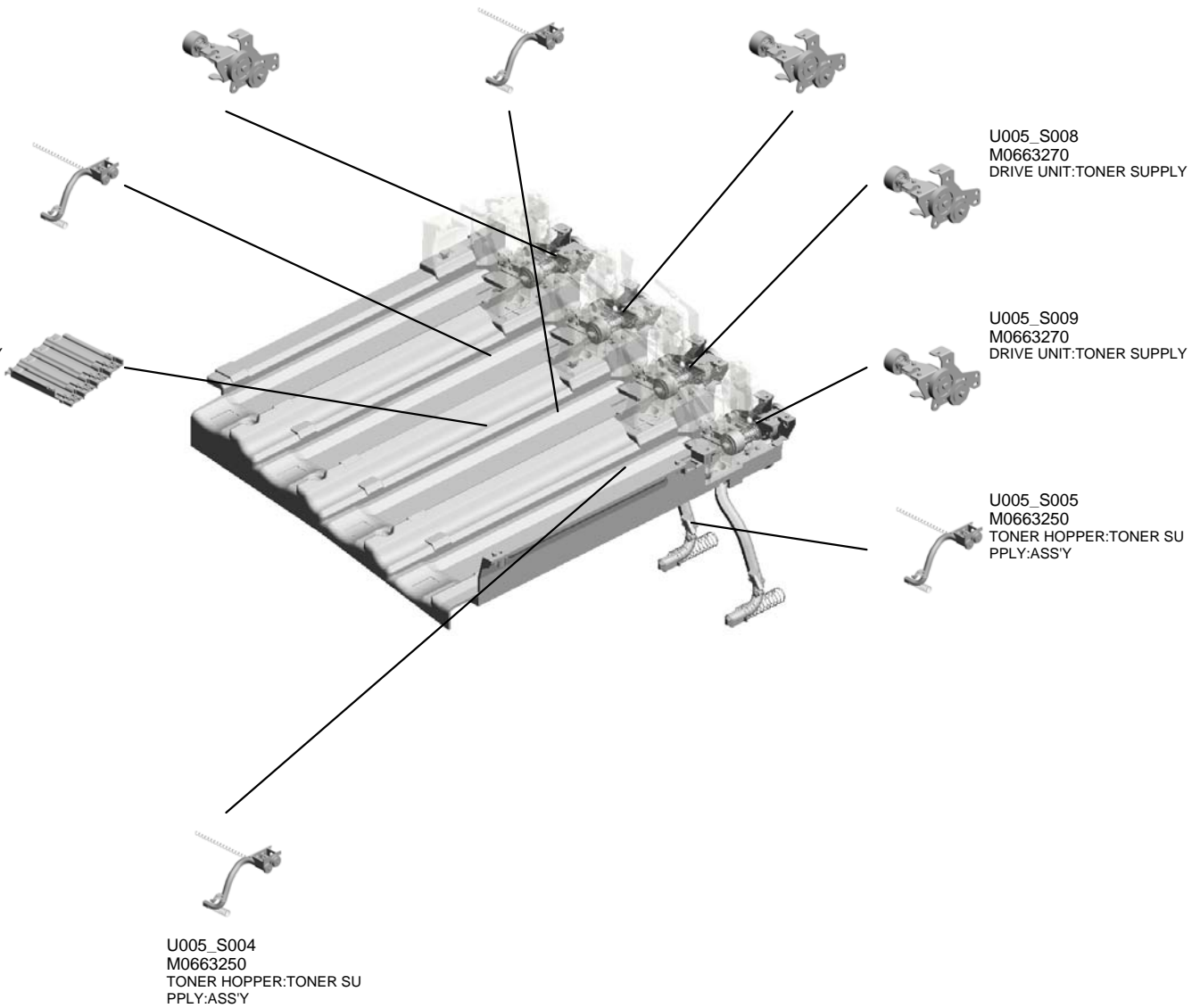
U005\_S008  
M0663270  
DRIVE UNIT:TONER SUPPLY

U005\_S001  
M0663202  
BASE:TONER SUPPLY:ASS'Y

U005\_S009  
M0663270  
DRIVE UNIT:TONER SUPPLY

U005\_S005  
M0663250  
TONER HOPPER:TONER SU  
PPLY:ASS'Y

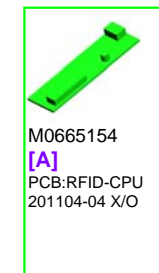
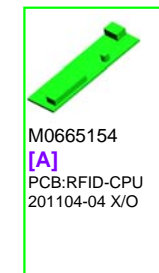

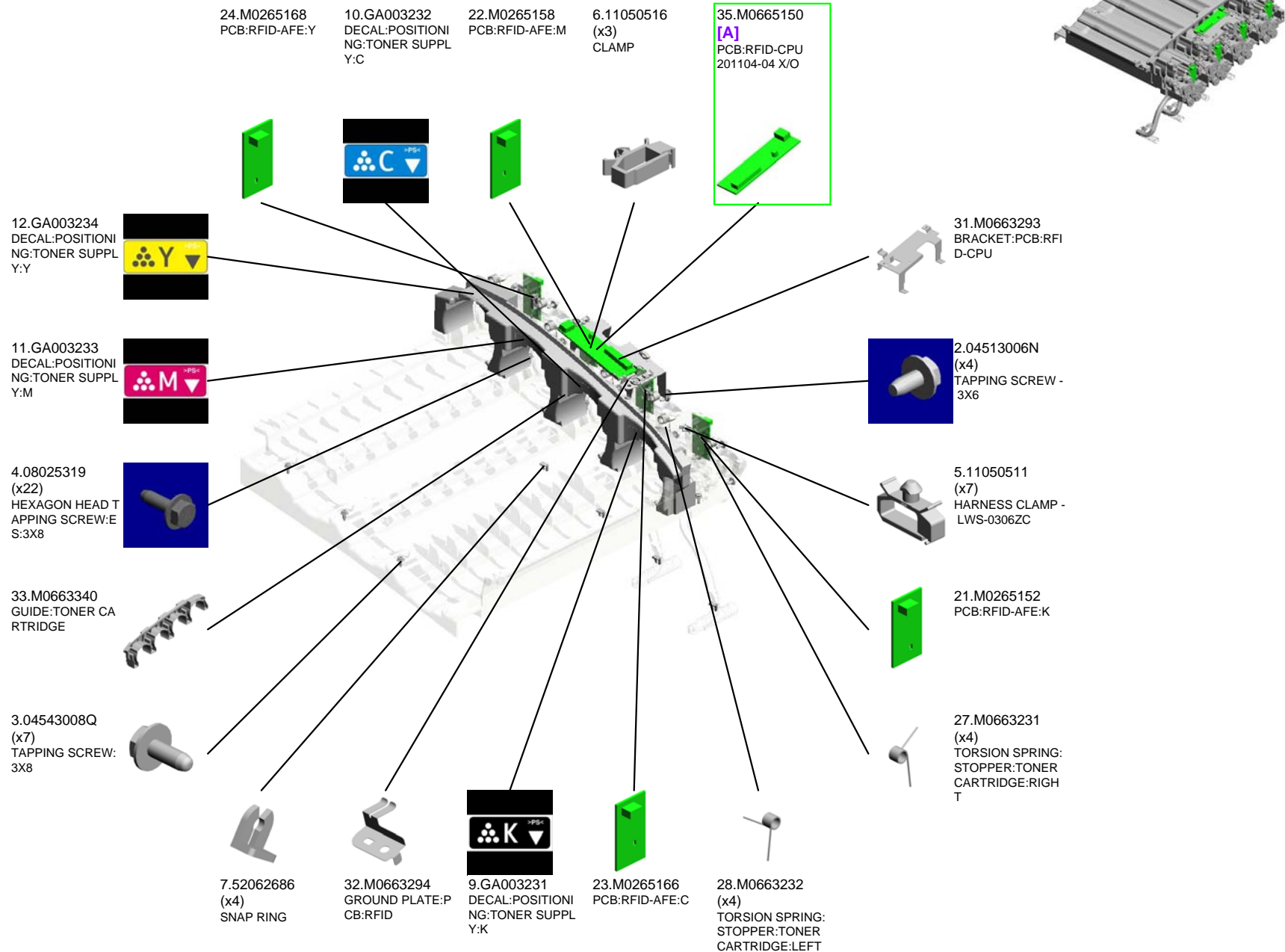
U005\_S004  
M0663250  
TONER HOPPER:TONER SU  
PPLY:ASS'Y



WWW.SERVICE-MANUAL.NET

U001	U002	U003	U004	<b>U005</b>	U006	U007	U008	U009	U010	U011	U012	U013	U014	U015	U016	U017
------	------	------	------	-------------	------	------	------	------	------	------	------	------	------	------	------	------

# U005 DEVELOPMENT



U005\_S001  
 BASE:TONER SUPPLY:ASS'Y

15.GA003237  
 DECAL:POSITIONI  
 NG DISPLAY:TONE  
 R SUPPLY:M

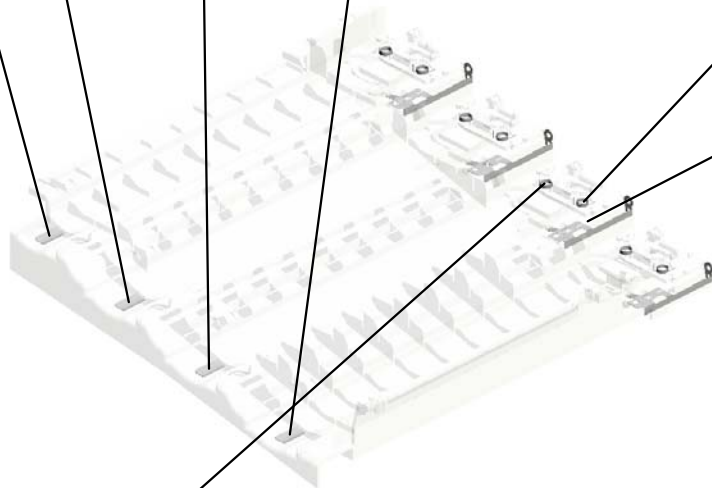

14.GA003236  
 DECAL:POSITIONI  
 NG DISPLAY:TONE  
 R SUPPLY:C

13.GA003235  
 DECAL:POSITIONI  
 NG DISPLAY:TONE  
 R SUPPLY:K



25.M0663202  
 BASE:TONER SUP  
 PLY:ASS'Y

16.GA003238  
 DECAL:POSITIONI  
 NG DISPLAY:TONE  
 R SUPPLY:Y



19.M0263343  
 (x4)  
 TORSION SPRING:  
 STOPPER:RIGHT



26.M0663206  
 (x4)  
 GROUND PLATE:D  
 RIVE:TONER SUPP  
 LY



20.M0263344  
 (x4)  
 TORSION SPRING:  
 STOPPER:LEFT



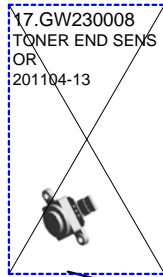
WWW.SERVICE-MANUAL.NET

U001	U002	U003	U004	U005	U006	U007	U008	U009	U010	U011	U012	U013	U014	U015	U016	U017
------	------	------	------	------	------	------	------	------	------	------	------	------	------	------	------	------



U005\_S002

TONER HOPPER:TONER SUPPLY:ASS'Y



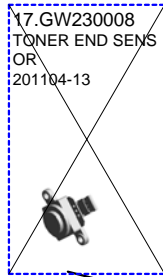
29.M0663250  
TONER HOPPER:T  
ONER SUPPLY:AS  
SY

WWW.SERVICE-MANUAL.NET

U001	U002	U003	U004	U005	U006	U007	U008	U009	U010	U011	U012	U013	U014	U015	U016	U017
------	------	------	------	------	------	------	------	------	------	------	------	------	------	------	------	------

U005\_S003

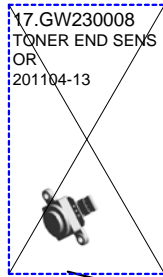
TONER HOPPER:TONER SUPPLY:ASS'Y



29.M0663250  
TONER HOPPER:T  
ONER SUPPLY:AS  
SY

U005\_S004

TONER HOPPER:TONER SUPPLY:ASS'Y



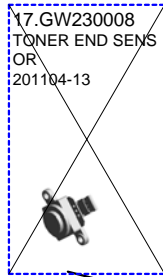
29.M0663250  
TONER HOPPER:T  
ONER SUPPLY:AS  
SY

WWW.SERVICE-MANUAL.NET

U001	U002	U003	U004	U005	U006	U007	U008	U009	U010	U011	U012	U013	U014	U015	U016	U017
------	------	------	------	------	------	------	------	------	------	------	------	------	------	------	------	------

U005\_S005

TONER HOPPER:TONER SUPPLY:ASS'Y

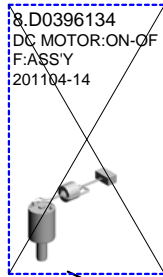


29.M0663250  
TONER HOPPER:T  
ONER SUPPLY:AS  
SY


WWW.SERVICE-MANUAL.NET

U001	U002	U003	U004	<b>U005</b>	U006	U007	U008	U009	U010	U011	U012	U013	U014	U015	U016	U017
------	------	------	------	-------------	------	------	------	------	------	------	------	------	------	------	------	------

U005\_S006  
DRIVE UNIT:TONER SUPPLY



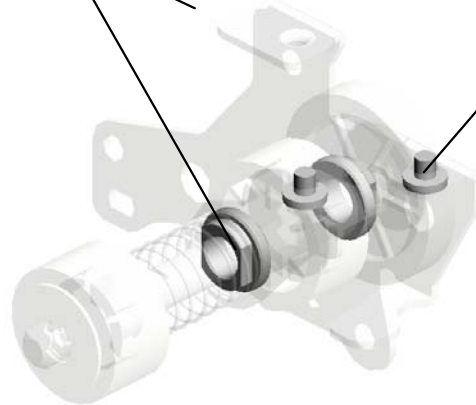
18.M0263323  
(x2)  
COLLAR:TONER S  
UPPLY



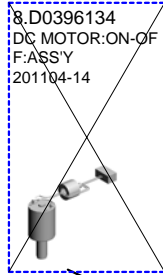
30.M0663270  
DRIVE UNIT:TONER  
SUPPLY




1.03530030N  
(x2)  
SCREW:M3X3



U005\_S007  
DRIVE UNIT:TONER SUPPLY



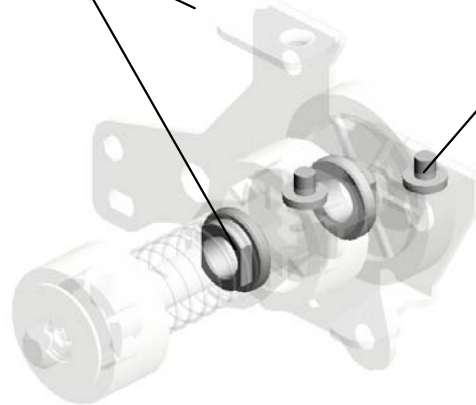
18.M0263323  
(x2)  
COLLAR:TONER S  
UPPLY



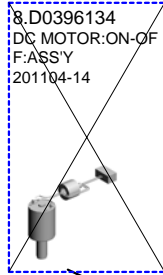
30.M0663270  
DRIVE UNIT:TONER  
SUPPLY




1.03530030N  
(x2)  
SCREW:M3X3



U005\_S008  
DRIVE UNIT:TONER SUPPLY



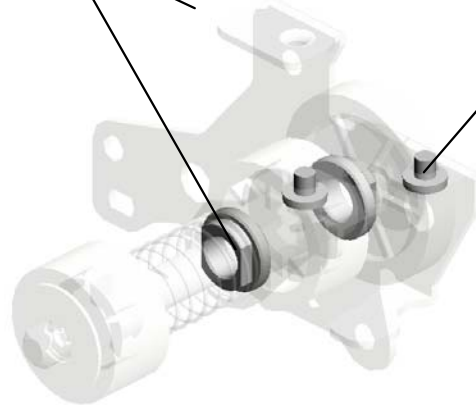
18.M0263323  
(x2)  
COLLAR:TONER S  
UPPLY



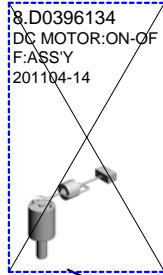
30.M0663270  
DRIVE UNIT:TONER  
SUPPLY




1.03530030N  
(x2)  
SCREW:M3X3



U005\_S009  
DRIVE UNIT:TONER SUPPLY



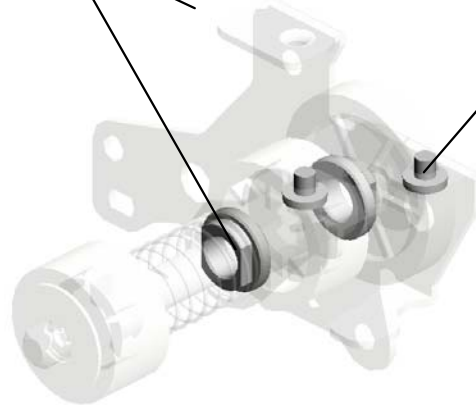
18.M0263323  
(x2)  
COLLAR:TONER S  
UPPLY



30.M0663270  
DRIVE UNIT:TONER  
SUPPLY



1.03530030N  
(x2)  
SCREW:M3X3





U006  
PCU

1.M0662011  
PCDU:C

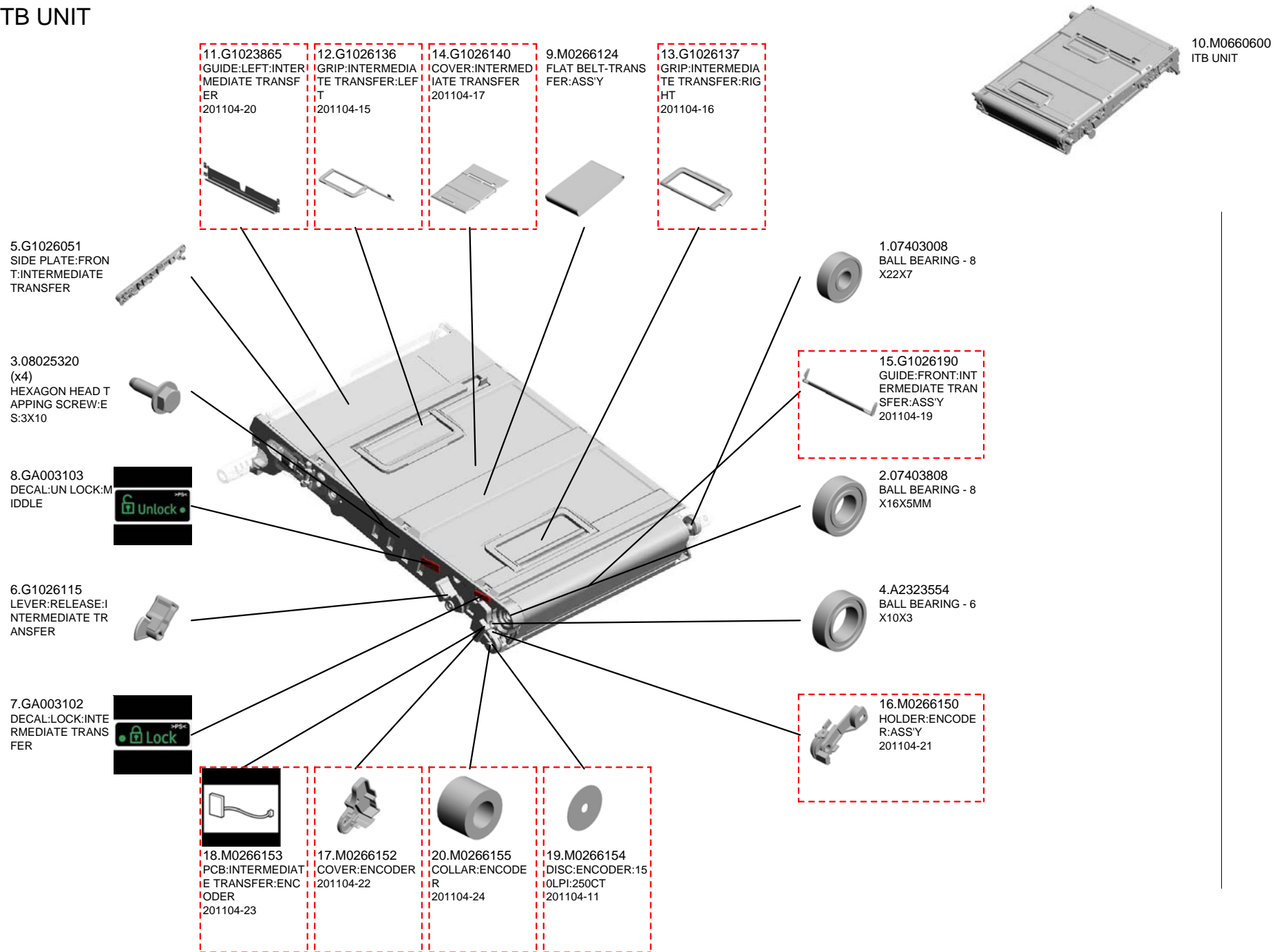
2.M0662012  
PCDU:M



3.M0662013  
PCDU:Y




# U007 ITB UNIT



U001	U002	U003	U004	U005	U006	U007	U008	U009	U010	U011	U012	U013	U014	U015	U016	U017
------	------	------	------	------	------	------	------	------	------	------	------	------	------	------	------	------

# U008.PAPER TRANSFER


U008\_S001  
M0266302  
RAIL:MAIN:ASS'Y



WWW.SERVICE-MANUAL.NET

U001	U002	U003	U004	U005	U006	U007	<b>U008</b>	U009	U010	U011	U012	U013	U014	U015	U016	U017
------	------	------	------	------	------	------	-------------	------	------	------	------	------	------	------	------	------

# U008 PAPER TRANSFER



8.G1024661  
COVER:FUSING:ENTRANCE SENSOR

6.AW010118  
PAPER FEED SENSOR

14.G1026341  
SHEET:SENSOR

13.G1026335  
COVER:DENSITY SENSOR

20.M0266329  
SHUTTER:DENSITY SENSOR

17.M0266294  
GUIDE PLATE:TRANSFER ROLLER:UPPER

7.B0042310  
(x8)  
SPUR

2.04543006Q  
(x6)  
TAPPING SCREW - M3X6

9.G1026292  
(x2)  
LEVER:PRESSURE:TRANSFER UNIT

10.G1026293  
(x2)  
SPRING:TRANSFER UNIT:LEFT

1.04513006N  
(x2)  
TAPPING SCREW - 3X6

4.08050089  
(x2)  
RETAINING RING - M4

5.11050713  
CLAMP:LWSM-030 6H GRAY

16.M0266291  
(x2)  
COVER:POWER PACK:TRANSFER UNIT

21.M0266332  
INSULATING SHEET:DENSITY SENSOR

12.G1026334  
TENSION SPRING:CLEANER:DENSITY SENSOR

3.08025305  
(x4)  
TAPPING SCREW - M3X6

15.M0266290  
(x2)  
HOLDER:LEVER:PRESSURE:TRANSFER

22.M0266333  
HOLDER:DENSITY SENSOR

18.M0266301  
(x2)  
LEVER:ON-OFF:TRANSFER UNIT

WWW.SERVICE-MANUAL.NET


U001	U002	U003	U004	U005	U006	U007	U008	U009	U010	U011	U012	U013	U014	U015	U016	U017
------	------	------	------	------	------	------	------	------	------	------	------	------	------	------	------	------

# U008 PAPER TRANSFER


24.M0266356  
GROUND PLATE:TRANSFER:SECOND



26.M0266166  
[A]  
DENSITY SENSOR:  
ASS'Y  
201104-37




25.M0666200  
TRANSFER/SEPARATION UNIT



M0266336  
[A]  
DENSITY SENSOR  
201104-37

U008\_S001  
RAIL:MAIN:ASS'Y

11.G1026307  
GUIDE:TRANSFER  
ROLLER:ENTRANC  
E



19.M0266302  
RAIL:MAIN:ASS'Y

WWW.SERVICE-MANUAL.NET

U001	U002	U003	U004	U005	U006	U007	<b>U008</b>	U009	U010	U011	U012	U013	U014	U015	U016	U017
------	------	------	------	------	------	------	-------------	------	------	------	------	------	------	------	------	------

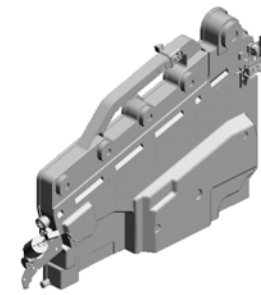
# U009 USED TONER

10.M0266485  
DC MOTOR:2.64W

5.11050723  
CLAMPS:WES-050  
7

1.03530030N  
(x2)  
SCREW:M3X3

11.M0666483  
SHAFT:GEAR:IDLE  
R:COLLECTION BO  
TTLE



4.11050692  
CLAMP:LES-0503

13.M0666490  
BRACKET:DRIVE:C  
OLLECTION BOTTL  
E

3.07200040E  
RETAINING RING -  
M4

9.M0266482  
GEAR:IDLER:DC M  
OTOR:30Z

12.M0666484  
COLLAR:IDLER:CO  
LLECTION BOTTLE

8.M0266481  
GEAR:IDLER:COL  
LECTION BOTTLE:2  
0Z

14.GA152022  
(x4)  
ENTRANCE SEAL:  
COLLECTION BOT  
TLE:PCU:ASSY  
201104-28

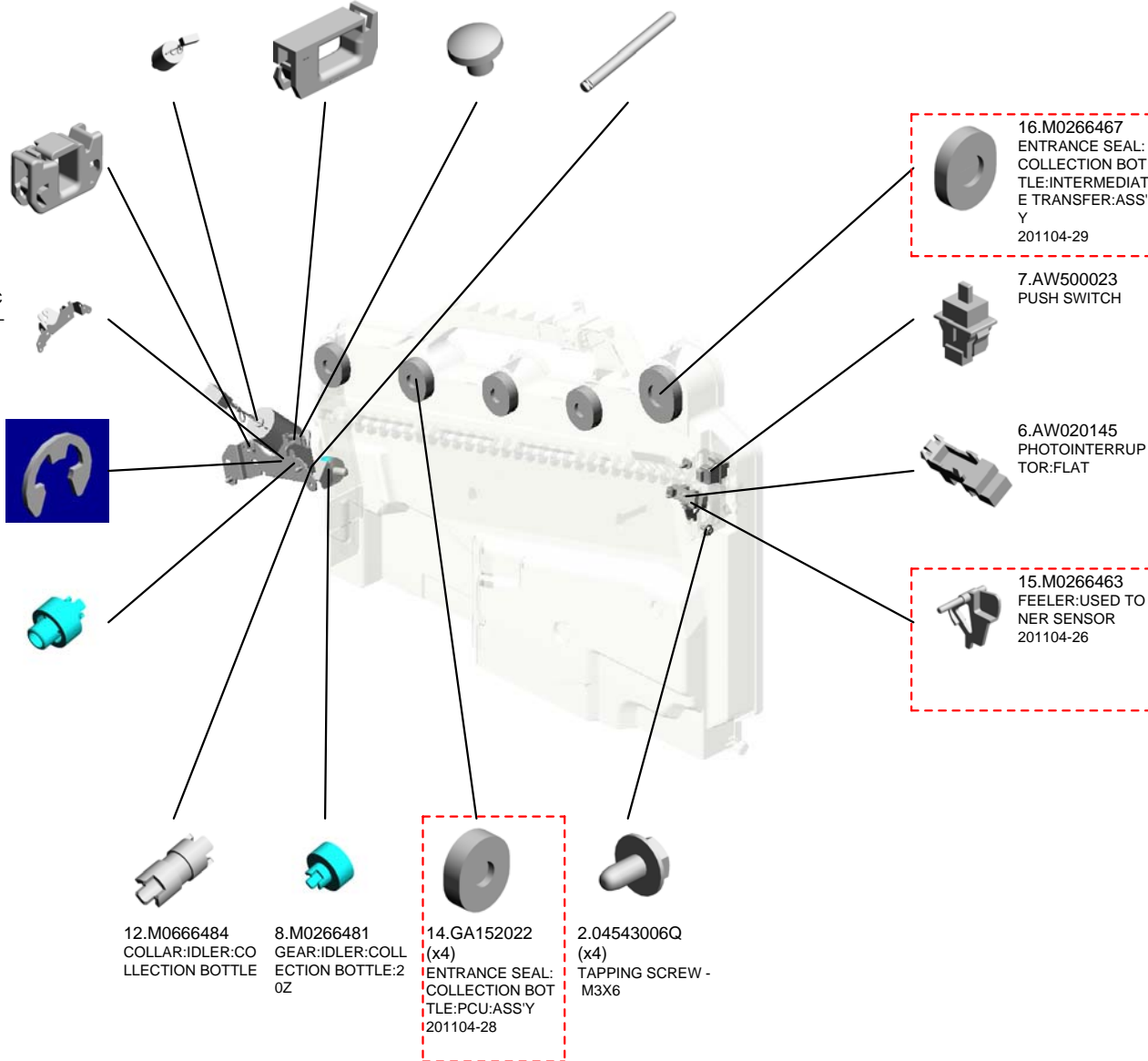
2.04543006Q  
(x4)  
TAPPING SCREW -  
M3X6

16.M0266467  
ENTRANCE SEAL:  
COLLECTION BOT  
TLE:INTERMEDIAT  
E TRANSFER:ASS'  
Y  
201104-29

7.AW500023  
PUSH SWITCH

6.AW020145  
PHOTOINTERRUP  
TOR:FLAT

15.M0266463  
FEELER:USED TO  
NER SENSOR  
201104-26

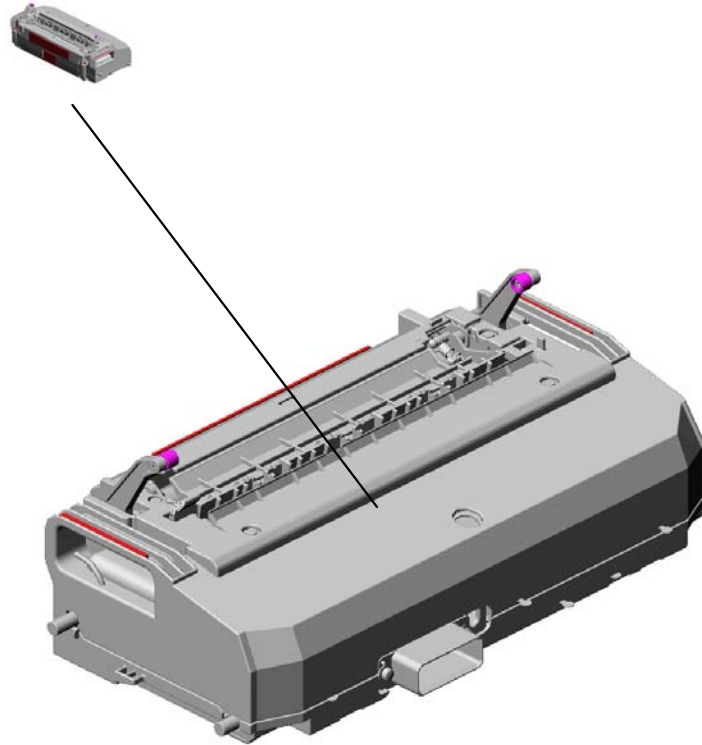


WWW.SERVICE-MANUAL.NET

U001 U002 U003 U004 U005 U006 U007 U008 U009 U010 U011 U012 U013 U014 U015 U016 U017

# U010.FUSING

U010\_S001  
M0664012  
FUSING UNIT:EU:MAINTENA  
NCE:ASS'Y



WWW.SERVICE-MANUAL.NET

U001	U002	U003	U004	U005	U006	U007	U008	U009	U010	U011	U012	U013	U014	U015	U016	U017
------	------	------	------	------	------	------	------	------	------	------	------	------	------	------	------	------

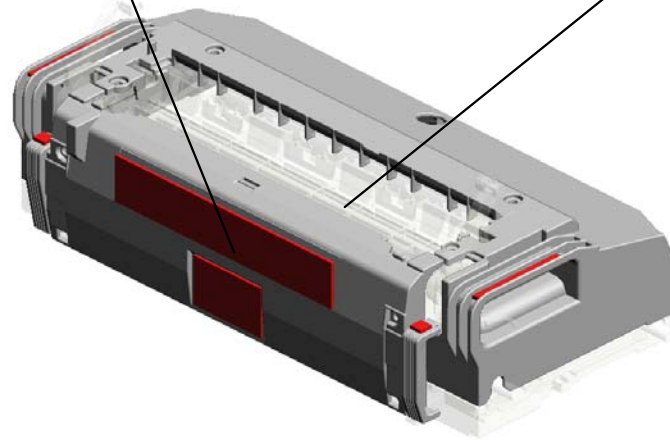


# U010\_S001.FUSING UNIT:EU:MAINTENANCE:ASS'Y

U010\_S001\_S001  
M0664295  
FUSING COVER:RIGHT:ASS'  
Y




U010\_S001\_S002  
M0664282  
FUSING COVER:UPPER:ASS'  
Y




WWW.SERVICE-MANUAL.NET

U001	U002	U003	U004	U005	U006	U007	U008	U009	U010	U011	U012	U013	U014	U015	U016	U017
------	------	------	------	------	------	------	------	------	------	------	------	------	------	------	------	------

U010  
FUSING



U010\_S001  
FUSING UNIT:EU:MAINTENANCE:ASS'Y



78.M0664012  
FUSING UNIT:EU:MAINTENANCE:ASS'Y  
201104-31

- 7.07330408 (x2) BUSHING:4X8
- 19.AA143792 (x2) SCREW:DRAWER
- 15.AA061035 (x2) COIL SPRING:PRESSURE:55N
- 17.AA063461 (x2) COMPRESSION SPRING:BELT TENSIONER
- 5.07250200E (x2) RETAINING RING C - M20

1.07200030E (x4) RETAINING RING - M3




16.AA063460 (x2) COMPRESSION SPRING:OIL SUPPLY ROLLER



4.07250170E (x2) RETAINING RING C - M17



13.11050551 (x2) CLAMP:LES-0505



20.AA143867 (x11) SCREW:DIA4:M3



10.08046127 (x36) HEXAGONAL BOLT:DOUBLE SCREW: M3X8



12.09543010N SCREW:POLISHED ROUND/SPRING: M3X10



14.AA060989 (x2) SPRING:FUSING EXCIT:PRESSURE



18.AA143593 (x2) SCREW:M4X4




3.07250120E (x2) RETAINING RING C - M12



9.08010237 (x2) HEXAGONAL BOLT:DOUBLE SCREW: M4X12



2.07200040E (x2) RETAINING RING - M4



11.08046128 HEXAGONAL BOLT:DOUBLE SCREW: M3X10




8.08010236 (x2) HEXAGONAL BOLT:DOUBLE SCREW: M4X8



6.07270080E RETAINING RING - M8



# U010\_S001 FUSING UNIT:EU:MAINTENANCE:ASS'Y



78.M0664012  
FUSING UNIT:EU:M  
AINTENANCE:ASS'  
Y  
201104-31

- 31.AE031045 (x2) BUSHING - BELT TENSION ROLLER
- 27.AE020179 PRESSURE ROLLER
- 25.AE010076 HOT ROLLER
- 40.AW110090 THERMOSTAT:WE LDING
- 36.AE040075 ROLLER:BELT TEN SIONER

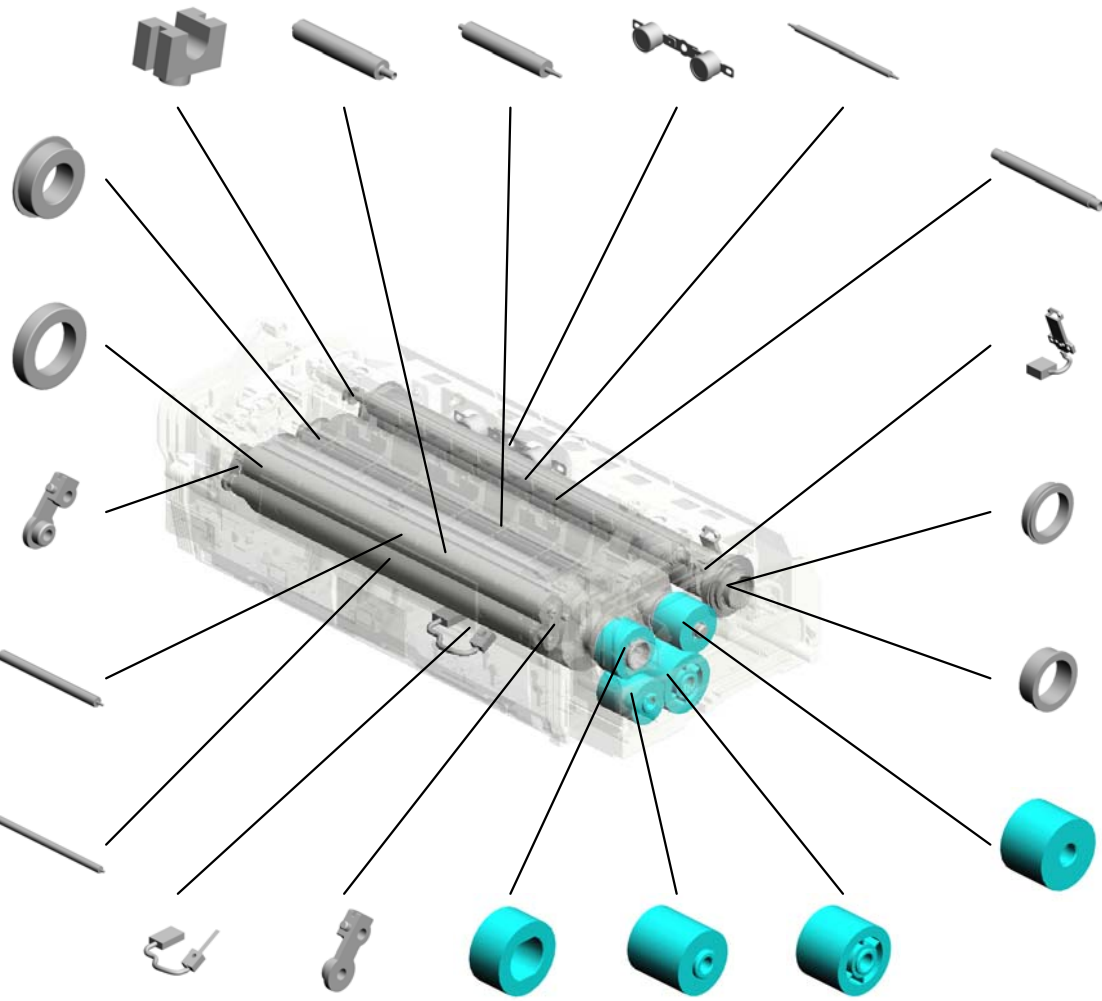
29.AE030069 (x2) BALL BEARING: DIA 12XDIA21X7

30.AE030074 (x2) BALL BEARING: DIA 17XDIA26X5

32.AE031061 FRONT BUSHING - OIL SUPPLY ROLLER

35.AE040074 OIL SUPPLY ROLLER: DIA18

37.AE042087 CLEANING ROLLER: OIL SUPPLY ROLLER



26.AE012037 HEAT ROLLER

38.AW100105 THERMISTOR: FUSING

28.AE030066 (x2) BALL BEARING: MM 25XMM32X7

34.AE032030 (x2) BUSHING - 20X25

24.AB012066 GEAR: HOT ROLLER: MECHANICAL ROLLER CLUTCH: Z25

39.AW100129 THERMISTOR: PRESSURE

33.AE031062 REAR BUSHING - OIL SUPPLY ROLLER

23.AB012065 GEAR: PRESSURE ROLLER: Z27

22.AB012064 GEAR: IDLER: Z23


21.AB012063 GEAR: IDLER: FUSING UNIT: Z31

WWW.SERVICE-MANUAL.NET

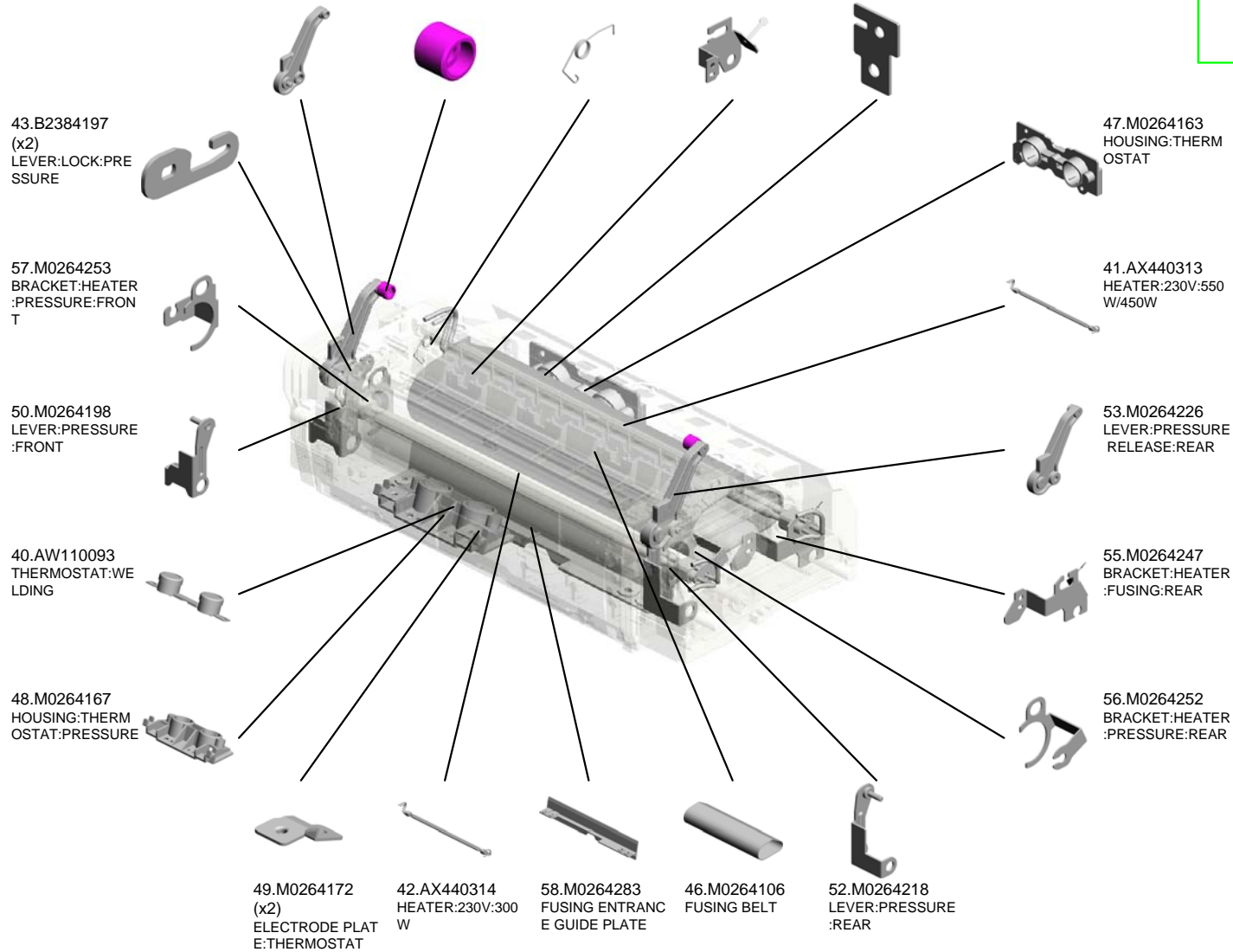
U001	U002	U003	U004	U005	U006	U007	U008	U009	U010	U011	U012	U013	U014	U015	U016	U017
------	------	------	------	------	------	------	------	------	------	------	------	------	------	------	------	------

U010\_S001  
FUSING UNIT:EU:MAINTENANCE:ASS'Y

- 51.M0264206 LEVER:PRESSURE RELEASE:FRONT
- 44.G1024203 (x2) ROLLER:LEVER:PRESSURE
- 45.M0264041 (x2) TORSION SPRING:STRIPPER PLATE
- 54.M0264245 BRACKET:HEATER:FUSING:FRONT
- 49.M0264352 ELECTRODE PLATE:THERMOSTAT




78.M0664012  
FUSING UNIT:EU:MAINTENANCE:ASS'Y  
201104-31



U010\_S001  
 FUSING UNIT:EU:MAINTENANCE:ASS'Y

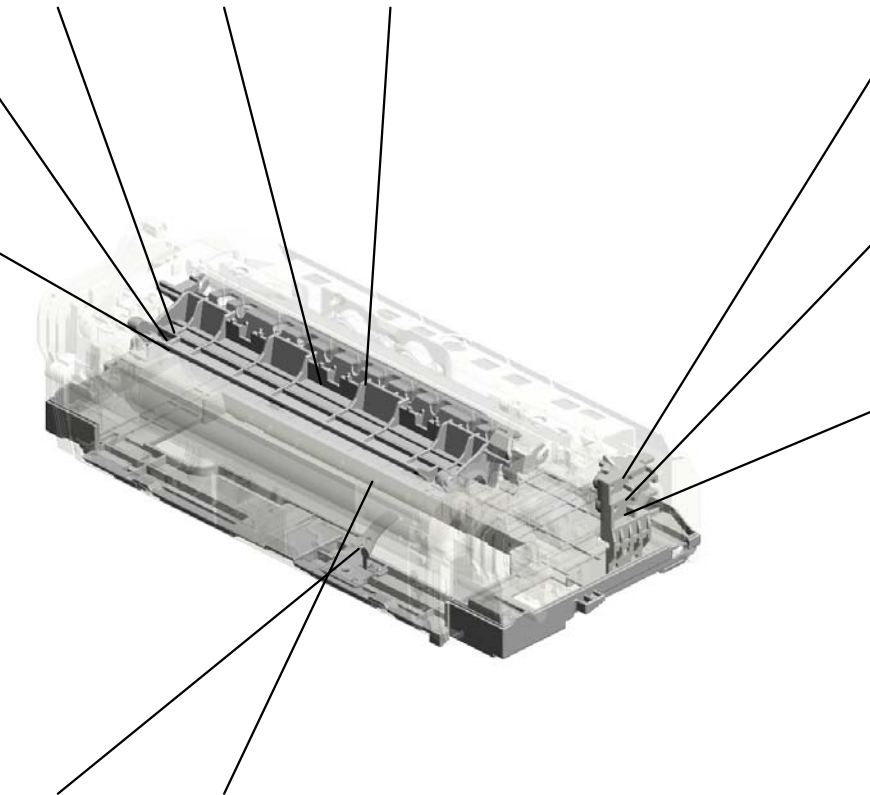
70.M0264359 60.M0264291 64.M0264312  
 TERMINAL:PRES GUIDE PLATE:FUSI STRIPPER PLATE:  
 URE NG EXIT:ASS'Y COAT



78.M0664012  
 FUSING UNIT:EU:M  
 AINTENANCE:ASS'  
 Y  
 201104-31

67.M0264338  
 ELECTRODE PLAT  
 E:TERMINAL:PRES  
 SURE

68.M0264354  
 BRACKET:TERMIN  
 AL:PRESSURE



65.M0264336  
 ELECTRODE PLAT  
 E:REAR:M3

66.M0264337  
 ELECTRODE PLAT  
 E:REAR:M4

69.M0264357  
 TERMINAL:REAR



63.M0264308  
 BRACKET:THERMI  
 STOR:PRESSURE:  
 ASS'Y

59.M0264287  
 FUSING COVER:L  
 OWER



WWW.SERVICE-MANUAL.NET

U001	U002	U003	U004	U005	U006	U007	U008	U009	U010	U011	U012	U013	U014	U015	U016	U017
------	------	------	------	------	------	------	------	------	------	------	------	------	------	------	------	------

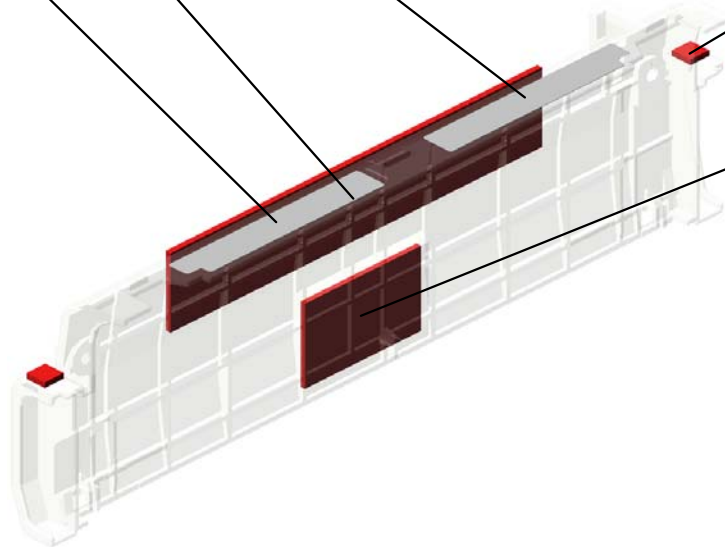
U010\_S001\_S001  
 FUSING COVER:RIGHT:ASS'Y

73.M0664392 61.M0264296  
 DECAL:PICK-UP P DECAL:H-TEMP W  
 APER JAM:FUSING ARNING:FUSING:1

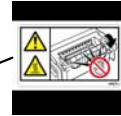


72.M0664295  
 FUSING COVER:RI  
 GHT:ASS'Y

62.M0264297  
 DECAL:H-TEMP W  
 ARNING:FUSING:2



77.M0664396  
 (x2)  
 DECAL:DESIGN SK  
 ETCH:PULL OUT:F  
 USING UNIT



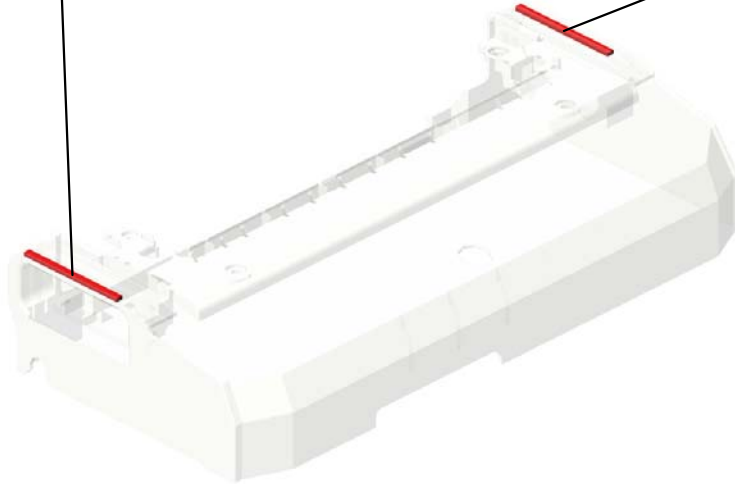
74.M0664393  
 DECAL:H-TEMP W  
 ARNING:FUSING:3

U010\_S001\_S002  
FUSING COVER:UPPER:ASS'Y

76.M0664395  
DECAL:GRIP:FUSI  
NG UNIT:RIGHT



75.M0664394  
DECAL:GRIP:FUSI  
NG UNIT:LEFT

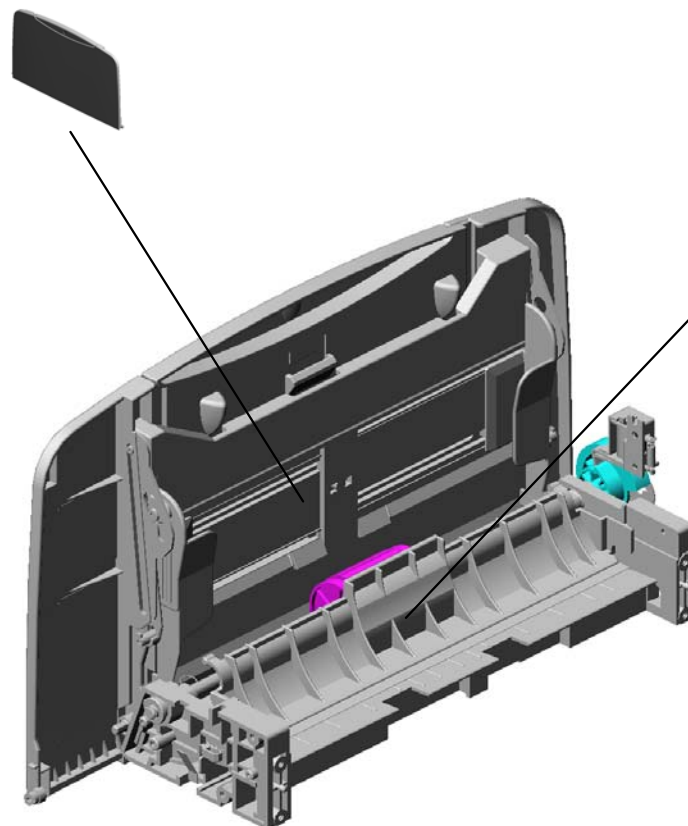


71.M0664282  
FUSING COVER:U  
PPER:ASS'Y



# U011.BY-PASS FEED

U011\_S002  
M0662708  
MANUAL FEED TABLE ASS'Y



U011\_S001  
M0662709  
MANUAL FEED UNIT

WWW.SERVICE-MANUAL.NET

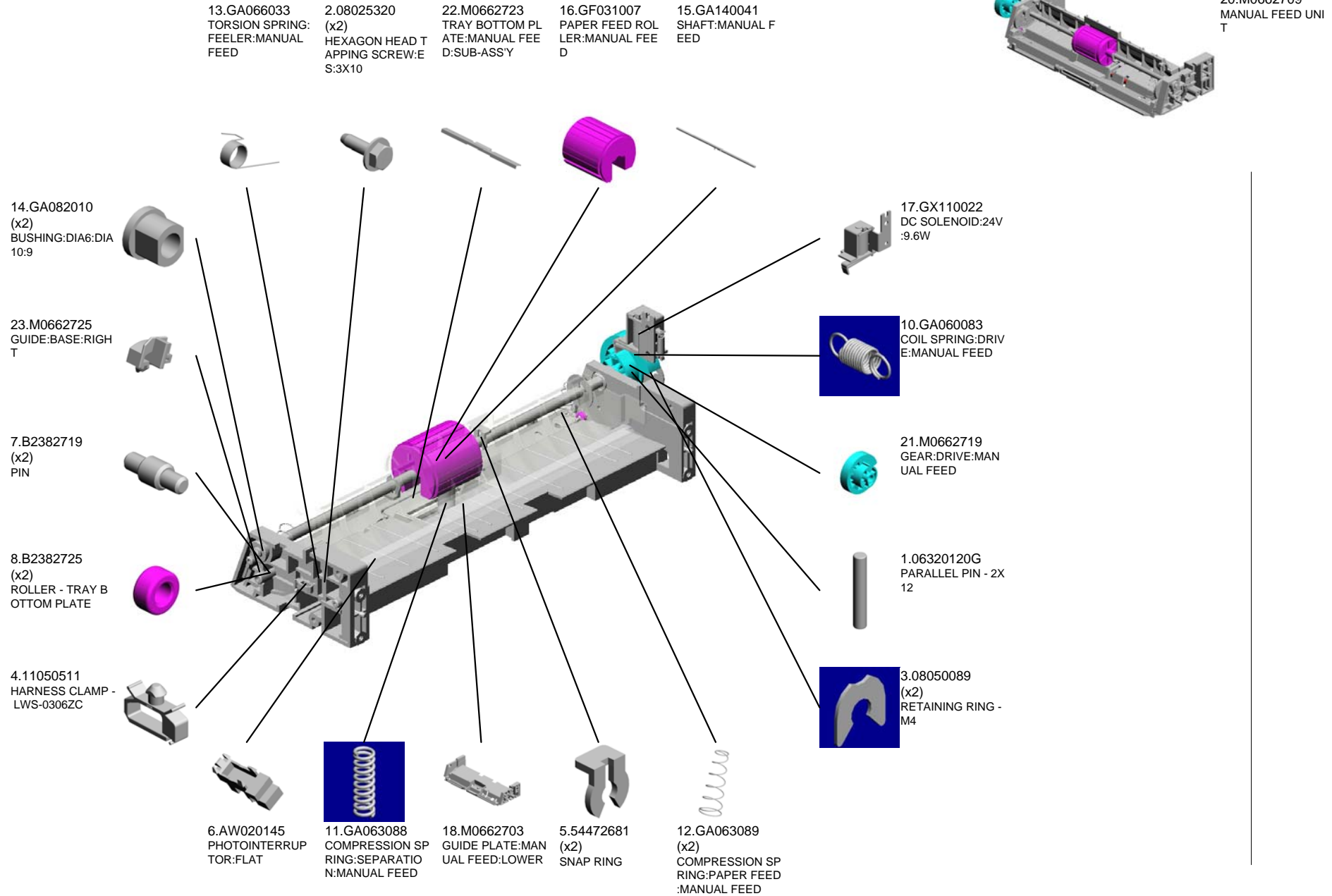
U001	U002	U003	U004	U005	U006	U007	U008	U009	U010	U011	U012	U013	U014	U015	U016	U017
------	------	------	------	------	------	------	------	------	------	------	------	------	------	------	------	------

U011  
BY-PASS FEED



U001	U002	U003	U004	U005	U006	U007	U008	U009	U010	U011	U012	U013	U014	U015	U016	U017
------	------	------	------	------	------	------	------	------	------	------	------	------	------	------	------	------

# U011\_S001 MANUAL FEED UNIT



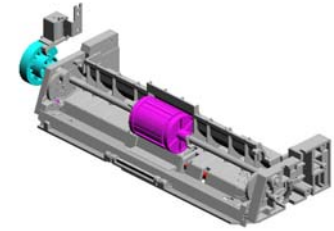
WWW.SERVICE-MANUAL.NET

U001	U002	U003	U004	U005	U006	U007	U008	U009	U010	U011	U012	U013	U014	U015	U016	U017
------	------	------	------	------	------	------	------	------	------	------	------	------	------	------	------	------

# U011\_S001 MANUAL FEED UNIT

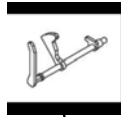
39.M0662778  
FEELER:PAPER E  
ND:MANUAL FEED

42.M0662784  
(x2)  
ROLLER:GUIDE:M  
ANUAL FEED



20.M0662709  
MANUAL FEED UNI  
T

41.M0662783  
(x2)  
CAM:MANUAL FEE  
D



37.M0662772  
GROUND PLATE:M  
ANUAL FEED



24.M0662726  
GUIDE:BASE:LEFT



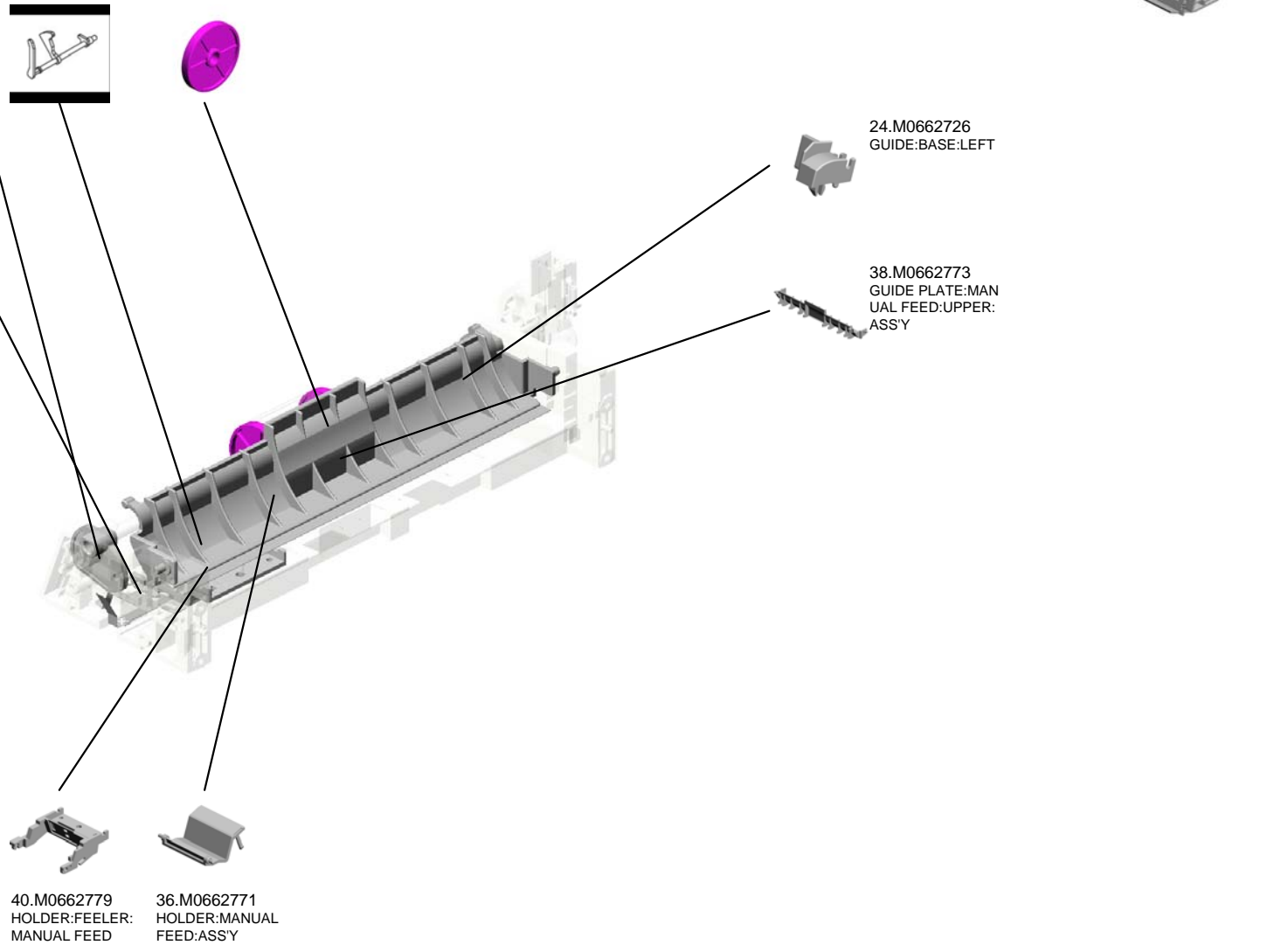
38.M0662773  
GUIDE PLATE:MAN  
UAL FEED:UPPER:  
ASSY



40.M0662779  
HOLDER:FEELER:  
MANUAL FEED



36.M0662771  
HOLDER:MANUAL  
FEED:ASSY



WWW.SERVICE-MANUAL.NET

U001	U002	U003	U004	U005	U006	U007	U008	U009	U010	U011	U012	U013	U014	U015	U016	U017
------	------	------	------	------	------	------	------	------	------	------	------	------	------	------	------	------

U011\_S002  
 MANUAL FEED TABLE:ASS'Y


31.M0662744  
 (x2)  
 LINK:MANUAL FEE  
 D TABLE

19.M0662704  
 COVER:MANUAL F  
 EED TABLE

29.M0662739  
 EXTENSION TRAY:  
 MANUAL FEED

9.G0123050  
 SIDE FENCE GEAR

32.M0662746  
 DECAL:SCALE:MA  
 NUAL FEED



43.M0662708  
 MANUAL FEED TA  
 BLE:ASS'Y  
 201104-06

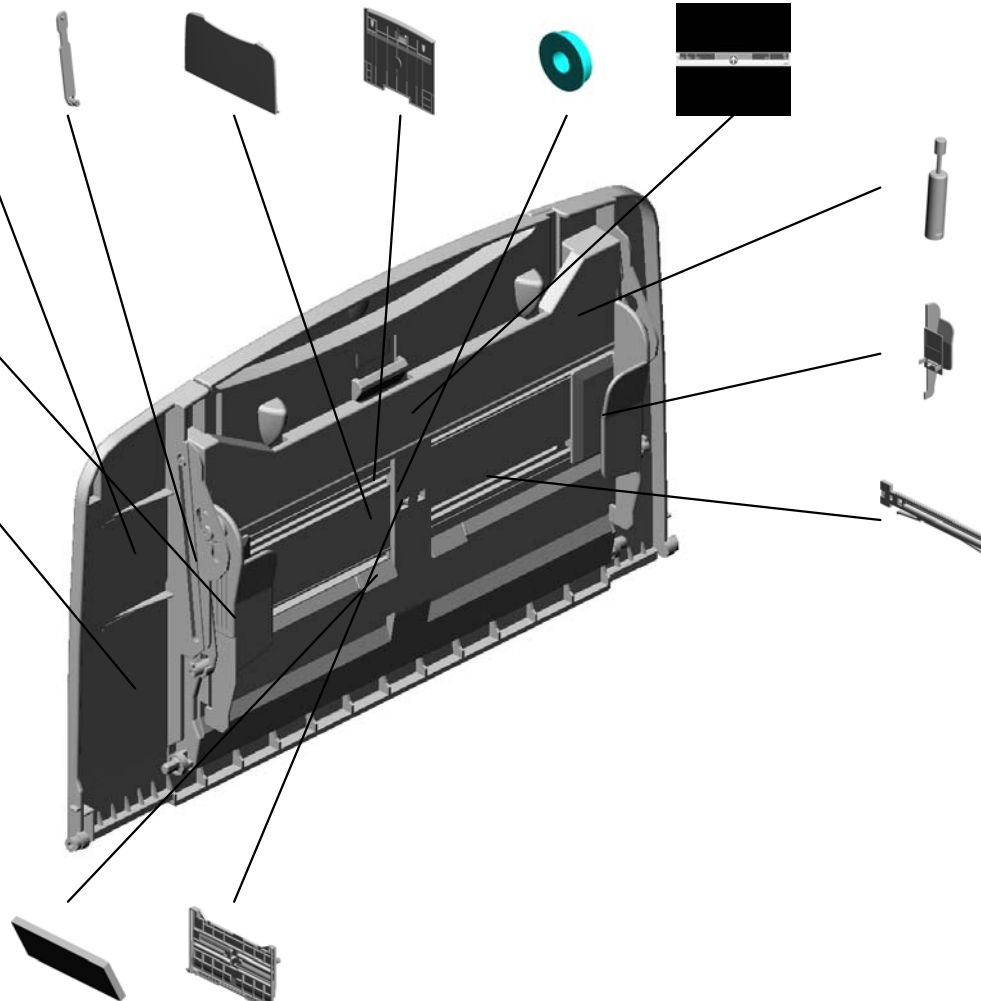
33.M0662747  
 DECAL:TRAY:MAN  
 UAL FEED:PAPER



26.M0662735  
 SIDE FENCE:RIGH  
 T



34.M0662748  
 DECAL:TRAY:MAN  
 UAL FEED:PAPER  
 SET DIRECTION



35.M0662749  
 OIL DAMPER:STRA  
 IGH:30N



27.M0662736  
 SIDE FENCE:LEFT




28.M0662737  
 (x2)  
 RACK:SIDE FENCE



30.M0662743  
 (x2)  
 FRICTION PAD:MA  
 NUAL FEED TABLE  
 :18X7.5

25.M0662734  
 MANUAL FEED TA  
 BLE



# U012 DUPLEX



- 14.AA082118 (x8) BUSHING - M6
- 13.AA001532 PLATE:LOGO:RIC
- 17.AX640194 (x2) FAN MOTOR - DC 2 .16W
- 6.08050089 (x5) RETAINING RING - M4
- 1.03603006N (x8) SCREW - M3X6

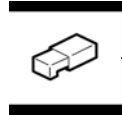
10.11050723 (x2) CLAMPS:WES-0507



3.07200060E RETAINING RING - M6



15.AG071007 LATCH - BY PASS FEED TABLE



12.A2324666 CUSHION - STEPPER MOTOR



2.04543006Q (x18) TAPPING SCREW - M3X6



7.11050508 (x4) HARNESS CLAMP - LWS-0711



9.11050516 (x3) CLAMP



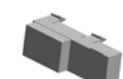
4.08010236 HEXAGONAL BOLT :DOUBLE SCREW: M4X8



20.B3004566 (x3) ROLLER TENSION



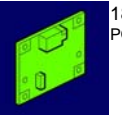
16.AW010107 (x2) PAPER FEED SENSOR



11.52152621 (x2) SNAP RING - M6




18.AZ300131 POWER PACK:D



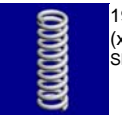
8.11050511 (x10) HARNESS CLAMP - LWS-0306ZC



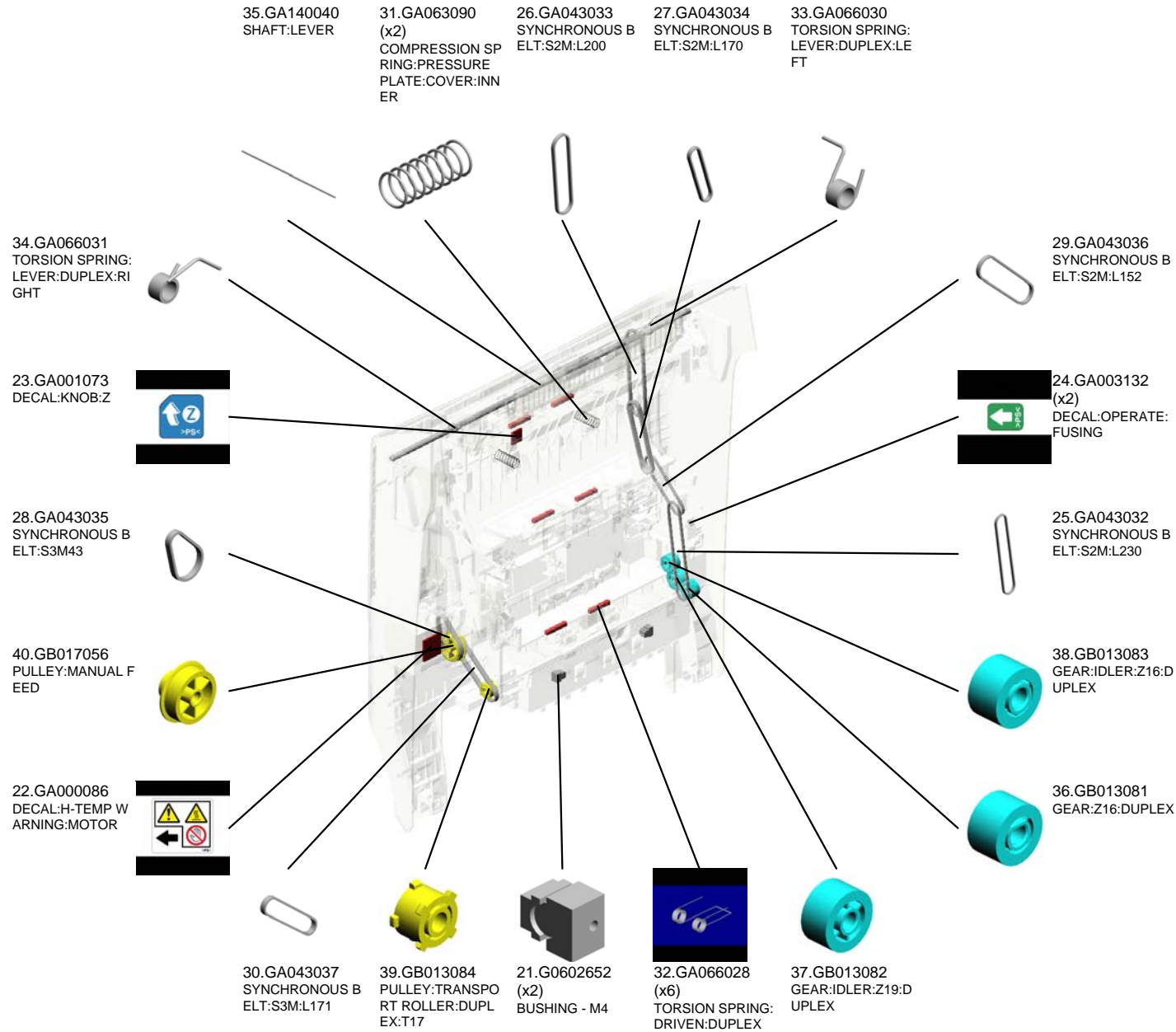
5.08025320 (x30) HEXAGON HEAD TAPPING SCREW:ES:3X10



19.B2232676 (x2) SPRING - 11N



# U012 DUPLEX



WWW.SERVICE-MANUAL.NET

U001	U002	U003	U004	U005	U006	U007	U008	U009	U010	U011	U012	U013	U014	U015	U016	U017
------	------	------	------	------	------	------	------	------	------	------	------	------	------	------	------	------



# U012 DUPLEX



56.M0664606  
(x2)  
PRESSURE PLATE  
:COVER:INNER

60.M0664664  
(x2)  
SEAL:DUPLEX:DU  
CT

58.M0664661  
DUCT:EXIT:LEFT

48.M0266365  
DECAL:WARNING (HIGH VOLTAGE)

46.M0264585  
(x2)  
PULLEY:TRANSP  
ORT ROLLER:DUPL  
EX:T26

42.GF020056  
(x2)  
TRANSPORT ROLL  
ER:DUPL

59.M0664663  
DUCT:EXIT:RIGHT

53.M0664600  
COVER:INNER

57.M0664650  
COVER:OUTER

50.M0662751  
DECAL:MANUAL F  
EED:CAUTION:SET

43.GF020057  
TRANSPORT ROLL  
ER:DUPL:EXIT

51.M0662867  
GUIDE PLATE:VER  
TICAL TRANSPOR  
T

52.M0662881  
(x2)  
SHEET:OPPOSED:  
PHOTO REFLECTIO  
N SENSOR

45.M0262658  
SHAFT:DRIVEN:VE  
RTICAL TRANSPOR  
T

49.M0662678  
GUIDE:VERTICAL  
TRANSPORT

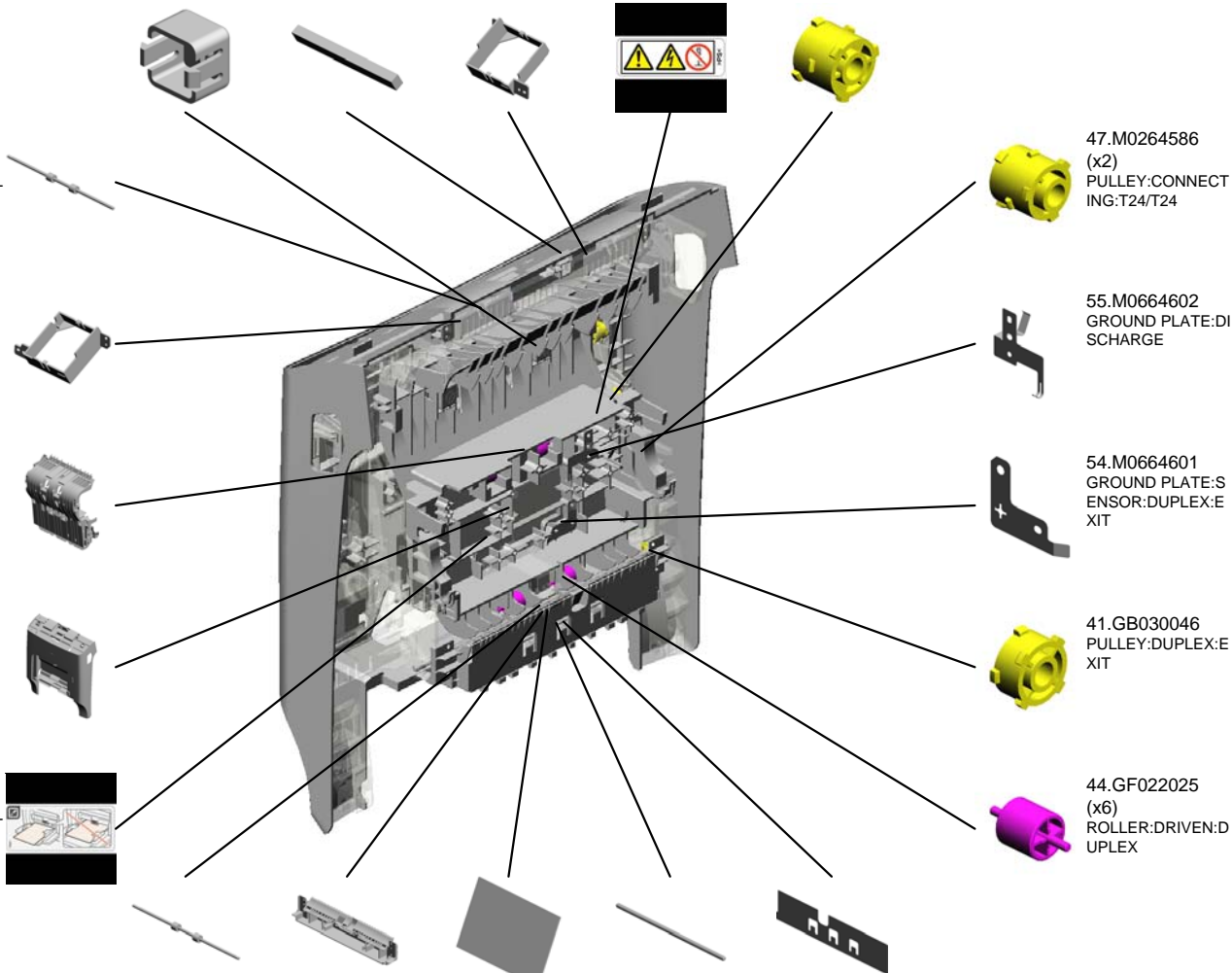
47.M0264586  
(x2)  
PULLEY:CONNECT  
ING:T24/T24

55.M0664602  
GROUND PLATE:DI  
SCHARGE

54.M0664601  
GROUND PLATE:S  
ENSOR:DUPL:EX  
IT

41.GB030046  
PULLEY:DUPL:EX  
IT

44.GF022025  
(x6)  
ROLLER:DRIVEN:D  
UPL



WWW.SERVICE-MANUAL.NET

U001	U002	U003	U004	U005	U006	U007	U008	U009	U010	U011	U012	U013	U014	U015	U016	U017
------	------	------	------	------	------	------	------	------	------	------	------	------	------	------	------	------



# U012 DUPLEX



69.M0664712 LEVER:PRESSURE RELEASE:RIGHT  
 77.M0664742 GUIDE:HARNESS:DUPLEX  
 62.M0664680 GUIDE PLATE:DUPLEX  
 67.M0664702 LEVER:PRESSURE RELEASE:LEFT  
 74.M0664724 GRIP:LEVER:LEFT

73.M0664723 (x2) LEVER:LOCK:OUTER

75.M0664725 GRIP:LEVER:RIGHT

80.M0664862 LINK:DUPLEX

79.M0664861 LINK:DUPLEX:MAIN

66.M0664685 GROUND PLATE:DUPLEX

63.M0664682 INNER COVER:SIDE PLATE:RIGHT

76.M0664731 DC STEPPER MOTOR:MANUAL FEED:1.6W

71.M0664716 HINGE:DUPLEX:CONTACT POINT:RIGHT

78.M0664817 GASKET:RFSG-070 130:24

70.M0664713 HOLDER:RIGHT

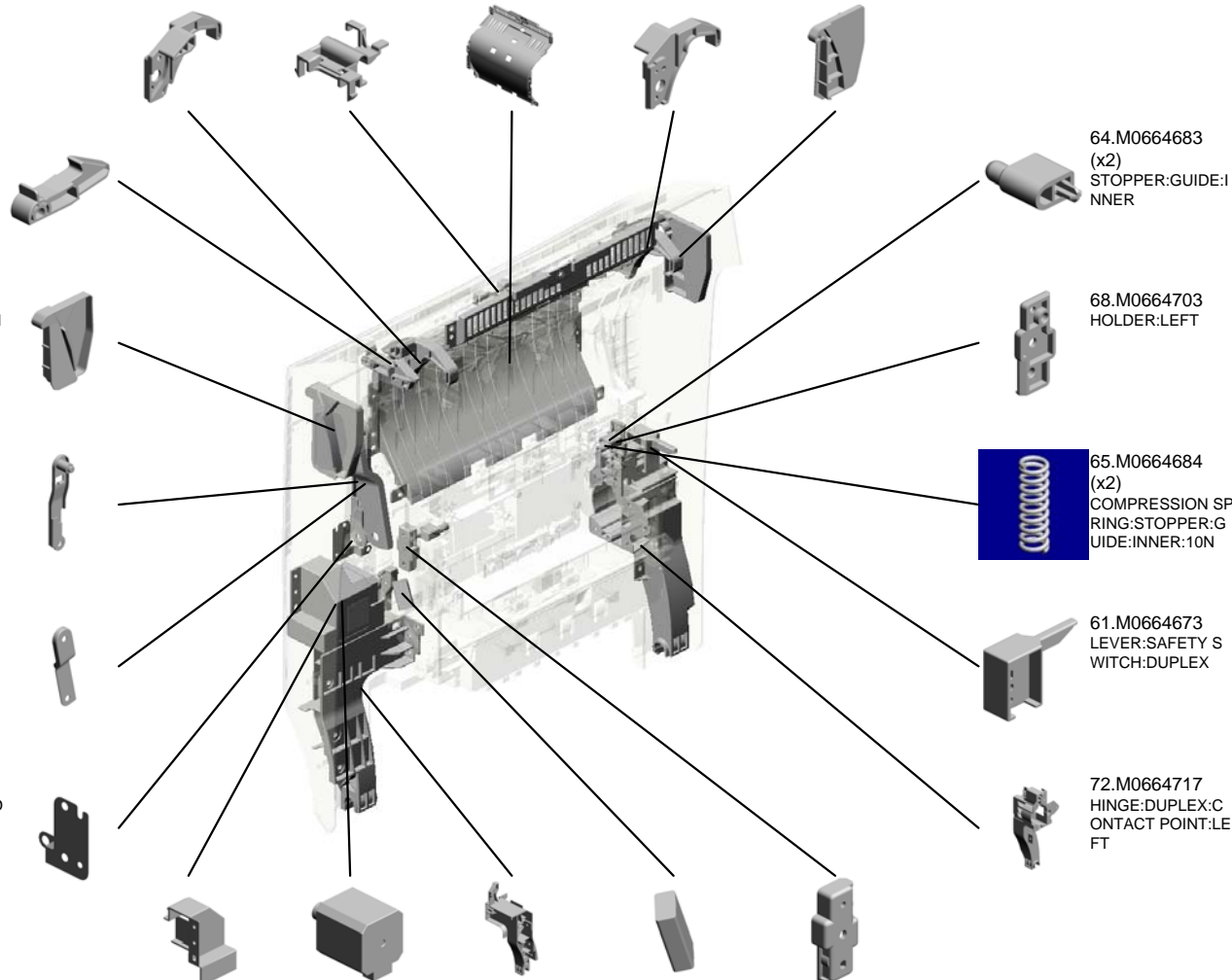
64.M0664683 (x2) STOPPER:GUIDE:INNER

68.M0664703 HOLDER:LEFT

65.M0664684 (x2) COMPRESSION SPRING:STOPPER:GUIDE:INNER:10N

61.M0664673 LEVER:SAFETY SWITCH:DUPLEX

72.M0664717 HINGE:DUPLEX:CONTACT POINT:LEFT



WWW.SERVICE-MANUAL.NET


U001	U002	U003	U004	U005	U006	U007	U008	U009	U010	U011	U012	U013	U014	U015	U016	U017
------	------	------	------	------	------	------	------	------	------	------	------	------	------	------	------	------

# U012 DUPLEX

83.M0664867    84.M0664868  
TORSION SPRING:    TORSION SPRING:  
DAMPER:DUPLEX:    LINK:DUPLEX:RIG  
63N                    HT



81.M0664864  
BRACKET:DAMPE  
R:RIGHT



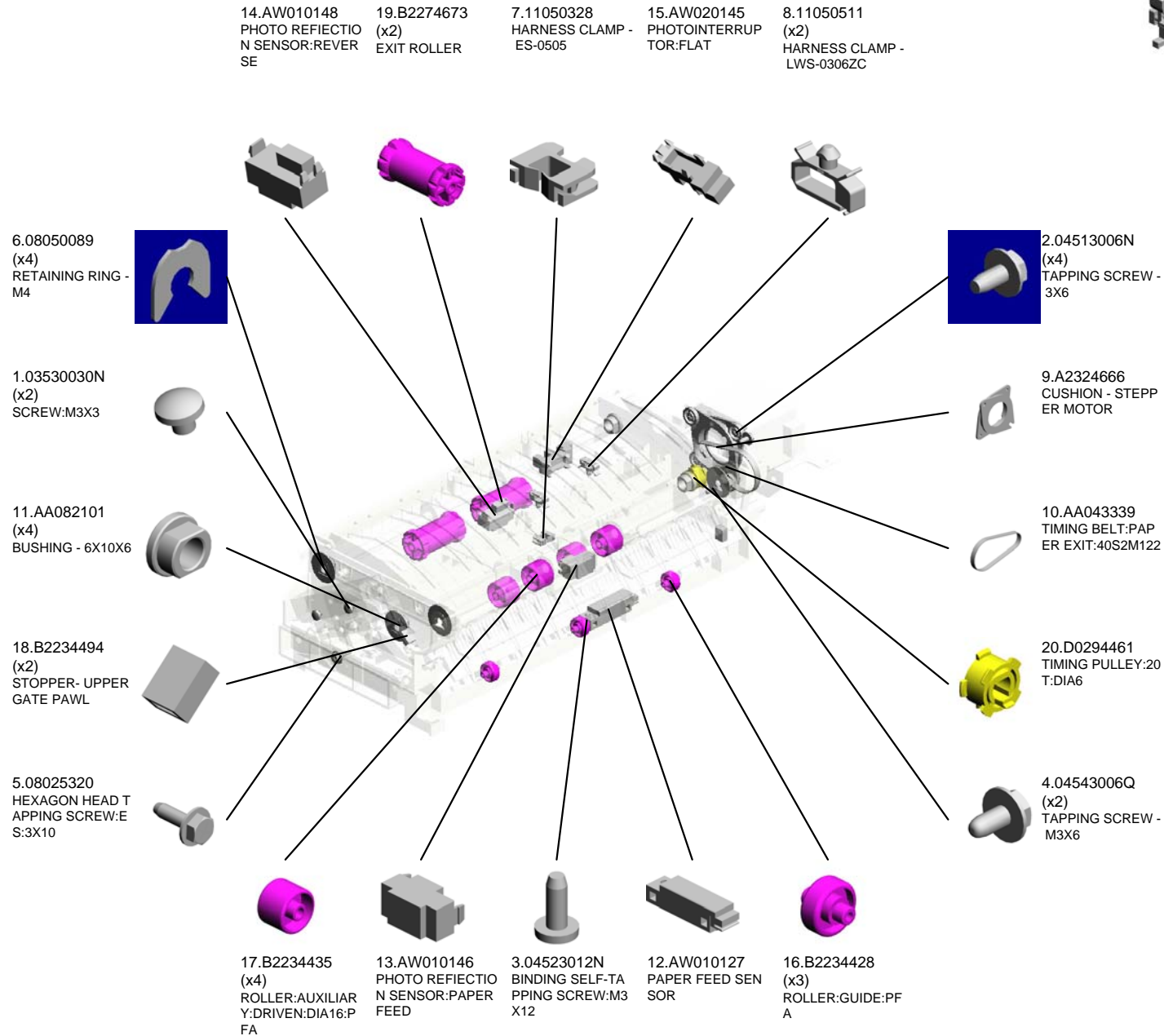
85.M0664869  
SHAFT:STOPPER:  
DUPLEX:LEFT



82.M0664866  
STOPPER:DUPLEX  
:LEFT



# U013 PAPER EXIT



WWW.SERVICE-MANUAL.NET

U001	U002	U003	U004	U005	U006	U007	U008	U009	U010	U011	U012	<b>U013</b>	U014	U015	U016	U017
------	------	------	------	------	------	------	------	------	------	------	------	-------------	------	------	------	------

# U013 PAPER EXIT

23.M0264491  
DISCHARGE BRUSH:  
EXIT

25.M0264494  
SHAFT:DRIVEN:EX  
IT

32.M0664453  
EXIT ROLLER

39.M0664466  
GROUND PLATE:B  
RACKET:SENSOR:  
EXIT

35.M0664458  
GEAR:PULLEY:Z18  
/T20



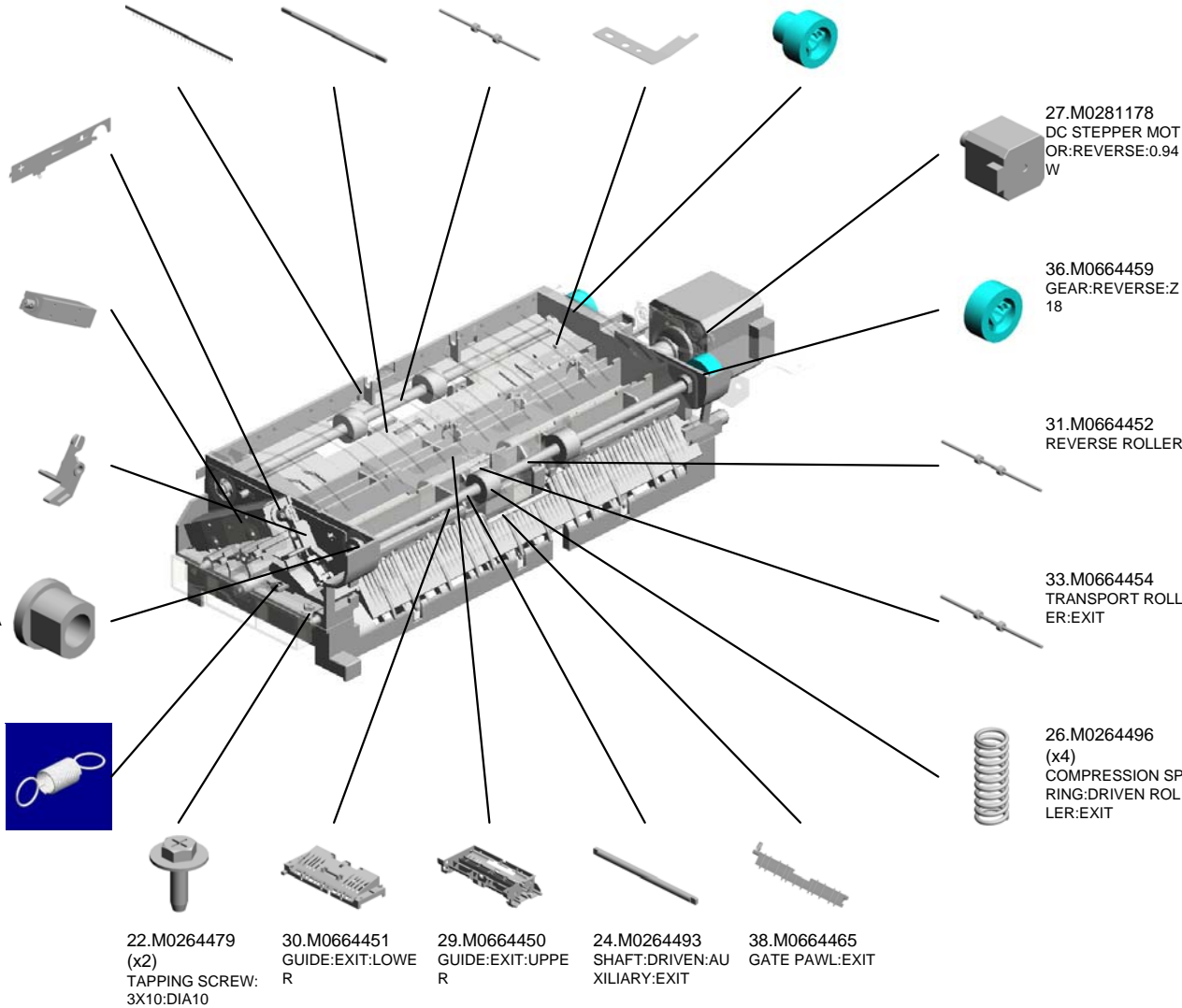
34.M0664455  
GROUND PLATE:D  
CSOL:EXIT

28.M0664441  
DC SOLENOID:EXI  
T:ASS'Y

37.M0664463  
LEVER:GATE PAW  
L:DC SOLENOID

21.GA082010  
(x2)  
BUSHING:DIA6:DIA  
10:9

40.M0664467  
TENSION SPRING:  
GATE PAWL



27.M0281178  
DC STEPPER MOT  
OR:REVERSE:0.94  
W

36.M0664459  
GEAR:REVERSE:Z  
18

31.M0664452  
REVERSE ROLLER

33.M0664454  
TRANSPORT ROLL  
ER:EXIT

26.M0264496  
(x4)  
COMPRESSION SP  
RING:DRIVEN ROL  
LER:EXIT

22.M0264479  
(x2)  
TAPPING SCREW:  
3X10:DIA10

30.M0664451  
GUIDE:EXIT:LOWE  
R

29.M0664450  
GUIDE:EXIT:UPPE  
R

24.M0264493  
SHAFT:DRIVEN:AU  
XILIARY:EXIT

38.M0664465  
GATE PAWL:EXIT

WWW.SERVICE-MANUAL.NET

U001	U002	U003	U004	U005	U006	U007	U008	U009	U010	U011	U012	U013	U014	U015	U016	U017
------	------	------	------	------	------	------	------	------	------	------	------	------	------	------	------	------

# U013 PAPER EXIT

45.M0664483 SHAFT:FEELER:OV  
ERFLOW  
42.M0664472 GUIDE PLATE:REV  
ERSE:LOWER  
41.M0664471 GUIDE PLATE:REV  
ERSE:UPPER




46.M0664485  
FEELER:OVERFLO  
W



47.M0664486  
GROUND PLATE:P  
APER EXIT UNIT




50.M0664498  
SYNCHRONOUS B  
ELT:30S2M162



43.M0664476  
BRACKET:REVERS  
E:DRIVE



44.M0664482  
GEAR:IDLER:REVE  
RSE



49.M0664496  
(x2)  
COMPRESSION SP  
RING:DRIVEN ROL  
LER:REVERSE  
48.M0664493  
SHAFT:DRIVEN:RE  
VERSE ROLLER



WWW.SERVICE-MANUAL.NET

U001	U002	U003	U004	U005	U006	U007	U008	U009	U010	U011	U012	U013	U014	U015	U016	U017
------	------	------	------	------	------	------	------	------	------	------	------	------	------	------	------	------

# U014.MAIN DRIVE

U014\_S001  
M0661150  
DRIVE UNIT:DRUM:DEVELO  
PMENT:TRANSFER:ASS'Y


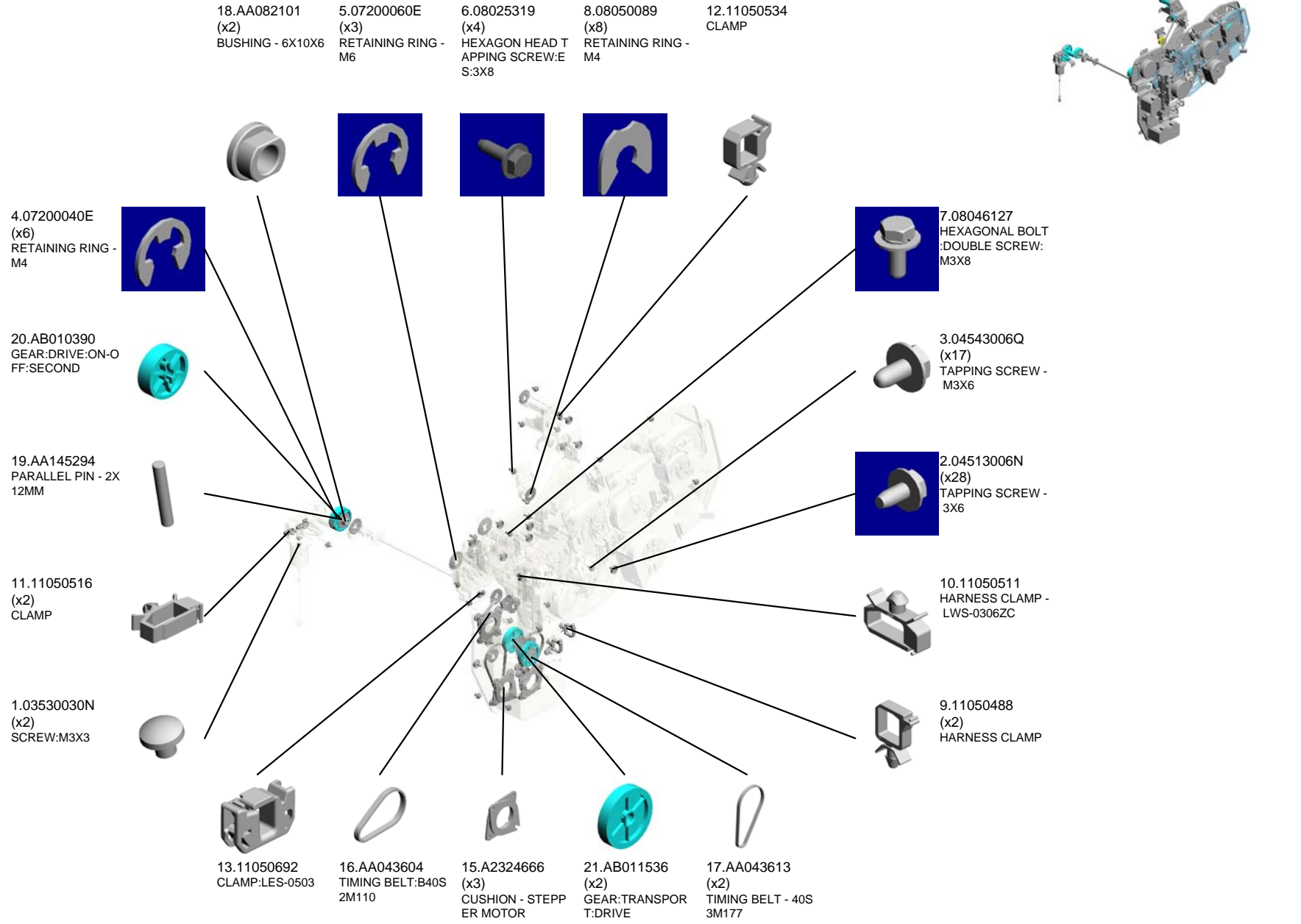
U014\_S004  
M0281148  
SHAFT:ON-OFF:SECOND:PR  
ESS FIT

U014\_S003  
M0661130  
BRACKET:TRANSPORT:NO.2  
:SUB-ASS'Y

U014\_S002  
M0661125  
BRACKET:TRANSPORT:NO.1  
:ASS'Y

U001	U002	U003	U004	U005	U006	U007	U008	U009	U010	U011	U012	U013	U014	U015	U016	U017
------	------	------	------	------	------	------	------	------	------	------	------	------	------	------	------	------

# U014 MAIN DRIVE





# U014 MAIN DRIVE


40.B6524213  
TENSION SPRING:  
HOOK:GATE PAWL

28.AB017807  
GEAR:DRIVE UNIT:  
PAPER EXIT SUB-  
UNIT:NO.3

41.G3612600  
TIMING BELT 40S3  
M363CL

27.AB017806  
GEAR:DRIVE UNIT:  
PAPER EXIT SUB-  
UNIT:NO.2

26.AB017805  
GEAR:DRIVE UNIT:  
PAPER EXIT SUB-  
UNIT:NO.1



30.AB017809  
GEAR:IDLER:ON-O  
FF:SECOND



29.AB017808  
GEAR:SLOW DOW  
N:ON-OFF:SECON  
D



25.AB017794  
GEAR:DRIVE UNIT:  
FUSING:NO.4



45.M0261127  
(x2)  
CAM:ON-OFF:TRA  
NSFER:SECOND




23.AB017792  
GEAR:DRIVE UNIT:  
FUSING:NO.2



33.AW500023  
PUSH SWITCH



22.AB017789  
GEAR:REGISTRATI  
ON:COUPLING



46.M0261130  
BRACKET:SENSO  
R:ON-OFF:SECON  
D



31.AB017810  
(x2)  
GEAR:TRANSPOR  
T



47.M0261188  
DC STEPPER MOT  
OR:PAPER FEED:0  
.94W



24.AB017793  
GEAR:DRIVE UNIT:  
FUSING:NO.3



34.AX060385  
DC BRUSHLESS M  
OTOR:FUSING/EXI  
T:19.5W



32.AB017816  
GEAR:DRIVE UNIT:  
FUSING:NO.1



44.M0261126  
SHIELDING PLATE:  
ON-OFF:SECOND



42.GW020020  
PHOTOINTERRUP  
TOR:LG248NL1




WWW.SERVICE-MANUAL.NET

U001 U002 U003 U004 U005 U006 U007 U008 U009 U010 U011 U012 U013 U014 U015 U016 U017



# U014 MAIN DRIVE

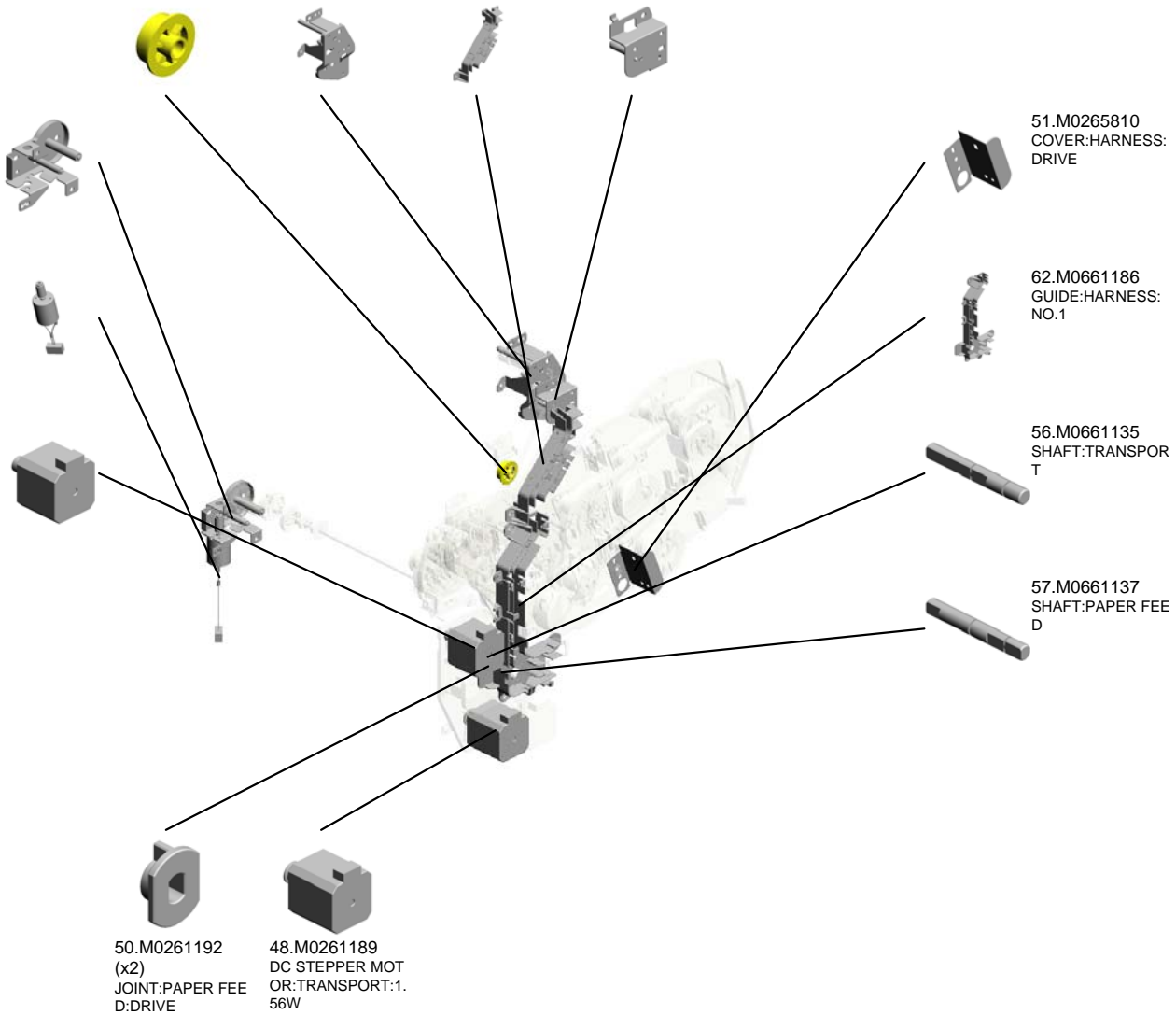
- 64.M0661188 PULLEY:DRIVE UNIT:FUSING SUB-UNIT:TIGHTENER
- 60.M0661169 BRACKET:DRIVE UNIT:PAPER EXIT SUB-UNIT:NO.2:ASS'Y
- 63.M0661187 GUIDE:HARNESS:NO.2
- 59.M0661165 DRIVE UNIT:PAPE R EXIT SUB-UNIT:NO.1:ASS'Y



61.M0661176  
BRACKET:ON-OFF:  
SECOND:SUB-ASS'  
Y

52.M0281031  
DC MOTOR:ON-OF  
F:1.56W

49.M0261190  
DC STEPPER MOT  
OR:REGIST:1.34W



51.M0265810  
COVER:HARNESS:  
DRIVE

62.M0661186  
GUIDE:HARNESS:  
NO.1

56.M0661135  
SHAFT:TRANSPOR  
T

57.M0661137  
SHAFT:PAPER FEE  
D


50.M0261192  
(x2)  
JOINT:PAPER FEE  
D:DRIVE

48.M0261189  
DC STEPPER MOT  
OR:TRANSPORT:1.  
56W

WWW.SERVICE-MANUAL.NET

U001	U002	U003	U004	U005	U006	U007	U008	U009	U010	U011	U012	U013	U014	U015	U016	U017
------	------	------	------	------	------	------	------	------	------	------	------	------	------	------	------	------

U014\_S001  
 DRIVE UNIT:DRUM:DEVELOPMENT:TRANSFER:ASS'Y



58.M0661150  
 DRIVE UNIT:DRUM  
 :DEVELOPMENT:T  
 RANSFER:ASS'Y

14.11050723 (x4) CLAMPS:WES-0507  
 39.B2231144 (x2) HOLDER:POSITIO  
 NING SENSOR  
 36.AX060388 DC BRUSHLESS M  
 OTOR:DRUM:COL  
 OR:25W  
 2.04513006N (x13) TAPPING SCREW -  
 3X6

42.GW020020 (x2) PHOTOINTERRUP  
 TOR:LG248NL1

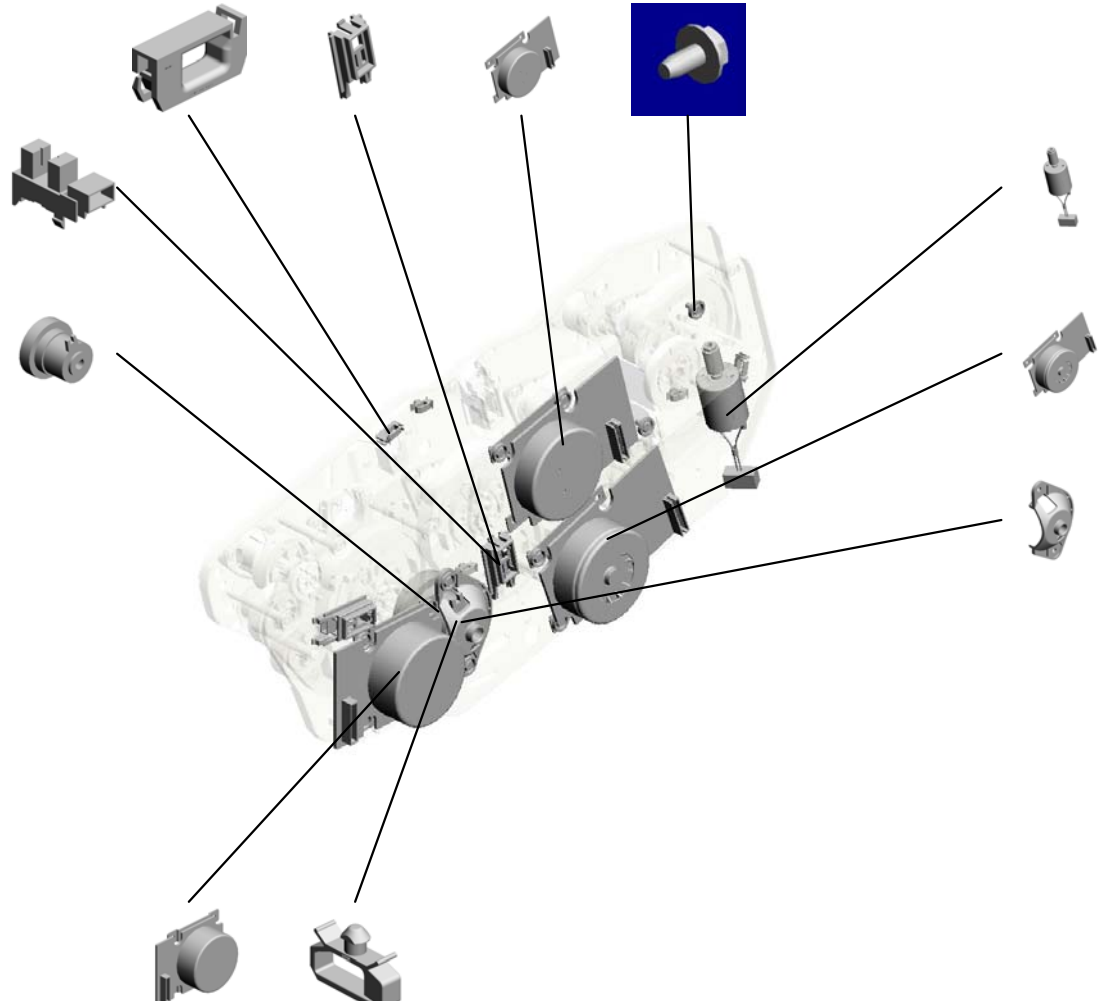
38.AX200319 MAGNETIC CLUTC  
 H:DEVELOPMENT

52.M0281031 DC MOTOR:ON-OF  
 F:1.56W

35.AX060387 DC BRUSHLESS M  
 OTOR:DEV:COLOR  
 :40W

43.M0261033 HOLDER:CLUTCH:  
 DEVELOPMENT

37.AX060389 DC BRUSHLESS M  
 OTOR:DRUM:BK:31  
 W  
 10.11050511 (x6) HARNESS CLAMP -  
 LWS-0306ZC



WWW.SERVICE-MANUAL.NET

U001	U002	U003	U004	U005	U006	U007	U008	U009	U010	U011	U012	U013	U014	U015	U016	U017
------	------	------	------	------	------	------	------	------	------	------	------	------	------	------	------	------

U014\_S002  
BRACKET:TRANSPORT:NO.1:ASS'Y

18.AA082101  
(x2)  
BUSHING - 6X10X6





54.M0661125  
BRACKET:TRANSP  
ORT:NO.1:ASS'Y



U014\_S003  
BRACKET:TRANSPORT:NO.2:SUB-ASS'Y

18.AA082101  
(x2)  
BUSHING - 6X10X6



55.M0661130  
BRACKET:TRANSP  
ORT:NO.2:SUB-AS  
SY

U014\_S004

SHAFT:ON-OFF:SECOND:PRESS FIT

4.07200040E  
(x2)  
RETAINING RING -  
M4



53.M0281148  
SHAFT:ON-OFF:SE  
COND:PRESS FIT



WWW.SERVICE-MANUAL.NET

U001	U002	U003	U004	U005	U006	U007	U008	U009	U010	U011	U012	U013	U014	U015	U016	U017
------	------	------	------	------	------	------	------	------	------	------	------	------	------	------	------	------

# U015 ELECTRICAL

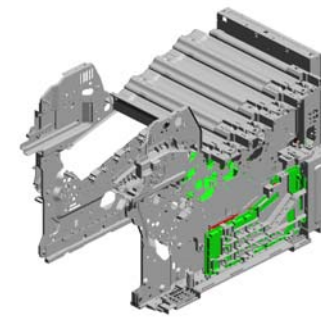
16.11050534  
(x5)  
CLAMP

13.11050511  
(x5)  
HARNESS CLAMP -  
LWS-0306ZC

14.11050516  
(x16)  
CLAMP

7.08025318  
(x4)  
BINDING HEAD TA  
PPING SCREW:ES:  
3X10

5.08010236  
HEXAGONAL BOLT  
:DOUBLE SCREW:  
M4X8



10.11050487  
(x12)  
HARNESS CLAMP



2.04513006N  
(x19)  
TAPPING SCREW -  
3X6



3.04543006Q  
(x59)  
TAPPING SCREW -  
M3X6



17.11050723  
CLAMPS:WES-050  
7



18.11050724  
CLAMPS:WES-121  
0



8.08025319  
(x9)  
HEXAGON HEAD T  
APPING SCREW:ES:  
S:3X8



6.08025305  
(x5)  
TAPPING SCREW -  
M3X6



11.11050488  
(x13)  
HARNESS CLAMP



1.03530060N  
BIND SCREW - M3  
X6



20.12042537  
ROCKER SWITCH:  
AC250V/10A:BLAC  
K



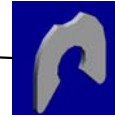
19.12042521  
(x2)  
MICRO SWITCH



4.04543025Q  
TAPPING SCREW:  
ROUND POINT:3X2  
5



9.08050092  
(x3)  
RETAINING RING -  
3M



15.11050517  
HARNESS CLAMP -  
LWS-2111Z



12.11050508  
HARNESS CLAMP -  
LWS-0711



WWW.SERVICE-MANUAL.NET

U001 U002 U003 U004 U005 U006 U007 U008 U009 U010 U011 U012 U013 U014 U015 U016 U017

# U015 ELECTRICAL

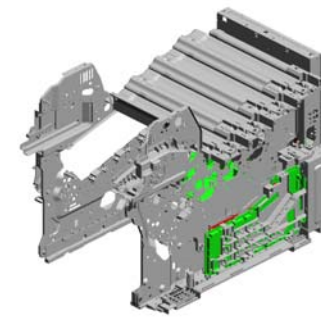
25.AW500023  
PUSH SWITCH

26.AX400220  
HEATER:230V:9W

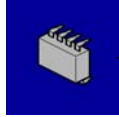
27.AX640202  
FAN:MM40X15:NID  
EC:H

30.G1025846  
BRACKET:HEATER  
:DEHUMIDIFIER:C  
OVER

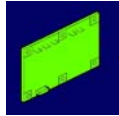
23.AA143594  
(x2)  
STEPPED SCREW:  
M3X5




21.14077153  
EEPROM:AT24C64  
C-PU:64K



29.AZ320206  
POWER PACK:T1T  
2



28.AZ320201  
POWER PACK:CB



38.M0265881  
INSULATING SHEET:POWER PACK



37.GZ230051  
POWER SUPPLY UNIT:EU/AA



22.AA143592  
SCREW- M4X6



31.GA003030  
DECAL - SHIELDING PLATE Y



40.M0265884  
(x4)  
SPRING PLATE:CHARGE



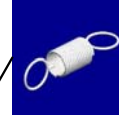
32.GA003031  
DECAL - SHIELDING PLATE M



39.M0265882  
(x4)  
TERMINAL:DEVELOPMENT



36.GA060100  
TENSION SPRING:  
SAFETY SWITCH:FRONT



34.GA003033  
DECAL - SHIELDING PLATE K



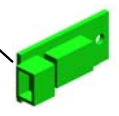
33.GA003032  
DECAL - SHIELDING PLATE C



35.GA003905  
DECAL:OPERATE:PCU



24.AW140012  
TEMPERATURE & HUMIDITY SENSOR



WWW.SERVICE-MANUAL.NET

U001 U002 U003 U004 U005 U006 U007 U008 U009 U010 U011 U012 U013 U014 **U015** U016 U017

# U015 ELECTRICAL

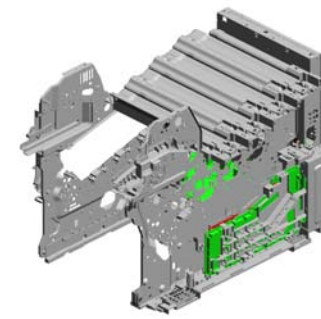
52.M0665124  
PCB:BRIDGE

53.M0665812  
SHADEING PLATE:  
RACK

55.M0665818  
GASKET:CTL

50.M0661111  
DUCT:OPTICAL W  
RITING MD

49.M0265897  
(x4)  
PLATE:SPRING PL  
ATE:CHARGE



59.M0665837  
GUIDE:HARNESS:  
RIGHT REAR

60.M0665838  
GUIDE:HARNESS:  
BCU

51.M0665101  
PCB:BCU

56.M0665819  
GASKET:RFSG-050  
100:50

54.M0665817  
GUIDE RAIL:CONT  
ROL UNIT

58.M0665836  
BRACKET:CHOKE  
COIL

41.M0265886  
(x4)  
SPRING PLATE:DE  
VELOPMENT

47.M0265893  
WIRE:HIGH VOLTA  
GE:DEVELOPME  
NT:Y

42.M0265887  
(x5)  
TERMINAL:TRANS  
FER UNIT

46.M0265892  
WIRE:HIGH VOLTA  
GE:DEVELOPME  
NT:M

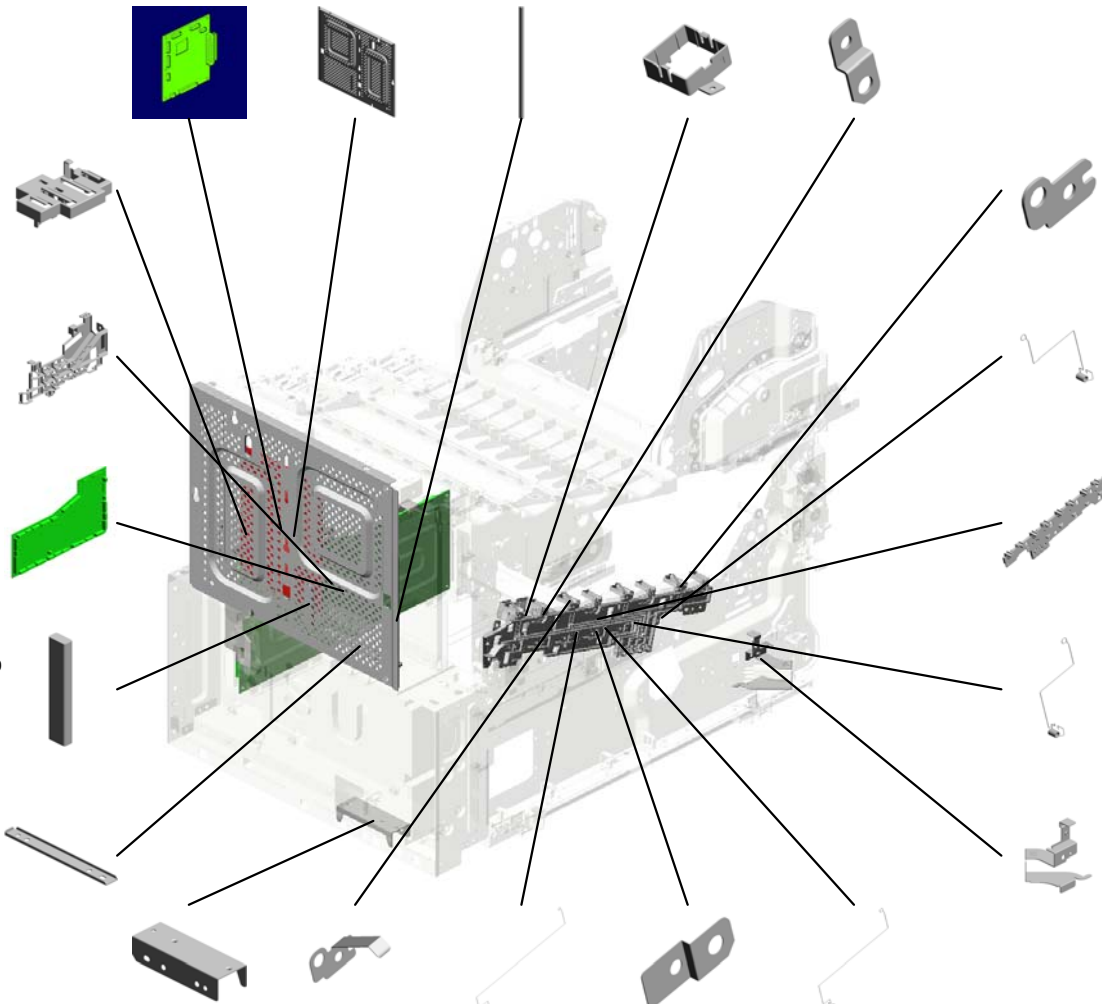
48.M0265895  
(x4)  
PLATE:SPRING PL  
ATE:DEVELOPME  
NT

44.M0265889  
WIRE:HIGH VOLTA  
GE:DEVELOPME  
NT:K

43.M0265888  
TERMINAL:POWER  
PACK

45.M0265891  
WIRE:HIGH VOLTA  
GE:DEVELOPME  
NT:C

57.M0665822  
BRACKET:MAIN S  
WITCH

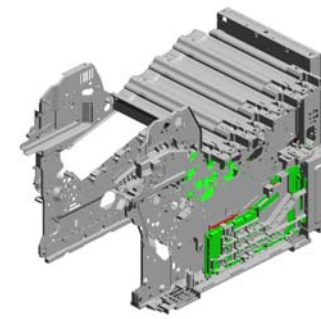


WWW.SERVICE-MANUAL.NET



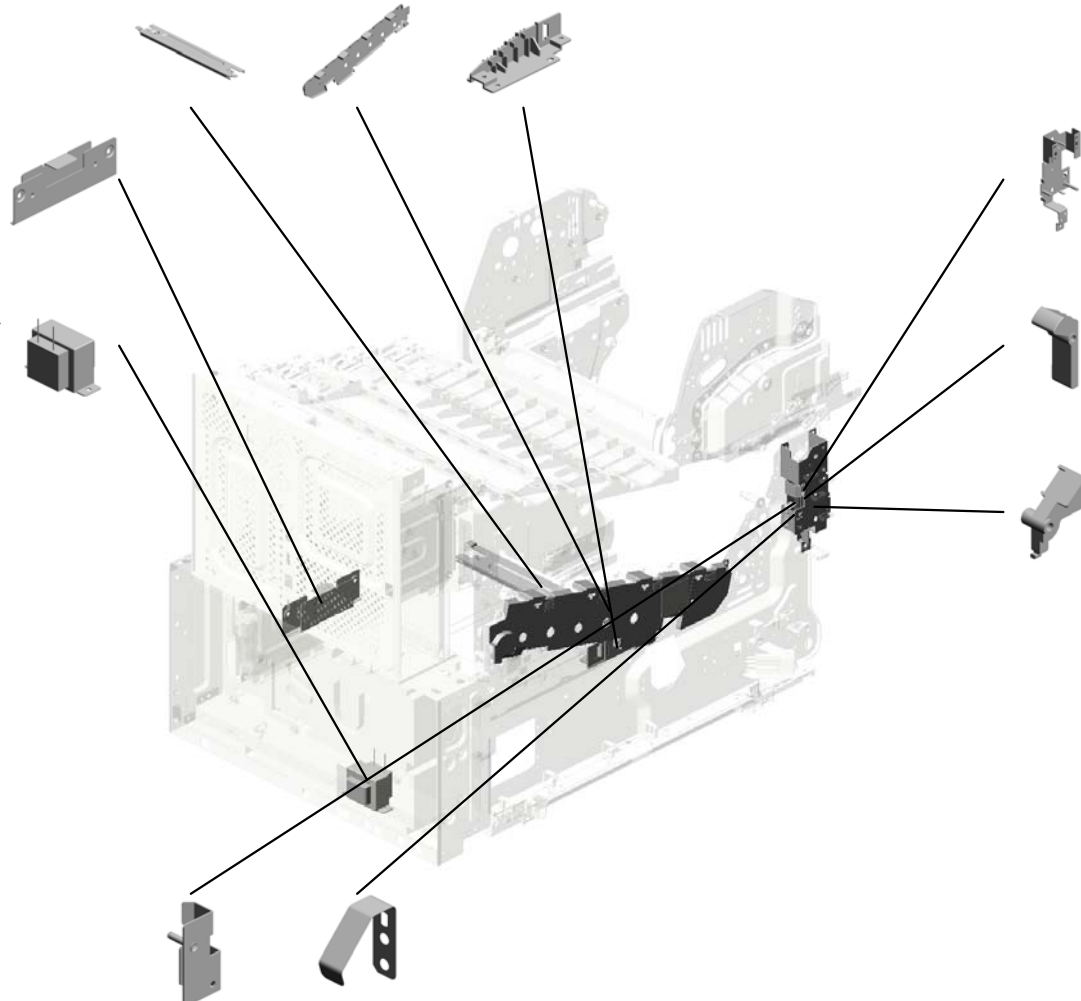
# U015 ELECTRICAL

62.M0665852 BRACKET:HEATER  
:DEHUMIDIFIER  
69.M0665894 INNER COVER:TE  
RMINAL  
63.M0665883 HOLDER:TERMINA  
L:DEVELOPMENT



61.M0665851  
GUIDE:HARNES  
S:POWER PA  
CK

70.N6074550  
CHOKE COIL:RITL-  
0107



65.M0665885  
BRACKET:SAFE  
TY SWITCH

64.M0665884  
LEVER:SAFE  
TY SWITCH

66.M0665887  
LEVER:SAFE  
TY SWITCH:FR  
ONT

67.M0665892  
BRACKET:LE  
VER:SAFE  
TY SWITCH

68.M0665893  
SPRING PLATE:LE  
VER

WWW.SERVICE-MANUAL.NET

U001	U002	U003	U004	U005	U006	U007	U008	U009	U010	U011	U012	U013	U014	<b>U015</b>	U016	U017
------	------	------	------	------	------	------	------	------	------	------	------	------	------	-------------	------	------

# U016 CONTROLLER

- 4.04543006N (x8) TAPPING SCREW: ROUND POINT:3X6
- 2.04513014N (x2) TAPPING SCREW: 3X14
- 16.G1085108 RIGHT GUIDE 1
- 6.11050511 (x3) HARNESS CLAMP - LWS-0306ZC
- 5.08025320 (x2) HEXAGON HEAD TAPPING SCREW:ES:3X10



18.M0655715  
PCB:CTL:EXP:(for M065)



19.M0665715  
PCB:CTL:EXP:(for M066)



1.03603006N (x4)  
SCREW - M3X6



7.AA143848 (x4)  
STEPPED SCREW - M3



11.D3625170  
PCB - HDD



10.D3621140  
HDD BRACKET



9.B5855140  
PCB:DDR1-DIMM-3 2B:512MB:ASSY:(f or M066)



8.AA161125 (x4)  
RUBBER CUSHION



17.M0265861 (x2)  
GRIP:CONTROL BOARD:GLAY



14.G1045141 (x6)  
KNOB SCREW:M3



13.G1045140  
PANEL:INTERFACE



15.G1085107  
LEFT GUIDE 1



12.G1045137 (x2)  
PANEL:CARD



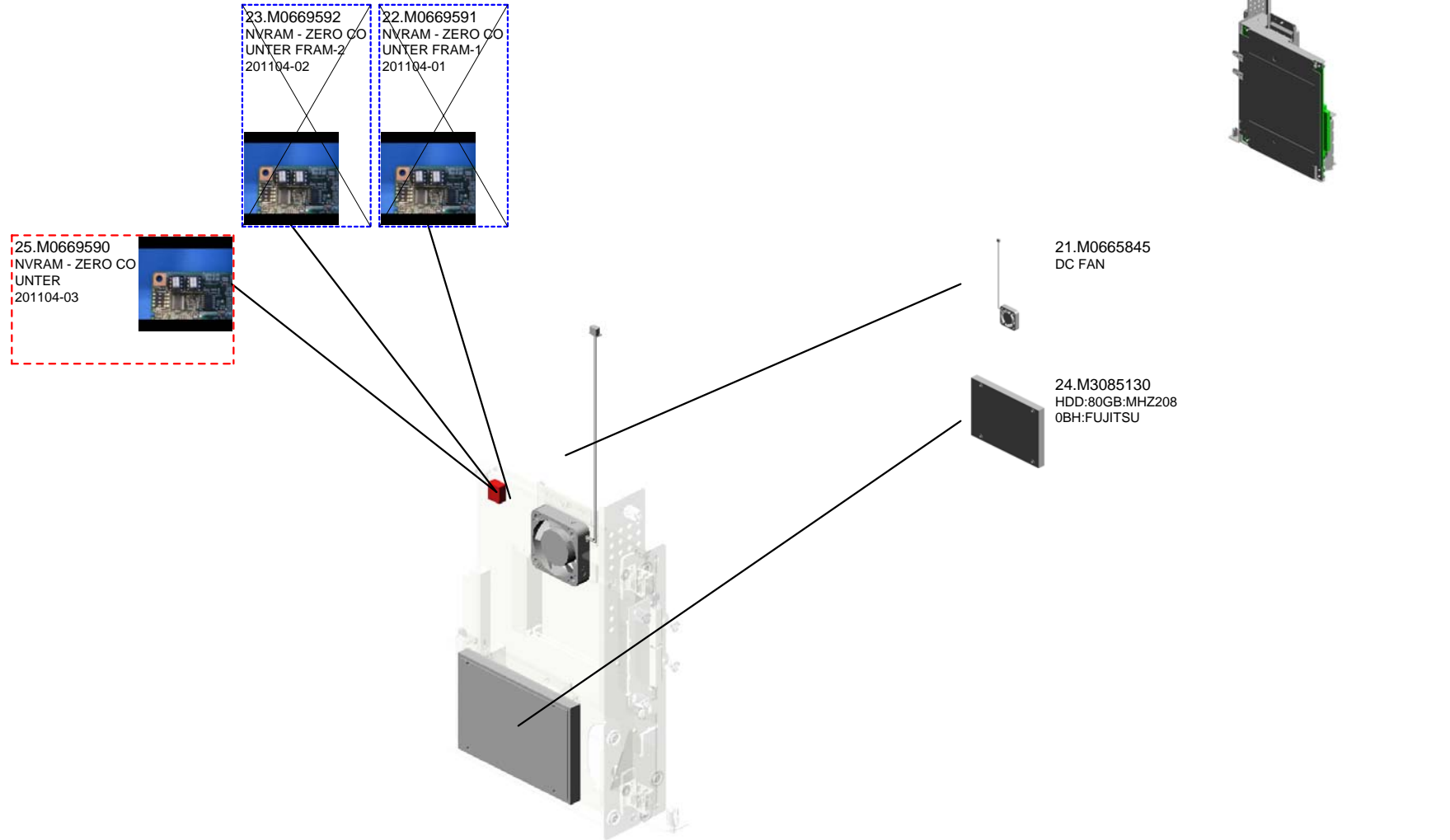
20.M0665833  
PANEL:CONTROL BOARD



3.04533006N  
TAPPING SCREW - M3X6

WWW.SERVICE-MANUAL.NET

# U016 CONTROLLER

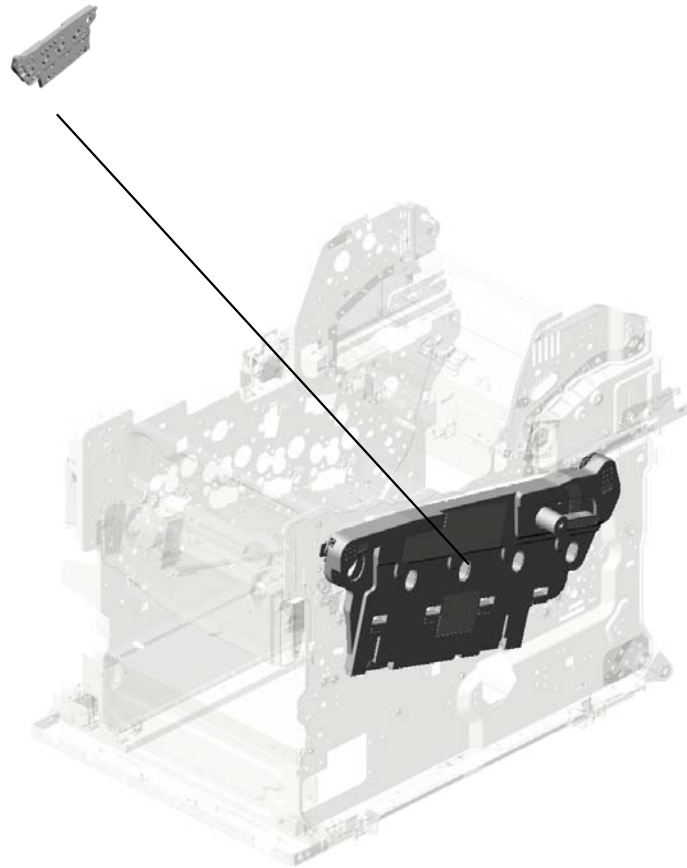


WWW.SERVICE-MANUAL.NET

U001	U002	U003	U004	U005	U006	U007	U008	U009	U010	U011	U012	U013	U014	U015	<b>U016</b>	U017
------	------	------	------	------	------	------	------	------	------	------	------	------	------	------	-------------	------

# U017.MAIN FRAME

U017\_S001  
M0661303  
DRUM STAY:PCU:ASS'Y




WWW.SERVICE-MANUAL.NET

U001	U002	U003	U004	U005	U006	U007	U008	U009	U010	U011	U012	U013	U014	U015	U016	U017
------	------	------	------	------	------	------	------	------	------	------	------	------	------	------	------	------

# U017\_S001.DRUM STAY:PCU:ASS'Y


U017\_S001\_S001  
M0261302  
DRUM STAY:FRAME:ASS'Y



[WWW.SERVICE-MANUAL.NET](http://WWW.SERVICE-MANUAL.NET)

U001	U002	U003	U004	U005	U006	U007	U008	U009	U010	U011	U012	U013	U014	U015	U016	U017
------	------	------	------	------	------	------	------	------	------	------	------	------	------	------	------	------

# U017 MAIN FRAME



- 11.08046127 (x2) HEXAGONAL BOLT :DOUBLE SCREW: M3X8
- 20.B2384366 LENS COVER
- 14.AW100106 THERMOPILE
- 19.B2384365 LENS HOLDER
- 12.11050488 (x3) HARNESS CLAMP

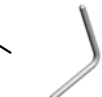
- 2.04503025N (x2) TAPPING SCREW: 3X25

- 15.AX640194 FAN MOTOR - DC 2 .16W

- 21.B2591106 FAN MOTOR:MM80 :DC24V 3.6W

- 17.B2231317 SCREW

- 18.B2231332 (x2) FAN MOTOR - MM6 0 DC24V



- 3.04503035N (x4) TAPPING SCREW: 3X35

- 10.08025320 (x4) HEXAGON HEAD TAPPING SCREW:ES:3X10

- 5.04543006Q (x32) TAPPING SCREW - M3X6

- 4.04513006N (x39) TAPPING SCREW - 3X6

- 13.11050508 HARNESS CLAMP - LWS-0711

- 23.G0524696 RIGHT FUSING LOCK LEVER

- 6.04543008Q (x44) TAPPING SCREW: 3X8

- 16.AX640202 FAN:MM40X15:NID EC:H


- 7.08010236 HEXAGONAL BOLT :DOUBLE SCREW: M4X8

- 22.G0201332 (x2) HINGE - FRONT COVER

WWW.SERVICE-MANUAL.NET

U001	U002	U003	U004	U005	U006	U007	U008	U009	U010	U011	U012	U013	U014	U015	U016	U017
------	------	------	------	------	------	------	------	------	------	------	------	------	------	------	------	------

# U017 MAIN FRAME



35.M0266351  
RAIL:CLEANING U  
NIT

33.M0262450  
(x4)  
RAIL:PCU:ASSY

38.M0661067  
GUIDE PLATE:FUSI  
NG:RIGHT

44.M0661102  
DUCT:FUSING

24.G0524697  
LEFT FUSING LOC  
K LEVER

34.M0262455  
GUIDE:PCU

37.M0661065  
RAIL:OPTICAL WRIT  
TING MD:RIGHT

45.M0661104  
DUCT:DEVELOPM  
ENT:RIGHT

40.M0661086  
INNER COVER:DR  
AWER:INNER BAC  
K

43.M0661096  
INNER COVER:DR  
AWER:FRONT

31.M0261330  
HINGE:LEFT

42.M0661095  
HINGE:DUPLEX:RI  
GHT:ASSY

39.M0661085  
COVER:LEFT LOW  
ER:SMALL

32.M0261331  
HINGE:RIGHT

25.G1021042  
(x2)  
RUBBER FOOT:FR  
AME

28.M0261117  
LEVER:GUIDE PLA  
TE:UPPER

36.M0661057  
GUIDE PLATE:FUSI  
NG:LEFT

27.GA003132  
(x2)  
DECAL:OPERATE:  
FUSING

29.M0261118  
LEVER:GUIDE PLA  
TE:LEFT

41.M0661091  
HINGE:DUPLEX:LE  
FT:ASSY

WWW.SERVICE-MANUAL.NET




# U017 MAIN FRAME

50.M0661116  
DUCT:TONER SUP  
PLY

54.M0661351  
(x2)  
DECAL:DRUM STA  
Y:OPERATE

49.M0661114  
BRACKET:PROTEC  
T:HINGE:DUPL  
EX:RIGHT

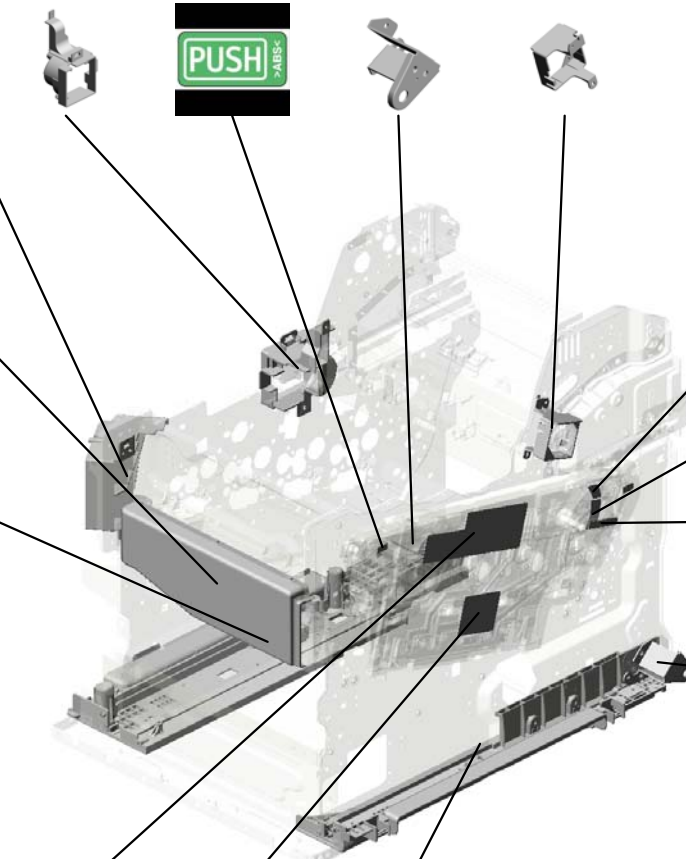
48.M0661113  
DUCT:EXIT



46.M0661106  
DUCT:DRIVE

47.M0661107  
DUCT:DEVELOPM  
ENT:LEFT

61.M0661064  
FRAME:RIGHT LO  
WER  
201104-09



58.M0661355  
DECAL:OPERATE:  
UN LOCK

57.M0661354  
DECAL:OPERATE:  
LOCK

59.M0661356  
DECAL:DRUM STA  
Y:LEVER

51.M0661117  
BRACKET:PROTEC  
T:HINGE:DUPL  
EX:LEFT

56.M0661353  
DECAL:GUIDE:MAI  
NTENANCE

55.M0661352  
DECAL:OPERATE:  
CAUTION

60.M0661054  
FRAME:LEFT LOW  
ER  
201104-08

WWW.SERVICE-MANUAL.NET



U017\_S001  
 DRUM STAY:PCU:ASS'Y

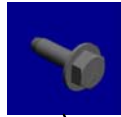

9.08025319  
 (x6)  
 HEXAGON HEAD TAPPING SCREW:ES:  
 S:3X8

53.M0661311  
 LEVER:LOCK:DRUM STAY


52.M0661303  
 DRUM STAY:PCU:ASSY




26.G1021172  
 (x4)  
 CUSHION:GROUND PLATE:PHOTOCO  
 NDUCTOR



1.03603006N  
 SCREW - M3X6




8.08025317  
 (x6)  
 BINDING HEAD TAPPING SCREW:ES:  
 3X8





U017\_S001\_S001  
DRUM STAY:FRAME:ASS'Y

6.04543008Q  
(x3)  
TAPPING SCREW:  
3X8



30.M0261302  
DRUM STAY:FRAM  
E:ASS'Y



## ACCESSORIES



1.11500432  
POWER SUPPLY CODE:250V:10A:EU



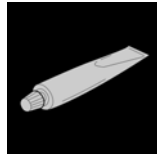
2.M0662892  
DECAL:PAPER TRAY:SIZE INDICATI  
ON



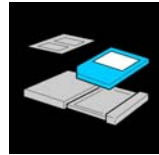
3.M0668426  
SD-CARD:ELP-NX:ASS'Y



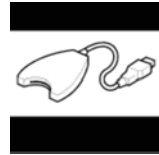
1.52039502  
GREASE 501



2.A2579300  
GREASE - BARRIERTA S552R



3.B6455010  
SD-CARD:ASS'Y



4.B6456820  
SD-CARD:USB:WRITER:BN-SDCGTY



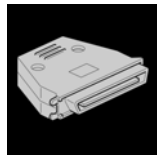
5.B6795100  
PLUG - IEEE1284 - TYPE C



6.C4019503  
20X MAGNIFICATION SCOPE



7.D0159500  
G104 YELLOW TONER



8.G0219350  
LOOPBACK CONNECTOR - PARALL  
EL



9.VSSM9000  
DIGITAL MULTIMETER-FLUKE189/FV  
F

## SPECIAL TOOLS

## Exclusive Parts

Number	Part Name	Group	ID
52039502	GREASE 501	SPECIAL TOOLS	1
52062686	SNAP RING	U004	15
		U005	7
52152621	SNAP RING - M6	U012	11
54472681	SNAP RING	U011_S001	5
A2323554	BALL BEARING - 6X10X3	U007	4
A2324666	CUSHION - STEPPER MOTOR	U012	12
		U013	9
		U014	15
A2579300	GREASE - BARRIERTA S552R	SPECIAL TOOLS	2
A2672869	GEAR - 16Z	U004_S002	16
AA001532	PLATE:LOGO:RIC	U012	13
AA021031	MAGNETIC CATCH	U001	10
AA043339	TIMING BELT:PAPER EXIT:40S2M122	U013	10
AA043604	TIMING BELT:B40S2M110	U014	16
AA043613	TIMING BELT - 40S3M177	U014	17
AA060989	SPRING:FUSING EXIT:PRESSURE	U010_S001	14
AA061035	COIL SPRING:PRESSURE:55N	U010_S001	15
AA063460	COMPRESSION SPRING:OIL SUPPLY ROLLER	U010_S001	16
AA063461	COMPRESSION SPRING:BELT TENSIONER	U010_S001	17
AA082075	BUSHING - M6	U004	17
		U004_S001	17
AA082101	BUSHING - 6X10X6	U013	11
		U014	18
		U014_S002	18
		U014_S003	18
AA082118	BUSHING - M6	U012	14
AA082143	BUSHING - 6X10X6	U004_S001	18
		U004_S002	18
AA100014	RETAINING RING C - SEPARATE	U004_S001	19
		U004_S002	19
AA143592	SCREW- M4X6	U015	22
AA143593	SCREW:M4X4	U010_S001	18
AA143594	STEPPED SCREW:M3X5	U015	23
AA143792	SCREW:DRAWER	U010_S001	19

Number	Part Name	Group	ID
AA143848	STEPPED SCREW - M3	U016	7
AA143867	SCREW:DIA4:M3	U010_S001	20
AA145294	PARALLEL PIN - 2X12MM	U014	19
AA161125	RUBBER CUSHION	U016	8
AB010156	GEAR:SEPARATE:DRIVE	U004_S002	20
AB010157	GEAR:SEPARATE:DRIVEN	U004_S002	21
AB010390	GEAR:DRIVE:ON-OFF:SECOND	U014	20
AB011218	GEAR - ROLLER CLUTCH	U004_S001	22
AB011252	GEAR - 20Z	U004_S001	23
AB011536	GEAR:TRANSPORT:DRIVE	U014	21
AB012063	GEAR:IDLER:FUSING UNIT:Z31	U010_S001	21
AB012064	GEAR:IDLER:Z23	U010_S001	22
AB012065	GEAR:PRESSURE ROLLER:Z27	U010_S001	23
AB012066	GEAR:HOT ROLLER:MECHANICAL ROLLER CLUTCH:Z25	U010_S001	24
AB017789	GEAR:REGISTRATION:COUPLING	U014	22
AB017792	GEAR:DRIVE UNIT:FUSING:NO.2	U014	23
AB017793	GEAR:DRIVE UNIT:FUSING:NO.3	U014	24
AB017794	GEAR:DRIVE UNIT:FUSING:NO.4	U014	25
AB017805	GEAR:DRIVE UNIT:PAPER EXIT SUB-UNIT:NO.1	U014	26
AB017806	GEAR:DRIVE UNIT:PAPER EXIT SUB-UNIT:NO.2	U014	27
AB017807	GEAR:DRIVE UNIT:PAPER EXIT SUB-UNIT:NO.3	U014	28
AB017808	GEAR:SLOW DOWN:ON-OFF:SECOND	U014	29
AB017809	GEAR:IDLER:ON-OFF:SECOND	U014	30
AB017810	GEAR:TRANSPORT	U014	31
AB017816	GEAR:DRIVE UNIT:FUSING:NO.1	U014	32
AE010076	HOT ROLLER	U010_S001	25
AE012037	HEAT ROLLER	U010_S001	26
AE020179	PRESSURE ROLLER	U010_S001	27
AE030066	BALL BEARING:MM25XMM32X7	U010_S001	28
AE030069	BALL BEARING:DIA12XDIA21X7	U010_S001	29
AE030074	BALL BEARING:DIA17XDIA26X5	U010_S001	30
AE031045	BUSHING - BELT TENSION ROLLER	U010_S001	31

[WWW.SERVICE-MANUAL.NET](http://WWW.SERVICE-MANUAL.NET)

## Exclusive Parts

Number	Part Name	Group	ID
AE031061	FRONT BUSHING - OIL SUPPLY ROLLER	U010_S001	32
AE031062	REAR BUSHING - OIL SUPPLY ROLLER	U010_S001	33
AE032030	BUSHING - 20X25	U010_S001	34
AE040074	OIL SUPPLY ROLLER:DIA18	U010_S001	35
AE040075	ROLLER:BELT TENSIONER	U010_S001	36
AE042087	CLEANING ROLLER:OIL SUPPLY ROLLER	U010_S001	37
AF013006	BOTTOM PLATE PAD	U004_S002_S003	24
AF030090	PAPER FEED ROLLER:PICKUP	U004_S001	25
AF031090	PAPER FEED ROLLER:FEED	U004_S001	26
AF032090	PAPER FEED ROLLER:SEPARATE	U004_S002	27
AG071007	LATCH - BY PASS FEED TABLE	U012	15
AG071012	MAGNET CATCH:ASS'Y	U001	11
AW010107	PAPER FEED SENSOR	U004	28
		U004_S001	28
		U012	16
AW010118	PAPER FEED SENSOR	U008	6
AW010127	PAPER FEED SENSOR	U013	12
AW010146	PHOTO REFLECTION SENSOR:PAPER FEED	U004_S001	29
		U013	13
AW010148	PHOTO REFLECTION SENSOR:REVERSE	U013	14
AW020145	PHOTOINTERRUPTOR:FLAT	U004_S001	30
		U009	6
		U011_S001	6
		U013	15
AW100105	THERMISTOR:FUSING	U010_S001	38
AW100106	THERMOPILE	U017	14
AW100129	THERMISTOR:PRESSURE	U010_S001	39
AW110090	THERMOSTAT:WELDING	U010_S001	40
AW110093	THERMOSTAT:WELDING	U010_S001	40
AW140012	TEMPERATURE & HUMIDITY SENSOR	U015	24
AW500023	PUSH SWITCH	U009	7
		U014	33
		U015	25

Number	Part Name	Group	ID
AX060385	DC BRUSHLESS MOTOR:FUSING/EXIT:19.5W	U014	34
AX060387	DC BRUSHLESS MOTOR:DEV:COLOR:40W	U014_S001	35
AX060388	DC BRUSHLESS MOTOR:DRUM:COLOR:25W	U014_S001	36
AX060389	DC BRUSHLESS MOTOR:DRUM:BLACK:31W	U014_S001	37
AX200319	MAGNETIC CLUTCH:DEVELOPMENT	U014_S001	38
AX400220	HEATER:230V:9W	U015	26
AX440313	HEATER:230V:550W/450W	U010_S001	41
AX440314	HEATER:230V:300W	U010_S001	42
AX640194	FAN MOTOR - DC 2.16W	U012	17
		U017	15
AX640202	FAN:MM40X15:NIDEC:H	U015	27
		U017	16
AZ300131	POWER PACK:D	U012	18
AZ320201	POWER PACK:CB	U015	28
AZ320206	POWER PACK:T1T2	U015	29
B0042310	SPUR	U008	7
B0241264	MAGNET CATCH	U001	12
B2231144	HOLDER:POSITIONING SENSOR	U014_S001	39
B2231317	SCREW	U017	17
B2231332	FAN MOTOR - MM60 DC24V	U017	18
B2232676	SPRING - 11N	U012	19
B2232829	FEED GUIDE	U004_S001	31
B2234428	ROLLER:GUIDE:PFA	U013	16
B2234435	ROLLER:AUXILIARY:DRIVEN:DIA16:PFA	U013	17
B2234494	STOPPER- UPPERGATE PAWL	U013	18
B2274673	EXIT ROLLER	U013	19
B2382655	GEAR - 16Z	U004	32
B2382675	REGISTRATION ROLLER BUSHING	U004	33
B2382719	PIN	U011_S001	7
B2382725	ROLLER - TRAY BOTTOM PLATE	U011_S001	8
B2384197	LEVER:LOCK:PRESSURE	U010_S001	43

[WWW.SERVICE-MANUAL.NET](http://WWW.SERVICE-MANUAL.NET)

## Exclusive Parts

Number	Part Name	Group	ID
B2384365	LENS HOLDER	U017	19
B2384366	LENS COVER	U017	20
B2591106	FAN MOTOR:MM80:DC24V 3.6W	U017	21
B3004566	ROLLER TENSION	U012	20
B5855140	PCB:DDR1-DIMM-32B:512MB:ASS'Y:(for M066)	U016	9
B6455010	SD-CARD:ASS'Y	SPECIAL TOOLS	3
B6456820	SD-CARD:USB:WRITER:BN-SDCGTY	SPECIAL TOOLS	4
B6524213	TENSION SPRING:HOOK:GATE PAWL	U014	40
B6795100	PLUG - IEEE1284 - TYPE C	SPECIAL TOOLS	5
C4019503	20X MAGNIFICATION SCOPE	SPECIAL TOOLS	6
D0159500	G104 YELLOW TONER	SPECIAL TOOLS	7
D0294461	TIMING PULLEY:20T:DIA6	U013	20
D0671495	LCD:168*64DOTS	U002_S001	4
D3621140	HDD BRACKET	U016	10
D3625170	PCB - HDD	U016	11
G0123050	SIDE FENCE GEAR	U011_S002	9
G0201332	HINGE - FRONT COVER	U017	22
G0205626	PUSH SWITCH	U004	34
G0219350	LOOPBACK CONNECTOR - PARALLEL	SPECIAL TOOLS	8
G0524696	RIGHT FUSING LOCK LEVER	U017	23
G0524697	LEFT FUSING LOCK LEVER	U017	24
G0602652	BUSHING - M4	U012	21
G1021042	RUBBER FOOT:FRAME	U017	25
G1021172	CUSHION:GROUND PLATE:PHOTOCONDUCTOR	U017_S001	26
G1021355	BAND:STOPPER:DOOR	U001	13
G1022789	STOPPER:PHOTOINTERRUPTOR	U003	7
<b>G1023865</b>	<b>GUIDE:LEFT:INTERMEDIATE TRANSFER</b>	<b>U007</b>	<b>11</b>
G1024203	ROLLER:LEVER:PRESSURE	U010_S001	44
G1024661	COVER:FUSING:ENTRANCE SENSOR	U008	8
G1025846	BRACKET:HEATER:DEHUMIDIFIER:COVER	U015	30

Number	Part Name	Group	ID
G1026051	SIDE PLATE:FRONT:INTERMEDIATE TRANSFER	U007	5
G1026115	LEVER:RELEASE:INTERMEDIATE TRANSFER	U007	6
<b>G1026136</b>	<b>GRIP:INTERMEDIATE TRANSFER:LEFT</b>	<b>U007</b>	<b>12</b>
<b>G1026137</b>	<b>GRIP:INTERMEDIATE TRANSFER:RIGHT</b>	<b>U007</b>	<b>13</b>
<b>G1026140</b>	<b>COVER:INTERMEDIATE TRANSFER</b>	<b>U007</b>	<b>14</b>
<b>G1026190</b>	<b>GUIDE:FRONT:INTERMEDIATE TRANSFER:ASS'Y</b>	<b>U007</b>	<b>15</b>
G1026292	LEVER:PRESSURE:TRANSFER UNIT	U008	9
G1026293	SPRING:TRANSFER UNIT:LEFT	U008	10
G1026307	GUIDE:TRANSFER ROLLER:ENTRANCE	U008_S001	11
G1026334	TENSION SPRING:CLEANER:DENSITY SENSOR	U008	12
G1026335	COVER:DENSITY SENSOR	U008	13
G1026341	SHEET:SENSOR	U008	14
G1045137	PANEL:CARD	U016	12
G1045140	PANEL:INTERFACE	U016	13
G1045141	KNOB SCREW:M3	U016	14
G1085107	LEFT GUIDE 1	U016	15
G1085108	RIGHT GUIDE 1	U016	16
G3612600	TIMING BELT 40S3M363CL	U014	41
GA000086	DECAL:H-TEMP WARNING:MOTOR	U012	22
GA001073	DECAL:KNOB:Z	U012	23
GA003030	DECAL - SHIELDING PLATE Y	U015	31
GA003031	DECAL - SHIELDING PLATE M	U015	32
GA003032	DECAL - SHIELDING PLATE C	U015	33
GA003033	DECAL - SHIELDING PLATE K	U015	34
GA003102	DECAL:LOCK:INTERMEDIATE TRANSFER	U007	7
GA003103	DECAL:UN LOCK:MIDDLE	U007	8
GA003132	DECAL:OPERATE:FUSING	U012	24
		U017	27

## Exclusive Parts

Number	Part Name	Group	ID
GA003231	DECAL:POSITIONING:TONER SUPPLY:K	U005	9
GA003232	DECAL:POSITIONING:TONER SUPPLY:C	U005	10
GA003233	DECAL:POSITIONING:TONER SUPPLY:M	U005	11
GA003234	DECAL:POSITIONING:TONER SUPPLY:Y	U005	12
GA003235	DECAL:POSITIONING DISPLAY:TONER SUPPLY:K	U005_S001	13
GA003236	DECAL:POSITIONING DISPLAY:TONER SUPPLY:C	U005_S001	14
GA003237	DECAL:POSITIONING DISPLAY:TONER SUPPLY:M	U005_S001	15
GA003238	DECAL:POSITIONING DISPLAY:TONER SUPPLY:Y	U005_S001	16
GA003905	DECAL:OPERATE:PCU	U015	35
GA003907	MAIN SWITCH:ON-OFF:EU	U001	14
GA043032	SYNCHRONOUS BELT:S2M:L230	U012	25
GA043033	SYNCHRONOUS BELT:S2M:L200	U012	26
GA043034	SYNCHRONOUS BELT:S2M:L170	U012	27
GA043035	SYNCHRONOUS BELT:S3M43	U012	28
GA043036	SYNCHRONOUS BELT:S2M:L152	U012	29
GA043037	SYNCHRONOUS BELT:S3M:L171	U012	30
GA060083	COIL SPRING:DRIVE:MANUAL FEED	U011_S001	10
GA060100	TENSION SPRING:SAFETY SWITCH:FRONT	U015	36
GA063088	COMPRESSION SPRING:SEPARATION:MANUAL FEED	U011_S001	11
GA063089	COMPRESSION SPRING:PAPER FEED:MANUAL FEED	U011_S001	12
GA063090	COMPRESSION SPRING:PRESSURE PLATE:COVER:INNER	U012	31
GA066028	TORSION SPRING:DRIVEN:DUPLEX	U012	32
GA066030	TORSION SPRING:LEVER:DUPLEX:LEFT	U012	33

Number	Part Name	Group	ID
GA066031	TORSION SPRING:LEVER:DUPLEX:RIGHT	U012	34
GA066033	TORSION SPRING:FEELER:MANUAL FEED	U011_S001	13
GA082010	BUSHING:DIA6:DIA10:9	U011_S001	14
		U013	21
GA140040	SHAFT:LEVER	U012	35
GA140041	SHAFT:MANUAL FEED	U011_S001	15
<b>GA152022</b>	<b>ENTRANCE SEAL:COLLECTION BOTTLE:PCU:ASS'Y</b>	<b>U009</b>	<b>14</b>
GB013081	GEAR:Z16:DUPLEX	U012	36
GB013082	GEAR:IDLER:Z19:DUPLEX	U012	37
GB013083	GEAR:IDLER:Z16:DUPLEX	U012	38
GB013084	PULLEY:TRANSPORT ROLLER:DUPLEX:T17	U012	39
GB017056	PULLEY:MANUAL FEED	U012	40
GB030046	PULLEY:DUPLEX:EXIT	U012	41
GF020056	TRANSPORT ROLLER:DUPLEX	U012	42
GF020057	TRANSPORT ROLLER:DUPLEX:EXIT	U012	43
GF022025	ROLLER:DRIVEN:DUPLEX	U012	44
GF031007	PAPER FEED ROLLER:MANUAL FEED	U011_S001	16
GW020020	PHOTOINTERRUPTOR:LG248NL1	U003	8
		U014	42
		U014_S001	42
GX110022	DC SOLENOID:24V:9.6W	U011_S001	17
GZ230051	POWER SUPPLY UNIT:EU/AA	U015	37
M0261033	HOLDER:CLUTCH:DEVELOPMENT	U014_S001	43
M0261117	LEVER:GUIDE PLATE:UPPER	U017	28
M0261118	LEVER:GUIDE PLATE:LEFT	U017	29
M0261126	SHIELDING PLATE:ON-OFF:SECOND	U014	44
M0261127	CAM:ON-OFF:TRANSFER:SECOND	U014	45
M0261130	BRACKET:SENSOR:ON-OFF:SECOND	U014	46
M0261188	DC STEPPER MOTOR:PAPER FEED:0.94W	U014	47

[WWW.SERVICE-MANUAL.NET](http://WWW.SERVICE-MANUAL.NET)

## Exclusive Parts

Number	Part Name	Group	ID
M0261189	DC STEPPER MOTOR:TRANSPOR T:1.56W	U014	48
M0261190	DC STEPPER MOTOR:REGIST:1.3 4W	U014	49
M0261192	JOINT:PAPER FEED:DRIVE	U014	50
M0261265	CAP:TOTAL COUNTER	U001	15
M0261302	DRUM STAY:FRAME:ASS'Y	U017_S001_S001	30
M0261330	HINGE:LEFT	U017	31
M0261331	HINGE:RIGHT	U017	32
M0262450	RAIL:PCU:ASS'Y	U017	33
M0262455	GUIDE:PCU	U017	34
M0262551	REGISTRATION ROLLER:DRIVE	U004	35
M0262552	REGISTRATION ROLLER:DRIVEN	U004	36
M0262553	GEAR:REGISTRATION:26Z	U004	37
M0262554	GEAR:REGISTRATION:DRIVEN:14 Z	U004	38
M0262555	TENSION SPRING:REGISTRATION :7N	U004	39
M0262563	BRACKET:REMOVE PAPER DUST: ADHESION	U004	40
M0262566	GUIDE PLATE:REGISTRATION:LEF T	U004	41
M0262567	GUIDE PLATE:REGISTRATION:RIG HT	U004	42
M0262571	CASE:REMOVE PAPER DUST	U004	43
M0262574	ROLLER:REMOVE PAPER DUST	U004	44
M0262575	CUSHION:REMOVE PAPER DUST	U004	45
M0262577	SHEET:COVER:REMOVE PAPER D UST	U004	46
M0262581	GEAR:ROLLER:REMOVE PAPER D UST	U004	47
M0262583	COVER:REMOVE PAPER DUST:AD HESION	U004	48
M0262584	SHEET:REMOVE PAPER DUST:RI GHT	U004	49
M0262658	SHAFT:DRIVEN:VERTICAL TRANS PORT	U012	45
M0262769	JOINT:FEED	U004_S001	50

Number	Part Name	Group	ID
M0262828	TORQUE LIMITER	U004_S002	51
M0262937	DECAL:SIDE FENCE:REAR	U004_S002_S001	52
M0263323	COLLAR:TONER SUPPLY	U005_S006	18
		U005_S007	18
		U005_S008	18
		U005_S009	18
M0263343	TORSION SPRING:STOPPER:RIGH T	U005_S001	19
M0263344	TORSION SPRING:STOPPER:LEFT	U005_S001	20
M0264041	TORSION SPRING:STRIPPER PLA TE	U010_S001	45
M0264106	FUSING BELT	U010_S001	46
M0264163	HOUSING:THERMOSTAT	U010_S001	47
M0264167	HOUSING:THERMOSTAT:PRESSU RE	U010_S001	48
M0264172	ELECTRODE PLATE:THERMOSTA T	U010_S001	49
M0264198	LEVER:PRESSURE:FRONT	U010_S001	50
M0264206	LEVER:PRESSURE RELEASE:FRO NT	U010_S001	51
M0264218	LEVER:PRESSURE:REAR	U010_S001	52
M0264226	LEVER:PRESSURE RELEASE:REA R	U010_S001	53
M0264245	BRACKET:HEATER:FUSING:FRON T	U010_S001	54
M0264247	BRACKET:HEATER:FUSING:REAR	U010_S001	55
M0264252	BRACKET:HEATER:PRESSURE:RE AR	U010_S001	56
M0264253	BRACKET:HEATER:PRESSURE:FR ONT	U010_S001	57
M0264283	FUSING ENTRANCE GUIDE PLATE	U010_S001	58
M0264287	FUSING COVER:LOWER	U010_S001	59
M0264291	GUIDE PLATE:FUSING EXIT:ASS'Y	U010_S001	60
M0264296	DECAL:H-TEMP WARNING:FUSIN G:1	U010_S001_S001	61
M0264297	DECAL:H-TEMP WARNING:FUSIN G:2	U010_S001_S001	62
M0264308	BRACKET:THERMISTOR:PRESSU	U010_S001	63

*WWW.SERVICE-MANUAL.NET*



## Exclusive Parts

Number	Part Name	Group	ID
	RE:ASS'Y		
M0264312	STRIPPER PLATE:COAT	U010_S001	64
M0264336	ELECTRODE PLATE:REAR:M3	U010_S001	65
M0264337	ELECTRODE PLATE:REAR:M4	U010_S001	66
M0264338	ELECTRODE PLATE:TERMINAL:PRESSURE	U010_S001	67
M0264352	ELECTRODE PLATE:THERMOSTAT	U010_S001	49
M0264354	BRACKET:TERMINAL:PRESSURE	U010_S001	68
M0264357	TERMINAL:REAR	U010_S001	69
M0264359	TERMINAL:PRESSURE	U010_S001	70
M0264479	TAPPING SCREW:3X10:DIA10	U013	22
M0264491	DISCHARGE BRUSH:EXIT	U013	23
M0264493	SHAFT:DRIVEN:AUXILIARY:EXIT	U013	24
M0264494	SHAFT:DRIVEN:EXIT	U013	25
M0264496	COMPRESSION SPRING:DRIVEN ROLLER:EXIT	U013	26
M0264585	PULLEY:TRANSPORT ROLLER:DUPLEX:T26	U012	46
M0264586	PULLEY:CONNECTING:T24/T24	U012	47
M0265152	PCB:RFID-AFE:K	U005	21
M0265158	PCB:RFID-AFE:M	U005	22
M0265166	PCB:RFID-AFE:C	U005	23
M0265168	PCB:RFID-AFE:Y	U005	24
M0265810	COVER:HARNESS:DRIVE	U014	51
M0265861	GRIP:CONTROL BOARD:GLAY	U016	17
M0265881	INSULATING SHEET:POWER PACK	U015	38
M0265882	TERMINAL:DEVELOPMENT	U015	39
M0265884	SPRING PLATE:CHARGE	U015	40
M0265886	SPRING PLATE:DEVELOPMENT	U015	41
M0265887	TERMINAL:TRANSFER UNIT	U015	42
M0265888	TERMINAL:POWER PACK	U015	43
M0265889	WIRE:HIGH VOLTAGE:DEVELOPMENT:K	U015	44
M0265891	WIRE:HIGH VOLTAGE:DEVELOPMENT:C	U015	45
M0265892	WIRE:HIGH VOLTAGE:DEVELOPMENT	U015	46

Number	Part Name	Group	ID
	ENT:M		
M0265893	WIRE:HIGH VOLTAGE:DEVELOPMENT:Y	U015	47
M0265895	PLATE:SPRING PLATE:DEVELOPMENT	U015	48
M0265897	PLATE:SPRING PLATE:CHARGE	U015	49
M0266123	COLLAR:ROLLER	U004_S001	53
M0266124	FLAT BELT-TRANSFER:ASS'Y	U007	9
<b>M0266150</b>	<b>HOLDER:ENCODER:ASS'Y</b>	<b>U007</b>	<b>16</b>
<b>M0266152</b>	<b>COVER:ENCODER</b>	<b>U007</b>	<b>17</b>
<b>M0266153</b>	<b>PCB:INTERMEDIATE TRANSFER:ENCODER</b>	<b>U007</b>	<b>18</b>
<b>M0266154</b>	<b>DISC:ENCODER:150LPI:250CT</b>	<b>U007</b>	<b>19</b>
<b>M0266155</b>	<b>COLLAR:ENCODER</b>	<b>U007</b>	<b>20</b>
<b>M0266166</b>	<b>DENSITY SENSOR:ASS'Y</b>	<b>U008</b>	<b>26</b>
M0266290	HOLDER:LEVER:PRESSURE:TRANSFER	U008	15
M0266291	COVER:POWER PACK:TRANSFER UNIT	U008	16
M0266294	GUIDE PLATE:TRANSFER ROLLER:UPPER	U008	17
M0266301	LEVER:ON-OFF:TRANSFER UNIT	U008	18
M0266302	RAIL:MAIN:ASS'Y	U008_S001	19
M0266329	SHUTTER:DENSITY SENSOR	U008	20
M0266332	INSULATING SHEET:DENSITY SENSOR	U008	21
M0266333	HOLDER:DENSITY SENSOR	U008	22
M0266351	RAIL:CLEANING UNIT	U017	35
M0266356	GROUND PLATE:TRANSFER:SECOND	U008	24
M0266365	DECAL:WARNING (HIGH VOLTAGE)	U012	48
<b>M0266463</b>	<b>FEELER:USED TONER SENSOR</b>	<b>U009</b>	<b>15</b>
<b>M0266467</b>	<b>ENTRANCE SEAL:COLLECTION BOTTLE:INTERMEDIATE TRANSFER:ASS'Y</b>	<b>U009</b>	<b>16</b>
M0266481	GEAR:IDLER:COLLECTION BOTTLE:20Z	U009	8

*WWW.SERVICE-MANUAL.NET*

## Exclusive Parts

Number	Part Name	Group	ID
M0266482	GEAR:IDLER:DC MOTOR:30Z	U009	9
M0266485	DC MOTOR:2.64W	U009	10
M0266885	DECAL:MAIN SWITCH:ON-STANDBY:EU	U001	16
M0281031	DC MOTOR:ON-OFF:1.56W	U014	52
		U014_S001	52
M0281148	SHAFT:ON-OFF:SECOND:PRESS FIT	U014_S004	53
M0281178	DC STEPPER MOTOR:REVERSE:0.94W	U013	27
M0525551	PCB:SENSOR	U004	54
M0655715	PCB:CTL:EXP:(for M065)	U016	18
M0656861	DECAL:MODEL NAME PLATE:M065:RIC:(for M065)	U002	5
M0660600	ITB UNIT	U007	10
<b>M0661054</b>	<b>FRAME:LEFT LOWER</b>	<b>U017</b>	<b>60</b>
M0661057	GUIDE PLATE:FUSING:LEFT	U017	36
<b>M0661064</b>	<b>FRAME:RIGHT LOWER</b>	<b>U017</b>	<b>61</b>
M0661065	RAIL:OPTICAL WRITING MD:RIGHT	U017	37
M0661067	GUIDE PLATE:FUSING:RIGHT	U017	38
M0661085	COVER:LEFT LOWER:SMALL	U017	39
M0661086	INNER COVER:DRAWER:INNER BACK	U017	40
M0661091	HINGE:DUPLEX:LEFT:ASS'Y	U017	41
M0661095	HINGE:DUPLEX:RIGHT:ASS'Y	U017	42
M0661096	INNER COVER:DRAWER:FRONT	U017	43
M0661102	DUCT:FUSING	U017	44
M0661104	DUCT:DEVELOPMENT:RIGHT	U017	45
M0661106	DUCT:DRIVE	U017	46
M0661107	DUCT:DEVELOPMENT:LEFT	U017	47
M0661111	DUCT:OPTICAL WRITING MD	U015	50
M0661113	DUCT:EXIT	U017	48
M0661114	BRACKET:PROTECT:HINGE:DUPL EX:RIGHT	U017	49
M0661116	DUCT:TONER SUPPLY	U017	50
M0661117	BRACKET:PROTECT:HINGE:DUPL EX:LEFT	U017	51

Number	Part Name	Group	ID
M0661125	BRACKET:TRANSPORT:NO.1:ASS'Y	U014_S002	54
M0661130	BRACKET:TRANSPORT:NO.2:SUB-ASS'Y	U014_S003	55
M0661135	SHAFT:TRANSPORT	U014	56
M0661137	SHAFT:PAPER FEED	U014	57
M0661150	DRIVE UNIT:DRUM:DEVELOPMENT:TRANSFER:ASS'Y	U014_S001	58
M0661165	DRIVE UNIT:PAPER EXIT SUB-UNIT:NO.1:ASS'Y	U014	59
M0661169	BRACKET:DRIVE UNIT:PAPER EXIT SUB-UNIT:NO.2:ASS'Y	U014	60
M0661176	BRACKET:ON-OFF:SECOND:SUB-ASS'Y	U014	61
M0661186	GUIDE:HARNESS:NO.1	U014	62
M0661187	GUIDE:HARNESS:NO.2	U014	63
M0661188	PULLEY:DRIVE UNIT:FUSING SUB-UNIT:TIGHTENER	U014	64
<b>M0661250</b>	<b>COVER:EXIT</b>	<b>U001</b>	<b>49</b>
M0661252	INNER COVER:RIGHT FRONT	U001	17
M0661253	CAP:INNER COVER:RIGHT FRONT	U001	18
M0661254	COVER:RIGHT	U001	19
M0661255	COVER:UPPER	U001	20
M0661258	INNER COVER:LEFT FRONT	U001	21
M0661260	INNER COVER:LEFT LOWER	U001	22
M0661262	INNER COVER:LEFT REAR	U001	23
M0661263	COVER:LEFT	U001	24
M0661264	COVER:LEFT:SMALL	U001	25
M0661265	PLATE:CONTACT POINT:COVER:LEFT	U001	26
M0661267	COVER:REAR:SMALL	U001	27
M0661271	COIL SPRING:HINGE	U001	28
M0661272	SHAFT:HINGE:COVER:EXIT	U001	29
M0661273	BRACKET:HINGE:UPPER	U001	30
M0661274	BRACKET:HINGE:LOWER	U001	31
M0661275	CAM:HINGE:COVER:EXIT	U001	32
M0661276	COVER:REAR	U001	33
M0661277	COVER:HINGE:EXIT	U001	34

## Exclusive Parts

Number	Part Name	Group	ID
M0661278	CAP:BRACKET:HINGE	U001	35
M0661279	COVER:EXIT:LOWER	U001	36
M0661280	BRACKET:COVER:UPPER:LEFT	U001	37
M0661282	BRACKET:COVER:RIGHT:FRONT	U001	38
M0661283	INNER COVER:RIGHT REAR	U001	39
M0661284	LOUVER:COVER:RIGHT	U001	40
M0661285	LOUVER:COVER:RIGHT:FRONT	U001	41
M0661286	FILTER:DEVELOPMENT:ASS'Y	U001	42
M0661288	INNER COVER:RACK	U001	43
M0661291	FILTER:TONER SUPPLY	U001	44
M0661292	FILTER:DRIVE	U001	45
M0661293	SPRING PLATE	U001	46
M0661303	DRUM STAY:PCU:ASS'Y	U017_S001	52
M0661311	LEVER:LOCK:DRUM STAY	U017_S001	53
M0661351	DECAL:DRUM STAY:OPERATE	U017	54
M0661352	DECAL:OPERATE:CAUTION	U017	55
M0661353	DECAL:GUIDE:MAINTENANCE	U017	56
M0661354	DECAL:OPERATE:LOCK	U017	57
M0661355	DECAL:OPERATE:UN LOCK	U017	58
M0661356	DECAL:DRUM STAY:LEVER	U017	59
M0661360	DECAL:OPERATE:TONER SUPPLY :EXP	U001	47
M0661361	DECAL:OPERATE:COVER:LEFT	U001	48
M0661401	OPERATION SUB-UNIT	U002_S001	6
M0661855	OPTICAL WRITING UNIT:SERVICE PARTS	U003_S001	9
<b>M0661972</b>	<b>STAY:CLEANER:SHIELD GLASS:ASS'Y</b>	<b>U003_S001</b>	<b>16</b>
M0661986	DC MOTOR:SHUTTER:ASS'Y	U003	10
M0661988	BRACKET:STUD:SHUTTER:ASS'Y	U003	11
M0661990	COVER:BRACKET:SHUTTER	U003	12
M0661994	GEAR:SHUTTER	U003	13
M0661995	FEELER:SHUTTER	U003	14
M0661998	SEAL:OPTICAL WRITING MD:SHUT TER	U003	15
M0662011	PCDU:C	U006	1
M0662012	PCDU:M	U006	2
M0662013	PCDU:Y	U006	3

Number	Part Name	Group	ID
M0662550	PAPER FEED UNIT	U004_S001	55
M0662556	PAPER TRAY:ASS'Y	U004_S002	56
M0662561	GROUND PLATE:FEED	U004_S001	57
M0662562	BRACKET:PAPER VOLUME SENS OR	U004_S001	58
M0662565	GEAR:ROLLER:VERTICAL TRANS PORT	U004_S001	59
M0662566	GEAR:IDLER:VERTICAL TRANSP ORT	U004_S001	60
M0662567	COVER:GEAR:IDLER:VERTICAL T RANSPORT	U004_S001	61
M0662568	ARM:PICKUP	U004_S001	62
M0662570	FEELER:PAPER VOLUME SENSOR	U004_S001	63
M0662571	GROUND PLATE:FRONT	U004_S001	64
M0662574	PLATE:RISE:ASS'Y	U004	65
M0662584	GEAR:SWIVEL:RISE:CONTACT PO INT	U004	66
M0662586	GEAR:IDLER:RISE:NO.1	U004	67
M0662587	GEAR:IDLER:RISE:NO.2	U004	68
M0662588	BRACKET:SWIVEL:RISE	U004	69
M0662592	BRACKET:PAPER FEED UNIT	U004	70
M0662593	SHAFT:PAPER END	U004_S001	71
M0662595	INNER COVER:PAPER SIZE SENS OR	U004	72
M0662596	COVER:RISE	U004	73
M0662597	SIDE FENCE:RIGHT:ASS'Y	U004_S002_S001	74
M0662602	GUIDE PLATE:SEPARATE:PAPER TRAY	U004_S002	75
M0662608	GEAR:SHAFT:RISE	U004_S002	76
M0662609	GEAR:IDLER:RISE	U004_S002	77
M0662610	GEAR:COUPLING:RISE	U004_S002	78
M0662613	SIDE FENCE:LEFT:ASS'Y	U004_S002_S002	79
M0662615	LEVER:SIDE FENCE:RIGHT	U004_S002_S001	80
M0662621	BASE:END FENCE	U004_S002	81
M0662622	LEVER:END FENCE	U004_S002	82
M0662624	SHAFT:RISE:ASS'Y	U004_S002	83
M0662625	SHAFT:SEPARATE:DRIVE:ASS'Y	U004_S002	84
M0662627	SHAFT:SEPARATE:DRIVEN:ASS'Y	U004_S002	85

*WWW.SERVICE-MANUAL.NET*

## Exclusive Parts

Number	Part Name	Group	ID
M0662629	COVER:PAPER TRAY:FRONT	U004_S002	86
M0662630	PAPER VOLUME SENSOR BOARD:BASE	U004_S002	87
M0662631	PAPER SIZE SENSOR BOARD	U004_S002	88
M0662632	GRIP:PAPER TRAY	U004_S002	89
M0662635	BRACKET:DRIVE:SEPARATE:ASS'Y	U004_S002	90
M0662638	GEAR:SWIVEL:SEPARATE	U004_S002	91
M0662639	BUSHING:SEPARATE:CONTACT POINT	U004 U004_S002	92 92
M0662642	COVER:SEPARATE:DRIVE	U004_S002	93
M0662643	LEVER:RISE	U004_S002	94
M0662647	SPRING PLATE:PAPER TRAY:ASS'Y	U004	95
M0662678	GUIDE:VERTICAL TRANSPORT	U012	49
M0662680	TENSION SPRING:END FENCE	U004_S002	96
M0662682	ROLLER:VERTICAL TRANSPORT:DRIVE	U004_S001	97
M0662683	SHAFT:FEED	U004_S001	98
M0662684	FEELER:PAPER END	U004_S001	99
M0662685	COVER:HARNESS:PAPER FEED UNIT	U004	100
M0662687	COMPRESSION SPRING:SEPARATE:PRESSURE	U004_S002	101
M0662688	COMPRESSION SPRING:LEVER:SIDE FENCE	U004_S002_S001	102
M0662689	TENSION SPRING:SEPARATE:SWIVEL	U004_S002	103
M0662691	DC SOLENOID:PICKUP:ASS'Y	U004_S001_S001	104
M0662695	TENSION SPRING:RISE	U004	105
M0662697	COMPRESSION SPRING:PICKUP:PRESSURE	U004_S001	106
M0662703	GUIDE PLATE:MANUAL FEED:LOWER	U011_S001	18
M0662704	COVER:MANUAL FEED TABLE	U011_S002	19
<b>M0662708</b>	<b>MANUAL FEED TABLE:ASS'Y</b>	<b>U011_S002</b>	<b>43</b>
M0662709	MANUAL FEED UNIT	U011_S001	20
M0662719	GEAR:DRIVE:MANUAL FEED	U011_S001	21

Number	Part Name	Group	ID
M0662723	TRAY BOTTOM PLATE:MANUAL FEED:SUB-ASS'Y	U011_S001	22
M0662725	GUIDE:BASE:RIGHT	U011_S001	23
M0662726	GUIDE:BASE:LEFT	U011_S001	24
M0662734	MANUAL FEED TABLE	U011_S002	25
M0662735	SIDE FENCE:RIGHT	U011_S002	26
M0662736	SIDE FENCE:LEFT	U011_S002	27
M0662737	RACK:SIDE FENCE	U011_S002	28
M0662739	EXTENSION TRAY:MANUAL FEED	U011_S002	29
M0662743	FRICTION PAD:MANUAL FEED TABLE:18X7.5	U011_S002	30
M0662744	LINK:MANUAL FEED TABLE	U011_S002	31
M0662746	DECAL:SCALE:MANUAL FEED	U011_S002	32
M0662747	DECAL:TRAY:MANUAL FEED:PAPER	U011_S002	33
M0662748	DECAL:TRAY:MANUAL FEED:PAPER SET DIRECTION	U011_S002	34
M0662749	OIL DAMPER:STRAIGHT:30N	U011_S002	35
M0662751	DECAL:MANUAL FEED:CAUTION:SET	U012	50
M0662771	HOLDER:MANUAL FEED:ASS'Y	U011_S001	36
M0662772	GROUND PLATE:MANUAL FEED	U011_S001	37
M0662773	GUIDE PLATE:MANUAL FEED:UPPER:ASS'Y	U011_S001	38
M0662778	FEELER:PAPER END:MANUAL FEED	U011_S001	39
M0662779	HOLDER:FEELER:MANUAL FEED	U011_S001	40
M0662783	CAM:MANUAL FEED	U011_S001	41
M0662784	ROLLER:GUIDE:MANUAL FEED	U011_S001	42
M0662850	DC MOTOR:RISE:2.6W	U004	107
M0662852	SHAFT:SWIVEL:RISE:ASS'Y	U004	108
M0662855	GUIDE PLATE:PAPER TRAY	U004_S002	109
M0662856	TRAY BOTTOM PLATE:ASS'Y	U004_S002_S003	110
M0662858	COVER:PAPER SIZE SENSOR BOARD	U004_S002	111
M0662860	LEVER:PAPER VOLUME SENSOR	U004_S002	112
M0662861	COIL SPRING:EARTH:PAPER TRAY	U004_S002	113

## Exclusive Parts

Number	Part Name	Group	ID
M0662865	GROUND PLATE:SEPARATE:PAPER TRAY	U004_S002	114
M0662866	GROUND PLATE:PAPER TRAY	U004	115
M0662867	GUIDE PLATE:VERTICAL TRANSPORT	U012	51
M0662868	COVER:RISE:PAPER TRAY	U004_S002	116
M0662869	COMPRESSION SPRING:PLATE:SIDE FENCE:FRONT	U004_S002_S002	117
M0662873	PLATE:SIDE FENCE:FRONT	U004_S002_S001	118
		U004_S002_S002	118
M0662874	COMPRESSION SPRING:PLATE:SIDE FENCE:REAR	U004_S002_S002	119
M0662875	RING:GEAR:SEPARATE:SWIVEL	U004_S002	120
M0662876	BRACKET:PHOTOINTERRUPTOR:PAPER VOLUME	U004_S001	121
M0662877	COLLAR:RISE:PAPER TRAY	U004_S002	122
M0662879	PLATE:SIDE FENCE:REAR	U004_S002_S002	123
M0662880	STOPPER:END FENCE	U004_S002	124
M0662881	SHEET:OPPOSED:PHOTO REFLECTION SENSOR	U012	52
M0662890	DECAL:PAPER SET DIRECTION:TRAY:RIGHT	U004_S002	125
M0662891	DECAL:PAPER SET DIRECTION:TRAY:LEFT	U004_S002	126
M0662892	DECAL:PAPER TRAY:SIZE INDICATION	ACCESSORIES	2
M0662899	GEAR:SWIVEL:RISE:COUPLING:NO.1	U004	127
M0663202	BASE:TONER SUPPLY:ASS'Y	U005_S001	25
M0663206	GROUND PLATE:DRIVE:TONER SUPPLY	U005_S001	26
M0663231	TORSION SPRING:STOPPER:TONER CARTRIDGE:RIGHT	U005	27
M0663232	TORSION SPRING:STOPPER:TONER CARTRIDGE:LEFT	U005	28
M0663250	TONER HOPPER:TONER SUPPLY:ASS'Y	U005_S002	29
		U005_S003	29
		U005_S004	29

Number	Part Name	Group	ID
		U005_S005	29
M0663270	DRIVE UNIT:TONER SUPPLY	U005_S006	30
		U005_S007	30
		U005_S008	30
		U005_S009	30
M0663293	BRACKET:PCB:RFID-CPU	U005	31
M0663294	GROUND PLATE:PCB:RFID	U005	32
M0663340	GUIDE:TONER CARTRIDGE	U005	33
<b>M0664012</b>	<b>FUSING UNIT:EU:MAINTENANCE:ASS'Y</b>	<b>U010_S001</b>	<b>78</b>
M0664282	FUSING COVER:UPPER:ASS'Y	U010_S001_S002	71
M0664295	FUSING COVER:RIGHT:ASS'Y	U010_S001_S001	72
M0664392	DECAL:PICK-UP PAPER JAM:FUSING	U010_S001_S001	73
M0664393	DECAL:H-TEMP WARNING:FUSING:G:3	U010_S001_S001	74
M0664394	DECAL:GRIP:FUSING UNIT:LEFT	U010_S001_S002	75
M0664395	DECAL:GRIP:FUSING UNIT:RIGHT	U010_S001_S002	76
M0664396	DECAL:DESIGN SKETCH:PULL OUT:FUSING UNIT	U010_S001_S001	77
M0664441	DC SOLENOID:EXIT:ASS'Y	U013	28
M0664450	GUIDE:EXIT:UPPER	U013	29
M0664451	GUIDE:EXIT:LOWER	U013	30
M0664452	REVERSE ROLLER	U013	31
M0664453	EXIT ROLLER	U013	32
M0664454	TRANSPORT ROLLER:EXIT	U013	33
M0664455	GROUND PLATE:DCSOL:EXIT	U013	34
M0664458	GEAR:PULLEY:Z18/T20	U013	35
M0664459	GEAR:REVERSE:Z18	U013	36
M0664463	LEVER:GATE PAWL:DC SOLENOID	U013	37
M0664465	GATE PAWL:EXIT	U013	38
M0664466	GROUND PLATE:BRACKET:SENSOR:EXIT	U013	39
M0664467	TENSION SPRING:GATE PAWL	U013	40
M0664471	GUIDE PLATE:REVERSE:UPPER	U013	41
M0664472	GUIDE PLATE:REVERSE:LOWER	U013	42
M0664476	BRACKET:REVERSE:DRIVE	U013	43
M0664482	GEAR:IDLER:REVERSE	U013	44

*WWW.SERVICE-MANUAL.NET*

## Exclusive Parts

Number	Part Name	Group	ID
M0664483	SHAFT:FEELER:OVERFLOW	U013	45
M0664485	FEELER:OVERFLOW	U013	46
M0664486	GROUND PLATE:PAPER EXIT UNIT	U013	47
M0664493	SHAFT:DRIVEN:REVERSE ROLLER	U013	48
M0664496	COMPRESSION SPRING:DRIVEN ROLLER:REVERSE	U013	49
M0664498	SYNCHRONOUS BELT:30S2M162	U013	50
M0664600	COVER:INNER	U012	53
M0664601	GROUND PLATE:SENSOR:DUPLICATE:EXIT	U012	54
M0664602	GROUND PLATE:DISCHARGE	U012	55
M0664606	PRESSURE PLATE:COVER:INNER	U012	56
M0664650	COVER:OUTER	U012	57
M0664661	DUCT:EXIT:LEFT	U012	58
M0664663	DUCT:EXIT:RIGHT	U012	59
M0664664	SEAL:DUPLEX:DUCT	U012	60
M0664673	LEVER:SAFETY SWITCH:DUPLEX	U012	61
M0664680	GUIDE PLATE:DUPLEX	U012	62
M0664682	INNER COVER:SIDE PLATE:RIGHT	U012	63
M0664683	STOPPER:GUIDE:INNER	U012	64
M0664684	COMPRESSION SPRING:STOPPER:GUIDE:INNER:10N	U012	65
M0664685	GROUND PLATE:DUPLEX	U012	66
M0664702	LEVER:PRESSURE RELEASE:LEFT	U012	67
M0664703	HOLDER:LEFT	U012	68
M0664712	LEVER:PRESSURE RELEASE:RIGHT	U012	69
M0664713	HOLDER:RIGHT	U012	70
M0664716	HINGE:DUPLEX:CONTACT POINT:RIGHT	U012	71
M0664717	HINGE:DUPLEX:CONTACT POINT:LEFT	U012	72
M0664723	LEVER:LOCK:OUTER	U012	73
M0664724	GRIP:LEVER:LEFT	U012	74
M0664725	GRIP:LEVER:RIGHT	U012	75

Number	Part Name	Group	ID
M0664731	DC STEPPER MOTOR:MANUAL FEED:1.6W	U012	76
M0664742	GUIDE:HARNES:DUPL	U012	77
M0664817	GASKET:RFSG-070130:24	U012	78
M0664861	LINK:DUPLEX:MAIN	U012	79
M0664862	LINK:DUPLEX	U012	80
M0664864	BRACKET:DAMPER:RIGHT	U012	81
M0664866	STOPPER:DUPLEX:LEFT	U012	82
M0664867	TORSION SPRING:DAMPER:DUPLICATE:63N	U012	83
M0664868	TORSION SPRING:LINK:DUPLEX:RIGHT	U012	84
M0664869	SHAFT:STOPPER:DUPLEX:LEFT	U012	85
M0665101	PCB:BCU	U015	51
M0665124	PCB:BRIDGE	U015	52
<b>M0665150</b>	<b>PCB:RFID-CPU</b>	<b>U005</b>	<b>35</b>
M0665715	PCB:CTL:EXP:(for M066)	U016	19
M0665812	SHADEING PLATE:RACK	U015	53
M0665817	GUIDE RAIL:CONTROL UNIT	U015	54
M0665818	GASKET:CTL	U015	55
M0665819	GASKET:RFSG-050100:50	U015	56
M0665822	BRACKET:MAIN SWITCH	U015	57
M0665833	PANEL:CONTROL BOARD	U016	20
M0665836	BRACKET:CHOKE COIL	U015	58
M0665837	GUIDE:HARNES:RIGHT REAR	U015	59
M0665838	GUIDE:HARNES:BCU	U015	60
M0665845	DC FAN	U016	21
M0665851	GUIDE:HARNES:POWER PACK	U015	61
M0665852	BRACKET:HEATER:DEHUMIDIFIER	U015	62
M0665883	HOLDER:TERMINAL:DEVELOPMENT	U015	63
M0665884	LEVER:SAFETY SWITCH	U015	64
M0665885	BRACKET:SAFETY SWITCH	U015	65
M0665887	LEVER:SAFETY SWITCH:FRONT	U015	66
M0665892	BRACKET:LEVER:SAFETY SWITCH	U015	67
M0665893	SPRING PLATE:LEVER	U015	68
M0665894	INNER COVER:TERMINAL	U015	69

*WWW.SERVICE-MANUAL.NET*

## Exclusive Parts

Number	Part Name	Group	ID
M0666200	TRANSFER/SEPARATION UNIT	U008	25
M0666483	SHAFT:GEAR:IDLER:COLLECTION BOTTLE	U009	11
M0666484	COLLAR:IDLER:COLLECTION BOTTLE	U009	12
M0666490	BRACKET:DRIVE:COLLECTION BOTTLE	U009	13
M0666861	DECAL:MODEL NAME PLATE:M066:RIC:(for M066)	U002	7
M0668426	SD-CARD:ELP-NX:ASS'Y	ACCESSORIES	3
<b>M0669590</b>	<b>NVRAM - ZERO COUNTER</b>	<b>U016</b>	<b>25</b>
M3085130	HDD:80GB:MHZ2080BH:FUJITSU	U016	24
M3842586	GEAR:SWIVEL:RISE:COUPLING:NO.2	U004	128
M3842587	COLLAR:GEAR:RISE	U004	129
N6074550	CHOKE COIL:RITL-0107	U015	70
VSSM9000	DIGITAL MULTIMETER-FLUKE189/FVF	SPECIAL TOOLS	9

## Standard Parts



03530030N  
SCREW:M3X3



03530050N  
SCREW-M3X5



03530060N  
BIND SCREW - M3X6



03530080N  
SCREW:M3X8



03603006N  
SCREW - M3X6



04503010N  
TAPPING SCREW - M3X10



04503025N  
TAPPING SCREW:3X25



04503035N  
TAPPING SCREW:3X35



04513006N  
TAPPING SCREW - 3X6



04513008N  
TAPPING SCREW - M3X8



04513014N  
TAPPING SCREW:3X14




04523010N  
BINDING SELF-TAPPING SCREW:3X10



04523012N  
BINDING SELF-TAPPING SCREW:M3X12




04533006N  
TAPPING SCREW - M3X6



04543006N  
TAPPING SCREW:ROUND POINT:3X6



04543006Q  
TAPPING SCREW - M3X6



04543008N  
TAPPING SCREW:ROUND POINT:3X8



04543008Q  
TAPPING SCREW:3X8




04543012N  
TAPPING SCREW:ROUND POINT:3X12



04543025Q  
TAPPING SCREW:ROUND POINT:3X25



06320120G  
PARALLEL PIN - 2X12



07074060N  
BUSHING:DIA4X6



07200030E  
RETAINING RING - M3



07200040E  
RETAINING RING - M4



07200060E  
RETAINING RING - M6



07250120E  
RETAINING RING C - M12



07250170E  
RETAINING RING C - M17



07250200E  
RETAINING RING C - M20




## Standard Parts




07270080E  
RETAINING RING - M8



07330408  
BUSHING:4X8



07403008  
BALL BEARING - 8X22X7



07403808  
BALL BEARING - 8X16X5MM




08010236  
HEXAGONAL BOLT:DOUBLE  
SCREW:M4X8



08010237  
HEXAGONAL BOLT:DOUBLE  
SCREW:M4X12




08025305  
TAPPING SCREW - M3X6



08025317  
BINDING HEAD TAPPING SC  
REW:ES:3X8



08025318  
BINDING HEAD TAPPING SC  
REW:ES:3X10




08025319  
HEXAGON HEAD TAPPING S  
CREW:ES:3X8



08025320  
HEXAGON HEAD TAPPING S  
CREW:ES:3X10



08025322  
HEXAGON HEAD TAPPING S  
CREW:ES:3X12



08046127  
HEXAGONAL BOLT:DOUBLE  
SCREW:M3X8



08046128  
HEXAGONAL BOLT:DOUBLE  
SCREW:M3X10



08050088  
RETAINING RING - M6



08050089  
RETAINING RING - M4



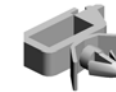
08050092  
RETAINING RING - 3M



09543010N  
SCREW:POLISHED ROUND/  
SPRING:M3X10



11050328  
HARNESS CLAMP - ES-0505



11050487  
HARNESS CLAMP



11050488  
HARNESS CLAMP




11050508  
HARNESS CLAMP - LWS-071  
1



11050511  
HARNESS CLAMP - LWS-030  
6ZC



11050516  
CLAMP




11050517  
HARNESS CLAMP - LWS-211  
1Z



11050522  
EDGE SADDLE - LES0510



11050534  
CLAMP



11050551  
CLAMP:LES-0505

## Standard Parts



11050692  
CLAMP:LES-0503



11050713  
CLAMP:LWSM-0306H GRAY



11050723  
CLAMPS:WES-0507



11050724  
CLAMPS:WES-1210



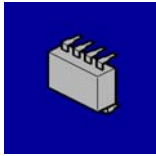
11500432  
POWER SUPPLY CODE:250V  
:10A:EU



12042521  
MICRO SWITCH



12042537  
ROCKER SWITCH:AC250V/10  
A:BLACK



14077153  
EEPROM:AT24C64C-PU:64K

## Design Change List

Number	Title	Set	Old Part		New Part		Index No.		Q'ty	Interchg		Reason	Cut-in S/N
			P/N	Name	P/N	Name	Group	ID		Indiv.	Set		
201104-01	1104 Modification	-	M0669591	NVRAM - ZERO COUNTER FRAM			U016	22	1				M06527:
201104-02	1104 Modification	-	M0669592	NVRAM - ZERO COUNTER FRAM -2			U016	23	1				M06527:
201104-03	1104 Modification	-			M0669590	NVRAM - ZERO COUNTER	U016	25	1				M06527:
201104-04	1104 Modification	-	M0665154	PCB:RFID-CPU	M0665150	PCB:RFID-CPU	U005	35	1	X/O			M06527:
201104-06	1104 Modification	-			M0662708	MANUAL FEED TABLE:ASS'Y	U011_S002	43	1				M06527:
201104-07	1104 Modification	-			M0661250	COVER:EXIT	U001	49	1				M06527:
201104-08	1104 Modification	-			M0661054	FRAME:LEFT LOWER	U017	60	1				M06527:
201104-09	1104 Modification	-			M0661064	FRAME:RIGHT LOWER	U017	61	1				M06527:
201104-10	1104 Modification												M06527:
201104-11	1104 Modification	-			M0266154	DISC:ENCODER:150LPI:250CT	U007	19	1				M06527:
201104-13	1104 Modification	-	GW230008	TONER END SENSOR			U005_S002	17	1				M06527:
							U005_S003	17	1				
							U005_S004	17	1				
							U005_S005	17	1				
201104-14	1104 Modification	-	D0396134	DC MOTOR:ON-OFF:ASS'Y			U005_S006	8	1				M06527:
							U005_S007	8	1				
							U005_S008	8	1				
							U005_S009	8	1				
201104-15	1104 Modification	-			G1026136	GRIP:INTERMEDIATE TRANSFER:LEFT	U007	12	1				M06527:

## Design Change List

Number	Title	Set	Old Part		New Part		Index No.		Q'ty	Interchg		Reason	Cut-in S/N
			P/N	Name	P/N	Name	Group	ID		Indiv.	Set		
201104-16	1104 Modification	-			G1026137	GRIP:INTERMEDIATE TRANSFER:RIGHT	U007	13	1				M06527:
201104-17	1104 Modification	-			G1026140	COVER:INTERMEDIATE TRANSFER	U007	14	1				M06527:
201104-19	1104 Modification	-			G1026190	GUIDE:FRONT:INTERMEDIATE TRANSFER:ASS'Y	U007	15	1				M06527:
201104-20	1104 Modification	-			G1023865	GUIDE:LEFT:INTERMEDIATE TRANSFER	U007	11	1				M06527:
201104-21	1104 Modification	-			M0266150	HOLDER:ENCODER:ASS'Y	U007	16	1				M06527:
201104-22	1104 Modification	-			M0266152	COVER:ENCODER	U007	17	1				M06527:
201104-23	1104 Modification	-			M0266153	PCB:INTERMEDIATE TRANSFER:ENCODER	U007	18	1				M06527:
201104-24	1104 Modification	-			M0266155	COLLAR:ENCODER	U007	20	1				M06527:
201104-26	1104 Modification	-			M0266463	FEELER:USED TONER SENSOR	U009	15	1				M06527:
201104-28	1104 Modification	-			GA152022	ENTRANCE SEAL:COLLECTION BOTTLE:PCU:ASS'Y	U009	14	4				M06527:
201104-29	1104 Modification	-			M0266467	ENTRANCE SEAL:COLLECTION BOTTLE:INTERME	U009	16	1				M06527:

## Design Change List

Number	Title	Set	Old Part		New Part		Index No.		Q'ty	Interchg		Reason	Cut-in S/N
			P/N	Name	P/N	Name	Group	ID		Indiv.	Set		
		-				DIATE TRANSFER:ASS'Y							
201104-30	1104 Modification	-			M0661972	STAY:CLEANER:SHIELD GLASS:ASS'Y	U003_S001	16	1				M06527:
201104-31	1104 Modification	-			M0664012	FUSING UNIT:EU:MAINTENANCE:ASS'Y	U010_S001	78	1				M06527:
201104-37	1104 Modification (for M066)	-	M0266336	DENSITY SENSOR	M0266166	DENSITY SENSOR:ASS'Y	U008	26	1				M06527: