


**SP 840DN**  
**(M0AN-NA)**  
**Parts Catalog**

Model	Product Code	PC Style
SP 8400DN	M0AN	3D
Attention Light AL3000	M500	Traditional
External NFC Card Reader Bracket Type P11	M512	Traditional
NFC Card Reader Type P11	M512	Traditional
Extended USB Board Type M19	D3BS	Traditional
IEEE 802.11a/g/n Interface Unit Type M19	D3BR	Traditional
IEEE 1284 Interface Board Type M19	D3C0	Traditional
VM CARD Type P13	M513	Traditional
XPS Direct Print Option Type P13	M513	Traditional
IPDS Unit Type P13	M513	Traditional
HDD Option Type P13	M513	Traditional
PostScript3 Unit Type P13	M513	Traditional
Smart Operation Panel	M0AN	Traditional


# Unit All



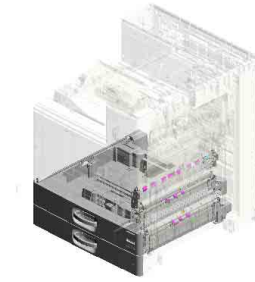
U001  
EXTERIOR




U002  
OPERATION




U003  
LASER UNIT




U004  
PAPER FEED



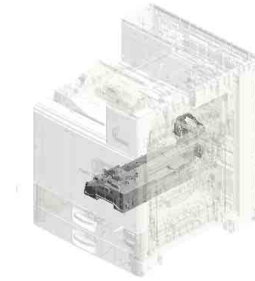
U005  
TONNER SUPPLY




U006  
PCDU




U007  
TRANSFER/SEPARATION



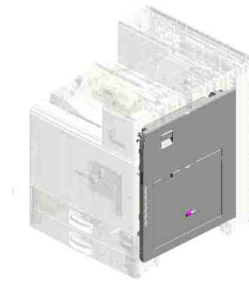
U008  
USED TONER



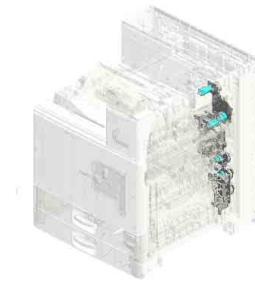
U009  
FUSING



U010  
PAPER EXIT




U011  
DUPLEX




U012  
MAIN DRIVE

# Unit All




U013  
ELECTRICAL



U014  
MAIN FRAME



U015  
ACCESSORIES

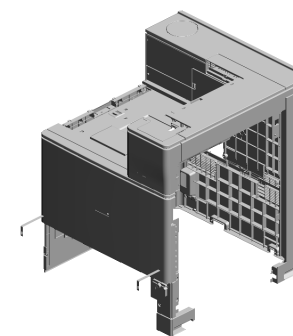


U016  
KIT:HEATER:PHOTOCONDUCTOR



# U001 EXTERIOR

- 3.04543008Q (x9) TAPPING SCREW: 3X8
- 4.04583008N (x15) HEXAGON HEAD TAPPING SCREW: 3X8
- 6.B4081390 (x2) FLAT SCREW: GROOVE TYPE
- 18.D2021231 (x2) COVER: UPPER: FRONT
- 5.AG070513 MAGNET CATCH ONT



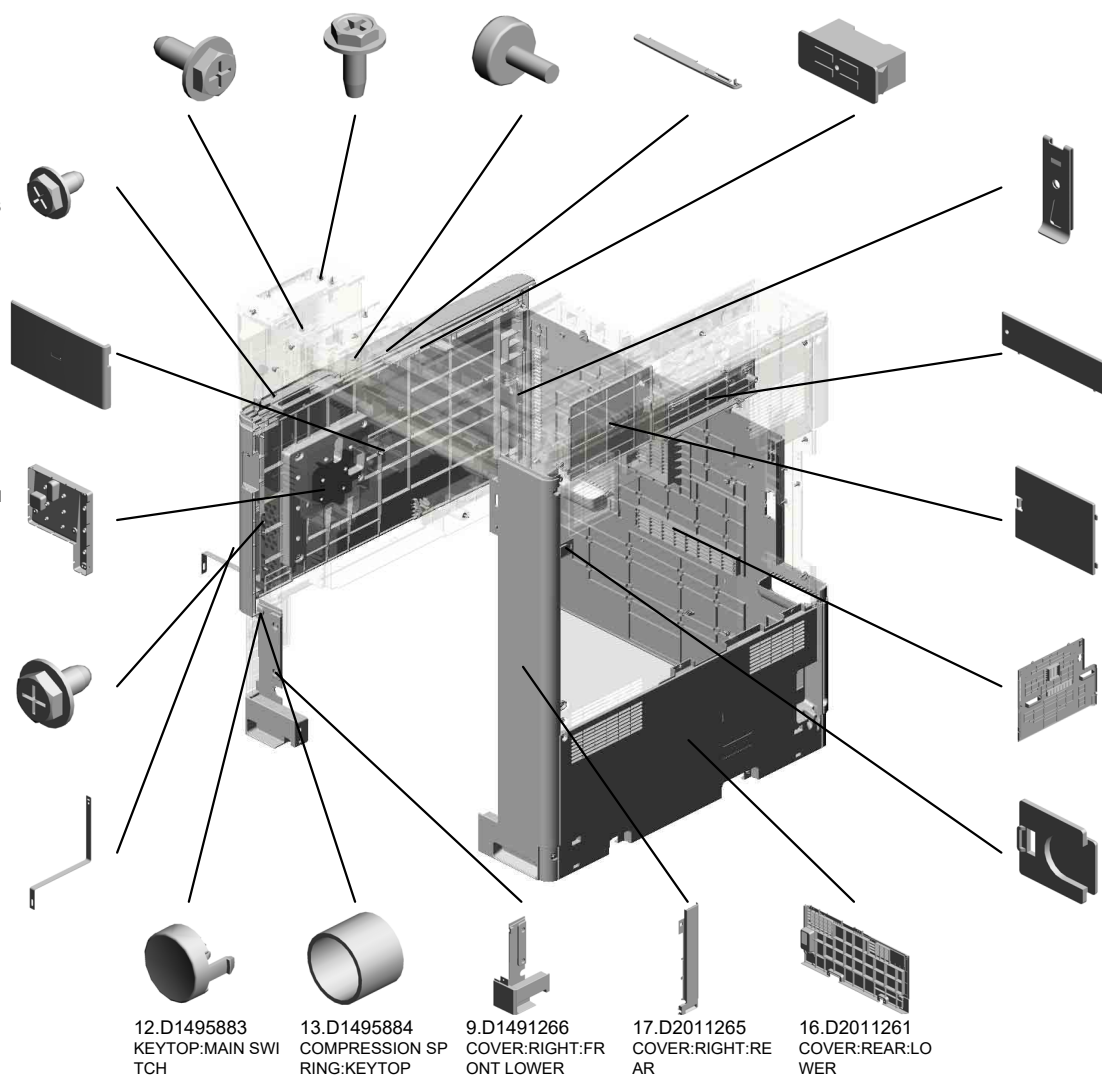
- 2.04543008N (x51) TAPPING SCREW: ROUND POINT: 3X8

- 15.D2011242 DOOR: FRONT

- 14.D2011241 CASE: DOOR: FRONT

- 1.04543006Q (x2) TAPPING SCREW - M3X6

- 19.D2021247 (x2) BAND: STOPPER: DOOR



- 12.D1495883 KEYTOP: MAIN SWITCH
- 13.D1495884 COMPRESSION SPRING: KEYTOP
- 9.D1491266 COVER: RIGHT: FRONT LOWER
- 17.D2011265 COVER: RIGHT: REAR
- 16.D2011261 COVER: REAR: LOWER

- 11.D1491307 (x2) SPRING PLATE: BAND

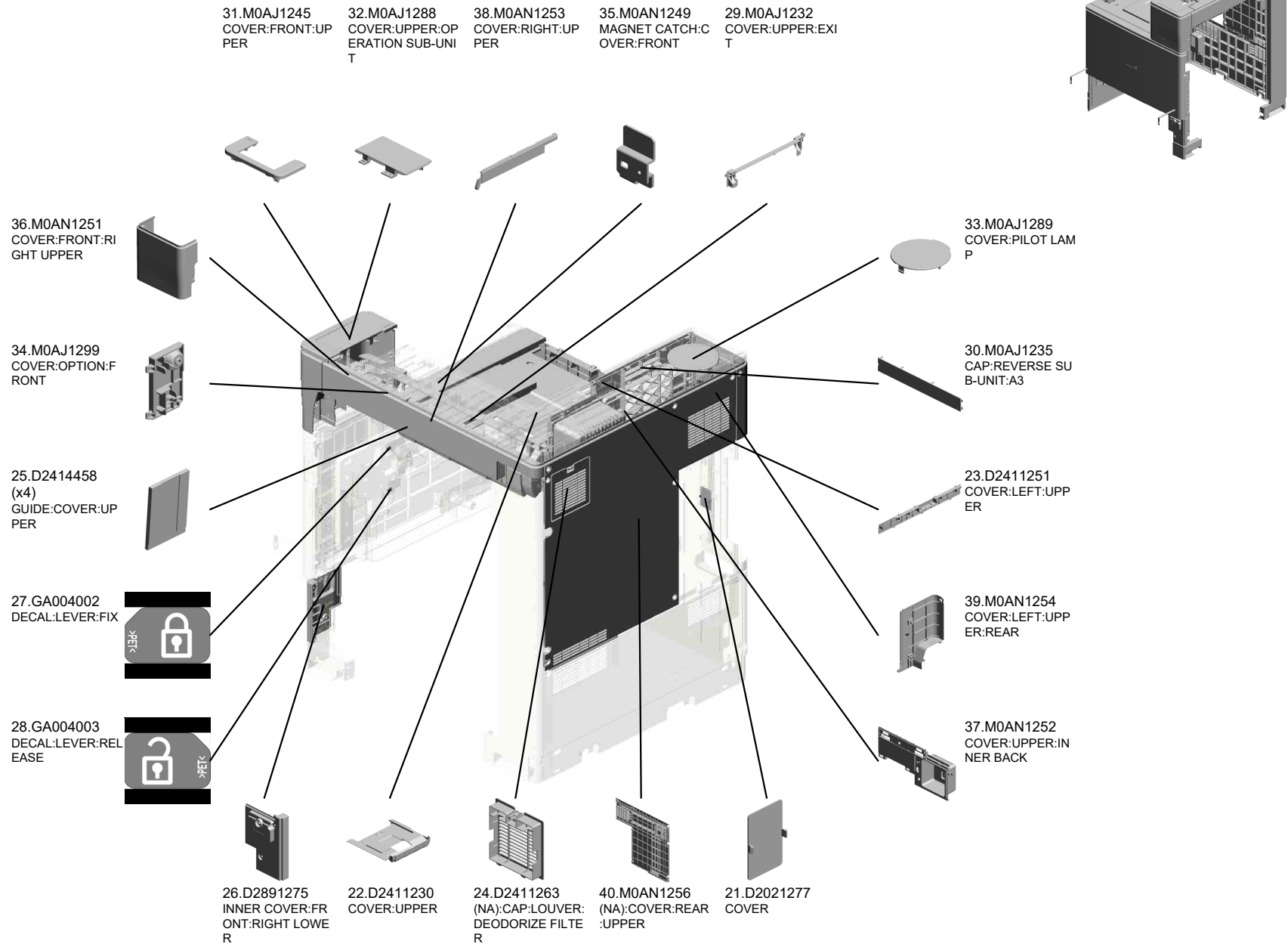
- 8.D1491237 COVER: UPPER: INNER BACK: LEFT LOWER

- 7.D1491234 COVER: UPPER: INNER BACK: MIDDLE

- 20.D2021255 COVER: LEFT

- 10.D1491291 CAP: HARNESS

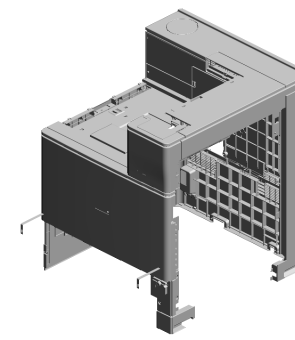
# U001 EXTERIOR



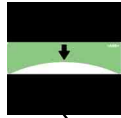
# U001 EXTERIOR

43.M0AN1276  
DECAL:INSERT SU  
B-UNIT:TONER BO  
TTLE

41.M0AN1258  
COVER:UPPER:RI  
GHT



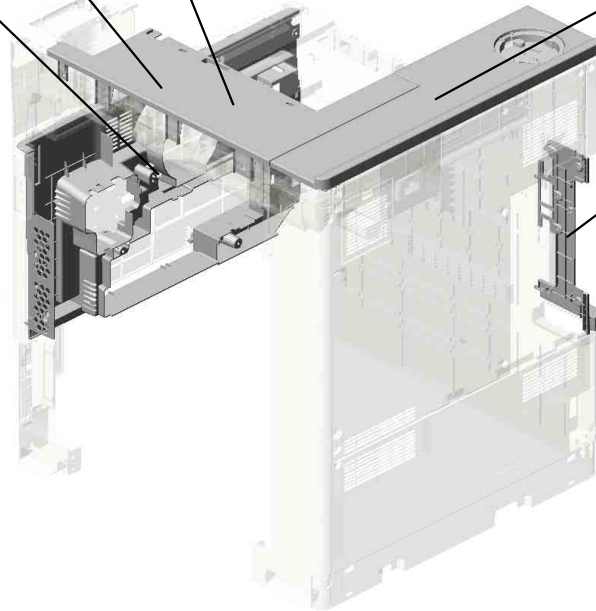
44.M0AN1279  
INNER COVER:FR  
ONT



42.M0AN1259  
COVER:UPPER:RE  
AR

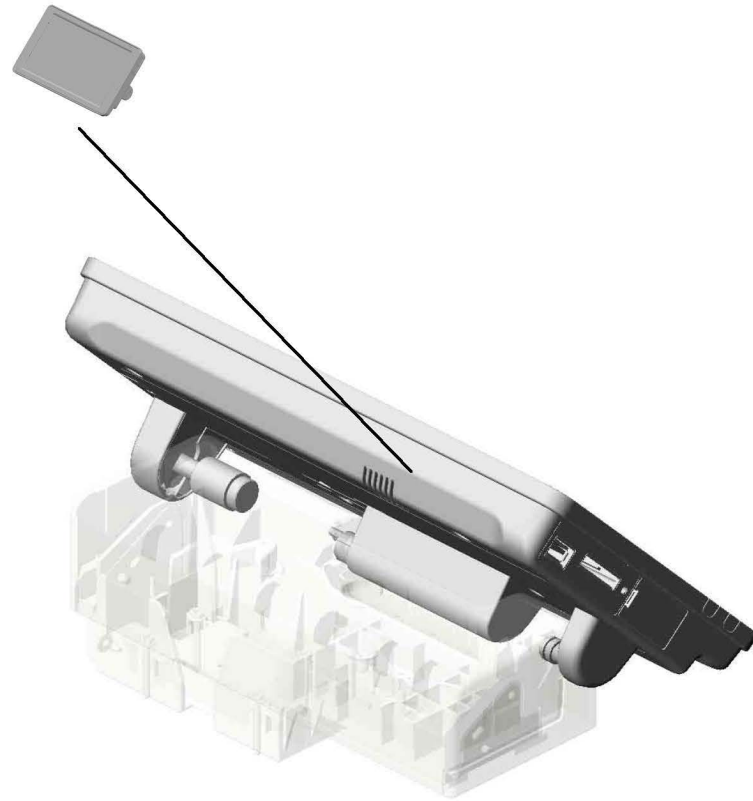


45.M0AN5888  
COVER:C/T BOX



# U002.OPERATION

U002\_S001  
M0AN1520  
OPERATION PANEL:ASSY



U001	<b>U002</b>	U003	U004	U005	U006	U007	U008	U009	U010	U011	U012	U013	U014	U015	U016
------	-------------	------	------	------	------	------	------	------	------	------	------	------	------	------	------

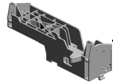
# U002 OPERATION

2.04583010N  
(x3)  
HEXAGON HEAD TAPPING SCREW:3X10

7.M0AJ1599  
COVER:HOLDER:OPERATION UNIT:UPPER




4.M0AJ1591  
HOLDER:OPERATION SUB-UNIT:ASSY



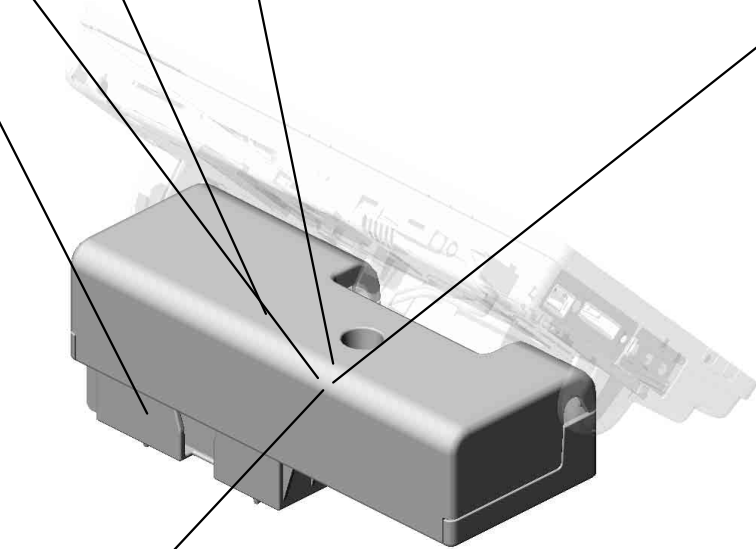
1.04543025Q  
(x4)  
TAPPING SCREW:ROUND POINT:3X2.5



6.M0AJ1598  
COVER:HOLDER:OPERATION UNIT:LOWER



3.11050760  
(x2)  
CLAMP:LWSM-0511A



5.M0AJ1597  
GROUND PLATE:HOLDER:OPERATION UNIT



U002\_S001  
OPERATION PANEL:ASS'Y



8.M0AN1520  
OPERATION PANE  
L:ASS'Y

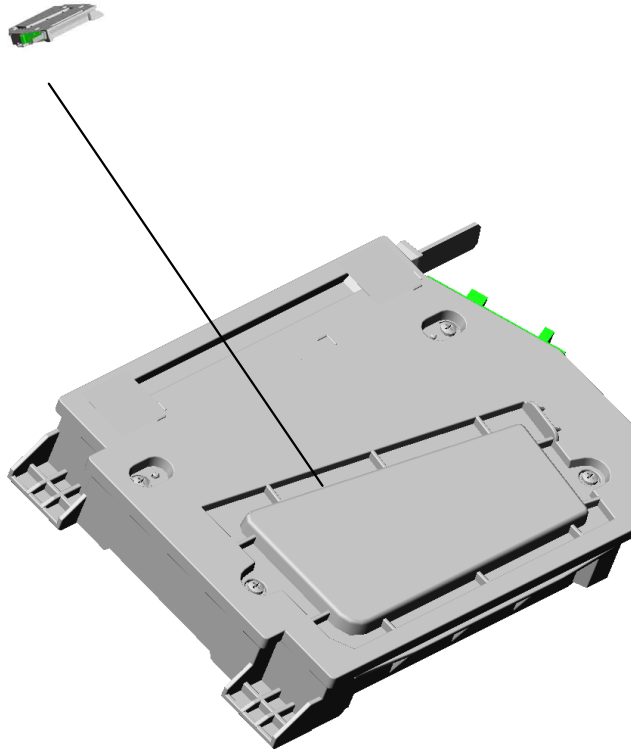
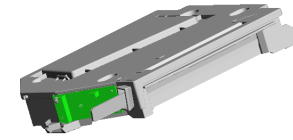
See 2D parts catalog  
for the components of  
the Smart Operation  
Panel.

9.Note  
See 2D parts catalog  
for the components of the Smart Operation Panel.

U001	U002	U003	U004	U005	U006	U007	U008	U009	U010	U011	U012	U013	U014	U015	U016
------	------	------	------	------	------	------	------	------	------	------	------	------	------	------	------

U003  
LASER UNIT

1.D2891860  
OPTICAL WRITING  
UNIT:ASS'Y



U001	U002	U003	U004	U005	U006	U007	U008	U009	U010	U011	U012	U013	U014	U015	U016
------	------	------	------	------	------	------	------	------	------	------	------	------	------	------	------

# U004.PAPER FEED

U004 S009  
M0AN2800  
PAPER TRAY:NO.1:ASS'Y

U004 S010  
M0AN2807  
PAPER TRAY:NO.2:ASS'Y

U004 S001  
D2022735  
PAPER FEED UNIT:NO.1:ASS  
'Y

U004 S005  
D2022902  
SUPPORTER:LEFT:NO.1:ASS  
'Y

U004 S006  
D2022904  
SUPPORTER:LEFT:NO.2:ASS  
'Y

U004 S008  
AX040273  
DC MOTOR:RISING TRAY:AS  
S'Y:1.007W:BRUSH

U004 S007  
AX040273  
DC MOTOR:RISING TRAY:AS  
S'Y:1.007W:BRUSH

U004 S002  
D2022736  
PAPER FEED UNIT:NO.2:ASS  
'Y

U004 S003  
D1492905  
SUPPORTER:RIGHT:NO.1:AS  
S'Y

U004 S004  
D1492903  
SUPPORTER:RIGHT:NO.2:AS  
S'Y

U001	U002	U003	U004	U005	U006	U007	U008	U009	U010	U011	U012	U013	U014	U015	U016
------	------	------	------	------	------	------	------	------	------	------	------	------	------	------	------

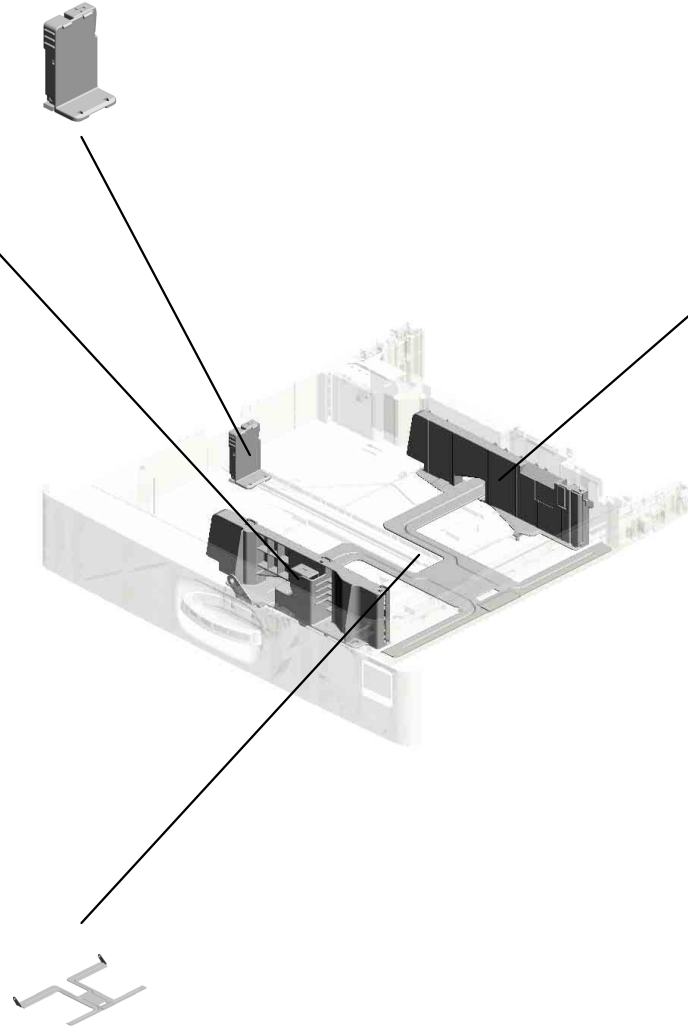


# U004\_S009.PAPER TRAY:NO.1:ASS'Y

U004 S009 S001  
D1492840  
END FENCE:PAPER TRAY:A  
SS'Y

U004 S009 S003  
D2412875  
SIDE FENCE:FRONT:ASS'Y

U004 S009 S004  
M0AN2885  
SIDE FENCE:REAR:ASS'Y



U004 S009 S002  
D1492873  
TRAY BOTTOM PLATE:NO.2:  
ASS'Y

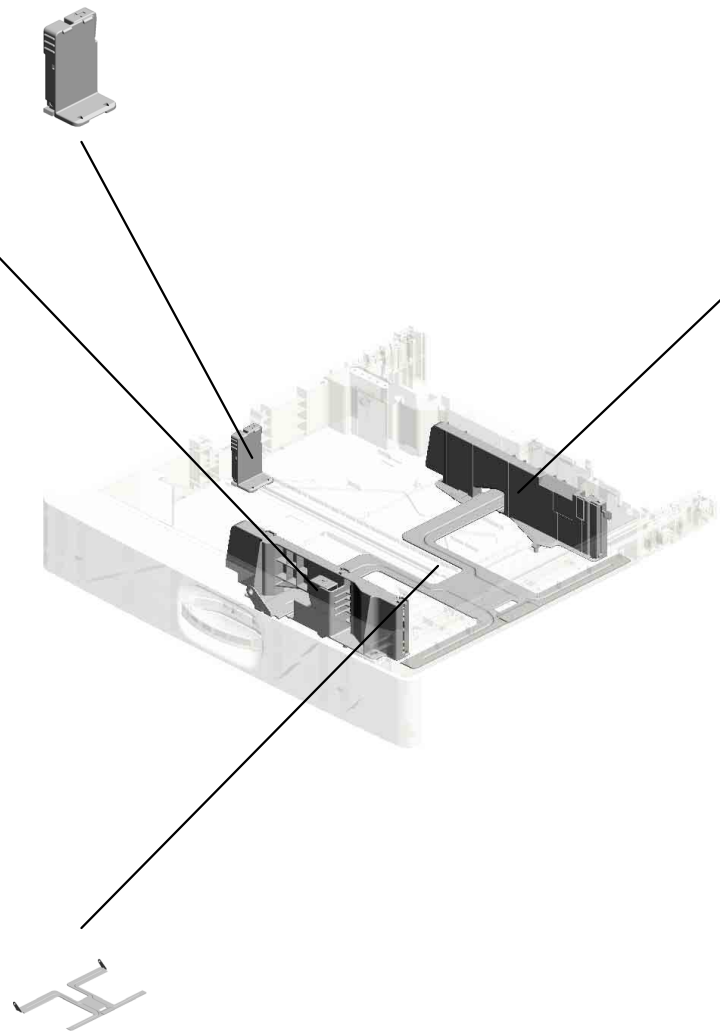
U001	U002	U003	<b>U004</b>	U005	U006	U007	U008	U009	U010	U011	U012	U013	U014	U015	U016
------	------	------	-------------	------	------	------	------	------	------	------	------	------	------	------	------

# U004\_S010.PAPER TRAY:NO.2:ASS'Y

U004 S010 S001  
D1492840  
END FENCE:PAPER TRAY:A  
SS'Y

U004 S010 S003  
D2412875  
SIDE FENCE:FRONT:ASS'Y

U004 S010 S004  
M0AN2885  
SIDE FENCE:REAR:ASS'Y



U004 S010 S002  
D1492873  
TRAY BOTTOM PLATE:NO.2:  
ASS'Y

U001	U002	U003	<b>U004</b>	U005	U006	U007	U008	U009	U010	U011	U012	U013	U014	U015	U016
------	------	------	-------------	------	------	------	------	------	------	------	------	------	------	------	------

# U004 PAPER FEED

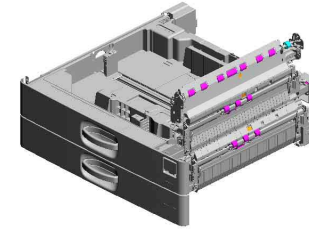
91.D2022561  
SHAFT:REGISTRATION ROLLER:DRIVEN

12.11050758  
(x5)  
CLAMP:LWSM-0306A

25.AW500040  
(x2)  
PUSH SWITCH:SW1AG-550:10MA

18.AB011572  
GEAR:Z19:DRIVEN:REGISTRATION

9.07200060E  
(x3)  
RETAINING RING - M6



26.AW500046  
(x2)  
PUSH SWITCH:PA PER SIZE SENSOR

92.D2022566  
CASE:REMOVE PA PER DUST:ASSY

16.AA082186  
(x2)  
PLAIN SHAFT BEARING: DIA8XDIA12X12:EG-1

14.AA082173  
(x2)  
PLAIN SHAFT BEARING: 6X10X6

7.04583010N  
(x5)  
HEXAGON HEAD TAPPING SCREW:3 X10

90.D2022551  
STAY:REGISTRATION:ASSY

43.D1492713  
GUIDE PLATE:SWIVEL:NO.1

44.D1492721  
GUIDE PLATE:SWIVEL:NO.2

56.D1492788  
INNER COVER:HARNNESS:PAPER FEED UNIT

5.04543008Q  
(x5)  
TAPPING SCREW:3X8

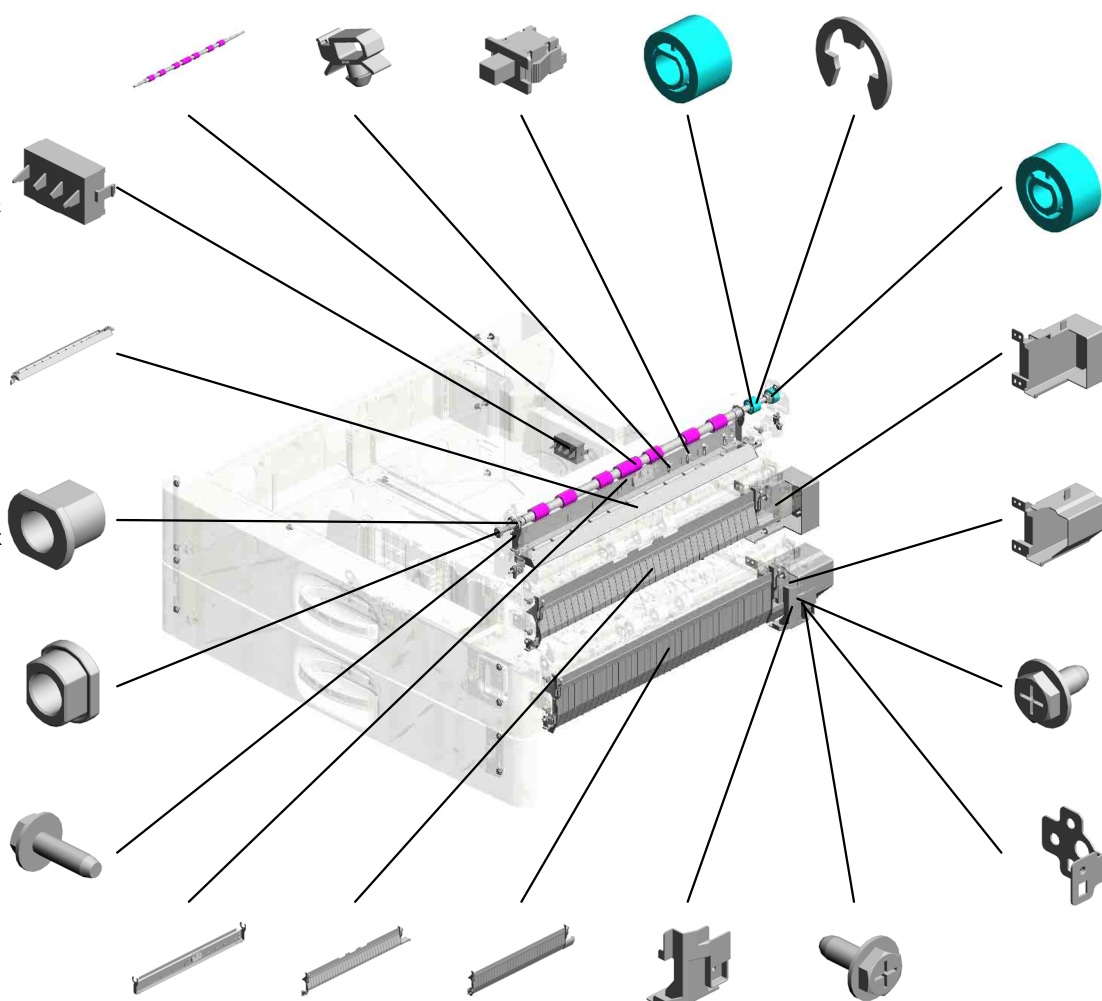
4.04543006Q (x 4)  
TAPPING SCREW - M3X6  
8.07200040E (x 2)  
RETAINING RING - M4

88.D1752886  
COVER:TRAY:REAR RIGHT:NO.1

89.D1752888  
COVER:TRAY:REAR RIGHT:NO.2

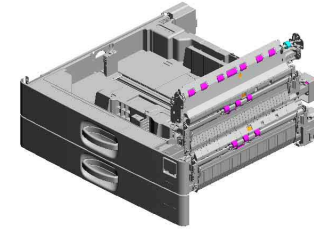
4.04543006Q  
(x30)  
TAPPING SCREW - M3X6

55.D1492787  
BRACKET:SUPPORT:COVER

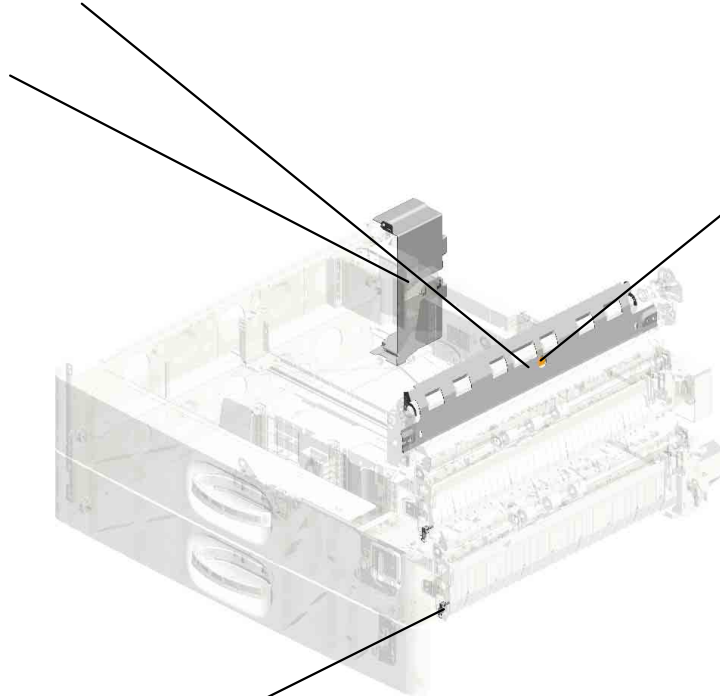


# U004 PAPER FEED

93.D2022576  
GUIDE PLATE:REG  
ISTRATION:DRIVE  
N



105.D2022887  
COVER:PAPER TR  
AY:LEFT REAR



116.GW010007  
PHOTO REFLECTI  
ON SENSOR:EXIT

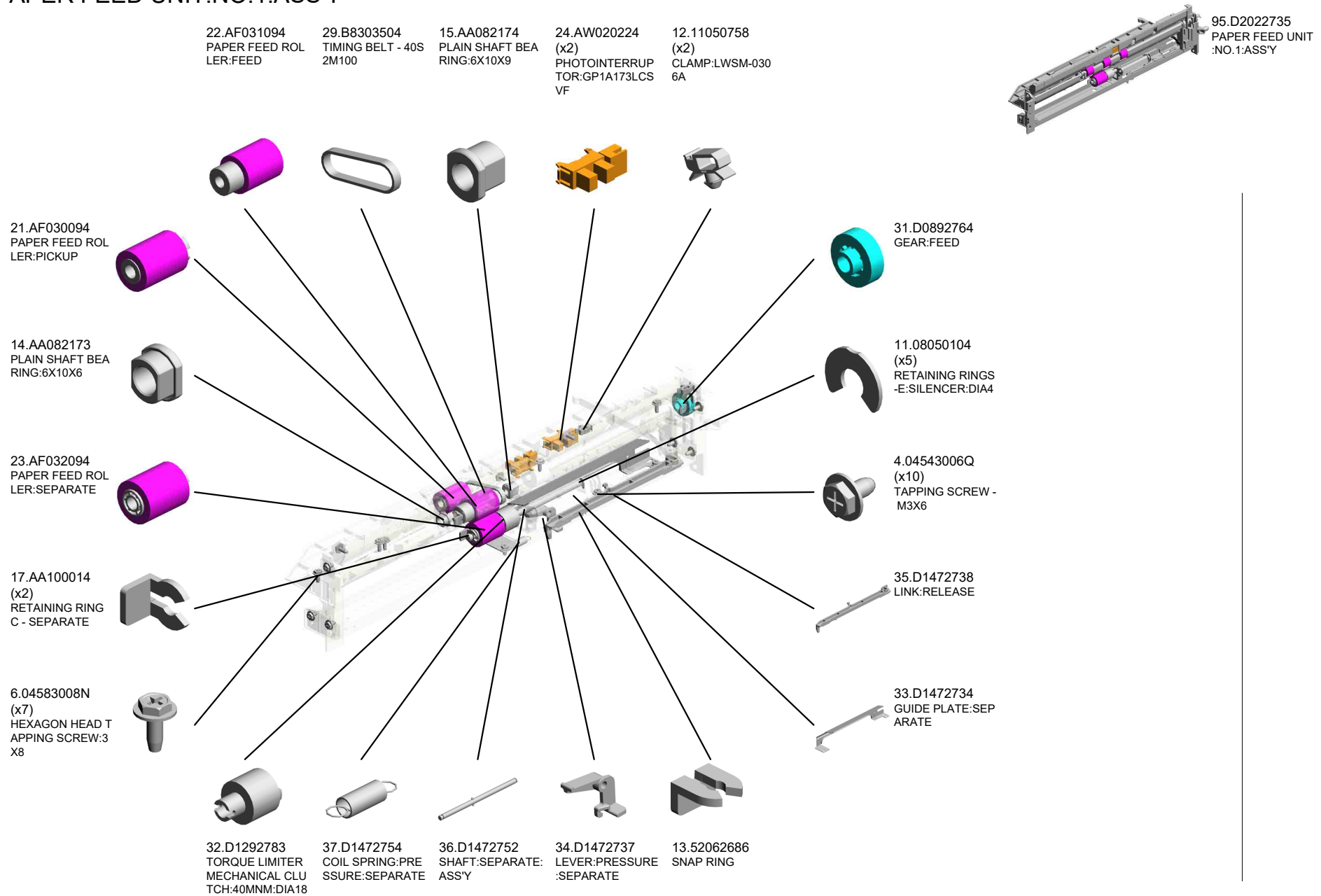


110.D2412731  
(x2)  
STOPPER:GUIDE P  
LATE:SWIVEL



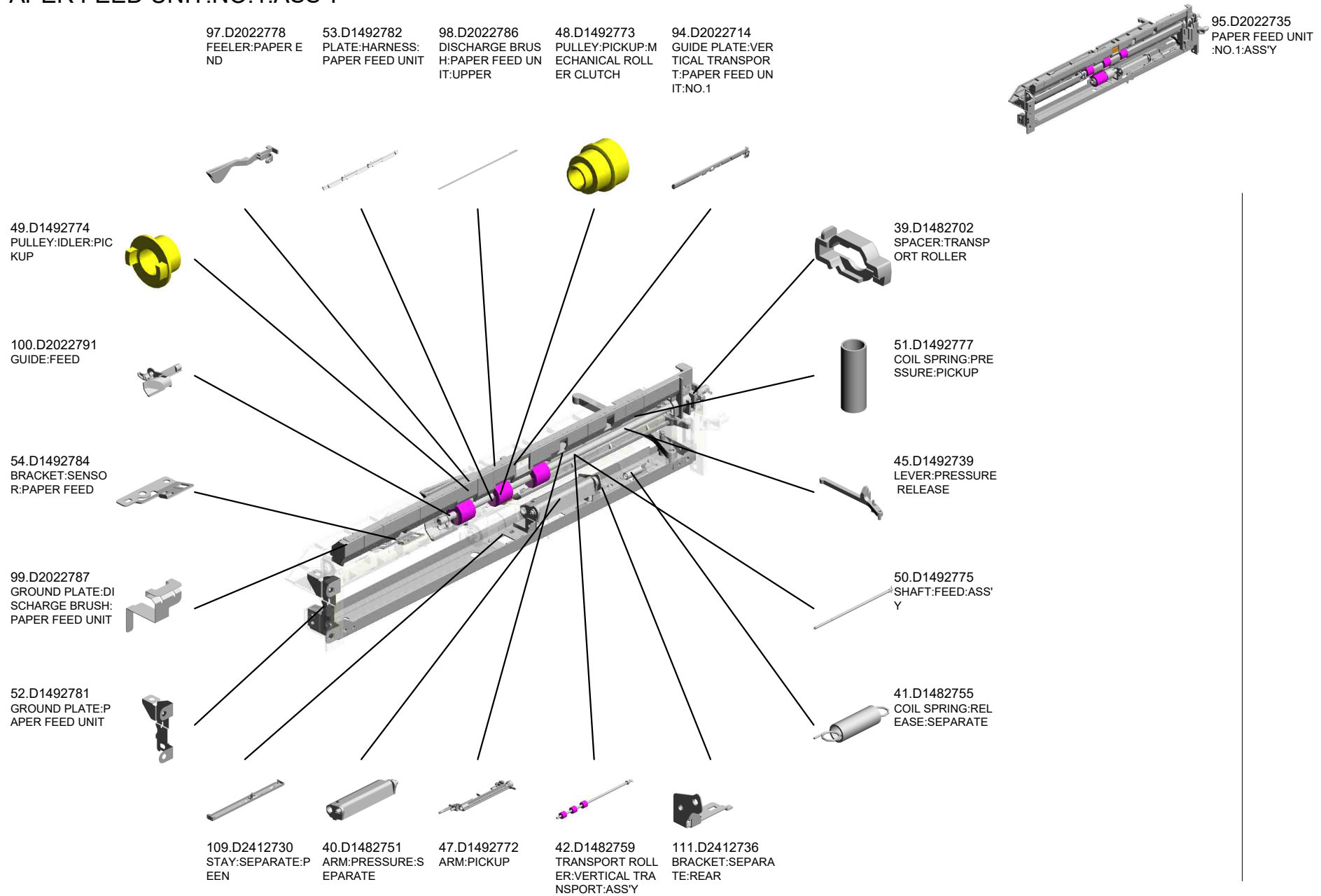
U001	U002	U003	<b>U004</b>	U005	U006	U007	U008	U009	U010	U011	U012	U013	U014	U015	U016
------	------	------	-------------	------	------	------	------	------	------	------	------	------	------	------	------

# U004\_S001 PAPER FEED UNIT:NO.1:ASS'Y



U001	U002	U003	U004	U005	U006	U007	U008	U009	U010	U011	U012	U013	U014	U015	U016
------	------	------	------	------	------	------	------	------	------	------	------	------	------	------	------

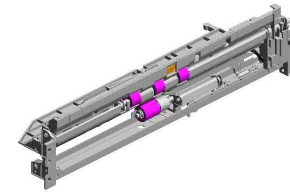
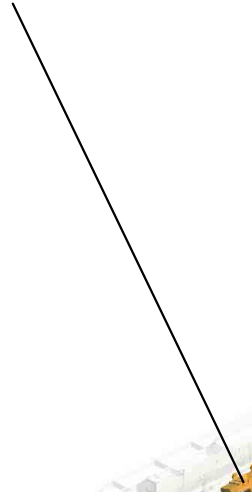
U004\_S001  
PAPER FEED UNIT:NO.1:ASS'Y



U001	U002	U003	U004	U005	U006	U007	U008	U009	U010	U011	U012	U013	U014	U015	U016
------	------	------	------	------	------	------	------	------	------	------	------	------	------	------	------

U004\_S001  
PAPER FEED UNIT:NO.1:ASS'Y

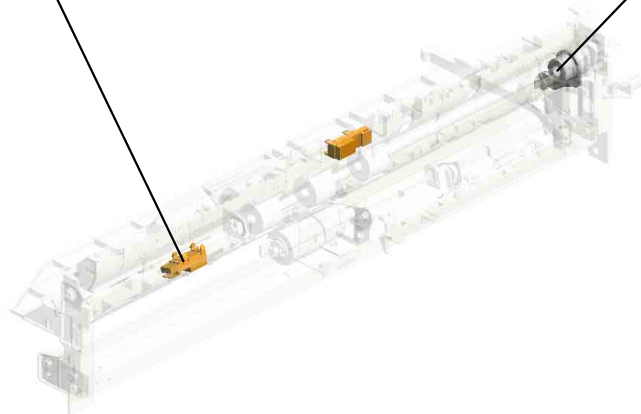

116.GW010007  
(x2)  
PHOTO REFLECTI  
ON SENSOR:EXIT



95.D2022735  
PAPER FEED UNIT  
:NO.1:ASSY

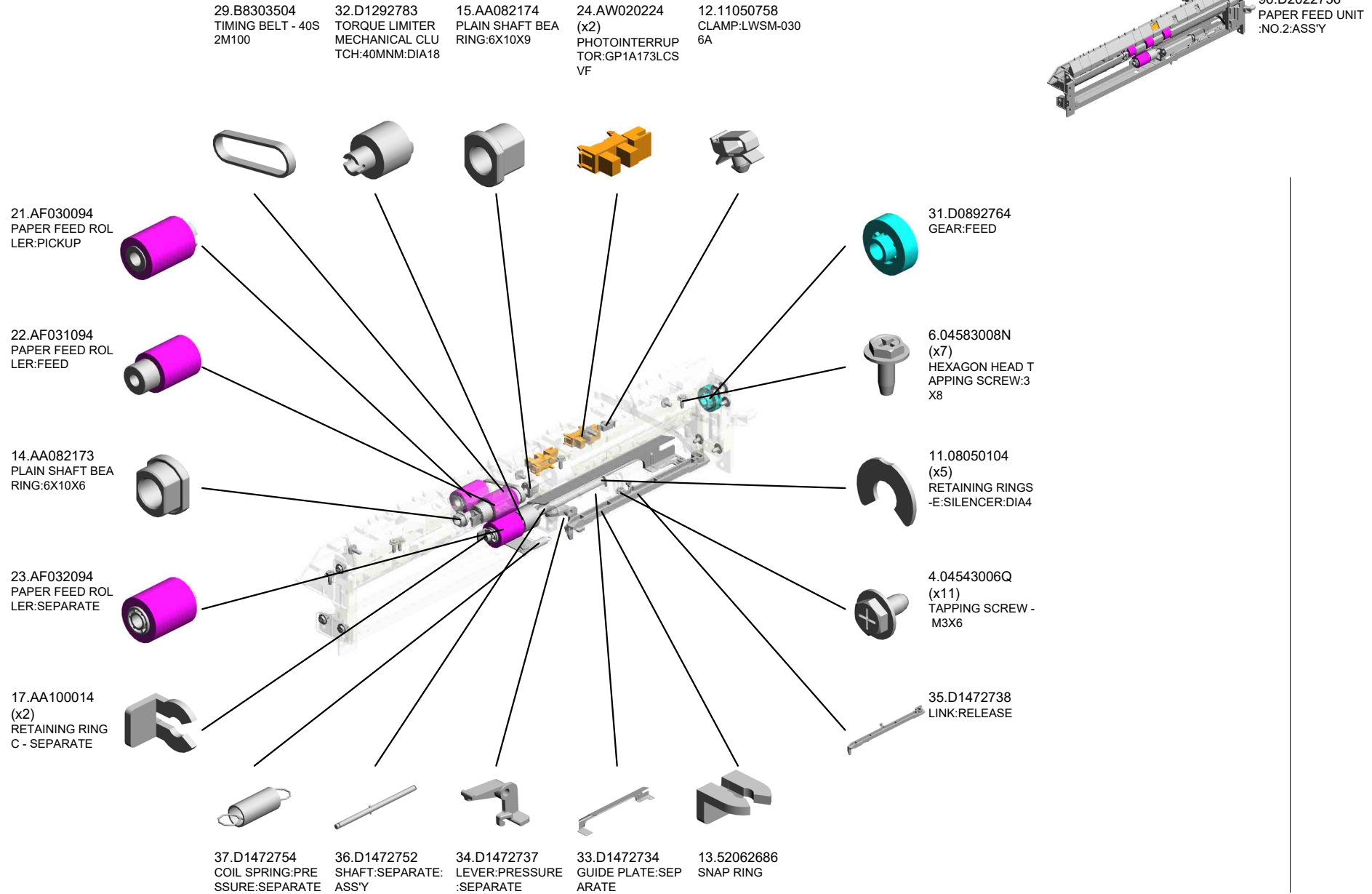


115.G0652767  
LEVER - FEED



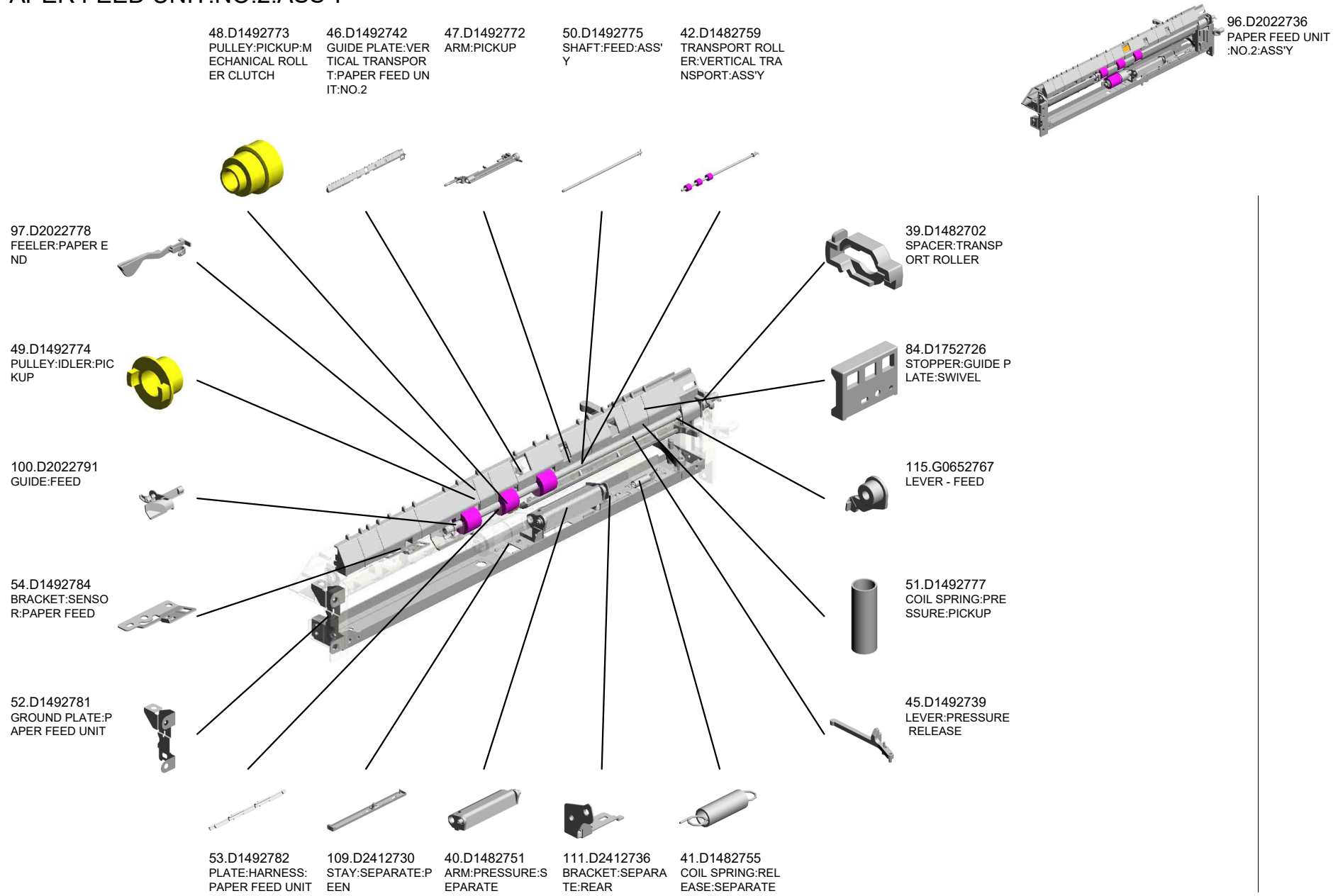
U001	U002	U003	U004	U005	U006	U007	U008	U009	U010	U011	U012	U013	U014	U015	U016
------	------	------	------	------	------	------	------	------	------	------	------	------	------	------	------

U004\_S002  
PAPER FEED UNIT:NO.2:ASS'Y





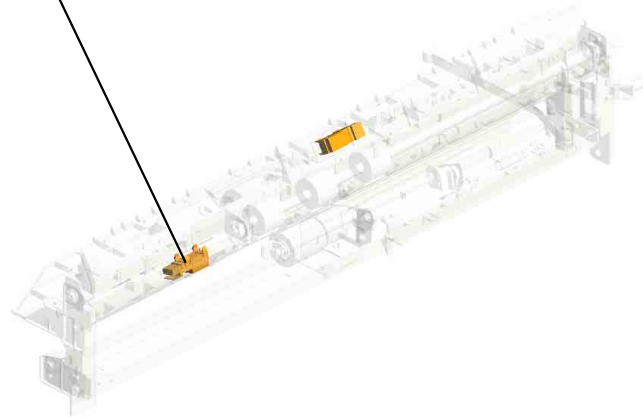
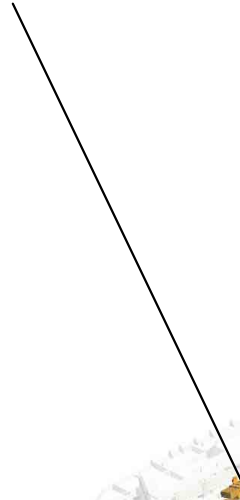
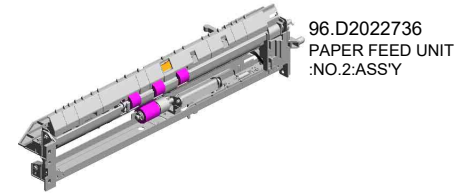
# U004\_S002 PAPER FEED UNIT:NO.2:ASS'Y



U001	U002	U003	U004	U005	U006	U007	U008	U009	U010	U011	U012	U013	U014	U015	U016
------	------	------	------	------	------	------	------	------	------	------	------	------	------	------	------

U004\_S002  
PAPER FEED UNIT:NO.2:ASS'Y


116.GW010007  
(x2)  
PHOTO REFLECTI  
ON SENSOR:EXIT



U001	U002	U003	<b>U004</b>	U005	U006	U007	U008	U009	U010	U011	U012	U013	U014	U015	U016
------	------	------	-------------	------	------	------	------	------	------	------	------	------	------	------	------


U004\_S003  
SUPPORTER:RIGHT:NO.1:ASS'Y

4.04543006Q  
(x3)  
TAPPING SCREW -  
M3X6



77.D1492905  
SUPPORTER:RIGH  
T:NO.1:ASS'Y

79.D1492924  
STOPPER:PAPER  
TRAY



83.D1492956  
ROLLER:SUPPORT  
ER:PAPER TRAY



10.08050103  
RETAINING RINGS  
-E:SILENCER:DIA3

U001	U002	U003	U004	U005	U006	U007	U008	U009	U010	U011	U012	U013	U014	U015	U016
------	------	------	------	------	------	------	------	------	------	------	------	------	------	------	------

U004\_S004  
SUPPORTER:RIGHT:NO.2:ASS'Y

79.D1492924  
STOPPER:PAPER  
TRAY

76.D1492903  
SUPPORTER:RIGH  
T:NO.2:ASS'Y

4.04543006Q  
(x3)  
TAPPING SCREW -  
M3X6


78.D1492923  
ROLLER:SUPPORT  
ER:PAPER TRAY

10.08050103  
RETAINING RINGS  
-E:SILENCER:DIA3

U001	U002	U003	<b>U004</b>	U005	U006	U007	U008	U009	U010	U011	U012	U013	U014	U015	U016
------	------	------	-------------	------	------	------	------	------	------	------	------	------	------	------	------

U004\_S005  
SUPPORTER:LEFT:NO.1:ASS'Y

80.D1492928  
ROLLER:SUPPORT  
ER:PAPER TRAY:L  
EFT



106.D2022902  
SUPPORTER:LEFT  
:NO.1:ASS'Y




10.08050103  
RETAINING RINGS  
-E:SILENCER:DIA3

U001	U002	U003	U004	U005	U006	U007	U008	U009	U010	U011	U012	U013	U014	U015	U016
------	------	------	------	------	------	------	------	------	------	------	------	------	------	------	------

U004\_S006  
SUPPORTER:LEFT:NO.2:ASS'Y

80.D1492928  
ROLLER:SUPPORT  
ER:PAPER TRAY:L  
EFT



107.D2022904  
SUPPORTER:LEFT  
:NO.2:ASSY




10.08050103  
RETAINING RINGS  
-E:SILENCER:DI A3

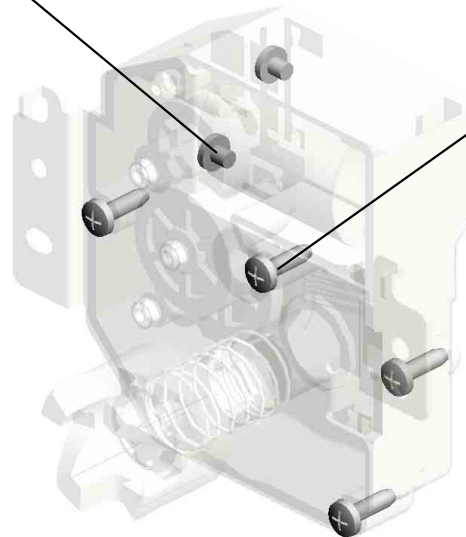
U001	U002	U003	U004	U005	U006	U007	U008	U009	U010	U011	U012	U013	U014	U015	U016
------	------	------	------	------	------	------	------	------	------	------	------	------	------	------	------

U004\_S007  
DC MOTOR:RISING TRAY:ASS'Y:1.007W:BRUSH

1.03530030N  
(x2)  
SCREW:M3X3



27.AX040273  
DC MOTOR:RISING  
TRAY:ASS'Y:1.007  
W:BRUSH




3.04523010N  
(x4)  
BINDING SELF-TA  
PPING SCREW:3X  
10

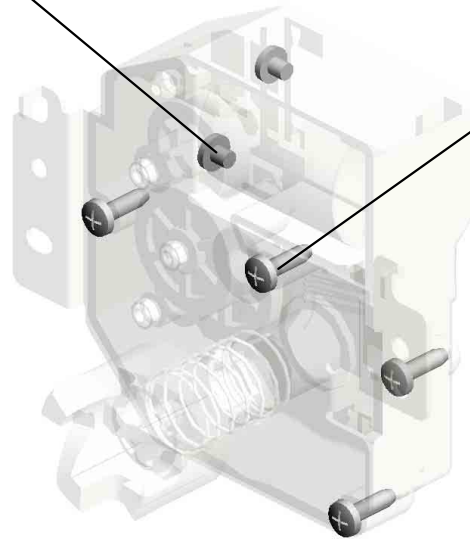
U001	U002	U003	U004	U005	U006	U007	U008	U009	U010	U011	U012	U013	U014	U015	U016
------	------	------	------	------	------	------	------	------	------	------	------	------	------	------	------

U004\_S008  
DC MOTOR:RISING TRAY:ASS'Y:1.007W:BRUSH

1.03530030N  
(x2)  
SCREW:M3X3



27.AX040273  
DC MOTOR:RISING  
TRAY:ASS'Y:1.007  
W:BRUSH



3.04523010N  
(x4)  
BINDING SELF-TA  
PPING SCREW:3X  
10

U001	U002	U003	U004	U005	U006	U007	U008	U009	U010	U011	U012	U013	U014	U015	U016
------	------	------	------	------	------	------	------	------	------	------	------	------	------	------	------



U004\_S009  
PAPER TRAY:NO.1:ASS'Y

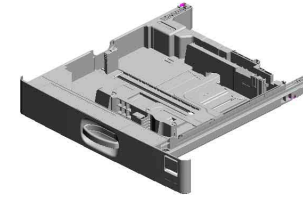
102.D2022846  
DECAL:SIZE INDIC  
ATION:END FENCE  
:FRONT

103.D2022847  
DECAL:SIZE INDIC  
ATION:END FENCE  
:REAR

101.D2022819  
LINK:END FENCE:  
PAPER SIZE SENS  
OR:A3

7.04583010N  
(x6)  
HEXAGON HEAD T  
APPING SCREW:3  
X10

57.D1492812  
(x4)  
ROLLER:PAPER T  
RAY:DIA19



117.M0AN2800  
PAPER TRAY:NO.1  
:ASS'Y

74.D1492864  
DECAL:PAPER SE  
T DIRECTION:TRA  
Y:NO.2

85.D1752854  
TENSION SPRING:  
GRIP:LEFT

72.D1492861  
HOLDER:GRIP:PAP  
ER TRAY

70.D1492857  
LEVER:RELEASE:I  
NNER:NO.1

30.D0392566  
TENSION SPRING:  
GRIP:RIGHT

104.D2022868  
DECAL:SIZE INDIC  
ATION:SIDE FENC  
E:NO.1

71.D1492859  
SHAFT:RELEASE:P  
APER TRAY:NO.1

9.07200060E  
RETAINING RING -  
M6

86.D1752858  
LEVER:RELEASE:P  
APER TRAY:OUTE  
R

64.D1492835  
(x2)  
RACK:SIDE FENCE

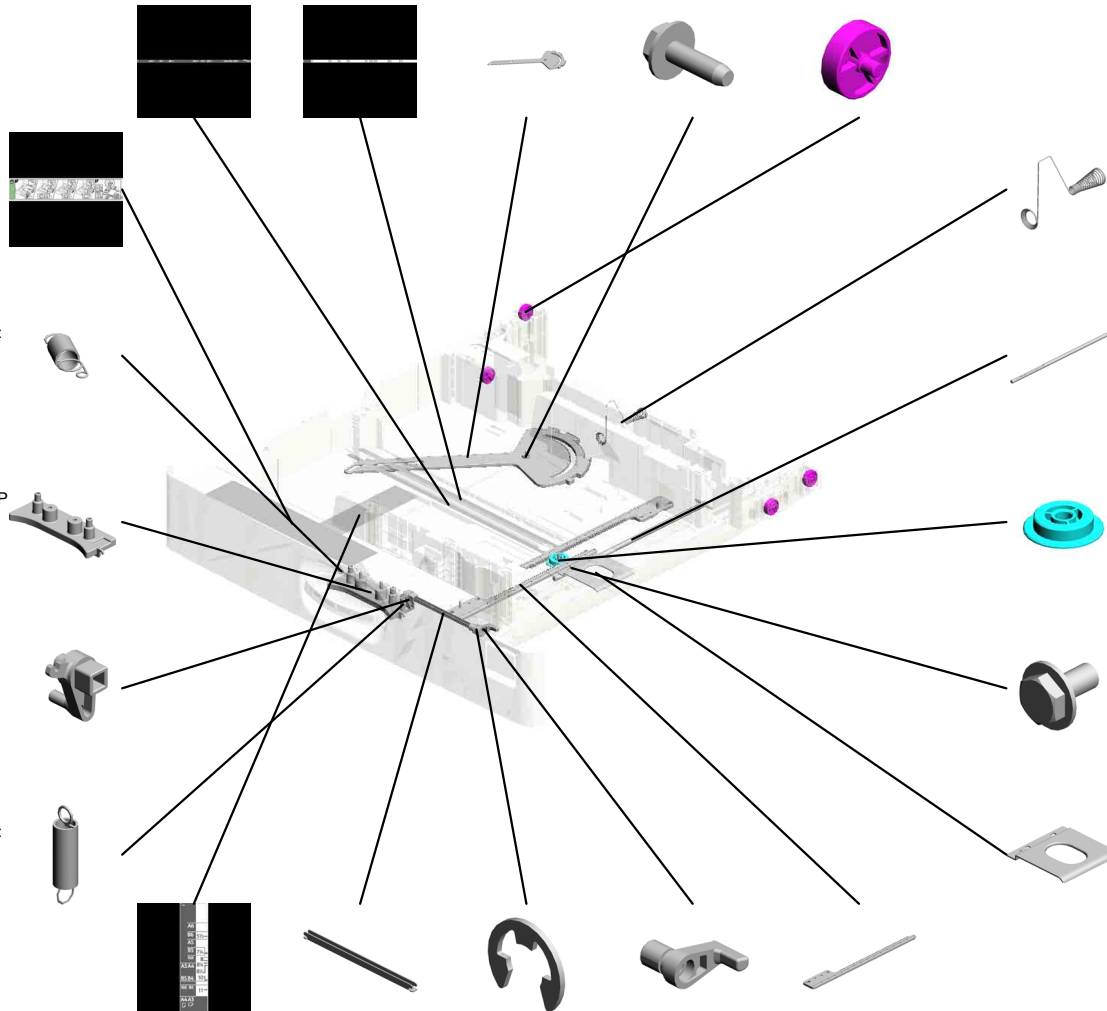
58.D1492814  
COIL SPRING:EAR  
TH

59.D1492816  
SHAFT:RISE:ASS'Y

65.D1492836  
GEAR:Z20

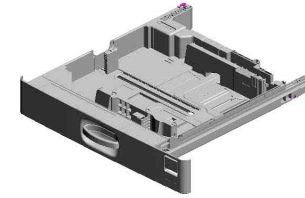
2.03603006N  
(x2)  
SCREW - M3X6

60.D1492818  
LEVER:RISE

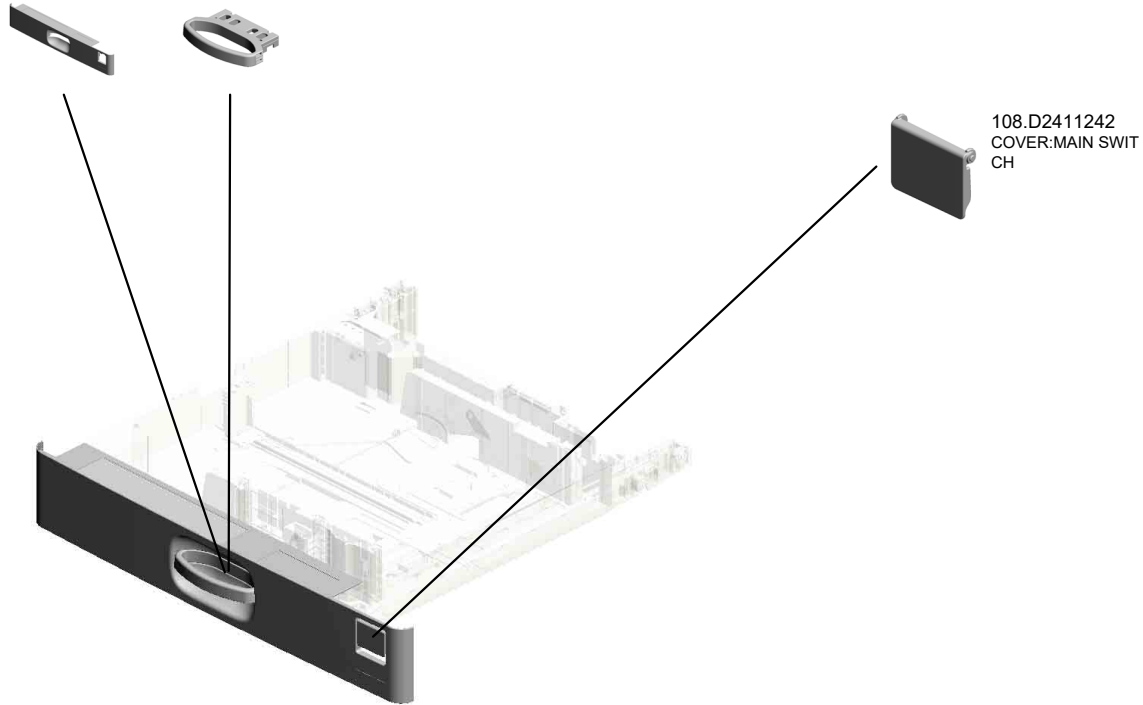


U004\_S009  
PAPER TRAY:NO.1:ASS'Y

114.D2892865 113.D2442856  
COVER:PAPER TR GRIP:PAPER TRAY  
AY:NO.1




117.M0AN2800  
PAPER TRAY:NO.1  
:ASS'Y



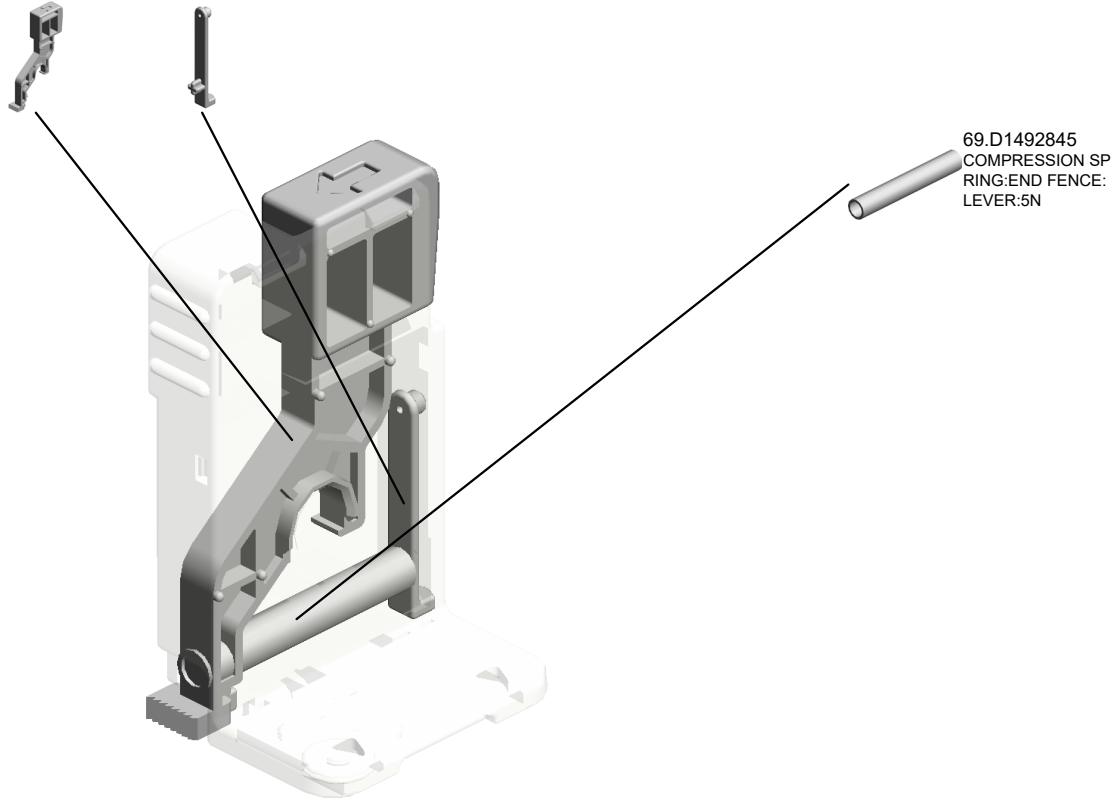
U001	U002	U003	U004	U005	U006	U007	U008	U009	U010	U011	U012	U013	U014	U015	U016
------	------	------	------	------	------	------	------	------	------	------	------	------	------	------	------

U004\_S009\_S001  
END FENCE:PAPER TRAY:ASS'Y

67.D1492842    68.D1492843  
LEVER:END FENC    CLICK:END FENCE  
E



66.D1492840  
END FENCE:PAPE  
R TRAY:ASS'Y




69.D1492845  
COMPRESSION SP  
RING:END FENCE:  
LEVER:5N

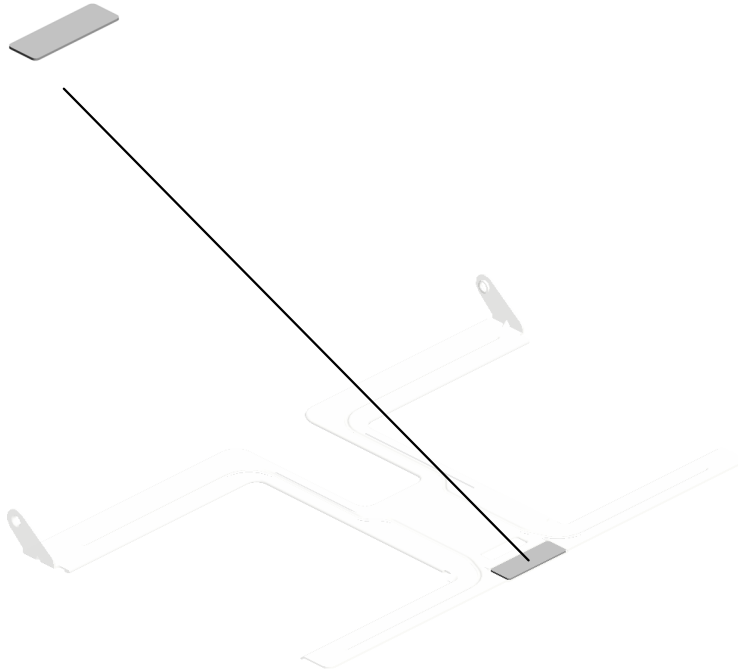
U001	U002	U003	U004	U005	U006	U007	U008	U009	U010	U011	U012	U013	U014	U015	U016
------	------	------	------	------	------	------	------	------	------	------	------	------	------	------	------

U004\_S009\_S002  
TRAY BOTTOM PLATE:NO.2:ASS'Y

20.AF013006  
BOTTOM PLATE P  
AD



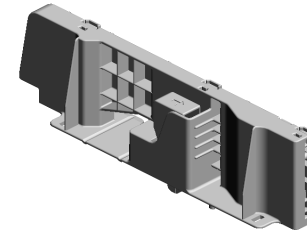
75.D1492873  
TRAY BOTTOM PL  
ATE:NO.2:ASS'Y



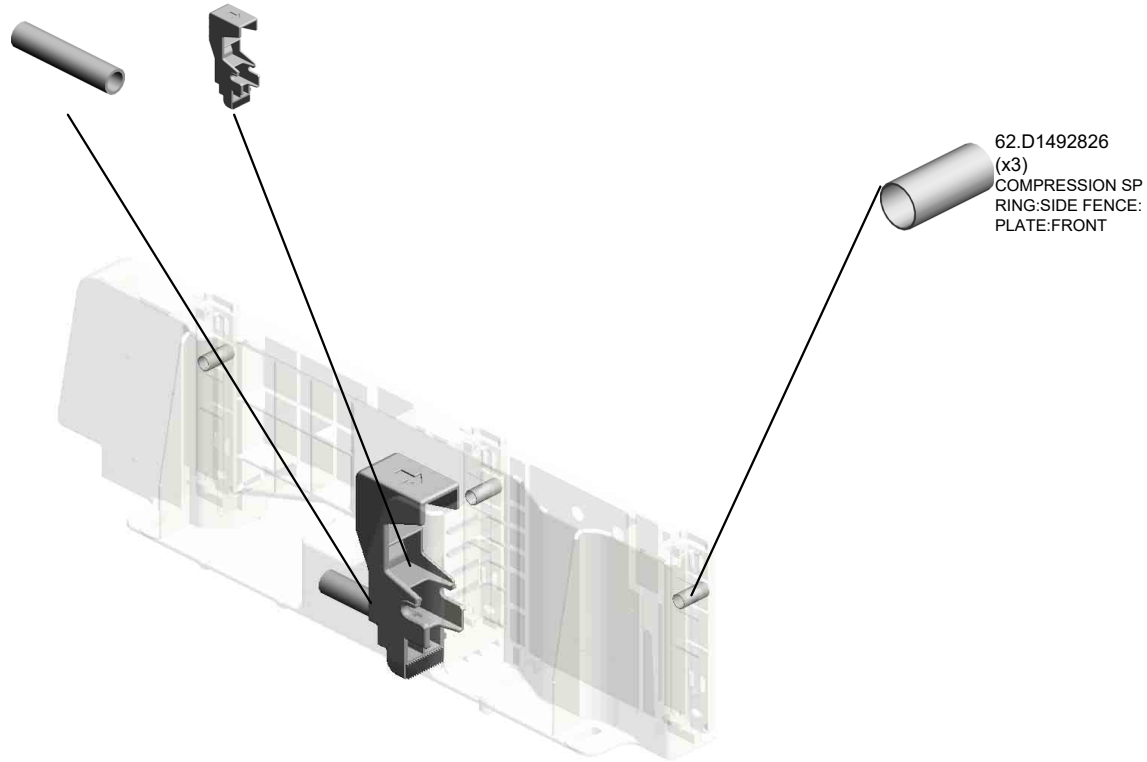
U001	U002	U003	U004	U005	U006	U007	U008	U009	U010	U011	U012	U013	U014	U015	U016
------	------	------	------	------	------	------	------	------	------	------	------	------	------	------	------

U004\_S009\_S003  
SIDE FENCE:FRONT:ASS'Y

63.D1492827    61.D1492824  
COMPRESSION SP    LEVER:STOPPER:  
RING:SIDE FENCE:    FRONT  
POSITIONING



112.D2412875  
SIDE FENCE:FRON  
T:ASSY

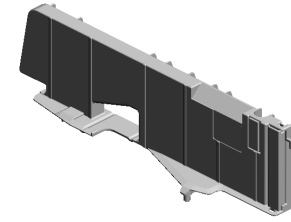
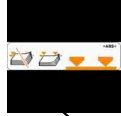


62.D1492826  
(x3)  
COMPRESSION SP  
RING:SIDE FENCE:  
PLATE:FRONT

U001	U002	U003	U004	U005	U006	U007	U008	U009	U010	U011	U012	U013	U014	U015	U016
------	------	------	------	------	------	------	------	------	------	------	------	------	------	------	------

U004\_S009\_S004  
SIDE FENCE:REAR:ASS'Y


81.D1492952  
DECAL:SIDE FENC  
E:PAPER VOLUME



119.M0AN2885  
SIDE FENCE:REAR  
:ASS'Y

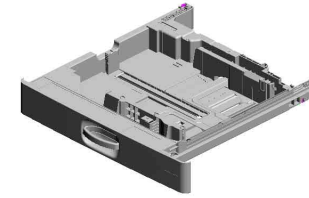


82.D1492954  
DECAL:SIDE FENC  
E:PAPER VOLUME:  
ENVELOPE



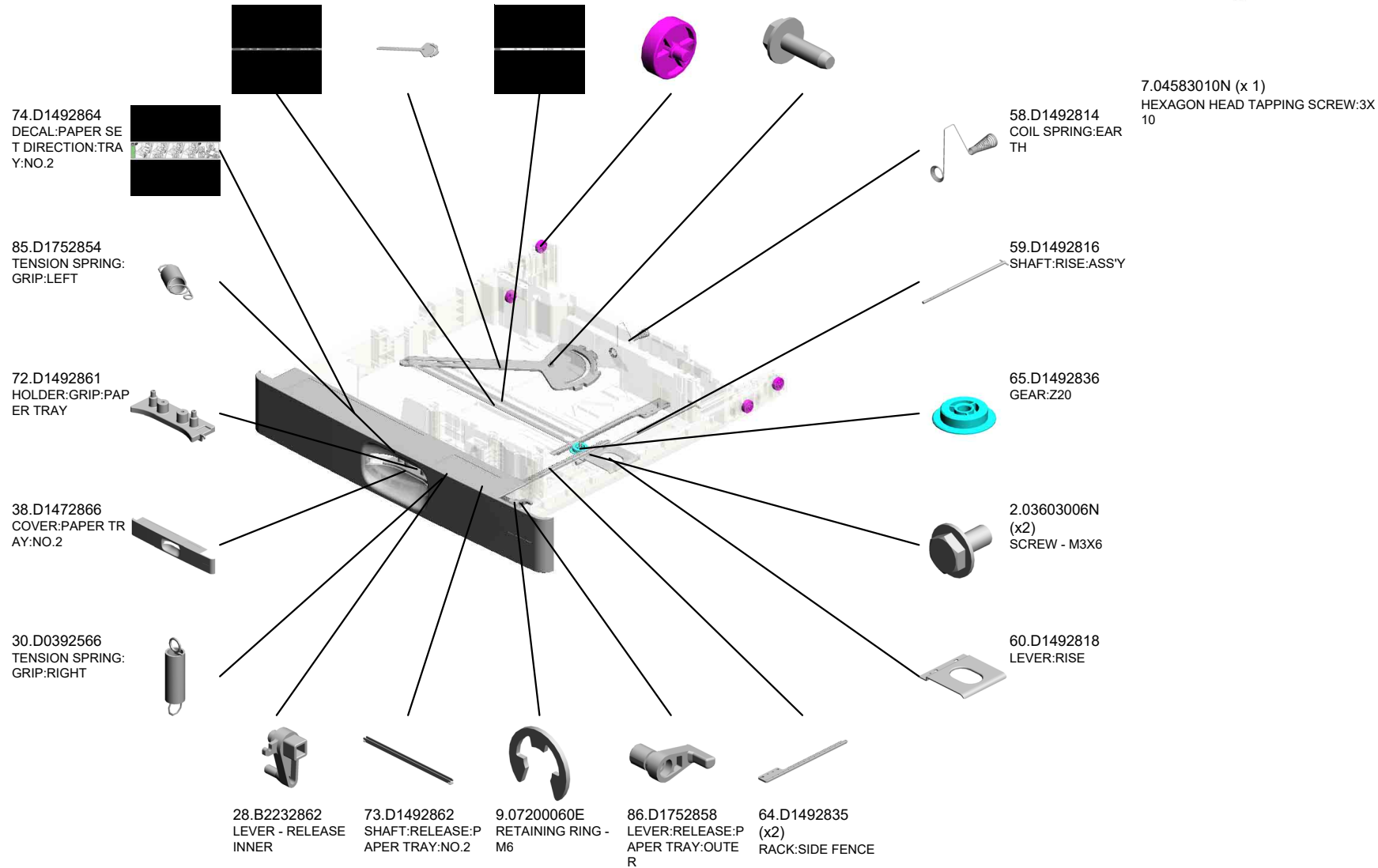
U001	U002	U003	U004	U005	U006	U007	U008	U009	U010	U011	U012	U013	U014	U015	U016
------	------	------	------	------	------	------	------	------	------	------	------	------	------	------	------

U004\_S010  
PAPER TRAY:NO.2:ASS'Y



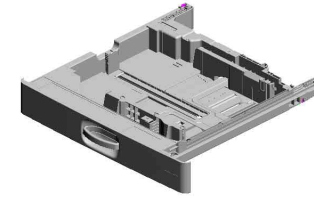
118.M0AN2807  
PAPER TRAY:NO.2  
:ASS'Y

- 102.D2022846 DECAL:SIZE INDICATION:END FENCE:FRONT
- 87.D1752872 LINK:END FENCE:PAPER SIZE SENSOR
- 103.D2022847 DECAL:SIZE INDICATION:END FENCE:REAR
- 57.D1492812 (x4) ROLLER:PAPER TRAY:DIA19
- 7.04583010N (x6) HEXAGON HEAD TAPPING SCREW:3X10

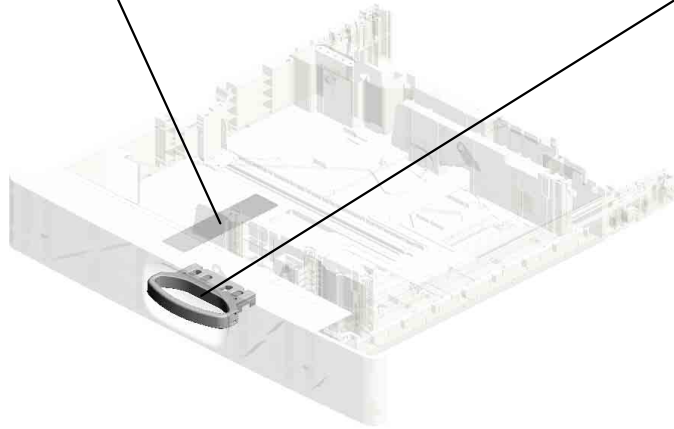
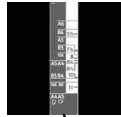


U004\_S010  
PAPER TRAY:NO.2:ASS'Y

104.D2022868  
DECAL:SIZE INDIC  
ATION:SIDE FENC  
E:NO.1



118.M0AN2807  
PAPER TRAY:NO.2  
:ASS'Y



113.D2442856  
GRIP:PAPER TRAY




U001	U002	U003	<b>U004</b>	U005	U006	U007	U008	U009	U010	U011	U012	U013	U014	U015	U016
------	------	------	-------------	------	------	------	------	------	------	------	------	------	------	------	------

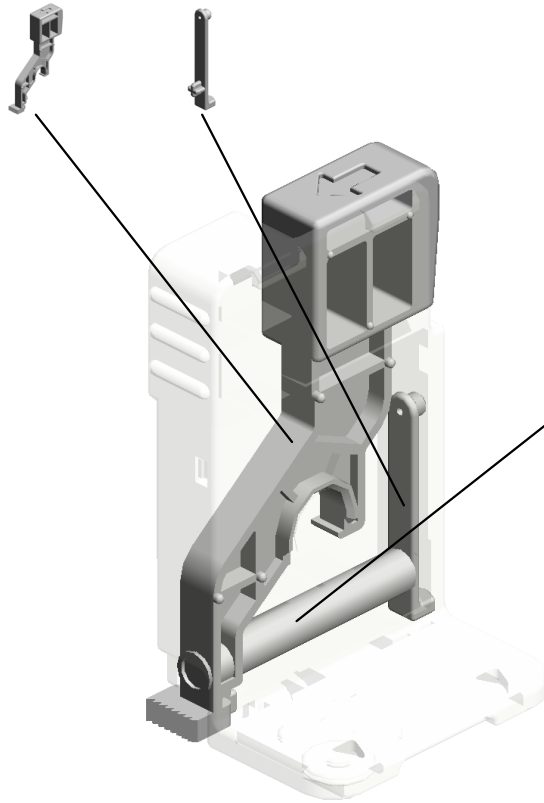


U004\_S010\_S001  
END FENCE:PAPER TRAY:ASS'Y

67.D1492842    68.D1492843  
LEVER:END FENC    CLICK:END FENCE  
E



66.D1492840  
END FENCE:PAPE  
R TRAY:ASS'Y




69.D1492845  
COMPRESSION SP  
RING:END FENCE:  
LEVER:5N

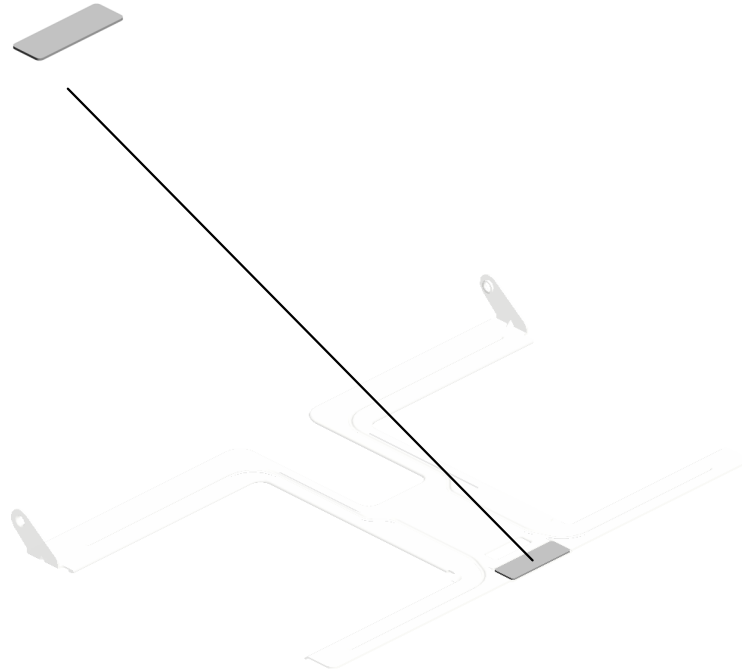
U001	U002	U003	U004	U005	U006	U007	U008	U009	U010	U011	U012	U013	U014	U015	U016
------	------	------	------	------	------	------	------	------	------	------	------	------	------	------	------

U004\_S010\_S002  
TRAY BOTTOM PLATE:NO.2:ASS'Y

20.AF013006  
BOTTOM PLATE P  
AD



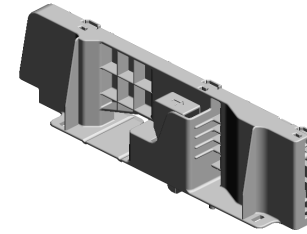
75.D1492873  
TRAY BOTTOM PL  
ATE:NO.2:ASS'Y



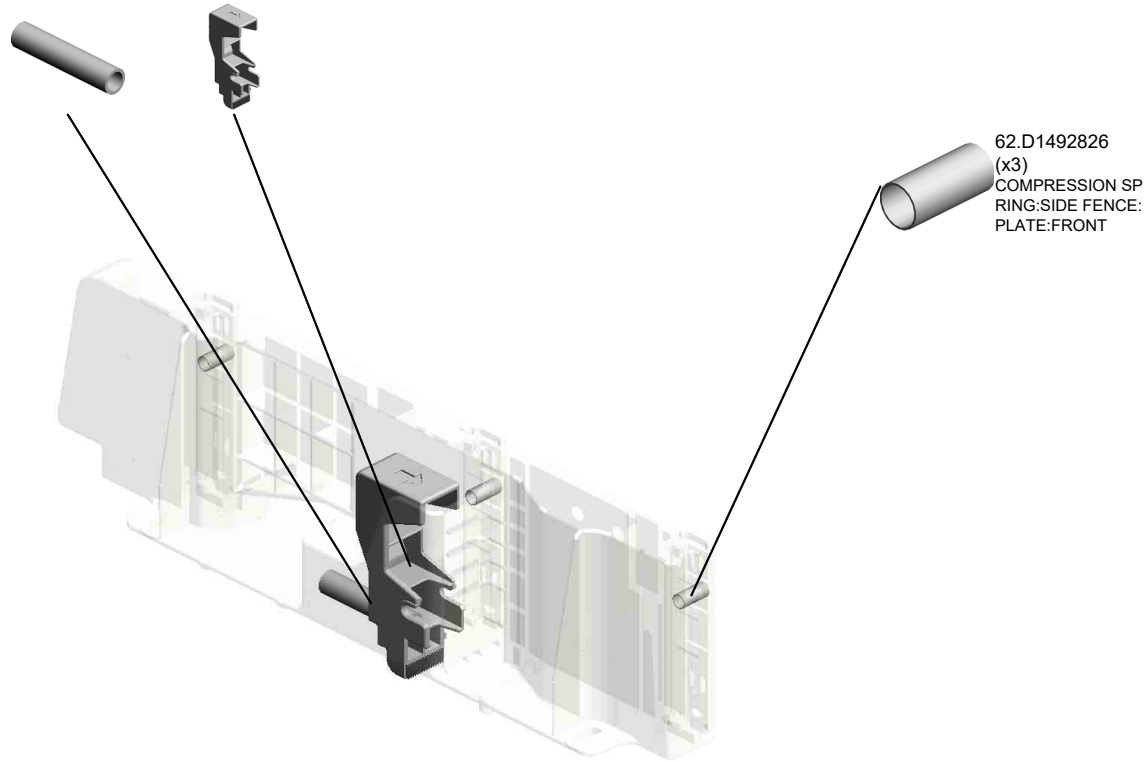
U001	U002	U003	<b>U004</b>	U005	U006	U007	U008	U009	U010	U011	U012	U013	U014	U015	U016
------	------	------	-------------	------	------	------	------	------	------	------	------	------	------	------	------

U004\_S010\_S003  
SIDE FENCE:FRONT:ASS'Y

63.D1492827    61.D1492824  
COMPRESSION SP    LEVER:STOPPER:  
RING:SIDE FENCE:    FRONT  
POSITIONING



112.D2412875  
SIDE FENCE:FRON  
T:ASSY

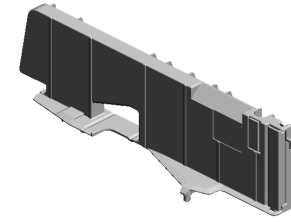
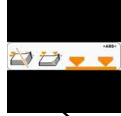


62.D1492826  
(x3)  
COMPRESSION SP  
RING:SIDE FENCE:  
PLATE:FRONT


U001	U002	U003	U004	U005	U006	U007	U008	U009	U010	U011	U012	U013	U014	U015	U016
------	------	------	------	------	------	------	------	------	------	------	------	------	------	------	------

U004\_S010\_S004  
SIDE FENCE:REAR:ASS'Y

81.D1492952  
DECAL:SIDE FENC  
E:PAPER VOLUME



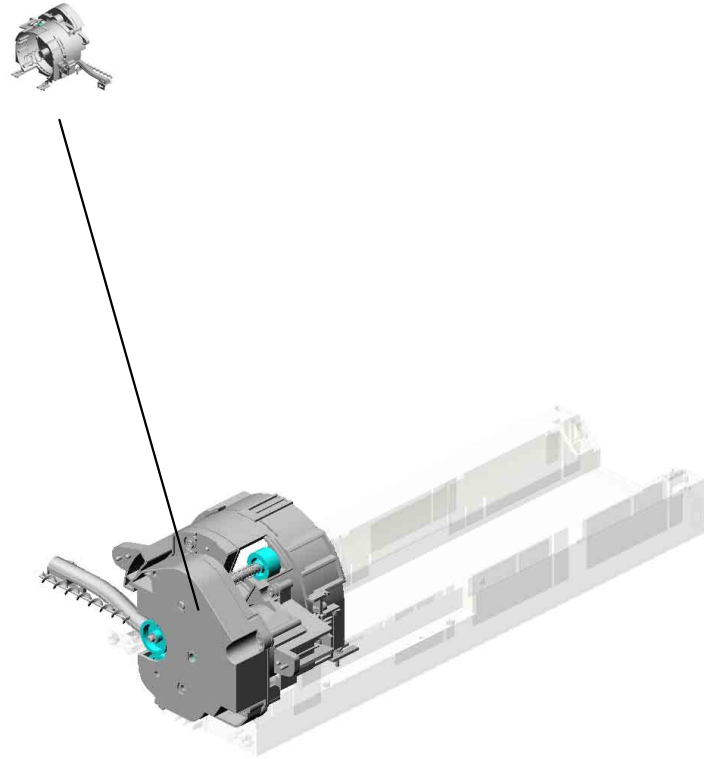
119.M0AN2885  
SIDE FENCE:REAR  
:ASS'Y



U001	U002	U003	U004	U005	U006	U007	U008	U009	U010	U011	U012	U013	U014	U015	U016
------	------	------	------	------	------	------	------	------	------	------	------	------	------	------	------

# U005.TONNER SUPPLY

U005 S001  
M0AN3051  
TONER SUPPLY SUB-UNIT:A  
SS'Y

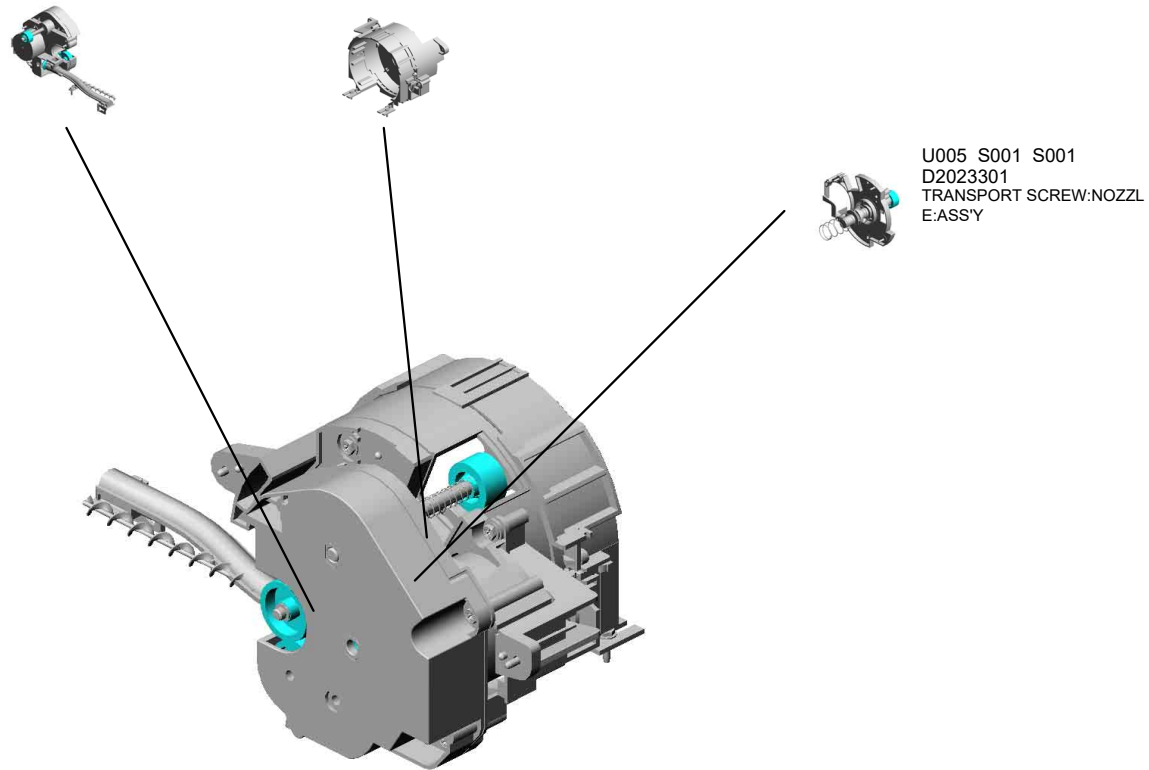


U001	U002	U003	U004	U005	U006	U007	U008	U009	U010	U011	U012	U013	U014	U015	U016
------	------	------	------	------	------	------	------	------	------	------	------	------	------	------	------

# U005\_S001.TONER SUPPLY SUB-UNIT:ASS'Y

U005 S001 S002  
M0AN3303  
DRIVE UNIT:TONER SUPPLY  
:ASS'Y

U005 S001 S003  
M0AN3304  
HOUSING:TONER SUPPLY:A  
SS'Y




U001	U002	U003	U004	<b>U005</b>	U006	U007	U008	U009	U010	U011	U012	U013	U014	U015	U016
------	------	------	------	-------------	------	------	------	------	------	------	------	------	------	------	------

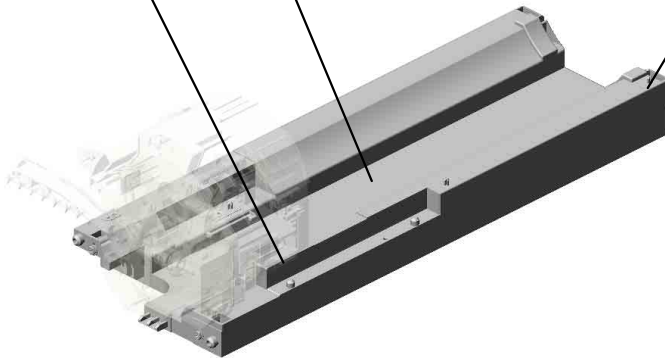
U005  
TONNER SUPPLY

11.D2023376  
(x2)  
SEAL:BASE:SLIDE  
RAIL:LOWER

10.D2023372  
BASE:TONER CAR  
TRIDGE




3.04583010N  
(x4)  
HEXAGON HEAD T  
APPING SCREW:3  
X10



U001	U002	U003	U004	U005	U006	U007	U008	U009	U010	U011	U012	U013	U014	U015	U016
------	------	------	------	------	------	------	------	------	------	------	------	------	------	------	------

U005\_S001  
TONER SUPPLY SUB-UNIT:ASS'Y



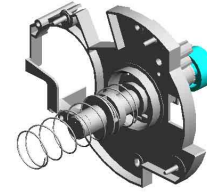
12.M0AN3051  
TONER SUPPLY S  
UB-UNIT:ASS'Y

U001	U002	U003	U004	U005	U006	U007	U008	U009	U010	U011	U012	U013	U014	U015	U016
------	------	------	------	------	------	------	------	------	------	------	------	------	------	------	------



U005\_S001\_S001  
TRANSPORT SCREW:NOZZLE:ASS'Y

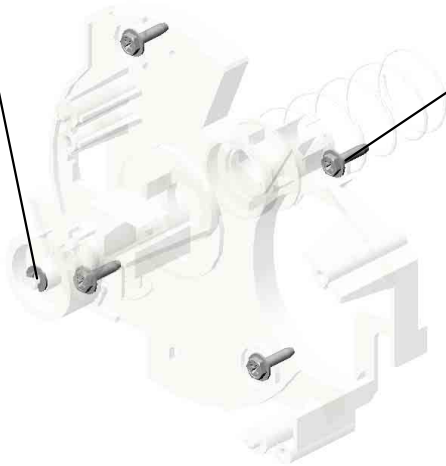
6.08050103  
RETAINING RINGS  
-E:SILENCER:DIA3



9.D2023301  
TRANSPORT SCR  
EW:NOZZLE:ASS'Y



4.04583012N  
(x4)  
HEXAGON HEAD T  
APPING SCREW:3  
X12



U001	U002	U003	U004	U005	U006	U007	U008	U009	U010	U011	U012	U013	U014	U015	U016
------	------	------	------	------	------	------	------	------	------	------	------	------	------	------	------

U005\_S001\_S002  
 DRIVE UNIT:TONER SUPPLY:ASS'Y

6.08050103  
 RETAINING RINGS  
 -E:SILENCER:DIA3



13.M0AN3303  
 DRIVE UNIT:TONER  
 SUPPLY:ASS'Y

3.04583010N  
 HEXAGON HEAD TAPPING  
 SCREW:3 X10




1.03603006N  
 (x2)  
 SCREW - M3X6



5.07200040E (x 1)  
 RETAINING RING - M4


4.04583012N  
 (x6)  
 HEXAGON HEAD TAPPING  
 SCREW:3 X12



U001	U002	U003	U004	U005	U006	U007	U008	U009	U010	U011	U012	U013	U014	U015	U016
------	------	------	------	------	------	------	------	------	------	------	------	------	------	------	------

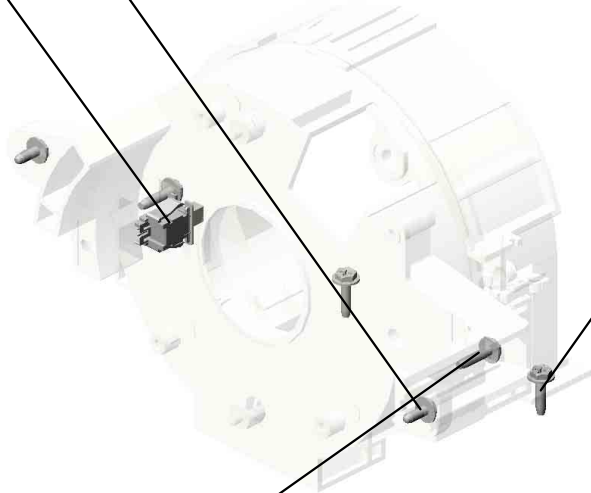
U005\_S001\_S003  
HOUSING:TONER SUPPLY:ASS'Y

2.04543008Q  
(x2)  
TAPPING SCREW:  
3X8



14.M0AN3304  
HOUSING:TONER  
SUPPLY:ASS'Y

8.AW500040  
PUSH SWITCH:SW  
1AG-550:10MA



4.04583012N  
(x2)  
HEXAGON HEAD T  
APPING SCREW:3  
X12



7.11050758  
CLAMP:LWSM-030  
6A

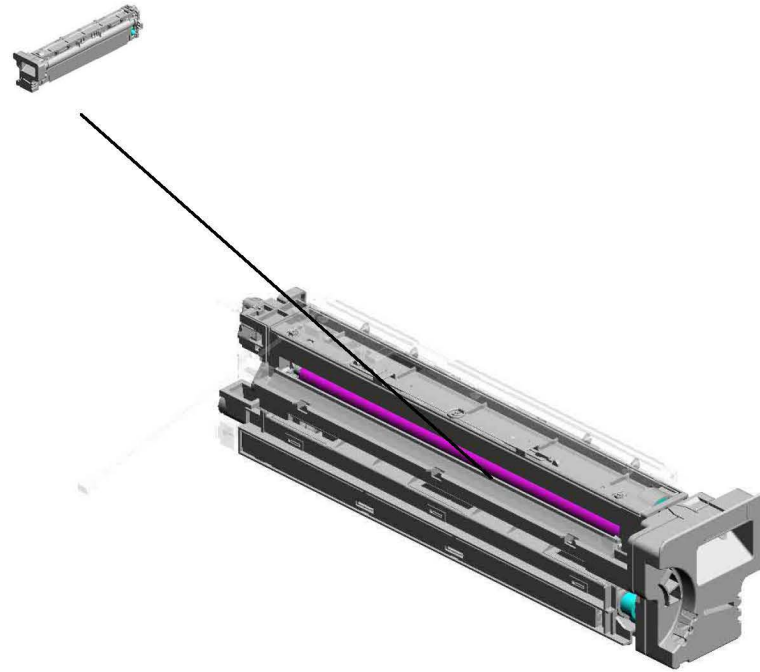
3.04583010N  
(x2)  
HEXAGON HEAD T  
APPING SCREW:3  
X10



U001	U002	U003	U004	U005	U006	U007	U008	U009	U010	U011	U012	U013	U014	U015	U016
------	------	------	------	------	------	------	------	------	------	------	------	------	------	------	------

# U006.PCDU

U006\_S001  
M9550127  
PCDU:SERVICE:ASSY





U001	U002	U003	U004	U005	<b>U006</b>	U007	U008	U009	U010	U011	U012	U013	U014	U015	U016
------	------	------	------	------	-------------	------	------	------	------	------	------	------	------	------	------

# U006\_S001.PCDU:SERVICE:ASS'Y

U006 S001 S001  
M9552220  
PCU:ASS'Y



U006 S001 S002  
M9553094  
DEVELOPMENT UNIT:ASS'Y




U001	U002	U003	U004	U005	<b>U006</b>	U007	U008	U009	U010	U011	U012	U013	U014	U015	U016
------	------	------	------	------	-------------	------	------	------	------	------	------	------	------	------	------

# U006\_S001\_S002.DEVELOPMENT UNIT:ASS'Y

U006 S001 S002 S001  
D2023119  
PLAIN SHAFT BEARING:TRA  
NSPORT SCREW:RIGHT FR  
ONT:ASS'Y

U006 S001 S002 S002  
D2023121  
PLAIN SHAFT BEARING:TRA  
NSPORT SCREW:LEFT FRO  
NT:ASS'Y

U006 S001 S002 S004  
D2023125  
PLAIN SHAFT BEARING:TRA  
NSPORT SCREW:LEFT REA  
R:ASS'Y



U006 S001 S002 S003  
D2023123  
PLAIN SHAFT BEARING:TRA  
NSPORT SCREW:RIGHT RE  
AR:ASS'Y

U001	U002	U003	U004	U005	<b>U006</b>	U007	U008	U009	U010	U011	U012	U013	U014	U015	U016
------	------	------	------	------	-------------	------	------	------	------	------	------	------	------	------	------

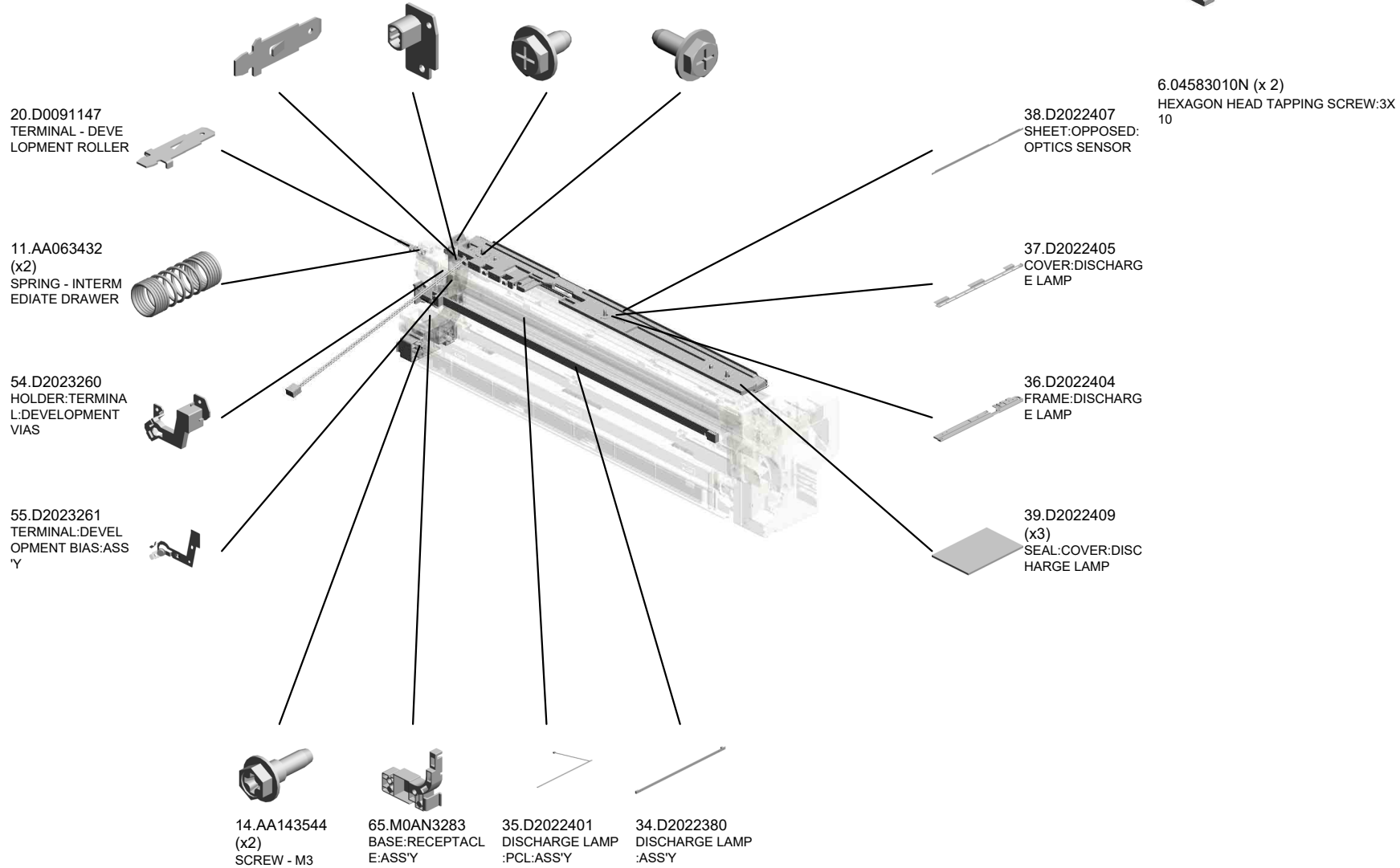

U006  
PCDU

57.D2023264  
TERMINAL:DEVELOPMENT BIAS:MAIN

56.D2023263  
HOLDER:DEVELOPMENT BIAS:MAIN

3.04543006Q (x3)  
TAPPING SCREW - M3X6



4.04543008Q (x3)  
TAPPING SCREW: 3X8



U001	U002	U003	U004	U005	U006	U007	U008	U009	U010	U011	U012	U013	U014	U015	U016
------	------	------	------	------	------	------	------	------	------	------	------	------	------	------	------

U006\_S001  
PCDU:SERVICE:ASS'Y

2.03530080N  
SCREW:M3X8



66.M9550127  
PCDU:SERVICE:AS  
S'Y

U001	U002	U003	U004	U005	U006	U007	U008	U009	U010	U011	U012	U013	U014	U015	U016
------	------	------	------	------	------	------	------	------	------	------	------	------	------	------	------



U006\_S001\_S001  
PCU:ASS'Y


17.AD042086  
BRUSH ROLLER:C  
LEANER:CHARGE

15.AD027034  
ROLLER:CHARGE

16.AD041161  
BLADE:CLEANING:  
8799:ASS'Y

21.D1979510  
OPC DRUM

1.03530060N  
(x2)  
BIND SCREW - M3  
X6



67.M9552220  
PCU:ASS'Y

30.D2022335  
(x2)  
PICKOFF PAWL:AS  
S'Y

26.D2022327  
GEAR:COLLECTIO  
N COIL

24.D2022291  
HOLDER:CHARGE:  
FRONT

6.04583010N  
(x2)  
HEXAGON HEAD T  
APPING SCREW:3  
X10

19.B0392350  
CLIP - OPC DRUM

13.AA063962  
(x2)  
COMPRESSION SP  
RING:CLEANER:C  
HARGE

12.AA063961  
(x2)  
COMPRESSION SP  
RING:ROLLER:CHA  
RGE

25.D2022292  
HOLDER:CHARGE:  
REAR

27.D2022331  
SHUTTER:DISCHA  
RGE USED TONER

23.D2022271  
DRUM STAY:REAR  
ASS'Y

5.04583008N  
(x5)  
HEXAGON HEAD T  
APPING SCREW:3  
X8

28.D2022332  
TORSION SPRING:  
SHUTTER:PCU:0.6-  
1.3N

31.D2022340  
ELECTRODE PLAT  
E:CHARGE

2.03530080N  
SCREW:M3X8

29.D2022333  
SEAL:SHUTTER


2.03530080N (x 2)  
SCREW:M3X8

U006\_S001\_S001  
PCU:ASS'Y

63.M0AN2272  
DECAL:PCU:COVE  
R:GREEN

33.D2022375  
GEAR:TRANSPOR  
T SCREW:DISCHA  
RGE USED TONER

64.M0AN2356  
GRIP:PCU



67.M9552220  
PCU:ASS'Y

61.M0AN2261  
DRUM STAY:FRON  
T:ASS'Y



62.M0AN2271  
COVER:DRUM STA  
Y:FRONT



40.D2022431  
COVER:PCU:REAR  
:SUB-ASS'Y



60.GA080030  
(x2)  
PLAIN SHAFT BEA  
RING:CLEANER:R  
OLLER

41.D2022440  
GUIDE:SEPARATIO  
N/TRANSPORT:AS  
S'Y



32.D2022351  
COVER:PCU:UPPE  
R:ASS'Y


U006\_S001\_S002  
DEVELOPMENT UNIT:ASS'Y

18.AW230100  
PCB:MYU:SENSOR

53.D2023152  
(x3)  
FILTER:DEVELOPMENT


59.D2023292  
TRANSPORT SCR  
EW:DEVELOPMENT  
T:LEFT

42.D2023028  
SEAL:DEVELOPMENT:ASS'Y




68.M9553094  
DEVELOPMENT UNIT:ASS'Y

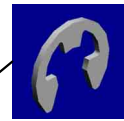
50.D2023143  
(x2)  
GEAR:TRANSPORT SCREW:FRONT



52.D2023146  
GEAR:TRANSPORT SCREW:IDLER



7.04593008N  
(x2)  
BINDING HEAD TAPPING SCREW:3X8



9.07200040E  
(x4)  
RETAINING RING - M4




22.D1979640  
DEVELOPER BLACK



8.06320100G  
PIN - 2X10MM

9.07200040E (x 1)  
RETAINING RING - M4




48.D2023140  
GEAR:DEVELOPMENT ROLLER




10.08050092  
RETAINING RING - 3M



58.D2023290  
TRANSPORT SCREW:DEVELOPMENT:RIGHT



49.D2023141  
GEAR:TRANSPORT SCREW:REAR





51.D2023145  
GEAR:DEVELOPMENT ROLLER:IDLER

U001	U002	U003	U004	U005	U006	U007	U008	U009	U010	U011	U012	U013	U014	U015	U016
------	------	------	------	------	------	------	------	------	------	------	------	------	------	------	------

U006\_S001\_S002\_S001

PLAIN SHAFT BEARING:TRANSPORT SCREW:RIGHT FRONT:ASS'Y

47.D2023128  
SHEET:PLAIN SHA  
FT BEARING:TRAN  
SPORT SCREW




43.D2023119  
PLAIN SHAFT BEA  
RING:TRANSPORT  
SCREW:RIGHT FR  
ONT:ASS'Y

U001	U002	U003	U004	U005	<b>U006</b>	U007	U008	U009	U010	U011	U012	U013	U014	U015	U016
------	------	------	------	------	-------------	------	------	------	------	------	------	------	------	------	------


U006\_S001\_S002\_S002

PLAIN SHAFT BEARING:TRANSPORT SCREW:LEFT FRONT:ASS'Y

47.D2023128  
SHEET:PLAIN SHA  
FT BEARING:TRAN  
SPORT SCREW



44.D2023121  
PLAIN SHAFT BEA  
RING:TRANSPORT  
SCREW:LEFT FRO  
NT:ASS'Y




U001	U002	U003	U004	U005	<b>U006</b>	U007	U008	U009	U010	U011	U012	U013	U014	U015	U016
------	------	------	------	------	-------------	------	------	------	------	------	------	------	------	------	------

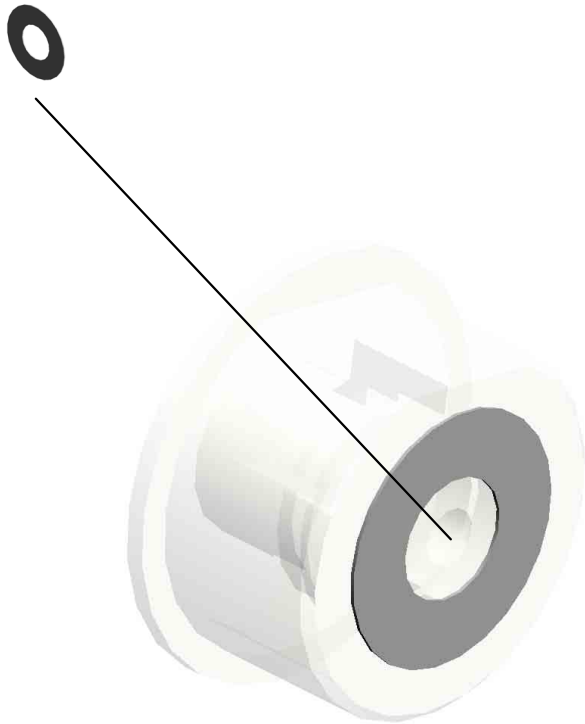
U006\_S001\_S002\_S003

PLAIN SHAFT BEARING:TRANSPORT SCREW:RIGHT REAR:ASS'Y

47.D2023128  
SHEET:PLAIN SHA  
FT BEARING:TRAN  
SPORT SCREW




45.D2023123  
PLAIN SHAFT BEA  
RING:TRANSPORT  
SCREW:RIGHT RE  
AR:ASS'Y




U001	U002	U003	U004	U005	<b>U006</b>	U007	U008	U009	U010	U011	U012	U013	U014	U015	U016
------	------	------	------	------	-------------	------	------	------	------	------	------	------	------	------	------

U006\_S001\_S002\_S004  
PLAIN SHAFT BEARING:TRANSPORT SCREW:LEFT REAR:ASS'Y

47.D2023128  
SHEET:PLAIN SHA  
FT BEARING:TRAN  
SPORT SCREW




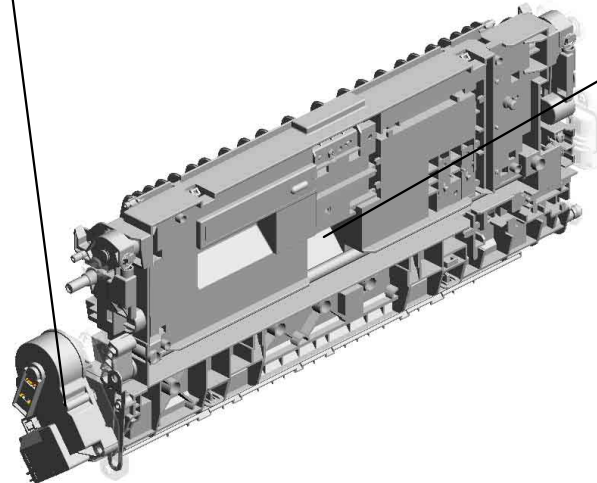
46.D2023125  
PLAIN SHAFT BEA  
RING:TRANSPORT  
SCREW:LEFT REA  
R:ASS'Y



U001	U002	U003	U004	U005	<b>U006</b>	U007	U008	U009	U010	U011	U012	U013	U014	U015	U016
------	------	------	------	------	-------------	------	------	------	------	------	------	------	------	------	------

# U007.TRANSFER/SEPARATION

U007 S001  
D1491199  
DRIVE UNIT:ON-OFF:TRANS  
FER



U007 S002  
M0AN6310  
TRANSFER/SEPARATION UN  
IT:ASS'Y




U001	U002	U003	U004	U005	U006	U007	U008	U009	U010	U011	U012	U013	U014	U015	U016
------	------	------	------	------	------	------	------	------	------	------	------	------	------	------	------



# U007\_S002.TRANSFER/SEPARATION UNIT:ASS'Y

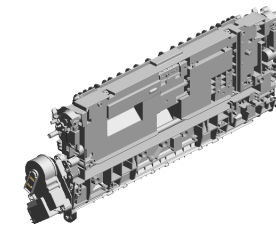
U007\_S002\_S001  
M0AN6311  
TRANSFER ROLLER:ASS'Y



U001	U002	U003	U004	U005	U006	U007	U008	U009	U010	U011	U012	U013	U014	U015	U016
------	------	------	------	------	------	------	------	------	------	------	------	------	------	------	------

# U007 TRANSFER/SEPARATION

66.D2026352 SHAFT:ON-OFF:DRIVE  
 65.D2026351 CAM:ON-OFF:TRANSFER  
 36.D1496290 GUIDE:SET:TRANSFER/SEPARATION UNIT:FRONT  
 12.08050089 RETAINING RING - M4



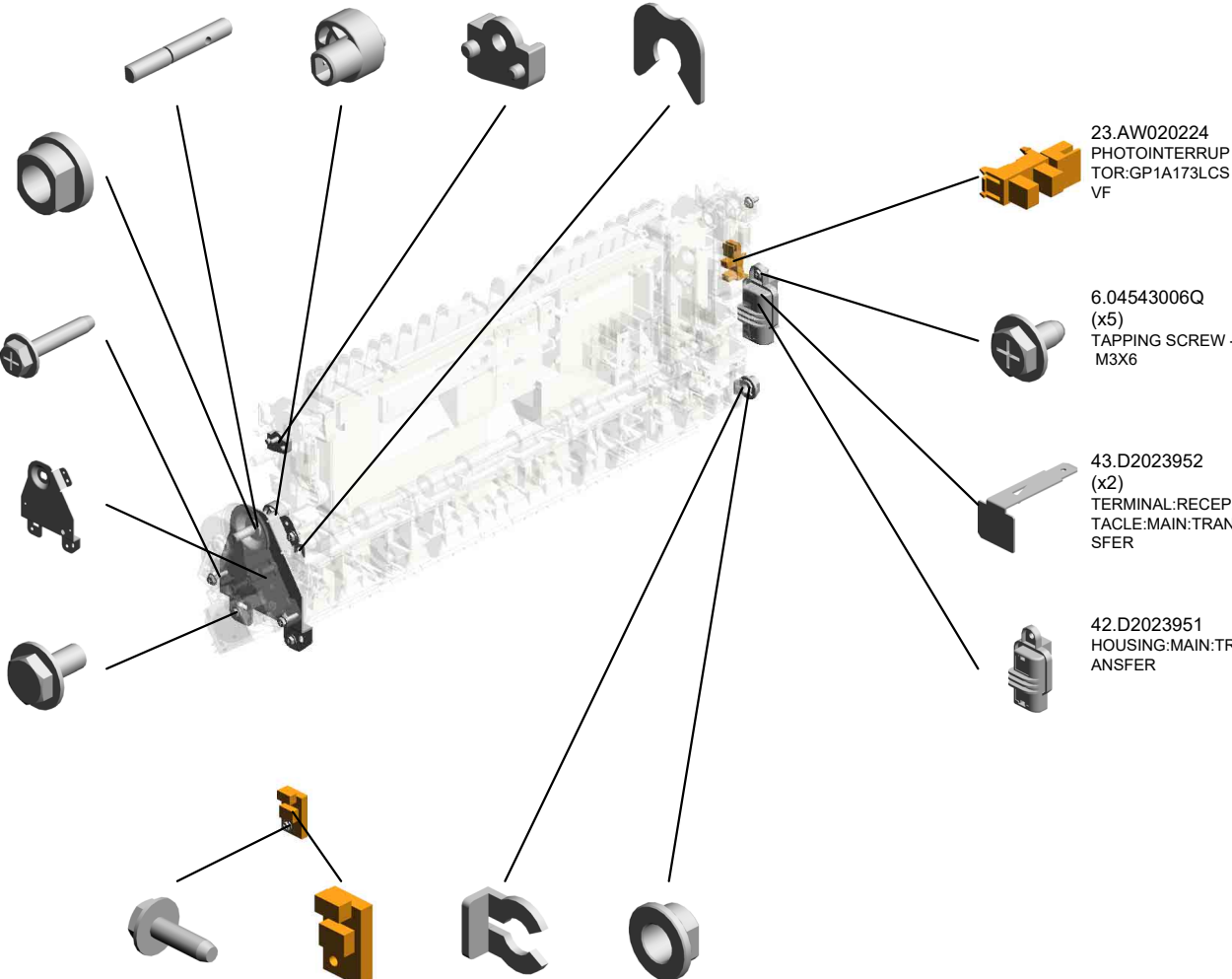
6.04543006Q (x 1) TAPPING SCREW - M3X6  
 10.07200040E (x 1) RETAINING RING - M4

18.AA080346 BUSHING:FLANGE TYPE:DIA6

3.04513016N (x2) TAPPING SCREW - 3X16

64.D2026350 BRACKET:DRIVE UNIT

2.03603006N SCREW - M3X6



23.AW020224 PHOTOINTERRUPTOR:GP1A173LCS VF

6.04543006Q (x5) TAPPING SCREW - M3X6

43.D2023952 (x2) TERMINAL:RECEPTACLE:MAIN:TRANSFER

42.D2023951 HOUSING:MAIN:TRANSFER

7.04583010N HEXAGON HEAD TAPPING SCREW:3X10

24.AW140026 TEMPERATURE & HUMIDITY SENSOR

14.52152621 SNAP RING - M6

19.AA082144 BUSHING - 8X12X7

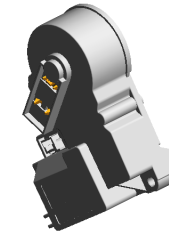
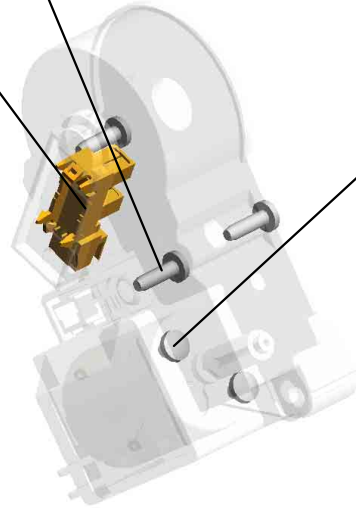
U007\_S001  
DRIVE UNIT:ON-OFF:TRANSFER

22.AW020198  
PHOTOINTERRUP  
TOR:LG2A14NL1

5.04523010N  
(x3)  
BINDING SELF-TA  
PPING SCREW:3X  
10



1.03530030N  
(x2)  
SCREW:M3X3



25.D1491199  
DRIVE UNIT:ON-OF  
F:TRANSFER

U001	U002	U003	U004	U005	U006	U007	U008	U009	U010	U011	U012	U013	U014	U015	U016
------	------	------	------	------	------	------	------	------	------	------	------	------	------	------	------

U007\_S002

TRANSFER/SEPARATION UNIT:ASS'Y

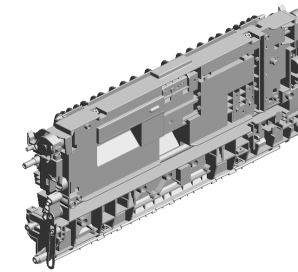
30.D1496226  
LEVER:TRANSFER  
/SEPARATION UNI  
T:FRONT

31.D1496228  
TORSION SPRING:  
LEVER:SET:FRON  
T

32.D1496229  
(x2)  
TENSION SPRING:  
LEVER:SET

29.D1494662  
DIFFUSION PLATE:  
LED

21.AW010200  
PAPER FEED SEN  
SOR:FUSING EXIT



73.M0AN6310  
TRANSFER/SEPAR  
ATION UNIT:ASS'Y

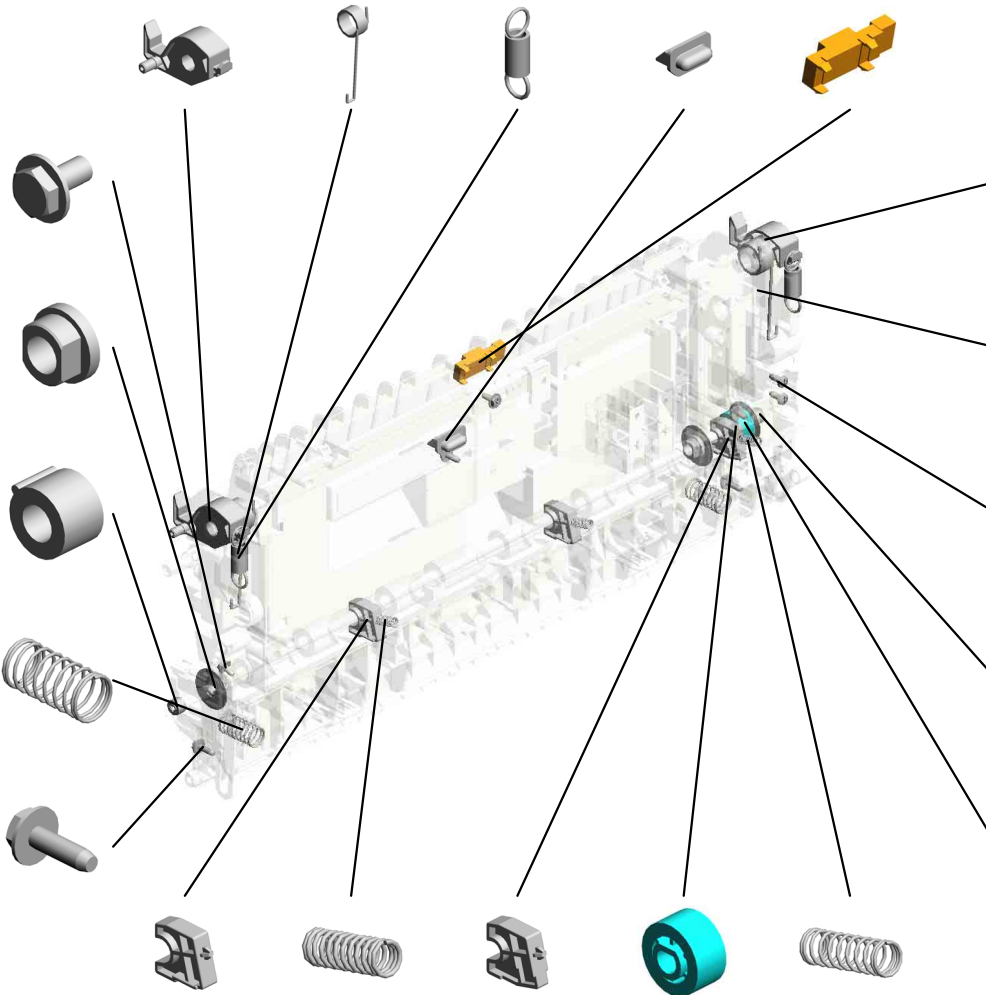
2.03603006N  
(x2)  
SCREW - M3X6

18.AA080346  
(x2)  
BUSHING:FLANGE  
TYPE:DIA6

26.D1492584  
(x2)  
COLLAR:SHAFT:R  
EGISTRATION ROL  
LER

17.AA063943  
(x2)  
COMPRESSION SP  
RING:GUIDE PLAT  
E:REGISTRATION:  
4N

7.04583010N  
(x4)  
HEXAGON HEAD T  
APPING SCREW:3  
X10



33.D1496231  
LEVER:TRANSFER  
/SEPARATION UNI  
T:REAR

13.11050758  
CLAMP:LWSM-030  
6A

34.D1496233  
TORSION SPRING:  
LEVER:SET:REAR

4.04523008N (x 2)  
TAPPING SCREW - M3X8  
7.04583010N (x 9)  
HEXAGON HEAD TAPPING SCREW:3X  
10  
8.04583012N (x 1)  
HEXAGON HEAD TAPPING SCREW:3X  
12  
11.07200060E (x 2)  
RETAINING RING - M6

4.04523008N  
(x2)  
TAPPING SCREW -  
M3X8

9.07200030E  
(x2)  
RETAINING RING -  
M3

10.07200040E  
(x3)  
RETAINING RING -  
M4

28.D1492991  
(x2)  
PLAIN SHAFT BEA  
RING:INNER:DRIV  
E:REGISTRATION  
ROLLER

15.AA063941  
(x2)  
COMPRESSION SP  
RING:REGISTRATI  
ON:INNER:DRIVE

27.D1492990  
PLAIN SHAFT BEA  
RING:DRIVE:REGI  
STRATION ROLLE  
R

20.AB011571  
GEAR:Z19:DRIVE:R  
EGISTRATION

16.AA063942  
COMPRESSION SP  
RING:REGISTRATI  
ON:DRIVE

# U007\_S002 TRANSFER/SEPARATION UNIT:ASS'Y

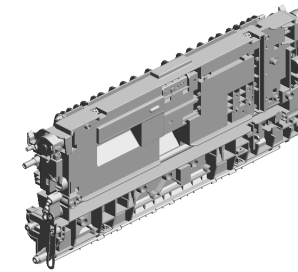
41.D2023890  
LED:RED

40.D2023885  
DENSITY SENSOR:  
AROUND THE PHO  
TOCONDUCTOR

35.D1496248  
CAP:LED


56.D2026272  
BASE:GUIDE:TRAN  
SFER

55.D2026271  
GUIDE:TRANSPOR  
T:TRANSFER




73.M0AN6310  
TRANSFER/SEPAR  
ATION UNIT:ASS'Y

47.D2026255  
DECAL:GRIP:B



57.D2026273  
(x4)  
COMPRESSION SP  
RING:TRANSPORT  
SUB-UNIT



48.D2026260  
LEVER:PRESSURE  
:TRANSFER ROLL  
ER:FRONT



50.D2026264  
(x2)  
COMPRESSION SP  
RING:PRESSURE:T  
RANSFER ROLLER



53.D2026268  
LEVER:ON-OFF:TR  
ANSFER ROLLER:  
FRONT



37.D2022581  
GUIDE PLATE:REG  
ISTRATION:DRIVE  
ASS'Y




38.D2022587  
REGISTRATION R  
OLLER:DRIVE



52.D2026267  
SHAFT:LEVER:ON-  
OFF



51.D2026265  
(x2)  
LEVER:PRESSURE  
:GUIDE PLATE



39.D2022992  
(x2)  
BRACKET:STOPPE  
R:REGISTRATION



49.D2026261  
LEVER:PRESSURE  
:TRANSFER ROLL  
ER:REAR



45.D2023961  
CONNECTING SPR  
ING:TRANSFER



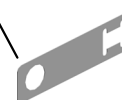
44.D2023960  
CONNECTING SPR  
ING:SEPARATION



54.D2026269  
LEVER:ON-OFF:TR  
ANSFER ROLLER:  
REAR

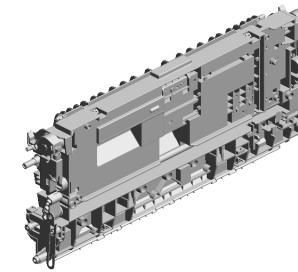


46.D2023962  
ELECTRODE PLAT  
E:TRANSFER



# U007\_S002 TRANSFER/SEPARATION UNIT:ASS'Y

62.D2026285 LEVER:SET:FRONT  
 70.M0AN3992 HOUSING:NEW ARTICLE SENSOR  
 60.D2026280 GROUND PLATE:SEPARATION

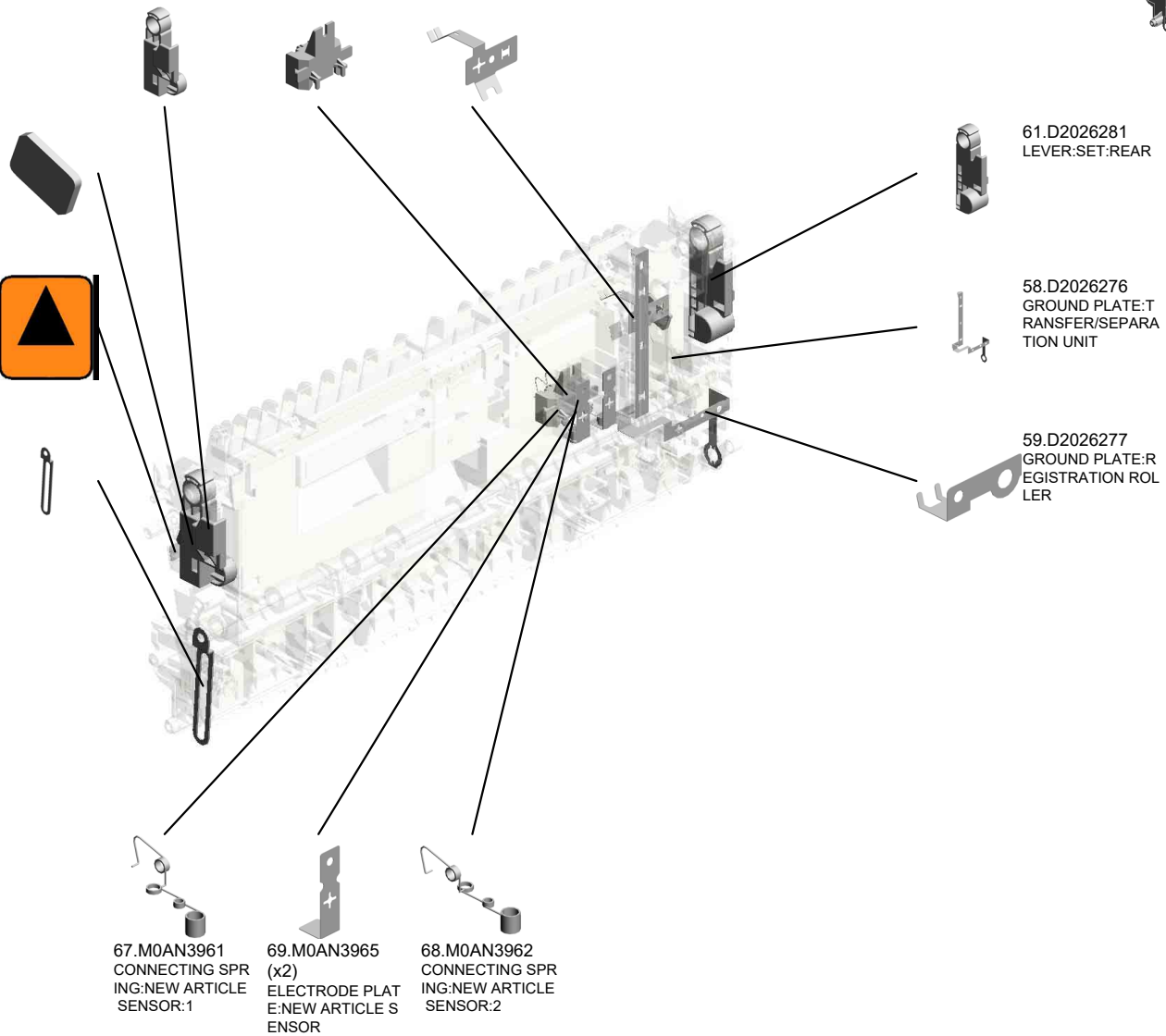


73.M0AN6310  
TRANSFER/SEPARATION UNIT:ASS'Y

71.M0AN6268 (x2)  
DAMPING INSULATION:LEVER:TRANSFER

72.M0AN6280 (x2)  
DECAL:POSITIONING DISPLAY:TRANSFER/SEPARATION UNIT

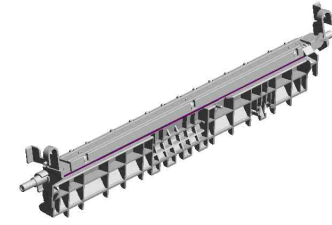

63.D2026346  
LINK:TRANSFER/SEPARATION UNIT



U001	U002	U003	U004	U005	U006	U007	U008	U009	U010	U011	U012	U013	U014	U015	U016
------	------	------	------	------	------	------	------	------	------	------	------	------	------	------	------

U007\_S002\_S001  
TRANSFER ROLLER:ASS'Y

72.M0AN6280  
(x2)  
DECAL:POSITIONI  
NG DISPLAY:TRAN  
SFER/SEPARATIO  
N UNIT

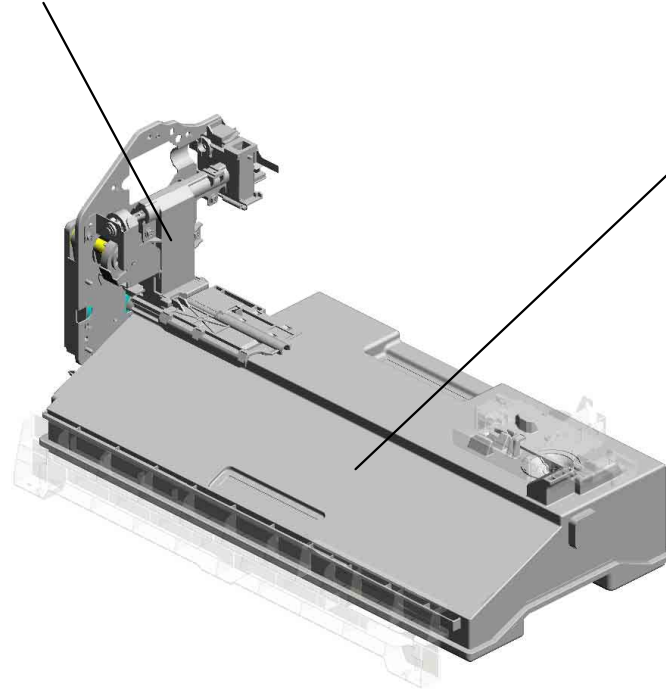


74.M0AN6311  
TRANSFER ROLLE  
R:ASS'Y

U001	U002	U003	U004	U005	U006	U007	U008	U009	U010	U011	U012	U013	U014	U015	U016
------	------	------	------	------	------	------	------	------	------	------	------	------	------	------	------

# U008.USED TONER

U008 S002  
M0AN6511  
BRACKET:TONER RECYCLIN  
G SECTION:ASSY



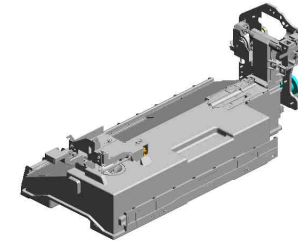
U008 S001  
M0AN6410  
COLLECTION BOTTLE:ASSY



U001	U002	U003	U004	U005	U006	U007	<b>U008</b>	U009	U010	U011	U012	U013	U014	U015	U016
------	------	------	------	------	------	------	-------------	------	------	------	------	------	------	------	------



# U008 USED TONER



10.AW020198  
PHOTOINTERRUPTOR:LG2A14NL1

14.M0AN1059  
SPRING PLATE:LEVER:USED TONER

11.AW500040  
PUSH SWITCH:SW 1AG-550:10MA



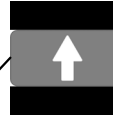
1.04543006Q  
(x11)  
TAPPING SCREW - M3X6



13.M0AN1058  
LEVER:LOCK:USED TONER



17.M0AN6899  
DECAL:LEVER:USED TONER



6.11050758  
(x2)  
CLAMP:LWSM-030 6A




3.04583008N  
HEXAGON HEAD TAPPING SCREW:3 X8




U001	U002	U003	U004	U005	U006	U007	U008	U009	U010	U011	U012	U013	U014	U015	U016
------	------	------	------	------	------	------	------	------	------	------	------	------	------	------	------

U008\_S001  
COLLECTION BOTTLE:ASS'Y

4.08050089  
(x3)  
RETAINING RING -  
M4



7.AA080346  
(x2)  
BUSHING:FLANGE  
TYPE:DIA6



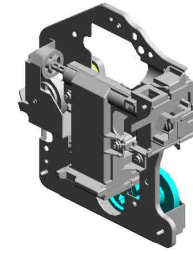
15.M0AN6410  
COLLECTION BOT  
TLE:ASS'Y

U001	U002	U003	U004	U005	U006	U007	<b>U008</b>	U009	U010	U011	U012	U013	U014	U015	U016
------	------	------	------	------	------	------	-------------	------	------	------	------	------	------	------	------

U008\_S002

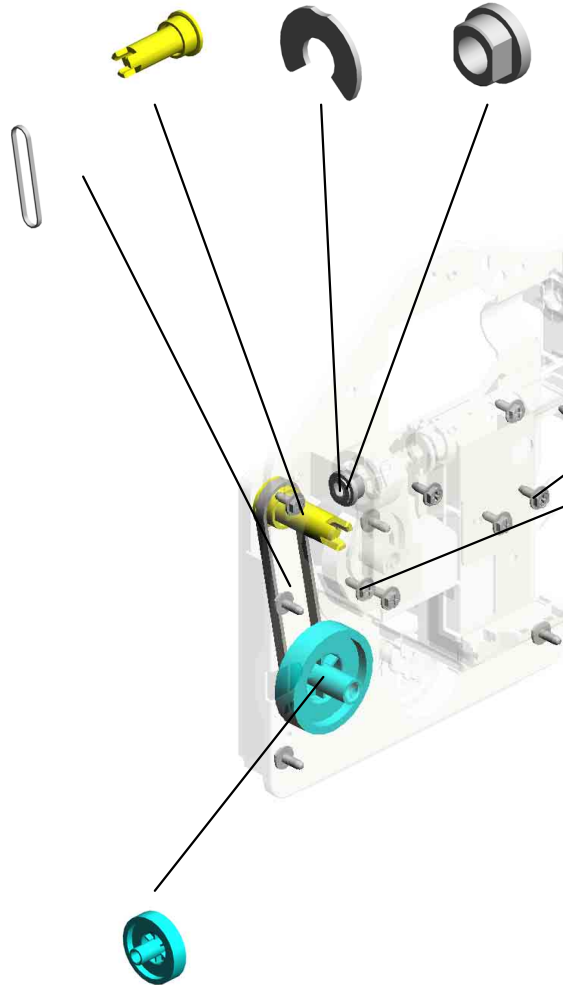
BRACKET:TONER RECYCLING SECTION:ASS'Y

9.AB033800 5.08050104 7.AA080346  
PULLEY:SCREW G RETAINING RINGS BUSHING:FLANGE  
EAR:RECYCLING:1 -E:SILENCER:DIA4 TYPE:DIA6  
DLER



16.M0AN6511  
BRACKET:TONER  
RECYCLING SECTI  
ON:ASS'Y

12.B6521773  
TIMING BELT:B40S  
2M178



3.04583008N  
(x3)  
HEXAGON HEAD T  
APPING SCREW:3  
X8


2.04543008Q  
(x9)  
TAPPING SCREW:  
3X8

8.AB017862  
GEAR:PULLEY:US  
ED TONER:IDLER

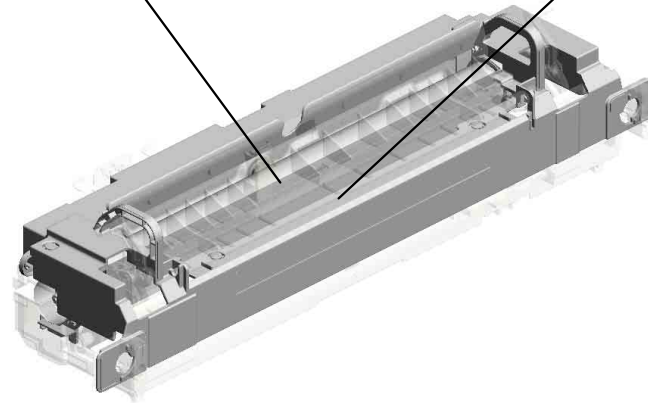
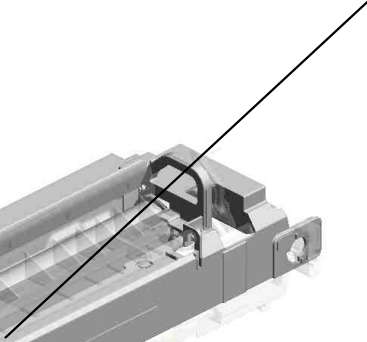
U001 U002 U003 U004 U005 U006 U007 U008 U009 U010 U011 U012 U013 U014 U015 U016

# U009.FUSING

U009 S002  
M0AN4031  
(NA);SLEEVE:FUSING:SERVI  
CE



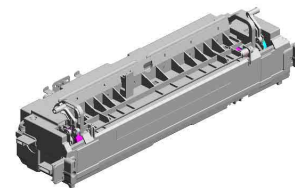
U009 S001  
M0AN4261  
FUSING COVER:UPPER:ASS'  
Y



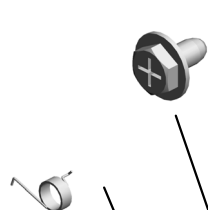
U001	U002	U003	U004	U005	U006	U007	U008	U009	U010	U011	U012	U013	U014	U015	U016
------	------	------	------	------	------	------	------	------	------	------	------	------	------	------	------

# U009 FUSING

- 3.04543006Q (x2) TAPPING SCREW - M3X6
- 16.11050759 (x2) CLAMP:LWSM-060 5A
- 15.11050692 (x2) CLAMP:LES-0503
- 6.04583012N (x2) HEXAGON HEAD TAPPING SCREW:3 X12
- 10.08046123 (x2) HEXAGONAL BOLT :W/WASHER:M3X8



18.AA061181  
TORSION SPRING:  
STRIPPER PLATE:  
FRONT



14.09544008N  
(x2)  
SCREW - M4X8



17.AA061180  
(x2)  
COIL SPRING:PRE  
SSURE



9.07250100E  
(x2)  
RETAINING RING  
C - M10



1.03603006N  
(x14)  
SCREW - M3X6



8.07200060E  
(x2)  
RETAINING RING -  
M6



7.07200030E  
(x4)  
RETAINING RING -  
M3



5.04583010N  
(x3)  
HEXAGON HEAD T  
APPING SCREW:3  
X10



11.08046127  
(x6)  
HEXAGONAL BOLT  
:DOUBLE SCREW:  
M3X8



4.04583008N  
(x3)  
HEXAGON HEAD T  
APPING SCREW:3  
X8



19.AA061182  
TORSION SPRING:  
STRIPPER PLATE:  
REAR



20.AA066435  
SPRING:RELEASE:  
FUSING EXIT



12.08050106  
RETAINING RINGS  
-E.SILENCER:DI6



2.04522608P  
(x2)  
BINDING SELF-TA  
PPING SCREW:2.6  
X8




13.09543012N  
(x2)  
SCREW - M3X12



# U009 FUSING

27.AW100189 NON-CONTACT TYPETHERMISTOR: HOT ROLLER  
 26.AW100138 (x2) THERMOPILE  
 39.D2024245 DECAL:C:GUIDE PLATE:FUSING EXIT  
 34.D2024224 STRIPPER PLATE:FUSING EXIT  
 33.D2024215 GUIDE PLATE:FUSING EXIT



36.D2024234 LEVER:PRESSURE RELEASE:FRONT:ASS'Y

30.D1054365 (x2) HOLDER:THERMOPILE

32.D2024146 (x2) PLAIN SHAFT BEARING RING:DIA4XDIA6X6

35.D2024233 (x2) LEVER:LOCK:PRESSURE

37.D2024236 LEVER:PRESSURE RELEASE:FRONT:PEEN

31.D1444484 (x6) SHOULDER SCREW - M3

21.AA120149 DISCHARGE BRUSH:PRESSURE ROLLER

29.AW110101 (x2) THERMOSTAT:LOW

28.AW100190 THERMISTOR:PRESSURE ROLLER

22.AB012231 GEAR:DRIVE:Z20

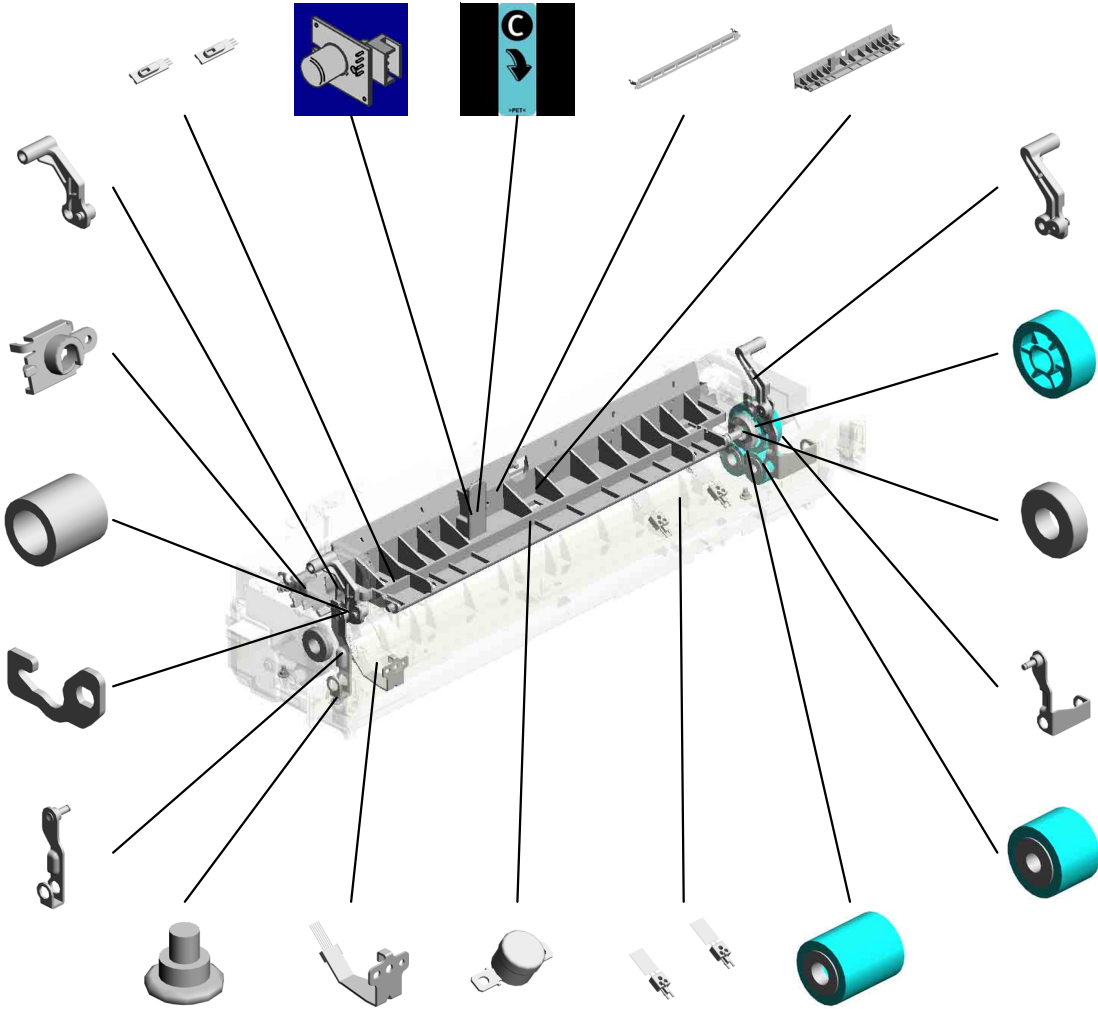
38.D2024244 LEVER:PRESSURE RELEASE:REAR:ASS'Y

24.AB015035 GEAR:PRESSURE ROLLER

25.AE030097 (x2) RADIAL BALL BEARING RING:DIA10XDIA22 X6

40.D2024246 LEVER:PRESSURE RELEASE:REAR:PEEN

23.AB012232 GEAR:IDLER:Z19



# U009 FUSING


62.M0AN4386 ELECTRODE PLAT  
E:FRONT

41.D2024252 FUSING ENTRANC  
E GUIDE PLATE

**57.M0AN4235**  
**PRESSURE ROLLE**  
**R:DIA32**

47.D2024335 ELECTRODE PLAT  
E:MIDDLE

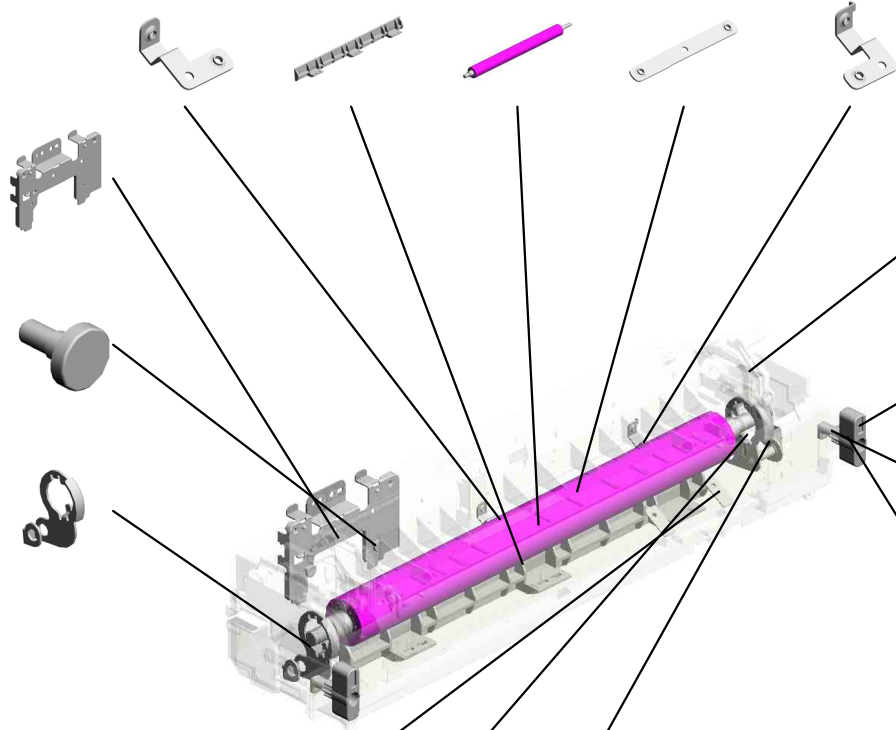
48.D2024337 ELECTRODE PLAT  
E:REAR



61.M0AN4354  
BRACKET:DRAWE  
R:MAIN

55.GA143006  
(x2)  
STEPPED:DRAWE  
R

45.D2024266  
BRACKET:PRESSU  
RE ROLLER:FRON  
T



54.GA003957  
(x2)  
DECAL:POSITIONI  
NG DISPLAY:FUSI  
NG

53.GA003933  
(x2)  
DECAL:OPERATE:  
4X10.5

60.M0AN4308  
(x2)  
HOOK:FUSING UNI  
T

59.M0AN4307  
(x2)  
LEVER:FUSING UN  
IT

46.D2024309  
(x2)  
FLAT NUT:THERMI  
STOR:PRESSURE  
ROLLER


42.D2024256  
BRACKET:PRESSU  
RE ROLLER:REAR

43.D2024258  
STAY:GEAR

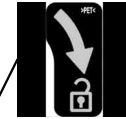
U009\_S001  
 FUSING COVER:UPPER:ASS'Y

44.D2024263  
 DECAL:H-TEMP W  
 ARNING:FUSING

49.GA003303  
 (x2)  
 DECAL:OPERATE:  
 4X84:GREEN



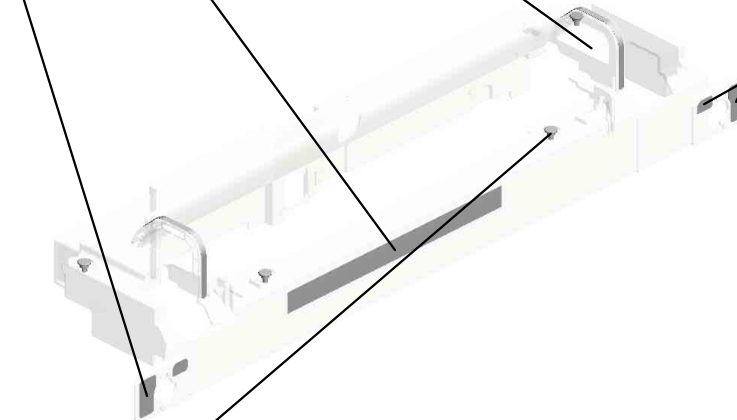
50.GA003307  
 DECAL:LEVER:FR  
 ONT:FUSING



51.GA003308  
 DECAL:LEVER:RE  
 AR:FUSING



52.GA003309  
 (x2)  
 DECAL:LEVER:FIX




31.D1444484  
 (x4)  
 SHOULDER SCRE  
 W - M3

U001	U002	U003	U004	U005	U006	U007	U008	U009	U010	U011	U012	U013	U014	U015	U016
------	------	------	------	------	------	------	------	------	------	------	------	------	------	------	------



U009\_S002  
(NA):SLEEVE:FUSING:SERVICE

1.03603006N  
(x6)  
SCREW - M3X6

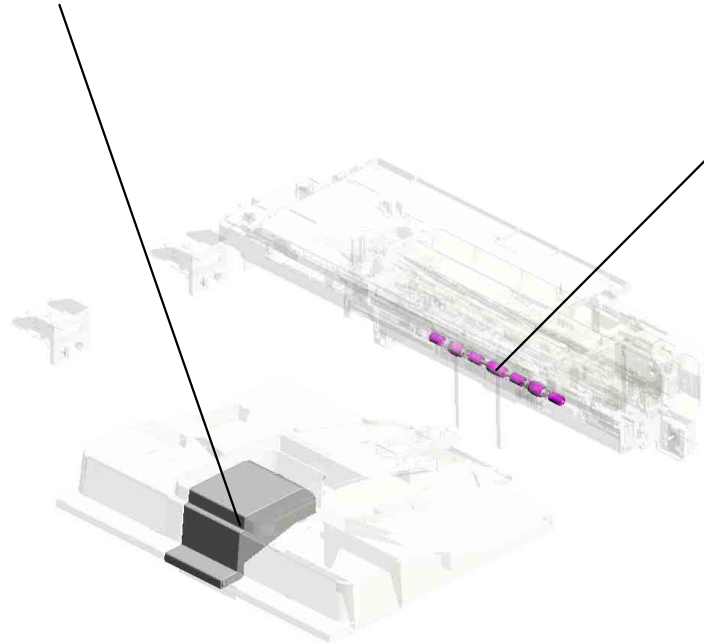



56.M0AN4031  
(NA):SLEEVE:FUSI  
NG:SERVICE

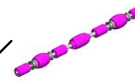
U001	U002	U003	U004	U005	U006	U007	U008	U009	U010	U011	U012	U013	U014	U015	U016
------	------	------	------	------	------	------	------	------	------	------	------	------	------	------	------

# U010.PAPER EXIT

U010 S002  
D2414472  
END FENCE:TRAY:EXIT:ASS'  
Y



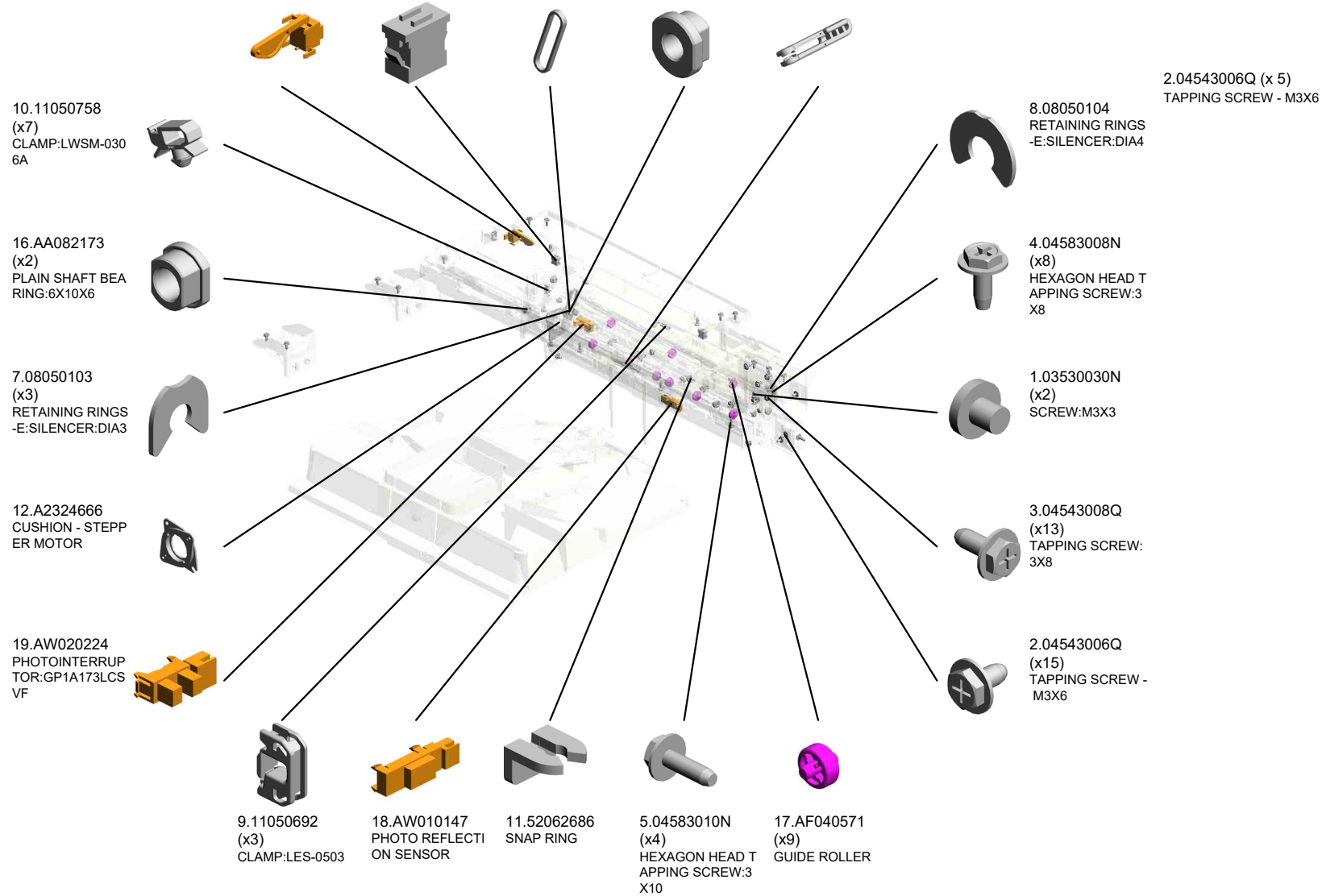
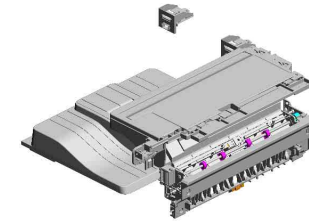
U010 S001  
D2414950  
ROLLER:EXIT:PRESSURE:2T  
YPE:ASS'Y



U001	U002	U003	U004	U005	U006	U007	U008	U009	U010	U011	U012	U013	U014	U015	U016
------	------	------	------	------	------	------	------	------	------	------	------	------	------	------	------

# U010 PAPER EXIT

- 20.AW500047 PAPER END SENS OR:MANUAL FEED
- 13.AA021030 (x2) MAGNET CATCH
- 14.AA043339 TIMING BELT:PAPER EXIT:40S2M122
- 15.AA082170 (x4) PLAIN SHAFT BEARING RING:DIA4XDIA8X5:EG-1
- 21.D0094407 FEELER - OVERFLOW



# U010 PAPER EXIT

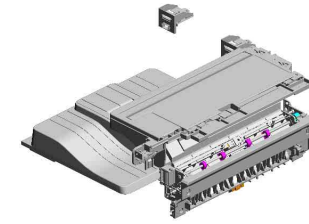
27.D1494422  
GEAR:REVERSE R  
OLLER

29.D1494427  
STUD:PULLEY:BR  
ACKET:DC STEPPE  
R MOTOR

31.D1494429  
PULLEY:GEAR:RE  
VERSE

36.D1494469  
(x2)  
SPRING PLATE:RO  
LLER:DRIVEN:REV  
ERSE ROLLER

37.D1494471  
(x2)  
SHAFT:DRIVEN:RE  
VERSE ROLLER:O  
UTER




40.D2024421  
GEAR:EXIT ROLLE  
R



25.D1444484  
(x3)  
SHOULDER SCRE  
W - M3



41.D2024426  
BRACKET:DC STE  
PPER MOTOR:REV  
ERSE



28.D1494425  
DC STEPPER MOT  
OR:REVERSE:SUB  
-ASS'Y



30.D1494428  
GROUND PLATE:P  
APER EXIT UNIT



23.D0394925  
(x4)  
ROLLER:REVERSE  
:DRIVEN



35.D1494468  
SHAFT:DRIVEN:RE  
VERSE ROLLER



34.D1494466  
GUIDE PLATE:REV  
ERSE:LOWER



24.D0394927  
(x2)  
COMPRESSION SP  
RING:PRESSURE:  
REVERSE:DRIVEN




33.D1494461  
GUIDE PLATE:REV  
ERSE:UPPER



26.D1491309  
(x2)  
MAGNET CATCH:C  
OVER:FRONT



22.D0094455  
CUSHION - DC SO  
LENOID



39.D1494484  
TORSION SPRING:  
LEVER:GATE PAW  
L



38.D1494483  
LEVER:GATE PAW  
L

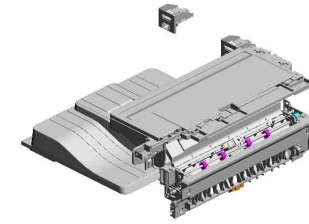


32.D1494434  
TENSION SPRING:  
LEVER:GATE PAW  
L



# U010 PAPER EXIT

- 47.D2414448 SHAFT:FEELER:OV  
ERFLOW
- 55.D2414960 BASE:PLATE:EXIT
- 65.D2414992 DISCHARGE BRUS  
H:EXIT
- 59.D2414971 (x2)  
LINK:PLATE:EXIT
- 43.D2024477 REVERSE ROLLER



69.M0AJ4543  
TRAY:EXIT:AUXILI  
ARY:LARGE

70.M0AJ4544  
TRAY:EXIT:AUXILI  
ARY:SMALL

49.D2414476  
EXIT ROLLER

50.D2414494  
TRAY:AUXILIARY:EX  
IT

68.M0AJ4497  
TRAY:EXIT

51.D2414499  
COMPRESSION SP  
RING:BASE:TRAY:  
EXIT

60.D2414972  
(x2)  
GUIDE:PLATE:EXIT

53.D2414955  
HOLDER:ROLLER:  
EXIT:PRESSURE:2  
TYPE

66.D2894452  
GUIDE PLATE:EXIT  
:LOWER

67.GW010007  
(x2)  
PHOTO REFLECTI  
ON SENSOR:EXIT

45.D2024491  
INNER COVER:EXI  
T

46.D2414441  
GUIDE PLATE:EXIT  
:UPPER

44.D2024481  
GATE PAWL:EXIT

64.D2414981  
(x2)  
COIL SPRING:ROL  
LER:PRESSURE:EX  
IT

42.D2024431  
DC SOLENOID:ASS  
Y

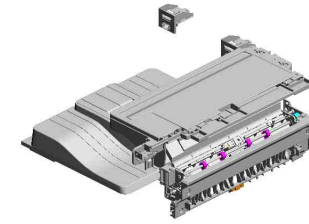
# U010 PAPER EXIT

72.M0AJ4562 (x3)  
CUSHION:COVER:OPEN AND CLOSE

71.M0AJ4561  
COVER:OPEN/CLOSE:REVERSE:RIGHT

82.M0AN4552  
COVER:REVERSE:RIGHT

81.M0AN4542  
TRAY:REVERSE:RIGHT



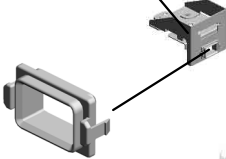
73.M0AJ4563  
STOPPER:COVER:OPEN AND CLOSE:REVERSE



83.M0AN4580 (x2)  
BRACKET:REVERSE:LEFT INNER REAR ASS'Y



77.M0AJ4583 (x2)  
SHOE:BRACKET:LEFT INNER REAR



76.M0AJ4577  
BRACKET:AUXILIARY:REVERSE:RIGHT FRONT



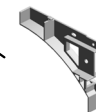
74.M0AJ4571  
BRACKET:REVERSE:RIGHT FRONT:SUB-ASS'Y




80.M0AJ4992  
CUSHION:BRACKET:REVERSE



75.M0AJ4573  
COVER:REVERSE:RIGHT FRONT



79.M0AJ4982  
DECAL:EXIT:GUIDE P:LOWER:INNER BACK




78.M0AJ4981  
DECAL:EXIT:GUIDE P:LOWER:MIDDLE

U010\_S001

ROLLER:EXIT:PRESSURE:2TYPE:ASS'Y

62.D2414977 (x2)  
ROLLER:DRIVEN:EXIT:MIDDLE  
54.D2414957  
SHAFT:ROLLER:PRESSURE:EXIT:2TYPE

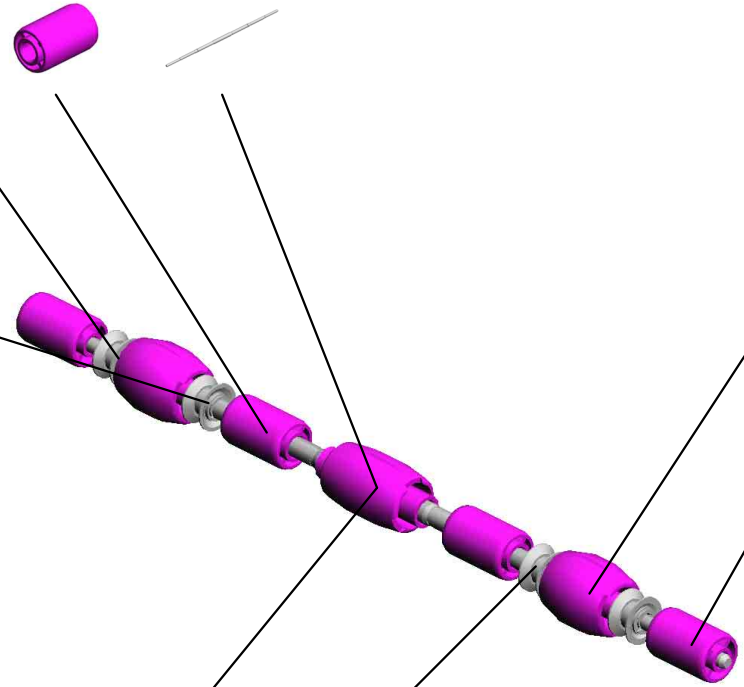


52.D2414950  
ROLLER:EXIT:PRESSURE:2TYPE:ASS'Y

63.D2414978 (x2)  
COLLAR:ROLLER:EXIT:PRESSURE:BOTH ENDS



58.D2414965 (x2)  
COLLAR:ROLLER:EXIT:PRESSURE



57.D2414964 (x2)  
ROLLER:EXIT:PRESSURE



56.D2414962 (x2)  
ROLLER:DRIVEN:EXIT



61.D2414976  
ROLLER:EXIT:PRESSURE:MIDDLE




6.07200020G (x4)  
RETAINING RING - M2



U001	U002	U003	U004	U005	U006	U007	U008	U009	U010	U011	U012	U013	U014	U015	U016
------	------	------	------	------	------	------	------	------	------	------	------	------	------	------	------

U010\_S002  
END FENCE:TRAY:EXIT:ASS'Y

7.08050103  
RETAINING RINGS  
-E:SILENCER:DIA3



48.D2414472  
END FENCE:TRAY:  
EXIT:ASS'Y

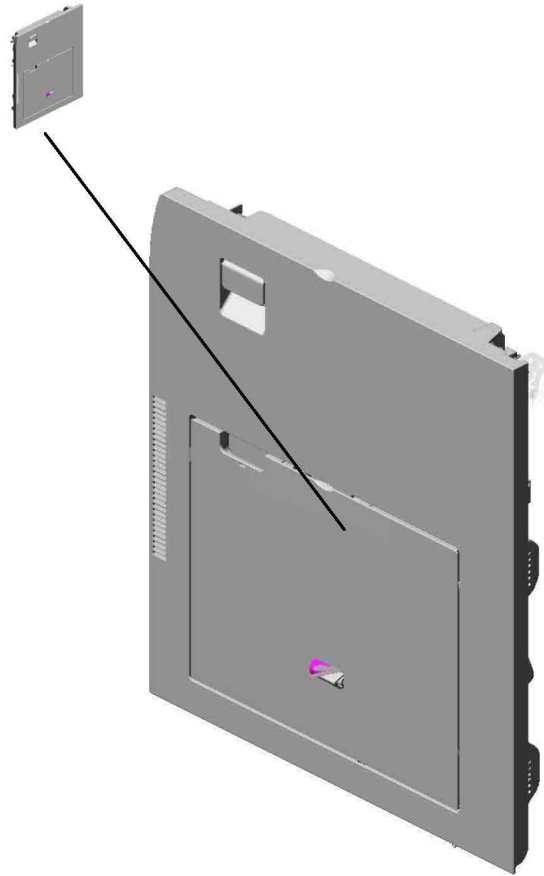


U001	U002	U003	U004	U005	U006	U007	U008	U009	U010	U011	U012	U013	U014	U015	U016
------	------	------	------	------	------	------	------	------	------	------	------	------	------	------	------



# U011.DUPLEX

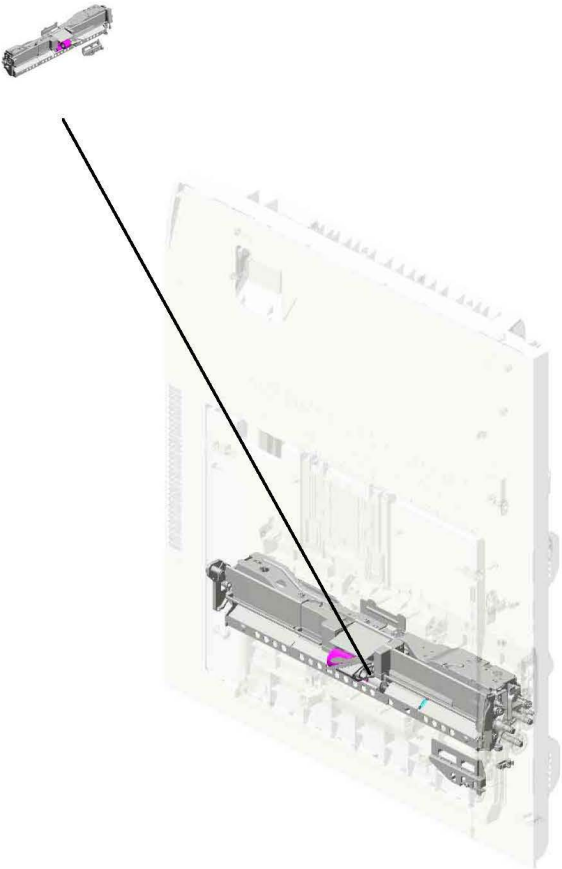
U011\_S001  
M0AN4511  
DUPLEX UNIT:ASSY



U001	U002	U003	U004	U005	U006	U007	U008	U009	U010	U011	U012	U013	U014	U015	U016
------	------	------	------	------	------	------	------	------	------	------	------	------	------	------	------

# U011\_S001.DUPLEX UNIT:ASS'Y

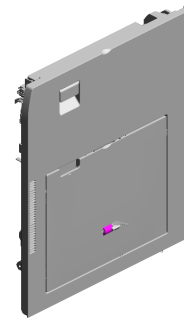
U011\_S001\_S001  
D2892957  
MANUAL FEED UNIT:ASS'Y



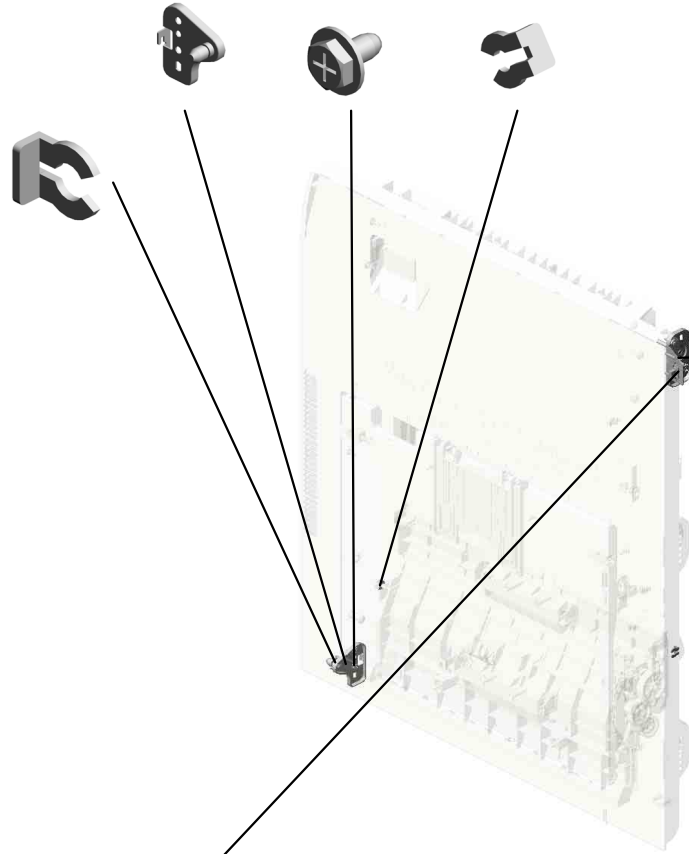
U001	U002	U003	U004	U005	U006	U007	U008	U009	U010	U011	U012	U013	U014	U015	U016
------	------	------	------	------	------	------	------	------	------	------	------	------	------	------	------

# U011 DUPLEX

93.D1494755 2.04543006Q 17.54472681  
 BRACKET:HINGE:D (x2) TAPPING SCREW - (x2)  
 UPLEX:FRONT M3X6 SNAP RING



16.52152621  
 SNAP RING - M6



5.04583010N  
 (x3)  
 HEXAGON HEAD TAPPING SCREW:3 X10

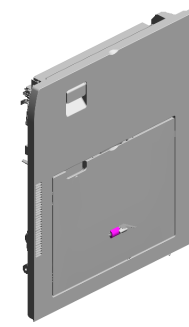
151.D2024741  
 BRACKET:STUD:LEVER

37.AW500040  
 PUSH SWITCH:SW  
 1AG-550:10MA

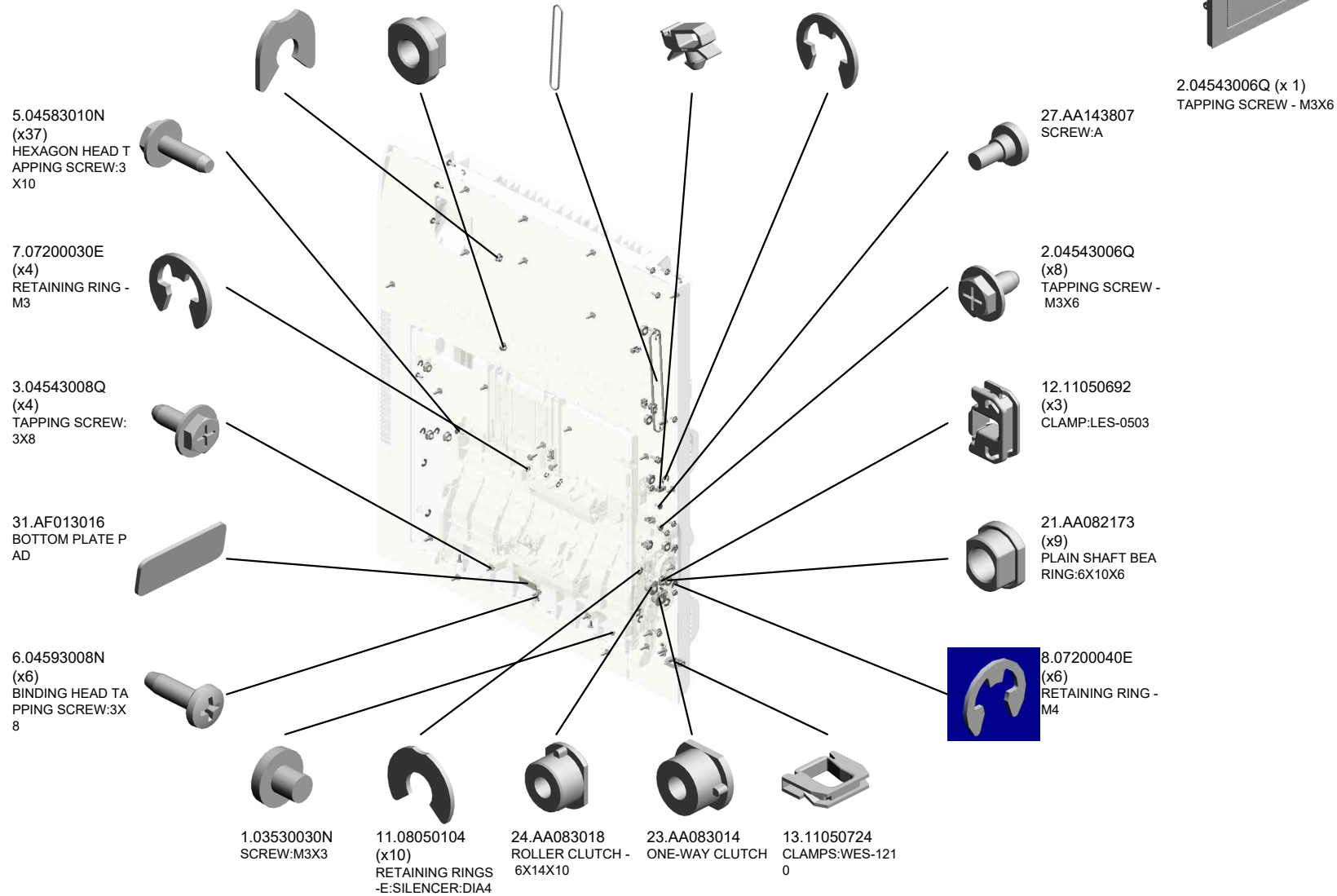
U001	U002	U003	U004	U005	U006	U007	U008	U009	U010	U011	U012	U013	U014	U015	U016
------	------	------	------	------	------	------	------	------	------	------	------	------	------	------	------

# U011\_S001 DUPLEX UNIT:ASS'Y

- 10.08050103 (x4) RETAINING RINGS -E:SILENCER:DIA3
- 19.AA082170 (x2) PLAIN SHAFT BEARING: DIA4X DIA8X5 :EG-1
- 18.AA043980 TIMING BELT:30S2 M300
- 14.11050758 (x5) CLAMP:LWSM-030 6A
- 9.07200060E RETAINING RING - M6

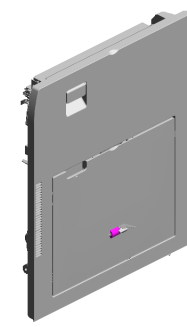


174.M0AN4511  
DUPLEX UNIT:ASS'Y



U001	U002	U003	U004	U005	U006	U007	U008	U009	U010	U011	U012	U013	U014	U015	U016
------	------	------	------	------	------	------	------	------	------	------	------	------	------	------	------

U011\_S001  
 DUPLEX UNIT:ASS'Y



174.M0AN4511  
 DUPLEX UNIT:ASS'  
 Y

- 45.D0094485 (x2) BUSHING - GATE
- 46.D0094487 (x2) COMPRESSION SPRING - GATE
- 49.D0394597 (x4) TENSION SPRING: DRIVEN ROLLER
- 35.AW020198 PHOTOINTERRUPTOR: LG2A14NL1
- 44.D0094455 (x2) CUSHION - DC SOLENOID

48.D0394529 STOPPER:GUIDE PLATE:ROLLER:DRIVEN

41.B2234552 (x4) BUSHING:DIA4

51.D1444489 (x4) STOPPER:DRIVEN ROLLER

42.D0092573 (x6) PULLEY - VERTICAL TRANSPORT

68.D1492683 ARM:MANUAL FEE D:FRONT LOWER

38.AW500042 ROTARY SWITCH: PAPER SIZE SENSOR: CW

47.D0292677 (x6) TRANSPORT BELT: DRIVEN: VERTICAL TRANSPORT

67.D1492678 (x2) SHAFT: FLAT CONVEYER BELT: DRIVE

69.D1492684 ARM:MANUAL FEE D: REAR LOWER

40.AX060464 DC MOTOR: ENCODER: NO: 10W: GEAR: BRUSHLESS

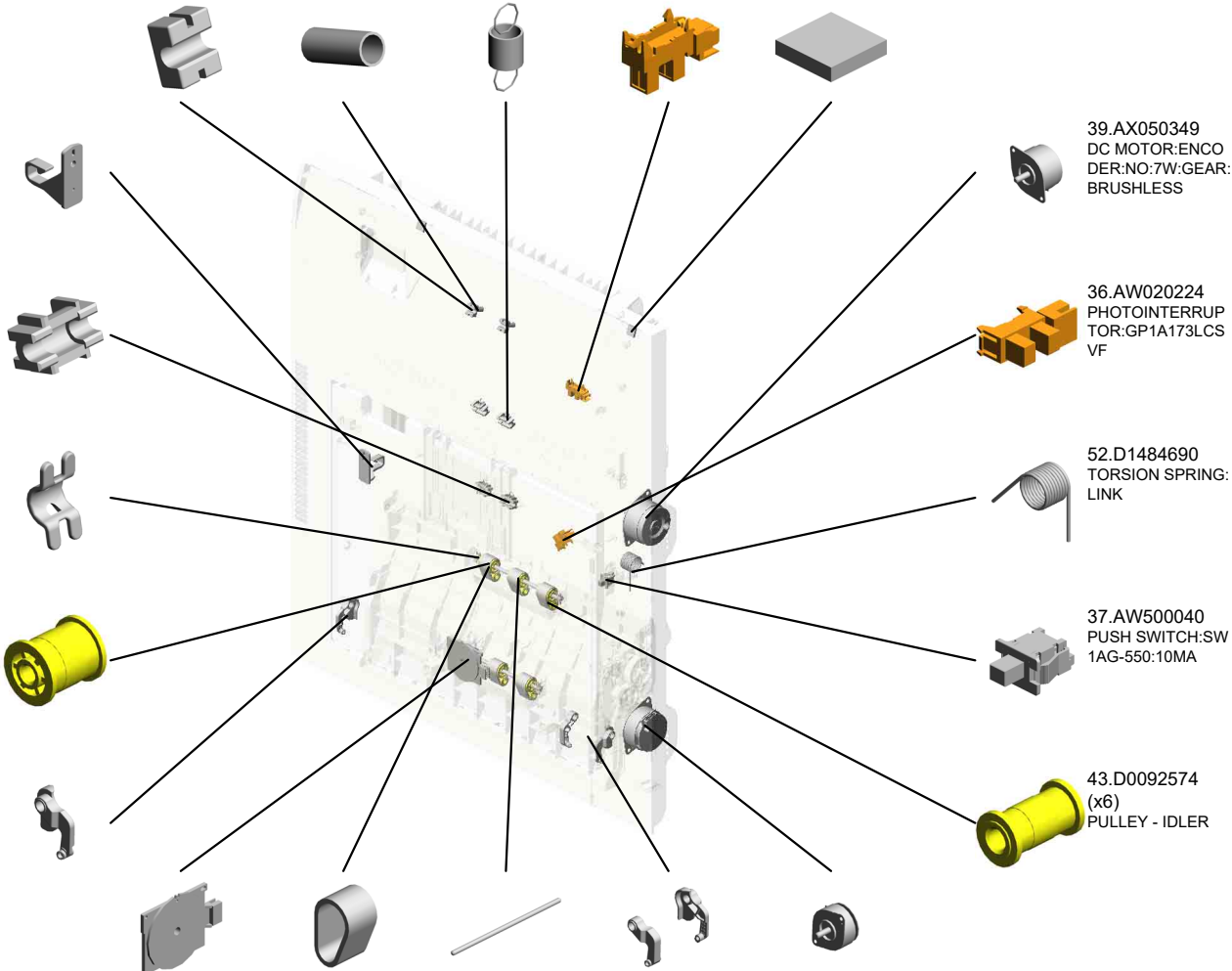
39.AX050349 DC MOTOR: ENCODER: NO: 7W: GEAR: BRUSHLESS

36.AW020224 PHOTOINTERRUPTOR: GP1A173LCS VF

52.D1484690 TORSION SPRING: LINK

37.AW500040 PUSH SWITCH: SW 1AG-550: 10MA

43.D0092574 (x6) PULLEY - IDLER



# U011\_S001 DUPLIX UNIT:ASS'Y

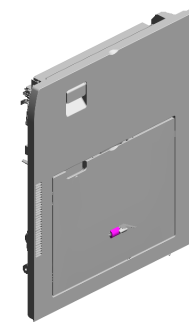
86.D1494715  
DECAL:GRIP:Z

80.D1494658  
COIL SPRING:LEV  
ER:DUPLIX

78.D1494655  
GRIP:DUPLIX UNI  
T

88.D1494718  
TORSION SPRING:  
SIDE FENCE:FRON  
T

87.D1494717  
PLATE:SIDE FENC  
E:FRONT



174.M0AN4511  
DUPLIX UNIT:ASS'  
Y

74.D1492694  
(x2)  
COMPRESSION SP  
RING:STOPPER:MA  
NUAL FEED TABL  
E

77.D1494646  
SYNCHRONOUS B  
ELT:30S2M262

76.D1494645  
SYNCHRONOUS B  
ELT:30S2M118

84.D1494695  
LINK:FRONT

72.D1492692  
ARM:MANUAL FEE  
D:FRONT UPPER

81.D1494672  
(x4)  
COMPRESSION SP  
RING:DRIVEN

85.D1494711  
DECAL:SIDE FENC  
E:MANUAL FEED

70.D1492686  
WIRE:MANUAL FE  
ED TABLE:TC075

71.D1492688  
TENSION SPRING:  
WIRE

89.D1494720  
PLATE:SIDE FENC  
E:REAR

79.D1494657  
HOOK:STOPPER:D  
UPLIX UNIT:REAR

73.D1492693  
(x2)  
STOPPER:MANUA  
L FEED TABLE

75.D1494638  
GUIDE:WIRE

82.D1494675  
COVER:PUSH SWI  
TCH

83.D1494688  
LINK:DUPLIX:MAI  
N

# U011\_S001 DUPLEX UNIT:ASS'Y

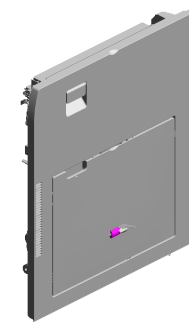
122.D2022675  
DECAL:SCALE:MANUAL FEED:FRONT

112.D2022640  
EXTENSION TRAY:NO.1

113.D2022641  
EXTENSION TRAY:NO.2

99.D1754654  
SHAFT:LEVER:LOCK

111.D2022638  
FEELER:PAPER SIZE SENSOR:MANUAL FEED



174.M0AN4511  
DUPLEX UNIT:ASS'Y

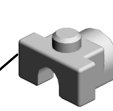
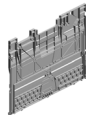

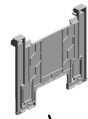
91.D1494731  
(x2)  
COMPRESSION SPRING:RACK:MANUAL FEED

95.D1494777  
(x4)  
COMPRESSION SPRING:FLAT CONVEYER BELT:DRIVEN

119.D2022669  
COVER:MANUAL FEED TABLE

120.D2022670  
MANUAL FEED TABLE

108.D2022631  
SIDE FENCE:FRONT



92.D1494737  
(x4)  
PLAIN SHAFT BEARING:DUPLEX:EXTENSION

90.D1494721  
TORSION SPRING:SIDE FENCE:REAR

109.D2022633  
SIDE FENCE:REAR

114.D2022642  
PULLEY:WIRE:MANUAL FEED TABLE

115.D2022646  
ARM:MANUAL FEED:REAR UPPER

98.D1502666  
GEAR:SIDE FENCE:MANUAL FEED TABLE

121.D2022673  
GUIDE PLATE:VERTICAL TRANSPORT:NO.2:DRIVEN

110.D2022634  
RACK:MANUAL FEED

118.D2022658  
(x2)  
SHEET:RACK:MANUAL FEED

96.D1494787  
GUIDE:HARNES:MANUAL FEED:CONNECTING

U001	U002	U003	U004	U005	U006	U007	U008	U009	U010	U011	U012	U013	U014	U015	U016
------	------	------	------	------	------	------	------	------	------	------	------	------	------	------	------

# U011\_S001 DUPLEX UNIT:ASS'Y

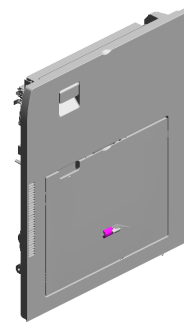
131.D2024661 HOOK:STOPPER:DU  
PLEX UNIT:FRONT

129.D2024634 ARM:PRESSURE R  
LEASE:FRONT

135.D2024671 GUIDE PLATE:DUP  
LEX:ENTRANCE

136.D2024673 FEELER:DUPLX:E  
NTRANCE SENSO  
R

130.D2024635 ARM:PRESSURE R  
LEASE:REAR



174.M0AN4511  
DUPLX UNIT:ASS'  
Y

137.D2024674  
TORSION SPRING:  
DUPLX:ENTRANC  
E SENSOR



124.D2022677  
DECAL:SCALE:MA  
NUAL FEED:REAR

138.D2024677  
GUIDE PLATE:DRI  
VEN



140.D2024680  
BRACKET:DRIVEN  
ROLLER:PRESSUR  
E




128.D2024630  
COVER:DUPLX



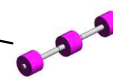
142.D2024683  
COVER:GUIDE PLA  
TE:DRIVEN



123.D2022676  
DECAL:SCALE:MA  
NUAL FEED:MIDDL  
E



141.D2024682  
DRIVEN ROLLER:D  
IA16



134.D2024669  
GUIDE:REGISTRAT  
ION:ENTRANCE:FR  
ONT



133.D2024668  
GUIDE:REGISTRAT  
ION:ENTRANCE:R  
EAR



139.D2024679  
DRIVEN ROLLER:D  
IA16:DUPLX



132.D2024667  
GUIDE PLATE:DUP  
LEX:EXIT



125.D2022691  
GUIDE PLATE:VER  
TICAL TRANSPOR  
T:NO.1:DRIVEN



127.D2022697  
(x2)  
HOLDER:DRIVEN:B  
ELT



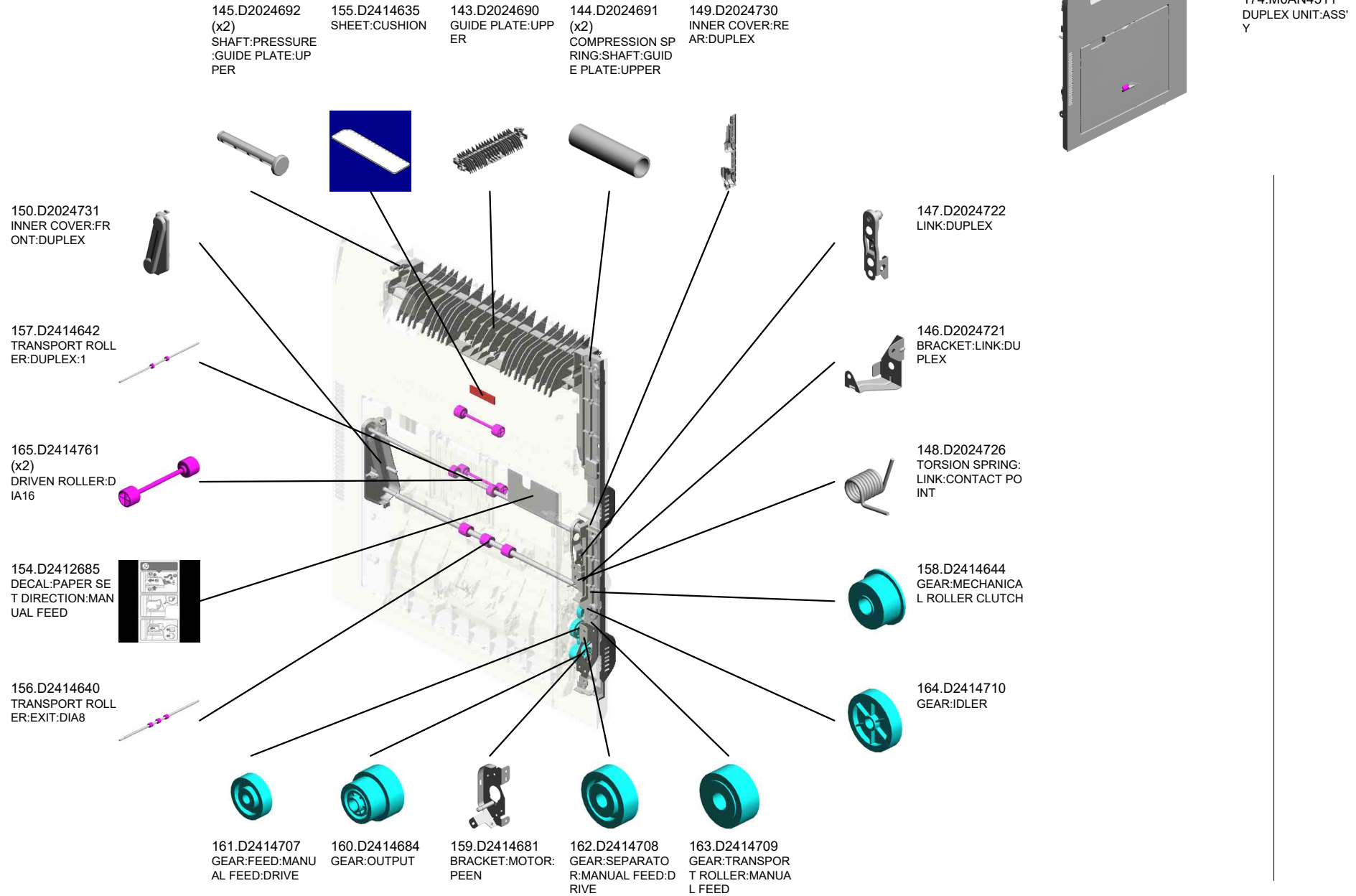
126.D2022694  
(x2)  
SHAFT:FLAT CONV  
EYER BELT:PULLE  
Y



U001	U002	U003	U004	U005	U006	U007	U008	U009	U010	U011	U012	U013	U014	U015	U016
------	------	------	------	------	------	------	------	------	------	------	------	------	------	------	------

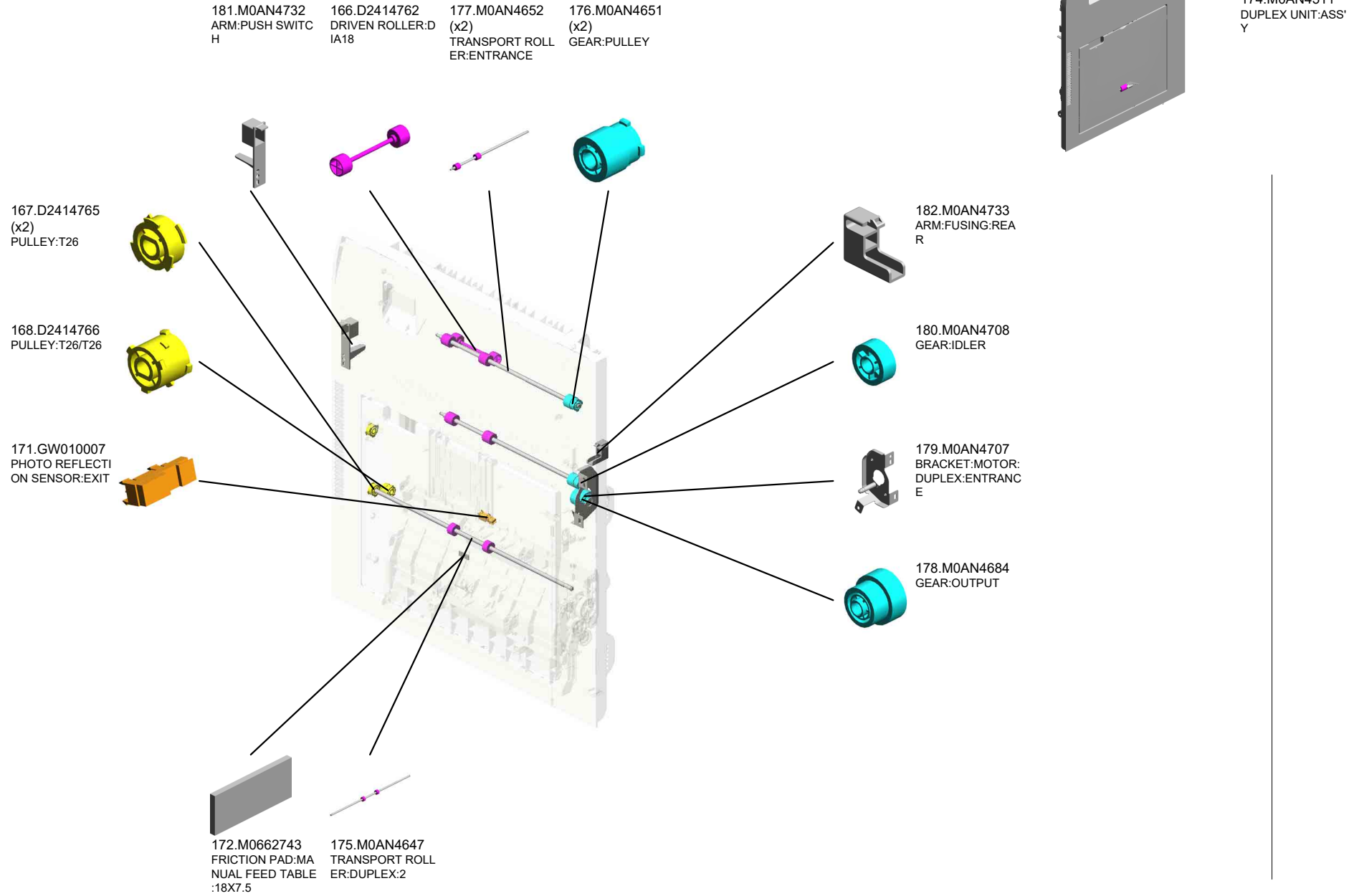


# U011\_S001 DUPLEX UNIT:ASS'Y



U001	U002	U003	U004	U005	U006	U007	U008	U009	U010	U011	U012	U013	U014	U015	U016
------	------	------	------	------	------	------	------	------	------	------	------	------	------	------	------

U011\_S001  
 DUPLEX UNIT:ASS'Y



U001	U002	U003	U004	U005	U006	U007	U008	U009	U010	U011	U012	U013	U014	U015	U016
------	------	------	------	------	------	------	------	------	------	------	------	------	------	------	------

# U011\_S001\_S001 MANUAL FEED UNIT:ASS'Y

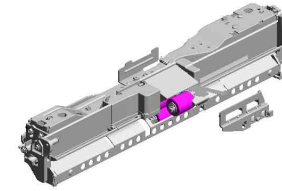
2.04543006Q  
TAPPING SCREW -  
M3X6

19.AA082170  
PLAIN SHAFT BEA  
RING:DIA4XDIA8X5  
:EG-1

22.AA082187  
BUSHING:DIA6XDI  
A10X9:EG-1

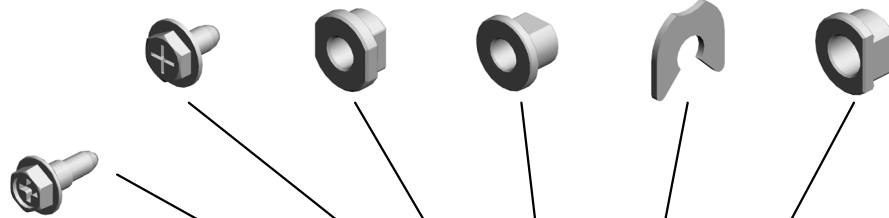
10.08050103  
(x6)  
RETAINING RINGS  
-E:SILENCER:DIA3

20.AA082171  
PLAIN SHAFT BEA  
RING:6X10X6



170.D2892957  
MANUAL FEED UNI  
T:ASS'Y

26.AA143579  
(x2)  
SCREW - M3



25.AA100014  
(x2)  
RETAINING RING  
C - SEPARATE

33.AF031046  
FEED ROLLER - M  
ANUAL FEED

30.AB011252  
GEAR - 20Z

32.AF030049  
PICK-UP ROLLER

29.AB010157  
GEAR:SEPARATE:  
DRIVEN

28.AB010156  
GEAR:SEPARATE:  
DRIVE

21.AA082173  
PLAIN SHAFT BEA  
RING:6X10X6

11.08050104  
(x5)  
RETAINING RINGS  
-E:SILENCER:DIA4

15.11050760  
CLAMP:LWSM-051  
1A

4.04583008N  
(x2)  
HEXAGON HEAD T  
APPING SCREW:3  
X8

11.08050104  
RETAINING RINGS  
-E:SILENCER:DIA4

14.11050758  
(x3)  
CLAMP:LWSM-030  
6A

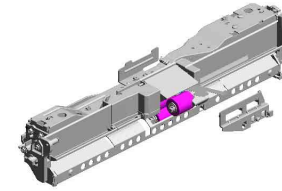
1.03530030N  
(x2)  
SCREW:M3X3

5.04583010N  
(x4)  
HEXAGON HEAD T  
APPING SCREW:3  
X10

14.11050758  
(x3)  
CLAMP:LWSM-030  
6A

3.04543008Q  
(x5)  
TAPPING SCREW:  
3X8

# U011\_S001\_S001 MANUAL FEED UNIT:ASS'Y



170.D2892957  
MANUAL FEED UNI  
T:ASS'Y

- 53.D1492612 (x3) ROLLER:GRIP:DRIVEN
- 66.D1492658 COVER:PAPER FEED ROLLER
- 55.D1492614 (x2) TENSION SPRING:GRIP:PRESSURE
- 54.D1492613 SHAFT:GRIP:DRIVEN
- 63.D1492652 GROUND PLATE:SHAFT:FEED

36.AW020224 PHOTOINTERRUPTOR:GP1A173LCS VF



64.D1492655 FEELER:PAPER END SENSOR



65.D1492656 TORSION SPRING:PAPER END SENSOR



97.D1494815 GUIDE PLATE:SEPARATOR:ASS'Y



34.AF032046 SEPARATION ROLLER - MANUAL FEED



50.D1292783 TORQUE LIMITER MECHANICAL CLUTCH:40MM:DI18



60.D1492639 SHAFT:PAPER STOPPER



59.D1492638 LINK:PAPER STOPPER:MANUAL FEED



61.D1492642 SHAFT:LINK:PAPER STOPPER



94.D1494770 SHAFT:SEPARATOR:DRIVEN:ASS'Y



62.D1492644 TORSION SPRING:LINK:PAPER STOPPER



58.D1492635 TRANSPORT ROLLER:MANUAL FEED



100.D2022612 DC SOLENOID:PICTUP:ASS'Y



57.D1492633 SHAFT:FEED:MANUAL FEED

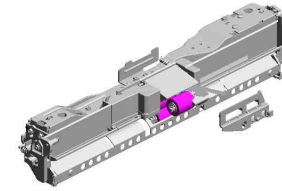


56.D1492619 SHAFT:SEPARATOR:DRIVE:ASS'Y



U001	U002	U003	U004	U005	U006	U007	U008	U009	U010	U011	U012	U013	U014	U015	U016
------	------	------	------	------	------	------	------	------	------	------	------	------	------	------	------

# U011\_S001\_S001 MANUAL FEED UNIT:ASS'Y



170.D2892957  
MANUAL FEED UNIT:ASS'Y

152.D2024802  
PAPER STOPPER:  
MANUAL FEED

102.D2022616  
COVER:PAPER STOPPER:  
MANUAL FEED

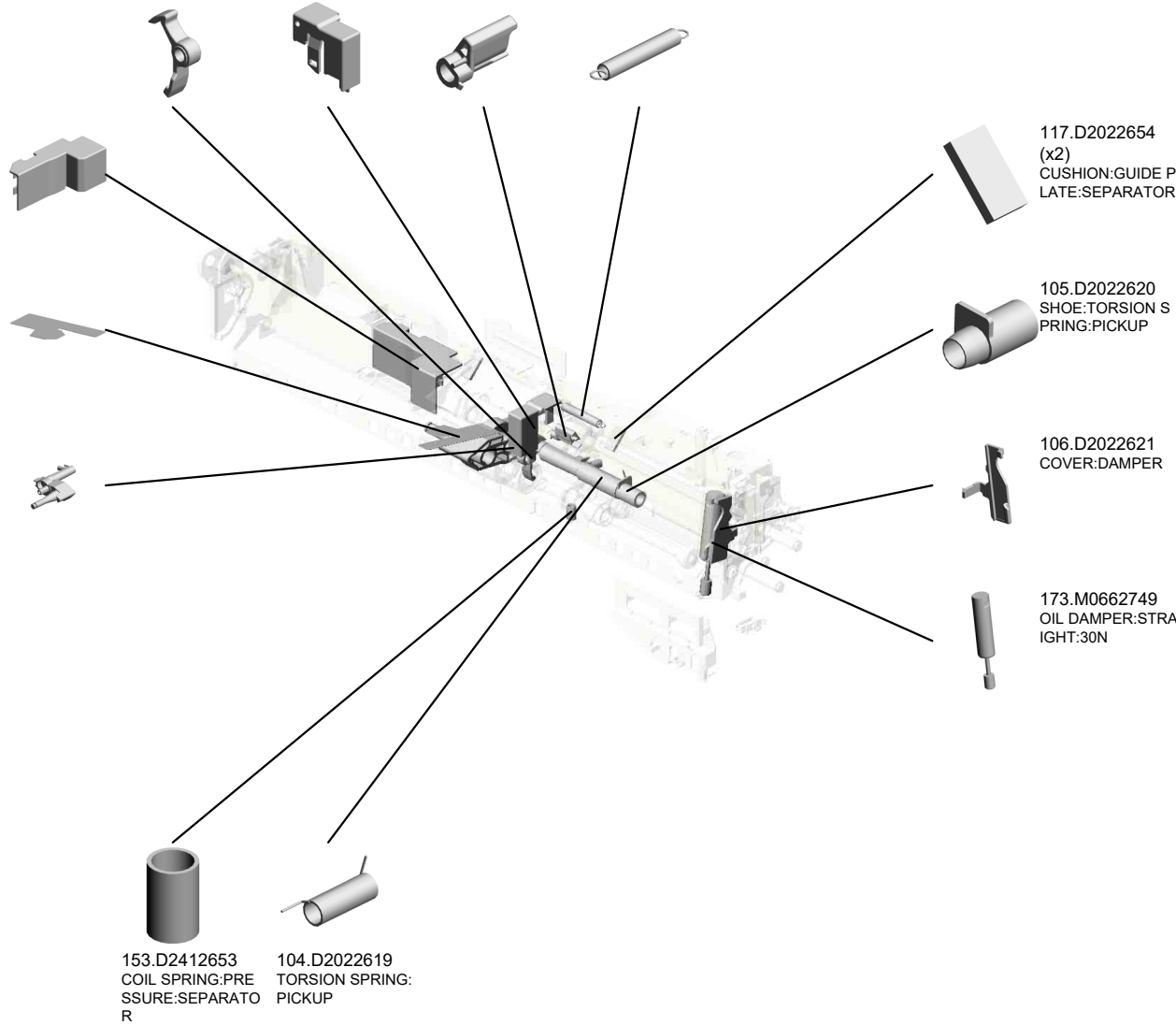
116.D2022653  
ARM:LINK:PAPER STOPPER

101.D2022614  
COIL SPRING:RELEASE:  
PICKUP:MANUAL FEED

107.D2022624  
COVER:PAPER END

103.D2022618  
SHEET:PICKUP

169.D2892617  
ARM:PICKUP:MANUAL FEED



117.D2022654  
(x2)  
CUSHION:GUIDE PLATE:SEPARATOR

105.D2022620  
SHOE:TORSION SPRING:PICKUP

106.D2022621  
COVER:DAMPER

173.M0662749  
OIL DAMPER:STRAIGHT:30N


153.D2412653  
COIL SPRING:PRESSURE:SEPARATOR

104.D2022619  
TORSION SPRING:PICKUP

U001	U002	U003	U004	U005	U006	U007	U008	U009	U010	U011	U012	U013	U014	U015	U016
------	------	------	------	------	------	------	------	------	------	------	------	------	------	------	------

# U012.MAIN DRIVE


U012\_S001  
D2021105  
DRIVE UNIT:ENGINE:ASS'Y



U001	U002	U003	U004	U005	U006	U007	U008	U009	U010	U011	U012	U013	U014	U015	U016
------	------	------	------	------	------	------	------	------	------	------	------	------	------	------	------


# U012\_S001.DRIVE UNIT:ENGINE:ASS'Y

U012\_S001\_S001  
D2021128  
SHAFT:DRIVE:DRUM:ASS'Y



U001	U002	U003	U004	U005	U006	U007	U008	U009	U010	U011	U012	U013	U014	U015	U016
------	------	------	------	------	------	------	------	------	------	------	------	------	------	------	------

# U012 MAIN DRIVE



- 17.AX050349 DC MOTOR:ENCO  
DER:NO:7W:GEAR:  
BRUSHLESS
- 5.04583010N (x4)  
HEXAGON HEAD T  
APPING SCREW:3  
X10
- 19.AX060465 DC BRUSHLESS M  
OTOR:FUSING:18.5  
W
- 11.11050760 CLAMP:LWSM-051  
1A
- 18.AX060464 (x3)  
DC MOTOR:ENCO  
DER:NO:10W:GEA  
R:BRUSHLESS

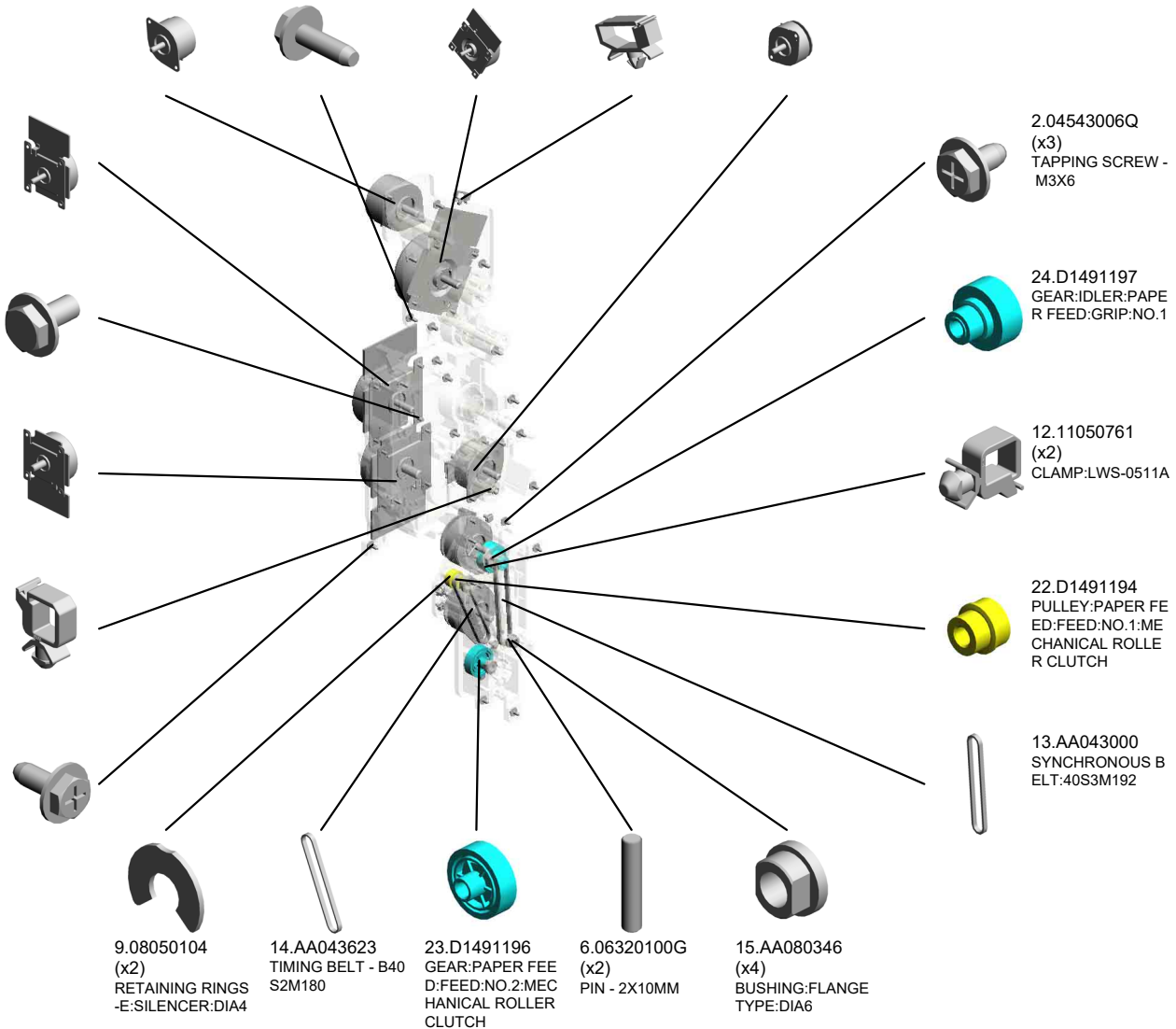
20.AX060473  
DC BRUSHLESS M  
OTOR:DRUM:USE  
D TONER:15.1W

1.03603006N  
(x29)  
SCREW - M3X6

21.AX060474  
DC BRUSHLESS M  
OTOR:DEVELOPM  
ENT:18.2W

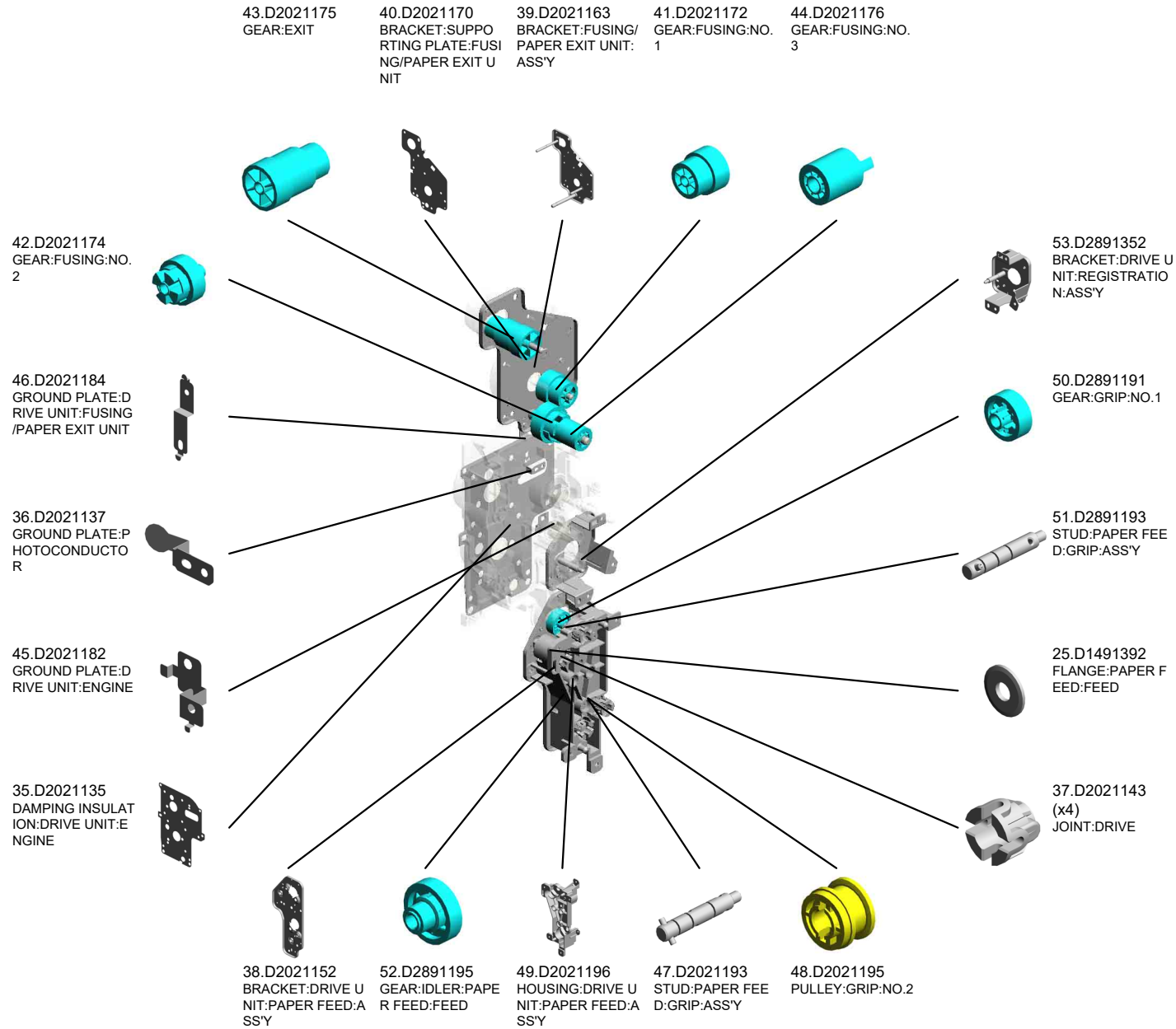
10.11050759  
CLAMP:LWSM-060  
5A

3.04543008Q  
(x10)  
TAPPING SCREW:  
3X8





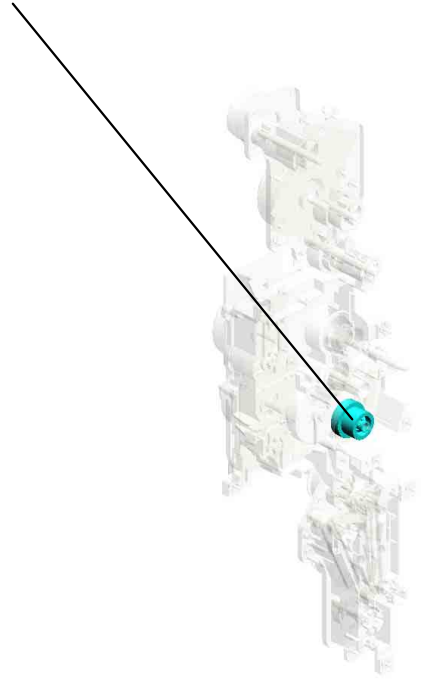
# U012 MAIN DRIVE



U001	U002	U003	U004	U005	U006	U007	U008	U009	U010	U011	U012	U013	U014	U015	U016
------	------	------	------	------	------	------	------	------	------	------	------	------	------	------	------

U012  
MAIN DRIVE


54.D2891355  
GEAR:REGISTRATI  
ON:NO.1



U001	U002	U003	U004	U005	U006	U007	U008	U009	U010	U011	U012	U013	U014	U015	U016
------	------	------	------	------	------	------	------	------	------	------	------	------	------	------	------

U012\_S001  
 DRIVE UNIT:ENGINE:ASS'Y

4.04583008N (x10)  
 HEXAGON HEAD TAPPING SCREW:3X8  
 28.D2021115 BRACKET:DRIVE UNIT:ASS'Y  
 16.AB010170 GEAR:DRUM



26.D2021105  
 DRIVE UNIT:ENGINE:ASS'Y

32.D2021125  
 GEAR:USED TONE R:1



55.D6883529  
 TIMING BELT:B40S 2M224



29.D2021118  
 STAY:MIDDLE:ASS'Y



30.D2021122  
 JOINT:DEVELOPMENT



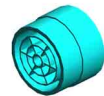
27.D2021108  
 HOUSING:ASS'Y



33.D2021126  
 GEAR:USED TONE R:2




31.D2021124  
 GEAR:DEVELOPMENT:1



U001	U002	U003	U004	U005	U006	U007	U008	U009	U010	U011	U012	U013	U014	U015	U016
------	------	------	------	------	------	------	------	------	------	------	------	------	------	------	------

U012\_S001\_S001  
SHAFT:DRIVE:DRUM:ASS'Y

8.07200060E  
(x3)  
RETAINING RING -  
M6



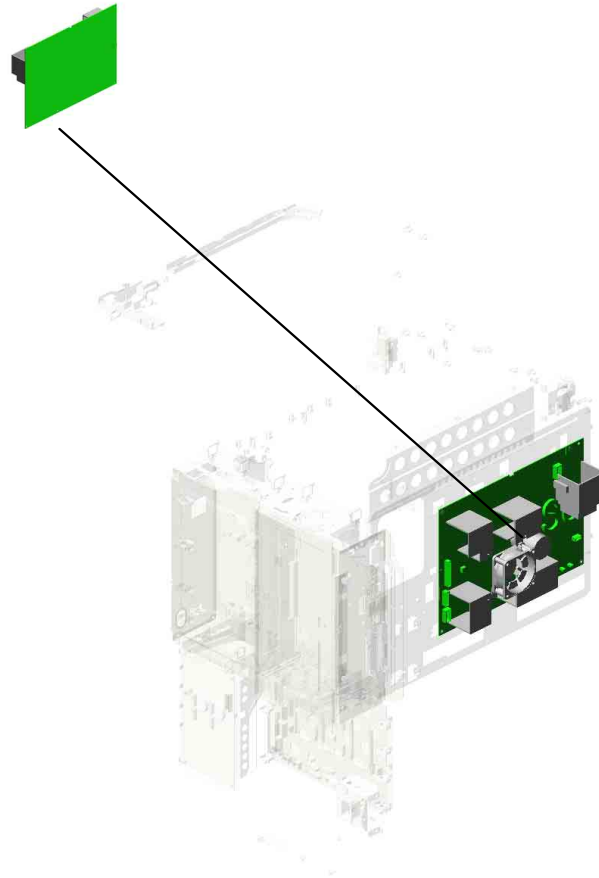
34.D2021128  
SHAFT:DRIVE:DRU  
M:ASS'Y



U001	U002	U003	U004	U005	U006	U007	U008	U009	U010	U011	U012	U013	U014	U015	U016
------	------	------	------	------	------	------	------	------	------	------	------	------	------	------	------

# U013.ELECTRICAL

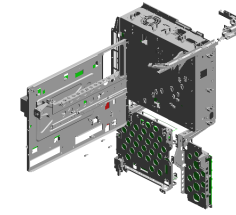
U013 S001  
AZ230311  
(NA):POWER SUPPLY UNIT:2  
63.4W



U001	U002	U003	U004	U005	U006	U007	U008	U009	U010	U011	U012	U013	U014	U015	U016
------	------	------	------	------	------	------	------	------	------	------	------	------	------	------	------

# U013 ELECTRICAL

- 7.11050726 CLAMPS:WES-221 7
- 6.11050725 CLAMPS:WES-111 7
- 8.11050758 (x14) CLAMP:LWSM-030 6A
- 17.12042612 (x2) MICRO SWITCH:D3 V-16506-3C25
- 20.AW500040 PUSH SWITCH:SW 1AG-550:10MA 6A



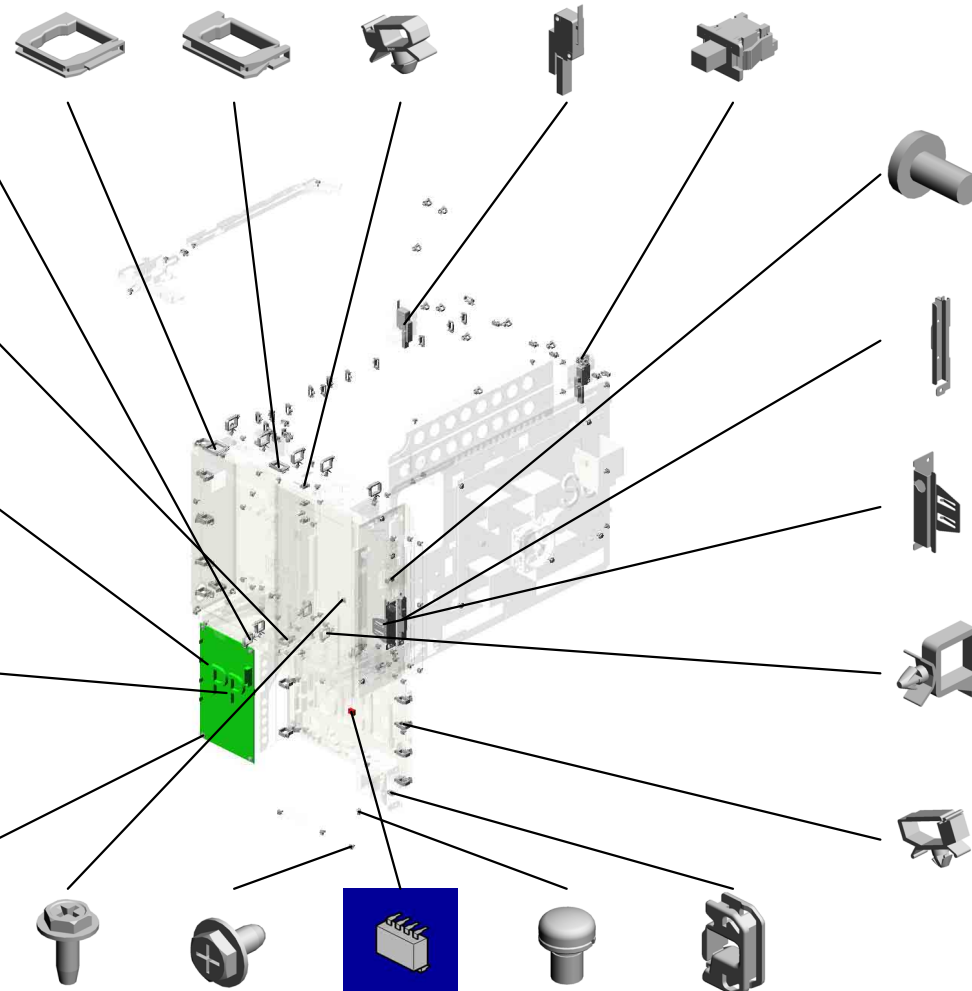
- 9.11050759 (x11) CLAMP:LWSM-060 5A

- 13.11050763 (x11) CLAMP:LWS-1211A

- 15.11050792 SPACER:PCB-4S-V 0

- 23.AZ320208 POWER PACK:CBT D:H

- 2.03603006N (x51) SCREW - M3X6



- 4.04583008N (x3) HEXAGON HEAD TAPPING SCREW:3 M3X6

- 3.04543006Q (x45) TAPPING SCREW - M3X6

- 18.14078389 EEPROM:BR24T12 8-W

- 19.AA143592 SCREW- M4X6

- 5.11050692 CLAMP:LES-0503

- 1.03530060N BIND SCREW - M3 X6

- 24.D0895824 COVER:SD-CARD

- 25.D0895887 PANEL:INTERFAC E

- 14.11050764 (x8) CLAMP:LWS-1316A

- 10.11050760 (x17) CLAMP:LWSM-051 1A

- 5.11050692 CLAMP:LES-0503

- 8.11050758 (x34) CLAMP:LWSM-030 6A

- 9.11050759 (x15) CLAMP:LWSM-060 5A

- 10.11050760 (x10) CLAMP:LWSM-051 1A

- 11.11050761 CLAMP:LWS-0511A

- 12.11050762 (x2) CLAMP:LWS-0711A

- 13.11050763 (x17) CLAMP:LWS-1211A

- 14.11050764 (x7) CLAMP:LWS-1316A

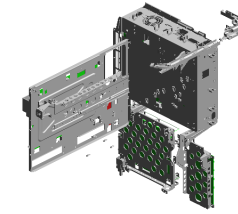
# U013 ELECTRICAL

30.D2025829 (x2)  
TORSION SPRING:  
SAFETY SWITCH:3  
.7N

28.D2025826 (x2)  
STEPPED SCREW:  
SAFETY SWITCH:  
M2.5

29.D2025827  
BRACKET:SAFETY  
SWITCH:RIGHT:2

32.D2445730  
PCB:DCSW



31.D2415737  
BRACKET:MAIN S  
WITCH



36.M0AN5640  
PCB:IMAGE PROC  
ESSING UNIT



35.M0AN5631  
PCB:JX2.1L:SUB-A  
SS'Y



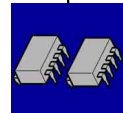
27.D1495824  
COVER:CONNECT  
OR:HEATER:0.4MM




34.M0AN5101  
PCB:BCU:ASS'Y



39.M0AN9590  
NVRAM



38.M0AN5839  
GUARD:PUSH SWI  
TCH



37.M0AN5838  
BRACKET:SAFETY  
SWITCH:PUSH SW  
ITCH



26.D1495776  
COVER:USB:SMAL  
L



33.G1045141  
(x5)  
KNOB SCREW:M3


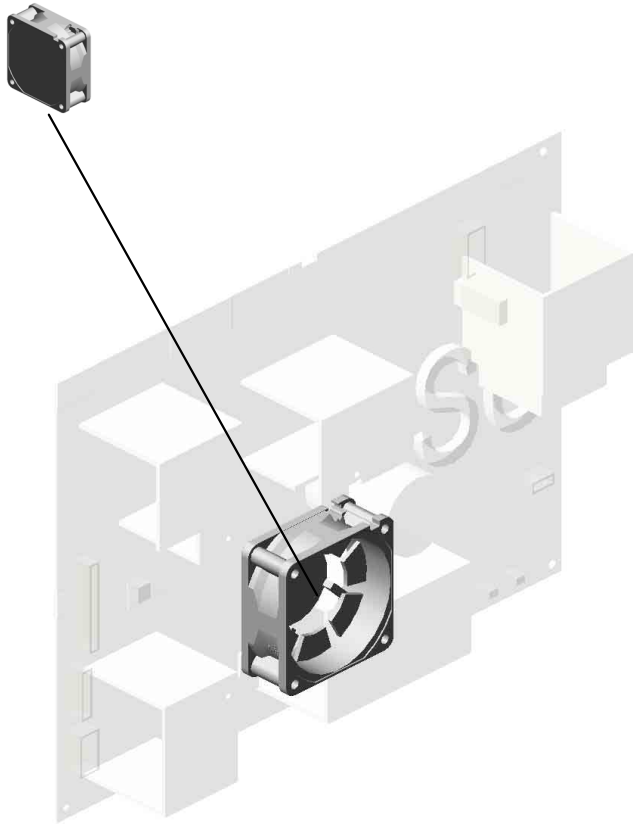


16.11050819  
SPACER:PCB-3S-V  
0

3.04543006Q (x 2)  
TAPPING SCREW - M3X6  
4.04583008N (x 1)  
HEXAGON HEAD TAPPING SCREW:3X  
8

U013\_S001  
(NA):POWER SUPPLY UNIT:263.4W

21.AX640219  
DC FAN MOTOR:D  
C24V:MM60:25MM




22.AZ230311  
(NA):POWER SUPP  
LY UNIT:263.4W

U001	U002	U003	U004	U005	U006	U007	U008	U009	U010	U011	U012	U013	U014	U015	U016
------	------	------	------	------	------	------	------	------	------	------	------	------	------	------	------





# U014 MAIN FRAME



42.D2027927 DEODORIZE FILTER  
 40.D2027925 (NA):SEAL:EXHAUST:REAR:A  
 39.D2027923 (NA):DUCT:EXHAUST:REAR:A  
 37.D2027921 DUCT:EXHAUST:UPPER:C  
 38.D2027922 DUCT:EXHAUST:UPPER:D

41.D2027926 (NA):SEAL:EXHAUST:REAR:B

35.D2027911 DUCT:RIGHT:UPPER

36.D2027912 DUCT:RIGHT:LOWER

43.D2027941 DUCT:DEVELOPMENT:BEARING:REAR:A

25.D2021095 BRACKET:GRIP:REAR

34.D2026599 SHEET:USED TONER

32.D2021303 CAP:REAR:638HZ

27.D2021271 COVER:SOUND PROOFING MATERIAL:FRONT

30.D2021300 CAP:FRONT:504HZ

26.D2021270 CASE:SOUND PROOFING MATERIAL:FRONT

33.D2021305 CAP:REAR:504HZ


29.D2021273 COVER:SOUND PROOFING MATERIAL:REAR

28.D2021272 CASE:SOUND PROOFING MATERIAL:REAR

24.D2021093 (x2) COVER:GRIP

31.D2021301 (x2) CAP:FRONT:638HZ

# U014 MAIN FRAME



47.D2027961  
THERMISTOR:290  
MM

52.D2027996  
FILTER:DUCT:DEV  
ELOPMENT

45.D2027947  
DUCT:RAIL:PCU

55.GA003957  
(x2)  
DECAL:POSITIONI  
NG DISPLAY:FUSI  
NG

54.D2897932  
DUCT:PAPER:COO  
LING:UPPER

46.D2027949  
SEAL:DUCT

48.D2027970  
DUCT:LEFT:FAN:U  
PPER

49.D2027971  
DUCT:LEFT:FAN:L  
OWER

44.D2027942  
DUCT:DEVELOPM  
ENT:BEARING:REA  
R:B

50.D2027972  
DUCT:REAR

53.D2897931  
DUCT:PAPER:COO  
LING:LOWER

56.GX640031  
FAN MOTOR:DC:2.  
64W

62.M0AN4345  
DAMPING INSULAT  
ION RUBBER:FUSI  
NG UNIT

61.M0AN2232  
GUIDE:PCU:FRON  
T

57.M0AN1096  
LEVER:LOCK:PCU

51.D2027985  
BRACKET:CONNE  
CTOR:HEATER

63.M0AN7936  
DUCT:FRONT:DEV  
ELOPMENT:LEFT

60.M0AN1278  
INNER COVER:OP  
TICAL WRITING U  
NIT


59.M0AN1099  
COMPRESSION SP  
RING:LOCK:PCU

58.M0AN1097  
CAM:LOCK:PCU


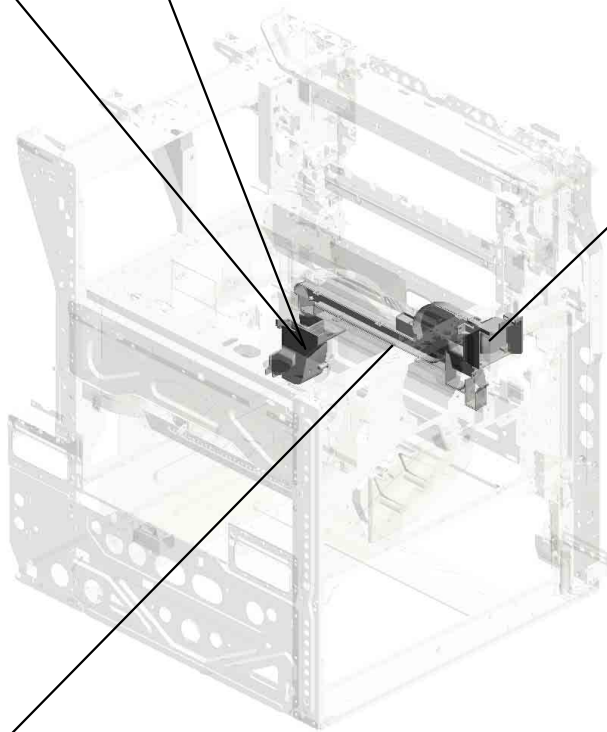
U001	U002	U003	U004	U005	U006	U007	U008	U009	U010	U011	U012	U013	<b>U014</b>	U015	U016
------	------	------	------	------	------	------	------	------	------	------	------	------	-------------	------	------

# U014 MAIN FRAME

66.M0AN7946  
DUCT:DEVELOPM  
ENT:BEARING:FRO  
NT:P  
67.M0AN7947  
COVER:HARNESS:  
HEATER



65.M0AN7938  
DUCT:FRONT:DEV  
ELOPMENT:FAN



64.M0AN7937  
DUCT:FRONT:DEV  
ELOPMENT:RIGHT


U001	U002	U003	U004	U005	U006	U007	U008	U009	U010	U011	U012	U013	U014	U015	U016
------	------	------	------	------	------	------	------	------	------	------	------	------	------	------	------

# U015 ACCESSORIES

2.D1491553  
SHEET:LOGO

4.D1961485  
IC:NFC\_TAG:MN63  
Y3212NB

7.D2557798  
DECAL:BLUETOOTH



1.11500440 (x 1)  
(NA):POWER SUPPLY CODE:120V:15A



10.M0AN6702  
DECAL:MODEL NAME PLATE



9.M0AJ1310  
PLATE:LOGOTYPE  
:RIC:V554R10



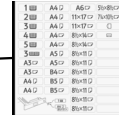
8.D2891290  
SHEET:COVER:AS  
SY




3.D1496851  
(NA):DECAL:MAIN  
SWITCH:ON-STAN  
DBY:ENGLISH



6.D2026862  
DECAL:SIZE INDIC  
ATION:PAPER TRAY




5.D2021269  
COVER:REAR LOWER



# U016.KIT:HEATER:PHOTOCONDUCTOR

U016\_S001  
M0AN7980  
THERMOSTAT:ASS'Y




U001	U002	U003	U004	U005	U006	U007	U008	U009	U010	U011	U012	U013	U014	U015	U016
------	------	------	------	------	------	------	------	------	------	------	------	------	------	------	------

# U016 KIT:HEATER:PHOTOCONDUCTOR

7.D2025185  
PCB:DHB

2.09543005N  
(x2)  
SCREW:POLISHED  
ROUND/SPRING:M  
3X5



11.M9556801  
DECAL:H-TEMP W  
ARNING:HEATER:  
OPTION



10.M0AN7981  
COVER:PLATE:HE  
ATER



3.11050758  
(x7)  
CLAMP:LWSM-030  
6A

4.11050760  
(x3)  
CLAMP:LWSM-051  
1A

6.B2291687  
(NA):HEATER:OPTI  
ON:120V:9W



5.11050763  
CLAMP:LWS-1211A

1.04543006Q (x 3)  
TAPPING SCREW - M3X6



8.G1281151  
DECAL:WARNING (   
HIGH TEMPERATU  
RE)


U001 U002 U003 U004 U005 U006 U007 U008 U009 U010 U011 U012 U013 U014 U015 **U016**

U016\_S001  
THERMOSTAT:ASS'Y

2.09543005N  
SCREW:POLISHED  
ROUND/SPRING:M  
3X5



9.M0AN7980  
THERMOSTAT:ASS  
'Y



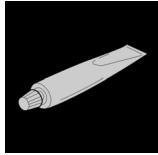
3.11050758  
CLAMP:LWSM-030  
6A



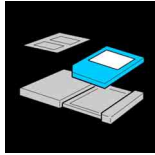
U001	U002	U003	U004	U005	U006	U007	U008	U009	U010	U011	U012	U013	U014	U015	U016
------	------	------	------	------	------	------	------	------	------	------	------	------	------	------	------



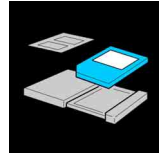
## SPECIAL TOOLS



1.A2579300  
GREASE - BARRIERTA S552R



2.B6455020  
SD-CARD:SERVICE:1GB:ASS'Y



3.B6455060  
SD-CARD:SERVICE:16GB:ASS'Y



4.C4019503  
20X MAGNIFICATION SCOPE



5.VSSG9002  
FLUOTRIBO MG GREASE : 100G

## Exclusive Parts

Number	Part Name	Group	ID
52062686	SNAP RING	U004_S001	13
		U004_S002	13
		U010	11
52152621	SNAP RING - M6	U007	14
		U011	16
54472681	SNAP RING	U011	17
A2324666	CUSHION - STEPPER MOTOR	U010	12
A2579300	GREASE - BARRIERTA S552R	SPECIAL TOOLS	1
AA021030	MAGNET CATCH	U010	13
AA043000	SYNCHRONOUS BELT:40S3M192	U012	13
AA043339	TIMING BELT:PAPER EXIT:40S2M122	U010	14
AA043623	TIMING BELT - B40S2M180	U012	14
AA043980	TIMING BELT:30S2M300	U011_S001	18
AA061180	COIL SPRING:PRESSURE	U009	17
AA061181	TORSION SPRING:STRIPPER PLATE:FRONT	U009	18
AA061182	TORSION SPRING:STRIPPER PLATE:REAR	U009	19
AA063432	SPRING - INTERMEDIATE DRAWER	U006	11
AA063941	COMPRESSION SPRING:REGISTRATION:INNER:DRIVE	U007_S002	15
AA063942	COMPRESSION SPRING:REGISTRATION:DRIVE	U007_S002	16
AA063943	COMPRESSION SPRING:GUIDE PLATE:REGISTRATION:4N	U007_S002	17
AA063961	COMPRESSION SPRING:ROLLER:CHARGE	U006_S001_S001	12
AA063962	COMPRESSION SPRING:CLEANER:CHARGE	U006_S001_S001	13
AA066435	SPRING:RELEASE:FUSING EXIT	U009	20
AA080346	BUSHING:FLANGE TYPE:DIA6	U007	18
		U007_S002	18
		U008_S001	7
		U008_S002	7
		U012	15
AA082144	BUSHING - 8X12X7	U007	19

Number	Part Name	Group	ID
AA082170	PLAIN SHAFT BEARING:DIA4XDIA8X5:EG-1	U010	15
		U011_S001	19
		U011_S001_S001	19
AA082171	PLAIN SHAFT BEARING:6X10X6	U011_S001_S001	20
AA082173	PLAIN SHAFT BEARING:6X10X6	U004	14
		U004_S001	14
		U004_S002	14
		U010	16
		U011_S001	21
		U011_S001_S001	21
AA082174	PLAIN SHAFT BEARING:6X10X9	U004_S001	15
		U004_S002	15
AA082186	PLAIN SHAFT BEARING:DIA8XDIA12X12:EG-1	U004	16
AA082187	BUSHING:DIA6XDIA10X9:EG-1	U011_S001_S001	22
AA083014	ONE-WAY CLUTCH	U011_S001	23
AA083018	ROLLER CLUTCH - 6X14X10	U011_S001	24
AA100014	RETAINING RING C - SEPARATE	U004_S001	17
		U004_S002	17
		U011_S001_S001	25
AA120149	DISCHARGE BRUSH:PRESSURE ROLLER	U009	21
AA143544	SCREW - M3	U006	14
AA143579	SCREW - M3	U011_S001_S001	26
AA143592	SCREW- M4X6	U013	19
AA143807	SCREW:A	U011_S001	27
AA143816	FLAT SCREW:CHUCK:BOTTLE	U014	15
AB010156	GEAR:SEPARATE:DRIVE	U011_S001_S001	28
AB010157	GEAR:SEPARATE:DRIVEN	U011_S001_S001	29
AB010170	GEAR:DRUM	U012_S001	16
AB011252	GEAR - 20Z	U011_S001_S001	30
AB011571	GEAR:Z19:DRIVE:REGISTRATION	U007_S002	20
AB011572	GEAR:Z19:DRIVEN:REGISTRATION	U004	18
AB011573	GEAR:REGISTRATION:NO.2	U004	19
AB012231	GEAR:DRIVE:Z20	U009	22
AB012232	GEAR:IDLER:Z19	U009	23
AB015035	GEAR:PRESSURE ROLLER	U009	24

## Exclusive Parts

Number	Part Name	Group	ID
AB017862	GEAR:PULLEY:USED TONER:IDLER	U008_S002	8
AB033800	PULLEY:SCREW GEAR:RECYCLING:IDLER	U008_S002	9
AD027034	ROLLER:CHARGE	U006_S001_S001	15
AD041161	BLADE:CLEANING:8799:ASS'Y	U006_S001_S001	16
AD042086	BRUSH ROLLER:CLEANER:CHARGE	U006_S001_S001	17
AE030097	RADIAL BALL BEARING:DIA10XDIA22X6	U009	25
AF013006	BOTTOM PLATE PAD	U004_S009_S002	20
		U004_S010_S002	20
AF013016	BOTTOM PLATE PAD	U011_S001	31
AF030049	PICK-UP ROLLER	U011_S001_S001	32
AF030094	PAPER FEED ROLLER:PICKUP	U004_S001	21
		U004_S002	21
AF031046	FEED ROLLER - MANUAL FEED	U011_S001_S001	33
AF031094	PAPER FEED ROLLER:FEED	U004_S001	22
		U004_S002	22
AF032046	SEPARATION ROLLER - MANUAL FEED	U011_S001_S001	34
AF032094	PAPER FEED ROLLER:SEPARATE	U004_S001	23
		U004_S002	23
AF040571	GUIDE ROLLER	U010	17
AG070513	MAGNET CATCH	U001	5
AH010015	RUBBER FOOT:H5:DIA29	U014	16
AH010016	RUBBER FOOT:H5	U014	17
AW010147	PHOTO REFLECTION SENSOR	U010	18
AW010200	PAPER FEED SENSOR:FUSING EXIT	U007_S002	21
AW020198	PHOTOINTERRUPTOR:LG2A14NL1	U007_S001	22
		U008	10
		U011_S001	35
AW020224	PHOTOINTERRUPTOR:GP1A173LCSVF	U004_S001	24
		U004_S002	24
		U007	23
		U010	19
		U011_S001	36

Number	Part Name	Group	ID
		U011_S001_S001	36
AW100138	THERMOPILE	U009	26
AW100189	NON-CONTACT TYPE THERMISTOR:HOT ROLLER	U009	27
AW100190	THERMISTOR:PRESSURE ROLLER	U009	28
AW110101	THERMOSTAT:LOWER	U009	29
AW140026	TEMPERATURE & HUMIDITY SENSOR	U007	24
AW230100	PCB:MYU:SENSOR	U006_S001_S002	18
AW500040	PUSH SWITCH:SW1AG-550:10MA	U004	25
		U005_S001_S003	8
		U008	11
		U011	37
		U011_S001	37
		U013	20
AW500042	ROTARY SWITCH:PAPER SIZE SENSOR:CW	U011_S001	38
AW500046	PUSH SWITCH:PAPER SIZE SENSOR	U004	26
AW500047	PAPER END SENSOR:MANUAL FEED	U010	20
AX040273	DC MOTOR:RISING TRAY:ASS'Y:1.007W:BRUSH	U004_S007	27
		U004_S008	27
AX050349	DC MOTOR:ENCODER:NO:7W:GEAR:BRUSHLESS	U011_S001	39
		U012	17
AX060464	DC MOTOR:ENCODER:NO:10W:GEAR:BRUSHLESS	U011_S001	40
		U012	18
AX060465	DC BRUSHLESS MOTOR:FUSING:18.5W	U012	19
AX060473	DC BRUSHLESS MOTOR:DRUM:USED TONER:15.1W	U012	20
AX060474	DC BRUSHLESS MOTOR:DEVELOPMENT:18.2W	U012	21
AX640219	DC FAN MOTOR:DC24V:MM60:25MM	U013_S001	21
		U014	18
AX640231	DC FAN MOTOR:AXIAL:MM80:25MM	U014	19

## Exclusive Parts

Number	Part Name	Group	ID
AX640241	DC FAN MOTOR:AXIAL:MM80:PW M	U014	20
AZ230311	(NA):POWER SUPPLY UNIT:263.4 W	U013_S001	22
AZ320208	POWER PACK:CBTD:H	U013	23
B0392350	CLIP - OPC DRUM	U006_S001_S001	19
B2232862	LEVER - RELEASE INNER	U004_S010	28
B2234552	BUSHING:DIA4	U011_S001	41
B2291687	(NA):HEATER:OPTION:120V:9W	U016	6
B2381088	COVER - CONNECTOR	U014	21
B4081390	FLAT SCREW:GROOVE TYPE	U001	6
B6455020	SD-CARD:SERVICE:1GB:ASS'Y	SPECIAL TOOLS	2
B6455060	SD-CARD:SERVICE:16GB:ASS'Y	SPECIAL TOOLS	3
B6521773	TIMING BELT:B40S2M178	U008_S002	12
B8303504	TIMING BELT - 40S2M100	U004_S001	29
		U004_S002	29
C4019503	20X MAGNIFICATION SCOPE	SPECIAL TOOLS	4
D0091147	TERMINAL - DEVELOPMENT ROLL ER	U006	20
D0092573	PULLEY - VERTICAL TRANSPORT	U011_S001	42
D0092574	PULLEY - IDLER	U011_S001	43
D0094407	FEELER - OVERFLOW	U010	21
D0094455	CUSHION - DC SOLENOID	U010	22
		U011_S001	44
D0094485	BUSHING - GATE	U011_S001	45
D0094487	COMPRESSION SPRING - GATE	U011_S001	46
D0292677	TRANSPORT BELT:DRIVEN:VERTI CAL TRANSPORT	U011_S001	47
D0392566	TENSION SPRING:GRIP:RIGHT	U004_S009	30
		U004_S010	30
D0394529	STOPPER:GUIDE PLATE:ROLLER: DRIVEN	U011_S001	48
D0394597	TENSION SPRING:DRIVEN ROLLE R	U011_S001	49
D0394925	ROLLER:REVERSE:DRIVEN	U010	23
D0394927	COMPRESSION SPRING:PRESSU RE:REVERSE:DRIVEN	U010	24
D0892764	GEAR:FEED	U004_S001	31

Number	Part Name	Group	ID
		U004_S002	31
D0895824	COVER:SD-CARD	U013	24
D0895887	PANEL:INTERFACE	U013	25
D1054365	HOLDER:THERMOPILE	U009	30
D1292783	TORQUE LIMITER MECHANICAL C LUTCH:40MMM:DIA18	U004_S001	32
		U004_S002	32
		U011_S001_S001	50
D1444484	SHOULDER SCREW - M3	U009	31
		U009_S001	31
		U010	25
D1444489	STOPPER:DRIVEN ROLLER	U011_S001	51
D1472734	GUIDE PLATE:SEPARATE	U004_S001	33
		U004_S002	33
D1472737	LEVER:PRESSURE:SEPARATE	U004_S001	34
		U004_S002	34
D1472738	LINK:RELEASE	U004_S001	35
		U004_S002	35
D1472752	SHAFT:SEPARATE:ASS'Y	U004_S001	36
		U004_S002	36
D1472754	COIL SPRING:PRESSURE:SEPARA TE	U004_S001	37
		U004_S002	37
D1472866	COVER:PAPER TRAY:NO.2	U004_S010	38
D1482702	SPACER:TRANSPORT ROLLER	U004_S001	39
		U004_S002	39
D1482751	ARM:PRESSURE:SEPARATE	U004_S001	40
		U004_S002	40
D1482755	COIL SPRING:RELEASE:SEPARAT E	U004_S001	41
		U004_S002	41
D1482759	TRANSPORT ROLLER:VERTICAL T RANSPORT:ASS'Y	U004_S001	42
		U004_S002	42
D1484690	TORSION SPRING:LINK	U011_S001	52
D1491194	PULLEY:PAPER FEED:FEED:NO.1: MECHANICAL ROLLER CLUTCH	U012	22
D1491196	GEAR:PAPER FEED:FEED:NO.2:M ECHANICAL ROLLER CLUTCH	U012	23
D1491197	GEAR:IDLER:PAPER FEED:GRIP:N O.1	U012	24
D1491199	DRIVE UNIT:ON-OFF:TRANSFER	U007_S001	25

## Exclusive Parts

Number	Part Name	Group	ID
D1491234	COVER:UPPER:INNER BACK:MIDDLE	U001	7
D1491237	COVER:UPPER:INNER BACK:LEFT LOWER	U001	8
D1491266	COVER:RIGHT:FRONT LOWER	U001	9
D1491291	CAP:HARNESS	U001	10
D1491307	SPRING PLATE:BAND	U001	11
D1491309	MAGNET CATCH:COVER:FRONT	U010	26
D1491392	FLANGE:PAPER FEED:FEED	U012	25
D1491553	SHEET:LOGO	U015	2
D1492584	COLLAR:SHAFT:REGISTRATION ROLLER	U007_S002	26
D1492612	ROLLER:GRIP:DRIVEN	U011_S001_S001	53
D1492613	SHAFT:GRIP:DRIVEN	U011_S001_S001	54
D1492614	TENSION SPRING:GRIP:PRESSURE	U011_S001_S001	55
D1492619	SHAFT:SEPARATOR:DRIVE:ASS'Y	U011_S001_S001	56
D1492633	SHAFT:FEED:MANUAL FEED	U011_S001_S001	57
D1492635	TRANSPORT ROLLER:MANUAL FEED	U011_S001_S001	58
D1492638	LINK:PAPER STOPPER:MANUAL FEED	U011_S001_S001	59
D1492639	SHAFT:PAPER STOPPER	U011_S001_S001	60
D1492642	SHAFT:LINK:PAPER STOPPER	U011_S001_S001	61
D1492644	TORSION SPRING:LINK:PAPER STOPPER	U011_S001_S001	62
D1492652	GROUND PLATE:SHAFT:FEED	U011_S001_S001	63
D1492655	FEELER:PAPER END SENSOR	U011_S001_S001	64
D1492656	TORSION SPRING:PAPER END SENSOR	U011_S001_S001	65
D1492658	COVER:PAPER FEED ROLLER	U011_S001_S001	66
D1492678	SHAFT:FLAT CONVEYER BELT:DRIVEN	U011_S001	67
D1492683	ARM:MANUAL FEED:FRONT LOWER	U011_S001	68
D1492684	ARM:MANUAL FEED:REAR LOWER	U011_S001	69
D1492686	WIRE:MANUAL FEED TABLE:TC07	U011_S001	70

Number	Part Name	Group	ID
	5		
D1492688	TENSION SPRING:WIRE	U011_S001	71
D1492692	ARM:MANUAL FEED:FRONT UPPER	U011_S001	72
D1492693	STOPPER:MANUAL FEED TABLE	U011_S001	73
D1492694	COMPRESSION SPRING:STOPPER:MANUAL FEED TABLE	U011_S001	74
D1492713	GUIDE PLATE:SWIVEL:NO.1	U004	43
D1492721	GUIDE PLATE:SWIVEL:NO.2	U004	44
D1492739	LEVER:PRESSURE RELEASE	U004_S001	45
		U004_S002	45
D1492742	GUIDE PLATE:VERTICAL TRANSPORT:PAPER FEED UNIT:NO.2	U004_S002	46
D1492772	ARM:PICKUP	U004_S001	47
		U004_S002	47
D1492773	PULLEY:PICKUP:MECHANICAL ROLLER CLUTCH	U004_S001	48
		U004_S002	48
D1492774	PULLEY:IDLER:PICKUP	U004_S001	49
		U004_S002	49
D1492775	SHAFT:FEED:ASS'Y	U004_S001	50
		U004_S002	50
D1492777	COIL SPRING:PRESSURE:PICKUP	U004_S001	51
		U004_S002	51
D1492781	GROUND PLATE:PAPER FEED UNIT	U004_S001	52
		U004_S002	52
D1492782	PLATE:HARNESS:PAPER FEED UNIT	U004_S001	53
		U004_S002	53
D1492784	BRACKET:SENSOR:PAPER FEED	U004_S001	54
		U004_S002	54
D1492787	BRACKET:SUPPORT:COVER	U004	55
D1492788	INNER COVER:HARNESS:PAPER FEED UNIT	U004	56
D1492812	ROLLER:PAPER TRAY:DIA19	U004_S009	57
		U004_S010	57
D1492814	COIL SPRING:EARTH	U004_S009	58
		U004_S010	58
D1492816	SHAFT:RISE:ASS'Y	U004_S009	59
		U004_S010	59

Exclusive Parts

Number	Part Name	Group	ID
D1492818	LEVER:RISE	U004_S009	60
		U004_S010	60
D1492824	LEVER:STOPPER:FRONT	U004_S009_S003	61
		U004_S010_S003	61
D1492826	COMPRESSION SPRING:SIDE FENCE:PLATE:FRONT	U004_S009_S003	62
		U004_S010_S003	62
D1492827	COMPRESSION SPRING:SIDE FENCE:POSITIONING	U004_S009_S003	63
		U004_S010_S003	63
D1492835	RACK:SIDE FENCE	U004_S009	64
		U004_S010	64
D1492836	GEAR:Z20	U004_S009	65
		U004_S010	65
D1492840	END FENCE:PAPER TRAY:ASS'Y	U004_S009_S001	66
		U004_S010_S001	66
D1492842	LEVER:END FENCE	U004_S009_S001	67
		U004_S010_S001	67
D1492843	CLICK:END FENCE	U004_S009_S001	68
		U004_S010_S001	68
D1492845	COMPRESSION SPRING:END FENCE:LEVER:5N	U004_S009_S001	69
		U004_S010_S001	69
D1492857	LEVER:RELEASE:INNER:NO.1	U004_S009	70
D1492859	SHAFT:RELEASE:PAPER TRAY:NO.1	U004_S009	71
D1492861	HOLDER:GRIP:PAPER TRAY	U004_S009	72
		U004_S010	72
D1492862	SHAFT:RELEASE:PAPER TRAY:NO.2	U004_S010	73
D1492864	DECAL:PAPER SET DIRECTION:TRAY:NO.2	U004_S009	74
		U004_S010	74
D1492873	TRAY BOTTOM PLATE:NO.2:ASS'Y	U004_S009_S002	75
		U004_S010_S002	75
D1492903	SUPPORTER:RIGHT:NO.2:ASS'Y	U004_S004	76
D1492905	SUPPORTER:RIGHT:NO.1:ASS'Y	U004_S003	77
D1492923	ROLLER:SUPPORTER:PAPER TRAY	U004_S004	78
D1492924	STOPPER:PAPER TRAY	U004_S003	79
		U004_S004	79
D1492928	ROLLER:SUPPORTER:PAPER TRAY	U004_S005	80

Number	Part Name	Group	ID
	Y:LEFT	U004_S006	80
D1492952	DECAL:SIDE FENCE:PAPER VOLUME	U004_S009_S004	81
		U004_S010_S004	81
D1492954	DECAL:SIDE FENCE:PAPER VOLUME:ENVELOPE	U004_S009_S004	82
		U004_S010_S004	82
D1492956	ROLLER:SUPPORTER:PAPER TRAY	U004_S003	83
D1492990	PLAIN SHAFT BEARING:DRIVE:REGISTRATION ROLLER	U007_S002	27
D1492991	PLAIN SHAFT BEARING:INNER:DRIVE:REGISTRATION ROLLER	U007_S002	28
D1494422	GEAR:REVERSE ROLLER	U010	27
D1494425	DC STEPPER MOTOR:REVERSE:SUB-ASS'Y	U010	28
D1494427	STUD:PULLEY:BRACKET:DC STEPPER MOTOR	U010	29
D1494428	GROUND PLATE:PAPER EXIT UNIT	U010	30
D1494429	PULLEY:GEAR:REVERSE	U010	31
D1494434	TENSION SPRING:LEVER:GATE PAWL	U010	32
D1494461	GUIDE PLATE:REVERSE:UPPER	U010	33
D1494466	GUIDE PLATE:REVERSE:LOWER	U010	34
D1494468	SHAFT:DRIVEN:REVERSE ROLLER	U010	35
D1494469	SPRING PLATE:ROLLER:DRIVEN:REVERSE ROLLER	U010	36
D1494471	SHAFT:DRIVEN:REVERSE ROLLER:OUTER	U010	37
D1494483	LEVER:GATE PAWL	U010	38
D1494484	TORSION SPRING:LEVER:GATE PAWL	U010	39
D1494638	GUIDE:WIRE	U011_S001	75
D1494645	SYNCHRONOUS BELT:30S2M118	U011_S001	76
D1494646	SYNCHRONOUS BELT:30S2M262	U011_S001	77
D1494655	GRIP:DUPLEX UNIT	U011_S001	78
D1494657	HOOK:STOPPER:DUPLEX UNIT:REAR	U011_S001	79

## Exclusive Parts

Number	Part Name	Group	ID
D1494658	COIL SPRING:LEVER:DUPLEX	U011_S001	80
D1494662	DIFFUSION PLATE:LED	U007_S002	29
D1494672	COMPRESSION SPRING:DRIVEN	U011_S001	81
D1494675	COVER:PUSH SWITCH	U011_S001	82
D1494688	LINK:DUPLEX:MAIN	U011_S001	83
D1494695	LINK:FRONT	U011_S001	84
D1494711	DECAL:SIDE FENCE:MANUAL FEED	U011_S001	85
D1494715	DECAL:GRIP:Z	U011_S001	86
D1494717	PLATE:SIDE FENCE:FRONT	U011_S001	87
D1494718	TORSION SPRING:SIDE FENCE:FRONT	U011_S001	88
D1494720	PLATE:SIDE FENCE:REAR	U011_S001	89
D1494721	TORSION SPRING:SIDE FENCE:REAR	U011_S001	90
D1494731	COMPRESSION SPRING:RACK:MANUAL FEED	U011_S001	91
D1494737	PLAIN SHAFT BEARING:DUPLEX:EXIT	U011_S001	92
D1494755	BRACKET:HINGE:DUPLEX:FRONT	U011	93
D1494770	SHAFT:SEPARATOR:DRIVEN:ASS'Y	U011_S001_S001	94
D1494777	COMPRESSION SPRING:FLAT CONVEYER BELT:DRIVEN	U011_S001	95
D1494787	GUIDE:HARNESS:MANUAL FEED:CONNECTING	U011_S001	96
D1494815	GUIDE PLATE:SEPARATOR:ASS'Y	U011_S001_S001	97
D1495776	COVER:USB:SMALL	U013	26
D1495824	COVER:CONNECTOR:HEATER:0.4MM	U013	27
D1495883	KEYTOP:MAIN SWITCH	U001	12
D1495884	COMPRESSION SPRING:KEYTOP	U001	13
D1496226	LEVER:TRANSFER/SEPARATION UNIT:FRONT	U007_S002	30
D1496228	TORSION SPRING:LEVER:SET:FRONT	U007_S002	31
D1496229	TENSION SPRING:LEVER:SET	U007_S002	32
D1496231	LEVER:TRANSFER/SEPARATION	U007_S002	33

Number	Part Name	Group	ID
	UNIT:REAR		
D1496233	TORSION SPRING:LEVER:SET:REAR	U007_S002	34
D1496248	CAP:LED	U007_S002	35
D1496290	GUIDE:SET:TRANSFER/SEPARATION UNIT:FRONT	U007	36
D1496851	(NA):DECAL:MAIN SWITCH:ON-STOP ANDBY:ENGLISH	U015	3
D1502666	GEAR:SIDE FENCE:MANUAL FEED TABLE	U011_S001	98
D1752726	STOPPER:GUIDE PLATE:SWIVEL	U004_S002	84
D1752854	TENSION SPRING:GRIP:LEFT	U004_S009	85
		U004_S010	85
D1752858	LEVER:RELEASE:PAPER TRAY:OUTER	U004_S009	86
		U004_S010	86
D1752872	LINK:END FENCE:PAPER SIZE SENSOR	U004_S010	87
D1752886	COVER:TRAY:REAR RIGHT:NO.1	U004	88
D1752888	COVER:TRAY:REAR RIGHT:NO.2	U004	89
D1754654	SHAFT:LEVER:LOCK	U011_S001	99
D1961485	IC:NFC_TAG:MN63Y3212NB	U015	4
D1979510	OPC DRUM	U006_S001_S001	21
D1979640	DEVELOPER BLACK	U006_S001_S002	22
D2011241	CASE:DOOR:FRONT	U001	14
D2011242	DOOR:FRONT	U001	15
D2011261	COVER:REAR:LOWER	U001	16
D2011265	COVER:RIGHT:REAR	U001	17
D2017924	(NA):DUCT:EXHAUST:REAR:B	U014	22
D2021092	BRACKET:GRIP:FRONT	U014	23
D2021093	COVER:GRIP	U014	24
D2021095	BRACKET:GRIP:REAR	U014	25
D2021105	DRIVE UNIT:ENGINE:ASS'Y	U012_S001	26
D2021108	HOUSING:ASS'Y	U012_S001	27
D2021115	BRACKET:DRIVE UNIT:ASS'Y	U012_S001	28
D2021118	STAY:MIDDLE:ASS'Y	U012_S001	29
D2021122	JOINT:DEVELOPMENT	U012_S001	30
D2021124	GEAR:DEVELOPMENT:1	U012_S001	31
D2021125	GEAR:USED TONER:1	U012_S001	32

## Exclusive Parts

Number	Part Name	Group	ID
D2021126	GEAR:USED TONER:2	U012_S001	33
D2021128	SHAFT:DRIVE:DRUM:ASS'Y	U012_S001_S001	34
D2021135	DAMPING INSULATION:DRIVE UNIT:ENGINE	U012	35
D2021137	GROUND PLATE:PHOTOCONDUCTOR	U012	36
D2021143	JOINT:DRIVE	U012	37
D2021152	BRACKET:DRIVE UNIT:PAPER FEED:ASS'Y	U012	38
D2021163	BRACKET:FUSING/PAPER EXIT UNIT:ASS'Y	U012	39
D2021170	BRACKET:SUPPORTING PLATE:FUSING/PAPER EXIT UNIT	U012	40
D2021172	GEAR:FUSING:NO.1	U012	41
D2021174	GEAR:FUSING:NO.2	U012	42
D2021175	GEAR:EXIT	U012	43
D2021176	GEAR:FUSING:NO.3	U012	44
D2021182	GROUND PLATE:DRIVE UNIT:ENGINE	U012	45
D2021184	GROUND PLATE:DRIVE UNIT:FUSING/PAPER EXIT UNIT	U012	46
D2021193	STUD:PAPER FEED:GRIP:ASS'Y	U012	47
D2021195	PULLEY:GRIP:NO.2	U012	48
D2021196	HOUSING:DRIVE UNIT:PAPER FEED:ASS'Y	U012	49
D2021231	COVER:UPPER:FRONT	U001	18
D2021247	BAND:STOPPER:DOOR	U001	19
D2021255	COVER:LEFT	U001	20
D2021269	COVER:REAR LOWER	U015	5
D2021270	CASE:SOUND PROOFING MATERIAL:FRONT	U014	26
D2021271	COVER:SOUND PROOFING MATERIAL:FRONT	U014	27
D2021272	CASE:SOUND PROOFING MATERIAL:REAR	U014	28
D2021273	COVER:SOUND PROOFING MATERIAL:REAR	U014	29
D2021277	COVER	U001	21

Number	Part Name	Group	ID
D2021300	CAP:FRONT:504HZ	U014	30
D2021301	CAP:FRONT:638HZ	U014	31
D2021303	CAP:REAR:638HZ	U014	32
D2021305	CAP:REAR:504HZ	U014	33
D2022271	DRUM STAY:REAR:ASS'Y	U006_S001_S001	23
D2022291	HOLDER:CHARGE:FRONT	U006_S001_S001	24
D2022292	HOLDER:CHARGE:REAR	U006_S001_S001	25
D2022327	GEAR:COLLECTION COIL	U006_S001_S001	26
D2022331	SHUTTER:DISCHARGE USED TONER	U006_S001_S001	27
D2022332	TORSION SPRING:SHUTTER:PCU:0.6-1.3N	U006_S001_S001	28
D2022333	SEAL:SHUTTER	U006_S001_S001	29
D2022335	PICKOFF PAWL:ASS'Y	U006_S001_S001	30
D2022340	ELECTRODE PLATE:CHARGE	U006_S001_S001	31
D2022351	COVER:PCU:UPPER:ASS'Y	U006_S001_S001	32
D2022375	GEAR:TRANSPORT SCREW:DISCHARGE USED TONER	U006_S001_S001	33
D2022380	DISCHARGE LAMP:ASS'Y	U006	34
D2022401	DISCHARGE LAMP:PCL:ASS'Y	U006	35
D2022404	FRAME:DISCHARGE LAMP	U006	36
D2022405	COVER:DISCHARGE LAMP	U006	37
D2022407	SHEET:OPPOSED:OPTICS SENSOR	U006	38
D2022409	SEAL:COVER:DISCHARGE LAMP	U006	39
D2022431	COVER:PCU:REAR:SUB-ASS'Y	U006_S001_S001	40
D2022440	GUIDE:SEPARATION/TRANSPORT:ASS'Y	U006_S001_S001	41
D2022551	STAY:REGISTRATION:ASS'Y	U004	90
D2022561	SHAFT:REGISTRATION ROLLER:DRIVEN	U004	91
D2022566	CASE:REMOVE PAPER DUST:ASS'Y	U004	92
D2022576	GUIDE PLATE:REGISTRATION:DRIVEN	U004	93
D2022581	GUIDE PLATE:REGISTRATION:DRIVE:ASS'Y	U007_S002	37
D2022587	REGISTRATION ROLLER:DRIVE	U007_S002	38



## Exclusive Parts

Number	Part Name	Group	ID
D2022612	DC SOLENOID:PICKUP:ASS'Y	U011_S001_S001	100
D2022614	COIL SPRING:RELEASE:PICKUP:MANUAL FEED	U011_S001_S001	101
D2022616	COVER:PAPER STOPPER:MANUAL FEED	U011_S001_S001	102
D2022618	SHEET:PICKUP	U011_S001_S001	103
D2022619	TORSION SPRING:PICKUP	U011_S001_S001	104
D2022620	SHOE:TORSION SPRING:PICKUP	U011_S001_S001	105
D2022621	COVER:DAMPER	U011_S001_S001	106
D2022624	COVER:PAPER END	U011_S001_S001	107
D2022631	SIDE FENCE:FRONT	U011_S001	108
D2022633	SIDE FENCE:REAR	U011_S001	109
D2022634	RACK:MANUAL FEED	U011_S001	110
D2022638	FEELER:PAPER SIZE SENSOR:MANUAL FEED	U011_S001	111
D2022640	EXTENSION TRAY:NO.1	U011_S001	112
D2022641	EXTENSION TRAY:NO.2	U011_S001	113
D2022642	PULLEY:WIRE:MANUAL FEED TABLE	U011_S001	114
D2022646	ARM:MANUAL FEED:REAR UPPER	U011_S001	115
D2022653	ARM:LINK:PAPER STOPPER	U011_S001_S001	116
D2022654	CUSHION:GUIDE PLATE:SEPARATOR	U011_S001_S001	117
D2022658	SHEET:RACK:MANUAL FEED	U011_S001	118
D2022669	COVER:MANUAL FEED TABLE	U011_S001	119
D2022670	MANUAL FEED TABLE	U011_S001	120
D2022673	GUIDE PLATE:VERTICAL TRANSPORT:NO.2:DRIVEN	U011_S001	121
D2022675	DECAL:SCALE:MANUAL FEED:FRONT	U011_S001	122
D2022676	DECAL:SCALE:MANUAL FEED:MIDDLE	U011_S001	123
D2022677	DECAL:SCALE:MANUAL FEED:REAR	U011_S001	124
D2022691	GUIDE PLATE:VERTICAL TRANSPORT:NO.1:DRIVEN	U011_S001	125
D2022694	SHAFT:FLAT CONVEYER BELT:PULLEY	U011_S001	126

Number	Part Name	Group	ID
D2022697	HOLDER:DRIVEN:BELT	U011_S001	127
D2022714	GUIDE PLATE:VERTICAL TRANSPORT:PAPER FEED UNIT:NO.1	U004_S001	94
D2022735	PAPER FEED UNIT:NO.1:ASS'Y	U004_S001	95
D2022736	PAPER FEED UNIT:NO.2:ASS'Y	U004_S002	96
D2022778	FEELER:PAPER END	U004_S001	97
		U004_S002	97
D2022786	DISCHARGE BRUSH:PAPER FEED UNIT:UPPER	U004_S001	98
D2022787	GROUND PLATE:DISCHARGE BRUSH:PAPER FEED UNIT	U004_S001	99
D2022791	GUIDE:FEED	U004_S001	100
		U004_S002	100
D2022819	LINK:END FENCE:PAPER SIZE SENSOR:A3	U004_S009	101
D2022846	DECAL:SIZE INDICATION:END FENCE:FRONT	U004_S009	102
		U004_S010	102
D2022847	DECAL:SIZE INDICATION:END FENCE:REAR	U004_S009	103
		U004_S010	103
D2022868	DECAL:SIZE INDICATION:SIDE FENCE:NO.1	U004_S009	104
		U004_S010	104
D2022887	COVER:PAPER TRAY:LEFT REAR	U004	105
D2022902	SUPPORTER:LEFT:NO.1:ASS'Y	U004_S005	106
D2022904	SUPPORTER:LEFT:NO.2:ASS'Y	U004_S006	107
D2022992	BRACKET:STOPPER:REGISTRATION	U007_S002	39
D2023028	SEAL:DEVELOPMENT:ASS'Y	U006_S001_S002	42
D2023119	PLAIN SHAFT BEARING:TRANSPORT SCREW:RIGHT FRONT:ASS'Y	U006_S001_S002_S001	43
D2023121	PLAIN SHAFT BEARING:TRANSPORT SCREW:LEFT FRONT:ASS'Y	U006_S001_S002_S002	44
D2023123	PLAIN SHAFT BEARING:TRANSPORT SCREW:RIGHT REAR:ASS'Y	U006_S001_S002_S003	45
D2023125	PLAIN SHAFT BEARING:TRANSPORT SCREW:LEFT REAR:ASS'Y	U006_S001_S002_S004	46
D2023128	SHEET:PLAIN SHAFT BEARING:TRANSPORT SCREW	U006_S001_S002_S001	47
		U006_S001_S002	47

## Exclusive Parts

Number	Part Name	Group	ID
		S002	
		U006_S001_S002	47
		S003	
		U006_S001_S002	47
		S004	
D2023140	GEAR:DEVELOPMENT ROLLER	U006_S001_S002	48
D2023141	GEAR:TRANSPORT SCREW:REAR	U006_S001_S002	49
D2023143	GEAR:TRANSPORT SCREW:FRONT	U006_S001_S002	50
D2023145	GEAR:DEVELOPMENT ROLLER:IDLER	U006_S001_S002	51
D2023146	GEAR:TRANSPORT SCREW:IDLER	U006_S001_S002	52
D2023152	FILTER:DEVELOPMENT	U006_S001_S002	53
D2023260	HOLDER:TERMINAL:DEVELOPMENT VIAS	U006	54
D2023261	TERMINAL:DEVELOPMENT BIAS:ASSY	U006	55
D2023263	HOLDER:DEVELOPMENT BIAS:MAIN	U006	56
D2023264	TERMINAL:DEVELOPMENT BIAS:MAIN	U006	57
D2023290	TRANSPORT SCREW:DEVELOPMENT:RIGHT	U006_S001_S002	58
D2023292	TRANSPORT SCREW:DEVELOPMENT:LEFT	U006_S001_S002	59
D2023301	TRANSPORT SCREW:NOZZLE:ASSY	U005_S001_S001	9
D2023372	BASE:TONER CARTRIDGE	U005	10
D2023376	SEAL:BASE:SLIDE RAIL:LOWER	U005	11
D2023885	DENSITY SENSOR:AROUND THE PHOTOCONDUCTOR	U007_S002	40
D2023890	LED:RED	U007_S002	41
D2023951	HOUSING:MAIN:TRANSFER	U007	42
D2023952	TERMINAL:RECEPTACLE:MAIN:TRANSFER	U007	43
D2023960	CONNECTING SPRING:SEPARATION	U007_S002	44
D2023961	CONNECTING SPRING:TRANSFER	U007_S002	45

Number	Part Name	Group	ID
D2023962	ELECTRODE PLATE:TRANSFER	U007_S002	46
D2024146	PLAIN SHAFT BEARING:DIA4XDIA 6X6	U009	32
D2024215	GUIDE PLATE:FUSING EXIT	U009	33
D2024224	STRIPPER PLATE:FUSING EXIT	U009	34
D2024233	LEVER:LOCK:PRESSURE	U009	35
D2024234	LEVER:PRESSURE RELEASE:FRONT:ASSY	U009	36
D2024236	LEVER:PRESSURE:FRONT:PEEN	U009	37
D2024244	LEVER:PRESSURE RELEASE:REAR:ASSY	U009	38
D2024245	DECAL:C:GUIDE PLATE:FUSING EXIT	U009	39
D2024246	LEVER:PRESSURE:REAR:PEEN	U009	40
D2024252	FUSING ENTRANCE GUIDE PLATE	U009	41
D2024256	BRACKET:PRESSURE ROLLER:REAR	U009	42
D2024258	STAY:GEAR	U009	43
D2024263	DECAL:H-TEMP WARNING:FUSING	U009_S001	44
D2024266	BRACKET:PRESSURE ROLLER:FRONT	U009	45
D2024309	FLAT NUT:THERMISTOR:PRESSURE ROLLER	U009	46
D2024335	ELECTRODE PLATE:MIDDLE	U009	47
D2024337	ELECTRODE PLATE:REAR	U009	48
D2024421	GEAR:EXIT ROLLER	U010	40
D2024426	BRACKET:DC STEPPER MOTOR:REVERSE	U010	41
D2024431	DC SOLENOID:ASSY	U010	42
D2024477	REVERSE ROLLER	U010	43
D2024481	GATE PAWL:EXIT	U010	44
D2024491	INNER COVER:EXIT	U010	45
D2024630	COVER:DUPLEX	U011_S001	128
D2024634	ARM:PRESSURE RELEASE:FRONT	U011_S001	129
D2024635	ARM:PRESSURE RELEASE:REAR	U011_S001	130
D2024661	HOOK:STOPPER:DUPLEX UNIT:FRONT	U011_S001	131

## Exclusive Parts

Number	Part Name	Group	ID
	ONT		
D2024667	GUIDE PLATE:DUPLEX:EXIT	U011_S001	132
D2024668	GUIDE:REGISTRATION:ENTRANCE:REAR	U011_S001	133
D2024669	GUIDE:REGISTRATION:ENTRANCE:FRONT	U011_S001	134
D2024671	GUIDE PLATE:DUPLEX:ENTRANCE	U011_S001	135
D2024673	FEELER:DUPLEX:ENTRANCE SENSOR	U011_S001	136
D2024674	TORSION SPRING:DUPLEX:ENTRANCE SENSOR	U011_S001	137
D2024677	GUIDE PLATE:DRIVEN	U011_S001	138
D2024679	DRIVEN ROLLER:DIA16:DUPLEX	U011_S001	139
D2024680	BRACKET:DRIVEN ROLLER:PRESSURE	U011_S001	140
D2024682	DRIVEN ROLLER:DIA16	U011_S001	141
D2024683	COVER:GUIDE PLATE:DRIVEN	U011_S001	142
D2024690	GUIDE PLATE:UPPER	U011_S001	143
D2024691	COMPRESSION SPRING:SHAFT:GUIDE PLATE:UPPER	U011_S001	144
D2024692	SHAFT:PRESSURE:GUIDE PLATE:UPPER	U011_S001	145
D2024721	BRACKET:LINK:DUPLEX	U011_S001	146
D2024722	LINK:DUPLEX	U011_S001	147
D2024726	TORSION SPRING:LINK:CONTACT POINT	U011_S001	148
D2024730	INNER COVER:REAR:DUPLEX	U011_S001	149
D2024731	INNER COVER:FRONT:DUPLEX	U011_S001	150
D2024741	BRACKET:STUD:LEVER	U011	151
D2024802	PAPER STOPPER:MANUAL FEED	U011_S001_S001	152
D2025185	PCB:DHB	U016	7
D2025826	STEPPED SCREW:SAFETY SWITCH:M2.5	U013	28
D2025827	BRACKET:SAFETY SWITCH:RIGHT:2	U013	29
D2025829	TORSION SPRING:SAFETY SWITCH:3.7N	U013	30

Number	Part Name	Group	ID
D2026255	DECAL:GRIP:B	U007_S002	47
D2026260	LEVER:PRESSURE:TRANSFER ROLLER:FRONT	U007_S002	48
D2026261	LEVER:PRESSURE:TRANSFER ROLLER:REAR	U007_S002	49
D2026264	COMPRESSION SPRING:PRESSURE:TRANSFER ROLLER	U007_S002	50
D2026265	LEVER:PRESSURE:GUIDE PLATE	U007_S002	51
D2026267	SHAFT:LEVER:ON-OFF	U007_S002	52
D2026268	LEVER:ON-OFF:TRANSFER ROLLER:FRONT	U007_S002	53
D2026269	LEVER:ON-OFF:TRANSFER ROLLER:REAR	U007_S002	54
D2026271	GUIDE:TRANSPORT:TRANSFER	U007_S002	55
D2026272	BASE:GUIDE:TRANSFER	U007_S002	56
D2026273	COMPRESSION SPRING:TRANSPORT SUB-UNIT	U007_S002	57
D2026276	GROUND PLATE:TRANSFER/SEPARATION UNIT	U007_S002	58
D2026277	GROUND PLATE:REGISTRATION ROLLER	U007_S002	59
D2026280	GROUND PLATE:SEPARATION	U007_S002	60
D2026281	LEVER:SET:REAR	U007_S002	61
D2026285	LEVER:SET:FRONT	U007_S002	62
D2026346	LINK:TRANSFER/SEPARATION UNIT	U007_S002	63
D2026350	BRACKET:DRIVE UNIT	U007	64
D2026351	CAM:ON-OFF:TRANSFER	U007	65
D2026352	SHAFT:ON-OFF:DRIVE	U007	66
D2026599	SHEET:USED TONER	U014	34
D2026862	DECAL:SIZE INDICATION:PAPER TRAY	U015	6
D2027911	DUCT:RIGHT:UPPER	U014	35
D2027912	DUCT:RIGHT:LOWER	U014	36
D2027921	DUCT:EXHAUST:UPPER:C	U014	37
D2027922	DUCT:EXHAUST:UPPER:D	U014	38
D2027923	(NA):DUCT:EXHAUST:REAR:A	U014	39
D2027925	(NA):SEAL:EXHAUST:REAR:A	U014	40

## Exclusive Parts

Number	Part Name	Group	ID
D2027926	(NA):SEAL:EXHAUST:REAR:B	U014	41
D2027927	DEODORIZE FILTER	U014	42
D2027941	DUCT:DEVELOPMENT:BEARING:REAR:A	U014	43
D2027942	DUCT:DEVELOPMENT:BEARING:REAR:B	U014	44
D2027947	DUCT:RAIL:PCU	U014	45
D2027949	SEAL:DUCT	U014	46
D2027961	THERMISTOR:290MM	U014	47
D2027970	DUCT:LEFT:FAN:UPPER	U014	48
D2027971	DUCT:LEFT:FAN:LOWER	U014	49
D2027972	DUCT:REAR	U014	50
D2027985	BRACKET:CONNECTOR:HEATER	U014	51
D2027996	FILTER:DUCT:DEVELOPMENT	U014	52
D2411230	COVER:UPPER	U001	22
D2411242	COVER:MAIN SWITCH	U004_S009	108
D2411251	COVER:LEFT:UPPER	U001	23
D2411263	(NA):CAP:LOUVER:DEODORIZE FILTER	U001	24
D2412653	COIL SPRING:PRESSURE:SEPARATOR	U011_S001_S001	153
D2412685	DECAL:PAPER SET DIRECTION:MANUAL FEED	U011_S001	154
D2412730	STAY:SEPARATE:PEEN	U004_S001	109
		U004_S002	109
D2412731	STOPPER:GUIDE PLATE:SWIVEL	U004	110
D2412736	BRACKET:SEPARATE:REAR	U004_S001	111
		U004_S002	111
D2412875	SIDE FENCE:FRONT:ASS'Y	U004_S009_S003	112
		U004_S010_S003	112
D2414441	GUIDE PLATE:EXIT:UPPER	U010	46
D2414448	SHAFT:FEELER:OVERFLOW	U010	47
D2414458	GUIDE:COVER:UPPER	U001	25
D2414472	END FENCE:TRAY:EXIT:ASS'Y	U010_S002	48
D2414476	EXIT ROLLER	U010	49
D2414494	TRAY:AUXILIARY:EXIT	U010	50
D2414499	COMPRESSION SPRING:BASE:TRAY:EXIT	U010	51

Number	Part Name	Group	ID
D2414635	SHEET:CUSHION	U011_S001	155
D2414640	TRANSPORT ROLLER:EXIT:DIA8	U011_S001	156
D2414642	TRANSPORT ROLLER:DUPLEX:1	U011_S001	157
D2414644	GEAR:MECHANICAL ROLLER CLUTCH	U011_S001	158
D2414681	BRACKET:MOTOR:PEEN	U011_S001	159
D2414684	GEAR:OUTPUT	U011_S001	160
D2414707	GEAR:FEED:MANUAL FEED:DRIVE	U011_S001	161
D2414708	GEAR:SEPARATOR:MANUAL FEED:DRIVE	U011_S001	162
D2414709	GEAR:TRANSPORT ROLLER:MANUAL FEED	U011_S001	163
D2414710	GEAR:IDLER	U011_S001	164
D2414761	DRIVEN ROLLER:DIA16	U011_S001	165
D2414762	DRIVEN ROLLER:DIA18	U011_S001	166
D2414765	PULLEY:T26	U011_S001	167
D2414766	PULLEY:T26/T26	U011_S001	168
D2414950	ROLLER:EXIT:PRESSURE:2TYPE:ASS'Y	U010_S001	52
D2414955	HOLDER:ROLLER:EXIT:PRESSURE:2TYPE	U010	53
D2414957	SHAFT:ROLLER:PRESSURE:EXIT:2TYPE	U010_S001	54
D2414960	BASE:PLATE:EXIT	U010	55
D2414962	ROLLER:DRIVEN:EXIT	U010_S001	56
D2414964	ROLLER:EXIT:PRESSURE	U010_S001	57
D2414965	COLLAR:ROLLER:EXIT:PRESSURE	U010_S001	58
D2414971	LINK:PLATE:EXIT	U010	59
D2414972	GUIDE:PLATE:EXIT	U010	60
D2414976	ROLLER:EXIT:PRESSURE:MIDDLE	U010_S001	61
D2414977	ROLLER:DRIVEN:EXIT:MIDDLE	U010_S001	62
D2414978	COLLAR:ROLLER:EXIT:PRESSURE: BOTH ENDS	U010_S001	63
D2414981	COIL SPRING:ROLLER:PRESSURE:EXIT	U010	64
D2414992	DISCHARGE BRUSH:EXIT	U010	65
D2415737	BRACKET:MAIN SWITCH	U013	31
D2442856	GRIP:PAPER TRAY	U004_S009	113

## Exclusive Parts

Number	Part Name	Group	ID
		U004_S010	113
D2445730	PCB:DCSW	U013	32
D2557798	DECAL:BLUETOOTH	U015	7
D2891191	GEAR:GRIP:NO.1	U012	50
D2891193	STUD:PAPER FEED:GRIP:ASS'Y	U012	51
D2891195	GEAR:IDLER:PAPER FEED:FEED	U012	52
D2891275	INNER COVER:FRONT:RIGHT LOWER	U001	26
D2891290	SHEET:COVER:ASS'Y	U015	8
D2891352	BRACKET:DRIVE UNIT:REGISTRATION:ASS'Y	U012	53
D2891355	GEAR:REGISTRATION:NO.1	U012	54
D2891860	OPTICAL WRITING UNIT:ASS'Y	U003	1
D2892617	ARM:PICKUP:MANUAL FEED	U011_S001_S001	169
D2892865	COVER:PAPER TRAY:NO.1	U004_S009	114
D2892957	MANUAL FEED UNIT:ASS'Y	U011_S001_S001	170
D2894452	GUIDE PLATE:EXIT:LOWER	U010	66
D2897931	DUCT:PAPER:COOLING:LOWER	U014	53
D2897932	DUCT:PAPER:COOLING:UPPER	U014	54
D6883529	TIMING BELT:B40S2M224	U012_S001	55
G0652767	LEVER - FEED	U004_S001	115
		U004_S002	115
G1045141	KNOB SCREW:M3	U013	33
G1281151	DECAL:WARNING (HIGH TEMPERATURE)	U016	8
GA003303	DECAL:OPERATE:4X84:GREEN	U009_S001	49
GA003307	DECAL:LEVER:FRONT:FUSING	U009_S001	50
GA003308	DECAL:LEVER:REAR:FUSING	U009_S001	51
GA003309	DECAL:LEVER:FIX	U009_S001	52
GA003933	DECAL:OPERATE:4X10.5	U009	53
GA003957	DECAL:POSITIONING DISPLAY:FUSING	U009	54
		U014	55
GA004002	DECAL:LEVER:FIX	U001	27
GA004003	DECAL:LEVER:RELEASE	U001	28
GA080030	PLAIN SHAFT BEARING:CLEANER:ROLLER	U006_S001_S001	60
GA143006	STEPPED:DRAWER	U009	55
GW010007	PHOTO REFLECTION SENSOR:EXIT	U004	116

Number	Part Name	Group	ID
	T	U004_S001	116
		U004_S002	116
		U010	67
		U011_S001	171
GX640031	FAN MOTOR:DC:2.64W	U014	56
M0662743	FRICTION PAD:MANUAL FEED TABLE:18X7.5	U011_S001	172
M0662749	OIL DAMPER:STRAIGHT:30N	U011_S001_S001	173
M0AJ1232	COVER:UPPER:EXIT	U001	29
M0AJ1235	CAP:REVERSE SUB-UNIT:A3	U001	30
M0AJ1245	COVER:FRONT:UPPER	U001	31
M0AJ1288	COVER:UPPER:OPERATION SUB-UNIT	U001	32
M0AJ1289	COVER:PILOT LAMP	U001	33
M0AJ1299	COVER:OPTION:FRONT	U001	34
M0AJ1310	PLATE:LOGOTYPE:RIC:V554R10	U015	9
M0AJ1591	HOLDER:OPERATION SUB-UNIT:ASS'Y	U002	4
M0AJ1597	GROUND PLATE:HOLDER:OPERATION UNIT	U002	5
M0AJ1598	COVER:HOLDER:OPERATION UNIT:LOWER	U002	6
M0AJ1599	COVER:HOLDER:OPERATION UNIT:UPPER	U002	7
M0AJ4497	TRAY:EXIT	U010	68
M0AJ4543	TRAY:EXIT:AUXILIARY:LARGE	U010	69
M0AJ4544	TRAY:EXIT:AUXILIARY:SMALL	U010	70
M0AJ4561	COVER:OPEN/CLOSE:REVERSE:RIGHT	U010	71
M0AJ4562	CUSHION:COVER:OPEN AND CLOSE	U010	72
M0AJ4563	STOPPER:COVER:OPEN AND CLOSE:REVERSE	U010	73
M0AJ4571	BRACKET:REVERSE:RIGHT FRONT:SUB-ASS'Y	U010	74
M0AJ4573	COVER:REVERSE:RIGHT FRONT	U010	75
M0AJ4577	BRACKET:AUXILIARY:REVERSE:RIGHT FRONT	U010	76

## Exclusive Parts


Number	Part Name	Group	ID
M0AJ4583	SHOE:BRACKET:LEFT INNER REAR	U010	77
M0AJ4981	DECAL:EXIT:GUIDE P:LOWER:MIDDLE	U010	78
M0AJ4982	DECAL:EXIT:GUIDE P:LOWER:INNER BACK	U010	79
M0AJ4992	CUSHION:BRACKET:REVERSE	U010	80
M0AN1058	LEVER:LOCK:USED TONER	U008	13
M0AN1059	SPRING PLATE:LEVER:USED TONER	U008	14
M0AN1096	LEVER:LOCK:PCU	U014	57
M0AN1097	CAM:LOCK:PCU	U014	58
M0AN1099	COMPRESSION SPRING:LOCK:PCU	U014	59
M0AN1249	MAGNET CATCH:COVER:FRONT	U001	35
M0AN1251	COVER:FRONT:RIGHT UPPER	U001	36
M0AN1252	COVER:UPPER:INNER BACK	U001	37
M0AN1253	COVER:RIGHT:UPPER	U001	38
M0AN1254	COVER:LEFT:UPPER:REAR	U001	39
M0AN1256	(NA):COVER:REAR:UPPER	U001	40
M0AN1258	COVER:UPPER:RIGHT	U001	41
M0AN1259	COVER:UPPER:REAR	U001	42
M0AN1276	DECAL:INSERT SUB-UNIT:TONER BOTTLE	U001	43
M0AN1278	INNER COVER:OPTICAL WRITING UNIT	U014	60
M0AN1279	INNER COVER:FRONT	U001	44
M0AN1520	OPERATION PANEL:ASS'Y	U002_S001	8
M0AN2232	GUIDE:PCU:FRONT	U014	61
M0AN2261	DRUM STAY:FRONT:ASS'Y	U006_S001_S001	61
M0AN2271	COVER:DRUM STAY:FRONT	U006_S001_S001	62
M0AN2272	DECAL:PCU:COVER:GREEN	U006_S001_S001	63
M0AN2356	GRIP:PCU	U006_S001_S001	64
M0AN2800	PAPER TRAY:NO.1:ASS'Y	U004_S009	117
M0AN2807	PAPER TRAY:NO.2:ASS'Y	U004_S010	118
M0AN2885	SIDE FENCE:REAR:ASS'Y	U004_S009_S004	119
		U004_S010_S004	119
M0AN3051	TONER SUPPLY SUB-UNIT:ASS'Y	U005_S001	12

Number	Part Name	Group	ID
M0AN3283	BASE:RECEPTACLE:ASS'Y	U006	65
M0AN3303	DRIVE UNIT:TONER SUPPLY:ASS'Y	U005_S001_S002	13
M0AN3304	HOUSING:TONER SUPPLY:ASS'Y	U005_S001_S003	14
M0AN3961	CONNECTING SPRING:NEW ARTICLE SENSOR:1	U007_S002	67
M0AN3962	CONNECTING SPRING:NEW ARTICLE SENSOR:2	U007_S002	68
M0AN3965	ELECTRODE PLATE:NEW ARTICLE SENSOR	U007_S002	69
M0AN3992	HOUSING:NEW ARTICLE SENSOR	U007_S002	70
M0AN4031	(NA):SLEEVE:FUSING:SERVICE	U009_S002	56
M0AN4235	PRESSURE ROLLER:DIA32	U009	57
M0AN4261	FUSING COVER:UPPER:ASS'Y	U009_S001	58
M0AN4307	LEVER:FUSING UNIT	U009	59
M0AN4308	HOOK:FUSING UNIT	U009	60
M0AN4345	DAMPING INSULATION RUBBER:FUSING UNIT	U014	62
M0AN4354	BRACKET:DRAWER:MAIN	U009	61
M0AN4386	ELECTRODE PLATE:FRONT	U009	62
M0AN4511	DUPLEX UNIT:ASS'Y	U011_S001	174
M0AN4542	TRAY:REVERSE:RIGHT	U010	81
M0AN4552	COVER:REVERSE:RIGHT	U010	82
M0AN4580	BRACKET:REVERSE:LEFT INNER REAR:ASS'Y	U010	83
M0AN4647	TRANSPORT ROLLER:DUPLEX:2	U011_S001	175
M0AN4651	GEAR:PULLEY	U011_S001	176
M0AN4652	TRANSPORT ROLLER:ENTRANCE	U011_S001	177
M0AN4684	GEAR:OUTPUT	U011_S001	178
M0AN4707	BRACKET:MOTOR:DUPLEX:ENTRANCE	U011_S001	179
M0AN4708	GEAR:IDLER	U011_S001	180
M0AN4732	ARM:PUSH SWITCH	U011_S001	181
M0AN4733	ARM:FUSING:REAR	U011_S001	182
M0AN5101	PCB:BCU:ASS'Y	U013	34
M0AN5631	PCB:JX2.1L:SUB-ASS'Y	U013	35
M0AN5640	PCB:IMAGE PROCESSING UNIT	U013	36
M0AN5838	BRACKET:SAFETY SWITCH:PUSH	U013	37


## Exclusive Parts

Number	Part Name	Group	ID
	SWITCH		
M0AN5839	GUARD:PUSH SWITCH	U013	38
M0AN5888	COVER:C/T BOX	U001	45
M0AN6268	DAMPING INSULATION:LEVER:TR ANSFER	U007_S002	71
M0AN6280	DECAL:POSITIONING DISPLAY:TR ANSFER/SEPARATION UNIT	U007_S002 U007_S002_S001	72 72
M0AN6310	TRANSFER/SEPARATION UNIT:AS S'Y	U007_S002	73
M0AN6311	TRANSFER ROLLER:ASS'Y	U007_S002_S001	74
M0AN6410	COLLECTION BOTTLE:ASS'Y	U008_S001	15
M0AN6511	BRACKET:TONER RECYCLING SE CTION:ASS'Y	U008_S002	16
M0AN6702	DECAL:MODEL NAME PLATE	U015	10
M0AN6899	DECAL:LEVER:USED TONER	U008	17
M0AN7936	DUCT:FRONT:DEVELOPMENT:LEF T	U014	63
M0AN7937	DUCT:FRONT:DEVELOPMENT:RIG HT	U014	64
M0AN7938	DUCT:FRONT:DEVELOPMENT:FA N	U014	65
M0AN7946	DUCT:DEVELOPMENT:BEARING:F RONT:P	U014	66
M0AN7947	COVER:HARNESS:HEATER	U014	67
M0AN7980	THERMOSTAT:ASS'Y	U016_S001	9
M0AN7981	COVER:PLATE:HEATER	U016	10
M0AN9590	NVRAM	U013	39
M9550127	PCDU:SERVICE:ASS'Y	U006_S001	66
M9552220	PCU:ASS'Y	U006_S001_S001	67
M9553094	DEVELOPMENT UNIT:ASS'Y	U006_S001_S002	68
M9556801	DECAL:H-TEMP WARNING:HEATE R:OPTION	U016	11
Note	See 2D parts catalog for the compon ents of the Smart Operation Panel.	U002_S001	9
VSSG9002	FLUOTRIBO MG GREASE : 100G	SPECIAL TOOLS	5

## Standard Parts



03530030N  
SCREW:M3X3



03530060N  
BIND SCREW - M3X6



03530080N  
SCREW:M3X8



03603006N  
SCREW - M3X6



04503025N  
TAPPING SCREW:3X25



04503035N  
TAPPING SCREW:3X35



04513016N  
TAPPING SCREW - 3X16



04522608P  
BINDING SELF-TAPPING SCREW:2.6X8



04523008N  
TAPPING SCREW - M3X8



04523010N  
BINDING SELF-TAPPING SCREW:3X10



04543005Q  
TAPPING SCREW::3X5




04543006Q  
TAPPING SCREW - M3X6



04543008N  
TAPPING SCREW:ROUND POINT:3X8



04543008Q  
TAPPING SCREW:3X8



04543025Q  
TAPPING SCREW:ROUND POINT:3X25



04583008N  
HEXAGON HEAD TAPPING SCREW:3X8



04583010N  
HEXAGON HEAD TAPPING SCREW:3X10



04583012N  
HEXAGON HEAD TAPPING SCREW:3X12



04593008N  
BINDING HEAD TAPPING SCREW:3X8



06320100G  
PIN - 2X10MM



07200020G  
RETAINING RING - M2



07200030E  
RETAINING RING - M3



07200040E  
RETAINING RING - M4



07200060E  
RETAINING RING - M6




07250100E  
RETAINING RING C - M10



08025335  
BINDING HEAD TAPPING SCREW:ROUND POINT:3X8



08046123  
HEXAGONAL BOLT:W/WASHER:M3X8



08046127  
HEXAGONAL BOLT:DOUBLE SCREW:M3X8



## Standard Parts



08050089  
RETAINING RING - M4



08050092  
RETAINING RING - 3M




08050103  
RETAINING RINGS-E:SILENCER:DIA3



08050104  
RETAINING RINGS-E:SILENCER:DIA4



08050106  
RETAINING RINGS-E:SILENCER:DIA6



09543005N  
SCREW:POLISHED ROUND/  
SPRING:M3X5



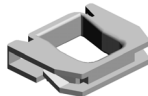
09543012N  
SCREW - M3X12




09544008N  
SCREW - M4X8




11050692  
CLAMP:LES-0503



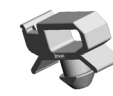
11050724  
CLAMPS:WES-1210



11050725  
CLAMPS:WES-1117



11050726  
CLAMPS:WES-2217




11050758  
CLAMP:LWSM-0306A




11050759  
CLAMP:LWSM-0605A




11050760  
CLAMP:LWSM-0511A



11050761  
CLAMP:LWS-0511A



11050762  
CLAMP:LWS-0711A



11050763  
CLAMP:LWS-1211A



11050764  
CLAMP:LWS-1316A




11050769  
CLAMP:FGCS-5



11050792  
SPACER:PCB-4S-V0



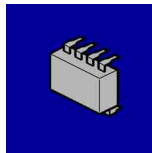
11050819  
SPACER:PCB-3S-V0



11500440  
(NA):POWER SUPPLY CODE:  
120V:15A



12042612  
MICRO SWITCH:D3V-16506-3  
C25



14078389  
EEPROM:BR24T128-W

## PM Part List

Number	Part Name	Num	Group	ID
AD027034	ROLLER:CHARGE	1	U006_S001_S001	15
AD041161	BLADE:CLEANING:8799:ASS'Y	1	U006_S001_S001	16
AD042086	BRUSH ROLLER:CLEANER:CHARGE	1	U006_S001_S001	17
AE030097	RADIAL BALL BEARING:DIA10XDIA22X6	2	U009	25
D1979510	OPC DRUM	1	U006_S001_S001	21
D1979640	DEVELOPER BLACK	1	U006_S001_S002	22
D2022335	PICKOFF PAWL:ASS'Y	2	U006_S001_S001	30
D2023028	SEAL:DEVELOPMENT:ASS'Y	1	U006_S001_S002	42
D2023119	PLAIN SHAFT BEARING:TRANSPORT SCREW:RIGHT FRONT:ASS'Y	1	U006_S001_S002_S001	43
D2023121	PLAIN SHAFT BEARING:TRANSPORT SCREW:LEFT FRONT:ASS'Y	1	U006_S001_S002_S002	44
D2023123	PLAIN SHAFT BEARING:TRANSPORT SCREW:RIGHT REAR:ASS'Y	1	U006_S001_S002_S003	45
D2023125	PLAIN SHAFT BEARING:TRANSPORT SCREW:LEFT REAR:ASS'Y	1	U006_S001_S002_S004	46
D2023152	FILTER:DEVELOPMENT	3	U006_S001_S002	53
M0AN4031	(NA):SLEEVE:FUSING:SERVICE	1	U009_S002	56
M0AN4235	PRESSURE ROLLER:DIA32	1	U009	57
M0AN6311	TRANSFER ROLLER:ASS'Y	1	U007_S002_S001	74
M0AN6410	COLLECTION BOTTLE:ASS'Y	1	U008_S001	15
M9550127	PCDU:SERVICE:ASS'Y	1	U006_S001	66
M9552220	PCU:ASS'Y	1	U006_S001_S001	67
M9553094	DEVELOPMENT UNIT:ASS'Y	1	U006_S001_S002	68

