

Model CH-C1
(D137/D138)
Parts Catalog

Parts change information sample

 **Add**

 **Update**

 **Delete**

Unit All



U001
EXTERIOR



U002
OPERATION



U003
ADF



U004
SCANNER



U005
LASER UNIT



U006
BY-PASS FEED



U007
PAPER FEED



U008
TONER SUPPLY SUB-UNIT



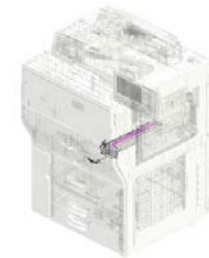
U009
PCU



U010
ITB UNIT




U011
ITB CLEANING

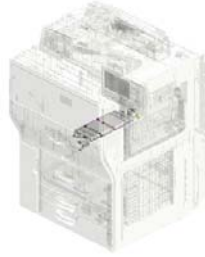


U012
TRANSFER/SEPARATION

Unit All



U013
USED TONER



U014
PAPER TRANSPORT




U015
FUSING



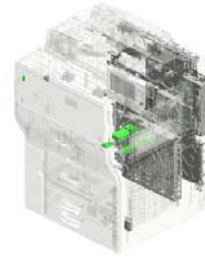
U016
PAPER EXIT




U017
DUPLEX



U018
MAIN DRIVE



U019
ELECTRICAL



U020
AIR COOLING



U021
MAIN FRAME

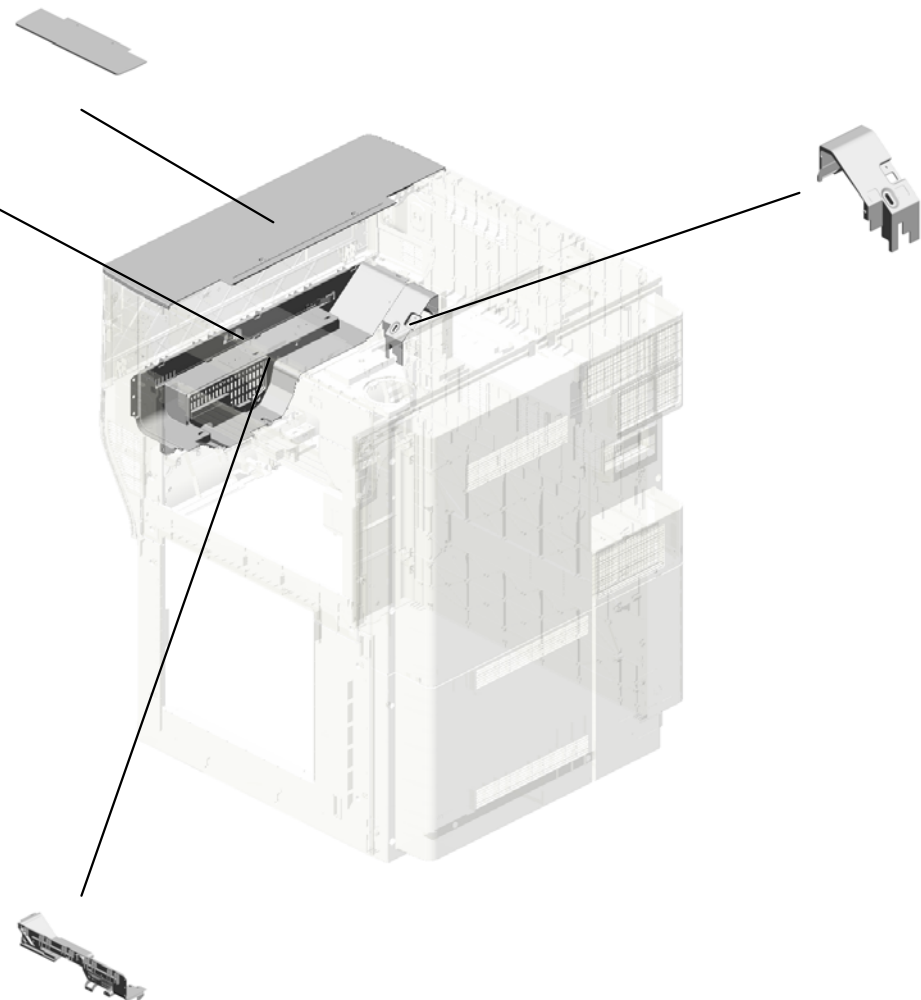
U001.EXTERIOR

U001_S002
D1381461
COVER:UPPER FRONT:ASS'
Y

U001_S003
D1362150
CLEANER:SHIELD GLASS:AS
S'Y

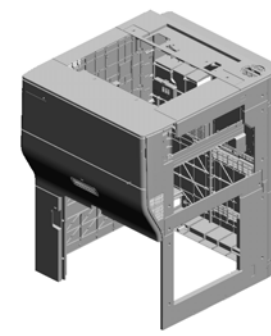
U001_S001
D1381480
INNER COVER:EXIT:UPPER:
ASS'Y

U001_S004
D1371492
INNER COVER:FRONT MIDD
LE:UPPER:ASS'Y



U001	U002	U003	U004	U005	U006	U007	U008	U009	U010	U011	U012	U013	U014	U015	U016	U017	U018	U019	U020	U021
------	------	------	------	------	------	------	------	------	------	------	------	------	------	------	------	------	------	------	------	------

U001 EXTERIOR



- 9.11050760 (x6) CLAMP:LWSM-051 1A
- 4.04583008N (x3) HEXAGON HEAD TAPPING SCREW:3 X8
- 15.AA143537 (x2) SCREW:M3:BLACK
- 1.04543006N (x37) TAPPING SCREW: ROUND POINT:3X6
- 2.04543006Q (x20) TAPPING SCREW - M3X6

19.AG070514 (x2) MAGNET CATCH

6.11050604 CLAMP:RFC-16V0

22.D1351430 (x2) BRACKET:COVER: TONER SUPPLY UNIT:ASSY

16.AA143702 SCREW:PIN:POSITIONING

20.AW020198 PHOTOINTERRUPTOR:LG2A14NL1

5.04583010N (x13) HEXAGON HEAD TAPPING SCREW:3 X10

21.B2342390 (x7) FLANGED HEXAGONAL HEAD BOLT: M4X8

10.AA000291 (x6) DECAL:POSITIONING DISPLAY:SCREW:PP

8.11050759 (x5) CLAMP:LWSM-060 5A

7.11050758 (x5) CLAMP:LWSM-030 6A

1.04543006N (x6) TAPPING SCREW: ROUND POINT:3X6 201607-01

94.D1441085 STEPPED SCREW: M3

18.AG070513 MAGNET CATCH

1.04543006N (x 2) TAPPING SCREW:ROUND POINT:3X6

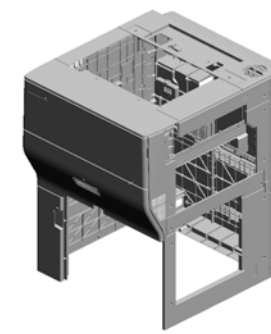
3.04543008Q (x8) TAPPING SCREW: 3X8

4.04583008N (x 1) HEXAGON HEAD TAPPING SCREW:3X 8
104.04543008N (x 3) TAPPING SCREW:ROUND POINT:3X8

17.AC020150 LENS:LED:1

23.D1351433 COVER:REAR MIDDLE 201501-05 X/O

U001 EXTERIOR



- 42.D1351490 STAY:COVER:TONER SUPPLY SUB-UNIT
- 44.D1361455 COVER:FRONT MIDDLE
- 29.D1351453 GUARD:HARNESS:EXIT
- 47.D1361459 INNER COVER:FRONT MIDDLE:LEFT
- 39.D1351474 BRACKET:COVER:LEFT MIDDLETECT:PEEN

40.D1351475
BRACKET:COVER:
RIGHT MIDDLE:PROTECT:PEEN

34.D1351465
INNER COVER:GRIP:PULL OUT

38.D1351473
INNER COVER:TH:TRANSPORT

46.D1361458
INNER COVER:FRONT MIDDLE:RIGHT

26.D1351450
SUPPORTER:COVER:FRONT MIDDLE:RIGHT

48.D1351438
[D] COVER:RIGHT LOWER
201503-13 X/O

28.D1351452
BRACKET:COVER:FRONT MIDDLE:LOWER

37.D1371471
[C] INNER COVER:FRONT LOWER
201501-06 X/O

27.D1351451
SUPPORTER:COVER:FRONT MIDDLE:LEFT

49.D1361462
CAP:LOUVER:PREVENTFENCE:DEODORIZE FILTER:LAARGE

50.D1351439
[G] COVER:LEFT MIDDLE
201502-13 X/O

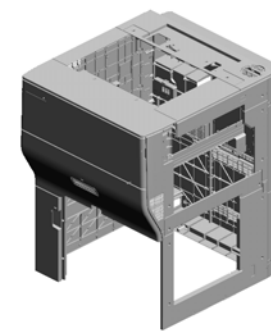
35.D1351467
(x2)
SEAL:DEVELOPMENT:EXHAUST:EXIT

36.D1351468
SEAL:AROUND THE PHOTOCONDUCTOR:EXHAUST:EXIT:REAR

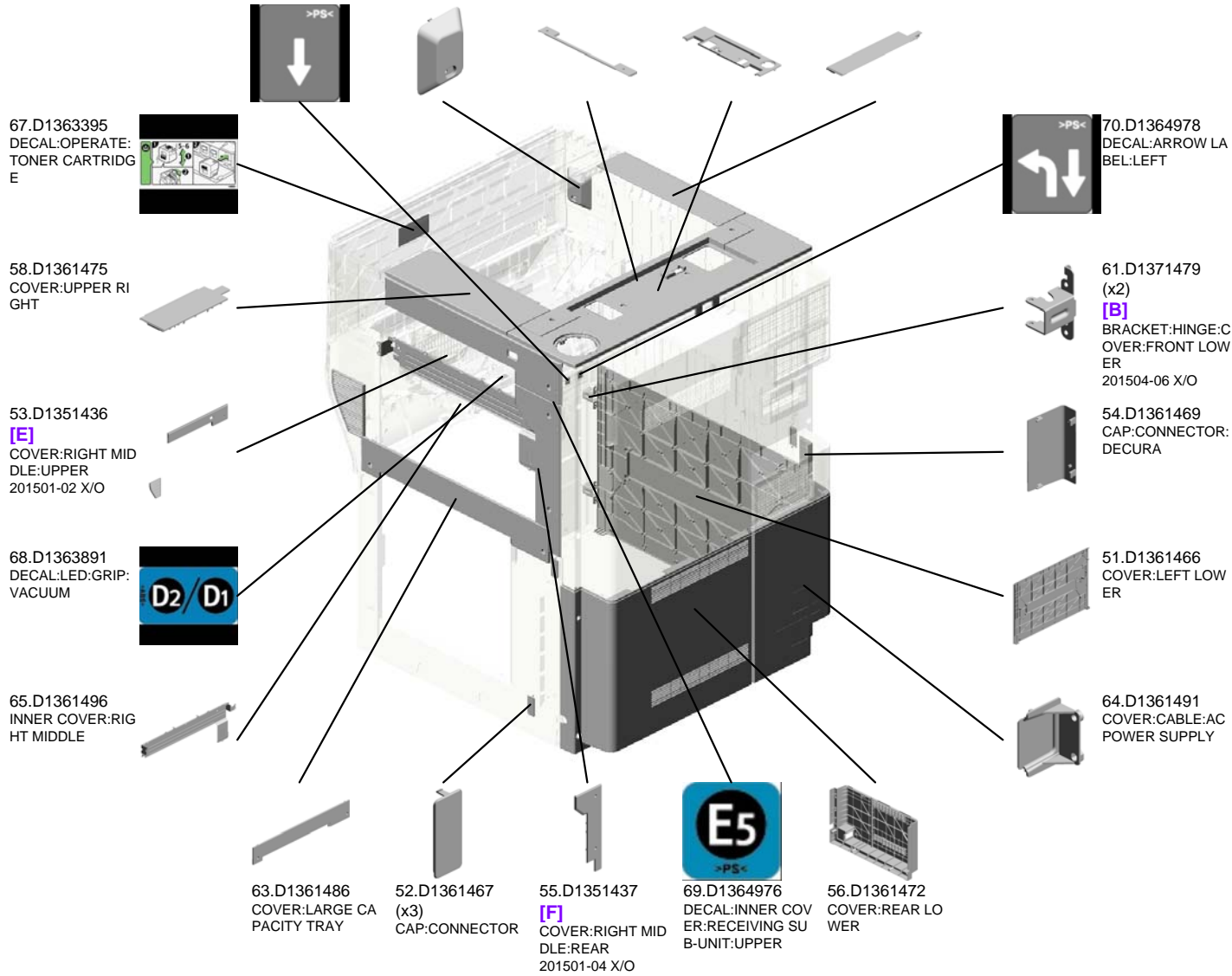
41.D1351484
SEAL:AROUND THE PHOTOCONDUCTOR:EXHAUST:EXIT:REAR MIDDLE

43.D1351493
SEAL:AROUND THE PHOTOCONDUCTOR:EXHAUST:EXIT

U001 EXTERIOR

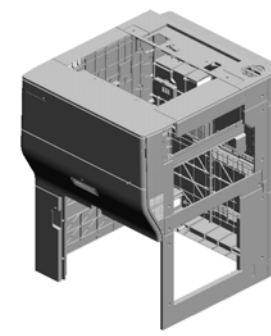


- 71.D1364979 DECAL:ARROW LABEL:RIGHT
- 62.D1361484 INNER COVER:MAIN SWITCH
- 57.D1361474 COVER:UPPER REAR:SMALL
- 60.D1361478 COVER:UPPER REAR
- 59.D1361476 COVER:UPPER LEFT



U001	U002	U003	U004	U005	U006	U007	U008	U009	U010	U011	U012	U013	U014	U015	U016	U017	U018	U019	U020	U021
------	------	------	------	------	------	------	------	------	------	------	------	------	------	------	------	------	------	------	------	------

U001 EXTERIOR



80.D2611473
[I]
BRACKET:UPPER
FRONT:RIGHT
201610-01 X/O

74.D1381455
COVER:TONER SU
PLY SUB-UNIT

81.D2611474
[J]
BRACKET:UPPER
FRONT:LEFT
201610-02 X/O

77.D1381475
[H]
COVER:MAIN SWIT
CH
201407-01 X/O

82.D1381479
COVER:LEFT MIDD
LE:SMALL

89.D1381573
BRACKET:GRIP:PU
LL OUT

85.D1381569
COMPRESSION SP
RING:PULL OUT:G
RIP:10N

87.D1381571
COMPRESSION SP
RING:PULL OUT:G
RIP:3N

78.D1381468
CAP:LOUVER:OZO
NE FILTER:LARGE

90.D1381577
BRACKET:CONTA
CT POINT:LINK

92.D1381579
LEVER:PULL OUT

93.D1381581
LINK:LEVER:PULL
OUT

79.D1381469
CAP:LOUVER:DEO
DORIZE FILTER:S
MALL

75.D1381460
COVER:RIGHT MID
DLE:FRONT

84.D1381485
CAP:LOUVER:PRE
VENTFENCE:OZO
NE FILTER:ASS'Y

91.D1381578
LINK:GRIP:LENGT
HWISE

88.D1381584
[K]
CAP:GRIP:PULL O
UT
201505-10 X/O

86.D1381570
TORSION SPRING:
CAP:GRIP:PULL O
UT:0.5N

94.D1441085
(x3)
STEPPED SCREW:
M3

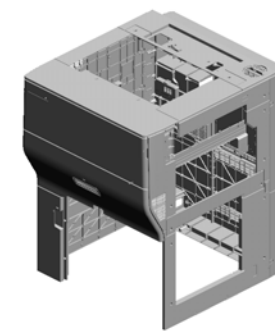
94.D1441085
(x2)
STEPPED SCREW:
M3
201512-02

U001 EXTERIOR

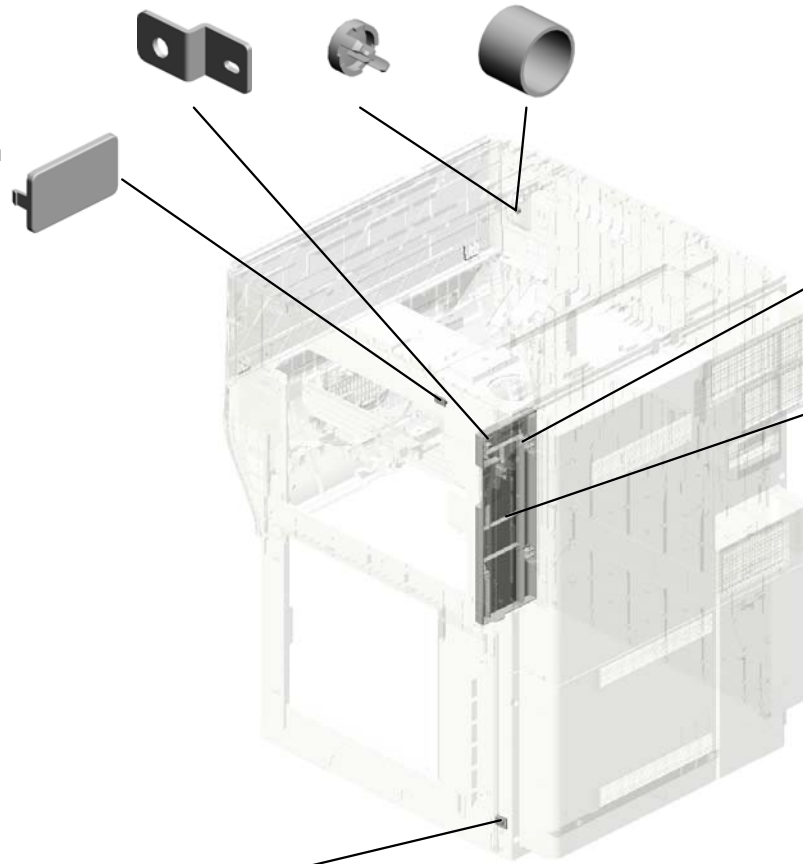
97.D1491306
MAGNET CATCH:COVER:FRONT

98.D1495883
KEYTOP:MAIN SWITCH

99.D1495884
COMPRESSION SPRING:KEYTOP











96.D1491305
CAP:TOTAL COUNTER



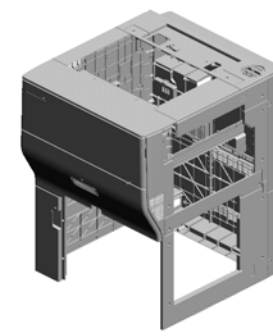
95.D1491291
(x2)
CAP:HARNESS





101.G0201332
(x4)
HINGE - FRONT COVER

103.D1371452
[A]
COVER:FRONT LOWER
201502-14 X/O

 D1351440 [L] COVER:REAR MIDDLE 201501-05 X/O	 D1351471 [C] INNER COVER:FRONT LOWER 201501-06 X/O
 D1381452 [A] COVER:FRONT LOWER 201502-14 X/O	 D1361461 [D] COVER:RIGHT LOWER 201503-13 X/O
 D1361465 [G] COVER:LEFT MIDDLE 201502-13 X/O	 D1361468 [E] COVER:RIGHT MIDDLE:UPPER 201501-02 X/O
 D1361470 [F] COVER:RIGHT MIDDLE:REAR 201501-04 X/O	 D1361479 [B] BRACKET:HINGE:COVER:FRONT LOWER 201504-06 X/O

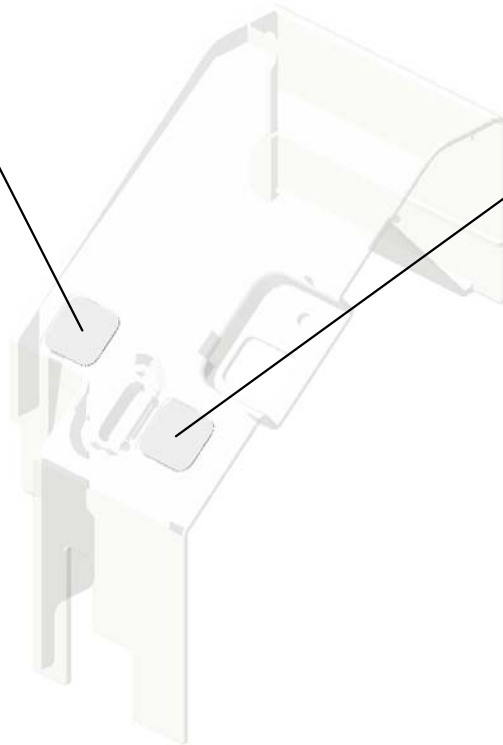
U001
EXTERIOR



 <p>D1381464 [H] COVER:MAIN SWITCH 201407-01 X/O</p>	 <p>D1381473 [I] BRACKET:UPPER FRONT:RIGHT 201610-01 X/O</p>
 <p>D1381474 [J] BRACKET:UPPER FRONT:LEFT 201610-02 X/O</p>	 <p>D1381572 [K] CAP:GRIP:PULL OUT 201505-10 X/O</p>


U001_S001
INNER COVER:EXIT:UPPER:ASS'Y

14.AA003063
DECAL:LED:GATE
PAWL:REVERSE:EN
TRANCE



12.AA003060
DECAL:LED:EXIT:U
PPER

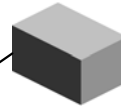
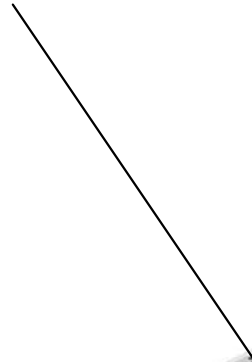
1.04543006N (x 1)
TAPPING SCREW:ROUND POINT:3X6




83.D1381480
INNER COVER:EXIT:
T:UPPER:ASS'Y

U001_S002
COVER:UPPER FRONT:ASS'Y

42.D1351490
STAY:COVER:TON
ER SUPPLY SUB-U
NIT



100.D4573963
(x2)
CUSHION:COVER:
GUIDE PLATE



76.D1381461
COVER:UPPER FR
ONT:ASS'Y

U001_S003
CLEANER:SHIELD GLASS:ASS'Y

102.D0391258
CLEANING FELT:S
HIELD GLASS




66.D1362150
CLEANER:SHIELD
GLASS:ASS'Y

U001	U002	U003	U004	U005	U006	U007	U008	U009	U010	U011	U012	U013	U014	U015	U016	U017	U018	U019	U020	U021
------	------	------	------	------	------	------	------	------	------	------	------	------	------	------	------	------	------	------	------	------

U001_S004

INNER COVER:FRONT MIDDLE:UPPER:ASS'Y

30.D1351454 SEAL:COVER:FRO
NT MIDDLE:LEFT U
PPER
13.AA003061 DECAL:PICK-UP P
APER JAM:DUPL
X
33.D1351457 COVER:LED:HORIZ
ONTAL:TRANSPOR
T



73.D1371492
INNER COVER:FR
ONT MIDDLE:UPPE
R:ASS'Y

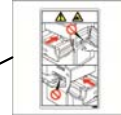
5.04583010N
(x2)
HEXAGON HEAD T
APPING SCREW:3
X10



7.11050758
(x7)
CLAMP:LWSM-030
6A



24.D1351441
SEAL:COVER:FRO
NT MIDDLE:MIDDL
E



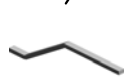
72.D1367617
DECAL:CAUTION:P
ULL OUT



11.AA003058
DECAL:PICK-UP P
APER JAM:EXIT:LE
FT LOWER



31.D1351455
SEAL:COVER:FRO
NT MIDDLE:LEFT L
OWER



32.D1351456
SEAL:COVER:FRO
NT MIDDLE:RIGHT
LOWER



25.D1351442
SEAL:COVER:FRO
NT MIDDLE:MIDDL
E LOWER



10.AA000291
DECAL:POSITIONI
NG DISPLAY:SCRE
W:PP

U002.OPERATION

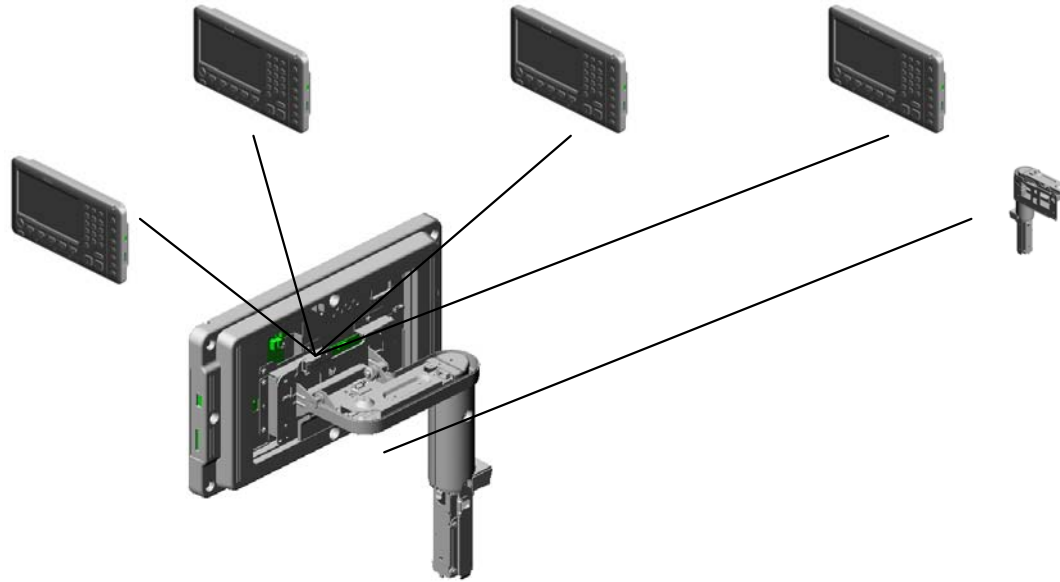
U002_S002
D1387227
(NA/AA):OPERATION SUB-U
NIT:CH-C1PRO:NA:ASS'Y

U002_S003
D1387227
(NA/AA):OPERATION SUB-U
NIT:CH-C1PRO:NA:ASS'Y

U002_S004
D1387228
(EU):OPERATION SUB-UNIT:
ASS'Y

U002_S005
D1387225
(CHN):OPERATION SUB-UNI
T:ASS'Y

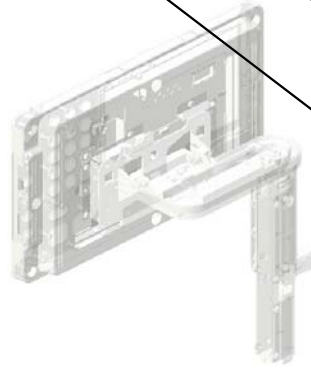
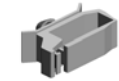
U002_S001
D1387248
ARM:OPERATION SUB-UNIT:
ASS'Y



U002 OPERATION

8.11050516
CLAMP


31.D1387281
BRACKET:PILOT L
AMP



4.04543006N
(x2)
TAPPING SCREW:
ROUND POINT:3X6



U002_S001
 ARM:OPERATION SUB-UNIT:ASS'Y



52.D1387248
 ARM:OPERATION
 SUB-UNIT:ASS'Y

- 6.07200040E RETAINING RING - M4 201504-11
- 28.D1387274 COVER:ARM:OPERATION SUB-UNIT:LOWER
- 22.D1387260 SUPPORTING PLATE:ARM:OPERATION SUB-UNIT
- 2.03530040N SCREW - M3X4
- 25.D1387265 GUARD:HARNES:ARM

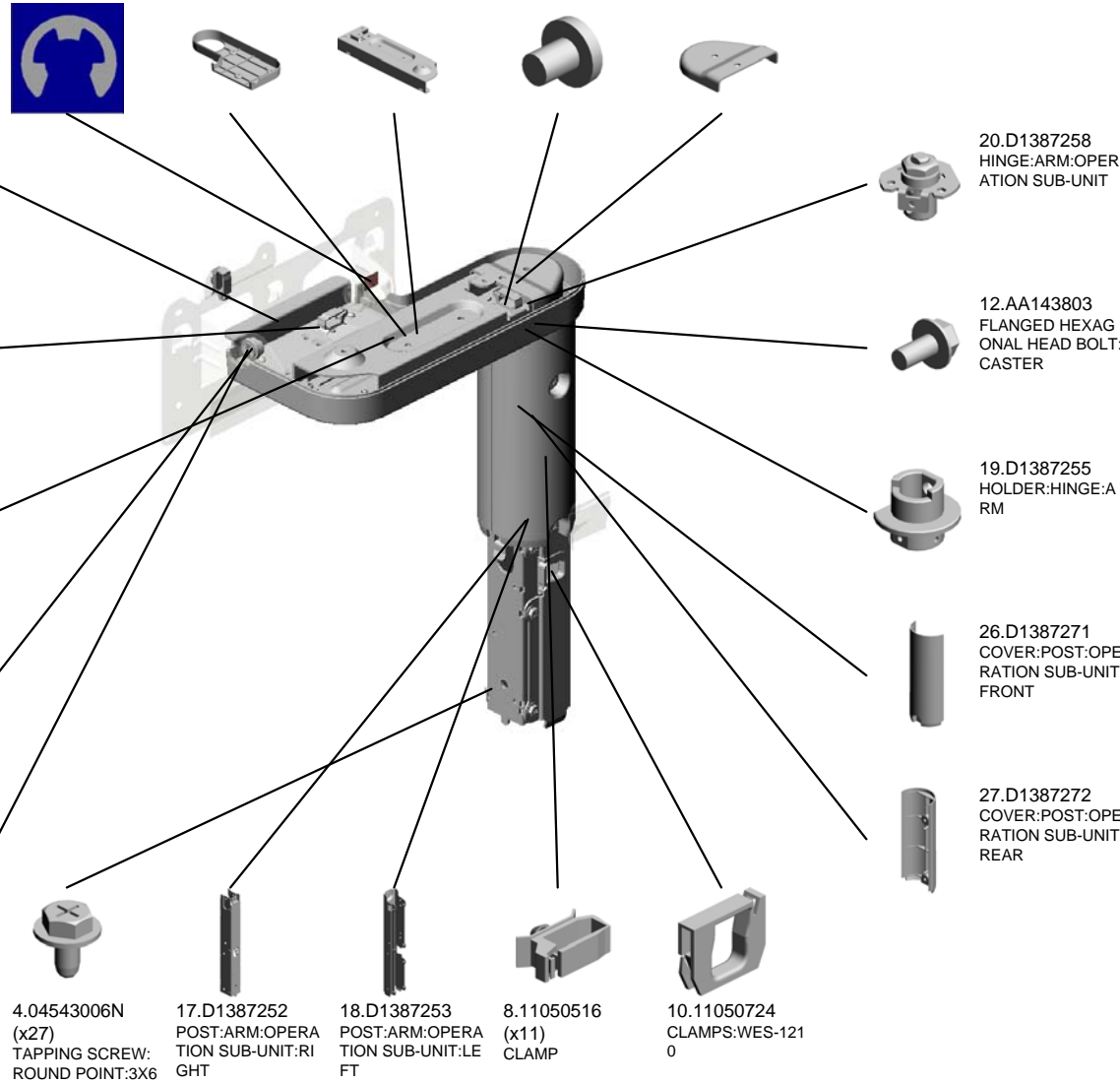
24.D1387262 GUIDE PLATE:OPERATION PANEL:ASSY 201406-12

23.D1387261 HINGE:OPERATION PANEL:ASSY 201406-11

21.D1387259 ARM:OPERATION SUB-UNIT

11.50530447 BUSHING - 6MM


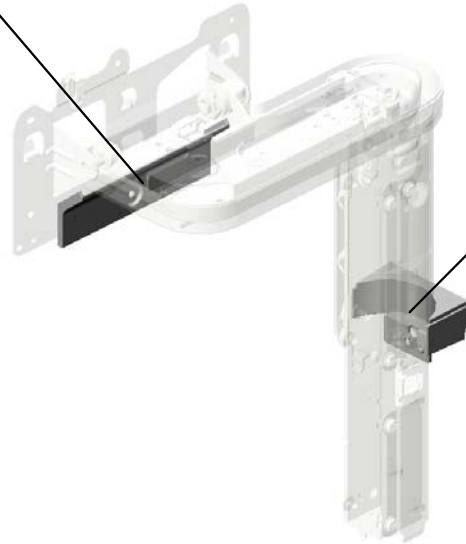
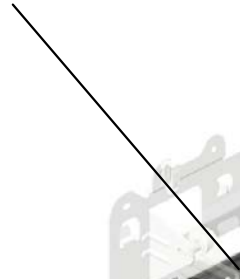
6.07200040E RETAINING RING - M4




U001	U002	U003	U004	U005	U006	U007	U008	U009	U010	U011	U012	U013	U014	U015	U016	U017	U018	U019	U020	U021
------	------	------	------	------	------	------	------	------	------	------	------	------	------	------	------	------	------	------	------	------

U002_S001
ARM:OPERATION SUB-UNIT:ASS'Y

29.D1387276
COVER:OPERATIO
N PANEL:REAR LO
WER



30.D1387278
COVER:POST:OPE
RATION SUB-UNIT:
LOWER LEFT



52.D1387248
ARM:OPERATION
SUB-UNIT:ASS'Y

U001	U002	U003	U004	U005	U006	U007	U008	U009	U010	U011	U012	U013	U014	U015	U016	U017	U018	U019	U020	U021
------	-------------	------	------	------	------	------	------	------	------	------	------	------	------	------	------	------	------	------	------	------

U002_S002

(NA/AA):OPERATION SUB-UNIT:CH-C1PRO:NA:ASS'Y

5.04583010N
(x34)
HEXAGON HEAD TAPPING SCREW:3 X10

9.11050621
CLAMP - SBEU12

48.D1491427
TOUCH PANEL:WVGA-9:MV

1.03520030N
(x4)
SCREW:M2X3

13.D1367385
PCB:AR2FT:CH1-C1_OFF:NAAA:ASS'Y
201410-15 X/O

14.D1387227
[A]
(NA/AA):OPERATION SUB-UNIT:CH-C1 PRO:NA:ASS'Y
201503-15 O/O



3.03603005N
(x10)
SCREW - M3X5

7.11050511
HARNESS CLAMP - LWS-0306ZC

47.D1491424
LCD:TFT:WVGA-9:LED:SH

41.D1387315
KEYTOP:HOME

42.D1387316
LENS:LED:LOWER

40.D1387314
KEYTOP:LOWER

32.D1387290
PCB:OP-U:ASS'Y

33.D1387301
(NA/AA):COVER:FRONT

38.D1387311
KEYTOP:STOP

37.D1387310
KEYTOP:START

39.D1387312
KEYTOP:RESET SWITCH

35.D1387305
COVER:REAR

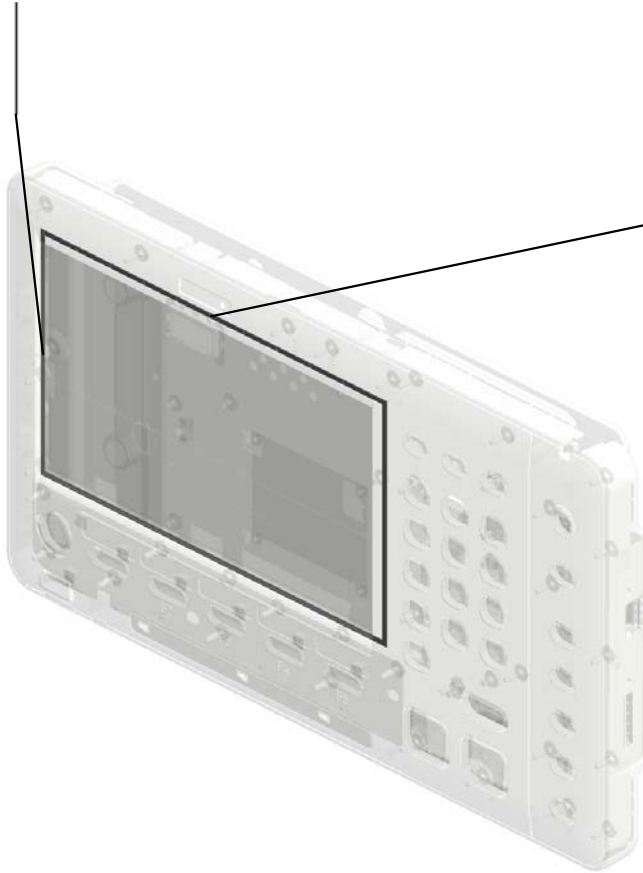
36.D1387308
(NA/AA):KEYTOP:10KEY

46.D1387370
PCB:OP-R:USB:ASS'Y
201508-02 O/O

44.D1387362
KEYTOP:RIGHT:BA

U002_S002
(NA/AA):OPERATION SUB-UNIT:CH-C1PRO:NA:ASS'Y

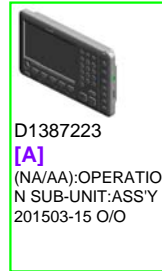
50.D1491531
(x2)
SPACER:LCD:B



49.D1491530
(x2)
SPACER:LCD:A



14.D1387227
[A]
(NA/AA):OPERATIO
N SUB-UNIT:CH-C1
PRO:NA:ASS'Y
201503-15 O/O



D1387223
[A]
(NA/AA):OPERATIO
N SUB-UNIT:ASS'Y
201503-15 O/O

U002_S003

(NA/AA):OPERATION SUB-UNIT:CH-C1PRO:NA:ASS'Y

5.04583010N
(x34)
HEXAGON HEAD TAPPING SCREW:3 X10

9.11050621
CLAMP - SBEU12

48.D1491427
TOUCH PANEL:WVGA-9:MV

1.03520030N
(x4)
SCREW:M2X3

13.D1367385
PCB:AR2FT:CH1-C1_OFF:NAAA:ASS'Y
201410-15 X/O



14.D1387227
[A]
(NA/AA):OPERATION SUB-UNIT:CH-C1 PRO:NA:ASS'Y
201503-15 O/O

3.03603005N
(x10)
SCREW - M3X5

7.11050511
HARNESS CLAMP - LWS-0306ZC

47.D1491424
LCD:TFT:WVGA-9:LED:SH

41.D1387315
KEYTOP:HOME

42.D1387316
LENS:LED:LOWER

40.D1387314
KEYTOP:LOWER

32.D1387290
PCB:OP-U:ASS'Y

33.D1387301
(NA/AA):COVER:FRONT

38.D1387311
KEYTOP:STOP

37.D1387310
KEYTOP:START

39.D1387312
KEYTOP:RESET SWITCH

35.D1387305
COVER:REAR

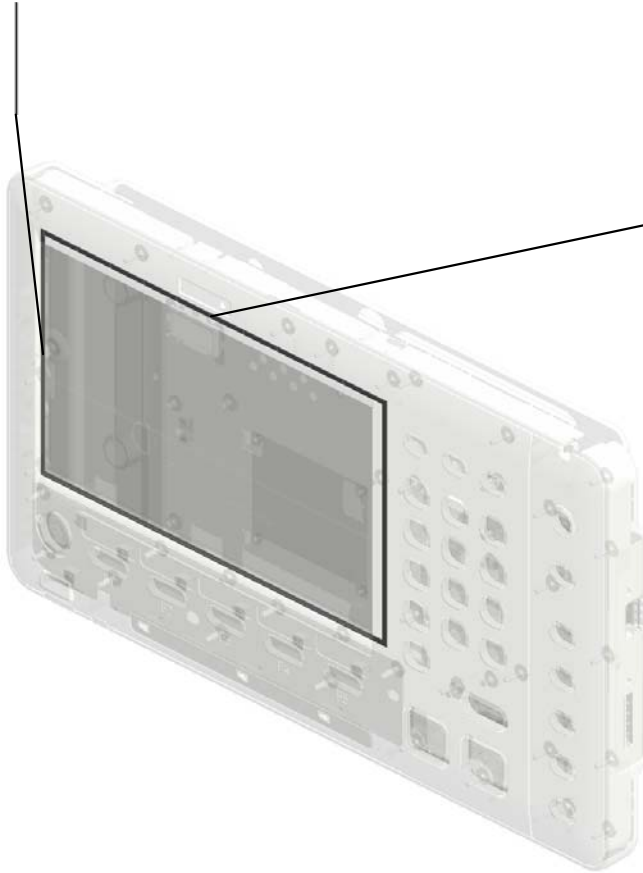
36.D1387308
(NA/AA):KEYTOP:10KEY

46.D1387370
PCB:OP-R:USB:ASS'Y
201508-02 O/O

44.D1387362
KEYTOP:RIGHT:BA

U002_S003
(NA/AA):OPERATION SUB-UNIT:CH-C1PRO:NA:ASS'Y

50.D1491531
(x2)
SPACER:LCD:B



49.D1491530
(x2)
SPACER:LCD:A



14.D1387227
[A]
(NA/AA):OPERATIO
N SUB-UNIT:CH-C1
PRO:NA:ASS'Y
201503-15 O/O



D1387223
[A]
(NA/AA):OPERATIO
N SUB-UNIT:ASS'Y
201503-15 O/O

U002_S004
(EU):OPERATION SUB-UNIT:ASS'Y

5.04583010N
(x34)
HEXAGON HEAD TAPPING SCREW:3 X10

9.11050621
CLAMP - SBEU12

48.D1491427
TOUCH PANEL:WVGA-9:MV

1.03520030N
(x4)
SCREW:M2X3

13.D1367397
PCB:LCDC:AR2FT:ASS'Y

15.D1387228
[A]
(EU):OPERATION SUB-UNIT:ASS'Y
201603-08 O/O

7.11050511
HARNESS CLAMP - LWS-0306ZC

3.03603005N
(x10)
SCREW - M3X5

47.D1491424
LCD:TFT:WVGA-9:LED:SH

41.D1387315
KEYTOP:HOME

42.D1387316
LENS:LED:LOWER

40.D1387314
KEYTOP:LOWER

32.D1387290
PCB:OP-U:ASS'Y

45.D1387363
(EU):COVER:FRONT

38.D1387311
KEYTOP:STOP

37.D1387310
KEYTOP:START

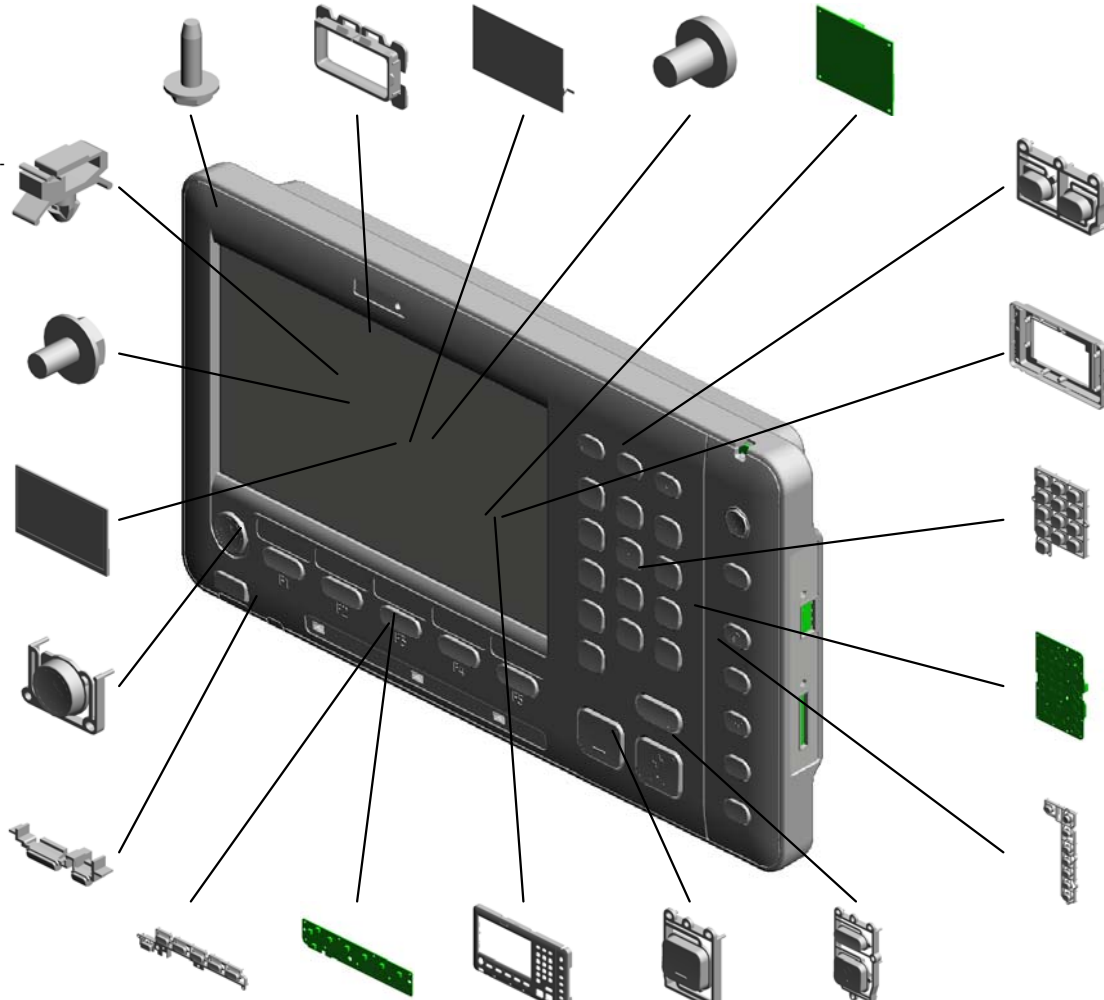
39.D1387312
KEYTOP:RESET SWITCH

35.D1387305
COVER:REAR

43.D1387331
(CHN/EU):KEYTOP:10KEY

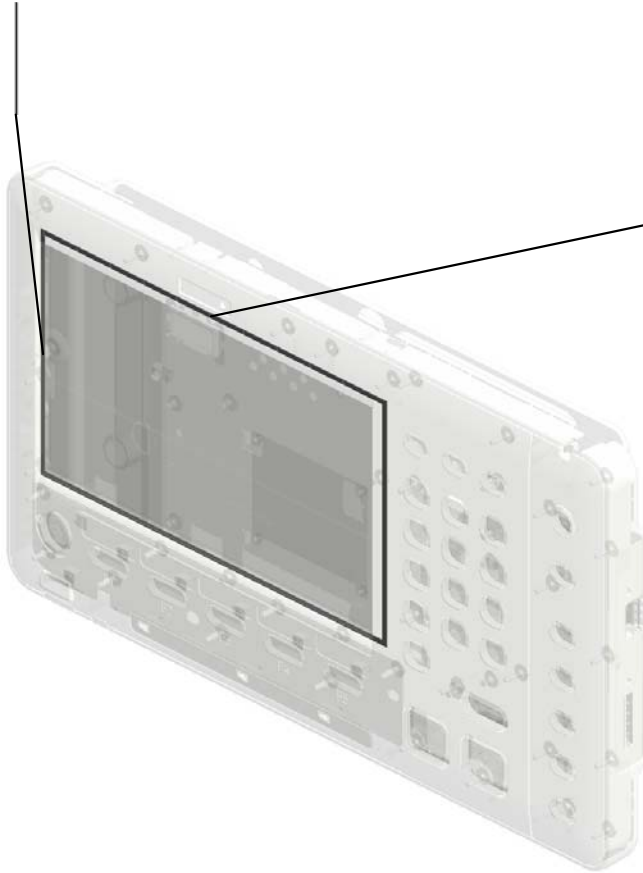
46.D1387370
PCB:OP-R:USB:ASS'Y
201508-02 O/O

44.D1387362
KEYTOP:RIGHT:BA



U002_S004
(EU):OPERATION SUB-UNIT:ASS'Y

50.D1491531
(x2)
SPACER:LCD:B



49.D1491530
(x2)
SPACER:LCD:A



15.D1387228
[A]
(EU):OPERATION S
UB-UNIT:ASS'Y
201603-08 O/O



D1387224
[A]
(EU):OPERATION S
UB-UNIT:ASS'Y
201603-08 O/O

U002_S005
(CHN):OPERATION SUB-UNIT:ASS'Y



16.D1387225
(CHN):OPERATION
SUB-UNIT:ASS'Y

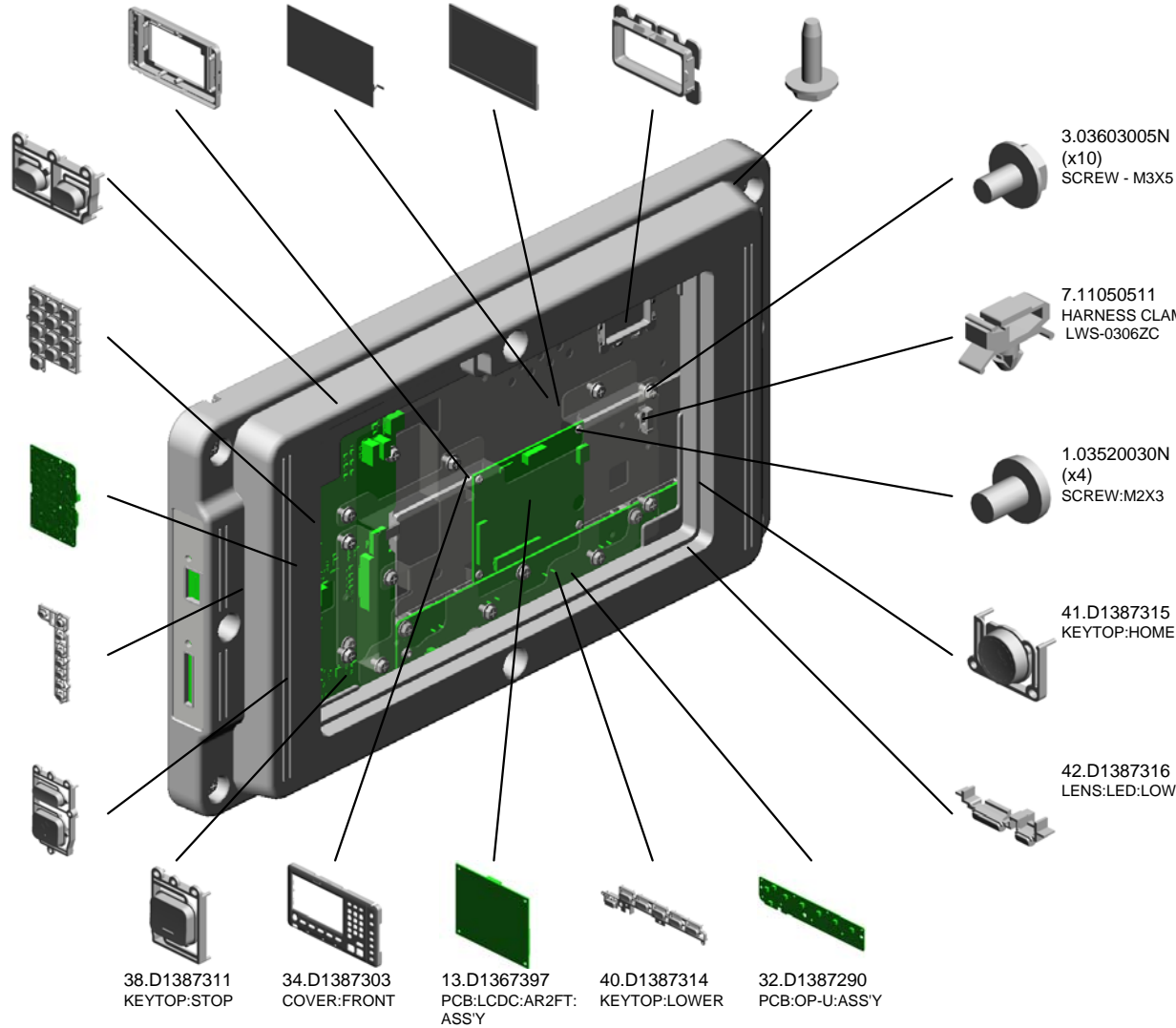
35.D1387305
COVER:REAR

48.D1491427
TOUCH PANEL:WV
GA-9:MV

47.D1491424
LCD:TFT:WVGA-9:
LED:SH

9.11050621
CLAMP - SBEU12

5.04583010N
(x34)
HEXAGON HEAD T
APPING SCREW:3
X10



39.D1387312
KEYTOP:RESET S
WITCH

43.D1387331
(CHN/EU):KEYTOP:
10KEY

46.D1387370
PCB:OP-R:USB:AS
SY
201508-02 O/O

44.D1387362
KEYTOP:RIGHT:BA

37.D1387310
KEYTOP:START

38.D1387311
KEYTOP:STOP

34.D1387303
COVER:FRONT

13.D1367397
PCB:LCDC:AR2FT:
ASS'Y

40.D1387314
KEYTOP:LOWER

32.D1387290
PCB:OP-U:ASS'Y

3.03603005N
(x10)
SCREW - M3X5

7.11050511
HARNESS CLAMP -
LWS-0306ZC

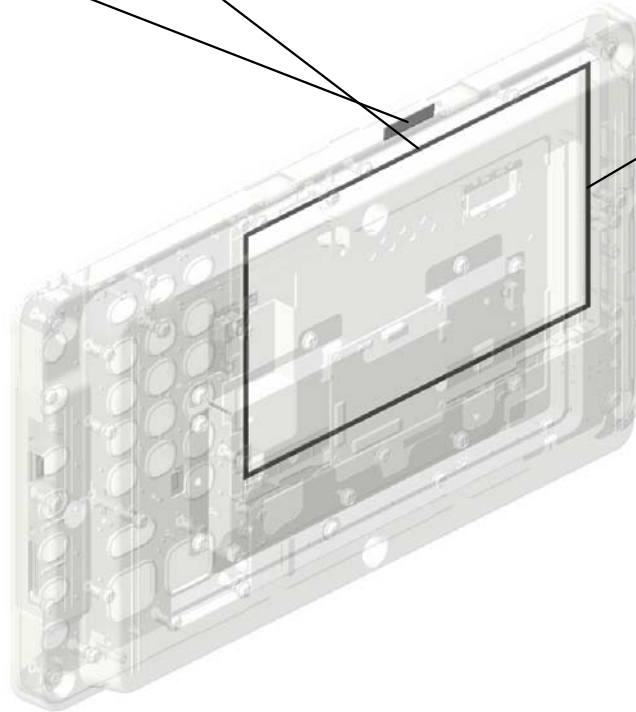
1.03520030N
(x4)
SCREW:M2X3

41.D1387315
KEYTOP:HOME

42.D1387316
LENS:LED:LOWER

U002_S005
(CHN):OPERATION SUB-UNIT:ASS'Y

51.D1491553 (NA/CHN):SHEET:LOGO
49.D1491530 (x2) SPACER:LCD:A



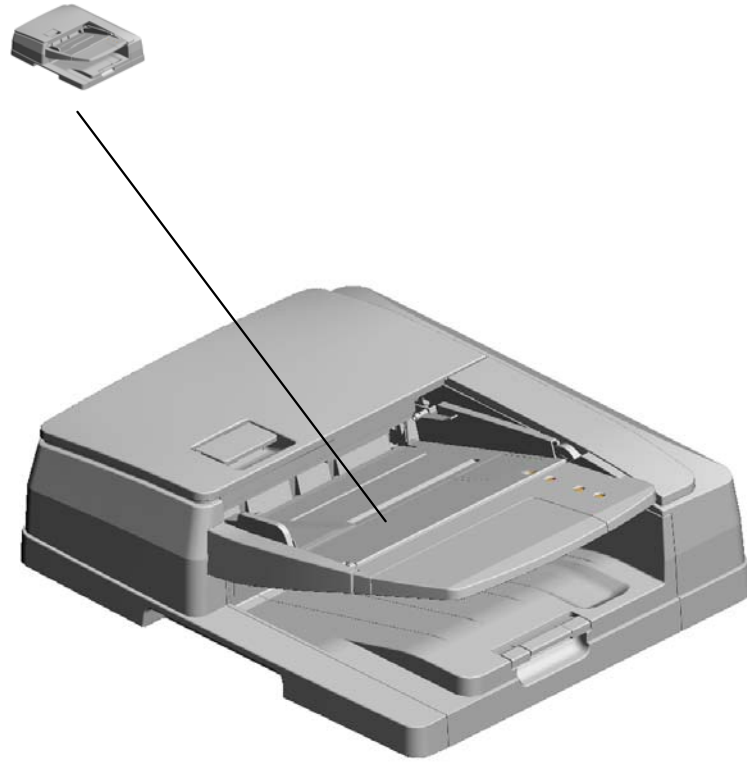
50.D1491531 (x2) SPACER:LCD:B



16.D1387225 (CHN):OPERATION SUB-UNIT:ASS'Y

U003.ADF

U003_S001
D7747001
ADF:ASS'Y



U001	U002	U003	U004	U005	U006	U007	U008	U009	U010	U011	U012	U013	U014	U015	U016	U017	U018	U019	U020	U021
------	------	------	------	------	------	------	------	------	------	------	------	------	------	------	------	------	------	------	------	------

U003_S001.ADF:ASS'Y

U003_S001_S010
D6832210
ROLLER:MIDDLE:DRIVE

U003_S001_S009
D6832110
ROLLER:PULL OUT:DRIVE

U003_S001_S011
D6832200
SHAFT:SEPARATION:ASS'Y

U003_S001_S001
D6831480
BRACKET:SHEET:CONTACT
IMAGE SENSOR:ASS'Y

U003_S001_S002
D6831620
SHAFT:SEPARATION:DRIVE:
INPUT:SUB-ASS'Y

U003_S001_S008
D6831855
TIMING PULLEY:TENSIONER
:SCANNING:FRONT

U003_S001_S004
D6831640
SHAFT:INPUT:PAPER FEED:
SUB-ASS'Y

U003_S001_S007
D6831845
PULLEY:IDLER:DIA14

U003_S001_S012
AX040254
DC MOTOR:RISING TRAY:AS
S'Y:1.007W:BRUSH

U003_S001_S003
D6831632
SHAFT:REVERSE ROLLER:S
UB-ASS'Y

U003_S001_S005
D6831680
CAM:PICKUP

U003_S001_S006
D6831845
PULLEY:IDLER:DIA14

U003_S001.ADF:ASS'Y

U003_S001_S013
D6834310
GUIDE:PAPER FEED:UPPER:
SUB-ASS'Y

U003_S001_S016
D6833401
GUIDE:SCANNING:ENTRANC
E:CONTACT:ASS'Y

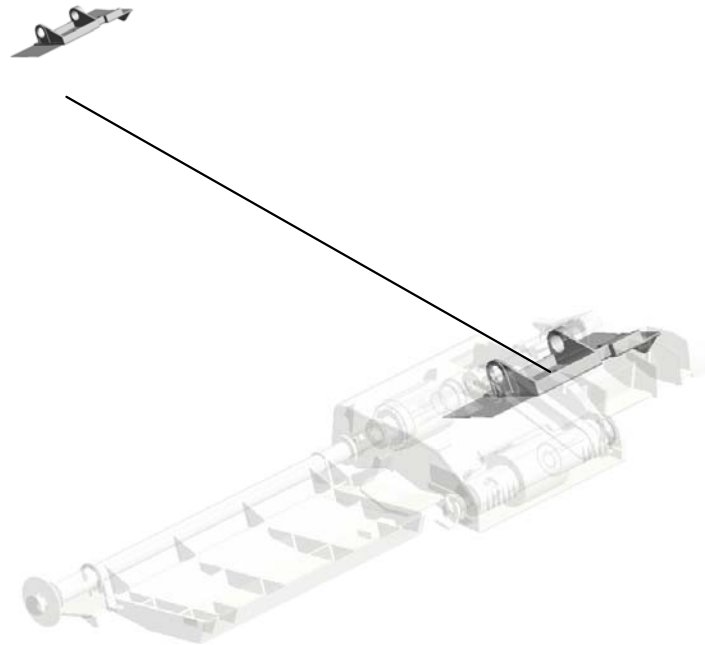
U003_S001_S014
D6834510
COVER:LOWER RIGHT:ASS'
Y

U003_S001_S015
D6834720
PRESSURE PLATE:ASS'Y

U001	U002	U003	U004	U005	U006	U007	U008	U009	U010	U011	U012	U013	U014	U015	U016	U017	U018	U019	U020	U021
------	------	------	------	------	------	------	------	------	------	------	------	------	------	------	------	------	------	------	------	------

U003_S001_S011.SHAFT:SEPARATION:ASS'Y


U003_S001_S011_S001
D6832240
GUIDE:PAPER FEED:ENTRA
NCE:INNER BACK:ASS'Y



U001	U002	U003	U004	U005	U006	U007	U008	U009	U010	U011	U012	U013	U014	U015	U016	U017	U018	U019	U020	U021
------	------	------	------	------	------	------	------	------	------	------	------	------	------	------	------	------	------	------	------	------

U003_S001_S016.GUIDE:SCANNING:ENTRANCE:CONTACT:ASS'Y


U003_S001_S016_S001
D6833411
GUIDE:SCANNING:ENTRANC
E:LOWER:SUB-ASS'Y



U001	U002	U003	U004	U005	U006	U007	U008	U009	U010	U011	U012	U013	U014	U015	U016	U017	U018	U019	U020	U021
------	------	------	------	------	------	------	------	------	------	------	------	------	------	------	------	------	------	------	------	------

U003
ADF

88.D5406121
(x2)
FULL DUG POINT
SCREW:FIX:HINGE



37.A8597211
(x2)
STEPPED SCREW

5.04543006Q (x 4)
TAPPING SCREW - M3X6

U003_S001
ADF:ASS'Y

4.04543006N
(x7)
TAPPING SCREW:
ROUND POINT:3X6

11.07200060E
RETAINING RING -
M6

13.07433806
RADIAL BALL BEA
RING:DIA6XDIA13X
5

2.03530060N
(x2)
BIND SCREW - M3
X6

10.07200040E
(x3)
RETAINING RING -
M4



233.D7747001
[A]
ADF:ASS'Y
201510-02 O/O

19.11050487
(x2)
HARNESS CLAMP



9.07200030E
(x2)
RETAINING RING -
M3



8.07074060N
BUSHING:DIA4X6



14.07433808
(x5)
RADIAL BALL BEA
RING:DIA8XDIA16X
5



15.08050088
(x5)
RETAINING RING -
M6



7.04583008N
(x22)
HEXAGON HEAD T
APPING SCREW:3
X8

3.03603006N
(x4)
SCREW - M3X6

10.07200040E
(x9)
RETAINING RING -
M4
201504-04 X/O

21.11050692
(x5)
CLAMP:LES-0503

5.04543006Q
(x116)
TAPPING SCREW -
M3X6

6.04543014Q
(x4)
TAPPING SCREW:
3X14

26.12042612
(x2)
MICRO SWITCH:D3
V-16506-3C25

24.11050758
(x19)
CLAMP:LWSM-030
6A

20.11050508
(x7)
HARNESS CLAMP -
LWS-0711


23.11050724
CLAMPS:WES-121
0



15.08050088
RETAINING RING -
M6



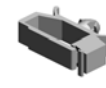
20.11050508
(x3)
HARNESS CLAMP -
LWS-0711



21.11050692
CLAMP:LES-0503



22.11050723
(x2)
CLAMPS:WES-050
7



25.11050760
CLAMP:LWSM-051
1A



87.D5224906
STEPPED SCREW:
M3:DIA6:1.7MM:RO
UND POINT

5.04543006Q (x 8)
TAPPING SCREW - M3X6

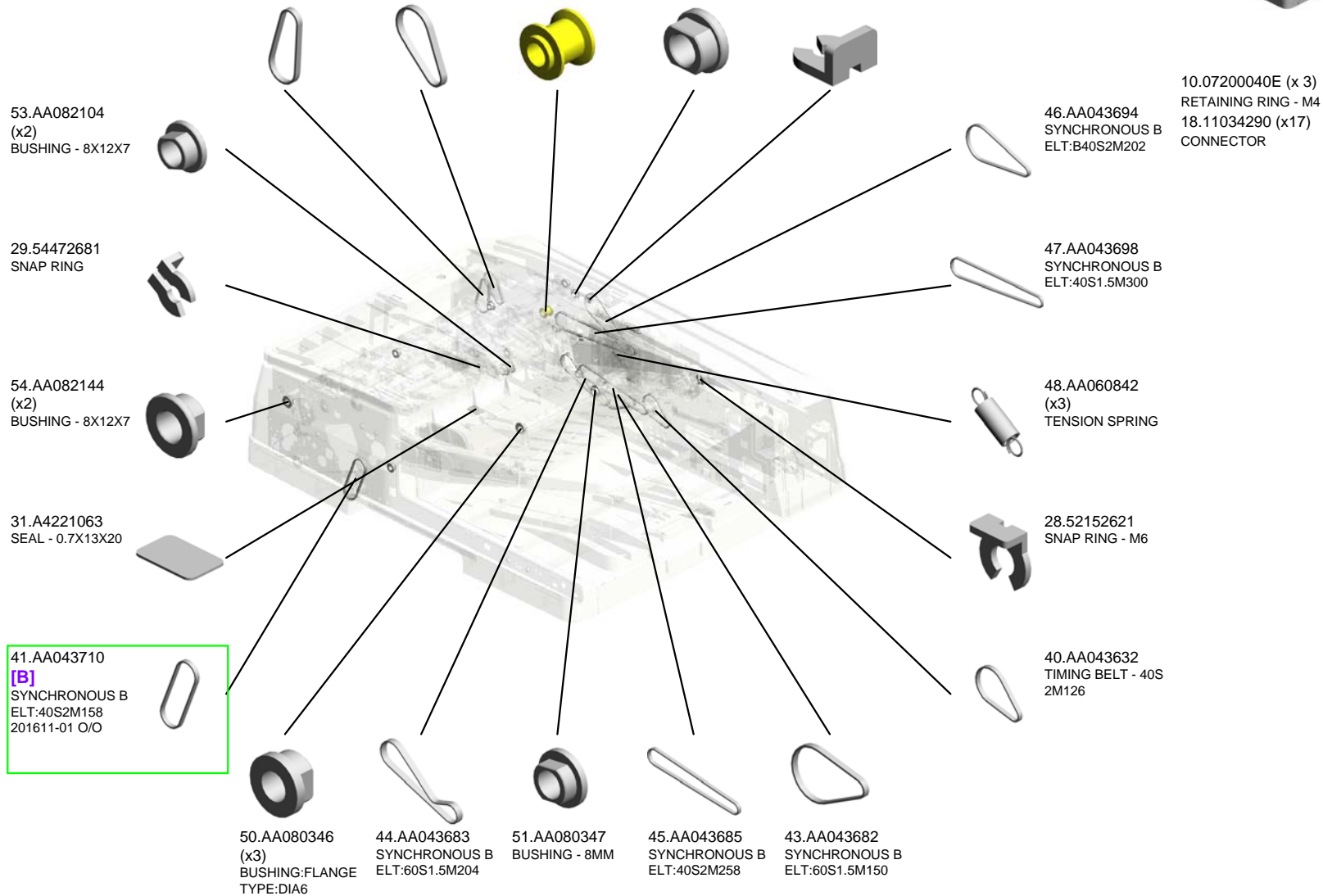
7.04583008N (x 1)
HEXAGON HEAD TAPPING SCREW:3X
8

U003_S001
ADF:ASS'Y

39.AA043339 TIMING BELT:PAP
ER EXIT:40S2M122
42.AA043681 SYNCHRONOUS B
ELT:40S2M108
32.A5482139 PULLEY
52.AA082101 (x6)
BUSHING - 6X10X6
27.52062686 (x2)
SNAP RING



233.D7747001
[A]
ADF:ASS'Y
201510-02 O/O



U003_S001
ADF:ASS'Y

64.B0434645
(x4)
SPRING - 2N

71.B6521133
SHAFT:SLIDER

72.B6521134
COMPRESSION SP
RING

76.B7003305
TIMING BELT:B40S
2M152

58.AA143842
SCREW:DIA6:14.5:
M4



233.D7747001
[A]
ADF:ASS'Y
201510-02 O/O

60.AW010151
(x5)
PHOTO REFLECTIO
N SENSOR:PS122T
L1-A

69.B4772622
(x3)
DISCHARGE BRUS
H:L11

81.B8041180
(x10)
DISCHARGE BRUS
H:PUNCH UNIT

57.AA143789
SHAFT:CLEANER

56.AA143788
(x3)
PIN:GUIDE PLATE:
PAPER FEED



61.AW020224
PHOTOINTERRUP
TOR:GP1A173LCS
VF
201605-01 O/O

66.B3871951
SPRING - PAPER S
IZE SENSOR

59.AW010150
(x4)
PHOTO REFLECTIO
N SENSOR:ORIGIN
AL TRAY

77.B7061859
SCREW:SLIDER:L
OCK

61.AW020224
(x8)
PHOTOINTERRUP
TOR:GP1A173LCS
VF
201605-02 O/O

80.B8022536
SLIDER:SIDE FEN
CE

79.B8022532
SPRING PLATE:SI
DE FENCE

62.AW020190
PHOTOINTERRUP
TOR:FLAT:7MM
201505-07 O/X

70.B4774131
(x4)
SPRING

74.B6523174
TENSION SPRING

U003_S001
ADF:ASS'Y



233.D7747001
[A]
ADF:ASS'Y
201510-02 O/O

- 97.D5434382 (x2) COMPRESSION SPRING:PULL OUT
- 90.D5412241 REVERSE ROLLER:PAPER FEED**
- 98.D5434393 (x7) CUSHION:GUIDE PLATE:ENTRANCE: PAPER FEED:INNER BACK
- 86.D4123145 TENSION SPRING: LEVER:MISFEED REMOVAL
- 92.D5431625 GEAR:Z24:SEPARATION

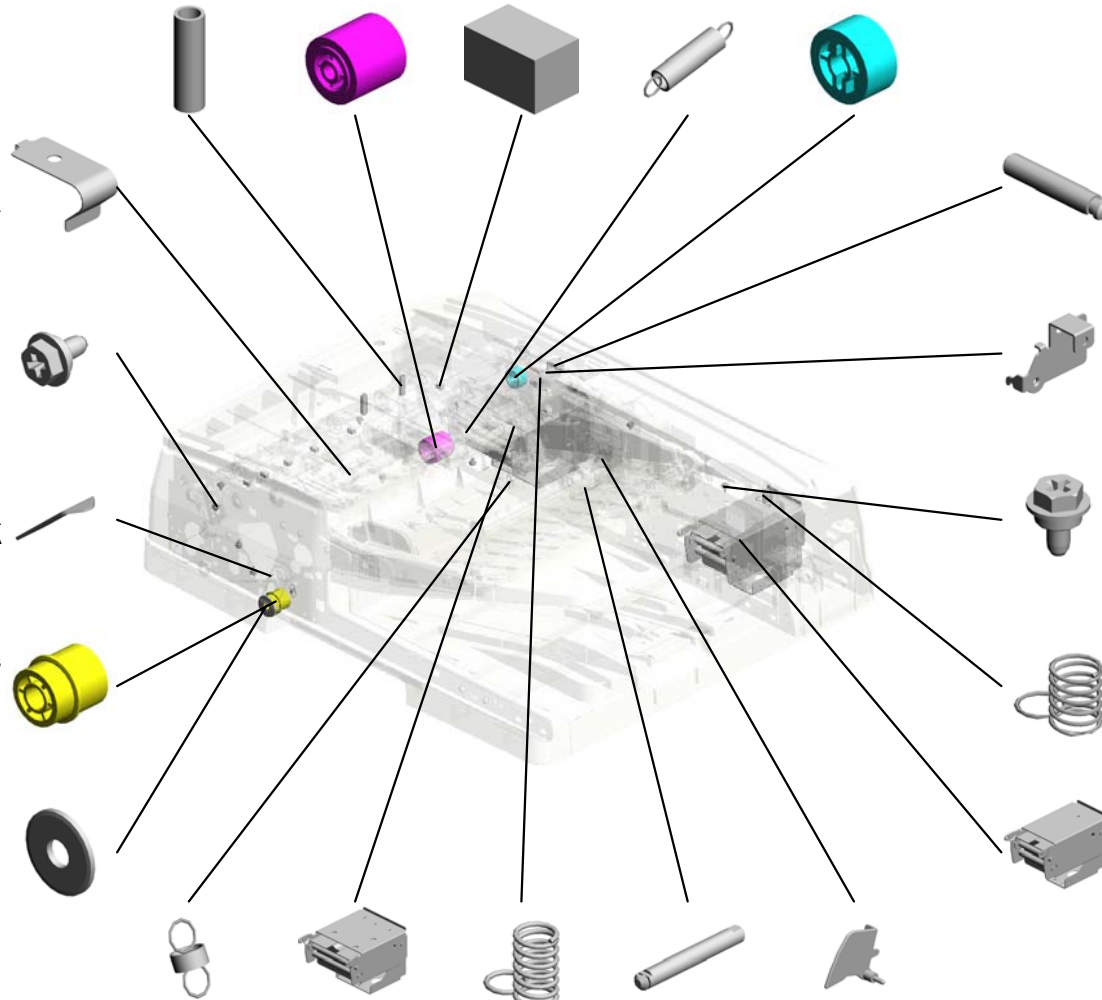
99.D5435125 (x2) SPRING PLATE:CONTACT IMAGE SENSOR

87.D5224906 (x9) STEPPED SCREW: M3:DIA6:1.7MM:ROUND POINT

84.D6833668 (x2) SPACER:GUIDE PLATE:CONTACT IMAGE SENSOR:ENTRANCE 201502-17 X/O

94.D5431821 TIMING PULLEY:T3 3/24

95.D5431822 FLANGE:DIA24



105.D6831386 SHAFT:CONTACT POINT:ON OFF DETECTOR:PAPER FEED

104.D6831385 BRACKET:SAFETY SWITCH:PAPER FEED

82.B8301135 SCREW

103.D6831362 COMPRESSION SPRING:HINGE:RIGHT

102.D6831350 HINGE:RIGHT:ASSY

85.D4122669 (x2) TENSION SPRING:GUIDE PLATE:PRESSURE:2N

101.D6831320 HINGE:LEFT:ASSY

91.D5431313 COMPRESSION SPRING:HINGE:LEFT

93.D5431717 SHAFT:PULLEY:SCANNING:EXIT

100.D6421454 FEELER:APS

U001	U002	U003	U004	U005	U006	U007	U008	U009	U010	U011	U012	U013	U014	U015	U016	U017	U018	U019	U020	U021
------	------	------	------	------	------	------	------	------	------	------	------	------	------	------	------	------	------	------	------	------

U003_S001
ADF:ASS'Y

125.D6831675 DC STEPPER MOT OR:DIA42:T15:S2M: ASS'Y
 124.D6831671 BRACKET:MOTOR: PICK UP
 127.D6831682 TIMING PULLEY:PI CKUP:DRIVE
 106.D6831387 TENSION SPRING: ON OFF DETECTO R:PAPER FEED
 122.D6831644 SPACER:SHAFT:IN PUT:PAPER FEED



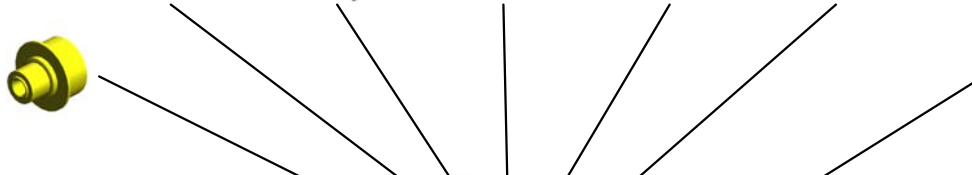
233.D7747001
[A]
ADF:ASS'Y
201510-02 O/O

120.D6831642
TIMING PULLEY:ID LER:PULL OUT



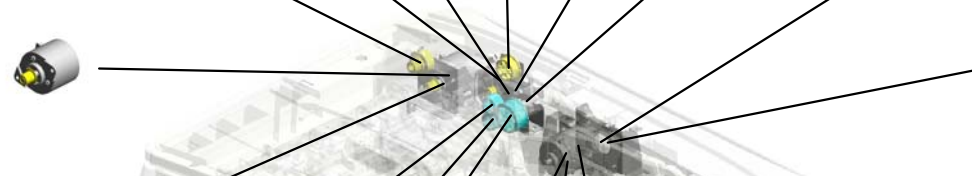
130.D6831718
(x2)
STAY:MOTOR:PUL L OUT

132.D6831766
(x2)
DC MOTOR:10W:B RUSHLESS



129.D6831711
BRACKET:MOTOR: PULL OUT

131.D6831762
BRACKET:MOTOR: MIDDLE



108.D6831414
SPRING PLATE:SA FETY SWITCH

128.D6831691
GEAR:PAPER FEE D:COUPLING



107.D6831413
BRACKET:SAFETY SWITCH

121.D6831643
GEAR:INPUT:PAPE R FEED



109.D6831415
FEELER:SENSOR: ON OFF DETECTO R

118.D6831635
GEAR:REVERSE R OLLER:DRIVE



115.D6831617
DC MOTOR:ASS'Y: 20W:BRUSHLESS

113.D6831614
BRACKET:MOTOR: PAPER FEED

114.D6831615
STAY:MOTOR:PAP ER FEED

110.D6831451
HOLDER:FEELER: APS

U003_S001
ADF:ASS'Y



233.D7747001
[A]
ADF:ASS'Y
201510-02 O/O

161.D6832311
TORQUE LIMITER
MECHANICAL CLU
TCH:SEPARATOR

144.D6832112
(x2)
TIMING PULLEY:R
OLLER:PULL OUT:
DRIVE

169.D6832731
BASE:ORIGINAL T
ABLE
201505-06 O/X

168.D6832733
FEELER:SENSOR:
ORIGINAL SENSO
R

170.D6832742
(x4)
CUSHION:STOPPE
R PAWL

163.D6832417
SHEET:ENTRANCE
:SEPARATION PAD

164.D6832510
GUIDE PLATE:PAP
ER FEED:LOWER:
ASS'Y

141.D6831856
TENSION SPRING:
TENSION:SCANNI
NG:FRONT

139.D6831851
BRACKET:TENSIO
NER:SCANNING:F
RONT

165.D6832724
COVER:LOWER:BA
SE

148.D6832222
STOPPER:SHAFT:
SEPARATION:DRIV
E

137.D6831841
BRACKET:TENSIO
NER:SCANNING:IN
NER BACK

166.D6832728
STOPPER:RELEAS
E:SHAFT:BASE

167.D6832729
JOINT:RISING TRA
Y:AUXILIARY

134.D6831813
TIMING PULLEY:C
OUPLING:SCANNI
NG:INNER BACK

136.D6831822
(x2)
DC MOTOR:20W:S
CANNING:20W:BR
USHLESS

162.D6832393
HOLDER:ORIGINA
L TABLE

133.D6831811
BRACKET:MOTOR:
SCANNING:EXIT

135.D6831814
TIMING PULLEY:C
OUPLING:EXIT

142.D6831912
BRACKET:HINGE:R
IGHT

U003_S001
ADF:ASS'Y



233.D7747001
[A]
ADF:ASS'Y
201510-02 O/O

- 180.D6832911 GUIDE PLATE:PULL OUT:LOWER
- 191.D6833645 (x4) ROLLER:MIDDLE:DRIVEN
- 172.D6832746 SIDE FENCE:ORIGINAL TABLE
- 181.D6832912 (x6) FEELER:PAPER SIZE SENSOR
- 190.D6833644 (x4) SHEET:GUIDE:CONTACT IMAGE SENSOR:EXIT:LOWER

182.D6833111 ROLLER:SCANNING:ENTRANCE:DRIVE

183.D6833350 GUIDE PLATE:SCANNING

184.D6833361 (x2) SPRING PLATE:GUIDE PLATE:SCANNING

192.D6833666 LEVER:GUIDE PLATE:CONTACT IMAGE SENSOR:FRONT

194.D6834111 COVER:FRONT

173.D6832747 (x3) PAD:SIDE FENCE:SMALL

174.D6832748 (x2) PAD:SIDE FENCE:LARGE

175.D6832752 LEVER:RISE:BASE

171.D6832743 (x2) SHEET:CUSHION:STOPPER PAWL

177.D6832756 RAIL:SIDE FENCE

193.D6833667 LEVER:GUIDE PLATE:CONTACT IMAGE SENSOR:REAR

189.D6833643 (x4) COMPRESSION SPRING:CONTACT IMAGE SENSOR:EXIT

176.D6832755 SHAFT:RISE:BASE:SUB-ASS'Y

178.D6832771 ORIGINAL TABLE

179.D6832781 ORIGINAL TABLE:BEHIND


U003_S001
ADF:ASS'Y

- 202.D6834328 BRACKET:GUIDE:PAPER FEED:INNER BACK
- 205.D6834350 DRIVEN ROLLER:PULL OUT
- 203.D6834341 BRACKET:PULL OUT:DRIVEN
- 204.D6834345 DISCHARGE BRUSH:EXIT:L37
- 206.D6834394 GUIDE PLATE:ENTRANCE:PAPER FEED:UPPER



233.D7747001
[A]
ADF:ASS'Y
201510-02 O/O

199.D6834315
COVER:PAPER FEED:ASSY



208.D6834396
CUSHION:GUIDE PLATE:ENTRANCE:PAPER FEED:STOPPER



207.D6834395
CUSHION:GUIDE PLATE:ENTRANCE:PAPER FEED:FRONT



200.D6834323
SHAFT:CONTACT POINT:GUIDE:PAPER FEED



201.D6834325
BRACKET:GUIDE:PAPER FEED:FRONT



197.D6834212
COVER:UPPER REAR




196.D6834211
COVER:REAR




213.D6834430
(x4)
ROLLER:EXIT:DRIVEN



215.D6834442
(x8)
TAPE:PRESSURE PLATE



211.D6834413
TRAY:EXIT:AUXILIARY:SMALL



214.D6834441
(x2)
HOLDER:CUSHION:PRESSURE PLATE




195.D6834112
COVER:FRONT RIGHT




212.D6834421
(x2)
SHAFT:EXIT:DRIVEN



209.D6834418
TRAY:EXIT:201506-04 X/O



210.D6834412
TRAY:EXIT:AUXILIARY:LARGE



U003_S001
ADF:ASS'Y

217.D6834611
COVER:LEFT LOWER

228.D6835860
CONTACT IMAGE
SENSOR:ASS'Y

234.G0602652
(x8)
BUSHING - M4

238.D6832913
(x2)
SHEET:SENSOR:SEPARATION
201510-04

232.D7316241
DECAL:STOPPER:
SEPARATION UNIT

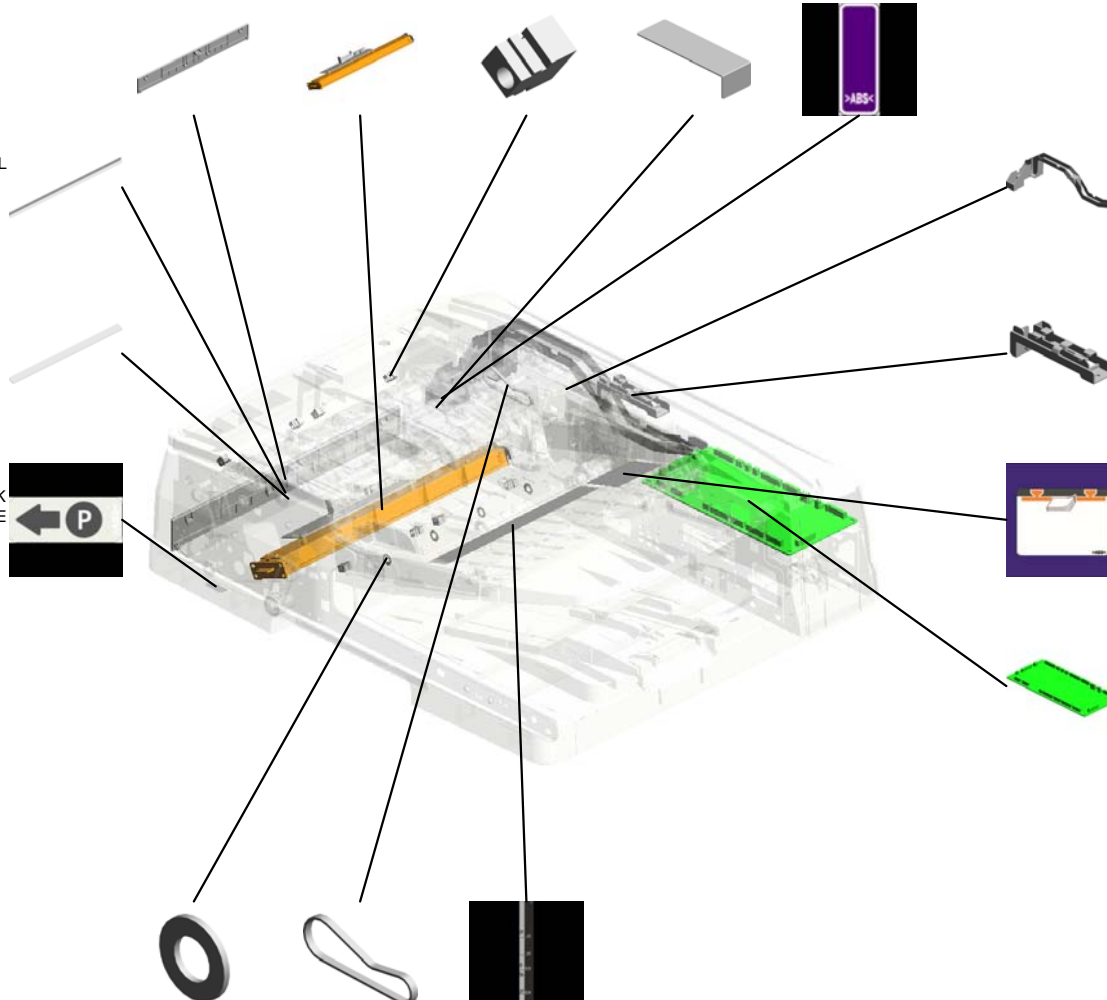


233.D7747001
[A]
ADF:ASS'Y
201510-02 O/O

218.D6834616
SHEET:BASE:SEAL
:LEFT LOWER

219.D6834617
SEAL:LEFT LOWER

230.D6836041
DECAL:DESIGN SKETCH:
MISFEED RE MOVAL:P2



225.D6835111
GUIDE:HARNES:
MAIN

226.D6835121
GUIDE:HARNES:
SUB


231.D6836051
DECAL:BASE:ORIGINAL

227.D6835502
PCB:MAIN CONTROL BOARD:
DOCUMENT FEEDER:ASS'Y

239.D6834414
(x4)
SPACER:EXIT ROLLER
201604-01

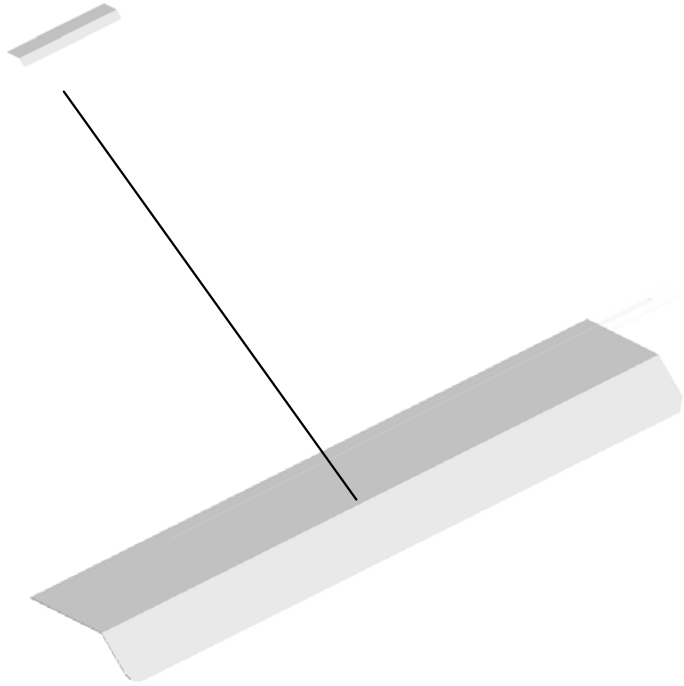
236.M3644131
TIMING BELT:B40S
2M160

229.D6836011
DECAL:SIZE:ORIGINAL

 AA043669 [B] TIMING BELT:40S2 M158 201611-01 O/O	D7747000 [A] ADF:ASS'Y 201510-02 O/O
---	---

U003_S001_S001
BRACKET:SHEET:CONTACT IMAGE SENSOR:ASS'Y

112.D6831482
SHEET:CONTACT I
MAGE SENSOR




111.D6831480
BRACKET:SHEET:
CONTACT IMAGE
SENSOR:ASS'Y

U001	U002	U003	U004	U005	U006	U007	U008	U009	U010	U011	U012	U013	U014	U015	U016	U017	U018	U019	U020	U021
------	------	------	------	------	------	------	------	------	------	------	------	------	------	------	------	------	------	------	------	------

U003_S001_S002
SHAFT:SEPARATION:DRIVE:INPUT:SUB-ASS'Y

52.AA082101
BUSHING - 6X10X6




116.D6831620
SHAFT:SEPARATI
ON:DRIVE:INPUT:S
UB-ASSY


U001	U002	U003	U004	U005	U006	U007	U008	U009	U010	U011	U012	U013	U014	U015	U016	U017	U018	U019	U020	U021
------	------	------	------	------	------	------	------	------	------	------	------	------	------	------	------	------	------	------	------	------

U003_S001_S003
SHAFT:REVERSE ROLLER:SUB-ASS'Y

10.07200040E
RETAINING RING -
M4



117.D6831632
SHAFT:REVERSE
ROLLER:SUB-ASS'
Y



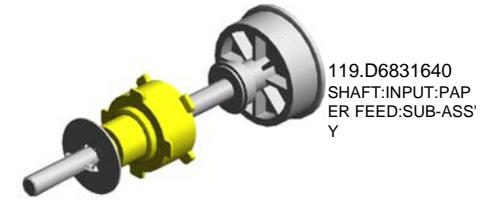
U001	U002	U003	U004	U005	U006	U007	U008	U009	U010	U011	U012	U013	U014	U015	U016	U017	U018	U019	U020	U021
------	------	------	------	------	------	------	------	------	------	------	------	------	------	------	------	------	------	------	------	------

U003_S001_S004

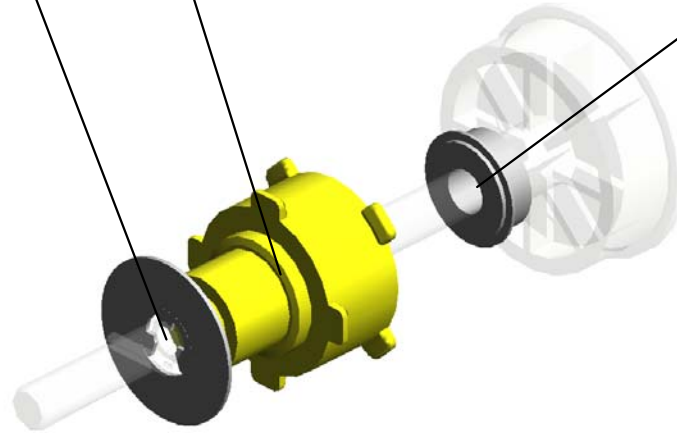
SHAFT:INPUT:PAPER FEED:SUB-ASS'Y

10.07200040E
RETAINING RING -
M4

123.D6831645
TIMING PULLEY:C
OUPLING:PULL OU
T




13.07433806
RADIAL BALL BEA
RING:DIA6XDIA13X
5



U001	U002	U003	U004	U005	U006	U007	U008	U009	U010	U011	U012	U013	U014	U015	U016	U017	U018	U019	U020	U021
------	------	------	------	------	------	------	------	------	------	------	------	------	------	------	------	------	------	------	------	------

U003_S001_S005
CAM:PICKUP

52.AA082101
BUSHING - 6X10X6




126.D6831680
CAM:PICKUP

U001	U002	U003	U004	U005	U006	U007	U008	U009	U010	U011	U012	U013	U014	U015	U016	U017	U018	U019	U020	U021
------	------	------	------	------	------	------	------	------	------	------	------	------	------	------	------	------	------	------	------	------

U003_S001_S006
PULLEY:IDLER:DIA14

12.07403706
BALL BEARING - M
6X10X3




138.D6831845
PULLEY:IDLER:DIA
14


U001	U002	U003	U004	U005	U006	U007	U008	U009	U010	U011	U012	U013	U014	U015	U016	U017	U018	U019	U020	U021
------	------	------	------	------	------	------	------	------	------	------	------	------	------	------	------	------	------	------	------	------

U003_S001_S007
PULLEY:IDLER:DIA14

12.07403706
BALL BEARING - M
6X10X3





138.D6831845
PULLEY:IDLER:DIA
14



U001	U002	U003	U004	U005	U006	U007	U008	U009	U010	U011	U012	U013	U014	U015	U016	U017	U018	U019	U020	U021
------	------	------	------	------	------	------	------	------	------	------	------	------	------	------	------	------	------	------	------	------

U003_S001_S008
TIMING PULLEY:TENSIONER:SCANNING:FRONT

12.07403706
BALL BEARING - M
6X10X3




140.D6831855
TIMING PULLEY:TE
NSIONER:SCANNI
NG:FRONT

U001	U002	U003	U004	U005	U006	U007	U008	U009	U010	U011	U012	U013	U014	U015	U016	U017	U018	U019	U020	U021
------	------	------	------	------	------	------	------	------	------	------	------	------	------	------	------	------	------	------	------	------

U003_S001_S009
ROLLER:PULL OUT:DRIVE

14.07433808
(x2)
RADIAL BALL BEA
RING:DIA8XDIA16X
5




143.D6832110
ROLLER:PULL OUT
:DRIVE

U001	U002	U003	U004	U005	U006	U007	U008	U009	U010	U011	U012	U013	U014	U015	U016	U017	U018	U019	U020	U021
------	------	------	------	------	------	------	------	------	------	------	------	------	------	------	------	------	------	------	------	------

U003_S001_S010
ROLLER:MIDDLE:DRIVE

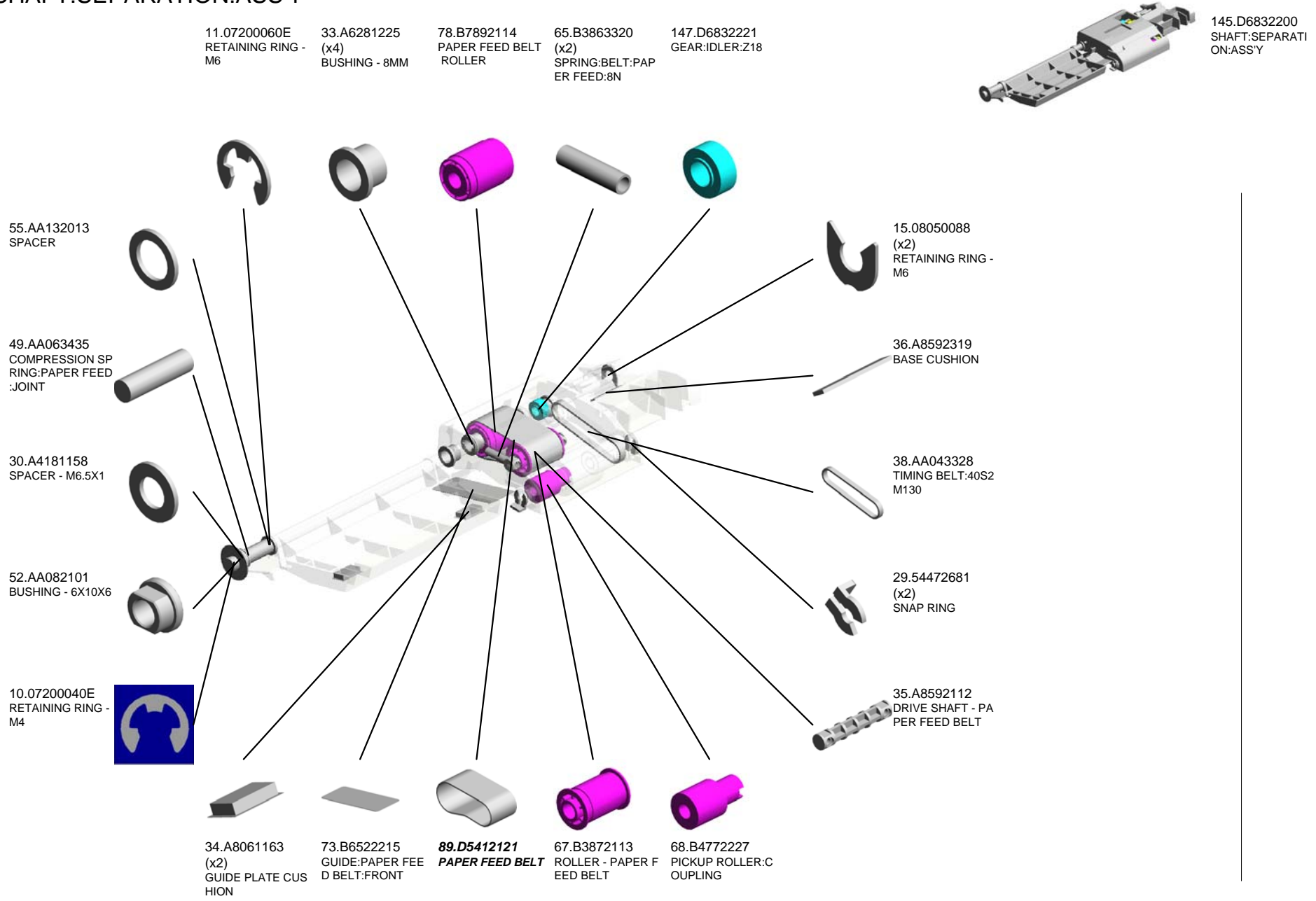
53.AA082104
BUSHING - 8X12X7



146.D6832210
ROLLER:MIDDLE:D
RIVE

U001	U002	U003	U004	U005	U006	U007	U008	U009	U010	U011	U012	U013	U014	U015	U016	U017	U018	U019	U020	U021
------	------	------	------	------	------	------	------	------	------	------	------	------	------	------	------	------	------	------	------	------

U003_S001_S011
SHAFT:SEPARATION:ASS'Y



U003_S001_S011
SHAFT:SEPARATION:ASS'Y

151.D6832229
TIMING PULLEY:G
EAR:T19/Z23

152.D6832231
BRACKET:PICKUP

157.D6832239
COVER:PICKUP R
OLLER

160.D6832272
LEVER:PICKUP RO
LLER:RISE



145.D6832200
SHAFT:SEPARATI
ON:ASS'Y

154.D6832233
BRACKET:PAPER
FEED BELT

149.D6832224
GUIDE:PAPER FEE
D:ENTRANCE:FRO
NT

156.D6832236
SHEET:BRACKET:
PICKUP:INNER BA
CK

235.H0602126
(x2)
BUSHING - M6X7

153.D6832232
TIMING PULLEY:PI
CKUP:T21

155.D6832235
SHAFT:PICKUP:SU
B-ASS'Y

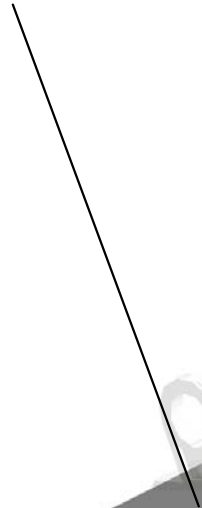
150.D6832228
PICKUP ROLLER

U003_S001_S011_S001
GUIDE:PAPER FEED:ENTRANCE:INNER BACK:ASS'Y

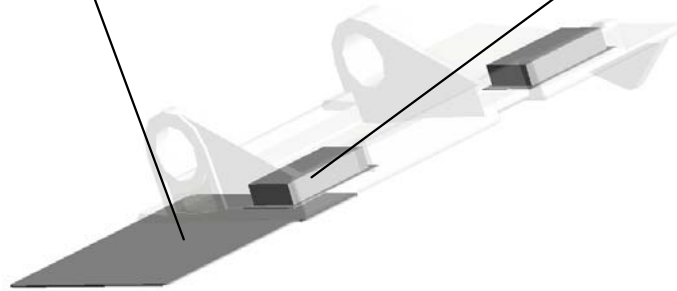
159.D6832242
SHEET:GUIDE:PAP
ER FEED:INNER B
ACK



158.D6832240
GUIDE:PAPER FEE
D:ENTRANCE:INNE
R BACK:ASS'Y



34.A8061163
(x2)
GUIDE PLATE CUS
HION




U001	U002	U003	U004	U005	U006	U007	U008	U009	U010	U011	U012	U013	U014	U015	U016	U017	U018	U019	U020	U021
------	------	------	------	------	------	------	------	------	------	------	------	------	------	------	------	------	------	------	------	------

U003_S001_S012

DC MOTOR:RISING TRAY:ASS'Y:1.007W:BRUSH

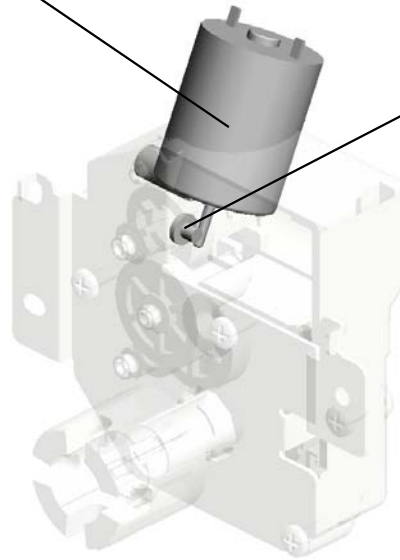
83.D0812966
DC MOTOR:ASS'Y:
1.007W:BRUSH



63.AX040254
DC MOTOR:RISING
TRAY:ASS'Y:1.007
W:BRUSH




1.03530030N
(x2)
SCREW:M3X3



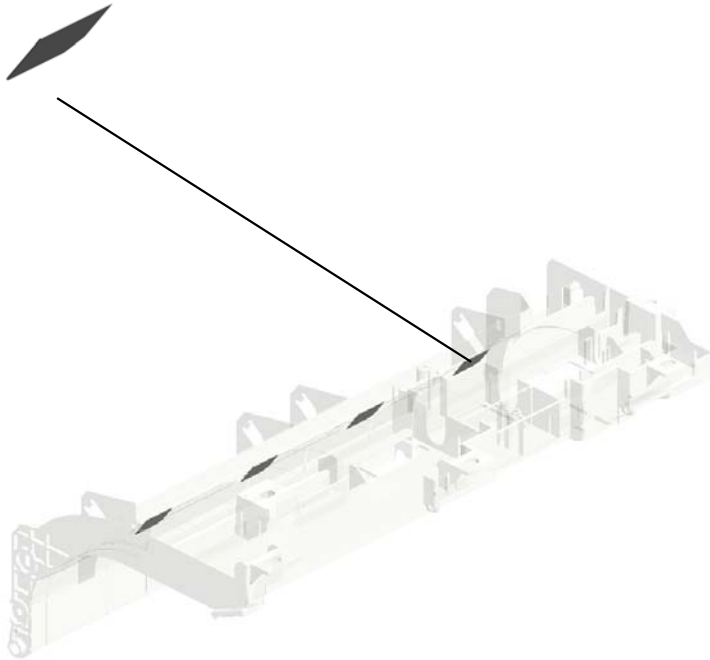
U001	U002	U003	U004	U005	U006	U007	U008	U009	U010	U011	U012	U013	U014	U015	U016	U017	U018	U019	U020	U021
------	------	------	------	------	------	------	------	------	------	------	------	------	------	------	------	------	------	------	------	------

U003_S001_S013
GUIDE:PAPER FEED:UPPER:SUB-ASS'Y

96.D5433314
(x4)
SHEET:SCANNING:
ENTRANCE:MIDDL
E




198.D6834310
GUIDE:PAPER FEE
D:UPPER:SUB-ASS
Y



U003_S001_S014
COVER:LOWER RIGHT:ASS'Y

215.D6834442
(x2)
TAPE:PRESSURE
PLATE




216.D6834510
COVER:LOWER RI
GHT:ASS'Y

U001	U002	U003	U004	U005	U006	U007	U008	U009	U010	U011	U012	U013	U014	U015	U016	U017	U018	U019	U020	U021
------	------	------	------	------	------	------	------	------	------	------	------	------	------	------	------	------	------	------	------	------

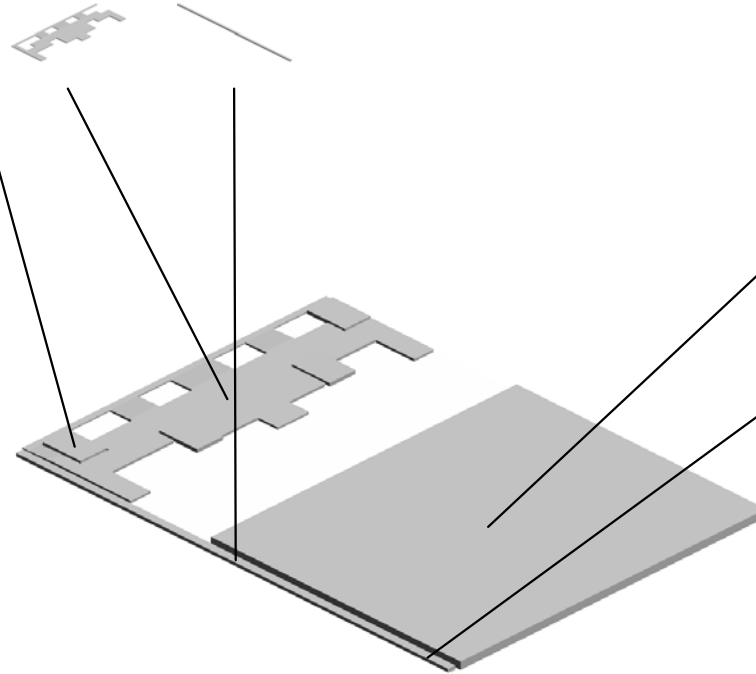

U003_S001_S015
PRESSURE PLATE:ASS'Y

220.D6834711 224.D6834725
GUIDE PLATE:PRE CUSHION:PRESSU
SSURE PLATE:LEF RE PLATE:SMALL
T



221.D6834720
PRESSURE PLATE
:ASS'Y

222.D6834722
(x4)
CUSHION:TAPE:SMALL



223.D6834724
CUSHION:PRESSURE PLATE:LARGE



75.B6524743
SHEET:PRESSURE PLATE:SMALL



U003_S001_S016

GUIDE:SCANNING:ENTRANCE:CONTACT:ASS'Y


188.D6833422
(x2)
LEVER:PRESSURE
RELEASE

17.08050092
(x2)
RETAINING RING -
3M



185.D6833401
GUIDE:SCANNING:
ENTRANCE:CONT
ACT:ASS'Y

187.D6833421
BASE:SCANNING:ENTRANCE:LOWER




7.04583008N
(x3)
HEXAGON HEAD TAPPING SCREW:3 X8

31.A4221063
SEAL - 0.7X13X20

U001	U002	U003	U004	U005	U006	U007	U008	U009	U010	U011	U012	U013	U014	U015	U016	U017	U018	U019	U020	U021
------	------	------	------	------	------	------	------	------	------	------	------	------	------	------	------	------	------	------	------	------

U003_S001_S016_S001
GUIDE:SCANNING:ENTRANCE:LOWER:SUB-ASS'Y

96.D5433314
(x4)
SHEET:SCANNING:
ENTRANCE:MIDDLE



186.D6833411
GUIDE:SCANNING:
ENTRANCE:LOWER:
SUB-ASS'Y



U001	U002	U003	U004	U005	U006	U007	U008	U009	U010	U011	U012	U013	U014	U015	U016	U017	U018	U019	U020	U021
------	------	------	------	------	------	------	------	------	------	------	------	------	------	------	------	------	------	------	------	------

U004.SCANNER

U004_S002
D1361751
CARRIAGE:NO.1:ASS'Y

U004_S004
D1361776
CARRIAGE:NO.2:ASS'Y

U004_S003
D1491721
ILLUMINATION UNIT:LED-B:A
SS'Y

U004_S001
D1361731
LENSBLOCK SMD:ASS'Y

U001	U002	U003	U004	U005	U006	U007	U008	U009	U010	U011	U012	U013	U014	U015	U016	U017	U018	U019	U020	U021
------	------	------	-------------	------	------	------	------	------	------	------	------	------	------	------	------	------	------	------	------	------

U004 SCANNER

7.07074050N
(x2)
BUSHING - 4X5

19.AA161104
(x2)
CUSHION - MOTO
R

14.11050758
(x17)
CLAMP:LWSM-030
6A

22.AW020146
PHOTOINTERRUP
TOR:FLAT:PICH2M
M:M4

2.03140120N
SCREW - M4X12



18.AA143537
(x5)
SCREW:M3:BLACK

17.A2501752
EXPOSURE GLASS

5.03604010N
(x4)
SCREW:M4X10

8.07200040E
(x2)
RETAINING RING -
M4

11.08046123
(x7)
HEXAGONAL BOLT
:W/WASHER:M3X8

9.07433808
(x2)
RADIAL BALL BEA
RING:DIA8XDIA16X
5

6.04543006Q
(x13)
TAPPING SCREW -
M3X6

21.AW010134
(x2)
ORIGINAL SENSO
R - 48MM

1.03130060N
(x4)
SCREW - M3X6

16.A2324666
CUSHION - STEPP
ER MOTOR

12.11034290 (x 1)
CONNECTOR

3.03530060N
(x14)
BIND SCREW - M3
X6

13.11050723
CLAMPS:WES-050
7

10.08025312
(x3)
TAPPING SCREW:
WASHER:3X10

15.11050761
(x2)
CLAMP:LWS-0511A

4.03603006N
(x68)
SCREW - M3X6

U004 SCANNER

23.AW020198
PHOTOINTERRUPTOR:LG2A14NL1

34.D1361759
GUIDE:FFC:CARRIAGE:NO.1

27.D1361687
GROUND PLATE:SENSOR:AKS

28.D1361715
GUIDE:HARNESS:LED

26.D1355912
(x2)
GASKET:13X3X227.5



37.D1361787
GUIDE:FFC:CARRIAGE:NO.2

35.D1361760
REFLECTOR:SCANNER

38.D1361788
(x2)
PULLEY:IDLER:CARRIAGE

33.D1361758
(x2)
CLAMP:WIRE

30.D1361727
INNER COVER:SCANNER

25.D0291749
PULLEY:PROTECTION

44.D1361802
TIMING PULLEY:65

45.D1361803
SYNCHRONOUS BELT:157ST1.5-6.0

39.D1361793
DC STEPPER MOTOR:MM42

40.D1361794
BRACKET:DC STEPPER MOTOR:TENSION

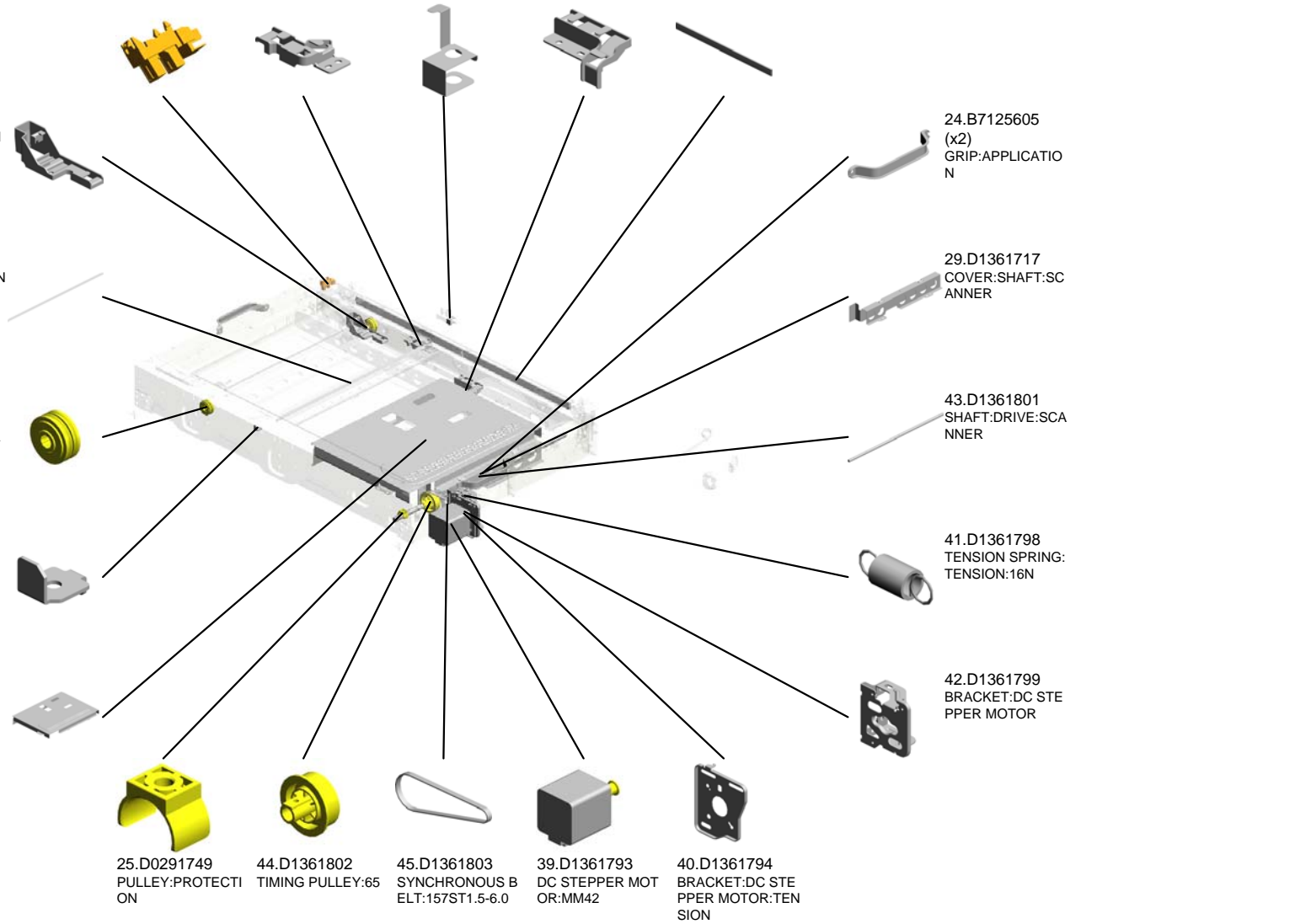
24.B7125605
(x2)
GRIP:APPLICATION

29.D1361717
COVER:SHAFT:SCANNER

43.D1361801
SHAFT:DRIVE:SCANNER

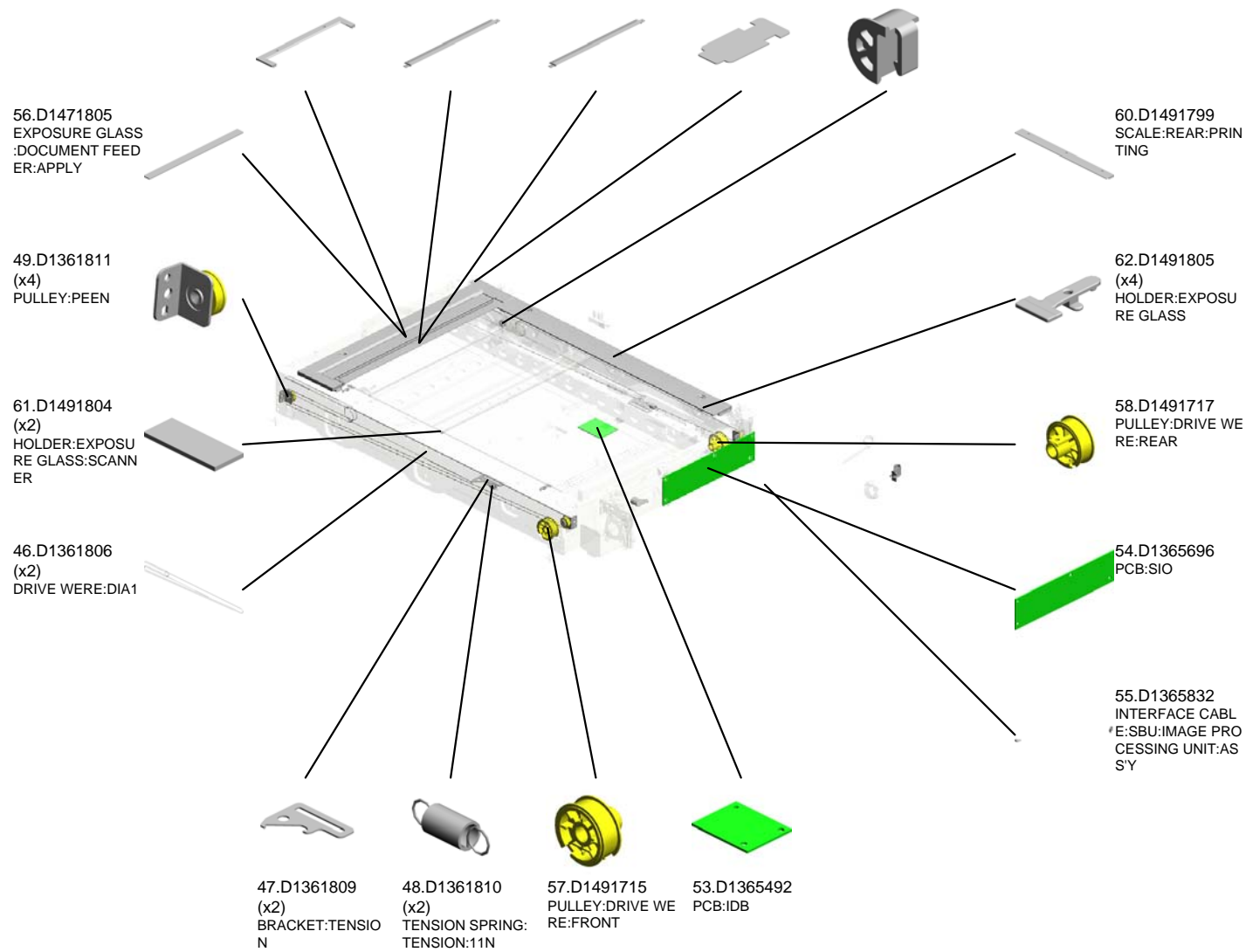
41.D1361798
TENSION SPRING:
TENSION:16N

42.D1361799
BRACKET:DC STEPPER MOTOR




U004 SCANNER

50.D1361821 COVER:EXPOSURE GLASS:DOCUMENT FEEDER
 51.D1361822 (x3) (CHN/EU/AA):SCALE:LEFT:ASS'Y
 52.D1361828 (NA):SCALE:LEFT:ASS'Y
 64.G5701225 SENSOR SHIELDING PLATE
 65.M0261778 GUIDE:FFC



U004_S001
LENSBLOCK SMD:ASS'Y

4.03603006N
(x4)
SCREW - M3X6



31.D1361731
LENSBLOCK SMD:
ASS'Y



11.08046123
(x8)
HEXAGONAL BOLT
:W/WASHER:M3X8

3.03530060N (x 2)
BIND SCREW - M3X6

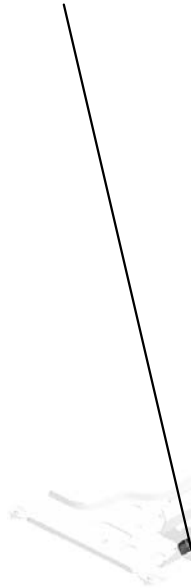
U001	U002	U003	U004	U005	U006	U007	U008	U009	U010	U011	U012	U013	U014	U015	U016	U017	U018	U019	U020	U021
------	------	------	------	------	------	------	------	------	------	------	------	------	------	------	------	------	------	------	------	------

U004_S002
CARRIAGE:NO.1:ASS'Y

66.M0261815
(x2)
CLAMP:MIRROR:N
O.1



32.D1361751
CARRIAGE:NO.1:ASS'Y




20.AC030211
MIRROR:NO.1



U001	U002	U003	U004	U005	U006	U007	U008	U009	U010	U011	U012	U013	U014	U015	U016	U017	U018	U019	U020	U021
------	------	------	------	------	------	------	------	------	------	------	------	------	------	------	------	------	------	------	------	------

U004_S003
ILLUMINATION UNIT:LED-B:ASS'Y

3.03530060N
(x3)
BIND SCREW - M3
X6



59.D1491721
ILLUMINATION UNI
T:LED-B:ASS'Y

U001	U002	U003	U004	U005	U006	U007	U008	U009	U010	U011	U012	U013	U014	U015	U016	U017	U018	U019	U020	U021
------	------	------	------	------	------	------	------	------	------	------	------	------	------	------	------	------	------	------	------	------

U004_S004
CARRIAGE:NO.2:ASS'Y

63.G4042810
(x4)
SPRING PLATE - 2
ND MIRROR



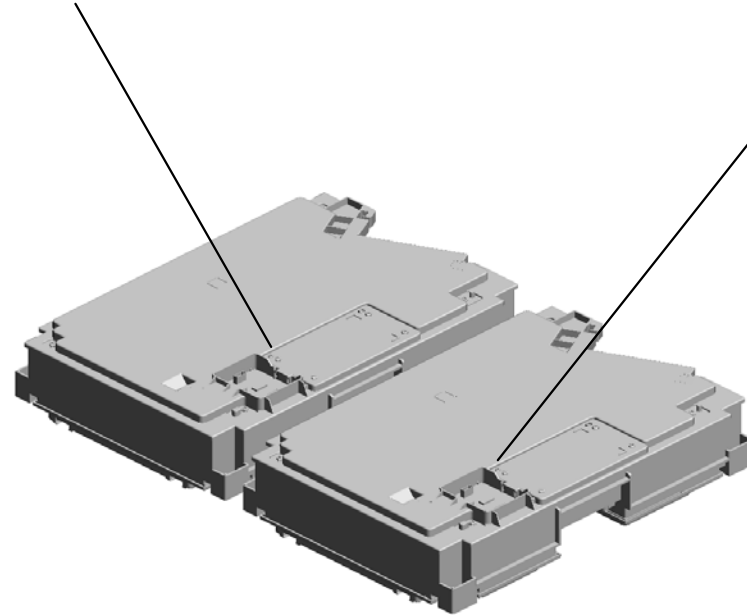

36.D1361776
CARRIAGE:NO.2:A
SS'Y



U001	U002	U003	U004	U005	U006	U007	U008	U009	U010	U011	U012	U013	U014	U015	U016	U017	U018	U019	U020	U021
------	------	------	-------------	------	------	------	------	------	------	------	------	------	------	------	------	------	------	------	------	------

U005.LASER UNIT

U005_S002
D1381861
OPTICAL WRITING UNIT:M-Y
:ASS'Y



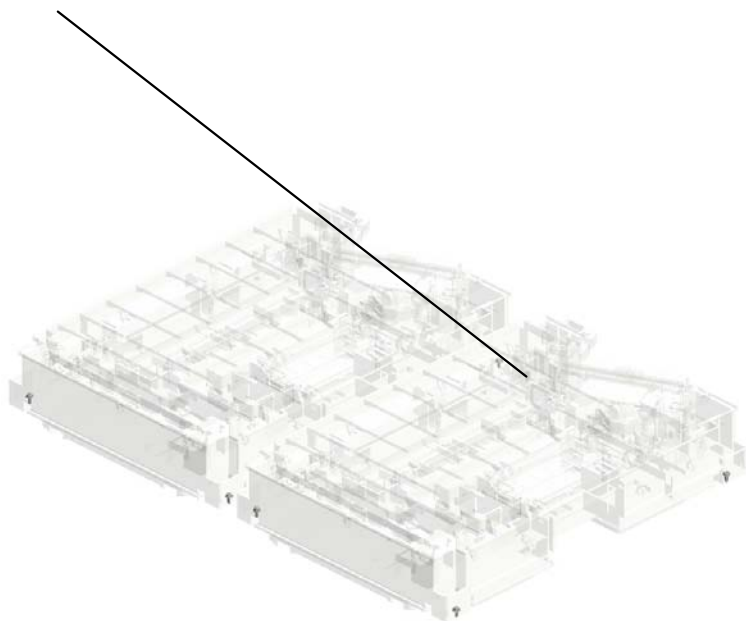

U005_S001
D1381862
OPTICAL WRITING SECTION
:SERVICE PARTS:BK-C:ASS'
Y



U001	U002	U003	U004	U005	U006	U007	U008	U009	U010	U011	U012	U013	U014	U015	U016	U017	U018	U019	U020	U021
------	------	------	------	-------------	------	------	------	------	------	------	------	------	------	------	------	------	------	------	------	------

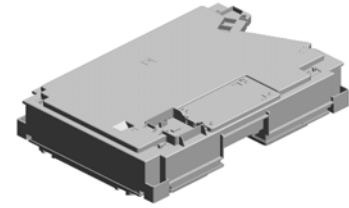
U005
LASER UNIT

2.04543008Q
(x8)
TAPPING SCREW:
3X8



9.11050759 (x20)
CLAMP:LWSM-0605A

3.04583008N (x26)
HEXAGON HEAD TAPPING SCREW:3X8

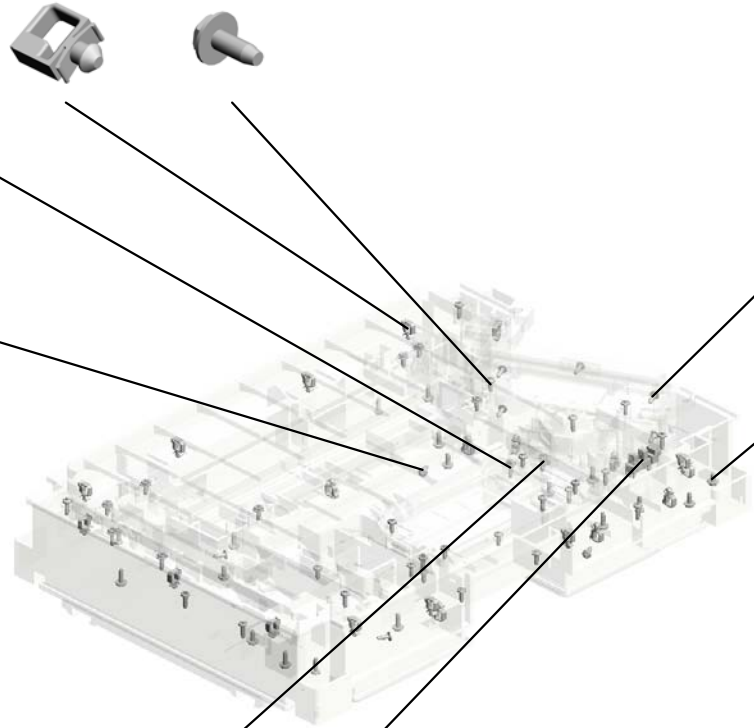


11.D1381862
[A]
OPTICAL WRITING SECTION:SERVICE PARTS:BK-C:ASS'Y
201503-16 X/O

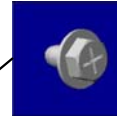
4.04583010N (x23)
HEXAGON HEAD TAPPING SCREW:3X10



5.04593008N (x4)
BINDING HEAD TAPPING SCREW:3X8



6.04593010N (x7)
BINDING HEAD TAPPING SCREW:3X10



1.04543006Q
TAPPING SCREW - M3X6

8.11034290 (x2)
CONNECTOR



D1381860
[A]
OPTICAL WRITING UNIT:BK-C:ASS'Y
201503-16 X/O



7.08050092
RETAINING RING - 3M




10.AW020198
PHOTOINTERRUPTOR:LG2A14NL1

U005_S002


OPTICAL WRITING UNIT:M-Y:ASS'Y

3.04583008N (x23)
HEXAGON HEAD TAPPING SCREW:3X8
9.11050759 (x18)
CLAMP:LWSM-0605A



12.D1381861
OPTICAL WRITING UNIT:M-Y:ASS'Y

5.04593008N (x4)
BINDING HEAD TAPPING SCREW:3X8



6.04593010N (x7)
BINDING HEAD TAPPING SCREW:3X10

8.11034290 (x 1)
CONNECTOR



1.04543006Q
TAPPING SCREW - M3X6

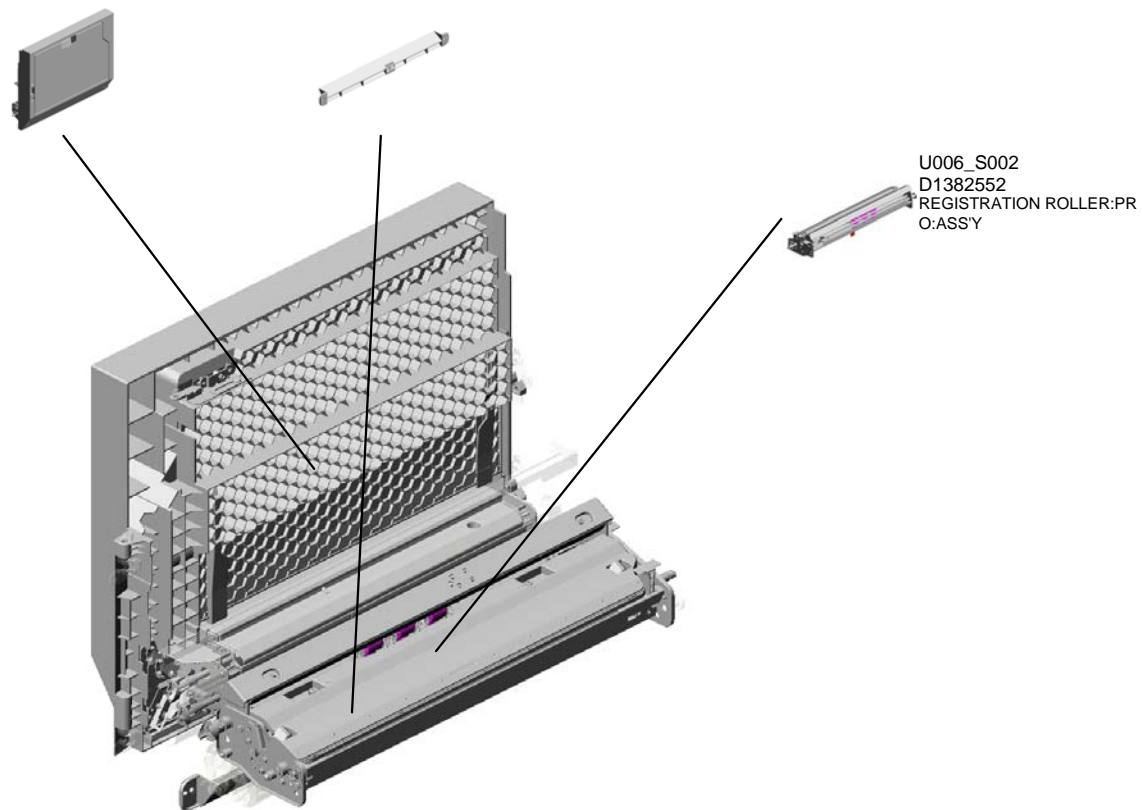
4.04583010N (x24)
HEXAGON HEAD TAPPING SCREW:3X10



U006.BY-PASS FEED

U006_S003
D1382863
MANUAL FEED UNIT:250:AS
S'Y

U006_S001
D1362702
GUIDE PLATE:CONNECTING
:FRONT RIGHT:ASS'Y



U001	U002	U003	U004	U005	U006	U007	U008	U009	U010	U011	U012	U013	U014	U015	U016	U017	U018	U019	U020	U021
------	------	------	------	------	-------------	------	------	------	------	------	------	------	------	------	------	------	------	------	------	------

U006_S002.REGISTRATION ROLLER:PRO:ASS'Y

U006_S002_S001
D1382591
REGISTRATION ROLLER:OP
EN AND CLOSE:PRO



U001	U002	U003	U004	U005	U006	U007	U008	U009	U010	U011	U012	U013	U014	U015	U016	U017	U018	U019	U020	U021
------	------	------	------	------	-------------	------	------	------	------	------	------	------	------	------	------	------	------	------	------	------

U006_S002_S001.REGISTRATION ROLLER:OPEN AND CLOSE:PRO

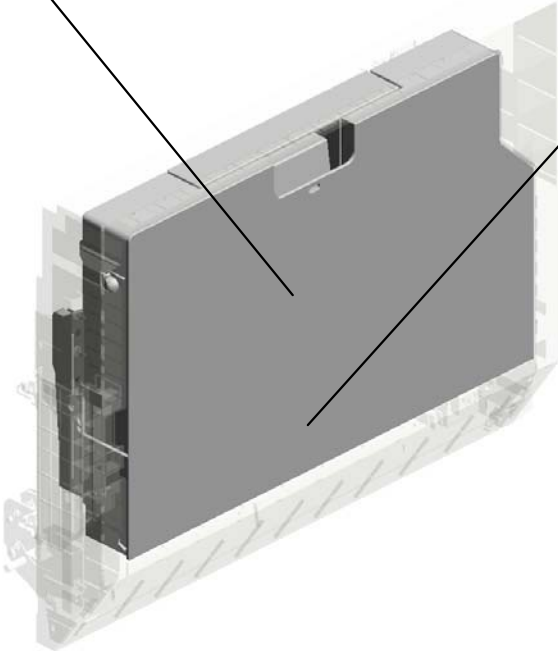
U006_S002_S001_S001
D1382632
COVER:REGISTRATION:UPP
ER:ASSY



U001	U002	U003	U004	U005	U006	U007	U008	U009	U010	U011	U012	U013	U014	U015	U016	U017	U018	U019	U020	U021
------	------	------	------	------	-------------	------	------	------	------	------	------	------	------	------	------	------	------	------	------	------

U006_S003.MANUAL FEED UNIT:250:ASS'Y

U006_S003_S002
D1382853
MANUAL FEED TABLE:250:A
SS'Y

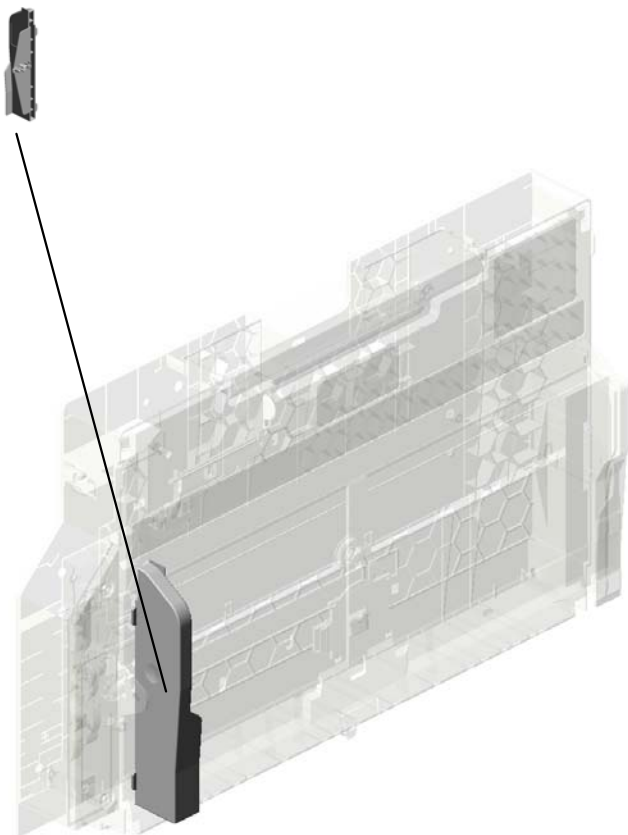


U006_S003_S001
D1362803
SHAFT:SEPARATOR:DRIVEN
:ASSY

U001	U002	U003	U004	U005	U006	U007	U008	U009	U010	U011	U012	U013	U014	U015	U016	U017	U018	U019	U020	U021
------	------	------	------	------	-------------	------	------	------	------	------	------	------	------	------	------	------	------	------	------	------

U006_S003_S002.MANUAL FEED TABLE:250:ASS'Y

U006_S003_S002_S001
D1382784
SIDE FENCE:REAR:ASS'Y



U001	U002	U003	U004	U005	U006	U007	U008	U009	U010	U011	U012	U013	U014	U015	U016	U017	U018	U019	U020	U021
------	------	------	------	------	-------------	------	------	------	------	------	------	------	------	------	------	------	------	------	------	------

U006 BY-PASS FEED


38.AA143599
[A]
STEPPED SCREW:
M3:ROUND POINT
201611-04 X/O

16.08050092
(x2)
RETAINING RING -
3M

89.D1362712
GUIDE:CONNECTI
NG:DRIVEN

6.04543008Q
(x3)
TAPPING SCREW:
3X8

52.AW020209
ENCODER:PAPER
THICK



17.11034290 (x 1)
CONNECTOR

36.AA100014
RETAINING RING
C - SEPARATE



85.D1362673
(x4)
PLAIN SHAFT BEA
RING:CONNECTIN
G



91.D1362715
(x6)
TENSION SPRING:
DRIVEN:CONNECT
ING



3.03603006N
SCREW - M3X6



78.D1362657
JOINT:CONNECTIN
G:DRIVE



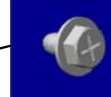
19.11050692
CLAMP:LES-0503



21.11050758
(x6)
CLAMP:LWSM-030
6A



5.04543006Q
(x23)
TAPPING SCREW -
M3X6



12.07200060E
(x2)
RETAINING RING -
M6



14.07413708
(x2)
BALL BEARING - 8
X12X3.5MM



84.D1362672
SHAFT:DRIVEN RO
LLER



92.D1362718
GUIDE PLATE:CON
NECTING:FRONT L
EFT



88.D1362708
GUIDE PLATE:DRI
VEN:CONNECTING
:ASSY



83.D1362671
SHAFT:DRIVEN RO
LLER:ENCODER



90.D1362714
(x3)
ROLLER:CONNEC
TING:DIA20

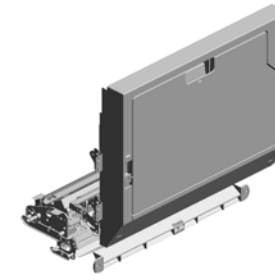


U006 BY-PASS FEED

106.D1362814
INNER COVER:MA
NUAL FEED:LOWE
R:ASS'Y


102.D1362801
(x2)
BRACKET:LEVER:F
RONT:MANUAL FE
ED:ASS'Y

111.D1362848
GUIDE:POSITIONI
NG:FRONT:MANUA
L FEED UNIT



107.D1362815
BRACKET:HINGE:
MANUAL FEED:UP
PER:ASS'Y

108.D1362816
BRACKET:HINGE:
MANUAL FEED:LO
WER:ASS'Y

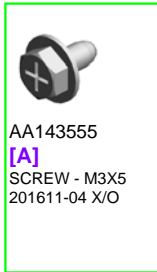


176.GW010007
PHOTO REFLECTI
ON SENSOR:EXIT

94.D1362721
GUIDE PLATE:CON
NECTING:DRIVE

93.D1362719
GUIDE:CONNECTI
NG:FRONT LEFT


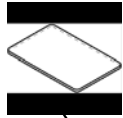
95.D1362729
TRANSPORT ROLL
ER:CONNECTING:
DRIVE



AA143555
[A]
SCREW - M3X5
201611-04 X/O

U006_S001
GUIDE PLATE:CONNECTING:FRONT RIGHT:ASS'Y

177.M0262657
SHEET:VERTICAL
TRANSPORT:SENS
OR

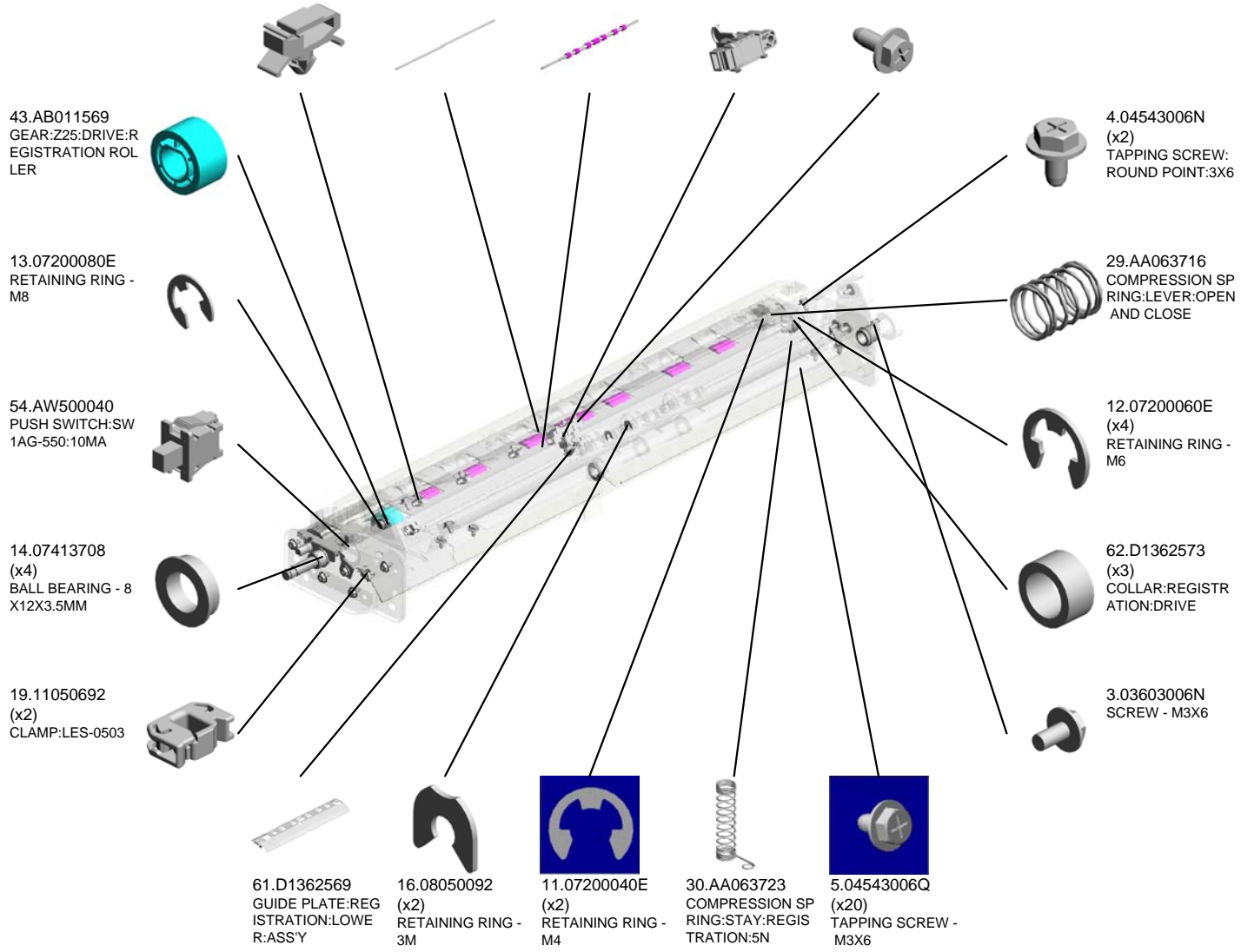


87.D1362702
GUIDE PLATE:CON
NECTING:FRONT
RIGHT:ASS'Y

U001	U002	U003	U004	U005	U006	U007	U008	U009	U010	U011	U012	U013	U014	U015	U016	U017	U018	U019	U020	U021
------	------	------	------	------	-------------	------	------	------	------	------	------	------	------	------	------	------	------	------	------	------

REGISTRATION ROLLER:PRO:ASS'Y

- 21.11050758 (x3) CLAMP:LWSM-030 6A
- 37.AA140944 SHAFT:LEVER:OPEN AND CLOSE
- 46.AF020792 REGISTRATION ROLLER:DRIVE
- 52.AW020209 ENCODER:PAPER THICK
- 6.04543008Q TAPPING SCREW: 3X8



U001	U002	U003	U004	U005	U006	U007	U008	U009	U010	U011	U012	U013	U014	U015	U016	U017	U018	U019	U020	U021
------	------	------	------	------	------	------	------	------	------	------	------	------	------	------	------	------	------	------	------	------

REGISTRATION ROLLER:PRO:ASS'Y

86.D1362678
COVER:MANUAL FEED:ENTRANCE UPPER

82.D1362670
(x3)
ROLLER:DIA18:CONNECTING:MANUAL FEED

81.D1362665
GUIDE PLATE:CONNECTING:MANUAL FEED:UPPER:ASS'Y

91.D1362715
(x6)
TENSION SPRING:DRIVEN:CONNECTING

64.D1362579
LEVER:LOCK:INNER BACK



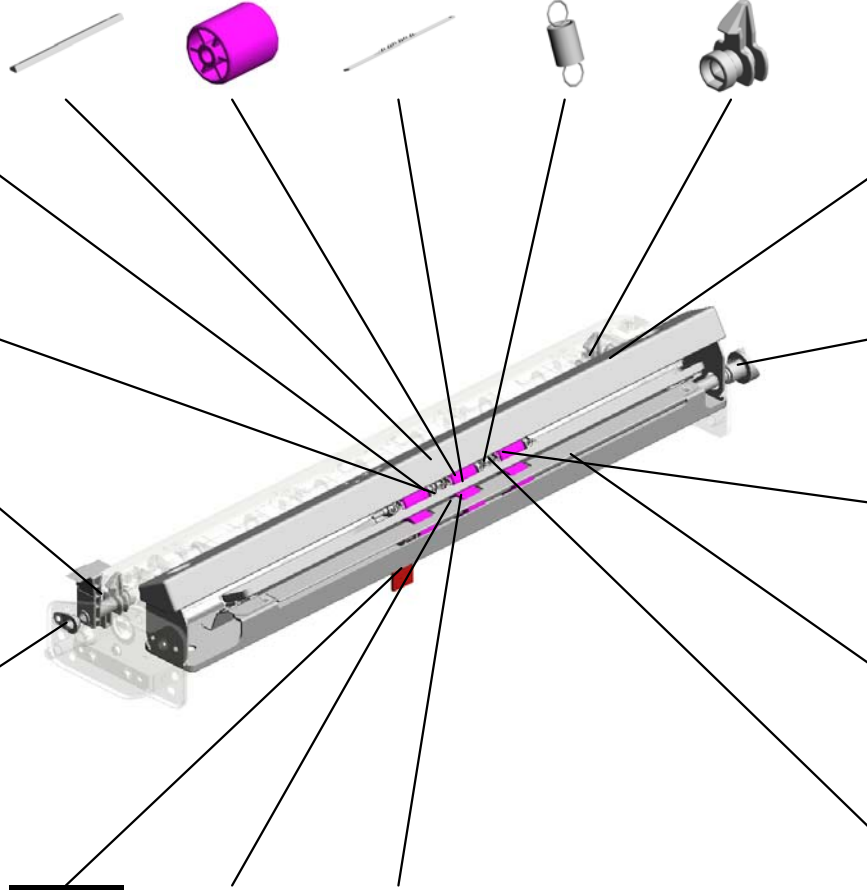
185.D1382552
[A]
REGISTRATION ROLLER:PRO:ASS'Y
201605-05 O/O

83.D1362671
SHAFT:DRIVEN ROLLER:ENCODER

76.D1362652
GUIDE PLATE:CONNECTING:REGISTRATION:ASS'Y

63.D1362577
LEVER:LOCK:FRONT:ASSY

65.D1362580
PLAIN SHAFT BEARING:LEVER:OPEN AND CLOSE:FRONT



66.D1362581
PLAIN SHAFT BEARING:LEVER:OPEN AND CLOSE:INNER BACK

78.D1362657
JOINT:CONNECTING:DRIVE

84.D1362672
SHAFT:DRIVEN ROLLER

77.D1362656
TRANSPORT ROLLER:CONNECTING:MANUAL FEED:DRIVE

85.D1362673
(x4)
PLAIN SHAFT BEARING:CONNECTING

177.M0262657
SHEET:VERTICAL TRANSPORT:SENSOR

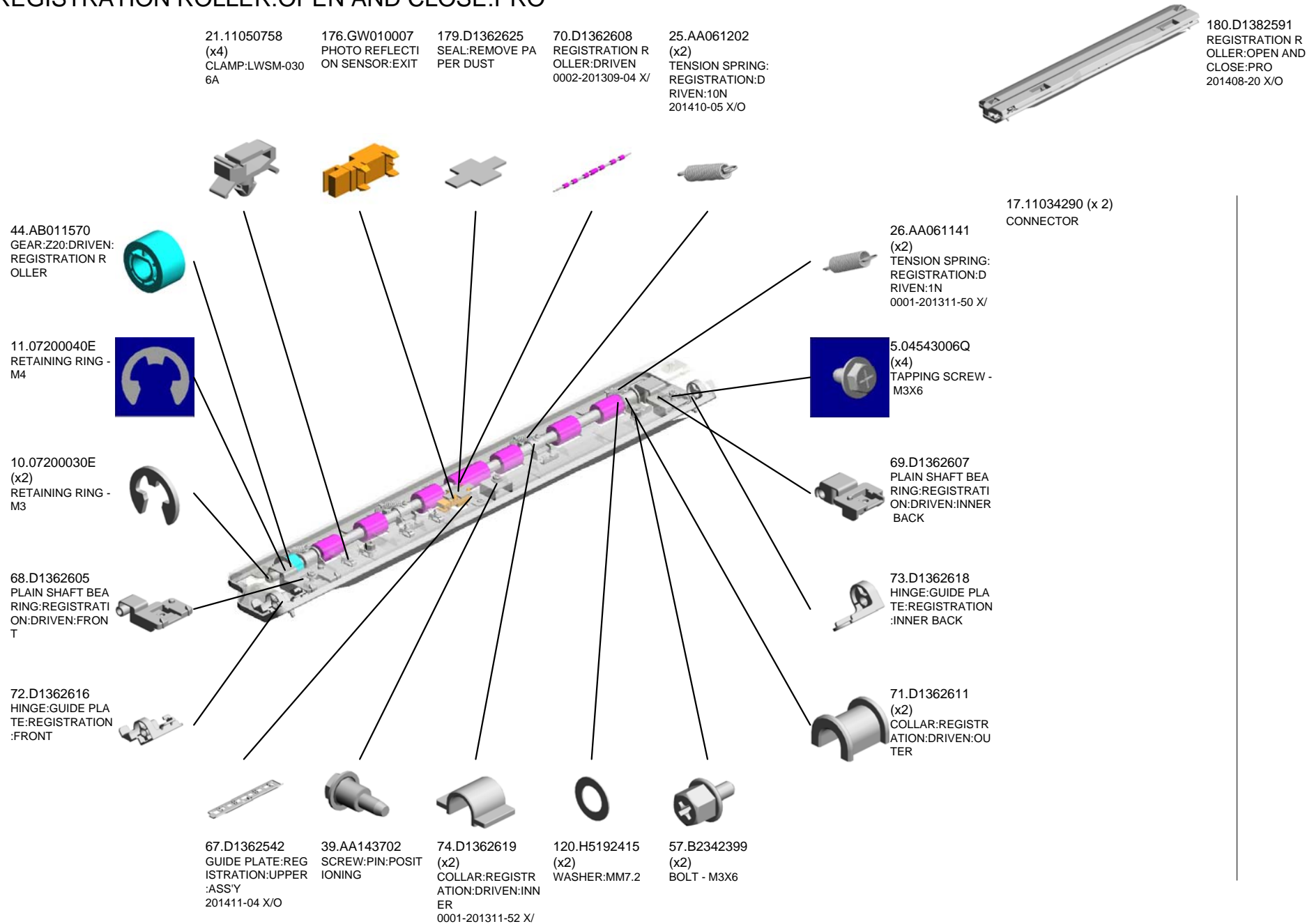
79.D1362660
GUIDE PLATE:CONNECTING:MANUAL FEED:LOWER:ASS'Y

80.D1362663
GUIDE:CONNECTING:MANUAL FEED:LOWER



D1382551
[A]
REGISTRATION ROLLER:ASS'Y
201605-05 O/O

REGISTRATION ROLLER:OPEN AND CLOSE:PRO




U006_S002_S001_S001
COVER:REGISTRATION:UPPER:ASS'Y

24.AA003055
DECAL:COVER:PU
SH

23.AA000291
(x2)
DECAL:POSITIONI
NG DISPLAY:SCRE
W:PP



124.D1382632
COVER:REGISTRA
TION:UPPER:ASS'
Y



75.D1362639
(x2)
COMPRESSION SP
RING:COVER:REGI
STRATION

U001	U002	U003	U004	U005	U006	U007	U008	U009	U010	U011	U012	U013	U014	U015	U016	U017	U018	U019	U020	U021
------	------	------	------	------	-------------	------	------	------	------	------	------	------	------	------	------	------	------	------	------	------

U006_S003
MANUAL FEED UNIT:250:ASS'Y


20.11050723
CLAMPS:WES-050
7

31.AA063761
COIL SPRING:REL
EASE:PICKUP:MAN
UAL FEED

32.AA063763
COIL SPRING:PRE
SSURE:PICKUP

7.04583008N
(x3)
HEXAGON HEAD T
APPING SCREW:3
X8

11.07200040E
(x7)
RETAINING RING -
M4
201504-04 X/O



188.D1382863
[A]
MANUAL FEED UNI
T:250:ASS'Y
201505-09 X/O

33.AA082173
(x5)
PLAIN SHAFT BEA
RING:6X10X6

3.03603006N
SCREW - M3X6

8.04583010N
(x18)
HEXAGON HEAD T
APPING SCREW:3
X10

28.AA062173
COIL SPRING:LEV
ER:COVER:MANUA
L FEED

10.07200030E
(x2)
RETAINING RING -
M3

27.AA062172
COIL SPRING:PRE
SSURE:SEPARATO
R

2.03530040N
(x2)
SCREW - M3X4

34.AA083014
ONE-WAY CLUTCH

11.07200040E
(x2)
RETAINING RING -
M4

9.06320140G
(x2)
PARALLEL PIN

22.11050760
(x3)
CLAMP:LWSM-051
1A

18.11050600
CLAMP:LWSM-030
6-2M

21.11050758
(x4)
CLAMP:LWSM-030
6A


5.04543006Q
(x4)
TAPPING SCREW -
M3X6

19.11050692
(x2)
CLAMP:LES-0503

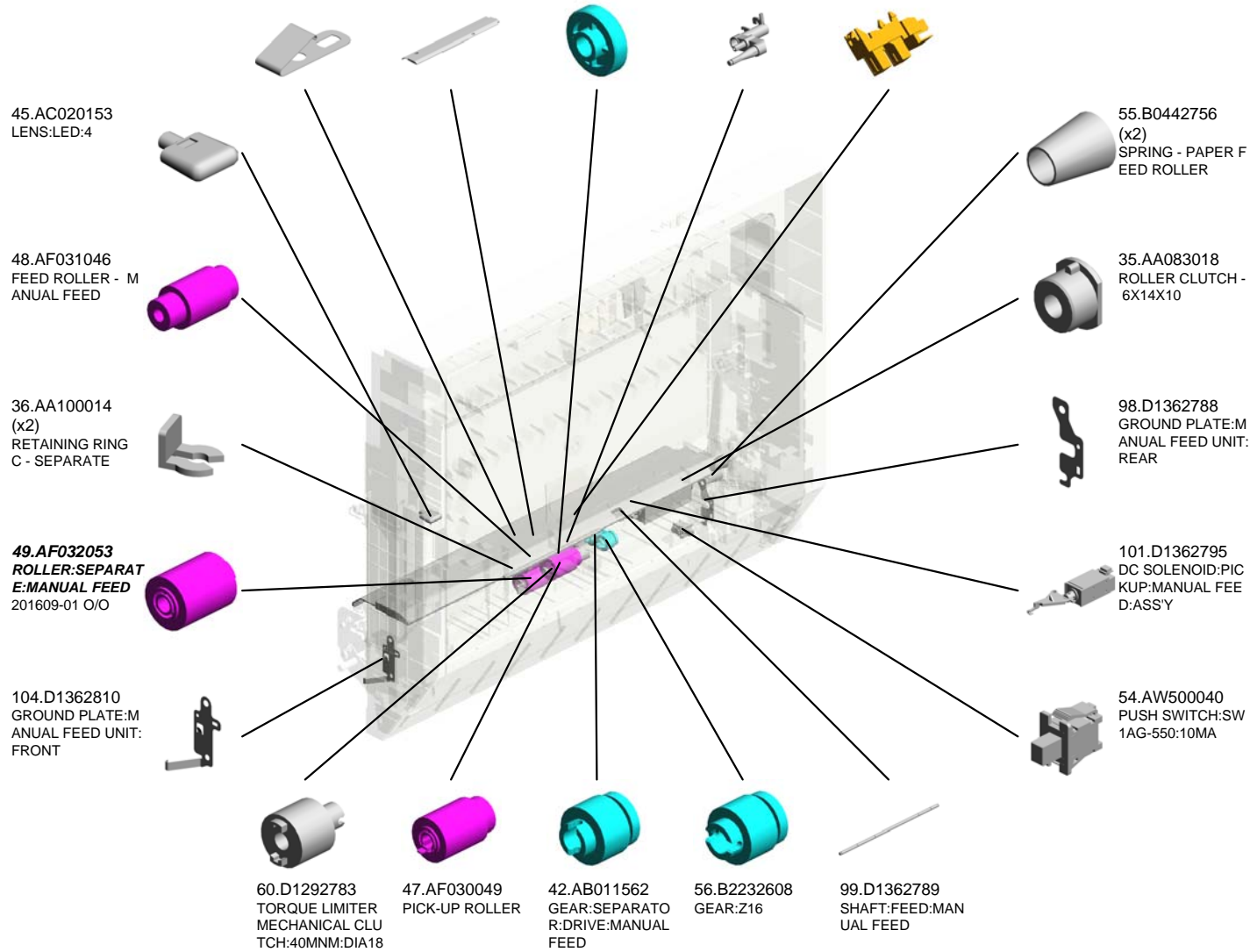
11.07200040E (x 3)
RETAINING RING - M4
17.11034290 (x 2)
CONNECTOR

U006_S003
MANUAL FEED UNIT:250:ASS'Y

97.D1362786 GROUND PLATE:SENSOR:MANUAL FEED
 96.D1362778 COVER:MANUAL FEED UNIT
 40.AB011387 GEAR - 23Z
 100.D1362790 ARM:PICKUP:MANUAL FEED
 51.AW020198 PHOTOINTERRUPTOR:LG2A14NL1



188.D1382863
[A]
 MANUAL FEED UNIT:250:ASS'Y
 201505-09 X/O



U001	U002	U003	U004	U005	U006	U007	U008	U009	U010	U011	U012	U013	U014	U015	U016	U017	U018	U019	U020	U021
------	------	------	------	------	------	------	------	------	------	------	------	------	------	------	------	------	------	------	------	------

U006_S003
MANUAL FEED UNIT:250:ASS'Y


153.D1382822
LENS:LED:AUXILIA
RY

126.D1382766
GUIDE PLATE:SEP
ARATOR:ASS'Y

151.D1382861
COVER:MANUAL F
EED
201410-16 X/O

116.D1362872
BRACKET:STOPPE
R:MANUAL FEED

117.D1362873
ARM:STOPPER:MA
NUAL FEED



188.D1382863
[A]
MANUAL FEED UNI
T:250:ASS'Y
201505-09 X/O

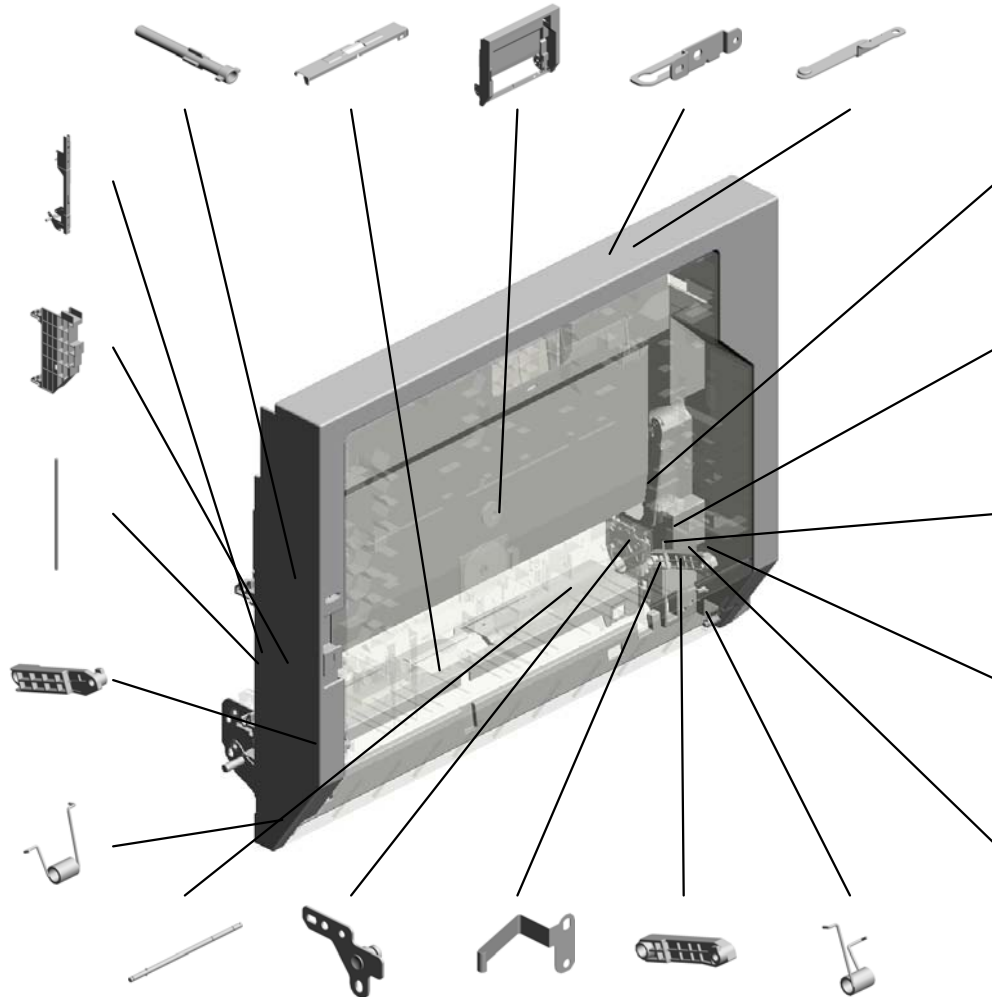
154.D1382823
BRACKET:COVER:
MANUAL FEED:FR
ONT:ASS'Y

155.D1382825
LEVER:COVER:MA
NUAL FEED

110.D1362844
SHAFT:LEVER:MA
NUAL FEED:FRON
T

128.D1382772
ARM:MANUAL FEE
D:SHORT:FRONT

156.D1382862
TORSION SPRING:
COVER:MANUAL F
EED:FRONT
201409-18 X/O



127.D1382770
ARM:MANUAL FEE
D:FRONT

115.D1362871
JOINT:MANUAL FE
ED SUB-UNIT:FEE
D

114.D1362870
JOINT:MANUAL FE
ED SUB-UNIT:REV
ERSE

109.D1362829
GROUND PLATE:M
ANUAL FEED:COV
ER:REAR

152.D1382821
BRACKET:CONNE
CTOR:LOWER:MA
NUAL FEED TABLE

105.D1362812
SHAFT:SEPARATO
R:DRIVE

125.D1382762
BRACKET:ARM:MA
NUAL FEED:REAR:
ASS'Y

113.D1362854
GROUND PLATE:M
ANUAL FEED:REA
R

129.D1382775
ARM:MANUAL FEE
D:SHORT:REAR

157.D1382827
TORSION SPRING:
COVER:MANUAL F
EED:REAR


U006_S003
 MANUAL FEED UNIT:250:ASS'Y

189.04543008N (x7)
 TAPPING SCREW: ROUND POINT:3X8

163.D1382837
 SHAFT:MANUAL FEED:OPEN AND CLOSE:PRESS FIT

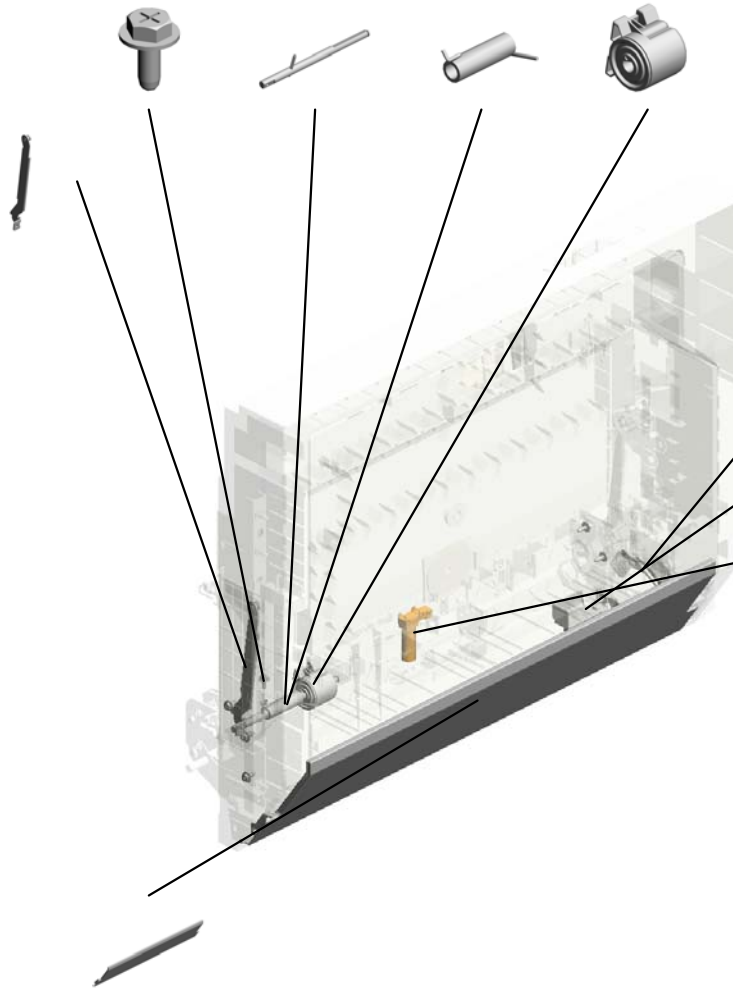
164.D1382839
 TORSION SPRING: MANUAL FEED:OPEN AND CLOSE

162.D1382836
 DAMPER:MANUAL FEED:OPEN AND CLOSE



188.D1382863
 [A]
 MANUAL FEED UNIT:250:ASS'Y
 201505-09 X/O

165.D1382840
 ARM:MANUAL FEED:FRONT



171.D1382848
 BRACKET:CONNECTOR

166.D1382842
 COVER:SENSOR:SET SENSOR:MANUAL FEED TABLE

176.GW010007
 PHOTO REFLECTOR SENSOR:EXIT

158.D1382828
 COVER:MANUAL FEED:LOWER



D1382860
 [A]
 MANUAL FEED UNIT:250:ASS'Y
 201505-09 X/O

U006_S003_S001
SHAFT:SEPARATOR:DRIVEN:ASS'Y

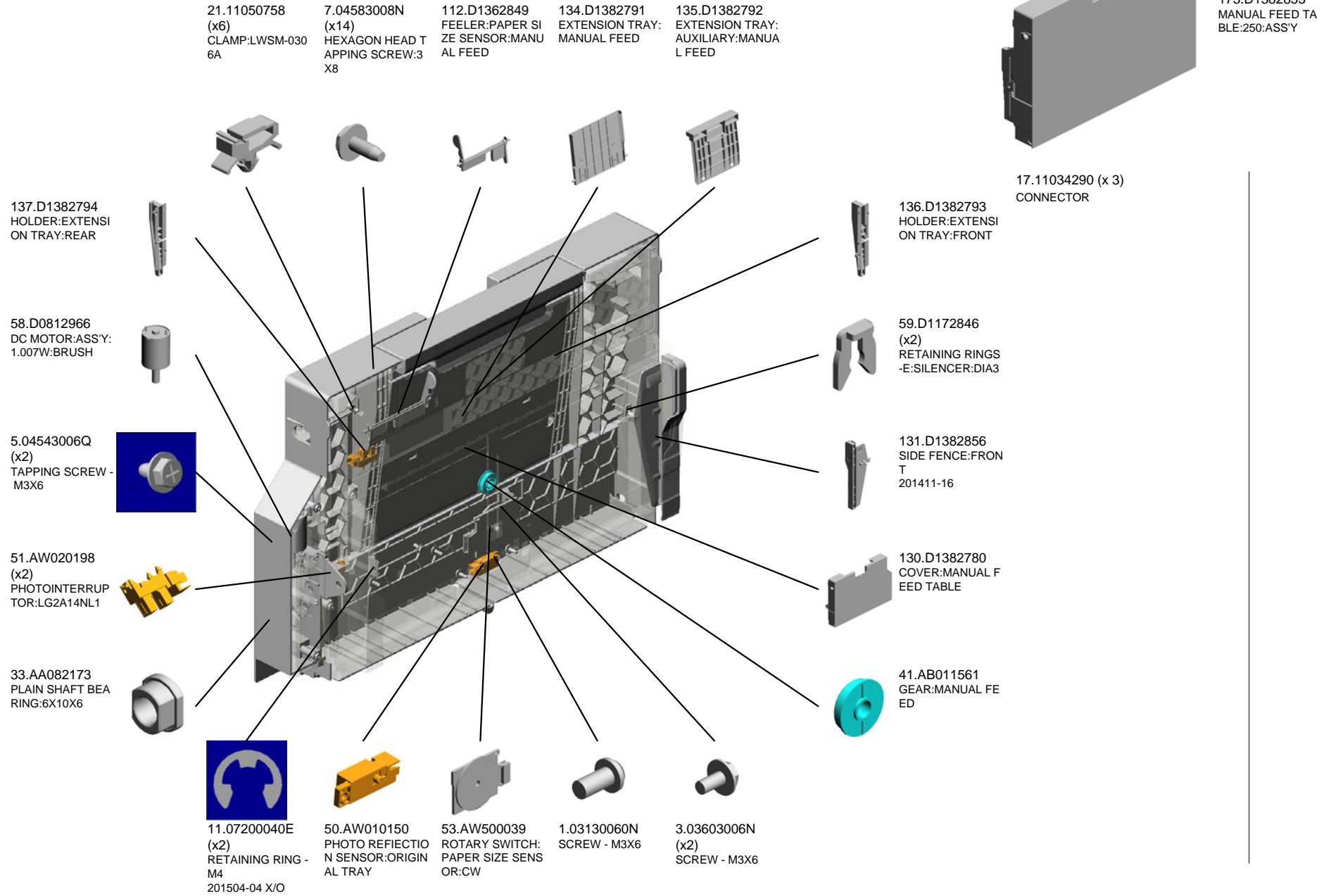
11.07200040E
RETAINING RING -
M4



103.D1362803
SHAFT:SEPARATO
R:DRIVEN:ASS'Y

U001	U002	U003	U004	U005	U006	U007	U008	U009	U010	U011	U012	U013	U014	U015	U016	U017	U018	U019	U020	U021
------	------	------	------	------	-------------	------	------	------	------	------	------	------	------	------	------	------	------	------	------	------

U006_S003_S002
MANUAL FEED TABLE:250:ASS'Y



U006_S003_S002
 MANUAL FEED TABLE:250:ASS'Y

169.D1382845
 STOPPER:COVER:
 MANUAL FEED:RE
 AR

145.D1382807
 GEAR:TORQUE LI
 MITER MECHANIC
 AL CLUTCH

147.D1382809
 COIL SPRING:TOR
 QUE LIMITER MEC
 HANICAL CLUTCH

138.D1382797
 COVER:HARNES
 S: MANUAL FEED TA
 BLE

167.D1382843
 DECAL:CAUTION:P
 APER SET DIRECT
 ION:MANUAL FEED

173.D1382853
 MANUAL FEED TA
 BLE:250:ASS'Y

146.D1382808
 BRACKET:LIFT MO
 TOR:2

140.D1382802
 GEAR:LIFT MOTOR
 :1

141.D1382803
 GEAR:LIFT MOTOR
 :2

161.D1382835
 COVER:LIFT MOTO
 R

148.D1382810
 BRACKET:LIFT MO
 TOR:ASS'Y

144.D1382806
 GEAR:LIFT MOTOR
 :JOINT

143.D1382805
 GEAR:LIFT MOTOR
 :4

142.D1382804
 GEAR:LIFT MOTOR
 :3

159.D1382831
 SHAFT:RISE:ASS'Y

149.D1382817
 COVER:HARNES
 S: BASE:MANUAL FE
 ED TABLE

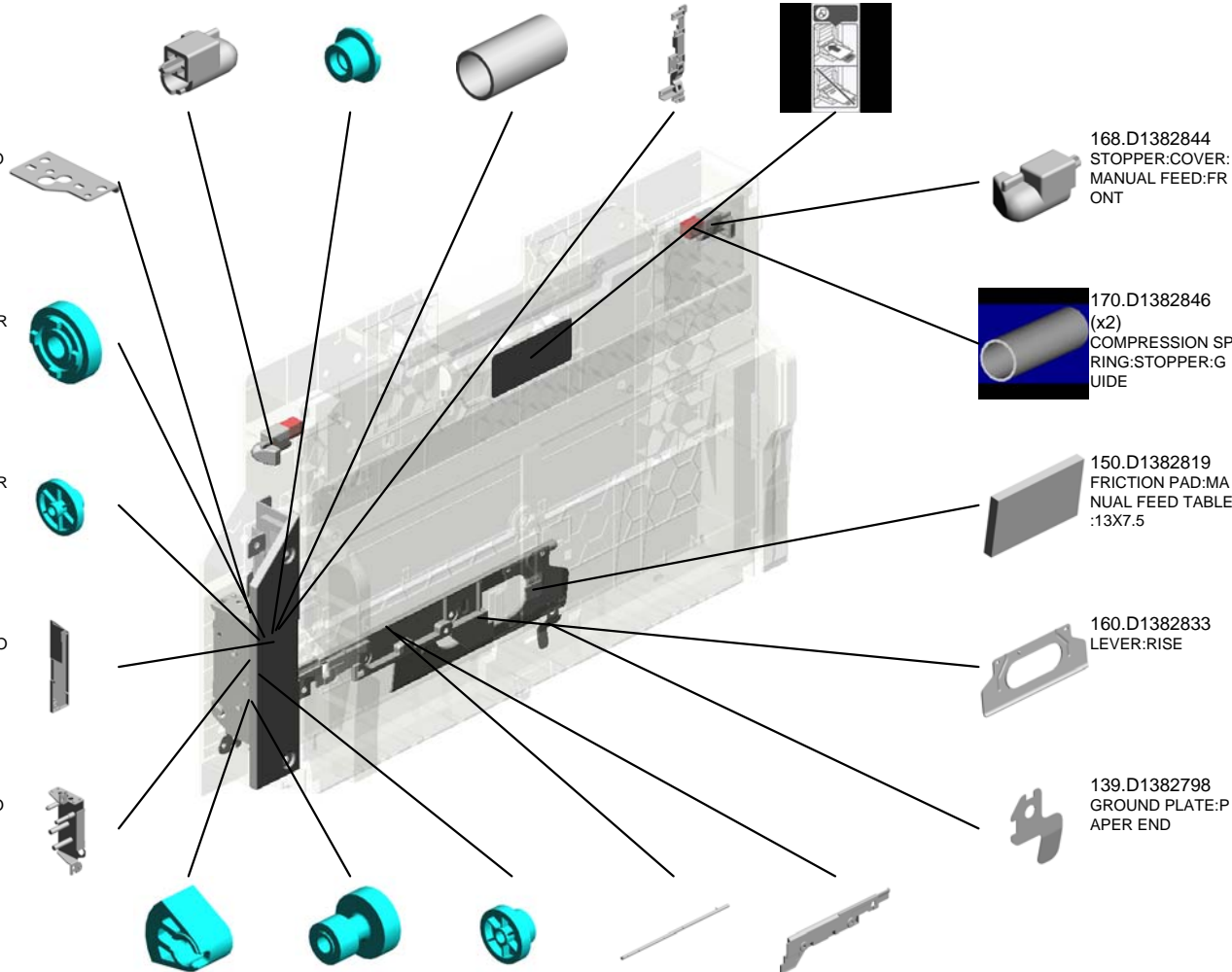

168.D1382844
 STOPPER:COVER:
 MANUAL FEED:FR
 ONT

170.D1382846
 (x2)
 COMPRESSION SP
 RING:STOPPER:G
 UIDE

150.D1382819
 FRICTION PAD:MA
 NUAL FEED TABLE
 :13X7.5

160.D1382833
 LEVER:RISE


139.D1382798
 GROUND PLATE:P
 APER END



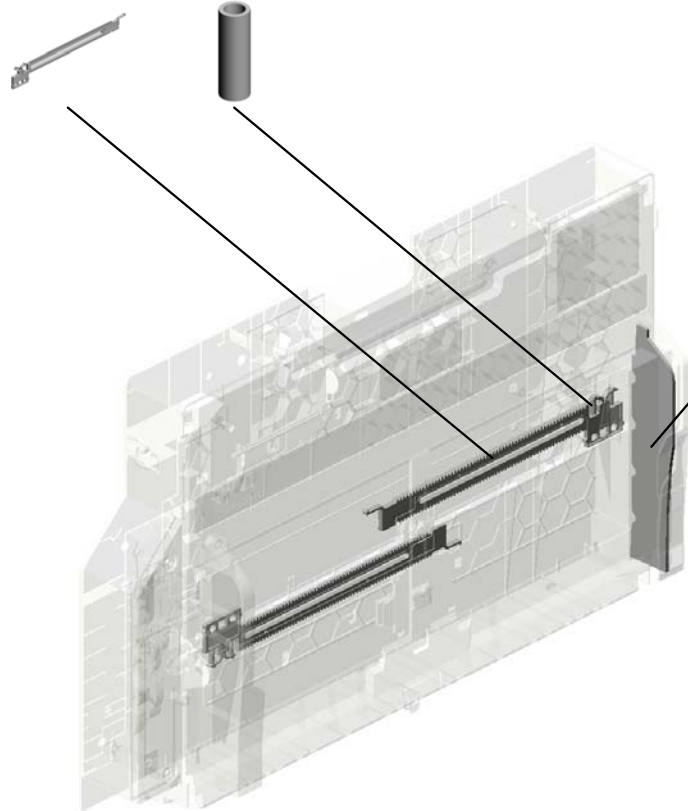
U006_S003_S002
MANUAL FEED TABLE:250:ASS'Y

174.D1382854 (x2)
RACK:MANUAL FEED

175.D1492668 (x4)
COMPRESSION SPRING:RACK:MANUAL FEED



173.D1382853
MANUAL FEED TABLE:250:ASS'Y



184.D1382866
BRUSH:SIDE FENCE:FRONT:250
201411-17 X/O

U006_S003_S002_S001
SIDE FENCE:REAR:ASS'Y

133.D1382786
DECAL:SIDE FENC
E:MANUAL FEED:2
50



132.D1382784
SIDE FENCE:REAR
:ASS'Y



U001	U002	U003	U004	U005	U006	U007	U008	U009	U010	U011	U012	U013	U014	U015	U016	U017	U018	U019	U020	U021
------	------	------	------	------	-------------	------	------	------	------	------	------	------	------	------	------	------	------	------	------	------

U007.PAPER FEED

U007_S006
D1366698
DC SOLENOID:TANDEM TRAY:LOCK:ASS'Y

U007_S004
D1356622
PAPER FEED UNIT:NO.1:ASS'Y

U007_S005
D1356644
TRANSPORT ROLLER:VERTICAL TRANSPORT:ASS'Y

U007_S011
D1386682
HEAT SINK:HEATER:UPPER:ASS'Y

U007_S001
D1356612
DOOR:VERTICAL TRANSPORT:ASS'Y

U007_S012
D1386685
HEAT SINK:HEATER:LOWER:ASS'Y

U007_S009
AX040281
DC MOTOR:RISING TRAY:1.007W:BRUSH

U007_S007
D1366751
LEVER:STRETCH:PAPER TRAY:ASS'Y

U007_S008
D1366751
LEVER:STRETCH:PAPER TRAY:ASS'Y

U007_S002
D1356620
PAPER FEED UNIT:NO.2:ASS'Y

U007_S003
D1356620
PAPER FEED UNIT:NO.2:ASS'Y

U007_S010
AX040281
DC MOTOR:RISING TRAY:1.007W:BRUSH

U007.PAPER FEED

U007_S015
D1357599
(NA):TANDEM LCT:LEFT:NA:
ASS'Y

U007_S017
D1357598
(CHN/EU/AA):TANDEM LCT:L
EFT:EU:ASS'Y

U007_S018
D1357598
(CHN/EU/AA):TANDEM LCT:L
EFT:EU:ASS'Y

U007_S019
D1357598
(CHN/EU/AA):TANDEM LCT:L
EFT:EU:ASS'Y

U007_S016
D1357563
(NA):TANDEM LCT:RIGHT:AS
S'Y

U007_S014
D1356757
PAPER TRAY:ASS'Y

U007_S020
D1357560
(CHN/EU/AA):TANDEM TRAY:
RIGHT:EU:ASS'Y

U007_S021
D1357560
(CHN/EU/AA):TANDEM TRAY:
RIGHT:EU:ASS'Y

U007_S013
D1356756
PAPER TRAY:NO.4:ASS'Y

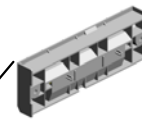


U007_S022
D1357560
(CHN/EU/AA):TANDEM TRAY:
RIGHT:EU:ASS'Y

U001	U002	U003	U004	U005	U006	U007	U008	U009	U010	U011	U012	U013	U014	U015	U016	U017	U018	U019	U020	U021
------	------	------	------	------	------	------	------	------	------	------	------	------	------	------	------	------	------	------	------	------

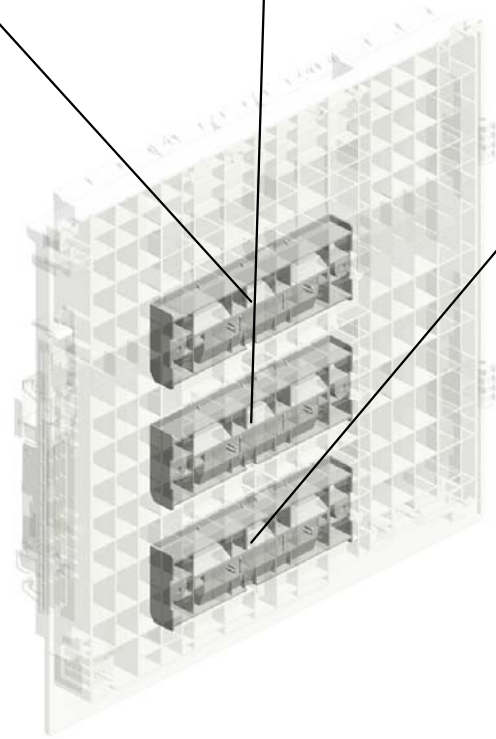
U007_S001.DOOR:VERTICAL TRANSPORT:ASS'Y

U007_S001_S003
D1356602
GUIDE PLATE:FLAT CONVEY
ER BELT:NO.2:ASS'Y

U007_S001_S002
D1356602
GUIDE PLATE:FLAT CONVEY
ER BELT:NO.2:ASS'Y



U007_S001_S001
D1356602
GUIDE PLATE:FLAT CONVEY
ER BELT:NO.2:ASS'Y



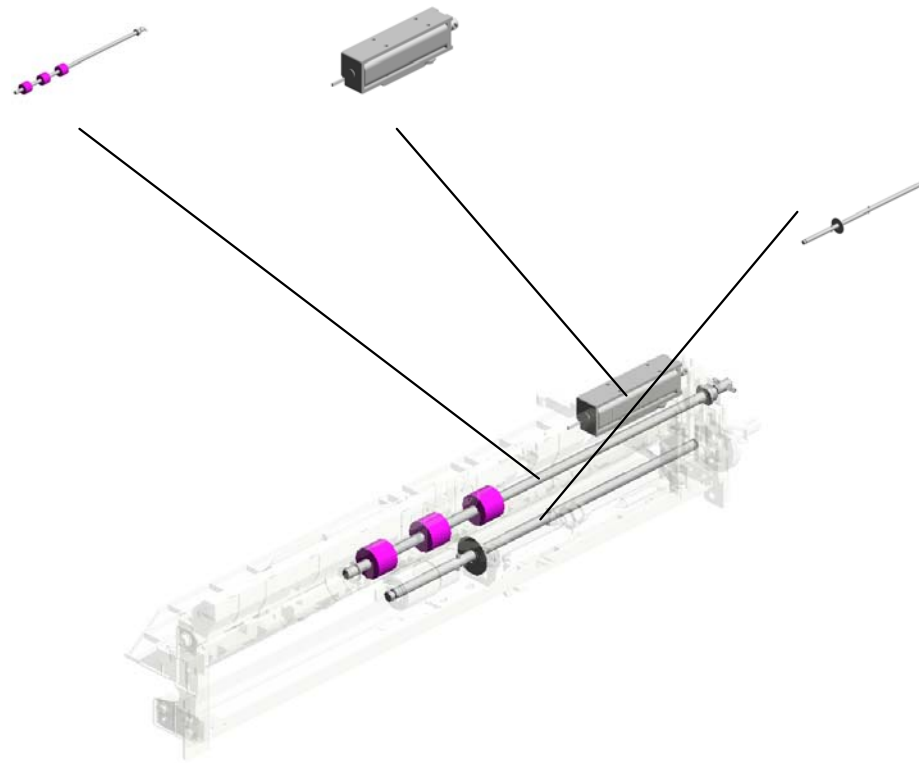
U001	U002	U003	U004	U005	U006	U007	U008	U009	U010	U011	U012	U013	U014	U015	U016	U017	U018	U019	U020	U021
------	------	------	------	------	------	------	------	------	------	------	------	------	------	------	------	------	------	------	------	------

U007_S002.PAPER FEED UNIT:NO.2:ASS'Y

U007_S002_S003
D1356644
TRANSPORT ROLLER:VERTI
CAL TRANSPORT:ASSY

U007_S002_S001
D1492716
DC SOLENOID:PICKUP:NO.1:
ASSY

U007_S002_S002
D1356667
SHAFT:SEPARATE:DRIVEN:A
SSY



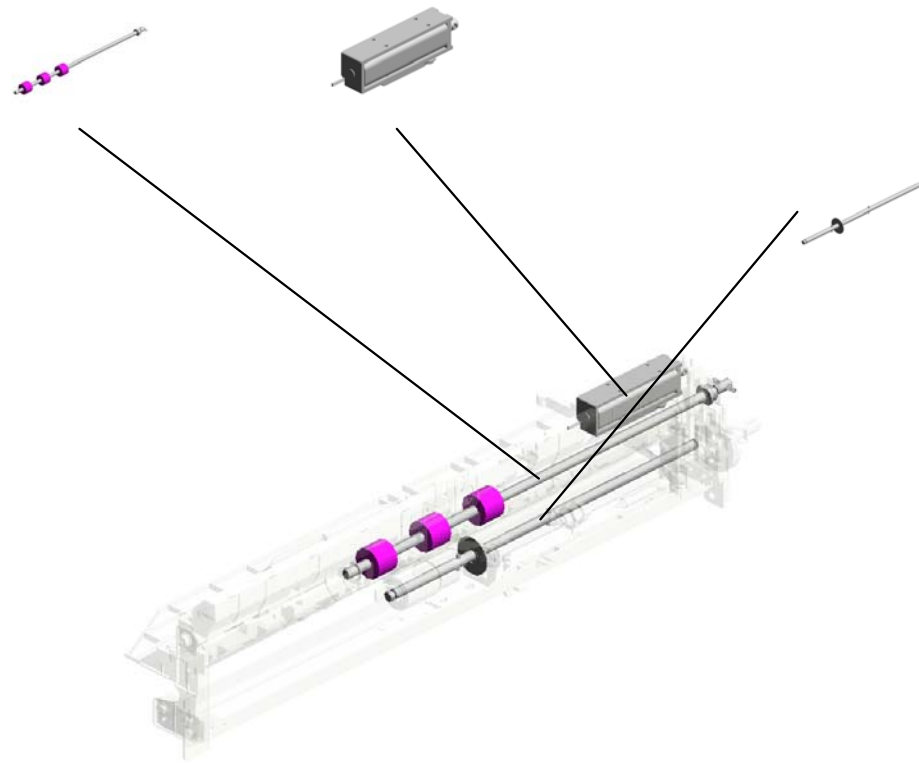
U001	U002	U003	U004	U005	U006	U007	U008	U009	U010	U011	U012	U013	U014	U015	U016	U017	U018	U019	U020	U021
------	------	------	------	------	------	------	------	------	------	------	------	------	------	------	------	------	------	------	------	------

U007_S003.PAPER FEED UNIT:NO.2:ASS'Y

U007_S003_S003
D1356644
TRANSPORT ROLLER:VERTI
CAL TRANSPORT:ASSY

U007_S003_S001
D1492716
DC SOLENOID:PICKUP:NO.1:
ASSY

U007_S003_S002
D1356667
SHAFT:SEPARATE:DRIVEN:A
SSY



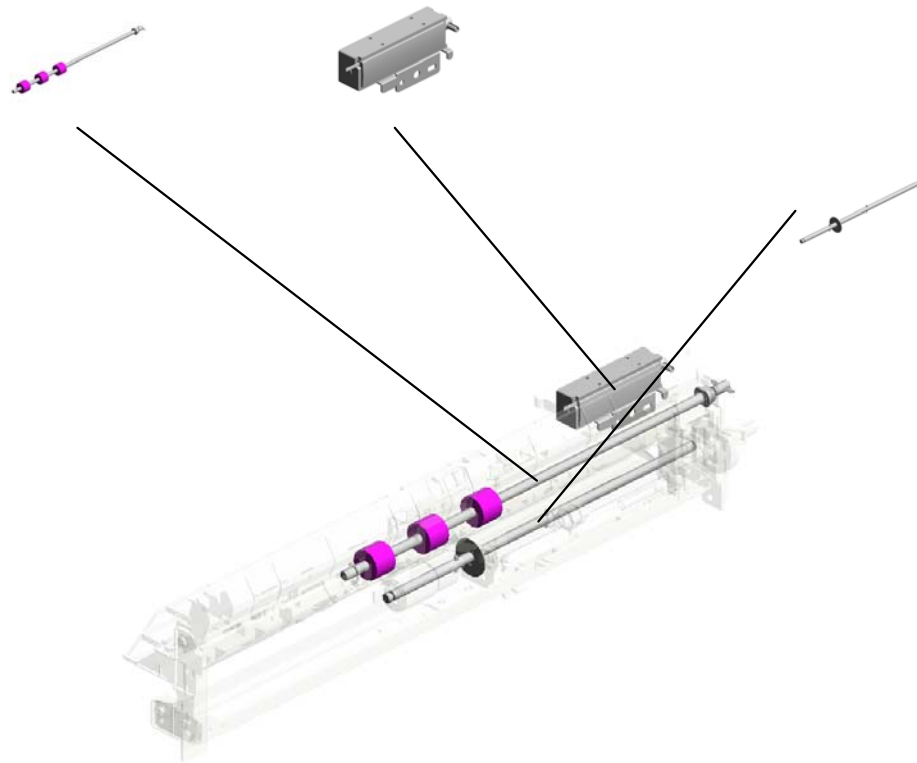
U001	U002	U003	U004	U005	U006	U007	U008	U009	U010	U011	U012	U013	U014	U015	U016	U017	U018	U019	U020	U021
------	------	------	------	------	------	------	------	------	------	------	------	------	------	------	------	------	------	------	------	------

U007_S004.PAPER FEED UNIT:NO.1:ASS'Y

U007_S004_S003
D1356644
TRANSPORT ROLLER:VERTI
CAL TRANSPORT:ASSY

U007_S004_S001
D1492726
DC SOLENOID:PICKUP:NO.2:
ASSY

U007_S004_S002
D1356667
SHAFT:SEPARATE:DRIVEN:A
SSY



U001	U002	U003	U004	U005	U006	U007	U008	U009	U010	U011	U012	U013	U014	U015	U016	U017	U018	U019	U020	U021
------	------	------	------	------	------	------	------	------	------	------	------	------	------	------	------	------	------	------	------	------

U007_S013.PAPER TRAY:NO.4:ASS'Y

U007_S013_S004
D1492840
END FENCE:PAPER TRAY:A
SS'Y

U007_S013_S003
D1356732
COVER:PAPER TRAY:NO.4:A
SS'Y

U007_S013_S001
D1356718
SIDE FENCE:REAR:ASS'Y

U007_S013_S002
D1492875
SIDE FENCE:FRONT:ASS'Y

U001	U002	U003	U004	U005	U006	U007	U008	U009	U010	U011	U012	U013	U014	U015	U016	U017	U018	U019	U020	U021
------	------	------	------	------	------	------	------	------	------	------	------	------	------	------	------	------	------	------	------	------

U007_S014.PAPER TRAY:ASS'Y

U007_S014_S004
D1492840
END FENCE:PAPER TRAY:ASS'Y

U007_S014_S003
D1356730
COVER:PAPER TRAY:NO.3:ASS'Y

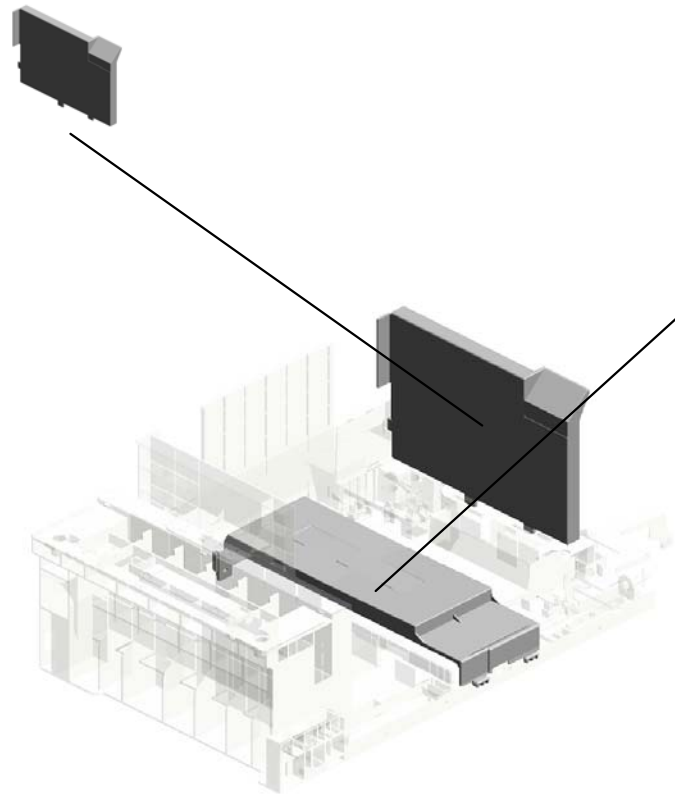
U007_S014_S001
D1356718
SIDE FENCE:REAR:ASS'Y

U007_S014_S002
D1492875
SIDE FENCE:FRONT:ASS'Y

U001	U002	U003	U004	U005	U006	U007	U008	U009	U010	U011	U012	U013	U014	U015	U016	U017	U018	U019	U020	U021
------	------	------	------	------	------	------	------	------	------	------	------	------	------	------	------	------	------	------	------	------

U007_S015.(NA):TANDEM LCT:LEFT:NA:ASS'Y

U007_S015_S001
D1357516
SIDE FENCE:LEFT REAR:TA
NDEM LCT:ASS'Y



U007_S015_S002
D1367581
COVER:TIMING BELT:TANDE
M TRAY:ASS'Y

U001	U002	U003	U004	U005	U006	U007	U008	U009	U010	U011	U012	U013	U014	U015	U016	U017	U018	U019	U020	U021
------	------	------	------	------	------	------	------	------	------	------	------	------	------	------	------	------	------	------	------	------

U007_S016.(NA):TANDEM LCT:RIGHT:ASS'Y

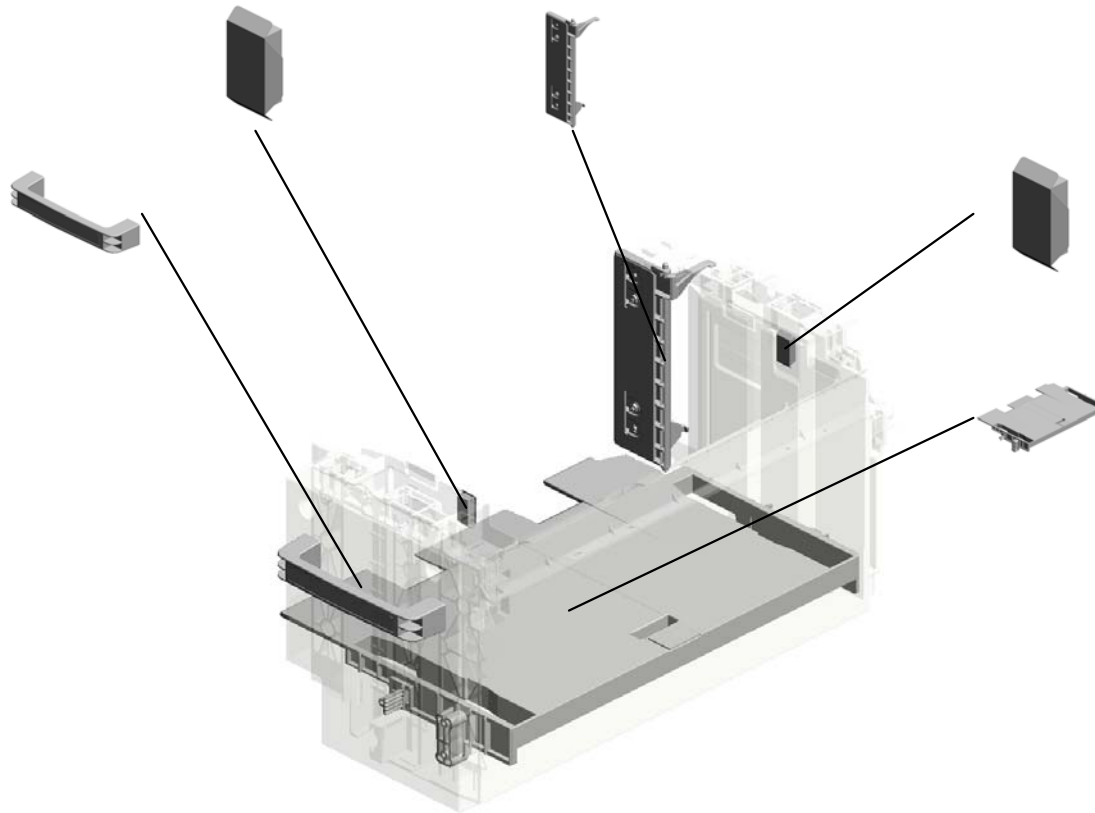
U007_S016_S002
D0596690
PLATE:PAPER:ASS'Y

U007_S016_S004
D1357510
END FENCE:THREE WAY:AS
S'Y

U007_S016_S003
D1357531
GRIP:INNER COVER:ASS'Y

U007_S016_S001
D0596690
PLATE:PAPER:ASS'Y

U007_S016_S005
D1367543
TRAY BOTTOM PLATE:ASS'Y



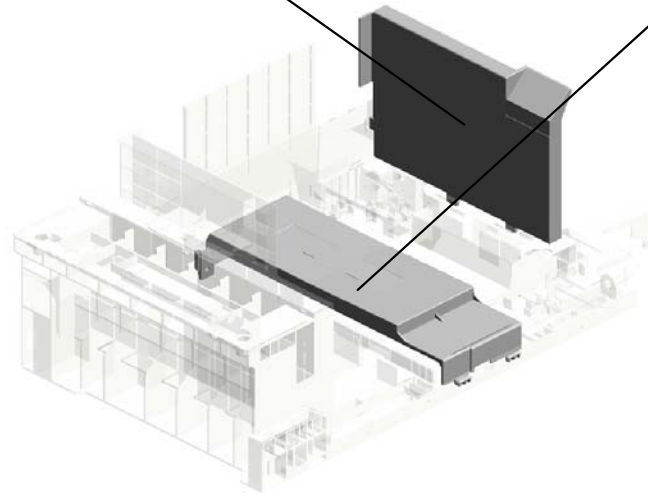

U001	U002	U003	U004	U005	U006	U007	U008	U009	U010	U011	U012	U013	U014	U015	U016	U017	U018	U019	U020	U021
------	------	------	------	------	------	------	------	------	------	------	------	------	------	------	------	------	------	------	------	------

U007_S017.(CHN/EU/AA):TANDEM LCT:LEFT:EU:ASS'Y

U007_S017_S001
D1357516
SIDE FENCE:LEFT REAR:TA
NDEM LCT:ASS'Y



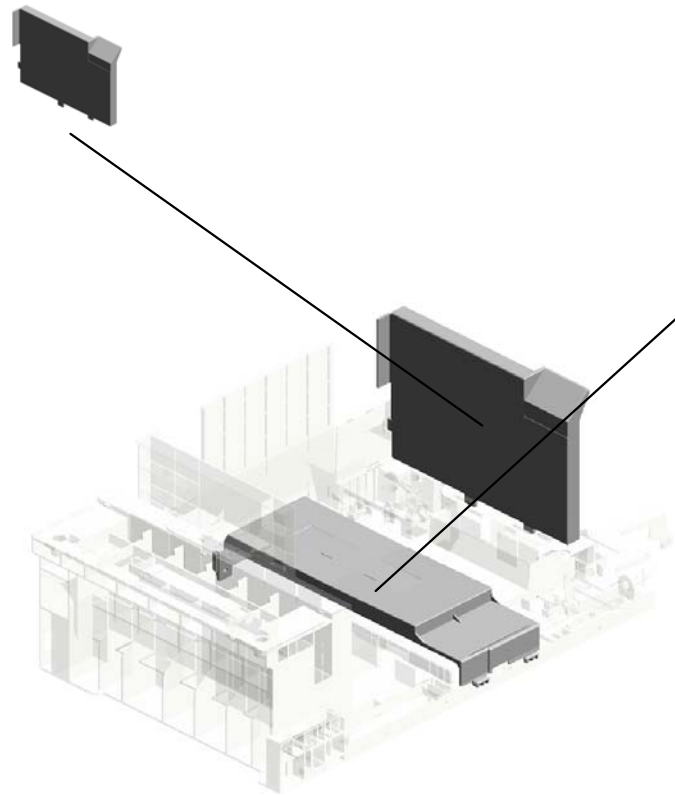
U007_S017_S002
D1367581
COVER:TIMING BELT:TANDE
M TRAY:ASS'Y



U001	U002	U003	U004	U005	U006	U007	U008	U009	U010	U011	U012	U013	U014	U015	U016	U017	U018	U019	U020	U021
------	------	------	------	------	------	------	------	------	------	------	------	------	------	------	------	------	------	------	------	------

U007_S018.(CHN/EU/AA):TANDEM LCT:LEFT:EU:ASS'Y

U007_S018_S001
D1357516
SIDE FENCE:LEFT REAR:TA
NDEM LCT:ASS'Y

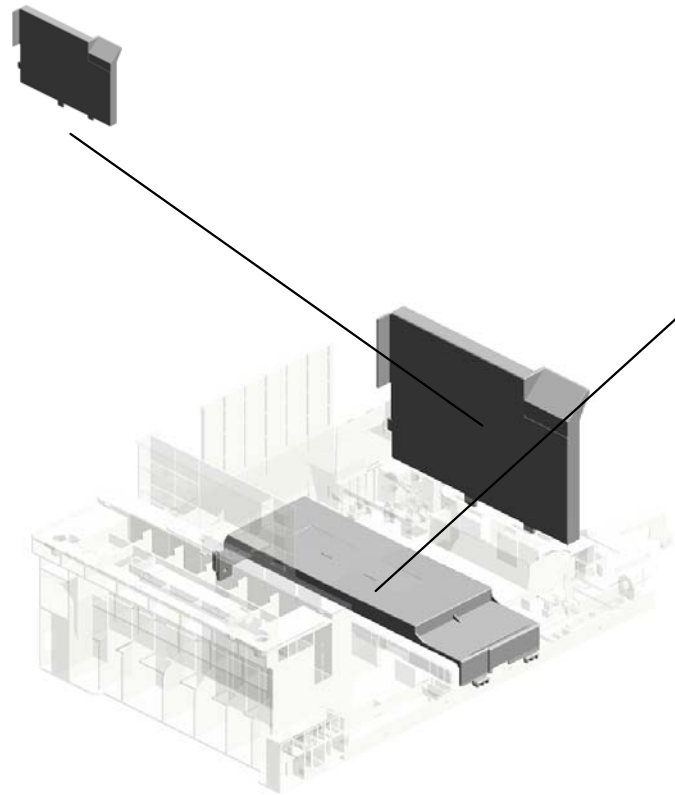


U007_S018_S002
D1367581
COVER:TIMING BELT:TANDE
M TRAY:ASS'Y

U001	U002	U003	U004	U005	U006	U007	U008	U009	U010	U011	U012	U013	U014	U015	U016	U017	U018	U019	U020	U021
------	------	------	------	------	------	------	------	------	------	------	------	------	------	------	------	------	------	------	------	------

U007_S019.(CHN/EU/AA):TANDEM LCT:LEFT:EU:ASS'Y

U007_S019_S001
D1357516
SIDE FENCE:LEFT REAR:TA
NDEM LCT:ASS'Y



U007_S019_S002
D1367581
COVER:TIMING BELT:TANDE
M TRAY:ASS'Y

U001	U002	U003	U004	U005	U006	U007	U008	U009	U010	U011	U012	U013	U014	U015	U016	U017	U018	U019	U020	U021
------	------	------	------	------	------	------	------	------	------	------	------	------	------	------	------	------	------	------	------	------

U007_S020.(CHN/EU/AA):TANDEM TRAY:RIGHT:EU:ASS'Y

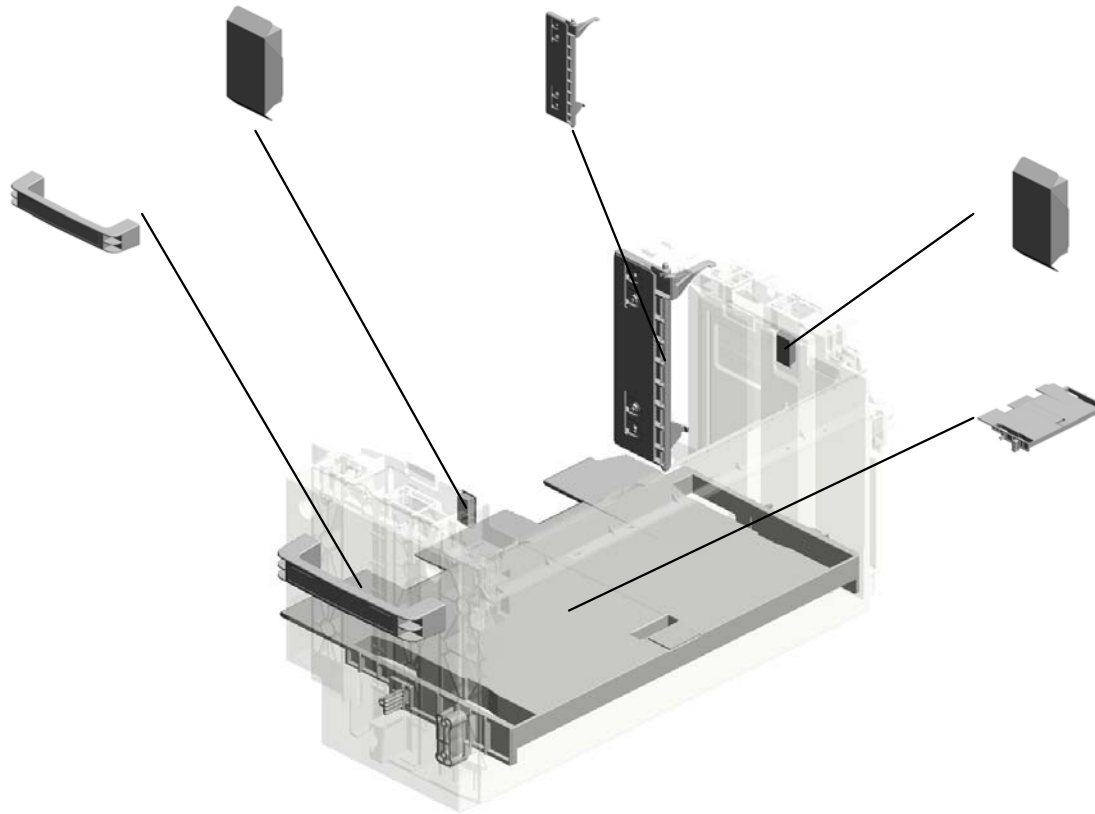
U007_S020_S002
D0596690
PLATE:PAPER:ASS'Y

U007_S020_S004
D1357510
END FENCE:THREE WAY:AS
S'Y

U007_S020_S003
D1357531
GRIP:INNER COVER:ASS'Y

U007_S020_S001
D0596690
PLATE:PAPER:ASS'Y

U007_S020_S005
D1367543
TRAY BOTTOM PLATE:ASS'Y



U001	U002	U003	U004	U005	U006	U007	U008	U009	U010	U011	U012	U013	U014	U015	U016	U017	U018	U019	U020	U021
------	------	------	------	------	------	------	------	------	------	------	------	------	------	------	------	------	------	------	------	------

U007_S021.(CHN/EU/AA):TANDEM TRAY:RIGHT:EU:ASS'Y

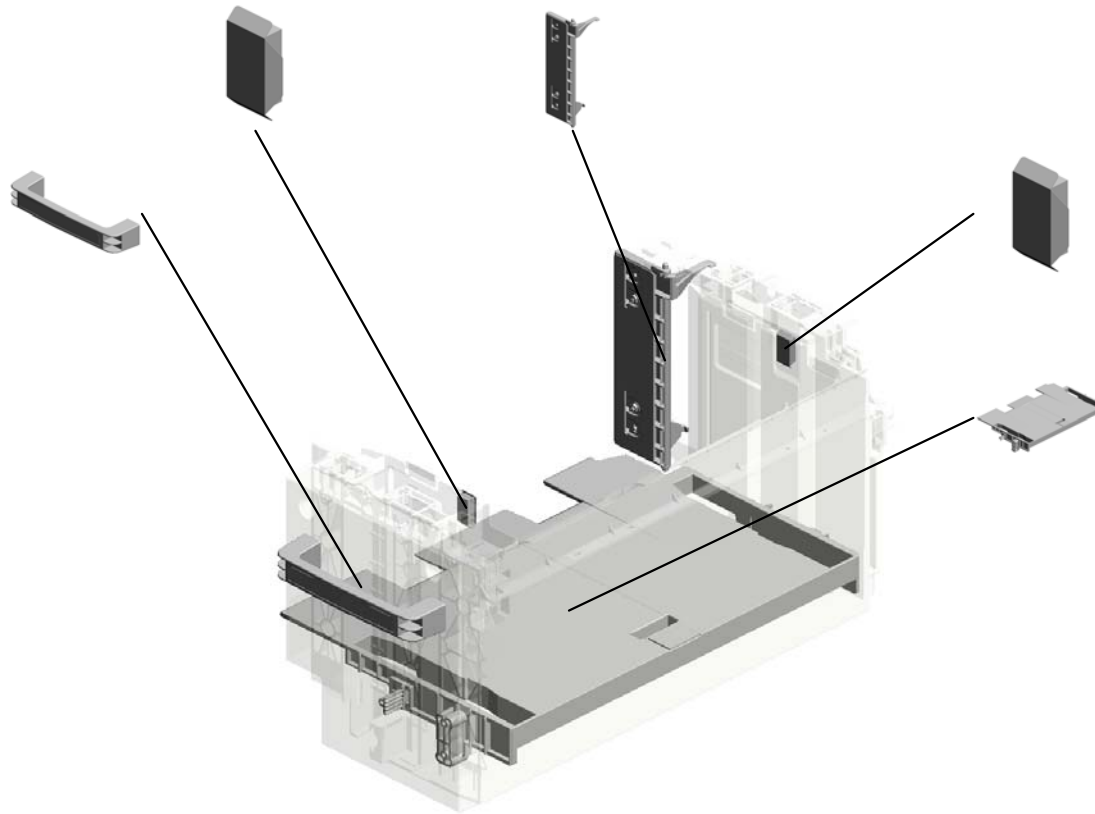
U007_S021_S002
D0596690
PLATE:PAPER:ASS'Y

U007_S021_S004
D1357510
END FENCE:THREE WAY:AS
S'Y

U007_S021_S003
D1357531
GRIP:INNER COVER:ASS'Y

U007_S021_S001
D0596690
PLATE:PAPER:ASS'Y

U007_S021_S005
D1367543
TRAY BOTTOM PLATE:ASS'Y



U001	U002	U003	U004	U005	U006	U007	U008	U009	U010	U011	U012	U013	U014	U015	U016	U017	U018	U019	U020	U021
------	------	------	------	------	------	------	------	------	------	------	------	------	------	------	------	------	------	------	------	------

U007_S022.(CHN/EU/AA):TANDEM TRAY:RIGHT:EU:ASS'Y

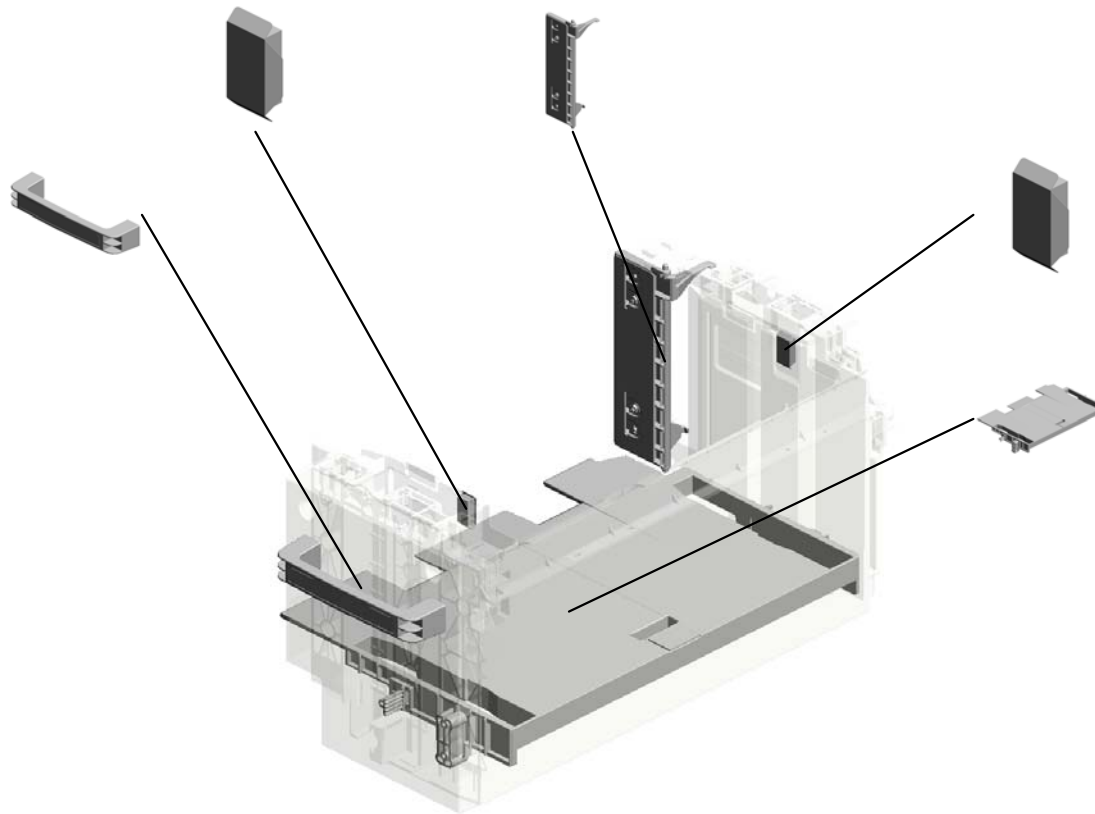
U007_S022_S002
D0596690
PLATE:PAPER:ASS'Y

U007_S022_S004
D1357510
END FENCE:THREE WAY:AS
S'Y

U007_S022_S003
D1357531
GRIP:INNER COVER:ASS'Y

U007_S022_S001
D0596690
PLATE:PAPER:ASS'Y

U007_S022_S005
D1367543
TRAY BOTTOM PLATE:ASS'Y



U001	U002	U003	U004	U005	U006	U007	U008	U009	U010	U011	U012	U013	U014	U015	U016	U017	U018	U019	U020	U021
------	------	------	------	------	------	------	------	------	------	------	------	------	------	------	------	------	------	------	------	------

U007 PAPER FEED

29.11050692
(x2)
CLAMP:LES-0503

1.03130040N
(x2)
SCREW:M3X4

17.07200040E
(x2)
RETAINING RING -
M4

11.04583008N
(x4)
HEXAGON HEAD T
APPING SCREW:3
X8

18.07200060E
RETAINING RING -
M6




33.11050760
(x6)
CLAMP:LWSM-051
1A

5.03603008N
(x3)
SCREW:M3X8

14.04593010N
(x3)
BINDING HEAD TA
PPING SCREW:3X
10

20.08046123
(x2)
HEXAGONAL BOLT
:W/WASHER:M3X8

8.04543006N
(x4)
TAPPING SCREW:
ROUND POINT:3X6



7.04504010N
(x3)
TAPPING SCREW:
M4X10

9.04543006Q (x 2)
TAPPING SCREW - M3X6
17.07200040E (x 1)
RETAINING RING - M4
27.11034290 (x 7)
CONNECTOR

17.07200040E
(x2)
RETAINING RING -
M4
201504-04 X/O

28.11050551
(x2)
CLAMP:LES-0505

12.04583010N
(x12)
HEXAGON HEAD T
APPING SCREW:3
X10

32.11050758
(x9)
CLAMP:LWSM-030
6A

23.08050092
(x4)
RETAINING RING -
3M

10.04543008Q
(x5)
TAPPING SCREW:
3X8

19.08030058
(x2)
STEPPED SCREW

9.04543006Q
(x85)
TAPPING SCREW -
M3X6

31.11050724
CLAMPS:WES-121
0

U007 PAPER FEED

51.AA063902
(x2)
SPRING:CONNECT
OR:TANDEM LCT

75.AW500041
(x2)
PUSH SWITCH:PA
PER SIZE SENSOR
201509-01 X/O

40.AA000291
(x2)
DECAL:POSITIONI
NG DISPLAY:SCRE
W:PP

35.54472681
SNAP RING

73.AW020198
(x5)
PHOTOINTERRUP
TOR:LG2A14NL1



52.AA071020
SLIDE RAIL:LARGE
CAPACITY TRAY:L
EFT:ASS'Y

46.AA000391
SHEET:PAPER SE
T DIRECTION:TAN
DEM TRAY

53.AA071025
SLIDE RAIL:LARGE
CAPACITY TRAY:
MIDDLE:ASS'Y
201501-01 X/O

39.AA000289
(x3)
DECAL:LED

36.AA000285
DECAL:PAPER TR
AY:DESIGN SKETC
H1

37.AA000286
DECAL:PAPER TR
AY:DESIGN SKETC
H2

38.AA000287
DECAL:PAPER TR
AY:DESIGN SKETC
H3

68.AC020152
(x3)
LENS:LED:3

56.AA082173
(x2)
PLAIN SHAFT BEA
RING:6X10X6

76.AW500040
(x3)
PUSH SWITCH:SW
1AG-550:10MA

34.52062686
(x5)
SNAP RING

64.AB014135
GEAR - 18Z

58.AA082175
PLAIN SHAFT BEA
RING:8X12X7

65.AB019475
GEAR - 48T

54.AA071022
SLIDE RAIL:LARGE
CAPACITY TRAY:
RIGHT:ASS'Y

U007 PAPER FEED

137.D1356797
CAP:SLIDE RAIL:LA
RGE CAPACITY T
RAY:RIGHT:ASS'Y

175.D1366703
COVER:PAPER TR
AY:REAR LEFT

167.D1366665
BRACKET:LED:VE
RTICAL TRANSPOR
T

86.C2592267
(x2)
LOCK HOLDER

124.D1356709
BRACKET:DC SOL
ENOID:REAR:ASS'
Y
201409-15 X/O



172.D1366678
(x2)
SUPPORTER:LEFT
:ASS'Y

158.D1357582
BRACKET:STOPPE
R:TANDEM TRAY:L
EFT

95.D1356748
TORSION SPRING:
STOPPER:TANDE
M TRAY
201509-02 O/O

147.D1357523
ARM:GRIP:TANDE
M LCT

146.D1357522
COVER:TANDEM L
CT

170.D1366675
(x2)
HOLDER:POSITIO
NING

165.D1365511
(x3)
LED:CONNECTOR:
BLUE

168.D1366666
INNER COVER:LED
:VERTICAL TRANS
PORT

164.D1365510
LED:CONNECTOR:
RED

169.D1366672
(x2)
SUPPORTER:RIGH
T:ASS'Y

171.D1366676
(x3)
CUSHION:SEPARA
TE

80.B2342399
(x2)
BOLT - M3X6

173.D1366696
BRACKET:TANDE
M TRAY:LIFT MOT
OR

112.D1356649
(x3)
GUIDE PLATE:SWI
VEL:ASS'Y
201410-06 X/O

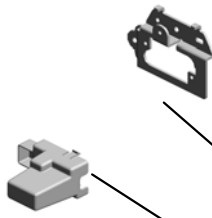
77.AX040145
DC MOTOR:TANDE
M LCT

U007 PAPER FEED

178.D1366710 BRACKET:CONNECTOR:LEFT
 181.D1366718 COVER:DC SOLENOID:REAR
 182.D1366719 DC SOLENOID:END FENCE:REAR:ASSY
 187.D1366744 TENSION SPRING:END FENCE:SOLENOID
 180.D1366717 LEVER:RELEASE:REAR



185.D1366741 COVER:CONNECTOR:HEATER:UPPER



219.D1367566 STOPPER:TANDEM TRAY



218.D1367565 SHAFT:GRIP:TANDEM TRAY



207.D1366797 (x2) COIL SPRING:SHUTTER:LED



220.D1367567 BRACKET:STOPPER:TANDEM TRAY:RIGHT:ASSY



206.D1366796 (x2) SHUTTER:LED



205.D2586752 [A] INNER COVER:LED:RIGHT FRONT 201611-02 X/O



204.D1366792 BRACKET:LED:TANDEM TRAY



186.D1366743 PLATE:CONNECTOR:HEATER:LOWER



184.D1366729 BRACKET:STOPPER:VERTICAL TRANSPORT:RIGHT LOWER:ASSY



179.D1366711 DC MOTOR:TANDEM LIFT:RISE:ASSY



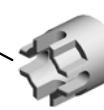
177.D1366708 SHAFT:JOINT



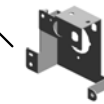
183.D1356728 (x2) BRACKET:DOOR:VERTICAL TRANSPORT:ASSY 201503-14 X/X



188.D1366746 JOINT:TANDEM LIFT



176.D1366707 BRACKET:DC MOTOR:LEFT



U007 PAPER FEED

291.D1357543
BRACKET:TRAY:PLATE:UPPER

304.D1366667
HOLDER:POSITIONING:VERTICAL TRANSPORT

237.D1386714
GROUND PLATE:GUIDE PLATE:VERTICAL TRANSPORT:CONNECTING

233.D1386669
COVER:SIDE PLATE:REAR:TANDEM LCT

288.G5692901
SPRING - LIFT MOTOR



221.D1367570
GRIP:TANDEM TRAY:REAR

222.D1367571
GRIP:PAPER TRAY:TANDEM TRAY

296.D1366656
GUIDE:COUPLING:RELEASE:TANDEM TRAY

275.D1492928
(x2)
ROLLER:SUPPORTER:PAPER TRAY:LEFT

273.D1492923
(x2)
ROLLER:SUPPORTER:PAPER TRAY

274.D1492924
(x2)
STOPPER:PAPER TRAY

305.04543008N
(x12)
TAPPING SCREW:ROUND POINT:3X8

232.D1386668
SIDE PLATE:REAR:PAPER VOLUME SENSOR:THREE WAY

231.D1386665
COVER:LIFT MOTOR

289.GW010007
PHOTO REFLECTION SENSOR:EXIT

236.D1386715
GUIDE PLATE:VERTICAL TRANSPORT:CONNECTING:THREE WAY
201409-12 X/O

295.D1482702
SPACER:TRANSPORT ROLLER
201409-11



D1366793
[A]
INNER COVER:LED LENGTHWISE:RIGHT FRONT
201611-02 X/O

U007_S001
DOOR:VERTICAL TRANSPORT:ASS'Y

239.D1492676
(x2)
COMPRESSION SPRING:FLAT CONVEYER BELT:DRIVEN

93.D0392993
SHAFT:TRANSPORT BELT:PULLEY

120.D1356631
GUIDE PLATE:FLAT CONVEYER BELT:NO.1
201409-07 X/X

88.D0092574
(x3)
PULLEY - IDLER

238.D1444489
(x2)
STOPPER:DRIVEN ROLLER

101.D1356612
[A]
DOOR:VERTICAL TRANSPORT:ASS'Y
201409-23 X/O

87.D0092573
(x3)
PULLEY - VERTICAL TRANSPORT

89.D0292677
(x3)
TRANSPORT BELT:DRIVEN:VERTICAL TRANSPORT

68.AC020152
LENS:LED:3

102.D1356641
BRACKET:FIX:LEVER:VERTICAL TRANSPORT

117.D1356695
LEVER:VERTICAL TRANSPORT

13.04583012N
(x18)
HEXAGON HEAD TAPPING SCREW:3X12

23.08050092
(x2)
RETAINING RING - 3M

50.AA062173
COIL SPRING:LEVER:COVER:MANUAL FEED

118.D1356696
SHAFT:LEVER:DOOR:VERTICAL TRANSPORT

103.D1356642
BRACKET:FIX:LEVER:VERTICAL TRANSPORT:LOWER

119.D1356697
COVER:VERTICAL TRANSPORT

116.D1356694
STAY:DOOR:VERTICAL TRANSPORT

122.D1356702
BRACKET:STOPPER:DOOR:VERTICAL TRANSPORT

60.AA143555
SCREW - M3X5

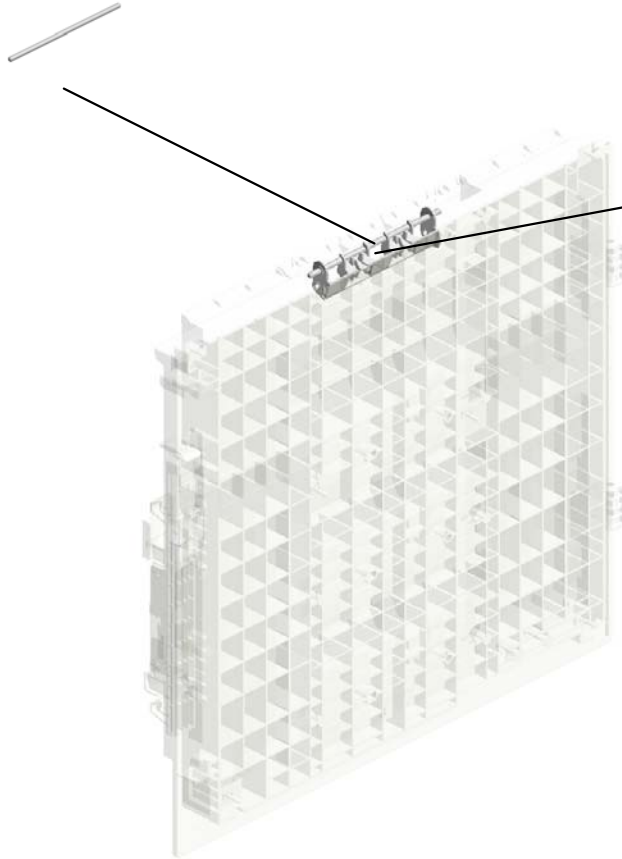
123.D1356703
STOPPER:DOOR:VERTICAL TRANSPORT

13.04583012N (x 1)
HEXAGON HEAD TAPPING SCREW:3X12

U001	U002	U003	U004	U005	U006	U007	U008	U009	U010	U011	U012	U013	U014	U015	U016	U017	U018	U019	U020	U021
------	------	------	------	------	------	------	------	------	------	------	------	------	------	------	------	------	------	------	------	------

U007_S001
DOOR:VERTICAL TRANSPORT:ASS'Y

240.D1492678
SHAFT:FLAT CONV
EYER BELT:DRIVE
N



282.D1482675
HOLDER:DRIVEN:BELT
201409-06 X/X



101.D1356612
[A]
DOOR:VERTICAL TRANSPORT:ASS'Y
201409-23 X/O



D1356610
[A]
DOOR:VERTICAL TRANSPORT:ASS'Y
201409-23 X/O


U001	U002	U003	U004	U005	U006	U007	U008	U009	U010	U011	U012	U013	U014	U015	U016	U017	U018	U019	U020	U021
------	------	------	------	------	------	------	------	------	------	------	------	------	------	------	------	------	------	------	------	------

U007_S001_S001
 GUIDE PLATE:FLAT CONVEYER BELT:NO.2:ASS'Y

240.D1492678
 SHAFT:FLAT CONVEYER BELT:DRIVEN

282.D1482675
 HOLDER:DRIVEN:BELT
 201409-08 X/X

121.D1356708
 GUIDE PLATE:FLAT CONVEYER BELT:NO.2
 201409-09 X/X

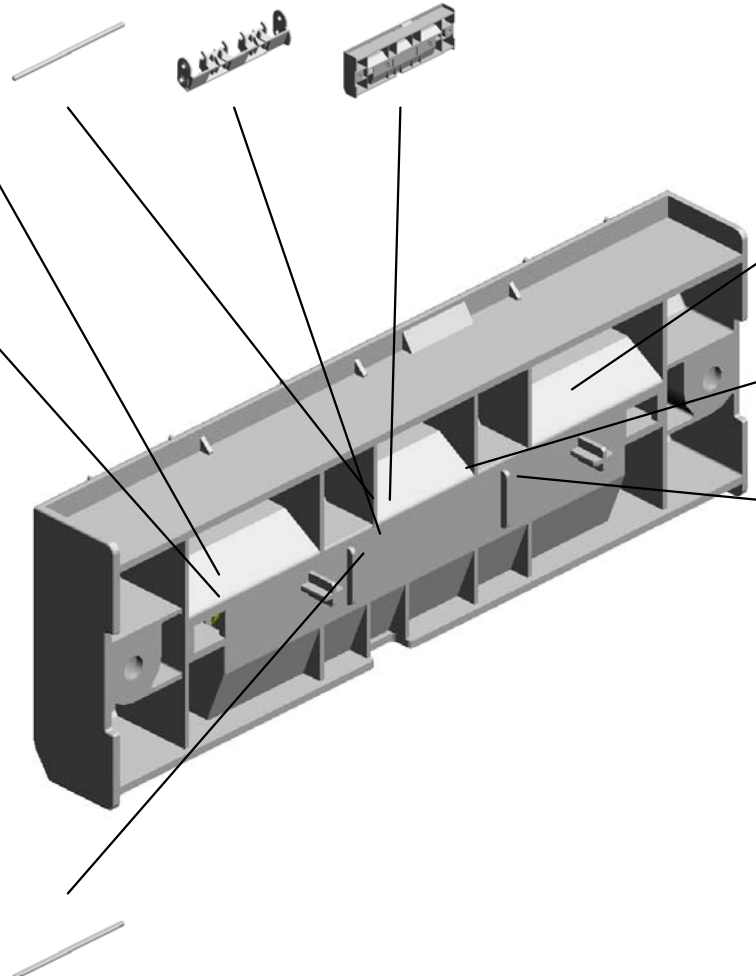


294.D1356602
 GUIDE PLATE:FLAT CONVEYER BELT:NO.2:ASS'Y
 201409-22

87.D0092573
 (x3)
 PULLEY - VERTICAL TRANSPORT



89.D0292677
 (x3)
 TRANSPORT BELT :DRIVEN:VERTICAL TRANSPORT



238.D1444489
 (x2)
 STOPPER:DRIVEN ROLLER



239.D1492676
 (x2)
 COMPRESSION SPRING:FLAT CONVEYER BELT:DRIVEN



88.D0092574
 (x3)
 PULLEY - IDLER



93.D0392993
 SHAFT:TRANSPORT BELT:PULLEY



U001	U002	U003	U004	U005	U006	U007	U008	U009	U010	U011	U012	U013	U014	U015	U016	U017	U018	U019	U020	U021
------	------	------	------	------	------	------	------	------	------	------	------	------	------	------	------	------	------	------	------	------


U007_S001_S002

GUIDE PLATE:FLAT CONVEYER BELT:NO.2:ASS'Y

240.D1492678
SHAFT:FLAT CONVEYER BELT:DRIVEN

282.D1482675
HOLDER:DRIVEN:BELT
201409-08 X/X

121.D1356708
GUIDE PLATE:FLAT CONVEYER BELT:NO.2
201409-09 X/X

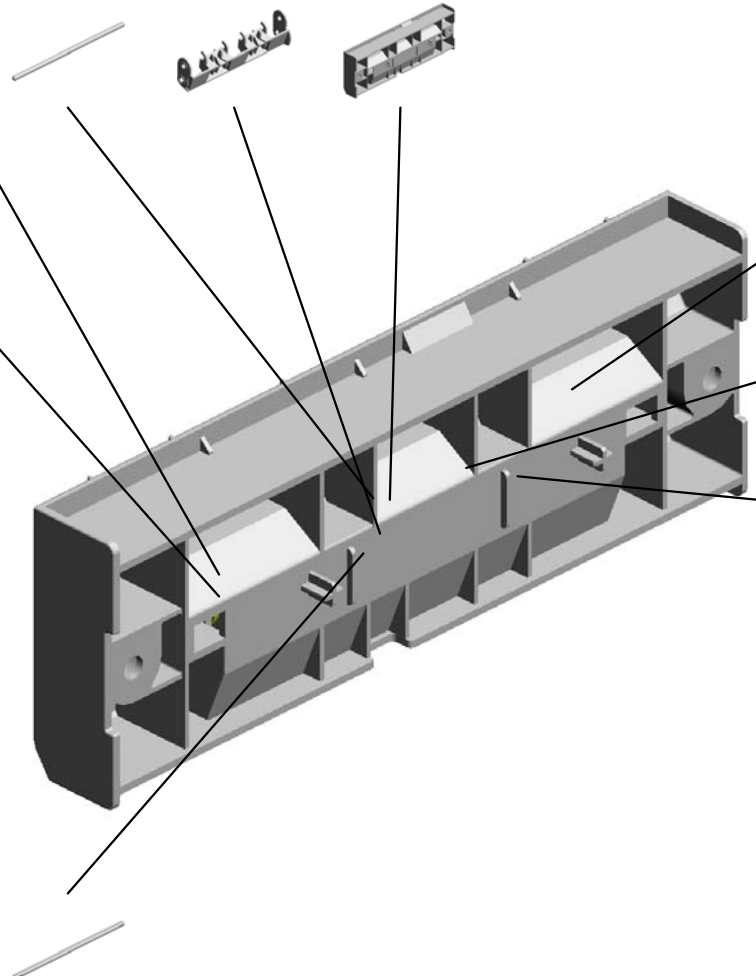


294.D1356602
GUIDE PLATE:FLAT CONVEYER BELT:NO.2:ASS'Y
201409-22

87.D0092573
(x3)
PULLEY - VERTICAL TRANSPORT



89.D0292677
(x3)
TRANSPORT BELT :DRIVEN:VERTICAL TRANSPORT



238.D1444489
(x2)
STOPPER:DRIVEN ROLLER



239.D1492676
(x2)
COMPRESSION SPRING:FLAT CONVEYER BELT:DRIVEN



88.D0092574
(x3)
PULLEY - IDLER



93.D0392993
SHAFT:TRANSPORT BELT:PULLEY



U001	U002	U003	U004	U005	U006	U007	U008	U009	U010	U011	U012	U013	U014	U015	U016	U017	U018	U019	U020	U021
------	------	------	------	------	------	-------------	------	------	------	------	------	------	------	------	------	------	------	------	------	------


U007_S001_S003

GUIDE PLATE:FLAT CONVEYER BELT:NO.2:ASS'Y

240.D1492678
SHAFT:FLAT CONVEYER BELT:DRIVEN

282.D1482675
HOLDER:DRIVEN:BELT
201409-08 X/X

121.D1356708
GUIDE PLATE:FLAT CONVEYER BELT:NO.2
201409-09 X/X

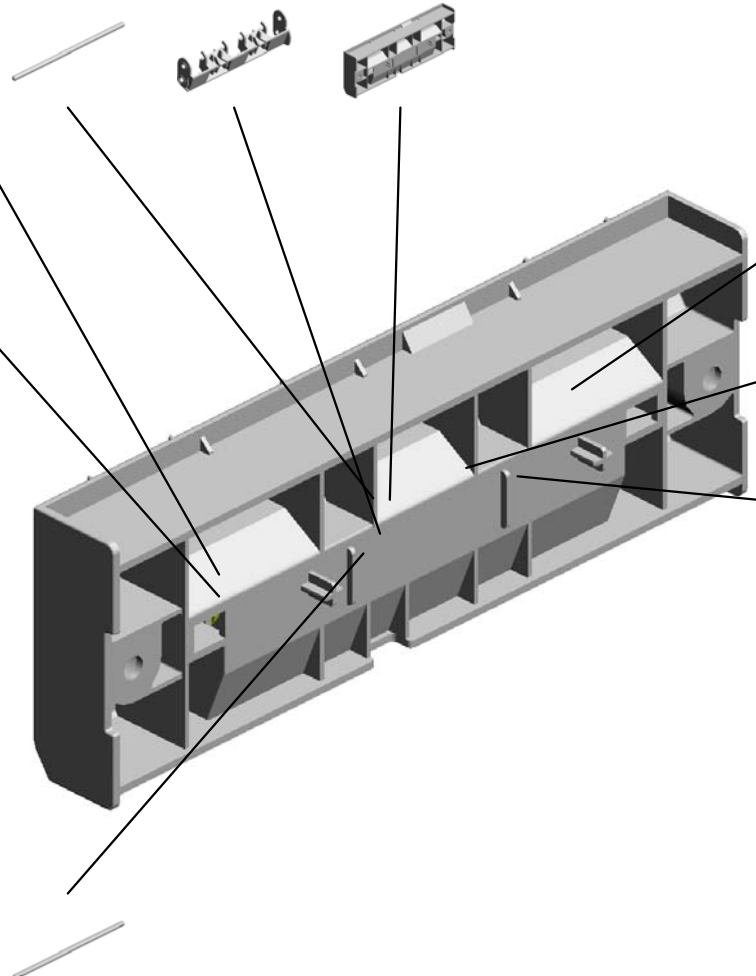


294.D1356602
GUIDE PLATE:FLAT CONVEYER BELT:NO.2:ASS'Y
201409-22

87.D0092573
(x3)
PULLEY - VERTICAL TRANSPORT



89.D0292677
(x3)
TRANSPORT BELT :DRIVEN:VERTICAL TRANSPORT



238.D1444489
(x2)
STOPPER:DRIVEN ROLLER



239.D1492676
(x2)
COMPRESSION SPRING:FLAT CONVEYER BELT:DRIVEN



88.D0092574
(x3)
PULLEY - IDLER



93.D0392993
SHAFT:TRANSPORT BELT:PULLEY



U001	U002	U003	U004	U005	U006	U007	U008	U009	U010	U011	U012	U013	U014	U015	U016	U017	U018	U019	U020	U021
------	------	------	------	------	------	------	------	------	------	------	------	------	------	------	------	------	------	------	------	------

U007_S002
PAPER FEED UNIT:NO.2:ASS'Y

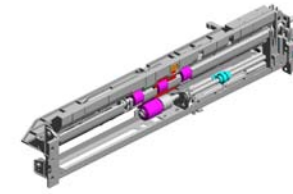
85.B8303504
TIMING BELT - 40S
2M100

25.08050104
RETAINING RINGS
-E:SILENCER:DIA4
201409-05

57.AA082174
PLAIN SHAFT BEA
RING:6X10X9

74.AW020203
(x2)
PHOTOINTERRUPT
TOR:GP1A173LCS
2F

32.11050758
CLAMP:LWSM-030
6A



115.D1356620
[A]
PAPER FEED UNIT
:NO.2:ASS'Y
201409-21 X/O

70.AF030094
PAPER FEED ROL
LER:PICKUP

71.AF031094
PAPER FEED ROL
LER:FEED

56.AA082173
PLAIN SHAFT BEA
RING:6X10X6

59.AA100014
(x2)
RETAINING RING
C - SEPARATE

11.04583008N
(x7)
HEXAGON HEAD T
APPING SCREW:3
X8

72.AF032094
PAPER FEED ROL
LER:SEPARATE

34.52062686
SNAP RING

63.AB010157
GEAR:SEPARATE:
DRIVEN

62.AB010156
GEAR:SEPARATE:
DRIVE

9.04543006Q
(x8)
TAPPING SCREW -
M3X6

97.D0892764
GEAR:FEED

24.08050103
RETAINING RINGS
-E:SILENCER:DIA3

25.08050104
(x6)
RETAINING RINGS
-E:SILENCER:DIA4

98.D0892819
GEAR:SEPARATO
R:INPUT

55.AA082171
(x3)
PLAIN SHAFT BEA
RING:6X10X6

27.11034290 (x 4)
CONNECTOR

U001	U002	U003	U004	U005	U006	U007	U008	U009	U010	U011	U012	U013	U014	U015	U016	U017	U018	U019	U020	U021
------	------	------	------	------	------	------	------	------	------	------	------	------	------	------	------	------	------	------	------	------

U007_S002
PAPER FEED UNIT:NO.2:ASS'Y

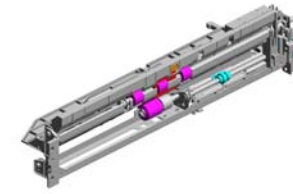
251.D1492778
FEELER:PAPER E
ND

254.D1492782
PLATE:HARNESS:
PAPER FEED UNIT

247.D1492773
PULLEY:PICKUP:M
ECHANICAL ROLL
ER CLUTCH

114.D1356687
GUIDE PLATE:VER
TICAL TRANSPOR
T:PAPER FEED UN
IT:NO.2

246.D1492772
ARM:PICKUP



115.D1356620
[A]
PAPER FEED UNIT
:NO.2:ASS'Y
201409-21 X/O

248.D1492774
PULLEY:IDLER:PIC
KUP



255.D1492791
GUIDE:FEED



99.D1292783
TORQUE LIMITER
MECHANICAL CLU
TCH:40MMN:DIA18



252.D1492780
GROUND WIRE:SE
NSOR:PAPER FEE
D



253.D1492781
GROUND PLATE:P
APER FEED UNIT



104.D1356664
COIL SPRING:PRE
SSURE:SEPARATE

249.D1492775
SHAFT:FEED:ASS'
Y

106.D1356666
LINK:RELEASE

108.D1356669
SHAFT:SEPARATE:
DRIVE:ASS'Y

105.D1356665
COIL SPRING:REL
EASE

245.D1492767
LEVER:PRESSURE
:PICKUP



284.G0652767
LEVER - FEED



250.D1492777
COIL SPRING:PRE
SSURE:PICKUP



243.D1492739
LEVER:PRESSURE
RELEASE



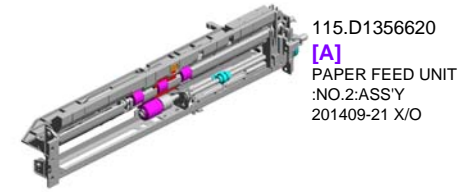
110.D1356675
COVER:HARNESS:
PAPER FEED UNIT





U007_S002
 PAPER FEED UNIT:NO.2:ASS'Y

295.D1482702
 SPACER:TRANSP
 ORT ROLLER
 201409-04

289.GW010007
 (x2)
 PHOTO REFLECTI
 ON SENSOR:EXIT




285.G0652774
 PRESSURE LEVER




U001	U002	U003	U004	U005	U006	U007	U008	U009	U010	U011	U012	U013	U014	U015	U016	U017	U018	U019	U020	U021
------	------	------	------	------	------	------	------	------	------	------	------	------	------	------	------	------	------	------	------	------

U007_S002_S001
DC SOLENOID:PICKUP:NO.1:ASS'Y

2.03530030N
(x2)
SCREW:M3X3



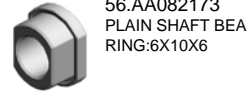
241.D1492716
DC SOLENOID:PIC
KUP:NO.1:ASS'Y



U001	U002	U003	U004	U005	U006	U007	U008	U009	U010	U011	U012	U013	U014	U015	U016	U017	U018	U019	U020	U021
------	------	------	------	------	------	------	------	------	------	------	------	------	------	------	------	------	------	------	------	------

U007_S002_S002
SHAFT:SEPARATE:DRIVEN:ASS'Y

17.07200040E
RETAINING RING -
M4



56.AA082173
PLAIN SHAFT BEA
RING:6X10X6




107.D1356667
SHAFT:SEPARATE:
DRIVEN:ASS'Y

U001	U002	U003	U004	U005	U006	U007	U008	U009	U010	U011	U012	U013	U014	U015	U016	U017	U018	U019	U020	U021
------	------	------	------	------	------	------	------	------	------	------	------	------	------	------	------	------	------	------	------	------

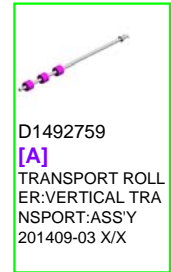
U007_S002_S003

TRANSPORT ROLLER:VERTICAL TRANSPORT:ASS'Y

56.AA082173
PLAIN SHAFT BEARING
RING:6X10X6



244.D1356644
[A]
TRANSPORT ROLLER:VERTICAL TRANSPORT:ASS'Y
201409-03 X/X



D1492759
[A]
TRANSPORT ROLLER:VERTICAL TRANSPORT:ASS'Y
201409-03 X/X

U001	U002	U003	U004	U005	U006	U007	U008	U009	U010	U011	U012	U013	U014	U015	U016	U017	U018	U019	U020	U021
------	------	------	------	------	------	------	------	------	------	------	------	------	------	------	------	------	------	------	------	------

U007_S003
PAPER FEED UNIT:NO.2:ASS'Y

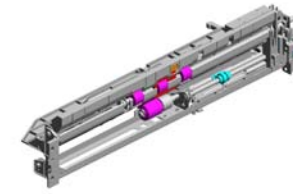
85.B8303504
TIMING BELT - 40S
2M100

25.08050104
RETAINING RINGS
-E:SILENCER:DIA4
201409-05

57.AA082174
PLAIN SHAFT BEA
RING:6X10X9

74.AW020203
(x2)
PHOTOINTERRUPT
TOR:GP1A173LCS
2F

32.11050758
CLAMP:LWSM-030
6A



115.D1356620
[A]
PAPER FEED UNIT
:NO.2:ASS'Y
201409-21 X/O

70.AF030094
PAPER FEED ROL
LER:PICKUP

71.AF031094
PAPER FEED ROL
LER:FEED

56.AA082173
PLAIN SHAFT BEA
RING:6X10X6

59.AA100014
(x2)
RETAINING RING
C - SEPARATE

11.04583008N
(x7)
HEXAGON HEAD T
APPING SCREW:3
X8

72.AF032094
PAPER FEED ROL
LER:SEPARATE

34.52062686
SNAP RING

63.AB010157
GEAR:SEPARATE:
DRIVEN

62.AB010156
GEAR:SEPARATE:
DRIVE

9.04543006Q
(x8)
TAPPING SCREW -
M3X6

97.D0892764
GEAR:FEED

24.08050103
RETAINING RINGS
-E:SILENCER:DIA3

98.D0892819
GEAR:SEPARATO
R:INPUT

25.08050104
(x6)
RETAINING RINGS
-E:SILENCER:DIA4

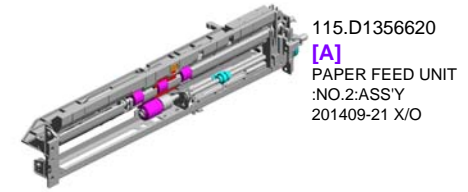
55.AA082171
(x3)
PLAIN SHAFT BEA
RING:6X10X6

27.11034290 (x 4)
CONNECTOR

U001	U002	U003	U004	U005	U006	U007	U008	U009	U010	U011	U012	U013	U014	U015	U016	U017	U018	U019	U020	U021
------	------	------	------	------	------	------	------	------	------	------	------	------	------	------	------	------	------	------	------	------

U007_S003
PAPER FEED UNIT:NO.2:ASS'Y

251.D1492778 FEELER:PAPER END
 254.D1492782 PLATE:HARNESS:PAPER FEED UNIT
 247.D1492773 PULLEY:PICKUP:MECHANICAL ROLLER CLUTCH
 114.D1356687 GUIDE PLATE:VERTICAL TRANSPORT:PAPER FEED UNIT:NO.2
 246.D1492772 ARM:PICKUP



248.D1492774 PULLEY:IDLER:PICKUP



255.D1492791 GUIDE:FEED



99.D1292783 TORQUE LIMITER MECHANICAL CLUTCH:40MMN:DIA18



252.D1492780 GROUND WIRE:SENSOR:PAPER FEED



253.D1492781 GROUND PLATE:PAPER FEED UNIT



104.D1356664 COIL SPRING:PRESSURE:SEPARATE



249.D1492775 SHAFT:FEED:ASS'Y



106.D1356666 LINK:RELEASE



108.D1356669 SHAFT:SEPARATE:DRIVE:ASS'Y



105.D1356665 COIL SPRING:RELEASE



245.D1492767 LEVER:PRESSURE:PICKUP



284.G0652767 LEVER - FEED



250.D1492777 COIL SPRING:PRESSURE:PICKUP



243.D1492739 LEVER:PRESSURE RELEASE



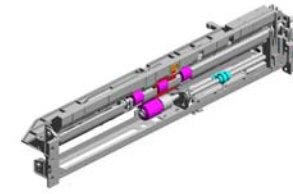
110.D1356675 COVER:HARNESS:PAPER FEED UNIT



U007_S003
PAPER FEED UNIT:NO.2:ASS'Y

295.D1482702
SPACER:TRANSP
ORT ROLLER
201409-04

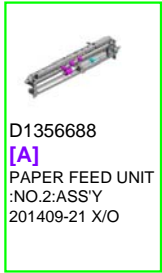

289.GW010007
(x2)
PHOTO REFLECTI
ON SENSOR:EXIT



115.D1356620
[A]
PAPER FEED UNIT
:NO.2:ASS'Y
201409-21 X/O



285.G0652774
PRESSURE LEVER




D1356688
[A]
PAPER FEED UNIT
:NO.2:ASS'Y
201409-21 X/O


U001	U002	U003	U004	U005	U006	U007	U008	U009	U010	U011	U012	U013	U014	U015	U016	U017	U018	U019	U020	U021
------	------	------	------	------	------	------	------	------	------	------	------	------	------	------	------	------	------	------	------	------

U007_S003_S001
DC SOLENOID:PICKUP:NO.1:ASS'Y

2.03530030N
(x2)
SCREW:M3X3



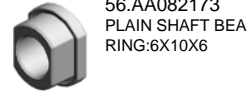
241.D1492716
DC SOLENOID:PIC
KUP:NO.1:ASS'Y



U001	U002	U003	U004	U005	U006	U007	U008	U009	U010	U011	U012	U013	U014	U015	U016	U017	U018	U019	U020	U021
------	------	------	------	------	------	------	------	------	------	------	------	------	------	------	------	------	------	------	------	------

U007_S003_S002
SHAFT:SEPARATE:DRIVEN:ASS'Y

17.07200040E
RETAINING RING -
M4



56.AA082173
PLAIN SHAFT BEA
RING:6X10X6




107.D1356667
SHAFT:SEPARATE:
DRIVEN:ASS'Y

U001	U002	U003	U004	U005	U006	U007	U008	U009	U010	U011	U012	U013	U014	U015	U016	U017	U018	U019	U020	U021
------	------	------	------	------	------	------	------	------	------	------	------	------	------	------	------	------	------	------	------	------


U007_S003_S003

TRANSPORT ROLLER:VERTICAL TRANSPORT:ASS'Y

56.AA082173
PLAIN SHAFT BEARING
RING:6X10X6



244.D1356644
[A]
TRANSPORT ROLLER:VERTICAL TRANSPORT:ASS'Y
201409-03 X/X

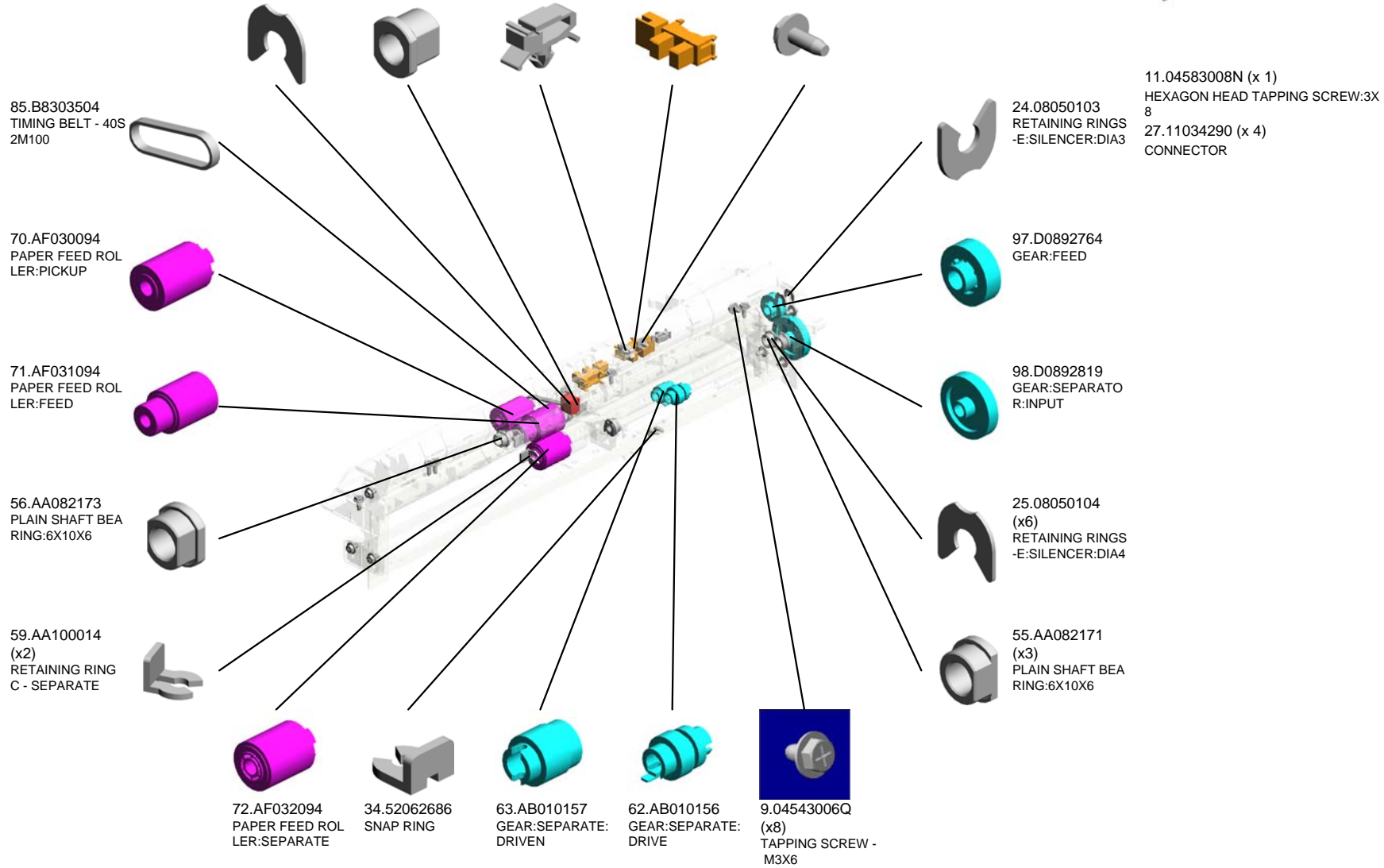



D1492759
[A]
TRANSPORT ROLLER:VERTICAL TRANSPORT:ASS'Y
201409-03 X/X

U001	U002	U003	U004	U005	U006	U007	U008	U009	U010	U011	U012	U013	U014	U015	U016	U017	U018	U019	U020	U021
------	------	------	------	------	------	------	------	------	------	------	------	------	------	------	------	------	------	------	------	------

U007_S004
PAPER FEED UNIT:NO.1:ASS'Y


- 25.08050104 RETAINING RINGS
-E:SILENCER:DIA4
201409-05
- 57.AA082174 PLAIN SHAFT BEA
RING:6X10X9
- 32.11050758 (x2)
CLAMP:LWSM-030
6A
- 74.AW020203 (x2)
PHOTOINTERRUPT
TOR:GP1A173LCS
2F
- 11.04583008N (x6)
HEXAGON HEAD T
APPING SCREW:3
X8



U001	U002	U003	U004	U005	U006	U007	U008	U009	U010	U011	U012	U013	U014	U015	U016	U017	U018	U019	U020	U021
------	------	------	------	------	------	------	------	------	------	------	------	------	------	------	------	------	------	------	------	------

U007_S004
PAPER FEED UNIT:NO.1:ASS'Y

254.D1492782 PLATE:HARNESS:
PAPER FEED UNIT
247.D1492773 PULLEY:PICKUP:M
ECHANICAL ROLL
ER CLUTCH
113.D1356686 GUIDE PLATE:VER
TICAL TRANSPOR
T:PAPER FEED UN
IT:NO.1
109.D1356672 BRACKET:SENSO
R:VERTICAL TRAN
SPORT:NO.1
246.D1492772 ARM:PICKUP



111.D1356648
FEELER:PAPER E
ND:NO.1
201503-10 X/X



248.D1492774
PULLEY:IDLER:PIC
KUP



255.D1492791
GUIDE:FEED



252.D1492780
GROUND WIRE:SE
NSOR:PAPER FEE
D



253.D1492781
GROUND PLATE:P
APER FEED UNIT



99.D1292783
TORQUE LIMITER
MECHANICAL CLU
TCH:40MM:DIA18



104.D1356664
COIL SPRING:PRE
SSURE:SEPARATE



249.D1492775
SHAFT:FEED:ASS'
Y



106.D1356666
LINK:RELEASE



108.D1356669
SHAFT:SEPARATE:
DRIVE:ASS'Y



245.D1492767
LEVER:PRESSURE
:PICKUP



250.D1492777
COIL SPRING:PRE
SSURE:PICKUP



243.D1492739
LEVER:PRESSURE
RELEASE



110.D1356675
COVER:HARNESS:
PAPER FEED UNIT



105.D1356665
COIL SPRING:REL
EASE



U007_S004
 PAPER FEED UNIT:NO.1:ASS'Y

289.GW010007
 (x2)
 PHOTO REFLECTI
 ON SENSOR:EXIT



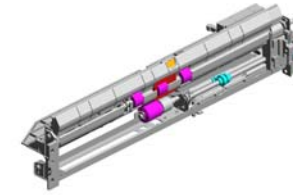
295.D1482702
 SPACER:TRANSP
 ORT ROLLER
 201409-04



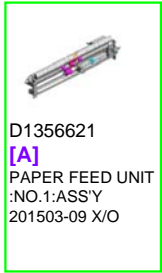
284.G0652767
 LEVER - FEED



285.G0652774
 PRESSURE LEVER



297.D1356622
 [A]
 PAPER FEED UNIT
 :NO.1:ASS'Y
 201503-09 X/O



D1356621
 [A]
 PAPER FEED UNIT
 :NO.1:ASS'Y
 201503-09 X/O


U001	U002	U003	U004	U005	U006	U007	U008	U009	U010	U011	U012	U013	U014	U015	U016	U017	U018	U019	U020	U021
------	------	------	------	------	------	------	------	------	------	------	------	------	------	------	------	------	------	------	------	------

U007_S004_S001
DC SOLENOID:PICKUP:NO.2:ASS'Y

2.03530030N
(x2)
SCREW:M3X3



242.D1492726
DC SOLENOID:PIC
KUP:NO.2:ASS'Y



U001	U002	U003	U004	U005	U006	U007	U008	U009	U010	U011	U012	U013	U014	U015	U016	U017	U018	U019	U020	U021
------	------	------	------	------	------	------	------	------	------	------	------	------	------	------	------	------	------	------	------	------

U007_S004_S002
SHAFT:SEPARATE:DRIVEN:ASS'Y

17.07200040E
RETAINING RING -
M4



56.AA082173
PLAIN SHAFT BEA
RING:6X10X6



107.D1356667
SHAFT:SEPARATE:
DRIVEN:ASS'Y

U001	U002	U003	U004	U005	U006	U007	U008	U009	U010	U011	U012	U013	U014	U015	U016	U017	U018	U019	U020	U021
------	------	------	------	------	------	------	------	------	------	------	------	------	------	------	------	------	------	------	------	------

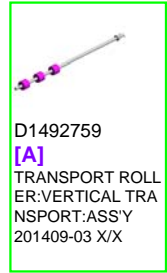
U007_S004_S003

TRANSPORT ROLLER:VERTICAL TRANSPORT:ASS'Y

56.AA082173
PLAIN SHAFT BEARING
RING:6X10X6



244.D1356644
[A]
TRANSPORT ROLLER:VERTICAL TRANSPORT:ASS'Y
201409-03 X/X




D1492759
[A]
TRANSPORT ROLLER:VERTICAL TRANSPORT:ASS'Y
201409-03 X/X


U001	U002	U003	U004	U005	U006	U007	U008	U009	U010	U011	U012	U013	U014	U015	U016	U017	U018	U019	U020	U021
------	------	------	------	------	------	------	------	------	------	------	------	------	------	------	------	------	------	------	------	------

U007_S005
TRANSPORT ROLLER:VERTICAL TRANSPORT:ASS'Y

56.AA082173
PLAIN SHAFT BEARING
RING:6X10X6



244.D1356644
[A]
TRANSPORT ROLLER:VERTICAL TRANSPORT:ASS'Y
201409-13 X/X




D1492759
[A]
TRANSPORT ROLLER:VERTICAL TRANSPORT:ASS'Y
201409-13 X/X

U001	U002	U003	U004	U005	U006	U007	U008	U009	U010	U011	U012	U013	U014	U015	U016	U017	U018	U019	U020	U021
------	------	------	------	------	------	------	------	------	------	------	------	------	------	------	------	------	------	------	------	------

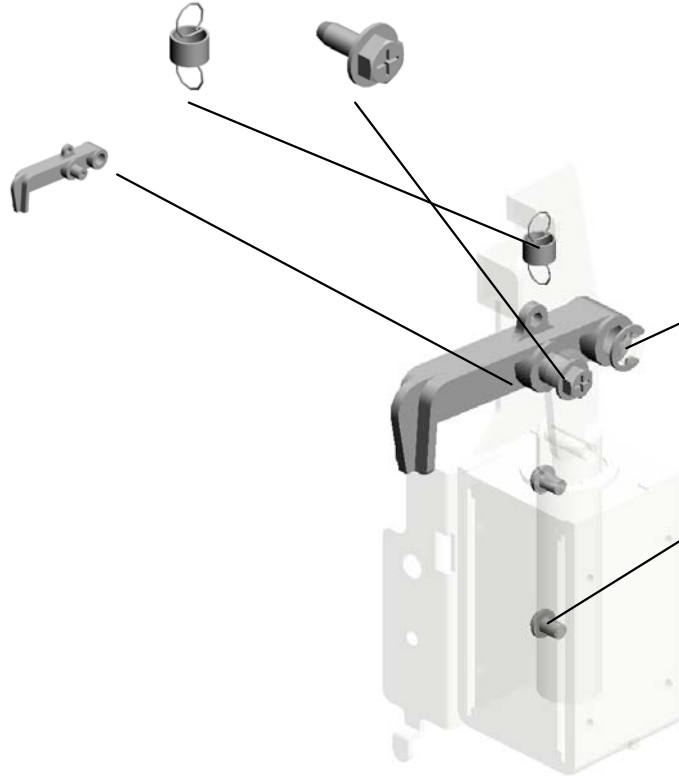
U007_S006
 DC SOLENOID:TANDEM TRAY:LOCK:ASS'Y

49.AA060986 6.04503008N
 TENSION SPRING: TAPPING SCREW -
 DC SOLENOID:LO M3X8
 CK



174.D1366698
 DC SOLENOID:TAN
 DEM TRAY:LOCK:A
 SS'Y

286.G1782971
 LEVER:LOCK:TAN
 DEM LCT



1.03130040N
 (x2)
 SCREW:M3X4




17.07200040E
 RETAINING RING -
 M4

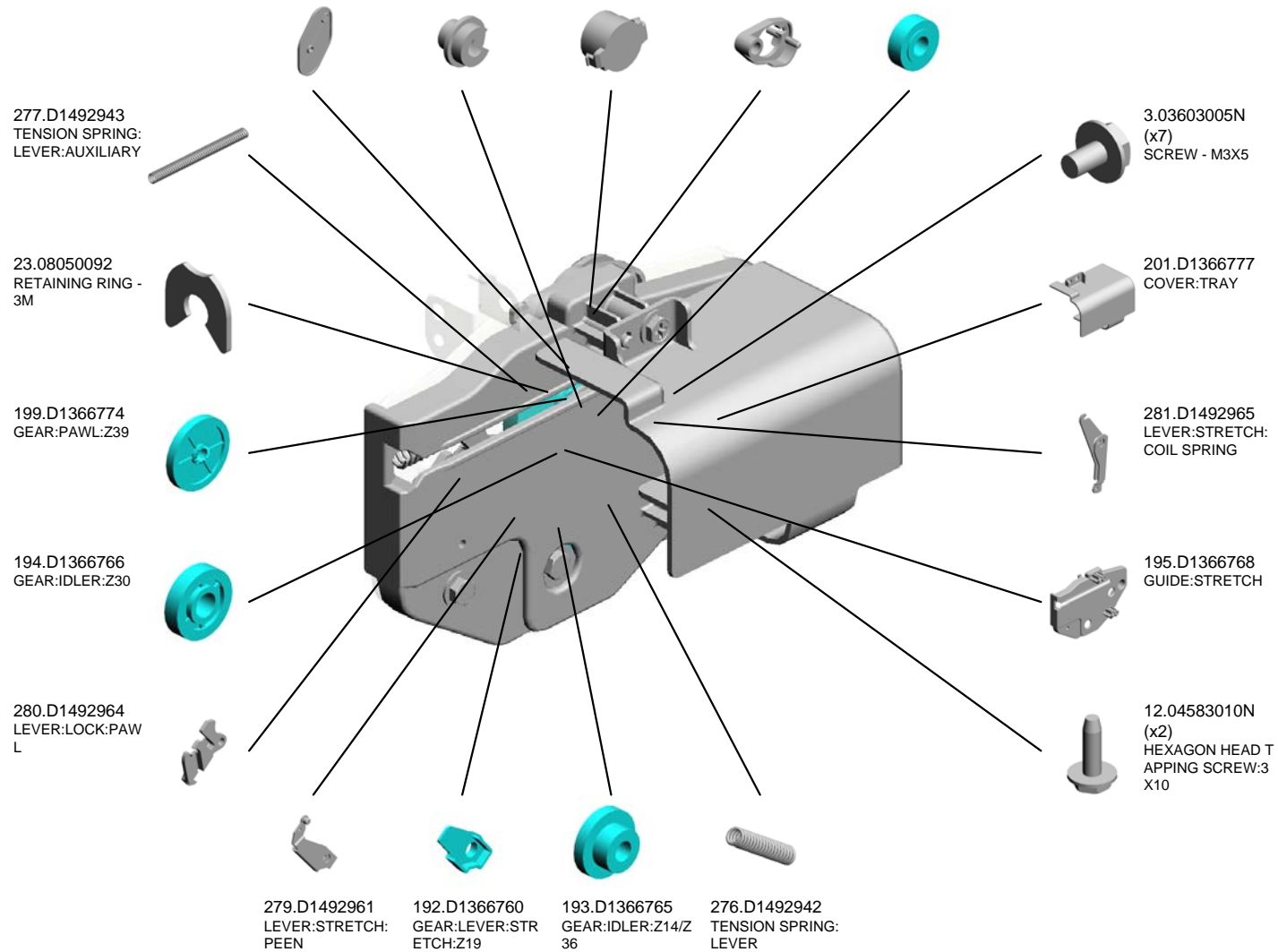
U001	U002	U003	U004	U005	U006	U007	U008	U009	U010	U011	U012	U013	U014	U015	U016	U017	U018	U019	U020	U021
------	------	------	------	------	------	------	------	------	------	------	------	------	------	------	------	------	------	------	------	------

U007_S007
LEVER:STRETCH:PAPER TRAY:ASS'Y

200.D1366775 COVER:GEAR
198.D1366773 COLLAR:GEAR
202.D1366778 OIL DAMPER:23MN /M
196.D1366770 HOLDER:OIL DAM PER
197.D1366772 GEAR:PAWL:Z18




191.D1366751 LEVER:STRETCH: PAPER TRAY:ASS' Y

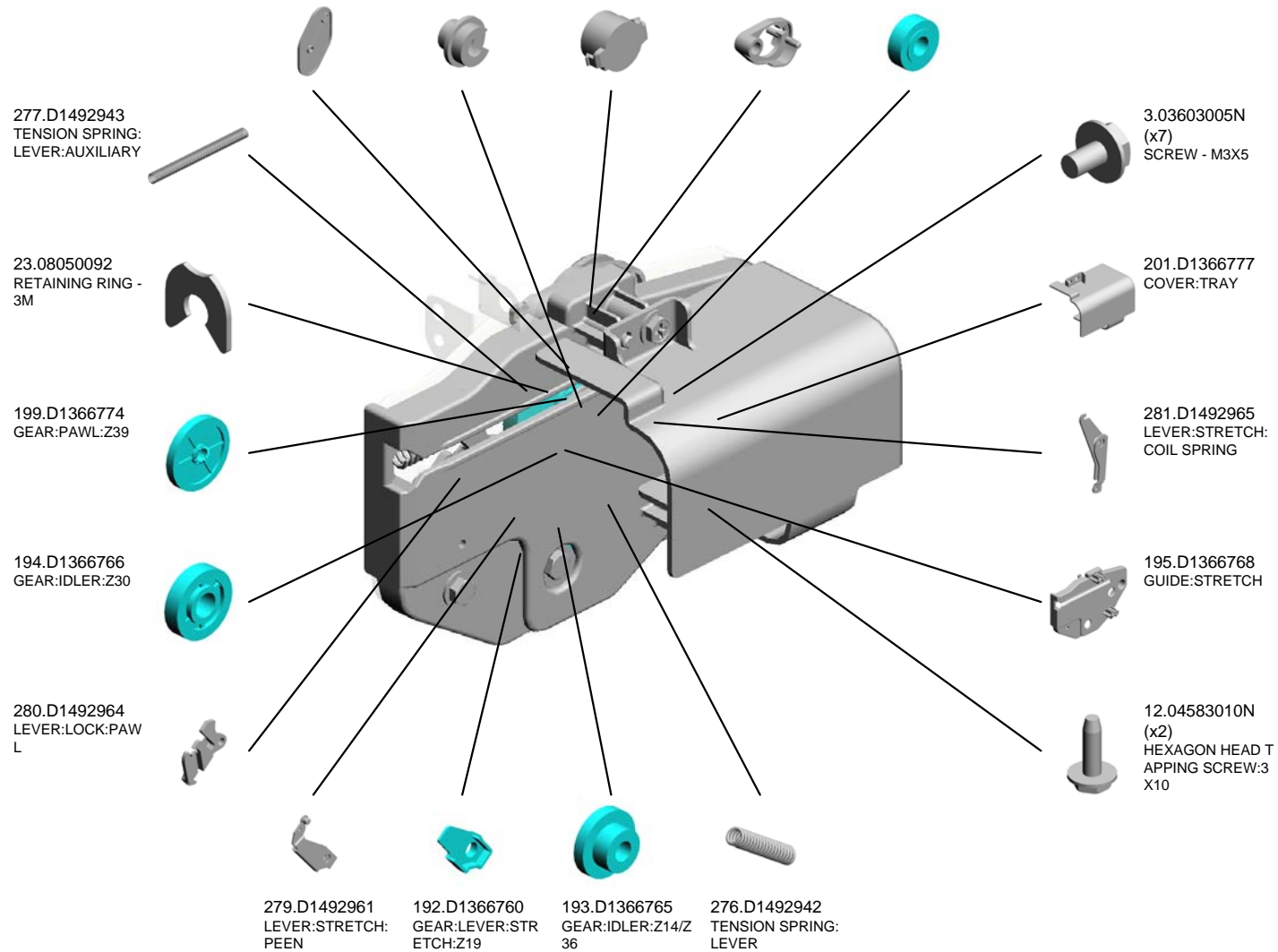


U007_S008
LEVER:STRETCH:PAPER TRAY:ASS'Y

200.D1366775 COVER:GEAR
198.D1366773 COLLAR:GEAR
202.D1366778 OIL DAMPER:23MN /M
196.D1366770 HOLDER:OIL DAM PER
197.D1366772 GEAR:PAWL:Z18




191.D1366751 LEVER:STRETCH: PAPER TRAY:ASS' Y



U007_S009
DC MOTOR:RISING TRAY:1.007W:BRUSH


2.03530030N
(x2)
SCREW:M3X3



78.AX040281
DC MOTOR:RISING
TRAY:1.007W:BRU
SH




96.D0812966
DC MOTOR:ASSY:
1.007W:BRUSH



U001	U002	U003	U004	U005	U006	U007	U008	U009	U010	U011	U012	U013	U014	U015	U016	U017	U018	U019	U020	U021
------	------	------	------	------	------	------	------	------	------	------	------	------	------	------	------	------	------	------	------	------

U007_S010
DC MOTOR:RISING TRAY:1.007W:BRUSH


2.03530030N
(x2)
SCREW:M3X3



78.AX040281
DC MOTOR:RISING
TRAY:1.007W:BRU
SH



96.D0812966
DC MOTOR:ASSY:
1.007W:BRUSH



U001	U002	U003	U004	U005	U006	U007	U008	U009	U010	U011	U012	U013	U014	U015	U016	U017	U018	U019	U020	U021
------	------	------	------	------	------	------	------	------	------	------	------	------	------	------	------	------	------	------	------	------

U007_S011
HEAT SINK:HEATER:UPPER:ASS'Y

33.11050760
(x2)
CLAMP:LWSM-051
1A

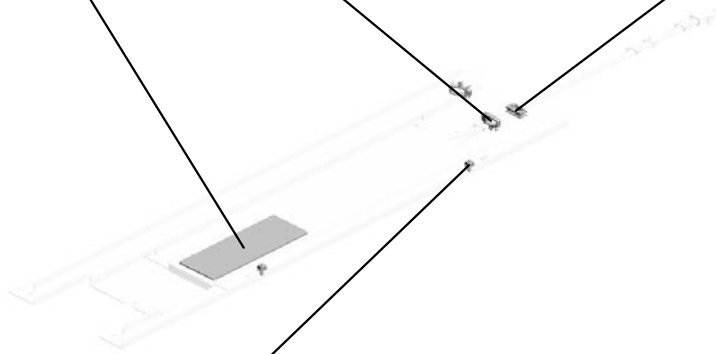


234.D1386682
HEAT SINK:HEATE
R:UPPER:ASS'Y

203.D1366788
DECAL:H-TEMP W
ARNING:HEATER



30.11050723
CLAMPS:WES-050
7




9.04543006Q
(x2)
TAPPING SCREW -
M3X6



U001	U002	U003	U004	U005	U006	U007	U008	U009	U010	U011	U012	U013	U014	U015	U016	U017	U018	U019	U020	U021
------	------	------	------	------	------	------	------	------	------	------	------	------	------	------	------	------	------	------	------	------

U007_S012
HEAT SINK:HEATER:LOWER:ASS'Y

33.11050760
CLAMP:LWSM-051
1A



290.M0262734
DECAL:H-TEMP W
ARNING:HEATER

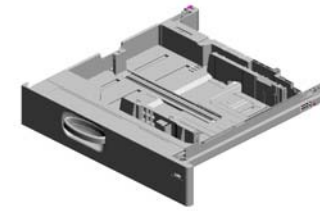


235.D1386685
HEAT SINK:HEATE
R:LOWER:ASS'Y

U001	U002	U003	U004	U005	U006	U007	U008	U009	U010	U011	U012	U013	U014	U015	U016	U017	U018	U019	U020	U021
------	------	------	------	------	------	------	------	------	------	------	------	------	------	------	------	------	------	------	------	------

U007_S013
PAPER TRAY:NO.4:ASS'Y

- 130.D1356737 DECAL:SIZE INDICATION:SIDE FENCE
- 189.D1366748 DECAL:SIZE INDICATION:END FENCE:FRONT
- 190.D1366749 DECAL:SIZE INDICATION:END FENCE:REAR
- 133.D1356740 LINK:END FENCE:PAPER SIZE SENSOR
- 258.D1492814 COIL SPRING:EAR TH



125.D1356756
[A]
PAPER TRAY:NO.4
:ASS'Y
201605-03 O/O

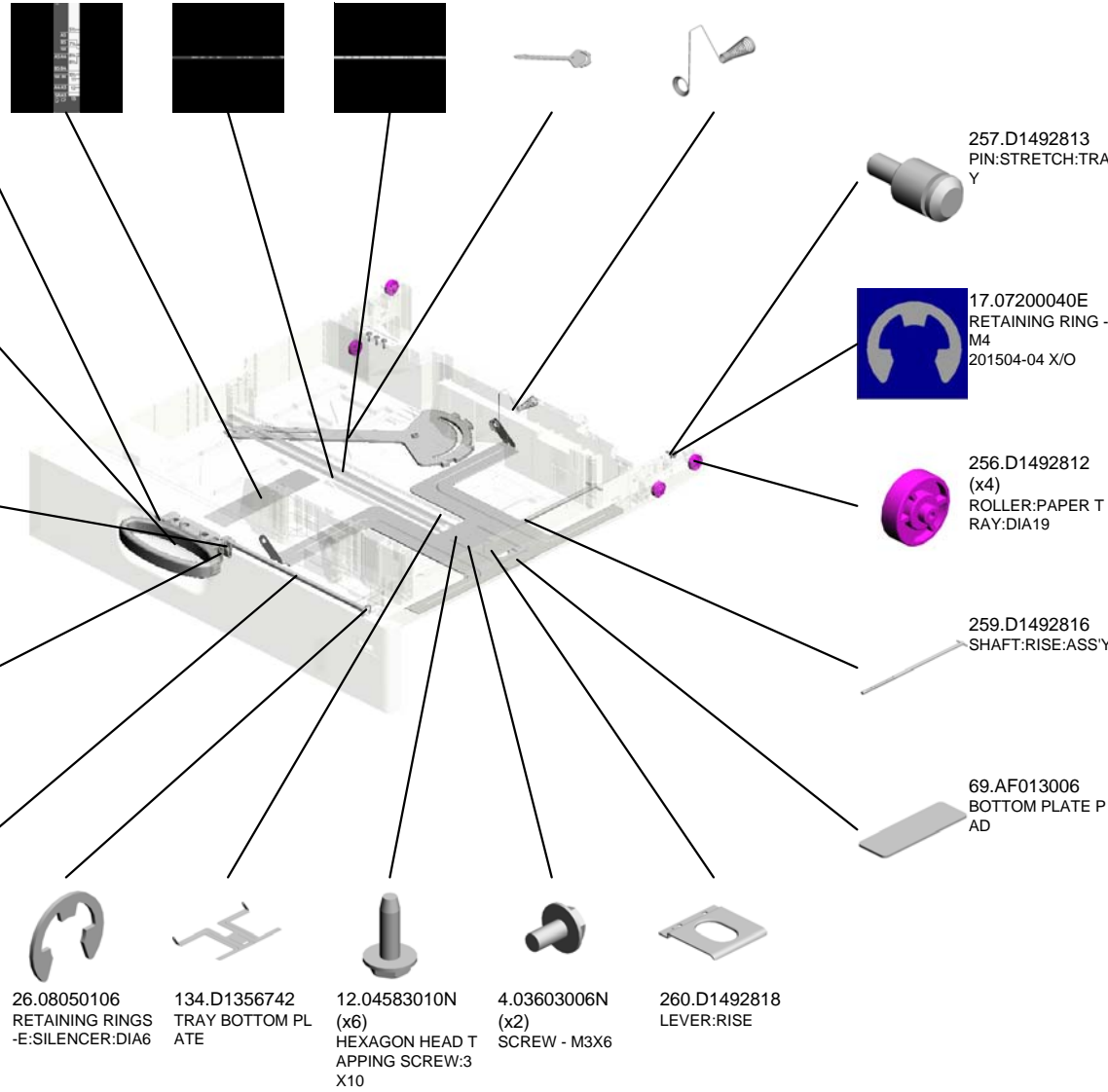
92.D1752854
TENSION SPRING:
GRIP:LEFT
201510-05 O/O

132.D1356739
GRIP:PAPER TRAY

79.B2232862
LEVER - RELEASE
INNER

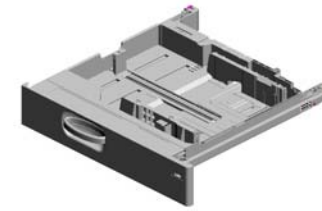
91.D0392566
TENSION SPRING:
GRIP:RIGHT

131.D1356738
SHAFT:RELEASE:P
APER TRAY:NO.2



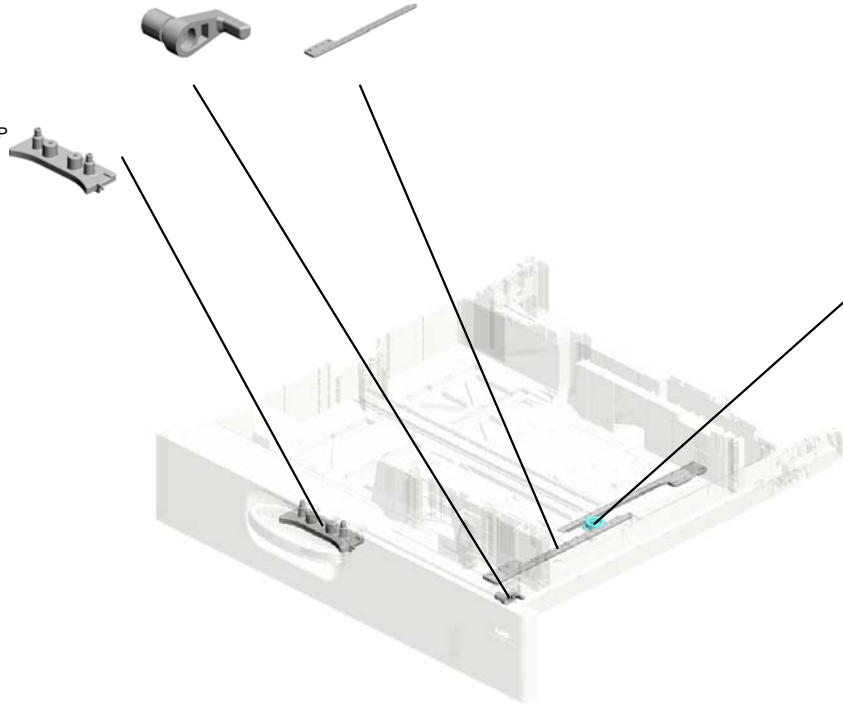
U007_S013
PAPER TRAY:NO.4:ASS'Y

270.D1492858 264.D1492835
LEVER:RELEASE:P (x2)
APER TRAY:OUTE RACK:SIDE FENCE
R

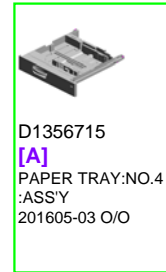


125.D1356756
[A]
PAPER TRAY:NO.4
:ASS'Y
201605-03 O/O

271.D1492861
HOLDER:GRIP:PAP
ER TRAY



265.D1492836
GEAR:Z20

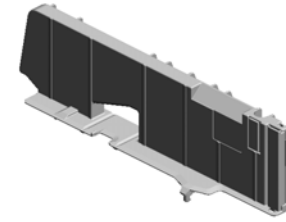


D1356715
[A]
PAPER TRAY:NO.4
:ASS'Y
201605-03 O/O

U007_S013_S001
SIDE FENCE:REAR:ASS'Y

278.D1492952
DECAL:SIDE FENC
E:PAPER VOLUME

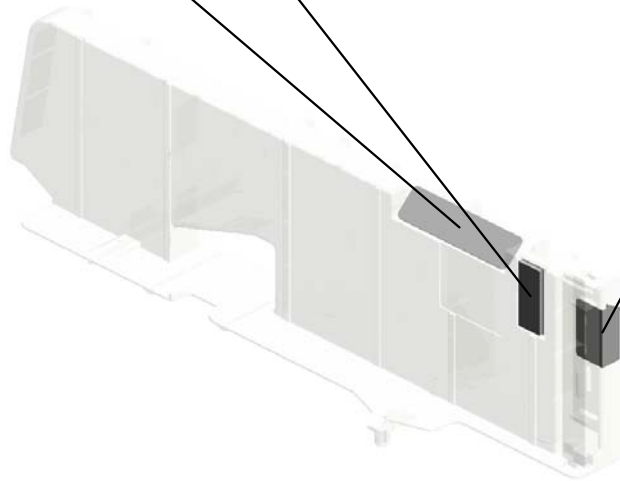
81.B2342864
PAD:CLEANER



127.D1356718
SIDE FENCE:REAR
:ASS'Y



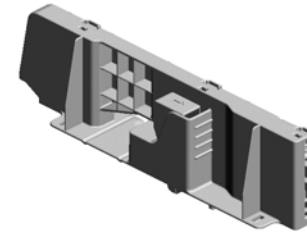
136.D1356747
SHEET:GUIDE:FEE
LER:PAPER END



U001	U002	U003	U004	U005	U006	U007	U008	U009	U010	U011	U012	U013	U014	U015	U016	U017	U018	U019	U020	U021
------	------	------	------	------	------	------	------	------	------	------	------	------	------	------	------	------	------	------	------	------

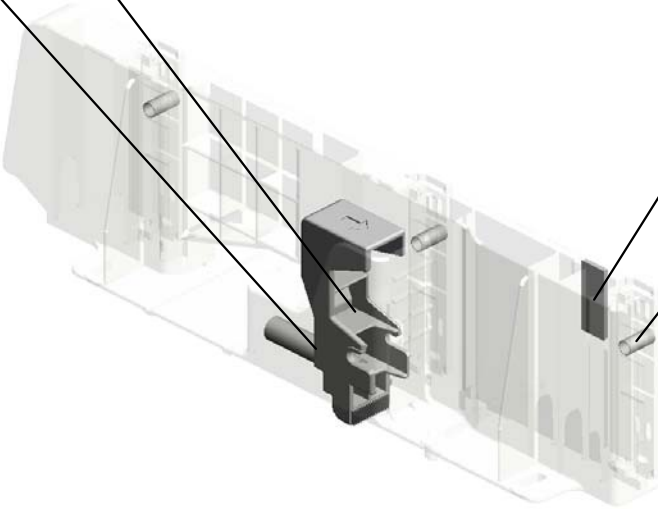

U007_S013_S002
SIDE FENCE:FRONT:ASS'Y

261.D1492824
LEVER:STOPPER:
FRONT



272.D1492875
SIDE FENCE:FRON
T:ASSY

262.D1492825
COMPRESSION SP
RING:SIDE FENCE:
POSITIONING



81.B2342864
PAD:CLEANER




263.D1492826
(x3)
COMPRESSION SP
RING:SIDE FENCE:
PLATE:FRONT


U001	U002	U003	U004	U005	U006	U007	U008	U009	U010	U011	U012	U013	U014	U015	U016	U017	U018	U019	U020	U021
------	------	------	------	------	------	------	------	------	------	------	------	------	------	------	------	------	------	------	------	------

U007_S013_S003
COVER:PAPER TRAY:NO.4:ASS'Y

135.D1356745
DECAL:PAPER SE
T DIRECTION:TRA
Y



129.D1356732
COVER:PAPER TR
AY:NO.4:ASS'Y



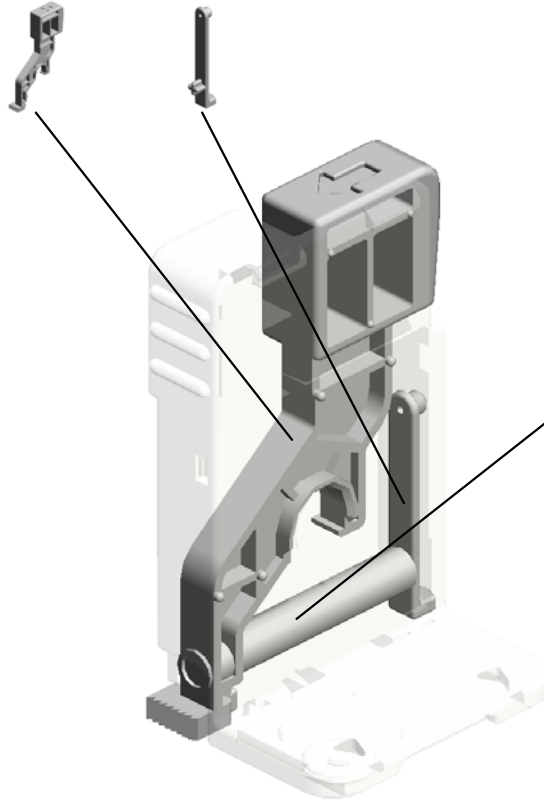
U001	U002	U003	U004	U005	U006	U007	U008	U009	U010	U011	U012	U013	U014	U015	U016	U017	U018	U019	U020	U021
------	------	------	------	------	------	------	------	------	------	------	------	------	------	------	------	------	------	------	------	------

U007_S013_S004
END FENCE:PAPER TRAY:ASS'Y

267.D1492842 268.D1492843
LEVER:END FENC CLICK:END FENCE
E



266.D1492840
END FENCE:PAPE
R TRAY:ASS'Y



269.D1492845
COMPRESSION SP
RING:END FENCE:
LEVER:5N

U001	U002	U003	U004	U005	U006	U007	U008	U009	U010	U011	U012	U013	U014	U015	U016	U017	U018	U019	U020	U021
------	------	------	------	------	------	------	------	------	------	------	------	------	------	------	------	------	------	------	------	------

U007_S014
PAPER TRAY:ASS'Y

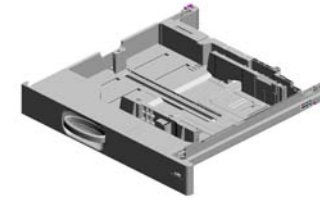
130.D1356737
DECAL:SIZE INDIC
ATION:SIDE FENC
E

189.D1366748
DECAL:SIZE INDIC
ATION:END FENCE
:FRONT

190.D1366749
DECAL:SIZE INDIC
ATION:END FENCE
:REAR

133.D1356740
LINK:END FENCE:
PAPER SIZE SENS
OR

12.04583010N
(x6)
HEXAGON HEAD T
APPING SCREW:3
X10



126.D1356757
[A]
PAPER TRAY:ASS'
Y
201606-01 O/O


92.D1752854
TENSION SPRING:
GRIP:LEFT
201510-05 O/O

132.D1356739
GRIP:PAPER TRAY

79.B2232862
LEVER - RELEASE
INNER

91.D0392566
TENSION SPRING:
GRIP:RIGHT

131.D1356738
SHAFT:RELEASE:P
APER TRAY:NO.2



26.08050106
RETAINING RINGS
-E:SILENCER:DIA6

134.D1356742
TRAY BOTTOM PL
ATE

4.03603006N
(x2)
SCREW - M3X6

260.D1492818
LEVER:RISE

69.AF013006
BOTTOM PLATE P
AD

258.D1492814
COIL SPRING:EAR
TH

257.D1492813
PIN:STRETCH:TRA
Y

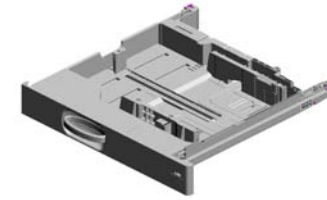
17.07200040E
RETAINING RING -
M4
201504-04 X/O

256.D1492812
(x4)
ROLLER:PAPER T
RAY:DIA19

259.D1492816
SHAFT:RISE:ASS'Y

U007_S014
PAPER TRAY:ASS'Y

270.D1492858 264.D1492835
LEVER:RELEASE:P (x2)
APER TRAY:OUTE RACK:SIDE FENCE
R



126.D1356757
[A]
PAPER TRAY:ASS'
Y
201606-01 O/O

271.D1492861
HOLDER:GRIP:PAP
ER TRAY



265.D1492836
GEAR:Z20



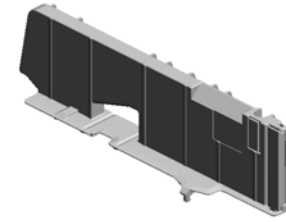
D1356716
[A]
PAPER TRAY:ASS'
Y
201606-01 O/O

U001	U002	U003	U004	U005	U006	U007	U008	U009	U010	U011	U012	U013	U014	U015	U016	U017	U018	U019	U020	U021
------	------	------	------	------	------	------	------	------	------	------	------	------	------	------	------	------	------	------	------	------

U007_S014_S001
SIDE FENCE:REAR:ASS'Y

278.D1492952
DECAL:SIDE FENC
E:PAPER VOLUME

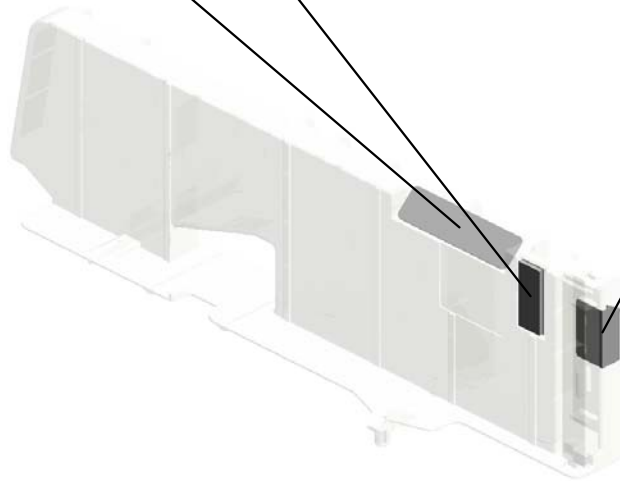
81.B2342864
PAD:CLEANER



127.D1356718
SIDE FENCE:REAR
:ASS'Y



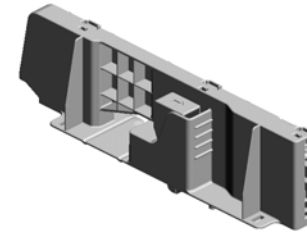
136.D1356747
SHEET:GUIDE:FEE
LER:PAPER END



U001	U002	U003	U004	U005	U006	U007	U008	U009	U010	U011	U012	U013	U014	U015	U016	U017	U018	U019	U020	U021
------	------	------	------	------	------	------	------	------	------	------	------	------	------	------	------	------	------	------	------	------

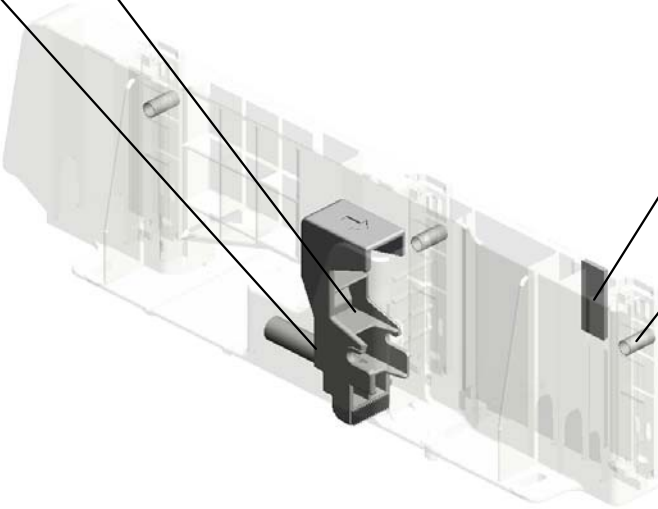

U007_S014_S002
SIDE FENCE:FRONT:ASS'Y

261.D1492824
LEVER:STOPPER:
FRONT



272.D1492875
SIDE FENCE:FRON
T:ASS'Y

262.D1492825
COMPRESSION SP
RING:SIDE FENCE:
POSITIONING



81.B2342864
PAD:CLEANER





263.D1492826
(x3)
COMPRESSION SP
RING:SIDE FENCE:
PLATE:FRONT

U001	U002	U003	U004	U005	U006	U007	U008	U009	U010	U011	U012	U013	U014	U015	U016	U017	U018	U019	U020	U021
------	------	------	------	------	------	------	------	------	------	------	------	------	------	------	------	------	------	------	------	------

U007_S014_S003
COVER:PAPER TRAY:NO.3:ASS'Y

135.D1356745
DECAL:PAPER SE
T DIRECTION:TRA
Y



128.D1356730
COVER:PAPER TR
AY:NO.3:ASS'Y

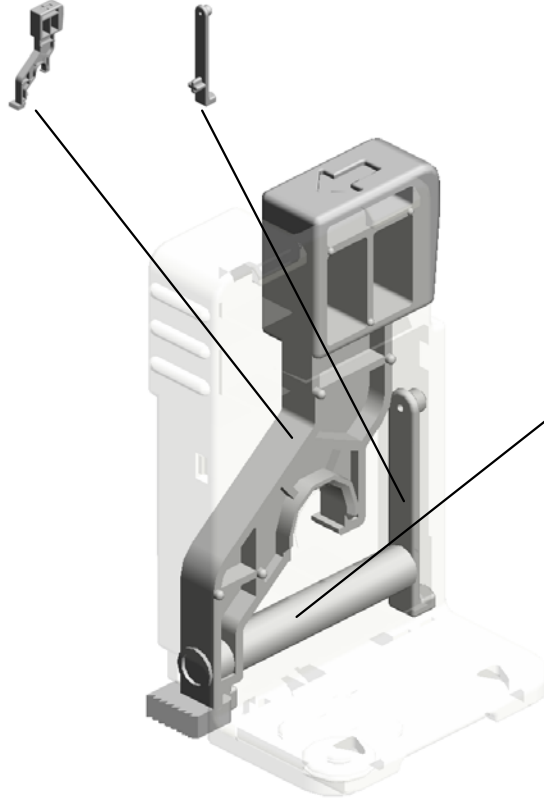
U001	U002	U003	U004	U005	U006	U007	U008	U009	U010	U011	U012	U013	U014	U015	U016	U017	U018	U019	U020	U021
------	------	------	------	------	------	------	------	------	------	------	------	------	------	------	------	------	------	------	------	------

U007_S014_S004
END FENCE:PAPER TRAY:ASS'Y

267.D1492842 268.D1492843
LEVER:END FENCE CLICK:END FENCE
E



266.D1492840
END FENCE:PAPE
R TRAY:ASS'Y



269.D1492845
COMPRESSION SP
RING:END FENCE:
LEVER:5N

U001	U002	U003	U004	U005	U006	U007	U008	U009	U010	U011	U012	U013	U014	U015	U016	U017	U018	U019	U020	U021
------	------	------	------	------	------	------	------	------	------	------	------	------	------	------	------	------	------	------	------	------

U007_S015
 (NA):TANDEM LCT:LEFT:NA:ASS'Y

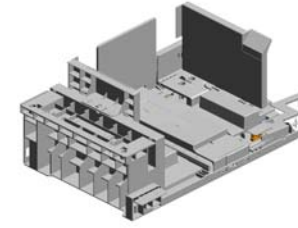
145.D1357520
 BACK FENCE:TAN
 DEM LCT

154.D1357568
 STOPPER:SYNCH
 RONOUS BELT:SLI
 DER

73.AW020198
 (x3)
 PHOTOINTERRUP
 TOR:LG2A14NL1

48.AA043714
 TIMING BELT:60S3
 M588
 201601-01 O/O

17.07200040E
 (x3)
 RETAINING RING -
 M4
 201504-04 X/O



161.D1357599
 [A]
 (NA):TANDEM LCT:
 LEFT:NA:ASS'Y
 201410-03 X/O

144.D1357519
 SIDE FENCE:LEFT
 FRONT:TANDEM L
 CT

67.AB033085
 TIMING PULLEY - 1
 5T

156.D1357570
 BRACKET:SYNCH
 RONOUS BELT:DRI
 VEN

100.D1351499
 HOLDER:SD-CARD

12.04583010N
 (x8)
 HEXAGON HEAD T
 APPING SCREW:3
 X10

66.AB030831
 TIMING PULLEY:15
 T:DRIVE

217.D1367560
 GROUND PLATE:C
 OVER:SYNCHRON
 OUS BELT

151.D1357548
 SHAFT:SLIDER:DRI
 VE:PRESS FIT

11.04583008N
 (x7)
 HEXAGON HEAD T
 APPING SCREW:3
 X8

155.D1357569
 BRACKET:LEVER:L
 OCK

157.D1357576
 LEVER:COUPLING:
 TANDEM LCT



32.11050758
 (x5)
 CLAMP:LWSM-030
 6A

56.AA082173
 (x2)
 PLAIN SHAFT BEA
 RING:6X10X6



12.04583010N (x 2)
 HEXAGON HEAD TAPPING SCREW:3X
 10

216.D1367559
 GROUND PLATE:J
 OINT:DRIVE



84.B8012763
 LOCK LEVER SHA
 FT



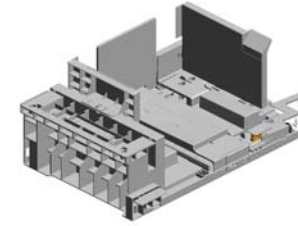
23.08050092
 (x2)
 RETAINING RING -
 3M



U001	U002	U003	U004	U005	U006	U007	U008	U009	U010	U011	U012	U013	U014	U015	U016	U017	U018	U019	U020	U021
------	------	------	------	------	------	------	------	------	------	------	------	------	------	------	------	------	------	------	------	------

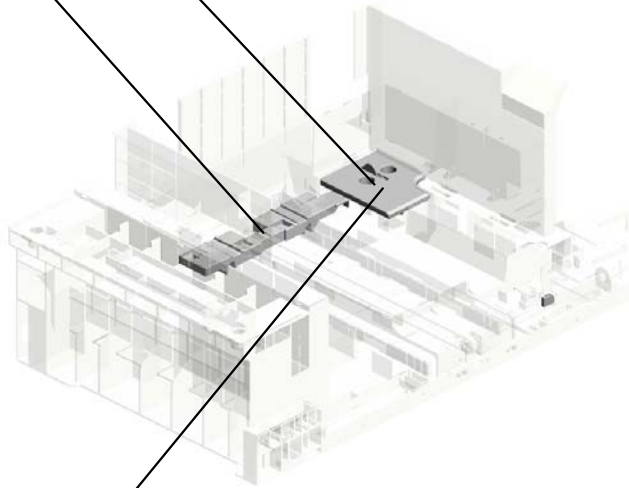

U007_S015
(NA):TANDEM LCT:LEFT:NA:ASS'Y

225.D1366798
COVER:PAPER:SE
T SENSOR:TANDE
M TRAY
201411-02 X/O



161.D1357599
[A]
(NA):TANDEM LCT:
LEFT:NA:ASS'Y
201410-03 X/O

226.D1367579
SLIDER:BACK FEN
CE



223.D1367575
(x2)
CAP:LEVER



224.D1366799
FEELER:PAPER:SE
T SENSOR:TANDE
M TRAY
201412-01 X/O

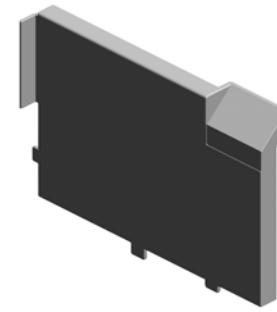


D1357593
[A]
(NA):TANDEM LCT:
LEFT:ASS'Y
201410-03 X/O


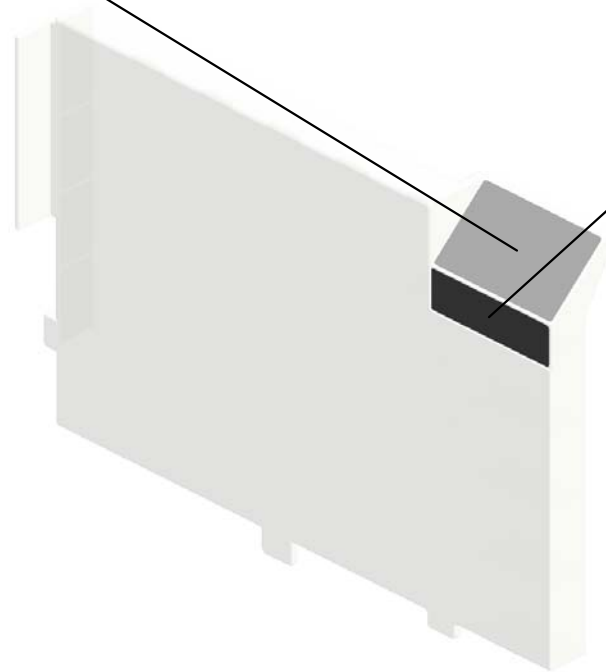
U001	U002	U003	U004	U005	U006	U007	U008	U009	U010	U011	U012	U013	U014	U015	U016	U017	U018	U019	U020	U021
------	------	------	------	------	------	------	------	------	------	------	------	------	------	------	------	------	------	------	------	------

U007_S015_S001
SIDE FENCE:LEFT REAR:TANDEM LCT:ASS'Y

213.D1367546
DECAL:PAPER VO
LUME:SIDE FENCE
:LEFT REAR:1



143.D1357516
SIDE FENCE:LEFT
REAR:TANDEM LC
T:ASSY




214.D1367547
DECAL:PAPER VO
LUME:SIDE FENCE
:LEFT REAR:2

U001	U002	U003	U004	U005	U006	U007	U008	U009	U010	U011	U012	U013	U014	U015	U016	U017	U018	U019	U020	U021
------	------	------	------	------	------	------	------	------	------	------	------	------	------	------	------	------	------	------	------	------

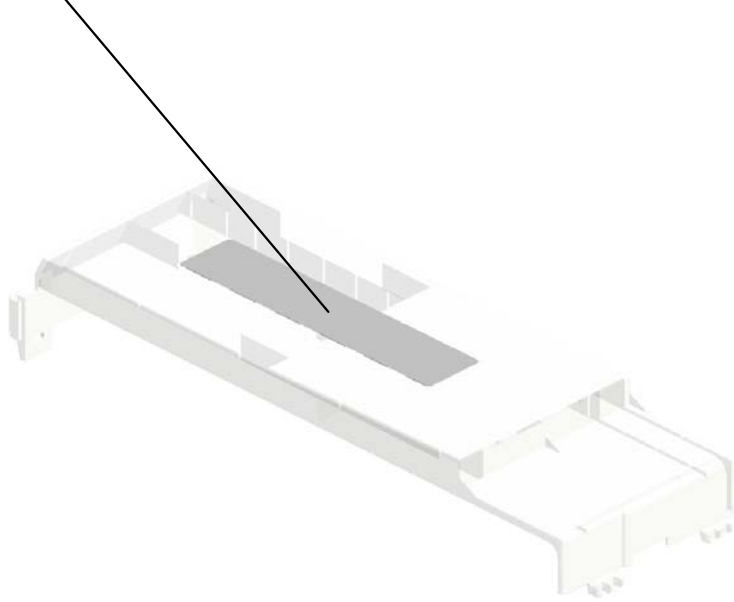
U007_S015_S002

COVER:TIMING BELT:TANDEM TRAY:ASS'Y

44.AA000297
DECAL:PAPER SE
T DIRECTION:TAN
DEM TRAY:LEFT



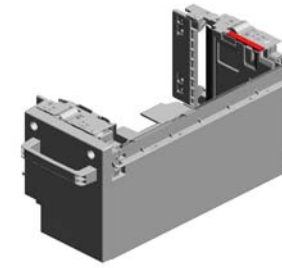
227.D1367581
COVER:TIMING BE
LT:TANDEM TRAY:
ASS'Y



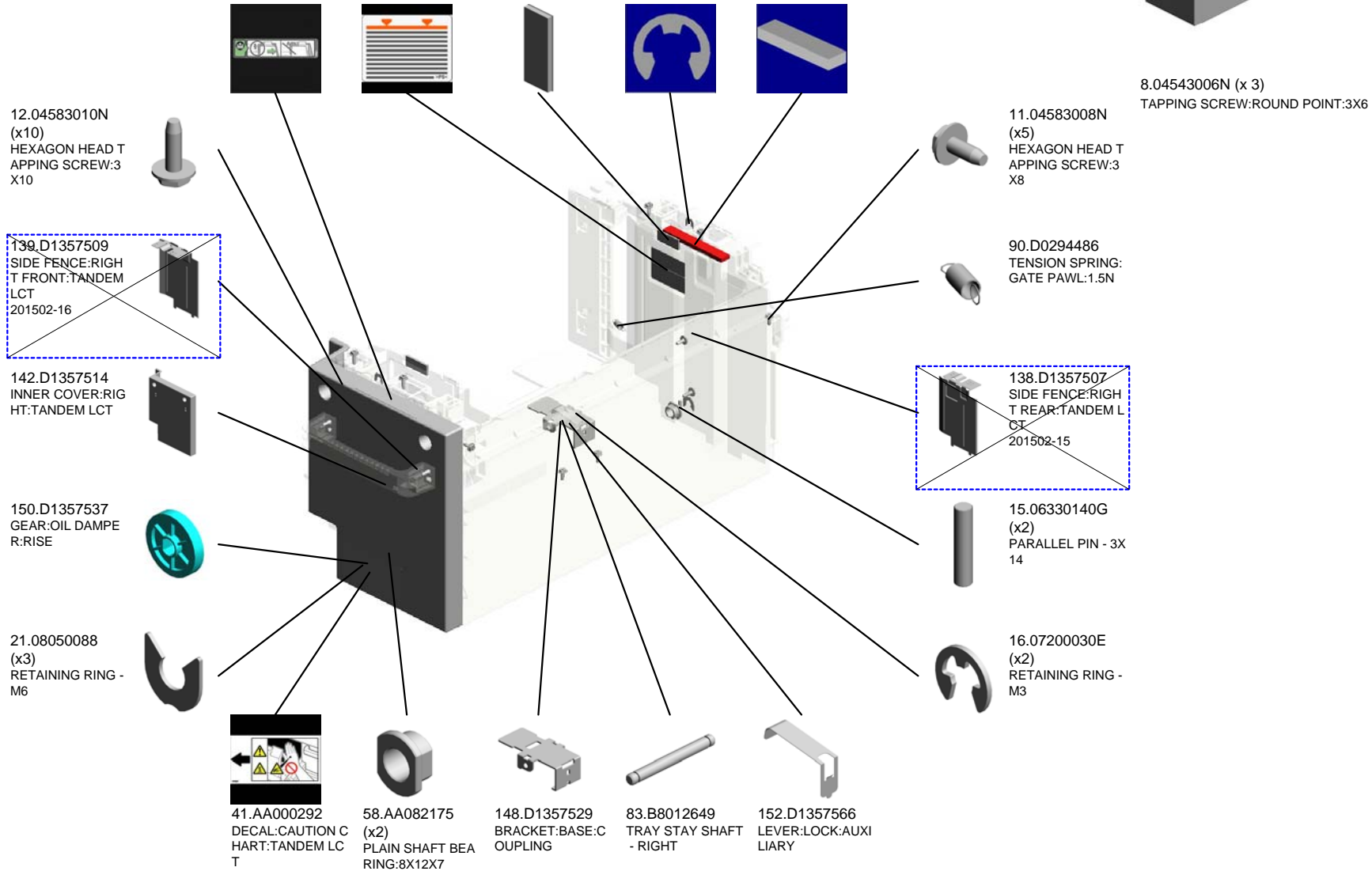
U001	U002	U003	U004	U005	U006	U007	U008	U009	U010	U011	U012	U013	U014	U015	U016	U017	U018	U019	U020	U021
------	------	------	------	------	------	------	------	------	------	------	------	------	------	------	------	------	------	------	------	------

U007_S016
(NA):TANDEM LCT:RIGHT:ASS'Y

- 47.AA000395 DECAL:CAUTION:TANDEM LCT:RIGHT:SET
- 45.AA000308 DECAL:SIDE FENCE:REAR
- 81.B2342864 (x2) PAD:CLEANER
- 17.07200040E (x2) RETAINING RING - M4
201504-04 X/O
- 82.B4756855 SHIELD:TANDEM LCT:REAR RIGHT



303.D1357563
[A]
(NA):TANDEM LCT:RIGHT:ASS'Y
201511-01 O/O



U007_S016
(NA):TANDEM LCT:RIGHT:ASS'Y

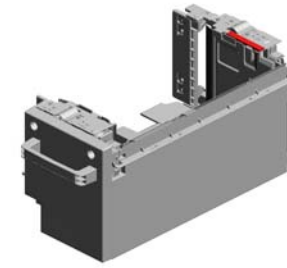
209.D1367530
GROUND PLATE:F
RONT

228.D1367584
SHAFT:RISING TR
AY:ASS'Y

229.D1367588
STOPPER:END FE
NCE

287.G5527022
(x2)
TIMING BELT

230.D1367599
(x2)
TIMING PULLEY:T
RAY BOTTOM PLA
TE:TANDEM TRAY:
DRIVEN

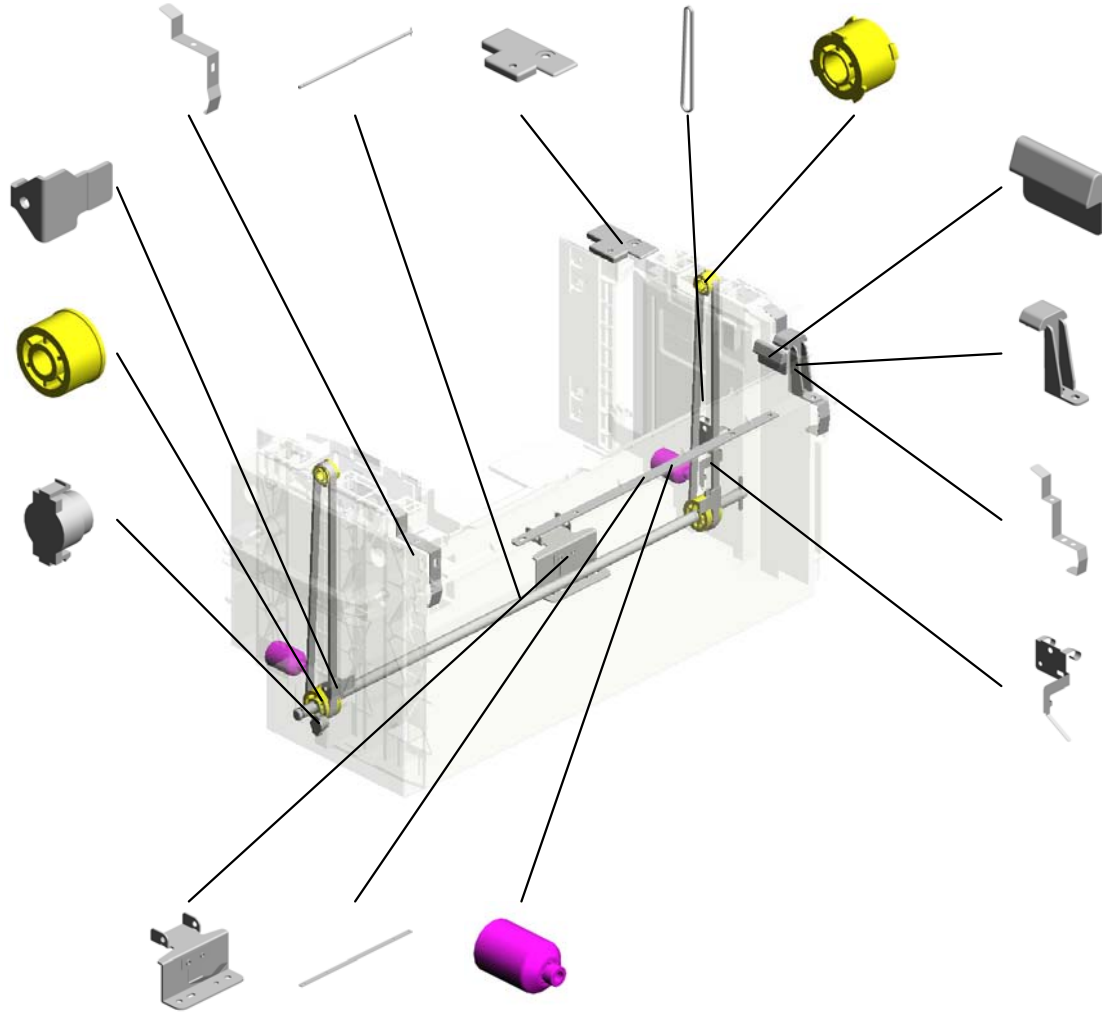


303.D1357563
[A]
(NA):TANDEM LCT:
RIGHT:ASS'Y
201511-01 O/O

153.D1357567
(x2)
HOLDER:SYNCHR
ONOUS BELT

283.D6961194
(x2)
TIMING PULLEY:T
RAY BOTTOM PLA
TE

211.D1367538
OIL DAMPER:FALL



299.D1356647
GUIDE:SIDE FENC
E:RIGHT REAR
201502-04

298.D1356646
GUIDE:TANDEM T
RAY:RIGHT REAR
201502-03

208.D1367528
GROUND PLATE:R
EAR

210.D1367532
GROUND PLATE:R
EAR:SIDE PLATE

215.D1367549
BRACKET:COUPLI
NG:RIGHT:ASS'Y

302.D1357559
SPACER:TANDEM
TRAY:RIGHT
201510-03


159.D1357585
(x2)
ROLLER:GUIDE



D1357558
[A]
(NA):TANDEM LCT:
RIGHT:NA:ASS'Y
201511-01 O/O

U007_S016_S001
PLATE:PAPER:ASS'Y

61.AA162082
CUSHION:PLATE:P
APER

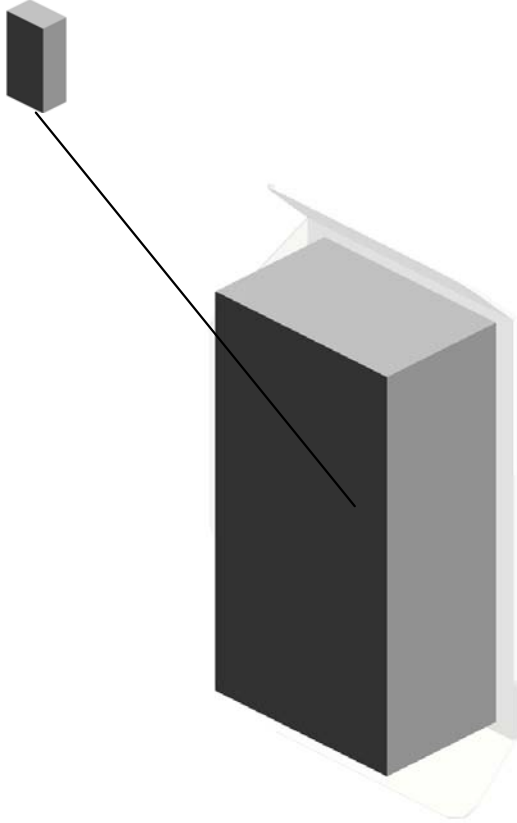


94.D0596690
PLATE:PAPER:ASS
Y

U001	U002	U003	U004	U005	U006	U007	U008	U009	U010	U011	U012	U013	U014	U015	U016	U017	U018	U019	U020	U021
------	------	------	------	------	------	------	------	------	------	------	------	------	------	------	------	------	------	------	------	------

U007_S016_S002
PLATE:PAPER:ASS'Y

61.AA162082
CUSHION:PLATE:P
APER




94.D0596690
PLATE:PAPER:ASS
Y


U001	U002	U003	U004	U005	U006	U007	U008	U009	U010	U011	U012	U013	U014	U015	U016	U017	U018	U019	U020	U021
------	------	------	------	------	------	------	------	------	------	------	------	------	------	------	------	------	------	------	------	------

U007_S016_S003
GRIP:INNER COVER:ASS'Y

43.AA000295
DECAL:GRIP:INNE
R COVER:RIGHT



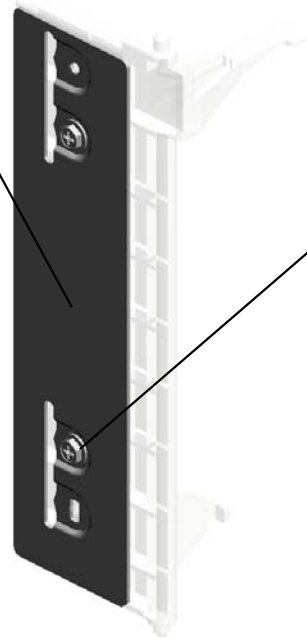
149.D1357531
GRIP:INNER COVE
R:ASS'Y



U001	U002	U003	U004	U005	U006	U007	U008	U009	U010	U011	U012	U013	U014	U015	U016	U017	U018	U019	U020	U021
------	------	------	------	------	------	------	------	------	------	------	------	------	------	------	------	------	------	------	------	------

U007_S016_S004
END FENCE:THREE WAY:ASS'Y

141.D1357512
GUIDE PLATE:END
FENCE:TANDEM L
CT



11.04583008N
(x2)
HEXAGON HEAD T
APPING SCREW:3
X8

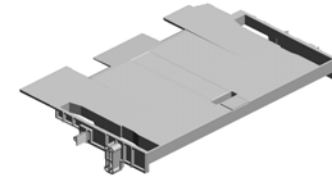


140.D1357510
END FENCE:THRE
E WAY:ASS'Y

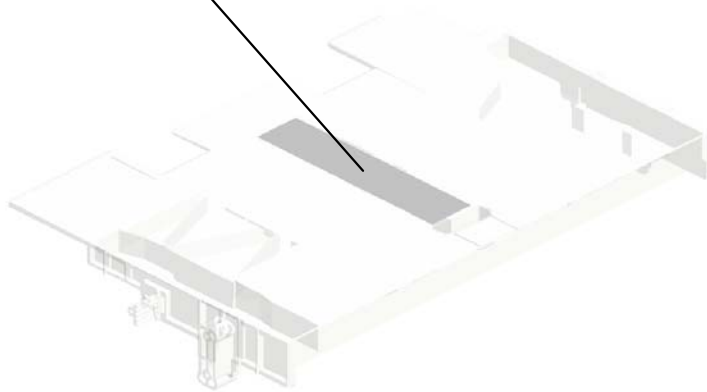
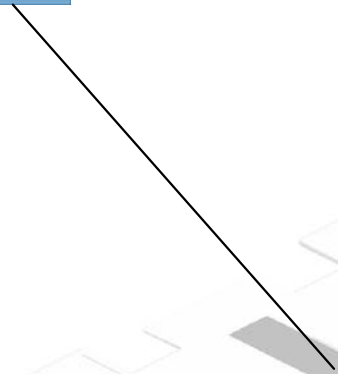
U001	U002	U003	U004	U005	U006	U007	U008	U009	U010	U011	U012	U013	U014	U015	U016	U017	U018	U019	U020	U021
------	------	------	------	------	------	------	------	------	------	------	------	------	------	------	------	------	------	------	------	------

U007_S016_S005
TRAY BOTTOM PLATE:ASS'Y

42.AA000294
DECAL:PAPER SE
T DIRECTION:TAN
DEM TRAY:RIGHT



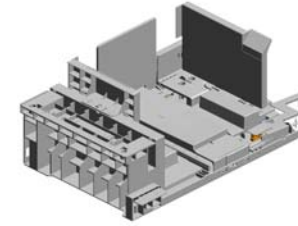
212.D1367543
TRAY BOTTOM PL
ATE:ASS'Y



U001	U002	U003	U004	U005	U006	U007	U008	U009	U010	U011	U012	U013	U014	U015	U016	U017	U018	U019	U020	U021
------	------	------	------	------	------	------	------	------	------	------	------	------	------	------	------	------	------	------	------	------

U007_S017
 (CHN/EU/AA):TANDEM LCT:LEFT:EU:ASS'Y

- 145.D1357520 BACK FENCE:TANDEM LCT
- 154.D1357568 STOPPER:SYNCHRONOUS BELT:SLIDER
- 73.AW020198 (x3) PHOTOINTERRUPTOR:LG2A14NL1
- 48.AA043714 TIMING BELT:60S3 M588 201601-01 O/O
- 17.07200040E (x3) RETAINING RING - M4 201504-04 X/O



160.D1357598
 [A]
 (CHN/EU/AA):TANDEM LCT:LEFT:EU:ASS'Y
 201410-04 X/O

144.D1357519 SIDE FENCE:LEFT FRONT:TANDEM LCT

67.AB033085 TIMING PULLEY - 15T

156.D1357570 BRACKET:SYNCHRONOUS BELT:DRIVEN

100.D1351499 HOLDER:SD-CARD

12.04583010N (x8) HEXAGON HEAD TAPPING SCREW:3 X10

66.AB030831 TIMING PULLEY:15T:DRIVE

217.D1367560 GROUND PLATE:COVER:SYNCHRONOUS BELT

151.D1357548 SHAFT:SLIDER:DRIVE:PRESS FIT

11.04583008N (x7) HEXAGON HEAD TAPPING SCREW:3 X8

155.D1357569 BRACKET:LEVER:LOCK

157.D1357576 LEVER:COUPLING:TANDEM LCT



32.11050758 (x5) CLAMP:LWSM-0306A

56.AA082173 (x2) PLAIN SHAFT BEARING:6X10X6

12.04583010N (x 2) HEXAGON HEAD TAPPING SCREW:3X10

216.D1367559 GROUND PLATE:JOINT:DRIVE

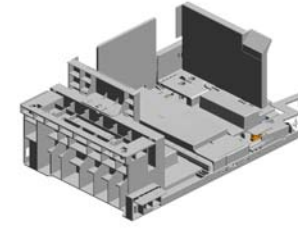
84.B8012763 LOCK LEVER SHAFT

23.08050092 (x2) RETAINING RING - 3M




U007_S017
 (CHN/EU/AA):TANDEM LCT:LEFT:EU:ASS'Y

225.D1366798
 COVER:PAPER:SE
 T SENSOR:TANDE
 M TRAY
 201411-02 X/O

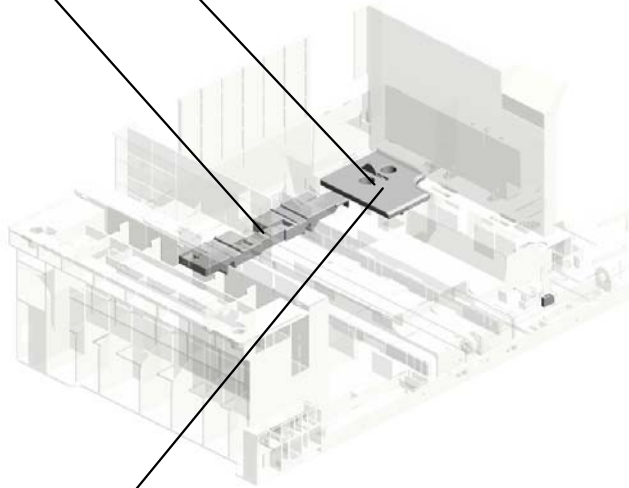


160.D1357598
 [A]
 (CHN/EU/AA):TAND
 EM LCT:LEFT:EU:A
 SS'Y
 201410-04 X/O

226.D1367579
 SLIDER:BACK FEN
 CE



223.D1367575
 (x2)
 CAP:LEVER



224.D1366799
 FEELER:PAPER:SE
 T SENSOR:TANDE
 M TRAY
 201412-01 X/O

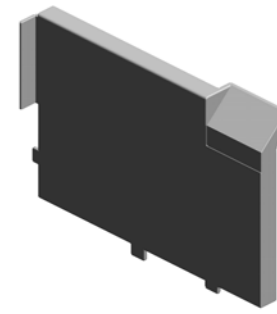


D1357592
 [A]
 (CHN/EU/AA):TAND
 EM LCT:LEFT:ASS'
 Y
 201410-04 X/O

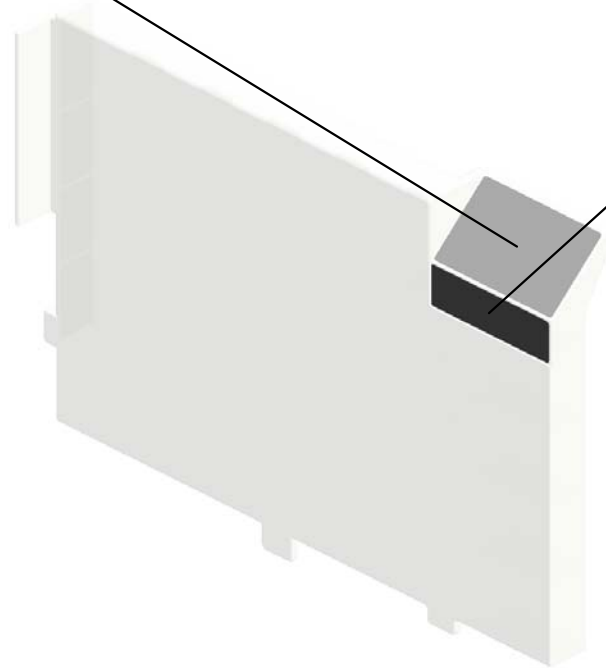
U001	U002	U003	U004	U005	U006	U007	U008	U009	U010	U011	U012	U013	U014	U015	U016	U017	U018	U019	U020	U021
------	------	------	------	------	------	------	------	------	------	------	------	------	------	------	------	------	------	------	------	------

U007_S017_S001
SIDE FENCE:LEFT REAR:TANDEM LCT:ASS'Y

213.D1367546
DECAL:PAPER VO
LUME:SIDE FENCE
:LEFT REAR:1



143.D1357516
SIDE FENCE:LEFT
REAR:TANDEM LC
T:ASSY




214.D1367547
DECAL:PAPER VO
LUME:SIDE FENCE
:LEFT REAR:2

U001	U002	U003	U004	U005	U006	U007	U008	U009	U010	U011	U012	U013	U014	U015	U016	U017	U018	U019	U020	U021
------	------	------	------	------	------	------	------	------	------	------	------	------	------	------	------	------	------	------	------	------

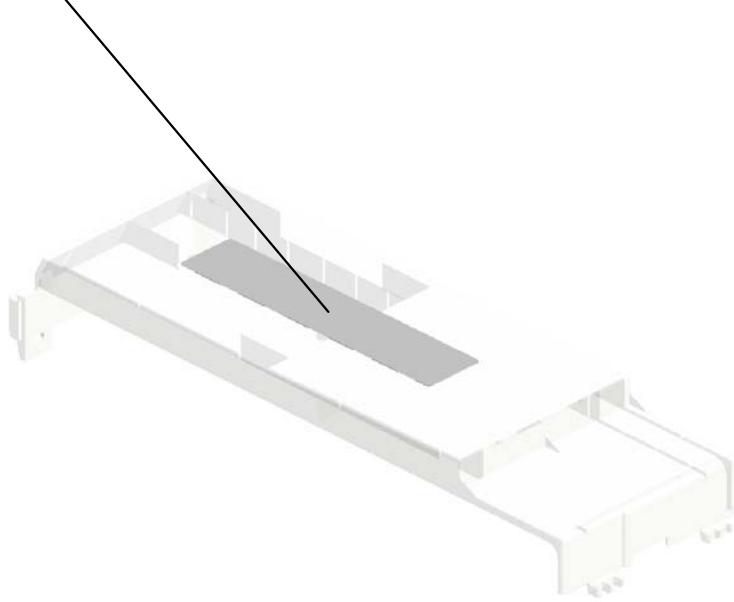
U007_S017_S002

COVER:TIMING BELT:TANDEM TRAY:ASS'Y

44.AA000297
DECAL:PAPER SE
T DIRECTION:TAN
DEM TRAY:LEFT



227.D1367581
COVER:TIMING BE
LT:TANDEM TRAY:
ASS'Y



U001	U002	U003	U004	U005	U006	U007	U008	U009	U010	U011	U012	U013	U014	U015	U016	U017	U018	U019	U020	U021
------	------	------	------	------	------	------	------	------	------	------	------	------	------	------	------	------	------	------	------	------

U007_S018

(CHN/EU/AA):TANDEM LCT:LEFT:EU:ASS'Y

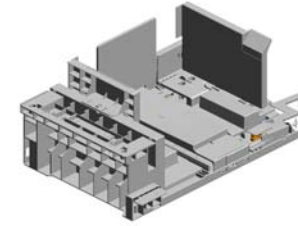
145.D1357520
BACK FENCE:TAN
DEM LCT

154.D1357568
STOPPER:SYNCH
RONOUS BELT:SLI
DER

73.AW020198
(x3)
PHOTOINTERRUP
TOR:LG2A14NL1

48.AA043714
TIMING BELT:60S3
M588
201601-01 O/O

17.07200040E
(x3)
RETAINING RING -
M4
201504-04 X/O



160.D1357598
[A]
(CHN/EU/AA):TAN
DEM LCT:LEFT:EU:A
SS'Y
201410-04 X/O

144.D1357519
SIDE FENCE:LEFT
FRONT:TANDEM L
CT

67.AB033085
TIMING PULLEY - 1
5T

156.D1357570
BRACKET:SYNCH
RONOUS BELT:DRI
VEN

100.D1351499
HOLDER:SD-CARD

12.04583010N
(x8)
HEXAGON HEAD T
APPING SCREW:3
X10

66.AB030831
TIMING PULLEY:15
T:DRIVE

217.D1367560
GROUND PLATE:C
OVER:SYNCHRON
OUS BELT

151.D1357548
SHAFT:SLIDER:DRI
VE:PRESS FIT

11.04583008N
(x7)
HEXAGON HEAD T
APPING SCREW:3
X8

155.D1357569
BRACKET:LEVER:L
OCK

157.D1357576
LEVER:COUPLING:
TANDEM LCT



32.11050758
(x5)
CLAMP:LWSM-030
6A

56.AA082173
(x2)
PLAIN SHAFT BEA
RING:6X10X6



12.04583010N (x 2)
HEXAGON HEAD TAPPING SCREW:3X
10

216.D1367559
GROUND PLATE:J
OINT:DRIVE



84.B8012763
LOCK LEVER SHA
FT

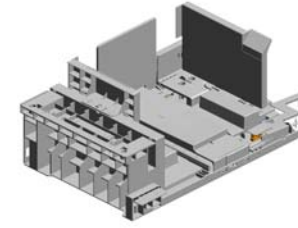


23.08050092
(x2)
RETAINING RING -
3M



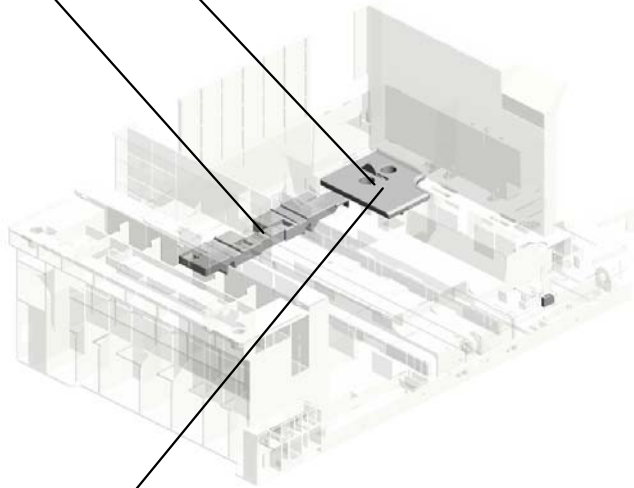

U007_S018
(CHN/EU/AA):TANDEM LCT:LEFT:EU:ASS'Y

225.D1366798
COVER:PAPER:SE
T SENSOR:TANDE
M TRAY
201411-02 X/O



160.D1357598
[A]
(CHN/EU/AA):TAND
EM LCT:LEFT:EU:A
SS'Y
201410-04 X/O

226.D1367579
SLIDER:BACK FEN
CE



223.D1367575
(x2)
CAP:LEVER



224.D1366799
FEELER:PAPER:SE
T SENSOR:TANDE
M TRAY
201412-01 X/O

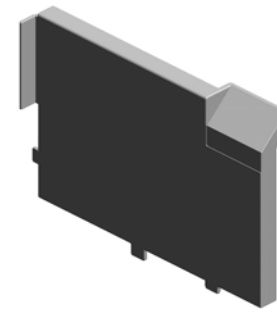


D1357592
[A]
(CHN/EU/AA):TAND
EM LCT:LEFT:ASS'
Y
201410-04 X/O

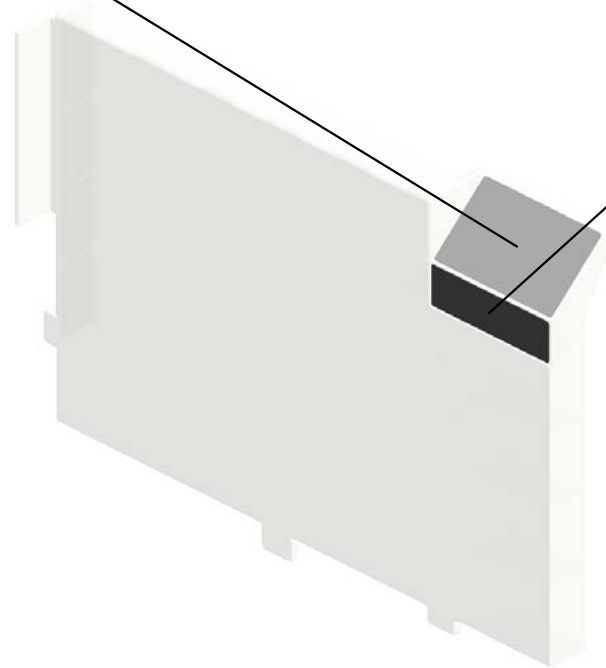
U001	U002	U003	U004	U005	U006	U007	U008	U009	U010	U011	U012	U013	U014	U015	U016	U017	U018	U019	U020	U021
------	------	------	------	------	------	------	------	------	------	------	------	------	------	------	------	------	------	------	------	------

U007_S018_S001
SIDE FENCE:LEFT REAR:TANDEM LCT:ASS'Y

213.D1367546
DECAL:PAPER VO
LUME:SIDE FENCE
:LEFT REAR:1



143.D1357516
SIDE FENCE:LEFT
REAR:TANDEM LC
T:ASSY




214.D1367547
DECAL:PAPER VO
LUME:SIDE FENCE
:LEFT REAR:2

U001	U002	U003	U004	U005	U006	U007	U008	U009	U010	U011	U012	U013	U014	U015	U016	U017	U018	U019	U020	U021
------	------	------	------	------	------	------	------	------	------	------	------	------	------	------	------	------	------	------	------	------

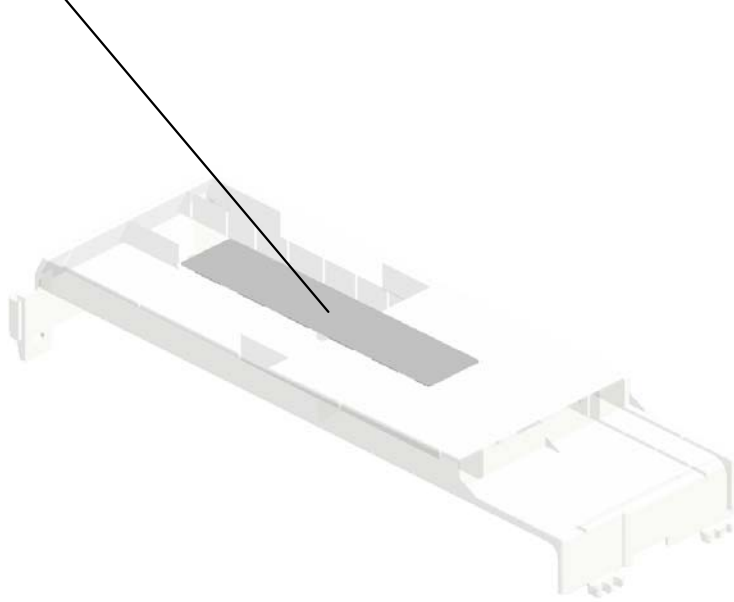
U007_S018_S002

COVER:TIMING BELT:TANDEM TRAY:ASS'Y

44.AA000297
DECAL:PAPER SE
T DIRECTION:TAN
DEM TRAY:LEFT



227.D1367581
COVER:TIMING BE
LT:TANDEM TRAY:
ASS'Y



U001	U002	U003	U004	U005	U006	U007	U008	U009	U010	U011	U012	U013	U014	U015	U016	U017	U018	U019	U020	U021
------	------	------	------	------	------	------	------	------	------	------	------	------	------	------	------	------	------	------	------	------

U007_S019

(CHN/EU/AA):TANDEM LCT:LEFT:EU:ASS'Y

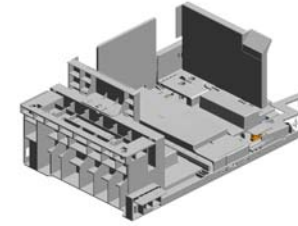
145.D1357520
BACK FENCE:TAN
DEM LCT

154.D1357568
STOPPER:SYNCH
RONOUS BELT:SLI
DER

73.AW020198
(x3)
PHOTOINTERRUP
TOR:LG2A14NL1

48.AA043714
TIMING BELT:60S3
M588
201601-01 O/O

17.07200040E
(x3)
RETAINING RING -
M4
201504-04 X/O



160.D1357598
[A]
(CHN/EU/AA):TAN
DEM LCT:LEFT:EU:A
SS'Y
201410-04 X/O

144.D1357519
SIDE FENCE:LEFT
FRONT:TANDEM L
CT

67.AB033085
TIMING PULLEY - 1
5T

156.D1357570
BRACKET:SYNCH
RONOUS BELT:DRI
VEN

100.D1351499
HOLDER:SD-CARD

12.04583010N
(x8)
HEXAGON HEAD T
APPING SCREW:3
X10

66.AB030831
TIMING PULLEY:15
T:DRIVE

217.D1367560
GROUND PLATE:C
OVER:SYNCHRON
OUS BELT

151.D1357548
SHAFT:SLIDER:DRI
VE:PRESS FIT

11.04583008N
(x7)
HEXAGON HEAD T
APPING SCREW:3
X8

155.D1357569
BRACKET:LEVER:L
OCK

157.D1357576
LEVER:COUPLING:
TANDEM LCT



32.11050758
(x5)
CLAMP:LWSM-030
6A

56.AA082173
(x2)
PLAIN SHAFT BEA
RING:6X10X6



12.04583010N (x 2)
HEXAGON HEAD TAPPING SCREW:3X
10

216.D1367559
GROUND PLATE:J
OINT:DRIVE



84.B8012763
LOCK LEVER SHA
FT

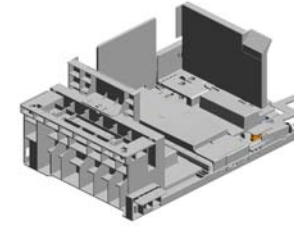


23.08050092
(x2)
RETAINING RING -
3M



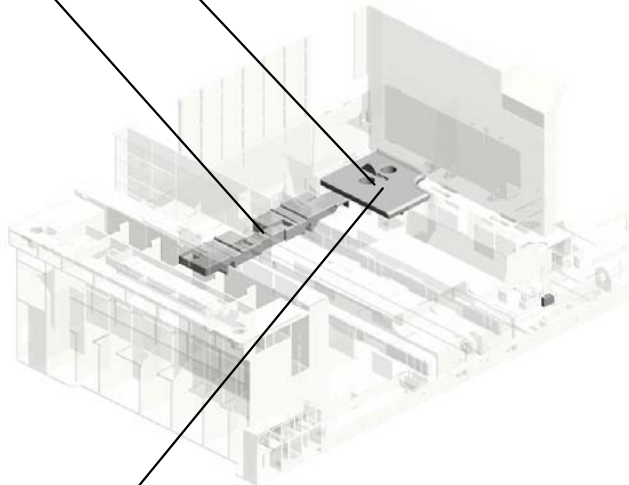

U007_S019
 (CHN/EU/AA):TANDEM LCT:LEFT:EU:ASS'Y

225.D1366798
 COVER:PAPER:SE
 T SENSOR:TANDE
 M TRAY
 201411-02 X/O



160.D1357598
 [A]
 (CHN/EU/AA):TAND
 EM LCT:LEFT:EU:A
 SS'Y
 201410-04 X/O

226.D1367579
 SLIDER:BACK FEN
 CE



223.D1367575
 (x2)
 CAP:LEVER



224.D1366799
 FEELER:PAPER:SE
 T SENSOR:TANDE
 M TRAY
 201412-01 X/O


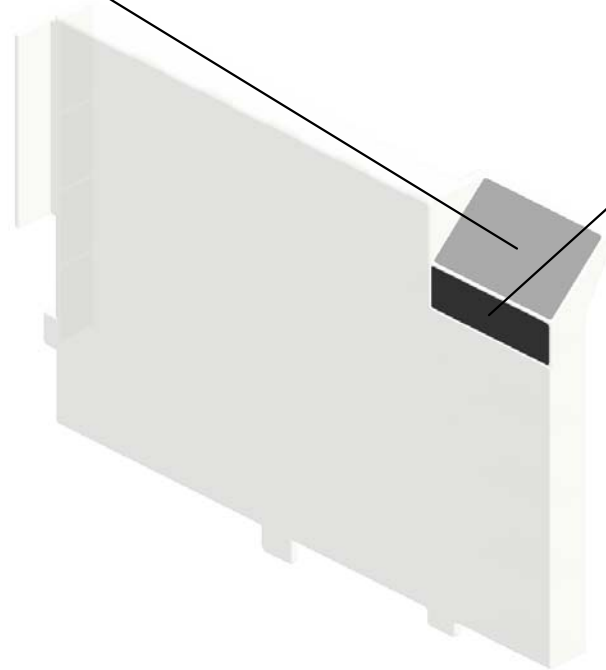


D1357592
 [A]
 (CHN/EU/AA):TAND
 EM LCT:LEFT:ASS'
 Y
 201410-04 X/O

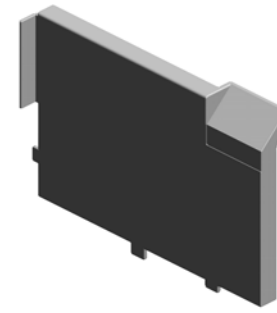
U001	U002	U003	U004	U005	U006	U007	U008	U009	U010	U011	U012	U013	U014	U015	U016	U017	U018	U019	U020	U021
------	------	------	------	------	------	------	------	------	------	------	------	------	------	------	------	------	------	------	------	------

U007_S019_S001
SIDE FENCE:LEFT REAR:TANDEM LCT:ASS'Y

213.D1367546
DECAL:PAPER VO
LUME:SIDE FENCE
:LEFT REAR:1



214.D1367547
DECAL:PAPER VO
LUME:SIDE FENCE
:LEFT REAR:2




143.D1357516
SIDE FENCE:LEFT
REAR:TANDEM LC
T:ASSY

U001	U002	U003	U004	U005	U006	U007	U008	U009	U010	U011	U012	U013	U014	U015	U016	U017	U018	U019	U020	U021
------	------	------	------	------	------	------	------	------	------	------	------	------	------	------	------	------	------	------	------	------

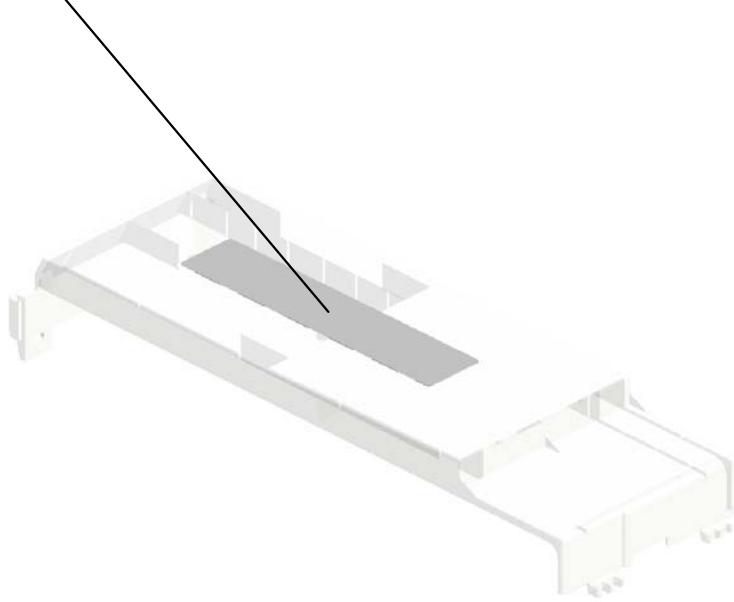
U007_S019_S002

COVER:TIMING BELT:TANDEM TRAY:ASS'Y

44.AA000297
DECAL:PAPER SE
T DIRECTION:TAN
DEM TRAY:LEFT




227.D1367581
COVER:TIMING BE
LT:TANDEM TRAY:
ASS'Y



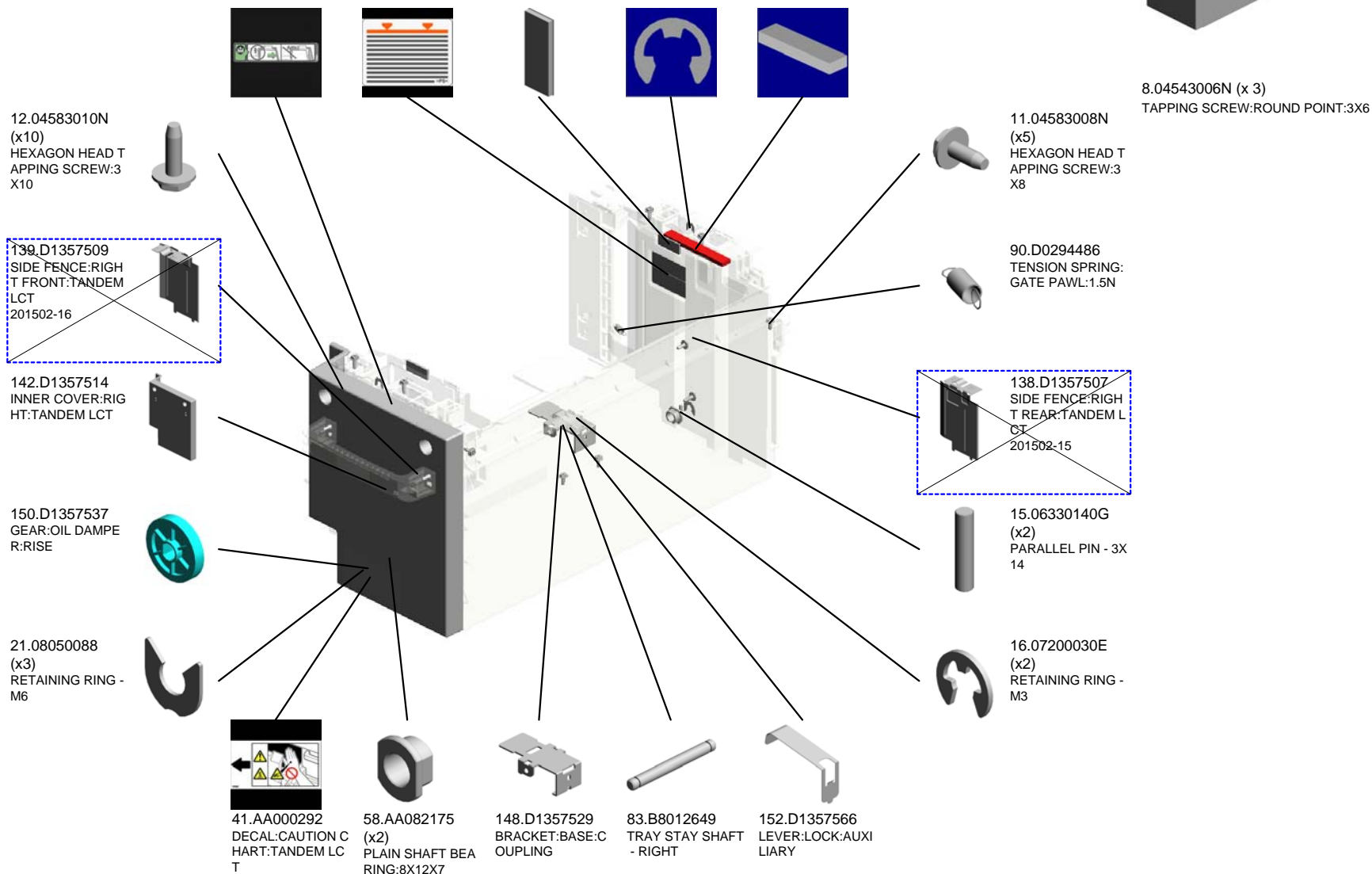
U001	U002	U003	U004	U005	U006	U007	U008	U009	U010	U011	U012	U013	U014	U015	U016	U017	U018	U019	U020	U021
------	------	------	------	------	------	------	------	------	------	------	------	------	------	------	------	------	------	------	------	------

U007_S020
(CHN/EU/AA):TANDEM TRAY:RIGHT:EU:ASS'Y

- 47.AA000395 DECAL:CAUTION:TANDEM LCT:RIGHT:SET
- 45.AA000308 DECAL:SIDE FENCE:REAR
- 81.B2342864 (x2) PAD:CLEANER
- 17.07200040E (x2) RETAINING RING - M4
201504-04 X/O
- 82.B4756855 SHIELD:TANDEM LCT:REAR RIGHT



301.D1357560
[A]
(CHN/EU/AA):TANDEM TRAY:RIGHT:EU:ASS'Y
201507-03 O/O



U007_S020

(CHN/EU/AA):TANDEM TRAY:RIGHT:EU:ASS'Y

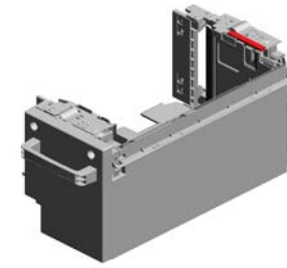
209.D1367530
GROUND PLATE:F
RONT

228.D1367584
SHAFT:RISING TR
AY:ASS'Y

229.D1367588
STOPPER:END FE
NCE

287.G5527022
(x2)
TIMING BELT

230.D1367599
(x2)
TIMING PULLEY:T
RAY BOTTOM PLA
TE:TANDEM TRAY:
DRIVEN

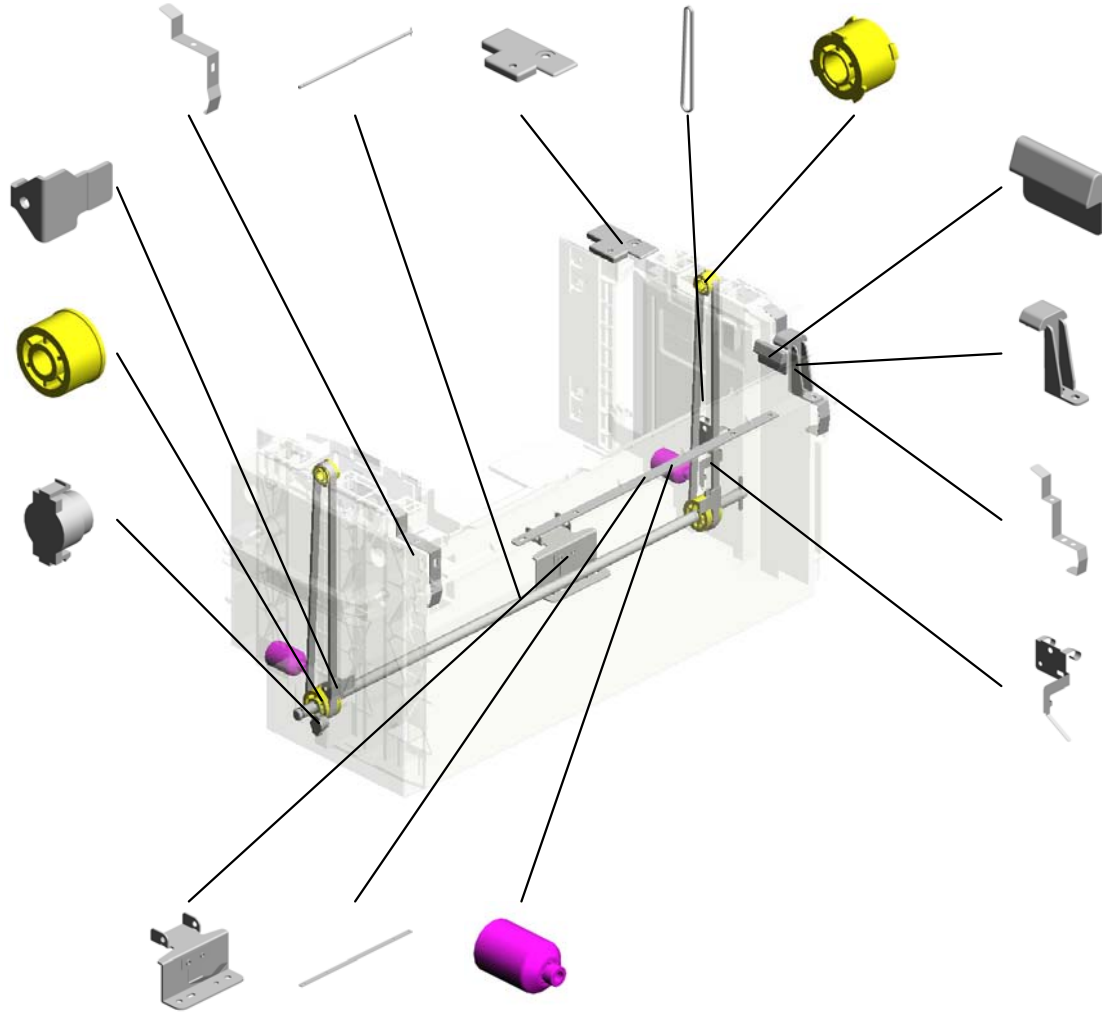


301.D1357560
[A]
(CHN/EU/AA):TAND
EM TRAY:RIGHT:E
U:ASS'Y
201507-03 O/O

153.D1357567
(x2)
HOLDER:SYNCHR
ONOUS BELT

283.D6961194
(x2)
TIMING PULLEY:T
RAY BOTTOM PLA
TE

211.D1367538
OIL DAMPER:FALL



299.D1356647
GUIDE:SIDE FENC
E:RIGHT REAR
201502-04

298.D1356646
GUIDE:TANDEM T
RAY:RIGHT REAR
201502-03

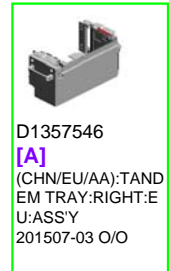
208.D1367528
GROUND PLATE:R
EAR

210.D1367532
GROUND PLATE:R
EAR:SIDE PLATE

215.D1367549
BRACKET:COUPLI
NG:RIGHT:ASS'Y

302.D1357559
SPACER:TANDEM
TRAY:RIGHT
201510-03


159.D1357585
(x2)
ROLLER:GUIDE



D1357546
[A]
(CHN/EU/AA):TAND
EM TRAY:RIGHT:E
U:ASS'Y
201507-03 O/O

U007_S020_S001
PLATE:PAPER:ASS'Y

61.AA162082
CUSHION:PLATE:P
APER

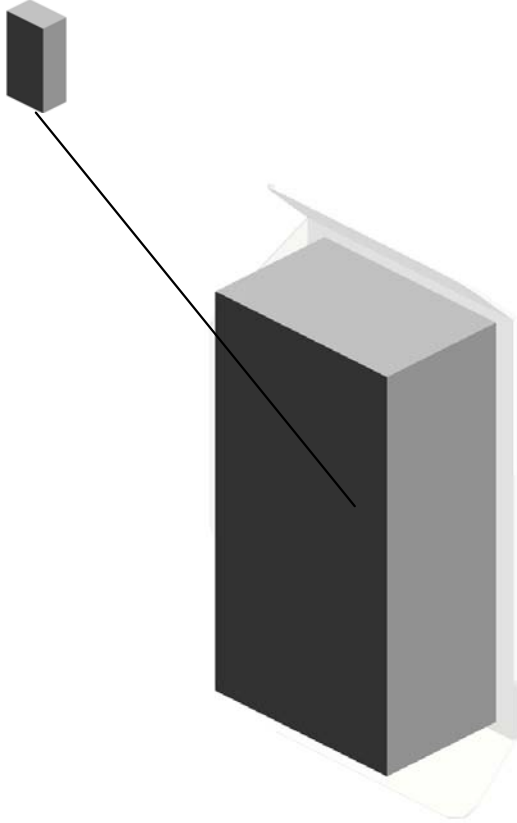


94.D0596690
PLATE:PAPER:ASS
Y

U001	U002	U003	U004	U005	U006	U007	U008	U009	U010	U011	U012	U013	U014	U015	U016	U017	U018	U019	U020	U021
------	------	------	------	------	------	------	------	------	------	------	------	------	------	------	------	------	------	------	------	------

U007_S020_S002
PLATE:PAPER:ASS'Y

61.AA162082
CUSHION:PLATE:P
APER




94.D0596690
PLATE:PAPER:ASS
Y

U001	U002	U003	U004	U005	U006	U007	U008	U009	U010	U011	U012	U013	U014	U015	U016	U017	U018	U019	U020	U021
------	------	------	------	------	------	------	------	------	------	------	------	------	------	------	------	------	------	------	------	------

U007_S020_S003
GRIP:INNER COVER:ASS'Y

43.AA000295
DECAL:GRIP:INNE
R COVER:RIGHT



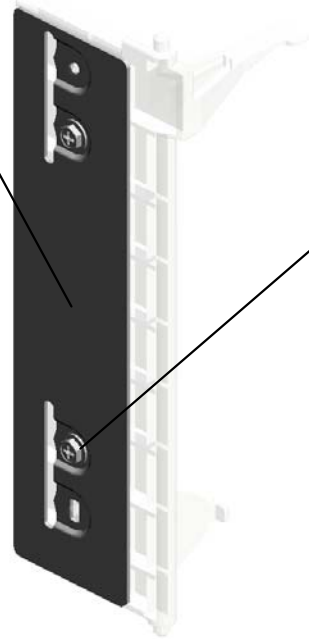
149.D1357531
GRIP:INNER COVE
R:ASS'Y



U001	U002	U003	U004	U005	U006	U007	U008	U009	U010	U011	U012	U013	U014	U015	U016	U017	U018	U019	U020	U021
------	------	------	------	------	------	------	------	------	------	------	------	------	------	------	------	------	------	------	------	------

U007_S020_S004
END FENCE:THREE WAY:ASS'Y

141.D1357512
GUIDE PLATE:END
FENCE:TANDEM L
CT



11.04583008N
(x2)
HEXAGON HEAD T
APPING SCREW:3
X8

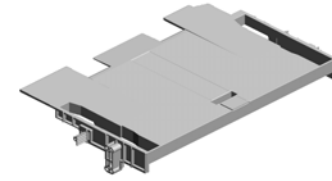


140.D1357510
END FENCE:THRE
E WAY:ASS'Y

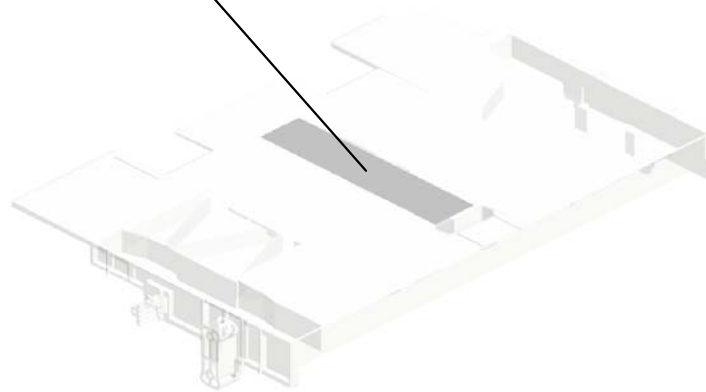
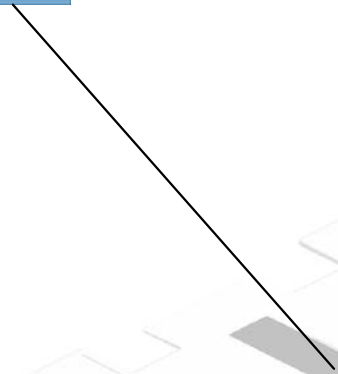
U001	U002	U003	U004	U005	U006	U007	U008	U009	U010	U011	U012	U013	U014	U015	U016	U017	U018	U019	U020	U021
------	------	------	------	------	------	------	------	------	------	------	------	------	------	------	------	------	------	------	------	------

U007_S020_S005
TRAY BOTTOM PLATE:ASS'Y

42.AA000294
DECAL:PAPER SE
T DIRECTION:TAN
DEM TRAY:RIGHT



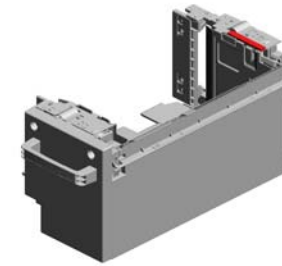
212.D1367543
TRAY BOTTOM PL
ATE:ASS'Y



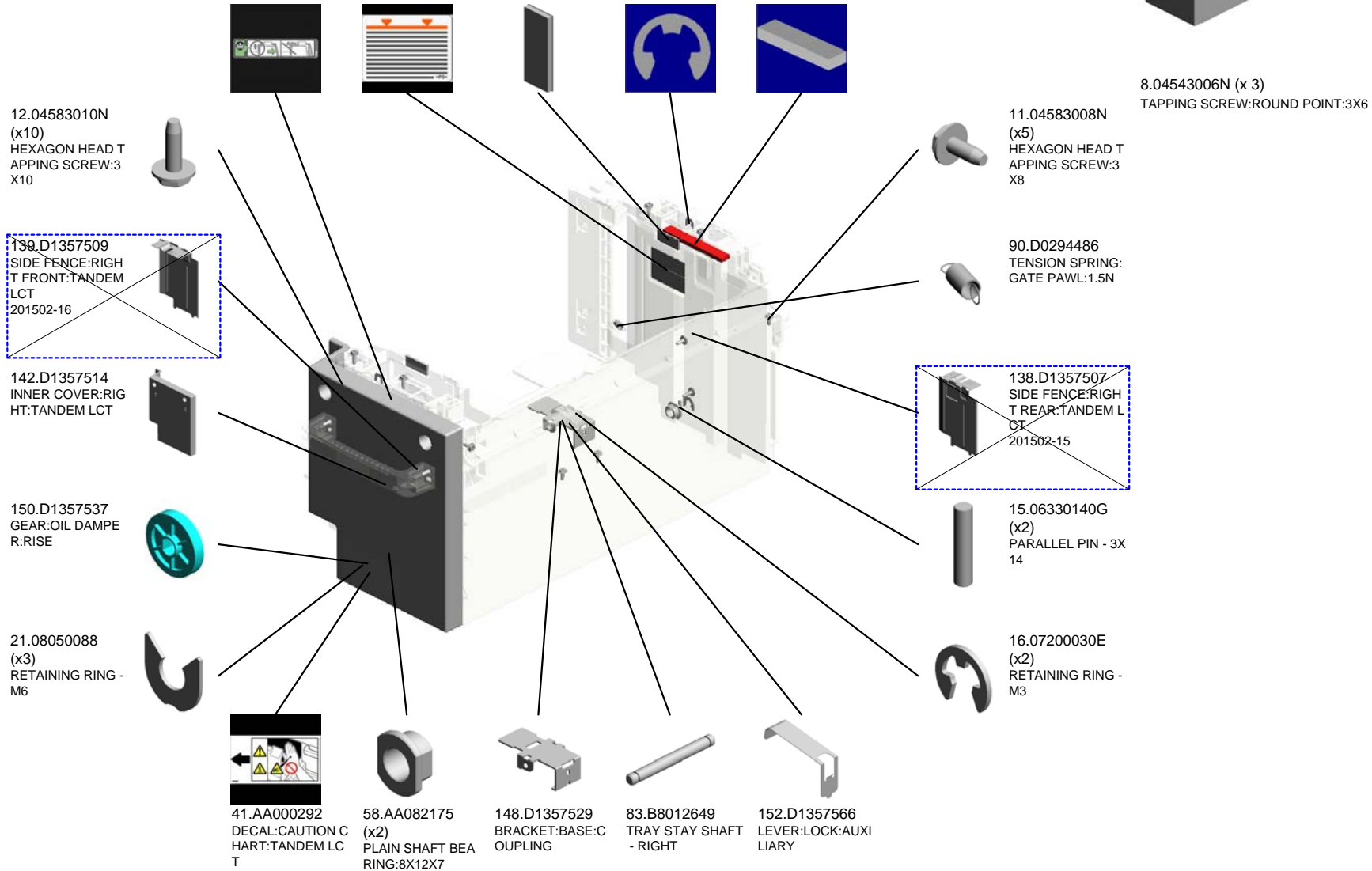
U001	U002	U003	U004	U005	U006	U007	U008	U009	U010	U011	U012	U013	U014	U015	U016	U017	U018	U019	U020	U021
------	------	------	------	------	------	------	------	------	------	------	------	------	------	------	------	------	------	------	------	------

U007_S021
(CHN/EU/AA):TANDEM TRAY:RIGHT:EU:ASS'Y

- 47.AA000395 DECAL:CAUTION:TANDEM LCT:RIGHT:SET
- 45.AA000308 DECAL:SIDE FENCE:REAR
- 81.B2342864 (x2) PAD:CLEANER
- 17.07200040E (x2) RETAINING RING - M4
201504-04 X/O
- 82.B4756855 SHIELD:TANDEM LCT:REAR RIGHT



301.D1357560
[A]
(CHN/EU/AA):TANDEM TRAY:RIGHT:EU:ASS'Y
201507-03 O/O



U007_S021

(CHN/EU/AA):TANDEM TRAY:RIGHT:EU:ASS'Y

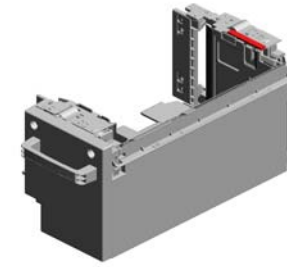
209.D1367530
GROUND PLATE:F
RONT

228.D1367584
SHAFT:RISING TR
AY:ASS'Y

229.D1367588
STOPPER:END FE
NCE

287.G5527022
(x2)
TIMING BELT

230.D1367599
(x2)
TIMING PULLEY:T
RAY BOTTOM PLA
TE:TANDEM TRAY:
DRIVEN

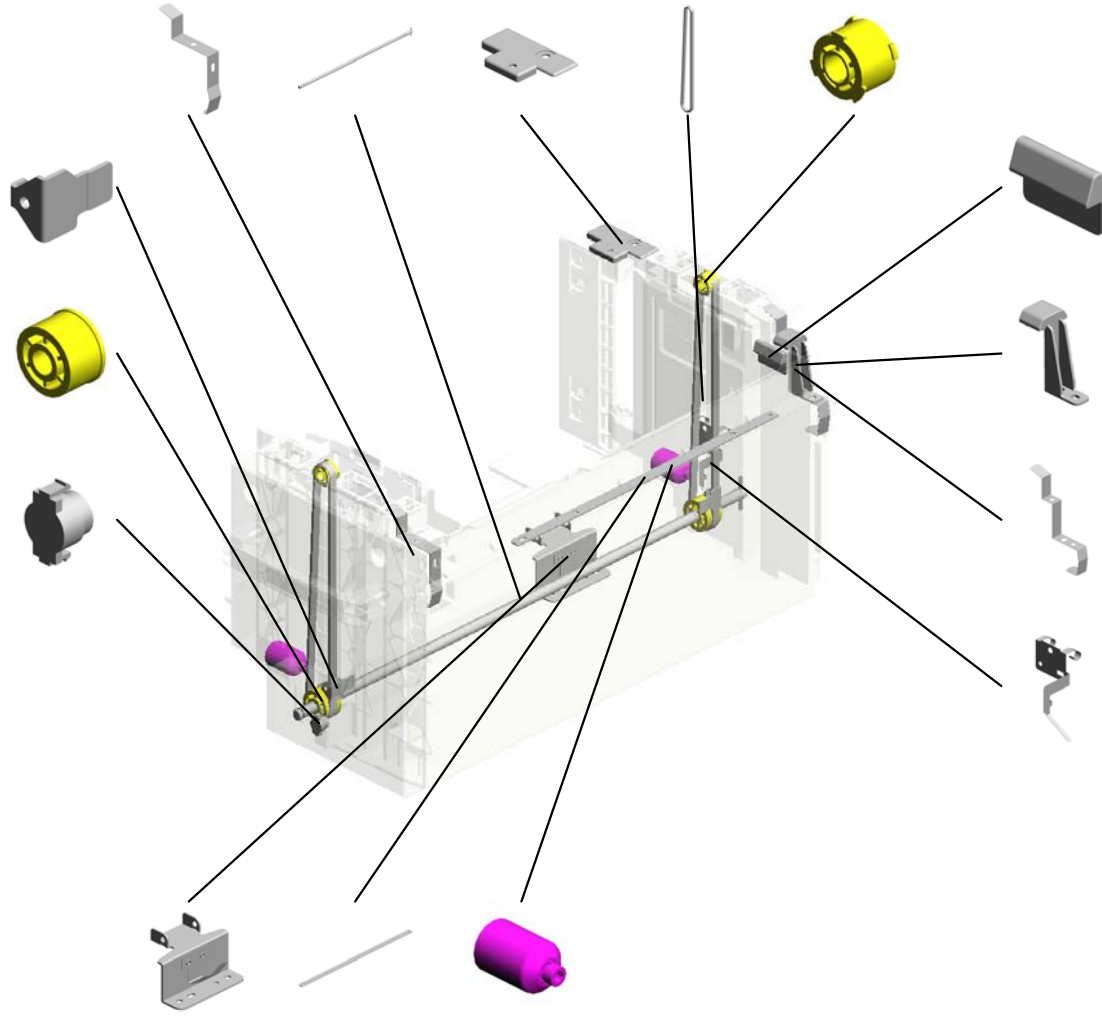


301.D1357560
[A]
(CHN/EU/AA):TAND
EM TRAY:RIGHT:E
U:ASS'Y
201507-03 O/O

153.D1357567
(x2)
HOLDER:SYNCHR
ONOUS BELT

283.D6961194
(x2)
TIMING PULLEY:T
RAY BOTTOM PLA
TE

211.D1367538
OIL DAMPER:FALL



299.D1356647
GUIDE:SIDE FENC
E:RIGHT REAR
201502-04

298.D1356646
GUIDE:TANDEM T
RAY:RIGHT REAR
201502-03

208.D1367528
GROUND PLATE:R
EAR

210.D1367532
GROUND PLATE:R
EAR:SIDE PLATE

215.D1367549
BRACKET:COUPLI
NG:RIGHT:ASS'Y

302.D1357559
SPACER:TANDEM
TRAY:RIGHT
201510-03

159.D1357585
(x2)
ROLLER:GUIDE

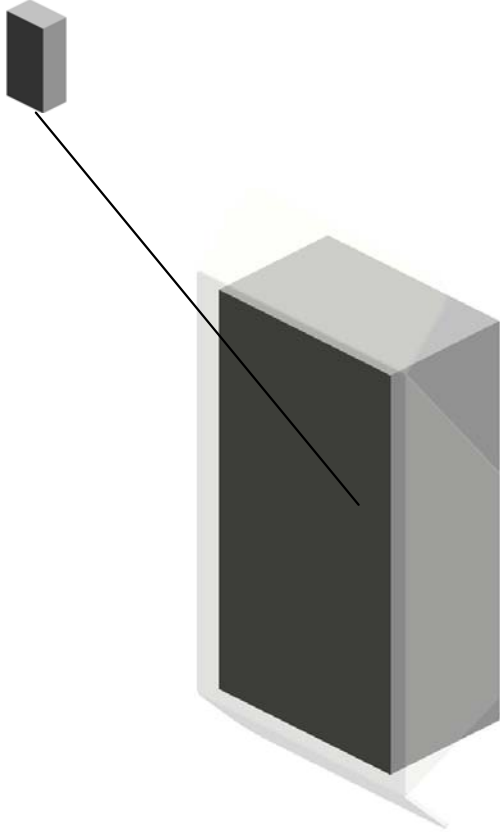


D1357546
[A]
(CHN/EU/AA):TAND
EM TRAY:RIGHT:E
U:ASS'Y
201507-03 O/O

U001	U002	U003	U004	U005	U006	U007	U008	U009	U010	U011	U012	U013	U014	U015	U016	U017	U018	U019	U020	U021
------	------	------	------	------	------	------	------	------	------	------	------	------	------	------	------	------	------	------	------	------

U007_S021_S001
PLATE:PAPER:ASS'Y

61.AA162082
CUSHION:PLATE:P
APER

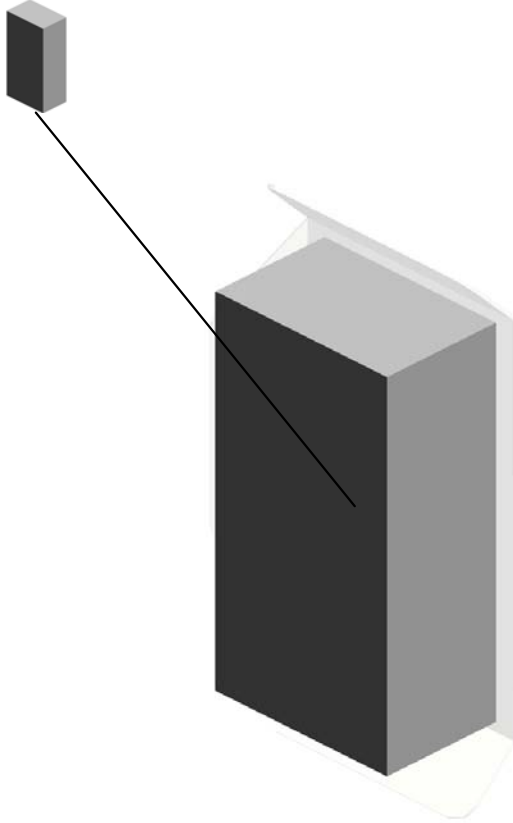


94.D0596690
PLATE:PAPER:ASS
'Y

U001	U002	U003	U004	U005	U006	U007	U008	U009	U010	U011	U012	U013	U014	U015	U016	U017	U018	U019	U020	U021
------	------	------	------	------	------	------	------	------	------	------	------	------	------	------	------	------	------	------	------	------

U007_S021_S002
PLATE:PAPER:ASS'Y

61.AA162082
CUSHION:PLATE:P
APER




94.D0596690
PLATE:PAPER:ASS
Y


U001	U002	U003	U004	U005	U006	U007	U008	U009	U010	U011	U012	U013	U014	U015	U016	U017	U018	U019	U020	U021
------	------	------	------	------	------	------	------	------	------	------	------	------	------	------	------	------	------	------	------	------

U007_S021_S003
GRIP:INNER COVER:ASS'Y

43.AA000295
DECAL:GRIP:INNE
R COVER:RIGHT



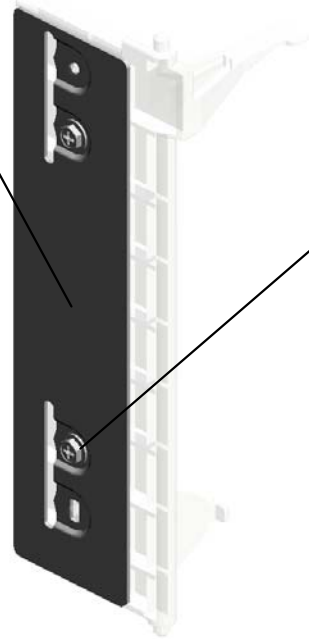
149.D1357531
GRIP:INNER COVE
R:ASS'Y



U001	U002	U003	U004	U005	U006	U007	U008	U009	U010	U011	U012	U013	U014	U015	U016	U017	U018	U019	U020	U021
------	------	------	------	------	------	------	------	------	------	------	------	------	------	------	------	------	------	------	------	------

U007_S021_S004
END FENCE:THREE WAY:ASS'Y

141.D1357512
GUIDE PLATE:END
FENCE:TANDEM L
CT



11.04583008N
(x2)
HEXAGON HEAD T
APPING SCREW:3
X8

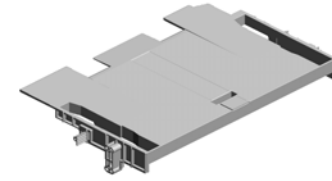


140.D1357510
END FENCE:THRE
E WAY:ASS'Y

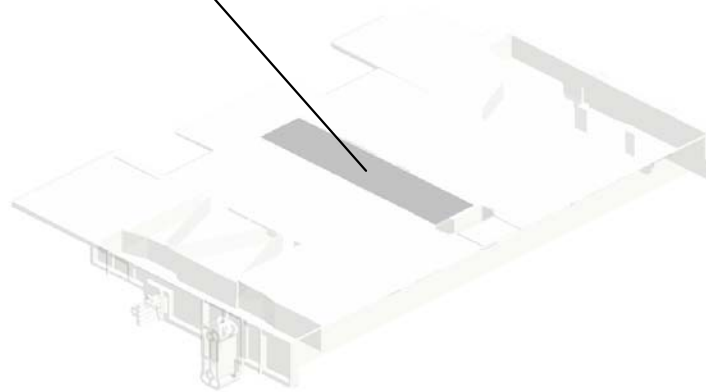
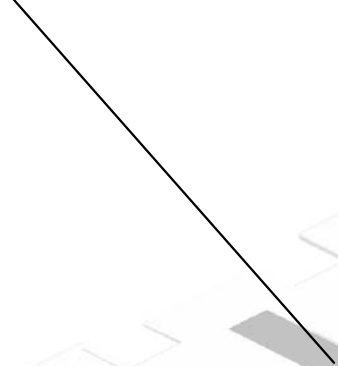
U001	U002	U003	U004	U005	U006	U007	U008	U009	U010	U011	U012	U013	U014	U015	U016	U017	U018	U019	U020	U021
------	------	------	------	------	------	------	------	------	------	------	------	------	------	------	------	------	------	------	------	------

U007_S021_S005
TRAY BOTTOM PLATE:ASS'Y

42.AA000294
DECAL:PAPER SE
T DIRECTION:TAN
DEM TRAY:RIGHT



212.D1367543
TRAY BOTTOM PL
ATE:ASS'Y

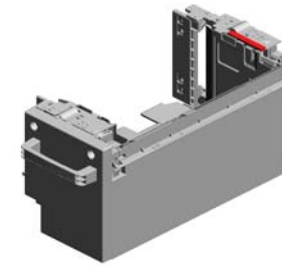


U001	U002	U003	U004	U005	U006	U007	U008	U009	U010	U011	U012	U013	U014	U015	U016	U017	U018	U019	U020	U021
------	------	------	------	------	------	------	------	------	------	------	------	------	------	------	------	------	------	------	------	------

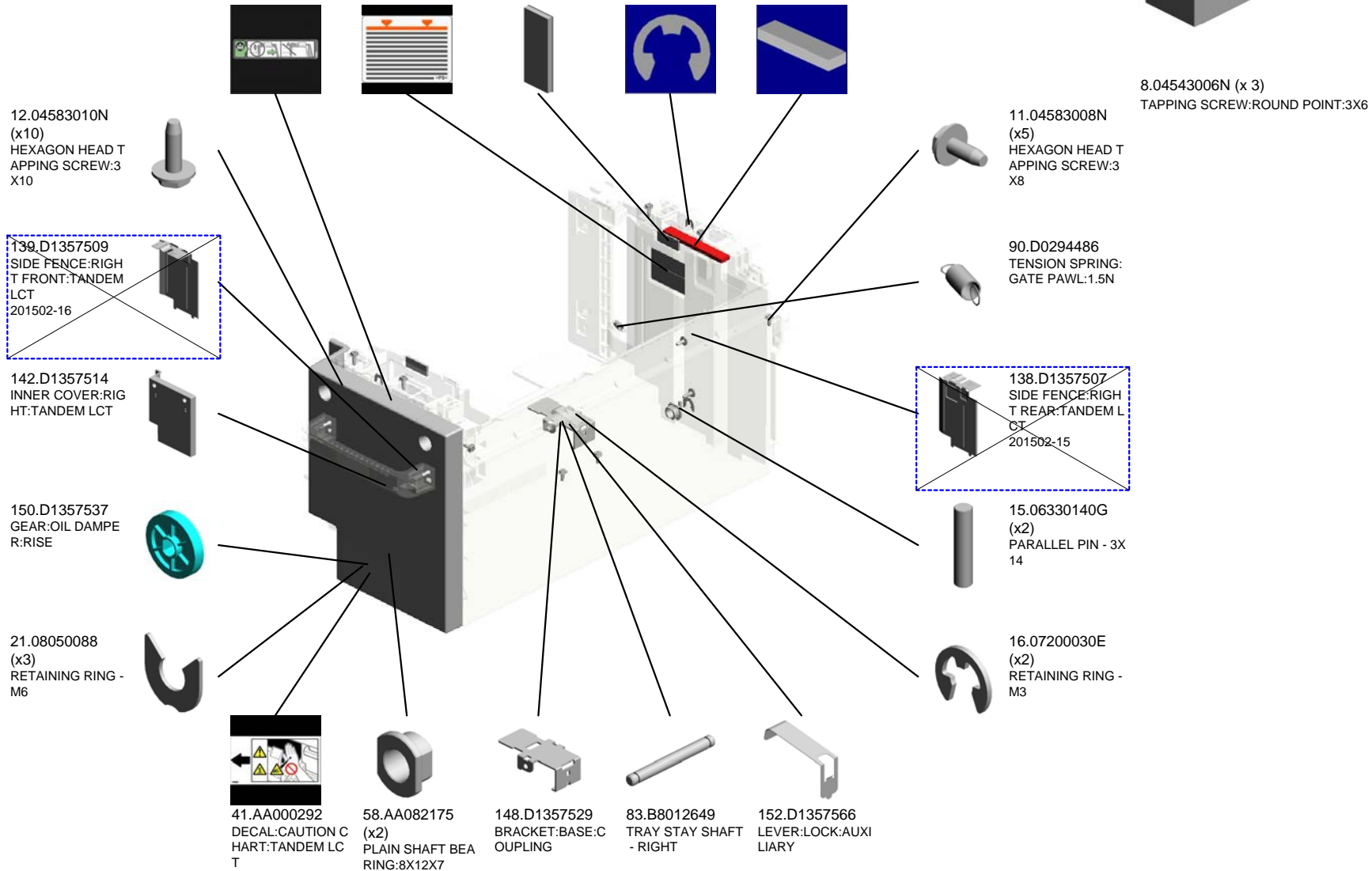
U007_S022

(CHN/EU/AA):TANDEM TRAY:RIGHT:EU:ASS'Y

- 47.AA000395 DECAL:CAUTION:TANDEM LCT:RIGHT:SET
- 45.AA000308 DECAL:SIDE FENCE:REAR
- 81.B2342864 (x2) PAD:CLEANER
- 17.07200040E (x2) RETAINING RING - M4
201504-04 X/O
- 82.B4756855 SHIELD:TANDEM LCT:REAR RIGHT



301.D1357560
[A]
(CHN/EU/AA):TANDEM TRAY:RIGHT:EU:ASS'Y
201507-03 O/O



U007_S022

(CHN/EU/AA):TANDEM TRAY:RIGHT:EU:ASS'Y

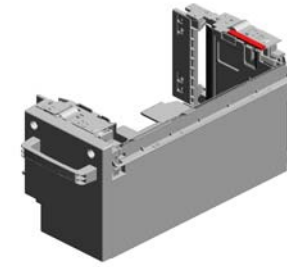
209.D1367530
GROUND PLATE:F
RONT

228.D1367584
SHAFT:RISING TR
AY:ASS'Y

229.D1367588
STOPPER:END FE
NCE

287.G5527022
(x2)
TIMING BELT

230.D1367599
(x2)
TIMING PULLEY:T
RAY BOTTOM PLA
TE:TANDEM TRAY:
DRIVEN

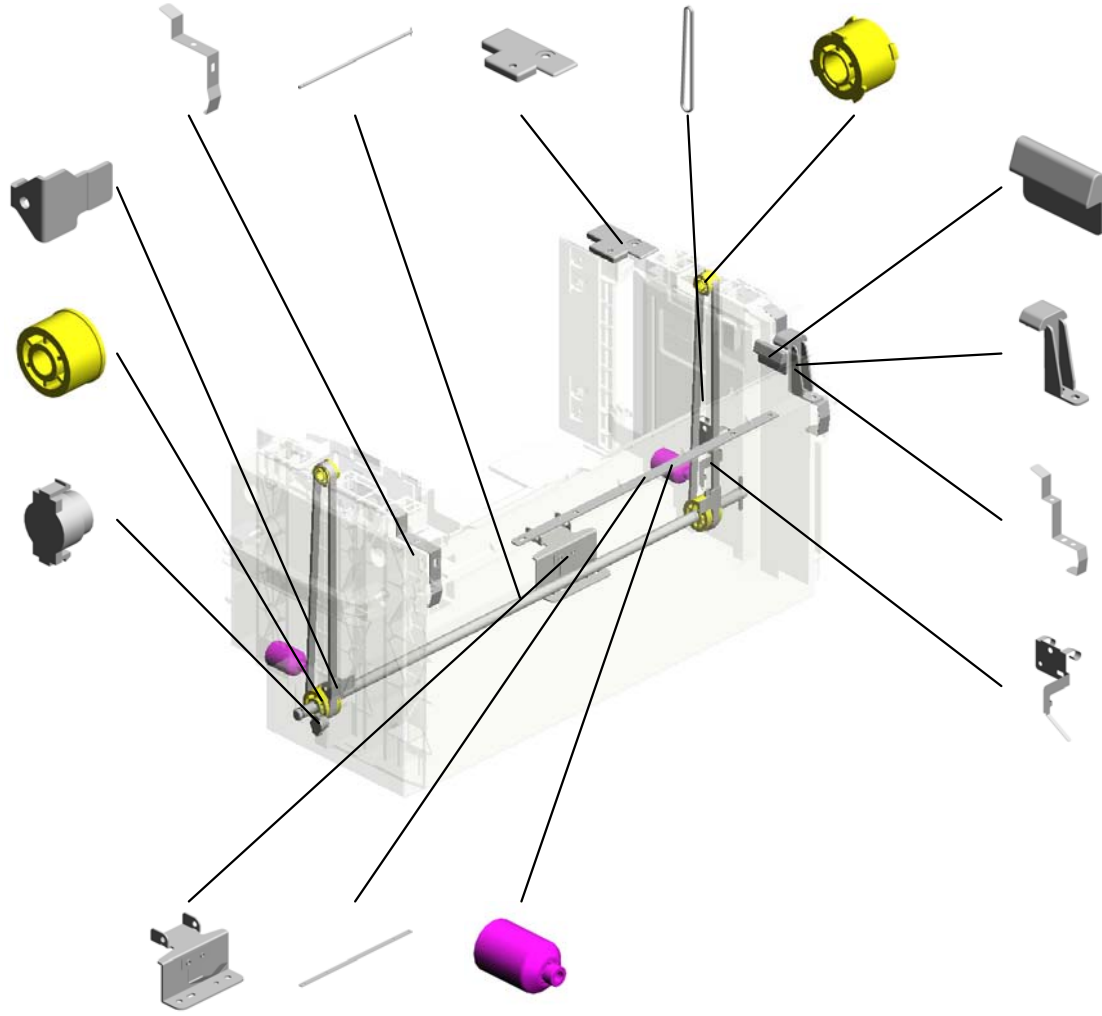


301.D1357560
[A]
(CHN/EU/AA):TAND
EM TRAY:RIGHT:E
U:ASS'Y
201507-03 O/O

153.D1357567
(x2)
HOLDER:SYNCHR
ONOUS BELT

283.D6961194
(x2)
TIMING PULLEY:T
RAY BOTTOM PLA
TE

211.D1367538
OIL DAMPER:FALL



299.D1356647
GUIDE:SIDE FENC
E:RIGHT REAR
201502-04

298.D1356646
GUIDE:TANDEM T
RAY:RIGHT REAR
201502-03

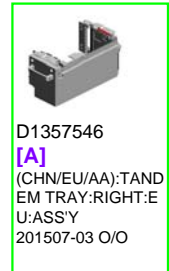
208.D1367528
GROUND PLATE:R
EAR

210.D1367532
GROUND PLATE:R
EAR:SIDE PLATE

215.D1367549
BRACKET:COUPLI
NG:RIGHT:ASS'Y

302.D1357559
SPACER:TANDEM
TRAY:RIGHT
201510-03

159.D1357585
(x2)
ROLLER:GUIDE




D1357546
[A]
(CHN/EU/AA):TAND
EM TRAY:RIGHT:E
U:ASS'Y
201507-03 O/O

U001	U002	U003	U004	U005	U006	U007	U008	U009	U010	U011	U012	U013	U014	U015	U016	U017	U018	U019	U020	U021
------	------	------	------	------	------	------	------	------	------	------	------	------	------	------	------	------	------	------	------	------

U007_S022_S001
PLATE:PAPER:ASS'Y

61.AA162082
CUSHION:PLATE:P
APER

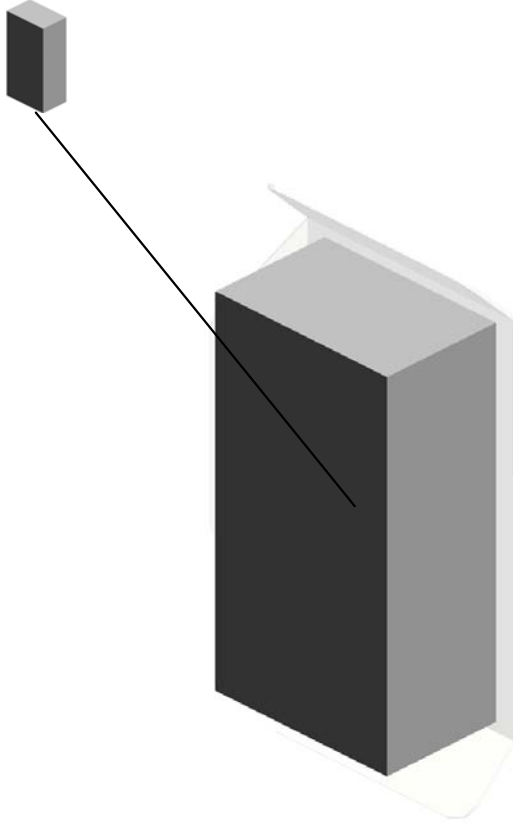


94.D0596690
PLATE:PAPER:ASS
'Y

U001	U002	U003	U004	U005	U006	U007	U008	U009	U010	U011	U012	U013	U014	U015	U016	U017	U018	U019	U020	U021
------	------	------	------	------	------	------	------	------	------	------	------	------	------	------	------	------	------	------	------	------

U007_S022_S002
PLATE:PAPER:ASS'Y

61.AA162082
CUSHION:PLATE:P
APER




94.D0596690
PLATE:PAPER:ASS
Y

U001	U002	U003	U004	U005	U006	U007	U008	U009	U010	U011	U012	U013	U014	U015	U016	U017	U018	U019	U020	U021
------	------	------	------	------	------	------	------	------	------	------	------	------	------	------	------	------	------	------	------	------

U007_S022_S003
GRIP:INNER COVER:ASS'Y

43.AA000295
DECAL:GRIP:INNE
R COVER:RIGHT



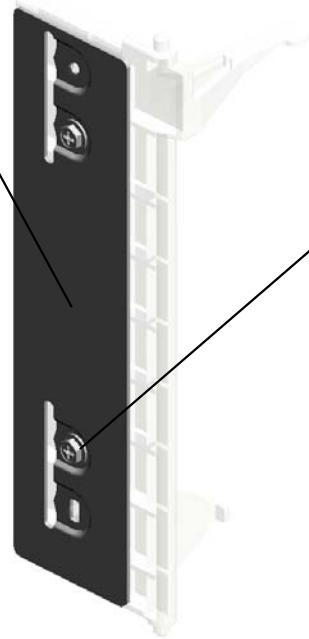
149.D1357531
GRIP:INNER COVE
R:ASS'Y



U001	U002	U003	U004	U005	U006	U007	U008	U009	U010	U011	U012	U013	U014	U015	U016	U017	U018	U019	U020	U021
------	------	------	------	------	------	------	------	------	------	------	------	------	------	------	------	------	------	------	------	------

U007_S022_S004
END FENCE:THREE WAY:ASS'Y

141.D1357512
GUIDE PLATE:END
FENCE:TANDEM L
CT



11.04583008N
(x2)
HEXAGON HEAD T
APPING SCREW:3
X8

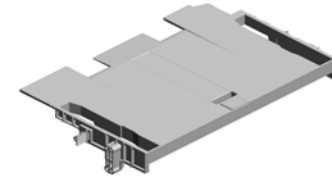


140.D1357510
END FENCE:THRE
E WAY:ASS'Y

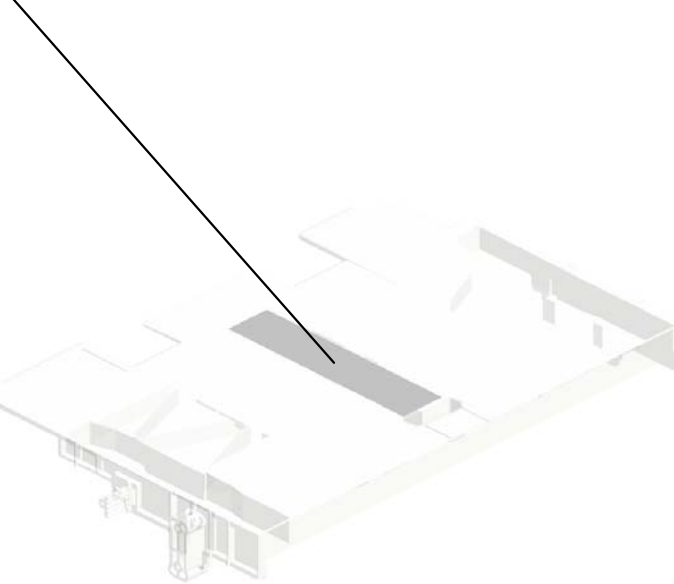
U001	U002	U003	U004	U005	U006	U007	U008	U009	U010	U011	U012	U013	U014	U015	U016	U017	U018	U019	U020	U021
------	------	------	------	------	------	------	------	------	------	------	------	------	------	------	------	------	------	------	------	------

U007_S022_S005
TRAY BOTTOM PLATE:ASS'Y

42.AA000294
DECAL:PAPER SE
T DIRECTION:TAN
DEM TRAY:RIGHT




212.D1367543
TRAY BOTTOM PL
ATE:ASS'Y



U001	U002	U003	U004	U005	U006	U007	U008	U009	U010	U011	U012	U013	U014	U015	U016	U017	U018	U019	U020	U021
------	------	------	------	------	------	------	------	------	------	------	------	------	------	------	------	------	------	------	------	------

U008.TONER SUPPLY SUB-UNIT

U008_S001
D1383025
TONER SUPPLY UNIT:MAIN:
ASS'Y



U001	U002	U003	U004	U005	U006	U007	U008	U009	U010	U011	U012	U013	U014	U015	U016	U017	U018	U019	U020	U021
------	------	------	------	------	------	------	-------------	------	------	------	------	------	------	------	------	------	------	------	------	------

U008_S001.TONER SUPPLY UNIT:MAIN:ASS'Y

U008_S001_S002
D1363305
TONER SUPPLY UNIT:ASS'Y

U008_S001_S006
D1383206
BASE:SHUTTER:OPEN AND
CLOSE:ASS'Y

U008_S001_S005
D1383206
BASE:SHUTTER:OPEN AND
CLOSE:ASS'Y

U008_S001_S008
D1383206
BASE:SHUTTER:OPEN AND
CLOSE:ASS'Y

U008_S001_S001
D1363305
TONER SUPPLY UNIT:ASS'Y

U008_S001_S004
D1363305
TONER SUPPLY UNIT:ASS'Y

U008_S001_S003
D1363305
TONER SUPPLY UNIT:ASS'Y

U008_S001_S007
D1383206
BASE:SHUTTER:OPEN AND
CLOSE:ASS'Y

U001	U002	U003	U004	U005	U006	U007	U008	U009	U010	U011	U012	U013	U014	U015	U016	U017	U018	U019	U020	U021
------	------	------	------	------	------	------	-------------	------	------	------	------	------	------	------	------	------	------	------	------	------

U008 TONER SUPPLY SUB-UNIT

13.08025305 (x4)
TAPPING SCREW - M3X6

29.AA071024
SLIDE RAIL:TONER
SUPPLY UNIT:RIG
HT:ASS'Y



28.AA071023
SLIDE RAIL:TONER
SUPPLY UNIT:LEF
T:ASS'Y

34.B2342390
(x5)
FLANGED HEXAG
ONAL HEAD BOLT:
M4X8

5.04543006Q
TAPPING SCREW -
M3X6

21.11050723
CLAMPS:WES-050
7

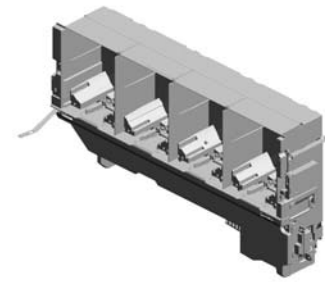
30.AA143579
(x2)
SCREW - M3

78.D1363374
BRACKET:DRAWE
R:TONER SUPPLY:
MAIN
201409-19 X/O

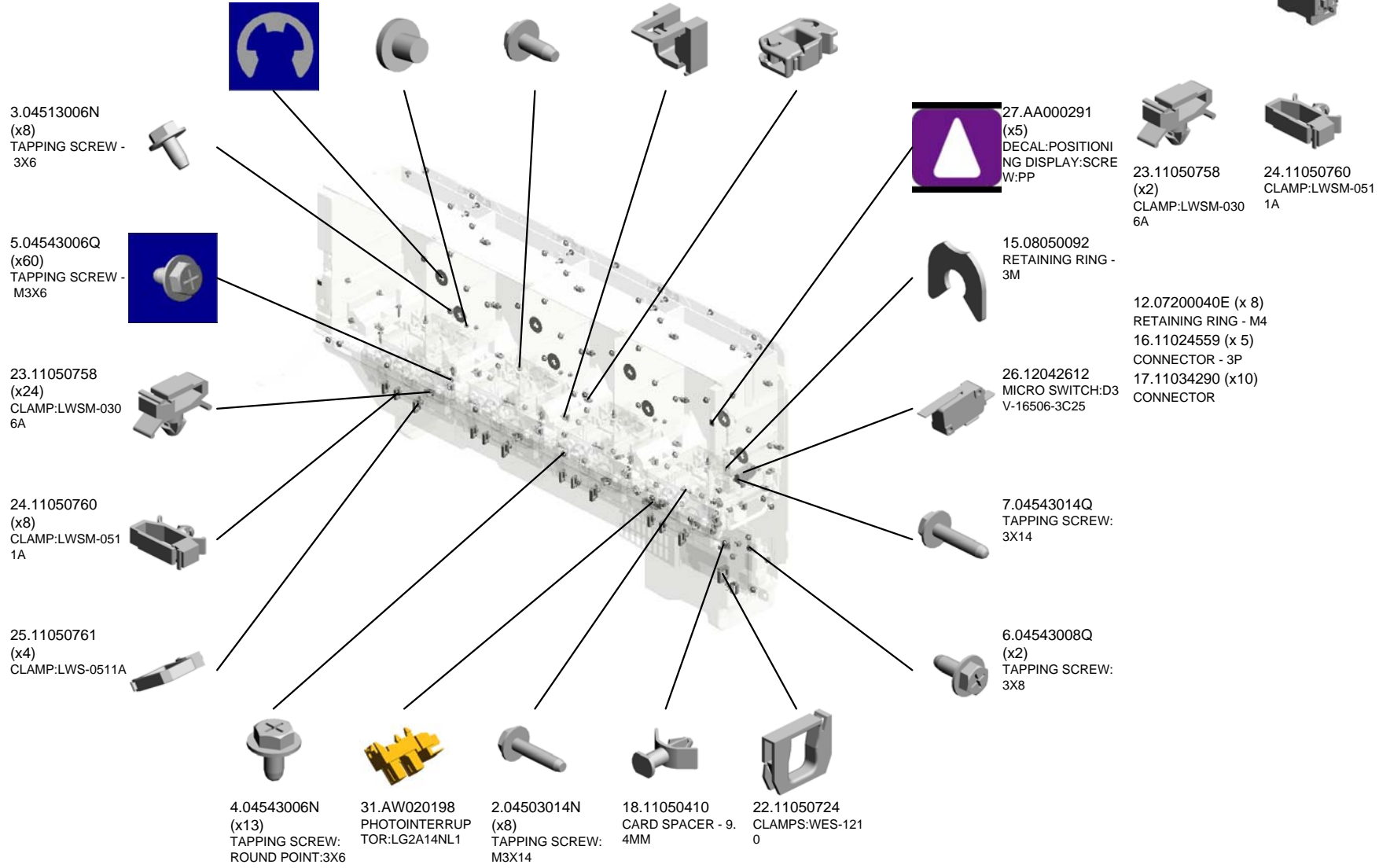
U001	U002	U003	U004	U005	U006	U007	U008	U009	U010	U011	U012	U013	U014	U015	U016	U017	U018	U019	U020	U021
------	------	------	------	------	------	------	------	------	------	------	------	------	------	------	------	------	------	------	------	------

U008_S001
 TONER SUPPLY UNIT:MAIN:ASS'Y

- 12.07200040E (x8) RETAINING RING - M4
- 1.03530030N (x8) SCREW:M3X3
- 8.04583008N (x12) HEXAGON HEAD TAPPING SCREW:3X8
- 19.11050568 (x8) CLAMP:LWSS-0504
- 20.11050692 (x7) CLAMP:LES-0503

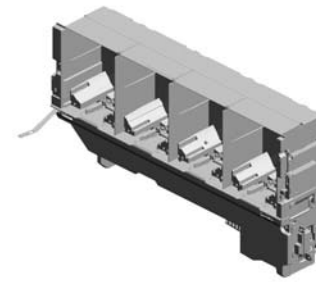


94.D1383025
 [A]
 TONER SUPPLY UNIT:MAIN:ASS'Y
 201510-01 X/O



U008_S001 TONER SUPPLY UNIT:MAIN:ASS'Y

- 45.D1353260 (x4) JOINT:DRIVE:AGITATOR:ASS'Y
- 46.D1353263 (x4) TORSION SPRING:DRIVE:AGITATOR
- 44.D1353258 (x4) GEAR:DRIVE:AGITATOR:ASS'Y
- 53.D1363251 (x4) HOLDER:TONER CARTRIDGE:CONNECTOR
- 54.D1363254 (x4) COVER:CHIP:BASE



94.D1383025
[A]
TONER SUPPLY UNIT:MAIN:ASS'Y
201510-01 X/O

43.D1353255 (x4) GEAR:IDLER:TONER CARTRIDGE:NO.2

35.D0141248 PLATE:LEVER:DRUM STAY:LEFT

42.D1353254 (x4) GEAR:IDLER:TONER CARTRIDGE:NO.1

37.D0391254 SPRING PLATE:BA ND

36.D0391253 BAND:COVER:FRO NT

47.D1353264 (x4) JOINT:DRIVE:TRANSPORT SCREW

41.D1353253 (x4) GEAR:DRIVE:TRANSPORT SCREW:ASS'Y

40.D1353252 (x4) GEAR:IDLER:CONNECTING

48.D1362296 (x4) GROUND PLATE:PCU:ASS'Y

52.D1363239 SEAL:DUCT:BELT CLEANING

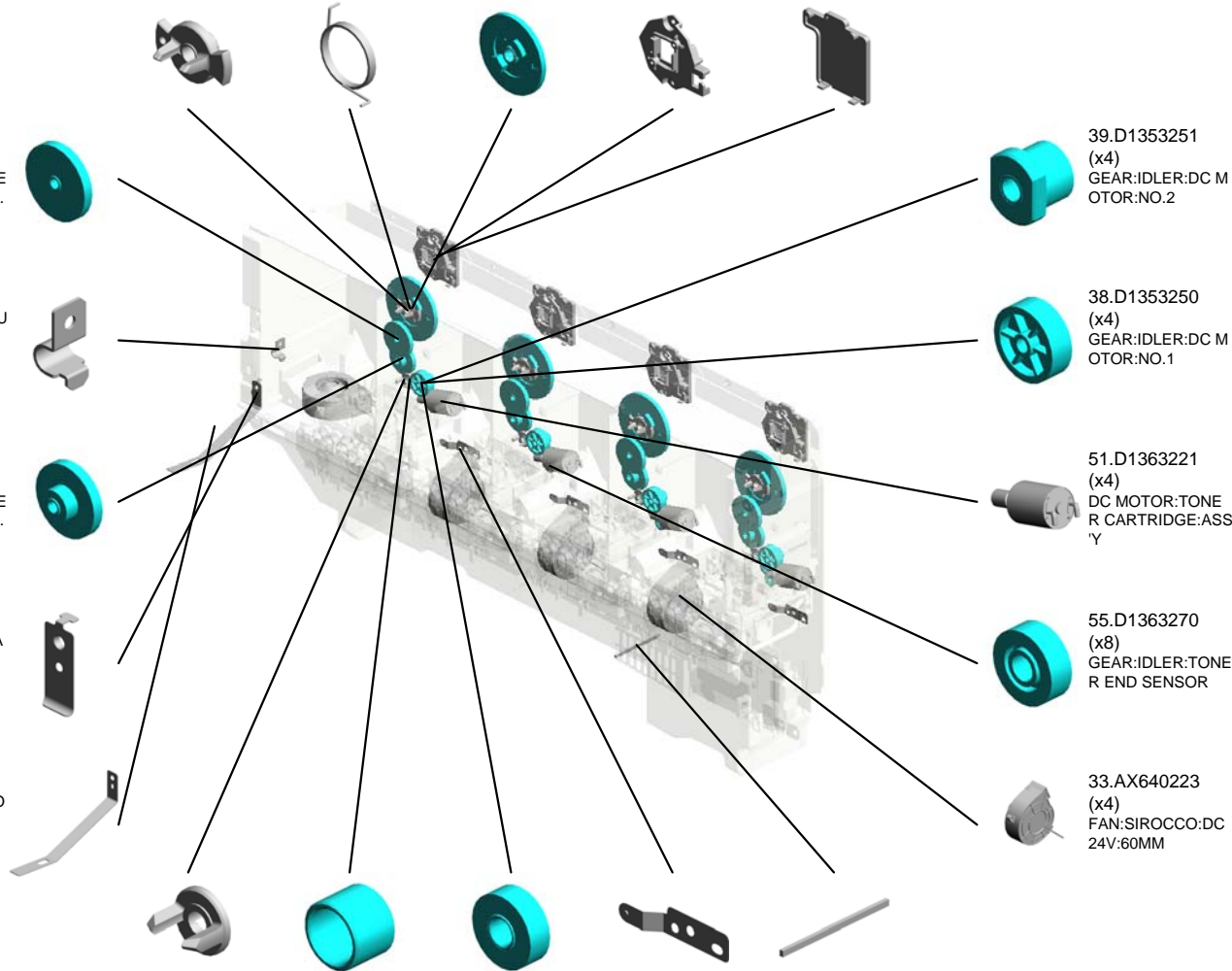
39.D1353251 (x4) GEAR:IDLER:DC MOTOR:NO.2

38.D1353250 (x4) GEAR:IDLER:DC MOTOR:NO.1

51.D1363221 (x4) DC MOTOR:TONER CARTRIDGE:ASS'Y

55.D1363270 (x8) GEAR:IDLER:TONER END SENSOR

33.AX640223 (x4) FAN:SIROCCO:DC 24V:60MM



U008_S001 TONER SUPPLY UNIT:MAIN:ASS'Y

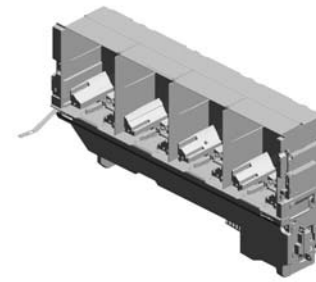
57.D1363273
(x2)
LEVER:TONER SUPPLY UNIT

85.D1365428
(x4)
PCB:TCB

83.D1363478
(x4)
SPACER:DRIVE:TONER CARTRIDGE

59.D1363295
(x4)
SEAL:GUIDE PLATE:TONER SUPPLY

61.D1363298
(x4)
SEAL:SIDE PLATE:TONER SUPPLY



94.D1383025
[A]
TONER SUPPLY UNIT:MAIN:ASS'Y
201510-01 X/O

56.D1363272
BRACKET:LEVER

90.D1366857
DUCT:DEVELOPMENT:Y:VACUUM:UPPER

82.D1363399
DECAL:OPERATE:TONER SUPPLY SUB-UNIT:Y

81.D1363398
DECAL:OPERATE:TONER SUPPLY SUB-UNIT:M

58.D1363292
INNER COVER:TONER SUPPLY UNIT:FRONT

80.D1363397
DECAL:OPERATE:TONER SUPPLY SUB-UNIT:C

89.D1366855
(x3)
DUCT:DEVELOPMENT:VACUUM:LEFT

79.D1363396
DECAL:OPERATE:TONER SUPPLY SUB-UNIT:BK

84.D1365135
PCB:TSB:ASS'Y

64.D1363308
BRACKET:DRAWER:TONER SUPPLY UNIT

62.D1363302
BRACKET:SAFETY SWITCH:DOOR:TONER SUPPLY:PEEN

87.D1365994
LEVER:SAFETY SWITCH:TONER SUPPLY:DOOR

86.D1365918
TORSION SPRING:SAFETY SWITCH:VERTICAL TRANSPORT

88.D1366854
(x3)
DUCT:DEVELOPMENT:VACUUM:RIGHT

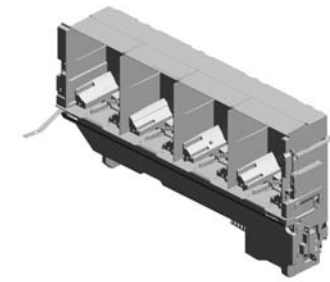
60.D1363297
INNER COVER:TONER SUPPLY:RIGHT

U008_S001
 TONER SUPPLY UNIT:MAIN:ASS'Y

96.D1383228 (x4)
 BRACKET:DRIVE:T
 ONER CARTRIDGE
 :ASS'Y

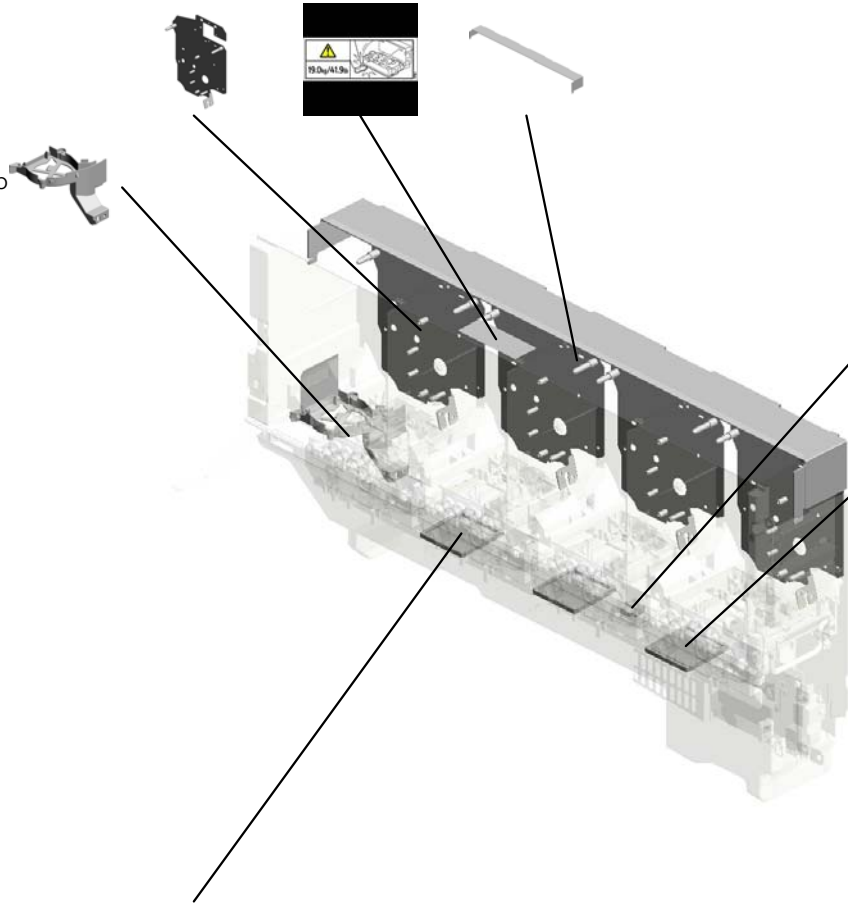
98.D1383391
 DECAL:CAUTION:T
 ONER SUPPLY SU
 B-UNIT

97.D1383269
 COVER:UPPER:TO
 NER CARTRIDGE



94.D1383025
 [A]
 TONER SUPPLY U
 NIT:MAIN:ASS'Y
 201510-01 X/O

91.D1366858
 DUCT:DEVELOPM
 ENT:Y:VACUUM:LO
 WER



100.J0155505
 DRAWER:CONNEC
 TOR:USED DEVEL
 PER:PLUG

93.D1366939
 (x4)
 FILTER:DEVELOP
 MENT:VACUUM

92.D1366931
 (x3)
 SEAL:DUCT:DEVEL
 OPMENT

D1383024
 [A]
 TONER SUPPLY U
 NIT:MAIN:ASS'Y
 201510-01 X/O

U008_S001_S001 TONER SUPPLY UNIT:ASS'Y


69.D1363335
GEAR:MECHANICAL
ROLLER CLUTCH
TONER SUPPLY:FRONT

66.D1363331
SHUTTER:CASE:TONER SUPPLY

65.D1363315
CASE:TONER SUPPLY

73.D1363345
SEAL:CASE:UPPER:TONER SUPPLY

15.08050092
RETAINING RING - 3M



63.D1363305
TONER SUPPLY UNIT:ASSY

8.04583008N
(x4)
HEXAGON HEAD TAPPING SCREW:3X8

68.D1363334
(x2)
GEAR:TRANSPORT SCREW:TONER SUPPLY

67.D1363333
GEAR:AGITATOR:TONER SUPPLY:NO.2

77.D1363366
GEAR:IDLER:TRANSPORT SCREW:TONER SUPPLY:LARGE

76.D1363365
(x2)
GEAR:IDLER:TRANSPORT SCREW:TONER SUPPLY:SMALL

11.07200030E
(x3)
RETAINING RING - M3

71.D1363337
GEAR:IDLER:AGITATOR:TONER SUPPLY

72.D1363338
GEAR:AGITATOR:TONER SUPPLY:NO.1

10.06320120G
PARALLEL PIN - 2X12

74.D1363361
GEAR:IDLER:TRANSPORT SCREW:NO.1:TONER SUPPLY

70.D1363336
GEAR:MECHANICAL
ROLLER CLUTCH:TONER SUPPLY:REAR

15.08050092
(x3)
RETAINING RING - 3M

99.GW230008
TONER END SENSOR

8.04583008N (x 1)
HEXAGON HEAD TAPPING SCREW:3X8

75.D1363364
GEAR:IDLER:DRIVE:TONER SUPPLY

11.07200030E (x 4)
RETAINING RING - M3
12.07200040E (x 3)
RETAINING RING - M4

32.AX050345
DC STEPPER MOTOR:DIA42

9.04593008N
(x2)
BINDING HEAD TAPPING SCREW:3X8

U008_S001_S002
 TONER SUPPLY UNIT:ASS'Y


69.D1363335
 GEAR:MECHANICAL
 L ROLLER CLUTCH
 :TONER SUPPLY:F
 RONT

66.D1363331
 SHUTTER:CASE:T
 ONER SUPPLY

65.D1363315
 CASE:TONER SUP
 PLY

73.D1363345
 SEAL:CASE:UPPE
 R:TONER SUPPLY

15.08050092
 (x3)
 RETAINING RING -
 3M



63.D1363305
 TONER SUPPLY U
 NIT:ASSY

8.04583008N
 (x4)
 HEXAGON HEAD T
 APPING SCREW:3
 X8

68.D1363334
 (x2)
 GEAR:TRANSPOR
 T SCREW:TONER
 SUPPLY

67.D1363333
 GEAR:AGITATOR:T
 ONER SUPPLY:NO.
 2

77.D1363366
 GEAR:IDLER:TRAN
 SPORT SCREW:TO
 NER SUPPLY:LAR
 GE

76.D1363365
 (x2)
 GEAR:IDLER:TRAN
 SPORT SCREW:TO
 NER SUPPLY:SMA
 LL

11.07200030E
 (x3)
 RETAINING RING -
 M3

71.D1363337
 GEAR:IDLER:AGIT
 ATOR:TONER SUP
 PLY

72.D1363338
 GEAR:AGITATOR:T
 ONER SUPPLY:NO.
 1

10.06320120G
 PARALLEL PIN - 2X
 12

74.D1363361
 GEAR:IDLER:TRAN
 SPORT SCREW:N
 O.1:TONER SUPPL
 Y

70.D1363336
 GEAR:MECHANICAL
 L ROLLER CLUTCH
 :TONER SUPPLY:R
 EAR

15.08050092
 RETAINING RING -
 3M

99.GW230008
 TONER END SENS
 OR

8.04583008N (x 1)
 HEXAGON HEAD TAPPING SCREW:3X
 8

75.D1363364
 GEAR:IDLER:DRIV
 E:TONER SUPPLY


11.07200030E (x 4)
 RETAINING RING - M3
 12.07200040E (x 3)
 RETAINING RING - M4

32.AX050345
 DC STEPPER MOT
 OR:DIA42

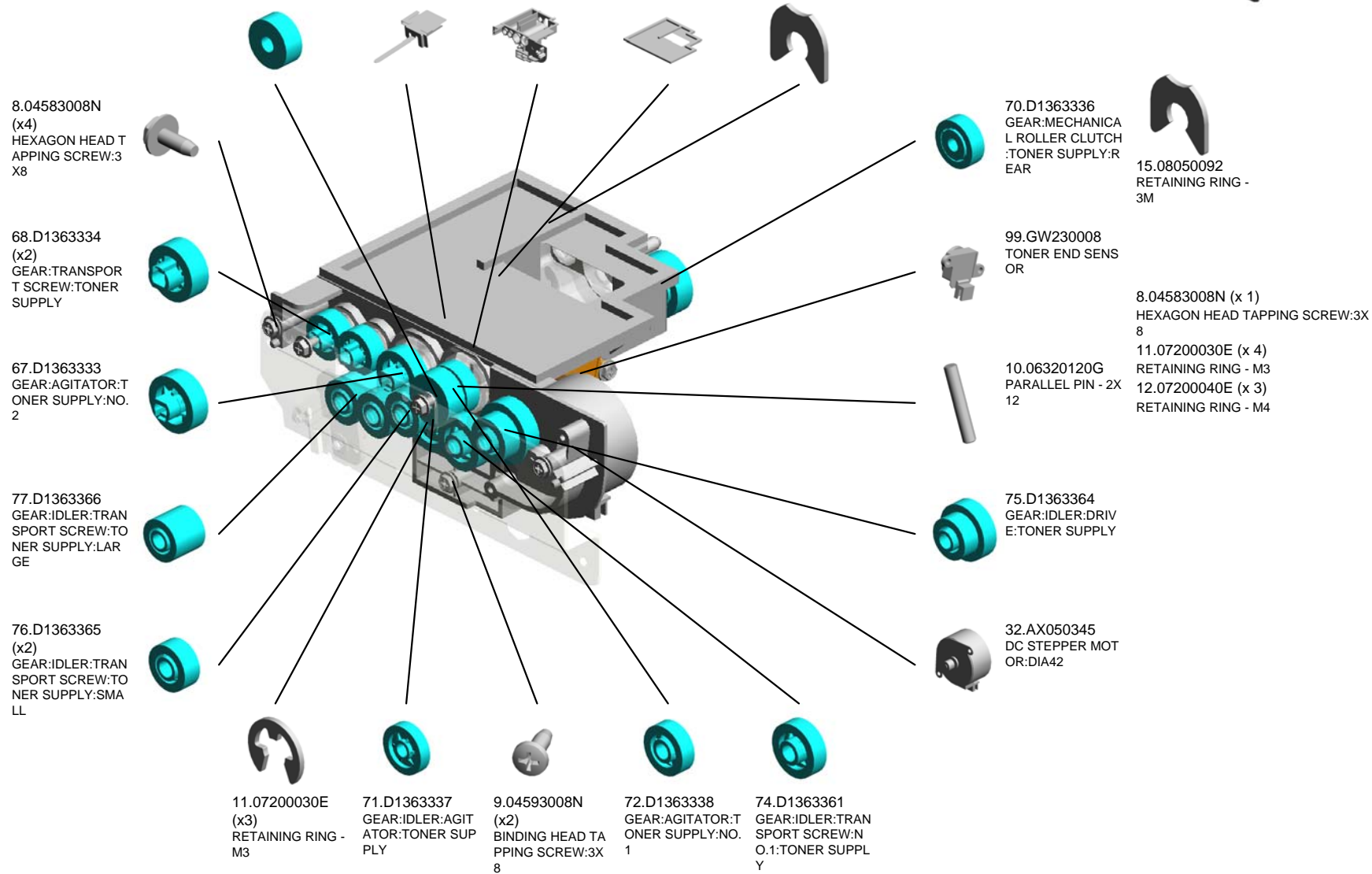
9.04593008N
 (x2)
 BINDING HEAD TA
 PPING SCREW:3X
 8

U008_S001_S003
 TONER SUPPLY UNIT:ASS'Y

- 69.D1363335 GEAR:MECHANICAL ROLLER CLUTCH :TONER SUPPLY:FRONT
- 66.D1363331 SHUTTER:CASE:TONER SUPPLY
- 65.D1363315 CASE:TONER SUPPLY
- 73.D1363345 SEAL:CASE:UPPER:TONER SUPPLY
- 15.08050092 (x3) RETAINING RING - 3M



63.D1363305
 TONER SUPPLY UNIT:ASSY



U008_S001_S004
 TONER SUPPLY UNIT:ASS'Y


69.D1363335
 GEAR:MECHANICAL
 L ROLLER CLUTCH
 :TONER SUPPLY:F
 RONT

66.D1363331
 SHUTTER:CASE:T
 ONER SUPPLY

65.D1363315
 CASE:TONER SUP
 PLY

73.D1363345
 SEAL:CASE:UPPE
 R:TONER SUPPLY

15.08050092
 (x3)
 RETAINING RING -
 3M



63.D1363305
 TONER SUPPLY U
 NIT:ASSY

8.04583008N
 (x4)
 HEXAGON HEAD T
 APPING SCREW:3
 X8



68.D1363334
 (x2)
 GEAR:TRANSPOR
 T SCREW:TONER
 SUPPLY



67.D1363333
 GEAR:AGITATOR:T
 ONER SUPPLY:NO.
 2



77.D1363366
 GEAR:IDLER:TRAN
 SPORT SCREW:TO
 NER SUPPLY:LAR
 GE



76.D1363365
 (x2)
 GEAR:IDLER:TRAN
 SPORT SCREW:TO
 NER SUPPLY:SMA
 LL



11.07200030E
 (x3)
 RETAINING RING -
 M3



71.D1363337
 GEAR:IDLER:AGIT
 ATOR:TONER SUP
 PLY



72.D1363338
 GEAR:AGITATOR:T
 ONER SUPPLY:NO.
 1



10.06320120G
 PARALLEL PIN - 2X
 12



74.D1363361
 GEAR:IDLER:TRAN
 SPORT SCREW:N
 O.1:TONER SUPPL
 Y



70.D1363336
 GEAR:MECHANICA
 L ROLLER CLUTCH
 :TONER SUPPLY:R
 EAR



15.08050092
 RETAINING RING -
 3M



99.GW230008
 TONER END SENS
 OR



75.D1363364
 GEAR:IDLER:DRIV
 E:TONER SUPPLY

8.04583008N (x 1)
 HEXAGON HEAD TAPPING SCREW:3X
 8
 11.07200030E (x 4)
 RETAINING RING - M3
 12.07200040E (x 3)
 RETAINING RING - M4




32.AX050345
 DC STEPPER MOT
 OR:DIA42



9.04593008N
 (x2)
 BINDING HEAD TA
 PPING SCREW:3X
 8

U008_S001_S005

BASE:SHUTTER:OPEN AND CLOSE:ASS'Y



95.D1383206
BASE:SHUTTER:O
PEN AND CLOSE:A
SS'Y

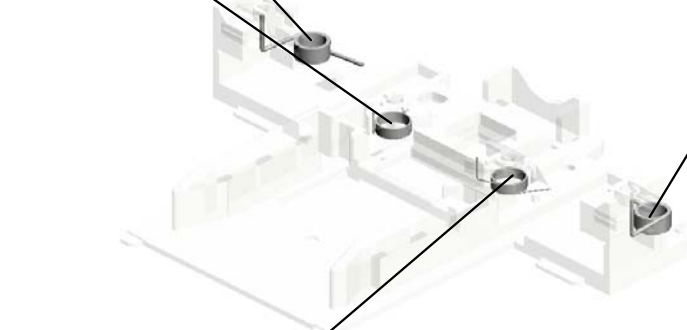
49.D1363211
TORSION SPRING:
STOPPER:TONER
CARTRIDGE:RIGH
T



102.M0263344
TORSION SPRING:
STOPPER:LEFT



50.D1363371
TORSION SPRING:
STOPPER:TONER
CARTRIDGE:LEFT
201412-06 X/O




101.D1363381
TORSION SPRING:
STOPPER:RIGHT
201411-06 X/O



U001	U002	U003	U004	U005	U006	U007	U008	U009	U010	U011	U012	U013	U014	U015	U016	U017	U018	U019	U020	U021
------	------	------	------	------	------	------	------	------	------	------	------	------	------	------	------	------	------	------	------	------

U008_S001_S006

BASE:SHUTTER:OPEN AND CLOSE:ASS'Y



95.D1383206
BASE:SHUTTER:O
PEN AND CLOSE:A
SS'Y

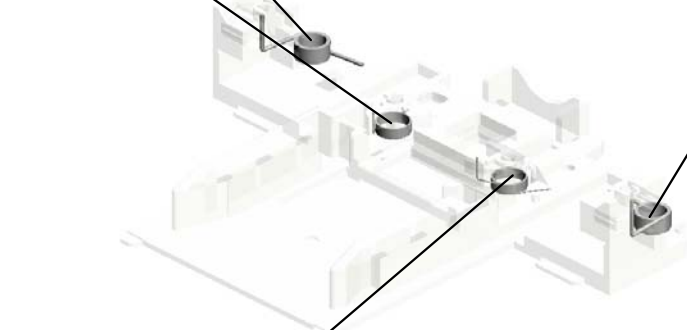
49.D1363211
TORSION SPRING:
STOPPER:TONER
CARTRIDGE:RIGH
T



102.M0263344
TORSION SPRING:
STOPPER:LEFT



50.D1363371
TORSION SPRING:
STOPPER:TONER
CARTRIDGE:LEFT
201412-06 X/O




101.D1363381
TORSION SPRING:
STOPPER:RIGHT
201411-06 X/O



U001	U002	U003	U004	U005	U006	U007	U008	U009	U010	U011	U012	U013	U014	U015	U016	U017	U018	U019	U020	U021
------	------	------	------	------	------	------	------	------	------	------	------	------	------	------	------	------	------	------	------	------

U008_S001_S007

BASE:SHUTTER:OPEN AND CLOSE:ASS'Y



95.D1383206
BASE:SHUTTER:O
PEN AND CLOSE:A
SS'Y

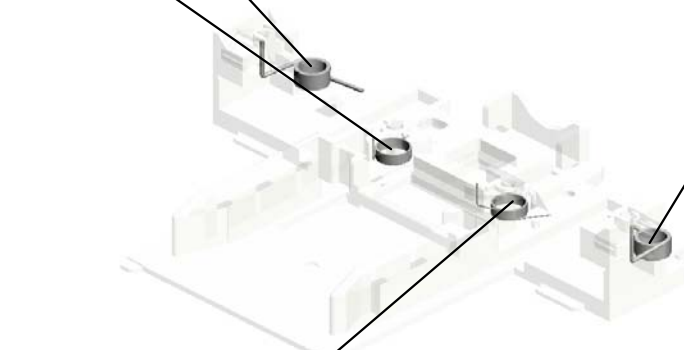
49.D1363211
TORSION SPRING:
STOPPER:TONER
CARTRIDGE:RIGH
T



102.M0263344
TORSION SPRING:
STOPPER:LEFT



50.D1363371
TORSION SPRING:
STOPPER:TONER
CARTRIDGE:LEFT
201412-06 X/O




101.D1363381
TORSION SPRING:
STOPPER:RIGHT
201411-06 X/O



U001	U002	U003	U004	U005	U006	U007	U008	U009	U010	U011	U012	U013	U014	U015	U016	U017	U018	U019	U020	U021
------	------	------	------	------	------	------	-------------	------	------	------	------	------	------	------	------	------	------	------	------	------

U008_S001_S008

BASE:SHUTTER:OPEN AND CLOSE:ASS'Y



95.D1383206
BASE:SHUTTER:O
PEN AND CLOSE:A
SS'Y

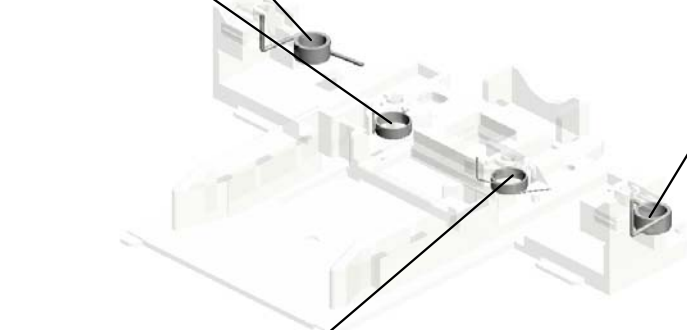
49.D1363211
TORSION SPRING:
STOPPER:TONER
CARTRIDGE:RIGH
T



102.M0263344
TORSION SPRING:
STOPPER:LEFT



50.D1363371
TORSION SPRING:
STOPPER:TONER
CARTRIDGE:LEFT
201412-06 X/O



101.D1363381
TORSION SPRING:
STOPPER:RIGHT
201411-06 X/O



U001	U002	U003	U004	U005	U006	U007	U008	U009	U010	U011	U012	U013	U014	U015	U016	U017	U018	U019	U020	U021
------	------	------	------	------	------	------	-------------	------	------	------	------	------	------	------	------	------	------	------	------	------

U009.PCU

U009_S003
D1382204
CHARGE UNIT:ASS'Y

U009_S006
D1382204
CHARGE UNIT:ASS'Y

U009_S005
D1382206
CLEANING UNIT:ASS'Y

U009_S001
D1380150
DEVELOPMENT UNIT:ASS'Y

U009_S009
D1382204
CHARGE UNIT:ASS'Y

U009_S002
D1382206
CLEANING UNIT:ASS'Y

U009_S012
D1382204
CHARGE UNIT:ASS'Y

U009_S004
D1380150
DEVELOPMENT UNIT:ASS'Y

U009_S011
D1382206
CLEANING UNIT:ASS'Y

U009_S007
D1380150
DEVELOPMENT UNIT:ASS'Y


U009_S008
D1382206
CLEANING UNIT:ASS'Y

U009_S010
D1380150
DEVELOPMENT UNIT:ASS'Y

U001	U002	U003	U004	U005	U006	U007	U008	U009	U010	U011	U012	U013	U014	U015	U016	U017	U018	U019	U020	U021
------	------	------	------	------	------	------	------	------	------	------	------	------	------	------	------	------	------	------	------	------

U009_S002.CLEANING UNIT:ASS'Y


U009_S002_S001
D1362341
FRAME:BASE:ASS'Y



U001	U002	U003	U004	U005	U006	U007	U008	U009	U010	U011	U012	U013	U014	U015	U016	U017	U018	U019	U020	U021
------	------	------	------	------	------	------	------	------	------	------	------	------	------	------	------	------	------	------	------	------

U009_S005.CLEANING UNIT:ASS'Y


U009_S005_S001
D1362341
FRAME:BASE:ASS'Y



U001	U002	U003	U004	U005	U006	U007	U008	U009	U010	U011	U012	U013	U014	U015	U016	U017	U018	U019	U020	U021
------	------	------	------	------	------	------	------	------	------	------	------	------	------	------	------	------	------	------	------	------

U009_S008.CLEANING UNIT:ASS'Y


U009_S008_S001
D1362341
FRAME:BASE:ASS'Y



U001	U002	U003	U004	U005	U006	U007	U008	U009	U010	U011	U012	U013	U014	U015	U016	U017	U018	U019	U020	U021
------	------	------	------	------	------	------	------	------	------	------	------	------	------	------	------	------	------	------	------	------

U009_S011.CLEANING UNIT:ASS'Y


U009_S011_S001
D1362341
FRAME:BASE:ASSY



U001	U002	U003	U004	U005	U006	U007	U008	U009	U010	U011	U012	U013	U014	U015	U016	U017	U018	U019	U020	U021
------	------	------	------	------	------	------	------	------	------	------	------	------	------	------	------	------	------	------	------	------

U009
PCU

- 33.D1362304 (x4) TORSION SPRING: LOCK:PCU
- 34.D1362305 (x4) GROUND PLATE:HOLDER:CLEANING UNIT
- 21.D0143655 (x4) ELECTRIC POTENTIAL SENSOR
- 27.D1362268 (x4) SHIELDING PLATE: ELECTRIC POTENTIAL SENSOR
- 4.04543008Q (x4) TAPPING SCREW: 3X8



18.B2342399 (x24) BOLT - M3X6



35.D1362306 (x4) COMPRESSION SPRING:GROUND PLATE:HOLDER:CLEANING UNIT




32.D1362302 (x4) HOLDER:LOCK:CLEANING UNIT:FRONT



20.D0142380 (x4) COMPRESSION SPRING - DRUM



13.AA003056 (x8) DECAL:GRIP:SHORT:PP



25.D0749510 (x4) OPC DRUM DIA60



11.11050760 (x4) CLAMP:LWSM-051A



19.B2591131 (x8) SCREW:PCU



10.11050724 (x4) CLAMPS:WES-1210



12.AA000291 (x16) DECAL:POSITIONING DISPLAY:SCREW:PP



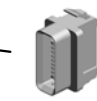
28.D1362276 (x4) CONNECTOR:1POLE



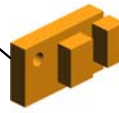
3.04543006Q (x10) TAPPING SCREW - M3X6




26.D1362258 (x4) CONNECTOR:DRAWER:8POLE:RECOVER



15.AW140016 TEMPERATURE & HUMIDITY SENSOR



16.AW500040 (x4) PUSH SWITCH:SW1AG-550:10MA



11.11050760 (x2) CLAMP:LWSM-051A



35.D1362306 (x4) COMPRESSION SPRING:GROUND PLATE:HOLDER:CLEANING UNIT



81.D1369640 DEVELOPER BLACK



82.D1369660 DEVELOPER CYAN

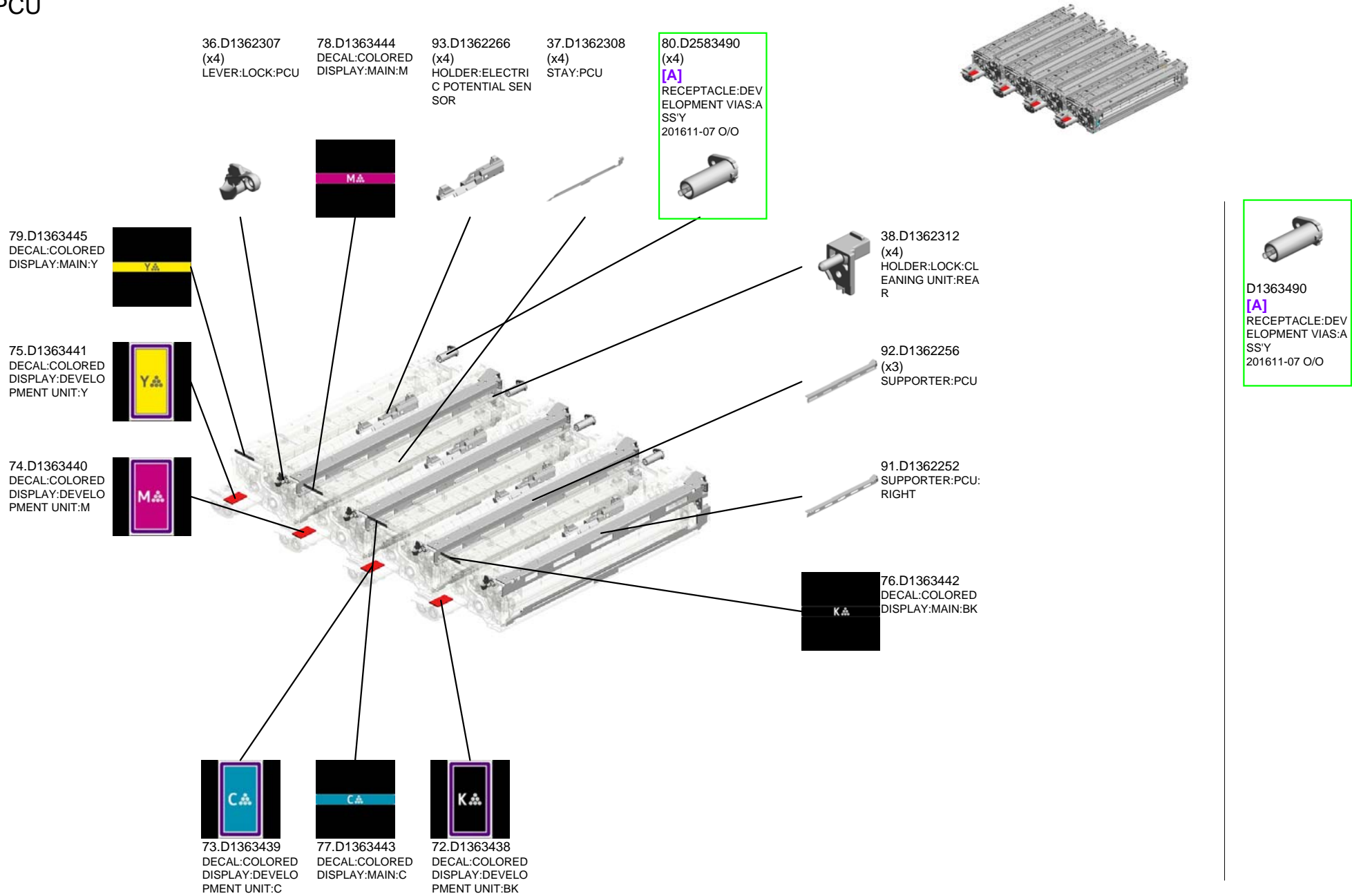


83.D1369670 DEVELOPER MAGENTA



84.D1369680 DEVELOPER YELLOW

U009
PCU



U009_S001 DEVELOPMENT UNIT:ASS'Y


68.D1363409
(x2)
SEAL:DOCTOR BL
ADE:FRONT REAR

2.03603006N
(x7)
SCREW - M3X6

88.D1382496
DECAL:CAUTION:R
EMOVER/INSTALL

71.D1363431
**FILTER:DEVELOP
MENT**

95.D0743330
ENTRANCE SEAL:
DEVELOPMENT:AS
S'Y



85.D1380150
DEVELOPMENT U
NIT:ASS'Y

6.07200030E
RETAINING RING -
M3



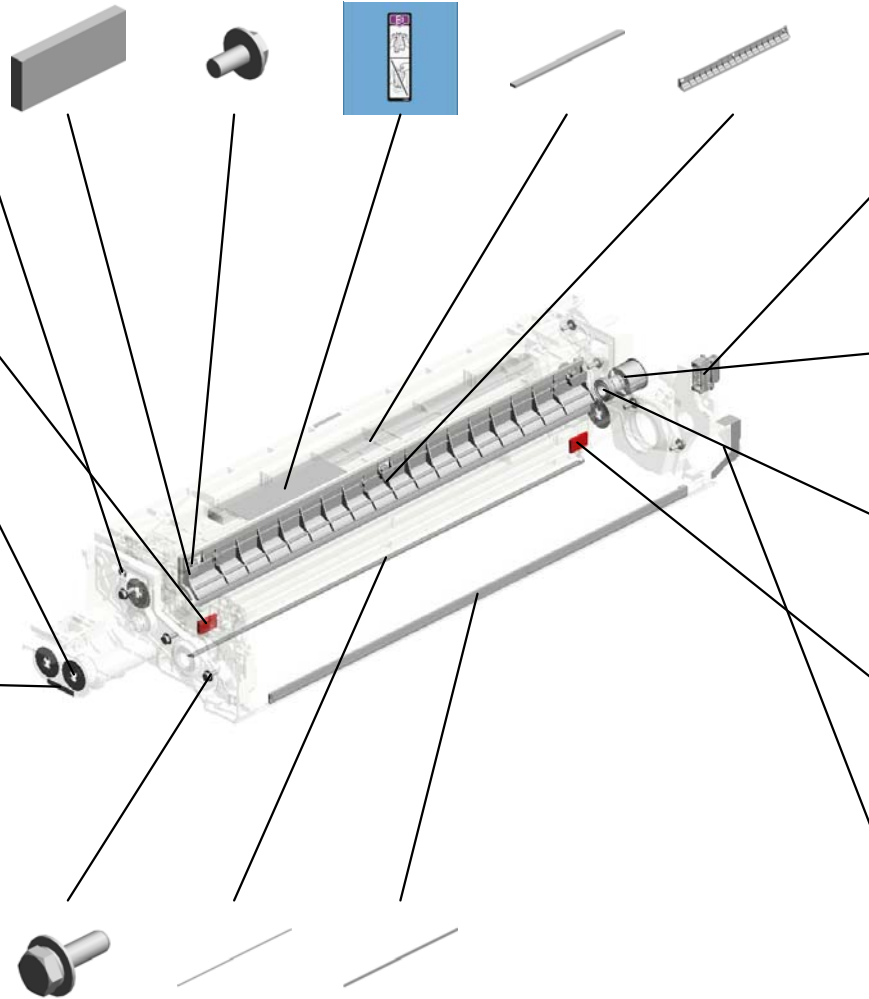
69.D1363412
SEAL:DEVELOPME
NT ROLLER:FRON
T UPPER



7.07200040E
(x6)
RETAINING RING -
M4



14.AA003057
(x2)
DECAL:GRIP:LONG
:PP



31.D1362288
CONNECTOR:DRA
WER:8POLE:PLUG



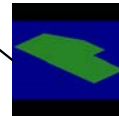
24.D0743416
JOINT:DRIVE:DEV
LOPMENT UNIT



9.08053573
RADIAL BALL BEA
RING:DIA8XDIA16X
5



70.D1363413
SEAL:DEVELOPME
NT ROLLER:REAR
UPPER



30.D1362287
SHEET:DISCHARG
E LAMP:REAR



8.08046128
(x7)
HEXAGONAL BOLT
:DOUBLE SCREW:
M3X10

94.D1363103
TONER CATCHPA
N:DEVELOPMENT

29.D1362286
DISCHARGE LAMP
:LED ARRAY

U009_S002

CLEANING UNIT:ASS'Y

48.D1362404
COVER:BEARING:
OIL SUPPLY ROLL
ER:FRONT

2.03603006N
(x6)
SCREW - M3X6

54.D1362423
SEAL:STAY:APPLY

53.D1362418
TENSION SPRING:
COATING BAR:18N

14.AA003057
DECAL:GRIP:LONG
:PP

87.D1382206
CLEANING UNIT:AS
SS'Y



50.D1362408
GEAR:24Z:RIGHT



6.07200030E
RETAINING RING -
M3



23.D0742503
GEAR:IDLER:31Z:L
EFT



44.D1362362
(x2)
BUSHING:TRANSP
ORT SCREW



7.07200040E
(x2)
RETAINING RING -
M4



47.D2582402
OIL SUPPLY ROLL
ER:ASS'Y
201608-02 O/O

45.D1362365
CLEANING BLADE:
ASS'Y

51.D1362411
COATING BAR:AS
S'Y

46.D1362391
TRANSPORT SCR
EW:APPLY:ASS'Y

43.D1362356
TRANSPORT SCR
EW:BASE:ASS'Y

5.04583010N
(x5)
HEXAGON HEAD T
APPING SCREW:3
X10



22.D0742459
JOINT:CLEANING
UNIT



52.D1362417
(x2)
ARM:COATING BA
R



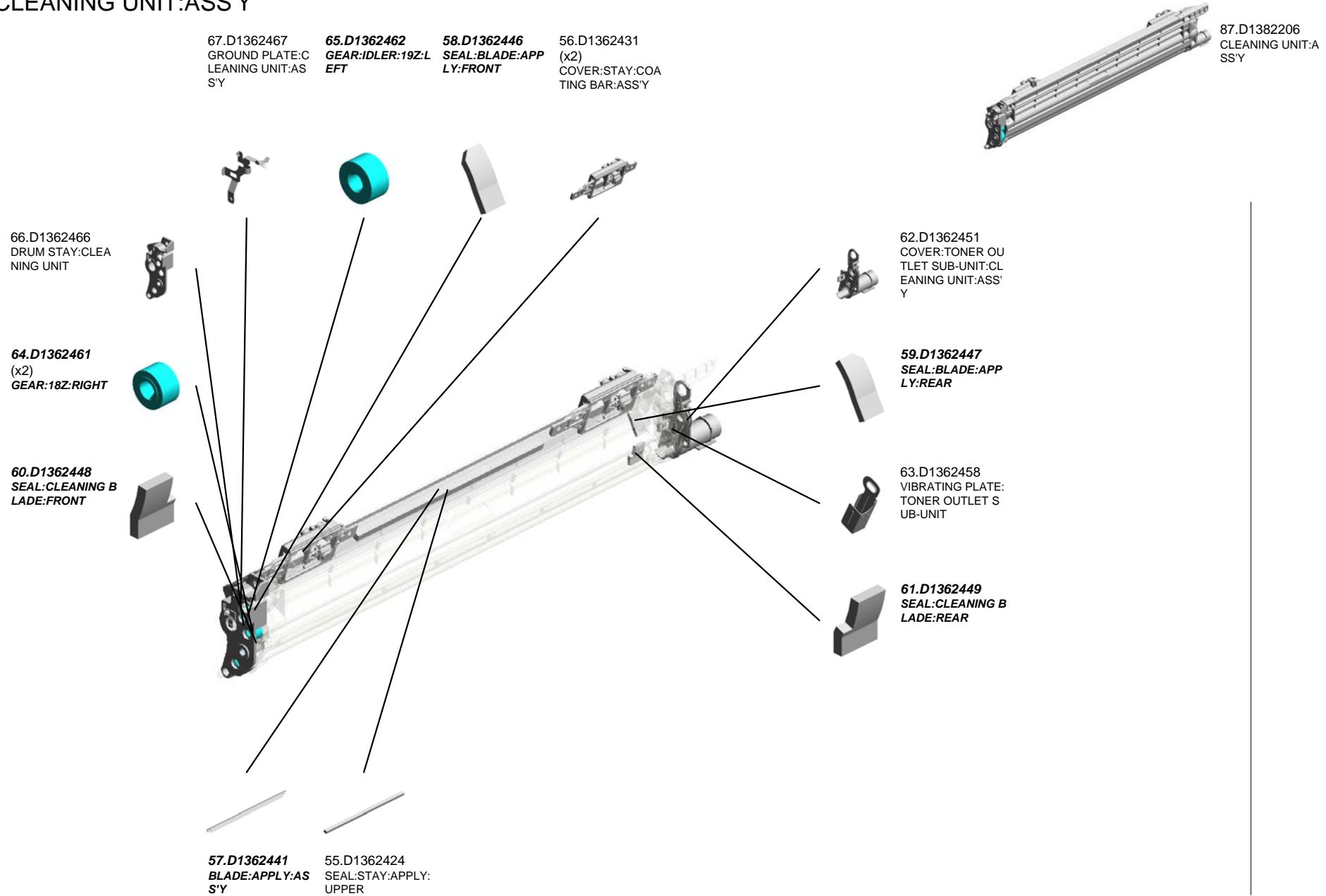
49.D1362406
COVER:BEARING:
OIL SUPPLY ROLL
ER:REAR



1.03530060N
(x4)
BIND SCREW - M3
X6



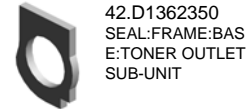
CLEANING UNIT:ASS'Y



U009_S002_S001
FRAME:BASE:ASS'Y

40.D1362347
SEAL:FRAME:BAS
E:MIDDLE

41.D1362348
(x3)
SEAL:FRAME:BAS
E:SIDE



U001	U002	U003	U004	U005	U006	U007	U008	U009	U010	U011	U012	U013	U014	U015	U016	U017	U018	U019	U020	U021
------	------	------	------	------	------	------	------	------	------	------	------	------	------	------	------	------	------	------	------	------


U009_S003
CHARGE UNIT:ASS'Y

17.B1322264
(x2)
BUSHING:TERMIN
AL

89.D1382497
DECAL:POSITIONI
NG DISPLAY:CHAR
GE UNIT:FRONT:P
P



86.D1382204
CHARGE UNIT:ASS
'Y



90.D1382498
DECAL:POSITIONI
NG DISPLAY:CHAR
GE UNIT:REAR:PP

U001	U002	U003	U004	U005	U006	U007	U008	U009	U010	U011	U012	U013	U014	U015	U016	U017	U018	U019	U020	U021
------	------	------	------	------	------	------	------	------	------	------	------	------	------	------	------	------	------	------	------	------

U009_S004
DEVELOPMENT UNIT:ASS'Y


68.D1363409
(x2)
SEAL:DOCTOR BL
ADE:FRONT REAR

2.03603006N
(x7)
SCREW - M3X6

88.D1382496
DECAL:CAUTION:R
EMOVER/INSTALL

71.D1363431
FILTER:DEVELOP
MENT

95.D0743330
ENTRANCE SEAL:
DEVELOPMENT:AS
S'Y



85.D1380150
DEVELOPMENT U
NIT:ASS'Y

6.07200030E
RETAINING RING -
M3



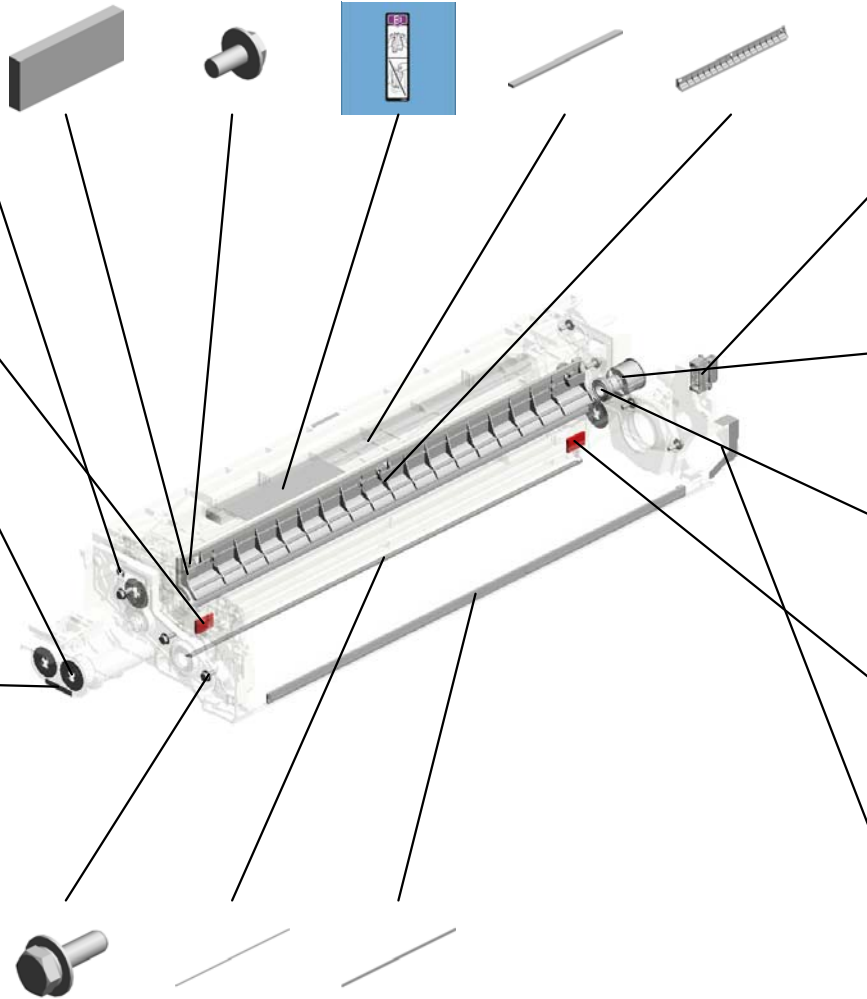
69.D1363412
SEAL:DEVELOPME
NT ROLLER:FRON
T UPPER



7.07200040E
(x6)
RETAINING RING -
M4



14.AA003057
(x2)
DECAL:GRIP:LONG
:PP



31.D1362288
CONNECTOR:DRA
WER:8POLE:PLUG



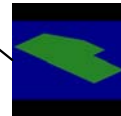
24.D0743416
JOINT:DRIVE:DEV
LOPMENT UNIT



9.08053573
RADIAL BALL BEA
RING:DIA8XDIA16X
5



70.D1363413
SEAL:DEVELOPME
NT ROLLER:REAR
UPPER



30.D1362287
SHEET:DISCHARG
E LAMP:REAR



8.08046128
(x7)
HEXAGONAL BOLT
:DOUBLE SCREW:
M3X10

94.D1363103
TONER CATCHPA
N:DEVELOPMENT

29.D1362286
DISCHARGE LAMP
:LED ARRAY

U001	U002	U003	U004	U005	U006	U007	U008	U009	U010	U011	U012	U013	U014	U015	U016	U017	U018	U019	U020	U021
------	------	------	------	------	------	------	------	------	------	------	------	------	------	------	------	------	------	------	------	------

CLEANING UNIT:ASS'Y

48.D1362404
COVER:BEARING:
OIL SUPPLY ROLL
ER:FRONT

2.03603006N
(x6)
SCREW - M3X6

5.04583010N
(x5)
HEXAGON HEAD T
APPING SCREW:3
X10

54.D1362423
SEAL:STAY:APPLY

53.D1362418
TENSION SPRING:
COATING BAR:18N

87.D1382206
CLEANING UNIT:AS
SS'Y

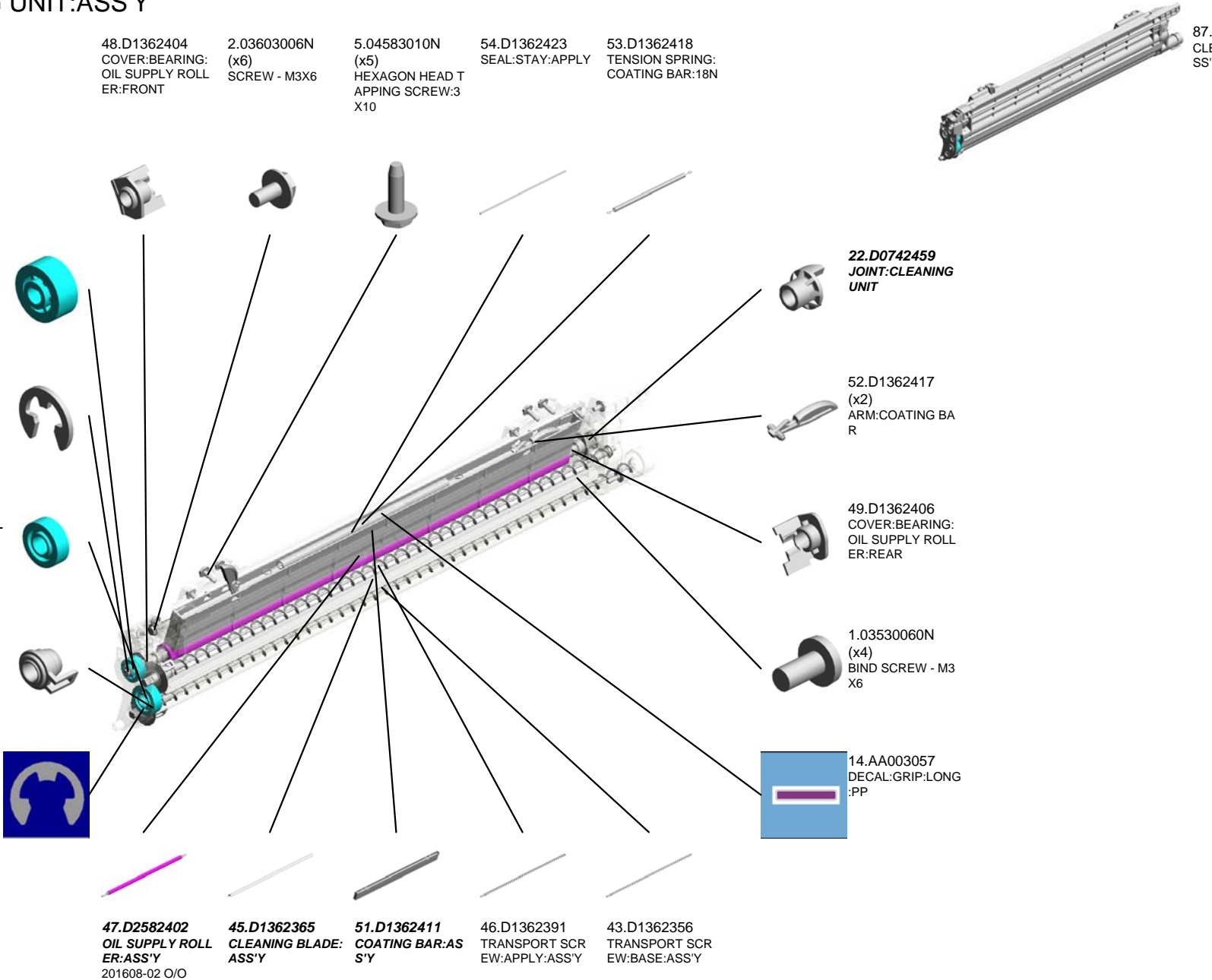
50.D1362408
GEAR:24Z:RIGHT

6.07200030E
RETAINING RING -
M3

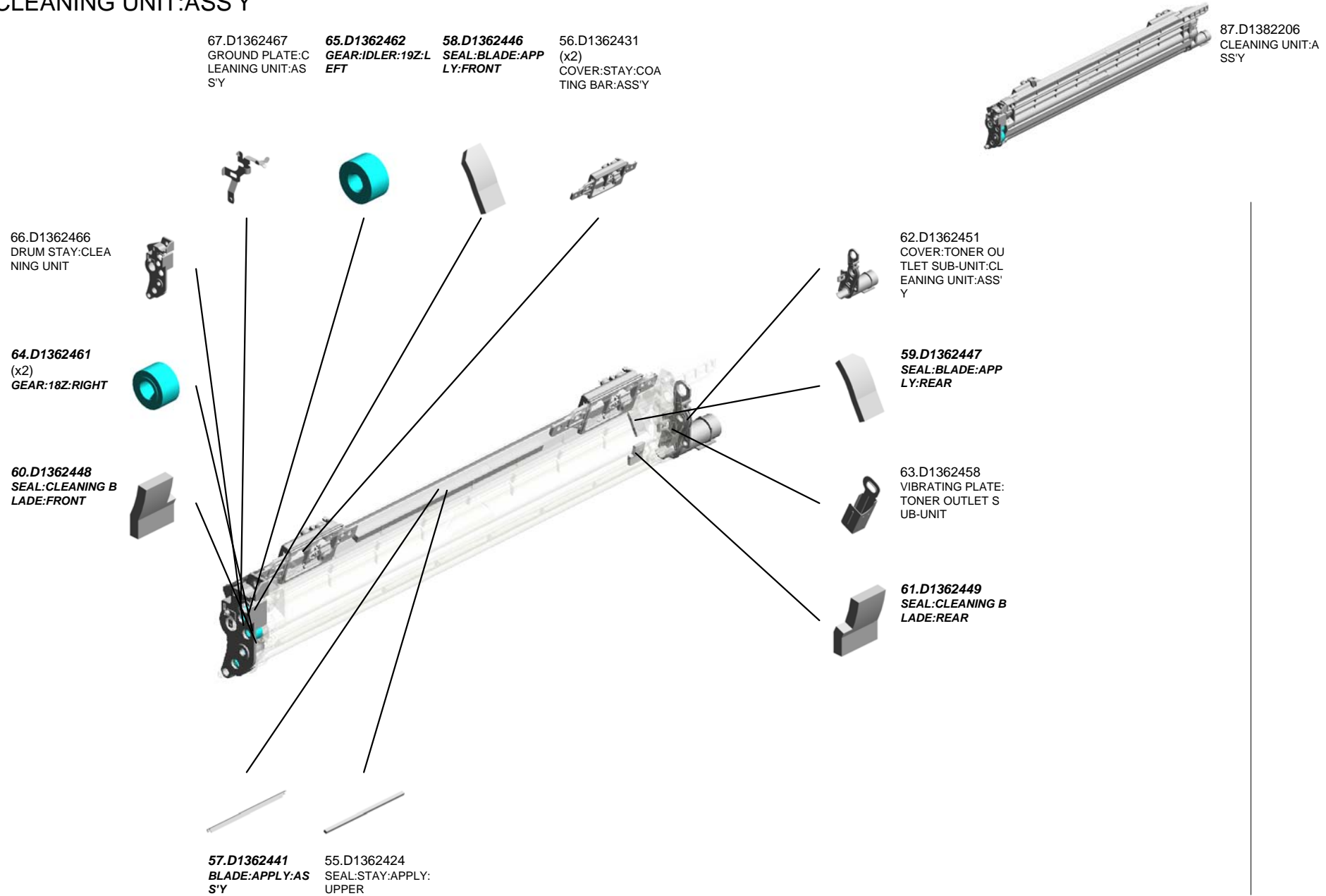
23.D0742503
GEAR:IDLER:31Z:L
EFT

44.D1362362
(x2)
BUSHING:TRANSP
ORT SCREW

7.07200040E
(x2)
RETAINING RING -
M4



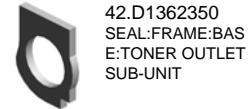

CLEANING UNIT:ASS'Y



U009_S005_S001
FRAME:BASE:ASS'Y

40.D1362347
SEAL:FRAME:BAS
E:MIDDLE

41.D1362348
(x3)
SEAL:FRAME:BAS
E:SIDE



U001	U002	U003	U004	U005	U006	U007	U008	U009	U010	U011	U012	U013	U014	U015	U016	U017	U018	U019	U020	U021
------	------	------	------	------	------	------	------	------	------	------	------	------	------	------	------	------	------	------	------	------


U009_S006
CHARGE UNIT:ASS'Y

17.B1322264
(x2)
BUSHING:TERMIN
AL

89.D1382497
DECAL:POSITIONI
NG DISPLAY:CHAR
GE UNIT:FRONT:P
P



86.D1382204
CHARGE UNIT:ASS
'Y



90.D1382498
DECAL:POSITIONI
NG DISPLAY:CHAR
GE UNIT:REAR:PP

U001	U002	U003	U004	U005	U006	U007	U008	U009	U010	U011	U012	U013	U014	U015	U016	U017	U018	U019	U020	U021
------	------	------	------	------	------	------	------	------	------	------	------	------	------	------	------	------	------	------	------	------

U009_S007
DEVELOPMENT UNIT:ASS'Y


68.D1363409
(x2)
SEAL:DOCTOR BL
ADE:FRONT REAR

2.03603006N
(x7)
SCREW - M3X6

88.D1382496
DECAL:CAUTION:R
EMOVER/INSTALL

71.D1363431
FILTER:DEVELOP
MENT

95.D0743330
ENTRANCE SEAL:
DEVELOPMENT:AS
S'Y




85.D1380150
DEVELOPMENT U
NIT:ASS'Y

6.07200030E
RETAINING RING -
M3



69.D1363412
SEAL:DEVELOPME
NT ROLLER:FRON
T UPPER



7.07200040E
(x6)
RETAINING RING -
M4



14.AA003057
(x2)
DECAL:GRIP:LONG
:PP



31.D1362288
CONNECTOR:DRA
WER:8POLE:PLUG



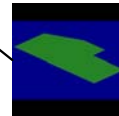
24.D0743416
JOINT:DRIVE:DEV
LOPMENT UNIT



9.08053573
RADIAL BALL BEA
RING:DIA8XDIA16X
5



70.D1363413
SEAL:DEVELOPME
NT ROLLER:REAR
UPPER



30.D1362287
SHEET:DISCHARG
E LAMP:REAR



8.08046128
(x7)
HEXAGONAL BOLT
:DOUBLE SCREW:
M3X10



94.D1363103
TONER CATCHPA
N:DEVELOPMENT



29.D1362286
DISCHARGE LAMP
:LED ARRAY



CLEANING UNIT:ASS'Y

48.D1362404
COVER:BEARING:
OIL SUPPLY ROLL
ER:FRONT

2.03603006N
(x6)
SCREW - M3X6

5.04583010N
(x5)
HEXAGON HEAD T
APPING SCREW:3
X10

54.D1362423
SEAL:STAY:APPLY

53.D1362418
TENSION SPRING:
COATING BAR:18N

87.D1382206
CLEANING UNIT:AS
SS'Y

50.D1362408
GEAR:24Z:RIGHT



6.07200030E
RETAINING RING -
M3



23.D0742503
GEAR:IDLER:31Z:L
EFT



44.D1362362
(x2)
BUSHING:TRANSP
ORT SCREW



7.07200040E
(x2)
RETAINING RING -
M4



22.D0742459
JOINT:CLEANING
UNIT



52.D1362417
(x2)
ARM:COATING BA
R




49.D1362406
COVER:BEARING:
OIL SUPPLY ROLL
ER:REAR



1.03530060N
(x4)
BIND SCREW - M3
X6



14.AA003057
DECAL:GRIP:LONG
:PP



47.D2582402
OIL SUPPLY ROLL
ER:ASS'Y
201608-02 O/O

45.D1362365
CLEANING BLADE:
ASS'Y

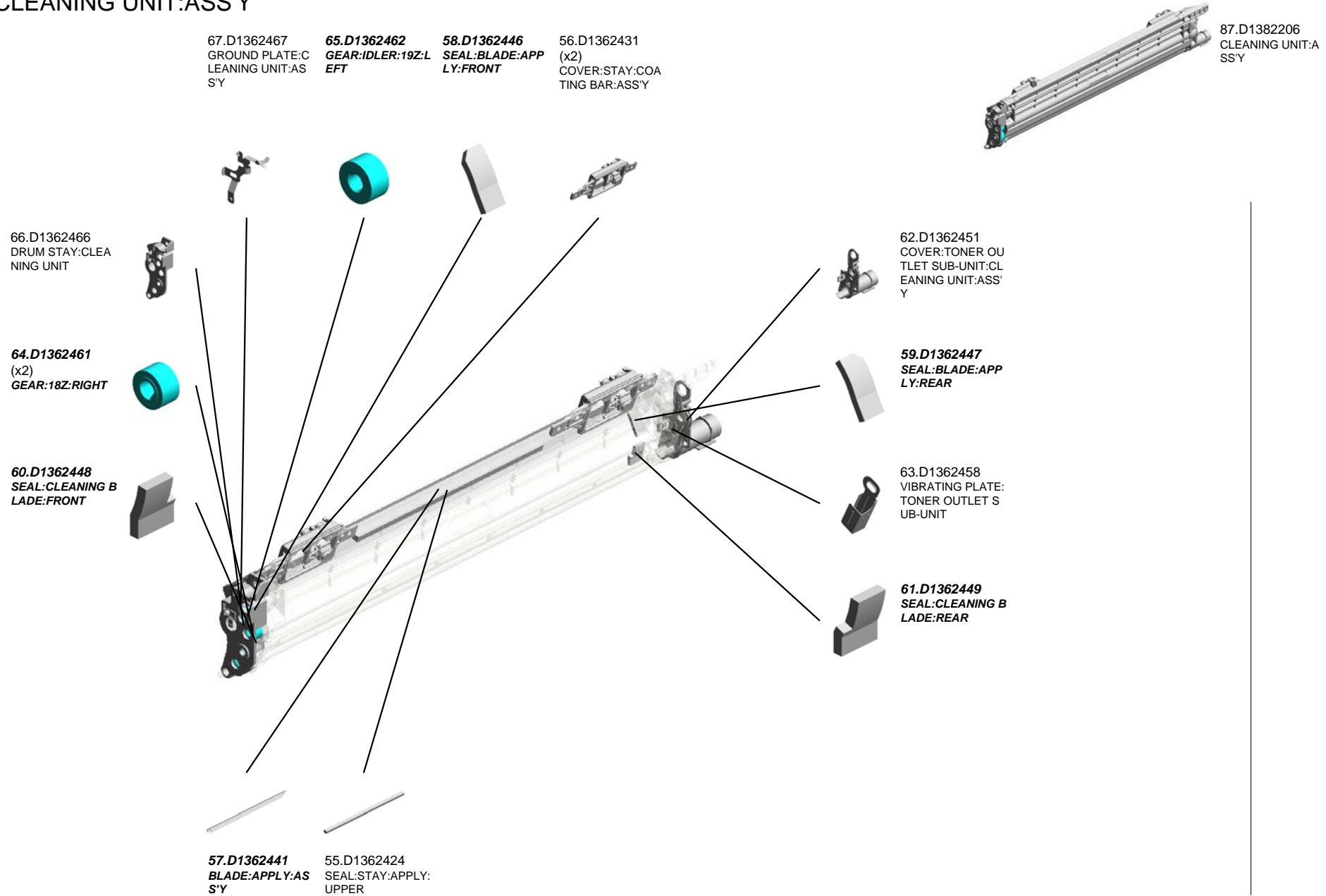
51.D1362411
COATING BAR:AS
S'Y

46.D1362391
TRANSPORT SCR
EW:APPLY:ASS'Y

43.D1362356
TRANSPORT SCR
EW:BASE:ASS'Y



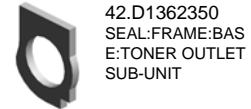
U009_S008
CLEANING UNIT:ASS'Y



U009_S008_S001
FRAME:BASE:ASS'Y

40.D1362347
SEAL:FRAME:BAS
E:MIDDLE

41.D1362348
(x3)
SEAL:FRAME:BAS
E:SIDE



U001	U002	U003	U004	U005	U006	U007	U008	U009	U010	U011	U012	U013	U014	U015	U016	U017	U018	U019	U020	U021
------	------	------	------	------	------	------	------	------	------	------	------	------	------	------	------	------	------	------	------	------


U009_S009
CHARGE UNIT:ASS'Y

17.B1322264
(x2)
BUSHING:TERMIN
AL

89.D1382497
DECAL:POSITIONI
NG DISPLAY:CHAR
GE UNIT:FRONT:P
P



86.D1382204
CHARGE UNIT:ASS
'Y



90.D1382498
DECAL:POSITIONI
NG DISPLAY:CHAR
GE UNIT:REAR:PP

U001	U002	U003	U004	U005	U006	U007	U008	U009	U010	U011	U012	U013	U014	U015	U016	U017	U018	U019	U020	U021
------	------	------	------	------	------	------	------	------	------	------	------	------	------	------	------	------	------	------	------	------

U009_S010
DEVELOPMENT UNIT:ASS'Y


68.D1363409
(x2)
SEAL:DOCTOR BL
ADE:FRONT REAR

2.03603006N
(x7)
SCREW - M3X6

88.D1382496
DECAL:CAUTION:R
EMOVER/INSTALL

71.D1363431
FILTER:DEVELOP
MENT

95.D0743330
ENTRANCE SEAL:
DEVELOPMENT:AS
S'Y




85.D1380150
DEVELOPMENT U
NIT:ASS'Y

6.07200030E
RETAINING RING -
M3



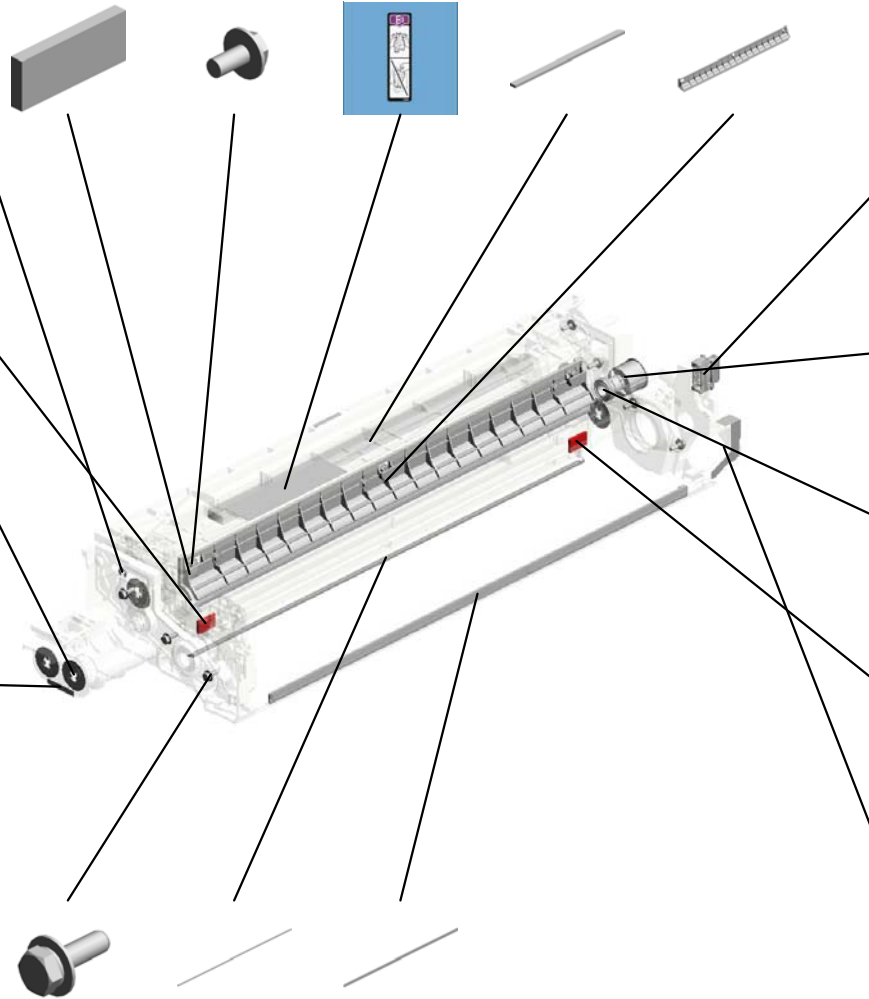
69.D1363412
SEAL:DEVELOPME
NT ROLLER:FRON
T UPPER



7.07200040E
(x6)
RETAINING RING -
M4



14.AA003057
(x2)
DECAL:GRIP:LONG
:PP



31.D1362288
CONNECTOR:DRA
WER:8POLE:PLUG



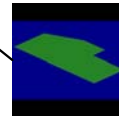
24.D0743416
JOINT:DRIVE:DEV
LOPMENT UNIT



9.08053573
RADIAL BALL BEA
RING:DIA8XDIA16X
5



70.D1363413
SEAL:DEVELOPME
NT ROLLER:REAR
UPPER



30.D1362287
SHEET:DISCHARG
E LAMP:REAR



8.08046128
(x7)
HEXAGONAL BOLT
:DOUBLE SCREW:
M3X10

94.D1363103
TONER CATCHPA
N:DEVELOPMENT

29.D1362286
DISCHARGE LAMP
:LED ARRAY

U009_S011

CLEANING UNIT:ASS'Y

48.D1362404
COVER:BEARING:
OIL SUPPLY ROLL
ER:FRONT

2.03603006N
(x6)
SCREW - M3X6

5.04583010N
(x5)
HEXAGON HEAD T
APPING SCREW:3
X10

54.D1362423
SEAL:STAY:APPLY

53.D1362418
TENSION SPRING:
COATING BAR:18N

87.D1382206
CLEANING UNIT:AS
SS'Y



50.D1362408
GEAR:24Z:RIGHT



6.07200030E
RETAINING RING -
M3



23.D0742503
GEAR:IDLER:31Z:L
EFT



44.D1362362
(x2)
BUSHING:TRANSP
ORT SCREW



7.07200040E
(x2)
RETAINING RING -
M4



22.D0742459
JOINT:CLEANING
UNIT



52.D1362417
(x2)
ARM:COATING BA
R



49.D1362406
COVER:BEARING:
OIL SUPPLY ROLL
ER:REAR



1.03530060N
(x4)
BIND SCREW - M3
X6



14.AA003057
DECAL:GRIP:LONG
:PP



47.D2582402
OIL SUPPLY ROLL
ER:ASS'Y
201608-02 O/O

45.D1362365
CLEANING BLADE:
ASS'Y

51.D1362411
COATING BAR:AS
S'Y

46.D1362391
TRANSPORT SCR
EW:APPLY:ASS'Y

43.D1362356
TRANSPORT SCR
EW:BASE:ASS'Y



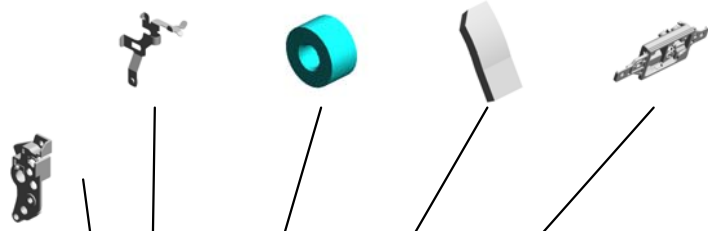
U009_S011
CLEANING UNIT:ASS'Y

67.D1362467 GROUND PLATE:CLEANING UNIT:ASS'Y
 65.D1362462 GEAR:IDLER:19Z:L EFT
 58.D1362446 SEAL:BLADE:APPLY:FRONT
 56.D1362431 (x2) COVER:STAY:COATING BAR:ASS'Y



87.D1382206 CLEANING UNIT:ASS'Y

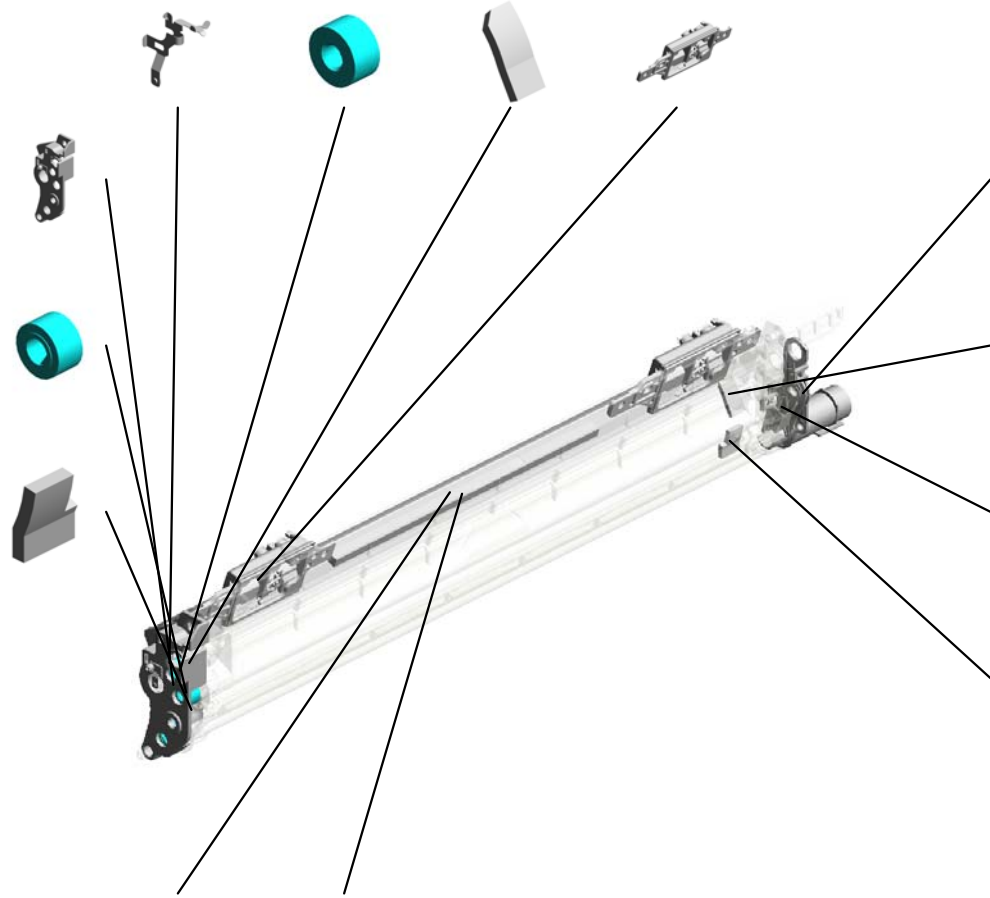
66.D1362466 DRUM STAY:CLEANING UNIT



64.D1362461 (x2) GEAR:18Z:RIGHT



60.D1362448 SEAL:CLEANING BLADE:FRONT



62.D1362451 COVER:TONER OUTLET SUB-UNIT:CLEANING UNIT:ASS'Y



59.D1362447 SEAL:BLADE:APPLY:REAR



63.D1362458 VIBRATING PLATE:TONER OUTLET SUB-UNIT



61.D1362449 SEAL:CLEANING BLADE:REAR



57.D1362441 BLADE:APPLY:ASS'Y
 55.D1362424 SEAL:STAY:APPLY:UPPER



U009_S011_S001
FRAME:BASE:ASS'Y

40.D1362347
SEAL:FRAME:BAS
E:MIDDLE

41.D1362348
(x3)
SEAL:FRAME:BAS
E:SIDE



U001	U002	U003	U004	U005	U006	U007	U008	U009	U010	U011	U012	U013	U014	U015	U016	U017	U018	U019	U020	U021
------	------	------	------	------	------	------	------	------	------	------	------	------	------	------	------	------	------	------	------	------

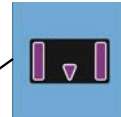
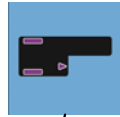
U009_S012
CHARGE UNIT:ASS'Y

17.B1322264
(x2)
BUSHING:TERMIN
AL

90.D1382498
DECAL:POSITIONI
NG DISPLAY:CHAR
GE UNIT:REAR:PP



86.D1382204
CHARGE UNIT:ASS
'Y



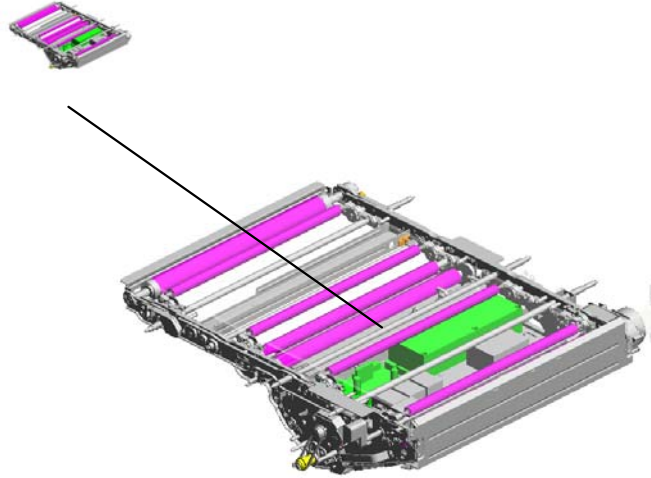
89.D1382497
DECAL:POSITIONI
NG DISPLAY:CHAR
GE UNIT:FRONT:P
P



U001	U002	U003	U004	U005	U006	U007	U008	U009	U010	U011	U012	U013	U014	U015	U016	U017	U018	U019	U020	U021
------	------	------	------	------	------	------	------	------	------	------	------	------	------	------	------	------	------	------	------	------

U010.ITB UNIT

U010_S001
D1386050
TRANSFER UNIT:INTERMEDI
ATE TRANSFER:ASS'Y



U001	U002	U003	U004	U005	U006	U007	U008	U009	U010	U011	U012	U013	U014	U015	U016	U017	U018	U019	U020	U021
------	------	------	------	------	------	------	------	------	------	------	------	------	------	------	------	------	------	------	------	------


U010_S001.TRANSFER UNIT:INTERMEDIATE TRANSFER:ASS'Y

U010_S001_S001
D1366180
DENSITY SENSOR:ASS'Y



U001	U002	U003	U004	U005	U006	U007	U008	U009	U010	U011	U012	U013	U014	U015	U016	U017	U018	U019	U020	U021
------	------	------	------	------	------	------	------	------	------	------	------	------	------	------	------	------	------	------	------	------

U010
ITB UNIT

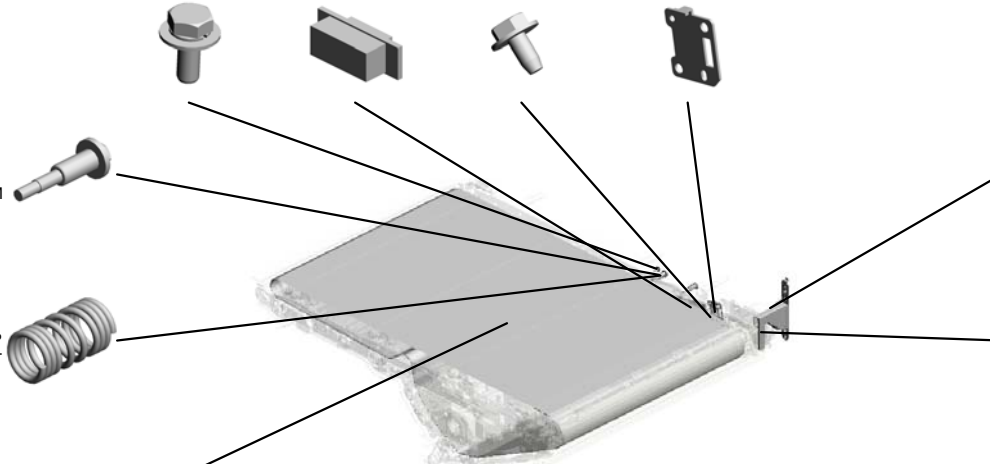


- 16.08046123 HEXAGONAL BOLT :W/WASHER:M3X8
- 20.11029783 CONNECTOR:5594 9-3919
- 5.04513006N (x4) TAPPING SCREW - 3X6
- 79.D1366118 SEPARATION PLATE:INTERMEDIATE TRANSFER:MAIN: 240V

44.D0744351 (x2) STEPPED SCREW: DIA5.4DIA:DIA3.5:MM 3

45.D0746078 (x2) COMPRESSION SPRING:DRAWER:INTERMEDIATE TRANSFER

69.D1366090
FLAT BELT-TRANSFER:ASS'Y



64.D1366073 DUCT:CONNECTING:INTERMEDIATE TRANSFER

117.D1366195 SEAL:DUCT:TM SENSOR

32.AW140016 TEMPERATURE & HUMIDITY SENSOR

7.04583008N HEXAGON HEAD TAPPING SCREW:3 X8




6.04543006Q TAPPING SCREW - M3X6



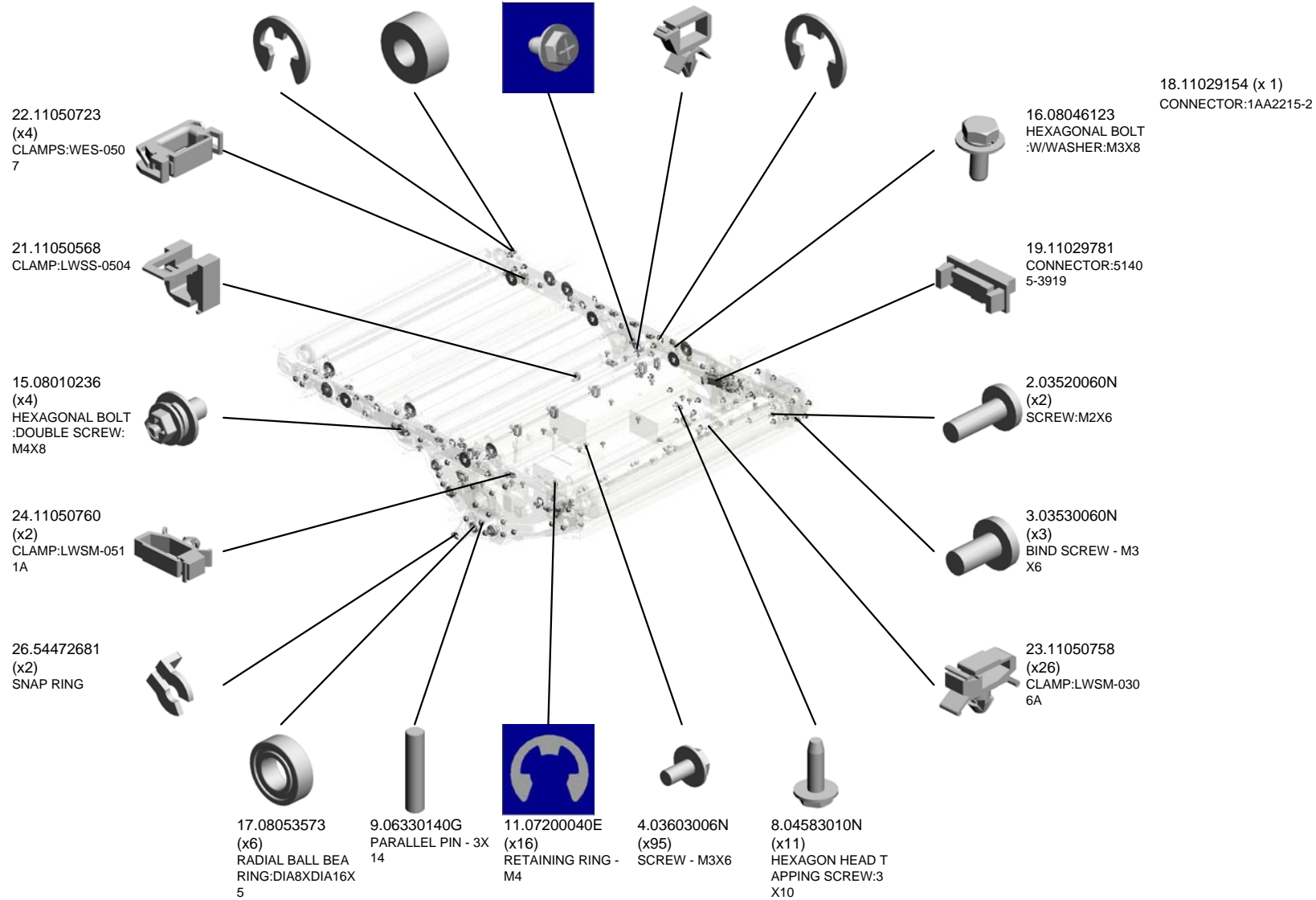
48.D1055899 HOLDER:TEMPERATURE & HUMIDITY SENSOR

U010_S001 TRANSFER UNIT:INTERMEDIATE TRANSFER:ASS'Y




130.D1386050
TRANSFER UNIT:INTERMEDIATE TRANSFER:ASS'Y

- 10.07200030E RETAINING RING - M3
- 13.07403804 BALL BEARING: DIA 4XDIA9X4
- 6.04543006Q (x4) TAPPING SCREW - M3X6
- 25.11050762 (x7) CLAMP:LWS-0711A
- 12.07200060E (x6) RETAINING RING - M6



U001	U002	U003	U004	U005	U006	U007	U008	U009	U010	U011	U012	U013	U014	U015	U016	U017	U018	U019	U020	U021
------	------	------	------	------	------	------	------	------	------	------	------	------	------	------	------	------	------	------	------	------

U010_S001 TRANSFER UNIT:INTERMEDIATE TRANSFER:ASS'Y



130.D1386050
TRANSFER UNIT:INTERMEDIATE TRANSFER:ASS'Y

42.D0396137 ENCODER:ASS'Y
40.B2236171 RUBBER BUSHING :ENCODER
31.AW020213 OPTICS SENSOR:ENCODER:300LPI
29.AW020204 (x2) PHOTO INTERRUPTOR:LGRC102
36.AZ310034 POWER PACK:TRANSFER

35.AX400178 HEATER:240V:18W :UPPER

49.D1356030 ROLLER:OPPOSED:CLEANING BLADE:ASS'Y

46.D0746109 PLATE:BLADE:BELT CLEANING

33.AX060394 DC STEPPER MOTOR:MM42:1.2A:3.60V

27.A2324666 CUSHION - STEPPER MOTOR

41.B7125605 GRIP:APPLICATION

28.AA082104 (x4) BUSHING - 8X12X7

37.AZ320133 POWER PACK:T1/T2

47.D0746158 (x4) ROLLER:INTERMEDIATE TRANSFER:ASS'Y

51.D1356070 DRIVE ROLLER:INTERMEDIATE TRANSFER:ASS'Y

50.D1356040 HOLDER:ROLLER:OPPOSED:BELT CLEANING

34.AX060450 DC MOTOR:INTERMEDIATE TRANSFER:8.4W:BRUSHLESS

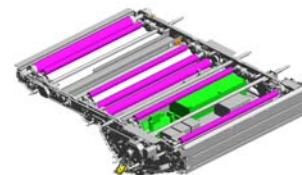
30.AW020210 OPTICS SENSOR:ENCODER:300LPI

38.B1326114 CAM:ON-OFF:BLACK

39.B1326124 SPRING PLATE:CAM

U001	U002	U003	U004	U005	U006	U007	U008	U009	U010	U011	U012	U013	U014	U015	U016	U017	U018	U019	U020	U021
------	------	------	------	------	------	------	------	------	-------------	------	------	------	------	------	------	------	------	------	------	------

U010_S001 TRANSFER UNIT:INTERMEDIATE TRANSFER:ASS'Y



130.D1386050
TRANSFER UNIT:INTERMEDIATE TRANSFER:ASS'Y

66.D1366086 COVER:ENCODER
68.D1366089 (x2) PLAIN SHAFT BEARING:CONTACT POINT:BRACKET:ENCODER
54.D1356171 ROLLER:TENSION:ASS'Y
62.D1366058 STOPPER:BRACKET:ENCODER:REAR
59.D1366042 BRACKET:HEATER:INTERMEDIATE TRANSFER

73.D1366104 GUIDE:INTERMEDIATE TRANSFER:LEFT

52.D1356133 ROLLER:ENCODER:ASS'Y

67.D1366087 (x2) COIL SPRING:PRESSURE:BRACKET:ENCODER

61.D1366056 STOPPER:BRACKET:ENCODER

53.D1356141 SLIDE RAIL:ON-OFF:INTERMEDIATE TRANSFER:FRONT:ASS'Y

72.D1366102 SPRING PLATE:EA RTH:DC STEPPER MOTOR

70.D1366099 TENSION SPRING:BRACKET:DC STEPPER MOTOR

63.D1366072 COVER:PCB:INTERMEDIATE TRANSFER

57.D1365410 PCB:TDRB

75.D1366112 (x4) BRACKET:INTERMEDIATE TRANSFER:REAR

65.D1366075 BRACKET:DRAWER:INTERMEDIATE TRANSFER:ASS'Y

74.D1366111 (x4) BRACKET:INTERMEDIATE TRANSFER:FRONT


55.D1361201 STAY:DRIVE:INTERMEDIATE TRANSFER:ASS'Y

56.D1361208 GEAR:INTERMEDIATE TRANSFER:ASS'Y

60.D1366044 COVER:INTERMEDIATE TRANSFER

U010_S001

TRANSFER UNIT:INTERMEDIATE TRANSFER:ASS'Y



130.D1386050
TRANSFER UNIT:INTERMEDIATE TRANSFER:ASS'Y

90.D1366132
(x2)
ROLLER:TRANSFER:FRONT:ASS'Y

81.D1366121
(x6)
COVER:ON-OFF:SLIDE RAIL

94.D1366145
(x6)
ROLLER:ON-OFF:INTERMEDIATE TRANSFER

93.D1366143
SLIDE RAIL:ON-OFF:INTERMEDIATE TRANSFER:REAR:ASS'Y

92.D1366139
(x2)
TENSION SPRING:ON-OFF:SLIDE RAIL

95.D1366146
SHAFT:CAM:INTERMEDIATE TRANSFER:COLOR

89.D1366130
ROLLER:OPPOSITE:BELT CLEANING:ASS'Y

96.D1366147
(x2)
CAM:INTERMEDIATE TRANSFER:COLOR

77.D1366114
(x2)
CAM:INTERMEDIATE TRANSFER:BLACK

87.D1366128
CASE:OPPOSITE:TRANSFER ROLLER:FRONT

76.D1366113
SHAFT:CAM:INTERMEDIATE TRANSFER:BLACK

91.D1366138
SPRING PLATE:TRANSFER:OPPOSITE:PAPER

88.D1366129
GUIDE:TRANSFER:PAPER:REAR

78.D1366115
(x6)
TENSION SPRING:PRESSURE:INTERMEDIATE TRANSFER

86.D1366127
(x2)
TENSION SPRING:PRESSURE:INTERMEDIATE TRANSFER:BLACK

83.D1366124
(x4)
BRACKET:BIAS:INTERMEDIATE TRANSFER

84.D1366125
(x4)
TERMINAL:INTERMEDIATE TRANSFER


85.D1366126
(x4)
COMPRESSION SPRING:BIAS:INTERMEDIATE TRANSFER

80.D1366119
(x4)
TERMINAL:CONNECTING:INTERMEDIATE TRANSFER

82.D1366123
(x4)
PLAIN SHAFT BEARING:INTERMEDIATE TRANSFER

U001	U002	U003	U004	U005	U006	U007	U008	U009	U010	U011	U012	U013	U014	U015	U016	U017	U018	U019	U020	U021
------	------	------	------	------	------	------	------	------	-------------	------	------	------	------	------	------	------	------	------	------	------

U010_S001
TRANSFER UNIT:INTERMEDIATE TRANSFER:ASS'Y



130.D1386050
TRANSFER UNIT:INTERMEDIATE TRANSFER:ASS'Y

97.D1366149 (x4) BUSHING:SLIDE RAIL:ON-OFF
99.D1366154 FEELER:INTERMEDIATE TRANSFER
107.D1366179 (x2) COIL SPRING:PRESSURE:TENSION:INTERMEDIATE TRANSFER
105.D1366176 (x2) GUIDE:TENSION:INTERMEDIATE TRANSFER
106.D1366177 (x2) PLAIN SHAFT BEARING:TENSION:INTERMEDIATE TRANSFER

103.D1366174 BRACKET:TENSION:ROLLER

104.D1366175 SLIDE RAIL:CASE:TENSION:ROLLER

100.D1366162 BRACKET:ON-OFF:TRANSFER ROLLER

115.D1366190 CAM:ON-OFF:TRANSFER ROLLER:FRONT

120.D1366199 PULLEY:ON-OFF:TRANSFER ROLLER

111.D1366183 GRIP:ON-OFF:INTERMEDIATE TRANSFER:TCRU

113.D1366187 CORE:OPPOSED:TRANSFER ROLLER

112.D1366186
ROLLER:OPPOSED:PAPER:ASS'Y

121.D1366307 GUIDE:TRANSPORT:INTERMEDIATE TRANSFER:R:ASS'Y

116.D1366191 CAM:ON-OFF:TRANSFER ROLLER:REAR

119.D1366197 COVER:HARNESS:SECOND:INTERMEDIATE TRANSFER

98.D1366152 SEPARATION PLATE:INTERMEDIATE TRANSFER:240V

101.D1366164 BRACKET:SENSOR:ON-OFF:TRANSFER:PAPER

102.D1366165 FEELER:ON-OFF:TRANSFER:PAPER


114.D1366189 PLATE:ROLLER:OPPOSED:PAPER

U010_S001
TRANSFER UNIT:INTERMEDIATE TRANSFER:ASS'Y

127.G1786352
GUIDE PLATE:ENC
ORDER

125.G1073834
(x2)
RIVET - 2.0

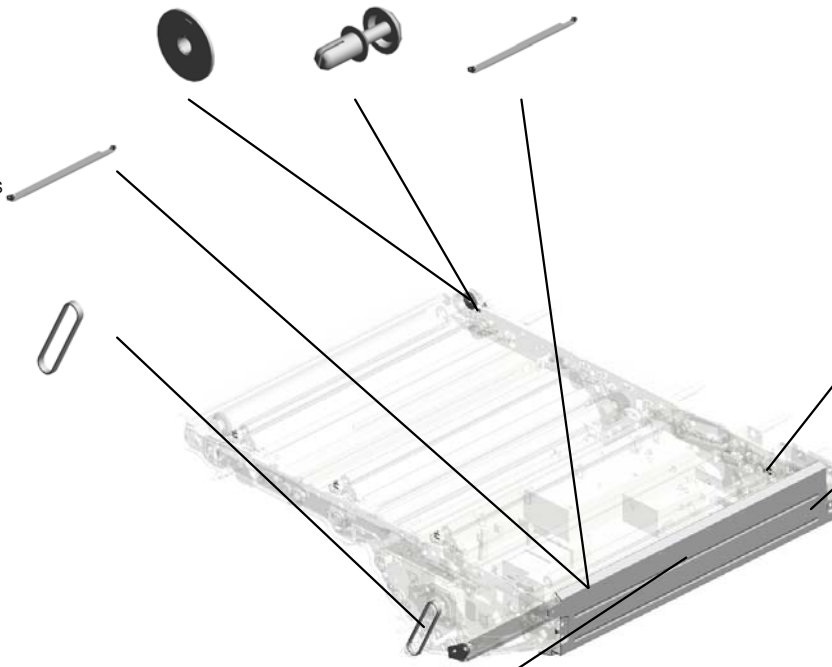
128.D1366340
GUIDE:TRANSPOR
T:INTERMEDIATE
TRANSFER:K1:ASS
'Y
201407-07



130.D1386050
TRANSFER UNIT:INTERMEDIATE TRANSFER:ASS'Y

129.D1366360
GUIDE:TRANSPOR
T:INTERMEDIATE
TRANSFER:K2:ASS
'Y
201407-06

126.G1785023
TIMING BELT:S2M1
90



124.G0143291
(x4)
SNAP RING - PICK
UP

123.D1386053
(x2)
SEAL:GUIDE:INTERMEDIATE TRANSFER:RIGHT

122.D1386052
GUIDE:INTERMEDIATE TRANSFER:RIGHT

U010_S001_S001
 DENSITY SENSOR:ASS'Y

109.D1366181
 BRACKET:DENSIT
 Y SENSOR

71.D1366100
 DENSITY SENSOR:
 P/TM

131.D1366039
 SEAL:FIX:HARNES
 S:DENSITY SENSO
 R
 201603-04

108.D1366180
 DENSITY SENSOR:
 ASS'Y

1.03130100N
 (x2)
 PAN HEAD SCREW
 :M3X10

118.D1366196
 HOME POSITION S
 ENSOR:FLAT BELT
 -TRANSFER

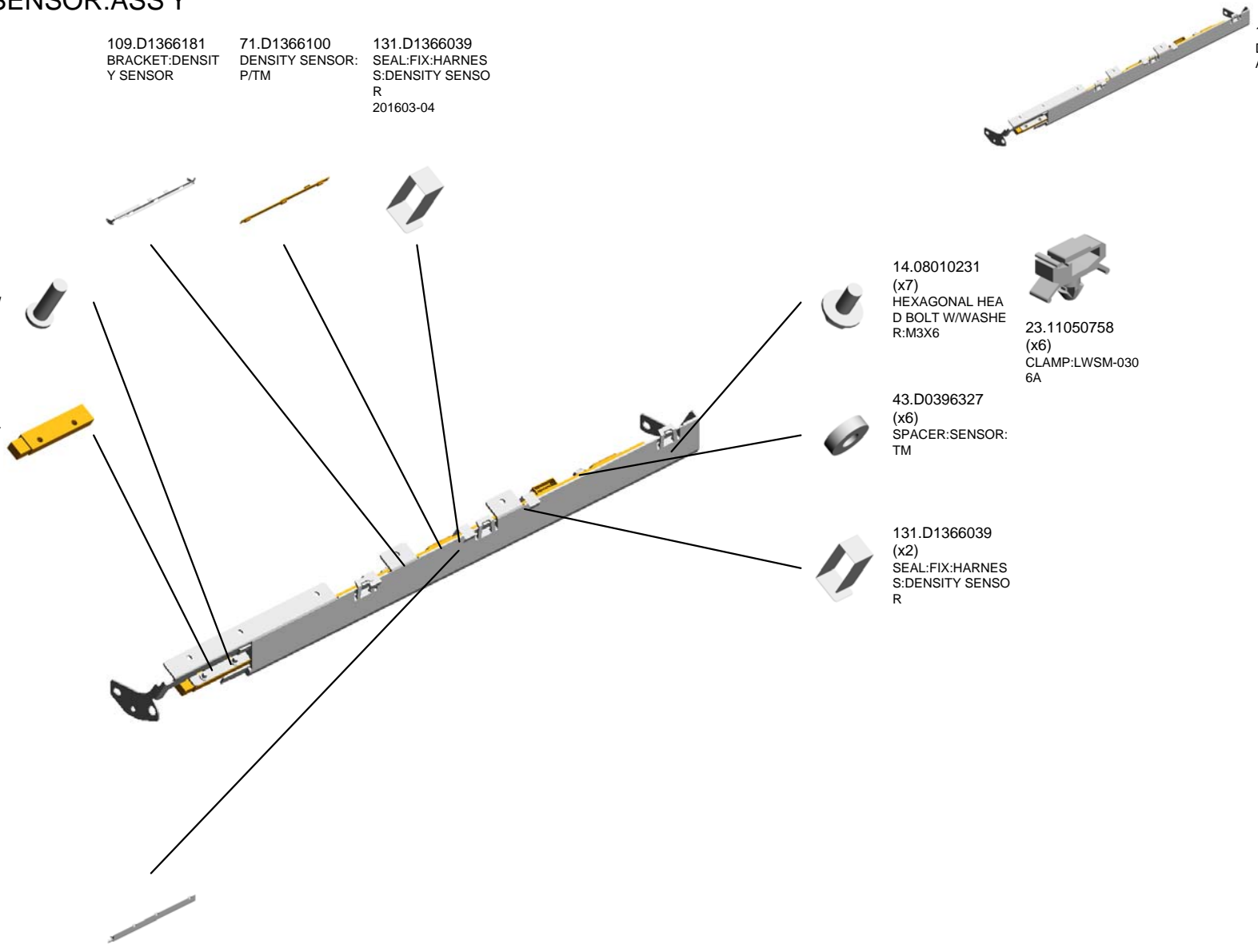
110.D1366182
 DUCT:TM SENSOR

14.08010231
 (x7)
 HEXAGONAL HEA
 D BOLT W/WASHE
 R:M3X6

23.11050758
 (x6)
 CLAMP:LWSM-030
 6A


43.D0396327
 (x6)
 SPACER:SENSOR:
 TM

131.D1366039
 (x2)
 SEAL:FIX:HARNES
 S:DENSITY SENSO
 R



U011.ITB CLEANING

U011_S001
D1386403
BELT CLEANING:PRO:ASSY



U001	U002	U003	U004	U005	U006	U007	U008	U009	U010	U011	U012	U013	U014	U015	U016	U017	U018	U019	U020	U021
------	------	------	------	------	------	------	------	------	------	------	------	------	------	------	------	------	------	------	------	------

U011
ITB CLEANING



11.B2342390
FLANGED HEXAG
ONAL HEAD BOLT:
M4X8

U001	U002	U003	U004	U005	U006	U007	U008	U009	U010	U011	U012	U013	U014	U015	U016	U017	U018	U019	U020	U021
------	------	------	------	------	------	------	------	------	------	------	------	------	------	------	------	------	------	------	------	------

U011_S001
BELT CLEANING:PRO:ASS'Y



65.D1386403
[A]
BELT CLEANING:P
RO:ASS'Y
201504-09 X/O

8.AA082137
BUSHING:6X10X6

7.AA000291
DECAL:POSITIONI
NG DISPLAY:SCRE
W:PP

4.07200040E
(x2)
RETAINING RING -
M4
201504-04 X/O

10.B1322264
(x2)
BUSHING:TERMIN
AL

19.D0746457
BLADE:APPLY:AS
S'Y

9.AA143807
SCREW:A

21.D0746478
GEAR:PULLEY:IDL
ER:BELT CLEANIN
G

6.54472681
(x2)
SNAP RING

20.D0746477
GEAR:BRUSH:REM
OVE PAPER DUST:
Z17

4.07200040E
(x3)
RETAINING RING -
M4

2.04583008N
(x4)
HEXAGON HEAD T
APPING SCREW:3
X8

18.D0746450
COATING BAR:AS
S'Y

17.D0746446
BRUSH:APPLY:BE
LT CLEANING

15.D0746420
BRUSH:REMOVE P
APER DUST:BELT
CLEANING

13.D0746415
DUAL FACES TEPE
:ENTRANCE SEAL:
BELT CLEANING

12.D0746411
COIL SPRING:EAR
TH:BELT CLEANIN
G

1.03603006N
(x14)
SCREW - M3X6

3.07080060N
(x2)
WASHER:DIA6

16.D0746424
BLADE:CLEANING:
BELT CLEANING:A
SS'Y

14.D0746416
SEAL:ENTRANCE
SEAL:BELT CLEAN
ING

U011_S001
BELT CLEANING:PRO:ASS'Y



65.D1386403
[A]
BELT CLEANING:P
RO:ASS'Y
201504-09 X/O

41.D1366465 COIL SPRING:BLADE:APPLY:BELT CLEANING
40.D1366461 HOLDER:APPLY:BELT CLEANING:ASSY
39.D1366460 COIL SPRING:BLADE:CLEANING:BELT CLEANING
33.D1366434 TONER COLLECTION COIL:BELT CLEANING:ASSY
28.D1366410 GROUND PLATE:BELT CLEANING

26.D1366404 COVER:CASE:DUCT:BELT CLEANING

23.D0746480 PULLEY:BRUSH:APPLY:Z30

38.D1366444 SYNCHRONOUS BELT:30S2M126

34.D1366439 PLAIN SHAFT BEARING:REMOVE PAPER DUST:TRANSPORT SCREW

22.D0746479 GEAR:COLLECTOR OIL:Z19

37.D1366443 CAP:TONER COLLECTION COIL:BELT CLEANING

35.D1366441 SHUTTER:TRANSPORT SCREW:BELT CLEANING

24.D0746481 JOINT:BRUSH:REMOVE PAPER DUST:BELT CLEANING

36.D1366442 COIL SPRING:DISCHARGE USED TONER

29.D1366411 (x2) PLAIN SHAFT BEARING:DIA6:DIA8:BRUSH

31.D1356418 SEAL:SCRAPER:BRUSH 201502-01 O/O

30.D1366414 SCRAPER:BRUSH:REMOVE PAPER DUST

27.D1366405 DUCT:BELT CLEANING:REAR UPPER

25.D1356494 (x2) SEAL:CASE:SCRAPER

32.D1366427 (x2) SEAL:SCRAPER

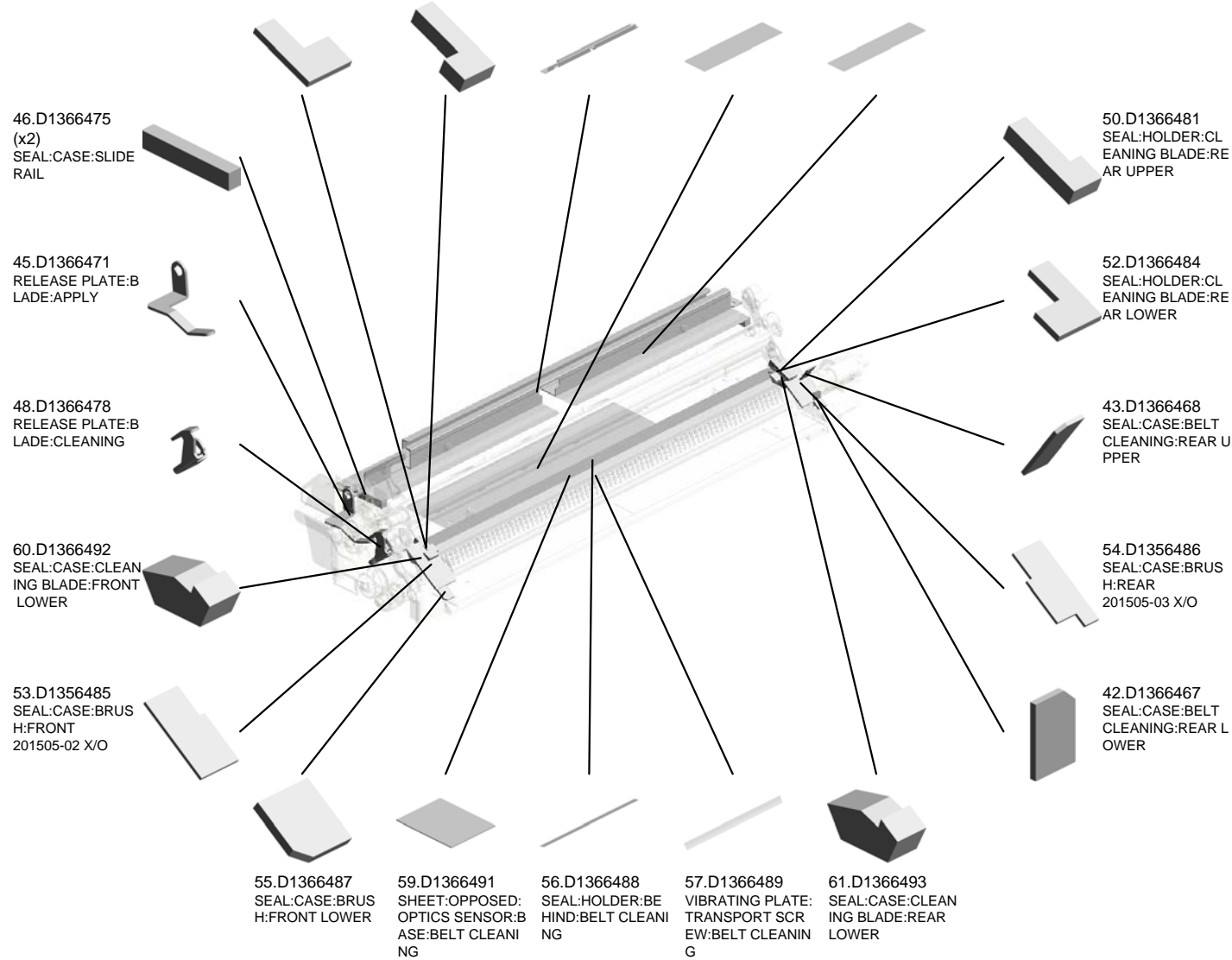
U001	U002	U003	U004	U005	U006	U007	U008	U009	U010	U011	U012	U013	U014	U015	U016	U017	U018	U019	U020	U021
------	------	------	------	------	------	------	------	------	------	------	------	------	------	------	------	------	------	------	------	------

U011_S001 BELT CLEANING:PRO:ASS'Y

51.D1366483 SEAL:HOLDER:CLEANING BLADE:FRONT LOWER
 49.D1366480 SEAL:HOLDER:CLEANING BLADE:FRONT UPPER
 44.D1366469 SLIDE RAIL:UPPER :BELT CLEANING
 58.D1366490 SEAL:BASE:CASE: BELT CLEANING
 47.D1366476 (x2) SHEET:SLIDE RAIL :BELT CLEANING



65.D1386403
 [A]
 BELT CLEANING:PRO:ASS'Y
 201504-09 X/O



U001	U002	U003	U004	U005	U006	U007	U008	U009	U010	U011	U012	U013	U014	U015	U016	U017	U018	U019	U020	U021
------	------	------	------	------	------	------	------	------	------	------	------	------	------	------	------	------	------	------	------	------

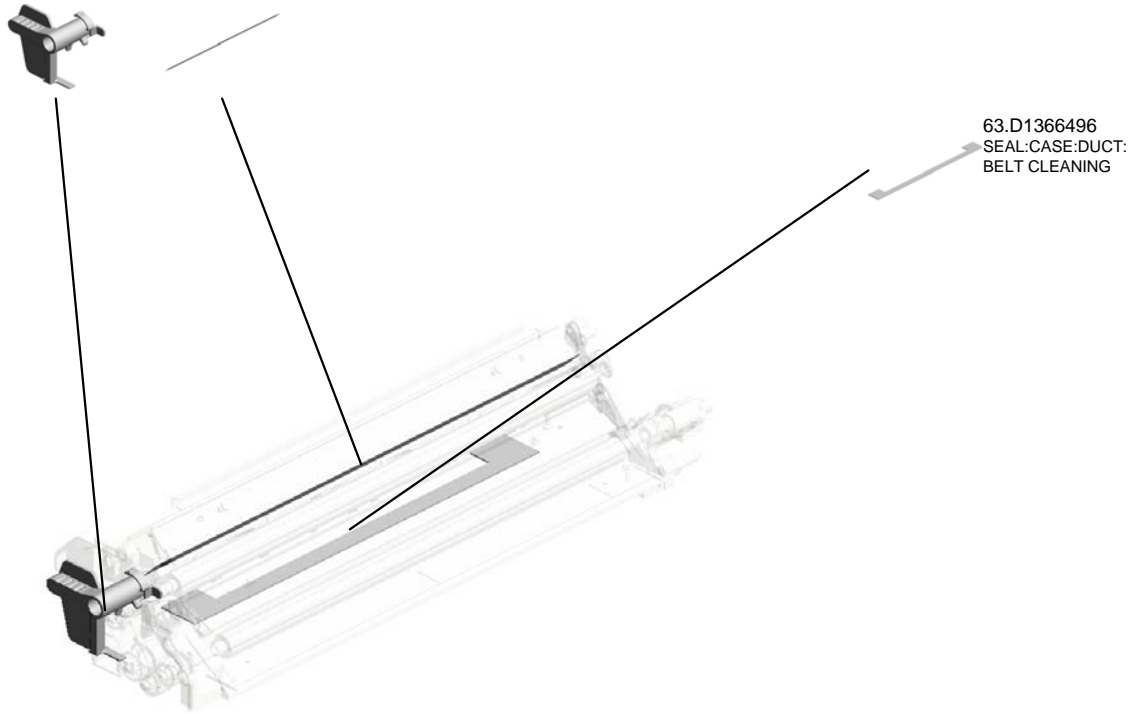
U011_S001
BELT CLEANING:PRO:ASS'Y

62.D1366495
LEVER:RELEASE:BE
LADE

64.D1366498
SEAL:APPLY:HOLD
ER:BEHIND



65.D1386403
[A]
BELT CLEANING:P
RO:ASS'Y
201504-09 X/O



63.D1366496
SEAL:CASE:DUCT:
BELT CLEANING




D1386402
[A]
BELT CLEANING:A
SS'Y
201504-09 X/O

U001	U002	U003	U004	U005	U006	U007	U008	U009	U010	U011	U012	U013	U014	U015	U016	U017	U018	U019	U020	U021
------	------	------	------	------	------	------	------	------	------	------	------	------	------	------	------	------	------	------	------	------

U012.TRANSFER/SEPARATION

U012_S001
D1376211
TRANSFER/SEPARATION UN
IT:PRO:ASSY



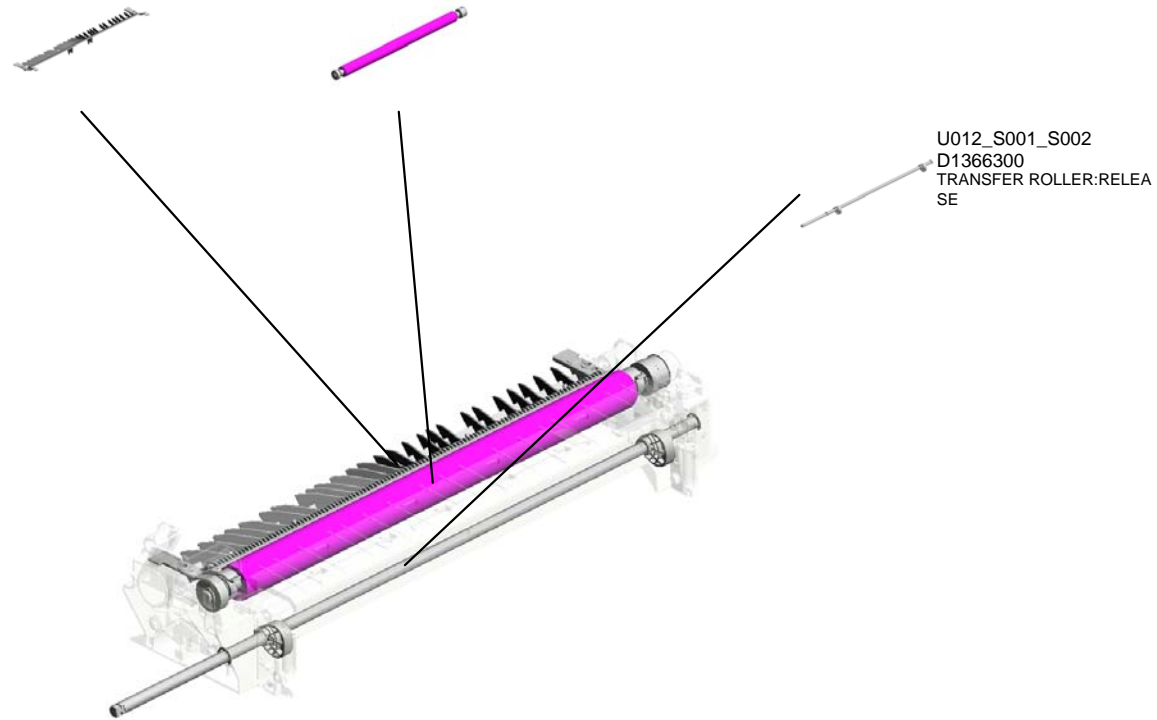
U001	U002	U003	U004	U005	U006	U007	U008	U009	U010	U011	U012	U013	U014	U015	U016	U017	U018	U019	U020	U021
------	------	------	------	------	------	------	------	------	------	------	------	------	------	------	------	------	------	------	------	------

U012_S001.TRANSFER/SEPARATION UNIT:PRO:ASS'Y

U012_S001_S003
D1376259
SEPARATION CORONA:ASS'
Y

U012_S001_S001
D1366240
TRANSFER ROLLER:ASS'Y

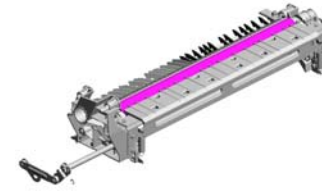
U012_S001_S002
D1366300
TRANSFER ROLLER:RELEA
SE




U001	U002	U003	U004	U005	U006	U007	U008	U009	U010	U011	U012	U013	U014	U015	U016	U017	U018	U019	U020	U021
------	------	------	------	------	------	------	------	------	------	------	------	------	------	------	------	------	------	------	------	------

U012 TRANSFER/SEPARATION

30.D1366352 9.52152621
LINK:RELEASE:LO SNAP RING - M6
WER



12.AA143183
(x2)
STEPPED SCREW



4.07200030G
(x2)
RETAINING RING -
M3



29.D1366350
LINK:RELEASE:RIG
HT



31.D1366354
LINK:CONNECTIN
G




U001	U002	U003	U004	U005	U006	U007	U008	U009	U010	U011	U012	U013	U014	U015	U016	U017	U018	U019	U020	U021
------	------	------	------	------	------	------	------	------	------	------	------	------	------	------	------	------	------	------	------	------

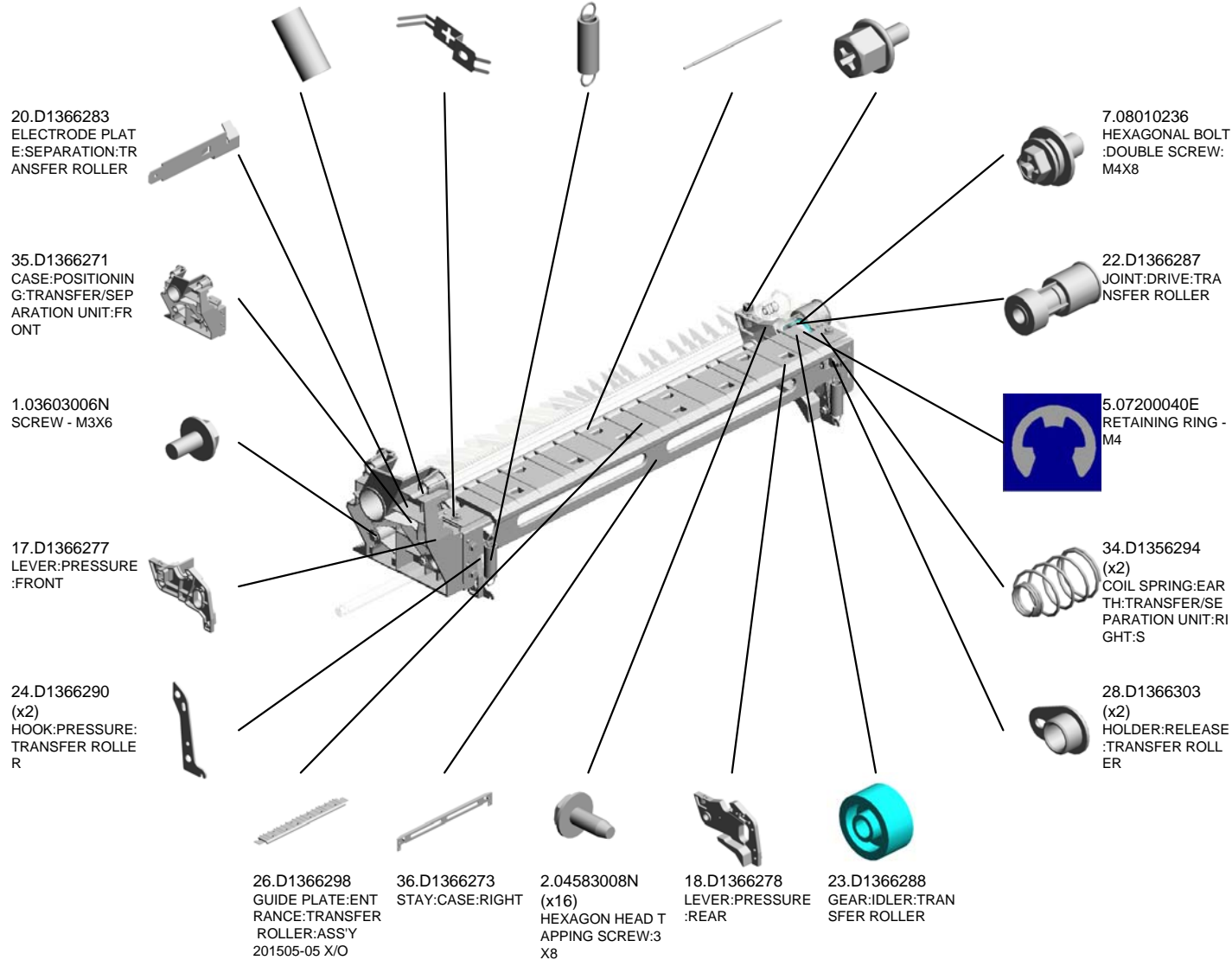
U012_S001

TRANSFER/SEPARATION UNIT:PRO:ASS'Y

- 19.D1366282 COIL SPRING:SEPARATION:TRANSFER ROLLER
- 25.D1366291 (x2) GROUND PLATE:TRANSFER ROLLER
- 16.D1366245 (x2) COIL SPRING:PRESSURE:TRANSFER ROLLER
- 21.D1366286 SHAFT:CONTACT POINT:TRANSFER/SEPARATION UNIT
- 13.B2342399 (x2) BOLT - M3X6



32.D1376211
[A]
 TRANSFER/SEPARATION UNIT:PRO:ASS'Y
 201509-03 X/O




U001	U002	U003	U004	U005	U006	U007	U008	U009	U010	U011	U012	U013	U014	U015	U016	U017	U018	U019	U020	U021
------	------	------	------	------	------	------	------	------	------	------	------	------	------	------	------	------	------	------	------	------

TRANSFER/SEPARATION UNIT:PRO:ASS'Y

38.D1356292
GROUND PLATE:T
RANSFER/SEPARA
TION UNIT:LOWE
:S

40.D1366269
CASE:POSITIONIN
G:TRANSFER/SEP
ARATION UNIT:RE
AR:ASS'Y
201410-11

41.D1366272
CASE:POSITIONIN
G:TRANSFER/SEP
ARATION UNIT:RE
AR



32.D1376211
[A]
TRANSFER/SEPAR
ATION UNIT:PRO:A
SS'Y
201509-03 X/O

37.D1366274
STAY:CASE:LOWE
R

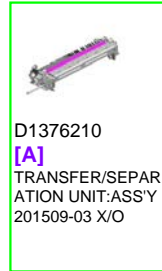



39.D1356293
GROUND PLATE:T
RANSFER/SEPARA
TION UNIT:RIGHT:
S

42.D1366275
LEVER:PRESSURE
:FRONT:ASS'Y
201501-12



43.D1366276
LEVER:PRESSURE
:REAR:ASS'Y
201501-11



D1376210
[A]
TRANSFER/SEPAR
ATION UNIT:ASS'Y
201509-03 X/O


U012_S001_S001
TRANSFER ROLLER:ASS'Y

5.07200040E
RETAINING RING -
M4

8.08053573
(x2)
RADIAL BALL BEA
RING:DIA8XDIA16X
5



6.07200060E
(x3)
RETAINING RING -
M6




15.D1366240
TRANSFER ROLLE
R:ASS'Y

U001	U002	U003	U004	U005	U006	U007	U008	U009	U010	U011	U012	U013	U014	U015	U016	U017	U018	U019	U020	U021
------	------	------	------	------	------	------	------	------	------	------	------	------	------	------	------	------	------	------	------	------

U012_S001_S002
TRANSFER ROLLER:RELEASE

6.07200060E
(x4)
RETAINING RING -
M6



27.D1366300
TRANSFER ROLLE
R:RELEASE



3.06330140G
(x2)
PARALLEL PIN - 3X
14

U001	U002	U003	U004	U005	U006	U007	U008	U009	U010	U011	U012	U013	U014	U015	U016	U017	U018	U019	U020	U021
------	------	------	------	------	------	------	------	------	------	------	------	------	------	------	------	------	------	------	------	------

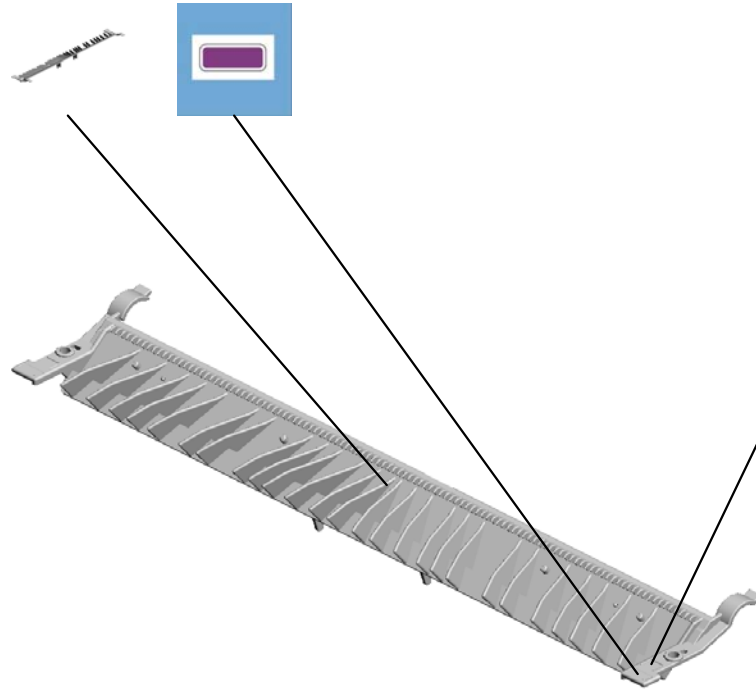
U012_S001_S003
SEPARATION CORONA:ASS'Y

14.D1356260
SEPARATION COR
ONA:ASS'Y

11.AA003056
(x2)
DECAL:GRIP:SHO
RT:PP



33.D1376259
SEPARATION COR
ONA:ASS'Y



10.AA000291
(x2)
DECAL:POSITIONI
NG DISPLAY:SCRE
W:PP

U001	U002	U003	U004	U005	U006	U007	U008	U009	U010	U011	U012	U013	U014	U015	U016	U017	U018	U019	U020	U021
------	------	------	------	------	------	------	------	------	------	------	------	------	------	------	------	------	------	------	------	------

U013.USED TONER


U013_S004
D1363642
HOLDER:RADIAL BALL BEAR
ING:JOINT:PRESS FIT

U013_S001
D1363550
PIPE:UPPER:ASS'Y

U013_S005
D1363508
COLLECTION BOTTLE:ASS'Y

U013_S002
D1363571
BRACKET:SWIVEL

U013_S003
D1363610
PIPE:MIDDLE:ASS'Y



U001	U002	U003	U004	U005	U006	U007	U008	U009	U010	U011	U012	U013	U014	U015	U016	U017	U018	U019	U020	U021
------	------	------	------	------	------	------	------	------	------	------	------	------	------	------	------	------	------	------	------	------

U013 USED TONER

28.D1363564 SPACER:DIA9:0.13 MM
 1.04543006Q (x42) TAPPING SCREW - M3X6
 9.11050758 (x8) CLAMP:LWSM-030 6A
 13.AW020145 (x2) PHOINTERRUP TOR:FLAT
 2.04543010Q TAPPING SCREW: 3X10



16.D0741454 DC MOTOR:DIA49: 9.8W:BLS



25.D0746665 GEAR:JOINT:COLL ECTION BOTTLE:Z 65



24.D1363667 SHAFT:JOINT:TON ER RECYCLING SU B-UNIT:ASSY 201407-08 X/O



15.AW500040 PUSH SWITCH:SW 1AG-550:10MA



12.AG071012 MAGNET CATCH:ASSY



19.D0746577 CAM:VERTICAL TRANSPORT:DIA15



21.D0746579 SEAL:COVER:CAM: VERTICAL TRANSPORT



18.D0746575 SHAFT:CAM:VERTICAL TRANSPORT



17.D0746574 COVER:CAM:VERTICAL TRANSPORT



20.D0746578 GEAR:Z37:CAM:VERTICAL TRANSPORT



8.08072089 WASHER - 10MM



11.AA143555 SCREW - M3X5



22.D0746585 (x2) GEAR:Z38/Z24:VERTICAL TRANSPORT



5.07200040E (x2) RETAINING RING - M4

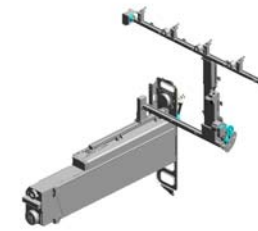


23.D0746586 GEAR:Z35:IDLER:VERTICAL TRANSPORT



U013 USED TONER

29.D1363566 BRACKET:GEAR:USED TONER:PCU:PEEN
 30.D1363569 GEAR:Z35:TRANSPORT SCREW:PCU:MAIN
 38.D1363622 SEAL:RELAY DUCT
 42.D1363646 TORQUE LIMITER MECHANICAL CLUTCH:GEAR:Z65/Z35

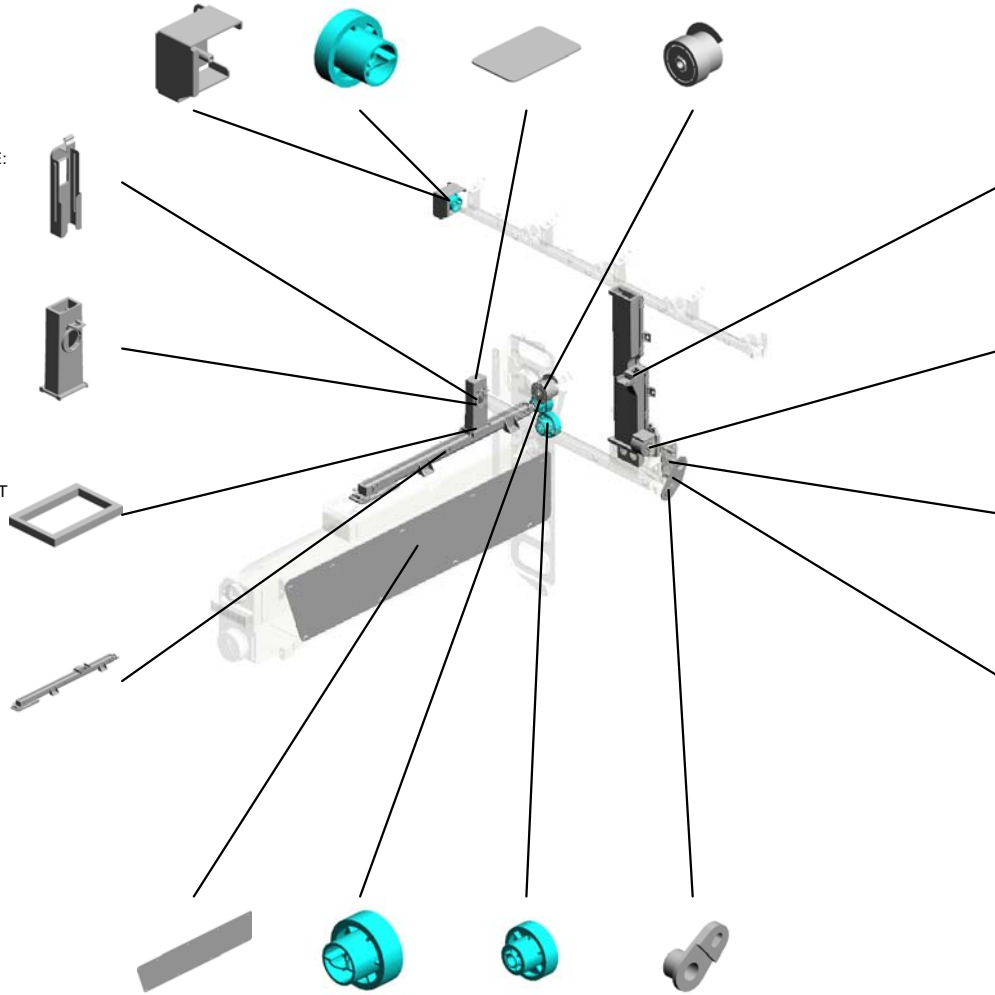


37.D1363621 VIBRATING PLATE:RELAY DUCT

36.D1363620 CASE:RELAY DUCT

39.D1363623 SEAL:RELAY DUCT:SPONGE

44.D1363652 PIPE:LOWER:ASSY



32.D1363575 PIPE:LENGTHWISE:ASSY

50.GA082010 BUSHING:DIA6:DIA10:9

33.D1363603 BRACKET:DRIVE:PIPE:MIDDLE:PEEN

34.D1363608 BRACKET:DRIVE:TRANSPORT SCREW:MIDDLE

45.D1363662 SEPARATION PLATE:COLLECTION BOTTLE


40.D1363641 GEAR:TRANSPORT SCREW:LOWER:Z41

43.D1363647 GEAR:IDLER:Z49/Z27

49.D1366089 PLAIN SHAFT BEARING:CONTACT POINT:BRACKET:ENCODER

U013_S001
PIPE:UPPER:ASS'Y

4.04593010N
BINDING HEAD TA
PPING SCREW:3X
10



27.D1363550
PIPE:UPPER:ASS'Y



14.AW100107
THERMISTOR

U001	U002	U003	U004	U005	U006	U007	U008	U009	U010	U011	U012	U013	U014	U015	U016	U017	U018	U019	U020	U021
------	------	------	------	------	------	------	------	------	------	------	------	------	------	------	------	------	------	------	------	------

U013_S002
BRACKET:SWIVEL

10.AA080247
BUSHING - B-F6-3



31.D1363571
BRACKET:SWIVEL



U001	U002	U003	U004	U005	U006	U007	U008	U009	U010	U011	U012	U013	U014	U015	U016	U017	U018	U019	U020	U021
------	------	------	------	------	------	------	------	------	------	------	------	------	------	------	------	------	------	------	------	------

U013_S003
PIPE:MIDDLE:ASS'Y

5.07200040E
RETAINING RING -
M4



35.D1363610
PIPE:MIDDLE:ASS'
Y




U001	U002	U003	U004	U005	U006	U007	U008	U009	U010	U011	U012	U013	U014	U015	U016	U017	U018	U019	U020	U021
------	------	------	------	------	------	------	------	------	------	------	------	------	------	------	------	------	------	------	------	------

U013_S004

HOLDER:RADIAL BALL BEARING:JOINT:PRESS FIT

6.07403906
BALL BEARING - 6
X15X5




41.D1363642
HOLDER:RADIAL B
ALL BEARING:JOIN
T:PRESS FIT

U001	U002	U003	U004	U005	U006	U007	U008	U009	U010	U011	U012	U013	U014	U015	U016	U017	U018	U019	U020	U021
------	------	------	------	------	------	------	------	------	------	------	------	------	------	------	------	------	------	------	------	------

U013_S005
COLLECTION BOTTLE:ASS'Y

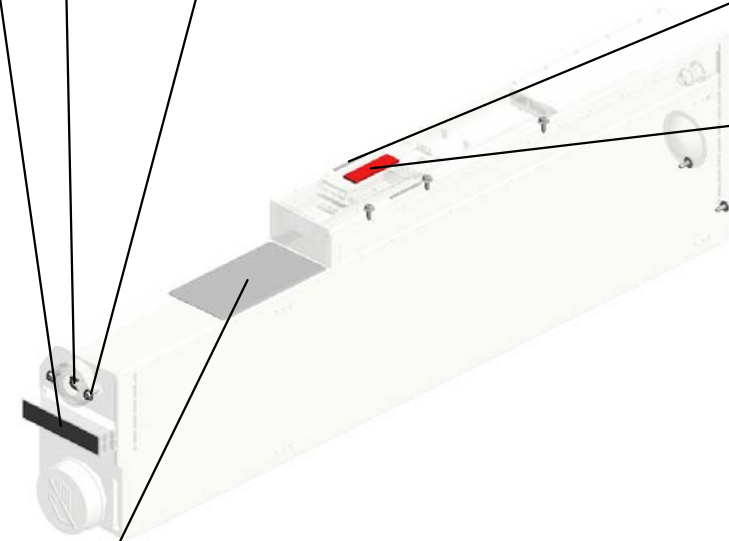
5.07200040E RETAINING RING - M4
201504-04 X/O

3.04583008N (x7)
HEXAGON HEAD TAPPING SCREW:3 X8



54.D1363508
[A]
COLLECTION BOT
TLE:ASS'Y
201506-05 O/O

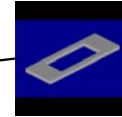
47.D1363691
DECAL:COLLECTI
ON BOTTLE:GRIP:
FRONT



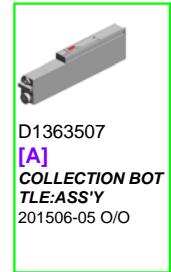
48.D1363692 (x2)
DECAL:COLLECTI
ON BOTTLE:GRIP:
UPPER



52.D1363682
SEAL:COVER:SHU
TTER:COLLECTIO
N BOTTLE
201501-08



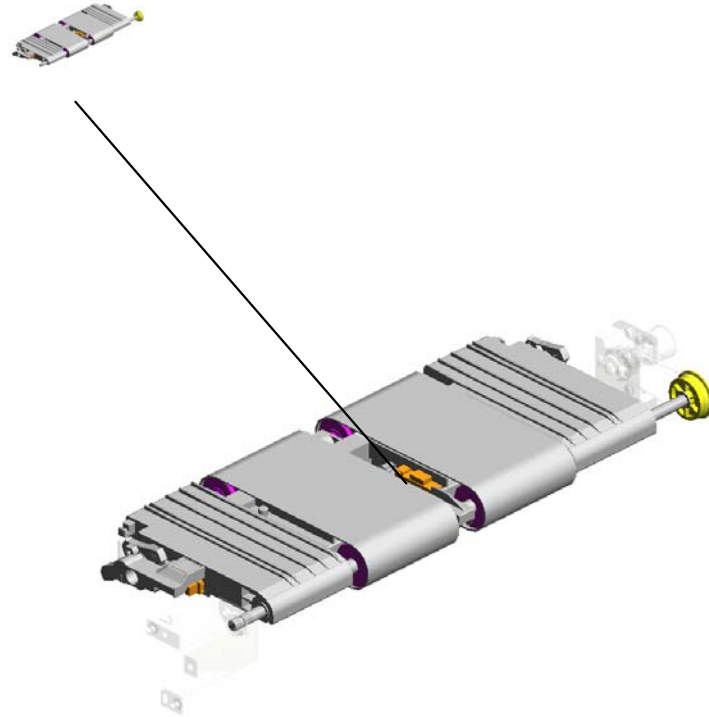
46.D1363690
DECAL:COLLECTI
ON BOTTLE:CAUTI
ON



D1363507
[A]
COLLECTION BOT
TLE:ASS'Y
201506-05 O/O

U014.PAPER TRANSPORT

U014_S001
D1363850
TRANSPORT BELT UNIT:ASS
Y



U001	U002	U003	U004	U005	U006	U007	U008	U009	U010	U011	U012	U013	U014	U015	U016	U017	U018	U019	U020	U021
------	------	------	------	------	------	------	------	------	------	------	------	------	------	------	------	------	------	------	------	------

U014 PAPER TRANSPORT




5.07200060E
RETAINING RING -
M6

29.D1353882
(x2)
TENSION SPRING:
PRESSURE:TRANS
PORT BELT UNIT
201506-03 X/O

23.D1363869
SHAFT:JOINT:VAC
UUM:ASS'Y

28.D1363879
BRACKET:VACUU
M:PULL OUT:FRON
T

2.04543006Q
(x4)
TAPPING SCREW -
M3X6



17.D0743416
JOINT:DRIVE:DEV
ELOPMENT UNIT



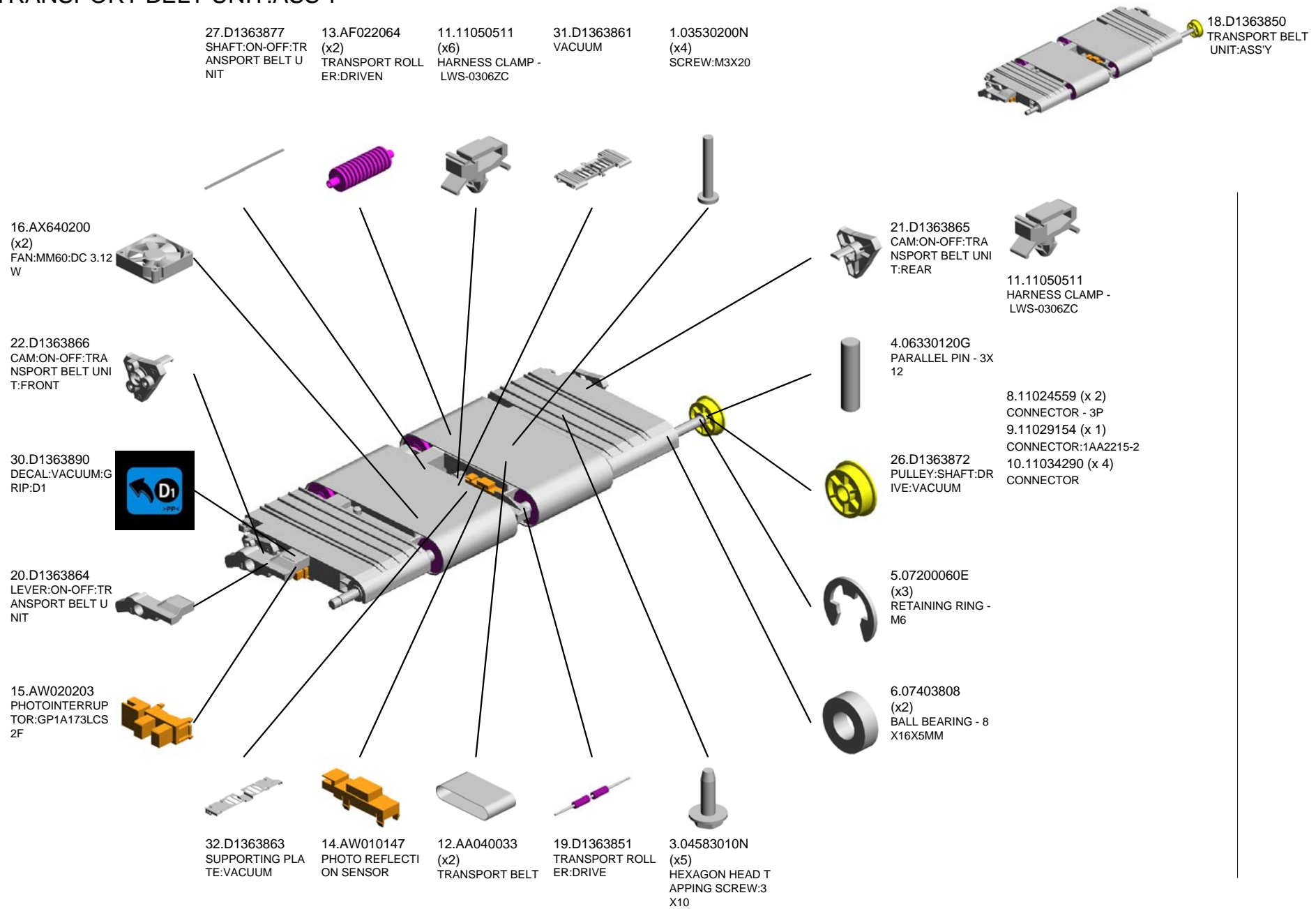
24.D1363870
SYNCHRONOUS B
ELT:DRIVE:TRANS
PORT BELT UNIT



7.08053573
(x2)
RADIAL BALL BEA
RING:DIA8XDIA16X
5

25.D1363871
BRACKET:SHAFT:J
OINT:VACUUM

U014_S001 TRANSPORT BELT UNIT:ASS'Y



U001	U002	U003	U004	U005	U006	U007	U008	U009	U010	U011	U012	U013	U014	U015	U016	U017	U018	U019	U020	U021
------	------	------	------	------	------	------	------	------	------	------	------	------	-------------	------	------	------	------	------	------	------

U015.FUSING

U015_S005
D1384063
ROLLER:POLISH:FLAT BELT-
FUSING:SUB-ASS'Y

U015_S006
D1384195
FUSING UNIT:ASS'Y

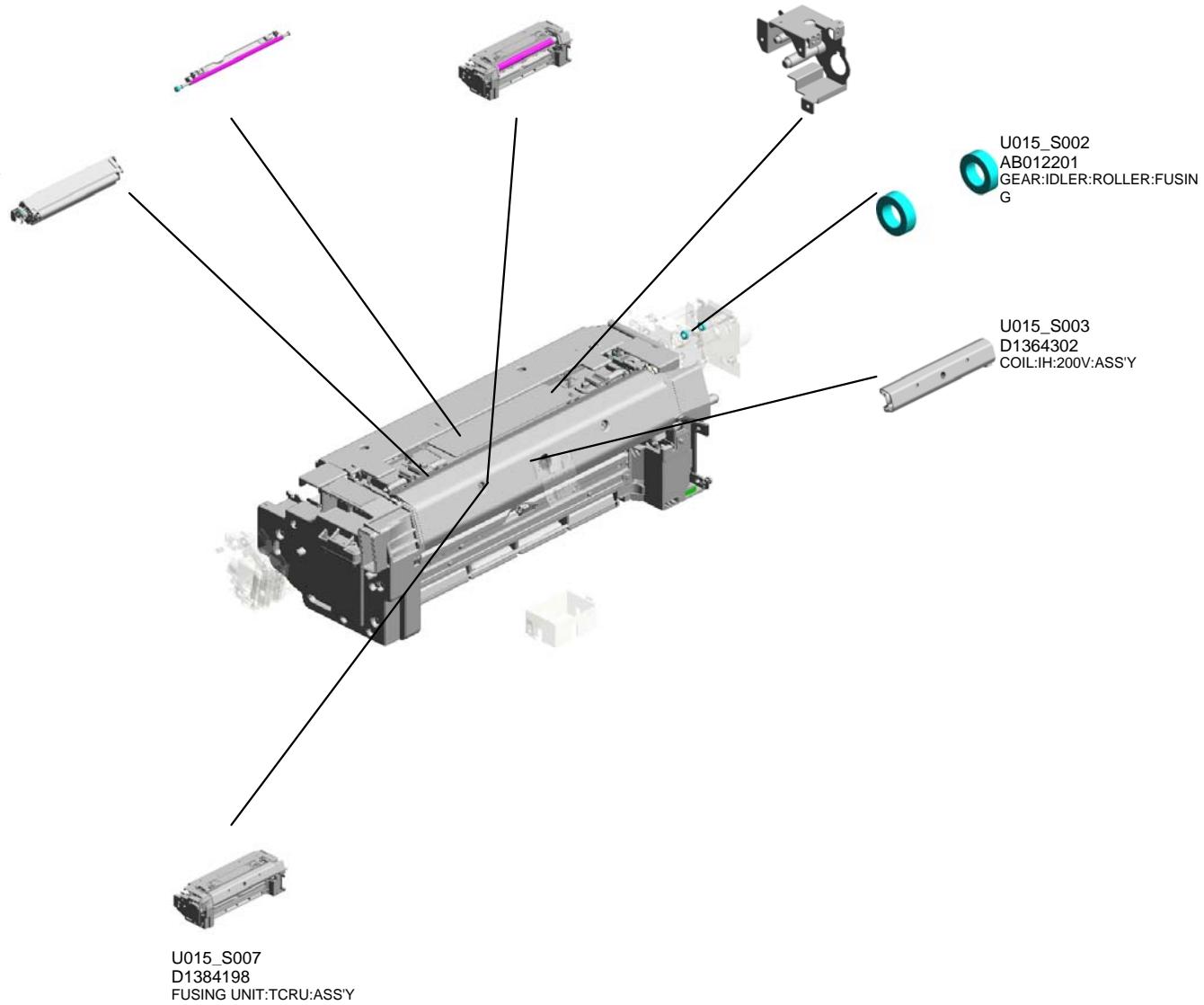
U015_S001
D1384141
BRACKET:DC STEPPER MOT
OR:WEB:ON-OFF

U015_S004
D1384058
WEB:CLEANING UNIT:ASS'Y

U015_S002
AB012201
GEAR:IDLER:ROLLER:FUSIN
G

U015_S003
D1364302
COIL:IH:200V:ASS'Y

U015_S007
D1384198
FUSING UNIT:TCRU:ASSY



U001	U002	U003	U004	U005	U006	U007	U008	U009	U010	U011	U012	U013	U014	U015	U016	U017	U018	U019	U020	U021
------	------	------	------	------	------	------	------	------	------	------	------	------	------	------	------	------	------	------	------	------

U015_S004.WEB:CLEANING UNIT:ASS'Y

U015_S004_S001
D1384072
COVER:WEB:CLEANING FEL
T



U001	U002	U003	U004	U005	U006	U007	U008	U009	U010	U011	U012	U013	U014	U015	U016	U017	U018	U019	U020	U021
------	------	------	------	------	------	------	------	------	------	------	------	------	------	------	------	------	------	------	------	------

U015_S006.FUSING UNIT:ASS'Y

U015_S006_S008
D1364089
PRESSURE SUB-UNIT:STRIP
PER PLATE:UNI:ASS'Y

U015_S006_S002
D1384160
STRIPPER PLATE:UNI:FUSIN
G:D137/D138:ASS'Y

U015_S006_S004
AB012216
GEAR:POLISH:ROLLER:B

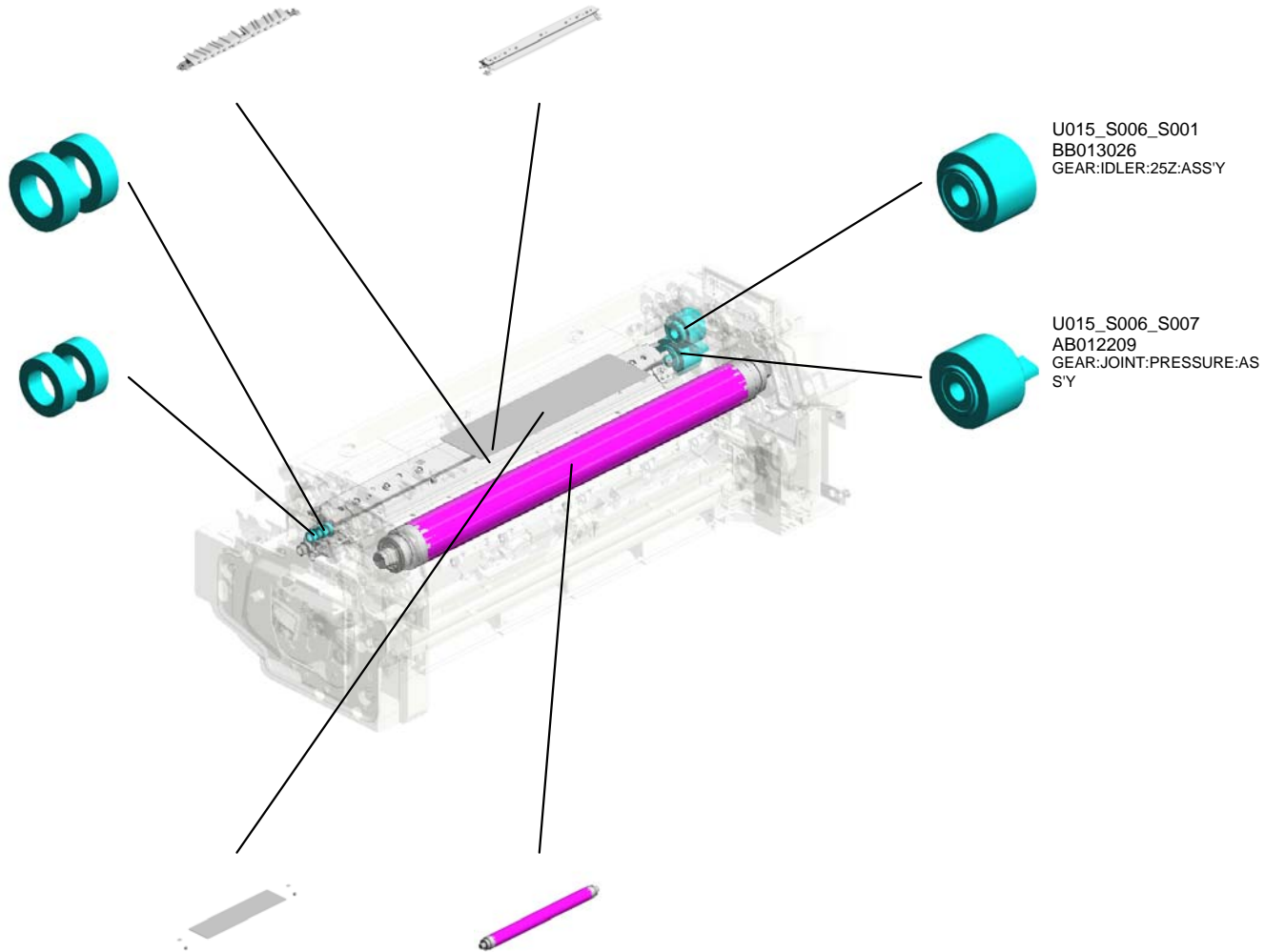
U015_S006_S003
AB012207
GEAR:POLISH:ROLLER:A

U015_S006_S001
BB013026
GEAR:IDLER:25Z:ASS'Y

U015_S006_S007
AB012209
GEAR:JOINT:PRESSURE:AS
S'Y

U015_S006_S006
D1384091
FUSING COVER:UPPER:ASS'
Y


U015_S006_S005
D2584460
HEAT ROLLER:ASS'Y



U001	U002	U003	U004	U005	U006	U007	U008	U009	U010	U011	U012	U013	U014	U015	U016	U017	U018	U019	U020	U021
------	------	------	------	------	------	------	------	------	------	------	------	------	------	------	------	------	------	------	------	------

U015_S006_S008.PRESSURE SUB-UNIT:STRIPPER PLATE:UNI:ASS'Y

U015_S006_S008_S001
D1364090
STRIPPER PLATE:UNIT:PRE
SSURE ROLLER:ASS'Y




U001	U002	U003	U004	U005	U006	U007	U008	U009	U010	U011	U012	U013	U014	U015	U016	U017	U018	U019	U020	U021
------	------	------	------	------	------	------	------	------	------	------	------	------	------	------	------	------	------	------	------	------

U015_S007.FUSING UNIT:TCRU:ASS'Y

U015_S007_S002
D1384169
FUSING UNIT:TCRU:ASSY



U015_S007_S001
D1364302
COIL:IH:200V:ASS'Y



U001	U002	U003	U004	U005	U006	U007	U008	U009	U010	U011	U012	U013	U014	U015	U016	U017	U018	U019	U020	U021
------	------	------	------	------	------	------	------	------	------	------	------	------	------	------	------	------	------	------	------	------

U015_S007_S002.FUSING UNIT:TCRU:ASS'Y

U015_S007_S002_S008
D1364089
PRESSURE SUB-UNIT:STRIP
PER PLATE:UNI:ASS'Y

U015_S007_S002_S002
D1384160
STRIPPER PLATE:UNI:FUSIN
G:D137/D138:ASS'Y

U015_S007_S002_S004
AB012216
GEAR:POLISH:ROLLER:B

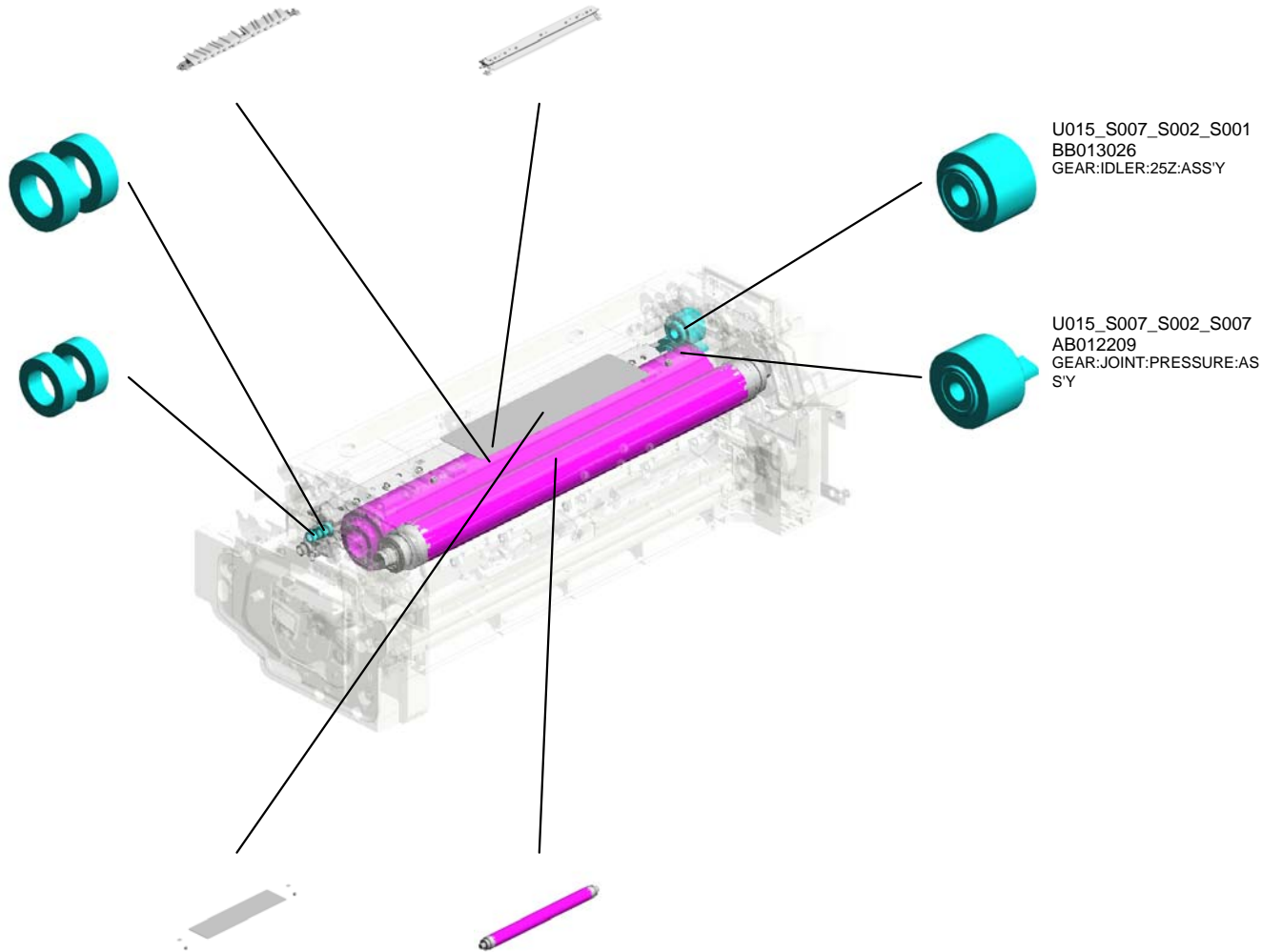
U015_S007_S002_S003
AB012207
GEAR:POLISH:ROLLER:A

U015_S007_S002_S001
BB013026
GEAR:IDLER:25Z:ASS'Y

U015_S007_S002_S007
AB012209
GEAR:JOINT:PRESSURE:AS
S'Y

U015_S007_S002_S006
D1384091
FUSING COVER:UPPER:ASS'
Y


U015_S007_S002_S005
D2584460
HEAT ROLLER:ASS'Y



U001	U002	U003	U004	U005	U006	U007	U008	U009	U010	U011	U012	U013	U014	U015	U016	U017	U018	U019	U020	U021
------	------	------	------	------	------	------	------	------	------	------	------	------	------	------	------	------	------	------	------	------

U015_S007_S002_S008.PRESSURE SUB-UNIT:STRIPPER PLATE:UNI:ASS'Y

U015_S007_S002_S008_
S001
D1364090
STRIPPER PLATE:UNIT:PRE
SSURE ROLLER:ASS'Y



U001	U002	U003	U004	U005	U006	U007	U008	U009	U010	U011	U012	U013	U014	U015	U016	U017	U018	U019	U020	U021
------	------	------	------	------	------	------	------	------	------	------	------	------	------	------	------	------	------	------	------	------

U015 FUSING

54.AA066397
TORSION SPRING:
WEB:MECHANICAL
DRIVE SECTION

74.AB011523
GEAR - 24Z

15.07403810
(x3)
BALL BEARING:DIA
10XDIA19X5

10.07200080E
(x4)
RETAINING RING -
M8

9.07200060E
RETAINING RING -
M6



29.11050763
CLAMP:LWS-1211A

8.07200040E
(x2)
RETAINING RING -
M4
201504-04 X/O

3.03603006N
(x18)
SCREW - M3X6

28.11050760
CLAMP:LWSM-051
1A

27.11050758
CLAMP:LWSM-030
6A

19.08010231
(x3)
HEXAGONAL HEA
D BOLT W/WASHE
R:M3X6

1.03530040N
(x4)
SCREW - M3X4

21.08046128
HEXAGONAL BOLT
:DOUBLE SCREW:
M3X10

48.AA061167
(x2)
COMPRESSION SP
RING:JOINT

65.AA132024
SPACER - M6

2.03530060N
BIND SCREW - M3
X6

16.07413706
(x4)
BALL BEARING - 6
X10X3

8.07200040E
(x5)
RETAINING RING -
M4

18.07413808
BALL BEARING - 8
X16X5MM

4.04543006Q
(x15)
TAPPING SCREW -
M3X6

20.08046123
(x2)
HEXAGONAL BOLT
:W/WASHER:M3X8


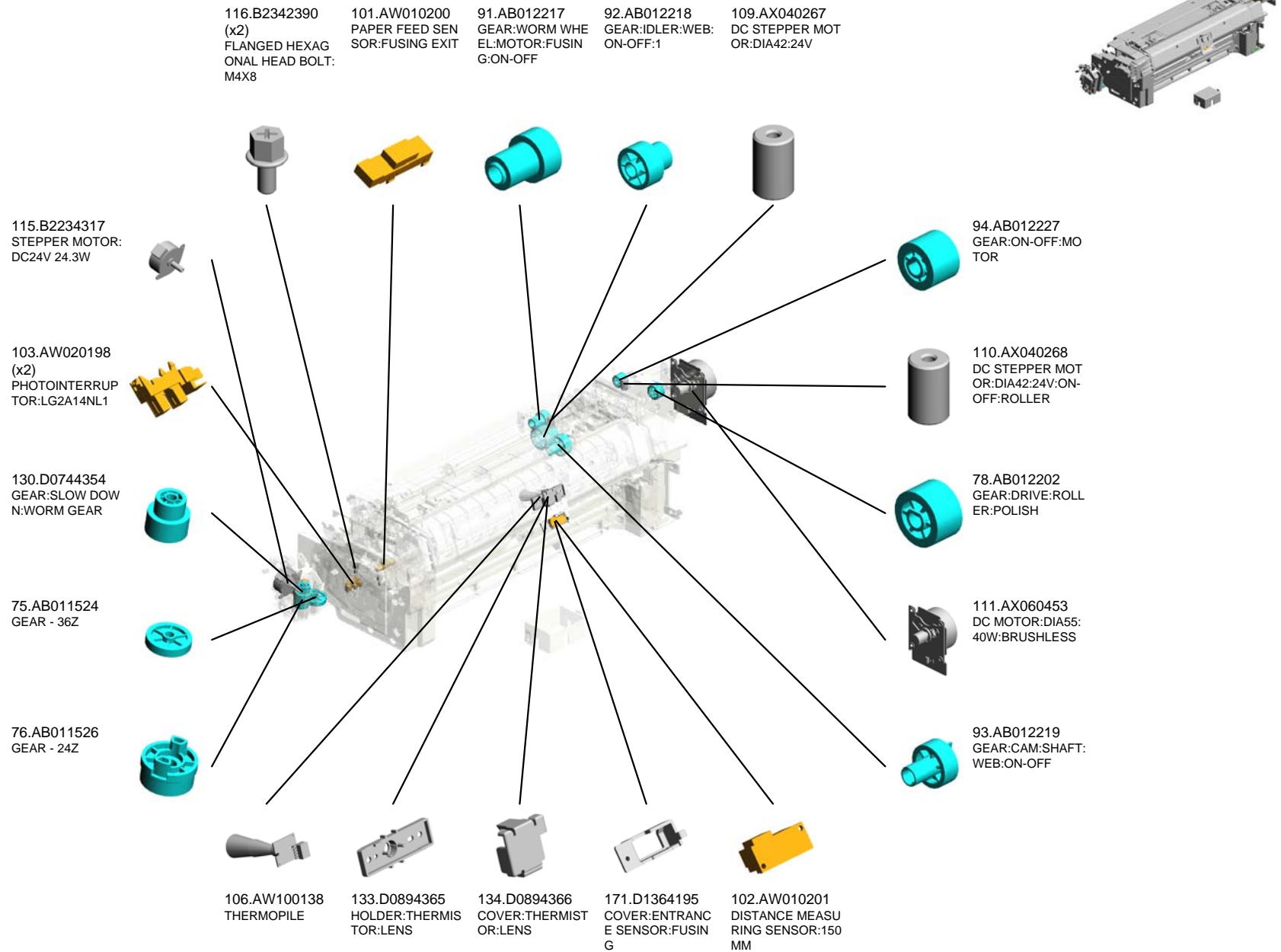
21.08046128
HEXAGONAL BOLT
:DOUBLE SCREW:
M3X10

25.11050682
CLAMP:JCF-1S

27.11050758
CLAMP:LWSM-030
6A

2.03530060N (x 1)
BIND SCREW - M3X6
3.03603006N (x 4)
SCREW - M3X6
4.04543006Q (x 1)
TAPPING SCREW - M3X6

U015 FUSING



U001	U002	U003	U004	U005	U006	U007	U008	U009	U010	U011	U012	U013	U014	U015	U016	U017	U018	U019	U020	U021
------	------	------	------	------	------	------	------	------	------	------	------	------	------	------	------	------	------	------	------	------

U015 FUSING


231.D1384125 BRACKET:LEVER:
WEB:DRIVE SUB-U
NIT

232.D1384130 COVER:GEAR:JOI
NT

247.D1384161 JOINT - CLEANING

237.D1384136 SHAFT:ON-OFF:W
EB

238.D1384137 (x2)
CAM:WEB:A



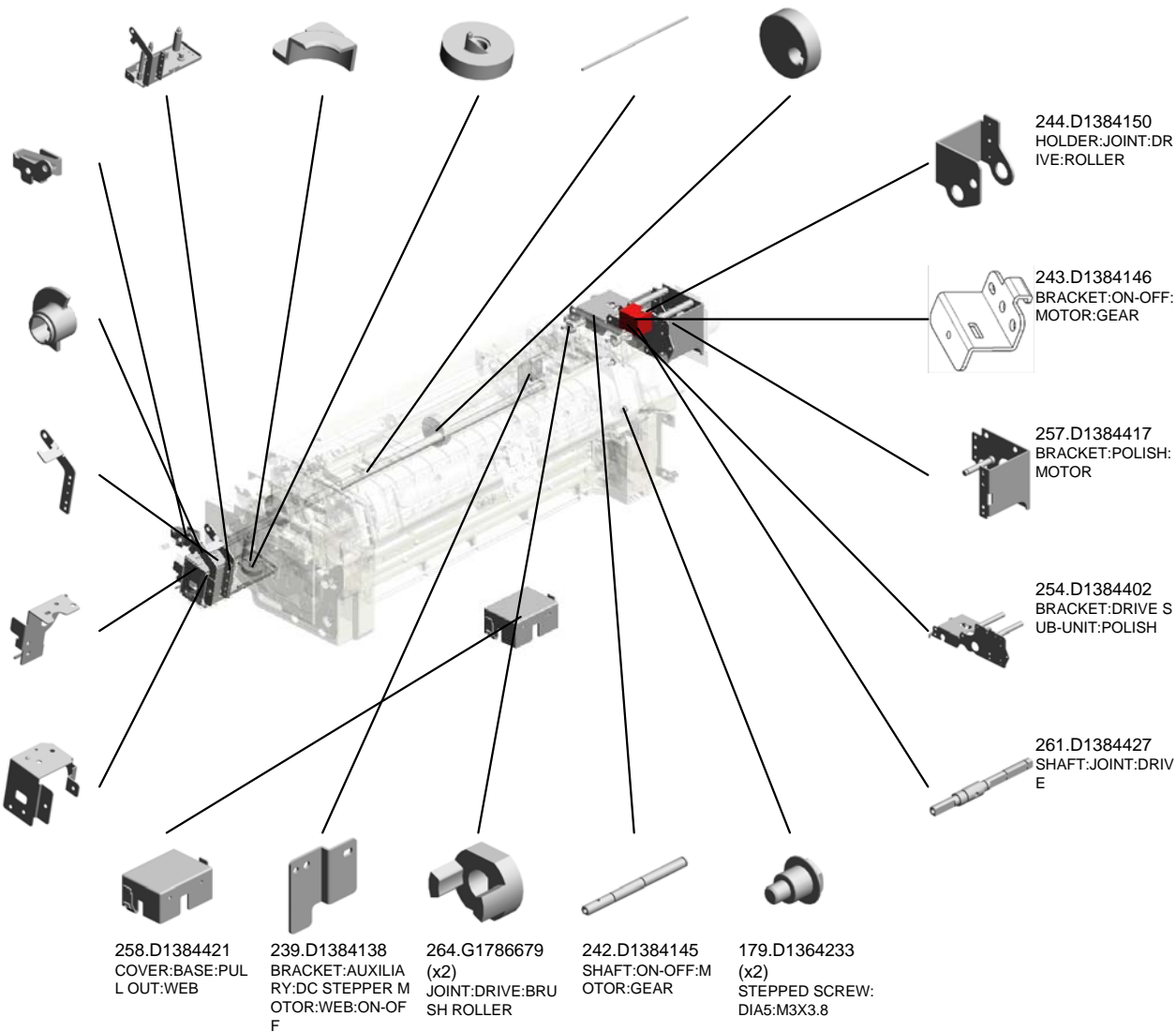
236.D1384135
BRACKET:CONTA
CT POINT:WEB:RO
LLING

240.D1384139
FEELER:CAM:WEB
:ON-OFF

234.D1384133
BRACKET:WEB:LE
VER:ROLLING:SUB

235.D1384134
HOLDER:DC STEP
PER MOTOR

233.D1384131
BRACKET:MOTOR



244.D1384150
HOLDER:JOINT:DR
IVE:ROLLER

243.D1384146
BRACKET:ON-OFF:
MOTOR:GEAR

257.D1384417
BRACKET:POLISH:
MOTOR

254.D1384402
BRACKET:DRIVE S
UB-UNIT:POLISH

261.D1384427
SHAFT:JOINT:DRIV
E

258.D1384421
COVER:BASE:PUL
L OUT:WEB

239.D1384138
BRACKET:AUXILIA
RY:DC STEPPER M
OTOR:WEB:ON-OF
F

264.G1786679
(x2)
JOINT:DRIVE:BRU
SH ROLLER

242.D1384145
SHAFT:ON-OFF:M
OTOR:GEAR

179.D1364233
(x2)
STEPPED SCREW:
DIA5:M3X3.8

U015 FUSING

267.D1364204
SIDE PLATE:FUSING
SUB-UNIT:UPPER
FRONT:PEEN

273.D1364219
SUPPORTING PLATE:
SIDE PLATE:HO
T ROLLER:FRONT



284.D1384201
FILM:WEB:DRIVE
SUB-UNIT:B
201608-05



283.D1384200
FILM:WEB:DRIVE
SUB-UNIT:A
201608-04



272.D1364218
SUPPORTING PLATE:
SIDE PLATE:HO
T ROLLER:REAR



270.D1364119
SUPPORTING PLATE:
LEVER:PRESSURE
REAR



271.D1364120
SUPPORTING PLATE:
LEVER:PRESSURE
FRONT

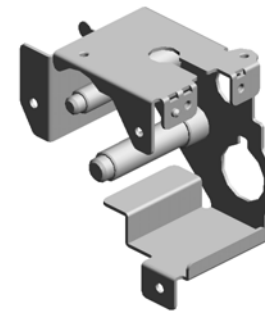
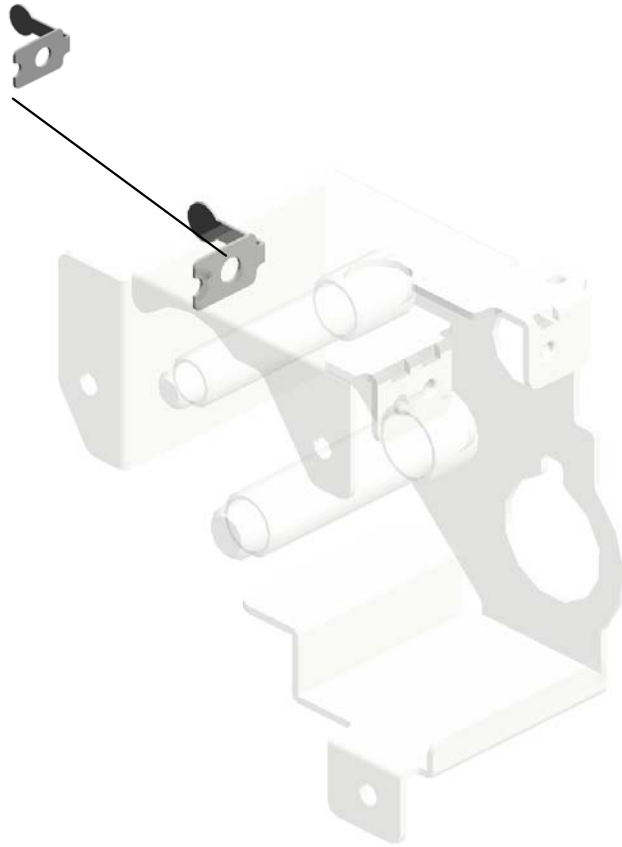


269.D1364089
PRESSURE SUB-UNIT:
STRIPPER PLATE:
UNI:ASSY



U015_S001
BRACKET:DC STEPPER MOTOR:WEB:ON-OFF

173.D1364198
CLAMP:HARNESS






241.D1384141
BRACKET:DC STE
PPER MOTOR:WE
B:ON-OFF

U001	U002	U003	U004	U005	U006	U007	U008	U009	U010	U011	U012	U013	U014	U015	U016	U017	U018	U019	U020	U021
------	------	------	------	------	------	------	------	------	------	------	------	------	------	------	------	------	------	------	------	------

U015_S002
GEAR:IDLER:ROLLER:FUSING

14.07403706
(x2)
BALL BEARING - M
6X10X3

77.AB012201
GEAR:IDLER:ROLL
ER:FUSING




U001	U002	U003	U004	U005	U006	U007	U008	U009	U010	U011	U012	U013	U014	U015	U016	U017	U018	U019	U020	U021
------	------	------	------	------	------	------	------	------	------	------	------	------	------	------	------	------	------	------	------	------

U015_S003
COIL:IH:200V:ASS'Y

262.D1441085
(x2)
STEPPED SCREW:
M3

19.08010231
(x4)
HEXAGONAL HEA
D BOLT W/WASHE
R:M3X6



195.D1364302
COIL:IH:200V:ASS'
Y



24.09544006N
SCREW:POLISHED
ROUND/SPRING:M
4X6



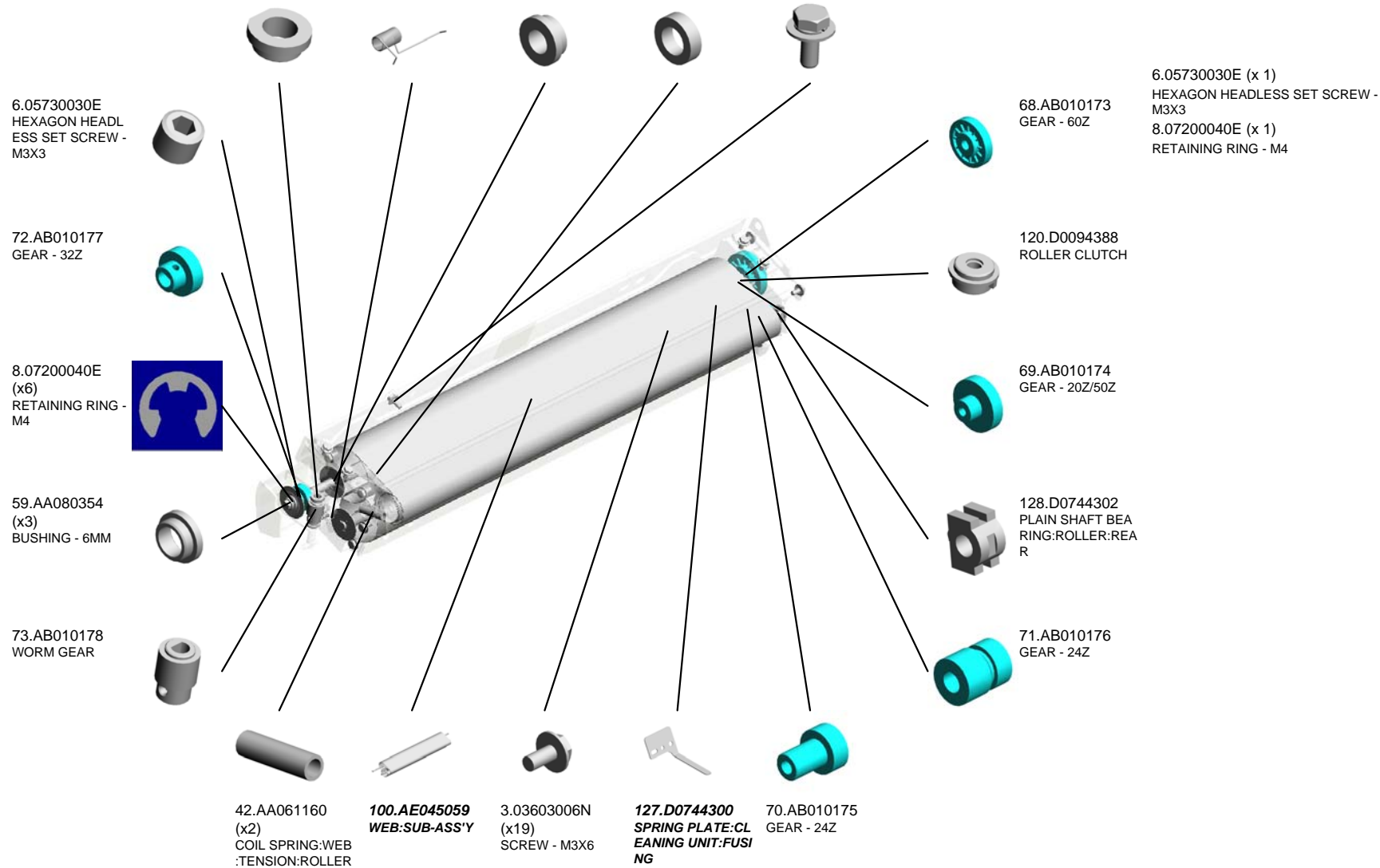
U001	U002	U003	U004	U005	U006	U007	U008	U009	U010	U011	U012	U013	U014	U015	U016	U017	U018	U019	U020	U021
------	------	------	------	------	------	------	------	------	------	------	------	------	------	------	------	------	------	------	------	------

U015_S004
 WEB:CLEANING UNIT:ASS'Y

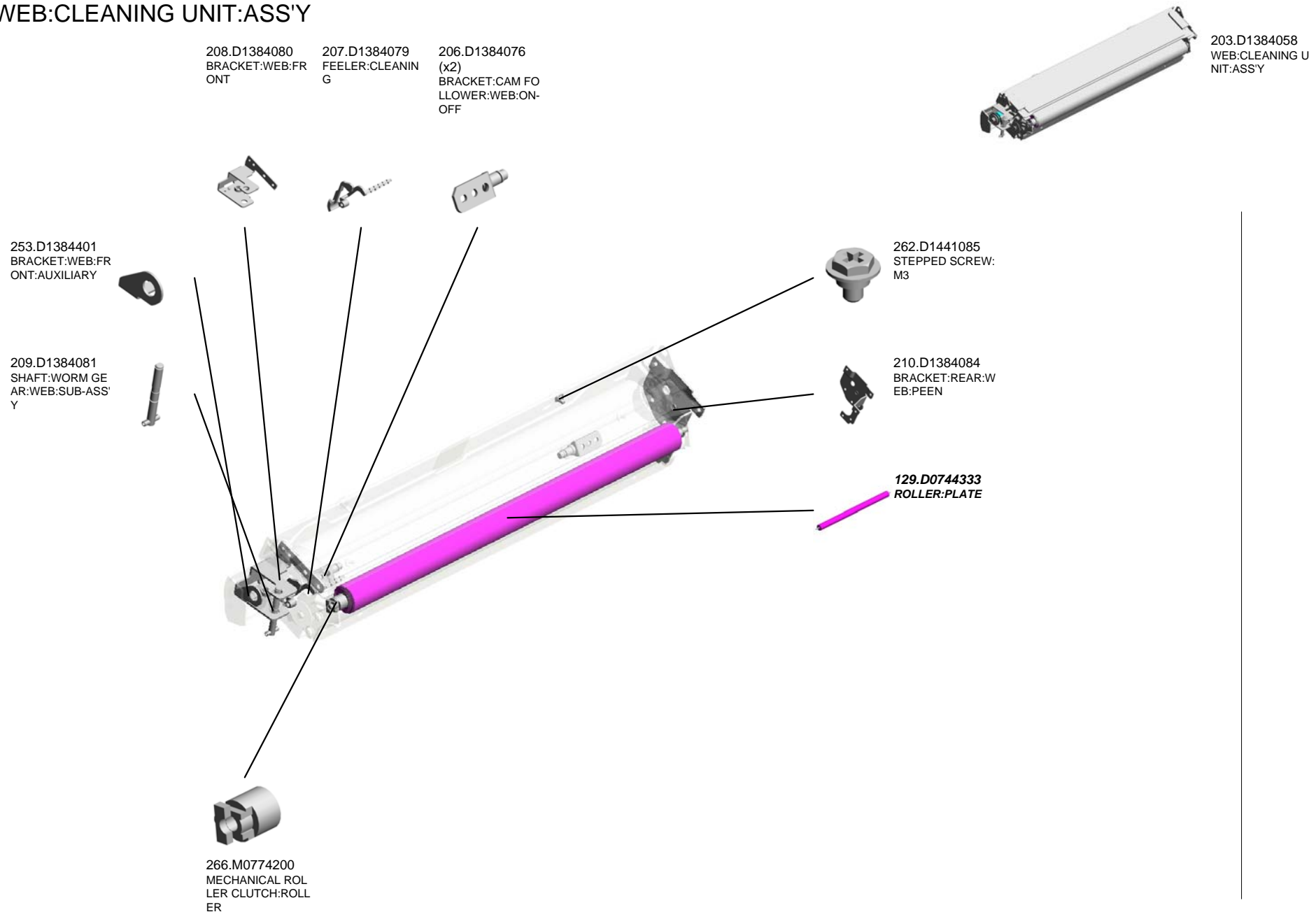
- 60.AA080355 (x2) BUSHING - 7MM
- 55.AA066401 TORSION SPRING: FEELER
- 61.AA080356 (x3) BUSHING - 6MM
- 14.07403706 (x4) BALL BEARING - M 6X10X3
- 20.08046123 HEXAGONAL BOLT :W/WASHER:M3X8



203.D1384058
 WEB:CLEANING U
 NIT:ASSY




U015_S004
 WEB:CLEANING UNIT:ASS'Y



U001	U002	U003	U004	U005	U006	U007	U008	U009	U010	U011	U012	U013	U014	U015	U016	U017	U018	U019	U020	U021
------	------	------	------	------	------	------	------	------	------	------	------	------	------	------	------	------	------	------	------	------

U015_S004_S001
COVER:WEB:CLEANING FELT

131.D0744380
DECAL:H-TEMP W
ARNING:FUSING:
WEB



205.D1384072
COVER:WEB:CLEA
NING FELT

U001	U002	U003	U004	U005	U006	U007	U008	U009	U010	U011	U012	U013	U014	U015	U016	U017	U018	U019	U020	U021
------	------	------	------	------	------	------	------	------	------	------	------	------	------	------	------	------	------	------	------	------

U015_S005
 ROLLER:POLISH:FLAT BELT-FUSING:SUB-ASS'Y

8.07200040E (x3) RETAINING RING - M4
 51.AA061193 TORSION SPRING: GRIP:FRONT
 263.G1026341 SHEET:SENSOR



204.D1384063
 ROLLER:POLISH:F
 LAT BELT-FUSING:
 SUB-ASS'Y

14.07403706 (x2) BALL BEARING - M 6X10X3

79.AB012203 GEAR:DRIVE:ROLLER:FUSING:B

1.03530040N (x2) SCREW - M3X4



8.07200040E (x 1) RETAINING RING - M4

16.07413706 BALL BEARING - 6 X10X3

17.07413708 (x2) BALL BEARING - 8 X12X3.5MM

9.07200060E (x2) RETAINING RING - M6

52.AA061194 TORSION SPRING: GRIP:REAR

251.D1384185 BRACKET:ROLLER:POLISH:PEEN

250.D1384184 (x2) GRIP:BRACKET:ROLLER:POLISH

U001	U002	U003	U004	U005	U006	U007	U008	U009	U010	U011	U012	U013	U014	U015	U016	U017	U018	U019	U020	U021
------	------	------	------	------	------	------	------	------	------	------	------	------	------	------	------	------	------	------	------	------

U015_S006 FUSING UNIT:ASS'Y


33.AA000283
DECAL:GRIP:FUSI
NG:FRONT

20.08046123
(x35)
HEXAGONAL BOLT
:WASHER:M3X8

19.08010231
(x6)
HEXAGONAL HEA
D BOLT W/WASHE
R:M3X6

34.AA000290
(x4)
DECAL:POSITIONI
NG DISPLAY:SCRE
W:PET

8.07200040E
(x19)
RETAINING RING -
M4



277.D1384195
[A]
FUSING UNIT:ASS'
Y
201603-09 X/O


21.08046128
(x3)
HEXAGONAL BOLT
:DOUBLE SCREW:
M3X10

3.03603006N
(x82)
SCREW - M3X6

1.03530040N
(x9)
SCREW - M3X4

9.07200060E
(x13)
RETAINING RING -
M6

5.04543010Q
(x4)
TAPPING SCREW:
3X10



16.07413706
(x7)
BALL BEARING - 6
X10X3



21.08046128
HEXAGONAL BOLT
:DOUBLE SCREW:
M3X10

58.AA080247
(x4)
BUSHING - B-F6-3

26.11050714
(x4)
CLAMP:LWSM-051
1H GRAY



12.07250200E
(x3)
RETAINING RING
C - M20



11.07250140E
(x2)
RETAINING RING (C
TYPE) - M14
201603-02 X/O



10.07200080E
RETAINING RING -
M8



262.D1441085
(x2)
STEPPED SCREW:
M3

3.03603006N (x 2)
SCREW - M3X6

8.07200040E (x 3)
RETAINING RING - M4

9.07200060E (x 1)
RETAINING RING - M6

12.07250200E (x 1)
RETAINING RING C - M20

24.09544006N (x 1)
SCREW:POLISHED ROUND/SPRING:M
4X6

23.09543005N
(x5)
SCREW:POLISHED
ROUND/SPRING:M
3X5

30.54472768
(x2)
STEPPED SCREW
- M3

31.A2171340
KNOB SCREW - M4
X10


7.07010060N
WASHER DIA6

13.07270060E
RETAINING RING -
M6

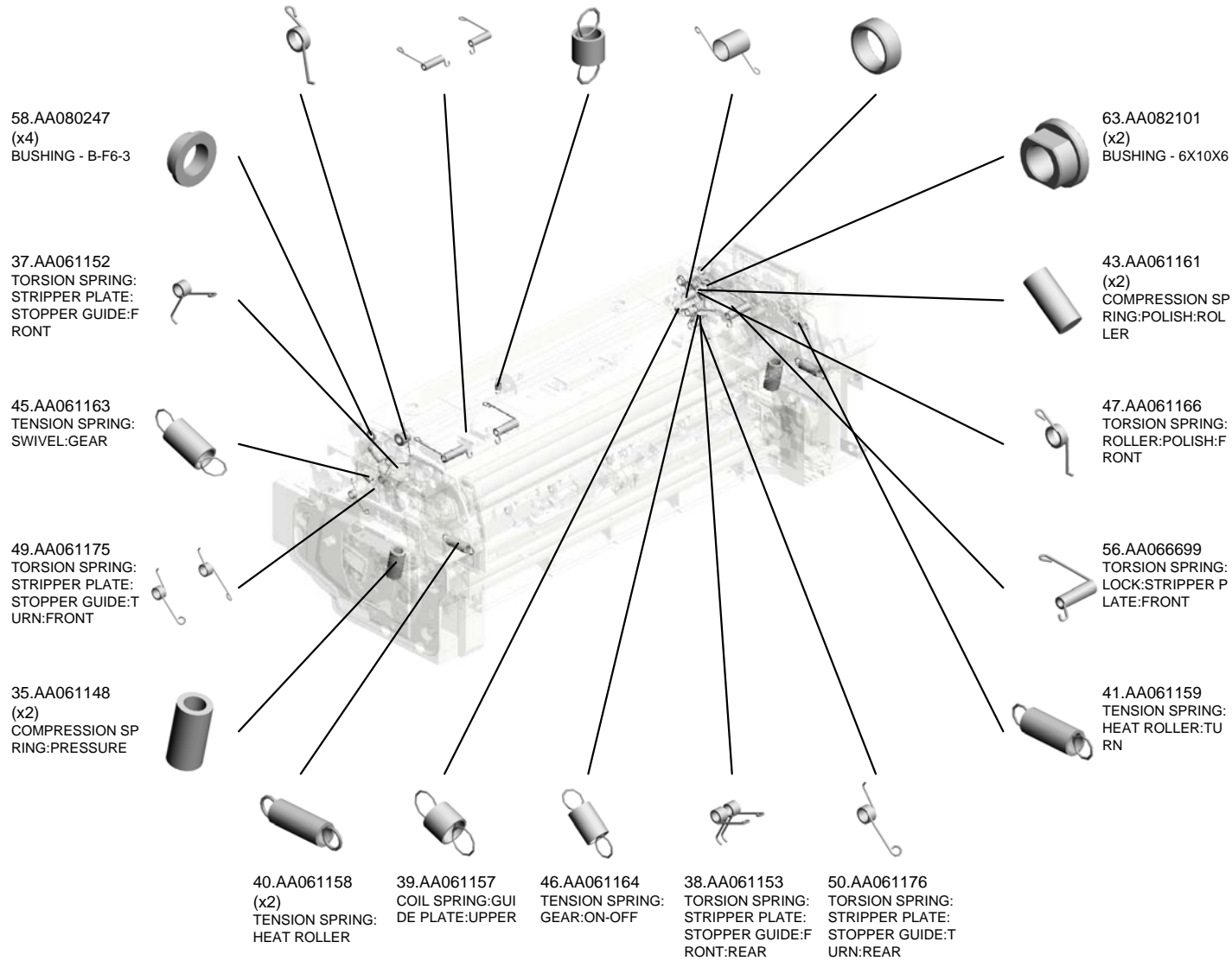


U015_S006
FUSING UNIT:ASS'Y

- 44.AA061162 TORSION SPRING: ROLLER:POLISH:REAR
- 57.AA066700 TORSION SPRING: LOCK:STRIPPER PLATE:REAR
- 36.AA061151 TENSION SPRING: FUSING:PAPER EXIT SUB-UNIT:LEVER
- 53.AA061195 TORSION SPRING: STOPPER:ROLLER
- 62.AA082093 BUSHING:3XMM6M M8



277.D1384195
[A]
FUSING UNIT:ASS'Y
201603-09 X/O



U015_S006
FUSING UNIT:ASS'Y

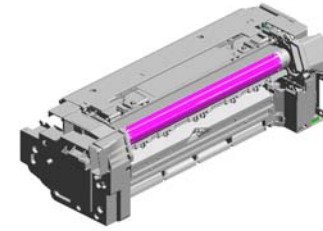
101.AW010200
PAPER FEED SEN
SOR:FUSING EXIT

95.AE010115
HOT ROLLER:DIA5
2

64.AA082172
BUSHING:DIA6XDI
A10X4:EG-1

89.AB012214
(x2)
GEAR:POLISH:ROL
LER:A

80.AB012205
GEAR:IDLER:ON-O
FF



277.D1384195
[A]
FUSING UNIT:ASS'
Y
201603-09 X/O

96.AE020215
PRESSURE ROLLE
R:DIA50

67.AA143517
(x2)
GUIDE PLATE SCR
EW

99.AE030059
(x4)
BALL BEARING:MM
20XMM32X7

104.AW100120
THERMISTOR:FUSI
NG

97.AE030035
(x4)
BALL BEARING - 6
X16X5

83.AB012208
GEAR:IDLER:PRES
SURE ROLLER:AS
S'Y

85.AB012210
GEAR:PRESSURE
ROLLER

87.AB012212
GEAR:HOT ROLLE
R

86.AB012211
GEAR:HEAT ROLL
ER:TURN

98.AE030044
(x2)
BALL BEARING - 1
0X22X6

81.AB012206
(x2)
GEAR:DRIVE:ROLL
ER:FUSING:A

88.AB012213
GEAR:IDLER:FUSI
NG


79.AB012203
GEAR:DRIVE:ROLL
ER:FUSING:B

103.AW020198
(x4)
PHOTOINTERRUP
TOR:LG2A14NL1

66.AA132204
COLLAR

U015_S006 FUSING UNIT:ASS'Y

- 123.D0744063 HOUSING:THERM
OSTAT:ASS'Y
- 108.AW110044 THERMOSTAT:150
C:250V/17A
- 112.AX430209 HEATER:PRESSUR
E ROLLER:208V:60
0W:INFRARED
- 105.AW100133 TEMPERATURE SE
NSOR:NC-F10
- 117.B2342399 (x3)
BOLT - M3X6



277.D1384195
[A]
FUSING UNIT:ASS'
Y
201603-09 X/O

121.D0144192
(x2)
CLAMP:HARNES



119.C2442601
FRONT STEPPED
SCREW



126.D0744227
(x2)
BOLT:M5:ROUND P
OINT



122.D0744009
(x4)
HOLDER:M5



138.D1364071
COLLAR:DIA10XDI
A14X13.4



139.D1364072
SHAFT:CAM:PRES
SURE



106.AW100138
THERMOPILE



135.D1054365
HOLDER:THERMO
PILE



113.B0042310
(x6)
SPUR



124.D0744097
TAB:TERMINAL:CO
NNECTING



107.AW100161
THERMISTOR:FUSI
NG:70ANG



136.D1364069
(x2)
CAM:PRESSURE:A



137.D1364070
(x2)
COLLAR:DIA10X:DI
A14X:15.8



125.D0744100
COVER:BASE:ID



132.D0745414
PCB:TCRU-IDB



U015_S006
FUSING UNIT:ASS'Y

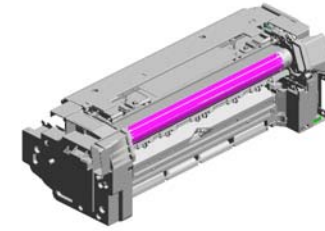
159.D1364132
(x2)
LEVER:CONTROL
PLATE:PRESSURE

155.D1364127
(x2)
RECEIVE PLATE:P
RESSURE

158.D1364131
(x2)
HOLDER:COIL SPR
ING:PRESSURE

143.D1364081
COVER:THERMOS
TAT:PRESSURE

142.D1364080
COVER:TEMPERA
TURE SENSOR:PR
ESSURE



277.D1384195
[A]
FUSING UNIT:ASS'
Y
201603-09 X/O

151.D1364113
JOINT UNIT:PAPER
FEED SENSOR:PR
ESSURE:FRONT

147.D1364109
FIX STAND:TERMI
NAL:HEATER:ASS'
Y

152.D1364114
ELECTRODE PLAT
E:HEATER:PRESS
URE:FRONT

156.D1364129
HOLDER:HEATER:
PRESSURE:FRON
T

153.D1364125
LEVER:PRESSURE
:FRONT:OUTER

145.D1364087
FUSING ENTRANC
E GUIDE PLATE:LO
WER

144.D1364082
CLAMP:HARNESS:
PRESSURE

141.D1364075
FEELER:CAM:PRE
SSURE:REAR

149.D1364111
COVER:HARNESS:
FIRST:LOWER

148.D1364110
TERMINAL:CONNE
CTING

154.D1364126
LEVER:PRESSURE
:REAR:OUTER


157.D1364130
HOLDER:HEATER:
PRESSURE:REAR

160.D1364135
(x2)
SHAFT:RADIAL BA
LL BEARING:LEVE
R:PRESSURE

140.D1364073
JOINT:CAM:PRESS
URE:B

150.D1364112
COVER:TERMINAL:
CONNECTING

U015_S006
FUSING UNIT:ASS'Y



277.D1384195
[A]
FUSING UNIT:ASS'Y
201603-09 X/O

180.D1364236 SPONGE:IH:DUCT:FRONT
162.D1364143 HOOK:COIL SPRING:OPEN AND CLOSE:LEVER
169.D1364178 COVER:FUSING EXIT:UPPER
163.D1364144 COVER:SEPARATION:OPEN AND CLOSE:FIBER
172.D1364196 HOUSING:TEMPERATURE SENSOR:NC-F10

166.D1364159 GRIP:SEPARATION:OPEN AND CLOSE:201507-02 X/O

173.D1364198 (x2) CLAMP:HARNES

165.D1364147 LEVER:PAPER EXIT SUB-UNIT:OPEN AND CLOSE:FRONT

168.D1364173 BRACKET:STRIPPER PLATE:FRONT

174.D2584467 (x2) BUSHING:HEAT ROLLER:SHAFT:201603-01 X/O

167.D1364170 BRACKET:STRIPPER PLATE:REAR

164.D1364146 LEVER:PAPER EXIT SUB-UNIT:OPEN AND CLOSE:REAR

182.D1364241 CLAMP:HARNES PRESSURE:HEATER:REAR

181.D1364240 COVER:FUSING UNIT:REAR

161.D1364136 (x2) STEPPED SCREW:M5

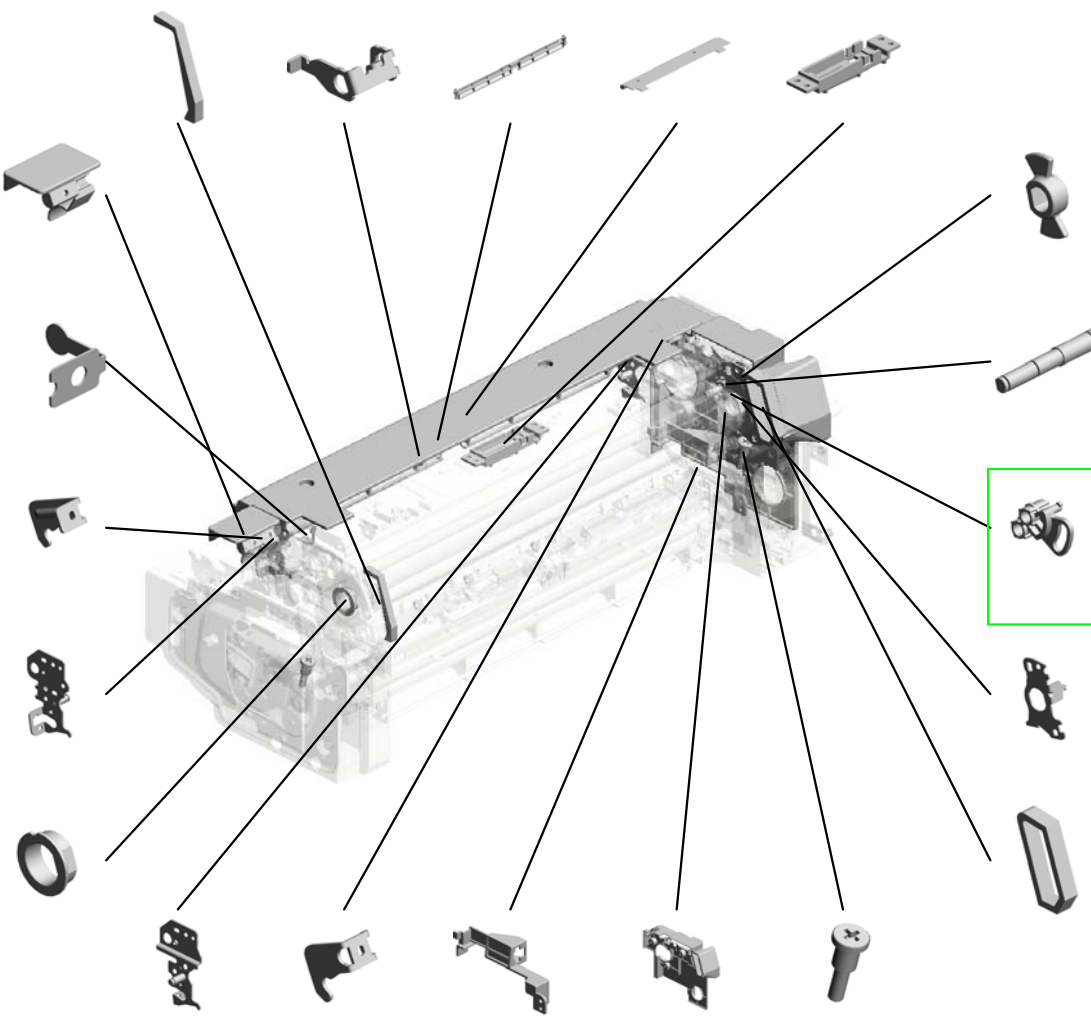
176.D1364230 FEELER:HEAT ROLLER:TURN

178.D1364232 SHAFT:HEAT ROLLER:TURN:FEELER

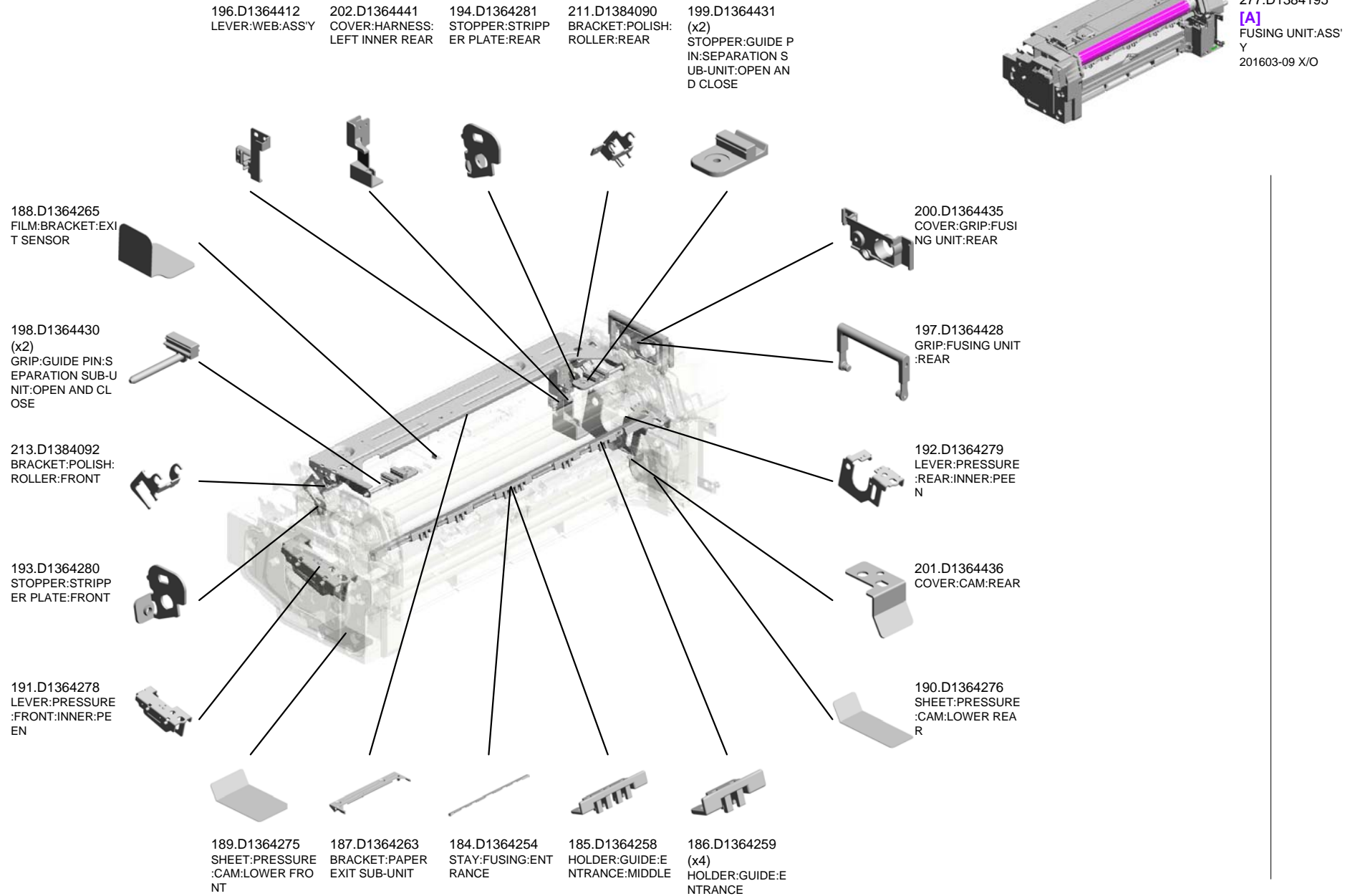
177.D2584321 [B] BRACKET:SHAFT:TURN:FEELER:201611-06 O/O

175.D1364217 LEVER:TENSION:HEAT ROLLER:REAR

183.D1364247 SPONGE:IH:DUCT:REAR



U015_S006
FUSING UNIT:ASS'Y



U001	U002	U003	U004	U005	U006	U007	U008	U009	U010	U011	U012	U013	U014	U015	U016	U017	U018	U019	U020	U021
------	------	------	------	------	------	------	------	------	------	------	------	------	------	------	------	------	------	------	------	------

U015_S006
FUSING UNIT:ASS'Y


215.D1384098
(x2)
CAM:ON-OFF:POLI
SH:ROLLER

219.D1384109
HOOK:GEAR:ON-O
FF

255.D1384405
HOLDER:GEAR:ON
-OFF

216.D1384099
SHAFT:JOINT:POLI
SH:ROLLER:DRIVE

220.D1384110
FEELER:SENSOR:
ON-OFF



277.D1384195
[A]
FUSING UNIT:ASS'
Y
201603-09 X/O

252.D1384190
STOPPER:HOLDE
R:ROLLER

214.D1384097
SHAFT:ON-OFF:CA
M:POLISH

218.D1384101
SHAFT:LEVER:PAP
ER EXIT SUB-UNIT:
OPEN AND CLOSE

217.D1384100
SHAFT:TRANSMIS
SION:POLISH:ROL
LER:DRIVE

249.D1384181
FUSING BELT:DIA7
5

230.D1384124
CAM:SHUTTER:DU
CT:PRESSURE RO
LLER:FUSING UNIT

227.D1384121
FEELER:CAM:PRE
SSURE:FRONT

229.D1384123
TORSION SPRING:
SHUTTER:DUCT:F
USING UNIT

221.D1384115
DUCT:PRESSURE:
LOWER

228.D1384122
SHUTTER:DUCT:P
RESSURE ROLLER
:FUSING UNIT

224.D1384118
DUCT:PRESSURE:
EXIT

222.D1384116
DUCT:PRESSURE:
UPPER

225.D1384119
SEAL:DUCT:PRES
SURE:LOWER:A

223.D1384117
DUCT:PRESSURE:
EXIT:CONNECTIN
G:A

226.D1384120
SEAL:DUCT:PRES
SURE:ENTRANCE

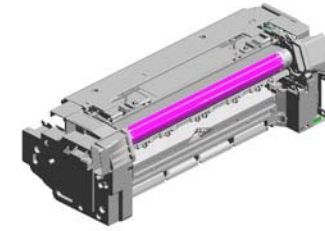
U015_S006
FUSING UNIT:ASS'Y

256.D1384411
BRACKET:POLISH:
FRONT

281.D1364223
ADJUSTING PIN:PO
SITIONING:HEAT
ROLLER:FRONT

263.G1026341
SHEET:SENSOR

265.GA082007
(x2)
PLAIN SHAFT BEA
RING:4XDIA6DIA8

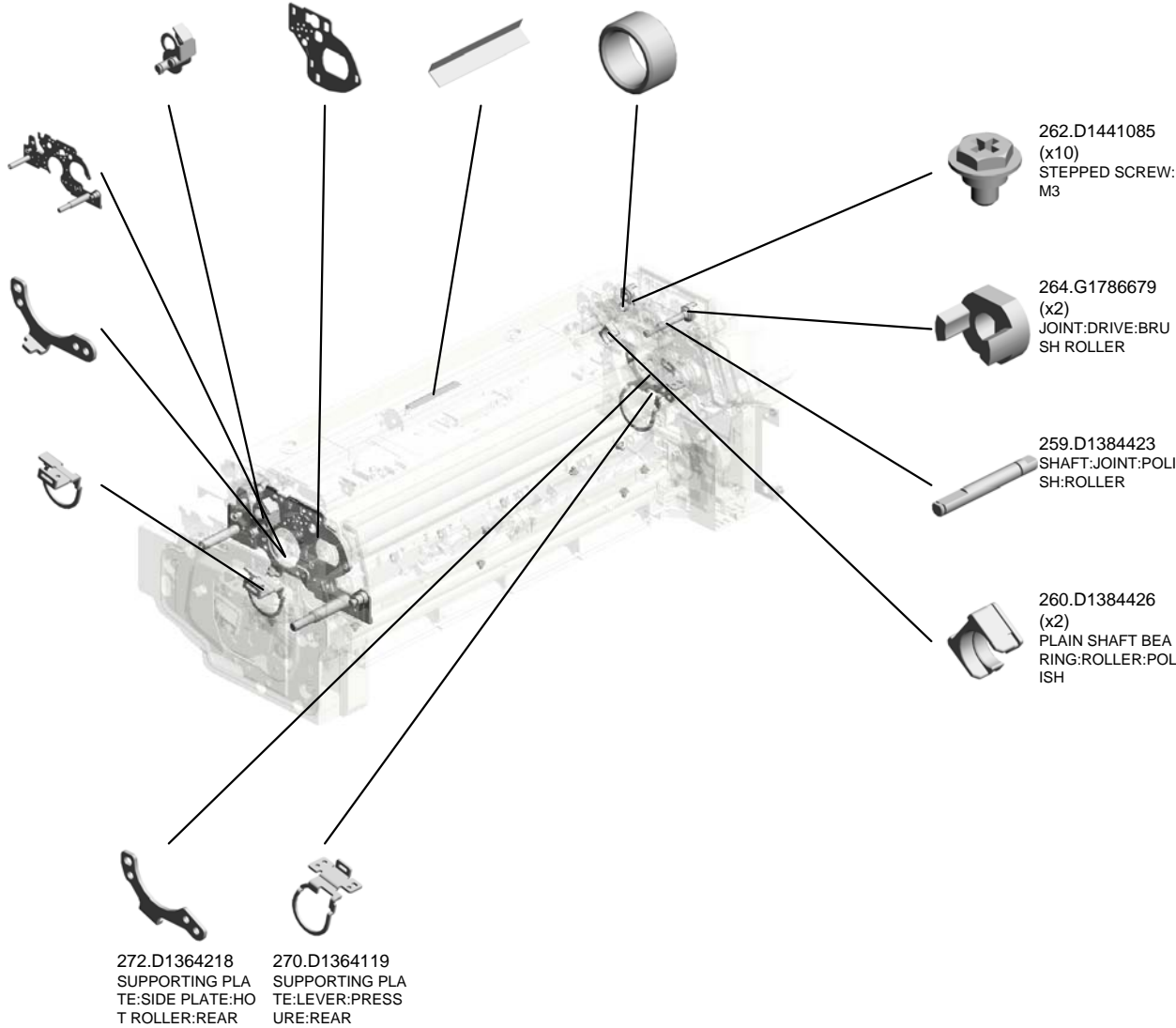


277.D1384195
[A]
FUSING UNIT:ASS'
Y
201603-09 X/O

267.D1364204
SIDE PLATE:FUSIN
G SUB-UNIT:UPPE
R FRONT:PEEN

273.D1364219
SUPPORTING PLA
TE:SIDE PLATE:HO
T ROLLER:FRONT

271.D1364120
SUPPORTING PLA
TE:LEVER:PRESS
URE:FRONT



262.D1441085
(x10)
STEPPED SCREW:
M3

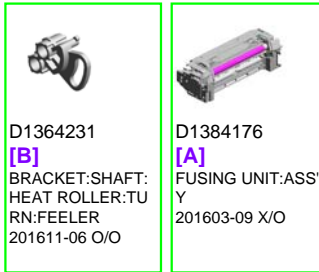
264.G1786679
(x2)
JOINT:DRIVE:BRU
SH ROLLER

259.D1384423
SHAFT:JOINT:POLI
SH:ROLLER

260.D1384426
(x2)
PLAIN SHAFT BEA
RING:ROLLER:POL
ISH

272.D1364218
SUPPORTING PLA
TE:SIDE PLATE:HO
T ROLLER:REAR

270.D1364119
SUPPORTING PLA
TE:LEVER:PRESS
URE:REAR





D1364231
[B]
BRACKET:SHAFT:
HEAT ROLLER:TU
RN:FEELER
201611-06 O/O

D1384176
[A]
FUSING UNIT:ASS'
Y
201603-09 X/O

U015_S006_S001
GEAR:IDLER:25Z:ASS'Y

97.AE030035
(x2)
BALL BEARING - 6
X16X5



118.BB013026
GEAR:IDLER:25Z:A
SS'Y

U001	U002	U003	U004	U005	U006	U007	U008	U009	U010	U011	U012	U013	U014	U015	U016	U017	U018	U019	U020	U021
------	------	------	------	------	------	------	------	------	------	------	------	------	------	------	------	------	------	------	------	------

U015_S006_S002
STRIPPER PLATE:UNI:FUSING:D137/D138:ASS'Y

262.D1441085
(x2)
STEPPED SCREW:
M3



246.D1384160
STRIPPER PLATE:
UNI:FUSING:D137/
D138:ASSY

3.03603006N (x 6)
SCREW - M3X6


19.08010231
(x3)
HEXAGONAL HEA
D BOLT W/WASHE
R:M3X6



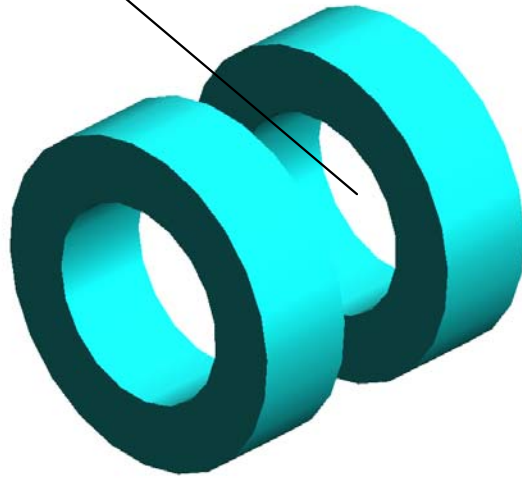
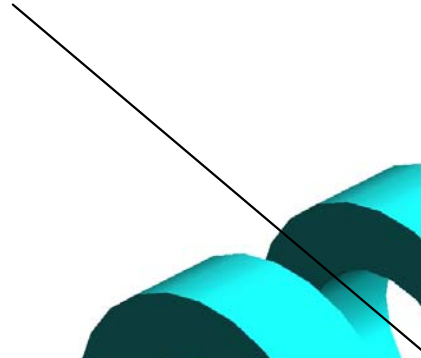
U001	U002	U003	U004	U005	U006	U007	U008	U009	U010	U011	U012	U013	U014	U015	U016	U017	U018	U019	U020	U021
------	------	------	------	------	------	------	------	------	------	------	------	------	------	------	------	------	------	------	------	------

U015_S006_S003
GEAR:POLISH:ROLLER:A

14.07403706
(x2)
BALL BEARING - M
6X10X3





82.AB012207
GEAR:POLISH:ROL
LER:A



U001	U002	U003	U004	U005	U006	U007	U008	U009	U010	U011	U012	U013	U014	U015	U016	U017	U018	U019	U020	U021
------	------	------	------	------	------	------	------	------	------	------	------	------	------	------	------	------	------	------	------	------

U015_S006_S004
GEAR:POLISH:ROLLER:B

14.07403706
(x2)
BALL BEARING - M
6X10X3



90.AB012216
GEAR:POLISH:ROL
LER:B


U001	U002	U003	U004	U005	U006	U007	U008	U009	U010	U011	U012	U013	U014	U015	U016	U017	U018	U019	U020	U021
------	------	------	------	------	------	------	------	------	------	------	------	------	------	------	------	------	------	------	------	------

U015_S006_S005
HEAT ROLLER:ASS'Y

11.07250150E
(x4)
RETAINING RING
C - M15



3.03603006N
(x2)
SCREW - M3X6



278.D2584460
[A]
HEAT ROLLER:AS
S'Y
201603-03 X/O



D1364454
[A]
HEAT ROLLER:AS
S'Y
201603-03 X/O


U001	U002	U003	U004	U005	U006	U007	U008	U009	U010	U011	U012	U013	U014	U015	U016	U017	U018	U019	U020	U021
------	------	------	------	------	------	------	------	------	------	------	------	------	------	------	------	------	------	------	------	------

U015_S006_S006
FUSING COVER:UPPER:ASS'Y

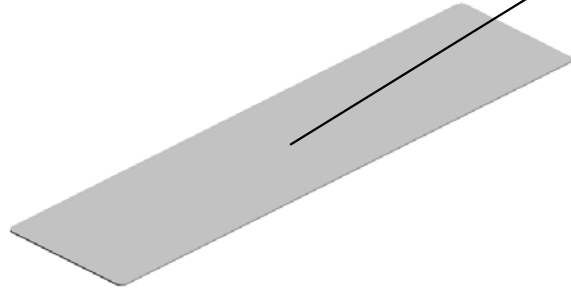
34.AA000290
(x2)
DECAL:POSITIONI
NG DISPLAY:SCRE
W:PET



32.AA000282
DECAL:H-TEMP W
ARNING:FUSING





212.D1384091
FUSING COVER:U
PPER:ASS'Y



U001	U002	U003	U004	U005	U006	U007	U008	U009	U010	U011	U012	U013	U014	U015	U016	U017	U018	U019	U020	U021
------	------	------	------	------	------	------	------	------	------	------	------	------	------	------	------	------	------	------	------	------

U015_S006_S007
GEAR:JOINT:PRESSURE:ASS'Y

97.AE030035
(x2)
BALL BEARING - 6
X16X5



84.AB012209
GEAR:JOINT:PRES
SURE:ASS'Y

U001	U002	U003	U004	U005	U006	U007	U008	U009	U010	U011	U012	U013	U014	U015	U016	U017	U018	U019	U020	U021
------	------	------	------	------	------	------	------	------	------	------	------	------	------	------	------	------	------	------	------	------

U015_S006_S008
PRESSURE SUB-UNIT:STRIPPER PLATE:UNI:ASS'Y

20.08046123
HEXAGONAL BOLT
:W/WASHER:M3X8



262.D1441085
(x2)
STEPPED SCREW:
M3

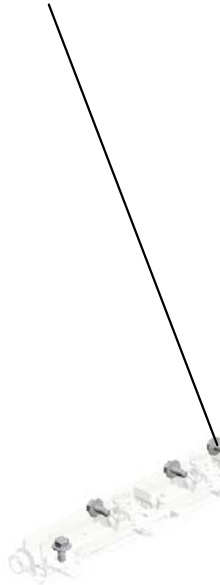


269.D1364089
PRESSURE SUB-U
NIT:STRIPPER PLA
TE:UNI:ASS'Y

U001	U002	U003	U004	U005	U006	U007	U008	U009	U010	U011	U012	U013	U014	U015	U016	U017	U018	U019	U020	U021
------	------	------	------	------	------	------	------	------	------	------	------	------	------	------	------	------	------	------	------	------

U015_S006_S008_S001
STRIPPER PLATE:UNIT:PRESSURE ROLLER:ASS'Y

3.03603006N
(x3)
SCREW - M3X6




146.D1364090
STRIPPER PLATE:
UNIT:PRESSURE R
OLLER:ASS'Y



19.08010231
(x8)
HEXAGONAL HEA
D BOLT W/WASHE
R:M3X6




19.08010231
HEXAGONAL HEA
D BOLT W/WASHE
R:M3X6



U001	U002	U003	U004	U005	U006	U007	U008	U009	U010	U011	U012	U013	U014	U015	U016	U017	U018	U019	U020	U021
------	------	------	------	------	------	------	------	------	------	------	------	------	------	------	------	------	------	------	------	------

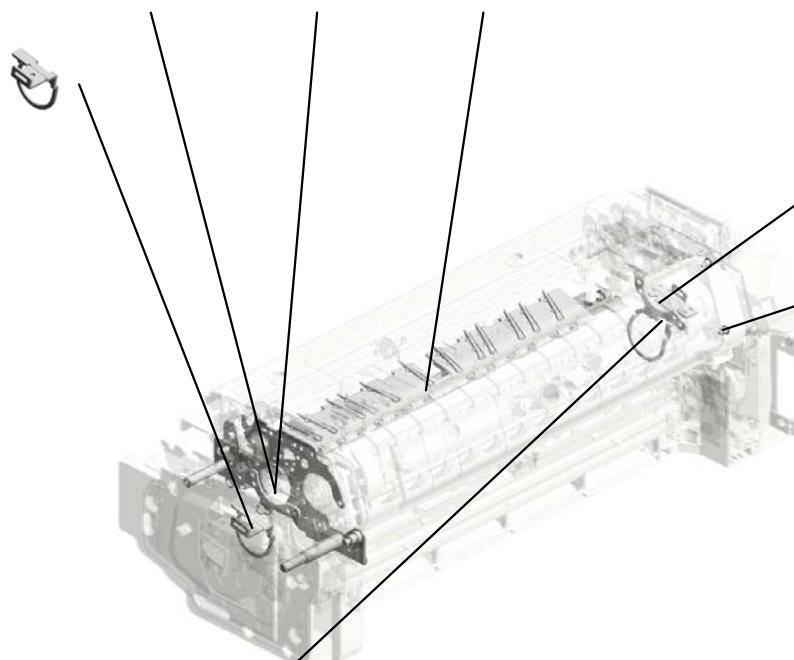
U015_S007
FUSING UNIT:TCRU:ASS'Y

267.D1364204 SIDE PLATE:FUSING SUB-UNIT:UPPER FRONT:PEEN
 273.D1364219 SUPPORTING PLATE:SIDE PLATE:HOIST ROLLER:FRONT
 269.D1364089 PRESSURE SUB-UNIT:STRIPPER PLATE:UNI:ASSY



276.D1384198
 [A]
 FUSING UNIT:TCRU:ASS'Y
 201603-10 X/O

271.D1364120 SUPPORTING PLATE:LEVER:PRESSURE:FRONT



272.D1364218 SUPPORTING PLATE:SIDE PLATE:HOIST ROLLER:REAR



21.08046128 (x2)
 HEXAGONAL BOLT:DOUBLE SCREW:M3X10



179.D1364233 (x2)
 STEPPED SCREW:DIA5:M3X3.8

3.03603006N (x 2)
 SCREW - M3X6



270.D1364119 SUPPORTING PLATE:LEVER:PRESSURE:REAR




D1384179
 [A]
 FUSING UNIT:TCRU:ASS'Y
 201603-10 X/O

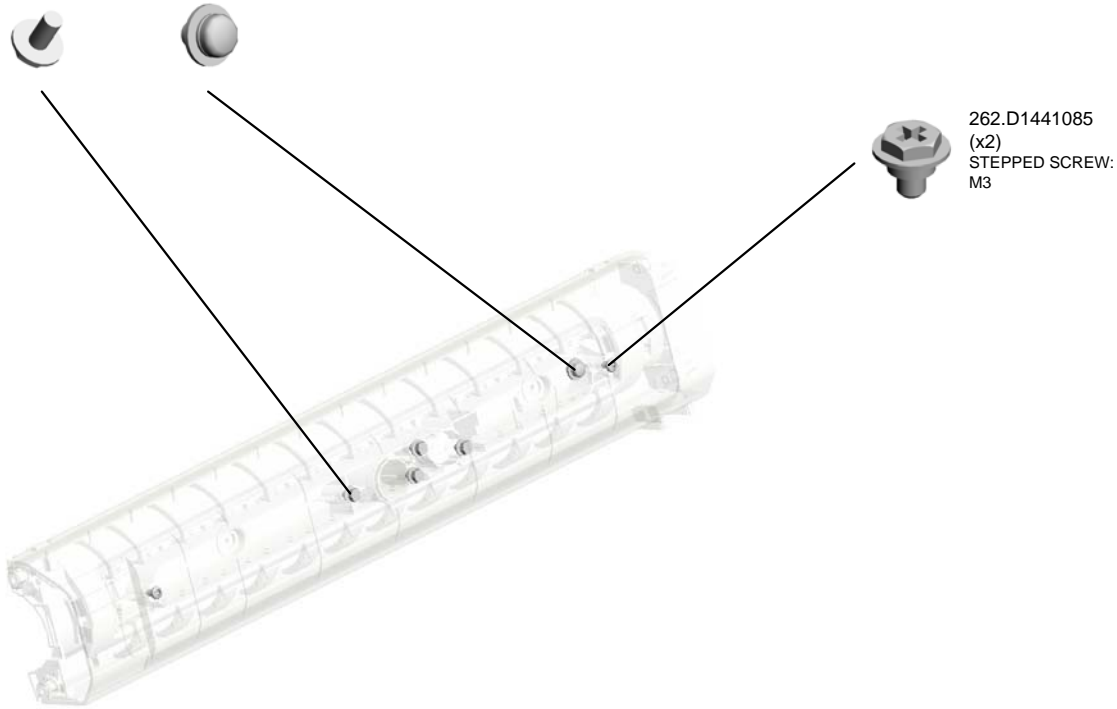
U015_S007_S001
COIL:IH:200V:ASS'Y

19.08010231
(x4)
HEXAGONAL HEAD BOLT W/WASHER
R:M3X6

24.09544006N
SCREW:POLISHED
ROUND/SPRING:METAL
4X6



195.D1364302
COIL:IH:200V:ASS'Y



262.D1441085
(x2)
STEPPED SCREW:
M3

U001	U002	U003	U004	U005	U006	U007	U008	U009	U010	U011	U012	U013	U014	U015	U016	U017	U018	U019	U020	U021
------	------	------	------	------	------	------	------	------	------	------	------	------	------	------	------	------	------	------	------	------

U015_S007_S002 FUSING UNIT:TCRU:ASS'Y


33.AA000283
DECAL:GRIP:FUSI
NG:FRONT

1.03530040N
(x9)
SCREW - M3X4

31.A2171340
KNOB SCREW - M4
X10

9.07200060E
(x14)
RETAINING RING -
M6

8.07200040E
(x21)
RETAINING RING -
M4



285.D1384169
[A]
FUSING UNIT:TCR
U:ASS'Y
201609-02 X/O

34.AA000290
(x3)
DECAL:POSITIONI
NG DISPLAY:SCRE
W:PET



21.08046128
(x4)
HEXAGONAL BOLT
:DOUBLE SCREW:
M3X10



3.03603006N
(x83)
SCREW - M3X6



5.04543010Q
(x4)
TAPPING SCREW:
3X10



35.AA061148
(x2)
COMPRESSION SP
RING:PRESSURE



23.09543005N
(x5)
SCREW:POLISHED
ROUND/SPRING:M
3X5



19.08010231
(x4)
HEXAGONAL HEA
D BOLT W/WASHE
R:M3X6



30.54472768
(x2)
STEPPED SCREW
- M3



20.08046123
(x34)
HEXAGONAL BOLT
:W/WASHER:M3X8



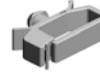
7.07010060N
WASHER DIA6



16.07413706
(x7)
BALL BEARING - 6
X10X3



26.11050714
(x4)
CLAMP:LWSM-051
1H GRAY



12.07250200E
(x3)
RETAINING RING
C - M20



11.07250140E
(x2)
RETAINING RING (C
TYPE) - M14
201603-02 X/O



13.07270060E
RETAINING RING -
M6



19.08010231
(x2)
HEXAGONAL HEA
D BOLT W/WASHE
R:M3X6



20.08046123
HEXAGONAL BOLT
:W/WASHER:M3X8



34.AA000290
DECAL:POSITIONI
NG DISPLAY:SCRE
W:PET



58.AA080247
(x4)
BUSHING - B-F6-3



103.AW020198
PHOTOINTERRUP
TOR:LG2A14NL1



135.D1054365
HOLDER:THERMO
PILE



189.D1364275
SHEET:PRESSURE
:CAM:LOWER FRO
NT



190.D1364276
SHEET:PRESSURE
:CAM:LOWER REA
R



U015_S007_S002
FUSING UNIT:TCRU:ASS'Y

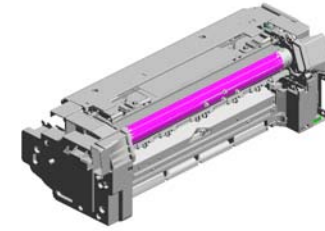
57.AA066700
TORSION SPRING:
LOCK:STRIPPER P
LATE:REAR

36.AA061151
TENSION SPRING:
FUSING:PAPER EX
IT SUB-UNIT:LEVE
R

64.AA082172
BUSHING:DIA6XDI
A10X4:EG-1

53.AA061195
TORSION SPRING:
STOPPER:ROLLER

62.AA082093
BUSHING:3XMM6M
M8



285.D1384169
[A]
FUSING UNIT:TCR
U:ASS'Y
201609-02 X/O

58.AA080247
(x4)
BUSHING - B-F6-3

44.AA061162
TORSION SPRING:
ROLLER:POLISH:R
EAR

37.AA061152
TORSION SPRING:
STRIPPER PLATE:
STOPPER GUIDE:F
RONT

45.AA061163
TENSION SPRING:
SWIVEL:GEAR

49.AA061175
TORSION SPRING:
STRIPPER PLATE:
STOPPER GUIDE:T
URN:FRONT

40.AA061158
(x2)
TENSION SPRING:
HEAT ROLLER

39.AA061157
COIL SPRING:GUI
DE PLATE:UPPER

46.AA061164
TENSION SPRING:
GEAR:ON-OFF

38.AA061153
TORSION SPRING:
STRIPPER PLATE:
STOPPER GUIDE:F
RONT:REAR

50.AA061176
TORSION SPRING:
STRIPPER PLATE:
STOPPER GUIDE:T
URN:REAR

63.AA082101
(x2)
BUSHING - 6X10X6

43.AA061161
(x2)
COMPRESSION SP
RING:POLISH:ROL
LER

47.AA061166
TORSION SPRING:
ROLLER:POLISH:F
RONT

56.AA066699
TORSION SPRING:
LOCK:STRIPPER P
LATE:FRONT

41.AA061159
TENSION SPRING:
HEAT ROLLER:TU
RN



262.D1441085
(x4)
STEPPED SCREW:
M3

3.03603006N (x 1)
SCREW - M3X6

8.07200040E (x 1)
RETAINING RING - M4

10.07200080E (x 1)
RETAINING RING - M8

12.07250200E (x 1)
RETAINING RING C - M20

24.09544006N (x 1)
SCREW:POLISHED ROUND/SPRING:M
4X6

U015_S007_S002
FUSING UNIT:TCRU:ASS'Y

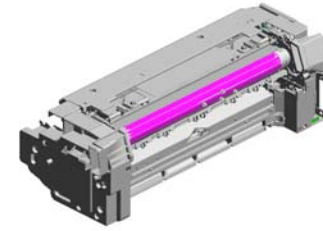
101.AW010200
PAPER FEED SEN
SOR:FUSING EXIT

95.AE010115
HOT ROLLER:DIA5
2

105.AW100133
TEMPERATURE SE
NSOR:NC-F10

89.AB012214
(x2)
GEAR:POLISH:ROL
LER:A

80.AB012205
GEAR:IDLER:ON-O
FF



285.D1384169
[A]
FUSING UNIT:TCR
U:ASS'Y
201609-02 X/O

96.AE020215
PRESSURE ROLLE
R:DIA50

67.AA143517
(x2)
GUIDE PLATE SCR
EW

99.AE030059
(x4)
BALL BEARING:MM
20XMM32X7

104.AW100120
THERMISTOR:FUSI
NG

97.AE030035
(x4)
BALL BEARING - 6
X16X5

83.AB012208
GEAR:IDLER:PRES
SURE ROLLER:AS
S'Y

85.AB012210
GEAR:PRESSURE
ROLLER

87.AB012212
GEAR:HOT ROLLE
R

86.AB012211
GEAR:HEAT ROLL
ER:TURN

98.AE030044
(x2)
BALL BEARING - 1
0X22X6

81.AB012206
(x2)
GEAR:DRIVE:ROLL
ER:FUSING:A

88.AB012213
GEAR:IDLER:FUSI
NG

79.AB012203
GEAR:DRIVE:ROLL
ER:FUSING:B

103.AW020198
(x3)
PHOTOINTERRUP
TOR:LG2A14NL1

66.AA132204
COLLAR

U015_S007_S002 FUSING UNIT:TCRU:ASS'Y

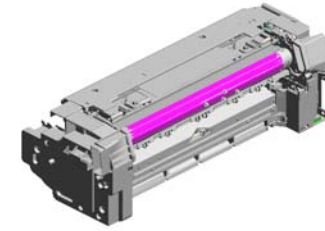
123.D0744063
HOUSING:THERM
OSTAT:ASS'Y

108.AW110044
THERMOSTAT:150
C:250V/17A

112.AX430209
HEATER:PRESSUR
E ROLLER:208V:60
0W:INFRARED

106.AW100138
THERMOPILE

117.B2342399
(x3)
BOLT - M3X6



285.D1384169
[A]
FUSING UNIT:TCR
U:ASS'Y
201609-02 X/O

121.D0144192
(x2)
CLAMP:HARNES

119.C2442601
FRONT STEPPED
SCREW

126.D0744227
(x2)
BOLT:M5:ROUND P
OINT

122.D0744009
(x4)
HOLDER:M5

138.D1364071
COLLAR:DIA10XDI
A14X13.4

139.D1364072
SHAFT:CAM:PRES
SURE

113.B0042310
(x6)
SPUR

141.D1364075
FEELER:CAM:PRE
SSURE:REAR

137.D1364070
(x2)
COLLAR:DIA10X:DI
A14X:15.8

124.D0744097
TAB:TERMINAL:CO
NNECTING

107.AW100161
THERMISTOR:FUSI
NG:70ANG

140.D1364073
JOINT:CAM:PRESS
URE:B

136.D1364069
(x2)
CAM:PRESSURE:A

125.D0744100
COVER:BASE:ID

132.D0745414
PCB:TCRU-IDB

U015_S007_S002
FUSING UNIT:TCRU:ASS'Y

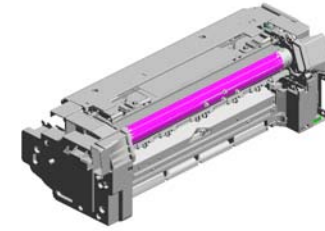
159.D1364132
(x2)
LEVER:CONTROL
PLATE:PRESSURE

155.D1364127
(x2)
RECEIVE PLATE:P
RESSURE

158.D1364131
(x2)
HOLDER:COIL SPR
ING:PRESSURE

162.D1364143
HOOK:COIL SPRIN
G:OPEN AND CLO
SE:LEVER

142.D1364080
COVER:TEMPERA
TURE SENSOR:PR
ESSURE



285.D1384169
[A]
FUSING UNIT:TCR
U:ASS'Y
201609-02 X/O


151.D1364113
JOINT UNIT:PAPER
FEED SENSOR:PR
ESSURE:FRONT

147.D1364109
FIX STAND:TERMI
NAL:HEATER:ASS'
Y

152.D1364114
ELECTRODE PLAT
E:HEATER:PRESS
URE:FRONT

156.D1364129
HOLDER:HEATER:
PRESSURE:FRON
T

153.D1364125
LEVER:PRESSURE
:FRONT:OUTER



143.D1364081
COVER:THERMOS
TAT:PRESSURE

145.D1364087
FUSING ENTRANC
E GUIDE PLATE:LO
WER

144.D1364082
CLAMP:HARNESS:
PRESSURE

149.D1364111
COVER:HARNESS:
FIRST:LOWER

148.D1364110
TERMINAL:CONNE
CTING

154.D1364126
LEVER:PRESSURE
:REAR:OUTER

157.D1364130
HOLDER:HEATER:
PRESSURE:REAR

161.D1364136
(x2)
STEPPED SCREW:
M5

160.D1364135
(x2)
SHAFT:RADIAL BA
LL BEARING:LEVE
R:PRESSURE

150.D1364112
COVER:TERMINAL:
CONNECTING

U015_S007_S002
FUSING UNIT:TCRU:ASS'Y

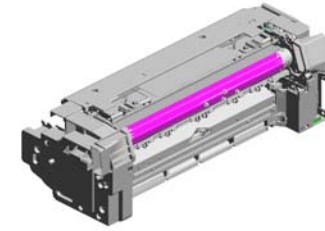
180.D1364236
SPONGE:IH:DUCT:
FRONT

169.D1364178
COVER:FUSING E
XIT:UPPER

163.D1364144
COVER:SEPARATI
ON:OPEN AND CL
OSE:FIBER

172.D1364196
HOUSING:TEMPER
ATURE SENSOR:N
C-F10

167.D1364170
BRACKET:STRIPP
ER PLATE:REAR



285.D1384169
[A]
FUSING UNIT:TCR
U:ASS'Y
201609-02 X/O

166.D1364159
GRIP:SEPARATION
:OPEN AND CLOSE
201507-02 X/O

173.D1364198
(x2)
CLAMP:HARNES

165.D1364147
LEVER:PAPER EXI
T SUB-UNIT:OPEN
AND CLOSE:FRON
T

168.D1364173
BRACKET:STRIPP
ER PLATE:FRONT

174.D2584467
(x2)
BUSHING:HEAT R
OLLER:SHAFT
201603-01 X/O

184.D1364254
STAY:FUSING:ENT
RANCE

185.D1364258
HOLDER:GUIDE:E
NTRANCE:MIDDLE

164.D1364146
LEVER:PAPER EXI
T SUB-UNIT:OPEN
AND CLOSE:REAR

182.D1364241
CLAMP:HARNES:
PRESSURE:HEATE
R:REAR

181.D1364240
COVER:FUSING U
NIT:REAR

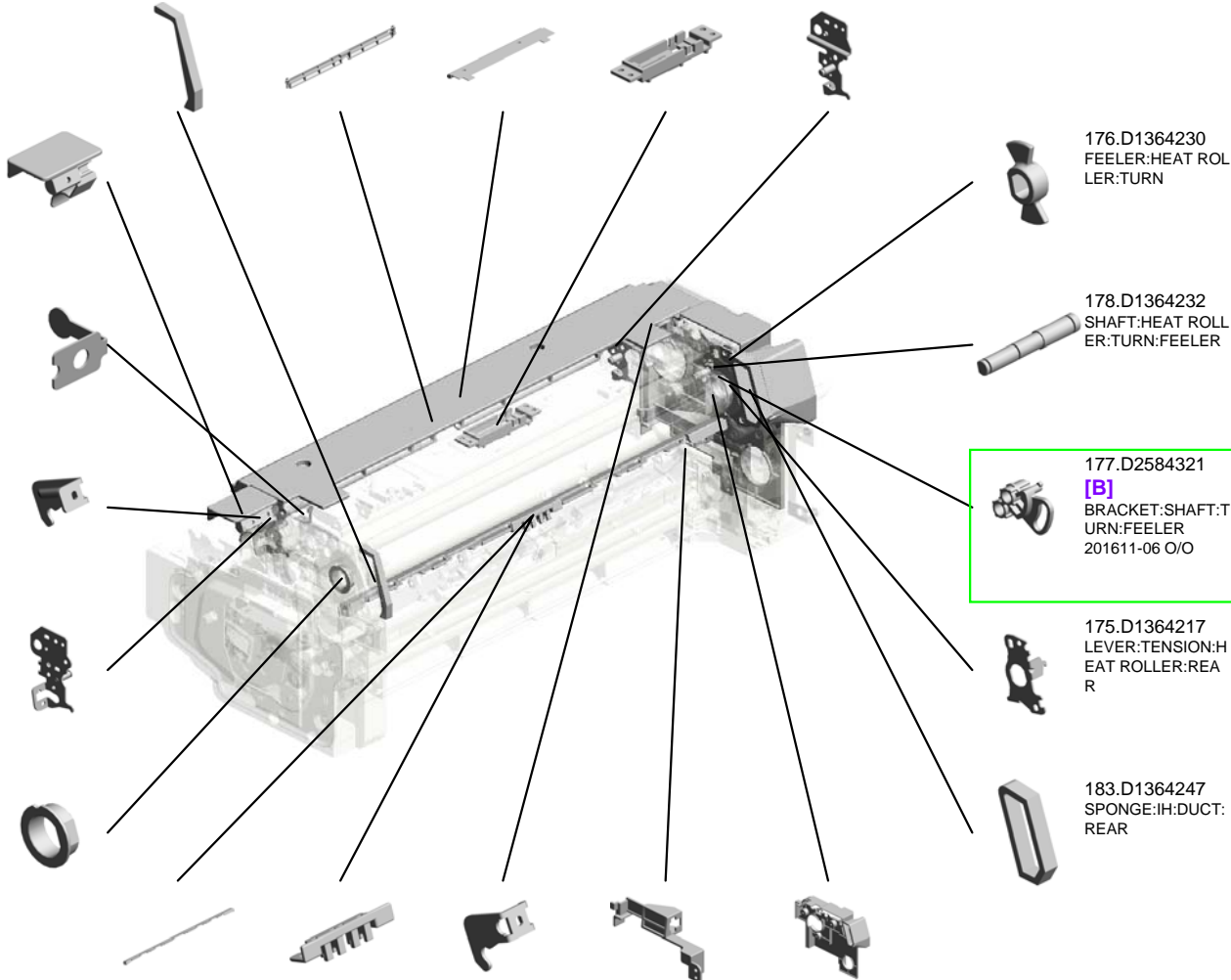
176.D1364230
FEELER:HEAT ROL
LER:TURN

178.D1364232
SHAFT:HEAT ROL
LER:TURN:FEELER


177.D2584321
[B]
BRACKET:SHAFT:T
URN:FEELER
201611-06 O/O

175.D1364217
LEVER:TENSION:H
EAT ROLLER:REA
R

183.D1364247
SPONGE:IH:DUCT:
REAR



U015_S007_S002
FUSING UNIT:TCRU:ASS'Y



285.D1384169
[A]
FUSING UNIT:TCRU:
U:ASS'Y
201609-02 X/O

214.D1384097 SHAFT:ON-OFF:CAM:POLISH
187.D1364263 BRACKET:PAPER EXIT SUB-UNIT
217.D1384100 SHAFT:TRANSMISSION:POLISH:ROLLER:DRIVE
215.D1384098 (x2) CAM:ON-OFF:POLISH:ROLLER
216.D1384099 SHAFT:JOINT:POLISH:ROLLER:DRIVE

188.D1364265 FILM:BRACKET:EXIT SENSOR

198.D1364430 (x2) GRIP:GUIDE PIN:SEPARATION SUB-UNIT:OPEN AND CLOSE

213.D1384092 BRACKET:POLISH:ROLLER:FRONT

193.D1364280 STOPPER:STRIPPER PLATE:FRONT

191.D1364278 LEVER:PRESSURE:FRONT:INNER:PEEN

196.D1364412 LEVER:WEB:ASSY

202.D1364441 COVER:HARNESS:LEFT INNER REAR

194.D1364281 STOPPER:STRIPPER PLATE:REAR

186.D1364259 (x4) HOLDER:GUIDE:ENTRANCE

201.D1364436 COVER:CAM:REAR

200.D1364435 COVER:GRIP:FUSING UNIT:REAR

197.D1364428 GRIP:FUSING UNIT:REAR

211.D1384090 BRACKET:POLISH:ROLLER:REAR

199.D1364431 (x2) STOPPER:GUIDE PIN:SEPARATION SUB-UNIT:OPEN AND CLOSE

192.D1364279 LEVER:PRESSURE:REAR:INNER:PEEN

U001	U002	U003	U004	U005	U006	U007	U008	U009	U010	U011	U012	U013	U014	U015	U016	U017	U018	U019	U020	U021
------	------	------	------	------	------	------	------	------	------	------	------	------	------	------	------	------	------	------	------	------

U015_S007_S002
FUSING UNIT:TCRU:ASS'Y

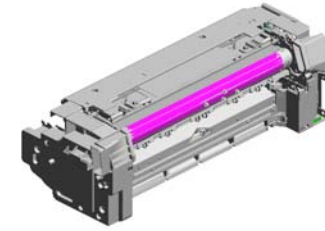
252.D1384190
STOPPER:HOLDE
R:ROLLER

219.D1384109
HOOK:GEAR:ON-O
FF

255.D1384405
HOLDER:GEAR:ON
-OFF

260.D1384426
(x2)
PLAIN SHAFT BEA
RING:ROLLER:POL
ISH

220.D1384110
FEELER:SENSOR:
ON-OFF



285.D1384169
[A]
FUSING UNIT:TCR
U:ASS'Y
201609-02 X/O

262.D1441085
(x8)
STEPPED SCREW:
M3

218.D1384101
SHAFT:LEVER:PAP
ER EXIT SUB-UNIT:
OPEN AND CLOSE

249.D1384181
FUSING BELT:DI⁷
5

256.D1384411
BRACKET:POLISH:
FRONT

230.D1384124
CAM:SHUTTER:DU
CT:PRESSURE RO
LLER:FUSING UNIT

227.D1384121
FEELER:CAM:PRE
SSURE:FRONT

229.D1384123
TORSION SPRING:
SHUTTER:DUCT:F
USING UNIT

223.D1384117
DUCT:PRESSURE:
EXIT:CONNECTIN
G:A

221.D1384115
DUCT:PRESSURE:
LOWER

228.D1384122
SHUTTER:DUCT:P
RESSURE ROLLER
:FUSING UNIT

259.D1384423
SHAFT:JOINT:POLI
SH:ROLLER

224.D1384118
DUCT:PRESSURE:
EXIT


222.D1384116
DUCT:PRESSURE:
UPPER

225.D1384119
SEAL:DUCT:PRES
SURE:LOWER:A

226.D1384120
SEAL:DUCT:PRES
SURE:ENTRANCE

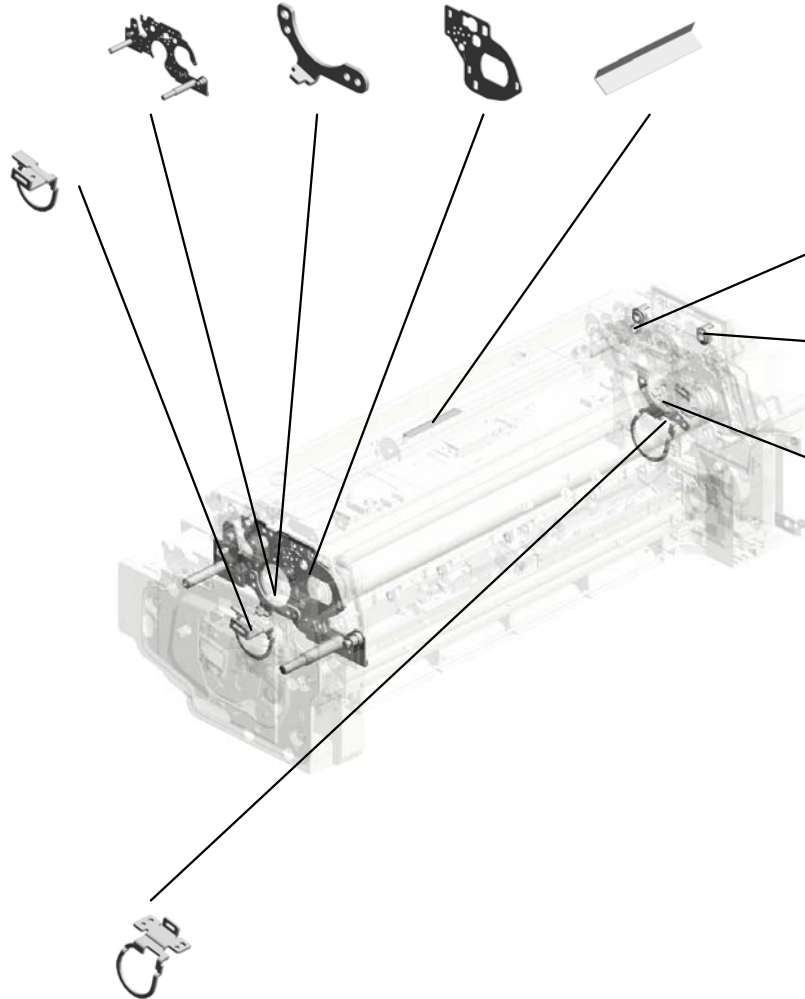
U015_S007_S002
 FUSING UNIT:TCRU:ASS'Y

267.D1364204 SIDE PLATE:FUSING SUB-UNIT:UPPER FRONT:PEEN
 273.D1364219 SUPPORTING PLATE:SIDE PLATE:HO T ROLLER:FRONT
 281.D1364223 ADJUSTING PIN:POSITIONING:HEAT ROLLER:FRONT
 263.G1026341 SHEET:SENSOR



285.D1384169
 [A]
 FUSING UNIT:TCRU:ASS'Y
 201609-02 X/O

271.D1364120 SUPPORTING PLATE:LEVER:PRESSURE:FRONT

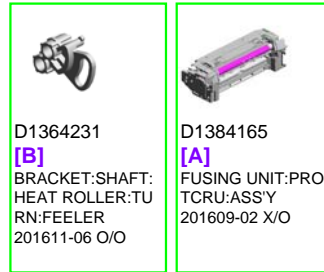


265.GA082007 (x2)
 PLAIN SHAFT BEARING:4XDIA6DIA8

264.G1786679 (x2)
 JOINT:DRIVE:BRUSH ROLLER

272.D1364218 SUPPORTING PLATE:SIDE PLATE:HO T ROLLER:REAR

270.D1364119 SUPPORTING PLATE:LEVER:PRESSURE:REAR





D1364231
 [B]
 BRACKET:SHAFT:HEAT ROLLER:TURNTURN:FEELER
 201611-06 O/O

D1384165
 [A]
 FUSING UNIT:PRO:TCRU:ASS'Y
 201609-02 X/O

U015_S007_S002_S001
GEAR:IDLER:25Z:ASS'Y

97.AE030035
(x2)
BALL BEARING - 6
X16X5



118.BB013026
GEAR:IDLER:25Z:A
SS'Y

U001	U002	U003	U004	U005	U006	U007	U008	U009	U010	U011	U012	U013	U014	U015	U016	U017	U018	U019	U020	U021
------	------	------	------	------	------	------	------	------	------	------	------	------	------	------	------	------	------	------	------	------

U015_S007_S002_S002
STRIPPER PLATE:UNI:FUSING:D137/D138:ASS'Y



246.D1384160
STRIPPER PLATE:
UNI:FUSING:D137/
D138:ASSY



19.08010231
(x3)
HEXAGONAL HEA
D BOLT W/WASHE
R:M3X6




262.D1441085
(x2)
STEPPED SCREW:
M3

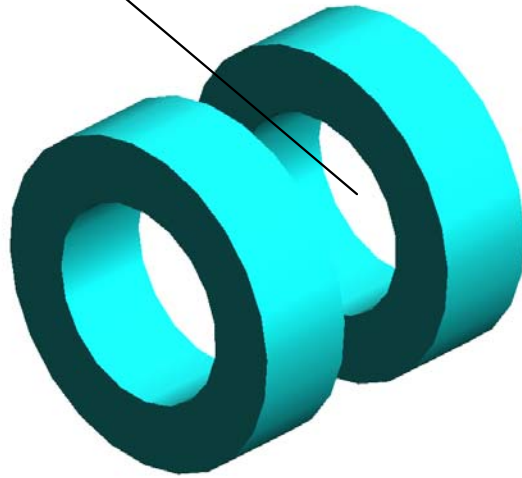
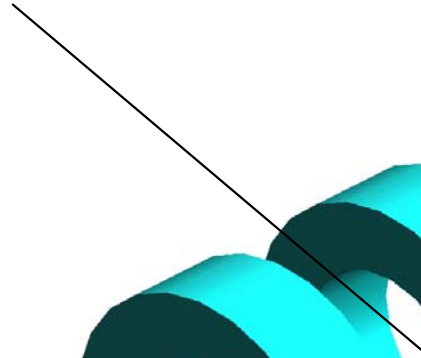
3.03603006N (x 6)
SCREW - M3X6

U015_S007_S002_S003
GEAR:POLISH:ROLLER:A

14.07403706
(x2)
BALL BEARING - M
6X10X3





82.AB012207
GEAR:POLISH:ROL
LER:A



U001	U002	U003	U004	U005	U006	U007	U008	U009	U010	U011	U012	U013	U014	U015	U016	U017	U018	U019	U020	U021
------	------	------	------	------	------	------	------	------	------	------	------	------	------	------	------	------	------	------	------	------

U015_S007_S002_S004
GEAR:POLISH:ROLLER:B

14.07403706
(x2)
BALL BEARING - M
6X10X3



90.AB012216
GEAR:POLISH:ROL
LER:B


U001	U002	U003	U004	U005	U006	U007	U008	U009	U010	U011	U012	U013	U014	U015	U016	U017	U018	U019	U020	U021
------	------	------	------	------	------	------	------	------	------	------	------	------	------	------	------	------	------	------	------	------

U015_S007_S002_S005
HEAT ROLLER:ASS'Y

11.07250150E
(x4)
RETAINING RING
C - M15



3.03603006N
(x2)
SCREW - M3X6



278.D2584460
[A]
HEAT ROLLER:AS
S'Y
201603-03 X/O



D1364454
[A]
HEAT ROLLER:AS
S'Y
201603-03 X/O


U001	U002	U003	U004	U005	U006	U007	U008	U009	U010	U011	U012	U013	U014	U015	U016	U017	U018	U019	U020	U021
------	------	------	------	------	------	------	------	------	------	------	------	------	------	------	------	------	------	------	------	------

U015_S007_S002_S006
FUSING COVER:UPPER:ASS'Y

34.AA000290
(x2)
DECAL:POSITIONI
NG DISPLAY:SCRE
W:PET



32.AA000282
DECAL:H-TEMP W
ARNING:FUSING





212.D1384091
FUSING COVER:U
PPER:ASS'Y

U001	U002	U003	U004	U005	U006	U007	U008	U009	U010	U011	U012	U013	U014	U015	U016	U017	U018	U019	U020	U021
------	------	------	------	------	------	------	------	------	------	------	------	------	------	------	------	------	------	------	------	------

U015_S007_S002_S007
GEAR:JOINT:PRESSURE:ASS'Y

97.AE030035
(x2)
BALL BEARING - 6
X16X5



84.AB012209
GEAR:JOINT:PRES
SURE:ASS'Y

U001	U002	U003	U004	U005	U006	U007	U008	U009	U010	U011	U012	U013	U014	U015	U016	U017	U018	U019	U020	U021
------	------	------	------	------	------	------	------	------	------	------	------	------	------	------	------	------	------	------	------	------

U015_S007_S002_S008
PRESSURE SUB-UNIT:STRIPPER PLATE:UNI:ASS'Y

20.08046123
HEXAGONAL BOLT
:W/WASHER:M3X8



269.D1364089
PRESSURE SUB-U
NIT:STRIPPER PLA
TE:UNI:ASS'Y

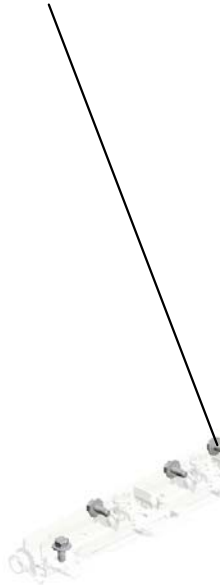


262.D1441085
(x2)
STEPPED SCREW:
M3

U001	U002	U003	U004	U005	U006	U007	U008	U009	U010	U011	U012	U013	U014	U015	U016	U017	U018	U019	U020	U021
------	------	------	------	------	------	------	------	------	------	------	------	------	------	------	------	------	------	------	------	------

U015_S007_S002_S008_S001
STRIPPER PLATE:UNIT:PRESSURE ROLLER:ASS'Y

3.03603006N
(x3)
SCREW - M3X6



146.D1364090
STRIPPER PLATE:
UNIT:PRESSURE R
OLLER:ASS'Y



19.08010231
(x7)
HEXAGONAL HEA
D BOLT W/WASHE
R:M3X6



19.08010231
(x2)
HEXAGONAL HEA
D BOLT W/WASHE
R:M3X6

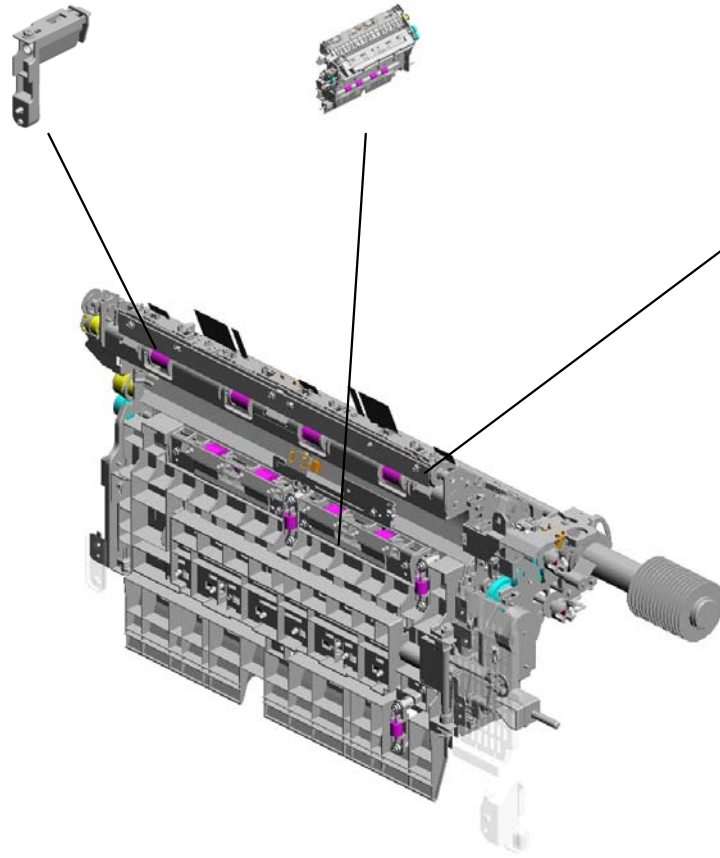
U001	U002	U003	U004	U005	U006	U007	U008	U009	U010	U011	U012	U013	U014	U015	U016	U017	U018	U019	U020	U021
------	------	------	------	------	------	------	------	------	------	------	------	------	------	------	------	------	------	------	------	------

U016.PAPER EXIT

U016_S002
D1357084
INNER COVER:HEAT PIPE:R
EAR:ASS'Y

U016_S003
D1357009
PAPER EXIT UNIT:ASS'Y

U016_S001
D1357024
HEAT PIPE:PAPER EXIT SUB
-UNIT:ASS'Y



U001	U002	U003	U004	U005	U006	U007	U008	U009	U010	U011	U012	U013	U014	U015	U016	U017	U018	U019	U020	U021
------	------	------	------	------	------	------	------	------	------	------	------	------	------	------	------	------	------	------	------	------

U016_S001.HEAT PIPE:PAPER EXIT SUB-UNIT:ASS'Y

U016_S001_S002
D1357084
INNER COVER:HEAT PIPE:R
EAR:ASS'Y



U016_S001_S001
D1357092
GUIDE PLATE:HEAT PIPE:LE
FT:ASS'Y

U001	U002	U003	U004	U005	U006	U007	U008	U009	U010	U011	U012	U013	U014	U015	U016	U017	U018	U019	U020	U021
------	------	------	------	------	------	------	------	------	------	------	------	------	------	------	------	------	------	------	------	------

U016_S003.PAPER EXIT UNIT:ASS'Y

U016_S003_S011
D1367187
ROLLER:EXIT:EXIT:ASS'Y

U016_S003_S007
D1367051
GUIDE PLATE:EXIT:LEFT UP
PER:ASS'Y

U016_S003_S010
D1367019
STOPPER:GUIDE PLATE:EXI
T:UPPER:ASS'Y

U016_S003_S003
D1367027
GUIDE PLATE:EXIT:MIDDLE:
ASS'Y

U016_S003_S004
D1357162
ROLLER:DRIVEN:NO.2:SHOR
T:ASS'Y

U016_S003_S005
D1357162
ROLLER:DRIVEN:NO.2:SHOR
T:ASS'Y

U016_S003_S008
D1367034
HOLDER:DRIVEN ROLLER:E
XIT:CONNECTING:ASS'Y

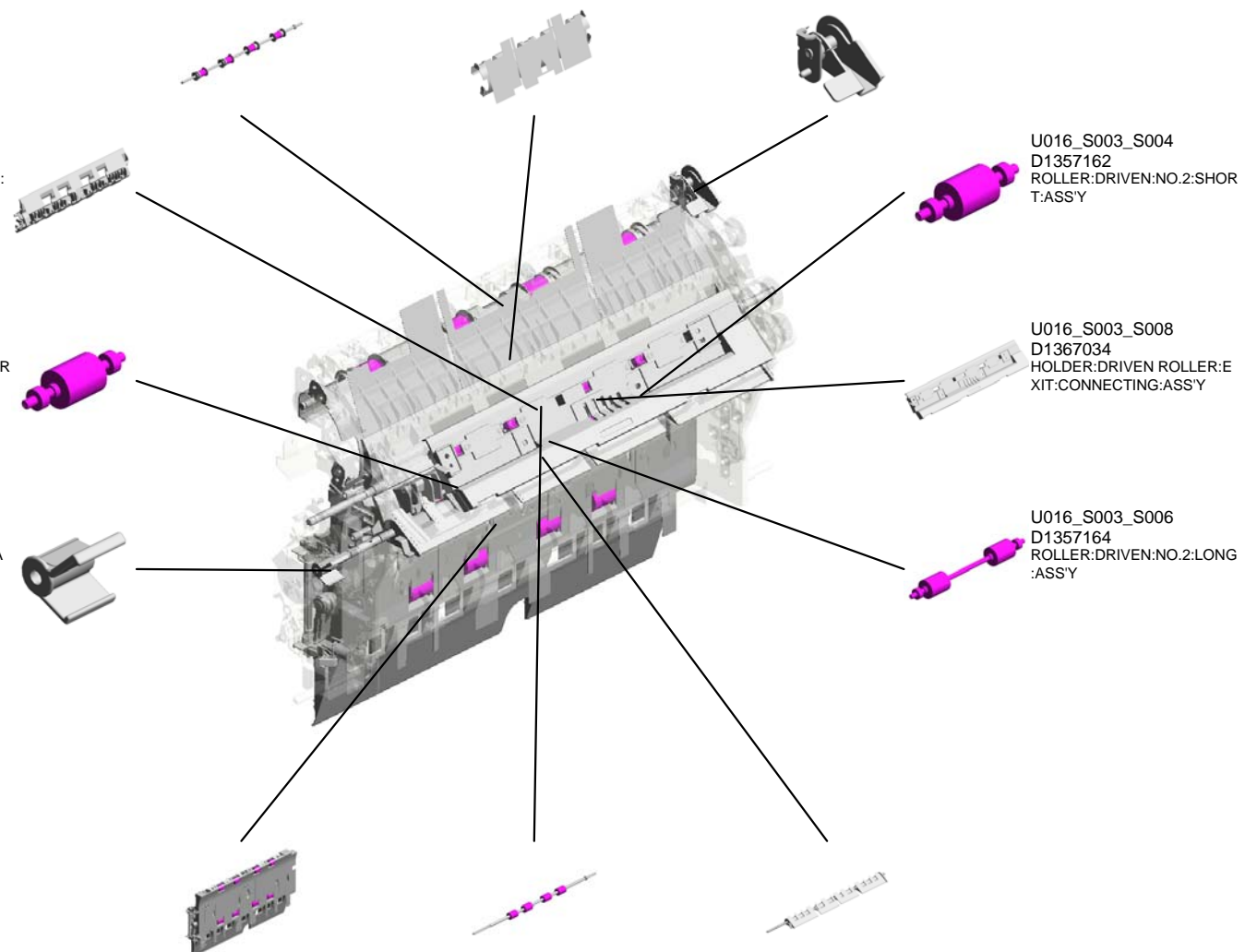
U016_S003_S002
D1357145
GRIP:OPEN AND CLOSE:GA
TE PAWL:ASS'Y

U016_S003_S006
D1357164
ROLLER:DRIVEN:NO.2:LONG
:ASS'Y

U016_S003_S009
D1387052
GUIDE PLATE:EXIT:LEFT LO
WER:ASS'Y

U016_S003_S012
D1357170
ROLLER:EXIT:MIDDLE:ASS'Y

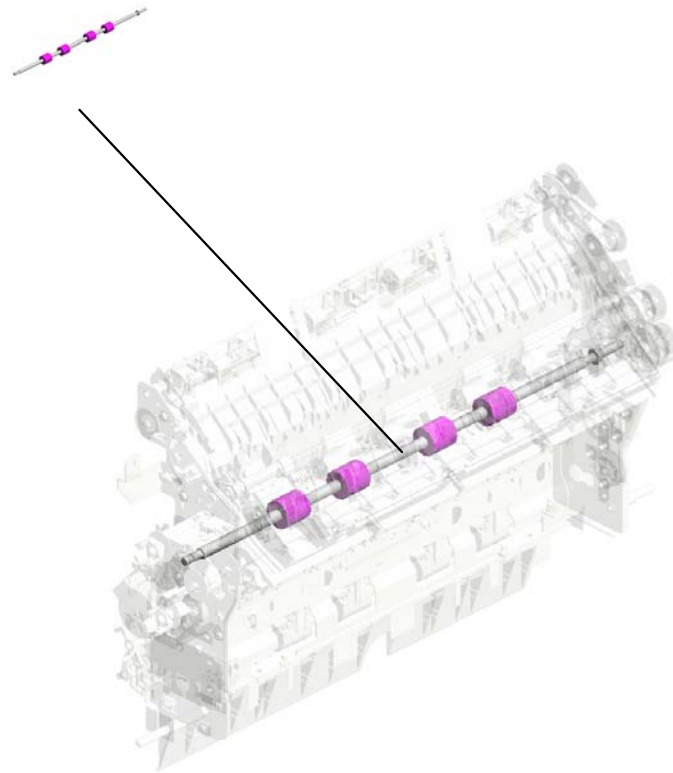
U016_S003_S001
D1357022
GATE PAWL:PAPER EXIT SU
B-UNIT:REVERSE:ENTRANC
E:ASS'Y



U001	U002	U003	U004	U005	U006	U007	U008	U009	U010	U011	U012	U013	U014	U015	U016	U017	U018	U019	U020	U021
------	------	------	------	------	------	------	------	------	------	------	------	------	------	------	------	------	------	------	------	------

U016_S003.PAPER EXIT UNIT:ASS'Y

U016_S003_S013
D1357112
ROLLER:REVERSE:EXIT:ASS
Y



U001	U002	U003	U004	U005	U006	U007	U008	U009	U010	U011	U012	U013	U014	U015	U016	U017	U018	U019	U020	U021
------	------	------	------	------	------	------	------	------	------	------	------	------	------	------	------	------	------	------	------	------

U016_S003_S009.GUIDE PLATE:EXIT:LEFT LOWER:ASS'Y

U016_S003_S009_S001
D1357166
ROLLER:DRIVEN:REVERSE
EXIT:ASS'Y

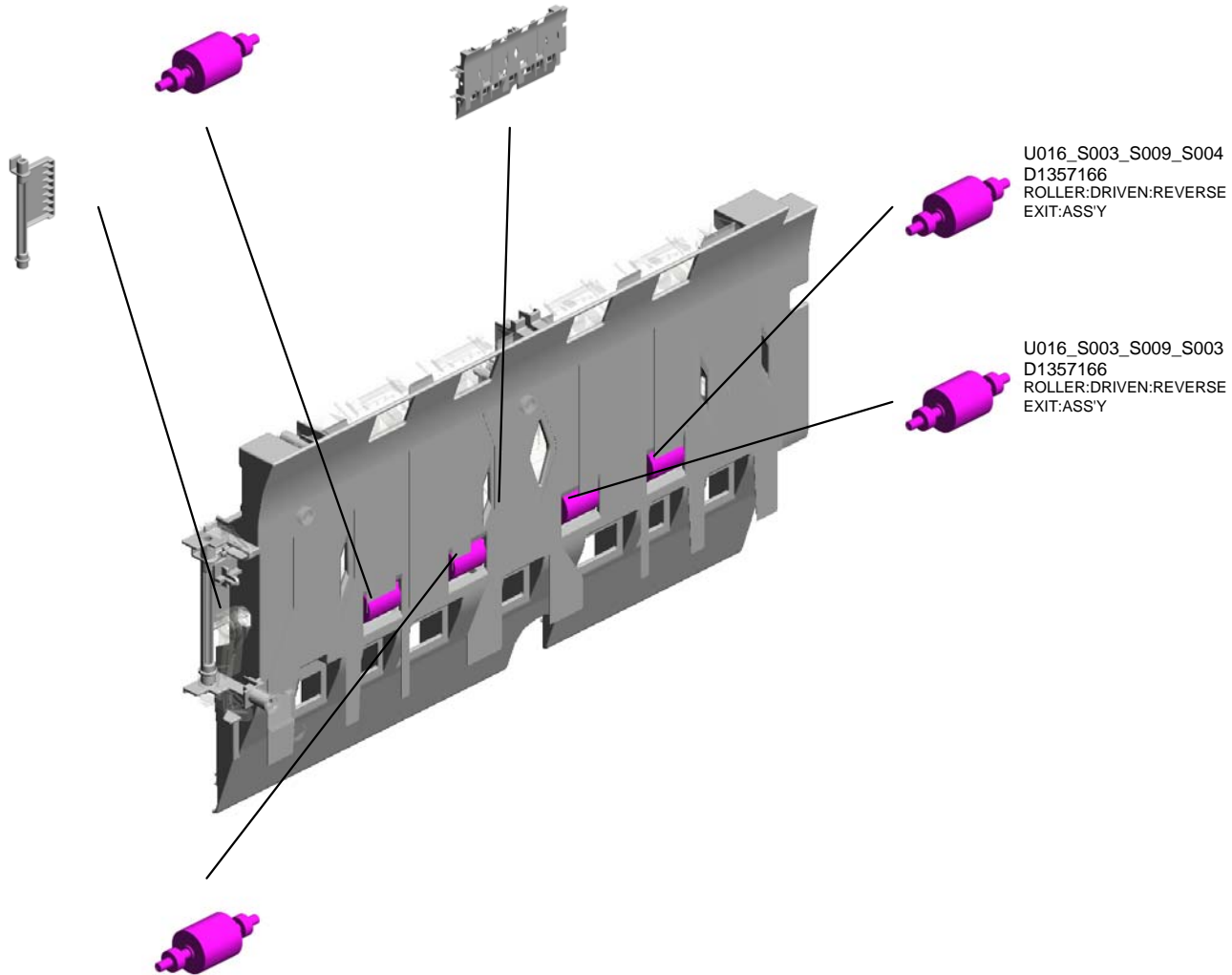
U016_S003_S009_S006
D1387053
GUIDE PLATE:EXIT:LEFT LO
WER:SUB-ASS'Y

U016_S003_S009_S005
D1367121
LEVER:RELEASE:GUIDE PLA
TE:LEFT LOWER:ASS'Y

U016_S003_S009_S004
D1357166
ROLLER:DRIVEN:REVERSE
EXIT:ASS'Y

U016_S003_S009_S003
D1357166
ROLLER:DRIVEN:REVERSE
EXIT:ASS'Y


U016_S003_S009_S002
D1357166
ROLLER:DRIVEN:REVERSE
EXIT:ASS'Y



U001	U002	U003	U004	U005	U006	U007	U008	U009	U010	U011	U012	U013	U014	U015	U016	U017	U018	U019	U020	U021
------	------	------	------	------	------	------	------	------	------	------	------	------	------	------	------	------	------	------	------	------


U016_S003_S011.ROLLER:EXIT:EXIT:ASS'Y

U016_S003_S011_S001
D1357115
SHAFT:EXIT:EXIT:ASS'Y



U001	U002	U003	U004	U005	U006	U007	U008	U009	U010	U011	U012	U013	U014	U015	U016	U017	U018	U019	U020	U021
------	------	------	------	------	------	------	------	------	------	------	------	------	------	------	------	------	------	------	------	------

U016 PAPER EXIT



- 3.03603006N (x6) SCREW - M3X6
- 12.07200040E RETAINING RING - M4 201504-04 X/O
- 13.07200060E RETAINING RING - M6
- 10.07200030E RETAINING RING - M3
- 16.07413708 BALL BEARING - 8 X12X3.5MM

61.AW500040
PUSH SWITCH:SW
1AG-550:10MA

180.D1357074
GEAR:ROLLER:HE
AT PIPE

71.D1357095
STOPPER:GEAR:H
EAT PIPE

177.D1357110
BRACKET:PROTEC
T:PAPER EXIT UNI
T

121.D1364851
SHEET:GUIDE PLA
TE:HEAT PIPE:LEF
T

5.04543006Q
(x6)
TAPPING SCREW -
M3X6

73.D1357105
INNER COVER:EXI
T:LEFT LOWER

72.D1357100
BRACKET:HOLDER
:ASSY

~~67.D1357016
HEAT PIPE:PAPER
EXIT SUB-UNIT:AS
SY
201410-18~~

4.04543006N
(x6)
TAPPING SCREW:
ROUND POINT:3X6

15.07413706
BALL BEARING - 6
X10X3

12.07200040E
(x2)
RETAINING RING -
M4

63.B2342390
(x2)
FLANGED HEXAG
ONAL HEAD BOLT:
M4X8

U016_S001
HEAT PIPE:PAPER EXIT SUB-UNIT:ASS'Y

3.03603006N
(x6)
SCREW - M3X6

180.D1357074
GEAR:ROLLER:HE
AT PIPE

12.07200040E
RETAINING RING -
M4
201504-04 X/O

10.07200030E
RETAINING RING -
M3

69.D1357024
HEAT PIPE:PAPER
EXIT SUB-UNIT:AS
SY



71.D1357095
STOPPER:GEAR:H
EAT PIPE




5.04543006Q
TAPPING SCREW -
M3X6



4.04543006N
(x2)
TAPPING SCREW:
ROUND POINT:3X6



12.07200040E
(x2)
RETAINING RING -
M4



15.07413706
BALL BEARING - 6
X10X3



13.07200060E
RETAINING RING -
M6



16.07413708
BALL BEARING - 8
X12X3.5MM



U016_S001_S001
GUIDE PLATE:HEAT PIPE:LEFT:ASS'Y

121.D1364851
SHEET:GUIDE PLA
TE:HEAT PIPE:LEF
T

179.D1357092
GUIDE PLATE:HEA
T PIPE:LEFT:ASS'Y




5.04543006Q
(x2)
TAPPING SCREW -
M3X6

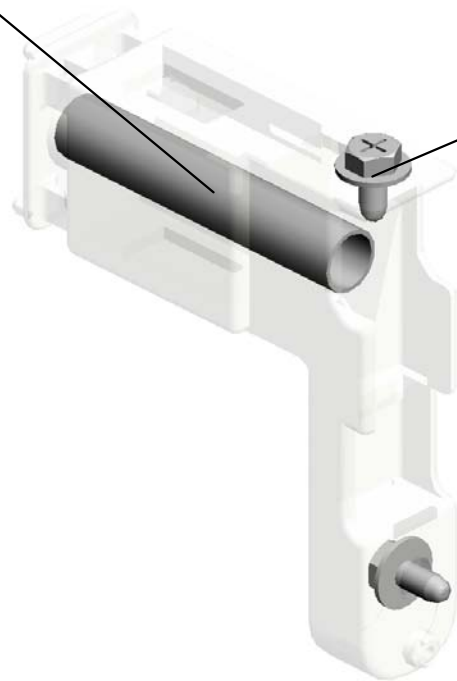
U001	U002	U003	U004	U005	U006	U007	U008	U009	U010	U011	U012	U013	U014	U015	U016	U017	U018	U019	U020	U021
------	------	------	------	------	------	------	------	------	------	------	------	------	------	------	------	------	------	------	------	------

U016_S001_S002
INNER COVER:HEAT PIPE:REAR:ASS'Y

70.D1367076
GUIDE PLATE:MID
DLE
0009-201401-25 X/



178.D1357084
INNER COVER:HE
AT PIPE:REAR:ASS
Y




4.04543006N
(x2)
TAPPING SCREW:
ROUND POINT:3X6

U001	U002	U003	U004	U005	U006	U007	U008	U009	U010	U011	U012	U013	U014	U015	U016	U017	U018	U019	U020	U021
------	------	------	------	------	------	------	------	------	------	------	------	------	------	------	------	------	------	------	------	------

U016_S002
INNER COVER:HEAT PIPE:REAR:ASS'Y

70.D1357087
GUIDE PLATE:MID
DLE



178.D1357084
INNER COVER:HE
AT PIPE:REAR:ASS
Y

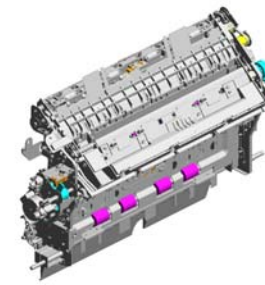


4.04543006N
(x2)
TAPPING SCREW:
ROUND POINT:3X6

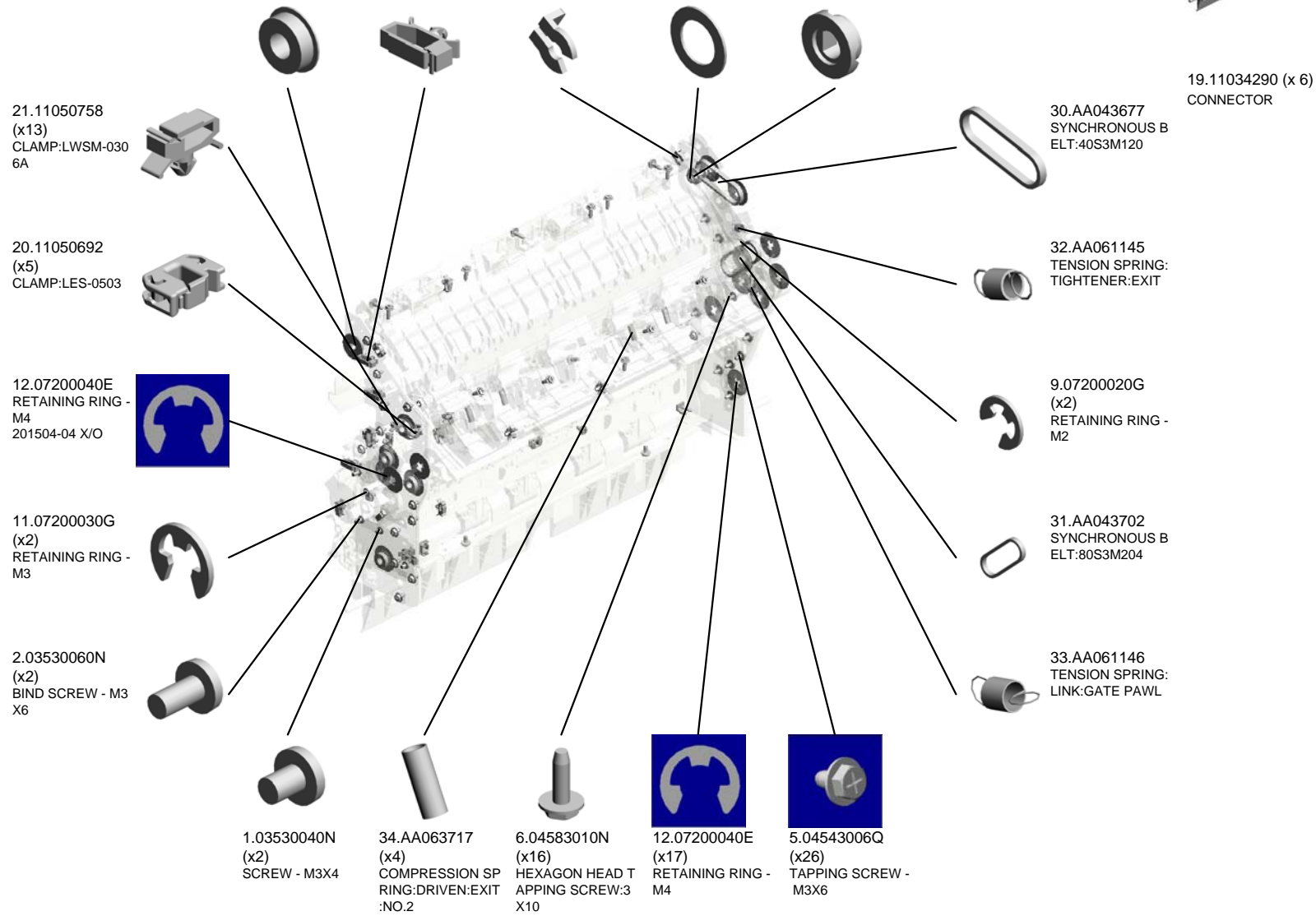
U001	U002	U003	U004	U005	U006	U007	U008	U009	U010	U011	U012	U013	U014	U015	U016	U017	U018	U019	U020	U021
------	------	------	------	------	------	------	------	------	------	------	------	------	------	------	------	------	------	------	------	------

U016_S003 PAPER EXIT UNIT:ASS'Y

- 17.07433806 (x5) RADIAL BALL BEARING: DIA6X DIA13X5
- 22.11050760 (x4) CLAMP:LWSM-051 1A
- 23.54472681 (x2) SNAP RING
- 24.59374158 SPRING WASHER - BD10
- 25.A4701703 SHIFT CLUTCH

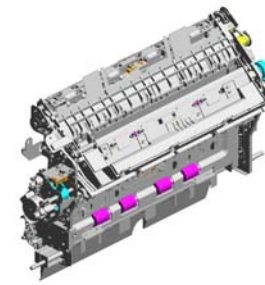


176.D1357009
[A]
PAPER EXIT UNIT:
ASS'Y
201502-07 X/O



U001	U002	U003	U004	U005	U006	U007	U008	U009	U010	U011	U012	U013	U014	U015	U016	U017	U018	U019	U020	U021
------	------	------	------	------	------	------	------	------	------	------	------	------	------	------	------	------	------	------	------	------

U016_S003
PAPER EXIT UNIT:ASS'Y



176.D1357009
[A]
PAPER EXIT UNIT:
ASS'Y
201502-07 X/O

- 38.AA063721 (x7) COMPRESSION SPRING:GATE:REVERSE EXIT
- 37.AA063720 (x8) COMPRESSION SPRING:DRIVEN:EXIT:NO.4
- 35.AA063718 (x2) COMPRESSION SPRING:DRIVEN:EXIT:NO.1
- 34.AA063731 (x8) COMPRESSION SPRING:DRIVEN:EXIT:CONNECTING 201502-05 X/X
- 54.AB030881 PULLEY:TORQUE LIMITER MECHANICAL CLUTCH

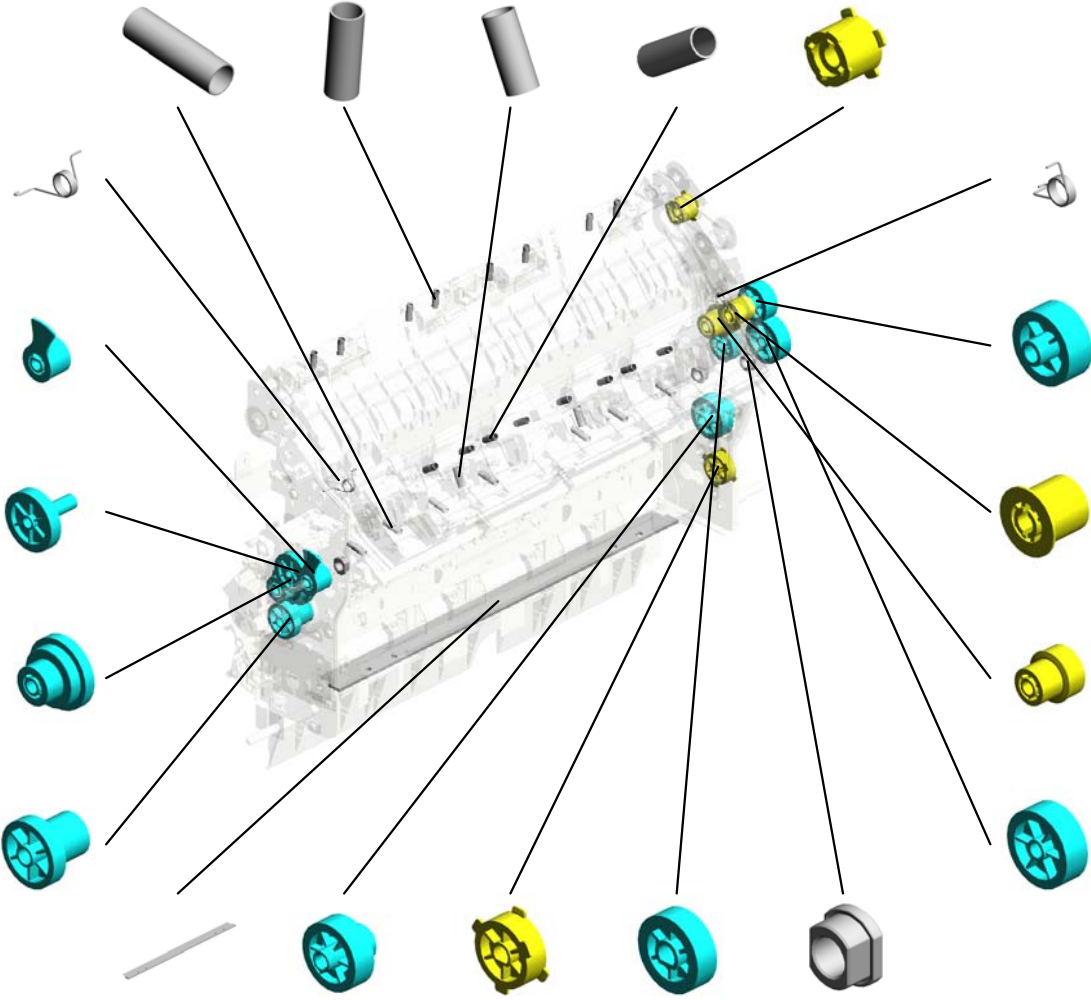
41.AA066433 COIL SPRING:GUIDE PLATE:UPPER:OPEN AND CLOSE:FRONT

48.AB012973 GEAR:SHAFT:GATE PAWL:EXIT

49.AB012974 GEAR:IDLER:CONTACTING:GATE PAWL

52.AB017932 GEAR:IDLER:CONTACT POINT:GATE PAWL

51.AB017931 GEAR:IDLER:DC STEPPER MOTOR:GATE PAWL



42.AA066434 COIL SPRING:GUIDE PLATE:UPPER:OPEN AND CLOSE:REAR

47.AB012972 GEAR:SHAFT:HEAT PIPE

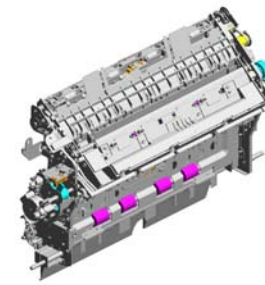
56.AB030883 PULLEY:EXIT:NO.1

53.AB017933 PULLEY:GEAR:EXIT

46.AB012971 GEAR:COUPLING:HEAT PIPE

- 44.AA120145 DISCHARGE BRUSH:REVERSE:17MM
- 50.AB017930 GEAR:REVERSE:EXIT:IDLER:NO.1
- 55.AB030882 TIMING PULLEY:EXIT
- 45.AB012970 GEAR:ROLLER:REVERSE:EXIT
- 43.AA082173 (x4) PLAIN SHAFT BEARING:6X10X6

U016_S003 PAPER EXIT UNIT:ASS'Y



176.D1357009
[A]
PAPER EXIT UNIT:
ASS'Y
201502-07 X/O

101.D1357168 (x4) ROLLER:DRIVEN:EXIT:EXIT
102.D1387051 (x4) ROLLER:DRIVEN:NO.1:SHORT
201502-06 X/X
78.D1357116 GUIDE PLATE:EXIT:UPPER:ASS'Y
64.B2474456 SPRING - LOWER EXIT ROLLER
57.AB030884 PULLEY:EXIT:NO.2

109.D1387058 (x2) GUIDE PLATE:DRIVEN:MIDDLE:SHORT:REAR
201503-03 X/O

60.AW020203 PHOTOINTERRUPTOR:GP1A173LCS 2F

88.D1381308 (x2) JOINT:EXIT:DRIVE:0.5
201408-07 X/X

83.D1357122 BRACKET:DC STEPPER MOTOR:GATE PAWL:ASS'Y

62.B2234441 STEPPER MOTOR:DC24V 70.2W

66.D0294439 STOPPER:GATE PAWL:ENTRANCE

61.AW500040 (x2) PUSH SWITCH:SW1AG-550:10MA

76.D1357169 ROLLER:REVERSE:ENTRANCE:ASS'Y
201408-06 X/X

104.D1367129 GUIDE PLATE:EXIT:RIGHT LOWER
201409-02 X/O

103.D1367077 STAY:PAPER EXIT UNIT:RIGHT LOWER

86.D1357130 BRACKET:TIGHTNER:EXIT:ASS'Y

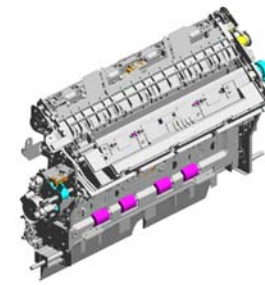
87.D1357134 COLLAR:COUPLING:HEAT PIPE

110.D1387059 (x2) GUIDE PLATE:DRIVEN:MIDDLE:SHORT:FRONT
201412-05 X/O

89.D1357136 BRACKET:PAPER EXIT SUB-UNIT:REVERSE:NO.1

65.B7002649 TIMING BELT:40S2 M144

U016_S003
PAPER EXIT UNIT:ASS'Y



176.D1357009
[A]
PAPER EXIT UNIT:
ASS'Y
201502-07 X/O

162.D1367145 DISCHARGE BRUSH:EXIT:SUS
160.D1387050 HOLDER:DRIVEN ROLLER:EXIT:EXIT 201502-10 X/O
111.D1367164 GUIDE PLATE:MIDDLE:LEFT 201409-01 X/O
169.D1367199 SHEET:OPPOSED: REFLECTION PHOTO SENSOR
155.D1367133 SHAFT:RELEASE: GUIDE PLATE:UPPER

161.D1367140 GROUND PLATE:EXIT:GUIDE PLATE:UPPER

157.D1367135 LINK:GRIP:GUIDE PLATE:UPPER

158.D1367136 GRIP:GUIDE PLATE:EXIT:UPPER:ASS'Y

141.D1367097 (x4) GATE:REVERSE EXIT:FRONT

163.D1367151 DC SOLENOID:REVERSE EXIT:ASS'Y

164.D1367153 BRACKET:DC SOLENOID:REVERSE EXIT:ASS'Y

170.D1444484 (x4) SHOULDER SCREW - M3

112.D1367163 SHAFT:GATE:REVERSE EXIT 0009-201401-27 X/O

171.GW010007 (x4) PHOTO REFLECTOR:EXIT

140.D1367090 GUIDE PLATE:DRIVEN:MIDDLE:LONG

156.D1367134 (x2) LEVER:FIX:GUIDE PLATE:UPPER

139.D1367081 LINK:GATE PAWL:RETURN


167.D1367193 (x6) HOLDER:PRESSURE:RADIAL BALL BEARING:EXIT

168.D1367194 (x16) PLAIN SHAFT BEARING:DIA4:EXIT

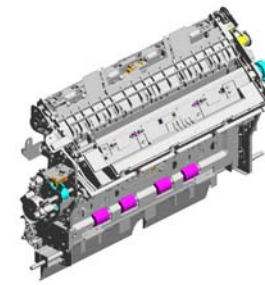
142.D1367098 (x3) GATE:REVERSE EXIT:REAR

U016_S003
PAPER EXIT UNIT:ASS'Y

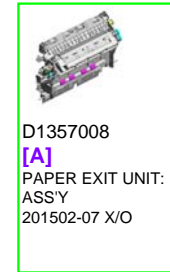
172.06320100G
(x2)
PARALLEL PIN - M
2X10
201408-08



173.07200040E
(x2)
RETAINING RING -
M4
201408-05



176.D1357009
[A]
PAPER EXIT UNIT:
ASS'Y
201502-07 X/O



D1357008
[A]
PAPER EXIT UNIT:
ASS'Y
201502-07 X/O

U001	U002	U003	U004	U005	U006	U007	U008	U009	U010	U011	U012	U013	U014	U015	U016	U017	U018	U019	U020	U021
------	------	------	------	------	------	------	------	------	------	------	------	------	------	------	------	------	------	------	------	------


124.D1364854
SHEET:TRANSPOR
T:GATE PAWL:EXI
T:REAR MIDDLE

90.D1357140
GATE PAWL:PAPE
R EXIT SUB-UNIT:
REVERSE:ENTRAN
CE

68.D1357022
GATE PAWL:PAPE
R EXIT SUB-UNIT:
REVERSE:ENTRAN
CE:ASSY



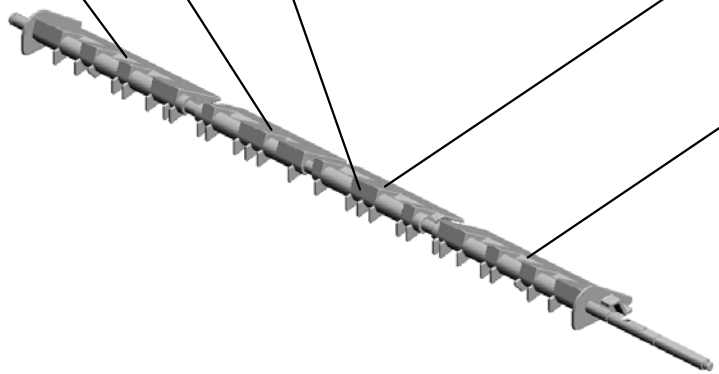
125.D1364855
SHEET:TRANSPOR
T:GATE PAWL:EXI
T:REAR



123.D1364853
SHEET:TRANSPOR
T:GATE PAWL:EXI
T:FRONT MIDDLE



122.D1364852
SHEET:TRANSPOR
T:GATE PAWL:EXI
T:FRONT




U016_S003_S002

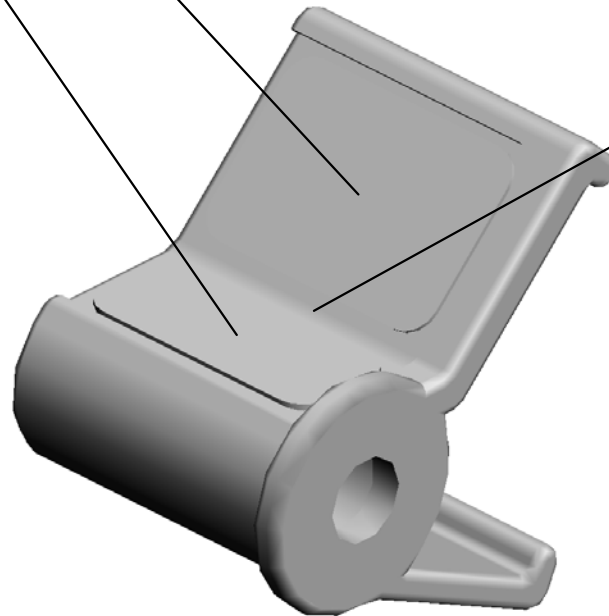
GRIP:OPEN AND CLOSE:GATE PAWL:ASS'Y

29.AA003064
DECAL:GRIP:OPEN
AND CLOSE:GATE
PAWL:NO.2

28.AA003062
DECAL:GRIP:OPEN
AND CLOSE:GATE
PAWL:NO.1



92.D1357145
GRIP:OPEN AND C
LOSE:GATE PAWL:
ASSY




91.D1357143
GRIP:OPEN AND C
LOSE:GATE PAWL

U001	U002	U003	U004	U005	U006	U007	U008	U009	U010	U011	U012	U013	U014	U015	U016	U017	U018	U019	U020	U021
------	------	------	------	------	------	------	------	------	------	------	------	------	------	------	------	------	------	------	------	------

U016_S003_S003
GUIDE PLATE:EXIT:MIDDLE:ASS'Y

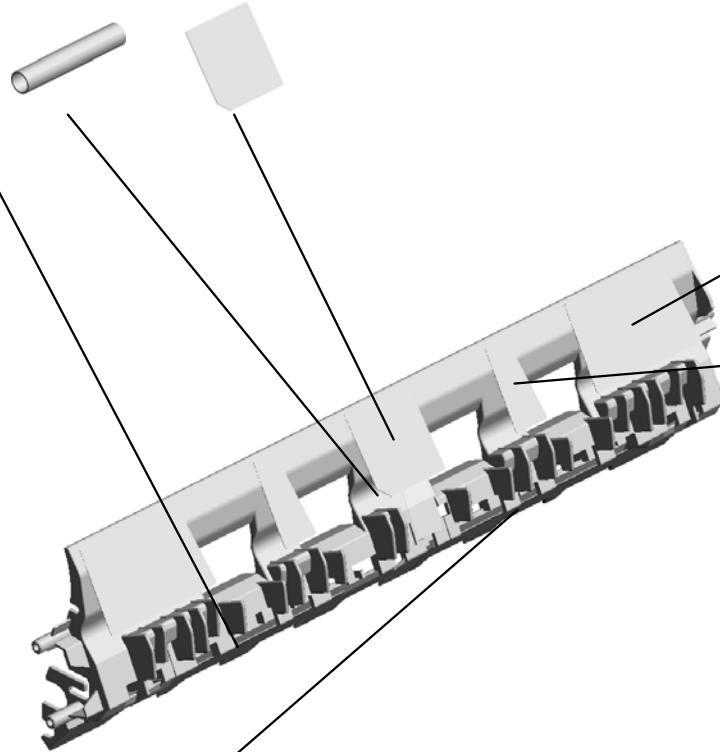
70.D1357087
GUIDE PLATE:MID
DLE

130.D1364873
SHEET:TRANSPOR
T:MIDDLE:UPPER:
MIDDLE
0009-201401-21 X/



105.D1367027
[A]
GUIDE PLATE:EXIT
:MIDDLE:ASS'Y
201410-02 X/O

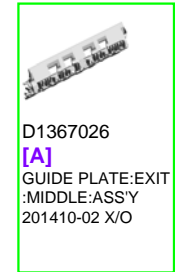
127.D1364857
SHEET:TRANSPOR
T:MIDDLE:LOWER:
REAR



128.D1364871
(x2)
SHEET:TRANSPOR
T:MIDDLE:UPPER:
FRONT REAR
0009-201401-19 X/

129.D1364872
(x2)
SHEET:TRANSPOR
T:MIDDLE:UPPER:
MIDDLE SIDEWAY
S
0009-201401-20 X/

126.D1364856
SHEET:TRANSPOR
T:MIDDLE:LOWER:
FRONT



D1367026
[A]
GUIDE PLATE:EXIT
:MIDDLE:ASS'Y
201410-02 X/O


U001	U002	U003	U004	U005	U006	U007	U008	U009	U010	U011	U012	U013	U014	U015	U016	U017	U018	U019	U020	U021
------	------	------	------	------	------	------	------	------	------	------	------	------	------	------	------	------	------	------	------	------

U016_S003_S004
ROLLER:DRIVEN:NO.2:SHORT:ASS'Y

14.07403804
(x2)
BALL BEARING:DIA
4XDIA9X4




98.D1357162
ROLLER:DRIVEN:N
O.2:SHORT:ASSY



U001	U002	U003	U004	U005	U006	U007	U008	U009	U010	U011	U012	U013	U014	U015	U016	U017	U018	U019	U020	U021
------	------	------	------	------	------	------	------	------	------	------	------	------	------	------	------	------	------	------	------	------

U016_S003_S005
ROLLER:DRIVEN:NO.2:SHORT:ASS'Y

14.07403804
(x2)
BALL BEARING:DIA
4XDIA9X4




98.D1357162
ROLLER:DRIVEN:N
O.2:SHORT:ASSY

U001	U002	U003	U004	U005	U006	U007	U008	U009	U010	U011	U012	U013	U014	U015	U016	U017	U018	U019	U020	U021
------	------	------	------	------	------	------	------	------	------	------	------	------	------	------	------	------	------	------	------	------

U016_S003_S006
ROLLER:DRIVEN:NO.2:LONG:ASS'Y

14.07403804
(x2)
BALL BEARING:DIA
4XDIA9X4



99.D1357164
ROLLER:DRIVEN:N
O.2:LONG:ASS'Y

U001	U002	U003	U004	U005	U006	U007	U008	U009	U010	U011	U012	U013	U014	U015	U016	U017	U018	U019	U020	U021
------	------	------	------	------	------	------	------	------	------	------	------	------	------	------	------	------	------	------	------	------

GUIDE PLATE:EXIT:LEFT UPPER:ASS'Y

117.D1364877
GUIDE PLATE:EXIT
:LEFT UPPER
0008-201401-11 X/

~~138.D1367052
GUIDE PLATE:EXIT
:LEFT UPPER:ASS'
Y
201408-12 O/O~~

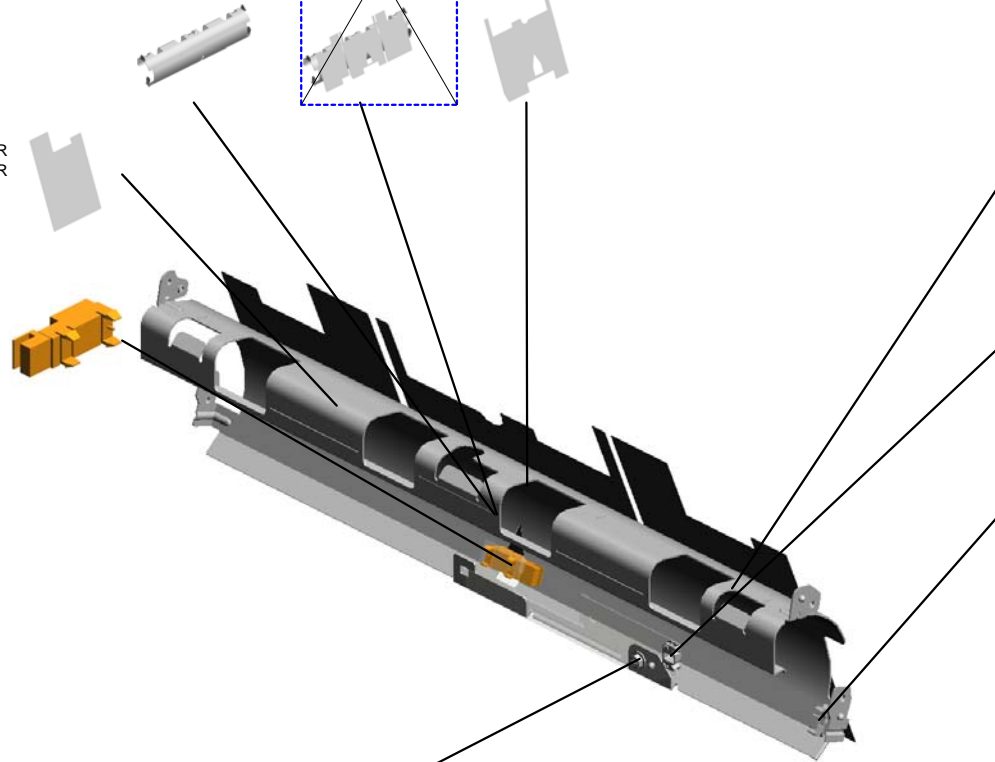
131.D1364874
SHEET:TRANSPOR
T:REVERSE:EXIT
0008-201401-08 X/



137.D1367051
GUIDE PLATE:EXIT
:LEFT UPPER:ASS'
Y

132.D1364875
SHEET:TRANSPOR
T:REVERSE:EXIT:R
EAR
0008-201401-09 X/

171.GW010007
PHOTO REFLECTI
ON SENSOR:EXIT



133.D1364876
SHEET:TRANSPOR
T:REVERSE:EXIT:F
RONT
0008-201401-10 X/

20.11050692
CLAMP:LES-0503


21.11050758
CLAMP:LWSM-030
6A



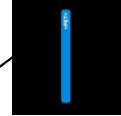
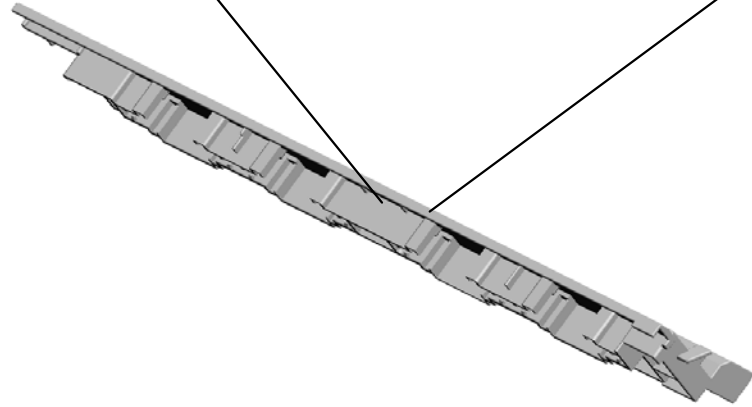
5.04543006Q
TAPPING SCREW -
M3X6

U016_S003_S008
HOLDER:DRIVEN ROLLER:EXIT:CONNECTING:ASS'Y

159.D1367138
HOLDER:DRIVEN
ROLLER:EXIT:CON
NECTING



136.D1367034
HOLDER:DRIVEN
ROLLER:EXIT:CON
NECTING:ASSY



27.AA003059
DECAL:EXIT:GUID
E PLATE:UPPER:P
USH

U001	U002	U003	U004	U005	U006	U007	U008	U009	U010	U011	U012	U013	U014	U015	U016	U017	U018	U019	U020	U021
------	------	------	------	------	------	------	------	------	------	------	------	------	------	------	------	------	------	------	------	------

U016_S003_S009

GUIDE PLATE:EXIT:LEFT LOWER:ASS'Y


149.D1367120
(x2)
BRACKET:LEVER:F
IX:GUIDE PLATE:L
EFT LOWER

58.AF022067
(x3)
GUIDE STOPPER
ROLLER

151.D1367123
(x3)
HOLDER:PRESSU
RE:GUIDE PLATE:
EXIT

36.AA063719
(x6)
COMPRESSION SP
RING:HOLDER:GUI
DE PLATE:EXIT

80.D1387056
HOLDER:DRIVEN
ROLLER:REVERSE
:EXIT:FRONT
201502-08 X/O



174.D1387052
[A]
GUIDE PLATE:EXIT
:LEFT LOWER:ASS'
Y
201412-04 X/O

39.AA066431
COIL SPRING:OPE
N AND CLOSE:LEF
T LOWER:GUIDE P
LATE:UPPER

147.D1367118
(x2)
LEVER:FIX:GUIDE
PLATE:LEFT LOWE
R

148.D1367119
SHAFT:LEVER:GUI
DE PLATE:LEFT LO
WER

43.AA082173
(x2)
PLAIN SHAFT BEA
RING:6X10X6

3.03603006N
SCREW - M3X6

9.07200020G
(x3)
RETAINING RING -
M2

40.AA066432
COIL SPRING:OPE
N AND CLOSE:LEF
T LOWER:GUIDE P
LATE:LOWER

146.D1367117
LEVER:LINK:ON-O
FF:REVERSE EXIT

34.AA063717
(x16)
COMPRESSION SP
RING:DRIVEN:EXIT
:NO.2

145.D1367115
LINK:ON-OFF:REV
ERSE EXIT

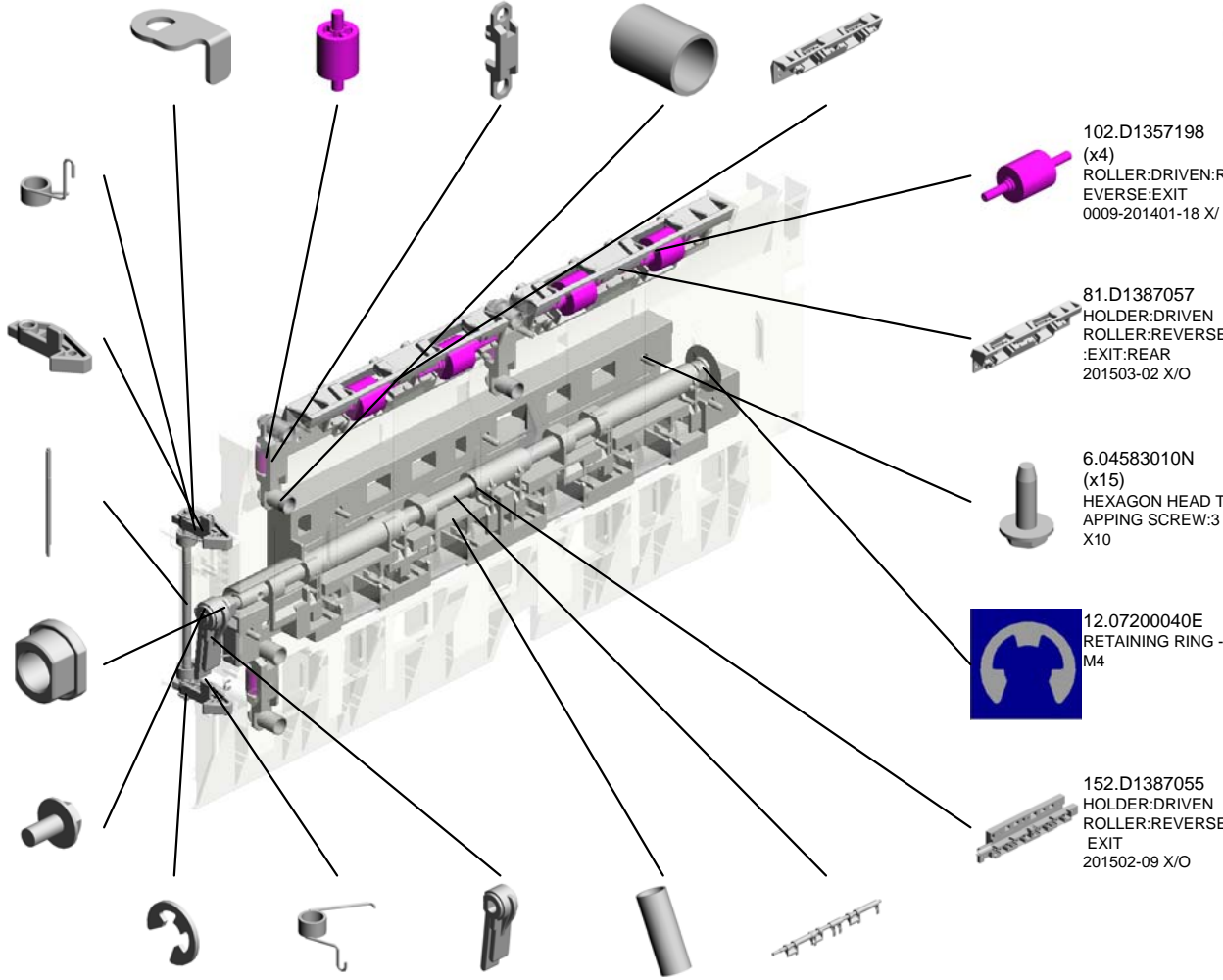
102.D1357198
(x4)
ROLLER:DRIVEN:R
EVERSE:EXIT
0009-201401-18 X/

81.D1387057
HOLDER:DRIVEN
ROLLER:REVERSE
:EXIT:REAR
201503-02 X/O

6.04583010N
(x15)
HEXAGON HEAD T
APPING SCREW:3
X10

12.07200040E
RETAINING RING -
M4


152.D1387055
HOLDER:DRIVEN
ROLLER:REVERSE
EXIT
201502-09 X/O



U016_S003_S009


GUIDE PLATE:EXIT:LEFT LOWER:ASS'Y

168.D1367194
(x8)
PLAIN SHAFT BEA
RING:DIA4:EXIT



174.D1387052
[A]
GUIDE PLATE:EXIT
:LEFT LOWER:ASS'
Y
201412-04 X/O

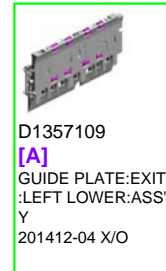
153.D1367125
COMPRESSION SP
RING:PLATE:ON O
FF DETECTOR:LEF
T LOWER



167.D1367193
(x8)
HOLDER:PRESSU
RE:RADIAL BALL B
EARING:EXIT



154.D1367126
BRACKET:PLATE:
ON OFF DETECTO
R:LEFT LOWER:AS
S'Y




D1357109
[A]
GUIDE PLATE:EXIT
:LEFT LOWER:ASS'
Y
201412-04 X/O

U001	U002	U003	U004	U005	U006	U007	U008	U009	U010	U011	U012	U013	U014	U015	U016	U017	U018	U019	U020	U021
------	------	------	------	------	------	------	------	------	------	------	------	------	------	------	------	------	------	------	------	------

U016_S003_S009_S001
ROLLER:DRIVEN:REVERSE EXIT:ASS'Y

14.07403804
(x2)
BALL BEARING:DIA
4XDIA9X4




100.D1357166
ROLLER:DRIVEN:R
EVERSE EXIT:ASS'
Y

U001	U002	U003	U004	U005	U006	U007	U008	U009	U010	U011	U012	U013	U014	U015	U016	U017	U018	U019	U020	U021
------	------	------	------	------	------	------	------	------	------	------	------	------	------	------	------	------	------	------	------	------

U016_S003_S009_S002
ROLLER:DRIVEN:REVERSE EXIT:ASS'Y

14.07403804
(x2)
BALL BEARING:DIA
4XDIA9X4




100.D1357166
ROLLER:DRIVEN:R
EVERSE EXIT:ASS'
Y

U001	U002	U003	U004	U005	U006	U007	U008	U009	U010	U011	U012	U013	U014	U015	U016	U017	U018	U019	U020	U021
------	------	------	------	------	------	------	------	------	------	------	------	------	------	------	------	------	------	------	------	------

U016_S003_S009_S003
ROLLER:DRIVEN:REVERSE EXIT:ASS'Y

14.07403804
(x2)
BALL BEARING:DIA
4XDIA9X4



100.D1357166
ROLLER:DRIVEN:R
EVERSE EXIT:ASS'
Y


U001	U002	U003	U004	U005	U006	U007	U008	U009	U010	U011	U012	U013	U014	U015	U016	U017	U018	U019	U020	U021
------	------	------	------	------	------	------	------	------	------	------	------	------	------	------	------	------	------	------	------	------

U016_S003_S009_S004
ROLLER:DRIVEN:REVERSE EXIT:ASS'Y

14.07403804
(x2)
BALL BEARING:DIA
4XDIA9X4




100.D1357166
ROLLER:DRIVEN:R
EVERSE EXIT:ASS'
Y



U001	U002	U003	U004	U005	U006	U007	U008	U009	U010	U011	U012	U013	U014	U015	U016	U017	U018	U019	U020	U021
------	------	------	------	------	------	------	------	------	------	------	------	------	------	------	------	------	------	------	------	------

U016_S003_S009_S005
LEVER:RELEASE:GUIDE PLATE:LEFT LOWER:ASS'Y

26.AA003050
DECAL:LEVER:REL
EASE:GUIDE PLAT
E:LEFT LOWER




150.D1367121
LEVER:RELEASE:
GUIDE PLATE:LEF
T LOWER:ASSY

U001	U002	U003	U004	U005	U006	U007	U008	U009	U010	U011	U012	U013	U014	U015	U016	U017	U018	U019	U020	U021
------	------	------	------	------	------	------	------	------	------	------	------	------	------	------	------	------	------	------	------	------

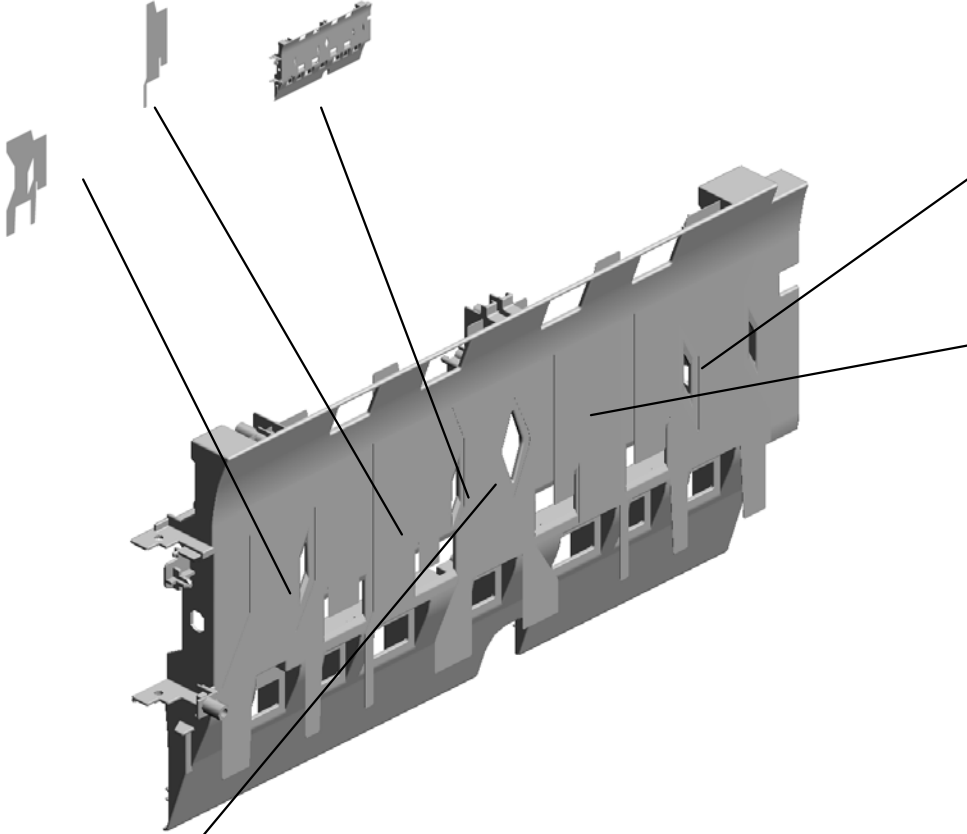
U016_S003_S009_S006
 GUIDE PLATE:EXIT:LEFT LOWER:SUB-ASS'Y

94.D1357157 144.D1367112
 SHEET:EXIT:LEFT GUIDE PLATE:EXIT
 LOWER:FRONT MI :LEFT LOWER
 DDLE



175.D1387053
 [A]
 GUIDE PLATE:EXIT
 :LEFT LOWER:SUB
 -ASS'Y
 201412-03 X/O

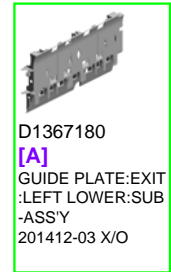
93.D1357156
 SHEET:EXIT:LEFT
 LOWER:FRONT



97.D1357160
 SHEET:EXIT:LEFT
 LOWER:REAR

96.D1357159
 SHEET:EXIT:LEFT
 LOWER:REAR MID
 DLE

95.D1357158
 SHEET:EXIT:LEFT
 LOWER:MIDDLE



D1367180
 [A]
 GUIDE PLATE:EXIT
 :LEFT LOWER:SUB
 -ASS'Y
 201412-03 X/O

U001	U002	U003	U004	U005	U006	U007	U008	U009	U010	U011	U012	U013	U014	U015	U016	U017	U018	U019	U020	U021
------	------	------	------	------	------	------	------	------	------	------	------	------	------	------	------	------	------	------	------	------

U016_S003_S010

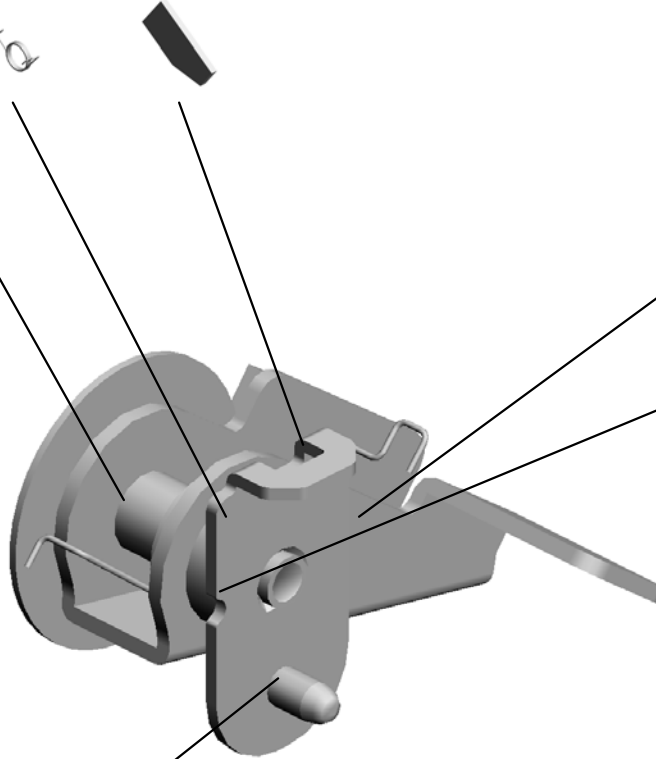
STOPPER:GUIDE PLATE:EXIT:UPPER:ASS'Y

82.D1357121 COIL SPRING:STO
PPER:EXIT:NO.1
165.D1367159 CUSHION:STOPPE
R:GUIDE PLATE:E
XIT:UPPER



135.D1367019
STOPPER:GUIDE P
LATE:EXIT:UPPER:
ASSY

12.07200040E
RETAINING RING -
M4



84.D1357127
STOPPER:GUIDE P
LATE:EXIT:UPPER



85.D1357128
BRACKET:CONTA
CT POINT:STOPPE
R:ASSY



5.04543006Q
TAPPING SCREW -
M3X6



U001	U002	U003	U004	U005	U006	U007	U008	U009	U010	U011	U012	U013	U014	U015	U016	U017	U018	U019	U020	U021
------	------	------	------	------	------	------	------	------	------	------	------	------	------	------	------	------	------	------	------	------

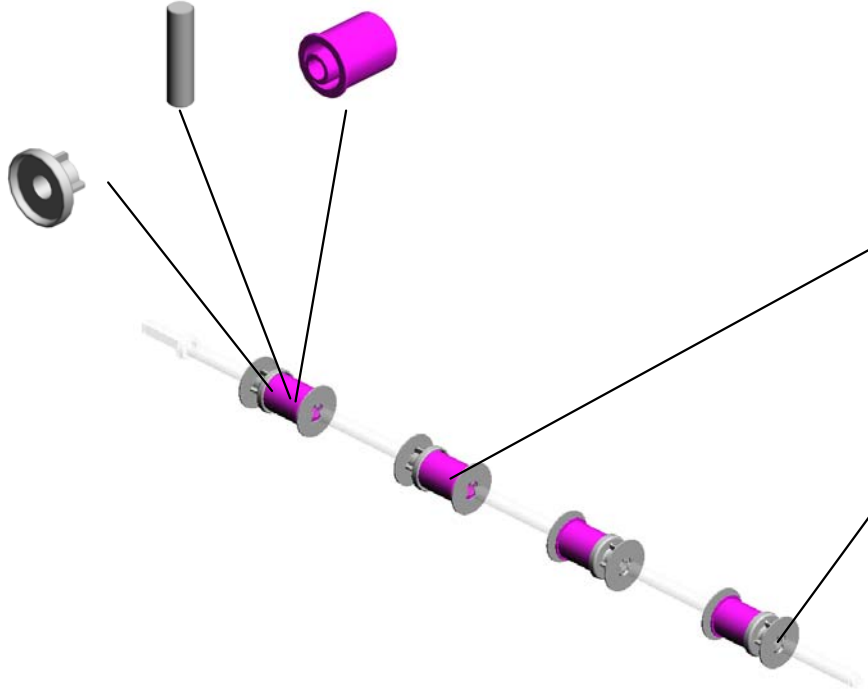
U016_S003_S011
 ROLLER:EXIT:EXIT:ASS'Y

8.06330120G (x4)
 PARALLEL PIN - 3X12

59.AF040071 (x3)
 ROLLER:EXIT:EXIT



119.D1367192 (x4)
 STOPPER:ROLLER
 :EXIT:EXIT
 0008-201401-12 X/




59.AF040076
 ROLLER:EXIT:EXIT
 0008-201401-06 X/

12.07200040E (x8)
 RETAINING RING - M4

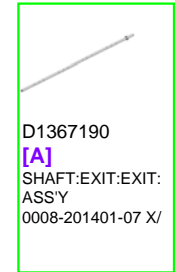
U001	U002	U003	U004	U005	U006	U007	U008	U009	U010	U011	U012	U013	U014	U015	U016	U017	U018	U019	U020	U021
------	------	------	------	------	------	------	------	------	------	------	------	------	------	------	------	------	------	------	------	------

U016_S003_S011_S001
SHAFT:EXIT:EXIT:ASS'Y

15.07413706
BALL BEARING - 6
X10X3



77.D1357115
[A]
SHAFT:EXIT:EXIT:
ASS'Y
0008-201401-07 X/

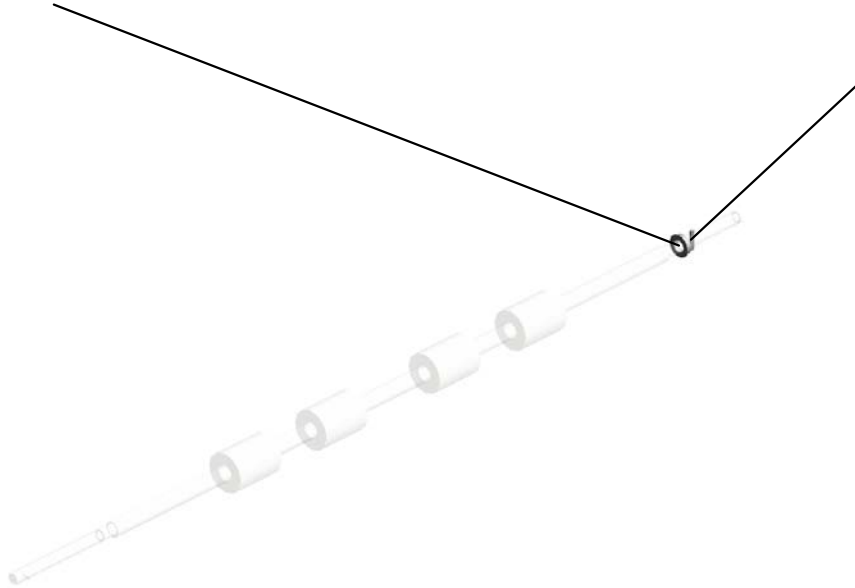


D1367190
[A]
SHAFT:EXIT:EXIT:
ASS'Y
0008-201401-07 X/

U001	U002	U003	U004	U005	U006	U007	U008	U009	U010	U011	U012	U013	U014	U015	U016	U017	U018	U019	U020	U021
------	------	------	------	------	------	------	------	------	------	------	------	------	------	------	------	------	------	------	------	------

U016_S003_S012
ROLLER:EXIT:MIDDLE:ASS'Y

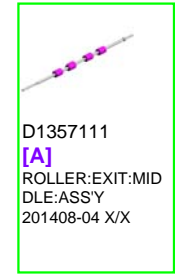
15.07413706
BALL BEARING - 6
X10X3



74.D1357170
[A]
ROLLER:EXIT:MID
DLE:ASS'Y
201408-04 X/X



7.06320100G
PIN - 2X10MM




D1357111
[A]
ROLLER:EXIT:MID
DLE:ASS'Y
201408-04 X/X

U001	U002	U003	U004	U005	U006	U007	U008	U009	U010	U011	U012	U013	U014	U015	U016	U017	U018	U019	U020	U021
------	------	------	------	------	------	------	------	------	------	------	------	------	------	------	------	------	------	------	------	------

U016_S003_S013
ROLLER:REVERSE:EXIT:ASS'Y

15.07413706
BALL BEARING - 6
X10X3



75.D1357112
[A]
ROLLER:REVERSE
:EXIT:ASS'Y
0009-201401-14 X/



D1367183
[A]
ROLLER:REVERSE
EXIT:ASS'Y
0009-201401-14 X/

U001	U002	U003	U004	U005	U006	U007	U008	U009	U010	U011	U012	U013	U014	U015	U016	U017	U018	U019	U020	U021
------	------	------	------	------	------	------	------	------	------	------	------	------	------	------	------	------	------	------	------	------

U017.DUPLEX

U017_S002
D1364548
GUIDE PLATE:DUPLEX:UPPER:ADHESION

U017_S006
D1364922
GRIP:VIBRATING PLATE:RECEIVING SUB-UNIT:UPPER:ASSY

U017_S001
D1364528
POSITIONING SENSOR:DUPLEX:ASSY

U017_S003
D1364578
DUPLEX SUB-UNIT:ENTRANCE:GATE PAWL:ASSY

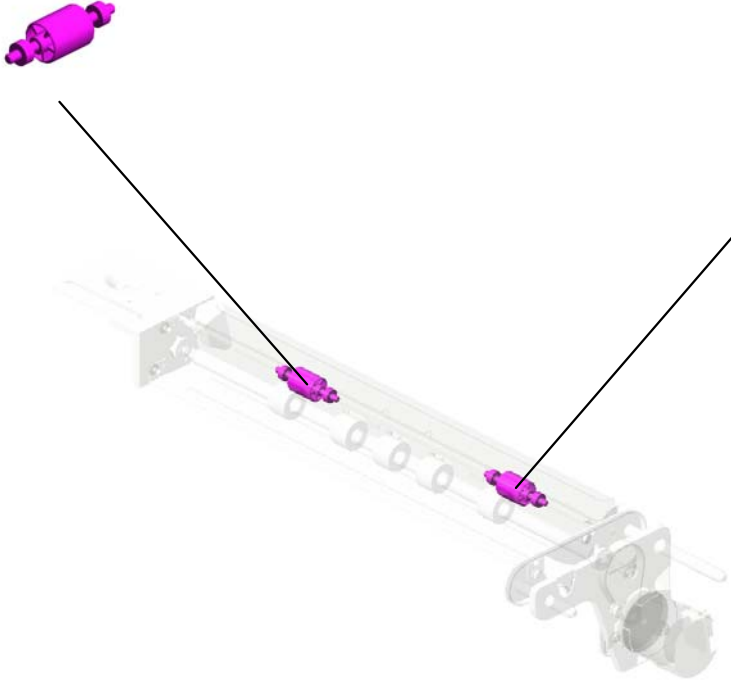
U017_S004
D1364800
REVERSE UNIT:DUPLEX:ASSY

U017_S005
D1364921
GRIP:VIBRATING PLATE:RECEIVING SUB-UNIT:LOWER:ASSY

U001	U002	U003	U004	U005	U006	U007	U008	U009	U010	U011	U012	U013	U014	U015	U016	U017	U018	U019	U020	U021
------	------	------	------	------	------	------	------	------	------	------	------	------	------	------	------	------	------	------	------	------

U017_S004.REVERSE UNIT:DUPLEX:ASS'Y

U017_S004_S001
D1367167
ROLLER:DRIVEN:NO.2:SHOR
T:ASS'Y



U017_S004_S002
D1367167
ROLLER:DRIVEN:NO.2:SHOR
T:ASS'Y

U001	U002	U003	U004	U005	U006	U007	U008	U009	U010	U011	U012	U013	U014	U015	U016	U017	U018	U019	U020	U021
------	------	------	------	------	------	------	------	------	------	------	------	------	------	------	------	------	------	------	------	------

U017 DUPLEX

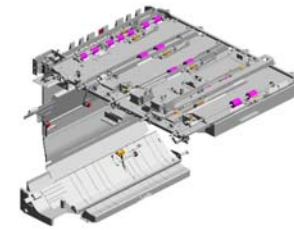
21.11050762
CLAMP:LWS-0711A

1.03530040N
(x10)
SCREW - M3X4

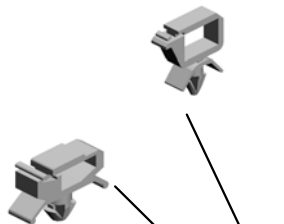
18.11050724
CLAMPS:WES-121
0

11.08025299
TAPPING SCREW -
M3X8

13.11026245
RELAY CONNECT
OR - 2P



19.11050758
(x22)
CLAMP:LWSM-030
6A



15.11050328
(x2)
HARNESS CLAMP -
ES-0505



7.07200030E
(x4)
RETAINING RING -
M3



8.07200040E
(x2)
RETAINING RING -
M4
201504-04 X/O



6.04583008N
(x6)
HEXAGON HEAD T
APPING SCREW:3
X8



17.11050723
CLAMPS:WES-050
7



3.04543006N
TAPPING SCREW:
ROUND POINT:3X6



4.04543006Q
(x45)
TAPPING SCREW -
M3X6



2.04513006N
TAPPING SCREW -
3X6



16.11050692
CLAMP:LES-0503




8.07200040E
RETAINING RING -
M4



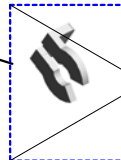
19.11050758
(x2)
CLAMP:LWSM-030
6A

10.07403906
BALL BEARING - 6
X15X5



4.04543006Q (x 2)
TAPPING SCREW - M3X6
14.11034290 (x 4)
CONNECTOR

22.54472681
SNAP RING
201504-03



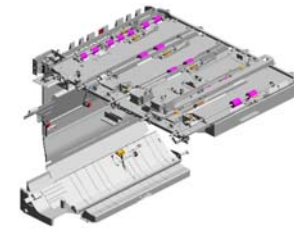
22.54472681
(x3)
SNAP RING



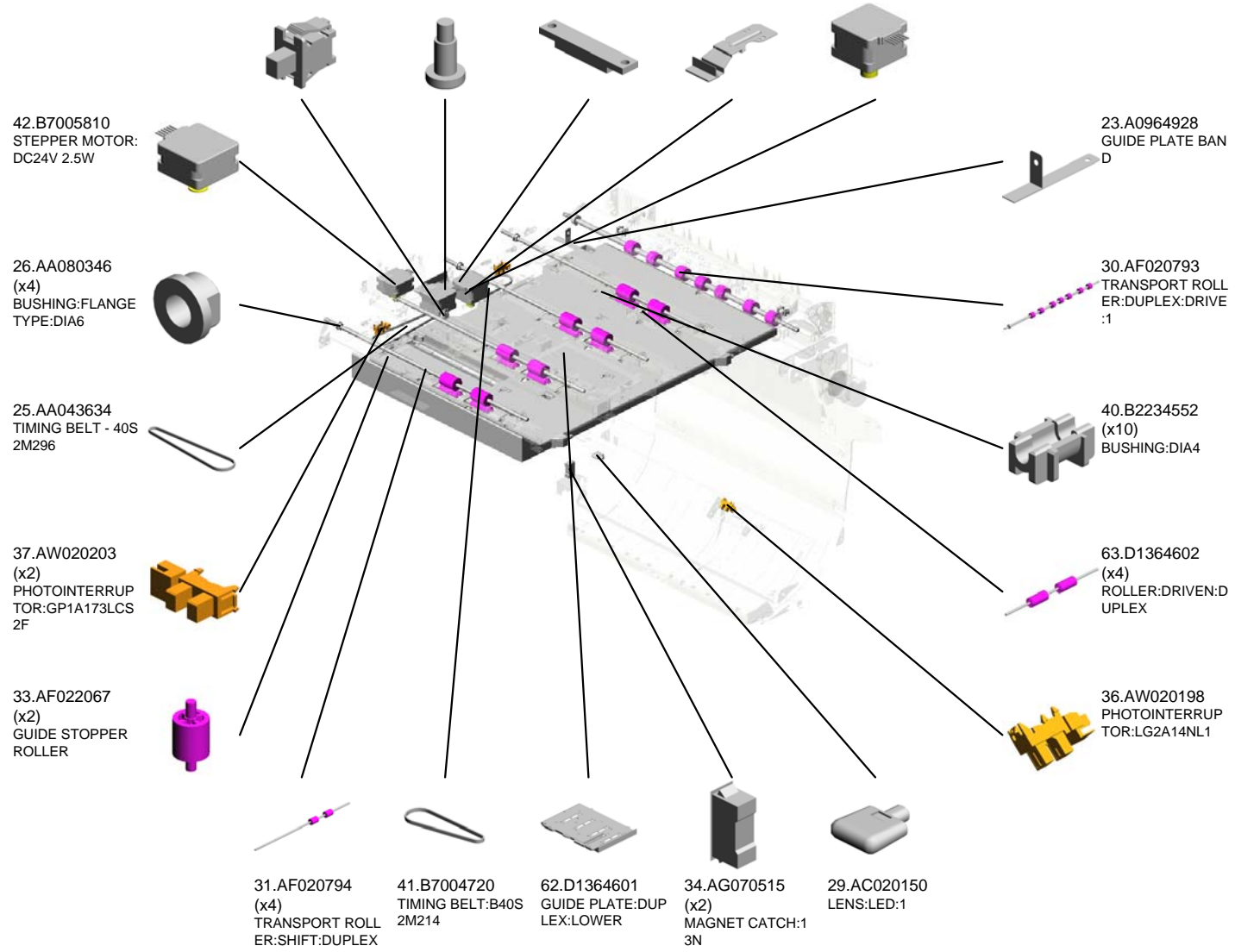
20.11050760
(x3)
CLAMP:LWSM-051
1A



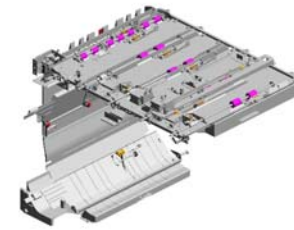
U017 DUPLEX



- 38.AW500040
PUSH SWITCH:SW
1AG-550:10MA
- 28.AA143183
(x2)
STEPPED SCREW
- 24.AA021034
MAGNETIC
- 56.D1364516
LEVER:GUIDE PLA
TE:DUPLEX:ASS'Y
- 58.D1364544
(x2)
DC STEPPER MOT
OR:MM39:S2M:T20:
ASS'Y



U017 DUPLEX



- 75.D1364638 (x2) GEAR:PULLEY:RO
LLER:SHIFT
- 73.D1364621 (x4) SHAFT:LINK:SHIFT
- 74.D1364681 (x2) LINK:SHIFT:DUPLE
X
201408-09 X/O
- 88.D1364669 BRACKET:DC STE
PPER MOTOR:DUP
LEX
- 82.D1364652 STOPPER:PULLEY:
MIDDLE

81.D1364651
STOPPER:PULLEY:
RIGHT

89.D1364671
(x4)
LINK:ROLLER:SHIF
T

71.D1364619
(x4)
BUSHING:FLANGE
TYPE:DIA6

65.D1364607
(x4)
COMPRESSION SP
RING:HOLDER:GUI
DE PLATE

64.D1364606
(x2)
HOLDER:PRESSU
RE:GUIDE PLATE

67.D1364609
TENSION SPRING:
GUIDE PLATE:MOV
E

66.D1364608
GUIDE PLATE:POS
ITIONING SENSOR
:LOWER

84.D1364665
(x2)
TENSION SPRING:
DRIVEN ROLLER:E
XIT

72.D1364620
(x4)
BUSHING:DIA6:DIA
10:6

83.D1364653
STOPPER:PULLEY:
LEFT

69.D1364614
(x2)
PLAIN SHAFT BEA
RING:TRANSPORT
ROLLER:DUPLEX:
DRIVEN:INNER

68.D1364611
TRANSPORT ROLL
ER:DUPLEX:DRIVE
N:1

92.D1364750
GUIDE PLATE:DUP
LEX:ENTRANCE:RI
GHT

70.D1364615
(x4)
TENSION SPRING:
TRANSPORT ROLL
ER:DUPLEX:1

85.D1364666
(x6)
TENSION SPRING:
DRIVEN ROLLER:D
UPLEX

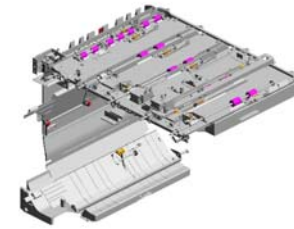
U017 DUPLIX

93.D1364751 BRACKET:DUPLIX
:ENTRANCE:FRONT

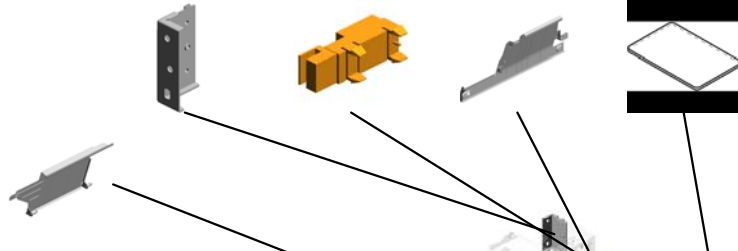
127.GW010007 (x6)
PHOTO REFLECTIVE
ON SENSOR:EXIT

118.D1364948 GUIDE PLATE:RECEIVING
SUB-UNIT:
UPPER:SUB-ASSY


128.M0262657 SHEET:VERTICAL
TRANSPORT:SENSOR



112.D1364910 GUIDE PLATE:SWITCH
VEL:RECEIVING
SUB-UNIT:UPPER:
SUB-ASSY
201407-18 X/X



129.07200040 (x2)
RETAINING RING -
M4
201407-21 X/O




113.D1364919 INNER COVER:RECEIVING
SUB-UNIT:
LEFT LOWER:ASSY




119.D1364949 COVER:RECEIVING
SUB-UNIT:RIGHT
LOWER



111.D1364912 GUIDE PLATE:SWITCH
VEL:RECEIVING
SUB-UNIT:LOWER:
SUB-ASSY



116.D1364928 GUIDE PLATE:RECEIVING
SUB-UNIT:
LEFT LOWER



126.G0143291 SNAP RING - PICK
UP



117.D1364936 GUIDE PLATE:RECEIVING
SUB-UNIT:
LOWER




120.D1364966 FEELER:SENSOR:
RECEIVING SUB-UNIT

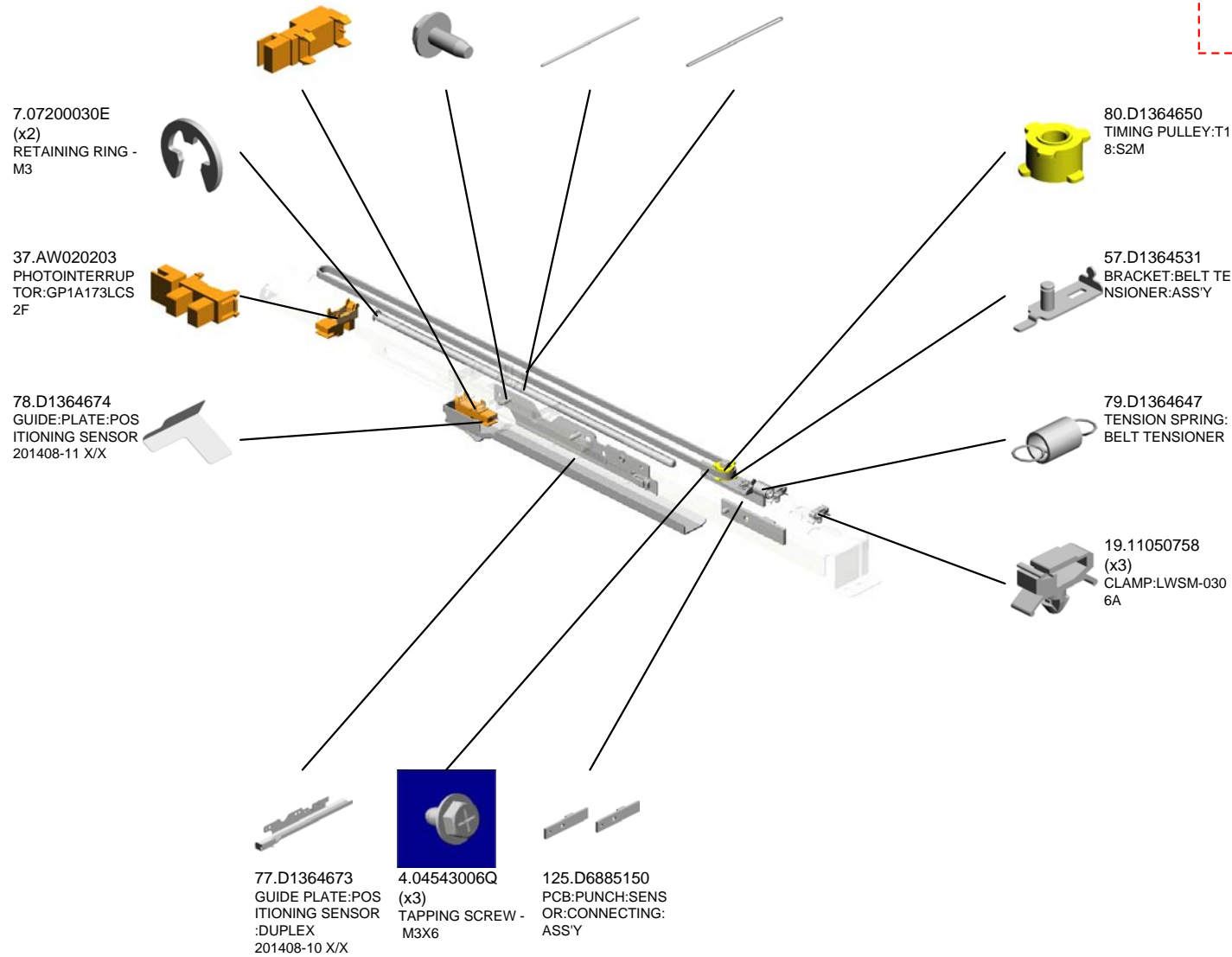


U017_S001 POSITIONING SENSOR:DUPLEX:ASS'Y

127.GW010007 PHOTO REFLECTI
ON SENSOR:EXIT
6.04583008N (x2)
HEXAGON HEAD T
APPING SCREW:3
X8
76.D1364642 SHAFT:SLIDE:POSI
TIONING SENSOR
124.D4543636 TIMING BELT:40S2
M672




130.D1364528
POSITIONING SEN
SOR:DUPLEX:ASS'
Y
201611-08



U017_S002
GUIDE PLATE:DUPLEX:UPPER:ADHESION

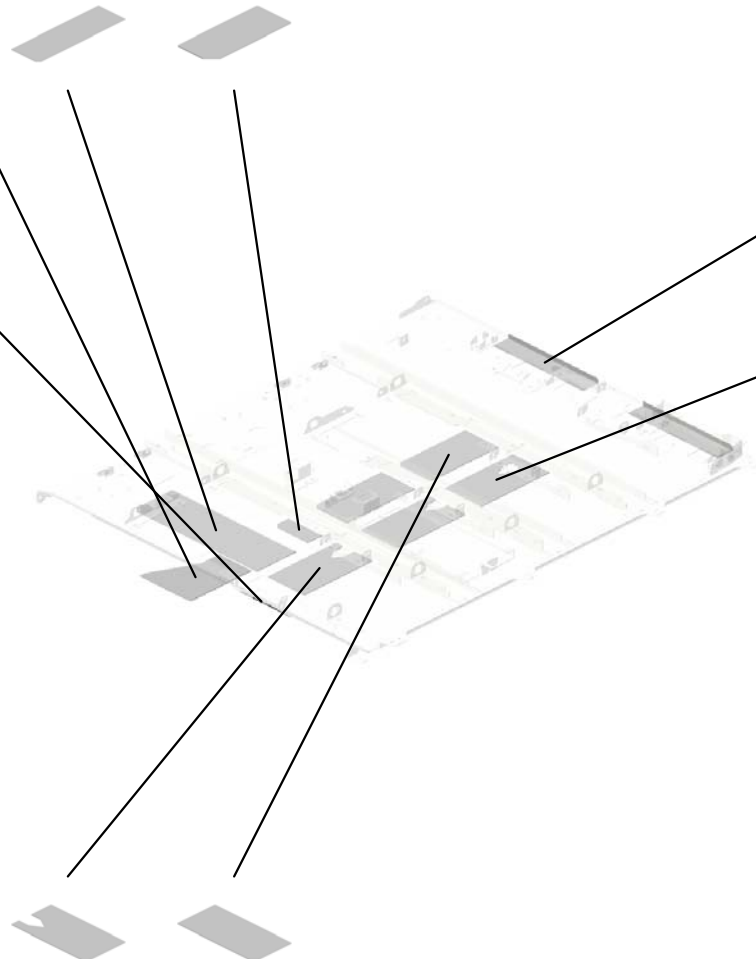
49.D1364866 50.D1364867
SHEET:TRANSPOR SHEET:TRANSPOR
T:DUPLEX:MIDDLE T:DUPLEX:MIDDLE
:NO.4 :NO.5
0007-201311-14 X/ 0007-201311-13 X/



59.D1364548
GUIDE PLATE:DUP
LEX:UPPER:ADHE
SION

45.D1364862
SHEET:TRANSPOR
T:DUPLEX:EXIT:RE
AR MIDDLE
0007-201311-18 X/

44.D1364861
SHEET:TRANSPOR
T:DUPLEX:EXIT:FR
ONT MIDDLE
0007-201311-19 X/



86.D1364667
(x2)
SHEET:DUPLEX:E
NTRANCE

48.D1364865
SHEET:TRANSPOR
T:DUPLEX:MIDDLE
:NO.3
0007-201311-15 X/

47.D1364864 46.D1364863
(x2) (x2)
SHEET:TRANSPOR SHEET:TRANSPOR
T:DUPLEX:MIDDLE T:DUPLEX:MIDDLE
:NO.2 :NO.1
0007-201311-16 X/ 0007-201311-17 X/

DUPLEX SUB-UNIT:ENTRANCE:GATE PAWL:ASS'Y

96.D1364762
LEVER:GATE PAW
L:REVERSE

100.D1364771
TENSION SPRING:
DC SOLENOID:REL
EASE

39.B2234494
STOPPER- UPPER
GATE PAWL

98.D1364768
(x7)
COIL SPRING:GAT
E PAWL:DUPLEX:E
NTRANCE:NO.2

19.11050758
(x3)
CLAMP:LWSM-030
6A

60.D1364578
DUPLEX SUB-UNIT
:ENTRANCE:GATE
PAWL:ASS'Y



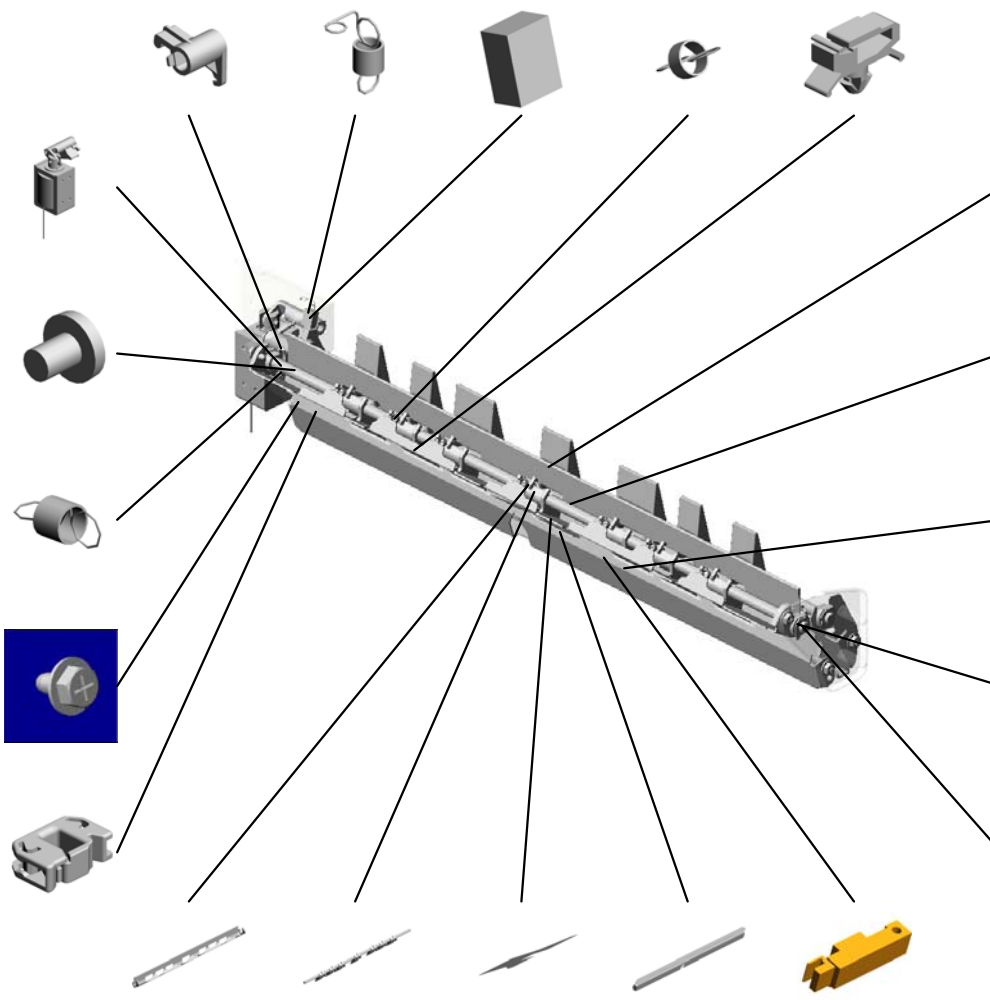
90.D1364748
DC SOLENOID:DU
PLEX:ENTRANCE:
PRESS FIT

1.03530040N
(x2)
SCREW - M3X4

99.D1364770
TENSION SPRING:
GATE PAWL:DUPL
EX

4.04543006Q
(x8)
TAPPING SCREW -
M3X6

16.11050692
(x2)
CLAMP:LES-0503



94.D1364752
GATE PAWL:DUPL
EX:ENTRANCE:NO.
1

91.D1364749
GUIDE PLATE:DUP
LEX:ENTRANCE:LE
FT LOWER:SUB-A
SS'Y

5.04543012Q
TAPPING SCREW:
3X12

27.AA082173
(x4)
PLAIN SHAFT BEA
RING:6X10X6

8.07200040E
(x4)
RETAINING RING -
M4
201504-04 X/O

97.D1364763
GUIDE PLATE:DUP
LEX:ENTRANCE:RI
GHT UPPER

61.D1364584
GATE PAWL:DUPL
EX:ENTRANCE:NO.
2:ASSY

87.D1364668
SHEET:DUPLEX:E
NTRANCE:RIGHT
UPPER

95.D1364761
GUIDE PLATE:DUP
LEX:ENTRANCE:MI
DDLE

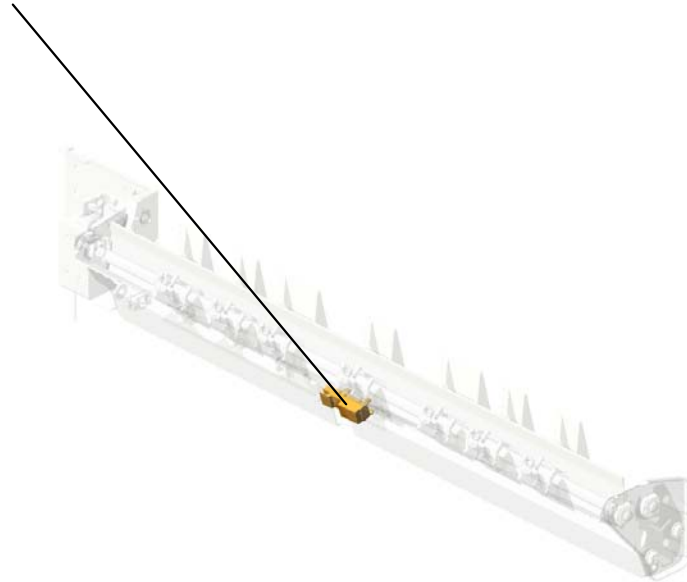
35.AW010091
PHOTO REFLECTI
ON SENSOR

U017_S003
DUPLEX SUB-UNIT:ENTRANCE:GATE PAWL:ASS'Y

127.GW010007
PHOTO REFLECTI
ON SENSOR:EXIT



60.D1364578
DUPLEX SUB-UNIT
:ENTRANCE:GATE
PAWL:ASS'Y



U001	U002	U003	U004	U005	U006	U007	U008	U009	U010	U011	U012	U013	U014	U015	U016	U017	U018	U019	U020	U021
------	------	------	------	------	------	------	------	------	------	------	------	------	------	------	------	------	------	------	------	------

U017_S004
 REVERSE UNIT:DUPLEX:ASS'Y

- 110.D1364846 (x4) TENSION SPRING:DRIVEN:REVERSE:DUPLX:OUTER 0005-201312-06 X/
- 109.D1364841 (x2) TENSION SPRING:DRIVEN:REVERSE:DUPLX:MIDDLE 0005-201312-07 X/
- 102.D1364802 GUIDE PLATE:MIDDLE:REVERSE:DUPLX:ASS'Y
- 106.D1364830 GUIDE PLATE:LEFT:REVERSE:DUPLX:ASS'Y
- 103.D1364823 ROLLER:DRIVEN:REVERSE:106MM



101.D1364800
 REVERSE UNIT:DUPLX:ASS'Y

10.07403906
 BALL BEARING - 6X15X5




108.D1364838 (x6)
 HOLDER:PRESSURE:RADIAL BALL BEARING:REVERSE 0005-201312-08 X/



107.D1364834
 GUIDE PLATE:REVERSE ROLLER:DRIVE:LEFT



105.D1364829
 TIMING PULLEY:DUPLX:REVERSE:S2M54T



8.07200040E (x2)
 RETAINING RING - M4



43.B8352889
 TIMING BELT - B60 S2M144



55.D1361320
 DC MOTOR:20W:BRUSHLESS



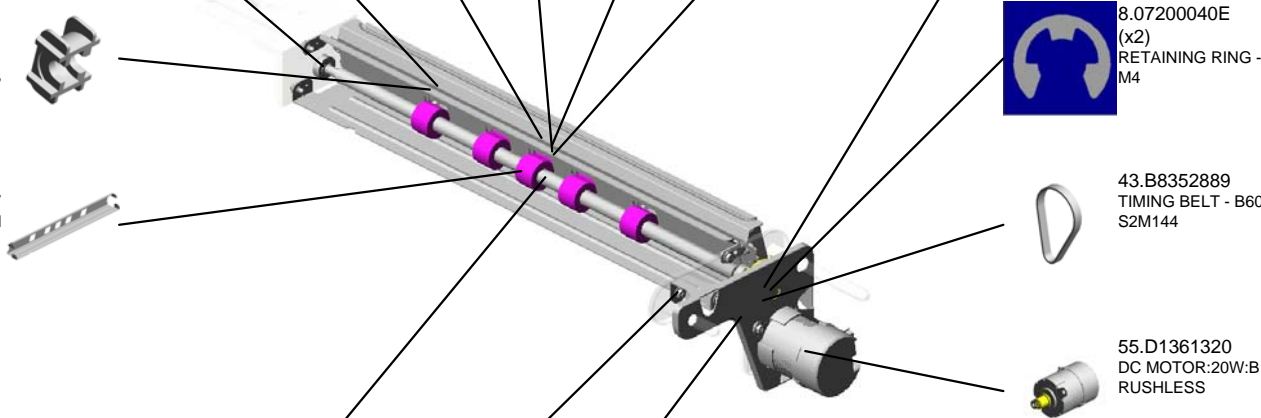
32.AF020797
 TRANSPORT ROLLER:DRIVE:REVERSE:ASS'Y 0005-201312-12 X/



4.04543006Q (x13)
 TAPPING SCREW - M3X6

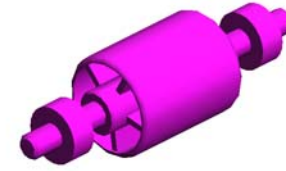


104.D1364828
 BRACKET:DC MOTOR:REVERSE




U017_S004_S001
ROLLER:DRIVEN:NO.2:SHORT:ASS'Y

9.07403804
(x2)
BALL BEARING:DIA
4XDIA9X4



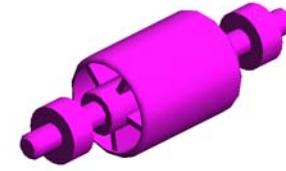
123.D1367167
ROLLER:DRIVEN:N
O.2:SHORT:ASSY




U001	U002	U003	U004	U005	U006	U007	U008	U009	U010	U011	U012	U013	U014	U015	U016	U017	U018	U019	U020	U021
------	------	------	------	------	------	------	------	------	------	------	------	------	------	------	------	------	------	------	------	------

U017_S004_S002
ROLLER:DRIVEN:NO.2:SHORT:ASS'Y

9.07403804
(x2)
BALL BEARING:DIA
4XDIA9X4




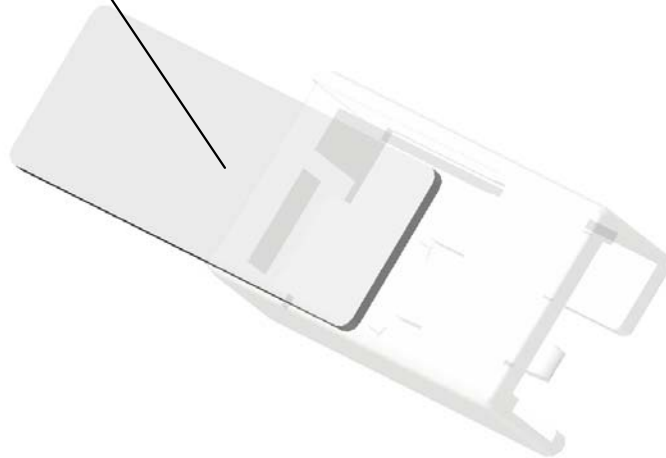
123.D1367167
ROLLER:DRIVEN:N
O.2:SHORT:ASSY



U001	U002	U003	U004	U005	U006	U007	U008	U009	U010	U011	U012	U013	U014	U015	U016	U017	U018	U019	U020	U021
------	------	------	------	------	------	------	------	------	------	------	------	------	------	------	------	------	------	------	------	------

U017_S005
GRIP:VIBRATING PLATE:RECEIVING SUB-UNIT:LOWER:ASS'Y

122.D1364975
DECAL:GRIP:RECE
IVING SUB-UNIT:L
OWER


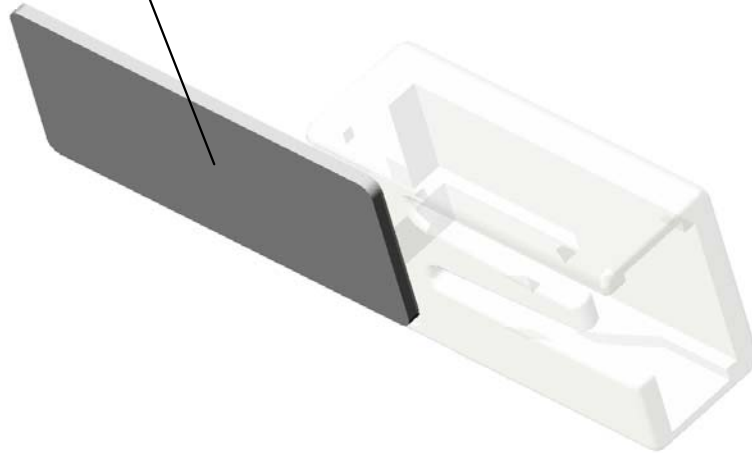


114.D1364921
GRIP:VIBRATING P
LATE:RECEIVING
SUB-UNIT:LOWER:
ASS'Y

U001	U002	U003	U004	U005	U006	U007	U008	U009	U010	U011	U012	U013	U014	U015	U016	U017	U018	U019	U020	U021
------	------	------	------	------	------	------	------	------	------	------	------	------	------	------	------	------	------	------	------	------

U017_S006
GRIP:VIBRATING PLATE:RECEIVING SUB-UNIT:UPPER:ASS'Y

121.D1364974
DECAL:GRIP:RECE
IVING SUB-UNIT:U
PPER



115.D1364922
GRIP:VIBRATING P
LATE:RECEIVING
SUB-UNIT:UPPER:
ASS'Y

U001	U002	U003	U004	U005	U006	U007	U008	U009	U010	U011	U012	U013	U014	U015	U016	U017	U018	U019	U020	U021
------	------	------	------	------	------	------	------	------	------	------	------	------	------	------	------	------	------	------	------	------

U018.MAIN DRIVE

U018_S001
D1361210
DRIVE UNIT:TRANSFER:SEC
OND:ASS'Y

U018_S005
D1361362
DRIVE UNIT:TRANSPORT SU
B-UNIT:CONNECTING:ASS'Y

U018_S007
D1361311
DRIVE UNIT:PAPER FEED S
UB-UNIT:NO.1:ASS'Y

U018_S002
D1361025
MECHANICAL DRIVE SECTIO
N:ON-OFF:INTERMEDIATE T
RANSFER:ASS'Y

U018_S004
D1361034
DRIVE UNIT:USED TONER:U
PPER:ASS'Y

U018_S003
D1361032
DRIVE UNIT:USED TONER:L
OWER:ASS'Y

U018_S009
D1361341
(NA/EU/AA):DRIVE UNIT:PAP
ER FEED SUB-UNIT:NO.2:AS
S'Y

U018_S010
D1361341
(NA/EU/AA):DRIVE UNIT:PAP
ER FEED SUB-UNIT:NO.2:AS
S'Y

U018_S011
D1361341
(NA/EU/AA):DRIVE UNIT:PAP
ER FEED SUB-UNIT:NO.2:AS
S'Y

U018_S006
D1361354
DRIVE UNIT:PAPER EXIT SU
B-UNIT:ASS'Y

U018_S012
D1361321
(CHN):DRIVE UNIT:PAPER F
EED SUB-UNIT:NO.2:ASS'Y

U018_S008
D1361331
DRIVE UNIT:PAPER FEED S
UB-UNIT:NO.3:ASS'Y

U001	U002	U003	U004	U005	U006	U007	U008	U009	U010	U011	U012	U013	U014	U015	U016	U017	U018	U019	U020	U021
------	------	------	------	------	------	------	------	------	------	------	------	------	------	------	------	------	-------------	------	------	------

U018.MAIN DRIVE

U018_S014
D1381014
DRIVE UNIT:PHOTOCONDU
CTOR:ASS'Y

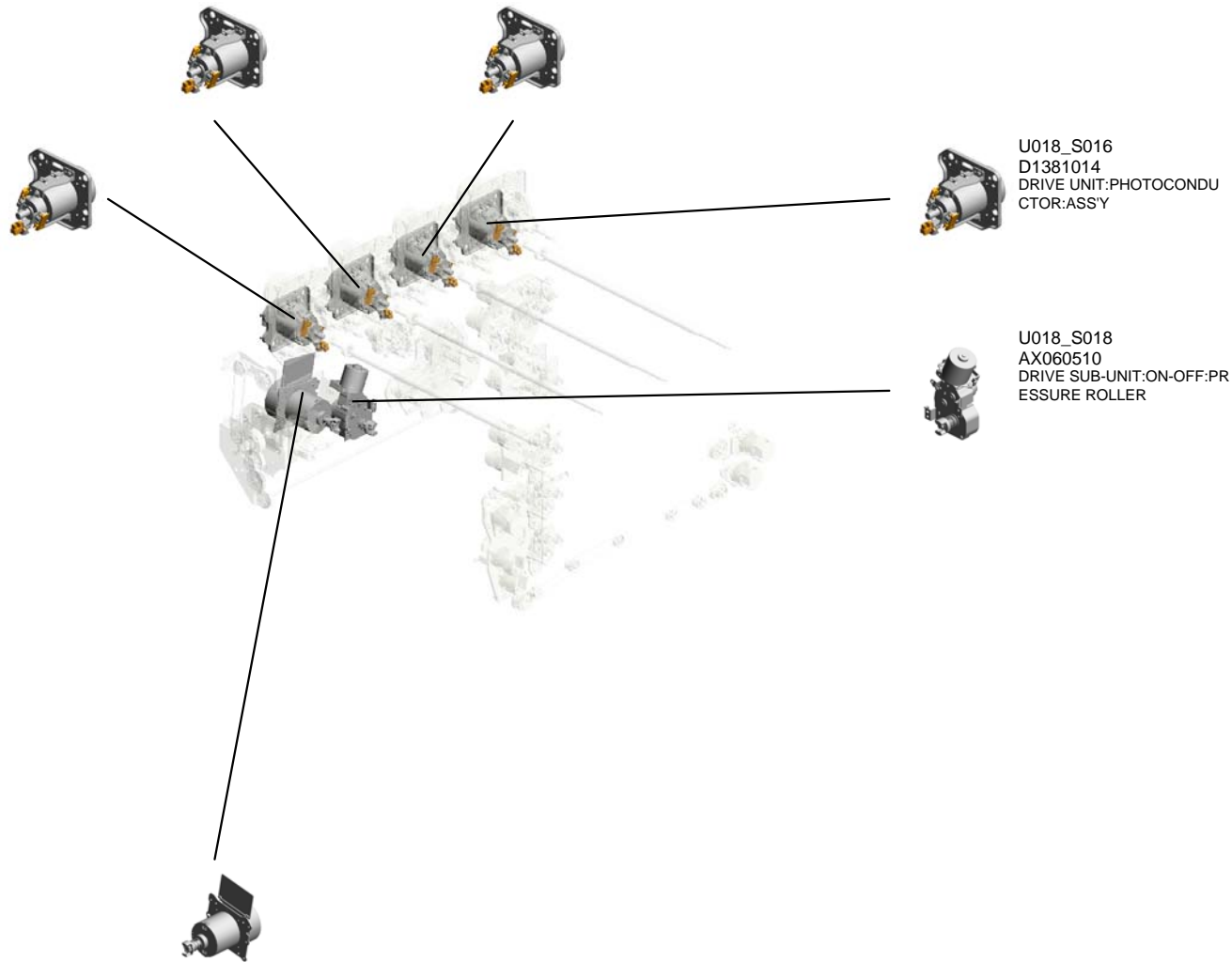
U018_S015
D1381014
DRIVE UNIT:PHOTOCONDU
CTOR:ASS'Y

U018_S013
D1381014
DRIVE UNIT:PHOTOCONDU
CTOR:ASS'Y

U018_S016
D1381014
DRIVE UNIT:PHOTOCONDU
CTOR:ASS'Y

U018_S018
AX060510
DRIVE SUB-UNIT:ON-OFF:PR
ESSURE ROLLER


U018_S017
D1381028
FUSING DRIVE UNIT:GEAR:S
LOW DOWN:ASS'Y



U001	U002	U003	U004	U005	U006	U007	U008	U009	U010	U011	U012	U013	U014	U015	U016	U017	U018	U019	U020	U021
------	------	------	------	------	------	------	------	------	------	------	------	------	------	------	------	------	------	------	------	------


U018_S003.DRIVE UNIT:USED TONER:LOWER:ASS'Y

U018_S003_S001
D1361288
BRACKET:TENSIONER:DRIV
E:USED TONER:ASS'Y



U001	U002	U003	U004	U005	U006	U007	U008	U009	U010	U011	U012	U013	U014	U015	U016	U017	U018	U019	U020	U021
------	------	------	------	------	------	------	------	------	------	------	------	------	------	------	------	------	------	------	------	------

U018 MAIN DRIVE



- 1.03130040N (x12) SCREW:M3X4
- 18.08046128 (x4) HEXAGONAL BOLT :DOUBLE SCREW: M3X10
- 20.11050760 (x9) CLAMP:LWSM-051 1A
- 6.04543006Q (x45) TAPPING SCREW - M3X6
- 22.11050763 CLAMP:LWS-1211A

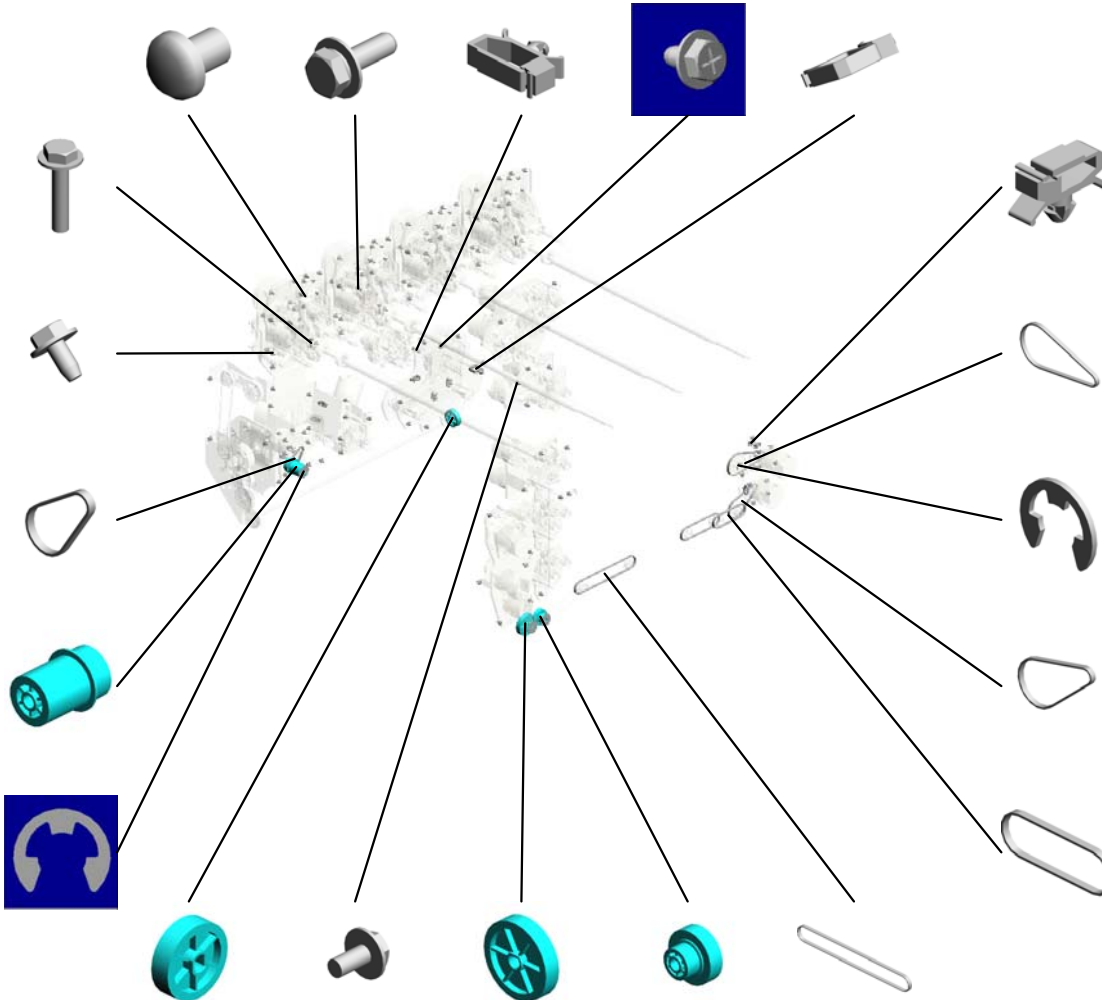
4.03603014N (x4) SCREW - M3X14

5.04513006N (x32) TAPPING SCREW - 3X6

32.AA043929 TIMING BELT - B40 S2M114

52.AB017918 GEAR:REVERSE EXIT:IDLER:NO.2

11.07200040E (x3) RETAINING RING - M4



40.AB011612 GEAR:USED TONE R:MIDDLE

3.03603006N (x43) SCREW - M3X6

42.AB016002 GEAR:Z36

53.AB017919 GEAR:Z26/26T

23.AA043311 TIMING BELT:40S2 M302G

19.11050758 (x5) CLAMP:LWSM-030 6A

20.11050760 (x8) CLAMP:LWSM-051 1A


31.AA043694 (x2) SYNCHRONOUS BELT:B40S2M202

12.07200060E RETAINING RING - M6

25.AA043334 TIMING BELT:40S2 M174

28.AA043660 TIMING BELT:40S2 M172

U018 MAIN DRIVE



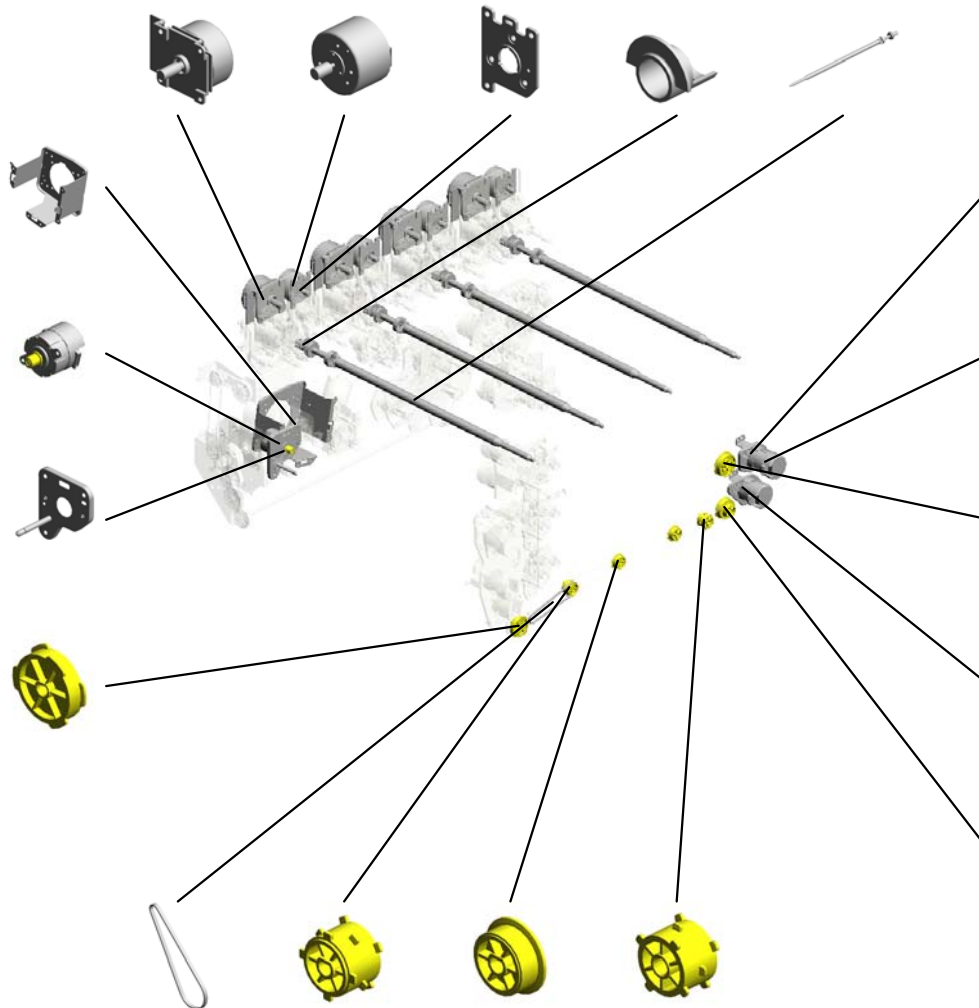
- 81.D1361157 (x4) DC MOTOR:24V:23.1W:BRUSHLESS
- 82.D1361159 (x4) DC MOTOR:24V:8.8W:BRUSHLESS
- 72.D0141265 (x4) BRACKET:DC MOTOR
- 130.D1381137 (x4) FEELER:POSITIONING SENSOR:PHOTOCONDUCTOR
- 80.D1361132 (x4) DRUM SHAFT:ASSY

97.D1361275
BRACKET:DRIVE:FIXING

100.D1361310 (x2)
DC MOTOR:10W:BRUSHLESS

126.D1361391
BRACKET:PAPER EXIT SUB-UNIT:REVERSE:NO.2

55.AB030866
PULLEY:DUPLX SUB-UNIT:REGISTRATION:S2M54T



109.D1361349
BRACKET:REGISTRATION:DRIVE

103.D1361320
DC MOTOR:20W:BRUSHLESS

56.AB030867
PULLEY:T60

127.D1361398
BRACKET:DUPLX SUB-UNIT:EXIT

61.AB033116
PULLEY:DUPLX SUB-UNIT:54T/36T

131.D4345209
TIMING BELT:B40S2M246


59.AB033114
PULLEY:DUPLX SUB-UNIT:S2M:36T:COUPLING

57.AB030876 (x2)
PULLEY:S2M:36T

60.AB033115
PULLEY:DUPLX SUB-UNIT:IDLER:S2M:36T

U018_S001

DRIVE UNIT:TRANSFER:SECOND:ASS'Y



83.D1361210
DRIVE UNIT:TRAN
SFER:SECOND:AS
S'Y

- 73.D0396137 ENCODER:ASS'Y
- 65.AX060451 DC MOTOR:TRANS
FER:SECOND:9.8
W:BRUSHLESS
- 89.D1361235 SHAFT:DRIVE:BEL
T CLEANING:ASS'Y
- 45.AB017839 GEAR:IDLER:BELT
CLEANING
- 12.07200060E RETAINING RING -
M6

64.AW020212
(x2)
OPTICS SENSOR:ENC
ODER:300LPI

14.07403804
BALL BEARING:DIA
4XDIA9X4

10.07200030E
RETAINING RING -
M3

132.G1073834
(x4)
RIVET - 2.0

76.D0896171
RUBBER BUSHING
:ENCODER

90.D1361240
SHAFT:OUTPUT:DR
IVE:VACUUM:AS
S'Y

71.C2577055
(x2)
WASHER:DIA8.1XD
IA11.5X1T

91.D1361243
(x2)
JOINT:DRIVE:TRA
NSFER

11.07200040E
(x2)
RETAINING RING -
M4

23.AA043311
TIMING BELT:40S2
M302G

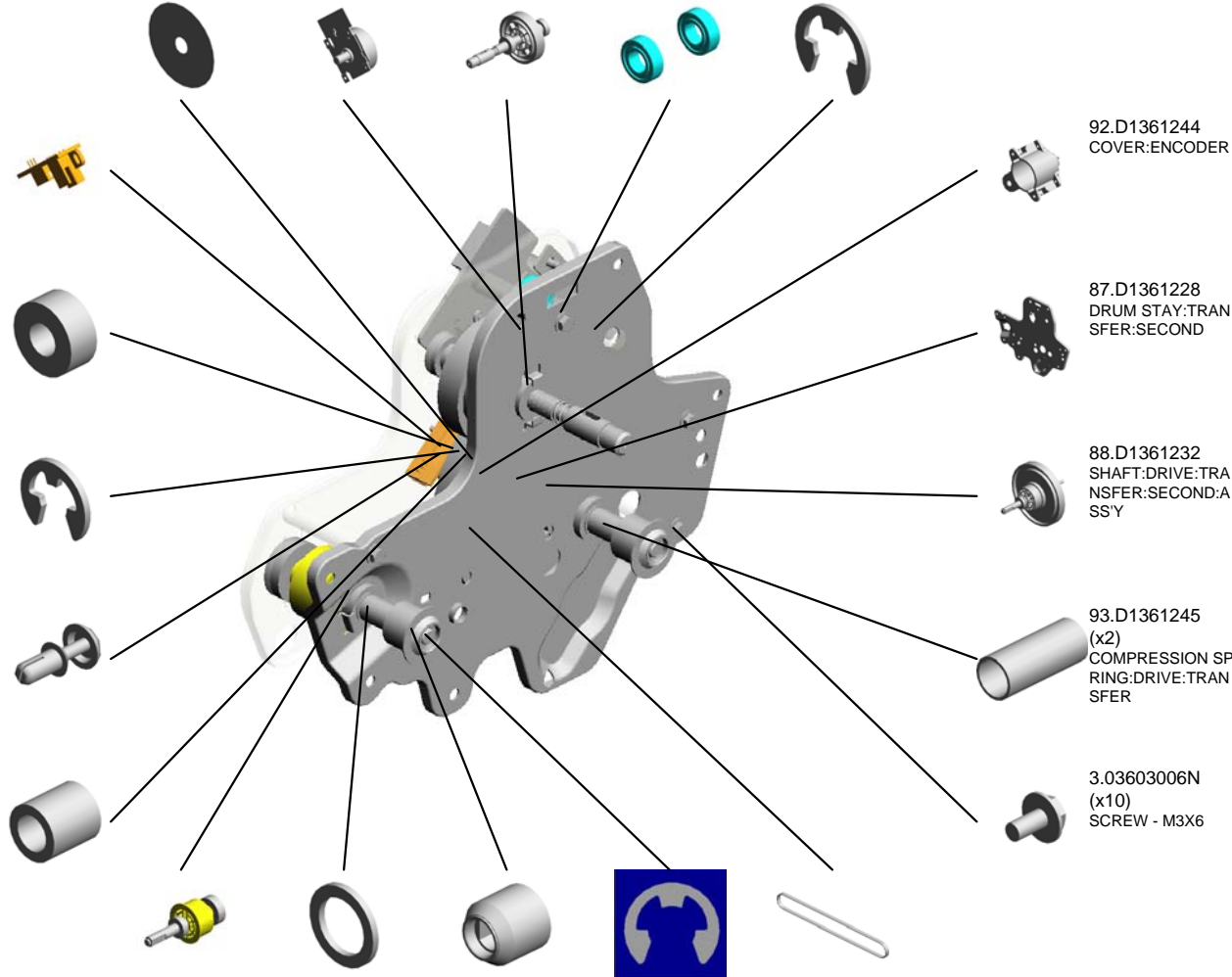
92.D1361244
COVER:ENCODER

87.D1361228
DRUM STAY:TRAN
SFER:SECOND

88.D1361232
SHAFT:DRIVE:TRA
NSFER:SECOND:AS
S'Y


93.D1361245
(x2)
COMPRESSION SP
RING:DRIVE:TRAN
SFER

3.03603006N
(x10)
SCREW - M3X6



U018_S001
DRIVE UNIT:TRANSFER:SECOND:ASS'Y

133.G1786352
GUIDE PLATE:ENC
ODER




83.D1361210
DRIVE UNIT:TRAN
SFER:SECOND:AS
SY



U001	U002	U003	U004	U005	U006	U007	U008	U009	U010	U011	U012	U013	U014	U015	U016	U017	U018	U019	U020	U021
------	------	------	------	------	------	------	------	------	------	------	------	------	------	------	------	------	------	------	------	------

MECHANICAL DRIVE SECTION:ON-OFF:INTERMEDIATE TRANSFER:ASS'Y

86.D1361219 SHAFT:ON-OFF:TR
ANSFER:ASS'Y
43.AB017837 GEAR:ON-OFF:TR
ANSFER:IDLER:NO
.1
94.D1361246 COMPRESSION SP
RING:DRIVE:ON-O
FF:TRANSFER
95.D1361247 HOUSING:ON-OFF:
TRANSFER

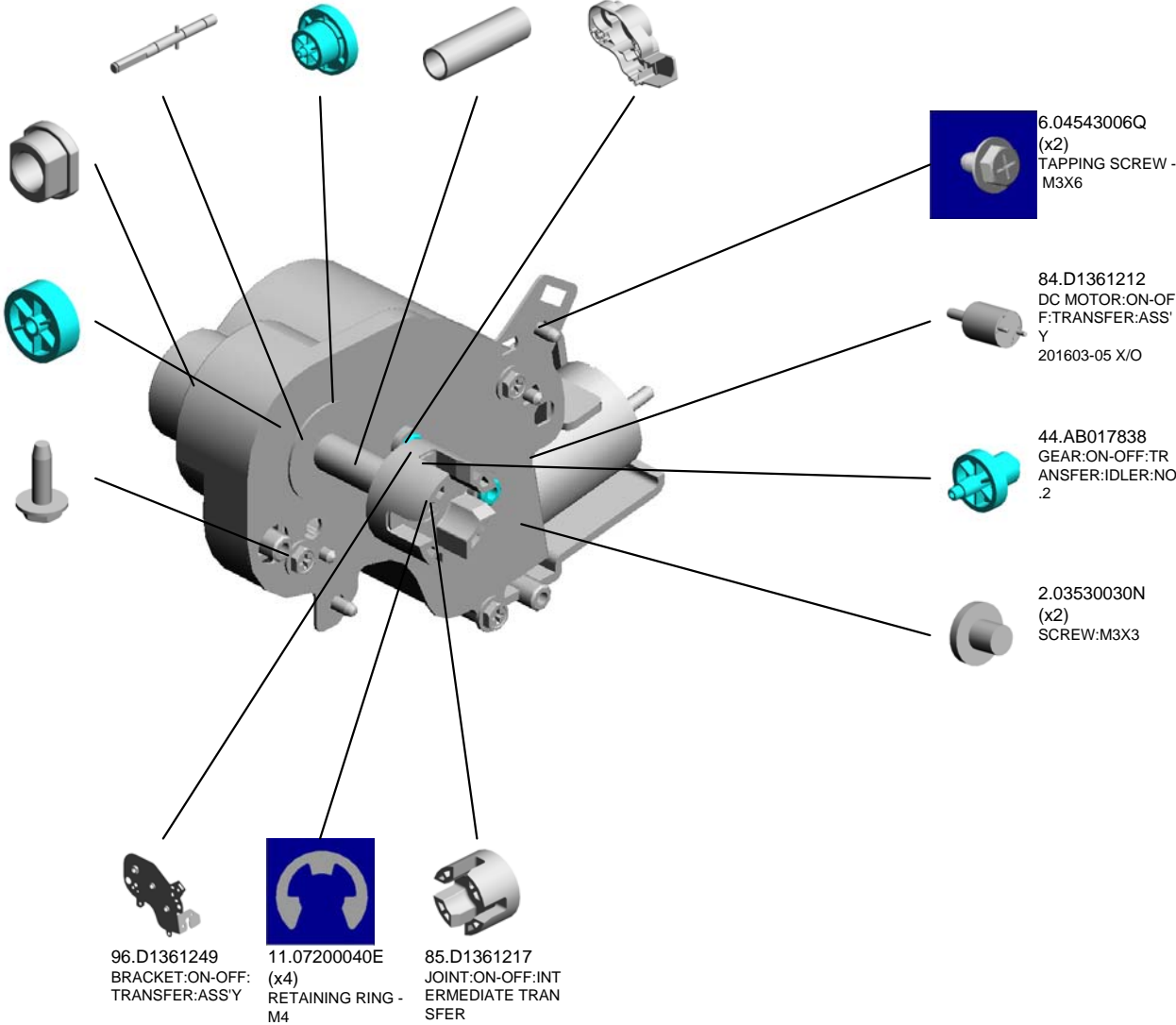


135.D1361025
MECHANICAL DRIV
E SECTION:ON-OF
F:INTERMEDIATE T
RANSFER:ASS'Y

36.AA082173
PLAIN SHAFT BEA
RING:6X10X6

37.AB011607
GEAR:ON-OFF:TR
ANSFER

7.04583010N
(x3)
HEXAGON HEAD T
APPING SCREW:3
X10



U018_S003

DRIVE UNIT:USED TONER:LOWER:ASS'Y

33.AA061129 TENSION SPRING:
TIGHTENER:DRIVE
:USED TONER

30.AA043693 SYNCHRONOUS B
ELT:40S2M364

11.07200040E (x4)
RETAINING RING -
M4

46.AB017912 GEAR:USED TONE
R:IDLER:NO.1

77.D1361032
DRIVE UNIT:USED
TONER:LOWER:AS
SY

48.AB017914
GEAR:PULLEY:LO
WER:Z33/S2M43T

12.07200060E
RETAINING RING -
M6

63.AW020198
PHOTOINTERRUP
TOR:LG2A14NL1

19.11050758
(x2)
CLAMP:LWSM-030
6A

38.AB011610
GEAR:USED TONE
R:IDLER:NO.3

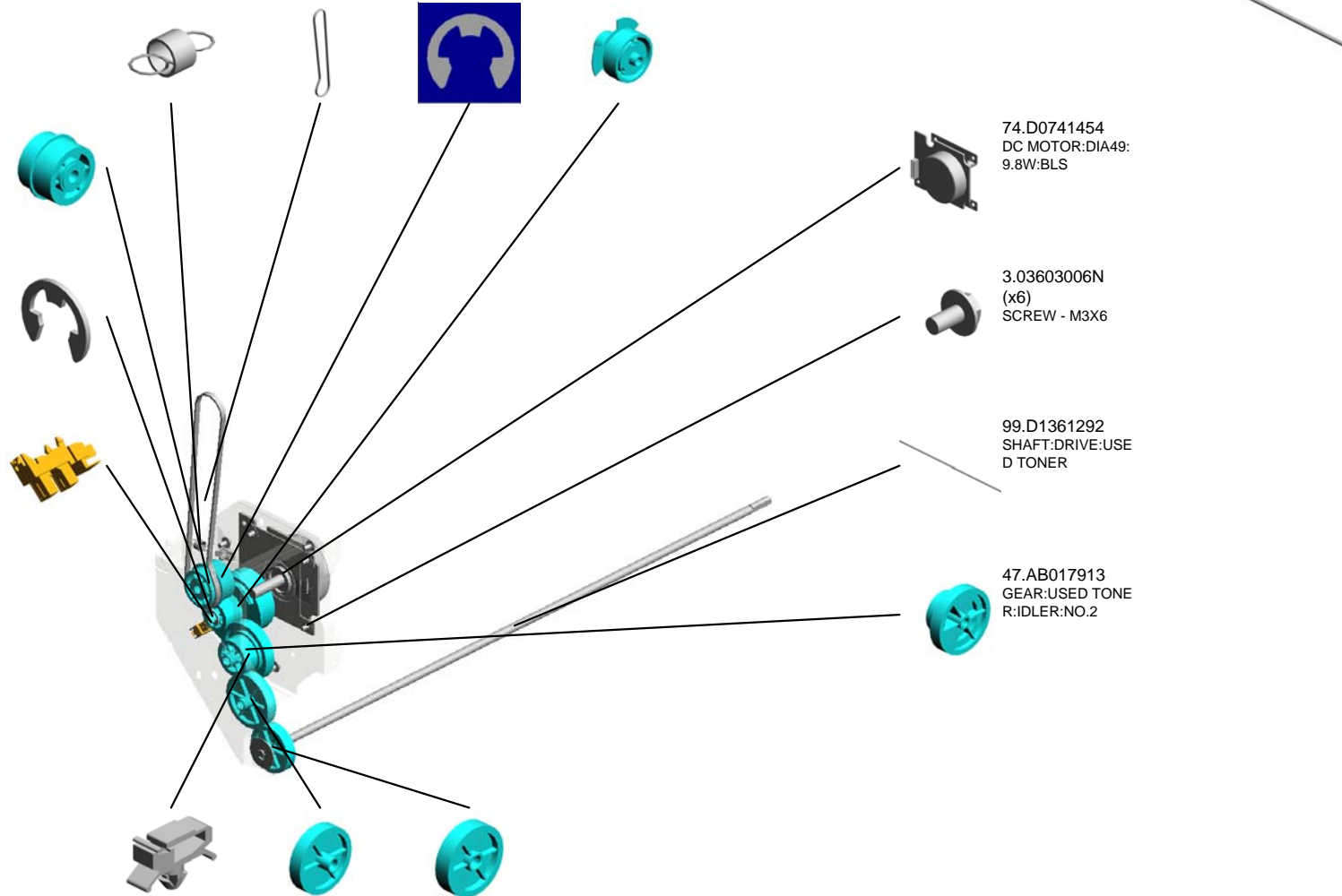
39.AB011611
GEAR:USED TONE
R:DRIVE:LOWER

74.D0741454
DC MOTOR:DIA49:
9.8W:BLS

3.03603006N
(x6)
SCREW - M3X6


99.D1361292
SHAFT:DRIVE:USE
D TONER

47.AB017913
GEAR:USED TONE
R:IDLER:NO.2

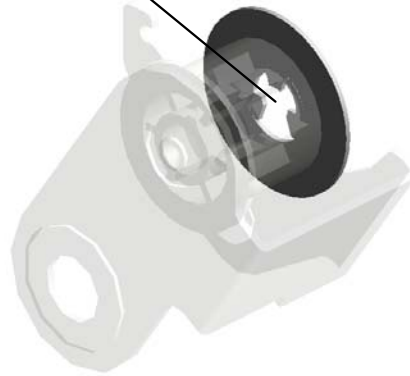


U018_S003_S001
BRACKET:TENSIONER:DRIVE:USED TONER:ASS'Y

11.07200040E
RETAINING RING -
M4



98.D1361288
BRACKET:TENSIO
NER:DRIVE:USED
TONER:ASSY




U001	U002	U003	U004	U005	U006	U007	U008	U009	U010	U011	U012	U013	U014	U015	U016	U017	U018	U019	U020	U021
------	------	------	------	------	------	------	------	------	------	------	------	------	------	------	------	------	------	------	------	------

U018_S004

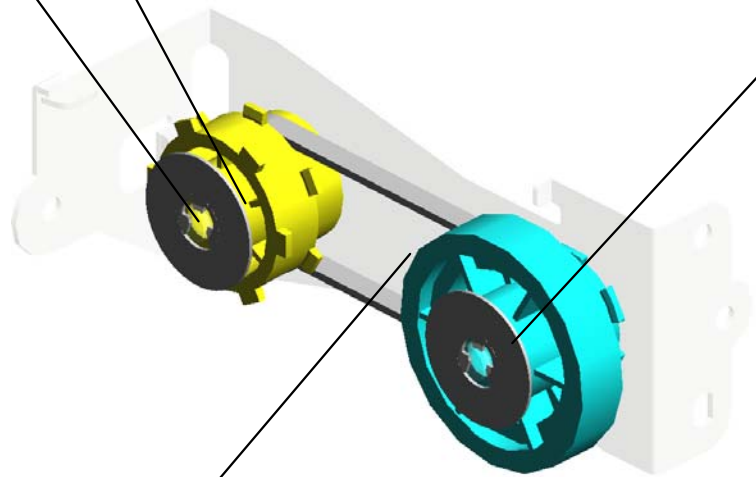
DRIVE UNIT:USED TONER:UPPER:ASS'Y

58.AB033113
TIMING PULLEY:S2
M41T:S2M33T



78.D1361034
DRIVE UNIT:USED
TONER:UPPER:AS
SY

11.07200040E
(x2)
RETAINING RING -
M4



49.AB017915
GEAR:PULLEY:US
ED TONER:UPPER:
Z37/S2M31T



29.AA043692
SYNCHRONOUS B
ELT:40S2M182

U001	U002	U003	U004	U005	U006	U007	U008	U009	U010	U011	U012	U013	U014	U015	U016	U017	U018	U019	U020	U021
------	------	------	------	------	------	------	------	------	------	------	------	------	------	------	------	------	------	------	------	------

U018_S005

DRIVE UNIT:TRANSPORT SUB-UNIT:CONNECTING:ASS'Y



114.D1361362
DRIVE UNIT:TRANSPORT SUB-UNIT:CONNECTING:ASS'Y

24.AA043325 TIMING BELT - B40 S2M250
70.B8301456 TIMING BELT - 40S 2M190
116.D1361370 SHAFT:MANUAL FEED UNIT:CONNECTING
54.AB030865 PULLEY:S2M:54T/27T
118.D1361374 (x2) SHAFT:MANUAL FEED UNIT

100.D1361310 (x2) DC MOTOR:10W:BRUSHLESS

34.AA061130 TENSION SPRING:TIGHTENER:DRIVE:TRANSPORT

115.D1361367 BRACKET:TENSION

17.08046123 HEXAGONAL BOLT:W/WASHER:M3X8

20.11050760 (x3) CLAMP:LWSM-051 1A

51.AB017917 GEAR:IDLER:48T/28

117.D1361372 SHAFT:JOINT UNIT

67.B0442316 (x2) CLUTCH SPACER

35.AA063715 (x2) COMPRESSION SPRING:JOINT:CONNECTING:DRIVE SUB-UNIT

120.D1361377 (x2) JOINT:DRIVE:MANUAL FEED SUB-UNIT

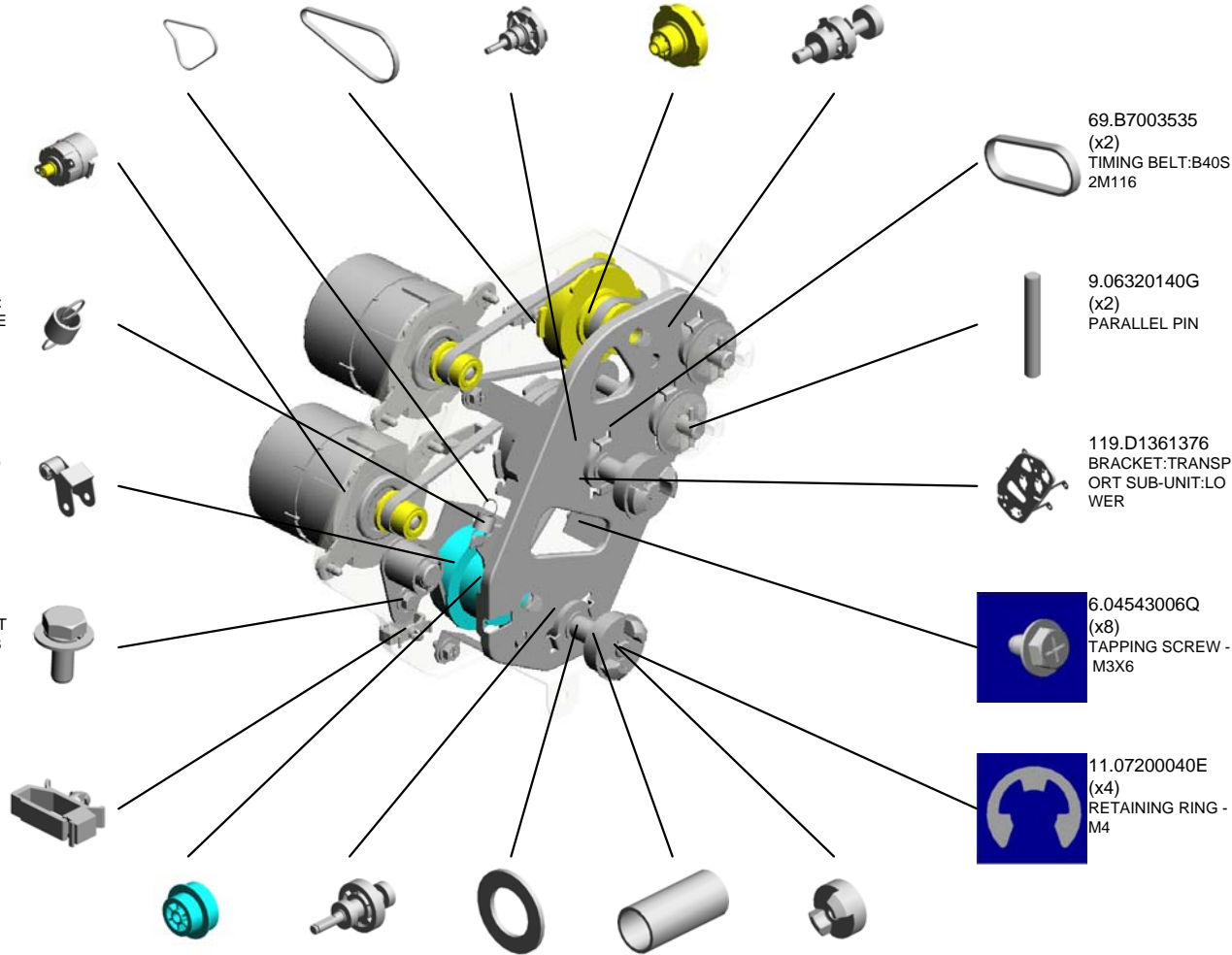
69.B7003535 (x2) TIMING BELT:B40S 2M116

9.06320140G (x2) PARALLEL PIN

119.D1361376 BRACKET:TRANSPORT SUB-UNIT:LOWER


6.04543006Q (x8) TAPPING SCREW - M3X6

11.07200040E (x4) RETAINING RING - M4



U018_S005
DRIVE UNIT:TRANSPORT SUB-UNIT:CONNECTING:ASS'Y

121.D1361378
(x2)
JOINT:DRIVE:MAN
UAL FEED SUB-UN
IT



114.D1361362
DRIVE UNIT:TRAN
SPORT SUB-UNIT:
CONNECTING:ASS
'Y

U001	U002	U003	U004	U005	U006	U007	U008	U009	U010	U011	U012	U013	U014	U015	U016	U017	U018	U019	U020	U021
------	------	------	------	------	------	------	------	------	------	------	------	------	------	------	------	------	------	------	------	------

U018_S006

DRIVE UNIT:PAPER EXIT SUB-UNIT:ASS'Y

- 21.11050761 (x2) CLAMP:LWS-0511A
- 26.AA043621 (x2) TIMING BELT - 60S 2M156
- 124.D1361359 SHAFT:DRIVE:PAPER EXIT SUB-UNIT:ASS'Y 201407-10 X/O



- 122.D1361354 [A] DRIVE UNIT:PAPER EXIT SUB-UNIT:ASS'Y 201409-17 X/O

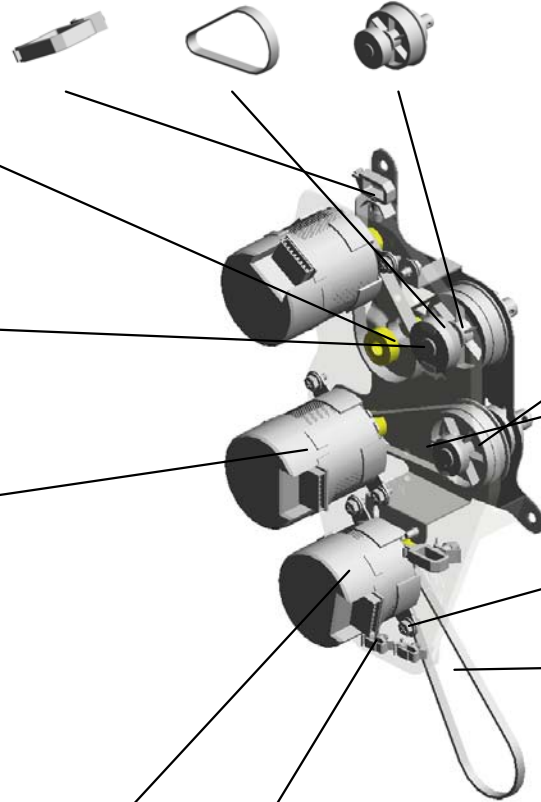
- 62.AB033117 PULLEY:IDLER:EXIT



- 125.D1361388 DRUM STAY:DRIVE:EXIT



- 103.D1361320 (x2) DC MOTOR:20W:B RUSHLESS



- 100.D1361310 DC MOTOR:10W:B RUSHLESS
- 19.11050758 (x2) CLAMP:LWSM-030 6A



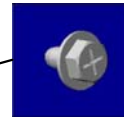
- 123.D1361394 SHAFT:DRIVE:PAPER EXIT SUB-UNIT:ENTRANCE:ASS'Y 201407-09 X/O



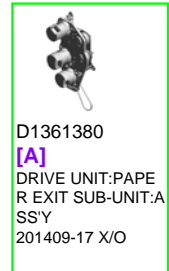
- 70.B8301456 TIMING BELT - 40S 2M190



- 6.04543006Q (x9) TAPPING SCREW - M3X6



- 131.D4345209 TIMING BELT:B40S 2M246

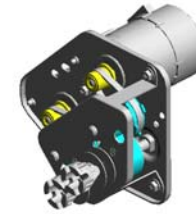


- D1361380 [A] DRIVE UNIT:PAPER EXIT SUB-UNIT:ASS'Y 201409-17 X/O

U018_S007

DRIVE UNIT:PAPER FEED SUB-UNIT:NO.1:ASS'Y

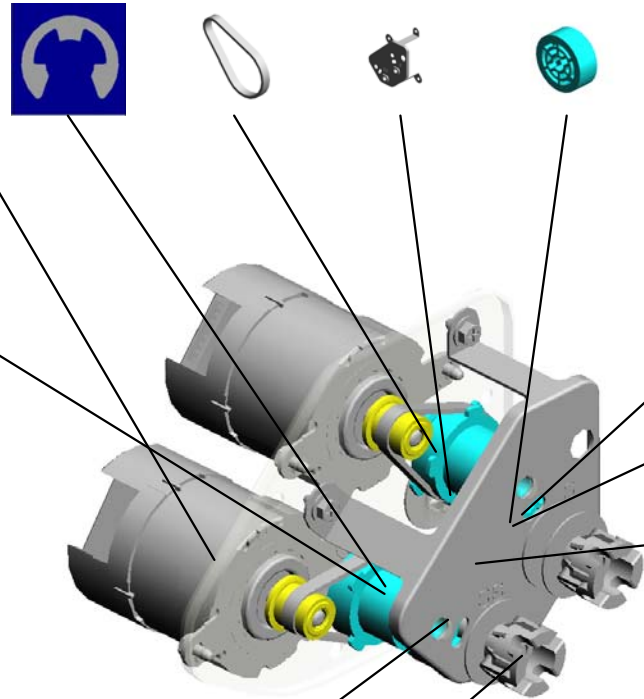
11.07200040E (x7) RETAINING RING - M4
 75.D0894466 (x2) SYNCHRONOUS B ELT:S2M:104
 102.D1361317 DRUM STAY:PAPE R FEED SUB-UNIT: NO.1
 41.AB011616 (x2) GEAR:PAPER FEE D SUB-UNIT



101.D1361311 DRIVE UNIT:PAPE R FEED SUB-UNIT: NO.1:ASS'Y

103.D1361320 (x2) DC MOTOR:20W:B RUSHLESS

50.AB017916 (x2) GEAR:PAPER FEE D SUB-UNIT:IDLER



8.06320100G (x2) PIN - 2X10MM

110.D1361350 SHAFT:PAPER FEE D SUB-UNIT:GRIP: ASS'Y

6.04543006Q (x7) TAPPING SCREW - M3X6

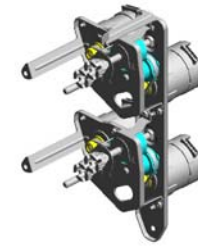
111.D1361352 SHAFT:PAPER FEE D SUB-UNIT:FEED: ASS'Y

68.B2231186 (x2) DRIVE JOINT

U018_S008

DRIVE UNIT:PAPER FEED SUB-UNIT:NO.3:ASS'Y

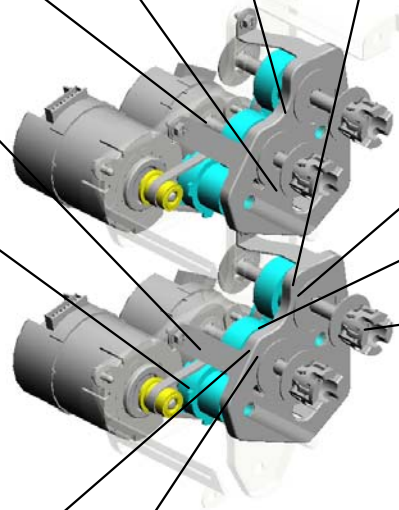
11.07200040E (x16) RETAINING RING - M4	6.04543006Q (x14) TAPPING SCREW - M3X6	50.AB017916 (x4) GEAR:PAPER FEE D SUB-UNIT:IDLER	8.06320100G (x4) PIN - 2X10MM
---	---	---	-------------------------------------



105.D1361331
DRIVE UNIT:PAPE
R FEED SUB-UNIT:
NO.3:ASS'Y

103.D1361320
(x4)
DC MOTOR:20W:B
RUSHLESS

75.D0894466
(x4)
SYNCHRONOUS B
ELT:S2M:104



112.D1361355
(x2)
SHAFT:PAPER FEE
D SUB-UNIT:GRIP:
NO.3:ASS'Y

106.D1361337
(x2)
DRUM STAY:PAPE
R FEED SUB-UNIT:
NO.3

68.B2231186
(x4)
DRIVE JOINT



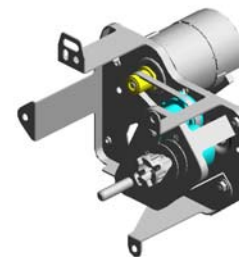
41.AB011616
(x4)
GEAR:PAPER FEE
D SUB-UNIT

113.D1361357
(x2)
SHAFT:PAPER FEE
D SUB-UNIT:FEED:
NO.3:ASS'Y



U018_S009
 (NA/EU/AA):DRIVE UNIT:PAPER FEED SUB-UNIT:NO.2:ASS'Y

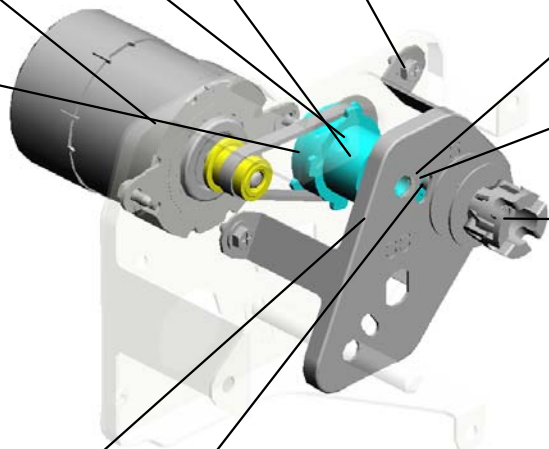
11.07200040E (x4) RETAINING RING - M4
 50.AB017916 GEAR:PAPER FEE D SUB-UNIT:IDLER
 6.04543006Q (x5) TAPPING SCREW - M3X6



107.D1361341
 (NA/EU/AA):DRIVE
 UNIT:PAPER FEED
 SUB-UNIT:NO.2:A
 SS'Y

103.D1361320
 DC MOTOR:20W:B
 RUSHLESS

27.AA043637
 TIMING BELT - 40S
 2M124



41.AB011616
 GEAR:PAPER FEE
 D SUB-UNIT

110.D1361350
 SHAFT:PAPER FEE
 D SUB-UNIT:GRIP:
 ASS'Y

68.B2231186
 DRIVE JOINT

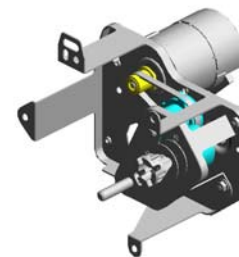
108.D1361347
 (NA/EU/AA):DRUM
 STAY:PAPER FEE
 D SUB-UNIT:NO.2

8.06320100G
 PIN - 2X10MM



U018_S010
 (NA/EU/AA):DRIVE UNIT:PAPER FEED SUB-UNIT:NO.2:ASS'Y

11.07200040E (x4) RETAINING RING - M4
 50.AB017916 GEAR:PAPER FEE D SUB-UNIT:IDLER
 6.04543006Q (x5) TAPPING SCREW - M3X6



107.D1361341
 (NA/EU/AA):DRIVE
 UNIT:PAPER FEED
 SUB-UNIT:NO.2:A
 SS'Y

103.D1361320
 DC MOTOR:20W:B
 RUSHLESS



27.AA043637
 TIMING BELT - 40S
 2M124



41.AB011616
 GEAR:PAPER FEE
 D SUB-UNIT



110.D1361350
 SHAFT:PAPER FEE
 D SUB-UNIT:GRIP:
 ASSY



68.B2231186
 DRIVE JOINT



108.D1361347
 (NA/EU/AA):DRUM
 STAY:PAPER FEE
 D SUB-UNIT:NO.2

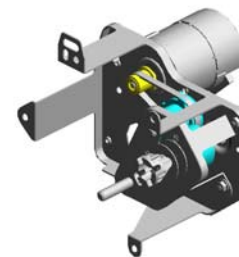


8.06320100G
 PIN - 2X10MM



U018_S011
 (NA/EU/AA):DRIVE UNIT:PAPER FEED SUB-UNIT:NO.2:ASS'Y

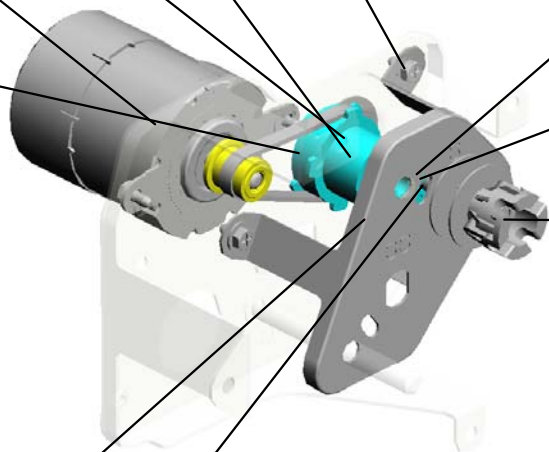
11.07200040E (x4) RETAINING RING - M4
 50.AB017916 GEAR:PAPER FEE D SUB-UNIT:IDLER
 6.04543006Q (x5) TAPPING SCREW - M3X6



107.D1361341
 (NA/EU/AA):DRIVE
 UNIT:PAPER FEED
 SUB-UNIT:NO.2:A
 SS'Y

103.D1361320
 DC MOTOR:20W:B
 RUSHLESS

27.AA043637
 TIMING BELT - 40S
 2M124



108.D1361347
 (NA/EU/AA):DRUM
 STAY:PAPER FEE
 D SUB-UNIT:NO.2

8.06320100G
 PIN - 2X10MM

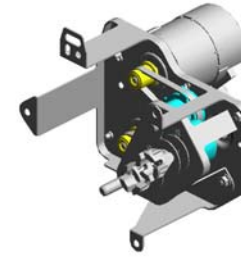
41.AB011616
 GEAR:PAPER FEE
 D SUB-UNIT

110.D1361350
 SHAFT:PAPER FEE
 D SUB-UNIT:GRIP:
 ASS'Y

68.B2231186
 DRIVE JOINT

U018_S012
 (CHN):DRIVE UNIT:PAPER FEED SUB-UNIT:NO.2:ASS'Y

11.07200040E (x7) RETAINING RING - M4
 50.AB017916 (x2) GEAR:PAPER FEE D SUB-UNIT:IDLER
 6.04543006Q (x7) TAPPING SCREW - M3X6

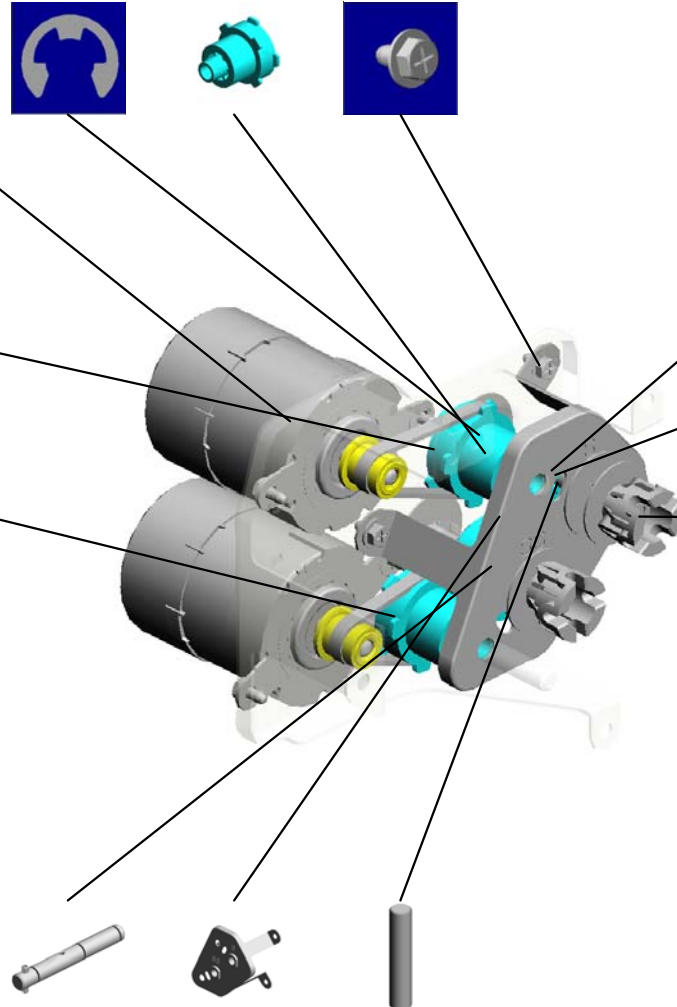


134.D1361321 (CHN):DRIVE UNIT: PAPER FEED SUB-UNIT:NO.2:ASS'Y

103.D1361320 (x2) DC MOTOR:20W:B RUSHLESS

27.AA043637 TIMING BELT - 40S 2M124

75.D0894466 SYNCHRONOUS BELT:S2M:104



41.AB011616 (x2) GEAR:PAPER FEE D SUB-UNIT

110.D1361350 SHAFT:PAPER FEE D SUB-UNIT:GRIP: ASSY

68.B2231186 (x2) DRIVE JOINT


111.D1361352 SHAFT:PAPER FEE D SUB-UNIT:FEED: ASSY

104.D1361327 DRUM STAY:PAPE R FEED SUB-UNIT: NO.2:PEEN

8.06320100G (x2) PIN - 2X10MM

U018_S013
DRIVE UNIT:PHOTOCONDUCTOR:ASS'Y


19.11050758
(x2)
CLAMP:LWSM-030
6A



128.D1381014
DRIVE UNIT:PHOT
OCONDUCTOR:AS
SY




79.D1361100
DRUM:GEAR:SLO
W DOWN:ASS'Y




U001	U002	U003	U004	U005	U006	U007	U008	U009	U010	U011	U012	U013	U014	U015	U016	U017	U018	U019	U020	U021
------	------	------	------	------	------	------	------	------	------	------	------	------	------	------	------	------	------	------	------	------

U018_S014
DRIVE UNIT:PHOTOCONDUCTOR:ASS'Y

19.11050758
(x2)
CLAMP:LWSM-030
6A



128.D1381014
DRIVE UNIT:PHOT
OCONDUCTOR:AS
SY



79.D1361100
DRUM:GEAR:SLO
W DOWN:ASS'Y

U001	U002	U003	U004	U005	U006	U007	U008	U009	U010	U011	U012	U013	U014	U015	U016	U017	U018	U019	U020	U021
------	------	------	------	------	------	------	------	------	------	------	------	------	------	------	------	------	------	------	------	------

U018_S015
DRIVE UNIT:PHOTOCONDUCTOR:ASS'Y


19.11050758
(x2)
CLAMP:LWSM-030
6A



128.D1381014
DRIVE UNIT:PHOT
OCONDUCTOR:AS
SY




79.D1361100
DRUM:GEAR:SLO
W DOWN:ASS'Y



U001	U002	U003	U004	U005	U006	U007	U008	U009	U010	U011	U012	U013	U014	U015	U016	U017	U018	U019	U020	U021
------	------	------	------	------	------	------	------	------	------	------	------	------	------	------	------	------	------	------	------	------

U018_S016
DRIVE UNIT:PHOTOCONDUCTOR:ASS'Y


19.11050758
(x2)
CLAMP:LWSM-030
6A



128.D1381014
DRIVE UNIT:PHOT
OCONDUCTOR:AS
SY



79.D1361100
DRUM:GEAR:SLO
W DOWN:ASS'Y




U001	U002	U003	U004	U005	U006	U007	U008	U009	U010	U011	U012	U013	U014	U015	U016	U017	U018	U019	U020	U021
------	------	------	------	------	------	------	------	------	------	------	------	------	------	------	------	------	------	------	------	------

U018_S017
FUSING DRIVE UNIT:GEAR:SLOW DOWN:ASS'Y

6.04543006Q (x4)
TAPPING SCREW - M3X6


13.07200080E (x2)
RETAINING RING - M8



129.D1381028
FUSING DRIVE UNI
T:GEAR:SLOW DO
WN:ASS'Y




7.04583010N (x2)
HEXAGON HEAD TAPPING SCREW:3 X10




U018_S018
DRIVE SUB-UNIT:ON-OFF:PRESSURE ROLLER

16.07433806
(x2)
RADIAL BALL BEA
RING:DIA6XDIA13X
5



15.07403906
(x2)
BALL BEARING - 6
X15X5



66.AX060510
[A]
DRIVE SUB-UNIT:O
N-OFF:PRESSURE
ROLLER
201601-05 X/O



AX060460
[A]
DRIVE UNIT:ON-OF
F:PRESSURE ROL
LER
201601-05 X/O

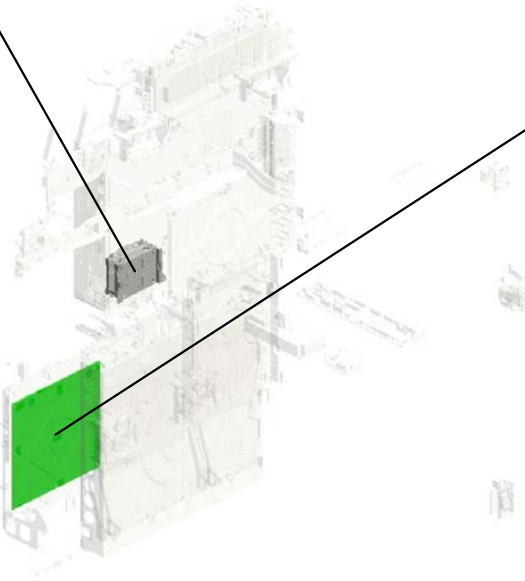
U001	U002	U003	U004	U005	U006	U007	U008	U009	U010	U011	U012	U013	U014	U015	U016	U017	U018	U019	U020	U021
------	------	------	------	------	------	------	------	------	------	------	------	------	------	------	------	------	------	------	------	------

U019.ELECTRICAL

U019_S002
D1365977
HDD:ASS'Y



U019_S001
D1365465
AC CONTROL BOARD:200V



U001	U002	U003	U004	U005	U006	U007	U008	U009	U010	U011	U012	U013	U014	U015	U016	U017	U018	U019	U020	U021
------	------	------	------	------	------	------	------	------	------	------	------	------	------	------	------	------	------	------	------	------

U019 ELECTRICAL

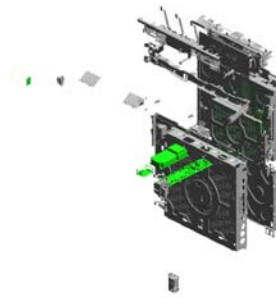
7.04583010N (x2)
HEXAGON HEAD TAPPING SCREW:3X10

21.11050758 (x7)
CLAMP:LWSM-0306A

23.11050761 (x4)
CLAMP:LWS-0511A

17.11050532 (x2)
EDGE SADDLE - L ES-25L

18.11050692 (x4)
CLAMP:LES-0503




24.11050762 (x15)
CLAMP:LWS-0711A

1.04543006N (x10)
TAPPING SCREW: ROUND POINT:3X6

19.11050724 (x5)
CLAMPS:WES-1210

22.11050760 (x21)
CLAMP:LWSM-0511A

14.11028502 CONNECTOR - 54679-1615



9.08010234 SCREW WITH WASHER: SMALL ROUND WITH SPRING WASHER: M5X8

20.11050726 (x2)
CLAMPS:WES-2217

6.04543030Q (x4)
TAPPING SCREW: ROUND POINT:3X30

8.08010231 (x2)
HEXAGONAL HEAD BOLT WITH WASHER: M3X6

2.04543006Q (x223)
TAPPING SCREW - M3X6

3.04543008Q (x6)
TAPPING SCREW: 3X8

15.11028504 CONNECTOR

5.04543025Q (x2)
TAPPING SCREW: ROUND POINT:3X25

10.08050092 (x6)
RETAINING RING - 3M

4.04543014Q (x2)
TAPPING SCREW: 3X14



31.16072249 (x2)
FERRITE CORE:K3 NF-70-A(N)BK0



99.D0745100 SD-CARD:NICE:REGI:ASSY 201508-01

11.11024559 (x23)
CONNECTOR - 3P

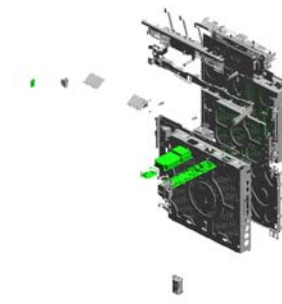
12.11026245 (x 1)
RELAY CONNECTOR - 2P

13.11028122 (x 1)
CONNECTOR:2AA2246-2

16.11034290 (x48)
CONNECTOR

U019 ELECTRICAL

- 43.D0895887 (x2) PANEL:INTERFAC E
- 40.AZ320134 (x2) POWER PACK:CH ARGE:DEVELOPM ENT
- 30.14077899 EEPROM:BR24T25 6-W
- 26.11050764 (x9) CLAMP:LWS-1316A
- 44.D1355916 BRACKET:EARTH: POWER PACK



45.D1355918
COVER:SD-CARD

32.AA063463
(x6)
COMPRESSION SP
RING:DRAWER

33.AA143884
(x2)
STEPPED SCREW:
DIA5.4:DIA3.5:M3:L
ONG

42.D0745440
PCB:RELAY:AC

41.D0744351
(x4)
STEPPED SCREW:
DIA5.4DIA:3.5:M
3

35.AX640222
DC FAN MOTOR:D
C24V:MM60:25MM

36.AX640225
(x4)
DC FAN MOTOR:A
XIAL:MM80:25MM

38.AZ240255
POWER SUPPLY U
NIT:FW:200V

37.AZ240259
POWER SUPPLY U
NIT:ECO:200V:456.
4W
201410-13 X/O

27.11050765
(x8)
CLAMP:LWS-2218A

29.12042912
MICRO SWITCH:D3
V-16-3C25(10E)

39.AZ310032
POWER PACK:D

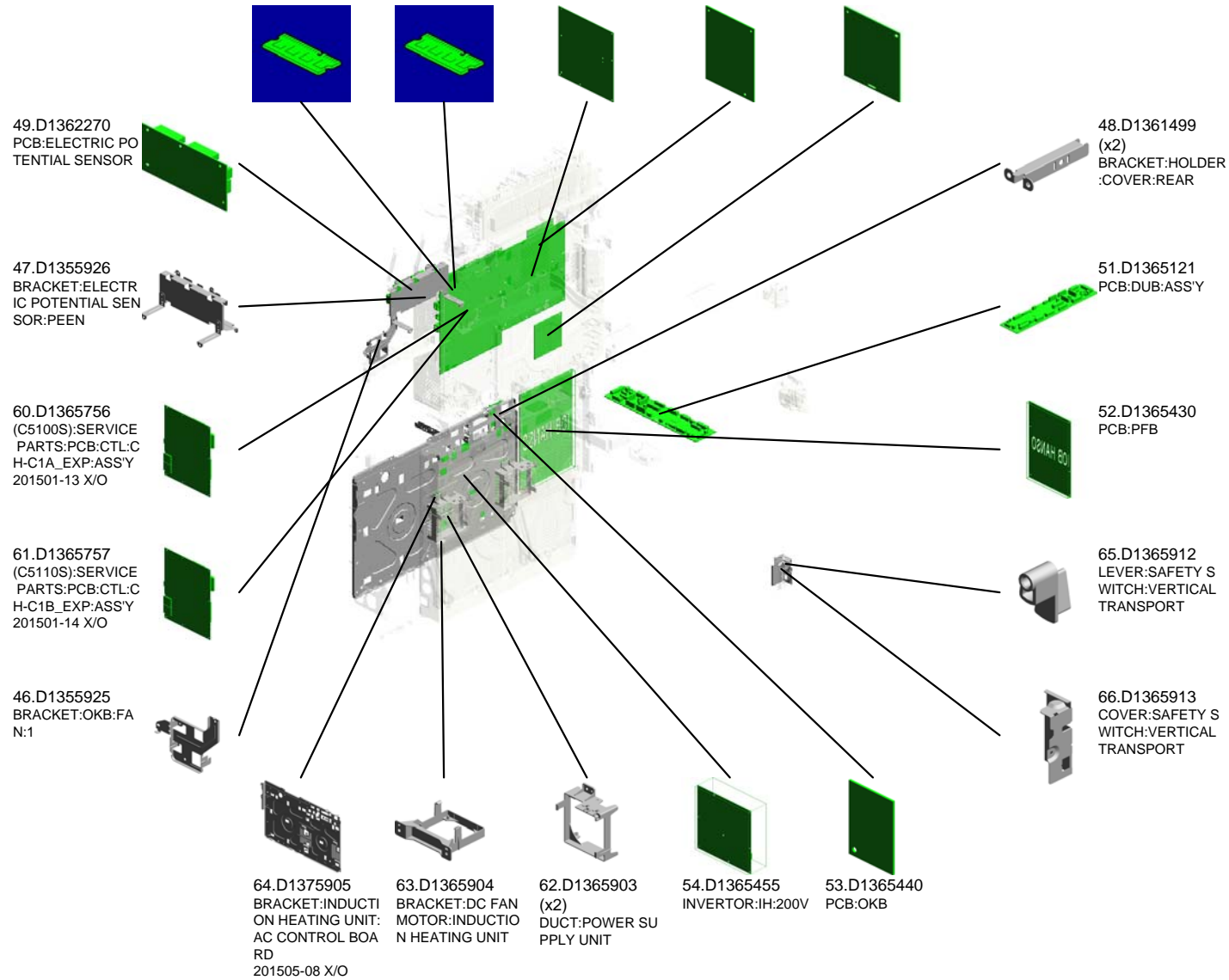
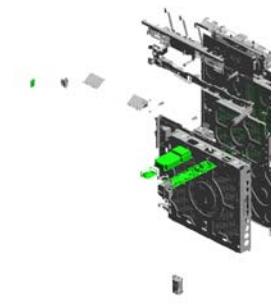
25.11050763
(x32)
CLAMP:LWS-1211A

28.12042612
(x5)
MICRO SWITCH:D3
V-16506-3C25

34.AW500040
PUSH SWITCH:SW
1AG-550:10MA

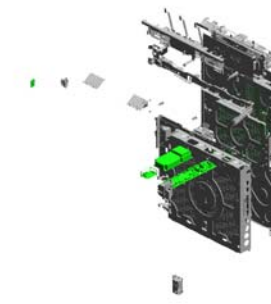
U019 ELECTRICAL

56.D1365709 PCB:EX3_DDR3-DIMM:RC-A:2GB:ASS'Y
57.D1365716 PCB:DDR3-DIMM:RC-C:512MB:ASS'Y
58.D1365724 PCB:IMAGE PROCESSING UNIT:TYP E-S15MDA
59.D1365725 PCB:IMAGE PROCESSING UNIT:TYP E-S15MDA-SUB
50.D1365151 PCB:BCU:SUB-ASS'Y
201505-01 X/O



U019 ELECTRICAL

78.D1365938 GUIDE:HARNESS:HVP
 84.D1365975 FRAME:C/T BOX:RIGHT
 83.D1365974 (x2) ARM:HINGE:C/T BOX
 76.D1365933 LEVER:SAFETY SWITCH:1
 74.D1365931 TORSION SPRING:SAFETY SWITCH



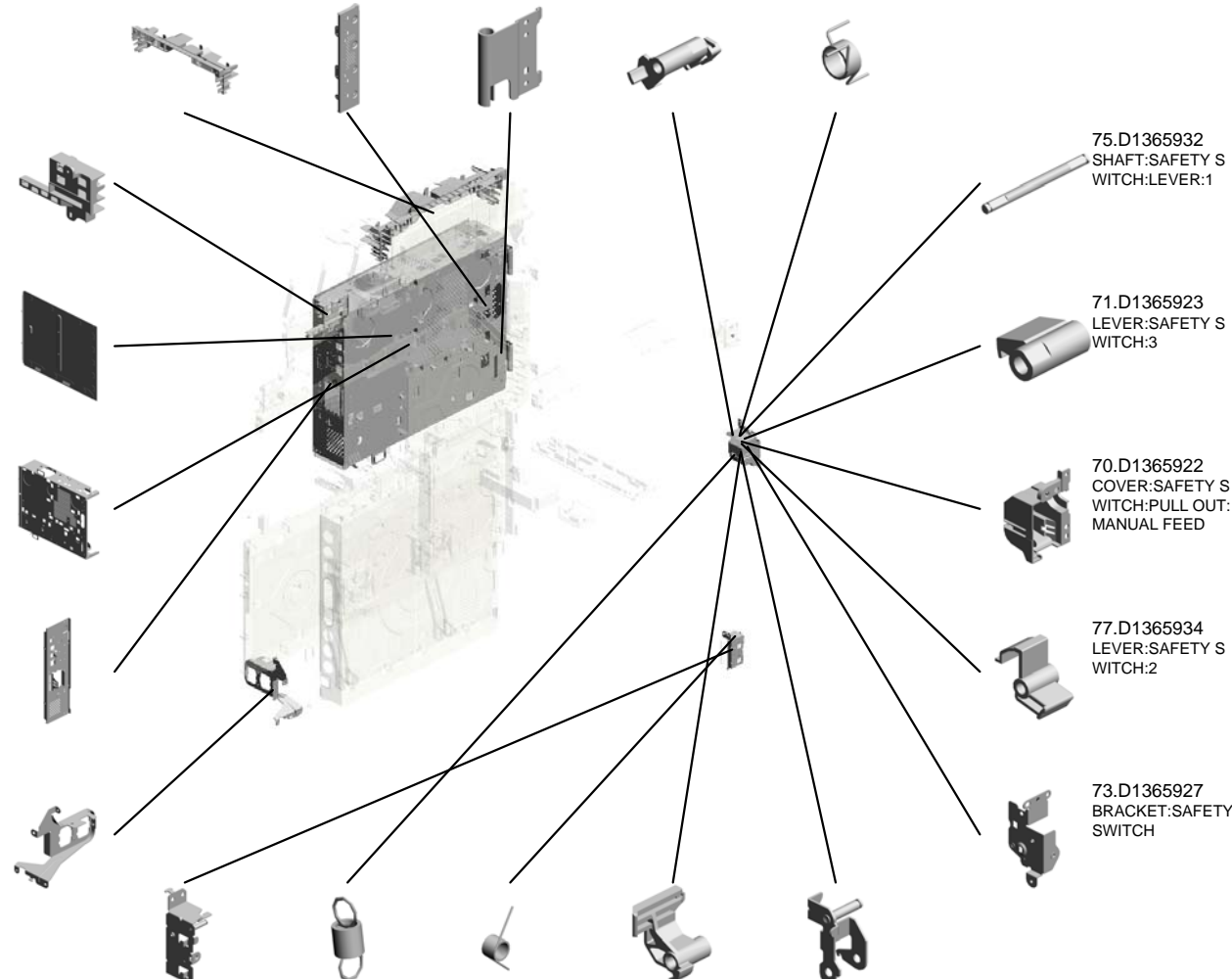
79.D1365949 (x2) (NA/CHN):COVER:ELECTRIC POTENTIAL SENSOR

81.D1365964 COVER:C/T BOX:REAR

80.D1365958 BASE:C/T BOX

82.D1365969 PANEL:CONTROL BOARD

87.D1365992 BRACKET:INLET:1 POINT



75.D1365932 SHAFT:SAFETY SWITCH:LEVER:1

71.D1365923 LEVER:SAFETY SWITCH:3

70.D1365922 COVER:SAFETY SWITCH:PULL OUT:MANUAL FEED

77.D1365934 LEVER:SAFETY SWITCH:2

73.D1365927 BRACKET:SAFETY SWITCH

67.D1365914 BRACKET:SAFETY SWITCH:VERTICAL TRANSPORT

86.D1365990 TENSION SPRING:SAFETY SWITCH:PULL OUT

68.D1365918 (x2) TORSION SPRING:SAFETY SWITCH:VERTICAL TRANSPORT

69.D1365920 LEVER:SAFETY SWITCH:4

72.D1365924 BRACKET:SAFETY SWITCH:SWIVEL


U019 ELECTRICAL

98.D1495776
COVER:USB:SMAL
L

96.D1389590
NVRAM

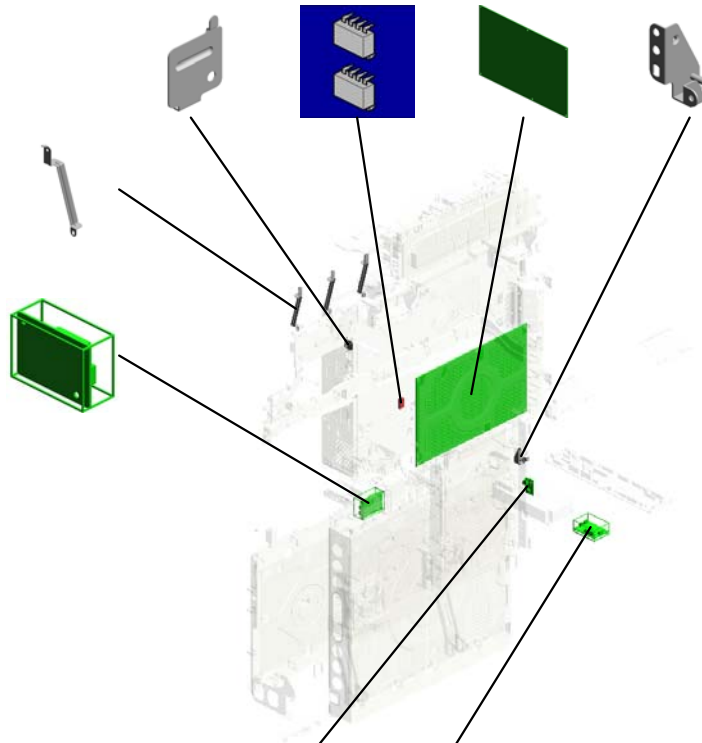
89.D1385110
PCB:IOB:ASSY

92.D1385985
BRACKET:SAFETY
SWITCH:DRUM ST
AY



88.D1367912
(x6)
(EU/AA):GROUND
PLATE:ELECTRIC
POTENTIAL SENS
OR:UPPER

90.D1385411
PCB:FDB-M



95.D1385992
LEVER:SAFETY S
WITCH:TONER SU
PPPLY UNIT


94.D1385989
BRACKET:SAFETY
SWITCH:TONER S
UPPLY UNIT

93.D1385987
COVER:SAFETY S
WITCH:TONER SU
PPPLY UNIT

97.D1775686
PCB:DCSW
201608-01 O/O

91.D1385413
PCB:FDB-D

U019_S001
AC CONTROL BOARD:200V



55.D1365465
AC CONTROL BOA
RD:200V


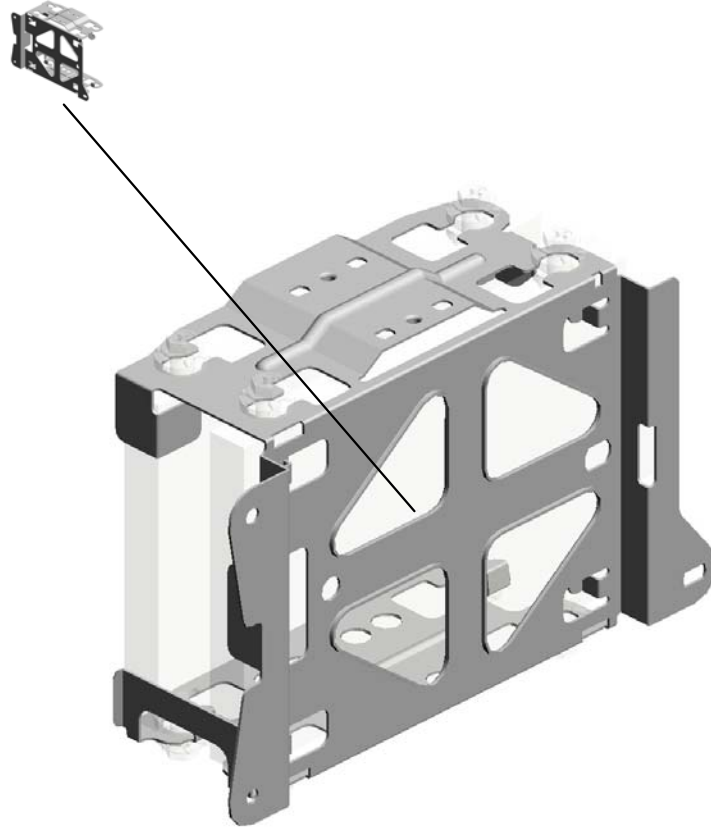


21.11050758
CLAMP:LWSM-030
6A

U001	U002	U003	U004	U005	U006	U007	U008	U009	U010	U011	U012	U013	U014	U015	U016	U017	U018	U019	U020	U021
------	------	------	------	------	------	------	------	------	------	------	------	------	------	------	------	------	------	------	------	------

U019_S002
HDD:ASS'Y

100.D1365978
BRACKET:HDD



85.D1365977
HDD:ASS'Y


U001	U002	U003	U004	U005	U006	U007	U008	U009	U010	U011	U012	U013	U014	U015	U016	U017	U018	U019	U020	U021
------	------	------	------	------	------	------	------	------	------	------	------	------	------	------	------	------	------	------	------	------

U020.AIR COOLING

U020_S004
D1386804
DUCT:BELT CLEANING:VAC
UUM:ASS'Y



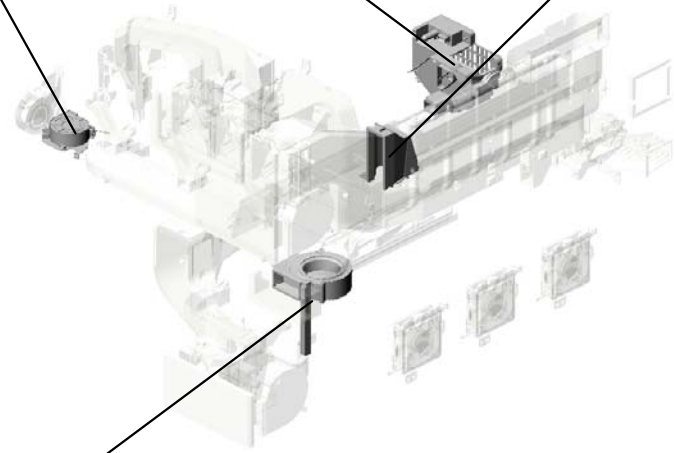

U020_S003
D1366957
DC FAN MOTOR:INTERMEDI
ATE TRANSFER:ASS'Y



U020_S001
D1366966
DUCT:HEAT SINKER:REAR:A
SS'Y




U020_S002
D1351435
DC FAN MOTOR:SIROCCO:A
SS'Y



U001	U002	U003	U004	U005	U006	U007	U008	U009	U010	U011	U012	U013	U014	U015	U016	U017	U018	U019	U020	U021
------	------	------	------	------	------	------	------	------	------	------	------	------	------	------	------	------	------	------	------	------

U020 AIR COOLING



- 17.11050760 CLAMP:LWSM-051 1A
- 7.04543006Q (x71) TAPPING SCREW - M3X6
- 16.11050758 (x24) CLAMP:LWSM-030 6A
- 2.03530060N BIND SCREW - M3 X6
- 23.AW100107 THERMISTOR

- 4.04503014N (x2) TAPPING SCREW: M3X14

- 19.11050763 CLAMP:LWS-1211A

- 1.03530040N (x4) SCREW - M3X4

- 12.08025328 (x6) HEXAGON HEAD TAPPING SCREW:3 X40

- 6.04503035N (x4) TAPPING SCREW: 3X35

- 8.04543008Q (x27) TAPPING SCREW: 3X8

- 11.04583008N (x10) HEXAGON HEAD TAPPING SCREW:3 X8

- 3.03540400N (x2) SCREW:M4X40

- 20.11050764 (x6) CLAMP:LWS-1316A

- 21.AA000291 DECAL:POSITIONING DISPLAY:SCREW:PP

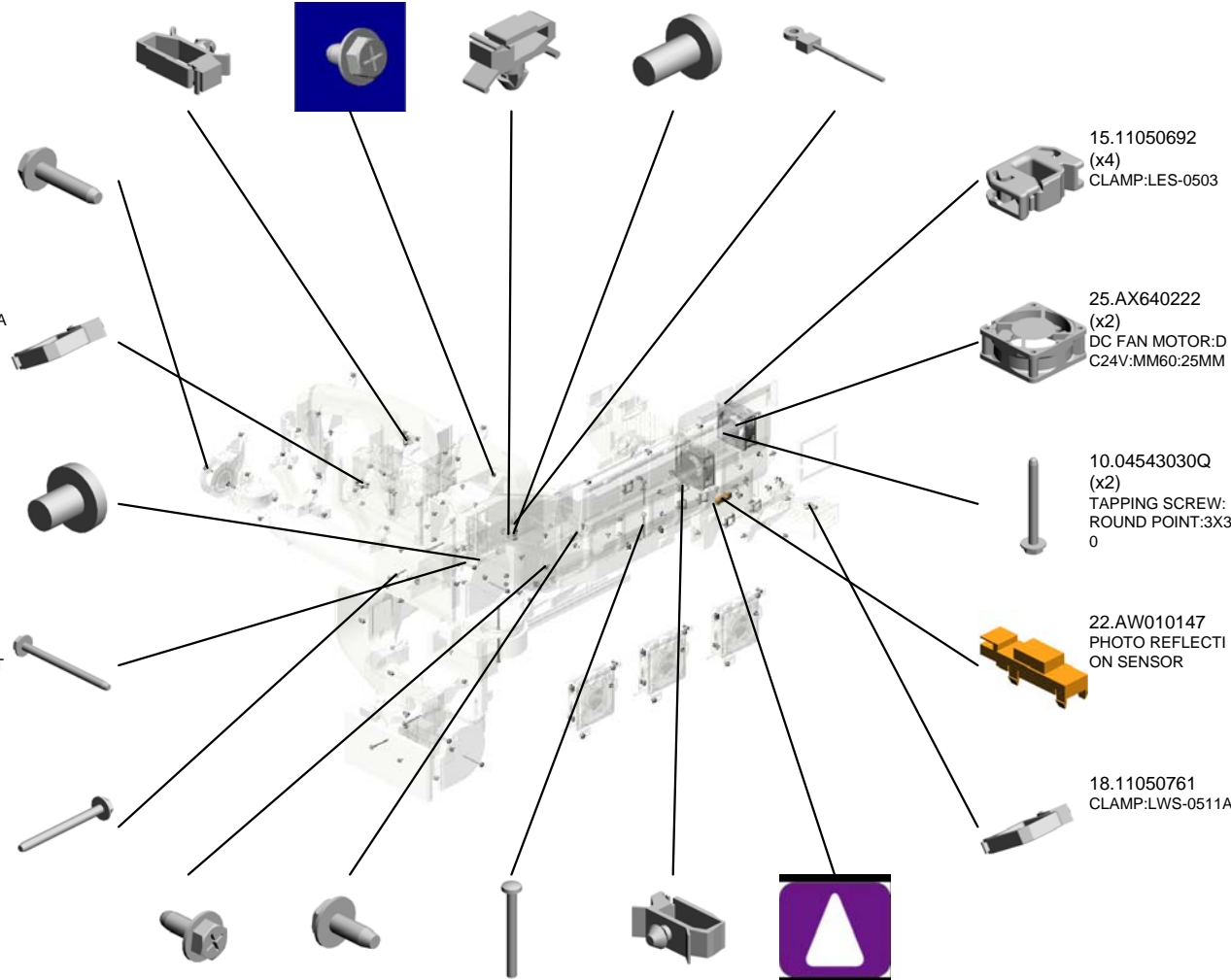
- 15.11050692 (x4) CLAMP:LES-0503

- 25.AX640222 (x2) DC FAN MOTOR:DC24V:MM60:25MM


- 10.04543030Q (x2) TAPPING SCREW: ROUND POINT:3X30

- 22.AW010147 PHOTO REFLECTION SENSOR

- 18.11050761 CLAMP:LWS-0511A



U020 AIR COOLING



28.AX640225 (x3) DC FAN MOTOR:A XIAL:MM80:25MM
 55.D1366885 DUCT:HEAT SINKE R:EXHAUST:RIGHT
 56.D1366886 DUCT:HEAT SINKE R:EXHAUST:LEFT
 45.D1366466 BRACKET:GUARD: BELT CLEANING
 54.D1366882 DUCT:HEAT SINKE R:MIDDLE

26.AX640223 FAN:SIROCCO:DC 24V:60MM

27.AX640224 (x2) DC FAN MOTOR:A XIAL:MM80

31.AX650056 DC FAN MOTOR:A XIAL:MM92

44.D1366409 GUIDE:BELT CLEANING

30.AX650054 (x3) DC FAN MOTOR:SIROCCO:DC24V:PWM

29.AX640226 (x3) DC FAN MOTOR:A XIAL:MM80:20MM

52.D1366878 DUCT:FUSING:EXIT:RIGHT

43.D1366052 SUPPORTER:INTERMEDIATE TRANSFER:LEFT

53.D1366879 DUCT:FUSING:EXIT:LEFT

32.B2342390 FLANGED HEXAGONAL HEAD BOLT: M4X8

57.D1366887 DUCT:HEAT SINKE R:UPPER


46.D1366851 DUCT:VACUUM

47.D1366860 DUCT:INDUCTION HEATING UNIT:VACUUM

48.D1366861 DUCT:HEAT PIPE: ROLLER

49.D1366865 DUCT:HEAT PIPE: ROLLER:EXIT

U020 AIR COOLING



- 58.D1366890 DUCT:DEVELOPM ENT:EXHAUST:RIG HT:FRONT
- 77.D1366921 (x2) DUCT:DEVELOPM ENT:EXHAUST:EXI T:RIGHT
- 76.D1366920 (x2) DUCT:DEVELOPM ENT:EXHAUST:EXI T:LEFT
- 63.D1366895 DUCT:DEVELOPM ENT:EXHAUST:LEF T:REAR
- 62.D1366894 DUCT:DEVELOPM ENT:EXHAUST:LEF T:FRONT

65.D1366899 (x4) DUCT:AROUND TH E PHOTOCONDUCTOR:ENTRANCE

59.D1366891 DUCT:DEVELOPM ENT:EXHAUST:RIG HT:REAR

66.D1366900 (x3) RELAY DUCT:ARO UND THE PHOTOC ONDUCTOR:ASS'Y

61.D1366893 DUCT:AROUND TH E PHOTOCONDUCTOR:EXHAUST:UP PER

68.D1366907 DUCT:AROUND TH E PHOTOCONDUCTOR:EXHAUST:LO WER

75.D1366919 DUCT:TRANSFER: FUSING:EXHAUST: REAR

74.D1366918 DUCT:TRANSFER: FUSING:EXHAUST: FRONT

72.D1366913 DUCT:TRANSFER: EXHAUST:ASS'Y

78.D1366922 BRACKET:DUCT:EXHAUST

73.D1366917 FILTER:DEVELOPMENT:EXHAUST:SMALL:ASS'Y

71.D1366912 SUPPORTER:PCU: LEFT:ASS'Y


60.D1366892 HEAT PIPE:ASS'Y 0003-201312-07 X/

69.D1366909 (x3) SPONGE:HEAT PIPE:LOWER

70.D1366910 (x3) SPONGE:HEAT PIPE:LEFT

67.D1366904 RELAY DUCT:ARO UND THE PHOTOC ONDUCTOR:Y:ASS'Y

U020 AIR COOLING



- 80.D1366924 (x2) SEAL:DEVELOPMENT:EXHAUST:RIGHT
- 79.D1366923 (x2) SEAL:DEVELOPMENT:EXHAUST:LEFT
- 82.D1366928 (x2) DUCT:DC FAN MOTOR:OPTICAL WRITING UNIT
- 92.D1366948 BRACKET:THERMOSTOR
- 87.D1366941 HEAT INSULATING PLATE:HEAT PIPE:RIGHT

81.D1366927 (x4) SEAL:DUCT:AROUND THE PHOTOCOINDUCTOR:ENTRANCE

84.D1366935 FILTER:DEVELOPMENT:EXHAUST:LARGE

94.D1366955 OZONE FILTER:LARGE

95.D1366956 DEODORIZE FILTER:SMALL

88.D1366943 SEAL:DUCT:EXHAUST:INDUCTION HEATING UNIT

93.D1366953 DEODORIZE FILTER:LARGE

85.D1366938 OZONE FILTER:SMALL

90.D1366946 (x3) BRACKET:SETTING LEVER JUMPER:DC FAN MOTOR:DUPLIX:EXIT

89.D1366945 (x3) BRACKET:DC FAN MOTOR:DUPLIX:EXIT

91.D1366947 (x3) OZONE FILTER:EXIT

98.D1366959 SEAL:DEVELOPMENT:VACUUM:Y:UPPER


100.D1366961 SEAL:DEVELOPMENT:VACUUM:Y:FRONT

99.D1366960 SEAL:DEVELOPMENT:VACUUM:Y:LOWER

83.D1366932 FILTER:PRESSURE ROLLER:VACUUM

86.D1366940 HEAT INSULATING PLATE:HEAT PIPE:UPPER

U020 AIR COOLING



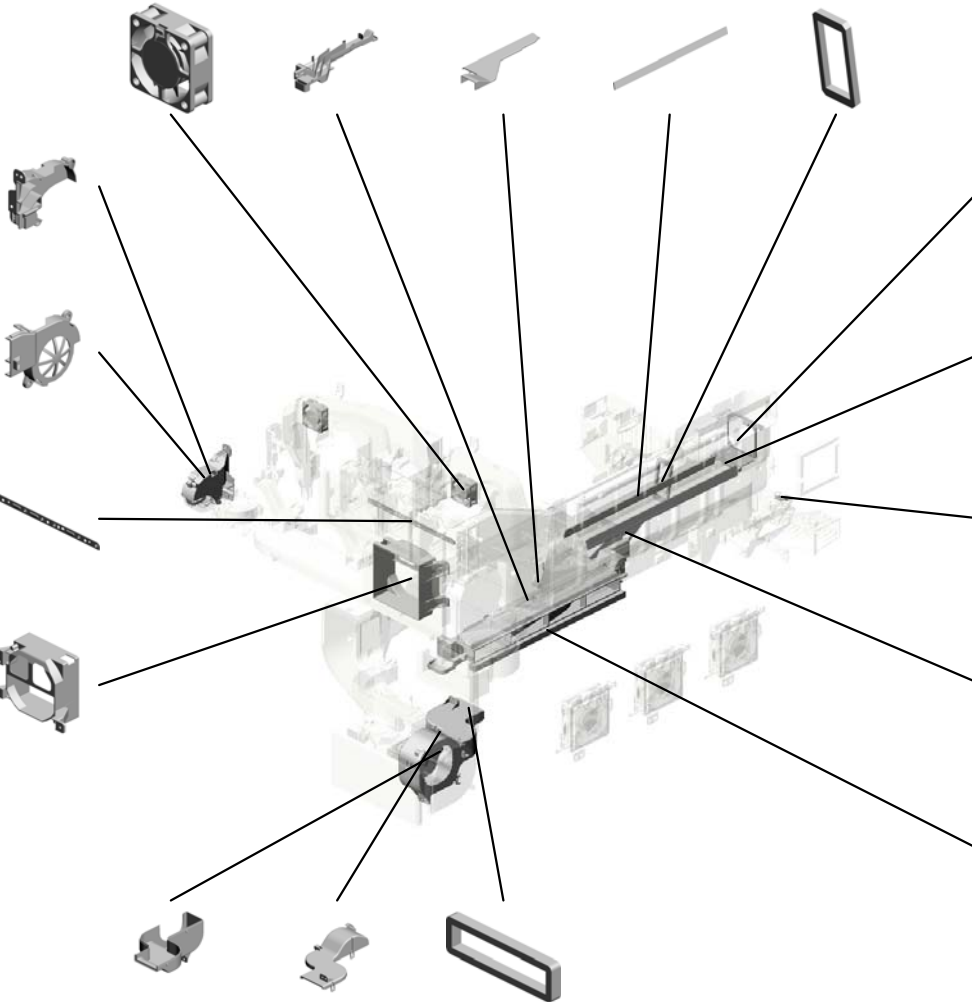
- 122.GX640028 (x2)
FAN MOTOR DC24 V 1.92W
- 117.D1386865
DUCT:PRESSURE ROLLER:VACUUM: LOWER
- 116.D1386863
DUCT:PRESSURE ROLLER:VACUUM: UPPER
- 107.D1366982 (x2)
SEAL:HEAT SINKE R:LEFT AND RIGHT
- 106.D1366980
SEAL:INDUCTION HEATING UNIT:VACUUM

104.D1366974
DUCT:DENSITY SENSOR:LEFT

103.D1366972
DUCT:DENSITY SENSOR:RIGHT

112.D1366995
BRACKET:DEVELOPMENT:EXHAUST

111.D1366990
DUCT:MECHANICAL DRIVE SECTION: LEFT UPPER



110.D1366986
BRACKET:DC FAN MOTOR:HEAT SINKER:VACUUM

108.D1366983
SEAL:HEAT SINKE R:FRONT

102.D1366971
BRACKET:HINGE:DUCT:HEAT PIPE:ROLLER

115.D1386862
BRACKET:PRESSURE ROLLER:VACUUM:FRONT

121.D1386972
SEAL:DUCT:PRESSURE ROLLER:VACUUM:LOWER


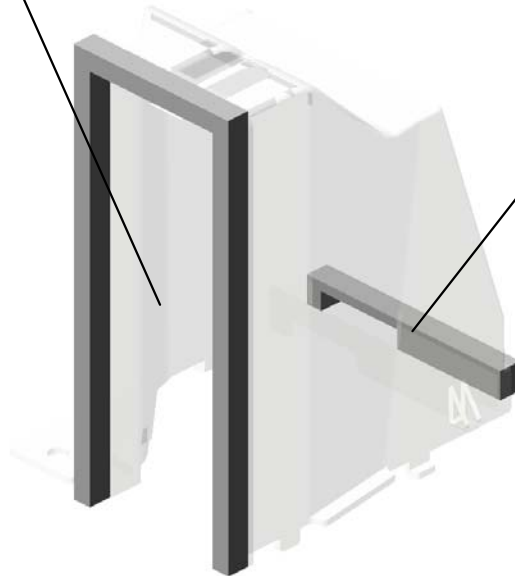
118.D1386923
DUCT:PRESSURE ROLLER:EXHAUST:LOWER

119.D1386924
DUCT:PRESSURE ROLLER:EXHAUST:UPPER

120.D1386946
SEAL:DUCT:PRESSURE ROLLER:EXHAUST


U020_S001
DUCT:HEAT SINKER:REAR:ASS'Y

105.D1366979
SEAL:HEAT SINKE
R:EXIT



101.D1366966
DUCT:HEAT SINKE
R:REAR:ASS'Y


109.D1366984
SEAL:HEAT SINKE
R:REAR



U001	U002	U003	U004	U005	U006	U007	U008	U009	U010	U011	U012	U013	U014	U015	U016	U017	U018	U019	U020	U021
------	------	------	------	------	------	------	------	------	------	------	------	------	------	------	------	------	------	------	------	------


U020_S002
DC FAN MOTOR:SIROCCO:ASS'Y

30.AX650054
DC FAN MOTOR:SI
ROCCO:DC24V:PW
M



34.D1351435
DC FAN MOTOR:SI
ROCCO:ASS'Y

41.D1351491
SEAL:AROUND TH
E PHOTOCONduc
TOR:EXHAUST:SI
ROCCO



42.D1351496
SEAL:AROUND TH
E PHOTOCONduc
TOR:EXHAUST:SI
ROCCO:UPPER




64.D1366896
SEAL:AROUND TH
E PHOTOCONduc
TOR:EXHAUST



U001	U002	U003	U004	U005	U006	U007	U008	U009	U010	U011	U012	U013	U014	U015	U016	U017	U018	U019	U020	U021
------	------	------	------	------	------	------	------	------	------	------	------	------	------	------	------	------	------	------	------	------

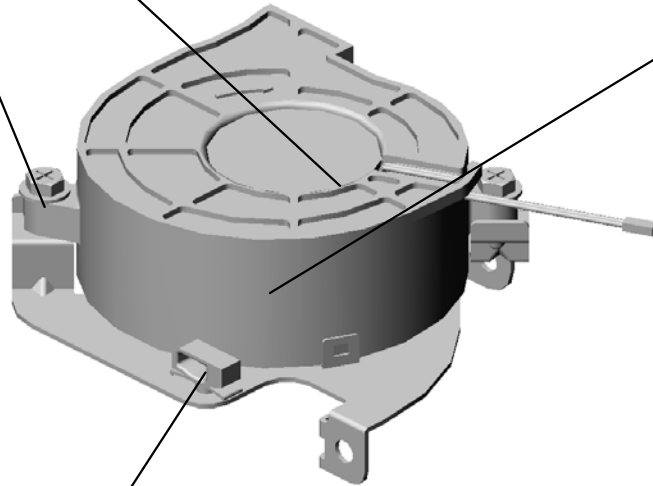
U020_S003
DC FAN MOTOR:INTERMEDIATE TRANSFER:ASS'Y

26.AX640223
FAN:SIROCCO:DC
24V:60MM



96.D1366957
DC FAN MOTOR:IN
TERMEDIATE TRA
NSFER:ASSY

9.04543010Q
(x2)
TAPPING SCREW:
3X10



97.D1366958
BRACKET:DC FAN
MOTOR:INTERME
DIATE TRANSFER



16.11050758
CLAMP:LWSM-030
6A

U001	U002	U003	U004	U005	U006	U007	U008	U009	U010	U011	U012	U013	U014	U015	U016	U017	U018	U019	U020	U021
------	------	------	------	------	------	------	------	------	------	------	------	------	------	------	------	------	------	------	------	------

U020_S004

DUCT:BELT CLEANING:VACUUM:ASS'Y


33.D0742577
CONNECTOR:DRA
WER:4POLE:REC

51.D1366869
DUCT:BELT CLEAN
ING:VACUUM:REA
R

50.D1366868
DUCT:BELT CLEAN
ING:VACUUM:FRO
NT

21.AA000291
DECAL:POSITIONI
NG DISPLAY:SCRE
W:PP

32.B2342390
FLANGED HEXAG
ONAL HEAD BOLT:
M4X8

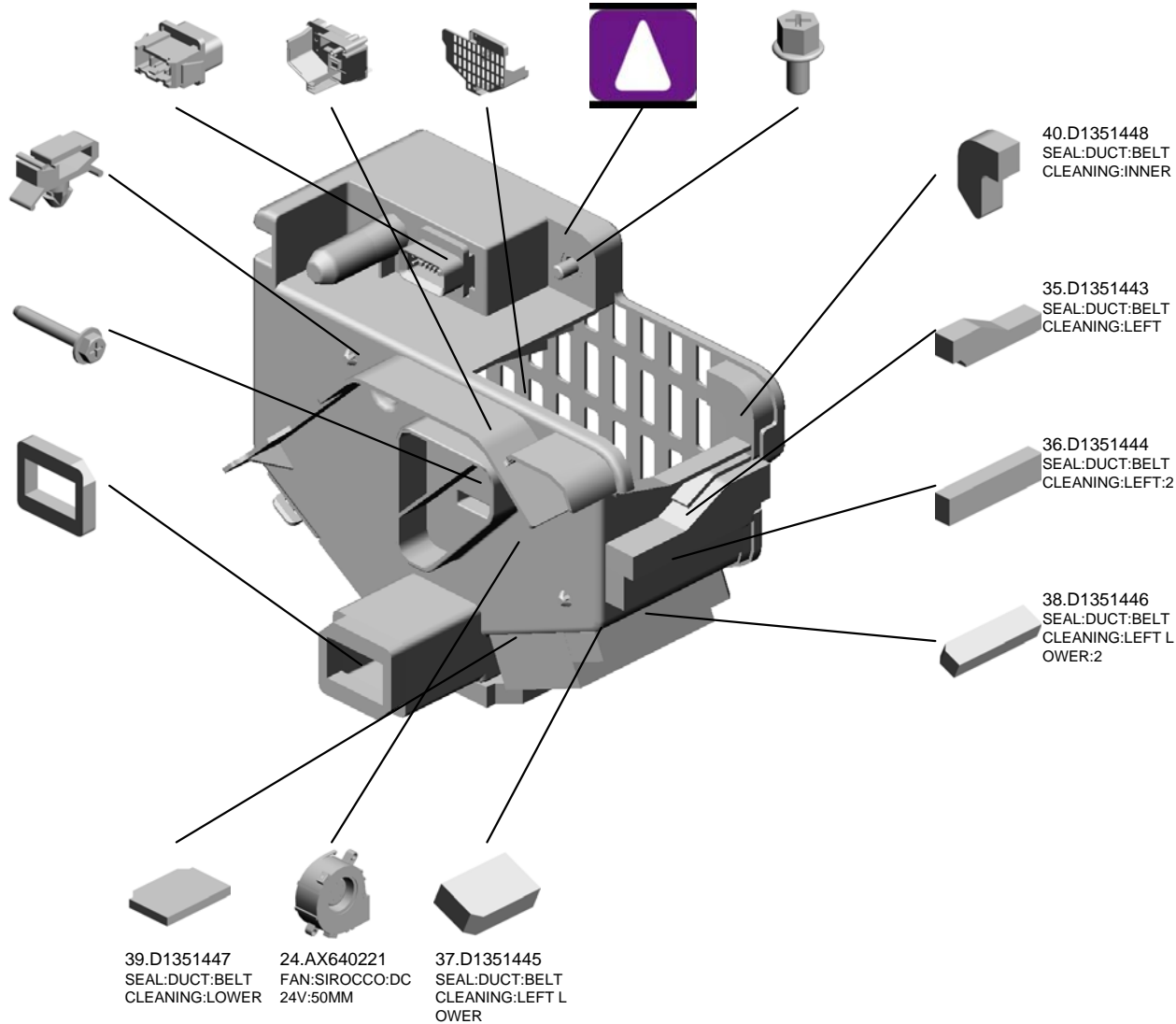


123.D1386804
DUCT:BELT CLEAN
ING:VACUUM:ASS'
Y

16.11050758
(x3)
CLAMP:LWSM-030
6A

5.04503020N
(x2)
TAPPING SCREW:
M3X20

113.D2576969
SEAL:DUCT:BELT
CLEANING:VACUU
M
201607-04 X/O



13.11024559 (x 1)
CONNECTOR - 3P
14.11034290 (x 1)
CONNECTOR

35.D1351443
SEAL:DUCT:BELT
CLEANING:LEFT

36.D1351444
SEAL:DUCT:BELT
CLEANING:LEFT:2

38.D1351446
SEAL:DUCT:BELT
CLEANING:LEFT L
OWER:2

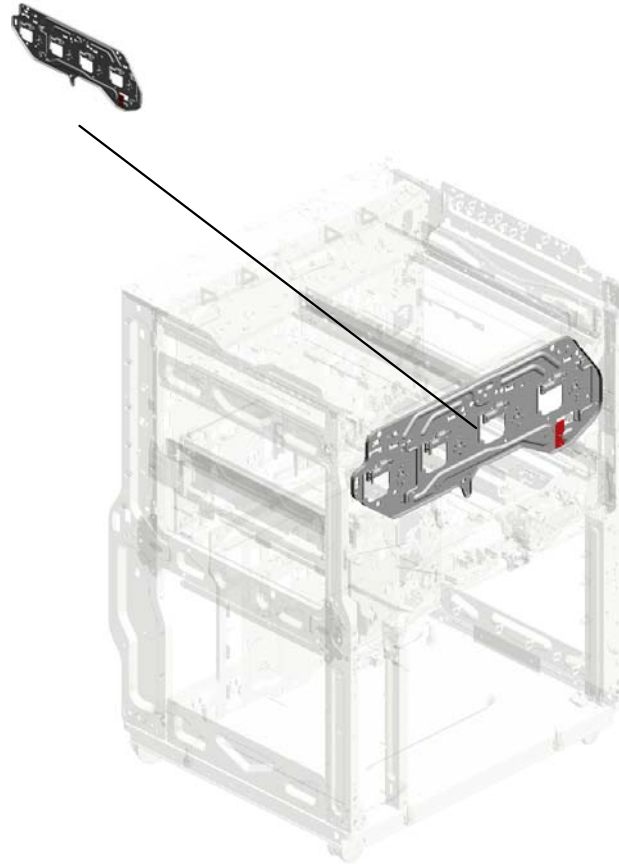
39.D1351447
SEAL:DUCT:BELT
CLEANING:LOWER

24.AX640221
FAN:SIROCCO:DC
24V:50MM

37.D1351445
SEAL:DUCT:BELT
CLEANING:LEFT L
OWER

U021.MAIN FRAME

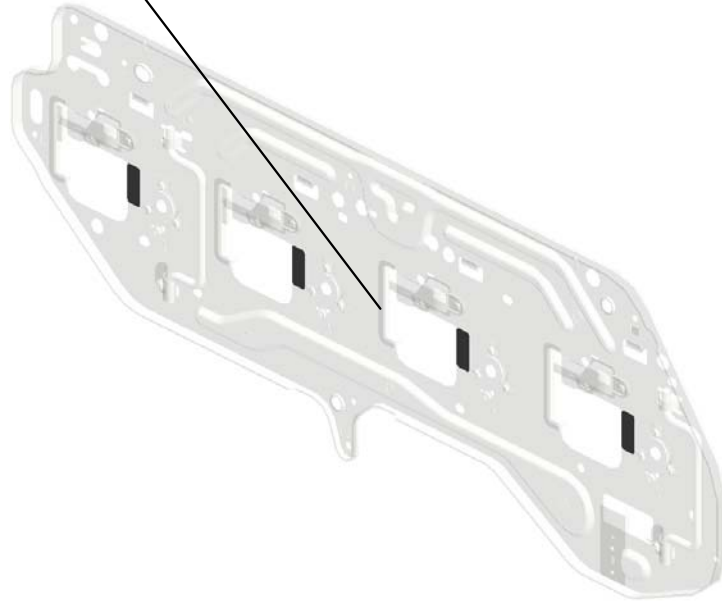
U021_S001
D1381416
DRUM STAY:AROUND THE P
HOTOCONDUCTOR:PRO:AS
SY



U001	U002	U003	U004	U005	U006	U007	U008	U009	U010	U011	U012	U013	U014	U015	U016	U017	U018	U019	U020	U021
------	------	------	------	------	------	------	------	------	------	------	------	------	------	------	------	------	------	------	------	------

U021_S001.DRUM STAY:AROUND THE PHOTOCONDUCTOR:PRO:ASS'Y

U021_S001_S001
D1363434
DECAL:COLORED DISPLAY:
DRUM STAY:ASS'Y



U001	U002	U003	U004	U005	U006	U007	U008	U009	U010	U011	U012	U013	U014	U015	U016	U017	U018	U019	U020	U021
------	------	------	------	------	------	------	------	------	------	------	------	------	------	------	------	------	------	------	------	------

U021 MAIN FRAME



- 19.11029784 CONNECTOR:5594 9-2619
- 12.08046123 (x2) HEXAGONAL BOLT :WASHER:M3X8
- 13.11026245 RELAY CONNECT OR - 2P
- 6.04543008Q (x181) TAPPING SCREW: 3X8
- 4.04543006N (x4) TAPPING SCREW: ROUND POINT:3X8

18.11029783
CONNECTOR:5594
9-3919

1.03140180N
PAN HEAD SCREW
:M4X18

17.11029781
CONNECTOR:5140
5-3919

5.04543006Q
(x163)
TAPPING SCREW -
M3X6

20.11050328
HARNESS CLAMP -
ES-0505

3.03604008N
(x6)
SCREW - M4X8

15.11028535
CONNECTOR - QR/
P17-14P-A

14.11028534
CONNECTOR - QR/
P17-14S-B

8.04583010N
(x8)
HEXAGON HEAD T
APPING SCREW:3
X10

9.07200040E
(x3)
RETAINING RING -
M4

5.04543006Q
TAPPING SCREW -
M3X6
201504-10

2.03540060N
(x5)
SCREW-M4X6

11.08010240
(x2)
BINDING HEAD SC
REW:M2.6X4

7.04583008N
(x4)
HEXAGON HEAD T
APPING SCREW:3
X8

10.07200060E
(x5)
RETAINING RING -
M6

27.11050761
(x2)
CLAMP:LWS-0511A

30.11050764
CLAMP:LWS-1316A

5.04543006Q (x 1)
TAPPING SCREW - M3X6
6.04543008Q (x 3)
TAPPING SCREW:3X8
16.11029387 (x 1)
CONNECTOR:DRAWER:51405-2611

U021 MAIN FRAME



- 29.11050763 (x36) CLAMP:LWS-1211A
- 26.11050760 (x20) CLAMP:LWSM-051A
- 27.11050761 (x16) CLAMP:LWS-0511A
- 31.11050765 (x4) CLAMP:LWS-2218A
- 25.11050758 (x75) CLAMP:LWSM-0306A

30.11050764 (x26) CLAMP:LWS-1316A

38.AA143579 SCREW - M3

36.AA132300 ROLLER:LOCK:PULL OUT

35.AA132030 SPACER:DIA14

28.11050762 (x24) CLAMP:LWS-0711A

22.11050692 CLAMP:LES-0503

24.11050724 (x3) CLAMPS:WES-1210

37.AA140946 SHAFT:LOCK:PULL OUT 0006-201311-53 X/

21.11050551 CLAMP:LES-0505

40.AA145909 SHAFT:STOPPER:PULL OUT

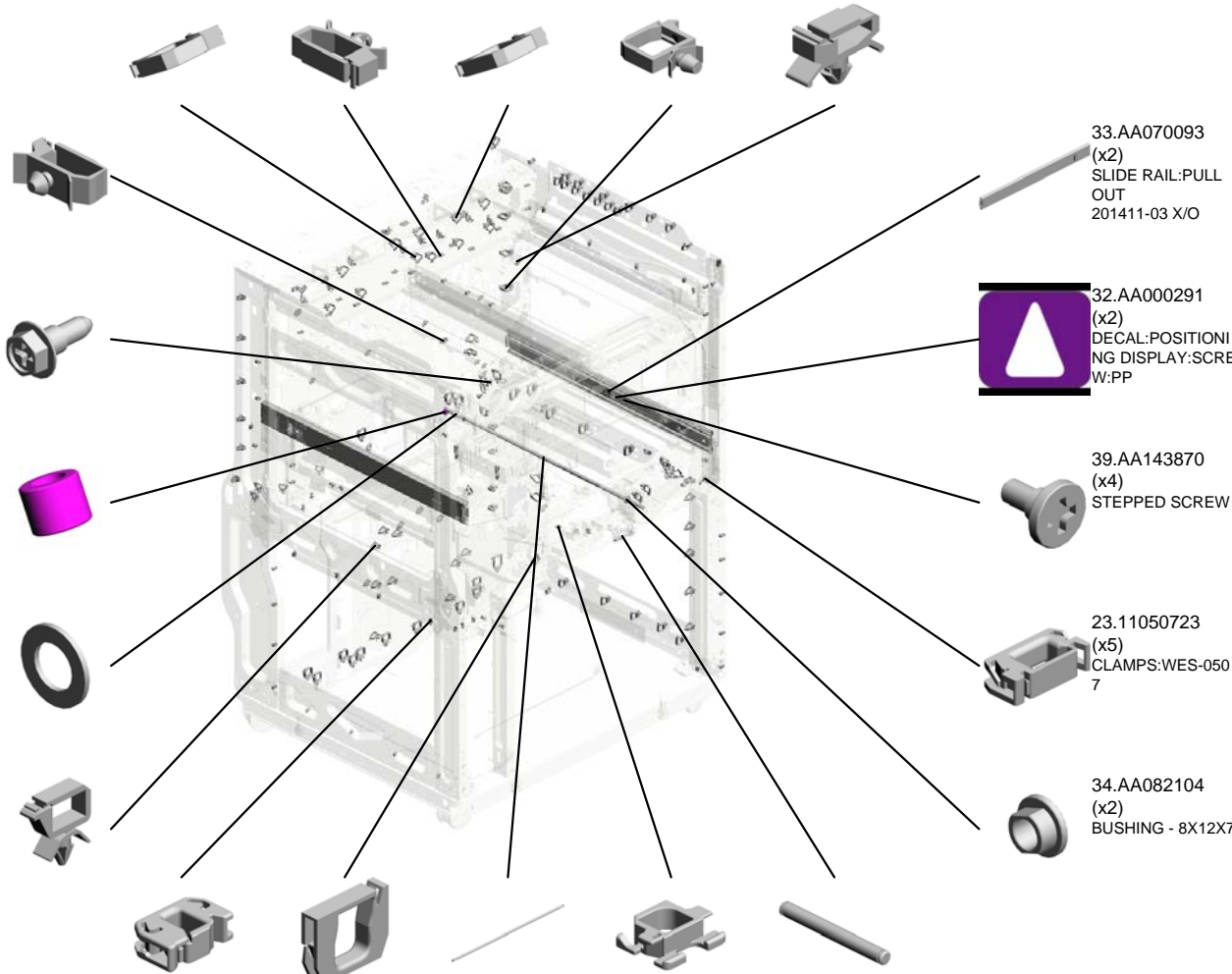
33.AA070093 (x2) SLIDE RAIL:PULL OUT 201411-03 X/O

32.AA000291 (x2) DECAL:POSITIONING DISPLAY:SCREW:PP

39.AA143870 (x4) STEPPED SCREW

23.11050723 (x5) CLAMPS:WES-0507

34.AA082104 (x2) BUSHING - 8X12X7



U021 MAIN FRAME



- 58.D1361555 FEELER:PULL OUT :SET:SENSOR
- 56.D1361547 HANDLE:DRUM ST AY
- 51.B2342390 (x6) FLANGED HEXAG ONAL HEAD BOLT: M4X8
- 53.D1361533 (x5) BRACKET:LED
- 49.AW500040 (x2) PUSH SWITCH:SW 1AG-550:10MA

52.D1351583
FEELER:PULL OUT
:LOCK
0006-201311-54 X/

48.AW020198
(x2)
PHOTOINTERRUP
TOR:LG2A14NL1

59.D1361567
SUPPORTING PLA
TE:PULL OUT:REA
R RIGHT

54.D1361536
BRACKET:DRAWER:
LED:1:0.8MM

57.D1361553
GRIP:PULL OUT:T
CRU

47.AH012031
(x4)
CASTER:1470N

50.B1881125
(x12)
FLANGED HEXAG
ONAL HEAD BOLT:
M5X14

45.AC020150
LENS:LED:1

55.D1361538
BRACKET:DRAWER:
R:LED:2:0.8MM

41.AB012078
GEAR:PULL OUT:L
OCK:DRIVE

43.AB017921
GEAR:PULL OUT:L
OCK:NO.2

42.AB017920
GEAR:PULL OUT:L
OCK:NO.1

46.AC020151
(x6)
LENS:LED:2

60.D1361575
INNER COVER:PUL
L OUT:LOCK

44.AB017922
GEAR:PULL OUT:L
OCK:NO.3

U021 MAIN FRAME



70.D1361594 GUIDE:CURL COR
D:REAR UPPER
66.D1361590 GUIDE:CURL COR
D
67.D1361591 EXTENSION TRAY:
CURL CORD
73.D1362852 BRACKET:LED:MA
NUAL FEED
74.D1362853 INNER COVER:LED
:MANUAL FEED

69.D1361593 STOPPER:GUIDE:
CURL CORD:0.3T

64.D1361584 SUPPORTING PLA
TE:BRACKET:LOC
K

65.D1361585 BRACKET:LOCK

68.D1361592 COVER:DUB

86.D1366381 INSULATING SHEE
T:PULL OUT

81.D1364953 BRACKET:LED:RE
CEIVING SUB-UNIT
:LEFT LOWER

80.D1364942 BRACKET:PUSH S
WITCH:LED

82.D1364961 LED:SWITCH:REV
ERSE EXIT:ASSY

84.D1365467 PCB:LSB

83.D1364971 LED:SWITCH:DUPL
EX:ASSY

61.D1361577 BRACKET:DRIVE S
UB-UNIT:PULL OU
T:LOCK

85.D1365510 (x10)
LED:CONNECTOR:
RED


62.D1361579 DC MOTOR:PULL
OUT:LOCK:6.78W:
BRUSH

63.D1361580 HOLDER:DRIVE SU
B-UNIT:PULL OUT:
LOCK

71.D1361597 SHEET:HARNESS:
PULL OUT

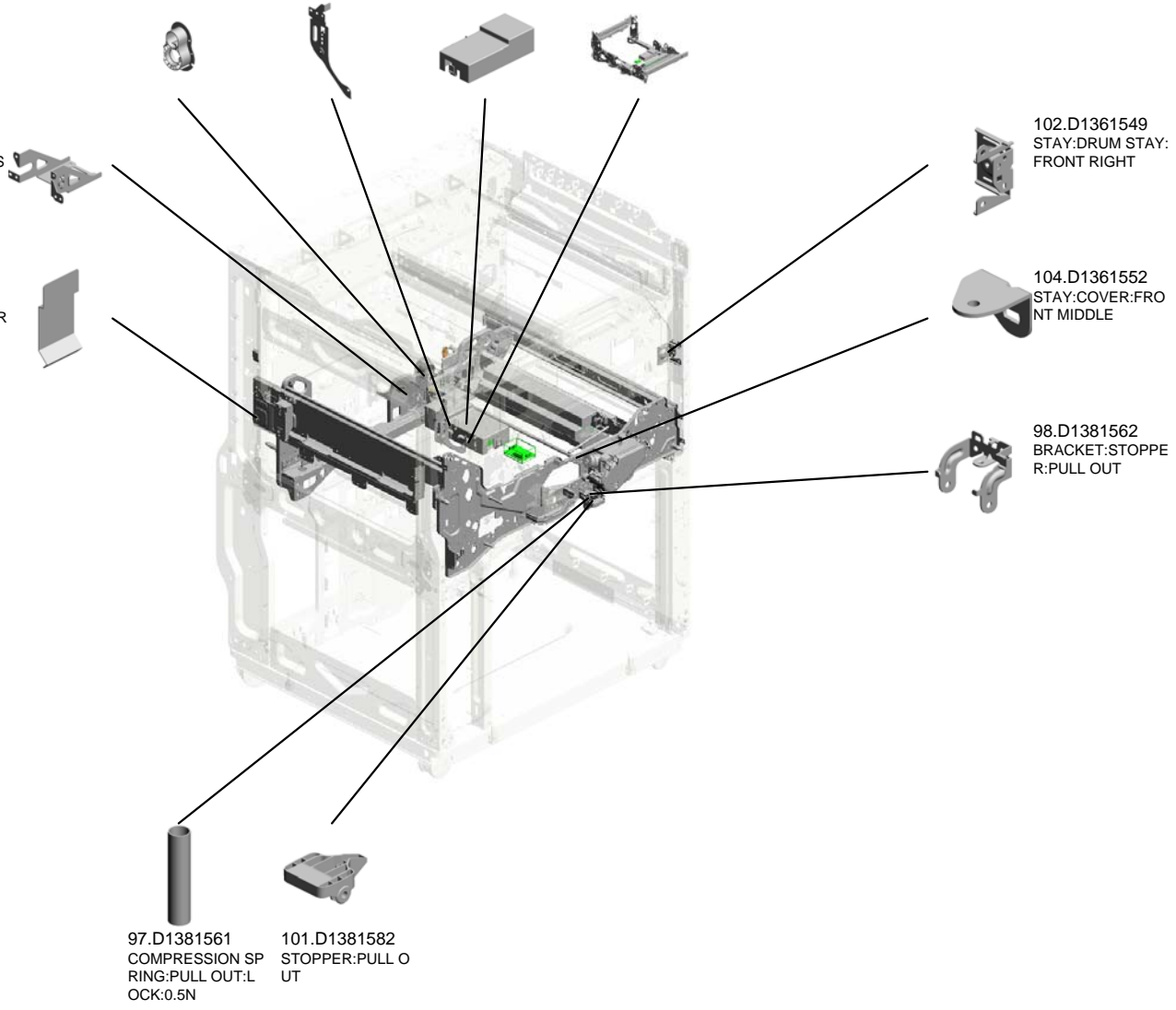
U021 MAIN FRAME

100.D1381568 GUIDE:PULL OUT:LOCK
 96.D1381545 STAY:DRUM STAY:FRONT LEFT
 87.D1366390 COVER:POWER P
 103.D1350022 DRAWER UNIT:SERVICE PARTS:PRO:ASSY
 201411-13



99.D1381565 BRACKET:PULL OUT:LOCK:REAR:ASSY

105.D2581091 (x2) SHEET:GUIDE:HARNESS
 201601-04



U021_S001
 DRUM STAY:AROUND THE PHOTOCONDUCTOR:PRO:ASS'Y

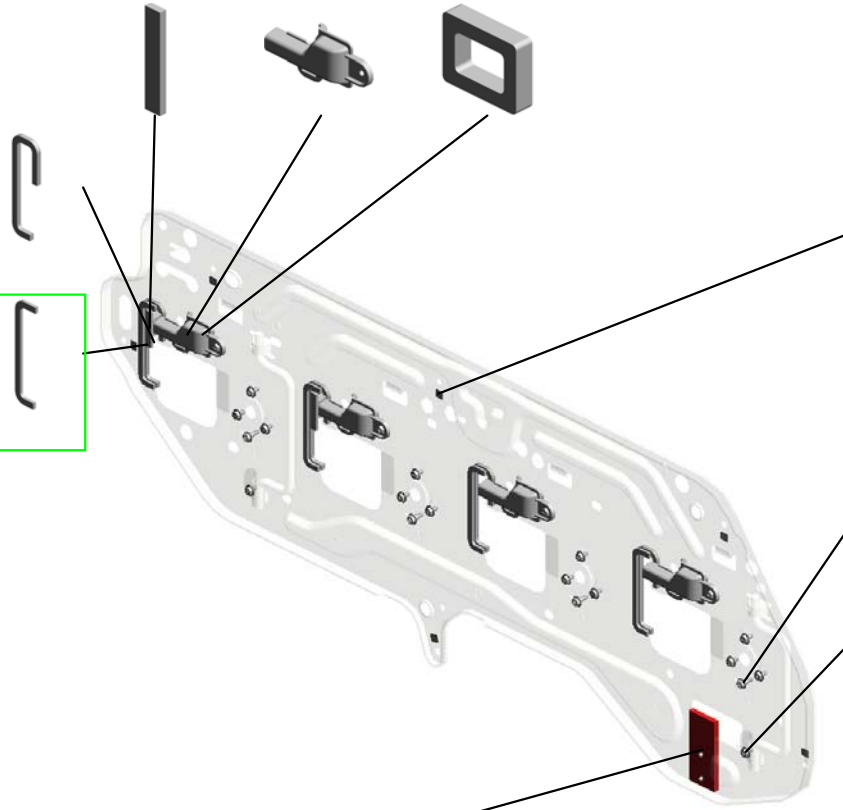
92.D1366985 (x4) SEAL:DRUM STAY:FRONT:RIGHT
 88.D1366897 (x4) DUCT:DRUM STAY:SMALL
 91.D1366978 (x4) SEAL:DUCT:DRUM STAY:DEVELOPMENT



95.D1381416
 [A]
 DRUM STAY:AROUND THE PHOTOCONDUCTOR:PRO:ASS'Y
 201407-11 X/O

90.D1366977 (x4) SEAL:DRUM STAY:REAR

89.D2576953 (x4) [B]
 SEAL:DRUM STAY:FRONT
 201611-05 O/O



32.AA000291 (x6) DECAL:POSITIONING DISPLAY:SCREW:PP

38.AA143579 (x4) SCREW - M3

5.04543006Q (x20) TAPPING SCREW - M3X6

72.D1362642 SLOPE:COVER:REGISTRATION

 D1366976 [B] SEAL:DRUM STAY:FRONT 201611-05 O/O	 D1381415 [A] DRUM STAY:AROUND THE PHOTOCONDUCTOR:ASS'Y 201407-11 X/O
---	--

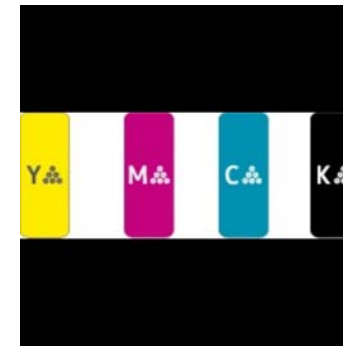
U021_S001_S001

DECAL:COLORED DISPLAY:DRUM STAY:ASS'Y

78.D1363448
DECAL:COLORED
DISPLAY:DRUM ST
AY:M


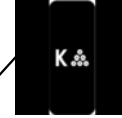


79.D1363449
DECAL:COLORED
DISPLAY:DRUM ST
AY:Y



75.D1363434
DECAL:COLORED
DISPLAY:DRUM ST
AY:ASS'Y

76.D1363446
DECAL:COLORED
DISPLAY:DRUM ST
AY:BK



77.D1363447
DECAL:COLORED
DISPLAY:DRUM ST
AY:C

U001	U002	U003	U004	U005	U006	U007	U008	U009	U010	U011	U012	U013	U014	U015	U016	U017	U018	U019	U020	U021
------	------	------	------	------	------	------	------	------	------	------	------	------	------	------	------	------	------	------	------	------

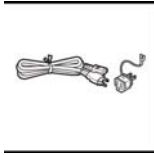
ACCESSORIES



1.03603006N
SCREW - M3X6



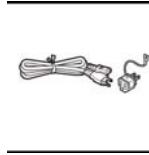
2.04543006N
(x24)
TAPPING SCREW:ROUND POINT:3X
6



3.11500446
(x2)
(EU/AA):POWER SUPPLY CODE:250
V:16A




4.11500447
(NA):POWER SUPPLY CODE:250V:20
A




5.11500466
(CHN):POWER SUPPLY CODE:250V:
16A



6.AA001611
(x2)
(NA/CHN):PLATE:LOGOTYPE:RIC



7.AA003056
(x4)
DECAL:GRIP:SHORT:PP



8.B0651374
CLOTH - DF EXPOSURE GLASS



9.B1321226
(x4)
HOLDER:STAND




10.B3058671
(AA):SHEET:EULA:TAIWAN




11.D0747869
(AA):DECAL:EMI:CLASS_A



12.D1201315
HOLDER:OPERATING INSTRUCTION
S




13.D1355930
STOPPER:POWER SUPPLY CORD




14.D1362490
HOLDER:DRUM:FRONT



15.D1362493
HOLDER:DRUM:REAR



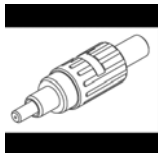
16.D1362495
HOLDER:PCU




17.D2582492
[A]
HOLDER:PCU
201611-03 O/O




18.D1363437
(x4)
CAP:DEVELOPMENT:SUB-ASS'Y




19.D1363485
JIG:DEVELOPMENT UNIT



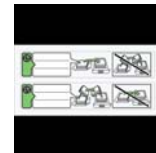
20.D1363497
SEAL:SHUTTER:FUNNEL



21.D1363498
SHUTTER:FUNNEL



22.D1363499
FUNNEL:DEVELOPER



23.D1367541
(x3)
DECAL:CAUTION CHART:PAPER SE
T DIRECTION



24.D1367600
DECAL:CAUTION:PULL OUT:PAPER
FEED


ACCESSORIES




25.D1367601
DECAL:CAUTION:PULL OUT:EXIT



26.D1367607
DECAL:POWER SUPPLY CORD:200V :MAIN



27.D1367608
DECAL:POWER SUPPLY CORD:200V



28.D1367985
DEVELOPER:EXCHANGEABLE:ASS'Y



29.D1377449
(CHN):(C5100S):DECAL:CHINA_ENERGY_LABEL
201501-15 X/X



30.D1377603
(C5100S):DECAL:MODEL NAME PLATE:RIC



31.D1377751
(x2)
(NA/EU):SHEET:PAPER SET DIRECTI
ON:MANUAL FEED:ENGLISH



32.D1377753
(x2)
(CHN/AA):SHEET:PAPER SET DIREC
TION:MANUAL FEED



33.D2617252
GUIDE PLATE:POST:ARM:OPERATIO
N PANEL
201610-03 X/O



34.D1387270
COVER:POST:OPERATION SUB-UNI
T:LOWER




35.D1387273
COVER:ARM:OPERATION SUB-UNIT:
UPPER




36.D1387275
COVER:OPERATION PANEL:REAR U
PPER




37.D1387277
(x5)
CAP:COVER:POST:OPERATION SUB
-UNIT



38.D1387333
(x2)
(NA/AA):DECAL:APPLICATION:MULTI
-LANGUAGE



39.D1387334
(EU):DECAL:APPLICATION:MULTI-LA
NGUAGE



40.D1387353
DECAL:FUNCTION:BLANK:MULTI-LA
NGUAGE




41.D1387444
(CHN):(C5110S):DECAL:ENERGY_LA
BEL
201502-19




42.D1387603
(C5110S):DECAL:MODEL NAME PL
ATE:RIC




43.D1387615
(EU):DECAL:FOGRA:27477




44.D1387720
(AA):MANUAL:USER_GUIDE



45.D1387760
(AA):MANUAL:READ_THIS_FIRST



46.D1387968
(AA):POWER SUPPLY CORD:TWN:AS
S'Y




47.D1387974
(x2)
(CHN/AA):CD-ROM:DRV/OI



48.D1437349
(AA):SHEET:SECURITY_PASSWORD

ACCESSORIES



49.D2581317
HOLDER:GLASS:CLEANER:ASS'Y
201608-03 O/O



50.D1491553
(NA/CHN);SHEET:LOGO



51.D1494390
(x2)
(NA/AA);DECAL:CAUTION:INKJET




52.D1496667
(CHN);DECAL:CAUTION:INKJET




53.D1496668
(AA);DECAL:CAUTION:INKJET



54.D1496766
(x3)
(NA/EU/AA);DECAL:CAUTION:ORIGIN
AL:ENGLISH



D1362498
[A]
HOLDER:PCU
201611-03 O/O



55.D1496768
(AA);DECAL:CAUTION:ORIGINAL:TAI
WAN



56.D1496851
(x2)
(NA/AA);DECAL:MAIN SWITCH:ON-S
TANDBY:ENGLISH



57.D1496852
(x2)
(CHN/EU);DECAL:MAIN SWITCH:ON-S
TANDBY




58.D1767985
(CHN);SHEET:SECU:J:CN



59.D1767986
(x2)
(NA/AA);SHEET:NOTES_SECU:GB



60.D1767992
(EU);SHEET:SECU



61.D6457902
(x3)
(NA/EU/AA);SEAL:CAUTION:20LANG
UAGES



62.D6836031
DECAL:SET:ORIGINAL TABLE



63.D6846061
(x3)
(NA/EU/AA);DECAL::ORIGINAL:MANY
LANGUAGES



64.H3064109
(AA);DECAL - LASER CLASS1



65.M0771861
TUBE TYPE LAMP:TAC:ASS'Y



66.D1367446
DECAL:CAUTION:PULL OUT:SLIDE R
AIL:NA
201410-08



67.D1367448
(x3)
(CHN/EU/AA);DECAL:PULL OUT:SET:
CAUTION:MANY LANGUAGES
201410-07



68.D2231381
DECAL:EXPOSURE GLASS:CLEANIN
G
201608-06

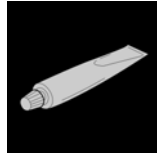
SPECIAL TOOLS



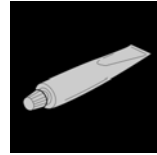
1.A0929503
C4 Color Test Chart (3 pcs/set)



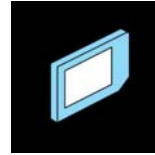
2.A1849501
OPTICS ADJUSTMENT TOOL



3.A2579100
SILICONE OIL TYPE SS



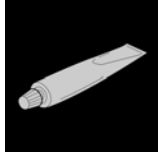
4.A2579300
Grease Barrierta ? S552R



5.B6455020
SD Card



6.C4019503
20X Magnification Scope



7.D0149800
GREASE-KS660B



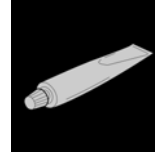
8.D0747690
BRUSH:BLOWER



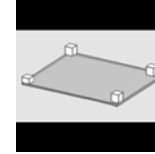
9.M0779517
SD-CARD:NICE:ASS'Y



10.VSSA9001
LAUNA OIL 40N




11.VSSG9002
FLUOTRIBO MG GREASE : 100G




12.D1359516
DRAWER UNIT HOLDER
201410-17




13.D0749548
DG CLEANER 5PCS/SET
201411-14



14.D1941761
SHEET:INDICATING HOLE ON A BOA
RD:NICE:GRAY:ASS'Y
201509-04



15.D1941764
SHEET:INDICATING HOLE ON A BOA
RD:NICE:BLACK:ASS'Y
201509-05



16.D1941767
COVER:NICE:WHITE
201509-06

HEATER



1.D1381688
HEATER:230V:9W

Exclusive Parts

Number	Part Name	Group	ID
50530447	BUSHING - 6MM	U002_S001	11
52062686	SNAP RING	U003_S001	27
		U007	34
		U007_S002	34
		U007_S003	34
		U007_S004	34
52152621	SNAP RING - M6	U003_S001	28
		U012	9
54472681	SNAP RING	U003_S001	29
		U003_S001_S011	29
		U007	35
		U010_S001	26
		U011_S001	6
		U016_S003	23
54472768	STEPPED SCREW - M3	U015_S006	30
		U015_S007_S002	30
59374158	SPRING WASHER - BD10	U016_S003	24
A0929503	C4 Color Test Chart (3 pcs/set)	SPECIAL TOOLS	1
A0964928	GUIDE PLATE BAND	U017	23
A1849501	OPTICS ADJUSTMENT TOOL	SPECIAL TOOLS	2
A2171340	KNOB SCREW - M4X10	U015_S006	31
		U015_S007_S002	31
A2324666	CUSHION - STEPPER MOTOR	U004	16
		U010_S001	27
A2501752	EXPOSURE GLASS	U004	17
A2579100	SILICONE OIL TYPE SS	SPECIAL TOOLS	3
A2579300	Grease Barrierta ? S552R	SPECIAL TOOLS	4
A4181158	SPACER - M6.5X1	U003_S001_S011	30
A4221063	SEAL - 0.7X13X20	U003_S001	31
		U003_S001_S016	31
A4701703	SHIFT CLUTCH	U016_S003	25
A5482139	PULLEY	U003_S001	32
A6281225	BUSHING - 8MM	U003_S001_S011	33
A8061163	GUIDE PLATE CUSHION	U003_S001_S011	34
		U003_S001_S011	34
		_S001	
A8592112	DRIVE SHAFT - PAPER FEED BEL	U003_S001_S011	35

Number	Part Name	Group	ID
	T		
A8592319	BASE CUSHION	U003_S001_S011	36
A8597211	STEPPED SCREW	U003	37
AA000282	DECAL:H-TEMP WARNING:FUSIN G	U015_S006_S006	32
		U015_S007_S002_S006	32
AA000283	DECAL:GRIP:FUSING:FRONT	U015_S006	33
		U015_S007_S002	33
AA000285	DECAL:PAPER TRAY:DESIGN SKE TCH1	U007	36
AA000286	DECAL:PAPER TRAY:DESIGN SKE TCH2	U007	37
AA000287	DECAL:PAPER TRAY:DESIGN SKE TCH3	U007	38
AA000289	DECAL:LED	U007	39
AA000290	DECAL:POSITIONING DISPLAY:SC REW:PET	U015_S006	34
		U015_S006_S006	34
		U015_S007_S002	34
		U015_S007_S002_S006	34
AA000291	DECAL:POSITIONING DISPLAY:SC REW:PP	U001	10
		U001_S004	10
		U006_S002_S001_S001	23
		U007	40
		U008_S001	27
		U009	12
		U011_S001	7
		U012_S001_S003	10
		U020	21
U020_S004	21		
AA000292	DECAL:CAUTION CHART:TANDEM LCT	U007_S016	41
		U007_S020	41
		U007_S021	41
		U007_S022	41
AA000294	DECAL:PAPER SET DIRECTION:TA	U007_S016_S005	42

Exclusive Parts

Number	Part Name	Group	ID
	NDEM TRAY:RIGHT	U007_S020_S005	42
		U007_S021_S005	42
		U007_S022_S005	42
AA000295	DECAL:GRIP:INNER COVER:RIGHT	U007_S016_S003	43
		U007_S020_S003	43
		U007_S021_S003	43
		U007_S022_S003	43
AA000297	DECAL:PAPER SET DIRECTION:TANDEM TRAY:LEFT	U007_S015_S002	44
		U007_S017_S002	44
		U007_S018_S002	44
		U007_S019_S002	44
AA000308	DECAL:SIDE FENCE:REAR	U007_S016	45
		U007_S020	45
		U007_S021	45
		U007_S022	45
AA000391	SHEET:PAPER SET DIRECTION:TANDEM TRAY	U007	46
AA000395	DECAL:CAUTION:TANDEM LCT:RIGHT:SET	U007_S016	47
		U007_S020	47
		U007_S021	47
		U007_S022	47
AA001611	(NA/CHN):PLATE:LOGOTYPE:RIGHT	ACCESSORIES	6
AA003050	DECAL:LEVER:RELEASE:GUIDE PLATE:LEFT LOWER	U016_S003_S009_S005	26
AA003055	DECAL:COVER:PUSH	U006_S002_S001_S001	24
AA003056	DECAL:GRIP:SHORT:PP	ACCESSORIES	7
		U009	13
		U012_S001_S003	11
AA003057	DECAL:GRIP:LONG:PP	U009_S001	14
		U009_S002	14
		U009_S004	14
		U009_S005	14
		U009_S007	14
		U009_S008	14
		U009_S010	14
		U009_S011	14
AA003058	DECAL:PICK-UP PAPER JAM:EXIT:	U001_S004	11

Number	Part Name	Group	ID
	LEFT LOWER		
AA003059	DECAL:EXIT:GUIDE PLATE:UPPER:PUSH	U016_S003_S008	27
AA003060	DECAL:LED:EXIT:UPPER	U001_S001	12
AA003061	DECAL:PICK-UP PAPER JAM:DUPLICATE	U001_S004	13
AA003062	DECAL:GRIP:OPEN AND CLOSE:GUIDE PLATE PAWL:NO.1	U016_S003_S002	28
AA003063	DECAL:LED:GATE PAWL:REVERSE:ENTRANCE	U001_S001	14
AA003064	DECAL:GRIP:OPEN AND CLOSE:GUIDE PLATE PAWL:NO.2	U016_S003_S002	29
AA021034	MAGNETIC	U017	24
AA040033	TRANSPORT BELT	U014_S001	12
AA043311	TIMING BELT:40S2M302G	U018	23
		U018_S001	23
AA043325	TIMING BELT - B40S2M250	U018_S005	24
AA043328	TIMING BELT:40S2M130	U003_S001_S011	38
AA043334	TIMING BELT:40S2M174	U018	25
AA043339	TIMING BELT:PAPER EXIT:40S2M122	U003_S001	39
AA043621	TIMING BELT - 60S2M156	U018_S006	26
AA043632	TIMING BELT - 40S2M126	U003_S001	40
AA043634	TIMING BELT - 40S2M296	U017	25
AA043637	TIMING BELT - 40S2M124	U018_S009	27
		U018_S010	27
		U018_S011	27
		U018_S012	27
AA043660	TIMING BELT:40S2M172	U018	28
AA043677	SYNCHRONOUS BELT:40S3M120	U016_S003	30
AA043681	SYNCHRONOUS BELT:40S2M108	U003_S001	42
AA043682	SYNCHRONOUS BELT:60S1.5M150	U003_S001	43
AA043683	SYNCHRONOUS BELT:60S1.5M204	U003_S001	44
AA043685	SYNCHRONOUS BELT:40S2M258	U003_S001	45
AA043692	SYNCHRONOUS BELT:40S2M182	U018_S004	29
AA043693	SYNCHRONOUS BELT:40S2M364	U018_S003	30

Exclusive Parts

Number	Part Name	Group	ID
AA043694	SYNCHRONOUS BELT:B40S2M202	U003_S001	46
		U018	31
AA043698	SYNCHRONOUS BELT:40S1.5M300	U003_S001	47
AA043702	SYNCHRONOUS BELT:80S3M204	U016_S003	31
AA043710	SYNCHRONOUS BELT:40S2M158	U003_S001	41
AA043714	TIMING BELT:60S3M588	U007_S015	48
		U007_S017	48
		U007_S018	48
		U007_S019	48
AA043929	TIMING BELT - B40S2M114	U018	32
AA060842	TENSION SPRING	U003_S001	48
AA060986	TENSION SPRING:DC SOLENOID:LOCK	U007_S006	49
AA061129	TENSION SPRING:TIGHTENER:DRIVE:USED TONER	U018_S003	33
AA061130	TENSION SPRING:TIGHTENER:DRIVE:TRANSPORT	U018_S005	34
AA061141	TENSION SPRING:REGISTRATION:DRIVEN:1N	U006_S002_S001	26
AA061145	TENSION SPRING:TIGHTENER:EXIT	U016_S003	32
AA061146	TENSION SPRING:LINK:GATE PAWL	U016_S003	33
AA061148	COMPRESSION SPRING:PRESSURE	U015_S006	35
		U015_S007_S002	35
AA061151	TENSION SPRING:FUSING:PAPER EXIT SUB-UNIT:LEVER	U015_S006	36
		U015_S007_S002	36
AA061152	TORSION SPRING:STRIPPER PLATE:STOPPER GUIDE:FRONT	U015_S006	37
		U015_S007_S002	37
AA061153	TORSION SPRING:STRIPPER PLATE:STOPPER GUIDE:FRONT:REAR	U015_S006	38
		U015_S007_S002	38
AA061157	COIL SPRING:GUIDE PLATE:UPPER	U015_S006	39
		U015_S007_S002	39
AA061158	TENSION SPRING:HEAT ROLLER	U015_S006	40
		U015_S007_S002	40
AA061159	TENSION SPRING:HEAT ROLLER:TURN	U015_S006	41
		U015_S007_S002	41

Number	Part Name	Group	ID
AA061160	COIL SPRING:WEB:TENSION:ROLLER	U015_S004	42
AA061161	COMPRESSION SPRING:POLISH:ROLLER	U015_S006	43
		U015_S007_S002	43
AA061162	TORSION SPRING:ROLLER:POLISH:REAR	U015_S006	44
		U015_S007_S002	44
AA061163	TENSION SPRING:SWIVEL:GEAR	U015_S006	45
		U015_S007_S002	45
AA061164	TENSION SPRING:GEAR:ON-OFF	U015_S006	46
		U015_S007_S002	46
AA061166	TORSION SPRING:ROLLER:POLISH:FRONT	U015_S006	47
		U015_S007_S002	47
AA061167	COMPRESSION SPRING:JOINT	U015	48
AA061175	TORSION SPRING:STRIPPER PLATE:STOPPER GUIDE:TURN:FRONT	U015_S006	49
		U015_S007_S002	49
AA061176	TORSION SPRING:STRIPPER PLATE:STOPPER GUIDE:TURN:REAR	U015_S006	50
		U015_S007_S002	50
AA061193	TORSION SPRING:GRIP:FRONT	U015_S005	51
AA061194	TORSION SPRING:GRIP:REAR	U015_S005	52
AA061195	TORSION SPRING:STOPPER:ROLLER	U015_S006	53
		U015_S007_S002	53
AA061202	TENSION SPRING:REGISTRATION:DRIVEN:10N	U006_S002_S001	25
AA062172	COIL SPRING:PRESSURE:SEPARATOR	U006_S003	27
AA062173	COIL SPRING:LEVER:COVER:MANUAL FEED	U006_S003	28
		U007_S001	50
AA063435	COMPRESSION SPRING:PAPER FEED:JOINT	U003_S001_S011	49
AA063463	COMPRESSION SPRING:DRAWER	U019	32
AA063715	COMPRESSION SPRING:JOINT:CONNECTING:DRIVE SUB-UNIT	U018_S005	35
AA063716	COMPRESSION SPRING:LEVER:OPEN AND CLOSE	U006_S002	29
AA063717	COMPRESSION SPRING:DRIVEN:EXIT:NO.2	U016_S003	34
		U016_S003_S009	34
AA063718	COMPRESSION SPRING:DRIVEN:EXIT:NO.1	U016_S003	35

Exclusive Parts

Number	Part Name	Group	ID
AA063719	COMPRESSION SPRING:HOLDER:GUIDE PLATE:EXIT	U016_S003_S009	36
AA063720	COMPRESSION SPRING:DRIVEN:EXIT:NO.4	U016_S003	37
AA063721	COMPRESSION SPRING:GATE:REVERSE EXIT	U016_S003	38
AA063723	COMPRESSION SPRING:STAY:REGISTRATION:5N	U006_S002	30
AA063731	COMPRESSION SPRING:DRIVEN:EXIT:CONNECTING	U016_S003	34
AA063761	COIL SPRING:RELEASE:PICKUP:MANUAL FEED	U006_S003	31
AA063763	COIL SPRING:PRESSURE:PICKUP	U006_S003	32
AA063902	SPRING:CONNECTOR:TANDEM LEFT	U007	51
AA066397	TORSION SPRING:WEB:MECHANICAL DRIVE SECTION	U015	54
AA066401	TORSION SPRING:FEELER	U015_S004	55
AA066431	COIL SPRING:OPEN AND CLOSE:LEFT LOWER:GUIDE PLATE:UPPER	U016_S003_S009	39
AA066432	COIL SPRING:OPEN AND CLOSE:LEFT LOWER:GUIDE PLATE:LOWER	U016_S003_S009	40
AA066433	COIL SPRING:GUIDE PLATE:UPPER:OPEN AND CLOSE:FRONT	U016_S003	41
AA066434	COIL SPRING:GUIDE PLATE:UPPER:OPEN AND CLOSE:REAR	U016_S003	42
AA066699	TORSION SPRING:LOCK:STRIPPER PLATE:FRONT	U015_S006 U015_S007_S002	56 56
AA066700	TORSION SPRING:LOCK:STRIPPER PLATE:REAR	U015_S006 U015_S007_S002	57 57
AA070093	SLIDE RAIL:PULL OUT	U021	33
AA071020	SLIDE RAIL:LARGE CAPACITY TRAY:LEFT:ASS'Y	U007	52
AA071022	SLIDE RAIL:LARGE CAPACITY TRAY:RIGHT:ASS'Y	U007	54
AA071023	SLIDE RAIL:TONER SUPPLY UNIT:LEFT:ASS'Y	U008	28

Number	Part Name	Group	ID
AA071024	SLIDE RAIL:TONER SUPPLY UNIT:RIGHT:ASS'Y	U008	29
AA071025	SLIDE RAIL:LARGE CAPACITY TRAY:MIDDLE:ASS'Y	U007	53
AA080247	BUSHING - B-F6-3	U013_S002 U015_S006 U015_S007_S002	10 58 58
AA080346	BUSHING:FLANGE TYPE:DIA6	U003_S001 U017	50 26
AA080347	BUSHING - 8MM	U003_S001	51
AA080354	BUSHING - 6MM	U015_S004	59
AA080355	BUSHING - 7MM	U015_S004	60
AA080356	BUSHING - 6MM	U015_S004	61
AA082093	BUSHING:3XMM6MM8	U015_S006 U015_S007_S002	62 62
AA082101	BUSHING - 6X10X6	U003_S001 U003_S001_S002 U003_S001_S005 U003_S001_S011 U015_S006 U015_S007_S002	52 52 52 52 63 63
AA082104	BUSHING - 8X12X7	U003_S001 U003_S001_S010 U010_S001 U021	53 53 28 34
AA082137	BUSHING:6X10X6	U011_S001	8
AA082144	BUSHING - 8X12X7	U003_S001	54
AA082171	PLAIN SHAFT BEARING:6X10X6	U007_S002 U007_S003 U007_S004	55 55 55
AA082172	BUSHING:DIA6XDIA10X4:EG-1	U015_S006 U015_S007_S002	64 64
AA082173	PLAIN SHAFT BEARING:6X10X6	U006_S003 U006_S003_S002 U007 U007_S002 U007_S002_S002 U007_S002_S003	33 33 56 56 56 56

Exclusive Parts

Number	Part Name	Group	ID
		U007_S003	56
		U007_S003_S002	56
		U007_S003_S003	56
		U007_S004	56
		U007_S004_S002	56
		U007_S004_S003	56
		U007_S005	56
		U007_S015	56
		U007_S017	56
		U007_S018	56
		U007_S019	56
		U016_S003	43
		U016_S003_S009	43
		U017_S003	27
		U018_S002	36
		AA082174	PLAIN SHAFT BEARING:6X10X9
		U007_S003	57
		U007_S004	57
AA082175	PLAIN SHAFT BEARING:8X12X7	U007	58
		U007_S016	58
		U007_S020	58
		U007_S021	58
		U007_S022	58
AA083014	ONE-WAY CLUTCH	U006_S003	34
AA083018	ROLLER CLUTCH - 6X14X10	U006_S003	35
AA100014	RETAINING RING C - SEPARATE	U006	36
		U006_S003	36
		U007_S002	59
		U007_S003	59
		U007_S004	59
AA120145	DISCHARGE BRUSH:REVERSE:17MM	U016_S003	44
AA132013	SPACER	U003_S001_S011	55
AA132024	SPACER - M6	U015	65
AA132030	SPACER:DIA14	U021	35
AA132204	COLLAR	U015_S006	66
		U015_S007_S002	66
AA132300	ROLLER:LOCK:PULL OUT	U021	36

Number	Part Name	Group	ID
AA140944	SHAFT:LEVER:OPEN AND CLOSE	U006_S002	37
AA140946	SHAFT:LOCK:PULL OUT	U021	37
AA143183	STEPPED SCREW	U012	12
		U017	28
AA143517	GUIDE PLATE SCREW	U015_S006	67
		U015_S007_S002	67
AA143537	SCREW:M3:BLACK	U001	15
		U004	18
AA143555	SCREW - M3X5	U007_S001	60
		U013	11
AA143579	SCREW - M3	U008	30
		U021	38
		U021_S001	38
AA143599	STEPPED SCREW:M3:ROUND POINT	U006	38
AA143702	SCREW:PIN:POSITIONING	U001	16
		U006_S002_S001	39
AA143788	PIN:GUIDE PLATE:PAPER FEED	U003_S001	56
AA143789	SHAFT:CLEANER	U003_S001	57
AA143803	FLANGED HEXAGONAL HEAD BOLT:CASTER	U002_S001	12
AA143807	SCREW:A	U011_S001	9
AA143842	SCREW:DIA6:14.5:M4	U003_S001	58
AA143870	STEPPED SCREW	U021	39
AA143884	STEPPED SCREW:DIA5.4:DIA3.5:M3:LONG	U019	33
AA145909	SHAFT:STOPPER:PULL OUT	U021	40
AA161104	CUSHION - MOTOR	U004	19
AA162082	CUSHION:PLATE:PAPER	U007_S016_S001	61
		U007_S016_S002	61
		U007_S020_S001	61
		U007_S020_S002	61
		U007_S021_S001	61
		U007_S021_S002	61
		U007_S022_S001	61
		U007_S022_S002	61
AB010156	GEAR:SEPARATE:DRIVE	U007_S002	62
		U007_S003	62

Exclusive Parts

Number	Part Name	Group	ID
		U007_S004	62
AB010157	GEAR:SEPARATE:DRIVEN	U007_S002	63
		U007_S003	63
		U007_S004	63
AB010173	GEAR - 60Z	U015_S004	68
AB010174	GEAR - 20Z/50Z	U015_S004	69
AB010175	GEAR - 24Z	U015_S004	70
AB010176	GEAR - 24Z	U015_S004	71
AB010177	GEAR - 32Z	U015_S004	72
AB010178	WORM GEAR	U015_S004	73
AB011387	GEAR - 23Z	U006_S003	40
AB011523	GEAR - 24Z	U015	74
AB011524	GEAR - 36Z	U015	75
AB011526	GEAR - 24Z	U015	76
AB011561	GEAR:MANUAL FEED	U006_S003_S002	41
AB011562	GEAR:SEPARATOR:DRIVE:MANUAL FEED	U006_S003	42
AB011569	GEAR:Z25:DRIVE:REGISTRATION ROLLER	U006_S002	43
AB011570	GEAR:Z20:DRIVEN:REGISTRATION ROLLER	U006_S002_S001	44
AB011607	GEAR:ON-OFF:TRANSFER	U018_S002	37
AB011610	GEAR:USED TONER:IDLER:NO.3	U018_S003	38
AB011611	GEAR:USED TONER:DRIVE:LOWER	U018_S003	39
AB011612	GEAR:USED TONER:MIDDLE	U018	40
AB011616	GEAR:PAPER FEED SUB-UNIT	U018_S007	41
		U018_S008	41
		U018_S009	41
		U018_S010	41
		U018_S011	41
		U018_S012	41
AB012078	GEAR:PULL OUT:LOCK:DRIVE	U021	41
AB012201	GEAR:IDLER:ROLLER:FUSING	U015_S002	77
AB012202	GEAR:DRIVE:ROLLER:POLISH	U015	78
AB012203	GEAR:DRIVE:ROLLER:FUSING:B	U015_S005	79
		U015_S006	79
		U015_S007_S002	79

Number	Part Name	Group	ID
AB012205	GEAR:IDLER:ON-OFF	U015_S006	80
		U015_S007_S002	80
AB012206	GEAR:DRIVE:ROLLER:FUSING:A	U015_S006	81
		U015_S007_S002	81
AB012207	GEAR:POLISH:ROLLER:A	U015_S006_S003	82
		U015_S007_S002_S003	82
AB012208	GEAR:IDLER:PRESSURE ROLLER:ASS'Y	U015_S006	83
		U015_S007_S002	83
AB012209	GEAR:JOINT:PRESSURE:ASS'Y	U015_S006_S007	84
		U015_S007_S002_S007	84
AB012210	GEAR:PRESSURE ROLLER	U015_S006	85
		U015_S007_S002	85
AB012211	GEAR:HEAT ROLLER:TURN	U015_S006	86
		U015_S007_S002	86
AB012212	GEAR:HOT ROLLER	U015_S006	87
		U015_S007_S002	87
AB012213	GEAR:IDLER:FUSING	U015_S006	88
		U015_S007_S002	88
AB012214	GEAR:POLISH:ROLLER:A	U015_S006	89
		U015_S007_S002	89
AB012216	GEAR:POLISH:ROLLER:B	U015_S006_S004	90
		U015_S007_S002_S004	90
AB012217	GEAR:WORM WHEEL:MOTOR:FUSING:ON-OFF	U015	91
AB012218	GEAR:IDLER:WEB:ON-OFF:1	U015	92
AB012219	GEAR:CAM:SHAFT:WEB:ON-OFF	U015	93
AB012227	GEAR:ON-OFF:MOTOR	U015	94
AB012970	GEAR:ROLLER:REVERSE:EXIT	U016_S003	45
AB012971	GEAR:COUPLING:HEAT PIPE	U016_S003	46
AB012972	GEAR:SHAFT:HEAT PIPE	U016_S003	47
AB012973	GEAR:SHAFT:GATE PAWL:EXIT	U016_S003	48
AB012974	GEAR:IDLER:COUPLING:GATE PAWL	U016_S003	49
AB014135	GEAR - 18Z	U007	64
AB016002	GEAR:Z36	U018	42

Exclusive Parts

Number	Part Name	Group	ID
AB017837	GEAR:ON-OFF:TRANSFER:IDLER: NO.1	U018_S002	43
AB017838	GEAR:ON-OFF:TRANSFER:IDLER: NO.2	U018_S002	44
AB017839	GEAR:IDLER:BELT CLEANING	U018_S001	45
AB017912	GEAR:USED TONER:IDLER:NO.1	U018_S003	46
AB017913	GEAR:USED TONER:IDLER:NO.2	U018_S003	47
AB017914	GEAR:PULLEY:LOWER:Z33/S2M43 T	U018_S003	48
AB017915	GEAR:PULLEY:USED TONER:UPPER:Z37/S2M31T	U018_S004	49
AB017916	GEAR:PAPER FEED SUB-UNIT:IDLER	U018_S007	50
		U018_S008	50
		U018_S009	50
		U018_S010	50
		U018_S011	50
AB017917	GEAR:IDLER:48T/Z28	U018_S005	51
AB017918	GEAR:REVERSE EXIT:IDLER:NO.2	U018	52
AB017919	GEAR:Z26/26T	U018	53
AB017920	GEAR:PULL OUT:LOCK:NO.1	U021	42
AB017921	GEAR:PULL OUT:LOCK:NO.2	U021	43
AB017922	GEAR:PULL OUT:LOCK:NO.3	U021	44
AB017930	GEAR:REVERSE EXIT:IDLER:NO.1	U016_S003	50
AB017931	GEAR:IDLER:DC STEPPER MOTOR:GATE PAWL	U016_S003	51
AB017932	GEAR:IDLER:CONTACT POINT:GATE PAWL	U016_S003	52
AB017933	PULLEY:GEAR:EXIT	U016_S003	53
AB019475	GEAR - 48T	U007	65
AB030831	TIMING PULLEY:15T:DRIVE	U007_S015	66
		U007_S017	66
		U007_S018	66
		U007_S019	66
AB030865	PULLEY:S2M:54T/27T	U018_S005	54
AB030866	PULLEY:DUPLEX SUB-UNIT:REGISTRATION:S2M54T	U018	55
AB030867	PULLEY:T60	U018	56

Number	Part Name	Group	ID
AB030876	PULLEY:S2M:36T	U018	57
AB030881	PULLEY:TORQUE LIMITER MECHANICAL CLUTCH	U016_S003	54
AB030882	TIMING PULLEY:EXIT	U016_S003	55
AB030883	PULLEY:EXIT:NO.1	U016_S003	56
AB030884	PULLEY:EXIT:NO.2	U016_S003	57
AB033085	TIMING PULLEY - 15T	U007_S015	67
		U007_S017	67
		U007_S018	67
		U007_S019	67
AB033113	TIMING PULLEY:S2M41T:S2M33T	U018_S004	58
AB033114	PULLEY:DUPLEX SUB-UNIT:S2M:36T:COUPLING	U018	59
AB033115	PULLEY:DUPLEX SUB-UNIT:IDLER:S2M:36T	U018	60
AB033116	PULLEY:DUPLEX SUB-UNIT:54T/36T	U018	61
AB033117	PULLEY:IDLER:EXIT	U018_S006	62
AC020150	LENS:LED:1	U001	17
		U017	29
		U021	45
AC020151	LENS:LED:2	U021	46
AC020152	LENS:LED:3	U007	68
		U007_S001	68
AC020153	LENS:LED:4	U006_S003	45
AC030211	MIRROR:NO.1	U004_S002	20
AE010115	HOT ROLLER:DIA52	U015_S006	95
		U015_S007_S002	95
AE020215	PRESSURE ROLLER:DIA50	U015_S006	96
		U015_S007_S002	96
AE030035	BALL BEARING - 6X16X5	U015_S006	97
		U015_S006_S001	97
		U015_S006_S007	97
		U015_S007_S002	97
		U015_S007_S002_S001	97
		U015_S007_S002_S007	97

Exclusive Parts

Number	Part Name	Group	ID
AE030044	BALL BEARING - 10X22X6	U015_S006	98
		U015_S007_S002	98
AE030059	BALL BEARING:MM20XMM32X7	U015_S006	99
		U015_S007_S002	99
AE045059	WEB:SUB-ASS'Y	U015_S004	100
AF013006	BOTTOM PLATE PAD	U007_S013	69
		U007_S014	69
AF020792	REGISTRATION ROLLER:DRIVE	U006_S002	46
AF020793	TRANSPORT ROLLER:DUPLEX:DRIVE:1	U017	30
AF020794	TRANSPORT ROLLER:SHIFT:DUPL EX	U017	31
AF020797	TRANSPORT ROLLER:DRIVE:REV ERSE:ASS'Y	U017_S004	32
AF022064	TRANSPORT ROLLER:DRIVEN	U014_S001	13
AF022067	GUIDE STOPPER ROLLER	U016_S003_S009	58
		U017	33
AF030049	PICK-UP ROLLER	U006_S003	47
AF030094	PAPER FEED ROLLER:PICKUP	U007_S002	70
		U007_S003	70
		U007_S004	70
AF031046	FEED ROLLER - MANUAL FEED	U006_S003	48
AF031094	PAPER FEED ROLLER:FEED	U007_S002	71
		U007_S003	71
		U007_S004	71
AF032053	ROLLER:SEPARATE:MANUAL FEE D	U006_S003	49
AF032094	PAPER FEED ROLLER:SEPARATE	U007_S002	72
		U007_S003	72
		U007_S004	72
AF040071	ROLLER:EXIT:EXIT	U016_S003_S011	59
AF040076	ROLLER:EXIT:EXIT	U016_S003_S011	59
AG070513	MAGNET CATCH	U001	18
AG070514	MAGNET CATCH	U001	19
AG070515	MAGNET CATCH:13N	U017	34
AG071012	MAGNET CATCH:ASS'Y	U013	12
AH012031	CASTER:1470N	U021	47
AW010091	PHOTO REFLECTION SENSOR	U017_S003	35

Number	Part Name	Group	ID
AW010134	ORIGINAL SENSOR - 48MM	U004	21
AW010147	PHOTO REFLECTION SENSOR	U014_S001	14
		U020	22
AW010150	PHOTO REFLECTION SENSOR:ORI GINAL TRAY	U003_S001	59
		U006_S003_S002	50
AW010151	PHOTO REFLECTION SENSOR:PS1 22TL1-A	U003_S001	60
AW010200	PAPER FEED SENSOR:FUSING EX IT	U015	101
		U015_S006	101
		U015_S007_S002	101
AW010201	DISTANCE MEASURING SENSOR: 150MM	U015	102
AW020145	PHOTOINTERRUPTOR:FLAT	U013	13
AW020146	PHOTOINTERRUPTOR:FLAT:PICH 2MM:M4	U004	22
AW020190	PHOTOINTERRUPTOR:FLAT:7MM	U003_S001	62
AW020198	PHOTOINTERRUPTOR:LG2A14NL 1	U001	20
		U004	23
		U005_S001	10
		U006_S003	51
		U006_S003_S002	51
		U007	73
		U007_S015	73
		U007_S017	73
		U007_S018	73
		U007_S019	73
		U008_S001	31
		U015	103
		U015_S006	103
		U015_S007_S002	103
AW020203	PHOTOINTERRUPTOR:GP1A173L CS2F	U017	36
		U018_S003	63
		U021	48
		U007_S002	74
		U007_S003	74
		U007_S004	74
		U014_S001	15
		U016_S003	60

Exclusive Parts

Number	Part Name	Group	ID
		U017	37
		U017_S001	37
AW020204	PHOTOINTERRUPTOR:LGRC102	U010_S001	29
AW020209	ENCODER:PAPER THICK	U006	52
		U006_S002	52
AW020210	OPTICS SENSOR:ENCODER:300L PI	U010_S001	30
AW020212	OPTICS SENSOR:ENCODER:300L PI	U018_S001	64
AW020213	OPTICS SENSOR:ENCODER:300L PI	U010_S001	31
AW020224	PHOTOINTERRUPTOR:GP1A173L CSVF	U003_S001	61
AW100107	THERMISTOR	U013_S001	14
		U020	23
AW100120	THERMISTOR:FUSING	U015_S006	104
		U015_S007_S002	104
AW100133	TEMPERATURE SENSOR:NC-F10	U015_S006	105
		U015_S007_S002	105
AW100138	THERMOPILE	U015	106
		U015_S006	106
		U015_S007_S002	106
AW100161	THERMISTOR:FUSING:70ANG	U015_S006	107
		U015_S007_S002	107
AW110044	THERMOSTAT:150C:250V/17A	U015_S006	108
		U015_S007_S002	108
AW140016	TEMPERATURE & HUMIDITY SENSOR	U009	15
		U010	32
AW500039	ROTARY SWITCH:PAPER SIZE SENSOR:CW	U006_S003_S002	53
AW500040	PUSH SWITCH:SW1AG-550:10MA	U006_S002	54
		U006_S003	54
		U007	76
		U009	16
		U013	15
		U016	61
		U016_S003	61
		U017	38

Number	Part Name	Group	ID
		U019	34
		U021	49
AW500041	PUSH SWITCH:PAPER SIZE SENSOR	U007	75
AX040145	DC MOTOR:TANDEM LCT	U007	77
AX040254	DC MOTOR:RISING TRAY:ASS'Y:1.007W:BRUSH	U003_S001_S012	63
AX040267	DC STEPPER MOTOR:DIA42:24V	U015	109
AX040268	DC STEPPER MOTOR:DIA42:24V:ON-OFF:ROLLER	U015	110
AX040281	DC MOTOR:RISING TRAY:1.007W:BRUSH	U007_S009	78
		U007_S010	78
AX050345	DC STEPPER MOTOR:DIA42	U008_S001_S001	32
		U008_S001_S002	32
		U008_S001_S003	32
		U008_S001_S004	32
AX060394	DC STEPPER MOTOR:MM42:1.2A:3.60V	U010_S001	33
AX060450	DC MOTOR:INTERMEDIATE TRANSFER:8.4W:BRUSHLESS	U010_S001	34
AX060451	DC MOTOR:TRANSFER:SECOND:9.8W:BRUSHLESS	U018_S001	65
AX060453	DC MOTOR:DIA55:40W:BRUSHLESS	U015	111
AX060510	DRIVE SUB-UNIT:ON-OFF:PRESSURE ROLLER	U018_S018	66
AX400178	HEATER:240V:18W:UPPER	U010_S001	35
AX430209	HEATER:PRESSURE ROLLER:208V:600W:INFRARED	U015_S006	112
		U015_S007_S002	112
AX640200	FAN:MM60:DC 3.12W	U014_S001	16
AX640221	FAN:SIROCCO:DC24V:50MM	U020_S004	24
AX640222	DC FAN MOTOR:DC24V:MM60:25MM	U019	35
		U020	25
AX640223	FAN:SIROCCO:DC24V:60MM	U008_S001	33
		U020	26
		U020_S003	26
AX640224	DC FAN MOTOR:AXIAL:MM80	U020	27
AX640225	DC FAN MOTOR:AXIAL:MM80:25M	U019	36

Exclusive Parts

Number	Part Name	Group	ID
	M	U020	28
AX640226	DC FAN MOTOR:AXIAL:MM80:20M M	U020	29
AX650054	DC FAN MOTOR:SIROCCO:DC24V: PWM	U020 U020_S002	30 30
AX650056	DC FAN MOTOR:AXIAL:MM92	U020	31
AZ240255	POWER SUPPLY UNIT:FW:200V	U019	38
AZ240259	POWER SUPPLY UNIT:ECO:200V:4 56.4W	U019	37
AZ310032	POWER PACK:D	U019	39
AZ310034	POWER PACK:TRANSFER	U010_S001	36
AZ320133	POWER PACK:T1/T2	U010_S001	37
AZ320134	POWER PACK:CHARGE:DEVELOP MENT	U019	40
B0042310	SPUR	U015_S006 U015_S007_S002	113 113
B0434645	SPRING - 2N	U003_S001	64
B0442316	CLUTCH SPACER	U018_S005	67
B0442756	SPRING - PAPER FEED ROLLER	U006_S003	55
B0651374	CLOTH - DF EXPOSURE GLASS	ACCESSORIES	8
B1321226	HOLDER:STAND	ACCESSORIES	9
B1322264	BUSHING:TERMINAL	U009_S003 U009_S006 U009_S009 U009_S012 U011_S001	17 17 17 17 10
B1326114	CAM:ON-OFF:BLACK	U010_S001	38
B1326124	SPRING PLATE:CAM	U010_S001	39
B1881125	FLANGED HEXAGONAL HEAD BOL T:M5X14	U021	50
B2231186	DRIVE JOINT	U018_S007 U018_S008 U018_S009 U018_S010 U018_S011 U018_S012	68 68 68 68 68 68
B2232608	GEAR:Z16	U006_S003	56
B2232862	LEVER - RELEASE INNER	U007_S013	79

Number	Part Name	Group	ID
		U007_S014	79
B2234317	STEPPER MOTOR:DC24V 24.3W	U015	115
B2234441	STEPPER MOTOR:DC24V 70.2W	U016_S003	62
B2234494	STOPPER- UPPERGATE PAWL	U017_S003	39
B2234552	BUSHING:DIA4	U017	40
B2236171	RUBBER BUSHING:ENCODER	U010_S001	40
B2342390	FLANGED HEXAGONAL HEAD BOL T:M4X8	U001 U008 U011 U015 U016 U020 U020_S004 U021	21 34 11 116 63 32 32 51
B2342399	BOLT - M3X6	U006_S002_S001 U007 U009 U012_S001 U015_S006 U015_S007_S002	57 80 18 13 117 117
B2342864	PAD:CLEANER	U007_S013_S001 U007_S013_S002 U007_S014_S001 U007_S014_S002 U007_S016 U007_S020 U007_S021 U007_S022	81 81 81 81 81 81 81 81
B2474456	SPRING - LOWER EXIT ROLLER	U016_S003	64
B2591131	SCREW:PCU	U009	19
B3058671	(AA):SHEET:EULA:TAIWAN	ACCESSORIES	10
B3863320	SPRING:BELT:PAPER FEED:8N	U003_S001_S011	65
B3871951	SPRING - PAPER SIZE SENSOR	U003_S001	66
B3872113	ROLLER - PAPER FEED BELT	U003_S001_S011	67
B4756855	SHIELD:TANDEM LCT:REAR RIGH T	U007_S016 U007_S020 U007_S021 U007_S022	82 82 82 82

Exclusive Parts

Number	Part Name	Group	ID
B4772227	PICKUP ROLLER:COUPLING	U003_S001_S011	68
B4772622	DISCHARGE BRUSH:L11	U003_S001	69
B4774131	SPRING	U003_S001	70
B6455020	SD Card	SPECIAL TOOLS	5
B6521133	SHAFT:SLIDER	U003_S001	71
B6521134	COMPRESSION SPRING	U003_S001	72
B6522215	GUIDE:PAPER FEED BELT:FRONT	U003_S001_S011	73
B6523174	TENSION SPRING	U003_S001	74
B6524743	SHEET:PRESSURE PLATE:SMALL	U003_S001_S015	75
B7002649	TIMING BELT:40S2M144	U016_S003	65
B7003305	TIMING BELT:B40S2M152	U003_S001	76
B7003535	TIMING BELT:B40S2M116	U018_S005	69
B7004720	TIMING BELT:B40S2M214	U017	41
B7005810	STEPPER MOTOR:DC24V 2.5W	U017	42
B7061859	SCREW:SLIDER:LOCK	U003_S001	77
B7125605	GRIP:APPLICATION	U004	24
		U010_S001	41
B7892114	PAPER FEED BELT ROLLER	U003_S001_S011	78
B8012649	TRAY STAY SHAFT - RIGHT	U007_S016	83
		U007_S020	83
		U007_S021	83
		U007_S022	83
B8012763	LOCK LEVER SHAFT	U007_S015	84
		U007_S017	84
		U007_S018	84
		U007_S019	84
B8022532	SPRING PLATE:SIDE FENCE	U003_S001	79
B8022536	SLIDER:SIDE FENCE	U003_S001	80
B8041180	DISCHARGE BRUSH:PUNCH UNIT	U003_S001	81
B8301135	SCREW	U003_S001	82
B8301456	TIMING BELT - 40S2M190	U018_S005	70
		U018_S006	70
B8303504	TIMING BELT - 40S2M100	U007_S002	85
		U007_S003	85
		U007_S004	85
B8352889	TIMING BELT - B60S2M144	U017_S004	43
BB013026	GEAR:IDLER:25Z:ASS'Y	U015_S006_S001	118
		U015_S007_S002	118

Number	Part Name	Group	ID
		_S001	
C2442601	FRONT STEPPED SCREW	U015_S006	119
		U015_S007_S002	119
C2577055	WASHER:DIA8.1XDIA11.5X1T	U018_S001	71
C2592267	LOCK HOLDER	U007	86
C4019503	20X Magnification Scope	SPECIAL TOOLS	6
D0092573	PULLEY - VERTICAL TRANSPORT	U007_S001	87
		U007_S001_S001	87
		U007_S001_S002	87
		U007_S001_S003	87
D0092574	PULLEY - IDLER	U007_S001	88
		U007_S001_S001	88
		U007_S001_S002	88
		U007_S001_S003	88
D0094388	ROLLER CLUTCH	U015_S004	120
D0141248	PLATE:LEVER:DRUM STAY:LEFT	U008_S001	35
D0141265	BRACKET:DC MOTOR	U018	72
D0142380	COMPRESSION SPRING - DRUM	U009	20
D0143655	ELECTRIC POTENTIAL SENSOR	U009	21
D0144192	CLAMP:HARNESS	U015_S006	121
		U015_S007_S002	121
D0149800	GREASE-KS660B	SPECIAL TOOLS	7
D0291749	PULLEY:PROTECTION	U004	25
D0292677	TRANSPORT BELT:DRIVEN:VERTICAL TRANSPORT	U007_S001	89
		U007_S001_S001	89
		U007_S001_S002	89
		U007_S001_S003	89
D0294439	STOPPER:GATE PAWL:ENTRANCE	U016_S003	66
D0294486	TENSION SPRING:GATE PAWL:1.5N	U007_S016	90
		U007_S020	90
		U007_S021	90
		U007_S022	90
D0391253	BAND:COVER:FRONT	U008_S001	36
D0391254	SPRING PLATE:BAND	U008_S001	37
D0391258	CLEANING FELT:SHIELD GLASS	U001_S003	102
D0392566	TENSION SPRING:GRIP:RIGHT	U007_S013	91
		U007_S014	91

Exclusive Parts

Number	Part Name	Group	ID
D0392993	SHAFT:TRANSPORT BELT:PULLEY	U007_S001	93
		U007_S001_S001	93
		U007_S001_S002	93
		U007_S001_S003	93
D0396137	ENCODER:ASS'Y	U010_S001	42
		U018_S001	73
D0396327	SPACER:SENSOR:TM	U010_S001_S001	43
D0596690	PLATE:PAPER:ASS'Y	U007_S016_S001	94
		U007_S016_S002	94
		U007_S020_S001	94
		U007_S020_S002	94
		U007_S021_S001	94
		U007_S021_S002	94
		U007_S022_S001	94
D0741454	DC MOTOR:DIA49:9.8W:BLS	U013	16
		U018_S003	74
D0742459	JOINT:CLEANING UNIT	U009_S002	22
		U009_S005	22
		U009_S008	22
		U009_S011	22
D0742503	GEAR:IDLER:31Z:LEFT	U009_S002	23
		U009_S005	23
		U009_S008	23
		U009_S011	23
D0742577	CONNECTOR:DRAWER:4POLE:REC	U020_S004	33
D0743330	ENTRANCE SEAL:DEVELOPMENT:ASS'Y	U009_S001	95
		U009_S004	95
		U009_S007	95
		U009_S010	95
D0743416	JOINT:DRIVE:DEVELOPMENT UNIT	U009_S001	24
		U009_S004	24
		U009_S007	24
		U009_S010	24
		U014	17
D0744009	HOLDER:M5	U015_S006	122
		U015_S007_S002	122

Number	Part Name	Group	ID
D0744063	HOUSING:THERMOSTAT:ASS'Y	U015_S006	123
		U015_S007_S002	123
D0744097	TAB:TERMINAL:CONNECTING	U015_S006	124
		U015_S007_S002	124
D0744100	COVER:BASE:ID	U015_S006	125
		U015_S007_S002	125
D0744227	BOLT:M5:ROUND POINT	U015_S006	126
		U015_S007_S002	126
D0744300	SPRING PLATE:CLEANING UNIT:FUSING	U015_S004	127
D0744302	PLAIN SHAFT BEARING:ROLLER:REAR	U015_S004	128
D0744333	ROLLER:PLATE	U015_S004	129
D0744351	STEPPED SCREW:DIA5.4DIA:DIA3.5:M3	U010	44
		U019	41
D0744354	GEAR:SLOW DOWN:WORM GEAR	U015	130
D0744380	DECAL:H-TEMP WARNING:FUSING:WEB	U015_S004_S001	131
D0745100	SD-CARD:NICE:REGI:ASS'Y	U019	99
D0745414	PCB:TCRU-IDB	U015_S006	132
		U015_S007_S002	132
D0745440	PCB:RELAY:AC	U019	42
D0746078	COMPRESSION SPRING:DRAWER:INTERMEDIATE TRANSFER	U010	45
D0746109	PLATE:BLADE:BELT CLEANING	U010_S001	46
D0746158	ROLLER:INTERMEDIATE TRANSFER:ASS'Y	U010_S001	47
D0746411	COIL SPRING:EARTH:BELT CLEANING	U011_S001	12
D0746415	DUAL FACES TEPE:ENTRANCE SEAL:BELT CLEANING	U011_S001	13
D0746416	SEAL:ENTRANCE SEAL:BELT CLEANING	U011_S001	14
D0746420	BRUSH:REMOVE PAPER DUST:BELT CLEANING	U011_S001	15
D0746424	BLADE:CLEANING:BELT CLEANING:ASS'Y	U011_S001	16
D0746446	BRUSH:APPLY:BELT CLEANING	U011_S001	17

Exclusive Parts

Number	Part Name	Group	ID
D0746450	COATING BAR:ASS'Y	U011_S001	18
D0746457	BLADE:APPLY:ASS'Y	U011_S001	19
D0746477	GEAR:BRUSH:REMOVE PAPER D UST:Z17	U011_S001	20
D0746478	GEAR:PULLEY:IDLER:BELT CLEAN ING	U011_S001	21
D0746479	GEAR:COLLECT:COIL:Z19	U011_S001	22
D0746480	PULLEY:BRUSH:APPLY:Z30	U011_S001	23
D0746481	JOINT:BRUSH:REMOVE PAPER D UST:BELT CLEANING	U011_S001	24
D0746574	COVER:CAM:VERTICAL TRANSP ORT	U013	17
D0746575	SHAFT:CAM:VERTICAL TRANSP ORT	U013	18
D0746577	CAM:VERTICAL TRANSPORT:DIA1 5	U013	19
D0746578	GEAR:Z37:CAM:VERTICAL TRAN SPORT	U013	20
D0746579	SEAL:COVER:CAM:VERTICAL TRA NSPORT	U013	21
D0746585	GEAR:Z38/Z24:VERTICAL TRANSP ORT	U013	22
D0746586	GEAR:Z35:IDLER:VERTICAL TRAN SPORT	U013	23
D0746665	GEAR:JOINT:COLLECTION BOTTL E:Z65	U013	25
D0747690	BRUSH:BLOWER	SPECIAL TOOLS	8
D0747869	(AA):DECAL:EMI:CLASS_A	ACCESSORIES	11
D0749510	OPC DRUM DIA60	U009	25
D0749548	DG CLEANER 5PCS/SET	SPECIAL TOOLS	13
D0812966	DC MOTOR:ASS'Y:1.007W:BRUSH	U003_S001_S012	83
		U006_S003_S002	58
		U007_S009	96
		U007_S010	96
D0892764	GEAR:FEED	U007_S002	97
		U007_S003	97
		U007_S004	97
D0892819	GEAR:SEPARATOR:INPUT	U007_S002	98

Number	Part Name	Group	ID
		U007_S003	98
		U007_S004	98
D0894365	HOLDER:THERMISTOR:LENS	U015	133
D0894366	COVER:THERMISTOR:LENS	U015	134
D0894466	SYNCHRONOUS BELT:S2M:104	U018_S007	75
		U018_S008	75
		U018_S012	75
D0895887	PANEL:INTERFACE	U019	43
D0896171	RUBBER BUSHING:ENCODER	U018_S001	76
D1054365	HOLDER:THERMOPILE	U015_S006	135
		U015_S007_S002	135
D1055899	HOLDER:TEMPERATURE & HUMID ITY SENSOR	U010	48
D1172846	RETAINING RINGS-E:SILENCER:DI A3	U006_S003_S002	59
D1201315	HOLDER:OPERATING INSTRUCTI ONS	ACCESSORIES	12
D1292783	TORQUE LIMITER MECHANICAL C LUTCH:40MM:DIA18	U006_S003	60
		U007_S002	99
		U007_S003	99
		U007_S004	99
D1350022	DRAWER UNIT:SERVICE PARTS:P RO:ASS'Y	U021	103
D1351430	BRACKET:COVER:TONER SUPPLY UNIT:ASS'Y	U001	22
D1351433	COVER:REAR MIDDLE	U001	23
D1351435	DC FAN MOTOR:SIROCCO:ASS'Y	U020_S002	34
D1351436	COVER:RIGHT MIDDLE:UPPER	U001	53
D1351437	COVER:RIGHT MIDDLE:REAR	U001	55
D1351438	COVER:RIGHT LOWER	U001	48
D1351439	COVER:LEFT MIDDLE	U001	50
D1351441	SEAL:COVER:FRONT MIDDLE:MID DLE	U001_S004	24
D1351442	SEAL:COVER:FRONT MIDDLE:MID DLE LOWER	U001_S004	25
D1351443	SEAL:DUCT:BELT CLEANING:LEFT	U020_S004	35
D1351444	SEAL:DUCT:BELT CLEANING:LEFT :2	U020_S004	36

Exclusive Parts

Number	Part Name	Group	ID
D1351445	SEAL:DUCT:BELT CLEANING:LEFT LOWER	U020_S004	37
D1351446	SEAL:DUCT:BELT CLEANING:LEFT LOWER:2	U020_S004	38
D1351447	SEAL:DUCT:BELT CLEANING:LOWER	U020_S004	39
D1351448	SEAL:DUCT:BELT CLEANING:INNER	U020_S004	40
D1351450	SUPPORTER:COVER:FRONT MIDDLE:RIGHT	U001	26
D1351451	SUPPORTER:COVER:FRONT MIDDLE:LEFT	U001	27
D1351452	BRACKET:COVER:FRONT MIDDLE:LOWER	U001	28
D1351453	GUARD:HARNESS:EXIT	U001	29
D1351454	SEAL:COVER:FRONT MIDDLE:LEFT UPPER	U001_S004	30
D1351455	SEAL:COVER:FRONT MIDDLE:LEFT LOWER	U001_S004	31
D1351456	SEAL:COVER:FRONT MIDDLE:RIGHT LOWER	U001_S004	32
D1351457	COVER:LED:HORIZONTAL:TRANSPORT	U001_S004	33
D1351465	INNER COVER:GRIP:PULL OUT	U001	34
D1351467	SEAL:DEVELOPMENT:EXHAUST:EXIT	U001	35
D1351468	SEAL:AROUND THE PHOTOCONDUCTOR:EXHAUST:EXIT:REAR	U001	36
D1351473	INNER COVER:TH:TRANSPORT	U001	38
D1351474	BRACKET:COVER:LEFT MIDDLE:PEEN	U001	39
D1351475	BRACKET:COVER:RIGHT MIDDLE:PROTECT:PEEN	U001	40
D1351484	SEAL:AROUND THE PHOTOCONDUCTOR:EXHAUST:EXIT:REAR MIDDLE	U001	41
D1351490	STAY:COVER:TONER SUPPLY SUB-UNIT	U001	42
		U001_S002	42

Number	Part Name	Group	ID
D1351491	SEAL:AROUND THE PHOTOCONDUCTOR:EXHAUST:SIROCCO	U020_S002	41
D1351493	SEAL:AROUND THE PHOTOCONDUCTOR:EXHAUST:EXIT	U001	43
D1351496	SEAL:AROUND THE PHOTOCONDUCTOR:EXHAUST:SIROCCO:UPPER	U020_S002	42
D1351499	HOLDER:SD-CARD	U007_S015	100
		U007_S017	100
		U007_S018	100
		U007_S019	100
D1351583	FEELER:PULL OUT:LOCK	U021	52
D1353250	GEAR:IDLER:DC MOTOR:NO.1	U008_S001	38
D1353251	GEAR:IDLER:DC MOTOR:NO.2	U008_S001	39
D1353252	GEAR:IDLER:CONNECTING	U008_S001	40
D1353253	GEAR:DRIVE:TRANSPORT SCREW:ASS'Y	U008_S001	41
D1353254	GEAR:IDLER:TONER CARTRIDGE:NO.1	U008_S001	42
D1353255	GEAR:IDLER:TONER CARTRIDGE:NO.2	U008_S001	43
D1353258	GEAR:DRIVE:AGITATOR:ASS'Y	U008_S001	44
D1353260	JOINT:DRIVE:AGITATOR:ASS'Y	U008_S001	45
D1353263	TORSION SPRING:DRIVE:AGITATOR	U008_S001	46
D1353264	JOINT:DRIVE:TRANSPORT SCREW	U008_S001	47
D1353882	TENSION SPRING:PRESSURE:TRANSPORT BELT UNIT	U014	29
D1355912	GASKET:13X3X227.5	U004	26
D1355916	BRACKET:EARTH:POWER PACK	U019	44
D1355918	COVER:SD-CARD	U019	45
D1355925	BRACKET:OKB:FAN:1	U019	46
D1355926	BRACKET:ELECTRIC POTENTIAL SENSOR:PEEN	U019	47
D1355930	STOPPER:POWER SUPPLY CORD	ACCESSORIES	13
D1356030	ROLLER:OPPOSED:CLEANING BLADE:ASS'Y	U010_S001	49

Exclusive Parts

Number	Part Name	Group	ID
D1356040	HOLDER:ROLLER:OPPOSED:BELT CLEANING	U010_S001	50
D1356070	DRIVE ROLLER:INTERMEDIATE TRANSFER:ASS'Y	U010_S001	51
D1356133	ROLLER:ENCODER:ASS'Y	U010_S001	52
D1356141	SLIDE RAIL:ON-OFF:INTERMEDIATE TRANSFER:FRONT:ASS'Y	U010_S001	53
D1356171	ROLLER:TENSION:ASS'Y	U010_S001	54
D1356260	SEPARATION CORONA:ASS'Y	U012_S001_S003	14
D1356292	GROUND PLATE:TRANSFER/SEPARATION UNIT:LOWER:S	U012_S001	38
D1356293	GROUND PLATE:TRANSFER/SEPARATION UNIT:RIGHT:S	U012_S001	39
D1356294	COIL SPRING:EARTH:TRANSFER/SEPARATION UNIT:RIGHT:S	U012_S001	34
D1356418	SEAL:SCRAPER:BRUSH	U011_S001	31
D1356485	SEAL:CASE:BRUSH:FRONT	U011_S001	53
D1356486	SEAL:CASE:BRUSH:REAR	U011_S001	54
D1356494	SEAL:CASE:SCRAPER	U011_S001	25
D1356602	GUIDE PLATE:FLAT CONVEYER BELT:NO.2:ASS'Y	U007_S001_S001	294
		U007_S001_S002	294
		U007_S001_S003	294
D1356612	DOOR:VERTICAL TRANSPORT:ASS'Y	U007_S001	101
D1356620	PAPER FEED UNIT:NO.2:ASS'Y	U007_S002	115
		U007_S003	115
D1356622	PAPER FEED UNIT:NO.1:ASS'Y	U007_S004	297
D1356631	GUIDE PLATE:FLAT CONVEYER BELT:NO.1	U007_S001	120
D1356641	BRACKET:FIX:LEVER:VERTICAL TRANSPORT	U007_S001	102
D1356642	BRACKET:FIX:LEVER:VERTICAL TRANSPORT:LOWER	U007_S001	103
D1356644	TRANSPORT ROLLER:VERTICAL TRANSPORT:ASS'Y	U007_S002_S003	244
		U007_S003_S003	244
		U007_S004_S003	244
		U007_S005	244
D1356646	GUIDE:TANDEM TRAY:RIGHT REAR	U007_S016	298

Number	Part Name	Group	ID
	R	U007_S020	298
		U007_S021	298
		U007_S022	298
D1356647	GUIDE:SIDE FENCE:RIGHT REAR	U007_S016	299
		U007_S020	299
		U007_S021	299
		U007_S022	299
D1356648	FEELER:PAPER END:NO.1	U007_S004	111
D1356649	GUIDE PLATE:SWIVEL:ASS'Y	U007	112
D1356664	COIL SPRING:PRESSURE:SEPARATION UNIT	U007_S002	104
		U007_S003	104
		U007_S004	104
D1356665	COIL SPRING:RELEASE	U007_S002	105
		U007_S003	105
		U007_S004	105
D1356666	LINK:RELEASE	U007_S002	106
		U007_S003	106
		U007_S004	106
D1356667	SHAFT:SEPARATE:DRIVEN:ASS'Y	U007_S002_S002	107
		U007_S003_S002	107
		U007_S004_S002	107
D1356669	SHAFT:SEPARATE:DRIVE:ASS'Y	U007_S002	108
		U007_S003	108
		U007_S004	108
D1356672	BRACKET:SENSOR:VERTICAL TRANSPORT:NO.1	U007_S004	109
D1356675	COVER:HARNESS:PAPER FEED UNIT	U007_S002	110
		U007_S003	110
		U007_S004	110
D1356686	GUIDE PLATE:VERTICAL TRANSPORT:PAPER FEED UNIT:NO.1	U007_S004	113
D1356687	GUIDE PLATE:VERTICAL TRANSPORT:PAPER FEED UNIT:NO.2	U007_S002	114
		U007_S003	114
D1356694	STAY:DOOR:VERTICAL TRANSPORT	U007_S001	116
D1356695	LEVER:VERTICAL TRANSPORT	U007_S001	117
D1356696	SHAFT:LEVER:DOOR:VERTICAL TRANSPORT	U007_S001	118

Exclusive Parts

Number	Part Name	Group	ID
D1356697	COVER:VERTICAL TRANSPORT	U007_S001	119
D1356702	BRACKET:STOPPER:DOOR:VERTICAL TRANSPORT	U007_S001	122
D1356703	STOPPER:DOOR:VERTICAL TRANSPORT	U007_S001	123
D1356708	GUIDE PLATE:FLAT CONVEYER BELT:NO.2	U007_S001_S001	121
		U007_S001_S002	121
		U007_S001_S003	121
D1356709	BRACKET:DC SOLENOID:REAR:ASS'Y	U007	124
D1356718	SIDE FENCE:REAR:ASS'Y	U007_S013_S001	127
		U007_S014_S001	127
D1356728	BRACKET:DOOR:VERTICAL TRANSPORT:ASS'Y	U007	183
D1356730	COVER:PAPER TRAY:NO.3:ASS'Y	U007_S014_S003	128
D1356732	COVER:PAPER TRAY:NO.4:ASS'Y	U007_S013_S003	129
D1356737	DECAL:SIZE INDICATION:SIDE FENCE	U007_S013	130
		U007_S014	130
D1356738	SHAFT:RELEASE:PAPER TRAY:NO.2	U007_S013	131
		U007_S014	131
D1356739	GRIP:PAPER TRAY	U007_S013	132
		U007_S014	132
D1356740	LINK:END FENCE:PAPER SIZE SENSOR	U007_S013	133
		U007_S014	133
D1356742	TRAY BOTTOM PLATE	U007_S013	134
		U007_S014	134
D1356745	DECAL:PAPER SET DIRECTION:TRAY	U007_S013_S003	135
		U007_S014_S003	135
D1356747	SHEET:GUIDE:FEELER:PAPER END	U007_S013_S001	136
		U007_S014_S001	136
D1356748	TORSION SPRING:STOPPER:TANDEM TRAY	U007	95
D1356756	PAPER TRAY:NO.4:ASS'Y	U007_S013	125
D1356757	PAPER TRAY:ASS'Y	U007_S014	126
D1356797	CAP:SLIDE RAIL:LARGE CAPACITY TRAY:RIGHT:ASS'Y	U007	137
D1357009	PAPER EXIT UNIT:ASS'Y	U016_S003	176
D1357022	GATE PAWL:PAPER EXIT SUB-UNIT	U016_S003_S001	68

Number	Part Name	Group	ID
	T:REVERSE:ENTRANCE:ASS'Y		
D1357024	HEAT PIPE:PAPER EXIT SUB-UNIT:ASS'Y	U016_S001	69
D1357074	GEAR:ROLLER:HEAT PIPE	U016	180
		U016_S001	180
D1357084	INNER COVER:HEAT PIPE:REAR:ASS'Y	U016_S001_S002	178
		U016_S002	178
D1357087	GUIDE PLATE:MIDDLE	U016_S002	70
		U016_S003_S003	70
D1357092	GUIDE PLATE:HEAT PIPE:LEFT:ASS'Y	U016_S001_S001	179
D1357095	STOPPER:GEAR:HEAT PIPE	U016	71
		U016_S001	71
D1357100	BRACKET:HOLDER:ASS'Y	U016	72
D1357105	INNER COVER:EXIT:LEFT LOWER	U016	73
D1357110	BRACKET:PROTECT:PAPER EXIT UNIT	U016	177
D1357112	ROLLER:REVERSE:EXIT:ASS'Y	U016_S003_S013	75
D1357115	SHAFT:EXIT:EXIT:ASS'Y	U016_S003_S011_S001	77
D1357116	GUIDE PLATE:EXIT:UPPER:ASS'Y	U016_S003	78
D1357121	COIL SPRING:STOPPER:EXIT:NO.1	U016_S003_S010	82
D1357122	BRACKET:DC STEPPER MOTOR:GATE PAWL:ASS'Y	U016_S003	83
D1357127	STOPPER:GUIDE PLATE:EXIT:UPPER	U016_S003_S010	84
D1357128	BRACKET:CONTACT POINT:STOPPER:ASS'Y	U016_S003_S010	85
D1357130	BRACKET:TIGHTENER:EXIT:ASS'Y	U016_S003	86
D1357134	COLLAR:COUPLING:HEAT PIPE	U016_S003	87
D1357136	BRACKET:PAPER EXIT SUB-UNIT:REVERSE:NO.1	U016_S003	89
D1357140	GATE PAWL:PAPER EXIT SUB-UNIT:REVERSE:ENTRANCE	U016_S003_S001	90
D1357143	GRIP:OPEN AND CLOSE:GATE PAWL	U016_S003_S002	91
D1357145	GRIP:OPEN AND CLOSE:GATE PAWL	U016_S003_S002	92

Exclusive Parts

Number	Part Name	Group	ID
	WL:ASS'Y		
D1357156	SHEET:EXIT:LEFT LOWER:FRONT	U016_S003_S009 _S006	93
D1357157	SHEET:EXIT:LEFT LOWER:FRONT MIDDLE	U016_S003_S009 _S006	94
D1357158	SHEET:EXIT:LEFT LOWER:MIDDLE	U016_S003_S009 _S006	95
D1357159	SHEET:EXIT:LEFT LOWER:REAR MIDDLE	U016_S003_S009 _S006	96
D1357160	SHEET:EXIT:LEFT LOWER:REAR	U016_S003_S009 _S006	97
D1357162	ROLLER:DRIVEN:NO.2:SHORT:AS S'Y	U016_S003_S004 U016_S003_S005	98 98
D1357164	ROLLER:DRIVEN:NO.2:LONG:ASS' Y	U016_S003_S006	99
D1357166	ROLLER:DRIVEN:REVERSE EXIT:A SS'Y	U016_S003_S009 _S001 U016_S003_S009 _S002 U016_S003_S009 _S003 U016_S003_S009 _S004	100 100 100 100
D1357168	ROLLER:DRIVEN:EXIT:EXIT	U016_S003	101
D1357169	ROLLER:REVERSE:ENTRANCE:AS S'Y	U016_S003	76
D1357170	ROLLER:EXIT:MIDDLE:ASS'Y	U016_S003_S012	74
D1357198	ROLLER:DRIVEN:REVERSE:EXIT	U016_S003_S009	102
D1357510	END FENCE:THREE WAY:ASS'Y	U007_S016_S004 U007_S020_S004 U007_S021_S004 U007_S022_S004	140 140 140 140
D1357512	GUIDE PLATE:END FENCE:TANDE M LCT	U007_S016_S004 U007_S020_S004 U007_S021_S004 U007_S022_S004	141 141 141 141
D1357514	INNER COVER:RIGHT:TANDEM LC T	U007_S016 U007_S020	142 142

Number	Part Name	Group	ID
		U007_S021	142
		U007_S022	142
D1357516	SIDE FENCE:LEFT REAR:TANDEM LCT:ASS'Y	U007_S015_S001 U007_S017_S001 U007_S018_S001 U007_S019_S001	143 143 143 143
D1357519	SIDE FENCE:LEFT FRONT:TANDE M LCT	U007_S015 U007_S017 U007_S018 U007_S019	144 144 144 144
D1357520	BACK FENCE:TANDEM LCT	U007_S015 U007_S017 U007_S018 U007_S019	145 145 145 145
D1357522	COVER:TANDEM LCT	U007	146
D1357523	ARM:GRIP:TANDEM LCT	U007	147
D1357529	BRACKET:BASE:COUPLING	U007_S016 U007_S020 U007_S021 U007_S022	148 148 148 148
D1357531	GRIP:INNER COVER:ASS'Y	U007_S016_S003 U007_S020_S003 U007_S021_S003 U007_S022_S003	149 149 149 149
D1357537	GEAR:OIL DAMPER:RISE	U007_S016 U007_S020 U007_S021 U007_S022	150 150 150 150
D1357543	BRACKET:TRAY:PLATE:UPPER	U007	291
D1357548	SHAFT:SLIDER:DRIVE:PRESS FIT	U007_S015 U007_S017 U007_S018 U007_S019	151 151 151 151
D1357559	SPACER:TANDEM TRAY:RIGHT	U007_S016 U007_S020 U007_S021 U007_S022	302 302 302 302
D1357560	(CHN/EU/AA):TANDEM TRAY:RIGH	U007_S020	301

Exclusive Parts

Number	Part Name	Group	ID
	T:EU:ASS'Y	U007_S021	301
		U007_S022	301
D1357563	(NA):TANDEM LCT:RIGHT:ASS'Y	U007_S016	303
D1357566	LEVER:LOCK:AUXILIARY	U007_S016	152
		U007_S020	152
		U007_S021	152
		U007_S022	152
D1357567	HOLDER:SYNCHRONOUS BELT	U007_S016	153
		U007_S020	153
		U007_S021	153
		U007_S022	153
D1357568	STOPPER:SYNCHRONOUS BELT:SLIDER	U007_S015	154
		U007_S017	154
		U007_S018	154
		U007_S019	154
D1357569	BRACKET:LEVER:LOCK	U007_S015	155
		U007_S017	155
		U007_S018	155
		U007_S019	155
D1357570	BRACKET:SYNCHRONOUS BELT:DRIVEN	U007_S015	156
		U007_S017	156
		U007_S018	156
		U007_S019	156
D1357576	LEVER:COUPLING:TANDEM LCT	U007_S015	157
		U007_S017	157
		U007_S018	157
		U007_S019	157
D1357582	BRACKET:STOPPER:TANDEM TRAY:LEFT	U007	158
D1357585	ROLLER:GUIDE	U007_S016	159
		U007_S020	159
		U007_S021	159
		U007_S022	159
D1357598	(CHN/EU/AA):TANDEM LCT:LEFT:EU:ASS'Y	U007_S017	160
		U007_S018	160
		U007_S019	160
D1357599	(NA):TANDEM LCT:LEFT:NA:ASS'Y	U007_S015	161
D1359516	DRAWER UNIT HOLDER	SPECIAL TOOLS	12

Number	Part Name	Group	ID
D1361025	MECHANICAL DRIVE SECTION:ON-OFF:INTERMEDIATE TRANSFER:ASS'Y	U018_S002	135
D1361032	DRIVE UNIT:USED TONER:LOWER:ASS'Y	U018_S003	77
D1361034	DRIVE UNIT:USED TONER:UPPER:ASS'Y	U018_S004	78
D1361100	DRUM:GEAR:SLOW DOWN:ASS'Y	U018_S013	79
		U018_S014	79
		U018_S015	79
		U018_S016	79
D1361132	DRUM SHAFT:ASS'Y	U018	80
D1361157	DC MOTOR:24V:23.1W:BRUSHLESS	U018	81
D1361159	DC MOTOR:24V:8.8W:BRUSHLESS	U018	82
D1361201	STAY:DRIVE:INTERMEDIATE TRANSFER:ASS'Y	U010_S001	55
D1361208	GEAR:INTERMEDIATE TRANSFER:ASS'Y	U010_S001	56
D1361210	DRIVE UNIT:TRANSFER:SECOND:ASS'Y	U018_S001	83
D1361212	DC MOTOR:ON-OFF:TRANSFER:ASS'Y	U018_S002	84
D1361217	JOINT:ON-OFF:INTERMEDIATE TRANSFER	U018_S002	85
D1361219	SHAFT:ON-OFF:TRANSFER:ASS'Y	U018_S002	86
D1361228	DRUM STAY:TRANSFER:SECOND	U018_S001	87
D1361232	SHAFT:DRIVE:TRANSFER:SECOND:ASS'Y	U018_S001	88
D1361235	SHAFT:DRIVE:BELT CLEANING:ASS'Y	U018_S001	89
D1361240	SHAFT:OUTPUT:DRIVE:VACUUM:ASS'Y	U018_S001	90
D1361243	JOINT:DRIVE:TRANSFER	U018_S001	91
D1361244	COVER:ENCODER	U018_S001	92
D1361245	COMPRESSION SPRING:DRIVE:TRANSFER	U018_S001	93
D1361246	COMPRESSION SPRING:DRIVE:O	U018_S002	94

Exclusive Parts

Number	Part Name	Group	ID
	N-OFF:TRANSFER		
D1361247	HOUSING:ON-OFF:TRANSFER	U018_S002	95
D1361249	BRACKET:ON-OFF:TRANSFER:ASS'Y	U018_S002	96
D1361275	BRACKET:DRIVE:FUSING	U018	97
D1361288	BRACKET:TENSIONER:DRIVE:USED TONER:ASS'Y	U018_S003_S001	98
D1361292	SHAFT:DRIVE:USED TONER	U018_S003	99
D1361310	DC MOTOR:10W:BRUSHLESS	U018	100
		U018_S005	100
		U018_S006	100
D1361311	DRIVE UNIT:PAPER FEED SUB-UNIT:NO.1:ASS'Y	U018_S007	101
D1361317	DRUM STAY:PAPER FEED SUB-UNIT:NO.1	U018_S007	102
D1361320	DC MOTOR:20W:BRUSHLESS	U017_S004	55
		U018	103
		U018_S006	103
		U018_S007	103
		U018_S008	103
		U018_S009	103
		U018_S010	103
		U018_S011	103
		U018_S012	103
D1361321	(CHN):DRIVE UNIT:PAPER FEED SUB-UNIT:NO.2:ASS'Y	U018_S012	134
D1361327	DRUM STAY:PAPER FEED SUB-UNIT:NO.2:PEEN	U018_S012	104
D1361331	DRIVE UNIT:PAPER FEED SUB-UNIT:NO.3:ASS'Y	U018_S008	105
D1361337	DRUM STAY:PAPER FEED SUB-UNIT:NO.3	U018_S008	106
D1361341	(NA/EU/AA):DRIVE UNIT:PAPER FEED SUB-UNIT:NO.2:ASS'Y	U018_S009	107
		U018_S010	107
		U018_S011	107
D1361347	(NA/EU/AA):DRUM STAY:PAPER FEED SUB-UNIT:NO.2	U018_S009	108
		U018_S010	108
		U018_S011	108

Number	Part Name	Group	ID
D1361349	BRACKET:REGISTRATION:DRIVE	U018	109
D1361350	SHAFT:PAPER FEED SUB-UNIT:GRIP:ASS'Y	U018_S007	110
		U018_S009	110
		U018_S010	110
		U018_S011	110
		U018_S012	110
D1361352	SHAFT:PAPER FEED SUB-UNIT:FEED:ASS'Y	U018_S007	111
		U018_S012	111
D1361354	DRIVE UNIT:PAPER EXIT SUB-UNIT:ASS'Y	U018_S006	122
D1361355	SHAFT:PAPER FEED SUB-UNIT:GRIP:NO.3:ASS'Y	U018_S008	112
D1361357	SHAFT:PAPER FEED SUB-UNIT:FEED:NO.3:ASS'Y	U018_S008	113
D1361359	SHAFT:DRIVE:PAPER EXIT SUB-UNIT:ASS'Y	U018_S006	124
D1361362	DRIVE UNIT:TRANSPORT SUB-UNIT:CONNECTING:ASS'Y	U018_S005	114
D1361367	BRACKET:TENSION	U018_S005	115
D1361370	SHAFT:MANUAL FEED UNIT:CONNECTING	U018_S005	116
D1361372	SHAFT:JOINT UNIT	U018_S005	117
D1361374	SHAFT:MANUAL FEED UNIT	U018_S005	118
D1361376	BRACKET:TRANSPORT SUB-UNIT:LOWER	U018_S005	119
D1361377	JOINT:DRIVE:MANUAL FEED SUB-UNIT	U018_S005	120
D1361378	JOINT:DRIVE:MANUAL FEED SUB-UNIT	U018_S005	121
D1361388	DRUM STAY:DRIVE:EXIT	U018_S006	125
D1361391	BRACKET:PAPER EXIT SUB-UNIT:REVERSE:NO.2	U018	126
D1361394	SHAFT:DRIVE:PAPER EXIT SUB-UNIT:ENTRANCE:ASS'Y	U018_S006	123
D1361398	BRACKET:DUPLEX SUB-UNIT:EXIT	U018	127
D1361455	COVER:FRONT MIDDLE	U001	44
D1361458	INNER COVER:FRONT MIDDLE:RIGHT	U001	46

Exclusive Parts

Number	Part Name	Group	ID
D1361459	INNER COVER:FRONT MIDDLE:LEFT	U001	47
D1361462	CAP:LOUVER:PREVENTFENCE:DEODORIZE FILTER:LARGE	U001	49
D1361466	COVER:LEFT LOWER	U001	51
D1361467	CAP:CONNECTOR	U001	52
D1361469	CAP:CONNECTOR:DECURA	U001	54
D1361472	COVER:REAR LOWER	U001	56
D1361474	COVER:UPPER REAR:SMALL	U001	57
D1361475	COVER:UPPER RIGHT	U001	58
D1361476	COVER:UPPER LEFT	U001	59
D1361478	COVER:UPPER REAR	U001	60
D1361484	INNER COVER:MAIN SWITCH	U001	62
D1361486	COVER:LARGE CAPACITY TRAY	U001	63
D1361491	COVER:CABLE:AC POWER SUPPLY	U001	64
D1361496	INNER COVER:RIGHT MIDDLE	U001	65
D1361499	BRACKET:HOLDER:COVER:REAR	U019	48
D1361533	BRACKET:LED	U021	53
D1361536	BRACKET:DRAWER:LED:1:0.8MM	U021	54
D1361538	BRACKET:DRAWER:LED:2:0.8MM	U021	55
D1361547	HANDLE:DRUM STAY	U021	56
D1361549	STAY:DRUM STAY:FRONT RIGHT	U021	102
D1361552	STAY:COVER:FRONT MIDDLE	U021	104
D1361553	GRIP:PULL OUT:TCRU	U021	57
D1361555	FEELER:PULL OUT:SET:SENSOR	U021	58
D1361567	SUPPORTING PLATE:PULL OUT:REAR RIGHT	U021	59
D1361575	INNER COVER:PULL OUT:LOCK	U021	60
D1361577	BRACKET:DRIVE SUB-UNIT:PULL OUT:LOCK	U021	61
D1361579	DC MOTOR:PULL OUT:LOCK:6.78W:BRUSH	U021	62
D1361580	HOLDER:DRIVE SUB-UNIT:PULL OUT:LOCK	U021	63
D1361584	SUPPORTING PLATE:BRACKET:LOCK	U021	64
D1361585	BRACKET:LOCK	U021	65

Number	Part Name	Group	ID
D1361590	GUIDE:CURL CORD	U021	66
D1361591	EXTENSION TRAY:CURL CORD	U021	67
D1361592	COVER:DUB	U021	68
D1361593	STOPPER:GUIDE:CURL CORD:0.3T	U021	69
D1361594	GUIDE:CURL CORD:REAR UPPER	U021	70
D1361597	SHEET:HARNESS:PULL OUT	U021	71
D1361687	GROUND PLATE:SENSOR:AKS	U004	27
D1361715	GUIDE:HARNESS:LED	U004	28
D1361717	COVER:SHAFT:SCANNER	U004	29
D1361727	INNER COVER:SCANNER	U004	30
D1361731	LENSBLOCK SMD:ASS'Y	U004_S001	31
D1361751	CARRIAGE:NO.1:ASS'Y	U004_S002	32
D1361758	CLAMP:WIRE	U004	33
D1361759	GUIDE:FFC:CARRIAGE:NO.1	U004	34
D1361760	REFLECTOR:SCANNER	U004	35
D1361776	CARRIAGE:NO.2:ASS'Y	U004_S004	36
D1361787	GUIDE:FFC:CARRIAGE:NO.2	U004	37
D1361788	PULLEY:IDLER:CARRIAGE	U004	38
D1361793	DC STEPPER MOTOR:MM42	U004	39
D1361794	BRACKET:DC STEPPER MOTOR:TENSION	U004	40
D1361798	TENSION SPRING:TENSION:16N	U004	41
D1361799	BRACKET:DC STEPPER MOTOR	U004	42
D1361801	SHAFT:DRIVE:SCANNER	U004	43
D1361802	TIMING PULLEY:65	U004	44
D1361803	SYNCHRONOUS BELT:157ST1.5-6.0	U004	45
D1361806	DRIVE WERE:DIA1	U004	46
D1361809	BRACKET:TENSION	U004	47
D1361810	TENSION SPRING:TENSION:11N	U004	48
D1361811	PULLEY:PEEN	U004	49
D1361821	COVER:EXPOSURE GLASS:DOCUMENT FEEDER	U004	50
D1361822	(CHN/EU/AA):SCALE:LEFT:ASS'Y	U004	51
D1361828	(NA):SCALE:LEFT:ASS'Y	U004	52
D1362150	CLEANER:SHIELD GLASS:ASS'Y	U001_S003	66
D1362252	SUPPORTER:PCU:RIGHT	U009	91

Exclusive Parts

Number	Part Name	Group	ID
D1362256	SUPPORTER:PCU	U009	92
D1362258	CONNECTOR:DRAWER:8POLE:RE C	U009	26
D1362266	HOLDER:ELECTRIC POTENTIAL S ENSOR	U009	93
D1362268	SHIELDING PLATE:ELECTRIC POT ENTIAL SENSOR	U009	27
D1362270	PCB:ELECTRIC POTENTIAL SENS OR	U019	49
D1362276	CONNECTOR:1POLE	U009	28
D1362286	DISCHARGE LAMP:LED ARRAY	U009_S001	29
		U009_S004	29
		U009_S007	29
		U009_S010	29
D1362287	SHEET:DISCHARGE LAMP:REAR	U009_S001	30
		U009_S004	30
		U009_S007	30
		U009_S010	30
D1362288	CONNECTOR:DRAWER:8POLE:PL UG	U009_S001	31
		U009_S004	31
		U009_S007	31
		U009_S010	31
D1362296	GROUND PLATE:PCU:ASS'Y	U008_S001	48
D1362302	HOLDER:LOCK:CLEANING UNIT:F RONT	U009	32
D1362304	TORSION SPRING:LOCK:PCU	U009	33
D1362305	GROUND PLATE:HOLDER:CLEANI NG UNIT	U009	34
D1362306	COMPRESSION SPRING:GROUND PLATE:HOLDER:CLEANING UNIT	U009	35
D1362307	LEVER:LOCK:PCU	U009	36
D1362308	STAY:PCU	U009	37
D1362312	HOLDER:LOCK:CLEANING UNIT:R EAR	U009	38
D1362341	FRAME:BASE:ASS'Y	U009_S002_S001	39
		U009_S005_S001	39
		U009_S008_S001	39
		U009_S011_S001	39

Number	Part Name	Group	ID
D1362347	SEAL:FRAME:BASE:MIDDLE	U009_S002_S001	40
		U009_S005_S001	40
		U009_S008_S001	40
		U009_S011_S001	40
D1362348	SEAL:FRAME:BASE:SIDE	U009_S002_S001	41
		U009_S005_S001	41
		U009_S008_S001	41
		U009_S011_S001	41
D1362350	SEAL:FRAME:BASE:TONER OUTL ET SUB-UNIT	U009_S002_S001	42
		U009_S005_S001	42
		U009_S008_S001	42
		U009_S011_S001	42
D1362356	TRANSPORT SCREW:BASE:ASS'Y	U009_S002	43
		U009_S005	43
		U009_S008	43
		U009_S011	43
D1362362	BUSHING:TRANSPORT SCREW	U009_S002	44
		U009_S005	44
		U009_S008	44
		U009_S011	44
D1362365	CLEANING BLADE:ASS'Y	U009_S002	45
		U009_S005	45
		U009_S008	45
		U009_S011	45
D1362391	TRANSPORT SCREW:APPLY:ASS' Y	U009_S002	46
		U009_S005	46
		U009_S008	46
		U009_S011	46
D1362404	COVER:BEARING:OIL SUPPLY RO LLER:FRONT	U009_S002	48
		U009_S005	48
		U009_S008	48
		U009_S011	48
D1362406	COVER:BEARING:OIL SUPPLY RO LLER:REAR	U009_S002	49
		U009_S005	49
		U009_S008	49
		U009_S011	49
D1362408	GEAR:24Z:RIGHT	U009_S002	50
		U009_S005	50

Exclusive Parts

Number	Part Name	Group	ID
D1362411	COATING BAR:ASS'Y	U009_S008	50
		U009_S011	50
		U009_S002	51
		U009_S005	51
		U009_S008	51
D1362417	ARM:COATING BAR	U009_S011	51
		U009_S002	52
		U009_S005	52
		U009_S008	52
		U009_S011	52
D1362418	TENSION SPRING:COATING BAR:18N	U009_S002	53
		U009_S005	53
		U009_S008	53
		U009_S011	53
D1362423	SEAL:STAY:APPLY	U009_S002	54
		U009_S005	54
		U009_S008	54
		U009_S011	54
D1362424	SEAL:STAY:APPLY:UPPER	U009_S002	55
		U009_S005	55
		U009_S008	55
		U009_S011	55
D1362431	COVER:STAY:COATING BAR:ASS'Y	U009_S002	56
		U009_S005	56
		U009_S008	56
		U009_S011	56
D1362441	BLADE:APPLY:ASS'Y	U009_S002	57
		U009_S005	57
		U009_S008	57
		U009_S011	57
D1362446	SEAL:BLADE:APPLY:FRONT	U009_S002	58
		U009_S005	58
		U009_S008	58
		U009_S011	58
D1362447	SEAL:BLADE:APPLY:REAR	U009_S002	59
		U009_S005	59
		U009_S008	59
		U009_S011	59

Number	Part Name	Group	ID
D1362448	SEAL:CLEANING BLADE:FRONT	U009_S002	60
		U009_S005	60
		U009_S008	60
		U009_S011	60
D1362449	SEAL:CLEANING BLADE:REAR	U009_S002	61
		U009_S005	61
		U009_S008	61
D1362451	COVER:TONER OUTLET SUB-UNIT:CLEANING UNIT:ASS'Y	U009_S011	61
		U009_S002	62
		U009_S005	62
D1362458	VIBRATING PLATE:TONER OUTLET SUB-UNIT	U009_S008	62
		U009_S011	62
		U009_S002	63
D1362461	GEAR:18Z:RIGHT	U009_S005	63
		U009_S008	63
		U009_S011	63
D1362462	GEAR:19Z:LEFT	U009_S002	64
		U009_S005	64
		U009_S008	64
D1362466	DRUM STAY:CLEANING UNIT	U009_S011	64
		U009_S002	65
		U009_S005	65
D1362467	GROUND PLATE:CLEANING UNIT:ASS'Y	U009_S008	65
		U009_S011	65
		U009_S002	66
D1362490	HOLDER:DRUM:FRONT	U009_S005	66
		U009_S008	66
		U009_S011	66
D1362493	HOLDER:DRUM:REAR	U009_S002	67
		U009_S005	67
		U009_S008	67
D1362495	HOLDER:PCU	U009_S011	67
		U006_S002_S001	67
		U006_S002	61
D1362542	GUIDE PLATE:REGISTRATION:UPPER:ASS'Y		
D1362569	GUIDE PLATE:REGISTRATION:LOWER	U006_S002	61

Exclusive Parts

Number	Part Name	Group	ID
	WER:ASS'Y		
D1362573	COLLAR:REGISTRATION:DRIVE	U006_S002	62
D1362577	LEVER:LOCK:FRONT:ASS'Y	U006_S002	63
D1362579	LEVER:LOCK:INNER BACK	U006_S002	64
D1362580	PLAIN SHAFT BEARING:LEVER:OPEN AND CLOSE:FRONT	U006_S002	65
D1362581	PLAIN SHAFT BEARING:LEVER:OPEN AND CLOSE:INNER BACK	U006_S002	66
D1362605	PLAIN SHAFT BEARING:REGISTRATION:DRIVEN:FRONT	U006_S002_S001	68
D1362607	PLAIN SHAFT BEARING:REGISTRATION:DRIVEN:INNER BACK	U006_S002_S001	69
D1362608	REGISTRATION ROLLER:DRIVEN	U006_S002_S001	70
D1362611	COLLAR:REGISTRATION:DRIVEN:OUTER	U006_S002_S001	71
D1362616	HINGE:GUIDE PLATE:REGISTRATION:FRONT	U006_S002_S001	72
D1362618	HINGE:GUIDE PLATE:REGISTRATION:INNER BACK	U006_S002_S001	73
D1362619	COLLAR:REGISTRATION:DRIVEN:INNER	U006_S002_S001	74
D1362625	SEAL:REMOVE PAPER DUST	U006_S002_S001	179
D1362639	COMPRESSION SPRING:COVER:REGISTRATION	U006_S002_S001_S001	75
D1362642	SLOPE:COVER:REGISTRATION	U021_S001	72
D1362652	GUIDE PLATE:CONNECTING:REGISTRATION:ASS'Y	U006_S002	76
D1362656	TRANSPORT ROLLER:CONNECTING:MANUAL FEED:DRIVE	U006_S002	77
D1362657	JOINT:CONNECTING:DRIVE	U006	78
		U006_S002	78
D1362660	GUIDE PLATE:CONNECTING:MANUAL FEED:LOWER:ASS'Y	U006_S002	79
D1362663	GUIDE:CONNECTING:MANUAL FEED:LOWER	U006_S002	80
D1362665	GUIDE PLATE:CONNECTING:MANUAL FEED:UPPER:ASS'Y	U006_S002	81
D1362670	ROLLER:DIA18:CONNECTING:MAN	U006_S002	82

Number	Part Name	Group	ID
	UAL FEED		
D1362671	SHAFT:DRIVEN ROLLER:ENCODER	U006 U006_S002	83 83
D1362672	SHAFT:DRIVEN ROLLER	U006 U006_S002	84 84
D1362673	PLAIN SHAFT BEARING:CONNECTING	U006 U006_S002	85 85
D1362678	COVER:MANUAL FEED:ENTRANCE:UPPER	U006_S002	86
D1362702	GUIDE PLATE:CONNECTING:FRONT RIGHT:ASS'Y	U006_S001	87
D1362708	GUIDE PLATE:DRIVEN:CONNECTING:ASS'Y	U006	88
D1362712	GUIDE:CONNECTING:DRIVEN	U006	89
D1362714	ROLLER:CONNECTING:DIA20	U006	90
D1362715	TENSION SPRING:DRIVEN:CONNECTING	U006 U006_S002	91 91
D1362718	GUIDE PLATE:CONNECTING:FRONT LEFT	U006	92
D1362719	GUIDE:CONNECTING:FRONT LEFT	U006	93
D1362721	GUIDE PLATE:CONNECTING:DRIVE	U006	94
D1362729	TRANSPORT ROLLER:CONNECTING:DRIVE	U006	95
D1362778	COVER:MANUAL FEED UNIT	U006_S003	96
D1362786	GROUND PLATE:SENSOR:MANUAL FEED	U006_S003	97
D1362788	GROUND PLATE:MANUAL FEED UNIT:REAR	U006_S003	98
D1362789	SHAFT:FEED:MANUAL FEED	U006_S003	99
D1362790	ARM:PICKUP:MANUAL FEED	U006_S003	100
D1362795	DC SOLENOID:PICKUP:MANUAL FEED:ASS'Y	U006_S003	101
D1362801	BRACKET:LEVER:FRONT:MANUAL FEED:ASS'Y	U006	102
D1362803	SHAFT:SEPARATOR:DRIVEN:ASS'Y	U006_S003_S001	103

Exclusive Parts

Number	Part Name	Group	ID
D1362810	GROUND PLATE:MANUAL FEED UNIT:FRONT	U006_S003	104
D1362812	SHAFT:SEPARATOR:DRIVE	U006_S003	105
D1362814	INNER COVER:MANUAL FEED:LOWER:ASS'Y	U006	106
D1362815	BRACKET:HINGE:MANUAL FEED:UPPER:ASS'Y	U006	107
D1362816	BRACKET:HINGE:MANUAL FEED:LOWER:ASS'Y	U006	108
D1362829	GROUND PLATE:MANUAL FEED:COVER:REAR	U006_S003	109
D1362844	SHAFT:LEVER:MANUAL FEED:FRONT	U006_S003	110
D1362848	GUIDE:POSITIONING:FRONT:MANUAL FEED UNIT	U006	111
D1362849	FEELER:PAPER SIZE SENSOR:MANUAL FEED	U006_S003_S002	112
D1362852	BRACKET:LED:MANUAL FEED	U021	73
D1362853	INNER COVER:LED:MANUAL FEED	U021	74
D1362854	GROUND PLATE:MANUAL FEED:REAR	U006_S003	113
D1362870	JOINT:MANUAL FEED SUB-UNIT:REVERSE	U006_S003	114
D1362871	JOINT:MANUAL FEED SUB-UNIT:FEED	U006_S003	115
D1362872	BRACKET:STOPPER:MANUAL FEED	U006_S003	116
D1362873	ARM:STOPPER:MANUAL FEED	U006_S003	117
D1363103	TONER CATCHPAN:DEVELOPMENT	U009_S001	94
		U009_S004	94
		U009_S007	94
		U009_S010	94
D1363211	TORSION SPRING:STOPPER:TONER CARTRIDGE:RIGHT	U008_S001_S005	49
		U008_S001_S006	49
		U008_S001_S007	49
		U008_S001_S008	49
D1363221	DC MOTOR:TONER CARTRIDGE:ASS'Y	U008_S001	51

Number	Part Name	Group	ID
D1363239	SEAL:DUCT:BELT CLEANING	U008_S001	52
D1363251	HOLDER:TONER CARTRIDGE:CONNECTOR	U008_S001	53
D1363254	COVER:CHIP:BASE	U008_S001	54
D1363270	GEAR:IDLER:TONER END SENSOR	U008_S001	55
D1363272	BRACKET:LEVER	U008_S001	56
D1363273	LEVER:TONER SUPPLY UNIT	U008_S001	57
D1363292	INNER COVER:TONER SUPPLY UNIT:FRONT	U008_S001	58
D1363295	SEAL:GUIDE PLATE:TONER SUPPLY	U008_S001	59
D1363297	INNER COVER:TONER SUPPLY:RIGHT	U008_S001	60
D1363298	SEAL:SIDE PLATE:TONER SUPPLY	U008_S001	61
D1363302	BRACKET:SAFETY SWITCH:DOOR:TONER SUPPLY:PEEN	U008_S001	62
D1363305	TONER SUPPLY UNIT:ASS'Y	U008_S001_S001	63
		U008_S001_S002	63
		U008_S001_S003	63
		U008_S001_S004	63
D1363308	BRACKET:DRAWER:TONER SUPPLY UNIT	U008_S001	64
D1363315	CASE:TONER SUPPLY	U008_S001_S001	65
		U008_S001_S002	65
		U008_S001_S003	65
		U008_S001_S004	65
D1363331	SHUTTER:CASE:TONER SUPPLY	U008_S001_S001	66
		U008_S001_S002	66
		U008_S001_S003	66
		U008_S001_S004	66
D1363333	GEAR:AGITATOR:TONER SUPPLY:NO.2	U008_S001_S001	67
		U008_S001_S002	67
		U008_S001_S003	67
		U008_S001_S004	67
D1363334	GEAR:TRANSPORT SCREW:TONER SUPPLY	U008_S001_S001	68
		U008_S001_S002	68

Exclusive Parts

Number	Part Name	Group	ID
		U008_S001_S003	68
		U008_S001_S004	68
D1363335	GEAR:MECHANICAL ROLLER CLUTCH:TONER SUPPLY:FRONT	U008_S001_S001	69
		U008_S001_S002	69
		U008_S001_S003	69
		U008_S001_S004	69
D1363336	GEAR:MECHANICAL ROLLER CLUTCH:TONER SUPPLY:REAR	U008_S001_S001	70
		U008_S001_S002	70
		U008_S001_S003	70
		U008_S001_S004	70
D1363337	GEAR:IDLER:AGITATOR:TONER SUPPLY	U008_S001_S001	71
		U008_S001_S002	71
		U008_S001_S003	71
		U008_S001_S004	71
D1363338	GEAR:AGITATOR:TONER SUPPLY:NO.1	U008_S001_S001	72
		U008_S001_S002	72
		U008_S001_S003	72
		U008_S001_S004	72
D1363345	SEAL:CASE:UPPER:TONER SUPPLY	U008_S001_S001	73
		U008_S001_S002	73
		U008_S001_S003	73
		U008_S001_S004	73
D1363361	GEAR:IDLER:TRANSPORT SCREW:NO.1:TONER SUPPLY	U008_S001_S001	74
		U008_S001_S002	74
		U008_S001_S003	74
		U008_S001_S004	74
D1363364	GEAR:IDLER:DRIVE:TONER SUPPLY	U008_S001_S001	75
		U008_S001_S002	75
		U008_S001_S003	75
		U008_S001_S004	75
D1363365	GEAR:IDLER:TRANSPORT SCREW:TONER SUPPLY:SMALL	U008_S001_S001	76
		U008_S001_S002	76
		U008_S001_S003	76
		U008_S001_S004	76
D1363366	GEAR:IDLER:TRANSPORT SCREW:TONER SUPPLY:LARGE	U008_S001_S001	77
		U008_S001_S002	77
		U008_S001_S003	77
		U008_S001_S004	77

Number	Part Name	Group	ID
D1363371	TORSION SPRING:STOPPER:TONER CARTRIDGE:LEFT	U008_S001_S005	50
		U008_S001_S006	50
		U008_S001_S007	50
		U008_S001_S008	50
D1363374	BRACKET:DRAWER:TONER SUPPLY:MAIN	U008	78
D1363381	TORSION SPRING:STOPPER:RIGHT	U008_S001_S005	101
		U008_S001_S006	101
		U008_S001_S007	101
		U008_S001_S008	101
D1363395	DECAL:OPERATE:TONER CARTRIDGE	U001	67
D1363396	DECAL:OPERATE:TONER SUPPLY SUB-UNIT:BK	U008_S001	79
D1363397	DECAL:OPERATE:TONER SUPPLY SUB-UNIT:C	U008_S001	80
D1363398	DECAL:OPERATE:TONER SUPPLY SUB-UNIT:M	U008_S001	81
D1363399	DECAL:OPERATE:TONER SUPPLY SUB-UNIT:Y	U008_S001	82
D1363409	SEAL:DOCTOR BLADE:FRONT REAR	U009_S001	68
		U009_S004	68
		U009_S007	68
		U009_S010	68
D1363412	SEAL:DEVELOPMENT ROLLER:FRONT UPPER	U009_S001	69
		U009_S004	69
		U009_S007	69
		U009_S010	69
D1363413	SEAL:DEVELOPMENT ROLLER:REAR UPPER	U009_S001	70
		U009_S004	70
		U009_S007	70
		U009_S010	70
D1363431	FILTER:DEVELOPMENT	U009_S001	71
		U009_S004	71
		U009_S007	71
		U009_S010	71
D1363434	DECAL:COLORED DISPLAY:DRUM STAY:ASS'Y	U021_S001_S001	75

Exclusive Parts

Number	Part Name	Group	ID
D1363437	CAP:DEVELOPMENT:SUB-ASS'Y	ACCESSORIES	18
D1363438	DECAL:COLORED DISPLAY:DEVELOPMENT UNIT:BK	U009	72
D1363439	DECAL:COLORED DISPLAY:DEVELOPMENT UNIT:C	U009	73
D1363440	DECAL:COLORED DISPLAY:DEVELOPMENT UNIT:M	U009	74
D1363441	DECAL:COLORED DISPLAY:DEVELOPMENT UNIT:Y	U009	75
D1363442	DECAL:COLORED DISPLAY:MAIN: BK	U009	76
D1363443	DECAL:COLORED DISPLAY:MAIN: C	U009	77
D1363444	DECAL:COLORED DISPLAY:MAIN: M	U009	78
D1363445	DECAL:COLORED DISPLAY:MAIN: Y	U009	79
D1363446	DECAL:COLORED DISPLAY:DRUM STAY:BK	U021_S001_S001	76
D1363447	DECAL:COLORED DISPLAY:DRUM STAY:C	U021_S001_S001	77
D1363448	DECAL:COLORED DISPLAY:DRUM STAY:M	U021_S001_S001	78
D1363449	DECAL:COLORED DISPLAY:DRUM STAY:Y	U021_S001_S001	79
D1363478	SPACER:DRIVE:TONER CARTRIDGE	U008_S001	83
D1363485	JIG:DEVELOPMENT UNIT	ACCESSORIES	19
D1363497	SEAL:SHUTTER:FUNNEL	ACCESSORIES	20
D1363498	SHUTTER:FUNNEL	ACCESSORIES	21
D1363499	FUNNEL:DEVELOPER	ACCESSORIES	22
D1363508	COLLECTION BOTTLE:ASS'Y	U013_S005	54
D1363550	PIPE:UPPER:ASS'Y	U013_S001	27
D1363564	SPACER:DIA9:0.13MM	U013	28
D1363566	BRACKET:GEAR:USED TONER:PC U:PEEN	U013	29
D1363569	GEAR:Z35:TRANSPORT SCREW:PCU:MAIN	U013	30

Number	Part Name	Group	ID
D1363571	BRACKET:SWIVEL	U013_S002	31
D1363575	PIPE:LENGTHWISE:ASS'Y	U013	32
D1363603	BRACKET:DRIVE:PIPE:MIDDLE:PEEN	U013	33
D1363608	BRACKET:DRIVE:TRANSPORT SCREW:MIDDLE	U013	34
D1363610	PIPE:MIDDLE:ASS'Y	U013_S003	35
D1363620	CASE:RELAY DUCT	U013	36
D1363621	VIBRATING PLATE:RELAY DUCT	U013	37
D1363622	SEAL:RELAY DUCT	U013	38
D1363623	SEAL:RELAY DUCT:SPONGE	U013	39
D1363641	GEAR:TRANSPORT SCREW:LOWER:Z41	U013	40
D1363642	HOLDER:RADIAL BALL BEARING:JOINT:PRESS FIT	U013_S004	41
D1363646	TORQUE LIMITER MECHANICAL CLUTCH:GEAR:Z65/Z35	U013	42
D1363647	GEAR:IDLER:Z49/Z27	U013	43
D1363652	PIPE:LOWER:ASS'Y	U013	44
D1363662	SEPARATION PLATE:COLLECTION BOTTLE	U013	45
D1363667	SHAFT:JOINT:TONER RECYCLING SUB-UNIT:ASS'Y	U013	24
D1363682	SEAL:COVER:SHUTTER:COLLECTION BOTTLE	U013_S005	52
D1363690	DECAL:COLLECTION BOTTLE:CAUTION	U013_S005	46
D1363691	DECAL:COLLECTION BOTTLE:GRIP:FRONT	U013_S005	47
D1363692	DECAL:COLLECTION BOTTLE:GRIP:UPPER	U013_S005	48
D1363850	TRANSPORT BELT UNIT:ASS'Y	U014_S001	18
D1363851	TRANSPORT ROLLER:DRIVE	U014_S001	19
D1363861	VACUUM	U014_S001	31
D1363863	SUPPORTING PLATE:VACUUM	U014_S001	32
D1363864	LEVER:ON-OFF:TRANSPORT BELT UNIT	U014_S001	20
D1363865	CAM:ON-OFF:TRANSPORT BELT UNIT	U014_S001	21

Exclusive Parts

Number	Part Name	Group	ID
	NIT:REAR		
D1363866	CAM:ON-OFF:TRANSPORT BELT UNIT:FRONT	U014_S001	22
D1363869	SHAFT:JOINT:VACUUM:ASS'Y	U014	23
D1363870	SYNCHRONOUS BELT:DRIVE:TRANSPORT BELT UNIT	U014	24
D1363871	BRACKET:SHAFT:JOINT:VACUUM	U014	25
D1363872	PULLEY:SHAFT:DRIVE:VACUUM	U014_S001	26
D1363877	SHAFT:ON-OFF:TRANSPORT BELT UNIT	U014_S001	27
D1363879	BRACKET:VACUUM:PULL OUT:FRONT	U014	28
D1363890	DECAL:VACUUM:GRIP:D1	U014_S001	30
D1363891	DECAL:LED:GRIP:VACUUM	U001	68
D1364069	CAM:PRESSURE:A	U015_S006	136
		U015_S007_S002	136
D1364070	COLLAR:DIA10X:DIA14X:15.8	U015_S006	137
		U015_S007_S002	137
D1364071	COLLAR:DIA10XDIA14X13.4	U015_S006	138
		U015_S007_S002	138
D1364072	SHAFT:CAM:PRESSURE	U015_S006	139
		U015_S007_S002	139
D1364073	JOINT:CAM:PRESSURE:B	U015_S006	140
		U015_S007_S002	140
D1364075	FEELER:CAM:PRESSURE:REAR	U015_S006	141
		U015_S007_S002	141
D1364080	COVER:TEMPERATURE SENSOR:PRESSURE	U015_S006	142
		U015_S007_S002	142
D1364081	COVER:THERMOSTAT:PRESSURE	U015_S006	143
		U015_S007_S002	143
D1364082	CLAMP:HARNESS:PRESSURE	U015_S006	144
		U015_S007_S002	144
D1364087	FUSING ENTRANCE GUIDE PLATE:LOWER	U015_S006	145
		U015_S007_S002	145
D1364089	PRESSURE SUB-UNIT:STRIPPER PLATE:UNI:ASS'Y	U015	269
		U015_S006_S008	269
		U015_S007	269
		U015_S007_S002	269

Number	Part Name	Group	ID
		_S008	
D1364090	STRIPPER PLATE:UNIT:PRESSURE ROLLER:ASS'Y	U015_S006_S008_S001	146
		U015_S007_S002_S008_S001	146
D1364109	FIX STAND:TERMINAL:HEATER:ASS'Y	U015_S006	147
		U015_S007_S002	147
D1364110	TERMINAL:CONNECTING	U015_S006	148
		U015_S007_S002	148
D1364111	COVER:HARNESS:FIRST:LOWER	U015_S006	149
		U015_S007_S002	149
D1364112	COVER:TERMINAL:CONNECTING	U015_S006	150
		U015_S007_S002	150
D1364113	JOINT UNIT:PAPER FEED SENSOR:PRESSURE:FRONT	U015_S006	151
		U015_S007_S002	151
D1364114	ELECTRODE PLATE:HEATER:PRESSURE:FRONT	U015_S006	152
		U015_S007_S002	152
D1364119	SUPPORTING PLATE:LEVER:PRESSURE:REAR	U015	270
		U015_S006	270
		U015_S007	270
		U015_S007_S002	270
D1364120	SUPPORTING PLATE:LEVER:PRESSURE:FRONT	U015	271
		U015_S006	271
		U015_S007	271
		U015_S007_S002	271
D1364125	LEVER:PRESSURE:FRONT:OUTER	U015_S006	153
		U015_S007_S002	153
D1364126	LEVER:PRESSURE:REAR:OUTER	U015_S006	154
		U015_S007_S002	154
D1364127	RECEIVE PLATE:PRESSURE	U015_S006	155
		U015_S007_S002	155
D1364129	HOLDER:HEATER:PRESSURE:FRONT	U015_S006	156
		U015_S007_S002	156
D1364130	HOLDER:HEATER:PRESSURE:REAR	U015_S006	157
		U015_S007_S002	157
D1364131	HOLDER:COIL SPRING:PRESSURE	U015_S006	158
		U015_S007_S002	158
D1364132	LEVER:CONTROL PLATE:PRESSURE	U015_S006	159

Exclusive Parts

Number	Part Name	Group	ID
	RE	U015_S007_S002	159
D1364135	SHAFT:RADIAL BALL BEARING:LEVER:PRESSURE	U015_S006	160
		U015_S007_S002	160
D1364136	STEPPED SCREW:M5	U015_S006	161
		U015_S007_S002	161
D1364143	HOOK:COIL SPRING:OPEN AND CLOSE:LEVER	U015_S006	162
		U015_S007_S002	162
D1364144	COVER:SEPARATION:OPEN AND CLOSE:FIBER	U015_S006	163
		U015_S007_S002	163
D1364146	LEVER:PAPER EXIT SUB-UNIT:OPEN AND CLOSE:REAR	U015_S006	164
		U015_S007_S002	164
D1364147	LEVER:PAPER EXIT SUB-UNIT:OPEN AND CLOSE:FRONT	U015_S006	165
		U015_S007_S002	165
D1364159	GRIP:SEPARATION:OPEN AND CLOSE	U015_S006	166
		U015_S007_S002	166
D1364170	BRACKET:STRIPPER PLATE:REAR	U015_S006	167
		U015_S007_S002	167
D1364173	BRACKET:STRIPPER PLATE:FRONT	U015_S006	168
		U015_S007_S002	168
D1364178	COVER:FUSING EXIT:UPPER	U015_S006	169
		U015_S007_S002	169
D1364195	COVER:ENTRANCE SENSOR:FUSING	U015	171
D1364196	HOUSING:TEMPERATURE SENSOR:NC-F10	U015_S006	172
		U015_S007_S002	172
D1364198	CLAMP:HARNESS	U015_S001	173
		U015_S006	173
		U015_S007_S002	173
D1364204	SIDE PLATE:FUSING SUB-UNIT:UPPER FRONT:PEEN	U015	267
		U015_S006	267
		U015_S007	267
		U015_S007_S002	267
D1364217	LEVER:TENSION:HEAT ROLLER:REAR	U015_S006	175
		U015_S007_S002	175
D1364218	SUPPORTING PLATE:SIDE PLATE:HOT ROLLER:REAR	U015	272
		U015_S006	272
		U015_S007	272
		U015_S007_S002	272

Number	Part Name	Group	ID
D1364219	SUPPORTING PLATE:SIDE PLATE:HOT ROLLER:FRONT	U015	273
		U015_S006	273
		U015_S007	273
		U015_S007_S002	273
D1364223	ADJUSTING PIN:POSITIONING:HEAT ROLLER:FRONT	U015_S006	281
		U015_S007_S002	281
D1364230	FEELER:HEAT ROLLER:TURN	U015_S006	176
		U015_S007_S002	176
D1364232	SHAFT:HEAT ROLLER:TURN:FEELER	U015_S006	178
		U015_S007_S002	178
D1364233	STEPPED SCREW:DIA5:M3X3.8	U015	179
		U015_S007	179
D1364236	SPONGE:IH:DUCT:FRONT	U015_S006	180
		U015_S007_S002	180
D1364240	COVER:FUSING UNIT:REAR	U015_S006	181
		U015_S007_S002	181
D1364241	CLAMP:HARNESS:PRESSURE:HEATER:REAR	U015_S006	182
		U015_S007_S002	182
D1364247	SPONGE:IH:DUCT:REAR	U015_S006	183
		U015_S007_S002	183
D1364254	STAY:FUSING:ENTRANCE	U015_S006	184
		U015_S007_S002	184
D1364258	HOLDER:GUIDE:ENTRANCE:MIDDLE	U015_S006	185
		U015_S007_S002	185
D1364259	HOLDER:GUIDE:ENTRANCE	U015_S006	186
		U015_S007_S002	186
D1364263	BRACKET:PAPER EXIT SUB-UNIT	U015_S006	187
		U015_S007_S002	187
D1364265	FILM:BRACKET:EXIT SENSOR	U015_S006	188
		U015_S007_S002	188
D1364275	SHEET:PRESSURE:CAM:LOWER FRONT	U015_S006	189
		U015_S007_S002	189
D1364276	SHEET:PRESSURE:CAM:LOWER REAR	U015_S006	190
		U015_S007_S002	190
D1364278	LEVER:PRESSURE:FRONT:INNER:PEEN	U015_S006	191
		U015_S007_S002	191
D1364279	LEVER:PRESSURE:REAR:INNER:PEEN	U015_S006	192
		U015_S007_S002	192

Exclusive Parts

Number	Part Name	Group	ID
D1364280	STOPPER:STRIPPER PLATE:FRO NT	U015_S006	193
		U015_S007_S002	193
D1364281	STOPPER:STRIPPER PLATE:REAR	U015_S006	194
		U015_S007_S002	194
D1364302	COIL:IH:200V:ASS'Y	U015_S003	195
		U015_S007_S001	195
D1364412	LEVER:WEB:ASS'Y	U015_S006	196
		U015_S007_S002	196
D1364428	GRIP:FUSING UNIT:REAR	U015_S006	197
		U015_S007_S002	197
D1364430	GRIP:GUIDE PIN:SEPARATION SU B-UNIT:OPEN AND CLOSE	U015_S006	198
		U015_S007_S002	198
D1364431	STOPPER:GUIDE PIN:SEPARATIO N SUB-UNIT:OPEN AND CLOSE	U015_S006	199
		U015_S007_S002	199
D1364435	COVER:GRIP:FUSING UNIT:REAR	U015_S006	200
		U015_S007_S002	200
D1364436	COVER:CAM:REAR	U015_S006	201
		U015_S007_S002	201
D1364441	COVER:HARNES:LEFT INNER RE AR	U015_S006	202
		U015_S007_S002	202
D1364516	LEVER:GUIDE PLATE:DUPLEX:AS S'Y	U017	56
D1364528	POSITIONING SENSOR:DUPLEX:A SS'Y	U017_S001	130
D1364531	BRACKET:BELT TENSIONER:ASS' Y	U017_S001	57
D1364544	DC STEPPER MOTOR:MM39:S2M: T20:ASS'Y	U017	58
D1364548	GUIDE PLATE:DUPLEX:UPPER:AD HESION	U017_S002	59
D1364578	DUPLEX SUB-UNIT:ENTRANCE:GA TE PAWL:ASS'Y	U017_S003	60
D1364584	GATE PAWL:DUPLEX:ENTRANCE: NO.2:ASS'Y	U017_S003	61
D1364601	GUIDE PLATE:DUPLEX:LOWER	U017	62
D1364602	ROLLER:DRIVEN:DUPLEX	U017	63
D1364606	HOLDER:PRESSURE:GUIDE PLAT E	U017	64

Number	Part Name	Group	ID
D1364607	COMPRESSION SPRING:HOLDER: GUIDE PLATE	U017	65
D1364608	GUIDE PLATE:POSITIONING SENS OR:LOWER	U017	66
D1364609	TENSION SPRING:GUIDE PLATE:M OVE	U017	67
D1364611	TRANSPORT ROLLER:DUPLEX:DR IVEN:1	U017	68
D1364614	PLAIN SHAFT BEARING:TRANSPO RT ROLLER:DUPLEX:DRIVEN:INN ER	U017	69
D1364615	TENSION SPRING:TRANSPORT R OLLER:DUPLEX:1	U017	70
D1364619	BUSHING:FLANGE TYPE:DIA6	U017	71
D1364620	BUSHING:DIA6:DIA10:6	U017	72
D1364621	SHAFT:LINK:SHIFT	U017	73
D1364638	GEAR:PULLEY:ROLLER:SHIFT	U017	75
D1364642	SHAFT:SLIDE:POSITIONING SENS OR	U017_S001	76
D1364647	TENSION SPRING:BELT TENSION ER	U017_S001	79
D1364650	TIMING PULLEY:T18:S2M	U017_S001	80
D1364651	STOPPER:PULLEY:RIGHT	U017	81
D1364652	STOPPER:PULLEY:MIDDLE	U017	82
D1364653	STOPPER:PULLEY:LEFT	U017	83
D1364665	TENSION SPRING:DRIVEN ROLLE R:EXIT	U017	84
D1364666	TENSION SPRING:DRIVEN ROLLE R:DUPLEX	U017	85
D1364667	SHEET:DUPLEX:ENTRANCE	U017_S002	86
D1364668	SHEET:DUPLEX:ENTRANCE:RIGH T UPPER	U017_S003	87
D1364669	BRACKET:DC STEPPER MOTOR:D UPLEX	U017	88
D1364671	LINK:ROLLER:SHIFT	U017	89
D1364673	GUIDE PLATE:POSITIONING SENS OR:DUPLEX	U017_S001	77
D1364674	GUIDE:PLATE:POSITIONING SENS	U017_S001	78

Exclusive Parts

Number	Part Name	Group	ID
	OR		
D1364681	LINK:SHIFT:DUPLEX	U017	74
D1364748	DC SOLENOID:DUPLEX:ENTRANC E:PRESS FIT	U017_S003	90
D1364749	GUIDE PLATE:DUPLEX:ENTRANC E:LEFT LOWER:SUB-ASS'Y	U017_S003	91
D1364750	GUIDE PLATE:DUPLEX:ENTRANC E:RIGHT	U017	92
D1364751	BRACKET:DUPLEX:ENTRANCE:FR ONT	U017	93
D1364752	GATE PAWL:DUPLEX:ENTRANCE: NO.1	U017_S003	94
D1364761	GUIDE PLATE:DUPLEX:ENTRANC E:MIDDLE	U017_S003	95
D1364762	LEVER:GATE PAWL:REVERSE	U017_S003	96
D1364763	GUIDE PLATE:DUPLEX:ENTRANC E:RIGHT UPPER	U017_S003	97
D1364768	COIL SPRING:GATE PAWL:DUPLE X:ENTRANCE:NO.2	U017_S003	98
D1364770	TENSION SPRING:GATE PAWL:DU PLEX	U017_S003	99
D1364771	TENSION SPRING:DC SOLENOID: RELEASE	U017_S003	100
D1364800	REVERSE UNIT:DUPLEX:ASS'Y	U017_S004	101
D1364802	GUIDE PLATE:MIDDLE:REVERSE: DUPLEX:ASS'Y	U017_S004	102
D1364823	ROLLER:DRIVEN:REVERSE:106M M	U017_S004	103
D1364828	BRACKET:DC MOTOR:REVERSE	U017_S004	104
D1364829	TIMING PULLEY:DUPLEX:REVERS E:S2M54T	U017_S004	105
D1364830	GUIDE PLATE:LEFT:REVERSE:DU PLEX	U017_S004	106
D1364834	GUIDE PLATE:REVERSE ROLLER: DRIVE:LEFT	U017_S004	107
D1364838	HOLDER:PRESSURE:RADIAL BALL BEARING:REVERSE	U017_S004	108
D1364841	TENSION SPRING:DRIVEN:REVER	U017_S004	109

Number	Part Name	Group	ID
	SE:DUPLEX:MIDDLE		
D1364846	TENSION SPRING:DRIVEN:REVER SE:DUPLEX:OUTER	U017_S004	110
D1364851	SHEET:GUIDE PLATE:HEAT PIPE:L EFT	U016 U016_S001_S001	121 121
D1364852	SHEET:TRANSPORT:GATE PAWL: EXIT:FRONT	U016_S003_S001	122
D1364853	SHEET:TRANSPORT:GATE PAWL: EXIT:FRONT MIDDLE	U016_S003_S001	123
D1364854	SHEET:TRANSPORT:GATE PAWL: EXIT:REAR MIDDLE	U016_S003_S001	124
D1364855	SHEET:TRANSPORT:GATE PAWL: EXIT:REAR	U016_S003_S001	125
D1364856	SHEET:TRANSPORT:MIDDLE:LOW ER:FRONT	U016_S003_S003	126
D1364857	SHEET:TRANSPORT:MIDDLE:LOW ER:REAR	U016_S003_S003	127
D1364861	SHEET:TRANSPORT:DUPLEX:EXIT :FRONT MIDDLE	U017_S002	44
D1364862	SHEET:TRANSPORT:DUPLEX:EXIT :REAR MIDDLE	U017_S002	45
D1364863	SHEET:TRANSPORT:DUPLEX:MID DLE:NO.1	U017_S002	46
D1364864	SHEET:TRANSPORT:DUPLEX:MID DLE:NO.2	U017_S002	47
D1364865	SHEET:TRANSPORT:DUPLEX:MID DLE:NO.3	U017_S002	48
D1364866	SHEET:TRANSPORT:DUPLEX:MID DLE:NO.4	U017_S002	49
D1364867	SHEET:TRANSPORT:DUPLEX:MID DLE:NO.5	U017_S002	50
D1364871	SHEET:TRANSPORT:MIDDLE:UPP ER:FRONT REAR	U016_S003_S003	128
D1364872	SHEET:TRANSPORT:MIDDLE:UPP ER:MIDDLE SIDEWAYS	U016_S003_S003	129
D1364873	SHEET:TRANSPORT:MIDDLE:UPP ER:MIDDLE	U016_S003_S003	130
D1364874	SHEET:TRANSPORT:REVERSE:EX	U016_S003_S007	131

Exclusive Parts

Number	Part Name	Group	ID
	IT		
D1364875	SHEET:TRANSPORT:REVERSE:EXIT:REAR	U016_S003_S007	132
D1364876	SHEET:TRANSPORT:REVERSE:EXIT:FRONT	U016_S003_S007	133
D1364877	GUIDE PLATE:EXIT:LEFT UPPER	U016_S003_S007	117
D1364910	GUIDE PLATE:SWIVEL:RECEIVING SUB-UNIT:UPPER:SUB-ASS'Y	U017	112
D1364912	GUIDE PLATE:SWIVEL:RECEIVING SUB-UNIT:LOWER:SUB-ASS'Y	U017	111
D1364919	INNER COVER:RECEIVING SUB-UNIT:LEFT LOWER:ASS'Y	U017	113
D1364921	GRIP:VIBRATING PLATE:RECEIVING SUB-UNIT:LOWER:ASS'Y	U017_S005	114
D1364922	GRIP:VIBRATING PLATE:RECEIVING SUB-UNIT:UPPER:ASS'Y	U017_S006	115
D1364928	GUIDE PLATE:RECEIVING SUB-UNIT:LEFT LOWER	U017	116
D1364936	GUIDE PLATE:RECEIVING SUB-UNIT:LOWER	U017	117
D1364942	BRACKET:PUSH SWITCH:LED	U021	80
D1364948	GUIDE PLATE:RECEIVING SUB-UNIT:UPPER:SUB-ASS'Y	U017	118
D1364949	COVER:RECEIVING SUB-UNIT:RIGHT LOWER	U017	119
D1364953	BRACKET:LED:RECEIVING SUB-UNIT:LEFT LOWER	U021	81
D1364961	LED:SWITCH:REVERSE EXIT:ASS'Y	U021	82
D1364966	FEELER:SENSOR:RECEIVING SUB-UNIT	U017	120
D1364971	LED:SWITCH:DUPLEX:ASS'Y	U021	83
D1364974	DECAL:GRIP:RECEIVING SUB-UNIT:UPPER	U017_S006	121
D1364975	DECAL:GRIP:RECEIVING SUB-UNIT:LOWER	U017_S005	122
D1364976	DECAL:INNER COVER:RECEIVING SUB-UNIT:UPPER	U001	69

Number	Part Name	Group	ID
D1364978	DECAL:ARROW LABEL:LEFT	U001	70
D1364979	DECAL:ARROW LABEL:RIGHT	U001	71
D1365121	PCB:DUB:ASS'Y	U019	51
D1365135	PCB:TSB:ASS'Y	U008_S001	84
D1365151	PCB:BCU:SUB-ASS'Y	U019	50
D1365410	PCB:TDRB	U010_S001	57
D1365428	PCB:TCB	U008_S001	85
D1365430	PCB:PFB	U019	52
D1365440	PCB:OKB	U019	53
D1365455	INVERTOR:IH:200V	U019	54
D1365465	AC CONTROL BOARD:200V	U019_S001	55
D1365467	PCB:LSB	U021	84
D1365492	PCB:IDB	U004	53
D1365510	LED:CONNECTOR:RED	U007	164
		U021	85
D1365511	LED:CONNECTOR:BLUE	U007	165
D1365696	PCB:SIO	U004	54
D1365709	PCB:EX3_DDR3-DIMM:RC-A:2GB:ASS'Y	U019	56
D1365716	PCB:DDR3-DIMM:RC-C:512MB:ASS'Y	U019	57
D1365724	PCB:IMAGE PROCESSING UNIT:TYPE-S15MDA	U019	58
D1365725	PCB:IMAGE PROCESSING UNIT:TYPE-S15MDA-SUB	U019	59
D1365756	(C5100S):SERVICE PARTS:PCB:CT L:CH-C1A_EXP:ASS'Y	U019	60
D1365757	(C5110S):SERVICE PARTS:PCB:CT L:CH-C1B_EXP:ASS'Y	U019	61
D1365832	INTERFACE CABLE:SBU:IMAGE PROCESSING UNIT:ASS'Y	U004	55
D1365903	DUCT:POWER SUPPLY UNIT	U019	62
D1365904	BRACKET:DC FAN MOTOR:INDUCTION HEATING UNIT	U019	63
D1365912	LEVER:SAFETY SWITCH:VERTICAL TRANSPORT	U019	65
D1365913	COVER:SAFETY SWITCH:VERTICAL TRANSPORT	U019	66

Exclusive Parts

Number	Part Name	Group	ID
D1365914	BRACKET:SAFETY SWITCH:VERTICAL TRANSPORT	U019	67
D1365918	TORSION SPRING:SAFETY SWITCH:VERTICAL TRANSPORT	U008_S001	86
D1365920	LEVER:SAFETY SWITCH:4	U019	69
D1365922	COVER:SAFETY SWITCH:PULL OUT:MANUAL FEED	U019	70
D1365923	LEVER:SAFETY SWITCH:3	U019	71
D1365924	BRACKET:SAFETY SWITCH:SWIVEL	U019	72
D1365927	BRACKET:SAFETY SWITCH	U019	73
D1365931	TORSION SPRING:SAFETY SWITCH	U019	74
D1365932	SHAFT:SAFETY SWITCH:LEVER:1	U019	75
D1365933	LEVER:SAFETY SWITCH:1	U019	76
D1365934	LEVER:SAFETY SWITCH:2	U019	77
D1365938	GUIDE:HARNESS:HVP	U019	78
D1365949	(NA/CHN):COVER:ELECTRIC POTENTIAL SENSOR	U019	79
D1365958	BASE:C/T BOX	U019	80
D1365964	COVER:C/T BOX:REAR	U019	81
D1365969	PANEL:CONTROL BOARD	U019	82
D1365974	ARM:HINGE:C/T BOX	U019	83
D1365975	FRAME:C/T BOX:RIGHT	U019	84
D1365977	HDD:ASS'Y	U019_S002	85
D1365978	BRACKET:HDD	U019_S002	100
D1365990	TENSION SPRING:SAFETY SWITCH:PULL OUT	U019	86
D1365992	BRACKET:INLET:1POINT	U019	87
D1365994	LEVER:SAFETY SWITCH:TONER SUPPLY:DOOR	U008_S001	87
D1366039	SEAL:FIX:HARNESS:DENSITY SENSOR	U010_S001_S001	131
D1366042	BRACKET:HEATER:INTERMEDIATE TRANSFER	U010_S001	59
D1366044	COVER:INTERMEDIATE TRANSFER	U010_S001	60
D1366052	SUPPORTER:INTERMEDIATE TRANSFER	U020	43

Number	Part Name	Group	ID
	NSFER:LEFT		
D1366056	STOPPER:BRACKET:ENCODER	U010_S001	61
D1366058	STOPPER:BRACKET:ENCODER:REAR	U010_S001	62
D1366072	COVER:PCB:INTERMEDIATE TRANSFER	U010_S001	63
D1366073	DUCT:CONNECTING:INTERMEDIATE TRANSFER	U010	64
D1366075	BRACKET:DRAWER:INTERMEDIATE TRANSFER:ASS'Y	U010_S001	65
D1366086	COVER:ENCODER	U010_S001	66
D1366087	COIL SPRING:PRESSURE:BRACKET:ENCODER	U010_S001	67
D1366089	PLAIN SHAFT BEARING:CONTACT POINT:BRACKET:ENCODER	U010_S001	68
		U013	49
D1366090	FLAT BELT-TRANSFER:ASS'Y	U010	69
D1366099	TENSION SPRING:BRACKET:DC STEPPER MOTOR	U010_S001	70
D1366100	DENSITY SENSOR:P/TM	U010_S001_S001	71
D1366102	SPRING PLATE:EARTH:DC STEPPER MOTOR	U010_S001	72
D1366104	GUIDE:INTERMEDIATE TRANSFER:LEFT	U010_S001	73
D1366111	BRACKET:INTERMEDIATE TRANSFER:FRONT	U010_S001	74
D1366112	BRACKET:INTERMEDIATE TRANSFER:REAR	U010_S001	75
D1366113	SHAFT:CAM:INTERMEDIATE TRANSFER:BLACK	U010_S001	76
D1366114	CAM:INTERMEDIATE TRANSFER:BLACK	U010_S001	77
D1366115	TENSION SPRING:PRESSURE:INTERMEDIATE TRANSFER	U010_S001	78
D1366118	SEPARATION PLATE:INTERMEDIATE TRANSFER:MAIN:240V	U010	79
D1366119	TERMINAL:CONNECTING:INTERMEDIATE TRANSFER	U010_S001	80
D1366121	COVER:ON-OFF:SLIDE RAIL	U010_S001	81

Exclusive Parts

Number	Part Name	Group	ID
D1366123	PLAIN SHAFT BEARING:INTERMEDIATE TRANSFER	U010_S001	82
D1366124	BRACKET:BIAS:INTERMEDIATE TRANSFER	U010_S001	83
D1366125	TERMINAL:INTERMEDIATE TRANSFER	U010_S001	84
D1366126	COMPRESSION SPRING:BIAS:INTERMEDIATE TRANSFER	U010_S001	85
D1366127	TENSION SPRING:PRESSURE:INTERMEDIATE TRANSFER:BLACK	U010_S001	86
D1366128	CASE:OPPOSED:TRANSFER ROLLER:FRONT	U010_S001	87
D1366129	GUIDE:TRANSFER:PAPER:REAR	U010_S001	88
D1366130	ROLLER:OPPOSED:BELT CLEANING:ASS'Y	U010_S001	89
D1366132	ROLLER:TRANSFER:FRONT:ASS'Y	U010_S001	90
D1366138	SPRING PLATE:TRANSFER:OPPOSED:PAPER	U010_S001	91
D1366139	TENSION SPRING:ON-OFF:SLIDE RAIL	U010_S001	92
D1366143	SLIDE RAIL:ON-OFF:INTERMEDIATE TRANSFER:REAR:ASS'Y	U010_S001	93
D1366145	ROLLER:ON-OFF:INTERMEDIATE TRANSFER	U010_S001	94
D1366146	SHAFT:CAM:INTERMEDIATE TRANSFER:COLOR	U010_S001	95
D1366147	CAM:INTERMEDIATE TRANSFER:COLOR	U010_S001	96
D1366149	BUSHING:SLIDE RAIL:ON-OFF	U010_S001	97
D1366152	SEPARATION PLATE:INTERMEDIATE TRANSFER:240V	U010_S001	98
D1366154	FEELER:INTERMEDIATE TRANSFER	U010_S001	99
D1366162	BRACKET:ON-OFF:TRANSFER ROLLER	U010_S001	100
D1366164	BRACKET:SENSOR:ON-OFF:TRANSFER:PAPER	U010_S001	101
D1366165	FEELER:ON-OFF:TRANSFER:PAPER	U010_S001	102

Number	Part Name	Group	ID
	ER		
D1366174	BRACKET:TENSION:ROLLER	U010_S001	103
D1366175	SLIDE RAIL:CASE:TENSION:ROLLER	U010_S001	104
D1366176	GUIDE:TENSION:INTERMEDIATE TRANSFER	U010_S001	105
D1366177	PLAIN SHAFT BEARING:TENSION:INTERMEDIATE TRANSFER	U010_S001	106
D1366179	COIL SPRING:PRESSURE:TENSION:INTERMEDIATE TRANSFER	U010_S001	107
D1366180	DENSITY SENSOR:ASS'Y	U010_S001_S001	108
D1366181	BRACKET:DENSITY SENSOR	U010_S001_S001	109
D1366182	DUCT:TM SENSOR	U010_S001_S001	110
D1366183	GRIP:ON-OFF:INTERMEDIATE TRANSFER:TCRU	U010_S001	111
D1366186	ROLLER:OPPOSED:PAPER:ASS'Y	U010_S001	112
D1366187	CORE:OPPOSED:TRANSFER ROLLER	U010_S001	113
D1366189	PLATE:ROLLER:OPPOSED:PAPER	U010_S001	114
D1366190	CAM:ON-OFF:TRANSFER ROLLER:FRONT	U010_S001	115
D1366191	CAM:ON-OFF:TRANSFER ROLLER:REAR	U010_S001	116
D1366195	SEAL:DUCT:TM SENSOR	U010	117
D1366196	HOME POSITION SENSOR:FLAT BELT-TRANSFER	U010_S001_S001	118
D1366197	COVER:HARNESS:SECOND:INTERMEDIATE TRANSFER	U010_S001	119
D1366199	PULLEY:ON-OFF:TRANSFER ROLLER	U010_S001	120
D1366240	TRANSFER ROLLER:ASS'Y	U012_S001_S001	15
D1366245	COIL SPRING:PRESSURE:TRANSFER ROLLER	U012_S001	16
D1366269	CASE:POSITIONING:TRANSFER/SEPARATION UNIT:REAR:ASS'Y	U012_S001	40
D1366271	CASE:POSITIONING:TRANSFER/SEPARATION UNIT:FRONT	U012_S001	35
D1366272	CASE:POSITIONING:TRANSFER/SEPARATION UNIT:FRONT	U012_S001	41

Exclusive Parts

Number	Part Name	Group	ID
	EPARATION UNIT:REAR		
D1366273	STAY:CASE:RIGHT	U012_S001	36
D1366274	STAY:CASE:LOWER	U012_S001	37
D1366275	LEVER:PRESSURE:FRONT:ASS'Y	U012_S001	42
D1366276	LEVER:PRESSURE:REAR:ASS'Y	U012_S001	43
D1366277	LEVER:PRESSURE:FRONT	U012_S001	17
D1366278	LEVER:PRESSURE:REAR	U012_S001	18
D1366282	COIL SPRING:SEPARATION:TRANSFER ROLLER	U012_S001	19
D1366283	ELECTRODE PLATE:SEPARATION:TRANSFER ROLLER	U012_S001	20
D1366286	SHAFT:CONTACT POINT:TRANSFER/SEPARATION UNIT	U012_S001	21
D1366287	JOINT:DRIVE:TRANSFER ROLLER	U012_S001	22
D1366288	GEAR:IDLER:TRANSFER ROLLER	U012_S001	23
D1366290	HOOK:PRESSURE:TRANSFER ROLLER	U012_S001	24
D1366291	GROUND PLATE:TRANSFER ROLLER	U012_S001	25
D1366298	GUIDE PLATE:ENTRANCE:TRANSFER ROLLER:ASS'Y	U012_S001	26
D1366300	TRANSFER ROLLER:RELEASE	U012_S001_S002	27
D1366303	HOLDER:RELEASE:TRANSFER ROLLER	U012_S001	28
D1366307	GUIDE:TRANSPORT:INTERMEDIATE TRANSFER:R:ASS'Y	U010_S001	121
D1366340	GUIDE:TRANSPORT:INTERMEDIATE TRANSFER:K1:ASS'Y	U010_S001	128
D1366350	LINK:RELEASE:RIGHT	U012	29
D1366352	LINK:RELEASE:LOWER	U012	30
D1366354	LINK:CONNECTING	U012	31
D1366360	GUIDE:TRANSPORT:INTERMEDIATE TRANSFER:K2:ASS'Y	U010_S001	129
D1366381	INSULATING SHEET:PULL OUT	U021	86
D1366390	COVER:POWER PACK	U021	87
D1366404	COVER:CASE:DUCT:BELT CLEANING	U011_S001	26
D1366405	DUCT:BELT CLEANING:REAR UPPER	U011_S001	27

Number	Part Name	Group	ID
	ER		
D1366409	GUIDE:BELT CLEANING	U020	44
D1366410	GROUND PLATE:BELT CLEANING	U011_S001	28
D1366411	PLAIN SHAFT BEARING:DIA6:DIA8:BRUSH	U011_S001	29
D1366414	SCRAPER:BRUSH:REMOVE PAPER DUST	U011_S001	30
D1366427	SEAL:SCRAPER	U011_S001	32
D1366434	TONER COLLECTION COIL:BELT CLEANING:ASS'Y	U011_S001	33
D1366439	PLAIN SHAFT BEARING:REMOVE PAPER DUST:TRANSPORT SCREW	U011_S001	34
D1366441	SHUTTER:TRANSPORT SCREW:BELT CLEANING	U011_S001	35
D1366442	COIL SPRING:DISCHARGE USED TONER	U011_S001	36
D1366443	CAP:TONER COLLECTION COIL:BELT CLEANING	U011_S001	37
D1366444	SYNCHRONOUS BELT:30S2M126	U011_S001	38
D1366460	COIL SPRING:BLADE:CLEANING:BELT CLEANING	U011_S001	39
D1366461	HOLDER:APPLY:BELT CLEANING:ASS'Y	U011_S001	40
D1366465	COIL SPRING:BLADE:APPLY:BELT CLEANING	U011_S001	41
D1366466	BRACKET:GUARD:BELT CLEANING	U020	45
D1366467	SEAL:CASE:BELT CLEANING:REAR LOWER	U011_S001	42
D1366468	SEAL:CASE:BELT CLEANING:REAR UPPER	U011_S001	43
D1366469	SLIDE RAIL:UPPER:BELT CLEANING	U011_S001	44
D1366471	RELEASE PLATE:BLADE:APPLY	U011_S001	45
D1366475	SEAL:CASE:SLIDE RAIL	U011_S001	46
D1366476	SHEET:SLIDE RAIL:BELT CLEANING	U011_S001	47

Exclusive Parts

Number	Part Name	Group	ID
D1366478	RELEASE PLATE:BLADE:CLEANING	U011_S001	48
D1366480	SEAL:HOLDER:CLEANING BLADE:FRONT UPPER	U011_S001	49
D1366481	SEAL:HOLDER:CLEANING BLADE:REAR UPPER	U011_S001	50
D1366483	SEAL:HOLDER:CLEANING BLADE:FRONT LOWER	U011_S001	51
D1366484	SEAL:HOLDER:CLEANING BLADE:REAR LOWER	U011_S001	52
D1366487	SEAL:CASE:BRUSH:FRONT LOWER	U011_S001	55
D1366488	SEAL:HOLDER:BEHIND:BELT CLEANING	U011_S001	56
D1366489	VIBRATING PLATE:TRANSPORT SCREW:BELT CLEANING	U011_S001	57
D1366490	SEAL:BASE:CASE:BELT CLEANING	U011_S001	58
D1366491	SHEET:OPPOSED:OPTICS SENSOR:BASE:BELT CLEANING	U011_S001	59
D1366492	SEAL:CASE:CLEANING BLADE:FRONT LOWER	U011_S001	60
D1366493	SEAL:CASE:CLEANING BLADE:REAR LOWER	U011_S001	61
D1366495	LEVER:RELEASE:BLADE	U011_S001	62
D1366496	SEAL:CASE:DUCT:BELT CLEANING	U011_S001	63
D1366498	SEAL:APPLY:HOLDER:BEHIND	U011_S001	64
D1366656	GUIDE:COUPLING:RELEASE:TANDEM TRAY	U007	296
D1366665	BRACKET:LED:VERTICAL TRANSPORT	U007	167
D1366666	INNER COVER:LED:VERTICAL TRANSPORT	U007	168
D1366667	HOLDER:POSITIONING:VERTICAL TRANSPORT	U007	304
D1366672	SUPPORTER:RIGHT:ASS'Y	U007	169
D1366675	HOLDER:POSITIONING	U007	170

Number	Part Name	Group	ID
D1366676	CUSHION:SEPARATE	U007	171
D1366678	SUPPORTER:LEFT:ASS'Y	U007	172
D1366696	BRACKET:TANDEM TRAY:LIFT MOTOR	U007	173
D1366698	DC SOLENOID:TANDEM TRAY:LOCK:ASS'Y	U007_S006	174
D1366703	COVER:PAPER TRAY:REAR LEFT	U007	175
D1366707	BRACKET:DC MOTOR:LEFT	U007	176
D1366708	SHAFT:JOINT	U007	177
D1366710	BRACKET:CONNECTOR:LEFT	U007	178
D1366711	DC MOTOR:TANDEM LCT:RISE:ASS'Y	U007	179
D1366717	LEVER:RELEASE:REAR	U007	180
D1366718	COVER:DC SOLENOID:REAR	U007	181
D1366719	DC SOLENOID:END FENCE:REAR:ASS'Y	U007	182
D1366729	BRACKET:STOPPER:VERTICAL TRANSPORT:RIGHT LOWER:ASS'Y	U007	184
D1366741	COVER:CONNECTOR:HEATER:UPPER	U007	185
D1366743	PLATE:CONNECTOR:HEATER:LOWER	U007	186
D1366744	TENSION SPRING:END FENCE:SOLENOID	U007	187
D1366746	JOINT:TANDEM LCT	U007	188
D1366748	DECAL:SIZE INDICATION:END FENCE:FRONT	U007_S013	189
		U007_S014	189
D1366749	DECAL:SIZE INDICATION:END FENCE:REAR	U007_S013	190
		U007_S014	190
D1366751	LEVER:STRETCH:PAPER TRAY:ASS'Y	U007_S007	191
		U007_S008	191
D1366760	GEAR:LEVER:STRETCH:Z19	U007_S007	192
		U007_S008	192
D1366765	GEAR:IDLER:Z14/Z36	U007_S007	193
		U007_S008	193
D1366766	GEAR:IDLER:Z30	U007_S007	194
		U007_S008	194
D1366768	GUIDE:STRETCH	U007_S007	195

Exclusive Parts

Number	Part Name	Group	ID
		U007_S008	195
D1366770	HOLDER:OIL DAMPER	U007_S007	196
		U007_S008	196
D1366772	GEAR:PAWL:Z18	U007_S007	197
		U007_S008	197
D1366773	COLLAR:GEAR	U007_S007	198
		U007_S008	198
D1366774	GEAR:PAWL:Z39	U007_S007	199
		U007_S008	199
D1366775	COVER:GEAR	U007_S007	200
		U007_S008	200
D1366777	COVER:TRAY	U007_S007	201
		U007_S008	201
D1366778	OIL DAMPER:23MN/M	U007_S007	202
		U007_S008	202
D1366788	DECAL:H-TEMP WARNING:HEATER	U007_S011	203
D1366792	BRACKET:LED:TANDEM TRAY	U007	204
D1366796	SHUTTER:LED	U007	206
D1366797	COIL SPRING:SHUTTER:LED	U007	207
D1366798	COVER:PAPER:SET SENSOR:TANDEM TRAY	U007_S015	225
		U007_S017	225
		U007_S018	225
		U007_S019	225
D1366799	FEELER:PAPER:SET SENSOR:TANDEM TRAY	U007_S015	224
		U007_S017	224
		U007_S018	224
		U007_S019	224
D1366851	DUCT:VACUUM	U020	46
D1366854	DUCT:DEVELOPMENT:VACUUM:RIGHT	U008_S001	88
D1366855	DUCT:DEVELOPMENT:VACUUM:LEFT	U008_S001	89
D1366857	DUCT:DEVELOPMENT:Y:VACUUM:UPPER	U008_S001	90
D1366858	DUCT:DEVELOPMENT:Y:VACUUM:LOWER	U008_S001	91
D1366860	DUCT:INDUCTION HEATING UNIT:	U020	47

Number	Part Name	Group	ID
	VACUUM		
D1366861	DUCT:HEAT PIPE:ROLLER	U020	48
D1366865	DUCT:HEAT PIPE:ROLLER:EXIT	U020	49
D1366868	DUCT:BELT CLEANING:VACUUM:FRONT	U020_S004	50
D1366869	DUCT:BELT CLEANING:VACUUM:REAR	U020_S004	51
D1366878	DUCT:FUSING:EXIT:RIGHT	U020	52
D1366879	DUCT:FUSING:EXIT:LEFT	U020	53
D1366882	DUCT:HEAT SINKER:MIDDLE	U020	54
D1366885	DUCT:HEAT SINKER:EXHAUST:RIGHT	U020	55
D1366886	DUCT:HEAT SINKER:EXHAUST:LEFT	U020	56
D1366887	DUCT:HEAT SINKER:UPPER	U020	57
D1366890	DUCT:DEVELOPMENT:EXHAUST:RIGHT:FRONT	U020	58
D1366891	DUCT:DEVELOPMENT:EXHAUST:RIGHT:REAR	U020	59
D1366892	HEAT PIPE:ASS'Y	U020	60
D1366893	DUCT:AROUND THE PHOTOCONDUCTOR:EXHAUST:UPPER	U020	61
D1366894	DUCT:DEVELOPMENT:EXHAUST:LEFT:FRONT	U020	62
D1366895	DUCT:DEVELOPMENT:EXHAUST:LEFT:REAR	U020	63
D1366896	SEAL:AROUND THE PHOTOCONDUCTOR:EXHAUST	U020_S002	64
D1366897	DUCT:DRUM STAY:SMALL	U021_S001	88
D1366899	DUCT:AROUND THE PHOTOCONDUCTOR:ENTRANCE	U020	65
D1366900	RELAY DUCT:AROUND THE PHOTOCONDUCTOR:ASS'Y	U020	66
D1366904	RELAY DUCT:AROUND THE PHOTOCONDUCTOR:Y:ASS'Y	U020	67
D1366907	DUCT:AROUND THE PHOTOCONDUCTOR:EXHAUST:LOWER	U020	68
D1366909	SPONGE:HEAT PIPE:LOWER	U020	69

Exclusive Parts

Number	Part Name	Group	ID
D1366910	SPONGE:HEAT PIPE:LEFT	U020	70
D1366912	SUPPORTER:PCU:LEFT:ASS'Y	U020	71
D1366913	DUCT:TRANSFER:EXHAUST:ASS'Y	U020	72
D1366917	FILTER:DEVELOPMENT:EXHAUST:SMALL:ASS'Y	U020	73
D1366918	DUCT:TRANSFER:FUSING:EXHAUST:FRONT	U020	74
D1366919	DUCT:TRANSFER:FUSING:EXHAUST:REAR	U020	75
D1366920	DUCT:DEVELOPMENT:EXHAUST:EXIT:LEFT	U020	76
D1366921	DUCT:DEVELOPMENT:EXHAUST:EXIT:RIGHT	U020	77
D1366922	BRACKET:DUCT:EXHAUST	U020	78
D1366923	SEAL:DEVELOPMENT:EXHAUST:LEFT	U020	79
D1366924	SEAL:DEVELOPMENT:EXHAUST:RIGHT	U020	80
D1366927	SEAL:DUCT:AROUND THE PHOTO CONDUCTOR:ENTRANCE	U020	81
D1366928	DUCT:DC FAN MOTOR:OPTICAL WRITING UNIT	U020	82
D1366931	SEAL:DUCT:DEVELOPMENT	U008_S001	92
D1366932	FILTER:PRESSURE ROLLER:VACUUM	U020	83
D1366935	FILTER:DEVELOPMENT:EXHAUST:LARGE	U020	84
D1366938	OZONE FILTER:SMALL	U020	85
D1366939	FILTER:DEVELOPMENT:VACUUM	U008_S001	93
D1366940	HEAT INSULATING PLATE:HEAT PIPE:UPPER	U020	86
D1366941	HEAT INSULATING PLATE:HEAT PIPE:RIGHT	U020	87
D1366943	SEAL:DUCT:EXHAUST:INDUCTION HEATING UNIT	U020	88
D1366945	BRACKET:DC FAN MOTOR:DUPLEX:EXIT	U020	89
D1366946	BRACKET:SETTING LEVER JUMM	U020	90

Number	Part Name	Group	ID
	PER:DC FAN MOTOR:DUPLEX:EXIT		
D1366947	OZONE FILTER:EXIT	U020	91
D1366948	BRACKET:THERMISTOR	U020	92
D1366953	DEODORIZE FILTER:LARGE	U020	93
D1366955	OZONE FILTER:LARGE	U020	94
D1366956	DEODORIZE FILTER:SMALL	U020	95
D1366957	DC FAN MOTOR:INTERMEDIATE TRANSFER:ASS'Y	U020_S003	96
D1366958	BRACKET:DC FAN MOTOR:INTERMEDIATE TRANSFER	U020_S003	97
D1366959	SEAL:DEVELOPMENT:VACUUM:Y:UPPER	U020	98
D1366960	SEAL:DEVELOPMENT:VACUUM:Y:LOWER	U020	99
D1366961	SEAL:DEVELOPMENT:VACUUM:Y:FRONT	U020	100
D1366966	DUCT:HEAT SINKER:REAR:ASS'Y	U020_S001	101
D1366971	BRACKET:HINGE:DUCT:HEAT PIPE:ROLLER	U020	102
D1366972	DUCT:DENSITY SENSOR:RIGHT	U020	103
D1366974	DUCT:DENSITY SENSOR:LEFT	U020	104
D1366977	SEAL:DRUM STAY:REAR	U021_S001	90
D1366978	SEAL:DUCT:DRUM STAY:DEVELOPMENT	U021_S001	91
D1366979	SEAL:HEAT SINKER:EXIT	U020_S001	105
D1366980	SEAL:INDUCTION HEATING UNIT:VACUUM	U020	106
D1366982	SEAL:HEAT SINKER:LEFT AND RIGHT	U020	107
D1366983	SEAL:HEAT SINKER:FRONT	U020	108
D1366984	SEAL:HEAT SINKER:REAR	U020_S001	109
D1366985	SEAL:DRUM STAY:FRONT:RIGHT	U021_S001	92
D1366986	BRACKET:DC FAN MOTOR:HEAT SINKER:VACUUM	U020	110
D1366990	DUCT:MECHANICAL DRIVE SECTION:LEFT UPPER	U020	111
D1366995	BRACKET:DEVELOPMENT:EXHAUST	U020	112

Exclusive Parts

Number	Part Name	Group	ID
	ST		
D1367019	STOPPER:GUIDE PLATE:EXIT:UPPER:ASS'Y	U016_S003_S010	135
D1367027	GUIDE PLATE:EXIT:MIDDLE:ASS'Y	U016_S003_S003	105
D1367034	HOLDER:DRIVEN ROLLER:EXIT:CONNECTING:ASS'Y	U016_S003_S008	136
D1367051	GUIDE PLATE:EXIT:LEFT UPPER:ASS'Y	U016_S003_S007	137
D1367076	GUIDE PLATE:MIDDLE	U016_S001_S002	70
D1367077	STAY:PAPER EXIT UNIT:RIGHT LOWER	U016_S003	103
D1367081	LINK:GATE PAWL:RETURN	U016_S003	139
D1367090	GUIDE PLATE:DRIVEN:MIDDLE:LONG	U016_S003	140
D1367097	GATE:REVERSE EXIT:FRONT	U016_S003	141
D1367098	GATE:REVERSE EXIT:REAR	U016_S003	142
D1367112	GUIDE PLATE:EXIT:LEFT LOWER	U016_S003_S009_S006	144
D1367115	LINK:ON-OFF:REVERSE EXIT	U016_S003_S009	145
D1367117	LEVER:LINK:ON-OFF:REVERSE EXIT	U016_S003_S009	146
D1367118	LEVER:FIX:GUIDE PLATE:LEFT LOWER	U016_S003_S009	147
D1367119	SHAFT:LEVER:GUIDE PLATE:LEFT LOWER	U016_S003_S009	148
D1367120	BRACKET:LEVER:FIX:GUIDE PLATE:LEFT LOWER	U016_S003_S009	149
D1367121	LEVER:RELEASE:GUIDE PLATE:LEFT LOWER:ASS'Y	U016_S003_S009_S005	150
D1367123	HOLDER:PRESSURE:GUIDE PLATE:EXIT	U016_S003_S009	151
D1367125	COMPRESSION SPRING:PLATE:ON OFF DETECTOR:LEFT LOWER	U016_S003_S009	153
D1367126	BRACKET:PLATE:ON OFF DETECTOR:LEFT LOWER:ASS'Y	U016_S003_S009	154
D1367129	GUIDE PLATE:EXIT:RIGHT LOWER	U016_S003	104
D1367133	SHAFT:RELEASE:GUIDE PLATE:UPPER	U016_S003	155

Number	Part Name	Group	ID
D1367134	LEVER:FIX:GUIDE PLATE:UPPER	U016_S003	156
D1367135	LINK:GRIP:GUIDE PLATE:UPPER	U016_S003	157
D1367136	GRIP:GUIDE PLATE:EXIT:UPPER:ASS'Y	U016_S003	158
D1367138	HOLDER:DRIVEN ROLLER:EXIT:CONNECTING	U016_S003_S008	159
D1367140	GROUND PLATE:EXIT:GUIDE PLATE:UPPER	U016_S003	161
D1367145	DISCHARGE BRUSH:EXIT:SUS	U016_S003	162
D1367151	DC SOLENOID:REVERSE EXIT:ASS'Y	U016_S003	163
D1367153	BRACKET:DC SOLENOID:REVERSE EXIT:ASS'Y	U016_S003	164
D1367159	CUSHION:STOPPER:GUIDE PLATE:EXIT:UPPER	U016_S003_S010	165
D1367163	SHAFT:GATE:REVERSE EXIT	U016_S003	112
D1367164	GUIDE PLATE:MIDDLE:LEFT	U016_S003	111
D1367167	ROLLER:DRIVEN:NO.2:SHORT:ASS'Y	U017_S004_S001	123
		U017_S004_S002	123
D1367187	ROLLER:EXIT:EXIT:ASS'Y	U016_S003_S011	166
D1367192	STOPPER:ROLLER:EXIT:EXIT	U016_S003_S011	119
D1367193	HOLDER:PRESSURE:RADIAL BALL BEARING:EXIT	U016_S003	167
		U016_S003_S009	167
D1367194	PLAIN SHAFT BEARING:DIA4:EXIT	U016_S003	168
		U016_S003_S009	168
D1367199	SHEET:OPPOSED:REFLECTION PHOTO SENSOR	U016_S003	169
D1367385	PCB:AR2FT:CH1-C1_OFF:NAAA:ASS'Y	U002_S002	13
		U002_S003	13
D1367397	PCB:LCDC:AR2FT:ASS'Y	U002_S004	13
		U002_S005	13
D1367446	DECAL:CAUTION:PULL OUT:SLIDE RAIL:NA	ACCESSORIES	66
D1367448	(CHN/EU/AA):DECAL:PULL OUT:SET:CAUTION:MANY LANGUAGES	ACCESSORIES	67
D1367528	GROUND PLATE:REAR	U007_S016	208
		U007_S020	208
		U007_S021	208

Exclusive Parts

Number	Part Name	Group	ID
		U007_S022	208
D1367530	GROUND PLATE:FRONT	U007_S016	209
		U007_S020	209
		U007_S021	209
		U007_S022	209
D1367532	GROUND PLATE:REAR:SIDE PLATE	U007_S016	210
		U007_S020	210
		U007_S021	210
		U007_S022	210
D1367538	OIL DAMPER:FALL	U007_S016	211
		U007_S020	211
		U007_S021	211
		U007_S022	211
D1367541	DECAL:CAUTION CHART:PAPER SHEET DIRECTION	ACCESSORIES	23
D1367543	TRAY BOTTOM PLATE:ASS'Y	U007_S016_S005	212
		U007_S020_S005	212
		U007_S021_S005	212
		U007_S022_S005	212
D1367546	DECAL:PAPER VOLUME:SIDE FENCE:LEFT REAR:1	U007_S015_S001	213
		U007_S017_S001	213
		U007_S018_S001	213
		U007_S019_S001	213
D1367547	DECAL:PAPER VOLUME:SIDE FENCE:LEFT REAR:2	U007_S015_S001	214
		U007_S017_S001	214
		U007_S018_S001	214
		U007_S019_S001	214
D1367549	BRACKET:COUPLING:RIGHT:ASS'Y	U007_S016	215
		U007_S020	215
		U007_S021	215
		U007_S022	215
D1367559	GROUND PLATE:JOINT:DRIVE	U007_S015	216
		U007_S017	216
		U007_S018	216
		U007_S019	216
D1367560	GROUND PLATE:COVER:SYNCHRONOUS BELT	U007_S015	217
		U007_S017	217
		U007_S018	217

Number	Part Name	Group	ID
		U007_S019	217
D1367565	SHAFT:GRIP:TANDEM TRAY	U007	218
D1367566	STOPPER:TANDEM TRAY	U007	219
D1367567	BRACKET:STOPPER:TANDEM TRAY:RIGHT:ASS'Y	U007	220
D1367570	GRIP:TANDEM TRAY:REAR	U007	221
D1367571	GRIP:PAPER TRAY:TANDEM TRAY	U007	222
D1367575	CAP:LEVER	U007_S015	223
		U007_S017	223
		U007_S018	223
		U007_S019	223
D1367579	SLIDER:BACK FENCE	U007_S015	226
		U007_S017	226
		U007_S018	226
		U007_S019	226
D1367581	COVER:TIMING BELT:TANDEM TRAY:ASS'Y	U007_S015_S002	227
		U007_S017_S002	227
		U007_S018_S002	227
		U007_S019_S002	227
		U007_S019_S002	227
D1367584	SHAFT:RISING TRAY:ASS'Y	U007_S016	228
		U007_S020	228
		U007_S021	228
		U007_S022	228
		U007_S022	228
D1367588	STOPPER:END FENCE	U007_S016	229
		U007_S020	229
		U007_S021	229
		U007_S022	229
		U007_S022	229
D1367599	TIMING PULLEY:TRAY BOTTOM PLATE:TANDEM TRAY:DRIVEN	U007_S016	230
		U007_S020	230
		U007_S021	230
		U007_S022	230
		U007_S022	230
D1367600	DECAL:CAUTION:PULL OUT:PAPER FEED	ACCESSORIES	24
D1367601	DECAL:CAUTION:PULL OUT:EXIT	ACCESSORIES	25
D1367607	DECAL:POWER SUPPLY CORD:200V:MAIN	ACCESSORIES	26
D1367608	DECAL:POWER SUPPLY CORD:200V	ACCESSORIES	27

Exclusive Parts

Number	Part Name	Group	ID
D1367617	DECAL:CAUTION:PULL OUT	U001_S004	72
D1367912	(EU/AA):GROUND PLATE:ELECTRIC POTENTIAL SENSOR:UPPER	U019	88
D1367985	DEVELOPER:EXCHANGEABLE:ASSY	ACCESSORIES	28
D1369640	DEVELOPER BLACK	U009	81
D1369660	DEVELOPER CYAN	U009	82
D1369670	DEVELOPER MAGENTA	U009	83
D1369680	DEVELOPER YELLOW	U009	84
D1371452	COVER:FRONT LOWER	U001	103
D1371471	INNER COVER:FRONT LOWER	U001	37
D1371479	BRACKET:HINGE:COVER:FRONT LOWER	U001	61
D1371492	INNER COVER:FRONT MIDDLE:UPPER:ASSY	U001_S004	73
D1375905	BRACKET:INDUCTION HEATING UNIT:AC CONTROL BOARD	U019	64
D1376211	TRANSFER/SEPARATION UNIT:PRO:ASSY	U012_S001	32
D1376259	SEPARATION CORONA:ASSY	U012_S001_S003	33
D1377449	(CHN):(C5100S):DECAL:CHINA_ENERGY_LABEL	ACCESSORIES	29
D1377603	(C5100S):DECAL:MODEL NAME PLATE:RIC	ACCESSORIES	30
D1377751	(NA/EU):SHEET:PAPER SET DIRECTION:MANUAL FEED:ENGLISH	ACCESSORIES	31
D1377753	(CHN/AA):SHEET:PAPER SET DIRECTION:MANUAL FEED	ACCESSORIES	32
D1380150	DEVELOPMENT UNIT:ASSY	U009_S001	85
		U009_S004	85
		U009_S007	85
		U009_S010	85
D1381014	DRIVE UNIT:PHOTOCONDUCTOR:ASSY	U018_S013	128
		U018_S014	128
		U018_S015	128
		U018_S016	128
D1381028	FUSING DRIVE UNIT:GEAR:SLOW DOWN:ASSY	U018_S017	129

Number	Part Name	Group	ID
D1381137	FEELER:POSITIONING SENSOR:PHOTOCONDUCTOR	U018	130
D1381308	JOINT:EXIT:DRIVE:0.5	U016_S003	88
D1381416	DRUM STAY:AROUND THE PHOTOCONDUCTOR:PRO:ASSY	U021_S001	95
D1381455	COVER:TONER SUPPLY SUB-UNIT	U001	74
D1381460	COVER:RIGHT MIDDLE:FRONT	U001	75
D1381461	COVER:UPPER FRONT:ASSY	U001_S002	76
D1381468	CAP:LOUVER:OZONE FILTER:LARGE	U001	78
D1381469	CAP:LOUVER:DEODORIZE FILTER:SMALL	U001	79
D1381475	COVER:MAIN SWITCH	U001	77
D1381479	COVER:LEFT MIDDLE:SMALL	U001	82
D1381480	INNER COVER:EXIT:UPPER:ASSY	U001_S001	83
D1381485	CAP:LOUVER:PREVENTFENCE:OZONE FILTER:ASSY	U001	84
D1381545	STAY:DRUM STAY:FRONT LEFT	U021	96
D1381561	COMPRESSION SPRING:PULL OUT:LOCK:0.5N	U021	97
D1381562	BRACKET:STOPPER:PULL OUT	U021	98
D1381565	BRACKET:PULL OUT:LOCK:REAR:ASSY	U021	99
D1381568	GUIDE:PULL OUT:LOCK	U021	100
D1381569	COMPRESSION SPRING:PULL OUT:GRIP:10N	U001	85
D1381570	TORSION SPRING:CAP:GRIP:PULL OUT:0.5N	U001	86
D1381571	COMPRESSION SPRING:PULL OUT:GRIP:3N	U001	87
D1381573	BRACKET:GRIP:PULL OUT	U001	89
D1381577	BRACKET:CONTACT POINT:LINK	U001	90
D1381578	LINK:GRIP:LENGTHWISE	U001	91
D1381579	LEVER:PULL OUT	U001	92
D1381581	LINK:LEVER:PULL OUT	U001	93
D1381582	STOPPER:PULL OUT	U021	101
D1381584	CAP:GRIP:PULL OUT	U001	88
D1381688	HEATER:230V:9W	HEATER	1

Exclusive Parts

Number	Part Name	Group	ID
D1381861	OPTICAL WRITING UNIT:M-Y:ASS'Y	U005_S002	12
D1381862	OPTICAL WRITING SECTION:SERVICE PARTS:BK-C:ASS'Y	U005_S001	11
D1382204	CHARGE UNIT:ASS'Y	U009_S003	86
		U009_S006	86
		U009_S009	86
		U009_S012	86
D1382206	CLEANING UNIT:ASS'Y	U009_S002	87
		U009_S005	87
		U009_S008	87
		U009_S011	87
D1382496	DECAL:CAUTION:REMOVER/INSTALL	U009_S001	88
		U009_S004	88
		U009_S007	88
		U009_S010	88
D1382497	DECAL:POSITIONING DISPLAY:CHARGE UNIT:FRONT:PP	U009_S003	89
		U009_S006	89
		U009_S009	89
		U009_S012	89
D1382498	DECAL:POSITIONING DISPLAY:CHARGE UNIT:REAR:PP	U009_S003	90
		U009_S006	90
		U009_S009	90
		U009_S012	90
D1382552	REGISTRATION ROLLER:PRO:ASS'Y	U006_S002	185
D1382591	REGISTRATION ROLLER:OPEN AND CLOSE:PRO	U006_S002_S001	180
D1382632	COVER:REGISTRATION:UPPER:ASS'Y	U006_S002_S001_S001	124
D1382762	BRACKET:ARM:MANUAL FEED:REAR:ASS'Y	U006_S003	125
D1382766	GUIDE PLATE:SEPARATOR:ASS'Y	U006_S003	126
D1382770	ARM:MANUAL FEED:FRONT	U006_S003	127
D1382772	ARM:MANUAL FEED:SHORT:FRONT	U006_S003	128
D1382775	ARM:MANUAL FEED:SHORT:REAR	U006_S003	129
D1382780	COVER:MANUAL FEED TABLE	U006_S003_S002	130

Number	Part Name	Group	ID
D1382784	SIDE FENCE:REAR:ASS'Y	U006_S003_S002_S001	132
D1382786	DECAL:SIDE FENCE:MANUAL FEED:250	U006_S003_S002_S001	133
D1382791	EXTENSION TRAY:MANUAL FEED	U006_S003_S002	134
D1382792	EXTENSION TRAY:AUXILIARY:MANUAL FEED	U006_S003_S002	135
D1382793	HOLDER:EXTENSION TRAY:FRONT	U006_S003_S002	136
D1382794	HOLDER:EXTENSION TRAY:REAR	U006_S003_S002	137
D1382797	COVER:HARNESS:MANUAL FEED TABLE	U006_S003_S002	138
D1382798	GROUND PLATE:PAPER END	U006_S003_S002	139
D1382802	GEAR:LIFT MOTOR:1	U006_S003_S002	140
D1382803	GEAR:LIFT MOTOR:2	U006_S003_S002	141
D1382804	GEAR:LIFT MOTOR:3	U006_S003_S002	142
D1382805	GEAR:LIFT MOTOR:4	U006_S003_S002	143
D1382806	GEAR:LIFT MOTOR:JOINT	U006_S003_S002	144
D1382807	GEAR:TORQUE LIMITER MECHANICAL CLUTCH	U006_S003_S002	145
D1382808	BRACKET:LIFT MOTOR:2	U006_S003_S002	146
D1382809	COIL SPRING:TORQUE LIMITER MECHANICAL CLUTCH	U006_S003_S002	147
D1382810	BRACKET:LIFT MOTOR:ASS'Y	U006_S003_S002	148
D1382817	COVER:HARNESS:BASE:MANUAL FEED TABLE	U006_S003_S002	149
D1382819	FRICTION PAD:MANUAL FEED TABLE:13X7.5	U006_S003_S002	150
D1382821	BRACKET:CONNECTOR:LOWER:MANUAL FEED TABLE	U006_S003	152
D1382822	LENS:LED:AUXILIARY	U006_S003	153
D1382823	BRACKET:COVER:MANUAL FEED:FRONT:ASS'Y	U006_S003	154
D1382825	LEVER:COVER:MANUAL FEED	U006_S003	155
D1382827	TORSION SPRING:COVER:MANUAL FEED:REAR	U006_S003	157
D1382828	COVER:MANUAL FEED:LOWER	U006_S003	158
D1382831	SHAFT:RISE:ASS'Y	U006_S003_S002	159

Exclusive Parts

Number	Part Name	Group	ID
D1382833	LEVER:RISE	U006_S003_S002	160
D1382835	COVER:LIFT MOTOR	U006_S003_S002	161
D1382836	DAMPER:MANUAL FEED:OPEN AND CLOSE	U006_S003	162
D1382837	SHAFT:MANUAL FEED:OPEN AND CLOSE:PRESS FIT	U006_S003	163
D1382839	TORSION SPRING:MANUAL FEED:OPEN AND CLOSE	U006_S003	164
D1382840	ARM:MANUAL FEED:FRONT	U006_S003	165
D1382842	COVER:SENSOR:SET SENSOR:MANUAL FEED TABLE	U006_S003	166
D1382843	DECAL:CAUTION:PAPER SET DIRECTION:MANUAL FEED	U006_S003_S002	167
D1382844	STOPPER:COVER:MANUAL FEED:FRONT	U006_S003_S002	168
D1382845	STOPPER:COVER:MANUAL FEED:REAR	U006_S003_S002	169
D1382846	COMPRESSION SPRING:STOPPER:GUIDE	U006_S003_S002	170
D1382848	BRACKET:CONNECTOR	U006_S003	171
D1382853	MANUAL FEED TABLE:250:ASS'Y	U006_S003_S002	173
D1382854	RACK:MANUAL FEED	U006_S003_S002	174
D1382856	SIDE FENCE:FRONT	U006_S003_S002	131
D1382861	COVER:MANUAL FEED	U006_S003	151
D1382862	TORSION SPRING:COVER:MANUAL FEED:FRONT	U006_S003	156
D1382863	MANUAL FEED UNIT:250:ASS'Y	U006_S003	188
D1382866	BRUSH:SIDE FENCE:FRONT:250	U006_S003_S002	184
D1383025	TONER SUPPLY UNIT:MAIN:ASS'Y	U008_S001	94
D1383206	BASE:SHUTTER:OPEN AND CLOSE:ASS'Y	U008_S001_S005	95
		U008_S001_S006	95
		U008_S001_S007	95
		U008_S001_S008	95
D1383228	BRACKET:DRIVE:TONER CARTRIDGE:ASS'Y	U008_S001	96
D1383269	COVER:UPPER:TONER CARTRIDGE	U008_S001	97
D1383391	DECAL:CAUTION:TONER SUPPLY	U008_S001	98

Number	Part Name	Group	ID
	SUB-UNIT		
D1384058	WEB:CLEANING UNIT:ASS'Y	U015_S004	203
D1384063	ROLLER:POLISH:FLAT BELT-FUSING:SUB-ASS'Y	U015_S005	204
D1384072	COVER:WEB:CLEANING FELT	U015_S004_S001	205
D1384076	BRACKET:CAM FOLLOWER:WEB:ON-OFF	U015_S004	206
D1384079	FEELER:CLEANING	U015_S004	207
D1384080	BRACKET:WEB:FRONT	U015_S004	208
D1384081	SHAFT:WORM GEAR:WEB:SUB-ASS'Y	U015_S004	209
D1384084	BRACKET:REAR:WEB:PEEN	U015_S004	210
D1384090	BRACKET:POLISH:ROLLER:REAR	U015_S006	211
		U015_S007_S002	211
D1384091	FUSING COVER:UPPER:ASS'Y	U015_S006_S006	212
		U015_S007_S002_S006	212
D1384092	BRACKET:POLISH:ROLLER:FRONT	U015_S006	213
		U015_S007_S002	213
D1384097	SHAFT:ON-OFF:CAM:POLISH	U015_S006	214
		U015_S007_S002	214
D1384098	CAM:ON-OFF:POLISH:ROLLER	U015_S006	215
		U015_S007_S002	215
D1384099	SHAFT:JOINT:POLISH:ROLLER:DRIVE	U015_S006	216
		U015_S007_S002	216
D1384100	SHAFT:TRANSMISSION:POLISH:ROLLER:DRIVE	U015_S006	217
		U015_S007_S002	217
D1384101	SHAFT:LEVER:PAPER EXIT SUB-UNIT:OPEN AND CLOSE	U015_S006	218
		U015_S007_S002	218
D1384109	HOOK:GEAR:ON-OFF	U015_S006	219
		U015_S007_S002	219
D1384110	FEELER:SENSOR:ON-OFF	U015_S006	220
		U015_S007_S002	220
D1384115	DUCT:PRESSURE:LOWER	U015_S006	221
		U015_S007_S002	221
D1384116	DUCT:PRESSURE:UPPER	U015_S006	222
		U015_S007_S002	222
D1384117	DUCT:PRESSURE:EXIT:CONNECTOR	U015_S006	223

Exclusive Parts

Number	Part Name	Group	ID
	NG:A	U015_S007_S002	223
D1384118	DUCT:PRESSURE:EXIT	U015_S006	224
		U015_S007_S002	224
D1384119	SEAL:DUCT:PRESSURE:LOWER:A	U015_S006	225
		U015_S007_S002	225
D1384120	SEAL:DUCT:PRESSURE:ENTRANCE	U015_S006	226
		U015_S007_S002	226
D1384121	FEELER:CAM:PRESSURE:FRONT	U015_S006	227
		U015_S007_S002	227
D1384122	SHUTTER:DUCT:PRESSURE ROLLER:FUSING UNIT	U015_S006	228
		U015_S007_S002	228
D1384123	TORSION SPRING:SHUTTER:DUCT:FUSING UNIT	U015_S006	229
		U015_S007_S002	229
D1384124	CAM:SHUTTER:DUCT:PRESSURE ROLLER:FUSING UNIT	U015_S006	230
		U015_S007_S002	230
D1384125	BRACKET:LEVER:WEB:DRIVE SUB-UNIT	U015	231
D1384130	COVER:GEAR:JOINT	U015	232
D1384131	BRACKET:MOTOR	U015	233
D1384133	BRACKET:WEB:LEVER:ROLLING:SUB	U015	234
D1384134	HOLDER:DC STEPPER MOTOR	U015	235
D1384135	BRACKET:CONTACT POINT:WEB:ROLLING	U015	236
D1384136	SHAFT:ON-OFF:WEB	U015	237
D1384137	CAM:WEB:A	U015	238
D1384138	BRACKET:AUXILIARY:DC STEPPER MOTOR:WEB:ON-OFF	U015	239
D1384139	FEELER:CAM:WEB:ON-OFF	U015	240
D1384141	BRACKET:DC STEPPER MOTOR:WEB:ON-OFF	U015_S001	241
D1384145	SHAFT:ON-OFF:MOTOR:GEAR	U015	242
D1384146	BRACKET:ON-OFF:MOTOR:GEAR	U015	243
D1384150	HOLDER:JOINT:DRIVE:ROLLER	U015	244
D1384160	STRIPPER PLATE:UNI:FUSING:D137/D138:ASS'Y	U015_S006_S002	246
		U015_S007_S002	246
		S002	
D1384161	JOINT - CLEANING	U015	247

Number	Part Name	Group	ID
D1384169	FUSING UNIT:TCRU:ASS'Y	U015_S007_S002	285
D1384181	FUSING BELT:DIA75	U015_S006	249
		U015_S007_S002	249
D1384184	GRIP:BRACKET:ROLLER:POLISH	U015_S005	250
D1384185	BRACKET:ROLLER:POLISH:PEEN	U015_S005	251
D1384190	STOPPER:HOLDER:ROLLER	U015_S006	252
		U015_S007_S002	252
D1384195	FUSING UNIT:ASS'Y	U015_S006	277
D1384198	FUSING UNIT:TCRU:ASS'Y	U015_S007	276
D1384200	FILM:WEB:DRIVE SUB-UNIT:A	U015	283
D1384201	FILM:WEB:DRIVE SUB-UNIT:B	U015	284
D1384401	BRACKET:WEB:FRONT:AUXILIARY	U015_S004	253
D1384402	BRACKET:DRIVE SUB-UNIT:POLISH	U015	254
D1384405	HOLDER:GEAR:ON-OFF	U015_S006	255
		U015_S007_S002	255
D1384411	BRACKET:POLISH:FRONT	U015_S006	256
		U015_S007_S002	256
D1384417	BRACKET:POLISH:MOTOR	U015	257
D1384421	COVER:BASE:PULL OUT:WEB	U015	258
D1384423	SHAFT:JOINT:POLISH:ROLLER	U015_S006	259
		U015_S007_S002	259
D1384426	PLAIN SHAFT BEARING:ROLLER:POLISH	U015_S006	260
		U015_S007_S002	260
D1384427	SHAFT:JOINT:DRIVE	U015	261
D1385110	PCB:IOB:ASS'Y	U019	89
D1385411	PCB:FDB-M	U019	90
D1385413	PCB:FDB-D	U019	91
D1385985	BRACKET:SAFETY SWITCH:DRUM STAY	U019	92
D1385987	COVER:SAFETY SWITCH:TONER SUPPLY UNIT	U019	93
D1385989	BRACKET:SAFETY SWITCH:TONER SUPPLY UNIT	U019	94
D1385992	LEVER:SAFETY SWITCH:TONER SUPPLY UNIT	U019	95
D1386050	TRANSFER UNIT:INTERMEDIATE TRANSFER:ASS'Y	U010_S001	130

Exclusive Parts

Number	Part Name	Group	ID
D1386052	GUIDE:INTERMEDIATE TRANSFER:RIGHT	U010_S001	122
D1386053	SEAL:GUIDE:INTERMEDIATE TRANSFER:RIGHT	U010_S001	123
D1386403	BELT CLEANING:PRO:ASS'Y	U011_S001	65
D1386665	COVER:LIFT MOTOR	U007	231
D1386668	SIDE PLATE:REAR:PAPER VOLUME SENSOR:THREE WAY	U007	232
D1386669	COVER:SIDE PLATE:REAR:TANDEM LCT	U007	233
D1386682	HEAT SINK:HEATER:UPPER:ASS'Y	U007_S011	234
D1386685	HEAT SINK:HEATER:LOWER:ASS'Y	U007_S012	235
D1386714	GROUND PLATE:GUIDE PLATE:VERTICAL TRANSPORT:CONNECTING	U007	237
D1386715	GUIDE PLATE:VERTICAL TRANSPORT:CONNECTING:THREE WAY	U007	236
D1386804	DUCT:BELT CLEANING:VACUUM:ASS'Y	U020_S004	123
D1386862	BRACKET:PRESSURE ROLLER:VACUUM:FRONT	U020	115
D1386863	DUCT:PRESSURE ROLLER:VACUUM:UPPER	U020	116
D1386865	DUCT:PRESSURE ROLLER:VACUUM:LOWER	U020	117
D1386923	DUCT:PRESSURE ROLLER:EXHAUST:LOWER	U020	118
D1386924	DUCT:PRESSURE ROLLER:EXHAUST:UPPER	U020	119
D1386946	SEAL:DUCT:PRESSURE ROLLER:EXHAUST	U020	120
D1386972	SEAL:DUCT:PRESSURE ROLLER:VACUUM:LOWER	U020	121
D1387050	HOLDER:DRIVEN ROLLER:EXIT:EXIT	U016_S003	160
D1387051	ROLLER:DRIVEN:NO.1:SHORT	U016_S003	102
D1387052	GUIDE PLATE:EXIT:LEFT LOWER:	U016_S003_S009	174

Number	Part Name	Group	ID
	ASS'Y		
D1387053	GUIDE PLATE:EXIT:LEFT LOWER:SUB-ASS'Y	U016_S003_S009_S006	175
D1387055	HOLDER:DRIVEN ROLLER:REVERSE EXIT	U016_S003_S009	152
D1387056	HOLDER:DRIVEN ROLLER:REVERSE:EXIT:FRONT	U016_S003_S009	80
D1387057	HOLDER:DRIVEN ROLLER:REVERSE:EXIT:REAR	U016_S003_S009	81
D1387058	GUIDE PLATE:DRIVEN:MIDDLE:SHORT:REAR	U016_S003	109
D1387059	GUIDE PLATE:DRIVEN:MIDDLE:SHORT:FRONT	U016_S003	110
D1387225	(CHN):OPERATION SUB-UNIT:ASS'Y	U002_S005	16
D1387227	(NA/AA):OPERATION SUB-UNIT:CH-C1PRO:NA:ASS'Y	U002_S002 U002_S003	14 14
D1387228	(EU):OPERATION SUB-UNIT:ASS'Y	U002_S004	15
D1387248	ARM:OPERATION SUB-UNIT:ASS'Y	U002_S001	52
D1387252	POST:ARM:OPERATION SUB-UNIT:RIGHT	U002_S001	17
D1387253	POST:ARM:OPERATION SUB-UNIT:LEFT	U002_S001	18
D1387255	HOLDER:HINGE:ARM	U002_S001	19
D1387258	HINGE:ARM:OPERATION SUB-UNIT	U002_S001	20
D1387259	ARM:OPERATION SUB-UNIT	U002_S001	21
D1387260	SUPPORTING PLATE:ARM:OPERATION SUB-UNIT	U002_S001	22
D1387265	GUARD:HARNESS:ARM	U002_S001	25
D1387270	COVER:POST:OPERATION SUB-UNIT:LOWER	ACCESSORIES	34
D1387271	COVER:POST:OPERATION SUB-UNIT:FRONT	U002_S001	26
D1387272	COVER:POST:OPERATION SUB-UNIT:REAR	U002_S001	27
D1387273	COVER:ARM:OPERATION SUB-UNIT:UPPER	ACCESSORIES	35

Exclusive Parts

Number	Part Name	Group	ID
D1387274	COVER:ARM:OPERATION SUB-UNIT:LOWER	U002_S001	28
D1387275	COVER:OPERATION PANEL:REAR UPPER	ACCESSORIES	36
D1387276	COVER:OPERATION PANEL:REAR LOWER	U002_S001	29
D1387277	CAP:COVER:POST:OPERATION SUB-UNIT	ACCESSORIES	37
D1387278	COVER:POST:OPERATION SUB-UNIT:LOWER LEFT	U002_S001	30
D1387281	BRACKET:PILOT LAMP	U002	31
D1387290	PCB:OP-U:ASS'Y	U002_S002	32
		U002_S003	32
		U002_S004	32
		U002_S005	32
D1387301	(NA/AA):COVER:FRONT	U002_S002	33
		U002_S003	33
D1387303	COVER:FRONT	U002_S005	34
D1387305	COVER:REAR	U002_S002	35
		U002_S003	35
		U002_S004	35
		U002_S005	35
D1387308	(NA/AA):KEYTOP:10KEY	U002_S002	36
		U002_S003	36
D1387310	KEYTOP:START	U002_S002	37
		U002_S003	37
		U002_S004	37
		U002_S005	37
D1387311	KEYTOP:STOP	U002_S002	38
		U002_S003	38
		U002_S004	38
		U002_S005	38
D1387312	KEYTOP:RESET SWITCH	U002_S002	39
		U002_S003	39
		U002_S004	39
		U002_S005	39
D1387314	KEYTOP:LOWER	U002_S002	40
		U002_S003	40

Number	Part Name	Group	ID
		U002_S004	40
		U002_S005	40
D1387315	KEYTOP:HOME	U002_S002	41
		U002_S003	41
		U002_S004	41
		U002_S005	41
D1387316	LENS:LED:LOWER	U002_S002	42
		U002_S003	42
		U002_S004	42
		U002_S005	42
D1387331	(CHN/EU):KEYTOP:10KEY	U002_S004	43
		U002_S005	43
D1387333	(NA/AA):DECAL:APPLICATION:MULTI-LANGUAGE	ACCESSORIES	38
D1387334	(EU):DECAL:APPLICATION:MULTI-LANGUAGE	ACCESSORIES	39
D1387353	DECAL:FUNCTION:BLANK:MULTI-LANGUAGE	ACCESSORIES	40
D1387362	KEYTOP:RIGHT:BA	U002_S002	44
		U002_S003	44
		U002_S004	44
		U002_S005	44
D1387363	(EU):COVER:FRONT	U002_S004	45
D1387370	PCB:OP-R:USB:ASS'Y	U002_S002	46
		U002_S003	46
		U002_S004	46
		U002_S005	46
D1387603	(C5110S):DECAL:MODEL NAME PLATE:RIC	ACCESSORIES	42
D1387615	(EU):DECAL:FOGRA:27477	ACCESSORIES	43
D1387720	(AA):MANUAL:USER_GUIDE	ACCESSORIES	44
D1387760	(AA):MANUAL:READ_THIS_FIRST	ACCESSORIES	45
D1387968	(AA):POWER SUPPLY CORD:TWN:ASS'Y	ACCESSORIES	46
D1387974	(CHN/AA):CD-ROM:DRV/OI	ACCESSORIES	47
D1389590	NVRAM	U019	96
D1437349	(AA):SHEET:SECURITY_PASSWORD	ACCESSORIES	48

Exclusive Parts

Number	Part Name	Group	ID
D1441085	STEPPED SCREW:M3	U001	94
		U015_S003	262
		U015_S004	262
		U015_S006	262
		U015_S006_S002	262
		U015_S006_S008	262
		U015_S007_S001	262
		U015_S007_S002	262
		U015_S007_S002_S002	262
		U015_S007_S002_S008	262
		D1444484	SHOULDER SCREW - M3
D1444489	STOPPER:DRIVEN ROLLER	U007_S001	238
		U007_S001_S001	238
		U007_S001_S002	238
		U007_S001_S003	238
D1471805	EXPOSURE GLASS:DOCUMENT FEEDER:APPLY	U004	56
D1482675	HOLDER:DRIVEN:BELT	U007_S001	282
		U007_S001_S001	282
		U007_S001_S002	282
		U007_S001_S003	282
D1482702	SPACER:TRANSPORT ROLLER	U007	295
		U007_S002	295
		U007_S003	295
		U007_S004	295
D1491291	CAP:HARNESS	U001	95
D1491305	CAP:TOTAL COUNTER	U001	96
D1491306	MAGNET CATCH:COVER:FRONT	U001	97
D1491424	LCD:TFT:WVGA-9:LED:SH	U002_S002	47
		U002_S003	47
		U002_S004	47
		U002_S005	47
D1491427	TOUCH PANEL:WVGA-9:MV	U002_S002	48
		U002_S003	48
		U002_S004	48
		U002_S005	48

Number	Part Name	Group	ID
D1491530	SPACER:LCD:A	U002_S002	49
		U002_S003	49
		U002_S004	49
		U002_S005	49
D1491531	SPACER:LCD:B	U002_S002	50
		U002_S003	50
		U002_S004	50
		U002_S005	50
D1491553	(NA/CHN):SHEET:LOGO	ACCESSORIES	50
		U002_S005	51
D1491715	PULLEY:DRIVE WERE:FRONT	U004	57
D1491717	PULLEY:DRIVE WERE:REAR	U004	58
D1491721	ILLUMINATION UNIT:LED-B:ASS'Y	U004_S003	59
D1491799	SCALE:REAR:PRINTING	U004	60
D1491804	HOLDER:EXPOSURE GLASS:SCANNER	U004	61
D1491805	HOLDER:EXPOSURE GLASS	U004	62
D1492668	COMPRESSION SPRING:RACK:MANUAL FEED	U006_S003_S002	175
D1492676	COMPRESSION SPRING:FLAT CONVEYER BELT:DRIVEN	U007_S001	239
		U007_S001_S001	239
		U007_S001_S002	239
		U007_S001_S003	239
D1492678	SHAFT:FLAT CONVEYER BELT:DRIVEN	U007_S001	240
		U007_S001_S001	240
		U007_S001_S002	240
		U007_S001_S003	240
D1492716	DC SOLENOID:PICKUP:NO.1:ASS'Y	U007_S002_S001	241
		U007_S003_S001	241
D1492726	DC SOLENOID:PICKUP:NO.2:ASS'Y	U007_S004_S001	242
D1492739	LEVER:PRESSURE RELEASE	U007_S002	243
		U007_S003	243
		U007_S004	243
D1492767	LEVER:PRESSURE:PICKUP	U007_S002	245
		U007_S003	245
		U007_S004	245
D1492772	ARM:PICKUP	U007_S002	246

Exclusive Parts

Number	Part Name	Group	ID
		U007_S003	246
		U007_S004	246
D1492773	PULLEY:PICKUP:MECHANICAL ROLLER CLUTCH	U007_S002	247
		U007_S003	247
		U007_S004	247
D1492774	PULLEY:IDLER:PICKUP	U007_S002	248
		U007_S003	248
		U007_S004	248
D1492775	SHAFT:FEED:ASS'Y	U007_S002	249
		U007_S003	249
		U007_S004	249
D1492777	COIL SPRING:PRESSURE:PICKUP	U007_S002	250
		U007_S003	250
		U007_S004	250
D1492778	FEELER:PAPER END	U007_S002	251
		U007_S003	251
D1492780	GROUND WIRE:SENSOR:PAPER FEED	U007_S002	252
		U007_S003	252
		U007_S004	252
D1492781	GROUND PLATE:PAPER FEED UNIT	U007_S002	253
		U007_S003	253
		U007_S004	253
D1492782	PLATE:HARNESS:PAPER FEED UNIT	U007_S002	254
		U007_S003	254
		U007_S004	254
D1492791	GUIDE:FEED	U007_S002	255
		U007_S003	255
		U007_S004	255
D1492812	ROLLER:PAPER TRAY:DIA19	U007_S013	256
		U007_S014	256
D1492813	PIN:STRETCH:TRAY	U007_S013	257
		U007_S014	257
D1492814	COIL SPRING:EARTH	U007_S013	258
		U007_S014	258
D1492816	SHAFT:RISE:ASS'Y	U007_S013	259
		U007_S014	259
D1492818	LEVER:RISE	U007_S013	260
		U007_S014	260

Number	Part Name	Group	ID
D1492824	LEVER:STOPPER:FRONT	U007_S013_S002	261
		U007_S014_S002	261
D1492825	COMPRESSION SPRING:SIDE FENCE:POSITIONING	U007_S013_S002	262
		U007_S014_S002	262
D1492826	COMPRESSION SPRING:SIDE FENCE:PLATE:FRONT	U007_S013_S002	263
		U007_S014_S002	263
D1492835	RACK:SIDE FENCE	U007_S013	264
		U007_S014	264
D1492836	GEAR:Z20	U007_S013	265
		U007_S014	265
D1492840	END FENCE:PAPER TRAY:ASS'Y	U007_S013_S004	266
		U007_S014_S004	266
D1492842	LEVER:END FENCE	U007_S013_S004	267
		U007_S014_S004	267
D1492843	CLICK:END FENCE	U007_S013_S004	268
		U007_S014_S004	268
D1492845	COMPRESSION SPRING:END FENCE:LEVER:5N	U007_S013_S004	269
		U007_S014_S004	269
D1492858	LEVER:RELEASE:PAPER TRAY:OUTER	U007_S013	270
		U007_S014	270
D1492861	HOLDER:GRIP:PAPER TRAY	U007_S013	271
		U007_S014	271
D1492875	SIDE FENCE:FRONT:ASS'Y	U007_S013_S002	272
		U007_S014_S002	272
D1492923	ROLLER:SUPPORTER:PAPER TRAY	U007	273
D1492924	STOPPER:PAPER TRAY	U007	274
D1492928	ROLLER:SUPPORTER:PAPER TRAY:LEFT	U007	275
D1492942	TENSION SPRING:LEVER	U007_S007	276
		U007_S008	276
D1492943	TENSION SPRING:LEVER:AUXILIARY	U007_S007	277
		U007_S008	277
D1492952	DECAL:SIDE FENCE:PAPER VOLUME	U007_S013_S001	278
		U007_S014_S001	278
D1492961	LEVER:STRETCH:PEEN	U007_S007	279
		U007_S008	279
D1492964	LEVER:LOCK:PAWL	U007_S007	280

Exclusive Parts

Number	Part Name	Group	ID
		U007_S008	280
D1492965	LEVER:STRETCH:COIL SPRING	U007_S007	281
		U007_S008	281
D1494390	(NA/AA):DECAL:CAUTION:INKJET	ACCESSORIES	51
D1495776	COVER:USB:SMALL	U019	98
D1495883	KEYTOP:MAIN SWITCH	U001	98
D1495884	COMPRESSION SPRING:KEYTOP	U001	99
D1496667	(CHN):DECAL:CAUTION:INKJET	ACCESSORIES	52
D1496668	(AA):DECAL:CAUTION:INKJET	ACCESSORIES	53
D1496766	(NA/EU/AA):DECAL:CAUTION:ORIGINAL:ENGLISH	ACCESSORIES	54
D1496768	(AA):DECAL:CAUTION:ORIGINAL:TAIWAN	ACCESSORIES	55
D1496851	(NA/AA):DECAL:MAIN SWITCH:ON-STANDBY:ENGLISH	ACCESSORIES	56
D1496852	(CHN/EU):DECAL:MAIN SWITCH:ON-STANDBY	ACCESSORIES	57
D1752854	TENSION SPRING:GRIP:LEFT	U007_S013	92
		U007_S014	92
D1767985	(CHN):SHEET:SECU:J:CN	ACCESSORIES	58
D1767986	(NA/AA):SHEET:NOTES_SECU:GB	ACCESSORIES	59
D1767992	(EU):SHEET:SECU	ACCESSORIES	60
D1775686	PCB:DCSW	U019	97
D1941761	SHEET:INDICATING HOLE ON A BOARD:NICE:GRAY:ASS'Y	SPECIAL TOOLS	14
D1941764	SHEET:INDICATING HOLE ON A BOARD:NICE:BLACK:ASS'Y	SPECIAL TOOLS	15
D1941767	COVER:NICE:WHITE	SPECIAL TOOLS	16
D2231381	DECAL:EXPOSURE GLASS:CLEANING	ACCESSORIES	68
D2576953	SEAL:DRUM STAY:FRONT	U021_S001	89
D2576969	SEAL:DUCT:BELT CLEANING:VACUUM	U020_S004	113
D2581091	SHEET:GUIDE:HARNESS	U021	105
D2581317	HOLDER:GLASS:CLEANER:ASS'Y	ACCESSORIES	49
D2582402	OIL SUPPLY ROLLER:ASS'Y	U009_S002	47
		U009_S005	47
		U009_S008	47

Number	Part Name	Group	ID
		U009_S011	47
D2582492	HOLDER:PCU	ACCESSORIES	17
D2583490	RECEPTACLE:DEVELOPMENT VIAS:ASS'Y	U009	80
D2584321	BRACKET:SHAFT:TURN:FEELER	U015_S006	177
		U015_S007_S002	177
D2584460	HEAT ROLLER:ASS'Y	U015_S006_S005	278
		U015_S007_S002_S005	278
D2584467	BUSHING:HEAT ROLLER:SHAFT	U015_S006	174
		U015_S007_S002	174
D2586752	INNER COVER:LED:RIGHT FRONT	U007	205
D2611473	BRACKET:UPPER FRONT:RIGHT	U001	80
D2611474	BRACKET:UPPER FRONT:LEFT	U001	81
D2617252	GUIDE PLATE:POST:ARM:OPERATION PANEL	ACCESSORIES	33
D4122669	TENSION SPRING:GUIDE PLATE:PRESSURE:2N	U003_S001	85
D4123145	TENSION SPRING:LEVER:MISFEED REMOVAL	U003_S001	86
D4345209	TIMING BELT:B40S2M246	U018	131
		U018_S006	131
D4543636	TIMING BELT:40S2M672	U017_S001	124
D4573963	CUSHION:COVER:GUIDE PLATE	U001_S002	100
D5224906	STEPPED SCREW:M3:DIA6:1.7MM:ROUND POINT	U003_S001	87
D5406121	FULL DUG POINT SCREW:FIX:HINGE	U003	88
D5412121	PAPER FEED BELT	U003_S001_S011	89
D5412241	REVERSE ROLLER:PAPER FEED	U003_S001	90
D5431313	COMPRESSION SPRING:HINGE:LEFT	U003_S001	91
D5431625	GEAR:Z24:SEPARATION	U003_S001	92
D5431717	SHAFT:PULLEY:SCANNING:EXIT	U003_S001	93
D5431821	TIMING PULLEY:T33/Z24	U003_S001	94
D5431822	FLANGE:DIA24	U003_S001	95
D5433314	SHEET:SCANNING:ENTRANCE:MI DDLE	U003_S001_S013	96
		U003_S001_S016	96

Exclusive Parts

Number	Part Name	Group	ID
		_S001	
D5434382	COMPRESSION SPRING:PULL OUT	U003_S001	97
D5434393	CUSHION:GUIDE PLATE:ENTRANCE:PAPER FEED:INNER BACK	U003_S001	98
D5435125	SPRING PLATE:CABLE:CONTACT IMAGE SENSOR	U003_S001	99
D6421454	FEELER:APS	U003_S001	100
D6457902	(NA/EU/AA):SEAL:CAUTION:20LAN GUAGES	ACCESSORIES	61
D6831320	HINGE:LEFT:ASS'Y	U003_S001	101
D6831350	HINGE:RIGHT:ASS'Y	U003_S001	102
D6831362	COMPRESSION SPRING:HINGE:RIGHT	U003_S001	103
D6831385	BRACKET:SAFETY SWITCH:PAPER FEED	U003_S001	104
D6831386	SHAFT:CONTACT POINT:ON OFF DETECTOR:PAPER FEED	U003_S001	105
D6831387	TENSION SPRING:ON OFF DETECTOR:PAPER FEED	U003_S001	106
D6831413	BRACKET:SAFETY SWITCH	U003_S001	107
D6831414	SPRING PLATE:SAFETY SWITCH	U003_S001	108
D6831415	FEELER:SENSOR:ON OFF DETECTOR	U003_S001	109
D6831451	HOLDER:FEELER:APS	U003_S001	110
D6831480	BRACKET:SHEET:CONTACT IMAGE SENSOR:ASS'Y	U003_S001_S001	111
D6831482	SHEET:CONTACT IMAGE SENSOR	U003_S001_S001	112
D6831614	BRACKET:MOTOR:PAPER FEED	U003_S001	113
D6831615	STAY:MOTOR:PAPER FEED	U003_S001	114
D6831617	DC MOTOR:ASS'Y:20W:BRUSHLESS	U003_S001	115
D6831620	SHAFT:SEPARATION:DRIVE:INPUT:SUB-ASS'Y	U003_S001_S002	116
D6831632	SHAFT:REVERSE ROLLER:SUB-ASS'Y	U003_S001_S003	117
D6831635	GEAR:REVERSE ROLLER:DRIVE	U003_S001	118
D6831640	SHAFT:INPUT:PAPER FEED:SUB-A	U003_S001_S004	119

Number	Part Name	Group	ID
	SS'Y		
D6831642	TIMING PULLEY:IDLER:PULL OUT	U003_S001	120
D6831643	GEAR:INPUT:PAPER FEED	U003_S001	121
D6831644	SPACER:SHAFT:INPUT:PAPER FEED	U003_S001	122
D6831645	TIMING PULLEY:COUPLING:PULL OUT	U003_S001_S004	123
D6831671	BRACKET:MOTOR:PICK UP	U003_S001	124
D6831675	DC STEPPER MOTOR:DIA42:T15:52M:ASS'Y	U003_S001	125
D6831680	CAM:PICKUP	U003_S001_S005	126
D6831682	TIMING PULLEY:PICKUP:DRIVE	U003_S001	127
D6831691	GEAR:PAPER FEED:COUPLING	U003_S001	128
D6831711	BRACKET:MOTOR:PULL OUT	U003_S001	129
D6831718	STAY:MOTOR:PULL OUT	U003_S001	130
D6831762	BRACKET:MOTOR:MIDDLE	U003_S001	131
D6831766	DC MOTOR:10W:BRUSHLESS	U003_S001	132
D6831811	BRACKET:MOTOR:SCANNING:EXIT	U003_S001	133
D6831813	TIMING PULLEY:COUPLING:SCANNING:INNER BACK	U003_S001	134
D6831814	TIMING PULLEY:COUPLING:EXIT	U003_S001	135
D6831822	DC MOTOR:20W:SCANNING:20W:BRUSHLESS	U003_S001	136
D6831841	BRACKET:TENSIONER:SCANNING:INNER BACK	U003_S001	137
D6831845	PULLEY:IDLER:DIA14	U003_S001_S006	138
		U003_S001_S007	138
D6831851	BRACKET:TENSIONER:SCANNING:FRONT	U003_S001	139
D6831855	TIMING PULLEY:TENSIONER:SCANNING:FRONT	U003_S001_S008	140
D6831856	TENSION SPRING:TENSION:SCANNING:FRONT	U003_S001	141
D6831912	BRACKET:HINGE:RIGHT	U003_S001	142
D6832110	ROLLER:PULL OUT:DRIVE	U003_S001_S009	143
D6832112	TIMING PULLEY:ROLLER:PULL OUT:DRIVE	U003_S001	144

Exclusive Parts

Number	Part Name	Group	ID
D6832200	SHAFT:SEPARATION:ASS'Y	U003_S001_S011	145
D6832210	ROLLER:MIDDLE:DRIVE	U003_S001_S010	146
D6832221	GEAR:IDLER:Z18	U003_S001_S011	147
D6832222	STOPPER:SHAFT:SEPARATION:DRIVE	U003_S001	148
D6832224	GUIDE:PAPER FEED:ENTRANCE:FRONT	U003_S001_S011	149
D6832228	PICKUP ROLLER	U003_S001_S011	150
D6832229	TIMING PULLEY:GEAR:T19/Z23	U003_S001_S011	151
D6832231	BRACKET:PICKUP	U003_S001_S011	152
D6832232	TIMING PULLEY:PICKUP:T21	U003_S001_S011	153
D6832233	BRACKET:PAPER FEED BELT	U003_S001_S011	154
D6832235	SHAFT:PICKUP:SUB-ASS'Y	U003_S001_S011	155
D6832236	SHEET:BRACKET:PICKUP:INNER BACK	U003_S001_S011	156
D6832239	COVER:PICKUP ROLLER	U003_S001_S011	157
D6832240	GUIDE:PAPER FEED:ENTRANCE:INNER BACK:ASS'Y	U003_S001_S011_S001	158
D6832242	SHEET:GUIDE:PAPER FEED:INNER BACK	U003_S001_S011_S001	159
D6832272	LEVER:PICKUP ROLLER:RISE	U003_S001_S011	160
D6832311	TORQUE LIMITER MECHANICAL CLUTCH:SEPARATOR	U003_S001	161
D6832393	HOLDER:ORIGINAL TABLE	U003_S001	162
D6832417	SHEET:ENTRANCE:SEPARATION PAD	U003_S001	163
D6832510	GUIDE PLATE:PAPER FEED:LOWER:ASS'Y	U003_S001	164
D6832724	COVER:LOWER:BASE	U003_S001	165
D6832728	STOPPER:RELEASE:SHAFT:BASE	U003_S001	166
D6832729	JOINT:RISING TRAY:AUXILIARY	U003_S001	167
D6832731	BASE:ORIGINAL TABLE	U003_S001	169
D6832733	FEELER:SENSOR:ORIGINAL SENSOR	U003_S001	168
D6832742	CUSHION:STOPPER PAWL	U003_S001	170
D6832743	SHEET:CUSHION:STOPPER PAWL	U003_S001	171
D6832746	SIDE FENCE:ORIGINAL TABLE	U003_S001	172
D6832747	PAD:SIDE FENCE:SMALL	U003_S001	173

Number	Part Name	Group	ID
D6832748	PAD:SIDE FENCE:LARGE	U003_S001	174
D6832752	LEVER:RISE:BASE	U003_S001	175
D6832755	SHAFT:RISE:BASE:SUB-ASS'Y	U003_S001	176
D6832756	RAIL:SIDE FENCE	U003_S001	177
D6832771	ORIGINAL TABLE	U003_S001	178
D6832781	ORIGINAL TABLE:BEHIND	U003_S001	179
D6832911	GUIDE PLATE:PULL OUT:LOWER	U003_S001	180
D6832912	FEELER:PAPER SIZE SENSOR	U003_S001	181
D6832913	SHEET:SENSOR:SEPARATION	U003_S001	238
D6833111	ROLLER:SCANNING:ENTRANCE:DRIVE	U003_S001	182
D6833350	GUIDE PLATE:SCANNING	U003_S001	183
D6833361	SPRING PLATE:GUIDE PLATE:SCANNING	U003_S001	184
D6833401	GUIDE:SCANNING:ENTRANCE:CONTACT:ASS'Y	U003_S001_S016	185
D6833411	GUIDE:SCANNING:ENTRANCE:LOWER:SUB-ASS'Y	U003_S001_S016_S001	186
D6833421	BASE:SCANNING:ENTRANCE:LOWER	U003_S001_S016	187
D6833422	LEVER:PRESSURE RELEASE	U003_S001_S016	188
D6833643	COMPRESSION SPRING:CONTACT IMAGE SENSOR:EXIT	U003_S001	189
D6833644	SHEET:GUIDE:CONTACT IMAGE SENSOR:EXIT:LOWER	U003_S001	190
D6833645	ROLLER:MIDDLE:DRIVEN	U003_S001	191
D6833666	LEVER:GUIDE PLATE:CONTACT IMAGE SENSOR:FRONT	U003_S001	192
D6833667	LEVER:GUIDE PLATE:CONTACT IMAGE SENSOR:REAR	U003_S001	193
D6833668	SPACER:GUIDE PLATE:CONTACT IMAGE SENSOR:ENTRANCE	U003_S001	84
D6834111	COVER:FRONT	U003_S001	194
D6834112	COVER:FRONT RIGHT	U003_S001	195
D6834211	COVER:REAR	U003_S001	196
D6834212	COVER:UPPER REAR	U003_S001	197
D6834310	GUIDE:PAPER FEED:UPPER:SUB-ASS'Y	U003_S001_S013	198

Exclusive Parts

Number	Part Name	Group	ID
D6834315	COVER:PAPER FEED:ASS'Y	U003_S001	199
D6834323	SHAFT:CONTACT POINT:GUIDE:P APER FEED	U003_S001	200
D6834325	BRACKET:GUIDE:PAPER FEED:FR ONT	U003_S001	201
D6834328	BRACKET:GUIDE:PAPER FEED:IN NER BACK	U003_S001	202
D6834341	BRACKET:PULL OUT:DRIVEN	U003_S001	203
D6834345	DISCHARGE BRUSH:EXIT:L37	U003_S001	204
D6834350	DRIVEN ROLLER:PULL OUT	U003_S001	205
D6834394	GUIDE PLATE:ENTRANCE:PAPER FEED:UPPER	U003_S001	206
D6834395	CUSHION:GUIDE PLATE:ENTRAN CE:PAPER FEED:FRONT	U003_S001	207
D6834396	CUSHION:GUIDE PLATE:ENTRAN CE:PAPER FEED:STOPPER	U003_S001	208
D6834412	TRAY:EXIT:AUXILIARY:LARGE	U003_S001	210
D6834413	TRAY:EXIT:AUXILIARY:SMALL	U003_S001	211
D6834414	SPACER:EXIT ROLLER	U003_S001	239
D6834418	TRAY:EXIT	U003_S001	209
D6834421	SHAFT:EXIT:DRIVEN	U003_S001	212
D6834430	ROLLER:EXIT:DRIVEN	U003_S001	213
D6834441	HOLDER:CUSHION:PRESSURE PL ATE	U003_S001	214
D6834442	TAPE:PRESSURE PLATE	U003_S001	215
		U003_S001_S014	215
D6834510	COVER:LOWER RIGHT:ASS'Y	U003_S001_S014	216
D6834611	COVER:LEFT LOWER	U003_S001	217
D6834616	SHEET:BASE:SEAL:LEFT LOWER	U003_S001	218
D6834617	SEAL:LEFT LOWER	U003_S001	219
D6834711	GUIDE PLATE:PRESSURE PLATE: LEFT	U003_S001_S015	220
D6834720	PRESSURE PLATE:ASS'Y	U003_S001_S015	221
D6834722	CUSHION:TAPE:SMALL	U003_S001_S015	222
D6834724	CUSHION:PRESSURE PLATE:LAR GE	U003_S001_S015	223
D6834725	CUSHION:PRESSURE PLATE:SMAL LL	U003_S001_S015	224

Number	Part Name	Group	ID
D6835111	GUIDE:HARNESS:MAIN	U003_S001	225
D6835121	GUIDE:HARNESS:SUB	U003_S001	226
D6835502	PCB:MAIN CONTROL BOARD:DOC UMENT FEEDER:ASS'Y	U003_S001	227
D6835860	CONTACT IMAGE SENSOR:ASS'Y	U003_S001	228
D6836011	DECAL:SIZE:ORIGINAL	U003_S001	229
D6836031	DECAL:SET:ORIGINAL TABLE	ACCESSORIES	62
D6836041	DECAL:DESIGN SKETCH:MISFEED REMOVAL:P2	U003_S001	230
D6836051	DECAL:BASE:ORIGINAL	U003_S001	231
D6846061	(NA/EU/AA):DECAL::ORIGINAL:MA NY LANGUAGES	ACCESSORIES	63
D6885150	PCB:PUNCH:SENSOR:CONNECTI NG:ASS'Y	U017_S001	125
D6961194	TIMING PULLEY:TRAY BOTTOM P LATE	U007_S016	283
		U007_S020	283
		U007_S021	283
		U007_S022	283
D7316241	DECAL:STOPPER:SEPARATION U NIT	U003_S001	232
D7747001	ADF:ASS'Y	U003_S001	233
G0143291	SNAP RING - PICK UP	U010_S001	124
		U017	126
G0201332	HINGE - FRONT COVER	U001	101
G0602652	BUSHING - M4	U003_S001	234
G0652767	LEVER - FEED	U007_S002	284
		U007_S003	284
		U007_S004	284
G0652774	PRESSURE LEVER	U007_S002	285
		U007_S003	285
		U007_S004	285
G1026341	SHEET:SENSOR	U015_S005	263
		U015_S006	263
		U015_S007_S002	263
G1073834	RIVET - 2.0	U010_S001	125
		U018_S001	132
G1782971	LEVER:LOCK:TANDEM LCT	U007_S006	286
G1785023	TIMING BELT:S2M190	U010_S001	126

Exclusive Parts

Number	Part Name	Group	ID
G1786352	GUIDE PLATE:ENCODER	U010_S001	127
		U018_S001	133
G1786679	JOINT:DRIVE:BRUSH ROLLER	U015	264
		U015_S006	264
		U015_S007_S002	264
G4042810	SPRING PLATE - 2ND MIRROR	U004_S004	63
G5527022	TIMING BELT	U007_S016	287
		U007_S020	287
		U007_S021	287
		U007_S022	287
G5692901	SPRING - LIFT MOTOR	U007	288
G5701225	SENSOR SHIELDING PLATE	U004	64
GA082007	PLAIN SHAFT BEARING:4XDIA6DI A8	U015_S006	265
		U015_S007_S002	265
GA082010	BUSHING:DIA6:DIA10:9	U013	50
GW010007	PHOTO REFLECTION SENSOR:EXI T	U006	176
		U006_S002_S001	176
		U006_S003	176
		U007	289
		U007_S002	289
		U007_S003	289
		U007_S004	289
		U016_S003	171
		U016_S003_S007	171
		U017	127
		U017_S001	127
U017_S003	127		
GW230008	TONER END SENSOR	U008_S001_S001	99
		U008_S001_S002	99
		U008_S001_S003	99
		U008_S001_S004	99
GX640028	FAN MOTOR DC24V 1.92W	U020	122
H0602126	BUSHING - M6X7	U003_S001_S011	235
H3064109	(AA):DECAL - LASER CLASS1	ACCESSORIES	64
H5192415	WASHER:MM7.2	U006_S002_S001	120
J0155505	DRAWER:CONNECTOR:USED DEV ELPER:PLUG	U008_S001	100
M0261778	GUIDE:FFC	U004	65

Number	Part Name	Group	ID
M0261815	CLAMP:MIRROR:NO.1	U004_S002	66
M0262657	SHEET:VERTICAL TRANSPORT:SE NSOR	U006_S001	177
		U006_S002	177
		U017	128
M0262734	DECAL:H-TEMP WARNING:HEATE R	U007_S012	290
M0263344	TORSION SPRING:STOPPER:LEFT	U008_S001_S005	102
		U008_S001_S006	102
		U008_S001_S007	102
		U008_S001_S008	102
M0771861	TUBE TYPE LAMP:TAC:ASS'Y	ACCESSORIES	65
M0774200	MECHANICAL ROLLER CLUTCH:R OLLER	U015_S004	266
M0779517	SD-CARD:NICE:ASS'Y	SPECIAL TOOLS	9
M3644131	TIMING BELT:B40S2M160	U003_S001	236
VSSA9001	LAUNA OIL 40N	SPECIAL TOOLS	10
VSSG9002	FLUOTRIBO MG GREASE : 100G	SPECIAL TOOLS	11

Standard Parts



03130040N
SCREW:M3X4



03130060N
SCREW - M3X6



03130100N
PAN HEAD SCREW:M3X10



03140120N
SCREW - M4X12



03140180N
PAN HEAD SCREW:M4X18



03520030N
SCREW:M2X3



03520060N
SCREW:M2X6



03530030N
SCREW:M3X3



03530040N
SCREW - M3X4



03530060N
BIND SCREW - M3X6



03530200N
SCREW:M3X20



03540060N
SCREW-M4X6



03540400N
SCREW:M4X40



03603005N
SCREW - M3X5



03603006N
SCREW - M3X6



03603008N
SCREW:M3X8



03603014N
SCREW - M3X14



03604008N
SCREW - M4X8



03604010N
SCREW:M4X10



04503008N
TAPPING SCREW - M3X8



04503014N
TAPPING SCREW:M3X14



04503020N
TAPPING SCREW:M3X20



04503035N
TAPPING SCREW:3X35



04504010N
TAPPING SCREW:M4X10



04513006N
TAPPING SCREW - 3X6



04543006N
TAPPING SCREW:ROUND P
OINT:3X6



04543006Q
TAPPING SCREW - M3X6



04543008N
TAPPING SCREW:ROUND P
OINT:3X8

Standard Parts



04543008Q
TAPPING SCREW:3X8



04543010Q
TAPPING SCREW:3X10



04543012Q
TAPPING SCREW:3X12



04543014Q
TAPPING SCREW:3X14



04543025Q
TAPPING SCREW:ROUND P
OINT:3X25



04543030Q
TAPPING SCREW:ROUND P
OINT:3X30



04583008N
HEXAGON HEAD TAPPING S
CREW:3X8



04583010N
HEXAGON HEAD TAPPING S
CREW:3X10



04583012N
HEXAGON HEAD TAPPING S
CREW:3X12



04593008N
BINDING HEAD TAPPING SC
REW:3X8



04593010N
BINDING HEAD TAPPING SC
REW:3X10



05730030E
HEXAGON HEADLESS SET S
CREW - M3X3



06320100G
PARALLEL PIN - M2X10



06320120G
PARALLEL PIN - 2X12



06320140G
PARALLEL PIN




06330120G
PARALLEL PIN - 3X12




06330140G
PARALLEL PIN - 3X14



07010060N
WASHER DIA6



07074050N
BUSHING - 4X5



07074060N
BUSHING:DIA4X6



07080060N
WASHER:DIA6




07200020G
RETAINING RING - M2



07200030E
RETAINING RING - M3



07200030G
RETAINING RING - M3



07200040
RETAINING RING - M4



07200040E
RETAINING RING - M4



07200060E
RETAINING RING - M6



07200080E
RETAINING RING - M8

Standard Parts



07250140E
RETAINING RING (C TYPE) -
M14



07250150E
RETAINING RING C - M15



07250200E
RETAINING RING C - M20



07270060E
RETAINING RING - M6



07403706
BALL BEARING - M6X10X3



07403804
BALL BEARING: DIA4XDIA9X4



07403808
BALL BEARING - 8X16X5MM



07403810
BALL BEARING: DIA10XDIA19
X5



07403906
BALL BEARING - 6X15X5



07413706
BALL BEARING - 6X10X3



07413708
BALL BEARING - 8X12X3.5MM



07413808
BALL BEARING - 8X16X5MM



07433806
RADIAL BALL BEARING: DIA6
XDIA13X5



07433808
RADIAL BALL BEARING: DIA8
XDIA16X5



08010231
HEXAGONAL HEAD BOLT W/
WASHER: M3X6



08010234
SCREW WITH WASHER: SMA
LL ROUND WITH SPRING WA
SHER: M5X8



08010236
HEXAGONAL BOLT: DOUBLE
SCREW: M4X8



08010240
BINDING HEAD SCREW: M2.6
X4



08025299
TAPPING SCREW - M3X8



08025305
TAPPING SCREW - M3X6



08025312
TAPPING SCREW: WASHER: 3
X10



08025328
HEXAGON HEAD TAPPING S
CREW: 3X40



08030058
STEPPED SCREW



08046123
HEXAGONAL BOLT: W/WASH
ER: M3X8



08046128
HEXAGONAL BOLT: DOUBLE
SCREW: M3X10



08050088
RETAINING RING - M6



08050089
RETAINING RING - M4



08050092
RETAINING RING - 3M

Standard Parts



08050103
RETAINING RINGS-E:SILENC
ER:DIA3



08050104
RETAINING RINGS-E:SILENC
ER:DIA4



08050106
RETAINING RINGS-E:SILENC
ER:DIA6



08053573
RADIAL BALL BEARING: DIA8
XDIA16X5



08072089
WASHER - 10MM



09543005N
SCREW:POLISHED ROUND/
SPRING:M3X5



09544006N
SCREW:POLISHED ROUND/
SPRING:M4X6



11024559
CONNECTOR - 3P



11026245
RELAY CONNECTOR - 2P



11028122
CONNECTOR:2AA2246-2



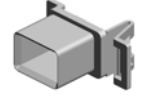
11028502
CONNECTOR - 54679-1615



11028504
CONNECTOR



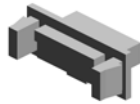
11028534
CONNECTOR - QR/P17-14S-
B



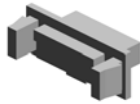
11028535
CONNECTOR - QR/P17-14P-
A



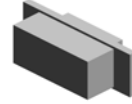
11029154
CONNECTOR:1AA2215-2



11029387
CONNECTOR:DRAWER:5140
5-2611



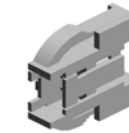
11029781
CONNECTOR:51405-3919



11029783
CONNECTOR:55949-3919



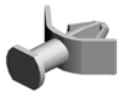
11029784
CONNECTOR:55949-2619



11034290
CONNECTOR



11050328
HARNESS CLAMP - ES-0505




11050410
CARD SPACER - 9.4MM



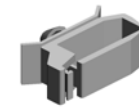
11050487
HARNESS CLAMP




11050508
HARNESS CLAMP - LWS-071
1



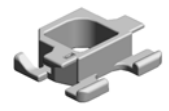
11050511
HARNESS CLAMP - LWS-030
6ZC



11050516
CLAMP



11050532
EDGE SADDLE - LES-25L



11050551
CLAMP:LES-0505

Standard Parts



11050568
CLAMP:LWSS-0504



11050600
CLAMP:LWSM-0306-2M



11050604
CLAMP:RFC-16V0



11050621
CLAMP - SBEU12



11050682
CLAMP:JCF-1S



11050692
CLAMP:LES-0503



11050714
CLAMP:LWSM-0511H GRAY



11050723
CLAMPS:WES-0507




11050724
CLAMPS:WES-1210




11050726
CLAMPS:WES-2217



11050758
CLAMP:LWSM-0306A



11050759
CLAMP:LWSM-0605A



11050760
CLAMP:LWSM-0511A



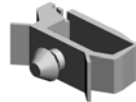
11050761
CLAMP:LWS-0511A



11050762
CLAMP:LWS-0711A



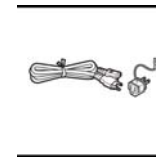
11050763
CLAMP:LWS-1211A



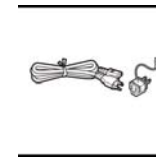
11050764
CLAMP:LWS-1316A



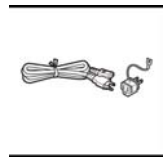
11050765
CLAMP:LWS-2218A



11500446
(EU/AA):POWER SUPPLY CO
DE:250V:16A



11500447
(NA):POWER SUPPLY CODE:
250V:20A



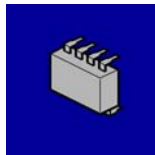
11500466
(CHN):POWER SUPPLY COD
E:250V:16A



12042612
MICRO SWITCH:D3V-16506-3
C25



12042912
MICRO SWITCH:D3V-16-3C2
5(10E)



14077899
EEPROM:BR24T256-W



16072249
FERRITE CORE:K3 NF-70-A(
N)BK0

PM Part List

Number	Part Name	Num	Group	ID
AE010115	HOT ROLLER:DIA52	2	U015_S006	95
			U015_S007_S002	95
AE020215	PRESSURE ROLLER:DIA50	2	U015_S006	96
			U015_S007_S002	96
AE045059	WEB:SUB-ASS'Y	1	U015_S004	100
AF032053	ROLLER:SEPARATE:MANUAL FEED	1	U006_S003	49
D0742459	JOINT:CLEANING UNIT	4	U009_S002	22
			U009_S005	22
			U009_S008	22
			U009_S011	22
D0742503	GEAR:IDLER:31Z:LEFT	4	U009_S002	23
			U009_S005	23
			U009_S008	23
			U009_S011	23
D0744300	SPRING PLATE:CLEANING UNIT:FUSING	1	U015_S004	127
D0744333	ROLLER:PLATE	1	U015_S004	129
D0746158	ROLLER:INTERMEDIATE TRANSFER:ASS'Y	4	U010_S001	47
D0746424	BLADE:CLEANING:BELT CLEANING:ASS'Y	1	U011_S001	16
D0746446	BRUSH:APPLY:BELT CLEANING	1	U011_S001	17
D0746450	COATING BAR:ASS'Y	1	U011_S001	18
D0746457	BLADE:APPLY:ASS'Y	1	U011_S001	19
D0749510	OPC DRUM DIA60	4	U009	25
D1361025	MECHANICAL DRIVE SECTION:ON-OFF:INTERMEDIATE TRANSFER:ASS'Y	1	U018_S002	135
D1361208	GEAR:INTERMEDIATE TRANSFER:ASS'Y	1	U010_S001	56
D1362365	CLEANING BLADE:ASS'Y	4	U009_S002	45
			U009_S005	45
			U009_S008	45
			U009_S011	45
D1362408	GEAR:24Z:RIGHT	4	U009_S002	50
			U009_S005	50

Number	Part Name	Num	Group	ID
			U009_S008	50
			U009_S011	50
D1362411	COATING BAR:ASS'Y	4	U009_S002	51
			U009_S005	51
			U009_S008	51
			U009_S011	51
D1362441	BLADE:APPLY:ASS'Y	4	U009_S002	57
			U009_S005	57
			U009_S008	57
			U009_S011	57
D1362446	SEAL:BLADE:APPLY:FRONT	4	U009_S002	58
			U009_S005	58
			U009_S008	58
			U009_S011	58
D1362447	SEAL:BLADE:APPLY:REAR	4	U009_S002	59
			U009_S005	59
			U009_S008	59
			U009_S011	59
D1362448	SEAL:CLEANING BLADE:FRONT	4	U009_S002	60
			U009_S005	60
			U009_S008	60
			U009_S011	60
D1362449	SEAL:CLEANING BLADE:REAR	4	U009_S002	61
			U009_S005	61
			U009_S008	61
			U009_S011	61
D1362461	GEAR:18Z:RIGHT	8	U009_S002	64
			U009_S005	64
			U009_S008	64
			U009_S011	64
D1362462	GEAR:IDLER:19Z:LEFT	4	U009_S002	65
			U009_S005	65
			U009_S008	65
			U009_S011	65
D1363431	FILTER:DEVELOPMENT	4	U009_S001	71
			U009_S004	71
			U009_S007	71
			U009_S010	71

PM Part List

Number	Part Name	Num	Group	ID
D1363508	COLLECTION BOTTLE:ASS'Y	1	U013_S005	54
D1366090	FLAT BELT-TRANSFER:ASS'Y	1	U010	69
D1366186	ROLLER:OPPOSED:PAPER:ASS'Y	1	U010_S001	112
D1366240	TRANSFER ROLLER:ASS'Y	1	U012_S001_S001	15
D1366917	FILTER:DEVELOPMENT:EXH AUST:SMALL:ASS'Y	1	U020	73
D1366935	FILTER:DEVELOPMENT:EXH AUST:LARGE	1	U020	84
D1366938	OZONE FILTER:SMALL	1	U020	85
D1366953	DEODORIZE FILTER:LARGE	1	U020	93
D1366956	DEODORIZE FILTER:SMALL	1	U020	95
D1369640	DEVELOPER BLACK	1	U009	81
D1369660	DEVELOPER CYAN	1	U009	82
D1369670	DEVELOPER MAGENTA	1	U009	83
D1369680	DEVELOPER YELLOW	1	U009	84
D1376259	SEPARATION CORONA:ASS'Y	1	U012_S001_S003	33
D1382204	CHARGE UNIT:ASS'Y	4	U009_S003	86
			U009_S006	86
			U009_S009	86
			U009_S012	86
D1384063	ROLLER:POLISH:FLAT BELT-FUSING:SUB-ASS'Y	1	U015_S005	204
D1384181	FUSING BELT:DIA75	2	U015_S006	249
			U015_S007_S002	249
D2582402	OIL SUPPLY ROLLER:ASS'Y	4	U009_S002	47
			U009_S005	47
			U009_S008	47
			U009_S011	47
D5412121	PAPER FEED BELT	1	U003_S001_S011	89
D5412241	REVERSE ROLLER:PAPER FEED	1	U003_S001	90
D6832228	PICKUP ROLLER	1	U003_S001_S011	150

Design Change List

Number	Title	Set	Old Part		New Part		Index No.		Q'ty	Interchg		Reason	Cut-in S/N
			P/N	Name	P/N	Name	Group	ID		Indiv.	Set		
201611-01	1611 Modification	-	AA043669	TIMING BELT:40 S2M158	AA043710	SYNCHRONOUS BELT:40S2M158	U003_S001	41	1	O/O			D137_D138 Model CH-C1:
201611-02	1611 Modification	-	D1366793	INNER COVER:LENGHTHWISE:RIGHT FRONT	D2586752	INNER COVER:LENGHTHWISE:RIGHT FRONT	U007	205	1	X/O			D137_D138 Model CH-C1:
201611-03	1611 Modification	-	D1362498	HOLDER:PCU	D2582492	HOLDER:PCU	ACCESSORIES	17	1	O/O			D137_D138 Model CH-C1:
201611-04	1611 Modification	-	AA143555	SCREW - M3X5	AA143599	STEPPED SCREW:M3:ROUND POINT	U006	38	1	X/O			D137_D138 Model CH-C1:
201611-05	1611 Modification	-	D1366976	SEAL:DRUM STAY:FRONT	D2576953	SEAL:DRUM STAY:FRONT	U021_S001	89	4	O/O			D137_D138 Model CH-C1:
201611-06	1611 Modification	-	D1364231	BRACKET:SHAF T:HEAT ROLLER:TURN:FEELER	D2584321	BRACKET:SHAF T:TURN:FEELER	U015_S006	177	1	O/O			D137_D138 Model CH-C1:
			D1364231	BRACKET:SHAF T:HEAT ROLLER:TURN:FEELER	D2584321	BRACKET:SHAF T:TURN:FEELER	U015_S007_S002	177	1	O/O			
201611-07	1611 Modification	-	D1363490	RECEPTACLE:DEVELOPMENT VIAS:ASS'Y	D2583490	RECEPTACLE:DEVELOPMENT VIAS:ASS'Y	U009	80	1	O/O			D137_D138 Model CH-C1:
			D1363490	RECEPTACLE:DEVELOPMENT VIAS:ASS'Y	D2583490	RECEPTACLE:DEVELOPMENT VIAS:ASS'Y	U009	80	1	O/O			
			D1363490	RECEPTACLE:DEVELOPMENT VIAS:ASS'Y	D2583490	RECEPTACLE:DEVELOPMENT VIAS:ASS'Y	U009	80	1	O/O			
			D1363490	RECEPTACLE:DEVELOPMENT VIAS:ASS'Y	D2583490	RECEPTACLE:DEVELOPMENT VIAS:ASS'Y	U009	80	1	O/O			

Design Change List

Number	Title	Set	Old Part		New Part		Index No.		Q'ty	Interchg		Reason	Cut-in S/N
			P/N	Name	P/N	Name	Group	ID		Indiv.	Set		
201611-08	1611 Modification	-			D1364528	POSITIONING SENSOR:DUPLICATE:ASS'Y	U017_S001	130	1				D137_D138 Model CH-C1:
201610-01	1610 Modification	-	D1381473	BRACKET:UPPER FRONT:RIGHT	D2611473	BRACKET:UPPER FRONT:RIGHT	U001	80	1	X/O			D137_D138 Model CH-C1:
201610-02	1610 Modification	-	D1381474	BRACKET:UPPER FRONT:LEFT	D2611474	BRACKET:UPPER FRONT:LEFT	U001	81	1	X/O			D137_D138 Model CH-C1:
201610-03	1610 Modification	-	D1387250	GUIDE PLATE:POST:ARM:OPERATION SUB-UNIT	D2617252	GUIDE PLATE:POST:ARM:OPERATION PANEL	ACCESSORIES	33	1	X/O			D137_D138 Model CH-C1:
201609-01	1609 Modification	-	AF032046	SEPARATION ROLLER - MANUAL FEED	AF032053	ROLLER:SEPARATE:MANUAL FEED	U006_S003	49	1	O/O			D137_D138 Model CH-C1:
201609-02	1609 Modification	-	D1384165	FUSING UNIT:PRO:TCRU:ASS'Y	D1384169	FUSING UNIT:TCRU:ASS'Y	U015_S007_S002	285	1	X/O			D137_D138 Model CH-C1:
201608-01	1608 Modification	-	D1495686	PCB:DCSW	D1775686	PCB:DCSW	U019	97	1	O/O			D137_D138 Model CH-C1:
201608-02	1608 Modification	-	D1362401	DRUM LUBRICANT SUPPLY ROLLER:ASS'Y	D2582402	OIL SUPPLY ROLLER:ASS'Y	U009_S002	47	1	O/O			D137_D138 Model CH-C1:
			D1362401	DRUM LUBRICANT SUPPLY ROLLER:ASS'Y	D2582402	OIL SUPPLY ROLLER:ASS'Y	U009_S005	47	1	O/O			
			D1362401	DRUM LUBRICANT SUPPLY ROLLER:ASS'Y	D2582402	OIL SUPPLY ROLLER:ASS'Y	U009_S008	47	1	O/O			
			D1362401	DRUM LUBRICANT SUPPLY ROLLER:ASS'Y	D2582402	OIL SUPPLY ROLLER:ASS'Y	U009_S011	47	1	O/O			
201608-03	1608 Modification	-	D1491317	HOLDER:GLASS:	D2581317	HOLDER:GLASS:	ACCESSORIES	49	1	O/O			D137_D138 Model

Design Change List

Number	Title	Set	Old Part		New Part		Index No.		Q'ty	Interchg		Reason	Cut-in S/N
			P/N	Name	P/N	Name	Group	ID		Indiv.	Set		
		-		CLEANER:ASS'Y		CLEANER:ASS'Y	RIES						I CH-C1:
201608-04	1608 Modification	-			D1384200	FILM:WEB:DRIVE SUB-UNIT:A	U015	283	1				D137_D138 Mode I CH-C1:
201608-05	1608 Modification	-			D1384201	FILM:WEB:DRIVE SUB-UNIT:B	U015	284	1				D137_D138 Mode I CH-C1:
201608-06	1608 Modification	-			D2231381	DECAL:EXPOSU RE GLASS:CLEA NING	ACCESSO RIES	68	1				D137_D138 Mode I CH-C1:
201607-01	1607 Modification	-	04543006N	TAPPING SCRE W:ROUND POINT :3X6			U001	1	6				D137_D138 Mode I CH-C1:
201607-02	1607 Modification	-			04543006N	TAPPING SCRE W:ROUND POINT :3X6	U001	1	1				D137_D138 Mode I CH-C1:
					04543006N	TAPPING SCRE W:ROUND POINT :3X6	U001	1	1				
					04543006N	TAPPING SCRE W:ROUND POINT :3X6	U001_S001	1	1				
201607-03	1607 Modification	-			04543008N	TAPPING SCRE W:ROUND POINT :3X8	U001	104	3				D137_D138 Mode I CH-C1:
							U006_S003	189	7				
							U007	305	11				
					04543008N	TAPPING SCRE W:ROUND POINT :3X8	U001	104	1				
					04543008N	TAPPING SCRE W:ROUND POINT :3X8	U001	104	1				
				04543008N	TAPPING SCRE	U001	104	1					

Design Change List

Number	Title	Set	Old Part		New Part		Index No.		Q'ty	Interchg		Reason	Cut-in S/N
			P/N	Name	P/N	Name	Group	ID		Indiv.	Set		
		-				W:ROUND POINT :3X8							
201607-04	1607 Modification	-	D1366998	SEAL:DUCT:BELT CLEANING:VACUUM	D2576969	SEAL:DUCT:BELT CLEANING:VACUUM	U020_S004	113	1	X/O			D137_D138 Model CH-C1:
201606-01	1606 Modification	-	D1356716	PAPER TRAY:ASSY	D1356757	PAPER TRAY:ASSY	U007_S014	126	1	O/O			D137_D138 Model CH-C1:
201606-02	1606 Modification	-	D1384159	FUSING UNIT:PRO:TCRU:ASSY	D1384165	FUSING UNIT:PRO:TCRU:ASSY	U015_S007	282	1	X/O			D137_D138 Model CH-C1:
201606-04	1606 Modification	-			D1357074	GEAR:ROLLER:HEAT PIPE	U016	180	1				D137_D138 Model CH-C1:
							U016_S001	180	1				
201606-05	1606 Modification	-			D1364223	ADJUSTING PIN:POSITIONING:HEAT ROLLER:FRONT	U015_S006	281	1				D137_D138 Model CH-C1:
							U015_S007	281	1				
							U015_S002						
201605-01	1605 Modification	-	AW020198	PHOTOINTERRUPTOR:LG2A14NL 1	AW020224	PHOTOINTERRUPTOR:GP1A173L CSVF	U003_S001	61	1	O/O			D137_D138 Model CH-C1:
201605-02	1605 Modification	-	AW020203	PHOTOINTERRUPTOR:GP1A173L CS2F	AW020224	PHOTOINTERRUPTOR:GP1A173L CSVF	U003_S001	61	1	O/O			D137_D138 Model CH-C1:
			AW020203	PHOTOINTERRUPTOR:GP1A173L CS2F	AW020224	PHOTOINTERRUPTOR:GP1A173L CSVF	U003_S001	61	1	O/O			
			AW020203	PHOTOINTERRUPTOR:GP1A173L CS2F	AW020224	PHOTOINTERRUPTOR:GP1A173L CSVF	U003_S001	61	1	O/O			
			AW020203	PHOTOINTERRUPTOR:GP1A173L CS2F	AW020224	PHOTOINTERRUPTOR:GP1A173L CSVF	U003_S001	61	1	O/O			

Design Change List

Number	Title	Set	Old Part		New Part		Index No.		Q'ty	Interchg		Reason	Cut-in S/N
			P/N	Name	P/N	Name	Group	ID		Indiv.	Set		
		-	AW020203	PHOTOINTERRU PTOR:GP1A173L CS2F	AW020224	PHOTOINTERRU PTOR:GP1A173L CSVF	U003_S001	61	1	O/O			
		-	AW020203	PHOTOINTERRU PTOR:GP1A173L CS2F	AW020224	PHOTOINTERRU PTOR:GP1A173L CSVF	U003_S001	61	1	O/O			
		-	AW020203	PHOTOINTERRU PTOR:GP1A173L CS2F	AW020224	PHOTOINTERRU PTOR:GP1A173L CSVF	U003_S001	61	1	O/O			
		-	AW020203	PHOTOINTERRU PTOR:GP1A173L CS2F	AW020224	PHOTOINTERRU PTOR:GP1A173L CSVF	U003_S001	61	1	O/O			
201605-03	1605 Modification	-	D1356715	PAPER TRAY:NO .4:ASS'Y	D1356756	PAPER TRAY:NO .4:ASS'Y	U007_S013	125	1	O/O			D137_D138 Mode I CH-C1:
201605-04	1605 Modification	-			D1366667	HOLDER:POSITI ONING:VERTICA L TRANSPORT	U007	304	1				D137_D138 Mode I CH-C1:
201605-05	1605 Modification	-	D1382551	REGISTRATION ROLLER:ASS'Y	D1382552	REGISTRATION ROLLER:PRO:AS S'Y	U006_S002	185	1	O/O			D137_D138 Mode I CH-C1:
201605-06	1605 Modification	-			D1361025	MECHANICAL D RIVE SECTION:O N-OFF:INTERME DIATE TRANSFE R:ASS'Y	U018_S002	135	1				D137_D138 Mode I CH-C1:
201604-01	1604 Modification	-			D6834414	SPACER:EXIT R OLLER	U003_S001	239	1				D137_D138 Mode I CH-C1:
					D6834414	SPACER:EXIT R OLLER	U003_S001	239	1				
					D6834414	SPACER:EXIT R	U003_S001	239	1				

Design Change List

Number	Title	Set	Old Part		New Part		Index No.		Q'ty	Interchg		Reason	Cut-in S/N
			P/N	Name	P/N	Name	Group	ID		Indiv.	Set		
		-				OLLER							
					D6834414	SPACER:EXIT ROLLER	U003_S001	239	1				
201604-02	1604 Modification	-	D1384166	FUSING UNIT:PRO:ASS'Y			U015	279	1	X/O			D137_D138 Model CH-C1:
201603-01	1603 Modification	A	D1364216	BUSHING:HEAT ROLLER:SHAFT	D2584467	BUSHING:HEAT ROLLER:SHAFT	U015_S006	174	2	X/O			D137_D138 Model CH-C1:
							U015_S007_S002	174	2				
201603-02	1603 Modification	A	07250150E	RETAINING RING C - M15	07250140E	RETAINING RING (C TYPE) - M14	U015_S006	11	1	X/O			D137_D138 Model CH-C1:
							U015_S007_S002	11	1				
			07250150E	RETAINING RING C - M15	07250140E	RETAINING RING (C TYPE) - M14	U015_S006	11	1	X/O			
							U015_S007_S002	11	1				
201603-03	1603 Modification	A	D1364454	HEAT ROLLER:ASS'Y	D2584460	HEAT ROLLER:ASS'Y	U015_S006_S005	278	1	X/O			D137_D138 Model CH-C1:
							U015_S007_S002_S005	278	1				
201603-04	1603 Modification	-			D1366039	SEAL:FIX:HARNESS:DENSITY SENSOR	U010_S001_S001	131	1				D137_D138 Model CH-C1:
					D1366039	SEAL:FIX:HARNESS:DENSITY SENSOR	U010_S001_S001	131	1				
					D1366039	SEAL:FIX:HARNESS:DENSITY SENSOR	U010_S001_S001	131	1				
201603-05	1603 Modification	-	D1361216	DC MOTOR:ON-OFF:TRANSFER:	D1361212	DC MOTOR:ON-OFF:TRANSFER:	U018_S002	84	1	X/O			D137_D138 Model CH-C1:

Design Change List

Number	Title	Set	Old Part		New Part		Index No.		Q'ty	Interchg		Reason	Cut-in S/N
			P/N	Name	P/N	Name	Group	ID		Indiv.	Set		
		-		5.28W:BRUSH		ASS'Y							
201603-06	1603 Modification	-			D1365978	BRACKET:HDD	U019_S002	100	1				D137_D138 Model CH-C1:
201603-07	1603 Modification	-			D1357092	GUIDE PLATE:HEAT PIPE:LEFT:ASS'Y	U016_S001	179	1				D137_D138 Model CH-C1:
201603-08	1603 Modification	-	D1387224	(EU):OPERATION SUB-UNIT:ASS'Y	D1387228	(EU):OPERATION SUB-UNIT:ASS'Y	U002_S004	15	1	O/O			D137_D138 Model CH-C1:
201603-09	1603 Modification	-	D1384176	FUSING UNIT:ASS'Y	D1384166	FUSING UNIT:PRO:ASS'Y	U015	279	1	X/O			D137_D138 Model CH-C1:
					D1384195	FUSING UNIT:ASS'Y	U015_S006	277	1				
					D1384176	FUSING UNIT:ASS'Y	U015_S007	275	1	X/O			
201603-10	1603 Modification	-	D1384179	FUSING UNIT:TCRU:ASS'Y	D1384198	FUSING UNIT:TCRU:ASS'Y	U015_S007	276	1	X/O			D137_D138 Model CH-C1:
201601-01	1601 Modification	-	AA043599	TIMING BELT - 60S3M588	AA043714	TIMING BELT:60S3M588	U007_S015	48	1	O/O			D137_D138 Model CH-C1:
							U007_S017	48	1				
							U007_S018	48	1				
							U007_S019	48	1				
201601-03	1601 Modification	-	D1364450	HEAT ROLLER:ASS'Y	D1364454	HEAT ROLLER:ASS'Y	U015_S006	274	1	X/O			D137_D138 Model CH-C1:
							U015_S007_S002	274	1				
201601-04	1601 Modification	-			D2581091	SHEET:GUIDE:HARNES	U021	105	1				D137_D138 Model CH-C1:
					D2581091	SHEET:GUIDE:HARNES	U021	105	1				
201601-05	1601 Modification	-	AX060460	DRIVE UNIT:ON-OFF:PRESSURE ROLLER	AX060510	DRIVE SUB-UNIT:ON-OFF:PRESSURE ROLLER	U018_S018	66	1	X/O			D137_D138 Model CH-C1:

Design Change List

Number	Title	Set	Old Part		New Part		Index No.		Q'ty	Interchg		Reason	Cut-in S/N
			P/N	Name	P/N	Name	Group	ID		Indiv.	Set		
201601-06	1601 Modification	-	D1384162	FUSING UNIT:PRO:ASS'Y	D1384176	FUSING UNIT:ASS'Y	U015	275	1	X/O		D137_D138 Model CH-C1:	
			D1384162	FUSING UNIT:PRO:ASS'Y	D1384176	FUSING UNIT:ASS'Y	U015_S007	275	1	X/O			
201512-02	1512 Modification	-	D1441085	STEPPED SCREW:M3			U001	94	2			D137_D138 Model CH-C1:	
201509-01	1509 Modification	-	AW500024	PUSH SWITCH	AW500041	PUSH SWITCH:APER SIZE SENSOR	U007	75	2	X/O		D137_D138 Model CH-C1:	
201509-02	1509 Modification	-	D0596729	TORSION SPRING:STOPPER:PAPER TRAY	D1356748	TORSION SPRING:STOPPER:TANDEM TRAY	U007	95	1	O/O		D137_D138 Model CH-C1:	
201509-03	1509 Modification	-	D1376210	TRANSFER/SEPARATION UNIT:ASS'Y	D1376211	TRANSFER/SEPARATION UNIT:PRO:ASS'Y	U012_S001	32	1	X/O		D137_D138 Model CH-C1:	
201509-04	1509 Modification	-			D1941761	SHEET:INDICATING HOLE ON A BOARD:NICE:GRAY:ASS'Y	SPECIAL TOOLS	14	1			D137_D138 Model CH-C1:	
201509-05	1509 Modification	-			D1941764	SHEET:INDICATING HOLE ON A BOARD:NICE:BLACK:ASS'Y	SPECIAL TOOLS	15	1			D137_D138 Model CH-C1:	
201509-06	1509 Modification	-			D1941767	COVER:NICE:WHITE	SPECIAL TOOLS	16	1			D137_D138 Model CH-C1:	
201508-01	1508 Modification	-			D0745100	SD-CARD:NICE:REGI:ASS'Y	U019	99	1			D137_D138 Model CH-C1:	
201508-02	1508 Modification	-	D1387395	PCB:OP-R:ASS'Y	D1387370	PCB:OP-R:USB:ASS'Y	U002_S002	46	1	O/O		D137_D138 Model CH-C1:	
			D1387395	PCB:OP-R:ASS'Y	D1387370	PCB:OP-R:USB:ASS'Y	U002_S003	46	1	O/O			

Design Change List

Number	Title	Set	Old Part		New Part		Index No.		Q'ty	Interchg		Reason	Cut-in S/N
			P/N	Name	P/N	Name	Group	ID		Indiv.	Set		
		-				SS'Y							
			D1387395	PCB:OP-R:ASS'Y	D1387370	PCB:OP-R:USB:A SS'Y	U002_S004	46	1	O/O			
			D1387395	PCB:OP-R:ASS'Y	D1387370	PCB:OP-R:USB:A SS'Y	U002_S005	46	1	O/O			
201508-03	1508 Modification	-			D1357084	INNER COVER:H EAT PIPE:REAR: ASS'Y	U016_S001 _S002	178	1				D137_D138 Mode I CH-C1:
							U016_S002	178	1				
201507-02	1507 Modification	-	D1364148	GRIP:SEPARATI ON:OPEN AND C LOSE	D1364159	GRIP:SEPARATI ON:OPEN AND C LOSE	U015_S006 _S007	166	1	X/O			D137_D138 Mode I CH-C1:
							U015_S007	166	1				
201507-03	1507 Modification	-	D1357546	(CHN/EU/AA):TA NDEM TRAY:RIG HT:EU:ASS'Y	D1357560	(CHN/EU/AA):TA NDEM TRAY:RIG HT:EU:ASS'Y	U007_S020	301	1	O/O			D137_D138 Mode I CH-C1:
			D1357546	(CHN/EU/AA):TA NDEM TRAY:RIG HT:EU:ASS'Y	D1357560	(CHN/EU/AA):TA NDEM TRAY:RIG HT:EU:ASS'Y	U007_S021	301	1	O/O			
			D1357546	(CHN/EU/AA):TA NDEM TRAY:RIG HT:EU:ASS'Y	D1357560	(CHN/EU/AA):TA NDEM TRAY:RIG HT:EU:ASS'Y	U007_S022	301	1	O/O			
201507-04	1507 Modification	-			D1364119	SUPPORTING PL ATE:LEVER:PRE SSURE:REAR	U015 _S006	270	1				D137_D138 Mode I CH-C1:
							U015_S007	270	1				
							U015_S007 _S002	270	1				
201507-05	1507 Modification	-	D1384156	FUSING UNIT:AS S'Y	D1384162	FUSING UNIT:PR O:ASS'Y	U015	245	1	X/O			D137_D138 Mode I CH-C1:
			D1384156	FUSING UNIT:AS S'Y	D1384162	FUSING UNIT:PR O:ASS'Y	U015_S007	245	1	X/O			
201507-06	1507 Modification	-			D1364120	SUPPORTING PL	U015	271	1				D137_D138 Mode

Design Change List

Number	Title	Set	Old Part		New Part		Index No.		Q'ty	Interchg		Reason	Cut-in S/N	
			P/N	Name	P/N	Name	Group	ID		Indiv.	Set			
		-				ATE:LEVER:PRESSURE:FRONT	U015_S006	271	1				I CH-C1:	
							U015_S007	271	1					
							U015_S007_S002	271	1					
201506-02	1506 Modification	-			D1361552	STAY:COVER:FRONT MIDDLE	U021	104	1				D137_D138 Model CH-C1:	
201506-03	1506 Modification	-	D1363882	TENSION SPRING:PRESSURE:TRANSPORT BELT UNIT	D1353882	TENSION SPRING:PRESSURE:TRANSPORT BELT UNIT	U014	29	2	X/O			D137_D138 Model CH-C1:	
201506-04	1506 Modification	-	D6834411	TRAY:EXIT	D6834418	TRAY:EXIT	U003_S001	209	1	X/O			D137_D138 Model CH-C1:	
201506-05	1506 Modification	-	D1363507	COLLECTION BOTTLE:ASS'Y	D1363508	COLLECTION BOTTLE:ASS'Y	U013_S005	54	1	O/O			D137_D138 Model CH-C1:	
201505-01	1505 Modification	-	D1365101	PCB:BCU:SUB-ASS'Y	D1365151	PCB:BCU:SUB-ASS'Y	U019	50	1	X/O			D137_D138 Model CH-C1:	
201505-02	1505 Modification	-	D1366485	SEAL:CASE:BRUSH:FRONT	D1356485	SEAL:CASE:BRUSH:FRONT	U011_S001	53	1	X/O			D137_D138 Model CH-C1:	
201505-03	1505 Modification	-	D1366486	SEAL:CASE:BRUSH:REAR	D1356486	SEAL:CASE:BRUSH:REAR	U011_S001	54	1	X/O			D137_D138 Model CH-C1:	
201505-04	1505 Modification	-	D1495370	HARNESS:FFC:BCU:IPU:IF50	D1495387	HARNESS:FFC:BCU:IPU:IF50	A6(1/13)		1	O/O			D137_D138 Model CH-C1:	
201505-05	1505 Modification	-	D1366295	GUIDE PLATE:ENTRANCE:TRANSFER ROLLER:ASS'Y	D1366298	GUIDE PLATE:ENTRANCE:TRANSFER ROLLER:ASS'Y	U012_S001	26	1	X/O			D137_D138 Model CH-C1:	
201505-06	1505 Modification	A	D6832741	BASE:ORIGINAL TABLE	D6832731	BASE:ORIGINAL TABLE	U003_S001	169	1	O/X			D137_D138 Model CH-C1:	
201505-07	1505 Modification	A	AW020203	PHOTOINTERRUPTOR:GP1A173L	AW020190	PHOTOINTERRUPTOR:FLAT:7MM	U003_S001	62	1	O/X			D137_D138 Model CH-C1:	

Design Change List

Number	Title	Set	Old Part		New Part		Index No.		Q'ty	Interchg		Reason	Cut-in S/N
			P/N	Name	P/N	Name	Group	ID		Indiv.	Set		
				CS2F									
201505-08	1505 Modification	-	D1365905	BRACKET:INDUC TION HEATING U NIT:AC CONTROL BOARD	D1375905	BRACKET:INDUC TION HEATING U NIT:AC CONTROL BOARD	U019	64	1	X/O			D137_D138 Mode I CH-C1:
201505-09	1505 Modification	-	D1382860	MANUAL FEED U NIT:250:ASS'Y	D1382863	MANUAL FEED U NIT:250:ASS'Y	U006_S003	188	1	X/O			D137_D138 Mode I CH-C1:
201505-10	1505 Modification	-	D1381572	CAP:GRIP:PULL OUT	D1381584	CAP:GRIP:PULL OUT	U001	88	1	X/O			D137_D138 Mode I CH-C1:
201505-11	1505 Modification	-			D1387248	ARM:OPERATIO N SUB-UNIT:ASS' Y	U002_S001	52	1	X/O			D137_D138 Mode I CH-C1:
201504-03	1504 Modification	-	54472681	SNAP RING			U017	22	1				D137_D138 Mode I CH-C1:
201504-04	1504 Modification	-	08050089	RETAINING RING - M4	07200040E	RETAINING RING - M4	U003_S001	10	12	X/O			D137_D138 Mode I CH-C1:
							U006_S003	11	10				
							U006_S003_S002	11	2				
							U007	17	3				
							U007_S013	17	1				
							U007_S014	17	1				
							U007_S015	17	3				
							U007_S016	17	2				
							U007_S017	17	3				
							U007_S018	17	3				
							U007_S019	17	3				
							U007_S020	17	2				
							U007_S021	17	2				
							U007_S022	17	2				
U008_S001	12	8											

Design Change List

Number	Title	Set	Old Part		New Part		Index No.		Q'ty	Interchg		Reason	Cut-in S/N
			P/N	Name	P/N	Name	Group	ID		Indiv.	Set		
		-					U011_S001	4	2				
							U013_S005	5	1				
							U015	8	2				
							U016	12	1				
							U016_S001	12	1				
							U016_S003	12	1				
							U017	8	2				
							U017_S003	8	4				
201504-06	1504 Modification	-	D1361479	BRACKET:HINGE :COVER:FRONT LOWER	D1371479	BRACKET:HINGE :COVER:FRONT LOWER	U001	61	2	X/O			D137_D138 Mode I CH-C1:
201504-07	1504 Modification	-			D0743330	ENTRANCE SEA L:DEVELOPMEN T:ASS'Y	U009_S001	95	1				D137_D138 Mode I CH-C1:
							U009_S004	95	1				
							U009_S007	95	1				
							U009_S010	95	1				
201504-08	1504 Modification	-			D1364089	PRESSURE SUB- UNIT:STRIPPER PLATE:UNI:ASS' Y	U015	269	1				D137_D138 Mode I CH-C1:
							U015_S006	269	1				
							U015_S007	269	1				
							U015_S007	269	1				
							_S002_S00						
							8						
201504-09	1504 Modification	-	D1386402	BELT CLEANING: ASS'Y	D1386403	BELT CLEANING: PRO:ASS'Y	U011_S001	65	1	X/O			D137_D138 Mode I CH-C1:
201504-10	1504 Modification	-			04543006Q	TAPPING SCRE W - M3X6	U021	5	1				D137_D138 Mode I CH-C1:
201504-11	1504 Modification	-			07200040E	RETAINING RING - M4	U002_S001	6	1				D137_D138 Mode I CH-C1:
201503-01	1503 Modification	-	D1365746	HARNESS:OPER ATION SUB-UNIT	D1355746	HARNESS:CH-C1 :OPERATION SU	C5(1/13),E5 (1/13)		2	O/O			D137_D138 Mode I CH-C1:

Design Change List

Number	Title	Set	Old Part		New Part		Index No.		Q'ty	Interchg		Reason	Cut-in S/N
			P/N	Name	P/N	Name	Group	ID		Indiv.	Set		
		-		:ASS'Y		B-UNIT:ASS'Y							
201503-02	1503 Modification	-	D1357119	HOLDER:DRIVEN ROLLER:REVER SE:EXIT:REAR	D1387057	HOLDER:DRIVEN ROLLER:REVER SE:EXIT:REAR	U016_S003 _S009	81	1	X/O			D137_D138 Mode I CH-C1:
201503-03	1503 Modification	-	D1367053	GUIDE PLATE:D RIVEN:MIDDLE:S HORT:REAR	D1387058	GUIDE PLATE:D RIVEN:MIDDLE:S HORT:REAR	U016_S003	109	2	X/O			D137_D138 Mode I CH-C1:
201503-06	1503 Modification	-			D1357110	BRACKET:PROT ECT:PAPER EXIT UNIT	U016	177	1				D137_D138 Mode I CH-C1:
201503-07	1503 Modification	-	D1364184	HEAT ROLLER:A SS'Y	D1364450	HEAT ROLLER:A SS'Y	U015_S006 U015_S007 _S002	170 170	1 1	X/O			D137_D138 Mode I CH-C1:
201503-09	1503 Modification	A	D1356621	PAPER FEED UN IT:NO.1:ASS'Y	D1356622	PAPER FEED UN IT:NO.1:ASS'Y	U007_S004	297	1	X/O	X/O		D137_D138 Mode I CH-C1:
201503-10	1503 Modification	A	D1356678	FEELER:PAPER END:NO.1	D1356648	FEELER:PAPER END:NO.1	U007_S004	111	1	X/X	X/O		D137_D138 Mode I CH-C1:
201503-11	1503 Modification	A	D1357596	(CHN/EU/AA):TA NDEM TRAY:RIG HT:ASS'Y	D1357546	(CHN/EU/AA):TA NDEM TRAY:RIG HT:EU:ASS'Y	U007	162	1	X/O	X/O		D137_D138 Mode I CH-C1:
			D1357596	(CHN/EU/AA):TA NDEM TRAY:RIG HT:ASS'Y	D1357546	(CHN/EU/AA):TA NDEM TRAY:RIG HT:EU:ASS'Y	U007	162	1	X/O			
			D1357596	(CHN/EU/AA):TA NDEM TRAY:RIG HT:ASS'Y	D1357546	(CHN/EU/AA):TA NDEM TRAY:RIG HT:EU:ASS'Y	U007	162	1	X/O			
201503-12	1503 Modification	A	D1357597	(NA):TANDEM LC T:RIGHT:ASS'Y	D1357558	(NA):TANDEM LC T:RIGHT:NA:ASS' Y				X/O	X/O		D137_D138 Mode I CH-C1:
201503-13	1503 Modification	B	D1361461	COVER:RIGHT L	D1351438	COVER:RIGHT L	U001	48	1	X/O	X/O		D137_D138 Mode

Design Change List

Number	Title	Set	Old Part		New Part		Index No.		Q'ty	Interchg		Reason	Cut-in S/N
			P/N	Name	P/N	Name	Group	ID		Indiv.	Set		
				OWER		OWER							I CH-C1:
201503-14	1503 Modification	B	D1366725	BRACKET:DOOR :VERTICAL TRAN SPORT:ASS'Y	D1356728	BRACKET:DOOR :VERTICAL TRAN SPORT:ASS'Y	U007	183	1	X/X	X/O		D137_D138 Mode I CH-C1:
			D1366725	BRACKET:DOOR :VERTICAL TRAN SPORT:ASS'Y	D1356728	BRACKET:DOOR :VERTICAL TRAN SPORT:ASS'Y	U007	183	1	X/X			
201503-15	1503 Modification	-	D1387223	(NA/AA):OPERAT ION SUB-UNIT:A SS'Y	D1387227	(NA/AA):OPERAT ION SUB-UNIT:C H-C1PRO:NA:AS S'Y	U002_S002	14	1	O/O			D137_D138 Mode I CH-C1:
			D1387223	(NA/AA):OPERAT ION SUB-UNIT:A SS'Y	D1387227	(NA/AA):OPERAT ION SUB-UNIT:C H-C1PRO:NA:AS S'Y	U002_S003	14	1	O/O			
201503-16	1503 Modification	-	D1381860	OPTICAL WRITIN G UNIT:BK-C:AS S'Y	D1381862	OPTICAL WRITIN G SECTION:SER VICE PARTS:BK- C:ASS'Y	U005_S001	11	1	X/O			D137_D138 Mode I CH-C1:
201502-01	1502 Modification	-	D1366418	SEAL:SCRAPER: BRUSH	D1356418	SEAL:SCRAPER: BRUSH	U011_S001	31	1	O/O			D137_D138 Mode I CH-C1:
201502-03	1502 Modification	-			D1356646	GUIDE:TANDEM TRAY:RIGHT RE AR	U007_S022	298	1				D137_D138 Mode I CH-C1:
					D1356646	GUIDE:TANDEM TRAY:RIGHT RE AR	U007_S021	298	1				
					D1356646	GUIDE:TANDEM TRAY:RIGHT RE AR	U007_S020	298	1				

Design Change List

Number	Title	Set	Old Part		New Part		Index No.		Q'ty	Interchg		Reason	Cut-in S/N
			P/N	Name	P/N	Name	Group	ID		Indiv.	Set		
		-			D1356646	GUIDE:TANDEM TRAY:RIGHT REAR	U007_S016	298	1				
201502-04	1502 Modification	-			D1356647	GUIDE:SIDE FENCE:RIGHT REAR	U007_S022	299	1				D137_D138 Model CH-C1:
					D1356647	GUIDE:SIDE FENCE:RIGHT REAR	U007_S021	299	1				
					D1356647	GUIDE:SIDE FENCE:RIGHT REAR	U007_S020	299	1				
					D1356647	GUIDE:SIDE FENCE:RIGHT REAR	U007_S016	299	1				
201502-05	1502 Modification	A	AA063717	COMPRESSION SPRING:DRIVEN:EXIT:NO.2	AA063731	COMPRESSION SPRING:DRIVEN:EXIT:CONNECTING	U016_S003	34	1	X/X	X/O		D137_D138 Model CH-C1:
			AA063717	COMPRESSION SPRING:DRIVEN:EXIT:NO.2	AA063731	COMPRESSION SPRING:DRIVEN:EXIT:CONNECTING	U016_S003	34	1	X/X			
			AA063717	COMPRESSION SPRING:DRIVEN:EXIT:NO.2	AA063731	COMPRESSION SPRING:DRIVEN:EXIT:CONNECTING	U016_S003	34	1	X/X			
			AA063717	COMPRESSION SPRING:DRIVEN:EXIT:NO.2	AA063731	COMPRESSION SPRING:DRIVEN:EXIT:CONNECTING	U016_S003	34	1	X/X			
			AA063717	COMPRESSION SPRING:DRIVEN:EXIT:NO.2	AA063731	COMPRESSION SPRING:DRIVEN:EXIT:CONNECTING	U016_S003	34	1	X/X			

Design Change List

Number	Title	Set	Old Part		New Part		Index No.		Q'ty	Interchg		Reason	Cut-in S/N
			P/N	Name	P/N	Name	Group	ID		Indiv.	Set		
						NG							
			AA063717	COMPRESSION SPRING:DRIVEN:EXIT:NO.2	AA063731	COMPRESSION SPRING:DRIVEN:EXIT:CONNECTING	U016_S003	34	1	X/X			
			AA063717	COMPRESSION SPRING:DRIVEN:EXIT:NO.2	AA063731	COMPRESSION SPRING:DRIVEN:EXIT:CONNECTING	U016_S003	34	1	X/X			
			AA063717	COMPRESSION SPRING:DRIVEN:EXIT:NO.2	AA063731	COMPRESSION SPRING:DRIVEN:EXIT:CONNECTING	U016_S003	34	1	X/X			
201502-06	1502 Modification	A	D1357198	ROLLER:DRIVEN:REVERSE:EXIT	D1387051	ROLLER:DRIVEN:NO.1:SHORT	U016_S003	102	1	X/X	X/O		D137_D138 Model CH-C1:
			D1357198	ROLLER:DRIVEN:REVERSE:EXIT	D1387051	ROLLER:DRIVEN:NO.1:SHORT	U016_S003	102	1	X/X			
			D1357198	ROLLER:DRIVEN:REVERSE:EXIT	D1387051	ROLLER:DRIVEN:NO.1:SHORT	U016_S003	102	1	X/X			
			D1357198	ROLLER:DRIVEN:REVERSE:EXIT	D1387051	ROLLER:DRIVEN:NO.1:SHORT	U016_S003	102	1	X/X			
201502-07	1502 Modification	-	D1357008	PAPER EXIT UNIT:ASS'Y	D1357009	PAPER EXIT UNIT:ASS'Y	U016_S003	176	1	X/O			D137_D138 Model CH-C1:
201502-08	1502 Modification	-	D1357118	HOLDER:DRIVEN ROLLER:REVERSE:EXIT:FRONT	D1387056	HOLDER:DRIVEN ROLLER:REVERSE:EXIT:FRONT	U016_S003_S009	80	1	X/O			D137_D138 Model CH-C1:
201502-09	1502 Modification	-	D1367124	HOLDER:DRIVEN ROLLER:REVERSE EXIT	D1387055	HOLDER:DRIVEN ROLLER:REVERSE EXIT	U016_S003_S009	152	1	X/O			D137_D138 Model CH-C1:
201502-10	1502 Modification	-	D1367139	HOLDER:DRIVEN	D1387050	HOLDER:DRIVEN	U016_S003	160	1	X/O			D137_D138 Model

Design Change List

Number	Title	Set	Old Part		New Part		Index No.		Q'ty	Interchg		Reason	Cut-in S/N
			P/N	Name	P/N	Name	Group	ID		Indiv.	Set		
		-		ROLLER:EXIT:EXIT		ROLLER:EXIT:EXIT							I CH-C1:
201502-13	1502 Modification	-	D1361465	COVER:LEFT MIDDLE	D1351439	COVER:LEFT MIDDLE	U001	50	1	X/O			D137_D138 Model CH-C1:
201502-14	1502 Modification	-	D1381452	COVER:FRONT LOWER	D1371452	COVER:FRONT LOWER	U001	103	1	X/O			D137_D138 Model CH-C1:
201502-15	1502 Modification	-	D1357507	SIDE FENCE:RIGHT REAR:TANDEM LCT			U007_S021	138	1				D137_D138 Model CH-C1:
			D1357507	SIDE FENCE:RIGHT REAR:TANDEM LCT			U007_S020	138	1				
			D1357507	SIDE FENCE:RIGHT REAR:TANDEM LCT			U007_S016	138	1				
			D1357507	SIDE FENCE:RIGHT REAR:TANDEM LCT			U007_S022	138	1				
201502-16	1502 Modification	-	D1357509	SIDE FENCE:RIGHT FRONT:TANDEM LCT			U007_S021	139	1				D137_D138 Model CH-C1:
			D1357509	SIDE FENCE:RIGHT FRONT:TANDEM LCT			U007_S020	139	1				
			D1357509	SIDE FENCE:RIGHT FRONT:TANDEM LCT			U007_S016	139	1				
			D1357509	SIDE FENCE:RIGHT FRONT:TANDEM LCT			U007_S022	139	1				

Design Change List

Number	Title	Set	Old Part		New Part		Index No.		Q'ty	Interchg		Reason	Cut-in S/N
			P/N	Name	P/N	Name	Group	ID		Indiv.	Set		
201502-17	1502 Modification	-	D4122662	SPACER:GUIDE PLATE:CONTACT IMAGE SENSOR: ENTRANCE	D6833668	SPACER:GUIDE PLATE:CONTACT IMAGE SENSOR: ENTRANCE	U003_S001	84	2	X/O			D137_D138 Model I CH-C1:
201502-19	1502 Modification	-	D1387444	(CHN):(C5110S): DECAL:ENERGY _LABEL			ACCESSORIES	41	1				D137_D138 Model I CH-C1:
201412-01	1412 Modification	-	D1367577	FEELER:PAPER: SET SENSOR:TANDEM TRAY	D1366799	FEELER:PAPER: SET SENSOR:TANDEM TRAY	U007_S015	224	1	X/O			D137_D138 Model I CH-C1:
							U007_S017	224	1				
							U007_S018	224	1				
							U007_S019	224	1				
201412-03	1412 Modification	-	D1367180	GUIDE PLATE:EXIT: LEFT LOWER: SUB-ASS'Y	D1387053	GUIDE PLATE:EXIT: LEFT LOWER: SUB-ASS'Y	U016_S003 _S009_S006	175	1	X/O			D137_D138 Model I CH-C1:
201412-04	1412 Modification	-	D1357109	GUIDE PLATE:EXIT: LEFT LOWER: ASS'Y	D1387052	GUIDE PLATE:EXIT: LEFT LOWER: ASS'Y	U016_S003 _S009	174	1	X/O			D137_D138 Model I CH-C1:
201412-05	1412 Modification	-	D1367054	GUIDE PLATE:DRIVEN: MIDDLE:SHORT: FRONT	D1387059	GUIDE PLATE:DRIVEN: MIDDLE:SHORT: FRONT	U016_S003	110	2	X/O			D137_D138 Model I CH-C1:
201412-06	1412 Modification	-	D1363212	TORSION SPRING: STOPPER:TONER CARTRIDGE: LEFT	D1363371	TORSION SPRING: STOPPER:TONER CARTRIDGE: LEFT	U008_S001 _S005	50	1	X/O			D137_D138 Model I CH-C1:
							U008_S001 _S006	50	1				
							U008_S001 _S007	50	1				
							U008_S001 _S008	50	1				
201412-08	1412 Modification	-			D1382551	REGISTRATION ROLLER:ASS'Y	U006	185	1				D137_D138 Model I CH-C1:

Design Change List

Number	Title	Set	Old Part		New Part		Index No.		Q'ty	Interchg		Reason	Cut-in S/N
			P/N	Name	P/N	Name	Group	ID		Indiv.	Set		
201409-01	1409 Modification	-	D1367082	GUIDE PLATE:MI DDLE:LEFT	D1367164	GUIDE PLATE:MI DDLE:LEFT	U016_S003	111	1	X/O			D137_D138 Mode I CH-C1:
201409-02	1409 Modification	-	D1367083	GUIDE PLATE:EX IT:RIGHT LOWER	D1367129	GUIDE PLATE:EX IT:RIGHT LOWER	U016_S003	104	1	X/O			D137_D138 Mode I CH-C1:
201409-03	1409 Modification	A	D1492759	TRANSPORT RO LLER:VERTICAL TRANSPORT:AS S'Y	D1356644	TRANSPORT RO LLER:VERTICAL TRANSPORT:AS S'Y	U007_S004 _S003	244	1	X/X			D137_D138 Mode I CH-C1:
			D1492759	TRANSPORT RO LLER:VERTICAL TRANSPORT:AS S'Y	D1356644	TRANSPORT RO LLER:VERTICAL TRANSPORT:AS S'Y	U007_S003 _S003	244	1	X/X			
			D1492759	TRANSPORT RO LLER:VERTICAL TRANSPORT:AS S'Y	D1356644	TRANSPORT RO LLER:VERTICAL TRANSPORT:AS S'Y	U007_S002 _S003	244	1	X/X			
201409-04	1409 Modification	A			D1482702	SPACER:TRANS PORT ROLLER	U007_S003	295	1				D137_D138 Mode I CH-C1:
					D1482702	SPACER:TRANS PORT ROLLER	U007_S002	295	1				
					D1482702	SPACER:TRANS PORT ROLLER	U007_S004	295	1				
201409-05	1409 Modification	A			08050104	RETAINING RING S-E:SILENCER:DI A4	U007_S002	25	1				D137_D138 Mode I CH-C1:
					08050104	RETAINING RING S-E:SILENCER:DI A4	U007_S003	25	1				
					08050104	RETAINING RING S-E:SILENCER:DI	U007_S004	25	1				

Design Change List

Number	Title	Set	Old Part		New Part		Index No.		Q'ty	Interchg		Reason	Cut-in S/N
			P/N	Name	P/N	Name	Group	ID		Indiv.	Set		
						A4							
201409-06	1409 Modification	B	D1494772	HOLDER:DRIVEN :BELT	D1482675	HOLDER:DRIVEN :BELT	U007_S001	282	1	X/X			D137_D138 Mode I CH-C1:
201409-07	1409 Modification	B	D1356699	GUIDE PLATE:FL AT CONVEYER B ELT:NO.1	D1356631	GUIDE PLATE:FL AT CONVEYER B ELT:NO.1	U007_S001	120	1	X/X			D137_D138 Mode I CH-C1:
201409-08	1409 Modification	C	D1494772	HOLDER:DRIVEN :BELT	D1482675	HOLDER:DRIVEN :BELT	U007_S001 _S003	282	1	X/X			D137_D138 Mode I CH-C1:
			D1494772	HOLDER:DRIVEN :BELT	D1482675	HOLDER:DRIVEN :BELT	U007_S001 _S002	282	1	X/X			
			D1494772	HOLDER:DRIVEN :BELT	D1482675	HOLDER:DRIVEN :BELT	U007_S001 _S001	282	1	X/X			
201409-09	1409 Modification	C	D1356701	GUIDE PLATE:FL AT CONVEYER B ELT:NO.2	D1356708	GUIDE PLATE:FL AT CONVEYER B ELT:NO.2	U007_S001 _S003	121	1	X/X			D137_D138 Mode I CH-C1:
			D1356701	GUIDE PLATE:FL AT CONVEYER B ELT:NO.2	D1356708	GUIDE PLATE:FL AT CONVEYER B ELT:NO.2	U007_S001 _S002	121	1	X/X			
			D1356701	GUIDE PLATE:FL AT CONVEYER B ELT:NO.2	D1356708	GUIDE PLATE:FL AT CONVEYER B ELT:NO.2	U007_S001 _S001	121	1	X/X			
201409-10	1409 Modification	D			08050089	RETAINING RING - M4	U007	22	1				D137_D138 Mode I CH-C1:
201409-11	1409 Modification	D			D1482702	SPACER:TRANS PORT ROLLER	U007	295	1				D137_D138 Mode I CH-C1:
201409-12	1409 Modification	D	D1386712	GUIDE PLATE:VE RTICAL TRANSP ORT:CONNECTI NG:THREE WAY	D1386715	GUIDE PLATE:VE RTICAL TRANSP ORT:CONNECTI NG:THREE WAY	U007	236	1	X/O			D137_D138 Mode I CH-C1:
201409-13	1409 Modification	D	D1492759	TRANSPORT RO	D1356644	TRANSPORT RO	U007_S005	244	1	X/X			D137_D138 Mode

Design Change List

Number	Title	Set	Old Part		New Part		Index No.		Q'ty	Interchg		Reason	Cut-in S/N
			P/N	Name	P/N	Name	Group	ID		Indiv.	Set		
				LLER:VERTICAL TRANSPORT:AS S'Y		LLER:VERTICAL TRANSPORT:AS S'Y							I CH-C1:
201409-14	1409 Modification	-	D1366658	PAPER FEED UN IT:NO.1:ASS'Y	D1356621	PAPER FEED UN IT:NO.1:ASS'Y	U007	166	1	X/O			D137_D138 Mode I CH-C1:
201409-15	1409 Modification	-	D1356714	BRACKET:DC SO LENOID:REAR:A SS'Y	D1356709	BRACKET:DC SO LENOID:REAR:A SS'Y	U007	124	1	X/O			D137_D138 Mode I CH-C1:
201409-16	1409 Modification	-	D1361456	COVER:FRONT L OWER	D1381452	COVER:FRONT L OWER	U001	45	1	X/O			D137_D138 Mode I CH-C1:
201409-17	1409 Modification	-	D1361380	DRIVE UNIT:PAP ER EXIT SUB-UN IT:ASS'Y	D1361354	DRIVE UNIT:PAP ER EXIT SUB-UN IT:ASS'Y	U018_S006	122	1	X/O			D137_D138 Mode I CH-C1:
201409-18	1409 Modification	-	D1382826	TORSION SPRIN G:COVER:MANU AL FEED:FRONT	D1382862	TORSION SPRIN G:COVER:MANU AL FEED:FRONT	U006_S003	156	1	X/O			D137_D138 Mode I CH-C1:
201409-19	1409 Modification	-	D1363373	BRACKET:DRAW ER:TONER SUPP LY:MAIN	D1363374	BRACKET:DRAW ER:TONER SUPP LY:MAIN	U008	78	1	X/O			D137_D138 Mode I CH-C1:
201409-20	1409 Modification	-	D1355342	HARNESS:BANK: PAPER VOLUME SENSOR:CONNE CTING:THREE W AY	D1355389	HARNESS:BANK: PAPER VOLUME SENSOR:CONNE CTING:THREE W AY	D9(4/5)		1	X/O			D137_D138 Mode I CH-C1:
201409-21	1409 Modification	-	D1356688	PAPER FEED UN IT:NO.2:ASS'Y	D1356620	PAPER FEED UN IT:NO.2:ASS'Y	U007_S003	115	1	X/O			D137_D138 Mode I CH-C1:
			D1356688	PAPER FEED UN IT:NO.2:ASS'Y	D1356620	PAPER FEED UN IT:NO.2:ASS'Y	U007_S002	115	1	X/O			
201409-22	1409 Modification	-			D1356602	GUIDE PLATE:FL AT CONVEYER B	U007_S001 _S003	294	1				D137_D138 Mode I CH-C1:

Design Change List

Number	Title	Set	Old Part		New Part		Index No.		Q'ty	Interchg		Reason	Cut-in S/N
			P/N	Name	P/N	Name	Group	ID		Indiv.	Set		
		-				ELT:NO.2:ASS'Y							
					D1356602	GUIDE PLATE:FL AT CONVEYER B ELT:NO.2:ASS'Y	U007_S001 _S002	294	1				
					D1356602	GUIDE PLATE:FL AT CONVEYER B ELT:NO.2:ASS'Y	U007_S001 _S001	294	1				
201409-23	1409 Modification	-	D1356610	DOOR:VERTICAL TRANSPORT:AS S'Y	D1356612	DOOR:VERTICAL TRANSPORT:AS S'Y	U007_S001	101	1	X/O			D137_D138 Mode I CH-C1:
201408-01	1408 Modification	-	D1367108	GUIDE PLATE:EX IT:LEFT LOWER: SUB-ASS'Y	D1367180	GUIDE PLATE:EX IT:LEFT LOWER: SUB-ASS'Y	U016_S003 _S009	143	1	X/O			D137_D138 Mode I CH-C1:
201408-02	1408 Modification	-	D1363505	COLLECTION BO TTLE:ASS'Y	D1363506	COLLECTION BO TTLE:ASS'Y				O/O			D137_D138 Mode I CH-C1:
201408-03	1408 Modification	-	D1367004	INNER COVER:E XIT:LEFT LOWER :ASS'Y	D1357008	PAPER EXIT UNI T:ASS'Y	U016	134	1	X/O			D137_D138 Mode I CH-C1:
201408-04	1408 Modification	A	D1357111	ROLLER:EXIT:MI DDLE:ASS'Y	D1357170	ROLLER:EXIT:MI DDLE:ASS'Y	U016_S003 _S012	74	1	X/X	X/O		D137_D138 Mode I CH-C1:
201408-05	1408 Modification	A			07200040E	RETAINING RING - M4	U016_S003	173	1		X/O		D137_D138 Mode I CH-C1:
					07200040E	RETAINING RING - M4	U016_S003	173	1				
201408-06	1408 Modification	A	D1357113	ROLLER:REVER SE:ENTRANCE:A SS'Y	D1357169	ROLLER:REVER SE:ENTRANCE:A SS'Y	U016_S003	76	1	X/X	X/O		D137_D138 Mode I CH-C1:
201408-07	1408 Modification	A	D1357135	JOINT:EXIT:DRIV E	D1381308	JOINT:EXIT:DRIV E:0.5	U016_S003	88	1	X/X	X/O		D137_D138 Mode I CH-C1:
			D1357135	JOINT:EXIT:DRIV	D1381308	JOINT:EXIT:DRIV	U016_S003	88	1	X/X			

Design Change List

Number	Title	Set	Old Part		New Part		Index No.		Q'ty	Interchg		Reason	Cut-in S/N
			P/N	Name	P/N	Name	Group	ID		Indiv.	Set		
				E		E:0.5							
201408-08	1408 Modification	A			06320100G	PARALLEL PIN - M2X10	U016_S003	172	1		X/O		D137_D138 Model CH-C1:
					06320100G	PARALLEL PIN - M2X10	U016_S003	172	1				
201408-09	1408 Modification	B	D1364622	LINK:SHIFT:DUPLEX	D1364681	LINK:SHIFT:DUPLEX	U017	74	1	X/O	X/O		D137_D138 Model CH-C1:
			D1364622	LINK:SHIFT:DUPLEX	D1364681	LINK:SHIFT:DUPLEX	U017	74	1	X/O			
201408-10	1408 Modification	B	D1364644	GUIDE PLATE:POSITIONING SENSOR:DUPLEX	D1364673	GUIDE PLATE:POSITIONING SENSOR:DUPLEX	U017_S001	77	1	X/X	X/O		D137_D138 Model CH-C1:
201408-11	1408 Modification	B	D1364645	GUIDE:PLATE:POSITIONING SENSOR	D1364674	GUIDE:PLATE:POSITIONING SENSOR	U017_S001	78	1	X/X	X/O		D137_D138 Model CH-C1:
201408-12	1408 Modification	-	D1367052	GUIDE PLATE:EXIT:LEFT UPPER:ASS'Y			U016_S003_S007	138	1	O/O			D137_D138 Model CH-C1:
201408-15	1408 Modification	-			D1356294	COIL SPRING:EA RTH:TRANSFER/SEPARATION UNIT:RIGHT:S	U012_S001	34	2				D137_D138 Model CH-C1:
201408-16	1408 Modification	-			D1366271	CASE:POSITIONING:TRANSFER/SEPARATION UNIT:FRONT	U012_S001	35	1				D137_D138 Model CH-C1:
201408-17	1408 Modification	-			D1366273	STAY:CASE:RIGHT	U012_S001	36	1				D137_D138 Model CH-C1:
201408-18	1408 Modification	-			D1366274	STAY:CASE:LOWER	U012_S001	37	1				D137_D138 Model CH-C1:

Design Change List

Number	Title	Set	Old Part		New Part		Index No.		Q'ty	Interchg		Reason	Cut-in S/N
			P/N	Name	P/N	Name	Group	ID		Indiv.	Set		
201408-19	1408 Modification	-			D1362625	SEAL:REMOVE PAPER DUST	U006_S002_S001	179	1				D137_D138 Model CH-C1:
201408-20	1408 Modification	-			D1382591	REGISTRATION ROLLER:OPEN AND CLOSE:PRO	U006_S002_S001	180	1	X/O			D137_D138 Model CH-C1:
201408-21	1408 Modification	-			D1386050	TRANSFER UNIT:INTERMEDIATE TRANSFER:ASS'Y	U010_S001	130	1				D137_D138 Model CH-C1:
201408-22	1408 Modification	-			D1361321	(CHN):DRIVE UNIT:PAPER FEED SUB-UNIT:NO.2:ASS'Y	U018_S012	134	1				D137_D138 Model CH-C1:
201407-01	1407 Modification	-	D1381464	COVER:MAIN SWITCH	D1381475	COVER:MAIN SWITCH	U001	77	1	X/O			D137_D138 Model CH-C1:
201407-02	1407 Modification	-			D1386804	DUCT:BELT CLEANING:VACUUM:ASS'Y	U020_S004	123	1				D137_D138 Model CH-C1:
201407-05	1407 Modification	-	D1357117	GUIDE PLATE:EXIT:LEFT LOWER:ASS'Y	D1357109	GUIDE PLATE:EXIT:LEFT LOWER:ASS'Y	U016_S003	79	1	X/O			D137_D138 Model CH-C1:
201407-06	1407 Modification	-			D1366360	GUIDE:TRANSPORT:INTERMEDIATE TRANSFER:K2:ASS'Y	U010_S001	129	1				D137_D138 Model CH-C1:
201407-07	1407 Modification	-			D1366340	GUIDE:TRANSPORT:INTERMEDIATE TRANSFER:K1:ASS'Y	U010_S001	128	1				D137_D138 Model CH-C1:
201407-08	1407 Modification	-	D0746659	SHAFT:JOINT:CO	D1363667	SHAFT:JOINT:TO	U013	24	1	X/O			D137_D138 Model

Design Change List

Number	Title	Set	Old Part		New Part		Index No.		Q'ty	Interchg		Reason	Cut-in S/N
			P/N	Name	P/N	Name	Group	ID		Indiv.	Set		
		-		LECTION BOTTLE:ASS'Y		NER RECYCLING SUB-UNIT:ASS'Y							I CH-C1:
201407-09	1407 Modification	-	D1361384	SHAFT:DRIVE:PA PER EXIT SUB-UNIT:ENTRANCE:ASS'Y	D1361394	SHAFT:DRIVE:PA PER EXIT SUB-UNIT:ENTRANCE:ASS'Y	U018_S006	123	1	X/O			D137_D138 Mode I CH-C1:
201407-10	1407 Modification	-	D1361386	SHAFT:DRIVE:PA PER EXIT SUB-UNIT:ASS'Y	D1361359	SHAFT:DRIVE:PA PER EXIT SUB-UNIT:ASS'Y	U018_S006	124	1	X/O			D137_D138 Mode I CH-C1:
201407-11	1407 Modification	-	D1381415	DRUM STAY:AR ROUND THE PHOTOCONDUCTOR:ASS'Y	D1381416	DRUM STAY:AR ROUND THE PHOTOCONDUCTOR:PRO:ASS'Y	U021_S001	95	1	X/O			D137_D138 Mode I CH-C1:
201407-12	1407 Modification	-			D1363861	VACUUM	U014_S001	31	1				D137_D138 Mode I CH-C1:
201407-13	1407 Modification	-			D1363863	SUPPORTING PLATE:VACUUM	U014_S001	32	1				D137_D138 Mode I CH-C1:
201407-14	1407 Modification	-	D1365229	HARNESS:ELECTRIC POTENTIAL SENSOR:KC:CONNECTING	D1365239	HARNESS:ELECTRIC POTENTIAL SENSOR:KC:CONNECTING:EU	J2(3/5)		1	X/O			D137_D138 Mode I CH-C1:
201407-15	1407 Modification	-			D1357543	BRACKET:TRAY:PLATE:UPPER	U007	291	1				D137_D138 Mode I CH-C1:
201407-16	1407 Modification	-			D1364204	SIDE PLATE:FUSING SUB-UNIT:UPPER FRONT:PE EN	U015 U015_S006 U015_S007 U015_S007_S002	267 267 267 267	1 1 1 1				D137_D138 Mode I CH-C1:
201407-17	1407 Modification	-	D1382852	MANUAL FEED UNIT:250:ASS'Y	D1382858	MANUAL FEED UNIT:250:ASS'Y				X/O			D137_D138 Mode I CH-C1:

Design Change List

Number	Title	Set	Old Part		New Part		Index No.		Q'ty	Interchg		Reason	Cut-in S/N
			P/N	Name	P/N	Name	Group	ID		Indiv.	Set		
201407-18	1407 Modification	A	D1364914	GUIDE PLATE:SWIVEL:RECEIVING SUB-UNIT:UPPER:SUB-ASS'Y	D1364910	GUIDE PLATE:SWIVEL:RECEIVING SUB-UNIT:UPPER:SUB-ASS'Y	U017	112	1	X/X	X/O		D137_D138 Model CH-C1:
201407-19	1407 Modification	A	D1382783	SIDE FENCE:FRONT			U006_S003_S002	131	1	X/X	X/O		D137_D138 Model CH-C1:
201407-21	1407 Modification	A			07200040	RETAINING RING - M4	U017	129	1	X/O	X/O		D137_D138 Model CH-C1:
					07200040	RETAINING RING - M4	U017	129	1	X/O			
201407-22	1407 Modification	-	D1365222	HARNESS:ELECTRIC POTENTIAL SENSOR:MY:CONNECTING	D1365238	(-27/-29):HARNESS:ELECTRIC POTENTIAL SENSOR:MY:CONNECTING:EU	J2(3/5)		1	X/O			D137_D138 Model CH-C1:
201406-02	1406 Modification	-			D1361549	STAY:DRUM STAY:FRONT RIGHT	U021	102	1				D137_D138 Model CH-C1:
201406-03	1406 Modification	-			D1362252	SUPPORTER:PCU:RIGHT	U009	91	1				D137_D138 Model CH-C1:
201406-04	1406 Modification	-			D1362256	SUPPORTER:PCU	U009	92	3				D137_D138 Model CH-C1:
201406-05	1406 Modification	-			D1362266	HOLDER:ELECTRIC POTENTIAL SENSOR	U009	93	4				D137_D138 Model CH-C1:
201406-06	1406 Modification	-			D1363103	TONER CATCHPAN:DEVELOPMENT	U009_S001	94	1				D137_D138 Model CH-C1:
							U009_S004	94	1				
							U009_S007	94	1				
							U009_S010	94	1				
201406-11	1406 Modification	-	D1387261	HINGE:OPERATION PANEL:ASS'Y			U002_S001	23	1				D137_D138 Model CH-C1:

Design Change List

Number	Title	Set	Old Part		New Part		Index No.		Q'ty	Interchg		Reason	Cut-in S/N
			P/N	Name	P/N	Name	Group	ID		Indiv.	Set		
201406-12	1406 Modification	-	D1387262	GUIDE PLATE:OPERATION PANEL:ASS'Y			U002_S001	24	1				D137_D138 Model CH-C1:
0001-201311-50	201311 Modification	-	AA061135	TENSION SPRING:REGISTRATION:DRIVEN:1N	AA061141	TENSION SPRING:REGISTRATION:DRIVEN:1N	U006_S002_S001	26	2	X/X	X/O	Set 0001	D137_D138 Model CH-C1:
0001-201311-51	201311 Modification	-	AA061131	TENSION SPRING:REGISTRATION:DRIVEN:16N	AA061140	TENSION SPRING:REGISTRATION:DRIVEN:16N				X/X	X/O	Set 0001	D137_D138 Model CH-C1:
0001-201311-52	201311 Modification	-	D1362613	COLLAR:REGISTRATION:DRIVEN:INNER	D1362619	COLLAR:REGISTRATION:DRIVEN:INNER	U006_S002_S001	74	2	X/X	X/O	Set 0001	D137_D138 Model CH-C1:
0002-201309-04	201309 Modification	-	D1362603	REGISTRATION ROLLER:DRIVEN	D1362608	REGISTRATION ROLLER:DRIVEN	U006_S002_S001	70	1	X/X	X/O	Set 0002	D137_D138 Model CH-C1:
0002-201309-05	201309 Modification	-	D1362591	GUIDE PLATE:REGISTRATION:UPPER:ASS'Y	D1362582	GUIDE PLATE:REGISTRATION:UPPER:ASS'Y				X/O	X/O	Set 0002	D137_D138 Model CH-C1:
0002-201309-06	201309 Modification	-			H5192415	WASHER:MM7.2	U006_S002_S001	120	2		X/O		D137_D138 Model CH-C1:
0003-201312-06	201312 Modification	-			03530040N	SCREW - M3X4	U020	1	1		O/O	Set 0003 RTBNo. RD135137/RD137176	D137_D138 Model CH-C1:
					03530040N	SCREW - M3X4	U020	1	1				
0003-201312-07	201312 Modification	-	D1366876	HEAT PIPE:ASS'Y	D1366892	HEAT PIPE:ASS'Y	U020	60	1	X/O	O/O	Set 0003 RTBNo. RD135137/RD137176	D137_D138 Model CH-C1:
0003-201312-08	201312 Modification	-			D1366466	BRACKET:GUARD:BELT CLEANING	U020	45	1		O/O	Set 0003 RTBNo. RD135137/RD137176	D137_D138 Model CH-C1:
0005-201312-06	201312 Modification	-	D1364825	TENSION SPRING:DRIVEN:REVE	D1364846	TENSION SPRING:DRIVEN:REVE	U017_S004	110	4	X/X	X/O	Set 0005 RTBNo. RD13713	D137_D138 Model CH-C1:

Design Change List

Number	Title	Set	Old Part		New Part		Index No.		Q'ty	Interchg		Reason	Cut-in S/N
			P/N	Name	P/N	Name	Group	ID		Indiv.	Set		
		-		RSE:DUPLEX:OUTER		RSE:DUPLEX:OUTER						2	
0005-201312-07	201312 Modification	-	D1364837	TENSION SPRING:DRIVEN:REVERSE:DUPLEX:MIDDLE	D1364841	TENSION SPRING:DRIVEN:REVERSE:DUPLEX:MIDDLE	U017_S004	109	2	X/X	X/O	Set 0005 RTBNo. RD13713 2	D137_D138 Model CH-C1:
0005-201312-08	201312 Modification	-	D1364826	HOLDER:PRESSURE:RADIAL BALL BEARING:REVERSE	D1364838	HOLDER:PRESSURE:RADIAL BALL BEARING:REVERSE	U017_S004	108	6	X/O	X/O	Set 0005 RTBNo. RD13713 2	D137_D138 Model CH-C1:
0005-201312-12	201312 Modification	-	AF020795	TRANSPORT ROLLER:DRIVE:REVERSE:ASS'Y	AF020797	TRANSPORT ROLLER:DRIVE:REVERSE:ASS'Y	U017_S004	32	1	X/X	X/O	Set 0005 RTBNo. RD13713 2	D137_D138 Model CH-C1:
0006-201311-53	201311 Modification	-	AA140945	SHAFT:LOCK:PULL OUT	AA140946	SHAFT:LOCK:PULL OUT	U021	37	1	X/X	X/O	Set 0006	D137_D138 Model CH-C1:
0006-201311-54	201311 Modification	-	D1361583	FEELER:PULL OUT:LOCK	D1351583	FEELER:PULL OUT:LOCK	U021	52	1	X/X	X/O	Set 0006	D137_D138 Model CH-C1:
0007-201311-13	201311 Modification	-	D1357194	SHEET:TRANSPORT:DUPLEX:MIDDLE:NO.5	D1364867	SHEET:TRANSPORT:DUPLEX:MIDDLE:NO.5	U017_S002	50	1	X/O	X/O	Set 0007	D137_D138 Model CH-C1:
0007-201311-14	201311 Modification	-	D1357193	SHEET:TRANSPORT:DUPLEX:MIDDLE:NO.4	D1364866	SHEET:TRANSPORT:DUPLEX:MIDDLE:NO.4	U017_S002	49	1	X/O	X/O	Set 0007	D137_D138 Model CH-C1:
0007-201311-15	201311 Modification	-	D1357192	SHEET:TRANSPORT:DUPLEX:MIDDLE:NO.3	D1364865	SHEET:TRANSPORT:DUPLEX:MIDDLE:NO.3	U017_S002	48	1	X/O	X/O	Set 0007	D137_D138 Model CH-C1:
0007-201311-16	201311 Modification	-	D1357191	SHEET:TRANSPORT:DUPLEX:MIDDLE:NO.2	D1364864	SHEET:TRANSPORT:DUPLEX:MIDDLE:NO.2	U017_S002	47	2	X/O	X/O	Set 0007	D137_D138 Model CH-C1:
0007-201311	201311 Modification	-	D1357190	SHEET:TRANSP	D1364863	SHEET:TRANSP	U017_S002	46	2	X/O	X/O	Set 0007	D137_D138 Mode

Design Change List

Number	Title	Set	Old Part		New Part		Index No.		Q'ty	Interchg		Reason	Cut-in S/N
			P/N	Name	P/N	Name	Group	ID		Indiv.	Set		
1-17	on	-		ORT:DUPLEX:MI DDLE:NO.1		ORT:DUPLEX:MI DDLE:NO.1							I CH-C1:
0007-20131 1-18	201311 Modificati on	-	D1357188	SHEET:TRANSP ORT:DUPLEX:EX IT:REAR MIDDLE	D1364862	SHEET:TRANSP ORT:DUPLEX:EX IT:REAR MIDDLE	U017_S002	45	1	X/O	X/O	Set 0007	D137_D138 Mode I CH-C1:
0007-20131 1-19	201311 Modificati on	-	D1357187	SHEET:TRANSP ORT:DUPLEX:EX IT:FRONT MIDDLE	D1364861	SHEET:TRANSP ORT:DUPLEX:EX IT:FRONT MIDDLE	U017_S002	44	1	X/O	X/O	Set 0007	D137_D138 Mode I CH-C1:
0008-20140 1-05	201401 Modificati on	-			07200040E	RETAINING RING - M4	U016_S003 _S011	12	1		X/O	Set 0008	D137_D138 Mode I CH-C1:
					07200040E	RETAINING RING - M4	U016_S003 _S011	12	1				
					07200040E	RETAINING RING - M4	U016_S003 _S011	12	1				
					07200040E	RETAINING RING - M4	U016_S003 _S011	12	1				
0008-20140 1-06	201401 Modificati on	-	AF040071	ROLLER:EXIT:EX IT	AF040076	ROLLER:EXIT:EX IT	U016_S003 _S011	59	1	X/X	X/O	Set 0008	D137_D138 Mode I CH-C1:
0008-20140 1-07	201401 Modificati on	-	D1367190	SHAFT:EXIT:EXI T:ASS'Y	D1357115	SHAFT:EXIT:EXI T:ASS'Y	U016_S003 _S011_S00 1	77	1	X/X	X/O	Set 0008	D137_D138 Mode I CH-C1:
0008-20140 1-08	201401 Modificati on	-	D1357146	SHEET:TRANSP ORT:REVERSE:EX IT	D1364874	SHEET:TRANSP ORT:REVERSE:EX IT	U016_S003 _S007	131	1	X/X	X/O	Set 0008 RTBNo. RD13513 4/RD137131 This part is includ ed in D1367052. Please replace it with D1364875, D 1364876, D13648	D137_D138 Mode I CH-C1:

Design Change List

Number	Title	Set	Old Part		New Part		Index No.		Q'ty	Interchg		Reason	Cut-in S/N
			P/N	Name	P/N	Name	Group	ID		Indiv.	Set		
												77, D1367192, AF040076, D1357115, and 07200040E	
0008-201401-09	201401 Modification	-	D1357147	SHEET:TRANSPORT:REVERSE:EXIT:REAR	D1364875	SHEET:TRANSPORT:REVERSE:EXIT:REAR	U016_S003_S007	132	1	X/X	X/O	Set 0008 RTBNo. RD135134/RD137131 This part is included in D1367052. Please replace it with D1364874, D1364876, D1364877, D1367192, AF040076, D1357115, and 07200040E	D137_D138 Model CH-C1:
0008-201401-10	201401 Modification	-	D1357148	SHEET:TRANSPORT:REVERSE:EXIT:FRONT	D1364876	SHEET:TRANSPORT:REVERSE:EXIT:FRONT	U016_S003_S007	133	1	X/X	X/O	Set 0008 RTBNo. RD135134/RD137131 This part is included in D1367052. Please replace it with D1364874, D1364875, D1364877, D1367192, AF040076, D1357115, and 07200040E	D137_D138 Model CH-C1:
0008-201401-11	201401 Modification	-	D1367102	GUIDE PLATE:EXIT:LEFT UPPER	D1364877	GUIDE PLATE:EXIT:LEFT UPPER	U016_S003_S007	117	1	X/X	X/O	Set 0008 RTBNo. RD135134/RD137131 This part is included in D1367052.	D137_D138 Model CH-C1:

Design Change List

Number	Title	Set	Old Part		New Part		Index No.		Q'ty	Interchg		Reason	Cut-in S/N
			P/N	Name	P/N	Name	Group	ID		Indiv.	Set		
												Please replace it with D1364874, D1364875, D1364876, D1367192, AF040076, D1357115, and 07200040E	
0008-201401-12	201401 Modification	-	D1367188	STOPPER:ROLLER:EXIT:EXIT	D1367192	STOPPER:ROLLER:EXIT:EXIT	U016_S003_S011	119	4	X/X	X/O	Set 0008	D137_D138 Model CH-C1:
0008-201401-13	201401 Modification	-	D1367094	GUIDE PLATE:EXIT:LEFT UPPER:ASS'Y			U016_S003_S007	113	1	X/X	X/O	Set 0008 RTBNo. RD135134/RD137131 This part includes D1364874, D1364875, D1364876 and D1364877. Please replace it only with AF040076, D1367192, D1357115 and 07200040E.	D137_D138 Model CH-C1:
0009-201401-14	201401 Modification	-	D1367183	ROLLER:REVERSE EXIT:ASS'Y	D1357112	ROLLER:REVERSE:EXIT:ASS'Y	U016_S003_S013	75	1	X/X	X/O	Set 0009	D137_D138 Model CH-C1:
0009-201401-15	201401 Modification	-	D1367110	GUIDE PLATE:EXIT:LEFT LOWER:ASS'Y	D1357117	GUIDE PLATE:EXIT:LEFT LOWER:ASS'Y	U016_S003	79	1	X/X	X/O	Set 0009 RTBNo. RD135134/RD137131 This part includes D1357118, D1357119 and D1357198. Please replace it	D137_D138 Model CH-C1:

Design Change List

Number	Title	Set	Old Part		New Part		Index No.		Q'ty	Interchg		Reason	Cut-in S/N
			P/N	Name	P/N	Name	Group	ID		Indiv.	Set		
												only with D1367053, D1367054, D1367076, D1367026, D1367082, D1367163, D1357111 and D1357114.	
0009-201401-16	201401 Modification	-	D1367113	HOLDER:DRIVEN ROLLER:REVERSE:EXIT:FRONT	D1357118	HOLDER:DRIVEN ROLLER:REVERSE:EXIT:FRONT	U016_S003_S009	80	1	X/X	X/O	Set 0009 RTBNo. RD135134/RD137131 This part is included in D1357117. Please replace it with D1367053, D1367054, D1367076, D1367026, D1367082, D1367163, D1357198, D1357119, D1357111 and D1357114	D137_D138 Mode CH-C1:
0009-201401-17	201401 Modification	-	D1367114	HOLDER:DRIVEN ROLLER:REVERSE:EXIT:REAR	D1357119	HOLDER:DRIVEN ROLLER:REVERSE:EXIT:REAR	U016_S003_S009	81	1	X/X	X/O	Set 0009 RTBNo. RD135134/RD137131 This part is included in D1357117. Please replace it with D1367053, D1367054, D1367076, D1367026, D1367082, D1367163, D1357118, D13	D137_D138 Mode CH-C1:

Design Change List

Number	Title	Set	Old Part		New Part		Index No.		Q'ty	Interchg		Reason	Cut-in S/N
			P/N	Name	P/N	Name	Group	ID		Indiv.	Set		
												57198, D1357111 and D1357114	
0009-201401-18	201401 Modification	-	D1357161	ROLLER:DRIVEN:NO.1:SHORT	D1357198	ROLLER:DRIVEN:REVERSE:EXIT	U016_S003	102	4	X/X	X/O	Set 0009 RTBNo. RD135134/RD137131 This part is included in D1357117. Please replace it with D1367053, D1367054, D1367076, D1367026, D1367082, D1367163, D1357118, D1357119, D1357111 and D1357114	D137_D138 Model CH-C1:
						U016_S003_S009	102	4					
0009-201401-19	201401 Modification	-	D1364858	SHEET:TRANSPORT:MIDDLE:UPPER:FRONT REAR	D1364871	SHEET:TRANSPORT:MIDDLE:UPPER:FRONT REAR	U016_S003_S003	128	2	X/X	X/O	Set 0009 RTBNo. RD135134/RD137131 This part is included in D1367026. Please replace it with D1367053, D1367054, D1367076, D1364872, D1364873, D1367082, D1367163, D1357117, D1357111 and D1357114	D137_D138 Model CH-C1:
0009-201401-20	201401 Modification	-	D1364859	SHEET:TRANSPORT:MIDDLE:UP	D1364872	SHEET:TRANSPORT:MIDDLE:UP	U016_S003_S003	129	2	X/X	X/O	Set 0009 RTBNo. RD135134/RD137131	D137_D138 Model CH-C1:

Design Change List

Number	Title	Set	Old Part		New Part		Index No.		Q'ty	Interchg		Reason	Cut-in S/N
			P/N	Name	P/N	Name	Group	ID		Indiv.	Set		
		-		PER:MIDDLE SIDEWAYS		PER:MIDDLE SIDEWAYS						4/RD137131 This part is included in D1367026. Please replace it with D1367053, D1367054, D1367076, D1364871, D1364873, D1367082, D1367163, D1357117, D1357111 and D1357114	
0009-201401-21	201401 Modification	-	D1364860	SHEET:TRANSPORT:MIDDLE:UPPER:MIDDLE	D1364873	SHEET:TRANSPORT:MIDDLE:UPPER:MIDDLE	U016_S003_S003	130	1	X/X	X/O	Set 0009 RTBNo. RD135134/RD137131 This part is included in D1367026. Please replace it with D1367053, D1367054, D1367076, D1364871, D1364872, D1367082, D1367163, D1357117, D1357111 and D1357114	D137_D138 Model CH-C1:
0009-201401-22	201401 Modification	-	D1367028	GUIDE PLATE:EXHIBIT:MIDDLE:ASS'Y	D1367026	GUIDE PLATE:EXHIBIT:MIDDLE:ASS'Y				X/X	X/O	Set 0009 RTBNo. RD135134/RD137131 This part includes D1364871, D1364872 and D136487	D137_D138 Model CH-C1:

Design Change List

Number	Title	Set	Old Part		New Part		Index No.		Q'ty	Interchg		Reason	Cut-in S/N
			P/N	Name	P/N	Name	Group	ID		Indiv.	Set		
												3. Please replace it only with D1367053, D1367054, D1367076, D1367082, D1367163, D1357117, D1357111 and D1357114.	
0009-201401-23	201401 Modification	-			D1367053	GUIDE PLATE:DRIVEN:MIDDLE:SHORT:REAR	U016_S003	109	1		X/O	Set 0009	D137_D138 Model CH-C1:
					D1367053	GUIDE PLATE:DRIVEN:MIDDLE:SHORT:REAR	U016_S003	109	1				
0009-201401-24	201401 Modification	-			D1367054	GUIDE PLATE:DRIVEN:MIDDLE:SHORT:FRONT	U016_S003	110	1			Set 0009	D137_D138 Model CH-C1:
					D1367054	GUIDE PLATE:DRIVEN:MIDDLE:SHORT:FRONT	U016_S003	110	1				
0009-201401-25	201401 Modification	-	D1357087	GUIDE PLATE:MIDDLE	D1367076	GUIDE PLATE:MIDDLE	U016_S001_S002	70	1	X/X	X/O	Set 0009	D137_D138 Model CH-C1:
0009-201401-26	201401 Modification	-	D1367088	GUIDE PLATE:MIDDLE:LEFT	D1367082	GUIDE PLATE:MIDDLE:LEFT	U016_S003	111	1	X/X	X/O		D137_D138 Model CH-C1:
0009-201401-27	201401 Modification	-	D1367096	SHAFT:GATE:REVERSE EXIT	D1367163	SHAFT:GATE:REVERSE EXIT	U016_S003	112	1	X/X	X/O	Set 0009	D137_D138 Model CH-C1:
0009-201401-28	201401 Modification	-	D1367181	ROLLER:EXIT:MIDDLE:ASS'Y	D1357111	ROLLER:EXIT:MIDDLE:ASS'Y	U016_S003	74	1	X/X	X/O	Set 0009	D137_D138 Model CH-C1:
0010-201401-30	201401 Modification	-			D1367077	STAY:PAPER EXIT UNIT:RIGHT LO	U016_S003	103	1		X/O	Set 0010	D137_D138 Model CH-C1:

Design Change List

Number	Title	Set	Old Part		New Part		Index No.		Q'ty	Interchg		Reason	Cut-in S/N
			P/N	Name	P/N	Name	Group	ID		Indiv.	Set		
		-				WER							
0010-201401-31	201401 Modification	-	D1367084	GUIDE PLATE:EXIT:RIGHT LOWER	D1367083	GUIDE PLATE:EXIT:RIGHT LOWER	U016_S003	104	1	X/X	X/O	Set 0010	D137_D138 Model CH-C1:
0010-201401-32	201401 Modification	-	D1367185	ROLLER:REVERSE:ENTRANCE:ASS'Y	D1357113	ROLLER:REVERSE:ENTRANCE:ASS'Y	U016_S003	76	1	X/X	X/O	Set 0010	D137_D138 Model CH-C1:
201410-01	1410 Modification	-	D1363506	COLLECTION BOTTLE:ASS'Y	D1363507	COLLECTION BOTTLE:ASS'Y	U013	51	1	O/O			D137_D138 Model CH-C1:
201410-02	1410 Modification	-	D1367026	GUIDE PLATE:EXIT:MIDDLE:ASS'Y	D1367027	GUIDE PLATE:EXIT:MIDDLE:ASS'Y	U016_S003_S003	105	1	X/O			D137_D138 Model CH-C1:
201410-03	1410 Modification	-	D1357593	(NA):TANDEM LCT:LEFT:ASS'Y	D1357599	(NA):TANDEM LCT:LEFT:NA:ASS'Y	U007_S015	161	1	X/O			D137_D138 Model CH-C1:
201410-04	1410 Modification	-	D1357592	(CHN/EU/AA):TANDEM LCT:LEFT:ASS'Y	D1357598	(CHN/EU/AA):TANDEM LCT:LEFT:EU:ASS'Y	U007_S019	160	1	X/O			D137_D138 Model CH-C1:
			D1357592	(CHN/EU/AA):TANDEM LCT:LEFT:ASS'Y	D1357598	(CHN/EU/AA):TANDEM LCT:LEFT:EU:ASS'Y	U007_S018	160	1	X/O			
			D1357592	(CHN/EU/AA):TANDEM LCT:LEFT:ASS'Y	D1357598	(CHN/EU/AA):TANDEM LCT:LEFT:EU:ASS'Y	U007_S017	160	1	X/O			
201410-05	1410 Modification	-	AA061140	TENSION SPRING:REGISTRATION:DRIVEN:16N	AA061202	TENSION SPRING:REGISTRATION:DRIVEN:10N	U006_S002_S001	25	2	X/O			D137_D138 Model CH-C1:
201410-06	1410 Modification	-	D1356681	GUIDE PLATE:SWIVEL:ASS'Y	D1356649	GUIDE PLATE:SWIVEL:ASS'Y	U007	112	1	X/O			D137_D138 Model CH-C1:
			D1356681	GUIDE PLATE:SWIVEL:ASS'Y	D1356649	GUIDE PLATE:SWIVEL:ASS'Y	U007	112	1	X/O			
			D1356681	GUIDE PLATE:SWIVEL:ASS'Y	D1356649	GUIDE PLATE:SWIVEL:ASS'Y	U007	112	1	X/O			

Design Change List

Number	Title	Set	Old Part		New Part		Index No.		Q'ty	Interchg		Reason	Cut-in S/N
			P/N	Name	P/N	Name	Group	ID		Indiv.	Set		
201410-07	1410 Modification	-			D1367448	(CHN/EU/AA):DECAL:PULL OUT:SET:CAUTION:MANY LANGUAGES	ACCESSORIES	67	1				D137_D138 Model CH-C1:
					D1367448	(CHN/EU/AA):DECAL:PULL OUT:SET:CAUTION:MANY LANGUAGES	ACCESSORIES	67	1				
					D1367448	(CHN/EU/AA):DECAL:PULL OUT:SET:CAUTION:MANY LANGUAGES	ACCESSORIES	67	1				
201410-08	1410 Modification	-			D1367446	DECAL:CAUTION:PULL OUT:SLID E RAIL:NA	ACCESSORIES	66	1				D137_D138 Model CH-C1:
201410-09	1410 Modification	A			D1356293	GROUND PLATE:TRANSFER/SEPARATION UNIT:RIGHT:S	U012_S001	39	1				D137_D138 Model CH-C1:
201410-10	1410 Modification	A			D1356292	GROUND PLATE:TRANSFER/SEPARATION UNIT:LOWER:S	U012_S001	38	1				D137_D138 Model CH-C1:
201410-11	1410 Modification	A			D1366269	CASE:POSITIONING:TRANSFER/SEPARATION UNIT:REAR:ASS'Y	U012_S001	40	1				D137_D138 Model CH-C1:
201410-12	1410 Modification	A			D1366272	CASE:POSITIONING:TRANSFER/SEPARATION UNI	U012_S001	41	1				D137_D138 Model CH-C1:

Design Change List

Number	Title	Set	Old Part		New Part		Index No.		Q'ty	Interchg		Reason	Cut-in S/N
			P/N	Name	P/N	Name	Group	ID		Indiv.	Set		
						T:REAR							
201410-13	1410 Modification	-	AZ240254	POWER SUPPLY UNIT:ECO:200V	AZ240259	POWER SUPPLY UNIT:ECO:200V:456.4W	U019	37	1	X/O			D137_D138 Model CH-C1:
201410-15	1410 Modification	-	D1367397	PCB:LCDC:AR2FT:ASS'Y	D1367385	PCB:AR2FT:CH1-C1_OFF:NAAA:ASS'Y	U002_S002	13	1	X/O			D137_D138 Model CH-C1:
			D1367397	PCB:LCDC:AR2FT:ASS'Y	D1367385	PCB:AR2FT:CH1-C1_OFF:NAAA:ASS'Y	U002_S003	13	1	X/O			
201410-16	1410 Modification	-	D1382820	COVER:MANUAL FEED	D1382861	COVER:MANUAL FEED	U006_S003	151	1	X/O			D137_D138 Model CH-C1:
201410-17	1410 Modification	-			D1359516	DRAWER UNIT HOLDER	SPECIAL TOOLS	12	1				D137_D138 Model CH-C1:
201410-18	1410 Modification	-	D1357016	HEAT PIPE:PAPER EXIT SUB-UNIT:ASS'Y			U016	67	1				D137_D138 Model CH-C1:
201411-02	1411 Modification	-	D1367578	COVER:PAPER:SET SENSOR:TANDEM TRAY	D1366798	COVER:PAPER:SET SENSOR:TANDEM TRAY	U007_S015	225	1	X/O			D137_D138 Model CH-C1:
							U007_S017	225	1				
							U007_S018	225	1				
							U007_S019	225	1				
201411-03	1411 Modification	-	AA070089	SLIDE RAIL:PULL OUT	AA070093	SLIDE RAIL:PULL OUT	U021	33	2	X/O			D137_D138 Model CH-C1:
201411-04	1411 Modification	-	D1362582	GUIDE PLATE:REGISTRATION:UPPER:ASS'Y	D1362542	GUIDE PLATE:REGISTRATION:UPPER:ASS'Y	U006_S002_S001	67	1	X/O			D137_D138 Model CH-C1:
201411-06	1411 Modification	-	M0263343	TORSION SPRING:STOPPER:RIGHT	D1363381	TORSION SPRING:STOPPER:RIGHT	U008_S001_S005	101	1	X/O			D137_D138 Model CH-C1:
							U008_S001_S006	101	1				

Design Change List

Number	Title	Set	Old Part		New Part		Index No.		Q'ty	Interchg		Reason	Cut-in S/N
			P/N	Name	P/N	Name	Group	ID		Indiv.	Set		
		-					U008_S001_S007	101	1				
		-					U008_S001_S008	101	1				
201411-09	1411 Modification	-			D1366656	GUIDE:COUPLING:RELEASE:TANDEM TRAY	U007	296	1	O/O			D137_D138 Model CH-C1:
201411-10	1411 Modification	-			D0391258	CLEANING FELT:SHIELD GLASS	U001_S003	102	1				D137_D138 Model CH-C1:
201411-11	1411 Modification	-	D1382858	MANUAL FEED UNIT:250:ASS'Y	D1382860	MANUAL FEED UNIT:250:ASS'Y	U006	182	1	X/O			D137_D138 Model CH-C1:
201411-14	1411 Modification	-			D0749548	DG CLEANER 5PCS/SET	SPECIAL TOOLS	13	1				D137_D138 Model CH-C1:
201411-17	1411 Modification	-			D1382866	BRUSH:SIDE FENCE:FRONT:250	U006_S003_S002	184	1	X/O			D137_D138 Model CH-C1:
201501-01	1501 Modification	-	AA071021	SLIDE RAIL:LARGE CAPACITY TRAY:MIDDLE:ASS'Y	AA071025	SLIDE RAIL:LARGE CAPACITY TRAY:MIDDLE:ASS'Y	U007	53	1	X/O			D137_D138 Model CH-C1:
201501-02	1501 Modification	-	D1361468	COVER:RIGHT MIDDLE:UPPER	D1351436	COVER:RIGHT MIDDLE:UPPER	U001	53	1	X/O			D137_D138 Model CH-C1:
201501-04	1501 Modification	-	D1361470	COVER:RIGHT MIDDLE:REAR	D1351437	COVER:RIGHT MIDDLE:REAR	U001	55	1	X/O			D137_D138 Model CH-C1:
201501-05	1501 Modification	-	D1351440	COVER:REAR MIDDLE	D1351433	COVER:REAR MIDDLE	U001	23	1	X/O			D137_D138 Model CH-C1:
201501-06	1501 Modification	-	D1351471	INNER COVER:FRONT LOWER	D1371471	INNER COVER:FRONT LOWER	U001	37	1	X/O			D137_D138 Model CH-C1:
201501-08	1501 Modification	-			D1363682	SEAL:COVER:SHUTTER:COLLECTION BOTTLE	U013_S005	52	1				D137_D138 Model CH-C1:

Design Change List

Number	Title	Set	Old Part		New Part		Index No.		Q'ty	Interchg		Reason	Cut-in S/N
			P/N	Name	P/N	Name	Group	ID		Indiv.	Set		
201501-11	1501 Modification	B			D1366276	LEVER:PRESSURE:REAR:ASS'Y	U012_S001	43	1				D137_D138 Model CH-C1:
201501-12	1501 Modification	B			D1366275	LEVER:PRESSURE:FRONT:ASS'Y	U012_S001	42	1				D137_D138 Model CH-C1:
201501-13	1501 Modification	-	D1365797	(C5100S):PCB:CTL:ASS'Y	D1365756	(C5100S):SERVICE PARTS:PCB:CTL:CH-C1A_EXP:ASS'Y	U019	60	1	X/O			D137_D138 Model CH-C1:
201501-14	1501 Modification	-	D1365798	(C5110S):PCB:CTL:D136/D138:ASS'Y	D1365757	(C5110S):SERVICE PARTS:PCB:CTL:CH-C1B_EXP:ASS'Y	U019	61	1	X/O			D137_D138 Model CH-C1:
201501-15	1501 Modification	-	D1377444	(CHN):(C5100S):DECAL:ENERGY_LABEL	D1377449	(CHN):(C5100S):DECAL:CHINA_ENERGY_LABEL	ACCESSORIES	29	1	X/X			D137_D138 Model CH-C1:
201510-01	1510 Modification	-	D1383024	TONER SUPPLY UNIT:MAIN:ASS'Y	D1383025	TONER SUPPLY UNIT:MAIN:ASS'Y	U008_S001	94	1	X/O			D137_D138 Model CH-C1:
201510-02	1510 Modification	-	D7747000	ADF:ASS'Y	D7747001	ADF:ASS'Y	U003_S001	233	1	O/O			D137_D138 Model CH-C1:
201510-03	1510 Modification	-			D1357559	SPACER:TANDEM TRAY:RIGHT	U007_S016	302	1				D137_D138 Model CH-C1:
					D1357559	SPACER:TANDEM TRAY:RIGHT	U007_S020	302	1				
					D1357559	SPACER:TANDEM TRAY:RIGHT	U007_S021	302	1				
					D1357559	SPACER:TANDEM TRAY:RIGHT	U007_S022	302	1				
201510-04	1510 Modification	-			D6832913	SHEET:SENSOR:SEPARATION	U003_S001	238	1				D137_D138 Model CH-C1:
					D6832913	SHEET:SENSOR:	U003_S001	238	1				

Design Change List

Number	Title	Set	Old Part		New Part		Index No.		Q'ty	Interchg		Reason	Cut-in S/N
			P/N	Name	P/N	Name	Group	ID		Indiv.	Set		
		-				SEPARATION							
201510-05	1510 Modification	-	D0392567	TENSION SPRING:GRIP:LEFT	D1752854	TENSION SPRING:GRIP:LEFT	U007_S013	92	1	O/O			D137_D138 Model CH-C1:
							U007_S014	92	1				
201511-01	1511 Modification	-	D1357558	(NA):TANDEM LEFT:RIGHT:NA:ASS'Y	D1357563	(NA):TANDEM LEFT:RIGHT:ASS'Y	U007_S016	303	1	O/O			D137_D138 Model CH-C1:
201511-02	1511 Modification	-			D1364218	SUPPORTING PLATE:SIDE PLATE:HOT ROLLER:REAR	U015	272	1				D137_D138 Model CH-C1:
							U015_S006	272	1				
							U015_S007	272	1				
							U015_S007_S002	272	1				
201511-03	1511 Modification	-			D1364219	SUPPORTING PLATE:SIDE PLATE:HOT ROLLER:FRONT	U015	273	1				D137_D138 Model CH-C1:
							U015_S006	273	1				
							U015_S007	273	1				
							U015_S007_S002	273	1				

