

MP CW2201 SP
(D262)
Parts Catalog

Parts change information sample


 **Add**

 **Update**


 **Delete**

Model	Product Code	PC Style
MP CW2201SP	D262	3D
MP CW2201 B Unit	D3CY	3D
Roll Unit RU6550	D3CR	3D
File Format Converter Type M23	D3CX	Traditional
IEEE 802.11a/g/n Interface Unit Type M19	D3BR	Traditional
OCR Unit Type M13	D3AC	Traditional
DataOverwriteSecurity Unit Type M19	D3BS	Traditional
NFC Card Reader Type M23	D3DG	Traditional
Smart Operation Panel	D262	Traditional

Unit All




U001
EXTERIOR




U002
OPERATION



U003
SCANNER




U004
CARRIAGE




U005
MAINTENANCE RECOVERY




U006
PAPER FEED



U007
DEVELOPER SUPPLY



U008
WASTE FLUID



U009
PAPER TRANSPORT



U010
STACK




U011
PAPER EXIT



U012
ABSORB


Unit All




U013
EJECTION SENSOR



U014
ELECTRICAL



U015
MAIN FRAME


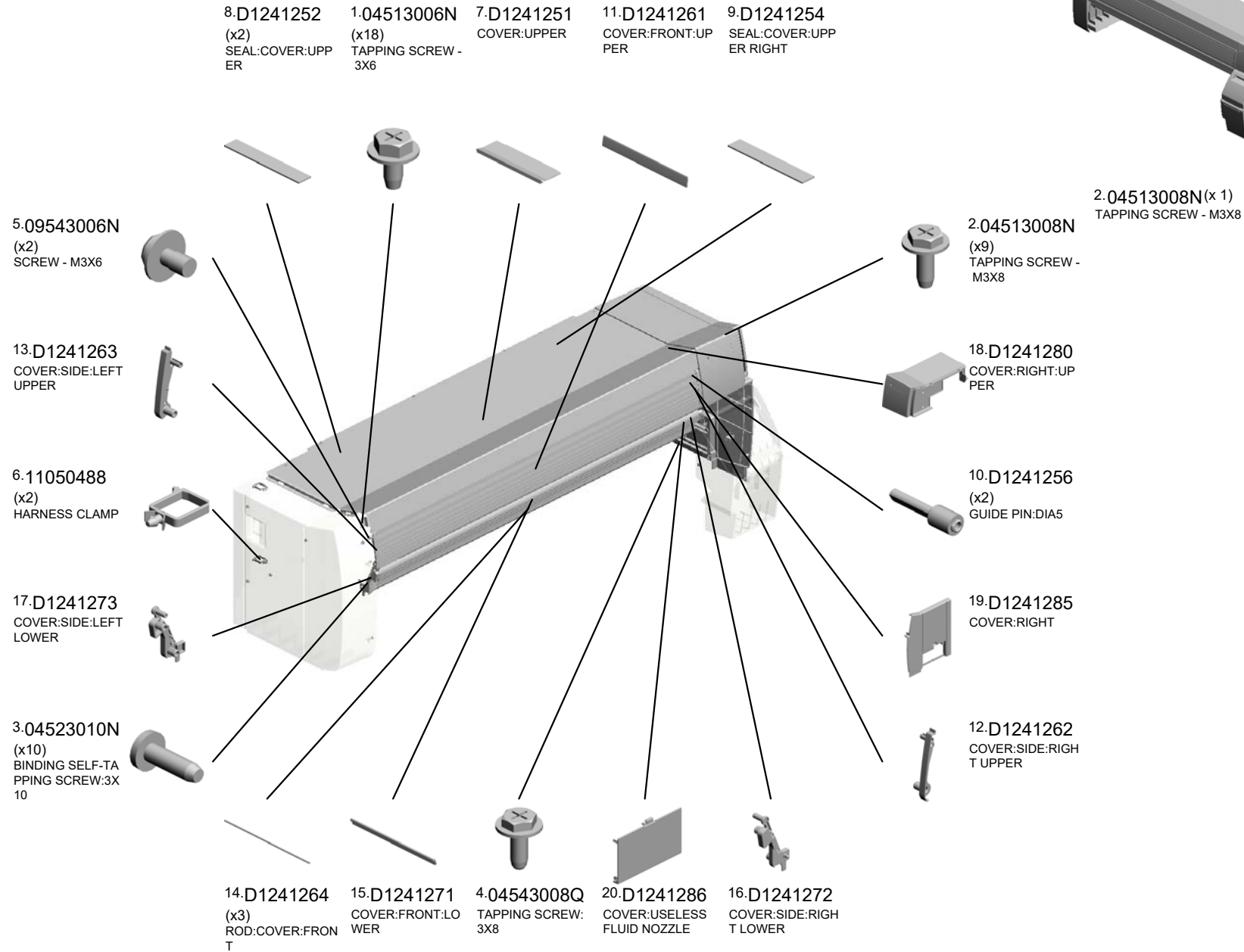


U016
MP CW2201 SP B Unit



U017
ACCESSORIES


U001 EXTERIOR



U001	U002	U003	U004	U005	U006	U007	U008	U009	U010	U011	U012	U013	U014	U015	U016	U017
------	------	------	------	------	------	------	------	------	------	------	------	------	------	------	------	------

U001
EXTERIOR

27.D2621315 SUPPORTER:LEFT
 23.D1241300 COVER:RIGHT:REAR
 26.D2621310 SUPPORTER:RIGHT



24.D1241305 COVER:LEFT:REAR



21.D1241290 COVER:LEFT



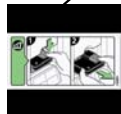
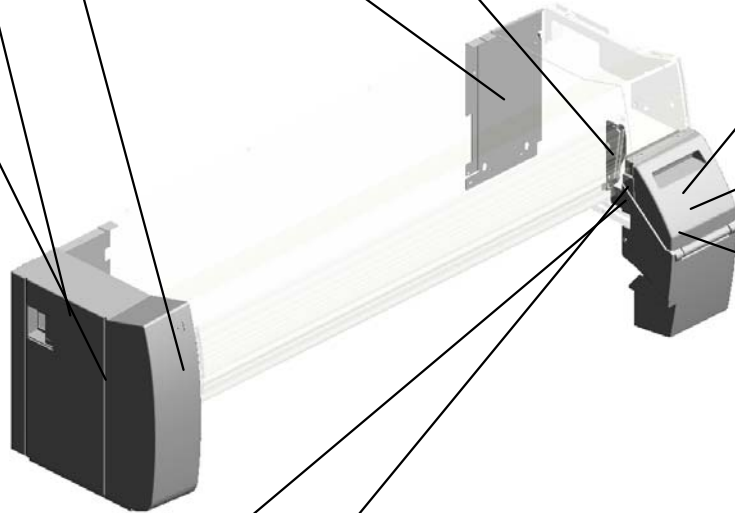
22.D1241296 COVER:INK CART RIDGE:OPEN AND CLOSE



29.D2623075 SHEET:COVER:CARTRIDGE



28.D2621323 COVER:INK CART RIDGE



25.D1246580 DECAL:USED INK



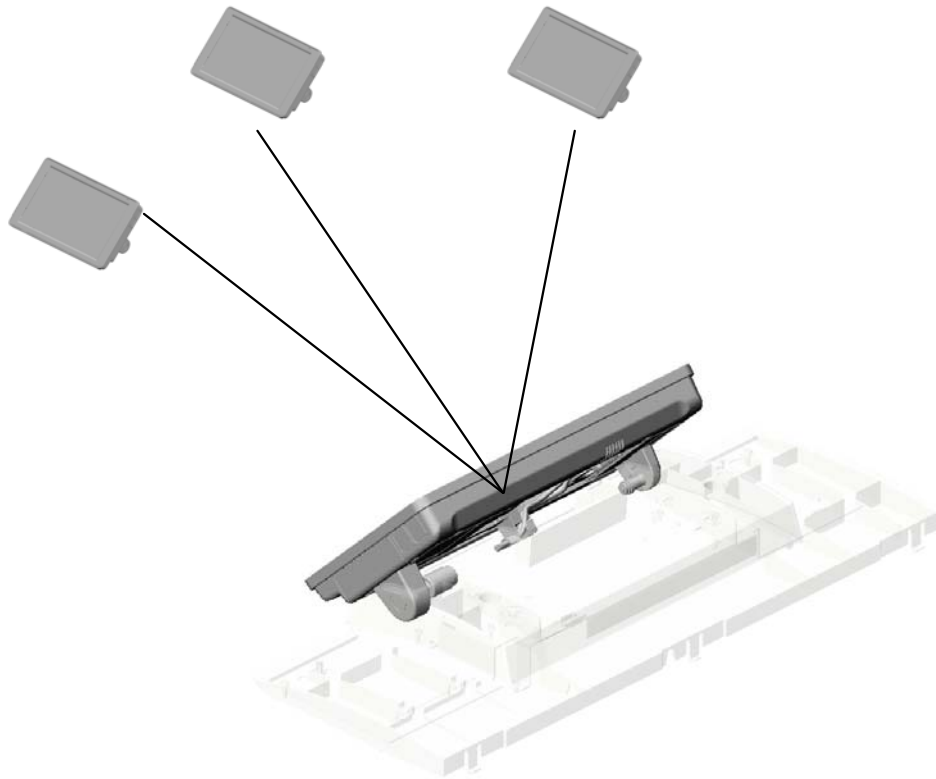
30.G0205626 (x2) PUSH SWITCH

U002.OPERATION

U002_S002
D2631515
(EU/NA):OPERATION SUB-U
NIT:ASS'Y

U002_S001
D2631515
(EU/NA):OPERATION SUB-U
NIT:ASS'Y

U002_S003
D2631516
(CHN):OPERATION SUB-UNI
T:ASS'Y



U001	U002	U003	U004	U005	U006	U007	U008	U009	U010	U011	U012	U013	U014	U015	U016	U017
------	-------------	------	------	------	------	------	------	------	------	------	------	------	------	------	------	------

U002 OPERATION

7:D2621523 SUPPORTING PLATE:INSTALL:OPERATION SUB-UNIT
 11:D2621653 DECAL:BLANK:FAX
 8:D2621525 HOLDER:HINGE:OPERATION SUB-UNIT



10:D2621528 COVER:BRACKET:OPERATION SUB-UNIT:FRONT

2:04513006N (x9) TAPPING SCREW - 3X6



1:04503010N (x2) TAPPING SCREW - M3X10

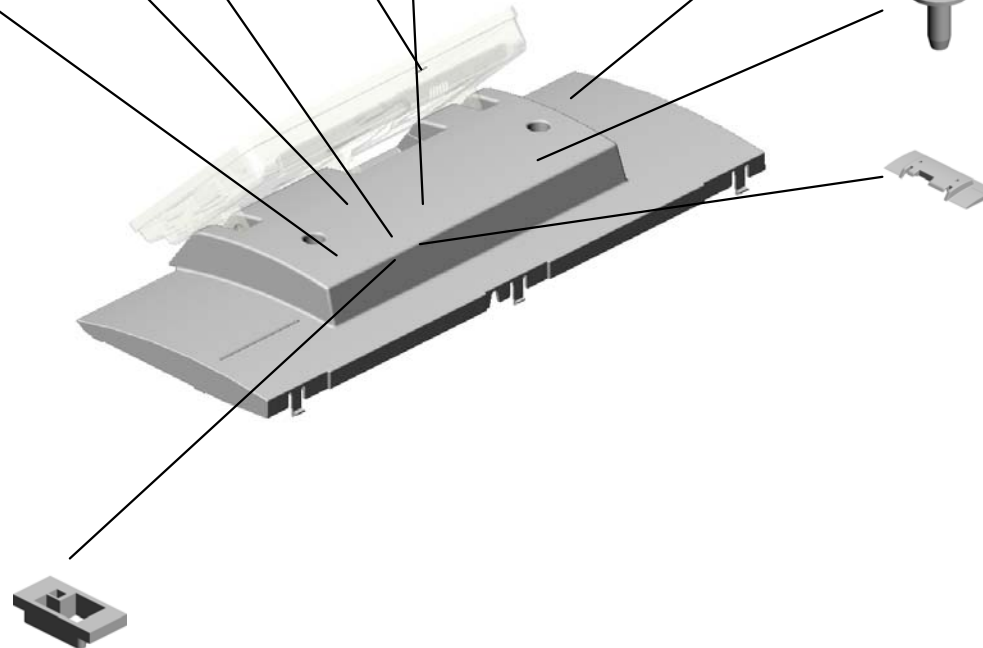
5:11050774 CLAMP:KS-15 BK

6:16072247 (x2) (EU/NA):FERRITE CORE:K3 NF-55(N) BK0

3:04513008N (x4) TAPPING SCREW - M3X8

9:D2621526 COVER:BRACKET:OPERATION SUB-UNIT:REAR

4:11050768 CLAMP:LES-0912



U001	U002	U003	U004	U005	U006	U007	U008	U009	U010	U011	U012	U013	U014	U015	U016	U017
------	-------------	------	------	------	------	------	------	------	------	------	------	------	------	------	------	------

U002_S001
(EU/NA):OPERATION SUB-UNIT:ASS'Y



15.D2631515
[A]
(EU/NA):OPERATIO
N SUB-UNIT:ASS'Y
201712-01 O/O

See 2D parts catalog
for the components of
the Smart Operation
Panel.

17.note

See 2D parts catalog
for the components of
the Smart Operation
Panel.



D2631535
[A]
(EU/NA):OPERATIO
N SUB-UNIT:ASS'Y
201712-01 O/O

U001	U002	U003	U004	U005	U006	U007	U008	U009	U010	U011	U012	U013	U014	U015	U016	U017
------	------	------	------	------	------	------	------	------	------	------	------	------	------	------	------	------

U002_S002
(EU/NA):OPERATION SUB-UNIT:ASS'Y




15.D2631515
[A]
(EU/NA):OPERATIO
N SUB-UNIT:ASS'Y
201712-01 O/O

See 2D parts catalog
for the components of
the Smart Operation
Panel.

17.note

See 2D parts catalog
for the components of
the Smart Operation
Panel.



D2631535
[A]
(EU/NA):OPERATIO
N SUB-UNIT:ASS'Y
201712-01 O/O

U001	U002	U003	U004	U005	U006	U007	U008	U009	U010	U011	U012	U013	U014	U015	U016	U017
------	------	------	------	------	------	------	------	------	------	------	------	------	------	------	------	------

U002_S003
(CHN):OPERATION SUB-UNIT:ASS'Y



16.D2631516
[A]
(CHN):OPERATION
SUB-UNIT:ASS'Y
201712-02 O/O

See 2D parts catalog
for the components of
the Smart Operation
Panel.

17.note

See 2D parts catalog
for the components of
the Smart Operation
Panel.




D2631412
[A]
(CHN):OPERATION
PANEL:ASS'Y
201712-02 O/O

U001	U002	U003	U004	U005	U006	U007	U008	U009	U010	U011	U012	U013	U014	U015	U016	U017
------	------	------	------	------	------	------	------	------	------	------	------	------	------	------	------	------

U003.SCANNER

U003 S001
D2621701
CONTACT IMAGE SENSOR:SERV
VICE:ASS'Y



U001	U002	U003	U004	U005	U006	U007	U008	U009	U010	U011	U012	U013	U014	U015	U016	U017
------	------	------	------	------	------	------	------	------	------	------	------	------	------	------	------	------

U003 SCANNER

11.07200030E (x8) RETAINING RING - M3
 13.08025296 (x3) TAPPING SCREW - M3X8
 22.11050724 (x4) CLAMPS:WES-1210
 5.04513025N (x2) TAPPING SCREW: M3X25
 7.04543006Q (x70) TAPPING SCREW - M3X6



1.04503008N (x3) TAPPING SCREW - M3X8



3.04504010N TAPPING SCREW: M4X10



2.04504008N (x4) TAPPING SCREW - M4X8



9.07030030N (x2) SPRING WASHER: DIA3



16.11050488 HARNESS CLAMP



20.11050679 (x2) CLAMP:E0806A



8.04543008Q (x2) TAPPING SCREW: 3X8



19.11050516 (x21) CLAMP



15.11050192 (x3) LOCKING SUPPORT



21.11050723 CLAMPS:WES-0507



10.07200020E (x4) RETAINING RING - M2



4.04504016N (x2) TAPPING SCREW - M4X16



12.07200100E (x4) RETAINING RING - M10



14.08050089 (x2) RETAINING RING - M4



17.11050490 (x2) HARNESS CLAMP - IWS-2218



18.11050511 (x18) HARNESS CLAMP - LWS-0306ZC



19.11050516 CLAMP



21.11050723 CLAMPS:WES-0507



25.11050774 CLAMP:KS-15 BK

1.04503008N (x 4) TAPPING SCREW - M3X8

6.04514008N (x 1) TAPPING SCREW:4X8

8.04543008Q (x 8) TAPPING SCREW:3X8

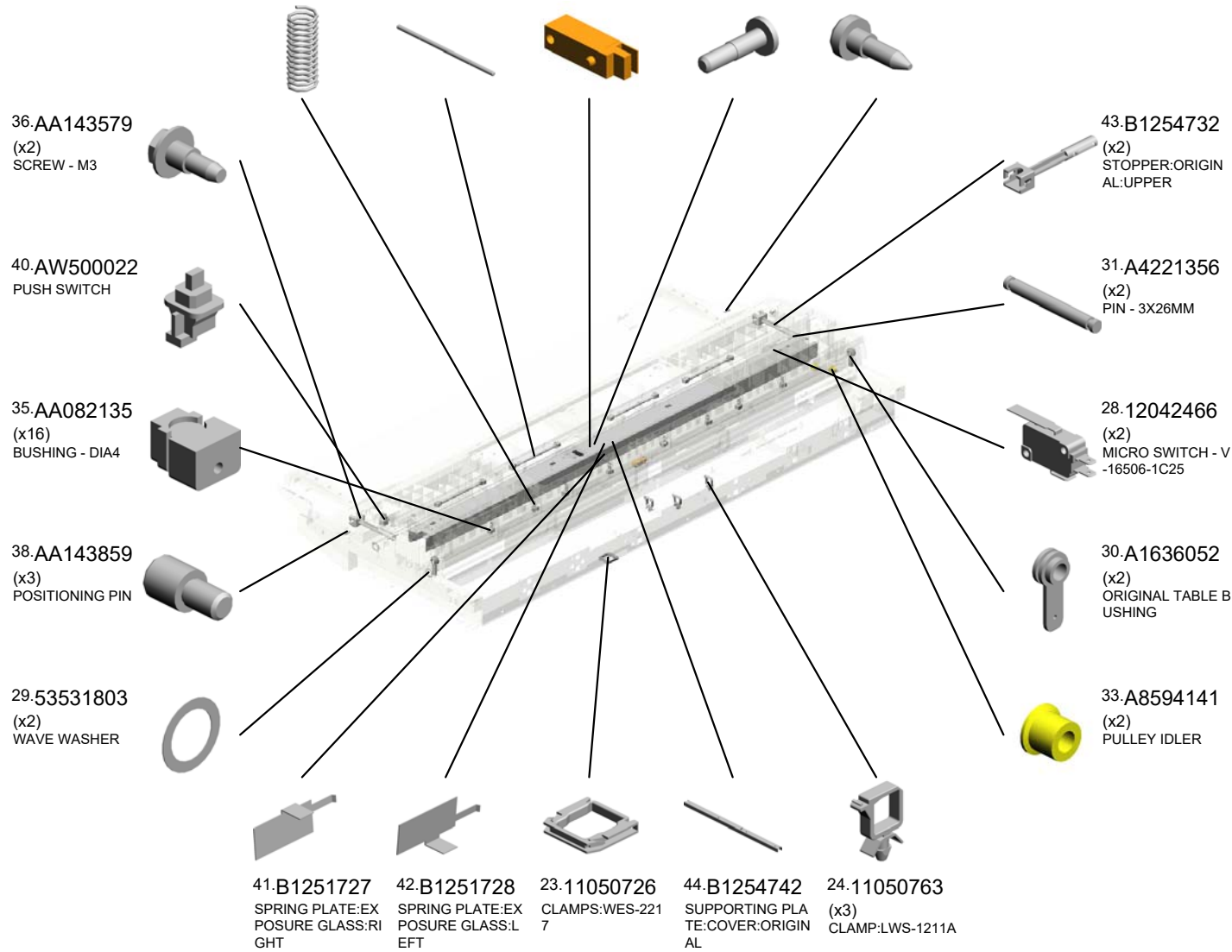

10.07200020E (x 4) RETAINING RING - M2

26.11060911 (x 1) BUSHING:SB-1909

27.11060923 (x 2) BUSHING:JKR-100

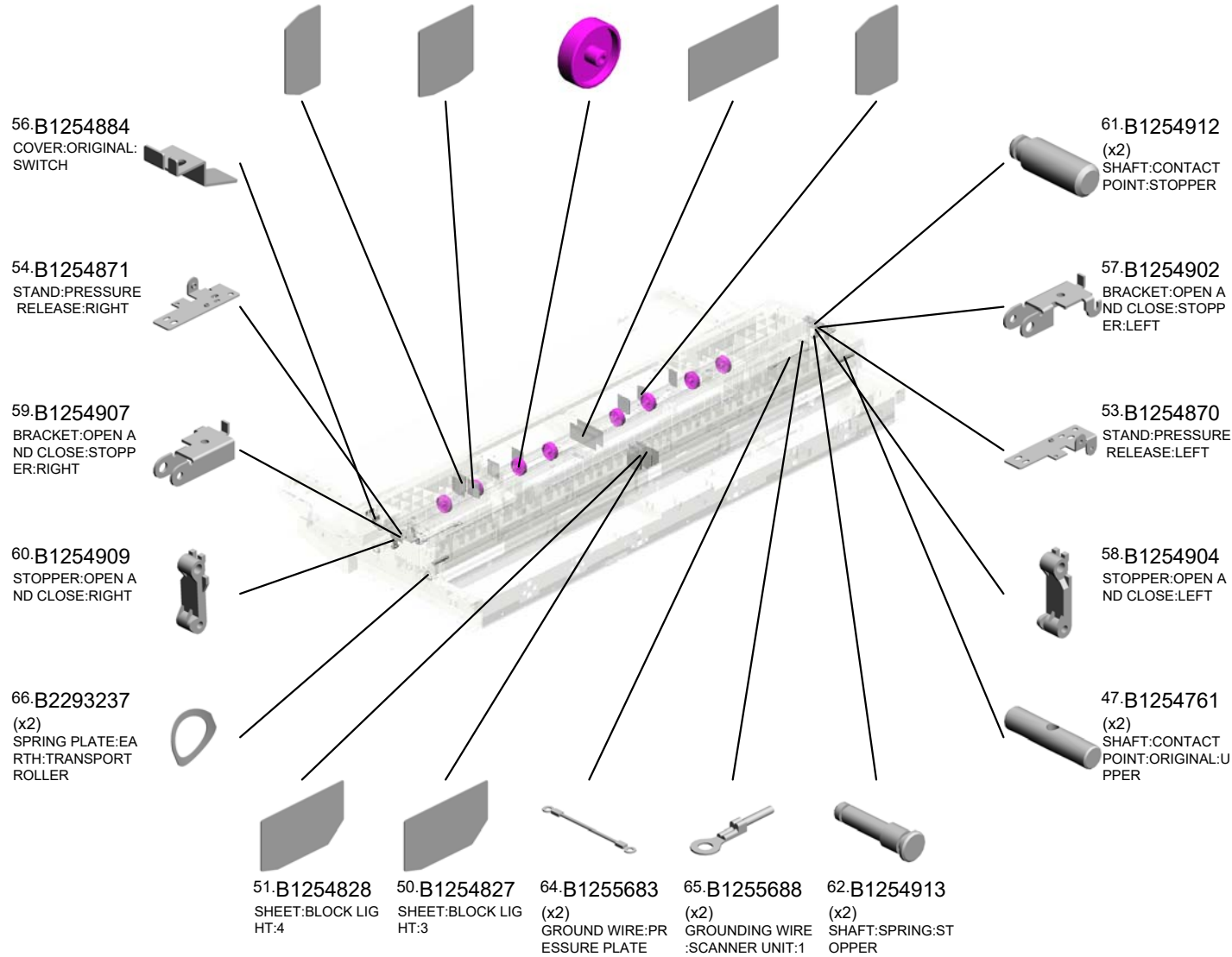
U003 SCANNER

- 34.AA063416 (x8) SPRING - 3.4N
- 45.B1254751 (x4) SHAFT:DRIVEN
- 39.AW010109 (x2) PHOTO REFLECTIO
N SENSOR:PS117E
D1
- 32.A5663850 (x2) SENSOR SCREW
- 37.AA143788 PIN:GUIDE PLATE:
PAPER FEED

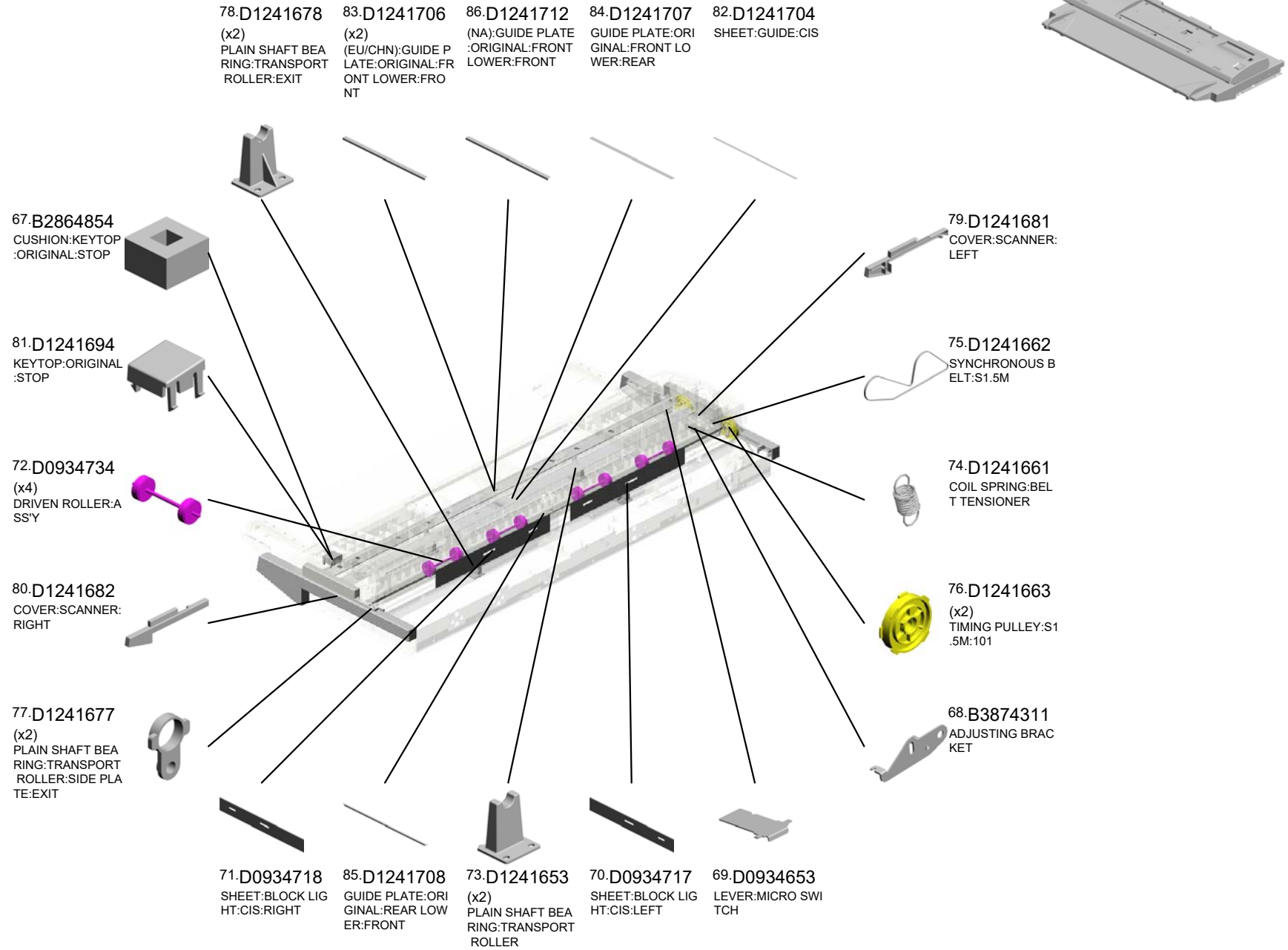


U003 SCANNER

- 48.B1254825 SHEET:BLOCK LIG
HT:1
- 55.B1254879 (x13)
SHEET:SHIELD:PA
PER SIZE SENSOR
- 46.B1254752 (x8)
ROLLER:DRIVEN
- 52.B1254829 (x2)
SHEET:BLOCK LIG
HT:5
- 49.B1254826 (x2)
SHEET:BLOCK LIG
HT:2



U003 SCANNER



U001	U002	U003	U004	U005	U006	U007	U008	U009	U010	U011	U012	U013	U014	U015	U016	U017
------	------	------	------	------	------	------	------	------	------	------	------	------	------	------	------	------

U003 SCANNER

95.D1241743 (x2) (EU/CHN):ORIGINAL TABLE
 96.D1241749 (NA):ORIGINAL TABLE:PRINTING
 91.D1241719 (x4) COIL SPRING:DRIVEN:7N
 99.D1241767 COVER:ORIGINAL:UPPER
 97.D1241764 SIDE FENCE:LEFT:ASS'Y



101.D2121626 (x4) COIL SPRING:DRIVEN:5N



98.D1241765 SIDE FENCE:RIGHT:ASS'Y



89.D1241716 (x3) GASKET:SCANNER



103.D2121733 BRACKET:PRESSURE PLATE:RIGHT



100.D1243852 (x2) PLAIN SHAFT BEARING:REGISTRATION ROLLER:SIDE PLATE



87.D1241713 EXPOSURE GLASS:CONTACT IMAGE SENSOR

92.D1241721 TRANSPORT ROLLER:URETHANE:EXIT

94.D1241724 GUIDE PLATE:ORIGINAL:REAR LOWER:REAR

88.D1241715 COVER:SCANNER:REAR

90.D1241717 (x2) COVER:SCANNER:REAR MIDDLE

105.D2121735 (x2) TENSION SPRING:STOPPER:9.18N



102.D2121732 BRACKET:PRESSURE PLATE:LEFT



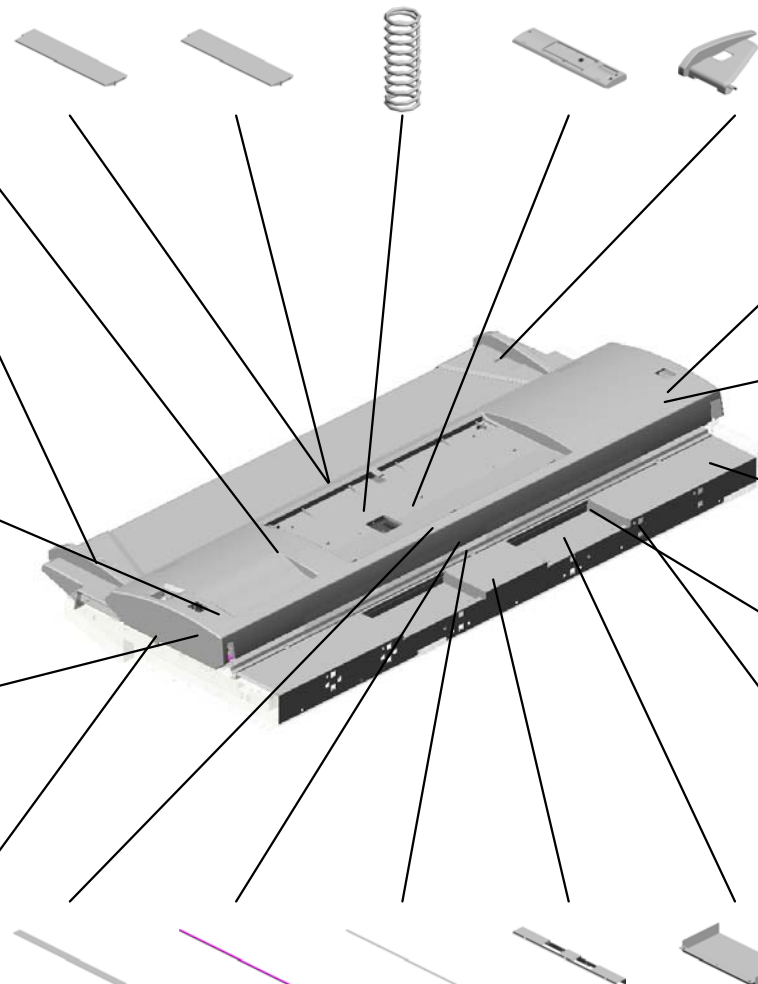
106.D2121745 DC STEPPER MOTOR:ASS'Y



107.D2121746 SHEET:SCANNER:FFC:PLATE



93.D1241722 (x2) SHIELDING PLATE:COVER:SCANNER:REAR

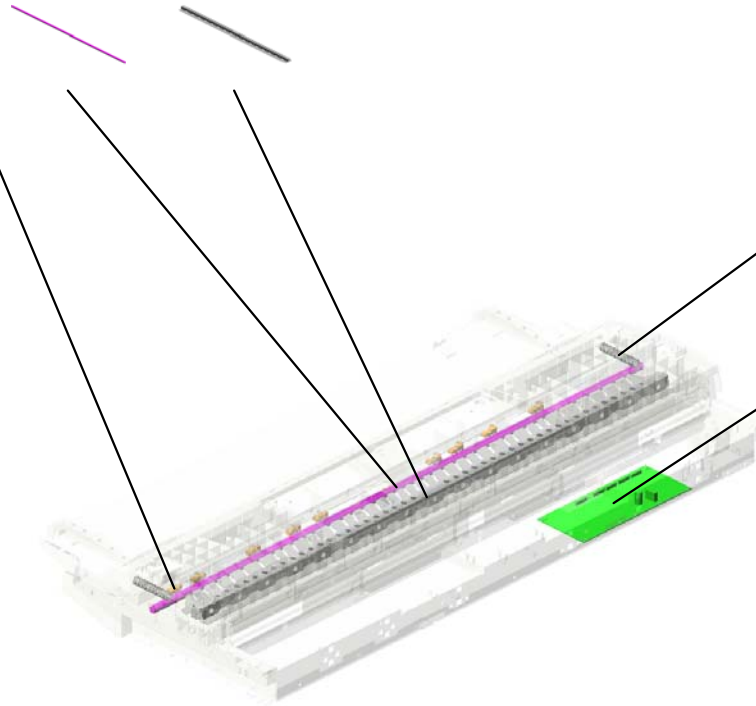


U003 SCANNER

109.D2621664 111.D2621728
 TRANSPORT ROLL PRESSURE PLATE
 ER:URETHANE :SHEET:ASSY




112.GW010007
 (x10)
 PHOTO REFLECTI
 ON SENSOR:EXIT



113.D2121736
 (x2)
 [A]
 COMPRESSION SP
 RING:STOPPER:O
 201905-01 X/O



108.D2125405
 PCB:SIB:LT



D2121734
 [A]
 COMPRESSION SP
 RING:STOPPER:O
 RIGINAL:39.8N
 201905-01 X/O



U001	U002	U003	U004	U005	U006	U007	U008	U009	U010	U011	U012	U013	U014	U015	U016	U017
------	------	------	------	------	------	------	------	------	------	------	------	------	------	------	------	------

U003_S001

CONTACT IMAGE SENSOR:SERVICE:ASS'Y

7.04543006Q 26.11060911
(x10) (x5)
TAPPING SCREW - BUSHING:SB-1909
M3X6



110.D2621701
CONTACT IMAGE
SENSOR:SERVICE:
ASS'Y



8.04543008Q
(x10)
TAPPING SCREW:
3X8



63.B1255618
(x5)
STOPPER:FPCK-12
A-BEND

U001	U002	U003	U004	U005	U006	U007	U008	U009	U010	U011	U012	U013	U014	U015	U016	U017
------	------	------	------	------	------	------	------	------	------	------	------	------	------	------	------	------

U004.CARRIAGE

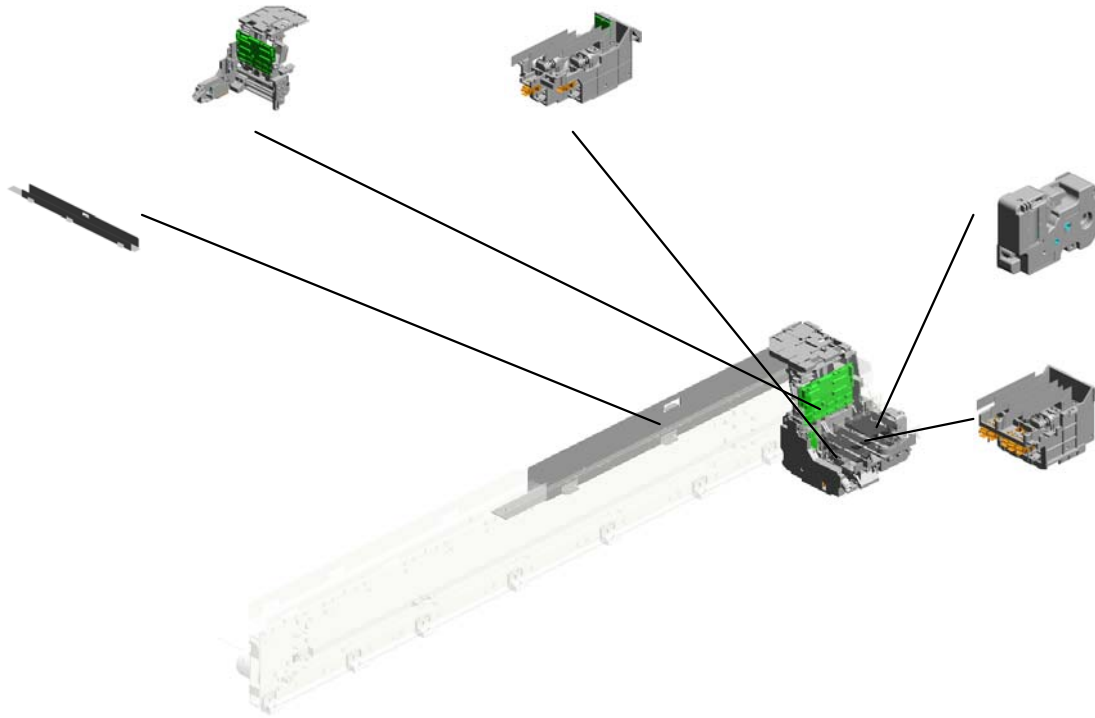
U004 S003
D2622034
CARRIAGE:REAR:ASS'Y

U004 S004
D2622011
HEAD:UNIT:BLACK

U004 S002
D1242077
GUIDE:FFC:ASS'Y

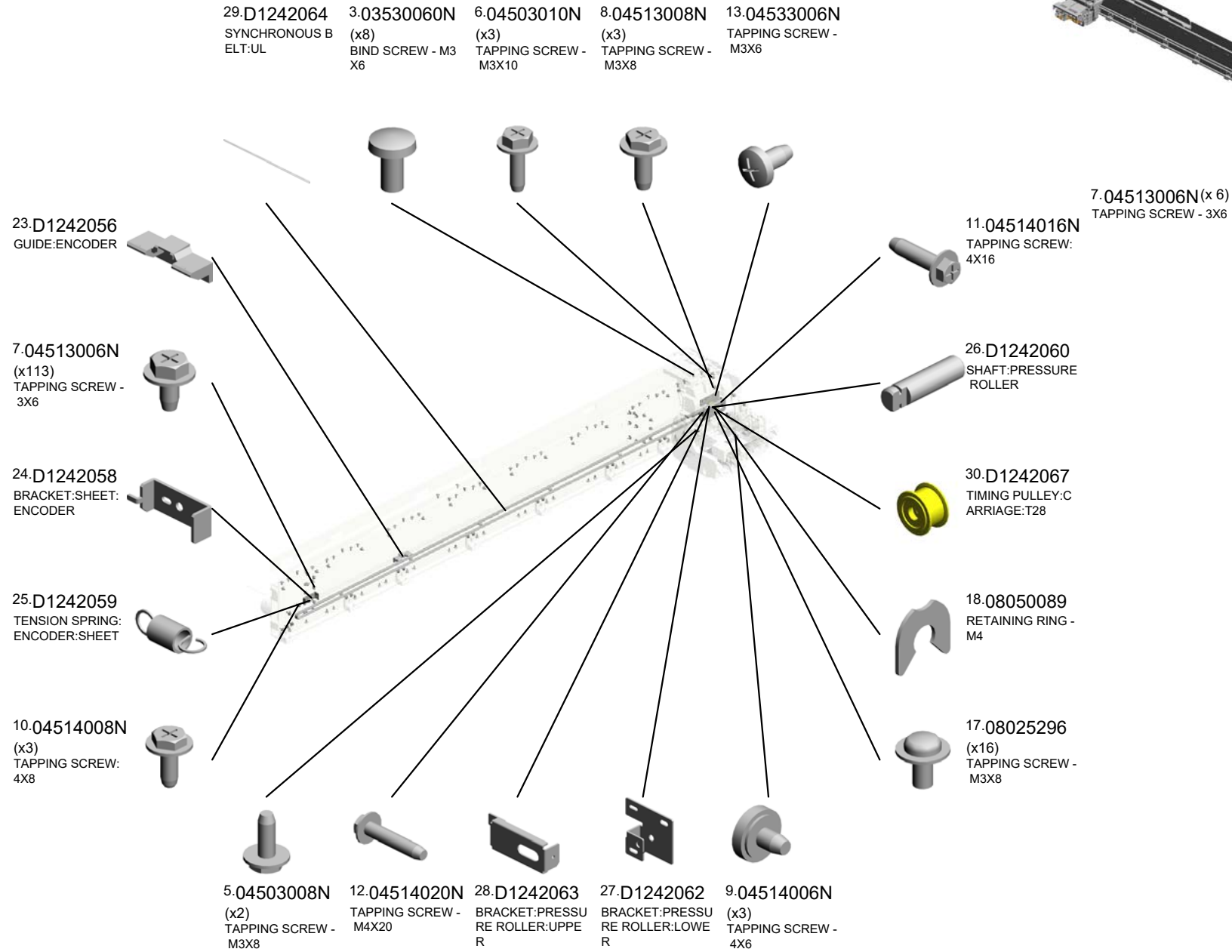

U004 S001
AX040258
DC MOTOR:RISING TRAY:AS
S'Y:1.92W:BRUSH

U004 S005
D2622112
HEAD:UNIT:COLOR



U001	U002	U003	U004	U005	U006	U007	U008	U009	U010	U011	U012	U013	U014	U015	U016	U017
------	------	------	-------------	------	------	------	------	------	------	------	------	------	------	------	------	------


U004 CARRIAGE




U001	U002	U003	U004	U005	U006	U007	U008	U009	U010	U011	U012	U013	U014	U015	U016	U017
------	------	------	------	------	------	------	------	------	------	------	------	------	------	------	------	------

U004 CARRIAGE

44.D1242070 GUIDE:FFC:2
38.D2622054 SHEET:ENCODER
35.D1243262 SPONGE:CLAMP



39.D2622074
DC MOTOR:MAIN S
CANNING:L:ASSY:
BRUSH:39.5W



34.D1243261
CLAMP:TUBE:CAR
RIAGE



31.D1242075
COIL SPRING:PRE
SSURE ROLLER:C
ARRIAGE



42.J0255461
(x2)
THERMISTOR:BRG
-P1



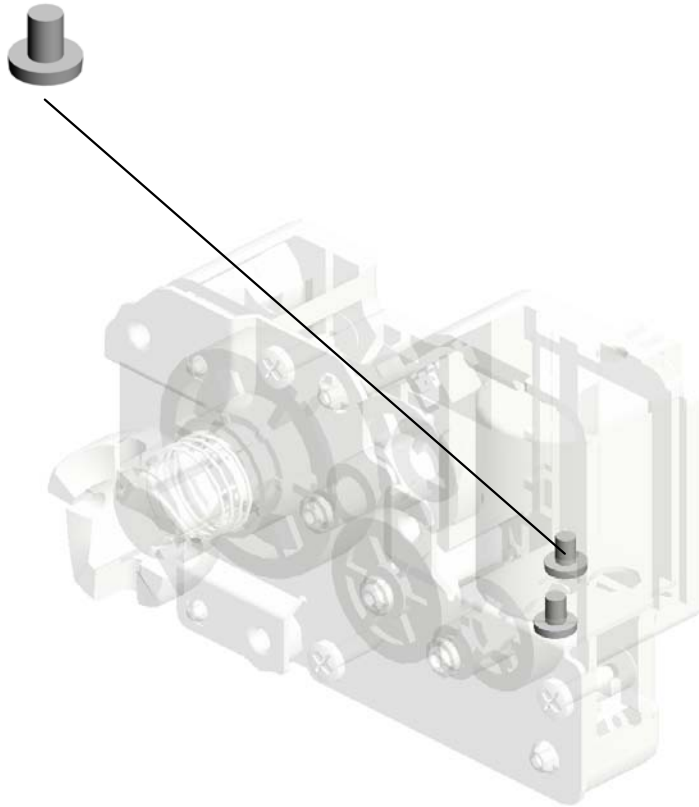
U001	U002	U003	U004	U005	U006	U007	U008	U009	U010	U011	U012	U013	U014	U015	U016	U017
------	------	------	-------------	------	------	------	------	------	------	------	------	------	------	------	------	------

U004_S001
DC MOTOR:RISING TRAY:ASS'Y:1.92W:BRUSH

1-03530030N
(x2)
SCREW:M3X3




22-AX040258
DC MOTOR:RISING
TRAY:ASS'Y:1.92
W:BRUSH



U001	U002	U003	U004	U005	U006	U007	U008	U009	U010	U011	U012	U013	U014	U015	U016	U017
------	------	------	------	------	------	------	------	------	------	------	------	------	------	------	------	------

U004_S002
GUIDE:FFC:ASS'Y

32.D1242076
(x3)
SPONGE:FFC:GUI
DE




45.D1242077
GUIDE:FFC:ASSY

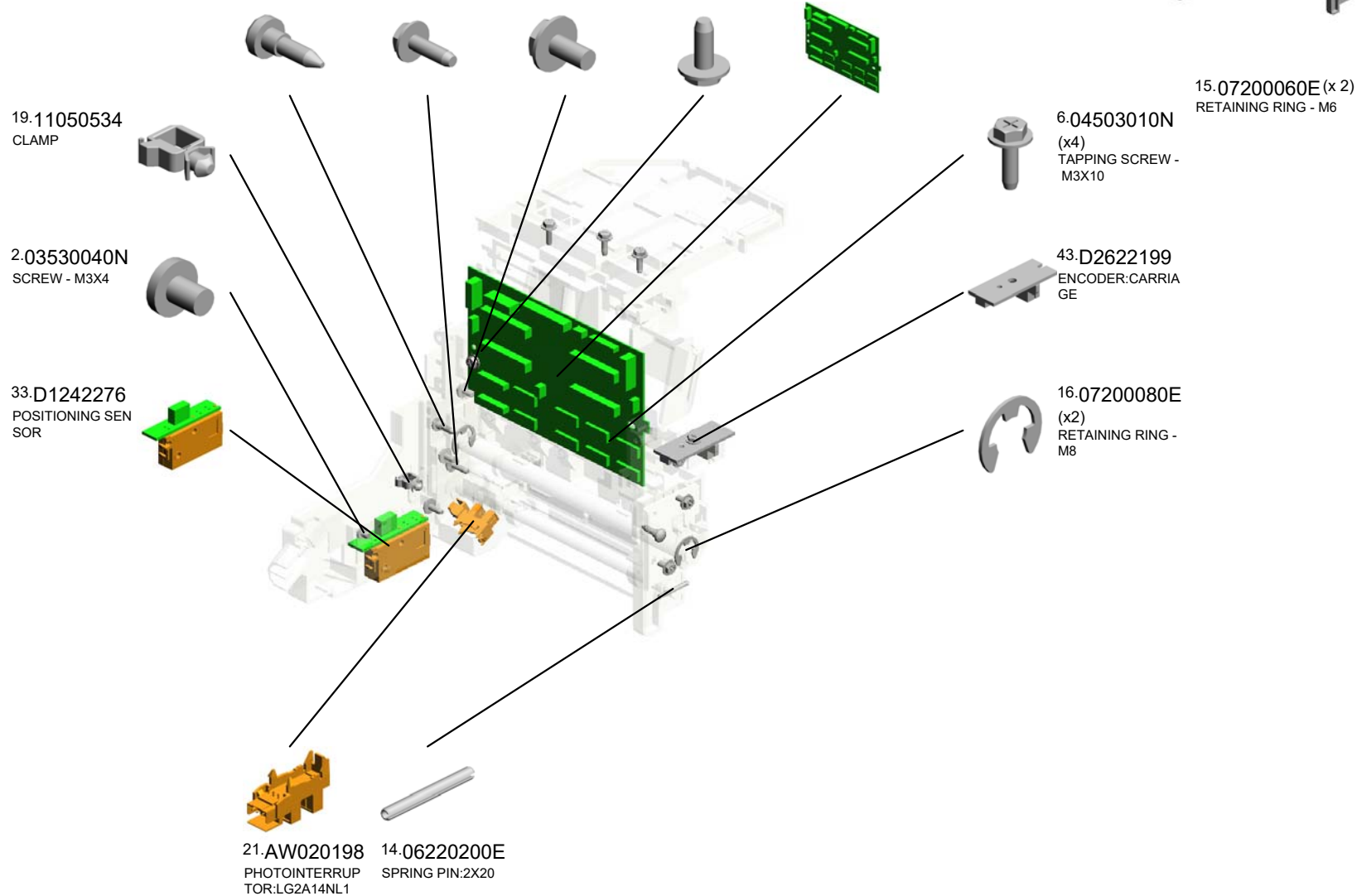
U001	U002	U003	U004	U005	U006	U007	U008	U009	U010	U011	U012	U013	U014	U015	U016	U017
------	------	------	------	------	------	------	------	------	------	------	------	------	------	------	------	------

U004_S003
CARRIAGE:REAR:ASS'Y

20.AA143788 (x2) PIN:GUIDE PLATE: PAPER FEED
 6.04503014N TAPPING SCREW: M3X14 201702-02 X/O
 4.03603006N (x4) SCREW - M3X6
 5.04503008N (x5) TAPPING SCREW - M3X8
 41.D2625460 PCB:HRB:ASS'Y



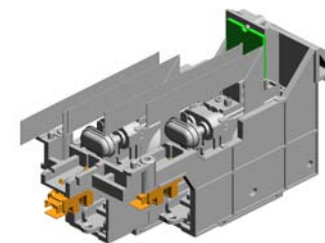
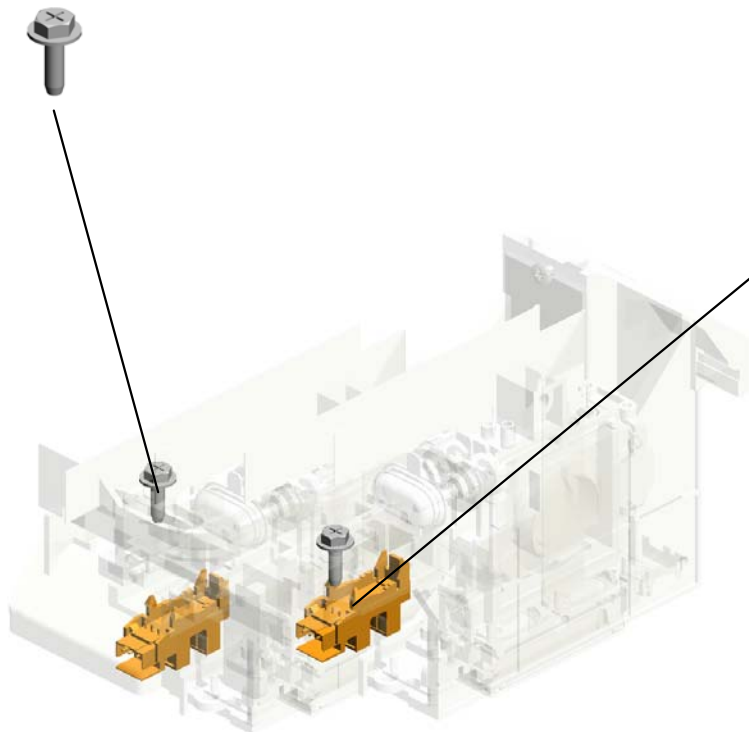
37.D2622034
 [A]
 CARRIAGE:REAR:
 ASS'Y
 201703-01 X/O



U001	U002	U003	U004	U005	U006	U007	U008	U009	U010	U011	U012	U013	U014	U015	U016	U017
------	------	------	------	------	------	------	------	------	------	------	------	------	------	------	------	------

U004_S004
HEAD:UNIT:BLACK

6.04503010N
(x2)
TAPPING SCREW -
M3X10



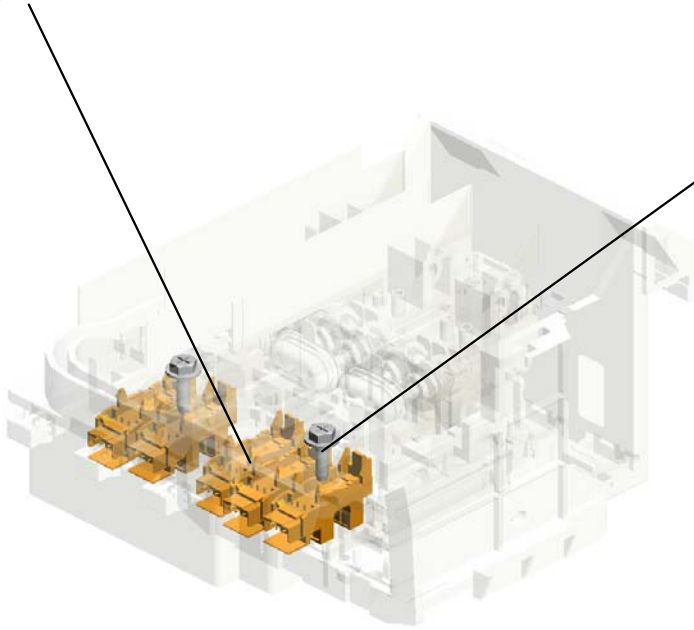
36.D2622011
HEAD:UNIT:BLACK

21.AW020198
(x2)
PHOTOINTERRUP
TOR:LG2A14NL1

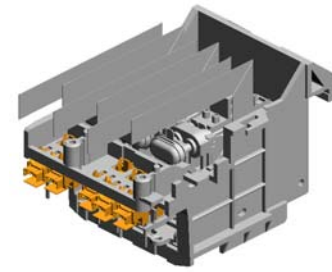
U001	U002	U003	U004	U005	U006	U007	U008	U009	U010	U011	U012	U013	U014	U015	U016	U017
------	------	------	------	------	------	------	------	------	------	------	------	------	------	------	------	------

U004_S005
HEAD:UNIT:COLOR

21.AW020198
(x5)
PHOTOINTERRUPTOR:LG2A14NL1



6.04503010N
(x2)
TAPPING SCREW -
M3X10

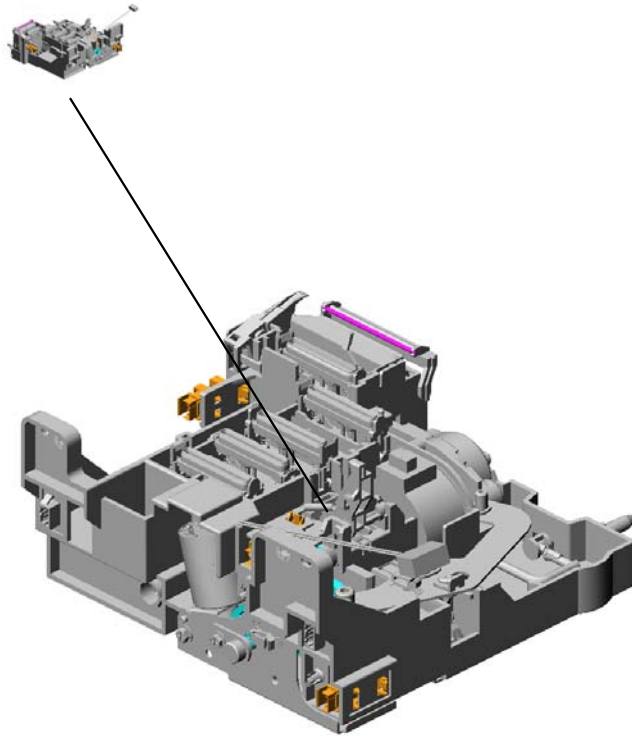


40.D2622112
HEAD:UNIT:COLOR
R

U001	U002	U003	U004	U005	U006	U007	U008	U009	U010	U011	U012	U013	U014	U015	U016	U017
------	------	------	------	------	------	------	------	------	------	------	------	------	------	------	------	------

U005.MAINTENANCE RECOVERY

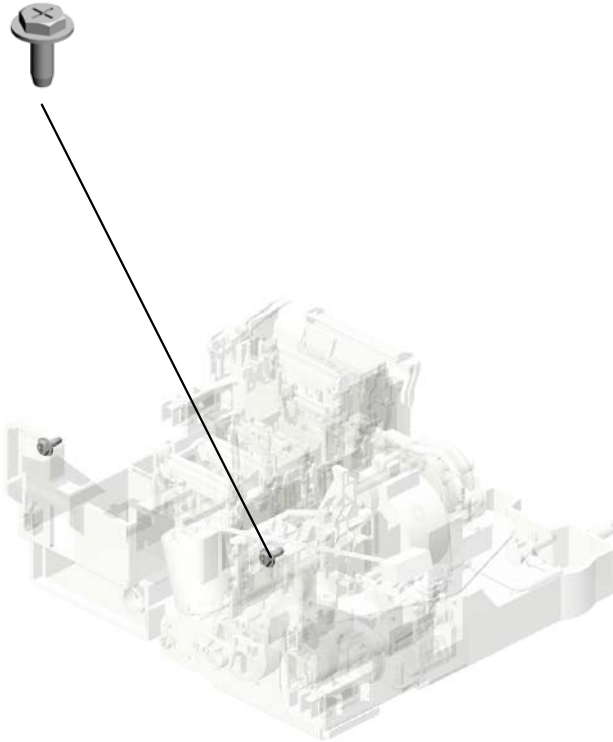
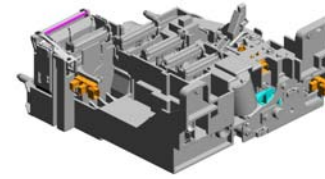
U005 S001
D2623504
MAINTENANCE RECOVERY:
ASSY



U001	U002	U003	U004	U005	U006	U007	U008	U009	U010	U011	U012	U013	U014	U015	U016	U017
------	------	------	------	-------------	------	------	------	------	------	------	------	------	------	------	------	------

U005
MAINTENANCE RECOVERY

4.04513008N
(x2)
TAPPING SCREW -
M3X8




U001	U002	U003	U004	U005	U006	U007	U008	U009	U010	U011	U012	U013	U014	U015	U016	U017
------	------	------	------	-------------	------	------	------	------	------	------	------	------	------	------	------	------

U005_S001
 MAINTENANCE RECOVERY:ASS'Y

8.AW020198
 (x3)
 PHOTOINTERRUPTOR:LG2A14NL1

7.54472681
 SNAP RING

6.11050511
 (x2)
 HARNESS CLAMP - LWS-0306ZC



12.D2623504
 [A]
 MAINTENANCE RECOVERY:ASS'Y
 201711-01 X/O

11.J0174621
 END RING:TUBE:PLUMP



5.04523010N
 (x2)
 BINDING SELF-TAPPING SCREW:3X10



9.D1243640
 DC MOTOR:MAINTENANCE:ASS'Y:BRUSH:1.5W



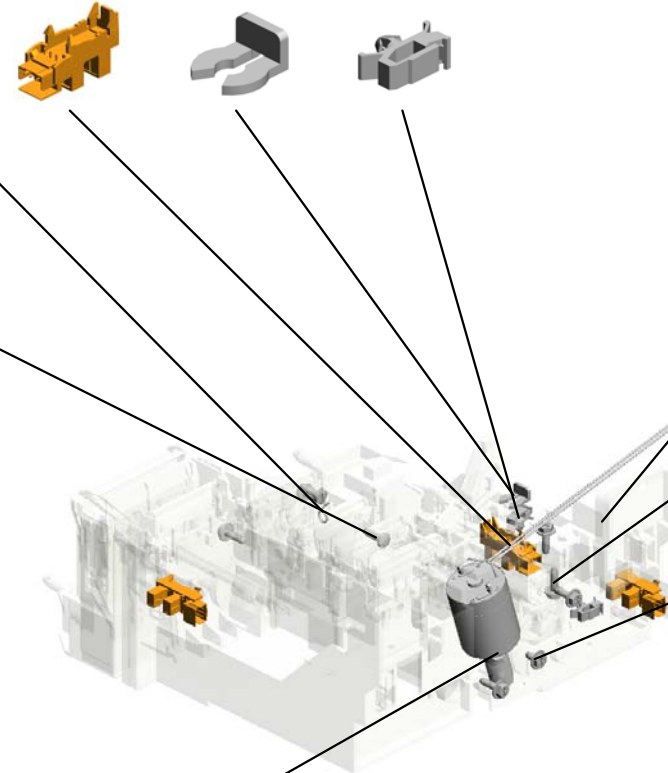
2.04503010N
 (x7)
 TAPPING SCREW - M3X10



3.04513006N
 TAPPING SCREW - 3X6



6.11050511
 HARNESS CLAMP - LWS-0306ZC



1.03530030N
 (x2)
 SCREW:M3X3



D2623505
 [A]
 MAINTENANCE RECOVERY:ASS'Y
 201711-01 X/O

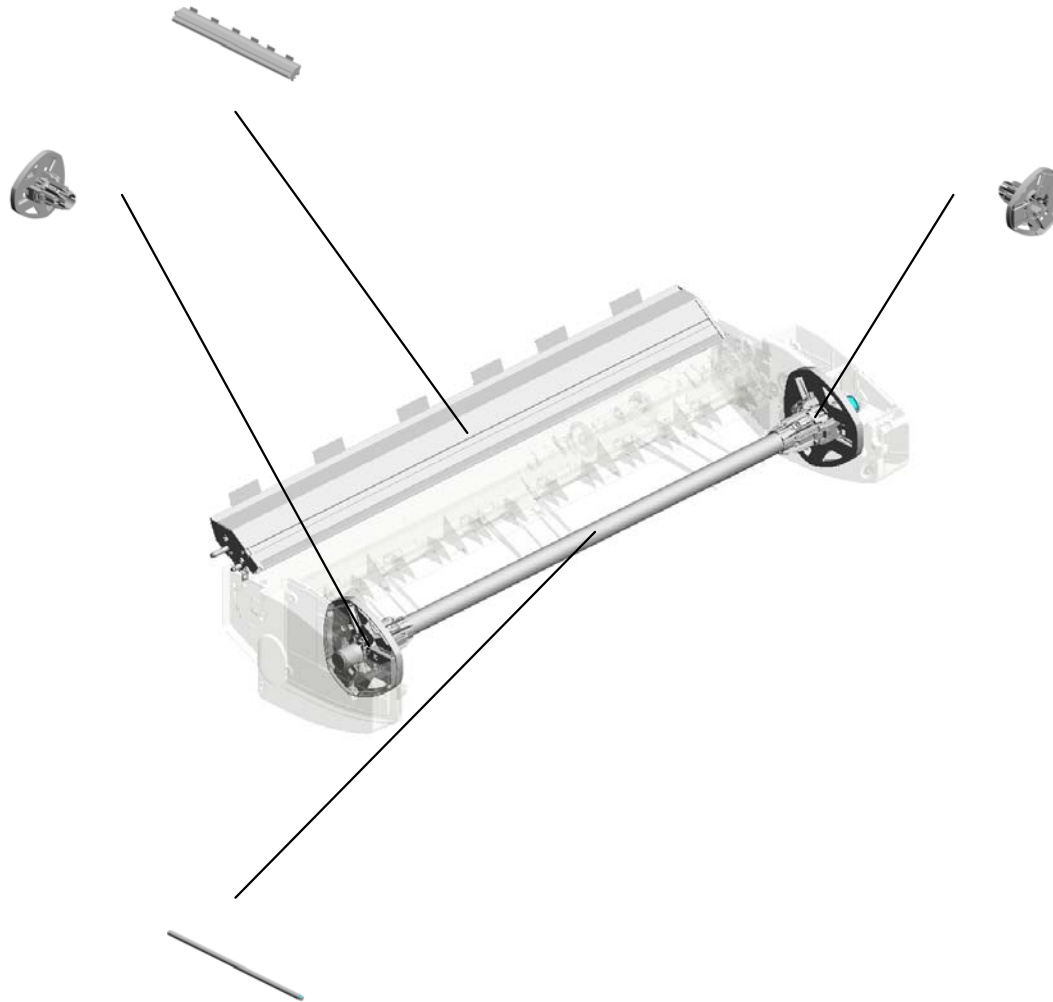
U001	U002	U003	U004	U005	U006	U007	U008	U009	U010	U011	U012	U013	U014	U015	U016	U017
------	------	------	------	------	------	------	------	------	------	------	------	------	------	------	------	------

U006.PAPER FEED

U006_S001
D1242601
GUIDE PLATE:REAR:ASS'Y

U006_S004
D2622802
FLANGE:LEFT:ASS'Y

U006_S003
D2622801
FLANGE:RIGHT:ASS'Y



U006_S002
D2622800
PAPER SPOOL:ASS'Y

U001	U002	U003	U004	U005	U006	U007	U008	U009	U010	U011	U012	U013	U014	U015	U016	U017
------	------	------	------	------	-------------	------	------	------	------	------	------	------	------	------	------	------

U006 PAPER FEED

- 5.04543006Q TAPPING SCREW - M3X6
- 12.08050104 (x18) RETAINING RINGS -E-SILENCER:DIA4
- 23.AB011605 GEAR.IDLER:CONNECTING
- 14.09543008N (x2) SCREW - M3X8
- 15.11050511 (x10) HARNESS CLAMP - LWS-0306ZC



7.06320140G
(x2)
PARALLEL PIN

20.54472681
(x4)
SNAP RING

16.11050516
(x2)
CLAMP

21.AA080037
(x2)
BUSHING - 6MM

22.AA143859
(x4)
POSITIONING PIN

1.03603006N
(x2)
SCREW - M3X6

17.11050534
(x8)
CLAMP

3.04513006N
(x71)
TAPPING SCREW - 3X6

13.09513006N
(x7)
SCREW - M3X6

15.11050511
HARNESS CLAMP - LWS-0306ZC
201610-06

18.11050723
(x6)
CLAMPS:WES-0507



18.11050723
CLAMPS:WES-0507



19.16072253
FERRITE CORE:K3
NF-110-A(N)BK0

6.06320080G
PARALLEL KEY - 2 X8MM

11.07403808
(x2)
BALL BEARING - 8 X16X5MM



107.G0064917
SPACER : 8 X 0.2



111.H0722236
(x2)
SPACER - M12X6.2

3.04513006N
TAPPING SCREW - 3X6
201610-05

9.07200040E (x 6)
RETAINING RING - M4

12.08050104
RETAINING RINGS -E-SILENCER:DIA4
201610-01

U001	U002	U003	U004	U005	U006	U007	U008	U009	U010	U011	U012	U013	U014	U015	U016	U017
------	------	------	------	------	------	------	------	------	------	------	------	------	------	------	------	------

U006 PAPER FEED



- 26.AF031090 PAPER FEED ROLLER:FEED
- 40.D1242648 COVER:SENSOR:PAPER FEED UNIT
- 27.AW020154 (x2) PHOTOINTERRUPTOR:ENTRANCE
- 39.D1242641 (x8) BUSHING:DIA6
- 36.D0746578 GEAR:Z37:CAM:VE RTICAL TRANSPOR T

- 25.AF022155 (x2) MIDDLE PAPER FEED ROLLER

- 42.D1242657 (x2) COMPRESSION SPRING:FEED ROLLER

- 41.D1242656 (x2) CAM:DRIVEN ROLLER

- ~~27.AW020154 PHOTOINTERRUPTOR:ENTRANCE 201610-03~~

- 34.D0392935 (x6) ROLLER:DRIVEN:FEED

- 33.C2175102 SPRING WASHER

- 35.D0394948 GEAR:REVERSE ROLLER

- 32.B2343418 GEAR - 24Z

- 28.AW020198 (x4) PHOTOINTERRUPTOR:LG2A14NL1

- ~~30.AX200326 ELECTROMAGNETIC CLUTCH:PAPER FEED ROLLER 201610-02~~

- 30.AX200326 ELECTROMAGNETIC CLUTCH:PAPER FEED ROLLER

- 37.D0746665 GEAR:JOINT:COLLECTION BOTTLE:Z65


- 24.AB012006 GEAR - 23Z

- 29.AW500012 PUSH SWITCH

- 31.B0102979 SWITCH PLATE

U001	U002	U003	U004	U005	U006	U007	U008	U009	U010	U011	U012	U013	U014	U015	U016	U017
------	------	------	------	------	------	------	------	------	------	------	------	------	------	------	------	------

U006 PAPER FEED



- 54.D1242715 SHAFT:DRIVE:2
- 53.D1242714 (x2) ENCODER:PAPER VOLUME SENSOR
- 52.D1242713 SHAFT:DRIVE:1
- 51.D1242710 DC MOTOR:9.8W:A SS'Y:BRUSH
- 56.D1242722 SHAFT:DRIVE:3

45.D1242672 (x2) BUSHING:FEED ROLLER



64.D1242754 COVER:PAPER FEED UNIT:DRIVE SUB-UNIT



44.D1242671 SHAFT:FEED ROLLER




46.D1242675 COVER:FEED ROLLER



43.D1242667 (x6) BUSHING:IDLER



55.D1242721 GEAR:REWINDING :1



63.D1242732 COMPRESSION SPRING:PAPER FEED



62.D1242731 SPACER:PAPER FEED



57.D1242723 (x2) GEAR:REWINDING :2



47.D1242681 KEYTOP



61.D1242727 COVER:GEAR:PAPER SPOOL




67.D1242833 PARALLEL PIN:DIA 4X46



60.D1242726 TORSION SPRING:COVER



59.D1242725 GEAR:LOCK:DRIVE



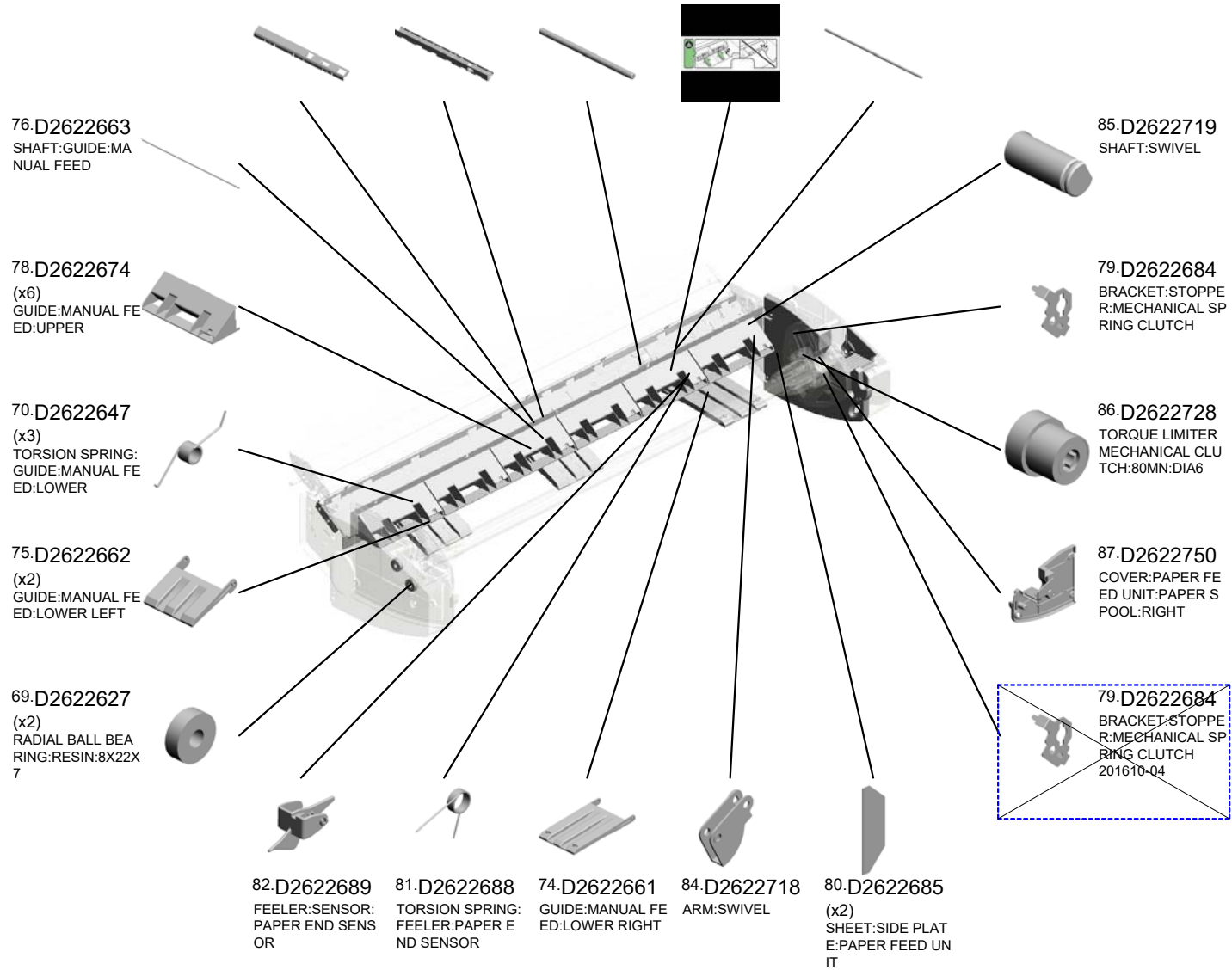
58.D1242724 GEAR:REWINDING :3



U001	U002	U003	U004	U005	U006	U007	U008	U009	U010	U011	U012	U013	U014	U015	U016	U017
------	------	------	------	------	------	------	------	------	------	------	------	------	------	------	------	------

U006 PAPER FEED

- 71.D2622653 GUIDE PLATE:LOWER FRONT
- 77.D2622673 GUIDE PLATE:UPPER FRONT
- 72.D2622654 SHAFT:DRIVEN ROLLER
- 83.D2622691 DECAL:SET:PAPE R FEED
- 73.D2622655 SHAFT:CAM:DRIVE N ROLLER



U001	U002	U003	U004	U005	U006	U007	U008	U009	U010	U011	U012	U013	U014	U015	U016	U017
------	------	------	------	------	------	------	------	------	------	------	------	------	------	------	------	------

U006 PAPER FEED

113.M3551102 110.H0722220 112.M0121123
 GEAR:DRIVE:NO.3 SPACER - M6X10 GEAR:DRIVE:PAPE
 R FEED:NO.3



89.D2622752
 COVER:PAPER FE
 ED UNIT:PAPER S
 POOL:LEFT



90.D2622753
 COVER:PAPER FE
 ED UNIT:LEFT



88.D2622751
 COVER:PAPER FE
 ED UNIT:RIGHT



108.G0703088
 (x2)
 SPACER:DEVELOP
 MENT ROLLER



101.D2622841
 (x2)
 ROLLER:FLANGE




U001	U002	U003	U004	U005	U006	U007	U008	U009	U010	U011	U012	U013	U014	U015	U016	U017
------	------	------	------	------	------	------	------	------	------	------	------	------	------	------	------	------

U006_S001
GUIDE PLATE:REAR:ASS'Y


49.D1242698 (x2)
SPACER:PAPER FEED

68.D1243963 (x6)
GUIDE:GATE:OPTI
ON



38.D1242601
GUIDE PLATE:REA
R:ASS'Y

109.G1783678
SPACER:BRUSH R
OLLER



2.04503008N
(x4)
TAPPING SCREW -
M3X8



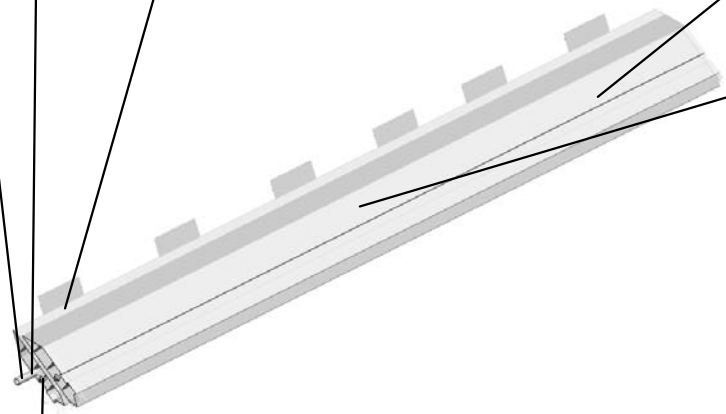
50.D1242699
(x4)
SHEET:GUIDE PLA
TE:REAR



48.D1242690
(x2)
GUIDE PLATE:REA
R:UPPER LOWER



9.07200040E (x 2)
RETAINING RING - M4



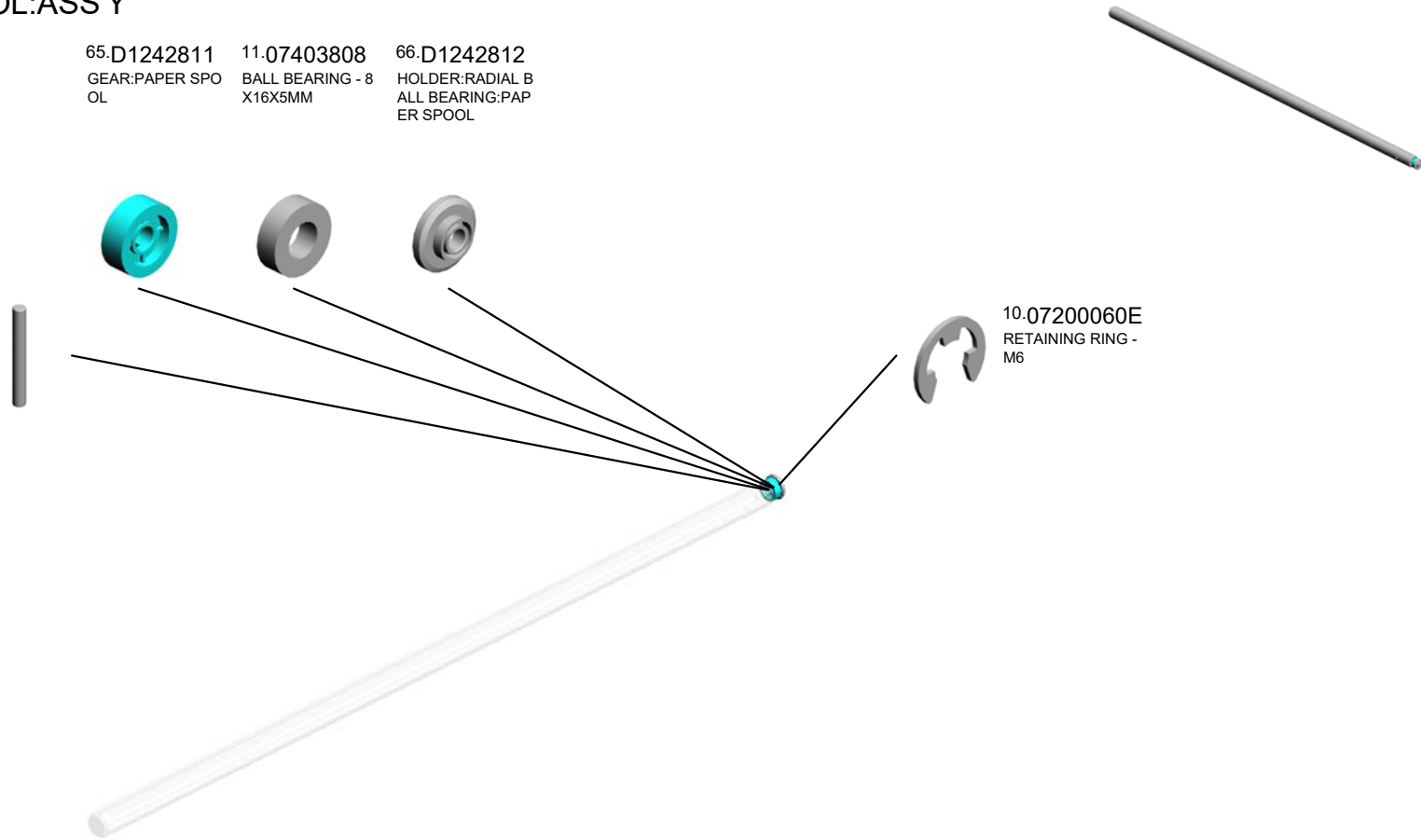
U001	U002	U003	U004	U005	U006	U007	U008	U009	U010	U011	U012	U013	U014	U015	U016	U017
------	------	------	------	------	------	------	------	------	------	------	------	------	------	------	------	------

U006_S002
PAPER SPOOL:ASS'Y

65.D1242811 11.07403808 66.D1242812
GEAR:PAPER SPOOL BALL BEARING - 8 HOLDER:RADIAL BALL BEARING:PAPER SPOOL
OL X16X5MM

91.D2622800
PAPER SPOOL:ASSY

8.06320160G
PARALLEL PIN-M2
X16



10.07200060E
RETAINING RING -
M6

U001	U002	U003	U004	U005	U006	U007	U008	U009	U010	U011	U012	U013	U014	U015	U016	U017
------	------	------	------	------	-------------	------	------	------	------	------	------	------	------	------	------	------

U006_S003
FLANGE:RIGHT:ASS'Y

103.D2622843 (x3) COMPRESSION SPRING:LOCK:CHANGE
 95.D2622832 (x3) GUIDE:LOCK:CHANGE
 104.D2622844 (x3) PLATE:LOCK:CHANGE
 102.D2622848 (x3) SPRING PLATE:FLANGE 201702-01 X/O



92.D2622801
 [A]
 FLANGE:RIGHT:ASS'Y
 201705-01 X/O

94.D2622831
 PAPER HOLDER:FLANGE




97.D2622837
 (x3)
 SLIDER:CHANGE



96.D2622836
 (x3)
 GUIDE:SLIDER:CHANGE



105.D2622845
 (x3)
 EXCHANGE PLATE:FLANGE



106.D2622847
 (x3)
 SPRING PLATE:FLANGE:3INCH




98.D2622838 (x3) TENSION SPRING:CHANGE:FLANGE
 4.04523010N (x9) BINDING SELF-TAPPING SCREW:3X10



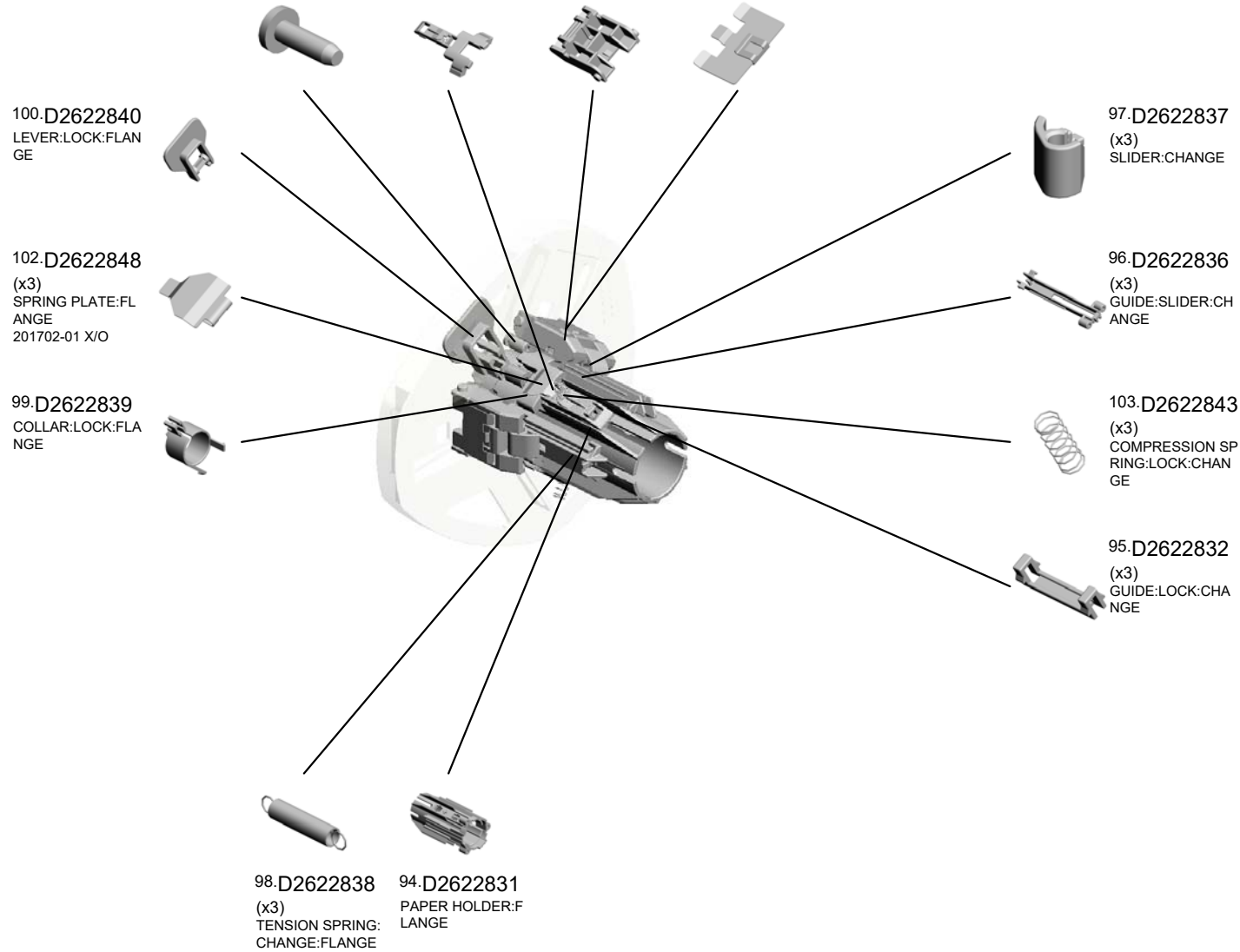
D2622803
 [A]
 FLANGE:RIGHT:ASS'Y
 201705-01 X/O

U006_S004
FLANGE:LEFT:ASS'Y

- 4.04523010N (x9) BINDING SELF-TAPPING SCREW:3X10
- 104.D2622844 (x3) PLATE:LOCK:CHANGE
- 105.D2622845 (x3) EXCHANGE PLATE:FLANGE
- 106.D2622847 (x3) SPRING PLATE:FLANGE:3INCH



- 93.D2622802 [A] FLANGE:LEFT:ASS'Y 201705-02 X/O





D2622804
[A] FLANGE:LEFT:ASS'Y
201705-02 X/O

U001	U002	U003	U004	U005	U006	U007	U008	U009	U010	U011	U012	U013	U014	U015	U016	U017
------	------	------	------	------	------	------	------	------	------	------	------	------	------	------	------	------

U007.DEVELOPER SUPPLY

U007 S001
D2623205
DEVELOPER SUPPLY SECTI
ON:SERVICE PARTS:ASS'Y



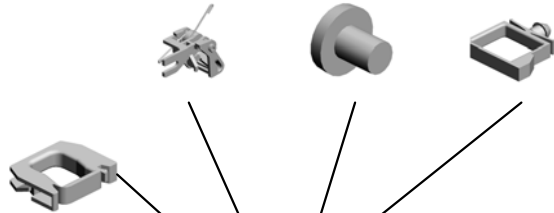
U001	U002	U003	U004	U005	U006	U007	U008	U009	U010	U011	U012	U013	U014	U015	U016	U017
------	------	------	------	------	------	------	------	------	------	------	------	------	------	------	------	------

U007 DEVELOPER SUPPLY

16.J0174050 LEVER:ACTUATOR
UNIT:SUB-ASS'Y
1.03530040N (x2) SCREW - M3X4
10.11050764 CLAMP:LWS-1316A



9.11050723
CLAMPS:WES-050
7



2.04503008N
TAPPING SCREW -
M3X8



12.AW140015
TEMPERATURE &
HUMIDITY SENSO
R



7.11050511
HARNESS CLAMP -
LWS-0306ZC



3.04503010N (x2)
TAPPING SCREW -
M3X10



11.AW020198 (x2)
PHOTOINTERRUP
TOR:LG2A14NL1



14.D2623032
DC SOLENOID:VAL
VE:PRESS FIT



4.04513006N
(x8)
TAPPING SCREW -
3X6



6.08025296
TAPPING SCREW -
M3X8




U001	U002	U003	U004	U005	U006	U007	U008	U009	U010	U011	U012	U013	U014	U015	U016	U017
------	------	------	------	------	------	------	------	------	------	------	------	------	------	------	------	------

U007_S001
 DEVELOPER SUPPLY SECTION:SERVICE PARTS:ASS'Y


17.J0174621 (x12)
 END RING:TUBE:PUMP

11.AW020198 (x4)
 PHOTOINTERRUPTOR:LG2A14NL1



20.D2623205
 [A]
 DEVELOPER SUPPLY SECTION:SERVICE PARTS:ASS'Y
 201902-01 X/O


3.04503010N (x7)
 TAPPING SCREW - M3X10



5.04523010N (x34)
 BINDING SELF-TAPPING SCREW:3X10



8.11050516 (x4)
 CLAMP



13.D0747070
 SEAL:FAN:DUCT:EXHAUST:OPTICAL WRITING UNIT



D2623204
 [A]
 SUPPLY SECTION:SERVICE PARTS:ASS'Y
 201902-01 X/O

7.11050511 (x5)
 HARNESS CLAMP - LWS-0306ZC



17.J0174621 (x2)
 END RING:TUBE:PUMP



18.J0254685 (x11)
 TUBE:COUPLING




19.D2629903
 TUBE:COUPLING
 201703-02

3.04503010N (x 2)
 TAPPING SCREW - M3X10

U001	U002	U003	U004	U005	U006	U007	U008	U009	U010	U011	U012	U013	U014	U015	U016	U017
------	------	------	------	------	------	------	------	------	------	------	------	------	------	------	------	------

U008.WASTE FLUID


U008 S001
D2626411
FLUSHING LIQUID RECIEVE
R:LEFT



U001	U002	U003	U004	U005	U006	U007	U008	U009	U010	U011	U012	U013	U014	U015	U016	U017
------	------	------	------	------	------	------	-------------	------	------	------	------	------	------	------	------	------

U008 WASTE FLUID

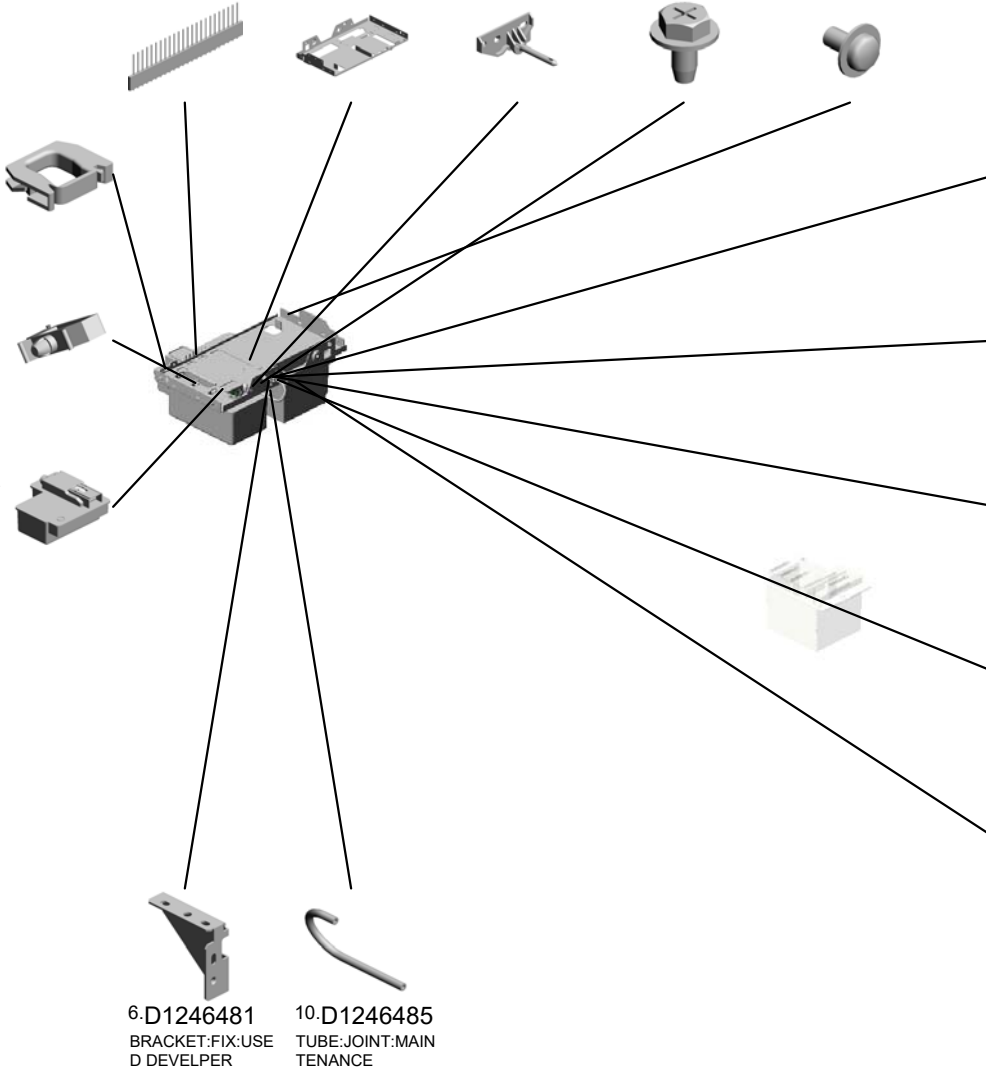
13.D2626487 DISCHARGE BRUSH:MAINTENANCE:50
 5.D1246480 BRACKET:MAINTENANCE
 11.D1246491 PIPE:MAINTENANCE:USED DEVELOPER
 1.04513006N (x3) TAPPING SCREW - 3X6
 2.09513006N (x4) SCREW - M3X6



4.11050723 (x2) CLAMPS:WES-0507

3.11050516 (x3) CLAMP

15.D6706413 WASTE FLUID SECTION:WASTE FLUID:EXCHANGEABLE



7.D1246482 JOINT:USELESS FLUID NOZZLE

9.D1246484 CAP:JOINT:USELESS FLUID NOZZLE

8.D1246483 SEAL:JOINT:MAINTENANCE

16.J0174621 (x2) END RING:TUBE:PLUMP


14.D6706412 WASTE FLUID SECTION:WASTE FLUID:FIX

6.D1246481 BRACKET:FIX:USED DEVELOPER

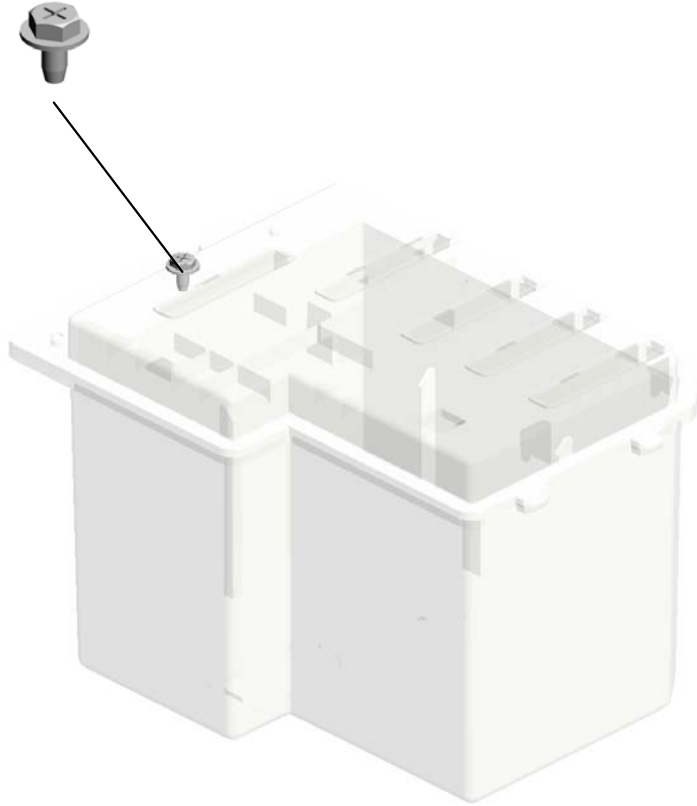
10.D1246485 TUBE:JOINT:MAINTENANCE

U008_S001
FLUSHING LIQUID RECIEVER:LEFT

1-04513006N
TAPPING SCREW -
3X6



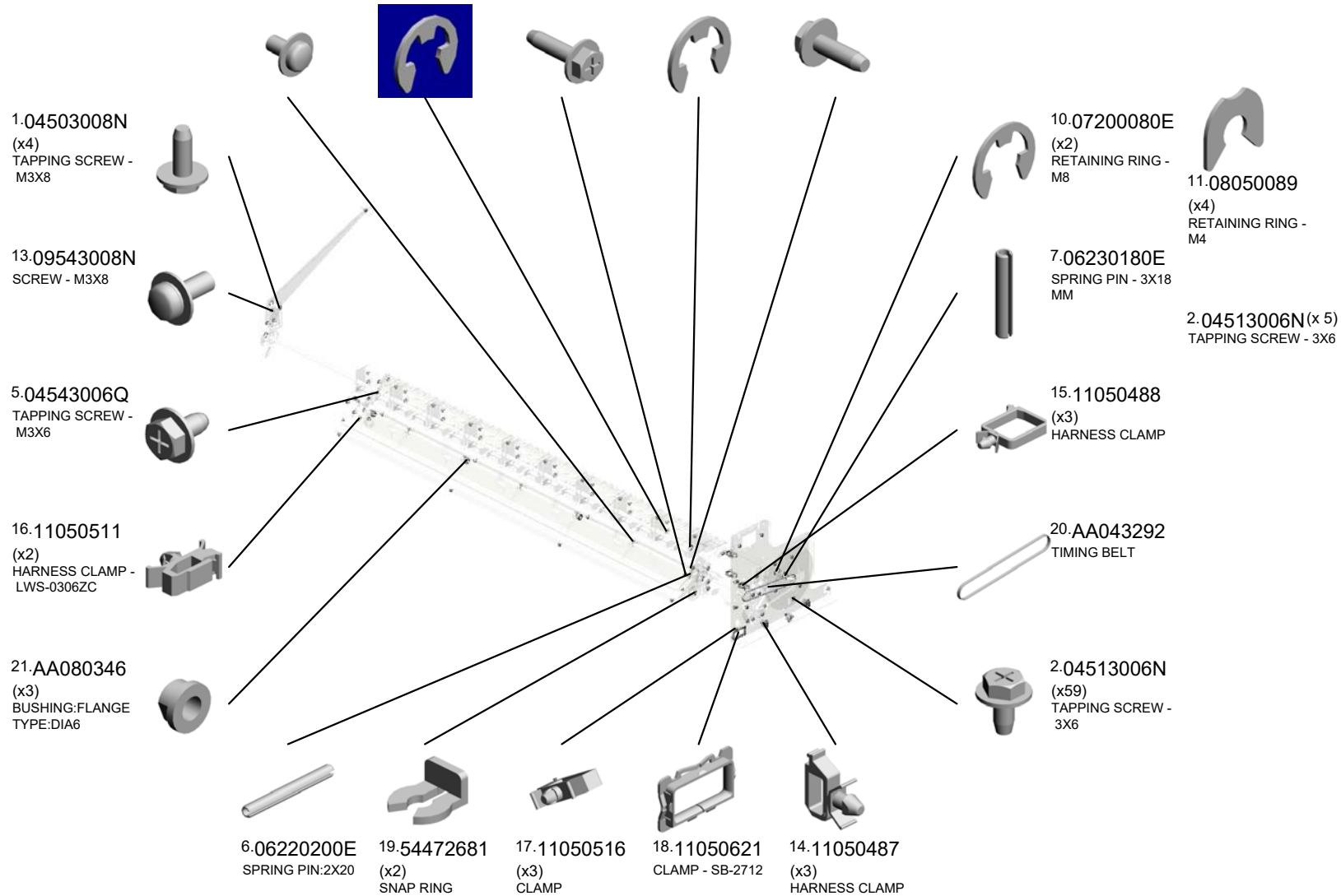

12-D2626411
FLUSHING LIQUID
RECIEVER:LEFT



U001	U002	U003	U004	U005	U006	U007	U008	U009	U010	U011	U012	U013	U014	U015	U016	U017
------	------	------	------	------	------	------	-------------	------	------	------	------	------	------	------	------	------

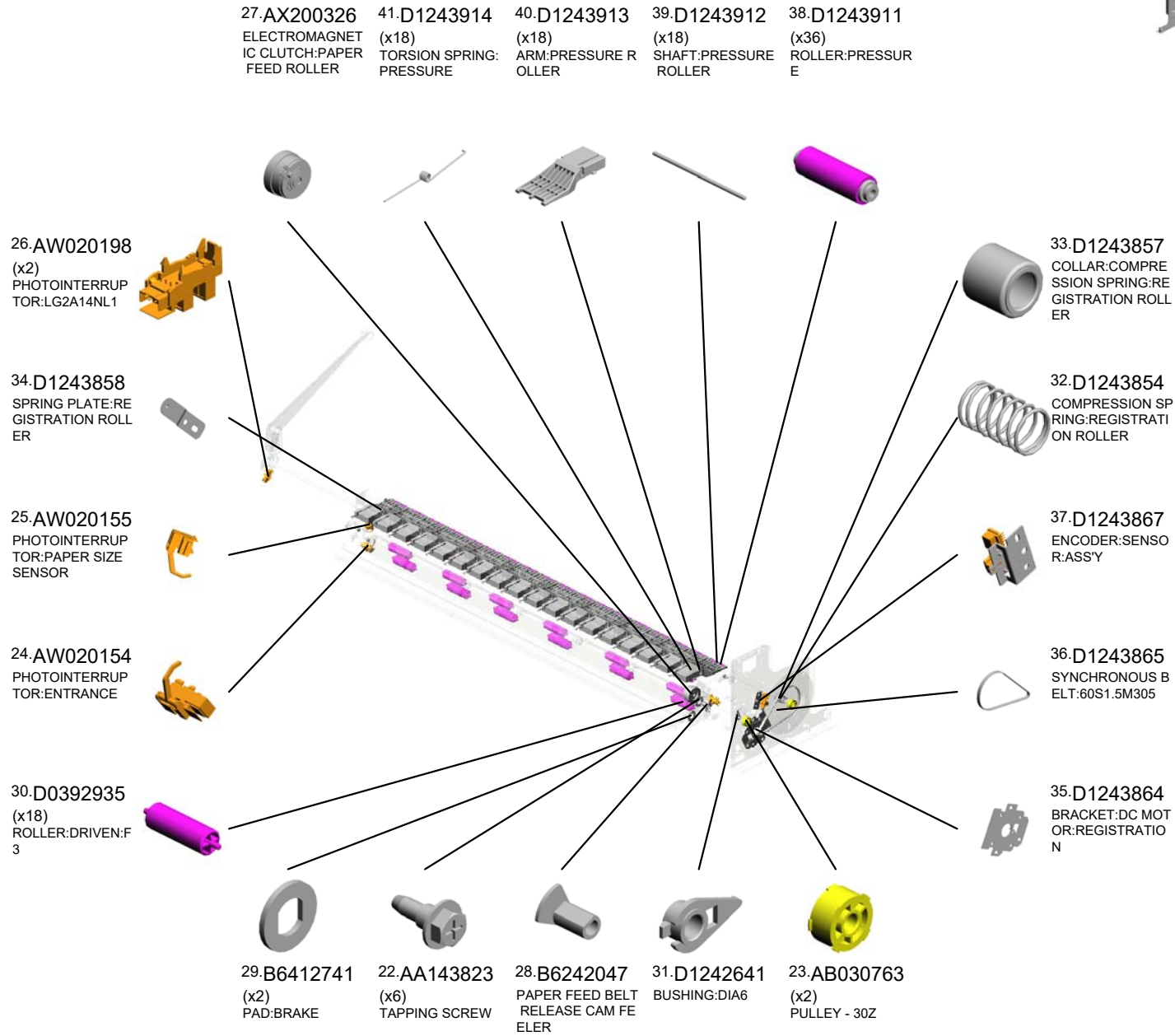

U009 PAPER TRANSPORT

12.09513006N (x6) SCREW - M3X6
 8.07200040E (x9) RETAINING RING - M4
 4.04513012N TAPPING SCREW: 3X12
 9.07200060E (x3) RETAINING RING - M6
 3.04513010N TAPPING SCREW: 3X10



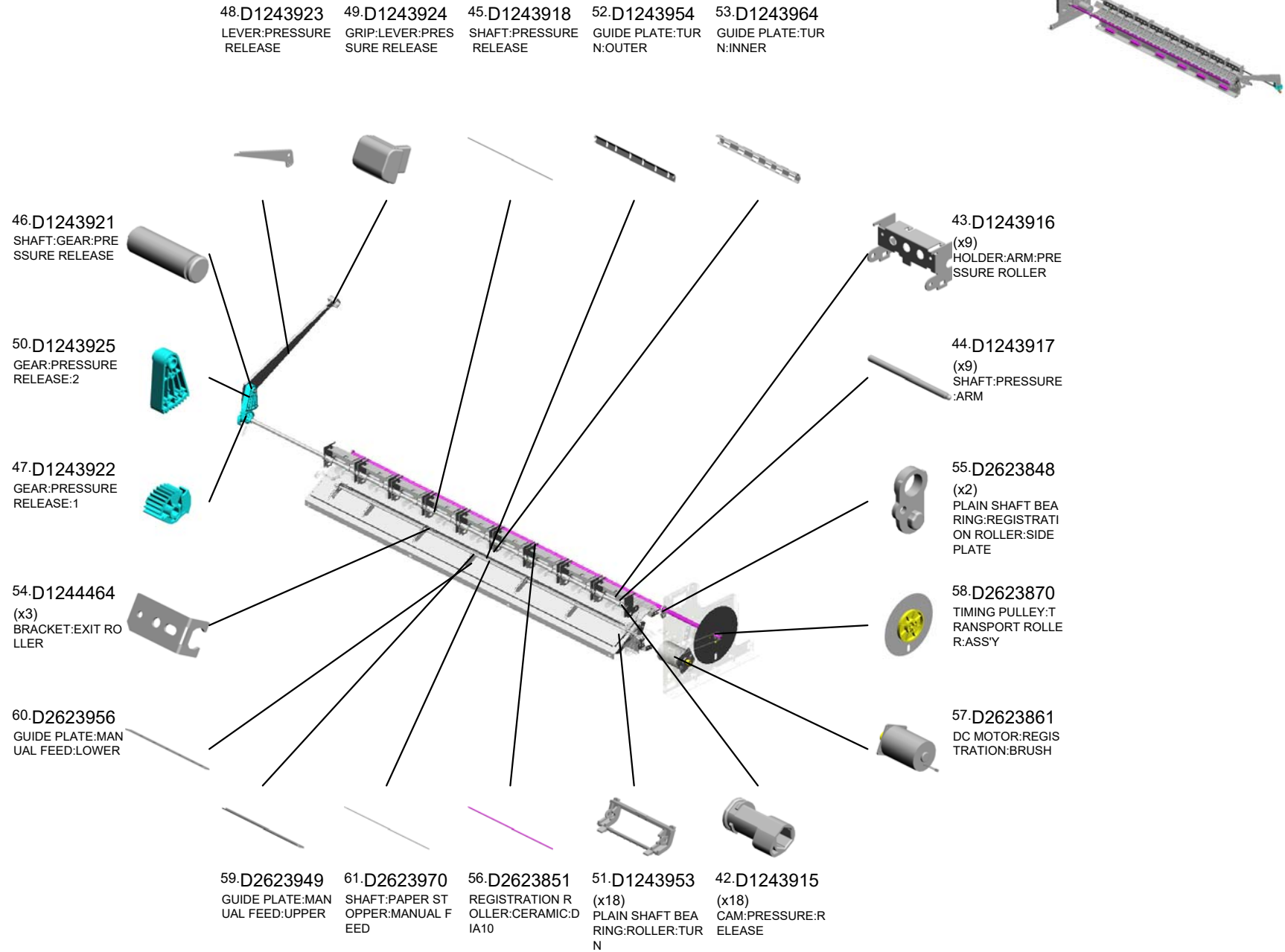
U001	U002	U003	U004	U005	U006	U007	U008	U009	U010	U011	U012	U013	U014	U015	U016	U017
------	------	------	------	------	------	------	------	------	------	------	------	------	------	------	------	------

U009 PAPER TRANSPORT




U001	U002	U003	U004	U005	U006	U007	U008	U009	U010	U011	U012	U013	U014	U015	U016	U017
------	------	------	------	------	------	------	------	------	------	------	------	------	------	------	------	------

U009 PAPER TRANSPORT



U001	U002	U003	U004	U005	U006	U007	U008	U009	U010	U011	U012	U013	U014	U015	U016	U017
------	------	------	------	------	------	------	------	------	------	------	------	------	------	------	------	------

U009 PAPER TRANSPORT



- 65.D2623974 (x2) BUSHING:DIA6:T1.6
- 64.D2623973 (x2) DISC:TORQUE LIMITER MECHANICAL CLUTCH:MANUAL FEED
- 70.H0722236 (x2) SPACER - M12X6.2
- 63.D2623972 (x2) GEAR:TORQUE LIMITER MECHANICAL CLUTCH:MANUAL FEED

- 67.D2623980 (x6) PAPER STOPPER:MANUAL FEED

- 66.D2623975 (x2) COMPRESSION SPRING:TORQUE LIMITER MECHANICAL CLUTCH:15N

- 71.H5163377 (x2) FRICTION DISC

- 62.D2623971 SHAFT:ELECTROMAGNETIC CLUTCH:MANUAL FEED
- 68.D4474315 TENSION SPRING:TENSIONER

- 73.J0012850 (x2) SLIDER:GEAR:PRESSURE

- 74.J0012876 PLAIN SHAFT BEARING:TRANSPORT ROLLER

- 72.J0011168 SLIDER:TRANSPORT ROLLER

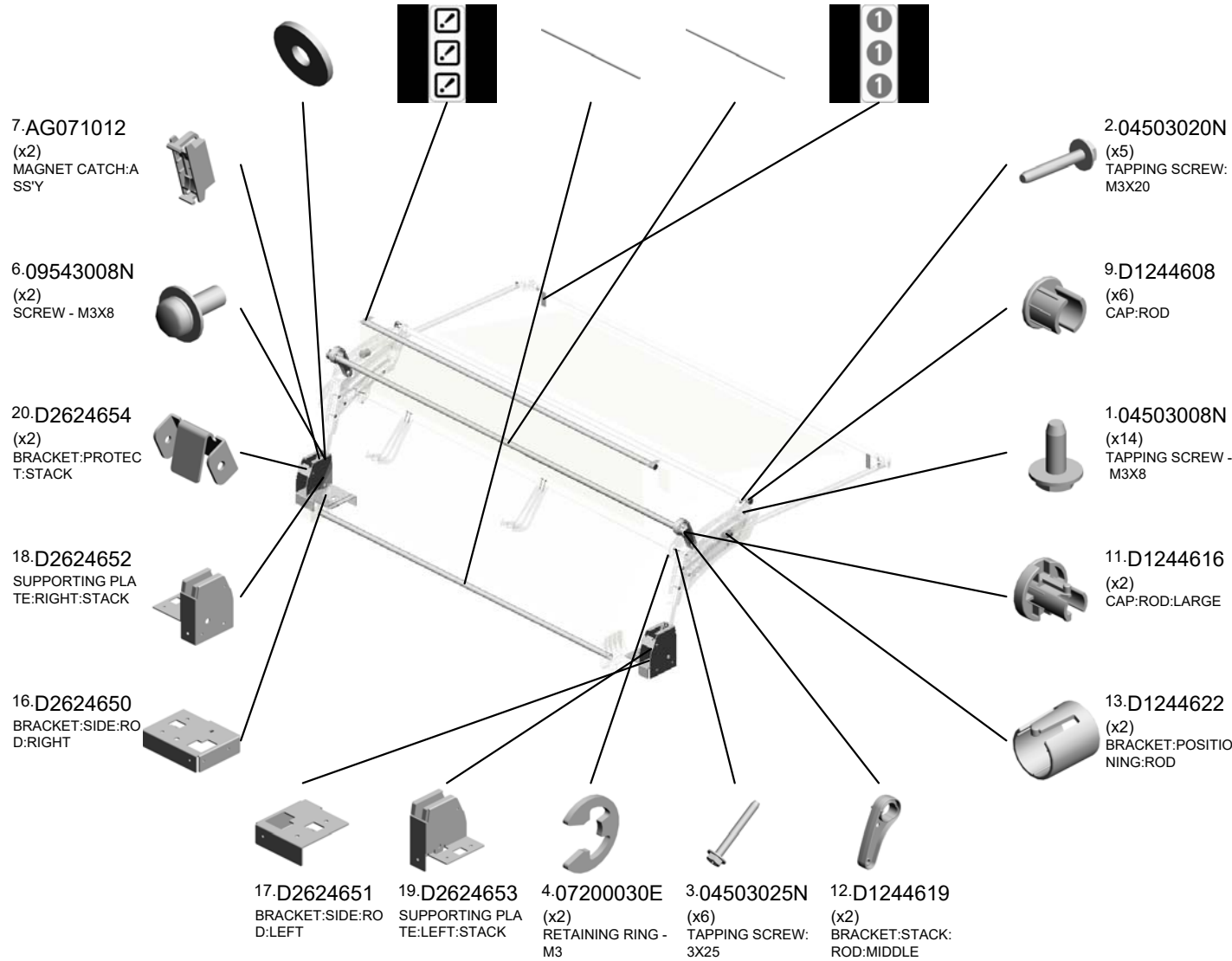
- 69.GW010007 PHOTO REFLECTION SENSOR:EXIT

U001	U002	U003	U004	U005	U006	U007	U008	U009	U010	U011	U012	U013	U014	U015	U016	U017
------	------	------	------	------	------	------	------	------	------	------	------	------	------	------	------	------

U010 STACK



- 5.08072089 (x2) WASHER - 10MM
- 15.D1244637 (x2) DECAL:STACK:ROD:CAUTION
- 8.D1244604 (x2) ROD:STACK:UPPER
- 10.D1244612 (x2) ROD:STACK:MIDDLE
- 14.D1244631 (x2) DECAL:STACK:ROD:1

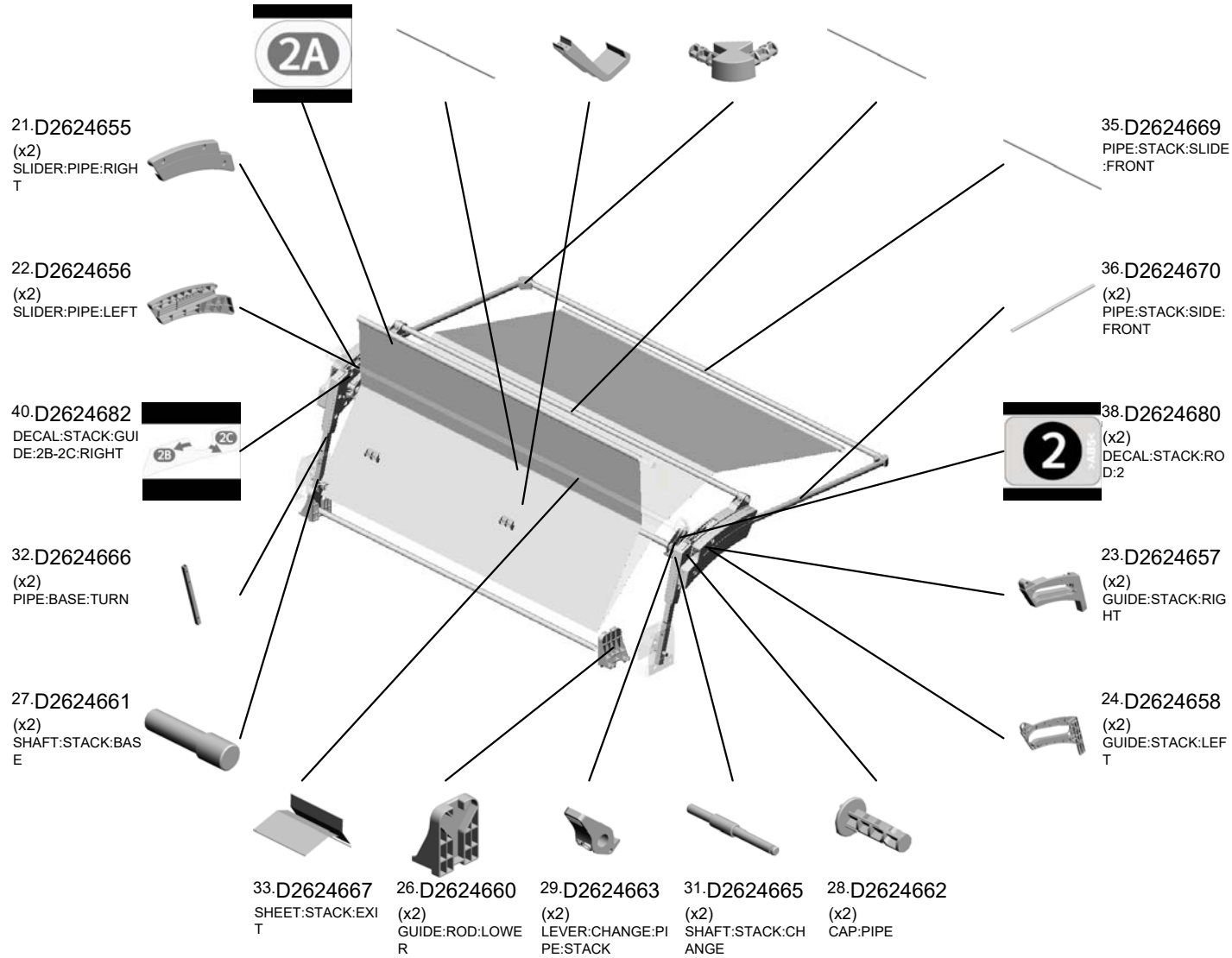


U001	U002	U003	U004	U005	U006	U007	U008	U009	U010	U011	U012	U013	U014	U015	U016	U017
------	------	------	------	------	------	------	------	------	------	------	------	------	------	------	------	------

U010 STACK



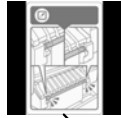
- 39.D2624681 (x2) DECAL:STACK:GUIDE:2A
- 37.D2624671 PIPE:CHANGE
- 25.D2624659 (x2) EXCHANGE POWLER: A2:SIDE:STACK
- 30.D2624664 (x2) LINK:PIPE
- 34.D2624668 PIPE:STACK:FIX




U001	U002	U003	U004	U005	U006	U007	U008	U009	U010	U011	U012	U013	U014	U015	U016	U017
------	------	------	------	------	------	------	------	------	------	------	------	------	------	------	------	------

U010
STACK

42.D2624684
DECAL:STACK:SET
:CAUTION



41.D2624683
DECAL:STACK:GUI
DE:2B-2C:LEFT




U001	U002	U003	U004	U005	U006	U007	U008	U009	U010	U011	U012	U013	U014	U015	U016	U017
------	------	------	------	------	------	------	------	------	------	------	------	------	------	------	------	------

U011.PAPER EXIT

U011_S002
D1244433
GUIDE PLATE:EXIT:LEFT:AS
SY

U011_S003
D2624500
CUTTER UNIT

U011_S001
D1244431
GUIDE PLATE:EXIT:RIGHT:A
SSY



U001	U002	U003	U004	U005	U006	U007	U008	U009	U010	U011	U012	U013	U014	U015	U016	U017
------	------	------	------	------	------	------	------	------	------	------	------	------	------	------	------	------

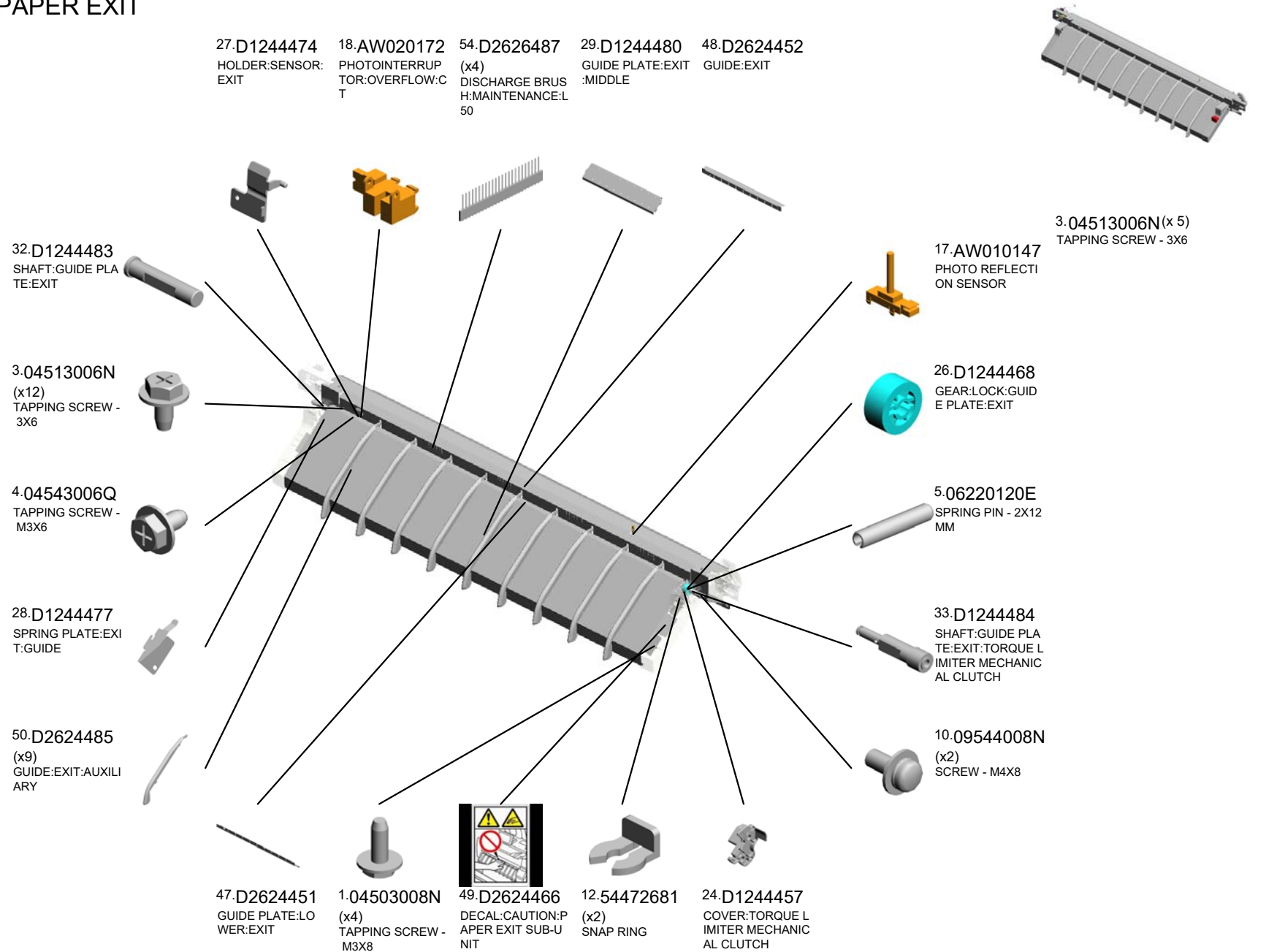
U011_S003.CUTTER UNIT

U011 S003 S001
D1244532
SHUTTLE:BASE:CUTTER:AS
SY



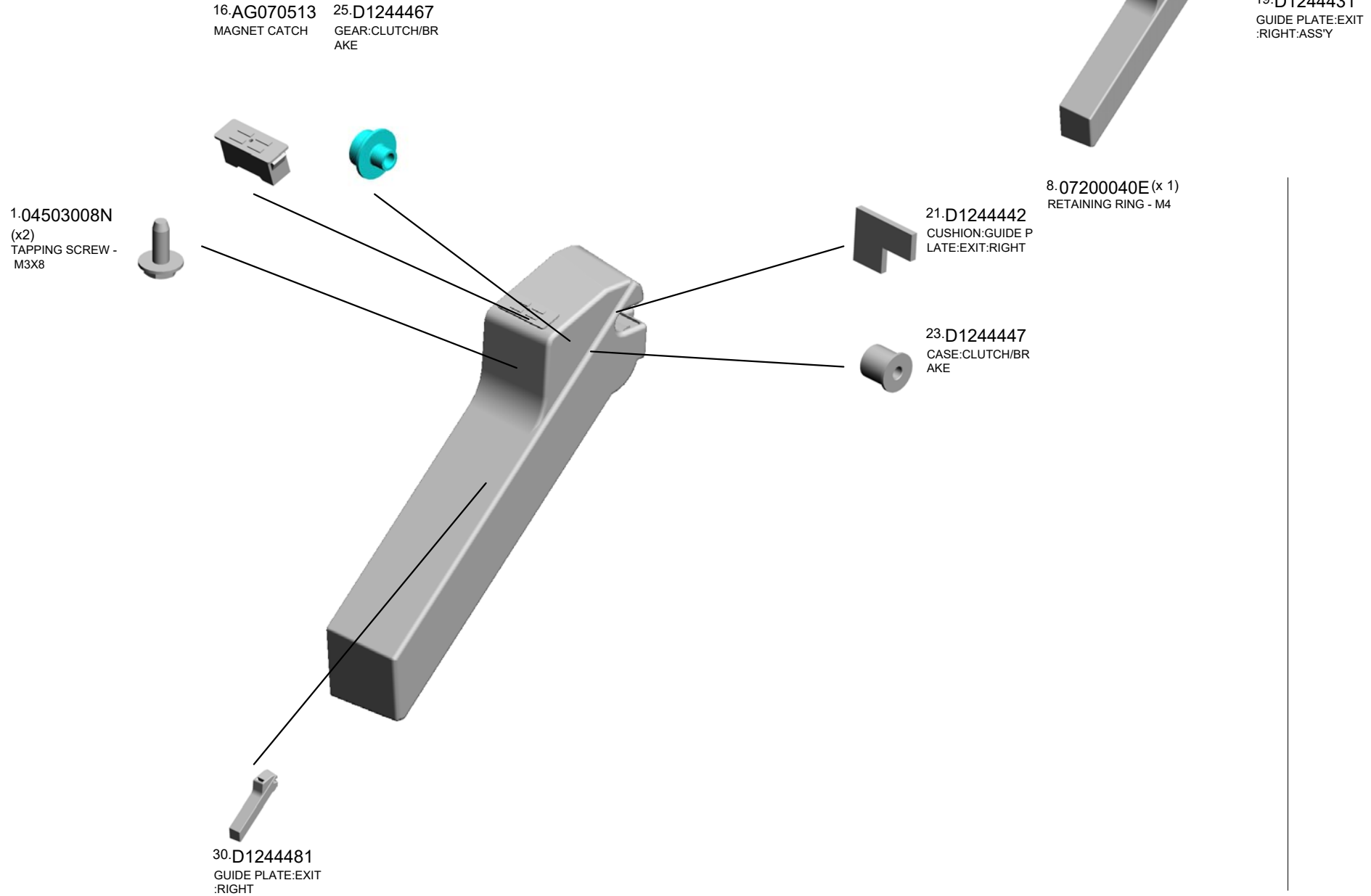
U001	U002	U003	U004	U005	U006	U007	U008	U009	U010	U011	U012	U013	U014	U015	U016	U017
------	------	------	------	------	------	------	------	------	------	------	------	------	------	------	------	------

U011 PAPER EXIT



U001	U002	U003	U004	U005	U006	U007	U008	U009	U010	U011	U012	U013	U014	U015	U016	U017
------	------	------	------	------	------	------	------	------	------	------	------	------	------	------	------	------

U011_S001
GUIDE PLATE:EXIT:RIGHT:ASS'Y

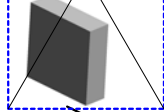


U001	U002	U003	U004	U005	U006	U007	U008	U009	U010	U011	U012	U013	U014	U015	U016	U017
------	------	------	------	------	------	------	------	------	------	------	------	------	------	------	------	------

U011_S002
GUIDE PLATE:EXIT:LEFT:ASS'Y

16.AG070513
MAGNET CATCH


~~22.D1244443
CUSHION:GUIDE P
LATE:EXIT:LEFT
201710-01~~



20.D1244433
GUIDE PLATE:EXIT
:LEFT:ASS'Y



31.D1244482
GUIDE PLATE:EXIT
:LEFT



U001	U002	U003	U004	U005	U006	U007	U008	U009	U010	U011	U012	U013	U014	U015	U016	U017
------	------	------	------	------	------	------	------	------	------	------	------	------	------	------	------	------

U011_S003 CUTTER UNIT

- 43.D1244567 GEAR:Z37-17
- 4.04543006Q (x9) TAPPING SCREW - M3X6
- 37.D1244553 RAIL:INNER
- 41.D1244558 SYNCHRONOUS B ELT:S2M
- 36.D1244552 RAIL:CUTTER



51.D2624500
CUTTER UNIT

14.AB017615
GEAR - 30Z/45Z



42.D1244559
(x2)
CUSHION:CUTTER
UNIT



7.07200030E
RETAINING RING -
M3



13.A5717700
(x2)
SCREW:SPRING W
ASHER:M2.6X5



11.11050487
(x8)
HARNES CLAMP



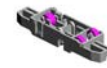
9.08010229
(x4)
SCREW - M2.3X8



3.04513006N
(x2)
TAPPING SCREW -
3X6



35.D1244533
SHUTTLE:INNER:R
AIL:ASS'Y



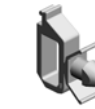
39.D1244556
COIL SPRING:GAT
E:CUTTER



38.D1244555
GATE:CUTTER



2.04503010N
TAPPING SCREW -
M3X10



11.11050487
(x3)
HARNES CLAMP

6.07200025E
RETAINING RING -
M2.5



8.07200040E (x 2)
RETAINING RING - M4

44.D1244588
SHUTTLE:CUTTER



15.AB030732
JOGGER PULLEY



40.D1244557
TENSION SPRING:
CUTTER




U001	U002	U003	U004	U005	U006	U007	U008	U009	U010	U011	U012	U013	U014	U015	U016	U017
------	------	------	------	------	------	------	------	------	------	------	------	------	------	------	------	------

U011_S003 CUTTER UNIT

53.D2624591
DC MOTOR:CUTTE
R UNIT:ASSY:BRU
SH:6.78W

51.D2624500
CUTTER UNIT

45.D1244592
BRACKET:DC MOT
OR



46.D1244597
BRACKET:PULLEY:
DRIVEN



52.D2624564
(x2)
MICRO SWITCH:C
UTTER



U001	U002	U003	U004	U005	U006	U007	U008	U009	U010	U011	U012	U013	U014	U015	U016	U017
------	------	------	------	------	------	------	------	------	------	------	------	------	------	------	------	------

U011_S003_S001
SHUTTLE:BASE:CUTTER:ASS'Y




34.D1244532
SHUTTLE:BASE:C
UTTER:ASSY

8.07200040E (x 1)
RETAINING RING - M4

U001	U002	U003	U004	U005	U006	U007	U008	U009	U010	U011	U012	U013	U014	U015	U016	U017
------	------	------	------	------	------	------	------	------	------	------	------	------	------	------	------	------

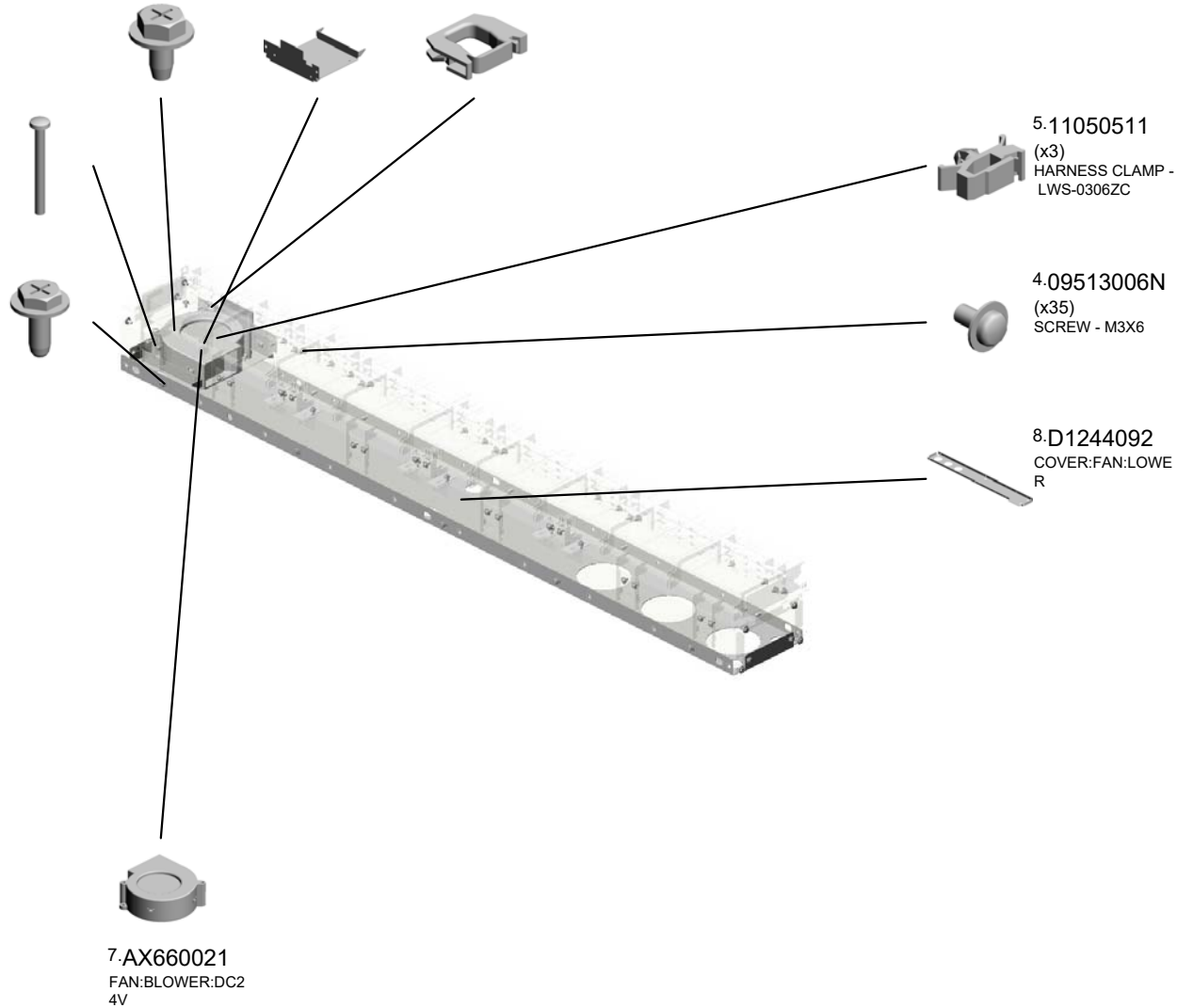
U012 ABSORB

2.04513006N (x25) TAPPING SCREW - 3X6
 9.D1244151 BRACKET:FAN:VA CUUM
 6.11050723 CLAMPS:WES-050 7



1.03540400N (x2) SCREW:M4X40

3.04514008N (x10) TAPPING SCREW: 4X8

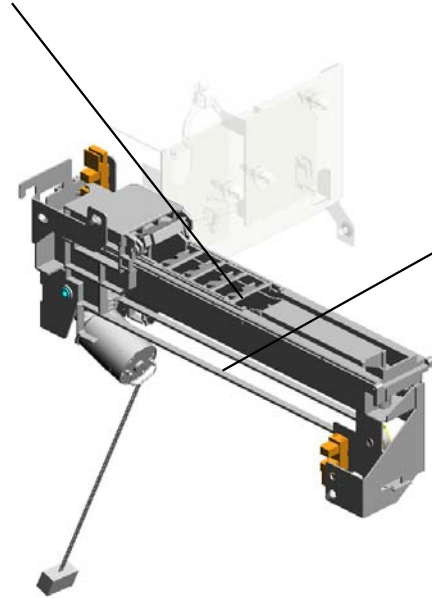


7.AX660021 FAN:BLOWER:DC2 4V

U001	U002	U003	U004	U005	U006	U007	U008	U009	U010	U011	U012	U013	U014	U015	U016	U017
------	------	------	------	------	------	------	------	------	------	------	------	------	------	------	------	------

U013.EJECTION SENSOR

U013 S002
D2626011
HOLDER:ELECTRODE PLAT
E:EJECTION SENSOR:ASSY



U013 S001
D2626001
BRACKET:EJECTION SENSO
R:ASS'Y

U001	U002	U003	U004	U005	U006	U007	U008	U009	U010	U011	U012	U013	U014	U015	U016	U017
------	------	------	------	------	------	------	------	------	------	------	------	------	------	------	------	------

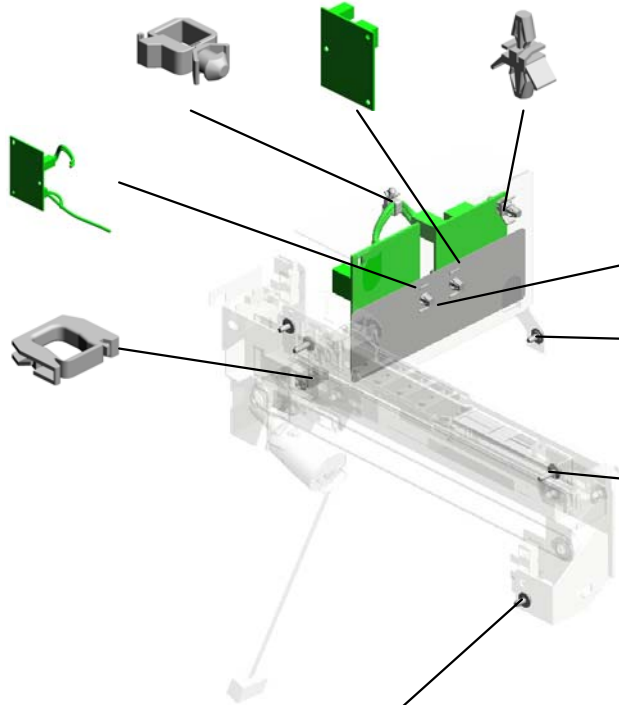
U013 EJECTION SENSOR



8.11050534 (x2) CLAMP
 11.AZ300069 POWER PACK:HVP
 6.11050192 (x3) LOCKING SUPPORT

15.D2625436 PCB:NMB:ASS'Y

9.11050723 (x2) CLAMPS:WES-0507



18.D2626114 SHEET:CASE:BASE:EJECTION SENSOR

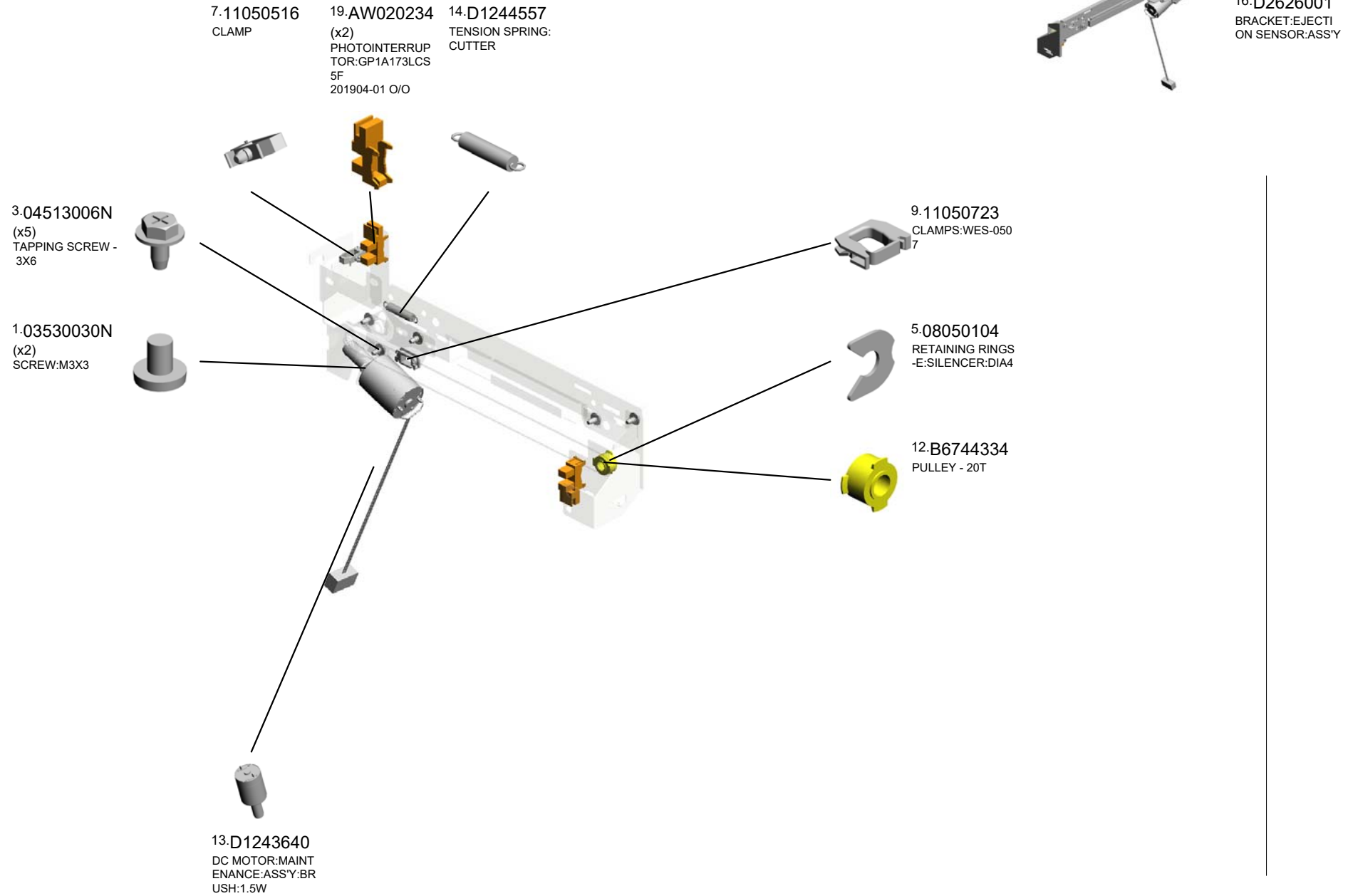
4.07030030N SPRING WASHER: DIA3

2.04503010N (x2) TAPPING SCREW - M3X10

3.04513006N (x6) TAPPING SCREW - 3X6

U001	U002	U003	U004	U005	U006	U007	U008	U009	U010	U011	U012	U013	U014	U015	U016	U017
------	------	------	------	------	------	------	------	------	------	------	------	-------------	------	------	------	------


U013_S001
BRACKET:EJECTION SENSOR:ASS'Y



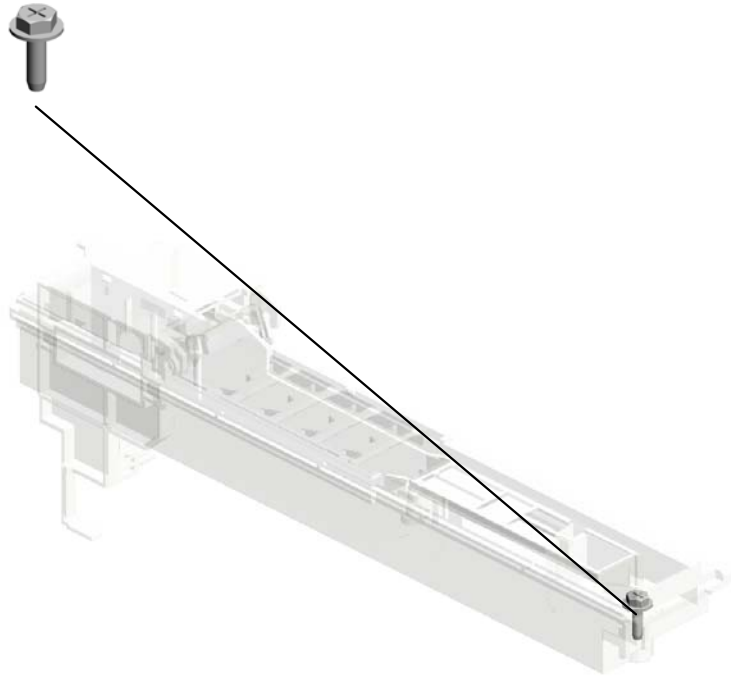
U001	U002	U003	U004	U005	U006	U007	U008	U009	U010	U011	U012	U013	U014	U015	U016	U017
------	------	------	------	------	------	------	------	------	------	------	------	------	------	------	------	------

U013_S002
HOLDER:ELECTRODE PLATE:EJECTION SENSOR:ASS'Y

2.04503010N
TAPPING SCREW -
M3X10



17.D2626011
HOLDER:ELECTRO
DE PLATE:EJECTI
ON SENSOR:ASS'Y



U001	U002	U003	U004	U005	U006	U007	U008	U009	U010	U011	U012	U013	U014	U015	U016	U017
------	------	------	------	------	------	------	------	------	------	------	------	------	------	------	------	------

U014 ELECTRICAL

- 2.04513006N (x92) TAPPING SCREW - 3X6
- 8.08050100 (x2) RETAINING RING - M2.5
- 21.12042612 MICRO SWITCH:D3 V-16506-3C25
- 16.11050752 SADDLE:EDS-3005 LS-V0
- 22.14077667 EEPROM:BR24T12 8-W



3.04533006N
TAPPING SCREW - M3X6

24.AA143796
(x4) SCREW:M3X4.2

9.11050193
(x2) NYLON STUD

19.11050764
(x2) CLAMP:LWS-1316A

11.11050517
(x6) HARNESS CLAMP - LWS-2111Z

5.04543008Q
TAPPING SCREW: 3X8

12.11050679
CLAMP:E0806A

1.03603020N
(x2) SCREW:M3X20

4.04543006Q
(x7) TAPPING SCREW - M3X6

7.07030040N
SPRING WASHER: DIA4

18.11050763
(x3) CLAMP:LWS-1211A

13.11050687
CLAMP:FC-30

14.11050724
CLAMPS:WES-1210

15.11050726
(x2) CLAMPS:WES-2217

20.11050765
(x5) CLAMP:LWS-2218A

23.16072253
FERRITE CORE:K3 NF-110-A(N)BK0

29.B1255618
(x2) STOPPER:FPCK-12A-BEND

10.11050511
HARNESS CLAMP - LWS-0306ZC

38.D1295713
CABLE:HDD:SATA: 135

44.D2415254
CABLE:HDD:SATA: POWER:3P_140

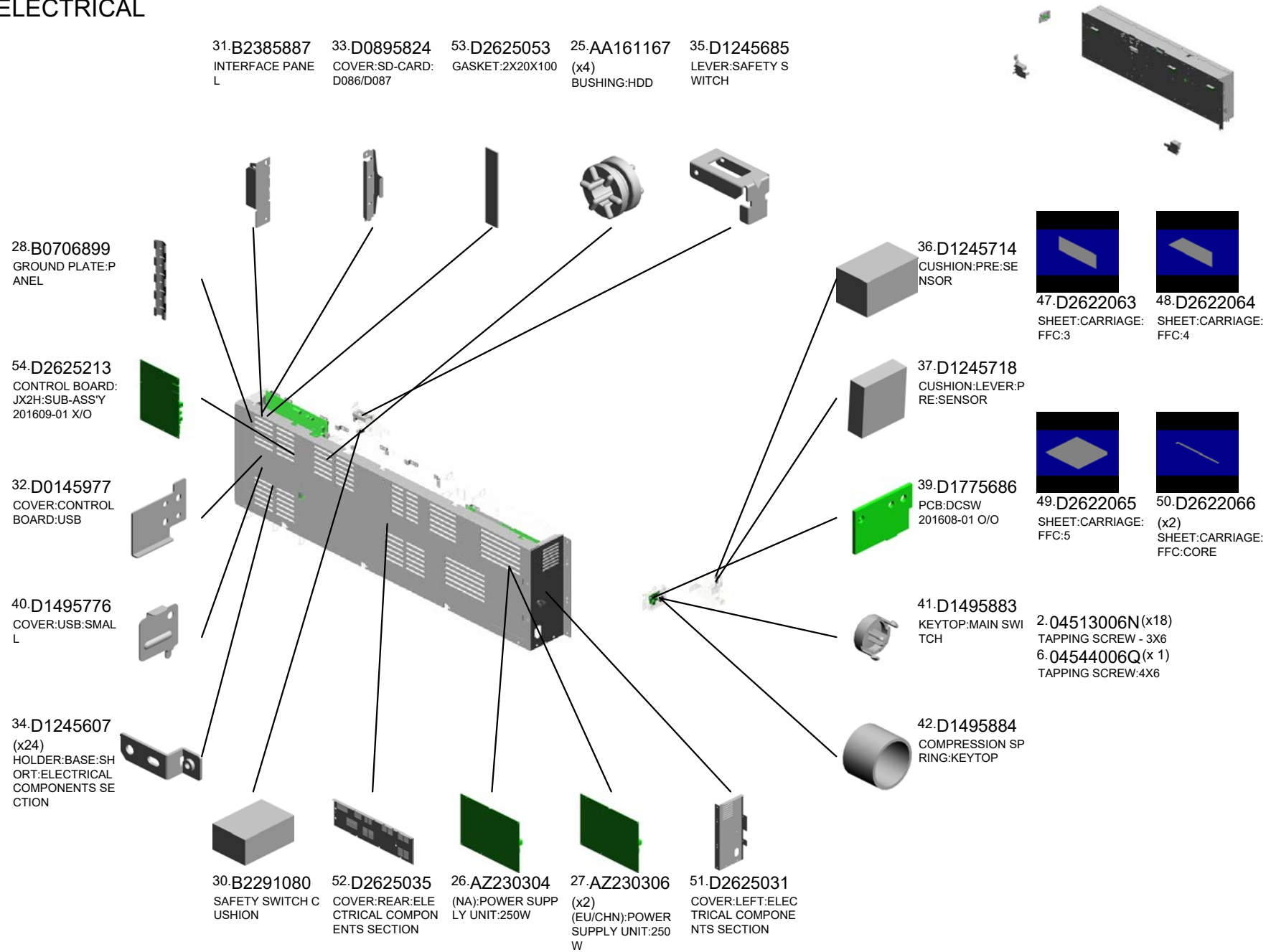
17.11050760
(x4) CLAMP:LWSM-0511A

45.D2622061
SHEET:CARRIAGE: FFC:1

46.D2622062
SHEET:CARRIAGE: FFC:2

U001	U002	U003	U004	U005	U006	U007	U008	U009	U010	U011	U012	U013	U014	U015	U016	U017
------	------	------	------	------	------	------	------	------	------	------	------	------	------	------	------	------

U014 ELECTRICAL

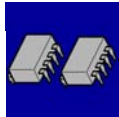


U001	U002	U003	U004	U005	U006	U007	U008	U009	U010	U011	U012	U013	U014	U015	U016	U017
------	------	------	------	------	------	------	------	------	------	------	------	------	-------------	------	------	------

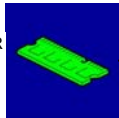
U014 ELECTRICAL

65.M4445201 HDD:320GB:AQUA
RIUS
57.D2625684 BRACKET:SAFETY
SWITCH:RIGHT
56.D2625444 PCB:BICU:SUB-AS
S'Y

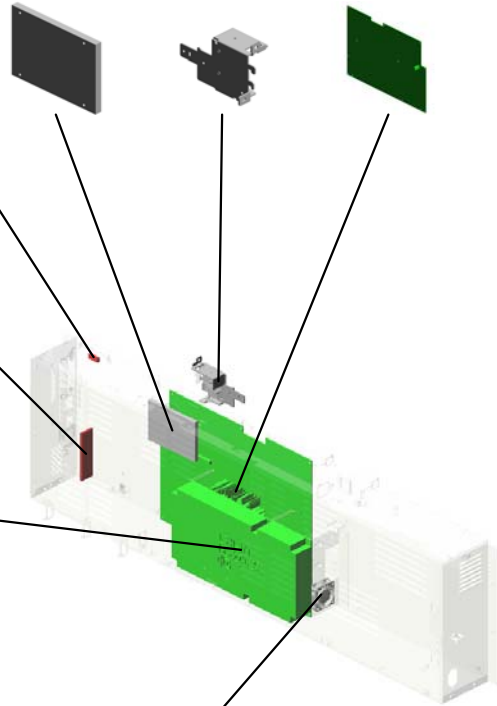

62.D2629590
NVRAM



67.D2395629
PCB:DDR3-DIMM:R
C-A:4GB:ASS'Y
201707-01 O/O



66.D2625428
PCB:IOB:ASS'Y
201706-01 O/O




64.GX640029
FAN:MM40X15:NID
EC:L



61.D2625751
HOLDER:KEYTOP



58.D2625695
BRACKET:SAFETY
SWITCH:LEFT



60.D2625713
LEVER:PRE:SENS
OR:COVER



63.G0205626
PUSH SWITCH

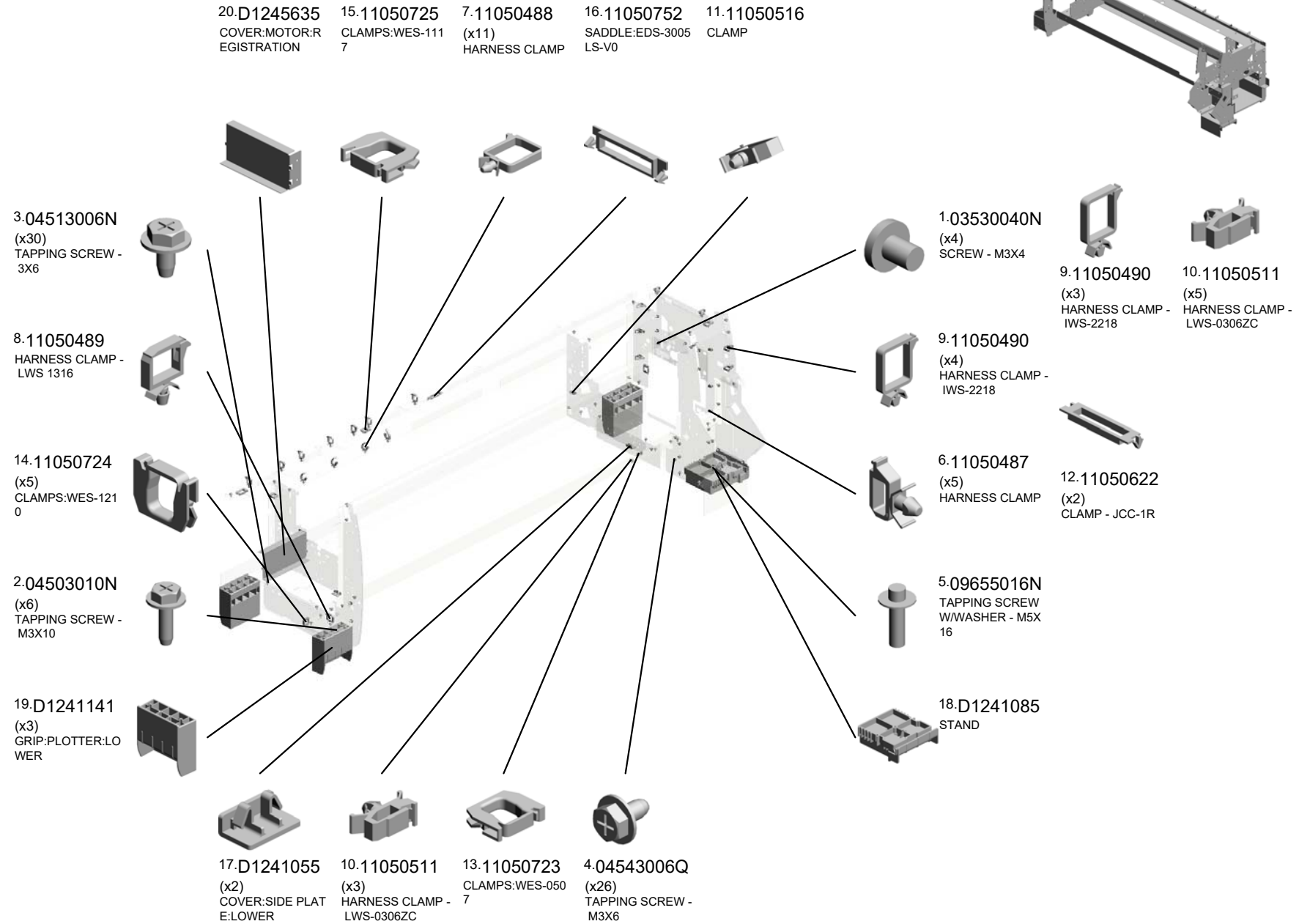


59.D2625712
BRACKET:PRE:SE
NSOR:COVER



U001	U002	U003	U004	U005	U006	U007	U008	U009	U010	U011	U012	U013	U014	U015	U016	U017
------	------	------	------	------	------	------	------	------	------	------	------	------	------	------	------	------

U015 MAIN FRAME



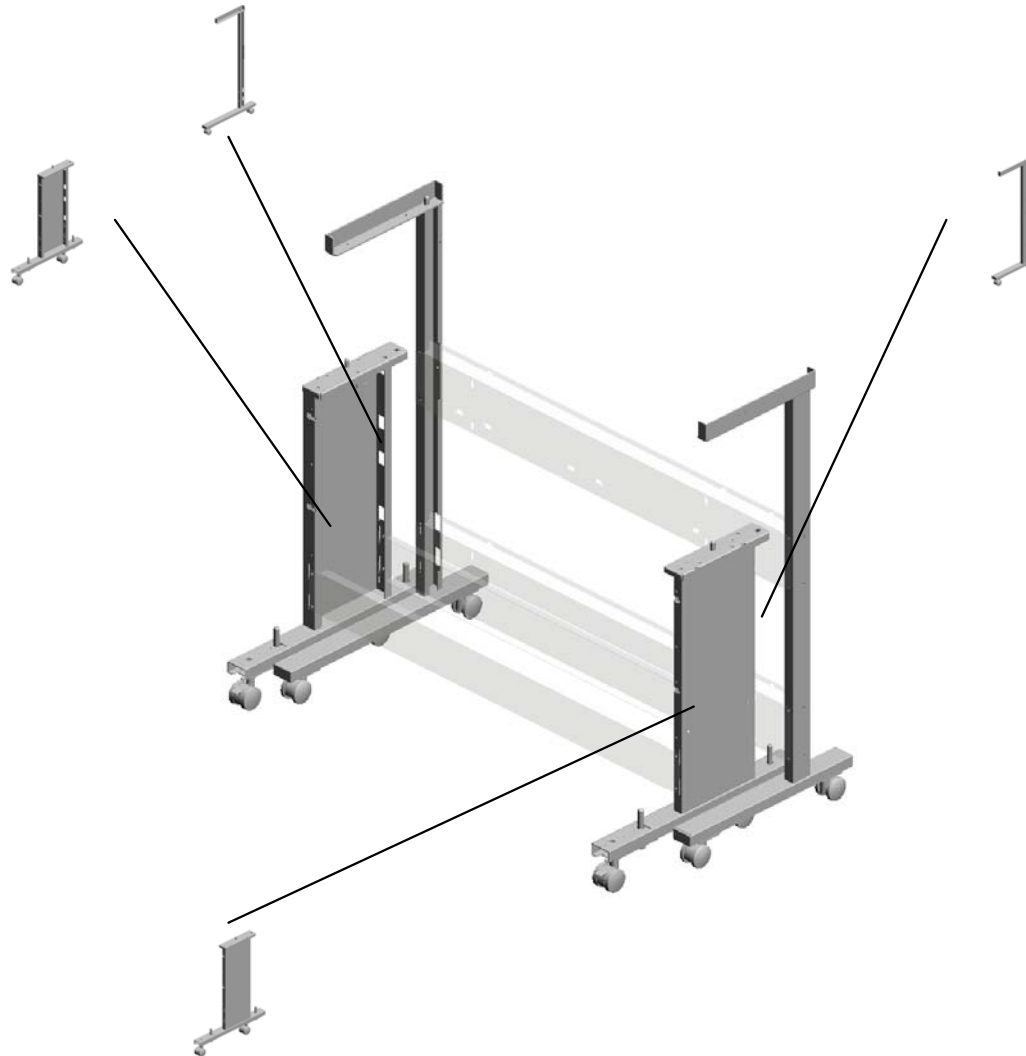
U001	U002	U003	U004	U005	U006	U007	U008	U009	U010	U011	U012	U013	U014	U015	U016	U017
------	------	------	------	------	------	------	------	------	------	------	------	------	------	------	------	------

U016.MP CW2201 SP B Unit

U016_S003
D1241902
RACK:LEFT:ASSY

U016_S002
D2621171
FRAME:STAND:LEFT:ASSY

U016_S004
D1241903
RACK:RIGHT:A0:ASSY



U016_S001
D2621151
FRAME:STAND:RIGHT:ASSY

U001	U002	U003	U004	U005	U006	U007	U008	U009	U010	U011	U012	U013	U014	U015	U016	U017
------	------	------	------	------	------	------	------	------	------	------	------	------	------	------	------	------

U016
MP CW2201 SP B Unit

8.D1241181
(x2)
STAY:FRONT REA
R:STAND



11.D1241967
(x2)
STAY:MIDDLE:RAC
K

2.05940080N(x29)
HEXAGONAL SET SCREW - M4X8

3.07030040N(x29)
SPRING WASHER-DIA4

U001	U002	U003	U004	U005	U006	U007	U008	U009	U010	U011	U012	U013	U014	U015	U016	U017
------	------	------	------	------	------	------	------	------	------	------	------	------	------	------	------	------

U016_S001
FRAME:STAND:RIGHT:ASS'Y


4.AA143547
(x2)
HEXAGONAL BOLT
:M12X80

6.AH012039
CASTER:STOPPER
:980N:DIA50



12.D2621151
FRAME:STAND:RI
GHT:ASS'Y

14.G8221034
CAP:PIPE:50X26



5.AH012038
CASTER:980N:DIA
50

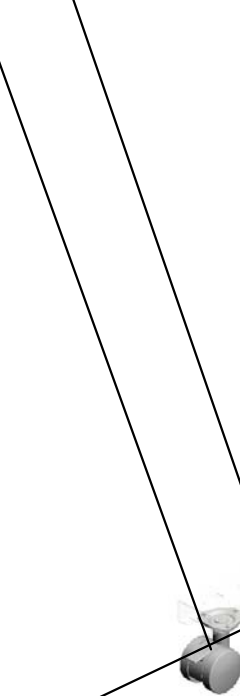


U001	U002	U003	U004	U005	U006	U007	U008	U009	U010	U011	U012	U013	U014	U015	U016	U017
------	------	------	------	------	------	------	------	------	------	------	------	------	------	------	------	------

U016_S002
FRAME:STAND:LEFT:ASS'Y

4.AA143547
(x2)
HEXAGONAL BOLT
:M12X80


6.AH012039
CASTER:STOPPER
:980N:DIA50



5.AH012038
CASTER:980N:DIA
50



14.G8221034
CAP:PIPE:50X26



13.D2621171
FRAME:STAND:LE
FT:ASS'Y




U001	U002	U003	U004	U005	U006	U007	U008	U009	U010	U011	U012	U013	U014	U015	U016	U017
------	------	------	------	------	------	------	------	------	------	------	------	------	------	------	------	------

U016_S003
RACK:LEFT:ASS'Y

1.04514008N 7.AH012050
(x8) (x2)
TAPPING SCREW: CASTER:STOPPER
4X8 :NO

9.D1241902
RACK:LEFT:ASS'Y



14.G8221034
(x2)
CAP:PIPE:50X26




U001	U002	U003	U004	U005	U006	U007	U008	U009	U010	U011	U012	U013	U014	U015	U016	U017
------	------	------	------	------	------	------	------	------	------	------	------	------	------	------	------	------

U016_S004


RACK:RIGHT:A0:ASS'Y

1.04514008N 14.G8221034
(x8) (x2)
TAPPING SCREW: CAP:PIPE:50X26
4X8

10.D1241903
RACK:RIGHT:A0:A
SS'Y



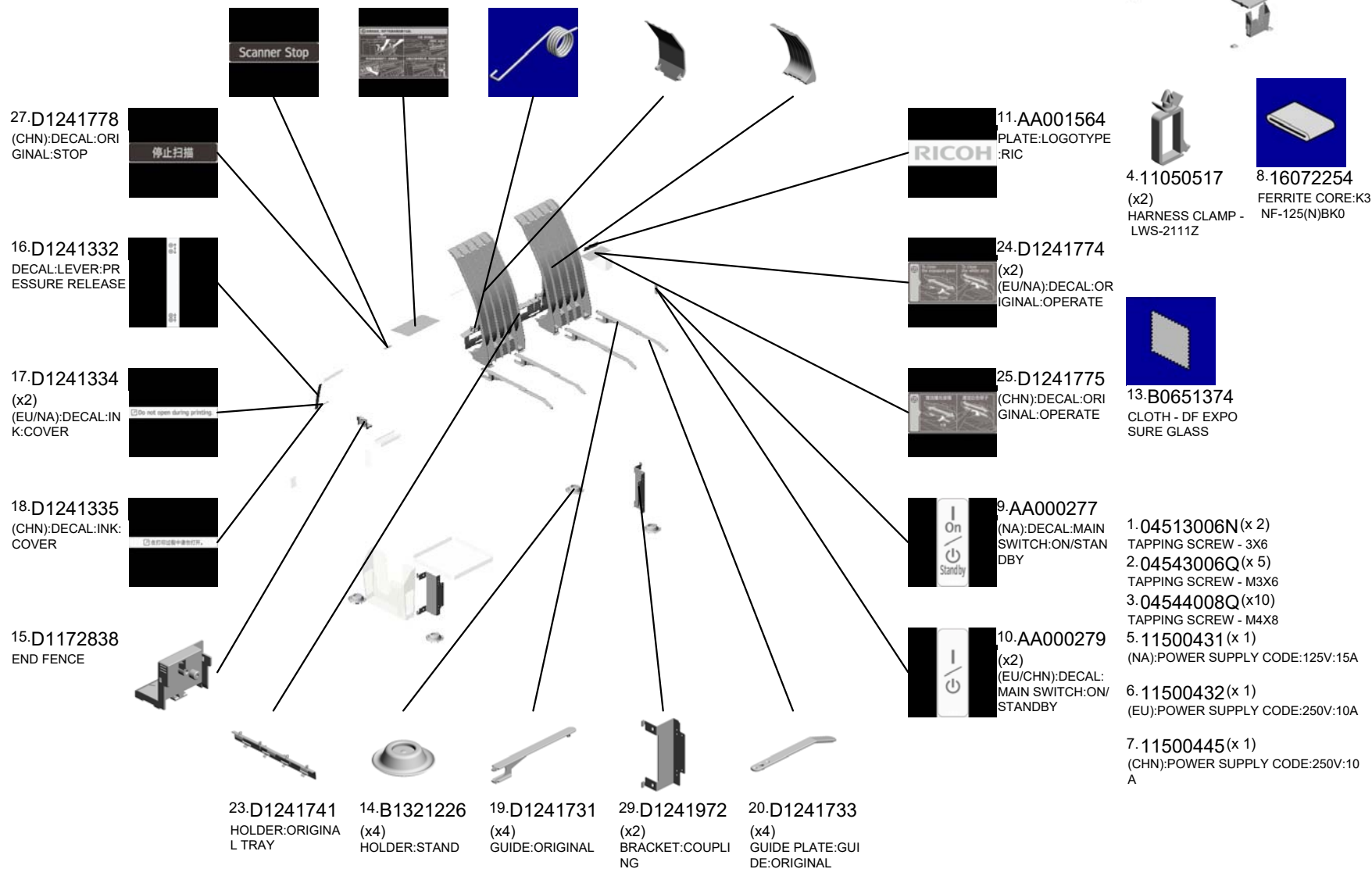
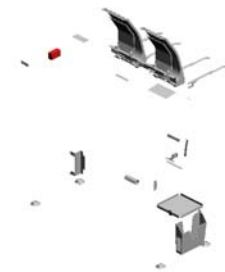
7.AH012050
(x2)
CASTER:STOPPER
:NO



U001	U002	U003	U004	U005	U006	U007	U008	U009	U010	U011	U012	U013	U014	U015	U016	U017
------	------	------	------	------	------	------	------	------	------	------	------	------	------	------	------	------

U017 ACCESSORIES

- 26.D1241777 (x2) (EU/NA):DECAL:ORIGINAL:STOP
- 28.D1241779 (CHN):DECAL:PLATEN:REMOVE PAPER DUST
- 12.AA066681 (x4) SPRING:ORIGINAL TRAY
- 22.D1241739 (x2) ORIGINAL TRAY
- 21.D1241737 (x2) COPY TRAY:UPPER



27.D1241778
(CHN):DECAL:ORIGINAL:STOP



16.D1241332
DECAL:LEVER:PRESSURE RELEASE



17.D1241334
(x2)
(EU/NA):DECAL:INK COVER



18.D1241335
(CHN):DECAL:INK COVER



15.D1172838
END FENCE



23.D1241741
HOLDER:ORIGINAL TRAY

14.B1321226
(x4)
HOLDER:STAND

19.D1241731
(x4)
GUIDE:ORIGINAL

29.D1241972
(x2)
BRACKET:COUPLING

20.D1241733
(x4)
GUIDE PLATE:GUIDE:ORIGINAL

11.AA001564
PLATE:LOGOTYPE:RICOH

24.D1241774
(x2)
(EU/NA):DECAL:ORIGINAL:OPERATE

25.D1241775
(CHN):DECAL:ORIGINAL:OPERATE

9.AA000277
(NA):DECAL:MAIN SWITCH:ON/STANDBY

10.AA000279
(x2)
(EU/CHN):DECAL:MAIN SWITCH:ON/STANDBY

4.11050517
(x2)
HARNESS CLAMP - LWS-2111Z

8.16072254
FERRITE CORE:K3 NF-125(N)BK0

13.B0651374
CLOTH - DF EXPOSURE GLASS

- 1. 04513006N (x 2) TAPPING SCREW - 3X6
- 2. 04543006Q (x 5) TAPPING SCREW - M3X6
- 3. 04544008Q (x10) TAPPING SCREW - M4X8
- 5. 11500431 (x 1) (NA):POWER SUPPLY CODE:125V:15A
- 6. 11500432 (x 1) (EU):POWER SUPPLY CODE:250V:10A
- 7. 11500445 (x 1) (CHN):POWER SUPPLY CODE:250V:10A

U017 ACCESSORIES



36.D2621652 (CHN):DECAL
 35.D2621651 (x2) (EU/NA):DECAL:COMMON
 34.D1491553 SHEET:LOGO



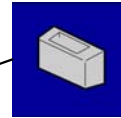
39.D2626820
 DECAL:MODEL NAME PLATE:RIC



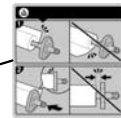
30.D1243130
 DECAL:CARTRIDGE COLORED DISPLAY



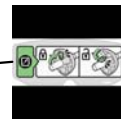
41.GA003264
 DECAL:PS3:I-GRAY



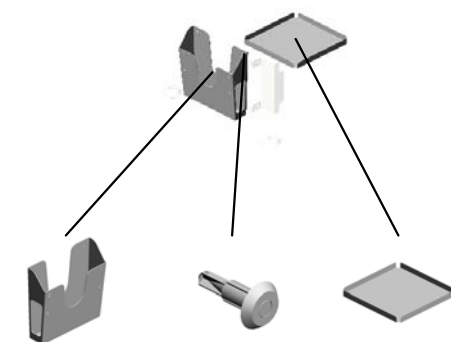

33.D1441396
 HOLDER:EXPOSURE GLASS:ASSY



37.D2622846
 DECAL:PAPER SPINNING TOOL:OPERATE

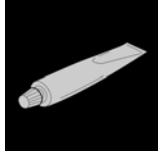


38.D2623960
 DECAL:FLANGE

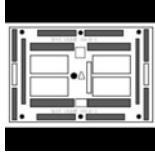


32.D2621251
 HOLDER:OPERATING INSTRUCTIONS:BIOMASS 201704-01 O/O
 40.G0381299 (x2)
 RIVET - 5
 31.D1246590
 HOLDER:TANK:USED DEVELOPER

SPECIAL TOOLS



1.52039502
Silicon Grease G-501



2.A0239504
Test Chart OS-A1 (2 sheets/set)

Exclusive Parts

Number	Part Name	Group	ID
52039502	Silicon Grease G-501	SPECIAL TOOLS	1
53531803	WAVE WASHER	U003	29
54472681	SNAP RING	U005_S001	7
		U006	20
		U009	19
		U011	12
A0239504	Test Chart OS-A1 (2 sheets/set)	SPECIAL TOOLS	2
A1636052	ORIGINAL TABLE BUSHING	U003	30
A4221356	PIN - 3X26MM	U003	31
A5663850	SENSOR SCREW	U003	32
A5717700	SCREW:SPRING WASHER:M2.6X5	U011_S003	13
A8594141	PULLEY IDLER	U003	33
AA000277	(NA):DECAL:MAIN SWITCH:ON/ST ANDBY	U017	9
AA000279	(EU/CHN):DECAL:MAIN SWITCH:O N/STANDBY	U017	10
AA001564	PLATE:LOGOTYPE:RIC	U017	11
AA043292	TIMING BELT	U009	20
AA063416	SPRING - 3.4N	U003	34
AA066681	SPRING:ORIGINAL TRAY	U017	12
AA080037	BUSHING - 6MM	U006	21
AA080346	BUSHING:FLANGE TYPE:DIA6	U009	21
AA082135	BUSHING - DIA4	U003	35
AA143547	HEXAGONAL BOLT:M12X80	U016_S001	4
		U016_S002	4
AA143579	SCREW - M3	U003	36
AA143788	PIN:GUIDE PLATE:PAPER FEED	U003	37
		U004_S003	20
AA143796	SCREW:M3X4.2	U014	24
AA143823	TAPPING SCREW	U009	22
AA143859	POSITIONING PIN	U003	38
		U006	22
AA161167	BUSHING:HDD	U014	25
AB011605	GEAR:IDLER:CONNECTING	U006	23
AB012006	GEAR - 23Z	U006	24
AB017615	GEAR - 30Z/45Z	U011_S003	14
AB030732	JOGGER PULLEY	U011_S003	15
AB030763	PULLEY - 30Z	U009	23

Number	Part Name	Group	ID
AF022155	MIDDLE PAPER FEED ROLLER	U006	25
AF031090	PAPER FEED ROLLER:FEED	U006	26
AG070513	MAGNET CATCH	U011_S001	16
		U011_S002	16
AG071012	MAGNET CATCH:ASS'Y	U010	7
AH012038	CASTER:980N:DIA50	U016_S001	5
		U016_S002	5
AH012039	CASTER:STOPPER:980N:DIA50	U016_S001	6
		U016_S002	6
AH012050	CASTER:STOPPER:NO	U016_S003	7
		U016_S004	7
AW010109	PHOTO REFLECTION SENSOR:PS1 17ED1	U003	39
AW010147	PHOTO REFLECTION SENSOR	U011	17
AW020154	PHOTOINTERRUPTOR:ENTRANCE	U006	27
		U009	24
AW020155	PHOTOINTERRUPTOR:PAPER SIZ E SENSOR	U009	25
AW020172	PHOTOINTERRUPTOR:OVERFLO W:CT	U011	18
AW020198	PHOTOINTERRUPTOR:LG2A14NL 1	U004_S003	21
		U004_S004	21
		U004_S005	21
		U005_S001	8
		U006	28
		U007	11
AW020234	PHOTOINTERRUPTOR:GP1A173L CS5F	U007_S001	11
		U009	26
AW020234	PHOTOINTERRUPTOR:GP1A173L CS5F	U013_S001	19
AW140015	TEMPERATURE & HUMIDITY SEN SOR	U007	12
AW500012	PUSH SWITCH	U006	29
AW500022	PUSH SWITCH	U003	40
AX040258	DC MOTOR:RISING TRAY:ASS'Y:1. 92W:BRUSH	U004_S001	22
AX200326	ELECTROMAGNETIC CLUTCH:PA PER FEED ROLLER	U006	30
		U009	27

Exclusive Parts

Number	Part Name	Group	ID
AX660021	FAN:BLOWER:DC24V	U012	7
AZ230304	(NA):POWER SUPPLY UNIT:250W	U014	26
AZ230306	(EU/CHN):POWER SUPPLY UNIT:250W	U014	27
AZ300069	POWER PACK:HVP	U013	11
B0102979	SWITCH PLATE	U006	31
B0651374	CLOTH - DF EXPOSURE GLASS	U017	13
B0706899	GROUND PLATE:PANEL	U014	28
B1251727	SPRING PLATE:EXPOSURE GLASS:RIGHT	U003	41
B1251728	SPRING PLATE:EXPOSURE GLASS:LEFT	U003	42
B1254732	STOPPER:ORIGINAL:UPPER	U003	43
B1254742	SUPPORTING PLATE:COVER:ORIGINAL	U003	44
B1254751	SHAFT:DRIVEN	U003	45
B1254752	ROLLER:DRIVEN	U003	46
B1254761	SHAFT:CONTACT POINT:ORIGINAL:UPPER	U003	47
B1254825	SHEET:BLOCK LIGHT:1	U003	48
B1254826	SHEET:BLOCK LIGHT:2	U003	49
B1254827	SHEET:BLOCK LIGHT:3	U003	50
B1254828	SHEET:BLOCK LIGHT:4	U003	51
B1254829	SHEET:BLOCK LIGHT:5	U003	52
B1254870	STAND:PRESSURE RELEASE:LEFT	U003	53
B1254871	STAND:PRESSURE RELEASE:RIGHT	U003	54
B1254879	SHEET:SHIELD:PAPER SIZE SENSOR	U003	55
B1254884	COVER:ORIGINAL:SWITCH	U003	56
B1254902	BRACKET:OPEN AND CLOSE:STOPPER:LEFT	U003	57
B1254904	STOPPER:OPEN AND CLOSE:LEFT	U003	58
B1254907	BRACKET:OPEN AND CLOSE:STOPPER:RIGHT	U003	59
B1254909	STOPPER:OPEN AND CLOSE:RIGHT	U003	60

Number	Part Name	Group	ID
	HT		
B1254912	SHAFT:CONTACT POINT:STOPPER	U003	61
B1254913	SHAFT:SPRING:STOPPER	U003	62
B1255618	STOPPER:FPCK-12A-BEND	U003_S001	63
		U014	29
B1255683	GROUND WIRE:PRESSURE PLATE	U003	64
B1255688	GROUNDING WIRE:SCANNER UNIT:1	U003	65
B1321226	HOLDER:STAND	U017	14
B2291080	SAFETY SWITCH CUSHION	U014	30
B2293237	SPRING PLATE:EARTH:TRANSPORT ROLLER	U003	66
B2343418	GEAR - 24Z	U006	32
B2385887	INTERFACE PANEL	U014	31
B2864854	CUSHION:KEYTOP:ORIGINAL:STOPPER	U003	67
B3874311	ADJUSTING BRACKET	U003	68
B6242047	PAPER FEED BELT RELEASE CAM FEELER	U009	28
B6412741	PAD:BRAKE	U009	29
B6744334	PULLEY - 20T	U013_S001	12
C2175102	SPRING WASHER	U006	33
D0145977	COVER:CONTROL BOARD:USB	U014	32
D0392935	ROLLER:DRIVEN:F3	U006	34
		U009	30
D0394948	GEAR:REVERSE ROLLER	U006	35
D0746578	GEAR:Z37:CAM:VERTICAL TRANSPORT	U006	36
D0746665	GEAR:JOINT:COLLECTION BOTTLE:Z65	U006	37
D0747070	SEAL:FAN:DUCT:EXHAUST:OPTICAL WRITING UNIT	U007_S001	13
D0895824	COVER:SD-CARD:D086/D087	U014	33
D0934653	LEVER:MICRO SWITCH	U003	69
D0934717	SHEET:BLOCK LIGHT:CIS:LEFT	U003	70
D0934718	SHEET:BLOCK LIGHT:CIS:RIGHT	U003	71
D0934734	DRIVEN ROLLER:ASS'Y	U003	72

Exclusive Parts

Number	Part Name	Group	ID
D1172838	END FENCE	U017	15
D1241055	COVER:SIDE PLATE:LOWER	U015	17
D1241085	STAND	U015	18
D1241141	GRIP:PLOTTER:LOWER	U015	19
D1241181	STAY:FRONT REAR:STAND	U016	8
D1241251	COVER:UPPER	U001	7
D1241252	SEAL:COVER:UPPER	U001	8
D1241254	SEAL:COVER:UPPER RIGHT	U001	9
D1241256	GUIDE PIN:DIA5	U001	10
D1241261	COVER:FRONT:UPPER	U001	11
D1241262	COVER:SIDE:RIGHT UPPER	U001	12
D1241263	COVER:SIDE:LEFT UPPER	U001	13
D1241264	ROD:COVER:FRONT	U001	14
D1241271	COVER:FRONT:LOWER	U001	15
D1241272	COVER:SIDE:RIGHT LOWER	U001	16
D1241273	COVER:SIDE:LEFT LOWER	U001	17
D1241280	COVER:RIGHT:UPPER	U001	18
D1241285	COVER:RIGHT	U001	19
D1241286	COVER:USELESS FLUID NOZZLE	U001	20
D1241290	COVER:LEFT	U001	21
D1241296	COVER:INK CARTRIDGE:OPEN AND CLOSE	U001	22
D1241300	COVER:RIGHT:REAR	U001	23
D1241305	COVER:LEFT:REAR	U001	24
D1241332	DECAL:LEVER:PRESSURE RELEASE	U017	16
D1241334	(EU/NA):DECAL:INK:COVER	U017	17
D1241335	(CHN):DECAL:INK:COVER	U017	18
D1241653	PLAIN SHAFT BEARING:TRANSPORT ROLLER	U003	73
D1241661	COIL SPRING:BELT TENSIONER	U003	74
D1241662	SYNCHRONOUS BELT:S1.5M	U003	75
D1241663	TIMING PULLEY:S1.5M:101	U003	76
D1241677	PLAIN SHAFT BEARING:TRANSPORT ROLLER:SIDE PLATE:EXIT	U003	77
D1241678	PLAIN SHAFT BEARING:TRANSPORT ROLLER:EXIT	U003	78
D1241681	COVER:SCANNER:LEFT	U003	79

Number	Part Name	Group	ID
D1241682	COVER:SCANNER:RIGHT	U003	80
D1241694	KEYTOP:ORIGINAL:STOP	U003	81
D1241704	SHEET:GUIDE:CIS	U003	82
D1241706	(EU/CHN):GUIDE PLATE:ORIGINAL:FRONT LOWER:FRONT	U003	83
D1241707	GUIDE PLATE:ORIGINAL:FRONT LOWER:REAR	U003	84
D1241708	GUIDE PLATE:ORIGINAL:REAR LOWER:FRONT	U003	85
D1241712	(NA):GUIDE PLATE:ORIGINAL:FRONT LOWER:FRONT	U003	86
D1241713	EXPOSURE GLASS:CONTACT IMAGE SENSOR	U003	87
D1241715	COVER:SCANNER:REAR	U003	88
D1241716	GASKET:SCANNER	U003	89
D1241717	COVER:SCANNER:REAR MIDDLE	U003	90
D1241719	COIL SPRING:DRIVEN:7N	U003	91
D1241721	TRANSPORT ROLLER:URETHANE:EXIT	U003	92
D1241722	SHIELDING PLATE:COVER:SCANNER:REAR	U003	93
D1241724	GUIDE PLATE:ORIGINAL:REAR LOWER:REAR	U003	94
D1241731	GUIDE:ORIGINAL	U017	19
D1241733	GUIDE PLATE:GUIDE:ORIGINAL	U017	20
D1241737	COPY TRAY:UPPER	U017	21
D1241739	ORIGINAL TRAY	U017	22
D1241741	HOLDER:ORIGINAL TRAY	U017	23
D1241743	(EU/CHN):ORIGINAL TABLE	U003	95
D1241749	(NA):ORIGINAL TABLE:PRINTING	U003	96
D1241764	SIDE FENCE:LEFT:ASS'Y	U003	97
D1241765	SIDE FENCE:RIGHT:ASS'Y	U003	98
D1241767	COVER:ORIGINAL:UPPER	U003	99
D1241774	(EU/NA):DECAL:ORIGINAL:OPERATE	U017	24
D1241775	(CHN):DECAL:ORIGINAL:OPERATE	U017	25
D1241777	(EU/NA):DECAL:ORIGINAL:STOP	U017	26
D1241778	(CHN):DECAL:ORIGINAL:STOP	U017	27

Exclusive Parts

Number	Part Name	Group	ID
D1241779	(CHN):DECAL:PLATEN:REMOVE P APER DUST	U017	28
D1241902	RACK:LEFT:ASS'Y	U016_S003	9
D1241903	RACK:RIGHT:A0:ASS'Y	U016_S004	10
D1241967	STAY:MIDDLE:RACK	U016	11
D1241972	BRACKET:COUPLING	U017	29
D1242056	GUIDE:ENCODER	U004	23
D1242058	BRACKET:SHEET:ENCODER	U004	24
D1242059	TENSION SPRING:ENCODER:SHE ET	U004	25
D1242060	SHAFT:PRESSURE ROLLER	U004	26
D1242062	BRACKET:PRESSURE ROLLER:LO WER	U004	27
D1242063	BRACKET:PRESSURE ROLLER:UP PER	U004	28
D1242064	SYNCHRONOUS BELT:UL	U004	29
D1242067	TIMING PULLEY:CARRIAGE:T28	U004	30
D1242070	GUIDE:FFC:2	U004	44
D1242075	COIL SPRING:PRESSURE ROLLER :CARRIAGE	U004	31
D1242076	SPONGE:FFC:GUIDE	U004_S002	32
D1242077	GUIDE:FFC:ASS'Y	U004_S002	45
D1242276	POSITIONING SENSOR	U004_S003	33
D1242601	GUIDE PLATE:REAR:ASS'Y	U006_S001	38
D1242641	BUSHING:DIA6	U006	39
		U009	31
D1242648	COVER:SENSOR:PAPER FEED UN IT	U006	40
D1242656	CAM:DRIVEN ROLLER	U006	41
D1242657	COMPRESSION SPRING:FEED RO LLER	U006	42
D1242667	BUSHING:IDLER	U006	43
D1242671	SHAFT:FEED ROLLER	U006	44
D1242672	BUSHING:FEED ROLLER	U006	45
D1242675	COVER:FEED ROLLER	U006	46
D1242681	KEYTOP	U006	47
D1242690	GUIDE PLATE:REAR:UPPER LOW ER	U006_S001	48

Number	Part Name	Group	ID
D1242698	SPACER:PAPER FEED	U006_S001	49
D1242699	SHEET:GUIDE PLATE:REAR	U006_S001	50
D1242710	DC MOTOR:9.8W:ASS'Y:BRUSH	U006	51
D1242713	SHAFT:DRIVE:1	U006	52
D1242714	ENCODER:PAPER VOLUME SENS OR	U006	53
D1242715	SHAFT:DRIVE:2	U006	54
D1242721	GEAR:REWINDING:1	U006	55
D1242722	SHAFT:DRIVE:3	U006	56
D1242723	GEAR:REWINDING:2	U006	57
D1242724	GEAR:REWINDING:3	U006	58
D1242725	GEAR:LOCK:DRIVE	U006	59
D1242726	TORSION SPRING:COVER	U006	60
D1242727	COVER:GEAR:PAPER SPOOL	U006	61
D1242731	SPACER:PAPER FEED	U006	62
D1242732	COMPRESSION SPRING:PAPER F EED	U006	63
D1242754	COVER:PAPER FEED UNIT:DRIVE SUB-UNIT	U006	64
D1242811	GEAR:PAPER SPOOL	U006_S002	65
D1242812	HOLDER:RADIAL BALL BEARING:P APER SPOOL	U006_S002	66
D1242833	PARALLEL PIN:DIA4X46	U006	67
D1243130	DECAL:CARTRIDGE:COLORED DI SPLAY	U017	30
D1243261	CLAMP:TUBE:CARRIAGE	U004	34
D1243262	SPONGE:CLAMP	U004	35
D1243640	DC MOTOR:MAINTENANCE:ASS'Y: BRUSH:1.5W	U005_S001 U013_S001	9 13
D1243852	PLAIN SHAFT BEARING:REGISTR ATION ROLLER:SIDE PLATE	U003	100
D1243854	COMPRESSION SPRING:REGISTR ATION ROLLER	U009	32
D1243857	COLLAR:COMPRESSION SPRING: REGISTRATION ROLLER	U009	33
D1243858	SPRING PLATE:REGISTRATION R OLLER	U009	34
D1243864	BRACKET:DC MOTOR:REGISTRAT	U009	35

Exclusive Parts

Number	Part Name	Group	ID
	ION		
D1243865	SYNCHRONOUS BELT:60S1.5M305	U009	36
D1243867	ENCODER:SENSOR:ASS'Y	U009	37
D1243911	ROLLER:PRESSURE	U009	38
D1243912	SHAFT:PRESSURE ROLLER	U009	39
D1243913	ARM:PRESSURE ROLLER	U009	40
D1243914	TORSION SPRING:PRESSURE	U009	41
D1243915	CAM:PRESSURE:RELEASE	U009	42
D1243916	HOLDER:ARM:PRESSURE ROLLER	U009	43
D1243917	SHAFT:PRESSURE:ARM	U009	44
D1243918	SHAFT:PRESSURE RELEASE	U009	45
D1243921	SHAFT:GEAR:PRESSURE RELEASE	U009	46
D1243922	GEAR:PRESSURE RELEASE:1	U009	47
D1243923	LEVER:PRESSURE RELEASE	U009	48
D1243924	GRIP:LEVER:PRESSURE RELEASE	U009	49
D1243925	GEAR:PRESSURE RELEASE:2	U009	50
D1243953	PLAIN SHAFT BEARING:ROLLER:TURN	U009	51
D1243954	GUIDE PLATE:TURN:OUTER	U009	52
D1243963	GUIDE:GATE:OPTION	U006_S001	68
D1243964	GUIDE PLATE:TURN:INNER	U009	53
D1244092	COVER:FAN:LOWER	U012	8
D1244151	BRACKET:FAN:VACUUM	U012	9
D1244431	GUIDE PLATE:EXIT:RIGHT:ASS'Y	U011_S001	19
D1244433	GUIDE PLATE:EXIT:LEFT:ASS'Y	U011_S002	20
D1244442	CUSHION:GUIDE PLATE:EXIT:RIGHT	U011_S001	21
D1244447	CASE:CLUTCH/BRAKE	U011_S001	23
D1244457	COVER:TORQUE LIMITER MECHANICAL CLUTCH	U011	24
D1244464	BRACKET:EXIT ROLLER	U009	54
D1244467	GEAR:CLUTCH/BRAKE	U011_S001	25
D1244468	GEAR:LOCK:GUIDE PLATE:EXIT	U011	26
D1244474	HOLDER:SENSOR:EXIT	U011	27

Number	Part Name	Group	ID
D1244477	SPRING PLATE:EXIT:GUIDE	U011	28
D1244480	GUIDE PLATE:EXIT:MIDDLE	U011	29
D1244481	GUIDE PLATE:EXIT:RIGHT	U011_S001	30
D1244482	GUIDE PLATE:EXIT:LEFT	U011_S002	31
D1244483	SHAFT:GUIDE PLATE:EXIT	U011	32
D1244484	SHAFT:GUIDE PLATE:EXIT:TORQUE LIMITER MECHANICAL CLUTCH	U011	33
D1244532	SHUTTLE:BASE:CUTTER:ASS'Y	U011_S003_S001	34
D1244533	SHUTTLE:INNER:RAIL:ASS'Y	U011_S003	35
D1244552	RAIL:CUTTER	U011_S003	36
D1244553	RAIL:INNER	U011_S003	37
D1244555	GATE:CUTTER	U011_S003	38
D1244556	COIL SPRING:GATE:CUTTER	U011_S003	39
D1244557	TENSION SPRING:CUTTER	U011_S003	40
		U013_S001	14
D1244558	SYNCHRONOUS BELT:S2M	U011_S003	41
D1244559	CUSHION:CUTTER UNIT	U011_S003	42
D1244567	GEAR:Z37-17	U011_S003	43
D1244588	SHUTTLE:CUTTER	U011_S003	44
D1244592	BRACKET:DC MOTOR	U011_S003	45
D1244597	BRACKET:PULLEY:DRIVEN	U011_S003	46
D1244604	ROD:STACK:UPPER	U010	8
D1244608	CAP:ROD	U010	9
D1244612	ROD:STACK:MIDDLE	U010	10
D1244616	CAP:ROD:LARGE	U010	11
D1244619	BRACKET:STACK:ROD:MIDDLE	U010	12
D1244622	BRACKET:POSITIONING:ROD	U010	13
D1244631	DECAL:STACK:ROD:1	U010	14
D1244637	DECAL:STACK:ROD:CAUTION	U010	15
D1245607	HOLDER:BASE:SHORT:ELECTRICAL COMPONENTS SECTION	U014	34
D1245635	COVER:MOTOR:REGISTRATION	U015	20
D1245685	LEVER:SAFETY SWITCH	U014	35
D1245714	CUSHION:PRE:SENSOR	U014	36
D1245718	CUSHION:LEVER:PRE:SENSOR	U014	37
D1246480	BRACKET:MAINTENANCE	U008	5
D1246481	BRACKET:FIX:USED DEVELOPER	U008	6
D1246482	JOINT:USELESS FLUID NOZZLE	U008	7

Exclusive Parts

Number	Part Name	Group	ID
D1246483	SEAL:JOINT:MAINTENANCE	U008	8
D1246484	CAP:JOINT:USELESS FLUID NOZZLE	U008	9
D1246485	TUBE:JOINT:MAINTENANCE	U008	10
D1246491	PIPE:MAINTENANCE:USED DEVELOPER	U008	11
D1246580	DECAL:USED INK	U001	25
D1246590	HOLDER:TANK:USED DEVELOPER	U017	31
D1295713	CABLE:HDD:SATA:135	U014	38
D1441396	HOLDER:EXPOSURE GLASS:IG:ASS'Y	U017	33
D1491553	SHEET:LOGO	U017	34
D1495776	COVER:USB:SMALL	U014	40
D1495883	KEYTOP:MAIN SWITCH	U014	41
D1495884	COMPRESSION SPRING:KEYTOP	U014	42
D1775686	PCB:DCSW	U014	39
D2121626	COIL SPRING:DRIVEN:5N	U003	101
D2121732	BRACKET:PRESSURE PLATE:LEFT	U003	102
D2121733	BRACKET:PRESSURE PLATE:RIGHT	U003	103
D2121735	TENSION SPRING:STOPPER:9.18N	U003	105
D2121736	COMPRESSION SPRING:STOPPER:ORIGINAL:46.9N	U003	113
D2121745	DC STEPPER MOTOR:ASS'Y	U003	106
D2121746	SHEET:SCANNER:FFC:PLATE	U003	107
D2125405	PCB:SIB:LT	U003	108
D2395629	PCB:DDR3-DIMM:RC-A:4GB:ASS'Y	U014	67
D2415254	CABLE:HDD:SATA:POWER:3P_140	U014	44
D2621151	FRAME:STAND:RIGHT:ASS'Y	U016_S001	12
D2621171	FRAME:STAND:LEFT:ASS'Y	U016_S002	13
D2621251	HOLDER:OPERATING INSTRUCTIONS:BIOMASS	U017	32
D2621310	SUPPORTER:RIGHT	U001	26
D2621315	SUPPORTER:LEFT	U001	27
D2621323	COVER:INK CARTRIDGE	U001	28
D2621523	SUPPORTING PLATE:INSTALL:OPERATION SUB-UNIT	U002	7

Number	Part Name	Group	ID
D2621525	HOLDER:HINGE:OPERATION SUB-UNIT	U002	8
D2621526	COVER:BRACKET:OPERATION SUB-UNIT:REAR	U002	9
D2621528	COVER:BRACKET:OPERATION SUB-UNIT:FRONT	U002	10
D2621651	(EU/NA):DECAL:COMMON	U017	35
D2621652	(CHN):DECAL	U017	36
D2621653	DECAL:BLANK:FAX	U002	11
D2621664	TRANSPORT ROLLER:URETHANE	U003	109
D2621701	CONTACT IMAGE SENSOR:SERVICE:ASS'Y	U003_S001	110
D2621728	PRESSURE PLATE:SHEET:ASS'Y	U003	111
D2622011	HEAD:UNIT:BLACK	U004_S004	36
D2622034	CARRIAGE:REAR:ASS'Y	U004_S003	37
D2622054	SHEET:ENCODER	U004	38
D2622061	SHEET:CARRIAGE:FFC:1	U014	45
D2622062	SHEET:CARRIAGE:FFC:2	U014	46
D2622063	SHEET:CARRIAGE:FFC:3	U014	47
D2622064	SHEET:CARRIAGE:FFC:4	U014	48
D2622065	SHEET:CARRIAGE:FFC:5	U014	49
D2622066	SHEET:CARRIAGE:FFC:CORE	U014	50
D2622074	DC MOTOR:MAIN SCANNING:L:ASS'Y:BRUSH:39.5W	U004	39
D2622112	HEAD:UNIT:COLOR	U004_S005	40
D2622199	ENCODER:CARRIAGE	U004_S003	43
D2622627	RADIAL BALL BEARING:RESIN:8X22X7	U006	69
D2622647	TORSION SPRING:GUIDE:MANUAL FEED:LOWER	U006	70
D2622653	GUIDE PLATE:LOWER FRONT	U006	71
D2622654	SHAFT:DRIVEN ROLLER	U006	72
D2622655	SHAFT:CAM:DRIVEN ROLLER	U006	73
D2622661	GUIDE:MANUAL FEED:LOWER RIGHT	U006	74
D2622662	GUIDE:MANUAL FEED:LOWER LEFT	U006	75
D2622663	SHAFT:GUIDE:MANUAL FEED	U006	76

Exclusive Parts

Number	Part Name	Group	ID
D2622673	GUIDE PLATE:UPPER FRONT	U006	77
D2622674	GUIDE:MANUAL FEED:UPPER	U006	78
D2622684	BRACKET:STOPPER:MECHANICAL SPRING CLUTCH	U006	79
D2622685	SHEET:SIDE PLATE:PAPER FEED UNIT	U006	80
D2622688	TORSION SPRING:FEELER:PAPER END SENSOR	U006	81
D2622689	FEELER:SENSOR:PAPER END SENSOR	U006	82
D2622691	DECAL:SET:PAPER FEED	U006	83
D2622718	ARM:SWIVEL	U006	84
D2622719	SHAFT:SWIVEL	U006	85
D2622728	TORQUE LIMITER MECHANICAL CLUTCH:80MN:DIA6	U006	86
D2622750	COVER:PAPER FEED UNIT:PAPER SPOOL:RIGHT	U006	87
D2622751	COVER:PAPER FEED UNIT:RIGHT	U006	88
D2622752	COVER:PAPER FEED UNIT:PAPER SPOOL:LEFT	U006	89
D2622753	COVER:PAPER FEED UNIT:LEFT	U006	90
D2622800	PAPER SPOOL:ASS'Y	U006_S002	91
D2622801	FLANGE:RIGHT:ASS'Y	U006_S003	92
D2622802	FLANGE:LEFT:ASS'Y	U006_S004	93
D2622831	PAPER HOLDER:FLANGE	U006_S003	94
		U006_S004	94
D2622832	GUIDE:LOCK:CHANGE	U006_S003	95
		U006_S004	95
D2622836	GUIDE:SLIDER:CHANGE	U006_S003	96
		U006_S004	96
D2622837	SLIDER:CHANGE	U006_S003	97
		U006_S004	97
D2622838	TENSION SPRING:CHANGE:FLANGE	U006_S003	98
		U006_S004	98
D2622839	COLLAR:LOCK:FLANGE	U006_S004	99
D2622840	LEVER:LOCK:FLANGE	U006_S004	100
D2622841	ROLLER:FLANGE	U006	101
D2622843	COMPRESSION SPRING:LOCK:CHANGE	U006_S003	103

Number	Part Name	Group	ID
	ANGE	U006_S004	103
D2622844	PLATE:LOCK:CHANGE	U006_S003	104
		U006_S004	104
D2622845	EXCHANGE PLATE:FLANGE	U006_S003	105
		U006_S004	105
D2622846	DECAL:PAPER SPOOL:OPERATE	U017	37
D2622847	SPRING PLATE:FLANGE:3INCH	U006_S003	106
		U006_S004	106
D2622848	SPRING PLATE:FLANGE	U006_S003	102
		U006_S004	102
D2623032	DC SOLENOID:VALVE:PRESS FIT	U007	14
D2623075	SHEET:COVER:CARTRIDGE	U001	29
D2623205	DEVELOPER SUPPLY SECTION:SERVICE PARTS:ASS'Y	U007_S001	20
D2623504	MAINTENANCE RECOVERY:ASS'Y	U005_S001	12
D2623848	PLAIN SHAFT BEARING:REGISTRATION ROLLER:SIDE PLATE	U009	55
D2623851	REGISTRATION ROLLER:CERAMIC:DIA10	U009	56
D2623861	DC MOTOR:REGISTRATION:BRUSH	U009	57
D2623870	TIMING PULLEY:TRANSPORT ROLLER:ASS'Y	U009	58
D2623949	GUIDE PLATE:MANUAL FEED:UPPER	U009	59
D2623956	GUIDE PLATE:MANUAL FEED:LOWER	U009	60
D2623960	DECAL:FLANGE	U017	38
D2623970	SHAFT:PAPER STOPPER:MANUAL FEED	U009	61
D2623971	SHAFT:ELECTROMAGNETIC CLUTCH:MANUAL FEED	U009	62
D2623972	GEAR:TORQUE LIMITER MECHANICAL CLUTCH:MANUAL FEED	U009	63
D2623973	DISC:TORQUE LIMITER MECHANICAL CLUTCH:MANUAL FEED	U009	64
D2623974	BUSHING:DIA6:T1.6	U009	65
D2623975	COMPRESSION SPRING:TORQUE	U009	66

Exclusive Parts

Number	Part Name	Group	ID
	LIMITER MECHANICAL CLUTCH:15 N		
D2623980	PAPER STOPPER:MANUAL FEED	U009	67
D2624451	GUIDE PLATE:LOWER:EXIT	U011	47
D2624452	GUIDE:EXIT	U011	48
D2624466	DECAL:CAUTION:PAPER EXIT SU B-UNIT	U011	49
D2624485	GUIDE:EXIT:AUXILIARY	U011	50
D2624500	CUTTER UNIT	U011_S003	51
D2624564	MICRO SWITCH:CUTTER	U011_S003	52
D2624591	DC MOTOR:CUTTER UNIT:ASS'Y:B RUSH:6.78W	U011_S003	53
D2624650	BRACKET:SIDE:ROD:RIGHT	U010	16
D2624651	BRACKET:SIDE:ROD:LEFT	U010	17
D2624652	SUPPORTING PLATE:RIGHT:STAC K	U010	18
D2624653	SUPPORTING PLATE:LEFT:STACK	U010	19
D2624654	BRACKET:PROTECT:STACK	U010	20
D2624655	SLIDER:PIPE:RIGHT	U010	21
D2624656	SLIDER:PIPE:LEFT	U010	22
D2624657	GUIDE:STACK:RIGHT	U010	23
D2624658	GUIDE:STACK:LEFT	U010	24
D2624659	EXCHANGE POWL:A2:SIDE:STACK	U010	25
D2624660	GUIDE:ROD:LOWER	U010	26
D2624661	SHAFT:STACK:BASE	U010	27
D2624662	CAP:PIPE	U010	28
D2624663	LEVER:CHANGE:PIPE:STACK	U010	29
D2624664	LINK:PIPE	U010	30
D2624665	SHAFT:STACK:CHANGE	U010	31
D2624666	PIPE:BASE:TURN	U010	32
D2624667	SHEET:STACK:EXIT	U010	33
D2624668	PIPE:STACK:FIX	U010	34
D2624669	PIPE:STACK:SLIDE:FRONT	U010	35
D2624670	PIPE:STACK:SIDE:FRONT	U010	36
D2624671	PIPE:CHANGE	U010	37
D2624680	DECAL:STACK:ROD:2	U010	38
D2624681	DECAL:STACK:GUIDE:2A	U010	39
D2624682	DECAL:STACK:GUIDE:2B-2C:RIGH	U010	40

Number	Part Name	Group	ID
	T		
D2624683	DECAL:STACK:GUIDE:2B-2C:LEFT	U010	41
D2624684	DECAL:STACK:SET:CAUTION	U010	42
D2625031	COVER:LEFT:ELECTRICAL COMP ONENTS SECTION	U014	51
D2625035	COVER:REAR:ELECTRICAL COMP ONENTS SECTION	U014	52
D2625053	GASKET:2X20X100	U014	53
D2625213	CONTROL BOARD:JX2H:SUB-ASS' Y	U014	54
D2625428	PCB:IOB:ASS'Y	U014	66
D2625436	PCB:NMB:ASS'Y	U013	15
D2625444	PCB:BICU:SUB-ASS'Y	U014	56
D2625460	PCB:HRB:ASS'Y	U004_S003	41
D2625684	BRACKET:SAFETY SWITCH:RIGHT	U014	57
D2625695	BRACKET:SAFETY SWITCH:LEFT	U014	58
D2625712	BRACKET:PRE:SENSOR:COVER	U014	59
D2625713	LEVER:PRE:SENSOR:COVER	U014	60
D2625751	HOLDER:KEYTOP	U014	61
D2626001	BRACKET:EJECTION SENSOR:AS S'Y	U013_S001	16
D2626011	HOLDER:ELECTRODE PLATE:EJE CTION SENSOR:ASS'Y	U013_S002	17
D2626114	SHEET:CASE:BASE:EJECTION SE NSOR	U013	18
D2626411	FLUSHING LIQUID RECIEVER:LEF T	U008_S001	12
D2626487	DISCHARGE BRUSH:MAINTENAN CE:L50	U008 U011	13 54
D2626820	DECAL:MODEL NAME PLATE:RIC	U017	39
D2629590	NVRAM	U014	62
D2629903	TUBE:COUPLING	U007_S001	19
D2631515	(EU/NA):OPERATION SUB-UNIT:AS S'Y	U002_S001 U002_S002	15 15
D2631516	(CHN):OPERATION SUB-UNIT:ASS' Y	U002_S003	16
D4474315	TENSION SPRING:TENSIONER	U009	68
D6706412	WASTE FLUID SECTION:WASTE F	U008	14

Exclusive Parts

Number	Part Name	Group	ID
	LUID:FIX		
D6706413	WASTE FLUID SECTION:WASTE F LUID:EXCHANGEABLE	U008	15
G0064917	SPACER : 8 X 0.2	U006	107
G0205626	PUSH SWITCH	U001	30
		U014	63
G0381299	RIVET - 5	U017	40
G0703088	SPACER:DEVELOPMENT ROLLER	U006	108
G1783678	SPACER:BRUSH ROLLER	U006_S001	109
G8221034	CAP:PIPE:50X26	U016_S001	14
		U016_S002	14
		U016_S003	14
		U016_S004	14
GA003264	DECAL:PS3:I-GRAY	U017	41
GW010007	PHOTO REFLECTION SENSOR:EXI T	U003	112
		U009	69
GX640029	FAN:MM40X15:NIDEC:L	U014	64
H0722220	SPACER - M6X10	U006	110
H0722236	SPACER - M12X6.2	U006	111
		U009	70
H5163377	FRICTION DISC	U009	71
J0011168	SLIDER:TRANSPORT ROLLER	U009	72
J0012850	SLIDER:GEAR:PRESSURE	U009	73
J0012876	PLAIN SHAFT BEARING:TRANSP RT ROLLER	U009	74
J0174050	LEVER:ACTUATOR UNIT:SUB-ASS' Y	U007	16
J0174621	END RING:TUBE:PUMP	U005_S001	11
		U007_S001	17
		U008	16
J0254685	TUBE:COUPLING	U007_S001	18
J0255461	THERMISTOR:BRG-P1	U004	42
M0121123	GEAR:DRIVE:PAPER FEED:NO.3	U006	112
M3551102	GEAR:DRIVE:NO.3	U006	113
M4445201	HDD:320GB:AQUARIUS	U014	65
note	See 2D parts catalog for the compon ents of the Smart Operation Panel.	U002_S001	17
		U002_S002	17
		U002_S003	17

Standard Parts



03530030N
SCREW:M3X3



03530040N
SCREW - M3X4



03530060N
BIND SCREW - M3X6



03540400N
SCREW:M4X40



03603006N
SCREW - M3X6



03603020N
SCREW:M3X20



04503008N
TAPPING SCREW - M3X8



04503010N
TAPPING SCREW - M3X10



04503014N
TAPPING SCREW:M3X14




04503020N
TAPPING SCREW:M3X20



04503025N
TAPPING SCREW:3X25



04504008N
TAPPING SCREW - M4X8



04504010N
TAPPING SCREW:M4X10



04504016N
TAPPING SCREW - M4X16



04513006N
TAPPING SCREW - 3X6



04513008N
TAPPING SCREW - M3X8



04513010N
TAPPING SCREW:3X10



04513012N
TAPPING SCREW:3X12



04513025N
TAPPING SCREW:M3X25




04514006N
TAPPING SCREW - 4X6




04514008N
TAPPING SCREW:4X8



04514016N
TAPPING SCREW:4X16



04514020N
TAPPING SCREW - M4X20



04523010N
BINDING SELF-TAPPING SCREW:3X10



04533006N
TAPPING SCREW - M3X6



04543006Q
TAPPING SCREW - M3X6



04543008Q
TAPPING SCREW:3X8




04544006Q
TAPPING SCREW:4X6


Standard Parts



04544008Q
TAPPING SCREW - M4X8



05940080N
HEXAGONAL SET SCREW - M4X8



06220120E
SPRING PIN - 2X12MM



06220200E
SPRING PIN:2X20



06230180E
SPRING PIN - 3X18MM



06320080G
PARALLEL KEY - 2X8MM



06320140G
PARALLEL PIN



06320160G
PARALLEL PIN-M2X16



07030030N
SPRING WASHER:DIA3



07030040N
SPRING WASHER:DIA4



07200020E
RETAINING RING - M2



07200025E
RETAINING RING - M2.5



07200030E
RETAINING RING - M3



07200040E
RETAINING RING - M4



07200060E
RETAINING RING - M6



07200080E
RETAINING RING - M8



07200100E
RETAINING RING - M10



07403808
BALL BEARING - 8X16X5MM



08010229
SCREW - M2.3X8



08025296
TAPPING SCREW - M3X8



08050089
RETAINING RING - M4



08050100
RETAINING RING - M2.5



08050104
RETAINING RINGS-E:SILENCER:DIA4



08072089
WASHER - 10MM



09513006N
SCREW - M3X6



09543006N
SCREW - M3X6



09543008N
SCREW - M3X8



09544008N
SCREW - M4X8

Standard Parts



09655016N
TAPPING SCREW W/WASHER - M5X16



11050192
LOCKING SUPPORT



11050193
NYLON STUD



11050487
HARNESS CLAMP



11050488
HARNESS CLAMP



11050489
HARNESS CLAMP - LWS 1316



11050490
HARNESS CLAMP - IWS-2218



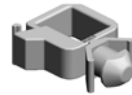
11050511
HARNESS CLAMP - LWS-0306ZC



11050516
CLAMP




11050517
HARNESS CLAMP - LWS-2111Z




11050534
CLAMP



11050621
CLAMP - SB-2712



11050622
CLAMP - JCC-1R



11050679
CLAMP:E0806A




11050687
CLAMP:FC-30



11050723
CLAMPS:WES-0507



11050724
CLAMPS:WES-1210



11050725
CLAMPS:WES-1117



11050726
CLAMPS:WES-2217



11050752
SADDLE:EDS-3005LS-V0



11050760
CLAMP:LWSM-0511A



11050763
CLAMP:LWS-1211A



11050764
CLAMP:LWS-1316A



11050765
CLAMP:LWS-2218A



11050768
CLAMP:LES-0912



11050774
CLAMP:KS-15 BK




11060911
BUSHING:SB-1909




11060923
BUSHING:JKR-100

Standard Parts




11500431

(NA):POWER SUPPLY CODE:
125V:15A



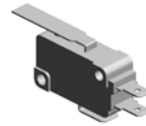
11500432

(EU):POWER SUPPLY CODE:
250V:10A



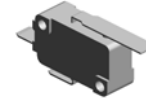
11500445

(CHN):POWER SUPPLY COD
E:250V:10A



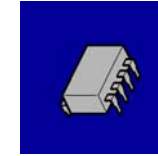
12042466

MICRO SWITCH - V-16506-1C
25



12042612

MICRO SWITCH:D3V-16506-3
C25



14077667

EEPROM:BR24T128-W



16072247

(EU/NA):FERRITE CORE:K3 N
F-55(N)BK0



16072253

FERRITE CORE:K3 NF-110-A(
N)BK0



16072254

FERRITE CORE:K3 NF-125(N)
BK0

PM Part List

Number	Part Name	Num	Group	ID
D2622011	HEAD:UNIT:BLACK	1	U004_S004	36
D2622112	HEAD:UNIT:COLOR	1	U004_S005	40
D2623504	MAINTENANCE RECOVERY: ASS'Y	1	U005_S001	12
D6706413	WASTE FLUID SECTION:WA STE FLUID:EXCHANGEABLE	1	U008	15

Design Change List

Number	Title	Set	Old Part		New Part		Index No.		Q'ty	Interchg		Reason	Cut-in S/N
			P/N	Name	P/N	Name	Group	ID		Indiv.	Set		
201905-01	1905 Modification	-	D2121734	COMPRESSION SPRING:STOPPER:ORIGINAL:39.8N	D2121736	COMPRESSION SPRING:STOPPER:ORIGINAL:46.9N	U003	113	2	X/O			
201904-01	1904 Modification	-	AW020224	PHOTOINTERRUPTOR:GP1A173LCSVF	AW020234	PHOTOINTERRUPTOR:GP1A173LCS5F	U013_S001	19	2	O/O			
201904-02	1904 Modification	-			D1242070	GUIDE:FFC:2	U004	44	1				
201904-03	1904 Modification	-			D1242077	GUIDE:FFC:ASS'Y	U004_S002	45	1				
201903-01	1903 Modification	-			D2622199	ENCODER:CARRIAGE	U004_S003	43	1				
201902-01	1902 Modification	-	D2623204	SUPPLY SECTION:SERVICE PARTS:ASS'Y	D2623205	DEVELOPER SUPPLY SECTION:SERVICE PARTS:ASS'Y	U007_S001	20	1	X/O			
201712-01	1712 Modification	-	D2631535	(EU/NA):OPERATION SUB-UNIT:ASS'Y	D2631515	(EU/NA):OPERATION SUB-UNIT:ASS'Y	U002_S001	15	1	O/O			
			D2631535	(EU/NA):OPERATION SUB-UNIT:ASS'Y	D2631515	(EU/NA):OPERATION SUB-UNIT:ASS'Y	U002_S002	15	1	O/O			
201712-02	1712 Modification	-	D2631412	(CHN):OPERATION PANEL:ASS'Y	D2631516	(CHN):OPERATION SUB-UNIT:ASS'Y	U002_S003	16	1	O/O			
201711-01	1711 Modification	-	D2623505	MAINTENANCE RECOVERY:ASS'Y	D2623504	MAINTENANCE RECOVERY:ASS'Y	U005_S001	12	1	X/O			
201710-01	1710 Modification	-	D1244443	CUSHION:GUIDE PLATE:EXIT:LEF			U011_S002	22	1				

Design Change List

Number	Title	Set	Old Part		New Part		Index No.		Q'ty	Interchg		Reason	Cut-in S/N
			P/N	Name	P/N	Name	Group	ID		Indiv.	Set		
		-		T									
201707-01	1707 Modification	-	D2395604	PCB:DDR3-DIMM :RC-A:4GB:ASS'Y	D2395629	PCB:DDR3-DIMM :RC-A:4GB:ASS'Y	U014	67	1	O/O			
201706-01	1706 Modification	-	D2625402	PCB:IOB:ASS'Y	D2625428	PCB:IOB:ASS'Y	U014	66	1	O/O			
201705-01	1705 Modification	-	D2622803	FLANGE:RIGHT: ASS'Y	D2622801	FLANGE:RIGHT: ASS'Y	U006_S003	92	1	X/O			
201705-02	1705 Modification	-	D2622804	FLANGE:LEFT:A SS'Y	D2622802	FLANGE:LEFT:A SS'Y	U006_S004	93	1	X/O			
201704-01	1704 Modification	-	D1291287	HOLDER:OPERA TING INSTRUCTI ONS:BIOMASS:I G	D2621251	HOLDER:OPERA TING INSTRUCTI ONS:BIOMASS	U017	32	1	O/O			
201703-01	1703 Modification	-	D2622016	CARRIAGE:REA R:ASS'Y	D2622034	CARRIAGE:REA R:ASS'Y	U004_S003	37	1	X/O			
201703-02	1703 Modification	-			D2629903	TUBE:COUPLING	U007_S001	19	1				
201702-01	1702 Modification	-	D2622842	SPRING PLATE:F LANGE	D2622848	SPRING PLATE:F LANGE	U006_S003	102	3	X/O			
							U006_S004	102	3				
201702-02	1702 Modification	-	04503010N	TAPPING SCRE W - M3X10	04503014N	TAPPING SCRE W:M3X14	U004_S003	6	1	X/O			
201610-01	1610 Modification	A	08050104	RETAINING RING S-E:SILENCER:DI A4			U006	12	1				
201610-02	1610 Modification	A	AX200326	ELECTROMAGN ETIC CLUTCH:PA PER FEED ROLL ER			U006	30	1				
201610-03	1610 Modification	A	AW020154	PHOTOINTERRU PTOR:ENTRANC E			U006	27	1				
201610-04	1610 Modification	A	D2622684	BRACKET:STOP			U006	79	1				

Design Change List

Number	Title	Set	Old Part		New Part		Index No.		Q'ty	Interchg		Reason	Cut-in S/N
			P/N	Name	P/N	Name	Group	ID		Indiv.	Set		
				PER:MECHANICAL SPRING CLUTCH									
201610-05	1610 Modification	A	04513006N	TAPPING SCREW - 3X6			U006	3	1				
201610-06	1610 Modification	A	11050511	HARNESS CLAMP - LWS-0306ZC			U006	15	1				
201609-01	1609 Modification	-	D2625212	CONTROL BOARD:JX2H:SUB-ASS'Y	D2625213	CONTROL BOARD:JX2H:SUB-ASS'Y	U014	54	1	X/O			
201608-01	1608 Modification	-	D1495686	PCB:DCSW	D1775686	PCB:DCSW	U014	39	1	O/O			
201605-01	1605 Modification	-	D2631530	(EU/NA):OPERATION PANEL:ASS'Y	D2631535	(EU/NA):OPERATION SUB-UNIT:ASS'Y	U002	14	1	X/O			
			D2631530	(EU/NA):OPERATION PANEL:ASS'Y	D2631535	(EU/NA):OPERATION SUB-UNIT:ASS'Y	U002	14	1	X/O			

