

**MP C501SP**  
**(D0BH-EU)**  
**Parts Catalog**

**Parts change information sample**


 **Add**

 **Update**


 **Delete**

Model	Product Code	PC Style
MP C501SP	D0BH	3D
Paper Feed Unit PB1140	D693	3D
1 Bin Tray BN3130	D3CQ	3D
Fax Option Type M39	D0BH	Traditional
G3 Interface Unit Type M20	D3BT	Traditional
FAX Memory Unit Type M19 64MB	D3BZ	Traditional
Caster Table Type M3	D178	Traditional
IEEE 802.11a/g/n Interface Unit Type M19	D3BR	Traditional
Memory Unit Type M19 4GB	D3BX	Traditional
Extended USB Board Type M19	D3BS	Traditional
IEEE 1284 Interface Board Type M19	D3C0	Traditional
Bluetooth Interface Unit Type D	D566	Traditional
XPS Direct Print Option Type M19	D3BC	Traditional
USB Device Server Option Type M19A	D3BC	Traditional
Postscript3 Unit Type M33	D3BD	Traditional
Camera Direct Print Card Type M19	D3BD	Traditional
File Format Converter Type M19	D3BR	Traditional
DataOverwriteSecurity Unit Type M19	D3BS	Traditional
Enhanced Security HDD Option Type M12	D3A6	Traditional
Fax Connection Unit Type M20	D3BC	Traditional
OCR Unit Type M13	D3AC	Traditional
Optional Counter Interface Unit Type M12	B870	Traditional
Key Counter Bracket Type M3	D739	Traditional
NFC Card Reader Type M19	D3BS	Traditional
Smart Card Reader Built-in Unit Type M19	D3BS	Traditional
SD Card for Fonts Type E	M500	Traditional
Smart Operation Panel	D0AC1415	Traditional

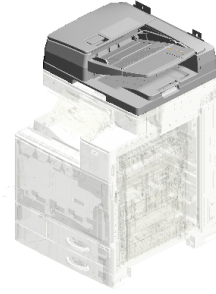
# Unit All




U001  
EXTERIOR




U002  
OPERATION




U003  
ADF



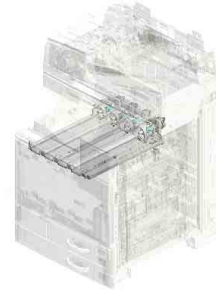
U004  
SCANNER




U005  
LASER UNIT



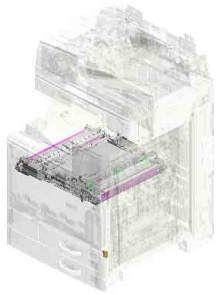
U006  
PAPER FEED




U007  
TONER SUPPLY



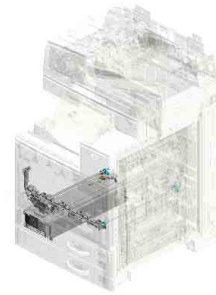
U008  
PCDU




U009  
ITB UNIT



U010  
SEPARATION/TRANSPORT




U011  
USED TONER




U012  
FUSING

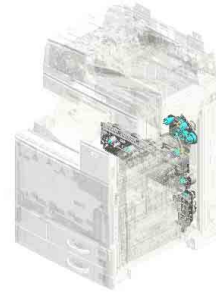
# Unit All



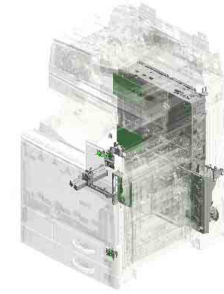
**U013**  
PAPER EXIT



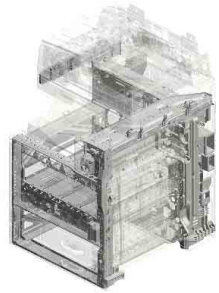
**U014**  
DUPLEX




**U015**  
MAIN DRIVE




**U016**  
ELECTRICAL




**U017**  
MAIN FRAME



**U018**  
Anti-Condensation Heater (Scanner, PCDU)

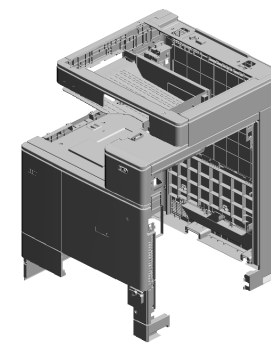


**U019**  
Anti-Condensation Heater for Paper Feed Trays



**U020**  
ACCESSORIES

# U001 EXTERIOR



- 19.D0BH1284 COVER:SCANNER:LEFT:IDG
- 8.AA143595 STEPPED SCREW:M3
- 1.04543006Q TAPPING SCREW-M3X6
- 12.D0BH1233 COVER:UPPER:INNER BACK:IDG
- 11.D0AF1290 COVER:SCANNER:UPPER:REAR

- 14.D0BH1235 COVER:UPPER:INNER BACK:BIN:IDG

- 7.AA143537 (x2) SCREW:M3:BLACK

- 15.D0BH1237 COVER:UPPER:INNER BACK:LEFT LOWER:IDG

- 18.D0BH1281 COVER:SCANNER:FRONT:IDG

- 5.52062686 SNAP RING

- 3.04543008Q (x2) TAPPING SCREW:3X8
- 6.AA021031 MAGNETIC CATCH
- 17.D0BH1242 PLATE:COVER:FRONT
- 2.04543008N (x55) TAPPING SCREW:ROUND POINT:3X8
- 4.04583008N (x21) HEXAGON HEAD TAPPING SCREW:3X8

- 13.D0BH1234 COVER:UPPER:INNER BACK:MIDDLE:IDG

- 20.D0BH1287 COVER:SCANNER:RIGHT:IDG

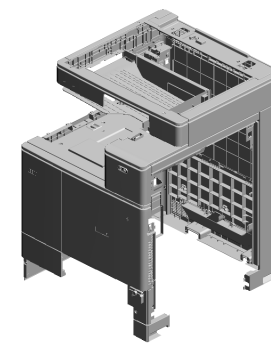
- 10.D0AD1244 COVER:FRONT:RIGHT UPPER:MA

- 9.AG070513 MAGNET CATCH


- 16.D0BH1241 COVER:FRONT:A4

# U001 EXTERIOR


- 36.D1494492 TRAY:REVERSE
- 30.D1491257 CAP:34X55
- 29.D1491252 COVER:LEFT:UPPER:REAR
- 24.D0BQ1255 COVER:LEFT:INTERFACE
- 26.D1441085 (x7) STEPPED SCREW:M3




- 27.D1491243 COVER:FRONT:UPPER:OPERATION SUB-UNIT



- 22.D0BQ1230 COVER:UPPER



- 39.D1496859 DECAL:CLEANING:SHIELD GLASS



- 32.D1491278 TORSION SPRING:COVER:USED TONER



- 28.D1491248 HINGE:COVER:FRONT:USED TONER



- 31.D1491274 INNER COVER:FRONT:USED TONER



- 21.D0BH7911 DUCT:DEVELOPMENT:FRONT




- 40.D1496893 DECAL:PCU:BLACK



- 37.D1495883 KEYTOP:MAIN SWITCH



- 38.D1495884 COMPRESSION SPRING:KEYTOP



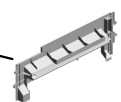
- 25.D0BQ1288 COVER:SCANNER:UPPER:RIGHT



- 33.D1491291 CAP:HARNESS



- 23.D0BQ1232 COVER:UPPER:EXT:IDG



- 34.D1491305 (x2) CAP:TOTAL COUNTER

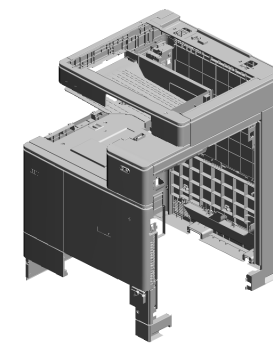


- 35.D1491307 SPRING PLATE:BA ND



# U001 EXTERIOR

58.D2411285 COVER:SCANNER:  
UPPER:LEFT  
46.D1501282 COVER:SCANNER:  
UPPER:FRONT  
49.D2411245 COVER:FRONT:UP  
PER  
59.D2411297 BRACKET:COVER:  
LEFT UPPER REA  
R  
51.D2411256 CAP:COVER:INTER  
FACE



50.D2411251  
COVER:LEFT:UPP  
ER

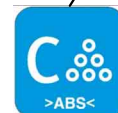
45.D1501250  
COVER:LEFT

47.D1771302  
CLEANER:SHIELD  
GLASS:ASSY

43.D1496896  
DECAL:PCU:YELL  
OW



42.D1496895  
DECAL:PCU:MAGE  
NTA



41.D1496894  
DECAL:PCU:CYAN

56.D2411273  
INNER COVER:FR  
ONT:LOWER

57.D2411275  
INNER COVER:FR  
ONT:RIGHT LOWE  
R

60.D2411298  
INNER COVER:RIG  
HT

55.D2411266  
COVER:RIGHT:FR  
ONT LOWER

53.D2411261  
COVER:REAR

54.D2411263  
CAP:LOUVER:DEO  
DORIZE FILTER

48.D2391265  
COVER:RIGHT:RE  
AR

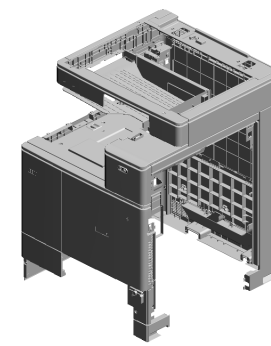
52.D2411260  
COVER:REAR:LO  
WER

44.D1497984  
DUCT:REAR:POW  
ER SUPPLY UNIT



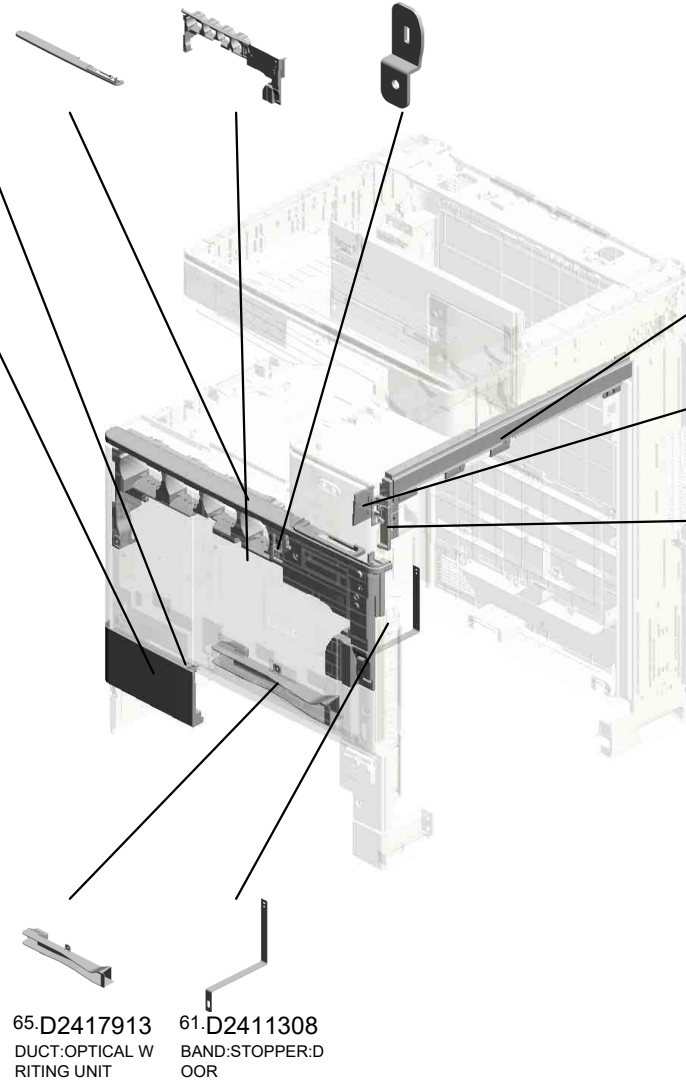
# U001 EXTERIOR

66.D2421231 COVER:UPPER:FRONT  
69.M0AJ1276 INNER COVER:TO  
NER BOTTLE  
62.D2411309 MAGNET CATCH



70.D0BQ1309  
[A]  
MAGNET CATCH:COVER:FRONT  
201811-04 O/O

67.D2421247  
COVER:FRONT:USED TONER



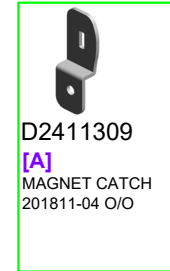
68.D2421267  
COVER:RIGHT:UPPER

63.D2414458  
(x4)  
GUIDE:COVER:UPPER

64.D2415711  
COVER:HUMAN DETECTION SENSOR:CONNECTOR

65.D2417913  
DUCT:OPTICAL WRITING UNIT

61.D2411308  
BAND:STOPPER:DOOR

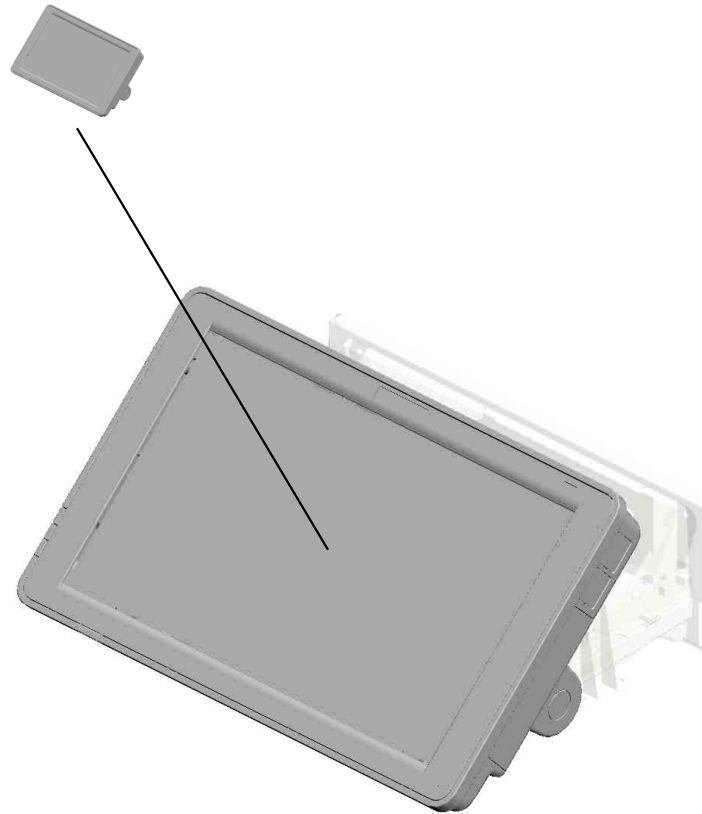


D2411309  
[A]  
MAGNET CATCH  
201811-04 O/O

U001	U002	U003	U004	U005	U006	U007	U008	U009	U010	U011	U012	U013	U014	U015	U016	U017	U018	U019	U020
------	------	------	------	------	------	------	------	------	------	------	------	------	------	------	------	------	------	------	------

# U002.OPERATION

U002 S001  
D0AC1415  
OPERATION SUB-UNIT:ASS'  
Y



U001	<b>U002</b>	U003	U004	U005	U006	U007	U008	U009	U010	U011	U012	U013	U014	U015	U016	U017	U018	U019	U020
------	-------------	------	------	------	------	------	------	------	------	------	------	------	------	------	------	------	------	------	------

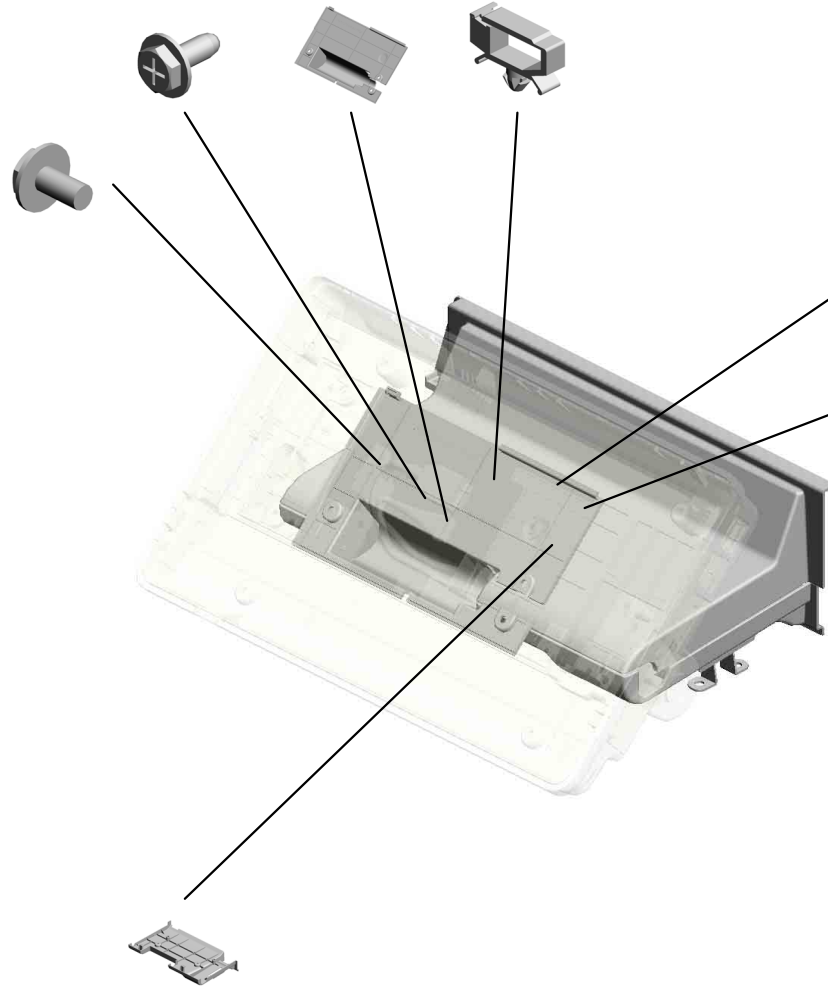
# U002 OPERATION

3.04543008N (x2)  
TAPPING SCREW:  
ROUND POINT:3X8

10.D2951508  
COVER:REAR:M3

5.11050760 (x3)  
CLAMP:LWSM-051  
1A

2.03603006N  
(x2)  
SCREW - M3X6



9.D2411599  
COVER:BRACKET:  
OPERATION SUB-  
UNIT:UPPER

4.11050723  
(x2)  
CLAMPS:WES-050  
7

7.D2411591  
BRACKET:OPERAT  
ION SUB-UNIT:PEE  
N

1.03530060N(x 4)  
BIND SCREW - M3X6

8.D2411598  
COVER:BRACKET:  
OPERATION SUB-  
UNIT:LOWER

U002\_S001  
OPERATION SUB-UNIT:ASS'Y



6.D0AC1415  
OPERATION SUB-  
UNIT:ASS'Y

See 2D parts catalog  
for the components of  
the Smart Operation  
Panel.

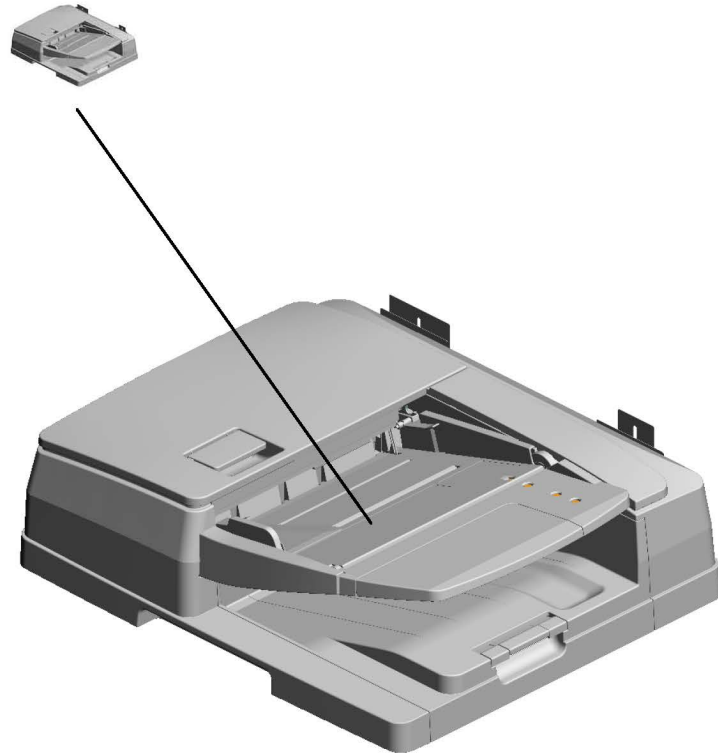
**11.Note**

See 2D parts catalog  
for the components of  
the Smart Operation  
Panel.

U001	U002	U003	U004	U005	U006	U007	U008	U009	U010	U011	U012	U013	U014	U015	U016	U017	U018	U019	U020
------	------	------	------	------	------	------	------	------	------	------	------	------	------	------	------	------	------	------	------

# U003.ADF

U003\_S001  
D3B07010  
ADF:ASS'Y



U001	U002	U003	U004	U005	U006	U007	U008	U009	U010	U011	U012	U013	U014	U015	U016	U017	U018	U019	U020
------	------	------	------	------	------	------	------	------	------	------	------	------	------	------	------	------	------	------	------

# U003\_S001.ADF:ASS'Y

U003 S001 S010  
D3B04755  
COVER:PAPER FEED:UPPER  
:ASS'Y

U003 S001 S004  
D3B02200  
SHAFT:SEPARATION:ASS'Y

U003 S001 S001  
D6831620  
SHAFT:SEPARATION:DRIVE:  
INPUT:SUB-ASS'Y

U003 S001 S011  
D3B04310  
GUIDE:PAPER FEED:UPPER:  
SUB-ASS'Y

U003 S001 S003  
D6831640  
SHAFT:INPUT:PAPER FEED:  
SUB-ASS'Y

U003 S001 S008  
D6833461  
GUIDE:SCANNING:ENTRANC  
E:NON-CONTACT:SUB-ASS'Y

U003 S001 S002  
D6831632  
SHAFT:REVERSE ROLLER:S  
UB-ASS'Y

U003 S001 S007  
D6833150  
ROLLER:SCANNING:EXIT:DR  
IVE:ASS'Y

U003 S001 S009  
D3FF4210  
COVER:REAR:ASS'Y

U003 S001 S005  
D3B03662  
GUIDE PLATE:CONTACT IMA  
GE SENSOR:ENTRANCE:AS  
SY

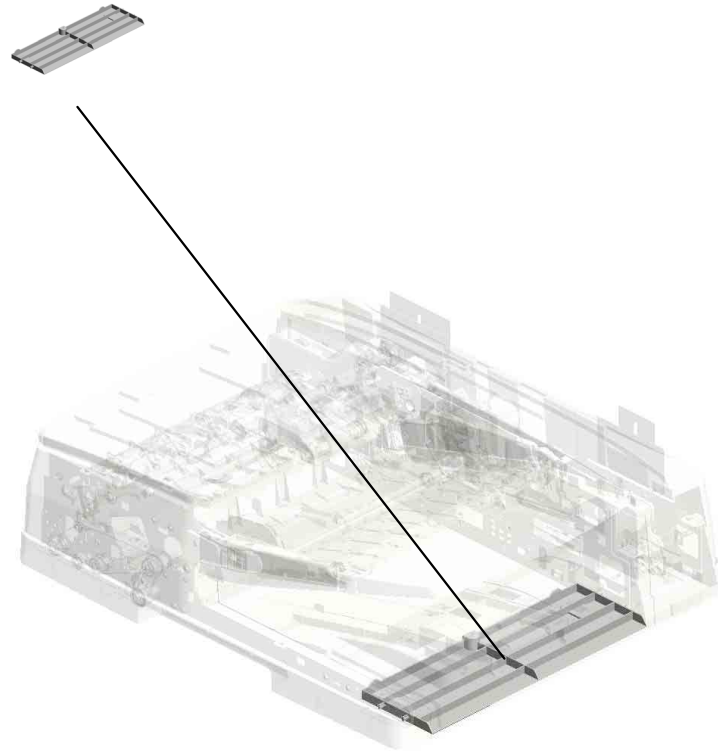
U003 S001 S006  
D6833641  
GUIDE:CONTACT IMAGE SE  
NSOR:EXIT:LOWER:ASS'Y

U003 S001 S012  
D3B04720  
PRESSURE PLATE:ASS'Y

U001	U002	U003	U004	U005	U006	U007	U008	U009	U010	U011	U012	U013	U014	U015	U016	U017	U018	U019	U020
------	------	------	------	------	------	------	------	------	------	------	------	------	------	------	------	------	------	------	------

# U003\_S001.ADF:ASS'Y


U003 S001 S013  
D6834510  
COVER:LOWER RIGHT:ASS'  
Y



U001	U002	U003	U004	U005	U006	U007	U008	U009	U010	U011	U012	U013	U014	U015	U016	U017	U018	U019	U020
------	------	------	------	------	------	------	------	------	------	------	------	------	------	------	------	------	------	------	------

# U003\_S001\_S004.SHAFT:SEPARATION:ASS'Y

U003 S001 S004 S001  
D6832240  
GUIDE:PAPER FEED:ENTRA  
NCE:INNER BACK:ASS'Y

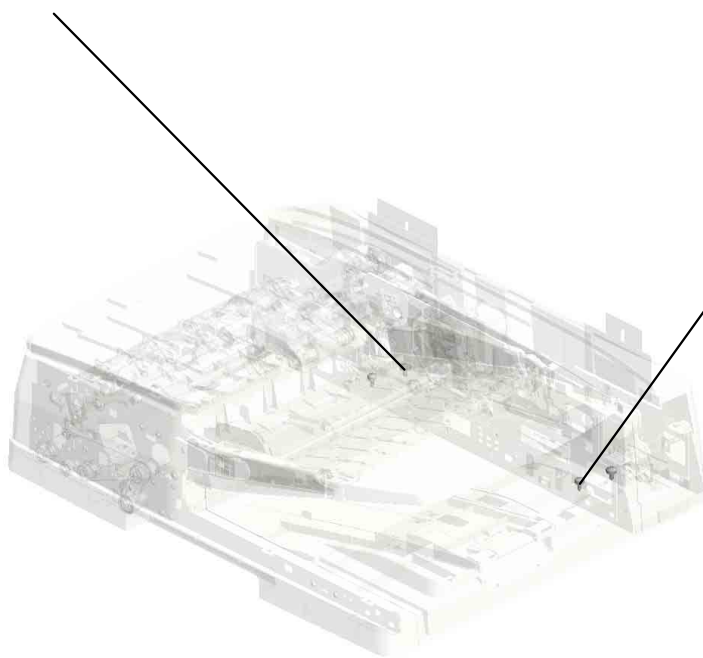
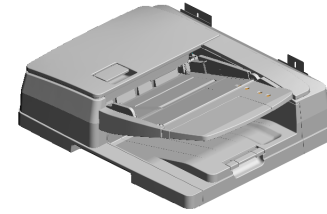


U001	U002	U003	U004	U005	U006	U007	U008	U009	U010	U011	U012	U013	U014	U015	U016	U017	U018	U019	U020
------	------	------	------	------	------	------	------	------	------	------	------	------	------	------	------	------	------	------	------



U003  
ADF


38.A8597211  
(x2)  
STEPPED SCREW



134.D5406121  
(x2)  
FULL DUG POINT  
SCREW:FIX:HINGE



26.16072249  
FERRITE CORE:K3  
NF-70-A(N)BK0



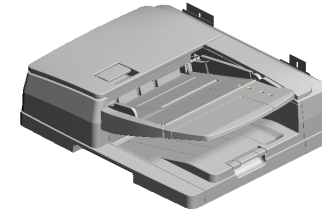
27.16072251  
FERRITE CORE:K3  
NF-75(N)BK0

5.04543006Q(x 4)  
TAPPING SCREW - M3X6

U003\_S001  
ADF:ASS'Y

129.D3B07010  
ADF:ASS'Y

- 9.07200030E (x2) RETAINING RING - M3
- 5.04543006Q (x117) TAPPING SCREW - M3X6
- 14.08025299 TAPPING SCREW - M3X8
- 1.03530060N (x2) BIND SCREW - M3 X6
- 10.07200040E (x3) RETAINING RING - M4



8.07074060N  
BUSHING:DIA4X6



4.04543006N  
(x8)  
TAPPING SCREW:  
ROUND POINT:3X6



15.08050103  
(x2)  
RETAINING RINGS  
-E:SILENCER:DIA3



13.07433808  
(x3)  
RADIAL BALL BEA  
RING:DIA8XDIA16X  
5



17.08050106  
(x6)  
RETAINING RINGS  
-E:SILENCER:DIA6



7.04583008N  
(x28)  
HEXAGON HEAD T  
APPING SCREW:3  
X8

12.07433806  
RADIAL BALL BEA  
RING:DIA6XDIA13X  
5

20.11050692  
(x4)  
CLAMP:LES-0503

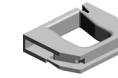
3.04543005N  
(x2)  
HEXAGON HEAD T  
APPING SCREW:R  
OUND POINT:3X5

16.08050104  
(x12)  
RETAINING RINGS  
-E:SILENCER:DIA4

6.04543014Q  
(x4)  
TAPPING SCREW:  
3X14



19.11050508  
HARNESS CLAMP -  
LWS-0711



22.11050724  
CLAMPS:WES-121  
0

18.11050487  
(x6)  
HARNESS CLAMP



19.11050508  
(x6)  
HARNESS CLAMP -  
LWS-0711



23.11050758  
(x2)  
CLAMP:LWSM-030  
6A



24.11050760  
CLAMP:LWSM-051  
1A

23.11050758  
(x17)  
CLAMP:LWSM-030  
6A



133.D5224906  
STEPPED SCREW:  
M3:DIA6:1.7MM:RO  
UND POINT

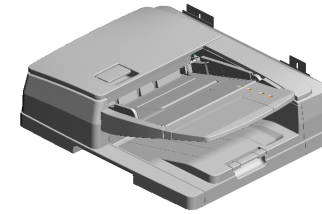
21.11050723  
(x2)  
CLAMPS:WES-050  
7



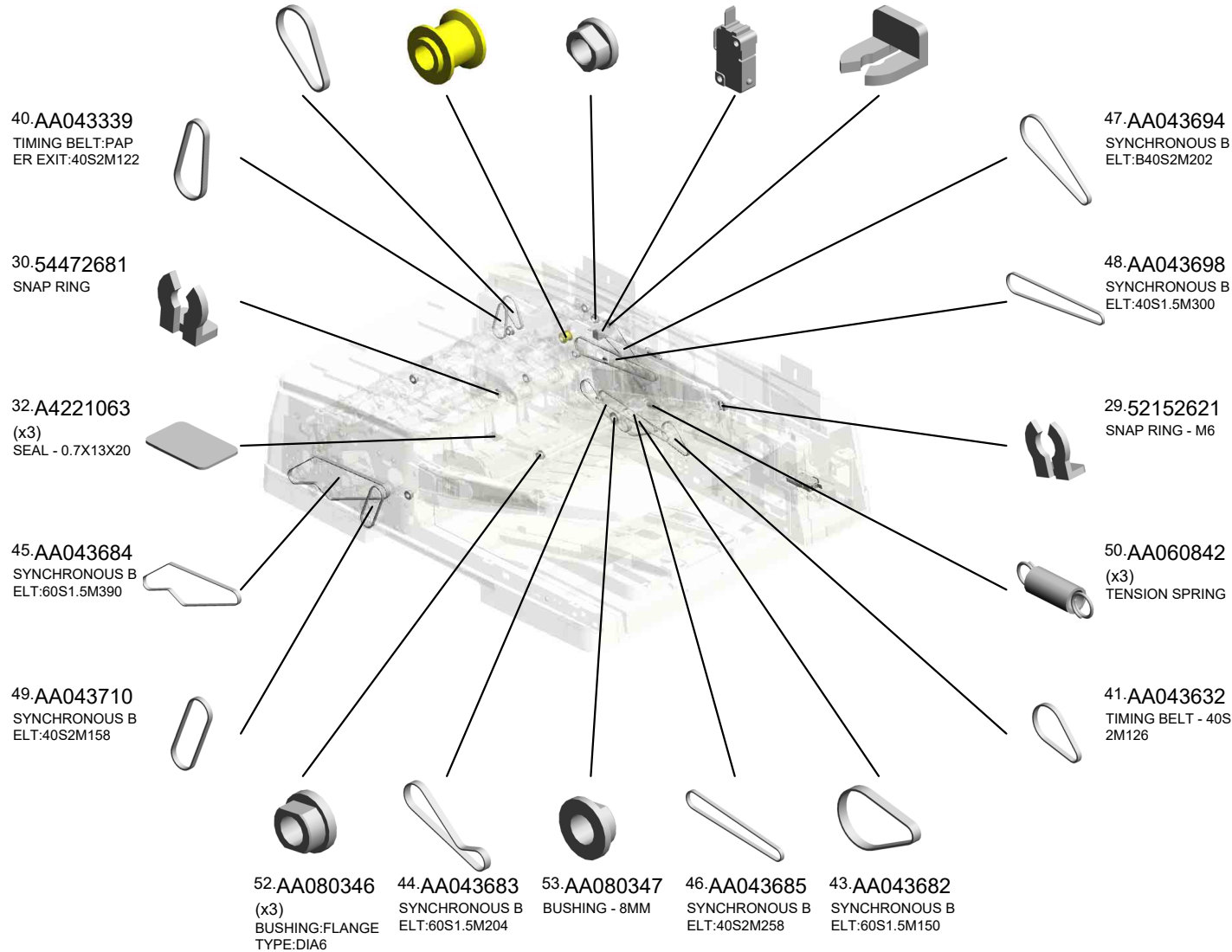
5.04543006Q (x 4)  
TAPPING SCREW - M3X6  
7.04583008N (x 1)  
HEXAGON HEAD TAPPING SCREW:3X  
8

U003\_S001  
ADF:ASS'Y

- 42.AA043681 SYNCHRONOUS B  
ELT:40S2M108
- 33.A5482139 PULLEY
- 54.AA082101 (x6)  
BUSHING - 6X10X6
- 25.12042612 (x2)  
MICRO SWITCH:D3  
V-16506-3C25
- 28.52062686 (x2)  
SNAP RING

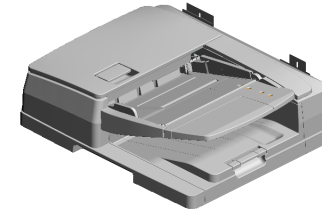


129.D3B07010  
ADF:ASS'Y



U003\_S001  
ADF:ASS'Y

- 66.B0434645 (x4) SPRING - 2N
- 71.B4772622 DISCHARGE BRUSH: L11
- 76.B6521134 COMPRESSION SPRING
- 75.B6521133 SHAFT:SLIDER
- 79.B7003305 TIMING BELT:B40S 2M152



129.D3B07010  
ADF:ASS'Y

62.AW010151 (x5) PHOTO REFLECTIVE SENSOR:PS122T L1-A



72.B4774117 SPRING



60.AA143846 TAPPING SCREW: M3X6



55.AA082144 (x2) BUSHING - 8X12X7



58.AA143789 SHAFT:CLEANER



57.AA143788 (x3) PIN:GUIDE PLATE: PAPER FEED



74.B4774131 (x4) SPRING



73.B4774129 (x2) SPRING - 12N



63.AW020190 (x4) PHOTO INTERRUPTOR



78.B6523174 TENSION SPRING



59.AA143842 SCREW:DIA6:14.5: M4



65.AX040199 DC MOTOR:RISING TRAY:ASS'Y



68.B3871951 SPRING - PAPER SIZE SENSOR



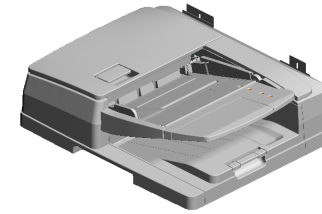
61.AW010150 (x4) PHOTO REFLECTIVE SENSOR:ORIGINAL TRAY



80.B7061859 SCREW:SLIDER:LOCK



U003\_S001  
ADF:ASS'Y



129.D3B07010  
ADF:ASS'Y

- 86.B8041180 (x10) DISCHARGE BRUSH: PUNCH UNIT
- 93.D3B02510 GUIDE PLATE: PAPER FEED: LOWER: ASS'Y
- 132.D4123145 TENSION SPRING: LEVER: MISFEED REMOVAL
- 124.D3B04782 (x2) CUSHION: COVER: PAPER FEED: PICK UP
- 90.D3AZ1762 BRACKET: MOTOR: MIDDLE

94.D3B02622 (x4) DISCHARGE BRUSH: L:11

100.D3B04324 (x2) SHEET: BRACKET: GUIDE: PAPER FEED

126.D3B05860 CONTACT IMAGE SENSOR: ASS'Y

127.D3B05869 SHIELD PLATE: CONTACT IMAGE SENSOR: FRONT

128.D3B06321 DECAL: CAUTION: CONTACT IMAGE SENSOR

101.D3B04443 (x2) SPONGE: TRAY: EXIT

83.B8022536 SLIDER: SIDE FENCE

82.B8022532 SPRING PLATE: SIDE FENCE

130.D4122653 BUSHING: DIA6

131.D4122669 (x2) TENSION SPRING: GUIDE PLATE: PRESSURE: 2N

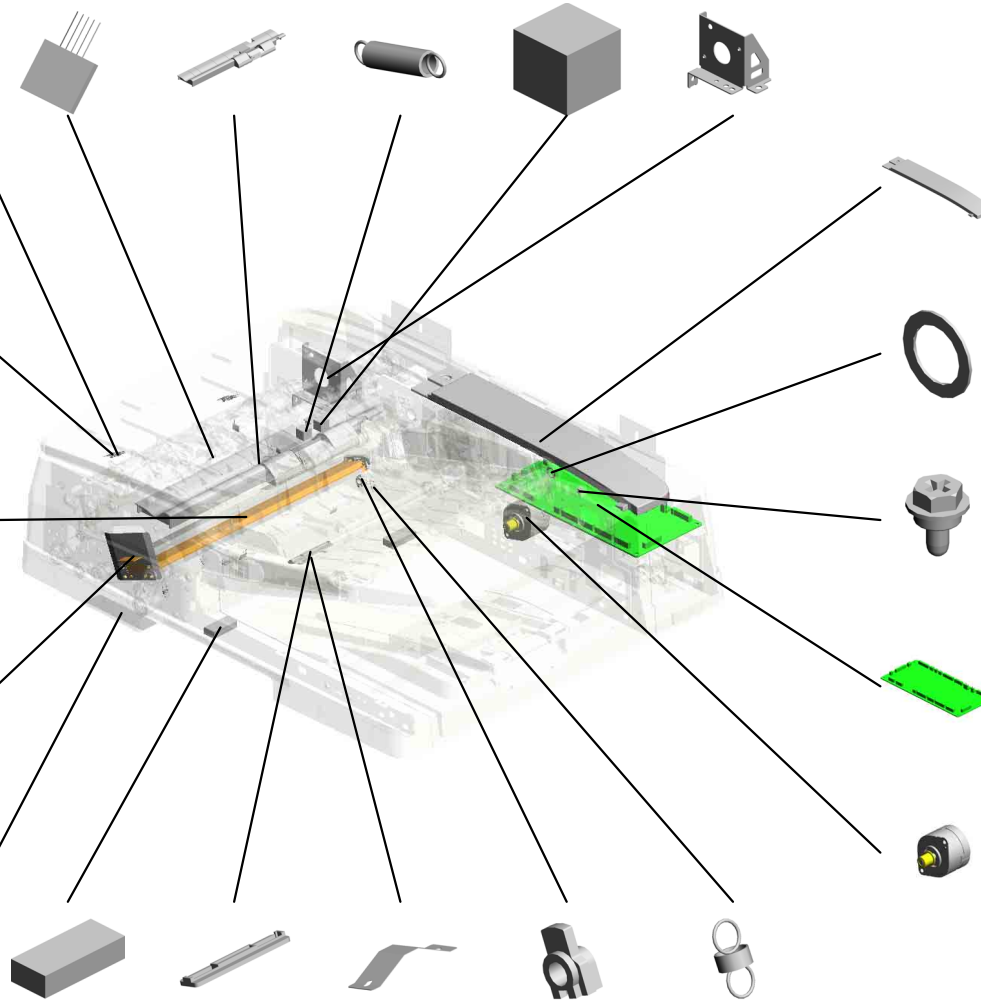
98.D3B04212 COVER: UPPER REAR

88.B8722524 SPACER: DIA9

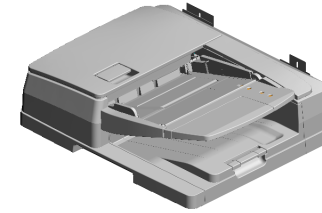
87.B8301135 SCREW

125.D3B05100 PCB: MAIN CONTROL

91.D3B01766 DC MOTOR: 10W: NI DEC: ASS'Y



U003\_S001  
ADF:ASS'Y



129.D3B07010  
ADF:ASS'Y

- 144.D5434382 (x2) COMPRESSION SPRING:PULL OUT
- 146.D5435125 SPRING PLATE:CONTACT IMAGE SENSOR
- 135.D5412241 REVERSE ROLLER:PAPER FEED
- 137.D5431625 GEAR:Z24:SEPARATION
- 153.D6831387 TENSION SPRING:ON OFF DETECTOR:PAPER FEED

145.D5434393 (x7) CUSHION:GUIDE PLATE:ENTRANCE:PAPER FEED:INNER BACK

133.D5224906 (x9) STEPPED SCREW:M3:DIA6:1.7MM:ROUND POINT

143.D5433635 GEAR:ROLLER:SCANNING:BEHIND

139.D5431821 TIMING PULLEY:T33/Z24

140.D5431822 FLANGE:DIA24

142.D5433631 ROLLER:SCANNING:BEHIND:ASSY

136.D5431313 COMPRESSION SPRING:HINGE:LEFT

151.D6831385 BRACKET:SAFETY SWITCH:PAPER FEED

138.D5431717 SHAFT:PULLEY:SCANNING:EXIT

147.D6421454 FEELER:APS

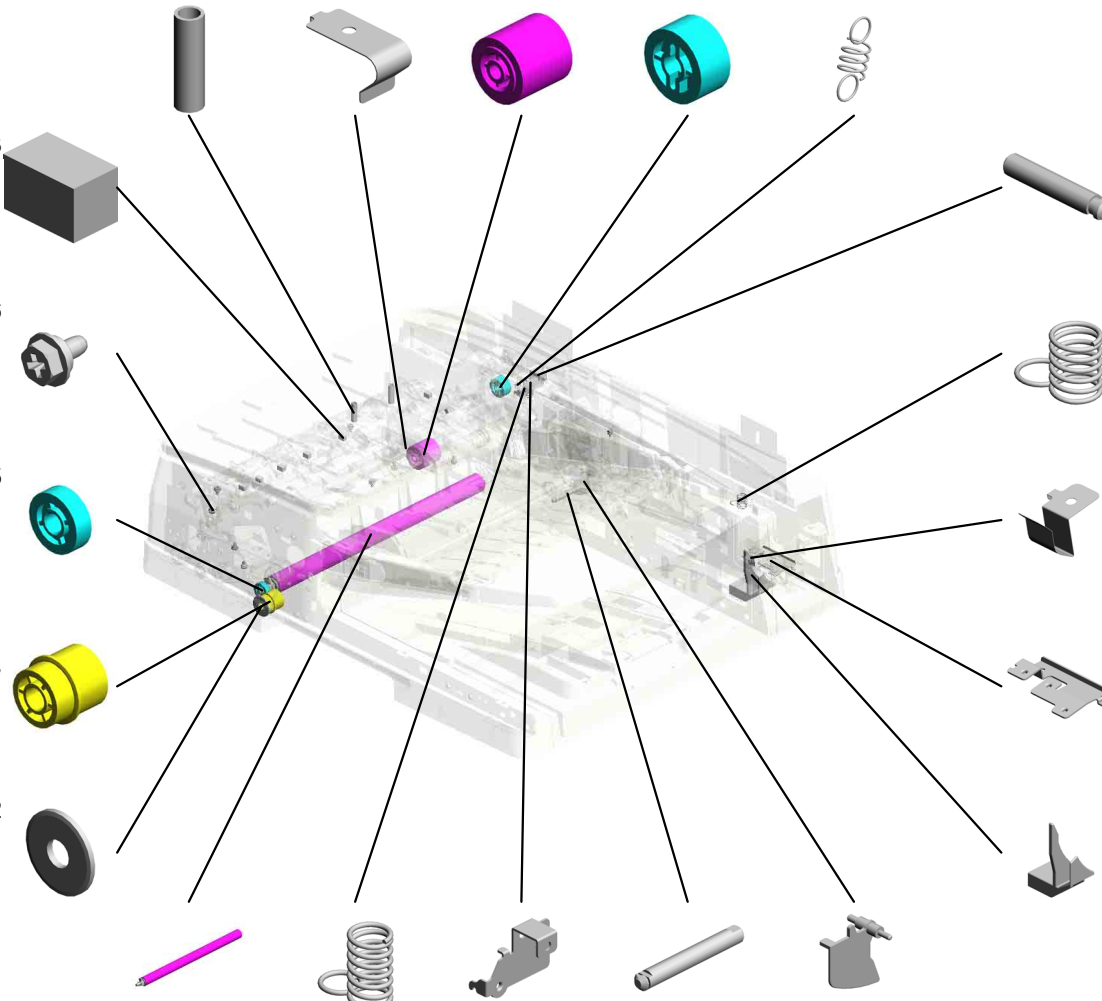
152.D6831386 SHAFT:CONTACT POINT:ON OFF DETECTOR:PAPER FEED

150.D6831362 COMPRESSION SPRING:HINGE:RIGHT

155.D6831414 SPRING PLATE:SAFETY SWITCH

154.D6831413 BRACKET:SAFETY SWITCH

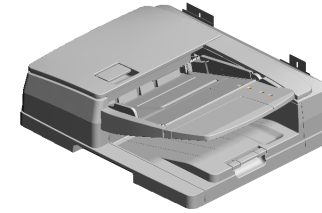
156.D6831415 FEELER:SENSOR:ON OFF DETECTOR



U001	U002	U003	U004	U005	U006	U007	U008	U009	U010	U011	U012	U013	U014	U015	U016	U017	U018	U019	U020
------	------	------	------	------	------	------	------	------	------	------	------	------	------	------	------	------	------	------	------

U003\_S001  
ADF:ASS'Y

170.D6831680 CAM:PICKUP  
169.D6831675 DC STEPPER MOTOR:DIA42:T15:S2M:ASS'Y  
171.D6831682 TIMING PULLEY:PICKUP:DRIVE  
168.D6831671 BRACKET:MOTOR:PICK UP  
167.D6831644 SPACER:SHAFT:INPUT:PAPER FEED



129.D3B07010  
ADF:ASS'Y

165.D6831642  
TIMING PULLEY:IDLER:PULL OUT



175.D6831766  
DC MOTOR:10W:BRUSHLESS




172.D6831691  
GEAR:PAPER FEED:COUPLING



163.D6831635  
GEAR:REVERSE ROLLER:DRIVE



166.D6831643  
GEAR:INPUT:PAPER FEED



158.D6831614  
BRACKET:MOTOR:PAPER FEED



177.D6831813  
TIMING PULLEY:COUPLING:SCANNING:INNER BACK



174.D6831718  
(x2)  
STAY:MOTOR:PULL OUT



176.D6831811  
BRACKET:MOTOR:SCANNING:EXIT



178.D6831814  
TIMING PULLEY:COUPLING:EXIT



173.D6831711  
BRACKET:MOTOR:PULL OUT



159.D6831615  
STAY:MOTOR:PAPER FEED



160.D6831617  
DC MOTOR:ASS'Y:20W:BRUSHLESS



157.D6831451  
HOLDER:FEELER:APS

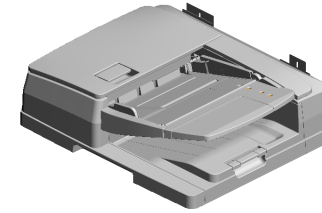


179.D6831822  
(x2)  
DC MOTOR:20W:SCANNING:20W:BRUSHLESS



U003\_S001  
ADF:ASS'Y

191.D6832222 STOPPER:SHAFT:SEPARATION:DRIVE  
 203.D6832311 TORQUE LIMITER MECHANICAL CLUTCH:SEPARATOR  
 206.D6832417 SHEET:ENTRANCE:SEPARATION PAD  
 205.D6832415 SHEET:SEPARATION:ENTRANCE  
 187.D6832112 (x2) TIMING PULLEY:ROLLER:PULL OUT:DRIVE



129.D3B07010  
ADF:ASS'Y

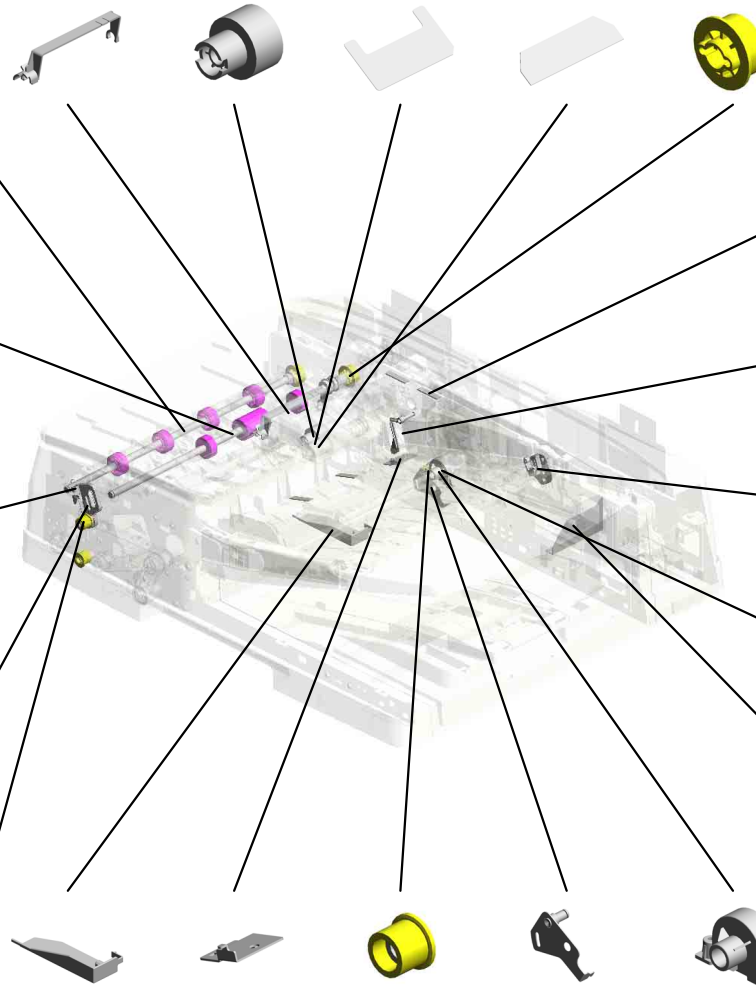
188.D6832210  
ROLLER:MIDDLE:DRIVE

186.D6832110  
ROLLER:PULL OUT:DRIVE

184.D6831856  
TENSION SPRING: TENSION:SCANNING:FRONT

182.D6831851  
BRACKET:TENSIONER:SCANNING:FRONT

183.D6831855  
TIMING PULLEY:TENSIONER:SCANNING:FRONT



212.D6832742  
(x4)  
CUSHION:STOPPER PAWL

210.D6832733  
FEELER:SENSOR: ORIGINAL SENSOR

204.D6832393  
HOLDER:ORIGINAL TABLE

209.D6832729  
JOINT:RISING TRAY:AUXILIARY

185.D6831912  
BRACKET:HINGE:RIGHT

207.D6832724  
COVER:LOWER:BASE

211.D6832735  
BRACKET:SENSOR:ORIGINAL SENSOR

181.D6831845  
(x2)  
PULLEY:IDLER:DIA 14

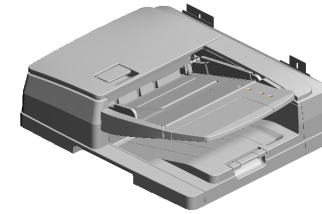
180.D6831841  
BRACKET:TENSIONER:SCANNING:INNER BACK

208.D6832728  
STOPPER:RELEASE:SHAFT:BASE

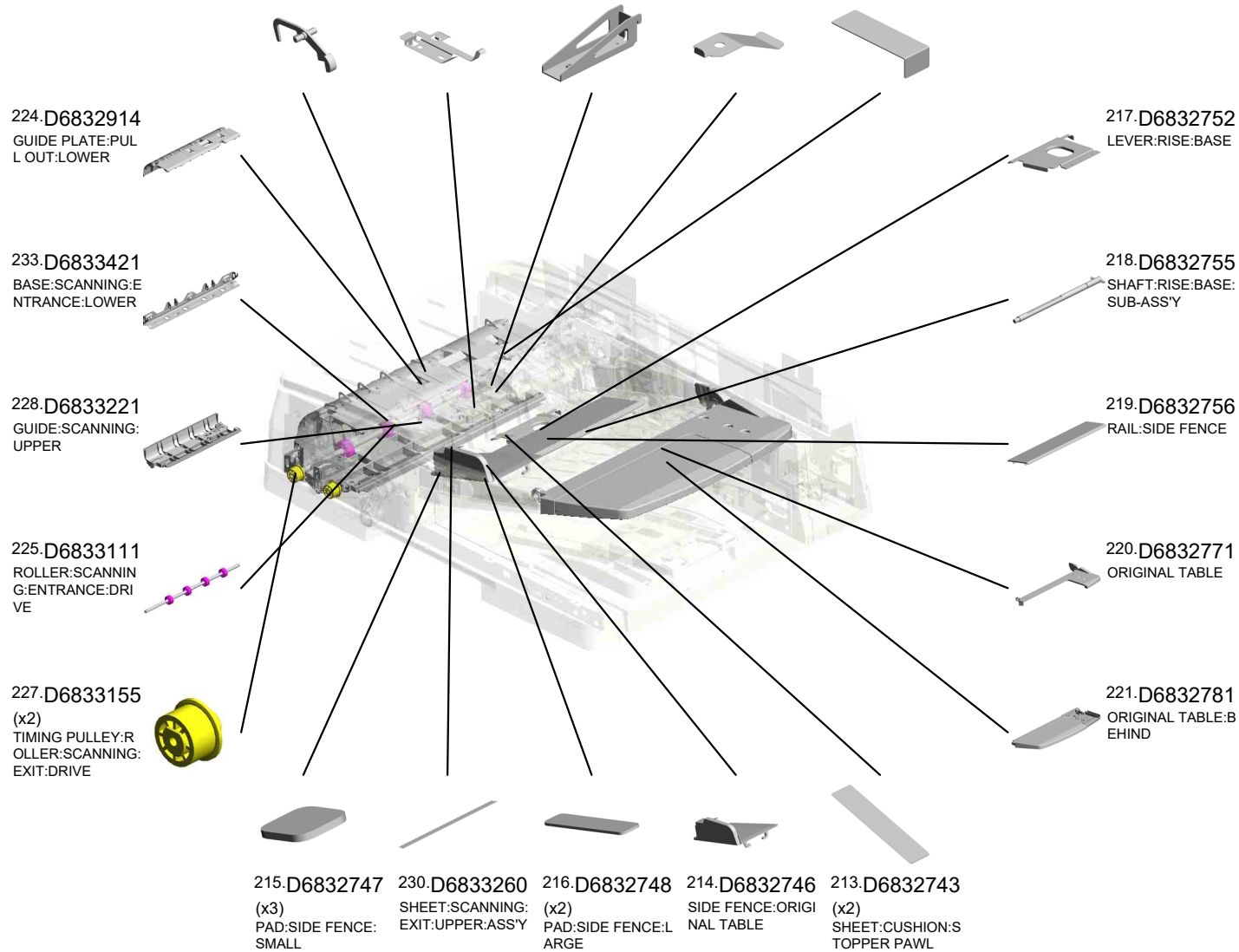


U003\_S001  
ADF:ASS'Y

- 222.D6832912 (x6) FEELER:PAPER SIZE SENSOR
- 229.D6833251 GROUND PLATE:ROLLER
- 231.D6833311 (x2) BRACKET:GUIDE:SCANNING:UPPER
- 232.D6833361 (x2) SPRING PLATE:GUIDE PLATE:SCANNING
- 223.D6832913 (x2) SHEET:SENSOR:SEPARATION

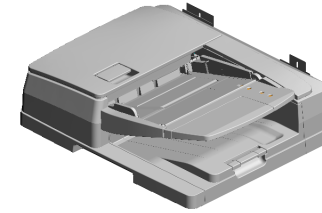


129.D3B07010  
ADF:ASS'Y



U003\_S001  
ADF:ASS'Y

- 258.D6834323 SHAFT:CONTACT POINT:GUIDE:PAPER FEED
- 236.D6833510 SHAFT:LEVER:MIS FEED REMOVAL:ASS'Y
- 243.D6833645 (x2) ROLLER:MIDDLE:DRIVEN
- 239.D6833621 GUIDE:EXIT:LOWER:SUB-ASS'Y
- 260.D6834341 BRACKET:PULL OUT:DRIVEN



129.D3B07010  
ADF:ASS'Y

259.D6834329  
SHEET:BASE:SEAL :PAPER FEED

234.D6833422  
(x2)  
LEVER:PRESSURE RELEASE

237.D6833511  
HOOK:OPTICAL READING UNIT:FRONT

250.D6833715  
TIMING PULLEY:ROLLER:CIS:EXIT:FRONT

244.D6833651  
COVER:SCANNING:EXIT

255.D6834111  
COVER:FRONT

256.D6834112  
COVER:FRONT RIGHT

248.D6833710  
ROLLER:CONTACT IMAGE SENSOR:EXIT:DRIVE:PRESS FIT

251.D6833811  
GUIDE PLATE:EXIT:UPPER

252.D6833812  
DISCHARGE BRUSH:EXIT

257.D6834313  
CUSHION:STOPPER:FEELER:ORIGINAL SENSOR

249.D6833714  
TIMING PULLEY:ROLLER:CIS:EXIT:DRIVE

254.D6833915  
TIMING PULLEY:ROLLER:EXIT:DRIVE

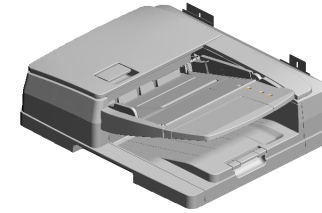
253.D6833911  
ROLLER:EXIT:DRIVE

238.D6833616  
(x2)  
BRACKET:DISCHARGE BRUSH

U001	U002	U003	U004	U005	U006	U007	U008	U009	U010	U011	U012	U013	U014	U015	U016	U017	U018	U019	U020
------	------	------	------	------	------	------	------	------	------	------	------	------	------	------	------	------	------	------	------

U003\_S001  
ADF:ASS'Y

- 264.D6834345 DISCHARGE BRUSH:EXIT:L37
- 269.D6834361 SHAFT:CONTACT POINT:GRIP
- 273.D6834394 GUIDE PLATE:ENTRANCE:PAPER FEED:UPPER
- 272.D6834374 HOOK:CONTACT POINT:INNER BACK:GRIP
- 270.D6834367 GROUND PLATE:HOOK:INNER BACK




129.D3B07010  
ADF:ASS'Y

267.D6834350  
DRIVEN ROLLER:FULL OUT



275.D6834396  
CUSHION:GUIDE PLATE:ENTRANCE:PAPER FEED:STOPPER



274.D6834395  
CUSHION:GUIDE PLATE:ENTRANCE:PAPER FEED:FRONT



271.D6834372  
HOOK:CONTACT POINT:FRONT:GRIP



268.D6834351  
LINK:STOPPER:COVER:PAPER FEED



265.D6834346  
SHIELD PLATE:ENTRANCE:PAPER FEED



266.D6834347  
SEAL:ENTRANCE:PAPER FEED




280.D6834430  
(x4)  
ROLLER:EXIT:DRIVEN



279.D6834421  
(x2)  
SHAFT:EXIT:DRIVEN



276.D6834412  
TRAY:EXIT:AUXILIARY:LARGE



261.D6834342  
BRACKET:PRESSURE: PICKUP



263.D6834344  
COMPRESSION SPRING: PICKUP:2.1N




262.D6834343  
PRESSURE PLATE: PICKUP



278.D6834414  
(x4)  
SPACER:EXIT ROLLER

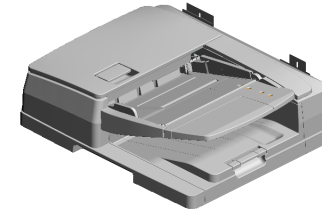


277.D6834413  
TRAY:EXIT:AUXILIARY:SMALL



U003\_S001  
ADF:ASS'Y

- 297.G0602652 (x4) BUSHING - M4
- 293.D6842412 (x2) PAD:STOPPER:ORIGINAL
- 296.D7316241 DECAL:STOPPER:SEPARATION UNIT
- 299.M3644131 TIMING BELT:B40S 2M160
- 302.D3FF1221 SHEET:HINGE:GUI DE:LEFT



129.D3B07010  
ADF:ASS'Y

294.D6866128  
SPONGE:COVER:FRONT:SMALL

284.D6834611  
COVER:LEFT LOWER

285.D6834616  
SHEET:BASE:SEAL:LEFT LOWER

286.D6834617  
(x2) SEAL:LEFT LOWER

290.D6836041  
DECAL:DESIGN SKETCH:MISFEED REMOVAL

289.D6836011  
DECAL:SIZE:ORIGINAL

300.D3B01320  
HINGE:LEFT:ASS'Y 201812-01 X/O

295.D6902425  
DISCHARGE BRUSH:SHORT:FRONT

281.D6834441  
(x2) HOLDER:CUSHION:PRESSURE PLATE

282.D6834442  
(x8) TAPE:PRESSURE PLATE

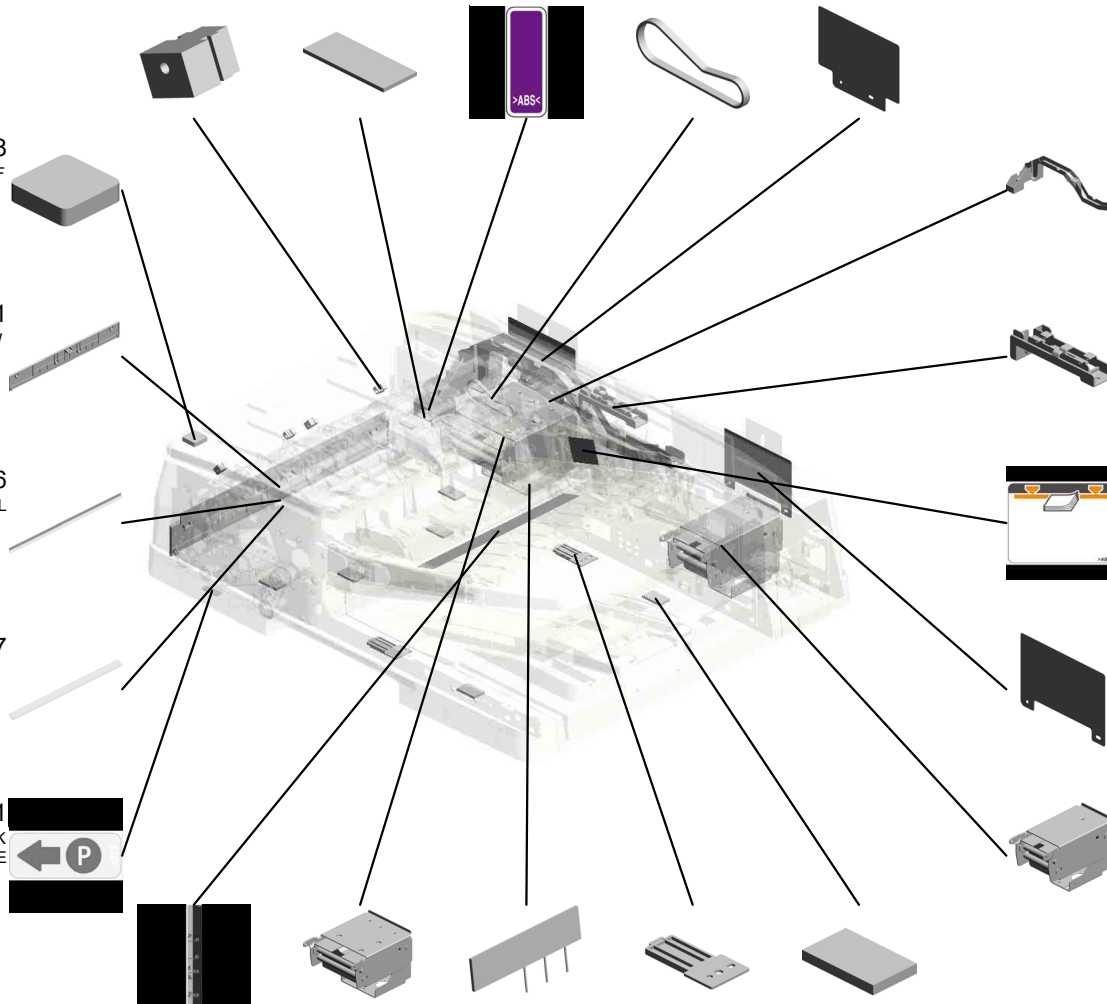
287.D6835111  
GUIDE:HARNESS:MAIN

288.D6835121  
GUIDE:HARNESS:SUB

291.D6836051  
DECAL:BASE:ORIGINAL

303.D3FF1222  
SHEET:HINGE:GUI DE:RIGHT

301.D3B01350  
HINGE:RIGHT:ASS'Y 201902-09 X/O

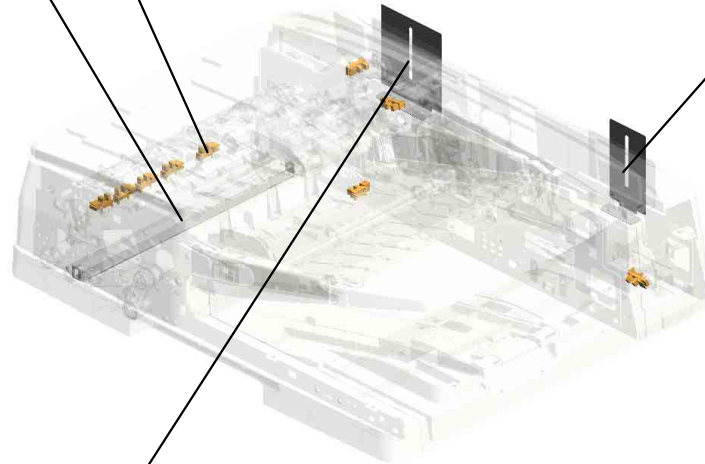


U003\_S001  
ADF:ASS'Y

307.AW020234  
(x9)  
PHOTOINTERRUP  
TOR:GP1A173LCS  
5F  
201903-01 O/O



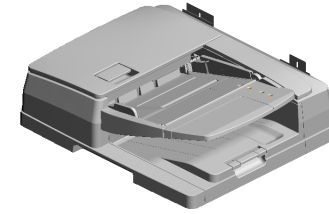
308.D3B03390  
GUIDE PLATE:SCA  
NNING:NON-CONT  
ACT:PEEN  
201905-04 X/O



305.D3FF1387  
SHEET:HINGE:RIG  
HT



304.D3FF1386  
SHEET:HINGE:LEF  
T




129.D3B07010  
ADF:ASS'Y

U001	U002	U003	U004	U005	U006	U007	U008	U009	U010	U011	U012	U013	U014	U015	U016	U017	U018	U019	U020
------	------	------	------	------	------	------	------	------	------	------	------	------	------	------	------	------	------	------	------

U003\_S001\_S001  
SHAFT:SEPARATION:DRIVE:INPUT:SUB-ASS'Y

54-AA082101  
BUSHING - 6X10X6




161-D6831620  
SHAFT:SEPARATI  
ON:DRIVE:INPUT:S  
UB-ASS'Y

U001	U002	U003	U004	U005	U006	U007	U008	U009	U010	U011	U012	U013	U014	U015	U016	U017	U018	U019	U020
------	------	------	------	------	------	------	------	------	------	------	------	------	------	------	------	------	------	------	------

U003\_S001\_S002  
SHAFT:REVERSE ROLLER:SUB-ASS'Y

10.07200040E  
RETAINING RING -  
M4



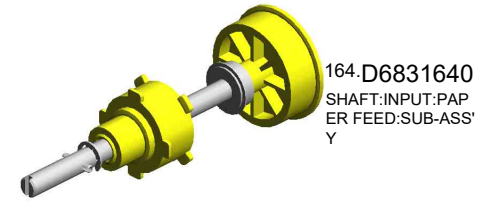
162.D6831632  
SHAFT:REVERSE  
ROLLER:SUB-ASS'  
Y

U001	U002	U003	U004	U005	U006	U007	U008	U009	U010	U011	U012	U013	U014	U015	U016	U017	U018	U019	U020
------	------	------	------	------	------	------	------	------	------	------	------	------	------	------	------	------	------	------	------

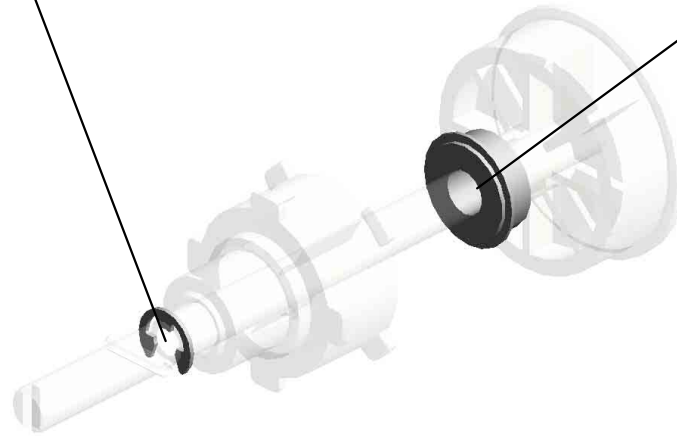
U003\_S001\_S003

SHAFT:INPUT:PAPER FEED:SUB-ASS'Y

10.07200040E  
RETAINING RING -  
M4



12.07433806  
RADIAL BALL BEA  
RING:DIA6XDIA13X  
5



U001	U002	U003	U004	U005	U006	U007	U008	U009	U010	U011	U012	U013	U014	U015	U016	U017	U018	U019	U020
------	------	------	------	------	------	------	------	------	------	------	------	------	------	------	------	------	------	------	------

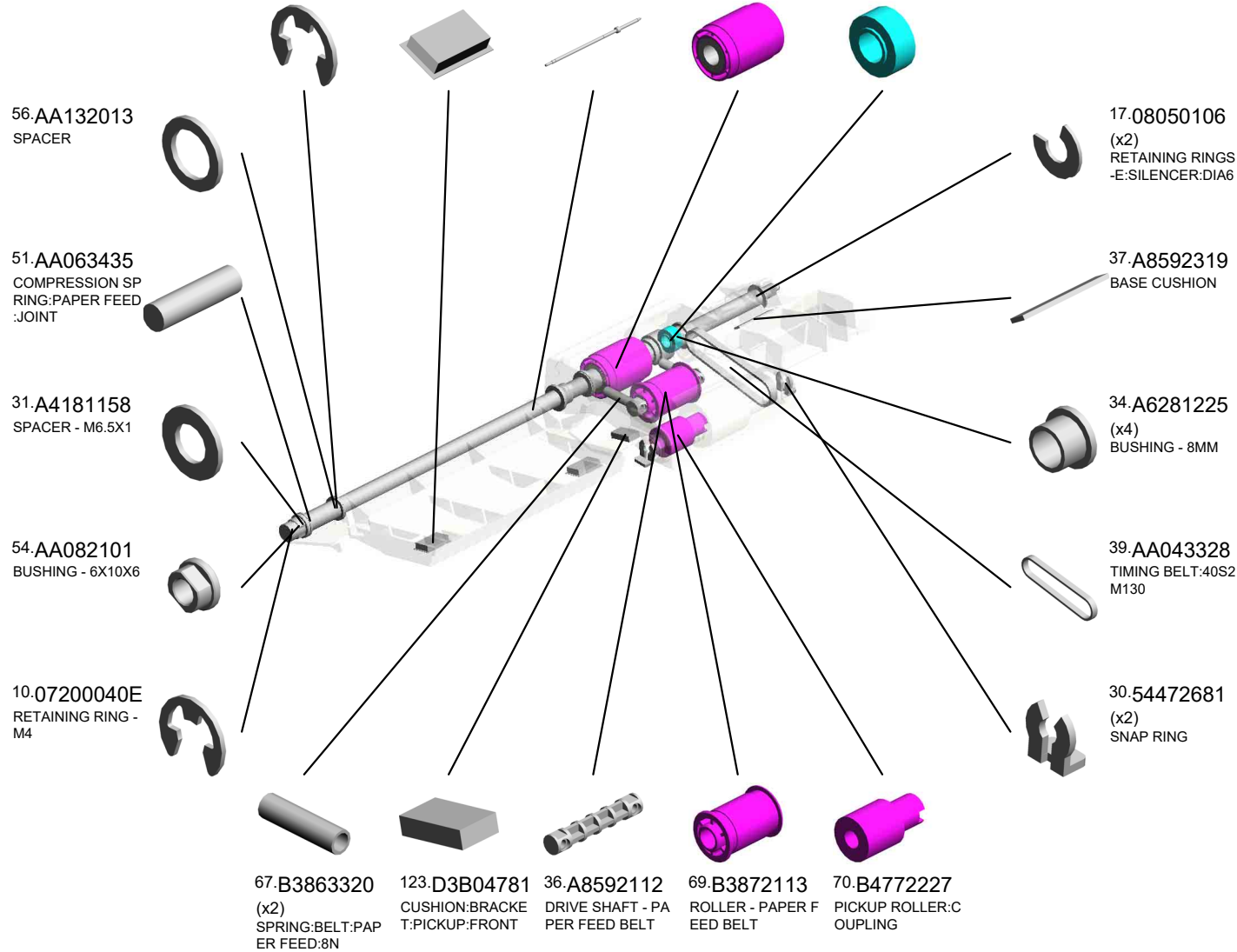


U003\_S001\_S004  
SHAFT:SEPARATION:ASS'Y

11.07200060E RETAINING RING - M6  
 35.A8061163 (x2) GUIDE PLATE CUSHION  
 189.D6832215 SHAFT:SEPARATION:DRIVE  
 81.B7892114 PAPER FEED BELT ROLLER  
 190.D6832221 GEAR:IDLER:Z18



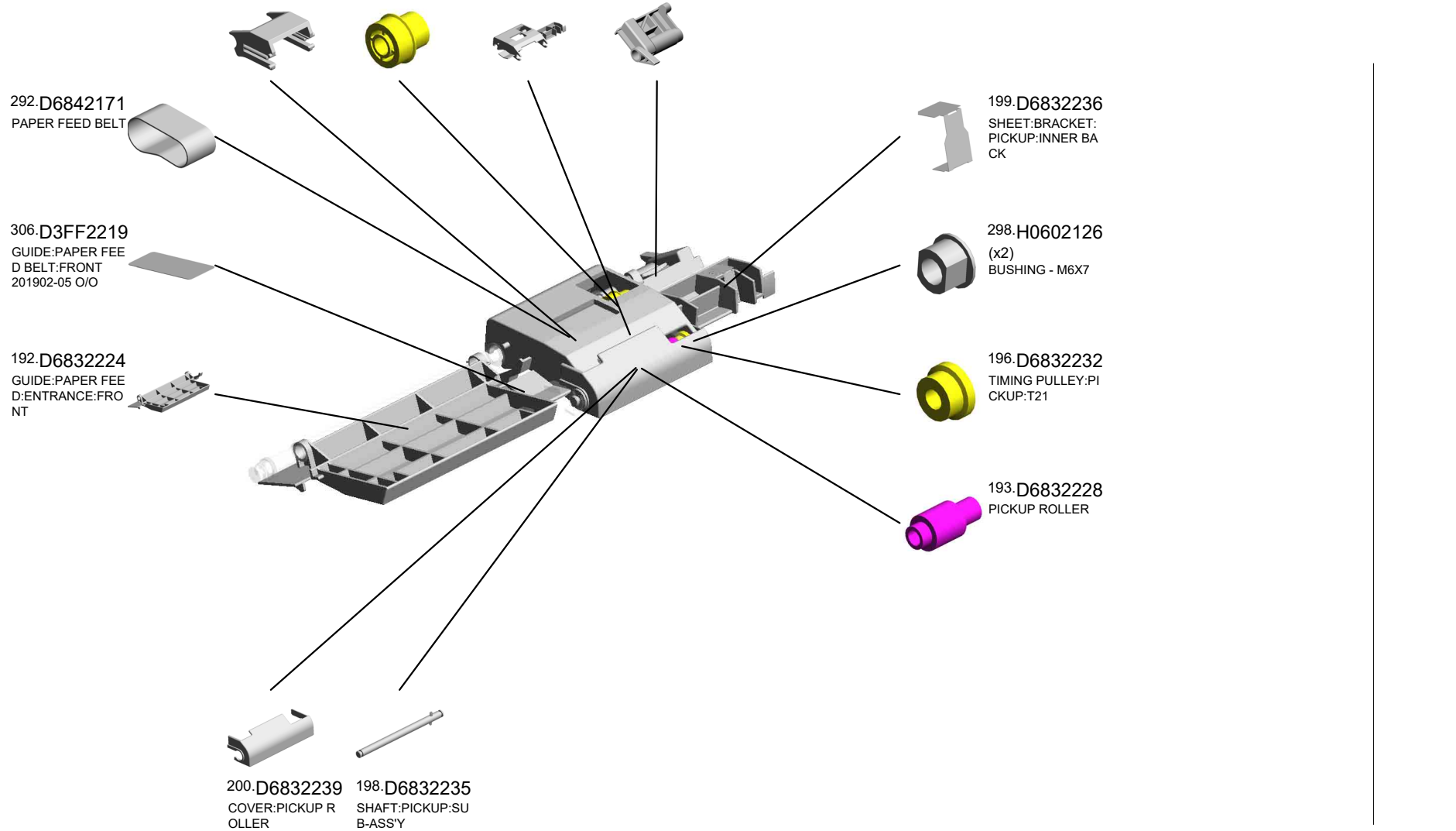
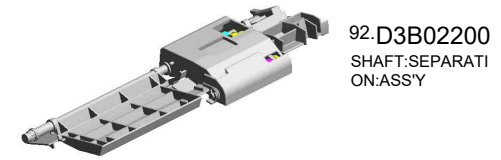
92.D3B02200 SHAFT:SEPARATION:ASS'Y



U001	U002	U003	U004	U005	U006	U007	U008	U009	U010	U011	U012	U013	U014	U015	U016	U017	U018	U019	U020
------	------	------	------	------	------	------	------	------	------	------	------	------	------	------	------	------	------	------	------

U003\_S001\_S004  
SHAFT:SEPARATION:ASS'Y


- 197.D6832233 BRACKET:PAPER FEED BELT
- 194.D6832229 TIMING PULLEY:GEAR:T19/Z23
- 195.D6832231 BRACKET:PICKUP
- 202.D6832272 LEVER:PICKUP ROLLER:RISE




U001	U002	U003	U004	U005	U006	U007	U008	U009	U010	U011	U012	U013	U014	U015	U016	U017	U018	U019	U020
------	------	------	------	------	------	------	------	------	------	------	------	------	------	------	------	------	------	------	------

U003\_S001\_S004\_S001  
GUIDE:PAPER FEED:ENTRANCE:INNER BACK:ASS'Y

35.A8061163  
(x2)  
GUIDE PLATE CUS  
HION



201.D6832240  
GUIDE:PAPER FEE  
D:ENTRANCE:INNE  
R BACK:ASS'Y



U001	U002	U003	U004	U005	U006	U007	U008	U009	U010	U011	U012	U013	U014	U015	U016	U017	U018	U019	U020
------	------	------	------	------	------	------	------	------	------	------	------	------	------	------	------	------	------	------	------

U003\_S001\_S005

GUIDE PLATE:CONTACT IMAGE SENSOR:ENTRANCE:ASS'Y

252.D6833812 DISCHARGE BRUSH:EXIT  
 247.D6833668 (x2) SPACER:GUIDE PLATE:CONTACT IMAGE SENSOR:ENTRANCE



96.D3B03662 GUIDE PLATE:CONTACT IMAGE SENSOR:ENTRANCE:ASS'Y

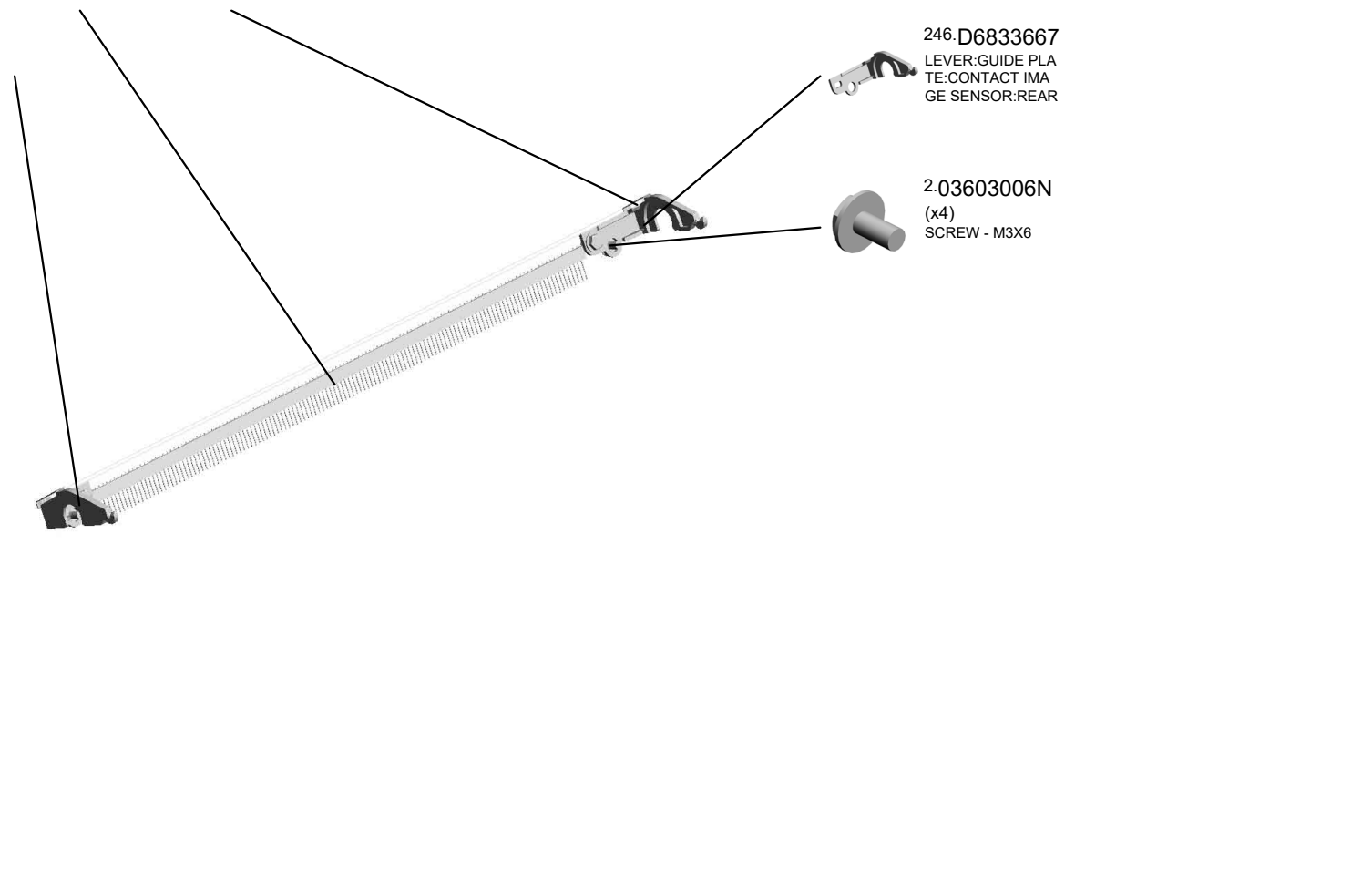
245.D6833666 LEVER:GUIDE PLATE:CONTACT IMAGE SENSOR:FRONT



246.D6833667 LEVER:GUIDE PLATE:CONTACT IMAGE SENSOR:REAR



2-03603006N (x4) SCREW - M3X6



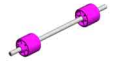
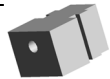
U001	U002	U003	U004	U005	U006	U007	U008	U009	U010	U011	U012	U013	U014	U015	U016	U017	U018	U019	U020
------	------	------	------	------	------	------	------	------	------	------	------	------	------	------	------	------	------	------	------

243.D6833645  
(x2)  
ROLLER:MIDDLE:D  
RIVEN

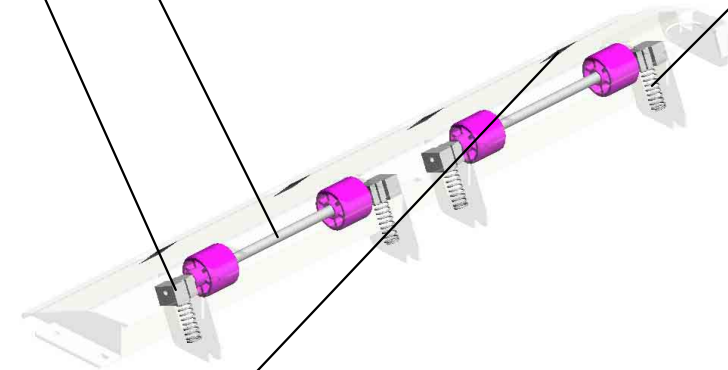


240.D6833641  
GUIDE:CONTACT I  
MAGE SENSOR:EX  
IT:LOWER:ASS'Y


297.G0602652  
(x4)  
BUSHING - M4



241.D6833643  
(x4)  
COMPRESSION SP  
RING:CONTACT IM  
AGE SENSOR:EXIT




242.D6833644  
(x4)  
SHEET:GUIDE:CO  
NTACT IMAGE SEN  
SOR:EXIT:LOWER




U001	U002	U003	U004	U005	U006	U007	U008	U009	U010	U011	U012	U013	U014	U015	U016	U017	U018	U019	U020
------	------	------	------	------	------	------	------	------	------	------	------	------	------	------	------	------	------	------	------

U003\_S001\_S007  
ROLLER:SCANNING:EXIT:DRIVE:ASS'Y

11.07200060E  
RETAINING RING -  
M6



226.D6833150  
ROLLER:SCANNIN  
G:EXIT:DRIVE:ASS'  
Y



U001	U002	U003	U004	U005	U006	U007	U008	U009	U010	U011	U012	U013	U014	U015	U016	U017	U018	U019	U020
------	------	------	------	------	------	------	------	------	------	------	------	------	------	------	------	------	------	------	------

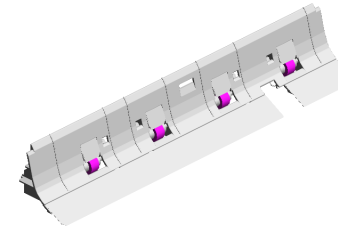
U003\_S001\_S008

GUIDE:SCANNING:ENTRANCE:NON-CONTACT:SUB-ASS'Y

141.D5433314

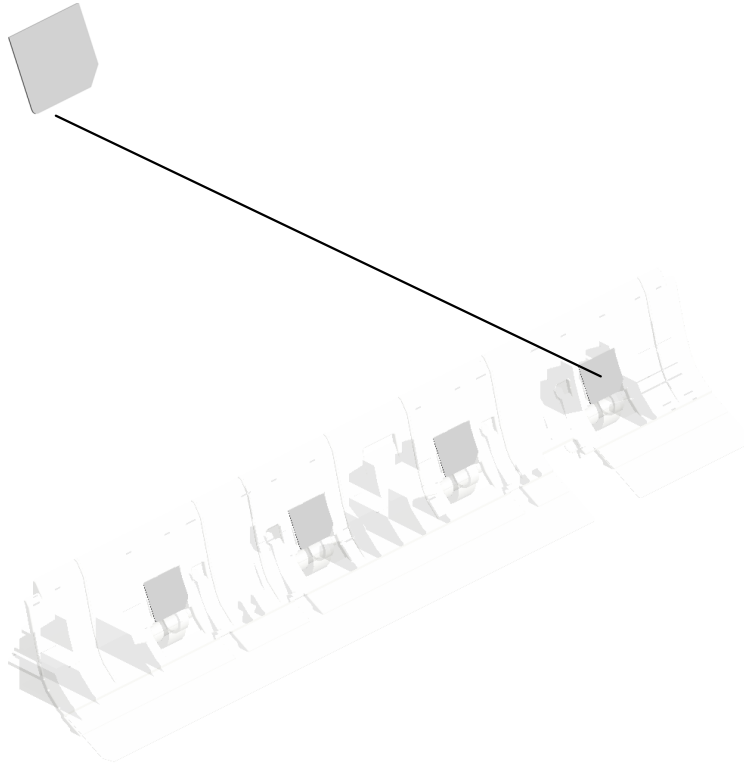
(x4)

SHEET:SCANNING:  
ENTRANCE:MIDDLE



235.D6833461

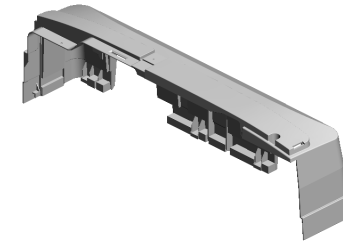
GUIDE:SCANNING:  
ENTRANCE:NON-C  
ONTACT:SUB-ASS'  
Y



U001	U002	U003	U004	U005	U006	U007	U008	U009	U010	U011	U012	U013	U014	U015	U016	U017	U018	U019	U020
------	------	------	------	------	------	------	------	------	------	------	------	------	------	------	------	------	------	------	------

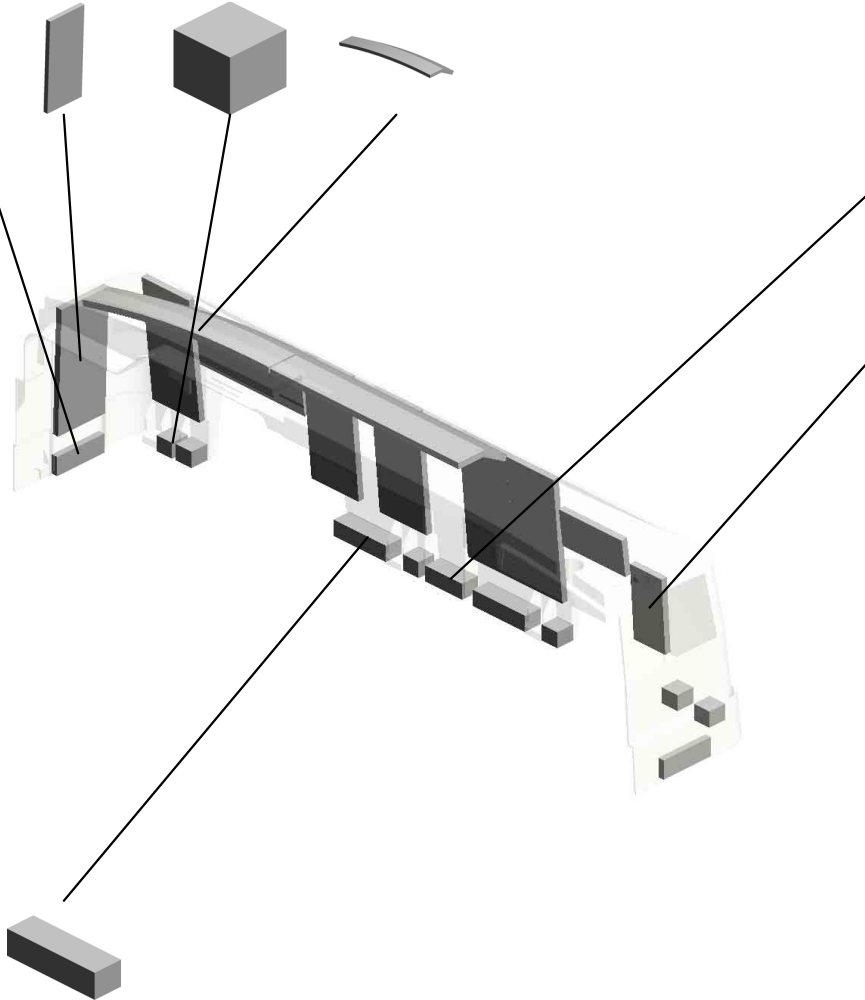
U003\_S001\_S009  
COVER:REAR:ASS'Y

85.B8024712 (x7) SOUND PROOFIN G MATERIAL:COVE R:REAR  
 112.D3B04761 (x6) SOUND PROOFIN G MATERIAL:COVE R:REAR:LOWER:1  
 116.D3B04765 (x2) SOUND PROOFIN G MATERIAL:COVE R:REAR:UPPER



309.D3FF4210  
 [A]  
 COVER:REAR:ASS'  
 Y  
 201905-05 X/O

115.D3B04764 (x2) SOUND PROOFIN G MATERIAL:COVE R:REAR:LOWER:4



113.D3B04762 SOUND PROOFIN G MATERIAL:COVE R:REAR:LOWER:2

84.B8024711 (x2) SOUND PROOFIN G MATERIAL

114.D3B04763 (x2) SOUND PROOFIN G MATERIAL:COVE R:REAR:LOWER:3




D3B04210  
 [A]  
 COVER:REAR:ASS'  
 Y  
 201905-05 X/O



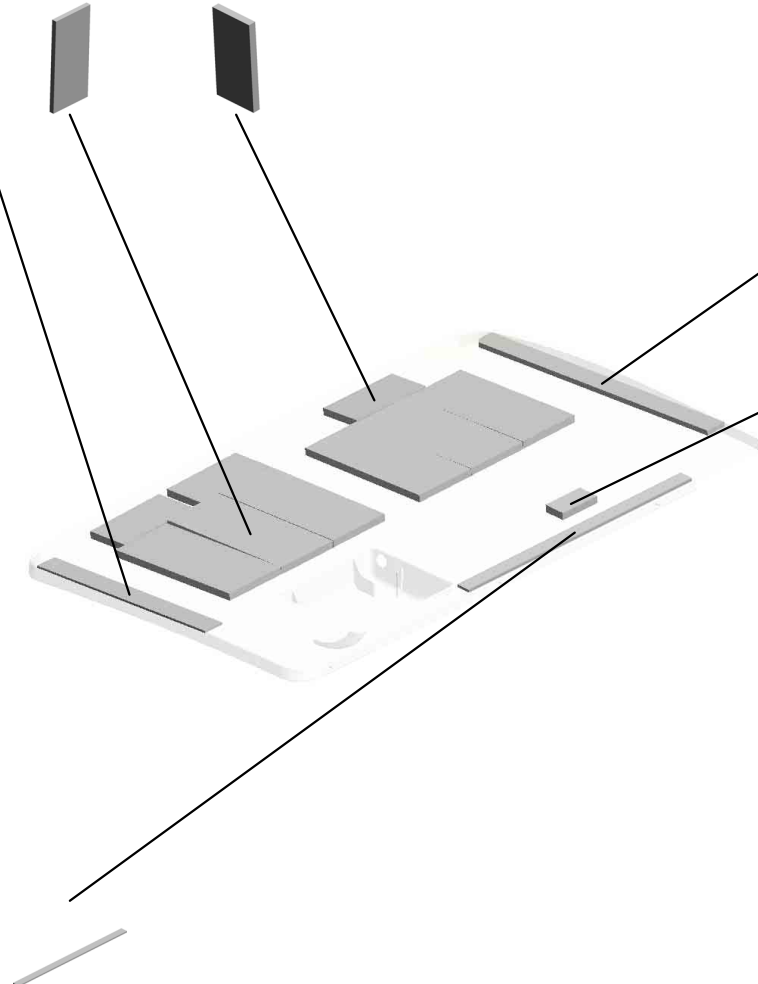
U003\_S001\_S010  
COVER:PAPER FEED:UPPER:ASS'Y

85.B8024712 (x6) SOUND PROOFING MATERIAL:COVER:REAR  
84.B8024711 (x3) SOUND PROOFING MATERIAL



111.D3B04755  
COVER:PAPER FEED:UPPER:ASS'Y

109.D3B04753  
SOUND PROOFING MATERIAL:COVER:PAPER FEED:UPPER:FRONT



110.D3B04754  
SOUND PROOFING MATERIAL:COVER:PAPER FEED:UPPER:INNER BACK

108.D3B04752  
CUSHION:COVER:PAPER FEED:UPPER:2

107.D3B04751  
CUSHION:COVER:PAPER FEED:UPPER:1

U001	U002	U003	U004	U005	U006	U007	U008	U009	U010	U011	U012	U013	U014	U015	U016	U017	U018	U019	U020
------	------	------	------	------	------	------	------	------	------	------	------	------	------	------	------	------	------	------	------


U003\_S001\_S011

GUIDE:PAPER FEED:UPPER:SUB-ASS'Y

119.D3B04773 (x2)  
SOUND PROOFIN  
G MATERIAL:GUID  
E:PAPER FEED:UP  
PER:3

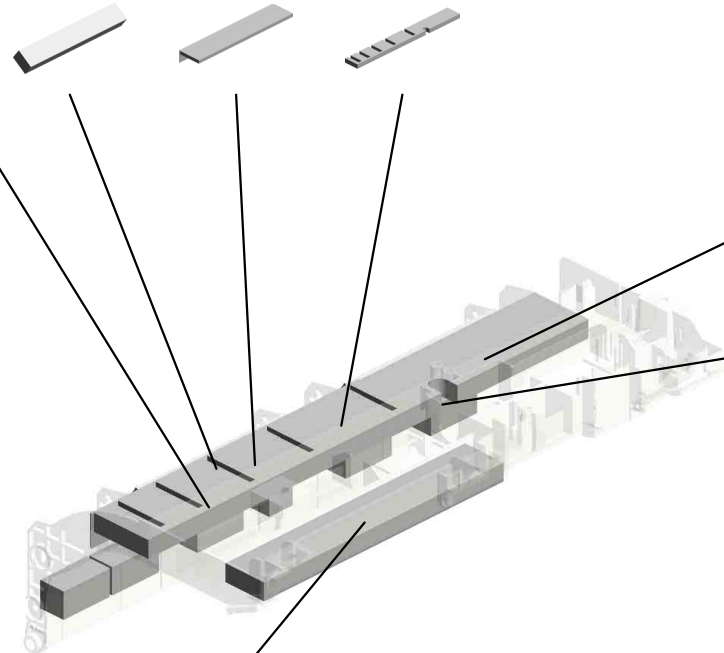
122.D3B04776  
SOUND PROOFIN  
G MATERIAL:GUID  
E:PAPER FEED:UP  
PER:6

118.D3B04772  
SOUND PROOFIN  
G MATERIAL:GUID  
E:PAPER FEED:UP  
PER:2



99.D3B04310  
GUIDE:PAPER FEE  
D:UPPER:SUB-ASS  
Y

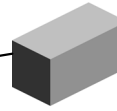
121.D3B04775  
(x2)  
SOUND PROOFIN  
G MATERIAL:GUID  
E:PAPER FEED:UP  
PER:5



141.D5433314  
(x4)  
SHEET:SCANNING:  
ENTRANCE:MIDDL  
E



120.D3B04774  
(x4)  
SOUND PROOFIN  
G MATERIAL:GUID  
E:PAPER FEED:UP  
PER:4




117.D3B04771  
SOUND PROOFIN  
G MATERIAL:GUID  
E:PAPER FEED:UP  
PER:1



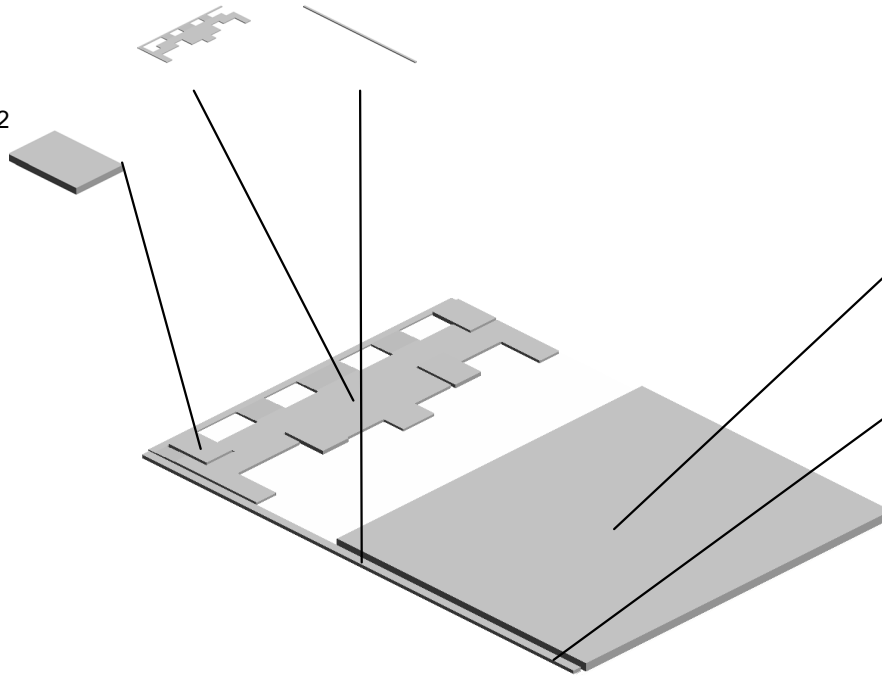
U003\_S001\_S012  
PRESSURE PLATE:ASS'Y

102.D3B04711 106.D3B04725  
GUIDE PLATE:PRE CUSHION:PRESSU  
SSURE PLATE:LEF RE PLATE:SMALL  
T:ASS'Y



103.D3B04720  
PRESSURE PLATE  
:ASS'Y

104.D3B04722  
(x4)  
CUSHION:TAPE:SMALL




105.D3B04724  
CUSHION:PRESSURE PLATE:LARGE

89.D0A46099  
SHEET:PRESSURE PLATE:SMALL

U001	U002	U003	U004	U005	U006	U007	U008	U009	U010	U011	U012	U013	U014	U015	U016	U017	U018	U019	U020
------	------	------	------	------	------	------	------	------	------	------	------	------	------	------	------	------	------	------	------

U003\_S001\_S013  
COVER:LOWER RIGHT:ASS'Y

282.D6834442  
(x2)  
TAPE:PRESSURE  
PLATE

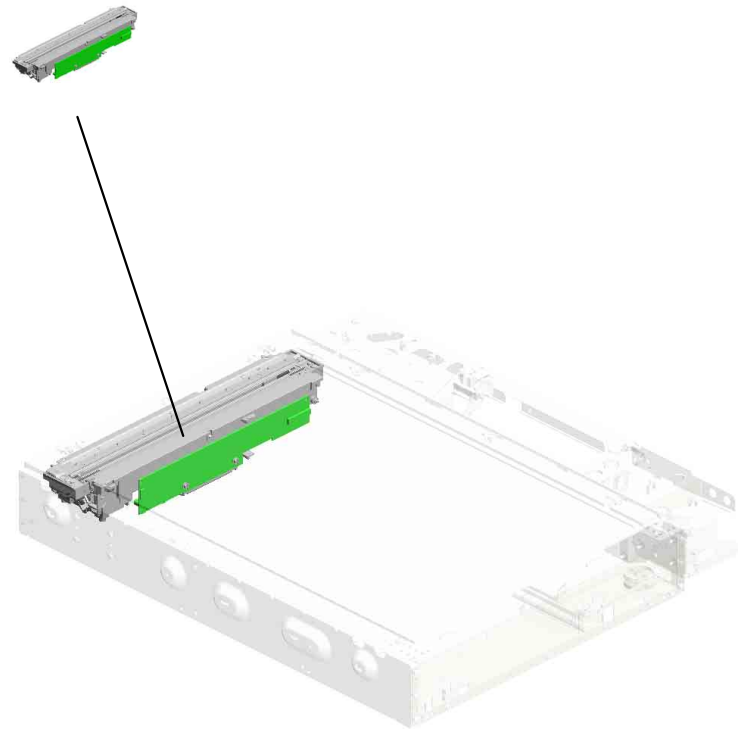


283.D6834510  
COVER:LOWER RI  
GHT:ASS'Y

U001	U002	U003	U004	U005	U006	U007	U008	U009	U010	U011	U012	U013	U014	U015	U016	U017	U018	U019	U020
------	------	------	------	------	------	------	------	------	------	------	------	------	------	------	------	------	------	------	------

# U004.SCANNER


U004 S001  
D0AC1640  
OPTICAL READING UNIT:CA  
RRIAGE:SCANNER



U001	U002	U003	U004	U005	U006	U007	U008	U009	U010	U011	U012	U013	U014	U015	U016	U017	U018	U019	U020
------	------	------	------	------	------	------	------	------	------	------	------	------	------	------	------	------	------	------	------

# U004 SCANNER

- 17.AA143537 (x6) SCREW:M3:BLACK
- 23.D0BH1816 EXPOSURE GLASS :MASK
- 14.11050758 (x5) CLAMP:LWSM-030 6A
- 19.AW020249 PHOTOINTERRUP TOR:FLAT:PICH2M M:M4 201909-02 O/O
- 2.03140120N SCREW - M4X12



- 16.16072525 FERRITE CORE:K3 FF 35.00X14.60X7.70X1.40

- 26.D1471805 EXPOSURE GLASS :DOCUMENT FEED ER:APPLY

- 21.D0BH1732 (EU/AA):SCALE:LE FT:MM:ASS'Y

- 11.09543005N (x3) SCREW:POLISHED ROUND/SPRING:M 3X5

- 25.D1444183 SCREW:M3

- 24.D0BQ1713 SYNCHRONOUS B ELT:890ST55-4.0
- 4.03530040N SCREW - M3X4
- 12.11050692 CLAMP:LES-0503
- 18.AW010155 (x2) ORIGINAL SENSO R:66MM:3.3V
- 6.03603006N (x16) SCREW - M3X6

- 22.D0BH1738 (EU/AA):SCALE:RE AR:PRINTING:MM

- 8.08046123 HEXAGONAL BOLT :W/WASHER:M3X8

- 9.08050103 (x3) RETAINING RINGS -E:SILENCER:DIA3

- 13.11050724 CLAMPS:WES-121 0

- 15.11050759 (x2) CLAMP:LWSM-060 5A

- 10.08050104 RETAINING RINGS -E:SILENCER:DIA4

- 8.08046123 (x12) HEXAGONAL BOLT :W/WASHER:M3X8

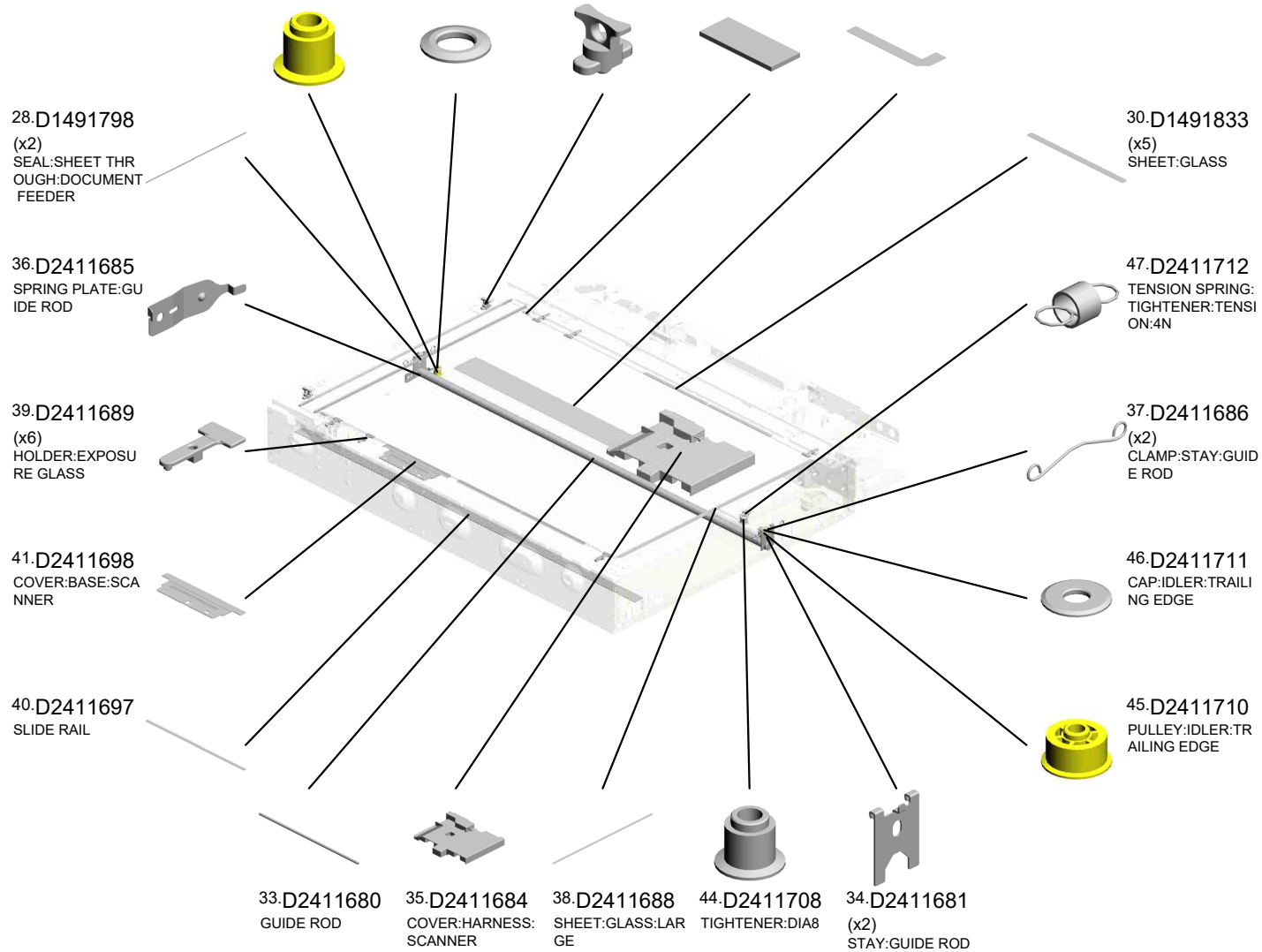

- 1.03130060N (x 2) SCREW - M3X6
- 6.03603006N (x 4) SCREW - M3X6

- 27.D1491706 SYNCHRONOUS B ELT:138ST1.5-4.0

U001	U002	U003	U004	U005	U006	U007	U008	U009	U010	U011	U012	U013	U014	U015	U016	U017	U018	U019	U020
------	------	------	------	------	------	------	------	------	------	------	------	------	------	------	------	------	------	------	------

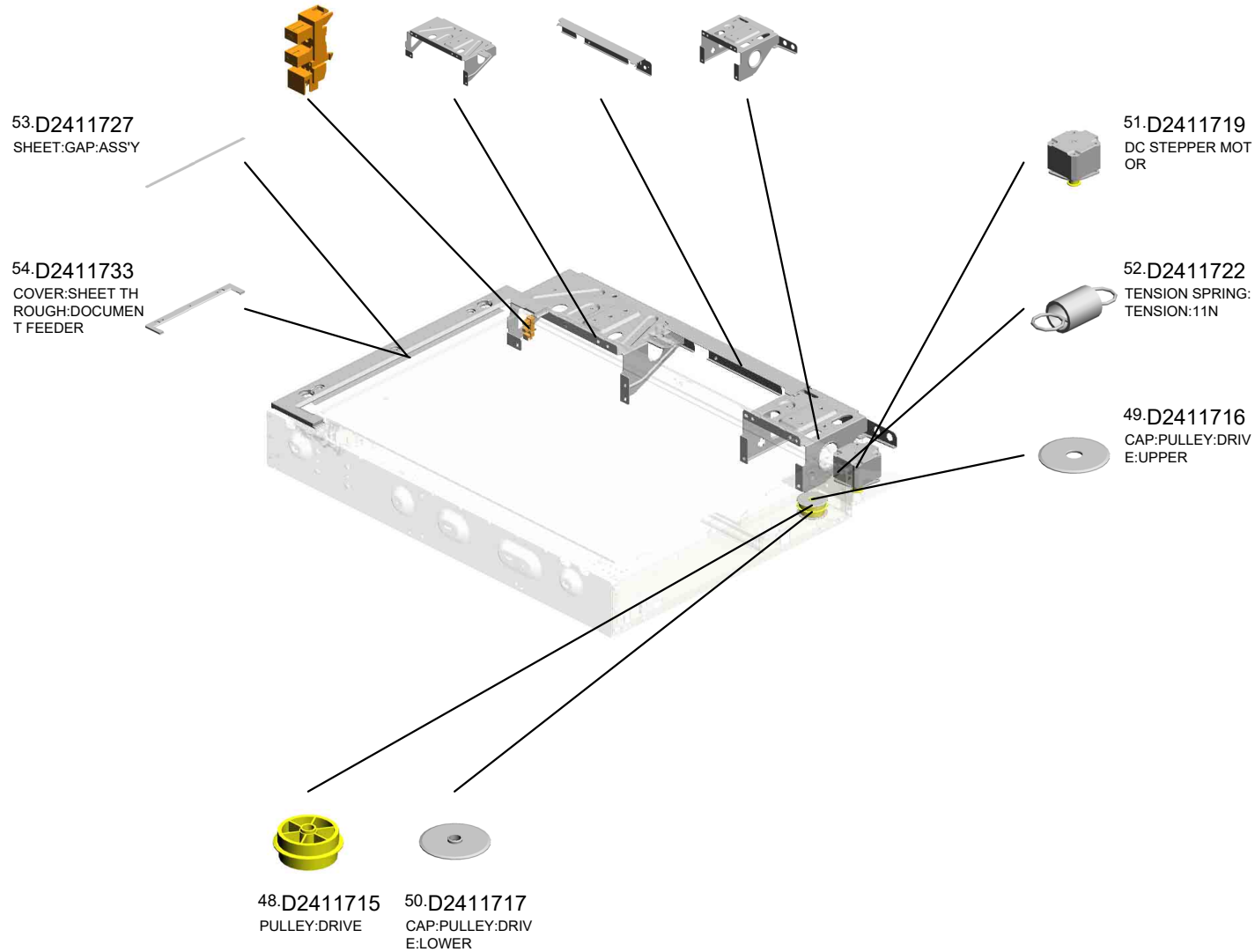

# U004 SCANNER

42.D2411701 PULLEY:IDLER:LEADING EDGE  
 43.D2411702 (x2) CAP:PULLEY:IDLER:LEADING EDGE  
 31.D2411671 (x2) PROTECTION:CARTRIDGE:SCANNER  
 29.D1491804 (x2) HOLDER:EXPOSURE GLASS:SCANNER  
 32.D0BQ1678 SHEET:FFC:LOWER 201907-02 O/O



# U004 SCANNER

62.GW020024 PHOTOINTERRUPTOR:LG2A24BL1:GF 201811-03 X/O  
 55.D2411741 BRACKET:DOCUMENT FEEDER:LEFT  
 57.D2411744 DOCUMENT FEEDER:CABLE:BRACKET  
 56.D2411742 BRACKET:DOCUMENT FEEDER:RIGHT




U001	U002	U003	U004	U005	U006	U007	U008	U009	U010	U011	U012	U013	U014	U015	U016	U017	U018	U019	U020
------	------	------	------	------	------	------	------	------	------	------	------	------	------	------	------	------	------	------	------



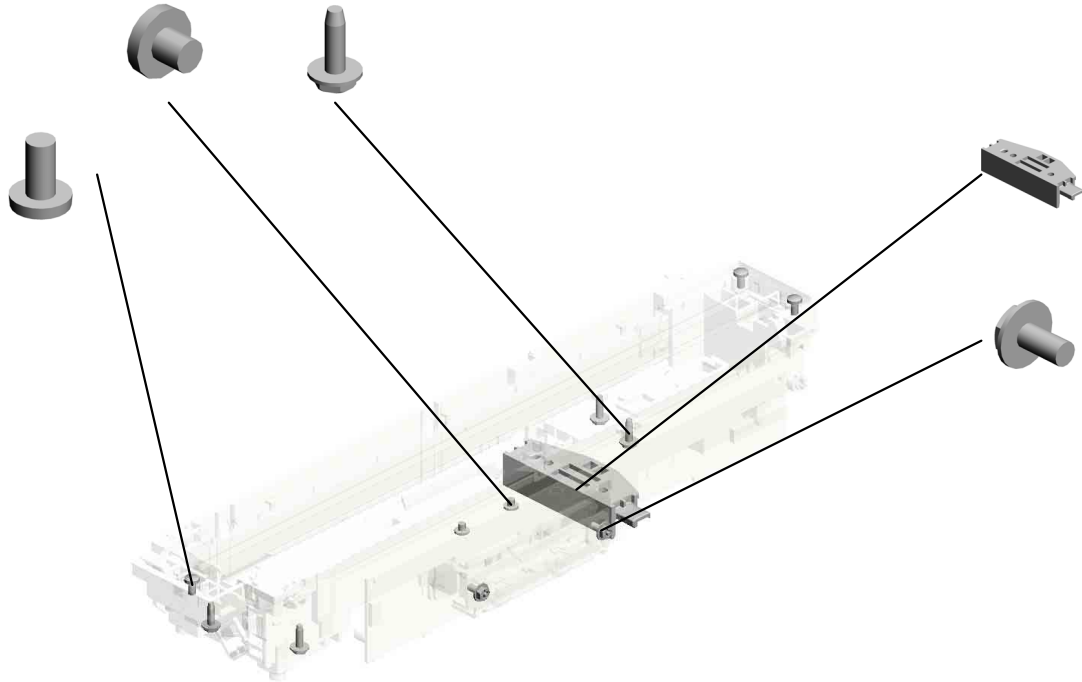
U004\_S001  
OPTICAL READING UNIT:CARRIAGE:SCANNER

3.03530030N 7.04583010N  
(x2) (x4)  
SCREW:M3X3 HEXAGON HEAD T  
APPING SCREW:3  
X10



20.D0AC1640  
OPTICAL READING  
UNIT:CARRIAGE:S  
CANNER

5.03530060N  
(x3)  
BIND SCREW - M3  
X6



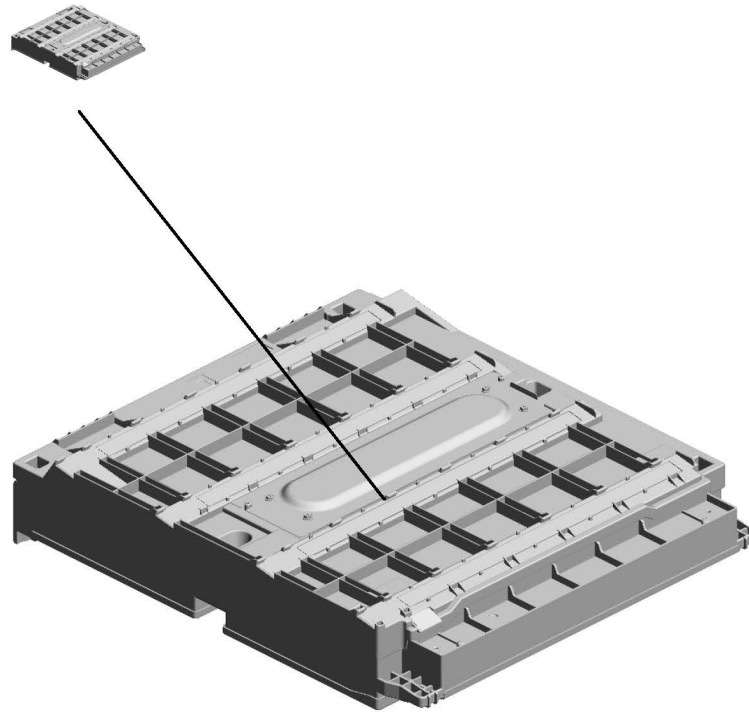
58.D2411767  
PLAIN SHAFT BEA  
RING:90ANG

6.03603006N  
(x2)  
SCREW - M3X6

U001	U002	U003	U004	U005	U006	U007	U008	U009	U010	U011	U012	U013	U014	U015	U016	U017	U018	U019	U020
------	------	------	------	------	------	------	------	------	------	------	------	------	------	------	------	------	------	------	------


# U005.LASER UNIT

U005\_S001  
D2411855  
OPTICAL WRITING UNIT



U001	U002	U003	U004	<b>U005</b>	U006	U007	U008	U009	U010	U011	U012	U013	U014	U015	U016	U017	U018	U019	U020
------	------	------	------	-------------	------	------	------	------	------	------	------	------	------	------	------	------	------	------	------


U005  
LASER UNIT



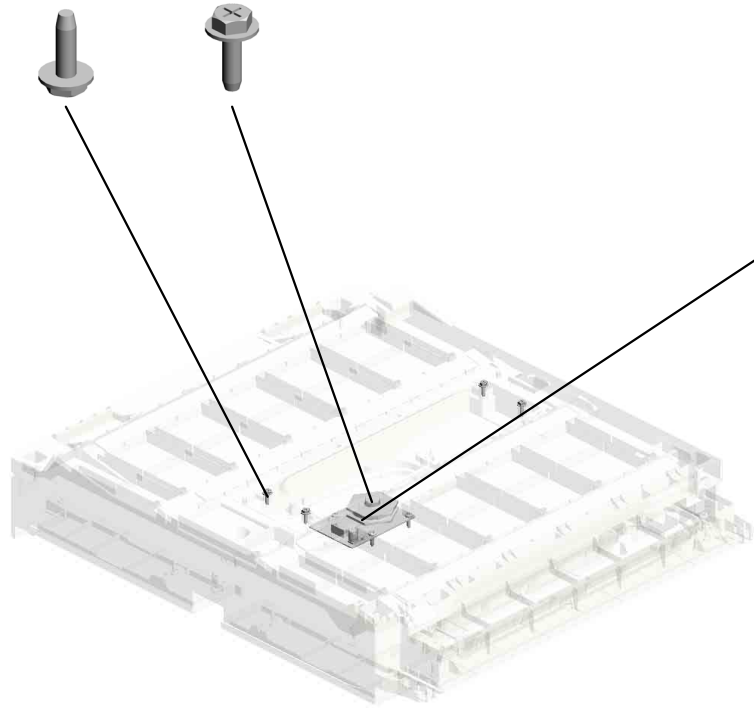
U001	U002	U003	U004	U005	U006	U007	U008	U009	U010	U011	U012	U013	U014	U015	U016	U017	U018	U019	U020
------	------	------	------	------	------	------	------	------	------	------	------	------	------	------	------	------	------	------	------

U005\_S001  
OPTICAL WRITING UNIT

1.04583010N 2.04593010N  
(x4) (x4)  
HEXAGON HEAD TAPPING SCREW:3X10 BINDING HEAD TAPPING SCREW:3X10



4.D2411855  
OPTICAL WRITING UNIT



3.AX060519  
DC POLYGON MIRROR MOTOR  
201908-01 O/O

U001	U002	U003	U004	U005	U006	U007	U008	U009	U010	U011	U012	U013	U014	U015	U016	U017	U018	U019	U020
------	------	------	------	------	------	------	------	------	------	------	------	------	------	------	------	------	------	------	------

# U006.PAPER FEED

U006 S001  
D0BH2800  
PAPER TRAY:NO.1:ASS'Y

U006 S003  
D1492905  
SUPPORTER:RIGHT:NO.1:AS  
SY

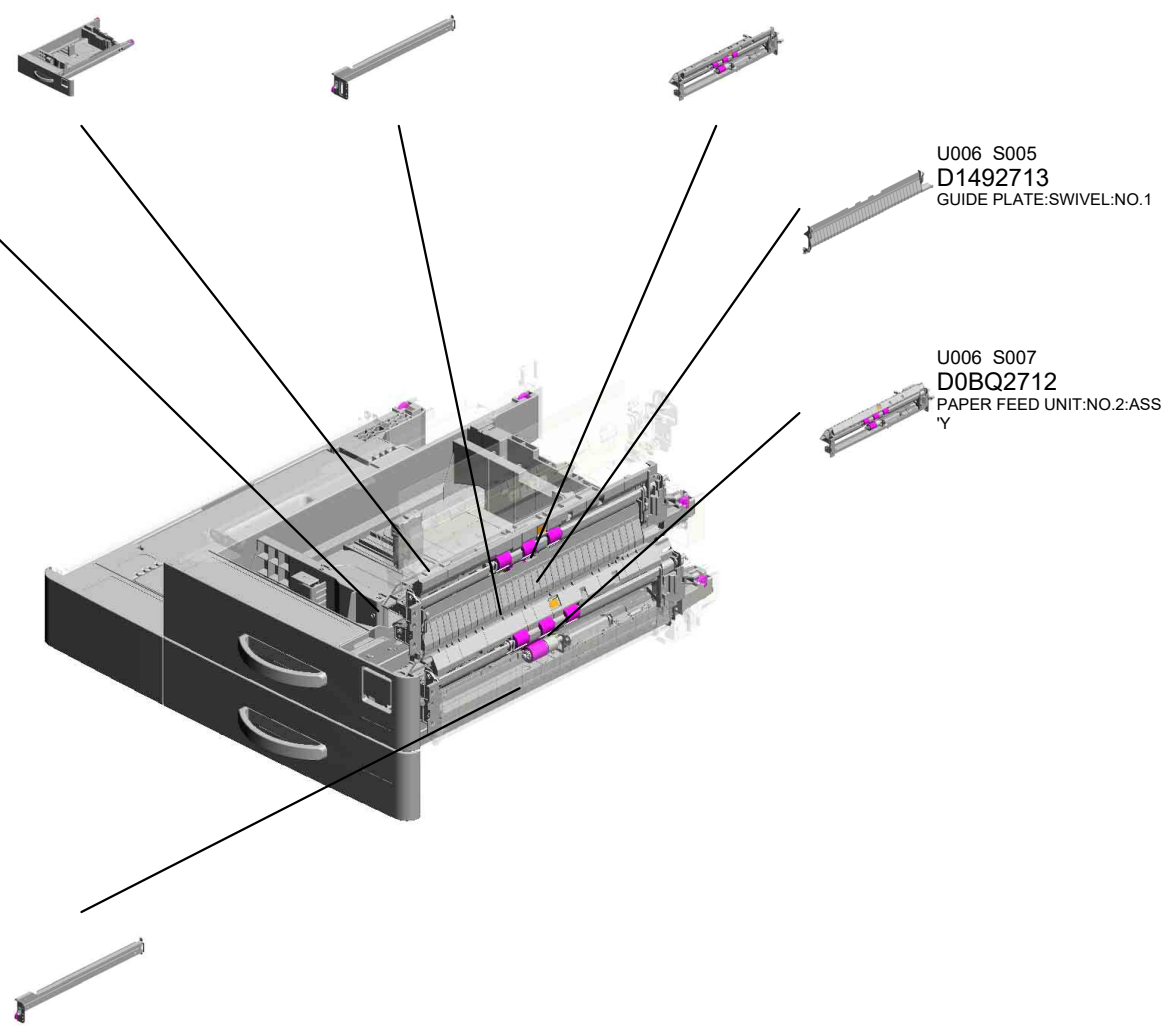
U006 S006  
D0BQ2711  
PAPER FEED UNIT:NO.1:ASS  
'Y

U006 S002  
D0BH2805  
PAPER TRAY:NO.2:ASS'Y

U006 S005  
D1492713  
GUIDE PLATE:SWIVEL:NO.1

U006 S007  
D0BQ2712  
PAPER FEED UNIT:NO.2:ASS  
'Y

U006 S004  
D1492903  
SUPPORTER:RIGHT:NO.2:AS  
SY



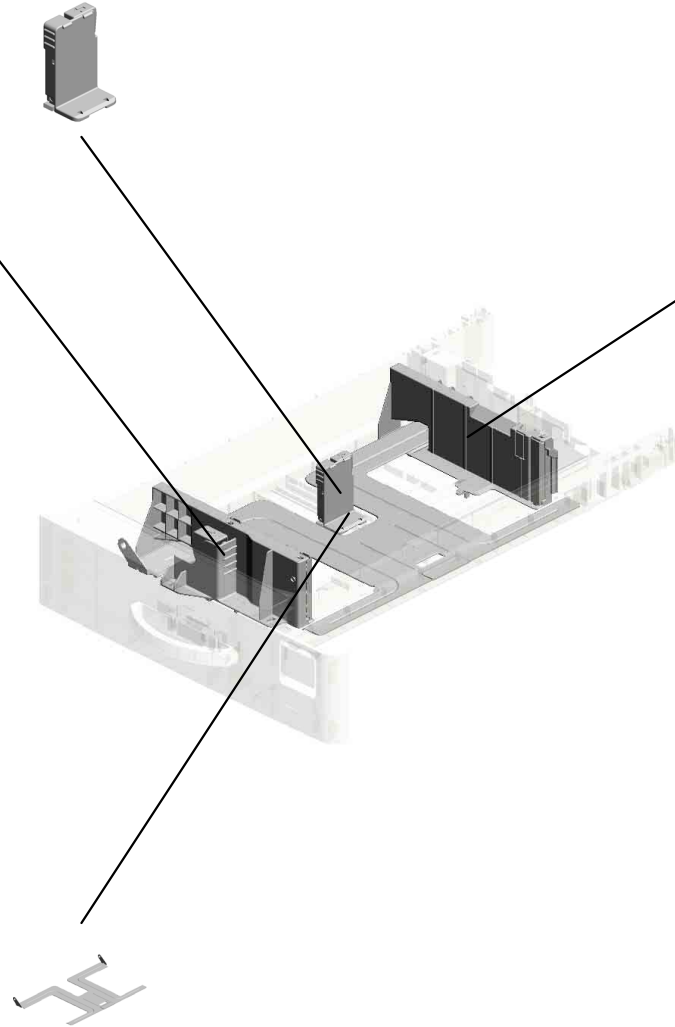
U001	U002	U003	U004	U005	<b>U006</b>	U007	U008	U009	U010	U011	U012	U013	U014	U015	U016	U017	U018	U019	U020
------	------	------	------	------	-------------	------	------	------	------	------	------	------	------	------	------	------	------	------	------

# U006\_S001.PAPER TRAY:NO.1:ASS'Y

U006 S001 S004  
D0BQ2840  
END FENCE:PAPER TRAY:A  
SS'Y

U006 S001 S002  
D1492828  
SIDE FENCE:FRONT:NO.1:A  
SS'Y

U006 S001 S003  
D1492838  
SIDE FENCE:REAR:NO.1:AS  
S'Y



U006 S001 S001  
D1492850  
TRAY BOTTOM PLATE:ASS'Y

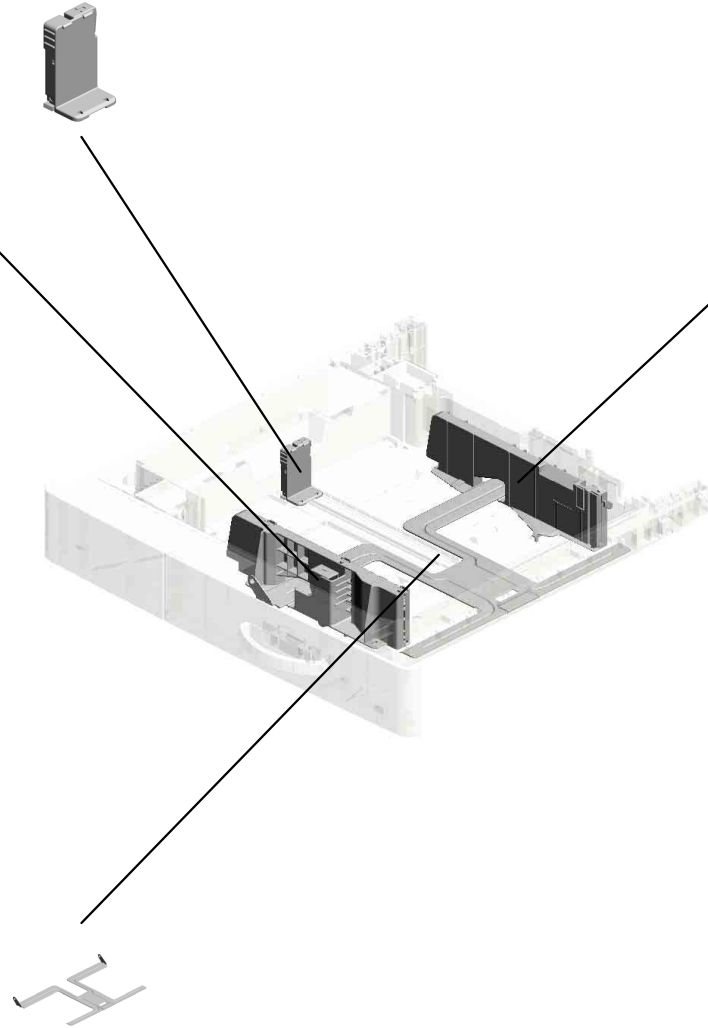
U001	U002	U003	U004	U005	<b>U006</b>	U007	U008	U009	U010	U011	U012	U013	U014	U015	U016	U017	U018	U019	U020
------	------	------	------	------	-------------	------	------	------	------	------	------	------	------	------	------	------	------	------	------

# U006\_S002.PAPER TRAY:NO.2:ASS'Y

U006 S002 S002  
D0BQ2840  
END FENCE:PAPER TRAY:A  
SS'Y

U006 S002 S003  
D2412875  
SIDE FENCE:FRONT:ASS'Y

U006 S002 S004  
D2412880  
SIDE FENCE:REAR:ASS'Y

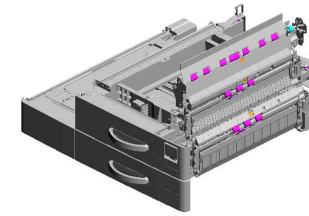


U006 S002 S001  
D0BQ2873  
TRAY BOTTOM PLATE:NO.2:  
ASS'Y

U001	U002	U003	U004	U005	<b>U006</b>	U007	U008	U009	U010	U011	U012	U013	U014	U015	U016	U017	U018	U019	U020
------	------	------	------	------	-------------	------	------	------	------	------	------	------	------	------	------	------	------	------	------

# U006 PAPER FEED

- 12.11050765 CLAMP:LWS-2218A
- 11.11050758 (x2) CLAMP:LWSM-030 6A
- 16.AA082175 (x2) PLAIN SHAFT BEARING:8X12X7
- 8.07200060E (x3) RETAINING RING - M6
- 18.AB011572 GEAR:Z19:DRIVEN:REGISTRATION



51.D1492566  
CASE:REMOVE PA  
PER DUST:ASS'Y



50.D1492562  
(x2)  
COLLAR:REGISTR  
ATION ROLLER



26.AW500044  
PUSH SWITCH:PA  
PER SIZE SENSOR




14.AA082173  
(x2)  
PLAIN SHAFT BEA  
RING:6X10X6



9.08050103  
(x2)  
RETAINING RINGS  
-E:SILENCER-DIA3



54.D1492721  
GUIDE PLATE:SWI  
VEL:NO.2



27.AX040273  
(x2)  
DC MOTOR:RISING  
TRAY:ASS'Y:1.007  
W:BRUSH



64.D1492788  
INNER COVER:HA  
RNNESS:PAPER FE  
ED UNIT



63.D1492787  
BRACKET:SUPPO  
RT:COVER



4.04543008Q  
(x5)  
TAPPING SCREW:  
3X8



7.07200040E  
(x2)  
RETAINING RING -  
M4



19.AB011573  
GEAR:REGISTRATI  
ON:NO.2



5.04583008N  
(x4)  
HEXAGON HEAD T  
APPING SCREW:3  
X8



89.D1492886  
COVER:TRAY:REA  
R RIGHT:NO.1



3.04543006Q  
(x43)  
TAPPING SCREW -  
M3X6

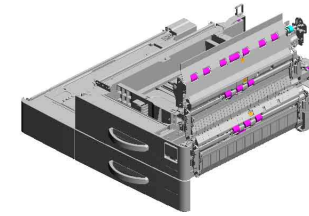


U001	U002	U003	U004	U005	U006	U007	U008	U009	U010	U011	U012	U013	U014	U015	U016	U017	U018	U019	U020
------	------	------	------	------	------	------	------	------	------	------	------	------	------	------	------	------	------	------	------



# U006 PAPER FEED

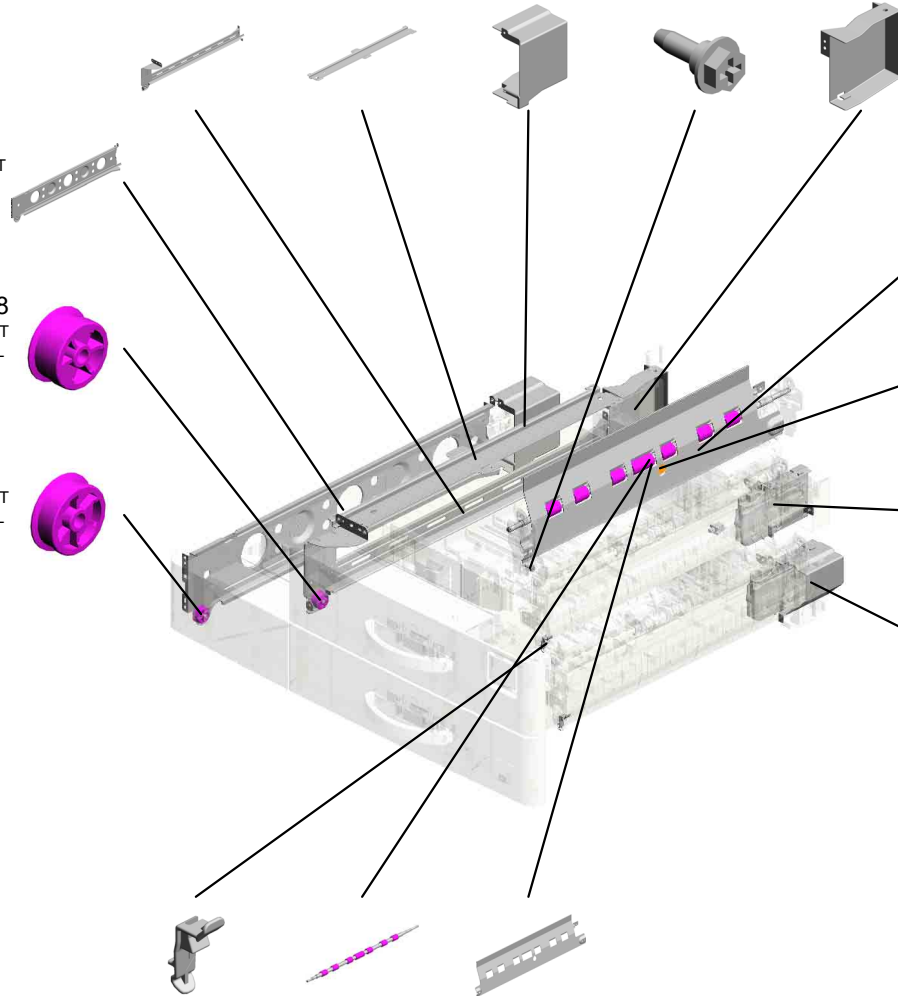
100.D1492930 SUPPORTER:LEFT LOWER:NO.1:PEE N  
 95.D1492918 SUPPORTER:LEFT UPPER:NO.1  
 92.D1492889 COVER:TRAY:REA R LEFT:NO.2  
 119.GA143003 SCREW:MM5:2.5M M  
 90.D1492887 COVER:TRAY:REA R LEFT:NO.1



98.D1492925 SUPPORTER:LEFT :NO.2

104.D1492958 ROLLER:SUPPORT ER:PAPER TRAY:L EFT

99.D1492928 ROLLER:SUPPORT ER:PAPER TRAY:L EFT



123.AW500049 (x2) PUSH SWITCH:SW 1AG-550 201811-01 O/O

120.GW010007 PHOTO REFLECTI ON SENSOR:EXIT

116.D2412906 (x2) LEVER:STRETCH: PAPER TRAY:ASS Y

91.D1492888 COVER:TRAY:REA R RIGHT:NO.2

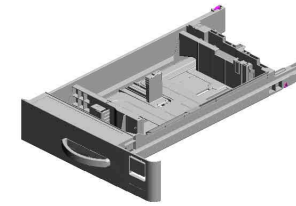
111.D2412731 (x2) STOPPER:GUIDE P LATE:SWIVEL

107.D2412559 SHAFT:REGISTRA TION ROLLER:DRI VEN

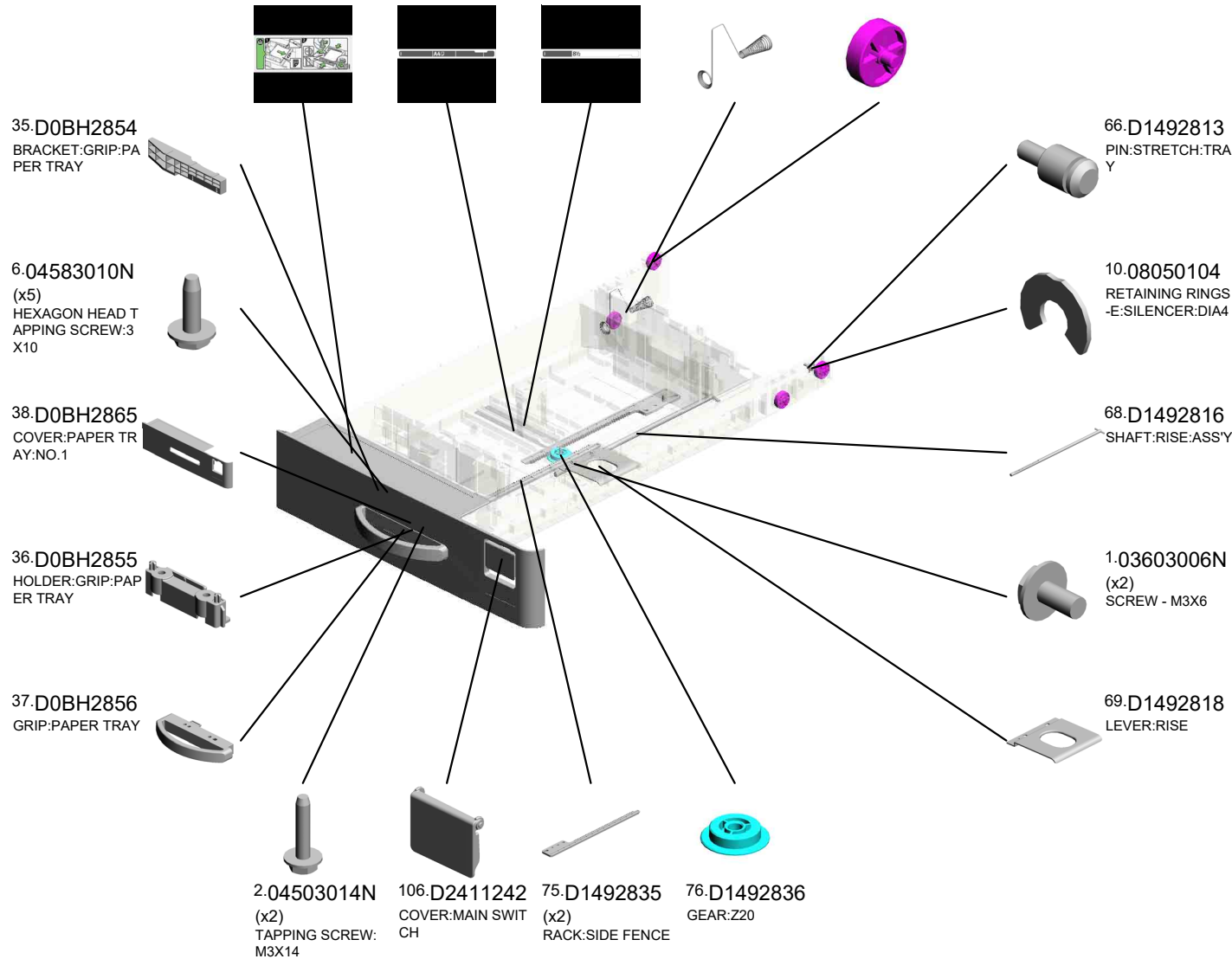
108.D2412576 GUIDE PLATE:REG ISTRATION:FRONT LEFT

U006\_S001  
PAPER TRAY:NO.1:ASS'Y

- 85.D1492863 DECAL:PAPER SET DIRECTION:TRAY:NO.1
- 82.D1492846 DECAL:SIZE INDICATION:END FENCE:NO.1:FRONT
- 83.D1492847 DECAL:SIZE INDICATION:END FENCE:NO.1:REAR
- 67.D1492814 COIL SPRING:EAR TH
- 65.D1492812 (x4) ROLLER:PAPER TRAY:DIA19




31.D0BH2800  
PAPER TRAY:NO.1  
:ASS'Y



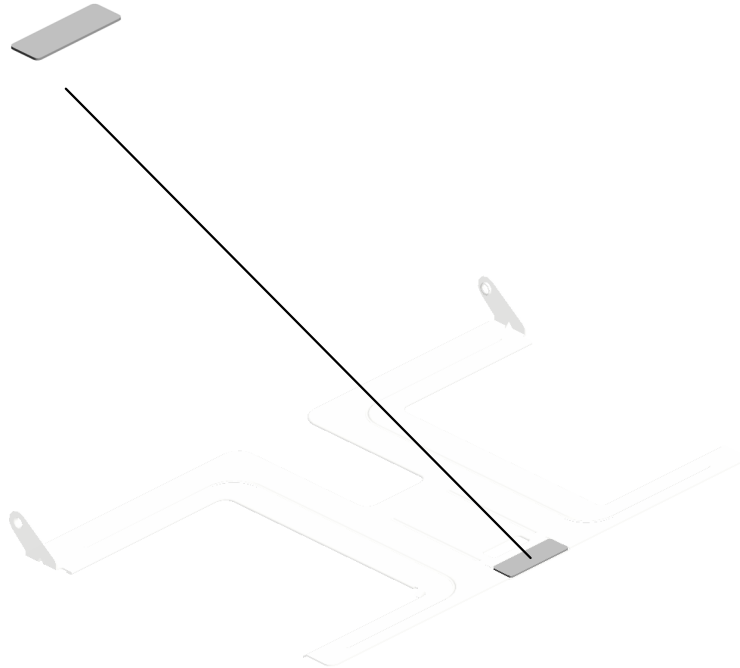
U001	U002	U003	U004	U005	U006	U007	U008	U009	U010	U011	U012	U013	U014	U015	U016	U017	U018	U019	U020
------	------	------	------	------	------	------	------	------	------	------	------	------	------	------	------	------	------	------	------

U006\_S001\_S001  
TRAY BOTTOM PLATE:ASS'Y

122.AF013019  
PAD:TRAY BOTTO  
M PLATE  
201809-01 O/O



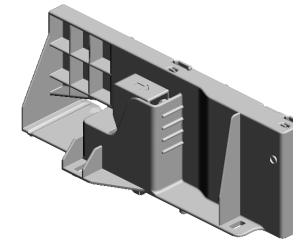
84.D1492850  
TRAY BOTTOM PL  
ATE:ASS'Y



U001	U002	U003	U004	U005	<b>U006</b>	U007	U008	U009	U010	U011	U012	U013	U014	U015	U016	U017	U018	U019	U020
------	------	------	------	------	-------------	------	------	------	------	------	------	------	------	------	------	------	------	------	------

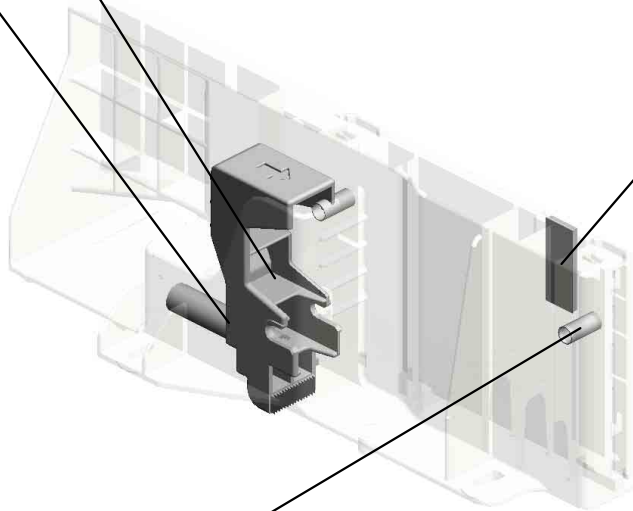

U006\_S001\_S002  
SIDE FENCE:FRONT:NO.1:ASS'Y

70.D1492824  
LEVER:STOPPER:  
FRONT




73.D1492828  
SIDE FENCE:FRON  
T:NO.1:ASS'Y

72.D1492827  
COMPRESSION SP  
RING:SIDE FENCE:  
POSITIONING



28.B2342864  
PAD:CLEANER

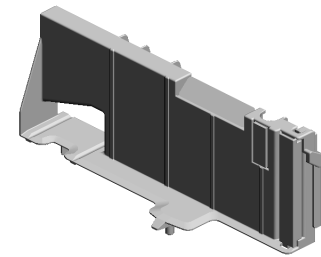


71.D1492826  
(x2)  
COMPRESSION SP  
RING:SIDE FENCE:  
PLATE:FRONT

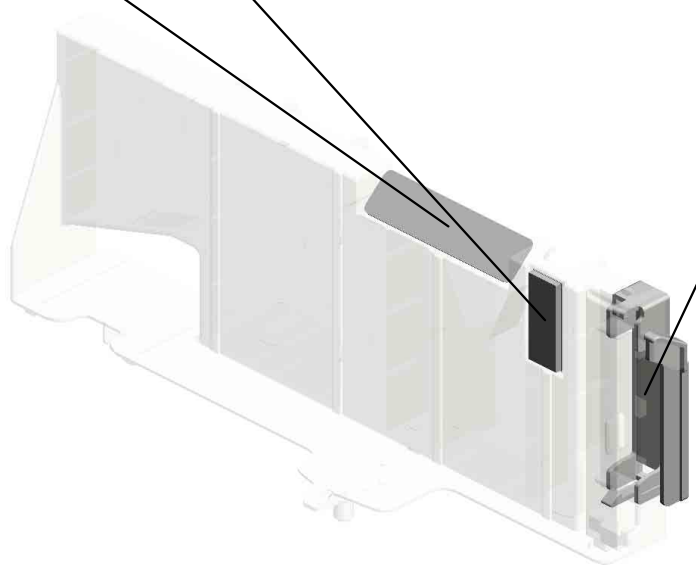
U001	U002	U003	U004	U005	<b>U006</b>	U007	U008	U009	U010	U011	U012	U013	U014	U015	U016	U017	U018	U019	U020
------	------	------	------	------	-------------	------	------	------	------	------	------	------	------	------	------	------	------	------	------

U006\_S001\_S003  
SIDE FENCE:REAR:NO.1:ASS'Y

101.D1492952 28.B2342864  
DECAL:SIDE FENC PAD:CLEANER  
E:PAPER VOLUME



77.D1492838  
SIDE FENCE:REAR  
:NO.1:ASS'Y




74.D1492834  
GUIDE:FEELER:PA  
PER END

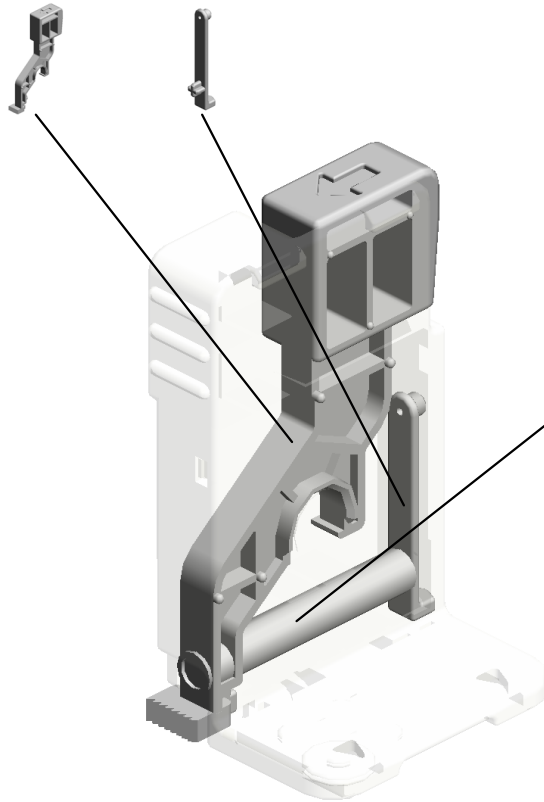
U001	U002	U003	U004	U005	<b>U006</b>	U007	U008	U009	U010	U011	U012	U013	U014	U015	U016	U017	U018	U019	U020
------	------	------	------	------	-------------	------	------	------	------	------	------	------	------	------	------	------	------	------	------

U006\_S001\_S004  
END FENCE:PAPER TRAY:ASS'Y

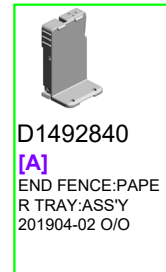
79.D1492842 80.D1492843  
LEVER:END FENC CLICK:END FENCE  
E



128.D0BQ2840  
[A]  
END FENCE:PAPE  
R TRAY:ASS'Y  
201904-02 O/O



81.D1492845  
COMPRESSION SP  
RING:END FENCE:  
LEVER:5N

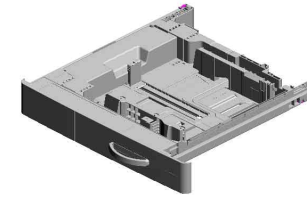


D1492840  
[A]  
END FENCE:PAPE  
R TRAY:ASS'Y  
201904-02 O/O

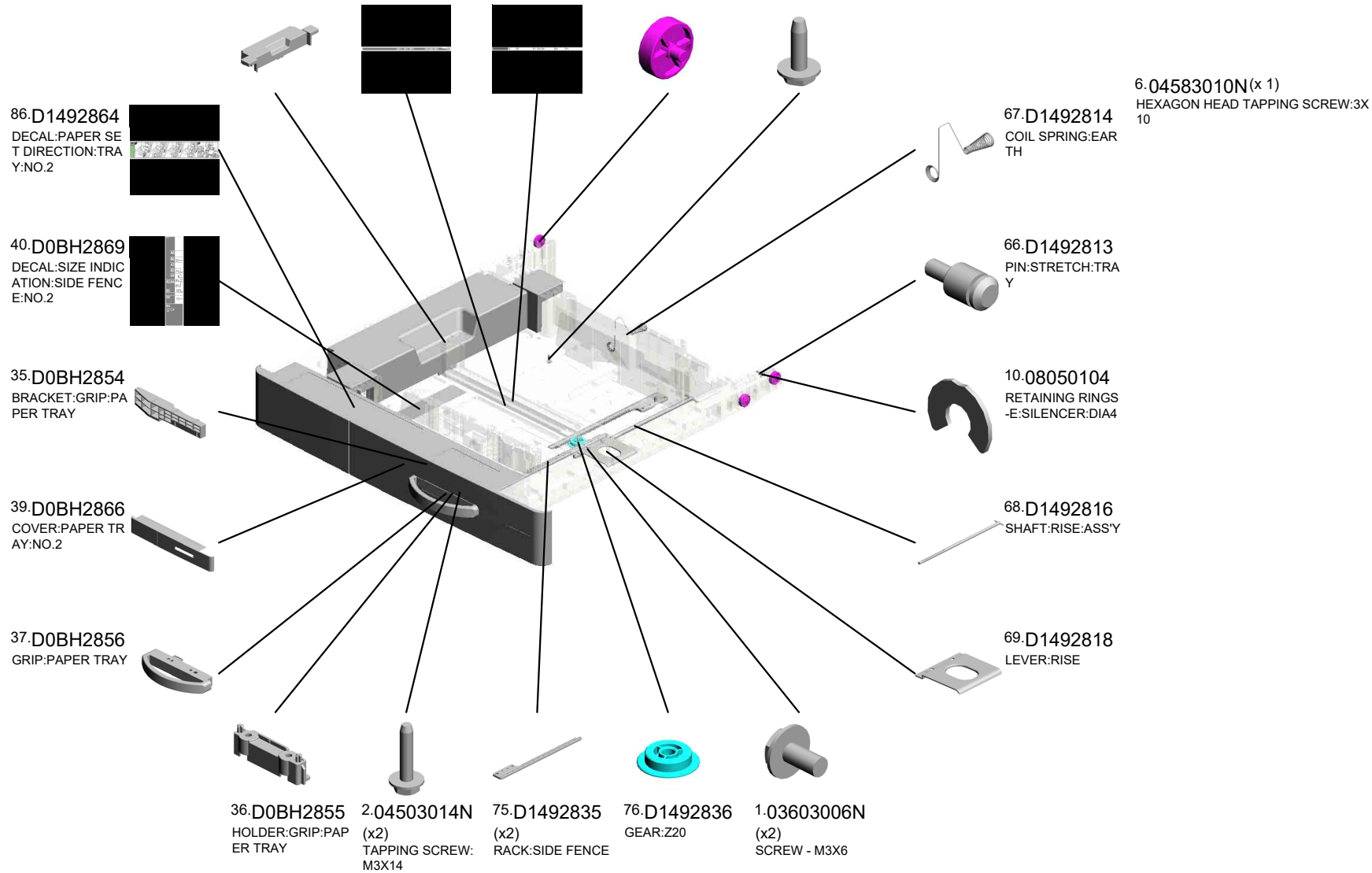
U001	U002	U003	U004	U005	<b>U006</b>	U007	U008	U009	U010	U011	U012	U013	U014	U015	U016	U017	U018	U019	U020
------	------	------	------	------	-------------	------	------	------	------	------	------	------	------	------	------	------	------	------	------

U006\_S002  
PAPER TRAY:NO.2:ASS'Y

- 41.D0BH2872 INNER COVER:PA  
PER TRAY
- 33.D0BH2848 DECAL:SIZE INDIC  
ATION:END FENCE  
:NO.2:FRONT
- 34.D0BH2849 DECAL:SIZE INDIC  
ATION:END FENCE  
:NO.2:REAR
- 65.D1492812 (x4)  
ROLLER:PAPER T  
RAY:DIA19
- 6.04583010N (x6)  
HEXAGON HEAD T  
APPING SCREW:3  
X10

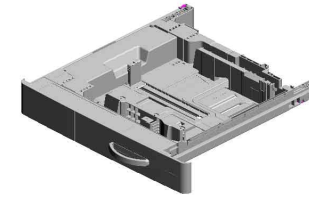


32.D0BH2805  
PAPER TRAY:NO.2  
:ASS'Y


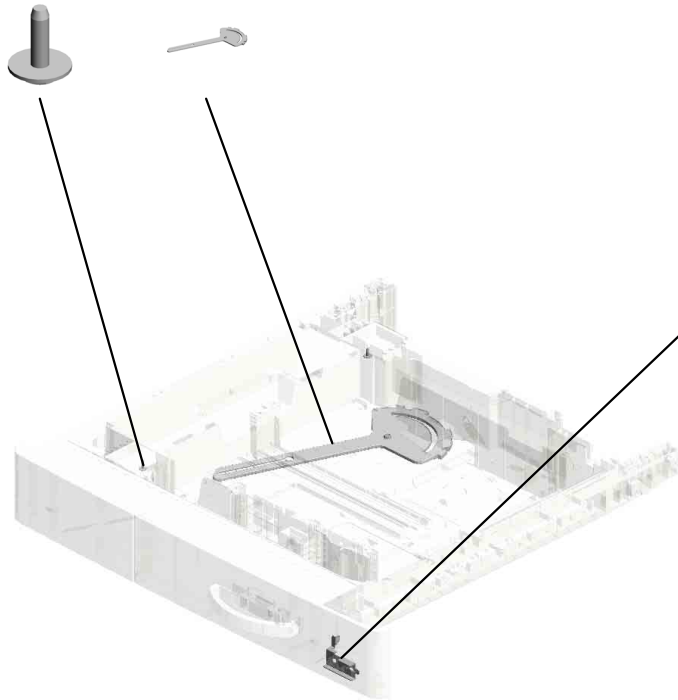


U006\_S002  
PAPER TRAY:NO.2:ASS'Y

121.M1095857 87.D1492872  
(x2) LINK:END FENCE:  
HEXAGON HEAD T PAPER SIZE SENS  
APPING SCREW:3 OR  
X10:DIA10



32.D0BH2805  
PAPER TRAY:NO.2  
:ASS'Y




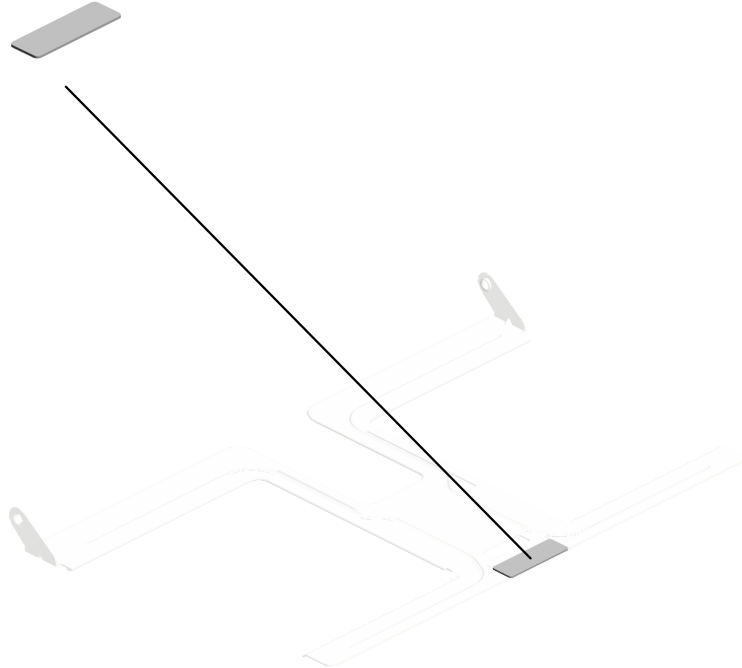
117.D6932867  
SUPPORTING PLA  
TE:COVER:FRONT:  
PAPER TRAY

U001	U002	U003	U004	U005	<b>U006</b>	U007	U008	U009	U010	U011	U012	U013	U014	U015	U016	U017	U018	U019	U020
------	------	------	------	------	-------------	------	------	------	------	------	------	------	------	------	------	------	------	------	------

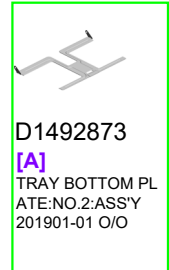


U006\_S002\_S001  
TRAY BOTTOM PLATE:NO.2:ASS'Y

122-AF013019  
PAD:TRAY BOTTO  
M PLATE  
201809-01 O/O



124-D0BQ2873  
[A]  
TRAY BOTTOM PL  
ATE:NO.2:ASS'Y  
201901-01 O/O




D1492873  
[A]  
TRAY BOTTOM PL  
ATE:NO.2:ASS'Y  
201901-01 O/O

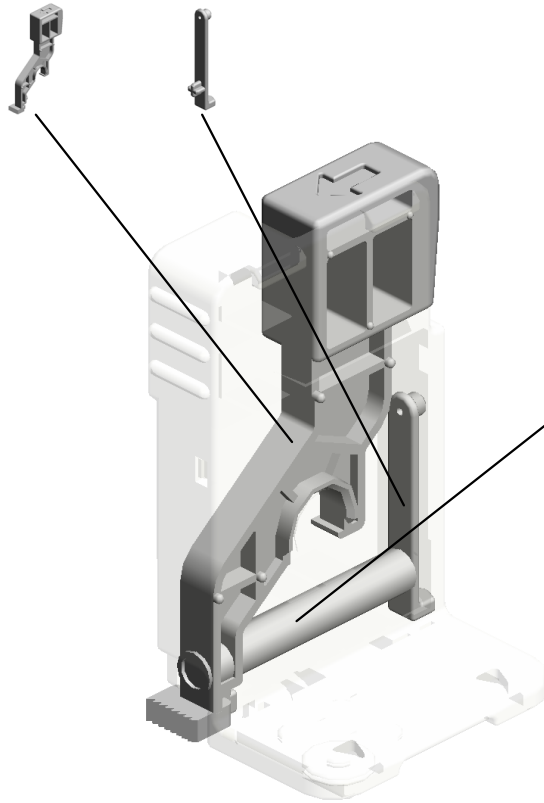
U001	U002	U003	U004	U005	<b>U006</b>	U007	U008	U009	U010	U011	U012	U013	U014	U015	U016	U017	U018	U019	U020
------	------	------	------	------	-------------	------	------	------	------	------	------	------	------	------	------	------	------	------	------

U006\_S002\_S002  
END FENCE:PAPER TRAY:ASS'Y

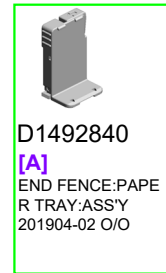
79.D1492842 80.D1492843  
LEVER:END FENC CLICK:END FENCE  
E



128.D0BQ2840  
[A]  
END FENCE:PAPE  
R TRAY:ASS'Y  
201904-02 O/O



81.D1492845  
COMPRESSION SP  
RING:END FENCE:  
LEVER:5N

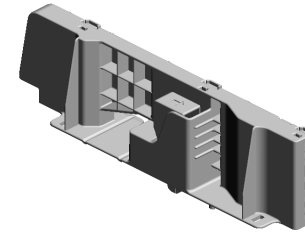


D1492840  
[A]  
END FENCE:PAPE  
R TRAY:ASS'Y  
201904-02 O/O

U001	U002	U003	U004	U005	<b>U006</b>	U007	U008	U009	U010	U011	U012	U013	U014	U015	U016	U017	U018	U019	U020
------	------	------	------	------	-------------	------	------	------	------	------	------	------	------	------	------	------	------	------	------

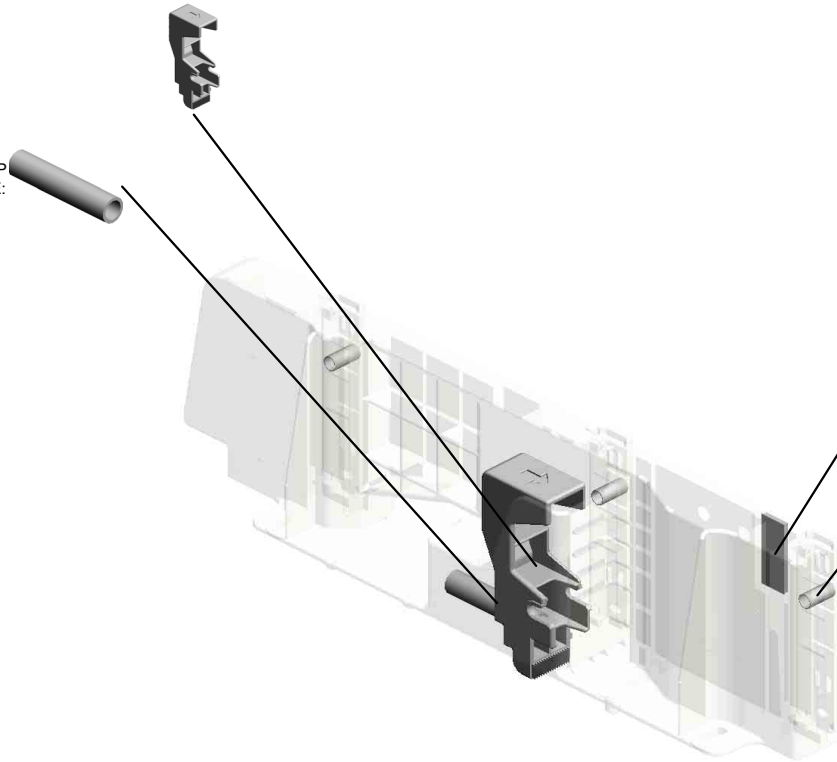
U006\_S002\_S003  
SIDE FENCE:FRONT:ASS'Y

70.D1492824  
LEVER:STOPPER:  
FRONT



114.D2412875  
SIDE FENCE:FRON  
T:ASSY

72.D1492827  
COMPRESSION SP  
RING:SIDE FENCE:  
POSITIONING



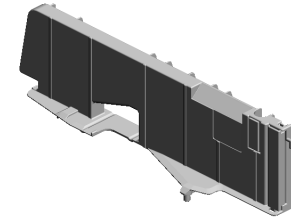
28.B2342864  
PAD:CLEANER

71.D1492826  
(x3)  
COMPRESSION SP  
RING:SIDE FENCE:  
PLATE:FRONT

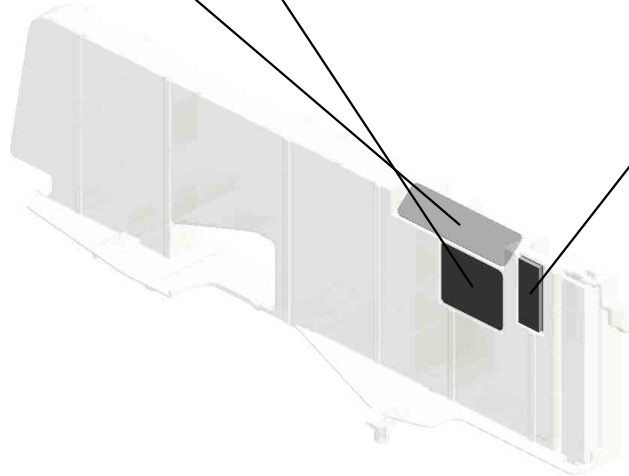
U001	U002	U003	U004	U005	<b>U006</b>	U007	U008	U009	U010	U011	U012	U013	U014	U015	U016	U017	U018	U019	U020
------	------	------	------	------	-------------	------	------	------	------	------	------	------	------	------	------	------	------	------	------

U006\_S002\_S004  
SIDE FENCE:REAR:ASS'Y

101.D1492952 102.D1492954  
DECAL:SIDE FENC DECAL:SIDE FENC  
E:PAPER VOLUME E:PAPER VOLUME:  
ENVELOPE



115.D2412880  
SIDE FENCE:REAR  
:ASS'Y



28.B2342864  
PAD:CLEANER

U001	U002	U003	U004	U005	<b>U006</b>	U007	U008	U009	U010	U011	U012	U013	U014	U015	U016	U017	U018	U019	U020
------	------	------	------	------	-------------	------	------	------	------	------	------	------	------	------	------	------	------	------	------

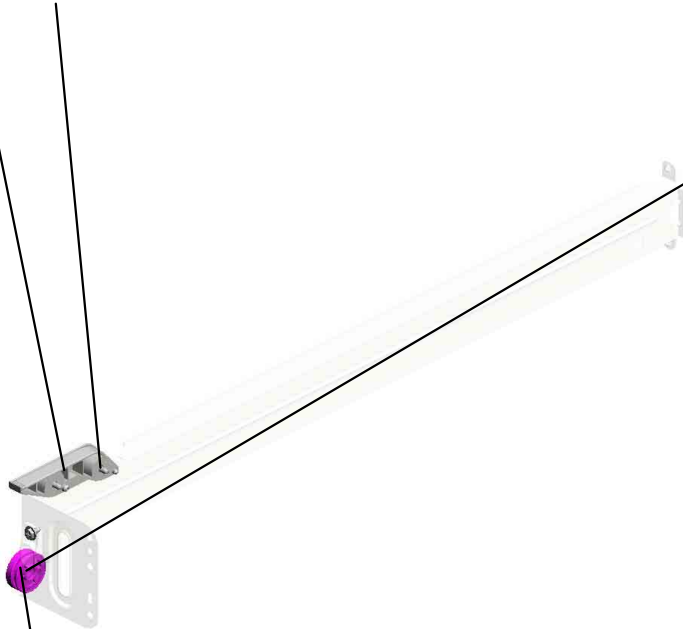
U006\_S003  
SUPPORTER:RIGHT:NO.1:ASS'Y

3.04543006Q  
(x3)  
TAPPING SCREW -  
M3X6



94.D1492905  
SUPPORTER:RIGHT:  
T:NO.1:ASS'Y

97.D1492924  
STOPPER:PAPER  
TRAY



103.D1492956  
ROLLER:SUPPORT  
ER:PAPER TRAY




9.08050103  
RETAINING RINGS  
-E:SILENCER:DIA3



U001	U002	U003	U004	U005	<b>U006</b>	U007	U008	U009	U010	U011	U012	U013	U014	U015	U016	U017	U018	U019	U020
------	------	------	------	------	-------------	------	------	------	------	------	------	------	------	------	------	------	------	------	------

U006\_S004  
SUPPORTER:RIGHT:NO.2:ASS'Y

97.D1492924  
STOPPER:PAPER  
TRAY



93.D1492903  
SUPPORTER:RIGHT:  
T:NO.2:ASSY

3.04543006Q  
(x3)  
TAPPING SCREW -  
M3X6



96.D1492923  
ROLLER:SUPPORT  
ER:PAPER TRAY




9.08050103  
RETAINING RINGS  
-E:SILENCER:DIA3

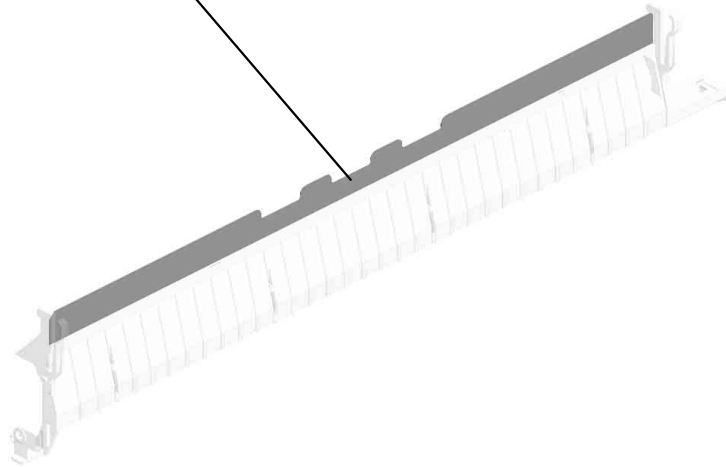
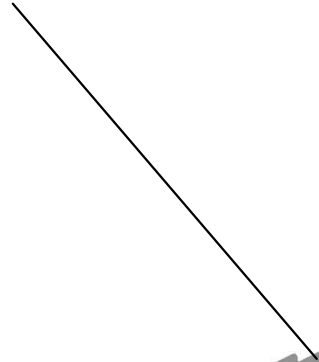
U001	U002	U003	U004	U005	<b>U006</b>	U007	U008	U009	U010	U011	U012	U013	U014	U015	U016	U017	U018	U019	U020
------	------	------	------	------	-------------	------	------	------	------	------	------	------	------	------	------	------	------	------	------

U006\_S005  
GUIDE PLATE:SWIVEL:NO.1

52.D1492712  
SHEET:GUIDE PLA  
TE:SWIVEL



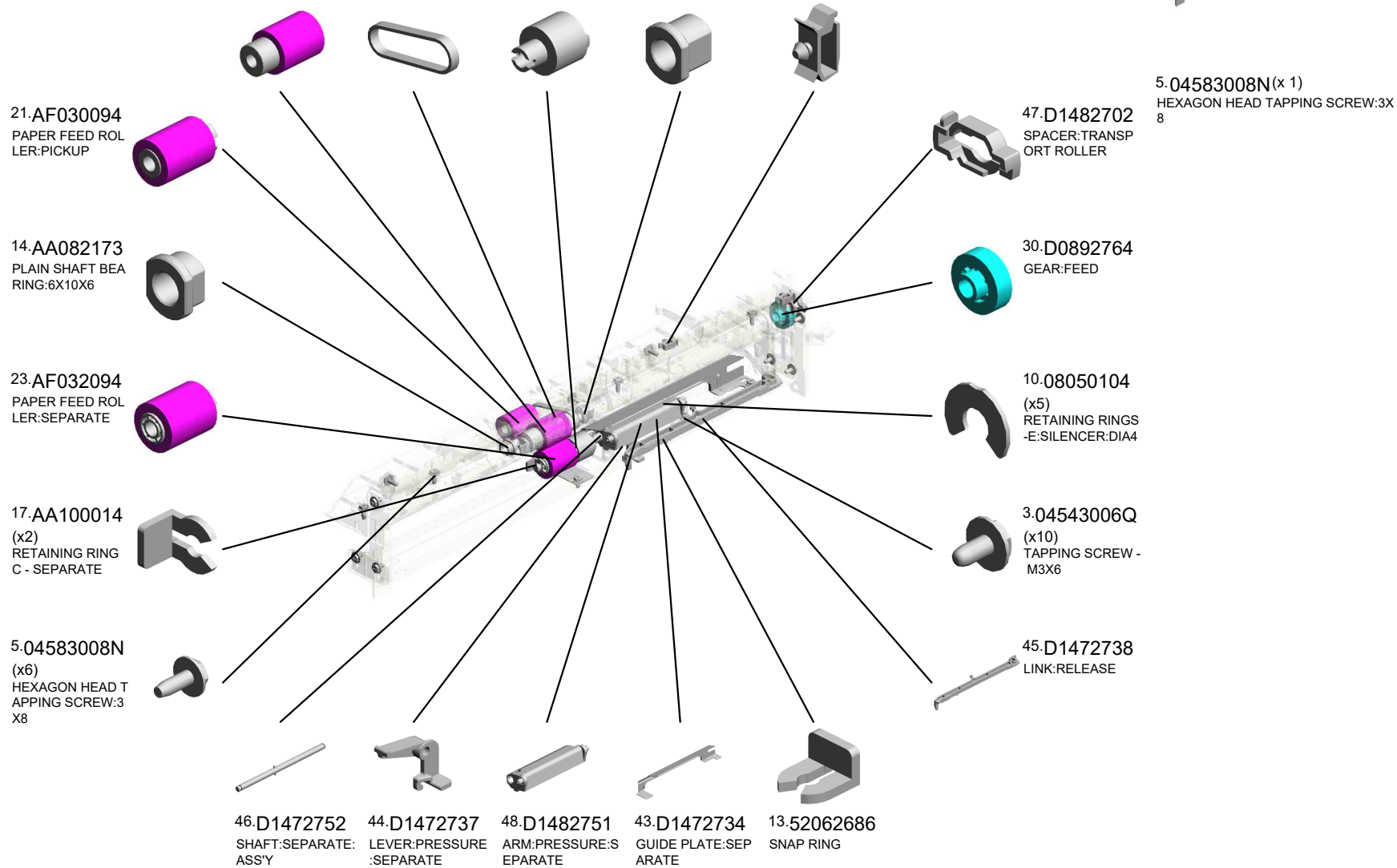

53.D1492713  
GUIDE PLATE:SWI  
VEL:NO.1



U001	U002	U003	U004	U005	<b>U006</b>	U007	U008	U009	U010	U011	U012	U013	U014	U015	U016	U017	U018	U019	U020
------	------	------	------	------	-------------	------	------	------	------	------	------	------	------	------	------	------	------	------	------

U006\_S006  
PAPER FEED UNIT:NO.1:ASS'Y

- 22.AF031094 PAPER FEED ROLLER:FEED
- 29.B8303504 TIMING BELT - 40S 2M100
- 42.D1292783 TORQUE LIMITER MECHANICAL CLUTCH:40MNM:DIA18
- 15.AA082174 PLAIN SHAFT BEARING:6X10X9
- 11.11050758 (x2) CLAMP:LWSM-030 6A



U001	U002	U003	U004	U005	U006	U007	U008	U009	U010	U011	U012	U013	U014	U015	U016	U017	U018	U019	U020
------	------	------	------	------	------	------	------	------	------	------	------	------	------	------	------	------	------	------	------



U006\_S006  
PAPER FEED UNIT:NO.1:ASS'Y

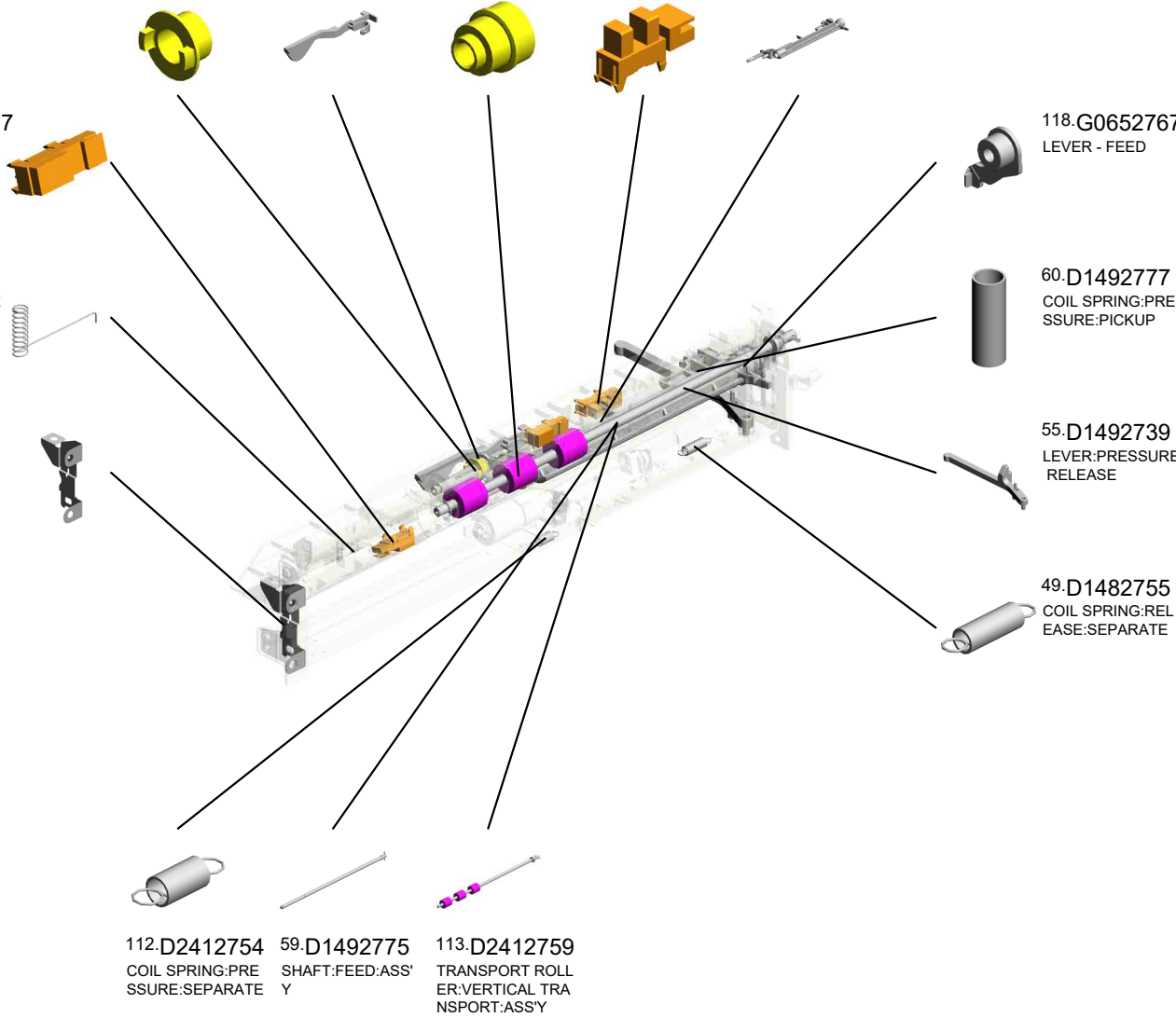
- 58.D1492774 PULLEY:IDLER:PIKUP
- 105.D2022778 FEELER:PAPER END
- 57.D1492773 PULLEY:PICKUP:MECHANICAL ROLLER CLUTCH
- 125.AW020234 (x2) PHOTOINTERRUPTOR:GP1A173LCS 5F 201903-01 O/O
- 56.D1492772 ARM:PICKUP



120.GW010007 (x2) PHOTO REFLECTOR SENSOR:EXIT

61.D1492780 GROUND WIRE:SENSOR:PAPER FEED

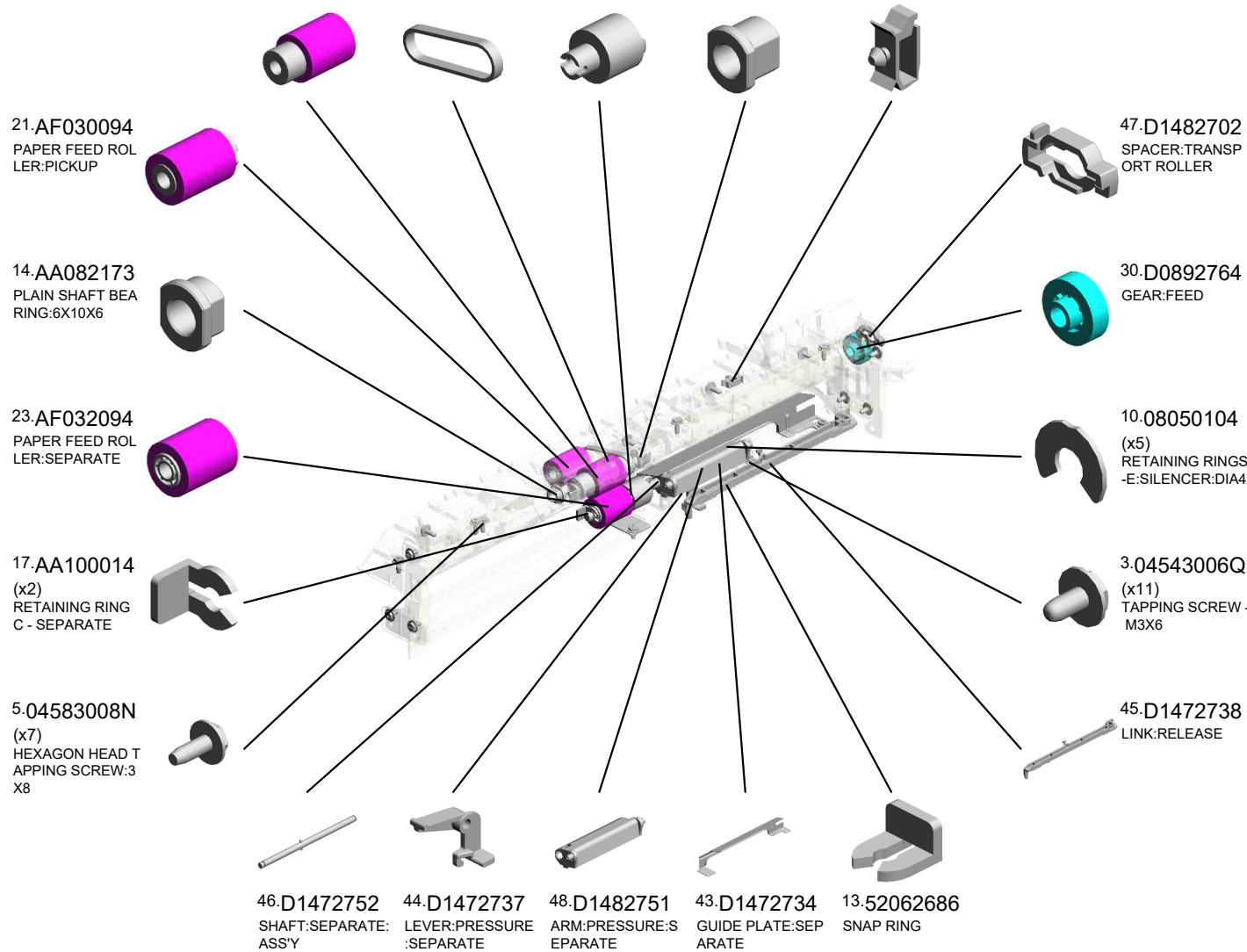

62.D1492781 GROUND PLATE:PAPER FEED UNIT



U001	U002	U003	U004	U005	U006	U007	U008	U009	U010	U011	U012	U013	U014	U015	U016	U017	U018	U019	U020
------	------	------	------	------	------	------	------	------	------	------	------	------	------	------	------	------	------	------	------

U006\_S007  
PAPER FEED UNIT:NO.2:ASS'Y


- 22.AF031094 PAPER FEED ROLLER:FEED
- 29.B8303504 TIMING BELT - 40S2M100
- 42.D1292783 TORQUE LIMITER MECHANICAL CLUTCH:40MNM:DIA18
- 15.AA082174 PLAIN SHAFT BEARING:6X10X9
- 11.11050758 CLAMP:LWSM-0306A



U001	U002	U003	U004	U005	U006	U007	U008	U009	U010	U011	U012	U013	U014	U015	U016	U017	U018	U019	U020
------	------	------	------	------	------	------	------	------	------	------	------	------	------	------	------	------	------	------	------

U006\_S007  
PAPER FEED UNIT:NO.2:ASS'Y

- 58.D1492774 PULLEY:IDLER:PIKUP
- 105.D2022778 FEELER:PAPER END
- 57.D1492773 PULLEY:PICKUP:MECHANICAL ROLLER CLUTCH
- 125.AW020234 (x2) PHOTOINTERRUPTOR:GP1A173LCS 5F 201903-01 O/O
- 56.D1492772 ARM:PICKUP

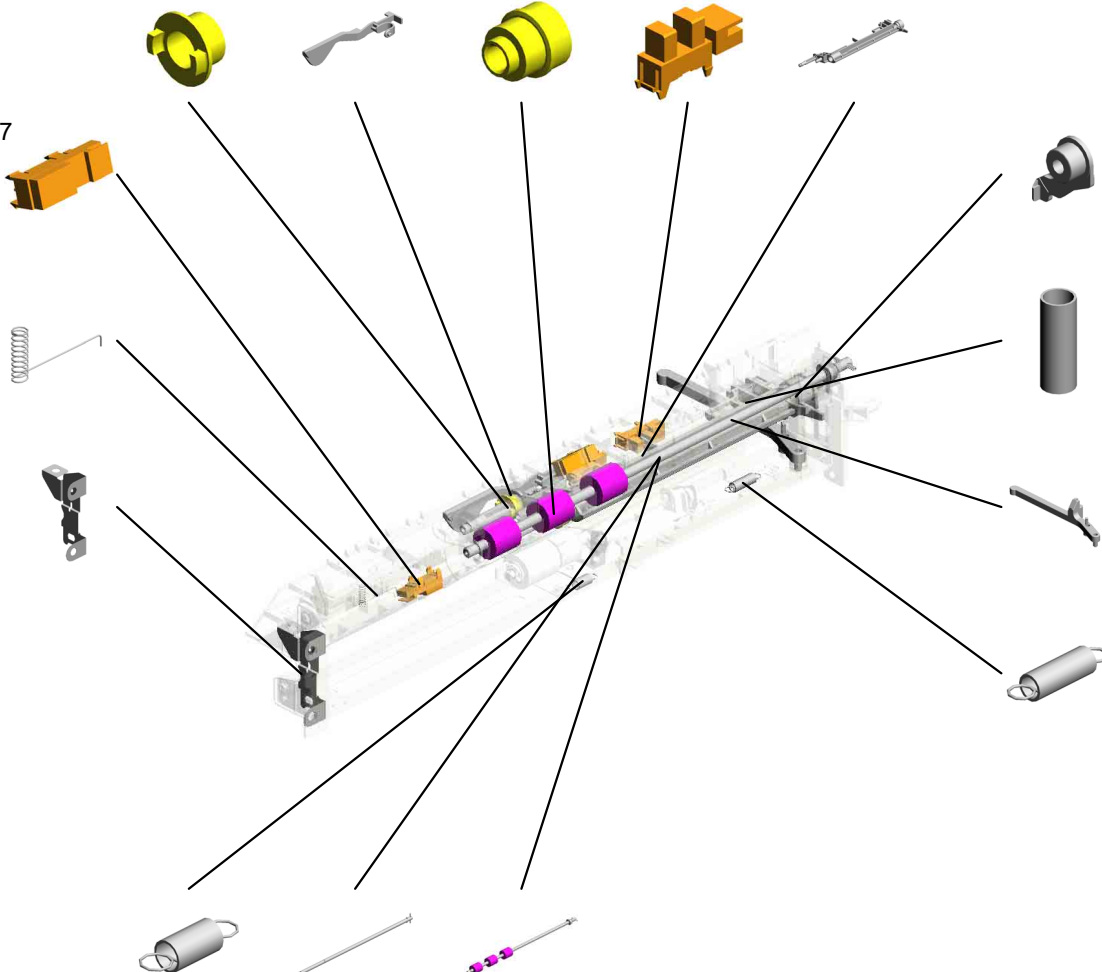


127.D0BQ2712  
[A]  
PAPER FEED UNIT :NO.2:ASSY  
201903-03 O/O

120.GW010007 (x2) PHOTO REFLECTOR SENSOR:EXIT

61.D1492780 GROUND WIRE:SENSOR:PAPER FEED

62.D1492781 GROUND PLATE:PAPER FEED UNIT



118.G0652767 LEVER - FEED

60.D1492777 COIL SPRING:PRESSURE:PICKUP

55.D1492739 LEVER:PRESSURE RELEASE

49.D1482755 COIL SPRING:RELEASE:SEPARATE

112.D2412754 COIL SPRING:PRESSURE:SEPARATE

59.D1492775 SHAFT:FEED:ASSY

113.D2412759 TRANSPORT ROLLER:VERTICAL TRANSPORT:ASSY



D2412714  
[A]  
PAPER FEED UNIT :NO.2:ASSY  
201903-03 O/O

U001	U002	U003	U004	U005	U006	U007	U008	U009	U010	U011	U012	U013	U014	U015	U016	U017	U018	U019	U020
------	------	------	------	------	------	------	------	------	------	------	------	------	------	------	------	------	------	------	------

# U007.TONER SUPPLY

U007 S002  
D0BQ3219  
DRIVE UNIT:TONER BOTTLE  
:ASSY

U007 S011  
D0BQ3280  
TONER HOPPER:TONER SU  
PPLY:M:ASSY

U007 S001  
D0BQ3219  
DRIVE UNIT:TONER BOTTLE  
:ASSY

U007 S008  
D1473282  
HOUSING:TONER CARTRID  
GE:CMY:ASSY

U007 S003  
D0BQ3219  
DRIVE UNIT:TONER BOTTLE  
:ASSY

U007 S012  
D0BQ3310  
TONER HOPPER:TONER SU  
PPLY:Y:ASSY

U007 S004  
D0BQ3219  
DRIVE UNIT:TONER BOTTLE  
:ASSY

U007 S006  
D1473282  
HOUSING:TONER CARTRID  
GE:CMY:ASSY

U007 S009  
D0BQ3240  
TONER HOPPER:TONER SU  
PPLY:BK:ASSY

U007 S007  
D1473282  
HOUSING:TONER CARTRID  
GE:CMY:ASSY

U007 S010  
D0BQ3270  
TONER HOPPER:TONER SU  
PPLY:C:ASSY

U007 S005  
D1473281  
HOUSING:TONER CARTRID  
GE:BK:ASSY

U001	U002	U003	U004	U005	U006	U007	U008	U009	U010	U011	U012	U013	U014	U015	U016	U017	U018	U019	U020
------	------	------	------	------	------	------	------	------	------	------	------	------	------	------	------	------	------	------	------

# U007.TONER SUPPLY

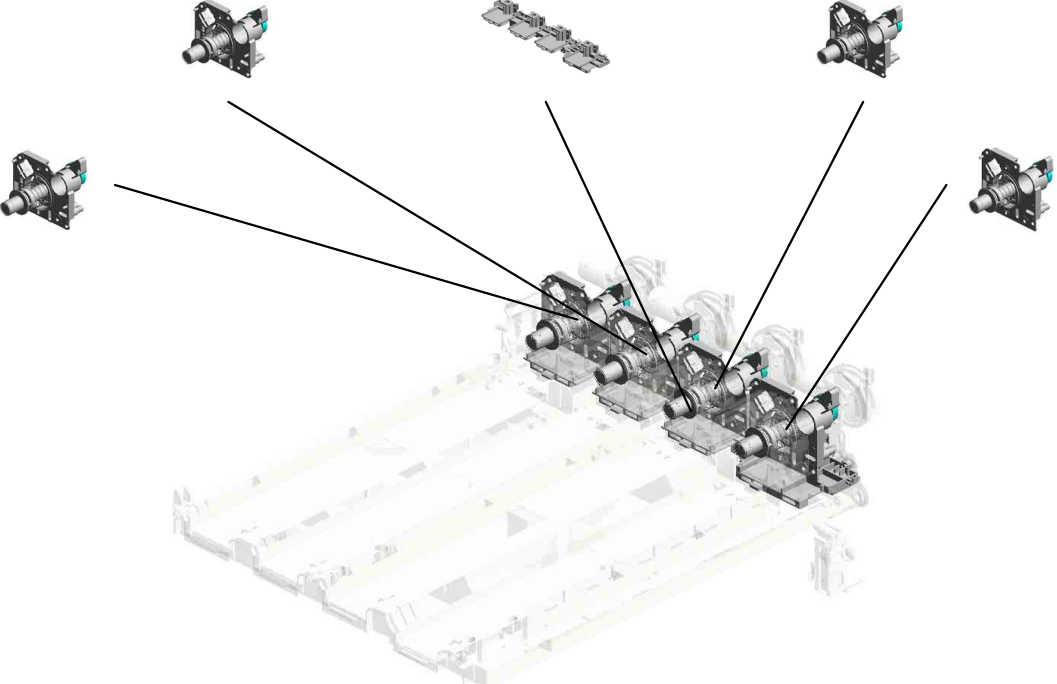
U007 S014  
 D1473288  
 TRANSPORT SCREW:NOZZL  
 E:CMY:ASS'Y

U007 S017  
 D1493256  
 BASE:TONER HOPPER:REA  
 R:ASS'Y

U007 S015  
 D1473288  
 TRANSPORT SCREW:NOZZL  
 E:CMY:ASS'Y

U007 S016  
 D1473288  
 TRANSPORT SCREW:NOZZL  
 E:CMY:ASS'Y


U007 S013  
 D1473287  
 TRANSPORT SCREW:NOZZL  
 E:BK:ASS'Y



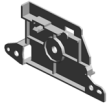
U001	U002	U003	U004	U005	U006	U007	U008	U009	U010	U011	U012	U013	U014	U015	U016	U017	U018	U019	U020
------	------	------	------	------	------	------	------	------	------	------	------	------	------	------	------	------	------	------	------

# U007 TONER SUPPLY

13.D0BQ5172 (x4) PCB:TCB  
 3.04583008N (x35) HEXAGON HEAD TAPPING SCREW:3 X8  
 7.11050488 HARNESS CLAMP



29.D1493331 (x4) COVER:GEAR:TONER SUPPLY SUB-UNIT



10.11050760 (x3) CLAMP:LWSM-051A



28.D1493330 (x4) SEAL:CONNECTION:CARTRIDGE:TONER SUPPLY



2.04543008Q (x18) TAPPING SCREW:3X8




26.D1493321 (x4) DUCT:VERTICAL TRANSPORT:TONER SUPPLY



12.B2233241 (x4) SPRING:SHUTTER:PUMP UNIT




27.D1493322 (x4) SHUTTER:DUCT:TONER SUPPLY



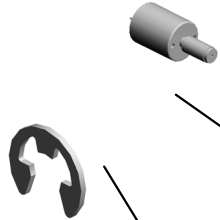
U007\_S001  
 DRIVE UNIT:TONER BOTTLE:ASS'Y

20.D1493210  
 DC MOTOR:TONE  
 R BOTTLE:ASS'Y:5.  
 28W:BRUSH

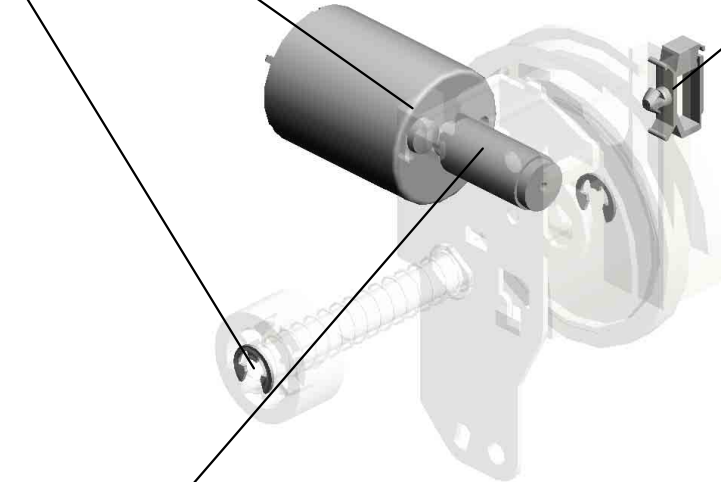


14.D0BQ3219  
 [A]  
 DRIVE UNIT:TONE  
 R BOTTLE:ASS'Y  
 201907-05 O/O

5.07200040E  
 (x2)  
 RETAINING RING -  
 M4



11.11050762  
 CLAMP:LWS-0711A



1.03530030N  
 (x2)  
 SCREW:M3X3




D1473269  
 [A]  
 DRIVE UNIT:TONE  
 R BOTTLE:ASS'Y  
 201907-05 O/O

U001	U002	U003	U004	U005	U006	U007	U008	U009	U010	U011	U012	U013	U014	U015	U016	U017	U018	U019	U020
------	------	------	------	------	------	------	------	------	------	------	------	------	------	------	------	------	------	------	------


U007\_S002  
 DRIVE UNIT:TONER BOTTLE:ASS'Y

20.D1493210  
 DC MOTOR:TONE  
 R BOTTLE:ASS'Y:5.  
 28W:BRUSH



14.D0BQ3219  
 [A]  
 DRIVE UNIT:TONE  
 R BOTTLE:ASS'Y  
 201907-05 O/O

5.07200040E  
 (x2)  
 RETAINING RING -  
 M4



11.11050762  
 CLAMP:LWS-0711A



1.03530030N  
 (x2)  
 SCREW:M3X3




D1473269  
 [A]  
 DRIVE UNIT:TONE  
 R BOTTLE:ASS'Y  
 201907-05 O/O

U001	U002	U003	U004	U005	U006	U007	U008	U009	U010	U011	U012	U013	U014	U015	U016	U017	U018	U019	U020
------	------	------	------	------	------	------	------	------	------	------	------	------	------	------	------	------	------	------	------



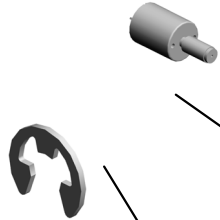
U007\_S003  
 DRIVE UNIT:TONER BOTTLE:ASS'Y

20.D1493210  
 DC MOTOR:TONE  
 R BOTTLE:ASS'Y:5.  
 28W:BRUSH

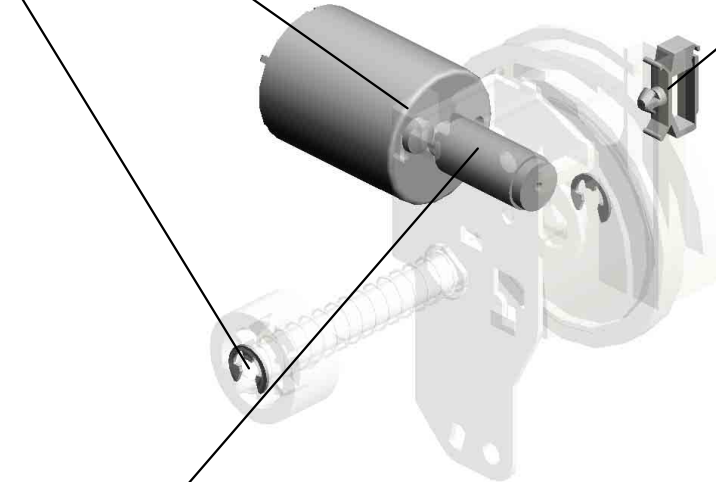


14.D0BQ3219  
 [A]  
 DRIVE UNIT:TONE  
 R BOTTLE:ASS'Y  
 201907-05 O/O

5.07200040E  
 (x2)  
 RETAINING RING -  
 M4



11.11050762  
 CLAMP:LWS-0711A



1.03530030N  
 (x2)  
 SCREW:M3X3




D1473269  
 [A]  
 DRIVE UNIT:TONE  
 R BOTTLE:ASS'Y  
 201907-05 O/O

U001	U002	U003	U004	U005	U006	U007	U008	U009	U010	U011	U012	U013	U014	U015	U016	U017	U018	U019	U020
------	------	------	------	------	------	------	------	------	------	------	------	------	------	------	------	------	------	------	------


U007\_S004  
 DRIVE UNIT:TONER BOTTLE:ASS'Y

20.D1493210  
 DC MOTOR: TONE  
 R BOTTLE: ASS'Y: 5.  
 28W: BRUSH

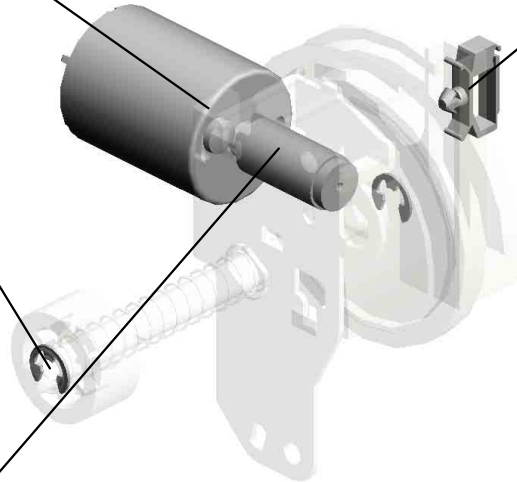


14.D0BQ3219  
 [A]  
 DRIVE UNIT: TONE  
 R BOTTLE: ASS'Y  
 201907-05 O/O

5.07200040E  
 (x2)  
 RETAINING RING -  
 M4



11.11050762  
 CLAMP: LWS-0711A



1.03530030N  
 (x2)  
 SCREW: M3X3



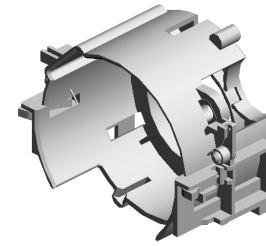
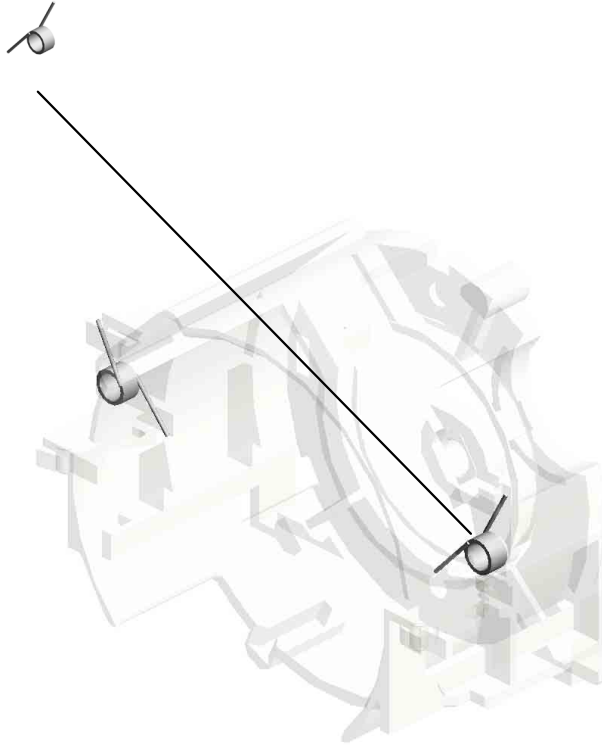
D1473269  
 [A]  
 DRIVE UNIT: TONE  
 R BOTTLE: ASS'Y  
 201907-05 O/O

U001	U002	U003	U004	U005	U006	U007	U008	U009	U010	U011	U012	U013	U014	U015	U016	U017	U018	U019	U020
------	------	------	------	------	------	------	------	------	------	------	------	------	------	------	------	------	------	------	------

U007\_S005  
HOUSING:TONER CARTRIDGE:BK:ASS'Y

19.D1473325

(x2)  
TORSION SPRING:  
STOPPER:TONER  
CARTRIDGE:4.8N



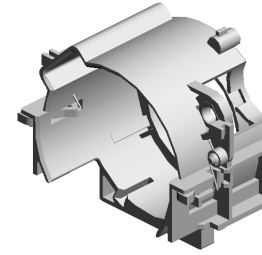
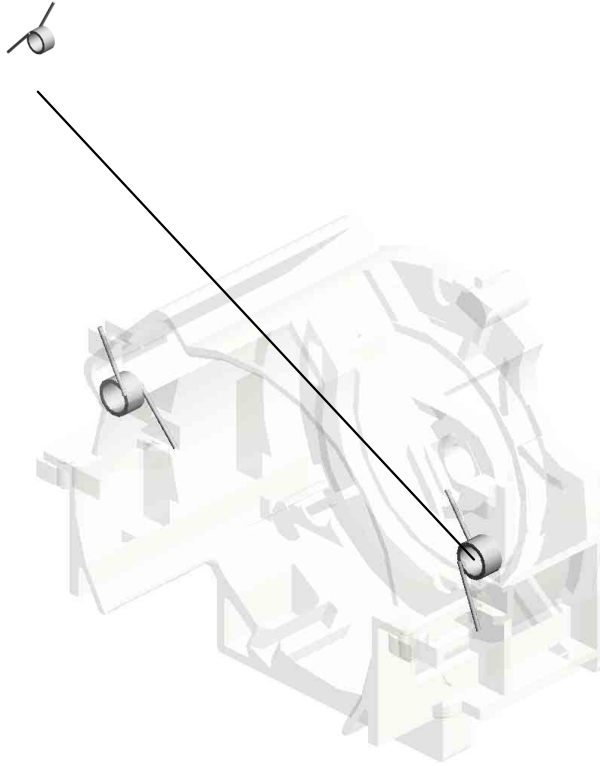
15.D1473281  
HOUSING:TONER  
CARTRIDGE:BK:AS  
SY

U001	U002	U003	U004	U005	U006	U007	U008	U009	U010	U011	U012	U013	U014	U015	U016	U017	U018	U019	U020
------	------	------	------	------	------	------	------	------	------	------	------	------	------	------	------	------	------	------	------

U007\_S006  
HOUSING:TONER CARTRIDGE:CMY:ASS'Y

19.D1473325

(x2)  
TORSION SPRING:  
STOPPER:TONER  
CARTRIDGE:4.8N



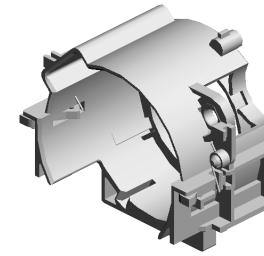
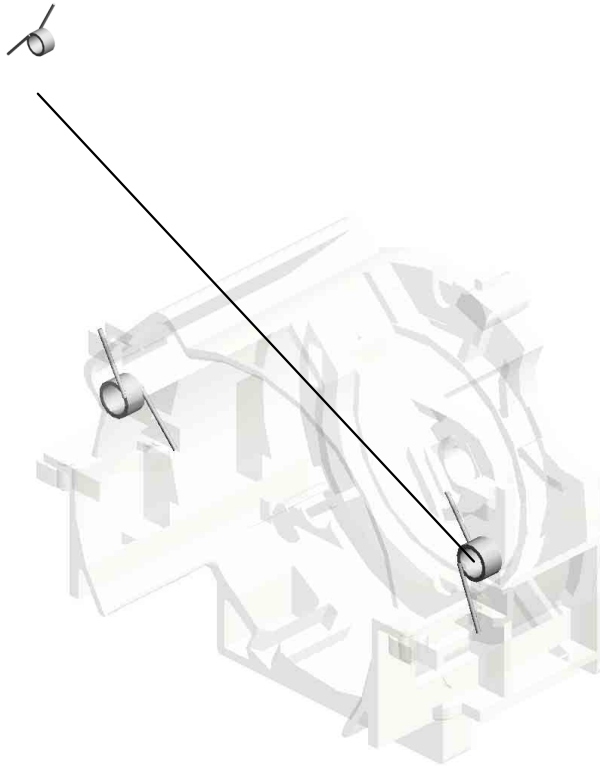
16.D1473282  
HOUSING:TONER  
CARTRIDGE:CMY:  
ASS'Y

U001	U002	U003	U004	U005	U006	U007	U008	U009	U010	U011	U012	U013	U014	U015	U016	U017	U018	U019	U020
------	------	------	------	------	------	------	------	------	------	------	------	------	------	------	------	------	------	------	------

U007\_S007  
HOUSING:TONER CARTRIDGE:CMY:ASS'Y

19.D1473325

(x2)  
TORSION SPRING:  
STOPPER:TONER  
CARTRIDGE:4.8N



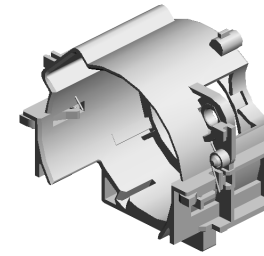
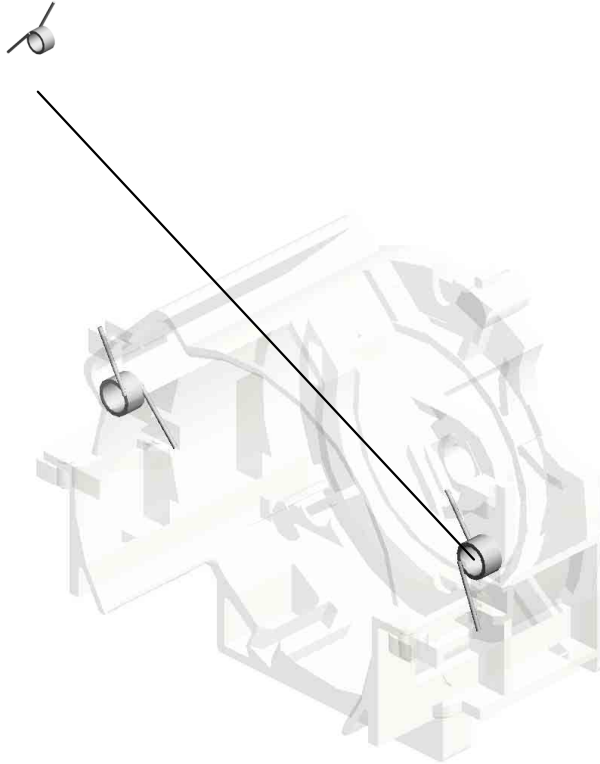
16.D1473282  
HOUSING:TONER  
CARTRIDGE:CMY:  
ASS'Y

U001	U002	U003	U004	U005	U006	U007	U008	U009	U010	U011	U012	U013	U014	U015	U016	U017	U018	U019	U020
------	------	------	------	------	------	------	------	------	------	------	------	------	------	------	------	------	------	------	------

U007\_S008  
HOUSING:TONER CARTRIDGE:CMY:ASS'Y

19.D1473325

(x2)  
TORSION SPRING:  
STOPPER:TONER  
CARTRIDGE:4.8N



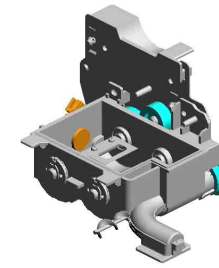
16.D1473282  
HOUSING:TONER  
CARTRIDGE:CMY:  
ASS'Y

U001	U002	U003	U004	U005	U006	U007	U008	U009	U010	U011	U012	U013	U014	U015	U016	U017	U018	U019	U020
------	------	------	------	------	------	------	------	------	------	------	------	------	------	------	------	------	------	------	------

U007\_S009

TONER HOPPER:TONER SUPPLY:BK:ASS'Y

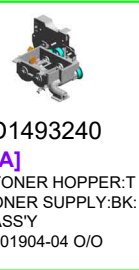
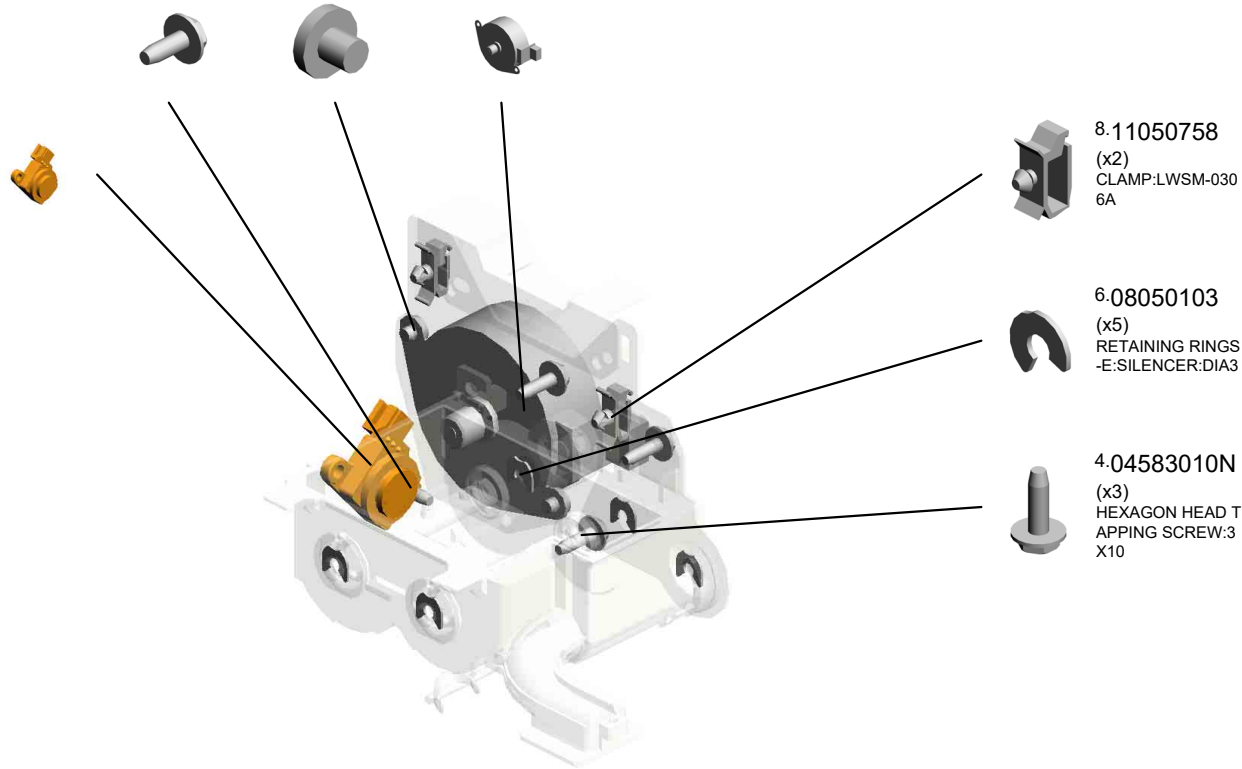
3.04583008N 1.03530030N 30.D1493350  
HEXAGON HEAD TAPPING SCREW:3X8 (x2) DC STEPPER MOTOR:TONER SUPPLY



33.D0BQ3240

[A]  
TONER HOPPER:TONER SUPPLY:BK:ASS'Y  
201904-04 O/O

32.GW230008  
TONER END SENSOR



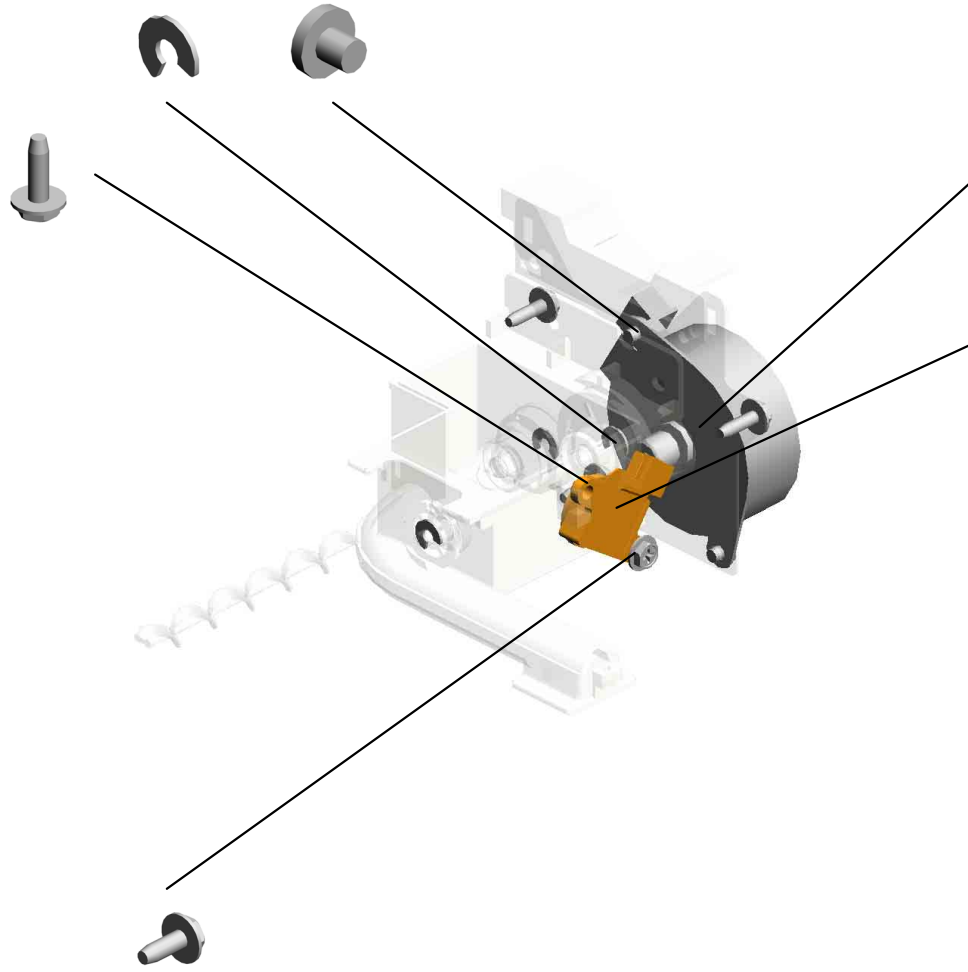
D1493240  
[A]  
TONER HOPPER:TONER SUPPLY:BK:ASS'Y  
201904-04 O/O

U001	U002	U003	U004	U005	U006	U007	U008	U009	U010	U011	U012	U013	U014	U015	U016	U017	U018	U019	U020
------	------	------	------	------	------	------	------	------	------	------	------	------	------	------	------	------	------	------	------

U007\_S010  
 TONER HOPPER:TONER SUPPLY:C:ASS'Y

6.08050103 (x3) RETAINING RINGS  
 -E:SILENCER:DIA3  
 1.03530030N (x2) SCREW:M3X3

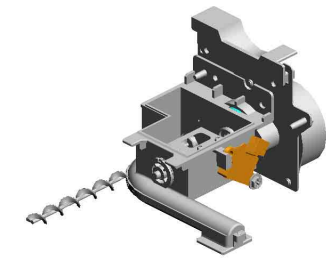
4.04583010N (x3) HEXAGON HEAD TAPPING SCREW:3X10



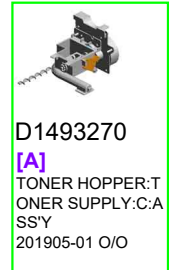
3.04583008N  
 HEXAGON HEAD TAPPING SCREW:3X8

30.D1493350  
 DC STEPPER MOTOR:TONER SUPPLY

32.GW230008  
 TONER END SENSOR



34.D0BQ3270  
 [A] TONER HOPPER:TONER SUPPLY:C:ASS'Y  
 201905-01 O/O



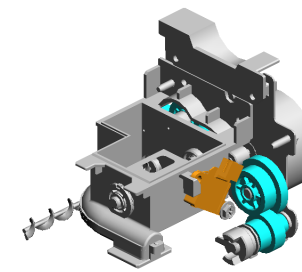
D1493270  
 [A] TONER HOPPER:TONER SUPPLY:C:ASS'Y  
 201905-01 O/O

U001	U002	U003	U004	U005	U006	U007	U008	U009	U010	U011	U012	U013	U014	U015	U016	U017	U018	U019	U020
------	------	------	------	------	------	------	------	------	------	------	------	------	------	------	------	------	------	------	------



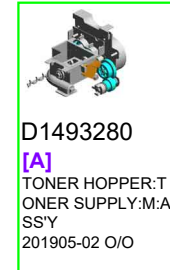
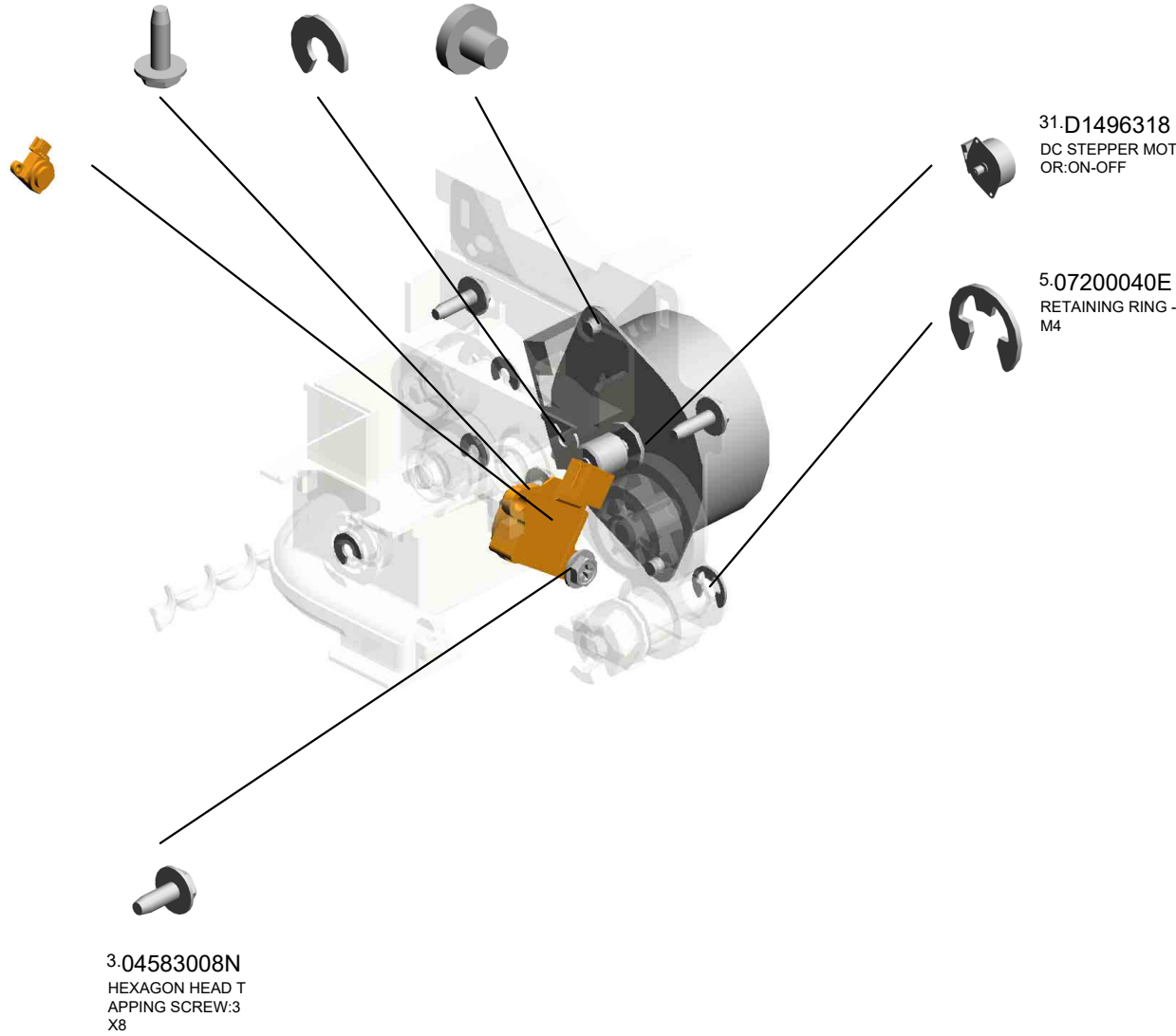
U007\_S011  
 TONER HOPPER:TONER SUPPLY:M:ASS'Y

4.04583010N (x3) HEXAGON HEAD TAPPING SCREW:3 X10	6.08050103 (x4) RETAINING RINGS -E:SILENCER:DIA3	1.03530030N (x2) SCREW:M3X3
---	--	-----------------------------------



35.D0BQ3280  
 [A]  
 TONER HOPPER:TONER SUPPLY:M:ASS'Y  
 201905-02 O/O

32.GW230008  
 TONER END SENSOR

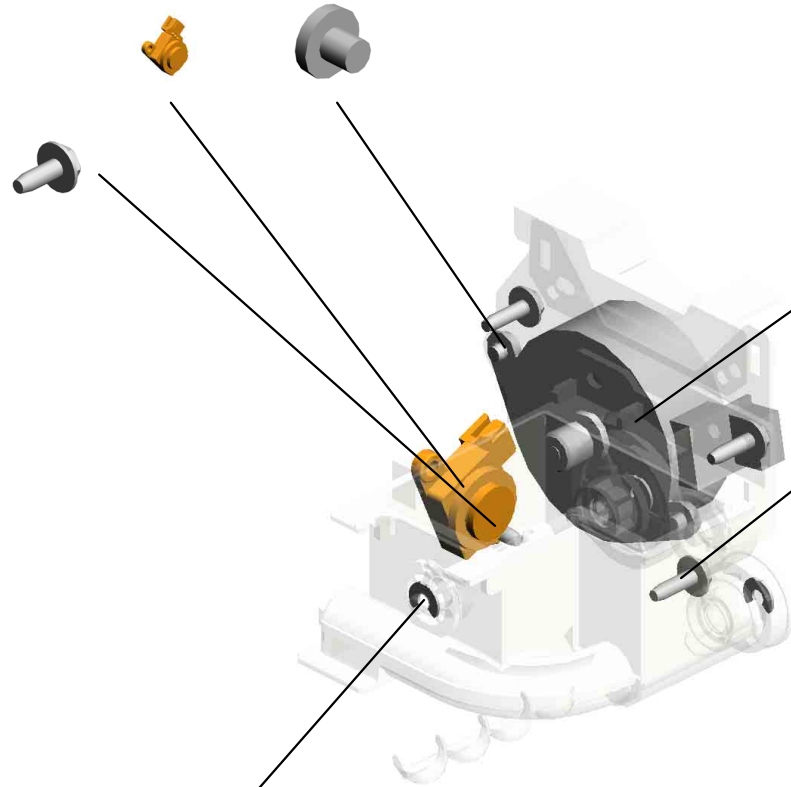


U001	U002	U003	U004	U005	U006	U007	U008	U009	U010	U011	U012	U013	U014	U015	U016	U017	U018	U019	U020
------	------	------	------	------	------	------	------	------	------	------	------	------	------	------	------	------	------	------	------

U007\_S012  
 TONER HOPPER:TONER SUPPLY:Y:ASS'Y

32.GW230008 1.03530030N  
 TONER END SENS (x2)  
 OR SCREW:M3X3

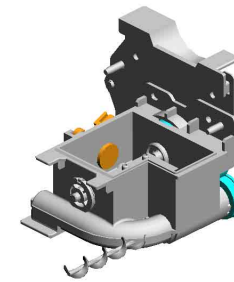
3.04583008N  
 HEXAGON HEAD TAPPING SCREW:3 X8



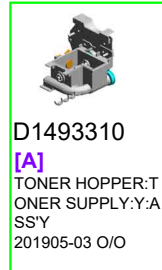
30.D1493350  
 DC STEPPER MOTOR:TONER SUPPLY

4.04583010N  
 (x3)  
 HEXAGON HEAD TAPPING SCREW:3 X10

6.08050103  
 (x3)  
 RETAINING RINGS  
 -E:SILENCER:DIA3



36.D0BQ3310  
 [A]  
 TONER HOPPER:TONER SUPPLY:Y:ASS'Y  
 201905-03 O/O




D1493310  
 [A]  
 TONER HOPPER:TONER SUPPLY:Y:ASS'Y  
 201905-03 O/O

U001	U002	U003	U004	U005	U006	U007	U008	U009	U010	U011	U012	U013	U014	U015	U016	U017	U018	U019	U020
------	------	------	------	------	------	------	------	------	------	------	------	------	------	------	------	------	------	------	------

U007\_S013  
TRANSPORT SCREW:NOZZLE:BK:ASS'Y


9.11050759  
CLAMP:LWSM-060  
5A



17.D1473287  
TRANSPORT SCR  
EW:NOZZLE:BK:AS  
SY




6.08050103  
RETAINING RINGS  
-E:SILENCER:DIA3



U001	U002	U003	U004	U005	U006	U007	U008	U009	U010	U011	U012	U013	U014	U015	U016	U017	U018	U019	U020
------	------	------	------	------	------	------	------	------	------	------	------	------	------	------	------	------	------	------	------

U007\_S014  
TRANSPORT SCREW:NOZZLE:CMY:ASS'Y

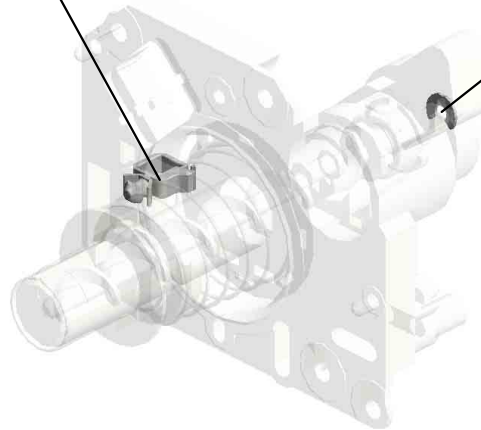
9.11050759  
CLAMP:LWSM-060  
5A



18.D1473288  
TRANSPORT SCR  
EW:NOZZLE:CMY:  
ASS'Y




6.08050103  
RETAINING RINGS  
-E:SILENCER:DIA3



U001	U002	U003	U004	U005	U006	U007	U008	U009	U010	U011	U012	U013	U014	U015	U016	U017	U018	U019	U020
------	------	------	------	------	------	------	------	------	------	------	------	------	------	------	------	------	------	------	------

U007\_S015  
TRANSPORT SCREW:NOZZLE:CMY:ASS'Y

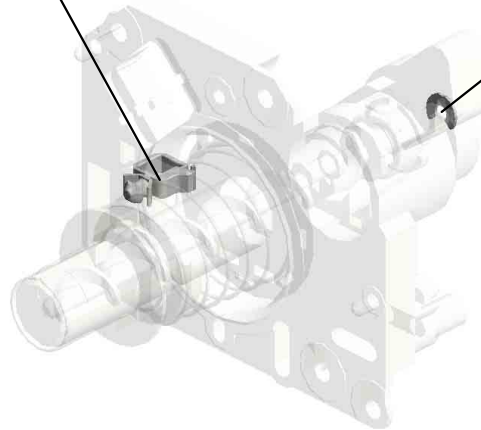
9.11050759  
CLAMP:LWSM-060  
5A



18.D1473288  
TRANSPORT SCR  
EW:NOZZLE:CMY:  
ASS'Y




6.08050103  
RETAINING RINGS  
-E:SILENCER:DIA3



U001	U002	U003	U004	U005	U006	U007	U008	U009	U010	U011	U012	U013	U014	U015	U016	U017	U018	U019	U020
------	------	------	------	------	------	------	------	------	------	------	------	------	------	------	------	------	------	------	------

U007\_S016  
TRANSPORT SCREW:NOZZLE:CMY:ASS'Y

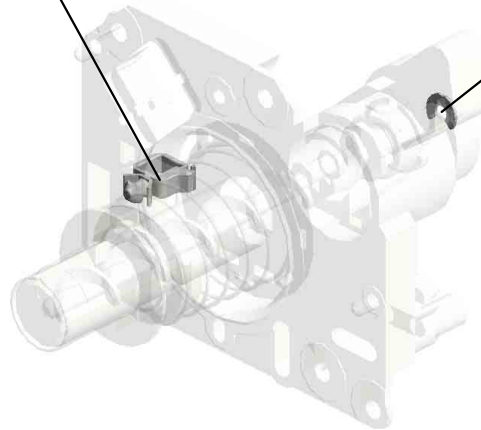
9.11050759  
CLAMP:LWSM-060  
5A



18.D1473288  
TRANSPORT SCR  
EW:NOZZLE:CMY:  
ASS'Y



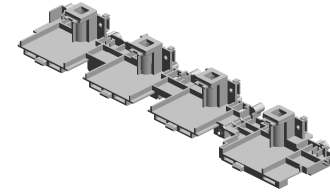
6.08050103  
RETAINING RINGS  
-E:SILENCER:DIA3



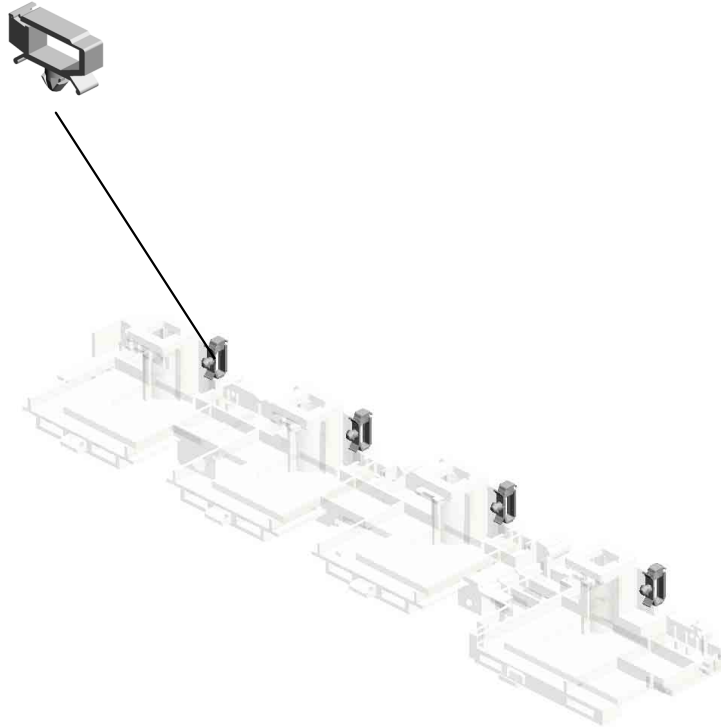
U001	U002	U003	U004	U005	U006	U007	U008	U009	U010	U011	U012	U013	U014	U015	U016	U017	U018	U019	U020
------	------	------	------	------	------	------	------	------	------	------	------	------	------	------	------	------	------	------	------

U007\_S017  
BASE:TONER HOPPER:REAR:ASS'Y

10.11050760  
(x4)  
CLAMP:LWSM-051  
1A



22-D1493256  
BASE:TONER HOP  
PER:REAR:ASS'Y



U001	U002	U003	U004	U005	U006	U007	U008	U009	U010	U011	U012	U013	U014	U015	U016	U017	U018	U019	U020
------	------	------	------	------	------	------	------	------	------	------	------	------	------	------	------	------	------	------	------

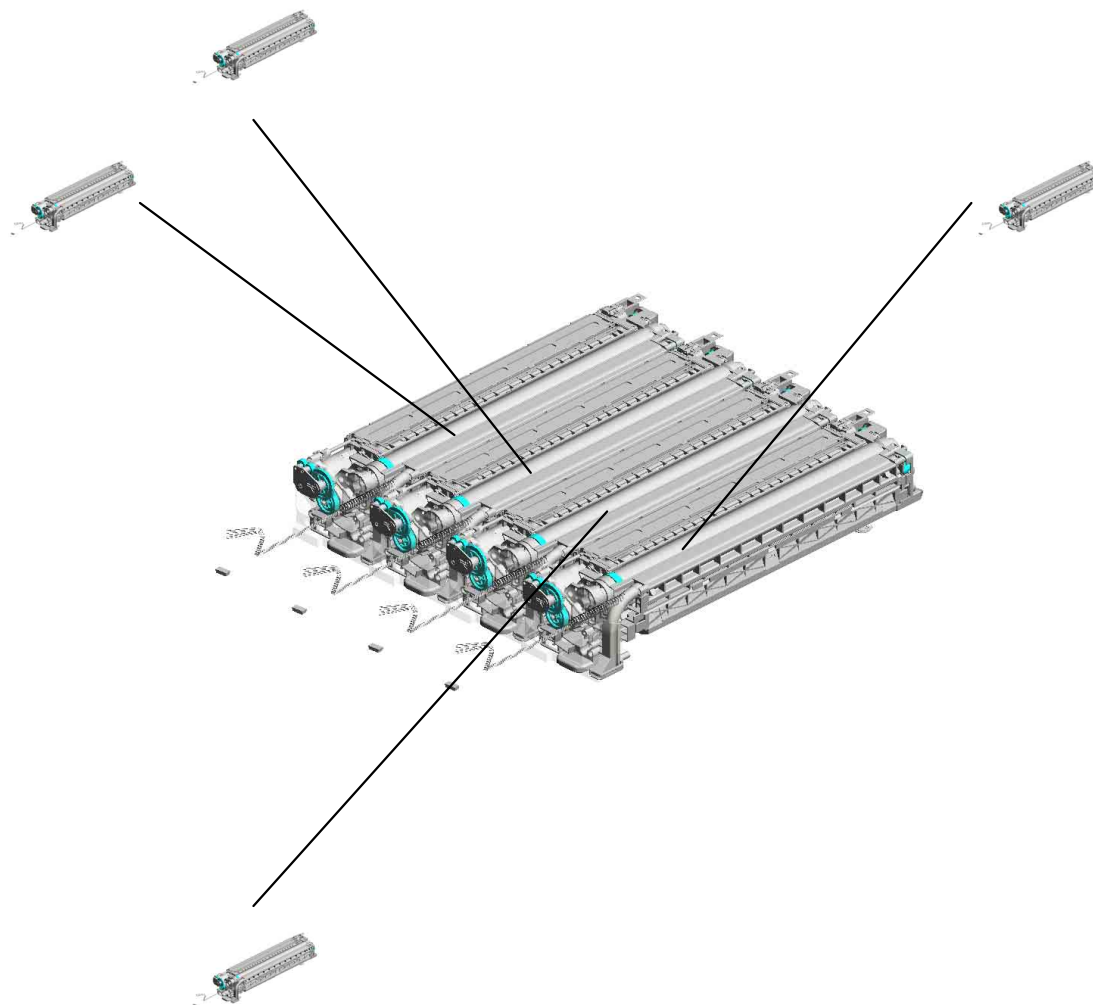
# U008.PCDU

U008 S003  
D2422226  
PCDU:M

U008 S004  
D2422227  
PCDU:Y

U008 S001  
D2392224  
PCDU:K

U008 S002  
D2422225  
PCDU:C




U001	U002	U003	U004	U005	U006	U007	<b>U008</b>	U009	U010	U011	U012	U013	U014	U015	U016	U017	U018	U019	U020
------	------	------	------	------	------	------	-------------	------	------	------	------	------	------	------	------	------	------	------	------



# U008\_S001.PCDU:K


U008 S001 S002  
D2423091  
DEVELOPMENT UNIT:K



U001	U002	U003	U004	U005	U006	U007	<b>U008</b>	U009	U010	U011	U012	U013	U014	U015	U016	U017	U018	U019	U020
------	------	------	------	------	------	------	-------------	------	------	------	------	------	------	------	------	------	------	------	------

# U008\_S002.PCDU:C


U008 S002 S002  
D2423092  
DEVELOPMENT UNIT:C



U001	U002	U003	U004	U005	U006	U007	<b>U008</b>	U009	U010	U011	U012	U013	U014	U015	U016	U017	U018	U019	U020
------	------	------	------	------	------	------	-------------	------	------	------	------	------	------	------	------	------	------	------	------

# U008\_S003.PCDU:M


U008 S003 S002  
D2423093  
DEVELOPMENT UNIT:M



U001	U002	U003	U004	U005	U006	U007	<b>U008</b>	U009	U010	U011	U012	U013	U014	U015	U016	U017	U018	U019	U020
------	------	------	------	------	------	------	-------------	------	------	------	------	------	------	------	------	------	------	------	------

# U008\_S004.PCDU:Y

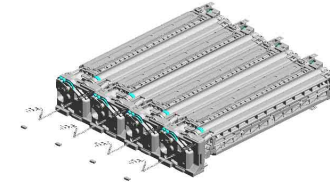
U008 S004 S002  
D2423094  
DEVELOPMENT UNIT:Y



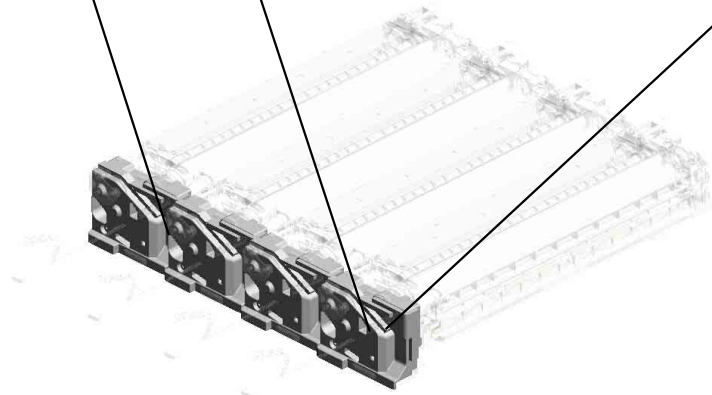
U001	U002	U003	U004	U005	U006	U007	<b>U008</b>	U009	U010	U011	U012	U013	U014	U015	U016	U017	U018	U019	U020
------	------	------	------	------	------	------	-------------	------	------	------	------	------	------	------	------	------	------	------	------

U008  
PCDU

1.03603006N 16.D2422389  
(x4) (x4)  
SCREW - M3X6 COVER:PCU:FRON  
T:SUB-ASS'Y




2.04583010N (x 2)  
HEXAGON HEAD TAPPING SCREW:3X  
10  
(x2)  
HEXAGON HEAD TAPPING SCREW:3  
X10



U001	U002	U003	U004	U005	U006	U007	<b>U008</b>	U009	U010	U011	U012	U013	U014	U015	U016	U017	U018	U019	U020
------	------	------	------	------	------	------	-------------	------	------	------	------	------	------	------	------	------	------	------	------

U008\_S001  
PCDU:K



10.D2392224  
PCDU:K

U001	U002	U003	U004	U005	U006	U007	U008	U009	U010	U011	U012	U013	U014	U015	U016	U017	U018	U019	U020
------	------	------	------	------	------	------	------	------	------	------	------	------	------	------	------	------	------	------	------


U008\_S001\_S001  
PCU:K

4.04593010N  
(x15)  
BINDING HEAD TA  
PPING SCREW:3X  
10

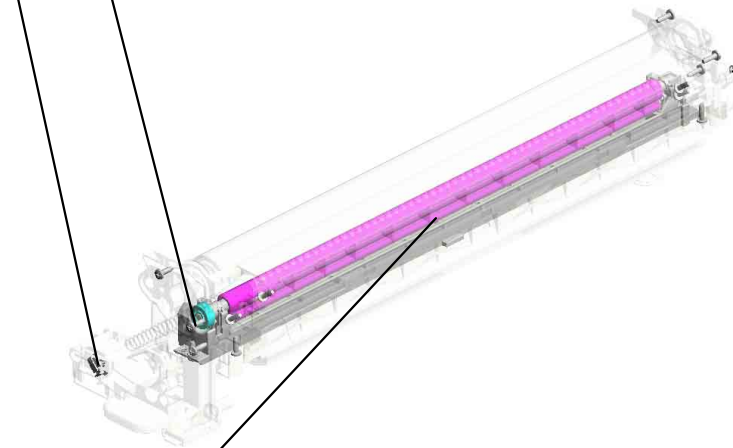
9.11050758  
CLAMP:LWSM-030  
6A



5.07200030E  
RETAINING RING -  
M3



27.D2392244  
[A]  
PCU:K  
201906-01 O/O




29.D0BQ2071  
[B]  
CHARGE UNIT:ASS  
Y  
201911-01 O/O

<p>D2392243 [A] PCU:K 201906-01 O/O</p>	<p>D0BQ2051 [B] CHARGE UNIT:ASS Y 201911-01 O/O</p>
---	---

U001	U002	U003	U004	U005	U006	U007	U008	U009	U010	U011	U012	U013	U014	U015	U016	U017	U018	U019	U020
------	------	------	------	------	------	------	------	------	------	------	------	------	------	------	------	------	------	------	------

U008\_S001\_S002  
DEVELOPMENT UNIT:K

5.07200030E (x2)  
RETAINING RING - M3  
7.08050100  
RETAINING RING - M2.5



17.D2423091  
[A]  
DEVELOPMENT UN  
IT:K  
201907-03 O/O

1.03603006N  
(x2)  
SCREW - M3X6



6.07200040E  
RETAINING RING - M4




8.08050103  
RETAINING RINGS  
-E:SILENCER:DIA3



4.04593010N  
BINDING HEAD TA  
PPING SCREW:3X  
10



5.07200030E (x 3)  
RETAINING RING - M3



3.04593008N  
(x2)  
BINDING HEAD TA  
PPING SCREW:3X  
8



21.D0BQ2379  
DUCT:GEAR:DEVE  
LOPMENT:SUB-AS  
S'Y  
201907-06 O/O




D2423064  
[A]  
DEVELOPMENT UN  
IT:K  
201907-03 O/O

U001	U002	U003	U004	U005	U006	U007	U008	U009	U010	U011	U012	U013	U014	U015	U016	U017	U018	U019	U020
------	------	------	------	------	------	------	------	------	------	------	------	------	------	------	------	------	------	------	------



U008\_S002  
PCDU:C



12-D2422225  
PCDU:C

U001	U002	U003	U004	U005	U006	U007	U008	U009	U010	U011	U012	U013	U014	U015	U016	U017	U018	U019	U020
------	------	------	------	------	------	------	------	------	------	------	------	------	------	------	------	------	------	------	------


U008\_S002\_S001  
PCU:CMY

4.04593010N  
(x15)  
BINDING HEAD TAPPING SCREW:3X  
10


9.11050758  
CLAMP:LWSM-030  
6A





5.07200030E  
RETAINING RING -  
M3



29.D0BQ2071  
[B]  
CHARGE UNIT:ASS  
Y  
201911-01 O/O




26.D2422245  
[A]  
PCU:CMY  
201907-01 O/O

 <p>D2422244 [A] PCU:CMY 201907-01 O/O</p>	 <p>D0BQ2051 [B] CHARGE UNIT:ASS Y 201911-01 O/O</p>
---	---

U001	U002	U003	U004	U005	U006	U007	U008	U009	U010	U011	U012	U013	U014	U015	U016	U017	U018	U019	U020
------	------	------	------	------	------	------	------	------	------	------	------	------	------	------	------	------	------	------	------

U008\_S002\_S002  
DEVELOPMENT UNIT:C

5.07200030E (x2)  
RETAINING RING - M3  
7.08050100  
RETAINING RING - M2.5



23.D2423092  
[A]  
DEVELOPMENT UN  
IT:C  
201908-02 O/O

1.03603006N  
(x2)  
SCREW - M3X6



6.07200040E  
RETAINING RING - M4



8.08050103  
RETAINING RINGS  
-E:SILENCER:DIA3



5.07200030E (x 3)  
RETAINING RING - M3


4.04593010N  
BINDING HEAD TA  
PPING SCREW:3X  
10



3.04593008N  
(x2)  
BINDING HEAD TA  
PPING SCREW:3X  
8




21.D0BQ2379  
DUCT:GEAR:DEVE  
LOPMENT:SUB-AS  
S'Y  
201907-06 O/O



D2423086  
[A]  
DEVELOPMENT UN  
IT:C  
201908-02 O/O

U001	U002	U003	U004	U005	U006	U007	U008	U009	U010	U011	U012	U013	U014	U015	U016	U017	U018	U019	U020
------	------	------	------	------	------	------	------	------	------	------	------	------	------	------	------	------	------	------	------

U008\_S003  
PCDU:M



13.D2422226  
PCDU:M

U001	U002	U003	U004	U005	U006	U007	U008	U009	U010	U011	U012	U013	U014	U015	U016	U017	U018	U019	U020
------	------	------	------	------	------	------	------	------	------	------	------	------	------	------	------	------	------	------	------


U008\_S003\_S001  
PCU:CMY

4.04593010N  
(x15)  
BINDING HEAD TAPPING SCREW:3X10

9.11050758  
CLAMP:LWSM-0306A



5.07200030E  
RETAINING RING - M3



26.D2422245  
[A]  
PCU:CMY  
201907-01 O/O


29.D0BQ2071  
[B]  
CHARGE UNIT:ASSY  
201911-01 O/O

<p>D2422244 [A] PCU:CMY 201907-01 O/O</p>	<p>D0BQ2051 [B] CHARGE UNIT:ASSY 201911-01 O/O</p>
---	--

U001	U002	U003	U004	U005	U006	U007	U008	U009	U010	U011	U012	U013	U014	U015	U016	U017	U018	U019	U020
------	------	------	------	------	------	------	------	------	------	------	------	------	------	------	------	------	------	------	------

U008\_S003\_S002  
DEVELOPMENT UNIT:M

5.07200030E (x2)  
RETAINING RING - M3  
7.08050100  
RETAINING RING - M2.5



24.D2423093  
[A]  
DEVELOPMENT UN  
IT:M  
201908-03 O/O

1.03603006N  
(x2)  
SCREW - M3X6



6.07200040E  
RETAINING RING - M4




8.08050103  
RETAINING RINGS  
-E:SILENCER:DIA3



4.04593010N  
BINDING HEAD TA  
PPING SCREW:3X  
10



5.07200030E (x 3)  
RETAINING RING - M3



3.04593008N  
(x2)  
BINDING HEAD TA  
PPING SCREW:3X  
8




21.D0BQ2379  
DUCT:GEAR:DEVE  
LOPMENT:SUB-AS  
S'Y  
201907-06 O/O



D2423087  
[A]  
DEVELOPMENT UN  
IT:M  
201908-03 O/O

U001	U002	U003	U004	U005	U006	U007	U008	U009	U010	U011	U012	U013	U014	U015	U016	U017	U018	U019	U020
------	------	------	------	------	------	------	------	------	------	------	------	------	------	------	------	------	------	------	------

U008\_S004  
PCDU:Y



14.D2422227  
PCDU:Y

U001	U002	U003	U004	U005	U006	U007	<b>U008</b>	U009	U010	U011	U012	U013	U014	U015	U016	U017	U018	U019	U020
------	------	------	------	------	------	------	-------------	------	------	------	------	------	------	------	------	------	------	------	------


U008\_S004\_S001  
PCU:CMY

4.04593010N  
(x15)  
BINDING HEAD TAPPING SCREW:3X10


9.11050758  
CLAMP:LWSM-0306A



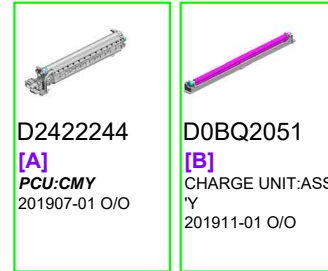
5.07200030E  
RETAINING RING - M3



26.D2422245  
[A]  
PCU:CMY  
201907-01 O/O



29.D0BQ2071  
[B]  
CHARGE UNIT:ASSY  
201911-01 O/O



D2422244  
[A]  
PCU:CMY  
201907-01 O/O


D0BQ2051  
[B]  
CHARGE UNIT:ASSY  
201911-01 O/O

U001	U002	U003	U004	U005	U006	U007	U008	U009	U010	U011	U012	U013	U014	U015	U016	U017	U018	U019	U020
------	------	------	------	------	------	------	------	------	------	------	------	------	------	------	------	------	------	------	------



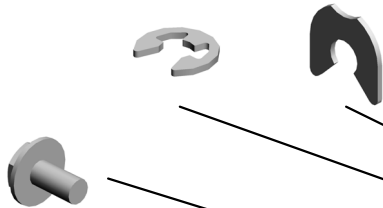
U008\_S004\_S002  
DEVELOPMENT UNIT:Y

5.07200030E (x2)  
RETAINING RING - M3  
7.08050100  
RETAINING RING - M2.5



25.D2423094  
[A]  
DEVELOPMENT UN  
IT:Y  
201908-04 O/O

1.03603006N  
(x2)  
SCREW - M3X6



6.07200040E  
RETAINING RING - M4



8.08050103  
RETAINING RINGS  
-E:SILENCER:DIA3



5.07200030E (x 3)  
RETAINING RING - M3


4.04593010N  
BINDING HEAD TA  
PPING SCREW:3X  
10



3.04593008N  
(x2)  
BINDING HEAD TA  
PPING SCREW:3X  
8



21.D0BQ2379  
DUCT:GEAR:DEVE  
LOPMENT:SUB-AS  
S'Y  
201907-06 O/O



D2423088  
[A]  
DEVELOPMENT UN  
IT:Y  
201908-04 O/O

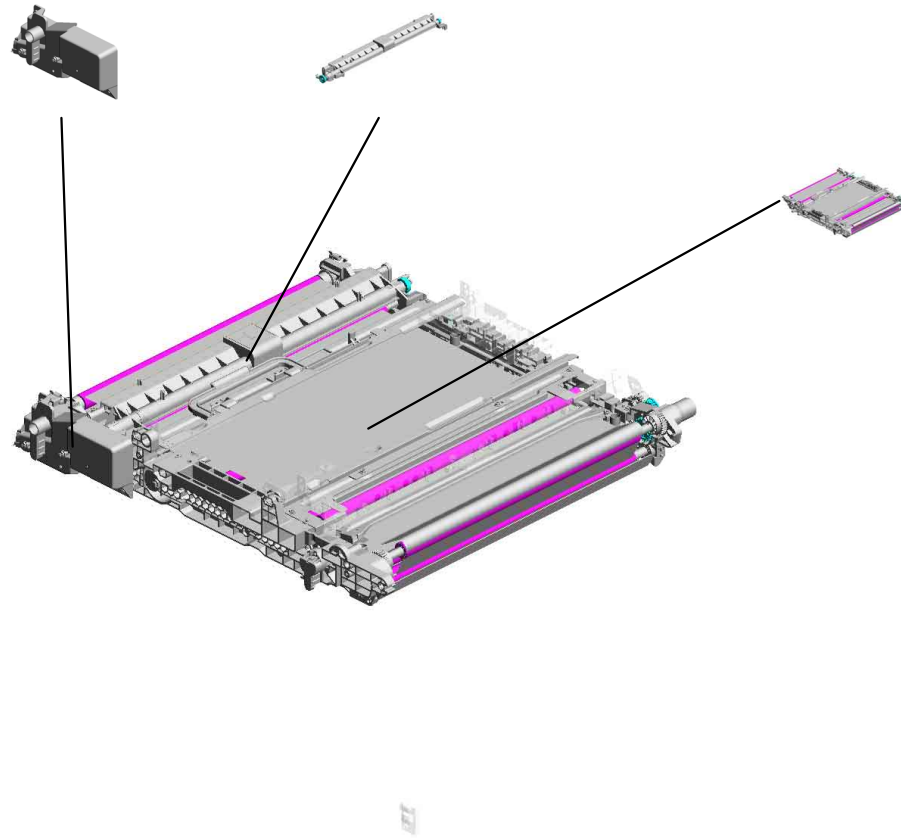
U001	U002	U003	U004	U005	U006	U007	U008	U009	U010	U011	U012	U013	U014	U015	U016	U017	U018	U019	U020
------	------	------	------	------	------	------	------	------	------	------	------	------	------	------	------	------	------	------	------

# U009.ITB UNIT

U009 S002  
D1496370  
TONER OUTLET UNIT:BELT  
CLEANING:ASS'Y

U009 S003  
D0BQ6141  
CLEANING UNIT:BELT CLEA  
NING:ASS'Y

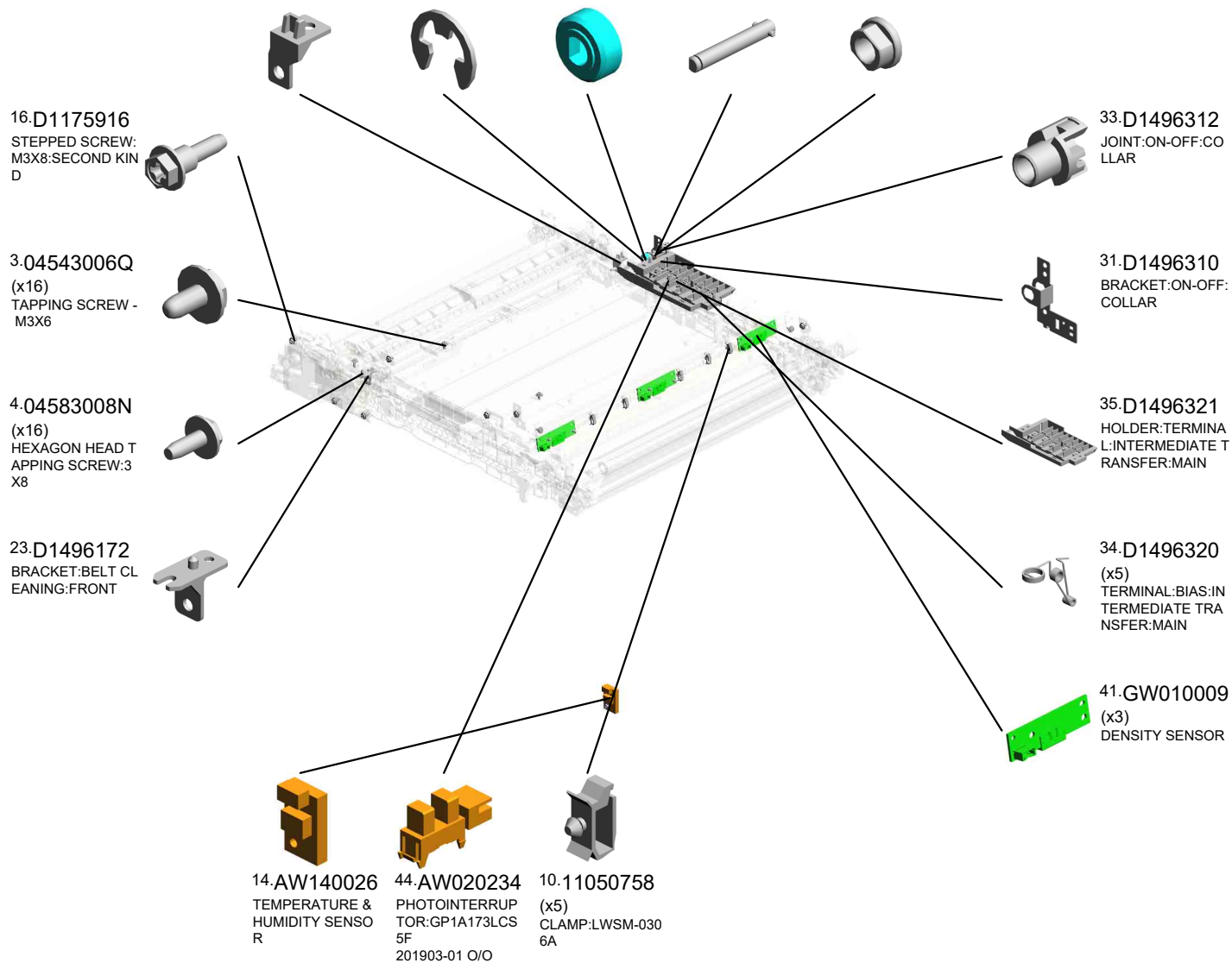
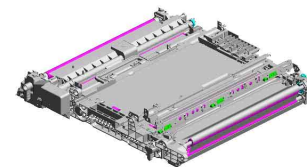
U009 S001  
D2416003  
TRANSFER UNIT:INTERMEDI  
ATE TRANSFER:ASS'Y



U001	U002	U003	U004	U005	U006	U007	U008	U009	U010	U011	U012	U013	U014	U015	U016	U017	U018	U019	U020
------	------	------	------	------	------	------	------	------	------	------	------	------	------	------	------	------	------	------	------

# U009 ITB UNIT

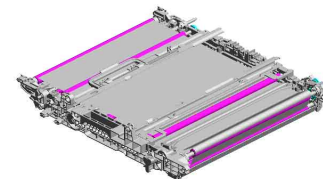
- 24.D1496173 BRACKET:BELT CL EAINING:REAR
- 6.07200040E RETAINING RING - M4
- 32.D1496311 GEAR:ON-OFF:COLLAR:OUTPUT
- 30.D1496309 SHAFT:ON-OFF:COLLAR:MAIN
- 11.AA082101 (x2) BUSHING - 6X10X6



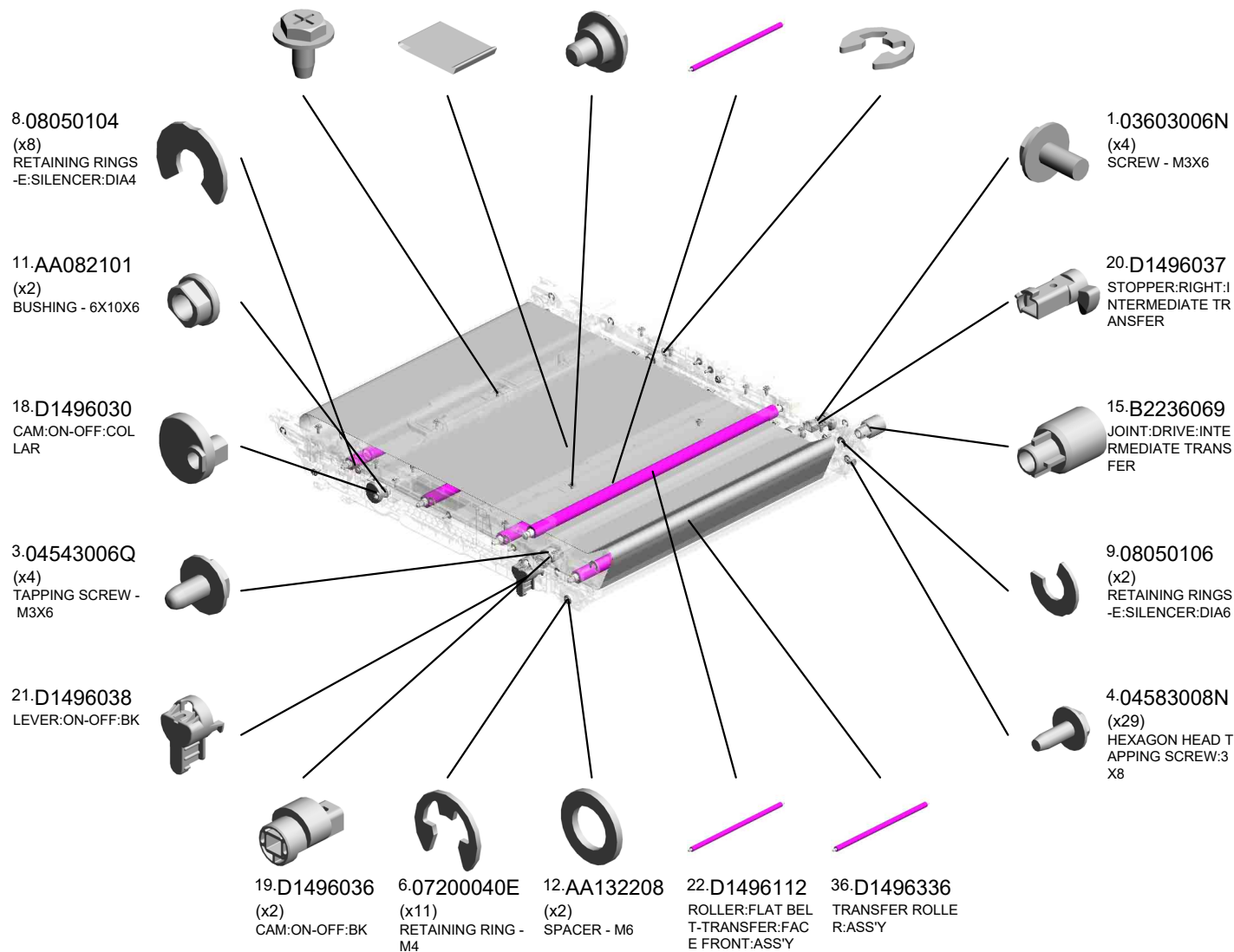
U001	U002	U003	U004	U005	U006	U007	U008	U009	U010	U011	U012	U013	U014	U015	U016	U017	U018	U019	U020
------	------	------	------	------	------	------	------	------	------	------	------	------	------	------	------	------	------	------	------

U009\_S001  
TRANSFER UNIT:INTERMEDIATE TRANSFER:ASS'Y

- 2.04513006N (x2) TAPPING SCREW - 3X6
- 39.D2416097 FLAT BELT-TRANSFER:INTERMEDIATE TRANSFER:TT
- 17.D1441085 (x2) STEPPED SCREW: M3
- 45.D0BQ6060 (x3) TRANSFER ROLLER:FC:ASS'Y 201904-03 O/O
- 5.07200030E RETAINING RING - M3



**43.D2416003**  
**[A]**  
TRANSFER UNIT:INTERMEDIATE TRANSFER:ASS'Y  
201902-08 O/O



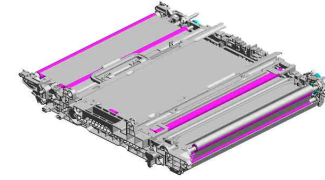
U001	U002	U003	U004	U005	U006	U007	U008	U009	U010	U011	U012	U013	U014	U015	U016	U017	U018	U019	U020
------	------	------	------	------	------	------	------	------	------	------	------	------	------	------	------	------	------	------	------

U009\_S001  
TRANSFER UNIT:INTERMEDIATE TRANSFER:ASS'Y

46.D1496133  
VIBRATING PLATE:  
FRONT:PEEN  
201911-03



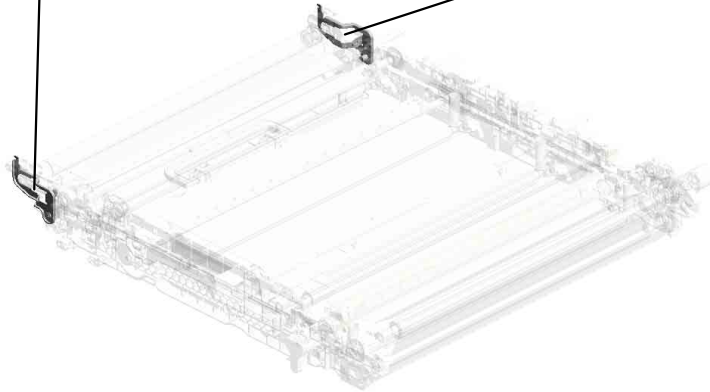
47.D1496136  
VIBRATING PLATE:  
REAR:PEEN  
201911-04



43.D2416003  
[A]  
TRANSFER UNIT:IN  
TERMEDIATE TRA  
NSFER:ASS'Y  
201902-08 O/O




D2416001  
[A]  
TRANSFER UNIT:IN  
TERMEDIATE TRA  
NSFER:ASS'Y  
201902-08 O/O



U001	U002	U003	U004	U005	U006	U007	U008	U009	U010	U011	U012	U013	U014	U015	U016	U017	U018	U019	U020
------	------	------	------	------	------	------	------	------	------	------	------	------	------	------	------	------	------	------	------

TONER OUTLET UNIT:BELT CLEANING:ASS'Y

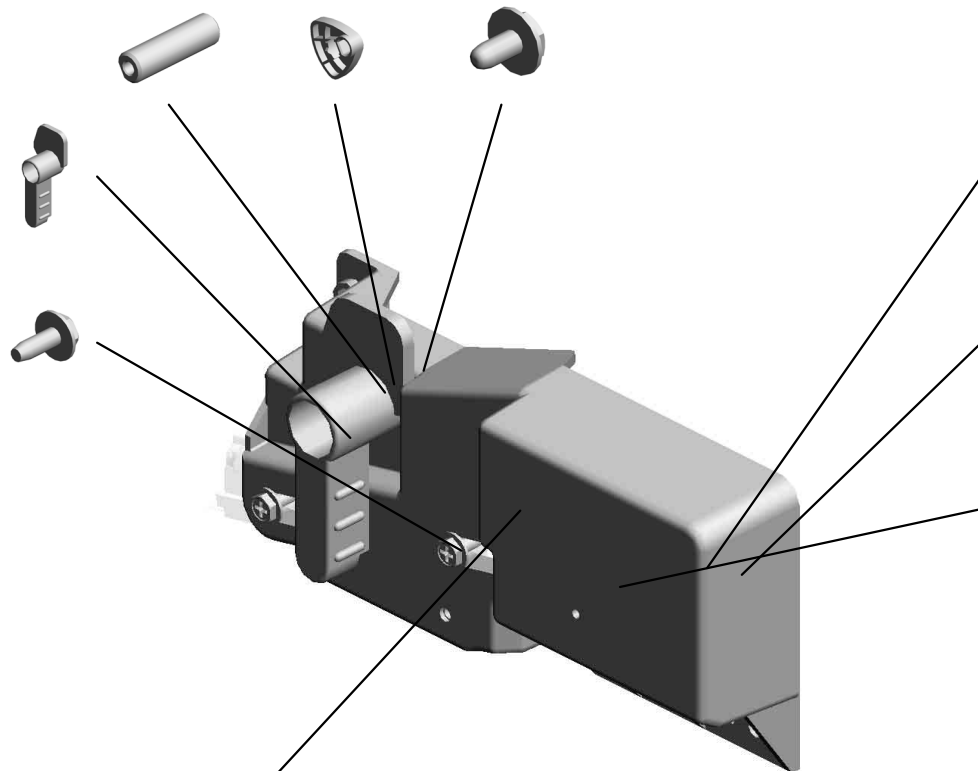
28.D1496194 SHAFT:LEVER:DISCHARGE USED TONER  
 29.D1496195 CAM:DISCHARGE USED TONER  
 3.04543006Q (x2) TAPPING SCREW - M3X6



37.D1496370 TONER OUTLET UNIT:BELT CLEANING:ASS'Y

27.D1496192 LEVER:DISCHARGE USED TONER

4.04583008N (x2) HEXAGON HEAD TAPPING SCREW:3X8



11.AA082101 BUSHING - 6X10X6

7.08050103 RETAINING RINGS -E:SILENCER:DIAM3

26.D1496179 GEAR:IDLER:DISCHARGE USED TONER

25.D1496177 HOLDER:DISCHARGE USED TONER:ASS'Y

U001	U002	U003	U004	U005	U006	U007	U008	U009	U010	U011	U012	U013	U014	U015	U016	U017	U018	U019	U020
------	------	------	------	------	------	------	------	------	------	------	------	------	------	------	------	------	------	------	------

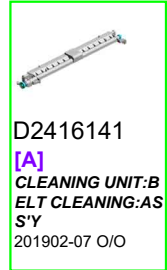
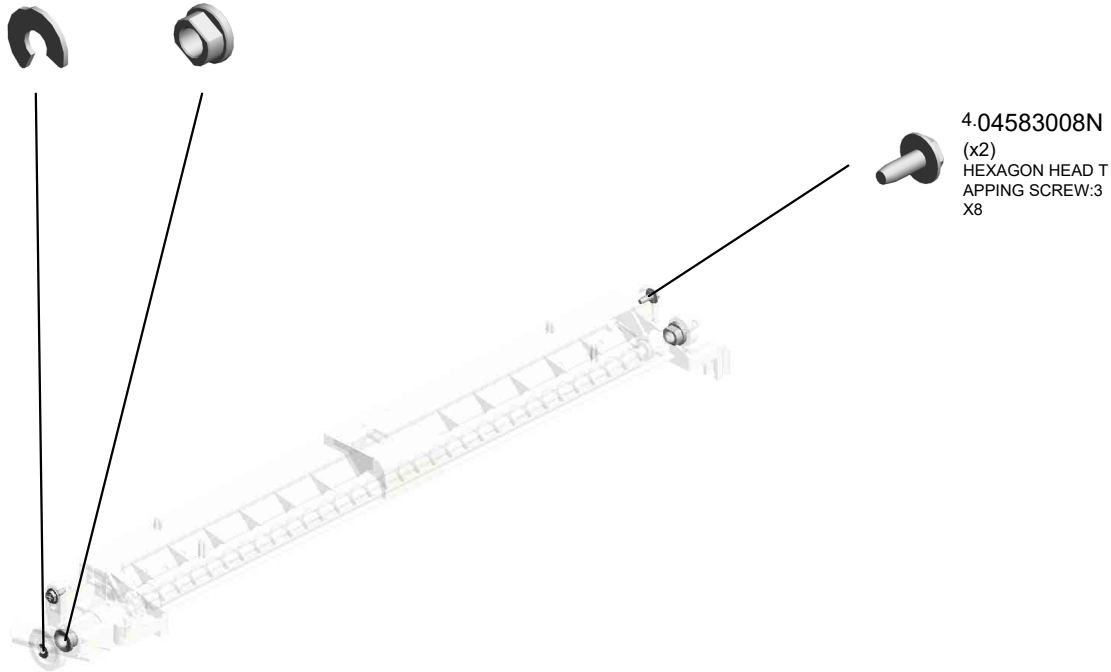
U009\_S003

CLEANING UNIT:BELT CLEANING:ASS'Y

7.08050103    11.AA082101  
RETAINING RINGS    (x2)  
-E:SILENCER:DIA3    BUSHING - 6X10X6



[A]  
CLEANING UNIT:B  
ELT CLEANING:AS  
S'Y  
201902-07 O/O

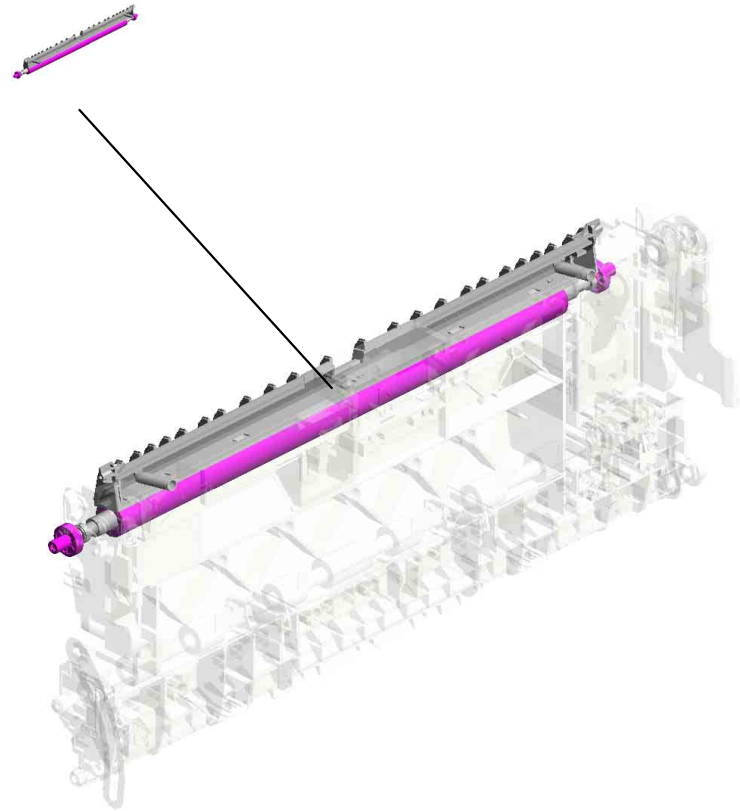


[A]  
CLEANING UNIT:B  
ELT CLEANING:AS  
S'Y  
201902-07 O/O

U001	U002	U003	U004	U005	U006	U007	U008	U009	U010	U011	U012	U013	U014	U015	U016	U017	U018	U019	U020
------	------	------	------	------	------	------	------	------	------	------	------	------	------	------	------	------	------	------	------

# U010.SEPARATION/TRANSPORT

U010 S001  
D2416212  
TRANSFER ROLLER:SECON  
D:ASSY

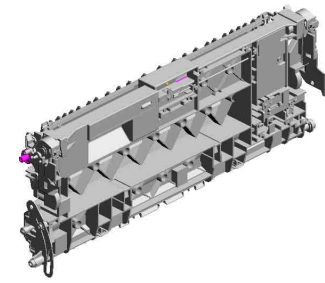


U001	U002	U003	U004	U005	U006	U007	U008	U009	U010	U011	U012	U013	U014	U015	U016	U017	U018	U019	U020
------	------	------	------	------	------	------	------	------	------	------	------	------	------	------	------	------	------	------	------



# U010 SEPARATION/TRANSPORT

- 2.04543008Q (x2) TAPPING SCREW: 3X8
- 20.D1492586 GUIDE:REGISTRATION:FRONT RIGHT
- 17.D1492582 GUIDE PLATE:REGISTRATION:FRONT RIGHT
- 14.AW010200 PAPER FEED SENSOR:FUSING EXIT
- 6.07200060E (x2) RETAINING RING - M6



8.54472681  
SNAP RING

5.07200040E  
(x3)  
RETAINING RING - M4

4.07200030E  
(x2)  
RETAINING RING - M3

10.AA063943  
(x2)  
COMPRESSION SPRING:GUIDE PLATE:REGISTRATION: 4N

3.04583008N  
(x8)  
HEXAGON HEAD TAPPING SCREW:3 X8

19.D1492585  
GUIDE:REGISTRATION:REAR RIGHT

1.04543006Q  
TAPPING SCREW - M3X6

11.AA080346  
(x2)  
BUSHING:FLANGE TYPE:DIA6

21.D1492990  
PLAIN SHAFT BEARING:DRIVE:REGISTRATION ROLLER

13.AB011571  
GEAR:Z19:DRIVE:REGISTRATION

16.D1185170  
PCB:DIODE

18.D1492584  
(x2)  
COLLAR:SHAFT:REGISTRATION ROLLER

9.AA063942  
COMPRESSION SPRING:REGISTRATION:DRIVE

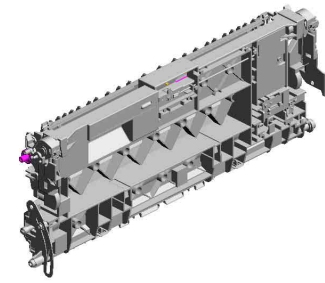
7.52152621  
SNAP RING - M6

12.AA082144  
BUSHING - 8X12X7

U001	U002	U003	U004	U005	U006	U007	U008	U009	U010	U011	U012	U013	U014	U015	U016	U017	U018	U019	U020
------	------	------	------	------	------	------	------	------	------	------	------	------	------	------	------	------	------	------	------

# U010 SEPARATION/TRANSPORT

- 23.D1496226 LEVER:TRANSFER /SEPARATION UNIT:FRONT
- 34.D1496254 DECAL:GRIP:B:LOWER
- 39.D2026255 DECAL:GRIP:B
- 33.D1496248 CAP:LED
- 22.D1494662 DIFFUSION PLATE:LED



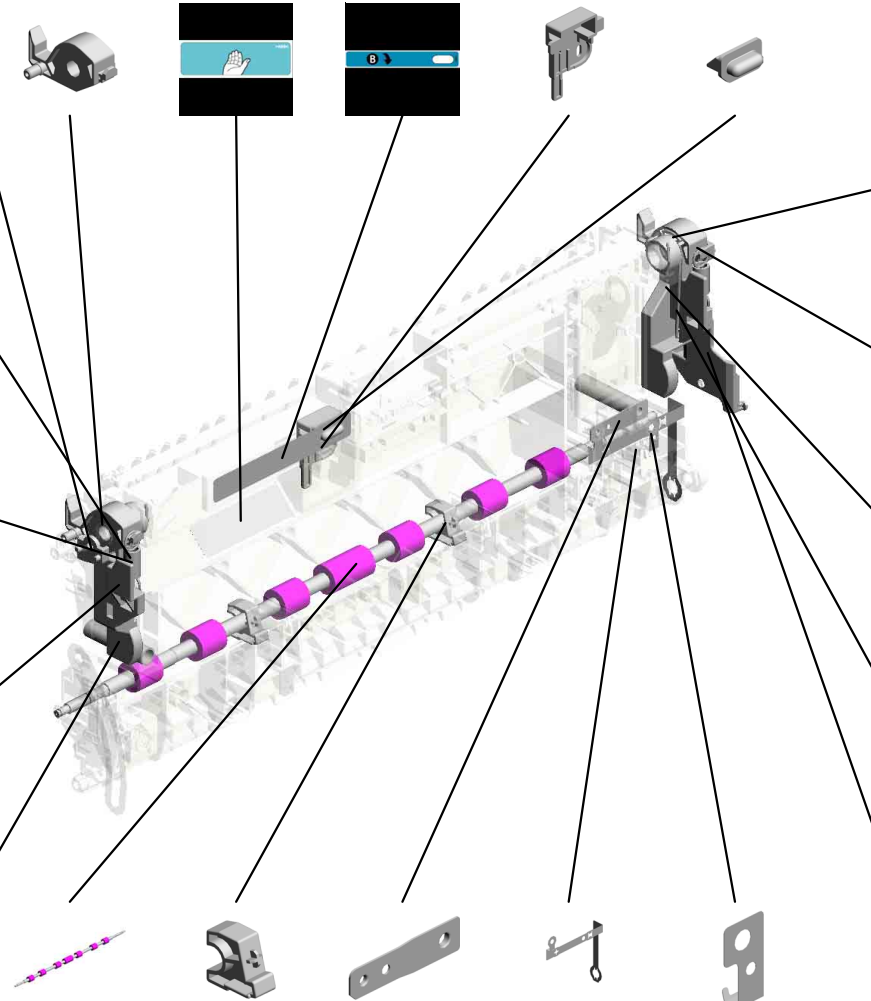
- 36.D1496290 GUIDE:SET:TRANSFER/SEPARATION UNIT:FRONT

- 25.D1496228 TORSION SPRING:LEVER:SET:FRONT

- 26.D1496229 (x2) TENSION SPRING:LEVER:SET

- 24.D1496227 LEVER:SET:FRONT

- 30.D1496242 (x2) COMPRESSION SPRING:PRESSURE:TRANSFER ROLLER



- 27.D1496231 LEVER:TRANSFER /SEPARATION UNIT:REAR

- 37.D1496291 GUIDE:SET:TRANSFER/SEPARATION UNIT:REAR

- 29.D1496233 TORSION SPRING:LEVER:SET:REAR

- 28.D1496232 LEVER:SET:REAR

- 38.D1496295 COVER:HARNESSTransfer/SEPARATION UNIT

- 40.D2412583 REGISTRATION ROLLER:DRIVE
- 41.D2412991 (x2) PLAIN SHAFT BEARING:INNER:DRIVE:REGISTRATION ROLLER
- 31.D1496243 RECEIVE PLATE:COMPRESSION SPRING:TRANSFER ROLLER
- 32.D1496245 GROUND PLATE:TRANSFER/SEPARATION UNIT
- 35.D1496257 GROUND PLATE:REGISTRATION ROLLER

U001	U002	U003	U004	U005	U006	U007	U008	U009	U010	U011	U012	U013	U014	U015	U016	U017	U018	U019	U020
------	------	------	------	------	------	------	------	------	------	------	------	------	------	------	------	------	------	------	------

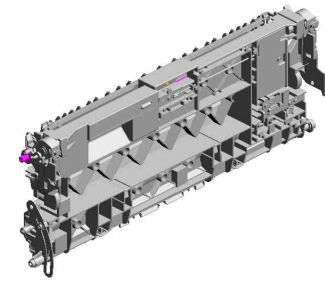
# U010 SEPARATION/TRANSPORT

45.D2416240  
LEVER:PRESSURE  
:TRANSFER ROLL  
ER:FRONT:DIA19.5

52.D2416290  
LED:RED

51.D2416275  
SHEET:ENTRANCE  
:TRANSFER

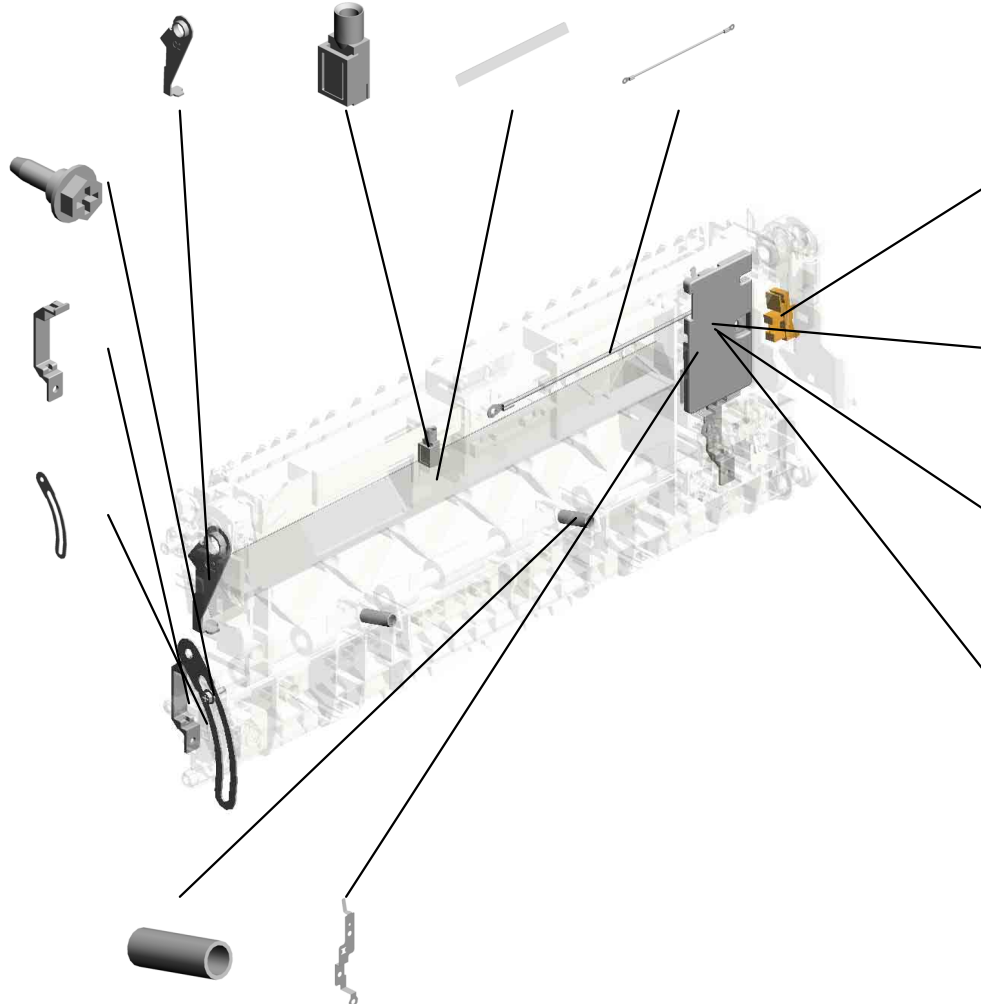
48.D2416250  
GROUND WIRE:BR  
ACKET:ENTRANCE  
SENSOR



53.GA143003  
SCREW:MM5:2.5M  
M

42.D2412993  
(x2)  
STOPPER:REGIST  
RATION ROLLER

54.M0BW6246  
LINK:TRANSFER/S  
EPARATION UNIT:  
MO



55.AW020234  
PHOTOINTERRUP  
TOR:GP1A173LCS  
5F  
201903-01 O/O

47.D2416244  
GROUND PLATE:S  
EPARATION

46.D2416241  
LEVER:PRESSURE  
:TRANSFER ROLL  
ER:REAR:DIA19.5


50.D2416258  
COVER:TRANSFE  
R/SEPARATION UN  
IT

43.D2412994  
(x2)  
COMPRESSION SP  
RING:REGISTRATI  
ON:INNER:DRIVE

49.D2416256  
GROUND PLATE:G  
UIDE:TRANSPORT

U010\_S001  
TRANSFER ROLLER:SECOND:ASS'Y

5.07200040E  
RETAINING RING -  
M4



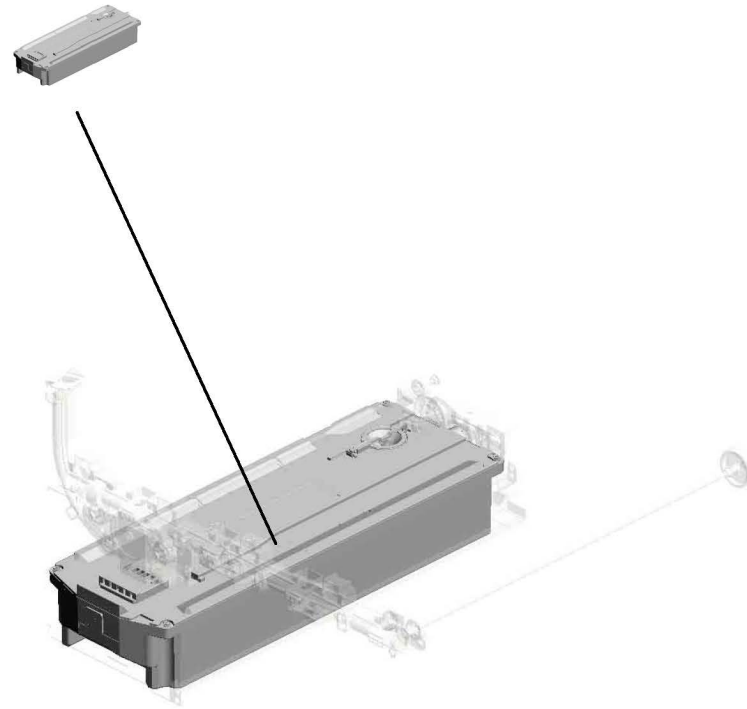
44.D2416212  
TRANSFER ROLLE  
R:SECOND:ASS'Y



U001	U002	U003	U004	U005	U006	U007	U008	U009	U010	U011	U012	U013	U014	U015	U016	U017	U018	U019	U020
------	------	------	------	------	------	------	------	------	------	------	------	------	------	------	------	------	------	------	------

# U011.USED TONER


U011\_S001  
D2426400  
COLLECTION BOTTLE:ASSY



U001	U002	U003	U004	U005	U006	U007	U008	U009	U010	U011	U012	U013	U014	U015	U016	U017	U018	U019	U020
------	------	------	------	------	------	------	------	------	------	------	------	------	------	------	------	------	------	------	------

# U011 USED TONER

- 23.D1496561 PULLEY:USED TO NER
- 21.D1496556 TENSION SPRING: BELT TENSIONER
- 11.AW020198 PHOTOINTERRUPTOR:LG2A14NL1
- 16.D1491174 GEAR:COLLECTIO N BOTTLE
- 8.08050103 (x4) RETAINING RINGS -E:SILENCER:DIA3



18.D1496553  
GEAR:IDLER:Z61



17.D1496552  
GEAR:IDLER:Z30



24.D1496562  
BRACKET:TIGHTE NER:USED TONER



2.04543008Q  
(x4)  
TAPPING SCREW: 3X8



6.07200040E  
(x7)  
RETAINING RING - M4



22.D1496557  
SYNCHRONOUS B ELT:40S3M564



19.D1496554  
GEAR:PULLEY:IDL ER:Z16



5.07200030E  
(x2)  
RETAINING RING - M3



20.D1496555  
GEAR:IDLER:Z21



1.04543006Q  
(x5)  
TAPPING SCREW - M3X6



15.D1491173  
GEAR:IDLER:TONE R BOTTLE



7.08050089  
RETAINING RING - M4



14.D1491168  
BRACKET:DRIVE:C OLLECTION BOTTL E:ASSY




6.07200040E (x 1)  
RETAINING RING - M4

3.04583008N  
(x2)  
HEXAGON HEAD T APPING SCREW:3 X8



10.AG070514  
MAGNET CATCH




13.B2236476  
(x4)  
BUSHING - DIA5



# U011 USED TONER

25.D1496571 BRACKET:PULLEY:  
IDLER:USED TONE  
R  
27.D1496575 FLANGE:IDLER:US  
ED TONER  
35.D2426511 PIPE:ASSY  
31.D1496586 SHAFT:DRIVE:USE  
D TONER:LEFT



32.D1496587  
GEAR:USED TONE  
R:LEFT



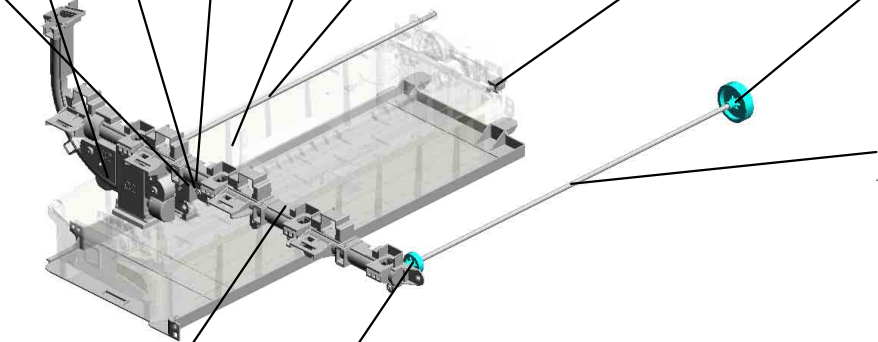
26.D1496574  
GEAR:PULLEY:IDL  
ER:Z18



36.AW500049  
PUSH SWITCH:SW  
1AG-550  
201811-01 O/O



30.D1496583  
GEAR:USED TONE  
R:INPUT



28.D1496581  
SHAFT:DRIVE:USE  
D TONER:RIGHT



33.D1496592  
RAIL:COLLECTION  
BOTTLE




29.D1496582  
GEAR:USED TONE  
R:RIGHT




U011\_S001  
COLLECTION BOTTLE:ASS'Y

4.04583010N 9.AA080346  
(x5) (x2)  
HEXAGON HEAD TAPPING SCREW:3 X10 BUSHING:FLANGE TYPE:DIA6



34.D2426400  
COLLECTION BOT  
TLE:ASS'Y

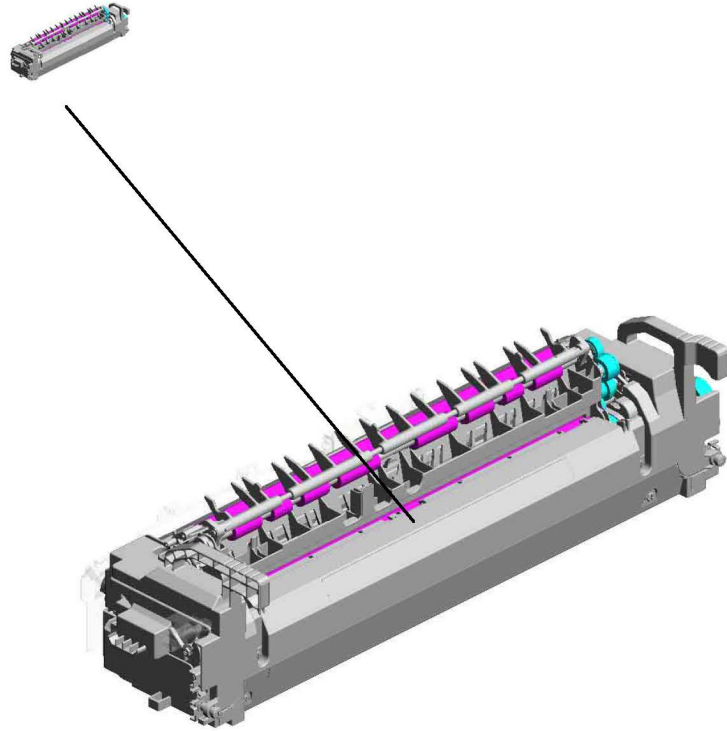


U001	U002	U003	U004	U005	U006	U007	U008	U009	U010	U011	U012	U013	U014	U015	U016	U017	U018	U019	U020
------	------	------	------	------	------	------	------	------	------	------	------	------	------	------	------	------	------	------	------



# U012.FUSING


U012\_S001  
D2424056  
(EU):FUSING UNIT:220/240V



U001	U002	U003	U004	U005	U006	U007	U008	U009	U010	U011	U012	U013	U014	U015	U016	U017	U018	U019	U020
------	------	------	------	------	------	------	------	------	------	------	------	------	------	------	------	------	------	------	------

# U012\_S001.(EU):FUSING UNIT:220/240V

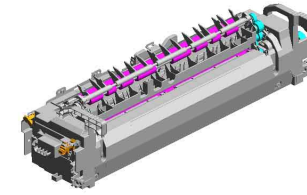
U012 S001 S001  
D2424042  
(EU);SLEEVE:FUSING:220/24  
0V



U001	U002	U003	U004	U005	U006	U007	U008	U009	U010	U011	U012	U013	U014	U015	U016	U017	U018	U019	U020
------	------	------	------	------	------	------	------	------	------	------	------	------	------	------	------	------	------	------	------

# U012 FUSING

2.03603006N (x4) SCREW - M3X6  
 14.11050692 CLAMP:LES-0503  
 18.11050759 CLAMP:LWSM-060 5A  
 3.04543006Q (x8) TAPPING SCREW - M3X6  
 16.11050723 (x2) CLAMPS:WES-050 7



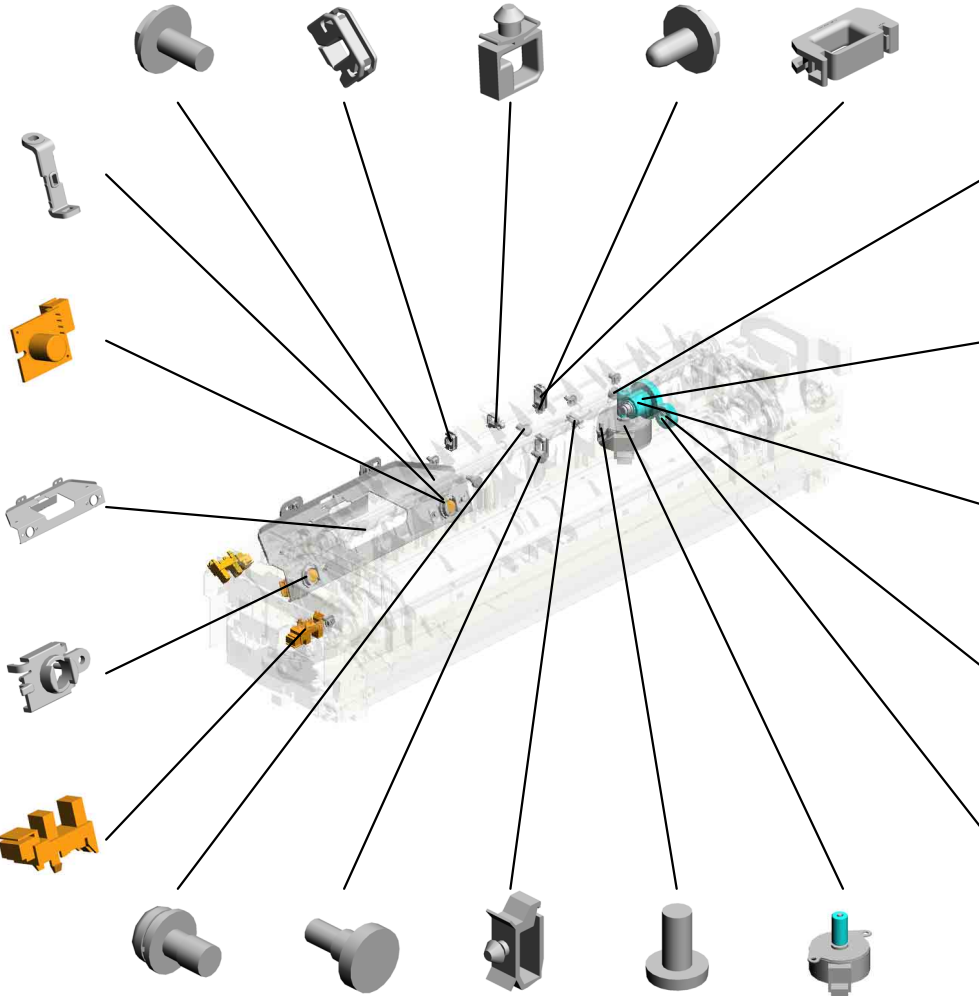
86.D2414367 (x2) STOPPER:THERMOPILE

47.AW100183 (x2) THERMOPILE

85.D2414366 BRACKET:THERMOPILE

84.D2414365 (x2) HOLDER:THERMOPILE

43.AW020190 (x2) PHOTOINTERRUPTOR



19.AA061207 TENSION SPRING: BRACKET:IDLER

31.AB012102 GEAR:IDLER:WORKING GEAR

29.AA148871 SHAFT:GEAR:IDLER: WORM GEAR

32.AB012104 GEAR:IDLER:LIGHT SHIELDING PLATE

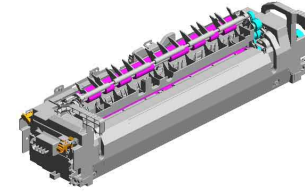
7.07200040E (x2) RETAINING RING - M4

13.09574008N SCREW:SMALL ROUND/SPRING:M4X8  
 28.AA143219 (x2) STEPPED SCREW  
 17.11050758 CLAMP:LWSM-030 6A  
 1.03530060N (x2) BIND SCREW - M3 X6  
 90.D2424382 DC STEPPER MOTOR:ASSY

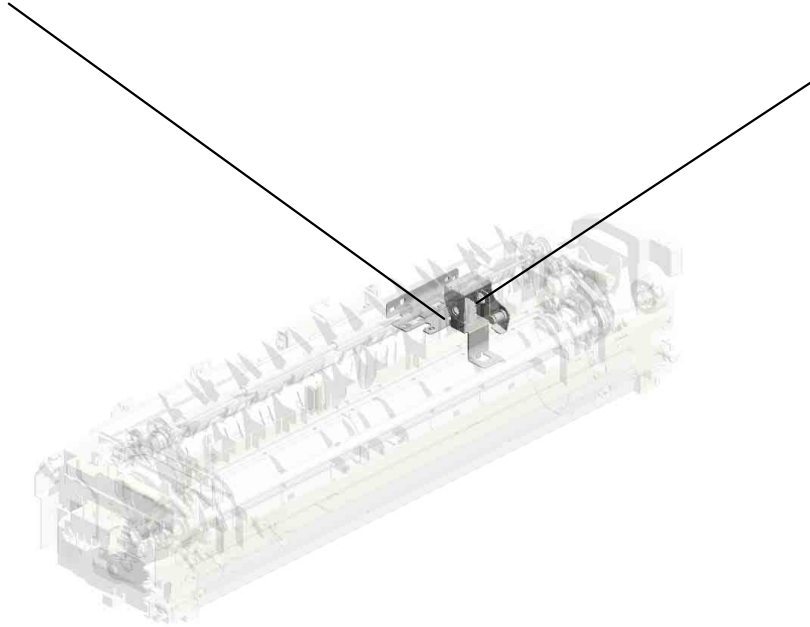
U001	U002	U003	U004	U005	U006	U007	U008	U009	U010	U011	U012	U013	U014	U015	U016	U017	U018	U019	U020
------	------	------	------	------	------	------	------	------	------	------	------	------	------	------	------	------	------	------	------

# U012 FUSING

92.D2424386  
BRACKET:DC STE  
PPER MOTOR



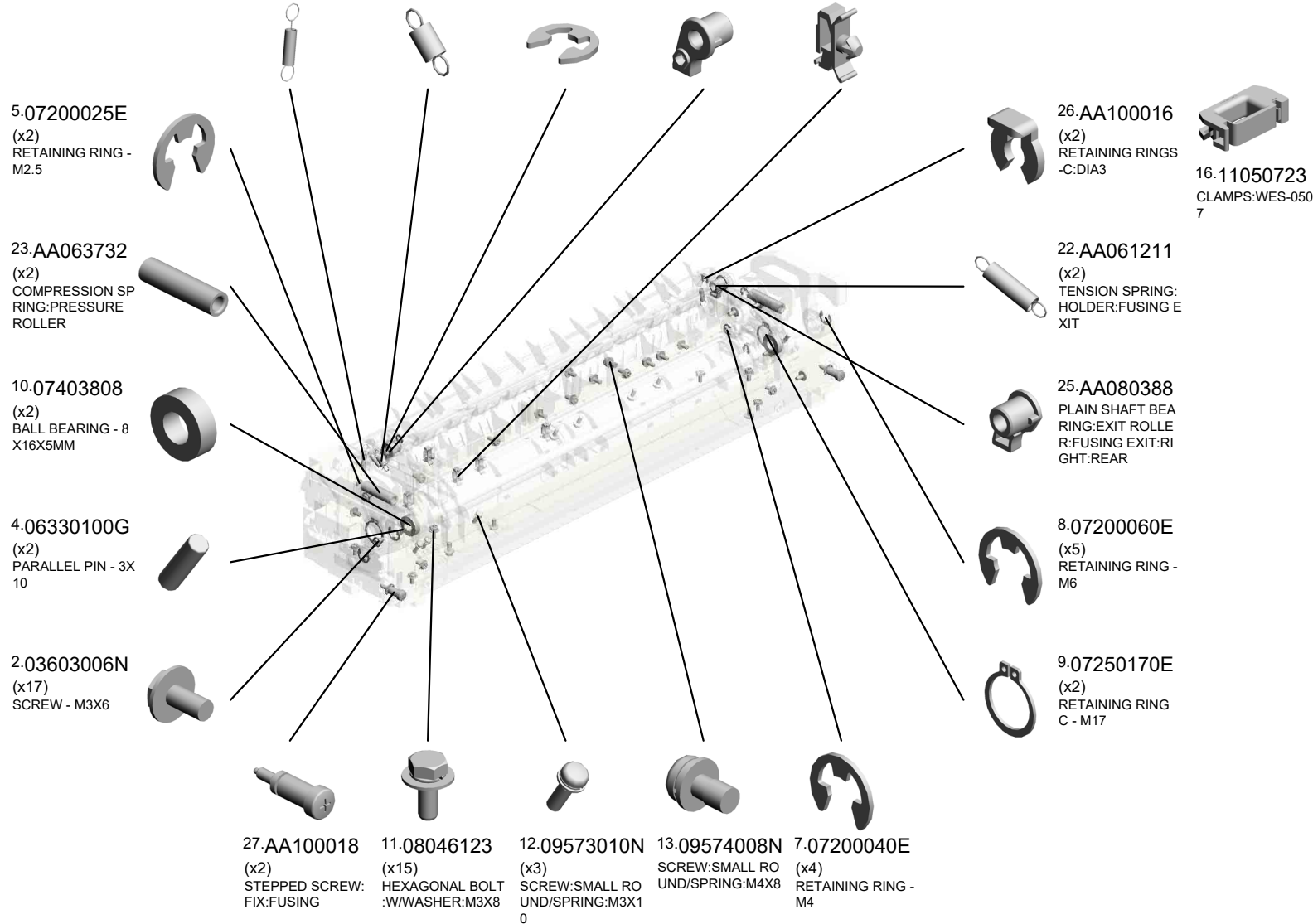
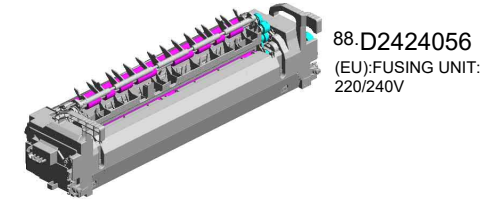
91.D2424383  
BRACKET:IDLER:D  
C STEPPER MOTO  
R



U001	U002	U003	U004	U005	U006	U007	U008	U009	U010	U011	U012	U013	U014	U015	U016	U017	U018	U019	U020
------	------	------	------	------	------	------	------	------	------	------	------	------	------	------	------	------	------	------	------

U012\_S001  
(EU):FUSING UNIT:220/240V

- 20.AA061208 (x2) TENSION SPRING: STRIPPER PLATE
- 21.AA061209 TENSION SPRING: GATE PAWL
- 6.07200030E (x3) RETAINING RING - M3
- 24.AA080387 PLAIN SHAFT BEARING:EXIT ROLLER:FUSING EXIT:RIGHT:FRONT
- 15.11050713 (x5) CLAMP:LWSM-030 6H GRAY



U001	U002	U003	U004	U005	U006	U007	U008	U009	U010	U011	U012	U013	U014	U015	U016	U017	U018	U019	U020
------	------	------	------	------	------	------	------	------	------	------	------	------	------	------	------	------	------	------	------

U012\_S001  
(EU):FUSING UNIT:220/240V

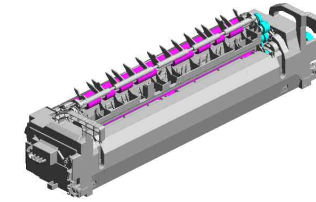
44.AW100180  
NON-CONTACT TYP  
PE THERMISTOR:F  
USING

48.AW110111  
THERMOSTAT:MI  
DLE

41.AE020261  
[A]  
PRESSURE ROLLE  
R:DIA32  
201911-08 O/O

49.AW110112  
THERMOSTAT:RE  
AR

36.AB012110  
GEAR:EXIT ROLLE  
R:FUSING EXIT:RI  
GHT



88.D2424056  
(EU):FUSING UNIT:  
220/240V

46.AW100182  
THERMISTOR:PRE  
SSURE:MIDDLE



42.AE030074  
(x2)  
BALL BEARING:DI  
A17XDIA26X5



53.D1494207  
(x2)  
PLATE:CAM



51.D1494202  
ENCODER:ON-OFF  
:PRESSURE ROLL  
ER



45.AW100181  
THERMISTOR:PRE  
SSURE:FRONT



50.D1124264  
DECAL:WARNING (H  
IGH TEMPERATU  
RE):FUSING



35.AB012109  
GEAR:IDLER:EXIT:  
FUSING EXIT:3



37.AB012111  
GEAR:PRESSURE  
ROLLER:EXIT



38.AB012116  
GEAR:DRIVE:FUSI  
NG UNIT



40.AB012120  
GEAR:IDLER:PRES  
SURE ROLLER



33.AB012107  
GEAR:IDLER:EXIT:  
FUSING EXIT:1



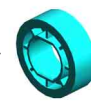
34.AB012108  
GEAR:IDLER:EXIT:  
FUSING EXIT:2



30.AB012099  
GEAR:ON-OFF:PR  
ESSURE ROLLER

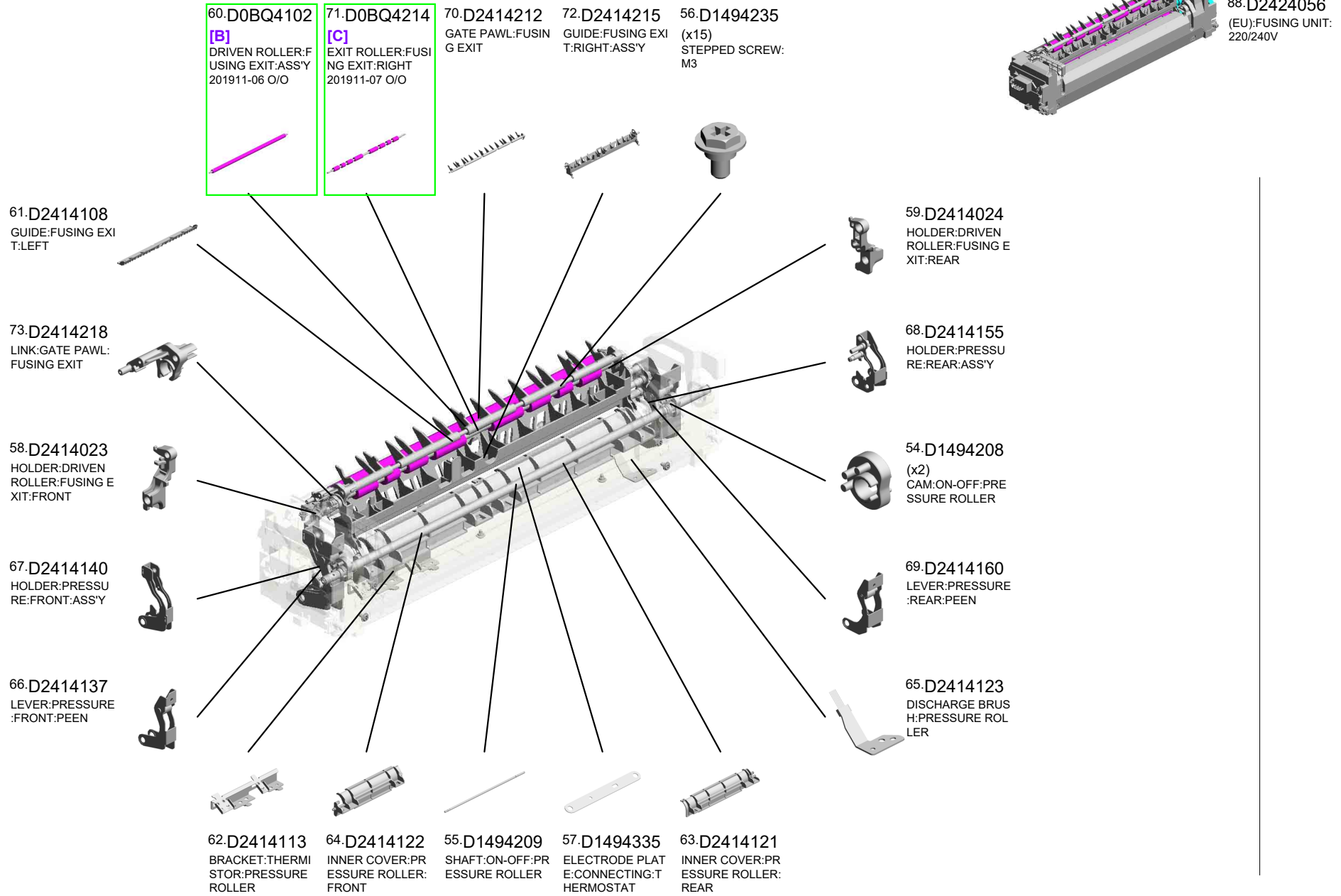


52.D1494205  
(x2)  
BRAKE:CAM



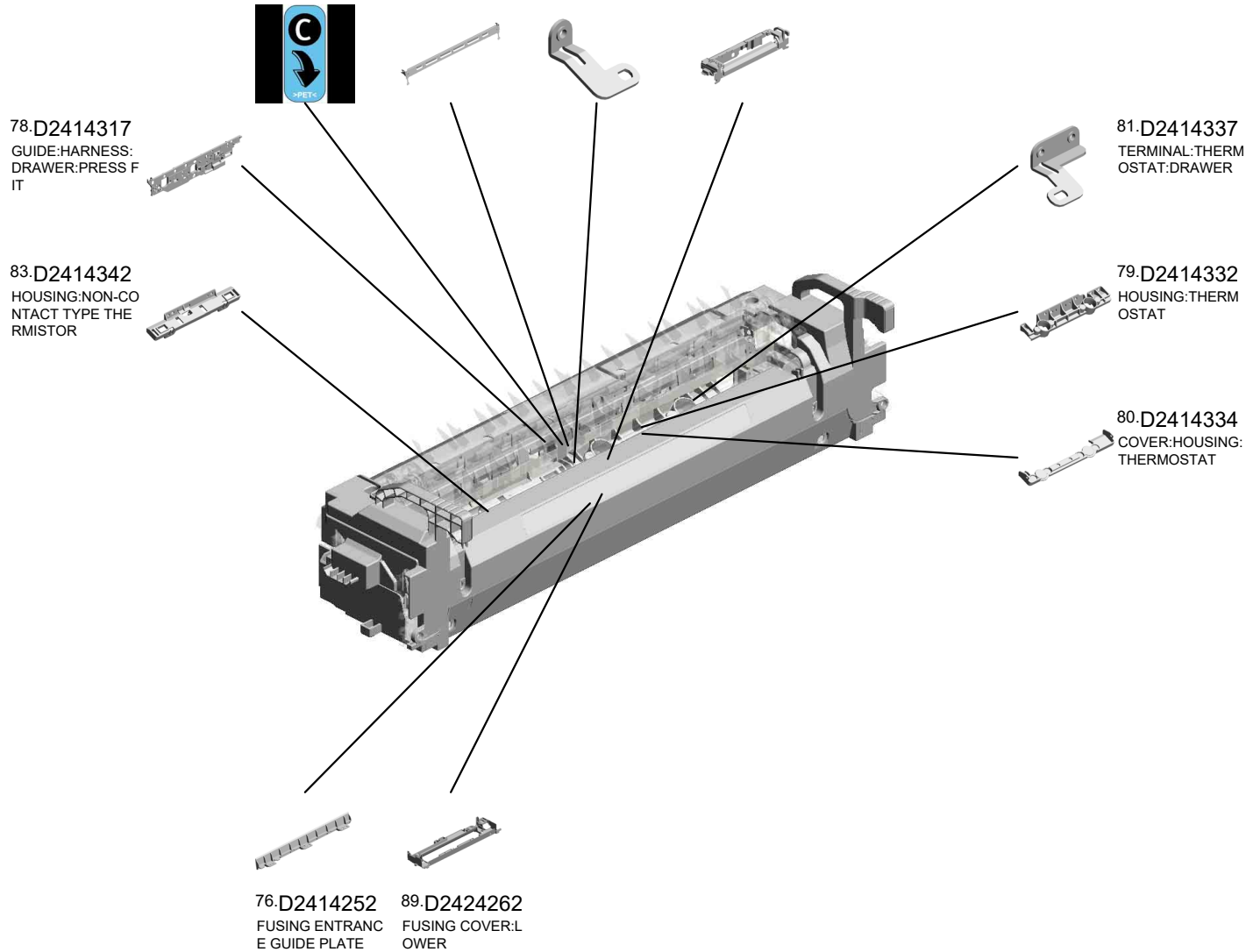
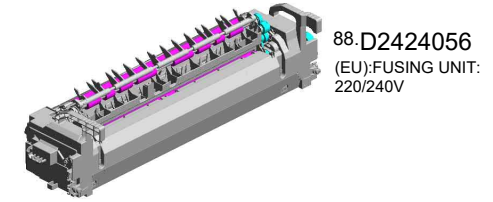
39.AB012119  
GEAR:PRESSURE  
ROLLER

U012\_S001  
(EU):FUSING UNIT:220/240V



U012\_S001  
(EU):FUSING UNIT:220/240V

- 74.D2414219 DECAL:C:GUIDE PLATE:FUSING EXIT
- 75.D2414221 STRIPPER PLATE:FUSING EXIT:ASS'Y
- 82.D2414338 TERMINAL:THERMOSTAT:HEATER
- 77.D2414261 FUSING COVER:UPPER



**AE020238**  
**[A]**  
**PRESSURE ROLLER: DIA32**  
201911-08 O/O


**D2414102**  
**[B]**  
**DRIVEN ROLLER: FUSING EXIT: ASS'Y**  
201911-06 O/O

**D2414214**  
**[C]**  
**EXIT ROLLER: FUSING EXIT: RIGHT**  
201911-07 O/O



U012\_S001\_S001  
(EU):SLEEVE:FUSING:220/240V


2.03603006N 11.08046123  
(x7) (x3)  
SCREW - M3X6 HEXAGONAL BOLT  
:WASHER:M3X8



U001	U002	U003	U004	U005	U006	U007	U008	U009	U010	U011	U012	U013	U014	U015	U016	U017	U018	U019	U020
------	------	------	------	------	------	------	------	------	------	------	------	------	------	------	------	------	------	------	------

# U013.PAPER EXIT

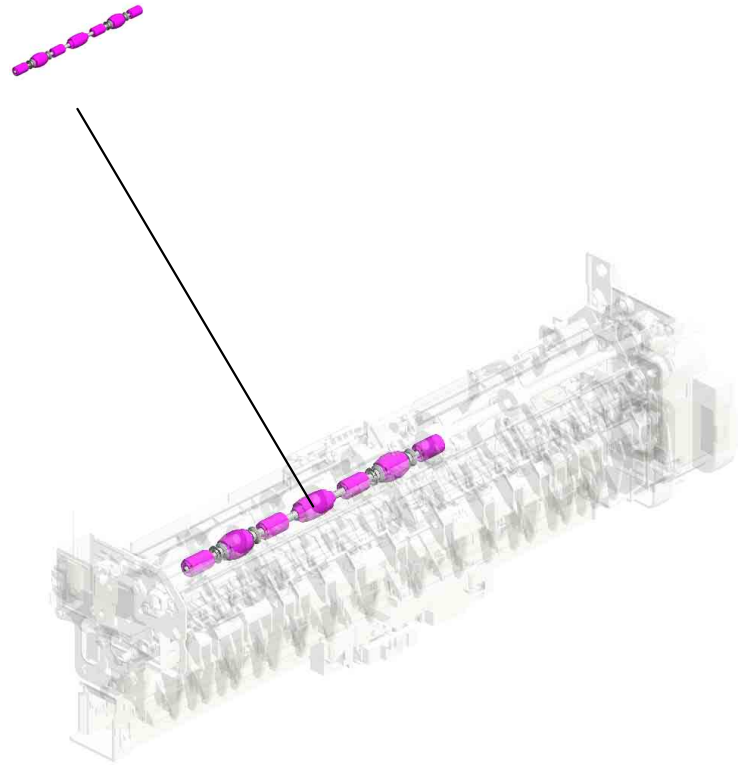
U013\_S001  
D2414406  
PAPER EXIT UNIT:ASSY



U001	U002	U003	U004	U005	U006	U007	U008	U009	U010	U011	U012	U013	U014	U015	U016	U017	U018	U019	U020
------	------	------	------	------	------	------	------	------	------	------	------	------	------	------	------	------	------	------	------

# U013\_S001.PAPER EXIT UNIT:ASS'Y


U013 S001 S001  
D2414950  
ROLLER:EXIT:PRESSURE:2T  
YPE:ASS'Y



U001	U002	U003	U004	U005	U006	U007	U008	U009	U010	U011	U012	U013	U014	U015	U016	U017	U018	U019	U020
------	------	------	------	------	------	------	------	------	------	------	------	------	------	------	------	------	------	------	------

# U013 PAPER EXIT

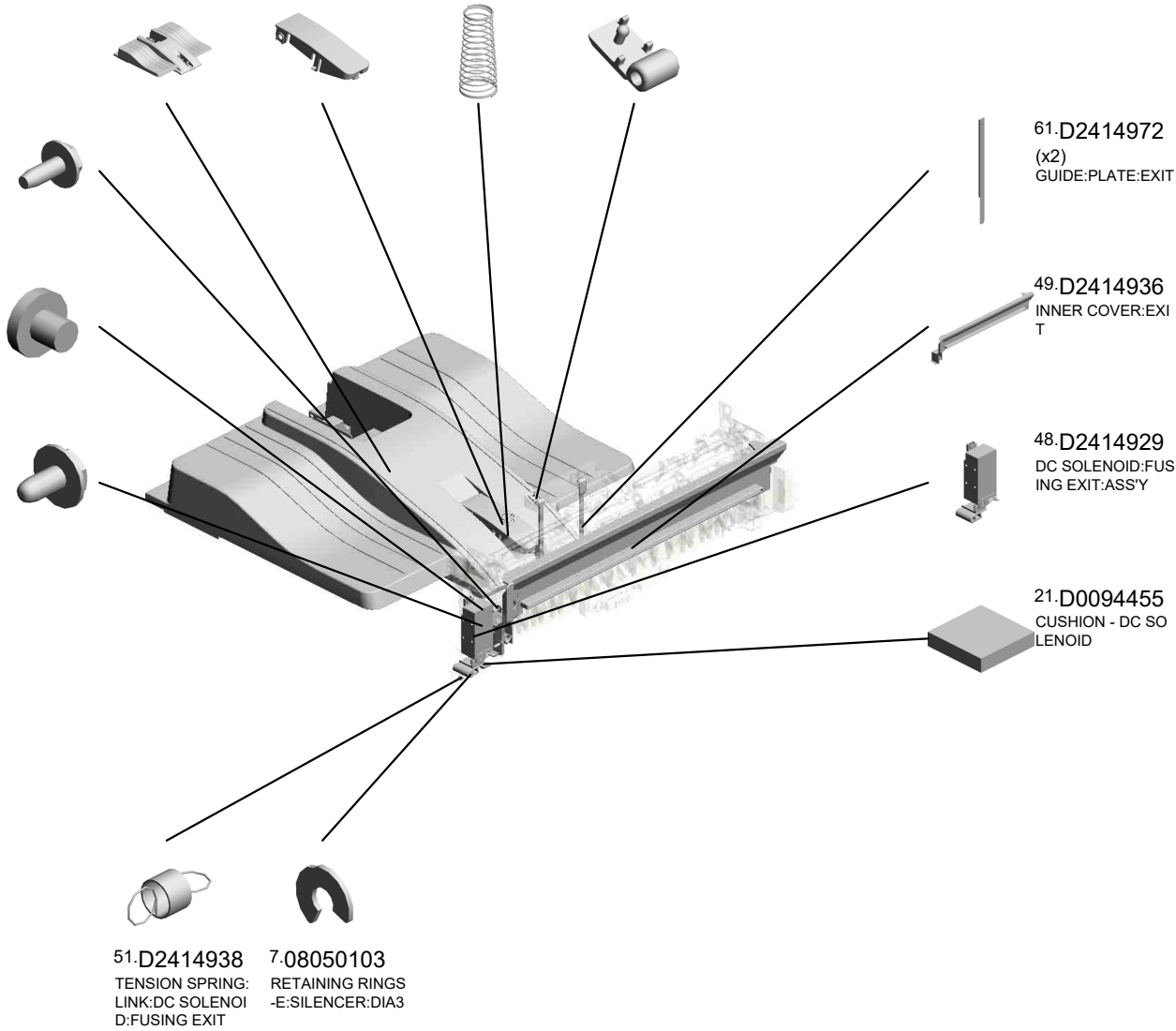
68.M0AJ4497 TRAY:EXIT  
 46.D2414494 TRAY:AUXILIARY:EXIT  
 47.D2414499 COMPRESSION SPRING:BASE:TRAY:EXIT  
 60.D2414971 (x2) LINK:PLATE:EXIT



4.04583008N  
 (x3) HEXAGON HEAD TAPPING SCREW:3X8


1.03530030N  
 (x2) SCREW:M3X3

3.04543006Q  
 (x3) TAPPING SCREW - M3X6



U001	U002	U003	U004	U005	U006	U007	U008	U009	U010	U011	U012	<b>U013</b>	U014	U015	U016	U017	U018	U019	U020
------	------	------	------	------	------	------	------	------	------	------	------	-------------	------	------	------	------	------	------	------

U013\_S001  
PAPER EXIT UNIT:ASS'Y



38.D2414406  
[A]  
PAPER EXIT UNIT:  
ASS'Y  
201909-03 O/O

7.08050103 (x13) RETAINING RINGS -E:SILENCER:DIA3  
11.11050759 CLAMP:LWSM-060 5A  
14.AA080252 (x2) BUSHING - M4  
20.D0094407 FEELER - OVERFLOW  
23.D0394927 (x2) COMPRESSION SPRING:PRESSURE:REVERSE:DRIVEN

9.11050692 (x3) CLAMP:LES-0503

1.03530030N (x3) SCREW:M3X3

8.08050104 RETAINING RINGS -E:SILENCER:DIA4

21.D0094455 CUSHION - DC SOLENOID

2.04513006N (x6) TAPPING SCREW - M3X6

18.AW010147 PHOTO REFLECTION SENSOR

17.AF040571 (x11) GUIDE ROLLER

5.04583010N (x8) HEXAGON HEAD TAPPING SCREW:M3X10

22.D0394925 (x4) ROLLER:REVERSE:DRIVEN

12.A2324666 CUSHION - STEPPER MOTOR

15.AA082170 (x4) PLAIN SHAFT BEARING:RING:DIA4XDIA8X5:EG-1

3.04543006Q (x13) TAPPING SCREW - M3X6

10.11050758 (x7) CLAMP:LWSM-030 6A


16.AA082173 (x2) PLAIN SHAFT BEARING:RING:6X10X6

13.AA043339 TIMING BELT:PAPER EXIT:40S2M122

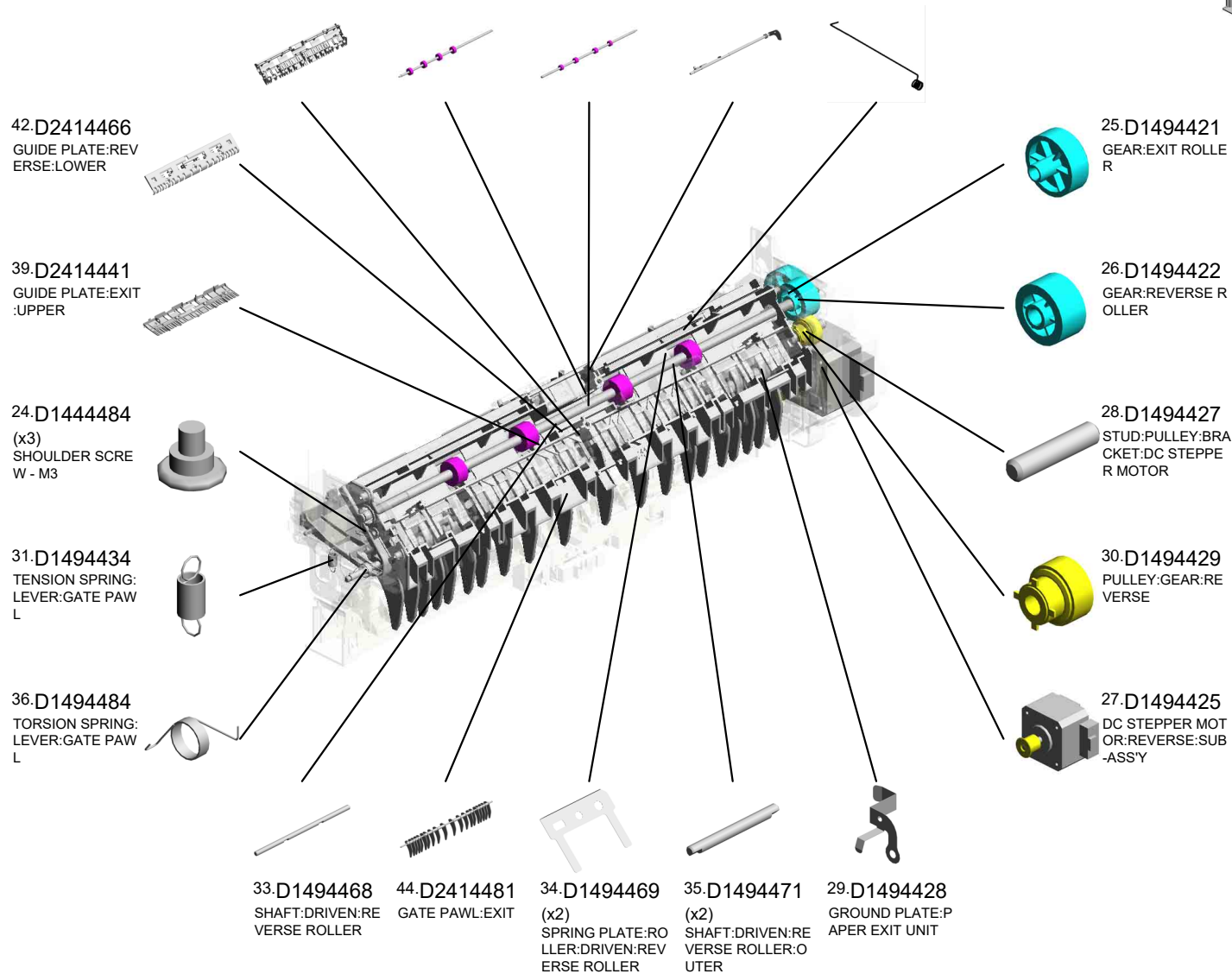
U001	U002	U003	U004	U005	U006	U007	U008	U009	U010	U011	U012	U013	U014	U015	U016	U017	U018	U019	U020
------	------	------	------	------	------	------	------	------	------	------	------	------	------	------	------	------	------	------	------

U013\_S001  
PAPER EXIT UNIT:ASS'Y

- 41.D2414461 GUIDE PLATE:REV ERSE:UPPER
- 43.D2414476 EXIT ROLLER
- 37.D2024477 REVERSE ROLLER
- 40.D2414448 SHAFT:FEELER:OV ERFLOW
- 32.D1494463 GROUND WIRE:SE NSOR:REVERSE

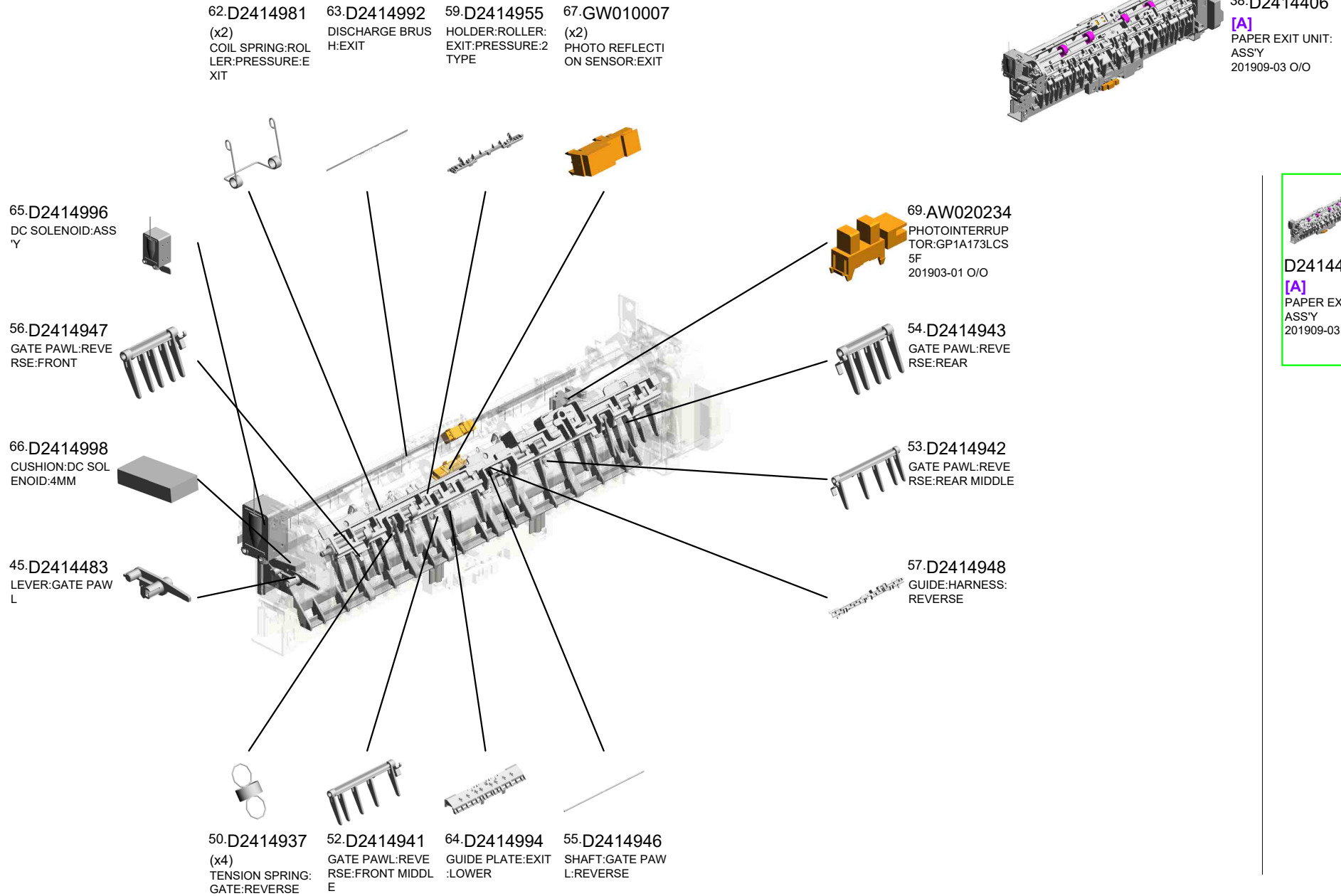


38.D2414406  
[A]  
PAPER EXIT UNIT:  
ASS'Y  
201909-03 O/O



U001	U002	U003	U004	U005	U006	U007	U008	U009	U010	U011	U012	U013	U014	U015	U016	U017	U018	U019	U020
------	------	------	------	------	------	------	------	------	------	------	------	------	------	------	------	------	------	------	------

U013\_S001  
PAPER EXIT UNIT:ASS'Y





U001	U002	U003	U004	U005	U006	U007	U008	U009	U010	U011	U012	U013	U014	U015	U016	U017	U018	U019	U020
------	------	------	------	------	------	------	------	------	------	------	------	------	------	------	------	------	------	------	------

U013\_S001\_S001

ROLLER:EXIT:PRESSURE:2TYPE:ASS'Y

6.07200020G  
(x4)  
RETAINING RING -  
M2



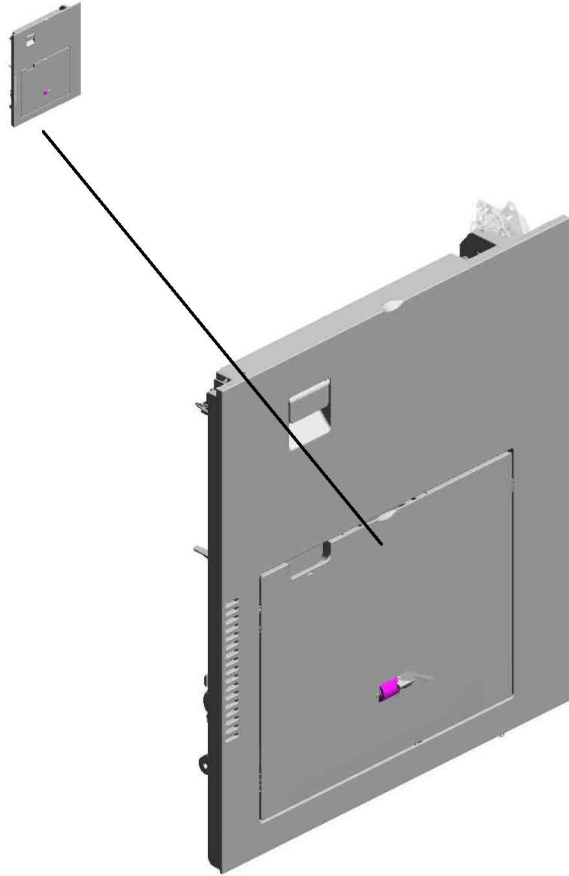
58.D2414950  
ROLLER:EXIT:PRE  
SSURE:2TYPE:ASS  
'Y

U001	U002	U003	U004	U005	U006	U007	U008	U009	U010	U011	U012	U013	U014	U015	U016	U017	U018	U019	U020
------	------	------	------	------	------	------	------	------	------	------	------	------	------	------	------	------	------	------	------



# U014.DUPLEX

U014\_S001  
D0BH4517  
DUPLEX UNIT:ASSY



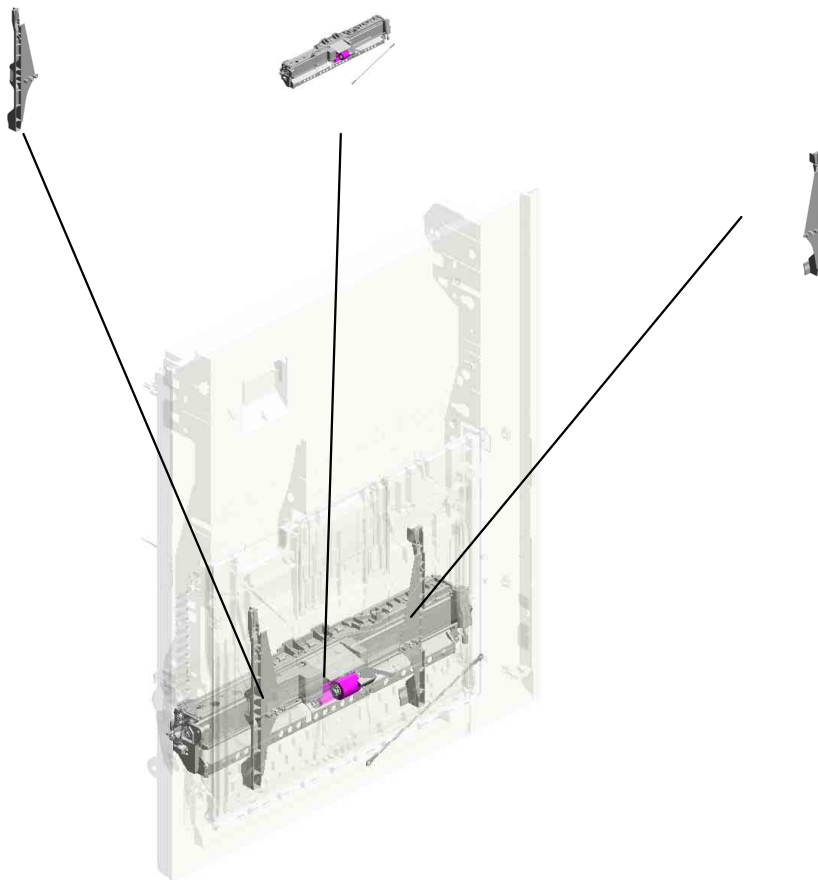
U001	U002	U003	U004	U005	U006	U007	U008	U009	U010	U011	U012	U013	U014	U015	U016	U017	U018	U019	U020
------	------	------	------	------	------	------	------	------	------	------	------	------	------	------	------	------	------	------	------

# U014\_S001.DUPLEX UNIT:ASS'Y

U014 S001 S001  
D2412690  
SIDE FENCE:FRONT:ASS'Y

U014 S001 S003  
D0BQ2600  
MANUAL FEED UNIT:ASS'Y

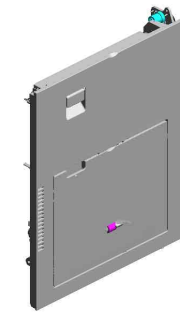
U014 S001 S002  
D2412691  
SIDE FENCE:REAR:ASS'Y



U001	U002	U003	U004	U005	U006	U007	U008	U009	U010	U011	U012	U013	U014	U015	U016	U017	U018	U019	U020
------	------	------	------	------	------	------	------	------	------	------	------	------	------	------	------	------	------	------	------

# U014 DUPLEX

4.04543006Q (x3) TAPPING SCREW - M3X6  
 173.D2414755 GEAR:OUTPUT:DU PLEX:ENTRANCE  
 2.03603006N SCREW - M3X6  
 6.04583008N (x3) HEXAGON HEAD TAPPING SCREW:3 X8



174.D2414757 SPACER:DC MOTOR:DUPLEX



10.07200040E RETAINING RING - M4



77.D1494623 GROUND WIRE:BRACKET:ENTRANCE:DUPLEX



41.AX060464 DC MOTOR:ENCODER:NO:10W:GEAR:BRUSHLESS



172.D2414750 BRACKET:MOTOR:DUPLEX



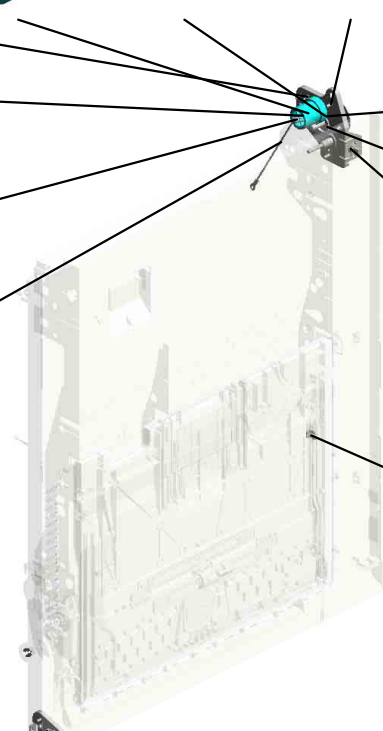
189.AW500049 PUSH SWITCH:SW 1AG-550 201811-01 O/O



19.54472681 (x2) SNAP RING

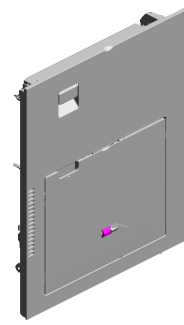


3.04513006N (x2) TAPPING SCREW - M3X6  
 98.D1494755 BRACKET:HINGE:DUPLEX:FRONT  
 18.52152621 SNAP RING - M6



U001	U002	U003	U004	U005	U006	U007	U008	U009	U010	U011	U012	U013	U014	U015	U016	U017	U018	U019	U020
------	------	------	------	------	------	------	------	------	------	------	------	------	------	------	------	------	------	------	------

U014\_S001  
 DUPLEX UNIT:ASS'Y



54.D0BH4517  
 [A]  
 DUPLEX UNIT:ASS'  
 Y  
 201909-01 O/O

21.AA082170 (x2) PLAIN SHAFT BEARING SCREW: DIA4XDIA8X5 :EG-1  
 6.04583008N (x26) HEXAGON HEAD TAPPING SCREW: 3X8  
 20.AA043980 TIMING BELT:30S2 M300  
 11.07200060E RETAINING RING - M6  
 14.11050692 (x4) CLAMP:LES-0503

7.04583010N (x8) HEXAGON HEAD TAPPING SCREW: 3X10

12.08050103 (x6) RETAINING RINGS -E:SILENCER:DIA3

10.07200040E (x4) RETAINING RING - M4

23.AA082173 (x9) PLAIN SHAFT BEARING RING:6X10X6

9.07200030E (x4) RETAINING RING - M3

1.03530030N SCREW:M3X3

8.04593008N (x6) BINDING HEAD TAPPING SCREW: 3X8

5.04543008Q (x4) TAPPING SCREW: 3X8

4.04543006Q (x9) TAPPING SCREW - M3X6

15.11050723 CLAMPS:WES-0507

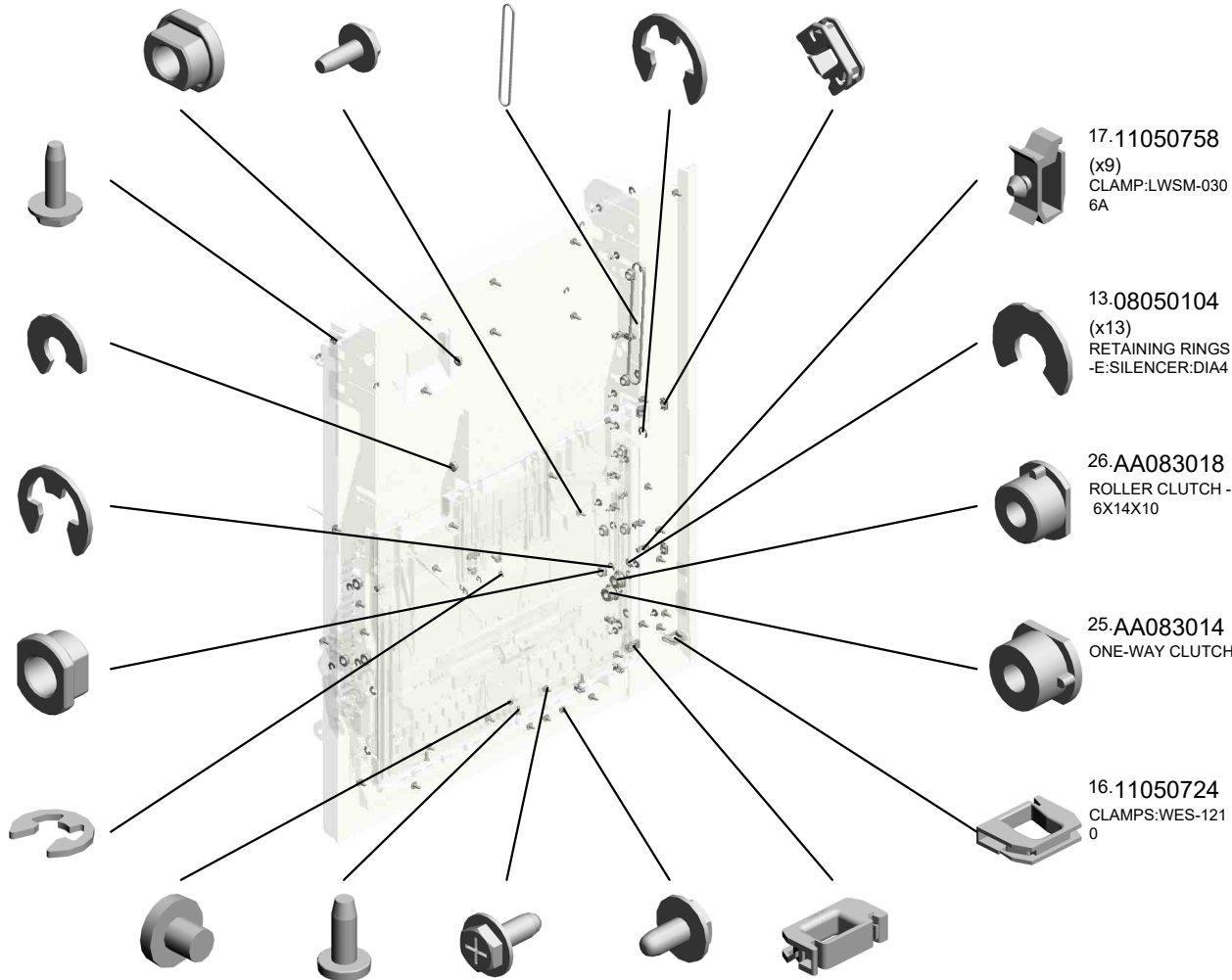
17.11050758 (x9) CLAMP:LWSM-0306A

13.08050104 (x13) RETAINING RINGS -E:SILENCER:DIA4

26.AA083018 ROLLER CLUTCH - 6X14X10

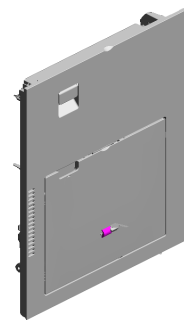
25.AA083014 ONE-WAY CLUTCH

16.11050724 CLAMPS:WES-1210



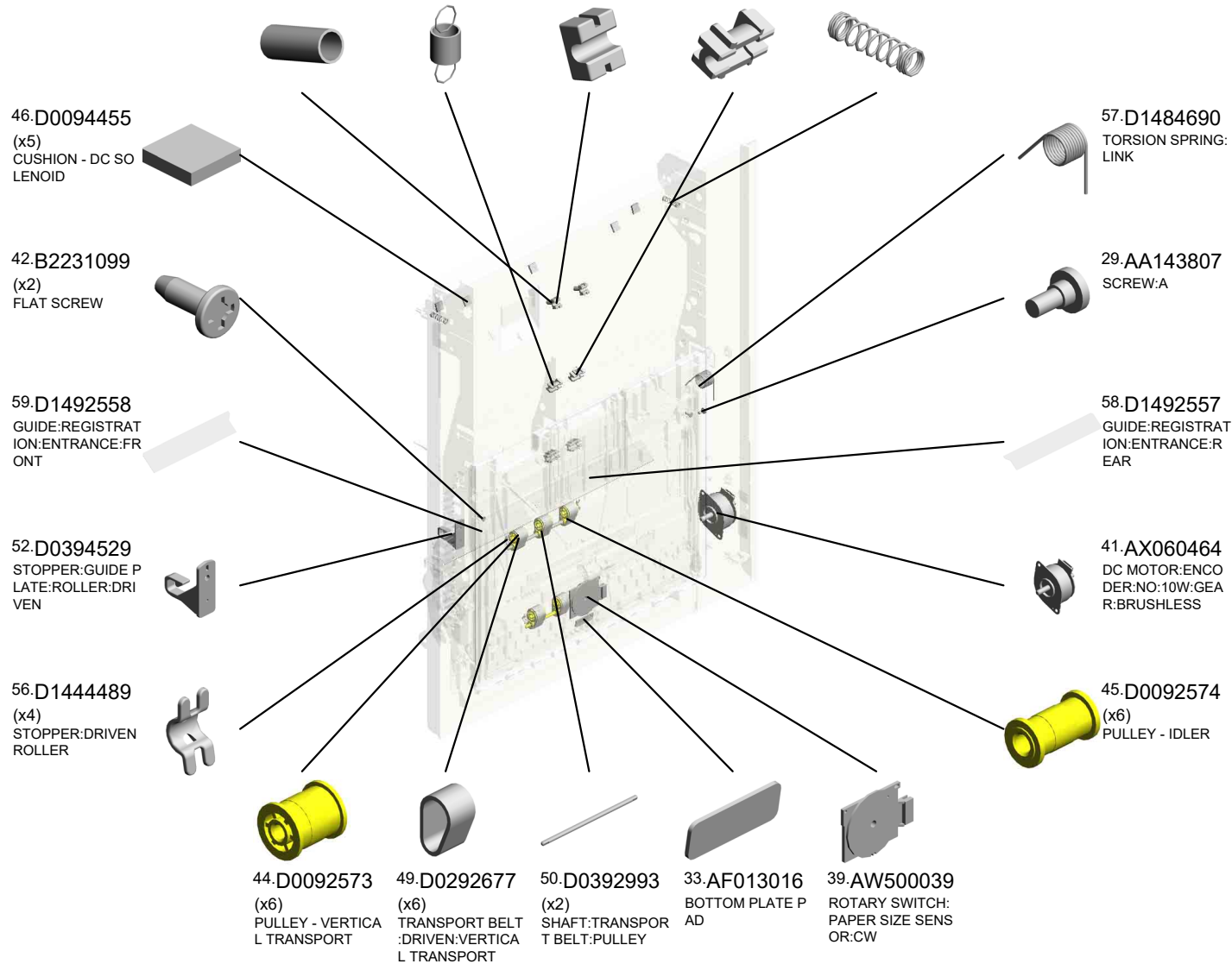
U001	U002	U003	U004	U005	U006	U007	U008	U009	U010	U011	U012	U013	U014	U015	U016	U017	U018	U019	U020
------	------	------	------	------	------	------	------	------	------	------	------	------	------	------	------	------	------	------	------

U014\_S001  
 DUPLEX UNIT:ASS'Y



54.D0BH4517  
 [A]  
 DUPLEX UNIT:ASS'  
 Y  
 201909-01 O/O

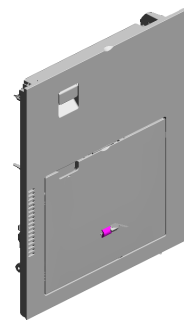
- 48.D0094487 (x2) COMPRESSION SPRING - GATE
- 53.D0394597 (x4) TENSION SPRING: DRIVEN ROLLER
- 47.D0094485 (x2) BUSHING - GATE
- 43.B2234552 (x4) BUSHING:DIA4
- 51.D0394525 (x2) COMPRESSION SPRING:SHAFT:GUIDE PLATE:EXIT



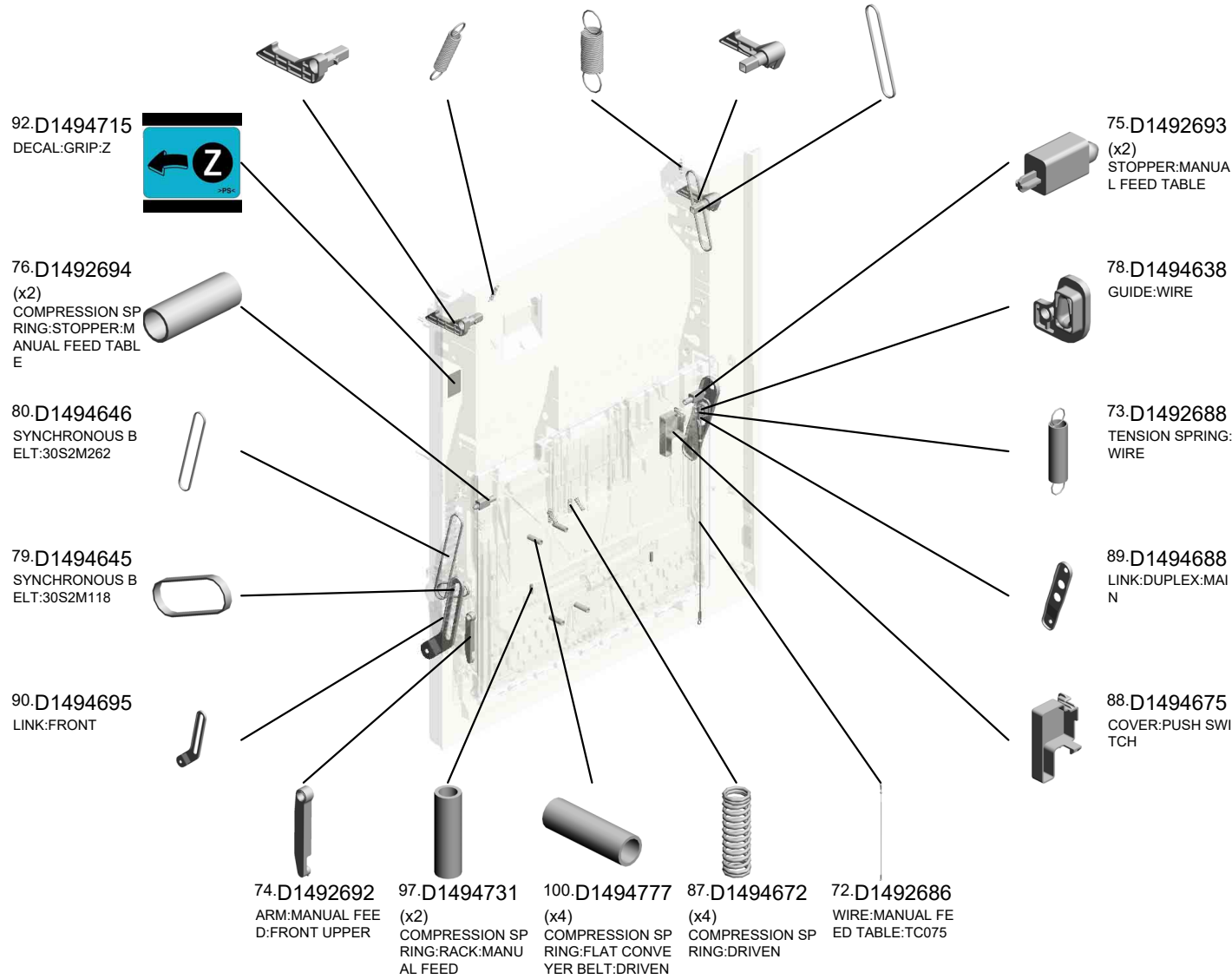
U001	U002	U003	U004	U005	U006	U007	U008	U009	U010	U011	U012	U013	U014	U015	U016	U017	U018	U019	U020
------	------	------	------	------	------	------	------	------	------	------	------	------	------	------	------	------	------	------	------

U014\_S001  
 DUPLEX UNIT:ASS'Y

- 84.D1494656 HOOK:STOPPER:DUPLEX UNIT:FRONT
- 86.D1494658 COIL SPRING:LEVER:DUPLEX
- 82.D1494653 TENSION SPRING:SWIVEL
- 85.D1494657 HOOK:STOPPER:DUPLEX UNIT:REAR
- 81.D1494647 SYNCHRONOUS BELT:30S2M212



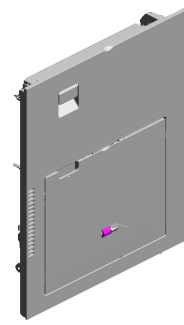
54.D0BH4517  
 [A]  
 DUPLEX UNIT:ASS'Y  
 Y  
 201909-01 O/O



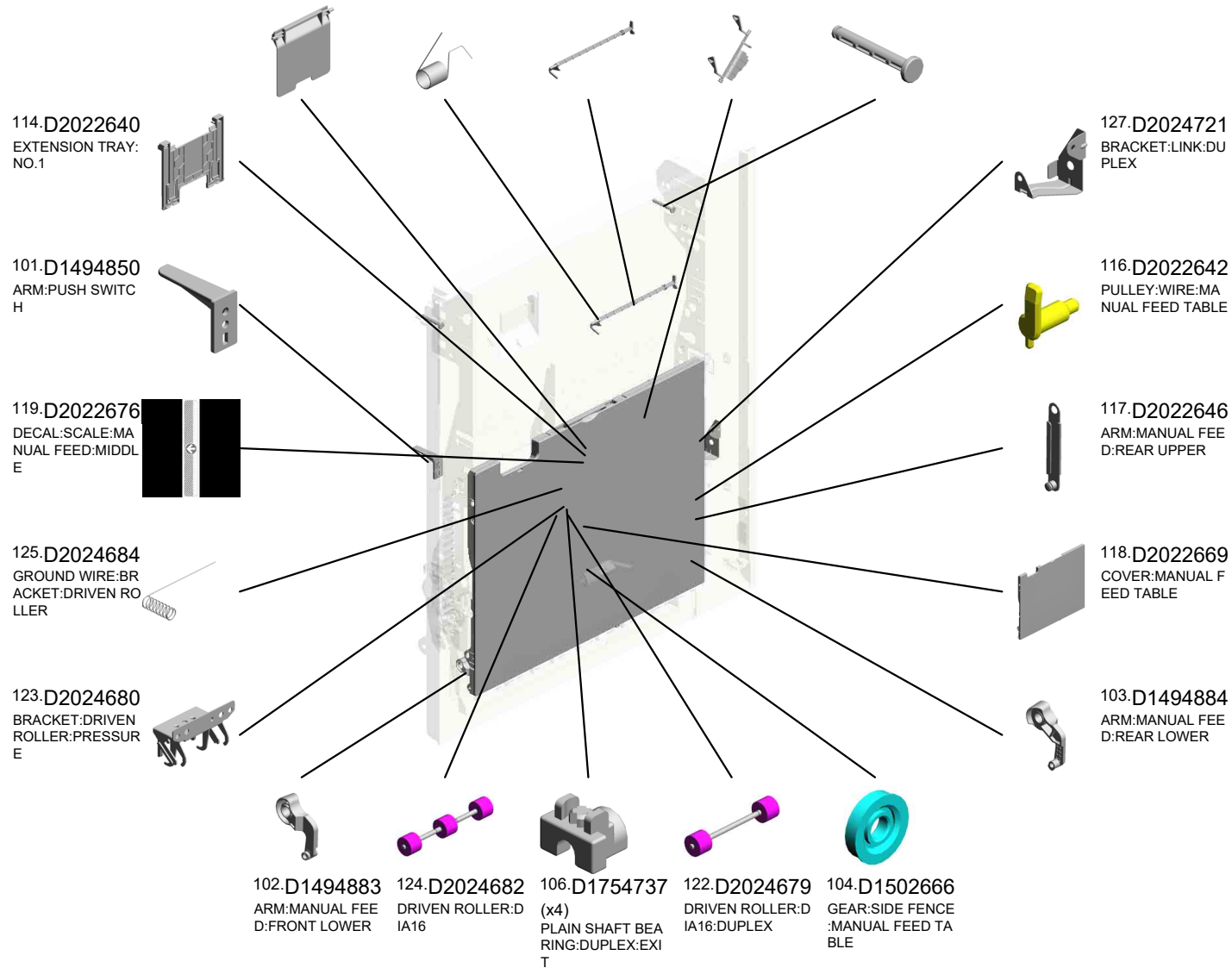
U001	U002	U003	U004	U005	U006	U007	U008	U009	U010	U011	U012	U013	U014	U015	U016	U017	U018	U019	U020
------	------	------	------	------	------	------	------	------	------	------	------	------	------	------	------	------	------	------	------

U014\_S001  
 DUPLEX UNIT:ASS'Y

- 115.D2022641 EXTENSION TRAY: NO.2
- 121.D2024674 TORSION SPRING: DUPLEX:ENTRANCE SENSOR
- 120.D2024673 FEELER:DUPLEX:ENTRANCE SENSOR
- 113.D2022638 FEELER:PAPER SIZE SENSOR:MANUAL FEED
- 126.D2024692 (x2) SHAFT:PRESSURE GUIDE PLATE:UPPER



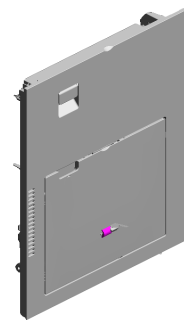
54.D0BH4517  
 [A]  
 DUPLEX UNIT:ASS'Y  
 Y  
 201909-01 O/O



U001	U002	U003	U004	U005	U006	U007	U008	U009	U010	U011	U012	U013	U014	U015	U016	U017	U018	U019	U020
------	------	------	------	------	------	------	------	------	------	------	------	------	------	------	------	------	------	------	------

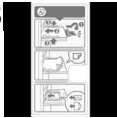
U014\_S001  
 DUPLEX UNIT:ASS'Y

- 158.D2414660 GUIDE PLATE:UPPER:RIGHT:DUPLEX
- 152.D2414635 SHEET:CUSHION
- 155.D2414643 (x2) TRANSPORT ROLLER:ENTRANCE
- 160.D2414676 (x2) LEVER:PRESSURE:DUPLEX
- 157.D2414652 GEAR:PULLEY:SWIVEL



54.D0BH4517  
 [A]  
 DUPLEX UNIT:ASS'Y  
 Y  
 201909-01 O/O

145.D2412685  
 DECAL:PAPER SE  
 T DIRECTION:MAN  
 UAL FEED



159.D2414673  
 GUIDE PLATE:DRIVE  
 N



149.D2414627  
 COVER:DUPLEX



154.D2414642  
 TRANSPORT ROLLER:DUPLEX:1



140.D2412673  
 GUIDE PLATE:VERTICAL TRANSPORT:NO.1:DRIVEN



143.D2412678 (x2) SHAFT:FLAT CONVEYER BELT:DRIVEN

142.D2412676 (x2) HOLDER:DRIVEN:BELT

141.D2412674 GUIDE PLATE:VERTICAL TRANSPORT:NO.2:DRIVEN

153.D2414640 TRANSPORT ROLLER:EXIT:DIA8

132.D2412634 (x2) RACK:MANUAL FEED

128.D2024722  
 LINK:DUPLEX



129.D2024726  
 TORSION SPRING:LINK:CONTACT POINT



144.D2412682  
 STAY:REAR:MANUAL FEED TABLE



150.D2414628  
 GUIDE PLATE:DUPLEX:EXIT



148.D2414617  
 TRANSPORT ROLLER:DUPLEX:2:DIA8

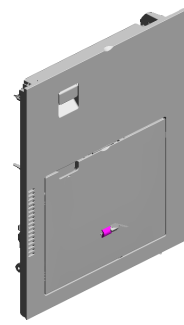


U001	U002	U003	U004	U005	U006	U007	U008	U009	U010	U011	U012	U013	U014	U015	U016	U017	U018	U019	U020
------	------	------	------	------	------	------	------	------	------	------	------	------	------	------	------	------	------	------	------

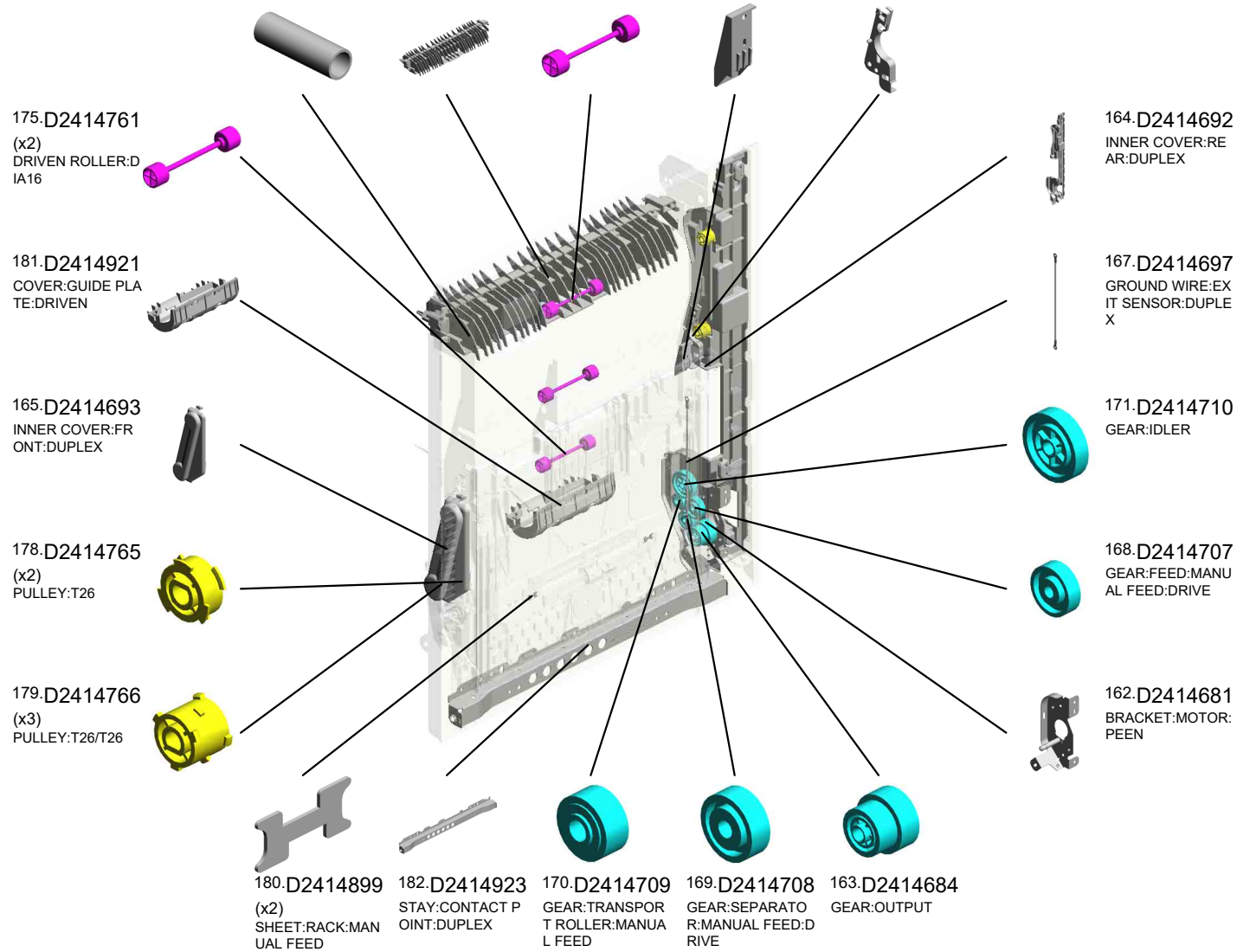


U014\_S001  
 DUPLEX UNIT:ASS'Y

- 161.D2414677 (x2) COMPRESSION SPRING:EXIT:UPPER
- 183.D2414995 GUIDE PLATE:UPPER
- 176.D2414762 DRIVEN ROLLER:DIAM18
- 166.D2414694 CAP:BELT:DUPLEX
- 177.D2414763 GUIDE:HARNESS:ENTRANCE SENSOR:DUPLEX



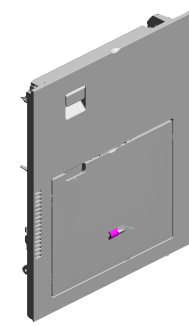
54.D0BH4517  
 [A]  
 DUPLEX UNIT:ASS'Y  
 Y  
 201909-01 O/O



U001	U002	U003	U004	U005	U006	U007	U008	U009	U010	U011	U012	U013	U014	U015	U016	U017	U018	U019	U020
------	------	------	------	------	------	------	------	------	------	------	------	------	------	------	------	------	------	------	------

U014\_S001  
 DUPLEX UNIT:ASS'Y

200.D0BQ4654 190.GW020024 198.D0BQ4631  
 SHAFT:LEVER:LOC PHOTOINTERRUP SIDE PLATE:REAR:  
 K TOR:LG2A24BL1:G DUPLEX:PEEN  
 201904-06 X/X F 201904-11 X/X  
 201811-05 O/O

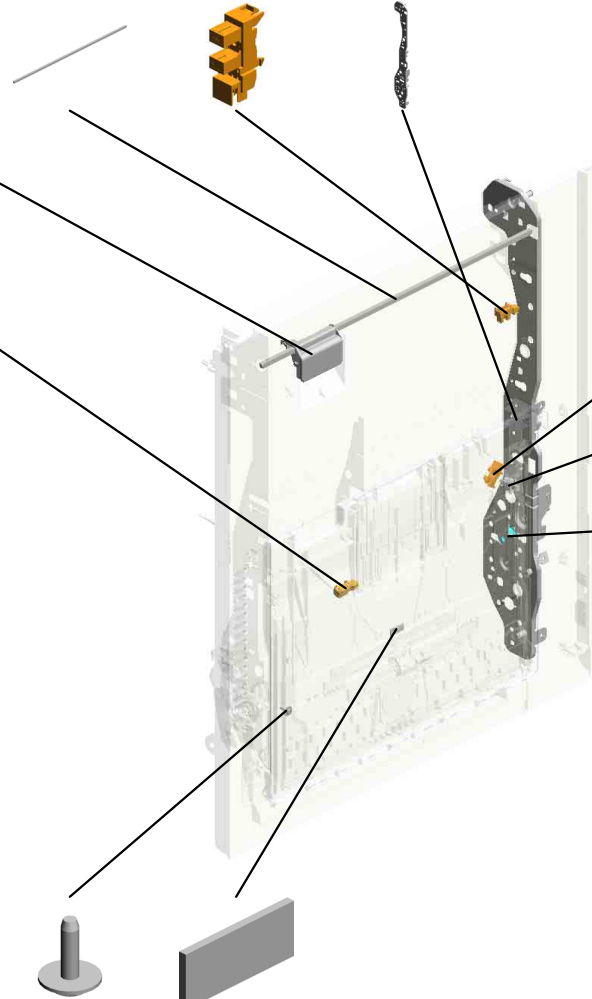


54.D0BH4517  
 [A]  
 DUPLEX UNIT:ASS'  
 Y  
 201909-01 O/O

201.D2894655  
 GRIP:DUPLEX UNI  
 T  
 201904-05 X/X




184.GW010007  
 PHOTO REFLECTI  
 ON SENSOR:EXIT



192.AW020234  
 PHOTOINTERRUP  
 TOR:GP1A173LCS  
 5F  
 201903-01 O/O



189.AW500049  
 PUSH SWITCH:SW  
 1AG-550  
 201811-01 O/O



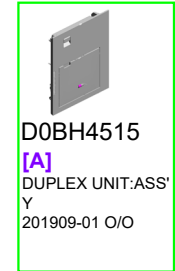
199.D0BQ4644  
 GEAR:MECHANICA  
 L ROLLER CLUTCH  
 201904-12 X/X



188.M1095857  
 HEXAGON HEAD T  
 APPING SCREW:3  
 X10:DIA10



185.M0662743  
 FRICTION PAD:MA  
 NUAL FEED TABLE  
 :18X7.5



D0BH4515  
 [A]  
 DUPLEX UNIT:ASS'  
 Y  
 201909-01 O/O

U001	U002	U003	U004	U005	U006	U007	U008	U009	U010	U011	U012	U013	U014	U015	U016	U017	U018	U019	U020
------	------	------	------	------	------	------	------	------	------	------	------	------	------	------	------	------	------	------	------

U014\_S001\_S001  
SIDE FENCE:FRONT:ASS'Y

93.D1494717  
PLATE:SIDE FENC  
E:FRONT



94.D1494718  
TORSION SPRING:  
SIDE FENCE:FRON  
T



146.D2412690  
SIDE FENCE:FRON  
T:ASSY


U001	U002	U003	U004	U005	U006	U007	U008	U009	U010	U011	U012	U013	U014	U015	U016	U017	U018	U019	U020
------	------	------	------	------	------	------	------	------	------	------	------	------	------	------	------	------	------	------	------

U014\_S001\_S002  
SIDE FENCE:REAR:ASS'Y

95.D1494720 96.D1494721  
PLATE:SIDE FENC TORSION SPRING:  
E:REAR SIDE FENCE:REAR



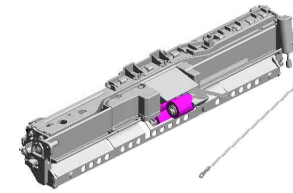
147.D2412691  
SIDE FENCE:REAR  
:ASS'Y



91.D1494711  
DECAL:SIDE FENC  
E:MANUAL FEED

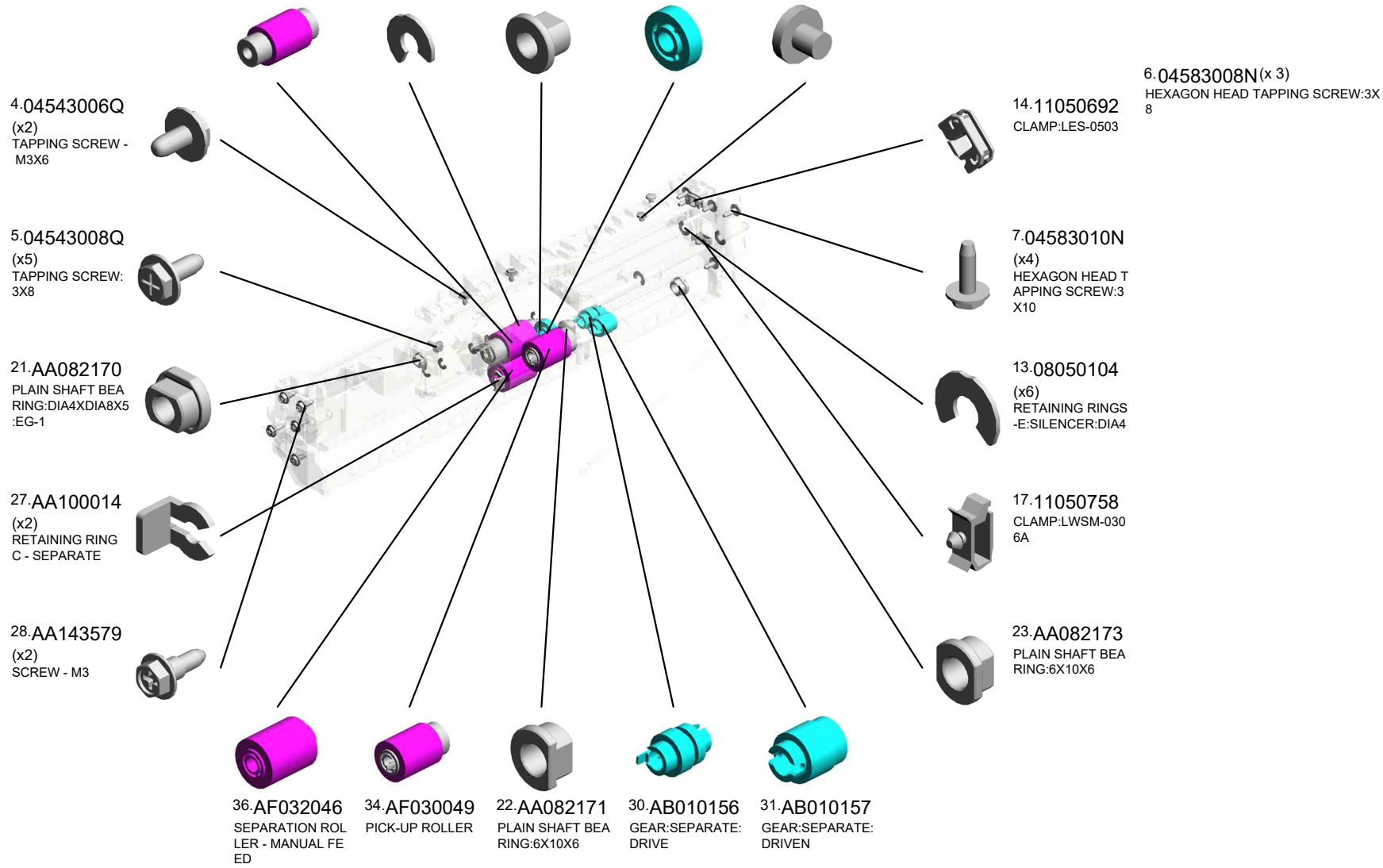
U001	U002	U003	U004	U005	U006	U007	U008	U009	U010	U011	U012	U013	U014	U015	U016	U017	U018	U019	U020
------	------	------	------	------	------	------	------	------	------	------	------	------	------	------	------	------	------	------	------

U014\_S001\_S003  
MANUAL FEED UNIT:ASS'Y



193-DOBQ2600  
[A]  
MANUAL FEED UNI  
T:ASS'Y  
201904-01 O/O

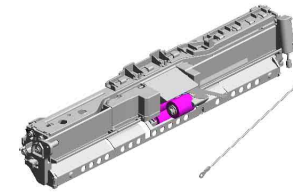
35.AF031046 FEED ROLLER - M  
ANUAL FEED  
12.08050103 (x6)  
RETAINING RINGS  
-E:SILENCER:DIA3  
24.AA082187 BUSHING:DIA6XDI  
A10X9:EG-1  
32.AB011252 GEAR - 20Z  
1.03530030N (x2)  
SCREW:M3X3



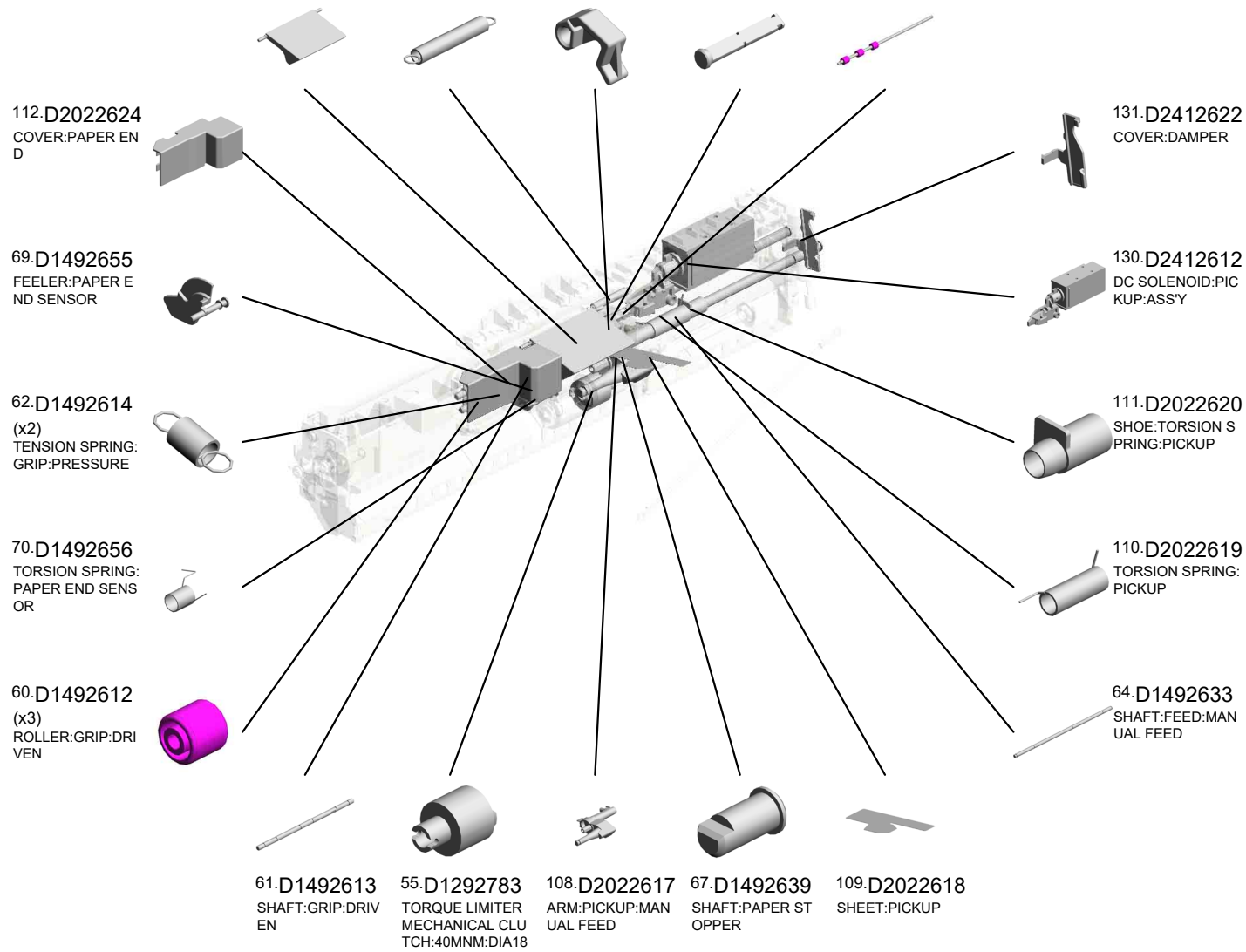
U001	U002	U003	U004	U005	U006	U007	U008	U009	U010	U011	U012	U013	U014	U015	U016	U017	U018	U019	U020
------	------	------	------	------	------	------	------	------	------	------	------	------	------	------	------	------	------	------	------

# U014\_S001\_S003 MANUAL FEED UNIT:ASS'Y

- 71.D1492658 COVER:PAPER FEED ROLLER
- 107.D2022614 COIL SPRING:RELEASE:PICKUP:MANUAL FEED
- 66.D1492638 LINK:PAPER STOPPER:MANUAL FEED
- 68.D1492642 SHAFT:LINK:PAPER STOPPER
- 65.D1492635 TRANSPORT ROLLER:MANUAL FEED



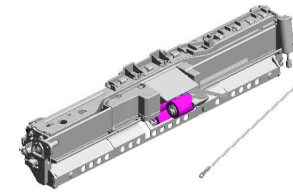
193.D0BQ2600  
[A]  
MANUAL FEED UNIT:ASS'Y  
201904-01 O/O



U001	U002	U003	U004	U005	U006	U007	U008	U009	U010	U011	U012	U013	U014	U015	U016	U017	U018	U019	U020
------	------	------	------	------	------	------	------	------	------	------	------	------	------	------	------	------	------	------	------

U014\_S001\_S003  
 MANUAL FEED UNIT:ASS'Y

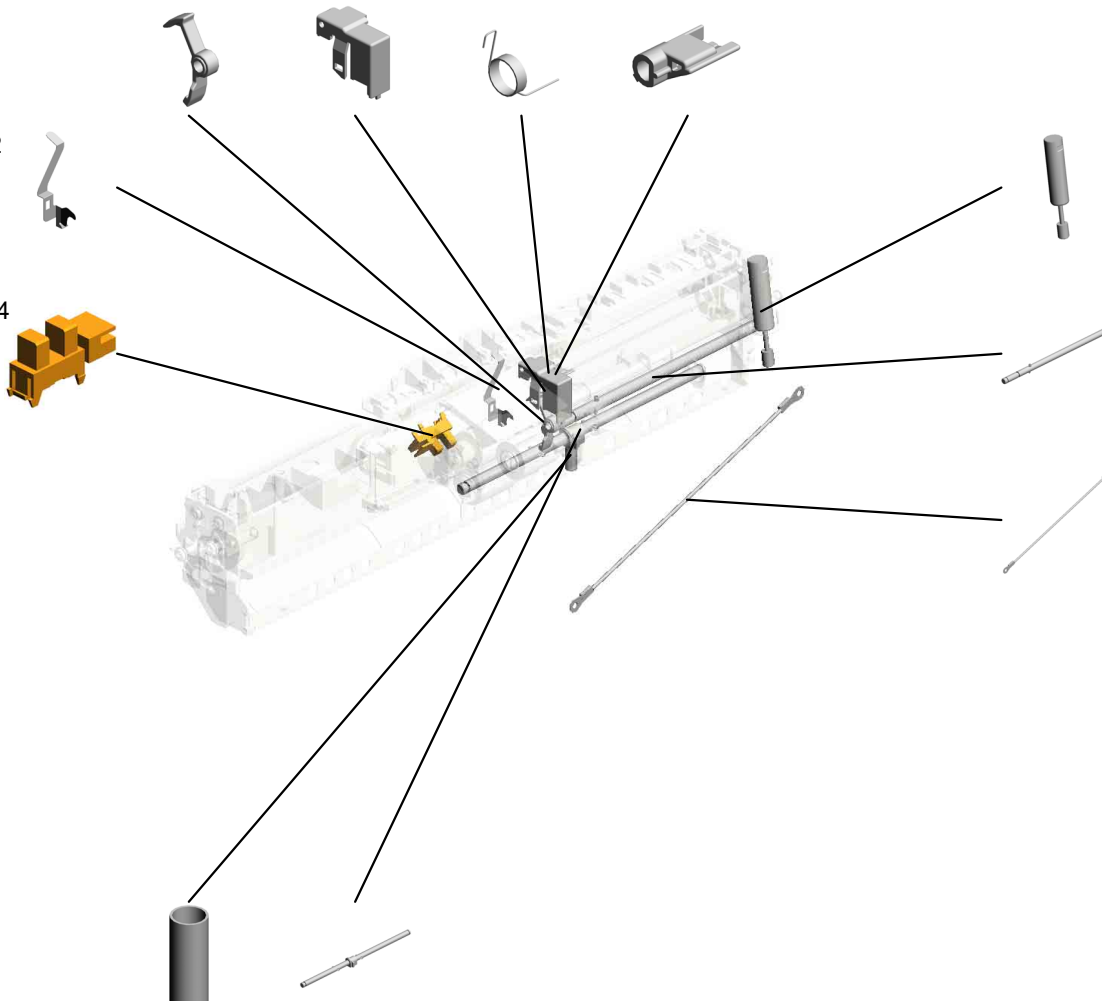
196.D0BQ2637 PAPER STOPPER: MANUAL FEED 201904-07 X/O  
 134.D2412641 COVER:PAPER STOPPER:MANUAL FEED  
 136.D2412644 TORSION SPRING: LINK:PAPER STOPPER  
 135.D2412643 ARM:LINK:PAPER STOPPER



193.D0BQ2600  
 [A]  
 MANUAL FEED UNIT:ASS'Y  
 201904-01 O/O

137.D2412652  
 GROUND PLATE:SHAFT:FEED

192.AW020234  
 PHOTOINTERRUPTOR:GP1A173LCS5F  
 201903-01 O/O



186.M0662749  
 OIL DAMPER:STRAIGHT:30N

195.D0BQ2619  
 SHAFT:SEPARATOR:DRIVE:ASS'Y  
 201904-08 X/X

139.D2412657  
 GROUND WIRE:MANUAL FEED UNIT: REAR

197.D0BQ2653 COIL SPRING:PRESSURE:SEPARATOR  
 201904-10 X/X  
 194.D0BQ2608 SHAFT:SEPARATOR:DRIVEN:ASS'Y  
 201904-09 X/X



M0BW2602  
 [A]  
 MANUAL FEED UNIT:ASS'Y  
 201904-01 O/O

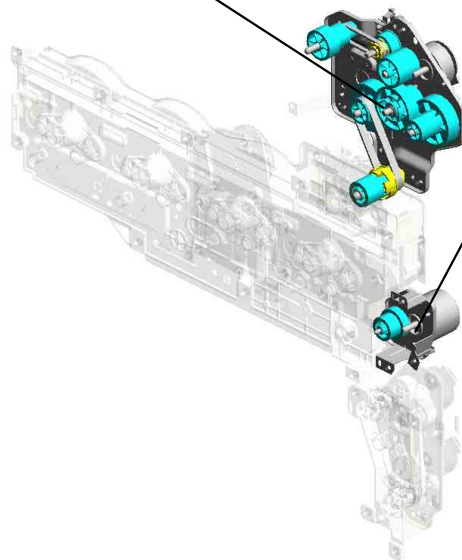
U001	U002	U003	U004	U005	U006	U007	U008	U009	U010	U011	U012	U013	U014	U015	U016	U017	U018	U019	U020
------	------	------	------	------	------	------	------	------	------	------	------	------	------	------	------	------	------	------	------

# U015.MAIN DRIVE

U015 S002  
D2411357  
DRIVE UNIT:FUSING/PAPER  
EXIT UNIT:ASS'Y



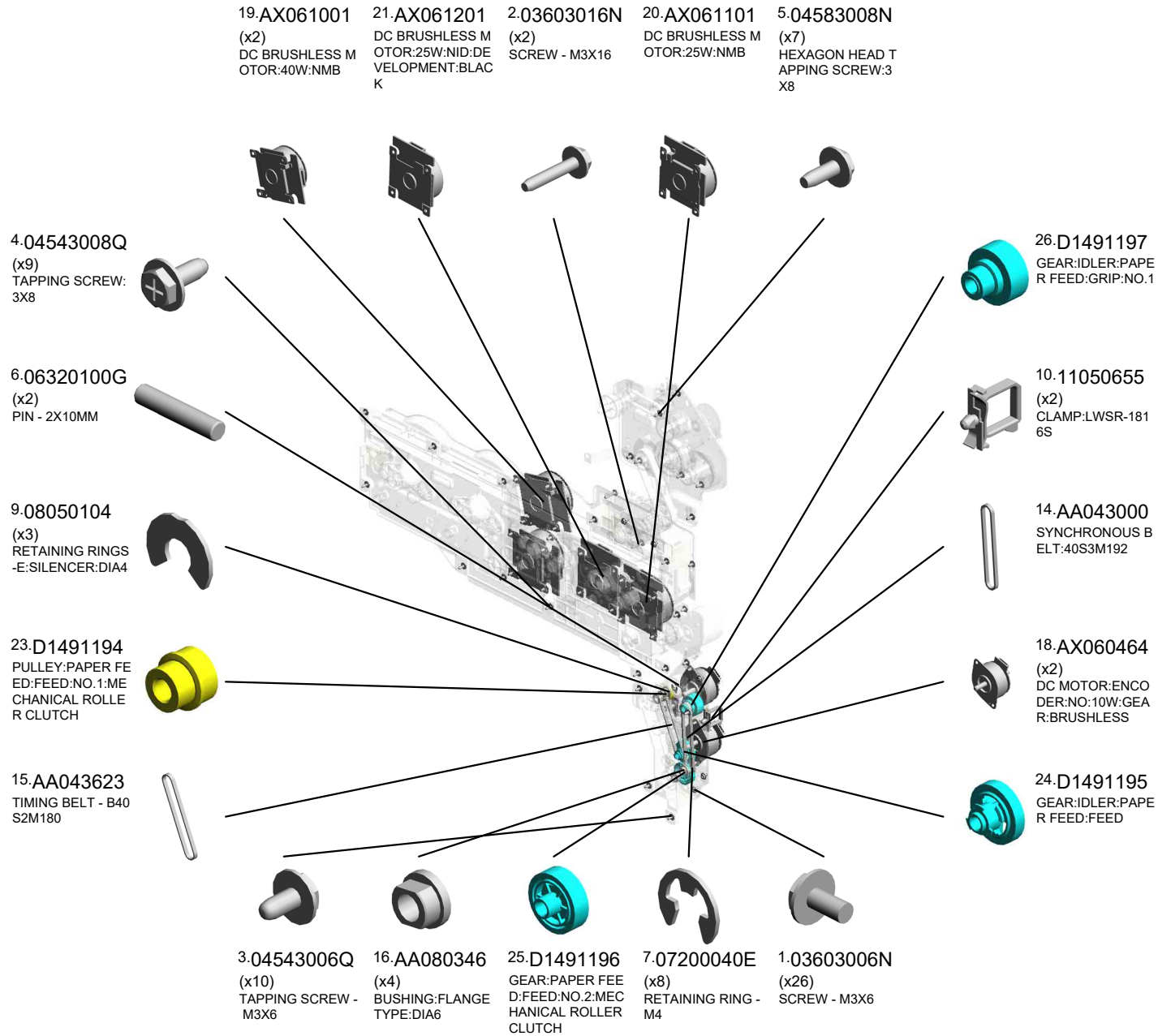
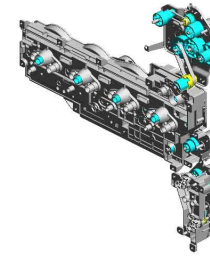
U015 S001  
D1491351  
DRIVE UNIT:REGISTRATION:  
ASS'Y



U001	U002	U003	U004	U005	U006	U007	U008	U009	U010	U011	U012	U013	U014	U015	U016	U017	U018	U019	U020
------	------	------	------	------	------	------	------	------	------	------	------	------	------	------	------	------	------	------	------

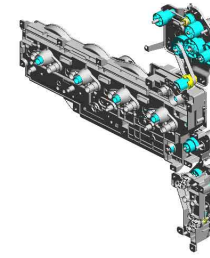


# U015 MAIN DRIVE

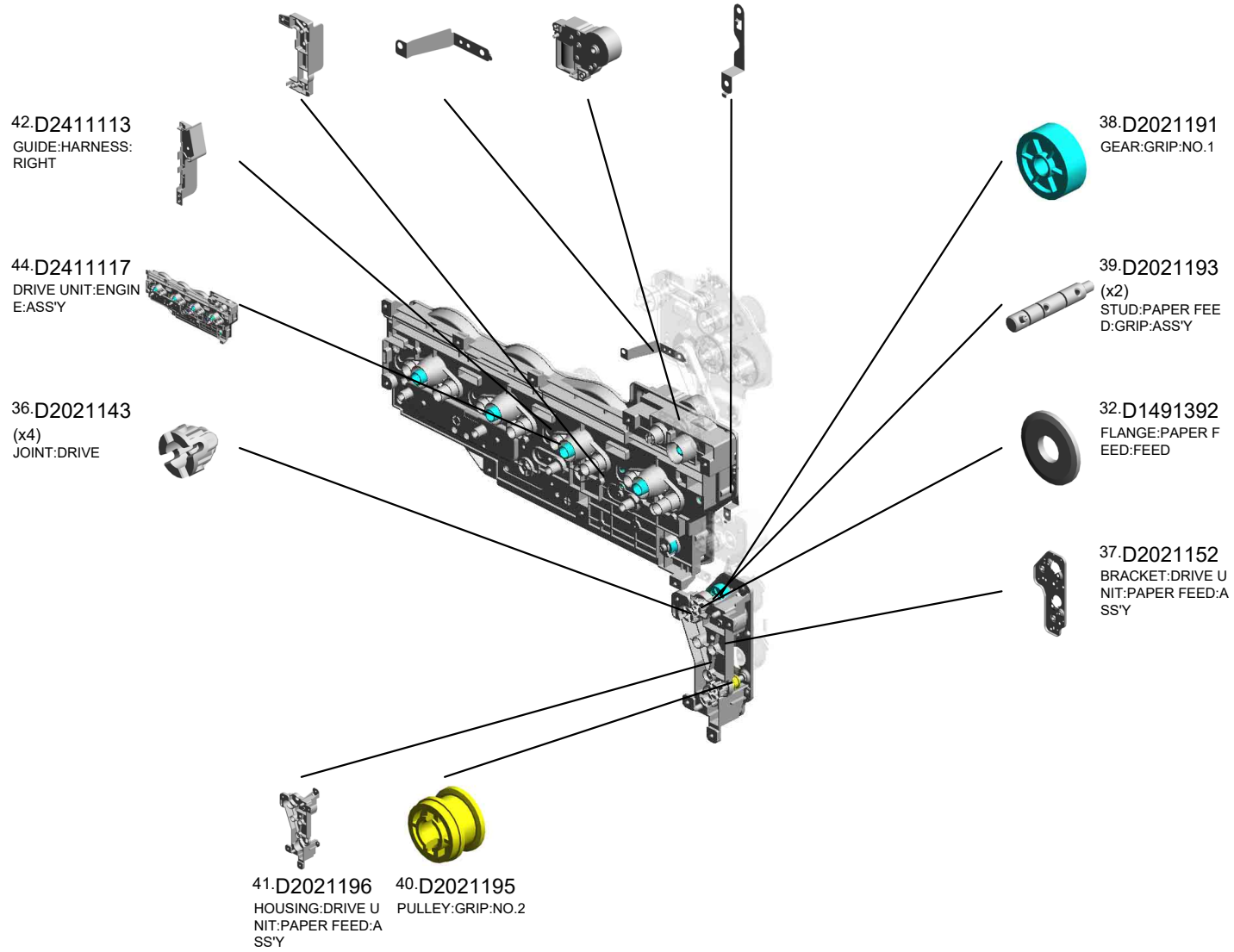


U001	U002	U003	U004	U005	U006	U007	U008	U009	U010	U011	U012	U013	U014	U015	U016	U017	U018	U019	U020
------	------	------	------	------	------	------	------	------	------	------	------	------	------	------	------	------	------	------	------

# U015 MAIN DRIVE




- 43.D2411115 GUIDE:HARNES:L EFT
- 33.D1491394 GROUND PLATE:D RIVE UNIT:FUSING /PAPER EXIT UNIT
- 27.D1491199 DRIVE UNIT:ON-OF F:TRANSFER
- 31.D1491387 GROUND PLATE:D RIVE UNIT:ENGINE



U001	U002	U003	U004	U005	U006	U007	U008	U009	U010	U011	U012	U013	U015	U016	U017	U018	U019	U020
------	------	------	------	------	------	------	------	------	------	------	------	------	------	------	------	------	------	------

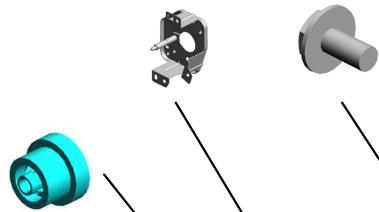
U015\_S001  
 DRIVE UNIT:REGISTRATION:ASS'Y

29.D1491352 1.03603006N  
 BRACKET:DRIVE U (x2)  
 NIT:REGISTRATIO SCREW - M3X6  
 N:ASS'Y



28.D1491351  
 DRIVE UNIT:REGIS  
 TRATION:ASS'Y

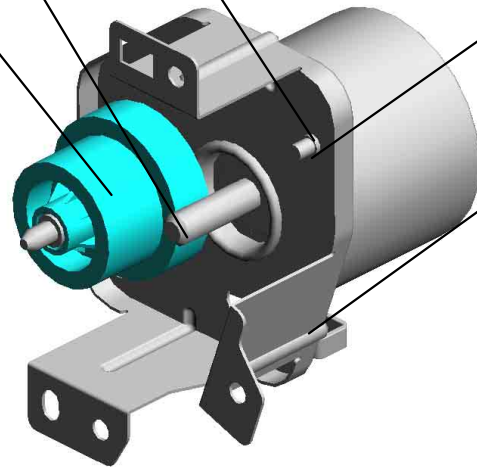
30.D1491355  
 GEAR:REGISTRATI  
 ON:NO.1



17.AX060435  
 DC MOTOR:GEAR:  
 10W:BRUSHLESS



11.11050759  
 CLAMP:LWSM-060  
 5A

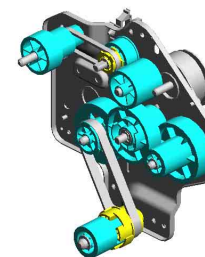


U001	U002	U003	U004	U005	U006	U007	U008	U009	U010	U011	U012	U013	U014	U015	U016	U017	U018	U019	U020
------	------	------	------	------	------	------	------	------	------	------	------	------	------	------	------	------	------	------	------

U015\_S002

DRIVE UNIT:FUSING/PAPER EXIT UNIT:ASS'Y

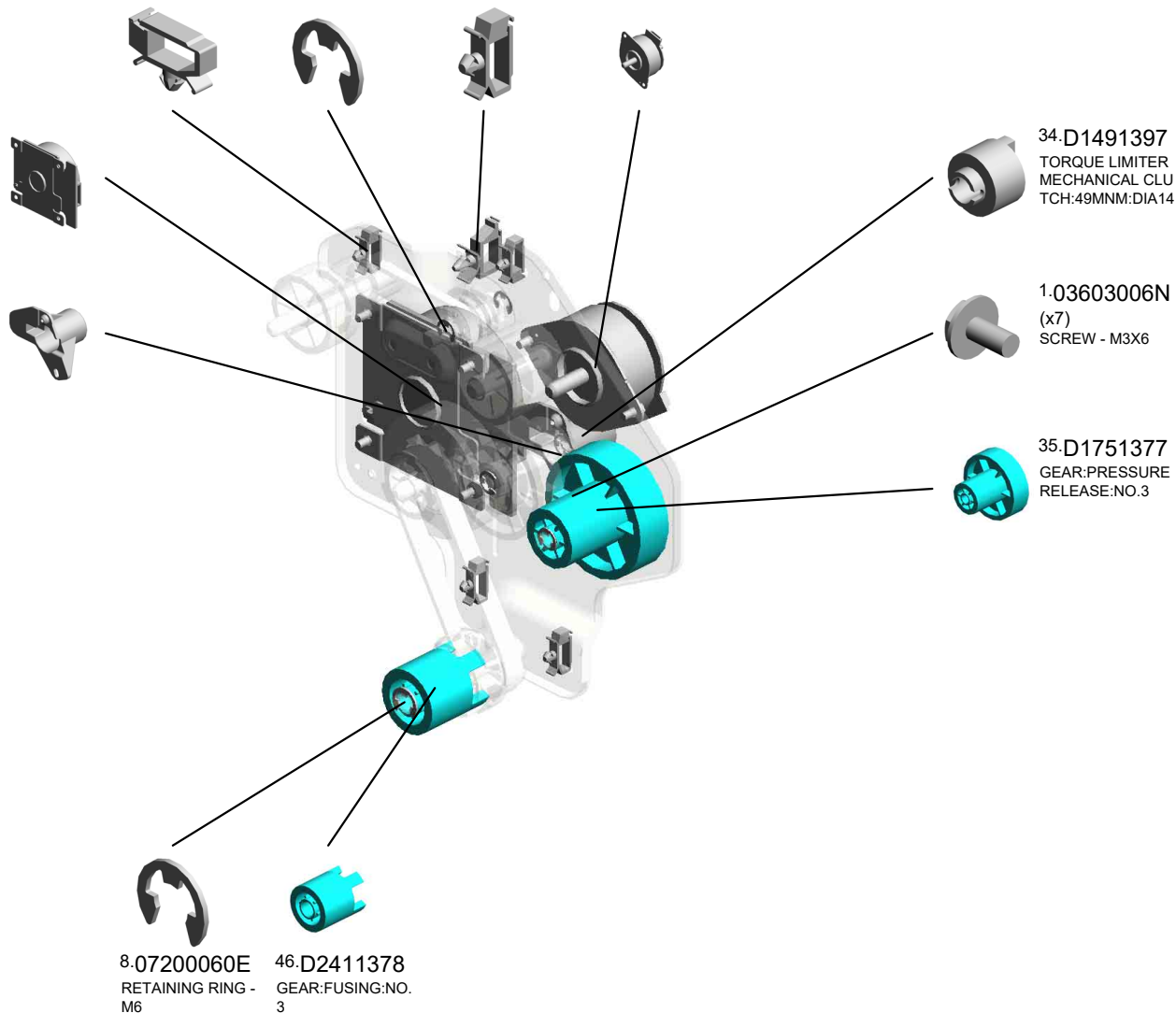
- 12.11050760 (x5) CLAMP:LWSM-0511A
- 7.07200040E (x5) RETAINING RING - M4
- 13.11050762 CLAMP:LWS-0711A
- 18.AX060464 DC MOTOR:ENCO DER:NO:10W:GEAR:BRUSHLESS



45.D2411357  
DRIVE UNIT:FUSING/PAPER EXIT UNIT:ASS'Y

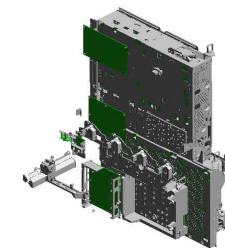
22.AX061202  
DC BRUSHLESS MOTOR:25W:NID:FUSING UNIT

47.D2411396  
HOLDER:TORQUE LIMITER MECHANICAL CLUTCH:PRESSURE RELEASE



U001	U002	U003	U004	U005	U006	U007	U008	U009	U010	U011	U012	U013	U014	U015	U016	U017	U018	U019	U020
------	------	------	------	------	------	------	------	------	------	------	------	------	------	------	------	------	------	------	------

# U016 ELECTRICAL



- 6.04543006N (x10) TAPPING SCREW: ROUND POINT:3X6
- 7.04543006Q (x74) TAPPING SCREW - M3X6
- 10.04543020Q (x2) TAPPING SCREW:: 3X20
- 21.11050758 (x3) CLAMP:LWSM-030 6A
- 8.04543008Q (x2) TAPPING SCREW: 3X8

18.11050725  
CLAMPS:WES-111  
7



22.11050759  
(x6)  
CLAMP:LWSM-060  
5A



27.12042612  
(x2)  
MICRO SWITCH:D3  
V-16506-3C25



5.04513025N  
TAPPING SCREW:  
M3X25



12.08050103  
RETAINING RINGS  
-E:SILENCER:DIA3



9.04543010Q (x5)  
TAPPING SCREW:  
3X10



11.04583008N (x36)  
HEXAGON HEAD T  
APPING SCREW:3  
X8




14.11050488 (x2)  
HARNESS CLAMP



2.03603006N (x2)  
SCREW - M3X6



16.11050723  
CLAMPS:WES-050  
7



26.11050765  
(x7)  
CLAMP:LWS-2218A



3.04513006N  
(x15)  
TAPPING SCREW -  
3X6



19.11050726  
(x2)  
CLAMPS:WES-221  
7



15.11050692  
(x2)  
CLAMP:LES-0503



17.11050724  
CLAMPS:WES-121  
0



13.11050409  
CARD SPACER- 6.  
4MM



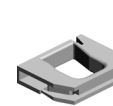
14.11050488  
(x6)  
HARNESS CLAMP




15.11050692  
(x2)  
CLAMP:LES-0503



16.11050723  
(x3)  
CLAMPS:WES-050  
7




17.11050724  
(x2)  
CLAMPS:WES-121  
0



20.11050752  
SADDLE:EDS-3005  
LS-V0



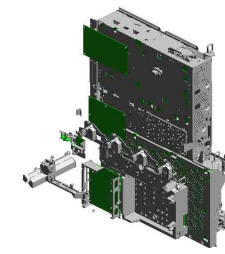
21.11050758  
(x6)  
CLAMP:LWSM-030  
6A



22.11050759  
(x46)  
CLAMP:LWSM-060  
5A

# U016 ELECTRICAL

40.D0895824 COVER:SD-CARD: D086/D087  
 37.AZ320197 POWER PACK:TTS :H  
 41.D0895887 (x2) PANEL:INTERFAC E  
 43.D0BH5676 PCB:SERVICE 201907-04 O/O  
 35.AX640236 FAN:MM60X15



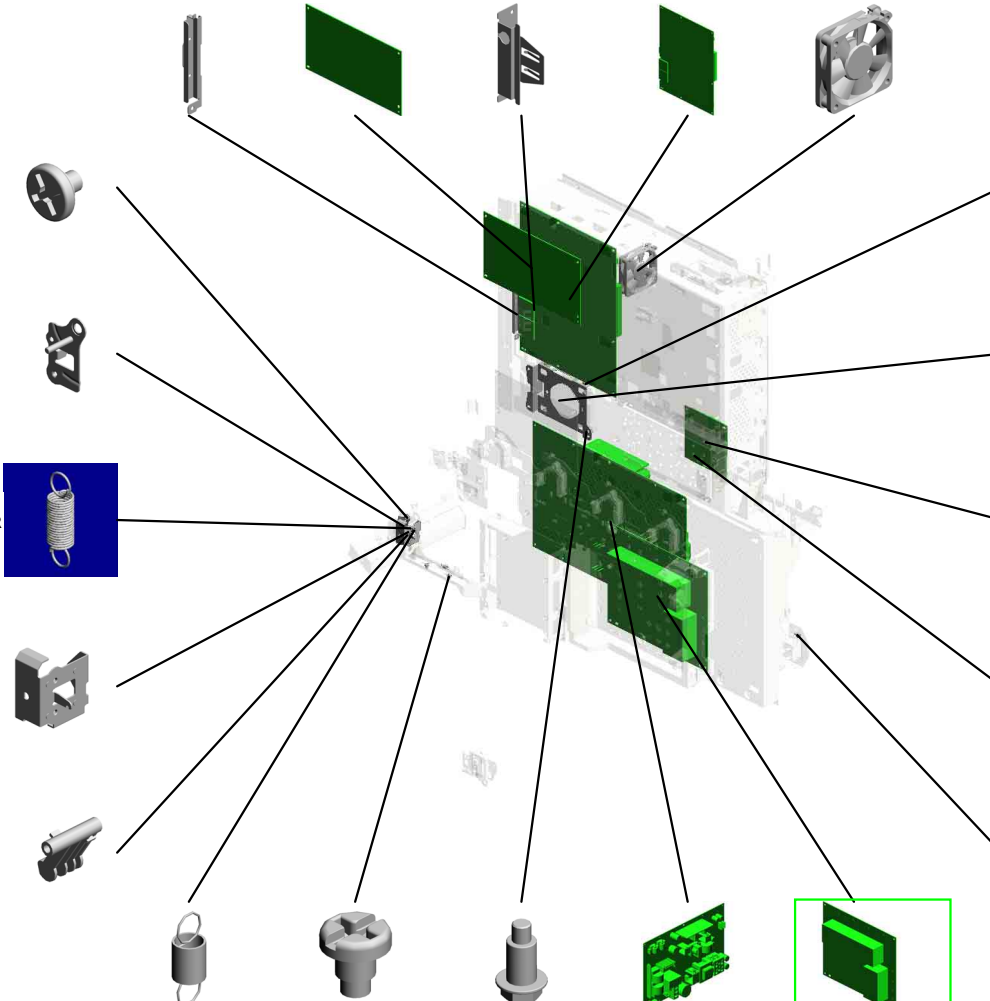
39.B2231317 (x3) SCREW

46.D1495703 BRACKET:MICRO SWITCH

31.AA061128 TENSION SPRING: SAFETY SWITCH:R IGH T

47.D1495711 BRACKET:ARM:SA FETY SWITCH:FR ON T

48.D1495713 ARM:SAFETY SWI TCH:FRONT



30.AA061127 (x2) TENSION SPRING: SAFETY SWITCH:F RONT

44.D1421805 (x2) SHAFT:SCALE

33.AA143848 (x4) STEPPED SCREW - M3

36.AZ240317 (EU/AA):DC POWE R SUPPLY

38.AZ320233 [A] POWER PACK:CB: H 201911-05 O/O

34.AA161167 (x4) BUSHING:HDD

45.D1465786 BRACKET:HDD

42.D0BH5114 BCU:TYPE:H3:ASS' Y

28.14078389 EEPROM:BR24T12 8-W

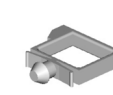
32.AA143592 SCREW- M4X6



23.11050760 (x40) CLAMP:LWSM-051 1A




24.11050762 (x15) CLAMP:LWS-0711A



25.11050764 (x7) CLAMP:LWS-1316A



26.11050765 (x5) CLAMP:LWS-2218A



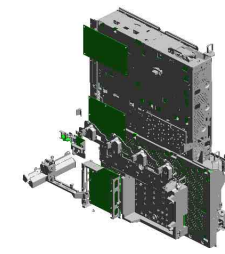
29.16072525 FERRITE CORE:K3 FF 35.00X14.60X7. 70X1.40

1.03530060N(x 1) BIND SCREW - M3X6  
 4.04513008N(x14) TAPPING SCREW - M3X8

U001	U002	U003	U004	U005	U006	U007	U008	U009	U010	U011	U012	U013	U014	U015	<b>U016</b>	U017	U018	U019	U020
------	------	------	------	------	------	------	------	------	------	------	------	------	------	------	-------------	------	------	------	------

# U016 ELECTRICAL

64.D2415192 PCB:MSSENS2  
 53.D1495776 COVER:USB:SMALL  
 62.D2415112 PCB:IOB:ENGINE  
 68.D2415796 RACK:MIDDLE  
 54.D1495810 BRACKET:RACK:UPPER



63.D2415190 (x2)  
PCB:MSSENS1

49.D1495714 SHAFT:ARM:SAFETY SWITCH

51.D1495718 TORSION SPRING: SAFETY SWITCH

50.D1495717 BASE:SAFETY SWITCH

52.D1495726 LEVER:SAFETY SWITCH:RIGHT

65.D2415737 BRACKET:MAIN SWITCH

61.D2415110 PCB:IOB:TRANSPORT

56.D1495824 COVER:CONNECTOR:HEATER:0.4MM

67.D2415765 CASE:POWER PACK:CB

66.D2415764 COVER:POWER PACK:CB

58.D2395884 BRACKET:BCU

6. 04543006N (x 6)  
TAPPING SCREW:ROUND POINT:3X6

7. 04543006Q (x12)  
TAPPING SCREW - M3X6

8. 04543008Q (x 2)  
TAPPING SCREW:3X8

11. 04583008N (x 5)  
HEXAGON HEAD TAPPING SCREW:3X8

60.D2395899 CAP:HELM

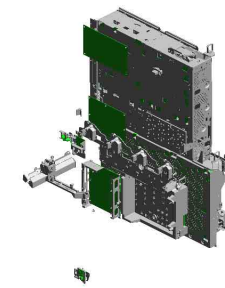
59.D2395898 BRACKET:HELM

57.D2395883 GROUND PLATE:BCU

55.D1495818 SPACER:FFC

# U016 ELECTRICAL

74.D2415831 (x4) CAP:GUIDE:WIRE  
 76.D2415841 BASE:GUIDE:WIRE  
 72.D2415803 GUIDE:HARNESS: C/T BOX  
 70.D2415801 COVER:RACK:REA R  
 71.D2415802 GUIDE:FFC:SCANN ER



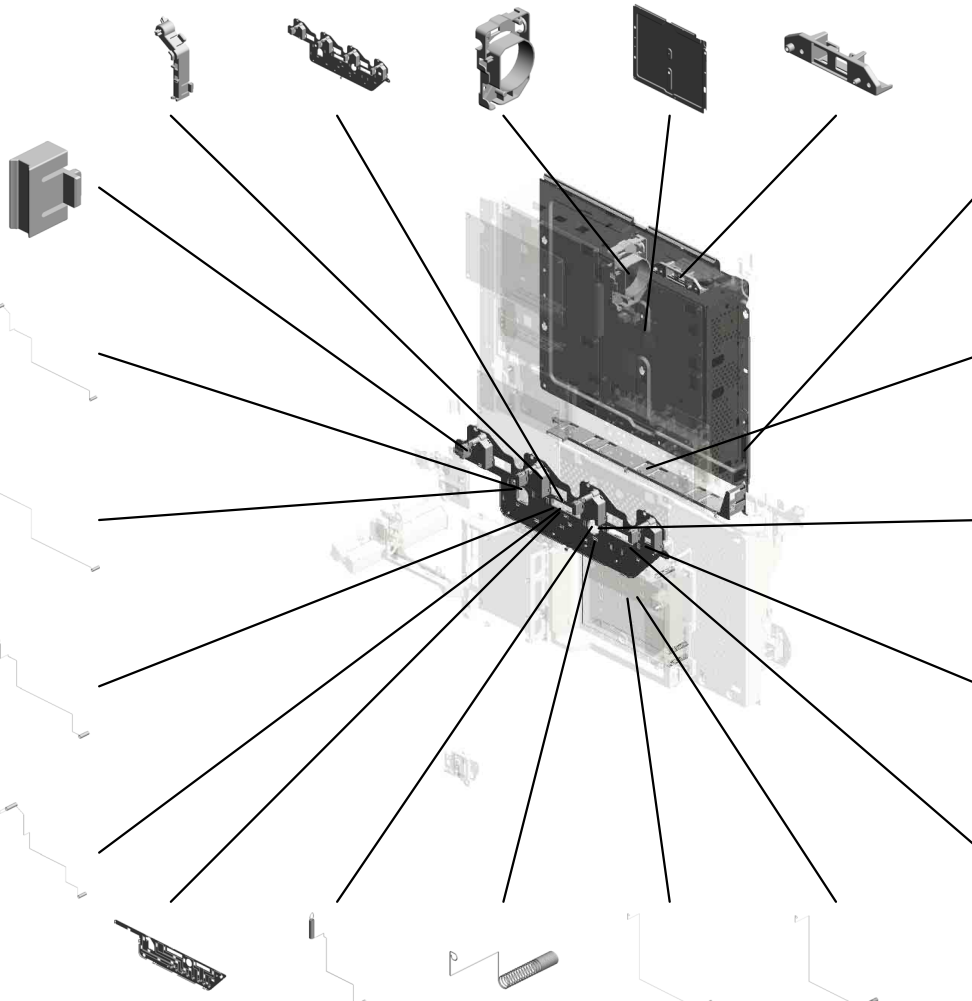
75.D2415832 (x4) CAP:GUIDE:COIL S PRING

84.D2415856 WIRE:CHARGE:Y

85.D2415857 WIRE:DEVELOPME NT:Y

83.D2415855 WIRE:DEVELOPME NT:M

82.D2415854 WIRE:CHARGE:M



69.D2415800 RACK:RIGHT:AUXI LIARY

73.D2415817 GUIDE:FFC:2

80.D2415852 WIRE:CHARGE:C

78.D2415850 WIRE:CHARGE:K

79.D2415851 WIRE:DEVELOPME NT:K

77.D2415842 COVER:GUIDE:WI RE

81.D2415853 WIRE:DEVELOPME NT:C

86.D2415875 (x4) WIRE:CHARGE:CB

87.D2415876 WIRE:DEVELOPME NT:CB:K

88.D2415877 WIRE:DEVELOPME NT:CB:C

U001	U002	U003	U004	U005	U006	U007	U008	U009	U010	U011	U012	U013	U014	U015	U016	U017	U018	U019	U020
------	------	------	------	------	------	------	------	------	------	------	------	------	------	------	------	------	------	------	------

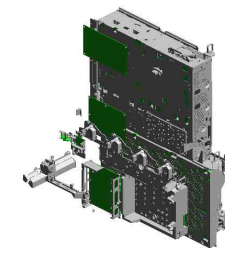


# U016 ELECTRICAL

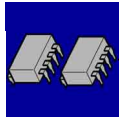
93.D2425605 PCB:DDR3-DIMM:R  
C-C:2GB:ASS'Y

94.D2425646 PCB:IMAGE PROC  
ESSING UNIT

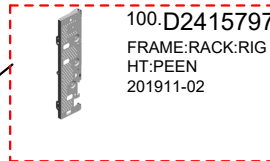
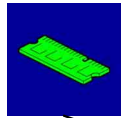
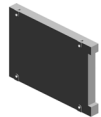
91.D2415889 SPRING PLATE:IM  
AGE PROCESSING  
UNIT



95.D2429591  
TOTAL COUNTER



97.M4445201  
HDD:320GB:AQUA  
RIUS



100.D2415797  
FRAME:RACK:RIG  
HT:PEEN  
201911-02



92.D2425186  
(EU/AA):AC CONTR  
OL BOARD



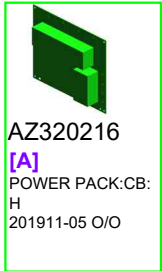
90.D2415879  
WIRE:DEVELOPME  
NT:CB:Y



96.D2445730  
PCB:DCSW



89.D2415878  
WIRE:DEVELOPME  
NT:CB:M

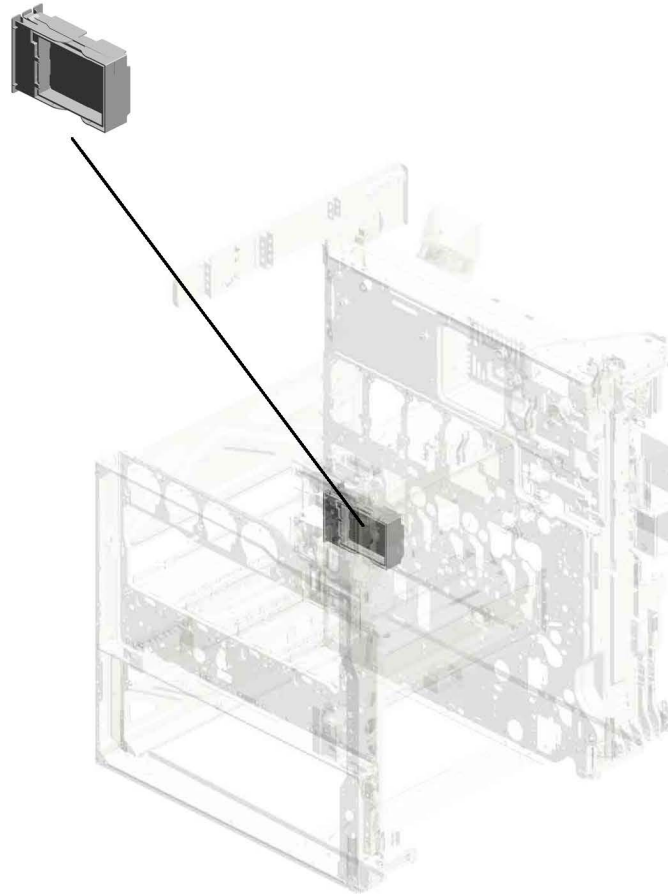


AZ320216  
[A]  
POWER PACK:CB:  
H  
201911-05 O/O

U001	U002	U003	U004	U005	U006	U007	U008	U009	U010	U011	U012	U013	U014	U015	U016	U017	U018	U019	U020
------	------	------	------	------	------	------	------	------	------	------	------	------	------	------	------	------	------	------	------

# U017.MAIN FRAME


U017\_S001  
D1497935  
CASE:FILTER:ASSY



U001	U002	U003	U004	U005	U006	U007	U008	U009	U010	U011	U012	U013	U014	U015	U016	U017	U018	U019	U020
------	------	------	------	------	------	------	------	------	------	------	------	------	------	------	------	------	------	------	------

# U017 MAIN FRAME

- 11.08025328 (x2) HEXAGON HEAD TAPPING SCREW:3X40
- 16.AX660015 (x2) DC FAN MOTOR:SI ROCCO:DC24V:PW M
- 5.04543006N (x2) TAPPING SCREW: ROUND POINT:3X6
- 19.D1175303 THERMISTOR
- 13.AX640199 (x2) FAN:MM80:25MM:D C 2.16W



- 1.04503025N (x2) TAPPING SCREW: 3X25

- 15.AX640236 FAN:MM60X15

- 9.04583008N (x54) HEXAGON HEAD TAPPING SCREW:3X8

- 21.D1491099 (x2) COVER:GRIP:LEFT

- 6.04543006Q (x228) TAPPING SCREW - M3X6

- 14.AX640219 (x5) DC FAN MOTOR:D C24V:MM60:25MM
- 2.04503035N (x2) TAPPING SCREW: 3X35
- 3.04513006N (x6) TAPPING SCREW - 3X6
- 7.04543008N TAPPING SCREW: ROUND POINT:3X8
- 22.D1491338 GUIDE PLATE:PAPER FEED TABLE:FRONT

- 4.04533008N BINDING SELF TAPPING SCREW:3X8

- 12.11050764 CLAMP:LWS-1316A

- 10.08025299 TAPPING SCREW - M3X8

- 9.04583008N (x 4) HEXAGON HEAD TAPPING SCREW:3X8


- 18.B2381089 COVER - POSITIONING PIN

- 17.B2381088 COVER - CONNECTOR

- 8.04543008Q (x20) TAPPING SCREW: 3X8

U001	U002	U003	U004	U005	U006	U007	U008	U009	U010	U011	U012	U013	U014	U015	U016	U017	U018	U019	U020
------	------	------	------	------	------	------	------	------	------	------	------	------	------	------	------	------	------	------	------

# U017 MAIN FRAME



- 39.D1497973 DUCT:EXHAUST:R EAR:C
- 38.D1497972 DUCT:EXHAUST:R EAR:B
- 37.D1497971 DUCT:EXHAUST:R EAR:A
- 29.D1497951 DUCT:SUPPLY:A
- 30.D1497952 DUCT:SUPPLY:B

- 40.D1497981 DUCT:POWER SUPPLY UNIT:EXHAUST

- 32.D1497954 DUCT:SUPPLY:D

- 31.D1497953 DUCT:SUPPLY:C

- 25.D1497931 DUCT:DEVELOPMENT:EXHAUST

- 26.D1497932 DUCT:PCU:EXHAUST

- 23.D1497922 COVER:FAN:DEVELOPMENT:RIGHT LOWER

- 24.D1497923 DUCT:DEVELOPMENT:RIGHT LOWER

- 41.D1497982 DUCT:POWER SUPPLY UNIT

- 42.D1497983 BRACKET:FAN:POWER SUPPLY UNIT

- 43.D1497986 GUIDE:THERMISTOR

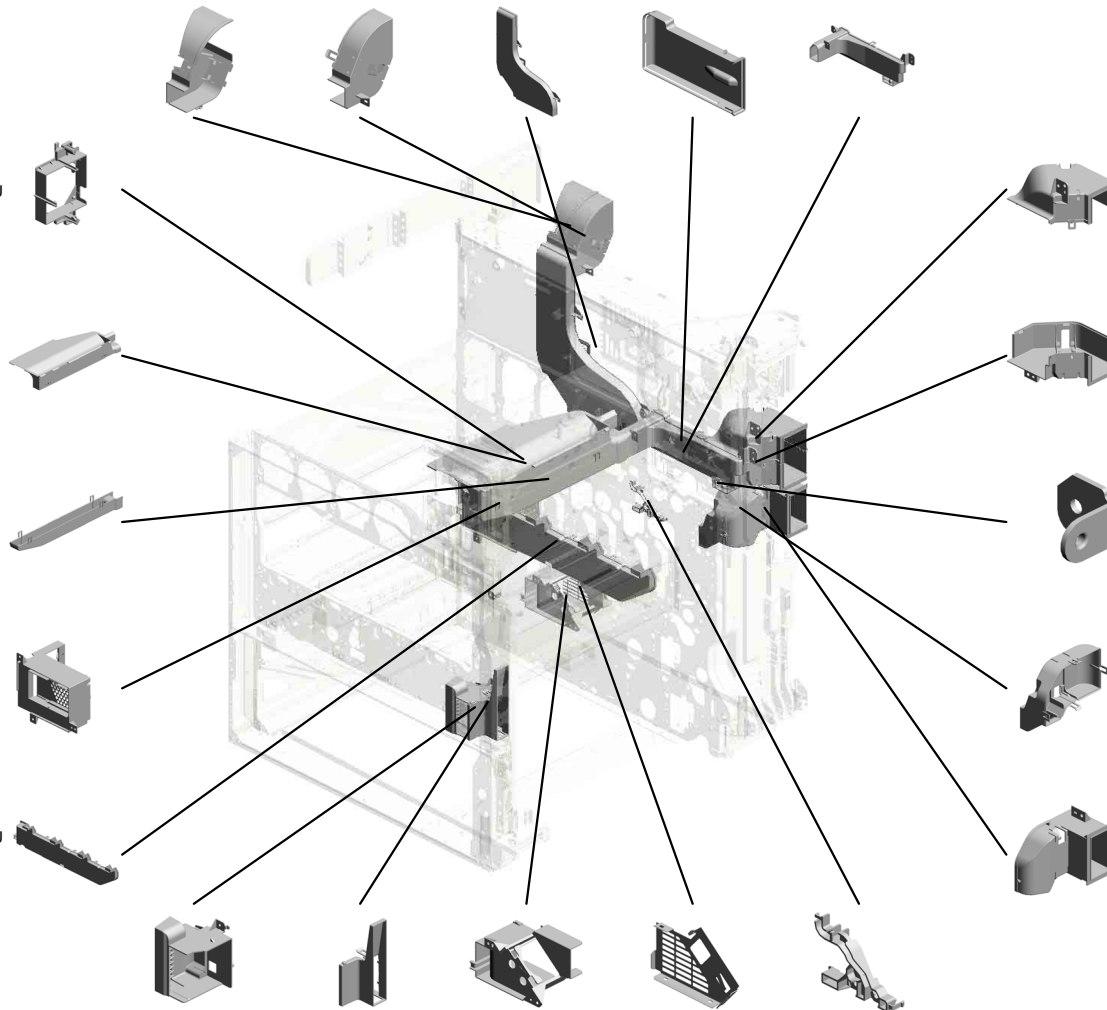
- 33.D1497955 DUCT:SUPPLY:FAN:UPPER

- 34.D1497956 DUCT:SUPPLY:FAN:LOWER

- 44.D1501095 (x2) BRACKET:POSITIONING:FUSING UNIT:M3

- 35.D1497957 DUCT:DRIVE:COOLING:A

- 36.D1497958 DUCT:DRIVE:COOLING:B




U001	U002	U003	U004	U005	U006	U007	U008	U009	U010	U011	U012	U013	U014	U015	U016	U017	U018	U019	U020
------	------	------	------	------	------	------	------	------	------	------	------	------	------	------	------	------	------	------	------

# U017 MAIN FRAME

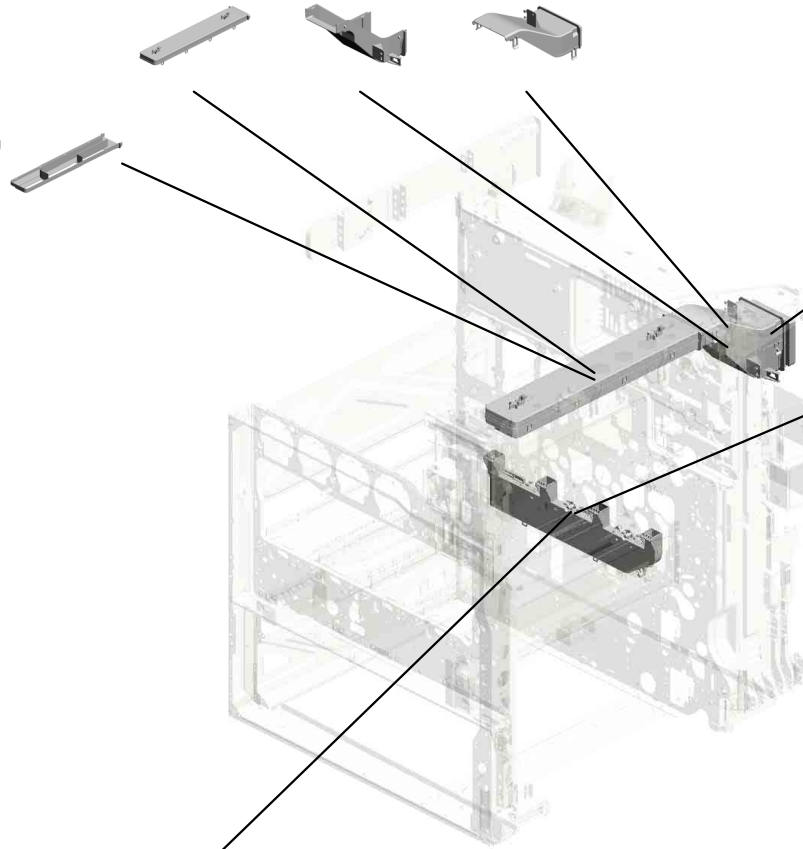
47.D2417943 DUCT:EXHAUST:U  
PPER:C

45.D2417941 DUCT:EXHAUST:U  
PPER:A

46.D2417942 DUCT:EXHAUST:U  
PPER:B



48.D2417944  
DUCT:EXHAUST:U  
PPER:D



49.D2417945  
DEODORIZE FILTE  
R

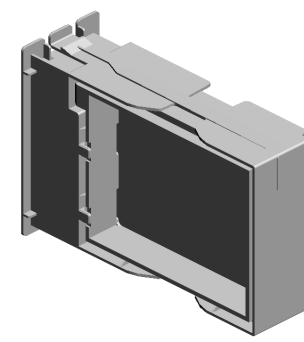
51.D2417984  
DUCT:DEVELOPM  
ENT:REAR:B

50.D2417983  
DUCT:DEVELOPM  
ENT:REAR:A

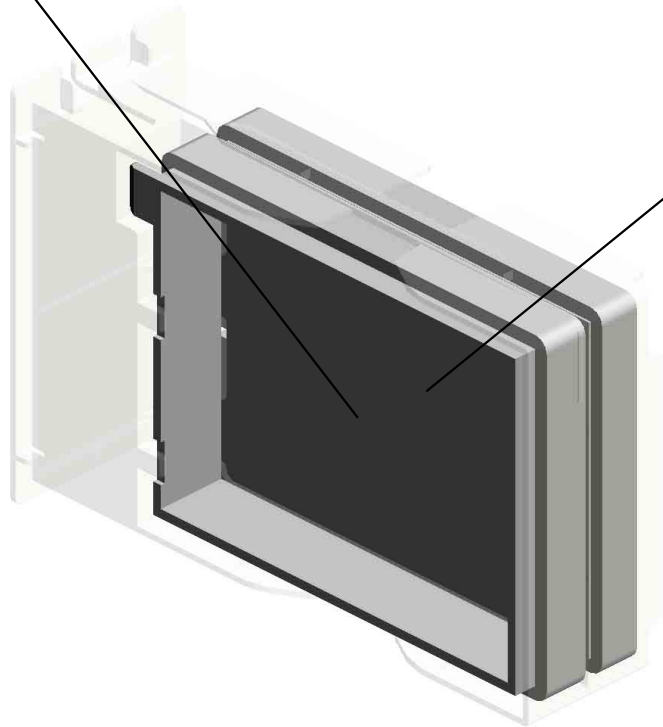
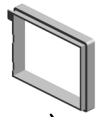
U001	U002	U003	U004	U005	U006	U007	U008	U009	U010	U011	U012	U013	U014	U015	U016	U017	U018	U019	U020
------	------	------	------	------	------	------	------	------	------	------	------	------	------	------	------	------	------	------	------

U017\_S001  
CASE:FILTER:ASS'Y

20.D1477937  
FILTER:PREVENTF  
ENCE:10



27.D1497935  
CASE:FILTER:ASS'  
Y

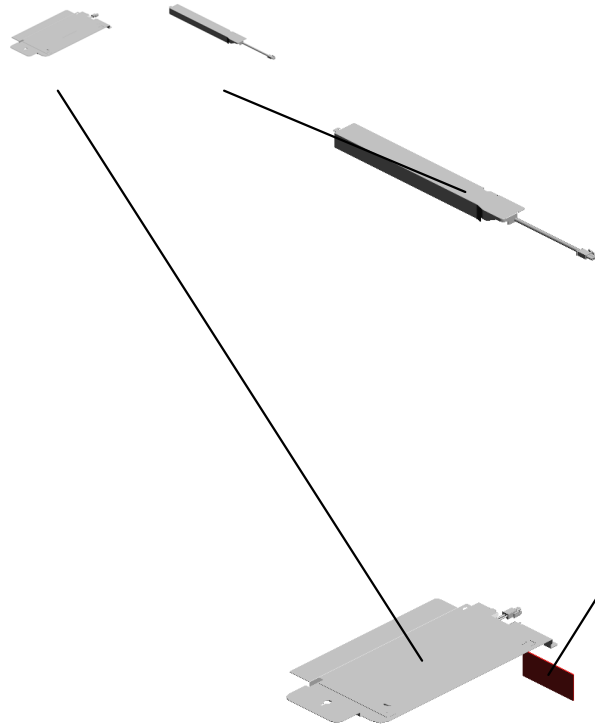


28.D1497938  
OZONE FILTER

U001	U002	U003	U004	U005	U006	U007	U008	U009	U010	U011	U012	U013	U014	U015	U016	U017	U018	U019	U020
------	------	------	------	------	------	------	------	------	------	------	------	------	------	------	------	------	------	------	------

# U018 Anti-Condensation Heater (Scanner, PCDU)

3-D3BR2202 (EU):HEATER:PHOTOCONDUCTOR:ASSY  
1-D2380072 (EU):HEATER:SCANNER:220/240V:ASSY

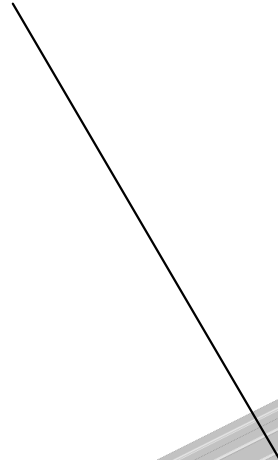


2-D2386650  
HEATER:SCANNER:PCU:ELECTRICAL COMPONENTS SECTION:ASSY


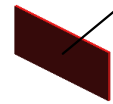
U001	U002	U003	U004	U005	U006	U007	U008	U009	U010	U011	U012	U013	U014	U015	U016	U017	U018	U019	U020
------	------	------	------	------	------	------	------	------	------	------	------	------	------	------	------	------	------	------	------

# U019 Anti-Condensation Heater for Paper Feed Trays

1-D2386640  
(EU):HEATER:PAP  
ER TRAY:220/240V:  
ASS'Y



2-D2386662  
HEATER:PAPER T  
RAY:ELECTRICAL  
COMPONENTS SE  
CTION:ASS'Y




U001	U002	U003	U004	U005	U006	U007	U008	U009	U010	U011	U012	U013	U014	U015	U016	U017	U018	U019	U020
------	------	------	------	------	------	------	------	------	------	------	------	------	------	------	------	------	------	------	------



# U020.ACCESSORIES

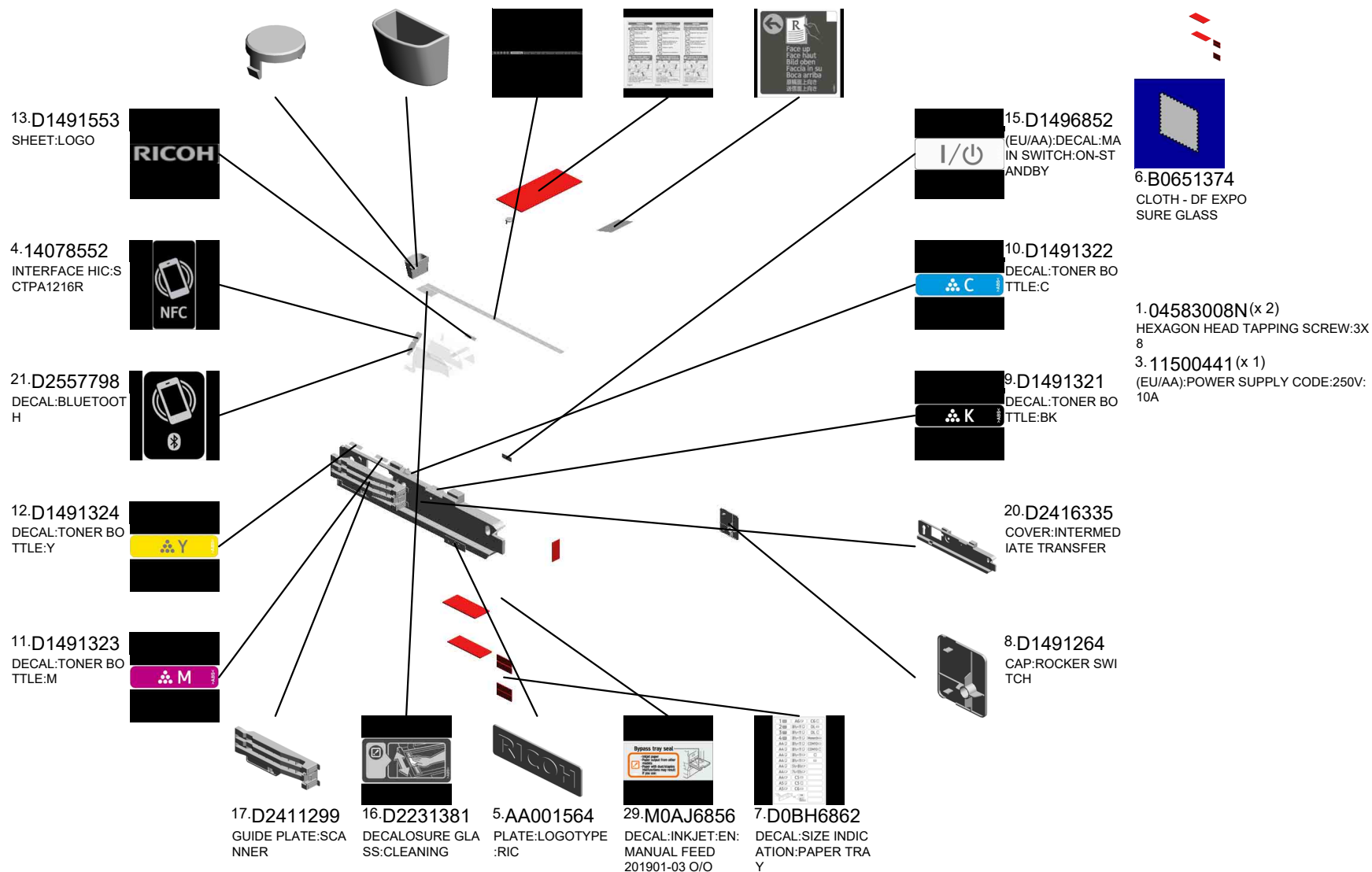
U020 S001  
D2414472  
END FENCE:TRAY:EXIT:ASS'  
Y



U001	U002	U003	U004	U005	U006	U007	U008	U009	U010	U011	U012	U013	U014	U015	U016	U017	U018	U019	U020
------	------	------	------	------	------	------	------	------	------	------	------	------	------	------	------	------	------	------	------


# U020 ACCESSORIES

- 18.D2411788 (x2) CAP:COVER:POSITIONING
- 22.D2581317 HOLDER:GLASS:CLEANER:ASS'Y
- 28.D0BQ6766 DECAL:CAUTION:ORIGINAL:ENGLISH 201811-06 O/O
- 23.D3B06323 DECAL:CAUTION:ORIGINAL:MANY LANGUAGES
- 24.D6836031 DECAL:SET:ORIGINAL TABLE

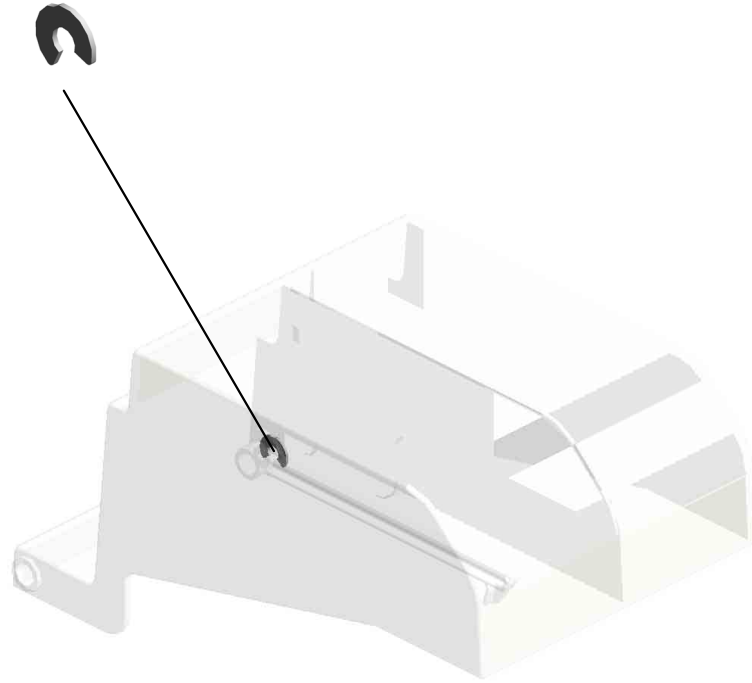


U020\_S001  
END FENCE:TRAY:EXIT:ASS'Y

2-08050103  
RETAINING RINGS  
-E:SILENCER:DIA3



19.D2414472  
END FENCE:TRAY:  
EXIT:ASS'Y

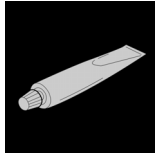


U001	U002	U003	U004	U005	U006	U007	U008	U009	U010	U011	U012	U013	U014	U015	U016	U017	U018	U019	U020
------	------	------	------	------	------	------	------	------	------	------	------	------	------	------	------	------	------	------	------

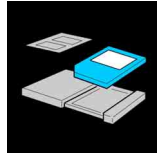
## SPECIAL TOOLS



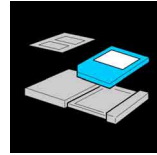
1.52039502  
Silicon Grease G-501



2.A2579300  
Grease Barrierta S552R



3.B6455020  
SD Card (1GB)



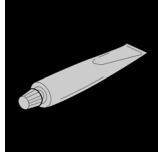
4.B6455060  
SD Card (16GB)



5.C4019503  
20X Magnification Scope



6.VSSG9002  
FLUOTRIBO MG GREASE: 100G



7.VSSG9008  
FLOIL-G348 GREASE 20G



8.VSST9003  
C-5Y COLOR TEST CHART(2 SHEET  
S X 3/SET)

## Exclusive Parts

Number	Part Name	Group	ID
52039502	Silicon Grease G-501	SPECIAL TOOLS	1
52062686	SNAP RING	U001	5
		U003_S001	28
		U006_S006	13
		U006_S007	13
52152621	SNAP RING - M6	U003_S001	29
		U010	7
		U014	18
54472681	SNAP RING	U003_S001	30
		U003_S001_S004	30
		U010	8
		U014	19
A2324666	CUSHION - STEPPER MOTOR	U013_S001	12
A2579300	Grease Barrierta S552R	SPECIAL TOOLS	2
A4181158	SPACER - M6.5X1	U003_S001_S004	31
A4221063	SEAL - 0.7X13X20	U003_S001	32
A5482139	PULLEY	U003_S001	33
A6281225	BUSHING - 8MM	U003_S001_S004	34
A8061163	GUIDE PLATE CUSHION	U003_S001_S004	35
		U003_S001_S004_S001	35
A8592112	DRIVE SHAFT - PAPER FEED BELT	U003_S001_S004	36
A8592319	BASE CUSHION	U003_S001_S004	37
A8597211	STEPPED SCREW	U003	38
AA001564	PLATE:LOGOTYPE:RIC	U020	5
AA021031	MAGNETIC CATCH	U001	6
AA043000	SYNCHRONOUS BELT:40S3M192	U015	14
AA043328	TIMING BELT:40S2M130	U003_S001_S004	39
AA043339	TIMING BELT:PAPER EXIT:40S2M122	U003_S001	40
		U013_S001	13
AA043623	TIMING BELT - B40S2M180	U015	15
AA043632	TIMING BELT - 40S2M126	U003_S001	41
AA043681	SYNCHRONOUS BELT:40S2M108	U003_S001	42
AA043682	SYNCHRONOUS BELT:60S1.5M150	U003_S001	43
AA043683	SYNCHRONOUS BELT:60S1.5M204	U003_S001	44

Number	Part Name	Group	ID
AA043684	SYNCHRONOUS BELT:60S1.5M390	U003_S001	45
AA043685	SYNCHRONOUS BELT:40S2M258	U003_S001	46
AA043694	SYNCHRONOUS BELT:B40S2M202	U003_S001	47
AA043698	SYNCHRONOUS BELT:40S1.5M300	U003_S001	48
AA043710	SYNCHRONOUS BELT:40S2M158	U003_S001	49
AA043980	TIMING BELT:30S2M300	U014_S001	20
AA060842	TENSION SPRING	U003_S001	50
AA061127	TENSION SPRING:SAFETY SWITCH:FRONT	U016	30
AA061128	TENSION SPRING:SAFETY SWITCH:RIGHT	U016	31
AA061207	TENSION SPRING:BRACKET:IDLER	U012	19
AA061208	TENSION SPRING:STRIPPER PLATE	U012_S001	20
AA061209	TENSION SPRING:GATE PAWL	U012_S001	21
AA061211	TENSION SPRING:HOLDER:FUSING EXIT	U012_S001	22
AA063435	COMPRESSION SPRING:PAPER FEED:JOINT	U003_S001_S004	51
AA063732	COMPRESSION SPRING:PRESSURE ROLLER	U012_S001	23
AA063942	COMPRESSION SPRING:REGISTRATION:DRIVE	U010	9
AA063943	COMPRESSION SPRING:GUIDE PLATE:REGISTRATION:4N	U010	10
AA080252	BUSHING - M4	U013_S001	14
AA080346	BUSHING:FLANGE TYPE:DIA6	U003_S001	52
		U010	11
		U011_S001	9
		U015	16
AA080347	BUSHING - 8MM	U003_S001	53
AA080387	PLAIN SHAFT BEARING:EXIT ROLLER:FUSING EXIT:RIGHT:FRONT	U012_S001	24
AA080388	PLAIN SHAFT BEARING:EXIT ROLLER:FUSING EXIT:RIGHT:REAR	U012_S001	25

## Exclusive Parts

Number	Part Name	Group	ID
AA082101	BUSHING - 6X10X6	U003_S001	54
		U003_S001_S001	54
		U003_S001_S004	54
		U009	11
		U009_S001	11
		U009_S002	11
		U009_S003	11
AA082144	BUSHING - 8X12X7	U003_S001	55
		U010	12
AA082170	PLAIN SHAFT BEARING:DIA4XDIA8X5:EG-1	U013_S001	15
		U014_S001	21
		U014_S001_S003	21
AA082171	PLAIN SHAFT BEARING:6X10X6	U014_S001_S003	22
AA082173	PLAIN SHAFT BEARING:6X10X6	U006	14
		U006_S006	14
		U006_S007	14
		U013_S001	16
		U014_S001	23
		U014_S001_S003	23
AA082174	PLAIN SHAFT BEARING:6X10X9	U006_S006	15
		U006_S007	15
AA082175	PLAIN SHAFT BEARING:8X12X7	U006	16
AA082187	BUSHING:DIA6XDIA10X9:EG-1	U014_S001_S003	24
AA083014	ONE-WAY CLUTCH	U014_S001	25
AA083018	ROLLER CLUTCH - 6X14X10	U014_S001	26
AA100014	RETAINING RING C - SEPARATE	U006_S006	17
		U006_S007	17
		U014_S001_S003	27
AA100016	RETAINING RINGS-C:DIA3	U012_S001	26
AA100018	STEPPED SCREW:FIX:FUSING	U012_S001	27
AA132013	SPACER	U003_S001_S004	56
AA132208	SPACER - M6	U009_S001	12
AA143219	STEPPED SCREW	U012	28
AA143537	SCREW:M3:BLACK	U001	7
		U004	17
AA143579	SCREW - M3	U014_S001_S003	28
AA143592	SCREW- M4X6	U016	32
AA143595	STEPPED SCREW:M3	U001	8

Number	Part Name	Group	ID
AA143788	PIN:GUIDE PLATE:PAPER FEED	U003_S001	57
AA143789	SHAFT:CLEANER	U003_S001	58
AA143807	SCREW:A	U014_S001	29
AA143842	SCREW:DIA6:14.5:M4	U003_S001	59
AA143846	TAPPING SCREW:M3X6	U003_S001	60
AA143848	STEPPED SCREW - M3	U016	33
AA148871	SHAFT:GEAR:IDLER:WORM GEAR	U012	29
AA161167	BUSHING:HDD	U016	34
AB010156	GEAR:SEPARATE:DRIVE	U014_S001_S003	30
AB010157	GEAR:SEPARATE:DRIVEN	U014_S001_S003	31
AB011252	GEAR - 20Z	U014_S001_S003	32
AB011571	GEAR:Z19:DRIVE:REGISTRATION	U010	13
AB011572	GEAR:Z19:DRIVEN:REGISTRATIO N	U006	18
		U006	19
AB011573	GEAR:REGISTRATION:NO.2	U006	19
AB012099	GEAR:ON-OFF:PRESSURE ROLLE R	U012_S001	30
		U012	31
AB012102	GEAR:IDLER:WORM GEAR	U012	31
AB012104	GEAR:IDLER:LIGHT SHIELDING PL ATE	U012	32
		U012_S001	33
AB012107	GEAR:IDLER:EXIT:FUSING EXIT:1	U012_S001	34
AB012108	GEAR:IDLER:EXIT:FUSING EXIT:2	U012_S001	34
AB012109	GEAR:IDLER:EXIT:FUSING EXIT:3	U012_S001	35
AB012110	GEAR:EXIT ROLLER:FUSING EXIT: RIGHT	U012_S001	36
		U012_S001	37
AB012111	GEAR:PRESSURE ROLLER:EXIT	U012_S001	37
AB012116	GEAR:DRIVE:FUSING UNIT	U012_S001	38
AB012119	GEAR:PRESSURE ROLLER	U012_S001	39
AB012120	GEAR:IDLER:PRESSURE ROLLER	U012_S001	40
<b>AE020261</b>	<b>PRESSURE ROLLER:DIA32</b>	<b>U012_S001</b>	<b>41</b>
AE030074	BALL BEARING:DIA17XDIA26X5	U012_S001	42
AF013016	BOTTOM PLATE PAD	U014_S001	33
AF013019	PAD:TRAY BOTTOM PLATE	U006_S001_S001	122
		U006_S002_S001	122
AF030049	PICK-UP ROLLER	U014_S001_S003	34
AF030094	PAPER FEED ROLLER:PICKUP	U006_S006	21
		U006_S007	21
AF031046	FEED ROLLER - MANUAL FEED	U014_S001_S003	35

## Exclusive Parts

Number	Part Name	Group	ID
AF031094	PAPER FEED ROLLER:FEED	U006_S006	22
		U006_S007	22
AF032046	SEPARATION ROLLER - MANUAL FEED	U014_S001_S003	36
AF032094	PAPER FEED ROLLER:SEPARATE	U006_S006	23
		U006_S007	23
AF040571	GUIDE ROLLER	U013_S001	17
AG070513	MAGNET CATCH	U001	9
AG070514	MAGNET CATCH	U011	10
AW010147	PHOTO REFLECTION SENSOR	U013_S001	18
AW010150	PHOTO REFLECTION SENSOR:ORIGINAL TRAY	U003_S001	61
AW010151	PHOTO REFLECTION SENSOR:PS122TL1-A	U003_S001	62
AW010155	ORIGINAL SENSOR:66MM:3.3V	U004	18
AW010200	PAPER FEED SENSOR:FUSING EXIT	U010	14
AW020190	PHOTOINTERRUPTOR	U003_S001	63
		U012	43
AW020198	PHOTOINTERRUPTOR:LG2A14NL1	U011	11
AW020234	PHOTOINTERRUPTOR:GP1A173LCS5F	U003_S001	307
		U006_S006	125
		U006_S007	125
		U009	44
		U010	55
		U013_S001	69
		U014_S001	192
U014_S001_S003	192		
AW020249	PHOTOINTERRUPTOR:FLAT:PICH2MM:M4	U004	19
AW100180	NON-CONTACT TYPE THERMISTOR:FUSING	U012_S001	44
AW100181	THERMISTOR:PRESSURE:FRONT	U012_S001	45
AW100182	THERMISTOR:PRESSURE:MIDDLE	U012_S001	46
AW100183	THERMOPILE	U012	47
AW110111	THERMOSTAT:MIDDLE	U012_S001	48
AW110112	THERMOSTAT:REAR	U012_S001	49

Number	Part Name	Group	ID
AW140026	TEMPERATURE & HUMIDITY SENSOR	U009	14
AW500039	ROTARY SWITCH:PAPER SIZE SENSOR:CW	U014_S001	39
AW500044	PUSH SWITCH:PAPER SIZE SENSOR	U006	26
AW500049	PUSH SWITCH:SW1AG-550	U006	123
		U011	36
		U014	189
		U014_S001	189
AX040199	DC MOTOR:RISING TRAY:ASS'Y	U003_S001	65
AX040273	DC MOTOR:RISING TRAY:ASS'Y:1.007W:BRUSH	U006	27
AX060435	DC MOTOR:GEAR:10W:BRUSHLESS	U015_S001	17
AX060464	DC MOTOR:ENCODER:NO:10W:GEAR:BRUSHLESS	U014	41
		U014_S001	41
		U015	18
U015_S002	18		
AX060519	DC POLYGON MIRROR MOTOR	U005_S001	3
AX061001	DC BRUSHLESS MOTOR:40W:NMB	U015	19
AX061101	DC BRUSHLESS MOTOR:25W:NMB	U015	20
AX061201	DC BRUSHLESS MOTOR:25W:NID:DEVELOPMENT:BLACK	U015	21
AX061202	DC BRUSHLESS MOTOR:25W:NID:FUSING UNIT	U015_S002	22
AX640199	FAN:MM80:25MM:DC 2.16W	U017	13
AX640219	DC FAN MOTOR:DC24V:MM60:25MM	U017	14
AX640236	FAN:MM60X15	U016	35
		U017	15
AX660015	DC FAN MOTOR:SIROCCO:DC24V:PWM	U017	16
AZ240317	(EU/AA):DC POWER SUPPLY	U016	36
AZ320197	POWER PACK:TTS:H	U016	37
<b>AZ320233</b>	<b>POWER PACK:CB:H</b>	<b>U016</b>	<b>38</b>

## Exclusive Parts

Number	Part Name	Group	ID
B0434645	SPRING - 2N	U003_S001	66
B0651374	CLOTH - DF EXPOSURE GLASS	U020	6
B2231099	FLAT SCREW	U014_S001	42
B2231317	SCREW	U016	39
B2233241	SPRING:SHUTTER:PUMP UNIT	U007	12
B2234552	BUSHING:DIA4	U014_S001	43
B2236069	JOINT:DRIVE:INTERMEDIATE TRANSFER	U009_S001	15
B2236476	BUSHING - DIA5	U011	13
B2342864	PAD:CLEANER	U006_S001_S002	28
		U006_S001_S003	28
		U006_S002_S003	28
		U006_S002_S004	28
B2381088	COVER - CONNECTOR	U017	17
B2381089	COVER - POSITIONING PIN	U017	18
B3863320	SPRING:BELT:PAPER FEED:8N	U003_S001_S004	67
B3871951	SPRING - PAPER SIZE SENSOR	U003_S001	68
B3872113	ROLLER - PAPER FEED BELT	U003_S001_S004	69
B4772227	PICKUP ROLLER:COUPLING	U003_S001_S004	70
B4772622	DISCHARGE BRUSH:L11	U003_S001	71
B4774117	SPRING	U003_S001	72
B4774129	SPRING - 12N	U003_S001	73
B4774131	SPRING	U003_S001	74
B6455020	SD Card (1GB)	SPECIAL TOOLS	3
B6455060	SD Card (16GB)	SPECIAL TOOLS	4
B6521133	SHAFT:SLIDER	U003_S001	75
B6521134	COMPRESSION SPRING	U003_S001	76
B6523174	TENSION SPRING	U003_S001	78
B7003305	TIMING BELT:B40S2M152	U003_S001	79
B7061859	SCREW:SLIDER:LOCK	U003_S001	80
B7892114	PAPER FEED BELT ROLLER	U003_S001_S004	81
B8022532	SPRING PLATE:SIDE FENCE	U003_S001	82
B8022536	SLIDER:SIDE FENCE	U003_S001	83
B8024711	SOUND PROOFING MATERIAL	U003_S001_S009	84
		U003_S001_S010	84
B8024712	SOUND PROOFING MATERIAL:COVER:REAR	U003_S001_S009	85
		U003_S001_S010	85
B8041180	DISCHARGE BRUSH:PUNCH UNIT	U003_S001	86

Number	Part Name	Group	ID
B8301135	SCREW	U003_S001	87
B8303504	TIMING BELT - 40S2M100	U006_S006	29
		U006_S007	29
B8722524	SPACER:DIA9	U003_S001	88
C4019503	20X Magnification Scope	SPECIAL TOOLS	5
D0092573	PULLEY - VERTICAL TRANSPORT	U014_S001	44
D0092574	PULLEY - IDLER	U014_S001	45
D0094407	FEELER - OVERFLOW	U013_S001	20
D0094455	CUSHION - DC SOLENOID	U013	21
		U013_S001	21
		U014_S001	46
D0094485	BUSHING - GATE	U014_S001	47
D0094487	COMPRESSION SPRING - GATE	U014_S001	48
D0292677	TRANSPORT BELT:DRIVEN:VERTICAL TRANSPORT	U014_S001	49
D0392993	SHAFT:TRANSPORT BELT:PULLEY	U014_S001	50
D0394525	COMPRESSION SPRING:SHAFT:GUIDE PLATE:EXIT	U014_S001	51
D0394529	STOPPER:GUIDE PLATE:ROLLER:DRIVEN	U014_S001	52
D0394597	TENSION SPRING:DRIVEN ROLLER	U014_S001	53
D0394925	ROLLER:REVERSE:DRIVEN	U013_S001	22
D0394927	COMPRESSION SPRING:PRESSURE:REVERSE:DRIVEN	U013_S001	23
D0892764	GEAR:FEED	U006_S006	30
		U006_S007	30
D0895824	COVER:SD-CARD:D086/D087	U016	40
D0895887	PANEL:INTERFACE	U016	41
D0A46099	SHEET:PRESSURE PLATE:SMALL	U003_S001_S012	89
D0AC1415	OPERATION SUB-UNIT:ASS'Y	U002_S001	6
D0AC1640	OPTICAL READING UNIT:CARRIAGE:SCANNER	U004_S001	20
D0AD1244	COVER:FRONT:RIGHT UPPER:MAIN	U001	10
D0AF1290	COVER:SCANNER:UPPER:REAR	U001	11
D0BH1233	COVER:UPPER:INNER BACK:IDG	U001	12
D0BH1234	COVER:UPPER:INNER BACK:MIDDLE	U001	13



## Exclusive Parts

Number	Part Name	Group	ID
	LE:IDG		
D0BH1235	COVER:UPPER:INNER BACK:BIN:IDG	U001	14
D0BH1237	COVER:UPPER:INNER BACK:LEFT LOWER:IDG	U001	15
D0BH1241	COVER:FRONT:A4	U001	16
D0BH1242	PLATE:COVER:FRONT	U001	17
D0BH1281	COVER:SCANNER:FRONT:IDG	U001	18
D0BH1284	COVER:SCANNER:LEFT:IDG	U001	19
D0BH1287	COVER:SCANNER:RIGHT:IDG	U001	20
D0BH1732	(EU/AA):SCALE:LEFT:MM:ASS'Y	U004	21
D0BH1738	(EU/AA):SCALE:REAR:PRINTING:MM	U004	22
D0BH1816	EXPOSURE GLASS:MASK	U004	23
D0BH2800	PAPER TRAY:NO.1:ASS'Y	U006_S001	31
D0BH2805	PAPER TRAY:NO.2:ASS'Y	U006_S002	32
D0BH2848	DECAL:SIZE INDICATION:END FENCE:NO.2:FRONT	U006_S002	33
D0BH2849	DECAL:SIZE INDICATION:END FENCE:NO.2:REAR	U006_S002	34
D0BH2854	BRACKET:GRIP:PAPER TRAY	U006_S001 U006_S002	35 35
D0BH2855	HOLDER:GRIP:PAPER TRAY	U006_S001 U006_S002	36 36
D0BH2856	GRIP:PAPER TRAY	U006_S001 U006_S002	37 37
D0BH2865	COVER:PAPER TRAY:NO.1	U006_S001	38
D0BH2866	COVER:PAPER TRAY:NO.2	U006_S002	39
D0BH2869	DECAL:SIZE INDICATION:SIDE FENCE:NO.2	U006_S002	40
D0BH2872	INNER COVER:PAPER TRAY	U006_S002	41
D0BH4517	DUPLEX UNIT:ASS'Y	U014_S001	54
D0BH5114	BCU:TYPE-H3:ASS'Y	U016	42
D0BH5676	PCB:SERVICE	U016	43
D0BH6862	DECAL:SIZE INDICATION:PAPER TRAY	U020	7
D0BH7911	DUCT:DEVELOPMENT:FRONT	U001	21
D0BQ1230	COVER:UPPER	U001	22

Number	Part Name	Group	ID
D0BQ1232	COVER:UPPER:EXIT:IDG	U001	23
D0BQ1255	COVER:LEFT:INTERFACE	U001	24
D0BQ1288	COVER:SCANNER:UPPER:RIGHT	U001	25
D0BQ1309	MAGNET CATCH:COVER:FRONT	U001	70
D0BQ1678	SHEET:FFC:LOWER	U004	32
D0BQ1713	SYNCHRONOUS BELT:890ST55-4.0	U004	24
<b>D0BQ2071</b>	<b>CHARGE UNIT:ASS'Y</b>	<b>U008_S001_S001</b>	<b>29</b>
		<b>U008_S002_S001</b>	<b>29</b>
		<b>U008_S003_S001</b>	<b>29</b>
		<b>U008_S004_S001</b>	<b>29</b>
D0BQ2379	DUCT:GEAR:DEVELOPMENT:SUB-ASS'Y	U008_S001_S002	21
		U008_S002_S002	21
		U008_S003_S002	21
		U008_S004_S002	21
D0BQ2600	MANUAL FEED UNIT:ASS'Y	U014_S001_S003	193
D0BQ2608	SHAFT:SEPARATOR:DRIVEN:ASS'Y	U014_S001_S003	194
D0BQ2619	SHAFT:SEPARATOR:DRIVE:ASS'Y	U014_S001_S003	195
D0BQ2637	PAPER STOPPER:MANUAL FEED	U014_S001_S003	196
D0BQ2653	COIL SPRING:PRESSURE:SEPARATOR	U014_S001_S003	197
D0BQ2711	PAPER FEED UNIT:NO.1:ASS'Y	U006_S006	126
D0BQ2712	PAPER FEED UNIT:NO.2:ASS'Y	U006_S007	127
D0BQ2840	END FENCE:PAPER TRAY:ASS'Y	U006_S001_S004	128
		U006_S002_S002	128
D0BQ2873	TRAY BOTTOM PLATE:NO.2:ASS'Y	U006_S002_S001	124
D0BQ3219	DRIVE UNIT:TONER BOTTLE:ASS'Y	U007_S001	14
		U007_S002	14
		U007_S003	14
		U007_S004	14
D0BQ3240	TONER HOPPER:TONER SUPPLY: BK:ASS'Y	U007_S009	33
D0BQ3270	TONER HOPPER:TONER SUPPLY: C:ASS'Y	U007_S010	34
D0BQ3280	TONER HOPPER:TONER SUPPLY: M:ASS'Y	U007_S011	35
D0BQ3310	TONER HOPPER:TONER SUPPLY:	U007_S012	36

## Exclusive Parts

Number	Part Name	Group	ID
	Y:ASS'Y		
<b>D0BQ4102</b>	<b>DRIVEN ROLLER:FUSING EXIT:ASS'Y</b>	<b>U012_S001</b>	<b>60</b>
<b>D0BQ4214</b>	<b>EXIT ROLLER:FUSING EXIT:RIGHT</b>	<b>U012_S001</b>	<b>71</b>
D0BQ4631	SIDE PLATE:REAR:DUPLEX:PEEN	U014_S001	198
D0BQ4644	GEAR:MECHANICAL ROLLER CLUTCH	U014_S001	199
D0BQ4654	SHAFT:LEVER:LOCK	U014_S001	200
D0BQ5172	PCB:TCB	U007	13
D0BQ6060	TRANSFER ROLLER:FC:ASS'Y	U009_S001	45
D0BQ6141	CLEANING UNIT:BELT CLEANING:ASS'Y	U009_S003	42
D0BQ6766	DECAL:CAUTION:ORIGINAL:ENGLISH	U020	28
D1124264	DECAL:WARNING (HIGH TEMPERATURE):FUSING	U012_S001	50
D1175303	THERMISTOR	U017	19
D1175916	STEPPED SCREW:M3X8:SECOND KIND	U009	16
D1185170	PCB:DIODE	U010	16
D1292783	TORQUE LIMITER MECHANICAL CLUTCH:40MNM:DIA18	U006_S006 U006_S007 U014_S001_S003	42 42 55
D1421805	SHAFT:SCALE	U016	44
D1441085	STEPPED SCREW:M3	U001 U009_S001	26 17
D1444183	SCREW:M3	U004	25
D1444484	SHOULDER SCREW - M3	U013_S001	24
D1444489	STOPPER:DRIVEN ROLLER	U014_S001	56
D1465786	BRACKET:HDD	U016	45
D1471805	EXPOSURE GLASS:DOCUMENT FEEDER:APPLY	U004	26
D1472734	GUIDE PLATE:SEPARATE	U006_S006 U006_S007	43 43
D1472737	LEVER:PRESSURE:SEPARATE	U006_S006 U006_S007	44 44
D1472738	LINK:RELEASE	U006_S006 U006_S007	45 45

Number	Part Name	Group	ID
D1472752	SHAFT:SEPARATE:ASS'Y	U006_S006 U006_S007	46 46
D1473281	HOUSING:TONER CARTRIDGE:BACK:ASS'Y	U007_S005	15
D1473282	HOUSING:TONER CARTRIDGE:CMY:ASS'Y	U007_S006 U007_S007 U007_S008	16 16 16
D1473287	TRANSPORT SCREW:NOZZLE:BACK:ASS'Y	U007_S013	17
D1473288	TRANSPORT SCREW:NOZZLE:CMY:ASS'Y	U007_S014 U007_S015 U007_S016	18 18 18
D1473325	TORSION SPRING:STOPPER:TONER CARTRIDGE:4.8N	U007_S005 U007_S006 U007_S007 U007_S008	19 19 19 19
D1477937	FILTER:PREVENTFENCE:10	U017_S001	20
D1482702	SPACER:TRANSPORT ROLLER	U006_S006 U006_S007	47 47
D1482751	ARM:PRESSURE:SEPARATE	U006_S006 U006_S007	48 48
D1482755	COIL SPRING:RELEASE:SEPARATE	U006_S006 U006_S007	49 49
D1484690	TORSION SPRING:LINK	U014_S001	57
D1491099	COVER:GRIP:LEFT	U017	21
D1491168	BRACKET:DRIVE:COLLECTION BOTTLE:ASS'Y	U011	14
D1491173	GEAR:IDLER:TONER BOTTLE	U011	15
D1491174	GEAR:COLLECTION BOTTLE	U011	16
D1491194	PULLEY:PAPER FEED:FEED:NO.1:MECHANICAL ROLLER CLUTCH	U015	23
D1491195	GEAR:IDLER:PAPER FEED:FEED	U015	24
D1491196	GEAR:PAPER FEED:FEED:NO.2:MECHANICAL ROLLER CLUTCH	U015	25
D1491197	GEAR:IDLER:PAPER FEED:GRIP:NO.1	U015	26
D1491199	DRIVE UNIT:ON-OFF:TRANSFER	U015	27
D1491243	COVER:FRONT:UPPER:OPERATION	U001	27

## Exclusive Parts

Number	Part Name	Group	ID
	N SUB-UNIT		
D1491248	HINGE:COVER:FRONT:USED TONER	U001	28
D1491252	COVER:LEFT:UPPER:REAR	U001	29
D1491257	CAP:34X55	U001	30
D1491264	CAP:ROCKER SWITCH	U020	8
D1491274	INNER COVER:FRONT:USED TONER	U001	31
D1491278	TORSION SPRING:COVER:USED TONER	U001	32
D1491291	CAP:HARNESS	U001	33
D1491305	CAP:TOTAL COUNTER	U001	34
D1491307	SPRING PLATE:BAND	U001	35
D1491321	DECAL:TONER BOTTLE:BK	U020	9
D1491322	DECAL:TONER BOTTLE:C	U020	10
D1491323	DECAL:TONER BOTTLE:M	U020	11
D1491324	DECAL:TONER BOTTLE:Y	U020	12
D1491338	GUIDE PLATE:PAPER FEED TABLE:FRONT	U017	22
D1491351	DRIVE UNIT:REGISTRATION:ASS'Y	U015_S001	28
D1491352	BRACKET:DRIVE UNIT:REGISTRATION:ASS'Y	U015_S001	29
D1491355	GEAR:REGISTRATION:NO.1	U015_S001	30
D1491387	GROUND PLATE:DRIVE UNIT:ENGINE	U015	31
D1491392	FLANGE:PAPER FEED:FEED	U015	32
D1491394	GROUND PLATE:DRIVE UNIT:FUSING/PAPER EXIT UNIT	U015	33
D1491397	TORQUE LIMITER MECHANICAL CLUTCH:49MMN:DI14	U015_S002	34
D1491553	SHEET:LOGO	U020	13
D1491706	SYNCHRONOUS BELT:138ST1.5-4.0	U004	27
D1491798	SEAL:SHEET THROUGH:DOCUMENT FEEDER	U004	28
D1491804	HOLDER:EXPOSURE GLASS:SCANNER	U004	29
D1491833	SHEET:GLASS	U004	30

Number	Part Name	Group	ID
D1492557	GUIDE:REGISTRATION:ENTRANCE:REAR	U014_S001	58
D1492558	GUIDE:REGISTRATION:ENTRANCE:FRONT	U014_S001	59
D1492562	COLLAR:REGISTRATION ROLLER	U006	50
D1492566	CASE:REMOVE PAPER DUST:ASS'Y	U006	51
D1492582	GUIDE PLATE:REGISTRATION:FRONT RIGHT	U010	17
D1492584	COLLAR:SHAFT:REGISTRATION ROLLER	U010	18
D1492585	GUIDE:REGISTRATION:REAR RIG	U010	19
D1492586	GUIDE:REGISTRATION:FRONT RIG	U010	20
D1492612	ROLLER:GRIP:DRIVEN	U014_S001_S003	60
D1492613	SHAFT:GRIP:DRIVEN	U014_S001_S003	61
D1492614	TENSION SPRING:GRIP:PRESSURE	U014_S001_S003	62
D1492633	SHAFT:FEED:MANUAL FEED	U014_S001_S003	64
D1492635	TRANSPORT ROLLER:MANUAL FEED	U014_S001_S003	65
D1492638	LINK:PAPER STOPPER:MANUAL FEED	U014_S001_S003	66
D1492639	SHAFT:PAPER STOPPER	U014_S001_S003	67
D1492642	SHAFT:LINK:PAPER STOPPER	U014_S001_S003	68
D1492655	FEELER:PAPER END SENSOR	U014_S001_S003	69
D1492656	TORSION SPRING:PAPER END SENSOR	U014_S001_S003	70
D1492658	COVER:PAPER FEED ROLLER	U014_S001_S003	71
D1492686	WIRE:MANUAL FEED TABLE:TC075	U014_S001	72
D1492688	TENSION SPRING:WIRE	U014_S001	73
D1492692	ARM:MANUAL FEED:FRONT UPPER	U014_S001	74
D1492693	STOPPER:MANUAL FEED TABLE	U014_S001	75
D1492694	COMPRESSION SPRING:STOPPER:MANUAL FEED TABLE	U014_S001	76

## Exclusive Parts

Number	Part Name	Group	ID
D1492712	SHEET:GUIDE PLATE:SWIVEL	U006_S005	52
D1492713	GUIDE PLATE:SWIVEL:NO.1	U006_S005	53
D1492721	GUIDE PLATE:SWIVEL:NO.2	U006	54
D1492739	LEVER:PRESSURE RELEASE	U006_S006	55
		U006_S007	55
D1492772	ARM:PICKUP	U006_S006	56
		U006_S007	56
		U006_S007	56
D1492773	PULLEY:PICKUP:MECHANICAL ROLLER CLUTCH	U006_S006	57
		U006_S007	57
D1492774	PULLEY:IDLER:PICKUP	U006_S006	58
		U006_S007	58
D1492775	SHAFT:FEED:ASS'Y	U006_S006	59
		U006_S007	59
D1492777	COIL SPRING:PRESSURE:PICKUP	U006_S006	60
		U006_S007	60
D1492780	GROUND WIRE:SENSOR:PAPER FEED	U006_S006	61
		U006_S007	61
D1492781	GROUND PLATE:PAPER FEED UNIT	U006_S006	62
		U006_S007	62
D1492787	BRACKET:SUPPORT:COVER	U006	63
D1492788	INNER COVER:HARNESS:PAPER FEED UNIT	U006	64
D1492812	ROLLER:PAPER TRAY:DIA19	U006_S001	65
		U006_S002	65
D1492813	PIN:STRETCH:TRAY	U006_S001	66
		U006_S002	66
D1492814	COIL SPRING:EARTH	U006_S001	67
		U006_S002	67
D1492816	SHAFT:RISE:ASS'Y	U006_S001	68
		U006_S002	68
D1492818	LEVER:RISE	U006_S001	69
		U006_S002	69
D1492824	LEVER:STOPPER:FRONT	U006_S001_S002	70
		U006_S002_S003	70
D1492826	COMPRESSION SPRING:SIDE FENCE:PLATE:FRONT	U006_S001_S002	71
		U006_S002_S003	71
D1492827	COMPRESSION SPRING:SIDE FENCE:POSITIONING	U006_S001_S002	72
		U006_S002_S003	72

Number	Part Name	Group	ID
D1492828	SIDE FENCE:FRONT:NO.1:ASS'Y	U006_S001_S002	73
D1492834	GUIDE:FEELER:PAPER END	U006_S001_S003	74
D1492835	RACK:SIDE FENCE	U006_S001	75
		U006_S002	75
D1492836	GEAR:Z20	U006_S001	76
		U006_S002	76
D1492838	SIDE FENCE:REAR:NO.1:ASS'Y	U006_S001_S003	77
D1492842	LEVER:END FENCE	U006_S001_S004	79
		U006_S002_S002	79
D1492843	CLICK:END FENCE	U006_S001_S004	80
		U006_S002_S002	80
D1492845	COMPRESSION SPRING:END FENCE:LEVER:5N	U006_S001_S004	81
		U006_S002_S002	81
D1492846	DECAL:SIZE INDICATION:END FENCE:NO.1:FRONT	U006_S001	82
D1492847	DECAL:SIZE INDICATION:END FENCE:NO.1:REAR	U006_S001	83
D1492850	TRAY BOTTOM PLATE:ASS'Y	U006_S001_S001	84
D1492863	DECAL:PAPER SET DIRECTION:TRAY:NO.1	U006_S001	85
D1492864	DECAL:PAPER SET DIRECTION:TRAY:NO.2	U006_S002	86
D1492872	LINK:END FENCE:PAPER SIZE SENSOR	U006_S002	87
D1492886	COVER:TRAY:REAR RIGHT:NO.1	U006	89
D1492887	COVER:TRAY:REAR LEFT:NO.1	U006	90
D1492888	COVER:TRAY:REAR RIGHT:NO.2	U006	91
D1492889	COVER:TRAY:REAR LEFT:NO.2	U006	92
D1492903	SUPPORTER:RIGHT:NO.2:ASS'Y	U006_S004	93
D1492905	SUPPORTER:RIGHT:NO.1:ASS'Y	U006_S003	94
D1492918	SUPPORTER:LEFT UPPER:NO.1	U006	95
D1492923	ROLLER:SUPPORTER:PAPER TRAY	U006_S004	96
D1492924	STOPPER:PAPER TRAY	U006_S003	97
		U006_S004	97
D1492925	SUPPORTER:LEFT:NO.2	U006	98
D1492928	ROLLER:SUPPORTER:PAPER TRAY:LEFT	U006	99

## Exclusive Parts

Number	Part Name	Group	ID
D1492930	SUPPORTER:LEFT LOWER:NO.1:PEEN	U006	100
D1492952	DECAL:SIDE FENCE:PAPER VOLUME	U006_S001_S003	101
		U006_S002_S004	101
D1492954	DECAL:SIDE FENCE:PAPER VOLUME:ENVELOPE	U006_S002_S004	102
D1492956	ROLLER:SUPPORTER:PAPER TRAY	U006_S003	103
D1492958	ROLLER:SUPPORTER:PAPER TRAY:LEFT	U006	104
D1492990	PLAIN SHAFT BEARING:DRIVE:REGISTRATION ROLLER	U010	21
D1493210	DC MOTOR:TONER BOTTLE:ASS'Y:5.28W:BRUSH	U007_S001	20
		U007_S002	20
		U007_S003	20
		U007_S004	20
D1493256	BASE:TONER HOPPER:REAR:ASS'Y	U007_S017	22
D1493321	DUCT:VERTICAL TRANSPORT:TONER SUPPLY	U007	26
D1493322	SHUTTER:DUCT:TONER SUPPLY	U007	27
D1493330	SEAL:CONNECTION:CARTRIDGE:TONER SUPPLY	U007	28
D1493331	COVER:GEAR:TONER SUPPLY SUB-UNIT	U007	29
D1493350	DC STEPPER MOTOR:TONER SUPPLY	U007_S009	30
		U007_S010	30
		U007_S012	30
D1494202	ENCODER:ON-OFF:PRESSURE ROLLER	U012_S001	51
D1494205	BRAKE:CAM	U012_S001	52
D1494207	PLATE:CAM	U012_S001	53
D1494208	CAM:ON-OFF:PRESSURE ROLLER	U012_S001	54
D1494209	SHAFT:ON-OFF:PRESSURE ROLLER	U012_S001	55
D1494235	STEPPED SCREW:M3	U012_S001	56
D1494335	ELECTRODE PLATE:CONNECTING:THERMOSTAT	U012_S001	57

Number	Part Name	Group	ID
D1494421	GEAR:EXIT ROLLER	U013_S001	25
D1494422	GEAR:REVERSE ROLLER	U013_S001	26
D1494425	DC STEPPER MOTOR:REVERSE:SUB-ASS'Y	U013_S001	27
D1494427	STUD:PULLEY:BRACKET:DC STEPPER MOTOR	U013_S001	28
D1494428	GROUND PLATE:PAPER EXIT UNIT	U013_S001	29
D1494429	PULLEY:GEAR:REVERSE	U013_S001	30
D1494434	TENSION SPRING:LEVER:GATE PAWL	U013_S001	31
D1494463	GROUND WIRE:SENSOR:REVERSE	U013_S001	32
D1494468	SHAFT:DRIVEN:REVERSE ROLLER	U013_S001	33
D1494469	SPRING PLATE:ROLLER:DRIVEN:REVERSE ROLLER	U013_S001	34
D1494471	SHAFT:DRIVEN:REVERSE ROLLER:OUTER	U013_S001	35
D1494484	TORSION SPRING:LEVER:GATE PAWL	U013_S001	36
D1494492	TRAY:REVERSE	U001	36
D1494623	GROUND WIRE:BRACKET:ENTRANCE:DUPLEX	U014	77
D1494638	GUIDE:WIRE	U014_S001	78
D1494645	SYNCHRONOUS BELT:30S2M118	U014_S001	79
D1494646	SYNCHRONOUS BELT:30S2M262	U014_S001	80
D1494647	SYNCHRONOUS BELT:30S2M212	U014_S001	81
D1494653	TENSION SPRING:SWIVEL	U014_S001	82
D1494656	HOOK:STOPPER:DUPLEX UNIT:FRONT	U014_S001	84
D1494657	HOOK:STOPPER:DUPLEX UNIT:REAR	U014_S001	85
D1494658	COIL SPRING:LEVER:DUPLEX	U014_S001	86
D1494662	DIFFUSION PLATE:LED	U010	22
D1494672	COMPRESSION SPRING:DRIVEN	U014_S001	87
D1494675	COVER:PUSH SWITCH	U014_S001	88
D1494688	LINK:DUPLEX:MAIN	U014_S001	89

## Exclusive Parts

Number	Part Name	Group	ID
D1494695	LINK:FRONT	U014_S001	90
D1494711	DECAL:SIDE FENCE:MANUAL FEED	U014_S001_S002	91
D1494715	DECAL:GRIP:Z	U014_S001	92
D1494717	PLATE:SIDE FENCE:FRONT	U014_S001_S001	93
D1494718	TORSION SPRING:SIDE FENCE:FRONT	U014_S001_S001	94
D1494720	PLATE:SIDE FENCE:REAR	U014_S001_S002	95
D1494721	TORSION SPRING:SIDE FENCE:REAR	U014_S001_S002	96
D1494731	COMPRESSION SPRING:RACK:MANUAL FEED	U014_S001	97
D1494755	BRACKET:HINGE:DUPLEX:FRONT	U014	98
D1494777	COMPRESSION SPRING:FLAT CONVEYER BELT:DRIVEN	U014_S001	100
D1494850	ARM:PUSH SWITCH	U014_S001	101
D1494883	ARM:MANUAL FEED:FRONT LOWER	U014_S001	102
D1494884	ARM:MANUAL FEED:REAR LOWER	U014_S001	103
D1495703	BRACKET:MICRO SWITCH	U016	46
D1495711	BRACKET:ARM:SAFETY SWITCH:FRONT	U016	47
D1495713	ARM:SAFETY SWITCH:FRONT	U016	48
D1495714	SHAFT:ARM:SAFETY SWITCH	U016	49
D1495717	BASE:SAFETY SWITCH	U016	50
D1495718	TORSION SPRING:SAFETY SWITCH	U016	51
D1495726	LEVER:SAFETY SWITCH:RIGHT	U016	52
D1495776	COVER:USB:SMALL	U016	53
D1495810	BRACKET:RACK:UPPER	U016	54
D1495818	SPACER:FFC	U016	55
D1495824	COVER:CONNECTOR:HEATER:0.4MM	U016	56
D1495883	KEYTOP:MAIN SWITCH	U001	37
D1495884	COMPRESSION SPRING:KEYTOP	U001	38
D1496030	CAM:ON-OFF:COLLAR	U009_S001	18
D1496036	CAM:ON-OFF:BK	U009_S001	19

Number	Part Name	Group	ID
D1496037	STOPPER:RIGHT:INTERMEDIATE TRANSFER	U009_S001	20
D1496038	LEVER:ON-OFF:BK	U009_S001	21
D1496112	ROLLER:FLAT BELT-TRANSFER:FRONT	U009_S001	22
<b>D1496133</b>	<b>VIBRATING PLATE:FRONT:PEEN</b>	<b>U009_S001</b>	<b>46</b>
<b>D1496136</b>	<b>VIBRATING PLATE:REAR:PEEN</b>	<b>U009_S001</b>	<b>47</b>
D1496172	BRACKET:BELT CLEANING:FRONT	U009	23
D1496173	BRACKET:BELT CLEANING:REAR	U009	24
D1496177	HOLDER:DISCHARGE USED TONER:ASS'Y	U009_S002	25
D1496179	GEAR:IDLER:DISCHARGE USED TONER	U009_S002	26
D1496192	LEVER:DISCHARGE USED TONER	U009_S002	27
D1496194	SHAFT:LEVER:DISCHARGE USED TONER	U009_S002	28
D1496195	CAM:DISCHARGE USED TONER	U009_S002	29
D1496226	LEVER:TRANSFER/SEPARATION UNIT:FRONT	U010	23
D1496227	LEVER:SET:FRONT	U010	24
D1496228	TORSION SPRING:LEVER:SET:FRONT	U010	25
D1496229	TENSION SPRING:LEVER:SET	U010	26
D1496231	LEVER:TRANSFER/SEPARATION UNIT:REAR	U010	27
D1496232	LEVER:SET:REAR	U010	28
D1496233	TORSION SPRING:LEVER:SET:REAR	U010	29
D1496242	COMPRESSION SPRING:PRESSURE:TRANSFER ROLLER	U010	30
D1496243	RECEIVE PLATE:COMPRESSION SPRING:TRANSFER ROLLER	U010	31
D1496245	GROUND PLATE:TRANSFER/SEPARATION UNIT	U010	32
D1496248	CAP:LED	U010	33
D1496254	DECAL:GRIP:B:LOWER	U010	34
D1496257	GROUND PLATE:REGISTRATION	U010	35

## Exclusive Parts

Number	Part Name	Group	ID
	ROLLER		
D1496290	GUIDE:SET:TRANSFER/SEPARATION UNIT:FRONT	U010	36
D1496291	GUIDE:SET:TRANSFER/SEPARATION UNIT:REAR	U010	37
D1496295	COVER:HARNESS:TRANSFER/SEPARATION UNIT	U010	38
D1496309	SHAFT:ON-OFF:COLLAR:MAIN	U009	30
D1496310	BRACKET:ON-OFF:COLLAR	U009	31
D1496311	GEAR:ON-OFF:COLLAR:OUTPUT	U009	32
D1496312	JOINT:ON-OFF:COLLAR	U009	33
D1496318	DC STEPPER MOTOR:ON-OFF	U007_S011	31
D1496320	TERMINAL:BIAS:INTERMEDIATE TRANSFER:MAIN	U009	34
D1496321	HOLDER:TERMINAL:INTERMEDIATE TRANSFER:MAIN	U009	35
D1496336	TRANSFER ROLLER:ASS'Y	U009_S001	36
D1496370	TONER OUTLET UNIT:BELT CLEANING:ASS'Y	U009_S002	37
D1496552	GEAR:IDLER:Z30	U011	17
D1496553	GEAR:IDLER:Z61	U011	18
D1496554	GEAR:PULLEY:IDLER:Z16	U011	19
D1496555	GEAR:IDLER:Z21	U011	20
D1496556	TENSION SPRING:BELT TENSIONER	U011	21
D1496557	SYNCHRONOUS BELT:40S3M564	U011	22
D1496561	PULLEY:USED TONER	U011	23
D1496562	BRACKET:TIGHTENER:USED TONER	U011	24
D1496571	BRACKET:PULLEY:IDLER:USED TONER	U011	25
D1496574	GEAR:PULLEY:IDLER:Z18	U011	26
D1496575	FLANGE:IDLER:USED TONER	U011	27
D1496581	SHAFT:DRIVE:USED TONER:RIGHT	U011	28
D1496582	GEAR:USED TONER:RIGHT	U011	29
D1496583	GEAR:USED TONER:INPUT	U011	30
D1496586	SHAFT:DRIVE:USED TONER:LEFT	U011	31

Number	Part Name	Group	ID
D1496587	GEAR:USED TONER:LEFT	U011	32
D1496592	RAIL:COLLECTION BOTTLE	U011	33
D1496852	(EU/AA):DECAL:MAIN SWITCH:ON-STANDBY	U020	15
D1496859	DECAL:CLEANING:SHIELD GLASS	U001	39
D1496893	DECAL:PCU:BLACK	U001	40
D1496894	DECAL:PCU:CYAN	U001	41
D1496895	DECAL:PCU:MAGENTA	U001	42
D1496896	DECAL:PCU:YELLOW	U001	43
D1497922	COVER:FAN:DEVELOPMENT:RIGHT LOWER	U017	23
D1497923	DUCT:DEVELOPMENT:RIGHT LOWER	U017	24
D1497931	DUCT:DEVELOPMENT:EXHAUST	U017	25
D1497932	DUCT:PCU:EXHAUST	U017	26
D1497935	CASE:FILTER:ASS'Y	U017_S001	27
D1497938	OZONE FILTER	U017_S001	28
D1497951	DUCT:SUPPLY:A	U017	29
D1497952	DUCT:SUPPLY:B	U017	30
D1497953	DUCT:SUPPLY:C	U017	31
D1497954	DUCT:SUPPLY:D	U017	32
D1497955	DUCT:SUPPLY:FAN:UPPER	U017	33
D1497956	DUCT:SUPPLY:FAN:LOWER	U017	34
D1497957	DUCT:DRIVE:COOLING:A	U017	35
D1497958	DUCT:DRIVE:COOLING:B	U017	36
D1497971	DUCT:EXHAUST:REAR:A	U017	37
D1497972	DUCT:EXHAUST:REAR:B	U017	38
D1497973	DUCT:EXHAUST:REAR:C	U017	39
D1497981	DUCT:POWER SUPPLY UNIT:EXHAUST	U017	40
D1497982	DUCT:POWER SUPPLY UNIT	U017	41
D1497983	BRACKET:FAN:POWER SUPPLY UNIT	U017	42
D1497984	DUCT:REAR:POWER SUPPLY UNIT	U001	44
D1497986	GUIDE:THERMISTOR	U017	43
D1501095	BRACKET:POSITIONING:FUSING UNIT:M3	U017	44

## Exclusive Parts

Number	Part Name	Group	ID
D1501250	COVER:LEFT	U001	45
D1501282	COVER:SCANNER:UPPER:FRONT	U001	46
D1502666	GEAR:SIDE FENCE:MANUAL FEED TABLE	U014_S001	104
D1751377	GEAR:PRESSURE RELEASE:NO.3	U015_S002	35
D1754737	PLAIN SHAFT BEARING:DUPLEX:EXIT	U014_S001	106
D1771302	CLEANER:SHIELD GLASS:ASS'Y	U001	47
D2021143	JOINT:DRIVE	U015	36
D2021152	BRACKET:DRIVE UNIT:PAPER FEED:ASS'Y	U015	37
D2021191	GEAR:GRIP:NO.1	U015	38
D2021193	STUD:PAPER FEED:GRIP:ASS'Y	U015	39
D2021195	PULLEY:GRIP:NO.2	U015	40
D2021196	HOUSING:DRIVE UNIT:PAPER FEED:ASS'Y	U015	41
D2022614	COIL SPRING:RELEASE:PICKUP:MANUAL FEED	U014_S001_S003	107
D2022617	ARM:PICKUP:MANUAL FEED	U014_S001_S003	108
D2022618	SHEET:PICKUP	U014_S001_S003	109
D2022619	TORSION SPRING:PICKUP	U014_S001_S003	110
D2022620	SHOE:TORSION SPRING:PICKUP	U014_S001_S003	111
D2022624	COVER:PAPER END	U014_S001_S003	112
D2022638	FEELER:PAPER SIZE SENSOR:MANUAL FEED	U014_S001	113
D2022640	EXTENSION TRAY:NO.1	U014_S001	114
D2022641	EXTENSION TRAY:NO.2	U014_S001	115
D2022642	PULLEY:WIRE:MANUAL FEED TABLE	U014_S001	116
D2022646	ARM:MANUAL FEED:REAR UPPER	U014_S001	117
D2022669	COVER:MANUAL FEED TABLE	U014_S001	118
D2022676	DECAL:SCALE:MANUAL FEED:MIDDLE	U014_S001	119
D2022778	FEELER:PAPER END	U006_S006	105
		U006_S007	105
D2024477	REVERSE ROLLER	U013_S001	37
D2024673	FEELER:DUPLEX:ENTRANCE SENSOR	U014_S001	120

Number	Part Name	Group	ID
D2024674	TORSION SPRING:DUPLEX:ENTRANCE SENSOR	U014_S001	121
D2024679	DRIVEN ROLLER:DIA16:DUPLEX	U014_S001	122
D2024680	BRACKET:DRIVEN ROLLER:PRESURE	U014_S001	123
D2024682	DRIVEN ROLLER:DIA16	U014_S001	124
D2024684	GROUND WIRE:BRACKET:DRIVEN ROLLER	U014_S001	125
D2024692	SHAFT:PRESSURE:GUIDE PLATE:UPPER	U014_S001	126
D2024721	BRACKET:LINK:DUPLEX	U014_S001	127
D2024722	LINK:DUPLEX	U014_S001	128
D2024726	TORSION SPRING:LINK:CONTACT POINT	U014_S001	129
D2026255	DECAL:GRIP:B	U010	39
D2231381	DECALOSURE GLASS:CLEANING	U020	16
D2380072	(EU):HEATER:SCANNER:220/240V:ASS'Y	U018	1
D2386640	(EU):HEATER:PAPER TRAY:220/240V:ASS'Y	U019	1
D2386650	HEATER:SCANNER:PCU:ELECTRICAL COMPONENTS SECTION:ASS'Y	U018	2
D2386662	HEATER:PAPER TRAY:ELECTRICAL COMPONENTS SECTION:ASS'Y	U019	2
D2391265	COVER:RIGHT:REAR	U001	48
D2392224	PCDU:K	U008_S001	10
D2392244	PCU:K	U008_S001_S001	27
D2395883	GROUND PLATE:BCU	U016	57
D2395884	BRACKET:BCU	U016	58
D2395898	BRACKET:HELM	U016	59
D2395899	CAP:HELM	U016	60
D2411113	GUIDE:HARNES:RIGHT	U015	42
D2411115	GUIDE:HARNES:LEFT	U015	43
D2411117	DRIVE UNIT:ENGINE:ASS'Y	U015	44
D2411242	COVER:MAIN SWITCH	U006_S001	106
D2411245	COVER:FRONT:UPPER	U001	49
D2411251	COVER:LEFT:UPPER	U001	50



## Exclusive Parts

Number	Part Name	Group	ID
D2411256	CAP:COVER:INTERFACE	U001	51
D2411260	COVER:REAR:LOWER	U001	52
D2411261	COVER:REAR	U001	53
D2411263	CAP:LOUVER:DEODORIZE FILTER	U001	54
D2411266	COVER:RIGHT:FRONT LOWER	U001	55
D2411273	INNER COVER:FRONT:LOWER	U001	56
D2411275	INNER COVER:FRONT:RIGHT LOWER	U001	57
D2411285	COVER:SCANNER:UPPER:LEFT	U001	58
D2411297	BRACKET:COVER:LEFT UPPER REAR	U001	59
D2411298	INNER COVER:RIGHT	U001	60
D2411299	GUIDE PLATE:SCANNER	U020	17
D2411308	BAND:STOPPER:DOOR	U001	61
D2411309	MAGNET CATCH	U001	62
D2411357	DRIVE UNIT:FUSING/PAPER EXIT UNIT:ASS'Y	U015_S002	45
D2411378	GEAR:FUSING:NO.3	U015_S002	46
D2411396	HOLDER:TORQUE LIMITER MECHANICAL CLUTCH:PRESSURE RELEASE	U015_S002	47
D2411591	BRACKET:OPERATION SUB-UNIT:PEEN	U002	7
D2411598	COVER:BRACKET:OPERATION SUB-UNIT:LOWER	U002	8
D2411599	COVER:BRACKET:OPERATION SUB-UNIT:UPPER	U002	9
D2411671	PROTECTION:CARRIAGE:SCANNER	U004	31
D2411680	GUIDE ROD	U004	33
D2411681	STAY:GUIDE ROD	U004	34
D2411684	COVER:HARNESS:SCANNER	U004	35
D2411685	SPRING PLATE:GUIDE ROD	U004	36
D2411686	CLAMP:STAY:GUIDE ROD	U004	37
D2411688	SHEET:GLASS:LARGE	U004	38
D2411689	HOLDER:EXPOSURE GLASS	U004	39
D2411697	SLIDE RAIL	U004	40
D2411698	COVER:BASE:SCANNER	U004	41

Number	Part Name	Group	ID
D2411701	PULLEY:IDLER:LEADING EDGE	U004	42
D2411702	CAP:PULLEY:IDLER:LEADING EDGE	U004	43
D2411708	TIGHTENER:DIA8	U004	44
D2411710	PULLEY:IDLER:TRAILING EDGE	U004	45
D2411711	CAP:IDLER:TRAILING EDGE	U004	46
D2411712	TENSION SPRING:TIGHTENER:TENSION:4N	U004	47
D2411715	PULLEY:DRIVE	U004	48
D2411716	CAP:PULLEY:DRIVE:UPPER	U004	49
D2411717	CAP:PULLEY:DRIVE:LOWER	U004	50
D2411719	DC STEPPER MOTOR	U004	51
D2411722	TENSION SPRING:TENSION:11N	U004	52
D2411727	SHEET:GAP:ASS'Y	U004	53
D2411733	COVER:SHEET THROUGH:DOCUMENT FEEDER	U004	54
D2411741	BRACKET:DOCUMENT FEEDER:LEFT	U004	55
D2411742	BRACKET:DOCUMENT FEEDER:RIGHT	U004	56
D2411744	DOCUMENT FEEDER:CABLE:BRACKET	U004	57
D2411767	PLAIN SHAFT BEARING:90ANG	U004_S001	58
D2411788	CAP:COVER:POSITIONING	U020	18
D2411855	OPTICAL WRITING UNIT	U005_S001	4
D2412559	SHAFT:REGISTRATION ROLLER:DRIVEN	U006	107
D2412576	GUIDE PLATE:REGISTRATION:FRONT LEFT	U006	108
D2412583	REGISTRATION ROLLER:DRIVE	U010	40
D2412612	DC SOLENOID:PICKUP:ASS'Y	U014_S001_S003	130
D2412622	COVER:DAMPER	U014_S001_S003	131
D2412634	RACK:MANUAL FEED	U014_S001	132
D2412641	COVER:PAPER STOPPER:MANUAL FEED	U014_S001_S003	134
D2412643	ARM:LINK:PAPER STOPPER	U014_S001_S003	135
D2412644	TORSION SPRING:LINK:PAPER STOPPER	U014_S001_S003	136

## Exclusive Parts

Number	Part Name	Group	ID
D2412652	GROUND PLATE:SHAFT:FEED	U014_S001_S003	137
D2412657	GROUND WIRE:MANUAL FEED UNIT:REAR	U014_S001_S003	139
D2412673	GUIDE PLATE:VERTICAL TRANSPORT:NO.1:DRIVEN	U014_S001	140
D2412674	GUIDE PLATE:VERTICAL TRANSPORT:NO.2:DRIVEN	U014_S001	141
D2412676	HOLDER:DRIVEN:BELT	U014_S001	142
D2412678	SHAFT:FLAT CONVEYER BELT:DRIVEN	U014_S001	143
D2412682	STAY:REAR:MANUAL FEED TABLE	U014_S001	144
D2412685	DECAL:PAPER SET DIRECTION:MANUAL FEED	U014_S001	145
D2412690	SIDE FENCE:FRONT:ASS'Y	U014_S001_S001	146
D2412691	SIDE FENCE:REAR:ASS'Y	U014_S001_S002	147
D2412731	STOPPER:GUIDE PLATE:SWIVEL	U006	111
D2412754	COIL SPRING:PRESSURE:SEPARATE	U006_S006	112
		U006_S007	112
D2412759	TRANSPORT ROLLER:VERTICAL TRANSPORT:ASS'Y	U006_S006	113
		U006_S007	113
D2412875	SIDE FENCE:FRONT:ASS'Y	U006_S002_S003	114
D2412880	SIDE FENCE:REAR:ASS'Y	U006_S002_S004	115
D2412906	LEVER:STRETCH:PAPER TRAY:ASS'Y	U006	116
D2412991	PLAIN SHAFT BEARING:INNER:DRIVE:REGISTRATION ROLLER	U010	41
D2412993	STOPPER:REGISTRATION ROLLER	U010	42
D2412994	COMPRESSION SPRING:REGISTRATION:INNER:DRIVE	U010	43
D2414023	HOLDER:DRIVEN ROLLER:FUSING EXIT:FRONT	U012_S001	58
D2414024	HOLDER:DRIVEN ROLLER:FUSING EXIT:REAR	U012_S001	59
D2414108	GUIDE:FUSING EXIT:LEFT	U012_S001	61
D2414113	BRACKET:THERMISTOR:PRESSURE ROLLER	U012_S001	62
D2414121	INNER COVER:PRESSURE ROLLER	U012_S001	63

Number	Part Name	Group	ID
	R:REAR		
D2414122	INNER COVER:PRESSURE ROLLER:FRONT	U012_S001	64
D2414123	DISCHARGE BRUSH:PRESSURE ROLLER	U012_S001	65
D2414137	LEVER:PRESSURE:FRONT:PEEN	U012_S001	66
D2414140	HOLDER:PRESSURE:FRONT:ASS'Y	U012_S001	67
D2414155	HOLDER:PRESSURE:REAR:ASS'Y	U012_S001	68
D2414160	LEVER:PRESSURE:REAR:PEEN	U012_S001	69
D2414212	GATE PAWL:FUSING EXIT	U012_S001	70
D2414215	GUIDE:FUSING EXIT:RIGHT:ASS'Y	U012_S001	72
D2414218	LINK:GATE PAWL:FUSING EXIT	U012_S001	73
D2414219	DECAL:C:GUIDE PLATE:FUSING EXIT	U012_S001	74
D2414221	STRIPPER PLATE:FUSING EXIT:ASS'Y	U012_S001	75
D2414252	FUSING ENTRANCE GUIDE PLATE	U012_S001	76
D2414261	FUSING COVER:UPPER	U012_S001	77
D2414317	GUIDE:HARNESS:DRAWER:PRESS FIT	U012_S001	78
D2414332	HOUSING:THERMOSTAT	U012_S001	79
D2414334	COVER:HOUSING:THERMOSTAT	U012_S001	80
D2414337	TERMINAL:THERMOSTAT:DRAWER	U012_S001	81
D2414338	TERMINAL:THERMOSTAT:HEATER	U012_S001	82
D2414342	HOUSING:NON-CONTACT TYPE THERMISTOR	U012_S001	83
D2414365	HOLDER:THERMOPILE	U012	84
D2414366	BRACKET:THERMOPILE	U012	85
D2414367	STOPPER:THERMOPILE	U012	86
D2414406	PAPER EXIT UNIT:ASS'Y	U013_S001	38
D2414441	GUIDE PLATE:EXIT:UPPER	U013_S001	39
D2414448	SHAFT:FEELER:OVERFLOW	U013_S001	40
D2414458	GUIDE:COVER:UPPER	U001	63
D2414461	GUIDE PLATE:REVERSE:UPPER	U013_S001	41
D2414466	GUIDE PLATE:REVERSE:LOWER	U013_S001	42
D2414472	END FENCE:TRAY:EXIT:ASS'Y	U020_S001	19

## Exclusive Parts

Number	Part Name	Group	ID
D2414476	EXIT ROLLER	U013_S001	43
D2414481	GATE PAWL:EXIT	U013_S001	44
D2414483	LEVER:GATE PAWL	U013_S001	45
D2414494	TRAY:AUXILIARY:EXIT	U013	46
D2414499	COMPRESSION SPRING:BASE:TRAY:EXIT	U013	47
D2414617	TRANSPORT ROLLER:DUPLEX:2:DIA8	U014_S001	148
D2414627	COVER:DUPLEX	U014_S001	149
D2414628	GUIDE PLATE:DUPLEX:EXIT	U014_S001	150
D2414635	SHEET:CUSHION	U014_S001	152
D2414640	TRANSPORT ROLLER:EXIT:DIA8	U014_S001	153
D2414642	TRANSPORT ROLLER:DUPLEX:1	U014_S001	154
D2414643	TRANSPORT ROLLER:ENTRANCE	U014_S001	155
D2414652	GEAR:PULLEY:SWIVEL	U014_S001	157
D2414660	GUIDE PLATE:UPPER:RIGHT:DUPLEX	U014_S001	158
D2414673	GUIDE PLATE:DRIVEN	U014_S001	159
D2414676	LEVER:PRESSURE:DUPLEX	U014_S001	160
D2414677	COMPRESSION SPRING:EXIT:UPPER	U014_S001	161
D2414681	BRACKET:MOTOR:PEEN	U014_S001	162
D2414684	GEAR:OUTPUT	U014_S001	163
D2414692	INNER COVER:REAR:DUPLEX	U014_S001	164
D2414693	INNER COVER:FRONT:DUPLEX	U014_S001	165
D2414694	CAP:BELT:DUPLEX	U014_S001	166
D2414697	GROUND WIRE:EXIT SENSOR:DUPLEX	U014_S001	167
D2414707	GEAR:FEED:MANUAL FEED:DRIVE	U014_S001	168
D2414708	GEAR:SEPARATOR:MANUAL FEED:DRIVE	U014_S001	169
D2414709	GEAR:TRANSPORT ROLLER:MANUAL FEED	U014_S001	170
D2414710	GEAR:IDLER	U014_S001	171
D2414750	BRACKET:MOTOR:DUPLEX	U014	172
D2414755	GEAR:OUTPUT:DUPLEX:ENTRANCE	U014	173
D2414757	SPACER:DC MOTOR:DUPLEX	U014	174

Number	Part Name	Group	ID
D2414761	DRIVEN ROLLER:DIA16	U014_S001	175
D2414762	DRIVEN ROLLER:DIA18	U014_S001	176
D2414763	GUIDE:HARNESS:ENTRANCE SENSOR:DUPLEX	U014_S001	177
D2414765	PULLEY:T26	U014_S001	178
D2414766	PULLEY:T26/T26	U014_S001	179
D2414899	SHEET:RACK:MANUAL FEED	U014_S001	180
D2414921	COVER:GUIDE PLATE:DRIVEN	U014_S001	181
D2414923	STAY:CONTACT POINT:DUPLEX	U014_S001	182
D2414929	DC SOLENOID:FUSING EXIT:ASS'Y	U013	48
D2414936	INNER COVER:EXIT	U013	49
D2414937	TENSION SPRING:GATE:REVERSE	U013_S001	50
D2414938	TENSION SPRING:LINK:DC SOLENOID:FUSING EXIT	U013	51
D2414941	GATE PAWL:REVERSE:FRONT MIDDLE	U013_S001	52
D2414942	GATE PAWL:REVERSE:REAR MIDDLE	U013_S001	53
D2414943	GATE PAWL:REVERSE:REAR	U013_S001	54
D2414946	SHAFT:GATE PAWL:REVERSE	U013_S001	55
D2414947	GATE PAWL:REVERSE:FRONT	U013_S001	56
D2414948	GUIDE:HARNESS:REVERSE	U013_S001	57
D2414950	ROLLER:EXIT:PRESSURE:2TYPE:ASS'Y	U013_S001_S001	58
D2414955	HOLDER:ROLLER:EXIT:PRESSURE:2TYPE	U013_S001	59
D2414971	LINK:PLATE:EXIT	U013	60
D2414972	GUIDE:PLATE:EXIT	U013	61
D2414981	COIL SPRING:ROLLER:PRESSURE:EXIT	U013_S001	62
D2414992	DISCHARGE BRUSH:EXIT	U013_S001	63
D2414994	GUIDE PLATE:EXIT:LOWER	U013_S001	64
D2414995	GUIDE PLATE:UPPER	U014_S001	183
D2414996	DC SOLENOID:ASS'Y	U013_S001	65
D2414998	CUSHION:DC SOLENOID:4MM	U013_S001	66
D2415110	PCB:IOB:TRANSPORT	U016	61
D2415112	PCB:IOB:ENGINE	U016	62

## Exclusive Parts

Number	Part Name	Group	ID
D2415190	PCB:MSSENS1	U016	63
D2415192	PCB:MSSENS2	U016	64
D2415711	COVER:HUMAN DETECTION SENSOR:CONNECTOR	U001	64
D2415737	BRACKET:MAIN SWITCH	U016	65
D2415764	COVER:POWER PACK:CB	U016	66
D2415765	CASE:POWER PACK:CB	U016	67
D2415796	RACK:MIDDLE	U016	68
<b>D2415797</b>	<b>FRAME:RACK:RIGHT:PEEN</b>	<b>U016</b>	<b>100</b>
D2415800	RACK:RIGHT:AUXILIARY	U016	69
D2415801	COVER:RACK:REAR	U016	70
D2415802	GUIDE:FFC:SCANNER	U016	71
D2415803	GUIDE:HARNESS:C/T BOX	U016	72
D2415817	GUIDE:FFC:2	U016	73
D2415831	CAP:GUIDE:WIRE	U016	74
D2415832	CAP:GUIDE:COIL SPRING	U016	75
D2415841	BASE:GUIDE:WIRE	U016	76
D2415842	COVER:GUIDE:WIRE	U016	77
D2415850	WIRE:CHARGE:K	U016	78
D2415851	WIRE:DEVELOPMENT:K	U016	79
D2415852	WIRE:CHARGE:C	U016	80
D2415853	WIRE:DEVELOPMENT:C	U016	81
D2415854	WIRE:CHARGE:M	U016	82
D2415855	WIRE:DEVELOPMENT:M	U016	83
D2415856	WIRE:CHARGE:Y	U016	84
D2415857	WIRE:DEVELOPMENT:Y	U016	85
D2415875	WIRE:CHARGE:CB	U016	86
D2415876	WIRE:DEVELOPMENT:CB:K	U016	87
D2415877	WIRE:DEVELOPMENT:CB:C	U016	88
D2415878	WIRE:DEVELOPMENT:CB:M	U016	89
D2415879	WIRE:DEVELOPMENT:CB:Y	U016	90
D2415889	SPRING PLATE:IMAGE PROCESSING UNIT	U016	91
D2416003	TRANSFER UNIT:INTERMEDIATE TRANSFER:ASS'Y	U009_S001	43
D2416097	FLAT BELT-TRANSFER:INTERMEDIATE TRANSFER:TT	U009_S001	39
D2416212	TRANSFER ROLLER:SECOND:ASS	U010_S001	44

Number	Part Name	Group	ID
	'Y		
D2416240	LEVER:PRESSURE:TRANSFER ROLLER:FRONT:DIA19.5	U010	45
D2416241	LEVER:PRESSURE:TRANSFER ROLLER:REAR:DIA19.5	U010	46
D2416244	GROUND PLATE:SEPARATION	U010	47
D2416250	GROUND WIRE:BRACKET:ENTRANCE SENSOR	U010	48
D2416256	GROUND PLATE:GUIDE:TRANSPORT	U010	49
D2416258	COVER:TRANSFER/SEPARATION UNIT	U010	50
D2416275	SHEET:ENTRANCE:TRANSFER	U010	51
D2416290	LED:RED	U010	52
D2416335	COVER:INTERMEDIATE TRANSFER	U020	20
D2417913	DUCT:OPTICAL WRITING UNIT	U001	65
D2417941	DUCT:EXHAUST:UPPER:A	U017	45
D2417942	DUCT:EXHAUST:UPPER:B	U017	46
D2417943	DUCT:EXHAUST:UPPER:C	U017	47
D2417944	DUCT:EXHAUST:UPPER:D	U017	48
D2417945	DEODORIZE FILTER	U017	49
D2417983	DUCT:DEVELOPMENT:REAR:A	U017	50
D2417984	DUCT:DEVELOPMENT:REAR:B	U017	51
D2421231	COVER:UPPER:FRONT	U001	66
D2421247	COVER:FRONT:USED TONER	U001	67
D2421267	COVER:RIGHT:UPPER	U001	68
D2422225	PCDU:C	U008_S002	12
D2422226	PCDU:M	U008_S003	13
D2422227	PCDU:Y	U008_S004	14
D2422245	PCU:CMY	U008_S002_S001	26
		U008_S003_S001	26
		U008_S004_S001	26
D2422389	COVER:PCU:FRONT:SUB-ASS'Y	U008	16
D2423091	DEVELOPMENT UNIT:K	U008_S001_S002	17
D2423092	DEVELOPMENT UNIT:C	U008_S002_S002	23
D2423093	DEVELOPMENT UNIT:M	U008_S003_S002	24
D2423094	DEVELOPMENT UNIT:Y	U008_S004_S002	25

## Exclusive Parts

Number	Part Name	Group	ID
D2424042	(EU):SLEEVE:FUSING:220/240V	U012_S001_S001	87
D2424056	(EU):FUSING UNIT:220/240V	U012_S001	88
D2424262	FUSING COVER:LOWER	U012_S001	89
D2424382	DC STEPPER MOTOR:ASS'Y	U012	90
D2424383	BRACKET:IDLER:DC STEPPER MOTOR	U012	91
D2424386	BRACKET:DC STEPPER MOTOR	U012	92
D2425186	(EU/AA):AC CONTROL BOARD	U016	92
D2425605	PCB:DDR3-DIMM:RC-C:2GB:ASS'Y	U016	93
D2425646	PCB:IMAGE PROCESSING UNIT	U016	94
D2426400	COLLECTION BOTTLE:ASS'Y	U011_S001	34
D2426511	PIPE:ASS'Y	U011	35
D2429591	TOTAL COUNTER	U016	95
D2445730	PCB:DCSW	U016	96
D2557798	DECAL:BLUETOOTH	U020	21
D2581317	HOLDER:GLASS:CLEANER:ASS'Y	U020	22
D2894655	GRIP:DUPLEX UNIT	U014_S001	201
D2951508	COVER:REAR:M3	U002	10
D3AZ1762	BRACKET:MOTOR:MIDDLE	U003_S001	90
D3B01320	HINGE:LEFT:ASS'Y	U003_S001	300
D3B01350	HINGE:RIGHT:ASS'Y	U003_S001	301
D3B01766	DC MOTOR:10W:NIDEC:ASS'Y	U003_S001	91
D3B02200	SHAFT:SEPARATION:ASS'Y	U003_S001_S004	92
D3B02510	GUIDE PLATE:PAPER FEED:LOWER:ASS'Y	U003_S001	93
D3B02622	DISCHARGE BRUSH:L11	U003_S001	94
D3B03390	GUIDE PLATE:SCANNING:NON-CONTACT:PEEN	U003_S001	308
D3B03662	GUIDE PLATE:CONTACT IMAGE SENSOR:ENTRANCE:ASS'Y	U003_S001_S005	96
D3B04212	COVER:UPPER REAR	U003_S001	98
D3B04310	GUIDE:PAPER FEED:UPPER:SUB-ASS'Y	U003_S001_S011	99
D3B04324	SHEET:BRACKET:GUIDE:PAPER FEED	U003_S001	100
D3B04443	SPONGE:TRAY:EXIT	U003_S001	101
D3B04711	GUIDE PLATE:PRESSURE PLATE:LEFT:ASS'Y	U003_S001_S012	102

Number	Part Name	Group	ID
D3B04720	PRESSURE PLATE:ASS'Y	U003_S001_S012	103
D3B04722	CUSHION:TAPE:SMALL	U003_S001_S012	104
D3B04724	CUSHION:PRESSURE PLATE:LARGE	U003_S001_S012	105
D3B04725	CUSHION:PRESSURE PLATE:SMALL	U003_S001_S012	106
D3B04751	CUSHION:COVER:PAPER FEED:UPPER:1	U003_S001_S010	107
D3B04752	CUSHION:COVER:PAPER FEED:UPPER:2	U003_S001_S010	108
D3B04753	SOUND PROOFING MATERIAL:COVER:PAPER FEED:UPPER:FRONT	U003_S001_S010	109
D3B04754	SOUND PROOFING MATERIAL:COVER:PAPER FEED:UPPER:INNER BACK	U003_S001_S010	110
D3B04755	COVER:PAPER FEED:UPPER:ASS'Y	U003_S001_S010	111
D3B04761	SOUND PROOFING MATERIAL:COVER:REAR:LOWER:1	U003_S001_S009	112
D3B04762	SOUND PROOFING MATERIAL:COVER:REAR:LOWER:2	U003_S001_S009	113
D3B04763	SOUND PROOFING MATERIAL:COVER:REAR:LOWER:3	U003_S001_S009	114
D3B04764	SOUND PROOFING MATERIAL:COVER:REAR:LOWER:4	U003_S001_S009	115
D3B04765	SOUND PROOFING MATERIAL:COVER:REAR:UPPER	U003_S001_S009	116
D3B04771	SOUND PROOFING MATERIAL:GUIDE:PAPER FEED:UPPER:1	U003_S001_S011	117
D3B04772	SOUND PROOFING MATERIAL:GUIDE:PAPER FEED:UPPER:2	U003_S001_S011	118
D3B04773	SOUND PROOFING MATERIAL:GUIDE:PAPER FEED:UPPER:3	U003_S001_S011	119
D3B04774	SOUND PROOFING MATERIAL:GUIDE:PAPER FEED:UPPER:4	U003_S001_S011	120
D3B04775	SOUND PROOFING MATERIAL:GUIDE:PAPER FEED:UPPER:5	U003_S001_S011	121
D3B04776	SOUND PROOFING MATERIAL:GUIDE:PAPER FEED:UPPER:6	U003_S001_S011	122

## Exclusive Parts

Number	Part Name	Group	ID
	DE:PAPER FEED:UPPER:6		
D3B04781	CUSHION:BRACKET:PICKUP:FRO NT	U003_S001_S004	123
D3B04782	CUSHION:COVER:PAPER FEED:PI CKUP	U003_S001	124
D3B05100	PCB:MAIN CONTROL	U003_S001	125
D3B05860	CONTACT IMAGE SENSOR:ASS'Y	U003_S001	126
D3B05869	SHIELD PLATE:CONTACT IMAGE SENSOR:FRONT	U003_S001	127
D3B06321	DECAL:CAUTION:CONTACT IMAG E SENSOR	U003_S001	128
D3B06323	DECAL:CAUTION:ORIGINAL:MANY LANGUAGES	U020	23
D3B07010	ADF:ASS'Y	U003_S001	129
D3BR2202	(EU):HEATER:PHOTOCONDUCTO R:ASS'Y	U018	3
D3FF1221	SHEET:HINGE:GUIDE:LEFT	U003_S001	302
D3FF1222	SHEET:HINGE:GUIDE:RIGHT	U003_S001	303
D3FF1386	SHEET:HINGE:LEFT	U003_S001	304
D3FF1387	SHEET:HINGE:RIGHT	U003_S001	305
D3FF2219	GUIDE:PAPER FEED BELT:FRONT	U003_S001_S004	306
D3FF4210	COVER:REAR:ASS'Y	U003_S001_S009	309
D4122653	BUSHING:DIA6	U003_S001	130
D4122669	TENSION SPRING:GUIDE PLATE:P RESSURE:2N	U003_S001	131
D4123145	TENSION SPRING:LEVER:MISFEE D REMOVAL	U003_S001	132
D5224906	STEPPED SCREW:M3:DIA6:1.7MM: ROUND POINT	U003_S001	133
D5406121	FULL DUG POINT SCREW:FIX:HIN GE	U003	134
D5412241	REVERSE ROLLER:PAPER FEED	U003_S001	135
D5431313	COMPRESSION SPRING:HINGE:LE FT	U003_S001	136
D5431625	GEAR:Z24:SEPARATION	U003_S001	137
D5431717	SHAFT:PULLEY:SCANNING:EXIT	U003_S001	138
D5431821	TIMING PULLEY:T33/Z24	U003_S001	139
D5431822	FLANGE:DIA24	U003_S001	140

Number	Part Name	Group	ID
D5433314	SHEET:SCANNING:ENTRANCE:MI DDLE	U003_S001_S008	141
		U003_S001_S011	141
D5433631	ROLLER:SCANNING:BEHIND:ASS' Y	U003_S001	142
D5433635	GEAR:ROLLER:SCANNING:BEHIN D	U003_S001	143
D5434382	COMPRESSION SPRING:PULL OU T	U003_S001	144
D5434393	CUSHION:GUIDE PLATE:ENTRAN CE:PAPER FEED:INNER BACK	U003_S001	145
D5435125	SPRING PLATE:CABLE:CONTACT I MAGE SENSOR	U003_S001	146
D6421454	FEELER:APS	U003_S001	147
D6831362	COMPRESSION SPRING:HINGE:RI GHT	U003_S001	150
D6831385	BRACKET:SAFETY SWITCH:PAPE R FEED	U003_S001	151
D6831386	SHAFT:CONTACT POINT:ON OFF DETECTOR:PAPER FEED	U003_S001	152
D6831387	TENSION SPRING:ON OFF DETEC TOR:PAPER FEED	U003_S001	153
D6831413	BRACKET:SAFETY SWITCH	U003_S001	154
D6831414	SPRING PLATE:SAFETY SWITCH	U003_S001	155
D6831415	FEELER:SENSOR:ON OFF DETEC TOR	U003_S001	156
D6831451	HOLDER:FEELER:APS	U003_S001	157
D6831614	BRACKET:MOTOR:PAPER FEED	U003_S001	158
D6831615	STAY:MOTOR:PAPER FEED	U003_S001	159
D6831617	DC MOTOR:ASS'Y:20W:BRUSHLE SS	U003_S001	160
D6831620	SHAFT:SEPARATION:DRIVE:INPU T:SUB-ASS'Y	U003_S001_S001	161
D6831632	SHAFT:REVERSE ROLLER:SUB-A SS'Y	U003_S001_S002	162
D6831635	GEAR:REVERSE ROLLER:DRIVE	U003_S001	163
D6831640	SHAFT:INPUT:PAPER FEED:SUB-A SS'Y	U003_S001_S003	164
D6831642	TIMING PULLEY:IDLER:PULL OUT	U003_S001	165

## Exclusive Parts

Number	Part Name	Group	ID
D6831643	GEAR:INPUT:PAPER FEED	U003_S001	166
D6831644	SPACER:SHAFT:INPUT:PAPER FEED	U003_S001	167
D6831671	BRACKET:MOTOR:PICK UP	U003_S001	168
D6831675	DC STEPPER MOTOR:DIA42:T15:S2M:ASS'Y	U003_S001	169
D6831680	CAM:PICKUP	U003_S001	170
D6831682	TIMING PULLEY:PICKUP:DRIVE	U003_S001	171
D6831691	GEAR:PAPER FEED:COUPLING	U003_S001	172
D6831711	BRACKET:MOTOR:PULL OUT	U003_S001	173
D6831718	STAY:MOTOR:PULL OUT	U003_S001	174
D6831766	DC MOTOR:10W:BRUSHLESS	U003_S001	175
D6831811	BRACKET:MOTOR:SCANNING:EXIT	U003_S001	176
D6831813	TIMING PULLEY:COUPLING:SCANNING:INNER BACK	U003_S001	177
D6831814	TIMING PULLEY:COUPLING:EXIT	U003_S001	178
D6831822	DC MOTOR:20W:SCANNING:20W:BRUSHLESS	U003_S001	179
D6831841	BRACKET:TENSIONER:SCANNING:INNER BACK	U003_S001	180
D6831845	PULLEY:IDLER:DIA14	U003_S001	181
D6831851	BRACKET:TENSIONER:SCANNING:FRONT	U003_S001	182
D6831855	TIMING PULLEY:TENSIONER:SCANNING:FRONT	U003_S001	183
D6831856	TENSION SPRING:TENSION:SCANNING:FRONT	U003_S001	184
D6831912	BRACKET:HINGE:RIGHT	U003_S001	185
D6832110	ROLLER:PULL OUT:DRIVE	U003_S001	186
D6832112	TIMING PULLEY:ROLLER:PULL OUT:DRIVE	U003_S001	187
D6832210	ROLLER:MIDDLE:DRIVE	U003_S001	188
D6832215	SHAFT:SEPARATION:DRIVE	U003_S001_S004	189
D6832221	GEAR:IDLER:Z18	U003_S001_S004	190
D6832222	STOPPER:SHAFT:SEPARATION:DRIVE	U003_S001	191
D6832224	GUIDE:PAPER FEED:ENTRANCE:FRONT	U003_S001_S004	192

Number	Part Name	Group	ID
	FRONT		
D6832228	PICKUP ROLLER	U003_S001_S004	193
D6832229	TIMING PULLEY:GEAR:T19/Z23	U003_S001_S004	194
D6832231	BRACKET:PICKUP	U003_S001_S004	195
D6832232	TIMING PULLEY:PICKUP:T21	U003_S001_S004	196
D6832233	BRACKET:PAPER FEED BELT	U003_S001_S004	197
D6832235	SHAFT:PICKUP:SUB-ASS'Y	U003_S001_S004	198
D6832236	SHEET:BRACKET:PICKUP:INNER BACK	U003_S001_S004	199
D6832239	COVER:PICKUP ROLLER	U003_S001_S004	200
D6832240	GUIDE:PAPER FEED:ENTRANCE:INNER BACK:ASS'Y	U003_S001_S004_S001	201
D6832272	LEVER:PICKUP ROLLER:RISE	U003_S001_S004	202
D6832311	TORQUE LIMITER MECHANICAL CLUTCH:SEPARATOR	U003_S001	203
D6832393	HOLDER:ORIGINAL TABLE	U003_S001	204
D6832415	SHEET:SEPARATION:ENTRANCE	U003_S001	205
D6832417	SHEET:ENTRANCE:SEPARATION PAD	U003_S001	206
D6832724	COVER:LOWER:BASE	U003_S001	207
D6832728	STOPPER:RELEASE:SHAFT:BASE	U003_S001	208
D6832729	JOINT:RISING TRAY:AUXILIARY	U003_S001	209
D6832733	FEELER:SENSOR:ORIGINAL SENSOR	U003_S001	210
D6832735	BRACKET:SENSOR:ORIGINAL SENSOR	U003_S001	211
D6832742	CUSHION:STOPPER PAWL	U003_S001	212
D6832743	SHEET:CUSHION:STOPPER PAWL	U003_S001	213
D6832746	SIDE FENCE:ORIGINAL TABLE	U003_S001	214
D6832747	PAD:SIDE FENCE:SMALL	U003_S001	215
D6832748	PAD:SIDE FENCE:LARGE	U003_S001	216
D6832752	LEVER:RISE:BASE	U003_S001	217
D6832755	SHAFT:RISE:BASE:SUB-ASS'Y	U003_S001	218
D6832756	RAIL:SIDE FENCE	U003_S001	219
D6832771	ORIGINAL TABLE	U003_S001	220
D6832781	ORIGINAL TABLE:BEHIND	U003_S001	221
D6832912	FEELER:PAPER SIZE SENSOR	U003_S001	222
D6832913	SHEET:SENSOR:SEPARATION	U003_S001	223

## Exclusive Parts

Number	Part Name	Group	ID
D6832914	GUIDE PLATE:PULL OUT:LOWER	U003_S001	224
D6833111	ROLLER:SCANNING:ENTRANCE:DRIVE	U003_S001	225
D6833150	ROLLER:SCANNING:EXIT:DRIVE:ASSY	U003_S001_S007	226
D6833155	TIMING PULLEY:ROLLER:SCANNING:EXIT:DRIVE	U003_S001	227
D6833221	GUIDE:SCANNING:UPPER	U003_S001	228
D6833251	GROUND PLATE:ROLLER	U003_S001	229
D6833260	SHEET:SCANNING:EXIT:UPPER:ASSY	U003_S001	230
D6833311	BRACKET:GUIDE:SCANNING:UPPER	U003_S001	231
D6833361	SPRING PLATE:GUIDE PLATE:SCANNING	U003_S001	232
D6833421	BASE:SCANNING:ENTRANCE:LOWER	U003_S001	233
D6833422	LEVER:PRESSURE RELEASE	U003_S001	234
D6833461	GUIDE:SCANNING:ENTRANCE:NON-CONTACT:SUB-ASSY	U003_S001_S008	235
D6833510	SHAFT:LEVER:MISFEED REMOVAL:ASSY	U003_S001	236
D6833511	HOOK:OPTICAL READING UNIT:FRONT	U003_S001	237
D6833616	BRACKET:DISCHARGE BRUSH	U003_S001	238
D6833621	GUIDE:EXIT:LOWER:SUB-ASSY	U003_S001	239
D6833641	GUIDE:CONTACT IMAGE SENSOR:EXIT:LOWER:ASSY	U003_S001_S006	240
D6833643	COMPRESSION SPRING:CONTACT IMAGE SENSOR:EXIT	U003_S001_S006	241
D6833644	SHEET:GUIDE:CONTACT IMAGE SENSOR:EXIT:LOWER	U003_S001_S006	242
D6833645	ROLLER:MIDDLE:DRIVEN	U003_S001 U003_S001_S006	243 243
D6833651	COVER:SCANNING:EXIT	U003_S001	244
D6833666	LEVER:GUIDE PLATE:CONTACT IMAGE SENSOR:FRONT	U003_S001_S005	245
D6833667	LEVER:GUIDE PLATE:CONTACT I	U003_S001_S005	246

Number	Part Name	Group	ID
	MAGE SENSOR:REAR		
D6833668	SPACER:GUIDE PLATE:CONTACT IMAGE SENSOR:ENTRANCE	U003_S001_S005	247
D6833710	ROLLER:CONTACT IMAGE SENSOR:EXIT:DRIVE:PRESS FIT	U003_S001	248
D6833714	TIMING PULLEY:ROLLER:CIS:EXIT:DRIVE	U003_S001	249
D6833715	TIMING PULLEY:ROLLER:CIS:EXIT:FRONT	U003_S001	250
D6833811	GUIDE PLATE:EXIT:UPPER	U003_S001	251
D6833812	DISCHARGE BRUSH:EXIT	U003_S001 U003_S001_S005	252 252
D6833911	ROLLER:EXIT:DRIVE	U003_S001	253
D6833915	TIMING PULLEY:ROLLER:EXIT:DRIVE	U003_S001	254
D6834111	COVER:FRONT	U003_S001	255
D6834112	COVER:FRONT RIGHT	U003_S001	256
D6834313	CUSHION:STOPPER:FEELER:ORIGINAL SENSOR	U003_S001	257
D6834323	SHAFT:CONTACT POINT:GUIDE:PAPER FEED	U003_S001	258
D6834329	SHEET:BASE:SEAL:PAPER FEED	U003_S001	259
D6834341	BRACKET:PULL OUT:DRIVEN	U003_S001	260
D6834342	BRACKET:PRESSURE:PICKUP	U003_S001	261
D6834343	PRESSURE PLATE:PICKUP	U003_S001	262
D6834344	COMPRESSION SPRING:PICKUP:2.1N	U003_S001	263
D6834345	DISCHARGE BRUSH:EXIT:L37	U003_S001	264
D6834346	SHIELD PLATE:ENTRANCE:PAPER FEED	U003_S001	265
D6834347	SEAL:ENTRANCE:PAPER FEED	U003_S001	266
D6834350	DRIVEN ROLLER:PULL OUT	U003_S001	267
D6834351	LINK:STOPPER:COVER:PAPER FEED	U003_S001	268
D6834361	SHAFT:CONTACT POINT:GRIP	U003_S001	269
D6834367	GROUND PLATE:HOOK:INNER BACK	U003_S001	270
D6834372	HOOK:CONTACT POINT:FRONT:G	U003_S001	271



## Exclusive Parts

Number	Part Name	Group	ID
	RIP		
D6834374	HOOK:CONTACT POINT:INNER BACK:GRIP	U003_S001	272
D6834394	GUIDE PLATE:ENTRANCE:PAPER FEED:UPPER	U003_S001	273
D6834395	CUSHION:GUIDE PLATE:ENTRANCE:PAPER FEED:FRONT	U003_S001	274
D6834396	CUSHION:GUIDE PLATE:ENTRANCE:PAPER FEED:STOPPER	U003_S001	275
D6834412	TRAY:EXIT:AUXILIARY:LARGE	U003_S001	276
D6834413	TRAY:EXIT:AUXILIARY:SMALL	U003_S001	277
D6834414	SPACER:EXIT ROLLER	U003_S001	278
D6834421	SHAFT:EXIT:DRIVEN	U003_S001	279
D6834430	ROLLER:EXIT:DRIVEN	U003_S001	280
D6834441	HOLDER:CUSHION:PRESSURE PLATE	U003_S001	281
D6834442	TAPE:PRESSURE PLATE	U003_S001	282
		U003_S001_S013	282
D6834510	COVER:LOWER RIGHT:ASS'Y	U003_S001_S013	283
D6834611	COVER:LEFT LOWER	U003_S001	284
D6834616	SHEET:BASE:SEAL:LEFT LOWER	U003_S001	285
D6834617	SEAL:LEFT LOWER	U003_S001	286
D6835111	GUIDE:HARNESS:MAIN	U003_S001	287
D6835121	GUIDE:HARNESS:SUB	U003_S001	288
D6836011	DECAL:SIZE:ORIGINAL	U003_S001	289
D6836031	DECAL:SET:ORIGINAL TABLE	U020	24
D6836041	DECAL:DESIGN SKETCH:MISFEED REMOVAL	U003_S001	290
D6836051	DECAL:BASE:ORIGINAL	U003_S001	291
D6842171	PAPER FEED BELT	U003_S001_S004	292
D6842412	PAD:STOPPER:ORIGINAL	U003_S001	293
D6866128	SPONGE:COVER:FRONT:SMALL	U003_S001	294
D6902425	DISCHARGE BRUSH:SHORT:FRONT	U003_S001	295
D6932867	SUPPORTING PLATE:COVER:FRONT:PAPER TRAY	U006_S002	117
D7316241	DECAL:STOPPER:SEPARATION UNIT	U003_S001	296

Number	Part Name	Group	ID
G0602652	BUSHING - M4	U003_S001	297
		U003_S001_S006	297
G0652767	LEVER - FEED	U006_S006	118
		U006_S007	118
GA143003	SCREW:MM5:2.5MM	U006	119
		U010	53
GW010007	PHOTO REFLECTION SENSOR:EXIT	U006	120
		U006_S006	120
		U006_S007	120
		U013_S001	67
		U014_S001	184
GW010009	DENSITY SENSOR	U009	41
GW020024	PHOTOINTERRUPTOR:LG2A24BL1:GF	U004	62
		U014_S001	190
GW230008	TONER END SENSOR	U007_S009	32
		U007_S010	32
		U007_S011	32
		U007_S012	32
H0602126	BUSHING - M6X7	U003_S001_S004	298
M0662743	FRICTION PAD:MANUAL FEED TABLE:18X7.5	U014_S001	185
M0662749	OIL DAMPER:STRAIGHT:30N	U014_S001_S003	186
M0AJ1276	INNER COVER:TONER BOTTLE	U001	69
M0AJ4497	TRAY:EXIT	U013	68
M0AJ6856	DECAL:INKJET:EN:MANUAL FEED	U020	29
M0BW6246	LINK:TRANSFER/SEPARATION UNIT:MO	U010	54
M1095857	HEXAGON HEAD TAPPING SCREW:3X10:DIA10	U006_S002	121
		U014_S001	188
M3644131	TIMING BELT:B40S2M160	U003_S001	299
M4445201	HDD:320GB:AQUARIUS	U016	97
Note	See 2D parts catalog for the components of the Smart Operation Panel.	U002_S001	11
VSSG9002	FLUOTRIBO MG GREASE: 100G	SPECIAL TOOLS	6
VSSG9008	FLOIL-G348 GREASE 20G	SPECIAL TOOLS	7
VSST9003	C-5Y COLOR TEST CHART(2 SHEETS X 3/SET)	SPECIAL TOOLS	8

## Standard Parts




03130060N  
SCREW - M3X6




03140120N  
SCREW - M4X12




03530030N  
SCREW:M3X3



03530040N  
SCREW - M3X4




03530060N  
BIND SCREW - M3X6



03603006N  
SCREW - M3X6



03603016N  
SCREW - M3X16



04503014N  
TAPPING SCREW:M3X14



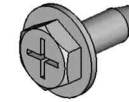
04503025N  
TAPPING SCREW:3X25



04503035N  
TAPPING SCREW:3X35



04513006N  
TAPPING SCREW - 3X6



04513008N  
TAPPING SCREW - M3X8




04513025N  
TAPPING SCREW:M3X25



04533008N  
BINDING SELF TAPPING SCREW:3X8



04543005N  
HEXAGON HEAD TAPPING SCREW:ROUND POINT:3X5



04543006N  
TAPPING SCREW:ROUND POINT:3X6



04543006Q  
TAPPING SCREW - M3X6



04543008N  
TAPPING SCREW:ROUND POINT:3X8




04543008Q  
TAPPING SCREW:3X8



04543010Q  
TAPPING SCREW:3X10



04543014Q  
TAPPING SCREW:3X14



04543020Q  
TAPPING SCREW::3X20



04583008N  
HEXAGON HEAD TAPPING SCREW:3X8




04583010N  
HEXAGON HEAD TAPPING SCREW:3X10



04593008N  
BINDING HEAD TAPPING SCREW:3X8



04593010N  
BINDING HEAD TAPPING SCREW:3X10



06320100G  
PIN - 2X10MM



06330100G  
PARALLEL PIN - 3X10

## Standard Parts



07074060N  
BUSHING:DIA4X6



07200020G  
RETAINING RING - M2



07200025E  
RETAINING RING - M2.5



07200030E  
RETAINING RING - M3



07200040E  
RETAINING RING - M4



07200060E  
RETAINING RING - M6




07250170E  
RETAINING RING C - M17



07403808  
BALL BEARING - 8X16X5MM



07433806  
RADIAL BALL BEARING:DIA6  
XDIA13X5




07433808  
RADIAL BALL BEARING:DIA8  
XDIA16X5



08025299  
TAPPING SCREW - M3X8



08025328  
HEXAGON HEAD TAPPING S  
CREW:3X40



08046123  
HEXAGONAL BOLT:W/WASH  
ER:M3X8



08050089  
RETAINING RING - M4



08050100  
RETAINING RING - M2.5




08050103  
RETAINING RINGS-E:SILENC  
ER:DIA3



08050104  
RETAINING RINGS-E:SILENC  
ER:DIA4




08050106  
RETAINING RINGS-E:SILENC  
ER:DIA6



09543005N  
SCREW:POLISHED ROUND/  
SPRING:M3X5



09573010N  
SCREW:SMALL ROUND/SPRI  
NG:M3X10



09574008N  
SCREW:SMALL ROUND/SPRI  
NG:M4X8



11050409  
CARD SPACER- 6.4MM



11050487  
HARNESS CLAMP



11050488  
HARNESS CLAMP



11050508  
HARNESS CLAMP - LWS-071  
1



11050655  
CLAMP:LWSR-1816S



11050692  
CLAMP:LES-0503

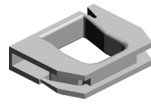


11050713  
CLAMP:LWSM-0306H GRAY

## Standard Parts




11050723  
CLAMPS:WES-0507




11050724  
CLAMPS:WES-1210



11050725  
CLAMPS:WES-1117



11050726  
CLAMPS:WES-2217



11050752  
SADDLE:EDS-3005LS-V0



11050758  
CLAMP:LWSM-0306A



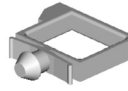
11050759  
CLAMP:LWSM-0605A



11050760  
CLAMP:LWSM-0511A



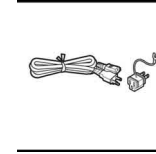
11050762  
CLAMP:LWS-0711A



11050764  
CLAMP:LWS-1316A



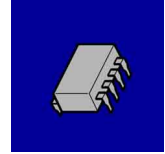
11050765  
CLAMP:LWS-2218A



11500441  
(EU/AA):POWER SUPPLY CO  
DE:250V:10A




12042612  
MICRO SWITCH:D3V-16506-3  
C25




14078389  
EEPROM:BR24T128-W




14078552  
INTERFACE HIC:SCTPA1216  
R



16072249  
FERRITE CORE:K3 NF-70-A(  
N)BK0



16072251  
FERRITE CORE:K3 NF-75(N)  
BK0



16072525  
FERRITE CORE:K3 FF 35.00X  
14.60X7.70X1.40

## PM Part List

Number	Part Name	Num	Group	ID
<b>AE020261</b>	<b>PRESSURE ROLLER:DIA32</b>	1	<b>U012_S001</b>	<b>41</b>
AE030074	BALL BEARING:DIA17XDIA26 X5	2	U012_S001	42
D0BQ6141	CLEANING UNIT:BELT CLEA NING:ASS'Y	1	U009_S003	42
D1477937	FILTER:PREVENTFENCE:10	1	U017_S001	20
D2392244	PCU:K	1	U008_S001_S001	27
D2416003	TRANSFER UNIT:INTERMEDI ATE TRANSFER:ASS'Y	1	U009_S001	43
D2416212	TRANSFER ROLLER:SECON D:ASS'Y	1	U010_S001	44
D2422245	PCU:CMY	3	U008_S002_S001	26
			U008_S003_S001	26
			U008_S004_S001	26
D2423091	DEVELOPMENT UNIT:K	1	U008_S001_S002	17
D2423092	DEVELOPMENT UNIT:C	1	U008_S002_S002	23
D2423093	DEVELOPMENT UNIT:M	1	U008_S003_S002	24
D2423094	DEVELOPMENT UNIT:Y	1	U008_S004_S002	25
D2424042	(EU):SLEEVE:FUSING:220/24 0V	1	U012_S001_S001	87
D2426400	COLLECTION BOTTLE:ASS'Y	1	U011_S001	34

## Design Change List

Number	Title	Set	Old Part		New Part		Index No.		Q'ty	Interchg		Reason	Cut-in S/N
			P/N	Name	P/N	Name	Group	ID		Indiv.	Set		
201911-01	1911 Modification	-	D0BQ2051	CHARGE UNIT:A SS'Y	D0BQ2071	CHARGE UNIT:A SS'Y	U008_S001 _S001	29	1	O/O			
			D0BQ2051	CHARGE UNIT:A SS'Y	D0BQ2071	CHARGE UNIT:A SS'Y	U008_S002 _S001	29	1	O/O			
			D0BQ2051	CHARGE UNIT:A SS'Y	D0BQ2071	CHARGE UNIT:A SS'Y	U008_S003 _S001	29	1	O/O			
			D0BQ2051	CHARGE UNIT:A SS'Y	D0BQ2071	CHARGE UNIT:A SS'Y	U008_S004 _S001	29	1	O/O			
201911-02	1911 Modification	-			D2415797	FRAME:RACK:RI GHT:PEEN	U016	100	1				
201911-03	1911 Modification	-			D1496133	VIBRATING PLAT E:FRONT:PEEN	U009_S001	46	1				
201911-04	1911 Modification	-			D1496136	VIBRATING PLAT E:REAR:PEEN	U009_S001	47	1				
201911-05	1911 Modification	-	AZ320216	POWER PACK:C B:H	AZ320233	POWER PACK:C B:H	U016	38	1	O/O			
201911-06	1911 Modification	-	D2414102	DRIVEN ROLLER :FUSING EXIT:AS S'Y	D0BQ4102	DRIVEN ROLLER :FUSING EXIT:AS S'Y	U012_S001	60	1	O/O			
201911-07	1911 Modification	-	D2414214	EXIT ROLLER:FU SING EXIT:RIGH T	D0BQ4214	EXIT ROLLER:FU SING EXIT:RIGH T	U012_S001	71	1	O/O			
201911-08	1911 Modification	-	AE020238	PRESSURE ROL LER:DIA32	AE020261	PRESSURE ROL LER:DIA32	U012_S001	41	1	O/O			
201909-01	1909 Modification	-	D0BH4515	DUPLEX UNIT:AS S'Y	D0BH4517	DUPLEX UNIT:AS S'Y	U014_S001	54	1	O/O			
201909-02	1909 Modification	-	AW020207	PHOTOINTERRU PTOR:FLAT:PICH 2MM:M4	AW020249	PHOTOINTERRU PTOR:FLAT:PICH 2MM:M4	U004	19	1	O/O			
201909-03	1909 Modification	-	D2414404	PAPER EXIT UNI	D2414406	PAPER EXIT UNI	U013_S001	38	1	O/O			

## Design Change List

Number	Title	Set	Old Part		New Part		Index No.		Q'ty	Interchg		Reason	Cut-in S/N
			P/N	Name	P/N	Name	Group	ID		Indiv.	Set		
		-		T:ASS'Y		T:ASS'Y							
201908-01	1908 Modification	-	AX060492	DC POLYGON MIRROR MOTOR	AX060519	DC POLYGON MIRROR MOTOR	U005_S001	3	1	O/O			
201908-02	1908 Modification	-	D2423086	DEVELOPMENT UNIT:C	D2423092	DEVELOPMENT UNIT:C	U008_S002_S002	23	1	O/O			
201908-03	1908 Modification	-	D2423087	DEVELOPMENT UNIT:M	D2423093	DEVELOPMENT UNIT:M	U008_S003_S002	24	1	O/O			
201908-04	1908 Modification	-	D2423088	DEVELOPMENT UNIT:Y	D2423094	DEVELOPMENT UNIT:Y	U008_S004_S002	25	1	O/O			
201907-01	1907 Modification	-	D2422244	PCU:CMY	D2422245	PCU:CMY	U008_S002_S001	26	1	O/O			
			D2422244	PCU:CMY	D2422245	PCU:CMY	U008_S003_S001	26	1	O/O			
			D2422244	PCU:CMY	D2422245	PCU:CMY	U008_S004_S001	26	1	O/O			
201907-02	1907 Modification	-	D2411678	SHEET:FFC:LOWER	D0BQ1678	SHEET:FFC:LOWER	U004	32	1	O/O			
201907-03	1907 Modification	-	D2423064	DEVELOPMENT UNIT:K	D2423091	DEVELOPMENT UNIT:K	U008_S001_S002	17	1	O/O			
201907-04	1907 Modification	-	D0BH5673	PCB:SERVICE	D0BH5676	PCB:SERVICE	U016	43	1	O/O			
201907-05	1907 Modification	-	D1473269	DRIVE UNIT:TONER BOTTLE:ASS'Y	D0BQ3219	DRIVE UNIT:TONER BOTTLE:ASS'Y	U007_S001	14	1	O/O			
			D1473269	DRIVE UNIT:TONER BOTTLE:ASS'Y	D0BQ3219	DRIVE UNIT:TONER BOTTLE:ASS'Y	U007_S002	14	1	O/O			
			D1473269	DRIVE UNIT:TONER BOTTLE:ASS'Y	D0BQ3219	DRIVE UNIT:TONER BOTTLE:ASS'Y	U007_S003	14	1	O/O			
			D1473269	DRIVE UNIT:TONER BOTTLE:ASS'Y	D0BQ3219	DRIVE UNIT:TONER BOTTLE:ASS'Y	U007_S004	14	1	O/O			

## Design Change List

Number	Title	Set	Old Part		New Part		Index No.		Q'ty	Interchg		Reason	Cut-in S/N
			P/N	Name	P/N	Name	Group	ID		Indiv.	Set		
		-		ER BOTTLE:ASS'Y		ER BOTTLE:ASS'Y							
201907-06	1907 Modification	-	M0AJ2379	DUCT:GEAR:DEVELOPMENT:SUB-ASS'Y	D0BQ2379	DUCT:GEAR:DEVELOPMENT:SUB-ASS'Y	U008_S001_S002	21	1	O/O			
			M0AJ2379	DUCT:GEAR:DEVELOPMENT:SUB-ASS'Y	D0BQ2379	DUCT:GEAR:DEVELOPMENT:SUB-ASS'Y	U008_S002_S002	21	1	O/O			
			M0AJ2379	DUCT:GEAR:DEVELOPMENT:SUB-ASS'Y	D0BQ2379	DUCT:GEAR:DEVELOPMENT:SUB-ASS'Y	U008_S003_S002	21	1	O/O			
			M0AJ2379	DUCT:GEAR:DEVELOPMENT:SUB-ASS'Y	D0BQ2379	DUCT:GEAR:DEVELOPMENT:SUB-ASS'Y	U008_S004_S002	21	1	O/O			
201906-01	1906 Modification	-	D2392243	PCU:K	D2392244	PCU:K	U008_S001_S001	27	1	O/O			
201906-02	1906 Modification	-	D2422062	CHARGE UNIT:ASS'Y	D0BQ2051	CHARGE UNIT:ASS'Y	U008_S001_S001	28	1	O/O			
			D2422062	CHARGE UNIT:ASS'Y	D0BQ2051	CHARGE UNIT:ASS'Y	U008_S002_S001	28	1	O/O			
			D2422062	CHARGE UNIT:ASS'Y	D0BQ2051	CHARGE UNIT:ASS'Y	U008_S003_S001	28	1	O/O			
			D2422062	CHARGE UNIT:ASS'Y	D0BQ2051	CHARGE UNIT:ASS'Y	U008_S004_S001	28	1	O/O			
201905-01	1905 Modification	-	D1493270	TONER HOPPER:TONER SUPPLY:C:ASS'Y	D0BQ3270	TONER HOPPER:TONER SUPPLY:C:ASS'Y	U007_S010	34	1	O/O			
201905-02	1905 Modification	-	D1493280	TONER HOPPER:TONER SUPPLY:M:ASS'Y	D0BQ3280	TONER HOPPER:TONER SUPPLY:M:ASS'Y	U007_S011	35	1	O/O			



## Design Change List

Number	Title	Set	Old Part		New Part		Index No.		Q'ty	Interchg		Reason	Cut-in S/N
			P/N	Name	P/N	Name	Group	ID		Indiv.	Set		
201905-03	1905 Modification	-	D1493310	TONER HOPPER :TONER SUPPLY :Y:ASS'Y	D0BQ3310	TONER HOPPER :TONER SUPPLY :Y:ASS'Y	U007_S012	36	1	O/O			
201905-04	1905 Modification	-	D3B03380	GUIDE PLATE:S CANNING:NON-C ONTACT:PEEN	D3B03390	GUIDE PLATE:S CANNING:NON-C ONTACT:PEEN	U003_S001	308	1	X/O			
201905-05	1905 Modification	-	D3B04210	COVER:REAR:AS S'Y	D3FF4210	COVER:REAR:AS S'Y	U003_S001 _S009	309	1	X/O			
201904-01	1904 Modification	-	M0BW2602	MANUAL FEED U NIT:ASS'Y	D0BQ2600	MANUAL FEED U NIT:ASS'Y	U014_S001 _S003	193	1	O/O			
201904-02	1904 Modification	-	D1492840	END FENCE:PAP ER TRAY:ASS'Y	D0BQ2840	END FENCE:PAP ER TRAY:ASS'Y	U006_S001 _S004	128	1	O/O			
			D1492840	END FENCE:PAP ER TRAY:ASS'Y	D0BQ2840	END FENCE:PAP ER TRAY:ASS'Y	U006_S002 _S002	128	1	O/O			
201904-03	1904 Modification	-	D1496336	TRANSFER ROL LER:ASS'Y	D0BQ6060	TRANSFER ROL LER:FC:ASS'Y	U009_S001	45	1	O/O			
			D1496336	TRANSFER ROL LER:ASS'Y	D0BQ6060	TRANSFER ROL LER:FC:ASS'Y	U009_S001	45	1	O/O			
			D1496336	TRANSFER ROL LER:ASS'Y	D0BQ6060	TRANSFER ROL LER:FC:ASS'Y	U009_S001	45	1	O/O			
201904-04	1904 Modification	-	D1493240	TONER HOPPER :TONER SUPPLY :BK:ASS'Y	D0BQ3240	TONER HOPPER :TONER SUPPLY :BK:ASS'Y	U007_S009	33	1	O/O			
201904-05	1904 Modification	A	D1494655	GRIP:DUPLEX U NIT	D2894655	GRIP:DUPLEX U NIT	U014_S001	201	1	X/X			
201904-06	1904 Modification	A	D1754654	SHAFT:LEVER:L OCK	D0BQ4654	SHAFT:LEVER:L OCK	U014_S001	200	1	X/X			
201904-07	1904 Modification	A	D2412637	PAPER STOPPE R:MANUAL FEED	D0BQ2637	PAPER STOPPE R:MANUAL FEED	U014_S001 _S003	196	1	X/O			
201904-08	1904 Modification	B	D1492619	SHAFT:SEPARAT	D0BQ2619	SHAFT:SEPARAT	U014_S001	195	1	X/X			

## Design Change List

Number	Title	Set	Old Part		New Part		Index No.		Q'ty	Interchg		Reason	Cut-in S/N
			P/N	Name	P/N	Name	Group	ID		Indiv.	Set		
				OR:DRIVE:ASS'Y		OR:DRIVE:ASS'Y	_S003						
201904-09	1904 Modification	B	D1494770	SHAFT:SEPARAT OR:DRIVEN:ASS' Y	D0BQ2608	SHAFT:SEPARAT OR:DRIVEN:ASS' Y	U014_S001 _S003	194	1	X/X			
201904-10	1904 Modification	B	D2412653	COIL SPRING:PR ESSURE:SEPAR ATOR	D0BQ2653	COIL SPRING:PR ESSURE:SEPAR ATOR	U014_S001 _S003	197	1	X/X			
201904-11	1904 Modification	C	D2414631	SIDE PLATE:REA R:DUPLEX:PEEN	D0BQ4631	SIDE PLATE:REA R:DUPLEX:PEEN	U014_S001	198	1	X/X			
201904-12	1904 Modification	C	D2414644	GEAR:MECHANI CAL ROLLER CL UTCH	D0BQ4644	GEAR:MECHANI CAL ROLLER CL UTCH	U014_S001	199	1	X/X			
201903-01	1903 Modification	-	AW020224	PHOTOINTERRU PTOR:GP1A173L CSVF	AW020234	PHOTOINTERRU PTOR:GP1A173L CS5F	U003_S001 U006_S006 U006_S007 U009 U010 U013_S001 U014_S001 U014_S001 _S003	307 125 125 44 55 69 192 192	9 2 2 1 1 1 1 1	O/O			
201903-02	1903 Modification	-	D2412713	PAPER FEED UN IT:NO.1:ASS'Y	D0BQ2711	PAPER FEED UN IT:NO.1:ASS'Y	U006_S006	126	1	O/O			
201903-03	1903 Modification	-	D2412714	PAPER FEED UN IT:NO.2:ASS'Y	D0BQ2712	PAPER FEED UN IT:NO.2:ASS'Y	U006_S007	127	1	O/O			
201902-01	1902 Modification	-			D3FF1221	SHEET:HINGE:G UIDE:LEFT	U003_S001	302	1				
201902-02	1902 Modification	-			D3FF1222	SHEET:HINGE:G UIDE:RIGHT	U003_S001	303	1				
201902-03	1902 Modification	-			D3FF1386	SHEET:HINGE:L	U003_S001	304	1				

## Design Change List

Number	Title	Set	Old Part		New Part		Index No.		Q'ty	Interchg		Reason	Cut-in S/N
			P/N	Name	P/N	Name	Group	ID		Indiv.	Set		
		-				EFT							
201902-04	1902 Modification	-			D3FF1387	SHEET:HINGE:RIGHT	U003_S001	305	1				
201902-05	1902 Modification	-	B6522215	GUIDE:PAPER FEED BELT:FRONT	D3FF2219	GUIDE:PAPER FEED BELT:FRONT	U003_S001_S004	306	1	O/O			
201902-06	1902 Modification	-	M0BW2601	MANUAL FEED UNIT:ASS'Y	M0BW2602	MANUAL FEED UNIT:ASS'Y	U014_S001	191	1	O/O			
201902-07	1902 Modification	-	D2416141	CLEANING UNIT: BELT CLEANING: ASS'Y	D0BQ6141	CLEANING UNIT: BELT CLEANING: ASS'Y	U009_S003	42	1	O/O			
201902-08	1902 Modification	-	D2416001	TRANSFER UNIT:INTERMEDIATE TRANSFER:ASS'Y	D2416003	TRANSFER UNIT:INTERMEDIATE TRANSFER:ASS'Y	U009_S001	43	1	O/O			
201902-09	1902 Modification	-	D6831350	HINGE:RIGHT:ASS'Y	D3B01350	HINGE:RIGHT:ASS'Y	U003_S001	301	1	X/O			
201901-01	1901 Modification	-	D1492873	TRAY BOTTOM PLATE:NO.2:ASS'Y	D0BQ2873	TRAY BOTTOM PLATE:NO.2:ASS'Y	U006_S002_S001	124	1	O/O			
201901-02	1901 Modification	-	D2422061	CHARGE UNIT:ASS'Y	D2422062	CHARGE UNIT:ASS'Y	U008_S001_S001	28	1	O/O			
			D2422061	CHARGE UNIT:ASS'Y	D2422062	CHARGE UNIT:ASS'Y	U008_S002_S001	28	1	O/O			
			D2422061	CHARGE UNIT:ASS'Y	D2422062	CHARGE UNIT:ASS'Y	U008_S003_S001	28	1	O/O			
			D2422061	CHARGE UNIT:ASS'Y	D2422062	CHARGE UNIT:ASS'Y	U008_S004_S001	28	1	O/O			
201901-03	1901 Modification	-	M0AJ6861	DECAL:INKJET:MULTI-LANGUAGE:EN	M0AJ6856	DECAL:INKJET:EN:MANUAL FEED	U020	29	1	O/O			

## Design Change List

Number	Title	Set	Old Part		New Part		Index No.		Q'ty	Interchg		Reason	Cut-in S/N
			P/N	Name	P/N	Name	Group	ID		Indiv.	Set		
201812-01	1812 Modification	-	D6831320	HINGE:LEFT:ASS 'Y	D3B01320	HINGE:LEFT:ASS 'Y	U003_S001	300	1	X/O			
201812-02	1812 Modification	-	D2392242	PCU:K	D2392243	PCU:K	U008_S001	27	1	O/O			
201811-01	1811 Modification	-	AW500040	PUSH SWITCH:S W1AG-550:10MA	AW500049	PUSH SWITCH:S W1AG-550	U006	123	2	O/O			
							U011	36	1				
							U014	189	1				
							U014_S001	189	1				
201811-02	1811 Modification	-	D2422243	PCU:CMY	D2422244	PCU:CMY	U008_S002	26	1	O/O			
			D2422243	PCU:CMY	D2422244	PCU:CMY	U008_S003	26	1	O/O			
			D2422243	PCU:CMY	D2422244	PCU:CMY	U008_S004	26	1	O/O			
201811-03	1811 Modification	-	GW020022	PHOTOINTERRU PTOR:LG2A24BL 1	GW020024	PHOTOINTERRU PTOR:LG2A24BL 1:GF	U004	62	1	X/O			
201811-04	1811 Modification	-	D2411309	MAGNET CATCH	D0BQ1309	MAGNET CATCH :COVER:FRONT	U001	70	1	O/O			
201811-05	1811 Modification	-	AW020198	PHOTOINTERRU PTOR:LG2A14NL 1	GW020024	PHOTOINTERRU PTOR:LG2A24BL 1:GF	U014_S001	190	1	O/O			
201811-06	1811 Modification	-	D1496766	DECAL:CAUTION :ORIGINAL:ENGL ISH	D0BQ6766	DECAL:CAUTION :ORIGINAL:ENGL ISH	U020	28	1	O/O			
201809-01	1809 Modification	-	AF013006	BOTTOM PLATE PAD	AF013019	PAD:TRAY BOTT OM PLATE	U006_S001	122	1	O/O			
							U006_S002	122	1				
201809-02	1809 Modification	-	D2423065	DEVELOPMENT UNIT:C	D2423086	DEVELOPMENT UNIT:C	U008_S002	23	1	X/O			
201809-03	1809 Modification	-	D2423066	DEVELOPMENT UNIT:M	D2423087	DEVELOPMENT UNIT:M	U008_S003	24	1	X/O			
201809-04	1809 Modification	-	D2423067	DEVELOPMENT	D2423088	DEVELOPMENT	U008_S004	25	1	X/O			

## Design Change List

Number	Title	Set	Old Part		New Part		Index No.		Q'ty	Interchg		Reason	Cut-in S/N
			P/N	Name	P/N	Name	Group	ID		Indiv.	Set		
		-		UNIT:Y		UNIT:Y							
201809-05	1809 Modification	-			D2422061	CHARGE UNIT:A SS'Y	U008_S001	22	1				
							U008_S002	22	1				
							U008_S003	22	1				
							U008_S004	22	1				

