

**MP C3004/C3504/C3004ex/C3504ex series/DSc1230  
(D238/D239/D0AC/D0AD)  
Parts Catalog**

**Parts change information sample**


 **Add**

 **Update**

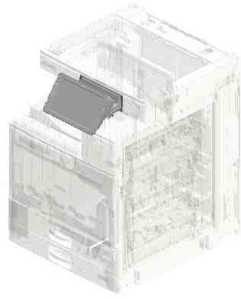
 **Delete**

Model	Product Code	PC Style
MP C3004/C3504/C3004ex/C3504ex series/DSc1230	D238/D239/D0AC/D0AD	3D
MP C4504/C5504/C6004/C4504ex/C5504ex/C6004ex series/DSc1245/DSc1260	D240/D241/D242/D0AE/D0AF/D0AG	3D
SPDF DF3100	D3B0	3D
Finisher SR3210	D3B8	3D
Booklet Finisher SR3220	D3B9	3D
Booklet Finisher SR3240	D3BB	3D
Finisher SR3230	D3BA	3D
1 Bin Tray BN3110	D3CQ	3D
Bridge Unit BU3070	D685	3D
Internal Finisher SR3130	D690	3D
Side Tray Type M3	D725	3D
Internal Finisher SR3180	D766	3D
Smart Operation Panel	D241	2D
IEEE 802.11a/g/n Interface Unit Type M19	D3BR	2D
Memory Unit Type M19 4GB	D3BX	2D
Extended USB Board Type M19	D3BS	2D
IEEE 1284 Interface Board Type M19 XPS	D3C0	2D
Direct Print Option Type M19	D3BC	2D
USB Device Server Option Type M19	D3BC	2D
PostScript3 Unit Type M19	D3BD	2D
Camera Direct Print Card Type M19	D3BD	2D
File Format Converter Type M19	D3BR	2D
DataOverwriteSecurity Unit Type M19	D3BS	2D
IPDS Unit Type M20	D3BC	2D
Imageable Area Extension Unit Type M19	D3BR	2D
Enhanced Security HDD Option Type M12	D3A6	2D
OCR Unit Type M13	D3AC	2D
NFC Card Reader Type M19	D3BS	2D
Smart Card Reader Built-in Unit Type M19	D3BS	2D
External Keyboard Bracket Type M19	D3BR	2D
Caster Table Type M3	D178	2D
Platen Cover PN2000	D700	2D
ADF Handle TypeC	D593	2D
Card Reader Bracket Type 3352	D593	2D
Key Counter Bracket Type M3	D739	2D
Bluetooth Interfance Unit Type D	D566	2D

# Unit All




U001  
EXTERIOR



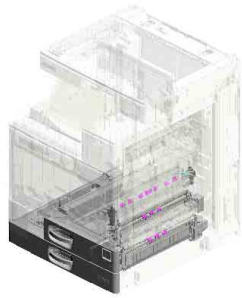
U002  
OPERATION



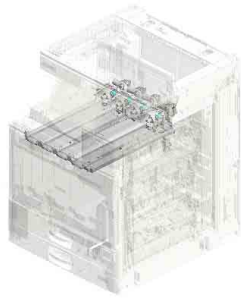
U003  
SCANNER




U004  
LASER UNIT



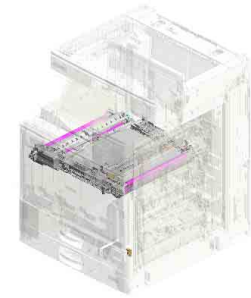
U005  
PAPER FEED



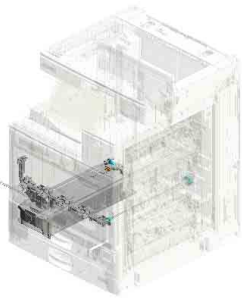
U006  
TONER SUPPLY



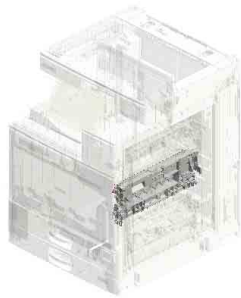
U007  
PCDU



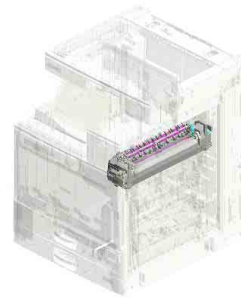
U008  
ITB UNIT




U009  
USED TONER



U010  
PAPER TRANSPORT

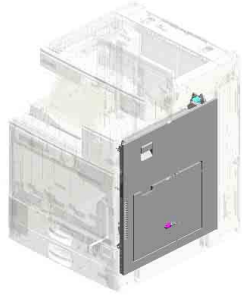


U011  
FUSING

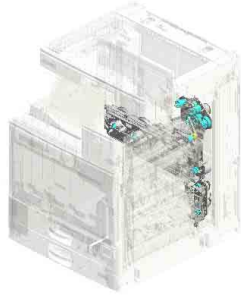


U012  
PAPER EXIT


# Unit All




U013  
DUPLEX




U014  
MAIN DRIVE




U015  
ELECTRICAL



U016  
MAIN FRAME

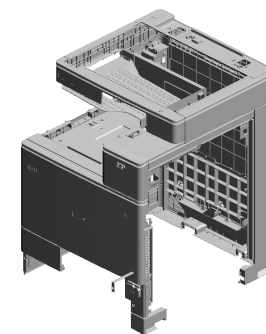


U017  
OPTION



U018  
ACCESSORIES

# U001 EXTERIOR



- 8.AA143595 (x5) STEPPED SCREW: M3
- 16.D1491252 (x5) COVER:LEFT:UPPER:REAR
- 1.04543006Q (x5) TAPPING SCREW - M3X6
- 11.D1491233 (x5) COVER:UPPER:INNER BACK
- 10.D1441085 (x35) STEPPED SCREW: M3

- 7.AA143537 (x10) SCREW:M3:BLACK

- 20.D1491281 (x5) COVER:SCANNER:FRONT

- 17.D1491257 (x5) CAP:34X55

- 5.52062686 (x5) SNAP RING

- 19.D1491278 (x5) TORSION SPRING: COVER:USED TONER

- 15.D1491248 (x5) HINGE:COVER:FRONT:USED TONER
- 18.D1491274 (x5) INNER COVER:FRONT:USED TONER
- 6.AA021031 (x5) MAGNETIC CATCH
- 4.04583008N (x100) HEXAGON HEAD TAPPING SCREW:3X8
- 13.D1491237 (x5) COVER:UPPER:INNER BACK:LEFT LOWER

- 4.04583008N(x15) HEXAGON HEAD TAPPING SCREW:3X8

- 12.D1491234 (x5) COVER:UPPER:INNER BACK:MIDDLE

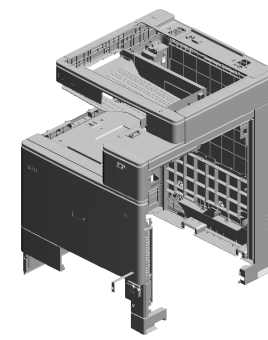
- 2.04543008N (x260) TAPPING SCREW: ROUND POINT:3X8

- 14.D1491243 (x5) COVER:FRONT:UPPER:OPERATION SUB-UNIT

- 9.AG070513 (x5) MAGNET CATCH


- 3.04543008Q (x25) TAPPING SCREW: 3X8

# U001 EXTERIOR

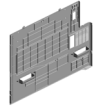


- 42.D2421231 (x5) [D] COVER:UPPER:FRONT 201702-02 X/O
- 37.D1501282 (x5) COVER:SCANNER:UPPER:FRONT
- 35.D1501235 (x5) COVER:UPPER:INNER BACK:BIN
- 26.D1494492 (x5) TRAY:REVERSE
- 39.D2391255 (x5) COVER:LEFT:INTERFACE

- 29.D1496859 (x5) DECAL:CLEANING:SHIELD GLASS



- 36.D1501250 (x5) COVER:LEFT



- 23.D1491302 (x5) CLEANER:SHIELD GLASS:ASSY



- 33.D1496896 (x5) DECAL:PCU:YELLOW



- 32.D1496895 (x5) DECAL:PCU:MAGENTA



- 31.D1496894 (x5) DECAL:PCU:CYAN




- 40.D2391276 (x5) INNER COVER:TO INNER BOTTLE



- 30.D1496893 (x5) DECAL:PCU:BLACK



- 27.D1495883 (x5) KEYTOP:MAIN SWITCH



- 28.D1495884 (x5) COMPRESSION SPRING:KEYTOP

- 22.D1491294 (x6) (EU(-27,-28,-66)/CH N/AA/KOR/TWN):CAP:HARNESS:CORNER



- 21.D1491291 (x5) CAP:HARNESS



- 24.D1491305 (x10) CAP:TOTAL COUNTER



- 34.D1497984 (x5) DUCT:REAR:POWER SUPPLY UNIT

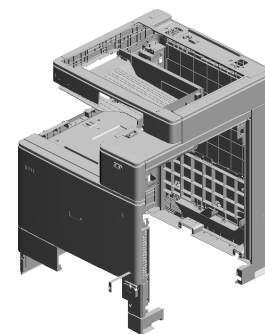


- 25.D1491307 (x5) SPRING PLATE: BAND



# U001 EXTERIOR

- 54.D2411284 (x5) COVER:SCANNER: LEFT
- 55.D2411285 (x5) COVER:SCANNER: UPPER:LEFT
- 46.D2411245 (x5) COVER:FRONT:UPPER
- 58.D2411297 (x5) BRACKET:COVER: LEFT UPPER REAR
- 43.D2411232 (x5) COVER:UPPER:EXTERIOR



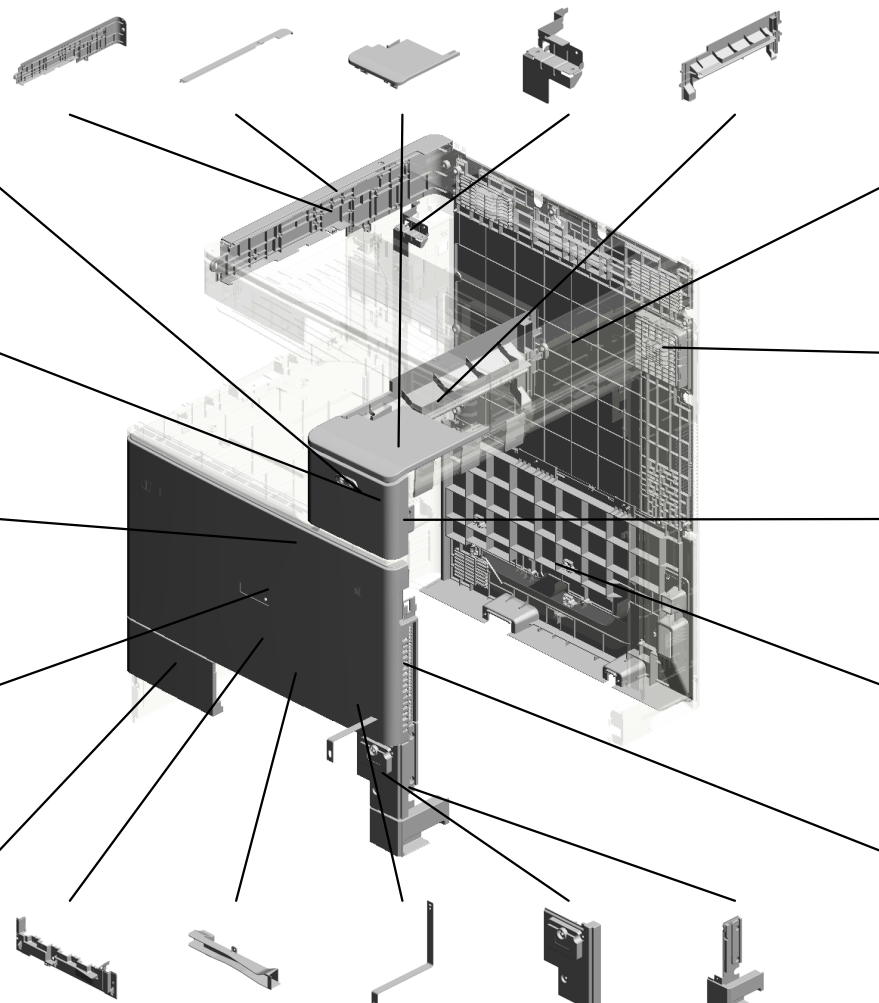
- 45.D2411244 (x5) COVER:FRONT:RIGHT UPPER

- 62.D2414458 (x20) GUIDE:COVER:UPPER

- 61.D2411309 (x5) MAGNET CATCH

- 44.D2411241 (x5) COVER:FRONT

- 47.D2421247 (x5) [B] COVER:FRONT:USED TONER 201611-04 X/O



- 49.D2411261 (x5) COVER:REAR

- 50.D2411263 (x5) CAP:LOUVER:DEODORIZE FILTER

- 63.D2415711 (x5) COVER:HUMAN DETECTION SENSOR:CONNECTOR

- 48.D2411260 (x5) COVER:REAR:LOWER

- 59.D2411298 (x5) INNER COVER:RIGHT

- 52.D2411273 (x5) INNER COVER:FRONT:LOWER

- 65.D2417913 (x5) DUCT:OPTICAL WRITING UNIT

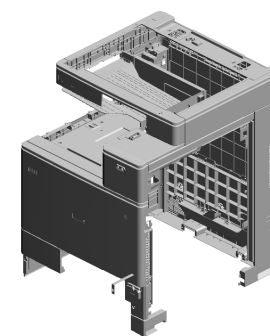
- 60.D2411308 (x5) BAND:STOPPER:DOOR

- 53.D2411275 (x5) INNER COVER:FRONT:RIGHT LOWER

- 51.D2411266 (x5) COVER:RIGHT:FRONT LOWER



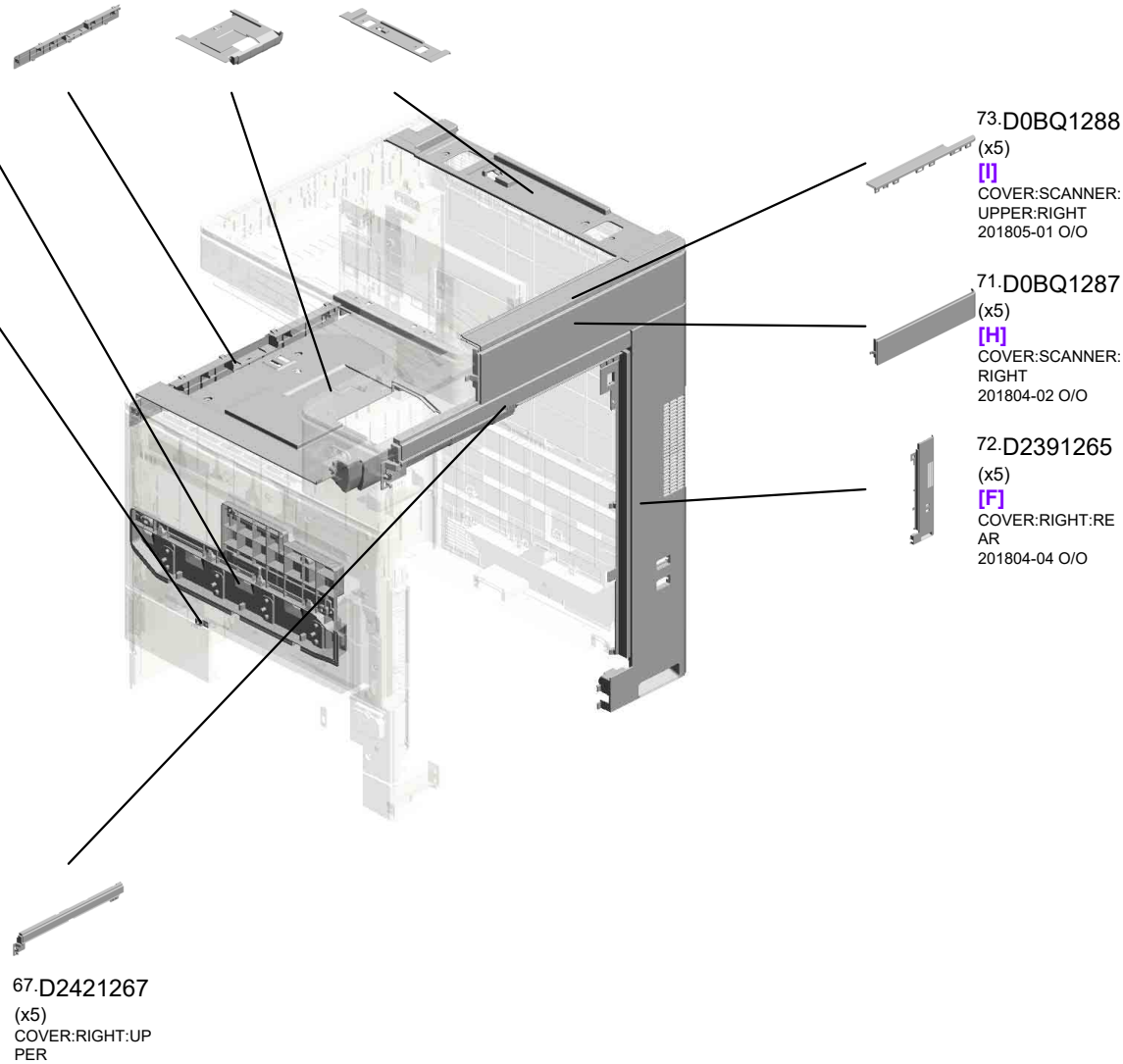
# U001 EXTERIOR



- 68.D2411251 (x5)  
COVER:LEFT:UPPER
- 70.D0BQ1230 (x5)  
COVER:UPPER  
201802-03 O/O
- 69.D0AF1290 (x5)  
COVER:SCANNER:  
UPPER:REAR  
201801-03 O/O

- 74.D0BH7911 (x5)  
[A]  
DUCT:DEVELOPMENT:FRONT  
201807-04 X/O

- 75.D0BQ1309 (x5)  
[C]  
MAGNET CATCH:COVER:FRONT  
201811-06 O/O



- 73.D0BQ1288 (x5)  
[I]  
COVER:SCANNER:  
UPPER:RIGHT  
201805-01 O/O

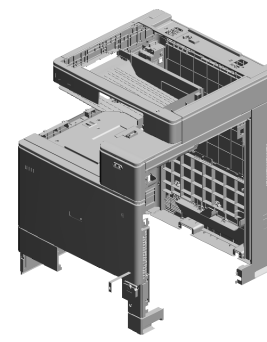
- 71.D0BQ1287 (x5)  
[H]  
COVER:SCANNER:  
RIGHT  
201804-02 O/O

- 72.D2391265 (x5)  
[F]  
COVER:RIGHT:REAR  
201804-04 O/O

- 67.D2421267 (x5)  
COVER:RIGHT:UPPER

 <b>D1501290</b> [G] COVER:SCANNER: UPPER:REAR 201801-03 O/O	 <b>D2411230</b> [E] COVER:UPPER 201802-03 O/O
 <b>D2411231</b> [D] COVER:UPPER:FRONT 201702-02 X/O	 <b>D2411247</b> [B] COVER:FRONT:USED TONER 201611-04 X/O
 <b>D2411287</b> [H] COVER:SCANNER: RIGHT 201804-02 O/O	 <b>D2411288</b> [I] COVER:SCANNER: UPPER:RIGHT 201805-01 O/O
 <b>D2411309</b> [C] MAGNET CATCH 201811-06 O/O	 <b>D2417911</b> [A] DUCT:DEVELOPMENT:FRONT 201807-04 X/O

U001  
EXTERIOR



D2421265  
[F]  
COVER:RIGHT:RE  
AR  
201804-04 O/O

U001	U002	U003	U004	U005	U006	U007	U008	U009	U010	U011	U012	U013	U014	U015	U016	U017	U018
------	------	------	------	------	------	------	------	------	------	------	------	------	------	------	------	------	------

# U002.OPERATION

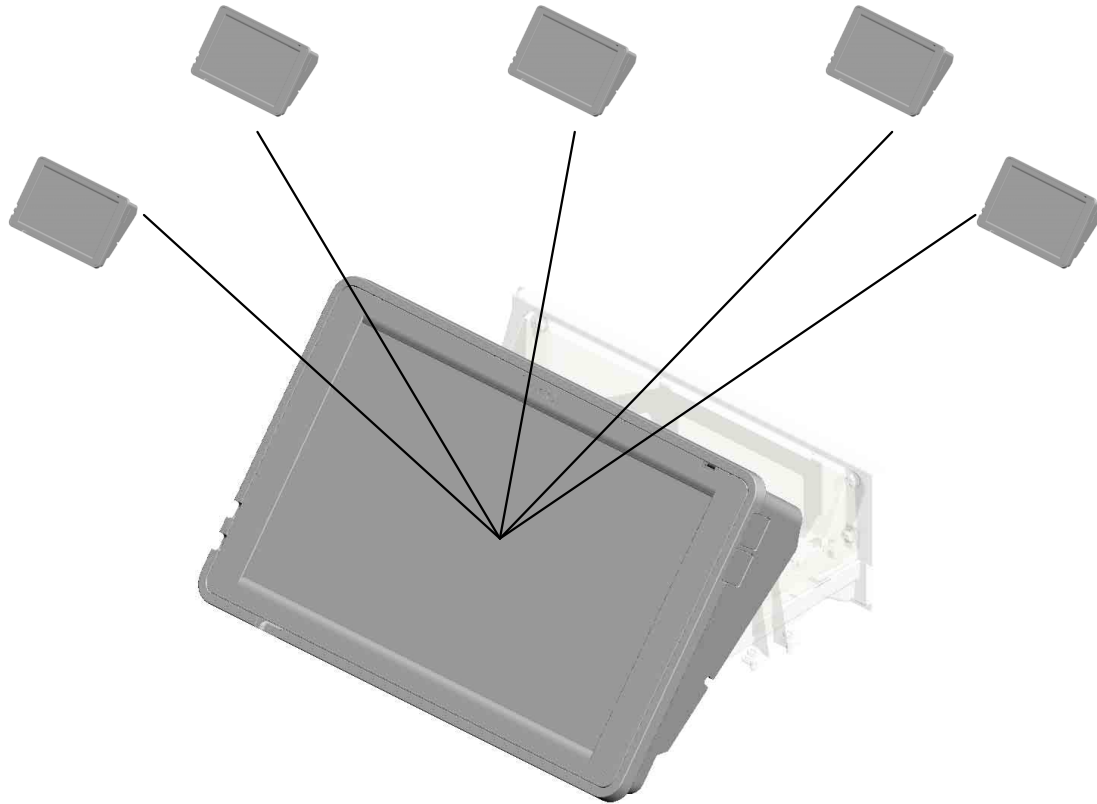
U002 S001  
D0AC1415  
(EU/NA/TWN/AA/KOR):OPERATION SUB-UNIT:ASS'Y

U002 S002  
D0AC1415  
(EU/NA/TWN/AA/KOR):OPERATION SUB-UNIT:ASS'Y

U002 S003  
D0AC1415  
(EU/NA/TWN/AA/KOR):OPERATION SUB-UNIT:ASS'Y

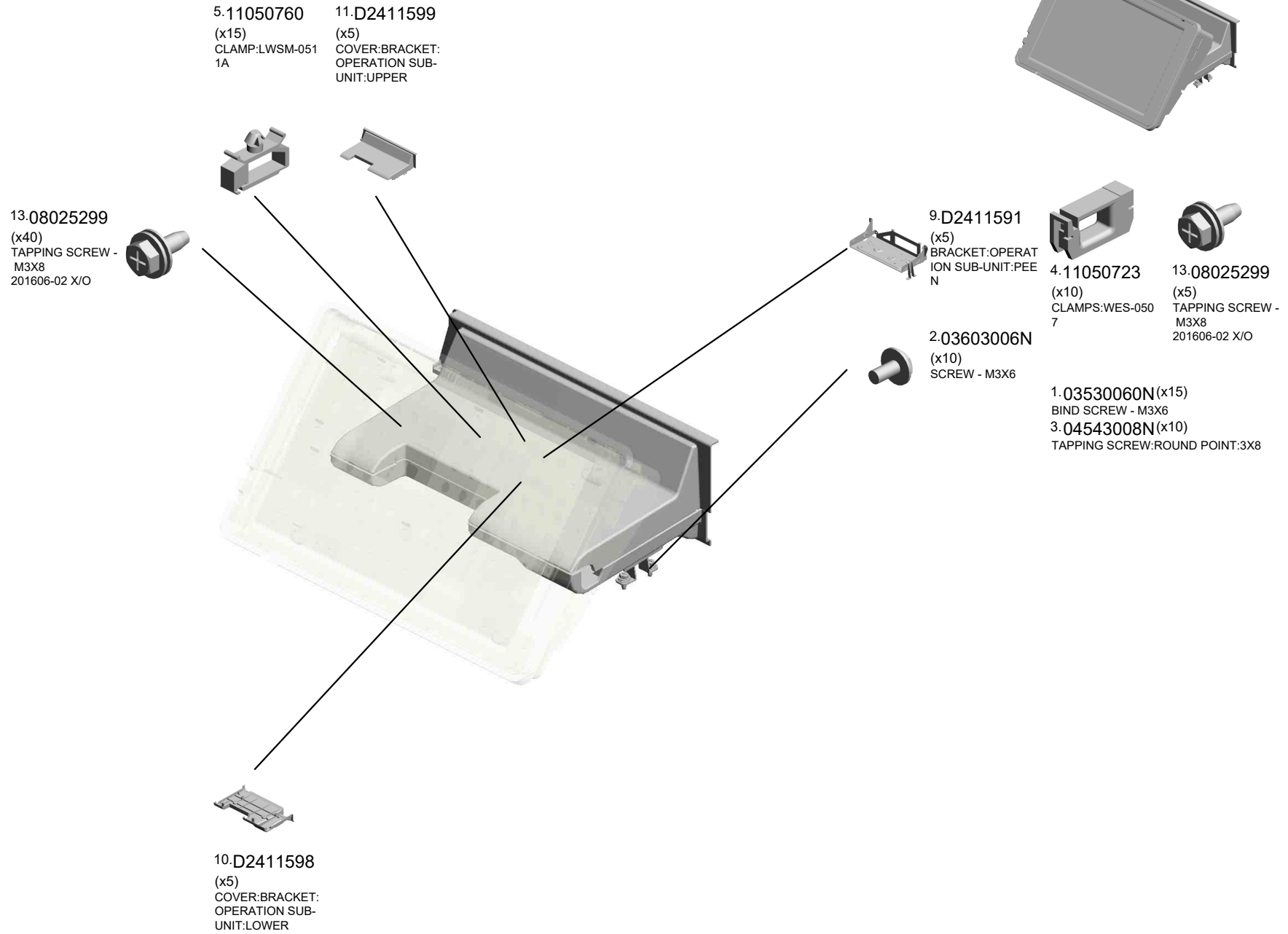
U002 S005  
D0AC1416  
(CHN):OPERATION SUB-UNIT:ASS'Y

U002 S004  
D0AC1415  
(EU/NA/TWN/AA/KOR):OPERATION SUB-UNIT:ASS'Y



U001	<b>U002</b>	U003	U004	U005	U006	U007	U008	U009	U010	U011	U012	U013	U014	U015	U016	U017	U018
------	-------------	------	------	------	------	------	------	------	------	------	------	------	------	------	------	------	------

# U002 OPERATION



U002\_S001  
(EU/NA/TWN/AA/KOR):OPERATION SUB-UNIT:ASS'Y



18.D0AC1415  
[A]  
(EU/NA/TWN/AA/KOR):OPERATION SUB-UNIT:ASS'Y  
201711-05 O/O

See 2D parts catalog for the components of the Smart Operation Panel.

12.Note

See 2D parts catalog for the components of the Smart Operation Panel.



D0AC1410  
[A]  
(EU/NA/TWN/AA/KOR):OPERATION PANEL:ASS'Y  
201711-05 O/O

U001	U002	U003	U004	U005	U006	U007	U008	U009	U010	U011	U012	U013	U014	U015	U016	U017	U018
------	------	------	------	------	------	------	------	------	------	------	------	------	------	------	------	------	------

U002\_S002  
(EU/NA/TWN/AA/KOR):OPERATION SUB-UNIT:ASS'Y



18.D0AC1415  
[A]  
(EU/NA/TWN/AA/KOR):OPERATION SUB-UNIT:ASS'Y  
201711-05 O/O

See 2D parts catalog for the components of the Smart Operation Panel.

12.Note

See 2D parts catalog for the components of the Smart Operation Panel.



D0AC1410  
[A]  
(EU/NA/TWN/AA/KOR):OPERATION PANEL:ASS'Y  
201711-05 O/O

U001	U002	U003	U004	U005	U006	U007	U008	U009	U010	U011	U012	U013	U014	U015	U016	U017	U018
------	------	------	------	------	------	------	------	------	------	------	------	------	------	------	------	------	------



18.D0AC1415  
[A]  
(EU/NA/TWN/AA/KOR):OPERATION SUB-UNIT:ASS'Y  
201711-05 O/O

See 2D parts catalog for the components of the Smart Operation Panel.

12.Note

See 2D parts catalog for the components of the Smart Operation Panel.



D0AC1410  
[A]  
(EU/NA/TWN/AA/KOR):OPERATION PANEL:ASS'Y  
201711-05 O/O

U001	U002	U003	U004	U005	U006	U007	U008	U009	U010	U011	U012	U013	U014	U015	U016	U017	U018
------	------	------	------	------	------	------	------	------	------	------	------	------	------	------	------	------	------



18.D0AC1415  
[A]  
(EU/NA/TWN/AA/KOR):OPERATION SUB-UNIT:ASS'Y  
201711-05 O/O

See 2D parts catalog for the components of the Smart Operation Panel.

12.Note

See 2D parts catalog for the components of the Smart Operation Panel.



D0AC1410  
[A]  
(EU/NA/TWN/AA/KOR):OPERATION PANEL:ASS'Y  
201711-05 O/O

U001	U002	U003	U004	U005	U006	U007	U008	U009	U010	U011	U012	U013	U014	U015	U016	U017	U018
------	------	------	------	------	------	------	------	------	------	------	------	------	------	------	------	------	------



U002\_S005  
(CHN):OPERATION SUB-UNIT:ASS'Y

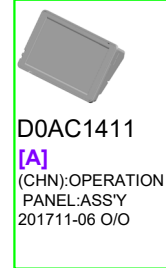


19.D0AC1416  
[A]  
(CHN):OPERATION  
SUB-UNIT:ASS'Y  
201711-06 O/O

See 2D parts catalog  
for the components of  
the Smart Operation  
Panel.

12.Note

See 2D parts catalog  
for the components of  
the Smart Operation  
Panel.



D0AC1411  
[A]  
(CHN):OPERATION  
PANEL:ASS'Y  
201711-06 O/O

U001	U002	U003	U004	U005	U006	U007	U008	U009	U010	U011	U012	U013	U014	U015	U016	U017	U018
------	------	------	------	------	------	------	------	------	------	------	------	------	------	------	------	------	------

# U003.SCANNER

U003 S002  
D0AC1640  
(NA/EU/TWN/CHN/AA/KOR):  
OPTICAL READING UNIT:CA  
RRIAGE:SCANNER

U003 S004  
D0AC1640  
(NA/EU/TWN/CHN/AA/KOR):  
OPTICAL READING UNIT:CA  
RRIAGE:SCANNER

U003 S006  
D0AC1640  
(NA/EU/TWN/CHN/AA/KOR):  
OPTICAL READING UNIT:CA  
RRIAGE:SCANNER

U003 S008  
D0AC1640  
(NA/EU/TWN/CHN/AA/KOR):  
OPTICAL READING UNIT:CA  
RRIAGE:SCANNER

U003 S010  
D0AC1640  
(NA/EU/TWN/CHN/AA/KOR):  
OPTICAL READING UNIT:CA  
RRIAGE:SCANNER

U003 S001  
D2411719  
DC STEPPER MOTOR

U003 S003  
D2411719  
DC STEPPER MOTOR

U003 S005  
D2411719  
DC STEPPER MOTOR

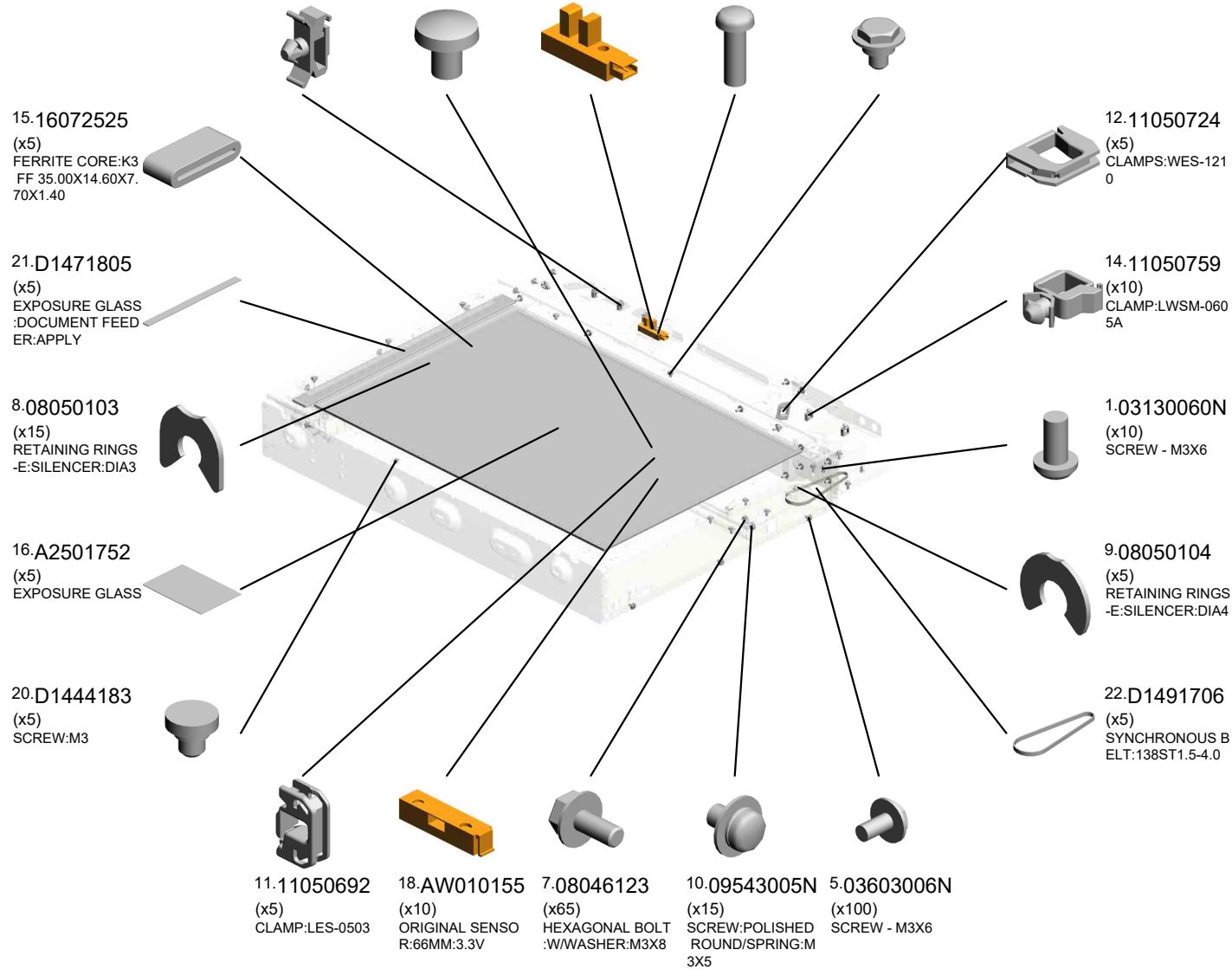

U003 S007  
D2411719  
DC STEPPER MOTOR

U003 S009  
D2411719  
DC STEPPER MOTOR

U001	U002	U003	U004	U005	U006	U007	U008	U009	U010	U011	U012	U013	U014	U015	U016	U017	U018
------	------	------	------	------	------	------	------	------	------	------	------	------	------	------	------	------	------


# U003 SCANNER

- 13.11050758 (x25) CLAMP:LWSM-030 6A
- 3.03530040N (x5) SCREW - M3X4
- 19.AW020249 (x5) PHOTOINTERRUPTOR:FLAT:PICH2M M:M4 201909-02 O/O
- 2.03140120N (x5) SCREW - M4X12
- 17.AA143537 (x30) SCREW:M3:BLACK



U001	U002	U003	U004	U005	U006	U007	U008	U009	U010	U011	U012	U013	U014	U015	U016	U017	U018
------	------	------	------	------	------	------	------	------	------	------	------	------	------	------	------	------	------

# U003 SCANNER



- 36.D2411701 (x5) PULLEY:IDLER:LEADING EDGE
- 37.D2411702 (x10) CAP:PULLEY:IDLER:LEADING EDGE
- 26.D0BQ1678 (x5) SHEET:FFC:LOWE R 201907-01 O/O
- 27.D2411680 (x5) GUIDE ROD
- 42.D2411713 (x5) SYNCHRONOUS BELT:890ST55-4.0

23.D1491798 (x10) SEAL:SHEET THROUGH:DOCUMENT FEEDER

30.D2411685 (x5) SPRING PLATE:GUIDE ROD

24.D1491804 (x10) HOLDER:EXPOSURE GLASS:SCANNER

35.D2411698 (x5) COVER:BASE:SCANNER

34.D2411697 (x5) SLIDE RAIL

33.D2411689 (x30) HOLDER:EXPOSURE GLASS

29.D2411684 (x4) COVER:HARNESS:SCANNER

32.D2411688 (x5) SHEET:GLASS:LARGE

38.D2411708 (x5) TIGHTENER:DIA8

28.D2411681 (x10) STAY:GUIDE ROD

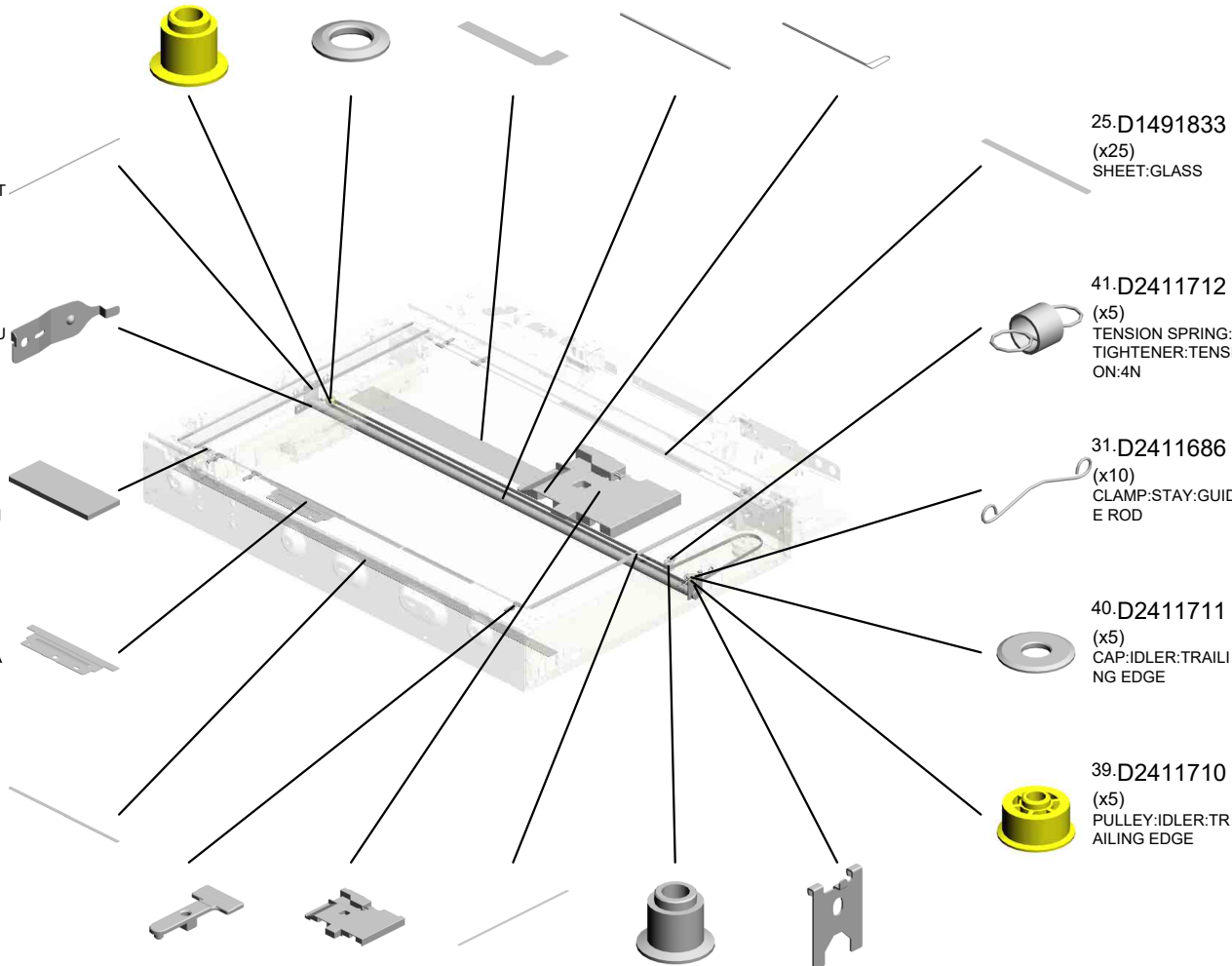
25.D1491833 (x25) SHEET:GLASS

41.D2411712 (x5) TENSION SPRING:TIGHTENER:TENSION:4N

31.D2411686 (x10) CLAMP:STAY:GUIDE ROD

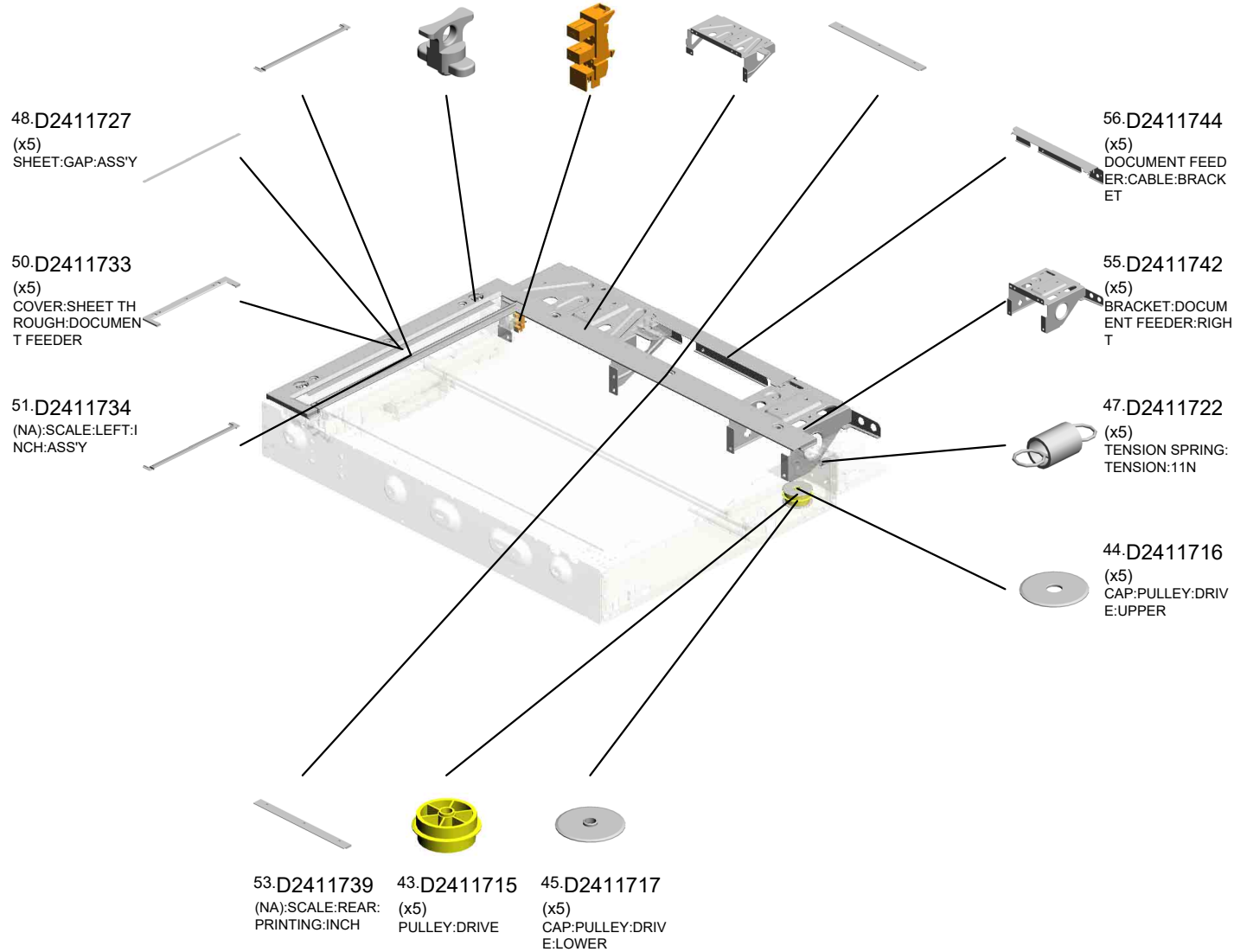

40.D2411711 (x5) CAP:IDLER:TRAILING EDGE

39.D2411710 (x5) PULLEY:IDLER:TRAILING EDGE




# U003 SCANNER

- 49.D2411732 (x4) (EU/TWN/CHN/AA/KOR):SCALE:LEFT:MM:ASS'Y
- 59.D2411671 (x10) PROTECTION:CAR RIAGE:SCANNER
- 63.GW020024 (x5) PHOTOINTERRUPTOR:LG2A24BL1:GF 201811-05 X/O
- 54.D2411741 (x5) BRACKET:DOCUMENT FEEDER:LEFT
- 52.D2411738 (x4) (EU/TWN/CHN/AA/KOR):SCALE:REAR:PRINTING:MM




U003\_S001  
DC STEPPER MOTOR

4.03530060N  
(x2)  
BIND SCREW - M3  
X6



46.D2411719  
DC STEPPER MOT  
OR



U001	U002	U003	U004	U005	U006	U007	U008	U009	U010	U011	U012	U013	U014	U015	U016	U017	U018
------	------	------	------	------	------	------	------	------	------	------	------	------	------	------	------	------	------

U003\_S002  
 (NA/EU/TWN/CHN/AA/KOR):OPTICAL READING UNIT:CARRIAGE:SCANNER


6.04583010N  
 (x4)  
 HEXAGON HEAD TAPPING SCREW:3 X10

~~57.D2921750  
 CARRIAGE:SCANNER ASS'Y  
 201709-05~~

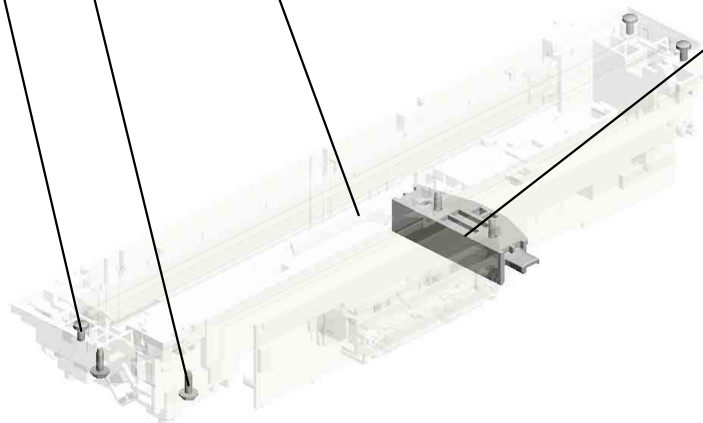
4.03530060N  
 (x3)  
 BIND SCREW - M3 X6



60.D2411767  
 PLAIN SHAFT BEARING RING:90ANG



61.D0AC1640  
 [A]  
 (NA/EU/TWN/CHN/AA/KOR):OPTICAL READING UNIT:CARRIAGE:SCANNER  
 201709-03 O/O




D2411640  
 [A]  
 (NA/EU/TWN/CHN/AA/KOR):OPTICAL READING UNIT:CARRIAGE:SCANNER  
 201709-03 O/O


U001	U002	U003	U004	U005	U006	U007	U008	U009	U010	U011	U012	U013	U014	U015	U016	U017	U018
------	------	------	------	------	------	------	------	------	------	------	------	------	------	------	------	------	------

U003\_S003  
DC STEPPER MOTOR

4.03530060N  
(x2)  
BIND SCREW - M3  
X6



46.D2411719  
DC STEPPER MOT  
OR



U001	U002	U003	U004	U005	U006	U007	U008	U009	U010	U011	U012	U013	U014	U015	U016	U017	U018
------	------	------	------	------	------	------	------	------	------	------	------	------	------	------	------	------	------



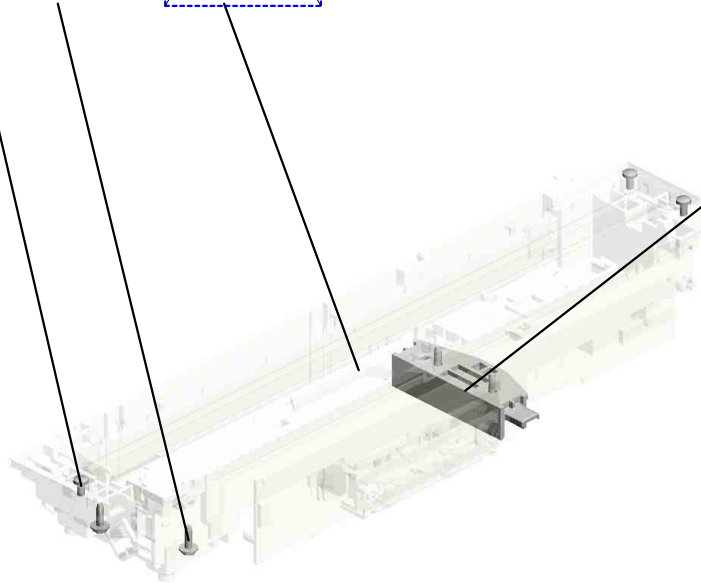
U003\_S004  
 (NA/EU/TWN/CHN/AA/KOR):OPTICAL READING UNIT:CARRIAGE:SCANNER

6.04583010N  
 (x4)  
 HEXAGON HEAD TAPPING SCREW:3 X10





~~57.D2921750  
 CARRIAGE:SCANNER ASSY  
 201709-05~~

4.03530060N  
 (x3)  
 BIND SCREW - M3 X6



60.D2411767  
 PLAIN SHAFT BEARING RING:90ANG



61.D0AC1640  
 [A]  
 (NA/EU/TWN/CHN/AA/KOR):OPTICAL READING UNIT:CARRIAGE:SCANNER  
 201709-03 O/O




D2411640  
 [A]  
 (NA/EU/TWN/CHN/AA/KOR):OPTICAL READING UNIT:CARRIAGE:SCANNER  
 201709-03 O/O

U001	U002	U003	U004	U005	U006	U007	U008	U009	U010	U011	U012	U013	U014	U015	U016	U017	U018
------	------	------	------	------	------	------	------	------	------	------	------	------	------	------	------	------	------

U003\_S005  
DC STEPPER MOTOR

4.03530060N  
(x2)  
BIND SCREW - M3  
X6



46.D2411719  
DC STEPPER MOT  
OR



U001	U002	U003	U004	U005	U006	U007	U008	U009	U010	U011	U012	U013	U014	U015	U016	U017	U018
------	------	------	------	------	------	------	------	------	------	------	------	------	------	------	------	------	------

U003\_S006

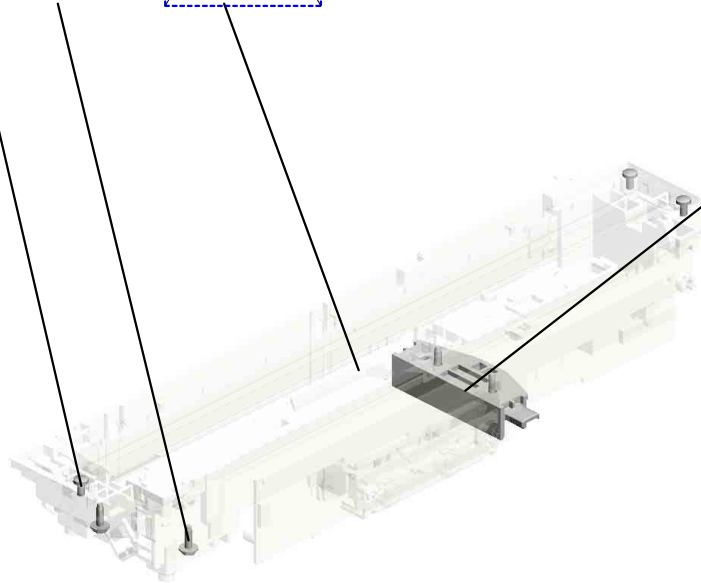
(NA/EU/TWN/CHN/AA/KOR):OPTICAL READING UNIT:CARRIAGE:SCANNER

6.04583010N  
(x4)  
HEXAGON HEAD TAPPING SCREW:3 X10





~~57.D2921750  
CARRIAGE:SCANNER ASSY  
201709-05~~

4.03530060N  
(x3)  
BIND SCREW - M3 X6



60.D2411767  
PLAIN SHAFT BEARING RING:90ANG



61.D0AC1640

[A]  
(NA/EU/TWN/CHN/AA/KOR):OPTICAL READING UNIT:CARRIAGE:SCANNER  
201709-03 O/O




D2411640

[A]  
(NA/EU/TWN/CHN/AA/KOR):OPTICAL READING UNIT:CARRIAGE:SCANNER  
201709-03 O/O


U001	U002	U003	U004	U005	U006	U007	U008	U009	U010	U011	U012	U013	U014	U015	U016	U017	U018
------	------	------	------	------	------	------	------	------	------	------	------	------	------	------	------	------	------

U003\_S007  
DC STEPPER MOTOR

4.03530060N  
(x2)  
BIND SCREW - M3  
X6



46.D2411719  
DC STEPPER MOT  
OR




U001	U002	U003	U004	U005	U006	U007	U008	U009	U010	U011	U012	U013	U014	U015	U016	U017	U018
------	------	------	------	------	------	------	------	------	------	------	------	------	------	------	------	------	------

U003\_S008  
 (NA/EU/TWN/CHN/AA/KOR):OPTICAL READING UNIT:CARRIAGE:SCANNER


6.04583010N  
 (x4)  
 HEXAGON HEAD TAPPING SCREW:3 X10

~~57.D2921750  
 CARRIAGE:SCANNER ASS'Y  
 201709-05~~

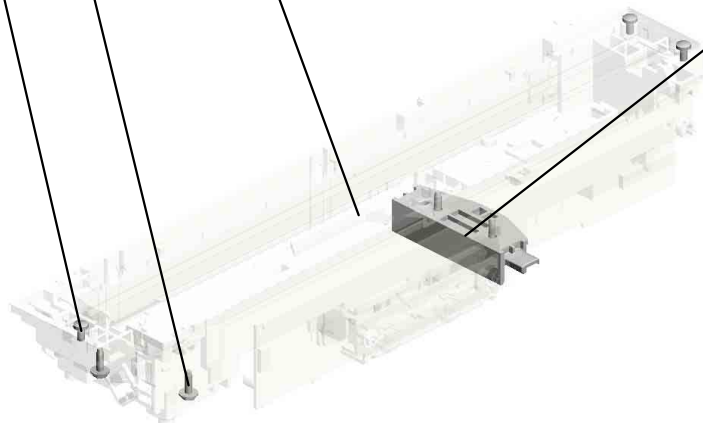
4.03530060N  
 (x3)  
 BIND SCREW - M3 X6



60.D2411767  
 PLAIN SHAFT BEARING RING:90ANG



61.D0AC1640  
 [A]  
 (NA/EU/TWN/CHN/AA/KOR):OPTICAL READING UNIT:CARRIAGE:SCANNER  
 201709-03 O/O




D2411640  
 [A]  
 (NA/EU/TWN/CHN/AA/KOR):OPTICAL READING UNIT:CARRIAGE:SCANNER  
 201709-03 O/O

U001	U002	U003	U004	U005	U006	U007	U008	U009	U010	U011	U012	U013	U014	U015	U016	U017	U018
------	------	------	------	------	------	------	------	------	------	------	------	------	------	------	------	------	------

U003\_S009  
DC STEPPER MOTOR

4.03530060N  
(x2)  
BIND SCREW - M3  
X6



46.D2411719  
DC STEPPER MOT  
OR



U001	U002	U003	U004	U005	U006	U007	U008	U009	U010	U011	U012	U013	U014	U015	U016	U017	U018
------	------	------	------	------	------	------	------	------	------	------	------	------	------	------	------	------	------

U003\_S010  
 (NA/EU/TWN/CHN/AA/KOR):OPTICAL READING UNIT:CARRIAGE:SCANNER

6.04583010N  
 (x4)  
 HEXAGON HEAD TAPPING SCREW:3 X10


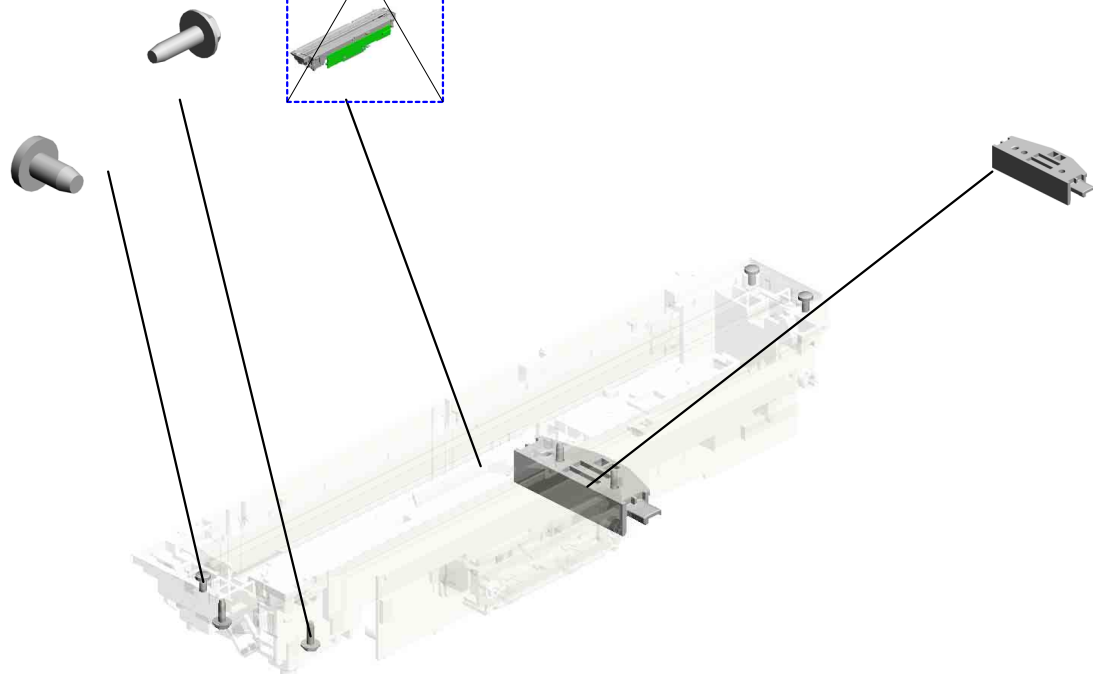
~~57.D2921750  
 CARRIAGE:SCANNER ASS'Y  
 201709-05~~

4.03530060N  
 (x3)  
 BIND SCREW - M3 X6

60.D2411767  
 PLAIN SHAFT BEARING:90ANG

61.D0AC1640  
 [A]  
 (NA/EU/TWN/CHN/AA/KOR):OPTICAL READING UNIT:CARRIAGE:SCANNER  
 201709-03 O/O


D2411640  
 [A]  
 (NA/EU/TWN/CHN/AA/KOR):OPTICAL READING UNIT:CARRIAGE:SCANNER  
 201709-03 O/O



U001	U002	U003	U004	U005	U006	U007	U008	U009	U010	U011	U012	U013	U014	U015	U016	U017	U018
------	------	------	------	------	------	------	------	------	------	------	------	------	------	------	------	------	------

# U004.LASER UNIT

U004\_S001  
D2391855  
OPTICAL WRITING UNIT





U001	U002	U003	<b>U004</b>	U005	U006	U007	U008	U009	U010	U011	U012	U013	U014	U015	U016	U017	U018
------	------	------	-------------	------	------	------	------	------	------	------	------	------	------	------	------	------	------



U004  
LASER UNIT


1-04543008Q  
(x2)  
TAPPING SCREW:  
3X8



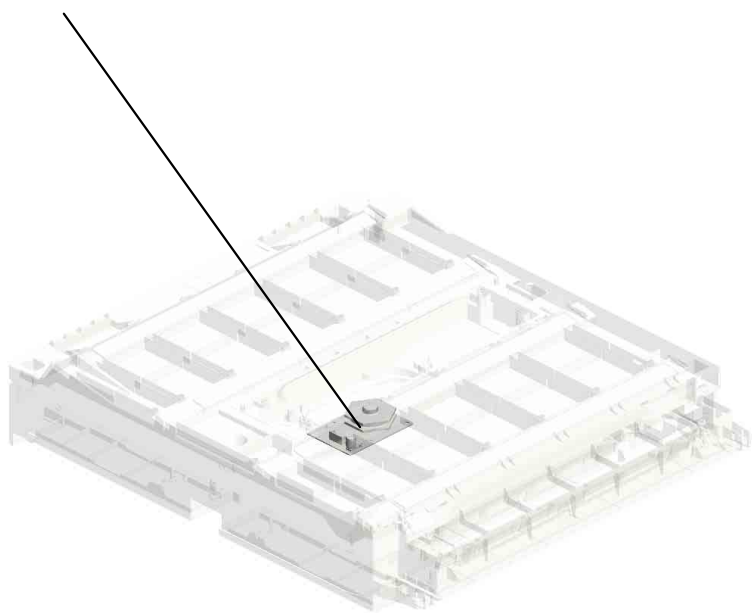

U001	U002	U003	<b>U004</b>	U005	U006	U007	U008	U009	U010	U011	U012	U013	U014	U015	U016	U017	U018
------	------	------	-------------	------	------	------	------	------	------	------	------	------	------	------	------	------	------

U004\_S001  
OPTICAL WRITING UNIT

3.AX060518  
DC POLYGON MIR  
ROR MOTOR  
201907-03 O/O



2.D2391855  
OPTICAL WRITING  
UNIT



U001	U002	U003	U004	U005	U006	U007	U008	U009	U010	U011	U012	U013	U014	U015	U016	U017	U018
------	------	------	------	------	------	------	------	------	------	------	------	------	------	------	------	------	------

# U005.PAPER FEED

U005 S001  
D1492905  
SUPPORTER:RIGHT:NO.1:AS  
SY

U005 S005  
D0BQ2711  
PAPER FEED UNIT:NO.1:ASS  
Y

U005 S007  
D2412800  
PAPER TRAY:NO.1:ASSY

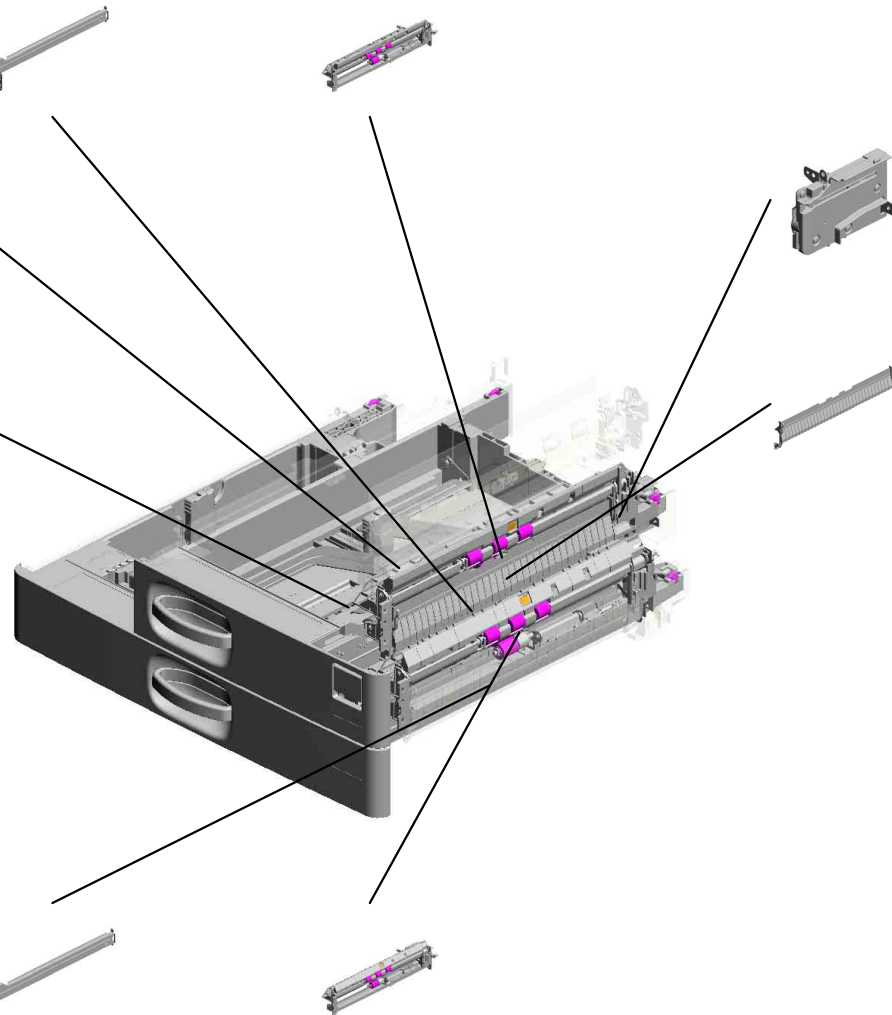
U005 S003  
D2412906  
LEVER:STRETCH:PAPER TR  
AY:ASSY

U005 S008  
D2412805  
PAPER TRAY:NO.2:ASSY

U005 S004  
D1492713  
GUIDE PLATE:SWIVEL:NO.1

U005 S002  
D1492903  
SUPPORTER:RIGHT:NO.2:AS  
SY

U005 S006  
D0BQ2712  
PAPER FEED UNIT:NO.2:ASS  
Y



U001	U002	U003	U004	U005	U006	U007	U008	U009	U010	U011	U012	U013	U014	U015	U016	U017	U018
------	------	------	------	------	------	------	------	------	------	------	------	------	------	------	------	------	------

# U005\_S007.PAPER TRAY:NO.1:ASS'Y

U005 S007 S004  
D1492850  
TRAY BOTTOM PLATE:ASS'Y

U005 S007 S003  
D0BQ2840  
END FENCE:PAPER TRAY:A  
SS'Y

U005 S007 S002  
D1492838  
SIDE FENCE:REAR:NO.1:AS  
S'Y

U005 S007 S001  
D1492828  
SIDE FENCE:FRONT:NO.1:A  
SS'Y

U001	U002	U003	U004	U005	U006	U007	U008	U009	U010	U011	U012	U013	U014	U015	U016	U017	U018
------	------	------	------	------	------	------	------	------	------	------	------	------	------	------	------	------	------

# U005\_S008.PAPER TRAY:NO.2:ASS'Y

U005 S008 S001  
D0BQ2840  
END FENCE:PAPER TRAY:A  
SS'Y

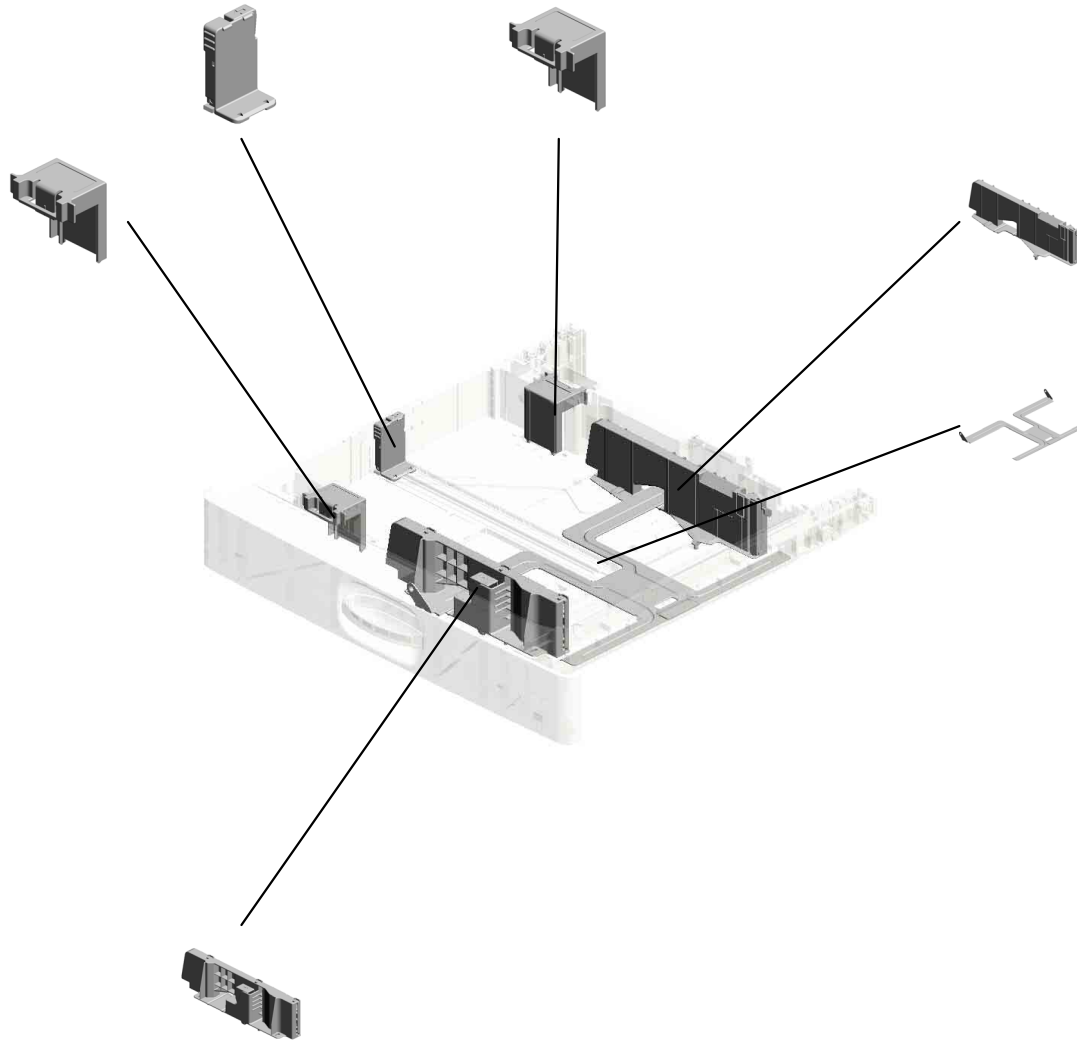
U005 S008 S006  
D2412873  
SIDE FENCE:AUXILIARY

U005 S008 S005  
D2412873  
SIDE FENCE:AUXILIARY

U005 S008 S004  
D2412880  
SIDE FENCE:REAR:ASS'Y

U005 S008 S002  
D0BQ2873  
TRAY BOTTOM PLATE:NO.2:  
ASS'Y

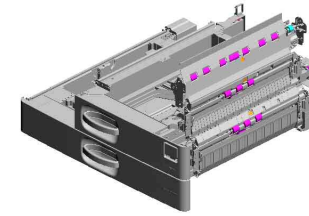
U005 S008 S003  
D2412875  
SIDE FENCE:FRONT:ASS'Y



U001	U002	U003	U004	<b>U005</b>	U006	U007	U008	U009	U010	U011	U012	U013	U014	U015	U016	U017	U018
------	------	------	------	-------------	------	------	------	------	------	------	------	------	------	------	------	------	------

# U005 PAPER FEED

- 12.11050765 CLAMP:LWS-2218A
- 11.11050758 (x2) CLAMP:LWSM-0306A
- 16.AA082175 (x2) PLAIN SHAFT BEARING:8X12X7
- 8.07200060E (x3) RETAINING RING - M6
- 18.AB011572 GEAR:Z19:DRIVEN:REGISTRATION



42.D1492566  
CASE:REMOVE PA  
PER DUST:ASS'Y



41.D1492562  
(x2)  
COLLAR:REGISTR  
ATION ROLLER



26.AW500044  
PUSH SWITCH:PA  
PER SIZE SENSOR




14.AA082173  
(x2)  
PLAIN SHAFT BEA  
RING:6X10X6



9.08050103  
(x2)  
RETAINING RINGS  
-E:SILENCER-DIA3



46.D1492721  
GUIDE PLATE:SWI  
VEL:NO.2



27.AX040273  
(x2)  
DC MOTOR:RISING  
TRAY:ASS'Y:1.007  
W:BRUSH



56.D1492788  
INNER COVER:HA  
RNNESS:PAPER FE  
ED UNIT



55.D1492787  
BRACKET:SUPPO  
RT:COVER




4.04543008Q  
(x5)  
TAPPING SCREW:  
3X8




7.07200040E  
(x2)  
RETAINING RING -  
M4



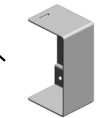
19.AB011573  
GEAR:REGISTRATI  
ON:NO.2



5.04583008N  
(x4)  
HEXAGON HEAD T  
APPING SCREW:3  
X8



85.D1492886  
COVER:TRAY:REA  
R RIGHT:NO.1



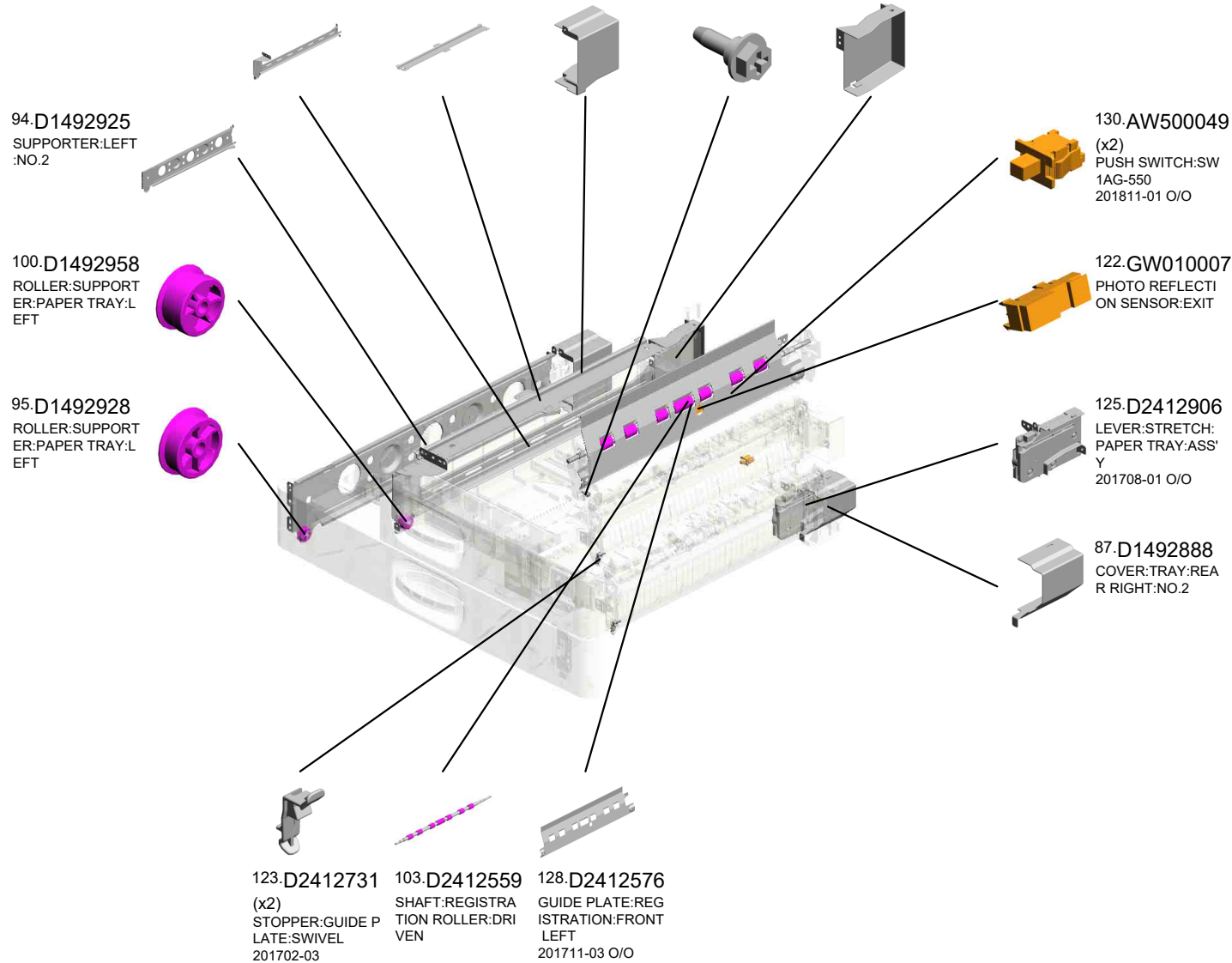
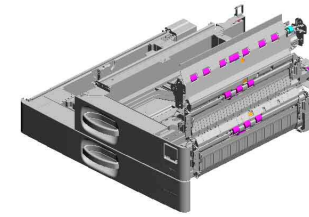
3.04543006Q  
(x39)  
TAPPING SCREW -  
M3X6



U001	U002	U003	U004	U005	U006	U007	U008	U009	U010	U011	U012	U013	U014	U015	U016	U017	U018
------	------	------	------	------	------	------	------	------	------	------	------	------	------	------	------	------	------

# U005 PAPER FEED

- 96.D1492930 SUPPORTER:LEFT LOWER:NO.1:PEE N
- 91.D1492918 SUPPORTER:LEFT UPPER:NO.1
- 88.D1492889 COVER:TRAY:REA R LEFT:NO.2
- 121.GA143003 SCREW:MM5:2.5M M
- 86.D1492887 COVER:TRAY:REA R LEFT:NO.1



U005\_S001  
SUPPORTER:RIGHT:NO.1:ASS'Y

3.04543006Q  
(x3)  
TAPPING SCREW -  
M3X6



90.D1492905  
SUPPORTER:RIGHT:  
T:NO.1:ASS'Y

93.D1492924  
STOPPER:PAPER  
TRAY



99.D1492956  
ROLLER:SUPPORT  
ER:PAPER TRAY



9.08050103  
RETAINING RINGS  
-E:SILENCER:DIA3




U001	U002	U003	U004	U005	U006	U007	U008	U009	U010	U011	U012	U013	U014	U015	U016	U017	U018
------	------	------	------	------	------	------	------	------	------	------	------	------	------	------	------	------	------



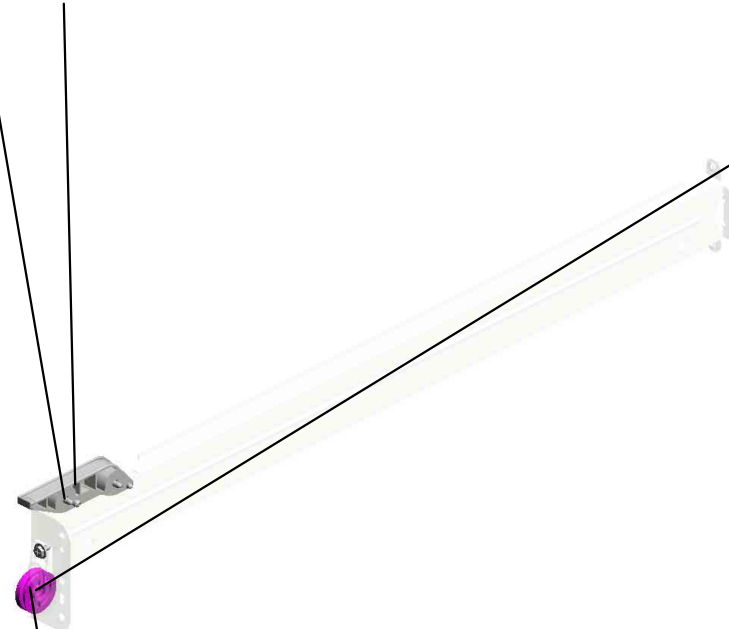
U005\_S002  
SUPPORTER:RIGHT:NO.2:ASS'Y

93.D1492924  
STOPPER:PAPER  
TRAY



89.D1492903  
SUPPORTER:RIGHT:  
T:NO.2:ASS'Y

3.04543006Q  
(x3)  
TAPPING SCREW -  
M3X6



92.D1492923  
ROLLER:SUPPORT  
ER:PAPER TRAY





9.08050103  
RETAINING RINGS  
-E:SILENCER:DIA3



U001	U002	U003	U004	U005	U006	U007	U008	U009	U010	U011	U012	U013	U014	U015	U016	U017	U018
------	------	------	------	------	------	------	------	------	------	------	------	------	------	------	------	------	------

U005\_S003  
LEVER:STRETCH:PAPER TRAY:ASS'Y

1-03530040N  
(x5)  
SCREW - M3X4



125-D2412906  
[A]  
LEVER:STRETCH:  
PAPER TRAY:ASS'  
Y  
201708-01 O/O




D1482906  
[A]  
LEVER:STRETCH:  
PAPER TRAY:ASS'  
Y  
201708-01 O/O

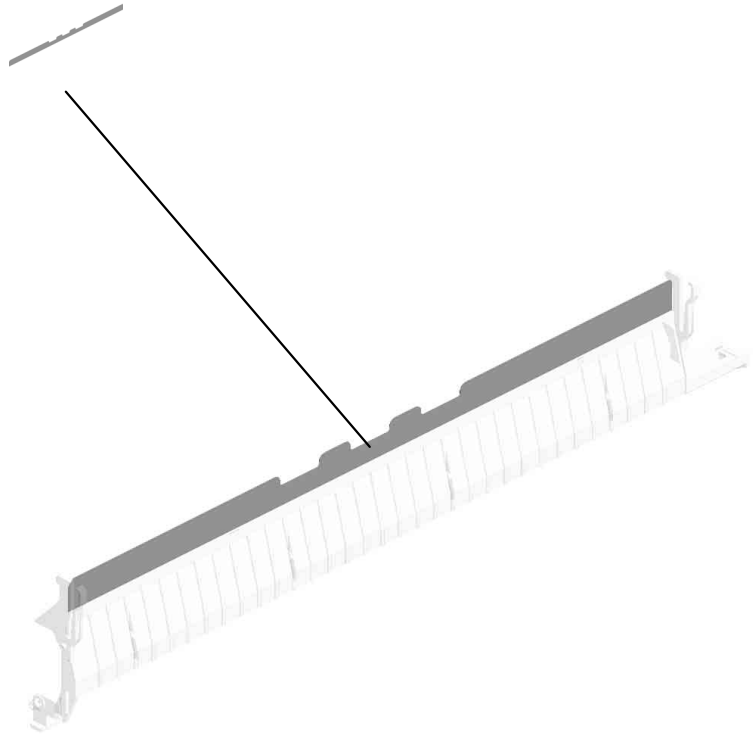
U001	U002	U003	U004	U005	U006	U007	U008	U009	U010	U011	U012	U013	U014	U015	U016	U017	U018
------	------	------	------	------	------	------	------	------	------	------	------	------	------	------	------	------	------

U005\_S004  
GUIDE PLATE:SWIVEL:NO.1

44.D1492712  
SHEET:GUIDE PLA  
TE:SWIVEL



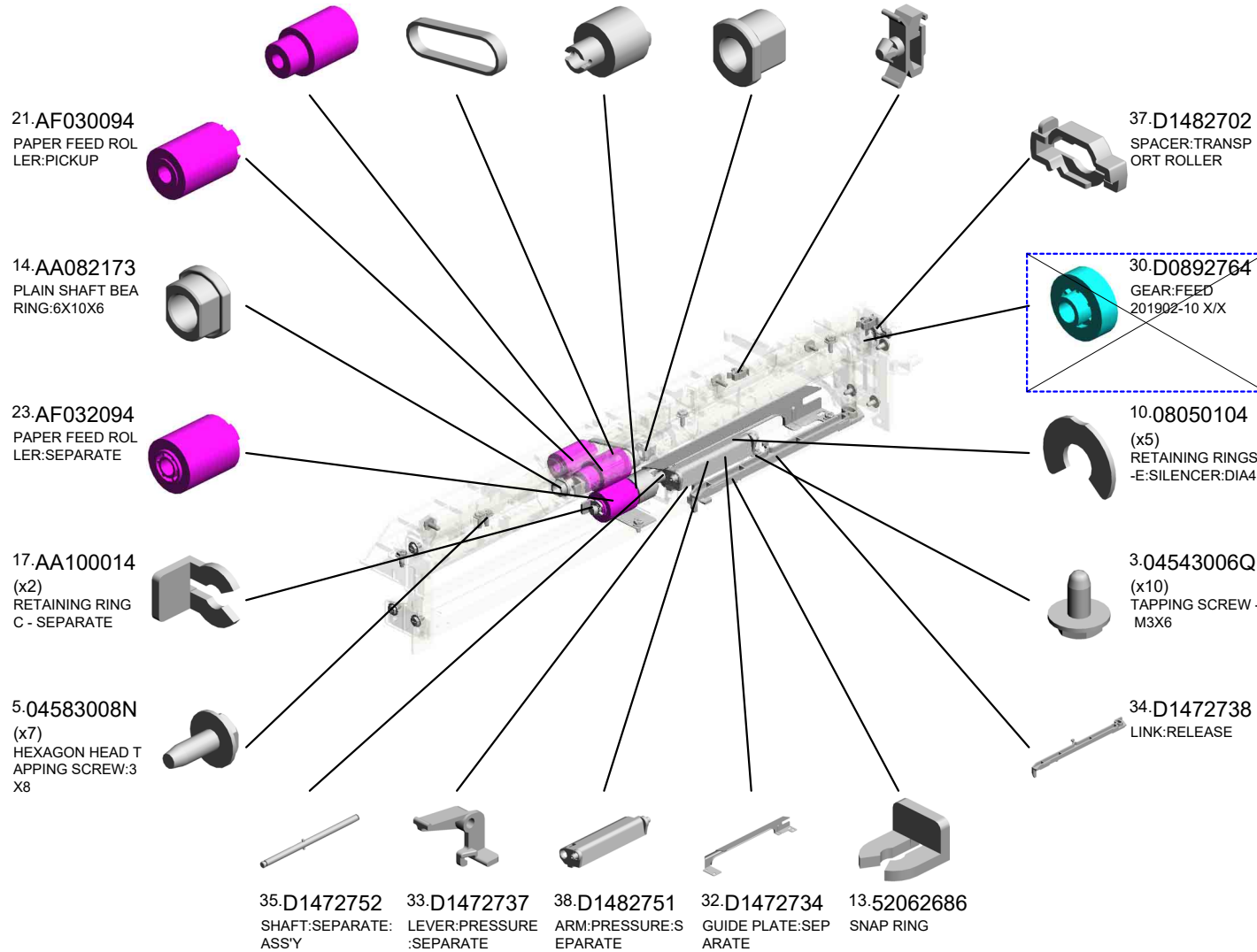
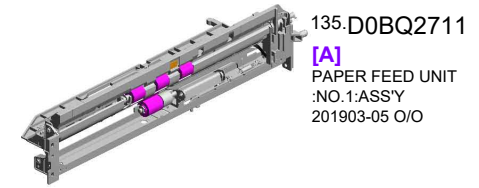
45.D1492713  
GUIDE PLATE:SWI  
VEL:NO.1



U001	U002	U003	U004	U005	U006	U007	U008	U009	U010	U011	U012	U013	U014	U015	U016	U017	U018
------	------	------	------	------	------	------	------	------	------	------	------	------	------	------	------	------	------

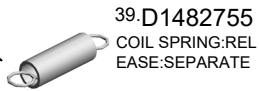
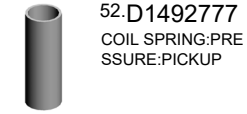
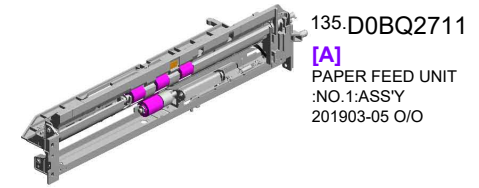
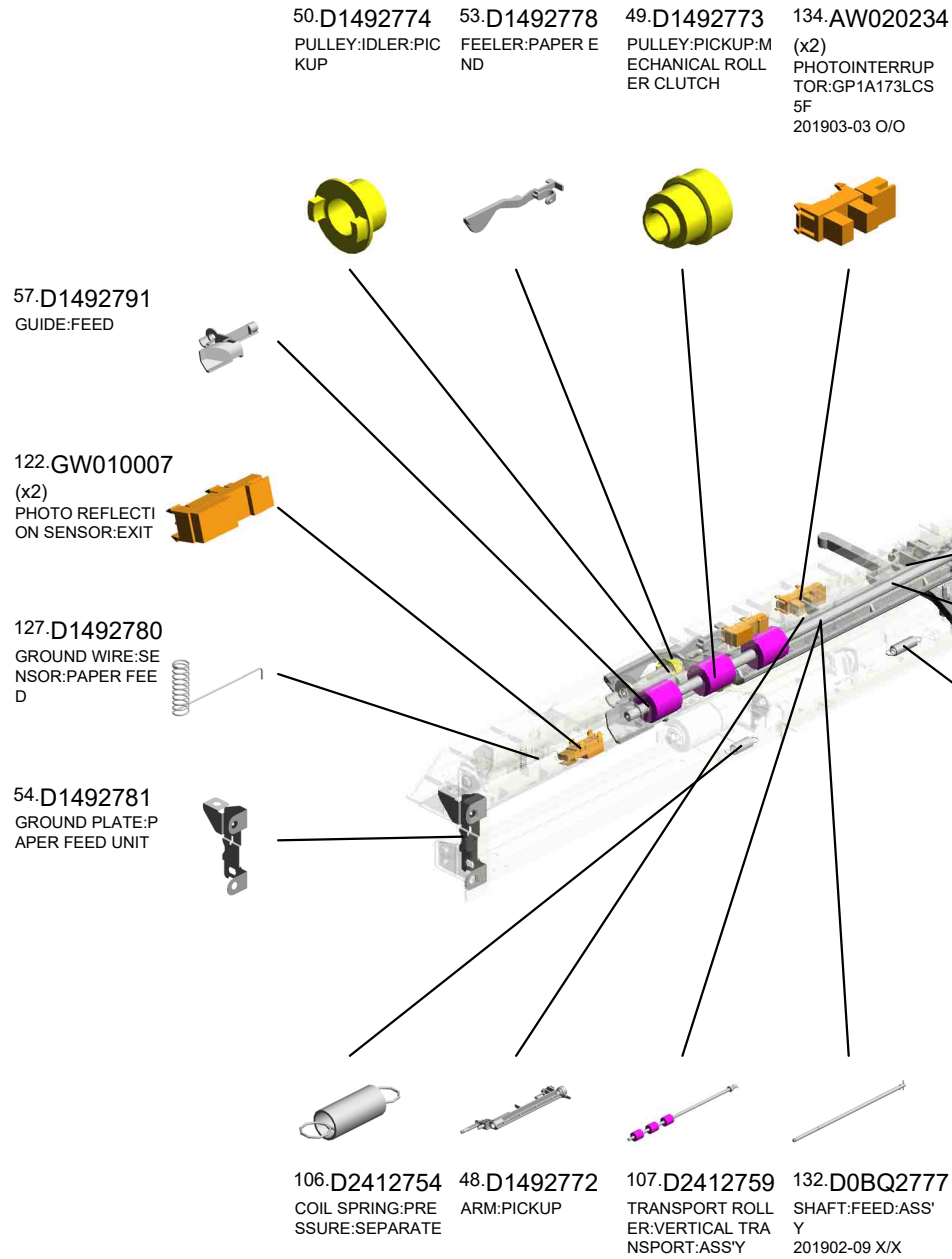
U005\_S005  
PAPER FEED UNIT:NO.1:ASS'Y

- 22.AF031094 PAPER FEED ROLLER:FEED
- 29.B8303504 TIMING BELT - 40S 2M100
- 31.D1292783 TORQUE LIMITER MECHANICAL CLUTCH:40MNM:DIA18
- 15.AA082174 PLAIN SHAFT BEARING:6X10X9
- 11.11050758 (x2) CLAMP:LWSM-030 6A



U001	U002	U003	U004	U005	U006	U007	U008	U009	U010	U011	U012	U013	U014	U015	U016	U017	U018
------	------	------	------	------	------	------	------	------	------	------	------	------	------	------	------	------	------

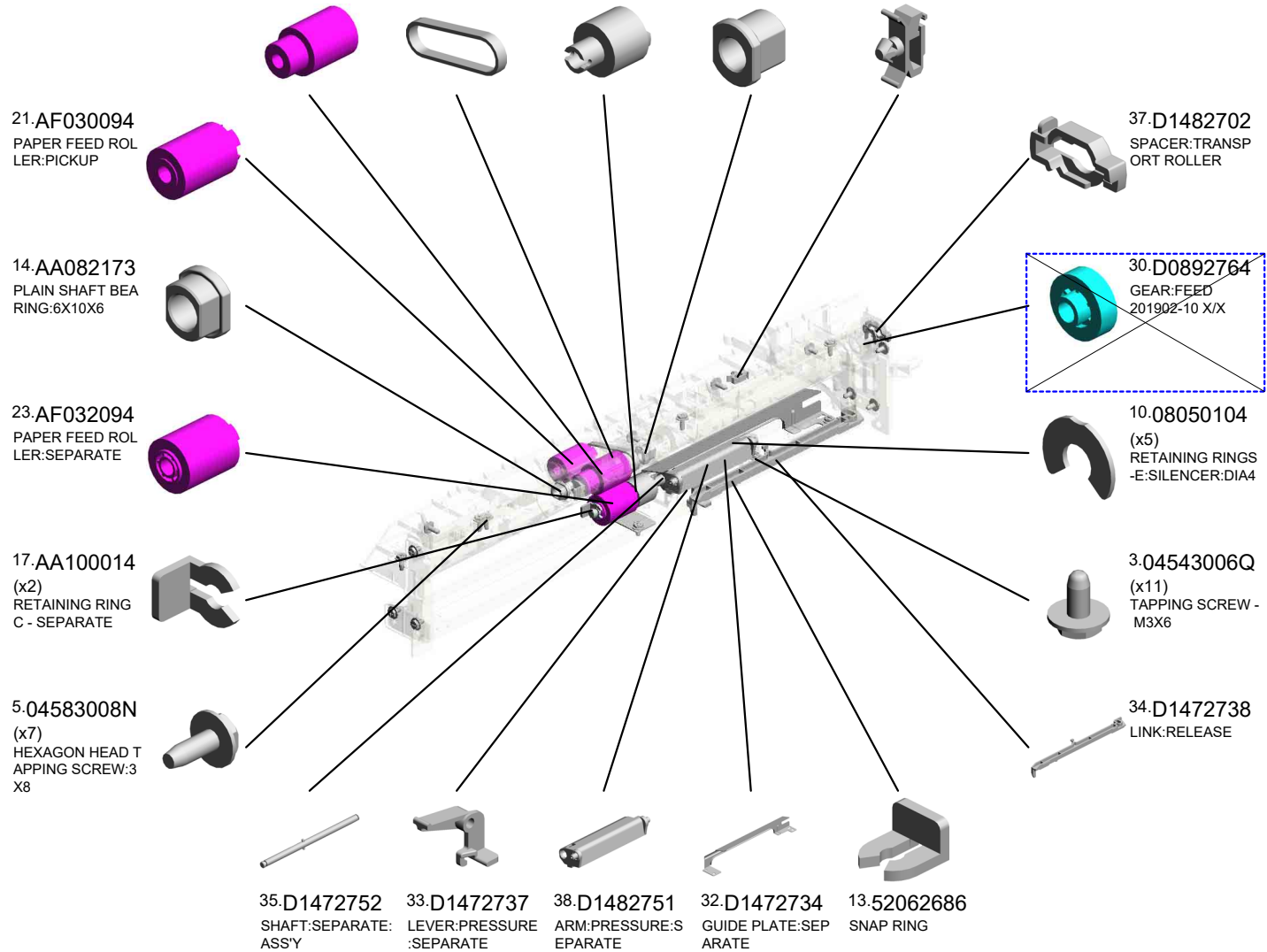
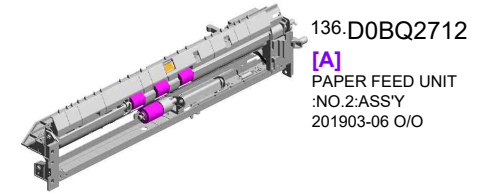
U005\_S005  
PAPER FEED UNIT:NO.1:ASS'Y



U001	U002	U003	U004	U005	U006	U007	U008	U009	U010	U011	U012	U013	U014	U015	U016	U017	U018
------	------	------	------	------	------	------	------	------	------	------	------	------	------	------	------	------	------

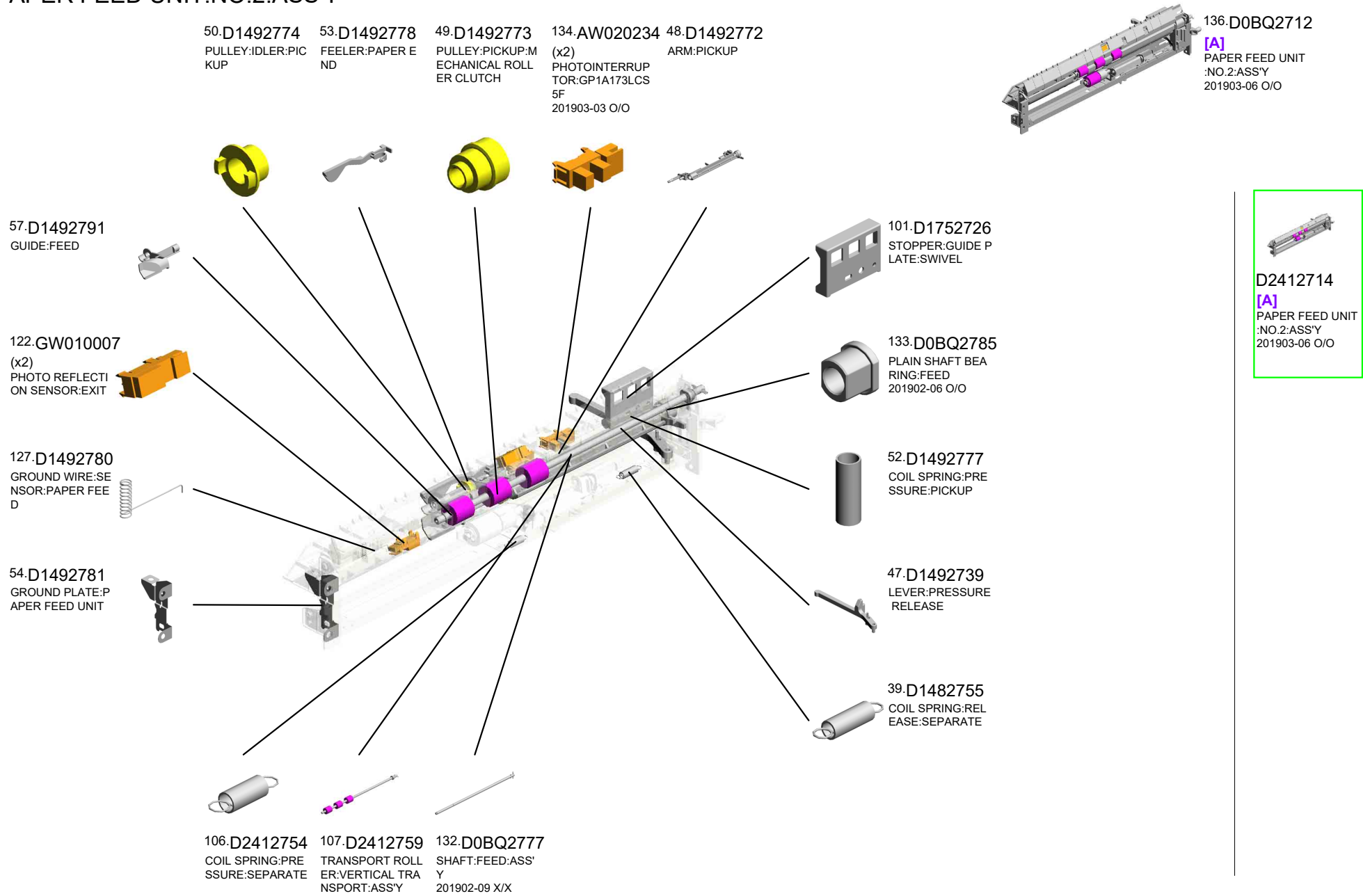
U005\_S006  
PAPER FEED UNIT:NO.2:ASS'Y

- 22.AF031094 PAPER FEED ROLLER:FEED
- 29.B8303504 TIMING BELT - 40S 2M100
- 31.D1292783 TORQUE LIMITER MECHANICAL CLUTCH:40MNM:DIA18
- 15.AA082174 PLAIN SHAFT BEARING:6X10X9
- 11.11050758 CLAMP:LWSM-030 6A



U001	U002	U003	U004	U005	U006	U007	U008	U009	U010	U011	U012	U013	U014	U015	U016	U017	U018
------	------	------	------	------	------	------	------	------	------	------	------	------	------	------	------	------	------

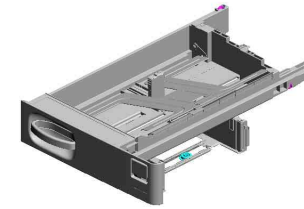
U005\_S006  
PAPER FEED UNIT:NO.2:ASS'Y



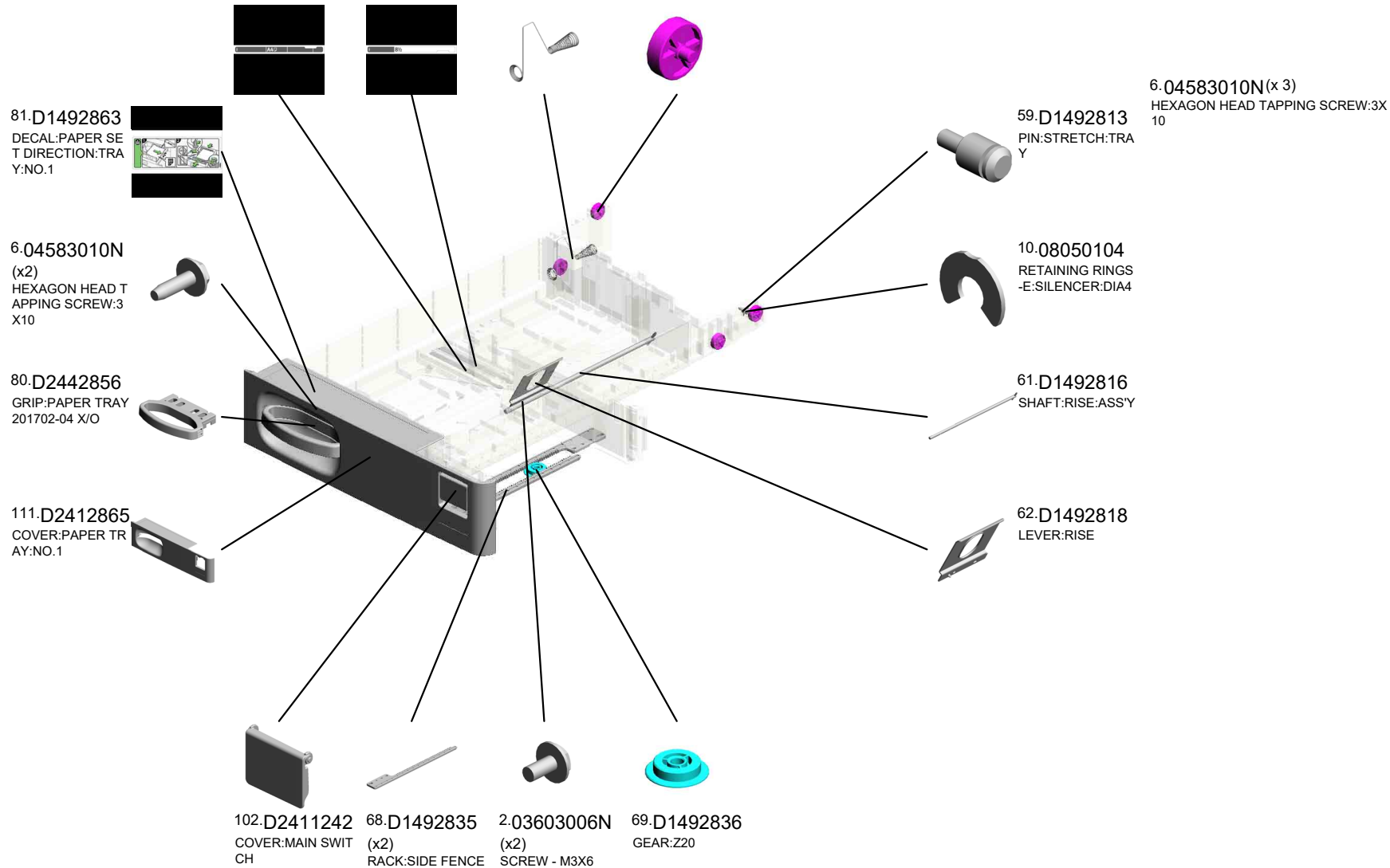
U001	U002	U003	U004	U005	U006	U007	U008	U009	U010	U011	U012	U013	U014	U015	U016	U017	U018
------	------	------	------	------	------	------	------	------	------	------	------	------	------	------	------	------	------

U005\_S007  
PAPER TRAY:NO.1:ASS'Y

- 75.D1492846 DECAL:SIZE INDICATION:END FENCE:NO.1:FRONT
- 76.D1492847 DECAL:SIZE INDICATION:END FENCE:NO.1:REAR
- 60.D1492814 COIL SPRING:EAR TH
- 58.D1492812 (x4) ROLLER:PAPER TRAY:DIA19



108.D2412800  
PAPER TRAY:NO.1  
:ASS'Y

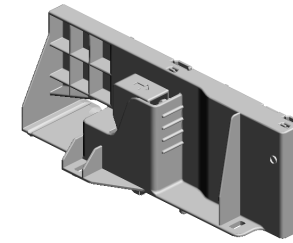


U001	U002	U003	U004	U005	U006	U007	U008	U009	U010	U011	U012	U013	U014	U015	U016	U017	U018
------	------	------	------	------	------	------	------	------	------	------	------	------	------	------	------	------	------



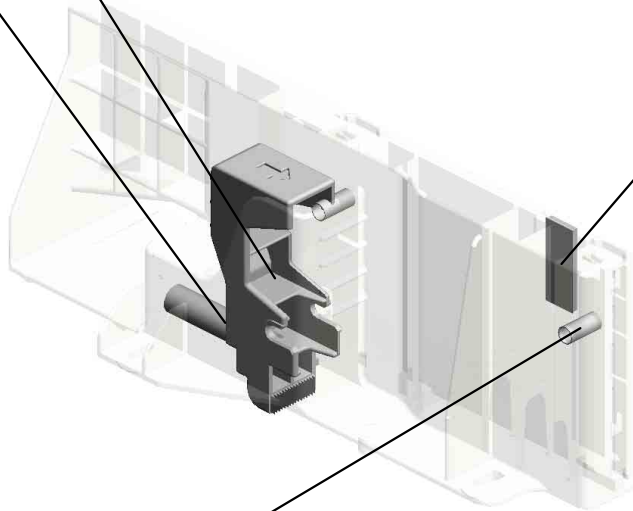

U005\_S007\_S001  
SIDE FENCE:FRONT:NO.1:ASS'Y

63.D1492824  
LEVER:STOPPER:  
FRONT



66.D1492828  
SIDE FENCE:FRON  
T:NO.1:ASS'Y


65.D1492827  
COMPRESSION SP  
RING:SIDE FENCE:  
POSITIONING



28.B2342864  
PAD:CLEANER



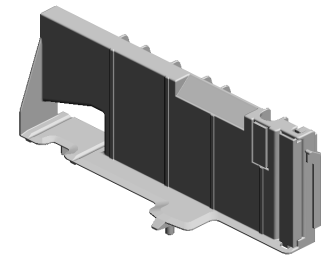
64.D1492826  
(x2)  
COMPRESSION SP  
RING:SIDE FENCE:  
PLATE:FRONT



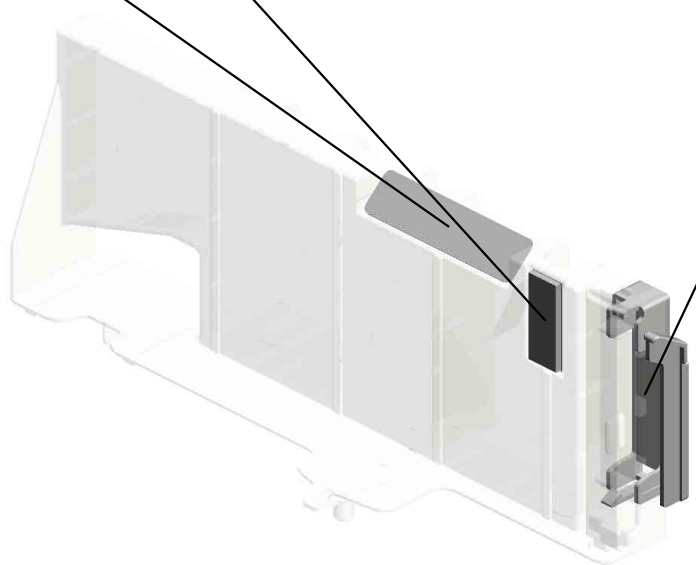
U001	U002	U003	U004	<b>U005</b>	U006	U007	U008	U009	U010	U011	U012	U013	U014	U015	U016	U017	U018
------	------	------	------	-------------	------	------	------	------	------	------	------	------	------	------	------	------	------

U005\_S007\_S002  
SIDE FENCE:REAR:NO.1:ASS'Y

97.D1492952 28.B2342864  
DECAL:SIDE FENC PAD:CLEANER  
E:PAPER VOLUME



70.D1492838  
SIDE FENCE:REAR  
:NO.1:ASS'Y




67.D1492834  
GUIDE:FEELER:PA  
PER END

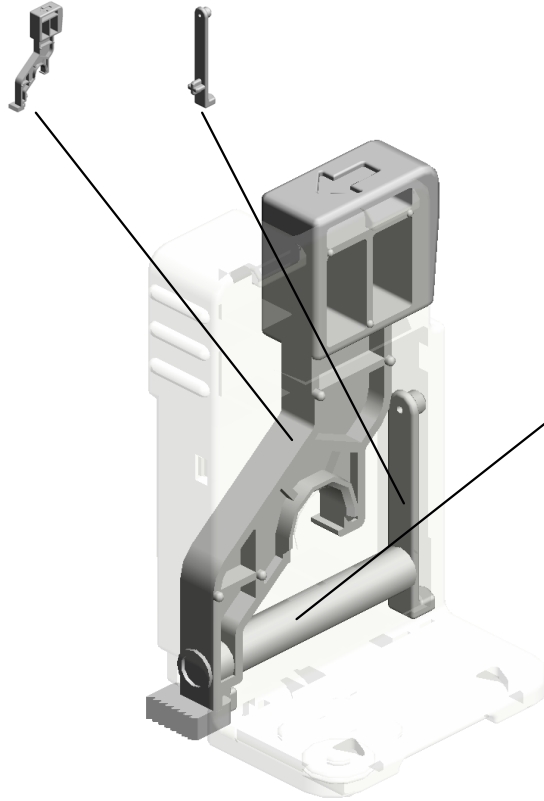
U001	U002	U003	U004	U005	U006	U007	U008	U009	U010	U011	U012	U013	U014	U015	U016	U017	U018
------	------	------	------	------	------	------	------	------	------	------	------	------	------	------	------	------	------

U005\_S007\_S003  
END FENCE:PAPER TRAY:ASS'Y

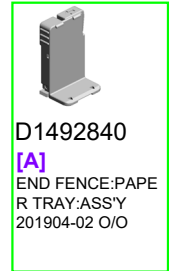
72.D1492842 73.D1492843  
LEVER:END FENC CLICK:END FENCE  
E



137.D0BQ2840  
[A]  
END FENCE:PAPE  
R TRAY:ASS'Y  
201904-02 O/O



74.D1492845  
COMPRESSION SP  
RING:END FENCE:  
LEVER:5N

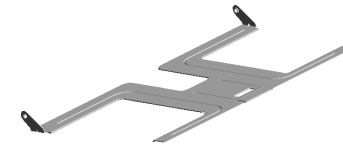


D1492840  
[A]  
END FENCE:PAPE  
R TRAY:ASS'Y  
201904-02 O/O


U001	U002	U003	U004	U005	U006	U007	U008	U009	U010	U011	U012	U013	U014	U015	U016	U017	U018
------	------	------	------	------	------	------	------	------	------	------	------	------	------	------	------	------	------

U005\_S007\_S004  
TRAY BOTTOM PLATE:ASS'Y

129.AF013019  
PAD:TRAY BOTTO  
M PLATE  
201809-01 O/O



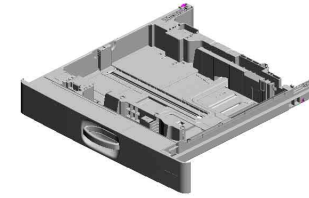
79.D1492850  
TRAY BOTTOM PL  
ATE:ASS'Y



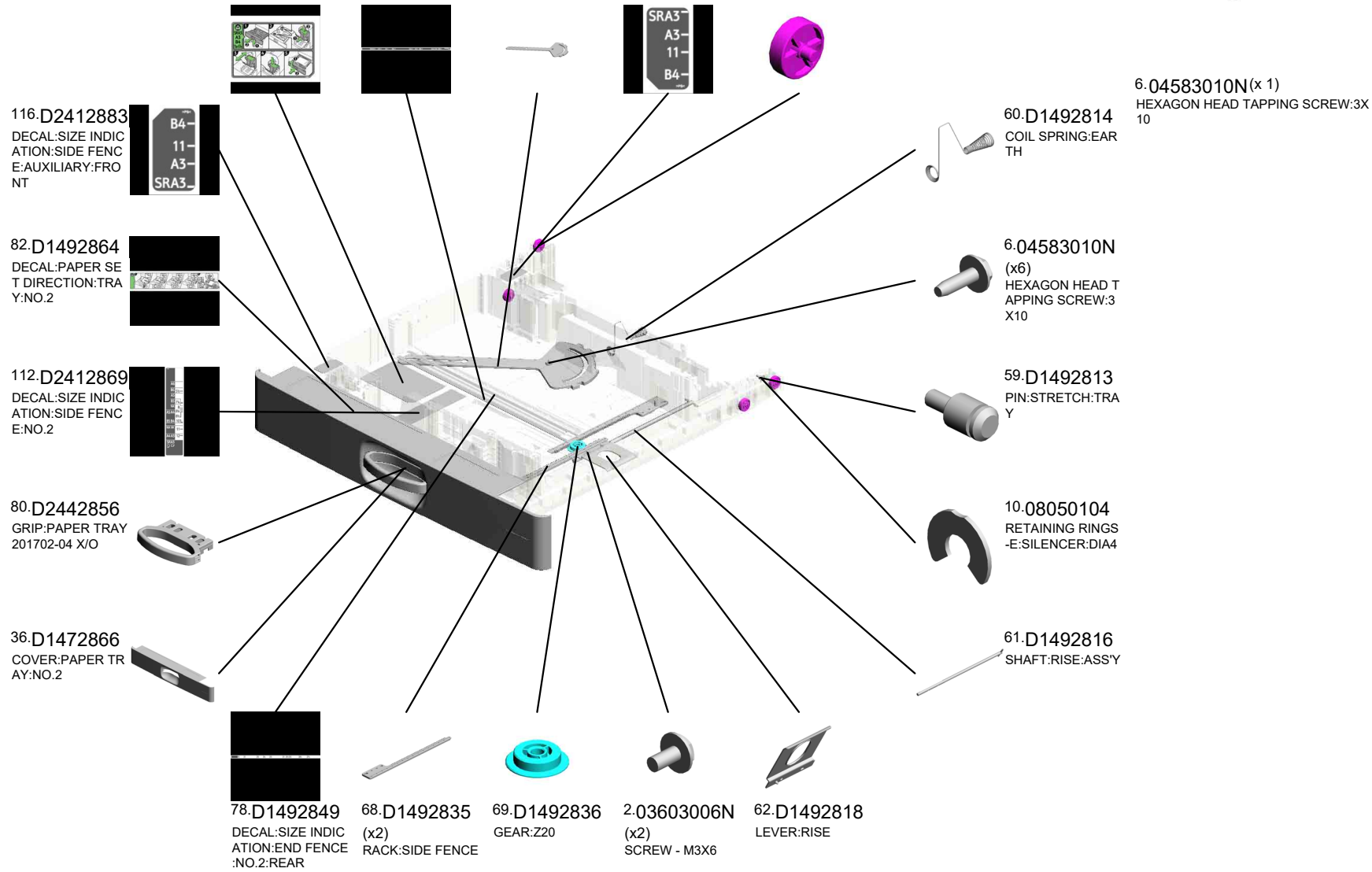
U001	U002	U003	U004	U005	U006	U007	U008	U009	U010	U011	U012	U013	U014	U015	U016	U017	U018
------	------	------	------	------	------	------	------	------	------	------	------	------	------	------	------	------	------

U005\_S008  
PAPER TRAY:NO.2:ASS'Y

- 110.D2412837 DECAL:SET:SIDE FENCE:AUXILIARY
- 77.D1492848 DECAL:SIZE INDICATION:END FENCE:NO.2:FRONT
- 83.D1492872 LINK:END FENCE:PAPER SIZE SENSOR
- 117.D2412884 DECAL:SIZE INDICATION:SIDE FENCE:AUXILIARY:REAR
- 58.D1492812 (x4) ROLLER:PAPER TRAY:DIA19



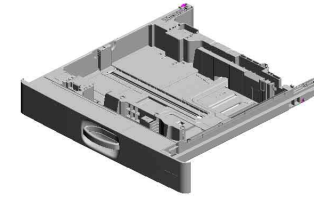
- 109.D2412805 PAPER TRAY:NO.2:ASS'Y



U001	U002	U003	U004	U005	U006	U007	U008	U009	U010	U011	U012	U013	U014	U015	U016	U017	U018
------	------	------	------	------	------	------	------	------	------	------	------	------	------	------	------	------	------

U005\_S008  
PAPER TRAY:NO.2:ASS'Y

119.D6932867  
SUPPORTING PLATE:COVER:FRONT:  
PAPER TRAY




109.D2412805  
PAPER TRAY:NO.2  
:ASS'Y



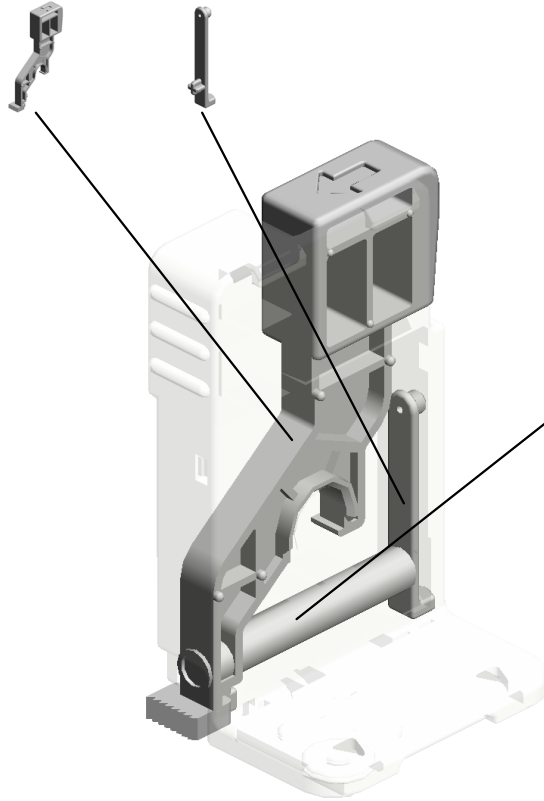
U001	U002	U003	U004	U005	U006	U007	U008	U009	U010	U011	U012	U013	U014	U015	U016	U017	U018
------	------	------	------	------	------	------	------	------	------	------	------	------	------	------	------	------	------

U005\_S008\_S001  
END FENCE:PAPER TRAY:ASS'Y

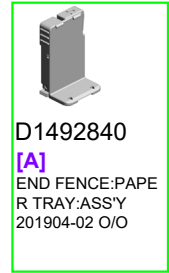
72.D1492842 73.D1492843  
LEVER:END FENC CLICK:END FENCE  
E



137.D0BQ2840  
[A]  
END FENCE:PAPE  
R TRAY:ASS'Y  
201904-02 O/O



74.D1492845  
COMPRESSION SP  
RING:END FENCE:  
LEVER:5N




D1492840  
[A]  
END FENCE:PAPE  
R TRAY:ASS'Y  
201904-02 O/O

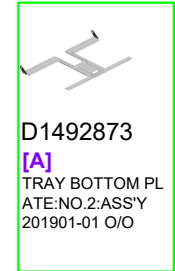

U001	U002	U003	U004	U005	U006	U007	U008	U009	U010	U011	U012	U013	U014	U015	U016	U017	U018
------	------	------	------	------	------	------	------	------	------	------	------	------	------	------	------	------	------

U005\_S008\_S002  
TRAY BOTTOM PLATE:NO.2:ASS'Y

129.AF013019  
PAD:TRAY BOTTO  
M PLATE  
201809-01 O/O



131.D0BQ2873  
[A]  
TRAY BOTTOM PL  
ATE:NO.2:ASS'Y  
201901-01 O/O

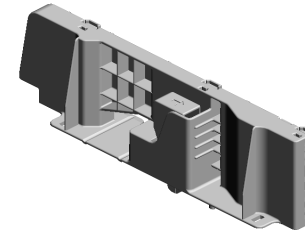


U001	U002	U003	U004	U005	U006	U007	U008	U009	U010	U011	U012	U013	U014	U015	U016	U017	U018
------	------	------	------	------	------	------	------	------	------	------	------	------	------	------	------	------	------



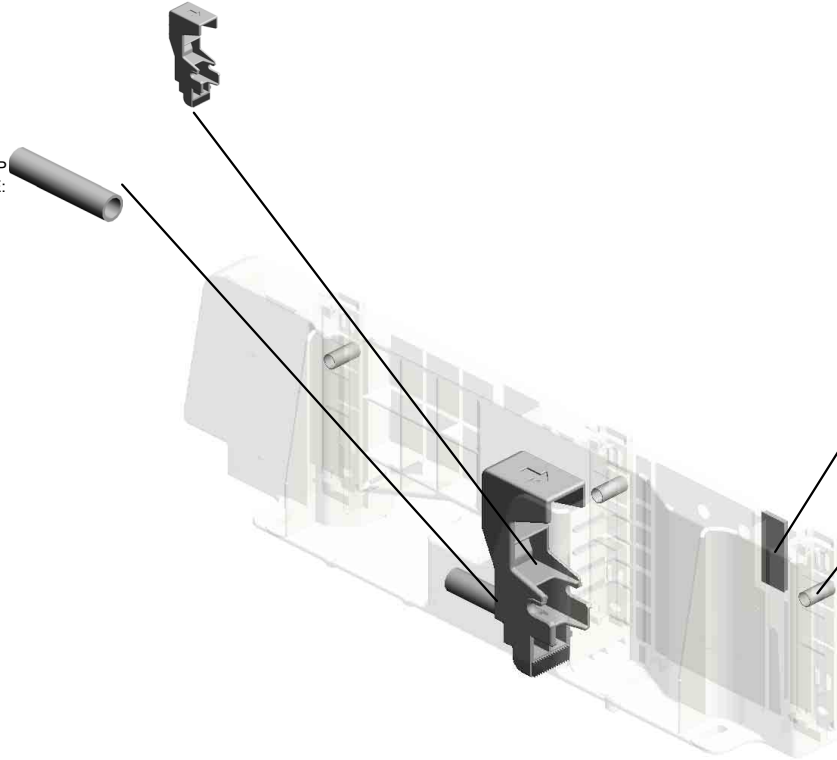
U005\_S008\_S003  
SIDE FENCE:FRONT:ASS'Y

63.D1492824  
LEVER:STOPPER:  
FRONT



114.D2412875  
SIDE FENCE:FRON  
T:ASSY

65.D1492827  
COMPRESSION SP  
RING:SIDE FENCE:  
POSITIONING



28.B2342864  
PAD:CLEANER

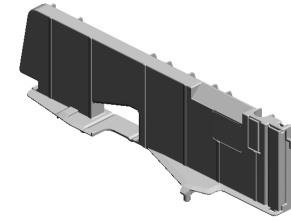
64.D1492826  
(x3)  
COMPRESSION SP  
RING:SIDE FENCE:  
PLATE:FRONT

U001	U002	U003	U004	<b>U005</b>	U006	U007	U008	U009	U010	U011	U012	U013	U014	U015	U016	U017	U018
------	------	------	------	-------------	------	------	------	------	------	------	------	------	------	------	------	------	------


U005\_S008\_S004  
SIDE FENCE:REAR:ASS'Y

97.D1492952  
DECAL:SIDE FENC  
E:PAPER VOLUME

98.D1492954  
DECAL:SIDE FENC  
E:PAPER VOLUME:  
ENVELOPE



115.D2412880  
SIDE FENCE:REAR  
:ASS'Y

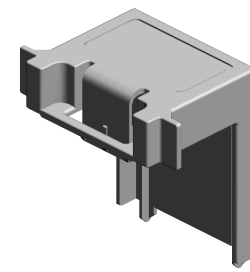
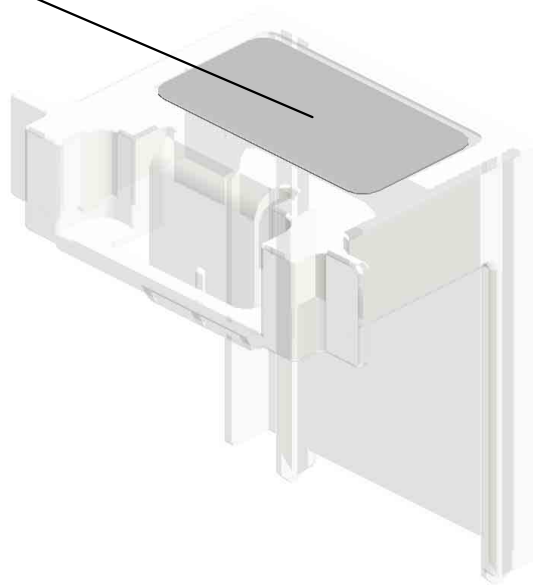


28.B2342864  
PAD:CLEANER

U001	U002	U003	U004	U005	U006	U007	U008	U009	U010	U011	U012	U013	U014	U015	U016	U017	U018
------	------	------	------	------	------	------	------	------	------	------	------	------	------	------	------	------	------

U005\_S008\_S005  
SIDE FENCE:AUXILIARY

118.D2412885  
DECAL:SIDE FENC  
E:AUXILIARY

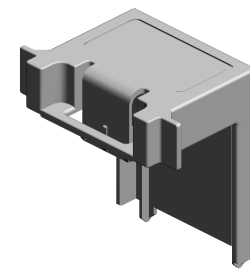
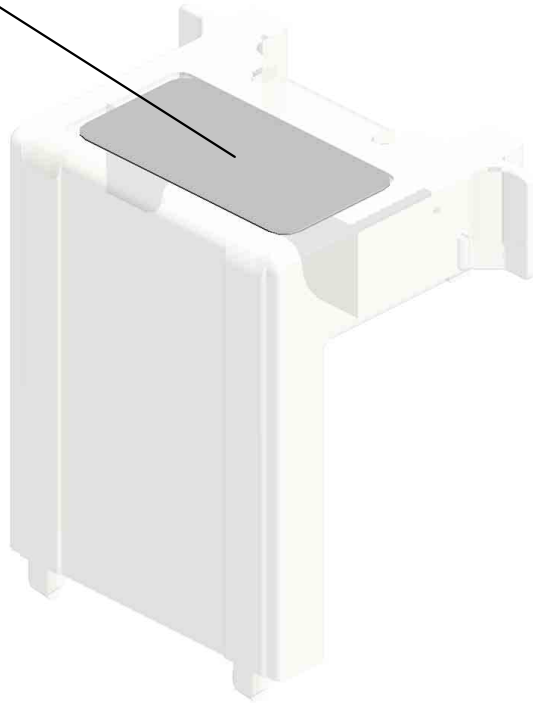


113.D2412873  
SIDE FENCE:AUXIL  
IARY

U001	U002	U003	U004	U005	U006	U007	U008	U009	U010	U011	U012	U013	U014	U015	U016	U017	U018
------	------	------	------	------	------	------	------	------	------	------	------	------	------	------	------	------	------

U005\_S008\_S006  
SIDE FENCE:AUXILIARY

118.D2412885  
DECAL:SIDE FENC  
E:AUXILIARY



113.D2412873  
SIDE FENCE:AUXIL  
IARY

U001	U002	U003	U004	U005	U006	U007	U008	U009	U010	U011	U012	U013	U014	U015	U016	U017	U018
------	------	------	------	------	------	------	------	------	------	------	------	------	------	------	------	------	------

# U006.TONER SUPPLY

U006 S005  
D1473281  
HOUSING:TONER CARTRID  
GE:BK:ASS'Y

U006 S001  
D0BQ3219  
DRIVE UNIT:TONER BOTTLE  
:ASS'Y

U006 S006  
D1473282  
HOUSING:TONER CARTRID  
GE:CMY:ASS'Y

U006 S004  
D0BQ3219  
DRIVE UNIT:TONER BOTTLE  
:ASS'Y

U006 S007  
D1473282  
HOUSING:TONER CARTRID  
GE:CMY:ASS'Y

U006 S003  
D0BQ3219  
DRIVE UNIT:TONER BOTTLE  
:ASS'Y

U006 S002  
D0BQ3219  
DRIVE UNIT:TONER BOTTLE  
:ASS'Y

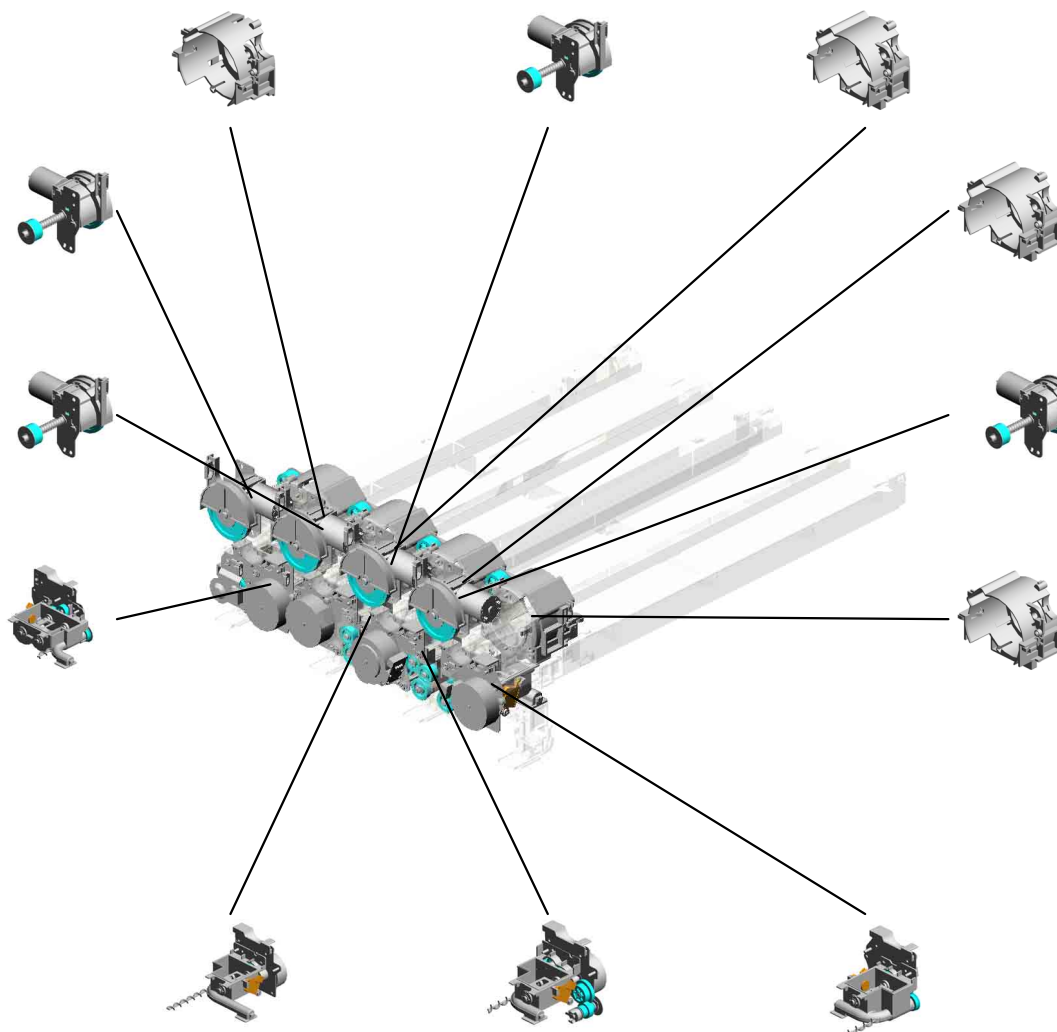
U006 S009  
D0BQ3240  
TONER HOPPER:TONER SU  
PPLY:BK:ASS'Y

U006 S008  
D1473282  
HOUSING:TONER CARTRID  
GE:CMY:ASS'Y

U006 S010  
D0BQ3270  
TONER HOPPER:TONER SU  
PPLY:C:ASS'Y


U006 S011  
D0BQ3280  
TONER HOPPER:TONER SU  
PPLY:M:ASS'Y

U006 S012  
D0BQ3310  
TONER HOPPER:TONER SU  
PPLY:Y:ASS'Y



U001	U002	U003	U004	U005	U006	U007	U008	U009	U010	U011	U012	U013	U014	U015	U016	U017	U018
------	------	------	------	------	------	------	------	------	------	------	------	------	------	------	------	------	------

# U006 TONER SUPPLY

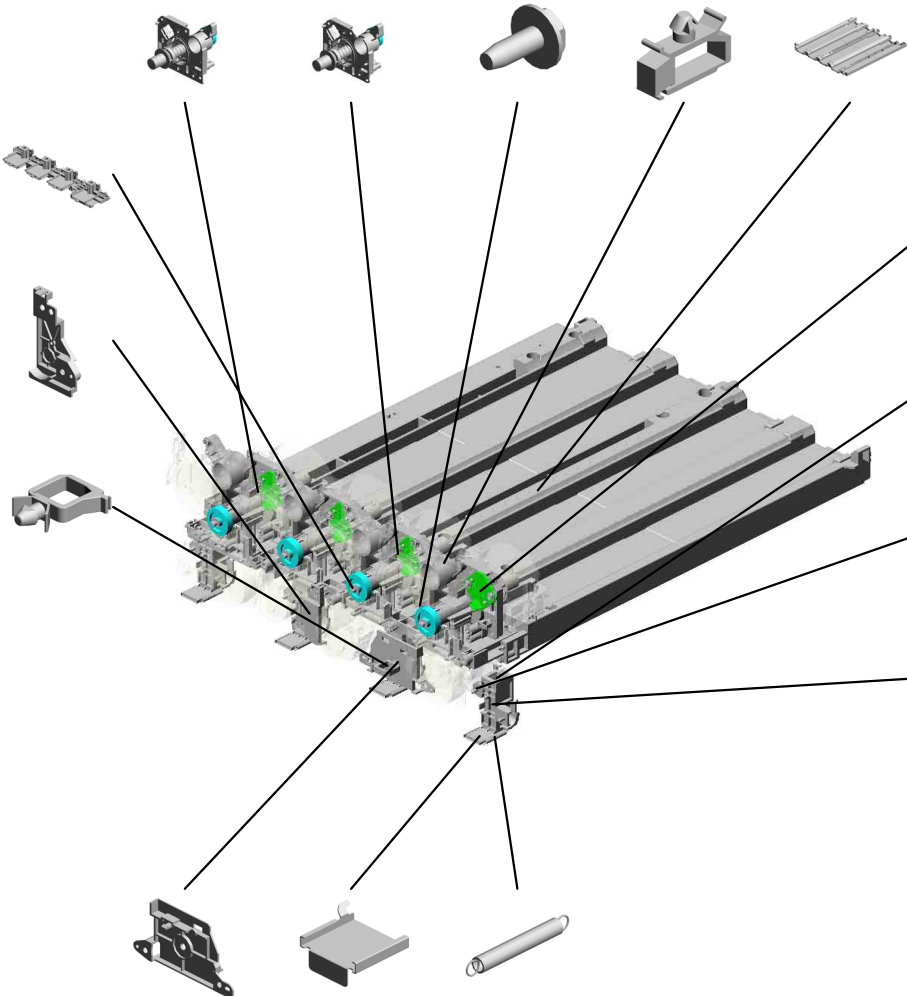


- 14.D1473287 TRANSPORT SCR  
EW:NOZZLE:BK:AS  
S'Y  
201702-05 X/O
- 15.D1473288 (x3)  
TRANSPORT SCR  
EW:NOZZLE:CMY:  
ASS'Y  
201705-06 X/O
- 3.04583008N (x35)  
HEXAGON HEAD T  
APPING SCREW:3  
X8
- 8.11050760 (x3)  
CLAMP:LWSM-051  
1A
- 21.D1493307  
BASE:TONER SUP  
PLY

32.D1493256  
BASE:TONER HOP  
PER:REAR:ASS'Y

31.D2413336  
COVER:GEAR:TON  
ER SUPPLY SUB-U  
NIT:C

7.11050488  
HARNES CLAMP



33.D0BQ5172  
(x4)  
PCB:TCB  
201804-01 O/O

25.D1493330  
(x4)  
SEAL:CONNECTIO  
N:CARTRIDGE:TO  
NER SUPPLY

2.04543008Q  
(x18)  
TAPPING SCREW:  
3X8

23.D1493321  
(x4)  
DUCT:VERTICAL T  
RANSPORT:TONE  
R SUPPLY

26.D1493331  
COVER:GEAR:TON  
ER SUPPLY SUB-U  
NIT

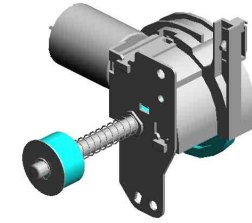
24.D1493322 (x4)  
SHUTTER:DUCT:T  
ONER SUPPLY

10.B2233241 (x4)  
SPRING:SHUTTER:  
PUMP UNIT

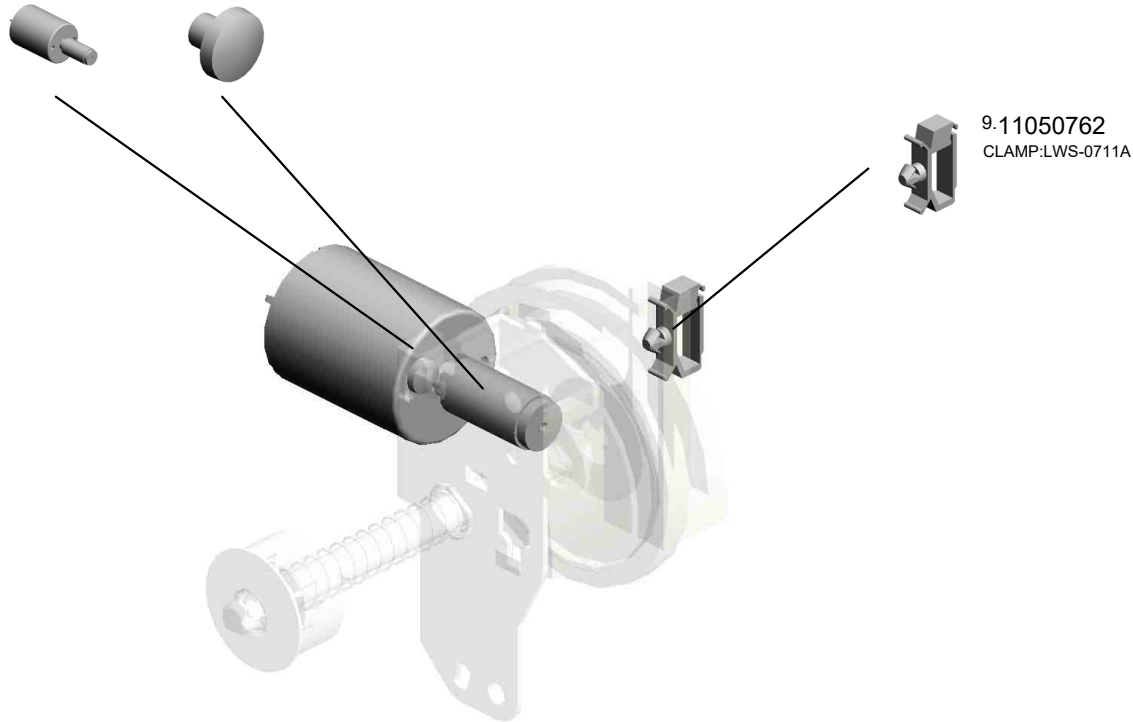
U006\_S001

DRIVE UNIT:TONER BOTTLE:ASS'Y

17:D1493210 1:03530030N  
DC MOTOR: TONE (x2)  
R BOTTLE: ASS'Y: 5. SCREW: M3X3  
28W: BRUSH



11:D0BQ3219  
[A]  
DRIVE UNIT: TONE  
R BOTTLE: ASS'Y  
201907-06 O/O



9:11050762  
CLAMP: LWS-0711A



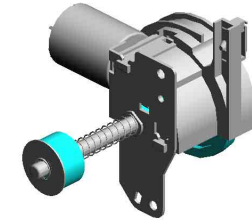
D1473269  
[A]  
DRIVE UNIT: TONE  
R BOTTLE: ASS'Y  
201907-06 O/O

U001	U002	U003	U004	U005	<b>U006</b>	U007	U008	U009	U010	U011	U012	U013	U014	U015	U016	U017	U018
------	------	------	------	------	-------------	------	------	------	------	------	------	------	------	------	------	------	------

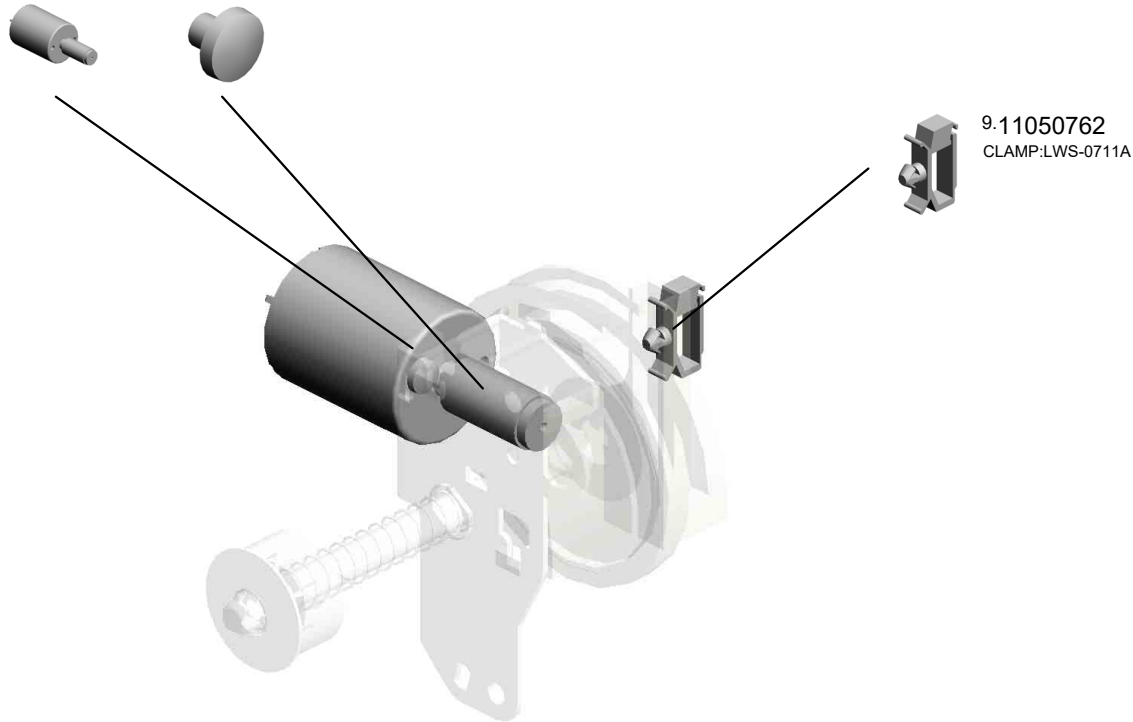
U006\_S002

DRIVE UNIT:TONER BOTTLE:ASS'Y

17:D1493210 1:03530030N  
DC MOTOR:TONE (x2)  
R BOTTLE:ASS'Y:5 SCREW:M3X3  
28W:BRUSH



11:D0BQ3219  
[A]  
DRIVE UNIT:TONE  
R BOTTLE:ASS'Y  
201907-06 O/O



D1473269  
[A]  
DRIVE UNIT:TONE  
R BOTTLE:ASS'Y  
201907-06 O/O

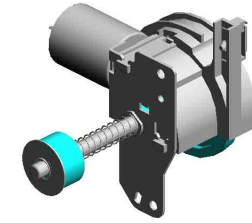
U001	U002	U003	U004	U005	<b>U006</b>	U007	U008	U009	U010	U011	U012	U013	U014	U015	U016	U017	U018
------	------	------	------	------	-------------	------	------	------	------	------	------	------	------	------	------	------	------



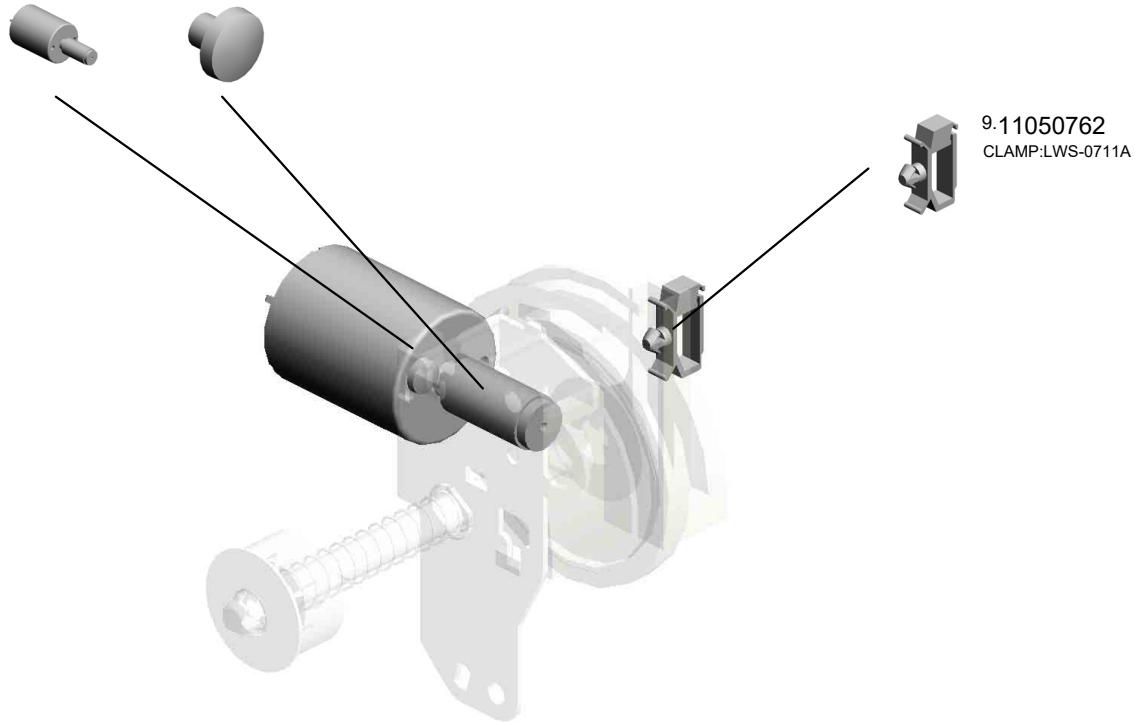
U006\_S003

DRIVE UNIT:TONER BOTTLE:ASS'Y

17:D1493210 1:03530030N  
DC MOTOR:TONE (x2)  
R BOTTLE:ASS'Y:5 SCREW:M3X3  
28W:BRUSH



11:D0BQ3219  
[A]  
DRIVE UNIT:TONE  
R BOTTLE:ASS'Y  
201907-06 O/O



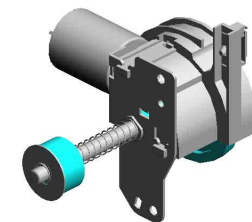
D1473269  
[A]  
DRIVE UNIT:TONE  
R BOTTLE:ASS'Y  
201907-06 O/O

U001	U002	U003	U004	U005	<b>U006</b>	U007	U008	U009	U010	U011	U012	U013	U014	U015	U016	U017	U018
------	------	------	------	------	-------------	------	------	------	------	------	------	------	------	------	------	------	------

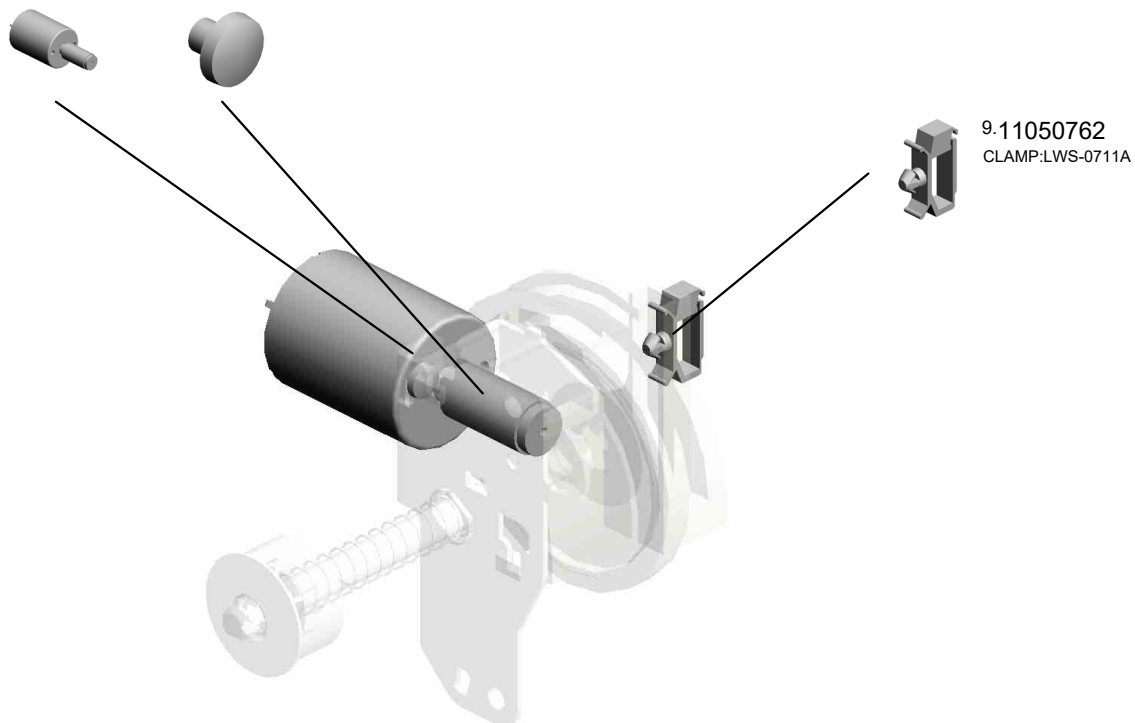
U006\_S004

DRIVE UNIT:TONER BOTTLE:ASS'Y

17:D1493210 1:03530030N  
DC MOTOR:TONE (x2)  
R BOTTLE:ASS'Y:5 SCREW:M3X3  
28W:BRUSH



11:D0BQ3219  
[A]  
DRIVE UNIT:TONE  
R BOTTLE:ASS'Y  
201907-06 O/O



D1473269  
[A]  
DRIVE UNIT:TONE  
R BOTTLE:ASS'Y  
201907-06 O/O

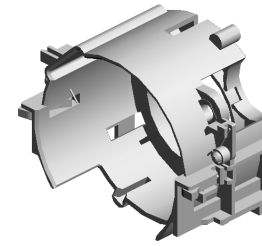
U001	U002	U003	U004	U005	<b>U006</b>	U007	U008	U009	U010	U011	U012	U013	U014	U015	U016	U017	U018
------	------	------	------	------	-------------	------	------	------	------	------	------	------	------	------	------	------	------

U006\_S005  
HOUSING:TONER CARTRIDGE:BK:ASS'Y


16.D1473325

(x2)

TORSION SPRING:  
STOPPER:TONER  
CARTRIDGE:4.8N



12.D1473281  
HOUSING:TONER  
CARTRIDGE:BK:AS  
SY

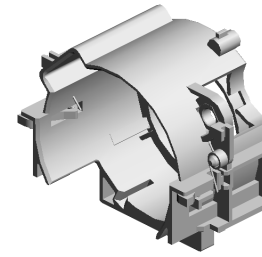


U001	U002	U003	U004	U005	<b>U006</b>	U007	U008	U009	U010	U011	U012	U013	U014	U015	U016	U017	U018
------	------	------	------	------	-------------	------	------	------	------	------	------	------	------	------	------	------	------

U006\_S006  
HOUSING:TONER CARTRIDGE:CMY:ASS'Y

16.D1473325

(x2)  
TORSION SPRING:  
STOPPER:TONER  
CARTRIDGE:4.8N



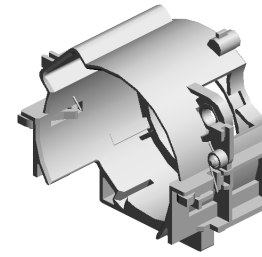
13.D1473282  
HOUSING:TONER  
CARTRIDGE:CMY:  
ASS'Y

U001	U002	U003	U004	U005	<b>U006</b>	U007	U008	U009	U010	U011	U012	U013	U014	U015	U016	U017	U018
------	------	------	------	------	-------------	------	------	------	------	------	------	------	------	------	------	------	------

U006\_S007  
HOUSING:TONER CARTRIDGE:CMY:ASS'Y

16.D1473325

(x2)  
TORSION SPRING:  
STOPPER:TONER  
CARTRIDGE:4.8N



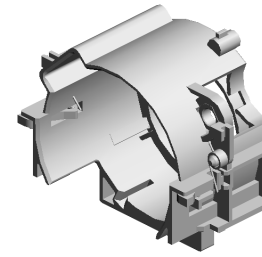
13.D1473282  
HOUSING:TONER  
CARTRIDGE:CMY:  
ASS'Y

U001	U002	U003	U004	U005	<b>U006</b>	U007	U008	U009	U010	U011	U012	U013	U014	U015	U016	U017	U018
------	------	------	------	------	-------------	------	------	------	------	------	------	------	------	------	------	------	------

U006\_S008  
HOUSING:TONER CARTRIDGE:CMY:ASS'Y

16.D1473325

(x2)  
TORSION SPRING:  
STOPPER:TONER  
CARTRIDGE:4.8N

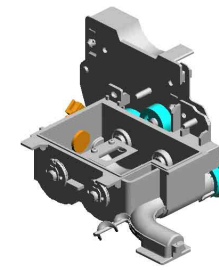


13.D1473282  
HOUSING:TONER  
CARTRIDGE:CMY:  
ASS'Y

U001	U002	U003	U004	U005	<b>U006</b>	U007	U008	U009	U010	U011	U012	U013	U014	U015	U016	U017	U018
------	------	------	------	------	-------------	------	------	------	------	------	------	------	------	------	------	------	------

U006\_S009  
 TONER HOPPER:TONER SUPPLY:BK:ASS'Y

3.04583008N 1.03530030N  
 HEXAGON HEAD TAPPING SCREW:3 X8 (x2)  
 SCREW:M3X3



34.D0BQ3240  
 [A]  
 TONER HOPPER:TONER SUPPLY:BK:ASS'Y  
 201904-04 O/O

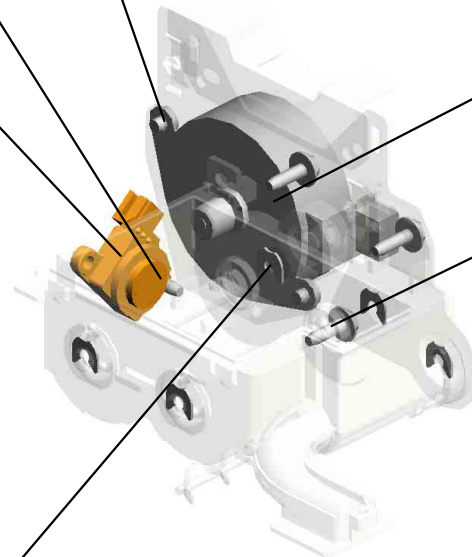
30.GW230008  
 TONER END SENSOR



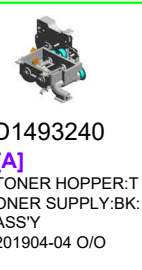
27.D1493350  
 DC STEPPER MOTOR:TONER SUPPLY



4.04583010N  
 (x3)  
 HEXAGON HEAD TAPPING SCREW:3 X10



6.08050103  
 (x5)  
 RETAINING RINGS  
 -E:SILENCER:DIA3




D1493240  
 [A]  
 TONER HOPPER:TONER SUPPLY:BK:ASS'Y  
 201904-04 O/O

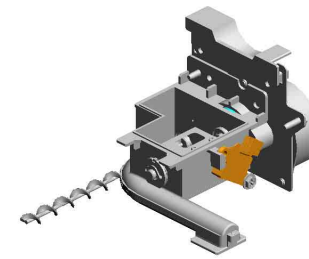
U001	U002	U003	U004	U005	U006	U007	U008	U009	U010	U011	U012	U013	U014	U015	U016	U017	U018
------	------	------	------	------	------	------	------	------	------	------	------	------	------	------	------	------	------

U006\_S010  
 TONER HOPPER:TONER SUPPLY:C:ASS'Y

30.GW230008 1.03530030N  
 TONER END SENS (x2)  
 OR SCREW:M3X3



27.D1493350  
 DC STEPPER MOT  
 OR:TONER SUPPL  
 Y



35.D0BQ3270  
 [A]  
 TONER HOPPER:T  
 ONER SUPPLY:C:A  
 SS'Y  
 201905-01 O/O



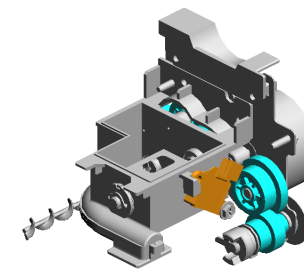
D1493270  
 [A]  
 TONER HOPPER:T  
 ONER SUPPLY:C:A  
 SS'Y  
 201905-01 O/O

U001	U002	U003	U004	U005	U006	U007	U008	U009	U010	U011	U012	U013	U014	U015	U016	U017	U018
------	------	------	------	------	------	------	------	------	------	------	------	------	------	------	------	------	------

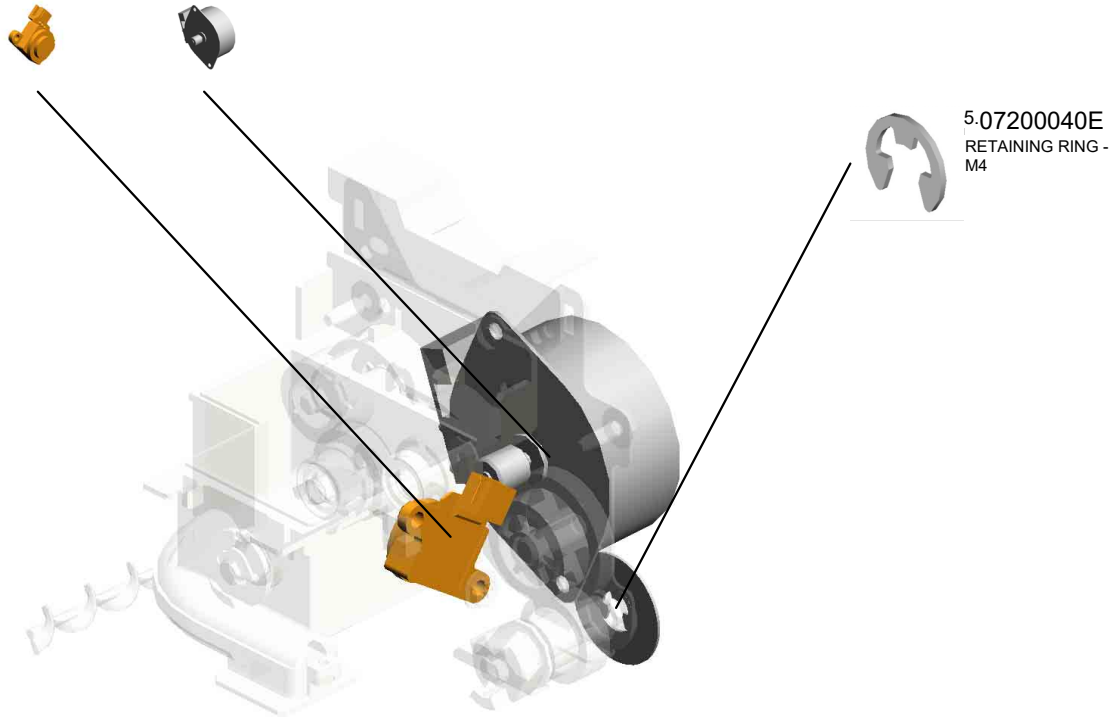


U006\_S011  
 TONER HOPPER:TONER SUPPLY:M:ASS'Y

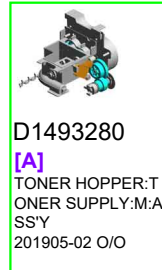
30.GW230008 29.D1496318  
 TONER END SENS DC STEPPER MOT  
 OR OR:ON-OFF



36.D0BQ3280  
 [A]  
 TONER HOPPER:T  
 ONER SUPPLY:M:A  
 SS'Y  
 201905-02 O/O



5.07200040E  
 RETAINING RING -  
 M4



D1493280  
 [A]  
 TONER HOPPER:T  
 ONER SUPPLY:M:A  
 SS'Y  
 201905-02 O/O

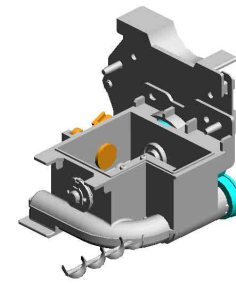
U001	U002	U003	U004	U005	U006	U007	U008	U009	U010	U011	U012	U013	U014	U015	U016	U017	U018
------	------	------	------	------	------	------	------	------	------	------	------	------	------	------	------	------	------

U006\_S012  
TONER HOPPER:TONER SUPPLY:Y:ASS'Y

30.GW230008 1.03530030N  
TONER END SENS (x2)  
OR SCREW:M3X3



27.D1493350  
DC STEPPER MOT  
OR:TONER SUPPL  
Y



37.D0BQ3310  
[A]  
TONER HOPPER:T  
ONER SUPPLY:Y:A  
SS'Y  
201905-03 O/O



D1493310  
[A]  
TONER HOPPER:T  
ONER SUPPLY:Y:A  
SS'Y  
201905-03 O/O

U001	U002	U003	U004	U005	<b>U006</b>	U007	U008	U009	U010	U011	U012	U013	U014	U015	U016	U017	U018
------	------	------	------	------	-------------	------	------	------	------	------	------	------	------	------	------	------	------

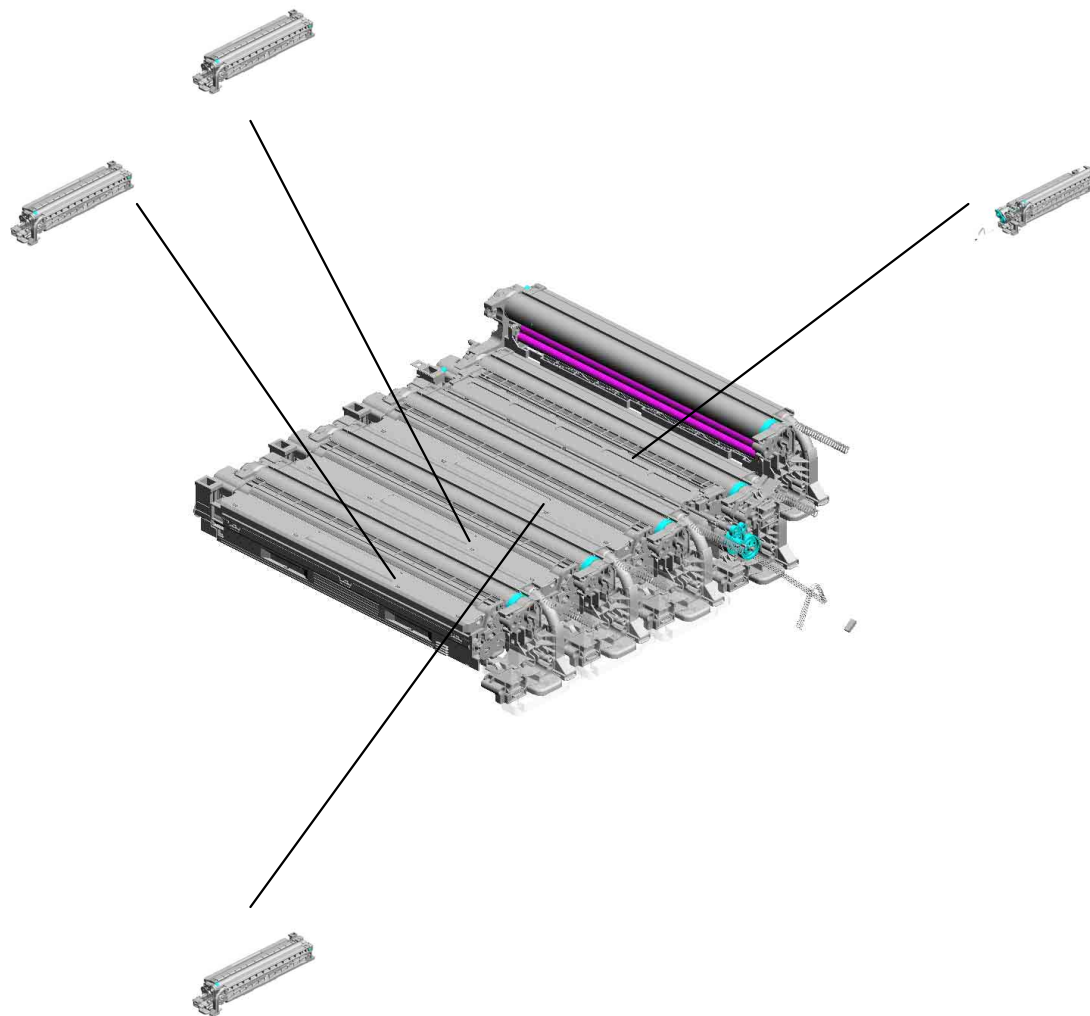
# U007.PCDU

U007 S003  
D2392286  
PCDU:M

U007 S004  
D2392287  
PCDU:Y

U007 S001  
D2392227  
PCDU:K

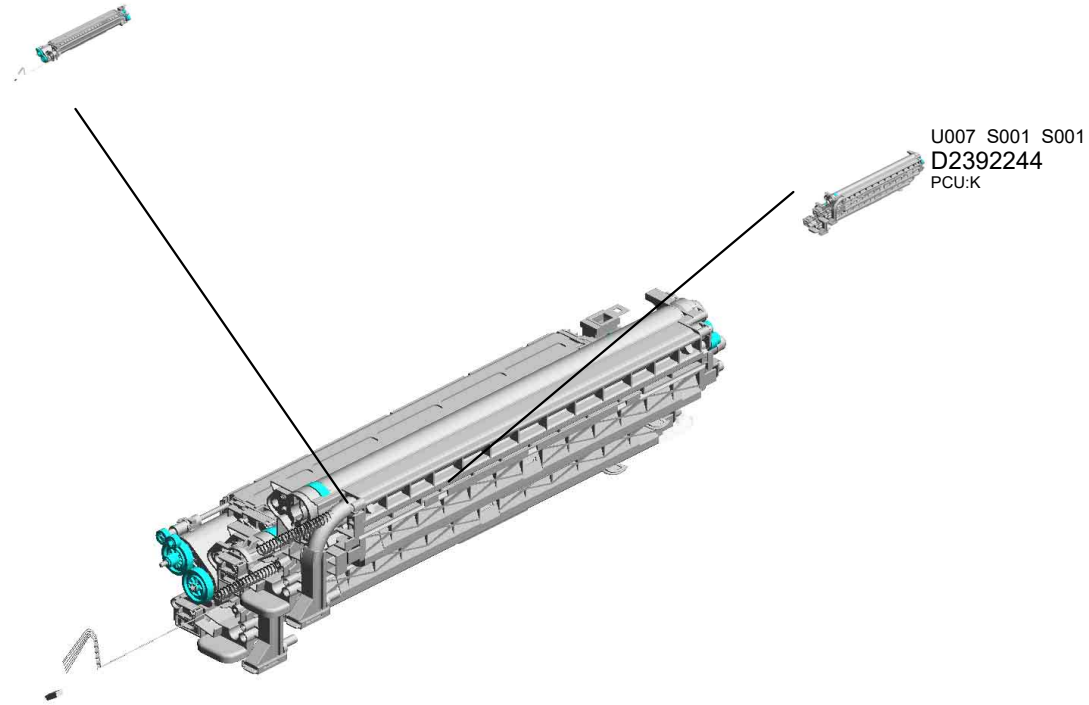
U007 S002  
D2392285  
PCDU:C



U001	U002	U003	U004	U005	U006	U007	U008	U009	U010	U011	U012	U013	U014	U015	U016	U017	U018
------	------	------	------	------	------	------	------	------	------	------	------	------	------	------	------	------	------

# U007\_S001.PCDU:K

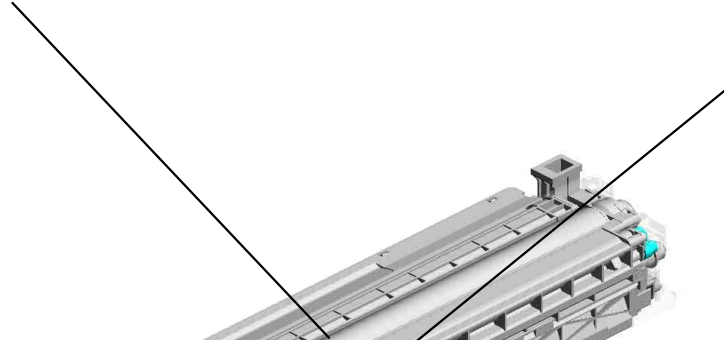
U007 S001 S002  
D2423091  
DEVELOPMENT UNIT:K



U001	U002	U003	U004	U005	U006	U007	U008	U009	U010	U011	U012	U013	U014	U015	U016	U017	U018
------	------	------	------	------	------	------	------	------	------	------	------	------	------	------	------	------	------

# U007\_S002.PCDU:C

U007 S002 S002  
D2393061  
DEVELOPMENT UNIT:C




U007 S002 S001  
D2392279  
PCU:CMY

U001	U002	U003	U004	U005	U006	U007	U008	U009	U010	U011	U012	U013	U014	U015	U016	U017	U018
------	------	------	------	------	------	------	------	------	------	------	------	------	------	------	------	------	------

# U007\_S003.PCDU:M

U007 S003 S002  
D2393062  
DEVELOPMENT UNIT:M

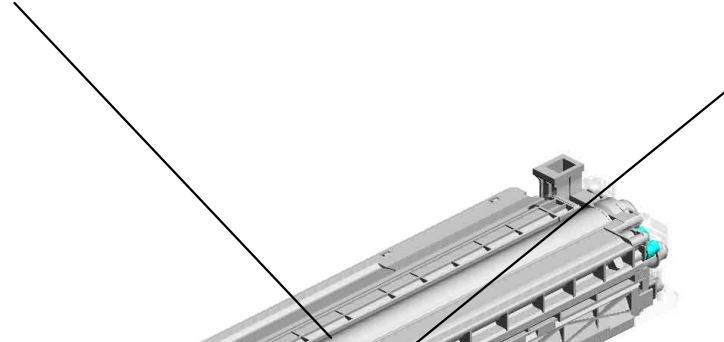


U007 S003 S001  
D2392279  
PCU:CMY

U001	U002	U003	U004	U005	U006	U007	U008	U009	U010	U011	U012	U013	U014	U015	U016	U017	U018
------	------	------	------	------	------	------	------	------	------	------	------	------	------	------	------	------	------

# U007\_S004.PCDU:Y

U007 S004 S002  
D2393063  
DEVELOPMENT UNIT:Y




U007 S004 S001  
D2392279  
PCU:CMY

U001	U002	U003	U004	U005	U006	U007	U008	U009	U010	U011	U012	U013	U014	U015	U016	U017	U018
------	------	------	------	------	------	------	------	------	------	------	------	------	------	------	------	------	------

U007  
PCDU

15.D2422389  
(x3)  
COVER:PCU:FRON  
T:SUB-ASSY




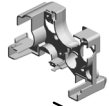
- 1. 03603006N(x 4)  
SCREW - M3X6
- 2. 04583010N(x 3)  
HEXAGON HEAD TAPPING SCREW:3X  
10

U001	U002	U003	U004	U005	U006	U007	U008	U009	U010	U011	U012	U013	U014	U015	U016	U017	U018
------	------	------	------	------	------	------	------	------	------	------	------	------	------	------	------	------	------



U007\_S001  
PCDU:K


24.D0BQ2379  
DUCT:GEAR:DEVE  
LOPMENT:SUB-AS  
S'Y  
201907-07 O/O



44.D2392227  
[A]  
PCDU:K  
201907-04 O/O



3.04593010N  
BINDING HEAD TA  
PPING SCREW:3X  
10

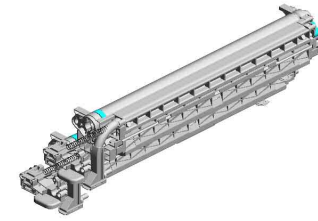
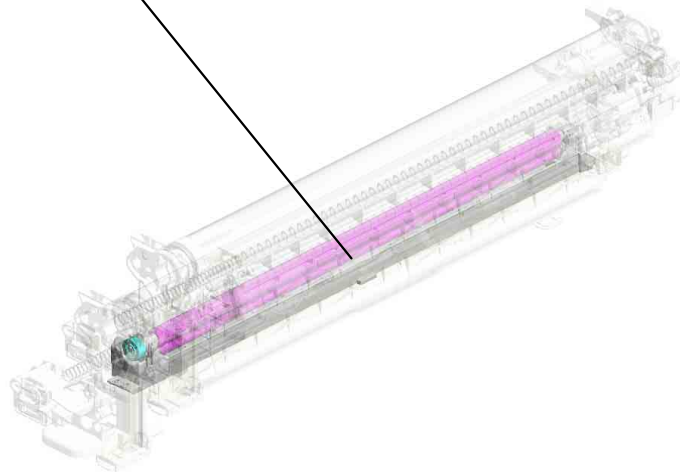


D2392226  
[A]  
PCDU:K  
201907-04 O/O



U001	U002	U003	U004	U005	U006	U007	U008	U009	U010	U011	U012	U013	U014	U015	U016	U017	U018
------	------	------	------	------	------	------	------	------	------	------	------	------	------	------	------	------	------

U007\_S001\_S001  
PCU:K

45.D0BQ2071  
[B]  
CHARGE UNIT:ASS  
'Y  
201911-01 O/O




38.D2392244  
[A]  
PCU:K  
201906-02 O/O

 D2392243 [A] PCU:K 201906-02 O/O	 D0BQ2051 [B] CHARGE UNIT:ASS 'Y 201911-01 O/O
--	--

U001	U002	U003	U004	U005	U006	U007	U008	U009	U010	U011	U012	U013	U014	U015	U016	U017	U018
------	------	------	------	------	------	------	------	------	------	------	------	------	------	------	------	------	------

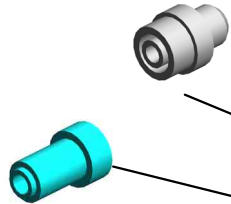
U007\_S001\_S002  
DEVELOPMENT UNIT:K

40.D1493073  
JOINT:DEVELOPM  
ENT



32.D2423091  
[A]  
DEVELOPMENT UN  
IT:K  
201907-05 O/O

42.D1493075  
GEAR:IDLER:DEVE  
LOPMENT ROLLER



18.08050100  
RETAINING RING -  
M2.5



D2423085  
[A]  
DEVELOPMENT UN  
IT:K  
201907-05 O/O


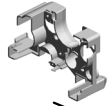
41.D1493074  
GEAR:IDLER:TRAN  
SPORT SCREW



U001	U002	U003	U004	U005	U006	U007	U008	U009	U010	U011	U012	U013	U014	U015	U016	U017	U018
------	------	------	------	------	------	------	------	------	------	------	------	------	------	------	------	------	------

U007\_S002  
PCDU:C


14.D2393492  
COVER:PCU:REAR  
:ASSY



34.D2392285  
[A]  
PCDU:C  
201907-02 O/O



3.04593010N  
BINDING HEAD TA  
PPING SCREW:3X  
10


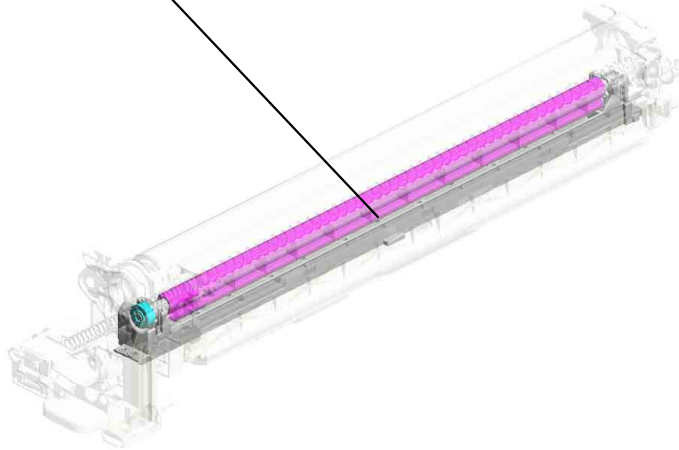


D2392275  
[A]  
PCDU:C  
201907-02 O/O



U001	U002	U003	U004	U005	U006	U007	U008	U009	U010	U011	U012	U013	U014	U015	U016	U017	U018
------	------	------	------	------	------	------	------	------	------	------	------	------	------	------	------	------	------

U007\_S002\_S001  
PCU:CMY

45.D0BQ2071  
[B]  
CHARGE UNIT:ASS  
\*Y  
201911-01 O/O



43.D2392279  
[A]  
PCU:CMY  
201908-01 O/O

 D0BQ2051 [B] CHARGE UNIT:ASS *Y 201911-01 O/O	 D2392266 [A] PCU:CMY 201908-01 O/O
--	--


U001	U002	U003	U004	U005	U006	U007	U008	U009	U010	U011	U012	U013	U014	U015	U016	U017	U018
------	------	------	------	------	------	------	------	------	------	------	------	------	------	------	------	------	------

U007\_S002\_S002  
DEVELOPMENT UNIT:C

18-08050100  
RETAINING RING -  
M2.5





11-D2393061  
DEVELOPMENT UN  
IT:C



U001	U002	U003	U004	U005	U006	U007	U008	U009	U010	U011	U012	U013	U014	U015	U016	U017	U018
------	------	------	------	------	------	------	------	------	------	------	------	------	------	------	------	------	------

U007\_S003  
PCDU:M

14.D2393492  
COVER:PCU:REAR  
:ASSY



35.D2392286  
[A]  
PCDU:M  
201908-02 O/O


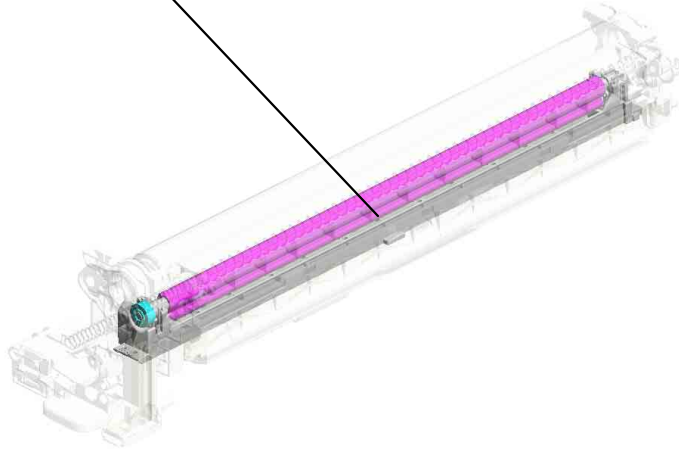



D2392276  
[A]  
PCDU:M  
201908-02 O/O



U001	U002	U003	U004	U005	U006	U007	U008	U009	U010	U011	U012	U013	U014	U015	U016	U017	U018
------	------	------	------	------	------	------	------	------	------	------	------	------	------	------	------	------	------

U007\_S003\_S001  
PCU:CMY

45.D0BQ2071  
[B]  
CHARGE UNIT:ASS  
\*Y  
201911-01 O/O



43.D2392279  
[A]  
PCU:CMY  
201908-01 O/O

	
D0BQ2051 [B] CHARGE UNIT:ASS *Y 201911-01 O/O	D2392266 [A] PCU:CMY 201908-01 O/O

U001	U002	U003	U004	U005	U006	U007	U008	U009	U010	U011	U012	U013	U014	U015	U016	U017	U018
------	------	------	------	------	------	------	------	------	------	------	------	------	------	------	------	------	------




U007\_S003\_S002  
DEVELOPMENT UNIT:M

18.08050100  
RETAINING RING -  
M2.5





12.D2393062  
DEVELOPMENT UN  
IT:M



U001	U002	U003	U004	U005	U006	U007	U008	U009	U010	U011	U012	U013	U014	U015	U016	U017	U018
------	------	------	------	------	------	------	------	------	------	------	------	------	------	------	------	------	------

U007\_S004  
PCDU:Y

14.D2393492  
COVER:PCU:REAR  
:ASSY



36.D2392287  
[A]  
PCDU:Y  
201906-03 O/O


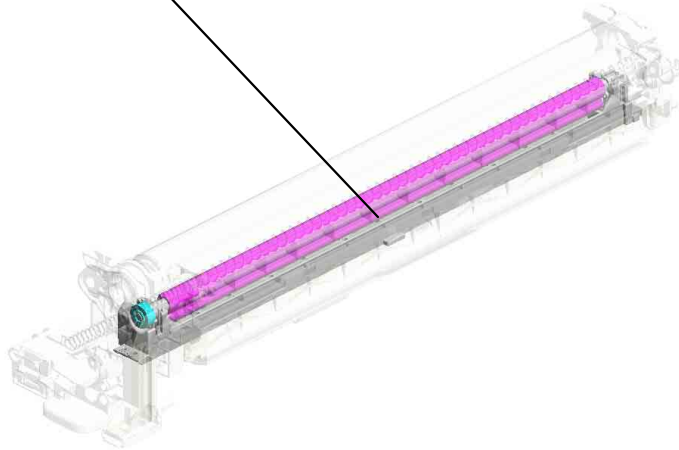


D2392277  
[A]  
PCDU:Y  
201906-03 O/O



U001	U002	U003	U004	U005	U006	U007	U008	U009	U010	U011	U012	U013	U014	U015	U016	U017	U018
------	------	------	------	------	------	------	------	------	------	------	------	------	------	------	------	------	------

U007\_S004\_S001  
PCU:CMY

45.D0BQ2071  
[B]  
CHARGE UNIT:ASS  
\*Y  
201911-01 O/O



43.D2392279  
[A]  
PCU:CMY  
201908-01 O/O

	
D0BQ2051 [B] CHARGE UNIT:ASS *Y 201911-01 O/O	D2392266 [A] PCU:CMY 201908-01 O/O


U001	U002	U003	U004	U005	U006	U007	U008	U009	U010	U011	U012	U013	U014	U015	U016	U017	U018
------	------	------	------	------	------	------	------	------	------	------	------	------	------	------	------	------	------

U007\_S004\_S002  
DEVELOPMENT UNIT:Y

18.08050100  
RETAINING RING -  
M2.5




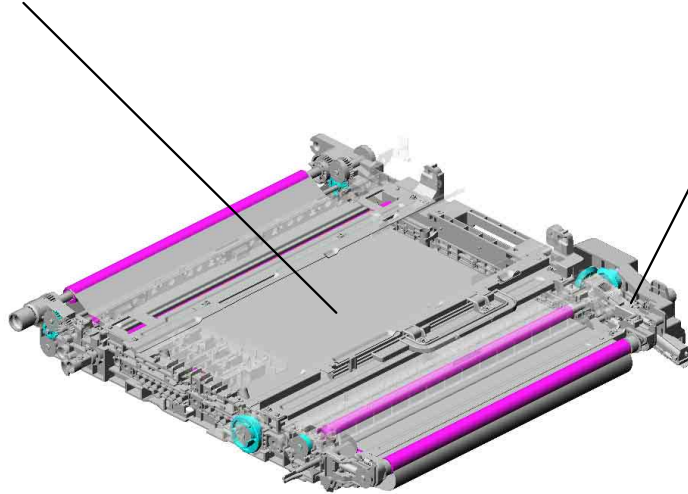

13.D2393063  
DEVELOPMENT UN  
IT:Y



U001	U002	U003	U004	U005	U006	U007	U008	U009	U010	U011	U012	U013	U014	U015	U016	U017	U018
------	------	------	------	------	------	------	------	------	------	------	------	------	------	------	------	------	------

# U008.ITB UNIT

U008 S001  
D2416003  
TRANSFER UNIT:INTERMEDI  
ATE TRANSFER:ASSY

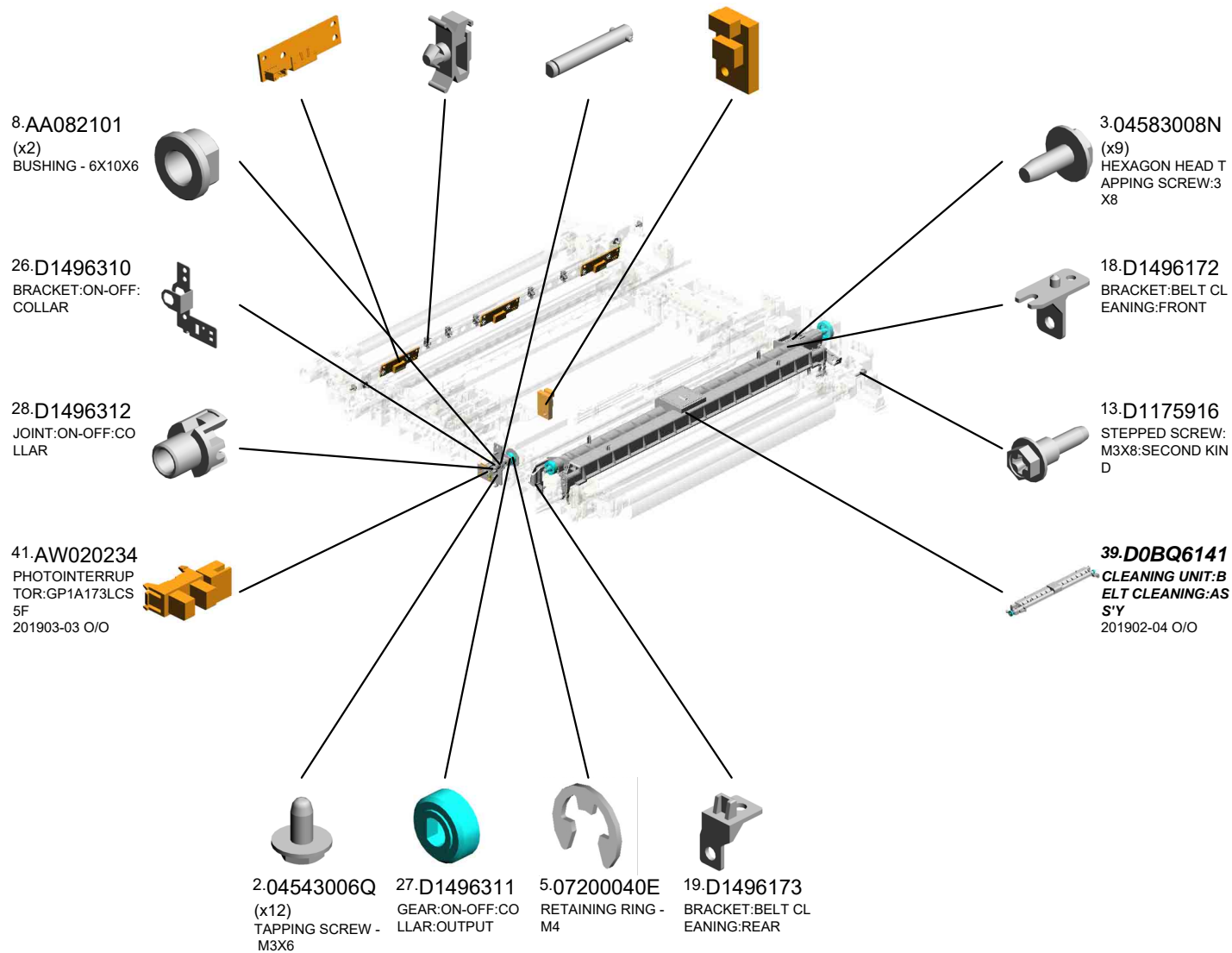
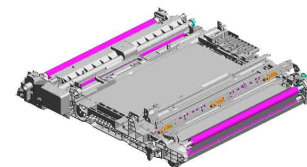


U008 S002  
D1496370  
TONER OUTLET UNIT:BELT  
CLEANING:ASSY

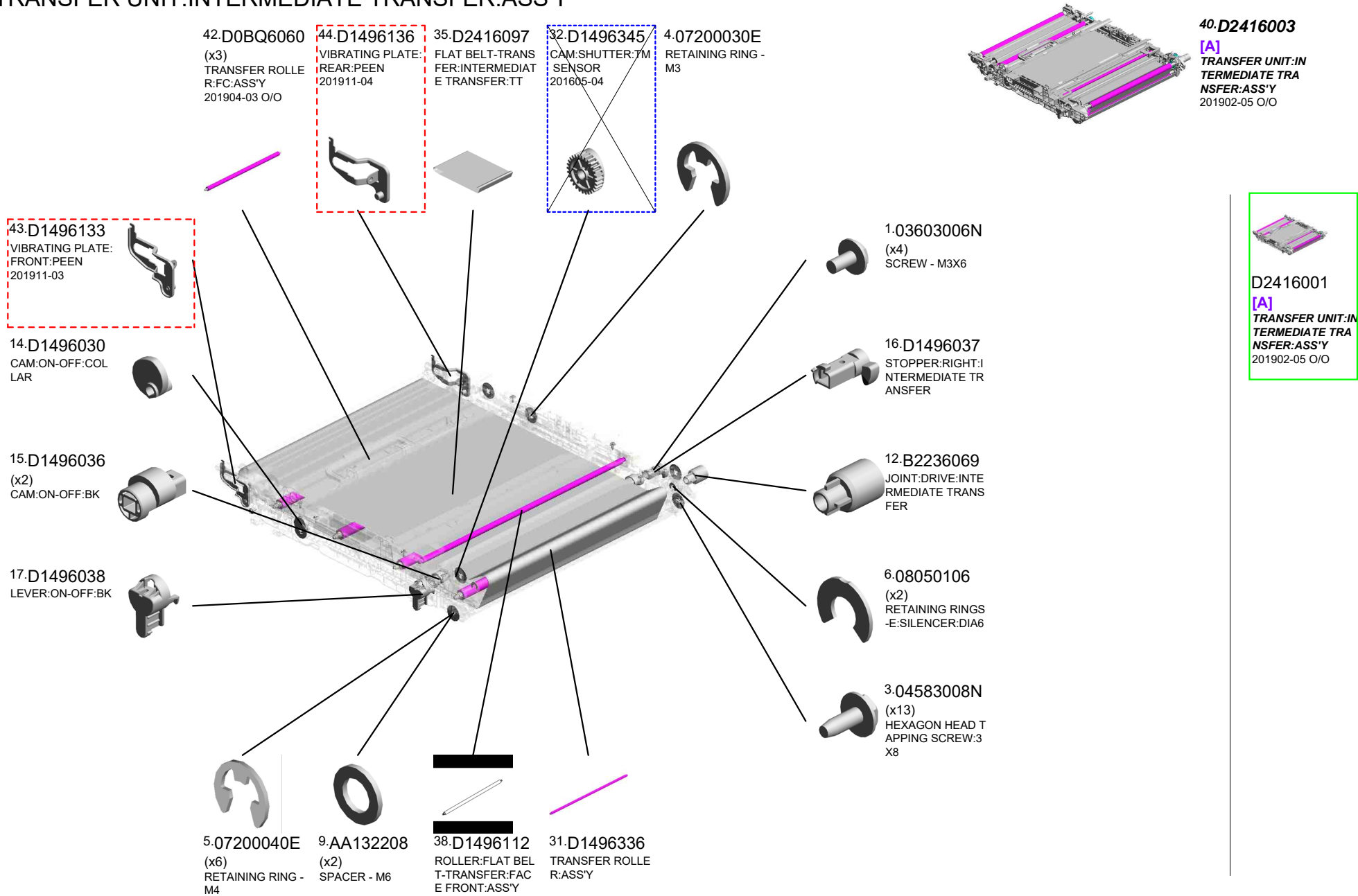
U001	U002	U003	U004	U005	U006	U007	<b>U008</b>	U009	U010	U011	U012	U013	U014	U015	U016	U017	U018
------	------	------	------	------	------	------	-------------	------	------	------	------	------	------	------	------	------	------

# U008 ITB UNIT

37.GW010009 (x3) DENSITY SENSOR  
 7.11050758 (x5) CLAMP:LWSM-030 6A  
 25.D1496309 SHAFT:ON-OFF:COLLAR:MAIN  
 11.AW140026 TEMPERATURE & HUMIDITY SENSOR



U008\_S001  
TRANSFER UNIT:INTERMEDIATE TRANSFER:ASS'Y




U001	U002	U003	U004	U005	U006	U007	U008	U009	U010	U011	U012	U013	U014	U015	U016	U017	U018
------	------	------	------	------	------	------	------	------	------	------	------	------	------	------	------	------	------

U008\_S002

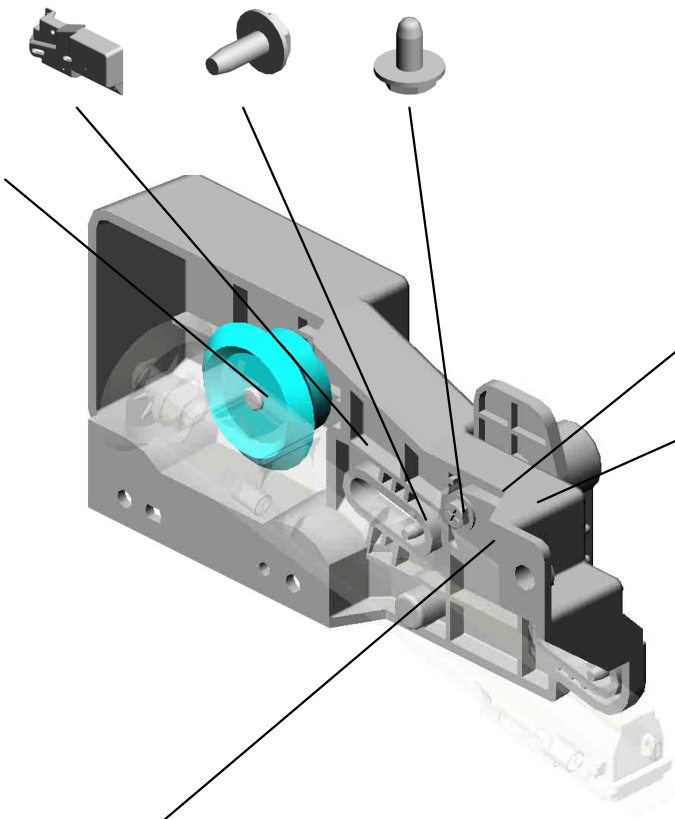
TONER OUTLET UNIT:BELT CLEANING:ASS'Y

20.D1496177 3.04583008N 2.04543006Q  
HOLDER:DISCHARGE USED TONER: ASS'Y (x2)  
HEXAGON HEAD TAPPING SCREW:3 X8 (x2)  
TAPPING SCREW - M3X6



33.D1496370  
TONER OUTLET UNIT:BELT CLEANING:ASS'Y

21.D1496179  
GEAR:IDLER:DISCHARGE USED TONER



23.D1496194  
SHAFT:LEVER:DISCHARGE USED TONER



22.D1496192  
LEVER:DISCHARGE USED TONER



24.D1496195  
CAM:DISCHARGE USED TONER




U001	U002	U003	U004	U005	U006	U007	<b>U008</b>	U009	U010	U011	U012	U013	U014	U015	U016	U017	U018
------	------	------	------	------	------	------	-------------	------	------	------	------	------	------	------	------	------	------



# U009.USED TONER

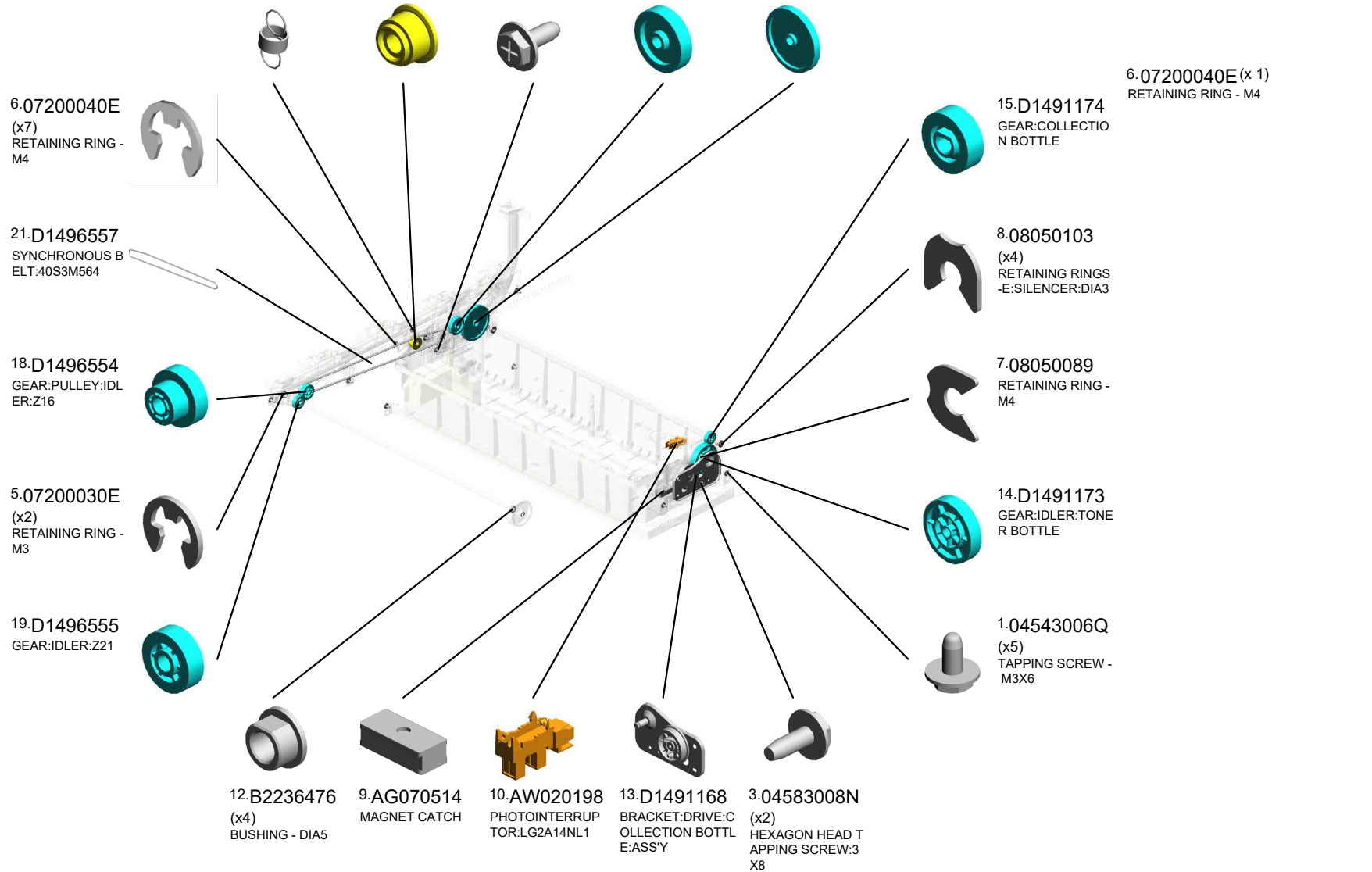

U009\_S001  
D2426511  
PIPE:ASS'Y



U001	U002	U003	U004	U005	U006	U007	U008	U009	U010	U011	U012	U013	U014	U015	U016	U017	U018
------	------	------	------	------	------	------	------	------	------	------	------	------	------	------	------	------	------

# U009 USED TONER


- 20.D1496556 TENSION SPRING: BELT TENSIONER
- 22.D1496561 PULLEY:USED TO NER
- 2.04543008Q (x4) TAPPING SCREW: 3X8
- 16.D1496552 GEAR:IDLER:Z30
- 17.D1496553 GEAR:IDLER:Z61



U001	U002	U003	U004	U005	U006	U007	U008	U009	U010	U011	U012	U013	U014	U015	U016	U017	U018
------	------	------	------	------	------	------	------	------	------	------	------	------	------	------	------	------	------

# U009 USED TONER

24.D1496571 BRACKET:PULLEY:  
IDLER:USED TONE  
R  
25.D1496574 GEAR:PULLEY:IDL  
ER:Z18  
26.D1496575 FLANGE:IDLER:US  
ED TONER  
31.D1496587 GEAR:USED TONE  
R:LEFT



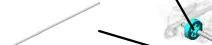
23.D1496562 BRACKET:TIGHTE  
NER:USED TONER



28.D1496582 GEAR:USED TONE  
R:RIGHT



27.D1496581 SHAFT:DRIVE:USE  
D TONER:RIGHT

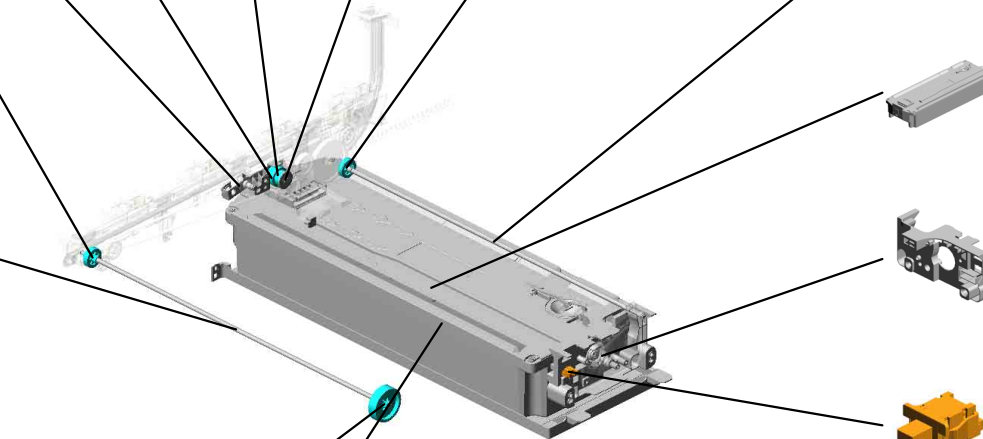


30.D1496586 SHAFT:DRIVE:USE  
D TONER:LEFT

33.D2426400 COLLECTION BOT  
TLE:ASS'Y

35.D1496542 BRACKET:USED T  
ONER SENSOR

36.AW500049 PUSH SWITCH:SW  
1AG-550  
201811-01 O/O



29.D1496583 GEAR:USED TONE  
R:INPUT


32.D1496592 RAIL:COLLECTION  
BOTTLE



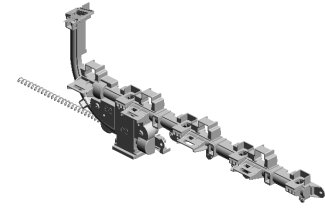
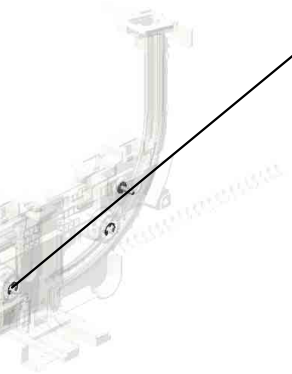
U001	U002	U003	U004	U005	U006	U007	U008	U009	U010	U011	U012	U013	U014	U015	U016	U017	U018
------	------	------	------	------	------	------	------	------	------	------	------	------	------	------	------	------	------

U009\_S001  
PIPE:ASS'Y

4.04583010N  
(x4)  
HEXAGON HEAD TAPPING SCREW:3  
X10



6.07200040E  
(x2)  
RETAINING RING -  
M4




34.D2426511  
PIPE:ASSY

U001	U002	U003	U004	U005	U006	U007	U008	U009	U010	U011	U012	U013	U014	U015	U016	U017	U018
------	------	------	------	------	------	------	------	------	------	------	------	------	------	------	------	------	------

# U010.PAPER TRANSPORT

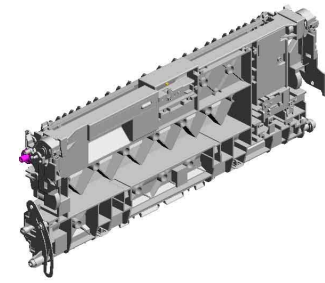
U010 S001  
D2416216  
GUIDE PLATE:TRANSFER:S  
ECOND:ASSY



U001	U002	U003	U004	U005	U006	U007	U008	U009	U010	U011	U012	U013	U014	U015	U016	U017	U018
------	------	------	------	------	------	------	------	------	------	------	------	------	------	------	------	------	------

# U010 PAPER TRANSPORT

- 38.D1496291 GUIDE:SET:TRANSFER/SEPARATION UNIT:REAR
- 9.AA063942 COMPRESSION SPRING:REGISTRATION:DRIVE
- 21.D1492990 PLAIN SHAFT BEARING:DRIVE:REGISTRATION ROLLER
- 11.AA080346 (x2) BUSHING:FLANGE TYPE:DIA6
- 2.04543008Q (x2) TAPPING SCREW:3X8



- 39.D1496295 COVER:HARNESS:TRANSFER/SEPARATION UNIT



- 13.AB011571 GEAR:Z19:DRIVE:REGISTRATION



- 18.D1492584 (x2) COLLAR:SHAFT:REGISTRATION ROLLER



- 7.52152621 SNAP RING - M6



- 12.AA082144 BUSHING - 8X12X7



- 19.D1492585 GUIDE:REGISTRATION:REAR RIGHT

- 41.D2412583 REGISTRATION ROLLER:DRIVE

- 17.D1492582 GUIDE PLATE:REGISTRATION:FRONT RIGHT

- 20.D1492586 GUIDE:REGISTRATION:FRONT RIGHT

- 10.AA063943 (x2) COMPRESSION SPRING:GUIDE PLATE:REGISTRATION:4N

- 37.D1496290 GUIDE:SET:TRANSFER/SEPARATION UNIT:FRONT



- 8.54472681 SNAP RING



- 4.07200030E (x2) RETAINING RING - M3



- 5.07200040E (x3) RETAINING RING - M4



- 3.04583008N (x2) HEXAGON HEAD TAPPING SCREW:3X8

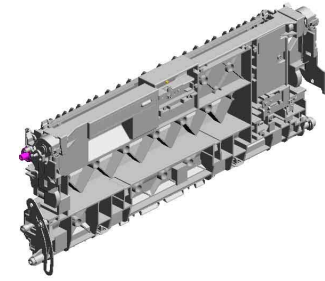


U001	U002	U003	U004	U005	U006	U007	U008	U009	U010	U011	U012	U013	U014	U015	U016	U017	U018
------	------	------	------	------	------	------	------	------	------	------	------	------	------	------	------	------	------



# U010 PAPER TRANSPORT

44.D2412994  
(x2)  
COMPRESSION SP  
RING:REGISTRATI  
ON:INNER:DRIVE

45.D2416212  
*TRANSFER ROLLE*  
*R:SECOND:ASS'Y*



59.AW020234  
PHOTOINTERRUP  
TOR:GP1A173LCS  
5F  
201903-03 O/O



43.D2412993  
(x2)  
STOPPER:REGIST  
RATION ROLLER




42.D2412991  
(x2)  
PLAIN SHAFT BEA  
RING:INNER:DRIV  
E:REGISTRATION  
ROLLER

U001	U002	U003	U004	U005	U006	U007	U008	U009	U010	U011	U012	U013	U014	U015	U016	U017	U018
------	------	------	------	------	------	------	------	------	------	------	------	------	------	------	------	------	------


U010\_S001  
GUIDE PLATE:TRANSFER:SECOND:ASS'Y

- 23.D1496226 LEVER:TRANSFER /SEPARATION UNIT:FRONT
- 35.D1496254 DECAL:GRIP:B:LOWER
- 34.D1496248 CAP:LED
- 22.D1494662 DIFFUSION PLATE:LED
- 14.AW010200 PAPER FEED SENSOR:FUSING EXIT



56.D2416216  
[A]  
GUIDE PLATE:TRANSFER:SECOND:ASS'Y  
201804-05 O/O

25.D1496228  
TORSION SPRING:  
LEVER:SET:FRONT



26.D1496229  
(x2)  
TENSION SPRING:  
LEVER:SET



24.D1496227  
LEVER:SET:FRONT



30.D1496242  
(x2)  
COMPRESSION SPRING:  
PRESSURE:TRANSFER ROLLER




33.D1496246  
LINK:TRANSFER/SEPARATION UNIT



1.04543006Q  
TAPPING SCREW - M3X6



16.D1185170  
PCB:DIODE



31.D1496243  
RECEIVE PLATE:COMPRESSION SPRING:TRANSFER ROLLER



32.D1496245  
GROUND PLATE:TRANSFER/SEPARATION UNIT



36.D1496257  
GROUND PLATE:REGISTRATION ROLLER



27.D1496231  
LEVER:TRANSFER /SEPARATION UNIT:REAR



6.07200060E  
(x2)  
RETAINING RING - M6



29.D1496233  
TORSION SPRING:  
LEVER:SET:REAR



28.D1496232  
LEVER:SET:REAR



3.04583008N  
(x6)  
HEXAGON HEAD TAPPING SCREW:3 X8




U001	U002	U003	U004	U005	U006	U007	U008	U009	U010	U011	U012	U013	U014	U015	U016	U017	U018
------	------	------	------	------	------	------	------	------	------	------	------	------	------	------	------	------	------



U010\_S001  
GUIDE PLATE:TRANSFER:SECOND:ASS'Y

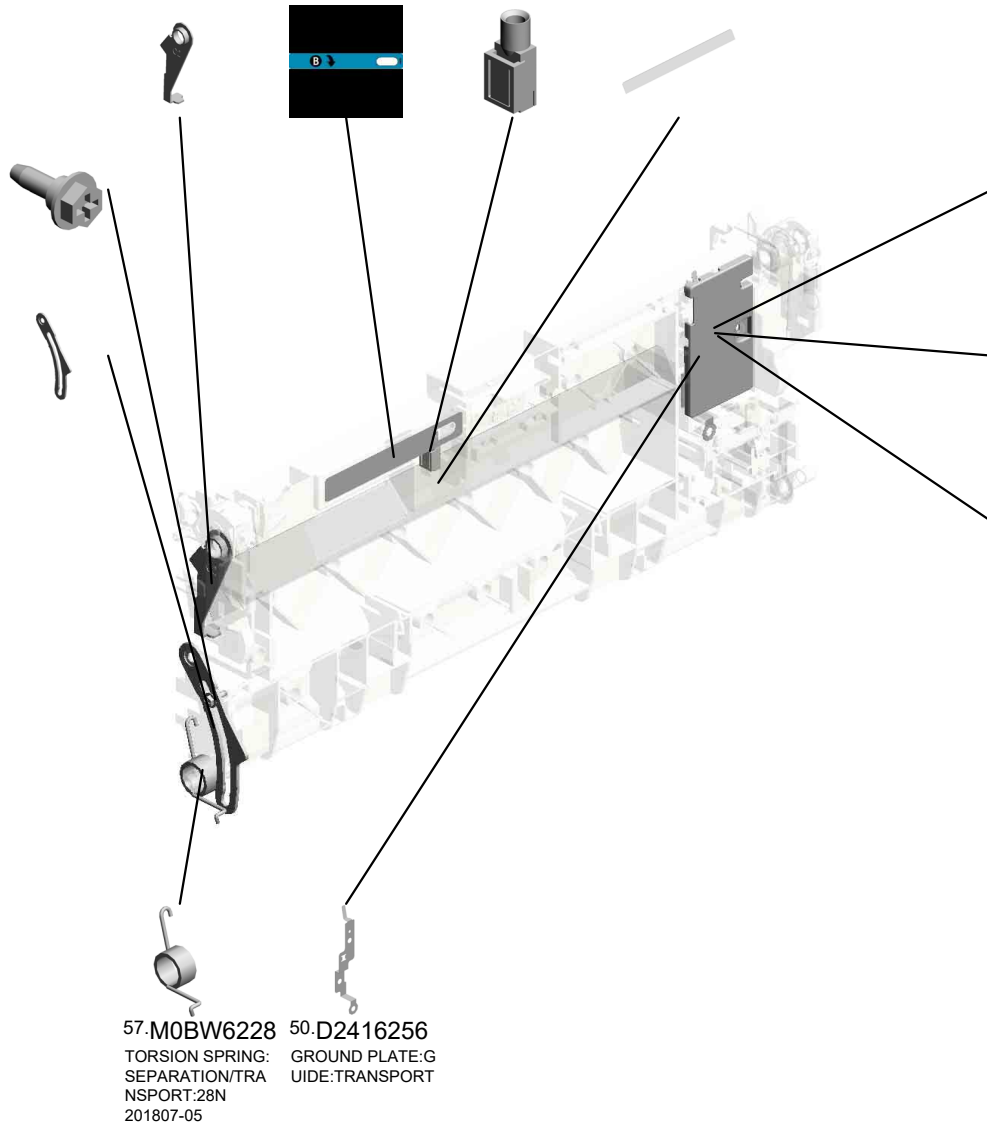
- 47.D2416240 LEVER:PRESSURE :TRANSFER ROLL ER:FRONT:DIA19.5
- 40.D2026255 DECAL:GRIP:B
- 53.D2416290 LED:RED
- 52.D2416275 SHEET:ENTRANCE :TRANSFER



56.D2416216  
[A]  
GUIDE PLATE:TRA  
NSFER:SECOND:A  
SS'Y  
201804-05 O/O

54.GA143003  
SCREW:MM5:2.5M  
M

58.M0BW6246  
LINK:TRANSFER/S  
EPARATION UNIT:  
MO  
201810-02



49.D2416244  
GROUND PLATE:S  
EPARATION

48.D2416241  
LEVER:PRESSURE  
:TRANSFER ROLL  
ER:REAR:DIA19.5

51.D2416258  
COVER:TRANSFE  
R/SEPARATION UN  
IT

57.M0BW6228 TORSION SPRING:  
SEPARATION/TRA  
NSPORT:28N  
201807-05

50.D2416256 GROUND PLATE:G  
UIDE:TRANSPORT



D2416215  
[A]  
GUIDE PLATE:TRA  
NSFER:SECOND:A  
SS'Y  
201804-05 O/O

U001	U002	U003	U004	U005	U006	U007	U008	U009	U010	U011	U012	U013	U014	U015	U016	U017	U018
------	------	------	------	------	------	------	------	------	------	------	------	------	------	------	------	------	------

# U011.FUSING

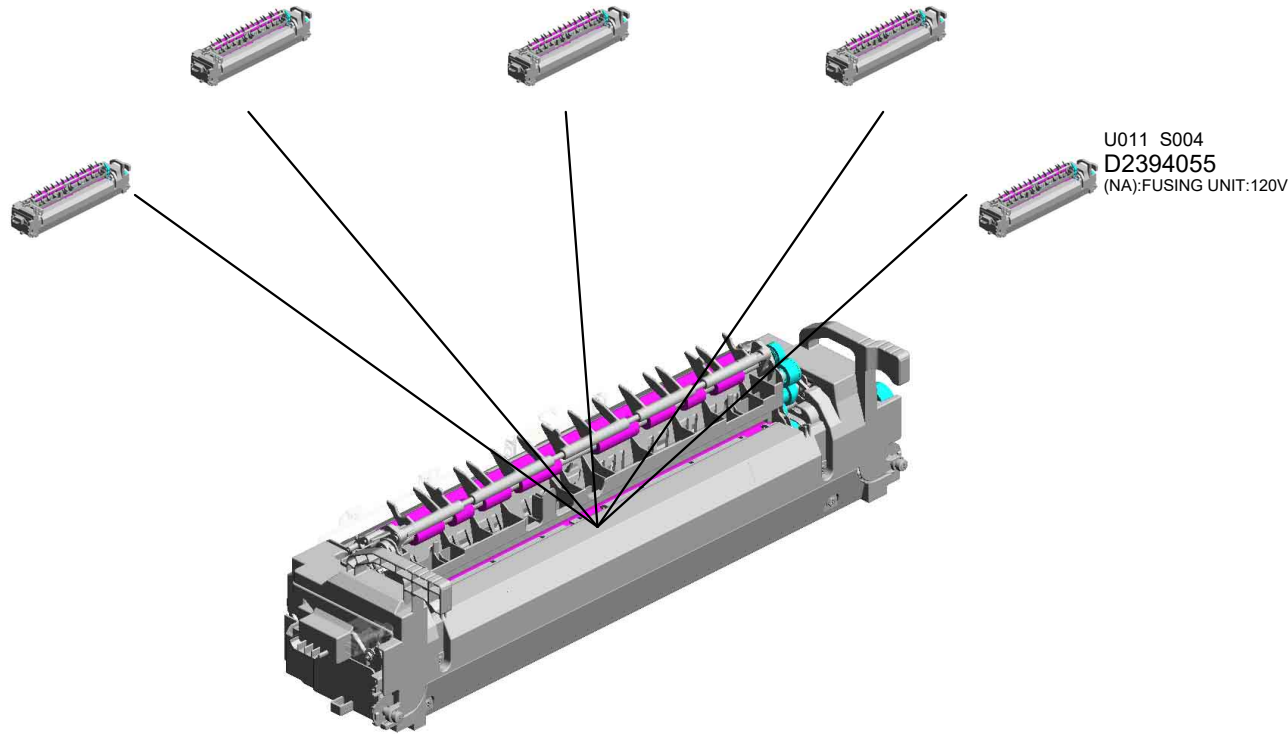
U011 S001  
D2394056  
(EU/CHN/AA/KOR):FUSING U  
NIT:220/240V

U011 S002  
D2394056  
(EU/CHN/AA/KOR):FUSING U  
NIT:220/240V

U011 S003  
D2394056  
(EU/CHN/AA/KOR):FUSING U  
NIT:220/240V

U011 S005  
D2394057  
(TWN):FUSING UNIT:110V

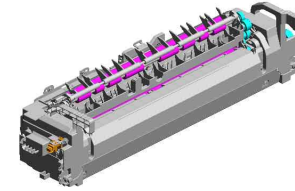
U011 S004  
D2394055  
(NA):FUSING UNIT:120V



U001	U002	U003	U004	U005	U006	U007	U008	U009	U010	U011	U012	U013	U014	U015	U016	U017	U018
------	------	------	------	------	------	------	------	------	------	------	------	------	------	------	------	------	------

# U011 FUSING

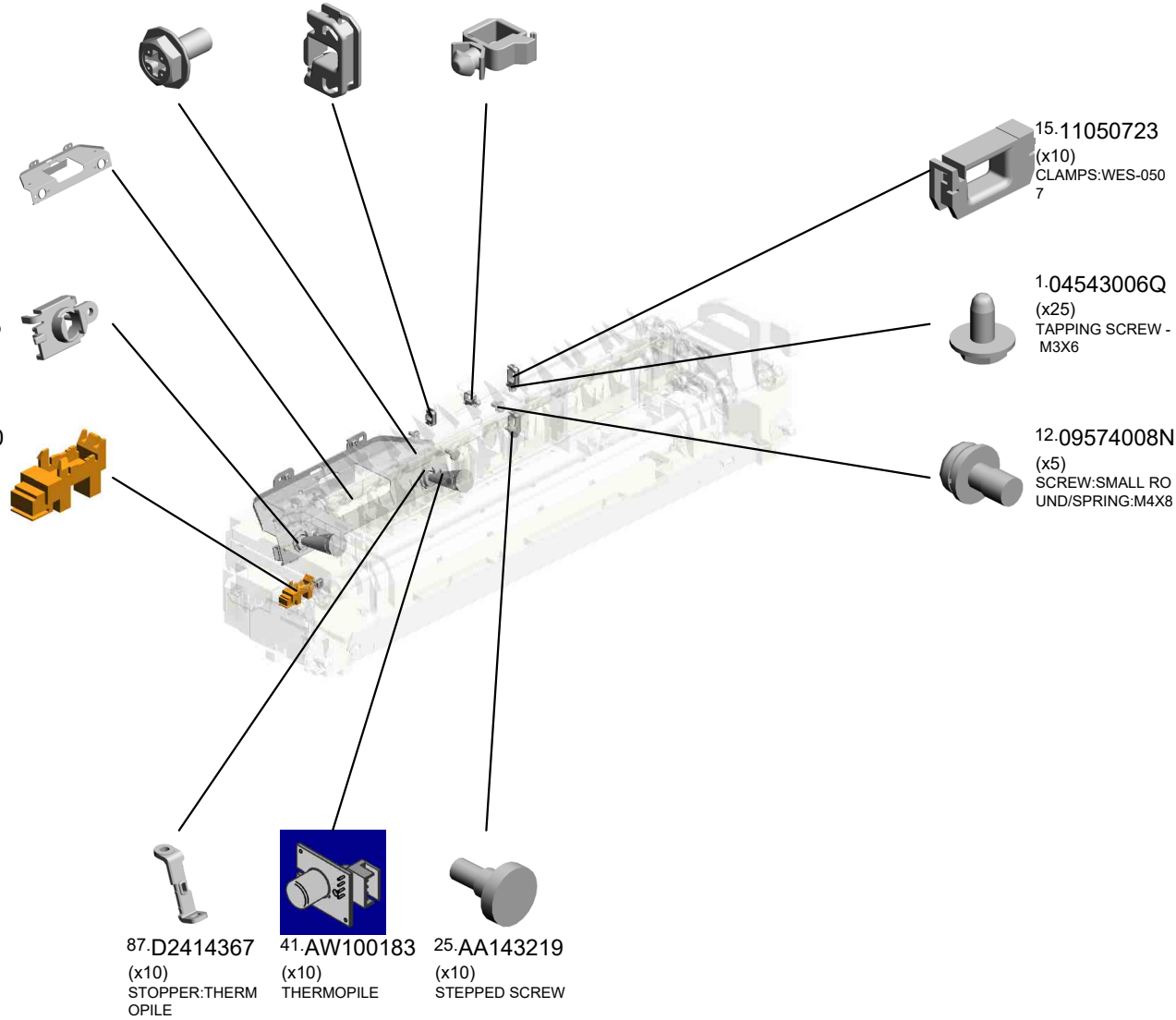
- 10.08046129 (x20) HEXAGON HEAD BOLT:IB-LOCK:M3X6
- 13.11050692 (x5) CLAMP:LES-0503
- 16.11050759 (x5) CLAMP:LWSM-0605A



- 86.D2414366 (x5) BRACKET:THERMOPILE

- 85.D2414365 (x10) HOLDER:THERMOPILE

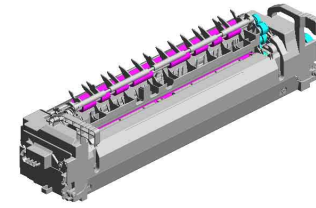
- 37.AW020190 (x5) PHOTOINTERRUPTOR



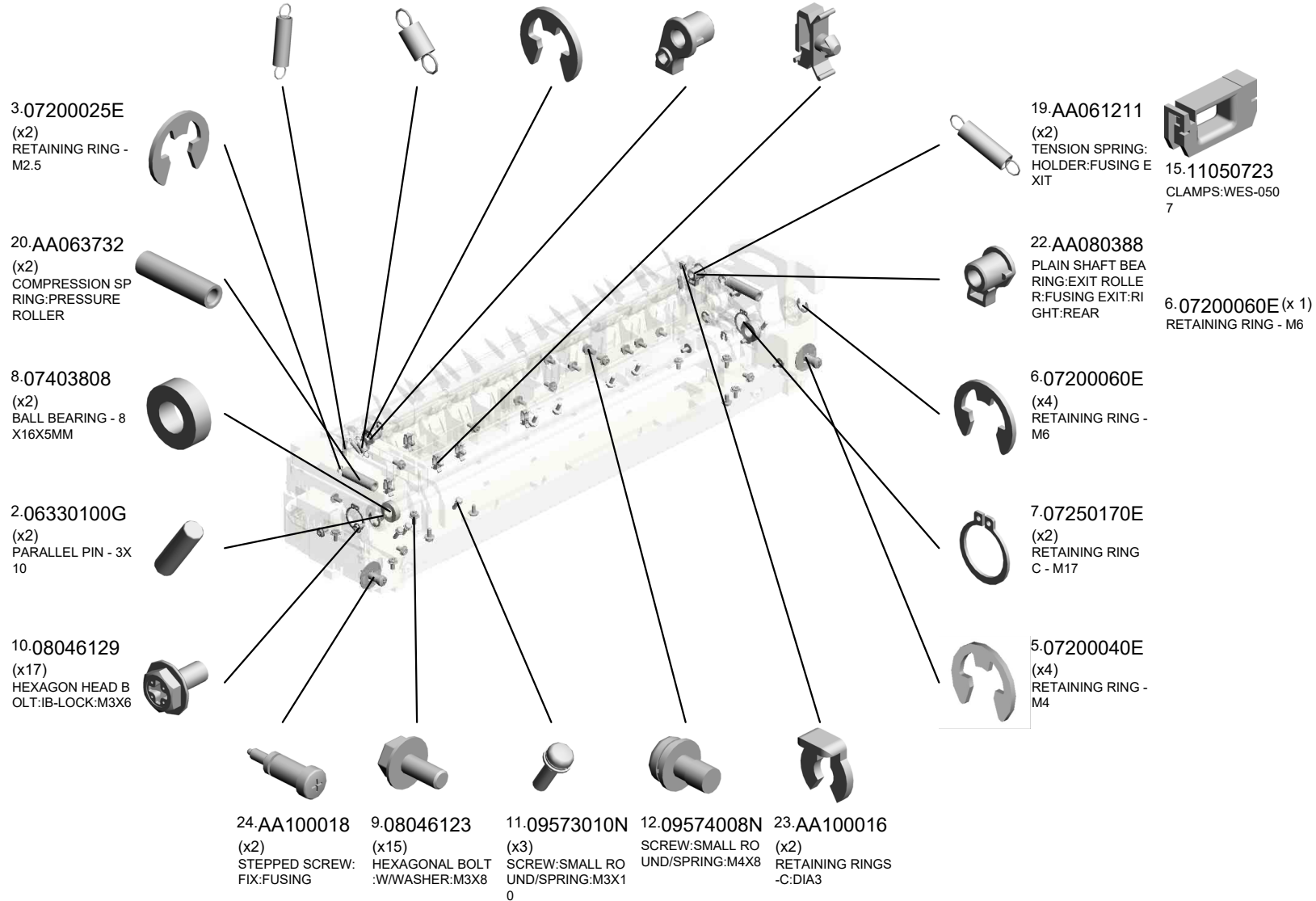
U001	U002	U003	U004	U005	U006	U007	U008	U009	U010	U011	U012	U013	U014	U015	U016	U017	U018
------	------	------	------	------	------	------	------	------	------	------	------	------	------	------	------	------	------

U011\_S001  
(EU/CHN/AA/KOR):FUSING UNIT:220/240V

- 17.AA061208 (x2) TENSION SPRING: STRIPPER PLATE
- 18.AA061209 TENSION SPRING: GATE PAWL
- 4.07200030E (x3) RETAINING RING - M3
- 21.AA080387 PLAIN SHAFT BEARING:EXIT ROLLER:FUSING EXIT:RI GHT:FRONT
- 14.11050713 (x5) CLAMP:LWSM-030 6H GRAY

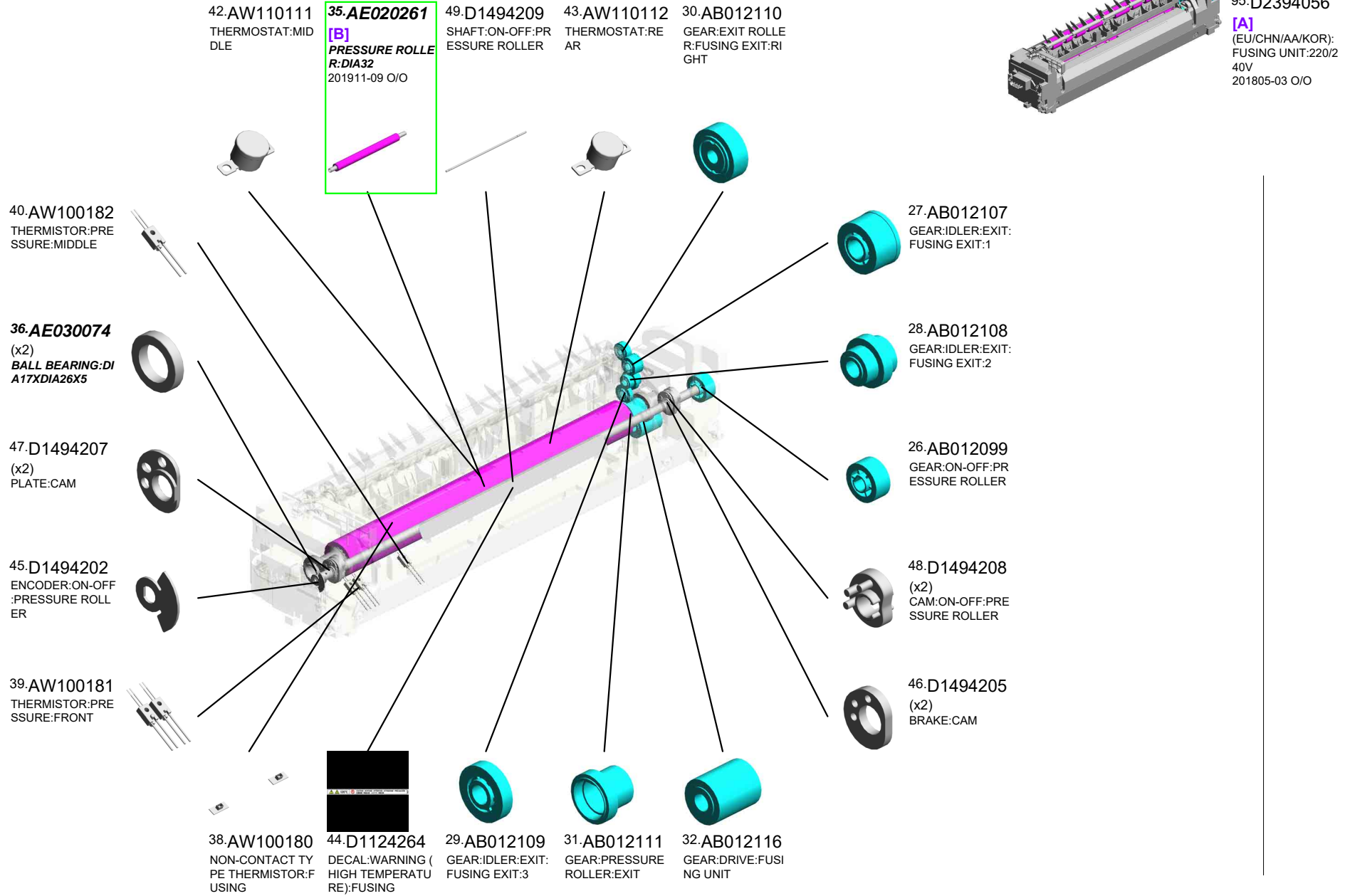


95.D2394056  
[A]  
(EU/CHN/AA/KOR):  
FUSING UNIT:220/2  
40V  
201805-03 O/O



U001	U002	U003	U004	U005	U006	U007	U008	U009	U010	U011	U012	U013	U014	U015	U016	U017	U018
------	------	------	------	------	------	------	------	------	------	------	------	------	------	------	------	------	------

U011\_S001  
(EU/CHN/AA/KOR):FUSING UNIT:220/240V



U001	U002	U003	U004	U005	U006	U007	U008	U009	U010	U011	U012	U013	U014	U015	U016	U017	U018
------	------	------	------	------	------	------	------	------	------	------	------	------	------	------	------	------	------

U011\_S001  
(EU/CHN/AA/KOR):FUSING UNIT:220/240V

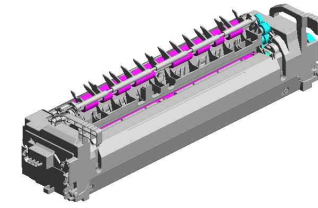
56.D2394042  
(EU/CHN/AA/KOR):  
SLEEVE:FUSING:2  
20/240V

75.D2414219  
DECAL:C.GUIDE P  
LATE:FUSING EXIT

61.D0BQ4102  
[C]  
DRIVEN ROLLER:F  
USING EXIT:ASS'Y  
201911-07 O/O

72.D0BQ4214  
[D]  
EXIT ROLLER:FUSI  
NG EXIT:RIGHT  
201911-08 O/O

71.D2414212  
GATE PAWL:FUSIN  
G EXIT



95.D2394056  
[A]  
(EU/CHN/AA/KOR):  
FUSING UNIT:220/2  
40V  
201805-03 O/O

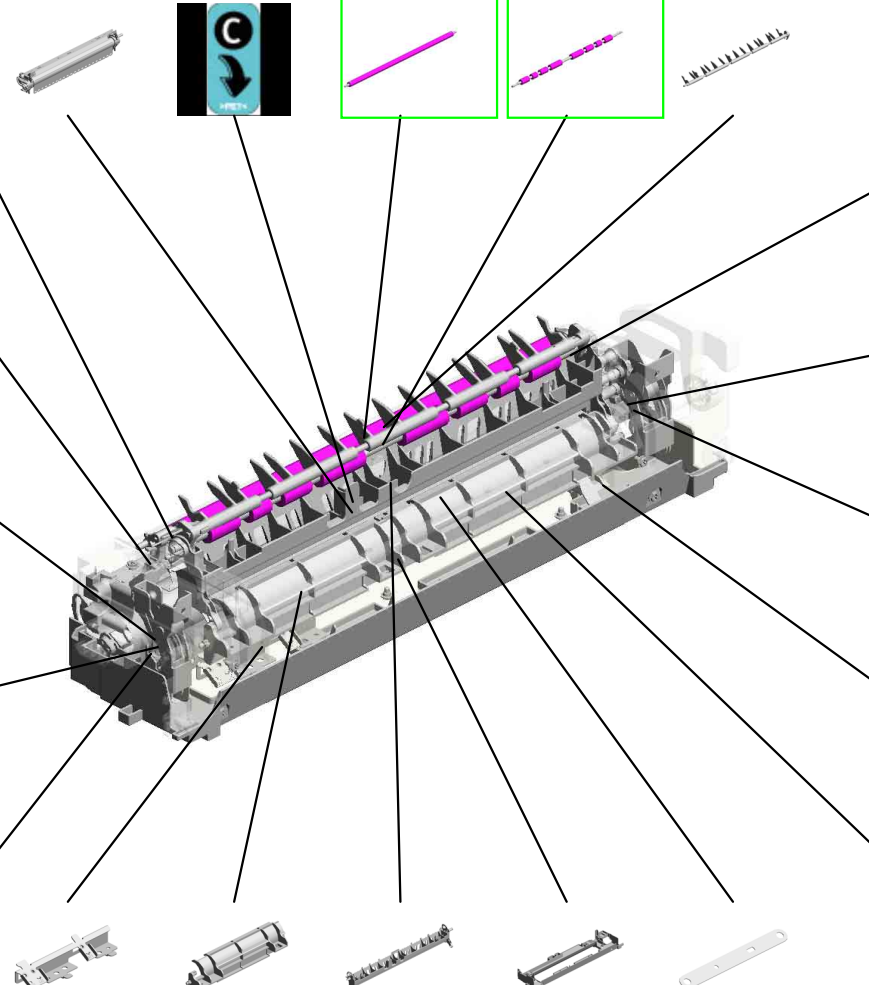
74.D2414218  
LINK:GATE PAWL:  
FUSING EXIT

59.D2414023  
HOLDER:DRIVEN  
ROLLER:FUSING E  
XIT:FRONT

68.D2414140  
HOLDER:PRESSU  
RE:FRONT:ASS'Y

67.D2414137  
LEVER:PRESSURE  
:FRONT:PEEN

50.D1494235  
(x15)  
STEPPED SCREW:  
M3



60.D2414024  
HOLDER:DRIVEN  
ROLLER:FUSING E  
XIT:REAR

69.D2414155  
HOLDER:PRESSU  
RE:REAR:ASS'Y

70.D2414160  
LEVER:PRESSURE  
:REAR:PEEN

66.D2414123  
DISCHARGE BRUS  
H:PRESSURE ROL  
LER

64.D2414121  
INNER COVER:PR  
ESSURE ROLLER:  
REAR

63.D2414113  
BRACKET:THERMI  
STOR:PRESSURE  
ROLLER

65.D2414122  
INNER COVER:PR  
ESSURE ROLLER:  
FRONT

73.D2414215  
GUIDE:FUSING EXI  
T:RIGHT:ASS'Y

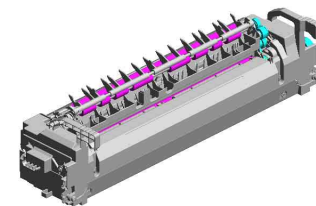
58.D2394262  
FUSING COVER:L  
OWER

51.D1494335  
ELECTRODE PLAT  
E:CONNECTING:T  
HERMOSTAT

U001	U002	U003	U004	U005	U006	U007	U008	U009	U010	U011	U012	U013	U014	U015	U016	U017	U018
------	------	------	------	------	------	------	------	------	------	------	------	------	------	------	------	------	------

U011\_S001  
(EU/CHN/AA/KOR):FUSING UNIT:220/240V

92.D2414108 GUIDE:FUSING EXIT:LEFT 201802-04 O/O  
 76.D2414221 STRIPPER PLATE:FUSING EXIT:ASS'Y  
 78.D2414261 FUSING COVER:UPPER

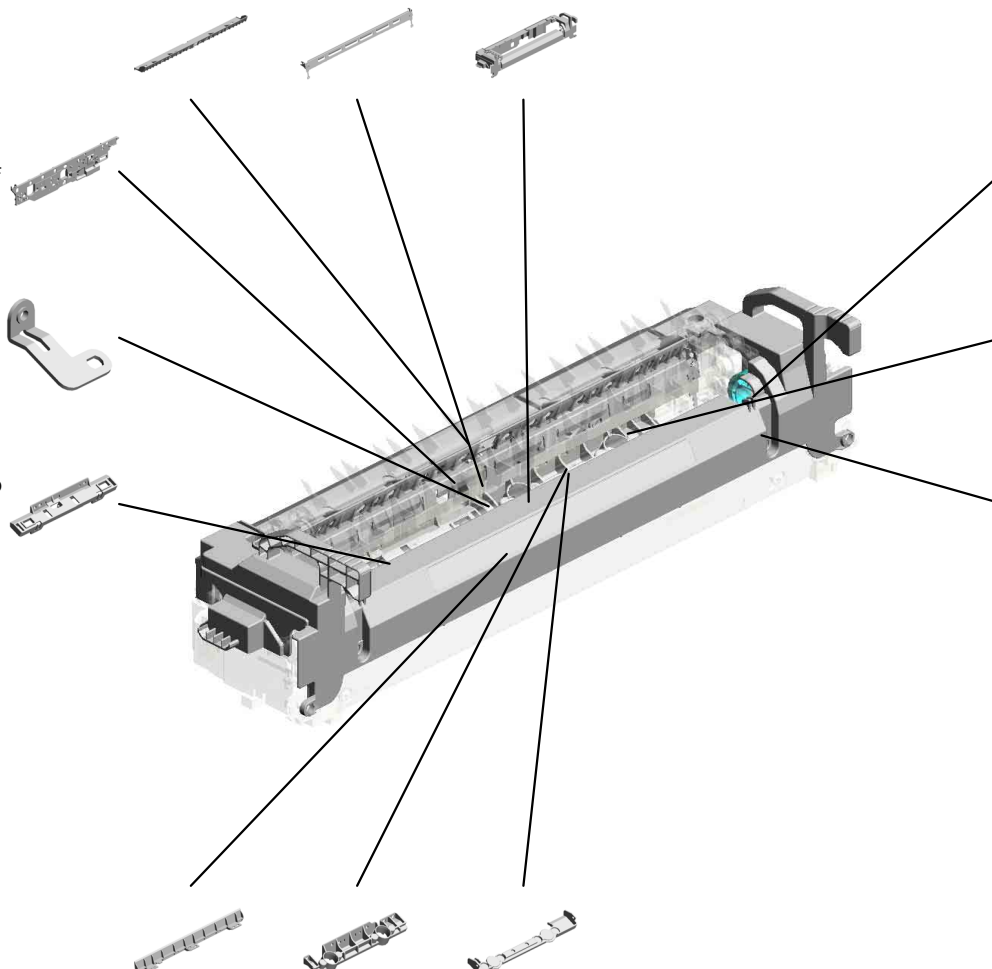


95.D2394056  
 [A]  
 (EU/CHN/AA/KOR):  
 FUSING UNIT:220/240V  
 201805-03 O/O

79.D2414317  
 GUIDE:HARNESS: DRAWER:PRESS FIT

83.D2414338  
 TERMINAL:THERMOSTAT:HEATER

84.D2414342  
 HOUSING:NON-CONTACT TYPE THERMISTOR



90.AB012119  
 GEAR:PRESSURE ROLLER  
 201802-02 X/O

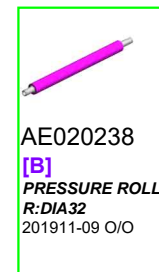
82.D2414337  
 TERMINAL:THERMOSTAT:DRAWER

93.AB012120  
 GEAR:IDLER:PRESSURE ROLLER  
 201803-02 X/O

77.D2414252  
 FUSING ENTRANCE GUIDE PLATE

80.D2414332  
 HOUSING:THERMOSTAT

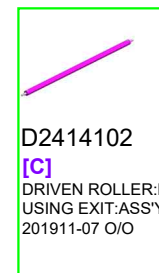
81.D2414334  
 COVER:HOUSING:THERMOSTAT



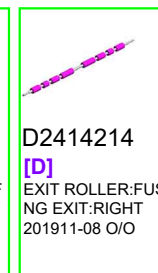
AE020238  
 [B]  
 PRESSURE ROLLER: DIA32  
 201911-09 O/O



D2394012  
 [A]  
 (EU/CHN/AA/KOR):  
 FUSING UNIT:220/240V  
 201805-03 O/O



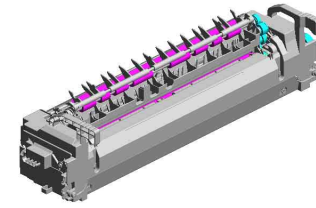
D2414102  
 [C]  
 DRIVEN ROLLER:FUSING EXIT:ASS'Y  
 201911-07 O/O



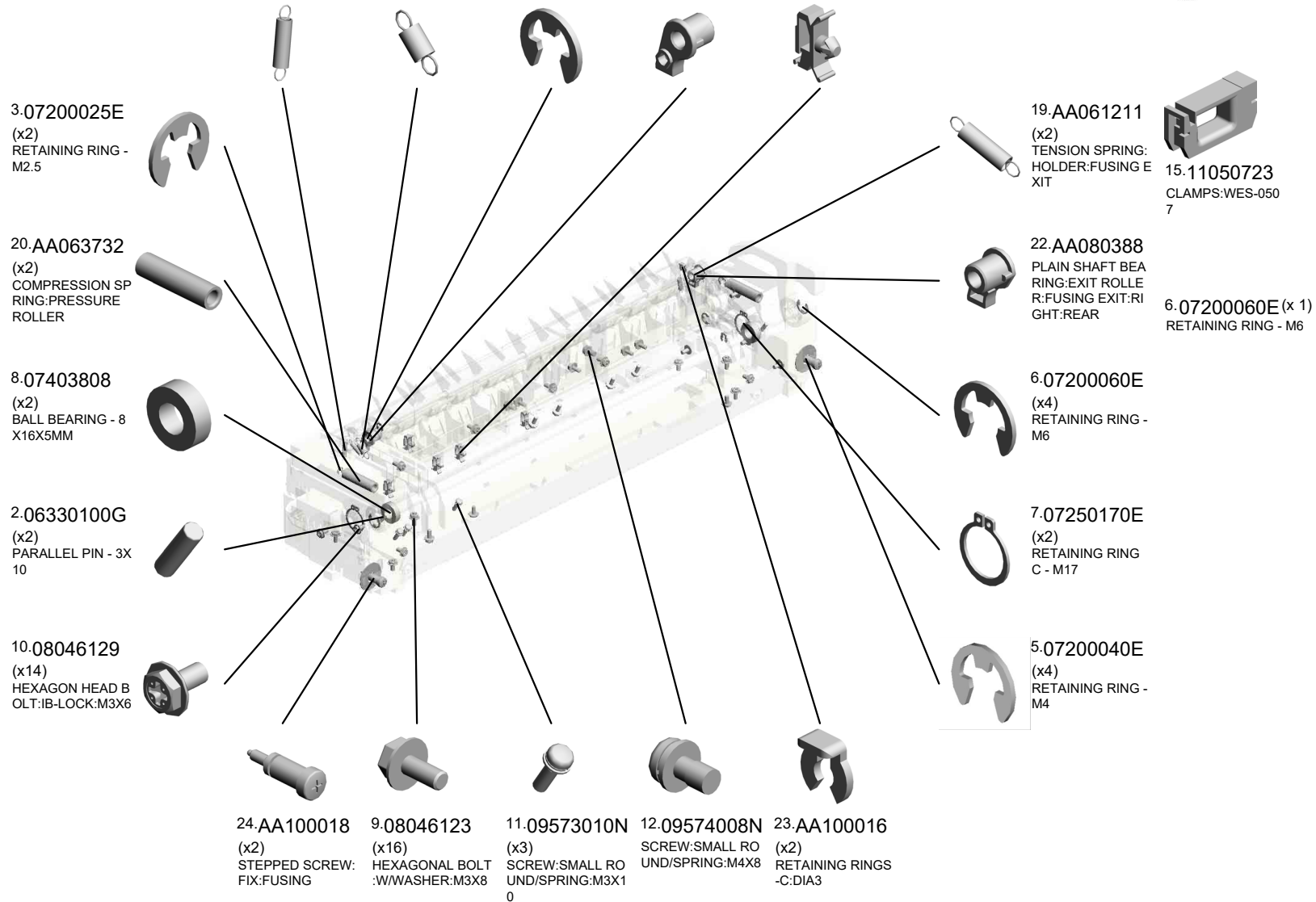
D2414214  
 [D]  
 EXIT ROLLER:FUSING EXIT:RIGHT  
 201911-08 O/O

U011\_S002  
(EU/CHN/AA/KOR):FUSING UNIT:220/240V

- 17.AA061208 (x2) TENSION SPRING: STRIPPER PLATE
- 18.AA061209 TENSION SPRING: GATE PAWL
- 4.07200030E (x3) RETAINING RING - M3
- 21.AA080387 PLAIN SHAFT BEARING:EXIT ROLLER:FUSING EXIT:RI GHT:FRONT
- 14.11050713 (x5) CLAMP:LWSM-030 6H GRAY



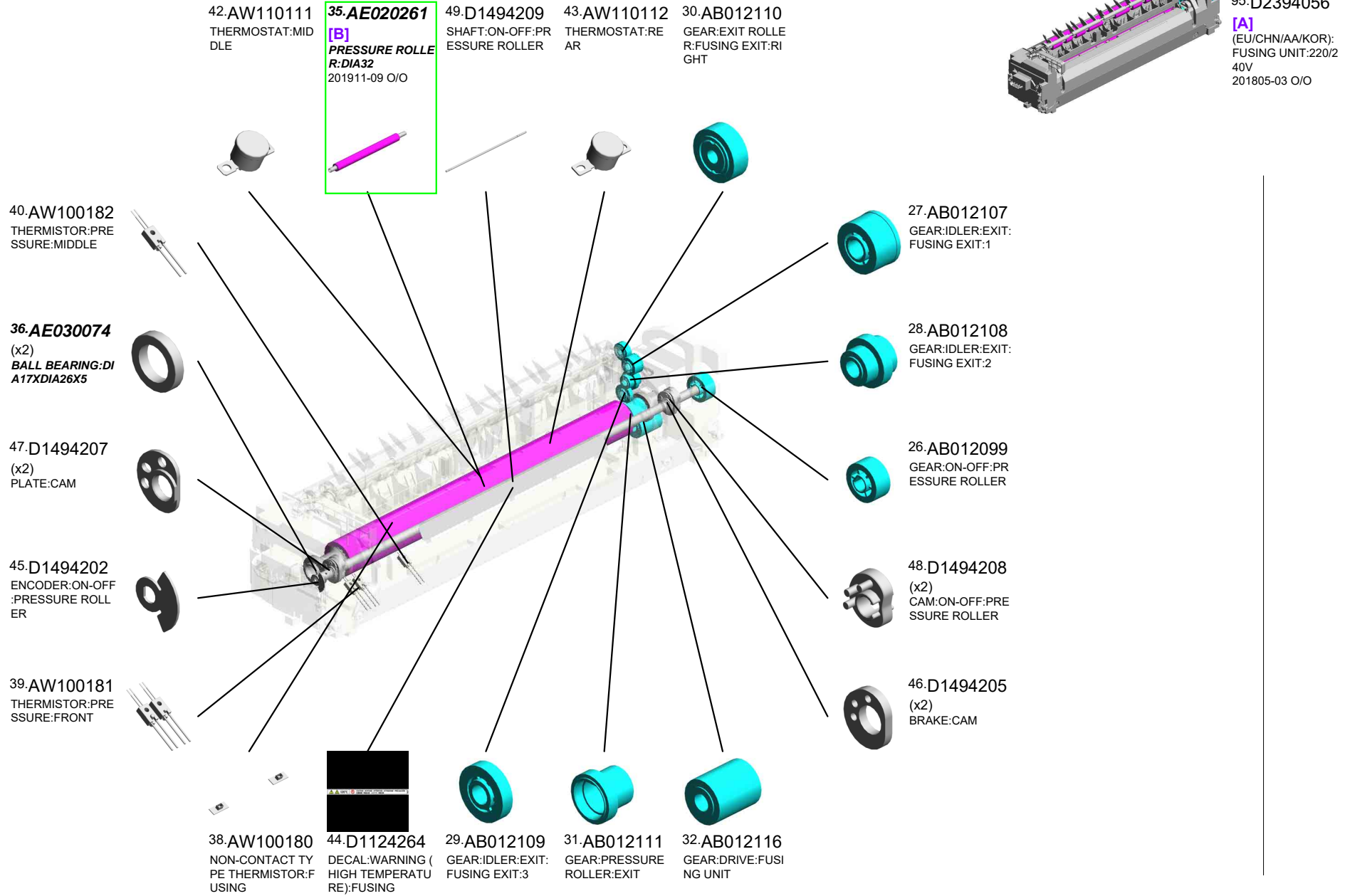
95.D2394056  
[A]  
(EU/CHN/AA/KOR):  
FUSING UNIT:220/2  
40V  
201805-03 O/O



U001	U002	U003	U004	U005	U006	U007	U008	U009	U010	U011	U012	U013	U014	U015	U016	U017	U018
------	------	------	------	------	------	------	------	------	------	------	------	------	------	------	------	------	------



U011\_S002  
(EU/CHN/AA/KOR):FUSING UNIT:220/240V



U001	U002	U003	U004	U005	U006	U007	U008	U009	U010	U011	U012	U013	U014	U015	U016	U017	U018
------	------	------	------	------	------	------	------	------	------	------	------	------	------	------	------	------	------

U011\_S002  
(EU/CHN/AA/KOR):FUSING UNIT:220/240V

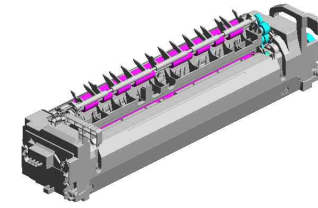
56.D2394042  
(EU/CHN/AA/KOR):  
SLEEVE:FUSING:2  
20/240V

75.D2414219  
DECAL:C.GUIDE P  
LATE:FUSING EXIT

61.D0BQ4102  
[C]  
DRIVEN ROLLER:F  
USING EXIT:ASS'Y  
201911-07 O/O

72.D0BQ4214  
[D]  
EXIT ROLLER:FUSI  
NG EXIT:RIGHT  
201911-08 O/O

71.D2414212  
GATE PAWL:FUSIN  
G EXIT



95.D2394056  
[A]  
(EU/CHN/AA/KOR):  
FUSING UNIT:220/2  
40V  
201805-03 O/O

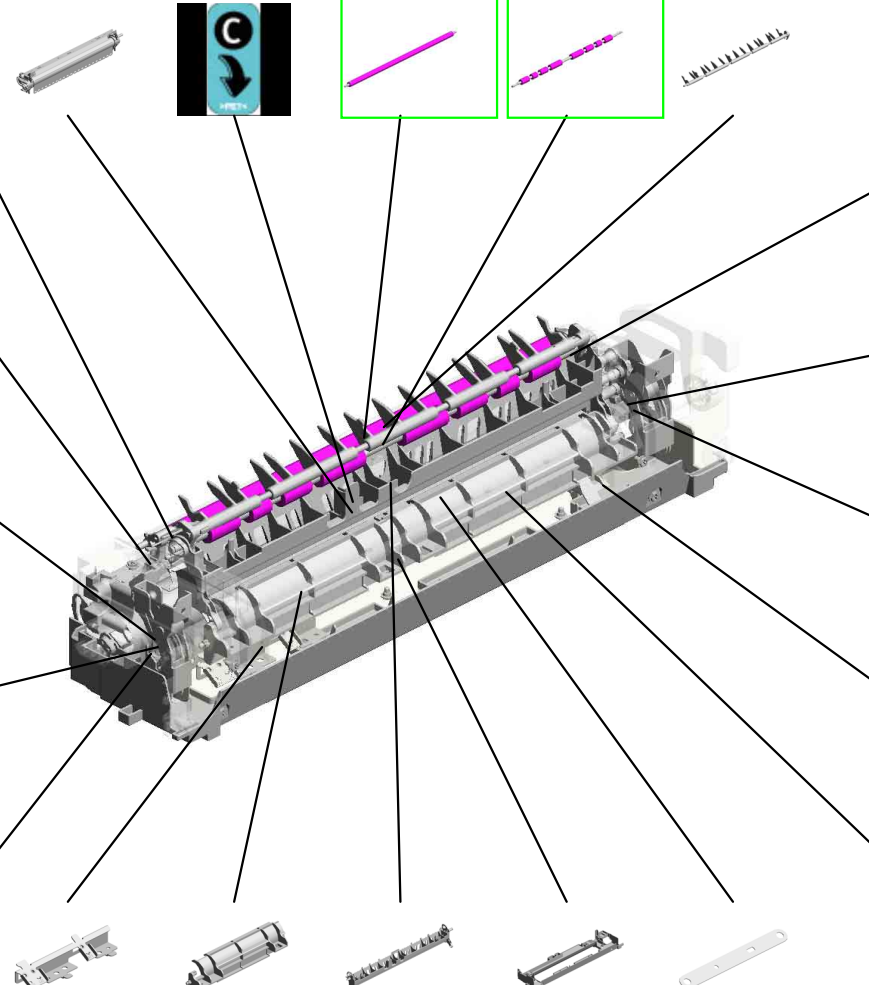
74.D2414218  
LINK:GATE PAWL:  
FUSING EXIT

59.D2414023  
HOLDER:DRIVEN  
ROLLER:FUSING E  
XIT:FRONT

68.D2414140  
HOLDER:PRESSU  
RE:FRONT:ASS'Y

67.D2414137  
LEVER:PRESSURE  
:FRONT:PEEN

50.D1494235  
(x15)  
STEPPED SCREW:  
M3



60.D2414024  
HOLDER:DRIVEN  
ROLLER:FUSING E  
XIT:REAR

69.D2414155  
HOLDER:PRESSU  
RE:REAR:ASS'Y

70.D2414160  
LEVER:PRESSURE  
:REAR:PEEN

66.D2414123  
DISCHARGE BRUS  
H:PRESSURE ROL  
LER

64.D2414121  
INNER COVER:PR  
ESSURE ROLLER:  
REAR

63.D2414113  
BRACKET:THERMI  
STOR:PRESSURE  
ROLLER

65.D2414122  
INNER COVER:PR  
ESSURE ROLLER:  
FRONT

73.D2414215  
GUIDE:FUSING EXI  
T:RIGHT:ASS'Y

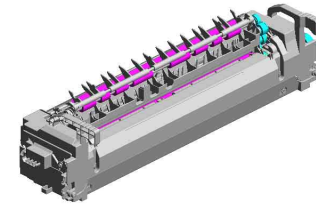
58.D2394262  
FUSING COVER:L  
OWER

51.D1494335  
ELECTRODE PLAT  
E:CONNECTING:T  
HERMOSTAT

U001	U002	U003	U004	U005	U006	U007	U008	U009	U010	U011	U012	U013	U014	U015	U016	U017	U018
------	------	------	------	------	------	------	------	------	------	------	------	------	------	------	------	------	------


U011\_S002  
(EU/CHN/AA/KOR):FUSING UNIT:220/240V

92.D2414108 GUIDE:FUSING EXIT:LEFT 201802-04 O/O  
 76.D2414221 STRIPPER PLATE:FUSING EXIT:ASSY Y  
 78.D2414261 FUSING COVER:UPPER



95.D2394056  
 [A]  
 (EU/CHN/AA/KOR):  
 FUSING UNIT:220/240V  
 201805-03 O/O

79.D2414317  
 GUIDE:HARNESS:DRAWER:PRESS FIT



83.D2414338  
 TERMINAL:THERMOSTAT:HEATER



84.D2414342  
 HOUSING:NON-CONTACT TYPE THERMISTOR



77.D2414252 FUSING ENTRANCE GUIDE PLATE  
 80.D2414332 HOUSING:THERMOSTAT  
 81.D2414334 COVER:HOUSING:THERMOSTAT







90.AB012119  
 GEAR:PRESSURE ROLLER  
 201802-02 X/O



82.D2414337  
 TERMINAL:THERMOSTAT:DRAWER

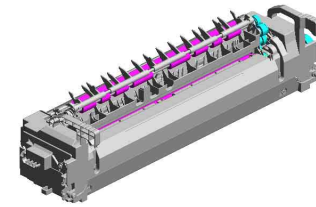


93.AB012120  
 GEAR:IDLER:PRESSURE ROLLER  
 201803-02 X/O

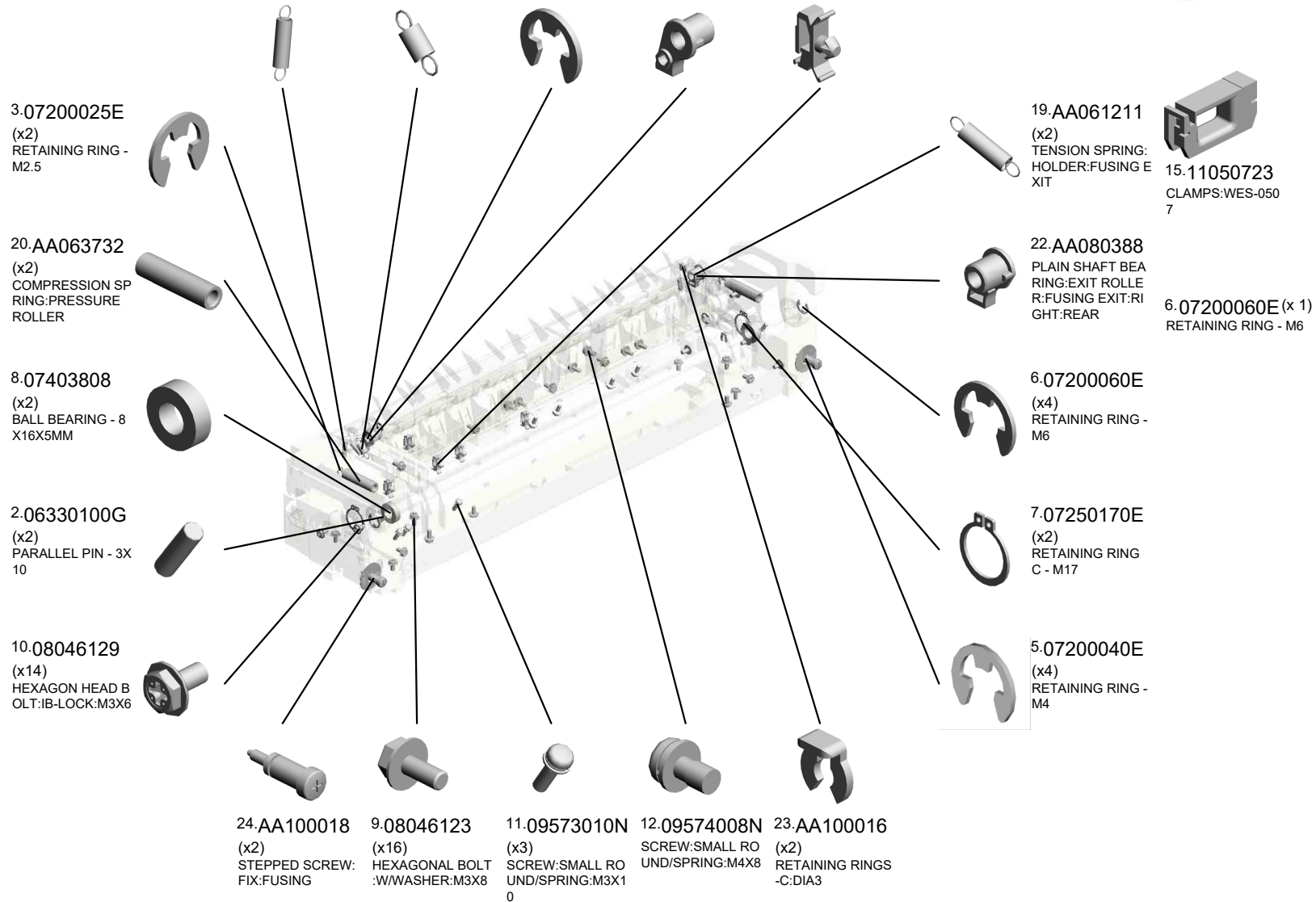
 AE020238 [B] PRESSURE ROLLER: DIA32 201911-09 O/O	 D2394012 [A] (EU/CHN/AA/KOR): FUSING UNIT:220/240V 201805-03 O/O
 D2414102 [C] DRIVEN ROLLER:FUSING EXIT:ASSY 201911-07 O/O	 D2414214 [D] EXIT ROLLER:FUSING EXIT:RIGHT 201911-08 O/O

U011\_S003  
(EU/CHN/AA/KOR):FUSING UNIT:220/240V

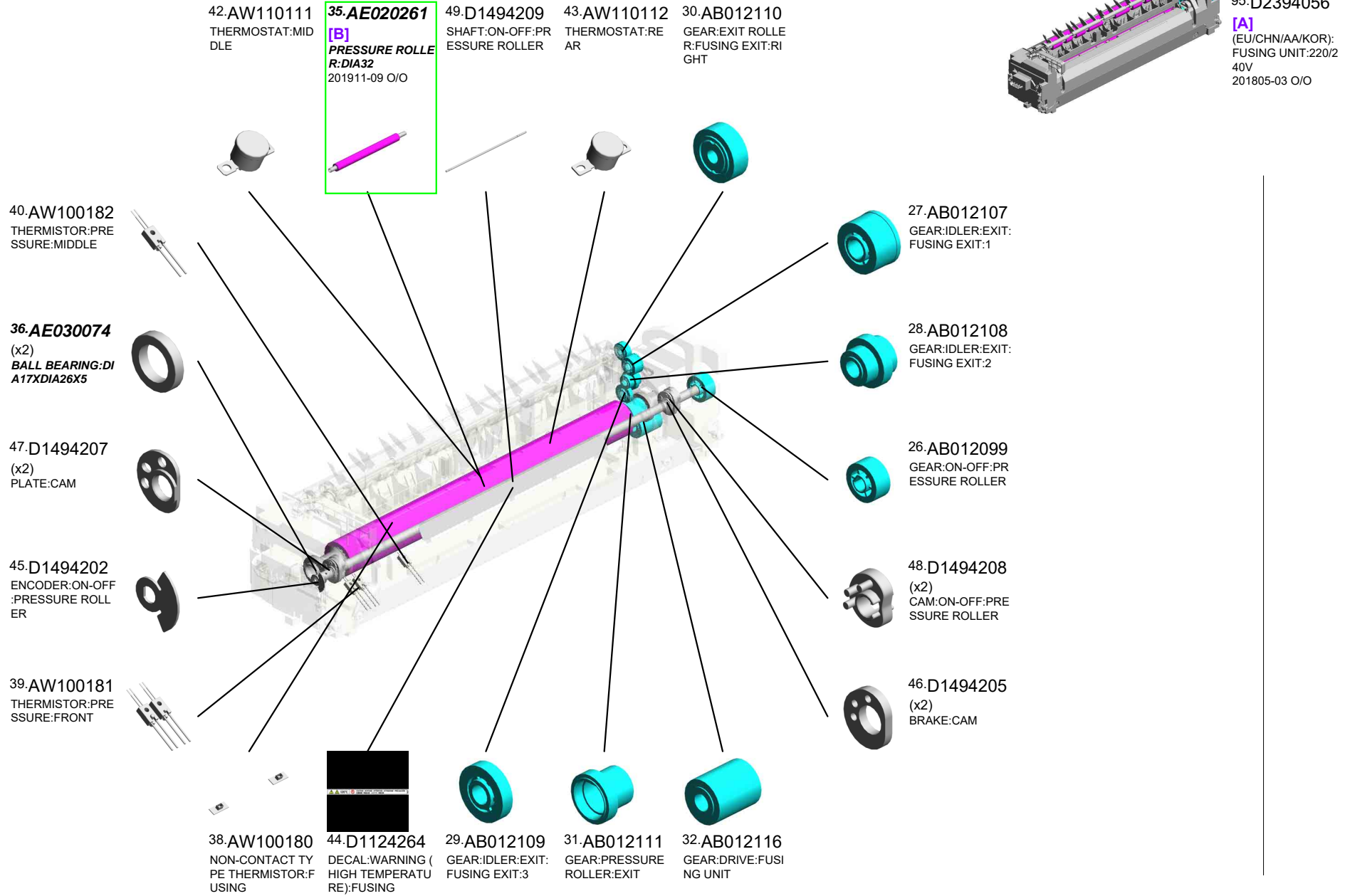
- 17.AA061208 (x2) TENSION SPRING: STRIPPER PLATE
- 18.AA061209 TENSION SPRING: GATE PAWL
- 4.07200030E (x3) RETAINING RING - M3
- 21.AA080387 PLAIN SHAFT BEARING:EXIT ROLLER:FUSING EXIT:RI GHT:FRONT
- 14.11050713 (x5) CLAMP:LWSM-030 6H GRAY



95.D2394056  
[A]  
(EU/CHN/AA/KOR):  
FUSING UNIT:220/2  
40V  
201805-03 O/O



U011\_S003  
(EU/CHN/AA/KOR):FUSING UNIT:220/240V



U001	U002	U003	U004	U005	U006	U007	U008	U009	U010	<b>U011</b>	U012	U013	U014	U015	U016	U017	U018
------	------	------	------	------	------	------	------	------	------	-------------	------	------	------	------	------	------	------

U011\_S003  
(EU/CHN/AA/KOR):FUSING UNIT:220/240V

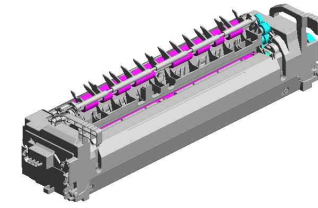
56.D2394042  
(EU/CHN/AA/KOR):  
SLEEVE:FUSING:2  
20/240V

75.D2414219  
DECAL:C.GUIDE P  
LATE:FUSING EXIT

61.D0BQ4102  
[C]  
DRIVEN ROLLER:F  
USING EXIT:ASS'Y  
201911-07 O/O

72.D0BQ4214  
[D]  
EXIT ROLLER:FUSI  
NG EXIT:RIGHT  
201911-08 O/O

71.D2414212  
GATE PAWL:FUSIN  
G EXIT



95.D2394056  
[A]  
(EU/CHN/AA/KOR):  
FUSING UNIT:220/2  
40V  
201805-03 O/O

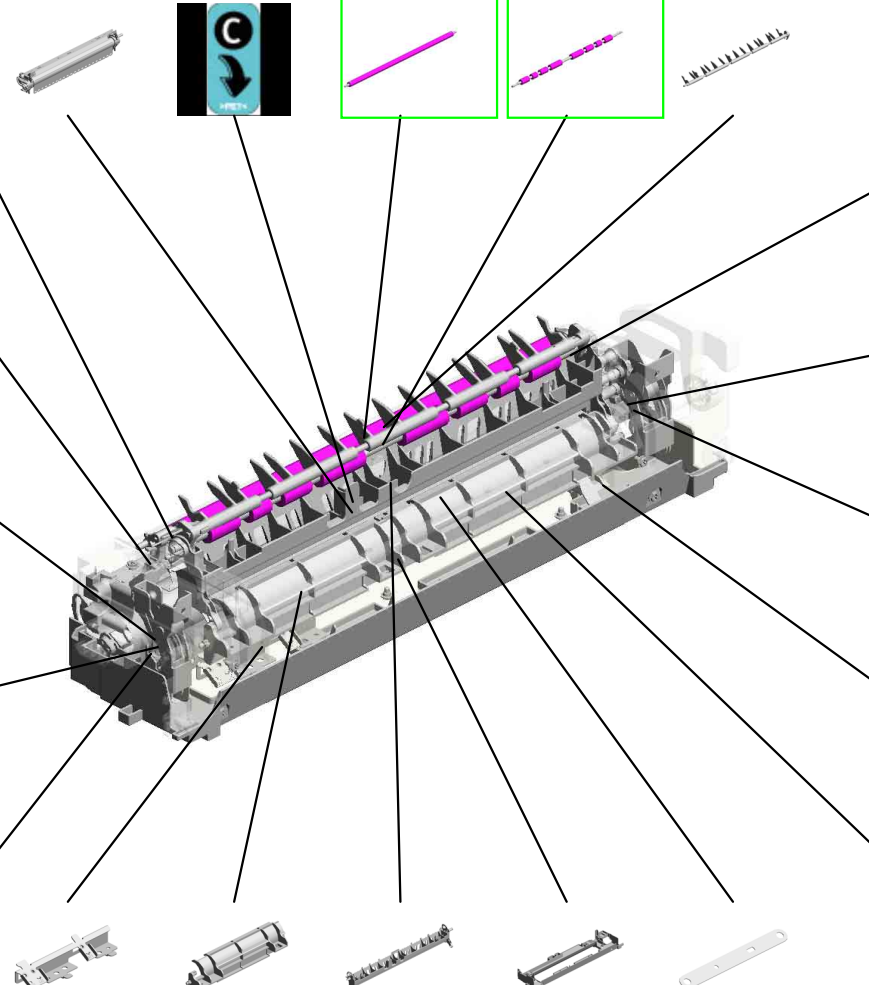
74.D2414218  
LINK:GATE PAWL:  
FUSING EXIT

59.D2414023  
HOLDER:DRIVEN  
ROLLER:FUSING E  
XIT:FRONT

68.D2414140  
HOLDER:PRESSU  
RE:FRONT:ASS'Y

67.D2414137  
LEVER:PRESSURE  
:FRONT:PEEN

50.D1494235  
(x15)  
STEPPED SCREW:  
M3



60.D2414024  
HOLDER:DRIVEN  
ROLLER:FUSING E  
XIT:REAR

69.D2414155  
HOLDER:PRESSU  
RE:REAR:ASS'Y

70.D2414160  
LEVER:PRESSURE  
:REAR:PEEN

66.D2414123  
DISCHARGE BRUS  
H:PRESSURE ROL  
LER

64.D2414121  
INNER COVER:PR  
ESSURE ROLLER:  
REAR

63.D2414113  
BRACKET:THERMI  
STOR:PRESSURE  
ROLLER

65.D2414122  
INNER COVER:PR  
ESSURE ROLLER:  
FRONT

73.D2414215  
GUIDE:FUSING EXI  
T:RIGHT:ASS'Y

58.D2394262  
FUSING COVER:L  
OWER

51.D1494335  
ELECTRODE PLAT  
E:CONNECTING:T  
HERMOSTAT

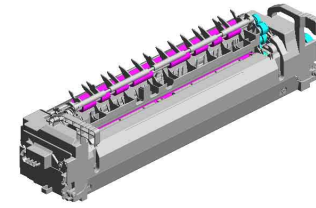
U001	U002	U003	U004	U005	U006	U007	U008	U009	U010	U011	U012	U013	U014	U015	U016	U017	U018
------	------	------	------	------	------	------	------	------	------	------	------	------	------	------	------	------	------

U011\_S003  
(EU/CHN/AA/KOR):FUSING UNIT:220/240V

92.D2414108 GUIDE:FUSING EXIT:LEFT  
201802-04 O/O


76.D2414221 STRIPPER PLATE:FUSING EXIT:ASSY  
Y

78.D2414261 FUSING COVER:UPPER



95.D2394056  
[A]  
(EU/CHN/AA/KOR):  
FUSING UNIT:220/240V  
201805-03 O/O

79.D2414317  
GUIDE:HARNESSES:DRAWER:PRESS FIT



83.D2414338  
TERMINAL:THERMOSTAT:HEATER



84.D2414342  
HOUSING:NON-CONTACT TYPE THERMISTOR



77.D2414252  
FUSING ENTRANCE GUIDE PLATE



80.D2414332  
HOUSING:THERMOSTAT



81.D2414334  
COVER:HOUSING:THERMOSTAT



90.AB012119  
GEAR:PRESSURE ROLLER  
201802-02 X/O




82.D2414337  
TERMINAL:THERMOSTAT:DRAWER



93.AB012120  
GEAR:IDLER:PRESSURE ROLLER  
201803-02 X/O



AE020238  
[B]  
PRESSURE ROLLER:R-DIA32  
201911-09 O/O



D2394012  
[A]  
(EU/CHN/AA/KOR):  
FUSING UNIT:220/240V  
201805-03 O/O



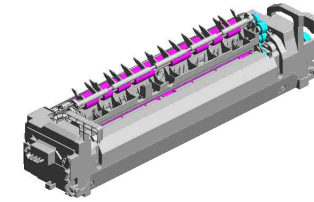
D2414102  
[C]  
DRIVEN ROLLER:FUSING EXIT:ASSY  
201911-07 O/O



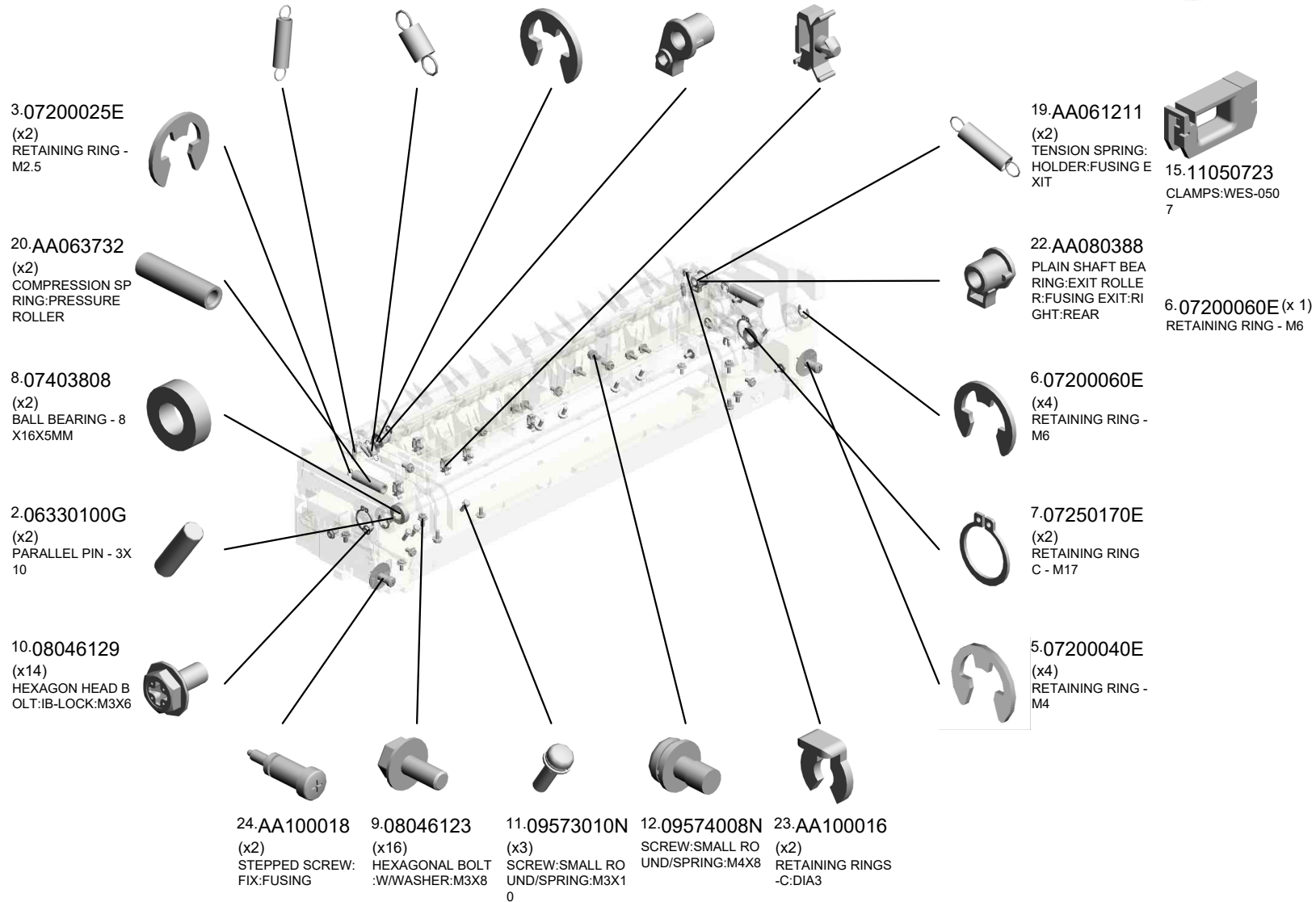
D2414214  
[D]  
EXIT ROLLER:FUSING EXIT:RIGHT  
201911-08 O/O

U011\_S004  
(NA):FUSING UNIT:120V

- 17.AA061208 (x2) TENSION SPRING: STRIPPER PLATE
- 18.AA061209 TENSION SPRING: GATE PAWL
- 4.07200030E (x3) RETAINING RING - M3
- 21.AA080387 PLAIN SHAFT BEARING:EXIT ROLLER:FUSING EXIT:RI GHT:FRONT
- 14.11050713 (x5) CLAMP:LWSM-030 6H GRAY



94.D2394055  
[A]  
(NA):FUSING UNIT:  
120V  
201803-01 O/O



U001	U002	U003	U004	U005	U006	U007	U008	U009	U010	U011	U012	U013	U014	U015	U016	U017	U018
------	------	------	------	------	------	------	------	------	------	------	------	------	------	------	------	------	------



U011\_S004  
(NA):FUSING UNIT:120V

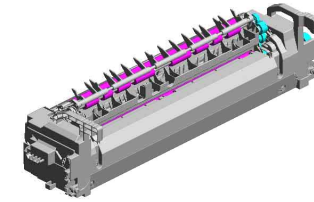
38.AW100180  
NON-CONTACT TYPE THERMISTOR:PRESSURE MIDDLE

42.AW110111  
THERMOSTAT:MIDDLE

35.AE020261  
[B]  
PRESSURE ROLLER: DIA32  
201911-09 O/O

43.AW110112  
THERMOSTAT:REAR

30.AB012110  
GEAR:EXIT ROLLER:FUSING EXIT:RIGHT



94.D2394055  
[A]  
(NA):FUSING UNIT:120V  
201803-01 O/O

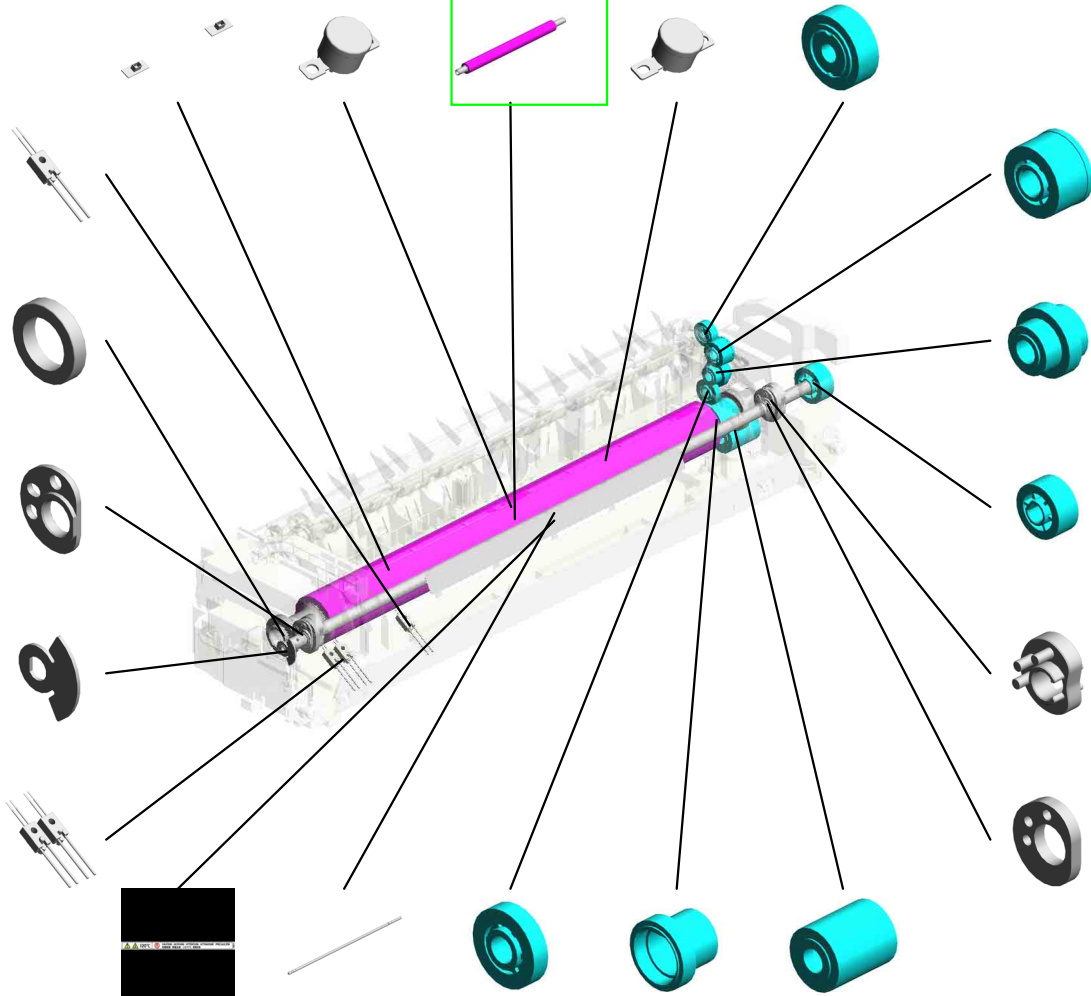
40.AW100182  
THERMISTOR:PRESSURE MIDDLE

36.AE030074  
(x2)  
BALL BEARING:DIAMETER 17X5

47.D1494207  
(x2)  
PLATE:CAM

45.D1494202  
ENCODER:ON-OFF:PRESSURE ROLLER

39.AW100181  
THERMISTOR:PRESSURE FRONT



27.AB012107  
GEAR:IDLER:EXIT:FUSING EXIT:1

28.AB012108  
GEAR:IDLER:EXIT:FUSING EXIT:2

26.AB012099  
GEAR:ON-OFF:PRESSURE ROLLER

48.D1494208  
(x2)  
CAM:ON-OFF:PRESSURE ROLLER

46.D1494205  
(x2)  
BRAKE:CAM

44.D1124264  
DECAL:WARNING (HIGH TEMPERATURE):FUSING

49.D1494209  
SHAFT:ON-OFF:PRESSURE ROLLER

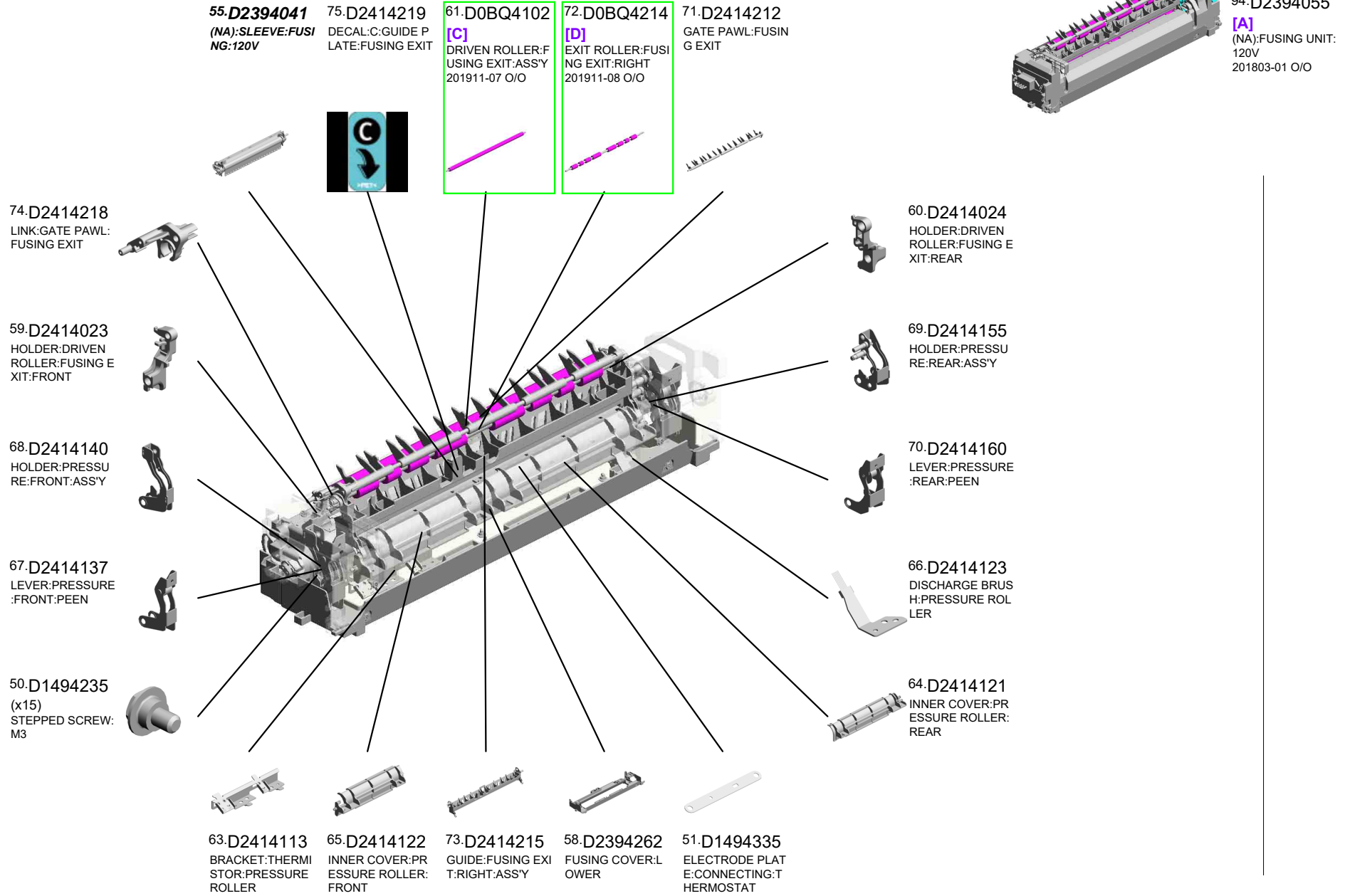
29.AB012109  
GEAR:IDLER:EXIT:FUSING EXIT:3

31.AB012111  
GEAR:PRESSURE ROLLER:EXIT

32.AB012116  
GEAR:DRIVE:FUSING UNIT

U001	U002	U003	U004	U005	U006	U007	U008	U009	U010	U011	U012	U013	U014	U015	U016	U017	U018
------	------	------	------	------	------	------	------	------	------	------	------	------	------	------	------	------	------

U011\_S004  
(NA):FUSING UNIT:120V



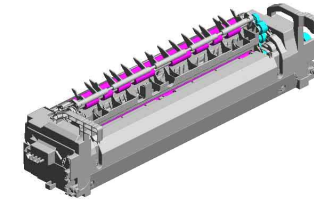
U001	U002	U003	U004	U005	U006	U007	U008	U009	U010	U011	U012	U013	U014	U015	U016	U017	U018
------	------	------	------	------	------	------	------	------	------	------	------	------	------	------	------	------	------

U011\_S004  
(NA):FUSING UNIT:120V

92.D2414108 GUIDE:FUSING EXIT:LEFT  
201802-04 O/O


76.D2414221 STRIPPER PLATE:FUSING EXIT:ASS'Y  
Y

78.D2414261 FUSING COVER:UPPER



94.D2394055  
[A]  
(NA):FUSING UNIT:  
120V  
201803-01 O/O

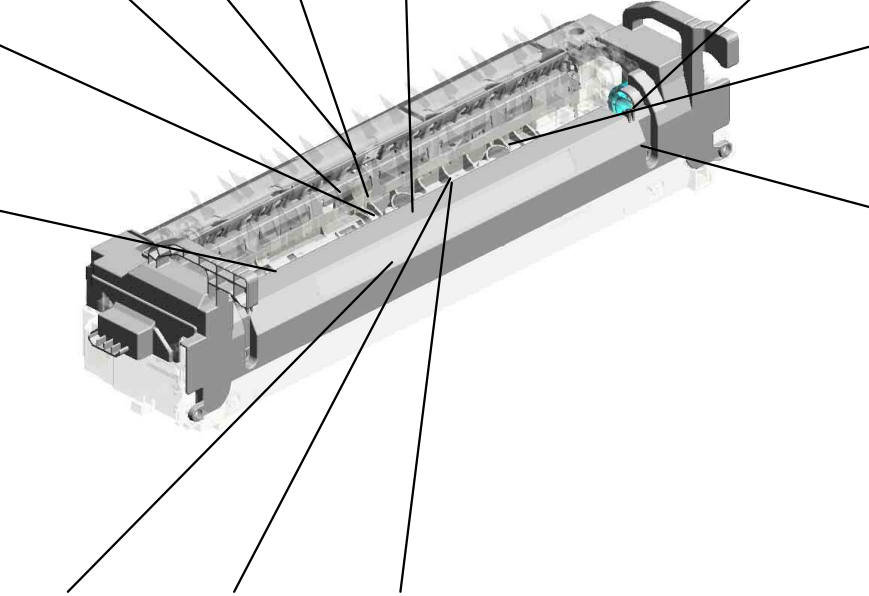
79.D2414317  
GUIDE:HARNES  
DRAWER:PRESS FIT



83.D2414338  
TERMINAL:THERMOSTAT:HEATER



84.D2414342  
HOUSING:NON-CONTACT TYPE THERMISTOR



90.AB012119  
GEAR:PRESSURE ROLLER  
201802-02 X/O



82.D2414337  
TERMINAL:THERMOSTAT:DRAWER







93.AB012120  
GEAR:IDLER:PRESSURE ROLLER  
201803-02 X/O

77.D2414252  
FUSING ENTRANCE GUIDE PLATE

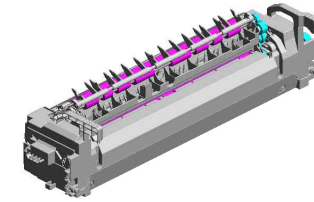
80.D2414332  
HOUSING:THERMOSTAT

81.D2414334  
COVER:HOUSING:THERMOSTAT

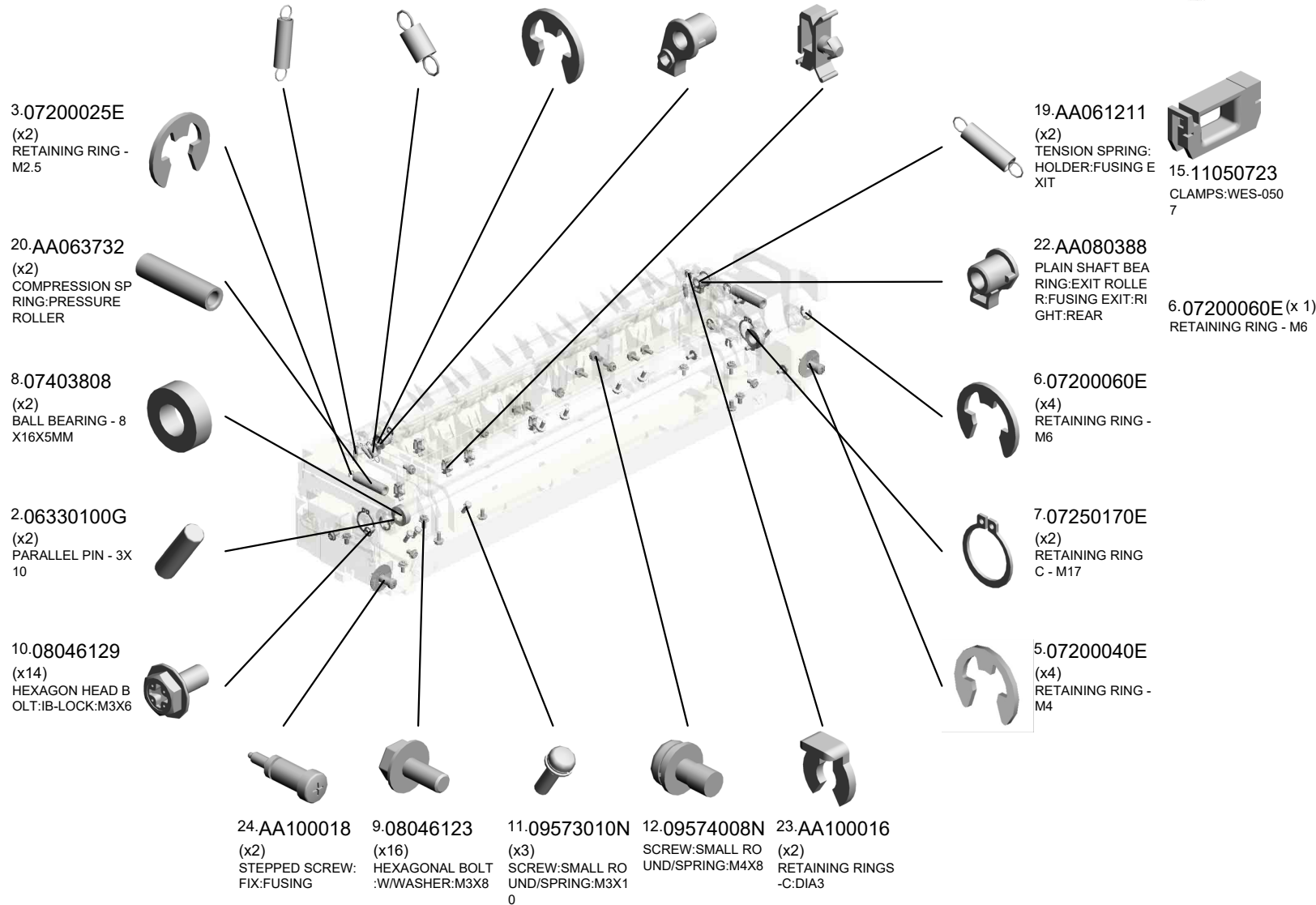
 <b>AE020238</b> <b>[B]</b> PRESSURE ROLLER: DIA32 201911-09 O/O	 <b>D2414102</b> <b>[C]</b> DRIVEN ROLLER:FUSING EXIT:ASS'Y 201911-07 O/O
 <b>D2414214</b> <b>[D]</b> EXIT ROLLER:FUSING EXIT:RIGHT 201911-08 O/O	 <b>D2394051</b> <b>[A]</b> (NA):FUSING UNIT: 120V 201803-01 O/O

U011\_S005  
(TWN):FUSING UNIT:110V

- 17.AA061208 (x2) TENSION SPRING: STRIPPER PLATE
- 18.AA061209 TENSION SPRING: GATE PAWL
- 4.07200030E (x3) RETAINING RING - M3
- 21.AA080387 PLAIN SHAFT BEARING:EXIT ROLLER:FUSING EXIT:RIGHT:FRONT
- 14.11050713 (x5) CLAMP:LWSM-030 6H GRAY



96.D2394057  
[A]  
(TWN):FUSING UNIT:110V  
201812-03 O/O



U001	U002	U003	U004	U005	U006	U007	U008	U009	U010	U011	U012	U013	U014	U015	U016	U017	U018
------	------	------	------	------	------	------	------	------	------	------	------	------	------	------	------	------	------

U011\_S005  
(TWN):FUSING UNIT:110V

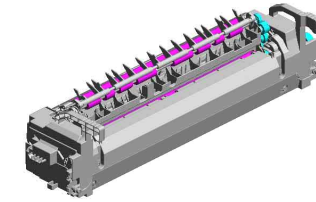
38.AW100180  
NON-CONTACT TYPE THERMISTOR:PRESSURE MIDDLE

42.AW110111  
THERMOSTAT:MIDDLE

35.AE020261  
[B]  
PRESSURE ROLLER: DIA32  
201911-09 O/O

43.AW110112  
THERMOSTAT:REAR

30.AB012110  
GEAR:EXIT ROLLER:FUSING EXIT:RIGHT



96.D2394057  
[A]  
(TWN):FUSING UNIT:110V  
201812-03 O/O

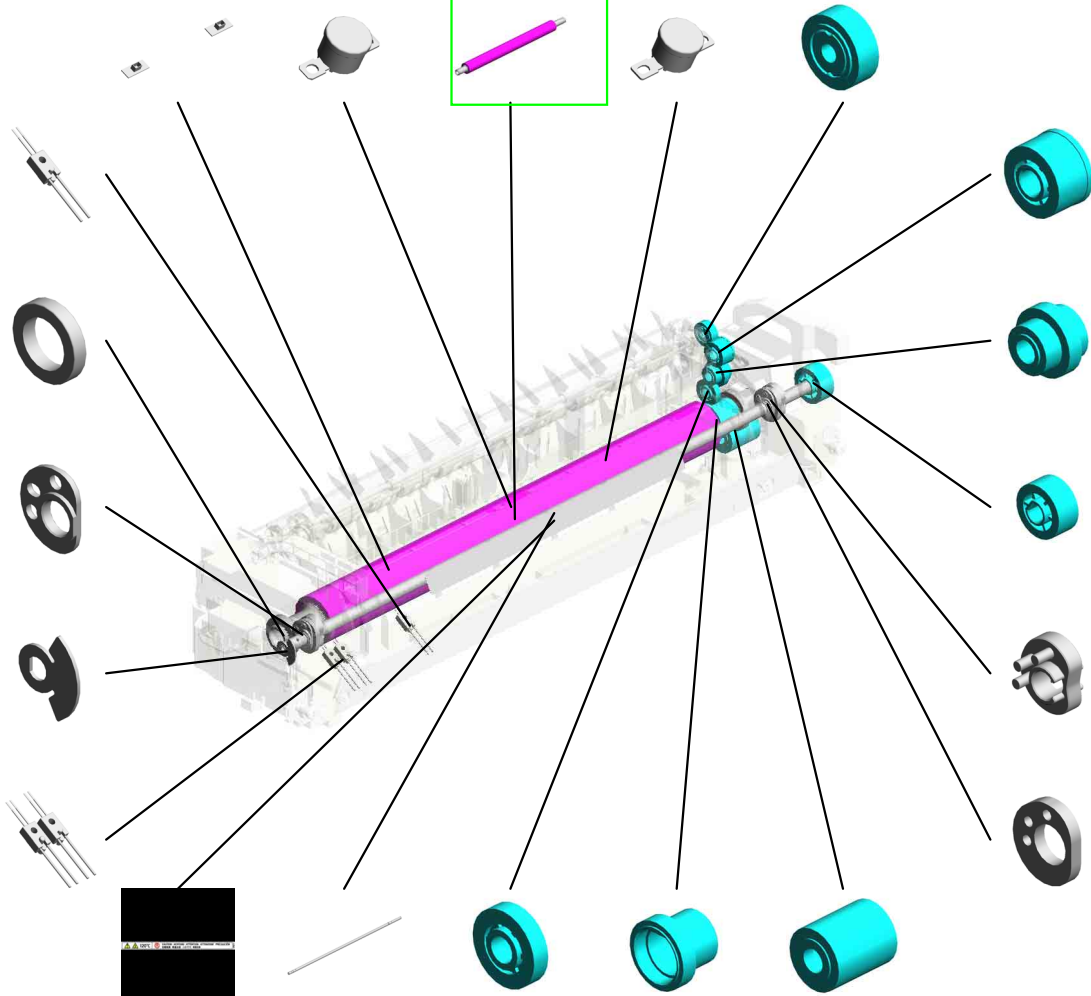
40.AW100182  
THERMISTOR:PRESSURE MIDDLE

36.AE030074  
(x2)  
BALL BEARING:DIAMETER 17X5

47.D1494207  
(x2)  
PLATE:CAM

45.D1494202  
ENCODER:ON-OFF:PRESSURE ROLLER

39.AW100181  
THERMISTOR:PRESSURE FRONT



27.AB012107  
GEAR:IDLER:EXIT:FUSING EXIT:1

28.AB012108  
GEAR:IDLER:EXIT:FUSING EXIT:2

26.AB012099  
GEAR:ON-OFF:PRESSURE ROLLER

48.D1494208  
(x2)  
CAM:ON-OFF:PRESSURE ROLLER

46.D1494205  
(x2)  
BRAKE:CAM

44.D1124264  
DECAL:WARNING (HIGH TEMPERATURE):FUSING

49.D1494209  
SHAFT:ON-OFF:PRESSURE ROLLER

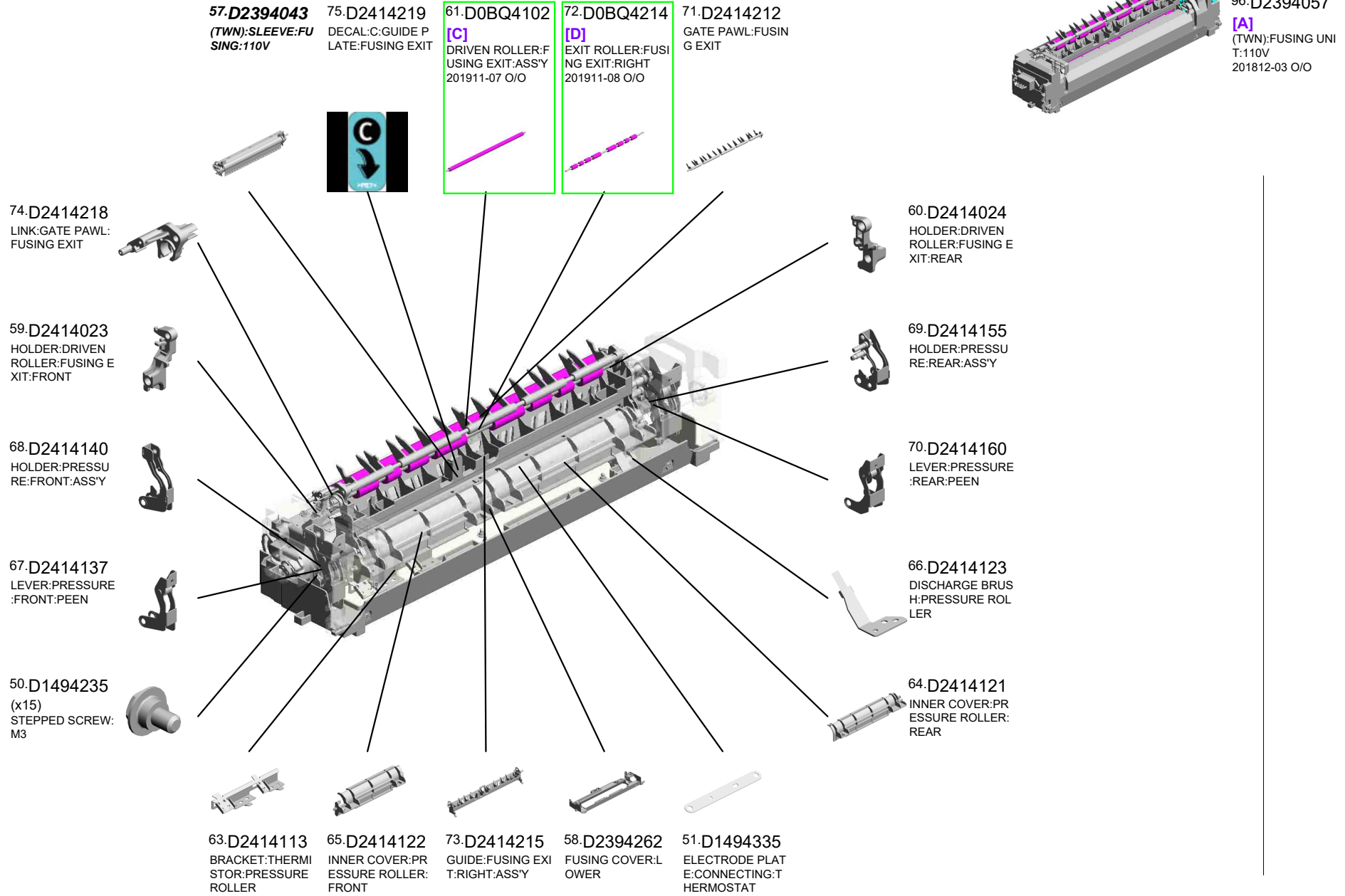
29.AB012109  
GEAR:IDLER:EXIT:FUSING EXIT:3

31.AB012111  
GEAR:PRESSURE ROLLER:EXIT

32.AB012116  
GEAR:DRIVE:FUSING UNIT

U001	U002	U003	U004	U005	U006	U007	U008	U009	U010	U011	U012	U013	U014	U015	U016	U017	U018
------	------	------	------	------	------	------	------	------	------	------	------	------	------	------	------	------	------

U011\_S005  
(TWN):FUSING UNIT:110V



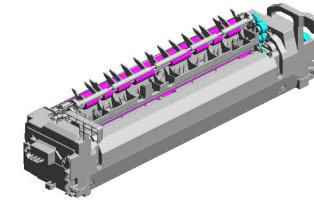
U001	U002	U003	U004	U005	U006	U007	U008	U009	U010	U011	U012	U013	U014	U015	U016	U017	U018
------	------	------	------	------	------	------	------	------	------	------	------	------	------	------	------	------	------

U011\_S005  
(TWN):FUSING UNIT:110V

92.D2414108 GUIDE:FUSING EXIT:LEFT  
201802-04 O/O


76.D2414221 STRIPPER PLATE:FUSING EXIT:ASS'Y  
Y

78.D2414261 FUSING COVER:UPPER



96.D2394057  
[A]  
(TWN):FUSING UNIT:110V  
201812-03 O/O


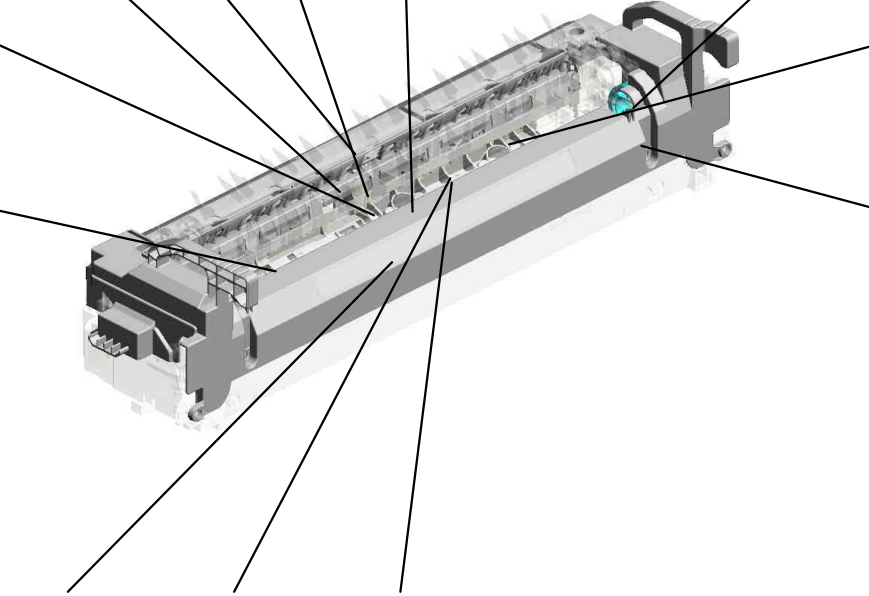
79.D2414317 GUIDE:HARNESS:DRAWER:PRESS FIT



83.D2414338 TERMINAL:THERMOSTAT:HEATER



84.D2414342 HOUSING:NON-CONTACT TYPE THERMISTOR



90.AB012119 GEAR:PRESSURE ROLLER  
201802-02 X/O



82.D2414337 TERMINAL:THERMOSTAT:DRAWER







93.AB012120 GEAR:IDLER:PRESSURE ROLLER  
201803-02 X/O

77.D2414252 FUSING ENTRANCE GUIDE PLATE


80.D2414332 HOUSING:THERMOSTAT

81.D2414334 COVER:HOUSING:THERMOSTAT

 <b>AE020238</b> <b>[B]</b> PRESSURE ROLLER: DIA32 201911-09 O/O	 <b>D2414102</b> <b>[C]</b> DRIVEN ROLLER:FUSING EXIT:ASS'Y 201911-07 O/O
 <b>D2414214</b> <b>[D]</b> EXIT ROLLER:FUSING EXIT:RIGHT 201911-08 O/O	 <b>D2394023</b> <b>[A]</b> (TWN):FUSING UNIT:110V 201812-03 O/O

# U012.PAPER EXIT

U012\_S001  
D2414406  
PAPER EXIT UNIT:ASSY

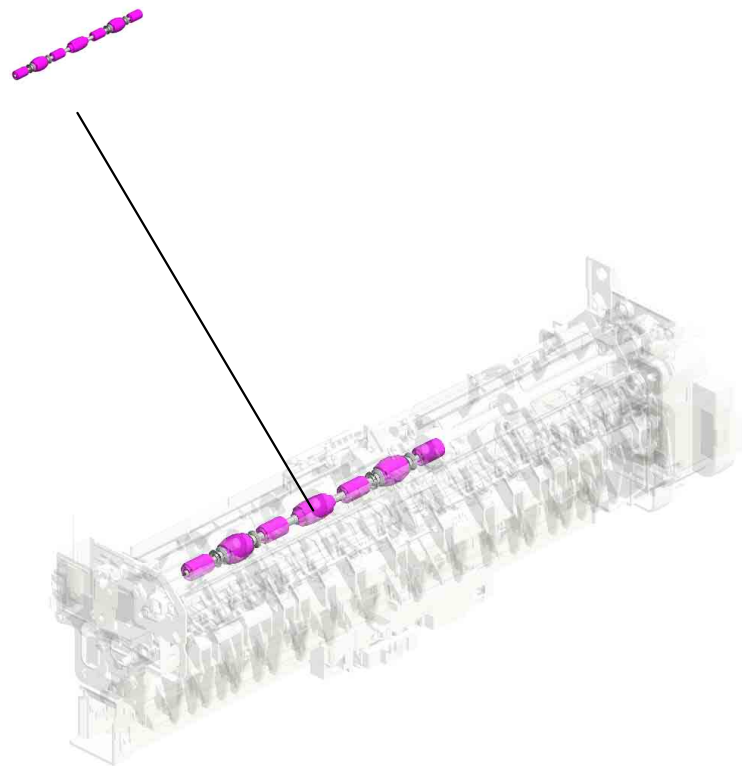


U001	U002	U003	U004	U005	U006	U007	U008	U009	U010	U011	U012	U013	U014	U015	U016	U017	U018
------	------	------	------	------	------	------	------	------	------	------	------	------	------	------	------	------	------



# U012\_S001.PAPER EXIT UNIT:ASS'Y

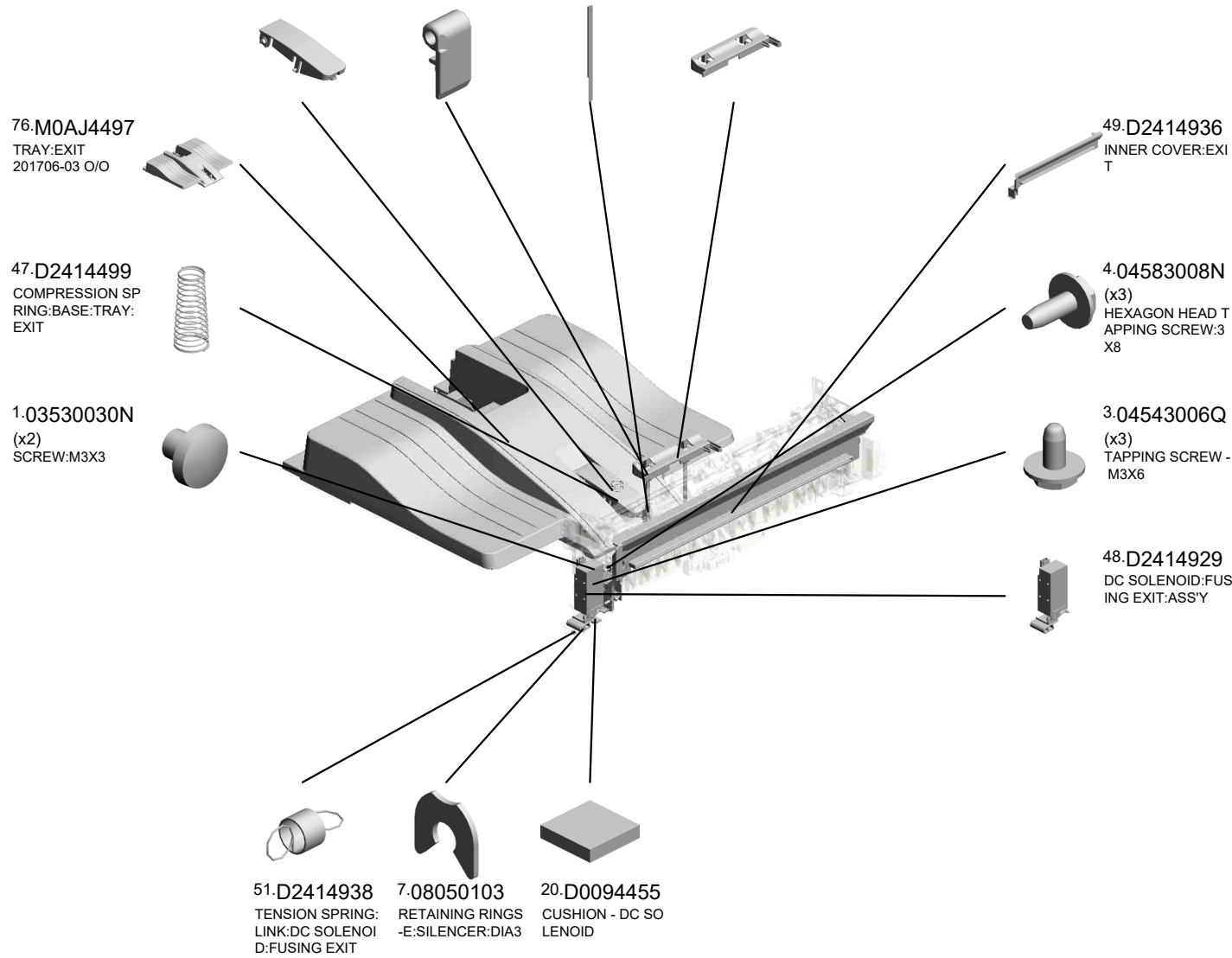

U012 S001 S001  
D2414950  
ROLLER:EXIT:PRESSURE:2T  
YPE:ASS'Y



U001	U002	U003	U004	U005	U006	U007	U008	U009	U010	U011	U012	U013	U014	U015	U016	U017	U018
------	------	------	------	------	------	------	------	------	------	------	------	------	------	------	------	------	------

# U012 PAPER EXIT

45.D2414494 TRAY:AUXILIARY:EXIT  
74.D2414971 (x2) LINK:PLATE:EXIT  
75.D2414972 (x2) GUIDE:PLATE:EXIT  
73.D2414960 BASE:PLATE:EXIT



U001	U002	U003	U004	U005	U006	U007	U008	U009	U010	U011	U012	U013	U014	U015	U016	U017	U018
------	------	------	------	------	------	------	------	------	------	------	------	------	------	------	------	------	------

# U012\_S001 PAPER EXIT UNIT:ASS'Y


7.08050103  
(x13)  
RETAINING RINGS  
-E:SILENCER:DIA3

11.11050759  
CLAMP:LWSM-060  
5A

13.AA080252  
(x2)  
BUSHING - M4

19.D0094407  
FEELER - OVERFL  
OW

22.D0394927  
(x2)  
COMPRESSION SP  
RING:PRESSURE:  
REVERSE:DRIVEN



37.D2414406  
[A]  
PAPER EXIT UNIT:  
ASS'Y  
201908-03 O/O

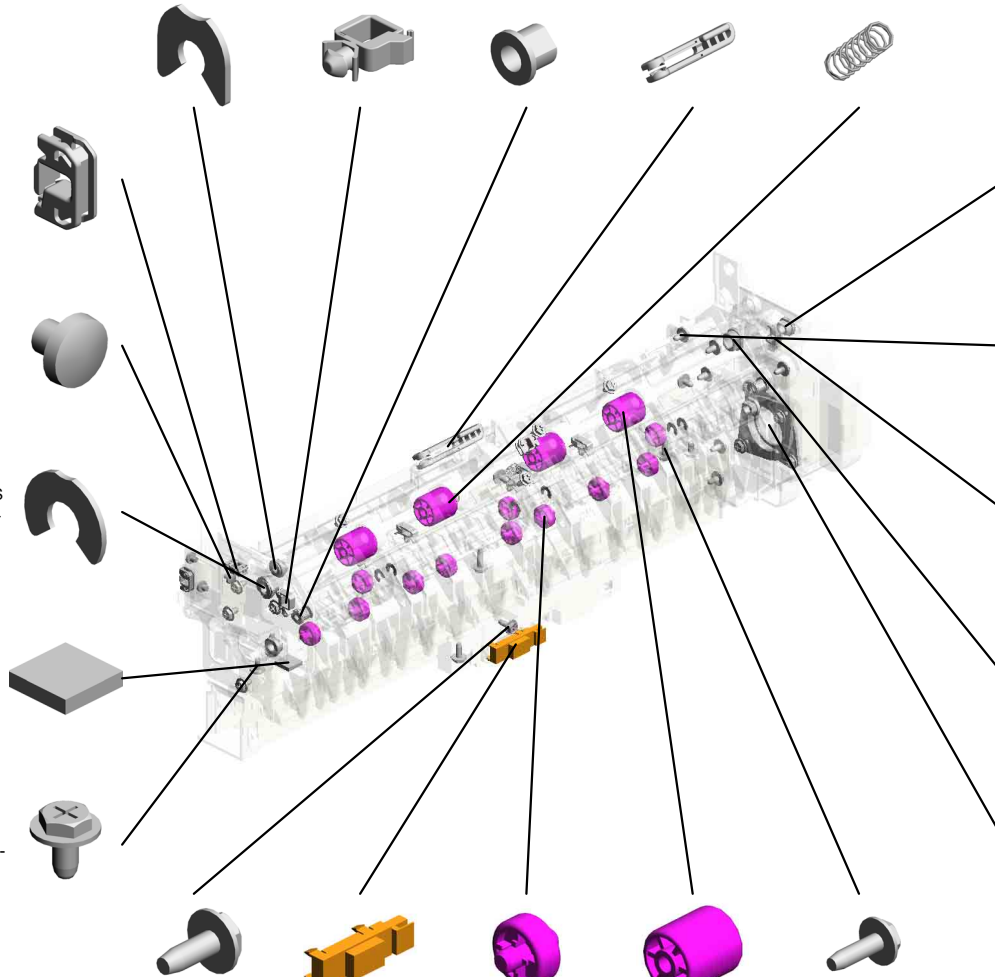
9.11050692  
(x3)  
CLAMP:LES-0503

1.03530030N  
(x3)  
SCREW:M3X3

8.08050104  
RETAINING RINGS  
-E:SILENCER:DIA4

20.D0094455  
CUSHION - DC SO  
LENOID

2.04513006N  
(x6)  
TAPPING SCREW -  
3X6



14.AA082170  
(x4)  
PLAIN SHAFT BEA  
RING:DIA4XDIA8X5  
:EG-1

3.04543006Q  
(x13)  
TAPPING SCREW -  
M3X6

10.11050758  
(x6)  
CLAMP:LWSM-030  
6A

15.AA082173  
(x2)  
PLAIN SHAFT BEA  
RING:6X10X6

12.A2324666  
CUSHION - STEPP  
ER MOTOR

4.04583008N  
(x5)  
HEXAGON HEAD T  
APPING SCREW:3  
X8

17.AW010147  
PHOTO REFLECTI  
ON SENSOR

16.AF040571  
(x11)  
GUIDE ROLLER


21.D0394925  
(x4)  
ROLLER:REVERSE  
:DRIVEN

5.04583010N  
(x3)  
HEXAGON HEAD T  
APPING SCREW:3  
X10

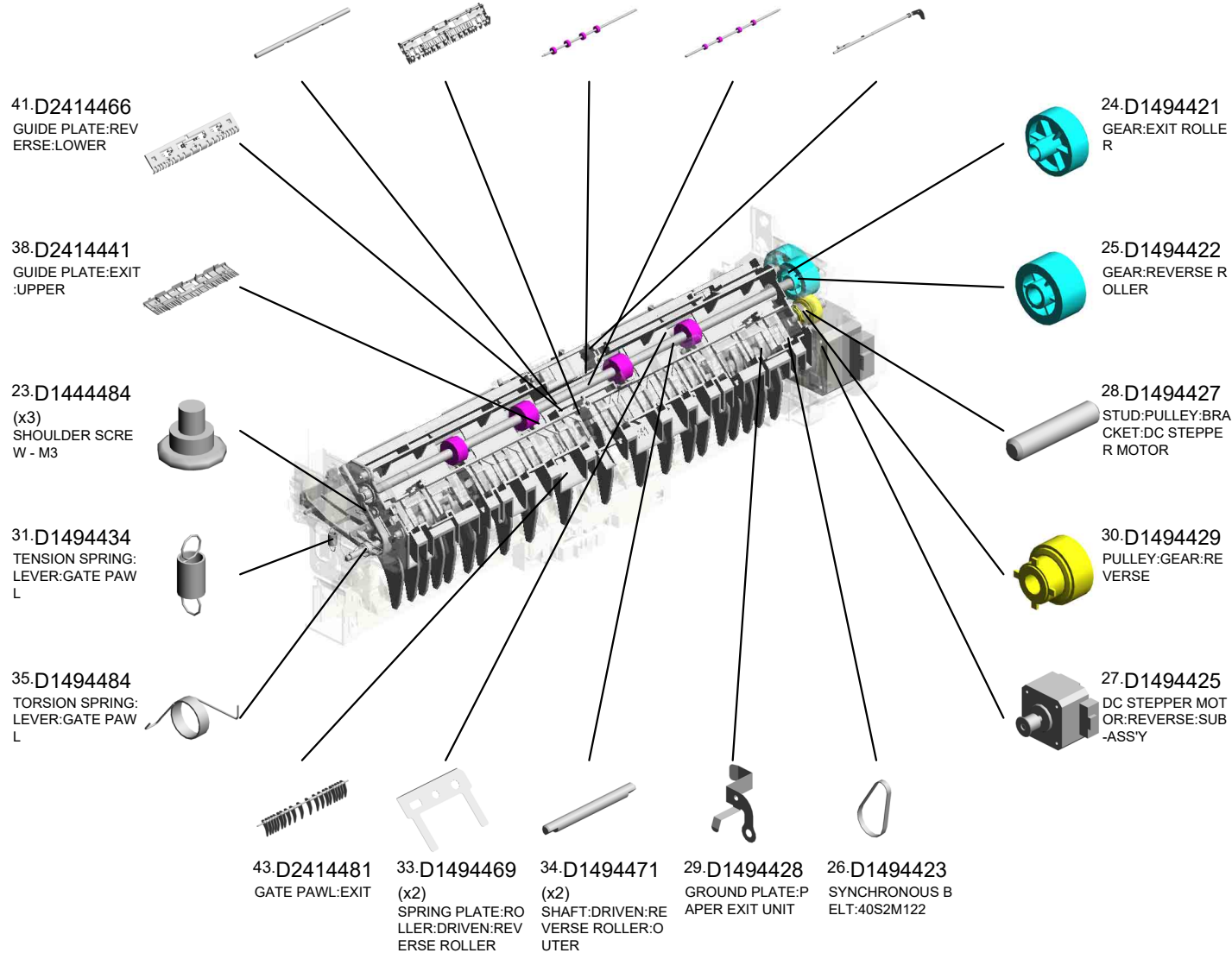
U001	U002	U003	U004	U005	U006	U007	U008	U009	U010	U011	U012	U013	U014	U015	U016	U017	U018
------	------	------	------	------	------	------	------	------	------	------	------	------	------	------	------	------	------

U012\_S001  
PAPER EXIT UNIT:ASS'Y

- 32.D1494468 SHAFT:DRIVEN:REVERSE ROLLER
- 40.D2414461 GUIDE PLATE:REVERSE:UPPER
- 42.D2414476 EXIT ROLLER
- 36.D2024477 REVERSE ROLLER
- 39.D2414448 SHAFT:FEELER:OVERFLOW



37.D2414406  
[A]  
PAPER EXIT UNIT:  
ASS'Y  
201908-03 O/O



U001	U002	U003	U004	U005	U006	U007	U008	U009	U010	U011	U012	U013	U014	U015	U016	U017	U018
------	------	------	------	------	------	------	------	------	------	------	------	------	------	------	------	------	------

U012\_S001  
PAPER EXIT UNIT:ASS'Y

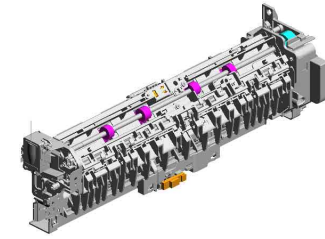
67.D2414981  
(x2)  
COIL SPRING:ROL  
LER:PRESSURE:EX  
IT

68.D2414992  
DISCHARGE BRUS  
H:EXIT

59.D2414955  
HOLDER:ROLLER:  
EXIT:PRESSURE:2  
TYPE

77.M0AJ4981  
DECAL:EXIT:GUID  
E PLATE:LOWER:  
MIDDLE

72.GW010007  
(x2)  
PHOTO REFLECTI  
ON SENSOR:EXIT



37.D2414406  
[A]  
PAPER EXIT UNIT:  
ASS'Y  
201908-03 O/O

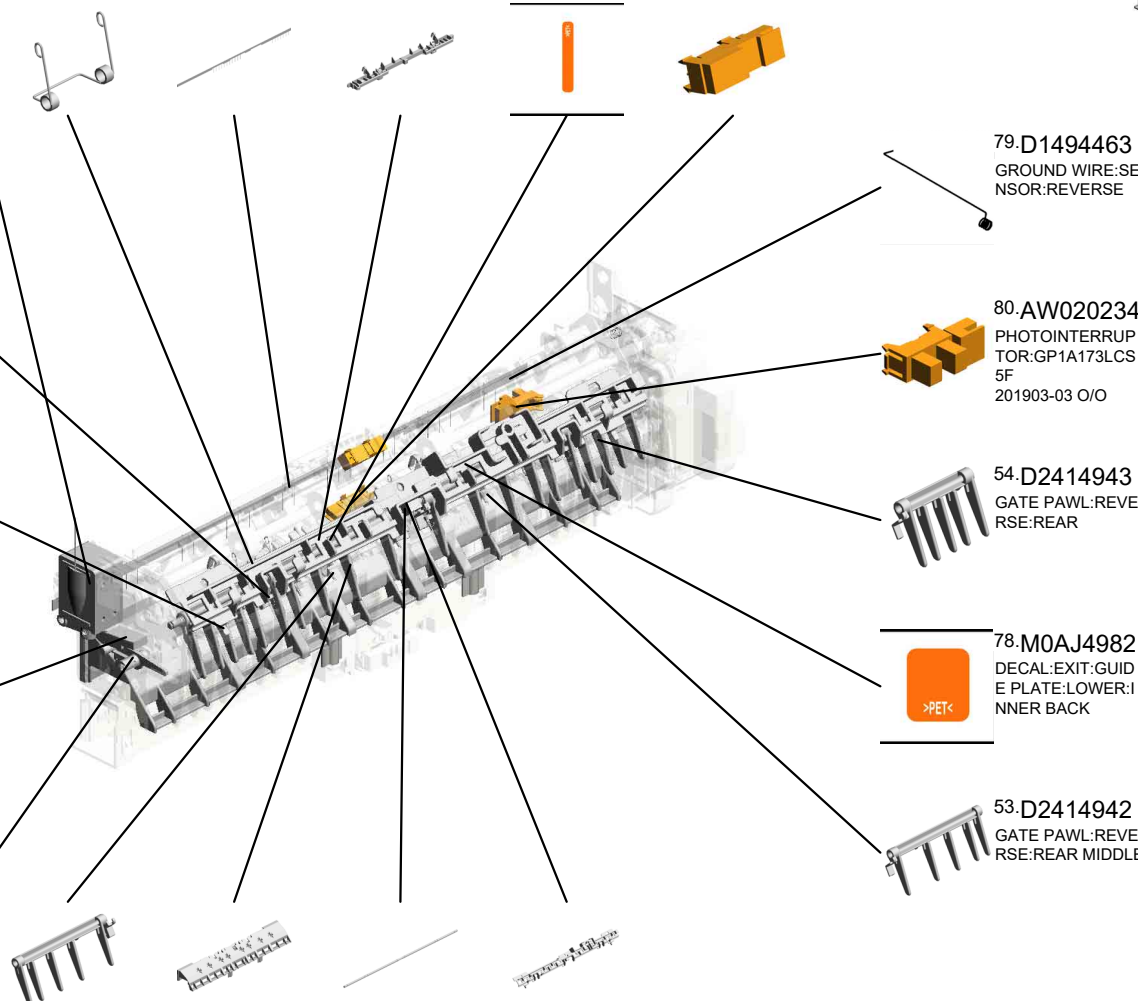
70.D2414996  
DC SOLENOID:ASS  
Y

50.D2414937  
(x4)  
TENSION SPRING:  
GATE:REVERSE

56.D2414947  
GATE PAWL:REVE  
RSE:FRONT

71.D2414998  
CUSHION:DC SOL  
ENOID:4MM

44.D2414483  
LEVER:GATE PAW  
L



79.D1494463  
GROUND WIRE:SE  
NSOR:REVERSE

80.AW020234  
PHOTOINTERRUP  
TOR:GP1A173LCS  
5F  
201903-03 O/O

54.D2414943  
GATE PAWL:REVE  
RSE:REAR

78.M0AJ4982  
DECAL:EXIT:GUID  
E PLATE:LOWER:  
INNER BACK

53.D2414942  
GATE PAWL:REVE  
RSE:REAR MIDDLE

52.D2414941  
GATE PAWL:REVE  
RSE:FRONT MIDDLE

69.D2414994  
GUIDE PLATE:EXIT  
:LOWER

55.D2414946  
SHAFT:GATE PAW  
L:REVERSE

57.D2414948  
GUIDE:HARNES:  
REVERSE





D2414404  
[A]  
PAPER EXIT UNIT:  
ASS'Y  
201908-03 O/O

U012\_S001\_S001

ROLLER:EXIT:PRESSURE:2TYPE:ASS'Y

6.07200020G  
(x4)  
RETAINING RING -  
M2

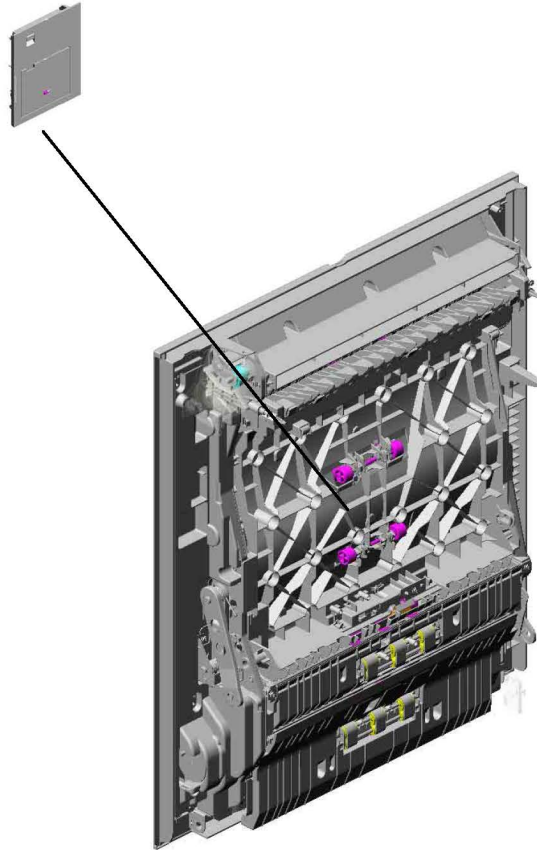


58.D2414950  
ROLLER:EXIT:PRE  
SSURE:2TYPE:ASS  
'Y

U001	U002	U003	U004	U005	U006	U007	U008	U009	U010	U011	U012	U013	U014	U015	U016	U017	U018
------	------	------	------	------	------	------	------	------	------	------	------	------	------	------	------	------	------

# U013.DUPLEX

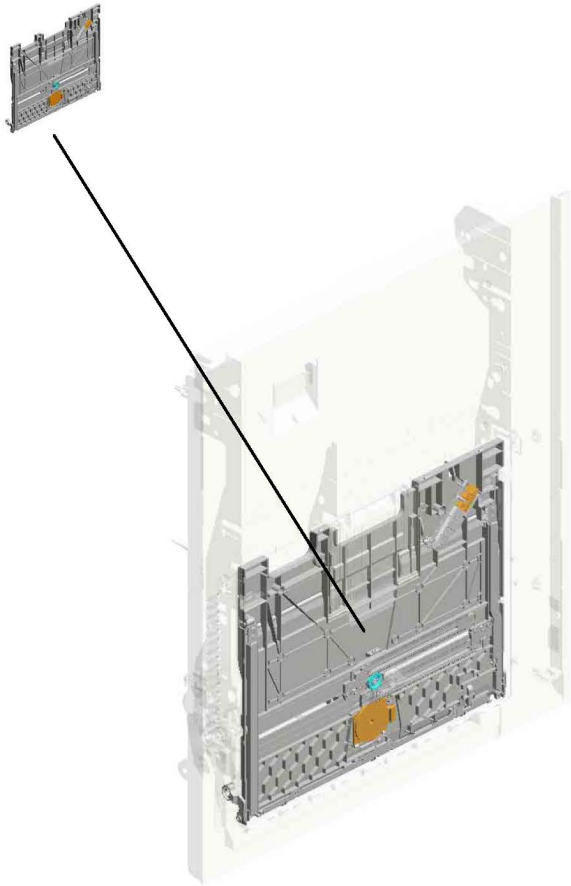
U013\_S001  
D2414519  
DUPLEX UNIT:ASSY



U001	U002	U003	U004	U005	U006	U007	U008	U009	U010	U011	U012	U013	U014	U015	U016	U017	U018
------	------	------	------	------	------	------	------	------	------	------	------	------	------	------	------	------	------

# U013\_S001.DUPLEX UNIT:ASS'Y

U013\_S001\_S001  
D2412627  
MANUAL FEED TABLE:ASS'Y

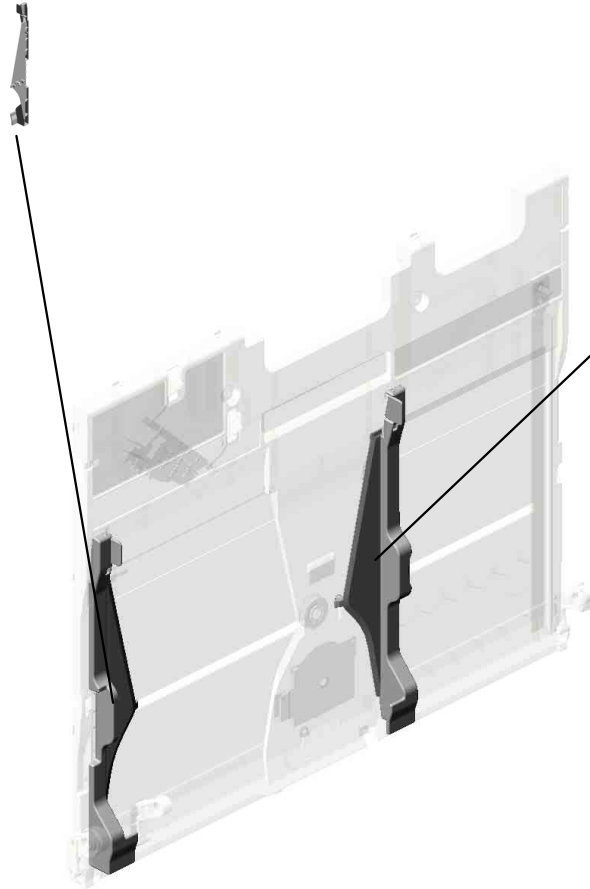


U001	U002	U003	U004	U005	U006	U007	U008	U009	U010	U011	U012	U013	U014	U015	U016	U017	U018
------	------	------	------	------	------	------	------	------	------	------	------	------	------	------	------	------	------



# U013\_S001\_S001.MANUAL FEED TABLE:ASS'Y

U013 S001 S001 S002  
D2412691  
SIDE FENCE:REAR:ASS'Y



U013 S001 S001 S001  
D2412690  
SIDE FENCE:FRONT:ASS'Y

U001	U002	U003	U004	U005	U006	U007	U008	U009	U010	U011	U012	U013	U014	U015	U016	U017	U018
------	------	------	------	------	------	------	------	------	------	------	------	------	------	------	------	------	------

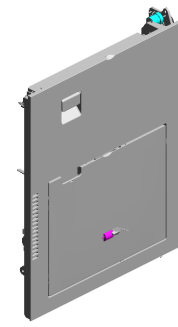
# U013 DUPLEX

6.04583008N (x3)  
HEXAGON HEAD TAPPING SCREW:3 X8

174.D2414755  
GEAR:OUTPUT:DU  
PLEX:ENTRANCE

4.04543006Q (x3)  
TAPPING SCREW - M3X6

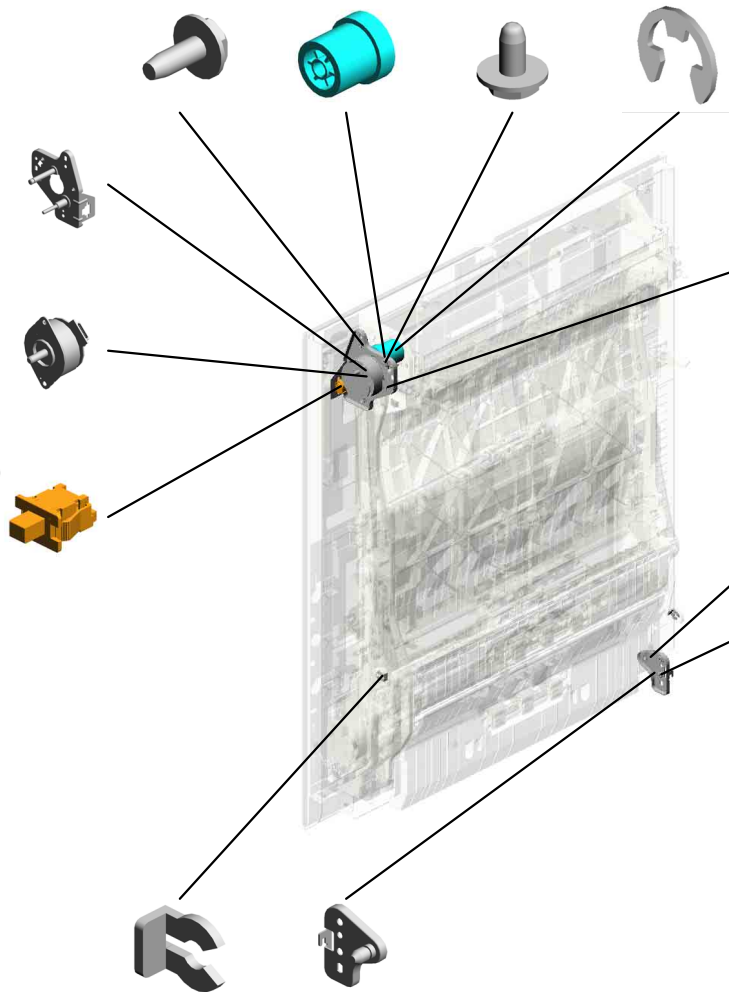
10.07200040E  
RETAINING RING - M4



173.D2414750  
BRACKET:MOTOR:  
DUPLEX

41.AX060464  
DC MOTOR:ENCO  
DER:NO:10W:GEA  
R:BRUSHLESS

197.AW500049  
PUSH SWITCH:SW  
1AG-550  
201811-01 O/O



2.03603006N(x 1)  
SCREW - M3X6

185.D2414757  
SPACER:DC MOTO  
R:DUPLEX  
201609-02

18.52152621  
SNAP RING - M6

3.04513006N  
(x2)  
TAPPING SCREW - 3X6

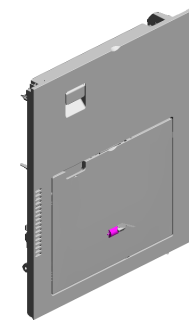
19.54472681  
(x2)  
SNAP RING

98.D1494755  
BRACKET:HINGE:D  
UPLEX:FRONT

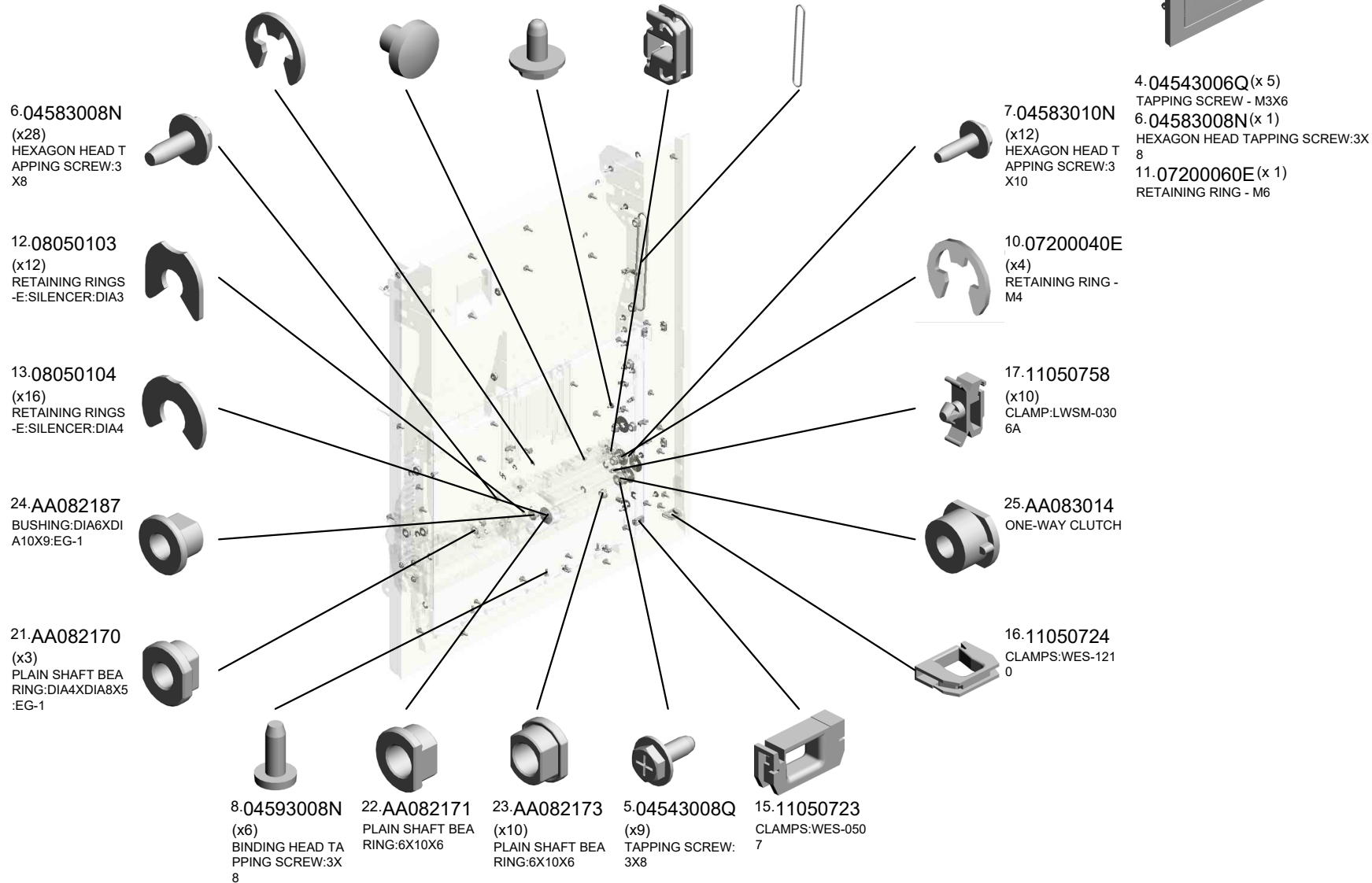
U001	U002	U003	U004	U005	U006	U007	U008	U009	U010	U011	U012	U013	U014	U015	U016	U017	U018
------	------	------	------	------	------	------	------	------	------	------	------	------	------	------	------	------	------

U013\_S001  
 DUPLEX UNIT:ASS'Y

- 9.07200030E (x4) RETAINING RING - M3
- 1.03530030N (x2) SCREW:M3X3
- 4.04543006Q (x6) TAPPING SCREW - M3X6
- 14.11050692 (x5) CLAMP:LES-0503
- 20.AA043980 TIMING BELT:30S2 M300



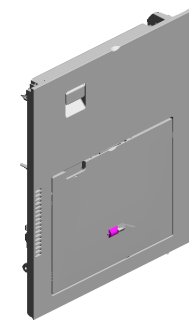
207.D2414519  
 [A]  
 DUPLEX UNIT:ASS'  
 Y  
 201904-01 O/O



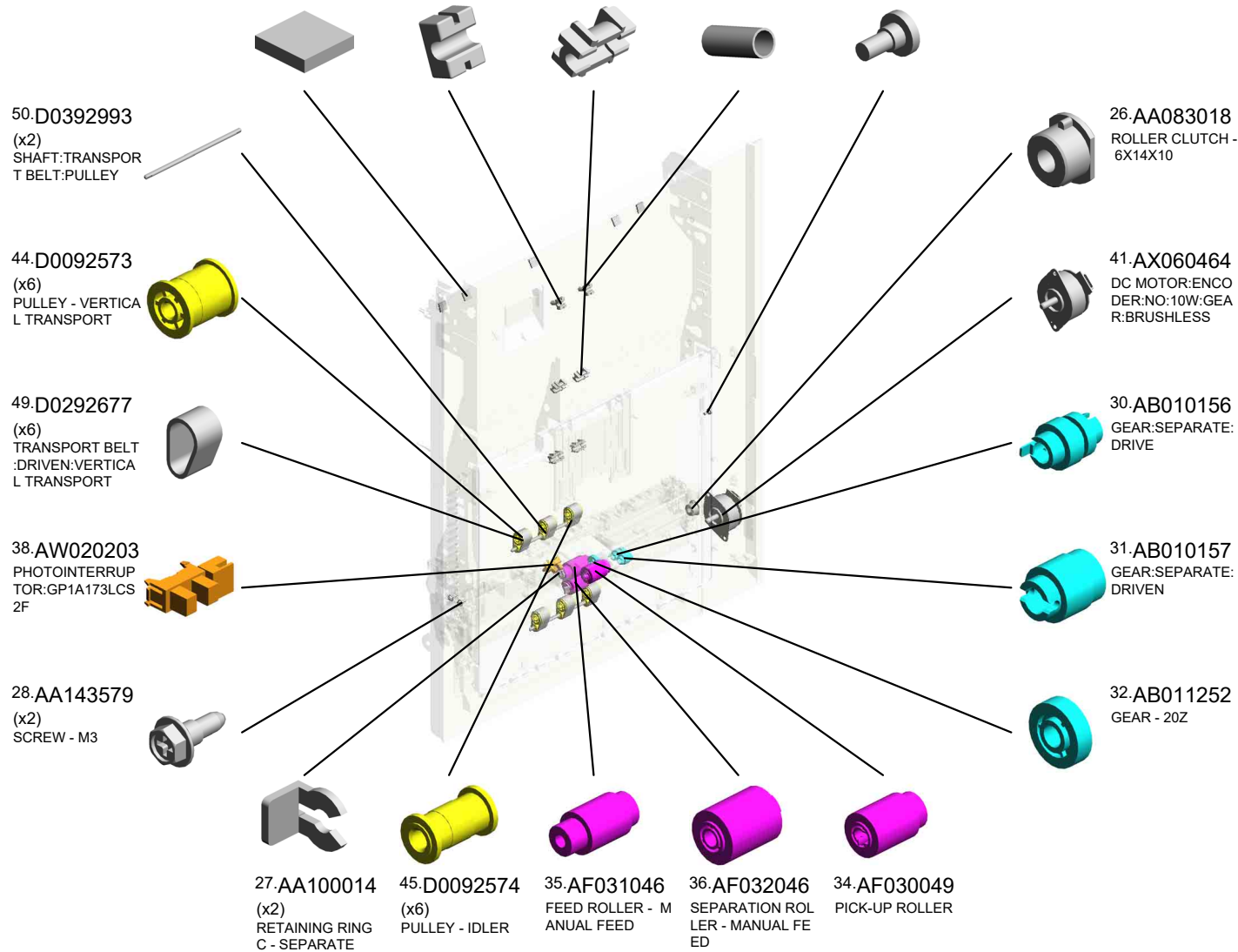
U001	U002	U003	U004	U005	U006	U007	U008	U009	U010	U011	U012	U013	U014	U015	U016	U017	U018
------	------	------	------	------	------	------	------	------	------	------	------	------	------	------	------	------	------

U013\_S001  
 DUPLEX UNIT:ASS'Y

- 46.D0094455 (x5) CUSHION - DC SOLENOID
- 47.D0094485 (x2) BUSHING - GATE
- 43.B2234552 (x4) BUSHING:DIA4
- 48.D0094487 (x2) COMPRESSION SPRING - GATE
- 29.AA143807 SCREW:A

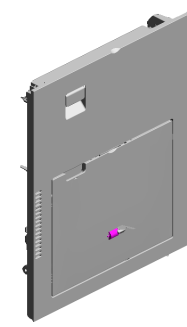


207.D2414519  
 [A]  
 DUPLEX UNIT:ASS'Y  
 Y  
 201904-01 O/O



U001	U002	U003	U004	U005	U006	U007	U008	U009	U010	U011	U012	U013	U014	U015	U016	U017	U018
------	------	------	------	------	------	------	------	------	------	------	------	------	------	------	------	------	------

U013\_S001  
 DUPLEX UNIT:ASS'Y



207.D2414519  
 [A]  
 DUPLEX UNIT:ASS'  
 Y  
 201904-01 O/O

- 51.D0394525 (x2) COMPRESSION SPRING:SHAFT:GUIDE PLATE:EXIT
- 53.D0394597 (x4) TENSION SPRING:DRIVEN ROLLER
- 61.D1492613 SHAFT:GRIP:DRIVEN
- 58.D1492557 GUIDE:REGISTRATION:ENTRANCE:REAR
- 57.D1484690 TORSION SPRING:LINK

59.D1492558  
 GUIDE:REGISTRATION:ENTRANCE:FRONT

52.D0394529  
 STOPPER:GUIDE PLATE:ROLLER:DRIVEN

55.D1444489  
 (x4)  
 STOPPER:DRIVEN ROLLER

62.D1492614  
 (x2)  
 TENSION SPRING:GRIP:PRESSURE

60.D1492612  
 (x3)  
 ROLLER:GRIP:DRIVEN

69.D1492655  
 FEELER:PAPER END SENSOR

70.D1492656  
 TORSION SPRING:PAPER END SENSOR

71.D1492658  
 COVER:PAPER FEED ROLLER

54.D1292783  
 TORQUE LIMITER MECHANICAL CLUTCH:40MM:DI18

67.D1492639  
 SHAFT:PAPER STOPPER

72.D1492686  
 WIRE:MANUAL FEED TABLE:TC075

65.D1492635  
 TRANSPORT ROLLER:MANUAL FEED

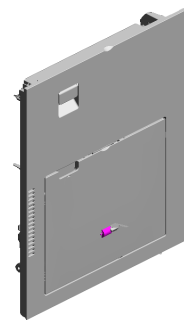
64.D1492633  
 SHAFT:FEED:MANUAL FEED

68.D1492642  
 SHAFT:LINK:PAPER STOPPER

66.D0BQ2638  
 LINK:PAPER STOPPER:MANUAL FEED  
 201904-15 X/X

U001	U002	U003	U004	U005	U006	U007	U008	U009	U010	U011	U012	U013	U014	U015	U016	U017	U018
------	------	------	------	------	------	------	------	------	------	------	------	------	------	------	------	------	------

U013\_S001  
 DUPLEX UNIT:ASS'Y



207.D2414519  
 [A]  
 DUPLEX UNIT:ASS'  
 Y  
 201904-01 O/O

78.D2414643 (x2) TRANSPORT ROLL ER:ENTRANCE 201608-01 X/O  
 82.D1494653 TENSION SPRING: SWIVEL  
 85.D1494657 HOOK:STOPPER:D UPLEX UNIT:REAR  
 81.D1494647 SYNCHRONOUS B ELT:30S2M212  
 99.D2414766 (x2) TRANSPORT ROLL ER:EXIT:DIA8 201608-02 X/O

86.D1494658 COIL SPRING:LEVER:DUPLEX

84.D1494656 HOOK:STOPPER:D UPLEX UNIT:FRONT

92.D1494715 DECAL:GRIP:Z



76.D1492694 (x2) COMPRESSION SPRING:STOPPER:MANUAL FEED TABLE

80.D1494646 SYNCHRONOUS B ELT:30S2M262

90.D1494695 LINK:FRONT

99.D2414766 TRANSPORT ROLL ER:EXIT:DIA8 201608-04 X/O

79.D1494645 SYNCHRONOUS B ELT:30S2M118

74.D1492692 ARM:MANUAL FEED:FRONT UPPER

87.D1494672 (x4) COMPRESSION SPRING:DRIVEN

75.D1492693 (x2) STOPPER:MANUAL FEED TABLE

77.D1494638 GUIDE:WIRE

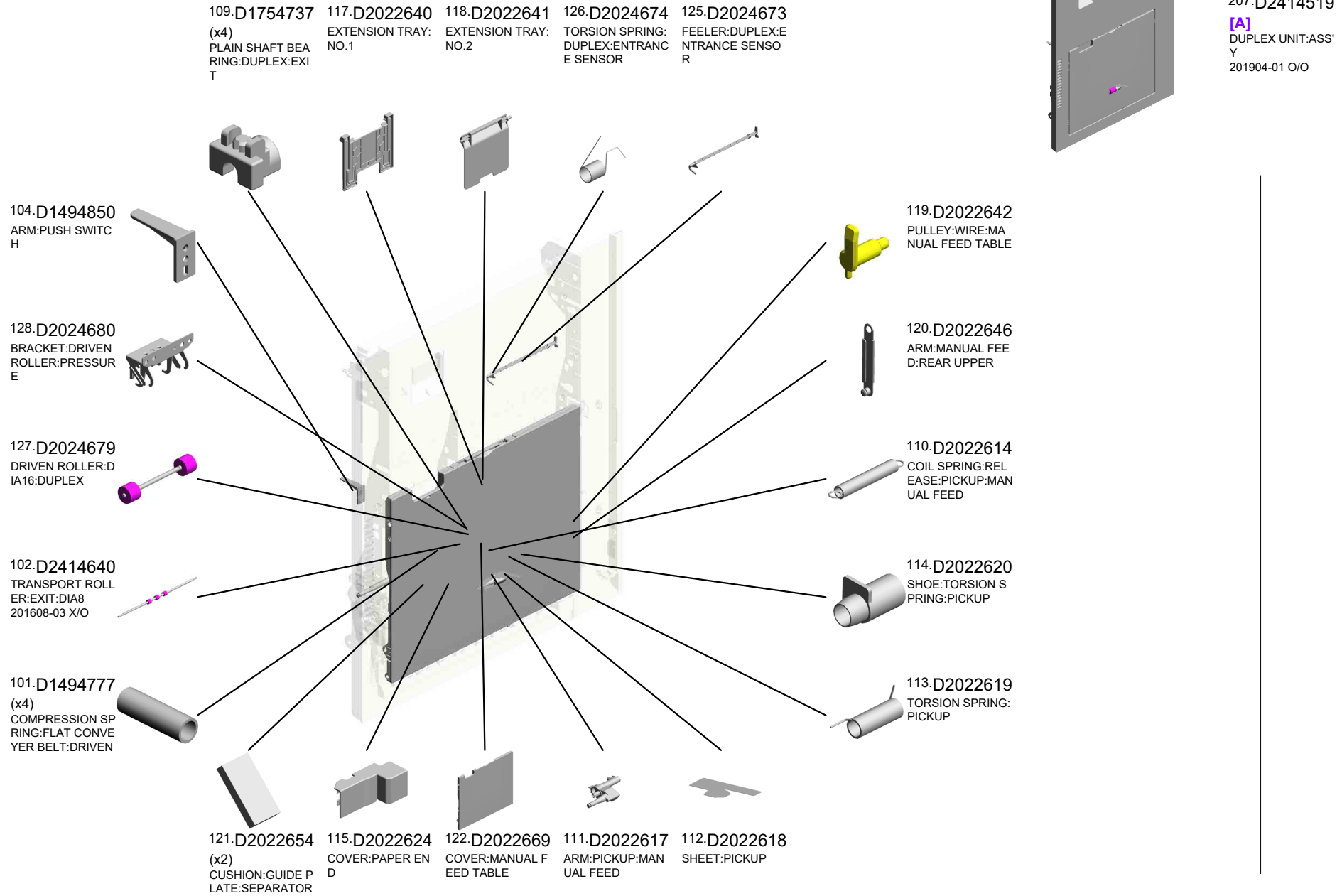
73.D1492688 TENSION SPRING: WIRE

89.D1494688 LINK:DUPLEX:MAIN

88.D1494675 COVER:PUSH SWITCH

U001	U002	U003	U004	U005	U006	U007	U008	U009	U010	U011	U012	U013	U014	U015	U016	U017	U018
------	------	------	------	------	------	------	------	------	------	------	------	------	------	------	------	------	------

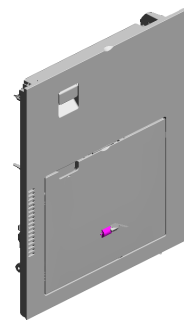
U013\_S001  
 DUPLEX UNIT:ASS'Y



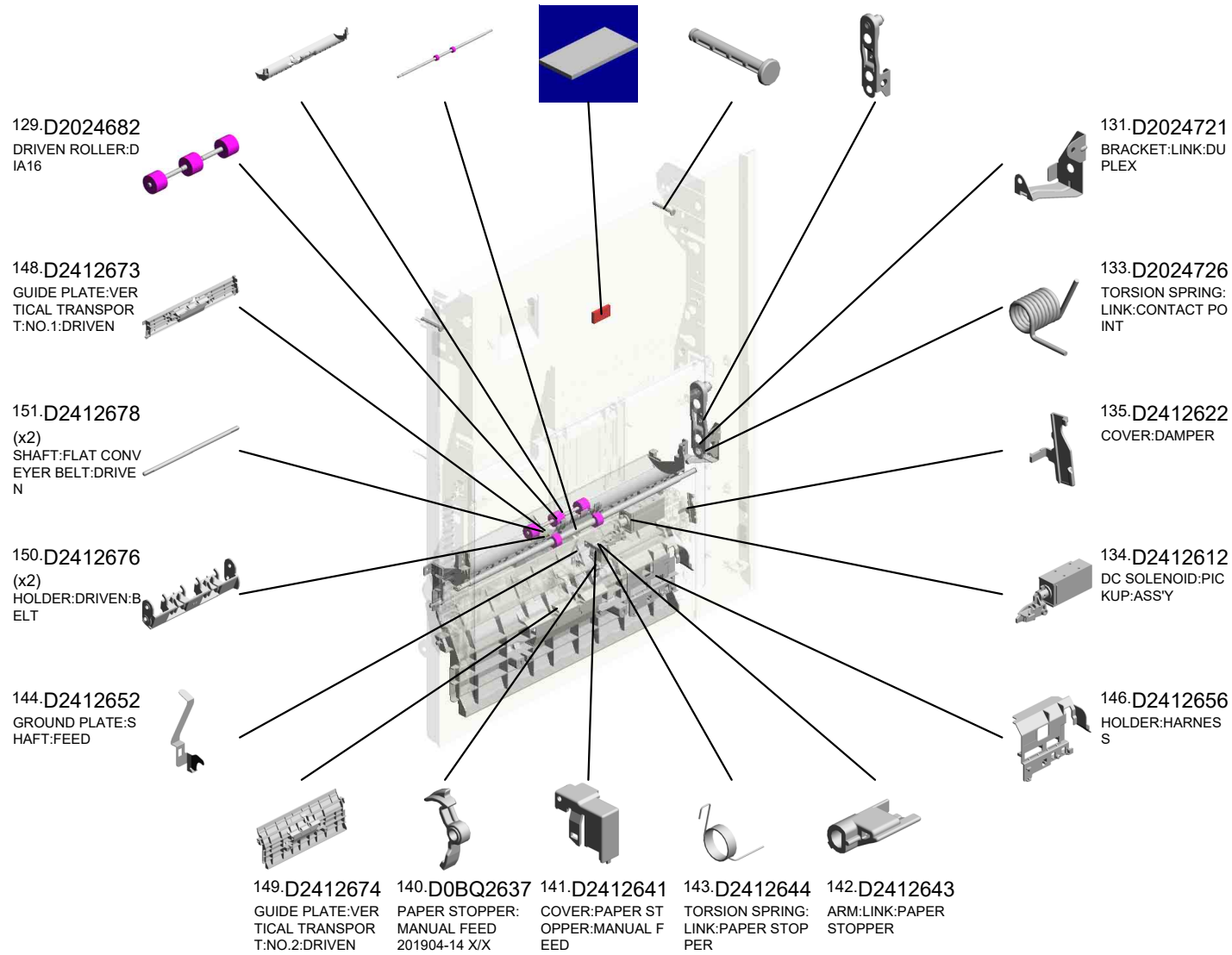
U001	U002	U003	U004	U005	U006	U007	U008	U009	U010	U011	U012	<b>U013</b>	U014	U015	U016	U017	U018
------	------	------	------	------	------	------	------	------	------	------	------	-------------	------	------	------	------	------

U013\_S001  
 DUPLEX UNIT:ASS'Y

- 156.D2414628 GUIDE PLATE:DUPLEX:EXIT
- 155.D2414617 TRANSPORT ROLLER:DUPLEX:2:DI A8
- 157.D2414635 SHEET:CUSHION
- 130.D2024692 (x2) SHAFT:PRESSURE :GUIDE PLATE:UPPER
- 132.D2024722 LINK:DUPLEX



- 207.D2414519 [A] DUPLEX UNIT:ASS'Y  
 201904-01 O/O

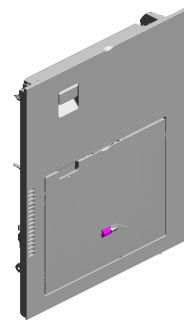


U001	U002	U003	U004	U005	U006	U007	U008	U009	U010	U011	U012	U013	U014	U015	U016	U017	U018
------	------	------	------	------	------	------	------	------	------	------	------	------	------	------	------	------	------



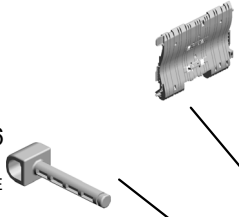
U013\_S001  
 DUPLEX UNIT:ASS'Y

162.D2414673 GUIDE PLATE:DRIVEN  
 161.D2414660 GUIDE PLATE:UPPER:RIGHT:DUPLEX  
 176.D2414762 DRIVEN ROLLER:DIAM18  
 177.D2414763 GUIDE:HARNESS:ENTRANCE SENSOR:DUPLEX  
 160.D2414652 GEAR:PULLEY:SWIVEL



207.D2414519  
 [A]  
 DUPLEX UNIT:ASS'Y  
 201904-01 O/O

163.D2414676  
 (x2)  
 LEVER:PRESSURE  
 :DUPLEX



164.D2414677  
 (x2)  
 COMPRESSION SPRING:EXIT:UPPER



175.D2414761  
 (x2)  
 DRIVEN ROLLER:DIAM16



158.D2414642  
 TRANSPORT ROLLER:DUPLEX:1



167.D2414693  
 INNER COVER:FRONT:DUPLEX



178.D2414765  
 (x2)  
 PULLEY:T26



179.D2414921  
 COVER:GUIDE PLATE:DRIVEN



180.D2414923  
 STAY:CONTACT POINT:DUPLEX



170.D2414708  
 GEAR:SEPARATOR:MANUAL FEED:DRIVE



165.D2414684  
 GEAR:OUTPUT



168.D2414694  
 CAP:BELT:DUPLEX



166.D2414692  
 INNER COVER:REAR:DUPLEX



172.D2414710  
 GEAR:IDLER



171.D2414709  
 GEAR:TRANSPORT ROLLER:MANUAL FEED



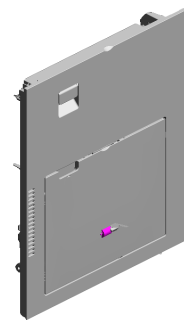
169.D2414707  
 GEAR:FEED:MANUAL FEED:DRIVE



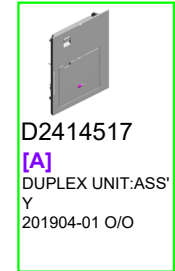
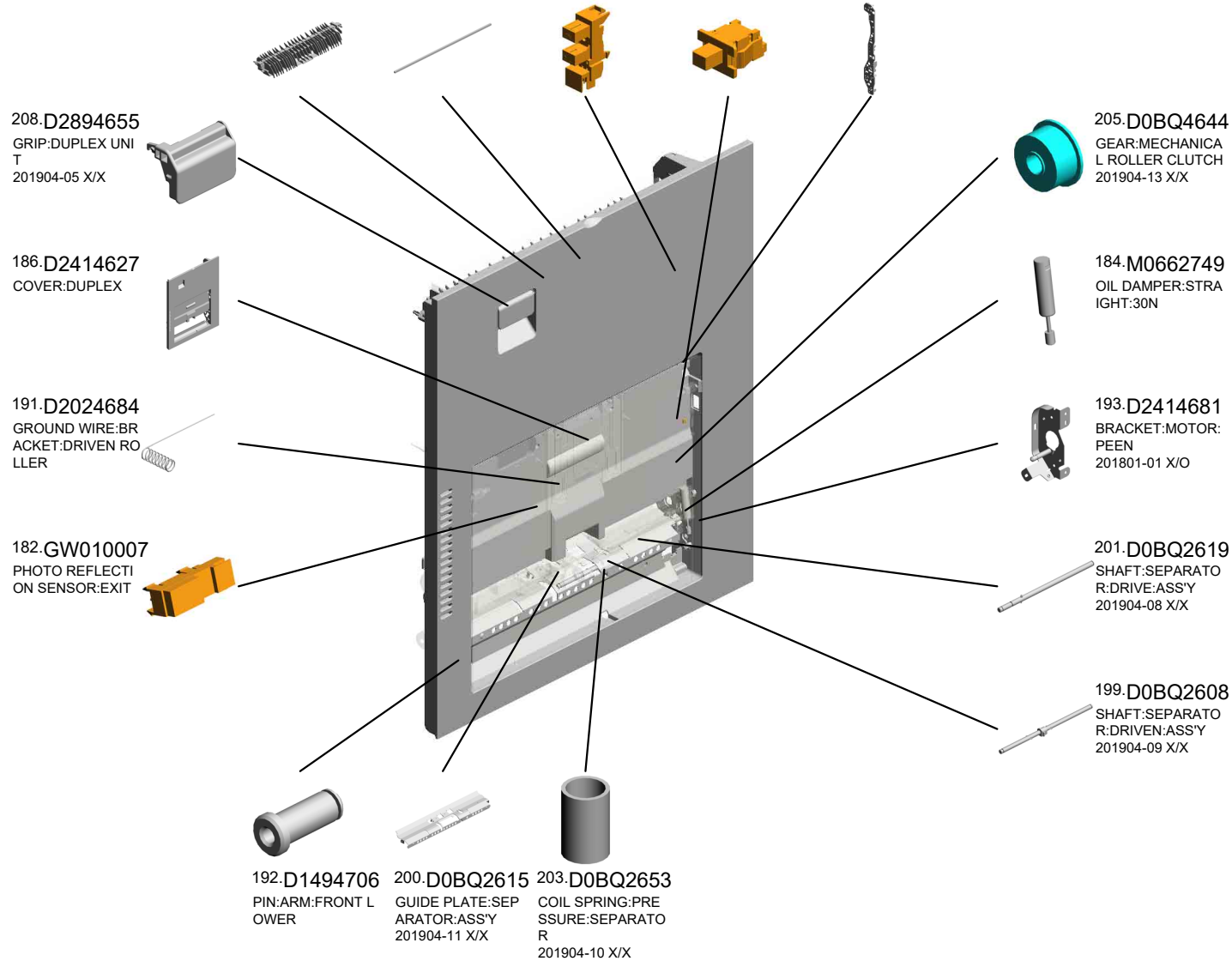
U001	U002	U003	U004	U005	U006	U007	U008	U009	U010	U011	U012	U013	U014	U015	U016	U017	U018
------	------	------	------	------	------	------	------	------	------	------	------	------	------	------	------	------	------

U013\_S001  
 DUPLEX UNIT:ASS'Y

- 181.D2414995 GUIDE PLATE:UPPER
- 206.D0BQ4654 SHAFT:LEVER:LOCK
- 198.GW020024 PHOTOINTERRUPTOR:LG2A24BL1:GF
- 197.AW500049 PUSH SWITCH:SW1AG-550
- 204.D0BQ4631 SIDE PLATE:REAR:DUPLEX:PEEN



- 207.D2414519 [A] DUPLEX UNIT:ASS'Y

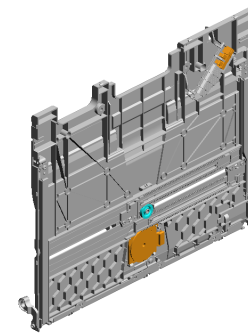


- D2414517 [A] DUPLEX UNIT:ASS'Y

U001	U002	U003	U004	U005	U006	U007	U008	U009	U010	U011	U012	U013	U014	U015	U016	U017	U018
------	------	------	------	------	------	------	------	------	------	------	------	------	------	------	------	------	------

# U013\_S001\_S001 MANUAL FEED TABLE:ASS'Y

- 153.D2412685 DECAL:PAPER SET DIRECTION:MANUAL FEED
- 116.D2022638 FEELER:PAPER SIZE SENSOR:MANUAL FEED
- 123.D2022676 DECAL:SCALE:MANUAL FEED:MIDDLE
- 147.D2412663 DECAL:SCALE:MANUAL FEED:FRONT
- 42.B2231099 (x2) FLAT SCREW



136.D2412627  
MANUAL FEED TABLE:ASS'Y

38.AW020203  
PHOTOINTERRUPTOR:GP1A173LCS 2F



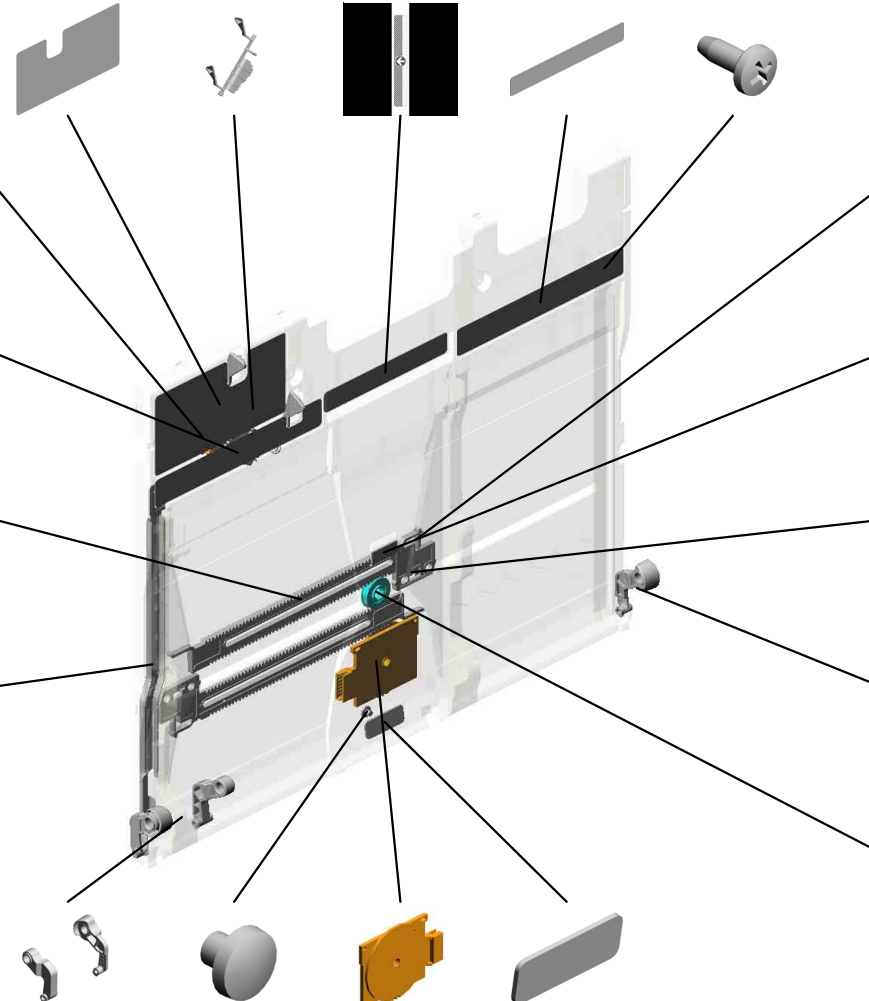
124.D2022677  
DECAL:SCALE:MANUAL FEED:REAR



139.D2412634  
(x2)  
RACK:MANUAL FEED



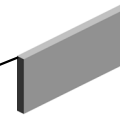
152.D2412682  
STAY:REAR:MANUAL FEED TABLE



97.D1494731  
(x2)  
COMPRESSION SPRING:RACK:MANUAL FEED



183.M0662743  
FRICTION PAD:MANUAL FEED TABLE:18X7.5



190.D2414899  
(x2)  
SHEET:RACK:MANUAL FEED 201707-03



105.D1494883  
ARM:MANUAL FEED:FRONT LOWER



107.D1502666  
GEAR:SIDE FENCE:MANUAL FEED TABLE



106.D1494884  
ARM:MANUAL FEED:REAR LOWER



1.03530030N  
SCREW:M3X3



39.AW500039  
ROTARY SWITCH: PAPER SIZE SENSOR: CW




33.AF013016  
BOTTOM PLATE PAD



U001	U002	U003	U004	U005	U006	U007	U008	U009	U010	U011	U012	U013	U014	U015	U016	U017	U018
------	------	------	------	------	------	------	------	------	------	------	------	------	------	------	------	------	------

U013\_S001\_S001\_S001  
SIDE FENCE:FRONT:ASS'Y

93.D1494717  
PLATE:SIDE FENC  
E:FRONT



94.D1494718  
TORSION SPRING:  
SIDE FENCE:FRON  
T



188.D2412690  
[A]  
SIDE FENCE:FRON  
T:ASS'Y  
201706-05 O/O



D2412630  
[A]  
SIDE FENCE:FRON  
T:ASS'Y  
201706-05 O/O


U001	U002	U003	U004	U005	U006	U007	U008	U009	U010	U011	U012	U013	U014	U015	U016	U017	U018
------	------	------	------	------	------	------	------	------	------	------	------	------	------	------	------	------	------

U013\_S001\_S001\_S002  
SIDE FENCE:REAR:ASS'Y

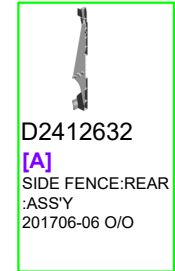
95.D1494720 96.D1494721  
PLATE:SIDE FENC TORSION SPRING:  
E:REAR SIDE FENCE:REAR



189.D2412691  
[A]  
SIDE FENCE:REAR  
:ASS'Y  
201706-06 O/O



91.D1494711  
DECAL:SIDE FENC  
E:MANUAL FEED



D2412632  
[A]  
SIDE FENCE:REAR  
:ASS'Y  
201706-06 O/O

U001	U002	U003	U004	U005	U006	U007	U008	U009	U010	U011	U012	U013	U014	U015	U016	U017	U018
------	------	------	------	------	------	------	------	------	------	------	------	------	------	------	------	------	------

# U014.MAIN DRIVE

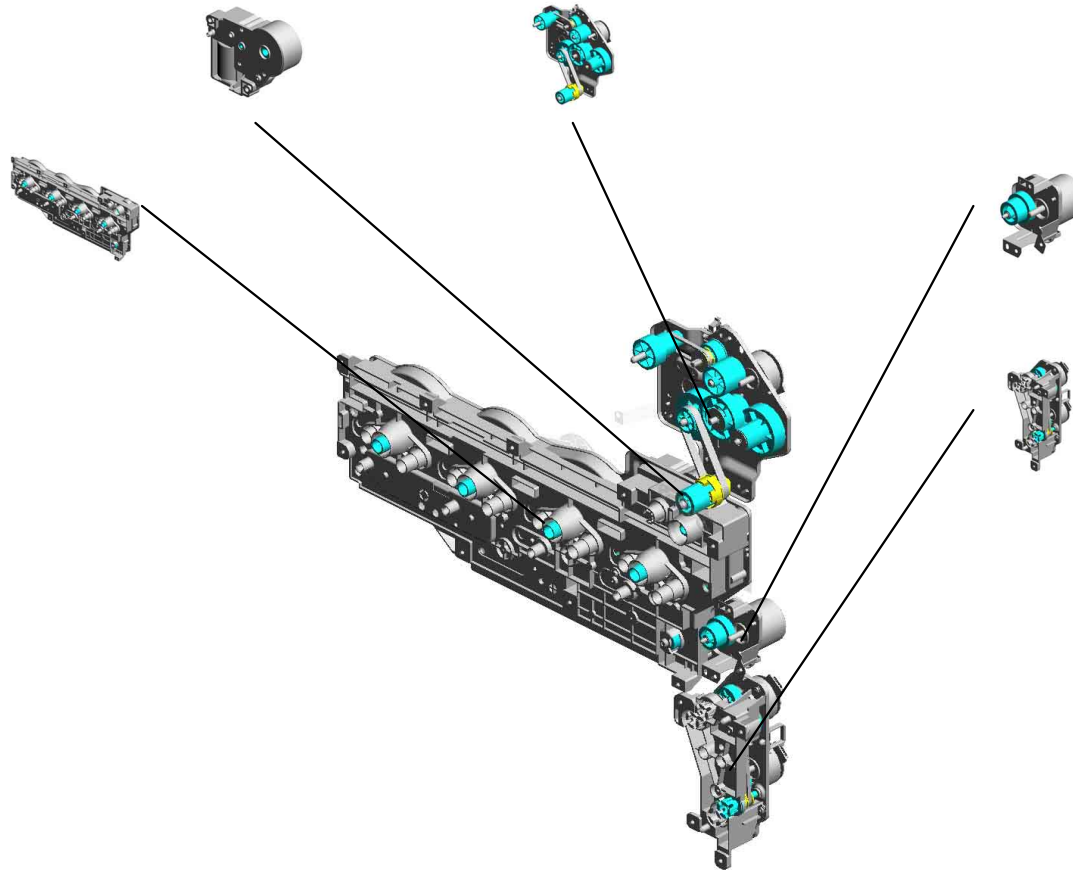
U014 S001  
D1491199  
DRIVE UNIT:ON-OFF:TRANS  
FER

U014 S005  
D2411357  
DRIVE UNIT:FUSING/PAPER  
EXIT UNIT:ASSY

U014 S003  
D2391117  
DRIVE UNIT:ENGINE:ASSY

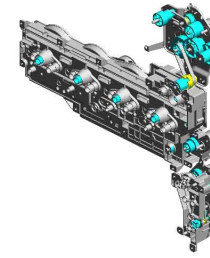
U014 S002  
D1491351  
DRIVE UNIT:REGISTRATION:  
ASS'Y

U014 S004  
D2411399  
DRIVE UNIT:PAPER FEED:AS  
S'Y



U001	U002	U003	U004	U005	U006	U007	U008	U009	U010	U011	U012	U013	U014	U015	U016	U017	U018
------	------	------	------	------	------	------	------	------	------	------	------	------	------	------	------	------	------

# U014 MAIN DRIVE

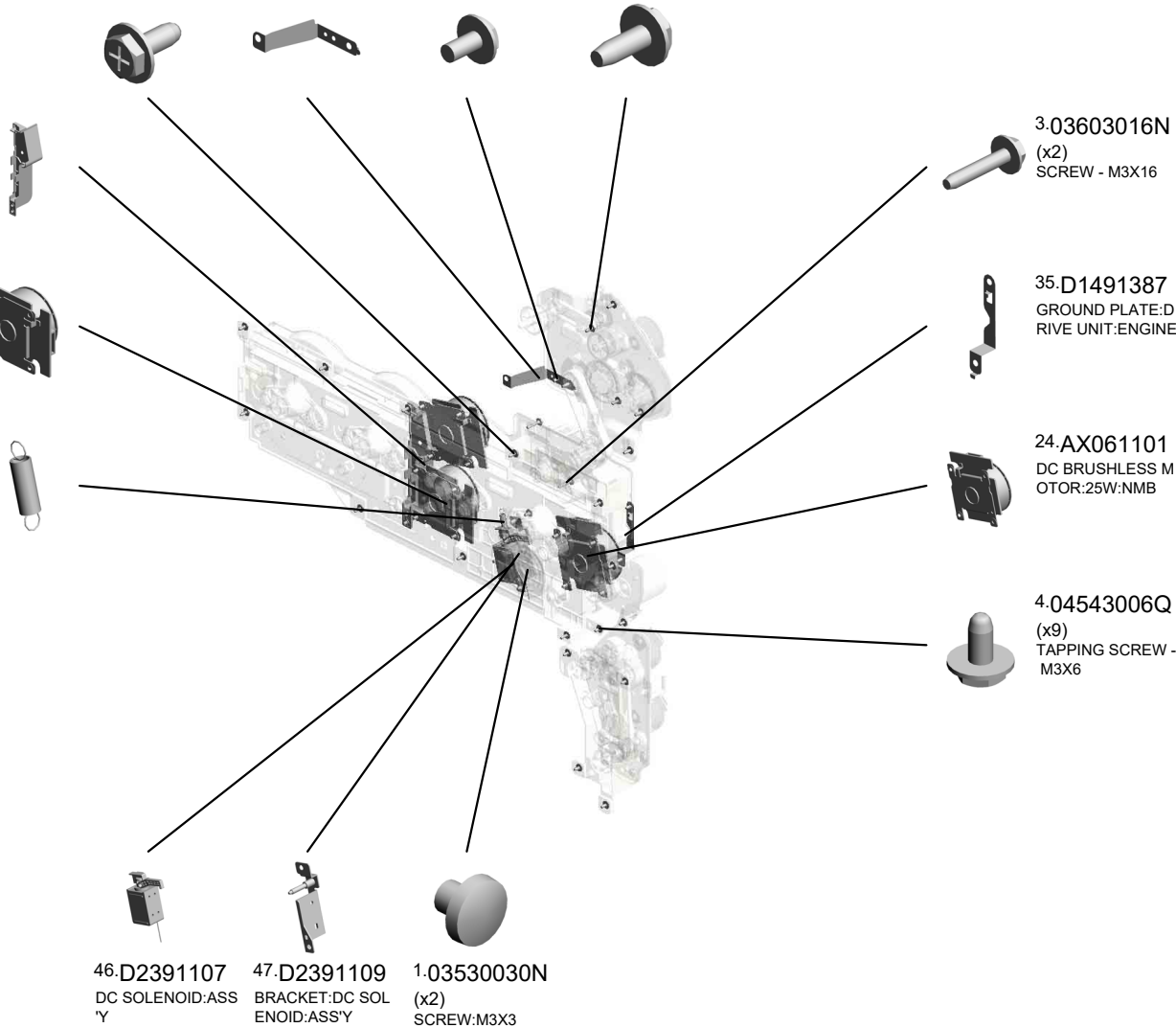


- 5.04543008Q (x9) TAPPING SCREW: 3X8
- 37.D1491394 GROUND PLATE:DRIVE UNIT:FUSING/PAPER EXIT UNIT (x18)
- 2.03603006N (x18) SCREW - M3X6
- 6.04583008N (x6) HEXAGON HEAD TAPPING SCREW:3X8

49.D2411113  
GUIDE:HARNES:RIGHT


23.AX061001  
(x2)  
DC BRUSHLESS MOTOR:40W:NMB

26.D1471177  
TENSION SPRING:ARM:MCPG



U001	U002	U003	U004	U005	U006	U007	U008	U009	U010	U011	U012	U014	U015	U016	U017	U018
------	------	------	------	------	------	------	------	------	------	------	------	------	------	------	------	------

U014\_S001  
DRIVE UNIT:ON-OFF:TRANSFER



31.D1491199  
DRIVE UNIT:ON-OFF  
F:TRANSFER


1.03530030N(x 2)  
SCREW:M3X3

U001	U002	U003	U004	U005	U006	U007	U008	U009	U010	U011	U012	U013	U014	U015	U016	U017	U018
------	------	------	------	------	------	------	------	------	------	------	------	------	------	------	------	------	------



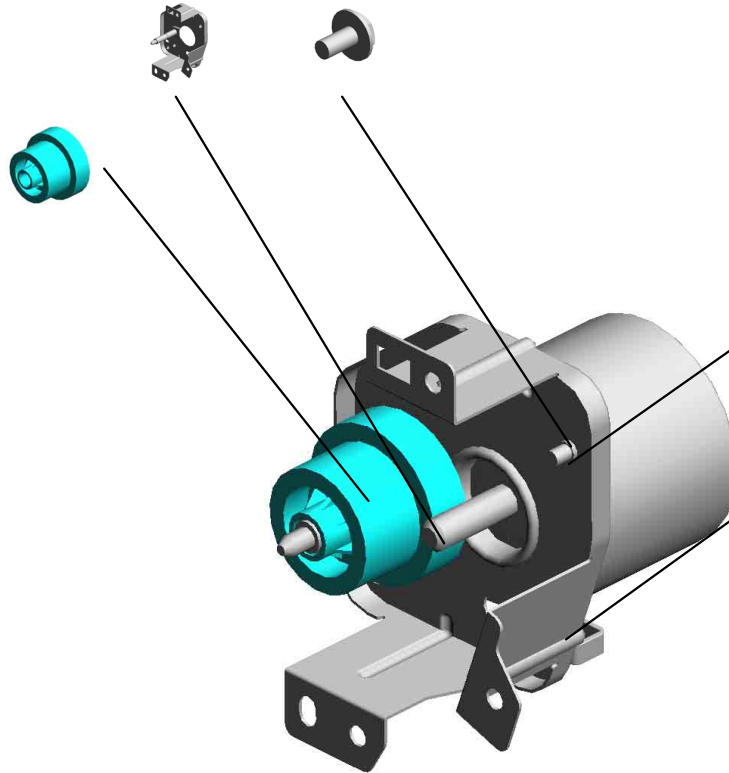
U014\_S002  
 DRIVE UNIT:REGISTRATION:ASS'Y

33.D1491352 2-03603006N  
 BRACKET:DRIVE U (x2)  
 NIT:REGISTRATIO SCREW - M3X6  
 N:ASS'Y



32.D1491351  
 DRIVE UNIT:REGIS  
 TRATION:ASS'Y

34.D1491355  
 GEAR:REGISTRATI  
 ON:NO.1



21.AX060435  
 DC MOTOR:GEAR:  
 10W:BRUSHLESS



14.11050759  
 CLAMP:LWSM-060  
 5A

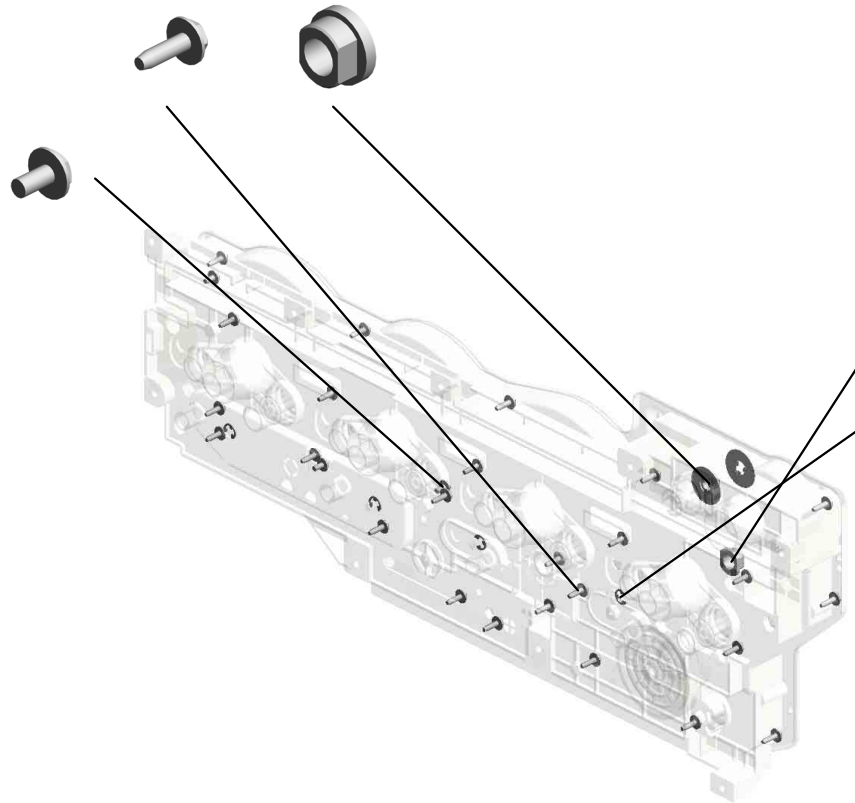


U001	U002	U003	U004	U005	U006	U007	U008	U009	U010	U011	U012	U013	U014	U015	U016	U017	U018
------	------	------	------	------	------	------	------	------	------	------	------	------	------	------	------	------	------

U014\_S003  
DRIVE UNIT:ENGINE:ASS'Y


7.04583010N 19.AA080346  
(x25) BUSHING:FLANGE  
HEXAGON HEAD TAPPING SCREW:3 TYPE:DIA6  
X10

2.03603006N  
(x3)  
SCREW - M3X6



20.AA082175  
PLAIN SHAFT BEARING:8X12X7

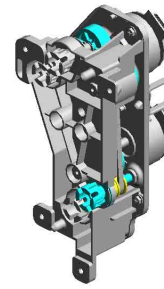
10.07200040E  
(x6)  
RETAINING RING - M4



48.D2391117  
DRIVE UNIT:ENGINE:ASS'Y

U001	U002	U003	U004	U005	U006	U007	U008	U009	U010	U011	U012	U013	U014	U015	U016	U017	U018
------	------	------	------	------	------	------	------	------	------	------	------	------	------	------	------	------	------

U014\_S004  
DRIVE UNIT:PAPER FEED:ASS'Y



53.D2411399  
DRIVE UNIT:PAPE  
R FEED:ASS'Y

12.08050104 (x2) RETAINING RINGS -E:SILENCER:DIA4  
43.D2021193 (x2) STUD:PAPER FEE D:GRIP:ASS'Y  
42.D2021191 GEAR:GRIP:NO.1  
9.06320100G PIN - 2X10MM  
30.D1491197 GEAR:IDLER:PAPE R FEED:GRIP:NO.1

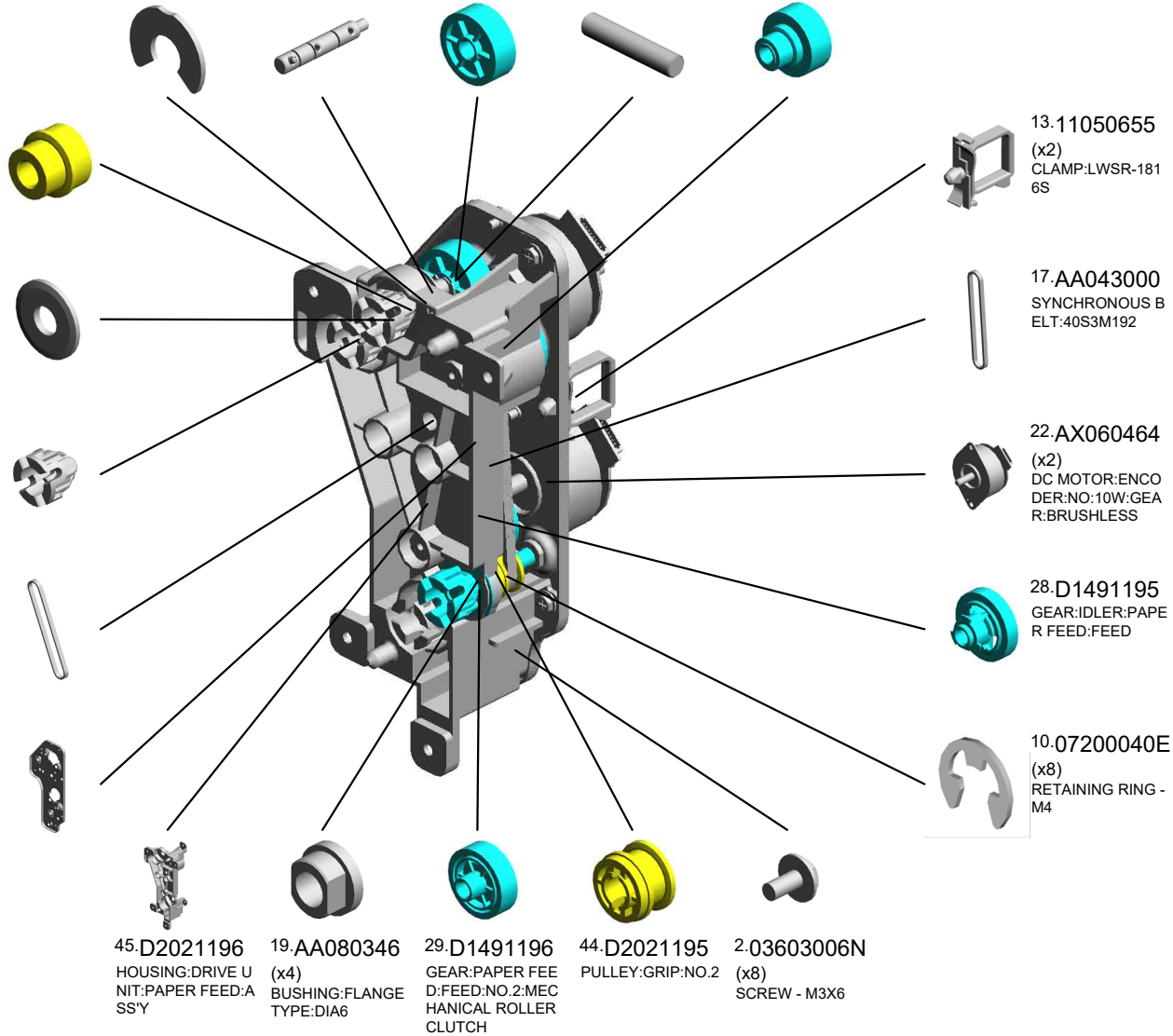
27.D1491194 PULLEY:PAPER FE ED:FEED:NO.1:ME CHANICAL ROLLE R CLUTCH

36.D1491392 FLANGE:PAPER F EED:FEED

40.D2021143 (x4) JOINT:DRIVE

18.AA043623 TIMING BELT - B40 S2M180

41.D2021152 BRACKET:DRIVE U NIT:PAPER FEED:A SS'Y



13.11050655 (x2) CLAMP:LWSR-181 6S

17.AA043000 SYNCHRONOUS B ELT:40S3M192

22.AX060464 (x2) DC MOTOR:ENCO DER:NO:10W:GEA R:BRUSHLESS

28.D1491195 GEAR:IDLER:PAPE R FEED:FEED

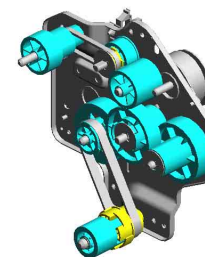
10.07200040E (x8) RETAINING RING - M4

45.D2021196 HOUSING:DRIVE U NIT:PAPER FEED:A SS'Y  
19.AA080346 (x4) BUSHING:FLANGE TYPE:DIA6  
29.D1491196 GEAR:PAPER FEE D:FEED:NO.2:MEC HANICAL ROLLER CLUTCH  
44.D2021195 PULLEY:GRIP:NO.2  
2.03603006N (x8) SCREW - M3X6

U014\_S005

DRIVE UNIT:FUSING/PAPER EXIT UNIT:ASS'Y

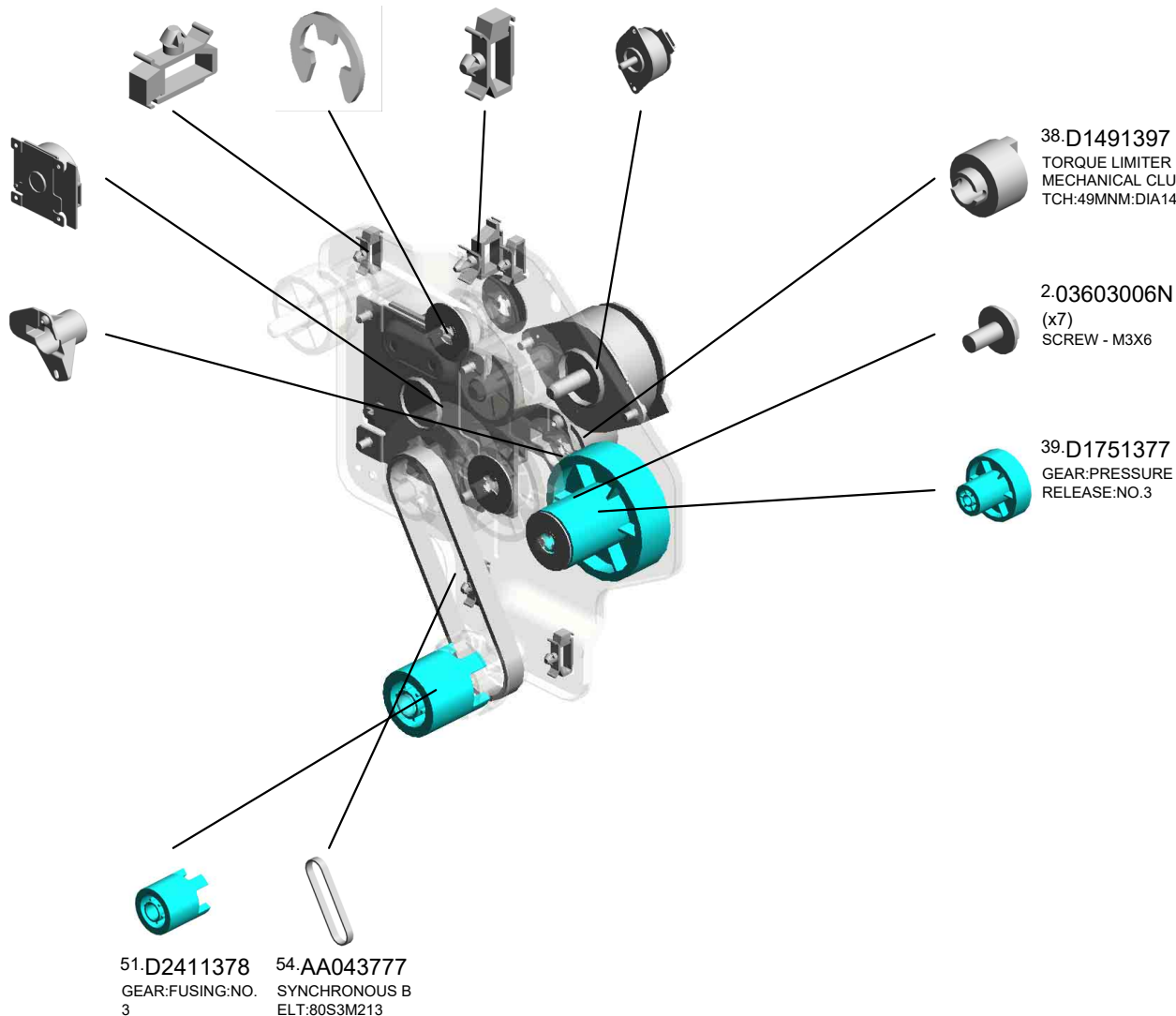
- 15.11050760 (x5) CLAMP:LWSM-0511A
- 10.07200040E (x5) RETAINING RING - M4
- 16.11050762 CLAMP:LWS-0711A
- 22.AX060464 DC MOTOR:ENCO DER:NO:10W:GEAR:BRUSHLESS



50.D2411357  
DRIVE UNIT:FUSING/PAPER EXIT UNIT:ASS'Y

25.AX061202  
DC BRUSHLESS MOTOR:25W:NID:FUSING UNIT

52.D2411396  
HOLDER:TORQUE LIMITER MECHANICAL CLUTCH:PRESSURE RELEASE



11.07200060E (x 1)  
RETAINING RING - M6

38.D1491397  
TORQUE LIMITER MECHANICAL CLUTCH:49MMM:DIA14

2.03603006N (x7)  
SCREW - M3X6

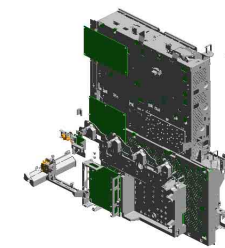
39.D1751377  
GEAR:PRESSURE RELEASE:NO.3

51.D2411378  
GEAR:FUSING:NO.3

54.AA043777  
SYNCHRONOUS BELT:80S3M213

U001	U002	U003	U004	U005	U006	U007	U008	U009	U010	U011	U012	U013	U014	U015	U016	U017	U018
------	------	------	------	------	------	------	------	------	------	------	------	------	------	------	------	------	------

# U015 ELECTRICAL



- 1.03530060N (x5) BIND SCREW - M3 X6
- 11.04543020Q (x10) TAPPING SCREW:: 3X20
- 22.11050758 (x15) CLAMP:LWSM-030 6A
- 6.04543006N (x84) TAPPING SCREW: ROUND POINT:3X6
- 9.04543008Q (x10) TAPPING SCREW:

- 8.04543008N (x2) TAPPING SCREW: ROUND POINT:3X8

- 23.11050759 (x54) CLAMP:LWSM-060 5A

- 5.04513025N (x5) TAPPING SCREW: M3X25

- 13.08050103 (x5) RETAINING RINGS -E:SILENCER:DIA3

- 7.04543006Q (x316) TAPPING SCREW - M3X6

- 12.04583008N (x188) HEXAGON HEAD TAPPING SCREW:3 X8
- 19.11050725 (x5) CLAMPS:WES-111 7
- 10.04543010Q (x25) TAPPING SCREW: 3X10
- 2.03603006N (x2) SCREW - M3X6
- 17.11050723 (x5) CLAMPS:WES-050 7

- 20.11050726 (x10) CLAMPS:WES-221 7

- 3.04513006N (x68) TAPPING SCREW - 3X6

- 15.11050488 (x18) HARNESS CLAMP

- 16.11050692 (x10) CLAMP:LES-0503

- 18.11050724 (x5) CLAMPS:WES-121 0




- 14.11050409 (x5) CARD SPACER- 6. 4MM



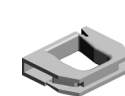
- 15.11050488 (x32) HARNESS CLAMP




- 16.11050692 (x10) CLAMP:LES-0503



- 17.11050723 (x15) CLAMPS:WES-050 7



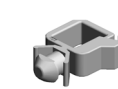
- 18.11050724 (x10) CLAMPS:WES-121 0



- 21.11050752 (x5) SADDLE:EDS-3005 LS-V0



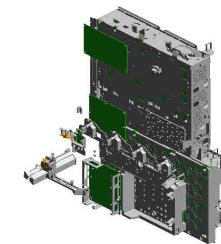
- 22.11050758 (x30) CLAMP:LWSM-030 6A



- 23.11050759 (x142) CLAMP:LWSM-060 5A

# U015 ELECTRICAL

- 40.B2231317 (x15) SCREW
- 41.D0895824 (x5) COVER:SD-CARD: D086/D087
- 38.AZ320215 (x5) POWER PACK:TTS :L
- 42.D0895887 (x5) PANEL:INTERFAC E
- 35.AX640236 (x5) FAN:MM60X15



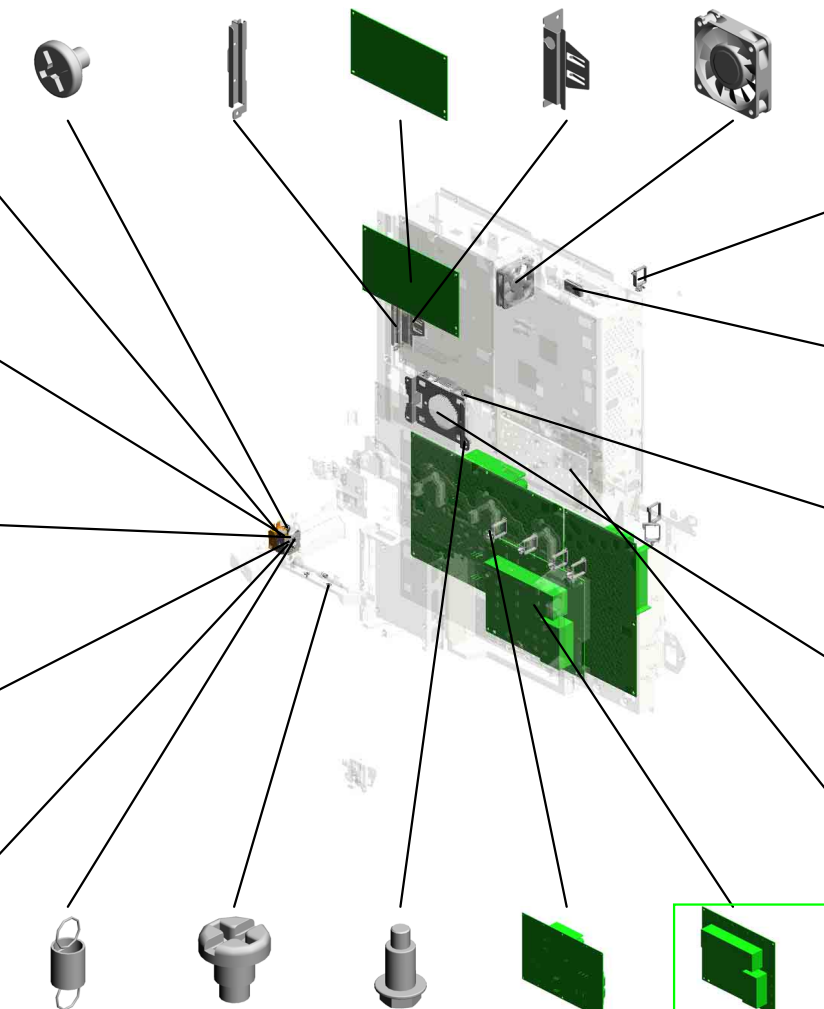
- 28.12042612 (x10) MICRO SWITCH:D3 V-16506-3C25

- 46.D1495703 (x5) BRACKET:MICRO SWITCH

- 32.AA061128 (x5) TENSION SPRING: SAFETY SWITCH:R IGH T


- 47.D1495711 (x5) BRACKET:ARM:SA FETY SWITCH:FR ON T

- 48.D1495713 (x5) ARM:SAFETY SWI TCH:FRONT



- 31.AA061127 (x10) TENSION SPRING: SAFETY SWITCH:FR ON T
- 43.D1421805 (x10) SHAFT:SCALE
- 33.AA143848 (x20) STEPPED SCREW - M3
- 36.AZ240271 (x2) (NA/TWN):DC POW ER SUPPLY:289W
- 39.AZ320233 (x5) [B] POWER PACK:CB: H 201911-05 O/O


- 27.11050765 (x35) CLAMP:LWS-2218A



- 24.11050760 (x135) CLAMP:LWSM-051 1A

- 25.11050762 (x45) CLAMP:LWS-0711A

- 30.16072525 (x5) FERRITE CORE:K3 FF 35.00X14.60X7. 70X1.40




- 34.AA161167 (x20) BUSHING:HDD



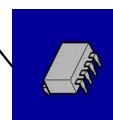
- 26.11050764 (x35) CLAMP:LWS-1316A

- 27.11050765 (x25) CLAMP:LWS-2218A

- 45.D1465786 (x5) BRACKET:HDD



- 29.14078389 (x5) EEPROM:BR24T12 8-W



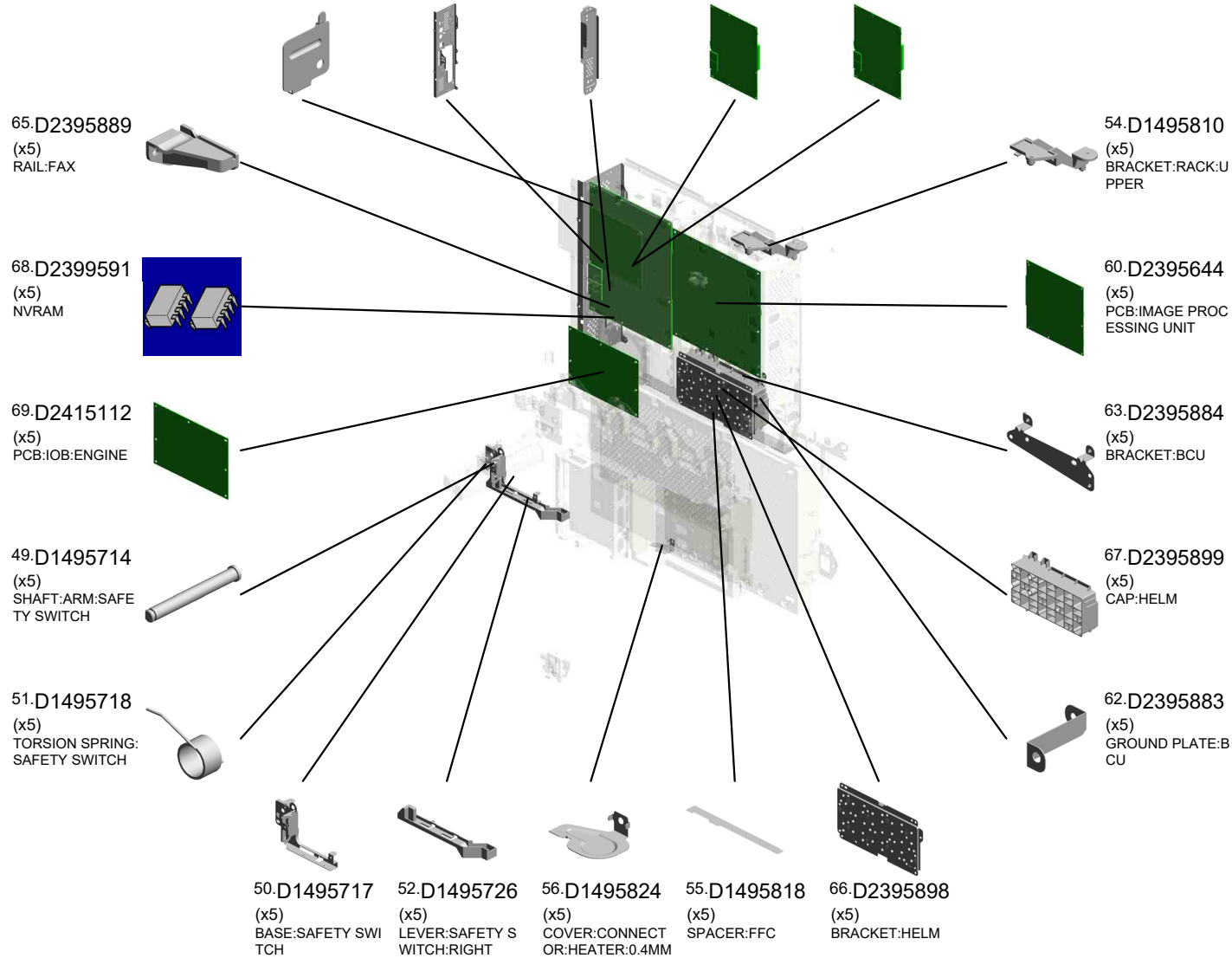
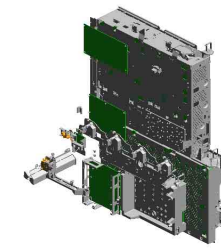
- 3.04513006N (x 7) TAPPING SCREW - 3X6
- 4.04513008N (x70) TAPPING SCREW - M3X8
- 6.04543006N (x 6) TAPPING SCREW:ROUND POINT:3X6

- 7.04543006Q (x16) TAPPING SCREW - M3X6
- 8.04543008N (x 8) TAPPING SCREW:ROUND POINT:3X8

- 12.04583008N (x12) HEXAGON HEAD TAPPING SCREW:3X 8

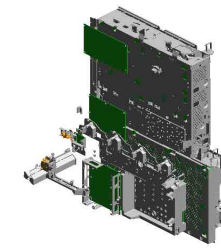
# U015 ELECTRICAL

- 53.D1495776 (x5) COVER:USB:SMAL L
- 61.D2395772 (x5) PANEL:CONTROL BOARD
- 64.D2395888 (x5) COVER:FAX
- 57.D2385620 (D238):PCB:SERVI CE 201909-01 O/O
- 57.D2385680 (x4) (D238):PCB:SERVI CE 201703-01 O/O



U001	U002	U003	U004	U005	U006	U007	U008	U009	U010	U011	U012	U013	U015	U016	U017	U018
------	------	------	------	------	------	------	------	------	------	------	------	------	------	------	------	------

# U015 ELECTRICAL



- 102.D2425605 (x5) (EU/CHN/AA/KOR/NA(-17)/TWN):PCB:DDR3-DIMM:2GB:ASSY
- 80.D2415803 (x5) GUIDE:HARNESS:C/T BOX
- 78.D2415801 (x5) COVER:RACK:REAR
- 99.D2415889 (x5) SPRING PLATE:IM AGE PROCESSING UNIT
- 79.D2415802 (x5) GUIDE:FFC:SCANNER

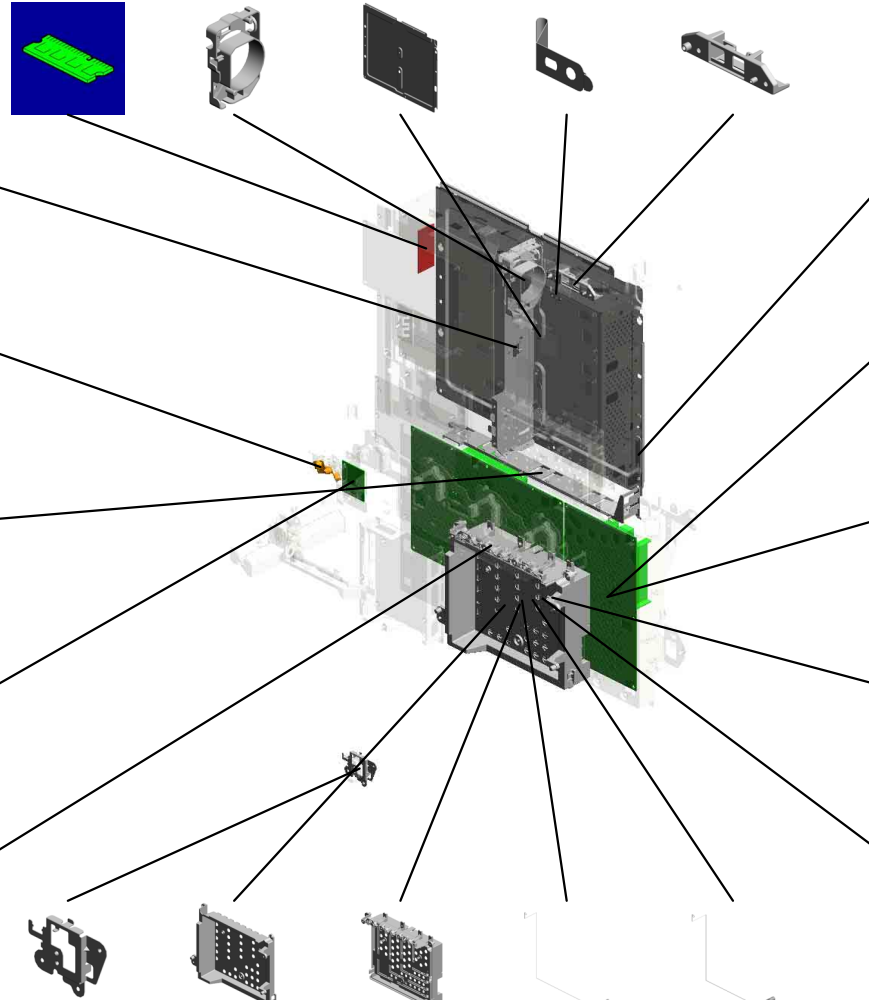
76.D2415796  
(x5)  
RACK:MIDDLE

71.D2415190  
(x10)  
PCB:MSSENS1

81.D2415817  
(x5)  
GUIDE:FFC:2

72.D2415192  
(x5)  
PCB:MSSENS2

94.D2415875  
(x20)  
WIRE:CHARGE:CB



77.D2415800  
(x5)  
RACK:RIGHT:AUXILIARY

100.D2425184  
(x2)  
(NA/TWN):AC CONTROL BOARD

101.D2425186  
(x3)  
(EU/CHN/AA/KOR):AC CONTROL BOARD

98.D2415879  
(x5)  
WIRE:DEVELOPMENT:CB:Y

97.D2415878  
(x5)  
WIRE:DEVELOPMENT:CB:M

73.D2415737  
(x5)  
BRACKET:MAIN SWITCH

75.D2415765  
(x5)  
CASE:POWER PACK:CB

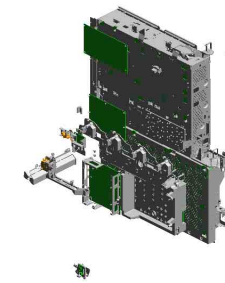
74.D2415764  
(x5)  
COVER:POWER PACK:CB

95.D2415876  
(x5)  
WIRE:DEVELOPMENT:CB:K

96.D2415877  
(x5)  
WIRE:DEVELOPMENT:CB:C



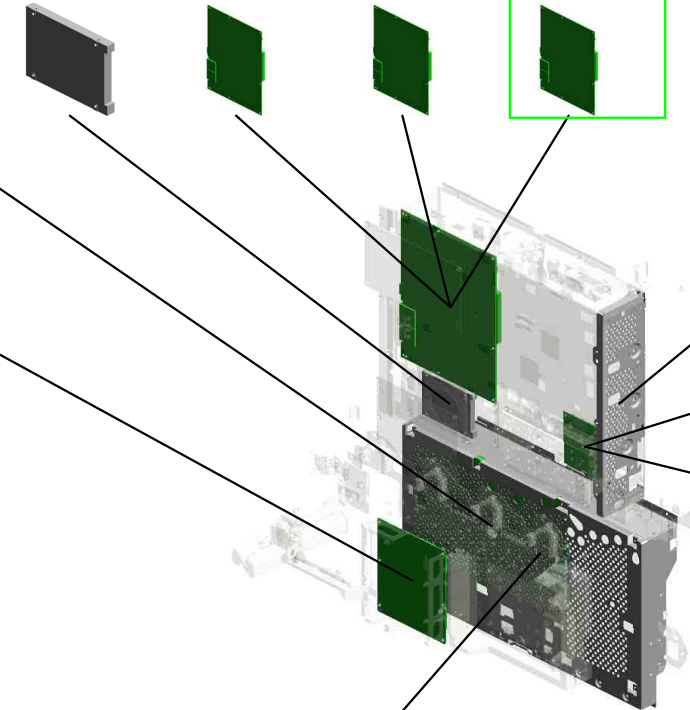
# U015 ELECTRICAL



- 114.M4445201 (x5)  
HDD:320GB:AQUA  
RIUS  
201901-03 O/O
- 110.D0AD5616 (x5)  
(D0AC):PCB:CTL:S  
ERVICE  
201807-03 O/O
- 112.D0AD5617 (x5)  
(D0AD):PCB:SERVI  
CE  
201812-04 O/O
- 115.D2385624 (x5)  
[A]  
(D239):PCB:SERVI  
CE  
201911-06 O/O

- 106.AZ240319 (x3)  
(EU/CHN/AA/KOR):  
DC POWER SUPPL  
Y  
201706-04 X/O

- 108.D2415110 (x5)  
PCB:IOB:TRANSPO  
RT  
201707-02 O/O



- 116.D2415797 (x5)  
FRAME:RACK:RIG  
HT:PEEN  
201911-02

- 107.D0AD5116 (x2)  
(NA/CHN):BCU:TYP  
E-H3:ASS'Y  
201707-01 X/O

- 109.D0AJ5116 (x3)  
(EU/AA/KOR/TWN):  
BCU:TYPE-H3:ASS'  
Y

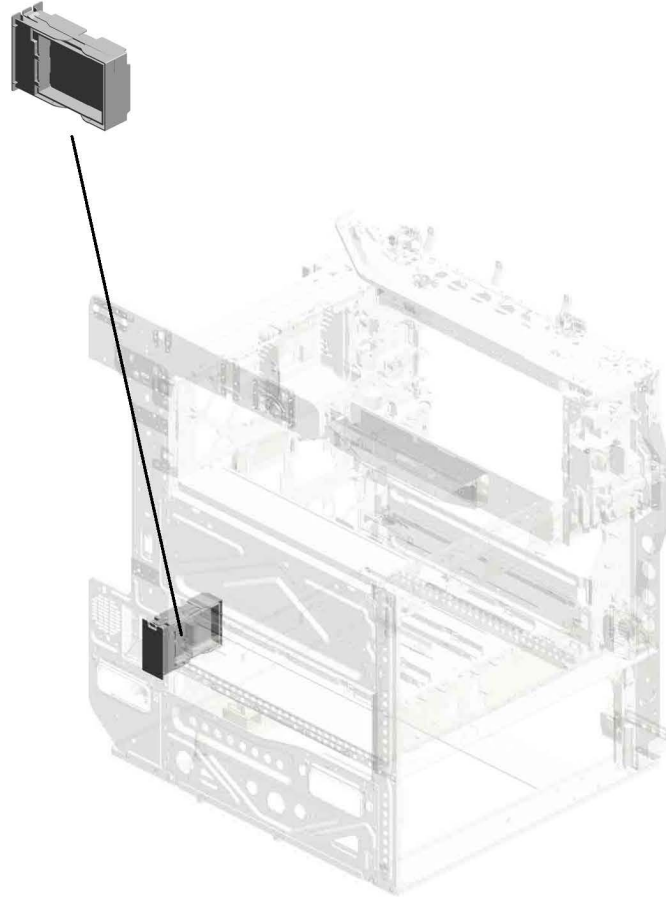
- 103.D2445730 (x5)  
PCB:DCSW
- 113.D1495822 (x5)  
BRACKET:POWER  
SUPPLY UNIT

- AZ320216 [B]  
POWER PACK:CB:  
H  
201911-05 O/O
- D2385681 [A]  
(D239):PCB:SERVI  
CE  
201911-06 O/O

U001	U002	U003	U004	U005	U006	U007	U008	U009	U010	U011	U012	U013	U014	U015	U016	U017	U018
------	------	------	------	------	------	------	------	------	------	------	------	------	------	------	------	------	------

# U016.MAIN FRAME

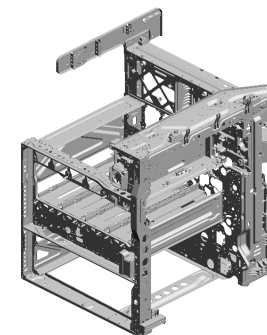
U016\_S001  
D1497935  
CASE:FILTER:ASSY



U001	U002	U003	U004	U005	U006	U007	U008	U009	U010	U011	U012	U013	U014	U015	U016	U017	U018
------	------	------	------	------	------	------	------	------	------	------	------	------	------	------	------	------	------

# U016 MAIN FRAME

- 21.D1477951 DUCT: SUPPLY:A
- 22.D1477952 DUCT: SUPPLY:B
- 19.D1175303 THERMISTOR
- 13.AX640199 (x2)  
FAN:MM80:25MM:D  
C 2.16W
- 12.AA080346 (x2)  
BUSHING:FLANGE  
TYPE:DIA6



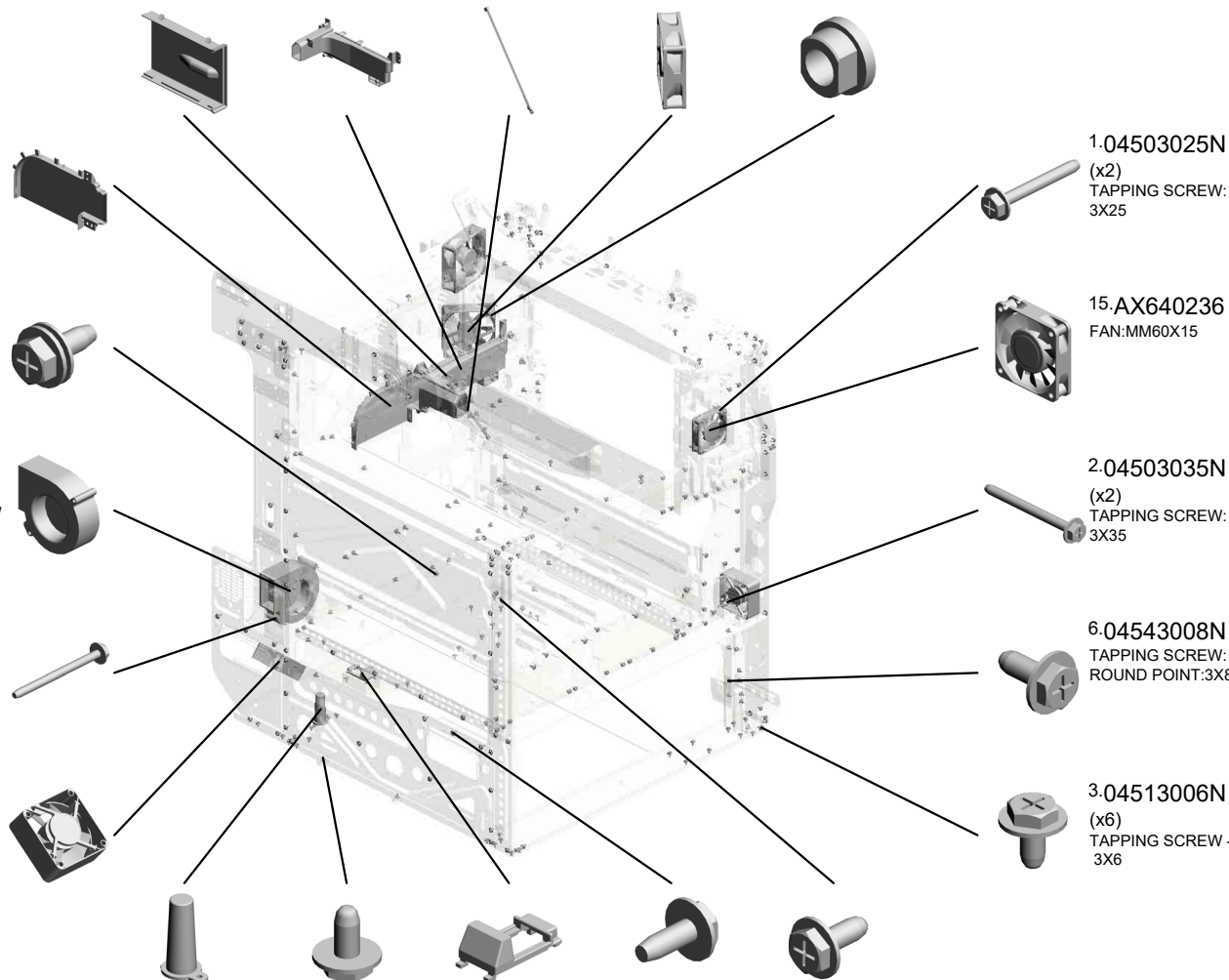
- 23.D1477956 DUCT: EXHAUST:DRIVE:A

- 9.08025299 TAPPING SCREW - M3X8

- 16.AX660015 DC FAN MOTOR:SIROCCO:DC24V:PWM

- 10.08025328 (x2) HEXAGON HEAD TAPPING SCREW:3X40

- 14.AX640219 (x2) DC FAN MOTOR:D C24V:MM60:25MM



- 18.B2381089 COVER - POSITIONING PIN
- 5.04543006Q (x229) TAPPING SCREW - M3X6
- 17.B2381088 COVER - CONNECTOR
- 8.04583008N (x55) HEXAGON HEAD TAPPING SCREW:3X8
- 7.04543008Q (x15) TAPPING SCREW:3X8

- 1.04503025N (x2) TAPPING SCREW:3X25



- 15.AX640236 FAN:MM60X15

- 4.04533008N(x 1) BINDING SELF TAPPING SCREW:3X8

- 2.04503035N (x2) TAPPING SCREW:3X35

- 5.04543006Q(x 1) TAPPING SCREW - M3X6
- 7.04543008Q(x 3) TAPPING SCREW:3X8
- 8.04583008N(x 2) HEXAGON HEAD TAPPING SCREW:3X8


- 6.04543008N TAPPING SCREW: ROUND POINT:3X8

- 3.04513006N (x6) TAPPING SCREW - 3X6

U001	U002	U003	U004	U005	U006	U007	U008	U009	U010	U011	U012	U013	U014	U015	U016	U017	U018
------	------	------	------	------	------	------	------	------	------	------	------	------	------	------	------	------	------

# U016 MAIN FRAME

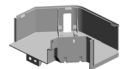
- 45.D2417945 DEODORIZE FILTER
- 41.D2417941 DUCT:EXHAUST:UPPER:A
- 42.D2417942 DUCT:EXHAUST:UPPER:B
- 43.D2417943 DUCT:EXHAUST:UPPER:C
- 44.D2417944 DUCT:EXHAUST:UPPER:D



35.D1497955  
DUCT:SUPPLY:FAN:UPPER



36.D1497956  
DUCT:SUPPLY:FAN:LOWER



40.D1501095  
(x2)  
BRACKET:POSITIONING:FUSING UNIT:M3



24.D1477957  
DUCT:EXHAUST:DRIVE:B



29.D1497931  
DUCT:DEVELOPMENT:EXHAUST




38.D1497983  
BRACKET:FAN:POWER SUPPLY UNIT




37.D1497982  
DUCT:POWER SUPPLY UNIT



30.D1497932  
DUCT:PCU:EXHAUST




25.D1491099  
(x2)  
COVER:GRIP:LEFT



26.D1491338  
GUIDE PLATE:PAPER FEED TABLE:FRONT



34.D1497954  
DUCT:SUPPLY:D



33.D1497953  
DUCT:SUPPLY:C




39.D1497986  
GUIDE:THERMISTOR



28.D1497923  
DUCT:DEVELOPMENT:RIGHT LOWER

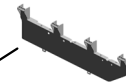
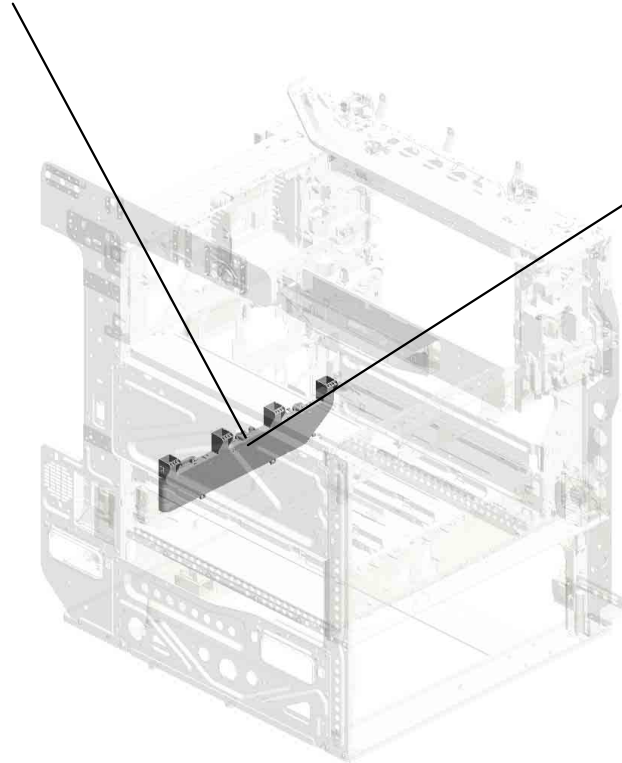
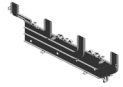


27.D1497922  
COVER:FAN:DEVELOPMENT:RIGHT LOWER




# U016 MAIN FRAME

47.D2417984  
DUCT:DEVELOPM  
ENT:REAR:B



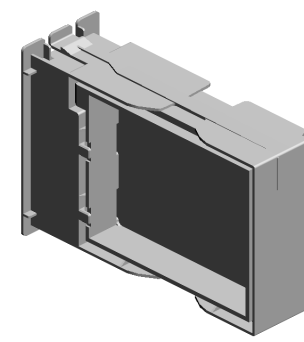
46.D2417983  
DUCT:DEVELOPM  
ENT:REAR:A



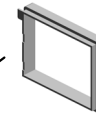
U001	U002	U003	U004	U005	U006	U007	U008	U009	U010	U011	U012	U013	U014	U015	U016	U017	U018
------	------	------	------	------	------	------	------	------	------	------	------	------	------	------	------	------	------

U016\_S001  
CASE:FILTER:ASS'Y

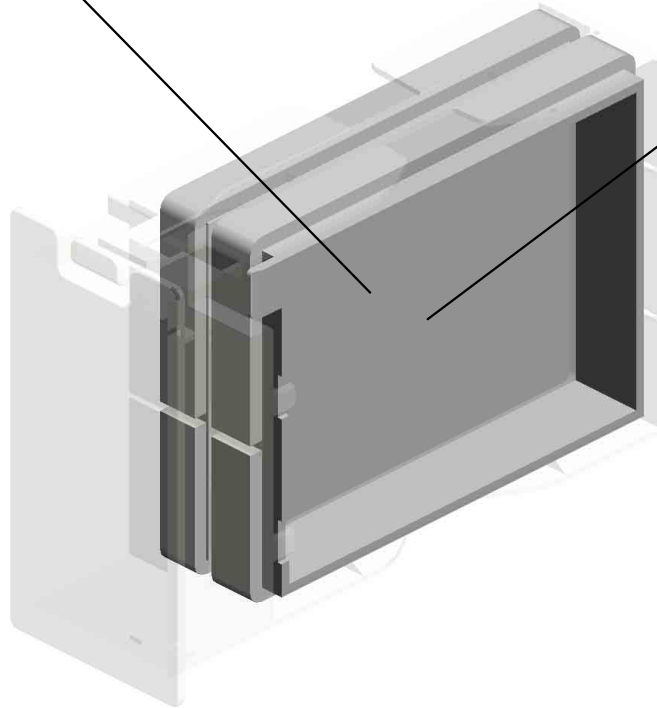
32.D1497938  
OZONE FILTER



31.D1497935  
CASE:FILTER:ASS'  
Y



20.D1477937  
FILTER:PREVENTF  
ENCE:10



U001	U002	U003	U004	U005	U006	U007	U008	U009	U010	U011	U012	U013	U014	U015	U016	U017	U018
------	------	------	------	------	------	------	------	------	------	------	------	------	------	------	------	------	------

# U017 OPTION

8.D3BR2201 (x2)  
(NA/TWN):HEATER  
:PHOTOCONDUCT  
OR:ASS'Y  
201705-04 X/O

2.D2380072 (x3)  
(EU/AA/KOR/CHN):  
HEATER:SCANNER  
:220/240V:ASS'Y

10.D2380073 (x2)  
(NA/TWN):HEATER  
:SCANNER:120V:A  
SS'Y  
201712-02 X/O

9.D3BR2202 (x3)  
(EU/AA/KOR/CHN):  
HEATER:PHOTOCONDUCTOR:ASS'Y  
201705-05 X/O

3.D2386630 (x2)  
(NA/TWN):HEATER  
:PAPER TRAY:120  
V:ASS'Y

4.D2386640 (x3)  
(EU/AA/KOR/CHN):  
HEATER:PAPER T  
RAY:220/240V:ASS'  
Y

5.D2386650 (x5)  
PCB:DHB:ASS'Y


6.D2386661 (x2)  
(NA/TWN):HEATER  
:PAPER TRAY:ELE  
CTRICAL COMPON  
ENTS SECTION:AS  
S'Y

7.D2386662 (x3)  
(EU/AA/KOR/CHN):  
HEATER:PAPER T  
RAY:ELECTRICAL  
COMPONENTS SE  
CTION:ASS'Y


U001	U002	U003	U004	U005	U006	U007	U008	U009	U010	U011	U012	U013	U014	U015	U016	U017	U018
------	------	------	------	------	------	------	------	------	------	------	------	------	------	------	------	------	------

# U018.ACCESSORIES


U018 S001  
D2414472  
END FENCE:TRAY:EXIT:ASS'  
Y



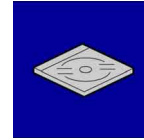
U018 S002  
D2414472  
END FENCE:TRAY:EXIT:ASS'  
Y




U018 S003  
D2414472  
END FENCE:TRAY:EXIT:ASS'  
Y




U018 S005  
D2397852  
(EU):CD-ROM:DRV:ASS'Y



U018 S004  
D2414472  
END FENCE:TRAY:EXIT:ASS'  
Y



U018 S006  
D2414472  
END FENCE:TRAY:EXIT:ASS'  
Y

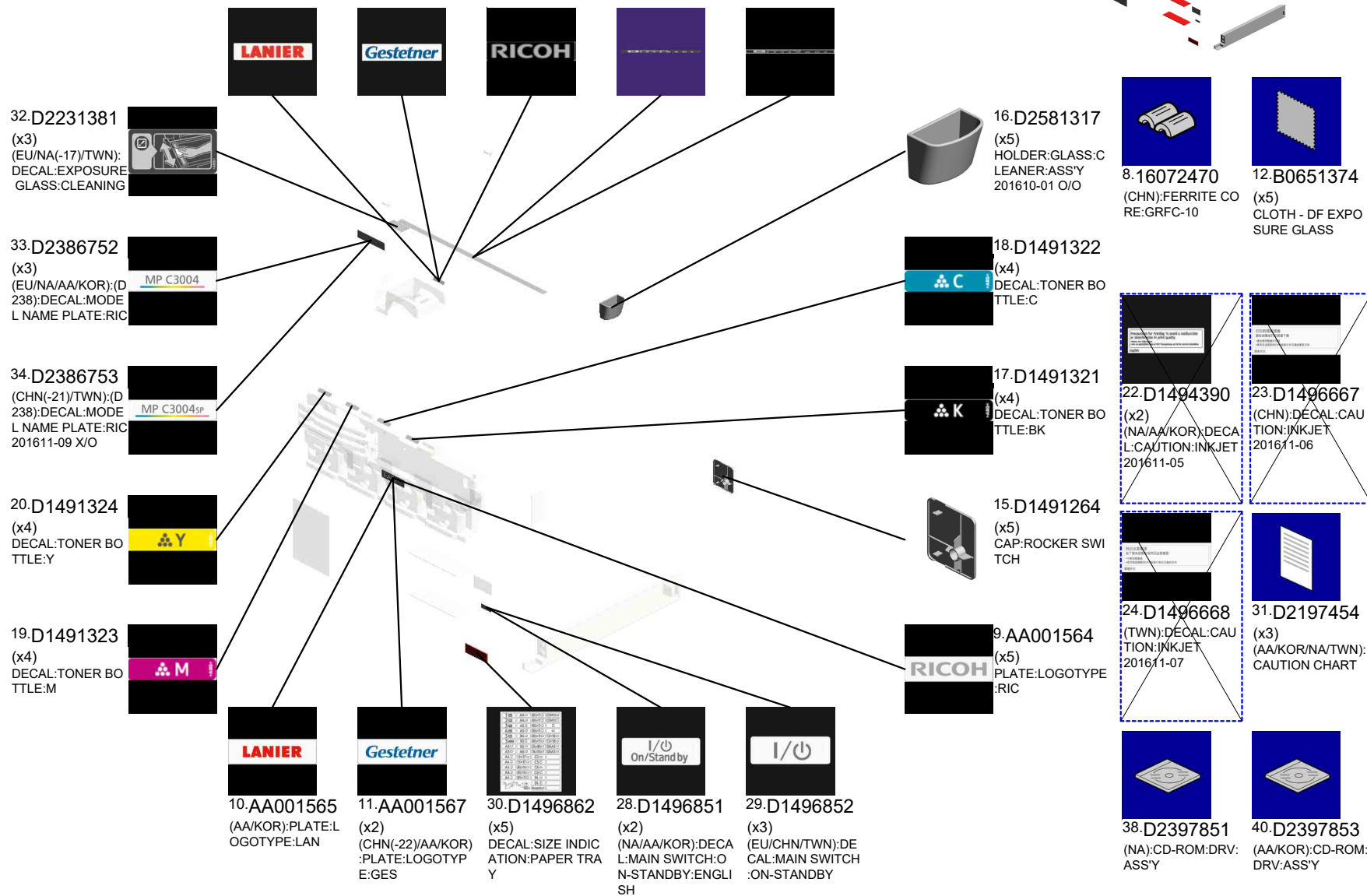
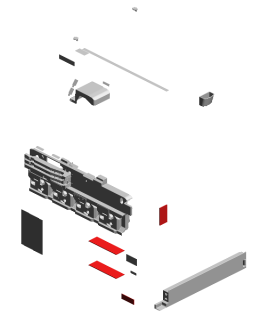


U001	U002	U003	U004	U005	U006	U007	U008	U009	U010	U011	U012	U013	U014	U015	U016	U017	U018
------	------	------	------	------	------	------	------	------	------	------	------	------	------	------	------	------	------

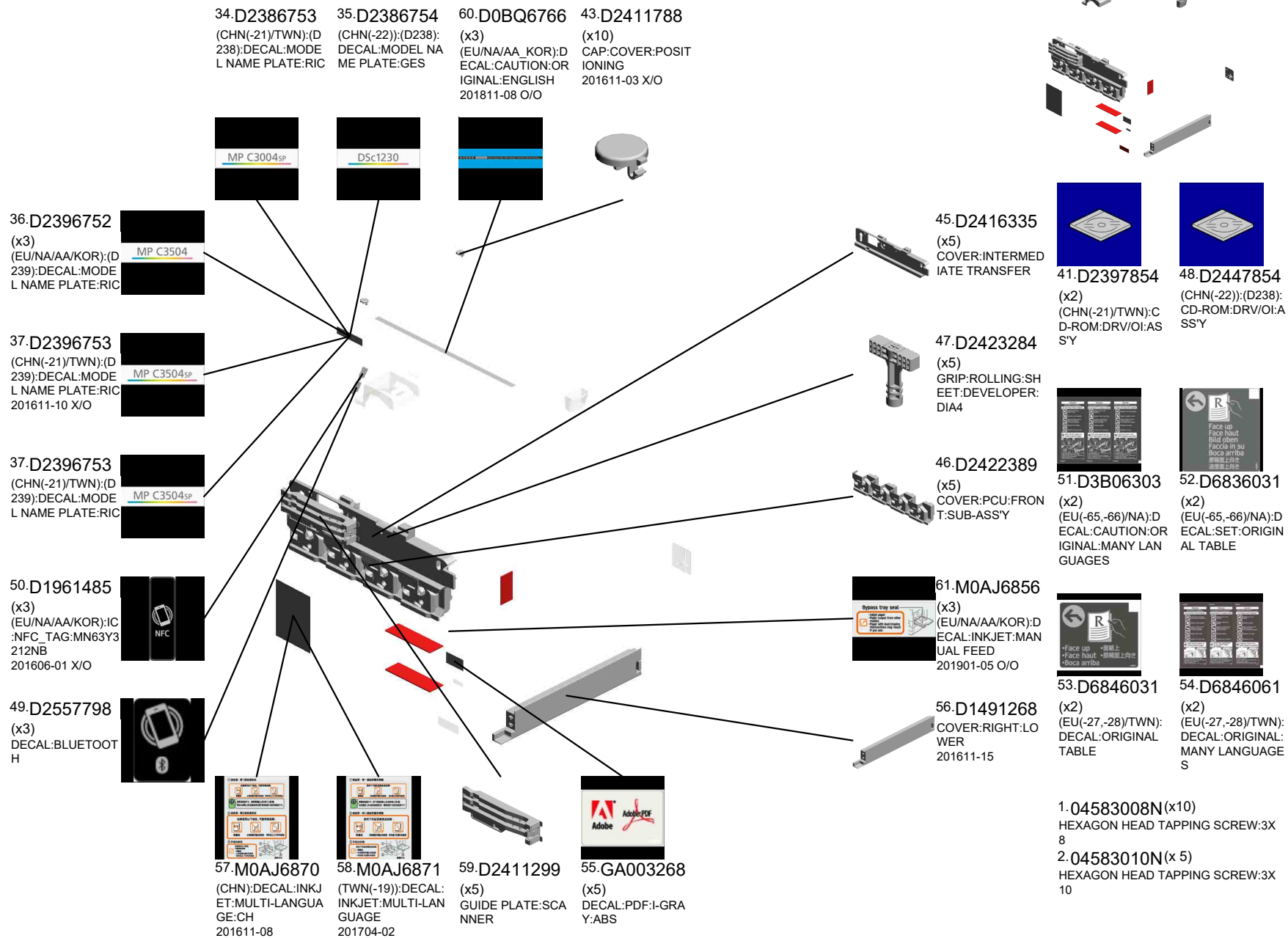


# U018 ACCESSORIES

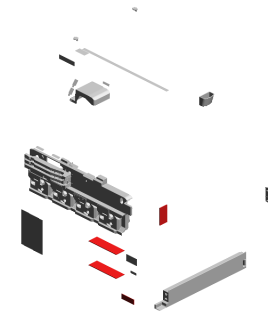
- 13.D1201556 (AA/KOR):SHEET:LOGO:LAN
- 14.D1201557 (x2) (CHN(-22)/AA/KOR):SHEET:LOGO:GES
- 21.D1491553 (x5) SHEET:LOGO
- 26.D1496767 (CHN):DECAL:CAUTION:ORIGINAL:CHINES
- 27.D1496768 (TWN):DECAL:CAUTION:ORIGINAL:TAIWAN



# U018 ACCESSORIES



U018  
ACCESSORIES




4. 11500440(x 1)  
(NA);POWER SUPPLY CODE:120V:15A

5. 11500441(x 2)  
(EU/AA/KOR);POWER SUPPLY CODE:2  
50V:10A

6. 11500442(x 1)  
(CHN);POWER SUPPLY CODE:250V:10  
A

7. 11500443(x 1)  
(TWN);POWER SUPPLY CODE:125V:15  
A

U018\_S001  
END FENCE:TRAY:EXIT:ASS'Y




44.D2414472  
END FENCE:TRAY:  
EXIT:ASS'Y



3.08050103  
RETAINING RINGS  
-E:SILENCER:DIA3

U001	U002	U003	U004	U005	U006	U007	U008	U009	U010	U011	U012	U013	U014	U015	U016	U017	U018
------	------	------	------	------	------	------	------	------	------	------	------	------	------	------	------	------	------

U018\_S002  
END FENCE:TRAY:EXIT:ASS'Y




44.D2414472  
END FENCE:TRAY:  
EXIT:ASS'Y



3.08050103  
RETAINING RINGS  
-E:SILENCER:DIA3

U001	U002	U003	U004	U005	U006	U007	U008	U009	U010	U011	U012	U013	U014	U015	U016	U017	U018
------	------	------	------	------	------	------	------	------	------	------	------	------	------	------	------	------	------

U018\_S003  
END FENCE:TRAY:EXIT:ASS'Y




44.D2414472  
END FENCE:TRAY:  
EXIT:ASS'Y



3.08050103  
RETAINING RINGS  
-E:SILENCER:DIA3

U001	U002	U003	U004	U005	U006	U007	U008	U009	U010	U011	U012	U013	U014	U015	U016	U017	U018
------	------	------	------	------	------	------	------	------	------	------	------	------	------	------	------	------	------

U018\_S004  
END FENCE:TRAY:EXIT:ASS'Y



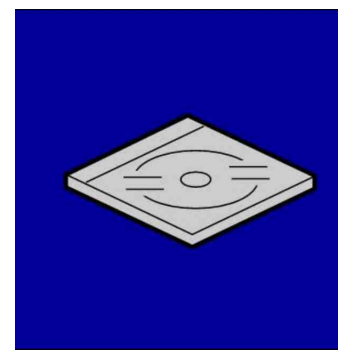
44.D2414472  
END FENCE:TRAY:  
EXIT:ASS'Y



3.08050103  
RETAINING RINGS  
-E:SILENCER:DIA3

U001	U002	U003	U004	U005	U006	U007	U008	U009	U010	U011	U012	U013	U014	U015	U016	U017	U018
------	------	------	------	------	------	------	------	------	------	------	------	------	------	------	------	------	------

U018\_S005  
(EU):CD-ROM:DRV:ASS'Y



39.D2397852  
(EU):CD-ROM:DRV:  
ASS'Y




42.D2397862  
(EU):CD-ROM:DRV  
201609-01

U001	U002	U003	U004	U005	U006	U007	U008	U009	U010	U011	U012	U013	U014	U015	U016	U017	U018
------	------	------	------	------	------	------	------	------	------	------	------	------	------	------	------	------	------



U018\_S006  
END FENCE:TRAY:EXIT:ASS'Y



44.D2414472  
END FENCE:TRAY:  
EXIT:ASS'Y



3.08050103  
RETAINING RINGS  
-E:SILENCER:DIA3

U001	U002	U003	U004	U005	U006	U007	U008	U009	U010	U011	U012	U013	U014	U015	U016	U017	U018
------	------	------	------	------	------	------	------	------	------	------	------	------	------	------	------	------	------

## SPECIAL TOOLS



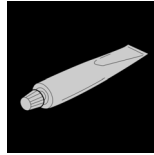
1.52039502  
Silicon Grease G-501



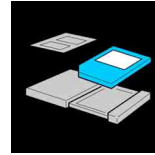
2.A0929503  
C4 Color Test Chart (3 pcs/set)



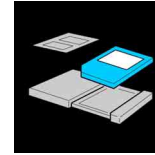
3.A1849501  
Scanner Positioning Pin (2pcs/set)



4.A2579300  
Grease Barrierta S552R



5.B6455020  
SD Card (1GB)



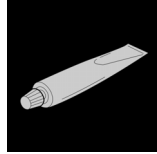
6.B6455060  
SD Card (16GB)



7.C4019503  
20X Magnification Scope



8.VSSG9002  
FLUOTRIBO MG GREASE: 100G



9.VSSG9008  
FLOIL-G348 GREASE 20G  
201802-07

## Exclusive Parts

Number	Part Name	Group	ID
52039502	Silicon Grease G-501	SPECIAL TOOLS	1
52062686	SNAP RING	U001	5
		U005_S005	13
		U005_S006	13
52152621	SNAP RING - M6	U010	7
		U013	18
54472681	SNAP RING	U010	8
		U013	19
A0929503	C4 Color Test Chart (3 pcs/set)	SPECIAL TOOLS	2
A1849501	Scanner Positioning Pin (2pcs/set)	SPECIAL TOOLS	3
A2324666	CUSHION - STEPPER MOTOR	U012_S001	12
A2501752	EXPOSURE GLASS	U003	16
A2579300	Grease Barrierta S552R	SPECIAL TOOLS	4
AA001564	PLATE:LOGOTYPE:RIC	U018	9
AA001565	(AA/KOR):PLATE:LOGOTYPE:LAN	U018	10
AA001567	(CHN(-22)/AA/KOR):PLATE:LOGOTYPE:GES	U018	11
AA021031	MAGNETIC CATCH	U001	6
AA043000	SYNCHRONOUS BELT:40S3M192	U014_S004	17
AA043623	TIMING BELT - B40S2M180	U014_S004	18
AA043777	SYNCHRONOUS BELT:80S3M213	U014_S005	54
AA043980	TIMING BELT:30S2M300	U013_S001	20
AA061127	TENSION SPRING:SAFETY SWITCH:FRONT	U015	31
AA061128	TENSION SPRING:SAFETY SWITCH:RIGHT	U015	32
AA061208	TENSION SPRING:STRIPPER PLATE	U011_S001	17
		U011_S002	17
		U011_S003	17
		U011_S004	17
		U011_S005	17
AA061209	TENSION SPRING:GATE PAWL	U011_S001	18
		U011_S002	18
		U011_S003	18
		U011_S004	18
		U011_S005	18
AA061211	TENSION SPRING:HOLDER:FUSING EXIT	U011_S001	19
		U011_S002	19

Number	Part Name	Group	ID
		U011_S003	19
		U011_S004	19
		U011_S005	19
AA063732	COMPRESSION SPRING:PRESSURE ROLLER	U011_S001	20
		U011_S002	20
		U011_S003	20
		U011_S004	20
		U011_S005	20
AA063942	COMPRESSION SPRING:REGISTRATION:DRIVE	U010	9
AA063943	COMPRESSION SPRING:GUIDE PLATE:REGISTRATION:4N	U010	10
AA080252	BUSHING - M4	U012_S001	13
AA080346	BUSHING:FLANGE TYPE:DIA6	U010	11
		U014_S003	19
		U014_S004	19
		U016	12
AA080387	PLAIN SHAFT BEARING:EXIT ROLLER:FUSING EXIT:RIGHT:FRONT	U011_S001	21
		U011_S002	21
		U011_S003	21
		U011_S004	21
		U011_S005	21
AA080388	PLAIN SHAFT BEARING:EXIT ROLLER:FUSING EXIT:RIGHT:REAR	U011_S001	22
		U011_S002	22
		U011_S003	22
		U011_S004	22
		U011_S005	22
AA082101	BUSHING - 6X10X6	U008	8
AA082144	BUSHING - 8X12X7	U010	12
AA082170	PLAIN SHAFT BEARING:DIA4XDIA8X5:EG-1	U012_S001	14
		U013_S001	21
AA082171	PLAIN SHAFT BEARING:6X10X6	U013_S001	22
AA082173	PLAIN SHAFT BEARING:6X10X6	U005	14
		U005_S005	14
		U005_S006	14
		U012_S001	15
		U013_S001	23
AA082174	PLAIN SHAFT BEARING:6X10X9	U005_S005	15

## Exclusive Parts

Number	Part Name	Group	ID
		U005_S006	15
AA082175	PLAIN SHAFT BEARING:8X12X7	U005	16
		U014_S003	20
AA082187	BUSHING:DIA6XDIA10X9:EG-1	U013_S001	24
AA083014	ONE-WAY CLUTCH	U013_S001	25
AA083018	ROLLER CLUTCH - 6X14X10	U013_S001	26
AA100014	RETAINING RING C - SEPARATE	U005_S005	17
		U005_S006	17
		U013_S001	27
AA100016	RETAINING RINGS-C:DIA3	U011_S001	23
		U011_S002	23
		U011_S003	23
		U011_S004	23
		U011_S005	23
AA100018	STEPPED SCREW:FIX:FUSING	U011_S001	24
		U011_S002	24
		U011_S003	24
		U011_S004	24
		U011_S005	24
AA132208	SPACER - M6	U008_S001	9
AA143219	STEPPED SCREW	U011	25
AA143537	SCREW:M3:BLACK	U001	7
		U003	17
AA143579	SCREW - M3	U013_S001	28
AA143595	STEPPED SCREW:M3	U001	8
AA143807	SCREW:A	U013_S001	29
AA143848	STEPPED SCREW - M3	U015	33
AA161167	BUSHING:HDD	U015	34
AB010156	GEAR:SEPARATE:DRIVE	U013_S001	30
AB010157	GEAR:SEPARATE:DRIVEN	U013_S001	31
AB011252	GEAR - 20Z	U013_S001	32
AB011571	GEAR:Z19:DRIVE:REGISTRATION	U010	13
AB011572	GEAR:Z19:DRIVEN:REGISTRATIO N	U005	18
AB011573	GEAR:REGISTRATION:NO.2	U005	19
AB012099	GEAR:ON-OFF:PRESSURE ROLLE R	U011_S001	26
		U011_S002	26
		U011_S003	26

Number	Part Name	Group	ID
		U011_S004	26
		U011_S005	26
AB012107	GEAR:IDLER:EXIT:FUSING EXIT:1	U011_S001	27
		U011_S002	27
		U011_S003	27
		U011_S004	27
		U011_S005	27
AB012108	GEAR:IDLER:EXIT:FUSING EXIT:2	U011_S001	28
		U011_S002	28
		U011_S003	28
		U011_S004	28
		U011_S005	28
AB012109	GEAR:IDLER:EXIT:FUSING EXIT:3	U011_S001	29
		U011_S002	29
		U011_S003	29
		U011_S004	29
		U011_S005	29
AB012110	GEAR:EXIT ROLLER:FUSING EXIT: RIGHT	U011_S001	30
		U011_S002	30
		U011_S003	30
		U011_S004	30
		U011_S005	30
AB012111	GEAR:PRESSURE ROLLER:EXIT	U011_S001	31
		U011_S002	31
		U011_S003	31
		U011_S004	31
		U011_S005	31
AB012116	GEAR:DRIVE:FUSING UNIT	U011_S001	32
		U011_S002	32
		U011_S003	32
		U011_S004	32
		U011_S005	32
AB012119	GEAR:PRESSURE ROLLER	U011_S001	90
		U011_S002	90
		U011_S003	90
		U011_S004	90
		U011_S005	90
AB012120	GEAR:IDLER:PRESSURE ROLLER	U011_S001	93

## Exclusive Parts

Number	Part Name	Group	ID
		U011_S002	93
		U011_S003	93
		U011_S004	93
		U011_S005	93
<b>AE020261</b>	<b>PRESSURE ROLLER:DIA32</b>	<b>U011_S001</b>	<b>35</b>
		<b>U011_S002</b>	<b>35</b>
		<b>U011_S003</b>	<b>35</b>
		<b>U011_S004</b>	<b>35</b>
		<b>U011_S005</b>	<b>35</b>
AE030074	BALL BEARING:DIA17XDIA26X5	U011_S001	36
		U011_S002	36
		U011_S003	36
		U011_S004	36
		U011_S005	36
AF013016	BOTTOM PLATE PAD	U013_S001_S001	33
AF013019	PAD:TRAY BOTTOM PLATE	U005_S007_S004	129
		U005_S008_S002	129
AF030049	PICK-UP ROLLER	U013_S001	34
AF030094	PAPER FEED ROLLER:PICKUP	U005_S005	21
		U005_S006	21
AF031046	FEED ROLLER - MANUAL FEED	U013_S001	35
AF031094	PAPER FEED ROLLER:FEED	U005_S005	22
		U005_S006	22
AF032046	SEPARATION ROLLER - MANUAL FEED	U013_S001	36
AF032094	PAPER FEED ROLLER:SEPARATE	U005_S005	23
		U005_S006	23
AF040571	GUIDE ROLLER	U012_S001	16
AG070513	MAGNET CATCH	U001	9
AG070514	MAGNET CATCH	U009	9
AW010147	PHOTO REFLECTION SENSOR	U012_S001	17
AW010155	ORIGINAL SENSOR:66MM:3.3V	U003	18
AW010200	PAPER FEED SENSOR:FUSING EX IT	U010_S001	14
AW020190	PHOTOINTERRUPTOR	U011	37
AW020198	PHOTOINTERRUPTOR:LG2A14NL1	U009	10
AW020203	PHOTOINTERRUPTOR:GP1A173L	U013_S001	38

Number	Part Name	Group	ID
	CS2F	U013_S001_S001	38
AW020234	PHOTOINTERRUPTOR:GP1A173L CS5F	U005_S005	134
		U005_S006	134
		U008	41
		U010	59
		U012_S001	80
AW020249	PHOTOINTERRUPTOR:FLAT:PICH 2MM:M4	U003	19
AW100180	NON-CONTACT TYPE THERMISTOR:FUSING	U011_S001	38
		U011_S002	38
		U011_S003	38
		U011_S004	38
		U011_S005	38
AW100181	THERMISTOR:PRESSURE:FRONT	U011_S001	39
		U011_S002	39
		U011_S003	39
		U011_S004	39
		U011_S005	39
AW100182	THERMISTOR:PRESSURE:MIDDLE	U011_S001	40
		U011_S002	40
		U011_S003	40
		U011_S004	40
		U011_S005	40
AW100183	THERMOPILE	U011	41
AW110111	THERMOSTAT:MIDDLE	U011_S001	42
		U011_S002	42
		U011_S003	42
		U011_S004	42
		U011_S005	42
AW110112	THERMOSTAT:REAR	U011_S001	43
		U011_S002	43
		U011_S003	43
		U011_S004	43
		U011_S005	43
AW140026	TEMPERATURE & HUMIDITY SENSOR	U008	11
AW500039	ROTARY SWITCH:PAPER SIZE SENSOR:CW	U013_S001_S001	39

## Exclusive Parts

Number	Part Name	Group	ID
AW500044	PUSH SWITCH:PAPER SIZE SENS OR	U005	26
AW500049	PUSH SWITCH:SW1AG-550	U005	130
		U009	36
		U013	197
		U013_S001	197
AX040273	DC MOTOR:RISING TRAY:ASS'Y:1. 007W:BRUSH	U005	27
AX060435	DC MOTOR:GEAR:10W:BRUSHLES S	U014_S002	21
AX060464	DC MOTOR:ENCODER:NO:10W:GE AR:BRUSHLESS	U013	41
		U013_S001	41
		U014_S004	22
		U014_S005	22
AX060518	DC POLYGON MIRROR MOTOR	U004_S001	3
AX061001	DC BRUSHLESS MOTOR:40W:NM B	U014	23
AX061101	DC BRUSHLESS MOTOR:25W:NM B	U014	24
AX061202	DC BRUSHLESS MOTOR:25W:NID: FUSING UNIT	U014_S005	25
AX640199	FAN:MM80:25MM:DC 2.16W	U016	13
AX640219	DC FAN MOTOR:DC24V:MM60:25M M	U016	14
AX640236	FAN:MM60X15	U015	35
		U016	15
AX660015	DC FAN MOTOR:SIROCCO:DC24V: PWM	U016	16
AZ240271	(NA/TWN):DC POWER SUPPLY:289 W	U015	36
AZ240319	(EU/CHN/AA/KOR):DC POWER SU PPLY	U015	106
AZ320215	POWER PACK:TTS:L	U015	38
<b>AZ320233</b>	<b>POWER PACK:CB:H</b>	<b>U015</b>	<b>39</b>
B0651374	CLOTH - DF EXPOSURE GLASS	U018	12
B2231099	FLAT SCREW	U013_S001_S001	42
B2231317	SCREW	U015	40
B2233241	SPRING:SHUTTER:PUMP UNIT	U006	10

Number	Part Name	Group	ID
B2234552	BUSHING:DIA4	U013_S001	43
B2236069	JOINT:DRIVE:INTERMEDIATE TRA NSFER	U008_S001	12
B2236476	BUSHING - DIA5	U009	12
B2342864	PAD:CLEANER	U005_S007_S001	28
		U005_S007_S002	28
		U005_S008_S003	28
		U005_S008_S004	28
B2381088	COVER - CONNECTOR	U016	17
B2381089	COVER - POSITIONING PIN	U016	18
B6455020	SD Card (1GB)	SPECIAL TOOLS	5
B6455060	SD Card (16GB)	SPECIAL TOOLS	6
B8303504	TIMING BELT - 40S2M100	U005_S005	29
		U005_S006	29
C4019503	20X Magnification Scope	SPECIAL TOOLS	7
D0092573	PULLEY - VERTICAL TRANSPORT	U013_S001	44
D0092574	PULLEY - IDLER	U013_S001	45
D0094407	FEELER - OVERFLOW	U012_S001	19
D0094455	CUSHION - DC SOLENOID	U012	20
		U012_S001	20
		U013_S001	46
D0094485	BUSHING - GATE	U013_S001	47
D0094487	COMPRESSION SPRING - GATE	U013_S001	48
D0292677	TRANSPORT BELT:DRIVEN:VERTI CAL TRANSPORT	U013_S001	49
D0392993	SHAFT:TRANSPORT BELT:PULLE Y	U013_S001	50
D0394525	COMPRESSION SPRING:SHAFT:G UIDE PLATE:EXIT	U013_S001	51
D0394529	STOPPER:GUIDE PLATE:ROLLER: DRIVEN	U013_S001	52
D0394597	TENSION SPRING:DRIVEN ROLLE R	U013_S001	53
D0394925	ROLLER:REVERSE:DRIVEN	U012_S001	21
D0394927	COMPRESSION SPRING:PRESSU RE:REVERSE:DRIVEN	U012_S001	22
D0895824	COVER:SD-CARD:D086/D087	U015	41
D0895887	PANEL:INTERFACE	U015	42

## Exclusive Parts

Number	Part Name	Group	ID
D0AC1415	(EU/NA/TWN/AA/KOR):OPERATION SUB-UNIT:ASS'Y	U002_S001	18
		U002_S002	18
		U002_S003	18
		U002_S004	18
D0AC1416	(CHN):OPERATION SUB-UNIT:ASS'Y	U002_S005	19
D0AC1640	(NA/EU/TWN/CHN/AA/KOR):OPTICAL READING UNIT:CARRIAGE:SCANNER	U003_S002	61
		U003_S004	61
		U003_S006	61
		U003_S008	61
		U003_S010	61
D0AD5116	(NA/CHN):BCU:TYPE-H3:ASS'Y	U015	107
D0AD5616	(D0AC):PCB:CTL:SERVICE	U015	110
D0AD5617	(D0AD):PCB:SERVICE	U015	112
D0AF1290	COVER:SCANNER:UPPER:REAR	U001	69
D0AJ5116	(EU/AA/KOR/TWN):BCU:TYPE-H3:ASS'Y	U015	109
D0BH7911	DUCT:DEVELOPMENT:FRONT	U001	74
D0BQ1230	COVER:UPPER	U001	70
D0BQ1287	COVER:SCANNER:RIGHT	U001	71
D0BQ1288	COVER:SCANNER:UPPER:RIGHT	U001	73
D0BQ1309	MAGNET CATCH:COVER:FRONT	U001	75
D0BQ1678	SHEET:FFC:LOWER	U003	26
<b>D0BQ2071</b>	<b>CHARGE UNIT:ASS'Y</b>	<b>U007_S001_S001</b>	<b>45</b>
		<b>U007_S002_S001</b>	<b>45</b>
		<b>U007_S003_S001</b>	<b>45</b>
		<b>U007_S004_S001</b>	<b>45</b>
D0BQ2379	DUCT:GEAR:DEVELOPMENT:SUB-ASS'Y	U007_S001	24
D0BQ2608	SHAFT:SEPARATOR:DRIVEN:ASS'Y	U013_S001	199
D0BQ2615	GUIDE PLATE:SEPARATOR:ASS'Y	U013_S001	200
D0BQ2619	SHAFT:SEPARATOR:DRIVE:ASS'Y	U013_S001	201
D0BQ2637	PAPER STOPPER:MANUAL FEED	U013_S001	140
D0BQ2638	LINK:PAPER STOPPER:MANUAL FEED	U013_S001	66
D0BQ2653	COIL SPRING:PRESSURE:SEPARATOR	U013_S001	203

Number	Part Name	Group	ID
D0BQ2711	PAPER FEED UNIT:NO.1:ASS'Y	U005_S005	135
D0BQ2712	PAPER FEED UNIT:NO.2:ASS'Y	U005_S006	136
D0BQ2777	SHAFT:FEED:ASS'Y	U005_S005	132
		U005_S006	132
D0BQ2785	PLAIN SHAFT BEARING:FEED	U005_S005	133
		U005_S006	133
D0BQ2840	END FENCE:PAPER TRAY:ASS'Y	U005_S007_S003	137
		U005_S008_S001	137
D0BQ2873	TRAY BOTTOM PLATE:NO.2:ASS'Y	U005_S008_S002	131
D0BQ3219	DRIVE UNIT:TONER BOTTLE:ASS'Y	U006_S001	11
		U006_S002	11
		U006_S003	11
		U006_S004	11
D0BQ3240	TONER HOPPER:TONER SUPPLY: BK:ASS'Y	U006_S009	34
D0BQ3270	TONER HOPPER:TONER SUPPLY: C:ASS'Y	U006_S010	35
D0BQ3280	TONER HOPPER:TONER SUPPLY: M:ASS'Y	U006_S011	36
D0BQ3310	TONER HOPPER:TONER SUPPLY: Y:ASS'Y	U006_S012	37
<b>D0BQ4102</b>	<b>DRIVEN ROLLER:FUSING EXIT:ASS'Y</b>	<b>U011_S001</b>	<b>61</b>
		<b>U011_S002</b>	<b>61</b>
		<b>U011_S003</b>	<b>61</b>
		<b>U011_S004</b>	<b>61</b>
<b>D0BQ4214</b>	<b>EXIT ROLLER:FUSING EXIT:RIGHT</b>	<b>U011_S005</b>	<b>61</b>
		<b>U011_S001</b>	<b>72</b>
		<b>U011_S002</b>	<b>72</b>
		<b>U011_S003</b>	<b>72</b>
		<b>U011_S004</b>	<b>72</b>
D0BQ4631	SIDE PLATE:REAR:DUPLEX:PEEN	U013_S001	204
D0BQ4644	GEAR:MECHANICAL ROLLER CLUTCH	U013_S001	205
D0BQ4654	SHAFT:LEVER:LOCK	U013_S001	206
D0BQ5172	PCB:TCB	U006	33
D0BQ6060	TRANSFER ROLLER:FC:ASS'Y	U008_S001	42
D0BQ6141	CLEANING UNIT:BELT CLEANING:	U008	39

## Exclusive Parts

Number	Part Name	Group	ID
	ASS'Y		
D0BQ6766	(EU/NA/AA_KOR):DECAL:CAUTION :ORIGINAL:ENGLISH	U018	60
D1124264	DECAL:WARNING (HIGH TEMPER ATURE):FUSING	U011_S001	44
		U011_S002	44
		U011_S003	44
		U011_S004	44
		U011_S005	44
D1175303	THERMISTOR	U016	19
D1175916	STEPPED SCREW:M3X8:SECOND KIND	U008	13
D1185170	PCB:DIODE	U010_S001	16
D1201556	(AA/KOR):SHEET:LOGO:LAN	U018	13
D1201557	(CHN(-22)/AA/KOR):SHEET:LOGO: GES	U018	14
D1292783	TORQUE LIMITER MECHANICAL C LUTCH:40MM:DIA18	U005_S005	31
		U005_S006	31
		U013_S001	54
D1421805	SHAFT:SCALE	U015	43
D1441085	STEPPED SCREW:M3	U001	10
D1444183	SCREW:M3	U003	20
D1444484	SHOULDER SCREW - M3	U012_S001	23
D1444489	STOPPER:DRIVEN ROLLER	U013_S001	55
D1465786	BRACKET:HDD	U015	45
D1471177	TENSION SPRING:ARM:MCPG	U014	26
D1471805	EXPOSURE GLASS:DOCUMENT F EEDER:APPLY	U003	21
D1472734	GUIDE PLATE:SEPARATE	U005_S005	32
		U005_S006	32
D1472737	LEVER:PRESSURE:SEPARATE	U005_S005	33
		U005_S006	33
D1472738	LINK:RELEASE	U005_S005	34
		U005_S006	34
D1472752	SHAFT:SEPARATE:ASS'Y	U005_S005	35
		U005_S006	35
D1472866	COVER:PAPER TRAY:NO.2	U005_S008	36
D1473281	HOUSING:TONER CARTRIDGE:BK: ASS'Y	U006_S005	12

Number	Part Name	Group	ID
D1473282	HOUSING:TONER CARTRIDGE:CM Y:ASS'Y	U006_S006	13
		U006_S007	13
		U006_S008	13
D1473287	TRANSPORT SCREW:NOZZLE:BK: ASS'Y	U006	14
D1473288	TRANSPORT SCREW:NOZZLE:CM Y:ASS'Y	U006	15
D1473325	TORSION SPRING:STOPPER:TON ER CARTRIDGE:4.8N	U006_S005	16
		U006_S006	16
		U006_S007	16
		U006_S008	16
D1477937	FILTER:PREVENTFENCE:10	U016_S001	20
D1477951	DUCT:SUPPLY:A	U016	21
D1477952	DUCT:SUPPLY:B	U016	22
D1477956	DUCT:EXHAUST:DRIVE:A	U016	23
D1477957	DUCT:EXHAUST:DRIVE:B	U016	24
D1482702	SPACER:TRANSPORT ROLLER	U005_S005	37
		U005_S006	37
D1482751	ARM:PRESSURE:SEPARATE	U005_S005	38
		U005_S006	38
D1482755	COIL SPRING:RELEASE:SEPARAT E	U005_S005	39
		U005_S006	39
D1484690	TORSION SPRING:LINK	U013_S001	57
D1491099	COVER:GRIP:LEFT	U016	25
D1491168	BRACKET:DRIVE:COLLECTION BO TTLE:ASS'Y	U009	13
D1491173	GEAR:IDLER:TONER BOTTLE	U009	14
D1491174	GEAR:COLLECTION BOTTLE	U009	15
D1491194	PULLEY:PAPER FEED:FEED:NO.1: MECHANICAL ROLLER CLUTCH	U014_S004	27
D1491195	GEAR:IDLER:PAPER FEED:FEED	U014_S004	28
D1491196	GEAR:PAPER FEED:FEED:NO.2:M ECHANICAL ROLLER CLUTCH	U014_S004	29
D1491197	GEAR:IDLER:PAPER FEED:GRIP:N O.1	U014_S004	30
D1491199	DRIVE UNIT:ON-OFF:TRANSFER	U014_S001	31
D1491233	COVER:UPPER:INNER BACK	U001	11
D1491234	COVER:UPPER:INNER BACK:MIDD	U001	12



## Exclusive Parts

Number	Part Name	Group	ID
	LE		
D1491237	COVER:UPPER:INNER BACK:LEFT LOWER	U001	13
D1491243	COVER:FRONT:UPPER:OPERATION SUB-UNIT	U001	14
D1491248	HINGE:COVER:FRONT:USED TONER	U001	15
D1491252	COVER:LEFT:UPPER:REAR	U001	16
D1491257	CAP:34X55	U001	17
D1491264	CAP:ROCKER SWITCH	U018	15
D1491268	COVER:RIGHT:LOWER	U018	56
D1491274	INNER COVER:FRONT:USED TONER	U001	18
D1491278	TORSION SPRING:COVER:USED TONER	U001	19
D1491281	COVER:SCANNER:FRONT	U001	20
D1491291	CAP:HARNESS	U001	21
D1491294	(EU(-27,-28,-66)/CHN/AA/KOR/TWN);CAP:HARNESS:CORNER	U001	22
D1491302	CLEANER:SHIELD GLASS:ASS'Y	U001	23
D1491305	CAP:TOTAL COUNTER	U001	24
D1491307	SPRING PLATE:BAND	U001	25
D1491321	DECAL:TONER BOTTLE:BK	U018	17
D1491322	DECAL:TONER BOTTLE:C	U018	18
D1491323	DECAL:TONER BOTTLE:M	U018	19
D1491324	DECAL:TONER BOTTLE:Y	U018	20
D1491338	GUIDE PLATE:PAPER FEED TABLE:FRONT	U016	26
D1491351	DRIVE UNIT:REGISTRATION:ASS'Y	U014_S002	32
D1491352	BRACKET:DRIVE UNIT:REGISTRATION:ASS'Y	U014_S002	33
D1491355	GEAR:REGISTRATION:NO.1	U014_S002	34
D1491387	GROUND PLATE:DRIVE UNIT:ENGINE	U014	35
D1491392	FLANGE:PAPER FEED:FEED	U014_S004	36
D1491394	GROUND PLATE:DRIVE UNIT:FUSING/PAPER EXIT UNIT	U014	37
D1491397	TORQUE LIMITER MECHANICAL C	U014_S005	38

Number	Part Name	Group	ID
	LUTCH:49MNM:DIA14		
D1491553	SHEET:LOGO	U018	21
D1491706	SYNCHRONOUS BELT:138ST1.5-4.0	U003	22
D1491798	SEAL:SHEET THROUGH:DOCUMENT FEEDER	U003	23
D1491804	HOLDER:EXPOSURE GLASS:SCANNER	U003	24
D1491833	SHEET:GLASS	U003	25
D1492557	GUIDE:REGISTRATION:ENTRANCE:REAR	U013_S001	58
D1492558	GUIDE:REGISTRATION:ENTRANCE:FRONT	U013_S001	59
D1492562	COLLAR:REGISTRATION ROLLER	U005	41
D1492566	CASE:REMOVE PAPER DUST:ASS'Y	U005	42
D1492582	GUIDE PLATE:REGISTRATION:FRONT RIGHT	U010	17
D1492584	COLLAR:SHAFT:REGISTRATION ROLLER	U010	18
D1492585	GUIDE:REGISTRATION:REAR RIGHT	U010	19
D1492586	GUIDE:REGISTRATION:FRONT RIGHT	U010	20
D1492612	ROLLER:GRIP:DRIVEN	U013_S001	60
D1492613	SHAFT:GRIP:DRIVEN	U013_S001	61
D1492614	TENSION SPRING:GRIP:PRESSURE	U013_S001	62
D1492633	SHAFT:FEED:MANUAL FEED	U013_S001	64
D1492635	TRANSPORT ROLLER:MANUAL FEED	U013_S001	65
D1492639	SHAFT:PAPER STOPPER	U013_S001	67
D1492642	SHAFT:LINK:PAPER STOPPER	U013_S001	68
D1492655	FEELER:PAPER END SENSOR	U013_S001	69
D1492656	TORSION SPRING:PAPER END SENSOR	U013_S001	70
D1492658	COVER:PAPER FEED ROLLER	U013_S001	71
D1492686	WIRE:MANUAL FEED TABLE:TC07	U013_S001	72

## Exclusive Parts

Number	Part Name	Group	ID
	5		
D1492688	TENSION SPRING:WIRE	U013_S001	73
D1492692	ARM:MANUAL FEED:FRONT UPPER	U013_S001	74
D1492693	STOPPER:MANUAL FEED TABLE	U013_S001	75
D1492694	COMPRESSION SPRING:STOPPER:MANUAL FEED TABLE	U013_S001	76
D1492712	SHEET:GUIDE PLATE:SWIVEL	U005_S004	44
D1492713	GUIDE PLATE:SWIVEL:NO.1	U005_S004	45
D1492721	GUIDE PLATE:SWIVEL:NO.2	U005	46
D1492739	LEVER:PRESSURE RELEASE	U005_S005	47
		U005_S006	47
D1492772	ARM:PICKUP	U005_S005	48
		U005_S006	48
D1492773	PULLEY:PICKUP:MECHANICAL ROLLER CLUTCH	U005_S005	49
		U005_S006	49
D1492774	PULLEY:IDLER:PICKUP	U005_S005	50
		U005_S006	50
D1492777	COIL SPRING:PRESSURE:PICKUP	U005_S005	52
		U005_S006	52
D1492778	FEELER:PAPER END	U005_S005	53
		U005_S006	53
D1492780	GROUND WIRE:SENSOR:PAPER FEED	U005_S005	127
		U005_S006	127
D1492781	GROUND PLATE:PAPER FEED UNIT	U005_S005	54
		U005_S006	54
D1492787	BRACKET:SUPPORT:COVER	U005	55
D1492788	INNER COVER:HARNESS:PAPER FEED UNIT	U005	56
D1492791	GUIDE:FEED	U005_S005	57
		U005_S006	57
D1492812	ROLLER:PAPER TRAY:DIA19	U005_S007	58
		U005_S008	58
D1492813	PIN:STRETCH:TRAY	U005_S007	59
		U005_S008	59
D1492814	COIL SPRING:EARTH	U005_S007	60
		U005_S008	60
D1492816	SHAFT:RISE:ASS'Y	U005_S007	61

Number	Part Name	Group	ID
		U005_S008	61
D1492818	LEVER:RISE	U005_S007	62
		U005_S008	62
D1492824	LEVER:STOPPER:FRONT	U005_S007_S001	63
		U005_S008_S003	63
D1492826	COMPRESSION SPRING:SIDE FENCE:PLATE:FRONT	U005_S007_S001	64
		U005_S008_S003	64
D1492827	COMPRESSION SPRING:SIDE FENCE:POSITIONING	U005_S007_S001	65
		U005_S008_S003	65
D1492828	SIDE FENCE:FRONT:NO.1:ASS'Y	U005_S007_S001	66
D1492834	GUIDE:FEELER:PAPER END	U005_S007_S002	67
D1492835	RACK:SIDE FENCE	U005_S007	68
		U005_S008	68
D1492836	GEAR:Z20	U005_S007	69
		U005_S008	69
D1492838	SIDE FENCE:REAR:NO.1:ASS'Y	U005_S007_S002	70
D1492842	LEVER:END FENCE	U005_S007_S003	72
		U005_S008_S001	72
D1492843	CLICK:END FENCE	U005_S007_S003	73
		U005_S008_S001	73
D1492845	COMPRESSION SPRING:END FENCE:LEVER:5N	U005_S007_S003	74
		U005_S008_S001	74
D1492846	DECAL:SIZE INDICATION:END FENCE:NO.1:FRONT	U005_S007	75
D1492847	DECAL:SIZE INDICATION:END FENCE:NO.1:REAR	U005_S007	76
D1492848	DECAL:SIZE INDICATION:END FENCE:NO.2:FRONT	U005_S008	77
D1492849	DECAL:SIZE INDICATION:END FENCE:NO.2:REAR	U005_S008	78
D1492850	TRAY BOTTOM PLATE:ASS'Y	U005_S007_S004	79
D1492863	DECAL:PAPER SET DIRECTION:TRAY:NO.1	U005_S007	81
D1492864	DECAL:PAPER SET DIRECTION:TRAY:NO.2	U005_S008	82
D1492872	LINK:END FENCE:PAPER SIZE SENSOR	U005_S008	83
D1492886	COVER:TRAY:REAR RIGHT:NO.1	U005	85

## Exclusive Parts

Number	Part Name	Group	ID
D1492887	COVER:TRAY:REAR LEFT:NO.1	U005	86
D1492888	COVER:TRAY:REAR RIGHT:NO.2	U005	87
D1492889	COVER:TRAY:REAR LEFT:NO.2	U005	88
D1492903	SUPPORTER:RIGHT:NO.2:ASS'Y	U005_S002	89
D1492905	SUPPORTER:RIGHT:NO.1:ASS'Y	U005_S001	90
D1492918	SUPPORTER:LEFT UPPER:NO.1	U005	91
D1492923	ROLLER:SUPPORTER:PAPER TRAY	U005_S002	92
D1492924	STOPPER:PAPER TRAY	U005_S001	93
		U005_S002	93
D1492925	SUPPORTER:LEFT:NO.2	U005	94
D1492928	ROLLER:SUPPORTER:PAPER TRAY:LEFT	U005	95
D1492930	SUPPORTER:LEFT LOWER:NO.1:PEEN	U005	96
D1492952	DECAL:SIDE FENCE:PAPER VOLUME	U005_S007_S002	97
		U005_S008_S004	97
D1492954	DECAL:SIDE FENCE:PAPER VOLUME:ENVELOPE	U005_S008_S004	98
D1492956	ROLLER:SUPPORTER:PAPER TRAY	U005_S001	99
D1492958	ROLLER:SUPPORTER:PAPER TRAY:LEFT	U005	100
D1492990	PLAIN SHAFT BEARING:DRIVE:REGISTRATION ROLLER	U010	21
D1493073	JOINT:DEVELOPMENT	U007_S001_S002	40
D1493074	GEAR:IDLER:TRANSPORT SCREW	U007_S001_S002	41
D1493075	GEAR:IDLER:DEVELOPMENT ROLLER	U007_S001_S002	42
D1493210	DC MOTOR:TONER BOTTLE:ASS'Y:5.28W:BRUSH	U006_S001	17
		U006_S002	17
		U006_S003	17
		U006_S004	17
D1493256	BASE:TONER HOPPER:REAR:ASS'Y	U006	32
D1493307	BASE:TONER SUPPLY	U006	21
D1493321	DUCT:VERTICAL TRANSPORT:TONER SUPPLY	U006	23

Number	Part Name	Group	ID
D1493322	SHUTTER:DUCT:TONER SUPPLY	U006	24
D1493330	SEAL:CONNECTION:CARTRIDGE:TONER SUPPLY	U006	25
D1493331	COVER:GEAR:TONER SUPPLY SUB-UNIT	U006	26
D1493350	DC STEPPER MOTOR:TONER SUPPLY	U006_S009	27
		U006_S010	27
		U006_S012	27
D1494202	ENCODER:ON-OFF:PRESSURE ROLLER	U011_S001	45
		U011_S002	45
		U011_S003	45
		U011_S004	45
		U011_S005	45
D1494205	BRAKE:CAM	U011_S001	46
		U011_S002	46
		U011_S003	46
		U011_S004	46
		U011_S005	46
D1494207	PLATE:CAM	U011_S001	47
		U011_S002	47
		U011_S003	47
		U011_S004	47
		U011_S005	47
D1494208	CAM:ON-OFF:PRESSURE ROLLER	U011_S001	48
		U011_S002	48
		U011_S003	48
		U011_S004	48
		U011_S005	48
D1494209	SHAFT:ON-OFF:PRESSURE ROLLER	U011_S001	49
		U011_S002	49
		U011_S003	49
		U011_S004	49
		U011_S005	49
D1494235	STEPPED SCREW:M3	U011_S001	50
		U011_S002	50
		U011_S003	50
		U011_S004	50
		U011_S005	50

## Exclusive Parts

Number	Part Name	Group	ID
D1494335	ELECTRODE PLATE:CONNECTING :THERMOSTAT	U011_S001	51
		U011_S002	51
		U011_S003	51
		U011_S004	51
		U011_S005	51
D1494421	GEAR:EXIT ROLLER	U012_S001	24
D1494422	GEAR:REVERSE ROLLER	U012_S001	25
D1494423	SYNCHRONOUS BELT:40S2M122	U012_S001	26
D1494425	DC STEPPER MOTOR:REVERSE:S UB-ASS'Y	U012_S001	27
D1494427	STUD:PULLEY:BRACKET:DC STEP PER MOTOR	U012_S001	28
D1494428	GROUND PLATE:PAPER EXIT UNI T	U012_S001	29
D1494429	PULLEY:GEAR:REVERSE	U012_S001	30
D1494434	TENSION SPRING:LEVER:GATE P AWL	U012_S001	31
D1494463	GROUND WIRE:SENSOR:REVERS E	U012_S001	79
D1494468	SHAFT:DRIVEN:REVERSE ROLLE R	U012_S001	32
D1494469	SPRING PLATE:ROLLER:DRIVEN: REVERSE ROLLER	U012_S001	33
D1494471	SHAFT:DRIVEN:REVERSE ROLLE R:OUTER	U012_S001	34
D1494484	TORSION SPRING:LEVER:GATE P AWL	U012_S001	35
D1494492	TRAY:REVERSE	U001	26
D1494638	GUIDE:WIRE	U013_S001	77
D1494645	SYNCHRONOUS BELT:30S2M118	U013_S001	79
D1494646	SYNCHRONOUS BELT:30S2M262	U013_S001	80
D1494647	SYNCHRONOUS BELT:30S2M212	U013_S001	81
D1494653	TENSION SPRING:SWIVEL	U013_S001	82
D1494656	HOOK:STOPPER:DUPLEX UNIT:FR ONT	U013_S001	84
D1494657	HOOK:STOPPER:DUPLEX UNIT:RE AR	U013_S001	85
D1494658	COIL SPRING:LEVER:DUPLEX	U013_S001	86

Number	Part Name	Group	ID
D1494662	DIFFUSION PLATE:LED	U010_S001	22
D1494672	COMPRESSION SPRING:DRIVEN	U013_S001	87
D1494675	COVER:PUSH SWITCH	U013_S001	88
D1494688	LINK:DUPLEX:MAIN	U013_S001	89
D1494695	LINK:FRONT	U013_S001	90
D1494706	PIN:ARM:FRONT LOWER	U013_S001	192
D1494711	DECAL:SIDE FENCE:MANUAL FEE D	U013_S001_S001 S002	91
D1494715	DECAL:GRIP:Z	U013_S001	92
D1494717	PLATE:SIDE FENCE:FRONT	U013_S001_S001 S001	93
D1494718	TORSION SPRING:SIDE FENCE:FR ONT	U013_S001_S001 S001	94
D1494720	PLATE:SIDE FENCE:REAR	U013_S001_S001 S002	95
D1494721	TORSION SPRING:SIDE FENCE:R EAR	U013_S001_S001 S002	96
D1494731	COMPRESSION SPRING:RACK:MA NUAL FEED	U013_S001_S001	97
D1494755	BRACKET:HINGE:DUPLEX:FRONT	U013	98
D1494777	COMPRESSION SPRING:FLAT CO NVEYER BELT:DRIVEN	U013_S001	101
D1494850	ARM:PUSH SWITCH	U013_S001	104
D1494883	ARM:MANUAL FEED:FRONT LOWE R	U013_S001_S001	105
D1494884	ARM:MANUAL FEED:REAR LOWE R	U013_S001_S001	106
D1495703	BRACKET:MICRO SWITCH	U015	46
D1495711	BRACKET:ARM:SAFETY SWITCH:F RONT	U015	47
D1495713	ARM:SAFETY SWITCH:FRONT	U015	48
D1495714	SHAFT:ARM:SAFETY SWITCH	U015	49
D1495717	BASE:SAFETY SWITCH	U015	50
D1495718	TORSION SPRING:SAFETY SWITC H	U015	51
D1495726	LEVER:SAFETY SWITCH:RIGHT	U015	52
D1495776	COVER:USB:SMALL	U015	53
D1495810	BRACKET:RACK:UPPER	U015	54

## Exclusive Parts

Number	Part Name	Group	ID
D1495818	SPACER:FFC	U015	55
D1495822	BRACKET:POWER SUPPLY UNIT	U015	113
D1495824	COVER:CONNECTOR:HEATER:0.4 MM	U015	56
D1495883	KEYTOP:MAIN SWITCH	U001	27
D1495884	COMPRESSION SPRING:KEYTOP	U001	28
D1496030	CAM:ON-OFF:COLLAR	U008_S001	14
D1496036	CAM:ON-OFF:BK	U008_S001	15
D1496037	STOPPER:RIGHT:INTERMEDIATE TRANSFER	U008_S001	16
D1496038	LEVER:ON-OFF:BK	U008_S001	17
D1496112	ROLLER:FLAT BELT-TRANSFER:FACE FRONT:ASS'Y	U008_S001	38
<b>D1496133</b>	<b>VIBRATING PLATE:FRONT:PEEN</b>	<b>U008_S001</b>	<b>43</b>
<b>D1496136</b>	<b>VIBRATING PLATE:REAR:PEEN</b>	<b>U008_S001</b>	<b>44</b>
D1496172	BRACKET:BELT CLEANING:FRONT	U008	18
D1496173	BRACKET:BELT CLEANING:REAR	U008	19
D1496177	HOLDER:DISCHARGE USED TONER:ASS'Y	U008_S002	20
D1496179	GEAR:IDLER:DISCHARGE USED TONER	U008_S002	21
D1496192	LEVER:DISCHARGE USED TONER	U008_S002	22
D1496194	SHAFT:LEVER:DISCHARGE USED TONER	U008_S002	23
D1496195	CAM:DISCHARGE USED TONER	U008_S002	24
D1496226	LEVER:TRANSFER/SEPARATION UNIT:FRONT	U010_S001	23
D1496227	LEVER:SET:FRONT	U010_S001	24
D1496228	TORSION SPRING:LEVER:SET:FRONT	U010_S001	25
D1496229	TENSION SPRING:LEVER:SET	U010_S001	26
D1496231	LEVER:TRANSFER/SEPARATION UNIT:REAR	U010_S001	27
D1496232	LEVER:SET:REAR	U010_S001	28
D1496233	TORSION SPRING:LEVER:SET:REAR	U010_S001	29
D1496242	COMPRESSION SPRING:PRESSURE	U010_S001	30

Number	Part Name	Group	ID
	RE:TRANSFER ROLLER		
D1496243	RECEIVE PLATE:COMPRESSION SPRING:TRANSFER ROLLER	U010_S001	31
D1496245	GROUND PLATE:TRANSFER/SEPARATION UNIT	U010_S001	32
D1496246	LINK:TRANSFER/SEPARATION UNIT	U010_S001	33
D1496248	CAP:LED	U010_S001	34
D1496254	DECAL:GRIP:B:LOWER	U010_S001	35
D1496257	GROUND PLATE:REGISTRATION ROLLER	U010_S001	36
D1496290	GUIDE:SET:TRANSFER/SEPARATION UNIT:FRONT	U010	37
D1496291	GUIDE:SET:TRANSFER/SEPARATION UNIT:REAR	U010	38
D1496295	COVER:HARNESS:TRANSFER/SEPARATION UNIT	U010	39
D1496309	SHAFT:ON-OFF:COLLAR:MAIN	U008	25
D1496310	BRACKET:ON-OFF:COLLAR	U008	26
D1496311	GEAR:ON-OFF:COLLAR:OUTPUT	U008	27
D1496312	JOINT:ON-OFF:COLLAR	U008	28
D1496318	DC STEPPER MOTOR:ON-OFF	U006_S011	29
D1496336	TRANSFER ROLLER:ASS'Y	U008_S001	31
D1496370	TONER OUTLET UNIT:BELT CLEANING:ASS'Y	U008_S002	33
D1496542	BRACKET:USED TONER SENSOR	U009	35
D1496552	GEAR:IDLER:Z30	U009	16
D1496553	GEAR:IDLER:Z61	U009	17
D1496554	GEAR:PULLEY:IDLER:Z16	U009	18
D1496555	GEAR:IDLER:Z21	U009	19
D1496556	TENSION SPRING:BELT TENSIONER	U009	20
D1496557	SYNCHRONOUS BELT:40S3M564	U009	21
D1496561	PULLEY:USED TONER	U009	22
D1496562	BRACKET:TIGHTENER:USED TONER	U009	23
D1496571	BRACKET:PULLEY:IDLER:USED TONER	U009	24

## Exclusive Parts

Number	Part Name	Group	ID
D1496574	GEAR:PULLEY:IDLER:Z18	U009	25
D1496575	FLANGE:IDLER:USED TONER	U009	26
D1496581	SHAFT:DRIVE:USED TONER:RIGHT	U009	27
D1496582	GEAR:USED TONER:RIGHT	U009	28
D1496583	GEAR:USED TONER:INPUT	U009	29
D1496586	SHAFT:DRIVE:USED TONER:LEFT	U009	30
D1496587	GEAR:USED TONER:LEFT	U009	31
D1496592	RAIL:COLLECTION BOTTLE	U009	32
D1496767	(CHN):DECAL:CAUTION:ORIGINAL:CHINES	U018	26
D1496768	(TWN):DECAL:CAUTION:ORIGINAL:TAIWAN	U018	27
D1496851	(NA/AA/KOR):DECAL:MAIN SWITCH:ON-STANDBY:ENGLISH	U018	28
D1496852	(EU/CHN/TWN):DECAL:MAIN SWITCH:ON-STANDBY	U018	29
D1496859	DECAL:CLEANING:SHIELD GLASS	U001	29
D1496862	DECAL:SIZE INDICATION:PAPER TRAY	U018	30
D1496893	DECAL:PCU:BLACK	U001	30
D1496894	DECAL:PCU:CYAN	U001	31
D1496895	DECAL:PCU:MAGENTA	U001	32
D1496896	DECAL:PCU:YELLOW	U001	33
D1497922	COVER:FAN:DEVELOPMENT:RIGHT LOWER	U016	27
D1497923	DUCT:DEVELOPMENT:RIGHT LOWER	U016	28
D1497931	DUCT:DEVELOPMENT:EXHAUST	U016	29
D1497932	DUCT:PCU:EXHAUST	U016	30
D1497935	CASE:FILTER:ASS'Y	U016_S001	31
D1497938	OZONE FILTER	U016_S001	32
D1497953	DUCT:SUPPLY:C	U016	33
D1497954	DUCT:SUPPLY:D	U016	34
D1497955	DUCT:SUPPLY:FAN:UPPER	U016	35
D1497956	DUCT:SUPPLY:FAN:LOWER	U016	36
D1497982	DUCT:POWER SUPPLY UNIT	U016	37
D1497983	BRACKET:FAN:POWER SUPPLY UNIT	U016	38

Number	Part Name	Group	ID
	NIT		
D1497984	DUCT:REAR:POWER SUPPLY UNIT	U001	34
D1497986	GUIDE:THERMISTOR	U016	39
D1501095	BRACKET:POSITIONING:FUSING UNIT:M3	U016	40
D1501235	COVER:UPPER:INNER BACK:BIN	U001	35
D1501250	COVER:LEFT	U001	36
D1501282	COVER:SCANNER:UPPER:FRONT	U001	37
D1502666	GEAR:SIDE FENCE:MANUAL FEED TABLE	U013_S001_S001	107
D1751377	GEAR:PRESSURE RELEASE:NO.3	U014_S005	39
D1752726	STOPPER:GUIDE PLATE:SWIVEL	U005_S006	101
D1754737	PLAIN SHAFT BEARING:DUPLICATION:EXHAUST	U013_S001	109
D1961485	(EU/NA/AA/KOR):IC:NFC_TAG:MN63Y3212NB	U018	50
D2021143	JOINT:DRIVE	U014_S004	40
D2021152	BRACKET:DRIVE UNIT:PAPER FEED:ASS'Y	U014_S004	41
D2021191	GEAR:GRIP:NO.1	U014_S004	42
D2021193	STUD:PAPER FEED:GRIP:ASS'Y	U014_S004	43
D2021195	PULLEY:GRIP:NO.2	U014_S004	44
D2021196	HOUSING:DRIVE UNIT:PAPER FEED:ASS'Y	U014_S004	45
D2022614	COIL SPRING:RELEASE:PICKUP:MANUAL FEED	U013_S001	110
D2022617	ARM:PICKUP:MANUAL FEED	U013_S001	111
D2022618	SHEET:PICKUP	U013_S001	112
D2022619	TORSION SPRING:PICKUP	U013_S001	113
D2022620	SHOE:TORSION SPRING:PICKUP	U013_S001	114
D2022624	COVER:PAPER END	U013_S001	115
D2022638	FEELER:PAPER SIZE SENSOR:MANUAL FEED	U013_S001_S001	116
D2022640	EXTENSION TRAY:NO.1	U013_S001	117
D2022641	EXTENSION TRAY:NO.2	U013_S001	118
D2022642	PULLEY:WIRE:MANUAL FEED TABLE	U013_S001	119

## Exclusive Parts

Number	Part Name	Group	ID
D2022646	ARM:MANUAL FEED:REAR UPPER	U013_S001	120
D2022654	CUSHION:GUIDE PLATE:SEPARATOR	U013_S001	121
D2022669	COVER:MANUAL FEED TABLE	U013_S001	122
D2022676	DECAL:SCALE:MANUAL FEED:MIDDLE	U013_S001_S001	123
D2022677	DECAL:SCALE:MANUAL FEED:REAR	U013_S001_S001	124
D2024477	REVERSE ROLLER	U012_S001	36
D2024673	FEELER:DUPLEX:ENTRANCE SENSOR	U013_S001	125
D2024674	TORSION SPRING:DUPLEX:ENTRANCE SENSOR	U013_S001	126
D2024679	DRIVEN ROLLER:DIA16:DUPLEX	U013_S001	127
D2024680	BRACKET:DRIVEN ROLLER:PRESSURE	U013_S001	128
D2024682	DRIVEN ROLLER:DIA16	U013_S001	129
D2024684	GROUND WIRE:BRACKET:DRIVEN ROLLER	U013_S001	191
D2024692	SHAFT:PRESSURE:GUIDE PLATE:UPPER	U013_S001	130
D2024721	BRACKET:LINK:DUPLEX	U013_S001	131
D2024722	LINK:DUPLEX	U013_S001	132
D2024726	TORSION SPRING:LINK:CONTACT POINT	U013_S001	133
D2026255	DECAL:GRIP:B	U010_S001	40
D2197454	(AA/KOR/NA/TWN):CAUTION CHARACTER	U018	31
D2231381	(EU/NA(-17)/TWN):DECAL:EXPOSURE GLASS:CLEANING	U018	32
D2380072	(EU/AA/KOR/CHN):HEATER:SCANNER:220/240V:ASS'Y	U017	2
D2380073	(NA/TWN):HEATER:SCANNER:120V:ASS'Y	U017	10
D2385620	(D238):PCB:SERVICE	U015	57
<b>D2385624</b>	<b>(D239):PCB:SERVICE</b>	<b>U015</b>	<b>115</b>
D2385680	(D238):PCB:SERVICE	U015	57
D2386630	(NA/TWN):HEATER:PAPER TRAY:1	U017	3

Number	Part Name	Group	ID
	20V:ASS'Y		
D2386640	(EU/AA/KOR/CHN):HEATER:PAPER TRAY:220/240V:ASS'Y	U017	4
D2386650	PCB:DHB:ASS'Y	U017	5
D2386661	(NA/TWN):HEATER:PAPER TRAY:ELECTRICAL COMPONENTS SECTION:ASS'Y	U017	6
D2386662	(EU/AA/KOR/CHN):HEATER:PAPER TRAY:ELECTRICAL COMPONENTS SECTION:ASS'Y	U017	7
D2386752	(EU/NA/AA/KOR):(D238):DECAL:MODEL NAME PLATE:RIC	U018	33
D2386753	(CHN(-21)/TWN):(D238):DECAL:MODEL NAME PLATE:RIC	U018	34
D2386754	(CHN(-22)):(D238):DECAL:MODEL NAME PLATE:GES	U018	35
D2391107	DC SOLENOID:ASS'Y	U014	46
D2391109	BRACKET:DC SOLENOID:ASS'Y	U014	47
D2391117	DRIVE UNIT:ENGINE:ASS'Y	U014_S003	48
D2391255	COVER:LEFT:INTERFACE	U001	39
D2391265	COVER:RIGHT:REAR	U001	72
D2391276	INNER COVER:TONER BOTTLE	U001	40
D2391855	OPTICAL WRITING UNIT	U004_S001	2
D2392227	PCDU:K	U007_S001	44
D2392244	PCU:K	U007_S001_S001	38
D2392279	PCU:CMY	U007_S002_S001	43
		U007_S003_S001	43
		U007_S004_S001	43
D2392285	PCDU:C	U007_S002	34
D2392286	PCDU:M	U007_S003	35
D2392287	PCDU:Y	U007_S004	36
D2393061	DEVELOPMENT UNIT:C	U007_S002_S002	11
D2393062	DEVELOPMENT UNIT:M	U007_S003_S002	12
D2393063	DEVELOPMENT UNIT:Y	U007_S004_S002	13
D2393492	COVER:PCU:REAR:ASS'Y	U007_S002	14
		U007_S003	14
		U007_S004	14
D2394041	(NA):SLEEVE:FUSING:120V	U011_S004	55

## Exclusive Parts

Number	Part Name	Group	ID
D2394042	(EU/CHN/AA/KOR):SLEEVE:FUSING:220/240V	U011_S001	56
		U011_S002	56
		U011_S003	56
D2394043	(TWN):SLEEVE:FUSING:110V	U011_S005	57
D2394055	(NA):FUSING UNIT:120V	U011_S004	94
D2394056	(EU/CHN/AA/KOR):FUSING UNIT:220/240V	U011_S001	95
		U011_S002	95
		U011_S003	95
D2394057	(TWN):FUSING UNIT:110V	U011_S005	96
D2394262	FUSING COVER:LOWER	U011_S001	58
		U011_S002	58
		U011_S003	58
		U011_S004	58
		U011_S005	58
D2395644	PCB:IMAGE PROCESSING UNIT	U015	60
D2395772	PANEL:CONTROL BOARD	U015	61
D2395883	GROUND PLATE:BCU	U015	62
D2395884	BRACKET:BCU	U015	63
D2395888	COVER:FAX	U015	64
D2395889	RAIL:FAX	U015	65
D2395898	BRACKET:HELM	U015	66
D2395899	CAP:HELM	U015	67
D2396752	(EU/NA/AA/KOR):(D239):DECAL:MODEL NAME PLATE:RIC	U018	36
D2396753	(CHN(-21)/TWN):(D239):DECAL:MODEL NAME PLATE:RIC	U018	37
D2397851	(NA):CD-ROM:DRV:ASS'Y	U018	38
D2397852	(EU):CD-ROM:DRV:ASS'Y	U018_S005	39
D2397853	(AA/KOR):CD-ROM:DRV:ASS'Y	U018	40
D2397854	(CHN(-21)/TWN):CD-ROM:DRV/OI:ASS'Y	U018	41
D2399591	NVRAM	U015	68
D2411113	GUIDE:HARNESS:RIGHT	U014	49
D2411232	COVER:UPPER:EXIT	U001	43
D2411241	COVER:FRONT	U001	44
D2411242	COVER:MAIN SWITCH	U005_S007	102
D2411244	COVER:FRONT:RIGHT UPPER	U001	45
D2411245	COVER:FRONT:UPPER	U001	46

Number	Part Name	Group	ID
D2411251	COVER:LEFT:UPPER	U001	68
D2411260	COVER:REAR:LOWER	U001	48
D2411261	COVER:REAR	U001	49
D2411263	CAP:LOUVER:DEODORIZE FILTER	U001	50
D2411266	COVER:RIGHT:FRONT LOWER	U001	51
D2411273	INNER COVER:FRONT:LOWER	U001	52
D2411275	INNER COVER:FRONT:RIGHT LOWER	U001	53
D2411284	COVER:SCANNER:LEFT	U001	54
D2411285	COVER:SCANNER:UPPER:LEFT	U001	55
D2411297	BRACKET:COVER:LEFT UPPER REAR	U001	58
D2411298	INNER COVER:RIGHT	U001	59
D2411299	GUIDE PLATE:SCANNER	U018	59
D2411308	BAND:STOPPER:DOOR	U001	60
D2411309	MAGNET CATCH	U001	61
D2411357	DRIVE UNIT:FUSING/PAPER EXIT UNIT:ASS'Y	U014_S005	50
D2411378	GEAR:FUSING:NO.3	U014_S005	51
D2411396	HOLDER:TORQUE LIMITER MECHANICAL CLUTCH:PRESSURE RELEASE	U014_S005	52
D2411399	DRIVE UNIT:PAPER FEED:ASS'Y	U014_S004	53
D2411591	BRACKET:OPERATION SUB-UNIT:PEEN	U002	9
D2411598	COVER:BRACKET:OPERATION SUB-UNIT:LOWER	U002	10
D2411599	COVER:BRACKET:OPERATION SUB-UNIT:UPPER	U002	11
D2411671	PROTECTION:CARRIAGE:SCANNER	U003	59
D2411680	GUIDE ROD	U003	27
D2411681	STAY:GUIDE ROD	U003	28
D2411684	COVER:HARNESS:SCANNER	U003	29
D2411685	SPRING PLATE:GUIDE ROD	U003	30
D2411686	CLAMP:STAY:GUIDE ROD	U003	31
D2411688	SHEET:GLASS:LARGE	U003	32
D2411689	HOLDER:EXPOSURE GLASS	U003	33



## Exclusive Parts

Number	Part Name	Group	ID
D2411697	SLIDE RAIL	U003	34
D2411698	COVER:BASE:SCANNER	U003	35
D2411701	PULLEY:IDLER:LEADING EDGE	U003	36
D2411702	CAP:PULLEY:IDLER:LEADING EDGE	U003	37
D2411708	TIGHTENER:DIA8	U003	38
D2411710	PULLEY:IDLER:TRAILING EDGE	U003	39
D2411711	CAP:IDLER:TRAILING EDGE	U003	40
D2411712	TENSION SPRING:TIGHTENER:TENSION:4N	U003	41
D2411713	SYNCHRONOUS BELT:890ST55-4.0	U003	42
D2411715	PULLEY:DRIVE	U003	43
D2411716	CAP:PULLEY:DRIVE:UPPER	U003	44
D2411717	CAP:PULLEY:DRIVE:LOWER	U003	45
D2411719	DC STEPPER MOTOR	U003_S001	46
		U003_S003	46
		U003_S005	46
		U003_S007	46
		U003_S009	46
D2411722	TENSION SPRING:TENSION:11N	U003	47
D2411727	SHEET:GAP:ASS'Y	U003	48
D2411732	(EU/TWN/CHN/AA/KOR):SCALE:LEFT:MM:ASS'Y	U003	49
D2411733	COVER:SHEET THROUGH:DOCUMENT FEEDER	U003	50
D2411734	(NA):SCALE:LEFT:INCH:ASS'Y	U003	51
D2411738	(EU/TWN/CHN/AA/KOR):SCALE:REAR:PRINTING:MM	U003	52
D2411739	(NA):SCALE:REAR:PRINTING:INCH	U003	53
D2411741	BRACKET:DOCUMENT FEEDER:LEFT	U003	54
D2411742	BRACKET:DOCUMENT FEEDER:RIGHT	U003	55
D2411744	DOCUMENT FEEDER:CABLE:BRACKET	U003	56
D2411767	PLAIN SHAFT BEARING:90ANG	U003_S002	60
		U003_S004	60

Number	Part Name	Group	ID
		U003_S006	60
		U003_S008	60
		U003_S010	60
D2411788	CAP:COVER:POSITIONING	U018	43
D2412559	SHAFT:REGISTRATION ROLLER:DRIVEN	U005	103
D2412576	GUIDE PLATE:REGISTRATION:FRONT LEFT	U005	128
D2412583	REGISTRATION ROLLER:DRIVE	U010	41
D2412612	DC SOLENOID:PICKUP:ASS'Y	U013_S001	134
D2412622	COVER:DAMPER	U013_S001	135
D2412627	MANUAL FEED TABLE:ASS'Y	U013_S001_S001	136
D2412634	RACK:MANUAL FEED	U013_S001_S001	139
D2412641	COVER:PAPER STOPPER:MANUAL FEED	U013_S001	141
D2412643	ARM:LINK:PAPER STOPPER	U013_S001	142
D2412644	TORSION SPRING:LINK:PAPER STOPPER	U013_S001	143
D2412652	GROUND PLATE:SHAFT:FEED	U013_S001	144
D2412656	HOLDER:HARNESS	U013_S001	146
D2412663	DECAL:SCALE:MANUAL FEED:FRONT	U013_S001_S001	147
D2412673	GUIDE PLATE:VERTICAL TRANSPORT:NO.1:DRIVEN	U013_S001	148
D2412674	GUIDE PLATE:VERTICAL TRANSPORT:NO.2:DRIVEN	U013_S001	149
D2412676	HOLDER:DRIVEN:BELT	U013_S001	150
D2412678	SHAFT:FLAT CONVEYER BELT:DRIVEN	U013_S001	151
D2412682	STAY:REAR:MANUAL FEED TABLE	U013_S001_S001	152
D2412685	DECAL:PAPER SET DIRECTION:MANUAL FEED	U013_S001_S001	153
D2412690	SIDE FENCE:FRONT:ASS'Y	U013_S001_S001	188
		S001	
D2412691	SIDE FENCE:REAR:ASS'Y	U013_S001_S001	189
		S002	
D2412731	STOPPER:GUIDE PLATE:SWIVEL	U005	123
D2412754	COIL SPRING:PRESSURE:SEPARA	U005_S005	106

## Exclusive Parts

Number	Part Name	Group	ID
	TE	U005_S006	106
D2412759	TRANSPORT ROLLER:VERTICAL T RANSPORT:ASS'Y	U005_S005	107
		U005_S006	107
D2412800	PAPER TRAY:NO.1:ASS'Y	U005_S007	108
D2412805	PAPER TRAY:NO.2:ASS'Y	U005_S008	109
D2412837	DECAL:SET:SIDE FENCE:AUXILIA RY	U005_S008	110
D2412865	COVER:PAPER TRAY:NO.1	U005_S007	111
D2412869	DECAL:SIZE INDICATION:SIDE FE NCE:NO.2	U005_S008	112
D2412873	SIDE FENCE:AUXILIARY	U005_S008_S005	113
		U005_S008_S006	113
D2412875	SIDE FENCE:FRONT:ASS'Y	U005_S008_S003	114
D2412880	SIDE FENCE:REAR:ASS'Y	U005_S008_S004	115
D2412883	DECAL:SIZE INDICATION:SIDE FE NCE:AUXILIARY:FRONT	U005_S008	116
D2412884	DECAL:SIZE INDICATION:SIDE FE NCE:AUXILIARY:REAR	U005_S008	117
D2412885	DECAL:SIDE FENCE:AUXILIARY	U005_S008_S005	118
		U005_S008_S006	118
D2412906	LEVER:STRETCH:PAPER TRAY:AS S'Y	U005	125
		U005_S003	125
D2412991	PLAIN SHAFT BEARING:INNER:DR IVE:REGISTRATION ROLLER	U010	42
D2412993	STOPPER:REGISTRATION ROLLE R	U010	43
D2412994	COMPRESSION SPRING:REGISTR ATION:INNER:DRIVE	U010	44
D2413336	COVER:GEAR:TONER SUPPLY SU B-UNIT:C	U006	31
D2414023	HOLDER:DRIVEN ROLLER:FUSING EXIT:FRONT	U011_S001	59
		U011_S002	59
		U011_S003	59
		U011_S004	59
		U011_S005	59
D2414024	HOLDER:DRIVEN ROLLER:FUSING EXIT:REAR	U011_S001	60
		U011_S002	60
		U011_S003	60

Number	Part Name	Group	ID
		U011_S004	60
		U011_S005	60
D2414108	GUIDE:FUSING EXIT:LEFT	U011_S001	92
		U011_S002	92
		U011_S003	92
		U011_S004	92
		U011_S005	92
D2414113	BRACKET:THERMISTOR:PRESSU RE ROLLER	U011_S001	63
		U011_S002	63
		U011_S003	63
		U011_S004	63
		U011_S005	63
D2414121	INNER COVER:PRESSURE ROLLE R:REAR	U011_S001	64
		U011_S002	64
		U011_S003	64
		U011_S004	64
		U011_S005	64
D2414122	INNER COVER:PRESSURE ROLLE R:FRONT	U011_S001	65
		U011_S002	65
		U011_S003	65
		U011_S004	65
		U011_S005	65
D2414123	DISCHARGE BRUSH:PRESSURE R OLLER	U011_S001	66
		U011_S002	66
		U011_S003	66
		U011_S004	66
		U011_S005	66
D2414137	LEVER:PRESSURE:FRONT:PEEN	U011_S001	67
		U011_S002	67
		U011_S003	67
		U011_S004	67
		U011_S005	67
D2414140	HOLDER:PRESSURE:FRONT:ASS' Y	U011_S001	68
		U011_S002	68
		U011_S003	68
		U011_S004	68
		U011_S005	68
D2414155	HOLDER:PRESSURE:REAR:ASS'Y	U011_S001	69

## Exclusive Parts

Number	Part Name	Group	ID
		U011_S002	69
		U011_S003	69
		U011_S004	69
		U011_S005	69
D2414160	LEVER:PRESSURE:REAR:PEEN	U011_S001	70
		U011_S002	70
		U011_S003	70
		U011_S004	70
		U011_S005	70
D2414212	GATE PAWL:FUSING EXIT	U011_S001	71
		U011_S002	71
		U011_S003	71
		U011_S004	71
D2414215	GUIDE:FUSING EXIT:RIGHT:ASS'Y	U011_S001	73
		U011_S002	73
		U011_S003	73
		U011_S004	73
		U011_S005	73
D2414218	LINK:GATE PAWL:FUSING EXIT	U011_S001	74
		U011_S002	74
		U011_S003	74
		U011_S004	74
		U011_S005	74
D2414219	DECAL:C:GUIDE PLATE:FUSING EXIT	U011_S001	75
		U011_S002	75
		U011_S003	75
		U011_S004	75
		U011_S005	75
D2414221	STRIPPER PLATE:FUSING EXIT:ASS'Y	U011_S001	76
		U011_S002	76
		U011_S003	76
		U011_S004	76
		U011_S005	76
D2414252	FUSING ENTRANCE GUIDE PLATE	U011_S001	77
		U011_S002	77
		U011_S003	77
		U011_S004	77

Number	Part Name	Group	ID
D2414261	FUSING COVER:UPPER	U011_S005	77
		U011_S001	78
		U011_S002	78
		U011_S003	78
		U011_S004	78
D2414317	GUIDE:HARNES:DRAWER:PRESS FIT	U011_S001	79
		U011_S002	79
		U011_S003	79
		U011_S004	79
		U011_S005	79
D2414332	HOUSING:THERMOSTAT	U011_S001	80
		U011_S002	80
		U011_S003	80
		U011_S004	80
		U011_S005	80
D2414334	COVER:HOUSING:THERMOSTAT	U011_S001	81
		U011_S002	81
		U011_S003	81
		U011_S004	81
		U011_S005	81
D2414337	TERMINAL:THERMOSTAT:DRAWER	U011_S001	82
		U011_S002	82
		U011_S003	82
		U011_S004	82
		U011_S005	82
D2414338	TERMINAL:THERMOSTAT:HEATER	U011_S001	83
		U011_S002	83
		U011_S003	83
		U011_S004	83
		U011_S005	83
D2414342	HOUSING:NON-CONTACT TYPE THERMISTOR	U011_S001	84
		U011_S002	84
		U011_S003	84
		U011_S004	84
		U011_S005	84
D2414365	HOLDER:THERMOPILE	U011	85
D2414366	BRACKET:THERMOPILE	U011	86

## Exclusive Parts

Number	Part Name	Group	ID
D2414367	STOPPER:THERMOPILE	U011	87
D2414406	PAPER EXIT UNIT:ASS'Y	U012_S001	37
D2414441	GUIDE PLATE:EXIT:UPPER	U012_S001	38
D2414448	SHAFT:FEELER:OVERFLOW	U012_S001	39
D2414458	GUIDE:COVER:UPPER	U001	62
D2414461	GUIDE PLATE:REVERSE:UPPER	U012_S001	40
D2414466	GUIDE PLATE:REVERSE:LOWER	U012_S001	41
D2414472	END FENCE:TRAY:EXIT:ASS'Y	U018_S001	44
		U018_S002	44
		U018_S003	44
		U018_S004	44
		U018_S006	44
D2414476	EXIT ROLLER	U012_S001	42
D2414481	GATE PAWL:EXIT	U012_S001	43
D2414483	LEVER:GATE PAWL	U012_S001	44
D2414494	TRAY:AUXILIARY:EXIT	U012	45
D2414499	COMPRESSION SPRING:BASE:TRAY:EXIT	U012	47
D2414519	DUPLEX UNIT:ASS'Y	U013_S001	207
D2414617	TRANSPORT ROLLER:DUPLEX:2:DIA8	U013_S001	155
D2414627	COVER:DUPLEX	U013_S001	186
D2414628	GUIDE PLATE:DUPLEX:EXIT	U013_S001	156
D2414635	SHEET:CUSHION	U013_S001	157
D2414640	TRANSPORT ROLLER:EXIT:DIA8	U013_S001	102
D2414642	TRANSPORT ROLLER:DUPLEX:1	U013_S001	158
D2414643	TRANSPORT ROLLER:ENTRANCE	U013_S001	78
D2414652	GEAR:PULLEY:SWIVEL	U013_S001	160
D2414660	GUIDE PLATE:UPPER:RIGHT:DUPLEX	U013_S001	161
D2414673	GUIDE PLATE:DRIVEN	U013_S001	162
D2414676	LEVER:PRESSURE:DUPLEX	U013_S001	163
D2414677	COMPRESSION SPRING:EXIT:UPPER	U013_S001	164
D2414681	BRACKET:MOTOR:PEEN	U013_S001	193
D2414684	GEAR:OUTPUT	U013_S001	165
D2414692	INNER COVER:REAR:DUPLEX	U013_S001	166
D2414693	INNER COVER:FRONT:DUPLEX	U013_S001	167

Number	Part Name	Group	ID
D2414694	CAP:BELT:DUPLEX	U013_S001	168
D2414707	GEAR:FEED:MANUAL FEED:DRIVE	U013_S001	169
D2414708	GEAR:SEPARATOR:MANUAL FEED:DRIVE	U013_S001	170
D2414709	GEAR:TRANSPORT ROLLER:MANUAL FEED	U013_S001	171
D2414710	GEAR:IDLER	U013_S001	172
D2414750	BRACKET:MOTOR:DUPLEX	U013	173
D2414755	GEAR:OUTPUT:DUPLEX:ENTRANCE	U013	174
D2414757	SPACER:DC MOTOR:DUPLEX	U013	185
D2414761	DRIVEN ROLLER:DIA16	U013_S001	175
D2414762	DRIVEN ROLLER:DIA18	U013_S001	176
D2414763	GUIDE:HARNESS:ENTRANCE SENSOR:DUPLEX	U013_S001	177
D2414765	PULLEY:T26	U013_S001	178
D2414766	TRANSPORT ROLLER:EXIT:DIA8	U013_S001	99
D2414899	SHEET:RACK:MANUAL FEED	U013_S001_S001	190
D2414921	COVER:GUIDE PLATE:DRIVEN	U013_S001	179
D2414923	STAY:CONTACT POINT:DUPLEX	U013_S001	180
D2414929	DC SOLENOID:FUSING EXIT:ASS'Y	U012	48
D2414936	INNER COVER:EXIT	U012	49
D2414937	TENSION SPRING:GATE:REVERSE	U012_S001	50
D2414938	TENSION SPRING:LINK:DC SOLENOID:FUSING EXIT	U012	51
D2414941	GATE PAWL:REVERSE:FRONT MIDDLE	U012_S001	52
D2414942	GATE PAWL:REVERSE:REAR MIDDLE	U012_S001	53
D2414943	GATE PAWL:REVERSE:REAR	U012_S001	54
D2414946	SHAFT:GATE PAWL:REVERSE	U012_S001	55
D2414947	GATE PAWL:REVERSE:FRONT	U012_S001	56
D2414948	GUIDE:HARNESS:REVERSE	U012_S001	57
D2414950	ROLLER:EXIT:PRESSURE:2TYPE:ASS'Y	U012_S001_S001	58
D2414955	HOLDER:ROLLER:EXIT:PRESSURE:2TYPE	U012_S001	59

## Exclusive Parts

Number	Part Name	Group	ID
D2414960	BASE:PLATE:EXIT	U012	73
D2414971	LINK:PLATE:EXIT	U012	74
D2414972	GUIDE:PLATE:EXIT	U012	75
D2414981	COIL SPRING:ROLLER:PRESSURE :EXIT	U012_S001	67
D2414992	DISCHARGE BRUSH:EXIT	U012_S001	68
D2414994	GUIDE PLATE:EXIT:LOWER	U012_S001	69
D2414995	GUIDE PLATE:UPPER	U013_S001	181
D2414996	DC SOLENOID:ASS'Y	U012_S001	70
D2414998	CUSHION:DC SOLENOID:4MM	U012_S001	71
D2415110	PCB:IOB:TRANSPORT	U015	108
D2415112	PCB:IOB:ENGINE	U015	69
D2415190	PCB:MSSENS1	U015	71
D2415192	PCB:MSSENS2	U015	72
D2415711	COVER:HUMAN DETECTION SENS OR:CONNECTOR	U001	63
D2415737	BRACKET:MAIN SWITCH	U015	73
D2415764	COVER:POWER PACK:CB	U015	74
D2415765	CASE:POWER PACK:CB	U015	75
D2415796	RACK:MIDDLE	U015	76
<b>D2415797</b>	<b>FRAME:RACK:RIGHT:PEEN</b>	<b>U015</b>	<b>116</b>
D2415800	RACK:RIGHT:AUXILIARY	U015	77
D2415801	COVER:RACK:REAR	U015	78
D2415802	GUIDE:FFC:SCANNER	U015	79
D2415803	GUIDE:HARNESS:C/T BOX	U015	80
D2415817	GUIDE:FFC:2	U015	81
D2415875	WIRE:CHARGE:CB	U015	94
D2415876	WIRE:DEVELOPMENT:CB:K	U015	95
D2415877	WIRE:DEVELOPMENT:CB:C	U015	96
D2415878	WIRE:DEVELOPMENT:CB:M	U015	97
D2415879	WIRE:DEVELOPMENT:CB:Y	U015	98
D2415889	SPRING PLATE:IMAGE PROCESSI NG UNIT	U015	99
D2416003	TRANSFER UNIT:INTERMEDIATE TRANSFER:ASS'Y	U008_S001	40
D2416097	FLAT BELT-TRANSFER:INTERMED IATE TRANSFER:TT	U008_S001	35
D2416212	TRANSFER ROLLER:SECOND:ASS	U010	45

Number	Part Name	Group	ID
	'Y		
D2416216	GUIDE PLATE:TRANSFER:SECON D:ASS'Y	U010_S001	56
D2416240	LEVER:PRESSURE:TRANSFER RO LLER:FRONT:DIA19.5	U010_S001	47
D2416241	LEVER:PRESSURE:TRANSFER RO LLER:REAR:DIA19.5	U010_S001	48
D2416244	GROUND PLATE:SEPARATION	U010_S001	49
D2416256	GROUND PLATE:GUIDE:TRANSPO RT	U010_S001	50
D2416258	COVER:TRANSFER/SEPARATION UNIT	U010_S001	51
D2416275	SHEET:ENTRANCE:TRANSFER	U010_S001	52
D2416290	LED:RED	U010_S001	53
D2416335	COVER:INTERMEDIATE TRANSFE R	U018	45
D2417913	DUCT:OPTICAL WRITING UNIT	U001	65
D2417941	DUCT:EXHAUST:UPPER:A	U016	41
D2417942	DUCT:EXHAUST:UPPER:B	U016	42
D2417943	DUCT:EXHAUST:UPPER:C	U016	43
D2417944	DUCT:EXHAUST:UPPER:D	U016	44
D2417945	DEODORIZE FILTER	U016	45
D2417983	DUCT:DEVELOPMENT:REAR:A	U016	46
D2417984	DUCT:DEVELOPMENT:REAR:B	U016	47
D2421231	COVER:UPPER:FRONT	U001	42
D2421247	COVER:FRONT:USED TONER	U001	47
D2421267	COVER:RIGHT:UPPER	U001	67
D2422389	COVER:PCU:FRONT:SUB-ASS'Y	U007	15
		U018	46
D2423091	DEVELOPMENT UNIT:K	U007_S001_S002	32
D2423284	GRIP:ROLLING:SHEET:DEVELOPE R:DIA4	U018	47
D2425184	(NA/TWN):AC CONTROL BOARD	U015	100
D2425186	(EU/CHN/AA/KOR):AC CONTROL B OARD	U015	101
D2425605	(EU/CHN/AA/KOR/NA(-17)/TWN):PC B:DDR3-DIMM:2GB:ASS'Y	U015	102
D2426400	COLLECTION BOTTLE:ASS'Y	U009	33

## Exclusive Parts

Number	Part Name	Group	ID
D2426511	PIPE:ASS'Y	U009_S001	34
D2442856	GRIP:PAPER TRAY	U005_S007	80
		U005_S008	80
D2445730	PCB:DCSW	U015	103
D2447854	(CHN(-22)):(D238):CD-ROM:DRV/OI:ASS'Y	U018	48
D2557798	DECAL:BLUETOOTH	U018	49
D2581317	HOLDER:GLASS:CLEANER:ASS'Y	U018	16
D2894655	GRIP:DUPLEX UNIT	U013_S001	208
D3B06303	(EU(-65,-66)/NA):DECAL:CAUTION:ORIGINAL:MANY LANGUAGES	U018	51
D3BR2201	(NA/TWN):HEATER:PHOTOCONDUCTOR:ASS'Y	U017	8
D3BR2202	(EU/AA/KOR/CHN):HEATER:PHOTOCONDUCTOR:ASS'Y	U017	9
D6836031	(EU(-65,-66)/NA):DECAL:SET:ORIGINAL TABLE	U018	52
D6846031	(EU(-27,-28)/TWN):DECAL:ORIGINAL TABLE	U018	53
D6846061	(EU(-27,-28)/TWN):DECAL:ORIGINAL:MANY LANGUAGES	U018	54
D6932867	SUPPORTING PLATE:COVER:FRONT:PAPER TRAY	U005_S008	119
GA003268	DECAL:PDF:I-GRAY:ABS	U018	55
GA143003	SCREW:MM5:2.5MM	U005	121
		U010_S001	54
GW010007	PHOTO REFLECTION SENSOR:EXIT	U005	122
		U005_S005	122
		U005_S006	122
		U012_S001	72
		U013_S001	182
GW010009	DENSITY SENSOR	U008	37
GW020024	PHOTOINTERRUPTOR:LG2A24BL1:GF	U003	63
		U013_S001	198
GW230008	TONER END SENSOR	U006_S009	30
		U006_S010	30
		U006_S011	30
		U006_S012	30

Number	Part Name	Group	ID
M0662743	FRICTION PAD:MANUAL FEED TABLE:18X7.5	U013_S001_S001	183
M0662749	OIL DAMPER:STRAIGHT:30N	U013_S001	184
M0AJ4497	TRAY:EXIT	U012	76
M0AJ4981	DECAL:EXIT:GUIDE PLATE:LOWER:MIDDLE	U012_S001	77
M0AJ4982	DECAL:EXIT:GUIDE PLATE:LOWER:INNER BACK	U012_S001	78
M0AJ6856	(EU/NA/AA/KOR):DECAL:INKJET:MANUAL FEED	U018	61
M0AJ6870	(CHN):DECAL:INKJET:MULTI-LANGUAGE:CH	U018	57
M0AJ6871	(TWN(-19)):DECAL:INKJET:MULTI-LANGUAGE	U018	58
M0BW6228	TORSION SPRING:SEPARATION/TRANSPORT:28N	U010_S001	57
M0BW6246	LINK:TRANSFER/SEPARATION UNIT:MO	U010_S001	58
M4445201	HDD:320GB:AQUARIUS	U015	114
Note	See 2D parts catalog for the components of the Smart Operation Panel.	U002_S001	12
		U002_S002	12
		U002_S003	12
		U002_S004	12
		U002_S005	12
VSSG9002	FLUOTRIBO MG GREASE: 100G	SPECIAL TOOLS	8
VSSG9008	FLOIL-G348 GREASE 20G	SPECIAL TOOLS	9


## Standard Parts




03130060N  
SCREW - M3X6




03140120N  
SCREW - M4X12



03530030N  
SCREW:M3X3



03530040N  
SCREW - M3X4



03530060N  
BIND SCREW - M3X6




03603006N  
SCREW - M3X6



03603016N  
SCREW - M3X16




04503025N  
TAPPING SCREW:3X25



04503035N  
TAPPING SCREW:3X35



04513006N  
TAPPING SCREW - 3X6



04513008N  
TAPPING SCREW - M3X8



04513025N  
TAPPING SCREW:M3X25



04533008N  
BINDING SELF TAPPING SCREW:3X8



04543006N  
TAPPING SCREW:ROUND POINT:3X6



04543006Q  
TAPPING SCREW - M3X6



04543008N  
TAPPING SCREW:ROUND POINT:3X8



04543008Q  
TAPPING SCREW:3X8



04543010Q  
TAPPING SCREW:3X10



04543020Q  
TAPPING SCREW::3X20



04583008N  
HEXAGON HEAD TAPPING SCREW:3X8




04583010N  
HEXAGON HEAD TAPPING SCREW:3X10



04593008N  
BINDING HEAD TAPPING SCREW:3X8



04593010N  
BINDING HEAD TAPPING SCREW:3X10



06320100G  
PIN - 2X10MM



06330100G  
PARALLEL PIN - 3X10



07200020G  
RETAINING RING - M2



07200025E  
RETAINING RING - M2.5



07200030E  
RETAINING RING - M3

## Standard Parts



07200040E  
RETAINING RING - M4



07200060E  
RETAINING RING - M6



07250170E  
RETAINING RING C - M17




07403808  
BALL BEARING - 8X16X5MM



08025299  
TAPPING SCREW - M3X8



08025328  
HEXAGON HEAD TAPPING S  
CREW:3X40



08046123  
HEXAGONAL BOLT:W/WASH  
ER:M3X8



08046129  
HEXAGON HEAD BOLT:IB-LO  
CK:M3X6



08050089  
RETAINING RING - M4



08050100  
RETAINING RING - M2.5



08050103  
RETAINING RINGS-E:SILENC  
ER:DIA3



08050104  
RETAINING RINGS-E:SILENC  
ER:DIA4




08050106  
RETAINING RINGS-E:SILENC  
ER:DIA6




09543005N  
SCREW:POLISHED ROUND/  
SPRING:M3X5



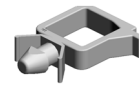
09573010N  
SCREW:SMALL ROUND/SPRI  
NG:M3X10



09574008N  
SCREW:SMALL ROUND/SPRI  
NG:M4X8



11050409  
CARD SPACER- 6.4MM



11050488  
HARNESS CLAMP




11050655  
CLAMP:LWSR-1816S



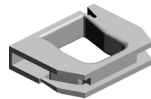
11050692  
CLAMP:LES-0503



11050713  
CLAMP:LWSM-0306H GRAY




11050723  
CLAMPS:WES-0507




11050724  
CLAMPS:WES-1210



11050725  
CLAMPS:WES-1117




11050726  
CLAMPS:WES-2217



11050752  
SADDLE:EDS-3005LS-V0




11050758  
CLAMP:LWSM-0306A



11050759  
CLAMP:LWSM-0605A



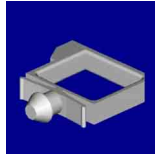
## Standard Parts



11050760  
CLAMP:LWSM-0511A



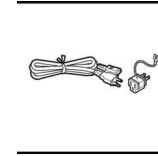
11050762  
CLAMP:LWS-0711A



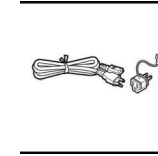
11050764  
CLAMP:LWS-1316A



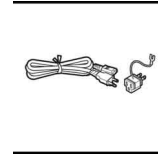
11050765  
CLAMP:LWS-2218A



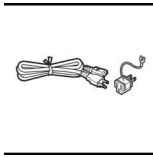
11500440  
(NA):POWER SUPPLY CODE:  
120V:15A



11500441  
(EU/AA/KOR):POWER SUPPL  
Y CODE:250V:10A



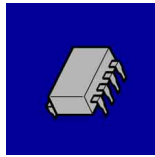
11500442  
(CHN):POWER SUPPLY COD  
E:250V:10A



11500443  
(TWN):POWER SUPPLY COD  
E:125V:15A




12042612  
MICRO SWITCH:D3V-16506-3  
C25



14078389  
EEPROM:BR24T128-W



16072470  
(CHN):FERRITE CORE:GRFC  
-10



16072525  
FERRITE CORE:K3 FF 35.00X  
14.60X7.70X1.40

PM Part List

Number	Part Name	Num	Group	ID
AE020261	PRESSURE ROLLER:DIA32	5	U011_S001	35
			U011_S002	35
			U011_S003	35
			U011_S004	35
			U011_S005	35
AE030074	BALL BEARING:DIA17XDIA26 X5	10	U011_S001	36
			U011_S002	36
			U011_S003	36
			U011_S004	36
			U011_S005	36
D0BQ6141	CLEANING UNIT:BELT CLEANING:ASS'Y	1	U008	39
D1477937	FILTER:PREVENTFENCE:10	1	U016_S001	20
D2392244	PCU:K	1	U007_S001_S001	38
D2392279	PCU:CMY	3	U007_S002_S001	43
			U007_S003_S001	43
			U007_S004_S001	43
D2393061	DEVELOPMENT UNIT:C	1	U007_S002_S002	11
D2393062	DEVELOPMENT UNIT:M	1	U007_S003_S002	12
D2393063	DEVELOPMENT UNIT:Y	1	U007_S004_S002	13
D2394041	(NA):SLEEVE:FUSING:120V	1	U011_S004	55
D2394042	(EU/CHN/AA/KOR):SLEEVE:FUSING:220/240V	3	U011_S001	56
			U011_S002	56
			U011_S003	56
D2394043	(TWN):SLEEVE:FUSING:110V	1	U011_S005	57
D2416003	TRANSFER UNIT:INTERMEDIATE TRANSFER:ASS'Y	1	U008_S001	40
D2416212	TRANSFER ROLLER:SECOND:ASS'Y	1	U010	45
D2423091	DEVELOPMENT UNIT:K	1	U007_S001_S002	32
D2426400	COLLECTION BOTTLE:ASS'Y	1	U009	33

## Design Change List

Number	Title	Set	Old Part		New Part		Index No.		Q'ty	Interchg		Reason	Cut-in S/N
			P/N	Name	P/N	Name	Group	ID		Indiv.	Set		
201911-01	1911 Modification	-	D0BQ2051	CHARGE UNIT:A SS'Y	D0BQ2071	CHARGE UNIT:A SS'Y	U007_S001 _S001	45	1	O/O			
			D0BQ2051	CHARGE UNIT:A SS'Y	D0BQ2071	CHARGE UNIT:A SS'Y	U007_S002 _S001	45	1	O/O			
			D0BQ2051	CHARGE UNIT:A SS'Y	D0BQ2071	CHARGE UNIT:A SS'Y	U007_S003 _S001	45	1	O/O			
			D0BQ2051	CHARGE UNIT:A SS'Y	D0BQ2071	CHARGE UNIT:A SS'Y	U007_S004 _S001	45	1	O/O			
201911-02	1911 Modification	-			D2415797	FRAME:RACK:RI GHT:PEEN	U015	116	5				
201911-03	1911 Modification	-			D1496133	VIBRATING PLAT E:FRONT:PEEN	U008_S001	43	1				
201911-04	1911 Modification	-			D1496136	VIBRATING PLAT E:REAR:PEEN	U008_S001	44	1				
201911-05	1911 Modification	-	AZ320216	POWER PACK:C B:H	AZ320233	POWER PACK:C B:H	U015	39	1	O/O			
			AZ320216	POWER PACK:C B:H	AZ320233	POWER PACK:C B:H	U015	39	1	O/O			
			AZ320216	POWER PACK:C B:H	AZ320233	POWER PACK:C B:H	U015	39	1	O/O			
			AZ320216	POWER PACK:C B:H	AZ320233	POWER PACK:C B:H	U015	39	1	O/O			
			AZ320216	POWER PACK:C B:H	AZ320233	POWER PACK:C B:H	U015	39	1	O/O			
201911-06	1911 Modification	-	D2385681	(D239):PCB:SER VICE	D2385624	(D239):PCB:SER VICE	U015	115	1	O/O			
			D2385681	(D239):PCB:SER VICE	D2385624	(D239):PCB:SER VICE	U015	115	1	O/O			
			D2385681	(D239):PCB:SER VICE	D2385624	(D239):PCB:SER VICE	U015	115	1	O/O			

## Design Change List

Number	Title	Set	Old Part		New Part		Index No.		Q'ty	Interchg		Reason	Cut-in S/N
			P/N	Name	P/N	Name	Group	ID		Indiv.	Set		
		-	D2385681	(D239):PCB:SER VICE	D2385624	(D239):PCB:SER VICE	U015	115	1	O/O			
		-	D2385681	(D239):PCB:SER VICE	D2385624	(D239):PCB:SER VICE	U015	115	1	O/O			
201911-07	1911 Modification	-	D2414102	DRIVEN ROLLER:FUSING EXIT:ASS'Y	D0BQ4102	DRIVEN ROLLER:FUSING EXIT:ASS'Y	U011_S001	61	1	O/O			
		-	D2414102	DRIVEN ROLLER:FUSING EXIT:ASS'Y	D0BQ4102	DRIVEN ROLLER:FUSING EXIT:ASS'Y	U011_S002	61	1	O/O			
		-	D2414102	DRIVEN ROLLER:FUSING EXIT:ASS'Y	D0BQ4102	DRIVEN ROLLER:FUSING EXIT:ASS'Y	U011_S003	61	1	O/O			
		-	D2414102	DRIVEN ROLLER:FUSING EXIT:ASS'Y	D0BQ4102	DRIVEN ROLLER:FUSING EXIT:ASS'Y	U011_S004	61	1	O/O			
		-	D2414102	DRIVEN ROLLER:FUSING EXIT:ASS'Y	D0BQ4102	DRIVEN ROLLER:FUSING EXIT:ASS'Y	U011_S005	61	1	O/O			
201911-08	1911 Modification	-	D2414214	EXIT ROLLER:FUSING EXIT:RIGHT	D0BQ4214	EXIT ROLLER:FUSING EXIT:RIGHT	U011_S001	72	1	O/O			
		-					U011_S002	72	1				
		-					U011_S003	72	1				
		-					U011_S004	72	1				
		-					U011_S005	72	1				
201911-09	1911 Modification	-	AE020238	PRESSURE ROLLER:DIA32	AE020261	PRESSURE ROLLER:DIA32	U011_S002	35	1	O/O			
		-	AE020238	PRESSURE ROLLER:DIA32	AE020261	PRESSURE ROLLER:DIA32	U011_S003	35	1	O/O			
		-	AE020238	PRESSURE ROLLER:DIA32	AE020261	PRESSURE ROLLER:DIA32	U011_S004	35	1	O/O			

## Design Change List

Number	Title	Set	Old Part		New Part		Index No.		Q'ty	Interchg		Reason	Cut-in S/N
			P/N	Name	P/N	Name	Group	ID		Indiv.	Set		
		-	AE020238	PRESSURE ROL LER:DIA32	AE020261	PRESSURE ROL LER:DIA32	U011_S005	35	1	O/O			
		-	AE020238	PRESSURE ROL LER:DIA32	AE020261	PRESSURE ROL LER:DIA32	U011_S001	35	1	O/O			
201909-01	1909 Modification	-	D2385680	(D238):PCB:SER VICE	D2385620	(D238):PCB:SER VICE	U015	57	1	O/O			
201909-02	1909 Modification	-	AW020207	PHOTOINTERRU PTOR:FLAT:PICH 2MM:M4	AW020249	PHOTOINTERRU PTOR:FLAT:PICH 2MM:M4	U003	19	5	O/O			
201908-01	1908 Modification	-	D2392266	PCU:CMY	D2392279	PCU:CMY	U007_S002 _S001	43	1	O/O			
		-	D2392266	PCU:CMY	D2392279	PCU:CMY	U007_S003 _S001	43	1	O/O			
		-	D2392266	PCU:CMY	D2392279	PCU:CMY	U007_S004 _S001	43	1	O/O			
201908-02	1908 Modification	-	D2392276	PCDU:M	D2392286	PCDU:M	U007_S003	35	1	O/O			
201908-03	1908 Modification	-	D2414404	PAPER EXIT UNI T:ASS'Y	D2414406	PAPER EXIT UNI T:ASS'Y	U012_S001	37	1	O/O			
201907-01	1907 Modification	-	D2411678	SHEET:FFC:LOW ER	D0BQ1678	SHEET:FFC:LOW ER	U003	26	5	O/O			
201907-02	1907 Modification	-	D2392275	PCDU:C	D2392285	PCDU:C	U007_S002	34	1	O/O			
201907-03	1907 Modification	-	AX060491	DC POLYGON MI RROR MOTOR	AX060518	DC POLYGON MI RROR MOTOR	U004_S001	3	1	O/O			
201907-04	1907 Modification	-	D2392226	PCDU:K	D2392227	PCDU:K	U007_S001	44	1	O/O			
201907-05	1907 Modification	-	D2423085	DEVELOPMENT UNIT:K	D2423091	DEVELOPMENT UNIT:K	U007_S001 _S002	32	1	O/O			
201907-06	1907 Modification	-	D1473269	DRIVE UNIT:TON ER BOTTLE:ASS' Y	D0BQ3219	DRIVE UNIT:TON ER BOTTLE:ASS' Y	U006_S001	11	1	O/O			
		-	D1473269	DRIVE UNIT:TON	D0BQ3219	DRIVE UNIT:TON	U006_S002	11	1	O/O			

## Design Change List

Number	Title	Set	Old Part		New Part		Index No.		Q'ty	Interchg		Reason	Cut-in S/N
			P/N	Name	P/N	Name	Group	ID		Indiv.	Set		
		-		ER BOTTLE:ASS'Y		ER BOTTLE:ASS'Y							
			D1473269	DRIVE UNIT:TONER BOTTLE:ASS'Y	D0BQ3219	DRIVE UNIT:TONER BOTTLE:ASS'Y	U006_S003	11	1	O/O			
			D1473269	DRIVE UNIT:TONER BOTTLE:ASS'Y	D0BQ3219	DRIVE UNIT:TONER BOTTLE:ASS'Y	U006_S004	11	1	O/O			
201907-07	1907 Modification	-	M0AJ2379	DUCT:GEAR:DEVELOPMENT:SUB-ASS'Y	D0BQ2379	DUCT:GEAR:DEVELOPMENT:SUB-ASS'Y	U007_S001	24	1	O/O			
201904-14	1904 Modification	A	D2412637	PAPER STOPPER:MANUAL FEED	D0BQ2637	PAPER STOPPER:MANUAL FEED	U013_S001	140	1	X/X		RTB:RD239097	
201904-15	1904 Modification	A	D1492638	LINK:PAPER STOPPER:MANUAL FEED	D0BQ2638	LINK:PAPER STOPPER:MANUAL FEED	U013_S001	66	1	X/X		RTB:RD239097	
201906-01	1906 Modification	-	D2392225	PCDU:K	D2392226	PCDU:K	U007	37	1	O/O			
201906-02	1906 Modification	-	D2392243	PCU:K	D2392244	PCU:K	U007_S001_S001	38	1	O/O			
201906-03	1906 Modification	-	D2392277	PCDU:Y	D2392287	PCDU:Y	U007_S004	36	1	O/O			
201906-04	1906 Modification	-	D2422062	CHARGE UNIT:ASS'Y	D0BQ2051	CHARGE UNIT:ASS'Y	U007_S004_S001	39	1	O/O			
			D2422062	CHARGE UNIT:ASS'Y	D0BQ2051	CHARGE UNIT:ASS'Y	U007_S001_S001	39	1	O/O			
			D2422062	CHARGE UNIT:ASS'Y	D0BQ2051	CHARGE UNIT:ASS'Y	U007_S002_S001	39	1	O/O			
			D2422062	CHARGE UNIT:ASS'Y	D0BQ2051	CHARGE UNIT:ASS'Y	U007_S003_S001	39	1	O/O			
201904-01	1904 Modification	-	D2414517	DUPLEX UNIT:ASS'Y	D2414519	DUPLEX UNIT:ASS'Y	U013_S001	207	1	O/O		RTB:RD147178	

## Design Change List

Number	Title	Set	Old Part		New Part		Index No.		Q'ty	Interchg		Reason	Cut-in S/N
			P/N	Name	P/N	Name	Group	ID		Indiv.	Set		
201904-02	1904 Modification	-	D1492840	END FENCE:PAPER TRAY:ASS'Y	D0BQ2840	END FENCE:PAPER TRAY:ASS'Y	U005_S007_S003	137	1	O/O			
			D1492840	END FENCE:PAPER TRAY:ASS'Y	D0BQ2840	END FENCE:PAPER TRAY:ASS'Y	U005_S008_S001	137	1	O/O			
201904-03	1904 Modification	-	D1496336	TRANSFER ROLLER:ASS'Y	D0BQ6060	TRANSFER ROLLER:FC:ASS'Y	U008_S001	42	1	O/O			
			D1496336	TRANSFER ROLLER:ASS'Y	D0BQ6060	TRANSFER ROLLER:FC:ASS'Y	U008_S001	42	1	O/O			
			D1496336	TRANSFER ROLLER:ASS'Y	D0BQ6060	TRANSFER ROLLER:FC:ASS'Y	U008_S001	42	1	O/O			
201904-04	1904 Modification	-	D1493240	TONER HOPPER:TONER SUPPLY:BK:ASS'Y	D0BQ3240	TONER HOPPER:TONER SUPPLY:BK:ASS'Y	U006_S009	34	1	O/O			
201904-05	1904 Modification	A	D1494655	GRIP:DUPLEX UNIT	D2894655	GRIP:DUPLEX UNIT	U013_S001	208	1	X/X		RTB:RD147178	
201904-06	1904 Modification	A	D1754654	SHAFT:LEVER:LOCK	D0BQ4654	SHAFT:LEVER:LOCK	U013_S001	206	1	X/X		RTB:RD147178	
201904-08	1904 Modification	B	D1492619	SHAFT:SEPARATOR:DRIVE:ASS'Y	D0BQ2619	SHAFT:SEPARATOR:DRIVE:ASS'Y	U013_S001	201	1	X/X		RTB:RD147178	
201904-09	1904 Modification	B	D1494770	SHAFT:SEPARATOR:DRIVEN:ASS'Y	D0BQ2608	SHAFT:SEPARATOR:DRIVEN:ASS'Y	U013_S001	199	1	X/X		RTB:RD147178	
201904-10	1904 Modification	B	D2412653	COIL SPRING:PRESSURE:SEPARATOR	D0BQ2653	COIL SPRING:PRESSURE:SEPARATOR	U013_S001	203	1	X/X		RTB:RD147178	
201904-11	1904 Modification	B	M0BW2615	GUIDE PLATE:SEPARATOR:ASS'Y	D0BQ2615	GUIDE PLATE:SEPARATOR:ASS'Y	U013_S001	200	1	X/X		RTB:RD147178	
201904-12	1904 Modification	C	D2414631	SIDE PLATE:REAR:DUPLEX:PEEN	D0BQ4631	SIDE PLATE:REAR:DUPLEX:PEEN	U013_S001	204	1	X/X		RTB:RD147178	
201904-13	1904 Modification	C	D2414644	GEAR:MECHANICAL	D0BQ4644	GEAR:MECHANICAL	U013_S001	205	1	X/X		RTB:RD147178	

## Design Change List

Number	Title	Set	Old Part		New Part		Index No.		Q'ty	Interchg		Reason	Cut-in S/N
			P/N	Name	P/N	Name	Group	ID		Indiv.	Set		
				CAL ROLLER CL UTCH		CAL ROLLER CL UTCH							
201905-01	1905 Modification	-	D1493270	TONER HOPPER :TONER SUPPLY :C:ASS'Y	D0BQ3270	TONER HOPPER :TONER SUPPLY :C:ASS'Y	U006_S010	35	1	O/O			
201905-02	1905 Modification	-	D1493280	TONER HOPPER :TONER SUPPLY :M:ASS'Y	D0BQ3280	TONER HOPPER :TONER SUPPLY :M:ASS'Y	U006_S011	36	1	O/O			
201905-03	1905 Modification	-	D1493310	TONER HOPPER :TONER SUPPLY :Y:ASS'Y	D0BQ3310	TONER HOPPER :TONER SUPPLY :Y:ASS'Y	U006_S012	37	1	O/O			
201903-03	1903 Modification	-	AW020224	PHOTOINTERRU PTOR:GP1A173L CSVF	AW020234	PHOTOINTERRU PTOR:GP1A173L CS5F	U005_S005	134	2	O/O			
							U005_S006	134	2				
							U008	41	1				
							U010	59	1				
							U012_S001	80	1				
201903-04	1903 Modification	-	D2392259	PCU:CMY	D2392266	PCU:CMY	U007_S002	43	1	O/O			
			D2392259	PCU:CMY	D2392266	PCU:CMY	U007_S003	43	1	O/O			
			D2392259	PCU:CMY	D2392266	PCU:CMY	U007_S004	43	1	O/O			
201903-05	1903 Modification	-	D2412711	PAPER FEED UN IT:NO.1:ASS'Y	D0BQ2711	PAPER FEED UN IT:NO.1:ASS'Y	U005_S005	135	1	O/O			
201903-06	1903 Modification	-	D2412714	PAPER FEED UN IT:NO.2:ASS'Y	D0BQ2712	PAPER FEED UN IT:NO.2:ASS'Y	U005_S006	136	1	O/O			
201902-02	1902 Modification	-			D1493074	GEAR:IDLER:TR ANSPORT SCRE W	U007_S001 _S002	41	1				
201902-03	1902 Modification	-			D1493075	GEAR:IDLER:DE VELOPMENT RO LLER	U007_S001 _S002	42	1				
201902-04	1902 Modification	-	D2416141	CLEANING UNIT:	D0BQ6141	CLEANING UNIT:	U008	39	1	O/O			



## Design Change List

Number	Title	Set	Old Part		New Part		Index No.		Q'ty	Interchg		Reason	Cut-in S/N
			P/N	Name	P/N	Name	Group	ID		Indiv.	Set		
		-		BELT CLEANING: ASS'Y		BELT CLEANING: ASS'Y							
201902-05	1902 Modification	-	D2416001	TRANSFER UNIT :INTERMEDIATE TRANSFER:ASS'Y	D2416003	TRANSFER UNIT :INTERMEDIATE TRANSFER:ASS'Y	U008_S001	40	1	O/O			
201902-06	1902 Modification	-	G0652767	LEVER - FEED	D0BQ2785	PLAIN SHAFT BEARING:FEED	U005_S005	133	1	O/O			
							U005_S006	133	1				
201902-09	1902 Modification	B	D1492775	SHAFT:FEED:ASS'Y	D0BQ2777	SHAFT:FEED:ASS'Y	U005_S006	132	1	X/X	O/O		
			D1492775	SHAFT:FEED:ASS'Y	D0BQ2777	SHAFT:FEED:ASS'Y	U005_S005	132	1	X/X			
201902-10	1902 Modification	B	D0892764	GEAR:FEED			U005_S006	30	1	X/X	O/O		
			D0892764	GEAR:FEED			U005_S005	30	1	X/X			
201902-11	1902 Modification	-			D1493073	JOINT:DEVELOPMENT	U007_S001_S002	40	1				
201901-01	1901 Modification	-	D1492873	TRAY BOTTOM PLATE:NO.2:ASS'Y	D0BQ2873	TRAY BOTTOM PLATE:NO.2:ASS'Y	U005_S008_S002	131	1	O/O			
201901-02	1901 Modification	-	D2422061	CHARGE UNIT:ASS'Y	D2422062	CHARGE UNIT:ASS'Y	U007_S001_S001	39	1	O/O			
			D2422061	CHARGE UNIT:ASS'Y	D2422062	CHARGE UNIT:ASS'Y	U007_S002_S001	39	1	O/O			
			D2422061	CHARGE UNIT:ASS'Y	D2422062	CHARGE UNIT:ASS'Y	U007_S003_S001	39	1	O/O			
			D2422061	CHARGE UNIT:ASS'Y	D2422062	CHARGE UNIT:ASS'Y	U007_S004_S001	39	1	O/O			
201901-03	1901 Modification	-	D1465690	HDD:250GB:JAGUAR B7	M4445201	HDD:320GB:AQUARIUS	U015	114	5	O/O			
201901-04	1901 Modification	-			D1495822	BRACKET:POWER SUPPLY UNIT	U015	113	5				

## Design Change List

Number	Title	Set	Old Part		New Part		Index No.		Q'ty	Interchg		Reason	Cut-in S/N
			P/N	Name	P/N	Name	Group	ID		Indiv.	Set		
201901-05	1901 Modification	-	M0AJ6861	(EU/NA/AA/KOR): DECAL:INKJET:M ULTI-LANGUAGE :EN	M0AJ6856	(EU/NA/AA/KOR): DECAL:INKJET:M ANUAL FEED	U018	61	1	O/O			
			M0AJ6861	(EU/NA/AA/KOR): DECAL:INKJET:M ULTI-LANGUAGE :EN	M0AJ6856	(EU/NA/AA/KOR): DECAL:INKJET:M ANUAL FEED	U018	61	1	O/O			
			M0AJ6861	(EU/NA/AA/KOR): DECAL:INKJET:M ULTI-LANGUAGE :EN	M0AJ6856	(EU/NA/AA/KOR): DECAL:INKJET:M ANUAL FEED	U018	61	1	O/O			
201812-01	1812 Modification	-	D2392224	PCDU:K	D2392225	PCDU:K	U007	37	1	O/O			
201812-02	1812 Modification	-	D2392242	PCU:K	D2392243	PCU:K	U007_S001	38	1	O/O			
201812-03	1812 Modification	-	D2394023	(TWN):FUSING U NIT:110V	D2394057	(TWN):FUSING U NIT:110V	U011_S005	96	1	O/O			
201812-04	1812 Modification	-	D0AD5681	(D0AD):PCB:CTL: SERVICE	D0AD5617	(D0AD):PCB:SER VICE	U015	112	5	O/O			
201811-01	1811 Modification	-	AW500040	PUSH SWITCH:S W1AG-550:10MA	AW500049	PUSH SWITCH:S W1AG-550	U005	130	2	O/O			
							U009	36	1				
							U013	197	1				
							U013_S001	197	1				
201811-02	1811 Modification	-	D2392271	PCDU:C	D2392275	PCDU:C	U007	34	1	O/O			
201811-03	1811 Modification	-	D2392272	PCDU:M	D2392276	PCDU:M	U007	35	1	O/O			
201811-04	1811 Modification	-	D2392273	PCDU:Y	D2392277	PCDU:Y	U007	36	1	O/O			
201811-05	1811 Modification	-	GW020022	PHOTOINTERRU PTOR:LG2A24BL 1	GW020024	PHOTOINTERRU PTOR:LG2A24BL 1:GF	U003	63	5	X/O			
201811-06	1811 Modification	-	D2411309	MAGNET CATCH	D0BQ1309	MAGNET CATCH :COVER:FRONT	U001	75	1	O/O			

## Design Change List

Number	Title	Set	Old Part		New Part		Index No.		Q'ty	Interchg		Reason	Cut-in S/N
			P/N	Name	P/N	Name	Group	ID		Indiv.	Set		
		-	D2411309	MAGNET CATCH	D0BQ1309	MAGNET CATCH :COVER:FRONT	U001	75	1	O/O			
		-	D2411309	MAGNET CATCH	D0BQ1309	MAGNET CATCH :COVER:FRONT	U001	75	1	O/O			
		-	D2411309	MAGNET CATCH	D0BQ1309	MAGNET CATCH :COVER:FRONT	U001	75	1	O/O			
		-	D2411309	MAGNET CATCH	D0BQ1309	MAGNET CATCH :COVER:FRONT	U001	75	1	O/O			
201811-07	1811 Modification	-	AW020198	PHOTOINTERRU PTOR:LG2A14NL 1	GW020024	PHOTOINTERRU PTOR:LG2A24BL 1:GF	U013_S001	198	1	O/O			
201811-08	1811 Modification	-	D1496766	(EU/NA/AA_KOR) :DECAL:CAUTIO N:ORIGINAL:ENG LISH	D0BQ6766	(EU/NA/AA_KOR) :DECAL:CAUTIO N:ORIGINAL:ENG LISH	U018	60	1	O/O			
		-	D1496766	(EU/NA/AA_KOR) :DECAL:CAUTIO N:ORIGINAL:ENG LISH	D0BQ6766	(EU/NA/AA_KOR) :DECAL:CAUTIO N:ORIGINAL:ENG LISH	U018	60	1	O/O			
		-	D1496766	(EU/NA/AA_KOR) :DECAL:CAUTIO N:ORIGINAL:ENG LISH	D0BQ6766	(EU/NA/AA_KOR) :DECAL:CAUTIO N:ORIGINAL:ENG LISH	U018	60	1	O/O			
201810-01	1810 Modification	-	D2414515	DUPLEX UNIT:AS S'Y	D2414517	DUPLEX UNIT:AS S'Y	U013	196	1	O/O			
201810-02	1810 Modification	-			M0BW6246	LINK:TRANSFER/ SEPARATION UN IT:MO	U010_S001	58	1				
201809-01	1809 Modification	-	AF013006	BOTTOM PLATE PAD	AF013019	PAD:TRAY BOTT OM PLATE	U005_S007 _S004	129	1	O/O			

## Design Change List

Number	Title	Set	Old Part		New Part		Index No.		Q'ty	Interchg		Reason	Cut-in S/N
			P/N	Name	P/N	Name	Group	ID		Indiv.	Set		
		-					U005_S008_S002	129	1				
201809-02	1809 Modification	-			D2422061	CHARGE UNIT:ASS'Y	U007_S001	33	1				
							U007_S002_S001	33	1				
							U007_S003_S001	33	1				
							U007_S004_S001	33	1				
201808-01	1808 Modification	-	D2392263	PCDU:Y	D2392273	PCDU:Y	U007	31	1	O/O			
201808-02	1808 Modification	-	D1494815	GUIDE PLATE:SEPARATOR:ASS'Y	M0BW2615	GUIDE PLATE:SEPARATOR:ASS'Y	U013_S001	195	1	O/O			
201808-03	1808 Modification	-	D2392284	PCDU:K	D2392224	PCDU:K	U007	30	1	X/O			
201808-04	1808 Modification	-	D2423064	DEVELOPMENT UNIT:K	D2423085	DEVELOPMENT UNIT:K	U007_S001	32	1	X/O			
201807-01	1807 Modification	-	D2392233	PCDU:Y	D2392263	PCDU:Y	U007	29	1	O/O			
201807-02	1807 Modification	-	D1465680	HDD:250GB:JAGUARB7	D1465690	HDD:250GB:JAGUARB7	U015	111	5	O/O			
201807-03	1807 Modification	-	D0AD5680	(D0AC):PCB:CTL:SERVICE	D0AD5616	(D0AC):PCB:CTL:SERVICE	U015	110	5	O/O			
201807-04	1807 Modification	-	D2417911	DUCT:DEVELOPMENT:FRONT	D0BH7911	DUCT:DEVELOPMENT:FRONT	U001	74	5	X/O			
201807-05	1807 Modification	-			M0BW6228	TORSION SPRING:SEPARATION/TRANSPORT:28N	U010_S001	57	1				
201805-01	1805 Modification	-	D2411288	COVER:SCANNER:UPPER:RIGHT	D0BQ1288	COVER:SCANNER:UPPER:RIGHT	U001	73	5	O/O			
201805-02	1805 Modification	-	D2392249	PCU:CMY	D2392259	PCU:CMY	U007_S002	28	1	O/O			

## Design Change List

Number	Title	Set	Old Part		New Part		Index No.		Q'ty	Interchg		Reason	Cut-in S/N
			P/N	Name	P/N	Name	Group	ID		Indiv.	Set		
		-	D2392249	PCU:CMY	D2392259	PCU:CMY	U007_S003	28	1	O/O			
		-	D2392249	PCU:CMY	D2392259	PCU:CMY	U007_S004	28	1	O/O			
201805-03	1805 Modification	-	D2394012	(EU/CHN/AA/KOR):FUSING UNIT:2 20/240V	D2394056	(EU/CHN/AA/KOR):FUSING UNIT:2 20/240V	U011_S001	95	1	O/O			
		-	D2394012	(EU/CHN/AA/KOR):FUSING UNIT:2 20/240V	D2394056	(EU/CHN/AA/KOR):FUSING UNIT:2 20/240V	U011_S002	95	1	O/O			
		-	D2394012	(EU/CHN/AA/KOR):FUSING UNIT:2 20/240V	D2394056	(EU/CHN/AA/KOR):FUSING UNIT:2 20/240V	U011_S003	95	1	O/O			
201805-04	1805 Modification	-			D2414631	SIDE PLATE:REAR:DUPLICATE:PEEN	U013_S001	194	1				
201805-05	1805 Modification	-			D2425235	HARNESS:LSU: MOTOR	D9(1/2),F6(2/2)		2				
201804-01	1804 Modification	-	D1495174	PCB:TCB	D0BQ5172	PCB:TCB	U006	33	4	O/O			
201804-02	1804 Modification	-	D2411287	COVER:SCANNER:RIGHT	D0BQ1287	COVER:SCANNER:RIGHT	U001	71	5	O/O			
201804-03	1804 Modification	-	D2392262	PCDU:M	D2392272	PCDU:M	U007	27	1	O/O			
201804-04	1804 Modification	-	D2421265	COVER:RIGHT:REAR	D2391265	COVER:RIGHT:REAR	U001	72	5	O/O			
201804-05	1804 Modification	-	D2416215	GUIDE PLATE:TRANSFER:SECOND:ASSY	D2416216	GUIDE PLATE:TRANSFER:SECOND:ASSY	U010_S001	56	1	O/O			
201803-01	1803 Modification	-	D2394051	(NA):FUSING UNIT:120V	D2394055	(NA):FUSING UNIT:120V	U011_S004	94	1	O/O			
201803-02	1803 Modification	-	AB012117	GEAR:IDLER:PRESSURE ROLLER	AB012120	GEAR:IDLER:PRESSURE ROLLER	U011_S001	93	1	X/O			
		-	AB012117	GEAR:IDLER:PRESSURE ROLLER	AB012120	GEAR:IDLER:PRESSURE ROLLER	U011_S002	93	1	X/O			

## Design Change List

Number	Title	Set	Old Part		New Part		Index No.		Q'ty	Interchg		Reason	Cut-in S/N
			P/N	Name	P/N	Name	Group	ID		Indiv.	Set		
		-		ESSURE ROLLER		ESSURE ROLLER							
			AB012117	GEAR:IDLER:PRESSURE ROLLER	AB012120	GEAR:IDLER:PRESSURE ROLLER	U011_S003	93	1	X/O			
			AB012117	GEAR:IDLER:PRESSURE ROLLER	AB012120	GEAR:IDLER:PRESSURE ROLLER	U011_S004	93	1	X/O			
			AB012117	GEAR:IDLER:PRESSURE ROLLER	AB012120	GEAR:IDLER:PRESSURE ROLLER	U011_S005	93	1	X/O			
201803-03	1803 Modification	-	D2392232	PCDU:M	D2392262	PCDU:M	U007	26	1	O/O			
201803-04	1803 Modification	-	D2392239	PCU:CMY	D2392249	PCU:CMY	U007_S002	25	1	O/O			
			D2392239	PCU:CMY	D2392249	PCU:CMY	U007_S003	25	1	O/O			
			D2392239	PCU:CMY	D2392249	PCU:CMY	U007_S004	25	1	O/O			
201802-02	1802 Modification	-	AB012118	GEAR:PRESSURE ROLLER	AB012119	GEAR:PRESSURE ROLLER	U011_S001	90	1	X/O			
							U011_S002	90	1				
							U011_S003	90	1				
							U011_S004	90	1				
							U011_S005	90	1				
201802-03	1802 Modification	-	D2411230	COVER:UPPER	D0BQ1230	COVER:UPPER	U001	70	5	O/O			
201802-04	1802 Modification	-	D2414105	GUIDE PLATE:FUSING EXIT:LEFT	D2414108	GUIDE:FUSING EXIT:LEFT	U011_S001	92	1	O/O			
							U011_S002	92	1				
							U011_S003	92	1				
							U011_S004	92	1				
							U011_S005	92	1				
201802-05	1802 Modification	-	D1492329	DUCT:GEAR:DEVELOPMENT:ASSY	M0AJ2379	DUCT:GEAR:DEVELOPMENT:SUB-ASSY	U007_S001	24	1	O/O			
201802-06	1802 Modification	-	D2394021	(NA):FUSING UNIT	D2394051	(NA):FUSING UNIT	U011	91	1	O/O			

## Design Change List

Number	Title	Set	Old Part		New Part		Index No.		Q'ty	Interchg		Reason	Cut-in S/N
			P/N	Name	P/N	Name	Group	ID		Indiv.	Set		
		-		T:120V		T:120V							
201802-07	1802 Modification	-			VSSG9008	FLOIL-G348 GREASE 20G	SPECIAL TOOLS	9	1				
201801-01	1801 Modification	-	D1484681	BRACKET:MOTOR:PEEN	D2414681	BRACKET:MOTOR:PEEN	U013_S001	193	1	X/O			
201801-02	1801 Modification	-	D2392261	PCDU:C	D2392271	PCDU:C	U007	23	1	O/O			
201801-03	1801 Modification	-	D1501290	COVER:SCANNER:UPPER:REAR	D0AF1290	COVER:SCANNER:UPPER:REAR	U001	69	5	O/O			
201801-04	1801 Modification	-			D2411299	GUIDE PLATE:SCANNER	U018	59	5				
201801-05	1801 Modification	-			D1493256	BASE:TONER HOOPER:REAR:ASSY	U006	32	1				
201712-01	1712 Modification	-	D2392231	PCDU:C	D2392261	PCDU:C	U007	22	1	O/O			
201712-02	1712 Modification	-	D2380071	(NA/TWN):HEATER:SCANNER:120V:ASSY	D2380073	(NA/TWN):HEATER:SCANNER:120V:ASSY	U017	10	1	X/O			
			D2380071	(NA/TWN):HEATER:SCANNER:120V:ASSY	D2380073	(NA/TWN):HEATER:SCANNER:120V:ASSY	U017	10	1	X/O			
201711-02	1711 Modification	-			D1494706	PIN:ARM:FRONT LOWER	U013_S001	192	1				
201711-03	1711 Modification	-	D1492576	GUIDE PLATE:REGISTRATION:FRONT LEFT	D2412576	GUIDE PLATE:REGISTRATION:FRONT LEFT	U005	128	1	O/O			
201711-04	1711 Modification	-	D2394011	(NA):FUSING UNIT:120V	D2394021	(NA):FUSING UNIT:120V	U011	89	1	O/O			
201711-05	1711 Modification	-	D0AC1410	(EU/NA/TWN/AA/KOR):OPERATION PANEL:ASSY	D0AC1415	(EU/NA/TWN/AA/KOR):OPERATION SUB-UNIT:ASSY	U002_S001	18	1	O/O			

## Design Change List

Number	Title	Set	Old Part		New Part		Index No.		Q'ty	Interchg		Reason	Cut-in S/N
			P/N	Name	P/N	Name	Group	ID		Indiv.	Set		
		-				Y							
			D0AC1410	(EU/NA/TWN/AA/KOR):OPERATION PANEL:ASS'Y	D0AC1415	(EU/NA/TWN/AA/KOR):OPERATION SUB-UNIT:ASS'Y	U002_S002	18	1	O/O			
			D0AC1410	(EU/NA/TWN/AA/KOR):OPERATION PANEL:ASS'Y	D0AC1415	(EU/NA/TWN/AA/KOR):OPERATION SUB-UNIT:ASS'Y	U002_S003	18	1	O/O			
			D0AC1410	(EU/NA/TWN/AA/KOR):OPERATION PANEL:ASS'Y	D0AC1415	(EU/NA/TWN/AA/KOR):OPERATION SUB-UNIT:ASS'Y	U002_S004	18	1	O/O			
201711-06	1711 Modification	-	D0AC1411	(CHN):OPERATION PANEL:ASS'Y	D0AC1416	(CHN):OPERATION SUB-UNIT:ASS'Y	U002_S005	19	1	O/O			
201710-01	1710 Modification	-	D2423060	DEVELOPMENT UNIT:K	D2423064	DEVELOPMENT UNIT:K	U007_S001	20	1	O/O			
201710-02	1710 Modification	-	D2412712	PAPER FEED UNIT:NO.2:ASS'Y	D2412714	PAPER FEED UNIT:NO.2:ASS'Y	U005	126	1	O/O			
201710-03	1710 Modification	-	D2394013	(TWN):FUSING UNIT:110V	D2394023	(TWN):FUSING UNIT:110V	U011	88	1	O/O			
201710-04	1710 Modification	-	D2411480	CABLE:OPERATION SUB-UNIT:USB3.0	D2411482	CABLE:OPERATION SUB-UNIT:USB3.0	D5(2/2)		1	X/O			
201710-05	1710 Modification	-			D2413336	COVER:GEAR/TONER SUPPLY SUB-UNIT:C	U006	31	1				
201710-06	1710 Modification	-			M0AJ4981	DECAL:EXIT:GUIDE PLATE:LOWE	U012_S001	77	1				



## Design Change List

Number	Title	Set	Old Part		New Part		Index No.		Q'ty	Interchg		Reason	Cut-in S/N
			P/N	Name	P/N	Name	Group	ID		Indiv.	Set		
		-				R:MIDDLE							
201710-07	1710 Modification	-			M0AJ4982	DECAL:EXIT:GUI DE PLATE:LOWE R:INNER BACK	U012_S001	78	1				
201710-09	1710 Modification	-			D0AJ5116	(EU/AA/KOR/TW N):BCU:TYPE-H3: ASS'Y	U015	109	3				
201710-10	1710 Modification	-			D1492780	GROUND WIRE: SENSOR:PAPER FEED	U005_S005	127	1				
					D1492780	GROUND WIRE: SENSOR:PAPER FEED	U005_S006	127	1				
201710-11	1710 Modification	-			D1494463	GROUND WIRE: SENSOR:REVER SE	U012_S001	79	1				
201710-12	1710 Modification	-			D2024684	GROUND WIRE: BRACKET:DRIVE N ROLLER	U013_S001	191	1				
201710-13	1710 Modification	-			D1494623	GROUND WIRE: BRACKET:ENTR ANCE:DUPLEX	A1(1/2)		1				
201710-14	1710 Modification	-			D2412657	GROUND WIRE: MANUAL FEED U NIT:REAR	B1(1/2)		1				
201710-15	1710 Modification	-			D2414697	GROUND WIRE: EXIT SENSOR:D UPLEX	A1(1/2)		1				
201710-16	1710 Modification	-			D2416250	GROUND WIRE: BRACKET:ENTR	E7(1/2)		1				

## Design Change List

Number	Title	Set	Old Part		New Part		Index No.		Q'ty	Interchg		Reason	Cut-in S/N
			P/N	Name	P/N	Name	Group	ID		Indiv.	Set		
		-				ANCE SENSOR							
201709-01	1709 Modification	-			08050100	RETAINING RING - M2.5	U007_S001	18	1				
							_S002	18	1				
							_S003	18	1				
							_S004	18	1				
201709-02	1709 Modification	-	D2392240	PCU:K	D2392242	PCU:K	U007_S001	19	1	O/O			
201709-03	1709 Modification	-	D2411640	(NA/EU/TWN/CH N/AA/KOR):OPTI CAL READING U NIT:CARRIAGE:S CANNER	D0AC1640	(NA/EU/TWN/CH N/AA/KOR):OPTI CAL READING U NIT:CARRIAGE:S CANNER	U003_S002	61	1	O/O			
			D2411640	(NA/EU/TWN/CH N/AA/KOR):OPTI CAL READING U NIT:CARRIAGE:S CANNER	D0AC1640	(NA/EU/TWN/CH N/AA/KOR):OPTI CAL READING U NIT:CARRIAGE:S CANNER	U003_S004	61	1	O/O			
			D2411640	(NA/EU/TWN/CH N/AA/KOR):OPTI CAL READING U NIT:CARRIAGE:S CANNER	D0AC1640	(NA/EU/TWN/CH N/AA/KOR):OPTI CAL READING U NIT:CARRIAGE:S CANNER	U003_S006	61	1	O/O			
			D2411640	(NA/EU/TWN/CH N/AA/KOR):OPTI CAL READING U NIT:CARRIAGE:S CANNER	D0AC1640	(NA/EU/TWN/CH N/AA/KOR):OPTI CAL READING U NIT:CARRIAGE:S CANNER	U003_S008	61	1	O/O			

## Design Change List

Number	Title	Set	Old Part		New Part		Index No.		Q'ty	Interchg		Reason	Cut-in S/N
			P/N	Name	P/N	Name	Group	ID		Indiv.	Set		
		-	D2411640	(NA/EU/TWN/CHN/AA/KOR):OPTICAL READING UNIT:CARRIAGE:SCANNER	D0AC1640	(NA/EU/TWN/CHN/AA/KOR):OPTICAL READING UNIT:CARRIAGE:SCANNER	U003_S010	61	1	O/O			
201709-04	1709 Modification	-	D2411417	(EU/NA/TWN/AA/KOR):OPERATION SUB-UNIT:CT-G2:ASS'Y	D0AC1410	(EU/NA/TWN/AA/KOR):OPERATION PANEL:ASS'Y	U002	17	1	O/O			
			D2411417	(EU/NA/TWN/AA/KOR):OPERATION SUB-UNIT:CT-G2:ASS'Y	D0AC1410	(EU/NA/TWN/AA/KOR):OPERATION PANEL:ASS'Y	U002	17	1	O/O			
			D2411417	(EU/NA/TWN/AA/KOR):OPERATION SUB-UNIT:CT-G2:ASS'Y	D0AC1410	(EU/NA/TWN/AA/KOR):OPERATION PANEL:ASS'Y	U002	17	1	O/O			
			D2411417	(EU/NA/TWN/AA/KOR):OPERATION SUB-UNIT:CT-G2:ASS'Y	D0AC1410	(EU/NA/TWN/AA/KOR):OPERATION PANEL:ASS'Y	U002	17	1	O/O			
201709-05	1709 Modification	-	D2921750	CARRIAGE:SCANNER:ASS'Y			U003_S002	57	1				
			D2921750	CARRIAGE:SCANNER:ASS'Y			U003_S004	57	1				
			D2921750	CARRIAGE:SCANNER:ASS'Y			U003_S006	57	1				
			D2921750	CARRIAGE:SCANNER:ASS'Y			U003_S008	57	1				
			D2921750	CARRIAGE:SCANNER:ASS'Y			U003_S010	57	1				

## Design Change List

Number	Title	Set	Old Part		New Part		Index No.		Q'ty	Interchg		Reason	Cut-in S/N
			P/N	Name	P/N	Name	Group	ID		Indiv.	Set		
		-		NNER:ASS'Y									
201708-01	1708 Modification	-	D1482906	LEVER:STRETC H:PAPER TRAY: ASS'Y	D2412906	LEVER:STRETC H:PAPER TRAY: ASS'Y	U005_S003	125	1	O/O			
			D1482906	LEVER:STRETC H:PAPER TRAY: ASS'Y	D2412906	LEVER:STRETC H:PAPER TRAY: ASS'Y	U005	125	1	O/O			
201707-01	1707 Modification	-	D0AD5114	BCU:TYPE-H3:AS S'Y:RAI			U015	59	1	X/O			
			D0AD5114	BCU:TYPE-H3:AS S'Y:RAI	D0AD5116	(NA/CHN):BCU:T YPE-H3:ASS'Y	U015	107	1	X/O			
			D0AD5114	BCU:TYPE-H3:AS S'Y:RAI			U015	59	1	X/O			
			D0AD5114	BCU:TYPE-H3:AS S'Y:RAI	D0AD5116	(NA/CHN):BCU:T YPE-H3:ASS'Y	U015	107	1	X/O			
			D0AD5114	BCU:TYPE-H3:AS S'Y:RAI			U015	59	1	X/O			
201707-02	1707 Modification	-	D2415109	PCB:IOB:TRANS PORT	D2415110	PCB:IOB:TRANS PORT	U015	108	5	O/O			
201707-03	1707 Modification	-			D2414899	SHEET:RACK:MA NUAL FEED	U013_S001 _S001	190	1				
					D2414899	SHEET:RACK:MA NUAL FEED	U013_S001 _S001	190	1				
201706-01	1706 Modification	-	D2392264	PCDU:K	D2392284	PCDU:K	U007	17	1	O/O			
201706-02	1706 Modification	-	D2411418	(CHN):OPERATI ON SUB-UNIT:CT -G2:ASS'Y	D0AC1411	(CHN):OPERATI ON PANEL:ASS'Y	U002	16	1	O/O			
201706-03	1706 Modification	-	D2414497	TRAY:EXIT	M0AJ4497	TRAY:EXIT	U012	76	1	O/O			
201706-04	1706 Modification	-	AZ240313	(EU/CHN/AA/KOR ):DC POWER SU	AZ240319	(EU/CHN/AA/KOR ):DC POWER SU	U015	106	1	X/O			

## Design Change List

Number	Title	Set	Old Part		New Part		Index No.		Q'ty	Interchg		Reason	Cut-in S/N
			P/N	Name	P/N	Name	Group	ID		Indiv.	Set		
		-		PPLY		PPLY							
			AZ240313	(EU/CHN/AA/KOR):DC POWER SUPPLY	AZ240319	(EU/CHN/AA/KOR):DC POWER SUPPLY	U015	106	1	X/O			
			AZ240313	(EU/CHN/AA/KOR):DC POWER SUPPLY	AZ240319	(EU/CHN/AA/KOR):DC POWER SUPPLY	U015	106	1	X/O			
201706-05	1706 Modification	A	D2412630	SIDE FENCE:FRONT:ASS'Y	D2412690	SIDE FENCE:FRONT:ASS'Y	U013_S001_S001_S001	188	1	O/O			
201706-06	1706 Modification	A	D2412632	SIDE FENCE:REAR:ASS'Y	D2412691	SIDE FENCE:REAR:ASS'Y	U013_S001_S001_S002	189	1	O/O			
201705-02	1705 Modification	-	AZ240273	(EU/CHN/AA/KOR):DC POWER SUPPLY	AZ240313	(EU/CHN/AA/KOR):DC POWER SUPPLY	U015	37	1	X/O			
			AZ240273	(EU/CHN/AA/KOR):DC POWER SUPPLY	AZ240313	(EU/CHN/AA/KOR):DC POWER SUPPLY	U015	37	1	X/O			
			AZ240273	(EU/CHN/AA/KOR):DC POWER SUPPLY	AZ240313	(EU/CHN/AA/KOR):DC POWER SUPPLY	U015	37	1	X/O			
201705-03	1705 Modification	-	D2392234	PCDU:K	D2392264	PCDU:K	U007	8	1	O/O			
201705-04	1705 Modification	-	D7390116	(NA/TWN):HEATER:PHOTOCONDUCTOR:ASS'Y	D3BR2201	(NA/TWN):HEATER:PHOTOCONDUCTOR:ASS'Y	U017	8	2	X/O			
201705-05	1705 Modification	-	D7390117	(EU/AA/KOR/CHN):HEATER:PHOTOCONDUCTOR:ASS'Y	D3BR2202	(EU/AA/KOR/CHN):HEATER:PHOTOCONDUCTOR:ASS'Y	U017	9	3	X/O			

## Design Change List

Number	Title	Set	Old Part		New Part		Index No.		Q'ty	Interchg		Reason	Cut-in S/N
			P/N	Name	P/N	Name	Group	ID		Indiv.	Set		
201705-06	1705 Modification	-	D1473286	TRANSPORT SC REW:NOZZLE:C MY:ASS'Y	D1473288	TRANSPORT SC REW:NOZZLE:C MY:ASS'Y	U006	15	1	X/O			
			D1473286	TRANSPORT SC REW:NOZZLE:C MY:ASS'Y	D1473288	TRANSPORT SC REW:NOZZLE:C MY:ASS'Y	U006	15	1	X/O			
			D1473286	TRANSPORT SC REW:NOZZLE:C MY:ASS'Y	D1473288	TRANSPORT SC REW:NOZZLE:C MY:ASS'Y	U006	15	1	X/O			
201705-07	1705 Modification	-	D2425235	HARNESS:LSU:M OTOR			D9(1/2),F6( 2/2)		0				
201704-01	1704 Modification	-	D2395114	BCU:TYPE-H3:AS S'Y	D0AD5114	BCU:TYPE-H3:AS S'Y:RAI	U015	59	1	X/O			
			D2395114	BCU:TYPE-H3:AS S'Y	D0AD5114	BCU:TYPE-H3:AS S'Y:RAI	U015	59	1	X/O			
			D2395114	BCU:TYPE-H3:AS S'Y	D0AD5114	BCU:TYPE-H3:AS S'Y:RAI	U015	59	1	X/O			
			D2395114	BCU:TYPE-H3:AS S'Y	D0AD5114	BCU:TYPE-H3:AS S'Y:RAI	U015	59	1	X/O			
			D2395114	BCU:TYPE-H3:AS S'Y	D0AD5114	BCU:TYPE-H3:AS S'Y:RAI	U015	59	1	X/O			
201704-02	1704 Modification	-			M0AJ6871	(TWN(-19)):DECA L:INKJET:MULTI- LANGUAGE	U018	58	1				
201704-03	1704 Modification	-	D2414513	DUPLEX UNIT:AS S'Y	D2414515	DUPLEX UNIT:AS S'Y	U013	187	1	O/O			
201704-04	1704 Modification	-	D2415334	HARNESS:CT:3P: CONNECTING	D1495334	HARNESS:CT:3P: CONNECTING	B7,C7(1/2)		4	X/O			
201703-01	1703 Modification	-	D2385660	(D238):PCB:SER VICE	D2385680	(D238):PCB:SER VICE	U015	57	1	O/O			

## Design Change List

Number	Title	Set	Old Part		New Part		Index No.		Q'ty	Interchg		Reason	Cut-in S/N
			P/N	Name	P/N	Name	Group	ID		Indiv.	Set		
		-	D2385660	(D238):PCB:SER VICE	D2385680	(D238):PCB:SER VICE	U015	57	1	O/O			
		-	D2385660	(D238):PCB:SER VICE	D2385680	(D238):PCB:SER VICE	U015	57	1	O/O			
		-	D2385660	(D238):PCB:SER VICE	D2385680	(D238):PCB:SER VICE	U015	57	1	O/O			
		-	D2385660	(D238):PCB:SER VICE	D2385680	(D238):PCB:SER VICE	U015	57	1	O/O			
201703-02	1703 Modification	-	D2385661	(D239):PCB:CTL: SERVICE	D2385681	(D239):PCB:SER VICE	U015	58	1	O/O			
		-	D2385661	(D239):PCB:CTL: SERVICE	D2385681	(D239):PCB:SER VICE	U015	58	1	O/O			
		-	D2385661	(D239):PCB:CTL: SERVICE	D2385681	(D239):PCB:SER VICE	U015	58	1	O/O			
		-	D2385661	(D239):PCB:CTL: SERVICE	D2385681	(D239):PCB:SER VICE	U015	58	1	O/O			
		-	D2385661	(D239):PCB:CTL: SERVICE	D2385681	(D239):PCB:SER VICE	U015	58	1	O/O			
201703-03	1703 Modification	-			D1496542	BRACKET:USED TONER SENSOR	U009	35	1				
201703-04	1703 Modification	-			D0AD5680	(D0AC):PCB:CTL: SERVICE	U015	104	1				
		-			D0AD5680	(D0AC):PCB:CTL: SERVICE	U015	104	1				
		-			D0AD5680	(D0AC):PCB:CTL: SERVICE	U015	104	1				
		-			D0AD5680	(D0AC):PCB:CTL: SERVICE	U015	104	1				
		-			D0AD5680	(D0AC):PCB:CTL: SERVICE	U015	104	1				

## Design Change List

Number	Title	Set	Old Part		New Part		Index No.		Q'ty	Interchg		Reason	Cut-in S/N
			P/N	Name	P/N	Name	Group	ID		Indiv.	Set		
201703-05	1703 Modification	-			D0AD5681	(D0AD):PCB:CTL:SERVICE	U015	105	1				
					D0AD5681	(D0AD):PCB:CTL:SERVICE	U015	105	1				
					D0AD5681	(D0AD):PCB:CTL:SERVICE	U015	105	1				
					D0AD5681	(D0AD):PCB:CTL:SERVICE	U015	105	1				
					D0AD5681	(D0AD):PCB:CTL:SERVICE	U015	105	1				
201702-01	1702 Modification	-	D2411750	CARRIAGE:SCANNER:ASS'Y			U003_S002	57	1	O/O			
			D2411750	CARRIAGE:SCANNER:ASS'Y			U003_S004	57	1	O/O			
			D2411750	CARRIAGE:SCANNER:ASS'Y			U003_S006	57	1	O/O			
			D2411750	CARRIAGE:SCANNER:ASS'Y			U003_S008	57	1	O/O			
			D2411750	CARRIAGE:SCANNER:ASS'Y			U003_S010	57	1	O/O			
201702-02	1702 Modification	-	D2411231	COVER:UPPER:FRONT	D2421231	COVER:UPPER:FRONT	U001	42	5	X/O			
201702-03	1702 Modification	-			D2412731	STOPPER:GUIDE PLATE:SWIVEL	U005	123	1				
					D2412731	STOPPER:GUIDE PLATE:SWIVEL	U005	123	1				
201702-04	1702 Modification	-	D1492856	GRIP:PAPER TRAY	D2442856	GRIP:PAPER TRAY	U005_S007	80	1	X/O			
							U005_S008	80	1				
201702-05	1702 Modification	-	D1473285	TRANSPORT SCREW:NOZZLE:BK	D1473287	TRANSPORT SCREW:NOZZLE:BK	U006	14	1	X/O			



## Design Change List

Number	Title	Set	Old Part		New Part		Index No.		Q'ty	Interchg		Reason	Cut-in S/N
			P/N	Name	P/N	Name	Group	ID		Indiv.	Set		
		-		:ASS'Y		:ASS'Y							
201701-01	1701 Modification	-			D2414627	COVER:DUPLEX	U013_S001	186	1				
201701-02	1701 Modification	-			D1496112	ROLLER:FLAT B ELT-TRANSFER: FACE FRONT:AS S'Y	U008_S001	38	1				
201612-01	1612 Modification	-			D2411767	PLAIN SHAFT BE ARING:90ANG	U003_S002	60	1				
							U003_S004	60	1				
							U003_S006	60	1				
							U003_S008	60	1				
							U003_S010	60	1				
201611-02	1611 Modification	-	D2414511	DUPLEX UNIT:AS S'Y	D2414513	DUPLEX UNIT:AS S'Y	U013	154	1	O/O			
201611-03	1611 Modification	-	D2411718	CAP:COVER	D2411788	CAP:COVER:PO SITIONING	U018	43	10	X/O			
201611-04	1611 Modification	-	D2411247	COVER:FRONT: USED TONER	D2421247	COVER:FRONT: USED TONER	U001	47	5	X/O			
201611-05	1611 Modification	-	D1494390	(NA/AA/KOR):DE CAL:CAUTION:IN KJET			U018	22	1				
			D1494390	(NA/AA/KOR):DE CAL:CAUTION:IN KJET			U018	22	1				
201611-06	1611 Modification	-	D1496667	(CHN):DECAL:CA UTION:INKJET			U018	23	1				
201611-07	1611 Modification	-	D1496668	(TWN):DECAL:CA UTION:INKJET			U018	24	1				
201611-08	1611 Modification	-			M0AJ6870	(CHN):DECAL:IN KJET:MULTI-LAN GUAGE:CH	U018	57	1				

## Design Change List

Number	Title	Set	Old Part		New Part		Index No.		Q'ty	Interchg		Reason	Cut-in S/N
			P/N	Name	P/N	Name	Group	ID		Indiv.	Set		
201611-09	1611 Modification	-	D2386752	(EU/NA/AA/KOR): (D238):DECAL:MO ODEL NAME PLATE:RIC	D2386753	(CHN(-21)/TWN): (D238):DECAL:MO DEL NAME PLATE:RIC	U018	34	1	X/O			
201611-10	1611 Modification	-	D2396752	(EU/NA/AA/KOR): (D239):DECAL:MO ODEL NAME PLATE:RIC	D2396753	(CHN(-21)/TWN): (D239):DECAL:MO DEL NAME PLATE:RIC	U018	37	1	X/O			
201611-11	1611 Modification	-			D2411671	PROTECTION:CARRIAGE:SCANNER	U003	59	10				
201611-12	1611 Modification	-			D2414960	BASE:PLATE:EXIT	U012	73	1				
201611-13	1611 Modification	-			D2414971	LINK:PLATE:EXIT	U012	74	2				
201611-14	1611 Modification	-			D2414972	GUIDE:PLATE:EXIT	U012	75	2				
201611-15	1611 Modification	-			D1491268	COVER:RIGHT:LOWER	U018	56	1				
201610-01	1610 Modification	-	D1491317	HOLDER:GLASS: CLEANER:ASS'Y	D2581317	HOLDER:GLASS: CLEANER:ASS'Y	U018	16	1	O/O			
			D1491317	HOLDER:GLASS: CLEANER:ASS'Y	D2581317	HOLDER:GLASS: CLEANER:ASS'Y	U018	16	1	O/O			
			D1491317	HOLDER:GLASS: CLEANER:ASS'Y	D2581317	HOLDER:GLASS: CLEANER:ASS'Y	U018	16	1	O/O			
			D1491317	HOLDER:GLASS: CLEANER:ASS'Y	D2581317	HOLDER:GLASS: CLEANER:ASS'Y	U018	16	1	O/O			
			D1491317	HOLDER:GLASS: CLEANER:ASS'Y	D2581317	HOLDER:GLASS: CLEANER:ASS'Y	U018	16	1	O/O			
201609-01	1609 Modification	-	D2397862	(EU):CD-ROM:DR V			U018_S005	42	1				

## Design Change List

Number	Title	Set	Old Part		New Part		Index No.		Q'ty	Interchg		Reason	Cut-in S/N
			P/N	Name	P/N	Name	Group	ID		Indiv.	Set		
201609-02	1609 Modification	-			D2414757	SPACER:DC MOTOR:DUPLEX	U013	185	1				
201608-01	1608 Modification	B	D1494643	TRANSPORT ROLLER:ENTRANCE	D2414643	TRANSPORT ROLLER:ENTRANCE	U013_S001	78	2	X/O	X/O		
201608-02	1608 Modification	B	D1494766	PULLEY:T26/T26	D2414766	TRANSPORT ROLLER:EXIT:DIA8	U013_S001	99	1	X/O	X/O		
			D1494766	PULLEY:T26/T26	D2414766	TRANSPORT ROLLER:EXIT:DIA8	U013_S001	99	1	X/O			
201608-03	1608 Modification	A	D1494779	TRANSPORT ROLLER:EXIT:DIA8	D2414640	TRANSPORT ROLLER:EXIT:DIA8	U013_S001	102	1	X/O	X/O		
201608-04	1608 Modification	A	D1494766	PULLEY:T26/T26	D2414766	TRANSPORT ROLLER:EXIT:DIA8	U013_S001	99	1	X/O	X/O		
201608-05	1608 Modification	-			AA043777	SYNCHRONOUS BELT:80S3M213	U014_S005	54	1				
201607-01	1607 Modification	-			D2415393	(-NA):HARNESS:AC:HEATER:DHB	G2(2/2)		1				
201607-02	1607 Modification	-			D2415395	(-EU/-AA/-CHN):HARNESS:AC:HEATER:DHB	G2(2/2)		1				
201607-03	1607 Modification	-			AX060491	DC POLYGON MIRROR MOTOR	U004_S001	3	1				
201606-01	1606 Modification	-	D2591485	(EU/NA/AA/KOR):IC:NFC_TAG:RCH-NTG215	D1961485	(EU/NA/AA/KOR):IC:NFC_TAG:MN63Y3212NB	U018	50	1	X/O			
			D2591485	(EU/NA/AA/KOR):IC:NFC_TAG:RCH-NTG215	D1961485	(EU/NA/AA/KOR):IC:NFC_TAG:MN63Y3212NB	U018	50	1	X/O			
			D2591485	(EU/NA/AA/KOR):IC:NFC_TAG:RCH-NTG215	D1961485	(EU/NA/AA/KOR):IC:NFC_TAG:MN63Y3212NB	U018	50	1	X/O			

## Design Change List

Number	Title	Set	Old Part		New Part		Index No.		Q'ty	Interchg		Reason	Cut-in S/N
			P/N	Name	P/N	Name	Group	ID		Indiv.	Set		
		-		H-NTG215		63Y3212NB							
201606-02	1606 Modification	-	D1771592	SCREW:M3X6	08025299	TAPPING SCREW - M3X8	U002	13	45	X/O			
201606-03	1606 Modification	-			D2411251	COVER:LEFT:UPPER	U001	68	5				
201606-04	1606 Modification	-	D2411424	(EU/NA/TWN/AA/KOR):OPERATION SUB-UNIT:ASS'Y	D2411417	(EU/NA/TWN/AA/KOR):OPERATION SUB-UNIT:CT-G2:ASS'Y	U002	14	1	O/O			
			D2411424	(EU/NA/TWN/AA/KOR):OPERATION SUB-UNIT:ASS'Y	D2411417	(EU/NA/TWN/AA/KOR):OPERATION SUB-UNIT:CT-G2:ASS'Y	U002	14	1	O/O			
			D2411424	(EU/NA/TWN/AA/KOR):OPERATION SUB-UNIT:ASS'Y	D2411417	(EU/NA/TWN/AA/KOR):OPERATION SUB-UNIT:CT-G2:ASS'Y	U002	14	1	O/O			
			D2411424	(EU/NA/TWN/AA/KOR):OPERATION SUB-UNIT:ASS'Y	D2411417	(EU/NA/TWN/AA/KOR):OPERATION SUB-UNIT:CT-G2:ASS'Y	U002	14	1	O/O			
201606-05	1606 Modification	-	D2411426	(CHN):OPERATION SUB-UNIT:ASS'Y	D2411418	(CHN):OPERATION SUB-UNIT:CT-G2:ASS'Y	U002	15	1	O/O			
201605-01	1605 Modification	-	D2415120	PCB:IOB:TRANSPORT	D2415109	PCB:IOB:TRANSPORT	U015	70	5	X/O			
201605-02	1605 Modification	-	AW020203	PHOTOINTERRUPTOR:GP1A173LCS2F	AW020224	PHOTOINTERRUPTOR:GP1A173LCSVF	U005_S005	24	1	X/O			
			AW020203	PHOTOINTERRUPTOR:GP1A173LCS2F	AW020224	PHOTOINTERRUPTOR:GP1A173LCSVF	U005_S005	24	1	X/O			

## Design Change List

Number	Title	Set	Old Part		New Part		Index No.		Q'ty	Interchg		Reason	Cut-in S/N
			P/N	Name	P/N	Name	Group	ID		Indiv.	Set		
		-		PTOR:GP1A173L CS2F		PTOR:GP1A173L CSVF							
			AW020203	PHOTOINTERRU PTOR:GP1A173L CS2F	AW020224	PHOTOINTERRU PTOR:GP1A173L CSVF	U005_S006	24	1	X/O			
			AW020203	PHOTOINTERRU PTOR:GP1A173L CS2F	AW020224	PHOTOINTERRU PTOR:GP1A173L CSVF	U005_S006	24	1	X/O			
			AW020203	PHOTOINTERRU PTOR:GP1A173L CS2F	AW020224	PHOTOINTERRU PTOR:GP1A173L CSVF	U012_S001	18	1	X/O			
			AW020203	PHOTOINTERRU PTOR:GP1A173L CS2F	AW020224	PHOTOINTERRU PTOR:GP1A173L CSVF	U008	10	1	X/O			
			AW020203	PHOTOINTERRU PTOR:GP1A173L CS2F	AW020224	PHOTOINTERRU PTOR:GP1A173L CSVF	U010	15	1	X/O			
201605-03	1605 Modification	-	D2411416	(CHN):OPERATI ON PANEL:ASS'Y	D2411426	(CHN):OPERATI ON SUB-UNIT:AS S'Y	U002	8	1	X/O			
201605-04	1605 Modification	-	D1496345	CAM:SHUTTER:T M SENSOR			U008_S001	32	1				
201605-05	1605 Modification	-	D2411414	(EU/NA/TWN/AA/ KOR):OPERATIO N PANEL:ASS'Y	D2411424	(EU/NA/TWN/AA/ KOR):OPERATIO N SUB-UNIT:ASS' Y	U002	7	1	X/O			
			D2411414	(EU/NA/TWN/AA/ KOR):OPERATIO N PANEL:ASS'Y	D2411424	(EU/NA/TWN/AA/ KOR):OPERATIO N SUB-UNIT:ASS' Y	U002	7	1	X/O			

## Design Change List

Number	Title	Set	Old Part		New Part		Index No.		Q'ty	Interchg		Reason	Cut-in S/N
			P/N	Name	P/N	Name	Group	ID		Indiv.	Set		
		-	D2411414	(EU/NA/TWN/AA/KOR):OPERATION PANEL:ASS'Y	D2411424	(EU/NA/TWN/AA/KOR):OPERATION SUB-UNIT:ASS'Y	U002	7	1	X/O			
			D2411414	(EU/NA/TWN/AA/KOR):OPERATION PANEL:ASS'Y	D2411424	(EU/NA/TWN/AA/KOR):OPERATION SUB-UNIT:ASS'Y	U002	7	1	X/O			

