


**MP 4055/MP 5055/MP 6055series / DSm 2640/2650/2660sp
(D287/D288/D289/D293/D294/D295)**

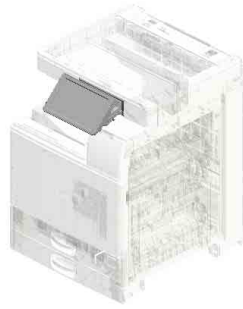
Parts Catalog

Model	Product Code	PC Style
MP 4055series MP 5055series MP 6055series DSm 2640sp/DSm 2650sp/DSm 2660sp	D287/D288/D289 D293/D294/D295	3D
PostScript3 Unit Type M29	D3DW	Traditional
XPS Direct Print Option Type M29	D3DW	Traditional
USB Device Server Option Type M19	D3BC	Traditional
SD Card for Fonts Type D	D641	Traditional
IEEE 802.11a/g/n Interface Unit Type M19	D3BR	Traditional
Extended USB Board Type M19	D3BS	Traditional
IEEE 1284 Interface Board Type M19	D3C0	Traditional
File Format Converter Type M19	D3BR	Traditional
Enhanced Security HDD Option Type M10	D792	Traditional
DataOverwriteSecurity Unit Type M19	D3BS	Traditional
Platen Cover PN2000	D700	Traditional
Caster Table Type M3	D178	Traditional
OCR Unit Type M13	D3AC	Traditional
Optional Counter Interface Unit Type M12	B870	Traditional
Key Counter Bracket Type M3	D739	Traditional
NFC Card Reader Type M29	D3E3	Traditional
External Keyboard Bracket Type M19	D3BR	Traditional
Fax Option Type M29	D3DX	Traditional
G3 Interface Unit Type M29	D3DX	Traditional
FAX Memory Unit Type M19 64MB	D3BZ	Traditional
Fax Connection Unit Type M29	D3DW	Traditional
Handset HS3020	D739	Traditional
Smart Operation Panel	D295	Traditional

Unit All



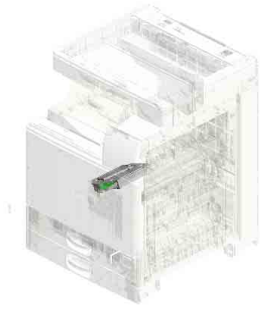
U001
EXTERIOR



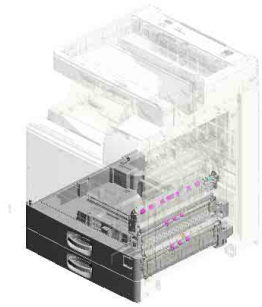
U002
OPERATION



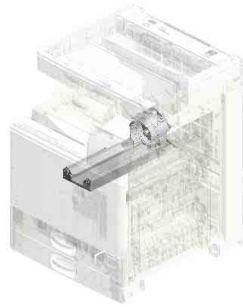
U003
SCANNER




U004
LASER UNIT



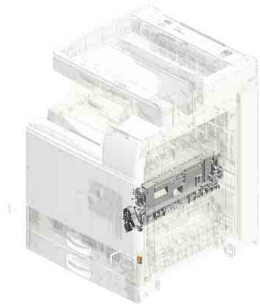
U005
PAPER FEED



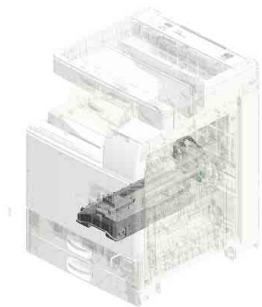
U006
TONNER SUPPLY




U007
PCDU



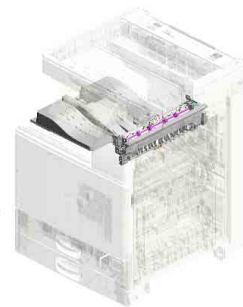
U008
TRANSFER/SEPARATION




U009
USED TONER



U010
FUSING




U011
PAPER EXIT

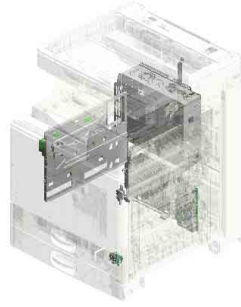


U012
DUPLEX


Unit All



U013
MAIN DRIVE



U014
ELECTRICAL



U015
MAIN FRAME

U001 EXTERIOR

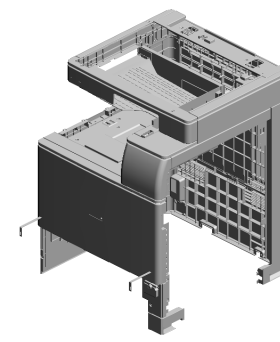
13.D1494492
(x10)
TRAY:REVERSE

8.D1491237
(x10)
COVER:UPPER:IN
NER BACK:LEFT L
OWER

7.D1491234
(x10)
COVER:UPPER:IN
NER BACK:MIDDLE

11.D1491294
(x9)
(TWN(D287,D288)/(
AA/KOR/CHN)(D29
3,D294)/EU):CAP:H
ARNESS:CORNER

22.D2011290
(x10)
COVER:SCANNER:
UPPER:REAR



16.D1501282
(x10)
COVER:SCANNER:
UPPER:FRONT

19.D2011245
(x10)
COVER:FRONT:UP
PER

4.04583008N
(x90)
HEXAGON HEAD T
APPING SCREW:3
X8

6.AG070513
(x10)
MAGNET CATCH

12.D1491307
(x20)
SPRING PLATE:BA
ND

18.D2011242
(x10)
DOOR:FRONT

3.04543008N
(x28)
TAPPING SCREW:
ROUND POINT:3X8

14.D1495883
(x10)
KEYTOP:MAIN SWI
TCH

15.D1495884
(x10)
COMPRESSION SP
RING:KEYTOP

9.D1491266
(x10)
COVER:RIGHT:FR
ONT LOWER

10.D1491291
(x10)
CAP:HARNES

21.D2011265
(x10)
COVER:RIGHT:RE
AR

20.D2011260
(x10)
COVER:REAR:LO
WER

2.04543006Q
(x7)
TAPPING SCREW -
M3X6

17.D2011241
(x10)
CASE:DOOR:FRON
T



5.AA143537
(x20)
SCREW:M3:BLACK

1.04513008P (x30)
TAPPING SCREW - 3X8
2.04543006Q (x13)
TAPPING SCREW - M3X6
3.04543008N (x532)
TAPPING SCREW:ROUND POINT:3X8
4.04583008N (x50)
HEXAGON HEAD TAPPING SCREW:3X
8

U001 EXTERIOR

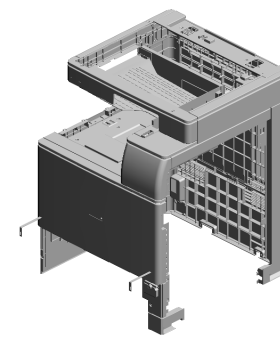
25.D2021235
(x10)
COVER:UPPER:IN
NER BACK:BIN

32.D2021277
(x10)
COVER

26.D2021243
(x10)
COVER:FRONT:UP
PER:OPERATION S
UB-UNIT

41.D2891252
(x10)
COVER:LEFT:UPP
ER:REAR

24.D2021233
(x10)
COVER:UPPER:IN
NER BACK



35.D2411251
(x10)
COVER:LEFT:UPP
ER

34.D2411230
(x10)
COVER:UPPER

23.D2021231
(x10)
COVER:UPPER:FR
ONT

28.D2021249
(x10)
MAGNET CATCH:C
OVER:FRONT

31.D2021276
(x10)
DECAL:INSERT SU
B-UNIT:TONER BO
TTLE

33.D2021279
(x10)
INNER COVER:FR
ONT

29.D2021255
(x10)
COVER:LEFT

27.D2021247
(x20)
BAND:STOPPER:D
OOR

38.D2881244
(x10)
COVER:FRONT:RI
GHT UPPER

37.D2414458
(x40)
GUIDE:COVER:UP
PER

36.D2411263
(x4)
(NA/TWN):CAP:LO
UVER:DEODORIZE
FILTER

39.D2881261
(x6)
(EU/AA/KOR/CHN):
COVER:REAR:UPP
ER

42.D2891261
(x4)
(NA/TWN):COVER:
REAR:UPPER

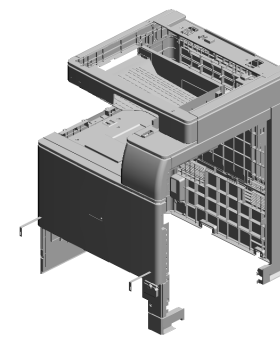
40.D2891232
(x10)
COVER:UPPER:EXI
T

30.D2021267
(x10)
COVER:RIGHT:UP
PER

U001 EXTERIOR

47.D2891285 (x10)
COVER:SCANNER:
UPPER:LEFT

46.D2891284 (x10)
COVER:SCANNER:
LEFT



45.D2891281 (x10)
COVER:SCANNER:
FRONT

50.D2895888 (x10)
COVER:C/T BOX

43.D2891263 (x6)
(EU/AA/KOR/CHN):
CAP:LOUVER:DEO
DORIZE FILTER

49.D2891288 (x10)
COVER:SCANNER:
UPPER:RIGHT

44.D2891275 (x10)
INNER COVER:FR
ONT:RIGHT LOWE
R

48.D2891287 (x10)
COVER:SCANNER:
RIGHT

U002.OPERATION

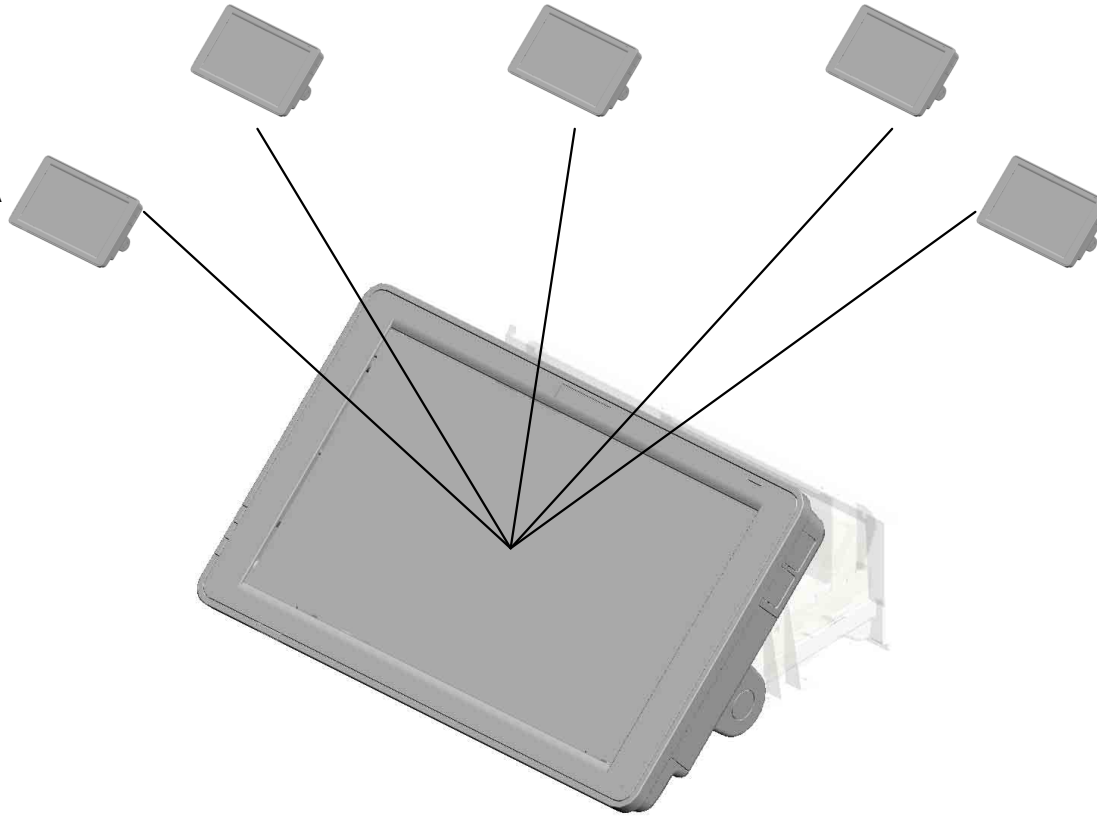
U002_S001
D2951500
(NA/TWN/EU/AA/KOR):OPER
ATION PANEL:ASS'Y

U002_S002
D2951500
(NA/TWN/EU/AA/KOR):OPER
ATION PANEL:ASS'Y

U002_S003
D2951500
(NA/TWN/EU/AA/KOR):OPER
ATION PANEL:ASS'Y

U002_S005
D2951570
(CHN):OPERATION PANEL:A
SS'Y

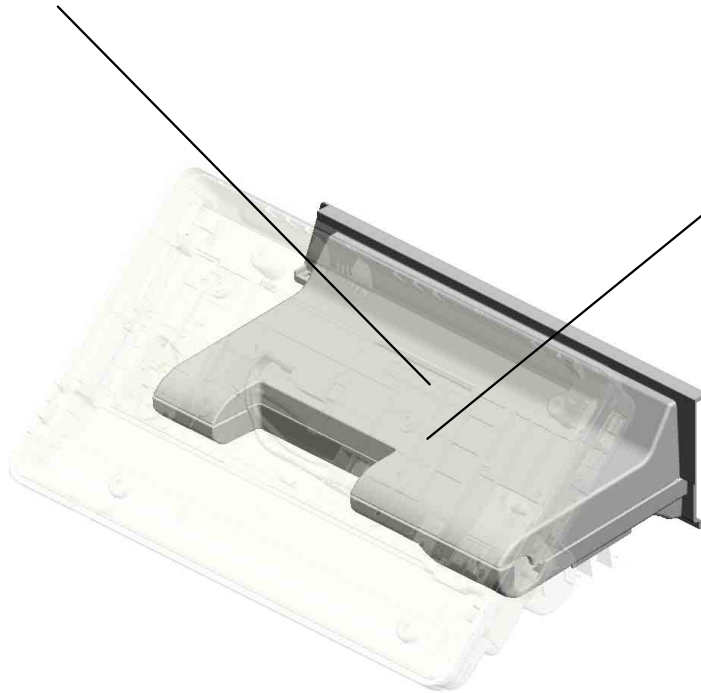

U002_S004
D2951500
(NA/TWN/EU/AA/KOR):OPER
ATION PANEL:ASS'Y




U001	U002	U003	U004	U005	U006	U007	U008	U009	U010	U011	U012	U013	U014	U015
------	-------------	------	------	------	------	------	------	------	------	------	------	------	------	------

U002 OPERATION

8.D2891599
(x5)
COVER:BRACKET:
OPERATION PANE
L:UPPER




7.D2891598
(x5)
COVER:BRACKET:
OPERATION PANE
L:LOWER



4.08025299
(x30)
TAPPING SCREW -
M3X8



5.11050723
(x5)
CLAMPS:WES-050
7



6.11050759
(x20)
CLAMP:LWSM-060
5A

1.03530060N (x15)
BIND SCREW - M3X6
2.04543006Q (x25)
TAPPING SCREW - M3X6
3.04543008N (x10)
TAPPING SCREW:ROUND POINT:3X8

U002_S001
(NA/TWN/EU/AA/KOR):OPERATION PANEL:ASS'Y



9.D2951500
(NA/TWN/EU/AA/KOR):OPERATION P
ANEL:ASS'Y

See 2D parts catalog
for the components of
the Smart Operation
Panel.

11.Note
See 2D parts catalog
for the components of the Smart Operation Panel.

U001	U002	U003	U004	U005	U006	U007	U008	U009	U010	U011	U012	U013	U014	U015
------	------	------	------	------	------	------	------	------	------	------	------	------	------	------

U002_S002
(NA/TWN/EU/AA/KOR):OPERATION PANEL:ASS'Y



9.D2951500
(NA/TWN/EU/AA/KOR):OPERATION P
ANEL:ASS'Y

See 2D parts catalog
for the components of
the Smart Operation
Panel.

11.Note
See 2D parts catalog
for the components of the Smart Operation Panel.

U001	U002	U003	U004	U005	U006	U007	U008	U009	U010	U011	U012	U013	U014	U015
------	------	------	------	------	------	------	------	------	------	------	------	------	------	------

U002_S003
(NA/TWN/EU/AA/KOR):OPERATION PANEL:ASS'Y



9.D2951500
(NA/TWN/EU/AA/KOR):OPERATION P
ANEL:ASS'Y

See 2D parts catalog
for the components of
the Smart Operation
Panel.

11.Note
See 2D parts catalog
for the components of the Smart Operation Panel.

U001	U002	U003	U004	U005	U006	U007	U008	U009	U010	U011	U012	U013	U014	U015
------	------	------	------	------	------	------	------	------	------	------	------	------	------	------

U002_S004
(NA/TWN/EU/AA/KOR):OPERATION PANEL:ASS'Y



9.D2951500
(NA/TWN/EU/AA/KOR):OPERATION P
ANEL:ASS'Y

See 2D parts catalog
for the components of
the Smart Operation
Panel.

11.Note
See 2D parts catalog
for the components of the Smart Operation Panel.

U001	U002	U003	U004	U005	U006	U007	U008	U009	U010	U011	U012	U013	U014	U015
------	------	------	------	------	------	------	------	------	------	------	------	------	------	------

U002_S005
(CHN):OPERATION PANEL:ASS'Y



10.D2951570
(CHN):OPERATION
PANEL:ASS'Y

See 2D parts catalog
for the components of
the Smart Operation
Panel.

11.Note
See 2D parts catalog
for the components of the Smart Operation Panel.

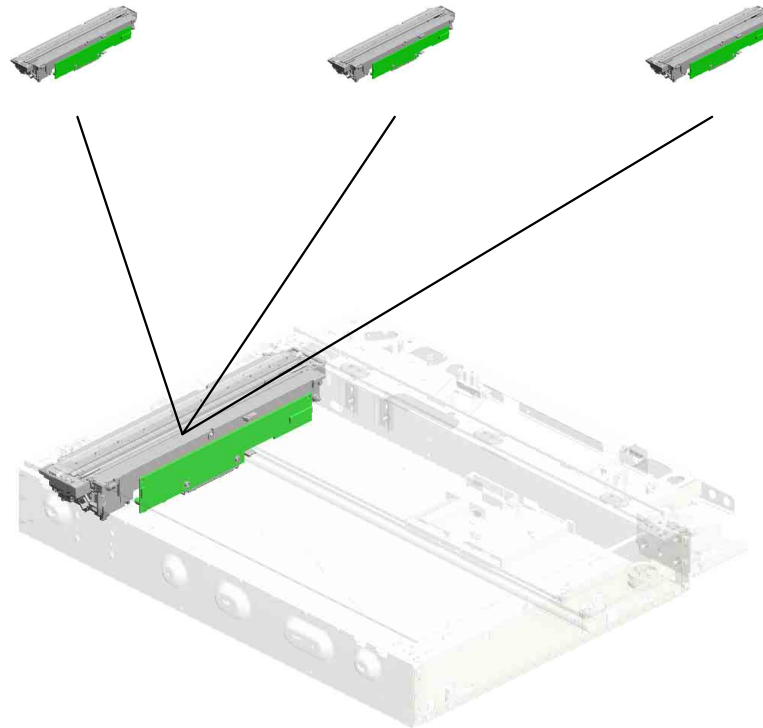
U001	U002	U003	U004	U005	U006	U007	U008	U009	U010	U011	U012	U013	U014	U015
------	------	------	------	------	------	------	------	------	------	------	------	------	------	------

U003.SCANNER

U003_S001
D2411640
OPTICAL READING UNIT:CA
RRIAGE:SCANNER

U003_S002
D2411640
OPTICAL READING UNIT:CA
RRIAGE:SCANNER

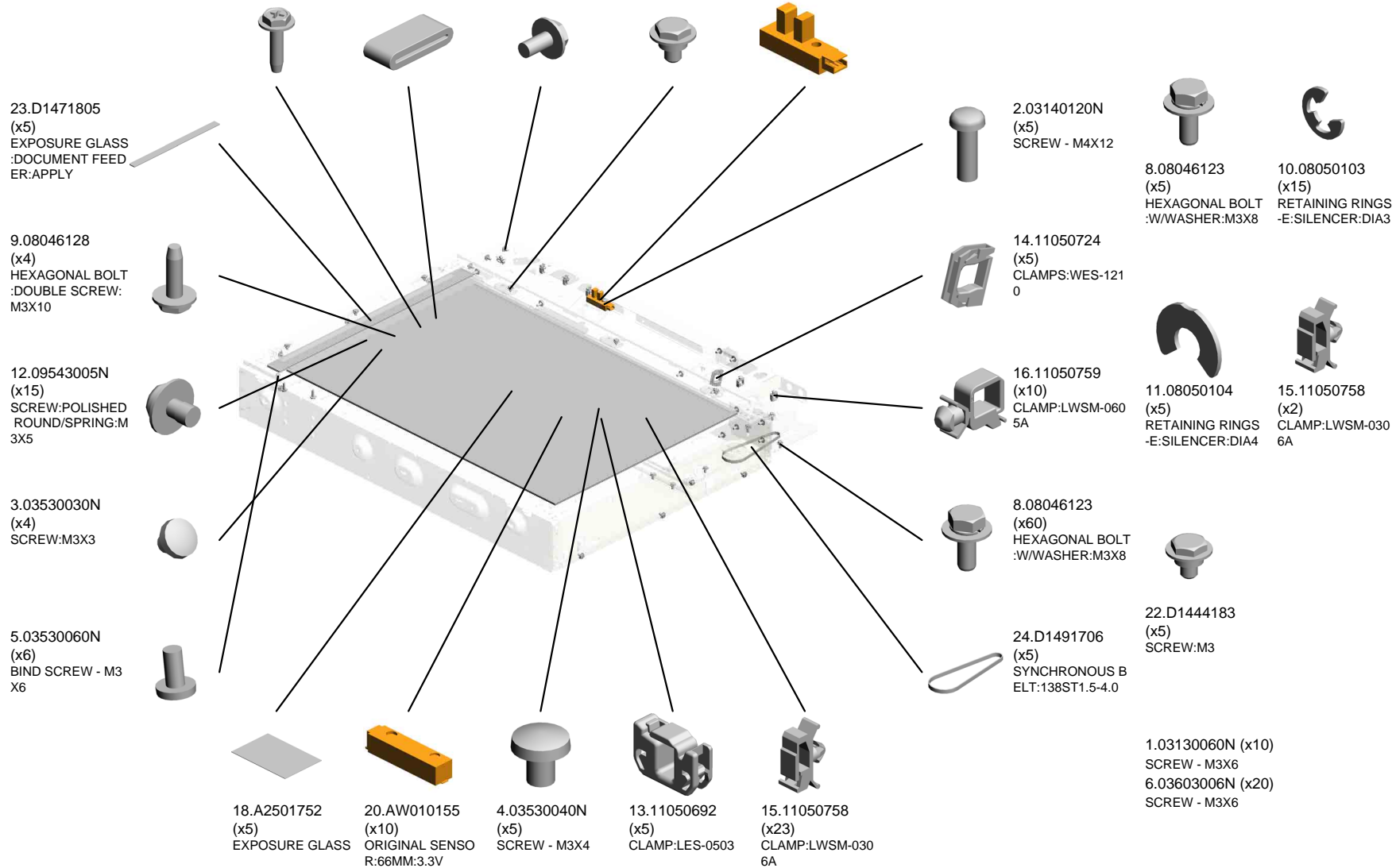

U003_S003
D2411640
OPTICAL READING UNIT:CA
RRIAGE:SCANNER




U001	U002	U003	U004	U005	U006	U007	U008	U009	U010	U011	U012	U013	U014	U015
------	------	------	------	------	------	------	------	------	------	------	------	------	------	------

U003 SCANNER

- 7.04583010N (x8) HEXAGON HEAD TAPPING SCREW:3 X10
- 17.16072525 (x5) FERRITE CORE:K3 FF 35.00X14.60X7.70X1.40
- 6.03603006N (x84) SCREW - M3X6
- 19.AA143537 (x30) SCREW:M3:BLACK
- 21.AW020207 (x5) PHOTOINTERUP TOR:FLAT:PICH2M M:M4



U003 SCANNER



- 39.D2411701 (x5) PULLEY:IDLER:LEADING EDGE
- 40.D2411702 (x10) CAP:PULLEY:IDLER:LEADING EDGE
- 26.D1491804 (x10) HOLDER:EXPOSURE GLASS:SCANNER
- 29.D2411678 (x5) SHEET:FFC:LOWER
- 30.D2411680 (x5) GUIDE ROD

25.D1491798 (x10) SEAL:SHEET THROUGH:DOCUMENT FEEDER

33.D2411685 (x5) SPRING PLATE:GUIDE ROD

38.D2411698 (x5) COVER:BASE:SCANNER

37.D2411697 (x5) SLIDE RAIL

27.D1491833 (x25) SHEET:GLASS

36.D2411689 (x30) HOLDER:EXPOSURE GLASS:C2

45.D2411713 (x5) SYNCHRONOUS BELT:890ST55-4.0

32.D2411684 (x5) COVER:HARNESS:SCANNER

35.D2411688 (x5) SHEET:GLASS:LOWER

41.D2411708 (x5) TIGHTENER:DIA8

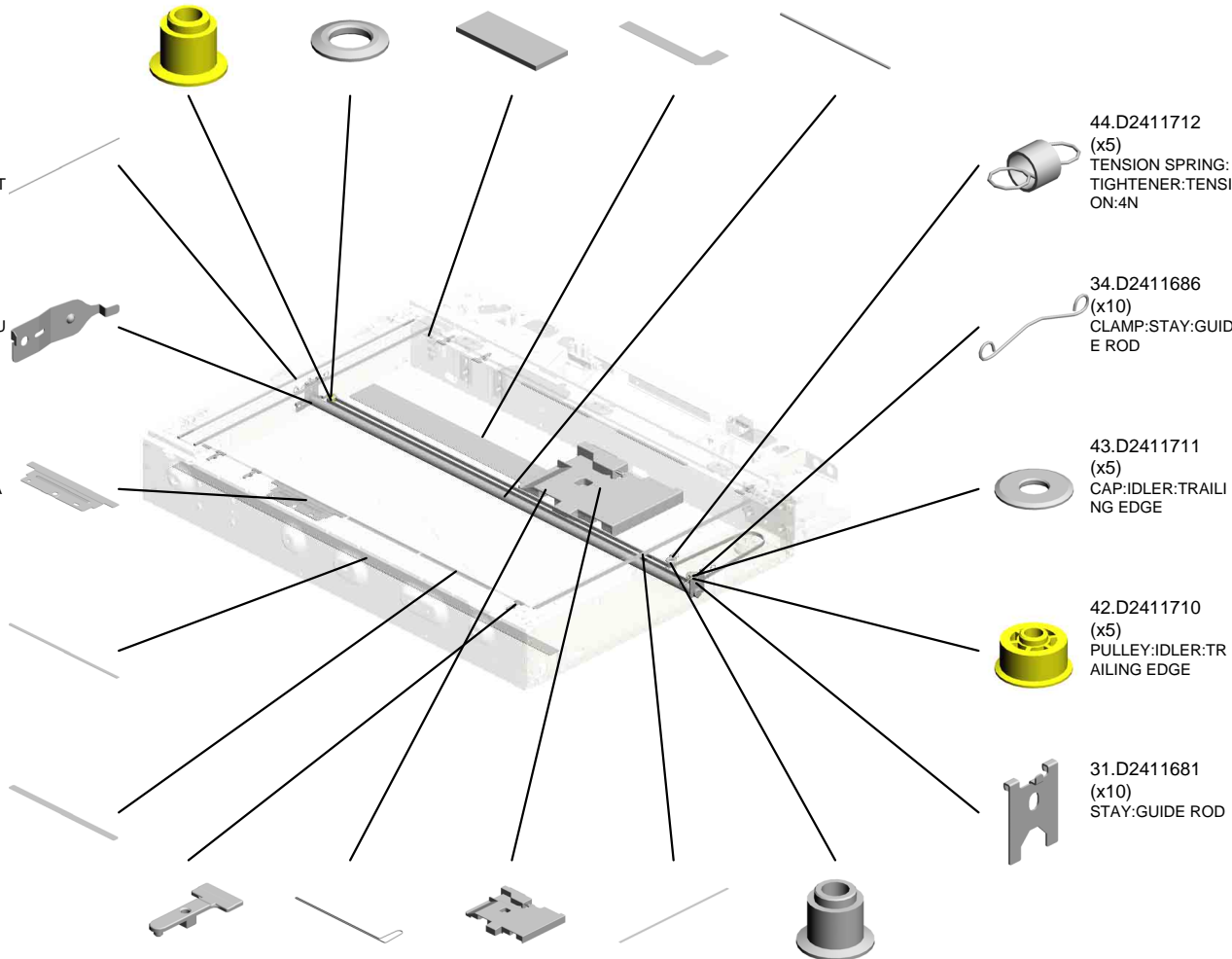
44.D2411712 (x5) TENSION SPRING:TIGHTENER:TENSION:4N

34.D2411686 (x10) CLAMP:STAY:GUIDE ROD

43.D2411711 (x5) CAP:IDLER:TRAILING EDGE

42.D2411710 (x5) PULLEY:IDLER:TRAILING EDGE

31.D2411681 (x10) STAY:GUIDE ROD



U003 SCANNER


52.D2411732
(x4)
(TWN/EU/AA/KOR/
CHN);SCALE:LEFT:
MM:ASS'Y

60.GW020022
(x5)
PHOTOINTERRUP
TOR:LG2A24BL1

58.D2891741
(x5)
BRACKET:DOCUM
ENT FEEDER:LEFT

55.D2411738
(x4)
(TWN/EU/AA/KOR/
CHN);SCALE:REAR
:PRINTING:MM

56.D2411739
(NA);SCALE:REAR:
PRINTING:INCH



51.D2411727
(x5)
SHEET:GAP:ASS'Y

53.D2411733
(x5)
COVER:SHEET TH
ROUGH:DOCUMENT
FEEDER

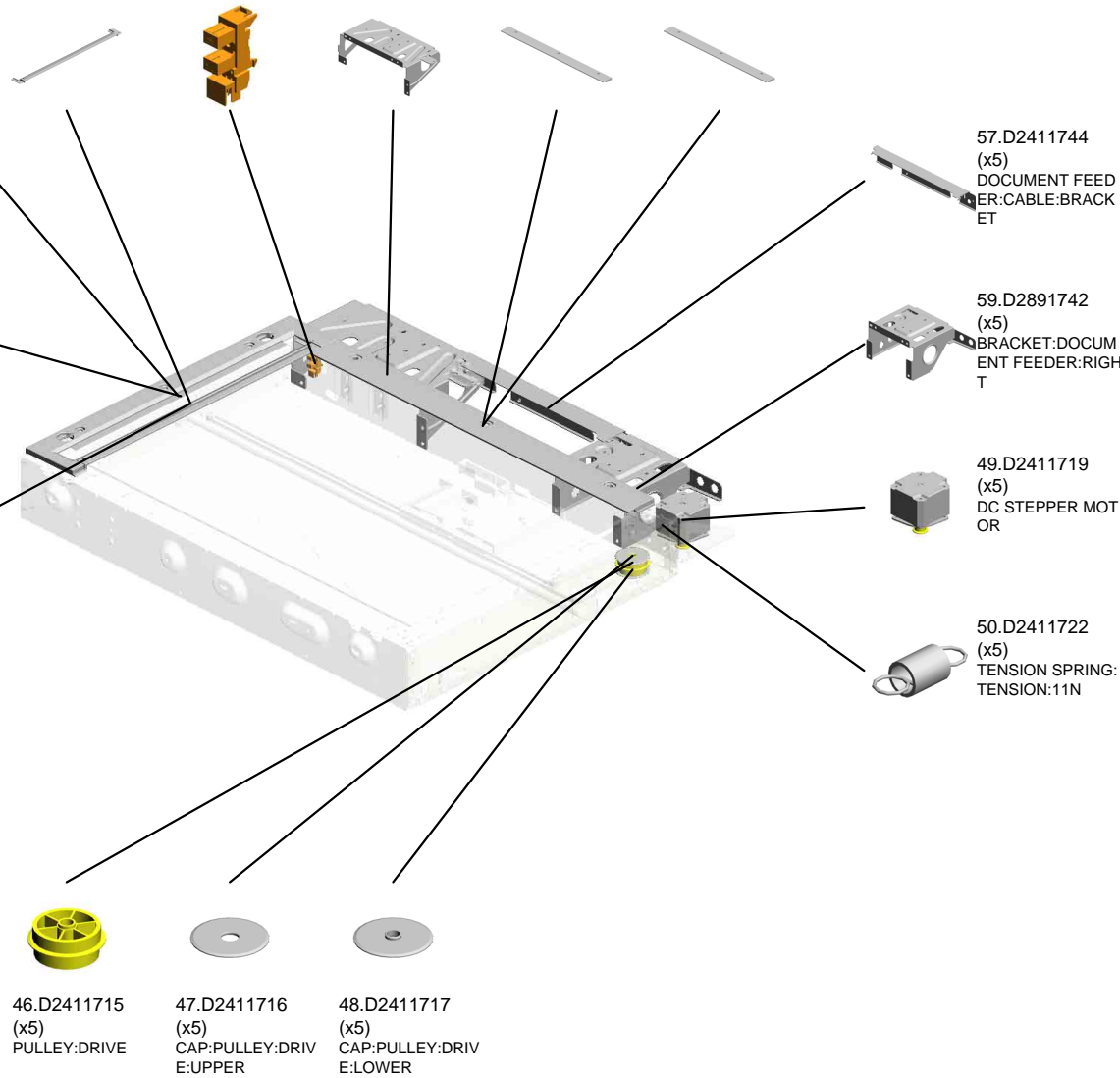
54.D2411734
(NA);SCALE:LEFT:
INCH:ASS'Y

57.D2411744
(x5)
DOCUMENT FEED
ER:CABLE:BRACK
ET

59.D2891742
(x5)
BRACKET:DOCUM
ENT FEEDER:RIGH
T

49.D2411719
(x5)
DC STEPPER MOT
OR

50.D2411722
(x5)
TENSION SPRING:
TENSION:11N



46.D2411715
(x5)
PULLEY:DRIVE


47.D2411716
(x5)
CAP:PULLEY:DRIV
E:UPPER

48.D2411717
(x5)
CAP:PULLEY:DRIV
E:LOWER

U003_S001
OPTICAL READING UNIT:CARRIAGE:SCANNER


3.03530030N
(x2)
SCREW:M3X3

7.04583010N
(x4)
HEXAGON HEAD T
APPING SCREW:3
X10



28.D2411640
OPTICAL READING
UNIT:CARRIAGE:S
CANNER

5.03530060N
(x3)
BIND SCREW - M3
X6




9.08046128
(x2)
HEXAGONAL BOLT
:DOUBLE SCREW:
M3X10

6.03603006N
(x2)
SCREW - M3X6

U003_S002
OPTICAL READING UNIT:CARRIAGE:SCANNER


3.03530030N
(x2)
SCREW:M3X3

9.08046128
(x2)
HEXAGONAL BOLT
:DOUBLE SCREW:
M3X10



28.D2411640
OPTICAL READING
UNIT:CARRIAGE:S
CANNER

5.03530060N
(x3)
BIND SCREW - M3
X6




7.04583010N
(x4)
HEXAGON HEAD T
APPING SCREW:3
X10

6.03603006N
(x2)
SCREW - M3X6


U003_S003
OPTICAL READING UNIT:CARRIAGE:SCANNER

3.03530030N
(x2)
SCREW:M3X3



28.D2411640
OPTICAL READING
UNIT:CARRIAGE:S
CANNER

5.03530060N
(x3)
BIND SCREW - M3
X6



7.04583010N
(x4)
HEXAGON HEAD T
APPING SCREW:3
X10



9.08046128
(x2)
HEXAGONAL BOLT
:DOUBLE SCREW:
M3X10

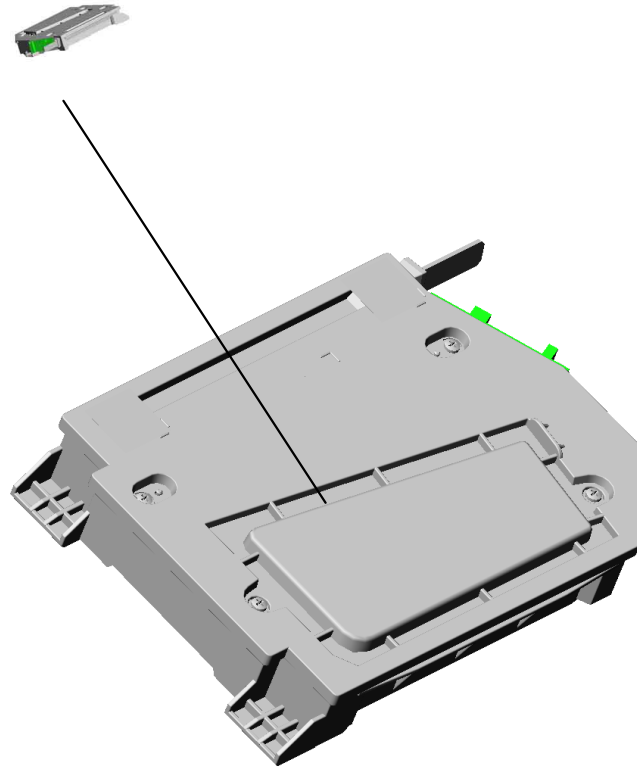


6.03603006N
(x2)
SCREW - M3X6

U001	U002	U003	U004	U005	U006	U007	U008	U009	U010	U011	U012	U013	U014	U015
------	------	------	------	------	------	------	------	------	------	------	------	------	------	------

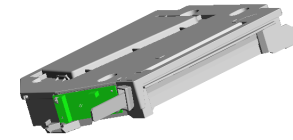
U004.LASER UNIT

U004_S001
D2891860
OPTICAL WRITING UNIT:ASS
Y



U001	U002	U003	U004	U005	U006	U007	U008	U009	U010	U011	U012	U013	U014	U015
------	------	------	------	------	------	------	------	------	------	------	------	------	------	------

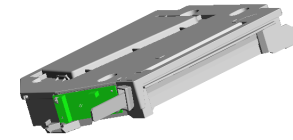
U004
LASER UNIT




U001	U002	U003	U004	U005	U006	U007	U008	U009	U010	U011	U012	U013	U014	U015
------	------	------	------	------	------	------	------	------	------	------	------	------	------	------

U004_S001
OPTICAL WRITING UNIT:ASS'Y

2.AC015063
SHIELD GLASS



3.D2891860
OPTICAL WRITING
UNIT:ASS'Y



1.11050758
CLAMP:LWSM-030
6A

U001	U002	U003	U004	U005	U006	U007	U008	U009	U010	U011	U012	U013	U014	U015
------	------	------	------	------	------	------	------	------	------	------	------	------	------	------

U005.PAPER FEED

U005_S001
D1492713
GUIDE PLATE:SWIVEL:NO.1

U005_S002
D2022735
PAPER FEED UNIT:NO.1:ASS
'Y

U005_S004
D1492905
SUPPORTER:RIGHT:NO.1:AS
S'Y

U005_S003
D2022736
PAPER FEED UNIT:NO.2:ASS
'Y

U005_S011
D2892800
PAPER TRAY:NO.1:ASSY

U005_S005
D1492903
SUPPORTER:RIGHT:NO.2:AS
S'Y

U005_S006
D2022902
SUPPORTER:LEFT:NO.1:ASS
'Y

U005_S009
AX040273
DC MOTOR:RISING TRAY:AS
S'Y:1.007W:BRUSH

U005_S007
D2022904
SUPPORTER:LEFT:NO.2:ASS
'Y

U005_S008
AX040273
DC MOTOR:RISING TRAY:AS
S'Y:1.007W:BRUSH

U005_S010
D2022807
PAPER TRAY:NO.2:ASSY

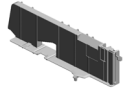
U001	U002	U003	U004	U005	U006	U007	U008	U009	U010	U011	U012	U013	U014	U015
------	------	------	------	------	------	------	------	------	------	------	------	------	------	------

U005_S010.PAPER TRAY:NO.2:ASS'Y

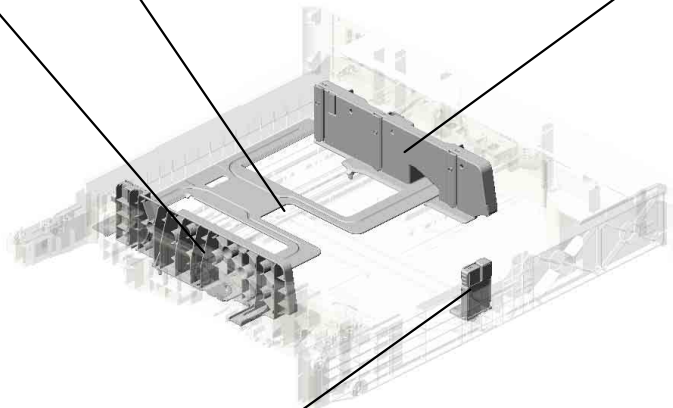
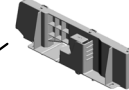
U005_S010_S002
D1492873
TRAY BOTTOM PLATE:NO.2:
ASS'Y



U005_S010_S004
D2022885
SIDE FENCE:REAR:ASS'Y



U005_S010_S003
D1492878
SIDE FENCE:FRONT:ASS'Y



U005_S010_S001
D1492840
END FENCE:PAPER TRAY:A
SS'Y



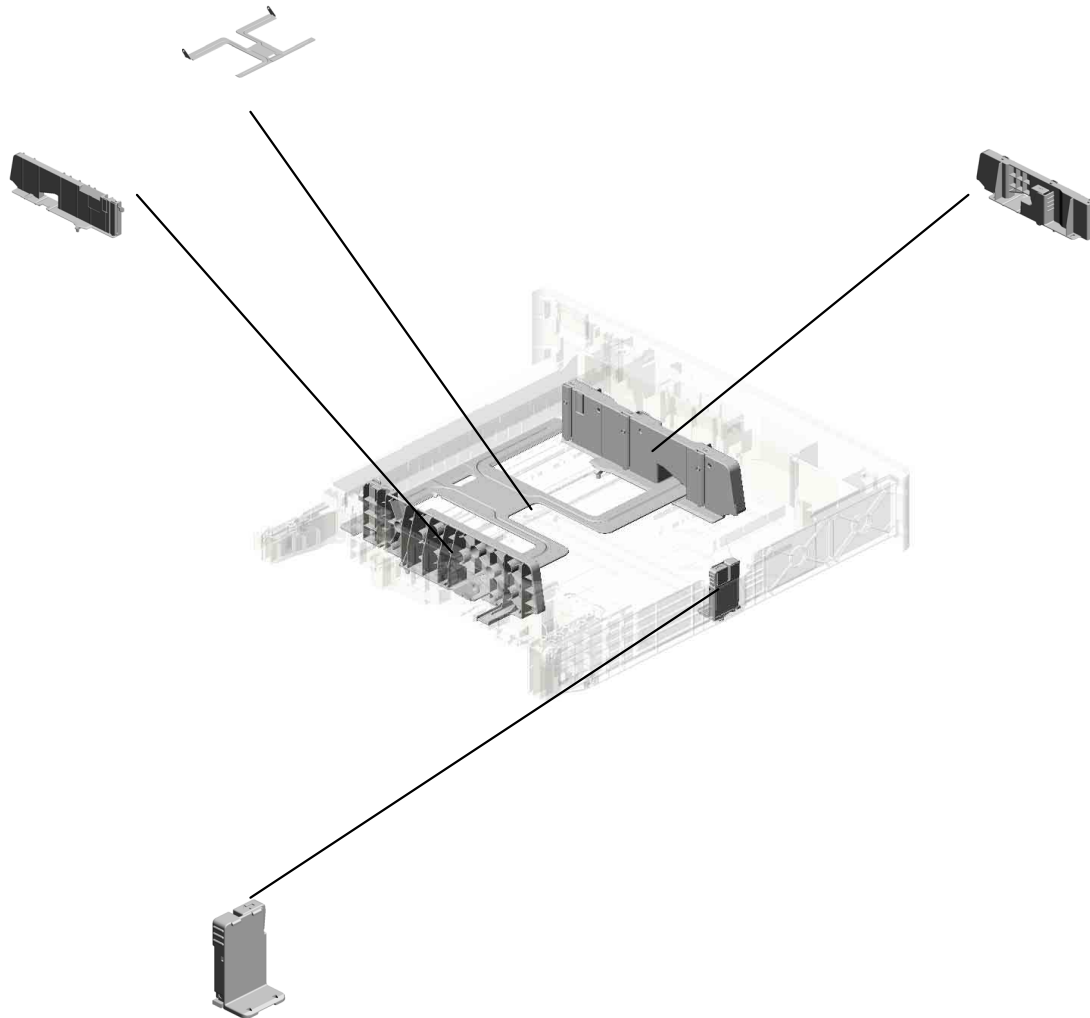
U001	U002	U003	U004	U005	U006	U007	U008	U009	U010	U011	U012	U013	U014	U015
------	------	------	------	-------------	------	------	------	------	------	------	------	------	------	------

U005_S011.PAPER TRAY:NO.1:ASS'Y

U005_S011_S002
D1492873
TRAY BOTTOM PLATE:NO.2:
ASS'Y

U005_S011_S004
D2022885
SIDE FENCE:REAR:ASS'Y

U005_S011_S003
D1492878
SIDE FENCE:FRONT:ASS'Y



U005_S011_S001
D1492840
END FENCE:PAPER TRAY:A
SS'Y

U001	U002	U003	U004	U005	U006	U007	U008	U009	U010	U011	U012	U013	U014	U015
------	------	------	------	-------------	------	------	------	------	------	------	------	------	------	------

U005 PAPER FEED

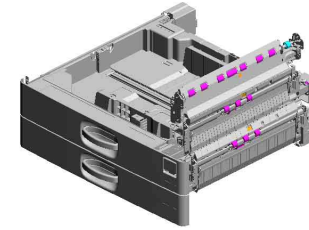
95.D2022566
CASE:REMOVE PA
PER DUST:ASSY

94.D2022561
SHAFT:REGISTRA
TION ROLLER:DRI
VEN

96.D2022576
GUIDE PLATE:REG
ISTRATION:DRIVE
N

93.D2022551
STAY:REGISTRATI
ON:ASSY

16.AA082186
(x2)
PLAIN SHAFT BEA
RING:DI8XDIA12X
12:EG-1



18.AB011572
GEAR:Z19:DRIVEN:
REGISTRATION



9.07200060E
(x3)
RETAINING RING -
M6



19.AB011573
GEAR:REGISTRATI
ON:NO.2



57.D1492788
INNER COVER:HA
RNNESS:PAPER FE
ED UNIT



5.04543008Q
(x5)
TAPPING SCREW:
3X8




56.D1492787
BRACKET:SUPPO
RT:COVER




4.04543006Q
(x30)
TAPPING SCREW -
M3X6



92.D1752888
COVER:TRAY:REA
R RIGHT:NO.2



91.D1752886
COVER:TRAY:REA
R RIGHT:NO.1



12.11050758
(x5)
CLAMP:LWSM-030
6A



14.AA082173
(x2)
PLAIN SHAFT BEA
RING:6X10X6



4.04543006Q (x 4)
TAPPING SCREW - M3X6
8.07200040E (x 2)
RETAINING RING - M4

7.04583010N
(x5)
HEXAGON HEAD T
APPING SCREW:3
X10



45.D1492721
GUIDE PLATE:SWI
VEL:NO.2



25.AW500040
(x2)
PUSH SWITCH:SW
1AG-550:10MA




26.AW500046
(x2)
PUSH SWITCH:PA
PER SIZE SENSOR

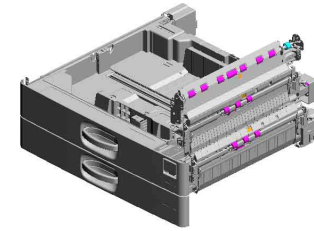
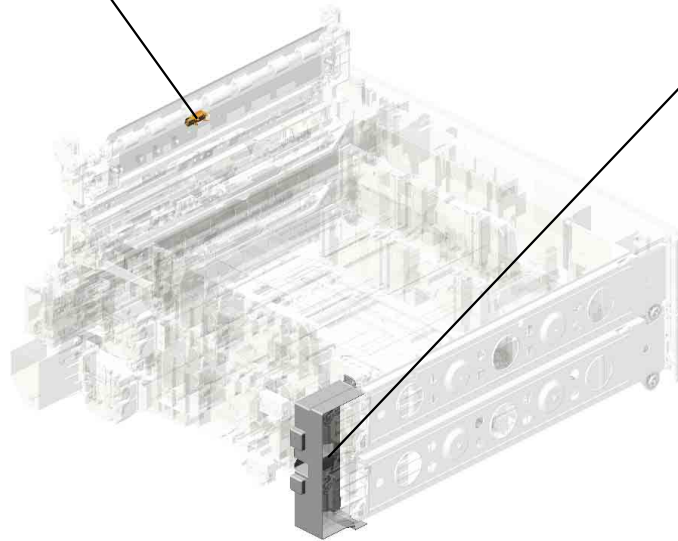


U005 PAPER FEED

119.GW010007
PHOTO REFLECTI
ON SENSOR:EXIT




110.D2022887
COVER:PAPER TR
AY:LEFT REAR




U001	U002	U003	U004	U005	U006	U007	U008	U009	U010	U011	U012	U013	U014	U015
------	------	------	------	-------------	------	------	------	------	------	------	------	------	------	------

U005_S001
GUIDE PLATE:SWIVEL:NO.1

43.D1492712
SHEET:GUIDE PLA
TE:SWIVEL

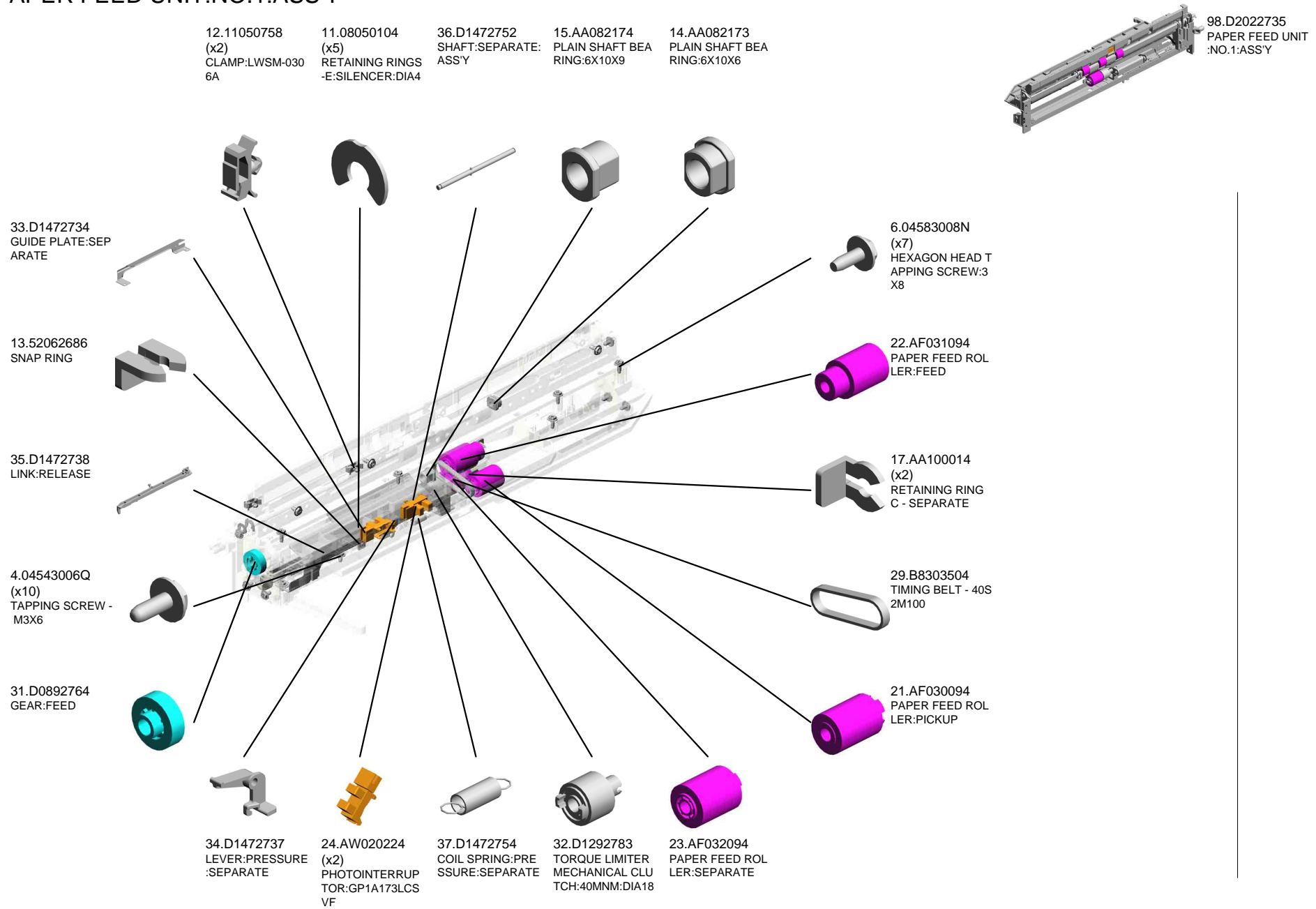


44.D1492713
GUIDE PLATE:SWI
VEL:NO.1



U001	U002	U003	U004	U005	U006	U007	U008	U009	U010	U011	U012	U013	U014	U015
------	------	------	------	------	------	------	------	------	------	------	------	------	------	------

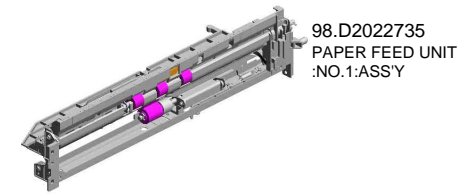
U005_S002
PAPER FEED UNIT:NO.1:ASS'Y



U001	U002	U003	U004	U005	U006	U007	U008	U009	U010	U011	U012	U013	U014	U015
------	------	------	------	------	------	------	------	------	------	------	------	------	------	------

U005_S002
PAPER FEED UNIT:NO.1:ASS'Y

42.D1482759 TRANSPORT ROLLER:VERTICAL TRANSPORT:ASS'Y
 40.D1482751 ARM:PRESSURE:SEPARATE
 97.D2022714 GUIDE PLATE:VERTICAL TRANSPORT:PAPER FEED UNIT:NO.1
 101.D2022786 DISCHARGE BRUSH:H:PAPER FEED UNIT:UPPER
 54.D1492782 PLATE:HARNESS:PAPER FEED UNIT



51.D1492775 SHAFT:FEED:ASS'Y

39.D1482702 SPACER:TRANSPORT ROLLER

115.D2412736 BRACKET:SEPARATE:REAR

41.D1482755 COIL SPRING:RELEASE:SEPARATE

52.D1492777 COIL SPRING:PRESSURE:PICKUP

46.D1492739 LEVER:PRESSURE RELEASE

48.D1492772 ARM:PICKUP

114.D2412730 STAY:SEPARATE:PEEN

49.D1492773 PULLEY:PICKUP:MECHANICAL ROLLER CLUTCH

100.D2022778 FEELER:PAPER END

102.D2022787 GROUND PLATE:DISCHARGE BRUSH:PAPER FEED UNIT

53.D1492781 GROUND PLATE:PAPER FEED UNIT

55.D1492784 BRACKET:SENSOR:PAPER FEED

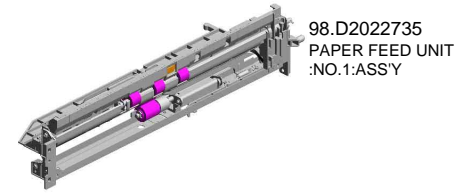
103.D2022791 GUIDE:FEED

50.D1492774 PULLEY:IDLER:PICKUP

U001	U002	U003	U004	U005	U006	U007	U008	U009	U010	U011	U012	U013	U014	U015
------	------	------	------	------	------	------	------	------	------	------	------	------	------	------

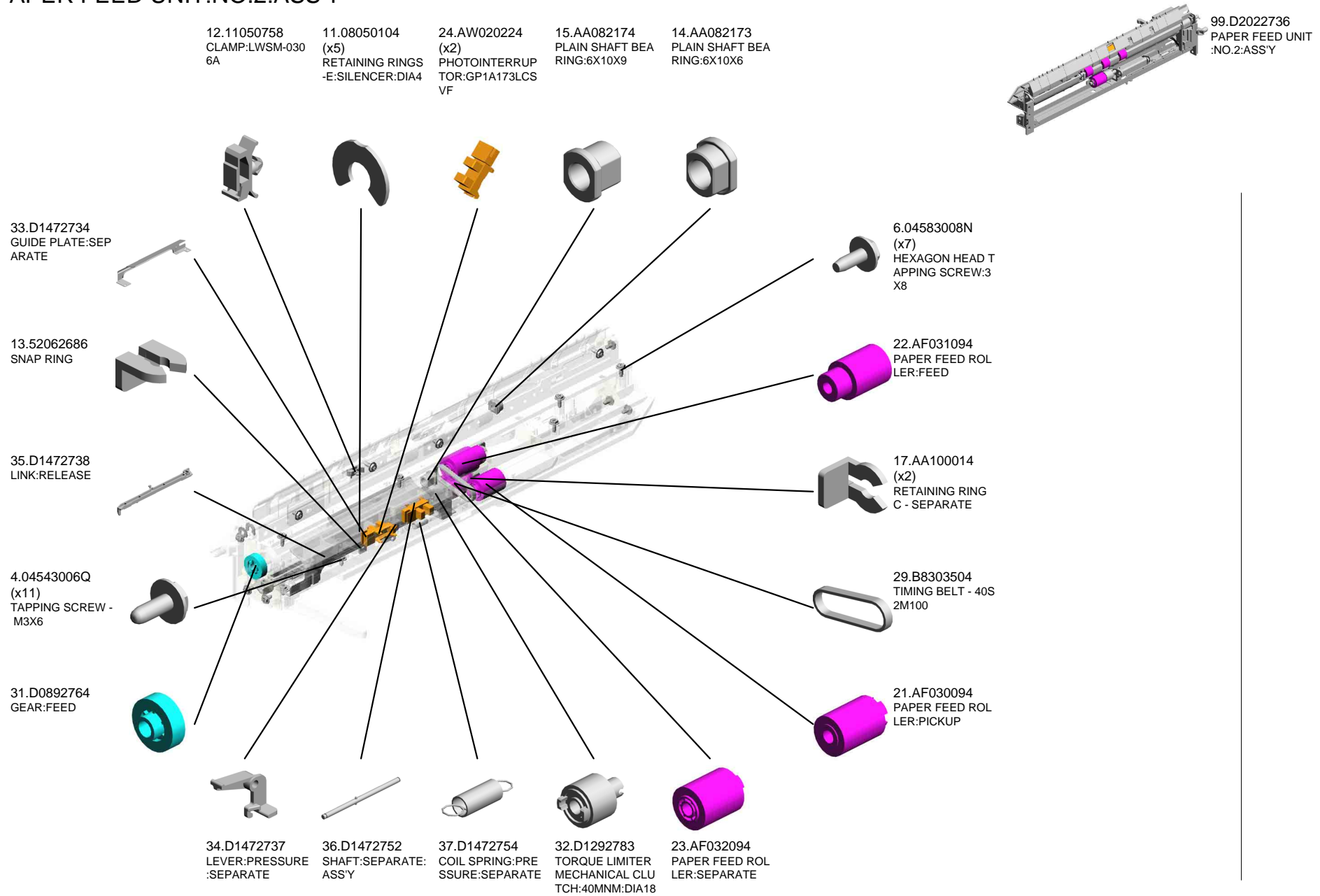
U005_S002
PAPER FEED UNIT:NO.1:ASS'Y

118.G0652767
LEVER - FEED



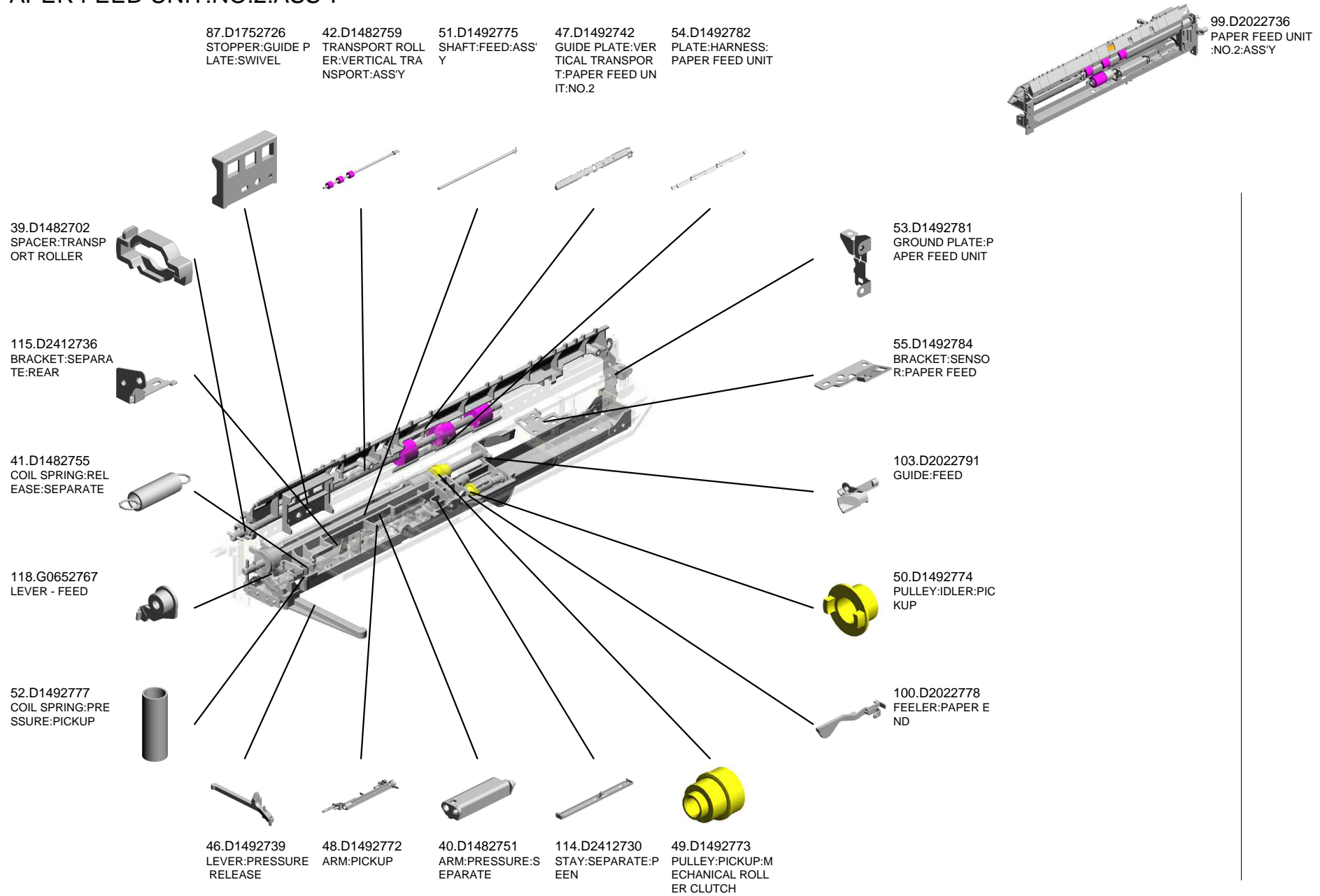
U001	U002	U003	U004	U005	U006	U007	U008	U009	U010	U011	U012	U013	U014	U015
------	------	------	------	-------------	------	------	------	------	------	------	------	------	------	------

U005_S003
PAPER FEED UNIT:NO.2:ASS'Y



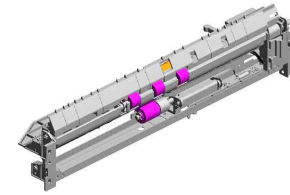
U001	U002	U003	U004	U005	U006	U007	U008	U009	U010	U011	U012	U013	U014	U015
------	------	------	------	------	------	------	------	------	------	------	------	------	------	------

U005_S003
PAPER FEED UNIT:NO.2:ASS'Y




U005_S003
PAPER FEED UNIT:NO.2:ASS'Y

119.GW010007
(x2)
PHOTO REFLECTI
ON SENSOR:EXIT




99.D2022736
PAPER FEED UNIT
:NO.2:ASS'Y



U001	U002	U003	U004	U005	U006	U007	U008	U009	U010	U011	U012	U013	U014	U015
------	------	------	------	-------------	------	------	------	------	------	------	------	------	------	------

U005_S004
SUPPORTER:RIGHT:NO.1:ASS'Y

82.D1492924
STOPPER:PAPER
TRAY

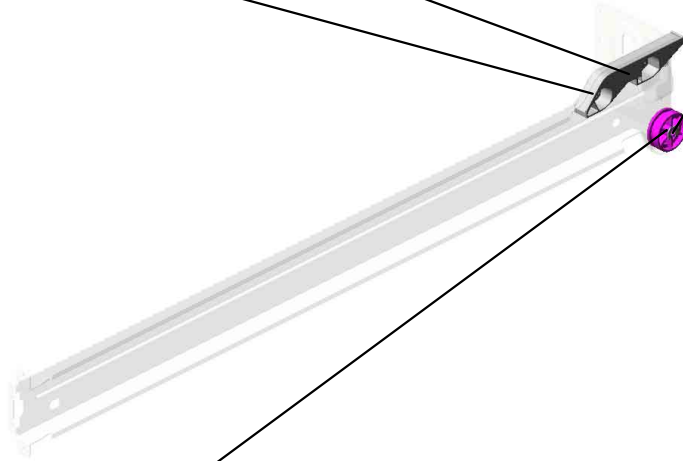


80.D1492905
SUPPORTER:RIGH
T:NO.1:ASS'Y

4.04543006Q
(x3)
TAPPING SCREW -
M3X6



10.08050103
RETAINING RINGS
-E:SILENCER:DIA3



86.D1492956
ROLLER:SUPPORT
ER:PAPER TRAY



U001	U002	U003	U004	U005	U006	U007	U008	U009	U010	U011	U012	U013	U014	U015
------	------	------	------	------	------	------	------	------	------	------	------	------	------	------

U005_S005
SUPPORTER:RIGHT:NO.2:ASS'Y

4.04543006Q
(x3)
TAPPING SCREW -
M3X6

79.D1492903
SUPPORTER:RIGH
T:NO.2:ASS'Y

82.D1492924
STOPPER:PAPER
TRAY


10.08050103
RETAINING RINGS
-E:SILENCER:DI A3

81.D1492923
ROLLER:SUPPORT
ER:PAPER TRAY

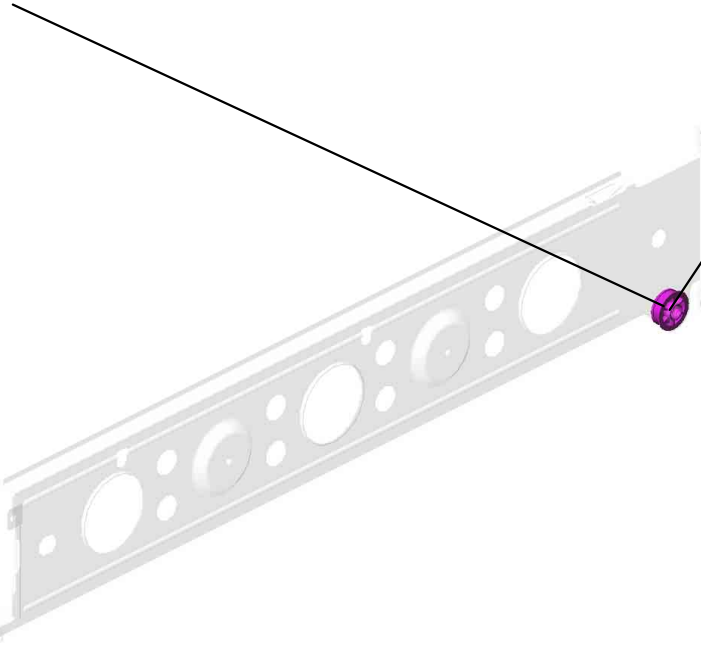
U001	U002	U003	U004	U005	U006	U007	U008	U009	U010	U011	U012	U013	U014	U015
------	------	------	------	------	------	------	------	------	------	------	------	------	------	------

U005_S006
SUPPORTER:LEFT:NO.1:ASS'Y

10.08050103
RETAINING RINGS
-E:SILENCER:DIA3



111.D2022902
SUPPORTER:LEFT
:NO.1:ASS'Y




83.D1492928
ROLLER:SUPPORT
ER:PAPER TRAY:L
EFT

U001	U002	U003	U004	U005	U006	U007	U008	U009	U010	U011	U012	U013	U014	U015
------	------	------	------	------	------	------	------	------	------	------	------	------	------	------

U005_S007
SUPPORTER:LEFT:NO.2:ASS'Y


10.08050103
RETAINING RINGS
-E:SILENCER:DIA3



112.D2022904
SUPPORTER:LEFT
:NO.2:ASS'Y



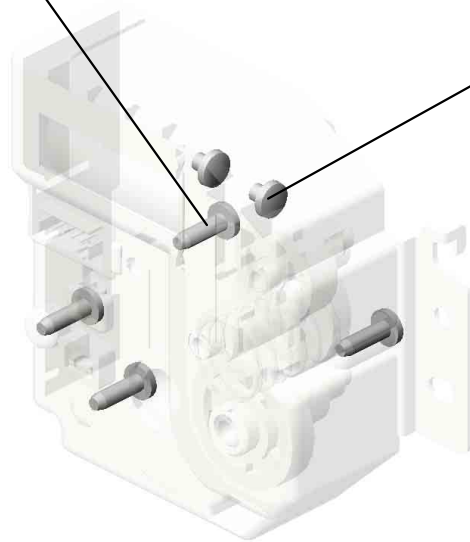
83.D1492928
ROLLER:SUPPORT
ER:PAPER TRAY:L
EFT




U001	U002	U003	U004	U005	U006	U007	U008	U009	U010	U011	U012	U013	U014	U015
------	------	------	------	------	------	------	------	------	------	------	------	------	------	------

U005_S008
DC MOTOR:RISING TRAY:ASS'Y:1.007W:BRUSH

3.04523010N
(x4)
BINDING SELF-TAPPING SCREW:3X10



1.03530030N
(x2)
SCREW:M3X3

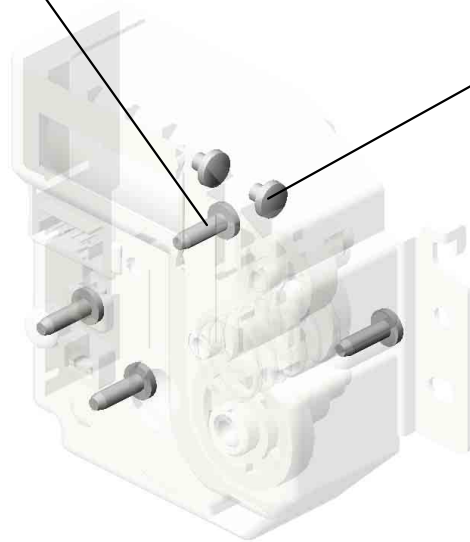


27.AX040273
DC MOTOR:RISING
TRAY:ASS'Y:1.007
W:BRUSH

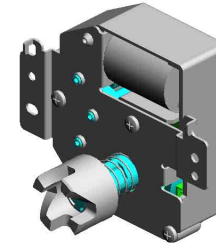
U001	U002	U003	U004	U005	U006	U007	U008	U009	U010	U011	U012	U013	U014	U015
------	------	------	------	------	------	------	------	------	------	------	------	------	------	------

U005_S009
DC MOTOR:RISING TRAY:ASS'Y:1.007W:BRUSH

3.04523010N
(x4)
BINDING SELF-TAPPING SCREW:3X10



1.03530030N
(x2)
SCREW:M3X3



27.AX040273
DC MOTOR:RISING
TRAY:ASS'Y:1.007
W:BRUSH

U001	U002	U003	U004	U005	U006	U007	U008	U009	U010	U011	U012	U013	U014	U015
------	------	------	------	------	------	------	------	------	------	------	------	------	------	------

U005_S010
PAPER TRAY:NO.2:ASS'Y

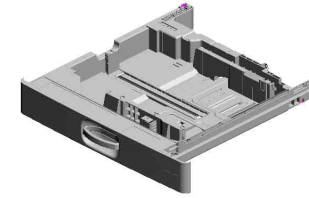
65.D1492835
(x2)
RACK:SIDE FENCE

89.D1752858
LEVER:RELEASE:P
APER TRAY:OUTE
R

9.07200060E
RETAINING RING -
M6

75.D1492862
SHAFT:RELEASE:P
APER TRAY:NO.2

28.B2232862
LEVER - RELEASE
INNER



104.D2022807
PAPER TRAY:NO.2
:ASS'Y

61.D1492818
LEVER:RISE

2.03603006N
(x2)
SCREW - M3X6

66.D1492836
GEAR:Z20

60.D1492816
SHAFT:RISE:ASS'Y

59.D1492814
COIL SPRING:EAR
TH

7.04583010N
(x6)
HEXAGON HEAD T
APPING SCREW:3
X10

58.D1492812
(x4)
ROLLER:PAPER T
RAY:DIA19

90.D1752872
LINK:END FENCE:
PAPER SIZE SENS
OR

106.D2022846
DECAL:SIZE INDIC
ATION:END FENCE
:FRONT

30.D0392566
TENSION SPRING:
GRIP:RIGHT

7.04583010N (x 1)
HEXAGON HEAD TAPPING SCREW:3X
10

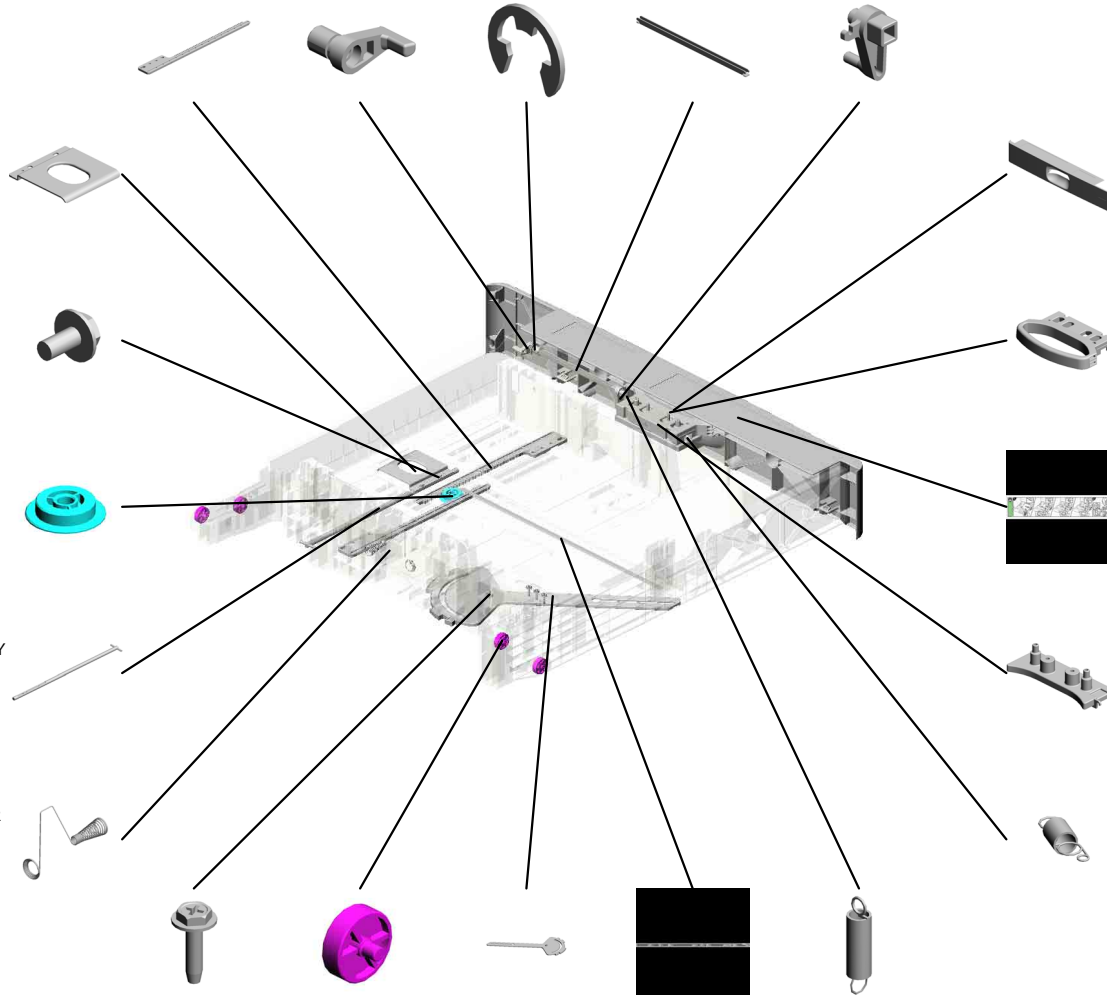
38.D1472866
COVER:PAPER TR
AY:NO.2

71.D1492856
GRIP:PAPER TRAY

76.D1492864
DECAL:PAPER SE
T DIRECTION:TRA
Y:NO.2

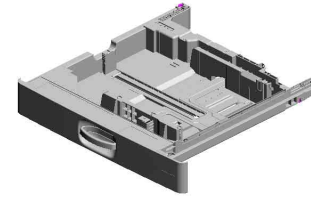
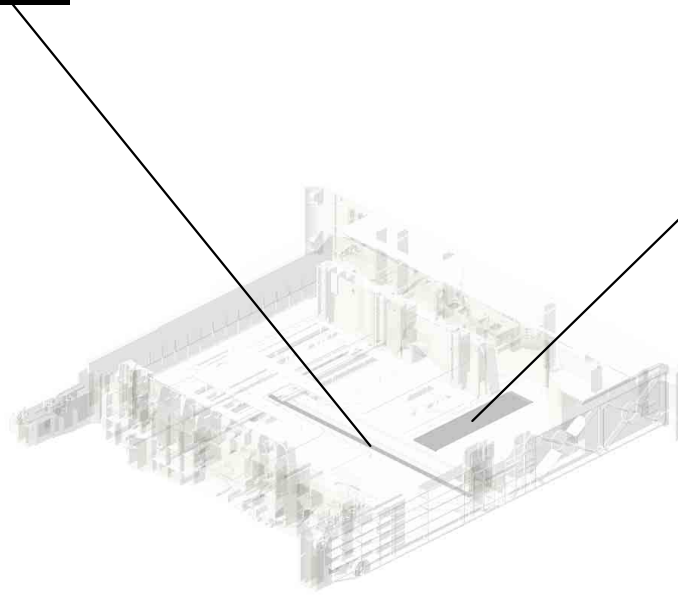
74.D1492861
HOLDER:GRIP:PAP
ER TRAY

88.D1752854
TENSION SPRING:
GRIP:LEFT

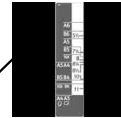


U005_S010
PAPER TRAY:NO.2:ASS'Y

107.D2022847
DECAL:SIZE INDIC
ATION:END FENCE
:REAR



104.D2022807
PAPER TRAY:NO.2
:ASS'Y




108.D2022868
DECAL:SIZE INDIC
ATION:SIDE FENCE
:NO.1

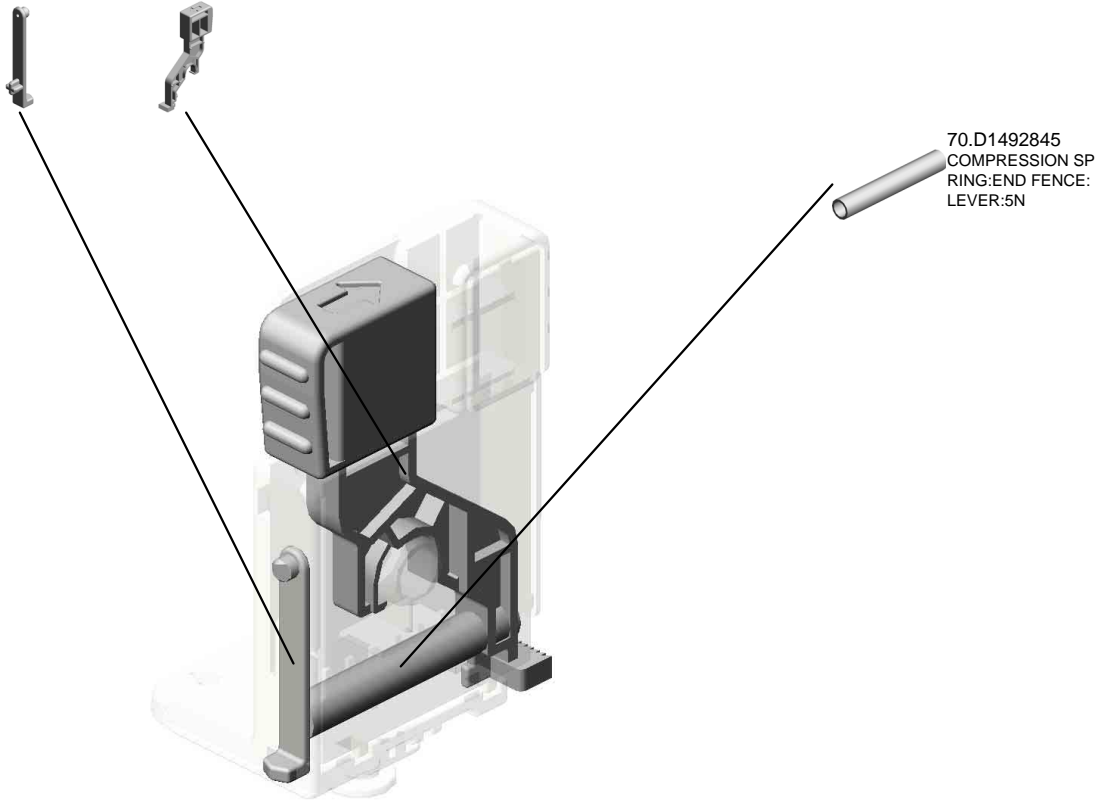
U001	U002	U003	U004	U005	U006	U007	U008	U009	U010	U011	U012	U013	U014	U015
------	------	------	------	-------------	------	------	------	------	------	------	------	------	------	------

U005_S010_S001
END FENCE:PAPER TRAY:ASS'Y

69.D1492843 68.D1492842
CLICK:END FENCE LEVER:END FENCE



67.D1492840
END FENCE:PAPE
R TRAY:ASS'Y


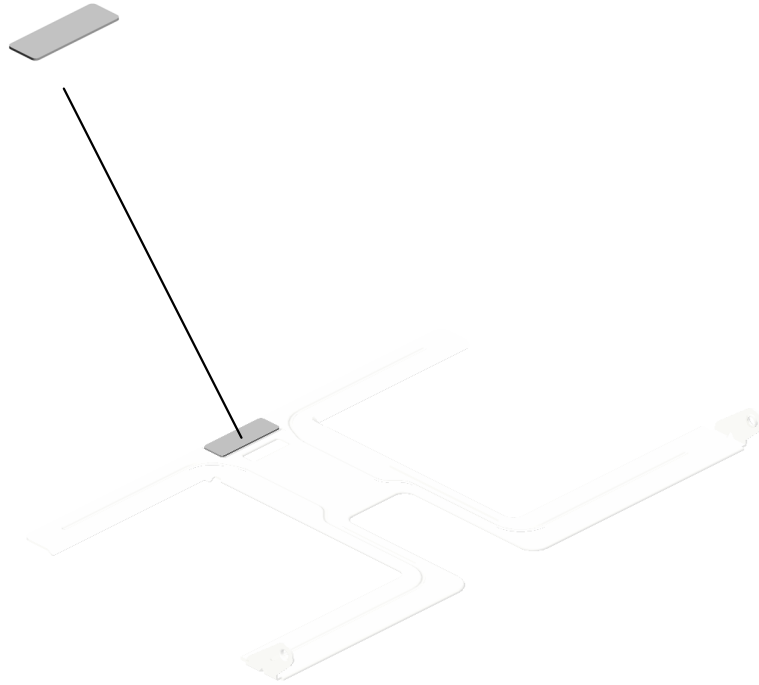


70.D1492845
COMPRESSION SP
RING:END FENCE:
LEVER:5N

U001	U002	U003	U004	U005	U006	U007	U008	U009	U010	U011	U012	U013	U014	U015
------	------	------	------	-------------	------	------	------	------	------	------	------	------	------	------

U005_S010_S002
TRAY BOTTOM PLATE:NO.2:ASS'Y

20.AF013006
BOTTOM PLATE P
AD



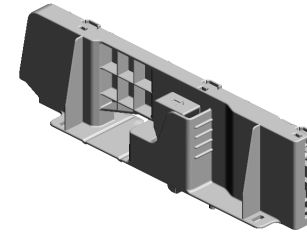
77.D1492873
TRAY BOTTOM PL
ATE:NO.2:ASS'Y

U001	U002	U003	U004	U005	U006	U007	U008	U009	U010	U011	U012	U013	U014	U015
------	------	------	------	------	------	------	------	------	------	------	------	------	------	------

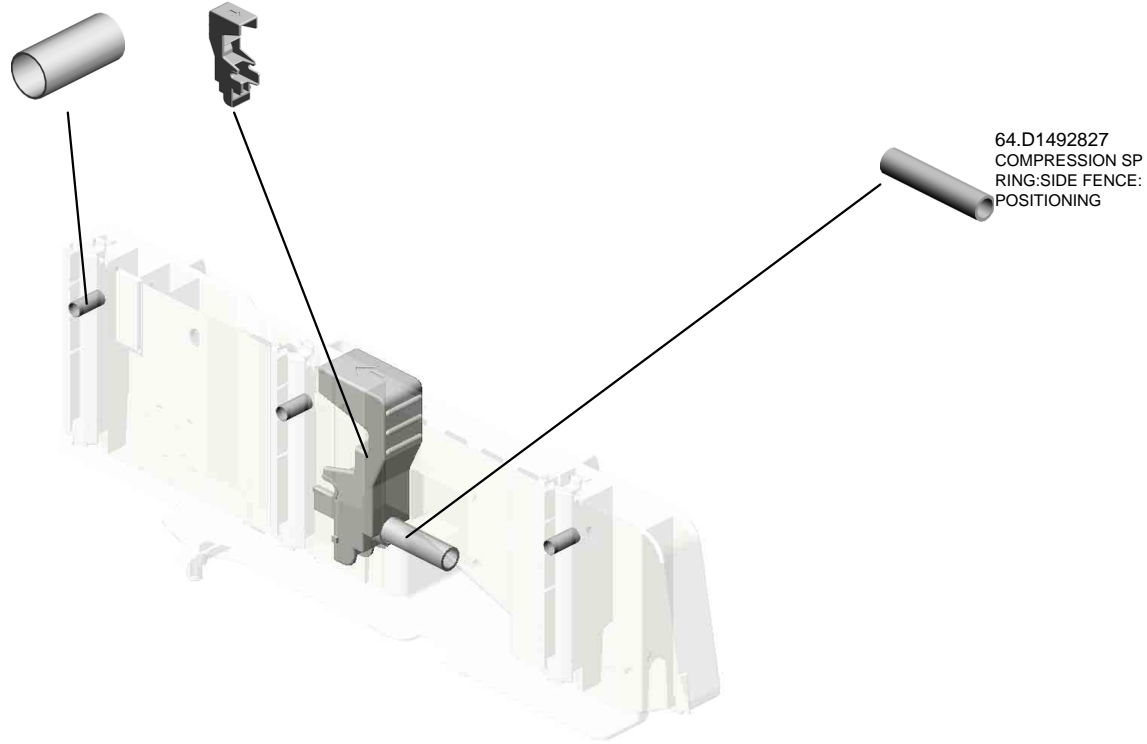
U005_S010_S003
SIDE FENCE:FRONT:ASS'Y

63.D1492826
(x3)
COMPRESSION SP
RING:SIDE FENCE:
PLATE:FRONT

62.D1492824
LEVER:STOPPER:
FRONT



78.D1492878
SIDE FENCE:FRON
T:ASSY

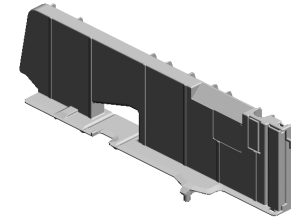
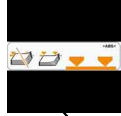


64.D1492827
COMPRESSION SP
RING:SIDE FENCE:
POSITIONING

U001	U002	U003	U004	U005	U006	U007	U008	U009	U010	U011	U012	U013	U014	U015
------	------	------	------	------	------	------	------	------	------	------	------	------	------	------

U005_S010_S004
SIDE FENCE:REAR:ASS'Y


84.D1492952
DECAL:SIDE FENC
E:PAPER VOLUME



109.D2022885
SIDE FENCE:REAR
:ASS'Y



85.D1492954
DECAL:SIDE FENC
E:PAPER VOLUME:
ENVELOPE



U001	U002	U003	U004	U005	U006	U007	U008	U009	U010	U011	U012	U013	U014	U015
------	------	------	------	------	------	------	------	------	------	------	------	------	------	------

U005_S011
PAPER TRAY:NO.1:ASS'Y

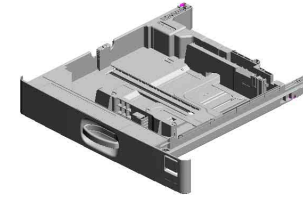
65.D1492835
(x2)
RACK:SIDE FENCE

89.D1752858
LEVER:RELEASE:P
APER TRAY:OUTE
R

9.07200060E
RETAINING RING -
M6

73.D1492859
SHAFT:RELEASE:P
APER TRAY:NO.1

72.D1492857
LEVER:RELEASE:I
NNER:NO.1



116.D2892800
PAPER TRAY:NO.1
:ASS'Y

61.D1492818
LEVER:RISE

2.03603006N
(x2)
SCREW - M3X6

66.D1492836
GEAR:Z20

60.D1492816
SHAFT:RISE:ASS'Y

59.D1492814
COIL SPRING:EAR
TH

7.04583010N
(x6)
HEXAGON HEAD T
APPING SCREW:3
X10

58.D1492812
(x4)
ROLLER:PAPER T
RAY:DIA19

105.D2022819
LINK:END FENCE:
PAPER SIZE SENS
OR:A3

107.D2022847
DECAL:SIZE INDIC
ATION:END FENCE
:REAR

106.D2022846
DECAL:SIZE INDIC
ATION:END FENCE
:FRONT

30.D0392566
TENSION SPRING:
GRIP:RIGHT

71.D1492856
GRIP:PAPER TRAY

76.D1492864
DECAL:PAPER SE
T DIRECTION:TRA
Y:NO.2

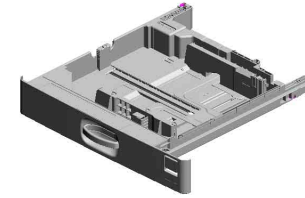
74.D1492861
HOLDER:GRIP:PAP
ER TRAY

88.D1752854
TENSION SPRING:
GRIP:LEFT

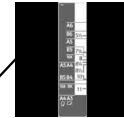

U005_S011
PAPER TRAY:NO.1:ASS'Y

113.D2411242
COVER:MAIN SWIT
CH

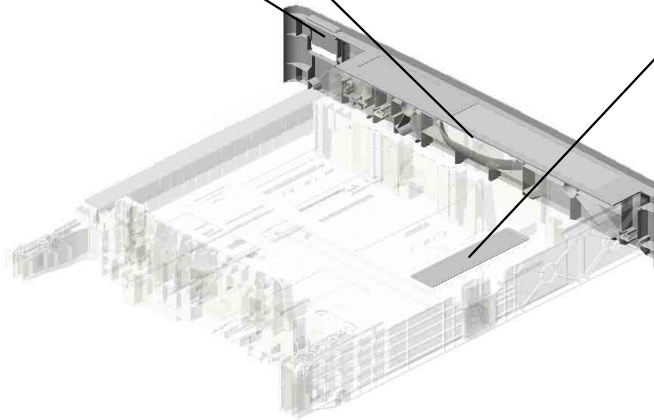
117.D2892865
COVER:PAPER TR
AY:NO.1



116.D2892800
PAPER TRAY:NO.1
:ASS'Y




108.D2022868
DECAL:SIZE INDIC
ATION:SIDE FENC
E:NO.1



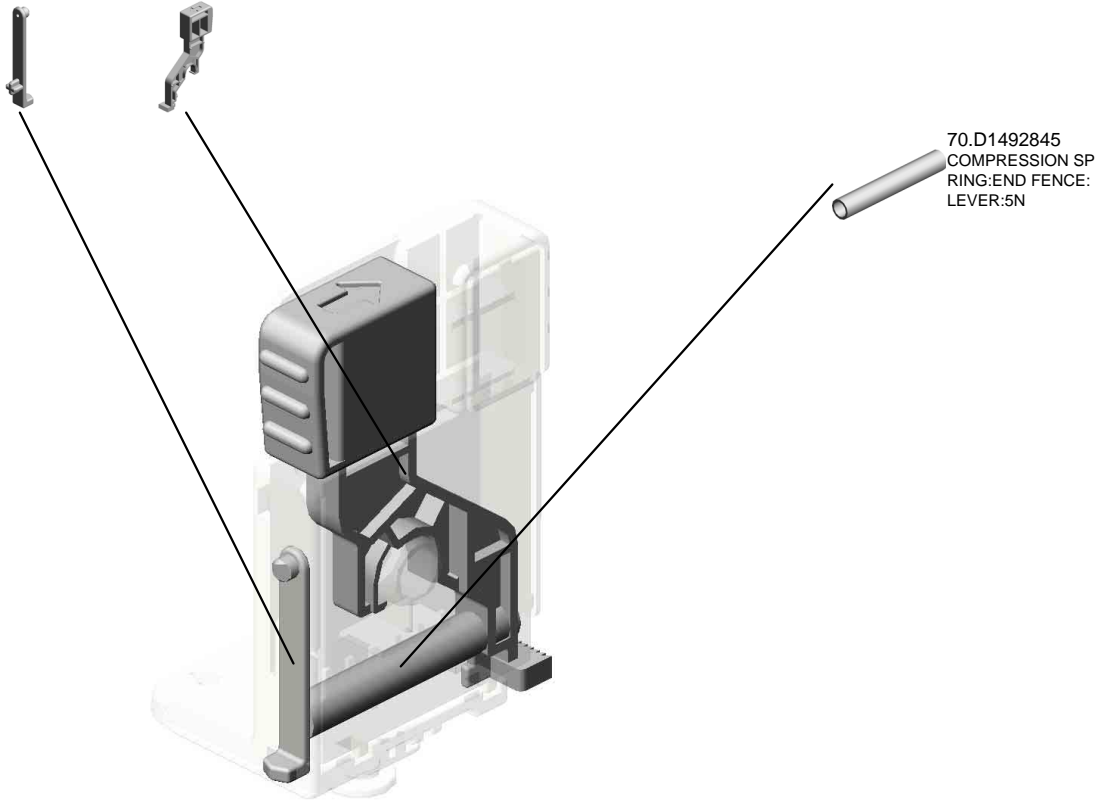
U001	U002	U003	U004	U005	U006	U007	U008	U009	U010	U011	U012	U013	U014	U015
------	------	------	------	-------------	------	------	------	------	------	------	------	------	------	------

U005_S011_S001
END FENCE:PAPER TRAY:ASS'Y

69.D1492843 68.D1492842
CLICK:END FENCE LEVER:END FENCE




67.D1492840
END FENCE:PAPE
R TRAY:ASS'Y



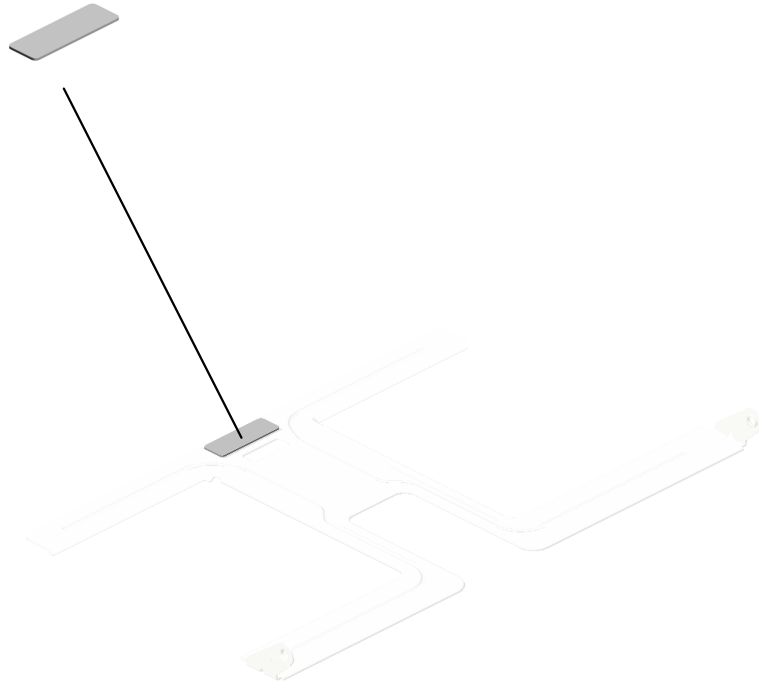
U001	U002	U003	U004	U005	U006	U007	U008	U009	U010	U011	U012	U013	U014	U015
------	------	------	------	-------------	------	------	------	------	------	------	------	------	------	------

U005_S011_S002
TRAY BOTTOM PLATE:NO.2:ASS'Y

20.AF013006
BOTTOM PLATE P
AD



77.D1492873
TRAY BOTTOM PL
ATE:NO.2:ASS'Y

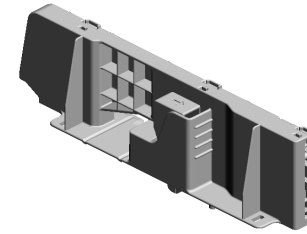


U001	U002	U003	U004	U005	U006	U007	U008	U009	U010	U011	U012	U013	U014	U015
------	------	------	------	------	------	------	------	------	------	------	------	------	------	------

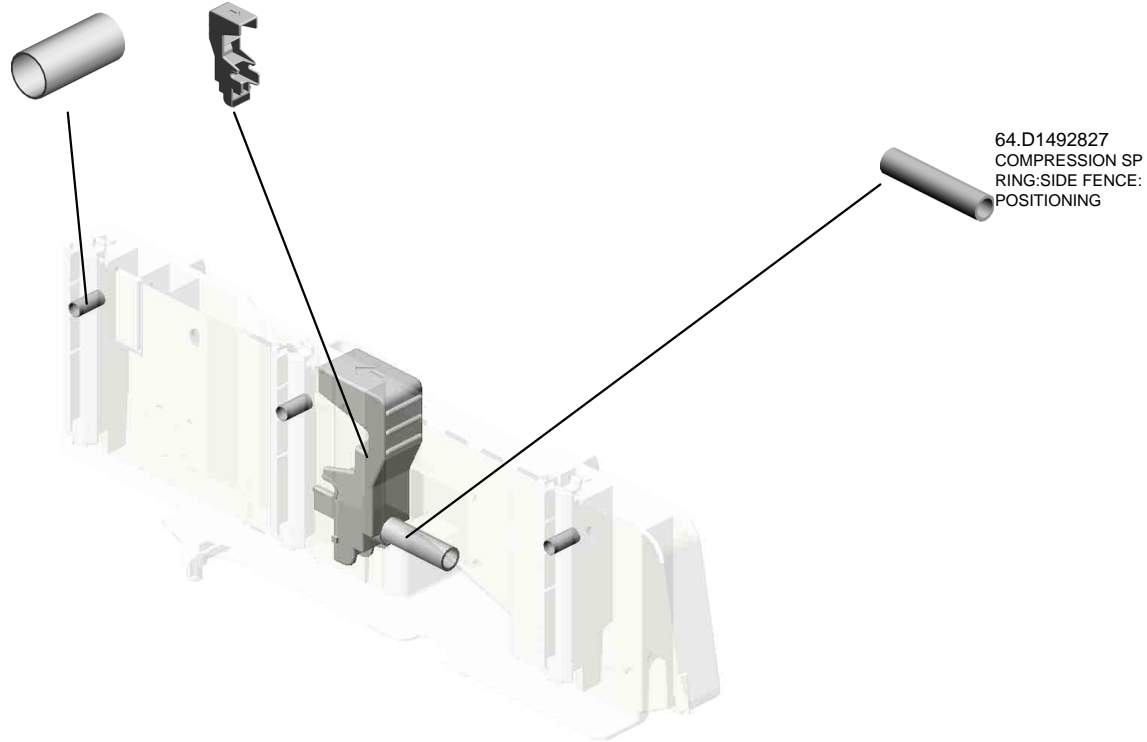
U005_S011_S003
SIDE FENCE:FRONT:ASS'Y

63.D1492826
(x3)
COMPRESSION SP
RING:SIDE FENCE:
PLATE:FRONT

62.D1492824
LEVER:STOPPER:
FRONT



78.D1492878
SIDE FENCE:FRON
T:ASSY

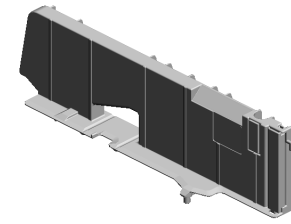
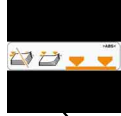


64.D1492827
COMPRESSION SP
RING:SIDE FENCE:
POSITIONING

U001	U002	U003	U004	U005	U006	U007	U008	U009	U010	U011	U012	U013	U014	U015
------	------	------	------	------	------	------	------	------	------	------	------	------	------	------

U005_S011_S004
SIDE FENCE:REAR:ASS'Y


84.D1492952
DECAL:SIDE FENC
E:PAPER VOLUME



109.D2022885
SIDE FENCE:REAR
:ASS'Y



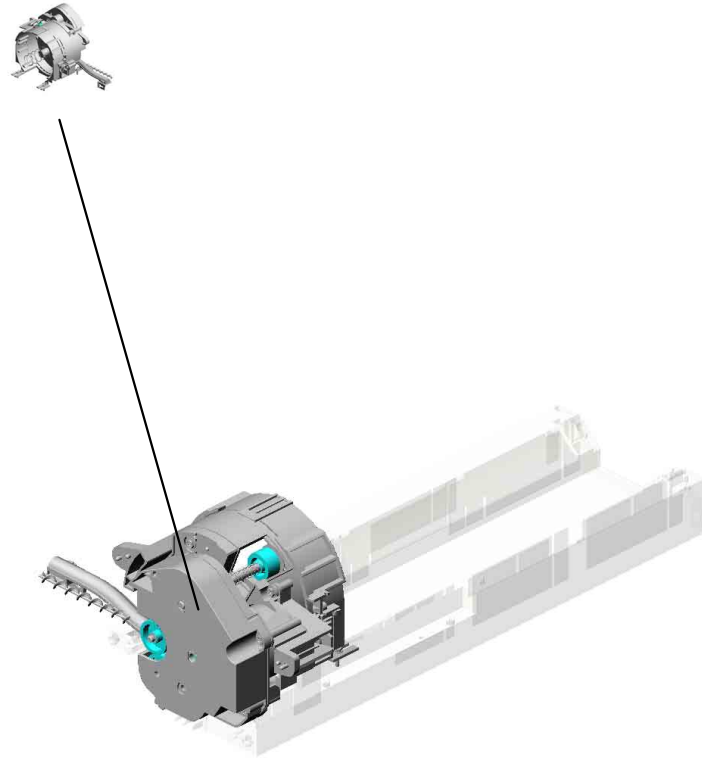
85.D1492954
DECAL:SIDE FENC
E:PAPER VOLUME:
ENVELOPE



U001	U002	U003	U004	U005	U006	U007	U008	U009	U010	U011	U012	U013	U014	U015
------	------	------	------	------	------	------	------	------	------	------	------	------	------	------

U006.TONNER SUPPLY

U006_S001
D2023051
TONER SUPPLY SUB-UNIT:A
SS'Y

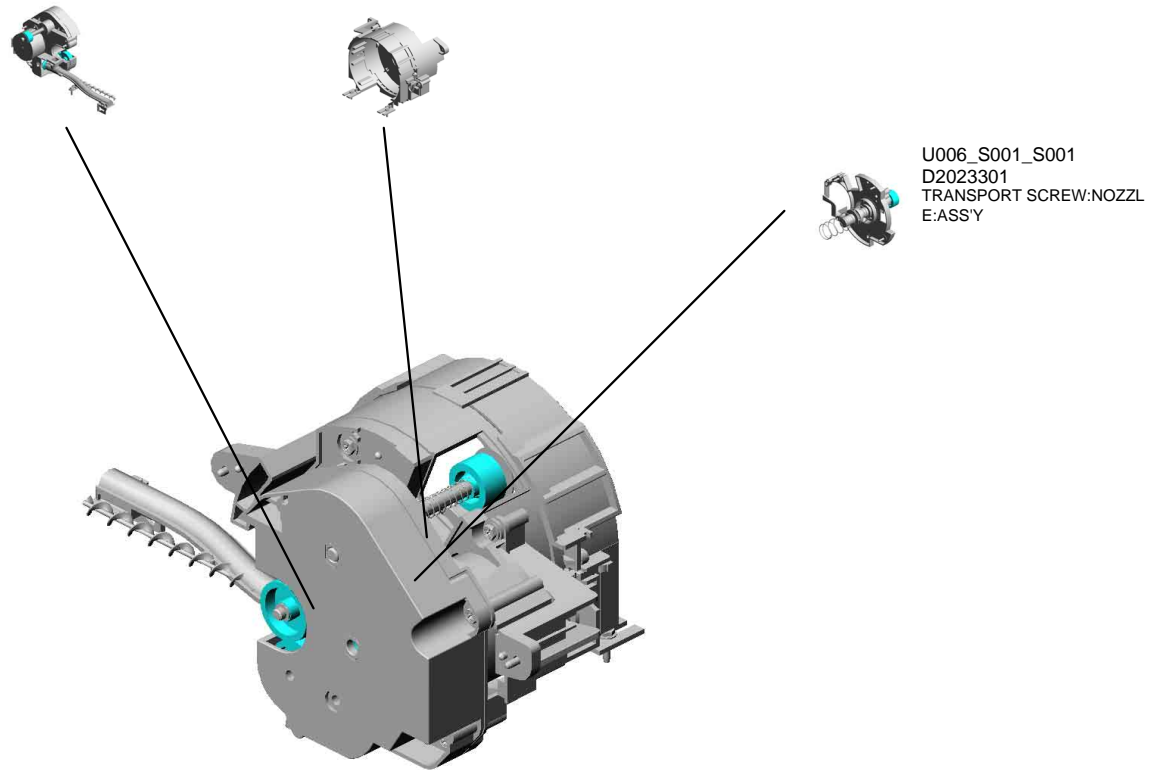


U001	U002	U003	U004	U005	U006	U007	U008	U009	U010	U011	U012	U013	U014	U015
------	------	------	------	------	-------------	------	------	------	------	------	------	------	------	------

U006_S001.TONER SUPPLY SUB-UNIT:ASS'Y

U006_S001_S002
D2023303
DRIVE UNIT:TONER SUPPLY
:ASS'Y

U006_S001_S003
D2023304
HOUSING:TONER SUPPLY:A
SS'Y



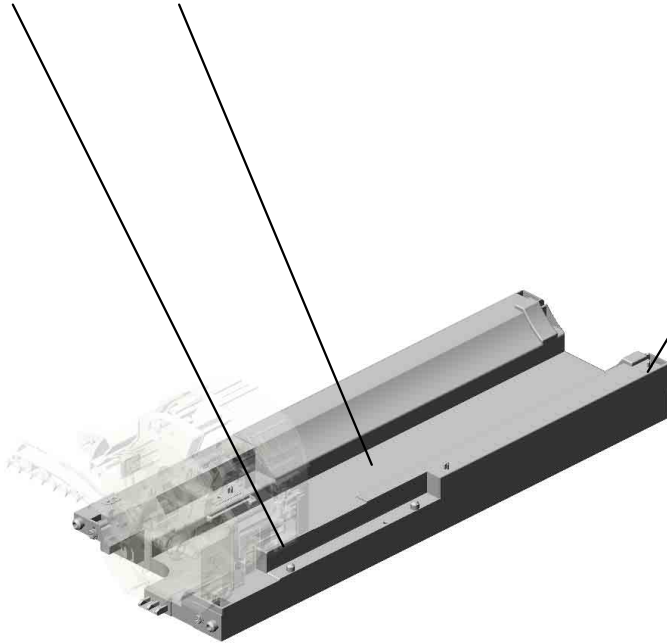

U006_S001_S001
D2023301
TRANSPORT SCREW:NOZZL
E:ASS'Y

U001	U002	U003	U004	U005	U006	U007	U008	U009	U010	U011	U012	U013	U014	U015
------	------	------	------	------	-------------	------	------	------	------	------	------	------	------	------

U006 TONNER SUPPLY

14.D2023376
(x2)
SEAL:BASE:SLIDE
RAIL:LOWER


13.D2023372
BASE:TONER CAR
TRIDGE



3.04583010N
(x4)
HEXAGON HEAD TAPPING SCREW:3 X10

U001	U002	U003	U004	U005	U006	U007	U008	U009	U010	U011	U012	U013	U014	U015
------	------	------	------	------	-------------	------	------	------	------	------	------	------	------	------

U006_S001
TONER SUPPLY SUB-UNIT:ASS'Y

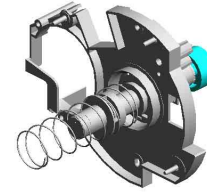


9.D2023051
TONER SUPPLY S
UB-UNIT:ASS'Y

U001	U002	U003	U004	U005	U006	U007	U008	U009	U010	U011	U012	U013	U014	U015
------	------	------	------	------	------	------	------	------	------	------	------	------	------	------

U006_S001_S001
TRANSPORT SCREW:NOZZLE:ASS'Y

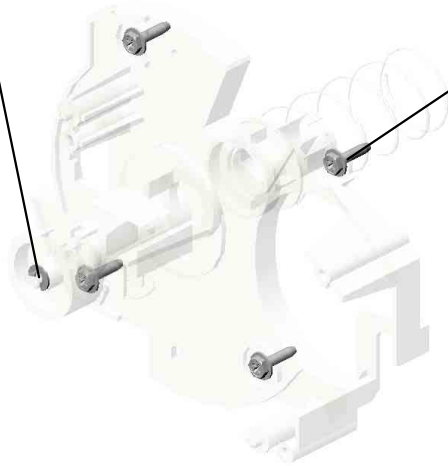
6.08050103
RETAINING RINGS
-E:SILENCER:DIA3



10.D2023301
TRANSPORT SCR
EW:NOZZLE:ASS'Y



4.04583012N
(x4)
HEXAGON HEAD T
APPING SCREW:3
X12




U001	U002	U003	U004	U005	U006	U007	U008	U009	U010	U011	U012	U013	U014	U015
------	------	------	------	------	-------------	------	------	------	------	------	------	------	------	------

U006_S001_S002


DRIVE UNIT:TONER SUPPLY:ASS'Y

6.08050103 5.07200040E
RETAINING RINGS RETAINING RING -
-E:SILENCER:DIA3 M4



11.D2023303
DRIVE UNIT:TONER
SUPPLY:ASS'Y

3.04583010N
HEXAGON HEAD TAPPING
SCREW:3 X10



1.03603006N
(x2)
SCREW - M3X6




4.04583012N
(x6)
HEXAGON HEAD TAPPING
SCREW:3 X12



U001	U002	U003	U004	U005	U006	U007	U008	U009	U010	U011	U012	U013	U014	U015
------	------	------	------	------	-------------	------	------	------	------	------	------	------	------	------

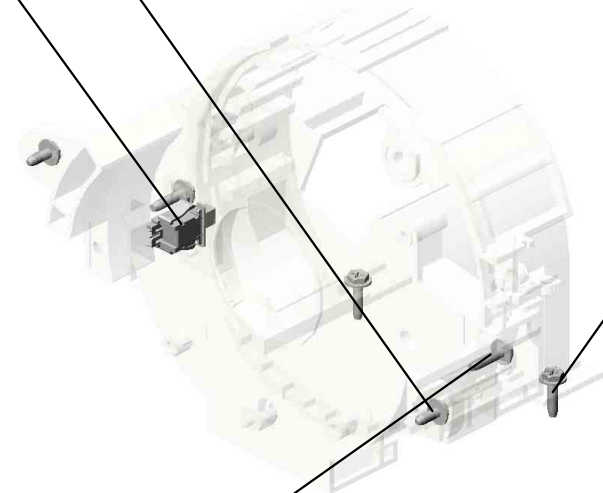
U006_S001_S003
HOUSING:TONER SUPPLY:ASS'Y

2.04543008Q
(x2)
TAPPING SCREW:
3X8



12.D2023304
HOUSING:TONER
SUPPLY:ASS'Y

8.AW500040
PUSH SWITCH:SW
1AG-550:10MA



4.04583012N
(x2)
HEXAGON HEAD T
APPING SCREW:3
X12



7.11050758
CLAMP:LWSM-030
6A


3.04583010N
(x2)
HEXAGON HEAD T
APPING SCREW:3
X10



U001	U002	U003	U004	U005	U006	U007	U008	U009	U010	U011	U012	U013	U014	U015
------	------	------	------	------	-------------	------	------	------	------	------	------	------	------	------

U007.PCDU

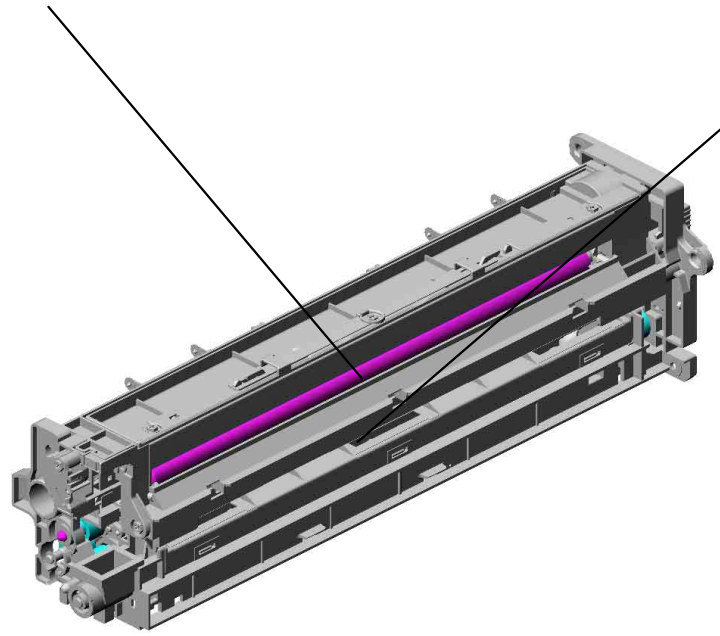
U007_S001
D2020125
PCDU:SERVICE PARTS




U001	U002	U003	U004	U005	U006	U007	U008	U009	U010	U011	U012	U013	U014	U015
------	------	------	------	------	------	------	------	------	------	------	------	------	------	------

U007_S001.PCDU:SERVICE PARTS

U007_S001_S001
D8692222
PCU:SERVICE PARTS




U007_S001_S002
D8693021
DEVELOPMENT UNIT:SERVI
CE PARTS



U001	U002	U003	U004	U005	U006	U007	U008	U009	U010	U011	U012	U013	U014	U015
------	------	------	------	------	------	------	------	------	------	------	------	------	------	------

U007_S001_S001.PCU:SERVICE PARTS

U007_S001_S001_S001
D2022302
FRAME:PCU:UPPER:ASS'Y



U001	U002	U003	U004	U005	U006	U007	U008	U009	U010	U011	U012	U013	U014	U015
------	------	------	------	------	------	------	------	------	------	------	------	------	------	------

U007_S001_S002.DEVELOPMENT UNIT:SERVICE PARTS

U007_S001_S002_S001
D2023119
PLAIN SHAFT BEARING:TRA
NSPORT SCREW:RIGHT FR
ONT:ASS'Y

U007_S001_S002_S002
D2023121
PLAIN SHAFT BEARING:TRA
NSPORT SCREW:LEFT FRO
NT:ASS'Y

U007_S001_S002_S004
D2023125
PLAIN SHAFT BEARING:TRA
NSPORT SCREW:LEFT REA
R:ASS'Y

U007_S001_S002_S003
D2023123
PLAIN SHAFT BEARING:TRA
NSPORT SCREW:RIGHT RE
AR:ASS'Y

U001	U002	U003	U004	U005	U006	U007	U008	U009	U010	U011	U012	U013	U014	U015
------	------	------	------	------	------	------	------	------	------	------	------	------	------	------

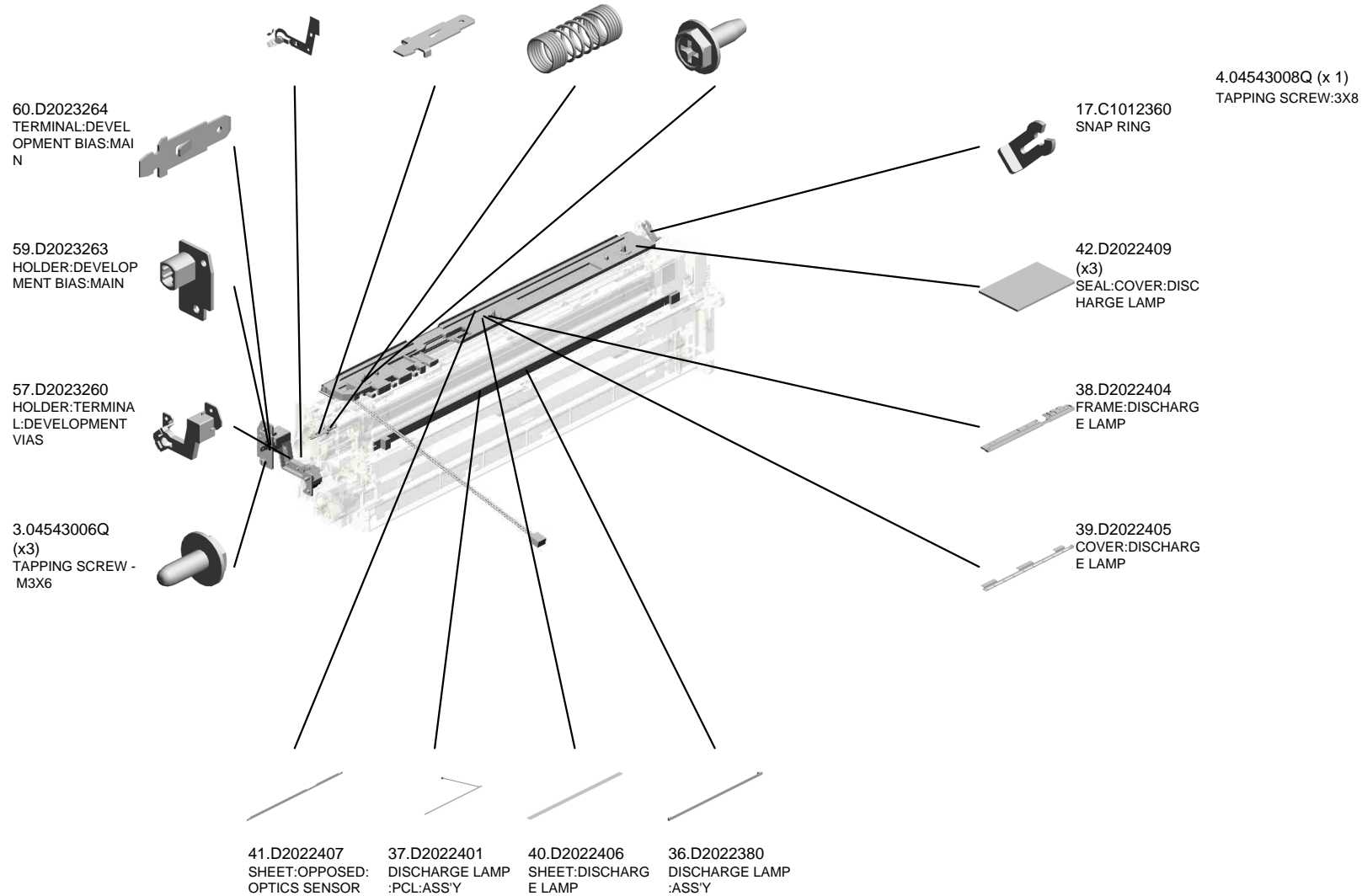

U007 PCDU

58.D2023261
TERMINAL:DEVELOPMENT BIAS:ASSY

18.D0091147
TERMINAL - DEVELOPMENT ROLLER


10.AA063432
(x2)
SPRING - INTERNAL DRAWER

4.04543008Q
(x3)
TAPPING SCREW: 3X8



U001	U002	U003	U004	U005	U006	U007	U008	U009	U010	U011	U012	U013	U014	U015
------	------	------	------	------	------	------	------	------	------	------	------	------	------	------

U007_S001
PCDU:SERVICE PARTS




21.D2020125
PCDU:SERVICE PA
RTS

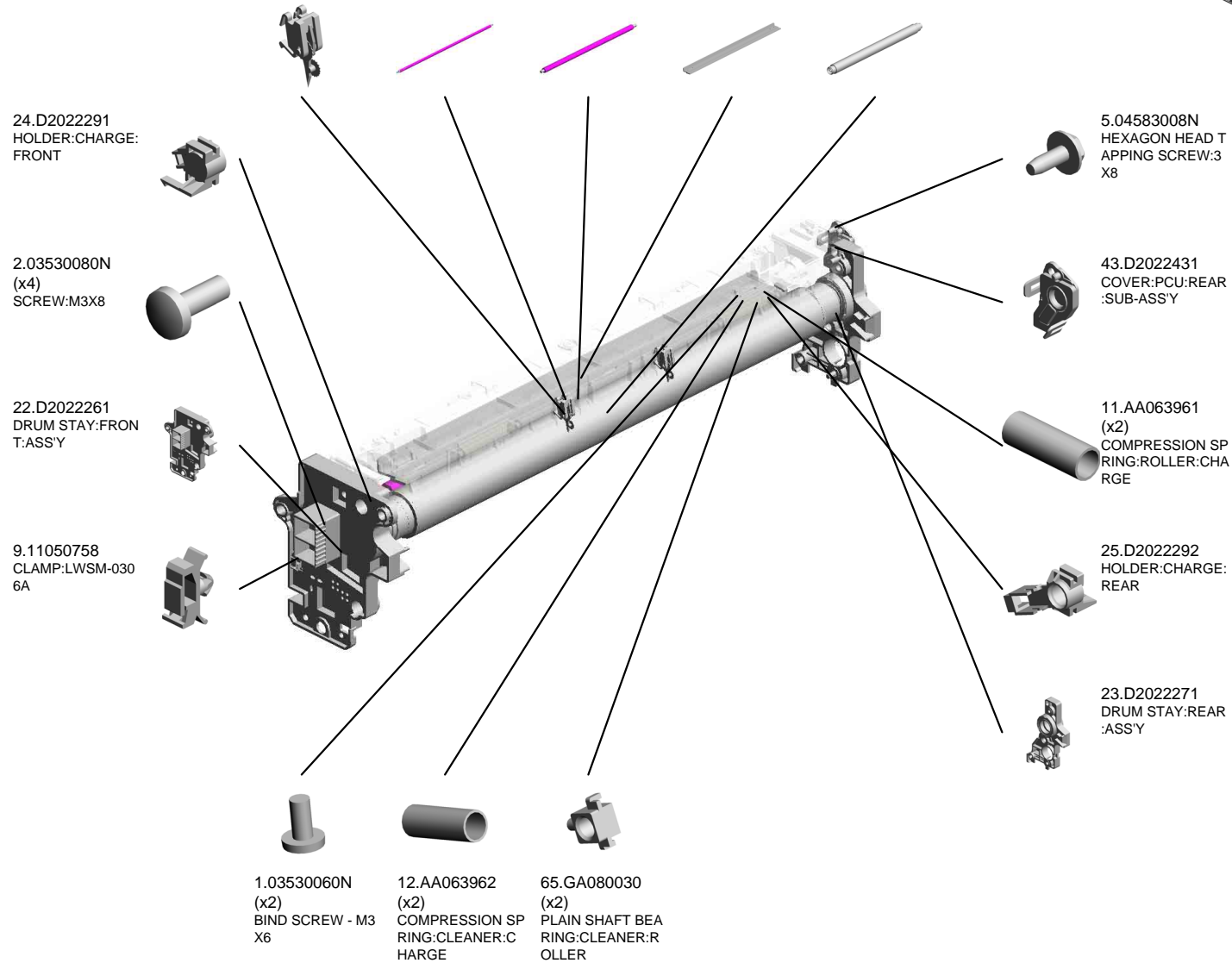
U001	U002	U003	U004	U005	U006	U007	U008	U009	U010	U011	U012	U013	U014	U015
------	------	------	------	------	------	------	------	------	------	------	------	------	------	------

U007_S001_S001 PCU:SERVICE PARTS

- 31.D2022335 (x2) PICKOFF PAWL:AS S'Y
- 15.AD042078 BRUSH ROLLER:C LEANER:CHARGE
- 13.AD027034 ROLLER:CHARGE
- 14.AD041158 BLADE:CLEANING: 8799:ASS'Y
- 19.D1979510 OPC DRUM



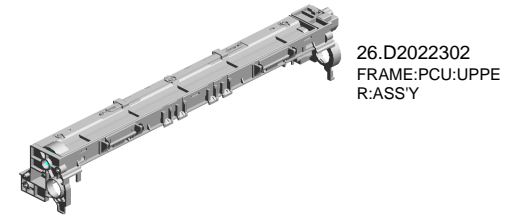
63.D8692222
PCU:SERVICE PARTS



U001	U002	U003	U004	U005	U006	U007	U008	U009	U010	U011	U012	U013	U014	U015
------	------	------	------	------	------	------	------	------	------	------	------	------	------	------

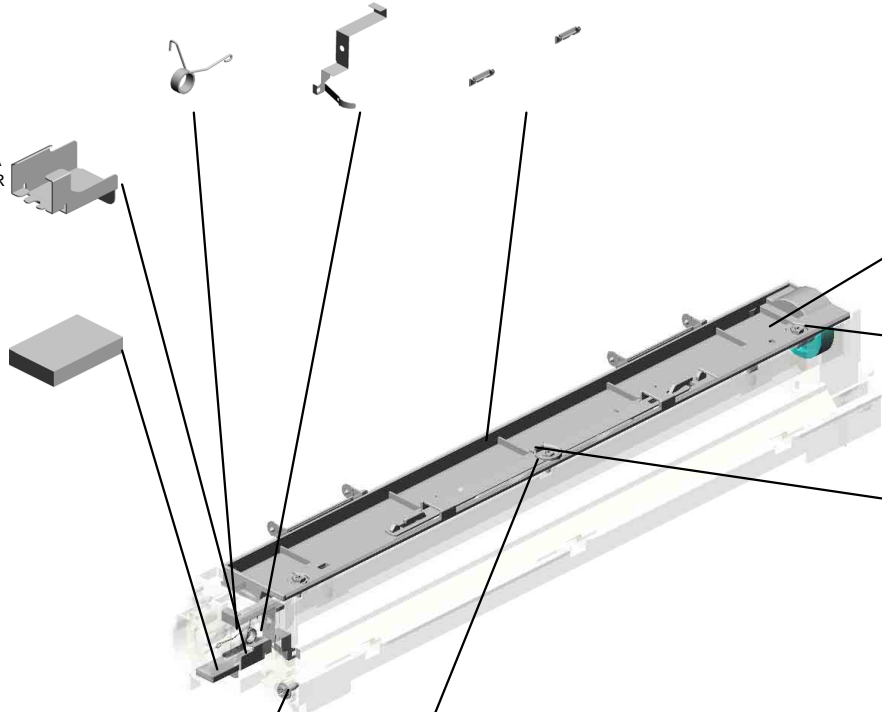
U007_S001_S001_S001
 FRAME:PCU:UPPER:ASS'Y

29.D2022332 TORSION SPRING:
 SHUTTER:PCU:0.6-
 1.3N
 32.D2022340 ELECTRODE PLAT
 E:CHARGE
 44.D2022440 GUIDE:SEPARATIO
 N/TRANSPORT:AS
 SY



28.D2022331
 SHUTTER:DISCHA
 RGE USED TONER

30.D2022333
 SEAL:SHUTTER



27.D2022327
 GEAR:COLLECTIO
 N COIL

35.D2022375
 GEAR:TRANSPOR
 T SCREW:DISCHA
 RGE USED TONER

33.D2022351
 COVER:PCU:UPPE
 R:ASS'Y

5.04583008N
 (x4)
 HEXAGON HEAD T
 APPING SCREW:3
 X8

34.D2022356
 GRIP:PCU

U001	U002	U003	U004	U005	U006	U007	U008	U009	U010	U011	U012	U013	U014	U015
------	------	------	------	------	------	------	------	------	------	------	------	------	------	------


DEVELOPMENT UNIT:SERVICE PARTS

16.AW230100
PCB:MYU:SENSOR

56.D2023152
(x3)
FILTER:DEVELOPMENT

62.D2023292
TRANSPORT SCR
EW:DEVELOPMENT:LEFT

45.D2023028
SEAL:DEVELOPMENT:ASS'Y



64.D8693021
DEVELOPMENT UNIT:SERVICE PARTS


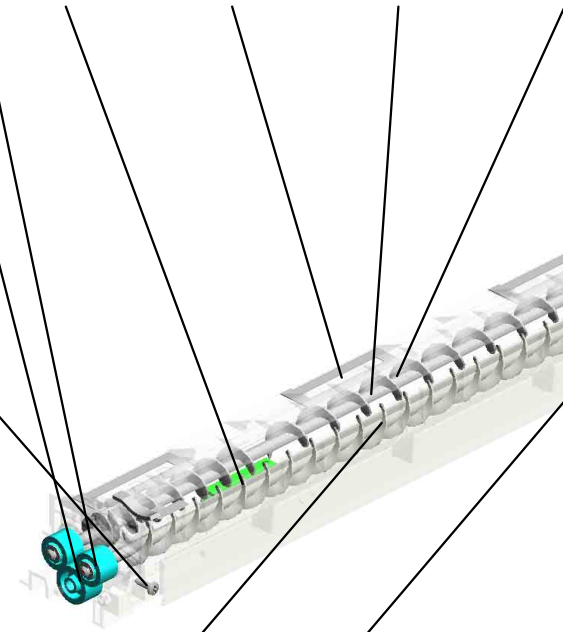
53.D2023143
(x2)
GEAR:TRANSPORT SCREW:FRONT



55.D2023146
GEAR:TRANSPORT SCREW:IDLER




6.04593008N
(x2)
BINDING HEAD TAPPING SCREW:3X8



7.07200040E
(x4)
RETAINING RING - M4



20.D1979640
DEVELOPER BLACK




51.D2023140
GEAR:DEVELOPMENT ROLLER

7.07200040E (x 1)
RETAINING RING - M4



8.08050092
RETAINING RING - 3M



54.D2023145
GEAR:DEVELOPMENT ROLLER:IDLER

61.D2023290
TRANSPORT SCREW:DEVELOPMENT:RIGHT


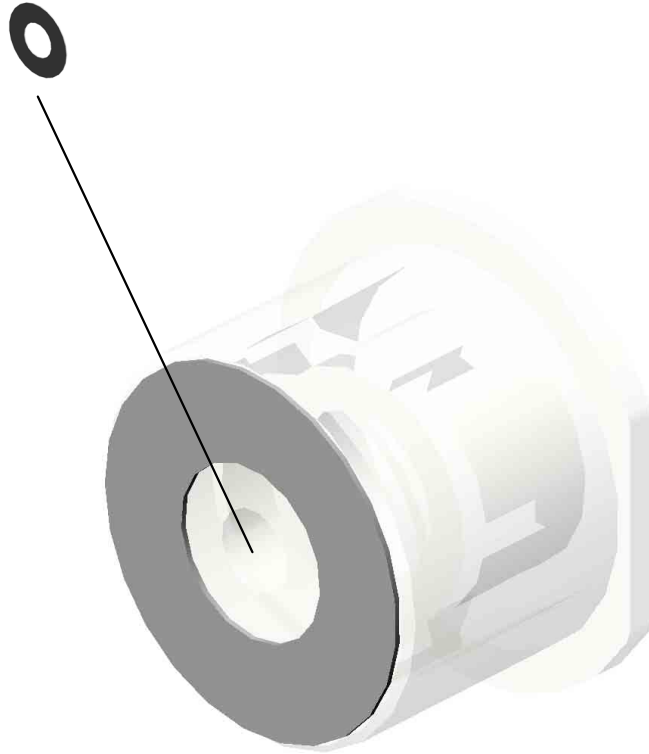
52.D2023141
GEAR:TRANSPORT SCREW:REAR



U007_S001_S002_S001

PLAIN SHAFT BEARING:TRANSPORT SCREW:RIGHT FRONT:ASS'Y

50.D2023128
SHEET:PLAIN SHA
FT BEARING:TRAN
SPORT SCREW




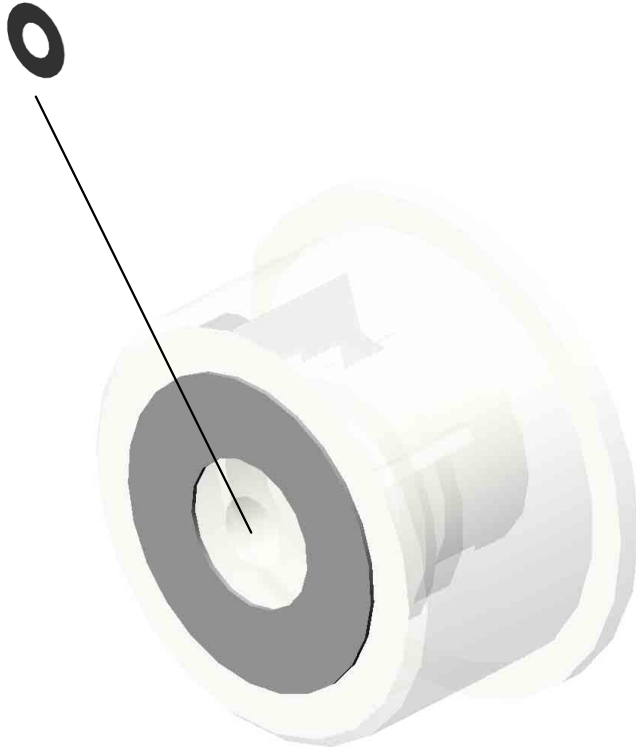
46.D2023119
PLAIN SHAFT BEA
RING:TRANSPORT
SCREW:RIGHT FR
ONT:ASS'Y

U001	U002	U003	U004	U005	U006	U007	U008	U009	U010	U011	U012	U013	U014	U015
------	------	------	------	------	------	------	------	------	------	------	------	------	------	------

U007_S001_S002_S002

PLAIN SHAFT BEARING:TRANSPORT SCREW:LEFT FRONT:ASS'Y

50.D2023128
SHEET:PLAIN SHA
FT BEARING:TRAN
SPORT SCREW




47.D2023121
PLAIN SHAFT BEA
RING:TRANSPORT
SCREW:LEFT FRO
NT:ASS'Y

U001	U002	U003	U004	U005	U006	U007	U008	U009	U010	U011	U012	U013	U014	U015
------	------	------	------	------	------	------	------	------	------	------	------	------	------	------


U007_S001_S002_S003

PLAIN SHAFT BEARING:TRANSPORT SCREW:RIGHT REAR:ASS'Y

50.D2023128
SHEET:PLAIN SHA
FT BEARING:TRAN
SPORT SCREW



48.D2023123
PLAIN SHAFT BEA
RING:TRANSPORT
SCREW:RIGHT RE
AR:ASS'Y



U001	U002	U003	U004	U005	U006	U007	U008	U009	U010	U011	U012	U013	U014	U015
------	------	------	------	------	------	------	------	------	------	------	------	------	------	------

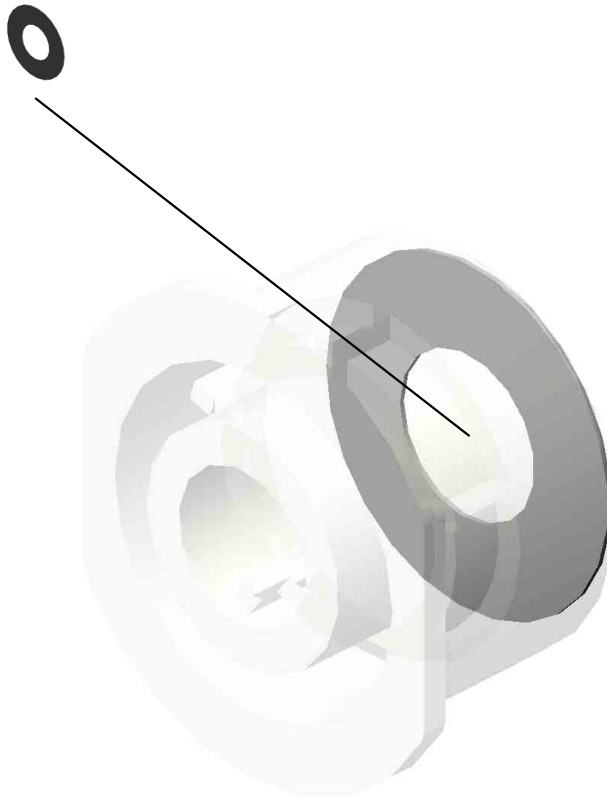
U007_S001_S002_S004

PLAIN SHAFT BEARING:TRANSPORT SCREW:LEFT REAR:ASS'Y

50.D2023128
SHEET:PLAIN SHA
FT BEARING:TRAN
SPORT SCREW



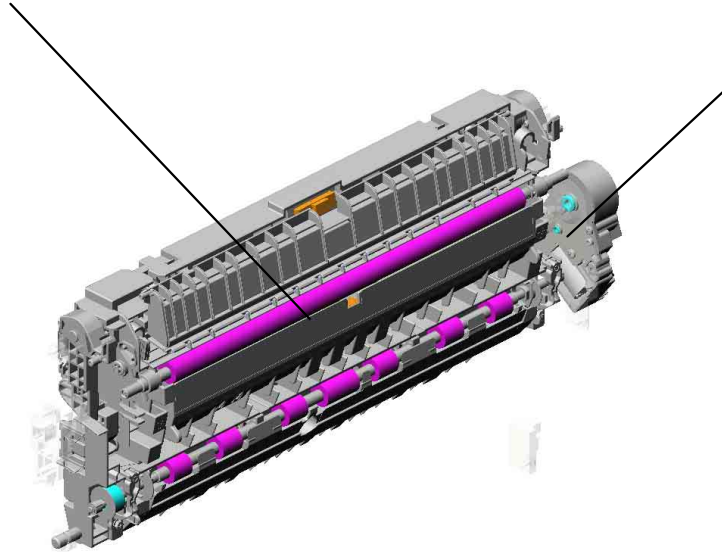

49.D2023125
PLAIN SHAFT BEA
RING:TRANSPORT
SCREW:LEFT REA
R:ASS'Y



U001	U002	U003	U004	U005	U006	U007	U008	U009	U010	U011	U012	U013	U014	U015
------	------	------	------	------	------	------	------	------	------	------	------	------	------	------

U008.TRANSFER/SEPARATION

U008_S002
D2026210
TRANSFER/SEPARATION UN
IT:ASS'Y



U008_S001
D1491199
DRIVE UNIT:ON-OFF:TRANS
FER

U001	U002	U003	U004	U005	U006	U007	U008	U009	U010	U011	U012	U013	U014	U015
------	------	------	------	------	------	------	------	------	------	------	------	------	------	------

U008 TRANSFER/SEPARATION

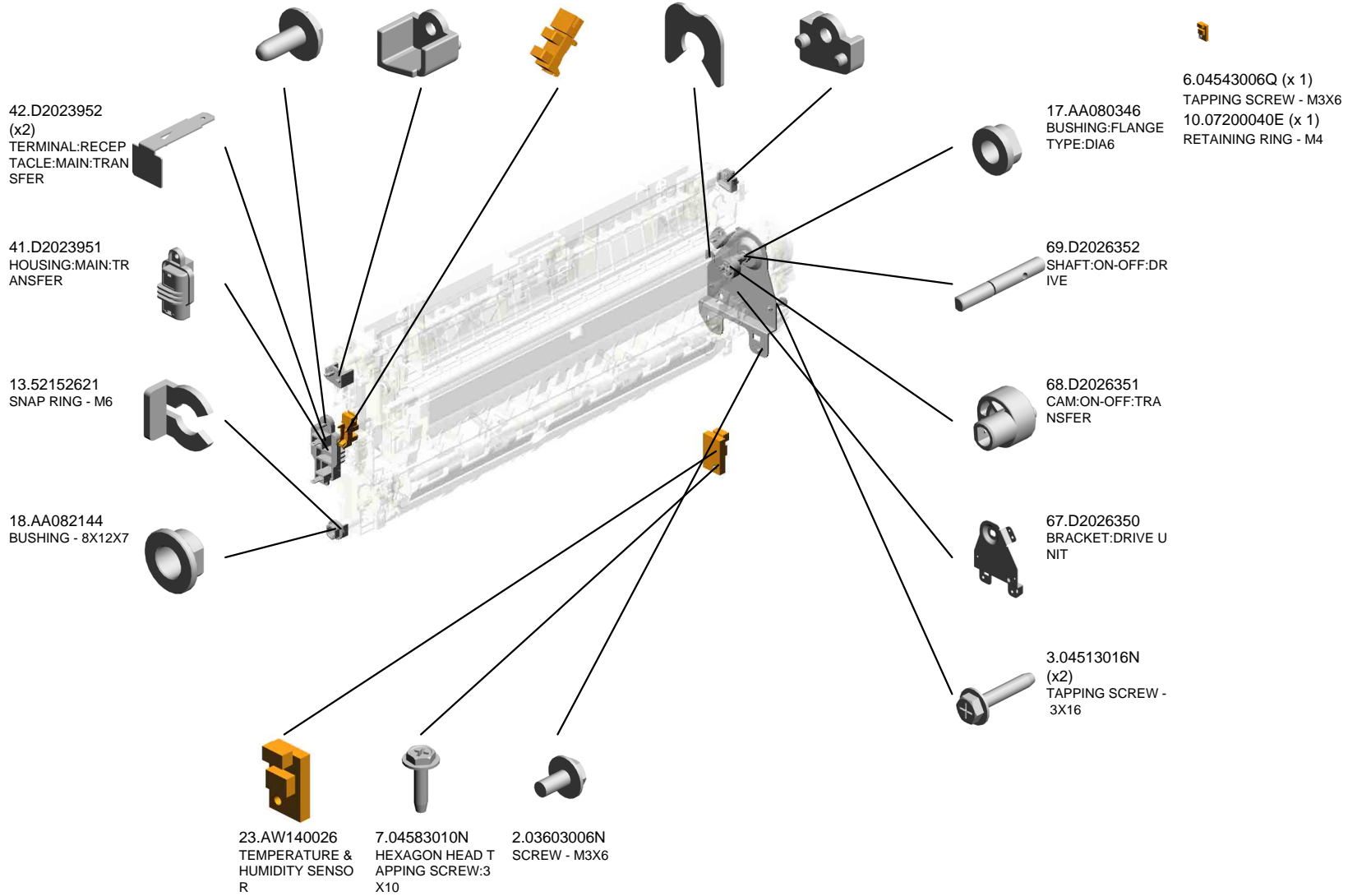
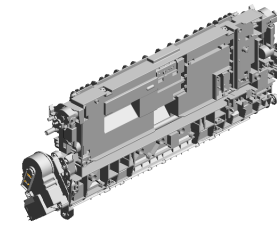
6.04543006Q
(x5)
TAPPING SCREW -
M3X6

65.D2026291
GUIDE:SET:TRANS
FER/SEPARATION
UNIT:REAR

22.AW020224
PHOTOINTERRUP
TOR:GP1A173LCS
VF

12.08050089
RETAINING RING -
M4

35.D1496290
GUIDE:SET:TRANS
FER/SEPARATION
UNIT:FRONT




U001	U002	U003	U004	U005	U006	U007	U008	U009	U010	U011	U012	U013	U014	U015
------	------	------	------	------	------	------	------	------	------	------	------	------	------	------

U008_S001
DRIVE UNIT:ON-OFF:TRANSFER

1.03530030N
(x2)
SCREW:M3X3

21.AW020198
PHOTOINTERRUP
TOR:LG2A14NL1



24.D1491199
DRIVE UNIT:ON-OFF
F:TRANSFER



5.04523010N
(x3)
BINDING SELF-TA
PPING SCREW:3X
10

U001	U002	U003	U004	U005	U006	U007	U008	U009	U010	U011	U012	U013	U014	U015
------	------	------	------	------	------	------	------	------	------	------	------	------	------	------

TRANSFER/SEPARATION UNIT:ASS'Y

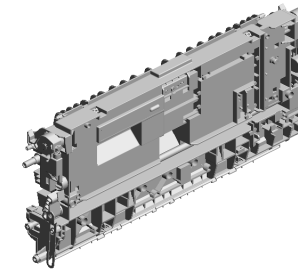
4.04523008N
(x2)
TAPPING SCREW -
M3X8

32.D1496231
LEVER:TRANSFER
/SEPARATION UNI
T:REAR

33.D1496233
TORSION SPRING:
LEVER:SET:REAR

20.AW010200
PAPER FEED SEN
SOR:FUSING EXIT

28.D1494662
DIFFUSION PLATE:
LED



46.D2026210
TRANSFER/SEPAR
ATION UNIT:ASS'Y

15.AA063942
COMPRESSION SP
RING:REGISTRATI
ON:DRIVE

26.D1492990
PLAIN SHAFT BEA
RING:DRIVE:REGI
STRATION ROLLE
R

19.AB011571
GEAR:Z19:DRIVE:R
EGISTRATION

10.07200040E
(x3)
RETAINING RING -
M4

9.07200030E
(x2)
RETAINING RING -
M3

7.04583010N
(x4)
HEXAGON HEAD T
APPING SCREW:3
X10

14.AA063941
(x2)
COMPRESSION SP
RING:REGISTRATI
ON:INNER:DRIVE

27.D1492991
(x2)
PLAIN SHAFT BEA
RING:INNER:DRIV
E:REGISTRATION
ROLLER

16.AA063943
(x2)
COMPRESSION SP
RING:GUIDE PLAT
E:REGISTRATION:
4N

17.AA080346
(x2)
BUSHING:FLANGE
TYPE:DIA6

29.D1496226
LEVER:TRANSFER
/SEPARATION UNI
T:FRONT

31.D1496229
(x2)
TENSION SPRING:
LEVER:SET

30.D1496228
TORSION SPRING:
LEVER:SET:FRON
T

2.03603006N
(x2)
SCREW - M3X6

25.D1492584
(x2)
COLLAR:SHAFT:R
EGISTRATION ROL
LER

7.04583010N (x 4)
HEXAGON HEAD TAPPING SCREW:3X
10
8.04583012N (x 1)
HEXAGON HEAD TAPPING SCREW:3X
12
11.07200060E (x 2)
RETAINING RING - M6

TRANSFER/SEPARATION UNIT:ASS'Y

53.D2026265
(x2)
LEVER:PRESSURE
:GUIDE PLATE

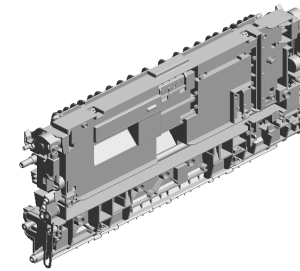
57.D2026271
GUIDE:TRANSPOR
T:TRANSFER

34.D1496248
CAP:LED

40.D2023890
LED:RED

49.D2026255
DECAL:GRIP:B

46.D2026210
TRANSFER/SEPARATION UNIT:ASS'Y



43.D2023960
CONNECTING SPRING:SEPARATION

51.D2026261
LEVER:PRESSURE:TRANSFER ROLLER:REAR

45.D2023962
ELECTRODE PLATE:TRANSFER

44.D2023961
CONNECTING SPRING:TRANSFER

56.D2026269
LEVER:ON-OFF:TRANSFER ROLLER:REAR

38.D2022992
(x2)
BRACKET:STOPPER:REGISTRATION

48.D2026220
FRAME:TRANSFER/SEPARATION UNIT:ASS'Y

54.D2026267
SHAFT:LEVER:ON-OFF

37.D2022587
REGISTRATION ROLLER:DRIVE

36.D2022581
GUIDE PLATE:REGISTRATION:DRIVE:ASS'Y

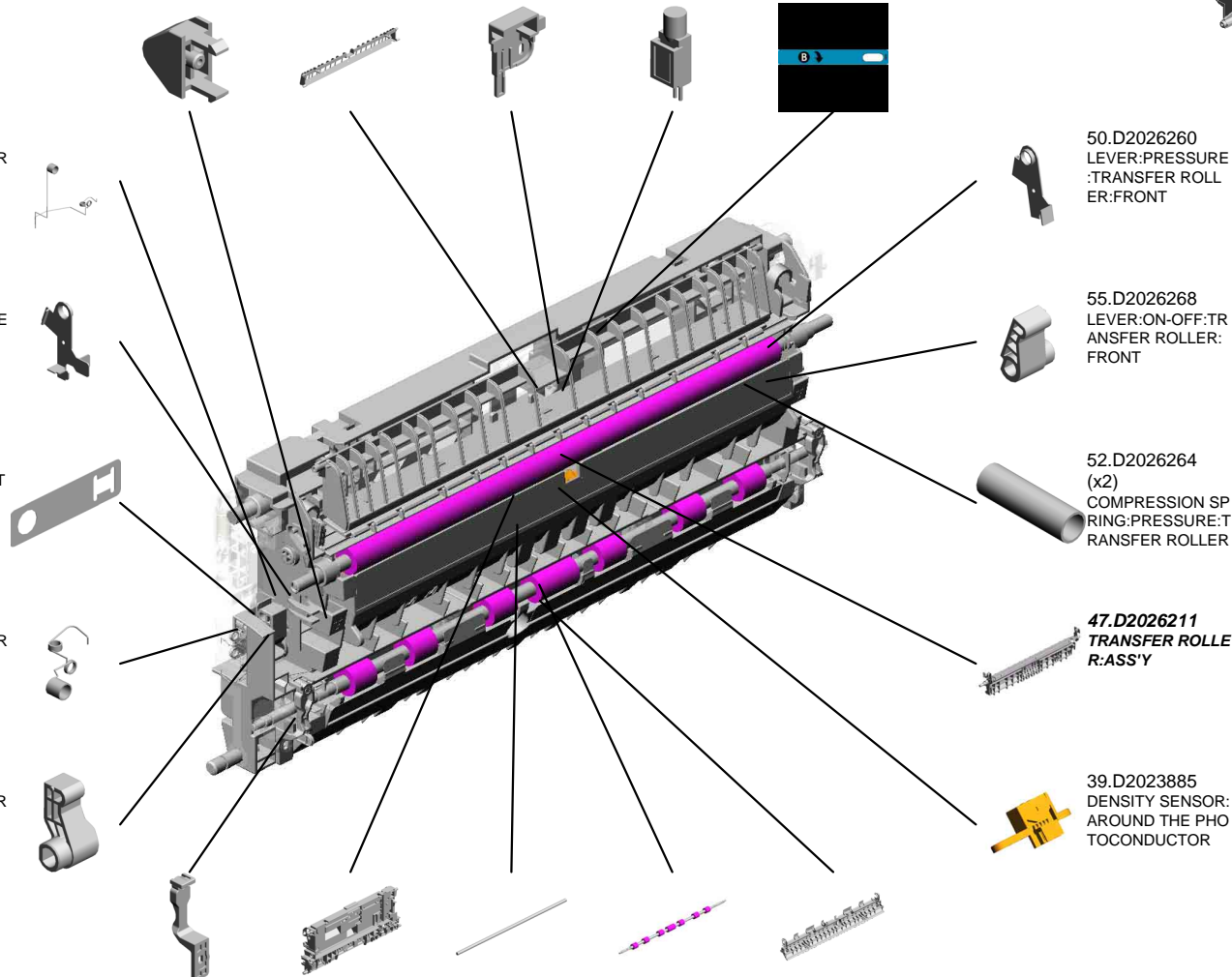
50.D2026260
LEVER:PRESSURE:TRANSFER ROLLER:FRONT

55.D2026268
LEVER:ON-OFF:TRANSFER ROLLER:FRONT

52.D2026264
(x2)
COMPRESSION SPRING:PRESSURE:TRANSFER ROLLER

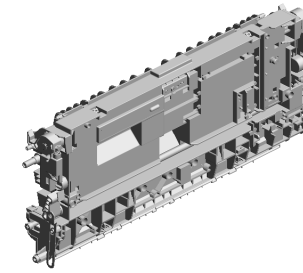
47.D2026211
TRANSFER ROLLER:ASS'Y

39.D2023885
DENSITY SENSOR:AROUND THE PHOTOCONDUCTOR



U008_S002
TRANSFER/SEPARATION UNIT:ASS'Y

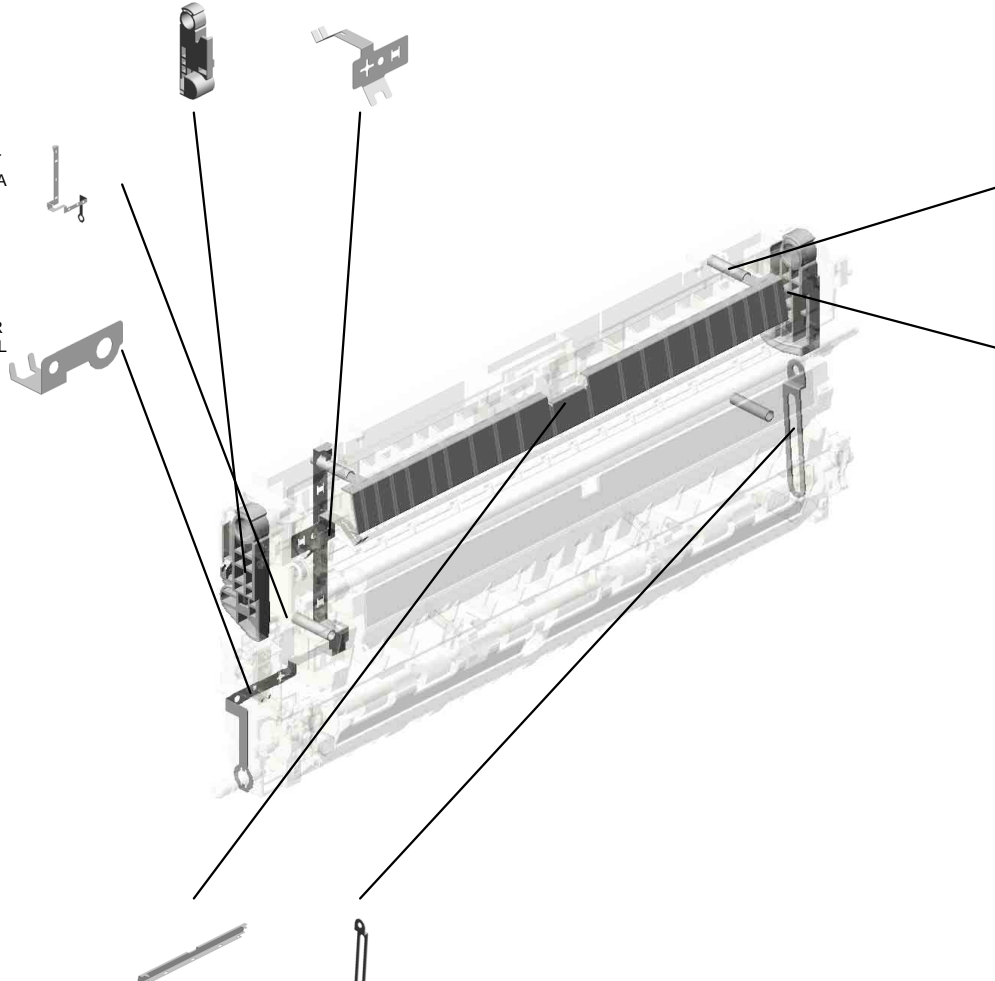
63.D2026281 LEVER:SET:REAR
62.D2026280 GROUND PLATE:SEPARATION



46.D2026210
TRANSFER/SEPARATION UNIT:ASS'Y

60.D2026276
GROUND PLATE:TRANSFER/SEPARATION UNIT

61.D2026277
GROUND PLATE:REGISTRATION ROLLER



59.D2026273
(x4)
COMPRESSION SPRING:TRANSPORT SUB-UNIT

64.D2026285
LEVER:SET:FRONT

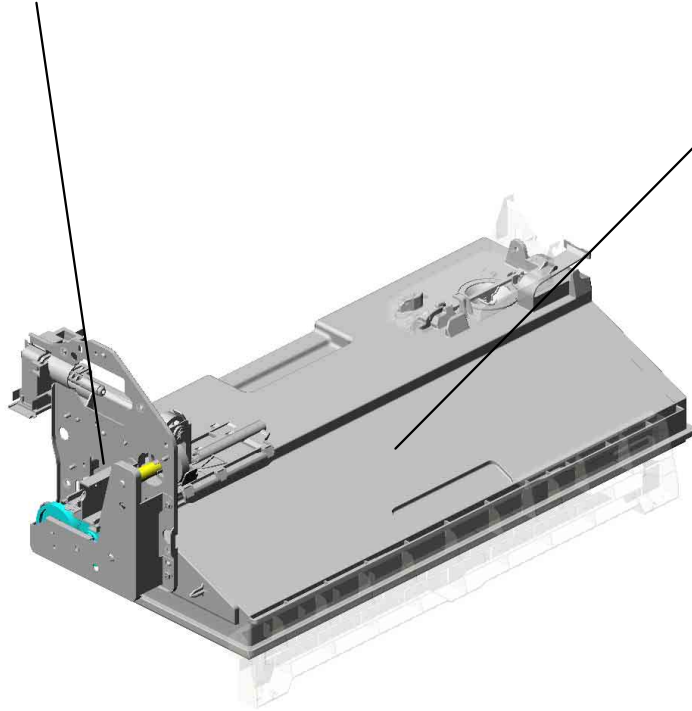
58.D2026272
BASE:GUIDE:TRANSFER

66.D2026346
LINK:TRANSFER/SEPARATION UNIT

U001	U002	U003	U004	U005	U006	U007	U008	U009	U010	U011	U012	U013	U014	U015
------	------	------	------	------	------	------	------	------	------	------	------	------	------	------

U009.USED TONER

U009_S002
D2896511
BRACKET:TONER RECYCLIN
G SECTION:ASSY



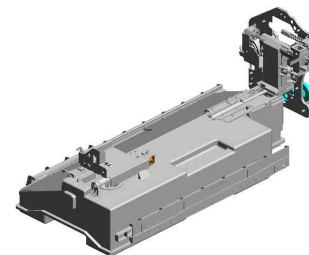
U009_S001
D2026410
COLLECTION BOTTLE:ASSY



U001	U002	U003	U004	U005	U006	U007	U008	U009	U010	U011	U012	U013	U014	U015
------	------	------	------	------	------	------	------	------	------	------	------	------	------	------

U009 USED TONER

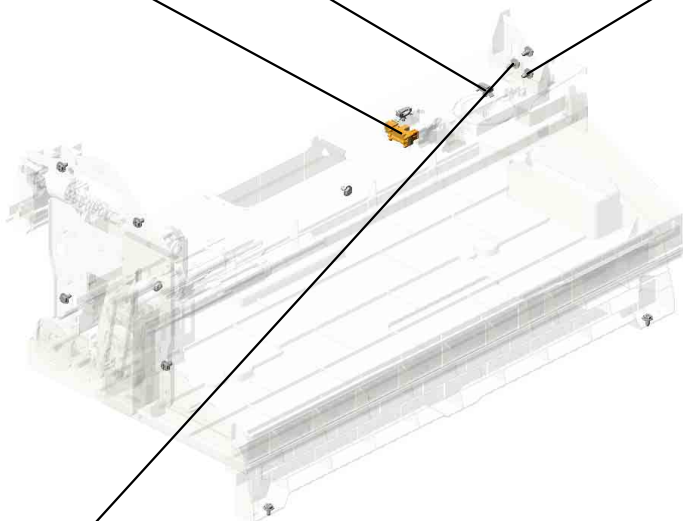
6.11050758
(x2)
CLAMP:LWSM-030
6A



10.AW020198
PHOTOINTERRUP
TOR:LG2A14NL1



1.04543006Q
(x10)
TAPPING SCREW -
M3X6

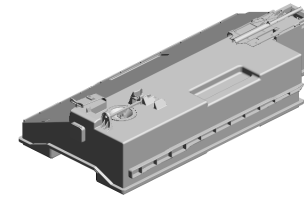


2.04543008Q
TAPPING SCREW:
3X8

U001	U002	U003	U004	U005	U006	U007	U008	U009	U010	U011	U012	U013	U014	U015
------	------	------	------	------	------	------	------	------	------	------	------	------	------	------

U009_S001
COLLECTION BOTTLE:ASS'Y

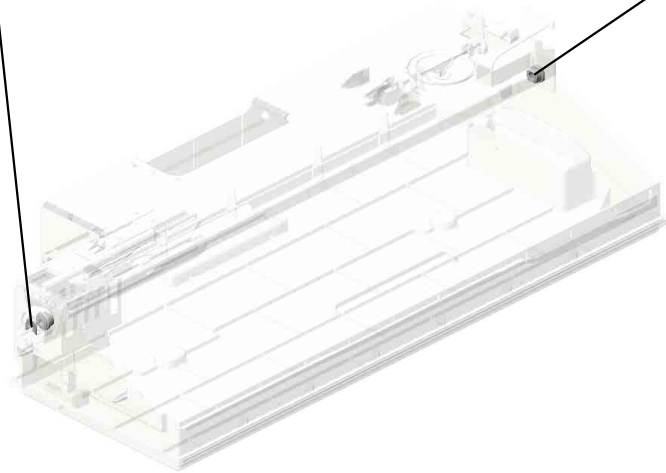
4.08050089
(x3)
RETAINING RING -
M4



12.D2026410
COLLECTION BOT
TLE:ASS'Y



7.AA080346
(x2)
BUSHING:FLANGE
TYPE:DIA6



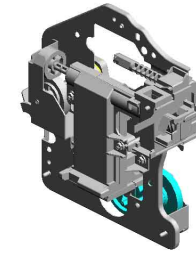
U001	U002	U003	U004	U005	U006	U007	U008	U009	U010	U011	U012	U013	U014	U015
------	------	------	------	------	------	------	------	------	------	------	------	------	------	------

U009_S002

BRACKET:TONER RECYCLING SECTION:ASS'Y

7.AA080346
BUSHING:FLANGE
TYPE:DIA6

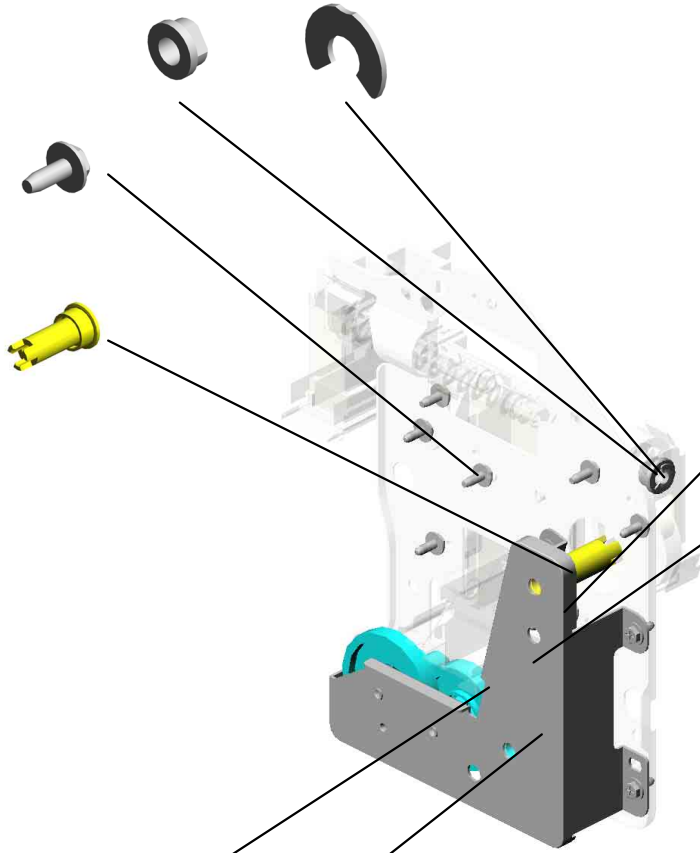
5.08050104
RETAINING RINGS
-E:SILENCER:DIA4



14.D2896511
BRACKET:TONER
RECYCLING SECTI
ON:ASSY

3.04583008N
(x3)
HEXAGON HEAD T
APPING SCREW:3
X8

9.AB033800
PULLEY:SCREW G
EAR:RECYCLING:I
DLER



2.04543008Q
(x9)
TAPPING SCREW:
3X8

11.B6521773
TIMING BELT:B40S
2M178

13.D2026562
BRACKET:DRIVE S
UB-UNIT:COLLECT
ION BOTTLE

8.AB017862
GEAR:PULLEY:US
ED TONER:IDLER

U001	U002	U003	U004	U005	U006	U007	U008	U009	U010	U011	U012	U013	U014	U015
------	------	------	------	------	------	------	------	------	------	------	------	------	------	------

U010.FUSING

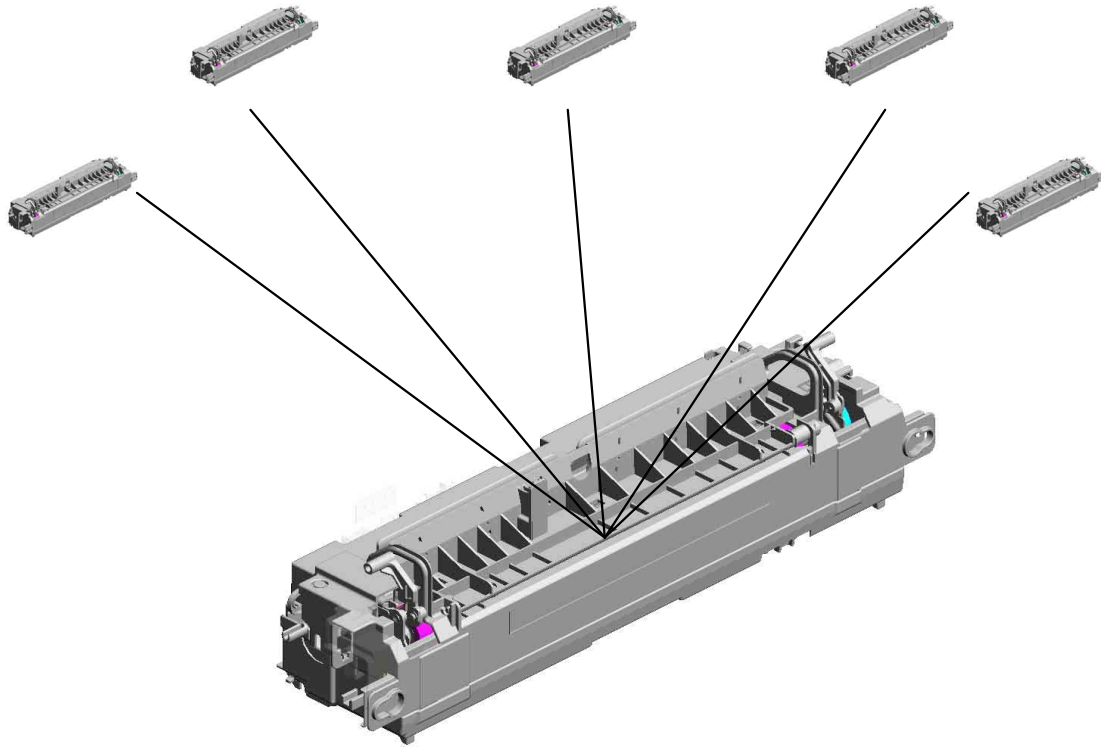
U010_S001
D8954051
(NA):FUSING UNIT:SERVICE

U010_S002
D8954053
(TWN):FUSING UNIT:SERVIC
E

U010_S003
D8954052
(EU/AA/KOR/CHN):FUSING U
NIT:SERVICE

U010_S005
D8954052
(EU/AA/KOR/CHN):FUSING U
NIT:SERVICE


U010_S004
D8954052
(EU/AA/KOR/CHN):FUSING U
NIT:SERVICE



U001	U002	U003	U004	U005	U006	U007	U008	U009	U010	U011	U012	U013	U014	U015
------	------	------	------	------	------	------	------	------	------	------	------	------	------	------

U010_S001.(NA):FUSING UNIT:SERVICE

U010_S001_S001
D8954031
(NA):SLEEVE:SERVICE



U001	U002	U003	U004	U005	U006	U007	U008	U009	U010	U011	U012	U013	U014	U015
------	------	------	------	------	------	------	------	------	------	------	------	------	------	------

U010_S002.(TWN):FUSING UNIT:SERVICE


U010_S002_S001
D8954033
(TWN):SLEEVE:SERVICE



U001	U002	U003	U004	U005	U006	U007	U008	U009	U010	U011	U012	U013	U014	U015
------	------	------	------	------	------	------	------	------	------	------	------	------	------	------

U010_S003.(EU/AA/KOR/CHN):FUSING UNIT:SERVICE


U010_S003_S001
D8954032
(EU/AA/KOR/CHN):SLEEVE:SERV
SERVICE



U001	U002	U003	U004	U005	U006	U007	U008	U009	U010	U011	U012	U013	U014	U015
------	------	------	------	------	------	------	------	------	------	------	------	------	------	------

U010_S004.(EU/AA/KOR/CHN):FUSING UNIT:SERVICE


U010_S004_S001
D8954032
(EU/AA/KOR/CHN):SLEEVE:SERV
SERVICE



U001	U002	U003	U004	U005	U006	U007	U008	U009	U010	U011	U012	U013	U014	U015
------	------	------	------	------	------	------	------	------	------	------	------	------	------	------

U010_S005.(EU/AA/KOR/CHN):FUSING UNIT:SERVICE

U010_S005_S001
D8954032
(EU/AA/KOR/CHN):SLEEVE:S
ERVICE




U001	U002	U003	U004	U005	U006	U007	U008	U009	U010	U011	U012	U013	U014	U015
------	------	------	------	------	------	------	------	------	------	------	------	------	------	------

U010 FUSING


15.11050759 (x10)
CLAMP:LWSM-060
5A

32.D1494354 (x5)
BRACKET:DRAWE
R:MAIN

2.04543006Q (x10)
TAPPING SCREW -
M3X6



13.11050692 (x5)
CLAMP:LES-0503



30.D1054365 (x10)
HOLDER:THERMO
PILE




1.03603006N (x5)
SCREW - M3X6



10.08046128 (x10)
HEXAGONAL BOLT
:DOUBLE SCREW:
M3X10



14.11050723 (x5)
CLAMPS:WES-050
7




1.03603006N (x 5)
SCREW - M3X6

8.08046123 (x10)
HEXAGONAL BOLT
:W/WASHER:M3X8



51.D2024374 (x5)
COVER:HARNES

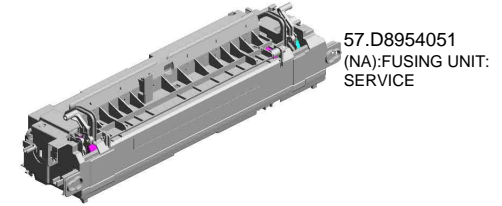


25.AW100138 (x10)
THERMOPILE

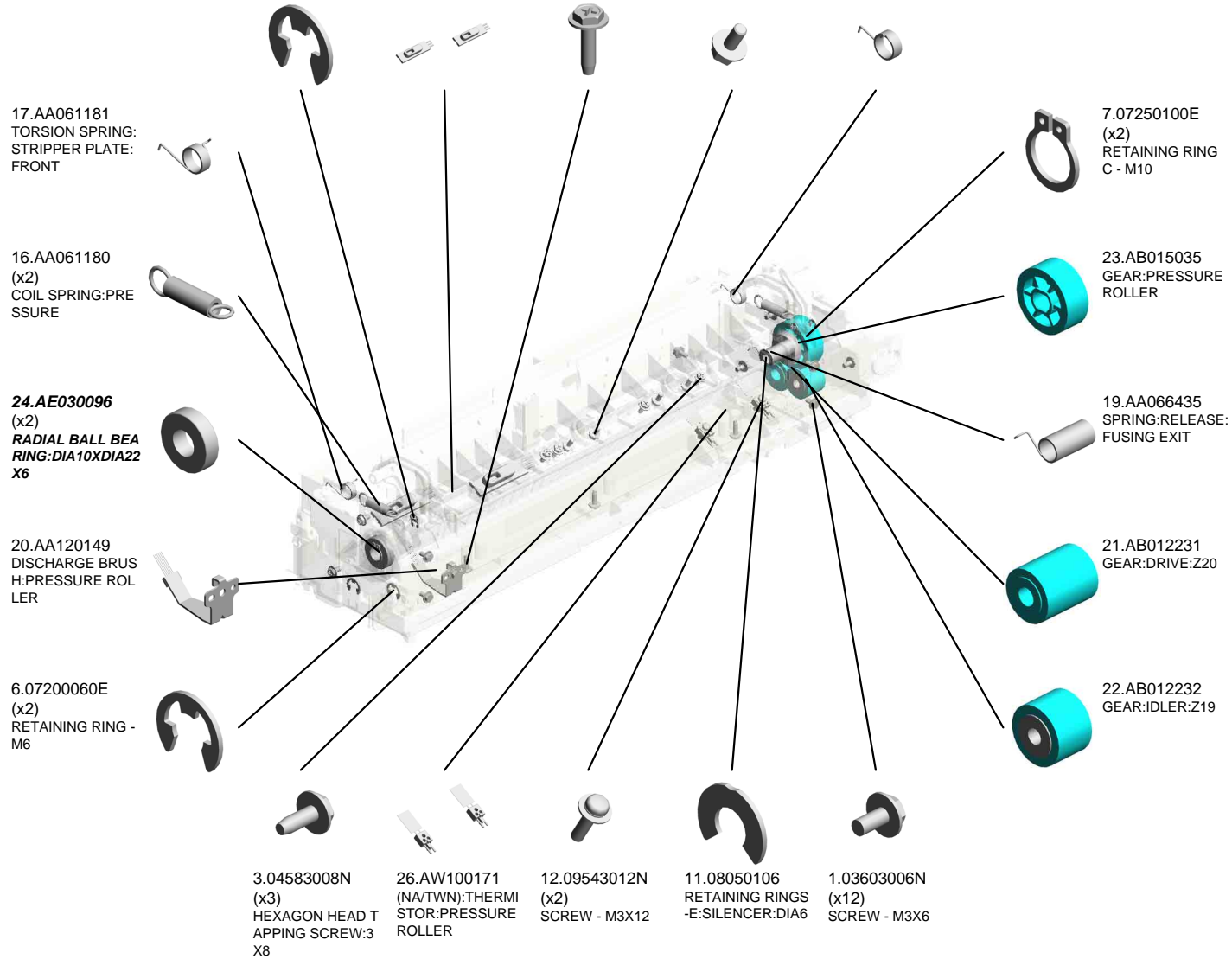


U001 U002 U003 U004 U005 U006 U007 U008 U009 **U010** U011 U012 U013 U014 U015

U010_S001
(NA):FUSING UNIT:SERVICE



- 5.07200030E (x4) RETAINING RING - M3
- 28.AW100173 NON-CONTACT TYPE THERMISTOR: HOT ROLLER
- 4.04583010N (x3) HEXAGON HEAD TAPPING SCREW:3 X10
- 9.08046127 (x6) HEXAGONAL BOLT :DOUBLE SCREW: M3X8
- 18.AA061182 TORSION SPRING: STRIPPER PLATE: REAR



U001	U002	U003	U004	U005	U006	U007	U008	U009	U010	U011	U012	U013	U014	U015
------	------	------	------	------	------	------	------	------	------	------	------	------	------	------

U010_S001 (NA):FUSING UNIT:SERVICE

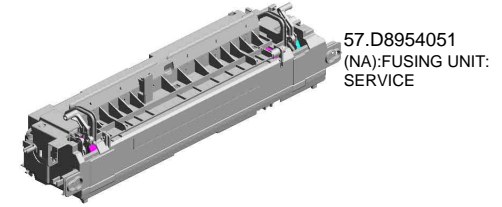
40.D2024245
DECAL:C:GUIDE P
LATE:FUSING EXIT

35.D2024224
STRIPPER PLATE:
FUSING EXIT

29.AW110101
(x2)
THERMOSTAT:LO
WER

34.D2024215
GUIDE PLATE:FUSI
NG EXIT

49.D2024335
ELECTRODE PLAT
E:MIDDLE



37.D2024234
LEVER:PRESSURE
RELEASE:FRONT:
ASS'Y



33.D2024146
(x2)
PLAIN SHAFT BEA
RING:DIA4XDIA6X6



36.D2024233
(x2)
LEVER:LOCK:PRE
SSURE



38.D2024236
LEVER:PRESSURE
:FRONT:PEEN



47.D2024266
BRACKET:PRESSU
RE ROLLER:FRON
T



42.D2024252
FUSING ENTRANC
E GUIDE PLATE



46.D2024263
DECAL:H-TEMP W
ARNING:FUSING



45.D2024262
FUSING COVER:U
PPER



50.D2024337
ELECTRODE PLAT
E:REAR



48.D2024309
(x2)
FLAT NUT:THERMI
STOR:PRESSURE
ROLLER



39.D2024244
LEVER:PRESSURE
RELEASE:REAR:A
SS'Y



41.D2024246
LEVER:PRESSURE
:REAR:PEEN



43.D2024256
BRACKET:PRESSU
RE ROLLER:REAR




44.D2024258
STAY:GEAR




31.D1444484
(x8)
SHOULDER SCRE
W - M3

U010_S001
(NA):FUSING UNIT:SERVICE

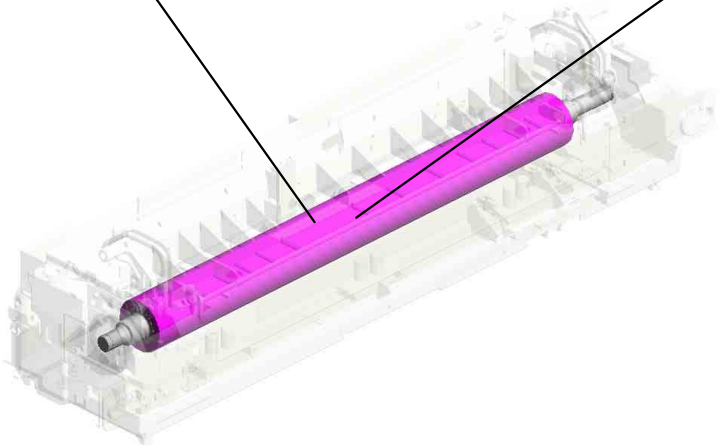
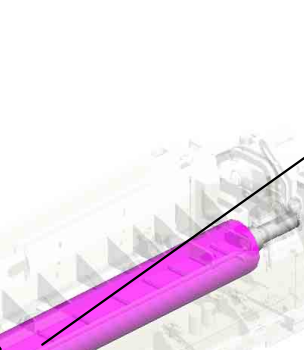
52.D2024386
ELECTRODE PLAT
E:FRONT



57.D8954051
(NA):FUSING UNIT:
SERVICE




53.D2894313
PRESSURE ROLLE
R:DIA32



U001	U002	U003	U004	U005	U006	U007	U008	U009	U010	U011	U012	U013	U014	U015
------	------	------	------	------	------	------	------	------	------	------	------	------	------	------

U010_S001_S001
(NA):SLEEVE:SERVICE

10.08046128
(x4)
HEXAGONAL BOLT
:DOUBLE SCREW:
M3X10

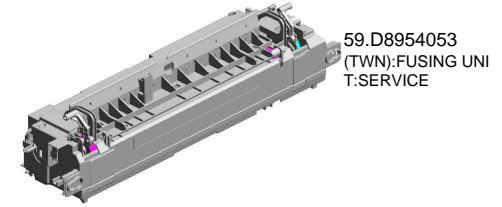


54.D8954031
(NA):SLEEVE:SER
VICE

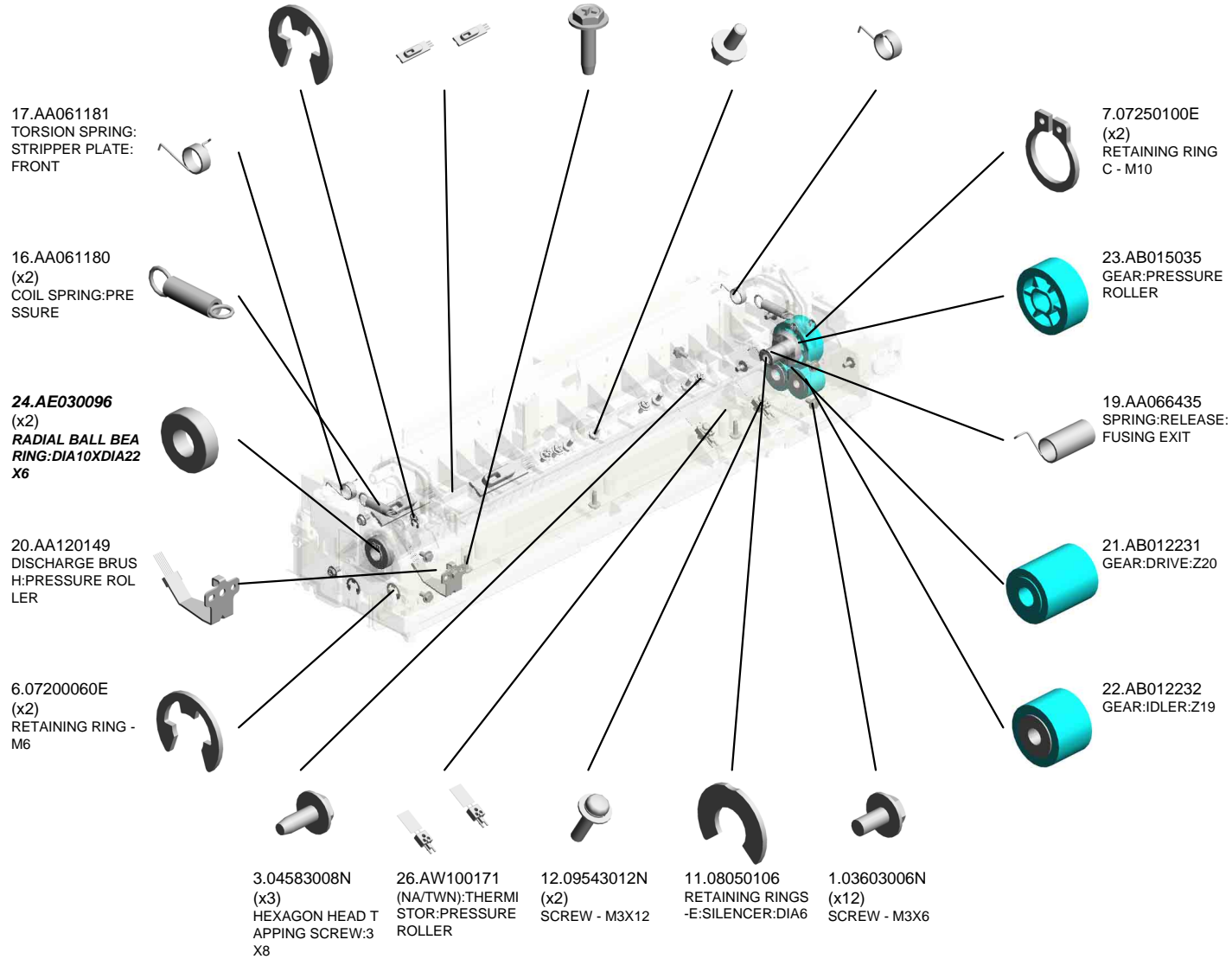


U001	U002	U003	U004	U005	U006	U007	U008	U009	U010	U011	U012	U013	U014	U015
------	------	------	------	------	------	------	------	------	------	------	------	------	------	------

U010_S002 (TWN):FUSING UNIT:SERVICE



- 5.07200030E (x4) RETAINING RING - M3
- 28.AW100173 NON-CONTACT TYPE THERMISTOR: HOT ROLLER
- 4.04583010N (x3) HEXAGON HEAD TAPPING SCREW:3 X10
- 9.08046127 (x6) HEXAGONAL BOLT :DOUBLE SCREW: M3X8
- 18.AA061182 TORSION SPRING: STRIPPER PLATE: REAR



U001	U002	U003	U004	U005	U006	U007	U008	U009	U010	U011	U012	U013	U014	U015
------	------	------	------	------	------	------	------	------	------	------	------	------	------	------

U010_S002 (TWN):FUSING UNIT:SERVICE

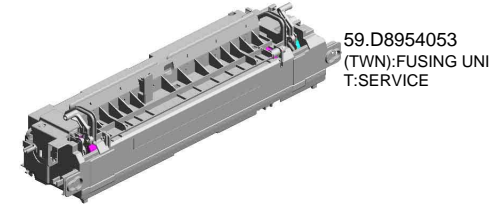
40.D2024245
DECAL:C:GUIDE PLATE:FUSING EXIT

35.D2024224
STRIPPER PLATE:FUSING EXIT

29.AW110101
(x2)
THERMOSTAT:LOWER

34.D2024215
GUIDE PLATE:FUSING EXIT

49.D2024335
ELECTRODE PLATE:MIDDLE



59.D8954053
(TWN):FUSING UNIT:SERVICE



37.D2024234
LEVER:PRESSURE RELEASE:FRONT:ASS'Y



33.D2024146
(x2)
PLAIN SHAFT BEARING: DIA4XDIA6X6



36.D2024233
(x2)
LEVER:LOCK:PRESSURE



38.D2024236
LEVER:PRESSURE RELEASE:FRONT:PEEN



47.D2024266
BRACKET:PRESSURE ROLLER:FRONT



42.D2024252
FUSING ENTRANCE GUIDE PLATE



46.D2024263
DECAL:H-TEMP WARNING:FUSING



45.D2024262
FUSING COVER:UPPER



50.D2024337
ELECTRODE PLATE:REAR



48.D2024309
(x2)
FLAT NUT:THERMISTOR:PRESSURE ROLLER



39.D2024244
LEVER:PRESSURE RELEASE:REAR:ASS'Y



41.D2024246
LEVER:PRESSURE RELEASE:REAR:PEEN



43.D2024256
BRACKET:PRESSURE ROLLER:REAR




44.D2024258
STAY:GEAR




31.D1444484
(x8)
SHOULDER SCREW - M3

U010_S002
(TWN):FUSING UNIT:SERVICE

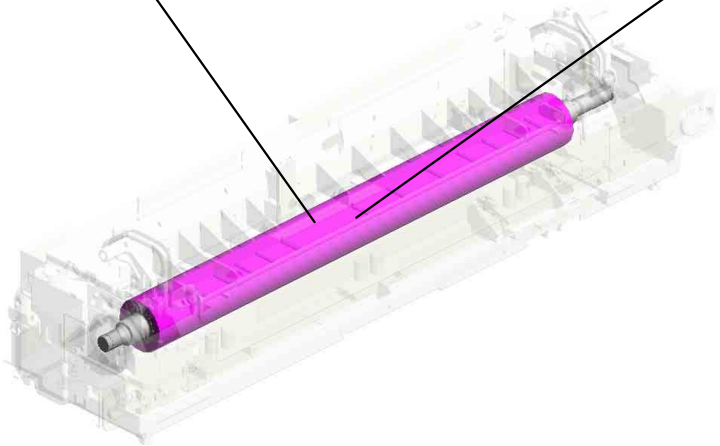
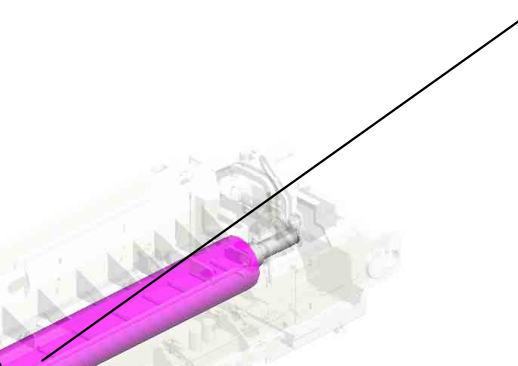
52.D2024386
ELECTRODE PLAT
E:FRONT



59.D8954053
(TWN):FUSING UNI
T:SERVICE





53.D2894313
PRESSURE ROLLE
R:DIA32



U001	U002	U003	U004	U005	U006	U007	U008	U009	U010	U011	U012	U013	U014	U015
------	------	------	------	------	------	------	------	------	------	------	------	------	------	------

U010_S002_S001
(TWN):SLEEVE:SERVICE

10.08046128
(x4)
HEXAGONAL BOLT
:DOUBLE SCREW:
M3X10



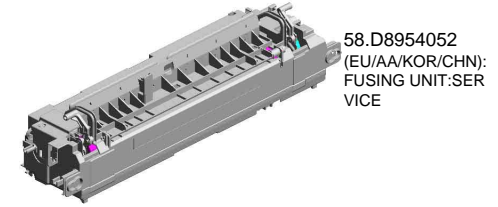
56.D8954033
(TWN):SLEEVE:SE
RVICE



1.03603006N
(x6)
SCREW - M3X6

U001	U002	U003	U004	U005	U006	U007	U008	U009	U010	U011	U012	U013	U014	U015
------	------	------	------	------	------	------	------	------	------	------	------	------	------	------

U010_S003
(EU/AA/KOR/CHN):FUSING UNIT:SERVICE



58.D8954052
(EU/AA/KOR/CHN):
FUSING UNIT:SER
VICE

5.07200030E (x4) RETAINING RING - M3
28.AW100173 NON-CONTACT TYPE THERMISTOR: HOT ROLLER
4.04583010N (x3) HEXAGON HEAD TAPPING SCREW:3 X10
9.08046127 (x6) HEXAGONAL BOLT :DOUBLE SCREW: M3X8
18.AA061182 TORSION SPRING: STRIPPER PLATE: REAR

17.AA061181 TORSION SPRING: STRIPPER PLATE: FRONT

16.AA061180 (x2) COIL SPRING:PRESSURE

24.AE030096 (x2) RADIAL BALL BEARING:DIA10XDIA22 X6

20.AA120149 DISCHARGE BRUSH:PRESSURE ROLLER

6.07200060E (x2) RETAINING RING - M6

3.04583008N (x3) HEXAGON HEAD TAPPING SCREW:3 X8

27.AW100172 (EU/AA/KOR/CHN): THERMISTOR:PRESSURE ROLLER

12.09543012N (x2) SCREW - M3X12

11.08050106 RETAINING RINGS -E:SILENCER:DIA6

1.03603006N (x12) SCREW - M3X6

7.07250100E (x2) RETAINING RING C - M10

23.AB015035 GEAR:PRESSURE ROLLER

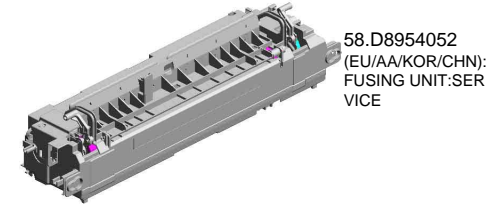
19.AA066435 SPRING:RELEASE:FUSING EXIT

21.AB012231 GEAR:DRIVE:Z20

22.AB012232 GEAR:IDLER:Z19

U010_S003 (EU/AA/KOR/CHN):FUSING UNIT:SERVICE

40.D2024245 DECAL:C:GUIDE PLATE:FUSING EXIT
 35.D2024224 STRIPPER PLATE:FUSING EXIT
 34.D2024215 GUIDE PLATE:FUSING EXIT
 45.D2024262 FUSING COVER:UPPER
 49.D2024335 ELECTRODE PLATE:MIDDLE



58.D8954052
(EU/AA/KOR/CHN):
FUSING UNIT:SERVICE



37.D2024234
LEVER:PRESSURE
RELEASE:FRONT:
ASS'Y



33.D2024146
(x2)
PLAIN SHAFT BEARING:
DIA4XDIA6X6



36.D2024233
(x2)
LEVER:LOCK:PRESSURE



38.D2024236
LEVER:PRESSURE
:FRONT:PEEN



47.D2024266
BRACKET:PRESSURE
ROLLER:FRONT



42.D2024252
FUSING ENTRANCE
GUIDE PLATE



46.D2024263
DECAL:H-TEMP WARNING:
FUSING



29.AW110101
(x2)
THERMOSTAT:LOWER



50.D2024337
ELECTRODE PLATE:
REAR



48.D2024309
(x2)
FLAT NUT:THERMOSTOR:
PRESSURE ROLLER



39.D2024244
LEVER:PRESSURE
RELEASE:REAR:
ASS'Y



41.D2024246
LEVER:PRESSURE
:REAR:PEEN



43.D2024256
BRACKET:PRESSURE
ROLLER:REAR



44.D2024258
STAY:GEAR

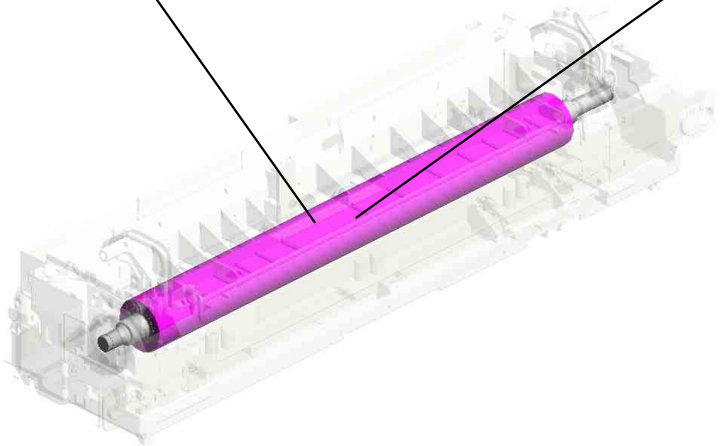

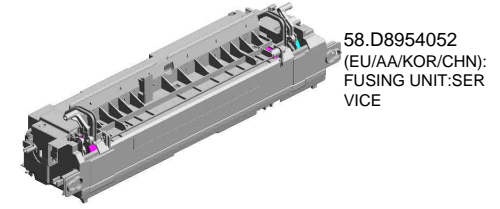


31.D1444484
(x8)
SHOULDER SCREW - M3



U010_S003
(EU/AA/KOR/CHN):FUSING UNIT:SERVICE


52.D2024386
ELECTRODE PLAT
E:FRONT



U001	U002	U003	U004	U005	U006	U007	U008	U009	U010	U011	U012	U013	U014	U015
------	------	------	------	------	------	------	------	------	------	------	------	------	------	------

U010_S003_S001
(EU/AA/KOR/CHN):SLEEVE:SERVICE

10.08046128
(x4)
HEXAGONAL BOLT
:DOUBLE SCREW:
M3X10

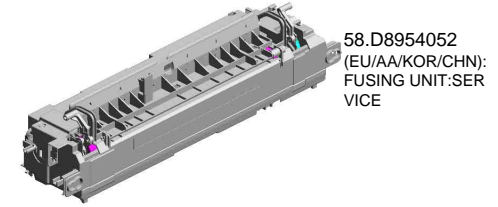


55.D8954032
(EU/AA/KOR/CHN):
SLEEVE:SERVICE



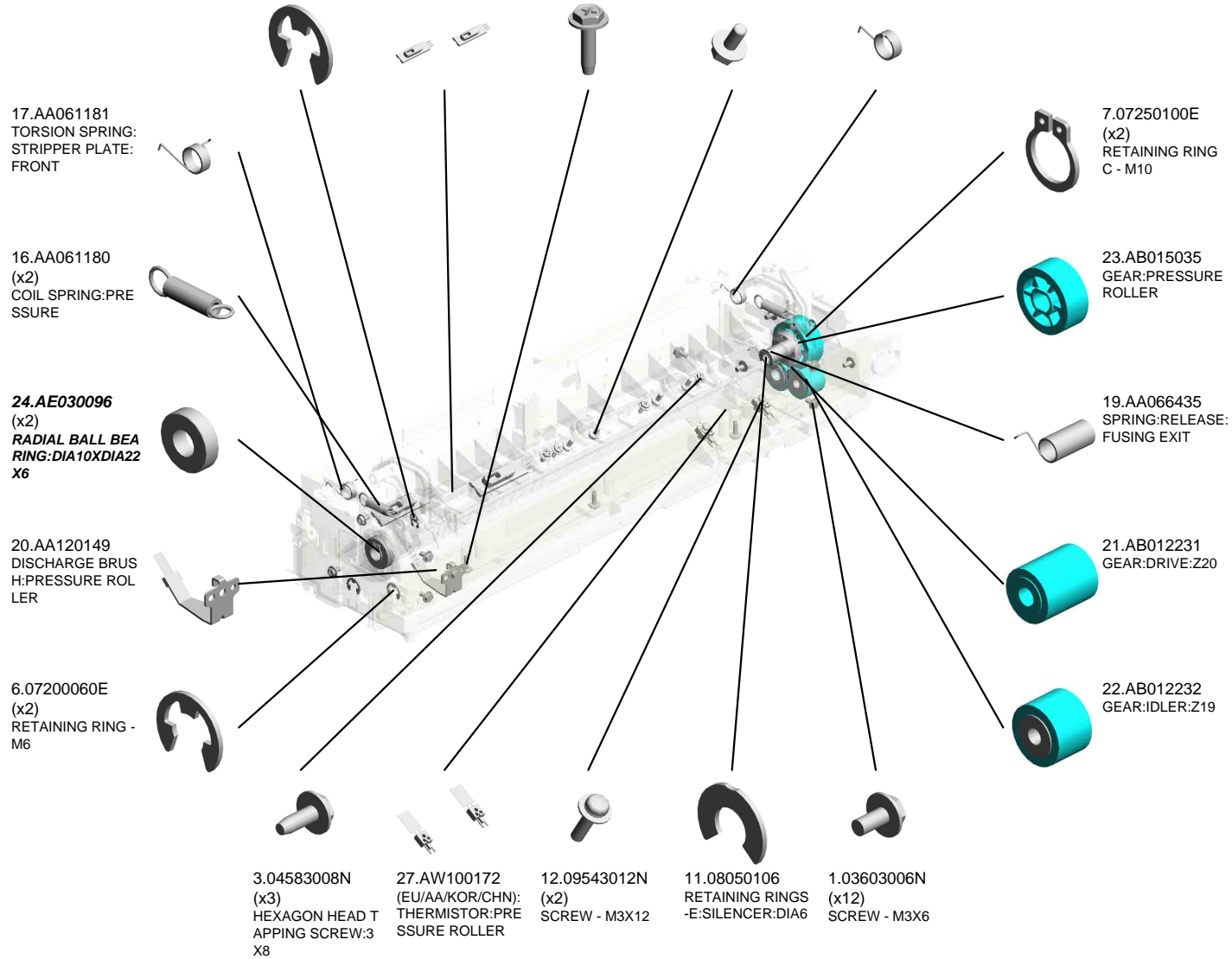
U001	U002	U003	U004	U005	U006	U007	U008	U009	U010	U011	U012	U013	U014	U015
------	------	------	------	------	------	------	------	------	------	------	------	------	------	------

U010_S004
(EU/AA/KOR/CHN):FUSING UNIT:SERVICE



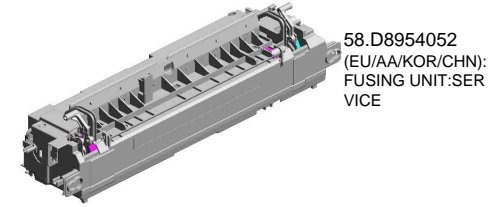
58.D8954052
(EU/AA/KOR/CHN):
FUSING UNIT:SER
VICE

- | | | | | |
|---|---|--|--|---|
| 5.07200030E
(x4)
RETAINING RING -
M3 | 28.AW100173
NON-CONTACT TYP
E THERMISTOR:
HOT ROLLER | 4.04583010N
(x3)
HEXAGON HEAD T
APPING SCREW:3
X10 | 9.08046127
(x6)
HEXAGONAL BOLT
:DOUBLE SCREW:
M3X8 | 18.AA061182
TORSION SPRING:
STRIPPER PLATE:
REAR |
|---|---|--|--|---|

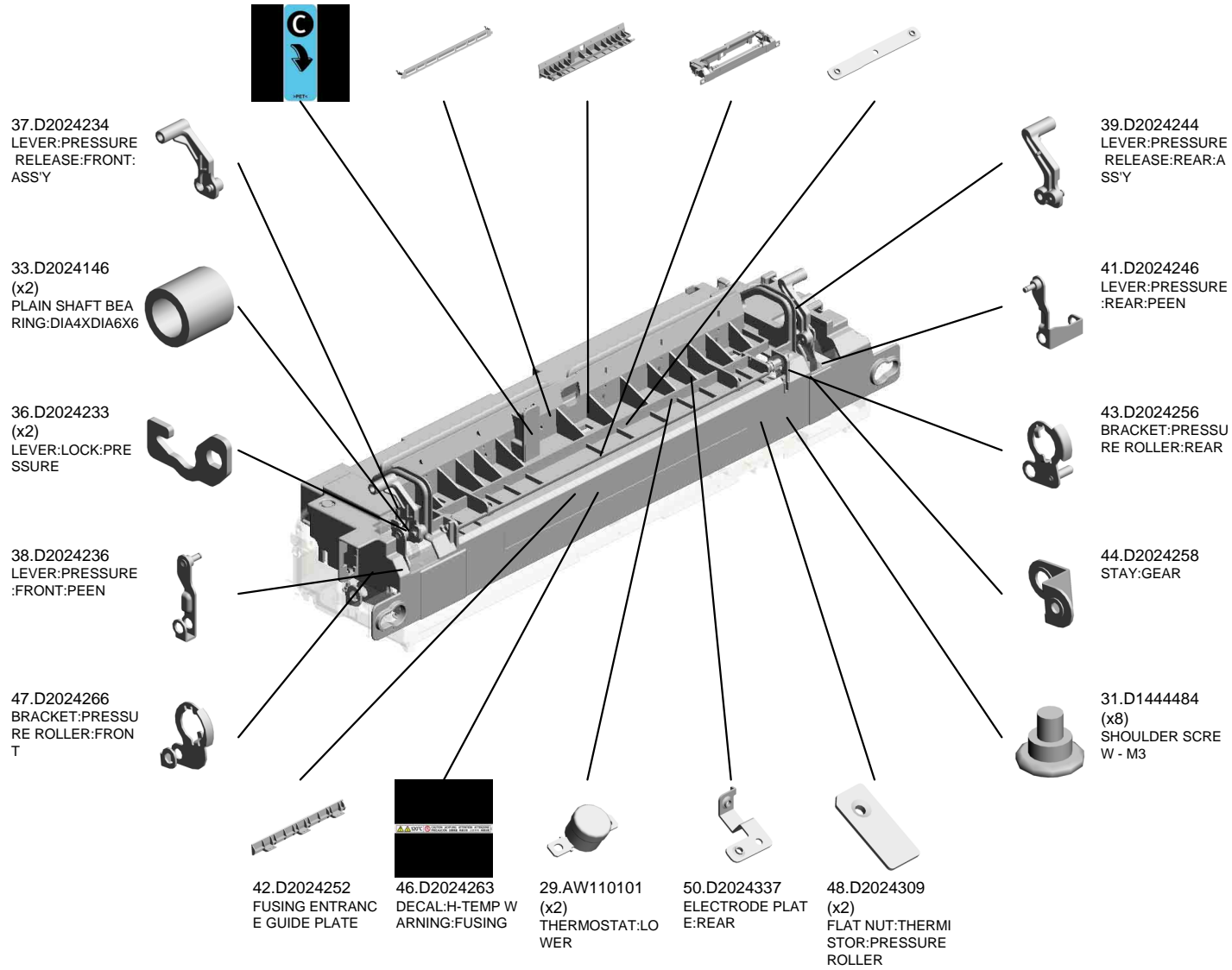


U010_S004
(EU/AA/KOR/CHN):FUSING UNIT:SERVICE

40.D2024245 DECAL:C:GUIDE PLATE:FUSING EXIT
 35.D2024224 STRIPPER PLATE:FUSING EXIT
 34.D2024215 GUIDE PLATE:FUSING EXIT
 45.D2024262 FUSING COVER:UPPER
 49.D2024335 ELECTRODE PLATE:MIDDLE



58.D8954052
(EU/AA/KOR/CHN):
FUSING UNIT:SERVICE



37.D2024234
LEVER:PRESSURE
RELEASE:FRONT:
ASS'Y

33.D2024146
(x2)
PLAIN SHAFT BEARING:
RING:DIA4XDIA6X6

36.D2024233
(x2)
LEVER:LOCK:PRESSURE

38.D2024236
LEVER:PRESSURE:
FRONT:PEEN

47.D2024266
BRACKET:PRESSURE
ROLLER:FRONT

42.D2024252
FUSING ENTRANCE
GUIDE PLATE

46.D2024263
DECAL:H-TEMP
WARNING:FUSING

29.AW110101
(x2)
THERMOSTAT:LOWER

50.D2024337
ELECTRODE PLATE:
REAR

48.D2024309
(x2)
FLAT NUT:THERMOSTAT:
PRESSURE ROLLER

39.D2024244
LEVER:PRESSURE
RELEASE:REAR:
ASS'Y

41.D2024246
LEVER:PRESSURE:
REAR:PEEN


43.D2024256
BRACKET:PRESSURE
ROLLER:REAR

44.D2024258
STAY:GEAR


31.D1444484
(x8)
SHOULDER SCREW - M3

U010_S004
(EU/AA/KOR/CHN):FUSING UNIT:SERVICE

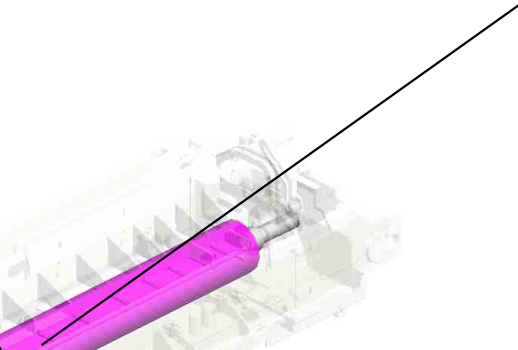
52.D2024386
ELECTRODE PLAT
E:FRONT



58.D8954052
(EU/AA/KOR/CHN):
FUSING UNIT:SER
VICE




53.D2894313
PRESSURE ROLLE
R:DIA32



U001	U002	U003	U004	U005	U006	U007	U008	U009	U010	U011	U012	U013	U014	U015
------	------	------	------	------	------	------	------	------	------	------	------	------	------	------

U010_S004_S001
(EU/AA/KOR/CHN):SLEEVE:SERVICE

10.08046128
(x4)
HEXAGONAL BOLT
:DOUBLE SCREW:
M3X10




55.D8954032
(EU/AA/KOR/CHN):
SLEEVE:SERVICE



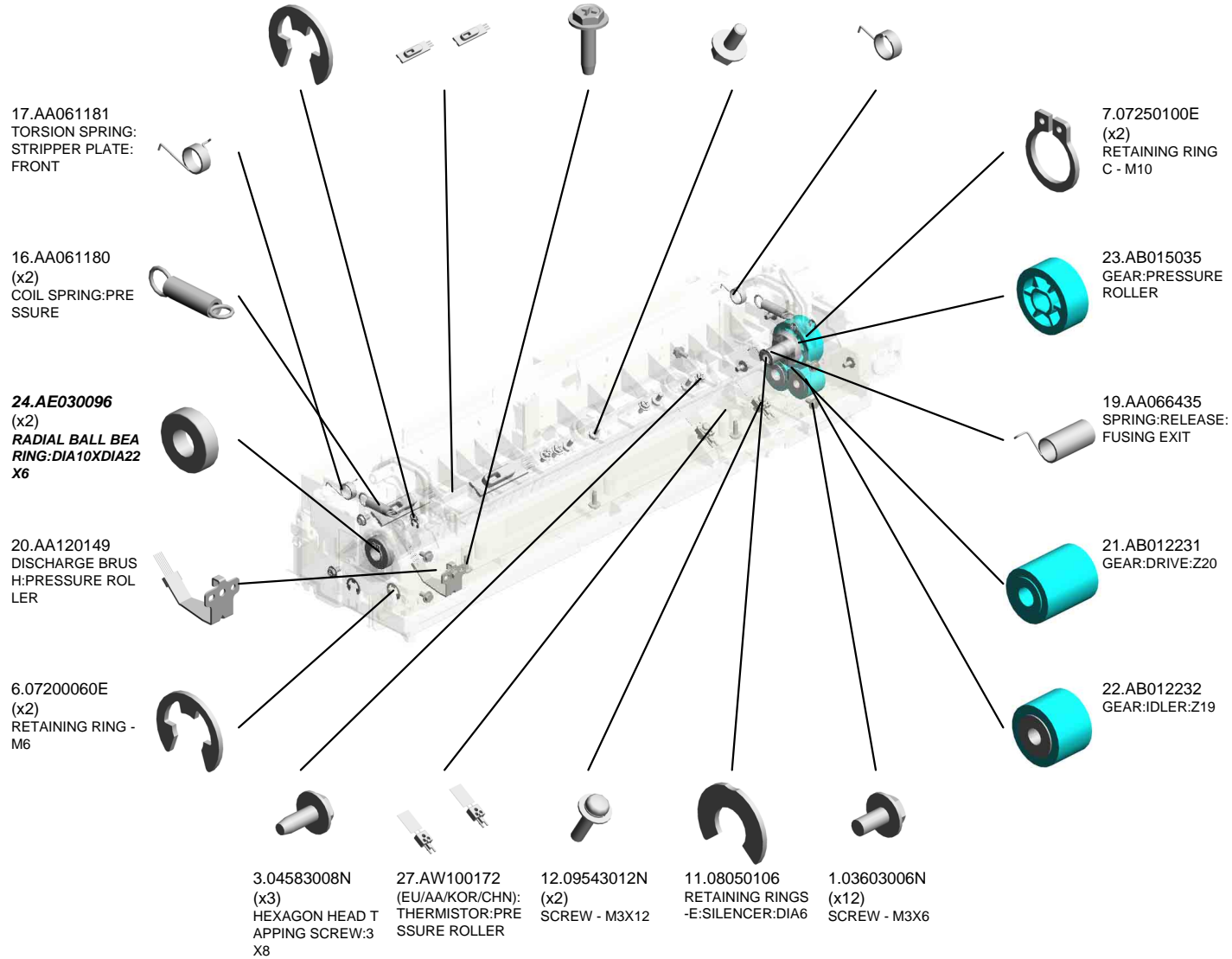
U001	U002	U003	U004	U005	U006	U007	U008	U009	U010	U011	U012	U013	U014	U015
------	------	------	------	------	------	------	------	------	------	------	------	------	------	------

U010_S005 (EU/AA/KOR/CHN):FUSING UNIT:SERVICE



58.D8954052
(EU/AA/KOR/CHN):
FUSING UNIT:SER
VICE

5.07200030E (x4) RETAINING RING - M3
 28.AW100173 NON-CONTACT TYPE THERMISTOR: HOT ROLLER
 4.04583010N (x3) HEXAGON HEAD TAPPING SCREW:3 X10
 9.08046127 (x6) HEXAGONAL BOLT :DOUBLE SCREW: M3X8
 18.AA061182 TORSION SPRING: STRIPPER PLATE: REAR



U001	U002	U003	U004	U005	U006	U007	U008	U009	U010	U011	U012	U013	U014	U015
------	------	------	------	------	------	------	------	------	------	------	------	------	------	------

U010_S005
(EU/AA/KOR/CHN):FUSING UNIT:SERVICE

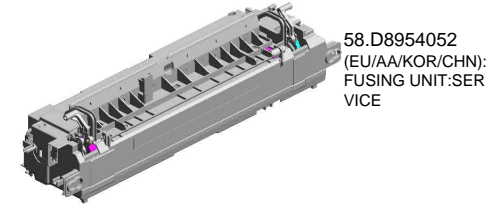
40.D2024245
DECAL:C:GUIDE PLATE:FUSING EXIT

35.D2024224
STRIPPER PLATE:FUSING EXIT

29.AW110101
(x2)
THERMOSTAT:LOWER

34.D2024215
GUIDE PLATE:FUSING EXIT

49.D2024335
ELECTRODE PLATE:MIDDLE



58.D8954052
(EU/AA/KOR/CHN):
FUSING UNIT:SERVICE



37.D2024234
LEVER:PRESSURE RELEASE:FRONT:ASSY



33.D2024146
(x2)
PLAIN SHAFT BEARING: DIA4xDIA6X6



36.D2024233
(x2)
LEVER:LOCK:PRESSURE



38.D2024236
LEVER:PRESSURE RELEASE:FRONT:PEEN



47.D2024266
BRACKET:PRESSURE ROLLER:FRONT



42.D2024252
FUSING ENTRANCE GUIDE PLATE



46.D2024263
DECAL:H-TEMP WARNING:FUSING



45.D2024262
FUSING COVER:UPPER



50.D2024337
ELECTRODE PLATE:REAR



48.D2024309
(x2)
FLAT NUT:THERMISTOR:PRESSURE ROLLER



39.D2024244
LEVER:PRESSURE RELEASE:REAR:ASSY



41.D2024246
LEVER:PRESSURE RELEASE:REAR:PEEN



43.D2024256
BRACKET:PRESSURE ROLLER:REAR




44.D2024258
STAY:GEAR




31.D1444484
(x8)
SHOULDER SCREW - M3

U010_S005
(EU/AA/KOR/CHN):FUSING UNIT:SERVICE

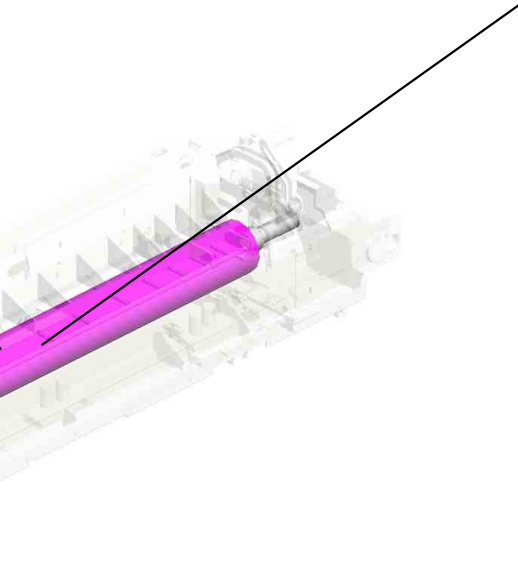
52.D2024386
ELECTRODE PLAT
E:FRONT



58.D8954052
(EU/AA/KOR/CHN):
FUSING UNIT:SER
VICE




53.D2894313
PRESSURE ROLLE
R:DIA32



U001	U002	U003	U004	U005	U006	U007	U008	U009	U010	U011	U012	U013	U014	U015
------	------	------	------	------	------	------	------	------	------	------	------	------	------	------

U010_S005_S001
(EU/AA/KOR/CHN):SLEEVE:SERVICE

10.08046128
(x4)
HEXAGONAL BOLT
:DOUBLE SCREW:
M3X10



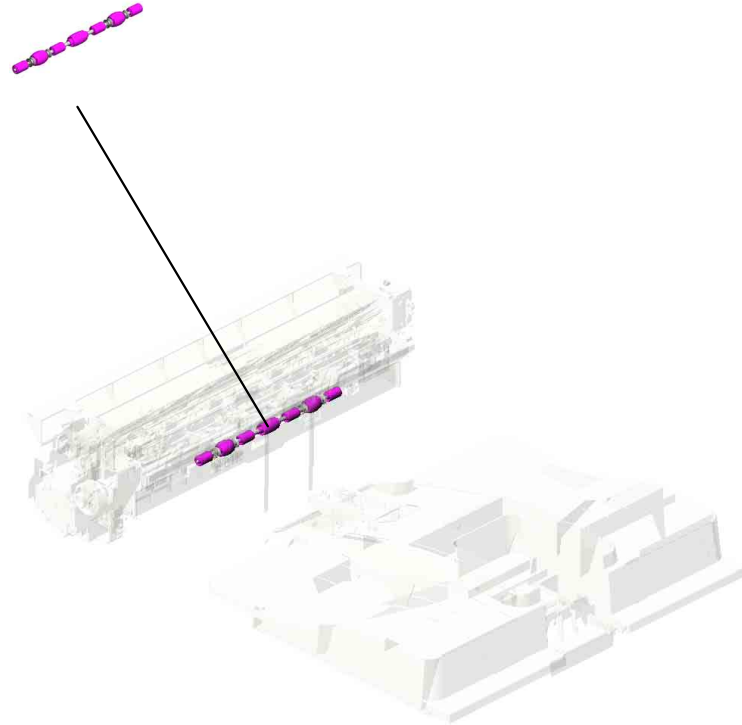
55.D8954032
(EU/AA/KOR/CHN):
SLEEVE:SERVICE



U001	U002	U003	U004	U005	U006	U007	U008	U009	U010	U011	U012	U013	U014	U015
------	------	------	------	------	------	------	------	------	------	------	------	------	------	------

U011.PAPER EXIT

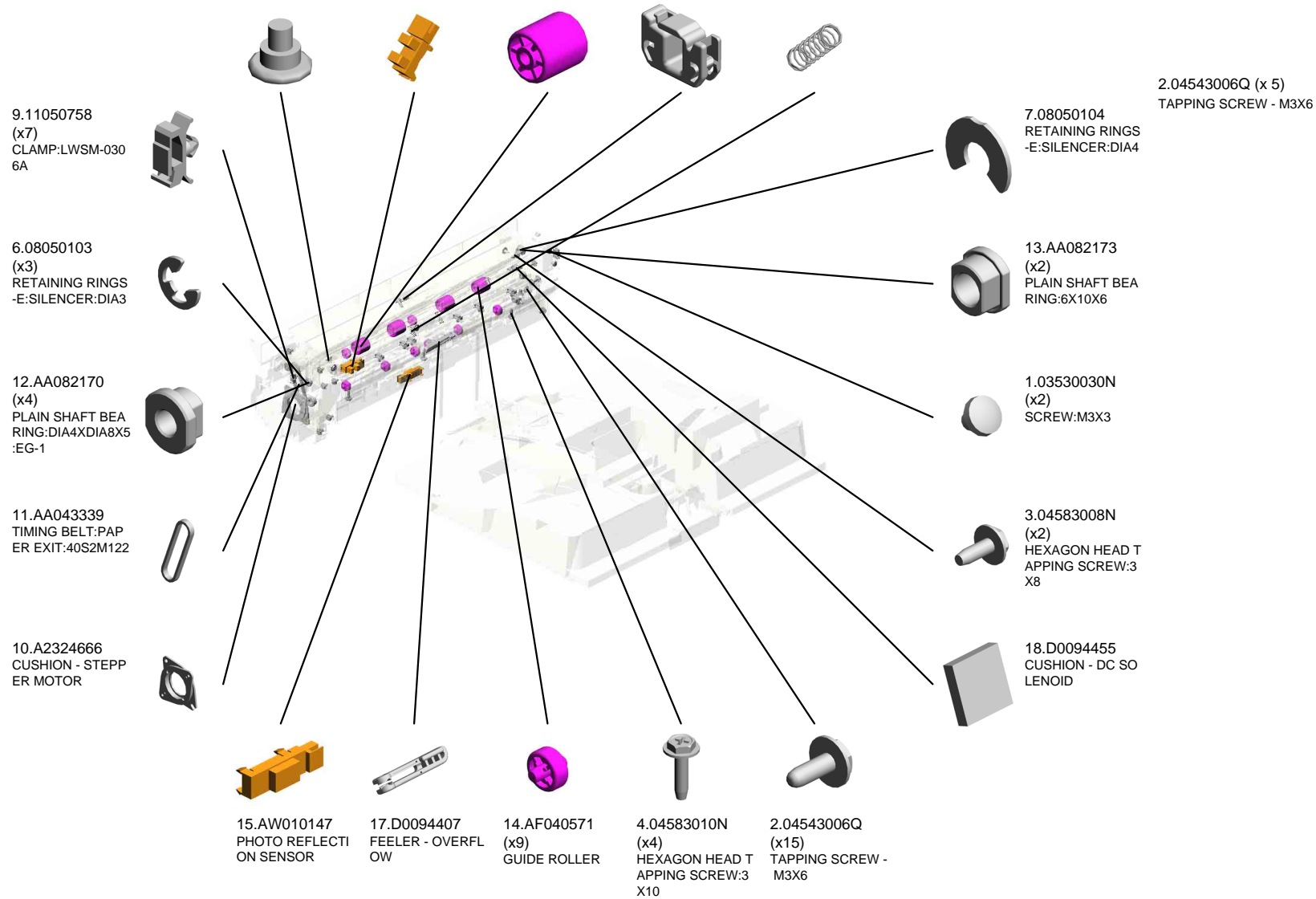

U011_S001
D2414950
ROLLER:EXIT:PRESSURE:2T
TYPE:ASS'Y




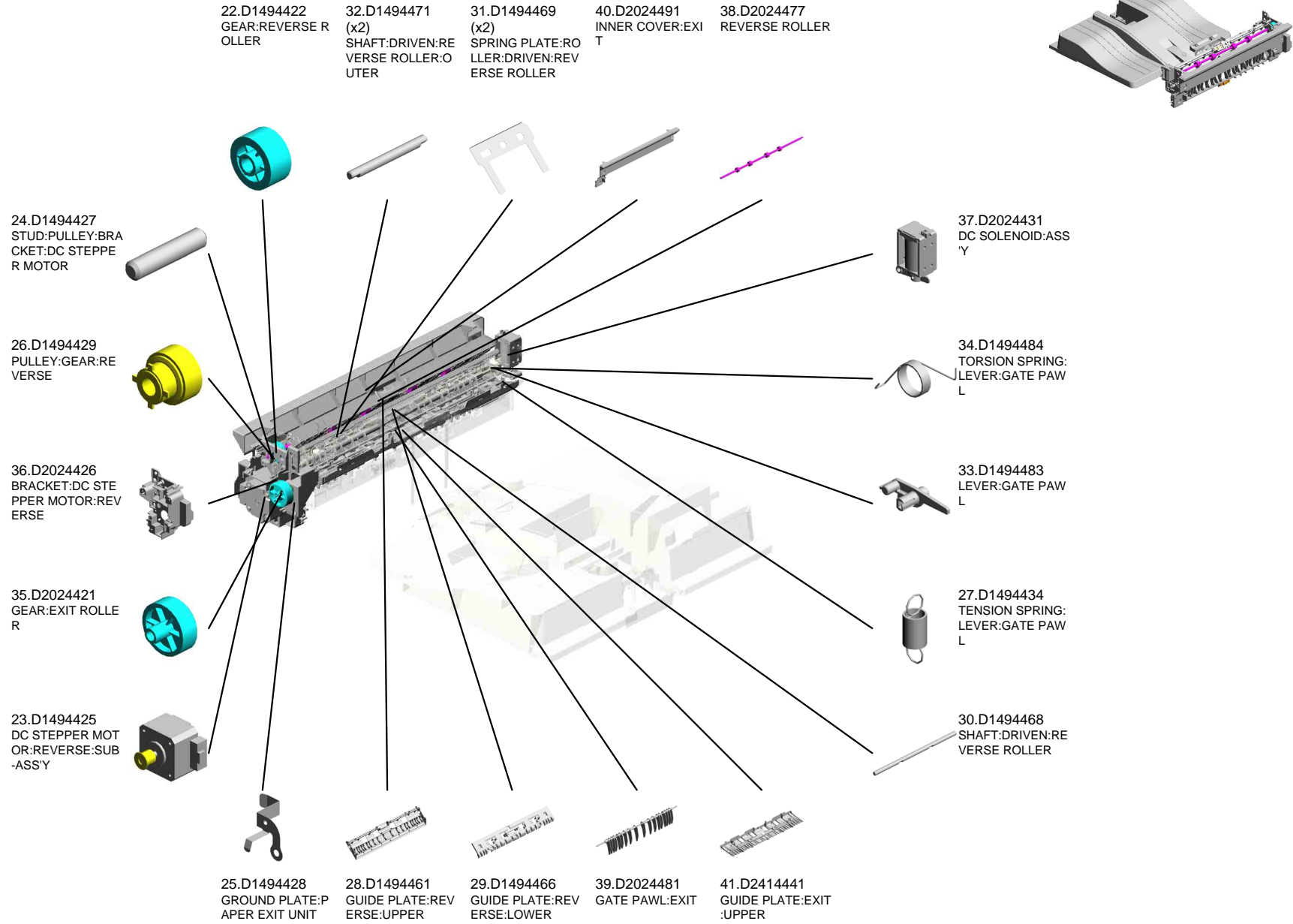
U001	U002	U003	U004	U005	U006	U007	U008	U009	U010	U011	U012	U013	U014	U015
------	------	------	------	------	------	------	------	------	------	------	------	------	------	------

U011 PAPER EXIT

- 21.D1444484 (x3) SHOULDER SCREW - M3
- 16.AW020224 PHOTOINTERRUPTOR:GP1A173LCS VF
- 19.D0394925 (x4) ROLLER:REVERSE:DRIVEN
- 8.11050692 (x2) CLAMP:LES-0503
- 20.D0394927 (x2) COMPRESSION SPRING:PRESSURE:REVERSE:DRIVEN



U011 PAPER EXIT




U001	U002	U003	U004	U005	U006	U007	U008	U009	U010	U011	U012	U013	U014	U015
------	------	------	------	------	------	------	------	------	------	------	------	------	------	------

U011 PAPER EXIT

58.GW010007
(x2)
PHOTO REFLECTI
ON SENSOR:EXIT

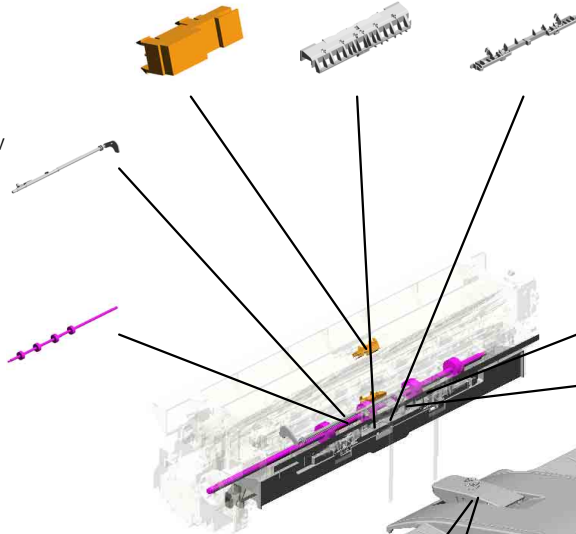
57.D2894452
GUIDE PLATE:EXIT
:LOWER

47.D2414955
HOLDER:ROLLER:
EXIT:PRESSURE:2
TYPE



42.D2414448
SHAFT:FEELER:OV
ERFLOW

43.D2414476
EXIT ROLLER



55.D2414981
(x2)
COIL SPRING:ROL
LER:PRESSURE:E
XIT

56.D2414992
DISCHARGE BRUS
H:EXIT

59.M0AJ4497
TRAY:EXIT

45.D2414499
COMPRESSION SP
RING:BASE:TRAY:
EXIT


44.D2414494
TRAY:AUXILIARY:E
XIT

U011_S001

ROLLER:EXIT:PRESSURE:2TYPE:ASS'Y

53.D2414977
(x2)
ROLLER:DRIVEN:EXIT:MIDDLE

48.D2414957
SHAFT:ROLLER:PRESSURE:EXIT:2TYPE



46.D2414950
ROLLER:EXIT:PRESSURE:2TYPE:ASS'Y

51.D2414965
(x2)
COLLAR:ROLLER:EXIT:PRESSURE



54.D2414978
(x2)
COLLAR:ROLLER:EXIT:PRESSURE:BOTHS ENDS



49.D2414962
(x2)
ROLLER:DRIVEN:EXIT



50.D2414964
(x2)
ROLLER:EXIT:PRESSURE



52.D2414976
ROLLER:EXIT:PRESSURE:MIDDLE



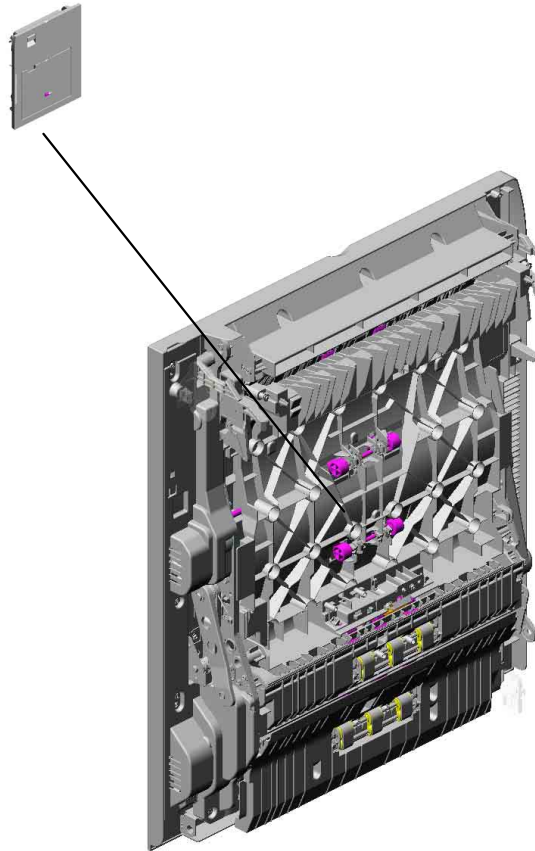
5.07200020G
(x4)
RETAINING RING - M2



U001	U002	U003	U004	U005	U006	U007	U008	U009	U010	U011	U012	U013	U014	U015
------	------	------	------	------	------	------	------	------	------	------	------	------	------	------

U012.DUPLEX


U012_S001
D2894511
DUPLEX UNIT:ASSY



U001	U002	U003	U004	U005	U006	U007	U008	U009	U010	U011	U012	U013	U014	U015
------	------	------	------	------	------	------	------	------	------	------	------	------	------	------

U012_S001.DUPLEX UNIT:ASS'Y

U012_S001_S001
D2892957
MANUAL FEED UNIT:ASS'Y



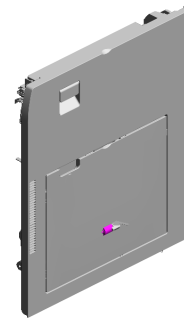
U001	U002	U003	U004	U005	U006	U007	U008	U009	U010	U011	U012	U013	U014	U015
------	------	------	------	------	------	------	------	------	------	------	------	------	------	------

U012 DUPLEX


36.AW500040
PUSH SWITCH:SW
1AG-550:10MA

166.D2024741
BRACKET:STUD:L
EVER

5.04583010N
(x3)
HEXAGON HEAD T
APPING SCREW:3
X10



16.54472681
(x2)
SNAP RING



15.52152621
SNAP RING - M6

2.04543006Q
(x2)
TAPPING SCREW -
M3X6

95.D1494755
BRACKET:HINGE:D
UPLEX:FRONT

U001	U002	U003	U004	U005	U006	U007	U008	U009	U010	U011	U012	U013	U014	U015
------	------	------	------	------	------	------	------	------	------	------	------	------	------	------

U012_S001
 DUPLEX UNIT:ASS'Y

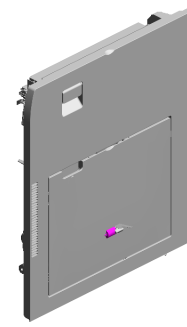
17.AA043980
 TIMING BELT:30S2
 M300

13.11050758
 (x5)
 CLAMP:LWSM-030
 6A

34.AW020198
 PHOTOINTERRUPT
 TOR:LG2A14NL1

9.08050103
 (x4)
 RETAINING RINGS
 -E:SILENCER:DIA3

18.AA082170
 (x2)
 PLAIN SHAFT BEA
 RING:DIA4XDIA8X5
 :EG-1



176.D2894511
 DUPLEX UNIT:ASS'
 Y

8.07200060E
 RETAINING RING -
 M6

26.AA143807
 SCREW:A

11.11050692
 (x3)
 CLAMP:LES-0503

23.AA083018
 ROLLER CLUTCH -
 6X14X10

2.04543006Q
 (x7)
 TAPPING SCREW -
 M3X6

12.11050724
 CLAMPS:WES-121
 0

10.08050104
 (x11)
 RETAINING RINGS
 -E:SILENCER:DIA4

1.03530030N
 SCREW:M3X3

22.AA083014
 ONE-WAY CLUTCH

20.AA082173
 (x9)
 PLAIN SHAFT BEA
 RING:6X10X6

2.04543006Q (x 2)
 TAPPING SCREW - M3X6

5.04583010N
 (x37)
 HEXAGON HEAD T
 APPING SCREW:3
 X10

7.07200030E
 (x4)
 RETAINING RING -
 M3

3.04543008Q
 (x4)
 TAPPING SCREW:
 3X8

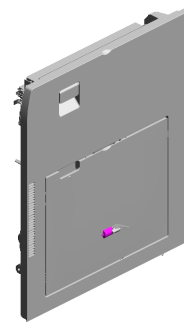
30.AF013016
 BOTTOM PLATE P
 AD

6.04593008N
 (x6)
 BINDING HEAD TA
 PPING SCREW:3X
 8

U001	U002	U003	U004	U005	U006	U007	U008	U009	U010	U011	U012	U013	U014	U015
------	------	------	------	------	------	------	------	------	------	------	------	------	------	------

U012_S001
 DUPLEX UNIT:ASS'Y

- 48.D0394597 (x4) TENSION SPRING: DRIVEN ROLLER
- 40.B2234552 (x4) BUSHING:DIA4
- 44.D0094485 (x2) BUSHING - GATE
- 45.D0094487 (x2) COMPRESSION SP RING - GATE
- 43.D0094455 (x2) CUSHION - DC SO LENOID



176.D2894511
 DUPLEX UNIT:ASS'
 Y

38.AX050349
 DC MOTOR:ENCO
 DER:NO:7W:GEAR:
 BRUSHLESS




35.AW020224
 PHOTOINTERRUP
 TOR:GP1A173LCS
 VF



51.D1484690
 TORSION SPRING:
 LINK



36.AW500040
 PUSH SWITCH:SW
 1AG-550:10MA



69.D1492686
 WIRE:MANUAL FE
 ED TABLE:TC075




39.AX060464
 DC MOTOR:ENCO
 DER:NO:10W:GEA
 R:BRUSHLESS



68.D1492684
 ARM:MANUAL FEE
 D:REAR LOWER



37.AW500042
 ROTARY SWITCH:
 PAPER SIZE SENS
 OR:CW



50.D1444489
 (x4) STOPPER:DRIVE
 N ROLLER




42.D0092574
 (x6) PULLEY - IDLER



47.D0394529
 STOPPER:GUIDE P
 LATE:ROLLER:DRI
 VEN



41.D0092573
 (x6) PULLEY - VERTICA
 L TRANSPORT



67.D1492683
 ARM:MANUAL FEE
 D:FRONT LOWER



66.D1492678
 (x2) SHAFT:FLAT CONV
 EYER BELT:DRIVE
 N



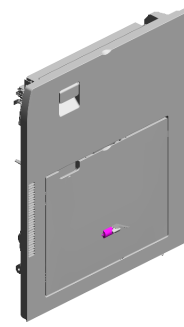
46.D0292677
 (x6) TRANSPORT BELT
 :DRIVEN:VERTICA
 L TRANSPORT



U001	U002	U003	U004	U005	U006	U007	U008	U009	U010	U011	U012	U013	U014	U015
------	------	------	------	------	------	------	------	------	------	------	------	------	------	------


U012_S001
 DUPLEX UNIT:ASS'Y

79.D1494657 HOOK:STOPPER:D
 UPLEX UNIT:REAR
 75.D1494642 TRANSPORT ROLL
 ER:DUPLEX:1
 78.D1494655 GRIP:DUPLEX UNI
 T
 80.D1494658 COIL SPRING:LEV
 ER:DUPLEX
 88.D1494715 DECAL:GRIP:Z



176.D2894511
 DUPLEX UNIT:ASS'
 Y

72.D1492693
 (x2)
 STOPPER:MANUA
 L FEED TABLE



70.D1492688
 TENSION SPRING:
 WIRE



74.D1494638
 GUIDE:WIRE



82.D1494675
 COVER:PUSH SWI
 TCH



84.D1494688
 LINK:DUPLEX:MAI
 N



83.D1494684
 (x2)
 GEAR:OUTPUT



86.D1494710
 GEAR:IDLER



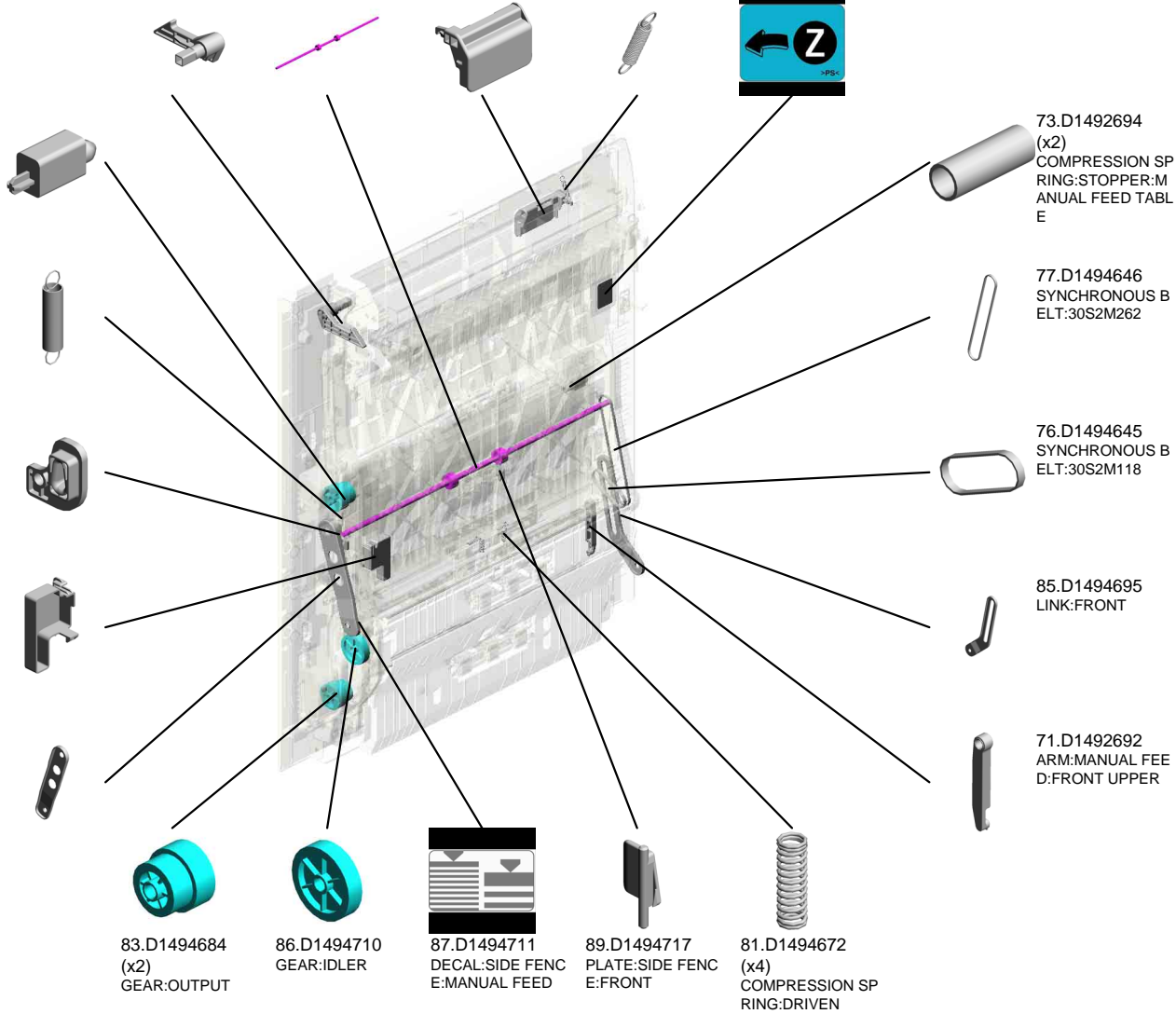
87.D1494711
 DECAL:SIDE FENC
 E:MANUAL FEED



89.D1494717
 PLATE:SIDE FENC
 E:FRONT



81.D1494672
 (x4)
 COMPRESSION SP
 RING:DRIVEN



73.D1492694
 (x2)
 COMPRESSION SP
 RING:STOPPER:M
 ANUAL FEED TABL
 E



77.D1494646
 SYNCHRONOUS B
 ELT:30S2M262



76.D1494645
 SYNCHRONOUS B
 ELT:30S2M118



85.D1494695
 LINK:FRONT

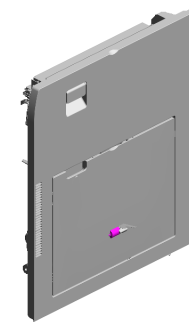


71.D1492692
 ARM:MANUAL FEE
 D:FRONT UPPER

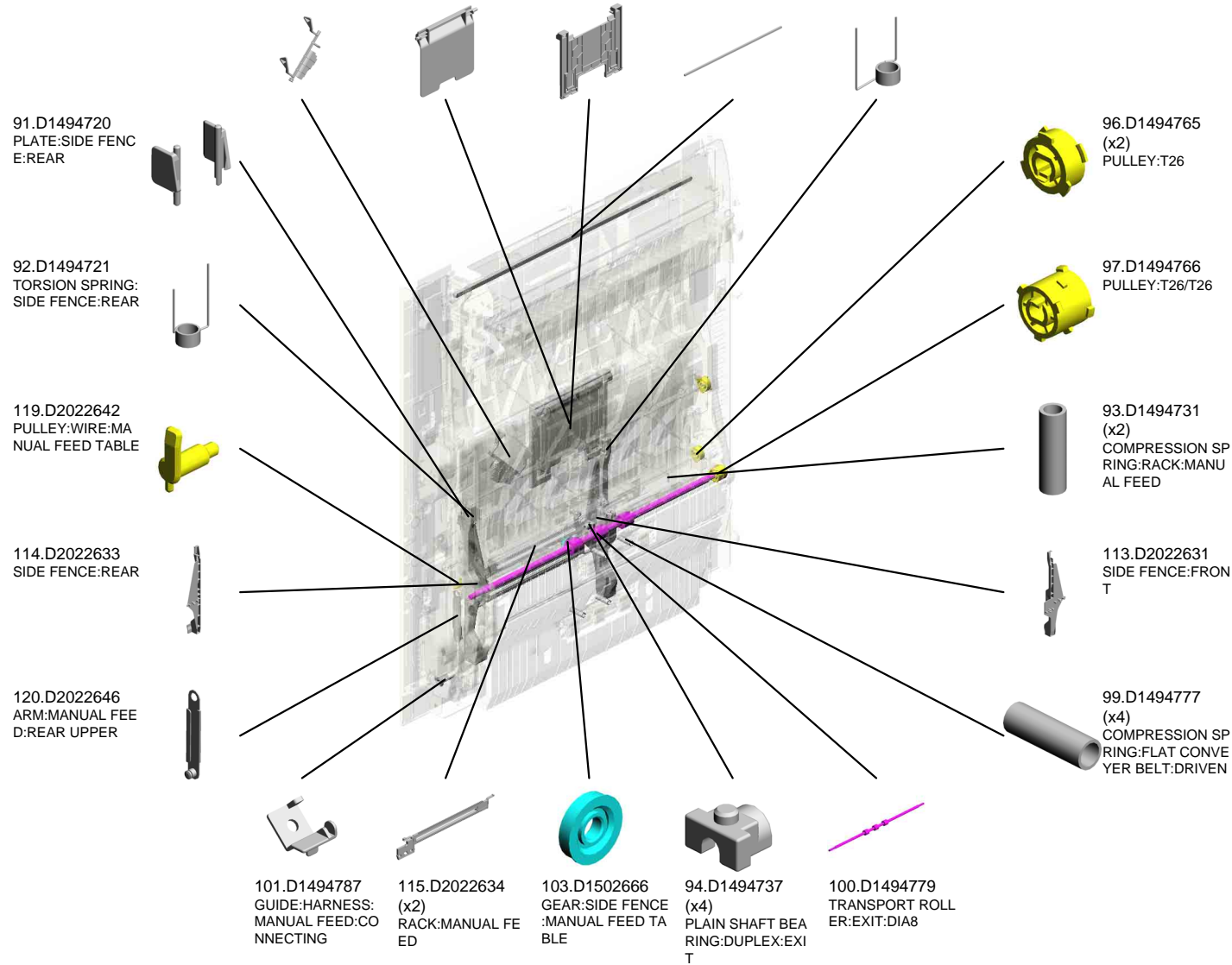


U012_S001
 DUPLEX UNIT:ASS'Y

116.D2022638 FEELER:PAPER SIZE SENSOR:MANUAL FEED
 118.D2022641 EXTENSION TRAY:NO.2
 117.D2022640 EXTENSION TRAY:NO.1
 104.D1754654 SHAFT:LEVER:LOCK
 90.D1494718 TORSION SPRING:SIDE FENCE:FRONT

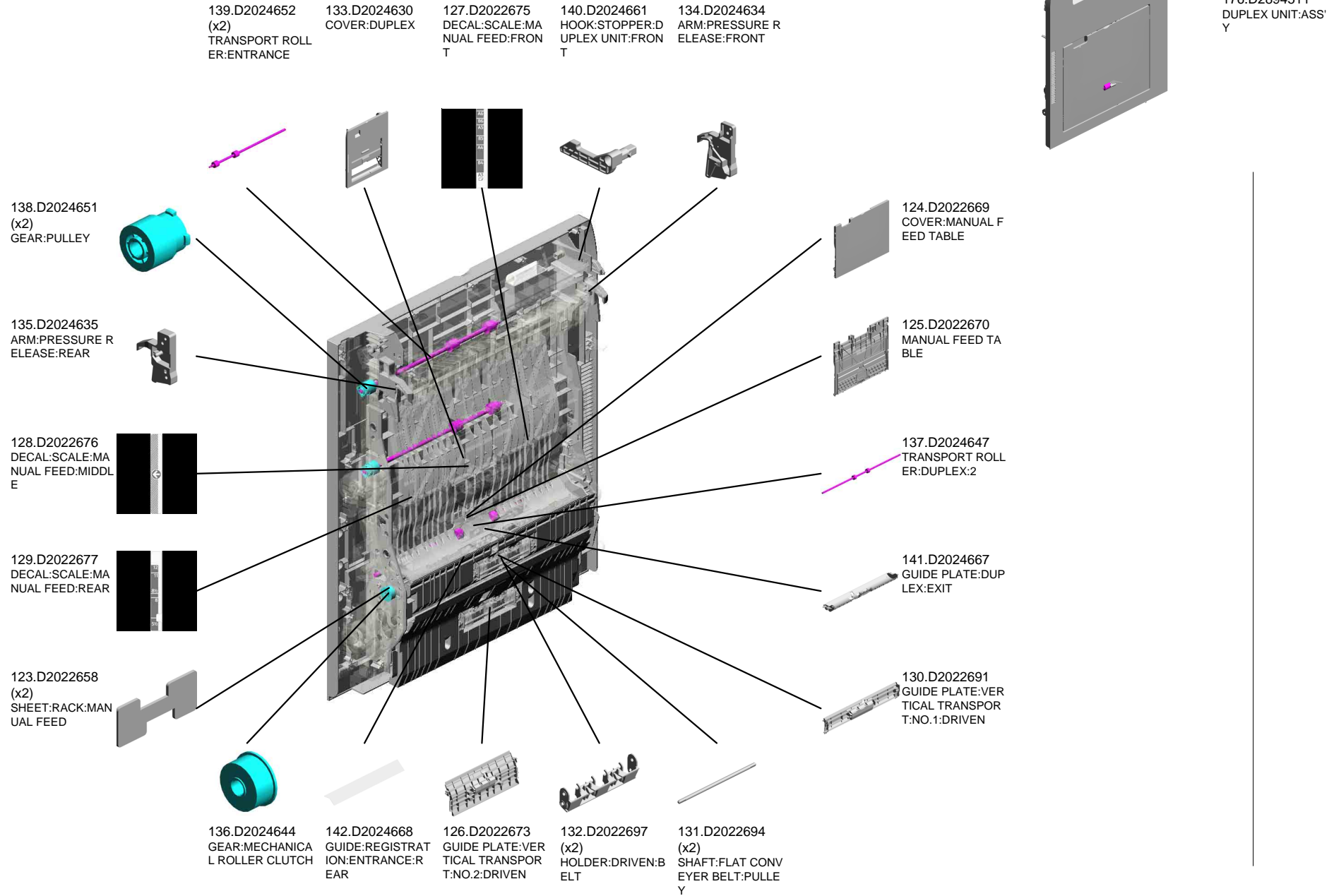


176.D2894511
 DUPLEX UNIT:ASS'Y



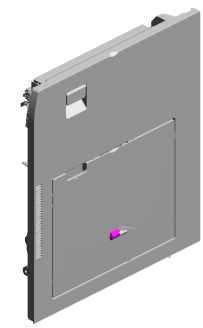
U001	U002	U003	U004	U005	U006	U007	U008	U009	U010	U011	U012	U013	U014	U015
------	------	------	------	------	------	------	------	------	------	------	------	------	------	------

U012_S001
 DUPLEX UNIT:ASS'Y



U001	U002	U003	U004	U005	U006	U007	U008	U009	U010	U011	U012	U013	U014	U015
------	------	------	------	------	------	------	------	------	------	------	------	------	------	------

U012_S001
 DUPLEX UNIT:ASS'Y



176.D2894511
 DUPLEX UNIT:ASS'Y

- 145.D2024673 FEELER:DUPLEX:ENTRANCE SENSOR
- 146.D2024674 TORSION SPRING:DUPLEX:ENTRANCE SENSOR
- 144.D2024671 GUIDE PLATE:DUPLEX:ENTRANCE
- 152.D2024690 GUIDE PLATE:UPPER
- 154.D2024692 (x2) SHAFT:PRESSURE:GUIDE PLATE:UPPER

153.D2024691 (x2) COMPRESSION SPRING:SHAFT:GUIDE PLATE:UPPER

147.D2024677 GUIDE PLATE:DRIVEN

156.D2024708 GEAR:IDLER

155.D2024706 BRACKET:MOTOR:DUPLEX:ENTRANCE

161.D2024722 LINK:DUPLEX

162.D2024726 TORSION SPRING:LINK:CONTACT POINT

160.D2024721 BRACKET:LINK:DUPLEX

157.D2024717 GEAR:FEED:MANUAL FEED:DRIVE

158.D2024718 GEAR:SEPARATOR:MANUAL FEED:DRIVE

159.D2024719 GEAR:TRANSPORT ROLLER:MANUAL FEED

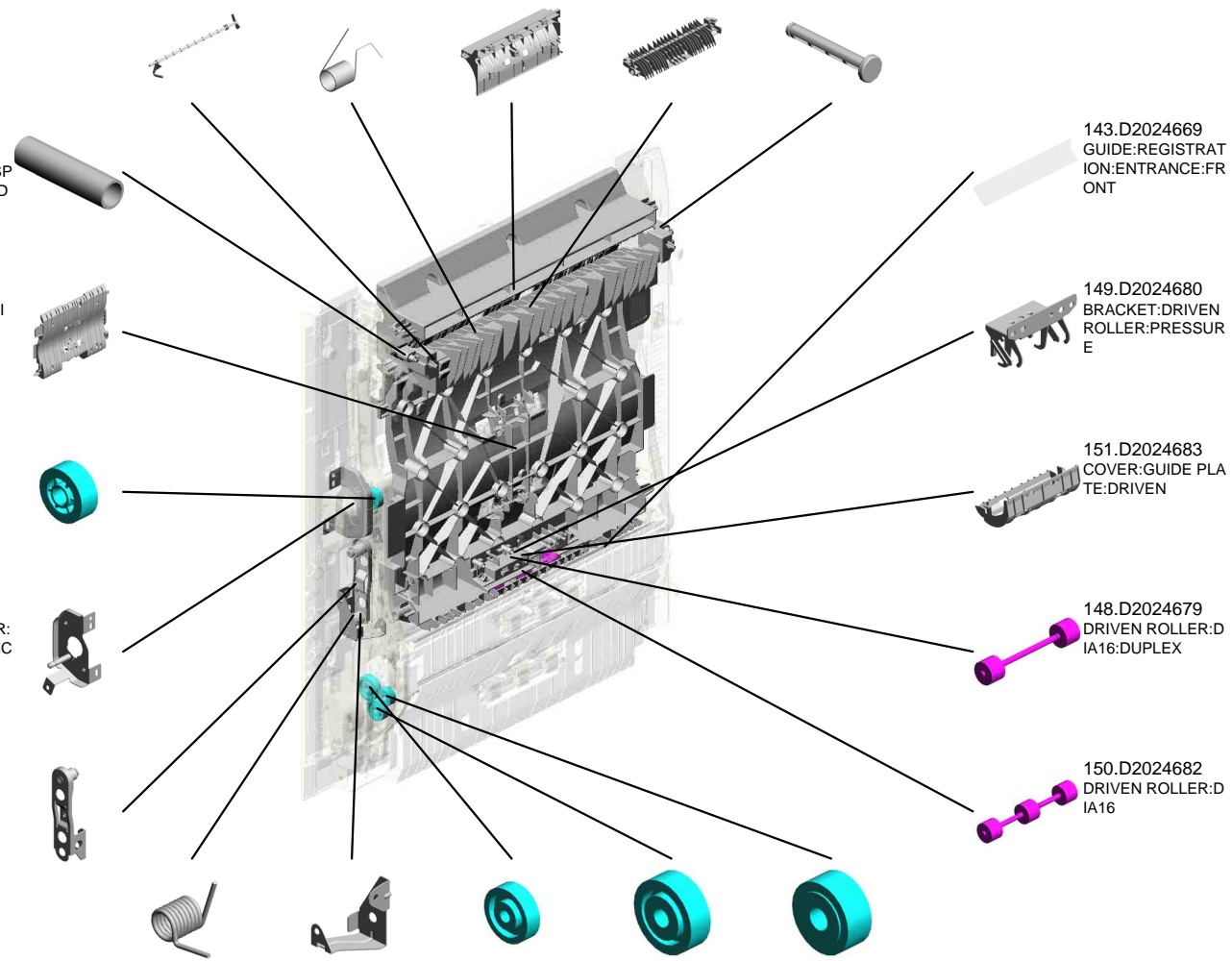
143.D2024669 GUIDE:REGISTRATION:ENTRANCE:FRONT

149.D2024680 BRACKET:DRIVEN ROLLER:PRESSURE

151.D2024683 COVER:GUIDE PLATE:DRIVEN

148.D2024679 DRIVEN ROLLER:DIAMETER:16:DUPLEX

150.D2024682 DRIVEN ROLLER:DIAMETER:16



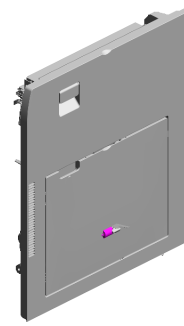
U001	U002	U003	U004	U005	U006	U007	U008	U009	U010	U011	U012	U013	U014	U015
------	------	------	------	------	------	------	------	------	------	------	------	------	------	------

U012_S001
 DUPLEX UNIT:ASS'Y

170.D2414635
 SHEET:CUSHION

173.D2414762
 DRIVEN ROLLER:DI
 A18

165.D2024732
 ARM:PUSH SWITC
 H




176.D2894511
 DUPLEX UNIT:ASS'
 Y

169.D2412685
 DECAL:PAPER SE
 T DIRECTION:MAN
 UAL FEED



163.D2024730
 INNER COVER:RE
 AR:DUPLEX



164.D2024731
 INNER COVER:FR
 ONT:DUPLEX



172.D2414761
 (x2)
 DRIVEN ROLLER:DI
 A16




177.GW010007
 PHOTO REFLECTI
 ON SENSOR:EXIT



171.D2414681
 BRACKET:MOTOR:
 PEEN

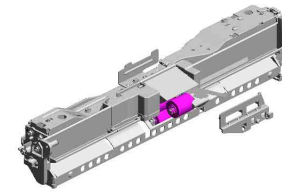


178.M0662743
 FRICTION PAD:MA
 NUAL FEED TABLE
 :18X7.5



U001	U002	U003	U004	U005	U006	U007	U008	U009	U010	U011	U012	U013	U014	U015
------	------	------	------	------	------	------	------	------	------	------	------	------	------	------

U012_S001_S001 MANUAL FEED UNIT:ASS'Y



175.D2892957
MANUAL FEED UNI
T:ASS'Y

20.AA082173 1.03530030N 28.AB010157 31.AF030049 29.AB011252
PLAIN SHAFT BEA (x2) GEAR:SEPARATE: PICK-UP ROLLER GEAR - 20Z
RING:6X10X6 SCREW:M3X3 DRIVEN

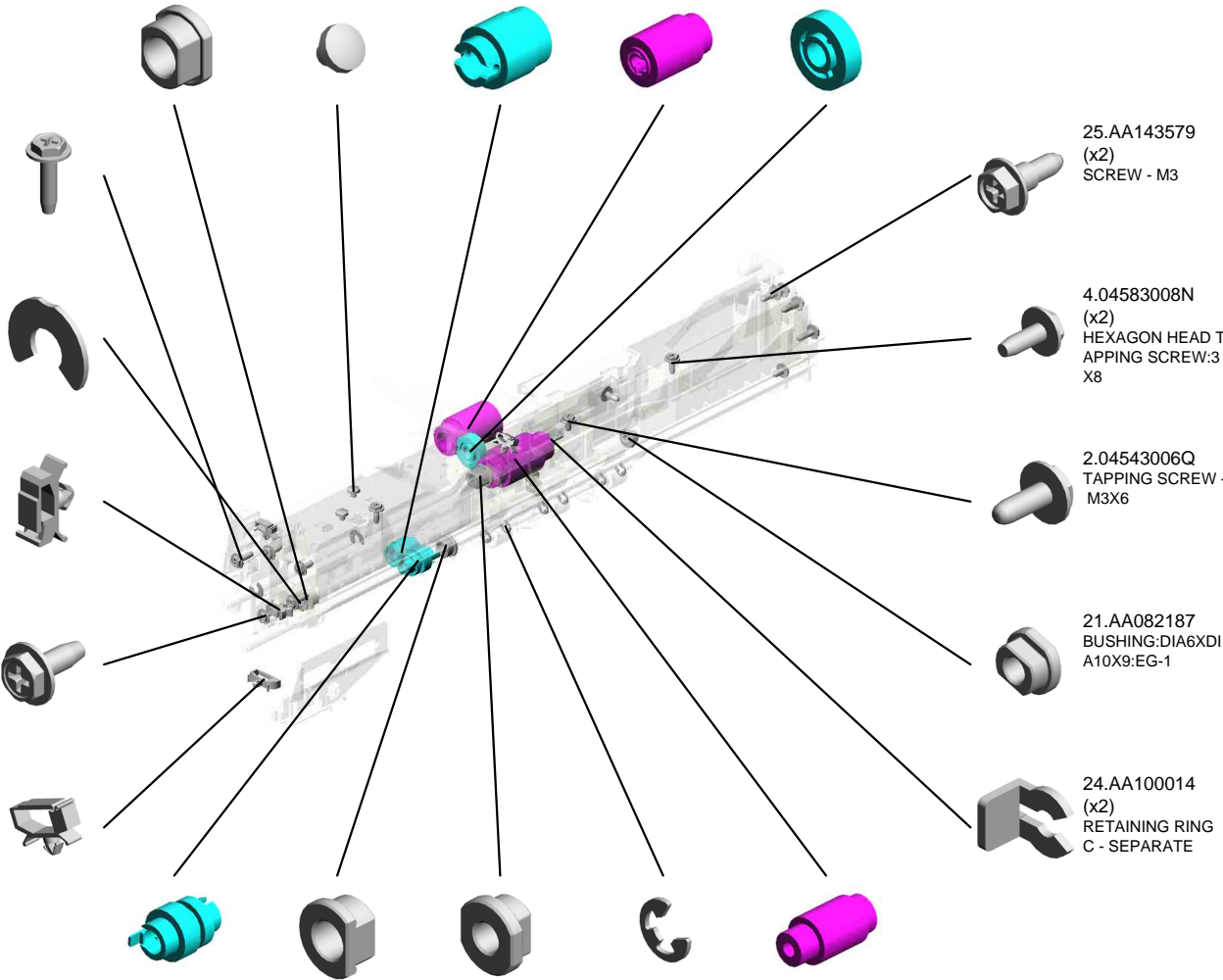
5.04583010N
(x4)
HEXAGON HEAD T
APPING SCREW:3
X10

10.08050104
(x4)
RETAINING RINGS
-E:SILENCER:DIA4

13.11050758
(x3)
CLAMP:LWSM-030
6A

3.04543008Q
(x5)
TAPPING SCREW:
3X8

14.11050760
CLAMP:LWSM-051
1A



25.AA143579
(x2)
SCREW - M3

4.04583008N
(x2)
HEXAGON HEAD T
APPING SCREW:3
X8

2.04543006Q
TAPPING SCREW -
M3X6

21.AA082187
BUSHING:DIA6XDI
A10X9:EG-1

24.AA100014
(x2)
RETAINING RING
C - SEPARATE

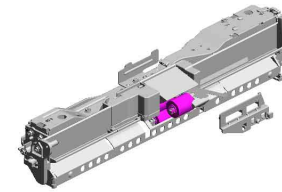
10.08050104
(x2)
RETAINING RINGS
-E:SILENCER:DIA4

13.11050758
(x3)
CLAMP:LWSM-030
6A

27.AB010156 19.AA082171 18.AA082170 9.08050103 32.AF031046
GEAR:SEPARATE: PLAIN SHAFT BEA PLAIN SHAFT BEA (x6) FEED ROLLER - M
DRIVE RING:6X10X6 RING:DIA4XDIA8X5 RETAINING RINGS ANUAL FEED
:EG-1 -E:SILENCER:DIA3

U001	U002	U003	U004	U005	U006	U007	U008	U009	U010	U011	U012	U013	U014	U015
------	------	------	------	------	------	------	------	------	------	------	------	------	------	------

U012_S001_S001 MANUAL FEED UNIT:ASS'Y



175.D2892957
MANUAL FEED UNIT:ASS'Y

- 61.D1492644 TORSION SPRING: LINK:PAPER STOPPER
- 60.D1492642 SHAFT:LINK:PAPER STOPPER
- 58.D1492638 LINK:PAPER STOPPER:MANUAL FEED
- 65.D1492658 COVER:PAPER FEED ROLLER
- 64.D1492656 TORSION SPRING: PAPER END SENSOR

59.D1492639
SHAFT:PAPER STOPPER

105.D2022612
DC SOLENOID:PICTURE ASS'Y

56.D1492633
SHAFT:FEED:MANUAL FEED

98.D1494770
SHAFT:SEPARATOR:DRIVEN:ASS'Y

55.D1492619
SHAFT:SEPARATOR:DRIVE:ASS'Y

57.D1492635
TRANSPORT ROLLER:MANUAL FEED

49.D1292783
TORQUE LIMITER MECHANICAL CLUTCH:40MM:DIA18

62.D1492652
GROUND PLATE:SHAFT:FEED

33.AF032046
SEPARATION ROLLER - MANUAL FEED

102.D1494815
GUIDE PLATE:SEPARATOR:ASS'Y

35.AW020224
PHOTO INTERRUPTOR:GP1A173LCS VF

63.D1492655
FEELER:PAPER END SENSOR

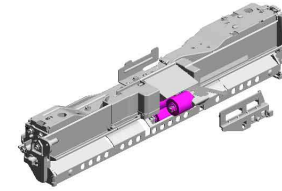
52.D1492612
(x3)
ROLLER:GRIP:DRIVEN

54.D1492614
(x2)
TENSION SPRING:GRIP:PRESSURE

53.D1492613
SHAFT:GRIP:DRIVEN

U001	U002	U003	U004	U005	U006	U007	U008	U009	U010	U011	U012	U013	U014	U015
------	------	------	------	------	------	------	------	------	------	------	------	------	------	------

U012_S001_S001 MANUAL FEED UNIT:ASS'Y



175.D2892957
MANUAL FEED UNI
T:ASS'Y

109.D2022619
TORSION SPRING:
PICKUP

108.D2022618
SHEET:PICKUP

121.D2022653
ARM:LINK:PAPER
STOPPER

174.D2892617
ARM:PICKUP:MAN
UAL FEED

107.D2022616
COVER:PAPER ST
OPPER:MANUAL F
EED

110.D2022620
SHOE:TORSION S
PRING:PICKUP

111.D2022621
COVER:DAMPER

179.M0662749
OIL DAMPER:STRA
IGHT:30N

168.D2412653
COIL SPRING:PRE
SSURE:SEPARATO
R

167.D2024802
PAPER STOPPER:
MANUAL FEED

112.D2022624
COVER:PAPER EN
D

122.D2022654
(x2)
CUSHION:GUIDE P
LATE:SEPARATOR

106.D2022614
COIL SPRING:REL
EASE:PICKUP:MAN
UAL FEED


U001	U002	U003	U004	U005	U006	U007	U008	U009	U010	U011	U012	U013	U014	U015
------	------	------	------	------	------	------	------	------	------	------	------	------	------	------

U013.MAIN DRIVE

U013_S001
D2021128
SHAFT:DRIVE:DRUM:ASS'Y

U013_S003
D2021128
SHAFT:DRIVE:DRUM:ASS'Y

U013_S002
D2021151
(NA(-18)):DRIVE UNIT:PAPER
FEED:ASSY



U001	U002	U003	U004	U005	U006	U007	U008	U009	U010	U011	U012	U013	U014	U015
------	------	------	------	------	------	------	------	------	------	------	------	------	------	------

U013 MAIN DRIVE

- 19.AX060473 (x2) DC BRUSHLESS MOTOR:DRUM:USED TONER:15.1W
- 5.04583010N (x8) HEXAGON HEAD TAPPING SCREW:3X10
- 16.AX050349 (x2) DC MOTOR:ENCODER:NO:7W:GEAR:BRUSHLESS
- 10.11050760 (x2) CLAMP:LWSM-051A
- 18.AX060465 (x2) DC BRUSHLESS MOTOR:FUSING:18.5W



- 4.04583008N (x20) HEXAGON HEAD TAPPING SCREW:3X8



- 17.AX060464 (x4) DC MOTOR:ENCODER:NO:10W:GEAR:BRUSHLESS



- 15.AB010170 (x2) GEAR:DRUM



- 9.11050759 (x2) CLAMP:LWSM-0605A

- 6.07200040E (x 4) RETAINING RING - M4

- 1.03603006N (x50) SCREW - M3X6



- 2.04543006Q (x6) TAPPING SCREW - M3X6

- 20.AX060474 (x2) DC BRUSHLESS MOTOR:DEVELOPMENT:18.2W



- 8.08050104 RETAINING RINGS -E:SILENCER:DIA4

- 3.04543008Q (x20) TAPPING SCREW:3X8




- 11.11050761 (x2) CLAMP:LWS-0511A

- 21.D1491194 PULLEY:PAPER FEED:FEED:NO:1:MECHANICAL ROLLER CLUTCH
- 13.AA043623 TIMING BELT - B40S2M180
- 14.AA080346 (x4) BUSHING:FLANGE TYPE:DIA6
- 12.AA043000 SYNCHRONOUS BELT:40S3M192
- 6.07200040E (x5) RETAINING RING - M4



U013 MAIN DRIVE



- 41.D2021163 (x2) BRACKET:FUSING/PAPER EXIT UNIT:ASSY
- 44.D2021174 (x2) GEAR:FUSING:NO.2
- 37.D2021137 (x2) GROUND PLATE:PHOTOCONDUCTOR
- 42.D2021170 (x2) BRACKET:SUPPORTING PLATE:FUSING/PAPER EXIT UNIT
- 43.D2021172 (x2) GEAR:FUSING:NO.1

29.D2021115 (x2) BRACKET:DRIVE UNIT:ASSY

36.D2021135 (x2) DAMPING INSULATION:DRIVE UNIT:ENGINE

28.D2021108 (x2) HOUSING:ASSY

31.D2021122 (x2) JOINT:DEVELOPMENT

34.D2021126 (x2) GEAR:USED TONE R:2

33.D2021125 (x2) GEAR:USED TONE R:1

38.D2021143 (x4) JOINT:DRIVE

27.D1491392 FLANGE:PAPER FEED:FEED

40.D2021152 BRACKET:DRIVE UNIT:PAPER FEED:ASSY

23.D1491196 GEAR:PAPER FEED:FEED:NO.2:MECHANICAL ROLLER CLUTCH

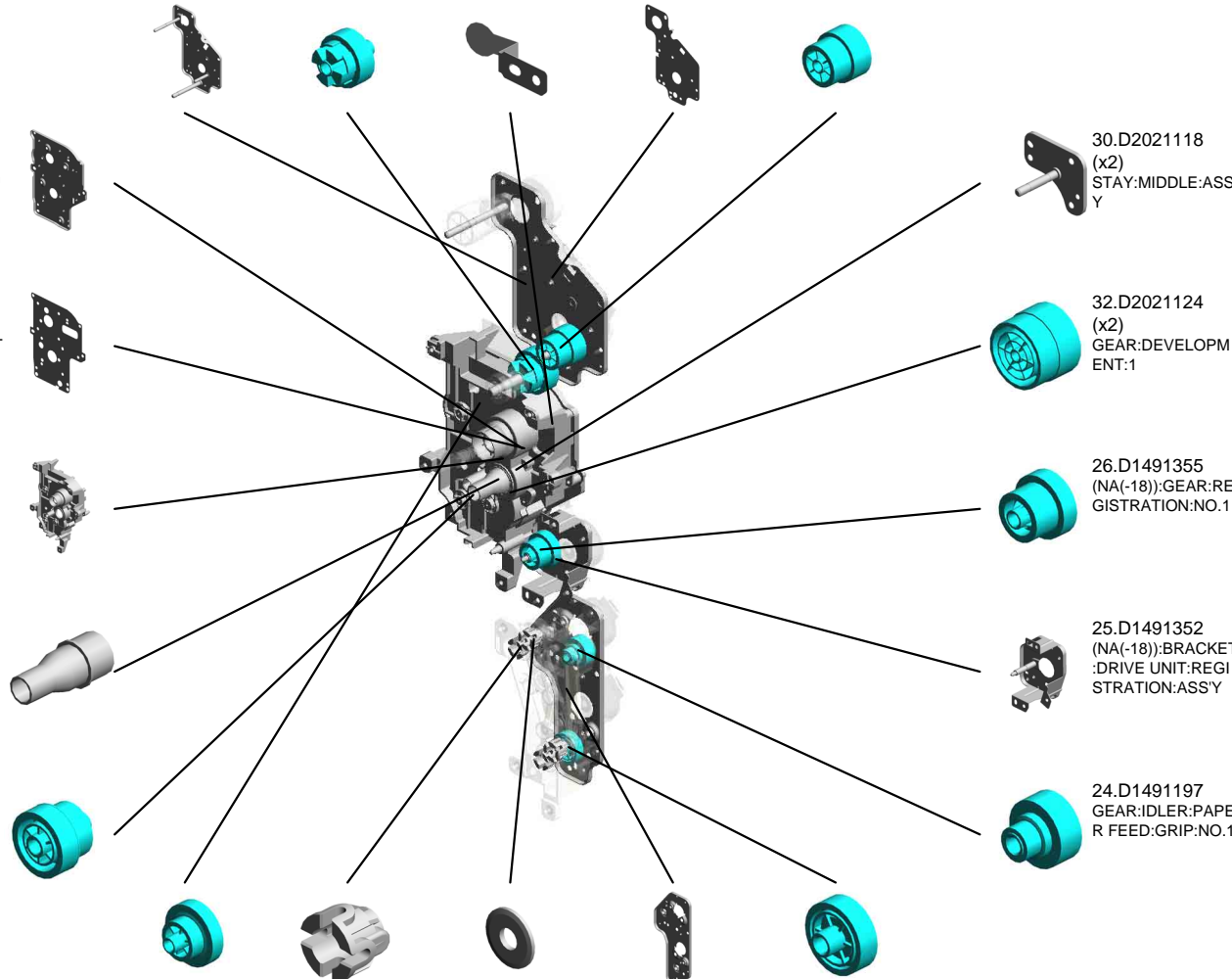
30.D2021118 (x2) STAY:MIDDLE:ASSY

32.D2021124 (x2) GEAR:DEVELOPMENT:1

26.D1491355 (NA(-18)):GEAR:REGISTRATION:NO.1

25.D1491352 (NA(-18)):BRACKET:DRIVE UNIT:REGISTRATION:ASSY

24.D1491197 GEAR:IDLER:PAPER FEED:GRIP:NO.1



U013 MAIN DRIVE

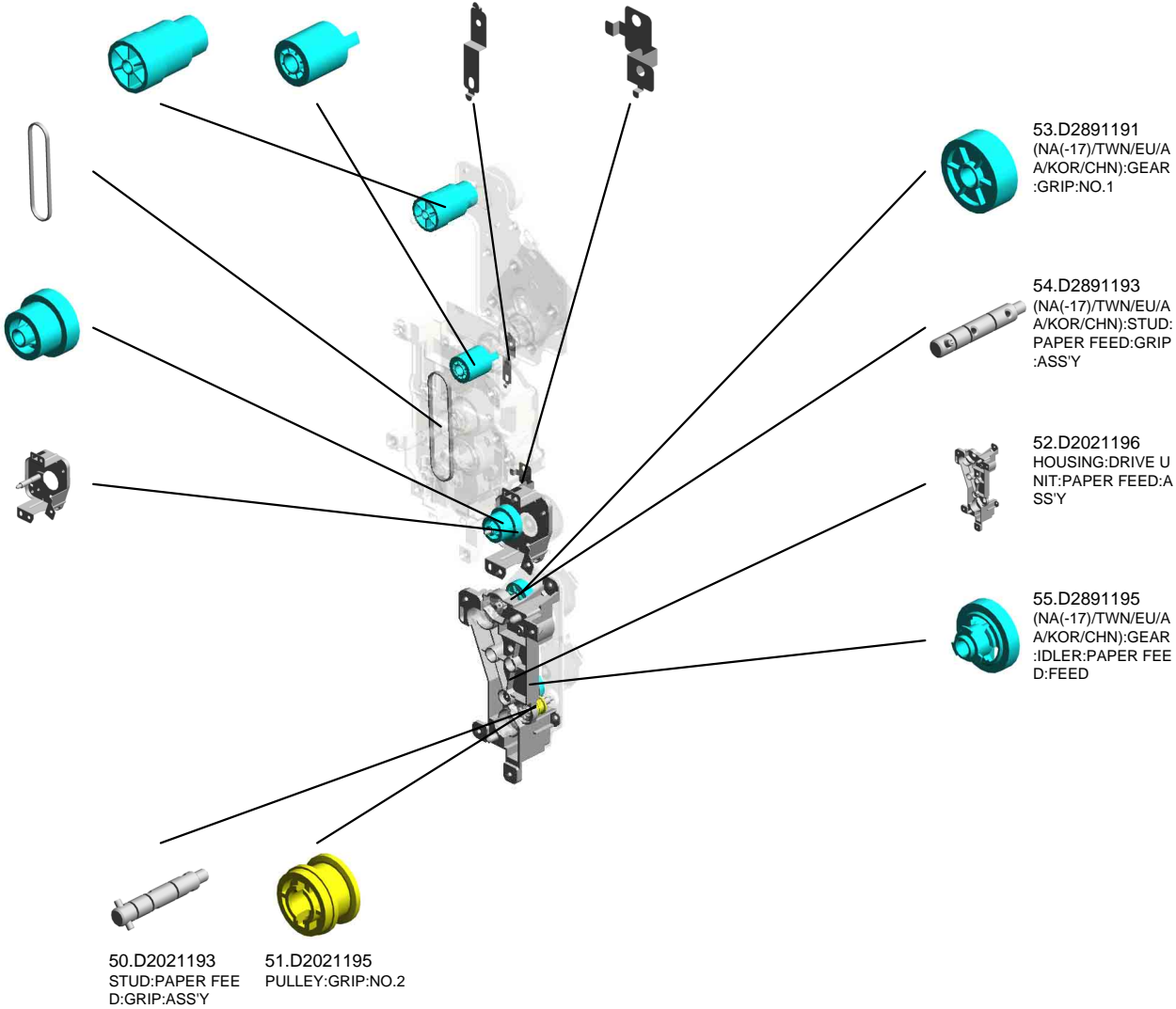


- 45.D2021175 (x2) GEAR:EXIT
- 46.D2021176 (x2) GEAR:FUSING:NO.3
- 48.D2021184 (x2) GROUND PLATE:DRIVE UNIT:FUSING/PAPER EXIT UNIT
- 47.D2021182 (x2) GROUND PLATE:DRIVE UNIT:ENGINE

58.D6883529 (x2) TIMING BELT:B40S 2M224


57.D2891355 :GEAR:REGISTRATION:NO.1

56.D2891352 (NA(-17)/TWN/EU/A A/KOR/CHN);BRACKET:DRIVE UNIT:REGISTRATION:ASSY



U013_S001
SHAFT:DRIVE:DRUM:ASS'Y

7.07200060E
(x3)
RETAINING RING -
M6

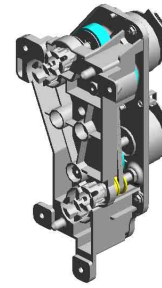


35.D2021128
SHAFT:DRIVE:DRU
M:ASS'Y



U001	U002	U003	U004	U005	U006	U007	U008	U009	U010	U011	U012	U013	U014	U015
------	------	------	------	------	------	------	------	------	------	------	------	------	------	------

U013_S002
(NA(-18)):DRIVE UNIT:PAPER FEED:ASS'Y



39.D2021151
(NA(-18)):DRIVE U
NIT:PAPER FEED:A
SS'Y

21.D1491194 PULLEY:PAPER FEED:FEED:NO.1:MECHANICAL ROLLER CLUTCH
8.08050104 (x2) RETAINING RINGS -E:SILENCER:DIA4
50.D2021193 (x2) STUD:PAPER FEED:GRIP:ASS'Y
49.D2021191 (NA(-18)):GEAR:GRIP:NO.1
24.D1491197 GEAR:IDLER:PAPE R FEED:GRIP:NO.1

27.D1491392 FLANGE:PAPER FEED:FEED

38.D2021143 (x4) JOINT:DRIVE

13.AA043623 TIMING BELT - B40 S2M180

40.D2021152 BRACKET:DRIVE UNIT:PAPER FEED:ASS'Y

52.D2021196 HOUSING:DRIVE UNIT:PAPER FEED:ASS'Y

14.AA080346 (x4) BUSHING:FLANGE TYPE:DIA6

23.D1491196 GEAR:PAPER FEED:FEED:NO.2:MECHANICAL ROLLER CLUTCH

51.D2021195 PULLEY:GRIP:NO.2

1.03603006N (x8) SCREW - M3X6

6.07200040E (x 2)
RETAINING RING - M4

11.11050761 (x2) CLAMP:LWS-0511A

12.AA043000 SYNCHRONOUS BELT:40S3M192


17.AX060464 (x2) DC MOTOR:ENCODER:NO:10W:GEAR:BRUSHLESS

22.D1491195 (NA(-18)):GEAR:IDLER:PAPE R FEED:FEED


6.07200040E (x7) RETAINING RING - M4

U013_S003
SHAFT:DRIVE:DRUM:ASS'Y

7.07200060E
(x3)
RETAINING RING -
M6

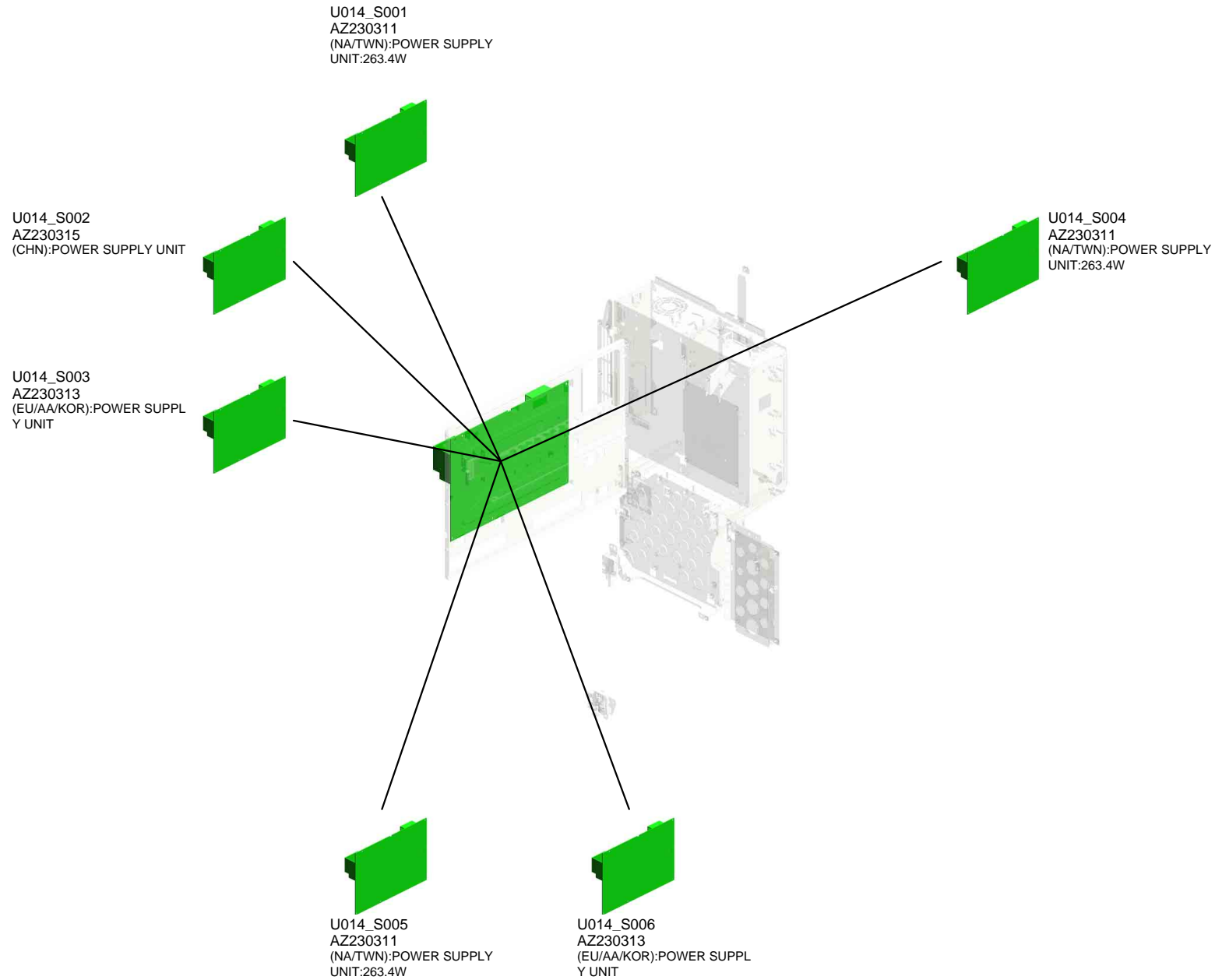


35.D2021128
SHAFT:DRIVE:DRU
M:ASS'Y



U001	U002	U003	U004	U005	U006	U007	U008	U009	U010	U011	U012	U013	U014	U015
------	------	------	------	------	------	------	------	------	------	------	------	------	------	------

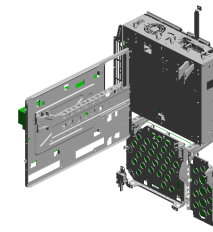
U014.ELECTRICAL



U001	U002	U003	U004	U005	U006	U007	U008	U009	U010	U011	U012	U013	U014	U015
------	------	------	------	------	------	------	------	------	------	------	------	------	------	------

U014 ELECTRICAL

- 1.03530060N (x6) BIND SCREW - M3 X6
- 20.AA143848 (x24) STEPPED SCREW - M3
- 6.11050725 (x6) CLAMPS:WES-1117
- 18.16072525 (x5) FERRITE CORE:K3 FF 35.00X14.60X7.70X1.40
- 7.11050726 (x6) CLAMPS:WES-2217



21.AA161167 (x24) BUSHING:HDD



28.D0895887 (x6) PANEL:INTERFACE




27.D0895824 (x6) COVER:SD-CARD: D086/D087



17.12042612 (x12) MICRO SWITCH:D3 V-16506-3C25



5.11050692 (x12) CLAMP:LES-0503



8.11050758 (x24) CLAMP:LWSM-030 6A



10.11050760 (x24) CLAMP:LWSM-051 1A



19.AA143592 (x3) SCREW- M4X6



3.04543006Q (x222) TAPPING SCREW - M3X6



2.03603006N (x340) SCREW - M3X6



9.11050759 (x4) CLAMP:LWSM-060 5A



14.11050764 (x48) CLAMP:LWS-1316A




13.11050763 (x67) CLAMP:LWS-1211A



26.AZ320208 (x6) POWER PACK:CBT D:H




15.11050792 (x6) SPACER:PCB-4S-V0



8.11050758 (x207) CLAMP:LWSM-030 6A



9.11050759 (x248) CLAMP:LWSM-060 5A




10.11050760 (x114) CLAMP:LWSM-051 1A




11.11050761 (x6) CLAMP:LWS-0511A



12.11050762 (x12) CLAMP:LWS-0711A



13.11050763 (x89) CLAMP:LWS-1211A



14.11050764 (x42) CLAMP:LWS-1316A

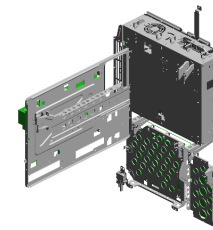


16.11050819 (x6) SPACER:PCB-3S-V0



U014 ELECTRICAL

29.D1495776 (x6) COVER:USB-SMALL
 47.D2895812 (x6) DRUM STAY:CONT ROL BOARD
 40.D2865608 (x6) (D287/D293):PCB:CTL:ASS'Y
 41.D2865609 (x6) (D288/D294):PCB:CTL:ASS'Y
 42.D2865610 (x6) (D289/D295):PCB:CTL:ASS'Y



46.D2895811 (x6) COVER:FAK

35.D2025838 (x6) BRACKET:SAFETY SWITCH:LEFT:2

34.D2025829 (x12) TORSION SPRING: SAFETY SWITCH:3 .7N

32.D2025826 (x12) STEPPED SCREW: SAFETY SWITCH: M2.5

31.D2025187 (x3) (EU/AA/KOR/CHN): CHOKE COIL

38.D2445730 (x6) PCB:DCSW

36.D2415737 (x6) BRACKET:MAIN SWITCH

33.D2025827 (x6) BRACKET:SAFETY SWITCH:RIGHT:2

48.D2895818 (x6) BRACKET:HDD

30.D1495824 (x6) COVER:CONNECTOR:HEATER:0.4MM

37.D2415802 (x5) (NA(-17)/TWN/EU/AA/KOR/CHN):GUIDE:FFC:SCANNER

19.AA143592 (x3) SCREW- M4X6

45.D2895800 (x6) COVER:RACK

2.03603006N (x36) SCREW - M3X6
 3.04543006Q (x36) TAPPING SCREW - M3X6
 4.04583008N (x 6) HEXAGON HEAD TAPPING SCREW:3X8

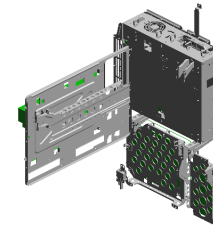
39.D2849590 (x6) NVRAM

44.D2895640 (x3) (NA/TWN):PCB:IMAGE PROCESSING UNIT:C

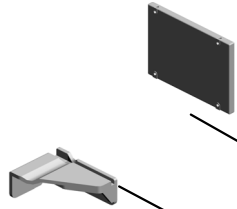
43.D2895103 (x3) (NA/TWN):PCB:BU:RMT:ASS'Y

U014 ELECTRICAL

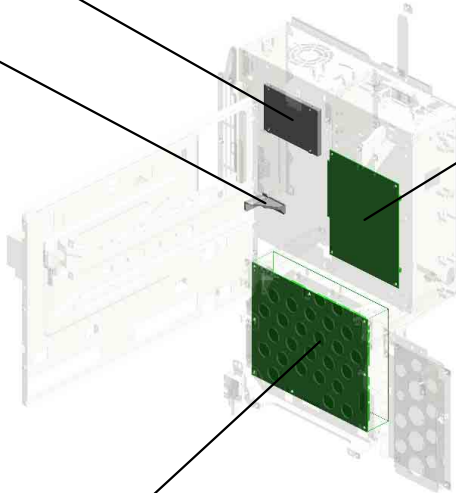
52.M4445201
(x6)
HDD:320GB:AQUA
RIUS




49.D2895842
(x6)
RAIL:FAX



51.D2955640
(x3)
(EU/AA/KOR/CHN):
PCB:IMAGE PROC
ESSING UNIT




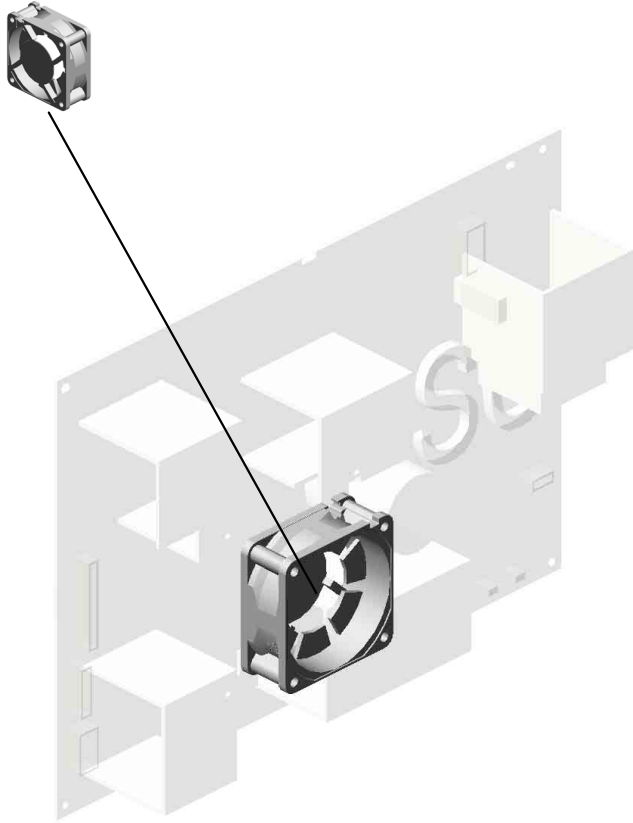
50.D2955103
(x3)
(EU/AA/KOR/CHN):
PCB:BCU:SRD:ASS
'Y



U001	U002	U003	U004	U005	U006	U007	U008	U009	U010	U011	U012	U013	U014	U015
------	------	------	------	------	------	------	------	------	------	------	------	------	------	------

U014_S001
(NA/TWN):POWER SUPPLY UNIT:263.4W

22.AX640219
DC FAN MOTOR:D
C24V:MM60:25MM


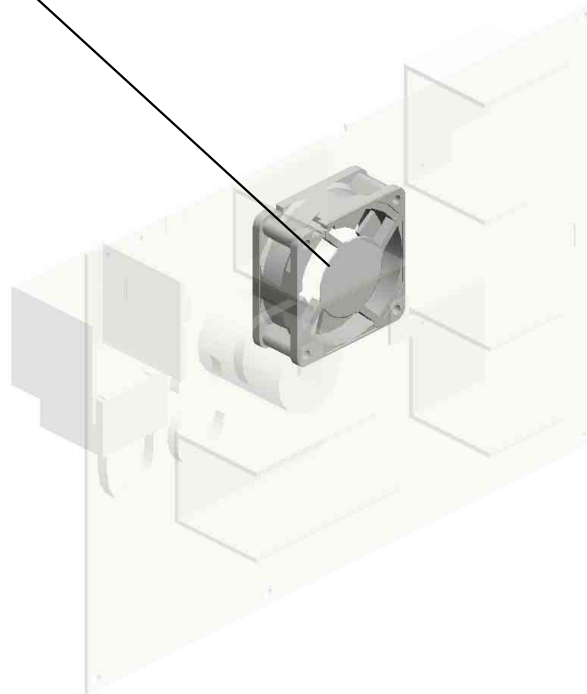


23.AZ230311
(NA/TWN):POWER
SUPPLY UNIT:263.
4W

U001	U002	U003	U004	U005	U006	U007	U008	U009	U010	U011	U012	U013	U014	U015
------	------	------	------	------	------	------	------	------	------	------	------	------	------	------

U014_S002
(CHN):POWER SUPPLY UNIT

22.AX640219
DC FAN MOTOR:D
C24V:MM60:25MM


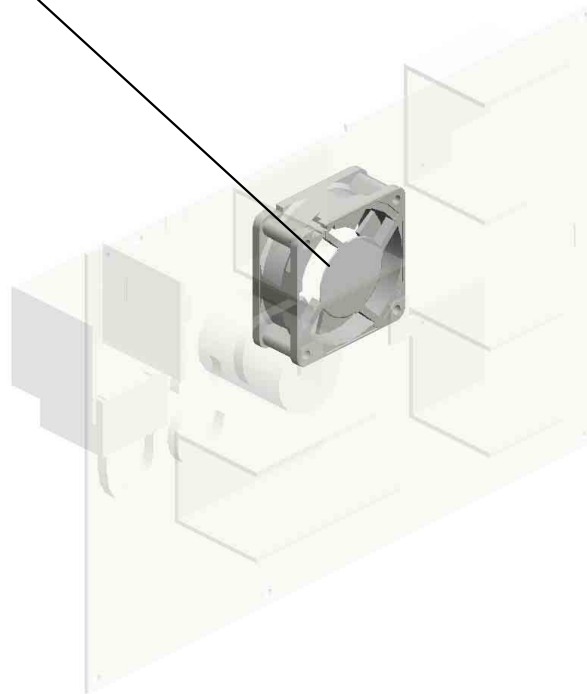


25.AZ230315
(CHN):POWER SU
PPLY UNIT

U001	U002	U003	U004	U005	U006	U007	U008	U009	U010	U011	U012	U013	U014	U015
------	------	------	------	------	------	------	------	------	------	------	------	------	------	------

U014_S003
(EU/AA/KOR):POWER SUPPLY UNIT

22.AX640219
DC FAN MOTOR:D
C24V:MM60:25MM




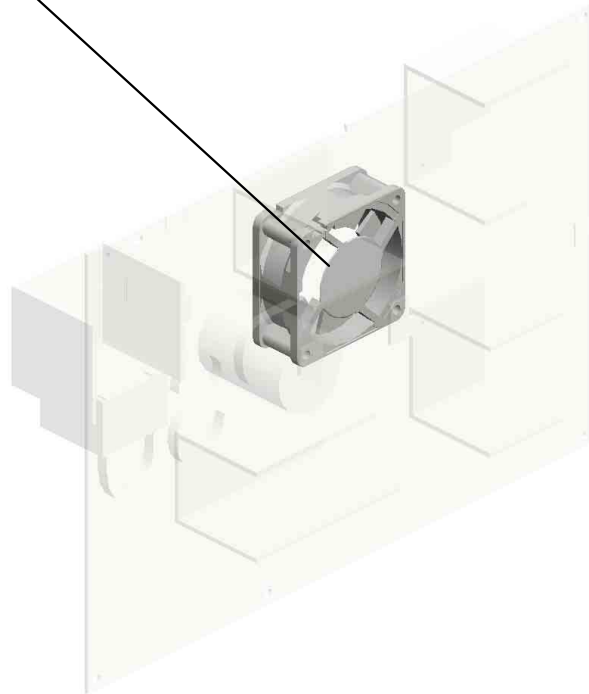
24.AZ230313
(EU/AA/KOR):POW
ER SUPPLY UNIT

U001	U002	U003	U004	U005	U006	U007	U008	U009	U010	U011	U012	U013	U014	U015
------	------	------	------	------	------	------	------	------	------	------	------	------	------	------

U014_S004

(NA/TWN):POWER SUPPLY UNIT:263.4W

22.AX640219
DC FAN MOTOR:D
C24V:MM60:25MM


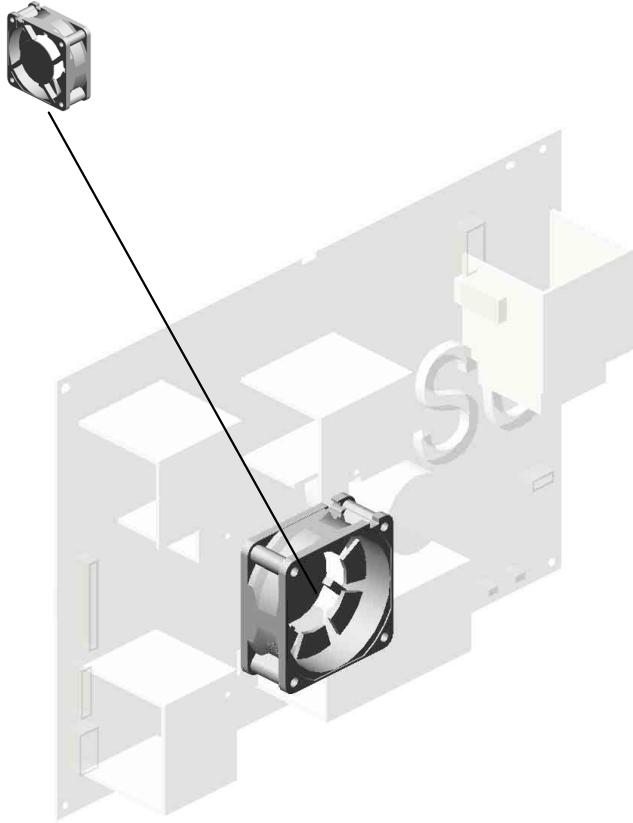


23.AZ230311
(NA/TWN):POWER
SUPPLY UNIT:263.
4W

U001	U002	U003	U004	U005	U006	U007	U008	U009	U010	U011	U012	U013	U014	U015
------	------	------	------	------	------	------	------	------	------	------	------	------	------	------

U014_S005
(NA/TWN):POWER SUPPLY UNIT:263.4W

22.AX640219
DC FAN MOTOR:D
C24V:MM60:25MM


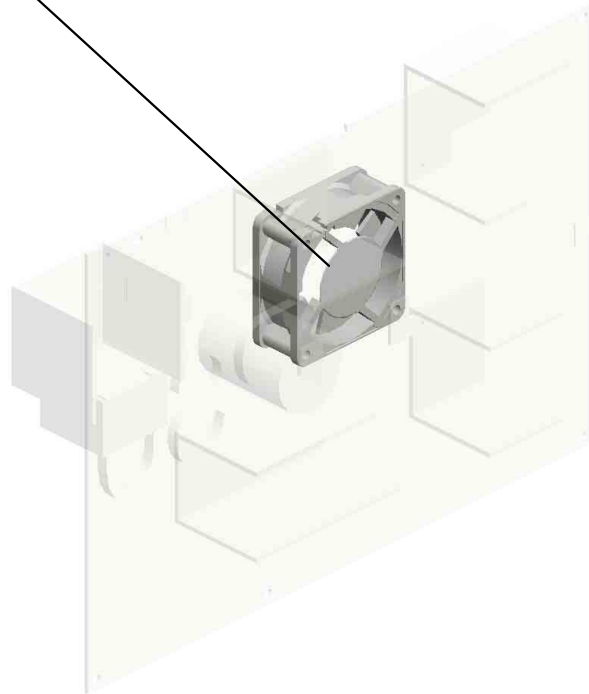


23.AZ230311
(NA/TWN):POWER
SUPPLY UNIT:263.
4W

U001	U002	U003	U004	U005	U006	U007	U008	U009	U010	U011	U012	U013	U014	U015
------	------	------	------	------	------	------	------	------	------	------	------	------	------	------

U014_S006
(EU/AA/KOR):POWER SUPPLY UNIT

22.AX640219
DC FAN MOTOR:D
C24V:MM60:25MM




24.AZ230313
(EU/AA/KOR):POW
ER SUPPLY UNIT

U001	U002	U003	U004	U005	U006	U007	U008	U009	U010	U011	U012	U013	U014	U015
------	------	------	------	------	------	------	------	------	------	------	------	------	------	------

U015 MAIN FRAME

- 2.04503025N (x10) TAPPING SCREW: 3X25
- 18.AX640231 (x5) DC FAN MOTOR:A XIAL:MM80:25MM
- 8.04583008N (x4) HEXAGON HEAD TAPPING SCREW:3 X8
- 5.04543006Q (x932) TAPPING SCREW - M3X6
- 19.AX640241 (x8) DC FAN MOTOR:A XIAL:MM80:PWM



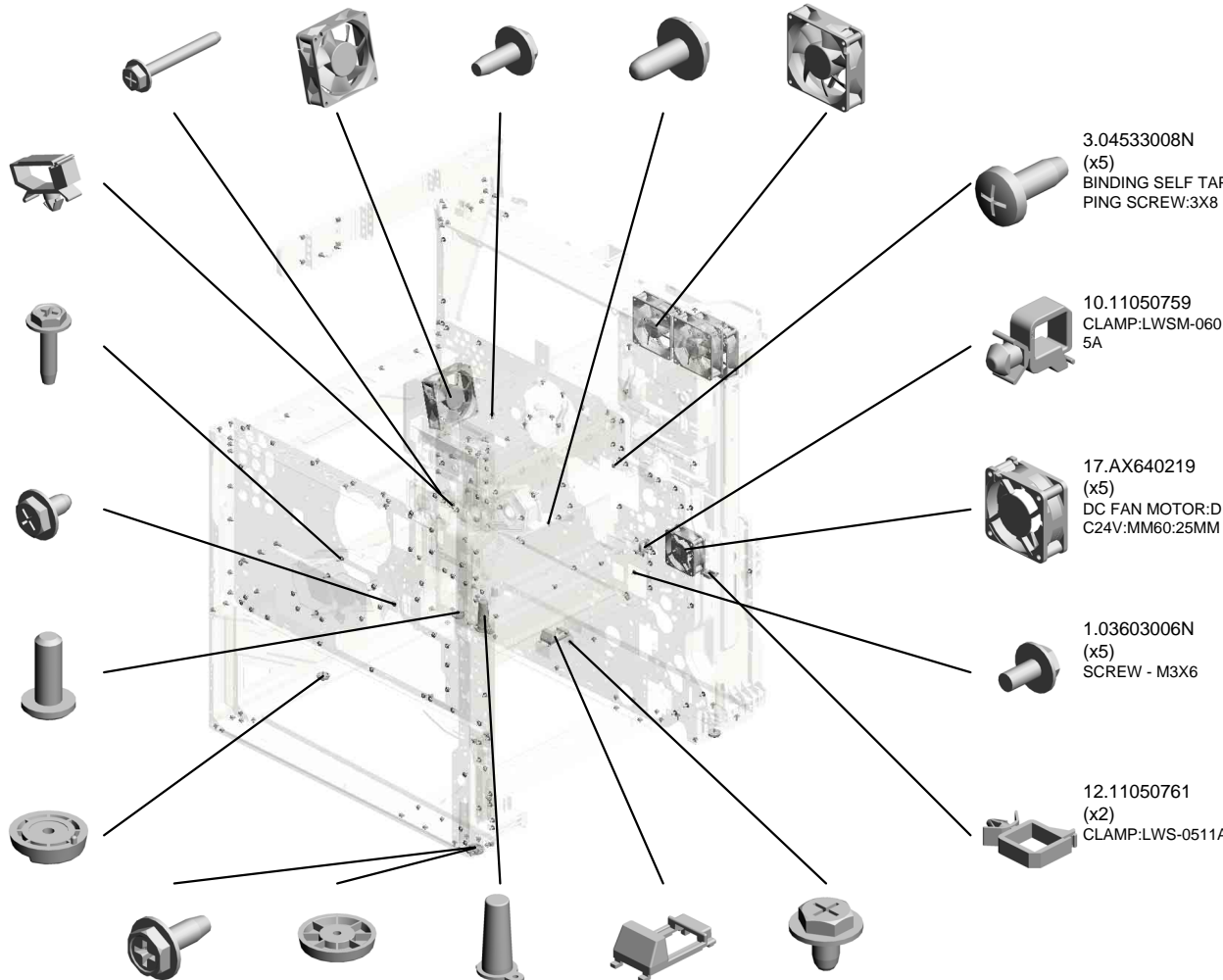
- 11.11050760 (x5) CLAMP:LWSM-051 1A

- 9.04583010N (x61) HEXAGON HEAD TAPPING SCREW:3 X10

- 6.04543008N (x5) TAPPING SCREW: ROUND POINT:3X8

- 14.AA143816 (x10) FLAT SCREW:CHUCK:BOTTLE

- 16.AH010016 (x15) RUBBER FOOT:H5



- 7.04543008Q (x102) TAPPING SCREW: 3X8
- 15.AH010015 (x5) RUBBER FOOT:H5: DIA29
- 21.B2381089 (x5) COVER - POSITIONING PIN
- 20.B2381088 (x5) COVER - CONNECTOR
- 4.04543005Q (x142) TAPPING SCREW: 3X5

- 3.04533008N (x5) BINDING SELF TAPPING SCREW:3X8

- 10.11050759 (x9) CLAMP:LWSM-060 5A

- 17.AX640219 (x5) DC FAN MOTOR:D C24V:MM60:25MM

- 1.03603006N (x5) SCREW - M3X6


- 12.11050761 (x2) CLAMP:LWS-0511A

- 10.11050759 (x9) CLAMP:LWSM-060 5A
- 12.11050761 (x8) CLAMP:LWS-0511A 5A

- 13.11050769 (x5) CLAMP:FGCS-5

- 1.03603006N (x50) SCREW - M3X6
- 4.04543005Q (x 8) TAPPING SCREW: 3X5
- 5.04543006Q (x43) TAPPING SCREW - M3X6
- 7.04543008Q (x13) TAPPING SCREW:3X8
- 8.04583008N (x 6) HEXAGON HEAD TAPPING SCREW:3X 8
- 9.04583010N (x94) HEXAGON HEAD TAPPING SCREW:3X 10

U015 MAIN FRAME



- 27.D2021271 (x5) COVER:SOUND PROOFING MATERIAL:FRONT
- 31.D2021300 (x5) CAP:FRONT:504HZ
- 25.D2021095 (x5) BRACKET:GRIP:REAR
- 39.D2027921 (x5) DUCT:EXHAUST:UPPER:C
- 40.D2027922 (x5) DUCT:EXHAUST:UPPER:D

- 24.D2021093 (x10) COVER:GRIP

- 23.D2021092 (x5) BRACKET:GRIP:FRONT

- 32.D2021301 (x10) CAP:FRONT:638HZ

- 26.D2021270 (x5) CASE:SOUND PROOFING MATERIAL:FRONT

- 30.D2021278 (x5) INNER COVER:OPTICAL WRITING UNIT

- 35.D2026598 (x5) SHEET:RAIL

- 34.D2021305 (x5) CAP:REAR:504HZ

- 29.D2021273 (x5) COVER:SOUND PROOFING MATERIAL:REAR

- 28.D2021272 (x5) CASE:SOUND PROOFING MATERIAL:REAR

- 33.D2021303 (x5) CAP:REAR:638HZ

- 22.D2017924 (x2) (NA/TWN):DUCT:EXHAUST:REAR:B


- 41.D2027923 (x2) (NA/TWN):DUCT:EXHAUST:REAR:A

- 37.D2027911 (x5) DUCT:RIGHT:UPPER

- 38.D2027912 (x5) DUCT:RIGHT:LOWER

- 36.D2026599 (x5) SHEET:USED TONER

U015 MAIN FRAME



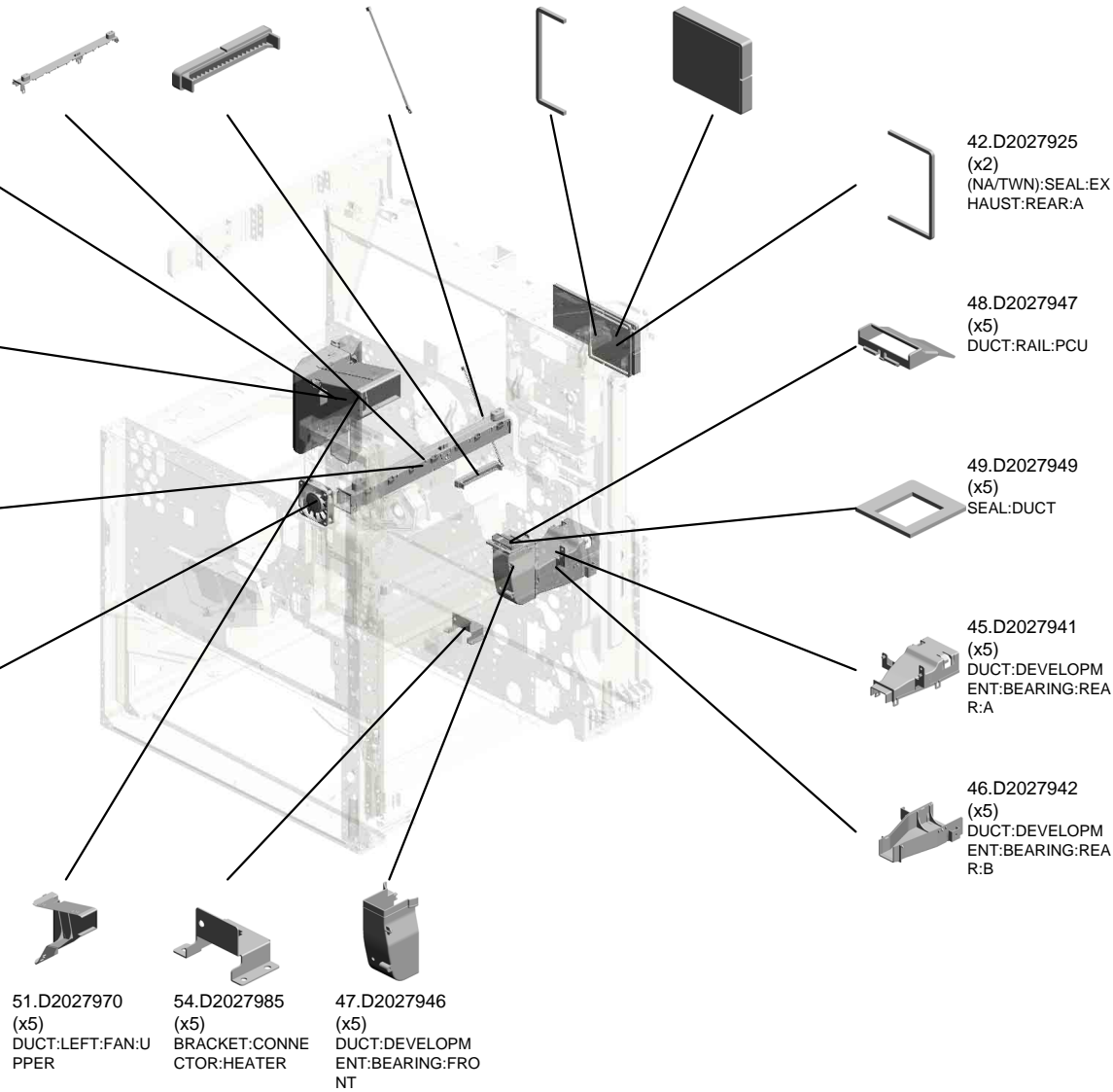
- 57.D2897932 (x5) DUCT:PAPER:COOLING:UPPER
- 55.D2027996 (x5) FILTER:DUCT:DEVELOPMENT
- 50.D2027961 (x5) THERMISTOR:290MM
- 43.D2027926 (x2) (NA/TWN):SEAL:EXHAUST:REAR:B
- 44.D2027927 (x8) DEODORIZE FILTER

52.D2027971 (x5) DUCT:LEFT:FAN:LOWER

53.D2027972 (x5) DUCT:REAR

56.D2897931 (x5) DUCT:PAPER:COOLING:LOWER

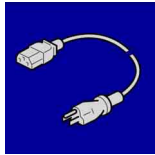
58.GX640031 (x5) FAN MOTOR:DC:2.64W



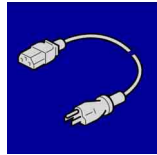
ACCESSORIES




1.08050103
(x23)
RETAINING RINGS-E:SILENCER:DI
A



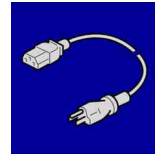
2.11500440
(x6)
(NA);POWER SUPPLY CODE:120V:15
A



3.11500443
(x3)
(TWN);POWER SUPPLY CODE:125V:
15A



4.11500484
(x8)
(EU/AA/KOR);POWER SUPPLY CODE
:250V:10A



5.11500485
(x6)
(CHN);POWER SUPPLY CODE:250V:
10A



6.AA001456
(x3)
(TWN);DECAL




7.AA001564
(x20)
(NA/TWN/EU/AA/KOR/CHN(-21));PLA
TE:LOGOTYPE:RIC



8.AA001565
(x3)
(AA/KOR);PLATE:LOGOTYPE:LAN



9.AA001567
(x6)
(AA/KOR/CHN(-61));PLATE:LOGOTYP
E:GES




10.B0651374
(x23)
CLOTH - DF EXPOSURE GLASS



11.D1201556
(x3)
(AA/KOR);SHEET:LOGO:LAN



12.D1201557
(x6)
(AA/KOR/CHN(-61));SHEET:LOGO:GE
S



13.D1491553
(x20)
(NA/TWN/EU/AA/KOR/CHN(-21));SHE
ET:LOGO



14.D1494390
(x9)
(NA/AA/KOR);DECAL:CAUTION:INKJ
ET



15.D1496667
(x6)
(CHN);DECAL:CAUTION:INKJET



16.D1496668
(x3)
(TWN);DECAL:CAUTION:INKJET



17.D1496766
(x14)
(NA/EU/AA/KOR);DECAL:CAUTION:O
RIGINAL:ENGLISH




18.D1496767
(x6)
(CHN);DECAL:CAUTION:ORIGINAL:C
HINESE



19.D1496768
(x3)
(TWN);DECAL:CAUTION:ORIGINAL:T
AIWAN



20.D1496851
(x9)
(NA/AA/KOR);DECAL:MAIN SWITCH:
ON-STANDBY:ENGLISH



21.D1496852
(x14)
(TWN/EU/CHN);DECAL:MAIN SWITC
H:ON-STANDBY



22.D1961485
(x23)
IC:NFC_TAG:MN63Y3212NB



23.D2021269
(x23)
COVER:REAR LOWER




24.D2026862
(x23)
DECAL:SIZE INDICATION:PAPER TR
AY


ACCESSORIES



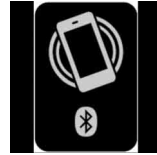
25.D2231381
(x15)
(NA/TWN(D289)/EU/AA(D295)/KOR(D295)/CHN(D295));DECAL:EXPOSURE GLASS:CLEANING




26.D2411788
(x46)
CAP:COVER:POSITIONING



27.D2414472
(x23)
END FENCE:TRAY:EXIT:ASS'Y



28.D2557798
(x23)
DECAL:BLUETOOTH



29.D2581317
(x23)
HOLDER:GLASS:CLEANER:ASS'Y



30.D2876750
(x5)
(NA(D287)/EU(D293)/AA(D293)/KOR(D293));DECAL:MODEL NAME PLATE:RIC



31.D2876753
(x2)
(TWN(D287)/CHN(D29321));DECAL:MODEL NAME PLATE:RIC:SP



32.D2886750
(x5)
(NA(D288)/EU(D294)/AA(D294)/KOR(D294));DECAL:MODEL NAME PLATE:RIC



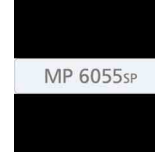
33.D2886753
(x2)
(TWN(D288)/CHN(D29421));DECAL:MODEL NAME PLATE:RIC:SP



34.D2886754
(x2)
(CHN(D29461));DECAL:MODEL NAME PLATE:GES:SP



35.D2896750
(x4)
(NA(D289)/EU(D295)/AA(D295)/KOR(D295));DECAL:MODEL NAME PLATE:RIC



36.D2896753
(x2)
(TWN(D295)/CHN(D29521));DECAL:MODEL NAME PLATE:RIC:SP



37.D2896754
(x11)
(CHN(D29561));DECAL:MODEL NAME PLATE:GES:SP



38.D3B06303
(x11)
(NA/TWN(D289)/EU(-65)/AA(D295)/KOR(D295));DECAL:CAUTION:ORIGINAL:MAN Y LANGUAGES



39.D3B06304
(x2)
(CHN(D295));DECAL:CAUTION:ORIGINAL TABLE



40.D6836031
(x13)
(NA/TWN(D289)/EU(-65)/AA(D295)/KOR(D295)/CHN(D295));DECAL:SET:ORIGINAL TABLE



41.D6846031
(x2)
(EU(D29327,D29427));DECAL:ORIGINAL TABLE



42.D6846061
(x2)
(EU(D29327,D29427));DECAL:ORIGINAL:MAN Y LANGUAGES

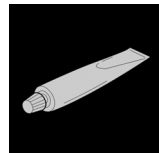
SPECIAL TOOLS




1.52039502
Silicon Grease G-501



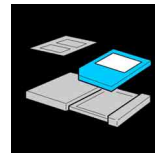
2.A0069104
Scanner Positioning Pin (4pcs/set)



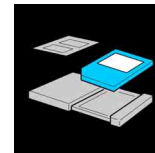
3.A2579300
Grease Barrierta - S552R



4.A2929500
Test Chart - S5S(10pcs/set)



5.B6455020
SD Card (1GB)




6.B6455030
SD-CARD:SERVICE PARTS:2GB:ASS'Y

SPECIAL TOOLS



7.C4019503
20X Magnification Scope



8.D1979010
Adjustment Seal (4pcs/set) - Laser Unit



9.VSSG9002
FLUOTRIBO MG GREASE: 100G



10.VSSG9006
MOLYKOTE(R) G-1077 GREASE 50G

HEATER:SCANNER:ASS'Y



1.D2380071
(x2)
(NA/TWN):HEATER:SCANNER:120V:
ASSY




2.D2380072
(x3)
(EU/AA,KOR/CHN):HEATER:SCANNER:
R:220/240V:ASSY

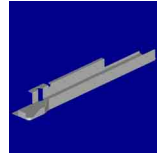
HEATER:SCANNER:ASS'Y:SUB PARTS




1.03530030N
(x10)
SCREW:M3X3



2.09544008N
(x5)
SCREW - M4X8



3.D2411775
(x5)
COVER:HEATER:SCANNER



4.D2411776
(x5)
BRACKET:HEATER:SCANNER

HEATER:SCANNER:PHOTOCONDUCTOR:ELECTRICAL COMPONENTS SECTION:ASS'Y



1.D2386650
(x5)
HEATER:SCANNER:ELECTRICAL COMPONENTS SECTION:ASS'Y

HEATER:SCANNER:PHOTOCONDUCTOR:ELECTRICAL COMPONENTS SECTION:ASS'Y:SUB PARTS



1.04543006Q
(x15)
TAPPING SCREW - M3X6



2.11050759
(x30)
CLAMP:LWSM-0605A



3.D2025185
(x5)
PCB:DHB




1.09573006N
(x5)
SCREW:SMALL ROUND/SPRING:M3X6




2.11050758
(x5)
CLAMP:LWSM-0306A

HEATER:PHOTOCONDUCTOR:ASS'Y



3.B2291687
(x2)
(NA/TWN):HEATER:OPTION:120V:9W




4.B2291688
(x3)
(EU/AA/KOR/CHN):HEATER:OPTION:230V:9W



5.D2027980
(x5)
THERMOSTAT:ASS'Y



6.D2027981
(x5)
THERMOSTAT



7.D2027982
(x5)
BRACKET:THERMOSTAT



8.G1281151
(x5)
DECAL:WARNING (HIGH TEMPERATURE)

HEATER:PHOTOCONDUCTOR:ELECTRICAL COMPONENTS SECTION:ASS'Y




1.04543006Q
(x15)
TAPPING SCREW - M3X6



2.11050758
(x35)
CLAMP:LWSM-0306A



3.11050760
(x40)
CLAMP:LWSM-0511A



4.11050763
(x5)
CLAMP:LWS-1211A




5.D2025185
(x5)
PCB:DHB


HEATER:PAPER FEED:ASS'Y



1.08025299
(x10)
TAPPING SCREW - M3X8



2.D1862880
(x2)
(NA/TWN):HEAT SINK:HEATER:ASS'
Y



3.D1862890
(x3)
(EU/AA/KOR/CHN):HEAT SINK:HEAT
ER:ASS'Y


HEATER:PAPER FEED:ELECTRICAL COMPONENTS SECTION:ASS'Y



1.04543006Q
(x15)
TAPPING SCREW - M3X6



2.11050758
(x35)
CLAMP:LWSM-0306A



3.11050763
(x5)
CLAMP:LWS-1211A



4.D2025185
(x5)
PCB:DHB



5.D2150502
(x2)
(NA/TWN):PCB:DHB:DEHUMIDIFIER:
ASS'Y

Exclusive Parts

Number	Part Name	Group	ID
52039502	Silicon Grease G-501	SPECIAL TOOLS	1
52062686	SNAP RING	U005_S002	13
		U005_S003	13
52152621	SNAP RING - M6	U008	13
		U012	15
54472681	SNAP RING	U012	16
A0069104	Scanner Positioning Pin (4pcs/set)	SPECIAL TOOLS	2
A2324666	CUSHION - STEPPER MOTOR	U011	10
A2501752	EXPOSURE GLASS	U003	18
A2579300	Grease Barrierta - S552R	SPECIAL TOOLS	3
A2929500	Test Chart - S5S(10pcs/set)	SPECIAL TOOLS	4
AA001456	(TWN):DECAL	ACCESSORIES	6
AA001564	(NA/TWN/EU/AA/KOR/CHN(-21)):PLATE:LOGOTYPE:RIC	ACCESSORIES	7
AA001565	(AA/KOR):PLATE:LOGOTYPE:LAN	ACCESSORIES	8
AA001567	(AA/KOR/CHN(-61)):PLATE:LOGOTYPE:GES	ACCESSORIES	9
AA043000	SYNCHRONOUS BELT:40S3M192	U013	12
		U013_S002	12
AA043339	TIMING BELT:PAPER EXIT:40S2M122	U011	11
AA043623	TIMING BELT - B40S2M180	U013	13
		U013_S002	13
AA043980	TIMING BELT:30S2M300	U012_S001	17
AA061180	COIL SPRING:PRESSURE	U010_S001	16
		U010_S002	16
		U010_S003	16
		U010_S004	16
		U010_S005	16
AA061181	TORSION SPRING:STRIPPER PLATE:FRONT	U010_S001	17
		U010_S002	17
		U010_S003	17
		U010_S004	17
		U010_S005	17
AA061182	TORSION SPRING:STRIPPER PLATE:REAR	U010_S001	18
		U010_S002	18
		U010_S003	18
		U010_S004	18

Number	Part Name	Group	ID
		U010_S005	18
AA063432	SPRING - INTERMEDIATE DRAWER	U007	10
AA063941	COMPRESSION SPRING:REGISTRATION:INNER:DRIVE	U008_S002	14
AA063942	COMPRESSION SPRING:REGISTRATION:DRIVE	U008_S002	15
AA063943	COMPRESSION SPRING:GUIDE PLATE:REGISTRATION:4N	U008_S002	16
AA063961	COMPRESSION SPRING:ROLLER:CHARGE	U007_S001_S001	11
AA063962	COMPRESSION SPRING:CLEANER:CHARGE	U007_S001_S001	12
AA066435	SPRING:RELEASE:FUSING EXIT	U010_S001	19
		U010_S002	19
		U010_S003	19
		U010_S004	19
AA080346	BUSHING:FLANGE TYPE:DIA6	U010_S005	19
		U008	17
		U008_S002	17
		U009_S001	7
		U009_S002	7
		U013	14
		U013_S002	14
AA082144	BUSHING - 8X12X7	U008	18
AA082170	PLAIN SHAFT BEARING:DIA4XDIA8X5:EG-1	U011	12
		U012_S001	18
		U012_S001_S001	18
AA082171	PLAIN SHAFT BEARING:6X10X6	U012_S001_S001	19
AA082173	PLAIN SHAFT BEARING:6X10X6	U005	14
		U005_S002	14
		U005_S003	14
		U011	13
		U012_S001	20
		U012_S001_S001	20
AA082174	PLAIN SHAFT BEARING:6X10X9	U005_S002	15
		U005_S003	15
AA082186	PLAIN SHAFT BEARING:DIA8XDIA	U005	16

Exclusive Parts

Number	Part Name	Group	ID
	12X12:EG-1		
AA082187	BUSHING:DIA6XDIA10X9:EG-1	U012_S001_S001	21
AA083014	ONE-WAY CLUTCH	U012_S001	22
AA083018	ROLLER CLUTCH - 6X14X10	U012_S001	23
AA100014	RETAINING RING C - SEPARATE	U005_S002	17
		U005_S003	17
		U012_S001_S001	24
AA120149	DISCHARGE BRUSH:PRESSURE ROLLER	U010_S001	20
		U010_S002	20
		U010_S003	20
		U010_S004	20
		U010_S005	20
AA143537	SCREW:M3:BLACK	U001	5
		U003	19
AA143579	SCREW - M3	U012_S001_S001	25
AA143592	SCREW- M4X6	U014	19
AA143807	SCREW:A	U012_S001	26
AA143816	FLAT SCREW:CHUCK:BOTTLE	U015	14
AA143848	STEPPED SCREW - M3	U014	20
AA161167	BUSHING:HDD	U014	21
AB010156	GEAR:SEPARATE:DRIVE	U012_S001_S001	27
AB010157	GEAR:SEPARATE:DRIVEN	U012_S001_S001	28
AB010170	GEAR:DRUM	U013	15
AB011252	GEAR - 20Z	U012_S001_S001	29
AB011571	GEAR:Z19:DRIVE:REGISTRATION	U008_S002	19
AB011572	GEAR:Z19:DRIVEN:REGISTRATION	U005	18
AB011573	GEAR:REGISTRATION:NO.2	U005	19
AB012231	GEAR:DRIVE:Z20	U010_S001	21
		U010_S002	21
		U010_S003	21
		U010_S004	21
		U010_S005	21
AB012232	GEAR:IDLER:Z19	U010_S001	22
		U010_S002	22
		U010_S003	22
		U010_S004	22
		U010_S005	22

Number	Part Name	Group	ID
AB015035	GEAR:PRESSURE ROLLER	U010_S001	23
		U010_S002	23
		U010_S003	23
		U010_S004	23
		U010_S005	23
AB017862	GEAR:PULLEY:USED TONER:IDLER	U009_S002	8
AB033800	PULLEY:SCREW GEAR:RECYCLING:IDLER	U009_S002	9
AC015063	SHIELD GLASS	U004_S001	2
AD027034	ROLLER:CHARGE	U007_S001_S001	13
AD041158	BLADE:CLEANING:8799:ASS'Y	U007_S001_S001	14
AD042078	BRUSH ROLLER:CLEANER:CHARGE	U007_S001_S001	15
AE030096	RADIAL BALL BEARING:DIA10XDIA22X6	U010_S001	24
		U010_S002	24
		U010_S003	24
		U010_S004	24
		U010_S005	24
AF013006	BOTTOM PLATE PAD	U005_S010_S002	20
		U005_S011_S002	20
AF013016	BOTTOM PLATE PAD	U012_S001	30
AF030049	PICK-UP ROLLER	U012_S001_S001	31
AF030094	PAPER FEED ROLLER:PICKUP	U005_S002	21
		U005_S003	21
AF031046	FEED ROLLER - MANUAL FEED	U012_S001_S001	32
AF031094	PAPER FEED ROLLER:FEED	U005_S002	22
		U005_S003	22
AF032046	SEPARATION ROLLER - MANUAL FEED	U012_S001_S001	33
AF032094	PAPER FEED ROLLER:SEPARATE	U005_S002	23
		U005_S003	23
AF040571	GUIDE ROLLER	U011	14
AG070513	MAGNET CATCH	U001	6
AH010015	RUBBER FOOT:H5:DIA29	U015	15
AH010016	RUBBER FOOT:H5	U015	16
AW010147	PHOTO REFLECTION SENSOR	U011	15
AW010155	ORIGINAL SENSOR:66MM:3.3V	U003	20

Exclusive Parts

Number	Part Name	Group	ID
AW010200	PAPER FEED SENSOR:FUSING EX IT	U008_S002	20
AW020198	PHOTOINTERRUPTOR:LG2A14NL1	U008_S001	21
		U009	10
		U012_S001	34
AW020207	PHOTOINTERRUPTOR:FLAT:PICH2MM:M4	U003	21
AW020224	PHOTOINTERRUPTOR:GP1A173LCSVF	U005_S002	24
		U005_S003	24
		U008	22
		U011	16
		U012_S001	35
		U012_S001_S001	35
AW100138	THERMOPILE	U010	25
AW100171	(NA/TWN):THERMISTOR:PRESSURE ROLLER	U010_S001	26
		U010_S002	26
AW100172	(EU/AA/KOR/CHN):THERMISTOR:PRESSURE ROLLER	U010_S003	27
		U010_S004	27
		U010_S005	27
AW100173	NON-CONTACT TYPE THERMISTOR:HOT ROLLER	U010_S001	28
		U010_S002	28
		U010_S003	28
		U010_S004	28
		U010_S005	28
AW110101	THERMOSTAT:LOWER	U010_S001	29
		U010_S002	29
		U010_S003	29
		U010_S004	29
		U010_S005	29
AW140026	TEMPERATURE & HUMIDITY SENSOR	U008	23
AW230100	PCB:MYU:SENSOR	U007_S001_S002	16
AW500040	PUSH SWITCH:SW1AG-550:10MA	U005	25
		U006_S001_S003	8
		U012	36
		U012_S001	36
AW500042	ROTARY SWITCH:PAPER SIZE SENSOR:CW	U012_S001	37

Number	Part Name	Group	ID
AW500046	PUSH SWITCH:PAPER SIZE SENSOR	U005	26
AX040273	DC MOTOR:RISING TRAY:ASS'Y:1.007W:BRUSH	U005_S008	27
		U005_S009	27
AX050349	DC MOTOR:ENCODER:NO:7W:GEAR:BRUSHLESS	U012_S001	38
		U013	16
AX060464	DC MOTOR:ENCODER:NO:10W:GEAR:BRUSHLESS	U012_S001	39
		U013	17
		U013_S002	17
AX060465	DC BRUSHLESS MOTOR:FUSING:18.5W	U013	18
AX060473	DC BRUSHLESS MOTOR:DRUM:USED TONER:15.1W	U013	19
AX060474	DC BRUSHLESS MOTOR:DEVELOPMENT:18.2W	U013	20
AX640219	DC FAN MOTOR:DC24V:MM60:25MM	U014_S001	22
		U014_S002	22
		U014_S003	22
		U014_S004	22
		U014_S005	22
		U014_S006	22
AX640231	DC FAN MOTOR:AXIAL:MM80:25MM	U015	18
AX640241	DC FAN MOTOR:AXIAL:MM80:PWMM	U015	19
AZ230311	(NA/TWN):POWER SUPPLY UNIT:263.4W	U014_S001	23
		U014_S004	23
		U014_S005	23
AZ230313	(EU/AA/KOR):POWER SUPPLY UNIT	U014_S003	24
		U014_S006	24
AZ230315	(CHN):POWER SUPPLY UNIT	U014_S002	25
AZ320208	POWER PACK:CBTD:H	U014	26
B0651374	CLOTH - DF EXPOSURE GLASS	ACCESSORIES	10
B2232862	LEVER - RELEASE INNER	U005_S010	28
B2234552	BUSHING:DIA4	U012_S001	40
B2291687	(NA/TWN):HEATER:OPTION:120V:9W	HEATER:PHOTO CONDUCTOR:AS	3

Exclusive Parts

Number	Part Name	Group	ID
		S'Y	
B2291688	(EU/AA/KOR/CHN):HEATER:OPTIO N:230V:9W	HEATER:PHOTO CONDUCTOR:AS S'Y	4
B2381088	COVER - CONNECTOR	U015	20
B2381089	COVER - POSITIONING PIN	U015	21
B6455020	SD Card (1GB)	SPECIAL TOOLS	5
B6455030	SD-CARD:SERVICE PARTS:2GB:A SS'Y	SPECIAL TOOLS	6
B6521773	TIMING BELT:B40S2M178	U009_S002	11
B8303504	TIMING BELT - 40S2M100	U005_S002	29
		U005_S003	29
C1012360	SNAP RING	U007	17
C4019503	20X Magnification Scope	SPECIAL TOOLS	7
D0091147	TERMINAL - DEVELOPMENT ROLL ER	U007	18
D0092573	PULLEY - VERTICAL TRANSPORT	U012_S001	41
D0092574	PULLEY - IDLER	U012_S001	42
D0094407	FEELER - OVERFLOW	U011	17
D0094455	CUSHION - DC SOLENOID	U011	18
		U012_S001	43
D0094485	BUSHING - GATE	U012_S001	44
D0094487	COMPRESSION SPRING - GATE	U012_S001	45
D0292677	TRANSPORT BELT:DRIVEN:VERTI CAL TRANSPORT	U012_S001	46
D0392566	TENSION SPRING:GRIP:RIGHT	U005_S010	30
		U005_S011	30
D0394529	STOPPER:GUIDE PLATE:ROLLER: DRIVEN	U012_S001	47
D0394597	TENSION SPRING:DRIVEN ROLLE R	U012_S001	48
D0394925	ROLLER:REVERSE:DRIVEN	U011	19
D0394927	COMPRESSION SPRING:PRESSU RE:REVERSE:DRIVEN	U011	20
D0892764	GEAR:FEED	U005_S002	31
		U005_S003	31
D0895824	COVER:SD-CARD:D086/D087	U014	27
D0895887	PANEL:INTERFACE	U014	28

Number	Part Name	Group	ID
D1054365	HOLDER:THERMOPILE	U010	30
D1201556	(AA/KOR):SHEET:LOGO:LAN	ACCESSORIES	11
D1201557	(AA/KOR/CHN(-61)):SHEET:LOGO: GES	ACCESSORIES	12
D1292783	TORQUE LIMITER MECHANICAL C LUTCH:40MM:DI18	U005_S002	32
		U005_S003	32
		U012_S001_S001	49
D1444183	SCREW:M3	U003	22
D1444484	SHOULDER SCREW - M3	U010_S001	31
		U010_S002	31
		U010_S003	31
		U010_S004	31
		U010_S005	31
		U011	21
D1444489	STOPPER:DRIVEN ROLLER	U012_S001	50
D1471805	EXPOSURE GLASS:DOCUMENT F EEDER:APPLY	U003	23
D1472734	GUIDE PLATE:SEPARATE	U005_S002	33
		U005_S003	33
D1472737	LEVER:PRESSURE:SEPARATE	U005_S002	34
		U005_S003	34
D1472738	LINK:RELEASE	U005_S002	35
		U005_S003	35
D1472752	SHAFT:SEPARATE:ASS'Y	U005_S002	36
		U005_S003	36
D1472754	COIL SPRING:PRESSURE:SEPARA TE	U005_S002	37
		U005_S003	37
D1472866	COVER:PAPER TRAY:NO.2	U005_S010	38
D1482702	SPACER:TRANSPORT ROLLER	U005_S002	39
		U005_S003	39
D1482751	ARM:PRESSURE:SEPARATE	U005_S002	40
		U005_S003	40
D1482755	COIL SPRING:RELEASE:SEPARAT E	U005_S002	41
		U005_S003	41
D1482759	TRANSPORT ROLLER:VERTICAL T RANSPORT:ASS'Y	U005_S002	42
		U005_S003	42
D1484690	TORSION SPRING:LINK	U012_S001	51
D1491194	PULLEY:PAPER FEED:FEED:NO.1:	U013	21

Exclusive Parts

Number	Part Name	Group	ID
	MECHANICAL ROLLER CLUTCH	U013_S002	21
D1491195	(NA(-18)):GEAR:IDLER:PAPER FEED:FEED	U013_S002	22
D1491196	GEAR:PAPER FEED:FEED:NO.2:MECHANICAL ROLLER CLUTCH	U013 U013_S002	23 23
D1491197	GEAR:IDLER:PAPER FEED:GRIP:NO.1	U013 U013_S002	24 24
D1491199	DRIVE UNIT:ON-OFF:TRANSFER	U008_S001	24
D1491234	COVER:UPPER:INNER BACK:MIDDLE	U001	7
D1491237	COVER:UPPER:INNER BACK:LEFT LOWER	U001	8
D1491266	COVER:RIGHT:FRONT LOWER	U001	9
D1491291	CAP:HARNESS	U001	10
D1491294	(TWN(D287,D288)/(AA/KOR/CHN)(D293,D294)/EU):CAP:HARNESS:CORNER	U001	11
D1491307	SPRING PLATE:BAND	U001	12
D1491352	(NA(-18)):BRACKET:DRIVE UNIT:REGISTRATION:ASS'Y	U013	25
D1491355	(NA(-18)):GEAR:REGISTRATION:NO.1	U013	26
D1491392	FLANGE:PAPER FEED:FEED	U013 U013_S002	27 27
D1491553	(NA/TWN/EU/AA/KOR/CHN(-21)):SHEET:LOGO	ACCESSORIES	13
D1491706	SYNCHRONOUS BELT:138ST1.5-4.0	U003	24
D1491798	SEAL:SHEET THROUGH:DOCUMENT FEEDER	U003	25
D1491804	HOLDER:EXPOSURE GLASS:SCANNER	U003	26
D1491833	SHEET:GLASS	U003	27
D1492584	COLLAR:SHAFT:REGISTRATION ROLLER	U008_S002	25
D1492612	ROLLER:GRIP:DRIVEN	U012_S001_S001	52
D1492613	SHAFT:GRIP:DRIVEN	U012_S001_S001	53
D1492614	TENSION SPRING:GRIP:PRESSUR	U012_S001_S001	54

Number	Part Name	Group	ID
	E		
D1492619	SHAFT:SEPARATOR:DRIVE:ASS'Y	U012_S001_S001	55
D1492633	SHAFT:FEED:MANUAL FEED	U012_S001_S001	56
D1492635	TRANSPORT ROLLER:MANUAL FEED	U012_S001_S001	57
D1492638	LINK:PAPER STOPPER:MANUAL FEED	U012_S001_S001	58
D1492639	SHAFT:PAPER STOPPER	U012_S001_S001	59
D1492642	SHAFT:LINK:PAPER STOPPER	U012_S001_S001	60
D1492644	TORSION SPRING:LINK:PAPER STOPPER	U012_S001_S001	61
D1492652	GROUND PLATE:SHAFT:FEED	U012_S001_S001	62
D1492655	FEELER:PAPER END SENSOR	U012_S001_S001	63
D1492656	TORSION SPRING:PAPER END SENSOR	U012_S001_S001	64
D1492658	COVER:PAPER FEED ROLLER	U012_S001_S001	65
D1492678	SHAFT:FLAT CONVEYER BELT:DRIVEN	U012_S001	66
D1492683	ARM:MANUAL FEED:FRONT LOWER	U012_S001	67
D1492684	ARM:MANUAL FEED:REAR LOWER	U012_S001	68
D1492686	WIRE:MANUAL FEED TABLE:TC075	U012_S001	69
D1492688	TENSION SPRING:WIRE	U012_S001	70
D1492692	ARM:MANUAL FEED:FRONT UPPER	U012_S001	71
D1492693	STOPPER:MANUAL FEED TABLE	U012_S001	72
D1492694	COMPRESSION SPRING:STOPPER:MANUAL FEED TABLE	U012_S001	73
D1492712	SHEET:GUIDE PLATE:SWIVEL	U005_S001	43
D1492713	GUIDE PLATE:SWIVEL:NO.1	U005_S001	44
D1492721	GUIDE PLATE:SWIVEL:NO.2	U005	45
D1492739	LEVER:PRESSURE RELEASE	U005_S002 U005_S003	46 46
D1492742	GUIDE PLATE:VERTICAL TRANSPORT:PAPER FEED UNIT:NO.2	U005_S003	47
D1492772	ARM:PICKUP	U005_S002	48

Exclusive Parts

Number	Part Name	Group	ID
		U005_S003	48
D1492773	PULLEY:PICKUP:MECHANICAL ROLLER CLUTCH	U005_S002	49
		U005_S003	49
D1492774	PULLEY:IDLER:PICKUP	U005_S002	50
		U005_S003	50
D1492775	SHAFT:FEED:ASS'Y	U005_S002	51
		U005_S003	51
D1492777	COIL SPRING:PRESSURE:PICKUP	U005_S002	52
		U005_S003	52
D1492781	GROUND PLATE:PAPER FEED UNIT	U005_S002	53
		U005_S003	53
D1492782	PLATE:HARNESS:PAPER FEED UNIT	U005_S002	54
		U005_S003	54
D1492784	BRACKET:SENSOR:PAPER FEED	U005_S002	55
		U005_S003	55
D1492787	BRACKET:SUPPORT:COVER	U005	56
D1492788	INNER COVER:HARNESS:PAPER FEED UNIT	U005	57
D1492812	ROLLER:PAPER TRAY:DIA19	U005_S010	58
		U005_S011	58
D1492814	COIL SPRING:EARTH	U005_S010	59
		U005_S011	59
D1492816	SHAFT:RISE:ASS'Y	U005_S010	60
		U005_S011	60
D1492818	LEVER:RISE	U005_S010	61
		U005_S011	61
D1492824	LEVER:STOPPER:FRONT	U005_S010_S003	62
		U005_S011_S003	62
D1492826	COMPRESSION SPRING:SIDE FENCE:PLATE:FRONT	U005_S010_S003	63
		U005_S011_S003	63
D1492827	COMPRESSION SPRING:SIDE FENCE:POSITIONING	U005_S010_S003	64
		U005_S011_S003	64
D1492835	RACK:SIDE FENCE	U005_S010	65
		U005_S011	65
D1492836	GEAR:Z20	U005_S010	66
		U005_S011	66
D1492840	END FENCE:PAPER TRAY:ASS'Y	U005_S010_S001	67
		U005_S011_S001	67

Number	Part Name	Group	ID
D1492842	LEVER:END FENCE	U005_S010_S001	68
		U005_S011_S001	68
D1492843	CLICK:END FENCE	U005_S010_S001	69
		U005_S011_S001	69
D1492845	COMPRESSION SPRING:END FENCE:LEVER:5N	U005_S010_S001	70
		U005_S011_S001	70
D1492856	GRIP:PAPER TRAY	U005_S010	71
		U005_S011	71
D1492857	LEVER:RELEASE:INNER:NO.1	U005_S011	72
D1492859	SHAFT:RELEASE:PAPER TRAY:NO.1	U005_S011	73
D1492861	HOLDER:GRIP:PAPER TRAY	U005_S010	74
		U005_S011	74
D1492862	SHAFT:RELEASE:PAPER TRAY:NO.2	U005_S010	75
D1492864	DECAL:PAPER SET DIRECTION:TRAY:NO.2	U005_S010	76
		U005_S011	76
D1492873	TRAY BOTTOM PLATE:NO.2:ASS'Y	U005_S010_S002	77
		U005_S011_S002	77
D1492878	SIDE FENCE:FRONT:ASS'Y	U005_S010_S003	78
		U005_S011_S003	78
D1492903	SUPPORTER:RIGHT:NO.2:ASS'Y	U005_S005	79
D1492905	SUPPORTER:RIGHT:NO.1:ASS'Y	U005_S004	80
D1492923	ROLLER:SUPPORTER:PAPER TRAY	U005_S005	81
D1492924	STOPPER:PAPER TRAY	U005_S004	82
		U005_S005	82
D1492928	ROLLER:SUPPORTER:PAPER TRAY:LEFT	U005_S006	83
		U005_S007	83
D1492952	DECAL:SIDE FENCE:PAPER VOLUME	U005_S010_S004	84
		U005_S011_S004	84
D1492954	DECAL:SIDE FENCE:PAPER VOLUME:ENVELOPE	U005_S010_S004	85
		U005_S011_S004	85
D1492956	ROLLER:SUPPORTER:PAPER TRAY	U005_S004	86
D1492990	PLAIN SHAFT BEARING:DRIVE:REGISTRATION ROLLER	U008_S002	26
D1492991	PLAIN SHAFT BEARING:INNER:DR	U008_S002	27

Exclusive Parts

Number	Part Name	Group	ID
	IVE:REGISTRATION ROLLER		
D1494354	BRACKET:DRAWER:MAIN	U010	32
D1494390	(NA/AA/KOR):DECAL:CAUTION:INK JET	ACCESSORIES	14
D1494422	GEAR:REVERSE ROLLER	U011	22
D1494425	DC STEPPER MOTOR:REVERSE:SUB-ASS'Y	U011	23
D1494427	STUD:PULLEY:BRACKET:DC STEP PER MOTOR	U011	24
D1494428	GROUND PLATE:PAPER EXIT UNIT	U011	25
D1494429	PULLEY:GEAR:REVERSE	U011	26
D1494434	TENSION SPRING:LEVER:GATE PAWL	U011	27
D1494461	GUIDE PLATE:REVERSE:UPPER	U011	28
D1494466	GUIDE PLATE:REVERSE:LOWER	U011	29
D1494468	SHAFT:DRIVEN:REVERSE ROLLER	U011	30
D1494469	SPRING PLATE:ROLLER:DRIVEN:REVERSE ROLLER	U011	31
D1494471	SHAFT:DRIVEN:REVERSE ROLLER:OUTER	U011	32
D1494483	LEVER:GATE PAWL	U011	33
D1494484	TORSION SPRING:LEVER:GATE PAWL	U011	34
D1494492	TRAY:REVERSE	U001	13
D1494638	GUIDE:WIRE	U012_S001	74
D1494642	TRANSPORT ROLLER:DUPLEX:1	U012_S001	75
D1494645	SYNCHRONOUS BELT:30S2M118	U012_S001	76
D1494646	SYNCHRONOUS BELT:30S2M262	U012_S001	77
D1494655	GRIP:DUPLEX UNIT	U012_S001	78
D1494657	HOOK:STOPPER:DUPLEX UNIT:REAR	U012_S001	79
D1494658	COIL SPRING:LEVER:DUPLEX	U012_S001	80
D1494662	DIFFUSION PLATE:LED	U008_S002	28
D1494672	COMPRESSION SPRING:DRIVEN	U012_S001	81
D1494675	COVER:PUSH SWITCH	U012_S001	82
D1494684	GEAR:OUTPUT	U012_S001	83

Number	Part Name	Group	ID
D1494688	LINK:DUPLEX:MAIN	U012_S001	84
D1494695	LINK:FRONT	U012_S001	85
D1494710	GEAR:IDLER	U012_S001	86
D1494711	DECAL:SIDE FENCE:MANUAL FEED	U012_S001	87
D1494715	DECAL:GRIP:Z	U012_S001	88
D1494717	PLATE:SIDE FENCE:FRONT	U012_S001	89
D1494718	TORSION SPRING:SIDE FENCE:FRONT	U012_S001	90
D1494720	PLATE:SIDE FENCE:REAR	U012_S001	91
D1494721	TORSION SPRING:SIDE FENCE:REAR	U012_S001	92
D1494731	COMPRESSION SPRING:RACK:MANUAL FEED	U012_S001	93
D1494737	PLAIN SHAFT BEARING:DUPLEX:EXIT	U012_S001	94
D1494755	BRACKET:HINGE:DUPLEX:FRONT	U012	95
D1494765	PULLEY:T26	U012_S001	96
D1494766	PULLEY:T26/T26	U012_S001	97
D1494770	SHAFT:SEPARATOR:DRIVEN:ASS'Y	U012_S001_S001	98
D1494777	COMPRESSION SPRING:FLAT CONVEYER BELT:DRIVEN	U012_S001	99
D1494779	TRANSPORT ROLLER:EXIT:DIA8	U012_S001	100
D1494787	GUIDE:HARNES:MANUAL FEED:CONNECTING	U012_S001	101
D1494815	GUIDE PLATE:SEPARATOR:ASS'Y	U012_S001_S001	102
D1495776	COVER:USB:SMALL	U014	29
D1495824	COVER:CONNECTOR:HEATER:0.4MM	U014	30
D1495883	KEYTOP:MAIN SWITCH	U001	14
D1495884	COMPRESSION SPRING:KEYTOP	U001	15
D1496226	LEVER:TRANSFER/SEPARATION UNIT:FRONT	U008_S002	29
D1496228	TORSION SPRING:LEVER:SET:FRONT	U008_S002	30
D1496229	TENSION SPRING:LEVER:SET	U008_S002	31
D1496231	LEVER:TRANSFER/SEPARATION	U008_S002	32

Exclusive Parts

Number	Part Name	Group	ID
	UNIT:REAR		
D1496233	TORSION SPRING:LEVER:SET:REAR	U008_S002	33
D1496248	CAP:LED	U008_S002	34
D1496290	GUIDE:SET:TRANSFER/SEPARATION UNIT:FRONT	U008	35
D1496667	(CHN):DECAL:CAUTION:INKJET	ACCESSORIES	15
D1496668	(TWN):DECAL:CAUTION:INKJET	ACCESSORIES	16
D1496766	(NA/EU/AA/KOR):DECAL:CAUTION:ORIGINAL:ENGLISH	ACCESSORIES	17
D1496767	(CHN):DECAL:CAUTION:ORIGINAL:CHINESE	ACCESSORIES	18
D1496768	(TWN):DECAL:CAUTION:ORIGINAL:TAIWAN	ACCESSORIES	19
D1496851	(NA/AA/KOR):DECAL:MAIN SWITCH:ON-STANDBY:ENGLISH	ACCESSORIES	20
D1496852	(TWN/EU/CHN):DECAL:MAIN SWITCH:ON-STANDBY	ACCESSORIES	21
D1501282	COVER:SCANNER:UPPER:FRONT	U001	16
D1502666	GEAR:SIDE FENCE:MANUAL FEED TABLE	U012_S001	103
D1752726	STOPPER:GUIDE PLATE:SWIVEL	U005_S003	87
D1752854	TENSION SPRING:GRIP:LEFT	U005_S010 U005_S011	88 88
D1752858	LEVER:RELEASE:PAPER TRAY:OUTER	U005_S010 U005_S011	89 89
D1752872	LINK:END FENCE:PAPER SIZE SENSOR	U005_S010	90
D1752886	COVER:TRAY:REAR RIGHT:NO.1	U005	91
D1752888	COVER:TRAY:REAR RIGHT:NO.2	U005	92
D1754654	SHAFT:LEVER:LOCK	U012_S001	104
D1862880	(NA/TWN):HEAT SINK:HEATER:ASS'Y	HEATER:PAPER FEED:ASS'Y	2
D1862890	(EU/AA/KOR/CHN):HEAT SINK:HEATER:ASS'Y	HEATER:PAPER FEED:ASS'Y	3
D1961485	IC:NFC_TAG:MN63Y3212NB	ACCESSORIES	22
D1979010	Adjustment Seal (4pcs/set) - Laser Unit	SPECIAL TOOLS	8

Number	Part Name	Group	ID
D1979510	OPC DRUM	U007_S001_S001	19
D1979640	DEVELOPER BLACK	U007_S001_S002	20
D2011241	CASE:DOOR:FRONT	U001	17
D2011242	DOOR:FRONT	U001	18
D2011245	COVER:FRONT:UPPER	U001	19
D2011260	COVER:REAR:LOWER	U001	20
D2011265	COVER:RIGHT:REAR	U001	21
D2011290	COVER:SCANNER:UPPER:REAR	U001	22
D2017924	(NA/TWN):DUCT:EXHAUST:REAR: B	U015	22
D2020125	PCDU:SERVICE PARTS	U007_S001	21
D2021092	BRACKET:GRIP:FRONT	U015	23
D2021093	COVER:GRIP	U015	24
D2021095	BRACKET:GRIP:REAR	U015	25
D2021108	HOUSING:ASS'Y	U013	28
D2021115	BRACKET:DRIVE UNIT:ASS'Y	U013	29
D2021118	STAY:MIDDLE:ASS'Y	U013	30
D2021122	JOINT:DEVELOPMENT	U013	31
D2021124	GEAR:DEVELOPMENT:1	U013	32
D2021125	GEAR:USED TONER:1	U013	33
D2021126	GEAR:USED TONER:2	U013	34
D2021128	SHAFT:DRIVE:DRUM:ASS'Y	U013_S001 U013_S003	35 35
D2021135	DAMPING INSULATION:DRIVE UNIT:ENGINE	U013	36
D2021137	GROUND PLATE:PHOTOCONDUCTOR	U013	37
D2021143	JOINT:DRIVE	U013 U013_S002	38 38
D2021151	(NA(-18)):DRIVE UNIT:PAPER FEED:ASS'Y	U013_S002	39
D2021152	BRACKET:DRIVE UNIT:PAPER FEED:ASS'Y	U013 U013_S002	40 40
D2021163	BRACKET:FUSING/PAPER EXIT UNIT:ASS'Y	U013	41
D2021170	BRACKET:SUPPORTING PLATE:FUSING/PAPER EXIT UNIT	U013	42
D2021172	GEAR:FUSING:NO.1	U013	43

Exclusive Parts

Number	Part Name	Group	ID
D2021174	GEAR:FUSING:NO.2	U013	44
D2021175	GEAR:EXIT	U013	45
D2021176	GEAR:FUSING:NO.3	U013	46
D2021182	GROUND PLATE:DRIVE UNIT:ENGINE	U013	47
D2021184	GROUND PLATE:DRIVE UNIT:FUSING/PAPER EXIT UNIT	U013	48
D2021191	(NA(-18)):GEAR:GRIP:NO.1	U013_S002	49
D2021193	STUD:PAPER FEED:GRIP:ASS'Y	U013	50
		U013_S002	50
D2021195	PULLEY:GRIP:NO.2	U013	51
		U013_S002	51
D2021196	HOUSING:DRIVE UNIT:PAPER FEED:ASS'Y	U013	52
		U013_S002	52
D2021231	COVER:UPPER:FRONT	U001	23
D2021233	COVER:UPPER:INNER BACK	U001	24
D2021235	COVER:UPPER:INNER BACK:BIN	U001	25
D2021243	COVER:FRONT:UPPER:OPERATION SUB-UNIT	U001	26
D2021247	BAND:STOPPER:DOOR	U001	27
D2021249	MAGNET CATCH:COVER:FRONT	U001	28
D2021255	COVER:LEFT	U001	29
D2021267	COVER:RIGHT:UPPER	U001	30
D2021269	COVER:REAR LOWER	ACCESSORIES	23
D2021270	CASE:SOUND PROOFING MATERIAL:FRONT	U015	26
D2021271	COVER:SOUND PROOFING MATERIAL:FRONT	U015	27
D2021272	CASE:SOUND PROOFING MATERIAL:REAR	U015	28
D2021273	COVER:SOUND PROOFING MATERIAL:REAR	U015	29
D2021276	DECAL:INSERT SUB-UNIT:TONER BOTTLE	U001	31
D2021277	COVER	U001	32
D2021278	INNER COVER:OPTICAL WRITING UNIT	U015	30
D2021279	INNER COVER:FRONT	U001	33

Number	Part Name	Group	ID
D2021300	CAP:FRONT:504HZ	U015	31
D2021301	CAP:FRONT:638HZ	U015	32
D2021303	CAP:REAR:638HZ	U015	33
D2021305	CAP:REAR:504HZ	U015	34
D2022261	DRUM STAY:FRONT:ASS'Y	U007_S001_S001	22
D2022271	DRUM STAY:REAR:ASS'Y	U007_S001_S001	23
D2022291	HOLDER:CHARGE:FRONT	U007_S001_S001	24
D2022292	HOLDER:CHARGE:REAR	U007_S001_S001	25
D2022302	FRAME:PCU:UPPER:ASS'Y	U007_S001_S001_S001	26
D2022327	GEAR:COLLECTION COIL	U007_S001_S001_S001	27
D2022331	SHUTTER:DISCHARGE USED TONER	U007_S001_S001_S001	28
D2022332	TORSION SPRING:SHUTTER:PCU:0.6-1.3N	U007_S001_S001_S001	29
D2022333	SEAL:SHUTTER	U007_S001_S001_S001	30
D2022335	PICKOFF PAWL:ASS'Y	U007_S001_S001	31
D2022340	ELECTRODE PLATE:CHARGE	U007_S001_S001_S001	32
D2022351	COVER:PCU:UPPER:ASS'Y	U007_S001_S001_S001	33
D2022356	GRIP:PCU	U007_S001_S001_S001	34
D2022375	GEAR:TRANSPORT SCREW:DISCHARGE USED TONER	U007_S001_S001_S001	35
D2022380	DISCHARGE LAMP:ASS'Y	U007	36
D2022401	DISCHARGE LAMP:PCL:ASS'Y	U007	37
D2022404	FRAME:DISCHARGE LAMP	U007	38
D2022405	COVER:DISCHARGE LAMP	U007	39
D2022406	SHEET:DISCHARGE LAMP	U007	40
D2022407	SHEET:OPPOSED:OPTICS SENSOR	U007	41
D2022409	SEAL:COVER:DISCHARGE LAMP	U007	42
D2022431	COVER:PCU:REAR:SUB-ASS'Y	U007_S001_S001	43
D2022440	GUIDE:SEPARATION/TRANSPORT:ASS'Y	U007_S001_S001_S001	44

Exclusive Parts

Number	Part Name	Group	ID
D2022551	STAY:REGISTRATION:ASS'Y	U005	93
D2022561	SHAFT:REGISTRATION ROLLER:DRIVEN	U005	94
D2022566	CASE:REMOVE PAPER DUST:ASS'Y	U005	95
D2022576	GUIDE PLATE:REGISTRATION:DRIVEN	U005	96
D2022581	GUIDE PLATE:REGISTRATION:DRIVE:ASS'Y	U008_S002	36
D2022587	REGISTRATION ROLLER:DRIVE	U008_S002	37
D2022612	DC SOLENOID:PICKUP:ASS'Y	U012_S001_S001	105
D2022614	COIL SPRING:RELEASE:PICKUP:MANUAL FEED	U012_S001_S001	106
D2022616	COVER:PAPER STOPPER:MANUAL FEED	U012_S001_S001	107
D2022618	SHEET:PICKUP	U012_S001_S001	108
D2022619	TORSION SPRING:PICKUP	U012_S001_S001	109
D2022620	SHOE:TORSION SPRING:PICKUP	U012_S001_S001	110
D2022621	COVER:DAMPER	U012_S001_S001	111
D2022624	COVER:PAPER END	U012_S001_S001	112
D2022631	SIDE FENCE:FRONT	U012_S001	113
D2022633	SIDE FENCE:REAR	U012_S001	114
D2022634	RACK:MANUAL FEED	U012_S001	115
D2022638	FEELER:PAPER SIZE SENSOR:MANUAL FEED	U012_S001	116
D2022640	EXTENSION TRAY:NO.1	U012_S001	117
D2022641	EXTENSION TRAY:NO.2	U012_S001	118
D2022642	PULLEY:WIRE:MANUAL FEED TABLE	U012_S001	119
D2022646	ARM:MANUAL FEED:REAR UPPER	U012_S001	120
D2022653	ARM:LINK:PAPER STOPPER	U012_S001_S001	121
D2022654	CUSHION:GUIDE PLATE:SEPARATOR	U012_S001_S001	122
D2022658	SHEET:RACK:MANUAL FEED	U012_S001	123
D2022669	COVER:MANUAL FEED TABLE	U012_S001	124
D2022670	MANUAL FEED TABLE	U012_S001	125
D2022673	GUIDE PLATE:VERTICAL TRANSPORT:NO.2:DRIVEN	U012_S001	126

Number	Part Name	Group	ID
D2022675	DECAL:SCALE:MANUAL FEED:FRONT	U012_S001	127
D2022676	DECAL:SCALE:MANUAL FEED:MIDDLE	U012_S001	128
D2022677	DECAL:SCALE:MANUAL FEED:REAR	U012_S001	129
D2022691	GUIDE PLATE:VERTICAL TRANSPORT:NO.1:DRIVEN	U012_S001	130
D2022694	SHAFT:FLAT CONVEYER BELT:PULLEY	U012_S001	131
D2022697	HOLDER:DRIVEN:BELT	U012_S001	132
D2022714	GUIDE PLATE:VERTICAL TRANSPORT:PAPER FEED UNIT:NO.1	U005_S002	97
D2022735	PAPER FEED UNIT:NO.1:ASS'Y	U005_S002	98
D2022736	PAPER FEED UNIT:NO.2:ASS'Y	U005_S003	99
D2022778	FEELER:PAPER END	U005_S002	100
		U005_S003	100
D2022786	DISCHARGE BRUSH:PAPER FEED UNIT:UPPER	U005_S002	101
D2022787	GROUND PLATE:DISCHARGE BRUSH:PAPER FEED UNIT	U005_S002	102
D2022791	GUIDE:FEED	U005_S002	103
		U005_S003	103
D2022807	PAPER TRAY:NO.2:ASS'Y	U005_S010	104
D2022819	LINK:END FENCE:PAPER SIZE SENSOR:A3	U005_S011	105
D2022846	DECAL:SIZE INDICATION:END FENCE:FRONT	U005_S010	106
		U005_S011	106
D2022847	DECAL:SIZE INDICATION:END FENCE:REAR	U005_S010	107
		U005_S011	107
D2022868	DECAL:SIZE INDICATION:SIDE FENCE:NO.1	U005_S010	108
		U005_S011	108
D2022885	SIDE FENCE:REAR:ASS'Y	U005_S010_S004	109
		U005_S011_S004	109
D2022887	COVER:PAPER TRAY:LEFT REAR	U005	110
D2022902	SUPPORTER:LEFT:NO.1:ASS'Y	U005_S006	111
D2022904	SUPPORTER:LEFT:NO.2:ASS'Y	U005_S007	112
D2022992	BRACKET:STOPPER:REGISTRATION	U008_S002	38

Exclusive Parts

Number	Part Name	Group	ID
	ON		
D2023028	SEAL:DEVELOPMENT:ASS'Y	U007_S001_S002	45
D2023051	TONER SUPPLY SUB-UNIT:ASS'Y	U006_S001	9
D2023119	PLAIN SHAFT BEARING:TRANSPORT SCREW:RIGHT FRONT:ASS'Y	U007_S001_S002_S001	46
D2023121	PLAIN SHAFT BEARING:TRANSPORT SCREW:LEFT FRONT:ASS'Y	U007_S001_S002_S002	47
D2023123	PLAIN SHAFT BEARING:TRANSPORT SCREW:RIGHT REAR:ASS'Y	U007_S001_S002_S003	48
D2023125	PLAIN SHAFT BEARING:TRANSPORT SCREW:LEFT REAR:ASS'Y	U007_S001_S002_S004	49
D2023128	SHEET:PLAIN SHAFT BEARING:TRANSPORT SCREW	U007_S001_S002_S001	50
		U007_S001_S002_S002	50
		U007_S001_S002_S003	50
		U007_S001_S002_S004	50
D2023140	GEAR:DEVELOPMENT ROLLER	U007_S001_S002	51
D2023141	GEAR:TRANSPORT SCREW:REAR	U007_S001_S002	52
D2023143	GEAR:TRANSPORT SCREW:FRONT	U007_S001_S002	53
D2023145	GEAR:DEVELOPMENT ROLLER:IDLER	U007_S001_S002	54
D2023146	GEAR:TRANSPORT SCREW:IDLER	U007_S001_S002	55
D2023152	FILTER:DEVELOPMENT	U007_S001_S002	56
D2023260	HOLDER:TERMINAL:DEVELOPMENT VIAS	U007	57
D2023261	TERMINAL:DEVELOPMENT BIAS:ASS'Y	U007	58
D2023263	HOLDER:DEVELOPMENT BIAS:MAIN	U007	59
D2023264	TERMINAL:DEVELOPMENT BIAS:MAIN	U007	60
D2023290	TRANSPORT SCREW:DEVELOPMENT:RIGHT	U007_S001_S002	61
D2023292	TRANSPORT SCREW:DEVELOPMENT	U007_S001_S002	62

Number	Part Name	Group	ID
	ENT:LEFT		
D2023301	TRANSPORT SCREW:NOZZLE:ASS'Y	U006_S001_S001	10
D2023303	DRIVE UNIT:TONER SUPPLY:ASS'Y	U006_S001_S002	11
D2023304	HOUSING:TONER SUPPLY:ASS'Y	U006_S001_S003	12
D2023372	BASE:TONER CARTRIDGE	U006	13
D2023376	SEAL:BASE:SLIDE RAIL:LOWER	U006	14
D2023885	DENSITY SENSOR:AROUND THE PHOTOCONDUCTOR	U008_S002	39
D2023890	LED:RED	U008_S002	40
D2023951	HOUSING:MAIN:TRANSFER	U008	41
D2023952	TERMINAL:RECEPTACLE:MAIN:TRANSFER	U008	42
D2023960	CONNECTING SPRING:SEPARATION	U008_S002	43
D2023961	CONNECTING SPRING:TRANSFER	U008_S002	44
D2023962	ELECTRODE PLATE:TRANSFER	U008_S002	45
D2024146	PLAIN SHAFT BEARING:DIA4XDIA6X6	U010_S001	33
		U010_S002	33
		U010_S003	33
		U010_S004	33
		U010_S005	33
D2024215	GUIDE PLATE:FUSING EXIT	U010_S001	34
		U010_S002	34
		U010_S003	34
		U010_S004	34
		U010_S005	34
D2024224	STRIPPER PLATE:FUSING EXIT	U010_S001	35
		U010_S002	35
		U010_S003	35
		U010_S004	35
		U010_S005	35
D2024233	LEVER:LOCK:PRESSURE	U010_S001	36
		U010_S002	36
		U010_S003	36
		U010_S004	36
		U010_S005	36

Exclusive Parts

Number	Part Name	Group	ID
D2024234	LEVER:PRESSURE RELEASE:FRO NT:ASS'Y	U010_S001	37
		U010_S002	37
		U010_S003	37
		U010_S004	37
		U010_S005	37
D2024236	LEVER:PRESSURE:FRONT:PEEN	U010_S001	38
		U010_S002	38
		U010_S003	38
		U010_S004	38
		U010_S005	38
D2024244	LEVER:PRESSURE RELEASE:REA R:ASS'Y	U010_S001	39
		U010_S002	39
		U010_S003	39
		U010_S004	39
		U010_S005	39
D2024245	DECAL:C:GUIDE PLATE:FUSING E XIT	U010_S001	40
		U010_S002	40
		U010_S003	40
		U010_S004	40
		U010_S005	40
D2024246	LEVER:PRESSURE:REAR:PEEN	U010_S001	41
		U010_S002	41
		U010_S003	41
		U010_S004	41
		U010_S005	41
D2024252	FUSING ENTRANCE GUIDE PLATE	U010_S001	42
		U010_S002	42
		U010_S003	42
		U010_S004	42
		U010_S005	42
D2024256	BRACKET:PRESSURE ROLLER:RE AR	U010_S001	43
		U010_S002	43
		U010_S003	43
		U010_S004	43
		U010_S005	43
D2024258	STAY:GEAR	U010_S001	44
		U010_S002	44
		U010_S003	44

Number	Part Name	Group	ID
		U010_S004	44
		U010_S005	44
D2024262	FUSING COVER:UPPER	U010_S001	45
		U010_S002	45
		U010_S003	45
		U010_S004	45
		U010_S005	45
D2024263	DECAL:H-TEMP WARNING:FUSIN G	U010_S001	46
		U010_S002	46
		U010_S003	46
		U010_S004	46
		U010_S005	46
D2024266	BRACKET:PRESSURE ROLLER:FR ONT	U010_S001	47
		U010_S002	47
		U010_S003	47
		U010_S004	47
		U010_S005	47
D2024309	FLAT NUT:THERMISTOR:PRESSU RE ROLLER	U010_S001	48
		U010_S002	48
		U010_S003	48
		U010_S004	48
		U010_S005	48
D2024335	ELECTRODE PLATE:MIDDLE	U010_S001	49
		U010_S002	49
		U010_S003	49
		U010_S004	49
		U010_S005	49
D2024337	ELECTRODE PLATE:REAR	U010_S001	50
		U010_S002	50
		U010_S003	50
		U010_S004	50
		U010_S005	50
D2024374	COVER:HARNESS	U010	51
D2024386	ELECTRODE PLATE:FRONT	U010_S001	52
		U010_S002	52
		U010_S003	52
		U010_S004	52
		U010_S005	52

Exclusive Parts

Number	Part Name	Group	ID
D2024421	GEAR:EXIT ROLLER	U011	35
D2024426	BRACKET:DC STEPPER MOTOR:REVERSE	U011	36
D2024431	DC SOLENOID:ASS'Y	U011	37
D2024477	REVERSE ROLLER	U011	38
D2024481	GATE PAWL:EXIT	U011	39
D2024491	INNER COVER:EXIT	U011	40
D2024630	COVER:DUPLEX	U012_S001	133
D2024634	ARM:PRESSURE RELEASE:FRONT	U012_S001	134
D2024635	ARM:PRESSURE RELEASE:REAR	U012_S001	135
D2024644	GEAR:MECHANICAL ROLLER CLUTCH	U012_S001	136
D2024647	TRANSPORT ROLLER:DUPLEX:2	U012_S001	137
D2024651	GEAR:PULLEY	U012_S001	138
D2024652	TRANSPORT ROLLER:ENTRANCE	U012_S001	139
D2024661	HOOK:STOPPER:DUPLEX UNIT:FRONT	U012_S001	140
D2024667	GUIDE PLATE:DUPLEX:EXIT	U012_S001	141
D2024668	GUIDE:REGISTRATION:ENTRANCE:REAR	U012_S001	142
D2024669	GUIDE:REGISTRATION:ENTRANCE:FRONT	U012_S001	143
D2024671	GUIDE PLATE:DUPLEX:ENTRANCE	U012_S001	144
D2024673	FEELER:DUPLEX:ENTRANCE SENSOR	U012_S001	145
D2024674	TORSION SPRING:DUPLEX:ENTRANCE SENSOR	U012_S001	146
D2024677	GUIDE PLATE:DRIVEN	U012_S001	147
D2024679	DRIVEN ROLLER:DIA16:DUPLEX	U012_S001	148
D2024680	BRACKET:DRIVEN ROLLER:PRESSURE	U012_S001	149
D2024682	DRIVEN ROLLER:DIA16	U012_S001	150
D2024683	COVER:GUIDE PLATE:DRIVEN	U012_S001	151
D2024690	GUIDE PLATE:UPPER	U012_S001	152
D2024691	COMPRESSION SPRING:SHAFT:GUIDE PLATE:UPPER	U012_S001	153

Number	Part Name	Group	ID
D2024692	SHAFT:PRESSURE:GUIDE PLATE:UPPER	U012_S001	154
D2024706	BRACKET:MOTOR:DUPLEX:ENTRANCE	U012_S001	155
D2024708	GEAR:IDLER	U012_S001	156
D2024717	GEAR:FEED:MANUAL FEED:DRIVE	U012_S001	157
D2024718	GEAR:SEPARATOR:MANUAL FEED:DRIVE	U012_S001	158
D2024719	GEAR:TRANSPORT ROLLER:MANUAL FEED	U012_S001	159
D2024721	BRACKET:LINK:DUPLEX	U012_S001	160
D2024722	LINK:DUPLEX	U012_S001	161
D2024726	TORSION SPRING:LINK:CONTACT POINT	U012_S001	162
D2024730	INNER COVER:REAR:DUPLEX	U012_S001	163
D2024731	INNER COVER:FRONT:DUPLEX	U012_S001	164
D2024732	ARM:PUSH SWITCH	U012_S001	165
D2024741	BRACKET:STUD:LEVER	U012	166
D2024802	PAPER STOPPER:MANUAL FEED	U012_S001_S001	167
D2025185	PCB:DHB	HEATER:PAPER FEED:ELECTRICAL COMPONENTS SECTION:ASS'Y	4
		HEATER:PHOTO CONDUCTOR:ELECTRICAL COMPONENTS SECTION:ASS'Y	5
		HEATER:SCANNER:PHOTOCONDUCTOR:ELECTRICAL COMPONENTS SECTION:ASS'Y:SUB PARTS	3
D2025187	(EU/AA/KOR/CHN):CHOKE COIL	U014	31
D2025826	STEPPED SCREW:SAFETY SWITCH:M2.5	U014	32

Exclusive Parts

Number	Part Name	Group	ID
D2025827	BRACKET:SAFETY SWITCH:RIGHT:2	U014	33
D2025829	TORSION SPRING:SAFETY SWITCH:3.7N	U014	34
D2025838	BRACKET:SAFETY SWITCH:LEFT:2	U014	35
D2026210	TRANSFER/SEPARATION UNIT:ASS'Y	U008_S002	46
D2026211	TRANSFER ROLLER:ASS'Y	U008_S002	47
D2026220	FRAME:TRANSFER/SEPARATION UNIT:ASS'Y	U008_S002	48
D2026255	DECAL:GRIP:B	U008_S002	49
D2026260	LEVER:PRESSURE:TRANSFER ROLLER:FRONT	U008_S002	50
D2026261	LEVER:PRESSURE:TRANSFER ROLLER:REAR	U008_S002	51
D2026264	COMPRESSION SPRING:PRESSURE:TRANSFER ROLLER	U008_S002	52
D2026265	LEVER:PRESSURE:GUIDE PLATE	U008_S002	53
D2026267	SHAFT:LEVER:ON-OFF	U008_S002	54
D2026268	LEVER:ON-OFF:TRANSFER ROLLER:FRONT	U008_S002	55
D2026269	LEVER:ON-OFF:TRANSFER ROLLER:REAR	U008_S002	56
D2026271	GUIDE:TRANSPORT:TRANSFER	U008_S002	57
D2026272	BASE:GUIDE:TRANSFER	U008_S002	58
D2026273	COMPRESSION SPRING:TRANSPORT SUB-UNIT	U008_S002	59
D2026276	GROUND PLATE:TRANSFER/SEPARATION UNIT	U008_S002	60
D2026277	GROUND PLATE:REGISTRATION ROLLER	U008_S002	61
D2026280	GROUND PLATE:SEPARATION	U008_S002	62
D2026281	LEVER:SET:REAR	U008_S002	63
D2026285	LEVER:SET:FRONT	U008_S002	64
D2026291	GUIDE:SET:TRANSFER/SEPARATION UNIT:REAR	U008	65
D2026346	LINK:TRANSFER/SEPARATION UNIT	U008_S002	66

Number	Part Name	Group	ID
	IT		
D2026350	BRACKET:DRIVE UNIT	U008	67
D2026351	CAM:ON-OFF:TRANSFER	U008	68
D2026352	SHAFT:ON-OFF:DRIVE	U008	69
D2026410	COLLECTION BOTTLE:ASS'Y	U009_S001	12
D2026562	BRACKET:DRIVE SUB-UNIT:COLLECTION BOTTLE	U009_S002	13
D2026598	SHEET:RAIL	U015	35
D2026599	SHEET:USED TONER	U015	36
D2026862	DECAL:SIZE INDICATION:PAPER TRAY	ACCESSORIES	24
D2027911	DUCT:RIGHT:UPPER	U015	37
D2027912	DUCT:RIGHT:LOWER	U015	38
D2027921	DUCT:EXHAUST:UPPER:C	U015	39
D2027922	DUCT:EXHAUST:UPPER:D	U015	40
D2027923	(NA/TWN):DUCT:EXHAUST:REAR:A	U015	41
D2027925	(NA/TWN):SEAL:EXHAUST:REAR:A	U015	42
D2027926	(NA/TWN):SEAL:EXHAUST:REAR:B	U015	43
D2027927	DEODORIZE FILTER	U015	44
D2027941	DUCT:DEVELOPMENT:BEARING:REAR:A	U015	45
D2027942	DUCT:DEVELOPMENT:BEARING:REAR:B	U015	46
D2027946	DUCT:DEVELOPMENT:BEARING:FRONT	U015	47
D2027947	DUCT:RAIL:PCU	U015	48
D2027949	SEAL:DUCT	U015	49
D2027961	THERMISTOR:290MM	U015	50
D2027970	DUCT:LEFT:FAN:UPPER	U015	51
D2027971	DUCT:LEFT:FAN:LOWER	U015	52
D2027972	DUCT:REAR	U015	53
D2027980	THERMOSTAT:ASS'Y	HEATER:PHOTO CONDUCTOR:ASS'Y	5
D2027981	THERMOSTAT	HEATER:PHOTO CONDUCTOR:ASS'Y	6

Exclusive Parts

Number	Part Name	Group	ID
D2027982	BRACKET:THERMOSTAT	HEATER:PHOTO CONDUCTOR:ASS'Y	7
D2027985	BRACKET:CONNECTOR:HEATER	U015	54
D2027996	FILTER:DUCT:DEVELOPMENT	U015	55
D2150502	(NA/TWN):PCB:DHB:DEHUMIDIFIER:ASS'Y	HEATER:PAPER FEED:ELECTRICAL COMPONENTS SECTION:ASS'Y	5
D2231381	(NA/TWN(D289)/EU/AA(D295)/KOR(D295)/CHN(D295)):DECAL:EXPOSURE GLASS:CLEANING	ACCESSORIES	25
D2380071	(NA/TWN):HEATER:SCANNER:120V:ASS'Y	HEATER:SCANNER:ASS'Y	1
D2380072	(EU/AA,KOR/CHN):HEATER:SCANNER:220/240V:ASS'Y	HEATER:SCANNER:ASS'Y	2
D2386650	HEATER:SCANNER:ELECTRICAL COMPONENTS SECTION:ASS'Y	HEATER:SCANNER:PHOTOCONDUCTOR:ELECTRICAL COMPONENTS SECTION:ASS'Y	1
D2411230	COVER:UPPER	U001	34
D2411242	COVER:MAIN SWITCH	U005_S011	113
D2411251	COVER:LEFT:UPPER	U001	35
D2411263	(NA/TWN):CAP:LOUVER:DEODORIZE FILTER	U001	36
D2411640	OPTICAL READING UNIT:CARRIAGE:SCANNER	U003_S001	28
		U003_S002	28
		U003_S003	28
D2411678	SHEET:FFC:LOWER	U003	29
D2411680	GUIDE ROD	U003	30
D2411681	STAY:GUIDE ROD	U003	31
D2411684	COVER:HARNESS:SCANNER	U003	32
D2411685	SPRING PLATE:GUIDE ROD	U003	33
D2411686	CLAMP:STAY:GUIDE ROD	U003	34
D2411688	SHEET:GLASS:LARGE	U003	35

Number	Part Name	Group	ID
D2411689	HOLDER:EXPOSURE GLASS:C2	U003	36
D2411697	SLIDE RAIL	U003	37
D2411698	COVER:BASE:SCANNER	U003	38
D2411701	PULLEY:IDLER:LEADING EDGE	U003	39
D2411702	CAP:PULLEY:IDLER:LEADING EDGE	U003	40
D2411708	TIGHTENER:DIA8	U003	41
D2411710	PULLEY:IDLER:TRAILING EDGE	U003	42
D2411711	CAP:IDLER:TRAILING EDGE	U003	43
D2411712	TENSION SPRING:TIGHTENER:TENSION:4N	U003	44
D2411713	SYNCHRONOUS BELT:890ST55-4.0	U003	45
D2411715	PULLEY:DRIVE	U003	46
D2411716	CAP:PULLEY:DRIVE:UPPER	U003	47
D2411717	CAP:PULLEY:DRIVE:LOWER	U003	48
D2411719	DC STEPPER MOTOR	U003	49
D2411722	TENSION SPRING:TENSION:11N	U003	50
D2411727	SHEET:GAP:ASS'Y	U003	51
D2411732	(TWN/EU/AA/KOR/CHN):SCALE:LEFT:MM:ASS'Y	U003	52
D2411733	COVER:SHEET THROUGH:DOCUMENT FEEDER	U003	53
D2411734	(NA):SCALE:LEFT:INCH:ASS'Y	U003	54
D2411738	(TWN/EU/AA/KOR/CHN):SCALE:REAR:PRINTING:MM	U003	55
D2411739	(NA):SCALE:REAR:PRINTING:INCH	U003	56
D2411744	DOCUMENT FEEDER:CABLE:BRACKET	U003	57
D2411775	COVER:HEATER:SCANNER	HEATER:SCANNER:ASS'Y:SUB PARTS	3
D2411776	BRACKET:HEATER:SCANNER	HEATER:SCANNER:ASS'Y:SUB PARTS	4
D2411788	CAP:COVER:POSITIONING	ACCESSORIES	26
D2412653	COIL SPRING:PRESSURE:SEPARATOR	U012_S001_S001	168

Exclusive Parts

Number	Part Name	Group	ID
D2412685	DECAL:PAPER SET DIRECTION:MANUAL FEED	U012_S001	169
D2412730	STAY:SEPARATE:PEEN	U005_S002	114
		U005_S003	114
D2412736	BRACKET:SEPARATE:REAR	U005_S002	115
		U005_S003	115
D2414441	GUIDE PLATE:EXIT:UPPER	U011	41
D2414448	SHAFT:FEELER:OVERFLOW	U011	42
D2414458	GUIDE:COVER:UPPER	U001	37
D2414472	END FENCE:TRAY:EXIT:ASS'Y	ACCESSORIES	27
D2414476	EXIT ROLLER	U011	43
D2414494	TRAY:AUXILIARY:EXIT	U011	44
D2414499	COMPRESSION SPRING:BASE:TRAY:EXIT	U011	45
D2414635	SHEET:CUSHION	U012_S001	170
D2414681	BRACKET:MOTOR:PEEN	U012_S001	171
D2414761	DRIVEN ROLLER:DIA16	U012_S001	172
D2414762	DRIVEN ROLLER:DIA18	U012_S001	173
D2414950	ROLLER:EXIT:PRESSURE:2TYPE:ASS'Y	U011_S001	46
D2414955	HOLDER:ROLLER:EXIT:PRESSURE:2TYPE	U011	47
D2414957	SHAFT:ROLLER:PRESSURE:EXIT:2TYPE	U011_S001	48
D2414962	ROLLER:DRIVEN:EXIT	U011_S001	49
D2414964	ROLLER:EXIT:PRESSURE	U011_S001	50
D2414965	COLLAR:ROLLER:EXIT:PRESSURE	U011_S001	51
D2414976	ROLLER:EXIT:PRESSURE:MIDDLE	U011_S001	52
D2414977	ROLLER:DRIVEN:EXIT:MIDDLE	U011_S001	53
D2414978	COLLAR:ROLLER:EXIT:PRESSURE: BOTH ENDS	U011_S001	54
D2414981	COIL SPRING:ROLLER:PRESSURE:EXIT	U011	55
D2414992	DISCHARGE BRUSH:EXIT	U011	56
D2415737	BRACKET:MAIN SWITCH	U014	36
D2415802	(NA(-17)/TWN/EU/AA/KOR/CHN):GUIDE:FFC:SCANNER	U014	37
D2445730	PCB:DCSW	U014	38

Number	Part Name	Group	ID
D2557798	DECAL:BLUETOOTH	ACCESSORIES	28
D2581317	HOLDER:GLASS:CLEANER:ASS'Y	ACCESSORIES	29
D2849590	NVRAM	U014	39
D2865608	(D287/D293):PCB:CTL:ASS'Y	U014	40
D2865609	(D288/D294):PCB:CTL:ASS'Y	U014	41
D2865610	(D289/D295):PCB:CTL:ASS'Y	U014	42
D2876750	(NA(D287)/EU(D293)/AA(D293)/KOR(D293)):DECAL:MODEL NAME PLATE:RIC	ACCESSORIES	30
D2876753	(TWN(D287)/CHN(D29321)):DECAL:MODEL NAME PLATE:RIC:SP	ACCESSORIES	31
D2881244	COVER:FRONT:RIGHT UPPER	U001	38
D2881261	(EU/AA/KOR/CHN):COVER:REAR:UPPER	U001	39
D2886750	(NA(D288)/EU(D294)/AA(D294)/KOR(D294)):DECAL:MODEL NAME PLATE:RIC	ACCESSORIES	32
D2886753	(TWN(D288)/CHN(D29421)):DECAL:MODEL NAME PLATE:RIC:SP	ACCESSORIES	33
D2886754	(CHN(D29461)):DECAL:MODEL NAME PLATE:GES:SP	ACCESSORIES	34
D2891191	(NA(-17)/TWN/EU/AA/KOR/CHN):GEAR:GRIP:NO.1	U013	53
D2891193	(NA(-17)/TWN/EU/AA/KOR/CHN):STUD:PAPER FEED:GRIP:ASS'Y	U013	54
D2891195	(NA(-17)/TWN/EU/AA/KOR/CHN):GEAR:IDLER:PAPER FEED:FEED	U013	55
D2891232	COVER:UPPER:EXIT	U001	40
D2891252	COVER:LEFT:UPPER:REAR	U001	41
D2891261	(NA/TWN):COVER:REAR:UPPER	U001	42
D2891263	(EU/AA/KOR/CHN):CAP:LOUVER:DEODORIZE FILTER	U001	43
D2891275	INNER COVER:FRONT:RIGHT LOWER	U001	44
D2891281	COVER:SCANNER:FRONT	U001	45
D2891284	COVER:SCANNER:LEFT	U001	46
D2891285	COVER:SCANNER:UPPER:LEFT	U001	47
D2891287	COVER:SCANNER:RIGHT	U001	48

Exclusive Parts


Number	Part Name	Group	ID
D2891288	COVER:SCANNER:UPPER:RIGHT	U001	49
D2891352	(NA(-17)/TWN/EU/AA/KOR/CHN):BRACKET:DRIVE UNIT:REGISTRATION:ASS'Y	U013	56
D2891355	:GEAR:REGISTRATION:NO.1	U013	57
D2891598	COVER:BRACKET:OPERATION PANEL:LOWER	U002	7
D2891599	COVER:BRACKET:OPERATION PANEL:UPPER	U002	8
D2891741	BRACKET:DOCUMENT FEEDER:LEFT	U003	58
D2891742	BRACKET:DOCUMENT FEEDER:RIGHT	U003	59
D2891860	OPTICAL WRITING UNIT:ASS'Y	U004_S001	3
D2892617	ARM:PICKUP:MANUAL FEED	U012_S001_S001	174
D2892800	PAPER TRAY:NO.1:ASS'Y	U005_S011	116
D2892865	COVER:PAPER TRAY:NO.1	U005_S011	117
D2892957	MANUAL FEED UNIT:ASS'Y	U012_S001_S001	175
D2894313	PRESSURE ROLLER:DIA32	U010_S001	53
		U010_S002	53
		U010_S003	53
		U010_S004	53
		U010_S005	53
D2894452	GUIDE PLATE:EXIT:LOWER	U011	57
D2894511	DUPLEX UNIT:ASS'Y	U012_S001	176
D2895103	(NA/TWN):PCB:BCU:RMT:ASS'Y	U014	43
D2895640	(NA/TWN):PCB:IMAGE PROCESSING UNIT:C	U014	44
D2895800	COVER:RACK	U014	45
D2895811	COVER:FAX	U014	46
D2895812	DRUM STAY:CONTROL BOARD	U014	47
D2895818	BRACKET:HDD	U014	48
D2895842	RAIL:FAX	U014	49
D2895888	COVER:C/T BOX	U001	50
D2896511	BRACKET:TONER RECYCLING SELECTION:ASS'Y	U009_S002	14
D2896750	(NA(D289)/EU(D295)/AA(D295)/KOR(D295)):DECAL:MODEL NAME PL	ACCESSORIES	35

Number	Part Name	Group	ID
	ATE:RIC		
D2896753	(TWN(D295)/CHN(D29521)):DECAL:MODEL NAME PLATE:RIC:SP	ACCESSORIES	36
D2896754	(CHN(D29561)):DECAL:MODEL NAME PLATE:GES:SP	ACCESSORIES	37
D2897931	DUCT:PAPER:COOLING:LOWER	U015	56
D2897932	DUCT:PAPER:COOLING:UPPER	U015	57
D2951500	(NA/TWN/EU/AA/KOR):OPERATION PANEL:ASS'Y	U002_S001	9
		U002_S002	9
		U002_S003	9
		U002_S004	9
D2951570	(CHN):OPERATION PANEL:ASS'Y	U002_S005	10
D2955103	(EU/AA/KOR/CHN):PCB:BCU:SRD:ASS'Y	U014	50
D2955640	(EU/AA/KOR/CHN):PCB:IMAGE PROCESSING UNIT	U014	51
D3B06303	(NA/TWN(D289)/EU(-65)/AA(D295)/KOR(D295)):DECAL:CAUTION:ORIGINAL:MANY LANGUAGES	ACCESSORIES	38
D3B06304	(CHN(D295))DECAL:CAUTION:ORIGINAL	ACCESSORIES	39
D6836031	(NA/TWN(D289)/EU(-65)/AA(D295)/KOR(D295)/CHN(D295)):DECAL:SET:ORIGINAL TABLE	ACCESSORIES	40
D6846031	(EU(D29327,D29427)):DECAL:ORIGINAL TABLE	ACCESSORIES	41
D6846061	(EU(D29327,D29427)):DECAL:ORIGINAL:MANY LANGUAGES	ACCESSORIES	42
D6883529	TIMING BELT:B40S2M224	U013	58
D8692222	PCU:SERVICE PARTS	U007_S001_S001	63
D8693021	DEVELOPMENT UNIT:SERVICE PARTS	U007_S001_S002	64
D8954031	(NA):SLEEVE:SERVICE	U010_S001_S001	54
D8954032	(EU/AA/KOR/CHN):SLEEVE:SERVICE	U010_S003_S001	55
		U010_S004_S001	55
		U010_S005_S001	55
D8954033	(TWN):SLEEVE:SERVICE	U010_S002_S001	56
D8954051	(NA):FUSING UNIT:SERVICE	U010_S001	57

Exclusive Parts

Number	Part Name	Group	ID
D8954052	(EU/AA/KOR/CHN):FUSING UNIT:SERVICE	U010_S003	58
		U010_S004	58
		U010_S005	58
D8954053	(TWN):FUSING UNIT:SERVICE	U010_S002	59
G0652767	LEVER - FEED	U005_S002	118
		U005_S003	118
G1281151	DECAL:WARNING (HIGH TEMPERATURE)	HEATER:PHOTO CONDUCTOR:ASSY	8
GA080030	PLAIN SHAFT BEARING:CLEANER:ROLLER	U007_S001_S001	65
GW010007	PHOTO REFLECTION SENSOR:EXIT	U005	119
		U005_S002	119
		U005_S003	119
		U011	58
		U012_S001	177
GW020022	PHOTOINTERRUPTOR:LG2A24BL1	U003	60
GX640031	FAN MOTOR:DC:2.64W	U015	58
M0662743	FRICTION PAD:MANUAL FEED TABLE:18X7.5	U012_S001	178
M0662749	OIL DAMPER:STRAIGHT:30N	U012_S001_S001	179
M0AJ4497	TRAY:EXIT	U011	59
M4445201	HDD:320GB:AQUARIUS	U014	52
Note	See 2D parts catalog for the components of the Smart Operation Panel.	U002_S001	11
		U002_S002	11
		U002_S003	11
		U002_S004	11
		U002_S005	11
VSSG9002	FLUOTRIBO MG GREASE: 100G	SPECIAL TOOLS	9
VSSG9006	MOLYKOTE(R) G-1077 GREASE 50G	SPECIAL TOOLS	10

Standard Parts




03130060N
SCREW - M3X6



03140120N
SCREW - M4X12



03530030N
SCREW:M3X3



03530040N
SCREW - M3X4



03530060N
BIND SCREW - M3X6




03530080N
SCREW:M3X8



03603006N
SCREW - M3X6



04503025N
TAPPING SCREW:3X25



04513008P
TAPPING SCREW - 3X8



04513016N
TAPPING SCREW - 3X16



04523008N
TAPPING SCREW - M3X8



04523010N
BINDING SELF-TAPPING SCREW:3X10



04533008N
BINDING SELF TAPPING SCREW:3X8



04543005Q
TAPPING SCREW::3X5



04543006Q
TAPPING SCREW - M3X6



04543008N
TAPPING SCREW:ROUND POINT:3X8



04543008Q
TAPPING SCREW:3X8




04583008N
HEXAGON HEAD TAPPING SCREW:3X8



04583010N
HEXAGON HEAD TAPPING SCREW:3X10



04583012N
HEXAGON HEAD TAPPING SCREW:3X12



04593008N
BINDING HEAD TAPPING SCREW:3X8



07200020G
RETAINING RING - M2



07200030E
RETAINING RING - M3



07200040E
RETAINING RING - M4




07200060E
RETAINING RING - M6



07250100E
RETAINING RING C - M10



08025299
TAPPING SCREW - M3X8



08046123
HEXAGONAL BOLT:W/WASHER:M3X8

Standard Parts



08046127
HEXAGONAL BOLT:DOUBLE
SCREW:M3X8



08046128
HEXAGONAL BOLT:DOUBLE
SCREW:M3X10



08050089
RETAINING RING - M4



08050092
RETAINING RING - 3M



08050103
RETAINING RINGS-E:SILENC
ER:DIA3



08050104
RETAINING RINGS-E:SILENC
ER:DIA4




08050106
RETAINING RINGS-E:SILENC
ER:DIA6



09543005N
SCREW:POLISHED ROUND/
SPRING:M3X5




09543012N
SCREW - M3X12




09544008N
SCREW - M4X8



09573006N
SCREW:SMALL ROUND/SPRI
NG:M3X6




11050692
CLAMP:LES-0503




11050723
CLAMPS:WES-0507



11050724
CLAMPS:WES-1210




11050725
CLAMPS:WES-1117



11050726
CLAMPS:WES-2217



11050758
CLAMP:LWSM-0306A




11050759
CLAMP:LWSM-0605A




11050760
CLAMP:LWSM-0511A



11050761
CLAMP:LWS-0511A



11050762
CLAMP:LWS-0711A



11050763
CLAMP:LWS-1211A




11050764
CLAMP:LWS-1316A




11050769
CLAMP:FGCS-5



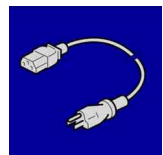
11050792
SPACER:PCB-4S-V0



11050819
SPACER:PCB-3S-V0




11500440
(NA):POWER SUPPLY CODE:
120V:15A

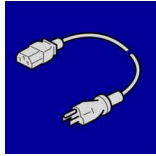


11500443
(TWN):POWER SUPPLY COD
E:125V:15A

Standard Parts




11500484
(EU/AA/KOR):POWER SUPPL
Y CODE:250V:10A



11500485
(CHN):POWER SUPPLY COD
E:250V:10A



12042612
MICRO SWITCH:D3V-16506-3
C25



16072525
FERRITE CORE:K3 FF 35.00X
14.60X7.70X1.40

PM Part List

Number	Part Name	Num	Group	ID
AD027034	ROLLER:CHARGE	1	U007_S001_S001	13
AD041158	BLADE:CLEANING:8799:ASS'Y	1	U007_S001_S001	14
AD042078	BRUSH ROLLER:CLEANER:CHARGE	1	U007_S001_S001	15
AE030096	RADIAL BALL BEARING:DIA10XDIA22X6	10	U010_S001	24
			U010_S002	24
			U010_S003	24
			U010_S004	24
			U010_S005	24
D1979510	OPC DRUM	1	U007_S001_S001	19
D1979640	DEVELOPER BLACK	1	U007_S001_S002	20
D2022335	PICKOFF PAWL:ASS'Y	2	U007_S001_S001	31
D2023028	SEAL:DEVELOPMENT:ASS'Y	1	U007_S001_S002	45
D2023119	PLAIN SHAFT BEARING:TRANSPORT SCREW:RIGHT FRONT:ASS'Y	1	U007_S001_S002_S001	46
D2023121	PLAIN SHAFT BEARING:TRANSPORT SCREW:LEFT FRONT:ASS'Y	1	U007_S001_S002_S002	47
D2023123	PLAIN SHAFT BEARING:TRANSPORT SCREW:RIGHT REAR:ASS'Y	1	U007_S001_S002_S003	48
D2023125	PLAIN SHAFT BEARING:TRANSPORT SCREW:LEFT REAR:ASS'Y	1	U007_S001_S002_S004	49
D2023152	FILTER:DEVELOPMENT	3	U007_S001_S002	56
D2026211	TRANSFER ROLLER:ASS'Y	1	U008_S002	47
D2026410	COLLECTION BOTTLE:ASS'Y	1	U009_S001	12
D2894313	PRESSURE ROLLER:DIA32	5	U010_S001	53
			U010_S002	53
			U010_S003	53
			U010_S004	53
			U010_S005	53
D8954031	(NA):SLEEVE:SERVICE	1	U010_S001_S001	54
D8954032	(EU/AA/KOR/CHN):SLEEVE:SERVICE	3	U010_S003_S001	55
			U010_S004_S001	55
			U010_S005_S001	55

Number	Part Name	Num	Group	ID
D8954033	(TWN):SLEEVE:SERVICE	1	U010_S002_S001	56

