



M C2001/GS3021c
(D0D7-CHN)
Parts Catalog

Model	Product Code	PC Style
M C2001 GS3021c	D0D7	3D

Unit All




U001
EXTERIOR




U002
OPERATION




U003
SCANNER




U004
LASER UNIT




U005
PAPER FEED




U006
PCDU



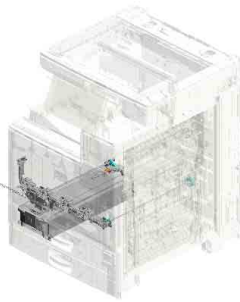
U007
DEVELOPMENT




U008
ITB UNIT




U009
TRANSFER/SEPARATION



U010
USED TONER




U011
FUSING

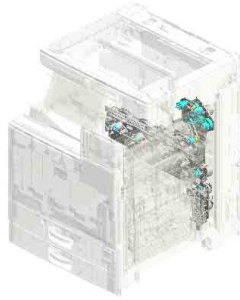


U012
PAPER EXIT


Unit All




U013
DUPLEX




U014
MAIN DRIVE




U015
ELECTRICAL



U016
MAIN FRAME



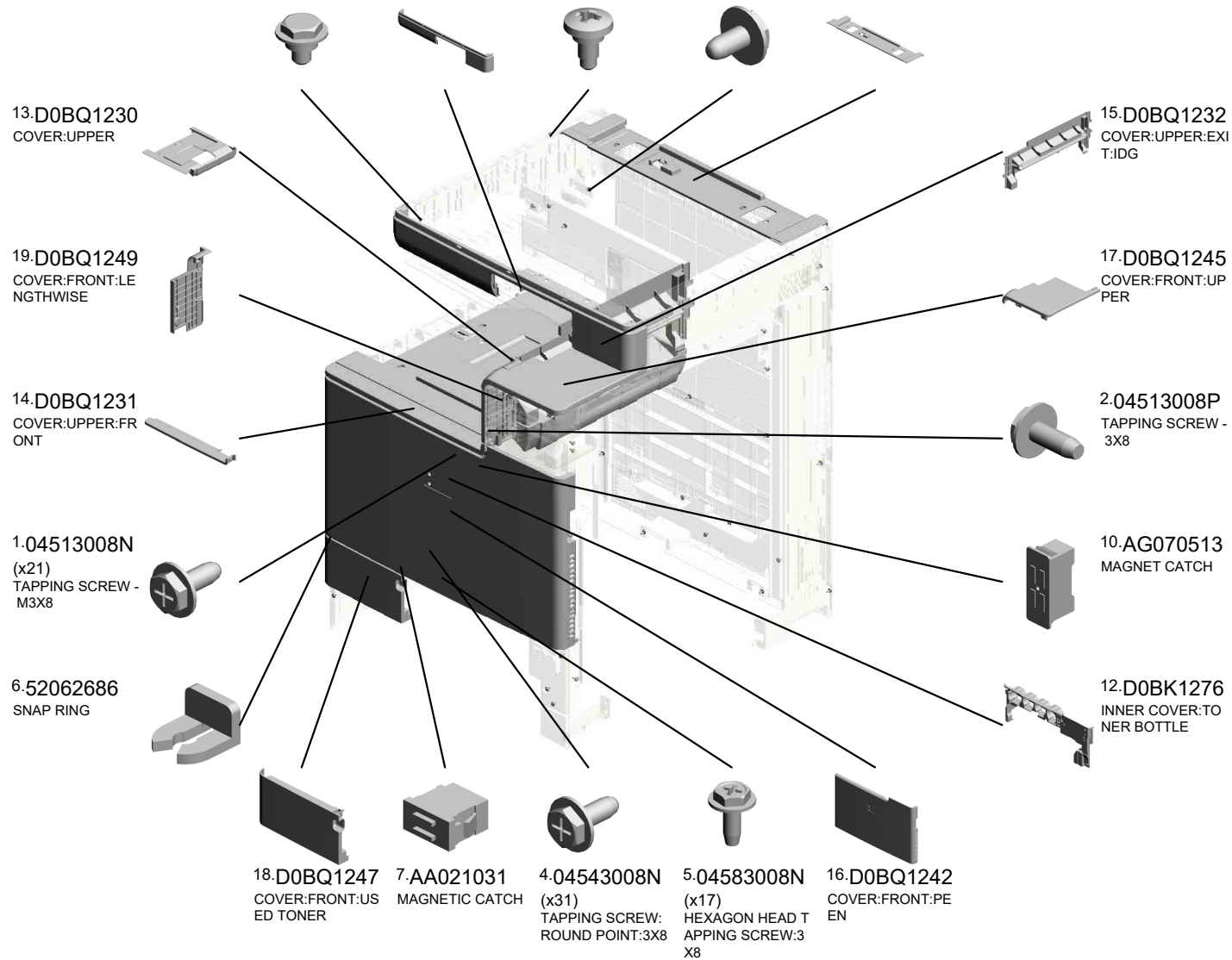
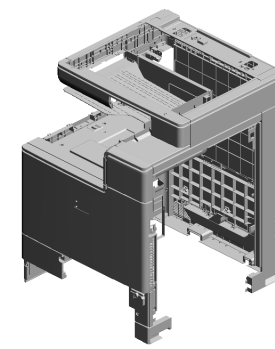
U017
ACCESSORIES



U018
KIT:HEATER

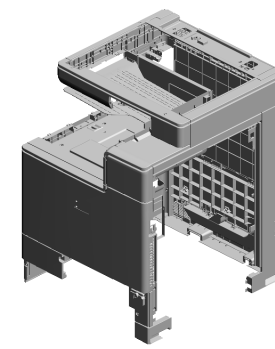
U001 EXTERIOR

- 8.AA143537 (x2) SCREW:M3:BLACK
- 20.D0BQ1281 COVER:SCANNER:FRONT
- 9.AA143595 STEPPED SCREW: M3
- 3.04543006Q TAPPING SCREW - M3X6
- 11.D0AF1290 COVER:SCANNER: UPPER:REAR




U001 EXTERIOR

- 27.D1491237 COVER:UPPER:INNER BACK:LEFT LOWER
- 29.D1491252 COVER:LEFT:UPPER:REAR
- 25.D1491233 COVER:UPPER:INNER BACK
- 24.D1441085 (x7) STEPPED SCREW: M3
- 34.D1491294 (x2) CAP:HARNESS:CORNER



37.D1494492
TRAY:REVERSE



30.D1491257
CAP:34X55



40.D1496859
DECAL:CLEANING:SHIELD GLASS



32.D1491278
TORSION SPRING:COVER:USED TONER




28.D1491248
HINGE:COVER:FRONT:USED TONER



31.D1491274
INNER COVER:FRONT:USED TONER



23.D0BQ1309
MAGNET CATCH:COVER:FRONT



38.D1495883
KEYTOP:MAIN SWITCH



39.D1495884
COMPRESSION SPRING:KEYTOP



36.D1491307
SPRING PLATE:BARND



22.D0BQ1288
COVER:SCANNER:UPPER:RIGHT



26.D1491234
COVER:UPPER:INNER BACK:MIDDLE



21.D0BQ1287
COVER:SCANNER:RIGHT



33.D1491291
CAP:HARNESS

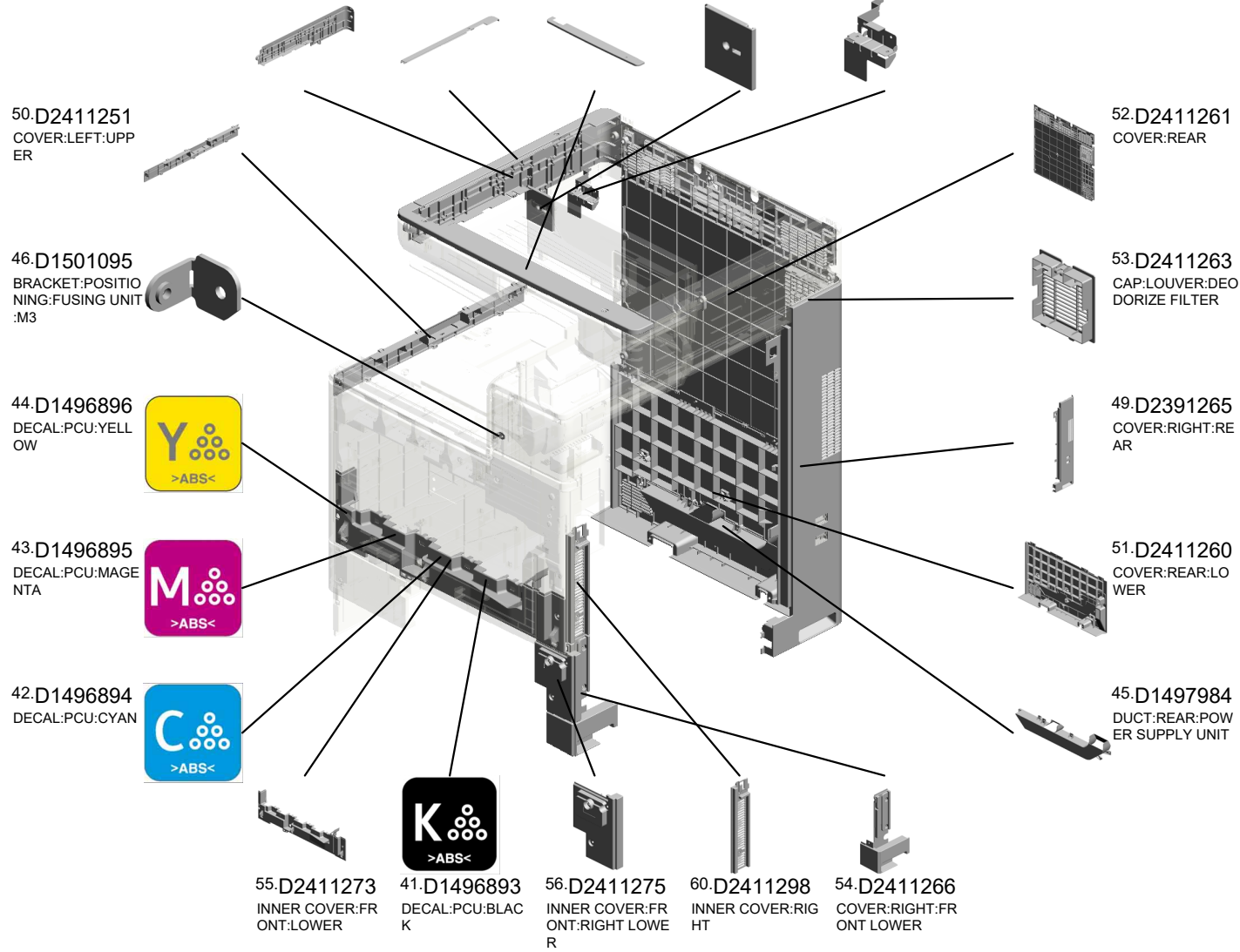
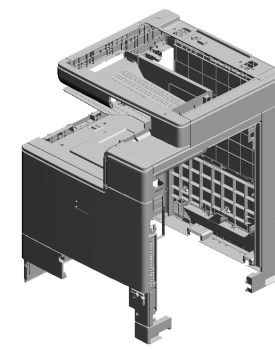


35.D1491305
(x2) CAP:TOTAL COUNTER



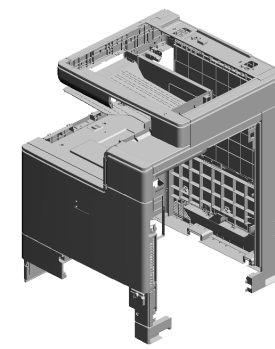
U001 EXTERIOR

- 57.D2411284 COVER:SCANNER: LEFT
- 58.D2411285 COVER:SCANNER: UPPER:LEFT
- 48.D1501282 COVER:SCANNER: UPPER:FRONT
- 47.D1501235 COVER:UPPER:INNER BACK:BIN
- 59.D2411297 BRACKET:COVER: LEFT UPPER REAR

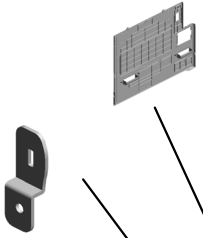


U001 EXTERIOR

66.M0AJ1250
COVER:LEFT
64.D2421267
COVER:RIGHT:UP
PER



62.D2411309
MAGNET CATCH



61.D2411308
BAND:STOPPER:DOOR



65.GA003994
(x4)
DECAL:LEVER:RELEASE



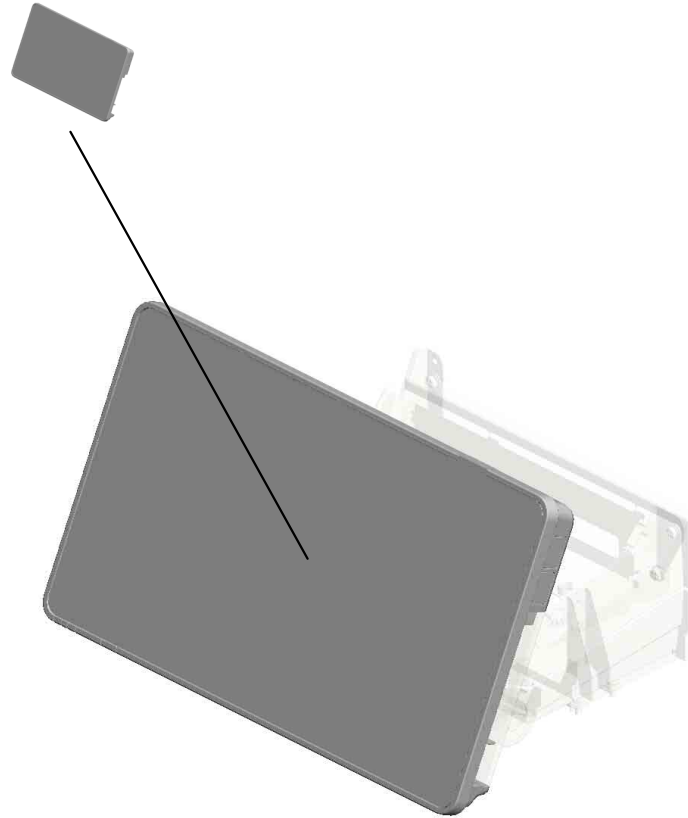
63.D2417913
DUCT:OPTICAL WRITING UNIT



U001	U002	U003	U004	U005	U006	U007	U008	U009	U010	U011	U012	U013	U014	U015	U016	U017	U018
------	------	------	------	------	------	------	------	------	------	------	------	------	------	------	------	------	------

U002.OPERATION

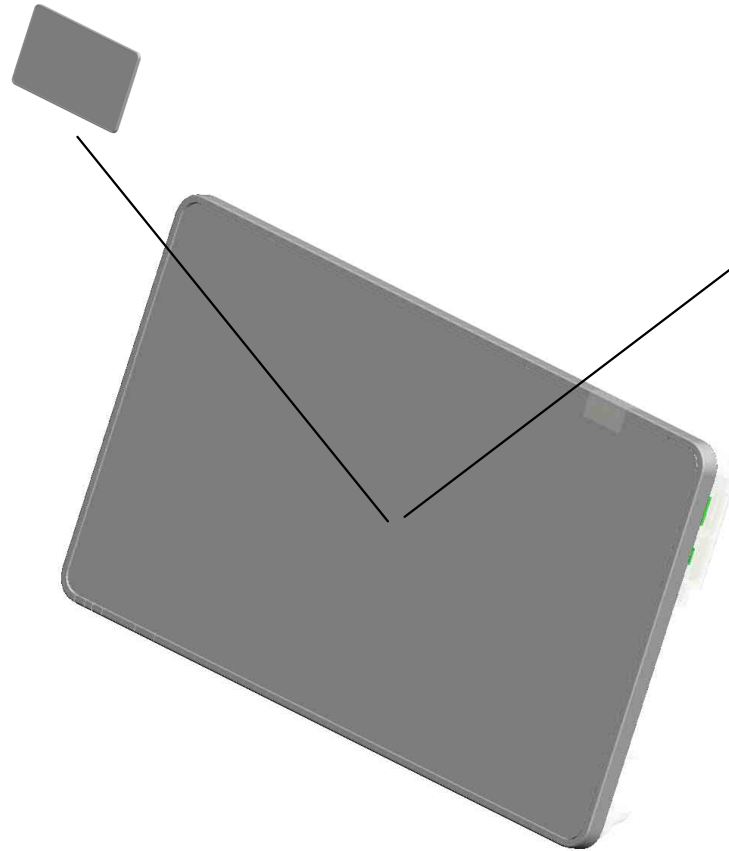
U002 S001
D0D71509
OPERATION SUB-UNIT:ASS'
Y



U001	U002	U003	U004	U005	U006	U007	U008	U009	U010	U011	U012	U013	U014	U015	U016	U017	U018
------	-------------	------	------	------	------	------	------	------	------	------	------	------	------	------	------	------	------

U002_S001.OPERATION SUB-UNIT:ASS'Y

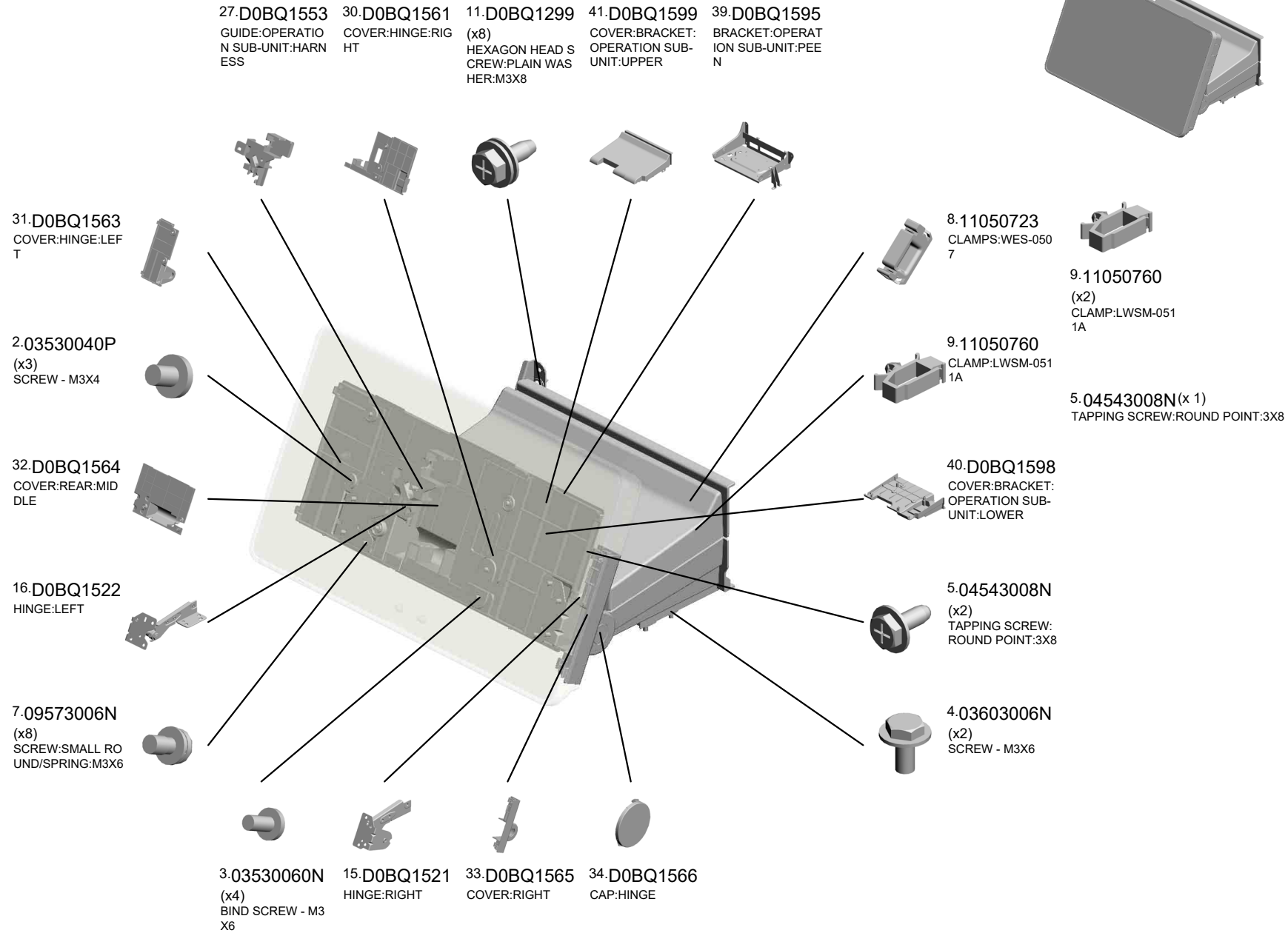
U002_S001_S001
D0BQ1516
TOUCH PANEL:ASS'Y



U002_S001_S002
D0D75635
PCB:ASS'Y:(PCB13)

U001	U002	U003	U004	U005	U006	U007	U008	U009	U010	U011	U012	U013	U014	U015	U016	U017	U018
------	-------------	------	------	------	------	------	------	------	------	------	------	------	------	------	------	------	------

U002 OPERATION



U002_S001
OPERATION SUB-UNIT:ASS'Y

38.D0BQ1586 SHEET:SIDE
6.04593008N (x2) BINDING HEAD TAPPING SCREW:3X8
2.03530040P (x13) SCREW - M3X4
10.18310003 LCD:TFT:WSVGA-1 0.1:LED:MV
28.D0BQ1555 (x2) CUSHION:LCD:L



42.D0D71509
OPERATION SUB-UNIT:ASS'Y

22.D0BQ1547
KEYTOP:RESET SWITCH



23.D0BQ1548
COVER:CAP:PUSH SWITCH



18.D0BQ1533
(x2)
BRACKET:LCD



1.03520030N
(x4)
SCREW:M2X3



37.D0BQ1585
SHEET:LIGHT SHIELD COAT



17.D0BQ1531
FRAME:LCD:PEEN



20.D0BQ1545
COVER:REAR



7.09573006N
(x9)
SCREW:SMALL ROUND/SPRING:M3X6



3.03530060N
(x4)
BIND SCREW - M3 X6



21.D0BQ1546
INNER COVER:OPERATION SUB-UNIT:RIGHT



13.D0BQ1432
SPEAKER



25.D0BQ1551
HOLDER:OPERATION SUB-UNIT:SPEAKER



26.D0BQ1552
CUSHION:OPERATION SUB-UNIT:SPEAKER



24.D0BQ1549
(x2)
COVER:CAP




29.D0BQ1556
(x2)
CUSHION:LCD:S



U002_S001_S001
TOUCH PANEL:ASS'Y

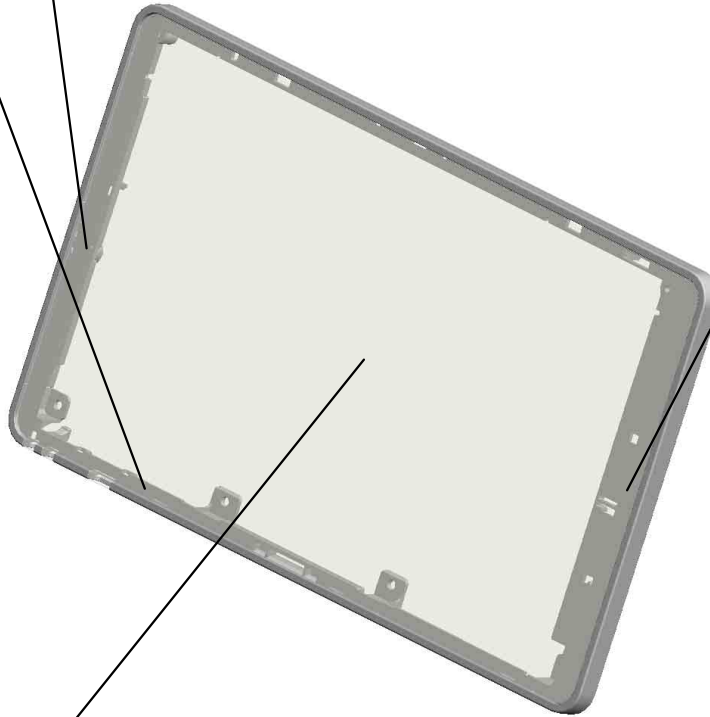
44.D2951554
MIKE:PVM-6018-C4
02G-7ZZ4




14.D0BQ1516
TOUCH PANEL:AS
SY



36.D0BQ1582
(x3)
DUAL FACES TAPE
:TOUCH PANEL:SI
DE



35.D0BQ1581
(x2)
DUAL FACES TAPE
:TOUCH PANEL:LE
NGTHWISE




19.D0BQ1541
COVER:FRONT

U001	U002	U003	U004	U005	U006	U007	U008	U009	U010	U011	U012	U013	U014	U015	U016	U017	U018
------	------	------	------	------	------	------	------	------	------	------	------	------	------	------	------	------	------

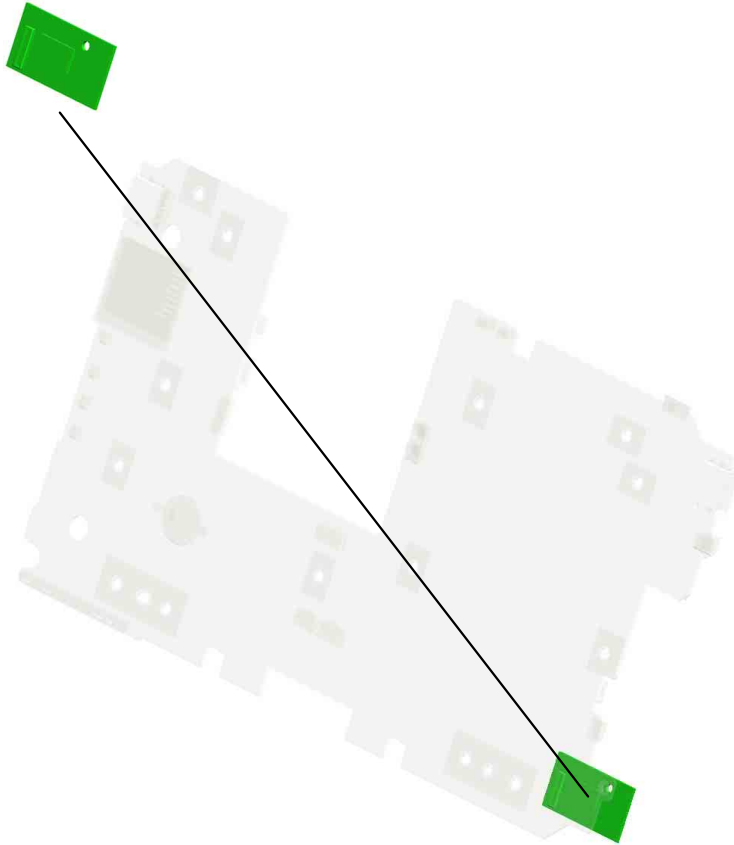
U002_S001_S002
PCB:ASS'Y:(PCB13)

12.D0BQ1422
PCB:W-LAN:TYPE1
NX



43.D0D75635
PCB:ASS'Y:(PCB13
)

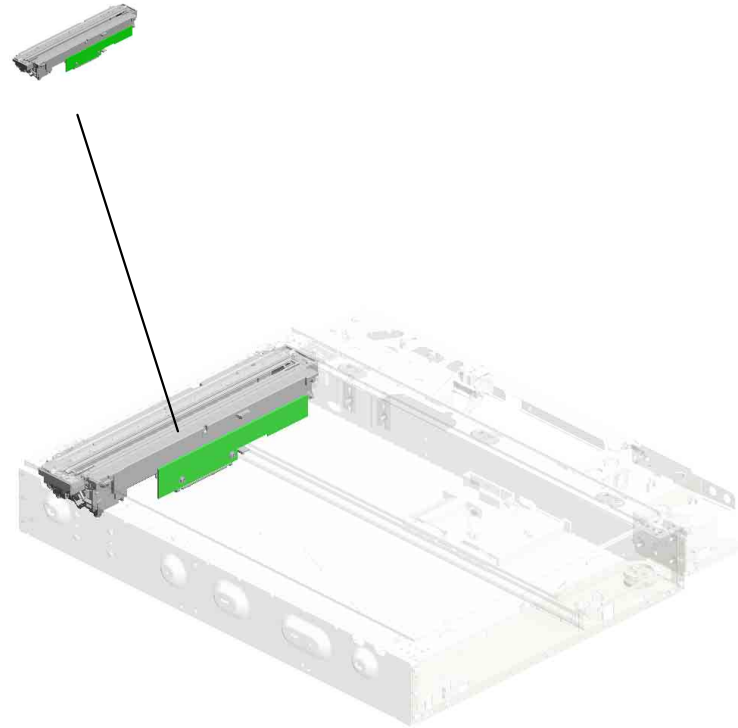
1.03520030N(x 1)
SCREW:M2X3



U001	U002	U003	U004	U005	U006	U007	U008	U009	U010	U011	U012	U013	U014	U015	U016	U017	U018
------	------	------	------	------	------	------	------	------	------	------	------	------	------	------	------	------	------

U003.SCANNER

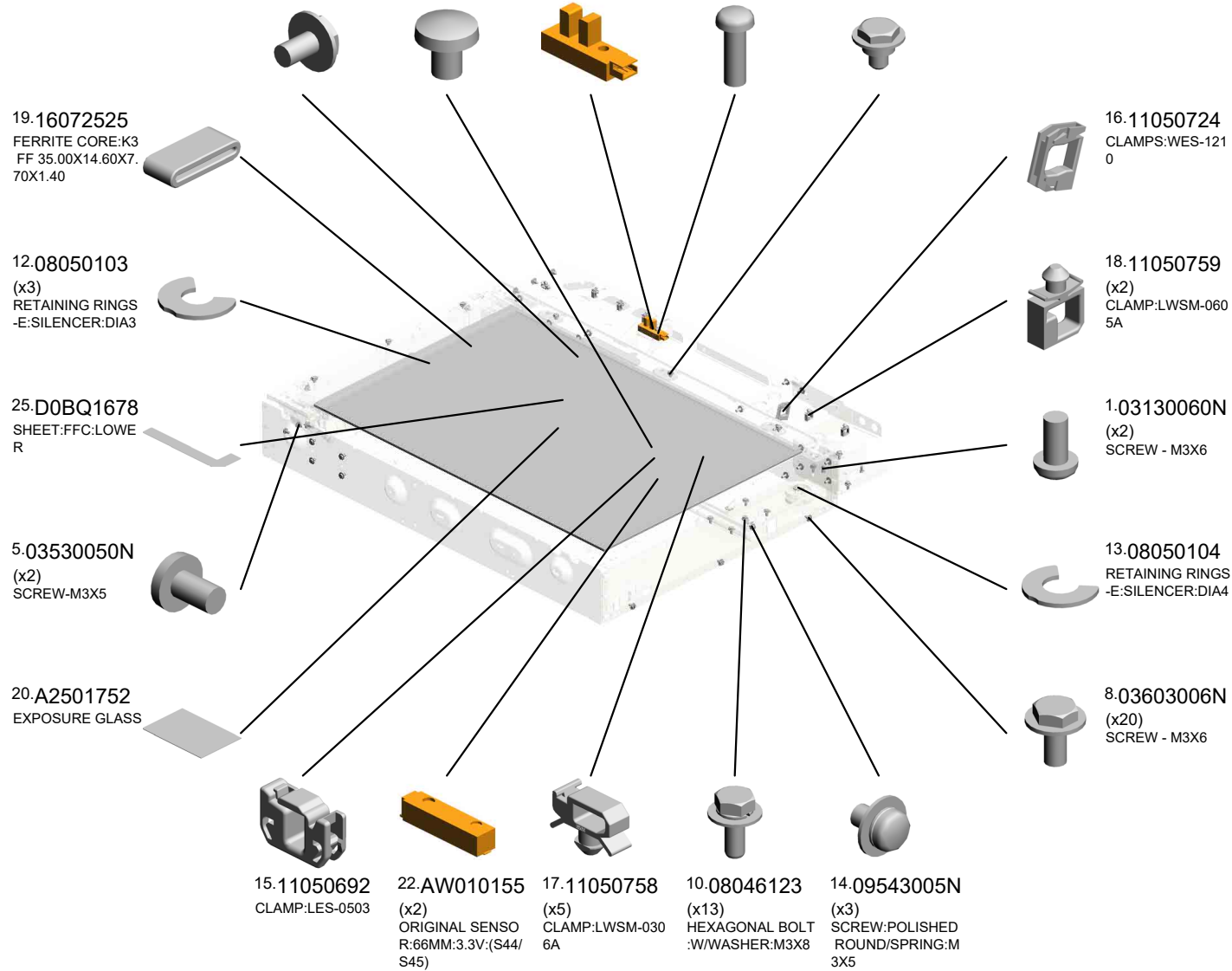

U003 S001
D0BQ1640
OPTICAL READING UNIT:CA
RRIAGE:SCANNER:IMC2000-
6000:(PCB7)



U001	U002	U003	U004	U005	U006	U007	U008	U009	U010	U011	U012	U013	U014	U015	U016	U017	U018
------	------	------	------	------	------	------	------	------	------	------	------	------	------	------	------	------	------

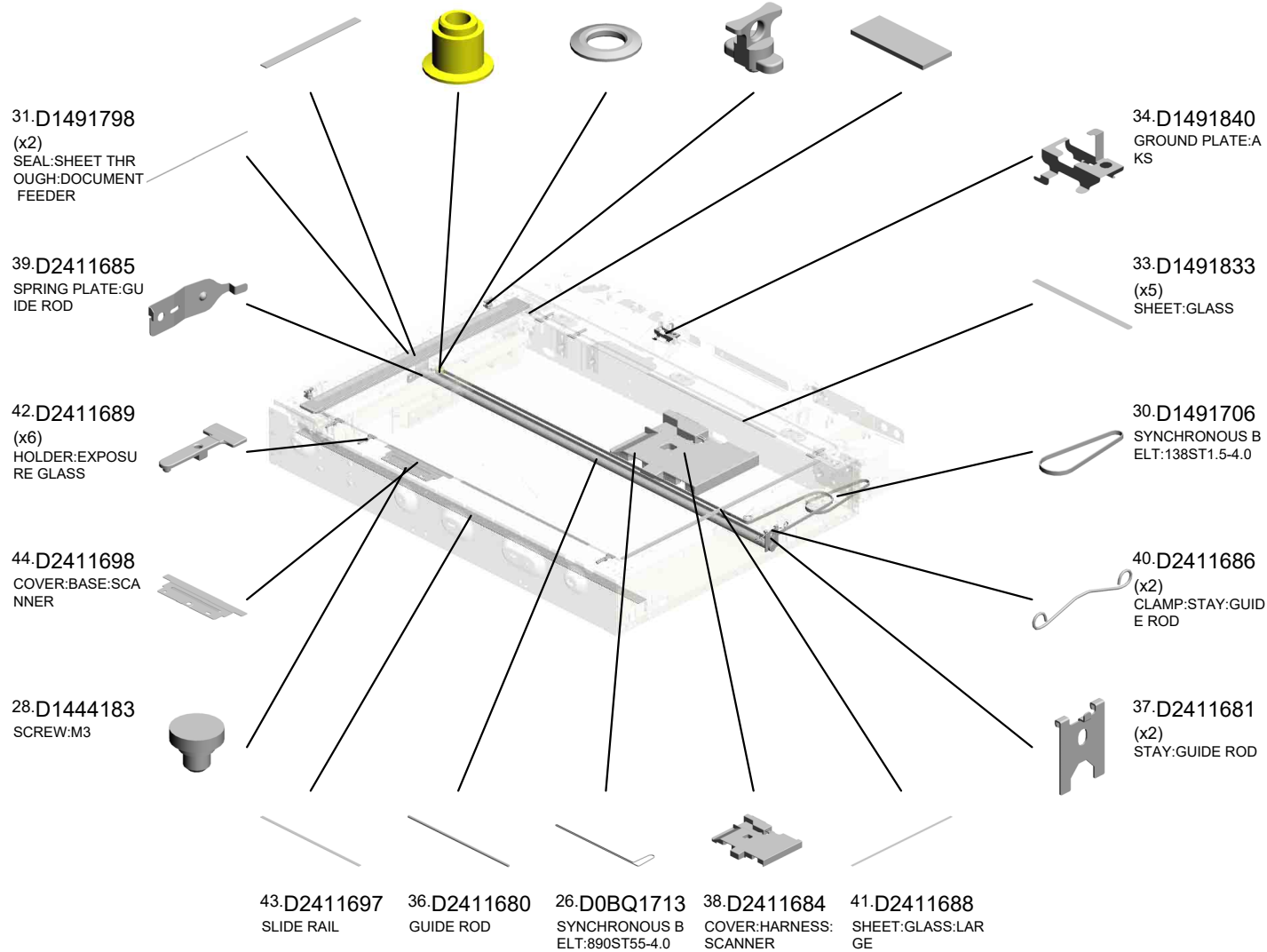

U003 SCANNER

- 7.03603005N (x8) SCREW - M3X5
- 4.03530040N SCREW - M3X4
- 23.AW020249 PHOTOINTERRUP TOR:FLAT:PICH2M M:M4:(S43)
- 2.03140120N SCREW - M4X12
- 21.AA143537 (x6) SCREW:M3:BLACK



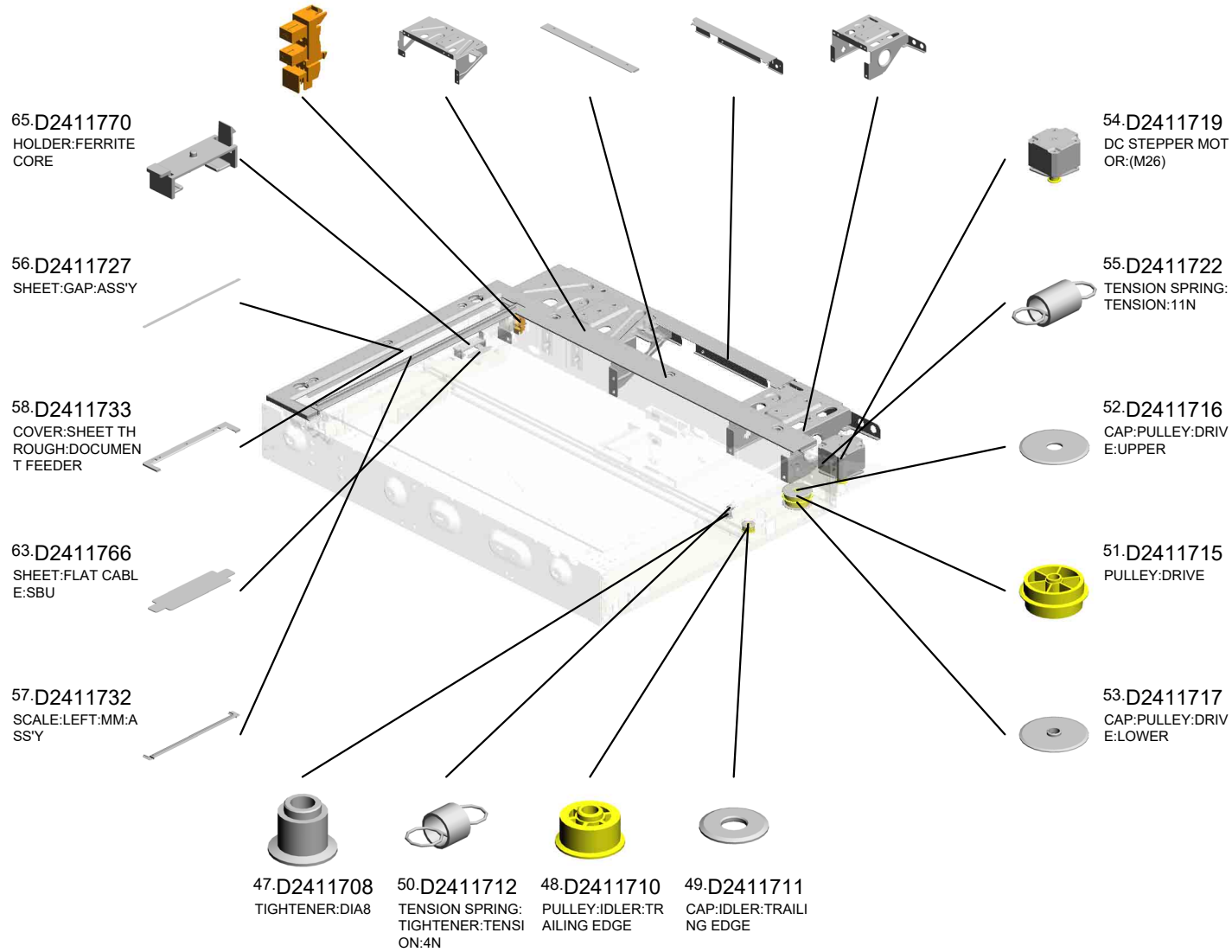

U003 SCANNER

- 29.D1471805 EXPOSURE GLASS :DOCUMENT FEEDER:APPLY
- 45.D2411701 PULLEY:IDLER:LEADING EDGE
- 46.D2411702 (x2) CAP:PULLEY:IDLER:LEADING EDGE
- 35.D2411671 (x2) PROTECTION:CARTRIDGE:SCANNER
- 32.D1491804 (x2) HOLDER:EXPOSURE GLASS:SCANNER




U003 SCANNER

- 66.GW020024 PHOTOINTERRUPTOR:LG2A24BL1:GF:(S5/S34/S42)
- 60.D2411741 BRACKET:DOCUMENT FEEDER:LEFT
- 59.D2411738 SCALE:REAR:PRINTING:MM
- 62.D2411744 DOCUMENT FEEDER:CABLE:BRACKET
- 61.D2411742 BRACKET:DOCUMENT FEEDER:RIGHT



U003_S001
OPTICAL READING UNIT:CARRIAGE:SCANNER:IMC2000-6000:(PCB7)

9.04583010N 27.D0BQ1780
(x4) ILLUMINATION UNI
HEXAGON HEAD T T:ASSY
APPING SCREW:3
X10



24.D0BQ1640
OPTICAL READING
UNIT:CARRIAGE:S
CANNER:IMC2000-
6000:(PCB7)

6.03530060N
(x3)
BIND SCREW - M3
X6

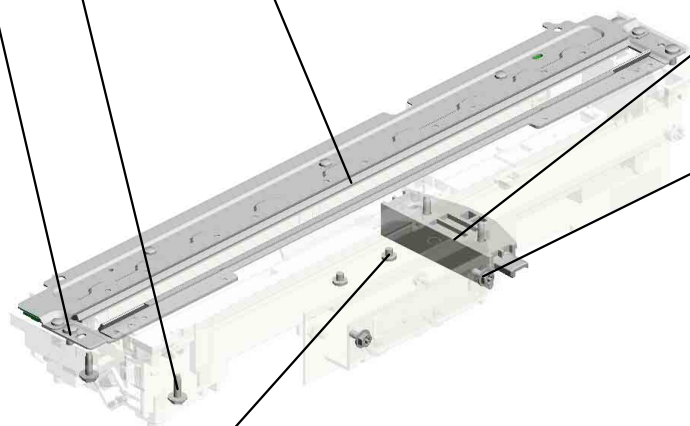


64.D2411767
PLAIN SHAFT BEA
RING:90ANG



11.08046128
(x2)
HEXAGONAL BOLT
:DOUBLE SCREW:
M3X10

8.03603006N
(x2)
SCREW - M3X6



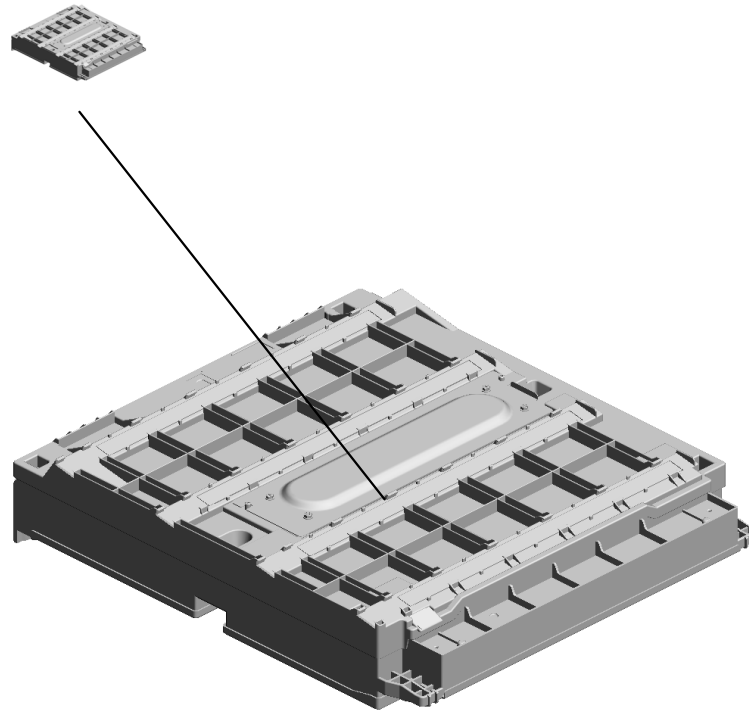
3.03530030N
(x2)
SCREW:M3X3



U001	U002	U003	U004	U005	U006	U007	U008	U009	U010	U011	U012	U013	U014	U015	U016	U017	U018
------	------	------	------	------	------	------	------	------	------	------	------	------	------	------	------	------	------

U004.LASER UNIT

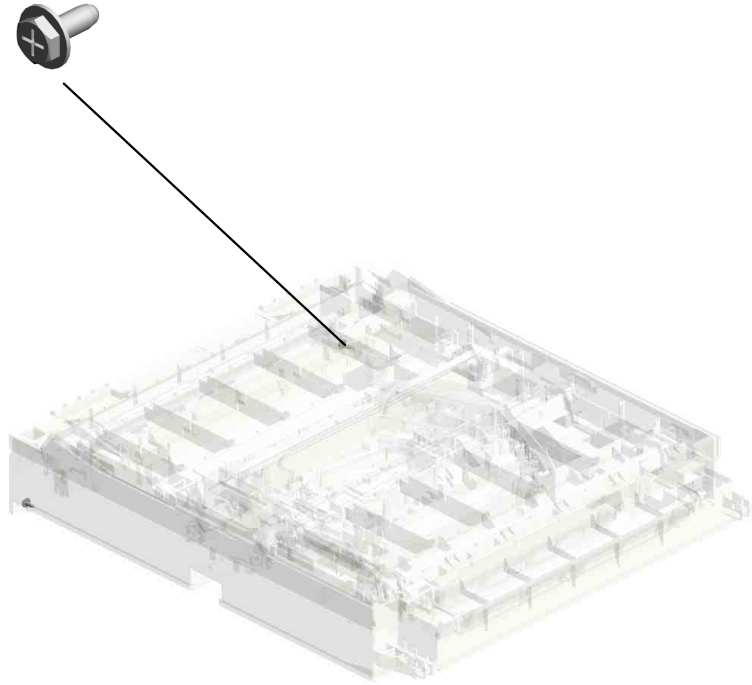

U004 S001
D0BM1855
OPTICAL WRITING UNIT:IMC
2500/IMC3000/IMC3500



U001	U002	U003	U004	U005	U006	U007	U008	U009	U010	U011	U012	U013	U014	U015	U016	U017	U018
------	------	------	-------------	------	------	------	------	------	------	------	------	------	------	------	------	------	------

U004
LASER UNIT


1-04513008N
(x2)
TAPPING SCREW -
M3X8



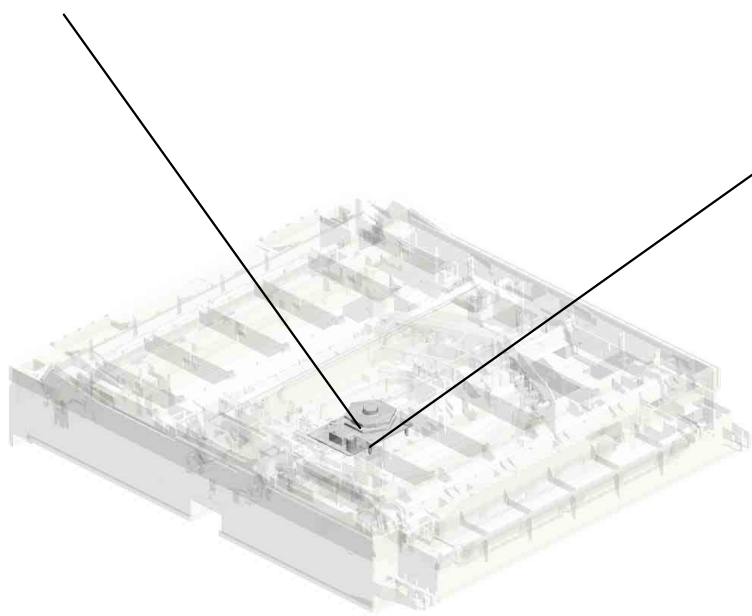
U001	U002	U003	U004	U005	U006	U007	U008	U009	U010	U011	U012	U013	U014	U015	U016	U017	U018
------	------	------	-------------	------	------	------	------	------	------	------	------	------	------	------	------	------	------

U004_S001
OPTICAL WRITING UNIT:IMC2500/IMC3000/IMC3500

3.AX060518
DC POLYGON MIR
ROR MOTOR:(M27)



4.D0BM1855
OPTICAL WRITING
UNIT:IMC2500/IMC
3000/IMC3500



2.04593010N
(x4)
BINDING HEAD TA
PPING SCREW:3X
10

U001	U002	U003	U004	U005	U006	U007	U008	U009	U010	U011	U012	U013	U014	U015	U016	U017	U018
------	------	------	------	------	------	------	------	------	------	------	------	------	------	------	------	------	------

U005.PAPER FEED

U005 S004
D0BK2800
PAPER TRAY:NO.1:ASSY

U005 S006
D1492905
SUPPORTER:RIGHT:NO.1:AS
SY

U005 S001
D0BK2711
PAPER FEED UNIT:NO.1:ASS
Y

U005 S005
D0BK2805
PAPER TRAY:NO.2:ASSY

U005 S003
D1492713
GUIDE PLATE:SWIVEL:NO.1


U005 S002
D0BK2712
PAPER FEED UNIT:NO.2:ASS
Y

U005 S007
D1492903
SUPPORTER:RIGHT:NO.2:AS
SY

U001	U002	U003	U004	U005	U006	U007	U008	U009	U010	U011	U012	U013	U014	U015	U016	U017	U018
------	------	------	------	-------------	------	------	------	------	------	------	------	------	------	------	------	------	------

U005_S001.PAPER FEED UNIT:NO.1:ASS'Y

U005 S001 S001
D2412705
STAY:PAPER FEED UNIT:LO
WER:ASS'Y



U001	U002	U003	U004	U005	U006	U007	U008	U009	U010	U011	U012	U013	U014	U015	U016	U017	U018
------	------	------	------	------	------	------	------	------	------	------	------	------	------	------	------	------	------

U005_S002.PAPER FEED UNIT:NO.2:ASS'Y

U005 S002 S001
D2412705
STAY:PAPER FEED UNIT:LO
WER:ASS'Y

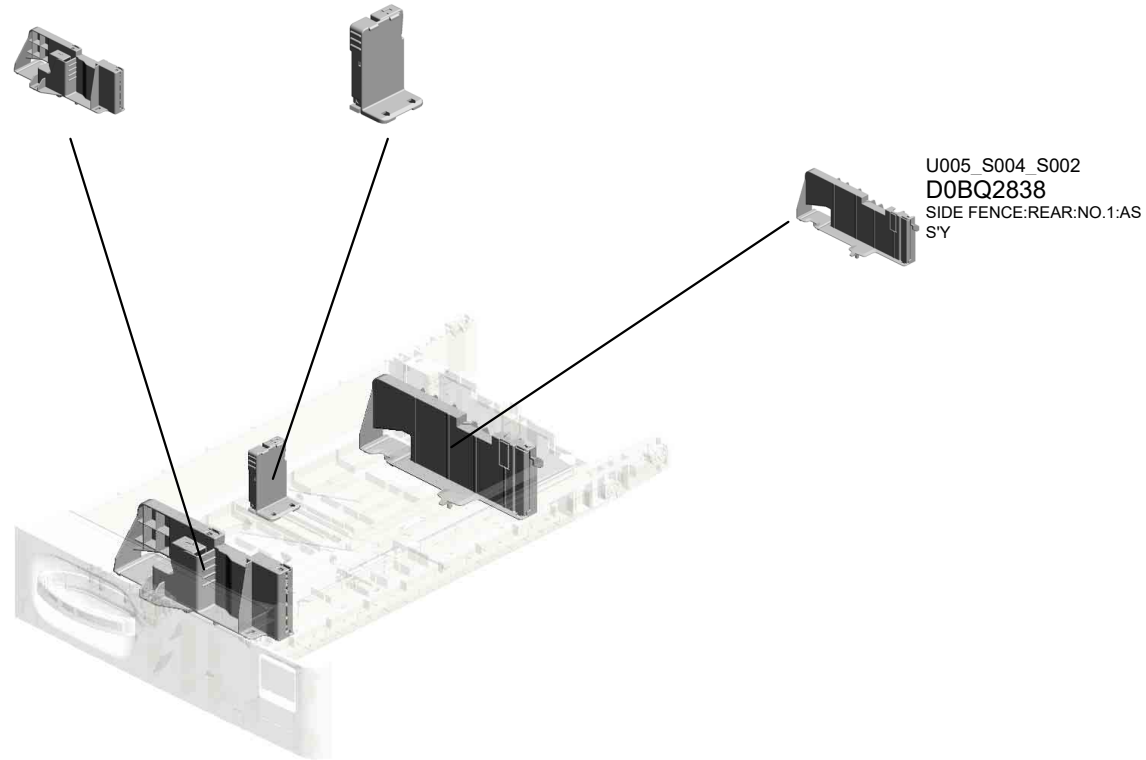


U001	U002	U003	U004	U005	U006	U007	U008	U009	U010	U011	U012	U013	U014	U015	U016	U017	U018
------	------	------	------	------	------	------	------	------	------	------	------	------	------	------	------	------	------

U005_S004.PAPER TRAY:NO.1:ASS'Y

U005 S004 S001
D0BQ2828
SIDE FENCE:FRONT:NO.1:A
SS'Y

U005 S004 S003
D0BQ2840
END FENCE:PAPER TRAY:A
SS'Y



U001	U002	U003	U004	U005	U006	U007	U008	U009	U010	U011	U012	U013	U014	U015	U016	U017	U018
------	------	------	------	-------------	------	------	------	------	------	------	------	------	------	------	------	------	------

U005_S005.PAPER TRAY:NO.2:ASS'Y

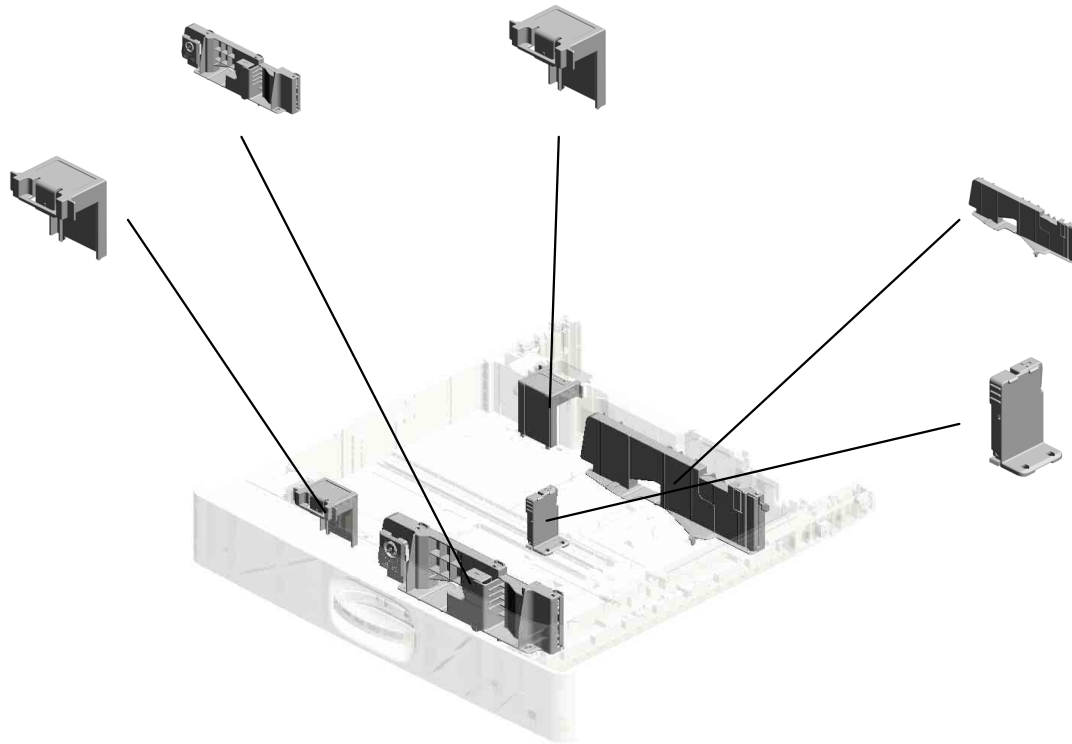
U005 S005 S003
D0BQ2875
SIDE FENCE:FRONT:ASS'Y

U005 S005 S002
D2412873
SIDE FENCE:AUXILIARY

U005 S005 S001
D2412873
SIDE FENCE:AUXILIARY

U005 S005 S004
D0BQ2880
SIDE FENCE:REAR:ASS'Y

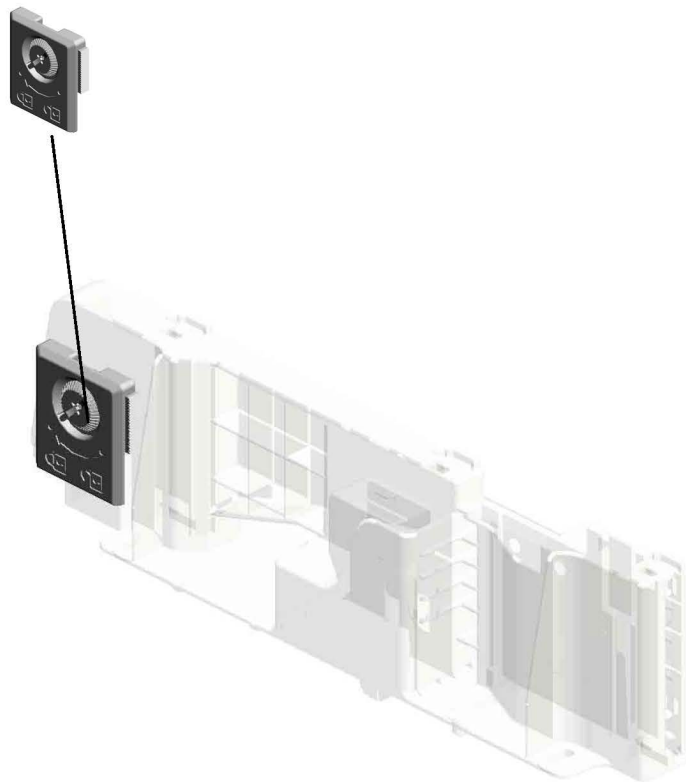
U005 S005 S005
D0BQ2840
END FENCE:PAPER TRAY:A
SS'Y



U001	U002	U003	U004	U005	U006	U007	U008	U009	U010	U011	U012	U013	U014	U015	U016	U017	U018
------	------	------	------	------	------	------	------	------	------	------	------	------	------	------	------	------	------

U005_S005_S003.SIDE FENCE:FRONT:ASS'Y

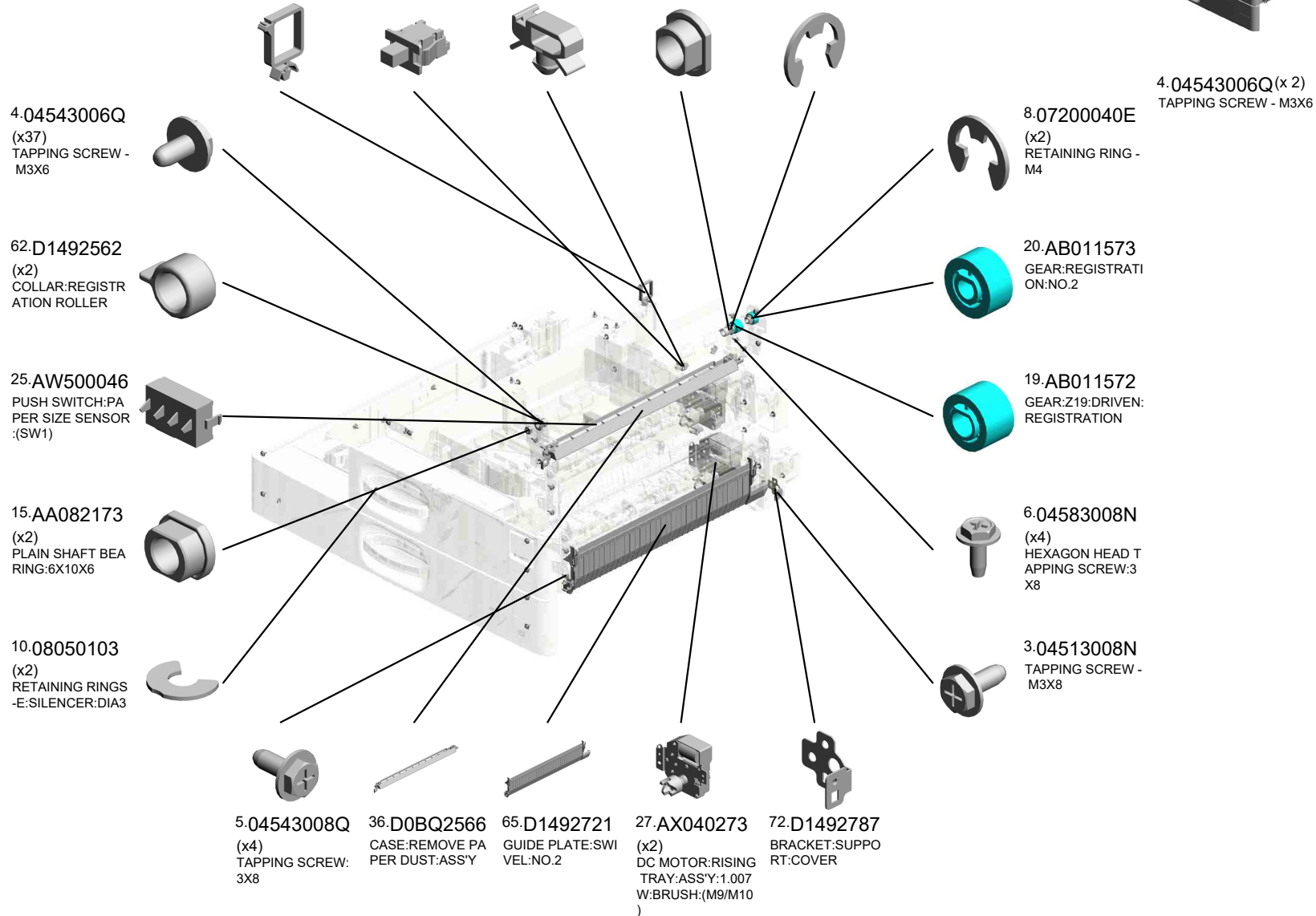
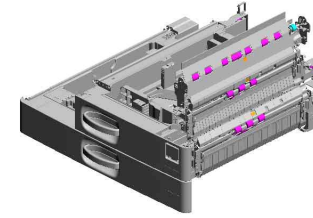
U005_S005_S003_S001
D0BQ2966
STAY:END FENCE:ASS'Y



U001	U002	U003	U004	U005	U006	U007	U008	U009	U010	U011	U012	U013	U014	U015	U016	U017	U018
------	------	------	------	-------------	------	------	------	------	------	------	------	------	------	------	------	------	------

U005 PAPER FEED

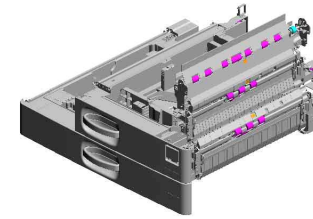
- 13.11050765 CLAMP:LWS-2218A
- 26.AW500049 (x2) PUSH SWITCH:SW 1AG-550:(S4/S17/S 19/S21/S35)
- 12.11050758 (x2) CLAMP:LWSM-030 6A
- 17.AA082175 (x2) PLAIN SHAFT BEA RING:8X12X7
- 9.07200060E (x3) RETAINING RING - M6



U001	U002	U003	U004	U005	U006	U007	U008	U009	U010	U011	U012	U013	U014	U015	U016	U017	U018
------	------	------	------	------	------	------	------	------	------	------	------	------	------	------	------	------	------

U005 PAPER FEED

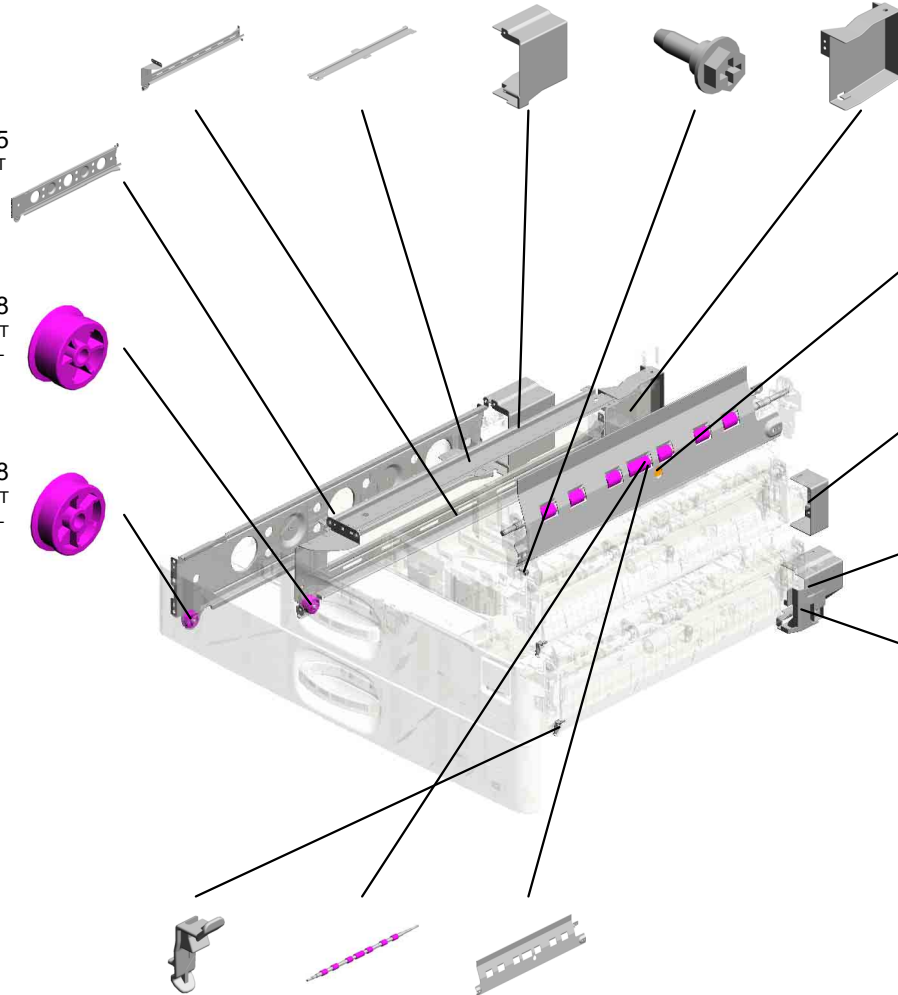
102.D1492930 SUPPORTER:LEFT LOWER:NO.1:PEE N
 97.D1492918 SUPPORTER:LEFT UPPER:NO.1
 94.D1492889 COVER:TRAY:REA R LEFT:NO.2
 137.GA143003 SCREW:MM5:2.5M M
 93.D1492887 COVER:TRAY:REA R LEFT:NO.1



100.D1492925 SUPPORTER:LEFT :NO.2

104.D1492958 ROLLER:SUPPORT ER:PAPER TRAY:L EFT

101.D1492928 ROLLER:SUPPORT ER:PAPER TRAY:L EFT



138.GW010007 PHOTO REFLECTI ON SENSOR:EXIT:(S3/S9/S10/S14/S16/ S24)

110.D1752886 COVER:TRAY:REA R RIGHT:NO.1

111.D1752888 COVER:TRAY:REA R RIGHT:NO.2

73.D1492788 INNER COVER:HA RNNESS:PAPER FE ED UNIT

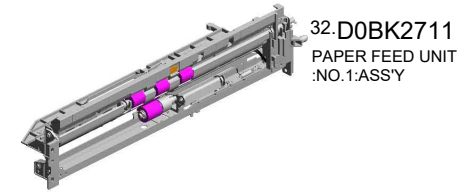
120.D2412731 (x2) STOPPER:GUIDE P LATE:SWIVEL

115.D2412559 SHAFT:REGISTRA TION ROLLER:DRI VEN

116.D2412576 GUIDE PLATE:REG ISTRATION:FRONT LEFT

U005_S001
PAPER FEED UNIT:NO.1:ASS'Y

- 69.D1492774 PULLEY:IDLER:PIKUP
- 30.B8303504 TIMING BELT - 40S 2M100
- 68.D1492773 PULLEY:PICKUP:MECHANICAL ROLLER CLUTCH
- 16.AA082174 PLAIN SHAFT BEARING RING:6X10X9
- 24.AW020234 (x2) PHOTOINTERRUPTOR:GP1A173LCS 5F:(S2/S6/S7/S13/S15/S23/S25/S32)



21.AF030094
PAPER FEED ROLLER: PICKUP



22.AF031049
FEED ROLLER



15.AA082173
PLAIN SHAFT BEARING RING:6X10X6



18.AA100014
(x2)
RETAINING RING C - SEPARATE



6.04583008N
(x7)
HEXAGON HEAD TAPPING SCREW:3 X8



23.AF032049
SEPARATION ROLLER



67.D1492772
ARM: PICKUP



37.D0BQ2777
SHAFT: FEED: ASS'Y



12.11050758
(x2)
CLAMP: LWSM-030 6A



70.D1492777
COIL SPRING: PRESSURE: PICKUP



59.D1482702
SPACER: TRANSPORT ROLLER



11.08050104
(x5)
RETAINING RING C - SILENCER: DIA4



38.D0BQ2785
PLAIN SHAFT BEARING RING: FEED



2.04513006N
(x3)
TAPPING SCREW - 3X6



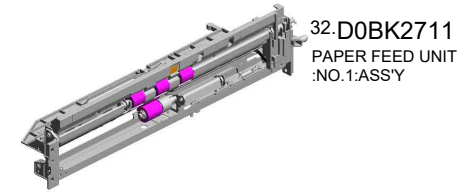
4.04543006Q
(x4)
TAPPING SCREW - M3X6



U001	U002	U003	U004	U005	U006	U007	U008	U009	U010	U011	U012	U013	U014	U015	U016	U017	U018
------	------	------	------	------	------	------	------	------	------	------	------	------	------	------	------	------	------

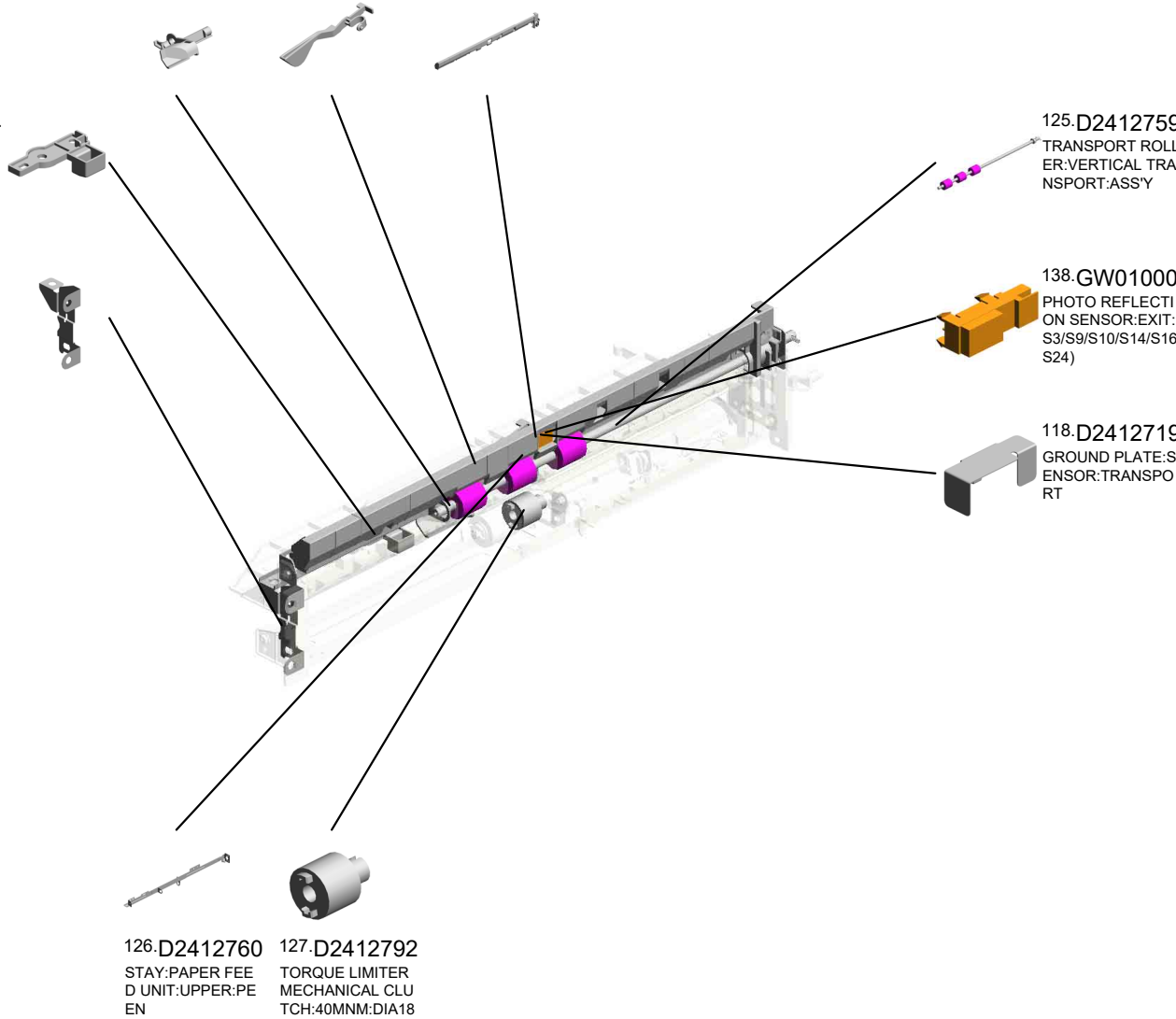
U005_S001
 PAPER FEED UNIT:NO.1:ASS'Y

113.D2022791 GUIDE:FEED
 112.D2022778 FEELER:PAPER END
 122.D2412741 GUIDE PLATE:VERTICAL TRANSPORT:PAPER FEED UNIT:NO.1



106.D1752784
 GUIDE PLATE:SENSOR:PAPER FEED

71.D1492781
 GROUND PLATE:PAPER FEED UNIT




U001	U002	U003	U004	U005	U006	U007	U008	U009	U010	U011	U012	U013	U014	U015	U016	U017	U018
------	------	------	------	------	------	------	------	------	------	------	------	------	------	------	------	------	------

U005_S001_S001

STAY:PAPER FEED UNIT:LOWER:ASS'Y

55.D1472737 LEVER:PRESSURE:SEPARATE
 60.D1482751 ARM:PRESSURE:SEPARATE
 11.08050104 RETAINING RINGS-SILENCER:DIA4
 66.D1492739 LEVER:PRESSURE RELEASE

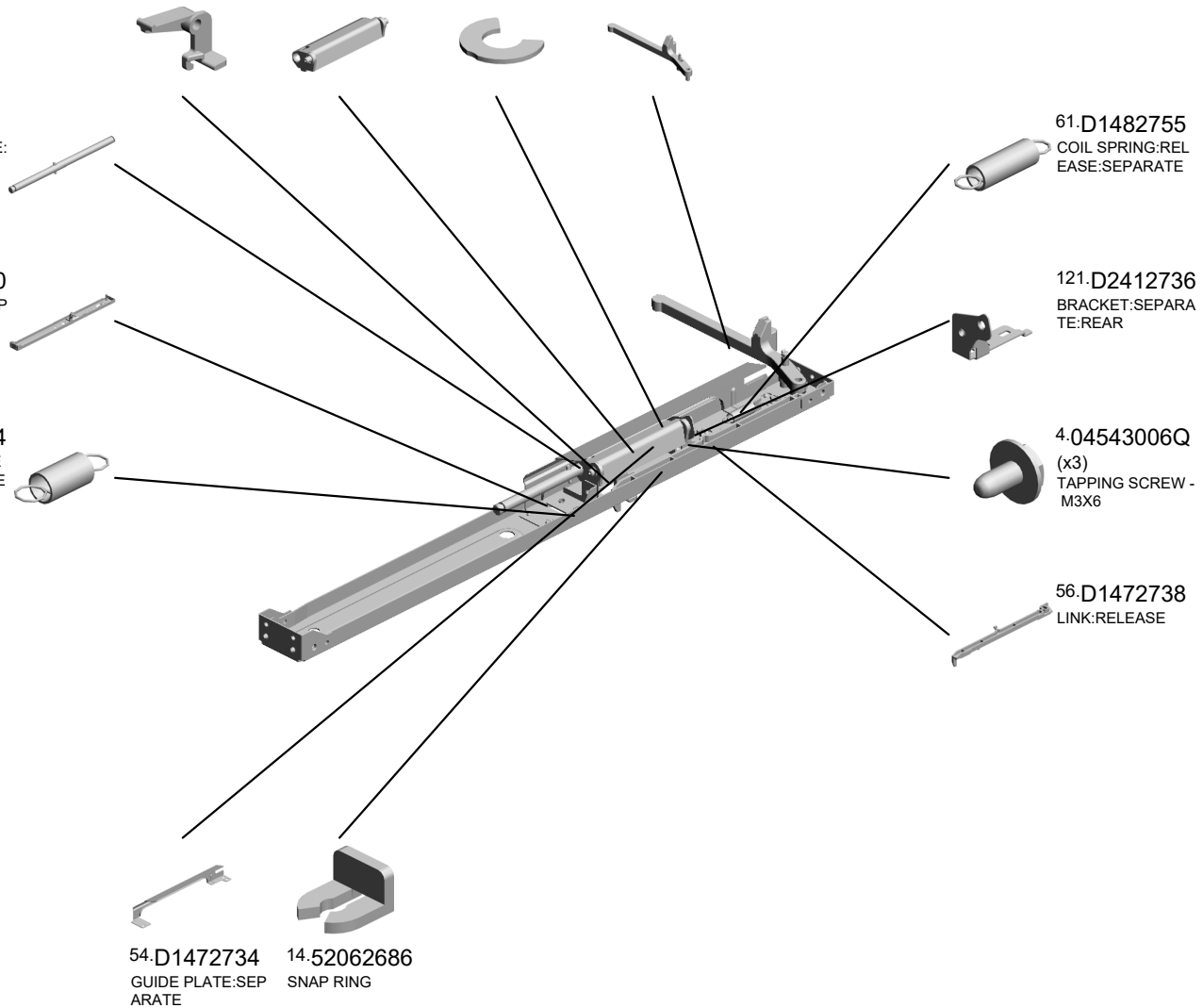


117.D2412705 STAY:PAPER FEED UNIT:LOWER:ASS'Y

57.D1472752 SHAFT:SEPARATE:ASS'Y

119.D2412730 STAY:SEPARATE:PEEN

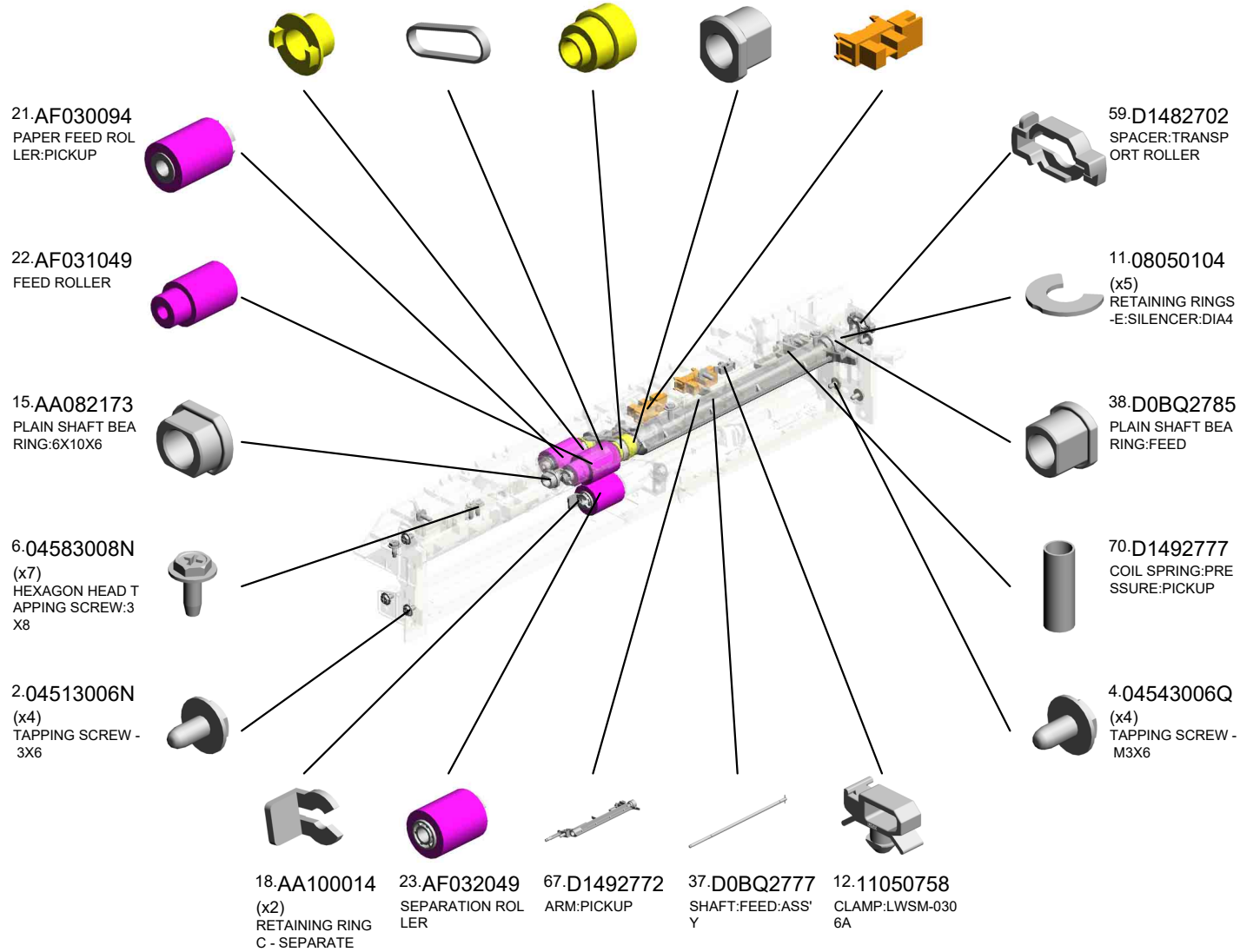
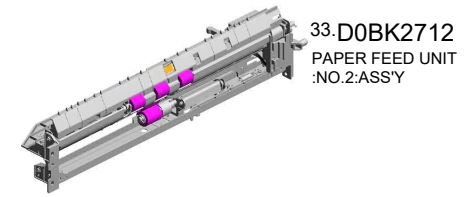
124.D2412754 COIL SPRING:PRESSURE:SEPARATE



U001	U002	U003	U004	U005	U006	U007	U008	U009	U010	U011	U012	U013	U014	U015	U016	U017	U018
------	------	------	------	------	------	------	------	------	------	------	------	------	------	------	------	------	------

U005_S002
PAPER FEED UNIT:NO.2:ASS'Y

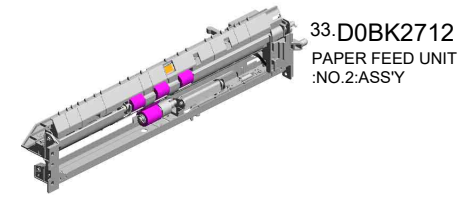
- 69.D1492774 PULLEY:IDLER:PIKUP
- 30.B8303504 TIMING BELT - 40S 2M100
- 68.D1492773 PULLEY:PICKUP:MECHANICAL ROLLER CLUTCH
- 16.AA082174 PLAIN SHAFT BEARING RING:6X10X9
- 24.AW020234 (x2) PHOTOINTERRUPTOR:GP1A173LCS 5F:(S2/S6/S7/S13/S15/S23/S25/S32)



U001	U002	U003	U004	U005	U006	U007	U008	U009	U010	U011	U012	U013	U014	U015	U016	U017	U018
------	------	------	------	------	------	------	------	------	------	------	------	------	------	------	------	------	------

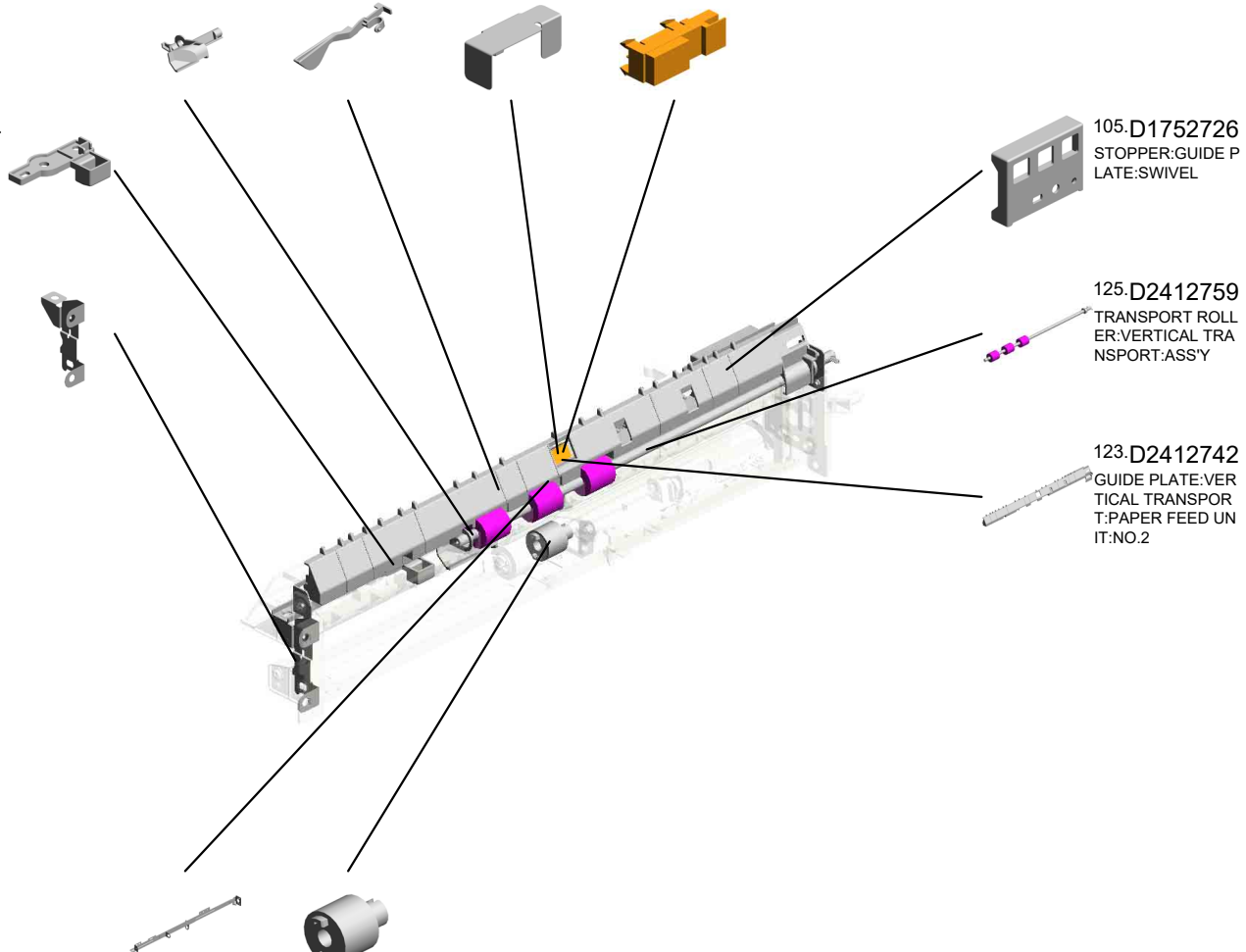
U005_S002
PAPER FEED UNIT:NO.2:ASS'Y

- 113.D2022791 GUIDE:FEED
- 112.D2022778 FEELER:PAPER END
- 118.D2412719 GROUND PLATE:SENSOR:TRANSPORT
- 138.GW010007 PHOTO REFLECTION SENSOR:EXIT:(S3/S9/S10/S14/S16/S24)



106.D1752784
GUIDE PLATE:SENSOR:PAPER FEED

71.D1492781
GROUND PLATE:PAPER FEED UNIT



105.D1752726
STOPPER:GUIDE PLATE:SWIVEL

125.D2412759
TRANSPORT ROLLER:VERTICAL TRANSPORT:ASS'Y

123.D2412742
GUIDE PLATE:VERTICAL TRANSPORT:PAPER FEED UNIT:NO.2


- 126.D2412760 STAY:PAPER FEED UNIT:UPPER:PEEN
- 127.D2412792 TORQUE LIMITER MECHANICAL CLUTCH:40MM:DIA18

U001	U002	U003	U004	U005	U006	U007	U008	U009	U010	U011	U012	U013	U014	U015	U016	U017	U018
------	------	------	------	------	------	------	------	------	------	------	------	------	------	------	------	------	------

U005_S002_S001

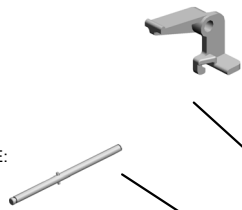
STAY:PAPER FEED UNIT:LOWER:ASS'Y

55.D1472737 LEVER:PRESSURE:SEPARATE
 60.D1482751 ARM:PRESSURE:SEPARATE
 11.08050104 RETAINING RINGS-SILENCER:DIA4
 66.D1492739 LEVER:PRESSURE RELEASE



117.D2412705
 STAY:PAPER FEED UNIT:LOWER:ASS'Y

57.D1472752
 SHAFT:SEPARATE:ASS'Y



119.D2412730
 STAY:SEPARATE:PEEN



124.D2412754
 COIL SPRING:PRESSURE:SEPARATE



61.D1482755
 COIL SPRING:RELEASE:SEPARATE



121.D2412736
 BRACKET:SEPARATE:REAR



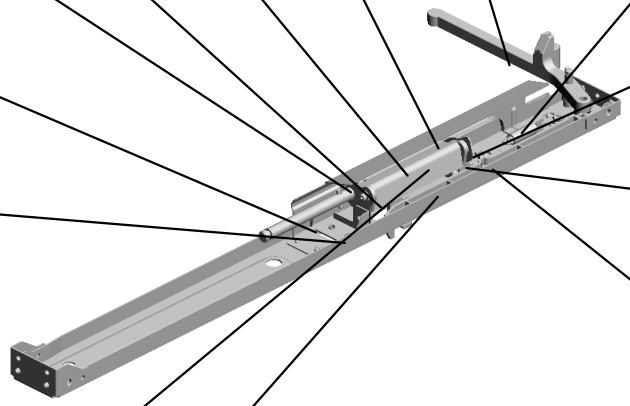
4.04543006Q
 (x3)
 TAPPING SCREW - M3X6



56.D1472738
 LINK:RELEASE




54.D1472734 GUIDE PLATE:SEPARATE
 14.52062686 SNAP RING




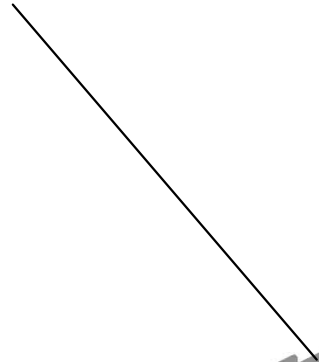
U001	U002	U003	U004	U005	U006	U007	U008	U009	U010	U011	U012	U013	U014	U015	U016	U017	U018
------	------	------	------	------	------	------	------	------	------	------	------	------	------	------	------	------	------

U005_S003
GUIDE PLATE:SWIVEL:NO.1

63.D1492712
SHEET:GUIDE PLA
TE:SWIVEL




64.D1492713
GUIDE PLATE:SWI
VEL:NO.1



U001	U002	U003	U004	U005	U006	U007	U008	U009	U010	U011	U012	U013	U014	U015	U016	U017	U018
------	------	------	------	------	------	------	------	------	------	------	------	------	------	------	------	------	------

U005_S004
PAPER TRAY:NO.1:ASS'Y



34.D0BK2800
PAPER TRAY:NO.1
:ASS'Y

- 49.D0BQ2896 DECAL:SIZE INDICATION:SIDE FENCE:NO.1
- 89.D1492857 LEVER:RELEASE:INNER:NO.1
- 42.D0BQ2846 DECAL:SIZE INDICATION:END FENCE:NO.1:FRONT
- 75.D1492814 COIL SPRING:EAR TH
- 74.D1492812 (x4) ROLLER:PAPER TRAY:DIA19

44.D0BQ2863
DECAL:PAPER SET DIRECTION:TRAY:NO.1



107.D1752854
TENSION SPRING:GRIP:LEFT



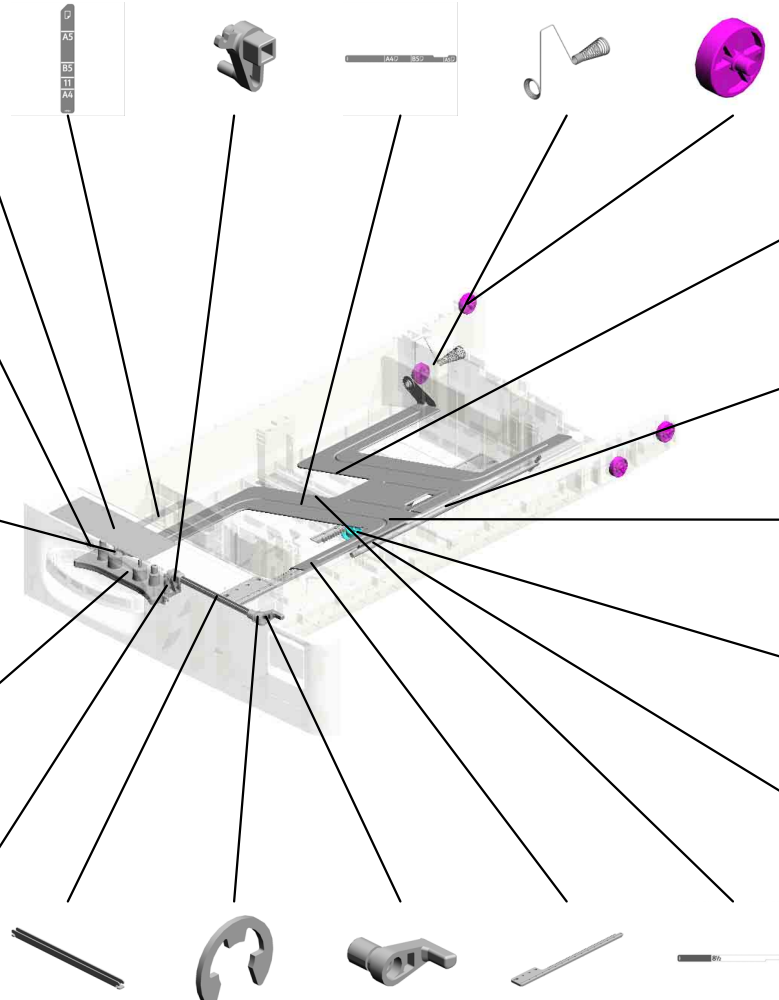
7.04583010N
(x2)
HEXAGON HEAD TAPPING SCREW:3X10



91.D1492861
HOLDER:GRIP:PAPER TRAY



31.D0392566
TENSION SPRING:GRIP:RIGHT



43.D0BQ2850
TRAY BOTTOM PLATE:ASS'Y

76.D1492816
SHAFT:RISE:ASS'Y

77.D1492818
LEVER:RISE


82.D1492836
GEAR:Z20

1.03603006N
(x2)
SCREW - M3X6

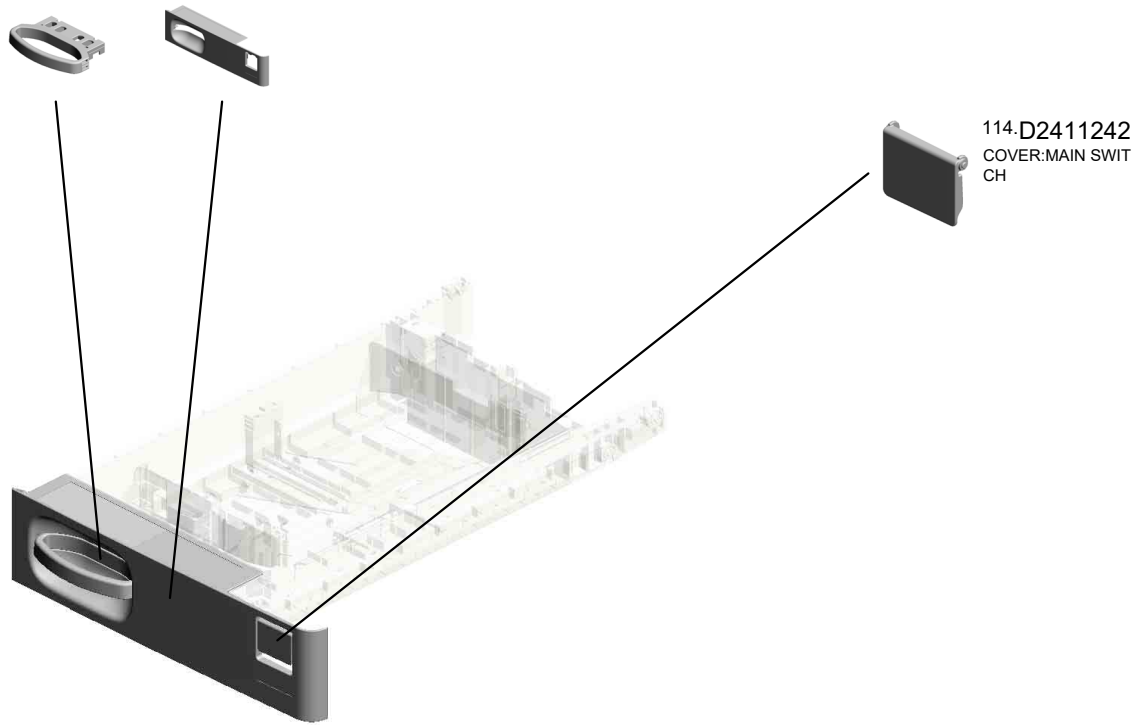
- 90.D1492859 SHAFT:RELEASE:PAPER TRAY:NO.1
- 9.07200060E RETAINING RING - M6
- 108.D1752858 LEVER:RELEASE:PAPER TRAY:OUTER
- 81.D1492835 (x2) RACK:SIDE FENCE
- 86.D1492847 DECAL:SIZE INDICATION:END FENCE:NO.1:REAR

U005_S004
PAPER TRAY:NO.1:ASS'Y

135.D2442856 129.D2412865
GRIP:PAPER TRAY COVER:PAPER TR
AY:NO.1



34.D0BK2800
PAPER TRAY:NO.1
:ASS'Y

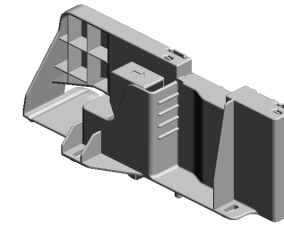


114.D2411242
COVER:MAIN SWIT
CH

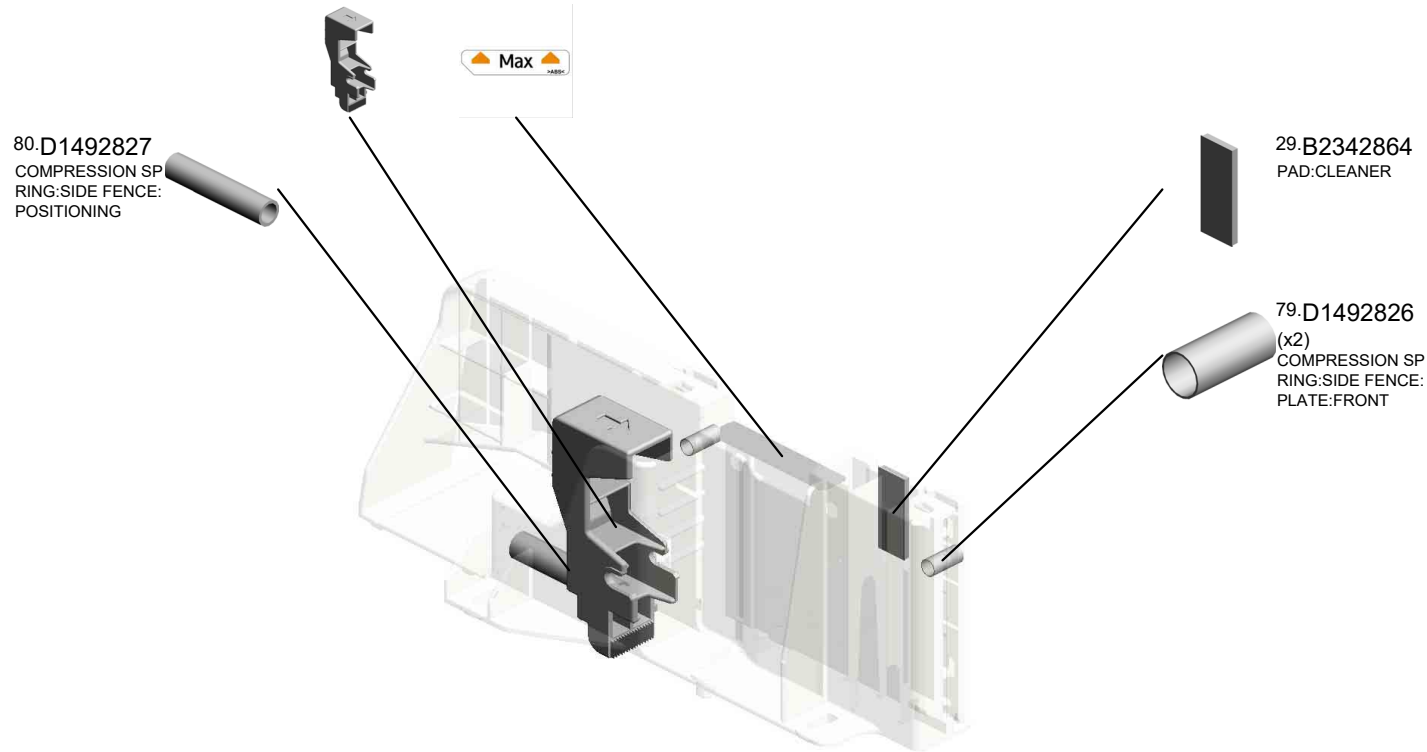
U001	U002	U003	U004	U005	U006	U007	U008	U009	U010	U011	U012	U013	U014	U015	U016	U017	U018
------	------	------	------	------	------	------	------	------	------	------	------	------	------	------	------	------	------

U005_S004_S001
 SIDE FENCE:FRONT:NO.1:ASS'Y

78.D1492824 LEVER:STOPPER:FRONT
 51.D0BQ2959 DECAL:SIDE FENCE:PAPER VOLUME:FRONT



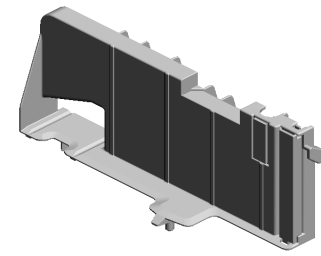
39.D0BQ2828
 SIDE FENCE:FRONT:NO.1:ASS'Y




U001	U002	U003	U004	U005	U006	U007	U008	U009	U010	U011	U012	U013	U014	U015	U016	U017	U018
------	------	------	------	------	------	------	------	------	------	------	------	------	------	------	------	------	------

U005_S004_S002
SIDE FENCE:REAR:NO.1:ASS'Y

50.D0BQ2952
DECAL:SIDE FENC
E:PAPER VOLUME



40.D0BQ2838
SIDE FENCE:REAR
:NO.1:ASS'Y




29.B2342864
PAD:CLEANER

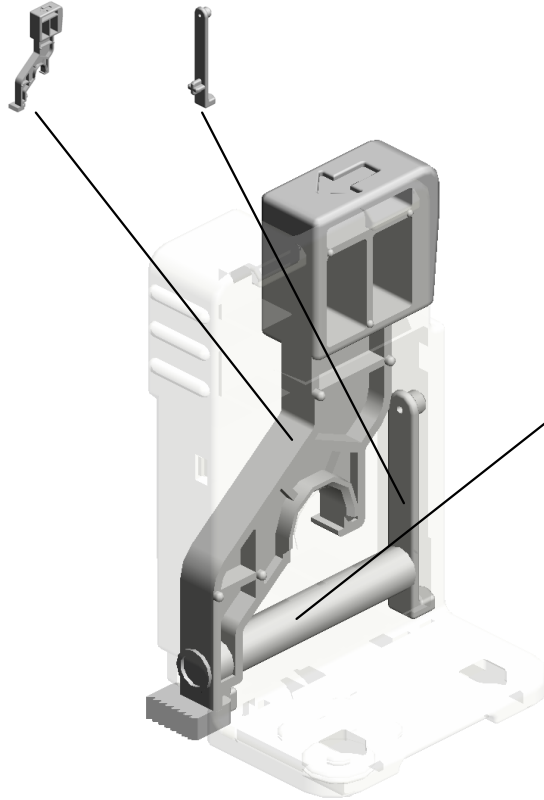
U001	U002	U003	U004	U005	U006	U007	U008	U009	U010	U011	U012	U013	U014	U015	U016	U017	U018
------	------	------	------	-------------	------	------	------	------	------	------	------	------	------	------	------	------	------

U005_S004_S003
END FENCE:PAPER TRAY:ASS'Y

83.D1492842 84.D1492843
LEVER:END FENC CLICK:END FENCE
E



41.D0BQ2840
END FENCE:PAPE
R TRAY:ASS'Y



85.D1492845
COMPRESSION SP
RING:END FENCE:
LEVER:5N

U001	U002	U003	U004	U005	U006	U007	U008	U009	U010	U011	U012	U013	U014	U015	U016	U017	U018
------	------	------	------	-------------	------	------	------	------	------	------	------	------	------	------	------	------	------

U005_S005
PAPER TRAY:NO.2:ASS'Y

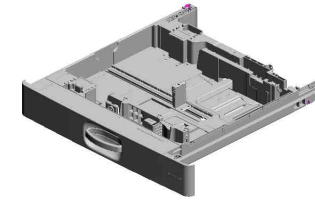
28.B2232862
LEVER - RELEASE
INNER

87.D1492848
DECAL:SIZE INDIC
ATION:END FENCE
:NO.2:FRONT

88.D1492849
DECAL:SIZE INDIC
ATION:END FENCE
:NO.2:REAR

74.D1492812
(x4)
ROLLER:PAPER T
RAY:DIA19

7.04583010N
(x3)
HEXAGON HEAD T
APPING SCREW:3
X10



35.D0BK2805
PAPER TRAY:NO.2
:ASS'Y

45.D0BQ2864
DECAL:PAPER SE
T DIRECTION:TRA
Y:NO.2

107.D1752854
TENSION SPRING:
GRIP:LEFT

58.D1472866
COVER:PAPER TR
AY:NO.2

91.D1492861
HOLDER:GRIP:PAP
ER TRAY

31.D0392566
TENSION SPRING:
GRIP:RIGHT

92.D1492862
SHAFT:RELEASE:P
APER TRAY:NO.2

9.07200060E
RETAINING RING -
M6

108.D1752858
LEVER:RELEASE:P
APER TRAY:OUTE
R

81.D1492835
(x2)
RACK:SIDE FENCE

82.D1492836
GEAR:Z20

7.04583010N(x 8)
HEXAGON HEAD TAPPING SCREW:3X
10

75.D1492814
COIL SPRING:EAR
TH

46.D0BQ2873
TRAY BOTTOM PL
ATE:NO.2:ASS'Y

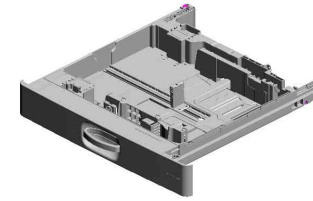
76.D1492816
SHAFT:RISE:ASS'Y

1.03603006N
(x2)
SCREW - M3X6

77.D1492818
LEVER:RISE

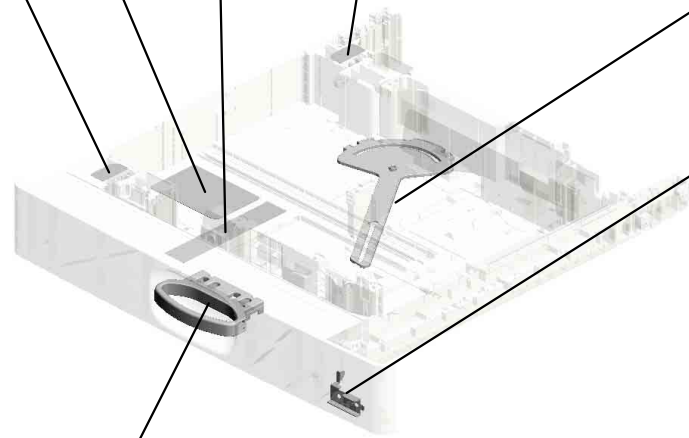

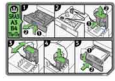
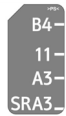
U005_S005
PAPER TRAY:NO.2:ASS'Y

128.D2412837 DECAL:SET:SIDE FENCE:AUXILIARY
 130.D2412869 DECAL:SIZE INDICATION:SIDE FENCE:NO.2
 133.D2412884 DECAL:SIZE INDICATION:SIDE FENCE:AUXILIARY:REAR



35.D0BK2805
PAPER TRAY:NO.2
:ASS'Y

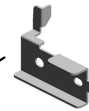
132.D2412883
DECAL:SIZE INDICATION:SIDE FENCE:AUXILIARY:FRONT



109.D1752872
LINK:END FENCE:
PAPER SIZE SENSOR



136.D6932867
SUPPORTING PLATE:COVER:FRONT:
PAPER TRAY

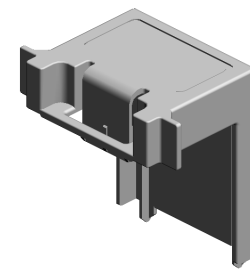
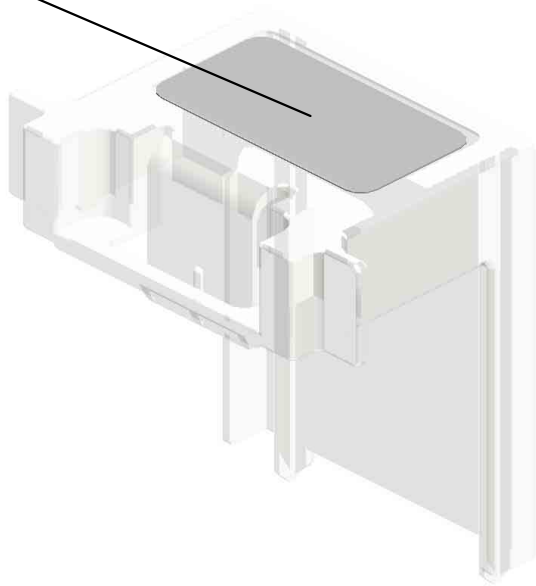


135.D2442856
GRIP:PAPER TRAY



U005_S005_S001
SIDE FENCE:AUXILIARY

134.D2412885
DECAL:SIDE FENC
E:AUXILIARY

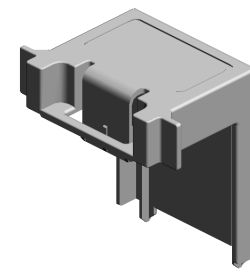
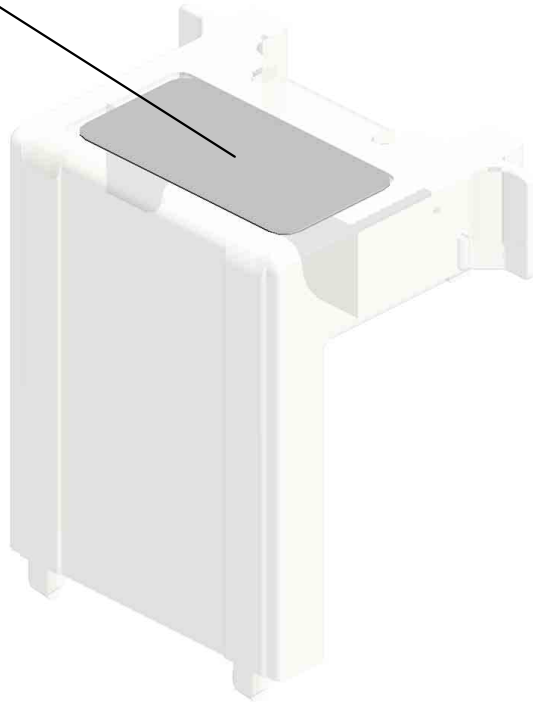


131.D2412873
SIDE FENCE:AUXIL
IARY

U001	U002	U003	U004	U005	U006	U007	U008	U009	U010	U011	U012	U013	U014	U015	U016	U017	U018
------	------	------	------	------	------	------	------	------	------	------	------	------	------	------	------	------	------

U005_S005_S002
SIDE FENCE:AUXILIARY

134.D2412885
DECAL:SIDE FENC
E:AUXILIARY



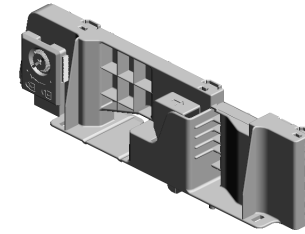
131.D2412873
SIDE FENCE:AUXIL
IARY

U001	U002	U003	U004	U005	U006	U007	U008	U009	U010	U011	U012	U013	U014	U015	U016	U017	U018
------	------	------	------	------	------	------	------	------	------	------	------	------	------	------	------	------	------

U005_S005_S003
SIDE FENCE:FRONT:ASS'Y

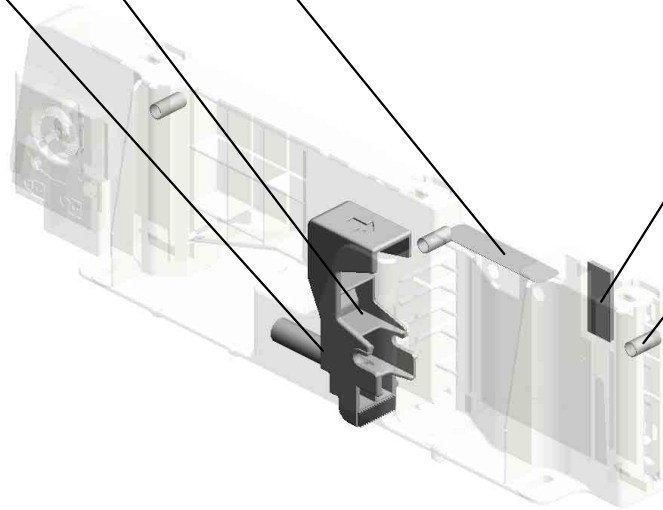

78.D1492824
LEVER:STOPPER:
FRONT

51.D0BQ2959
DECAL:SIDE FENC
E:PAPER VOLUME:
FRONT




47.D0BQ2875
SIDE FENCE:FRON
T:ASSY

80.D1492827
COMPRESSION SP
RING:SIDE FENCE:
POSITIONING



29.B2342864
PAD:CLEANER




79.D1492826
(x3)
COMPRESSION SP
RING:SIDE FENCE:
PLATE:FRONT

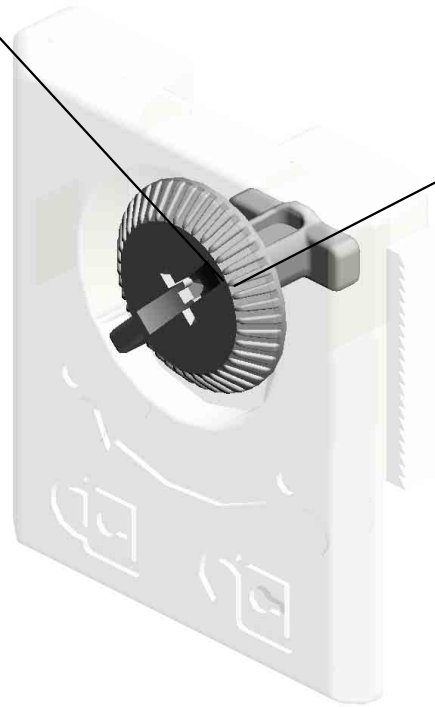
U001	U002	U003	U004	U005	U006	U007	U008	U009	U010	U011	U012	U013	U014	U015	U016	U017	U018
------	------	------	------	------	------	------	------	------	------	------	------	------	------	------	------	------	------

U005_S005_S003_S001
STAY:END FENCE:ASS'Y

11.08050104
RETAINING RINGS
-E:SILENCER:DIA4



52.D0BQ2966
STAY:END FENCE:
ASS'Y

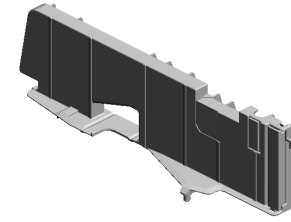


53.D0BQ2967
KNOB SCREW:STA
Y:END FENCE

U001	U002	U003	U004	U005	U006	U007	U008	U009	U010	U011	U012	U013	U014	U015	U016	U017	U018
------	------	------	------	-------------	------	------	------	------	------	------	------	------	------	------	------	------	------

U005_S005_S004
SIDE FENCE:REAR:ASS'Y


50.D0BQ2952
DECAL:SIDE FENC
E:PAPER VOLUME



48.D0BQ2880
SIDE FENCE:REAR
:ASS'Y




29.B2342864
PAD:CLEANER



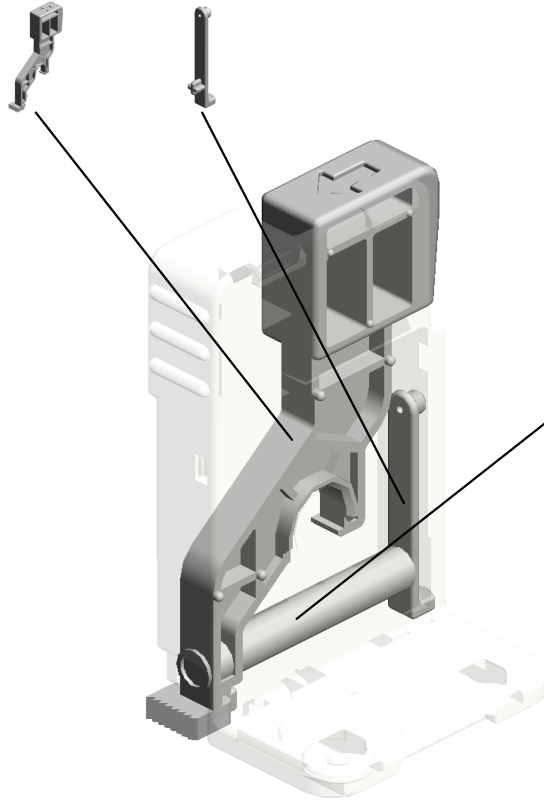
U001	U002	U003	U004	U005	U006	U007	U008	U009	U010	U011	U012	U013	U014	U015	U016	U017	U018
------	------	------	------	-------------	------	------	------	------	------	------	------	------	------	------	------	------	------

U005_S005_S005
END FENCE:PAPER TRAY:ASS'Y

83.D1492842 84.D1492843
LEVER:END FENC CLICK:END FENCE
E



41.D0BQ2840
END FENCE:PAPE
R TRAY:ASS'Y



85.D1492845
COMPRESSION SP
RING:END FENCE:
LEVER:5N

U001	U002	U003	U004	U005	U006	U007	U008	U009	U010	U011	U012	U013	U014	U015	U016	U017	U018
------	------	------	------	-------------	------	------	------	------	------	------	------	------	------	------	------	------	------

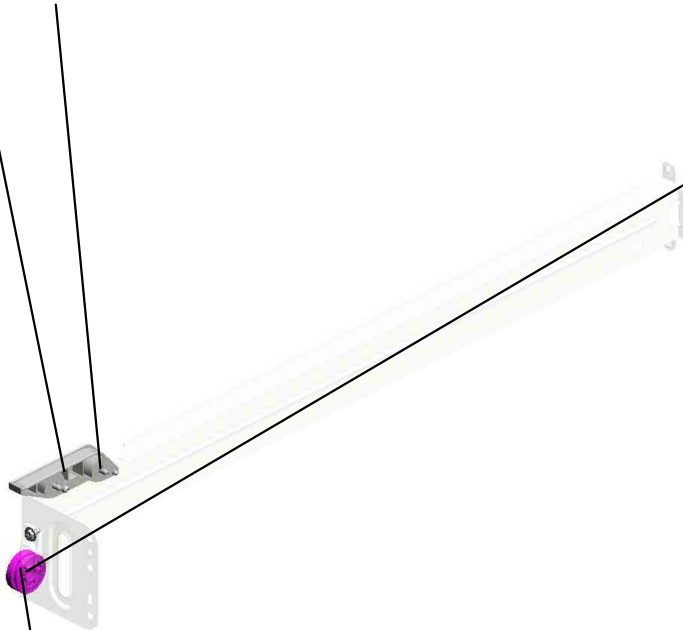
U005_S006
SUPPORTER:RIGHT:NO.1:ASS'Y

4.04543006Q
(x3)
TAPPING SCREW -
M3X6



96.D1492905
SUPPORTER:RIGHT:
T:NO.1:ASS'Y

99.D1492924
STOPPER:PAPER
TRAY



103.D1492956
ROLLER:SUPPORT
ER:PAPER TRAY




10.08050103
RETAINING RINGS
-E:SILENCER:DIA3



U001	U002	U003	U004	U005	U006	U007	U008	U009	U010	U011	U012	U013	U014	U015	U016	U017	U018
------	------	------	------	------	------	------	------	------	------	------	------	------	------	------	------	------	------

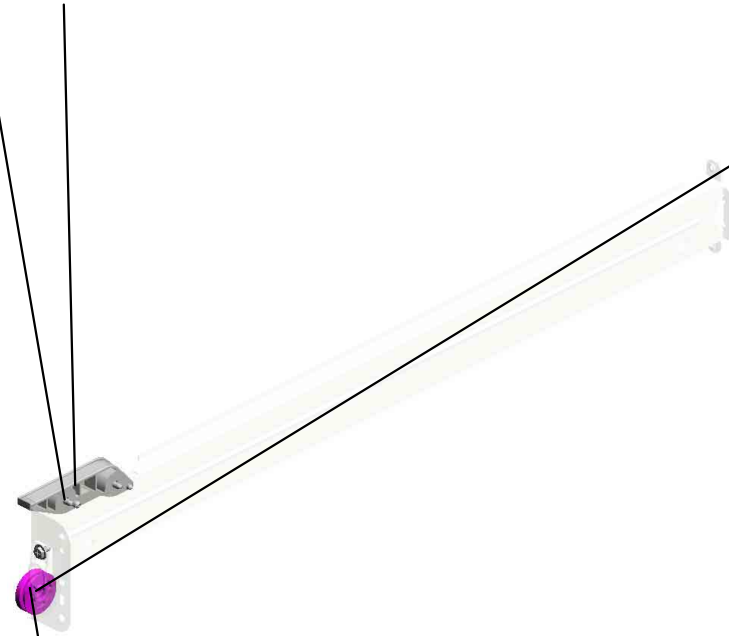
U005_S007
SUPPORTER:RIGHT:NO.2:ASS'Y

99.D1492924
STOPPER:PAPER
TRAY



95.D1492903
SUPPORTER:RIGHT:
T:NO.2:ASSY

4.04543006Q
(x3)
TAPPING SCREW -
M3X6



98.D1492923
ROLLER:SUPPORT
ER:PAPER TRAY



10.08050103
RETAINING RINGS
-E:SILENCER:DIA3



U001	U002	U003	U004	U005	U006	U007	U008	U009	U010	U011	U012	U013	U014	U015	U016	U017	U018
------	------	------	------	------	------	------	------	------	------	------	------	------	------	------	------	------	------


U006.PCDU

U006_S003
D0BK2202
PCDU:M:IMC2000-2500

U006_S004
D0BK2203
PCDU:Y:IMC2000-2500

U006_S001
D0BK2200
PCDU:K:IMC2000-2500

U006_S002
D0BK2201
PCDU:C:IMC2000-2500

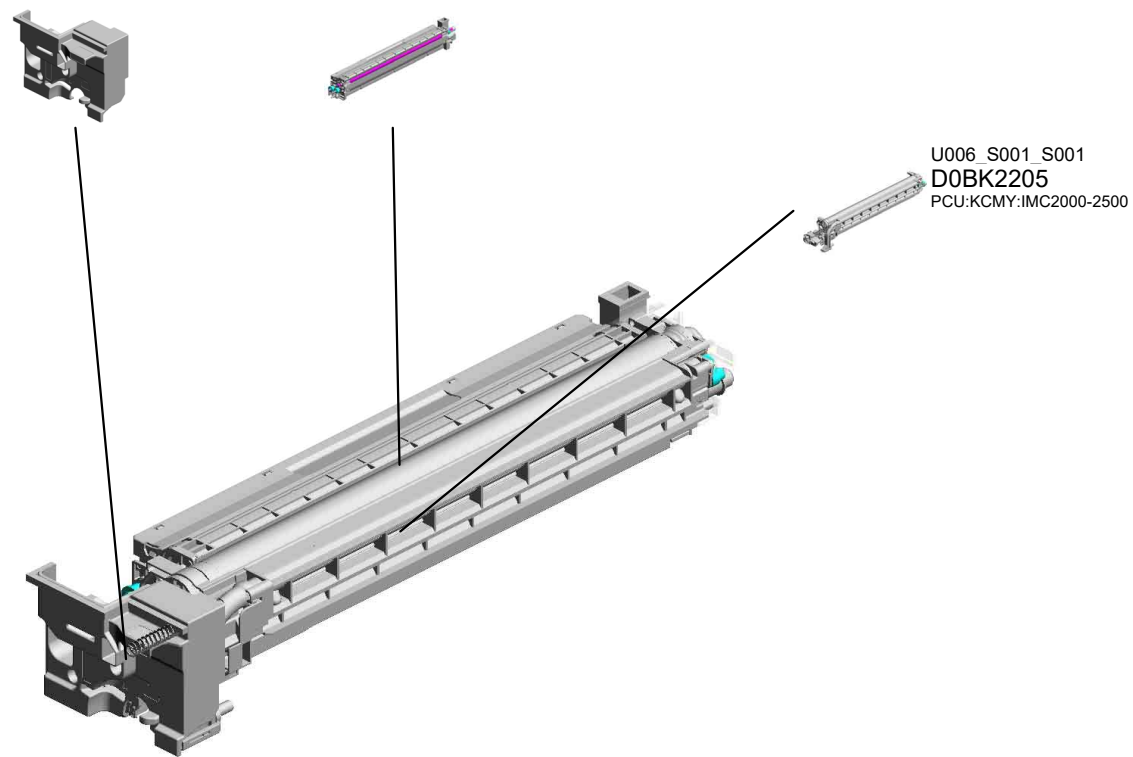


U001	U002	U003	U004	U005	U006	U007	U008	U009	U010	U011	U012	U013	U014	U015	U016	U017	U018
------	------	------	------	------	-------------	------	------	------	------	------	------	------	------	------	------	------	------

U006_S001.PCDU:K:IMC2000-2500

U006 S001 S002
D0BQ2389
COVER:PCU:FRONT:SUB-AS
SY

U006 S001 S003
D0BK3000
DEVELOPMENT UNIT:K:IMC2
000-2500




U001	U002	U003	U004	U005	U006	U007	U008	U009	U010	U011	U012	U013	U014	U015	U016	U017	U018
------	------	------	------	------	-------------	------	------	------	------	------	------	------	------	------	------	------	------

U006_S002.PCDU:C:IMC2000-2500

U006 S002 S001
D0BQ2389
COVER:PCU:FRONT:SUB-AS
SY

U006 S002 S002
D0BK3001
DEVELOPMENT UNIT:C:IMC2
000-3500

U006 S002 S003
D0BK2205
PCU:KCMY:IMC2000-2500

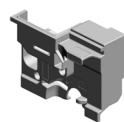


U001	U002	U003	U004	U005	U006	U007	U008	U009	U010	U011	U012	U013	U014	U015	U016	U017	U018
------	------	------	------	------	-------------	------	------	------	------	------	------	------	------	------	------	------	------

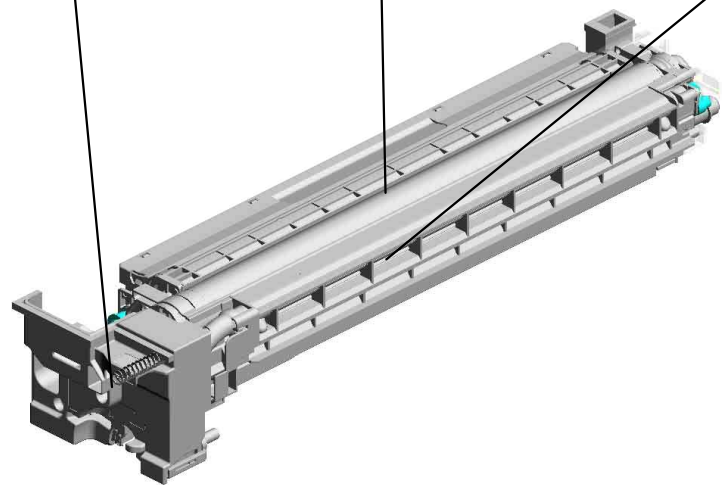
U006_S003.PCDU:M:IMC2000-2500

U006 S003 S002
D0BQ2389
COVER:PCU:FRONT:SUB-AS
SY

U006 S003 S003
D0BK3002
DEVELOPMENT UNIT:M:IMC
2000-3500



U006 S003 S001
D0BK2205
PCU:KCMY:IMC2000-2500




U001	U002	U003	U004	U005	U006	U007	U008	U009	U010	U011	U012	U013	U014	U015	U016	U017	U018
------	------	------	------	------	-------------	------	------	------	------	------	------	------	------	------	------	------	------

U006_S004.PCDU:Y:IMC2000-2500

U006 S004 S002
D0BQ2389
COVER:PCU:FRONT:SUB-AS
SY


U006 S004 S003
D0BK3003
DEVELOPMENT UNIT:Y:IMC2
000-3500

U006 S004 S001
D0BK2205
PCU:KCMY:IMC2000-2500



U001	U002	U003	U004	U005	U006	U007	U008	U009	U010	U011	U012	U013	U014	U015	U016	U017	U018
------	------	------	------	------	-------------	------	------	------	------	------	------	------	------	------	------	------	------


U006
PCDU



U001	U002	U003	U004	U005	U006	U007	U008	U009	U010	U011	U012	U013	U014	U015	U016	U017	U018
------	------	------	------	------	------	------	------	------	------	------	------	------	------	------	------	------	------

U006_S001
PCDU:K:IMC2000-2500

2.04583010N
(x2)
HEXAGON HEAD TAPPING SCREW:3X10

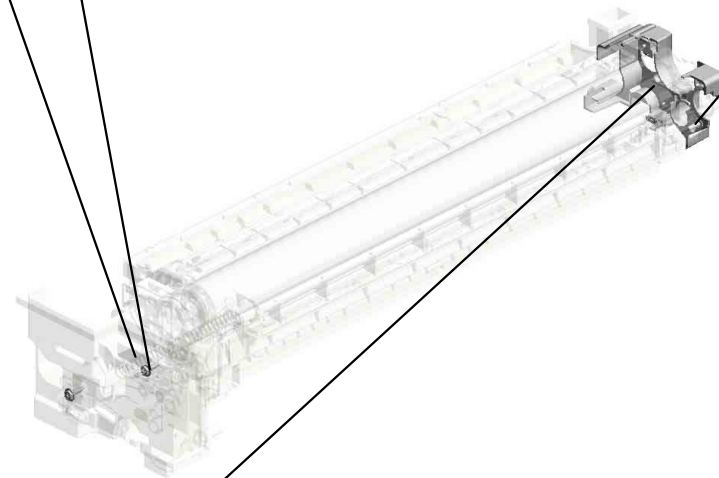


8.D0BK2200
PCDU:K:IMC2000-2500

20.GA003995
DECAL:DESIGN SKETCH
ETCH:BLACK



3.04593010N
BINDING HEAD TAPPING SCREW:3X10



17.D0BK3494
COVER:PCU:REAR
:ASSY

U001	U002	U003	U004	U005	U006	U007	U008	U009	U010	U011	U012	U013	U014	U015	U016	U017	U018
------	------	------	------	------	-------------	------	------	------	------	------	------	------	------	------	------	------	------

U006_S001_S001
PCU:KCMY:IMC2000-2500

3.04593010N
(x11)
BINDING HEAD TA
PPING SCREW:3X
10


7.D0BK2051
CHARGE UNIT:30:
ASS'Y



12.D0BK2205
PCU:KCMY:IMC200
0-2500



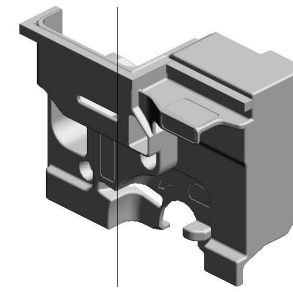
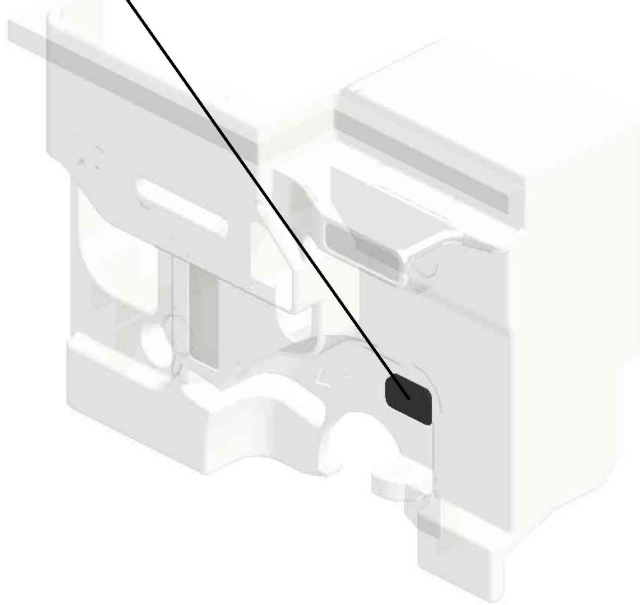
4.07200030E
RETAINING RING -
M3



U001	U002	U003	U004	U005	U006	U007	U008	U009	U010	U011	U012	U013	U014	U015	U016	U017	U018
------	------	------	------	------	-------------	------	------	------	------	------	------	------	------	------	------	------	------

U006_S001_S002
COVER:PCU:FRONT:SUB-ASS'Y

19.GA003993
DECAL:LEVER:FIX



18.D0BQ2389
COVER:PCU:FRON
T:SUB-ASS'Y


U001	U002	U003	U004	U005	U006	U007	U008	U009	U010	U011	U012	U013	U014	U015	U016	U017	U018
------	------	------	------	------	-------------	------	------	------	------	------	------	------	------	------	------	------	------

U006_S001_S003

DEVELOPMENT UNIT:K:IMC2000-2500


5.07200040E
RETAINING RING -
M4

6.08050100
RETAINING RING -
M2.5



13.D0BK3000
DEVELOPMENT U
NIT:K:IMC2000-250
0

4.07200030E
(x4)
RETAINING RING -
M3



3.04593010N
(x2)
BINDING HEAD TA
PPING SCREW:3X
10



1.03603006N
(x2)
SCREW - M3X6


U001	U002	U003	U004	U005	U006	U007	U008	U009	U010	U011	U012	U013	U014	U015	U016	U017	U018
------	------	------	------	------	-------------	------	------	------	------	------	------	------	------	------	------	------	------

U006_S002
PCDU:C:IMC2000-2500

21.GA003996
DECAL:DESIGN SK
ETCH:CYAN




2.04583010N
(x2)
HEXAGON HEAD TAPPING SCREW:3X10



3.04593010N
BINDING HEAD TAPPING SCREW:3X10



17.D0BK3494
COVER:PCU:REAR
:ASSY

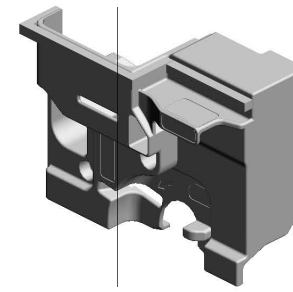
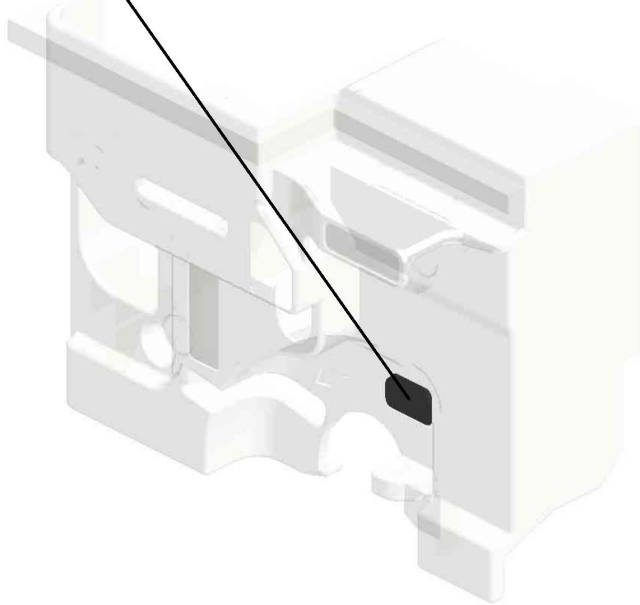


9.D0BK2201
PCDU:C:IMC2000-2500

U001	U002	U003	U004	U005	U006	U007	U008	U009	U010	U011	U012	U013	U014	U015	U016	U017	U018
------	------	------	------	------	-------------	------	------	------	------	------	------	------	------	------	------	------	------

U006_S002_S001
COVER:PCU:FRONT:SUB-ASS'Y

19.GA003993
DECAL:LEVER:FIX




18.D0BQ2389
COVER:PCU:FRON
T:SUB-ASS'Y

U001	U002	U003	U004	U005	U006	U007	U008	U009	U010	U011	U012	U013	U014	U015	U016	U017	U018
------	------	------	------	------	-------------	------	------	------	------	------	------	------	------	------	------	------	------

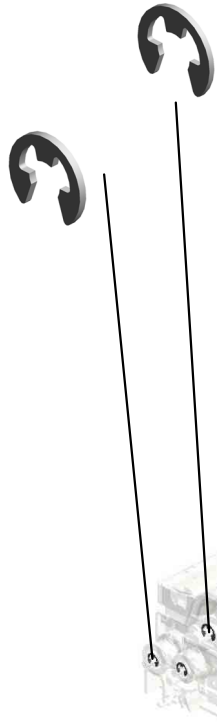
U006_S002_S002
 DEVELOPMENT UNIT:C:IMC2000-3500

5.07200040E 3.04593010N
 RETAINING RING -
 M4 (x2)
 BINDING HEAD TA
 PPING SCREW:3X
 10



14.D0BK3001
 DEVELOPMENT U
 NIT:C:IMC2000-350
 0

4.07200030E
 (x4)
 RETAINING RING -
 M3




3.04593010N
 BINDING HEAD TA
 PPING SCREW:3X
 10



6.08050100
 RETAINING RING -
 M2.5



1.03603006N
 (x2)
 SCREW - M3X6



U001	U002	U003	U004	U005	U006	U007	U008	U009	U010	U011	U012	U013	U014	U015	U016	U017	U018
------	------	------	------	------	------	------	------	------	------	------	------	------	------	------	------	------	------

U006_S002_S003
PCU:KCMY:IMC2000-2500

3.04593010N
(x11)
BINDING HEAD TA
PPING SCREW:3X
10


7.D0BK2051
CHARGE UNIT:30:
ASS'Y



12.D0BK2205
PCU:KCMY:IMC200
0-2500



4.07200030E
RETAINING RING -
M3



U001	U002	U003	U004	U005	U006	U007	U008	U009	U010	U011	U012	U013	U014	U015	U016	U017	U018
------	------	------	------	------	-------------	------	------	------	------	------	------	------	------	------	------	------	------


U006_S003

PCDU:M:IMC2000-2500

2.04583010N
(x2)
HEXAGON HEAD TAPPING SCREW:3X10



22.GA003997
DECAL:DESIGN SKETCH
ETCH:MAGENTA



3.04593010N
BINDING HEAD TAPPING SCREW:3X10



10.D0BK2202
PCDU:M:IMC2000-2500

17.D0BK3494
COVER:PCU:REAR
:ASSY



U001	U002	U003	U004	U005	U006	U007	U008	U009	U010	U011	U012	U013	U014	U015	U016	U017	U018
------	------	------	------	------	-------------	------	------	------	------	------	------	------	------	------	------	------	------

U006_S003_S001
PCU:KCMY:IMC2000-2500

3.04593010N
(x11)
BINDING HEAD TA
PPING SCREW:3X
10


7.D0BK2051
CHARGE UNIT:30:
ASS'Y



12.D0BK2205
PCU:KCMY:IMC200
0-2500



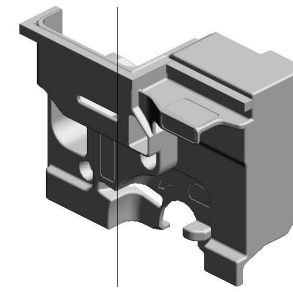
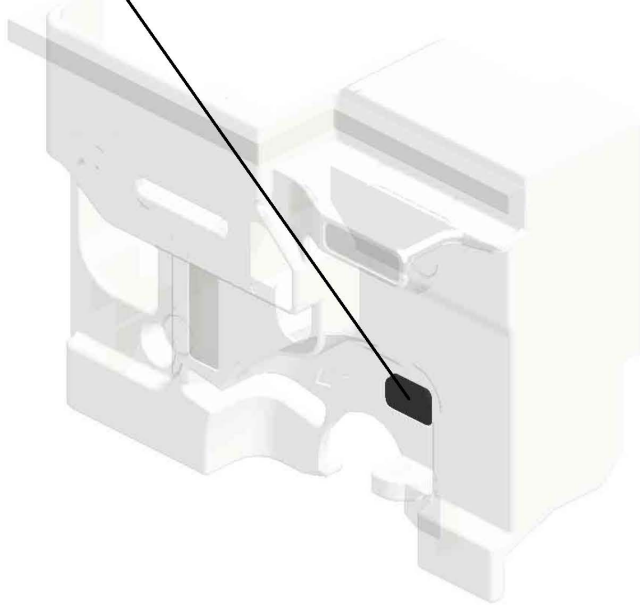
4.07200030E
RETAINING RING -
M3



U001	U002	U003	U004	U005	U006	U007	U008	U009	U010	U011	U012	U013	U014	U015	U016	U017	U018
------	------	------	------	------	-------------	------	------	------	------	------	------	------	------	------	------	------	------

U006_S003_S002
COVER:PCU:FRONT:SUB-ASS'Y

19.GA003993
DECAL:LEVER:FIX




18.D0BQ2389
COVER:PCU:FRON
T:SUB-ASS'Y

U001	U002	U003	U004	U005	U006	U007	U008	U009	U010	U011	U012	U013	U014	U015	U016	U017	U018
------	------	------	------	------	-------------	------	------	------	------	------	------	------	------	------	------	------	------


U006_S003_S003
DEVELOPMENT UNIT:M:IMC2000-3500

5.07200040E 6.08050100
RETAINING RING - M4 RETAINING RING - M2.5



15.D0BK3002
DEVELOPMENT U
NIT:M:IMC2000-350
0

4.07200030E
(x4)
RETAINING RING - M3




3.04593010N
(x2)
BINDING HEAD TA
PPING SCREW:3X
10

1.03603006N
(x2)
SCREW - M3X6

U001	U002	U003	U004	U005	U006	U007	U008	U009	U010	U011	U012	U013	U014	U015	U016	U017	U018
------	------	------	------	------	-------------	------	------	------	------	------	------	------	------	------	------	------	------

U006_S004
PCDU:Y:IMC2000-2500

2.04583010N
(x2)
HEXAGON HEAD TAPPING SCREW:3X10

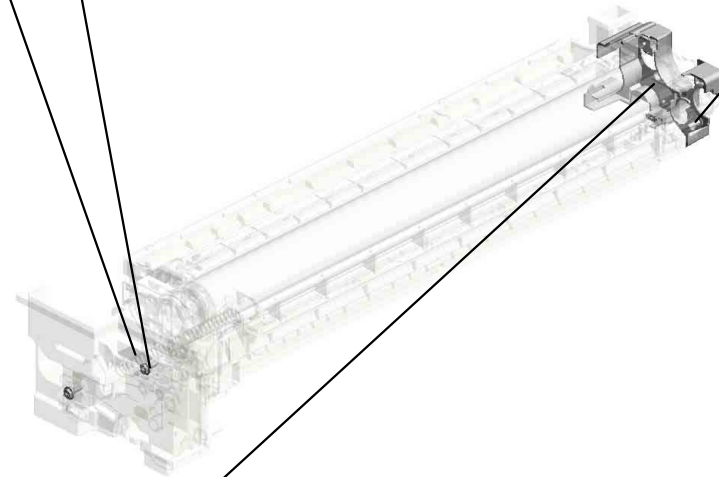


11.D0BK2203
PCDU:Y:IMC2000-2500

23.GA003998
DECAL:DESIGN SKETCH
ETCH:YELLOW



3.04593010N
BINDING HEAD TAPPING SCREW:3X10



17.D0BK3494
COVER:PCU:REAR
:ASSY

U001	U002	U003	U004	U005	U006	U007	U008	U009	U010	U011	U012	U013	U014	U015	U016	U017	U018
------	------	------	------	------	-------------	------	------	------	------	------	------	------	------	------	------	------	------

U006_S004_S001
PCU:KCMY:IMC2000-2500

3.04593010N
(x11)
BINDING HEAD TA
PPING SCREW:3X
10


7.D0BK2051
CHARGE UNIT:30:
ASS'Y



12.D0BK2205
PCU:KCMY:IMC200
0-2500



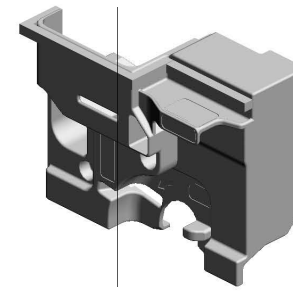
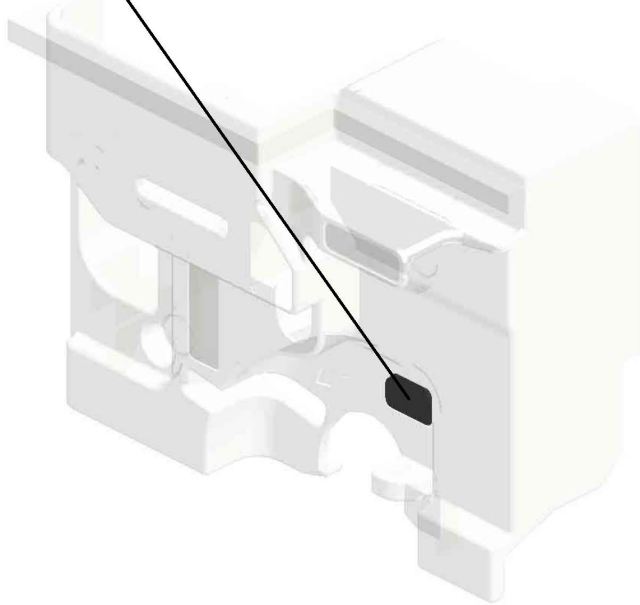
4.07200030E
RETAINING RING -
M3



U001	U002	U003	U004	U005	U006	U007	U008	U009	U010	U011	U012	U013	U014	U015	U016	U017	U018
------	------	------	------	------	-------------	------	------	------	------	------	------	------	------	------	------	------	------

U006_S004_S002
COVER:PCU:FRONT:SUB-ASS'Y

19.GA003993
DECAL:LEVER:FIX




18.D0BQ2389
COVER:PCU:FRON
T:SUB-ASS'Y

U001	U002	U003	U004	U005	U006	U007	U008	U009	U010	U011	U012	U013	U014	U015	U016	U017	U018
------	------	------	------	------	-------------	------	------	------	------	------	------	------	------	------	------	------	------


U006_S004_S003
DEVELOPMENT UNIT:Y:IMC2000-3500

5.07200040E 6.08050100
RETAINING RING - M4 RETAINING RING - M2.5



16.D0BK3003
DEVELOPMENT U
NIT:Y:IMC2000-350
0

4.07200030E
(x4)
RETAINING RING - M3



3.04593010N
(x2)
BINDING HEAD TA
PPING SCREW:3X
10

1.03603006N
(x2)
SCREW - M3X6

U001	U002	U003	U004	U005	U006	U007	U008	U009	U010	U011	U012	U013	U014	U015	U016	U017	U018
------	------	------	------	------	-------------	------	------	------	------	------	------	------	------	------	------	------	------

U007.DEVELOPMENT

U007_S011
D0BQ3219
DRIVE UNIT:TONER BOTTLE
:ASSY

U007_S006
D0BQ3288
TRANSPORT SCREW:NOZZL
E:CMY:ASSY

U007_S010
D0BQ3219
DRIVE UNIT:TONER BOTTLE
:ASSY

U007_S008
D0BQ3288
TRANSPORT SCREW:NOZZL
E:CMY:ASSY

U007_S012
D0BQ3219
DRIVE UNIT:TONER BOTTLE
:ASSY

U007_S004
D0BQ3310
TONER HOPPER:TONER SU
PPLY:Y:ASSY

U007_S005
D0BQ3287
TRANSPORT SCREW:NOZZL
E:BK:ASSY

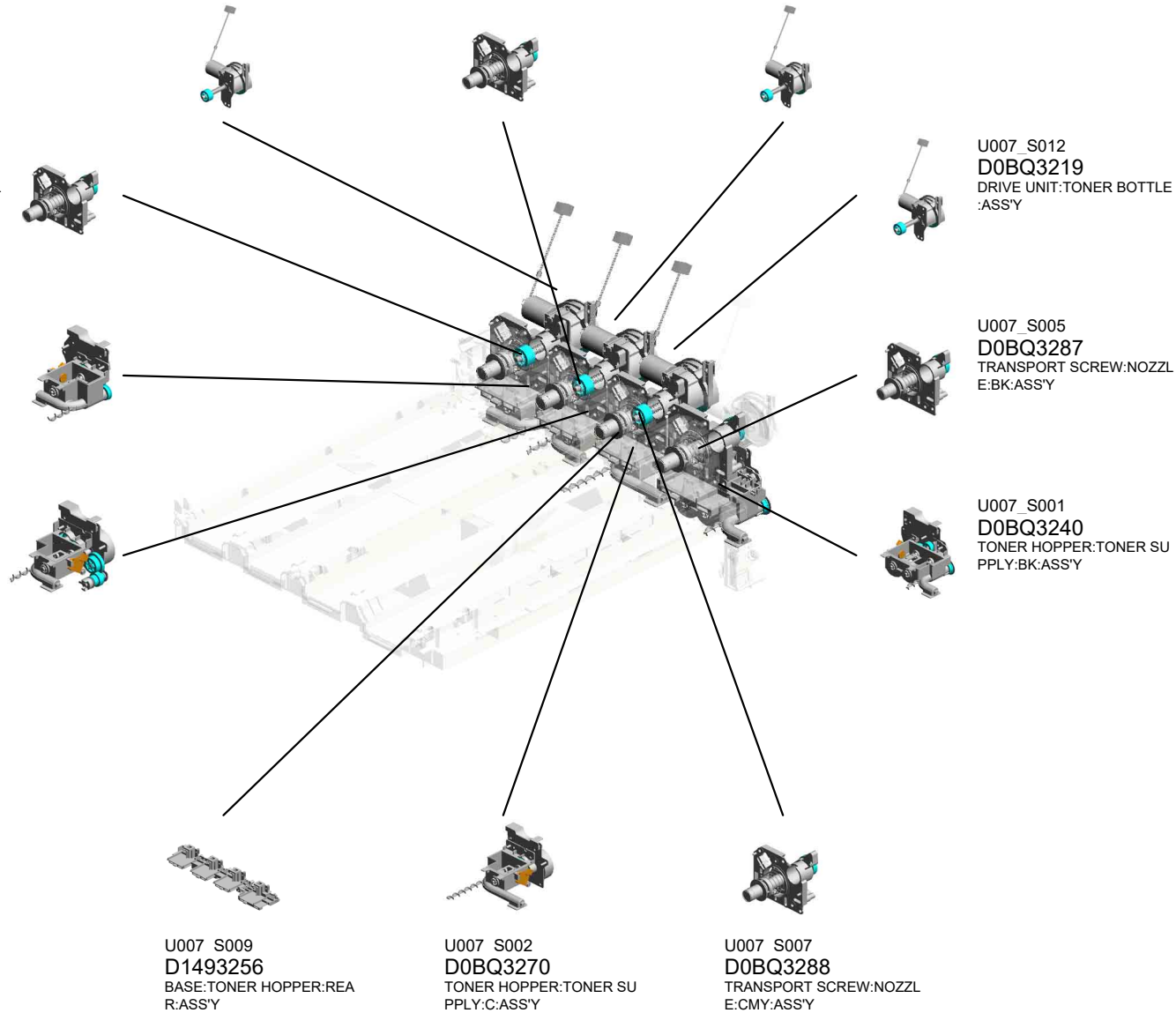
U007_S003
D0BQ3280
TONER HOPPER:TONER SU
PPLY:M:ASSY

U007_S001
D0BQ3240
TONER HOPPER:TONER SU
PPLY:BK:ASSY

U007_S009
D1493256
BASE:TONER HOPPER:REA
R:ASSY

U007_S002
D0BQ3270
TONER HOPPER:TONER SU
PPLY:C:ASSY

U007_S007
D0BQ3288
TRANSPORT SCREW:NOZZL
E:CMY:ASSY



U001	U002	U003	U004	U005	U006	U007	U008	U009	U010	U011	U012	U013	U014	U015	U016	U017	U018
------	------	------	------	------	------	------	------	------	------	------	------	------	------	------	------	------	------

U007.DEVELOPMENT

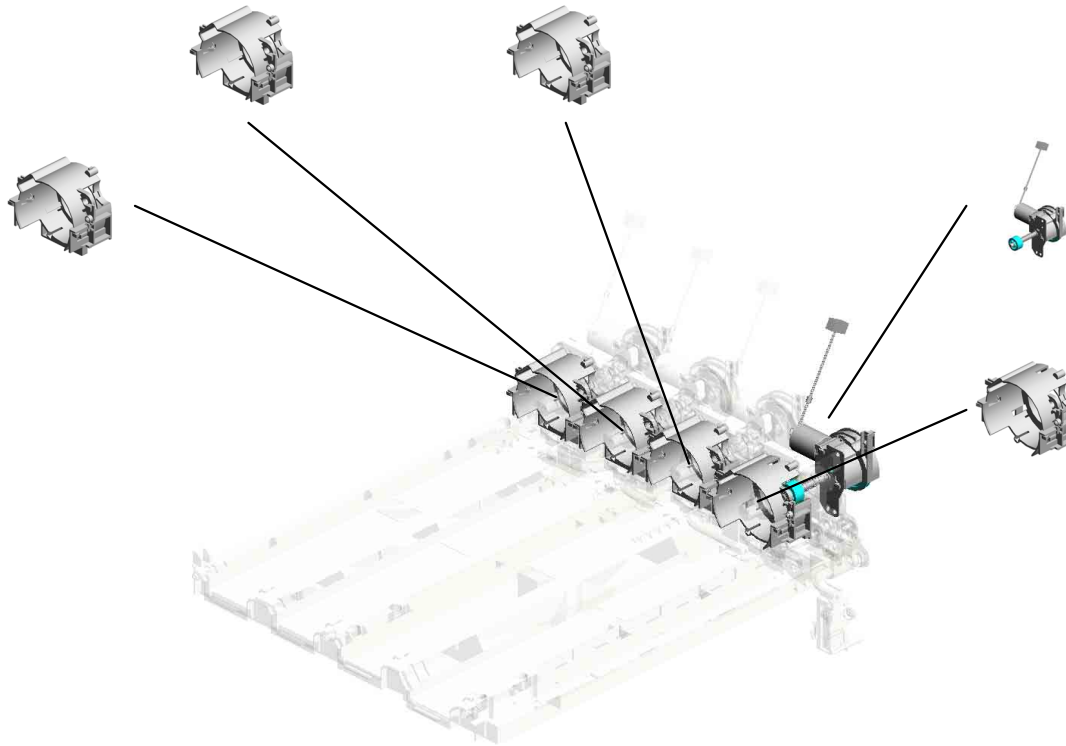
U007_S016
D1473282
HOUSING:TONER CARTRID
GE:CMY:ASS'Y

U007_S015
D1473282
HOUSING:TONER CARTRID
GE:CMY:ASS'Y

U007_S017
D1473282
HOUSING:TONER CARTRID
GE:CMY:ASS'Y

U007_S013
D0BQ3219
DRIVE UNIT:TONER BOTTLE
:ASS'Y


U007_S014
D1473281
HOUSING:TONER CARTRID
GE:BK:ASS'Y



U001	U002	U003	U004	U005	U006	U007	U008	U009	U010	U011	U012	U013	U014	U015	U016	U017	U018
------	------	------	------	------	------	------	------	------	------	------	------	------	------	------	------	------	------

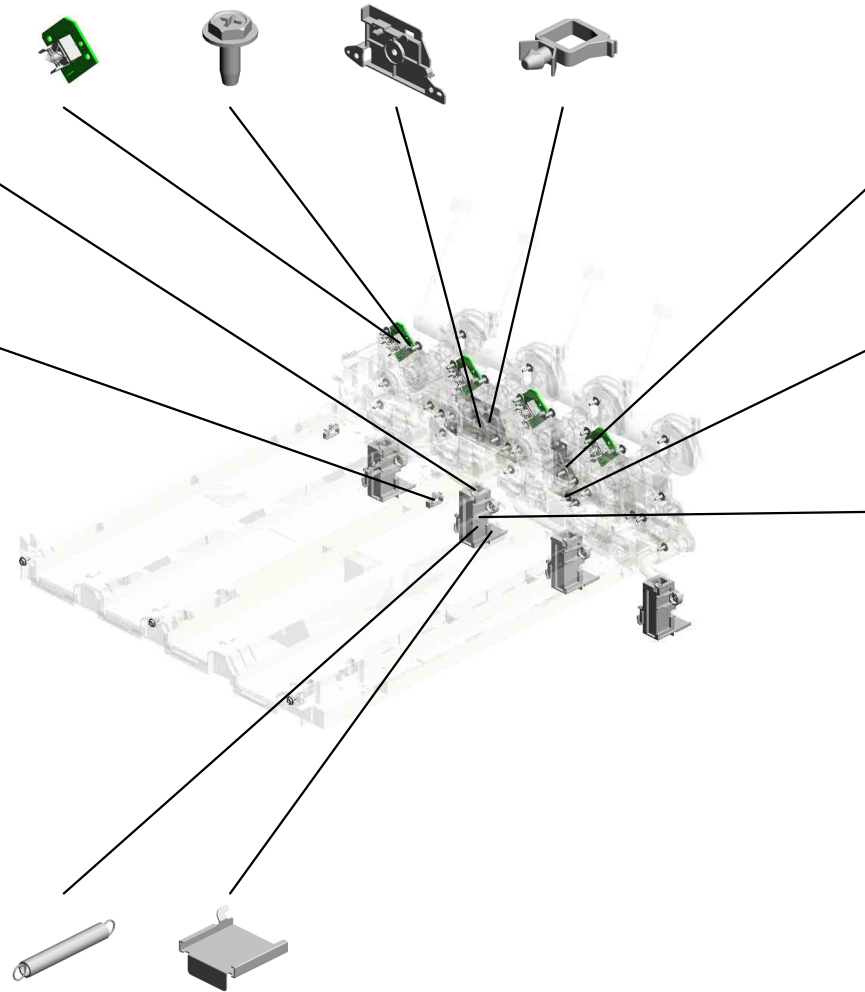
U007 DEVELOPMENT

20.D0BQ5172 (x4) PCB:TCB
 3.04583008N (x35) HEXAGON HEAD TAPPING SCREW:3X8
 29.D1493331 COVER:GEAR:TONER SUPPLY SUB-UNIT
 7.11050488 HARNESS CLAMP



28.D1493330 (x4) SEAL:CONNECTOR:CARTRIDGE:TONER SUPPLY

10.11050760 (x3) CLAMP:LWSM-0511A



32.D2413336 COVER:GEAR:TONER SUPPLY SUB-UNIT:C

2.04543008Q (x18) TAPPING SCREW:3X8

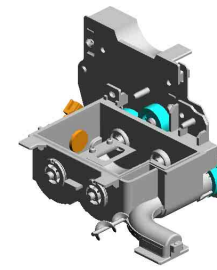
26.D1493321 (x4) DUCT:VERTICAL TRANSPORT:TONER SUPPLY

12.B2233241 (x4) SPRING:SHUTTER:PUMP UNIT
 27.D1493322 (x4) SHUTTER:DUCT:TONER SUPPLY

U001	U002	U003	U004	U005	U006	U007	U008	U009	U010	U011	U012	U013	U014	U015	U016	U017	U018
------	------	------	------	------	------	------	------	------	------	------	------	------	------	------	------	------	------


U007_S001
 TONER HOPPER:TONER SUPPLY:BK:ASS'Y

3-04583008N 1-03530030N 4-04583010N
 HEXAGON HEAD TAPPING SCREW:3 X8 (x2) SCREW:M3X3 (x3) HEXAGON HEAD TAPPING SCREW:3 X10

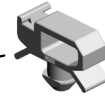


14.D0BQ3240
 TONER HOPPER:TONER SUPPLY:BK:ASS'Y

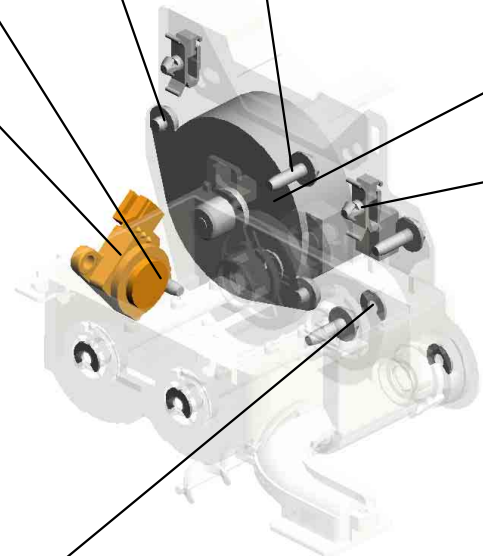
33.GW230008
 TONER END SENSOR:
 (S28/S29/S30/S31)



30.D1493350
 DC STEPPER MOTOR:
 (TONER SUPPLY:
 M19/M20/M22)



8.11050758
 (x2)
 CLAMP:LWSM-030
 6A



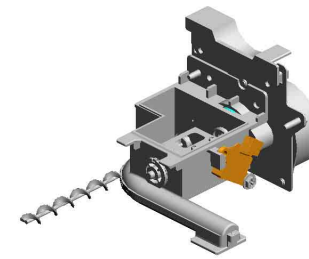
6-08050103
 (x5)
 RETAINING RINGS
 -E:SILENCER:DIA3

U001	U002	U003	U004	U005	U006	U007	U008	U009	U010	U011	U012	U013	U014	U015	U016	U017	U018
------	------	------	------	------	------	------	------	------	------	------	------	------	------	------	------	------	------

U007_S002
 TONER HOPPER:TONER SUPPLY:C:ASS'Y

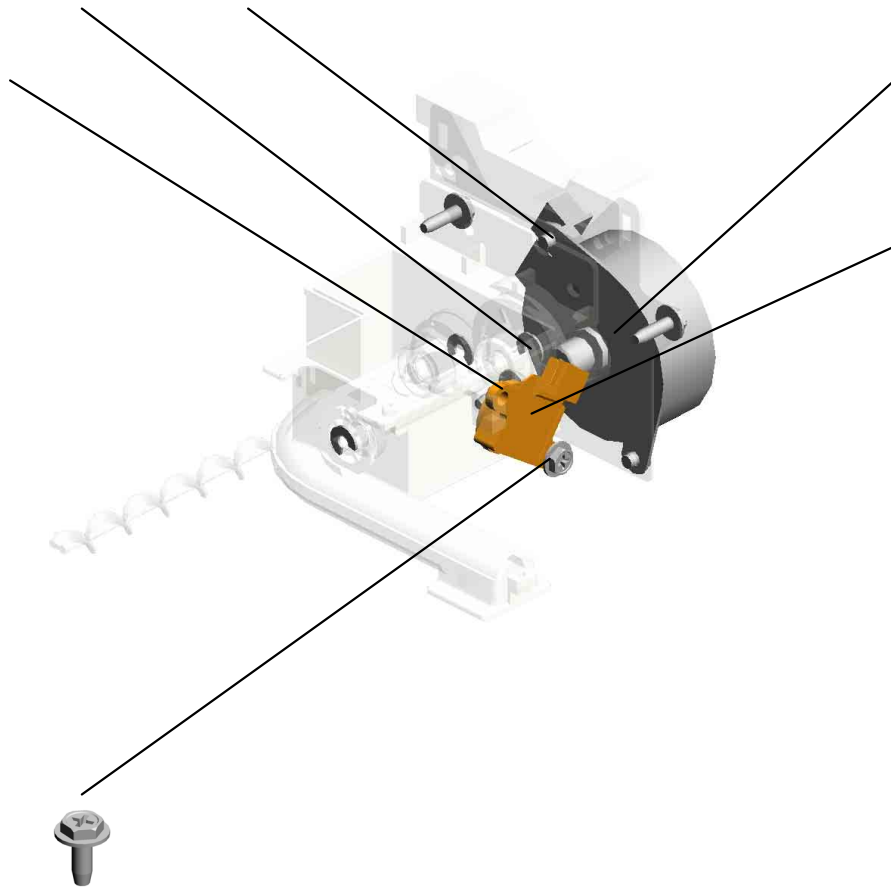
6.08050103 (x3)
 RETAINING RINGS
 -E:SILENCER:DIA3

1.03530030N (x2)
 SCREW:M3X3



15.D0BQ3270
 TONER HOPPER:T
 ONER SUPPLY:C:A
 SS'Y

4.04583010N (x3)
 HEXAGON HEAD T
 APPING SCREW:3
 X10



30.D1493350
 DC STEPPER MOT
 OR:TONER SUPPL
 Y:(M19/M20/M22)



33.GW230008
 TONER END SENS
 OR:(S28/S29/S30/S
 31)



3.04583008N
 HEXAGON HEAD T
 APPING SCREW:3
 X8

U001	U002	U003	U004	U005	U006	U007	U008	U009	U010	U011	U012	U013	U014	U015	U016	U017	U018
------	------	------	------	------	------	------	------	------	------	------	------	------	------	------	------	------	------

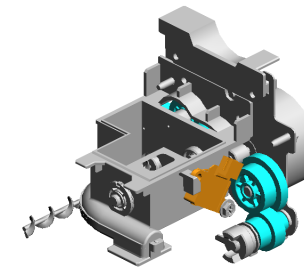
U007_S003

TONER HOPPER:TONER SUPPLY:M:ASS'Y

4.04583010N (x3)
HEXAGON HEAD TAPPING SCREW:3X10

6.08050103 (x4)
RETAINING RINGS -E:SILENCER:DIA3

1.03530030N (x2)
SCREW:M3X3



16.D0BQ3280
TONER HOPPER:TONER SUPPLY:M:ASS'Y

33.GW230008
TONER END SENS
OR:(S28/S29/S30/S31)



31.D1496318
DC STEPPER MOT
OR:ON-OFF:(M21)



5.07200040E
RETAINING RING - M4

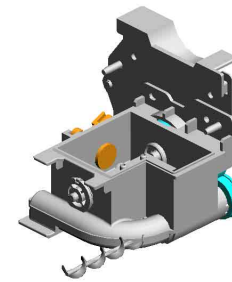


3.04583008N
HEXAGON HEAD TAPPING SCREW:3X8

U001	U002	U003	U004	U005	U006	U007	U008	U009	U010	U011	U012	U013	U014	U015	U016	U017	U018
------	------	------	------	------	------	------	------	------	------	------	------	------	------	------	------	------	------

U007_S004
 TONER HOPPER:TONER SUPPLY:Y:ASS'Y

33.GW230008 1.03530030N
 TONER END SENS (x2)
 OR:(S28/S29/S30/S31) SCREW:M3X3



19.D0BQ3310
 TONER HOPPER:TONER SUPPLY:Y:ASS'Y

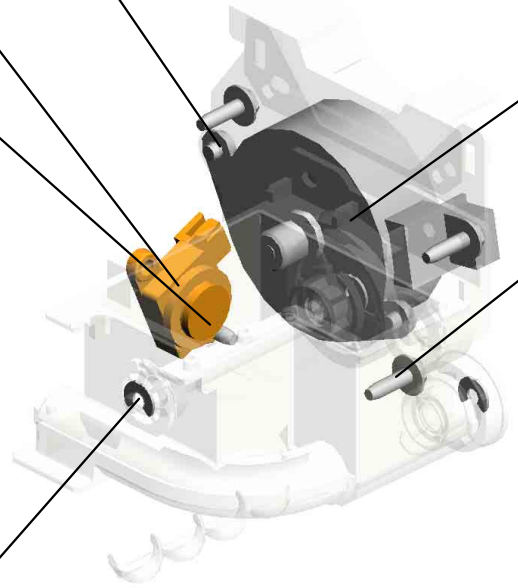
3.04583008N
 HEXAGON HEAD TAPPING SCREW:3 X8



30.D1493350
 DC STEPPER MOT OR:TONER SUPPLY:(M19/M20/M22)



4.04583010N
 (x3)
 HEXAGON HEAD TAPPING SCREW:3 X10




6.08050103
 (x3)
 RETAINING RINGS -E:SILENCER:DIA3

U001	U002	U003	U004	U005	U006	U007	U008	U009	U010	U011	U012	U013	U014	U015	U016	U017	U018
------	------	------	------	------	------	------	------	------	------	------	------	------	------	------	------	------	------

U007_S005
TRANSPORT SCREW:NOZZLE:BK:ASS'Y


9.11050759
CLAMP:LWSM-060
5A



17.D0BQ3287
TRANSPORT SCR
EW:NOZZLE:BK:AS
SY




6.08050103
RETAINING RINGS
-E:SILENCER:DIA3



U001	U002	U003	U004	U005	U006	U007	U008	U009	U010	U011	U012	U013	U014	U015	U016	U017	U018
------	------	------	------	------	------	------	------	------	------	------	------	------	------	------	------	------	------

U007_S006
TRANSPORT SCREW:NOZZLE:CMY:ASS'Y

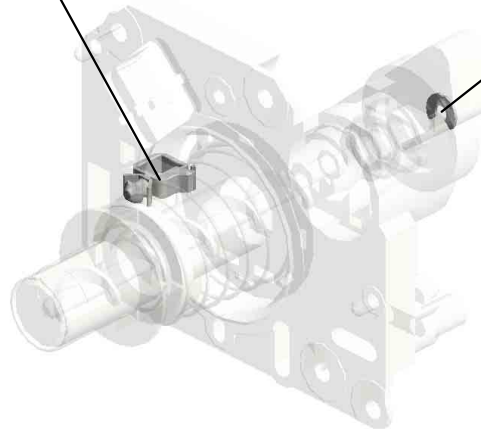
9.11050759
CLAMP:LWSM-060
5A



18.D0BQ3288
TRANSPORT SCR
EW:NOZZLE:CMY:
ASS'Y




6.08050103
RETAINING RINGS
-E:SILENCER:DIA3



U001	U002	U003	U004	U005	U006	U007	U008	U009	U010	U011	U012	U013	U014	U015	U016	U017	U018
------	------	------	------	------	------	------	------	------	------	------	------	------	------	------	------	------	------

U007_S007
TRANSPORT SCREW:NOZZLE:CMY:ASS'Y

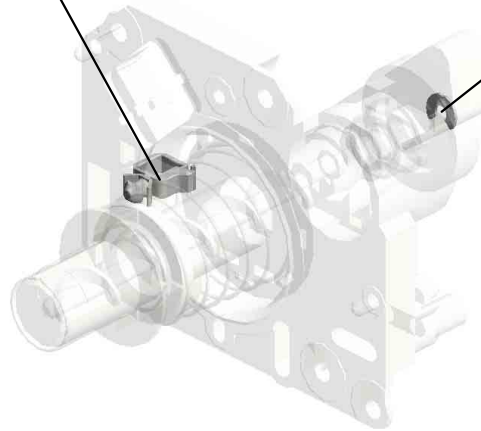
9.11050759
CLAMP:LWSM-060
5A



18.D0BQ3288
TRANSPORT SCR
EW:NOZZLE:CMY:
ASS'Y




6.08050103
RETAINING RINGS
-E:SILENCER:DIA3



U001	U002	U003	U004	U005	U006	U007	U008	U009	U010	U011	U012	U013	U014	U015	U016	U017	U018
------	------	------	------	------	------	------	------	------	------	------	------	------	------	------	------	------	------

U007_S008
TRANSPORT SCREW:NOZZLE:CMY:ASS'Y

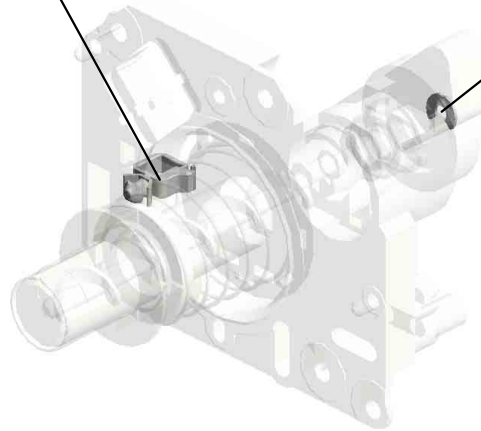
9.11050759
CLAMP:LWSM-060
5A



18.D0BQ3288
TRANSPORT SCR
EW:NOZZLE:CMY:
ASS'Y



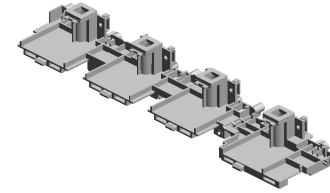
6.08050103
RETAINING RINGS
-E:SILENCER:DIA3



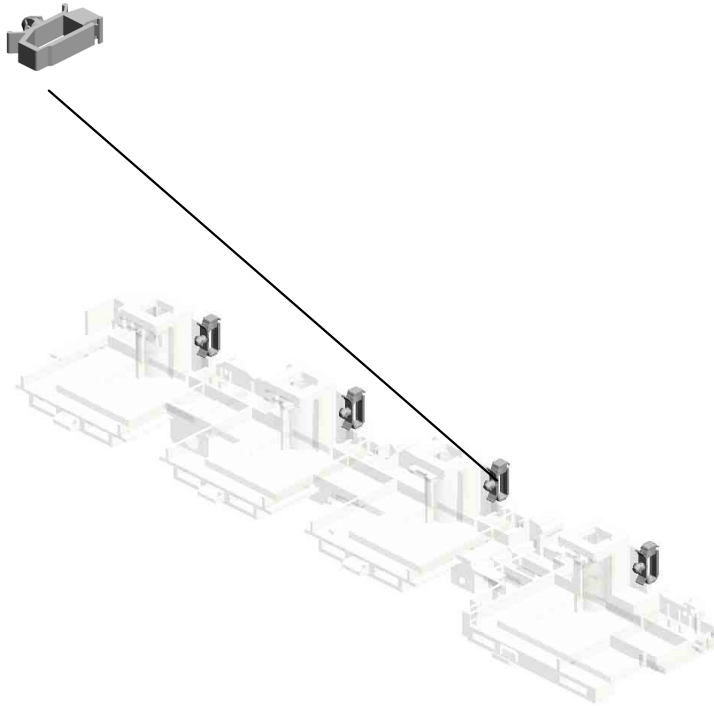
U001	U002	U003	U004	U005	U006	U007	U008	U009	U010	U011	U012	U013	U014	U015	U016	U017	U018
------	------	------	------	------	------	------	------	------	------	------	------	------	------	------	------	------	------

U007_S009
BASE:TONER HOPPER:REAR:ASS'Y

10.11050760
(x4)
CLAMP:LWSM-051
1A



25.D1493256
BASE:TONER HOP
PER:REAR:ASS'Y

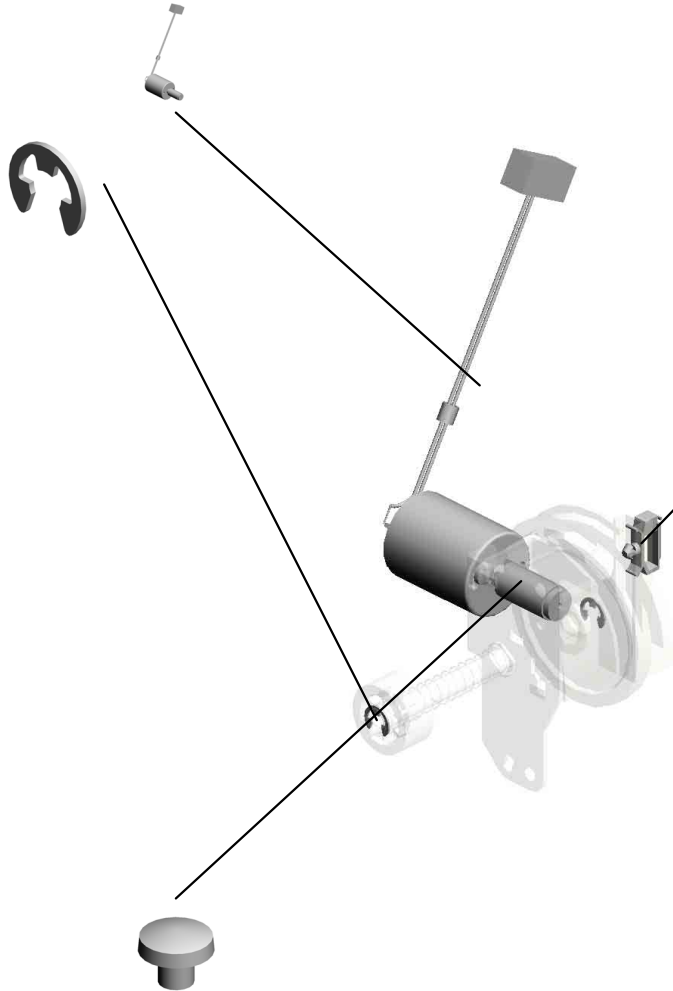


U001	U002	U003	U004	U005	U006	U007	U008	U009	U010	U011	U012	U013	U014	U015	U016	U017	U018
------	------	------	------	------	------	------	------	------	------	------	------	------	------	------	------	------	------

U007_S010
DRIVE UNIT:TONER BOTTLE:ASS'Y

24.D1493210
DC MOTOR: TONE
R BOTTLE: ASS'Y: 5.
28W: BRUSH: (M11/
M12/M13/M14)

5.07200040E
(x2)
RETAINING RING -
M4



1.03530030N
(x2)
SCREW: M3X3



11.11050762
CLAMP: LWS-0711A



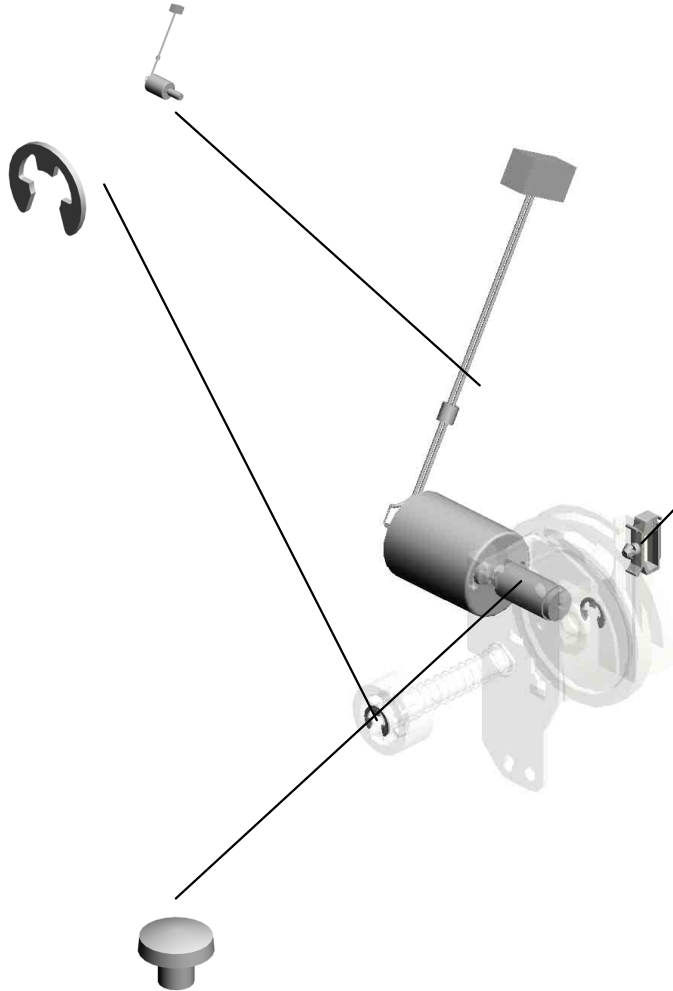
13.D0BQ3219
DRIVE UNIT: TONE
R BOTTLE: ASS'Y

U001	U002	U003	U004	U005	U006	U007	U008	U009	U010	U011	U012	U013	U014	U015	U016	U017	U018
------	------	------	------	------	------	------	------	------	------	------	------	------	------	------	------	------	------

U007_S011
DRIVE UNIT:TONER BOTTLE:ASS'Y

24.D1493210
DC MOTOR: TONE
R BOTTLE: ASS'Y:5.
28W: BRUSH: (M11/
M12/M13/M14)

5.07200040E
(x2)
RETAINING RING -
M4



1.03530030N
(x2)
SCREW: M3X3



11.11050762
CLAMP: LWS-0711A



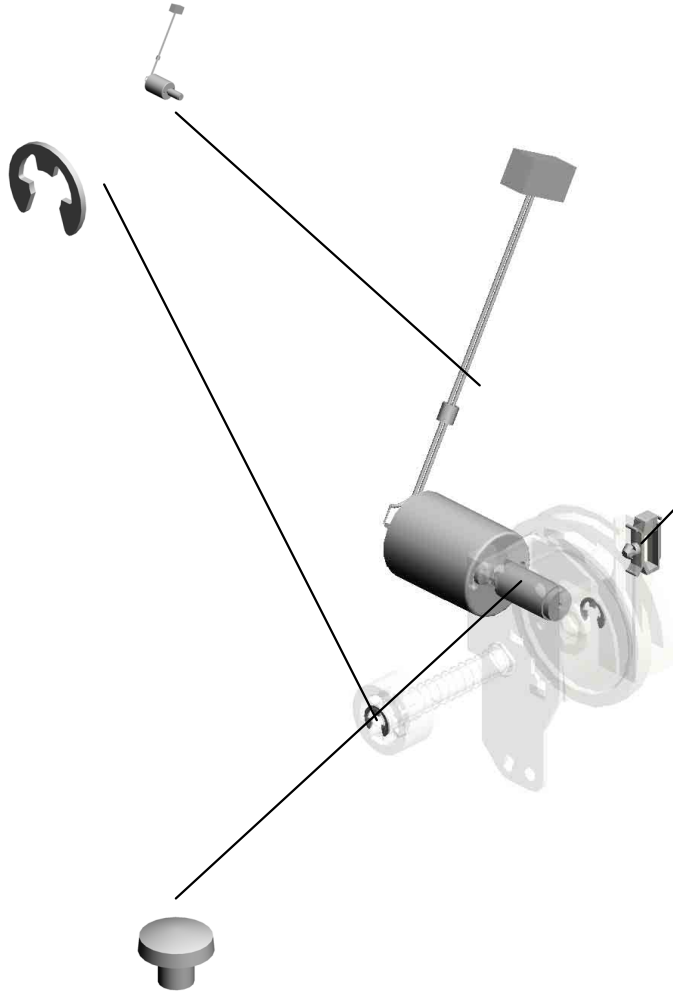
13.D0BQ3219
DRIVE UNIT: TONE
R BOTTLE: ASS'Y

U001	U002	U003	U004	U005	U006	U007	U008	U009	U010	U011	U012	U013	U014	U015	U016	U017	U018
------	------	------	------	------	------	------	------	------	------	------	------	------	------	------	------	------	------

U007_S012
DRIVE UNIT:TONER BOTTLE:ASS'Y

24.D1493210
DC MOTOR: TONE
R BOTTLE: ASS'Y: 5.
28W: BRUSH: (M11/
M12/M13/M14)

5.07200040E
(x2)
RETAINING RING -
M4



1.03530030N
(x2)
SCREW: M3X3

11.11050762
CLAMP: LWS-0711A



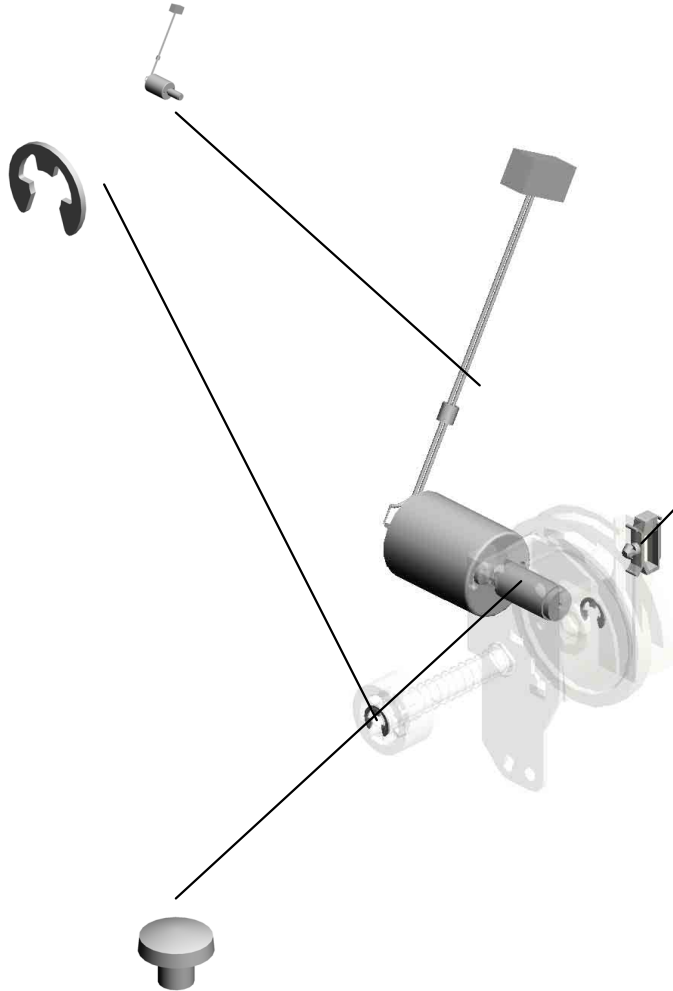
13.D0BQ3219
DRIVE UNIT: TONE
R BOTTLE: ASS'Y

U001	U002	U003	U004	U005	U006	U007	U008	U009	U010	U011	U012	U013	U014	U015	U016	U017	U018
------	------	------	------	------	------	------	------	------	------	------	------	------	------	------	------	------	------

U007_S013
DRIVE UNIT:TONER BOTTLE:ASS'Y

24.D1493210
DC MOTOR: TONE
R BOTTLE: ASS'Y: 5.
28W: BRUSH: (M11/
M12/M13/M14)

5.07200040E
(x2)
RETAINING RING -
M4



1.03530030N
(x2)
SCREW: M3X3

11.11050762
CLAMP: LWS-0711A



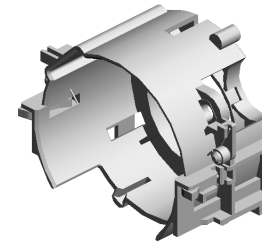
13.D0BQ3219
DRIVE UNIT: TONE
R BOTTLE: ASS'Y

U001	U002	U003	U004	U005	U006	U007	U008	U009	U010	U011	U012	U013	U014	U015	U016	U017	U018
------	------	------	------	------	------	------	------	------	------	------	------	------	------	------	------	------	------

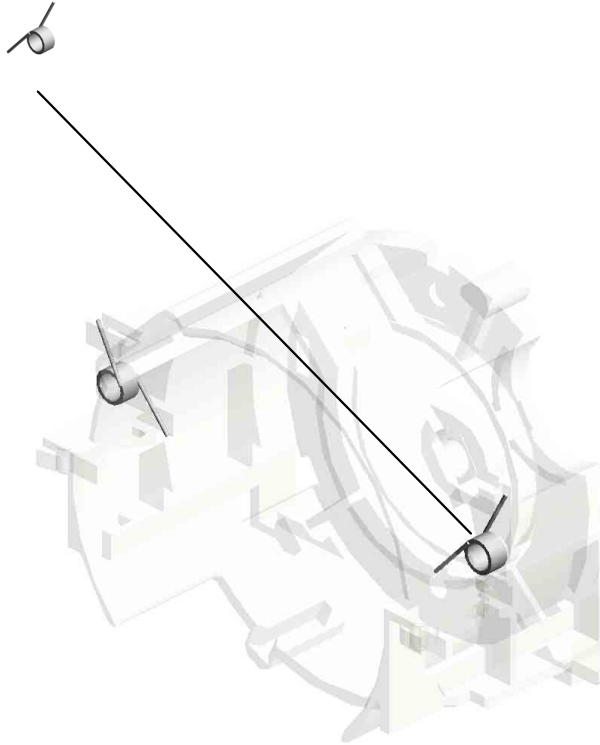
U007_S014
HOUSING:TONER CARTRIDGE:BK:ASS'Y

23.D1473325

(x2)
TORSION SPRING:
STOPPER:TONER
CARTRIDGE:4.8N



21.D1473281
HOUSING:TONER
CARTRIDGE:BK:AS
SY



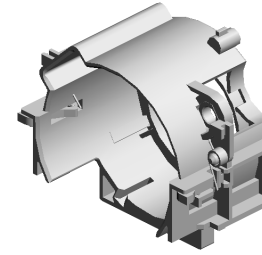
U001	U002	U003	U004	U005	U006	U007	U008	U009	U010	U011	U012	U013	U014	U015	U016	U017	U018
------	------	------	------	------	------	------	------	------	------	------	------	------	------	------	------	------	------

U007_S015
HOUSING:TONER CARTRIDGE:CMY:ASS'Y

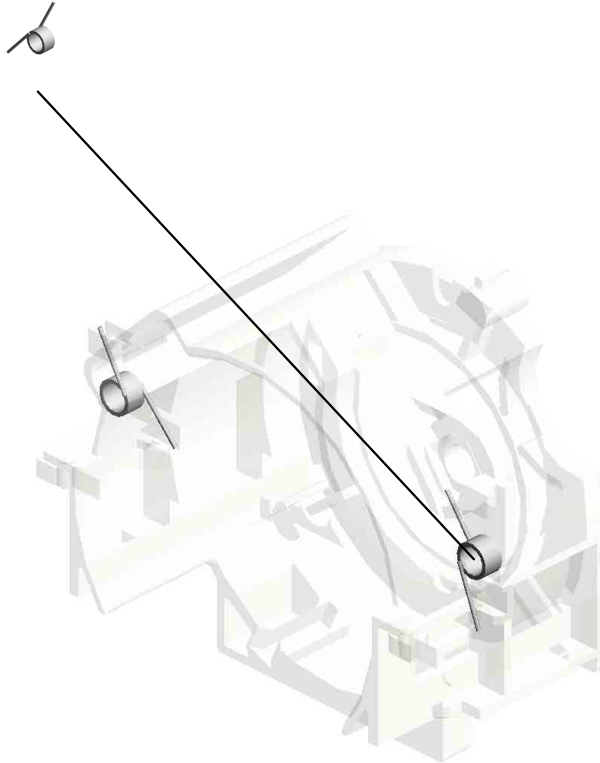
23.D1473325

(x2)

TORSION SPRING:
STOPPER:TONER
CARTRIDGE:4.8N



22.D1473282
HOUSING:TONER
CARTRIDGE:CMY:
ASS'Y

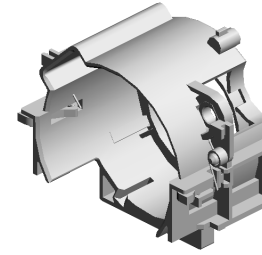


U001	U002	U003	U004	U005	U006	U007	U008	U009	U010	U011	U012	U013	U014	U015	U016	U017	U018
------	------	------	------	------	------	------	------	------	------	------	------	------	------	------	------	------	------

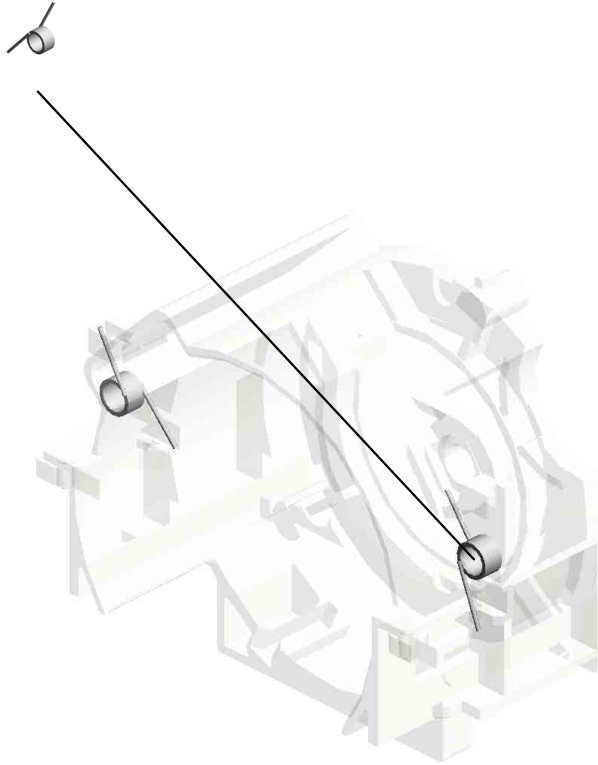
U007_S016
HOUSING:TONER CARTRIDGE:CMY:ASS'Y

23.D1473325

(x2)
TORSION SPRING:
STOPPER:TONER
CARTRIDGE:4.8N



22.D1473282
HOUSING:TONER
CARTRIDGE:CMY:
ASS'Y

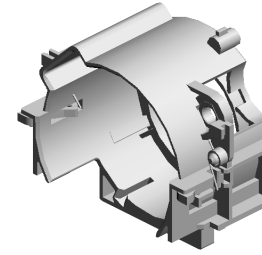


U001	U002	U003	U004	U005	U006	U007	U008	U009	U010	U011	U012	U013	U014	U015	U016	U017	U018
------	------	------	------	------	------	------	------	------	------	------	------	------	------	------	------	------	------

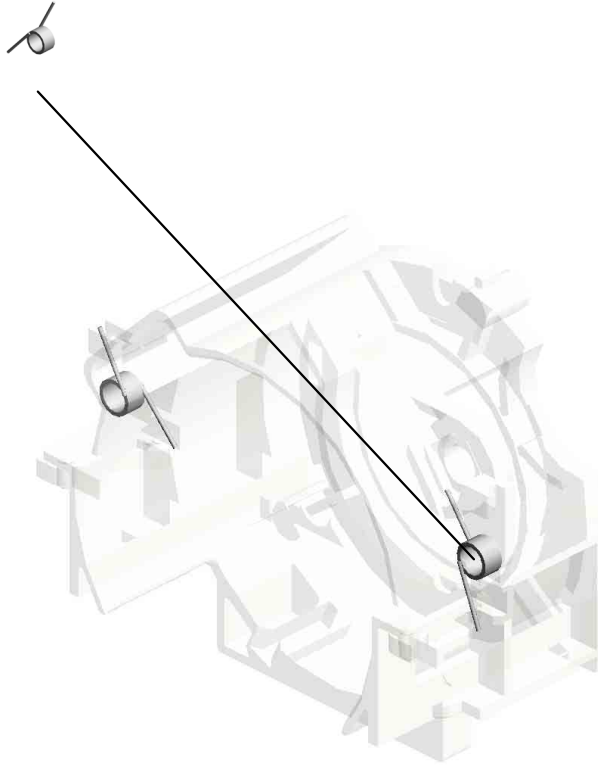
U007_S017
HOUSING:TONER CARTRIDGE:CMY:ASS'Y

23.D1473325

(x2)
TORSION SPRING:
STOPPER:TONER
CARTRIDGE:4.8N



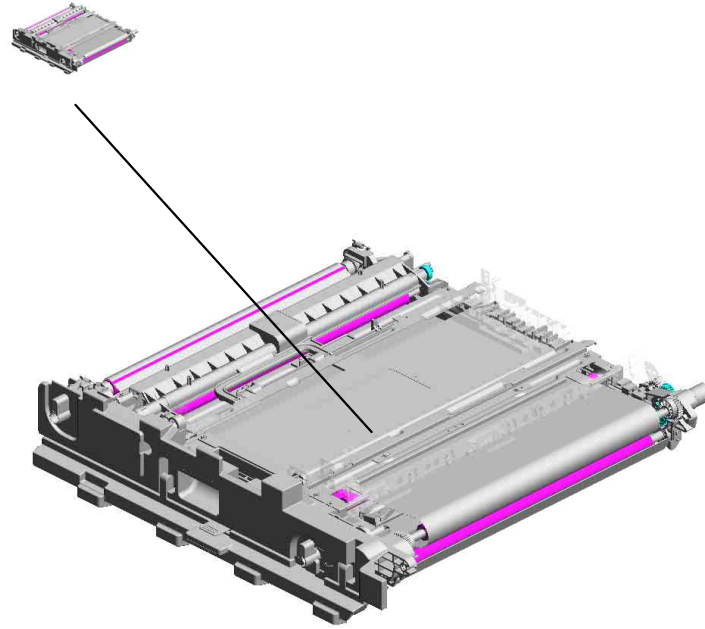
22.D1473282
HOUSING:TONER
CARTRIDGE:CMY:
ASS'Y



U001	U002	U003	U004	U005	U006	U007	U008	U009	U010	U011	U012	U013	U014	U015	U016	U017	U018
------	------	------	------	------	------	------	------	------	------	------	------	------	------	------	------	------	------

U008.ITB UNIT

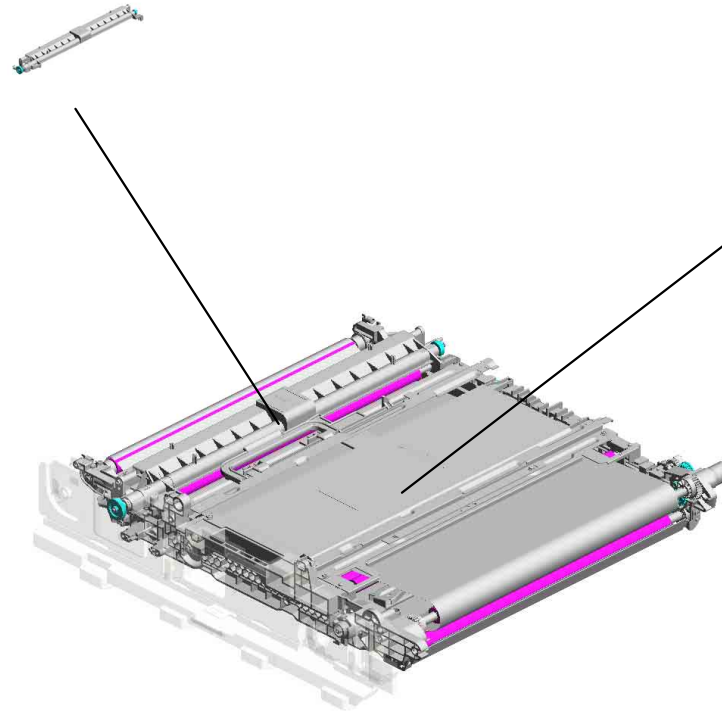
U008 S001
D0BQ6005
TRANSFER UNIT:INTERMEDI
ATE TRANSFER:IMC2000-60
00



U001	U002	U003	U004	U005	U006	U007	U008	U009	U010	U011	U012	U013	U014	U015	U016	U017	U018
------	------	------	------	------	------	------	-------------	------	------	------	------	------	------	------	------	------	------

U008_S001.TRANSFER UNIT:INTERMEDIATE TRANSFER:IMC2000-6000

U008 S001 S002
D0BQ6141
CLEANING UNIT:BELT CLEANING:ASSY

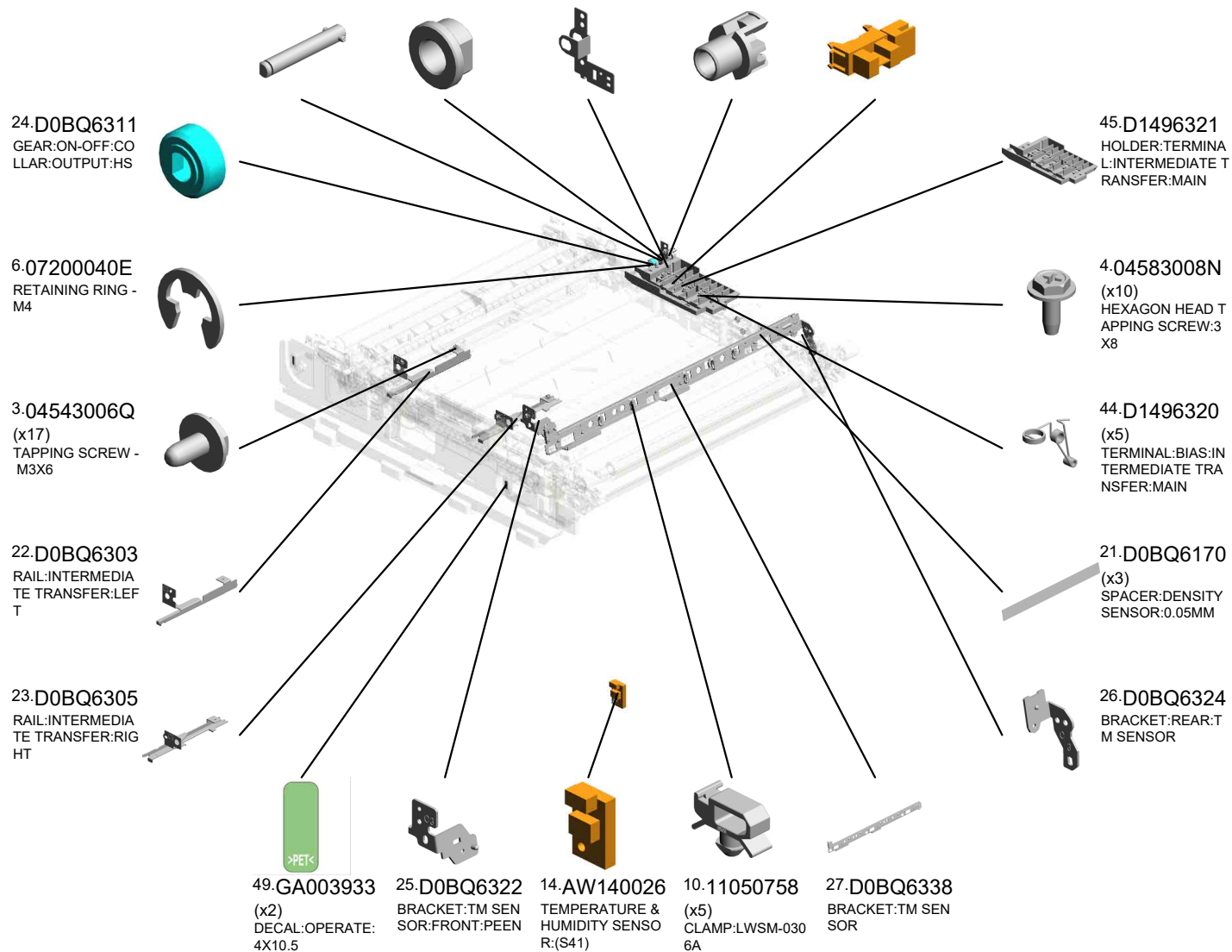
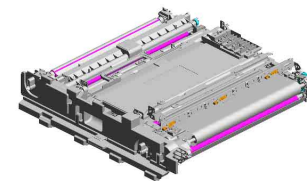


U008 S001 S001
D0BQ6001
TRANSFER UNIT:INTERMEDIATE TRANSFER:ASSY

U001	U002	U003	U004	U005	U006	U007	U008	U009	U010	U011	U012	U013	U014	U015	U016	U017	U018
------	------	------	------	------	------	------	-------------	------	------	------	------	------	------	------	------	------	------

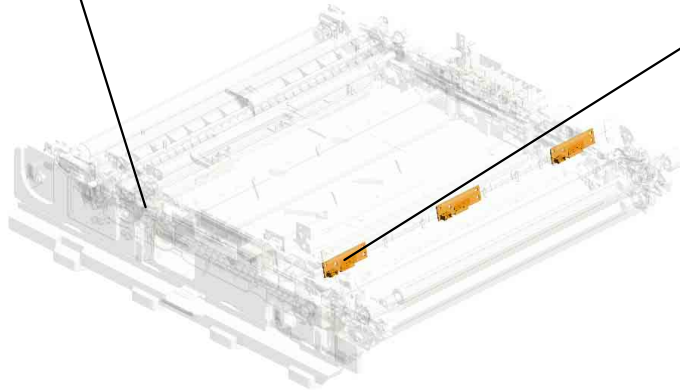
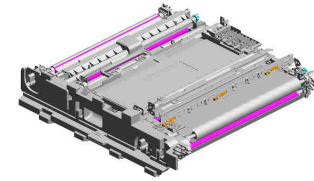
U008 ITB UNIT

- 41.D1496309 SHAFT:ON-OFF:COLLAR:MAIN
- 11.AA082101 (x2) BUSHING - 6X10X6
- 42.D1496310 BRACKET:ON-OFF:COLLAR
- 43.D1496312 JOINT:ON-OFF:COLLAR
- 13.AW020234 PHOTOINTERRUPTOR:GP1A173LCS5F:(S2/S6/S7/S13/S15/S23/S25/S32)



U008
ITB UNIT

51.GA003960
(x2)
DECAL:POSITIONI
NG DISPLAY:6.5X9




54.GW010009
(x3)
DENSITY SENSOR:
(S48)



U001	U002	U003	U004	U005	U006	U007	U008	U009	U010	U011	U012	U013	U014	U015	U016	U017	U018
------	------	------	------	------	------	------	-------------	------	------	------	------	------	------	------	------	------	------

- 28.D1175916 STEPPED SCREW: M3X8:SECOND KIND
- 40.D1496195 CAM:DISCHARGE USED TONER
- 3.04543006Q TAPPING SCREW - M3X6
- 37.D1496177 HOLDER:DISCHARGE USED TONER: ASSY
- 34.D1496163 (x2) TENSION SPRING: SHUTTER:BELT CLEANING



17.D0BQ6005
TRANSFER UNIT:INTERMEDIATE TRANSFER:IMC2000-6000

52.GA003993 (x2)
DECAL:LEVER:FIX



1.03603006N (x2)
SCREW - M3X6



53.GA003994 (x2)
DECAL:LEVER:RELEASE



36.D1496173
BRACKET:BELT CLEANING:REAR



4.04583008N (x12)
HEXAGON HEAD TAPPING SCREW:3X8



35.D1496172
BRACKET:BELT CLEANING:FRONT



50.GA003934 (x2)
DECAL:OPERATE:4X41




- 38.D1496179 GEAR:IDLER:DISCHARGE USED TONER
- 11.AA082101 BUSHING - 6X10X6
- 39.D1496190 GEAR:DISCHARGE USED TONER
- 7.08050103 (x3) RETAINING RINGS -E:SILENCER:DIA3

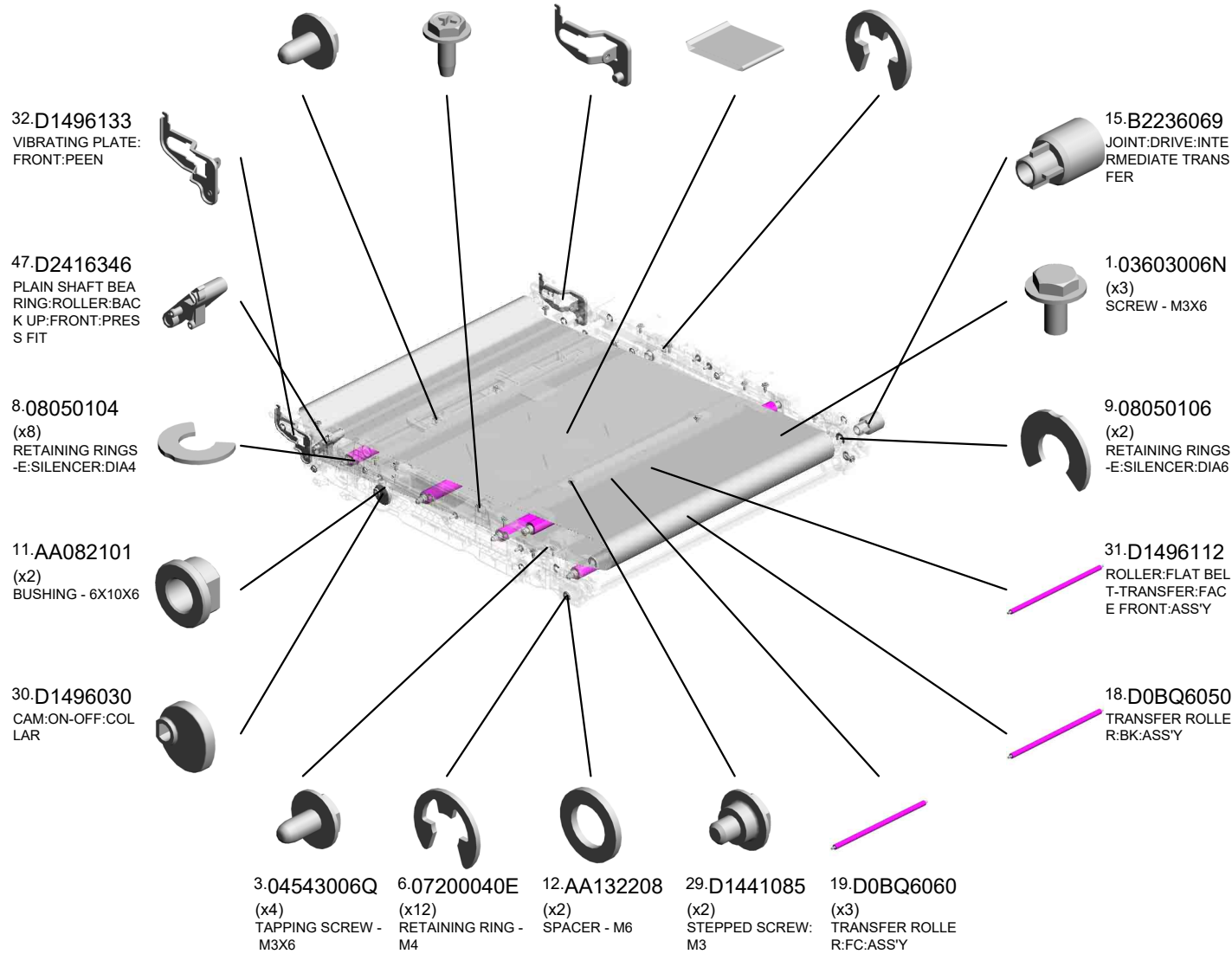
U008_S001_S001

TRANSFER UNIT:INTERMEDIATE TRANSFER:ASS'Y

- 2.04513006N (x2) TAPPING SCREW - M3X6
- 4.04583008N (x31) HEXAGON HEAD TAPPING SCREW:3X8
- 33.D1496136 VIBRATING PLATE: REAR:PEEN
- 46.D2416097 FLAT BELT-TRANSFER:INTERMEDIATE TRANSFER:TT
- 5.07200030E RETAINING RING - M3



- 16.D0BQ6001 TRANSFER UNIT:INTERMEDIATE TRANSFER:ASS'Y




U001	U002	U003	U004	U005	U006	U007	U008	U009	U010	U011	U012	U013	U014	U015	U016	U017	U018
------	------	------	------	------	------	------	------	------	------	------	------	------	------	------	------	------	------

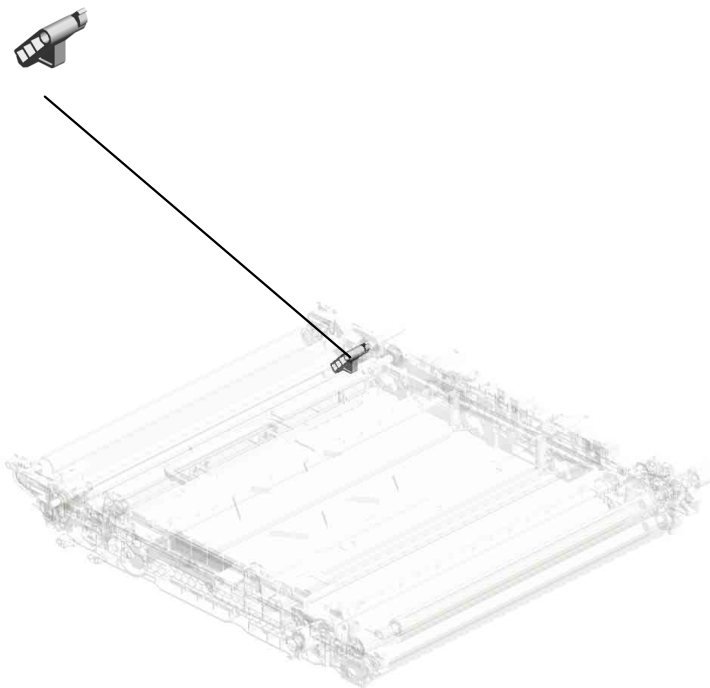
U008_S001_S001

TRANSFER UNIT:INTERMEDIATE TRANSFER:ASS'Y

48.D2416347
PLAIN SHAFT BEA
RING:ROLLER:BAC
K UP:REAR:PRESS
FIT



16.D0BQ6001
TRANSFER UNIT: I
NTERMEDIATE TR
ANSFER: ASS'Y




U001	U002	U003	U004	U005	U006	U007	U008	U009	U010	U011	U012	U013	U014	U015	U016	U017	U018
------	------	------	------	------	------	------	-------------	------	------	------	------	------	------	------	------	------	------

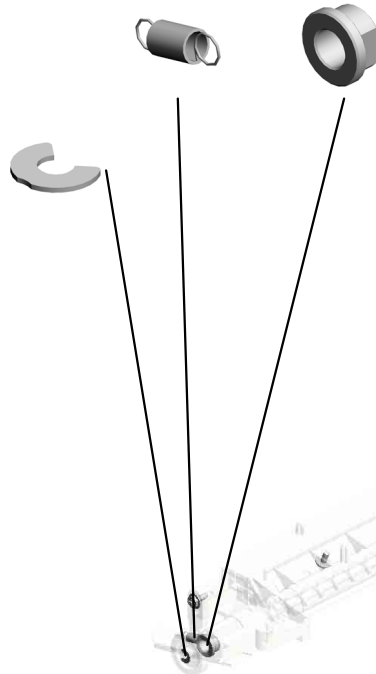
U008_S001_S002

CLEANING UNIT:BELT CLEANING:ASS'Y

34.D1496163 11.AA082101
TENSION SPRING: (x2)
SHUTTER:BELT CL BUSHING - 6X10X6
EAINING



7.08050103
RETAINING RINGS
-E:SILENCER:DIA3



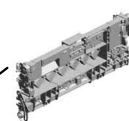
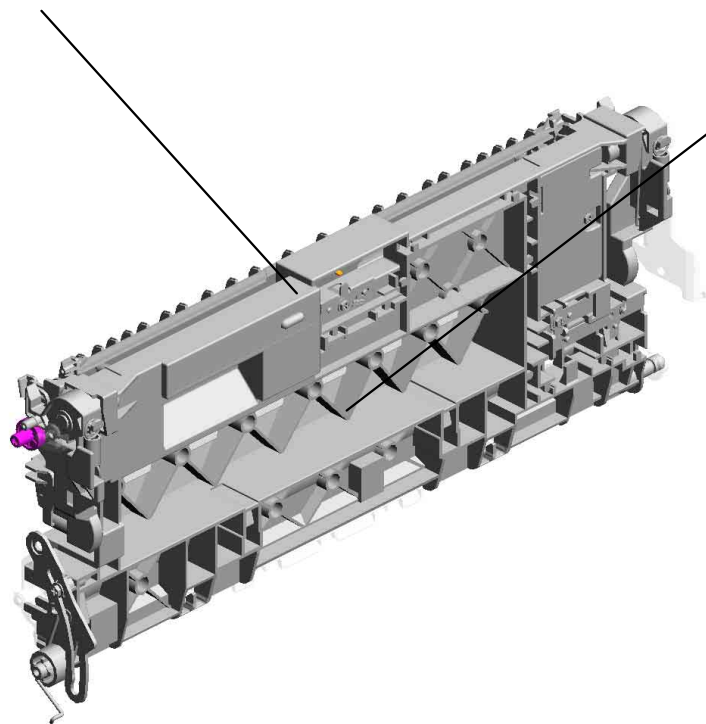
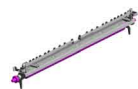
4.04583008N
(x2)
HEXAGON HEAD TAPPING SCREW:3X8

1.03603006N
(x3)
SCREW - M3X6

U001	U002	U003	U004	U005	U006	U007	U008	U009	U010	U011	U012	U013	U014	U015	U016	U017	U018
------	------	------	------	------	------	------	-------------	------	------	------	------	------	------	------	------	------	------

U009.TRANSFER/SEPARATION

U009_S002
D0BQ6212
TRANSFER ROLLER:SECON
D:ASSY

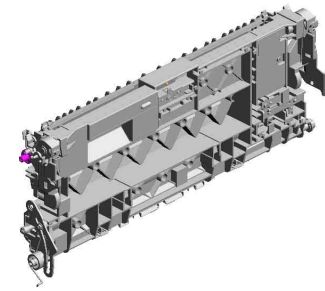


U009_S001
D0BQ6215
GUIDE PLATE:TRANSFER:S
ECOND:ASSY

U001	U002	U003	U004	U005	U006	U007	U008	U009	U010	U011	U012	U013	U014	U015	U016	U017	U018
------	------	------	------	------	------	------	------	------	------	------	------	------	------	------	------	------	------

U009 TRANSFER/SEPARATION

- 38.D1496290 GUIDE:SET:TRANSFER/SEPARATION UNIT:FRONT
- 22.D1492586 GUIDE:REGISTRATION:FRONT RIGHT
- 19.D1492582 GUIDE PLATE:REGISTRATION:FRONT RIGHT
- 39.D1496291 GUIDE:SET:TRANSFER/SEPARATION UNIT:REAR
- 2.04543008Q (x2) TAPPING SCREW: 3X8



8.54472681
SNAP RING



5.07200040E
(x3)
RETAINING RING - M4



4.07200030E
(x2)
RETAINING RING - M3



10.AA063943
(x2)
COMPRESSION SPRING:GUIDE PLATE:REGISTRATION: 4N



3.04583008N
(x2)
HEXAGON HEAD TAPPING SCREW:3 X8



21.D1492585
GUIDE:REGISTRATION:REAR RIGHT



11.AA080346
(x2)
BUSHING:FLANGE TYPE:DIA6



23.D1492990
PLAIN SHAFT BEARING:DRIVE:REGISTRATION ROLLER



13.AB011571
GEAR:Z19:DRIVE:REGISTRATION



9.AA063942
COMPRESSION SPRING:REGISTRATION:DRIVE



15.AW020234
PHOTOINTERRUPTOR:GP1A173LCS 5F:(S2/S6/S7/S13/S15/S23/S25/S32)



40.D1496295
COVER:HARNESS:TRANSFER/SEPARATION UNIT



20.D1492584
(x2)
COLLAR:SHAFT:REGISTRATION ROLLER



7.52152621
SNAP RING - M6

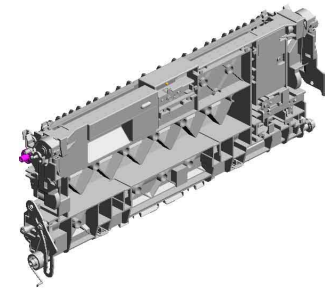


12.AA082144
BUSHING - 8X12X7



U009 TRANSFER/SEPARATION

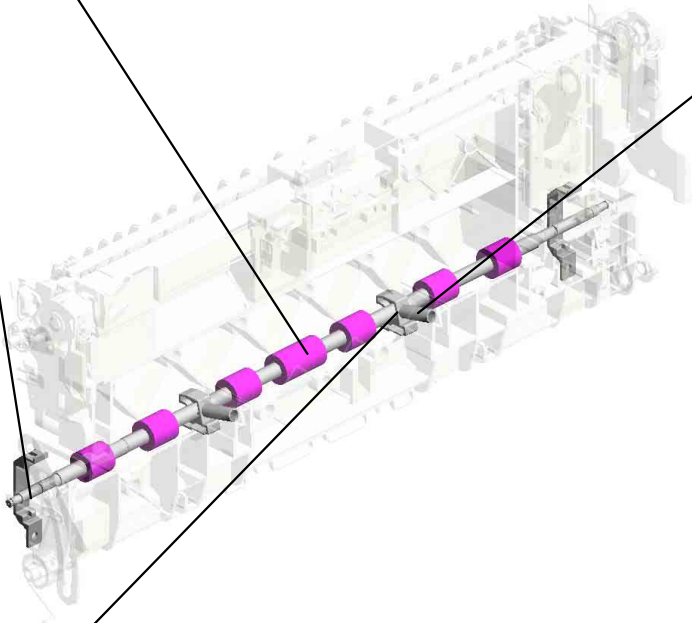
42.D2412583
REGISTRATION R
OLLER:DRIVE



44.D2412993
(x2)
STOPPER:REGIST
RATION ROLLER



45.D2412994
(x2)
COMPRESSION SP
RING:REGISTRATI
ON:INNER:DRIVE




43.D2412991
(x2)
PLAIN SHAFT BEA
RING:INNER:DRIV
E:REGISTRATION
ROLLER

U001	U002	U003	U004	U005	U006	U007	U008	U009	U010	U011	U012	U013	U014	U015	U016	U017	U018
------	------	------	------	------	------	------	------	------	------	------	------	------	------	------	------	------	------

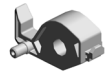
U009_S001
GUIDE PLATE:TRANSFER:SECOND:ASS'Y

- 36.D1496254 DECAL:GRIP:B:LOWER
- 41.D2026255 DECAL:GRIP:B
- 35.D1496248 CAP:LED
- 24.D1494662 DIFFUSION PLATE:LED
- 14.AW010147 PHOTO REFLECTI ON SENSOR:(S1/S27)



18.D0BQ6215
GUIDE PLATE:TRA NSFER:SECOND:A SS'Y

25.D1496226
LEVER:TRANSFER /SEPARATION UNI T:FRONT



27.D1496228
TORSION SPRING: LEVER:SET:FRON T




28.D1496229
(x2)
TENSION SPRING: LEVER:SET



26.D1496227
LEVER:SET:FRON T




32.D1496242
(x2)
COMPRESSION SP RING:PRESSURE:T RANSFER ROLLER



1.04513006N
TAPPING SCREW - 3X6



16.D0BQ5100
PCB:DIODE



33.D1496243
RECEIVE PLATE:C OMPRESSION SPR ING:TRANSFER R OLLER



34.D1496245
GROUND PLATE:T RANSFER/SEPARA TION UNIT



37.D1496257
GROUND PLATE:R EGISTRATION ROL LER



29.D1496231
LEVER:TRANSFER /SEPARATION UNI T:REAR



6.07200060E
(x2)
RETAINING RING - M6



31.D1496233
TORSION SPRING: LEVER:SET:REAR



30.D1496232
LEVER:SET:REAR



3.04583008N
(x6)
HEXAGON HEAD T APPING SCREW:3 X8



U001	U002	U003	U004	U005	U006	U007	U008	U009	U010	U011	U012	U013	U014	U015	U016	U017	U018
------	------	------	------	------	------	------	------	------	------	------	------	------	------	------	------	------	------


U009_S001
GUIDE PLATE:TRANSFER:SECOND:ASS'Y

46.D2416240
LEVER:PRESSURE
:TRANSFER ROLL
ER:FRONT:DIA19.5

53.D2416290
LED:RED

52.D2416275
SHEET:ENTRANCE
:TRANSFER

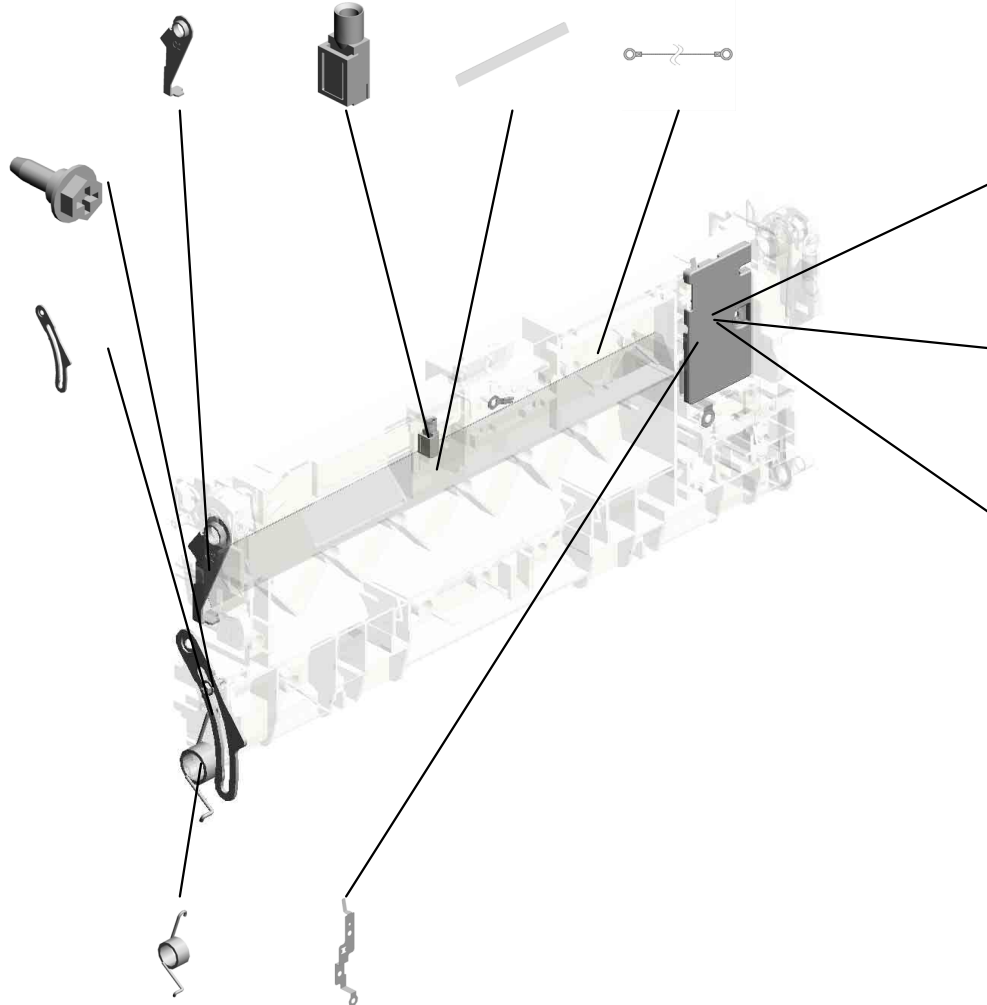
49.D2416250
GROUND WIRE:BR
ACKET:ENTRANCE
SENSOR



18.D0BQ6215
GUIDE PLATE:TRA
NSFER:SECOND:A
SS'Y

54.GA143003
SCREW:MM5:2.5M
M

56.M0BW6246
LINK:TRANSFER/S
EPARATION UNIT:
MO



48.D2416244
GROUND PLATE:S
EPARATION

47.D2416241
LEVER:PRESSURE
:TRANSFER ROLL
ER:REAR:DIA19.5

51.D2416258
COVER:TRANSFE
R/SEPARATION UN
IT

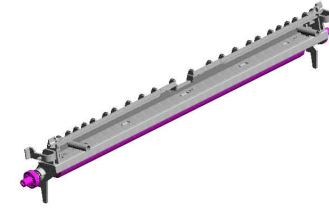
55.M0BW6228
TORSION SPRING:
SEPARATION/TRA
NSPORT:28N

50.D2416256
GROUND PLATE:G
UIDE:TRANSPORT

U001	U002	U003	U004	U005	U006	U007	U008	U009	U010	U011	U012	U013	U014	U015	U016	U017	U018
------	------	------	------	------	------	------	------	------	------	------	------	------	------	------	------	------	------

U009_S002
TRANSFER ROLLER:SECOND:ASS'Y

5-07200040E
RETAINING RING -
M4



17-D0BQ6212
TRANSFER ROLLE
R:SECOND:ASSY



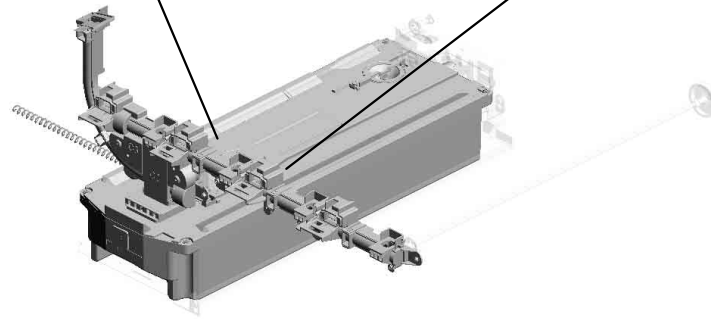
U001	U002	U003	U004	U005	U006	U007	U008	U009	U010	U011	U012	U013	U014	U015	U016	U017	U018
------	------	------	------	------	------	------	------	------	------	------	------	------	------	------	------	------	------

U010.USED TONER

U010_S002
D0BQ6511
PIPE:ASS'Y




U010_S001
D0BQ6400
COLLECTION BOTTLE:ASS'Y



U001	U002	U003	U004	U005	U006	U007	U008	U009	U010	U011	U012	U013	U014	U015	U016	U017	U018
------	------	------	------	------	------	------	------	------	------	------	------	------	------	------	------	------	------

U010 USED TONER

22.D1496556 TENSION SPRING: BELT TENSIONER
 17.D1491174 GEAR:COLLECTION BOTTLE
 1.04543006Q (x5) TAPPING SCREW - M3X6
 16.D1491173 GEAR:IDLER:TONE R BOTTLE
 8.08050103 (x4) RETAINING RINGS -E:SILENCER:DIA3



19.D1496553
GEAR:IDLER:Z61



18.D1496552
GEAR:IDLER:Z30



24.D1496561
PULLEY:USED TONER



25.D1496562
BRACKET:TIGHTENER:USED TONER



6.07200040E
(x7)
RETAINING RING - M4



23.D1496557
SYNCHRONOUS BELT:40S3M564



20.D1496554
GEAR:PULLEY:IDLER:Z16



5.07200030E
(x2)
RETAINING RING - M3



21.D1496555
GEAR:IDLER:Z21



2.04543008Q
(x4)
TAPPING SCREW: 3X8



15.D1491168
BRACKET:DRIVE:COLLECTION BOTTLE:ASSY



7.08050089
RETAINING RING - M4




3.04583008N
(x2)
HEXAGON HEAD TAPPING SCREW:3 X8

6.07200040E (x 1)
RETAINING RING - M4



11.AW500049
PUSH SWITCH:SW 1AG-550:(S4/S17/S19/S21/S35)



10.AG070514
MAGNET CATCH



12.B2236476
(x4)
BUSHING - DIA5

U010 USED TONER

26.D1496571 28.D1496575 32.D1496586
 BRACKET:PULLEY: IDLER:USED TONE FLANGE:IDLER:US SHAFT:DRIVE:USE
 IDLER:USED TONE ED TONER D TONER:LEFT
 R



33.D1496587
 GEAR:USED TONE
 R:LEFT



27.D1496574
 GEAR:PULLEY:IDL
 ER:Z18



36.GW020024
 PHOTOINTERRUP
 TOR:LG2A24BL1:G
 F:(S5/S34/S42)



31.D1496583
 GEAR:USED TONE
 R:INPUT



29.D1496581
 SHAFT:DRIVE:USE
 D TONER:RIGHT



34.D1496592
 RAIL:COLLECTION
 BOTTLE




30.D1496582
 GEAR:USED TONE
 R:RIGHT



U001	U002	U003	U004	U005	U006	U007	U008	U009	U010	U011	U012	U013	U014	U015	U016	U017	U018
------	------	------	------	------	------	------	------	------	------	------	------	------	------	------	------	------	------


U010_S001
COLLECTION BOTTLE:ASS'Y

4.04583010N
(x5)
HEXAGON HEAD TAPPING SCREW:3 X10



13.D0BQ6400
COLLECTION BOT
TLE:ASS'Y

9.AA080346
(x2)
BUSHING:FLANGE
TYPE:DIA6



7.08050089
(x3)
RETAINING RING -
M4

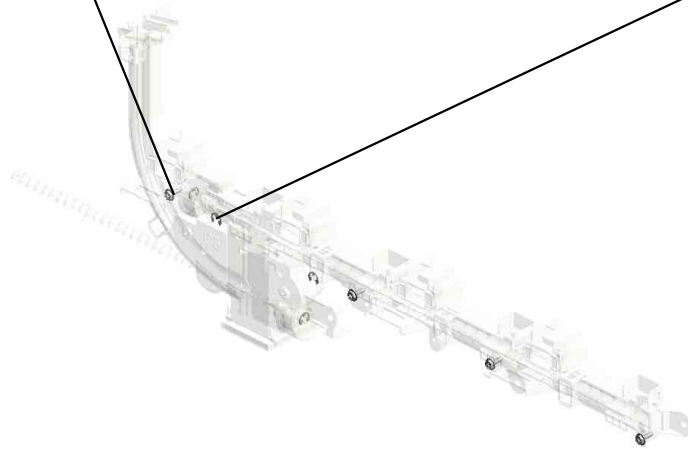


35.D2426432
FEELER:COLLECTI
ON BOTTLE


U001	U002	U003	U004	U005	U006	U007	U008	U009	U010	U011	U012	U013	U014	U015	U016	U017	U018
------	------	------	------	------	------	------	------	------	------	------	------	------	------	------	------	------	------

U010_S002
PIPE:ASS'Y

4.04583010N
(x4)
HEXAGON HEAD TAPPING SCREW:3 X10



6.07200040E
(x4)
RETAINING RING - M4

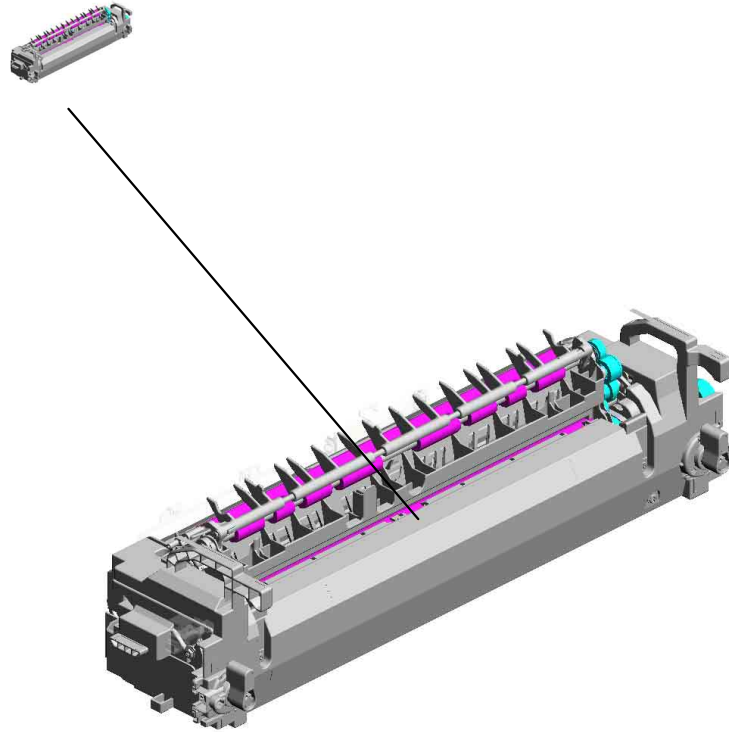


14.D0BQ6511
PIPE:ASS'Y

U001	U002	U003	U004	U005	U006	U007	U008	U009	U010	U011	U012	U013	U014	U015	U016	U017	U018
------	------	------	------	------	------	------	------	------	------	------	------	------	------	------	------	------	------

U011.FUSING

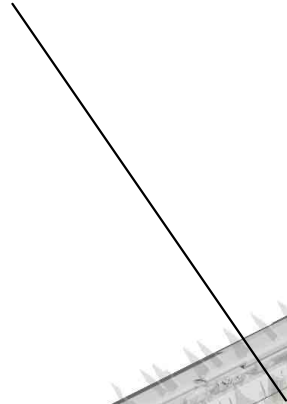
U011 S001
D0BM4022
FUSING UNIT:220-240V:IMC3
000-3500



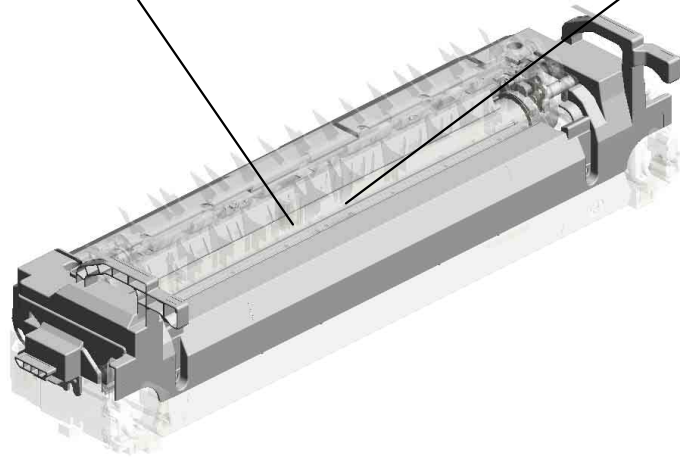
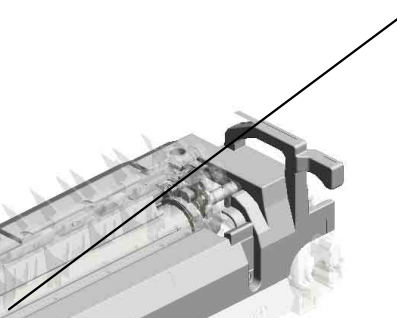
U001	U002	U003	U004	U005	U006	U007	U008	U009	U010	U011	U012	U013	U014	U015	U016	U017	U018
------	------	------	------	------	------	------	------	------	------	------	------	------	------	------	------	------	------

U011_S001.FUSING UNIT:220-240V:IMC3000-3500

U011_S001_S002
D0BM4052
SLEEVE:FUSING:220-240V:I
MC3000-3500




U011_S001_S001
M0AJ4261
FUSING COVER:UPPER:ASS'
Y



U001	U002	U003	U004	U005	U006	U007	U008	U009	U010	U011	U012	U013	U014	U015	U016	U017	U018
------	------	------	------	------	------	------	------	------	------	------	------	------	------	------	------	------	------

U011 FUSING

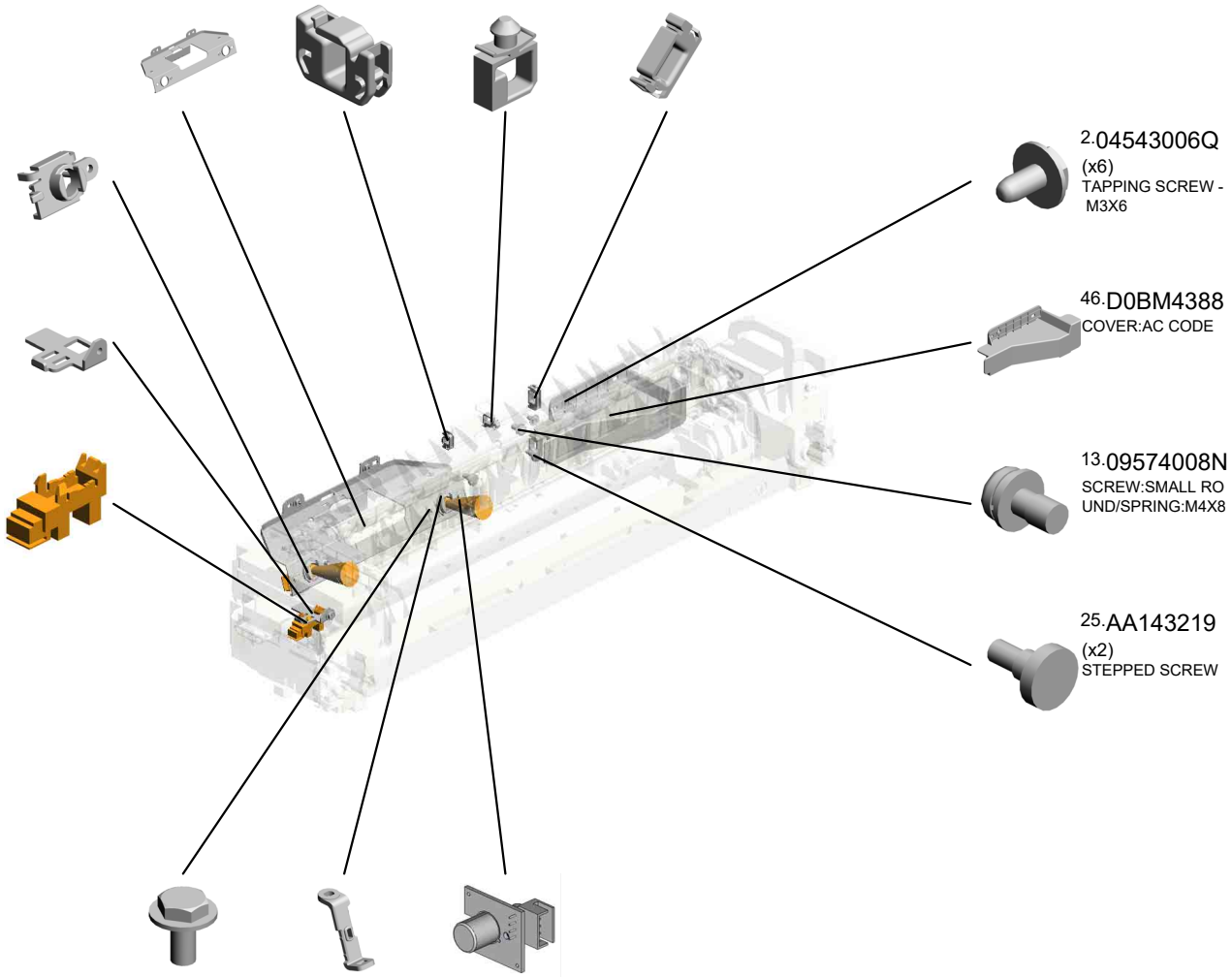
79.D2414366 BRACKET:THERMOPILE
 14.11050692 CLAMP:LES-0503
 17.11050759 CLAMP:LWSM-060 5A
 16.11050723 (x2) CLAMPS:WES-0507



78.D2414365 (x2) HOLDER:THERMOPILE

55.D1494371 BRACKET:PHOTOINTERRUPTOR

37.AW020190 PHOTOINTERRUPTOR:(S26)



2.04543006Q (x6) TAPPING SCREW - M3X6

17.11050759 CLAMP:LWSM-060 5A

46.D0BM4388 COVER:AC CODE

13.09574008N SCREW:SMALL ROUND/SPRING:M4X8

25.AA143219 (x2) STEPPED SCREW

1.03603006N (x4) SCREW - M3X6

80.D2414367 (x2) STOPPER:THERMOPILE

41.AW100183 (x2) THERMOPILE:(TH1/TH2)

U001	U002	U003	U004	U005	U006	U007	U008	U009	U010	U011	U012	U013	U014	U015	U016	U017	U018
------	------	------	------	------	------	------	------	------	------	------	------	------	------	------	------	------	------

U011_S001

FUSING UNIT:220-240V:IMC3000-3500

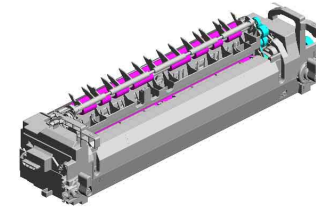
18.AA061208
(x2)
TENSION SPRING:
STRIPPER PLATE

19.AA061209
TENSION SPRING:
GATE PAWL

5.07200030E
(x3)
RETAINING RING -
M3

22.AA080387
PLAIN SHAFT BEA
RING:EXIT ROLLE
R:FUSING EXIT:RI
GHT:FRONT

15.11050713
CLAMP:LWSM-030
6H GRAY



44.D0BM4022
FUSING UNIT:220-
240V:IMC3000-350
0

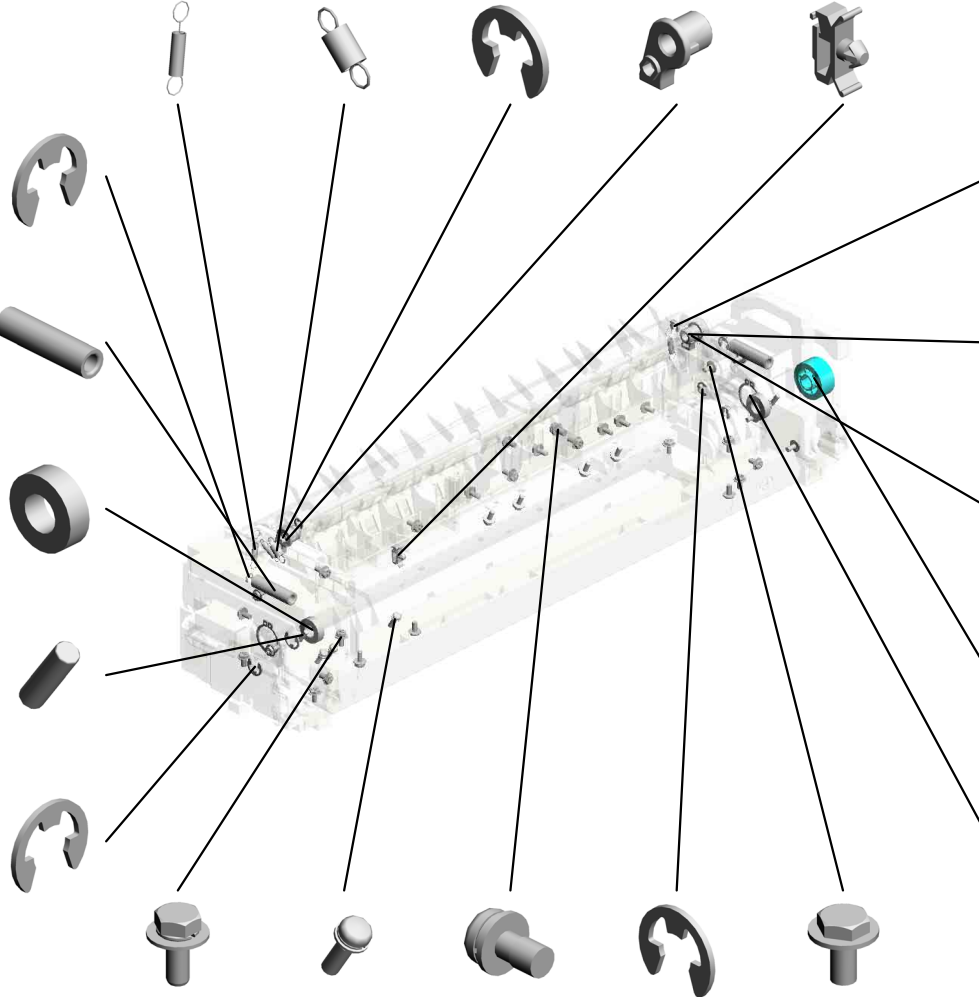
4.07200025E
(x2)
RETAINING RING -
M2.5

21.AA063732
(x2)
COMPRESSION SP
RING:PRESSURE
ROLLER

9.07403808
(x2)
BALL BEARING - 8
X16X5MM

3.06330100G
(x2)
PARALLEL PIN - 3X
10

7.07200060E
(x5)
RETAINING RING -
M6



24.AA100016
(x2)
RETAINING RINGS
-C:DIA3

16.11050723
CLAMPS:WES-050
7

20.AA061211
(x2)
TENSION SPRING:
HOLDER:FUSING E
XIT

23.AA080388
PLAIN SHAFT BEA
RING:EXIT ROLLE
R:FUSING EXIT:RI
GHT:REAR

26.AB012099
GEAR:ON-OFF:PR
ESSURE ROLLER

8.07250170E
(x2)
RETAINING RING
C - M17

10.08046123
(x15)
HEXAGONAL BOLT
:W/WASHER:M3X8

12.09573010N
(x3)
SCREW:SMALL RO
UND/SPRING:M3X1
0

13.09574008N
SCREW:SMALL RO
UND/SPRING:M4X8

6.07200040E
(x2)
RETAINING RING -
M4

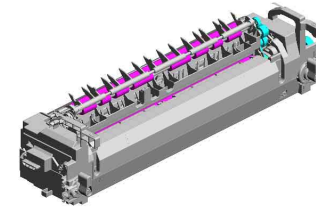
1.03603006N
(x17)
SCREW - M3X6

U001	U002	U003	U004	U005	U006	U007	U008	U009	U010	U011	U012	U013	U014	U015	U016	U017	U018
------	------	------	------	------	------	------	------	------	------	------	------	------	------	------	------	------	------

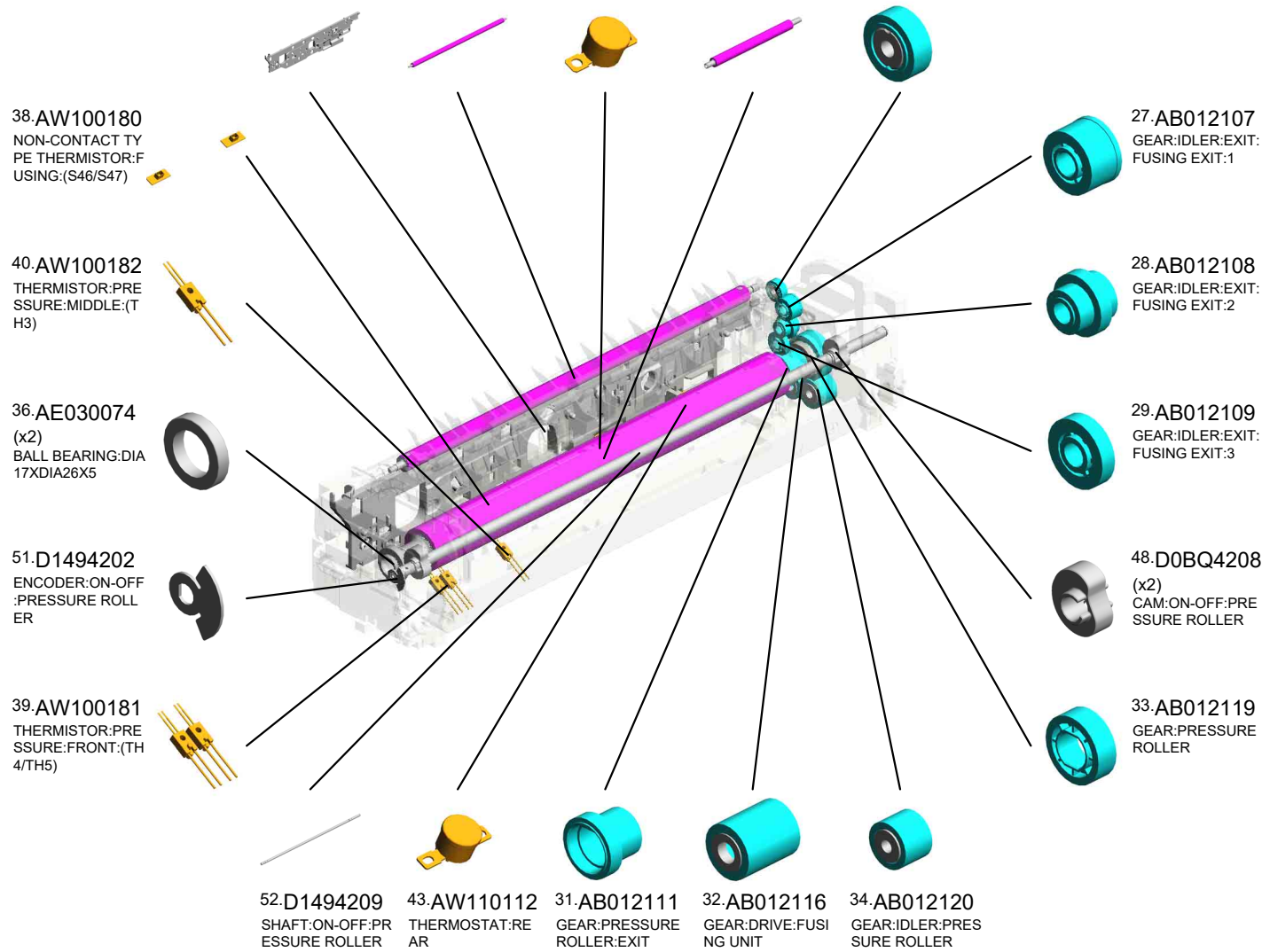
U011_S001

FUSING UNIT:220-240V:IMC3000-3500

- 49.D0BQ4317 GUIDE:HARNES: DRAWER:PRESS FIT
- 47.D0BQ4102 DRIVEN ROLLER:F USING EXIT:ASSY
- 42.AW110111 THERMOSTAT:MIDDLE
- 35.AE020261 PRESSURE ROLLER:DIA32
- 30.AB012110 GEAR:EXIT ROLLER:FUSING EXIT:RIGHT



44.D0BM4022
FUSING UNIT:220-240V:IMC3000-3500



U001	U002	U003	U004	U005	U006	U007	U008	U009	U010	U011	U012	U013	U014	U015	U016	U017	U018
------	------	------	------	------	------	------	------	------	------	------	------	------	------	------	------	------	------

U011_S001

FUSING UNIT:220-240V:IMC3000-3500

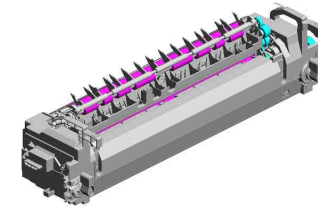
59.D2414108
GUIDE:FUSING EXIT:LEFT

70.D2414219
DECAL:C:GUIDE PLATE:FUSING EXIT

71.D2414221
STRIPPER PLATE:FUSING EXIT:ASS'Y

68.D2414212
GATE PAWL:FUSING EXIT

69.D2414215
GUIDE:FUSING EXIT:RIGHT:ASS'Y



44.D0BM4022
FUSING UNIT:220-240V:IMC3000-3500

57.D2414023
HOLDER:DRIVEN ROLLER:FUSING EXIT:FRONT



62.D2414122
INNER COVER:PRESSURE ROLLER:FRONT



65.D2414140
HOLDER:PRESSURE:FRONT:ASS'Y



64.D2414137
LEVER:PRESSURE:FRONT:PEEN



53.D1494235
(x15)
STEPPED SCREW:M3



60.D2414113
BRACKET:THERMOSTOR:PRESSURE ROLLER

72.D2414252
FUSING ENTRANCE GUIDE PLATE

56.D2394262
FUSING COVER:LOWER

54.D1494335
ELECTRODE PLATE:CONNECTING:THERMOSTAT

73.D2414332
HOUSING:THERMOSTAT

58.D2414024
HOLDER:DRIVEN ROLLER:FUSING EXIT:REAR



66.D2414155
HOLDER:PRESSURE:REAR:ASS'Y



67.D2414160
LEVER:PRESSURE:REAR:PEEN



63.D2414123
DISCHARGE BRUSH:PRESSURE ROLLER



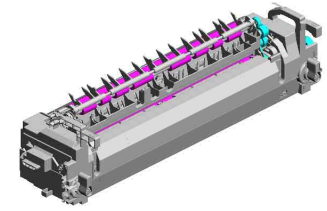
61.D2414121
INNER COVER:PRESSURE ROLLER:REAR



U001	U002	U003	U004	U005	U006	U007	U008	U009	U010	U011	U012	U013	U014	U015	U016	U017	U018
------	------	------	------	------	------	------	------	------	------	------	------	------	------	------	------	------	------

U011_S001
 FUSING UNIT:220-240V:IMC3000-3500

- 77.D2414342 HOUSING:NON-CO
NTACT TYPE THE
RMISTOR
- 76.D2414338 TERMINAL:THERM
OSTAT:HEATER
- 74.D2414334 COVER:HOUSING:
THERMOSTAT
- 75.D2414337 TERMINAL:THERM
OSTAT:DRAWER



44.D0BM4022
 FUSING UNIT:220-
 240V:IMC3000-350
 0

92.M0AJ4279
 HOOK:FUSING:FR
 ONT



91.M0AJ4278
 COVER:LEVER:FU
 SING:FRONT



85.GA003933
 (x2)
 DECAL:OPERATE:
 4X10.5

90.M0AJ4273
 (x2)
 LEVER:FUSING



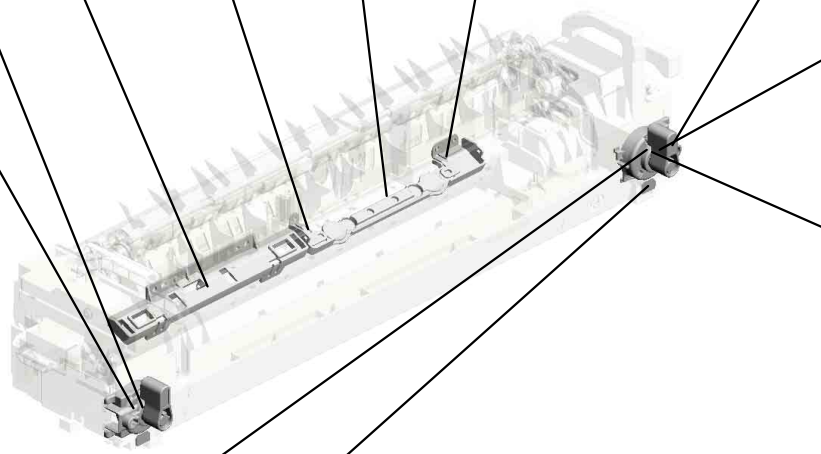
89.M0AJ4272
 HOOK:FUSING:RE
 AR



88.M0AJ4271
 COVER:LEVER:FU
 SING:REAR




84.GA003932
 (x2)
 DECAL:LEVER:REL
 EASE



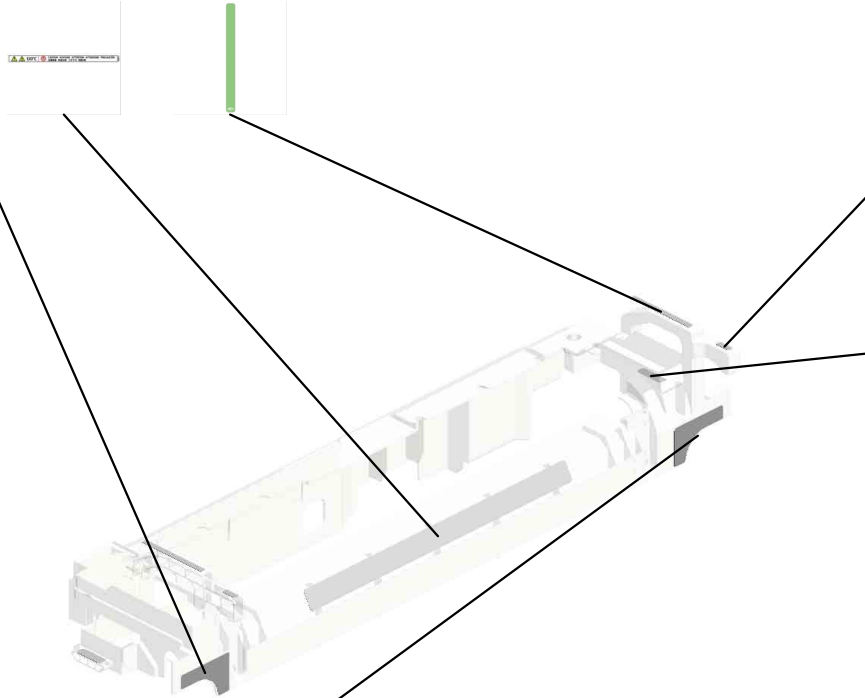
U011_S001_S001
 FUSING COVER:UPPER:ASS'Y

50.D1124264 81.GA003929
 DECAL:WARNING ((x2)
 HIGH TEMPERATU DECAL:OPERATE:
 RE):FUSING 4X27



87.M0AJ4261
 FUSING COVER:U
 PPER:ASS'Y

82.GA003930
 DECAL:LEVER:FR
 ONT:FUSING



85.GA003933
 (x2)
 DECAL:OPERATE:
 4X10.5



86.GA003957
 (x2)
 DECAL:POSITIONI
 NG DISPLAY:FUSI
 NG



83.GA003931
 DECAL:LEVER:RE
 AR:FUSING


U001	U002	U003	U004	U005	U006	U007	U008	U009	U010	U011	U012	U013	U014	U015	U016	U017	U018
------	------	------	------	------	------	------	------	------	------	------	------	------	------	------	------	------	------

U011_S001_S002

SLEEVE:FUSING:220-240V:IMC3000-3500

1.03603006N
(x7)
SCREW - M3X6


10.08046123
(x3)
HEXAGONAL BOLT
:WASHER:M3X8



45.D0BM4052
SLEEVE:FUSING:2
20-240V:IMC3000-3
500



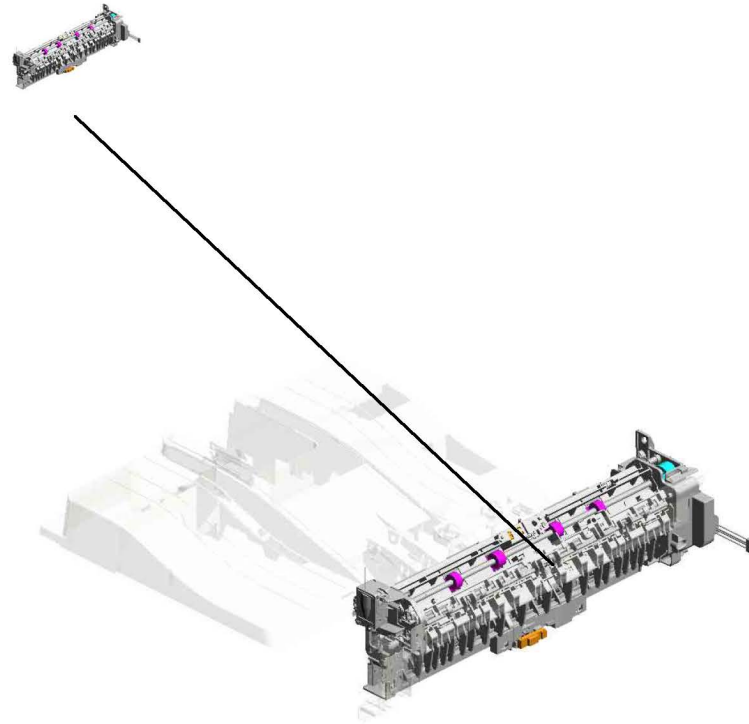
11.08046128
(x4)
HEXAGONAL BOLT
:DOUBLE SCREW:
M3X10



U001	U002	U003	U004	U005	U006	U007	U008	U009	U010	U011	U012	U013	U014	U015	U016	U017	U018
------	------	------	------	------	------	------	------	------	------	------	------	------	------	------	------	------	------

U012.PAPER EXIT

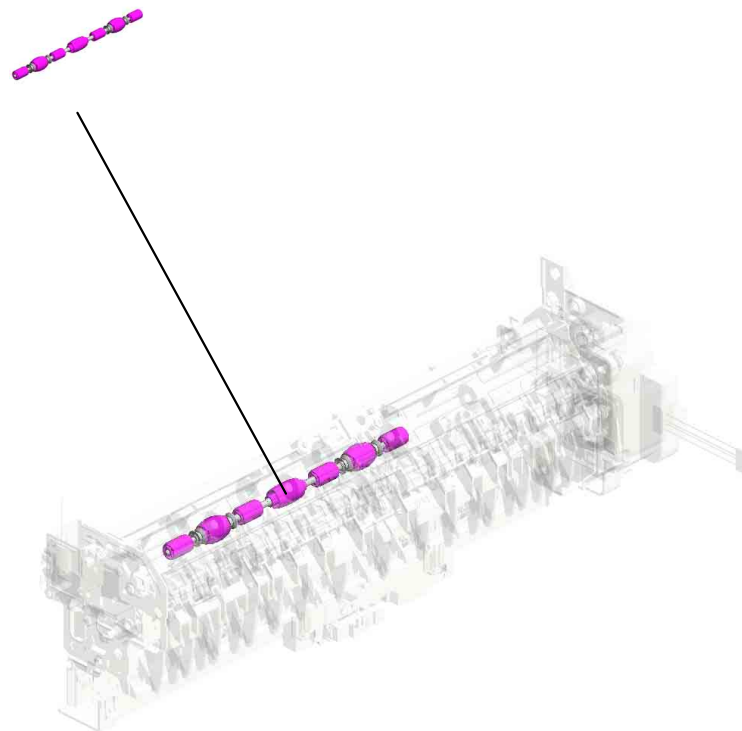
U012_S001
D0BK4405
PAPER EXIT UNIT:ASSY



U001	U002	U003	U004	U005	U006	U007	U008	U009	U010	U011	U012	U013	U014	U015	U016	U017	U018
------	------	------	------	------	------	------	------	------	------	------	------	------	------	------	------	------	------

U012_S001.PAPER EXIT UNIT:ASS'Y

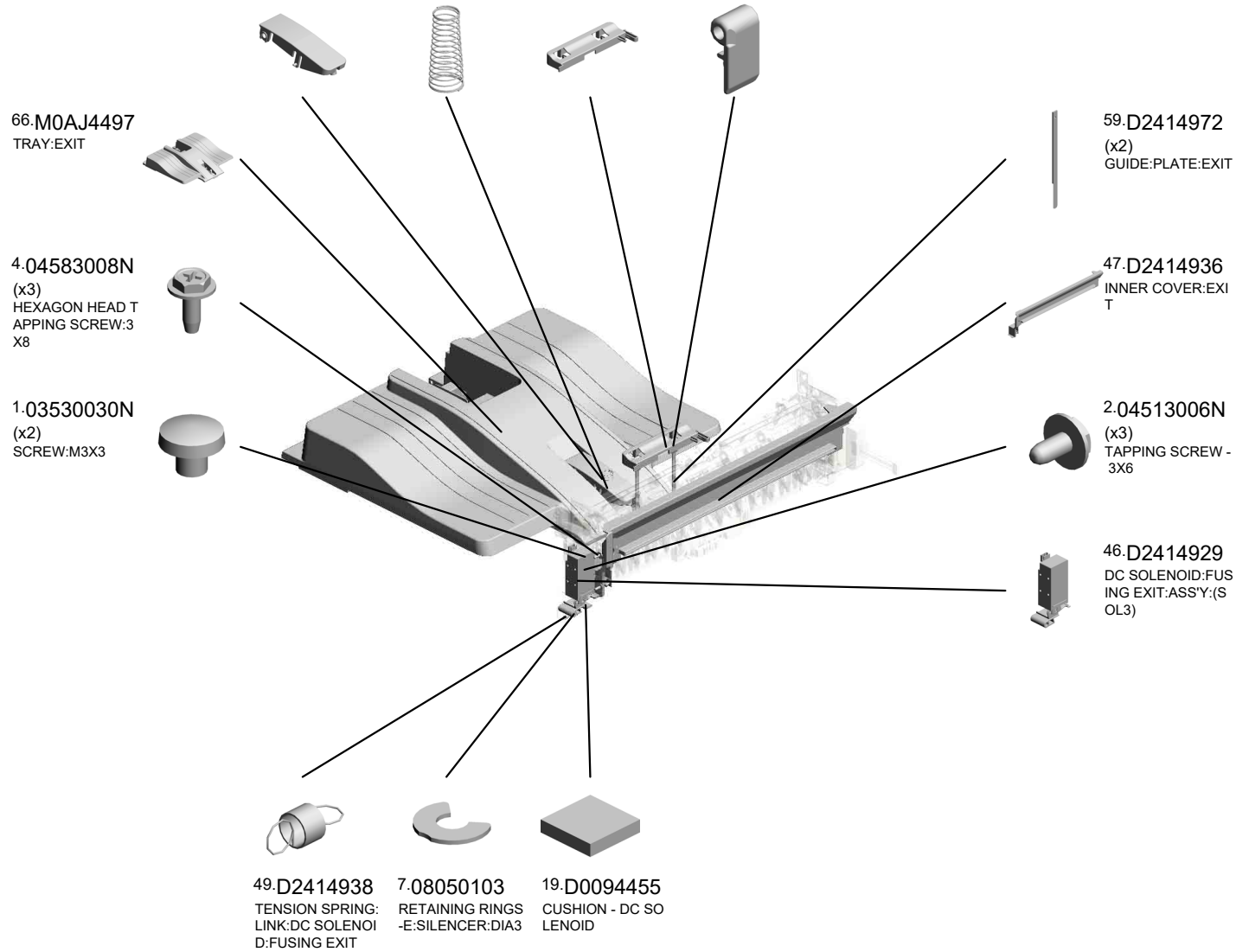

U012 S001 S001
D2414950
ROLLER:EXIT:PRESSURE:2T
YPE:ASS'Y



U001	U002	U003	U004	U005	U006	U007	U008	U009	U010	U011	U012	U013	U014	U015	U016	U017	U018
------	------	------	------	------	------	------	------	------	------	------	------	------	------	------	------	------	------

U012 PAPER EXIT

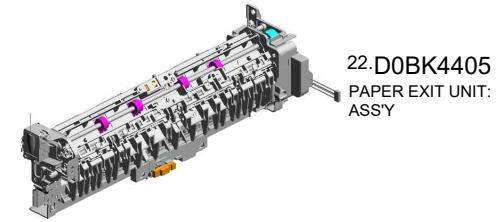
44.D2414494 45.D2414499 24.D0BQ4960 58.D2414971
 TRAY:AUXILIARY:EXIT COMPRESSION SPRING:BASE:TRAY:EXIT
 BASE:PLATE:EXIT:DG (x2) LINK:PLATE:EXIT



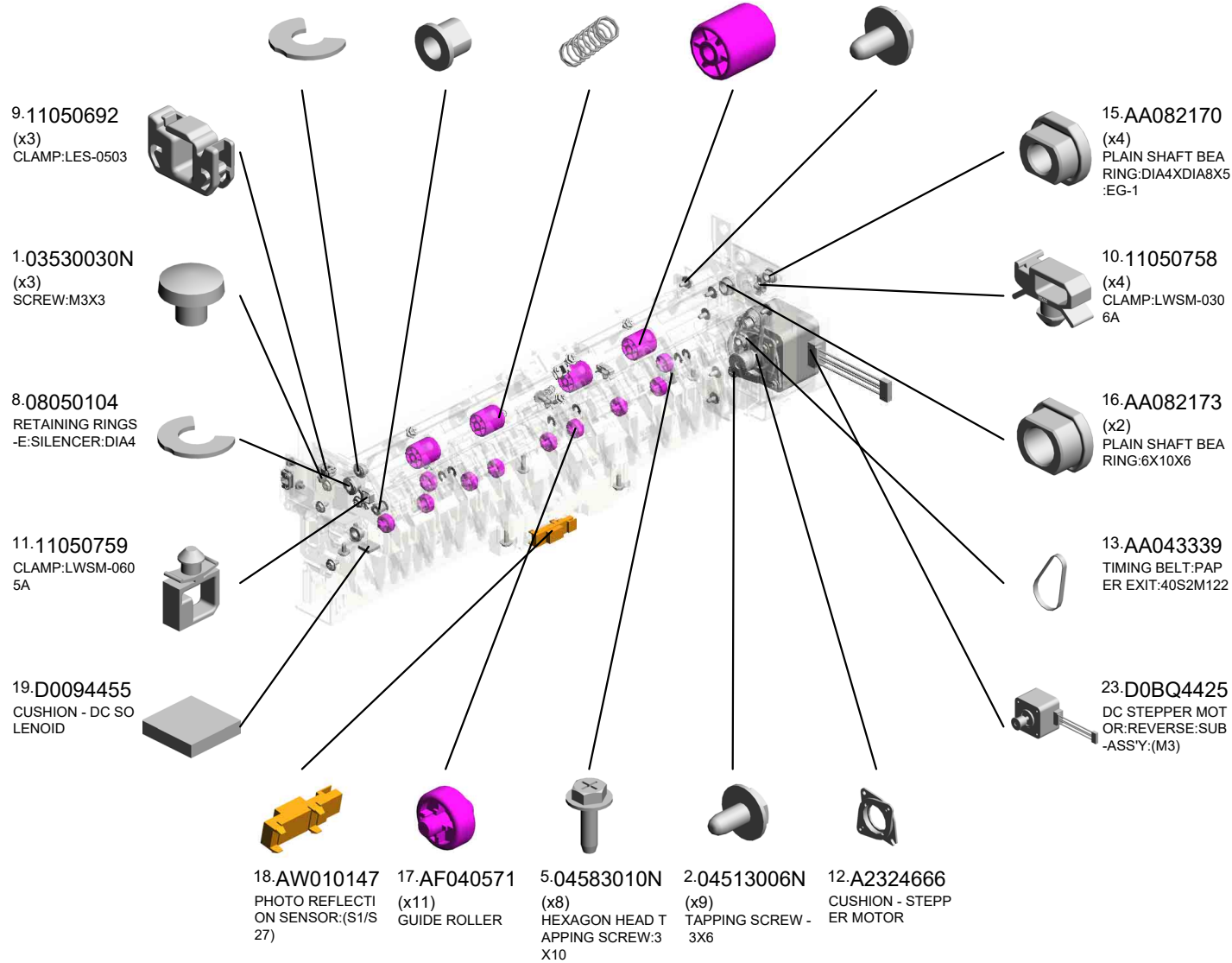
U001	U002	U003	U004	U005	U006	U007	U008	U009	U010	U011	U012	U013	U014	U015	U016	U017	U018
------	------	------	------	------	------	------	------	------	------	------	------	------	------	------	------	------	------

U012_S001
PAPER EXIT UNIT:ASS'Y

- 7.08050103 (x13) RETAINING RINGS -E:SILENCER:DIA3
- 14.AA080252 (x2) BUSHING - M4
- 21.D0394927 (x2) COMPRESSION SPRING:PRESSURE:REVERSE:DRIVEN
- 20.D0394925 (x4) ROLLER:REVERSE:DRIVEN
- 3.04543006Q (x9) TAPPING SCREW - M3X6



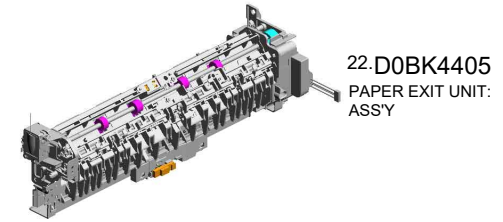
22.D0BK4405
PAPER EXIT UNIT:ASS'Y



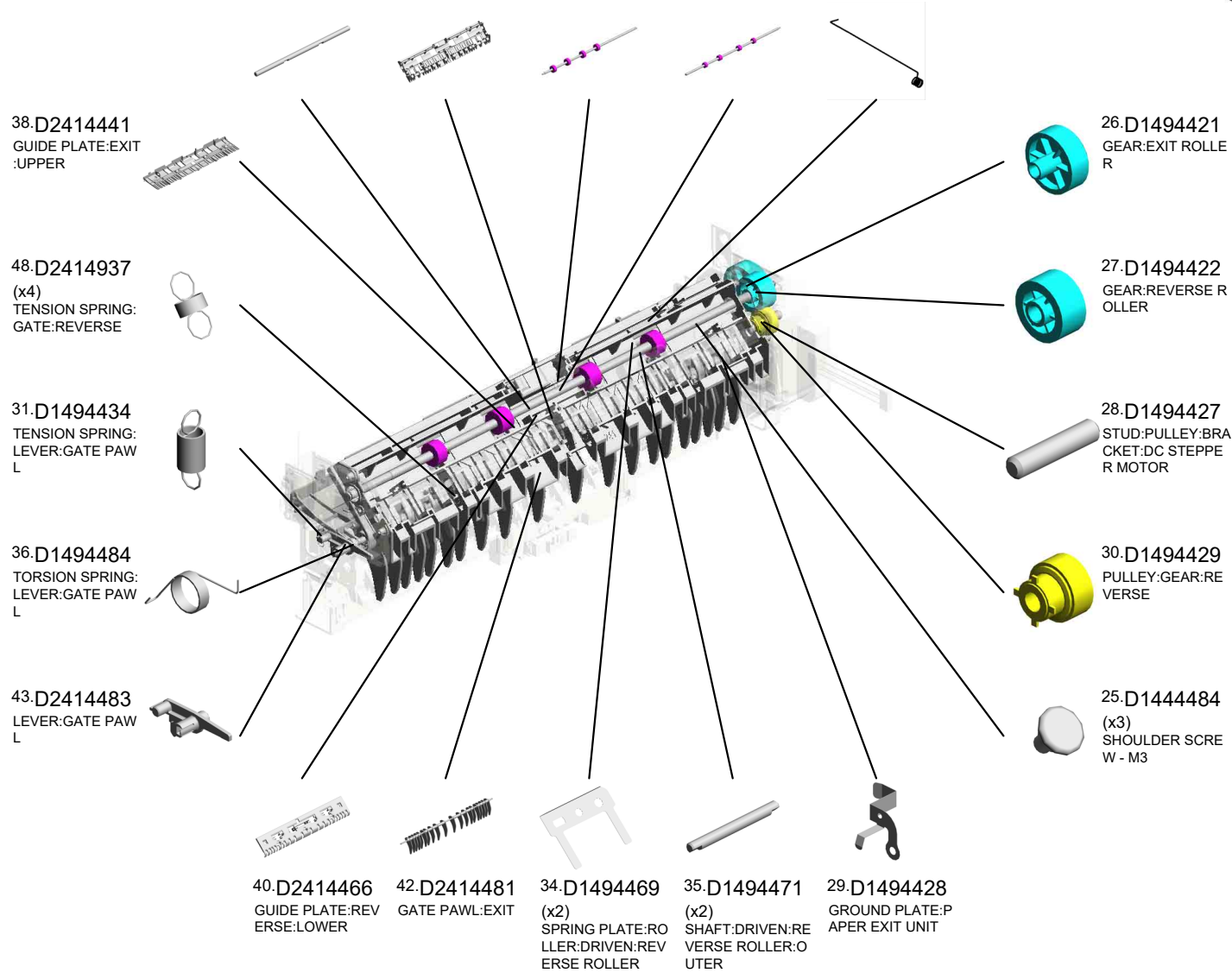
U001	U002	U003	U004	U005	U006	U007	U008	U009	U010	U011	U012	U013	U014	U015	U016	U017	U018
------	------	------	------	------	------	------	------	------	------	------	------	------	------	------	------	------	------

U012_S001
PAPER EXIT UNIT:ASS'Y

- 33.D1494468 SHAFT:DRIVEN:REVERSE ROLLER
- 39.D2414461 GUIDE PLATE:REVERSE:UPPER
- 41.D2414476 EXIT ROLLER
- 37.D2024477 REVERSE ROLLER
- 32.D1494463 GROUND WIRE:SENSOR:REVERSE



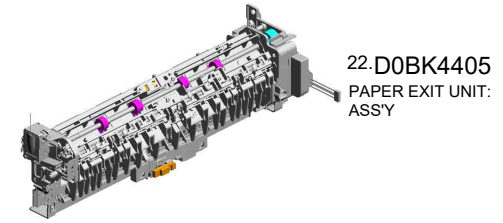
22.D0BK4405
PAPER EXIT UNIT:
ASS'Y



U001	U002	U003	U004	U005	U006	U007	U008	U009	U010	U011	U012	U013	U014	U015	U016	U017	U018
------	------	------	------	------	------	------	------	------	------	------	------	------	------	------	------	------	------

U012_S001
PAPER EXIT UNIT:ASS'Y

- 60.D2414981 (x2)
COIL SPRING:ROLLER:PRESSURE:EXIT
- 61.D2414992
DISCHARGE BRUSH:EXIT
- 57.D2414955
HOLDER:ROLLER:EXIT:PRESSURE:2 TYPE
- 67.M0AJ4981
DECAL:EXIT:GUIDE P:LOWER:MIDDLE
- 65.GW010007 (x2)
PHOTO REFLECTION SENSOR:EXIT:(S3/S9/S10/S14/S16/S24)

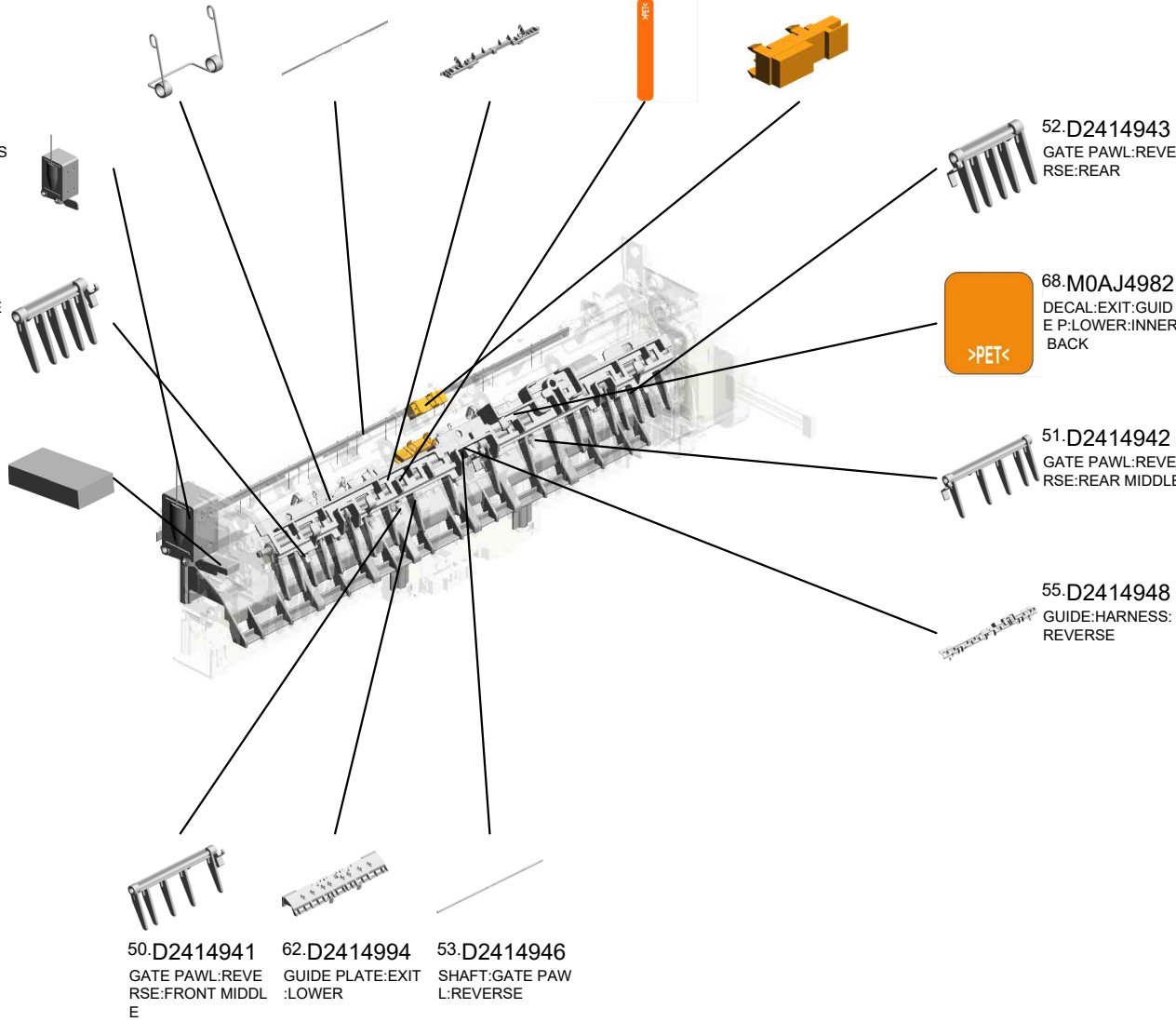


22.D0BK4405
PAPER EXIT UNIT:ASS'Y

63.D2414996
DC SOLENOID:ASS'Y:(SOL2)

54.D2414947
GATE PAWL:REVERSE:FRONT

64.D2414998
CUSHION:DC SOLENOID:4MM



U001	U002	U003	U004	U005	U006	U007	U008	U009	U010	U011	U012	U013	U014	U015	U016	U017	U018
------	------	------	------	------	------	------	------	------	------	------	------	------	------	------	------	------	------


U012_S001_S001

ROLLER:EXIT:PRESSURE:2TYPE:ASS'Y

6.07200020G

(x4)

RETAINING RING -
M2



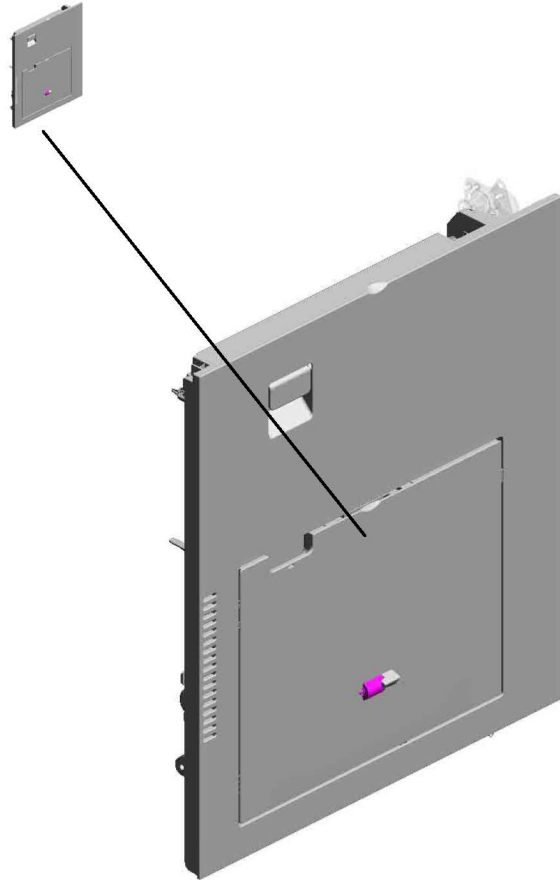
56.D2414950

ROLLER:EXIT:PRE
SSURE:2TYPE:ASS
'Y

U001	U002	U003	U004	U005	U006	U007	U008	U009	U010	U011	U012	U013	U014	U015	U016	U017	U018
------	------	------	------	------	------	------	------	------	------	------	------	------	------	------	------	------	------

U013.DUPLEX

U013_S001
D0BK4553
DUPLEX UNIT:IMC2000-2500



U001	U002	U003	U004	U005	U006	U007	U008	U009	U010	U011	U012	U013	U014	U015	U016	U017	U018
------	------	------	------	------	------	------	------	------	------	------	------	------	------	------	------	------	------

U013_S001.DUPLEX UNIT:IMC2000-2500

U013 S001 S002
D0BQ4563
MANUAL FEED TABLE:IMC20
00-6000

U013 S001 S003
D2412671
GUIDE PLATE:VERTICAL TR
ANSPORT:NO.1:DRIVEN:ASS
Y

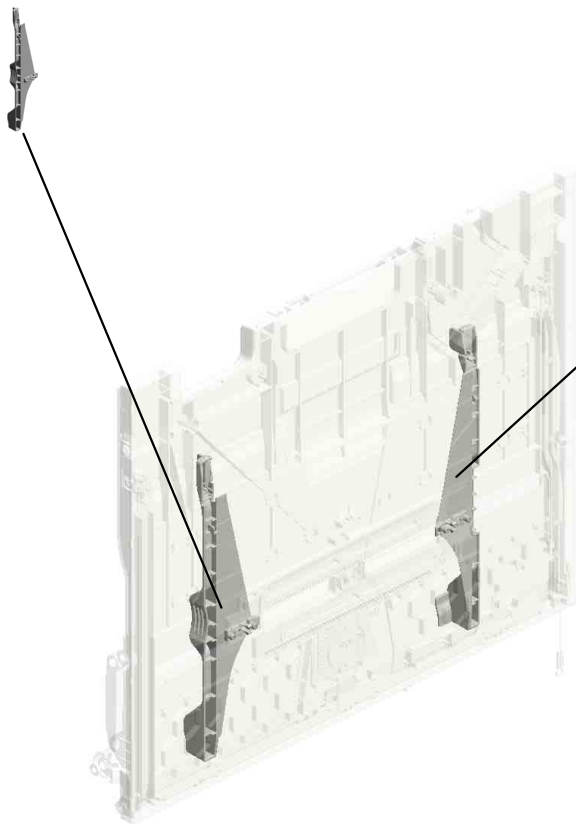
U013 S001 S001
D0BK2600
MANUAL FEED UNIT:ASSY

U013 S001 S004
D2412672
GUIDE PLATE:VERTICAL TR
ANSPORT:NO.2:DRIVEN:ASS
Y

U001	U002	U003	U004	U005	U006	U007	U008	U009	U010	U011	U012	U013	U014	U015	U016	U017	U018
------	------	------	------	------	------	------	------	------	------	------	------	------	------	------	------	------	------

U013_S001_S002.MANUAL FEED TABLE:IMC2000-6000

U013_S001_S002_S001
D0BQ2630
SIDE FENCE:FRONT:ASS'Y

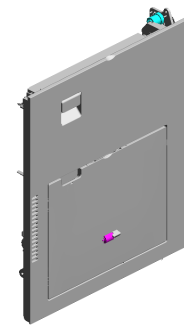


U013_S001_S002_S002
D0BQ2632
SIDE FENCE:REAR:ASS'Y


U001	U002	U003	U004	U005	U006	U007	U008	U009	U010	U011	U012	U013	U014	U015	U016	U017	U018
------	------	------	------	------	------	------	------	------	------	------	------	------	------	------	------	------	------

U013 DUPLEX

5.04543006Q TAPPING SCREW - M3X6
 91.D1494623 GROUND WIRE:BRACKET:ENTRANCE:DUPLEX
 2.03603006N SCREW - M3X6
 7.04583008N (x3) HEXAGON HEAD TAPPING SCREW:3X8



177.D2414755 GEAR:OUTPUT:DUPLEX:ENTRANCE



178.D2414757 SPACER:DC MOTOR:DUPLEX



11.07200040E RETAINING RING - M4



39.AX060464 DC MOTOR:ENCODER:NO:10W:GEAR:BRUSHLESS:(M1/M2/M5/M6)



176.D2414750 BRACKET:MOTOR:DUPLEX




38.AW500049 PUSH SWITCH:SW1AG-550:(S4/S17/S19/S21/S35)



20.54472681 (x2) SNAP RING

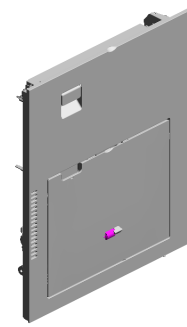


3.04513006N (x4) TAPPING SCREW - 3X6
 112.D1494755 BRACKET:HINGE:DUPLEX:FRONT
 19.52152621 SNAP RING - M6



U001	U002	U003	U004	U005	U006	U007	U008	U009	U010	U011	U012	U013	U014	U015	U016	U017	U018
------	------	------	------	------	------	------	------	------	------	------	------	-------------	------	------	------	------	------

U013_S001
 DUPLEX UNIT:IMC2000-2500



53.D0BK4553
 DUPLEX UNIT:IMC
 2000-2500

- 6.04543008Q (x2) TAPPING SCREW: 3X8
- 5.04543006Q (x3) TAPPING SCREW - M3X6
- 7.04583008N (x24) HEXAGON HEAD TAPPING SCREW: 3X8
- 21.AA043980 TIMING BELT:30S2 M300
- 15.11050692 (x4) CLAMP:LES-0503

2.03603006N
 (x2)
 SCREW - M3X6



8.04583010N
 (x8)
 HEXAGON HEAD TAPPING SCREW: 3X10



22.AA082170
 (x2)
 PLAIN SHAFT BEARING RING: DIA4XDIA8X5 :EG-1



13.08050103
 (x6)
 RETAINING RINGS -E:SILENCER:DIA3



14.08050104
 (x6)
 RETAINING RINGS -E:SILENCER:DIA4



10.07200030E
 (x2)
 RETAINING RING - M3



3.04513006N
 (x6)
 TAPPING SCREW - 3X6



24.AA082173
 (x7)
 PLAIN SHAFT BEARING RING: 6X10X6



26.AA083014
 ONE-WAY CLUTCH



16.11050723
 CLAMPS:WES-0507



12.07200060E
 RETAINING RING - M6



18.11050758
 (x9)
 CLAMP:LWSM-0306A



11.07200040E
 (x5)
 RETAINING RING - M4



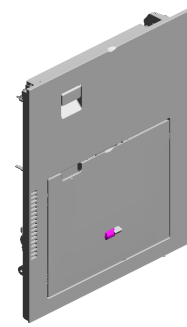
27.AA083018
 ROLLER CLUTCH - 6X14X10



17.11050724
 CLAMPS:WES-1210

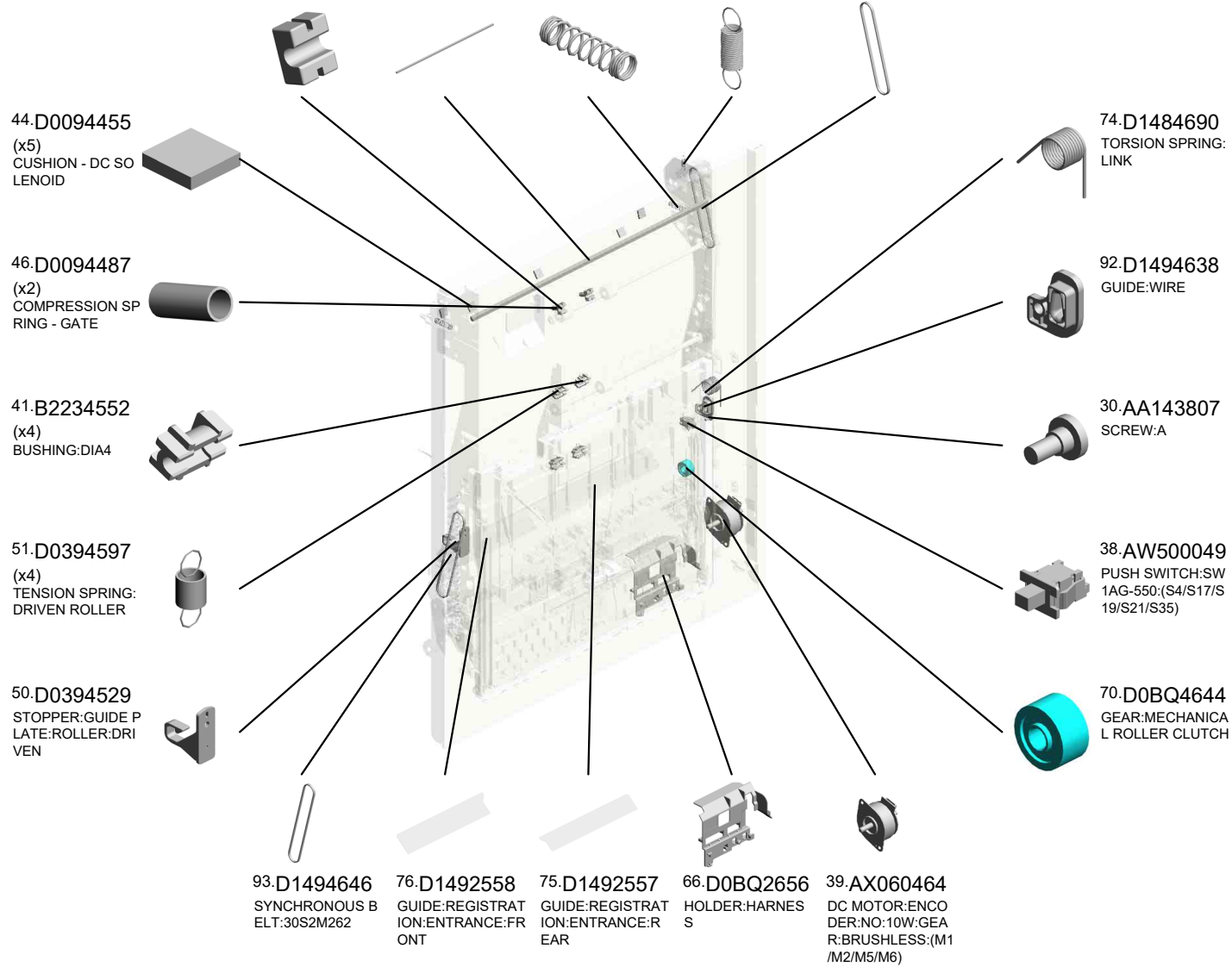


U013_S001
 DUPLEX UNIT:IMC2000-2500



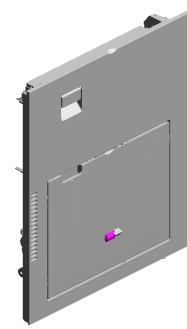
53.D0BK4553
 DUPLEX UNIT:IMC
 2000-2500

- 45.D0094485 (x2) BUSHING - GATE
- 71.D0BQ4654 SHAFT:LEVER:LOCK
- 49.D0394525 (x2) COMPRESSION SPRING:SHAFT:GUIDE PLATE:EXIT
- 95.D1494653 TENSION SPRING: SWIVEL
- 94.D1494647 SYNCHRONOUS BELT:30S2M212



U001	U002	U003	U004	U005	U006	U007	U008	U009	U010	U011	U012	U013	U014	U015	U016	U017	U018
------	------	------	------	------	------	------	------	------	------	------	------	------	------	------	------	------	------

U013_S001
 DUPLEX UNIT:IMC2000-2500



53.D0BK4553
 DUPLEX UNIT:IMC
 2000-2500

- 98.D1494658 COIL SPRING:LEVER:DUPLEX
- 132.D2024674 TORSION SPRING:DUPLEX:ENTRANCE SENSOR
- 131.D2024673 FEELER:DUPLEX:ENTRANCE SENSOR
- 135.D2024692 (x2) SHAFT:PRESSURE GUIDE PLATE:UPPER
- 97.D1494657 HOOK:STOPPER:DUPLEX UNIT:REAR

96.D1494656 HOOK:STOPPER:DUPLEX UNIT:FRONT

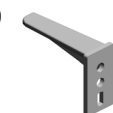
106.D1494715 DECAL:GRIP



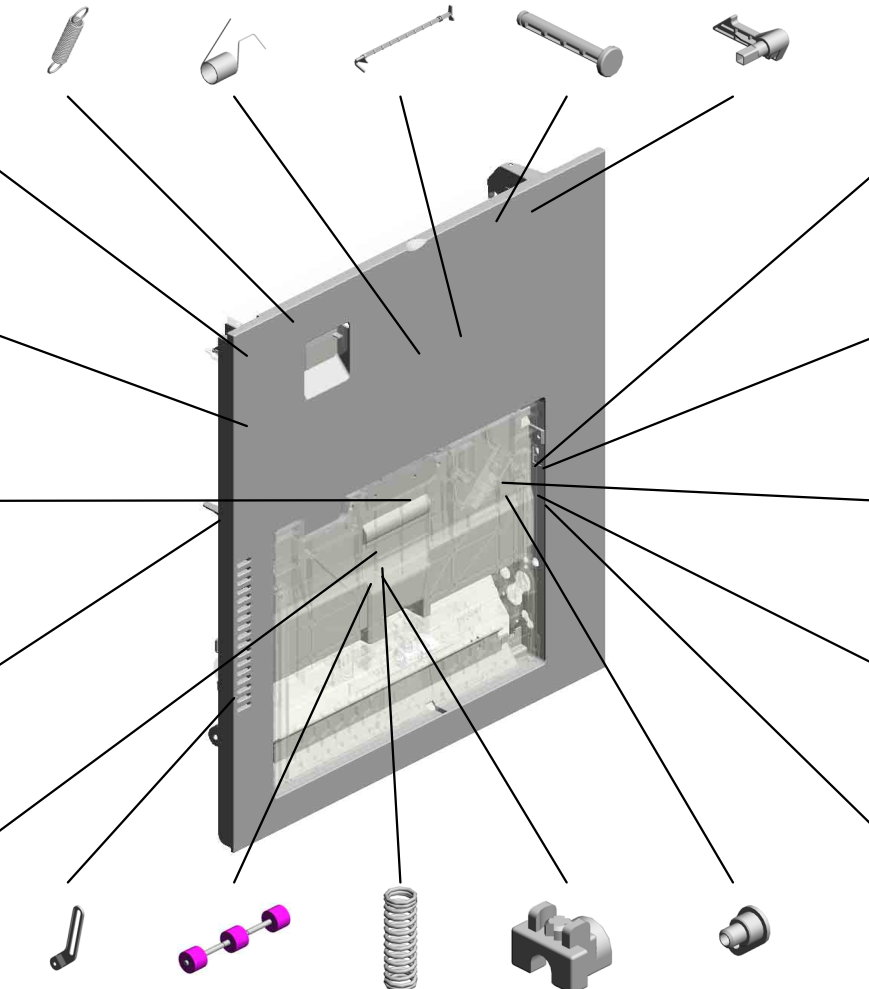
154.D2414627 COVER:DUPLEX



114.D1494850 ARM:PUSH SWITCH



134.D2024684 GROUND WIRE:BRACKET:DRIVEN ROLLER



102.D1494688 LINK:DUPLEX:MAIN

137.D2024722 LINK:DUPLEX

100.D1494675 COVER:PUSH SWITCH

136.D2024721 BRACKET:LINK:DUPLEX

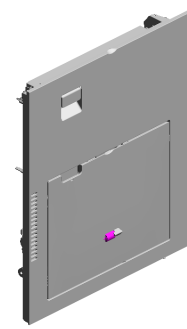
138.D2024726 TORSION SPRING:LINK:CONTACT POINT

- 103.D1494695 LINK:FRONT
- 133.D2024682 DRIVEN ROLLER:DIAM16
- 99.D1494672 (x2) COMPRESSION SPRING:DRIVEN
- 118.D1754737 (x2) PLAIN SHAFT BEARING:DRIVEN
- 101.D1494677 STAY:CONTACT POINT:GUIDE PLATE:DRIVEN

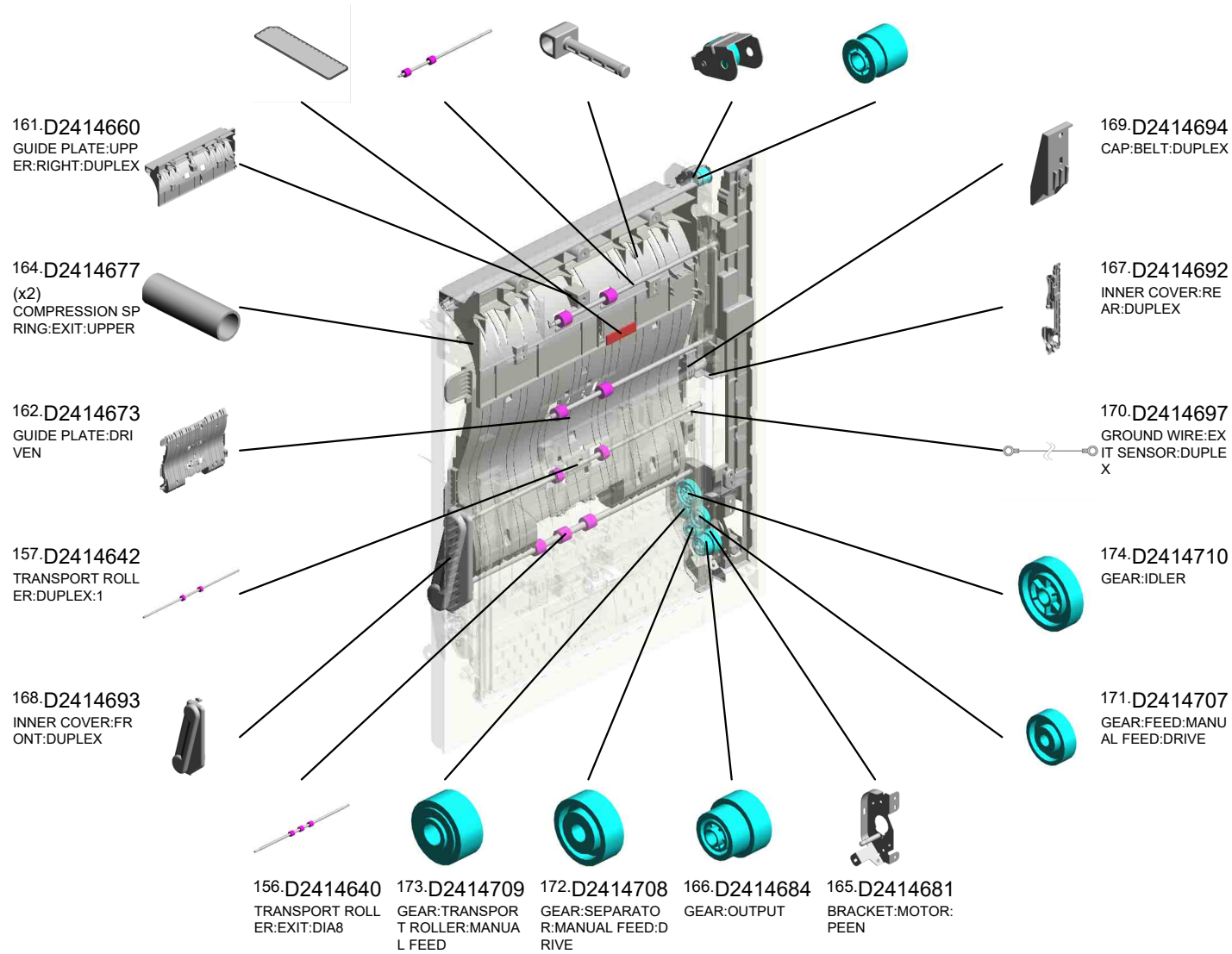
U001	U002	U003	U004	U005	U006	U007	U008	U009	U010	U011	U012	U013	U014	U015	U016	U017	U018
------	------	------	------	------	------	------	------	------	------	------	------	------	------	------	------	------	------

U013_S001
 DUPLEX UNIT:IMC2000-2500

- 155.D2414635 SHEET:CUSHION
- 158.D2414643 (x2) TRANSPORT ROLLER:ENTRANCE
- 163.D2414676 (x2) LEVER:PRESSURE:DUPL
- 159.D2414648 BRACKET:SWIVEL:PEEN
- 160.D2414652 GEAR:PULLEY:SWIVEL

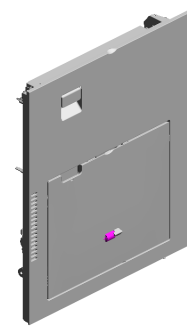


53.D0BK4553
 DUPLEX UNIT:IMC
 2000-2500



U001	U002	U003	U004	U005	U006	U007	U008	U009	U010	U011	U012	U013	U014	U015	U016	U017	U018
------	------	------	------	------	------	------	------	------	------	------	------	------	------	------	------	------	------

U013_S001
 DUPLEX UNIT:IMC2000-2500

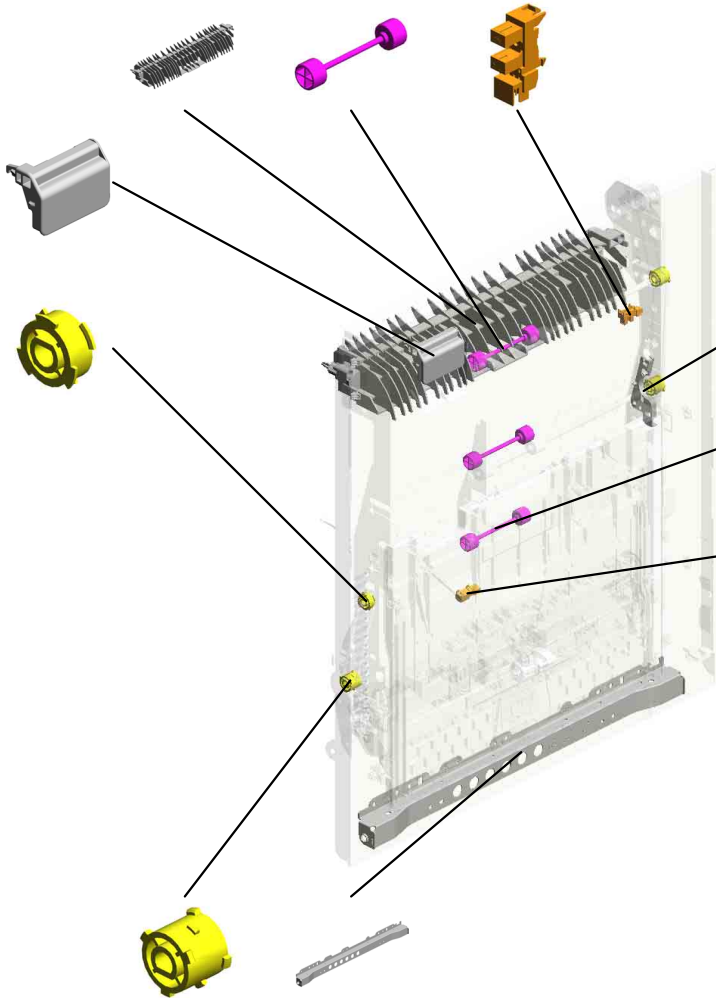


53.D0BK4553
 DUPLEX UNIT:IMC
 2000-2500

185.D2414995 GUIDE PLATE:UPPER
 180.D2414762 DRIVEN ROLLER:DI
 188.GW020024 PHOTOINTERRUPTOR:LG2A24BL1:G
 F:(S5/S34/S42)

186.D2894655 GRIP:DUPLEX UNIT

182.D2414765 PULLEY:T26



181.D2414763 GUIDE:HARNESS:ENTRANCE SENSOR:DUPLEX

179.D2414761 (x2)
 DRIVEN ROLLER:DI
 IA16

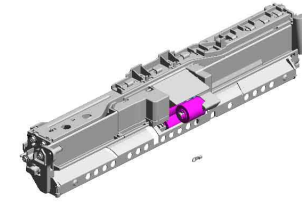
187.GW010007 PHOTO REFLECTION SENSOR:EXIT:(S3/S9/S10/S14/S16/S24)

183.D2414766 (x3)
 PULLEY:T26/T26

184.D2414923 STAY:CONTACT PHOTOINTERRUPTOR:DUPLEX

U001	U002	U003	U004	U005	U006	U007	U008	U009	U010	U011	U012	U013	U014	U015	U016	U017	U018
------	------	------	------	------	------	------	------	------	------	------	------	------	------	------	------	------	------

U013_S001_S001
MANUAL FEED UNIT:ASS'Y



52.D0BK2600
MANUAL FEED UNI
T:ASS'Y

- 3.04513006N (x2) TAPPING SCREW - 3X6
- 25.AA082187 BUSHING:DIA6XDI A10X9:EG-1
- 33.AB011252 GEAR - 20Z
- 1.03530030N (x2) SCREW:M3X3
- 4.04513008N (x5) TAPPING SCREW - M3X8

37.AW020234
PHOTOINTERRUPT
TOR:GP1A173LCS
5F:(S2/S6/S7/S13/S
15/S23/S25/S32)



35.AF031046
FEED ROLLER - M
ANUAL FEED



22.AA082170
PLAIN SHAFT BEA
RING:DIA4XDIA8X5
.EG-1



28.AA100014
(x2)
RETAINING RING
C - SEPARATE



29.AA143579
(x2)
SCREW - M3



36.AF032046
SEPARATION ROL
LER - MANUAL FE
ED



13.08050103
(x6)
RETAINING RINGS
-E:SILENCER:DIA3



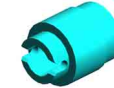
23.AA082171
PLAIN SHAFT BEA
RING:6X10X6



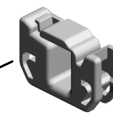
34.AF030049
PICK-UP ROLLER



32.AB010157
GEAR:SEPARATE:
DRIVEN



15.11050692
CLAMP:LES-0503



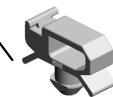
8.04583010N
(x4)
HEXAGON HEAD T
APPING SCREW:3
X10



14.08050104
(x7)
RETAINING RINGS
-E:SILENCER:DIA4



18.11050758
CLAMP:LWSM-030
6A



24.AA082173
PLAIN SHAFT BEA
RING:6X10X6

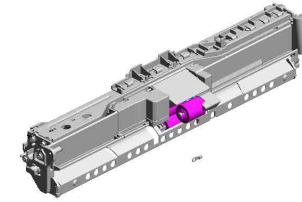


7.04583008N(x 3)
HEXAGON HEAD TAPPING SCREW:3X
8

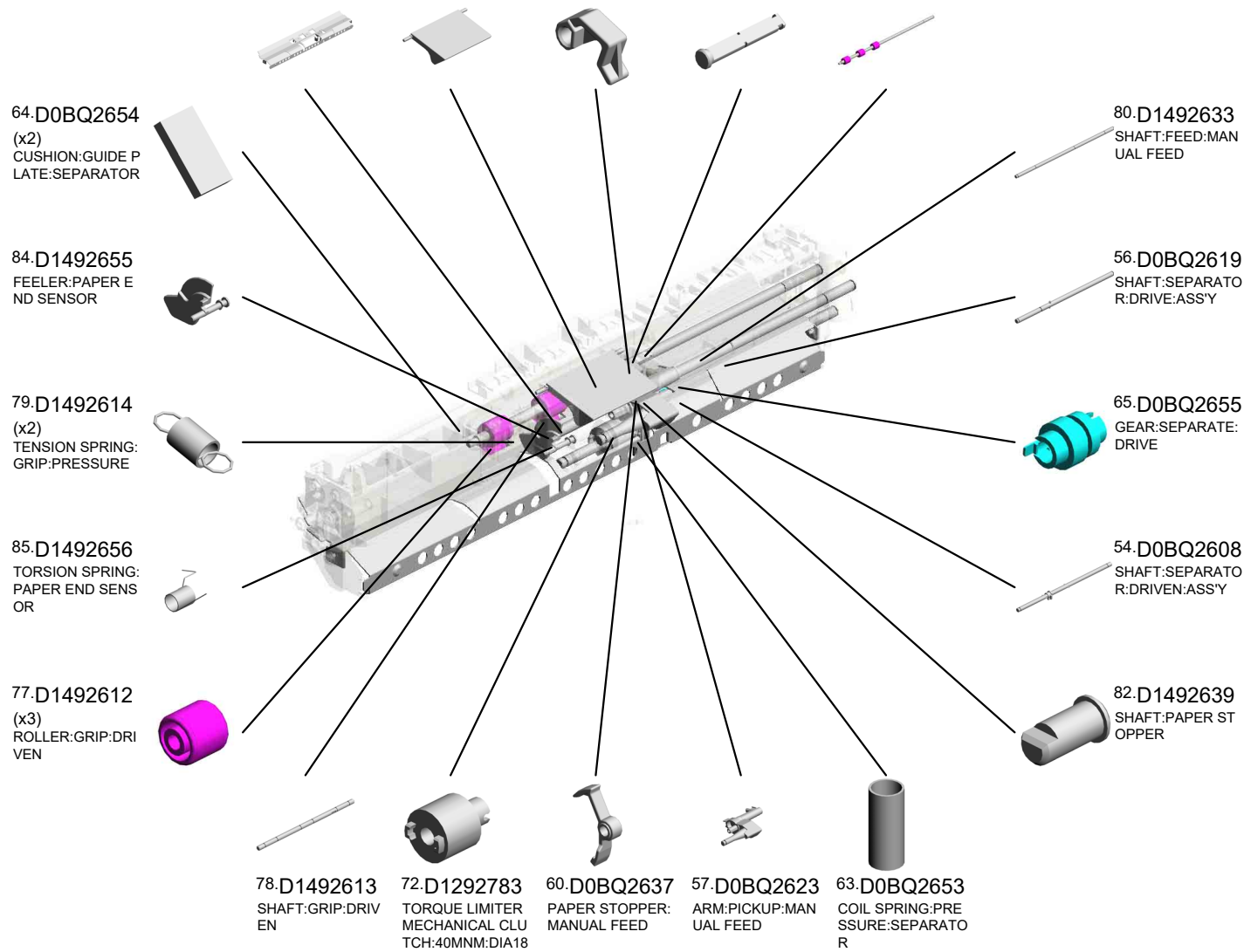
U001	U002	U003	U004	U005	U006	U007	U008	U009	U010	U011	U012	U013	U014	U015	U016	U017	U018
------	------	------	------	------	------	------	------	------	------	------	------	------	------	------	------	------	------

U013_S001_S001
MANUAL FEED UNIT:ASS'Y

- 55.D0BQ2615 GUIDE PLATE:SEPARATOR:ASS'Y
- 86.D1492658 COVER:PAPER FEED ROLLER
- 61.D0BQ2638 LINK:PAPER STOPPER:MANUAL FEED
- 83.D1492642 SHAFT:LINK:PAPE R STOPPER
- 81.D1492635 TRANSPORT ROLLER:MANUAL FEED



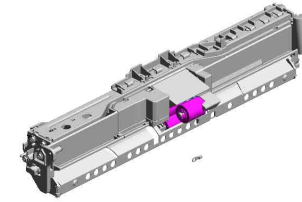
52.D0BK2600
MANUAL FEED UNIT:ASS'Y



U001	U002	U003	U004	U005	U006	U007	U008	U009	U010	U011	U012	U013	U014	U015	U016	U017	U018
------	------	------	------	------	------	------	------	------	------	------	------	------	------	------	------	------	------

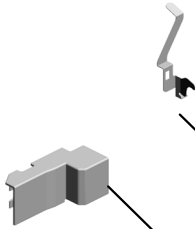
U013_S001_S001
 MANUAL FEED UNIT:ASS'Y

143.D2412652 GROUND PLATE:SHAFT:FEED
 119.D2022614 COIL SPRING:RELEASE:PICKUP:MANUAL FEED
 142.D2412644 TORSION SPRING:LINK:PAPER STOPPER



52.D0BK2600
 MANUAL FEED UNIT:ASS'Y

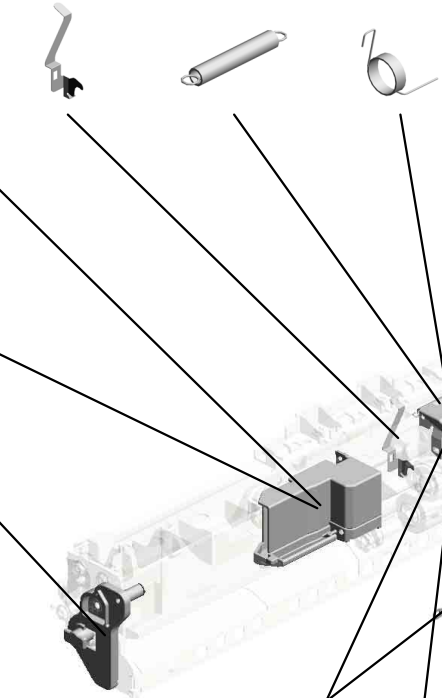
122.D2022624
 COVER:PAPER END



123.D2022625
 BRACKET:PAPER END SENSOR:MANUAL FEED




175.D2414722
 BRACKET:FRONT




139.D2412612
 DC SOLENOID:PICKUP:ASS'Y:(SOL1)



121.D2022620
 SHOE:TORSION SPRING:PICKUP



120.D2022619
 TORSION SPRING:PICKUP



144.D2412657
 GROUND WIRE:MANUAL FEED UNIT:REAR



140.D2412641
 COVER:PAPER STOPPER:MANUAL FEED



141.D2412643
 ARM:LINK:PAPER STOPPER



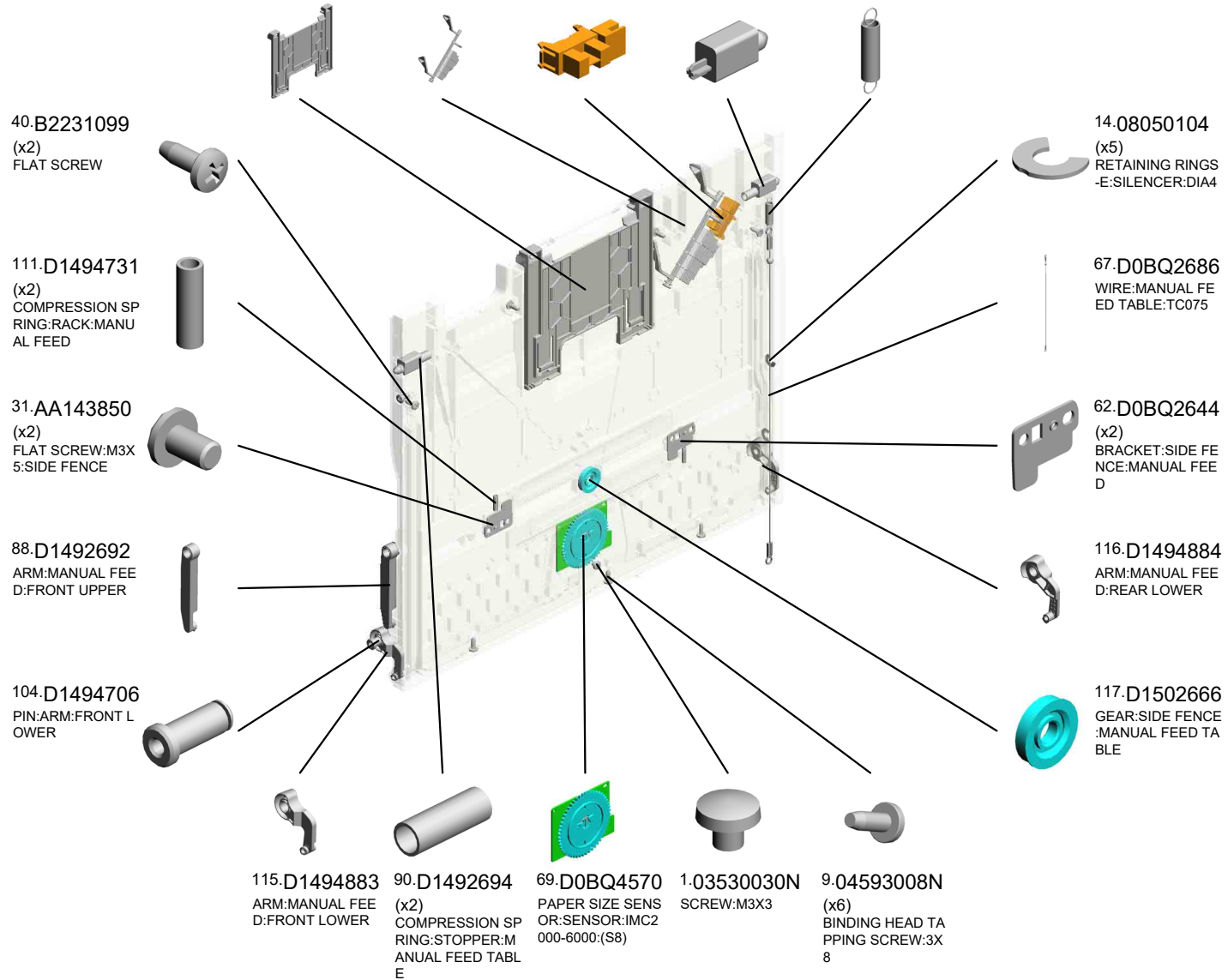
U001	U002	U003	U004	U005	U006	U007	U008	U009	U010	U011	U012	U013	U014	U015	U016	U017	U018
------	------	------	------	------	------	------	------	------	------	------	------	------	------	------	------	------	------

U013_S001_S002
 MANUAL FEED TABLE:IMC2000-6000

- 125.D2022640 EXTENSION TRAY: NO.1
- 124.D2022638 FEELER:PAPER SIZE SENSOR:MANUAL FEED
- 37.AW020234 PHOTOINTERRUPTOR:GP1A173LCS 5F:(S2/S6/S7/S13/S15/S23/S25/S32)
- 89.D1492693 (x2) STOPPER:MANUAL FEED TABLE
- 87.D1492688 TENSION SPRING: WIRE



68.D0BQ4563
 MANUAL FEED TABLE:IMC2000-6000



U001	U002	U003	U004	U005	U006	U007	U008	U009	U010	U011	U012	U013	U014	U015	U016	U017	U018
------	------	------	------	------	------	------	------	------	------	------	------	------	------	------	------	------	------

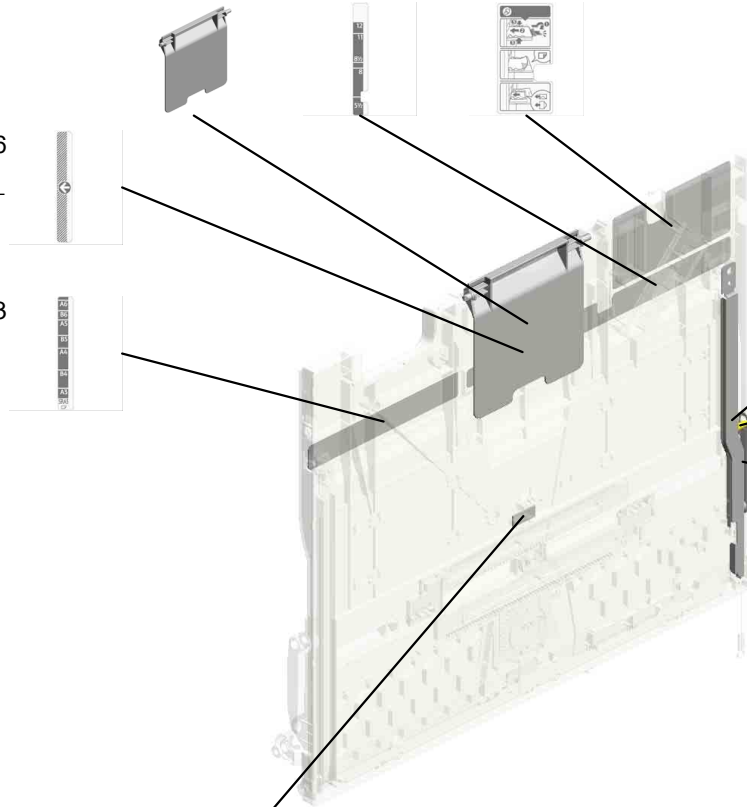
126.D2022641 EXTENSION TRAY: NO.2
 130.D2022677 DECAL:SCALE:MANUAL FEED:REAR
 153.D2412685 DECAL:PAPER SE T DIRECTION:MANUAL FEED



68.D0BQ4563
 MANUAL FEED TABLE:IMC2000-6000

129.D2022676
 DECAL:SCALE:MANUAL FEED:MIDDLE

145.D2412663
 DECAL:SCALE:MANUAL FEED:FRONT



152.D2412682
 STAY:REAR:MANUAL FEED TABLE

127.D2022642
 PULLEY:WIRE:MANUAL FEED TABLE

128.D2022646
 ARM:MANUAL FEED:REAR UPPER

189.M0662743
 FRICTION PAD:MANUAL FEED TABLE:18X7.5


U001	U002	U003	U004	U005	U006	U007	U008	U009	U010	U011	U012	U013	U014	U015	U016	U017	U018
------	------	------	------	------	------	------	------	------	------	------	------	------	------	------	------	------	------

U013_S001_S002_S001
SIDE FENCE:FRONT:ASS'Y

107.D1494717
PLATE:SIDE FENC
E:FRONT



58.D0BQ2630
SIDE FENCE:FRON
T:ASSY



108.D1494718
TORSION SPRING:
SIDE FENCE:FRON
T

U001	U002	U003	U004	U005	U006	U007	U008	U009	U010	U011	U012	U013	U014	U015	U016	U017	U018
------	------	------	------	------	------	------	------	------	------	------	------	------	------	------	------	------	------

U013_S001_S002_S002
SIDE FENCE:REAR:ASS'Y

109.D1494720 110.D1494721
PLATE:SIDE FENC TORSION SPRING:
E:REAR SIDE FENCE:REAR

59.D0BQ2632
SIDE FENCE:REAR
:ASS'Y



105.D1494711
DECAL:SIDE FENC
E:MANUAL FEED




U001	U002	U003	U004	U005	U006	U007	U008	U009	U010	U011	U012	U013	U014	U015	U016	U017	U018
------	------	------	------	------	------	------	------	------	------	------	------	------	------	------	------	------	------

U013_S001_S003

GUIDE PLATE:VERTICAL TRANSPORT:NO.1:DRIVEN:ASS'Y

42.D0092573 (x3) PULLEY - VERTICAL TRANSPORT
113.D1494777 (x2) COMPRESSION SPRING:FLAT CONVEYER BELT:DRIVEN
148.D2412673 GUIDE PLATE:VERTICAL TRANSPORT:NO.1:DRIVEN



146.D2412671 GUIDE PLATE:VERTICAL TRANSPORT:NO.1:DRIVEN:ASS'Y

47.D0292677 (x3) TRANSPORT BELT:DRIVEN:VERTICAL TRANSPORT

73.D1444489 (x2) STOPPER:DRIVEN ROLLER



7.04583008N (x2) HEXAGON HEAD TAPPING SCREW:3X8

43.D0092574 (x3) PULLEY - IDLER

151.D2412678 SHAFT:FLAT CONVEYER BELT:DRIVEN

48.D0392993 SHAFT:TRANSPORT BELT:PULLEY
150.D2412676 HOLDER:DRIVEN:BELT

U001	U002	U003	U004	U005	U006	U007	U008	U009	U010	U011	U012	U013	U014	U015	U016	U017	U018
------	------	------	------	------	------	------	------	------	------	------	------	------	------	------	------	------	------


U013_S001_S004

GUIDE PLATE:VERTICAL TRANSPORT:NO.2:DRIVEN:ASS'Y

113.D1494777 (x2)
COMPRESSION SPRING:FLAT CONVEYER BELT:DRIVEN

149.D2412674
GUIDE PLATE:VERTICAL TRANSPORT:NO.2:DRIVEN

151.D2412678
SHAFT:FLAT CONVEYER BELT:DRIVEN



147.D2412672
GUIDE PLATE:VERTICAL TRANSPORT:NO.2:DRIVEN:ASS'Y

42.D0092573 (x3)
PULLEY - VERTICAL TRANSPORT



47.D0292677 (x3)
TRANSPORT BELT:DRIVEN:VERTICAL TRANSPORT



73.D1444489 (x2)
STOPPER:DRIVEN ROLLER



43.D0092574 (x3)
PULLEY - IDLER



4.04513008N (x2)
TAPPING SCREW - M3X8



48.D0392993
SHAFT:TRANSPORT BELT:PULLEY

150.D2412676
HOLDER:DRIVEN:BELT



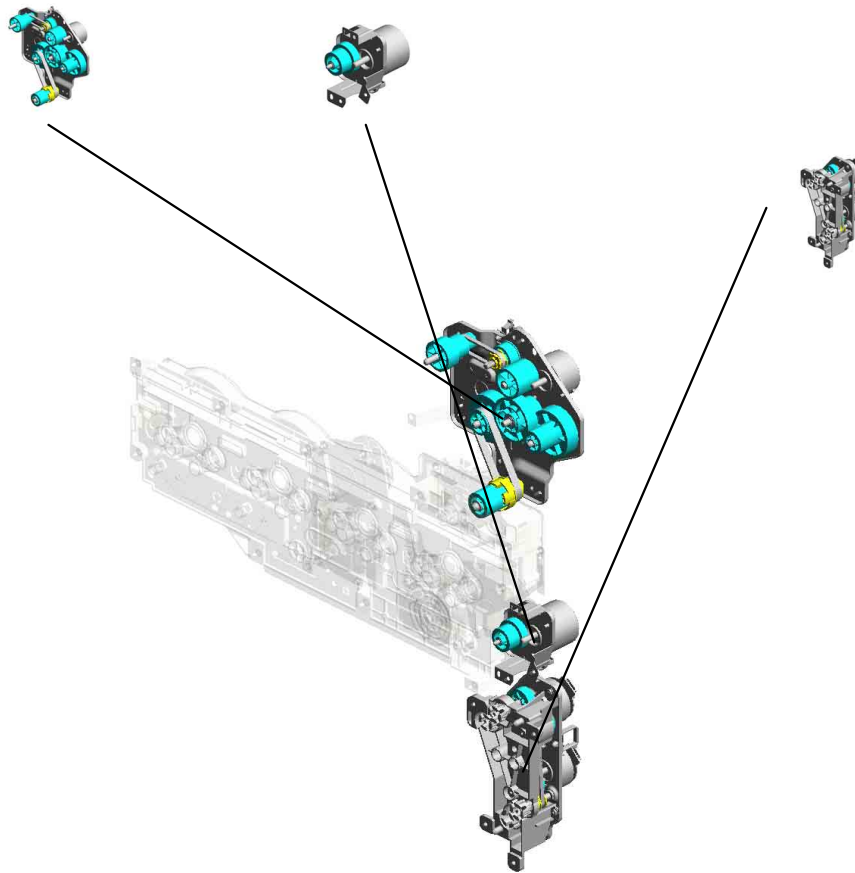
U001	U002	U003	U004	U005	U006	U007	U008	U009	U010	U011	U012	U013	U014	U015	U016	U017	U018
------	------	------	------	------	------	------	------	------	------	------	------	------	------	------	------	------	------

U014.MAIN DRIVE

U014 S002
D0BQ1357
DRIVE UNIT:FUSING/PAPER
EXIT UNIT:ASS'Y

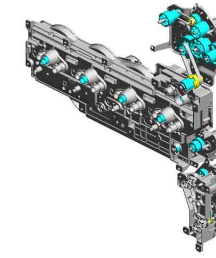
U014 S003
D1491351
DRIVE UNIT:REGISTRATION:
ASSY

U014 S001
D0BQ1399
DRIVE UNIT:PAPER FEED:AS
S'Y



U001	U002	U003	U004	U005	U006	U007	U008	U009	U010	U011	U012	U013	U014	U015	U016	U017	U018
------	------	------	------	------	------	------	------	------	------	------	------	------	------	------	------	------	------

U014 MAIN DRIVE



- 43.D1491394 GROUND PLATE:DRIVE UNIT:FUSING/PAPER EXIT UNIT
- 2.03603006N (x17) SCREW - M3X6
- 37.D1491199 DRIVE UNIT:ON-OFF:TRANSFER:(M18)
- 58.M0AJ1384 BRACKET:INPUT:FEEDING DRIVE UNIT
- 7.04583008N (x7) HEXAGON HEAD TAPPING SCREW:3X8

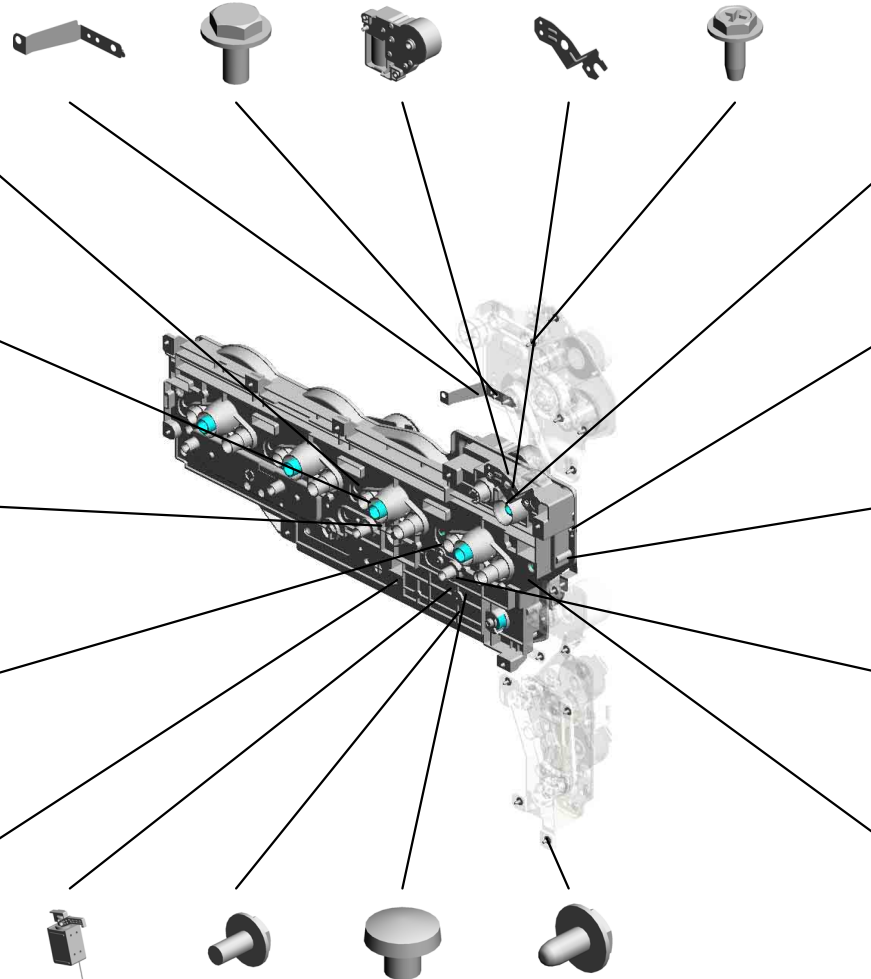
28.D0BQ1113
GUIDE:HARNES
S:RIGHT

57.D2441117
DRIVE UNIT:ENGIN
E:ASS'Y

24.AX061001
DC BRUSHLESS M
OTOR:40W:NMB:(
M16)

32.D1471177
TENSION SPRING:
ARM:MCPG

6.04543008Q
(x9)
TAPPING SCREW:
3X8



3.03603016N
(x2)
SCREW - M3X16

4.04513006N
(x2)
TAPPING SCREW -
3X6

41.D1491387
GROUND PLATE:DRIVE UNIT:ENGINE

54.D2391109
BRACKET:DC SOL
ENOID:ASS'Y

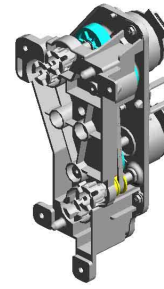
25.AX061101
(x2)
DC BRUSHLESS M
OTOR:25W:NMB:(
M15/M17)

2.03603006N(x 1)
SCREW - M3X6

- 53.D2391107 DC SOLENOID:ASS'Y:(SOL4)
- 46.D1771592 SCREW:M3X6
- 1.03530030N (x2) SCREW:M3X3
- 5.04543006Q (x8) TAPPING SCREW - M3X6

U001	U002	U003	U004	U005	U006	U007	U008	U009	U010	U011	U012	U013	U014	U015	U016	U017	U018
------	------	------	------	------	------	------	------	------	------	------	------	------	------	------	------	------	------

U014_S001
DRIVE UNIT:PAPER FEED:ASS'Y



31.D0BQ1399
DRIVE UNIT:PAPE
R FEED:ASS'Y

12.08050104 (x3) RETAINING RINGS -E:SILENCER:DIA4
50.D2021193 (x2) STUD:PAPER FEE D:GRIP:ASS'Y
49.D2021191 GEAR:GRIP:NO.1
8.06320100G (x2) PIN - 2X10MM
36.D1491197 GEAR:IDLER:PAPE R FEED:GRIP:NO.1

33.D1491194
PULLEY:PAPER FEED:FEED:NO.1:MECHANICAL ROLLER CLUTCH



42.D1491392
FLANGE:PAPER FEED:FEED



47.D2021143 (x4)
JOINT:DRIVE



18.AA043623
TIMING BELT - B40 S2M180



48.D2021152
BRACKET:DRIVE UNIT:PAPER FEED:ASS'Y



52.D2021196
HOUSING:DRIVE UNIT:PAPER FEED:ASS'Y

20.AA080346 (x4)
BUSHING:FLANGE TYPE:DIA6

35.D1491196
GEAR:PAPER FEED:FEED:NO.2:MECHANICAL ROLLER CLUTCH

51.D2021195
PULLEY:GRIP:NO.2

2.03603006N (x4)
SCREW - M3X6

2.03603006N (x4)
SCREW - M3X6

13.11050655 (x2)
CLAMP:LWSR-1816S



17.AA043000
SYNCHRONOUS BELT:40S3M192



23.AX060464 (x2)
DC MOTOR:ENCODER:NO:10W:GEAR:BRUSHLESS:(M1/M2/M5/M6)



34.D1491195
GEAR:IDLER:PAPE R FEED:FEED

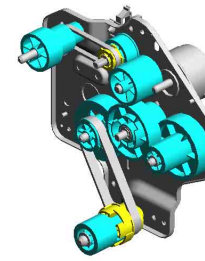


10.07200040E (x8)
RETAINING RING - M4



U014_S002

DRIVE UNIT:FUSING/PAPER EXIT UNIT:ASS'Y



29.D0BQ1357
DRIVE UNIT:FUSIN
G/PAPER EXIT UNI
T:ASSY

15.11050760
(x5)
CLAMP:LWSM-051
1A

27.D0894465
SYNCHRONOUS B
ELT:S2M:136

10.07200040E
(x5)
RETAINING RING -
M4

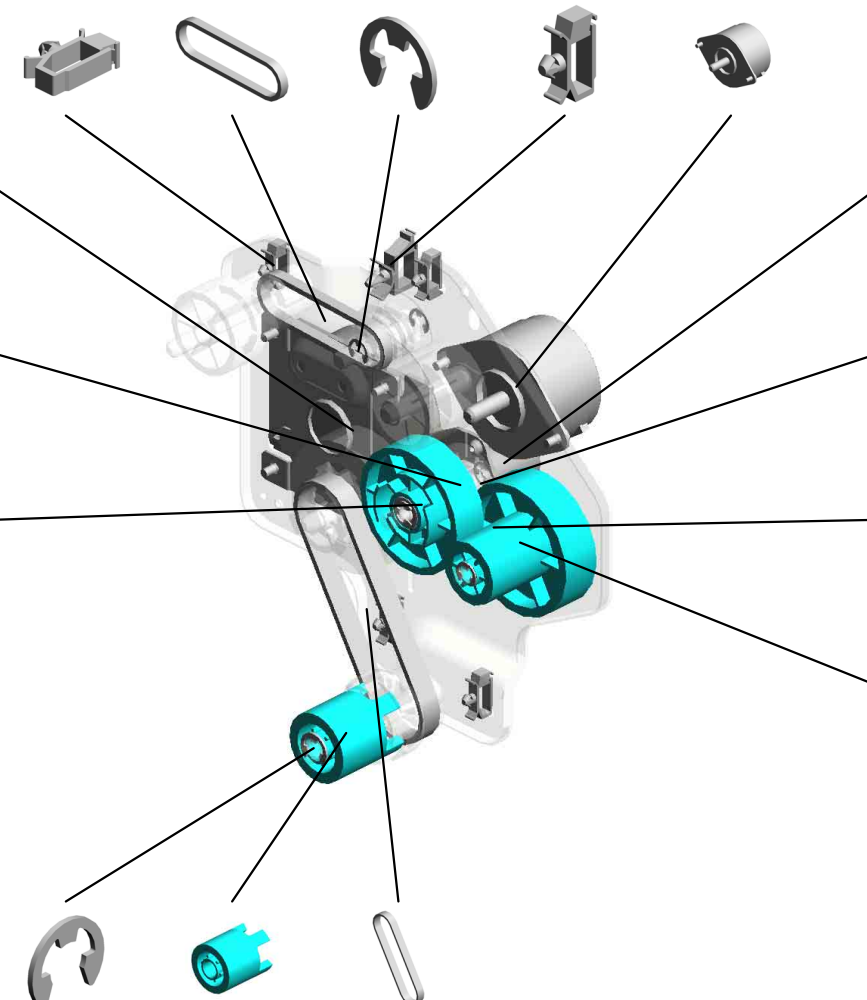
16.11050762
CLAMP:LWS-0711A

21.AX050349
DC MOTOR:ENCO
DER:NO:7W:GEAR:
BRUSHLESS:(M4)

26.AX061202
DC BRUSHLESS M
OTOR:25W:NID:FU
SING UNIT:(M8)

9.06320140G
PARALLEL PIN

30.D0BQ1375
GEAR:PRESSURE
RELEASE:NO.1:ME
CHANICAL ROLLE
R CLUTCH:U



2.03603006N(x 2)
SCREW - M3X6

44.D1491397
TORQUE LIMITER
MECHANICAL CLU
TCH:49MMM:DIA14

56.D2411396
HOLDER:TORQUE
LIMITER MECHAN
ICAL CLUTCH:PRE
SSURE RELEASE

2.03603006N
(x5)
SCREW - M3X6

45.D1751377
GEAR:PRESSURE
RELEASE:NO.3

11.07200060E
RETAINING RING -
M6


55.D2411378
GEAR:FUSING:NO.
3

19.AA043777
SYNCHRONOUS B
ELT:80S3M213

U001	U002	U003	U004	U005	U006	U007	U008	U009	U010	U011	U012	U013	U014	U015	U016	U017	U018
------	------	------	------	------	------	------	------	------	------	------	------	------	------	------	------	------	------

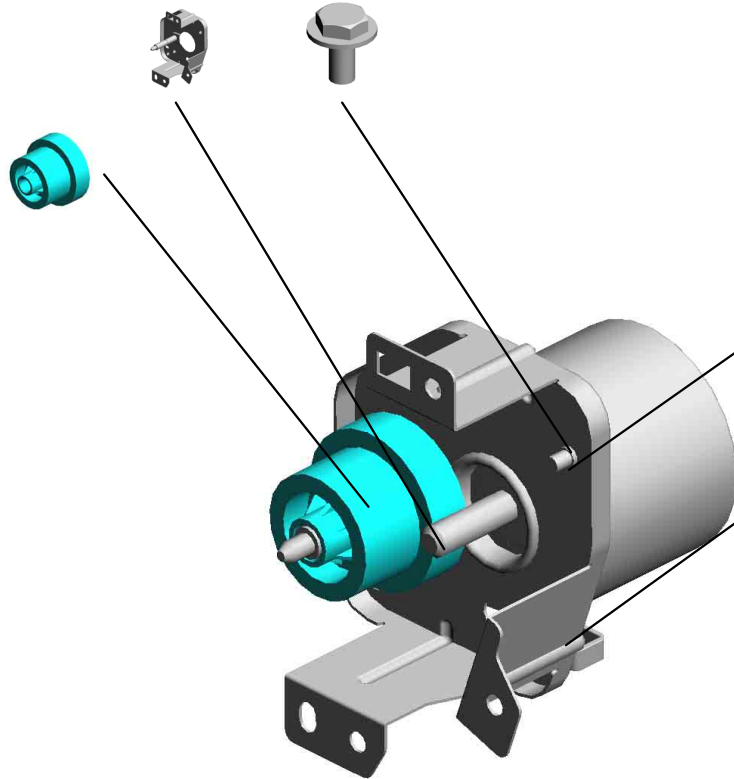
U014_S003
 DRIVE UNIT:REGISTRATION:ASS'Y

39.D1491352 2-03603006N
 BRACKET:DRIVE U (x2)
 NIT:REGISTRATIO SCREW - M3X6
 N:ASS'Y



38.D1491351
 DRIVE UNIT:REGIS
 TRATION:ASS'Y

40.D1491355
 GEAR:REGISTRATI
 ON:NO.1



22.AX060435
 DC MOTOR:GEAR:
 10W:BRUSHLESS:(
 M7)

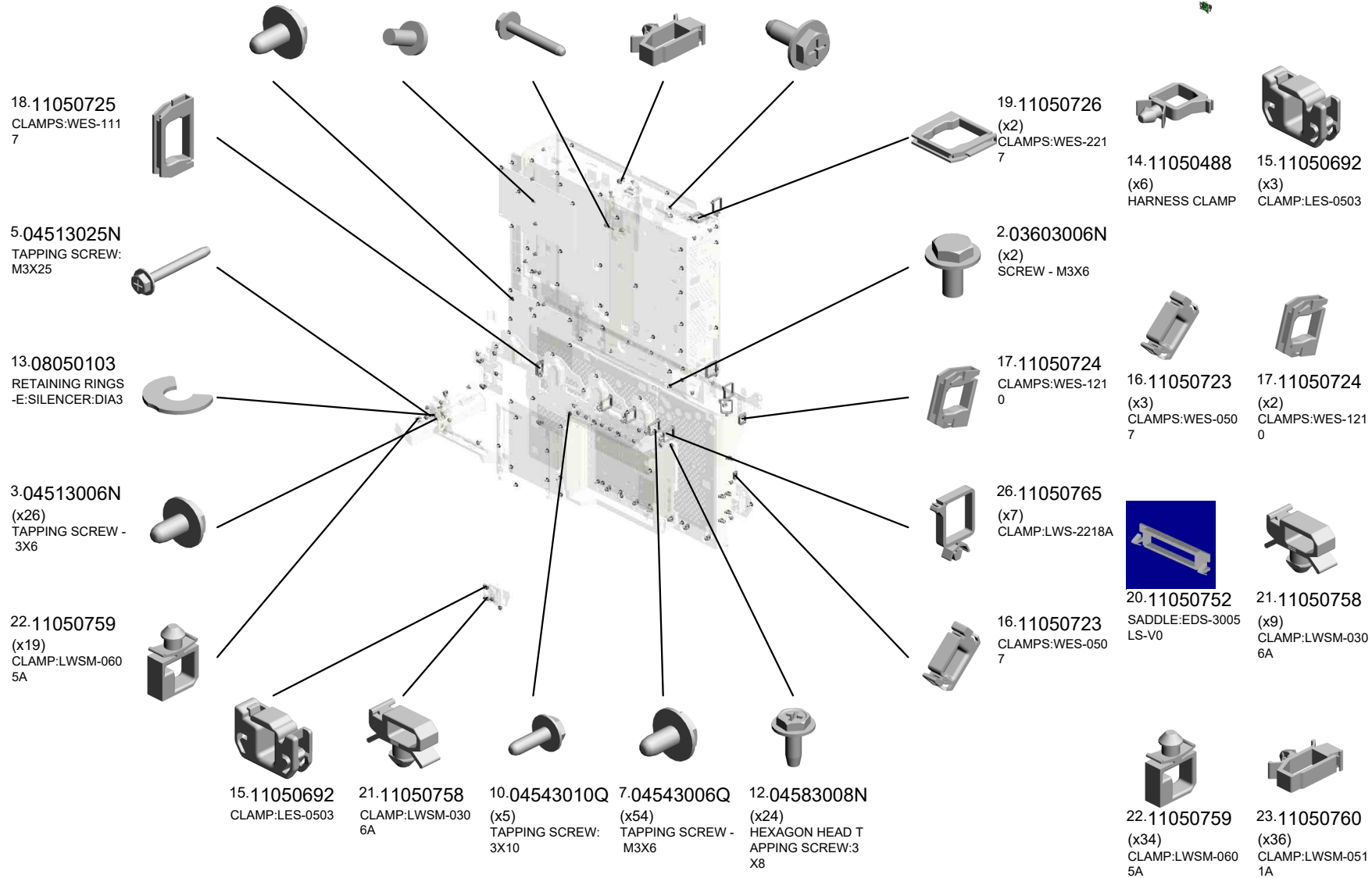
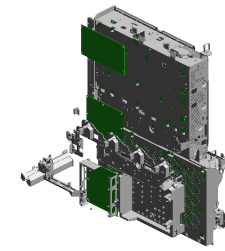


14.11050759
 CLAMP:LWSM-060
 5A

U001	U002	U003	U004	U005	U006	U007	U008	U009	U010	U011	U012	U013	U014	U015	U016	U017	U018
------	------	------	------	------	------	------	------	------	------	------	------	------	------	------	------	------	------

U015 ELECTRICAL

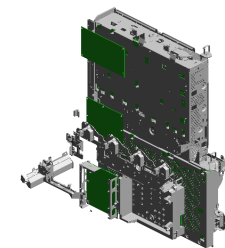
- 6.04543006N (x16) TAPPING SCREW: ROUND POINT:3X6
- 1.03530060N BIND SCREW - M3 X6
- 11.04543020Q (x2) TAPPING SCREW:: 3X20
- 23.11050760 CLAMP:LWSM-051 1A
- 9.04543008Q (x2) TAPPING SCREW: 3X8



U001	U002	U003	U004	U005	U006	U007	U008	U009	U010	U011	U012	U013	U014	U015	U016	U017	U018
------	------	------	------	------	------	------	------	------	------	------	------	------	------	------	------	------	------

U015 ELECTRICAL

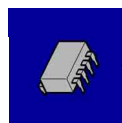
44.D0BM1255 COVER:LEFT:INTERFACE
38.AZ320239 POWER PACK:TRANSFERRER:(PCB16)
41.D0895887 PANEL:INTERFACE
42.D0BL5629 PCB:CTL:SERVICE:(PCB11)
35.AX640236 FAN:MM60X15:(FAN4/FAN7)



40.D0895824 COVER:SD-CARD: D086/D087



43.D0BL9591 NVRAM: ZERO COUNTER



34.AA161167 (x4) BUSHING:HDD



39.B2231317 (x3) SCREW



27.12042612 (x2) MICRO SWITCH:D3 V-16506-3C25:(SW2)



31.AA061128 TENSION SPRING: SAFETY SWITCH:RIGHT




30.AA061127 (x2) TENSION SPRING: SAFETY SWITCH:FRONT



45.D0BQ5127 PCB:I/OB:TRANSPORT:(PCB1)



36.AZ240325 DC POWER SUPPLY:(PCB8)



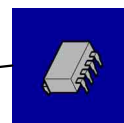
37.AZ320235 POWER PACK:CB:(PCB19)



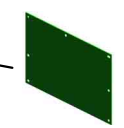
29.16072525 FERRITE CORE:K3 FF 35.00X14.60X7.70X1.40



28.14078389 EEPROM:BR24T128-W




46.D0BQ5129 PCB:I/OB:ENGINE:(PCB2)



33.AA143848 (x4) STEPPED SCREW - M3



32.AA143592 SCREW- M4X6



24.11050762 (x12) CLAMP:LWS-0711A



25.11050764 (x7) CLAMP:LWS-1316A



26.11050765 (x6) CLAMP:LWS-2218A



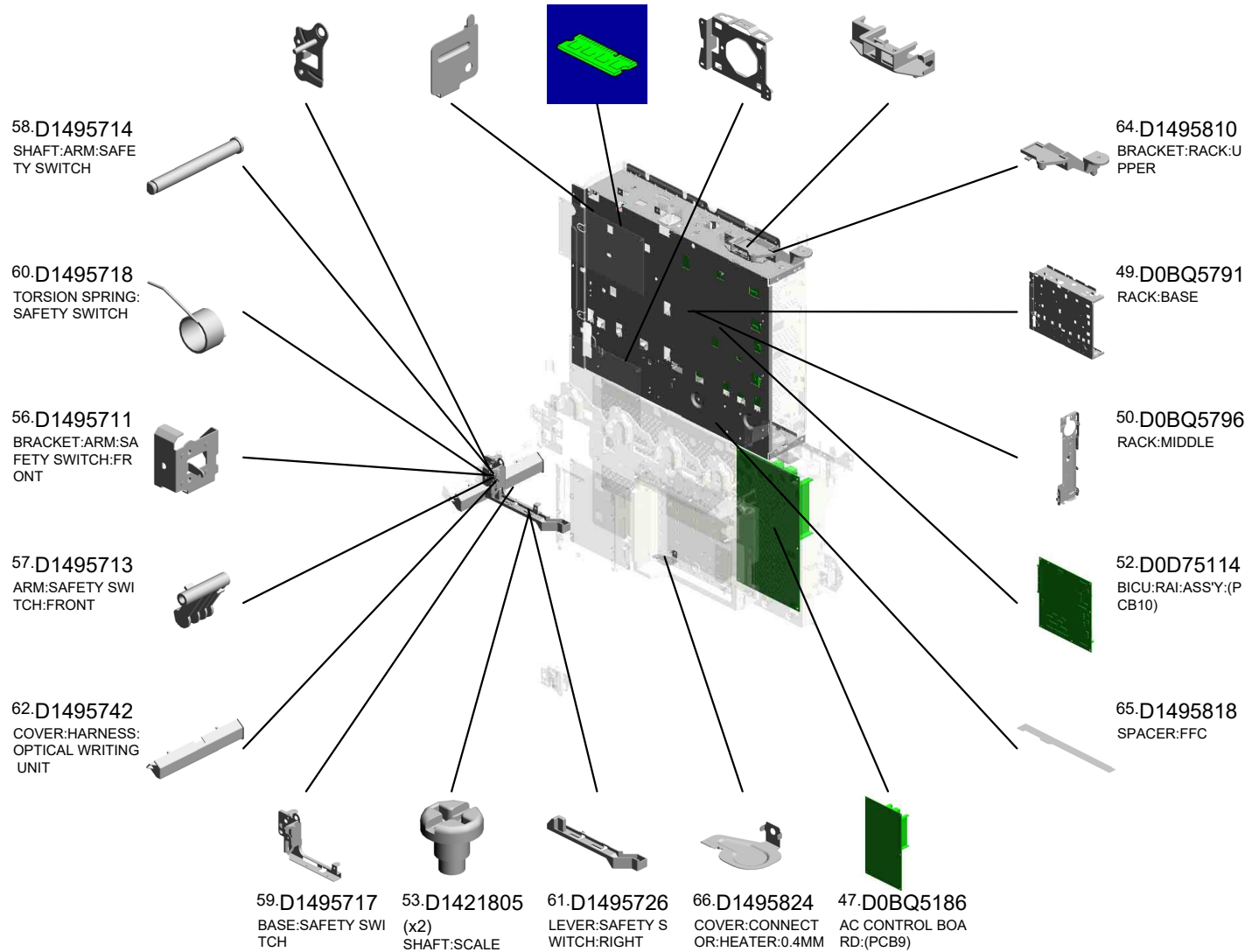
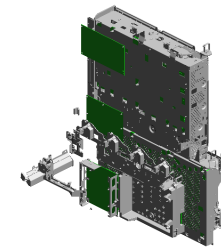
3.04513006N (x 2) TAPPING SCREW - 3X6
4.04513008N (x14) TAPPING SCREW - M3X8
6.04543006N (x 2) TAPPING SCREW:ROUND POINT:3X6

7.04543006Q (x 6) TAPPING SCREW - M3X6
8.04543008N (x 3) TAPPING SCREW:ROUND POINT:3X8

12.04583008N (x 2) HEXAGON HEAD TAPPING SCREW:3X8

U015 ELECTRICAL

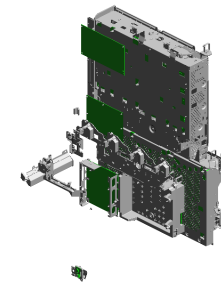
- 55.D1495703 BRACKET:MICRO SWITCH
- 63.D1495776 COVER:USB:SMALL
- 48.D0BQ5611 PCB:DDR3L-DIMM:2GB
- 54.D1465786 BRACKET:HDD
- 51.D0BQ5802 GUIDE:HARNESS:RACK



U001	U002	U003	U004	U005	U006	U007	U008	U009	U010	U011	U012	U013	U014	U015	U016	U017	U018
------	------	------	------	------	------	------	------	------	------	------	------	------	------	------	------	------	------

U015 ELECTRICAL

67.D2395772 PANEL:CONTROL BOARD:D238/D239
 68.D2395888 COVER:FAX
 76.D2415831 (x4) CAP:GUIDE:WIRE
 74.D2415803 GUIDE:HARNESS: C/T BOX
 73.D2415801 COVER:RACK:REA R



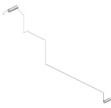
77.D2415832 (x4) CAP:GUIDE:COIL SPRING



69.D2415707 BRACKET:HUMAN DETECTION SENSOR



86.D2415856 WIRE:CHARGE:Y



78.D2415841 BASE:GUIDE:WIRE



85.D2415855 WIRE:DEVELOPMENT:M



79.D2415842 COVER:GUIDE:WIRE

84.D2415854 WIRE:CHARGE:M

83.D2415853 WIRE:DEVELOPMENT:C

71.D2415765 CASE:POWER PACK:CB

70.D2415764 COVER:POWER PACK:CB

72.D2415800 RACK:RIGHT:AUXILIARY



75.D2415817 GUIDE:FFC:2



82.D2415852 WIRE:CHARGE:C



80.D2415850 WIRE:CHARGE:K



81.D2415851 WIRE:DEVELOPMENT:K

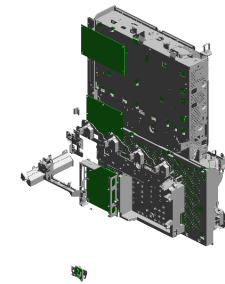


U015 ELECTRICAL

94.M4445201 HDD:320GB:AQUA
RIUS:(PCB12)

88.D2415875 (x4)
WIRE:CHARGE:CB

89.D2415876 WIRE:DEVELOPME
NT:CB:K



87.D2415857
WIRE:DEVELOPME
NT:Y

93.D2445730
PCB:DCSW:(SW4)



92.D2415879
WIRE:DEVELOPME
NT:CB:Y

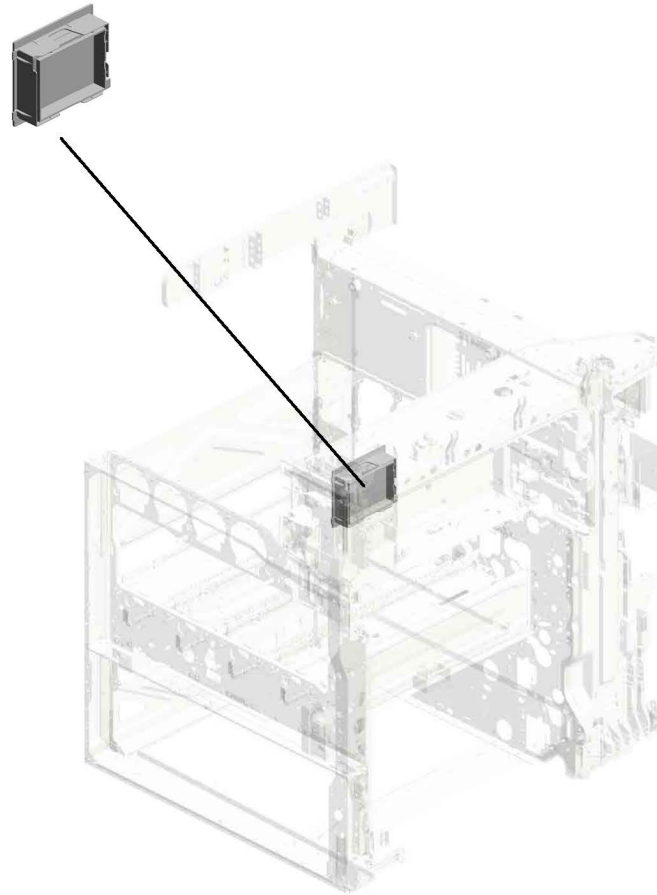
91.D2415878
WIRE:DEVELOPME
NT:CB:M

90.D2415877
WIRE:DEVELOPME
NT:CB:C

U001	U002	U003	U004	U005	U006	U007	U008	U009	U010	U011	U012	U013	U014	U015	U016	U017	U018
------	------	------	------	------	------	------	------	------	------	------	------	------	------	------	------	------	------

U016.MAIN FRAME


U016_S001
D0BQ7935
CAP:FILTER:ASS'Y



U001	U002	U003	U004	U005	U006	U007	U008	U009	U010	U011	U012	U013	U014	U015	U016	U017	U018
------	------	------	------	------	------	------	------	------	------	------	------	------	------	------	------	------	------

U016 MAIN FRAME

- 5.04513008N TAPPING SCREW - M3X8
- 21.D0BK7937 SPACER:CAP:FILTER
- 12.08025328 (x2) HEXAGON HEAD TAPPING SCREW:3X40
- 24.D1477937 FILTER:PREVENTFENCE:10
- 18.AX650064 DC FAN MOTOR:SIROCCO:DC24V:PWM:(FAN3)




- 10.04583008N (x65) HEXAGON HEAD TAPPING SCREW:3X8

- 2.04503025N (x2) TAPPING SCREW:3X25

- 17.AX640236 FAN:MM60X15:(FAN4/FAN7)

- 7.04543006Q (x228) TAPPING SCREW - M3X6

- 1.03603006N (x4) SCREW - M3X6



- 3.04503035N (x2) TAPPING SCREW:3X35

- 20.B2381089 COVER - POSITIONING PIN

- 8.04543008N TAPPING SCREW:ROUND POINT:3X8

- 19.B2381088 COVER - CONNECTOR

- 16.AX640219 (x2) DC FAN MOTOR:DC24V:MM60:25MM:(FAN2/FAN6)

- 15.AX640199 (x2) FAN:MM80:25MM:DC 2.16W:(FAN1/FAN5)

- 23.D1175303 THERMISTOR:(S33)

- 6.04533008N BINDING SELF TAPPING SCREW:3X8

- 11.08025299 TAPPING SCREW - M3X8

- 9.04543008Q (x18) TAPPING SCREW:3X8


- 13.11050759 (x6) CLAMP:LWSM-0605A

- 14.11050764 CLAMP:LWS-1316A

- 4.04513006N (x6) TAPPING SCREW - 3X6
- 10.04583008N (x2) HEXAGON HEAD TAPPING SCREW:3X8

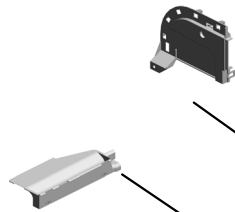
U001	U002	U003	U004	U005	U006	U007	U008	U009	U010	U011	U012	U013	U014	U015	U016	U017	U018
------	------	------	------	------	------	------	------	------	------	------	------	------	------	------	------	------	------

U016 MAIN FRAME




- 28.D1477957 DUCT:EXHAUST:DRIVE:B
- 27.D1477956 DUCT:EXHAUST:DRIVE:A
- 26.D1477952 DUCT:SUPPLY:B
- 43.D2417941 DUCT:EXHAUST:UPPER:A
- 44.D2417942 DUCT:EXHAUST:UPPER:B


36.D1497954
DUCT:SUPPLY:D




35.D1497953
DUCT:SUPPLY:C



29.D1491099
(x2)
COVER:GRIP:LEFT



34.D1497932
DUCT:PCU:EXHAUST



42.D1501095
(x2)
BRACKET:POSITIONING:FUSING UNIT:M3



32.D1497922
COVER:FAN:DEVELOPMENT:RIGHT LOWER



33.D1497923
DUCT:DEVELOPMENT:RIGHT LOWER



31.D1492795
BRACKET:PAPER FEED UNIT:PEEN



30.D1491338
GUIDE PLATE:PAPER FEED TABLE:FRONT



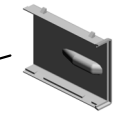
39.D1497982
DUCT:POWER SUPPLY UNIT




37.D1497955
DUCT:SUPPLY:FAN:UPPER



25.D1477951
DUCT:SUPPLY:A



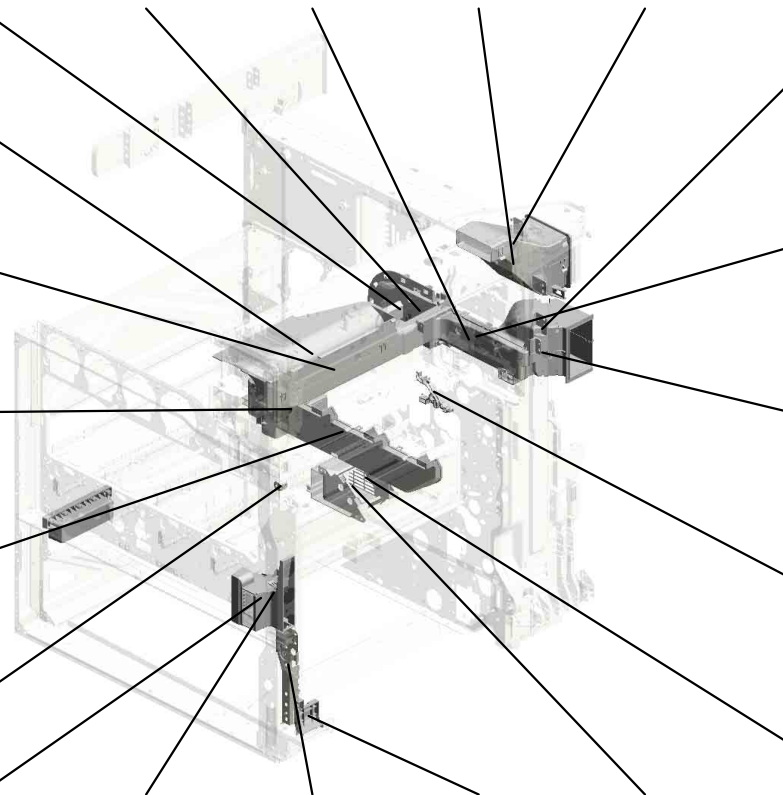
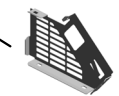
38.D1497956
DUCT:SUPPLY:FAN:LOWER



41.D1497986
GUIDE:THERMISTOR




40.D1497983
BRACKET:FAN:POWER SUPPLY UNIT



U016 MAIN FRAME

- 53.M0AJ1093 (x4) COMPRESSION SPRING:LOCK:PCU
- 60.M0AJ7995 SEAL:DUCT:DEVELOPMENT:EXHAUST
- 58.M0AJ7993 DUCT:DEVELOPMENT:EXHAUST:C
- 59.M0AJ7994 SEAL:CAP:FILTER
- 45.D2417943 DUCT:EXHAUST:UPPER:C



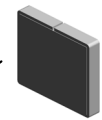
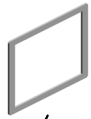
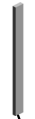
- 50.GA003933 (x4) DECAL:OPERATE:4X10.5



- 54.M0AJ1098 (x4) LEVER:LOCK:PCU:M-PAC



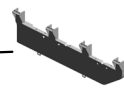
- 52.M0AJ1092 (x4) CAM:LOCK:PCU



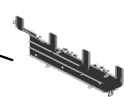
- 47.D2417945 DEODORIZE FILTER



- 46.D2417944 DUCT:EXHAUST:UPPER:D



- 48.D2417983 DUCT:DEVELOPMENT:REAR:A



- 49.D2417984 DUCT:DEVELOPMENT:REAR:B



- 56.M0AJ7991 DUCT:DEVELOPMENT:EXHAUST:A



- 51.GA003969 (x2) DECAL:POSITIONING DISPLAY:FUSION UNIT:MAIN

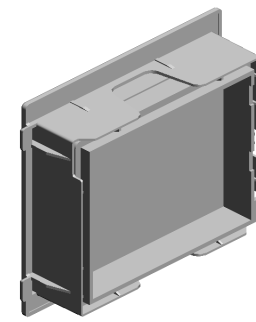
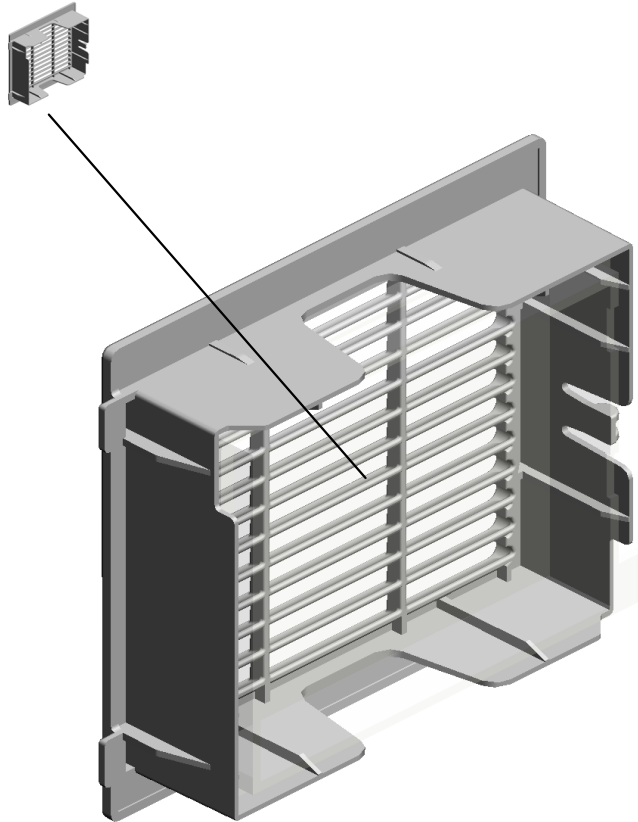


- 57.M0AJ7992 DUCT:DEVELOPMENT:EXHAUST:B

U001	U002	U003	U004	U005	U006	U007	U008	U009	U010	U011	U012	U013	U014	U015	U016	U017	U018
------	------	------	------	------	------	------	------	------	------	------	------	------	------	------	------	------	------

U016_S001
CAP:FILTER:ASS'Y

55.M0AJ7936
CAP:LOUVER:FILTER
ER:LEFT


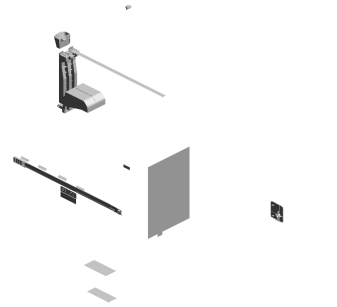
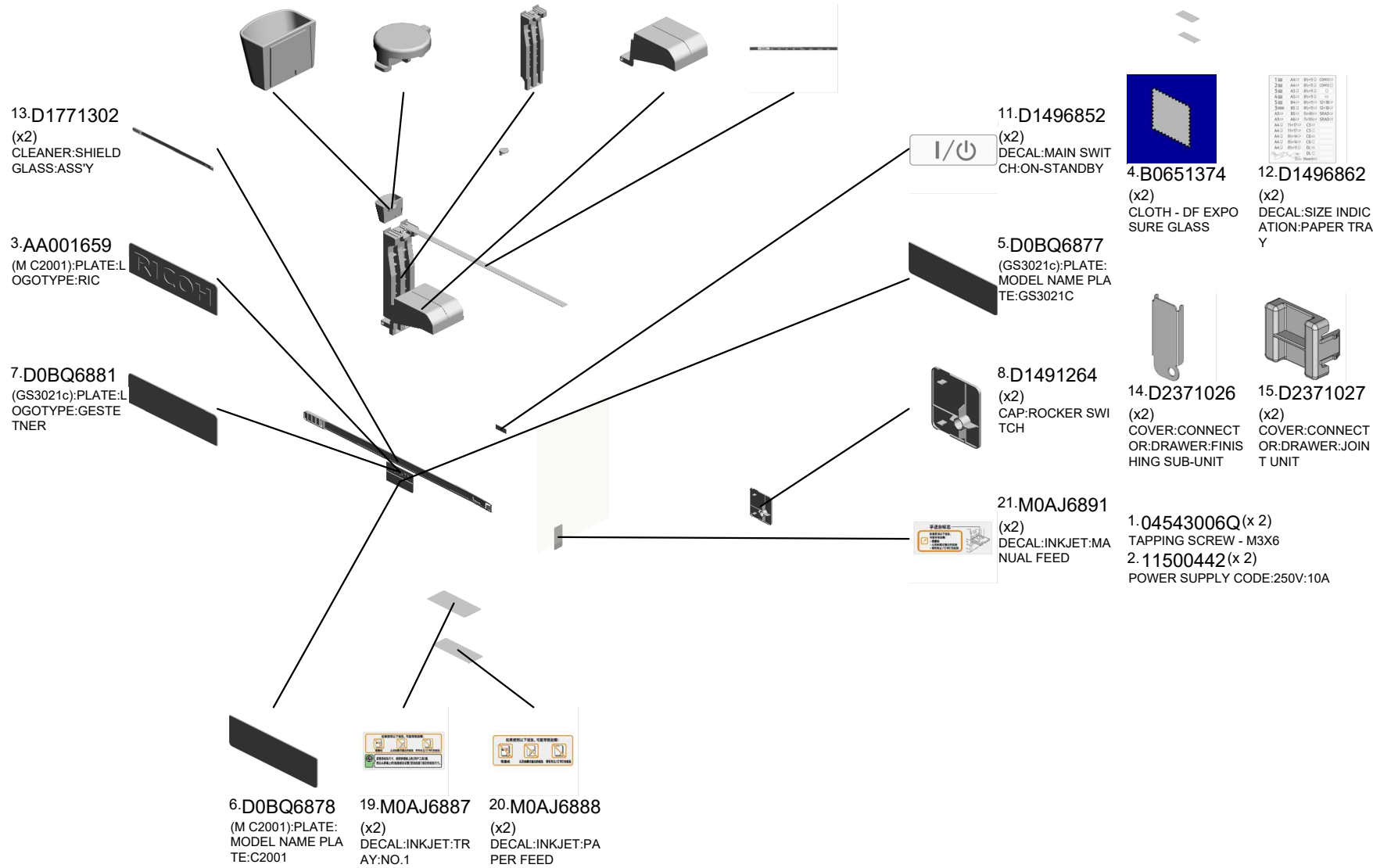


22.D0BQ7935
CAP:FILTER:ASS'Y

U001	U002	U003	U004	U005	U006	U007	U008	U009	U010	U011	U012	U013	U014	U015	U016	U017	U018
------	------	------	------	------	------	------	------	------	------	------	------	------	------	------	------	------	------

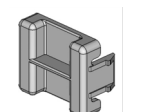
U017 ACCESSORIES

- 18.D2581317 (x2) HOLDER:GLASS:CLEANER:ASSY
- 16.D2411788 (x4) CAP:COVER:POSITIONING
- 9.D1491299 (x2) GUIDE PLATE:SCANNER
- 17.D2414472 (x2) END FENCE:TRAY:EXIT:ASSY
- 10.D1496767 (x2) DECAL:CAUTION:ORIGINAL:CHINESE



4.B0651374 (x2) CLOTH - DF EXPOSURE GLASS

12.D1496862 (x2) DECAL:SIZE INDICATION:PAPER TRAY



14.D2371026 (x2) COVER:CONNECTOR:DRAWER:FINISHING SUB-UNIT

15.D2371027 (x2) COVER:CONNECTOR:DRAWER:JOINT UNIT

1.04543006Q (x 2) TAPPING SCREW - M3X6

2.11500442 (x 2) POWER SUPPLY CODE:250V:10A

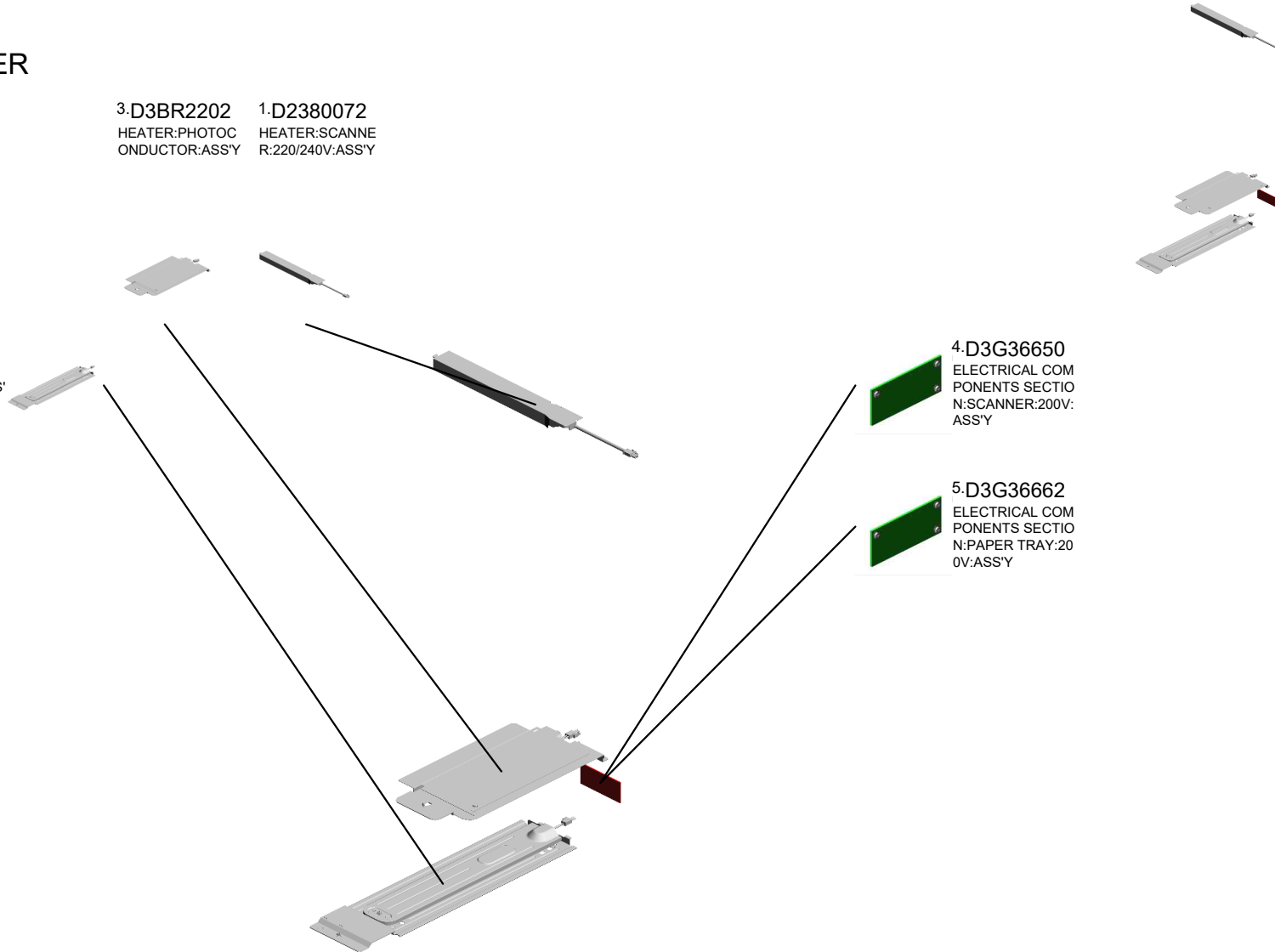
U018
KIT:HEATER

3-D3BR2202 HEATER:PHOTOCONDUCTOR:ASSY
1-D2380072 HEATER:SCANNER:220/240V:ASSY

2-D2386640 HEATER:PAPER TRAY:220/240V:ASSY


4-D3G36650 ELECTRICAL COMPONENTS SECTION:SCANNER:200V:ASSY

5-D3G36662 ELECTRICAL COMPONENTS SECTION:PAPER TRAY:200V:ASSY



U001	U002	U003	U004	U005	U006	U007	U008	U009	U010	U011	U012	U013	U014	U015	U016	U017	U018
------	------	------	------	------	------	------	------	------	------	------	------	------	------	------	------	------	------

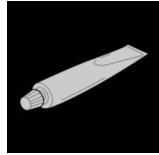
SPECIAL TOOLS



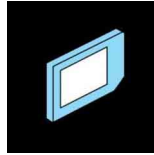
1.52039502
Silicon Grease G-501



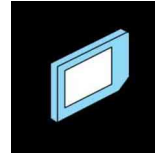
2.A0929503
C4 COLOR TEST CHART (3 PCS/SET)



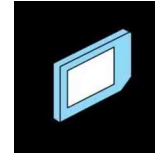
3.A2579300
GREASE - BARRIERTA S552R



4.B6455030
SD-CARD:SERVICE PARTS:2GB:ASS' Y



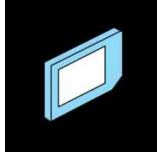
5.B6455040
SD-CARD:SERVICE PARTS:8GB:ASS' Y



6.B6455060
SD-CARD:SERVICE PARTS:16GB:ASS' Y



7.C4019503
20X MAGNIFICATION SCOPE



8.D2388100
SERVICE PARTS:SD-CARD:QMT_PH ASE1



9.VSSG9002
FLUOTRIBO MG GREASE : 100G

Exclusive Parts

Number	Part Name	Group	ID
52039502	Silicon Grease G-501	SPECIAL TOOLS	1
52062686	SNAP RING	U001	6
		U005_S001_S001	14
		U005_S002_S001	14
52152621	SNAP RING - M6	U009	7
		U013	19
54472681	SNAP RING	U009	8
		U013	20
A0929503	C4 COLOR TEST CHART (3 PCS/SET)	SPECIAL TOOLS	2
A2324666	CUSHION - STEPPER MOTOR	U012_S001	12
A2501752	EXPOSURE GLASS	U003	20
A2579300	GREASE - BARRIERTA S552R	SPECIAL TOOLS	3
AA001659	(M C2001):PLATE:LOGOTYPE:RIC	U017	3
AA021031	MAGNETIC CATCH	U001	7
AA043000	SYNCHRONOUS BELT:40S3M192	U014_S001	17
AA043339	TIMING BELT:PAPER EXIT:40S2M122	U012_S001	13
AA043623	TIMING BELT - B40S2M180	U014_S001	18
AA043777	SYNCHRONOUS BELT:80S3M213	U014_S002	19
AA043980	TIMING BELT:30S2M300	U013_S001	21
AA061127	TENSION SPRING:SAFETY SWITCH:FRONT	U015	30
AA061128	TENSION SPRING:SAFETY SWITCH:RIGHT	U015	31
AA061208	TENSION SPRING:STRIPPER PLATE	U011_S001	18
AA061209	TENSION SPRING:GATE PAWL	U011_S001	19
AA061211	TENSION SPRING:HOLDER:FUSING EXIT	U011_S001	20
AA063732	COMPRESSION SPRING:PRESSURE ROLLER	U011_S001	21
AA063942	COMPRESSION SPRING:REGISTRATION:DRIVE	U009	9
AA063943	COMPRESSION SPRING:GUIDE PLATE:REGISTRATION:4N	U009	10
AA080252	BUSHING - M4	U012_S001	14
AA080346	BUSHING:FLANGE TYPE:DIA6	U009	11

Number	Part Name	Group	ID
		U010_S001	9
		U014_S001	20
AA080387	PLAIN SHAFT BEARING:EXIT ROLLER:FUSING EXIT:RIGHT:FRONT	U011_S001	22
AA080388	PLAIN SHAFT BEARING:EXIT ROLLER:FUSING EXIT:RIGHT:REAR	U011_S001	23
AA082101	BUSHING - 6X10X6	U008	11
		U008_S001	11
		U008_S001_S001	11
		U008_S001_S002	11
AA082144	BUSHING - 8X12X7	U009	12
AA082170	PLAIN SHAFT BEARING:DIA4XDIA8X5:EG-1	U012_S001	15
		U013_S001	22
		U013_S001_S001	22
AA082171	PLAIN SHAFT BEARING:6X10X6	U013_S001_S001	23
AA082173	PLAIN SHAFT BEARING:6X10X6	U005	15
		U005_S001	15
		U005_S002	15
		U012_S001	16
		U013_S001	24
		U013_S001_S001	24
AA082174	PLAIN SHAFT BEARING:6X10X9	U005_S001	16
		U005_S002	16
AA082175	PLAIN SHAFT BEARING:8X12X7	U005	17
AA082187	BUSHING:DIA6XDIA10X9:EG-1	U013_S001_S001	25
AA083014	ONE-WAY CLUTCH	U013_S001	26
AA083018	ROLLER CLUTCH - 6X14X10	U013_S001	27
AA100014	RETAINING RING C - SEPARATE	U005_S001	18
		U005_S002	18
		U013_S001_S001	28
AA100016	RETAINING RINGS-C:DIA3	U011_S001	24
AA132208	SPACER - M6	U008_S001_S001	12
AA143219	STEPPED SCREW	U011	25
AA143537	SCREW:M3:BLACK	U001	8
		U003	21
AA143579	SCREW - M3	U013_S001_S001	29
AA143592	SCREW- M4X6	U015	32
AA143595	STEPPED SCREW:M3	U001	9

Exclusive Parts

Number	Part Name	Group	ID
AA143807	SCREW:A	U013_S001	30
AA143848	STEPPED SCREW - M3	U015	33
AA143850	FLAT SCREW:M3X5:SIDE FENCE	U013_S001_S002	31
AA161167	BUSHING:HDD	U015	34
AB010157	GEAR:SEPARATE:DRIVEN	U013_S001_S001	32
AB011252	GEAR - 20Z	U013_S001_S001	33
AB011571	GEAR:Z19:DRIVE:REGISTRATION	U009	13
AB011572	GEAR:Z19:DRIVEN:REGISTRATION	U005	19
AB011573	GEAR:REGISTRATION:NO.2	U005	20
AB012099	GEAR:ON-OFF:PRESSURE ROLLER	U011_S001	26
AB012107	GEAR:IDLER:EXIT:FUSING EXIT:1	U011_S001	27
AB012108	GEAR:IDLER:EXIT:FUSING EXIT:2	U011_S001	28
AB012109	GEAR:IDLER:EXIT:FUSING EXIT:3	U011_S001	29
AB012110	GEAR:EXIT ROLLER:FUSING EXIT:RIGHT	U011_S001	30
AB012111	GEAR:PRESSURE ROLLER:EXIT	U011_S001	31
AB012116	GEAR:DRIVE:FUSING UNIT	U011_S001	32
AB012119	GEAR:PRESSURE ROLLER	U011_S001	33
AB012120	GEAR:IDLER:PRESSURE ROLLER	U011_S001	34
AE020261	PRESSURE ROLLER:DIA32	U011_S001	35
AE030074	BALL BEARING:DIA17XDIA26X5	U011_S001	36
AF030049	PICK-UP ROLLER	U013_S001_S001	34
AF030094	PAPER FEED ROLLER:PICKUP	U005_S001	21
		U005_S002	21
AF031046	FEED ROLLER - MANUAL FEED	U013_S001_S001	35
AF031049	FEED ROLLER	U005_S001	22
		U005_S002	22
AF032046	SEPARATION ROLLER - MANUAL FEED	U013_S001_S001	36
AF032049	SEPARATION ROLLER	U005_S001	23
		U005_S002	23
AF040571	GUIDE ROLLER	U012_S001	17
AG070513	MAGNET CATCH	U001	10
AG070514	MAGNET CATCH	U010	10
AW010147	PHOTO REFLECTION SENSOR:(S1/S27)	U009_S001	14
		U012_S001	18

Number	Part Name	Group	ID
AW010155	ORIGINAL SENSOR:66MM:3.3V:(S4/S45)	U003	22
AW020190	PHOTOINTERRUPTOR:(S26)	U011	37
AW020234	PHOTOINTERRUPTOR:GP1A173L CS5F:(S2/S6/S7/S13/S15/S23/S25/S32)	U005_S001	24
		U005_S002	24
		U008	13
		U009	15
		U013_S001_S001	37
		U013_S001_S002	37
AW020249	PHOTOINTERRUPTOR:FLAT:PICH 2MM:M4:(S43)	U003	23
AW100180	NON-CONTACT TYPE THERMISTOR:FUSING:(S46/S47)	U011_S001	38
AW100181	THERMISTOR:PRESSURE:FRONT:(TH4/TH5)	U011_S001	39
AW100182	THERMISTOR:PRESSURE:MIDDLE:(TH3)	U011_S001	40
AW100183	THERMOPILE:(TH1/TH2)	U011	41
AW110111	THERMOSTAT:MIDDLE	U011_S001	42
AW110112	THERMOSTAT:REAR	U011_S001	43
AW140026	TEMPERATURE & HUMIDITY SENSOR:(S41)	U008	14
AW500046	PUSH SWITCH:PAPER SIZE SENSOR:(SW1)	U005	25
AW500049	PUSH SWITCH:SW1AG-550:(S4/S17/S19/S21/S35)	U005	26
		U010	11
		U013	38
		U013_S001	38
AX040273	DC MOTOR:RISING TRAY:ASS'Y:1.007W:BRUSH:(M9/M10)	U005	27
AX050349	DC MOTOR:ENCODER:NO:7W:GEAR:BRUSHLESS:(M4)	U014_S002	21
AX060435	DC MOTOR:GEAR:10W:BRUSHLESS:(M7)	U014_S003	22
AX060464	DC MOTOR:ENCODER:NO:10W:GEAR:BRUSHLESS:(M1/M2/M5/M6)	U013	39
		U013_S001	39
		U014_S001	23
AX060518	DC POLYGON MIRROR MOTOR:(M	U004_S001	3

Exclusive Parts

Number	Part Name	Group	ID
	27)		
AX061001	DC BRUSHLESS MOTOR:40W:NM B:(M16)	U014	24
AX061101	DC BRUSHLESS MOTOR:25W:NM B:(M15/M17)	U014	25
AX061202	DC BRUSHLESS MOTOR:25W:NID: FUSING UNIT:(M8)	U014_S002	26
AX640199	FAN:MM80:25MM:DC 2.16W:(FAN1/ FAN5)	U016	15
AX640219	DC FAN MOTOR:DC24V:MM60:25M M:(FAN2/FAN6)	U016	16
AX640236	FAN:MM60X15:(FAN4/FAN7)	U015 U016	35 17
AX650064	DC FAN MOTOR:SIROCCO:DC24V: PWM:(FAN3)	U016	18
AZ240325	DC POWER SUPPLY:(PCB8)	U015	36
AZ320235	POWER PACK:CB:(PCB19)	U015	37
AZ320239	POWER PACK:TTS:L:(PCB16)	U015	38
B0651374	CLOTH - DF EXPOSURE GLASS	U017	4
B2231099	FLAT SCREW	U013_S001_S002	40
B2231317	SCREW	U015	39
B2232862	LEVER - RELEASE INNER	U005_S005	28
B2233241	SPRING:SHUTTER:PUMP UNIT	U007	12
B2234552	BUSHING:DIA4	U013_S001	41
B2236069	JOINT:DRIVE:INTERMEDIATE TRA NSFER	U008_S001_S001	15
B2236476	BUSHING - DIA5	U010	12
B2342864	PAD:CLEANER	U005_S004_S001 U005_S004_S002 U005_S005_S003 U005_S005_S004	29 29 29 29
B2381088	COVER - CONNECTOR	U016	19
B2381089	COVER - POSITIONING PIN	U016	20
B6455030	SD-CARD:SERVICE PARTS:2GB:AS S'Y	SPECIAL TOOLS	4
B6455040	SD-CARD:SERVICE PARTS:8GB:AS S'Y	SPECIAL TOOLS	5
B6455060	SD-CARD:SERVICE PARTS:16GB:	SPECIAL TOOLS	6

Number	Part Name	Group	ID
	ASS'Y		
B8303504	TIMING BELT - 40S2M100	U005_S001 U005_S002	30 30
C4019503	20X MAGNIFICATION SCOPE	SPECIAL TOOLS	7
D0092573	PULLEY - VERTICAL TRANSPORT	U013_S001_S003 U013_S001_S004	42 42
D0092574	PULLEY - IDLER	U013_S001_S003 U013_S001_S004	43 43
D0094455	CUSHION - DC SOLENOID	U012 U012_S001 U013_S001	19 19 44
D0094485	BUSHING - GATE	U013_S001	45
D0094487	COMPRESSION SPRING - GATE	U013_S001	46
D0292677	TRANSPORT BELT:DRIVEN:VERTI CAL TRANSPORT	U013_S001_S003 U013_S001_S004	47 47
D0392566	TENSION SPRING:GRIP:RIGHT	U005_S004 U005_S005	31 31
D0392993	SHAFT:TRANSPORT BELT:PULLE Y	U013_S001_S003 U013_S001_S004	48 48
D0394525	COMPRESSION SPRING:SHAFT:G UIDE PLATE:EXIT	U013_S001	49
D0394529	STOPPER:GUIDE PLATE:ROLLER: DRIVEN	U013_S001	50
D0394597	TENSION SPRING:DRIVEN ROLLE R	U013_S001	51
D0394925	ROLLER:REVERSE:DRIVEN	U012_S001	20
D0394927	COMPRESSION SPRING:PRESSU RE:REVERSE:DRIVEN	U012_S001	21
D0894465	SYNCHRONOUS BELT:S2M:136	U014_S002	27
D0895824	COVER:SD-CARD:D086/D087	U015	40
D0895887	PANEL:INTERFACE	U015	41
D0AF1290	COVER:SCANNER:UPPER:REAR	U001	11
D0BK1276	INNER COVER:TONER BOTTLE	U001	12
D0BK2051	CHARGE UNIT:30:ASS'Y	U006_S001_S001 U006_S002_S003 U006_S003_S001 U006_S004_S001	7 7 7 7
D0BK2200	PCDU:K:IMC2000-2500	U006_S001	8

Exclusive Parts

Number	Part Name	Group	ID
D0BK2201	PCDU:C:IMC2000-2500	U006_S002	9
D0BK2202	PCDU:M:IMC2000-2500	U006_S003	10
D0BK2203	PCDU:Y:IMC2000-2500	U006_S004	11
D0BK2205	PCU:KCMY:IMC2000-2500	U006_S001_S001	12
		U006_S002_S003	12
		U006_S003_S001	12
		U006_S004_S001	12
D0BK2600	MANUAL FEED UNIT:ASS'Y	U013_S001_S001	52
D0BK2711	PAPER FEED UNIT:NO.1:ASS'Y	U005_S001	32
D0BK2712	PAPER FEED UNIT:NO.2:ASS'Y	U005_S002	33
D0BK2800	PAPER TRAY:NO.1:ASS'Y	U005_S004	34
D0BK2805	PAPER TRAY:NO.2:ASS'Y	U005_S005	35
D0BK3000	DEVELOPMENT UNIT:K:IMC2000-2500	U006_S001_S003	13
D0BK3001	DEVELOPMENT UNIT:C:IMC2000-3500	U006_S002_S002	14
D0BK3002	DEVELOPMENT UNIT:M:IMC2000-3500	U006_S003_S003	15
D0BK3003	DEVELOPMENT UNIT:Y:IMC2000-3500	U006_S004_S003	16
D0BK3494	COVER:PCU:REAR:ASS'Y	U006_S001	17
		U006_S002	17
		U006_S003	17
		U006_S004	17
D0BK4405	PAPER EXIT UNIT:ASS'Y	U012_S001	22
D0BK4553	DUPLEX UNIT:IMC2000-2500	U013_S001	53
D0BK7937	SPACER:CAP:FILTER	U016	21
D0BL5629	PCB:CTL:SERVICE:(PCB11)	U015	42
D0BL9591	NVRAM: ZERO COUNTER	U015	43
D0BM1255	COVER:LEFT:INTERFACE	U015	44
D0BM1855	OPTICAL WRITING UNIT:IMC2500/IMC3000/IMC3500	U004_S001	4
D0BM4022	FUSING UNIT:220-240V:IMC3000-3500	U011_S001	44
D0BM4052	SLEEVE:FUSING:220-240V:IMC3000-3500	U011_S001_S002	45
D0BM4388	COVER:AC CODE	U011	46
D0BQ1113	GUIDE:HARNESS:RIGHT	U014	28

Number	Part Name	Group	ID
D0BQ1230	COVER:UPPER	U001	13
D0BQ1231	COVER:UPPER:FRONT	U001	14
D0BQ1232	COVER:UPPER:EXIT:IDG	U001	15
D0BQ1242	COVER:FRONT:PEEN	U001	16
D0BQ1245	COVER:FRONT:UPPER	U001	17
D0BQ1247	COVER:FRONT:USED TONER	U001	18
D0BQ1249	COVER:FRONT:LENGTHWISE	U001	19
D0BQ1281	COVER:SCANNER:FRONT	U001	20
D0BQ1287	COVER:SCANNER:RIGHT	U001	21
D0BQ1288	COVER:SCANNER:UPPER:RIGHT	U001	22
D0BQ1299	HEXAGON HEAD SCREW:PLAIN WASHER:M3X8	U002	11
D0BQ1309	MAGNET CATCH:COVER:FRONT	U001	23
D0BQ1357	DRIVE UNIT:FUSING/PAPER EXIT UNIT:ASS'Y	U014_S002	29
D0BQ1375	GEAR:PRESSURE RELEASE:NO.1:MECHANICAL ROLLER CLUTCH:U	U014_S002	30
D0BQ1399	DRIVE UNIT:PAPER FEED:ASS'Y	U014_S001	31
D0BQ1422	PCB:W-LAN:TYPE1NX	U002_S001_S002	12
D0BQ1432	SPEAKER	U002_S001	13
D0BQ1516	TOUCH PANEL:ASS'Y	U002_S001_S001	14
D0BQ1521	HINGE:RIGHT	U002	15
D0BQ1522	HINGE:LEFT	U002	16
D0BQ1531	FRAME:LCD:PEEN	U002_S001	17
D0BQ1533	BRACKET:LCD	U002_S001	18
D0BQ1541	COVER:FRONT	U002_S001_S001	19
D0BQ1545	COVER:REAR	U002_S001	20
D0BQ1546	INNER COVER:OPERATION SUB-UNIT:RIGHT	U002_S001	21
D0BQ1547	KEYTOP:RESET SWITCH	U002_S001	22
D0BQ1548	COVER:CAP:PUSH SWITCH	U002_S001	23
D0BQ1549	COVER:CAP	U002_S001	24
D0BQ1551	HOLDER:OPERATION SUB-UNIT:SPEAKER	U002_S001	25
D0BQ1552	CUSHION:OPERATION SUB-UNIT:SPEAKER	U002_S001	26
D0BQ1553	GUIDE:OPERATION SUB-UNIT:HARNESS	U002	27

Exclusive Parts

Number	Part Name	Group	ID
D0BQ1555	CUSHION:LCD:L	U002_S001	28
D0BQ1556	CUSHION:LCD:S	U002_S001	29
D0BQ1561	COVER:HINGE:RIGHT	U002	30
D0BQ1563	COVER:HINGE:LEFT	U002	31
D0BQ1564	COVER:REAR:MIDDLE	U002	32
D0BQ1565	COVER:RIGHT	U002	33
D0BQ1566	CAP:HINGE	U002	34
D0BQ1581	DUAL FACES TAPE:TOUCH PANEL:LENGTHWISE	U002_S001_S001	35
D0BQ1582	DUAL FACES TAPE:TOUCH PANEL:SIDE	U002_S001_S001	36
D0BQ1585	SHEET:LIGHT SHIELD COAT	U002_S001	37
D0BQ1586	SHEET:SIDE	U002_S001	38
D0BQ1595	BRACKET:OPERATION SUB-UNIT:PEEN	U002	39
D0BQ1598	COVER:BRACKET:OPERATION SUB-UNIT:LOWER	U002	40
D0BQ1599	COVER:BRACKET:OPERATION SUB-UNIT:UPPER	U002	41
D0BQ1640	OPTICAL READING UNIT:CARRIAGE:SCANNER:IMC2000-6000:(PCB7)	U003_S001	24
D0BQ1678	SHEET:FFC:LOWER	U003	25
D0BQ1713	SYNCHRONOUS BELT:890ST55-4.0	U003	26
D0BQ1780	ILLUMINATION UNIT:ASS'Y	U003_S001	27
D0BQ2389	COVER:PCU:FRONT:SUB-ASS'Y	U006_S001_S002	18
		U006_S002_S001	18
		U006_S003_S002	18
		U006_S004_S002	18
D0BQ2566	CASE:REMOVE PAPER DUST:ASS'Y	U005	36
D0BQ2608	SHAFT:SEPARATOR:DRIVEN:ASS'Y	U013_S001_S001	54
D0BQ2615	GUIDE PLATE:SEPARATOR:ASS'Y	U013_S001_S001	55
D0BQ2619	SHAFT:SEPARATOR:DRIVE:ASS'Y	U013_S001_S001	56
D0BQ2623	ARM:PICKUP:MANUAL FEED	U013_S001_S001	57
D0BQ2630	SIDE FENCE:FRONT:ASS'Y	U013_S001_S002_S001	58

Number	Part Name	Group	ID
D0BQ2632	SIDE FENCE:REAR:ASS'Y	U013_S001_S002_S002	59
D0BQ2637	PAPER STOPPER:MANUAL FEED	U013_S001_S001	60
D0BQ2638	LINK:PAPER STOPPER:MANUAL FEED	U013_S001_S001	61
D0BQ2644	BRACKET:SIDE FENCE:MANUAL FEED	U013_S001_S002	62
D0BQ2653	COIL SPRING:PRESSURE:SEPARATOR	U013_S001_S001	63
D0BQ2654	CUSHION:GUIDE PLATE:SEPARATOR	U013_S001_S001	64
D0BQ2655	GEAR:SEPARATE:DRIVE	U013_S001_S001	65
D0BQ2656	HOLDER:HARNESS	U013_S001	66
D0BQ2686	WIRE:MANUAL FEED TABLE:TC075	U013_S001_S002	67
D0BQ2777	SHAFT:FEED:ASS'Y	U005_S001	37
		U005_S002	37
D0BQ2785	PLAIN SHAFT BEARING:FEED	U005_S001	38
		U005_S002	38
D0BQ2828	SIDE FENCE:FRONT:NO.1:ASS'Y	U005_S004_S001	39
D0BQ2838	SIDE FENCE:REAR:NO.1:ASS'Y	U005_S004_S002	40
D0BQ2840	END FENCE:PAPER TRAY:ASS'Y	U005_S004_S003	41
		U005_S005_S005	41
D0BQ2846	DECAL:SIZE INDICATION:END FENCE:NO.1:FRONT	U005_S004	42
D0BQ2850	TRAY BOTTOM PLATE:ASS'Y	U005_S004	43
D0BQ2863	DECAL:PAPER SET DIRECTION:TRAY:NO.1	U005_S004	44
D0BQ2864	DECAL:PAPER SET DIRECTION:TRAY:NO.2	U005_S005	45
D0BQ2873	TRAY BOTTOM PLATE:NO.2:ASS'Y	U005_S005	46
D0BQ2875	SIDE FENCE:FRONT:ASS'Y	U005_S005_S003	47
D0BQ2880	SIDE FENCE:REAR:ASS'Y	U005_S005_S004	48
D0BQ2896	DECAL:SIZE INDICATION:SIDE FENCE:NO.1	U005_S004	49
D0BQ2952	DECAL:SIDE FENCE:PAPER VOLUME	U005_S004_S002	50
		U005_S005_S004	50
D0BQ2959	DECAL:SIDE FENCE:PAPER VOLUME	U005_S004_S001	51

Exclusive Parts

Number	Part Name	Group	ID
	ME:FRONT	U005_S005_S003	51
D0BQ2966	STAY:END FENCE:ASS'Y	U005_S005_S003 S001	52
D0BQ2967	KNOB SCREW:STAY:END FENCE	U005_S005_S003 S001	53
D0BQ3219	DRIVE UNIT:TONER BOTTLE:ASS'Y	U007_S010	13
		U007_S011	13
		U007_S012	13
		U007_S013	13
D0BQ3240	TONER HOPPER:TONER SUPPLY: BK:ASS'Y	U007_S001	14
D0BQ3270	TONER HOPPER:TONER SUPPLY: C:ASS'Y	U007_S002	15
D0BQ3280	TONER HOPPER:TONER SUPPLY: M:ASS'Y	U007_S003	16
D0BQ3287	TRANSPORT SCREW:NOZZLE: BK: ASS'Y	U007_S005	17
D0BQ3288	TRANSPORT SCREW:NOZZLE: CM Y:ASS'Y	U007_S006	18
		U007_S007	18
		U007_S008	18
D0BQ3310	TONER HOPPER:TONER SUPPLY: Y:ASS'Y	U007_S004	19
D0BQ4102	DRIVEN ROLLER:FUSING EXIT: ASS'Y	U011_S001	47
D0BQ4208	CAM:ON-OFF:PRESSURE ROLLER	U011_S001	48
D0BQ4317	GUIDE:HARNESS:DRAWER: PRES S FIT	U011_S001	49
D0BQ4425	DC STEPPER MOTOR:REVERSE: SUB-ASS'Y:(M3)	U012_S001	23
D0BQ4563	MANUAL FEED TABLE:IMC2000-6000	U013_S001_S002	68
D0BQ4570	PAPER SIZE SENSOR:SENSOR:IMC2000-6000:(S8)	U013_S001_S002	69
D0BQ4644	GEAR:MECHANICAL ROLLER CLUTCH	U013_S001	70
D0BQ4654	SHAFT:LEVER:LOCK	U013_S001	71
D0BQ4960	BASE:PLATE:EXIT:IDG	U012	24
D0BQ5100	PCB:DIODE	U009_S001	16

Number	Part Name	Group	ID
D0BQ5127	PCB:IOB:TRANSPORT:(PCB1)	U015	45
D0BQ5129	PCB:IOB:ENGINE:(PCB2)	U015	46
D0BQ5172	PCB:TCB	U007	20
D0BQ5186	AC CONTROL BOARD:(PCB9)	U015	47
D0BQ5611	PCB:DDR3L-DIMM:2GB	U015	48
D0BQ5791	RACK:BASE	U015	49
D0BQ5796	RACK:MIDDLE	U015	50
D0BQ5802	GUIDE:HARNESS:RACK	U015	51
D0BQ6001	TRANSFER UNIT:INTERMEDIATE TRANSFER:ASS'Y	U008_S001_S001	16
D0BQ6005	TRANSFER UNIT:INTERMEDIATE TRANSFER:IMC2000-6000	U008_S001	17
D0BQ6050	TRANSFER ROLLER: BK:ASS'Y	U008_S001_S001	18
D0BQ6060	TRANSFER ROLLER: FC:ASS'Y	U008_S001_S001	19
D0BQ6141	CLEANING UNIT:BELT CLEANING: ASS'Y	U008_S001_S002	20
D0BQ6170	SPACER:DENSITY SENSOR:0.05MM	U008	21
D0BQ6212	TRANSFER ROLLER:SECOND:ASS'Y	U009_S002	17
D0BQ6215	GUIDE PLATE:TRANSFER:SECOND:ASS'Y	U009_S001	18
D0BQ6303	RAIL:INTERMEDIATE TRANSFER:LEFT	U008	22
D0BQ6305	RAIL:INTERMEDIATE TRANSFER:RIGHT	U008	23
D0BQ6311	GEAR:ON-OFF:COLLAR:OUTPUT:HS	U008	24
D0BQ6322	BRACKET:TM SENSOR:FRONT:PEEN	U008	25
D0BQ6324	BRACKET:REAR:TM SENSOR	U008	26
D0BQ6338	BRACKET:TM SENSOR	U008	27
D0BQ6400	COLLECTION BOTTLE:ASS'Y	U010_S001	13
D0BQ6511	PIPE:ASS'Y	U010_S002	14
D0BQ6877	(GS3021c):PLATE:MODEL NAME PLATE:GS3021C	U017	5
D0BQ6878	(M C2001):PLATE:MODEL NAME PLATE:C2001	U017	6

Exclusive Parts

Number	Part Name	Group	ID
D0BQ6881	(GS3021c):PLATE:LOGOTYPE:GES TETNER	U017	7
D0BQ7935	CAP:FILTER:ASS'Y	U016_S001	22
D0D71509	OPERATION SUB-UNIT:ASS'Y	U002_S001	42
D0D75114	BICU:RAI:ASS'Y:(PCB10)	U015	52
D0D75635	PCB:ASS'Y:(PCB13)	U002_S001_S002	43
D1124264	DECAL:WARNING (HIGH TEMPER ATURE):FUSING	U011_S001_S001	50
D1175303	THERMISTOR:(S33)	U016	23
D1175916	STEPPED SCREW:M3X8:SECOND KIND	U008_S001	28
D1292783	TORQUE LIMITER MECHANICAL C LUTCH:40MM: DIA18	U013_S001_S001	72
D1421805	SHAFT:SCALE	U015	53
D1441085	STEPPED SCREW:M3	U001	24
		U008_S001_S001	29
D1444183	SCREW:M3	U003	28
D1444484	SHOULDER SCREW - M3	U012_S001	25
D1444489	STOPPER:DRIVEN ROLLER	U013_S001_S003	73
		U013_S001_S004	73
D1465786	BRACKET:HDD	U015	54
D1471177	TENSION SPRING:ARM:MCPG	U014	32
D1471805	EXPOSURE GLASS:DOCUMENT F EEDER:APPLY	U003	29
D1472734	GUIDE PLATE:SEPARATE	U005_S001_S001	54
		U005_S002_S001	54
D1472737	LEVER:PRESSURE:SEPARATE	U005_S001_S001	55
		U005_S002_S001	55
D1472738	LINK:RELEASE	U005_S001_S001	56
		U005_S002_S001	56
D1472752	SHAFT:SEPARATE:ASS'Y	U005_S001_S001	57
		U005_S002_S001	57
D1472866	COVER:PAPER TRAY:NO.2	U005_S005	58
D1473281	HOUSING:TONER CARTRIDGE:BK: ASS'Y	U007_S014	21
D1473282	HOUSING:TONER CARTRIDGE:CM Y:ASS'Y	U007_S015	22
		U007_S016	22
		U007_S017	22

Number	Part Name	Group	ID
D1473325	TORSION SPRING:STOPPER:TON ER CARTRIDGE:4.8N	U007_S014	23
		U007_S015	23
		U007_S016	23
		U007_S017	23
D1477937	FILTER:PREVENTFENCE:10	U016	24
D1477951	DUCT:SUPPLY:A	U016	25
D1477952	DUCT:SUPPLY:B	U016	26
D1477956	DUCT:EXHAUST:DRIVE:A	U016	27
D1477957	DUCT:EXHAUST:DRIVE:B	U016	28
D1482702	SPACER:TRANSPORT ROLLER	U005_S001	59
		U005_S002	59
D1482751	ARM:PRESSURE:SEPARATE	U005_S001_S001	60
		U005_S002_S001	60
D1482755	COIL SPRING:RELEASE:SEPARAT E	U005_S001_S001	61
		U005_S002_S001	61
D1484690	TORSION SPRING:LINK	U013_S001	74
D1491099	COVER:GRIP:LEFT	U016	29
D1491168	BRACKET:DRIVE:COLLECTION BO TTLE:ASS'Y	U010	15
D1491173	GEAR:IDLER:TONER BOTTLE	U010	16
D1491174	GEAR:COLLECTION BOTTLE	U010	17
D1491194	PULLEY:PAPER FEED:FEED:NO.1: MECHANICAL ROLLER CLUTCH	U014_S001	33
D1491195	GEAR:IDLER:PAPER FEED:FEED	U014_S001	34
D1491196	GEAR:PAPER FEED:FEED:NO.2:M ECHANICAL ROLLER CLUTCH	U014_S001	35
D1491197	GEAR:IDLER:PAPER FEED:GRIP:N O.1	U014_S001	36
D1491199	DRIVE UNIT:ON-OFF:TRANSFER:(M18)	U014	37
D1491233	COVER:UPPER:INNER BACK	U001	25
D1491234	COVER:UPPER:INNER BACK:MIDD LE	U001	26
D1491237	COVER:UPPER:INNER BACK:LEFT LOWER	U001	27
D1491248	HINGE:COVER:FRONT:USED TON ER	U001	28
D1491252	COVER:LEFT:UPPER:REAR	U001	29

Exclusive Parts

Number	Part Name	Group	ID
D1491257	CAP:34X55	U001	30
D1491264	CAP:ROCKER SWITCH	U017	8
D1491274	INNER COVER:FRONT:USED TONER	U001	31
D1491278	TORSION SPRING:COVER:USED TONER	U001	32
D1491291	CAP:HARNESS	U001	33
D1491294	CAP:HARNESS:CORNER	U001	34
D1491299	GUIDE PLATE:SCANNER	U017	9
D1491305	CAP:TOTAL COUNTER	U001	35
D1491307	SPRING PLATE:BAND	U001	36
D1491338	GUIDE PLATE:PAPER FEED TABLE:FRONT	U016	30
D1491351	DRIVE UNIT:REGISTRATION:ASS'Y	U014_S003	38
D1491352	BRACKET:DRIVE UNIT:REGISTRATION:ASS'Y	U014_S003	39
D1491355	GEAR:REGISTRATION:NO.1	U014_S003	40
D1491387	GROUND PLATE:DRIVE UNIT:ENGINE	U014	41
D1491392	FLANGE:PAPER FEED:FEED	U014_S001	42
D1491394	GROUND PLATE:DRIVE UNIT:FUSING/PAPER EXIT UNIT	U014	43
D1491397	TORQUE LIMITER MECHANICAL CLUTCH:49MM:DIA14	U014_S002	44
D1491706	SYNCHRONOUS BELT:138ST1.5-4.0	U003	30
D1491798	SEAL:SHEET THROUGH:DOCUMENT FEEDER	U003	31
D1491804	HOLDER:EXPOSURE GLASS:SCANNER	U003	32
D1491833	SHEET:GLASS	U003	33
D1491840	GROUND PLATE:AKS	U003	34
D1492557	GUIDE:REGISTRATION:ENTRANCE:REAR	U013_S001	75
D1492558	GUIDE:REGISTRATION:ENTRANCE:FRONT	U013_S001	76
D1492562	COLLAR:REGISTRATION ROLLER	U005	62
D1492582	GUIDE PLATE:REGISTRATION:FRONT	U009	19

Number	Part Name	Group	ID
	ONT RIGHT		
D1492584	COLLAR:SHAFT:REGISTRATION ROLLER	U009	20
D1492585	GUIDE:REGISTRATION:REAR RIG	U009	21
D1492586	GUIDE:REGISTRATION:FRONT RIG	U009	22
D1492612	ROLLER:GRIP:DRIVEN	U013_S001_S001	77
D1492613	SHAFT:GRIP:DRIVEN	U013_S001_S001	78
D1492614	TENSION SPRING:GRIP:PRESSURE	U013_S001_S001	79
D1492633	SHAFT:FEED:MANUAL FEED	U013_S001_S001	80
D1492635	TRANSPORT ROLLER:MANUAL FEED	U013_S001_S001	81
D1492639	SHAFT:PAPER STOPPER	U013_S001_S001	82
D1492642	SHAFT:LINK:PAPER STOPPER	U013_S001_S001	83
D1492655	FEELER:PAPER END SENSOR	U013_S001_S001	84
D1492656	TORSION SPRING:PAPER END SENSOR	U013_S001_S001	85
D1492658	COVER:PAPER FEED ROLLER	U013_S001_S001	86
D1492688	TENSION SPRING:WIRE	U013_S001_S002	87
D1492692	ARM:MANUAL FEED:FRONT UPPER	U013_S001_S002	88
D1492693	STOPPER:MANUAL FEED TABLE	U013_S001_S002	89
D1492694	COMPRESSION SPRING:STOPPER:MANUAL FEED TABLE	U013_S001_S002	90
D1492712	SHEET:GUIDE PLATE:SWIVEL	U005_S003	63
D1492713	GUIDE PLATE:SWIVEL:NO.1	U005_S003	64
D1492721	GUIDE PLATE:SWIVEL:NO.2	U005	65
D1492739	LEVER:PRESSURE RELEASE	U005_S001_S001	66
		U005_S002_S001	66
D1492772	ARM:PICKUP	U005_S001	67
		U005_S002	67
D1492773	PULLEY:PICKUP:MECHANICAL ROLLER CLUTCH	U005_S001	68
		U005_S002	68
D1492774	PULLEY:IDLER:PICKUP	U005_S001	69
		U005_S002	69
D1492777	COIL SPRING:PRESSURE:PICKUP	U005_S001	70

Exclusive Parts

Number	Part Name	Group	ID
		U005_S002	70
D1492781	GROUND PLATE:PAPER FEED UNIT	U005_S001	71
		U005_S002	71
D1492787	BRACKET:SUPPORT:COVER	U005	72
D1492788	INNER COVER:HARNESS:PAPER FEED UNIT	U005	73
D1492795	BRACKET:PAPER FEED UNIT:PEEN	U016	31
D1492812	ROLLER:PAPER TRAY:DIA19	U005_S004	74
		U005_S005	74
D1492814	COIL SPRING:EARTH	U005_S004	75
		U005_S005	75
D1492816	SHAFT:RISE:ASS'Y	U005_S004	76
		U005_S005	76
D1492818	LEVER:RISE	U005_S004	77
		U005_S005	77
D1492824	LEVER:STOPPER:FRONT	U005_S004_S001	78
		U005_S005_S003	78
D1492826	COMPRESSION SPRING:SIDE FENCE:PLATE:FRONT	U005_S004_S001	79
		U005_S005_S003	79
D1492827	COMPRESSION SPRING:SIDE FENCE:POSITIONING	U005_S004_S001	80
		U005_S005_S003	80
D1492835	RACK:SIDE FENCE	U005_S004	81
		U005_S005	81
D1492836	GEAR:Z20	U005_S004	82
		U005_S005	82
D1492842	LEVER:END FENCE	U005_S004_S003	83
		U005_S005_S005	83
D1492843	CLICK:END FENCE	U005_S004_S003	84
		U005_S005_S005	84
D1492845	COMPRESSION SPRING:END FENCE:LEVER:5N	U005_S004_S003	85
		U005_S005_S005	85
D1492847	DECAL:SIZE INDICATION:END FENCE:NO.1:REAR	U005_S004	86
D1492848	DECAL:SIZE INDICATION:END FENCE:NO.2:FRONT	U005_S005	87
D1492849	DECAL:SIZE INDICATION:END FENCE:NO.2:REAR	U005_S005	88

Number	Part Name	Group	ID
D1492857	LEVER:RELEASE:INNER:NO.1	U005_S004	89
D1492859	SHAFT:RELEASE:PAPER TRAY:NO.1	U005_S004	90
D1492861	HOLDER:GRIP:PAPER TRAY	U005_S004	91
		U005_S005	91
D1492862	SHAFT:RELEASE:PAPER TRAY:NO.2	U005_S005	92
D1492887	COVER:TRAY:REAR LEFT:NO.1	U005	93
D1492889	COVER:TRAY:REAR LEFT:NO.2	U005	94
D1492903	SUPPORTER:RIGHT:NO.2:ASS'Y	U005_S007	95
D1492905	SUPPORTER:RIGHT:NO.1:ASS'Y	U005_S006	96
D1492918	SUPPORTER:LEFT UPPER:NO.1	U005	97
D1492923	ROLLER:SUPPORTER:PAPER TRAY	U005_S007	98
D1492924	STOPPER:PAPER TRAY	U005_S006	99
		U005_S007	99
D1492925	SUPPORTER:LEFT:NO.2	U005	100
D1492928	ROLLER:SUPPORTER:PAPER TRAY:LEFT	U005	101
D1492930	SUPPORTER:LEFT LOWER:NO.1:PEEN	U005	102
D1492956	ROLLER:SUPPORTER:PAPER TRAY	U005_S006	103
D1492958	ROLLER:SUPPORTER:PAPER TRAY:LEFT	U005	104
D1492990	PLAIN SHAFT BEARING:DRIVE:REGISTRATION ROLLER	U009	23
D1493210	DC MOTOR:TONER BOTTLE:ASS'Y:5.28W:BRUSH:(M11/M12/M13/M14)	U007_S010	24
		U007_S011	24
		U007_S012	24
		U007_S013	24
D1493256	BASE:TONER HOPPER:REAR:ASS'Y	U007_S009	25
D1493321	DUCT:VERTICAL TRANSPORT:TONER SUPPLY	U007	26
D1493322	SHUTTER:DUCT:TONER SUPPLY	U007	27
D1493330	SEAL:CONNECTION:CARTRIDGE:TONER SUPPLY	U007	28

Exclusive Parts

Number	Part Name	Group	ID
D1493331	COVER:GEAR:TONER SUPPLY SU B-UNIT	U007	29
D1493350	DC STEPPER MOTOR:TONER SUPPLY:(M19/M20/M22)	U007_S001	30
		U007_S002	30
		U007_S004	30
D1494202	ENCODER:ON-OFF:PRESSURE ROLLER	U011_S001	51
D1494209	SHAFT:ON-OFF:PRESSURE ROLLER	U011_S001	52
D1494235	STEPPED SCREW:M3	U011_S001	53
D1494335	ELECTRODE PLATE:CONNECTING:THERMOSTAT	U011_S001	54
D1494371	BRACKET:PHOTOINTERRUPTOR	U011	55
D1494421	GEAR:EXIT ROLLER	U012_S001	26
D1494422	GEAR:REVERSE ROLLER	U012_S001	27
D1494427	STUD:PULLEY:BRACKET:DC STEPPER MOTOR	U012_S001	28
D1494428	GROUND PLATE:PAPER EXIT UNIT	U012_S001	29
D1494429	PULLEY:GEAR:REVERSE	U012_S001	30
D1494434	TENSION SPRING:LEVER:GATE PAWL	U012_S001	31
D1494463	GROUND WIRE:SENSOR:REVERSE	U012_S001	32
D1494468	SHAFT:DRIVEN:REVERSE ROLLER	U012_S001	33
D1494469	SPRING PLATE:ROLLER:DRIVEN:REVERSE ROLLER	U012_S001	34
D1494471	SHAFT:DRIVEN:REVERSE ROLLER:OUTER	U012_S001	35
D1494484	TORSION SPRING:LEVER:GATE PAWL	U012_S001	36
D1494492	TRAY:REVERSE	U001	37
D1494623	GROUND WIRE:BRACKET:ENTRANCE:DUPLEX	U013	91
D1494638	GUIDE:WIRE	U013_S001	92
D1494646	SYNCHRONOUS BELT:30S2M262	U013_S001	93
D1494647	SYNCHRONOUS BELT:30S2M212	U013_S001	94

Number	Part Name	Group	ID
D1494653	TENSION SPRING:SWIVEL	U013_S001	95
D1494656	HOOK:STOPPER:DUPLEX UNIT:FRONT	U013_S001	96
D1494657	HOOK:STOPPER:DUPLEX UNIT:REAR	U013_S001	97
D1494658	COIL SPRING:LEVER:DUPLEX	U013_S001	98
D1494662	DIFFUSION PLATE:LED	U009_S001	24
D1494672	COMPRESSION SPRING:DRIVEN	U013_S001	99
D1494675	COVER:PUSH SWITCH	U013_S001	100
D1494677	STAY:CONTACT POINT:GUIDE PLATE:DRIVEN	U013_S001	101
D1494688	LINK:DUPLEX:MAIN	U013_S001	102
D1494695	LINK:FRONT	U013_S001	103
D1494706	PIN:ARM:FRONT LOWER	U013_S001_S002	104
D1494711	DECAL:SIDE FENCE:MANUAL FEED	U013_S001_S002	105
D1494715	DECAL:GRIP	U013_S001	106
D1494717	PLATE:SIDE FENCE:FRONT	U013_S001_S002	107
D1494718	TORSION SPRING:SIDE FENCE:FRONT	U013_S001_S002	108
D1494720	PLATE:SIDE FENCE:REAR	U013_S001_S002	109
D1494721	TORSION SPRING:SIDE FENCE:REAR	U013_S001_S002	110
D1494731	COMPRESSION SPRING:RACK:MANUAL FEED	U013_S001_S002	111
D1494755	BRACKET:HINGE:DUPLEX:FRONT	U013	112
D1494777	COMPRESSION SPRING:FLAT CONVEYER BELT:DRIVEN	U013_S001_S003	113
		U013_S001_S004	113
D1494850	ARM:PUSH SWITCH	U013_S001	114
D1494883	ARM:MANUAL FEED:FRONT LOWER	U013_S001_S002	115
D1494884	ARM:MANUAL FEED:REAR LOWER	U013_S001_S002	116
D1495703	BRACKET:MICRO SWITCH	U015	55
D1495711	BRACKET:ARM:SAFETY SWITCH:FRONT	U015	56

Exclusive Parts

Number	Part Name	Group	ID
D1495713	ARM:SAFETY SWITCH:FRONT	U015	57
D1495714	SHAFT:ARM:SAFETY SWITCH	U015	58
D1495717	BASE:SAFETY SWITCH	U015	59
D1495718	TORSION SPRING:SAFETY SWITCH	U015	60
D1495726	LEVER:SAFETY SWITCH:RIGHT	U015	61
D1495742	COVER:HARNESS:OPTICAL WRITING UNIT	U015	62
D1495776	COVER:USB:SMALL	U015	63
D1495810	BRACKET:RACK:UPPER	U015	64
D1495818	SPACER:FFC	U015	65
D1495824	COVER:CONNECTOR:HEATER:0.4MM	U015	66
D1495883	KEYTOP:MAIN SWITCH	U001	38
D1495884	COMPRESSION SPRING:KEYTOP	U001	39
D1496030	CAM:ON-OFF:COLLAR	U008_S001_S001	30
D1496112	ROLLER:FLAT BELT-TRANSFER:FACE FRONT:ASS'Y	U008_S001_S001	31
D1496133	VIBRATING PLATE:FRONT:PEEN	U008_S001_S001	32
D1496136	VIBRATING PLATE:REAR:PEEN	U008_S001_S001	33
D1496163	TENSION SPRING:SHUTTER:BELT CLEANING	U008_S001 U008_S001_S002	34 34
D1496172	BRACKET:BELT CLEANING:FRONT	U008_S001	35
D1496173	BRACKET:BELT CLEANING:REAR	U008_S001	36
D1496177	HOLDER:DISCHARGE USED TONER:ASS'Y	U008_S001	37
D1496179	GEAR:IDLER:DISCHARGE USED TONER	U008_S001	38
D1496190	GEAR:DISCHARGE USED TONER	U008_S001	39
D1496195	CAM:DISCHARGE USED TONER	U008_S001	40
D1496226	LEVER:TRANSFER/SEPARATION UNIT:FRONT	U009_S001	25
D1496227	LEVER:SET:FRONT	U009_S001	26
D1496228	TORSION SPRING:LEVER:SET:FRONT	U009_S001	27
D1496229	TENSION SPRING:LEVER:SET	U009_S001	28
D1496231	LEVER:TRANSFER/SEPARATION	U009_S001	29

Number	Part Name	Group	ID
	UNIT:REAR		
D1496232	LEVER:SET:REAR	U009_S001	30
D1496233	TORSION SPRING:LEVER:SET:REAR	U009_S001	31
D1496242	COMPRESSION SPRING:PRESSURE:TRANSFER ROLLER	U009_S001	32
D1496243	RECEIVE PLATE:COMPRESSION SPRING:TRANSFER ROLLER	U009_S001	33
D1496245	GROUND PLATE:TRANSFER/SEPARATION UNIT	U009_S001	34
D1496248	CAP:LED	U009_S001	35
D1496254	DECAL:GRIP:B:LOWER	U009_S001	36
D1496257	GROUND PLATE:REGISTRATION ROLLER	U009_S001	37
D1496290	GUIDE:SET:TRANSFER/SEPARATION UNIT:FRONT	U009	38
D1496291	GUIDE:SET:TRANSFER/SEPARATION UNIT:REAR	U009	39
D1496295	COVER:HARNESS:TRANSFER/SEPARATION UNIT	U009	40
D1496309	SHAFT:ON-OFF:COLLAR:MAIN	U008	41
D1496310	BRACKET:ON-OFF:COLLAR	U008	42
D1496312	JOINT:ON-OFF:COLLAR	U008	43
D1496318	DC STEPPER MOTOR:ON-OFF:(M21)	U007_S003	31
D1496320	TERMINAL:BIAS:INTERMEDIATE TRANSFER:MAIN	U008	44
D1496321	HOLDER:TERMINAL:INTERMEDIATE TRANSFER:MAIN	U008	45
D1496552	GEAR:IDLER:Z30	U010	18
D1496553	GEAR:IDLER:Z61	U010	19
D1496554	GEAR:PULLEY:IDLER:Z16	U010	20
D1496555	GEAR:IDLER:Z21	U010	21
D1496556	TENSION SPRING:BELT TENSIFIER	U010	22
D1496557	SYNCHRONOUS BELT:40S3M564	U010	23
D1496561	PULLEY:USED TONER	U010	24
D1496562	BRACKET:TIGHTENER:USED TONER	U010	25

Exclusive Parts

Number	Part Name	Group	ID
	ER		
D1496571	BRACKET:PULLEY:IDLER:USED TONER	U010	26
D1496574	GEAR:PULLEY:IDLER:Z18	U010	27
D1496575	FLANGE:IDLER:USED TONER	U010	28
D1496581	SHAFT:DRIVE:USED TONER:RIGHT	U010	29
D1496582	GEAR:USED TONER:RIGHT	U010	30
D1496583	GEAR:USED TONER:INPUT	U010	31
D1496586	SHAFT:DRIVE:USED TONER:LEFT	U010	32
D1496587	GEAR:USED TONER:LEFT	U010	33
D1496592	RAIL:COLLECTION BOTTLE	U010	34
D1496767	DECAL:CAUTION:ORIGINAL:CHINESE	U017	10
D1496852	DECAL:MAIN SWITCH:ON-STANDBY	U017	11
D1496859	DECAL:CLEANING:SHIELD GLASS	U001	40
D1496862	DECAL:SIZE INDICATION:PAPER TRAY	U017	12
D1496893	DECAL:PCU:BLACK	U001	41
D1496894	DECAL:PCU:CYAN	U001	42
D1496895	DECAL:PCU:MAGENTA	U001	43
D1496896	DECAL:PCU:YELLOW	U001	44
D1497922	COVER:FAN:DEVELOPMENT:RIGHT LOWER	U016	32
D1497923	DUCT:DEVELOPMENT:RIGHT LOWER	U016	33
D1497932	DUCT:PCU:EXHAUST	U016	34
D1497953	DUCT:SUPPLY:C	U016	35
D1497954	DUCT:SUPPLY:D	U016	36
D1497955	DUCT:SUPPLY:FAN:UPPER	U016	37
D1497956	DUCT:SUPPLY:FAN:LOWER	U016	38
D1497982	DUCT:POWER SUPPLY UNIT	U016	39
D1497983	BRACKET:FAN:POWER SUPPLY UNIT	U016	40
D1497984	DUCT:REAR:POWER SUPPLY UNIT	U001	45
D1497986	GUIDE:THERMISTOR	U016	41

Number	Part Name	Group	ID
D1501095	BRACKET:POSITIONING:FUSING UNIT:M3	U001 U016	46 42
D1501235	COVER:UPPER:INNER BACK:BIN	U001	47
D1501282	COVER:SCANNER:UPPER:FRONT	U001	48
D1502666	GEAR:SIDE FENCE:MANUAL FEED TABLE	U013_S001_S002	117
D1751377	GEAR:PRESSURE RELEASE:NO.3	U014_S002	45
D1752726	STOPPER:GUIDE PLATE:SWIVEL	U005_S002	105
D1752784	GUIDE PLATE:SENSOR:PAPER FEED	U005_S001 U005_S002	106 106
D1752854	TENSION SPRING:GRIP:LEFT	U005_S004 U005_S005	107 107
D1752858	LEVER:RELEASE:PAPER TRAY:OUTER	U005_S004 U005_S005	108 108
D1752872	LINK:END FENCE:PAPER SIZE SENSOR	U005_S005	109
D1752886	COVER:TRAY:REAR RIGHT:NO.1	U005	110
D1752888	COVER:TRAY:REAR RIGHT:NO.2	U005	111
D1754737	PLAIN SHAFT BEARING:DUPLEX:EXIT	U013_S001	118
D1771302	CLEANER:SHIELD GLASS:ASS'Y	U017	13
D1771592	SCREW:M3X6	U014	46
D2021143	JOINT:DRIVE	U014_S001	47
D2021152	BRACKET:DRIVE UNIT:PAPER FEED:ASS'Y	U014_S001	48
D2021191	GEAR:GRIP:NO.1	U014_S001	49
D2021193	STUD:PAPER FEED:GRIP:ASS'Y	U014_S001	50
D2021195	PULLEY:GRIP:NO.2	U014_S001	51
D2021196	HOUSING:DRIVE UNIT:PAPER FEED:ASS'Y	U014_S001	52
D2022614	COIL SPRING:RELEASE:PICKUP:MANUAL FEED	U013_S001_S001	119
D2022619	TORSION SPRING:PICKUP	U013_S001_S001	120
D2022620	SHOE:TORSION SPRING:PICKUP	U013_S001_S001	121
D2022624	COVER:PAPER END	U013_S001_S001	122
D2022625	BRACKET:PAPER END SENSOR:MANUAL FEED	U013_S001_S001	123
D2022638	FEELER:PAPER SIZE SENSOR:MANUAL FEED	U013_S001_S002	124

Exclusive Parts

Number	Part Name	Group	ID
	NUAL FEED		
D2022640	EXTENSION TRAY:NO.1	U013_S001_S002	125
D2022641	EXTENSION TRAY:NO.2	U013_S001_S002	126
D2022642	PULLEY:WIRE:MANUAL FEED TABLE	U013_S001_S002	127
D2022646	ARM:MANUAL FEED:REAR UPPER	U013_S001_S002	128
D2022676	DECAL:SCALE:MANUAL FEED:MIDDLE	U013_S001_S002	129
D2022677	DECAL:SCALE:MANUAL FEED:REAR	U013_S001_S002	130
D2022778	FEELER:PAPER END	U005_S001	112
		U005_S002	112
D2022791	GUIDE:FEED	U005_S001	113
		U005_S002	113
D2024477	REVERSE ROLLER	U012_S001	37
D2024673	FEELER:DUPLEX:ENTRANCE SENSOR	U013_S001	131
D2024674	TORSION SPRING:DUPLEX:ENTRANCE SENSOR	U013_S001	132
D2024682	DRIVEN ROLLER:DIA16	U013_S001	133
D2024684	GROUND WIRE:BRACKET:DRIVEN ROLLER	U013_S001	134
D2024692	SHAFT:PRESSURE:GUIDE PLATE:UPPER	U013_S001	135
D2024721	BRACKET:LINK:DUPLEX	U013_S001	136
D2024722	LINK:DUPLEX	U013_S001	137
D2024726	TORSION SPRING:LINK:CONTACT POINT	U013_S001	138
D2026255	DECAL:GRIP:B	U009_S001	41
D2371026	COVER:CONNECTOR:DRAWER:FINISHING SUB-UNIT	U017	14
D2371027	COVER:CONNECTOR:DRAWER:JOINT UNIT	U017	15
D2380072	HEATER:SCANNER:220/240V:ASSY	U018	1
D2386640	HEATER:PAPER TRAY:220/240V:ASSY	U018	2
D2388100	SERVICE PARTS:SD-CARD:QMT_P	SPECIAL TOOLS	8

Number	Part Name	Group	ID
	HASE1		
D2391107	DC SOLENOID:ASS'Y:(SOL4)	U014	53
D2391109	BRACKET:DC SOLENOID:ASS'Y	U014	54
D2391265	COVER:RIGHT:REAR	U001	49
D2394262	FUSING COVER:LOWER	U011_S001	56
D2395772	PANEL:CONTROL BOARD:D238/D239	U015	67
D2395888	COVER:FAX	U015	68
D2411242	COVER:MAIN SWITCH	U005_S004	114
D2411251	COVER:LEFT:UPPER	U001	50
D2411260	COVER:REAR:LOWER	U001	51
D2411261	COVER:REAR	U001	52
D2411263	CAP:LOUVER:DEODORIZE FILTER	U001	53
D2411266	COVER:RIGHT:FRONT LOWER	U001	54
D2411273	INNER COVER:FRONT:LOWER	U001	55
D2411275	INNER COVER:FRONT:RIGHT LOWER	U001	56
D2411284	COVER:SCANNER:LEFT	U001	57
D2411285	COVER:SCANNER:UPPER:LEFT	U001	58
D2411297	BRACKET:COVER:LEFT UPPER REAR	U001	59
D2411298	INNER COVER:RIGHT	U001	60
D2411308	BAND:STOPPER:DOOR	U001	61
D2411309	MAGNET CATCH	U001	62
D2411378	GEAR:FUSING:NO.3	U014_S002	55
D2411396	HOLDER:TORQUE LIMITER MECHANICAL CLUTCH:PRESSURE RELEASE	U014_S002	56
D2411671	PROTECTION:CARRIAGE:SCANNER	U003	35
D2411680	GUIDE ROD	U003	36
D2411681	STAY:GUIDE ROD	U003	37
D2411684	COVER:HARNESS:SCANNER	U003	38
D2411685	SPRING PLATE:GUIDE ROD	U003	39
D2411686	CLAMP:STAY:GUIDE ROD	U003	40
D2411688	SHEET:GLASS:LARGE	U003	41
D2411689	HOLDER:EXPOSURE GLASS	U003	42
D2411697	SLIDE RAIL	U003	43

Exclusive Parts

Number	Part Name	Group	ID
D2411698	COVER:BASE:SCANNER	U003	44
D2411701	PULLEY:IDLER:LEADING EDGE	U003	45
D2411702	CAP:PULLEY:IDLER:LEADING EDGE	U003	46
D2411708	TIGHTENER:DIA8	U003	47
D2411710	PULLEY:IDLER:TRAILING EDGE	U003	48
D2411711	CAP:IDLER:TRAILING EDGE	U003	49
D2411712	TENSION SPRING:TIGHTENER:TENSION:4N	U003	50
D2411715	PULLEY:DRIVE	U003	51
D2411716	CAP:PULLEY:DRIVE:UPPER	U003	52
D2411717	CAP:PULLEY:DRIVE:LOWER	U003	53
D2411719	DC STEPPER MOTOR:(M26)	U003	54
D2411722	TENSION SPRING:TENSION:11N	U003	55
D2411727	SHEET:GAP:ASS'Y	U003	56
D2411732	SCALE:LEFT:MM:ASS'Y	U003	57
D2411733	COVER:SHEET THROUGH:DOCUMENT FEEDER	U003	58
D2411738	SCALE:REAR:PRINTING:MM	U003	59
D2411741	BRACKET:DOCUMENT FEEDER:LEFT	U003	60
D2411742	BRACKET:DOCUMENT FEEDER:RIGHT	U003	61
D2411744	DOCUMENT FEEDER:CABLE:BRACKET	U003	62
D2411766	SHEET:FLAT CABLE:SBU	U003	63
D2411767	PLAIN SHAFT BEARING:90ANG	U003_S001	64
D2411770	HOLDER:FERRITE CORE	U003	65
D2411788	CAP:COVER:POSITIONING	U017	16
D2412559	SHAFT:REGISTRATION ROLLER:DRIVEN	U005	115
D2412576	GUIDE PLATE:REGISTRATION:FRONT LEFT	U005	116
D2412583	REGISTRATION ROLLER:DRIVE	U009	42
D2412612	DC SOLENOID:PICKUP:ASS'Y:(SOL1)	U013_S001_S001	139
D2412641	COVER:PAPER STOPPER:MANUAL FEED	U013_S001_S001	140

Number	Part Name	Group	ID
D2412643	ARM:LINK:PAPER STOPPER	U013_S001_S001	141
D2412644	TORSION SPRING:LINK:PAPER STOPPER	U013_S001_S001	142
D2412652	GROUND PLATE:SHAFT:FEED	U013_S001_S001	143
D2412657	GROUND WIRE:MANUAL FEED UNIT:REAR	U013_S001_S001	144
D2412663	DECAL:SCALE:MANUAL FEED:FRONT	U013_S001_S002	145
D2412671	GUIDE PLATE:VERTICAL TRANSPORT:NO.1:DRIVEN:ASS'Y	U013_S001_S003	146
D2412672	GUIDE PLATE:VERTICAL TRANSPORT:NO.2:DRIVEN:ASS'Y	U013_S001_S004	147
D2412673	GUIDE PLATE:VERTICAL TRANSPORT:NO.1:DRIVEN	U013_S001_S003	148
D2412674	GUIDE PLATE:VERTICAL TRANSPORT:NO.2:DRIVEN	U013_S001_S004	149
D2412676	HOLDER:DRIVEN:BELT	U013_S001_S003 U013_S001_S004	150 150
D2412678	SHAFT:FLAT CONVEYER BELT:DRIVEN	U013_S001_S003 U013_S001_S004	151 151
D2412682	STAY:REAR:MANUAL FEED TABLE	U013_S001_S002	152
D2412685	DECAL:PAPER SET DIRECTION:MANUAL FEED	U013_S001_S002	153
D2412705	STAY:PAPER FEED UNIT:LOWER:ASS'Y	U005_S001_S001 U005_S002_S001	117 117
D2412719	GROUND PLATE:SENSOR:TRANSPORT	U005_S001 U005_S002	118 118
D2412730	STAY:SEPARATE:PEEN	U005_S001_S001 U005_S002_S001	119 119
D2412731	STOPPER:GUIDE PLATE:SWIVEL	U005	120
D2412736	BRACKET:SEPARATE:REAR	U005_S001_S001 U005_S002_S001	121 121
D2412741	GUIDE PLATE:VERTICAL TRANSPORT:PAPER FEED UNIT:NO.1	U005_S001	122
D2412742	GUIDE PLATE:VERTICAL TRANSPORT:PAPER FEED UNIT:NO.2	U005_S002	123
D2412754	COIL SPRING:PRESSURE:SEPARATE	U005_S001_S001 U005_S002_S001	124 124

Exclusive Parts

Number	Part Name	Group	ID
D2412759	TRANSPORT ROLLER:VERTICAL TRANSPORT:ASS'Y	U005_S001	125
		U005_S002	125
D2412760	STAY:PAPER FEED UNIT:UPPER:PEEN	U005_S001	126
		U005_S002	126
D2412792	TORQUE LIMITER MECHANICAL CLUTCH:40MM:DIA18	U005_S001	127
		U005_S002	127
D2412837	DECAL:SET:SIDE FENCE:AUXILIARY	U005_S005	128
D2412865	COVER:PAPER TRAY:NO.1	U005_S004	129
D2412869	DECAL:SIZE INDICATION:SIDE FENCE:NO.2	U005_S005	130
D2412873	SIDE FENCE:AUXILIARY	U005_S005_S001	131
		U005_S005_S002	131
D2412883	DECAL:SIZE INDICATION:SIDE FENCE:AUXILIARY:FRONT	U005_S005	132
D2412884	DECAL:SIZE INDICATION:SIDE FENCE:AUXILIARY:REAR	U005_S005	133
D2412885	DECAL:SIDE FENCE:AUXILIARY	U005_S005_S001	134
		U005_S005_S002	134
D2412991	PLAIN SHAFT BEARING:INNER:DRIVE:REGISTRATION ROLLER	U009	43
D2412993	STOPPER:REGISTRATION ROLLER	U009	44
D2412994	COMPRESSION SPRING:REGISTRATION:INNER:DRIVE	U009	45
D2413336	COVER:GEAR:TONER SUPPLY SUB-UNIT:C	U007	32
D2414023	HOLDER:DRIVEN ROLLER:FUSING EXIT:FRONT	U011_S001	57
D2414024	HOLDER:DRIVEN ROLLER:FUSING EXIT:REAR	U011_S001	58
D2414108	GUIDE:FUSING EXIT:LEFT	U011_S001	59
D2414113	BRACKET:THERMISTOR:PRESSURE ROLLER	U011_S001	60
D2414121	INNER COVER:PRESSURE ROLLER:REAR	U011_S001	61
D2414122	INNER COVER:PRESSURE ROLLER:FRONT	U011_S001	62

Number	Part Name	Group	ID
D2414123	DISCHARGE BRUSH:PRESSURE ROLLER	U011_S001	63
D2414137	LEVER:PRESSURE:FRONT:PEEN	U011_S001	64
D2414140	HOLDER:PRESSURE:FRONT:ASS'Y	U011_S001	65
D2414155	HOLDER:PRESSURE:REAR:ASS'Y	U011_S001	66
D2414160	LEVER:PRESSURE:REAR:PEEN	U011_S001	67
D2414212	GATE PAWL:FUSING EXIT	U011_S001	68
D2414215	GUIDE:FUSING EXIT:RIGHT:ASS'Y	U011_S001	69
D2414219	DECAL:C:GUIDE PLATE:FUSING EXIT	U011_S001	70
D2414221	STRIPPER PLATE:FUSING EXIT:ASS'Y	U011_S001	71
D2414252	FUSING ENTRANCE GUIDE PLATE	U011_S001	72
D2414332	HOUSING:THERMOSTAT	U011_S001	73
D2414334	COVER:HOUSING:THERMOSTAT	U011_S001	74
D2414337	TERMINAL:THERMOSTAT:DRAWER	U011_S001	75
D2414338	TERMINAL:THERMOSTAT:HEATER	U011_S001	76
D2414342	HOUSING:NON-CONTACT TYPE THERMISTOR	U011_S001	77
D2414365	HOLDER:THERMOPILE	U011	78
D2414366	BRACKET:THERMOPILE	U011	79
D2414367	STOPPER:THERMOPILE	U011	80
D2414441	GUIDE PLATE:EXIT:UPPER	U012_S001	38
D2414461	GUIDE PLATE:REVERSE:UPPER	U012_S001	39
D2414466	GUIDE PLATE:REVERSE:LOWER	U012_S001	40
D2414472	END FENCE:TRAY:EXIT:ASS'Y	U017	17
D2414476	EXIT ROLLER	U012_S001	41
D2414481	GATE PAWL:EXIT	U012_S001	42
D2414483	LEVER:GATE PAWL	U012_S001	43
D2414494	TRAY:AUXILIARY:EXIT	U012	44
D2414499	COMPRESSION SPRING:BASE:TRAY:EXIT	U012	45
D2414627	COVER:DUPLEX	U013_S001	154
D2414635	SHEET:CUSHION	U013_S001	155
D2414640	TRANSPORT ROLLER:EXIT:DIA8	U013_S001	156
D2414642	TRANSPORT ROLLER:DUPLEX:1	U013_S001	157

Exclusive Parts

Number	Part Name	Group	ID
D2414643	TRANSPORT ROLLER:ENTRANCE	U013_S001	158
D2414648	BRACKET:SWIVEL:PEEN	U013_S001	159
D2414652	GEAR:PULLEY:SWIVEL	U013_S001	160
D2414660	GUIDE PLATE:UPPER:RIGHT:DUPLEX	U013_S001	161
D2414673	GUIDE PLATE:DRIVEN	U013_S001	162
D2414676	LEVER:PRESSURE:DUPLEX	U013_S001	163
D2414677	COMPRESSION SPRING:EXIT:UPPER	U013_S001	164
D2414681	BRACKET:MOTOR:PEEN	U013_S001	165
D2414684	GEAR:OUTPUT	U013_S001	166
D2414692	INNER COVER:REAR:DUPLEX	U013_S001	167
D2414693	INNER COVER:FRONT:DUPLEX	U013_S001	168
D2414694	CAP:BELT:DUPLEX	U013_S001	169
D2414697	GROUND WIRE:EXIT SENSOR:DUPLEX	U013_S001	170
D2414707	GEAR:FEED:MANUAL FEED:DRIVE	U013_S001	171
D2414708	GEAR:SEPARATOR:MANUAL FEED:DRIVE	U013_S001	172
D2414709	GEAR:TRANSPORT ROLLER:MANUAL FEED	U013_S001	173
D2414710	GEAR:IDLER	U013_S001	174
D2414722	BRACKET:FRONT	U013_S001_S001	175
D2414750	BRACKET:MOTOR:DUPLEX	U013	176
D2414755	GEAR:OUTPUT:DUPLEX:ENTRANCE	U013	177
D2414757	SPACER:DC MOTOR:DUPLEX	U013	178
D2414761	DRIVEN ROLLER:DIA16	U013_S001	179
D2414762	DRIVEN ROLLER:DIA18	U013_S001	180
D2414763	GUIDE:HARNESS:ENTRANCE SENSOR:DUPLEX	U013_S001	181
D2414765	PULLEY:T26	U013_S001	182
D2414766	PULLEY:T26/T26	U013_S001	183
D2414923	STAY:CONTACT POINT:DUPLEX	U013_S001	184
D2414929	DC SOLENOID:FUSING EXIT:ASS'Y:(SOL3)	U012	46
D2414936	INNER COVER:EXIT	U012	47
D2414937	TENSION SPRING:GATE:REVERSE	U012_S001	48

Number	Part Name	Group	ID
	E		
D2414938	TENSION SPRING:LINK:DC SOLENOID:FUSING EXIT	U012	49
D2414941	GATE PAWL:REVERSE:FRONT MIDDLE	U012_S001	50
D2414942	GATE PAWL:REVERSE:REAR MIDDLE	U012_S001	51
D2414943	GATE PAWL:REVERSE:REAR	U012_S001	52
D2414946	SHAFT:GATE PAWL:REVERSE	U012_S001	53
D2414947	GATE PAWL:REVERSE:FRONT	U012_S001	54
D2414948	GUIDE:HARNESS:REVERSE	U012_S001	55
D2414950	ROLLER:EXIT:PRESSURE:2TYPE:ASS'Y	U012_S001_S001	56
D2414955	HOLDER:ROLLER:EXIT:PRESSURE:2TYPE	U012_S001	57
D2414971	LINK:PLATE:EXIT	U012	58
D2414972	GUIDE:PLATE:EXIT	U012	59
D2414981	COIL SPRING:ROLLER:PRESSURE:EXIT	U012_S001	60
D2414992	DISCHARGE BRUSH:EXIT	U012_S001	61
D2414994	GUIDE PLATE:EXIT:LOWER	U012_S001	62
D2414995	GUIDE PLATE:UPPER	U013_S001	185
D2414996	DC SOLENOID:ASS'Y:(SOL2)	U012_S001	63
D2414998	CUSHION:DC SOLENOID:4MM	U012_S001	64
D2415707	BRACKET:HUMAN DETECTION SENSOR	U015	69
D2415764	COVER:POWER PACK:CB	U015	70
D2415765	CASE:POWER PACK:CB	U015	71
D2415800	RACK:RIGHT:AUXILIARY	U015	72
D2415801	COVER:RACK:REAR	U015	73
D2415803	GUIDE:HARNESS:C/T BOX	U015	74
D2415817	GUIDE:FFC:2	U015	75
D2415831	CAP:GUIDE:WIRE	U015	76
D2415832	CAP:GUIDE:COIL SPRING	U015	77
D2415841	BASE:GUIDE:WIRE	U015	78
D2415842	COVER:GUIDE:WIRE	U015	79
D2415850	WIRE:CHARGE:K	U015	80
D2415851	WIRE:DEVELOPMENT:K	U015	81

Exclusive Parts

Number	Part Name	Group	ID
D2415852	WIRE:CHARGE:C	U015	82
D2415853	WIRE:DEVELOPMENT:C	U015	83
D2415854	WIRE:CHARGE:M	U015	84
D2415855	WIRE:DEVELOPMENT:M	U015	85
D2415856	WIRE:CHARGE:Y	U015	86
D2415857	WIRE:DEVELOPMENT:Y	U015	87
D2415875	WIRE:CHARGE:CB	U015	88
D2415876	WIRE:DEVELOPMENT:CB:K	U015	89
D2415877	WIRE:DEVELOPMENT:CB:C	U015	90
D2415878	WIRE:DEVELOPMENT:CB:M	U015	91
D2415879	WIRE:DEVELOPMENT:CB:Y	U015	92
D2416097	FLAT BELT-TRANSFER:INTERMEDIATE TRANSFER:TT	U008_S001_S001	46
D2416240	LEVER:PRESSURE:TRANSFER ROLLER:FRONT:DIA19.5	U009_S001	46
D2416241	LEVER:PRESSURE:TRANSFER ROLLER:REAR:DIA19.5	U009_S001	47
D2416244	GROUND PLATE:SEPARATION	U009_S001	48
D2416250	GROUND WIRE:BRACKET:ENTRANCE SENSOR	U009_S001	49
D2416256	GROUND PLATE:GUIDE:TRANSPORT	U009_S001	50
D2416258	COVER:TRANSFER/SEPARATION UNIT	U009_S001	51
D2416275	SHEET:ENTRANCE:TRANSFER	U009_S001	52
D2416290	LED:RED	U009_S001	53
D2416346	PLAIN SHAFT BEARING:ROLLER:BACK UP:FRONT:PRESS FIT	U008_S001_S001	47
D2416347	PLAIN SHAFT BEARING:ROLLER:BACK UP:REAR:PRESS FIT	U008_S001_S001	48
D2417913	DUCT:OPTICAL WRITING UNIT	U001	63
D2417941	DUCT:EXHAUST:UPPER:A	U016	43
D2417942	DUCT:EXHAUST:UPPER:B	U016	44
D2417943	DUCT:EXHAUST:UPPER:C	U016	45
D2417944	DUCT:EXHAUST:UPPER:D	U016	46
D2417945	DEODORIZE FILTER	U016	47
D2417983	DUCT:DEVELOPMENT:REAR:A	U016	48
D2417984	DUCT:DEVELOPMENT:REAR:B	U016	49


Number	Part Name	Group	ID
D2421267	COVER:RIGHT:UPPER	U001	64
D2426432	FEELER:COLLECTION BOTTLE	U010_S001	35
D2441117	DRIVE UNIT:ENGINE:ASS'Y	U014	57
D2442856	GRIP:PAPER TRAY	U005_S004	135
		U005_S005	135
D2445730	PCB:DCSW:(SW4)	U015	93
D2581317	HOLDER:GLASS:CLEANER:ASS'Y	U017	18
D2894655	GRIP:DUPLEX UNIT	U013_S001	186
D2951554	MIKE:PVM-6018-C402G-7ZZ4	U002_S001_S001	44
D3BR2202	HEATER:PHOTOCONDUCTOR:ASS'Y	U018	3
D3G36650	ELECTRICAL COMPONENTS SECTION:SCANNER:200V:ASS'Y	U018	4
D3G36662	ELECTRICAL COMPONENTS SECTION:PAPER TRAY:200V:ASS'Y	U018	5
D6932867	SUPPORTING PLATE:COVER:FRONT:PAPER TRAY	U005_S005	136
GA003929	DECAL:OPERATE:4X27	U011_S001_S001	81
GA003930	DECAL:LEVER:FRONT:FUSING	U011_S001_S001	82
GA003931	DECAL:LEVER:REAR:FUSING	U011_S001_S001	83
GA003932	DECAL:LEVER:RELEASE	U011_S001	84
GA003933	DECAL:OPERATE:4X10.5	U008	49
		U011_S001	85
		U011_S001_S001	85
		U016	50
GA003934	DECAL:OPERATE:4X41	U008_S001	50
GA003957	DECAL:POSITIONING DISPLAY:FUSING	U011_S001_S001	86
GA003960	DECAL:POSITIONING DISPLAY:6.5X9	U008	51
GA003969	DECAL:POSITIONING DISPLAY:FUSING UNIT:MAIN	U016	51
GA003993	DECAL:LEVER:FIX	U006_S001_S002	19
		U006_S002_S001	19
		U006_S003_S002	19
		U006_S004_S002	19
		U008_S001	52
GA003994	DECAL:LEVER:RELEASE	U001	65

Exclusive Parts

Number	Part Name	Group	ID
		U008_S001	53
GA003995	DECAL:DESIGN SKETCH:BLACK	U006_S001	20
GA003996	DECAL:DESIGN SKETCH:CYAN	U006_S002	21
GA003997	DECAL:DESIGN SKETCH:MAGENT A	U006_S003	22
GA003998	DECAL:DESIGN SKETCH:YELLOW	U006_S004	23
GA143003	SCREW:MM5:2.5MM	U005	137
		U009_S001	54
GW010007	PHOTO REFLECTION SENSOR:EXIT:(S3/S9/S10/S14/S16/S24)	U005	138
		U005_S001	138
		U005_S002	138
		U012_S001	65
		U013_S001	187
GW010009	DENSITY SENSOR:(S48)	U008	54
GW020024	PHOTOINTERRUPTOR:LG2A24BL1:GF:(S5/S34/S42)	U003	66
		U010	36
		U013_S001	188
GW230008	TONER END SENSOR:(S28/S29/S30/S31)	U007_S001	33
		U007_S002	33
		U007_S003	33
		U007_S004	33
M0662743	FRICTION PAD:MANUAL FEED TABLE:18X7.5	U013_S001_S002	189
M0AJ1092	CAM:LOCK:PCU	U016	52
M0AJ1093	COMPRESSION SPRING:LOCK:PCU	U016	53
M0AJ1098	LEVER:LOCK:PCU:M-PAC	U016	54
M0AJ1250	COVER:LEFT	U001	66
M0AJ1384	BRACKET:INPUT:FUSING DRIVE UNIT	U014	58
M0AJ4261	FUSING COVER:UPPER:ASS'Y	U011_S001_S001	87
M0AJ4271	COVER:LEVER:FUSING:REAR	U011_S001	88
M0AJ4272	HOOK:FUSING:REAR	U011_S001	89
M0AJ4273	LEVER:FUSING	U011_S001	90
M0AJ4278	COVER:LEVER:FUSING:FRONT	U011_S001	91
M0AJ4279	HOOK:FUSING:FRONT	U011_S001	92
M0AJ4497	TRAY:EXIT	U012	66
M0AJ4981	DECAL:EXIT:GUIDE P:LOWER:MID	U012_S001	67

Number	Part Name	Group	ID
	DLE		
M0AJ4982	DECAL:EXIT:GUIDE P:LOWER:INNER BACK	U012_S001	68
M0AJ6887	DECAL:INKJET:TRAY:NO.1	U017	19
M0AJ6888	DECAL:INKJET:PAPER FEED	U017	20
M0AJ6891	DECAL:INKJET:MANUAL FEED	U017	21
M0AJ7936	CAP:LOUVER:FILTER:LEFT	U016_S001	55
M0AJ7991	DUCT:DEVELOPMENT:EXHAUST:A	U016	56
M0AJ7992	DUCT:DEVELOPMENT:EXHAUST:B	U016	57
M0AJ7993	DUCT:DEVELOPMENT:EXHAUST:C	U016	58
M0AJ7994	SEAL:CAP:FILTER	U016	59
M0AJ7995	SEAL:DUCT:DEVELOPMENT:EXHAUST	U016	60
M0BW6228	TORSION SPRING:SEPARATION/TRANSPORT:28N	U009_S001	55
M0BW6246	LINK:TRANSFER/SEPARATION UNIT:MO	U009_S001	56
M4445201	HDD:320GB:AQUARIUS:(PCB12)	U015	94
VSSG9002	FLUOTRIBO MG GREASE : 100G	SPECIAL TOOLS	9

Standard Parts




03130060N
SCREW - M3X6




03140120N
SCREW - M4X12



03520030N
SCREW:M2X3




03530030N
SCREW:M3X3



03530040N
SCREW - M3X4




03530040P
SCREW - M3X4



03530050N
SCREW-M3X5



03530060N
BIND SCREW - M3X6



03603005N
SCREW - M3X5



03603006N
SCREW - M3X6



03603016N
SCREW - M3X16



04503025N
TAPPING SCREW:3X25




04503035N
TAPPING SCREW:3X35



04513006N
TAPPING SCREW - 3X6



04513008N
TAPPING SCREW - M3X8



04513008P
TAPPING SCREW - 3X8



04513025N
TAPPING SCREW:M3X25



04533008N
BINDING SELF TAPPING SCREW:3X8



04543006N
TAPPING SCREW:ROUND POINT:3X6



04543006Q
TAPPING SCREW - M3X6




04543008N
TAPPING SCREW:ROUND POINT:3X8



04543008Q
TAPPING SCREW:3X8



04543010Q
TAPPING SCREW:3X10



04543020Q
TAPPING SCREW::3X20



04583008N
HEXAGON HEAD TAPPING SCREW:3X8



04583010N
HEXAGON HEAD TAPPING SCREW:3X10




04593008N
BINDING HEAD TAPPING SCREW:3X8




04593010N
BINDING HEAD TAPPING SCREW:3X10

Standard Parts



06320100G
PIN - 2X10MM



06320140G
PARALLEL PIN



06330100G
PARALLEL PIN - 3X10



07200020G
RETAINING RING - M2



07200025E
RETAINING RING - M2.5



07200030E
RETAINING RING - M3



07200040E
RETAINING RING - M4



07200060E
RETAINING RING - M6



07250170E
RETAINING RING C - M17



07403808
BALL BEARING - 8X16X5MM



08025299
TAPPING SCREW - M3X8



08025328
HEXAGON HEAD TAPPING S
CREW:3X40



08046123
HEXAGONAL BOLT:W/WASH
ER:M3X8



08046128
HEXAGONAL BOLT:DOUBLE
SCREW:M3X10



08050089
RETAINING RING - M4



08050100
RETAINING RING - M2.5



08050103
RETAINING RINGS-E:SILENC
ER:DIA3




08050104
RETAINING RINGS-E:SILENC
ER:DIA4



08050106
RETAINING RINGS-E:SILENC
ER:DIA6




09543005N
SCREW:POLISHED ROUND/
SPRING:M3X5



09573006N
SCREW:SMALL ROUND/SPRI
NG:M3X6



09573010N
SCREW:SMALL ROUND/SPRI
NG:M3X10




09574008N
SCREW:SMALL ROUND/SPRI
NG:M4X8



11050488
HARNESS CLAMP



11050655
CLAMP:LWSR-1816S



11050692
CLAMP:LES-0503



11050713
CLAMP:LWSM-0306H GRAY



11050723
CLAMPS:WES-0507

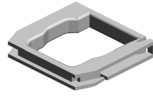
Standard Parts




11050724
CLAMPS:WES-1210



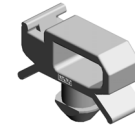
11050725
CLAMPS:WES-1117



11050726
CLAMPS:WES-2217



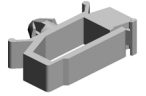
11050752
SADDLE:EDS-3005LS-V0



11050758
CLAMP:LWSM-0306A




11050759
CLAMP:LWSM-0605A



11050760
CLAMP:LWSM-0511A



11050762
CLAMP:LWS-0711A



11050764
CLAMP:LWS-1316A



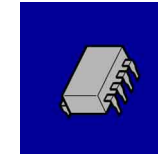
11050765
CLAMP:LWS-2218A




11500442
POWER SUPPLY CODE:250V
:10A



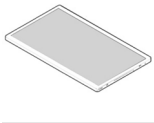
12042612
MICRO SWITCH:D3V-16506-3
C25:(SW2)



14078389
EEPROM:BR24T128-W



16072525
FERRITE CORE:K3 FF 35.00X
14.60X7.70X1.40



18310003
LCD:TFT:WSVGA-10.1:LED:M
V

PM Part List

Number	Part Name	Num	Group	ID
D0BK2200	PCDU:K:IMC2000-2500	1	U006_S001	8
D0BQ6400	COLLECTION BOTTLE:ASS'Y	1	U010_S001	13

