



IM C400SRF
(D0CB-NA)
Parts Catalog

Model	Product Code	PC Style
IM C300	D0CA	3D
IM C300F	D0C9	3D
IM C400F	D0C8	3D
IM C400SRF	D0CB	3D
Paper Feed Unit PB1170	D3GQ	3D
1 Bin Tray BN1040	D574	3D
Fax Option Type M41	D0CK	Traditional
Fax Connection Unit Type M41	D0CK	Traditional
IEEE 1284 Interface Board Type M19	D3C0	Traditional
IEEE 802.11a/g/n Interface Unit Type M19	D3BR	Traditional
File Format Converter Type M19	D3BR	Traditional
Device Server Option Type M37	D3GF	Traditional
OCR Unit Type M13	D3AC	Traditional
VM CARD Type M37	D3GF	Traditional
Enhanced Security HDD Option Type M10	D792	Traditional
DataOverwriteSecurity Unit Type M19	D3BS	Traditional
Page Keeper Type M28	D3DQ	Traditional
Caster Table Type M41	D3GW	Traditional
Camera Direct Print Card Type M37	D3GF	Traditional
PostScript3 Unit Type M41	D0CJ	Traditional
XPS Direct Print Option Type M41	D0CJ	Traditional
NFC Card Reader Type M13	D3AC	Traditional
Optional Counter Interface Unit Type M12	B870	Traditional

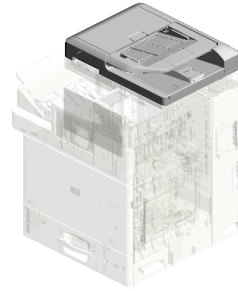
Unit All




U001
EXTERIOR




U002
OPERATION



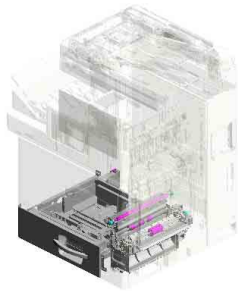
U003
ADF



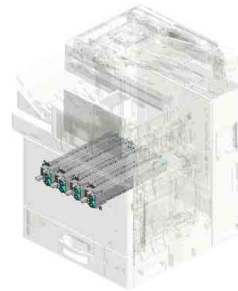
U004
SCANNER



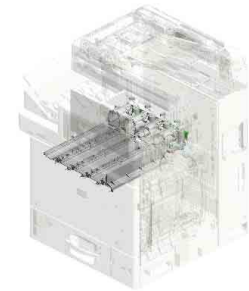
U005
LASER UNIT



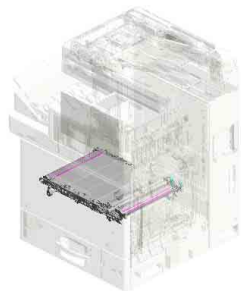
U006
PAPER FEED




U007
PCDU



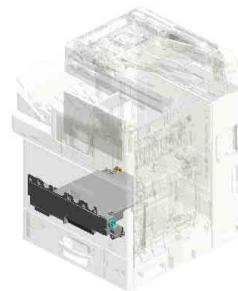
U008
DEVELOPMENT



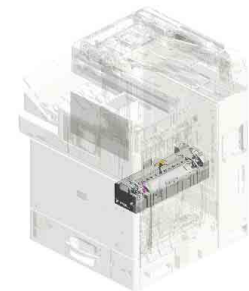
U009
ITB UNIT



U010
TRANSFER/SEPARATION

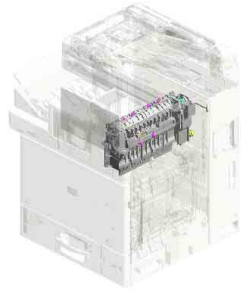


U011
USED TONER




U012
FUSING


Unit All



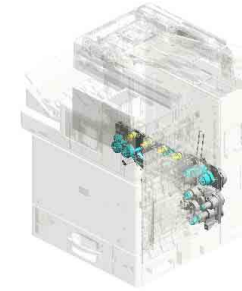
U013
PAPER EXIT




U014
Internal Finisher




U015
DUPLEX



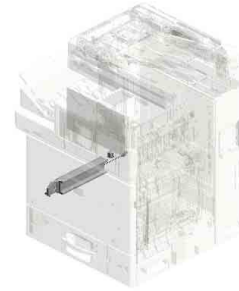
U016
MAIN DRIVE



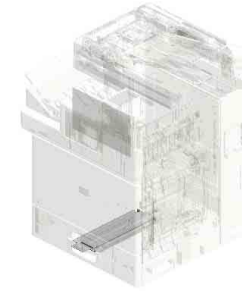
U017
ELECTRICAL




U018
MAIN FRAME



U019
Anti-condensation Heater (Mainframe)



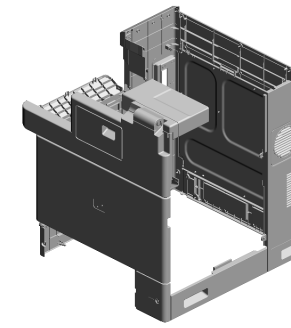
U020
Anti-condensation Heater (Mainframe Paper Tray
)



U021
ACCESSORIES

U001 EXTERIOR

- 4.04583008N (x8) HEXAGON HEAD TAPPING SCREW:3 X8
- 13.D0CB1301 COVER:FRONT:B
- 6.AG070513 MAGNET CATCH
- 5.04583010N (x22) HEXAGON HEAD TAPPING SCREW:3 X10
- 11.D0CB1143 SOUND PROOFING MATERIAL:COVER:LEFT:MIDDLE



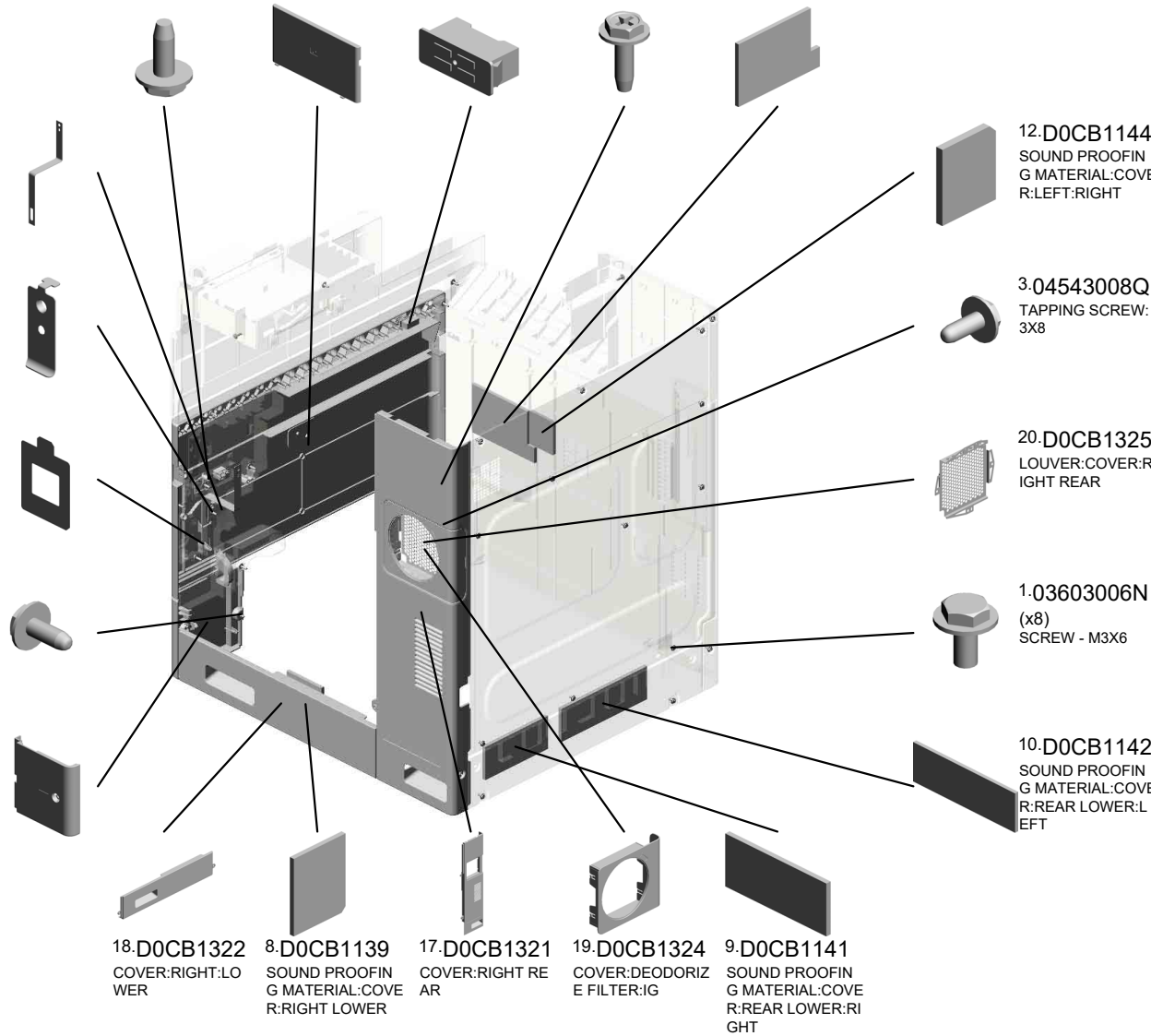
- 15.D0CB1308 BAND:COVER:FRONT

- 7.D0391254 SPRING PLATE:BAND

- 14.D0CB1302 SHEET:PLATE:BAND

- 2.04543008N (x4) TAPPING SCREW:ROUND POINT:3X8

- 16.D0CB1309 COVER:FRONT LOUVER:B



- 5.04583010N (x 2) HEXAGON HEAD TAPPING SCREW:3X10

- 12.D0CB1144 SOUND PROOFING MATERIAL:COVER:LEFT:RIGHT

- 3.04543008Q TAPPING SCREW:3X8

- 20.D0CB1325 LOUVER:COVER:RIGHT REAR

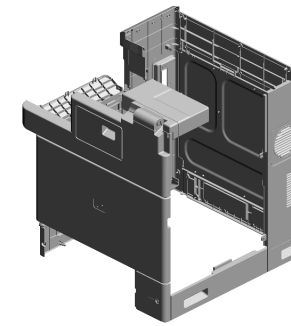
- 1.03603006N (x8) SCREW - M3X6

- 10.D0CB1142 SOUND PROOFING MATERIAL:COVER:REAR LOWER:LEFT

- 18.D0CB1322 COVER:RIGHT:LOUVER
- 8.D0CB1139 SOUND PROOFING MATERIAL:COVER:RIGHT LOWER
- 17.D0CB1321 COVER:RIGHT REAR
- 19.D0CB1324 COVER:DEODORIZING FILTER:IG
- 9.D0CB1141 SOUND PROOFING MATERIAL:COVER:REAR LOWER:RIGHT

U001 EXTERIOR

- 23.D0CB1352 COVER:UPPER RIGHT:FRONT
- 25.D0CB1361 INNER COVER:UPPER:B
- 24.D0CB1353 COVER:UPPER RIGHT:REAR
- 27.D0CB1371 DOOR:COVERISHING SUB-UNIT
- 26.D0CB1370 COVER:FRONT



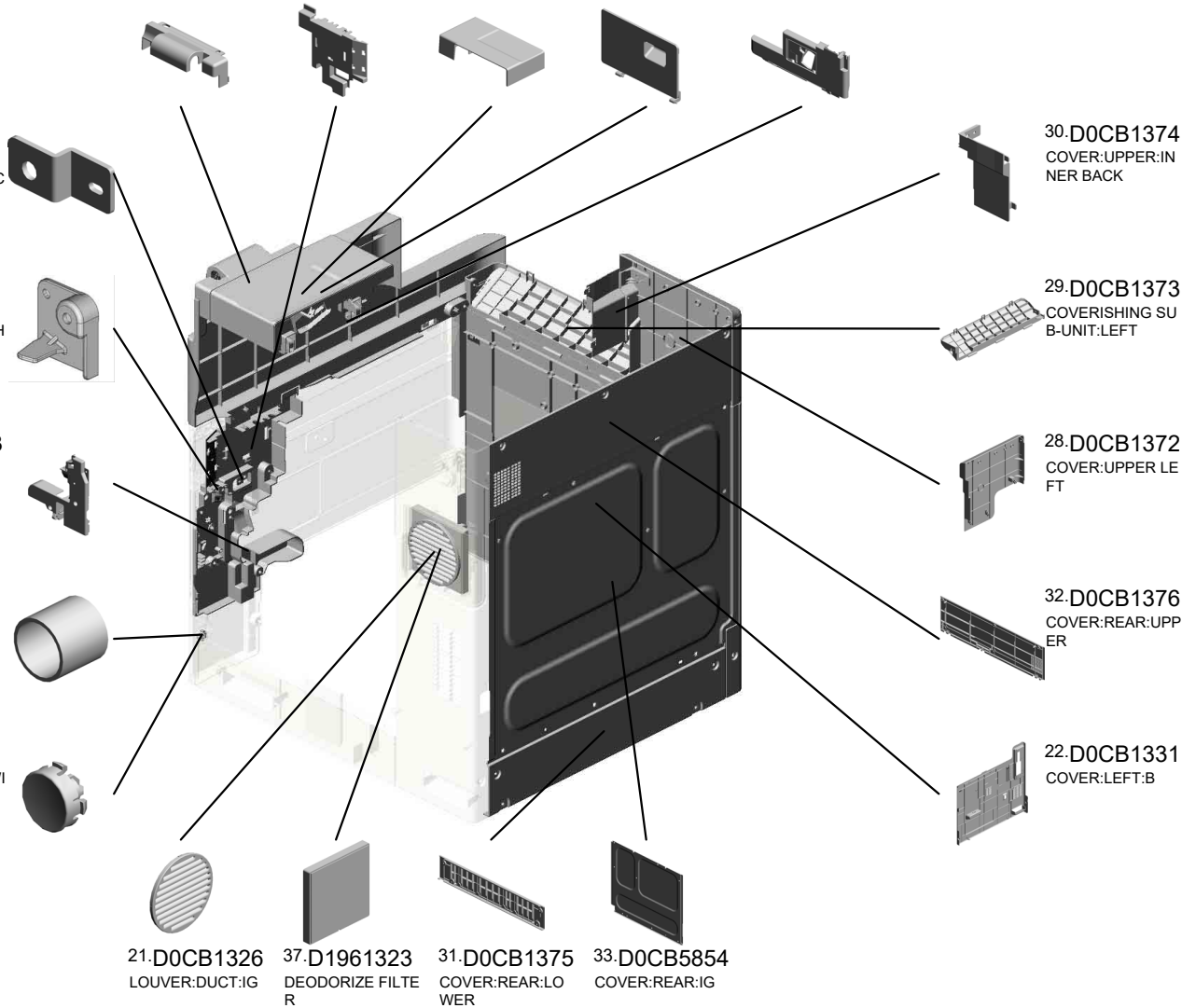
- 35.D1171307 (x2) MAGNET CATCH:COVER:FRONT

- 36.D1175927 ACTUATOR:FRONT:SAFETY SWITCH

- 34.D0CB5903 INNER COVER:LOWER:B

- 39.M1875823 COIL SPRING:MAIN SWITCH

- 38.M1875820 BUTTON:MAIN SWITCH



- 21.D0CB1326 LOUVER:DUCT:IG
- 37.D1961323 DEODORIZE FILTER
- 31.D0CB1375 COVER:REAR:LOWER
- 33.D0CB5854 COVER:REAR:IG

- 30.D0CB1374 COVER:UPPER:INNER BACK

- 29.D0CB1373 COVERISHING SUB-UNIT:LEFT

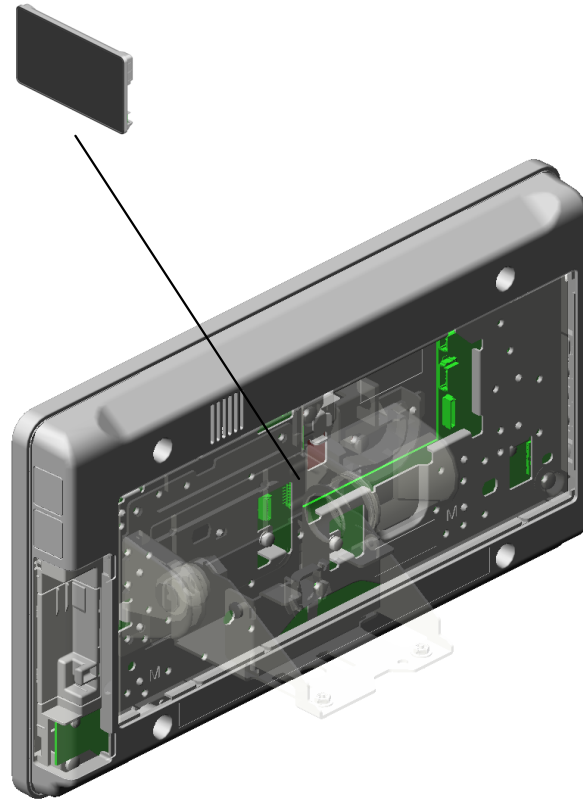
- 28.D0CB1372 COVER:UPPER LEFT

- 32.D0CB1376 COVER:REAR:UPPER

- 22.D0CB1331 COVER:LEFT:B

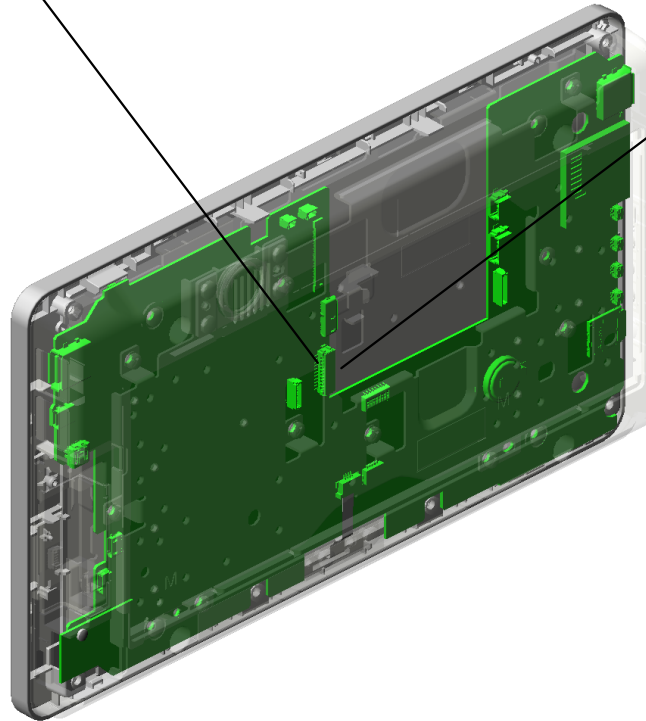

U002.OPERATION

U002 S001
D0CB1506
OPERATION SUB-UNIT:COM
MON:ASSY



U002_S001.OPERATION SUB-UNIT:COMMON:ASS'Y

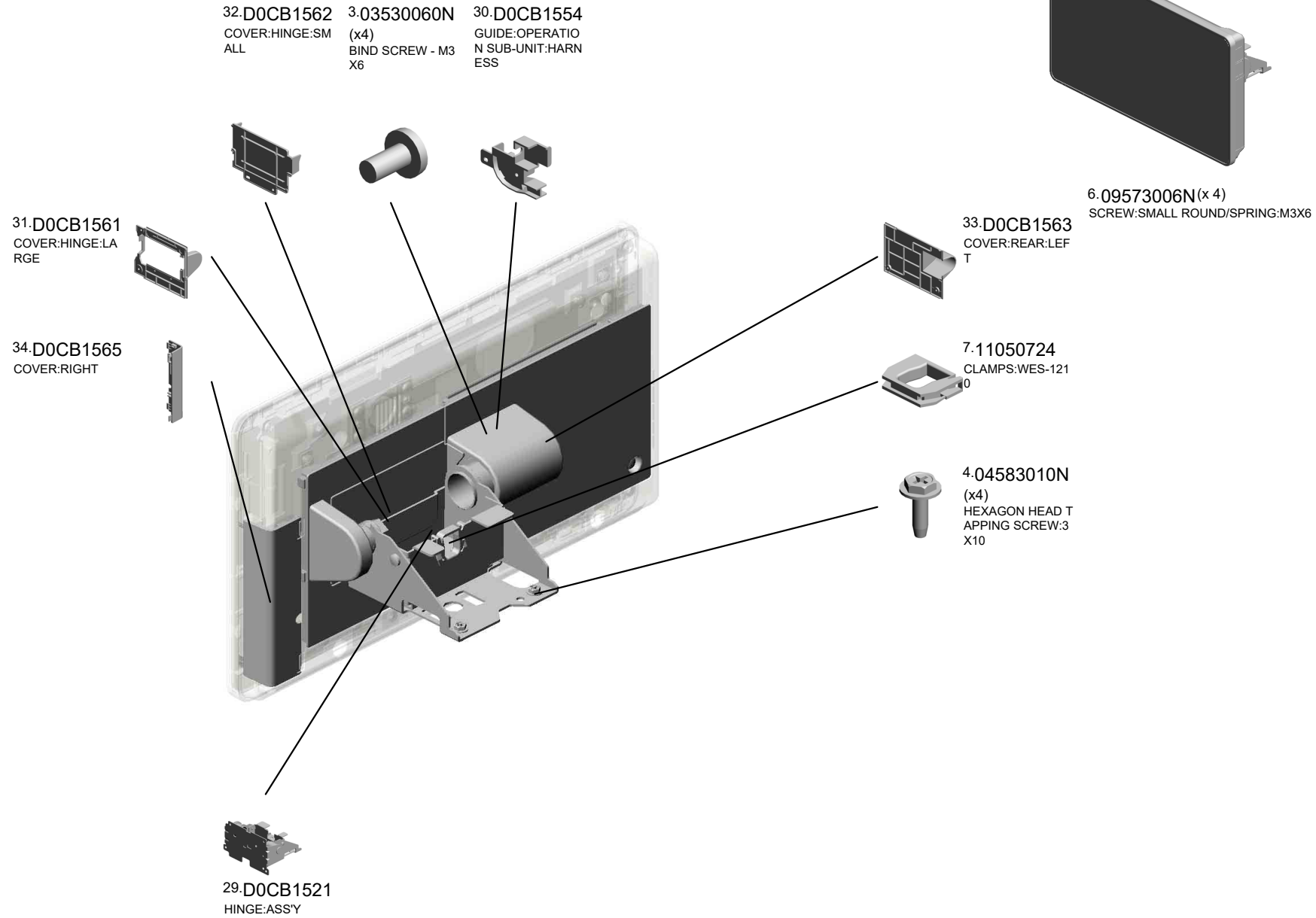
U002_S001_S001
D0BQ1516
TOUCH PANEL:ASS'Y



U002_S001_S002
D0CB5620
PCB:ASS'Y


U001	U002	U003	U004	U005	U006	U007	U008	U009	U010	U011	U012	U013	U014	U015	U016	U017	U018	U019	U020	U021
------	-------------	------	------	------	------	------	------	------	------	------	------	------	------	------	------	------	------	------	------	------

U002 OPERATION




U002_S001
OPERATION SUB-UNIT:COMMON:ASS'Y

- 21.D0BQ1552 CUSHION:OPERATION SUB-UNIT:SPEAKER
- 22.D0BQ1555 (x2) CUSHION:LCD:L
- 12.D0BQ1531 FRAME:LCD:PEEN
- 8.18310003 LCD:TFT:WSVGA-1 0.1:LED:MV
- 5.04593008N (x2) BINDING HEAD TAPPING SCREW:3X8



28.D0CB1506
OPERATION SUB-UNIT:COMMON:ASS'Y

10.D0BQ1432
SPEAKER



20.D0BQ1551
HOLDER:OPERATION SUB-UNIT:SPEAKER



19.D0BQ1549
(x2)
COVER:CAP



23.D0BQ1556
(x2)
CUSHION:LCD:S



16.D0BQ1546
INNER COVER:OPERATION SUB-UNIT:RIGHT



3.03530060N
(x4)
BIND SCREW - M3 X6




6.09573006N
(x9)
SCREW:SMALL ROUND/SPRING:M3X6



15.D0BQ1545
COVER:REAR



26.D0BQ1585
SHEET:LIGHT SHIELD COAT



13.D0BQ1533
(x2)
BRACKET:LCD



27.D0BQ1586
SHEET:SIDE



2.03530040P
(x13)
SCREW - M3X4



17.D0BQ1547
KEYTOP:RESET SWITCH



18.D0BQ1548
COVER:CAP: PUSH SWITCH




1.03520030N
(x4)
SCREW:M2X3



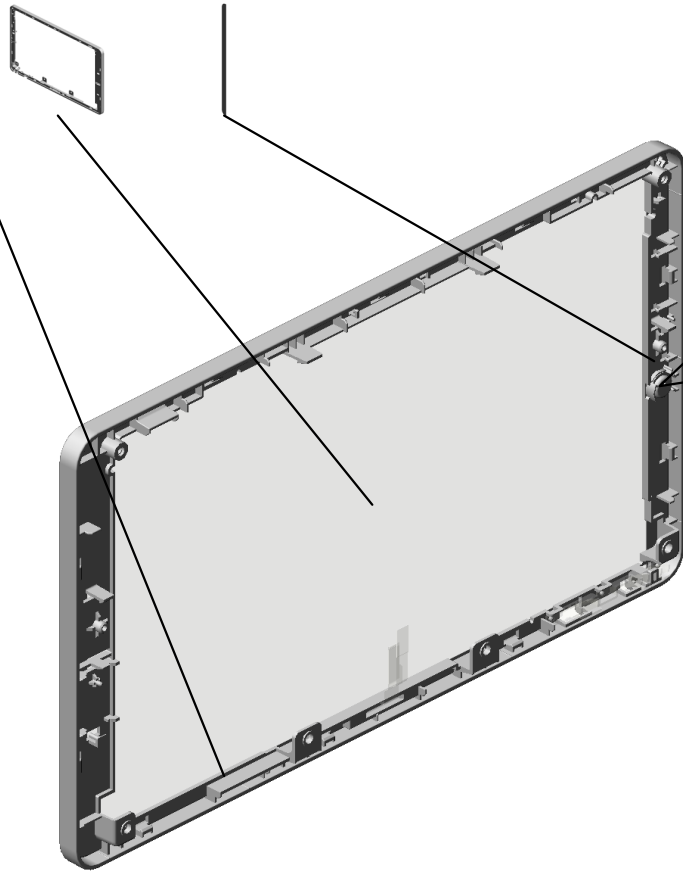
U002_S001_S001
TOUCH PANEL:ASS'Y

14.D0BQ1541 COVER:FRONT
24.D0BQ1581 (x2)
DUAL FACES TAPE
:TOUCH PANEL:LE
NGTHWISE



11.D0BQ1516
TOUCH PANEL:AS
SY

25.D0BQ1582 (x3)
DUAL FACES TAPE
:TOUCH PANEL:SI
DE



37.E0A01549
CUSHION:MIKE


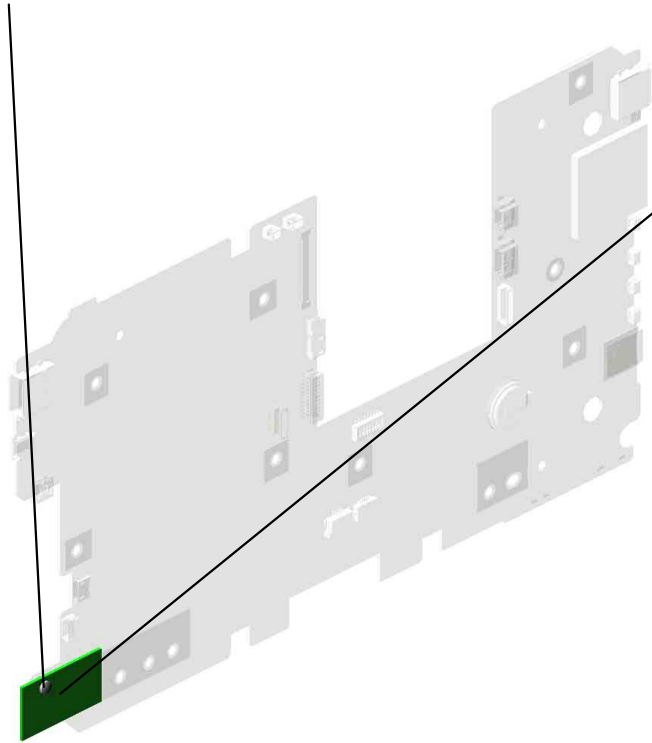


36.D2951554
MIKE:PVM-6018-C4
02G-7ZZ4

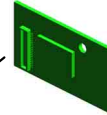


U002_S001_S002
PCB:ASS'Y

1-03520030N
SCREW:M2X3



35.D0CB5620
PCB:ASS'Y

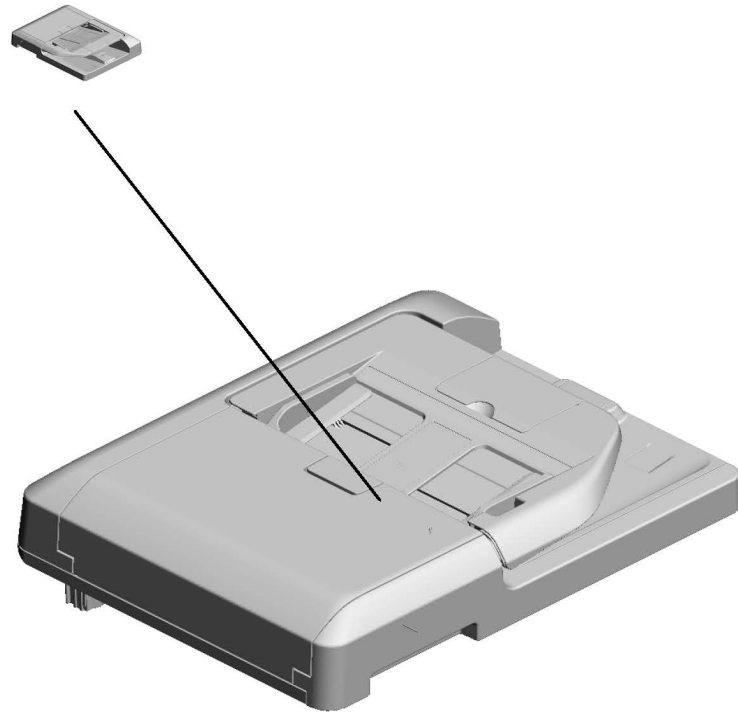


9.D0BQ1422
PCB:W-LAN:TYPE1
NX

U001	U002	U003	U004	U005	U006	U007	U008	U009	U010	U011	U012	U013	U014	U015	U016	U017	U018	U019	U020	U021
------	-------------	------	------	------	------	------	------	------	------	------	------	------	------	------	------	------	------	------	------	------

U003.ADF

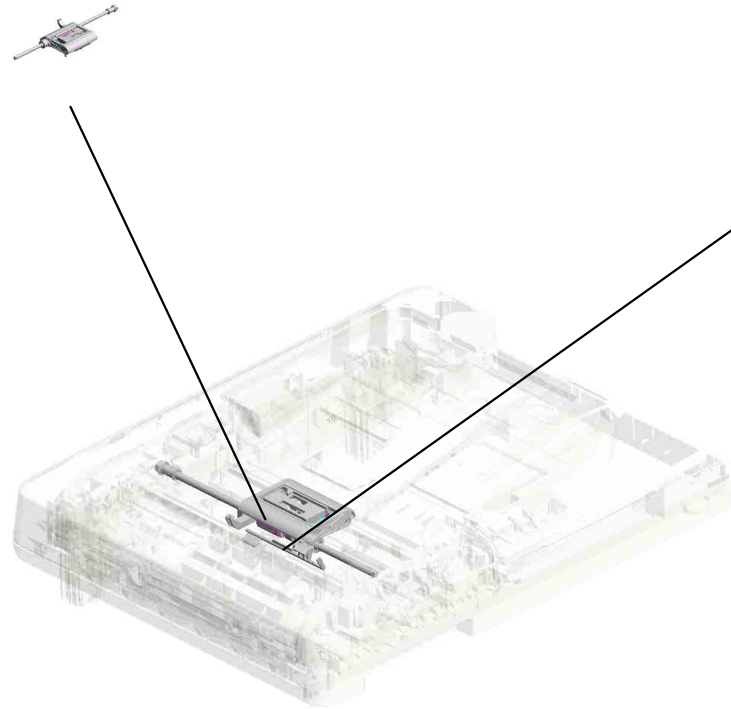
U003_S001
D0CB1801
ADF:ASS'Y



U001	U002	U003	U004	U005	U006	U007	U008	U009	U010	U011	U012	U013	U014	U015	U016	U017	U018	U019	U020	U021
------	------	------	------	------	------	------	------	------	------	------	------	------	------	------	------	------	------	------	------	------

U003_S001.ADF:ASS'Y

U003 S001 S001
D0CB1821
PAPER FEED UNIT:ASS'Y

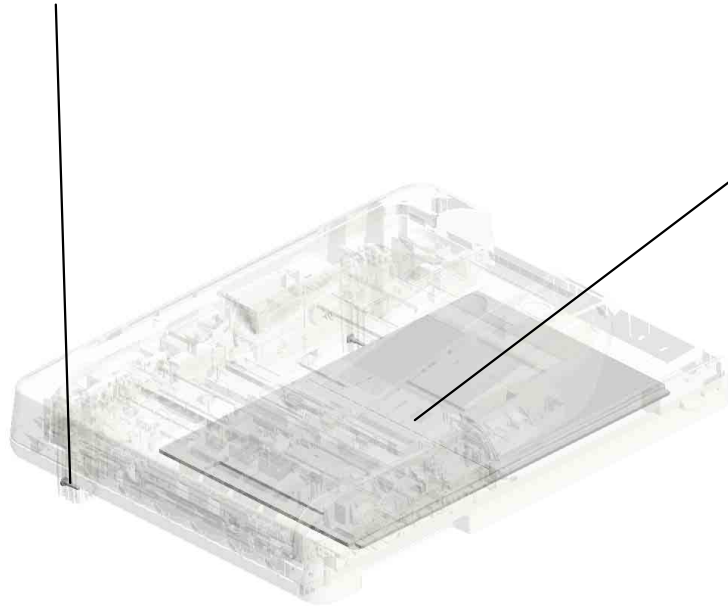


U003 S001 S002
D3DJ4530
FEELER:FEED:REAR:ASS'Y


U001	U002	U003	U004	U005	U006	U007	U008	U009	U010	U011	U012	U013	U014	U015	U016	U017	U018	U019	U020	U021
------	------	------	------	------	------	------	------	------	------	------	------	------	------	------	------	------	------	------	------	------

U003
ADF

180.D6060028
(x2)
SCREW:HINGE



70.D0CB1845
PRESSURE PLATE
:ASS'Y



U001	U002	U003	U004	U005	U006	U007	U008	U009	U010	U011	U012	U013	U014	U015	U016	U017	U018	U019	U020	U021
------	------	------	------	------	------	------	------	------	------	------	------	------	------	------	------	------	------	------	------	------

U003_S001
ADF:ASS'Y

8.04583010N (x27) HEXAGON HEAD TAPPING SCREW:3 X10
 17.08050104 (x3) RETAINING RINGS -E:SILENCER:DIA4
 20.11050759 (x2) CLAMP:LWSM-060 5A
 2.03603006N (x17) SCREW - M3X6
 3.03603010N (x3) SCREW:M3X10



68.D0CB1801
ADF:ASS'Y

15.08046123 (x3) HEXAGONAL BOLT :W/WASHER:M3X8



10.06320140G PARALLEL PIN



14.07200060E (x5) RETAINING RING - M6



4.04504012N (x5) TAPPING SCREW: 4X12



19.11050692 CLAMP:LES-0503



18.11050511 HARNESS CLAMP - LWS-0306ZC



16.08050103 RETAINING RINGS -E:SILENCER:DIA3



1.03530060N (x6) BIND SCREW - M3 X6



12.07200030E (x4) RETAINING RING - M3



9.06320080G (x2) PARALLEL KEY - 2 X8MM



11.07073050N (x3) BUSHING:DIA3X5



18.11050511 HARNESS CLAMP - LWS-0306ZC



6.04543006Q (x7) TAPPING SCREW - M3X6



2.03603006N (x 2) SCREW - M3X6
 13.07200040E (x 3) RETAINING RING - M4

5.04513006N (x2) TAPPING SCREW - 3X6



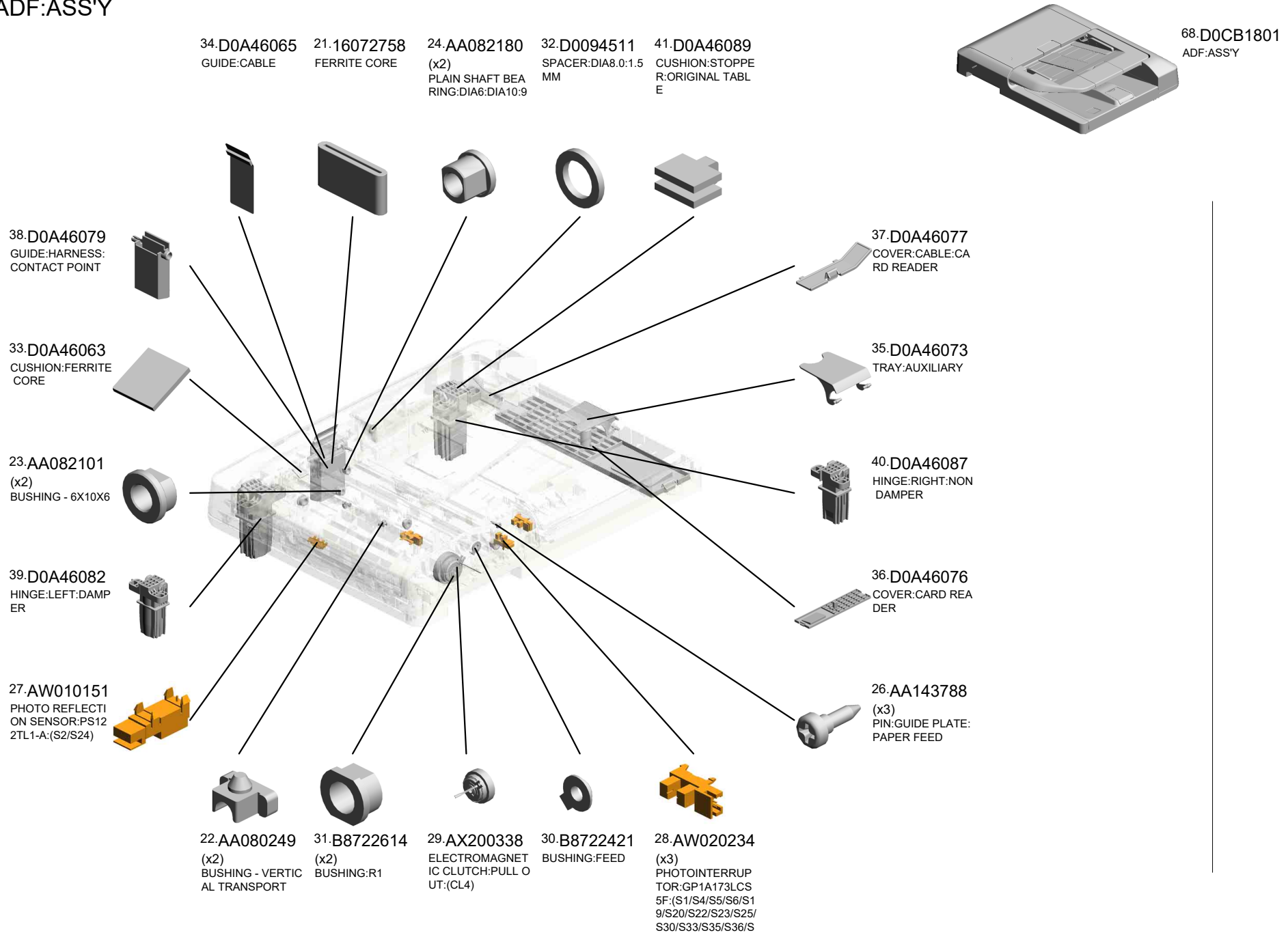
13.07200040E (x4) RETAINING RING - M4



7.04583008N (x8) HEXAGON HEAD TAPPING SCREW:3 X8



U003_S001
ADF:ASS'Y



U003_S001
ADF:ASS'Y

- 58.D0A46182 COVER:REAR
- 55.D0A46167 SIDE FENCE:INNER BACK
- 51.D0A46153 LEVER:COVER:PAPER FEED
- 59.D0A46183 CAP:CABLE:OUTER
- 60.D0A46184 CAP:CABLE:INNER



68.D0CB1801
ADF:ASS'Y

49.D0A46146
TRANSPORT ROLLER:EXIT

47.D0A46135
(x2)
SHEET:SCANNING:BEHIND:PLATE

50.D0A46152
COVER:PAPER FEED

42.D0A46112
GUIDE PLATE:PAPER FEED

43.D0A46127
GUIDE:TRANSPORT:EXIT:LOWER

45.D0A46129
SHEET:EXIT:PLATE

44.D0A46128
(x4)
TENSION SPRING:SCANNING:EXIT:DRIVEN

48.D0A46141
(x2)
SPRING PLATE:GUIDE:BEHIND:PRESS FIT

46.D0A46134
(x2)
COMPRESSION SPRING:EXIT:DRIVEN

52.D0A46154
TORSION SPRING:COVER:PAPER FEED:FRONT

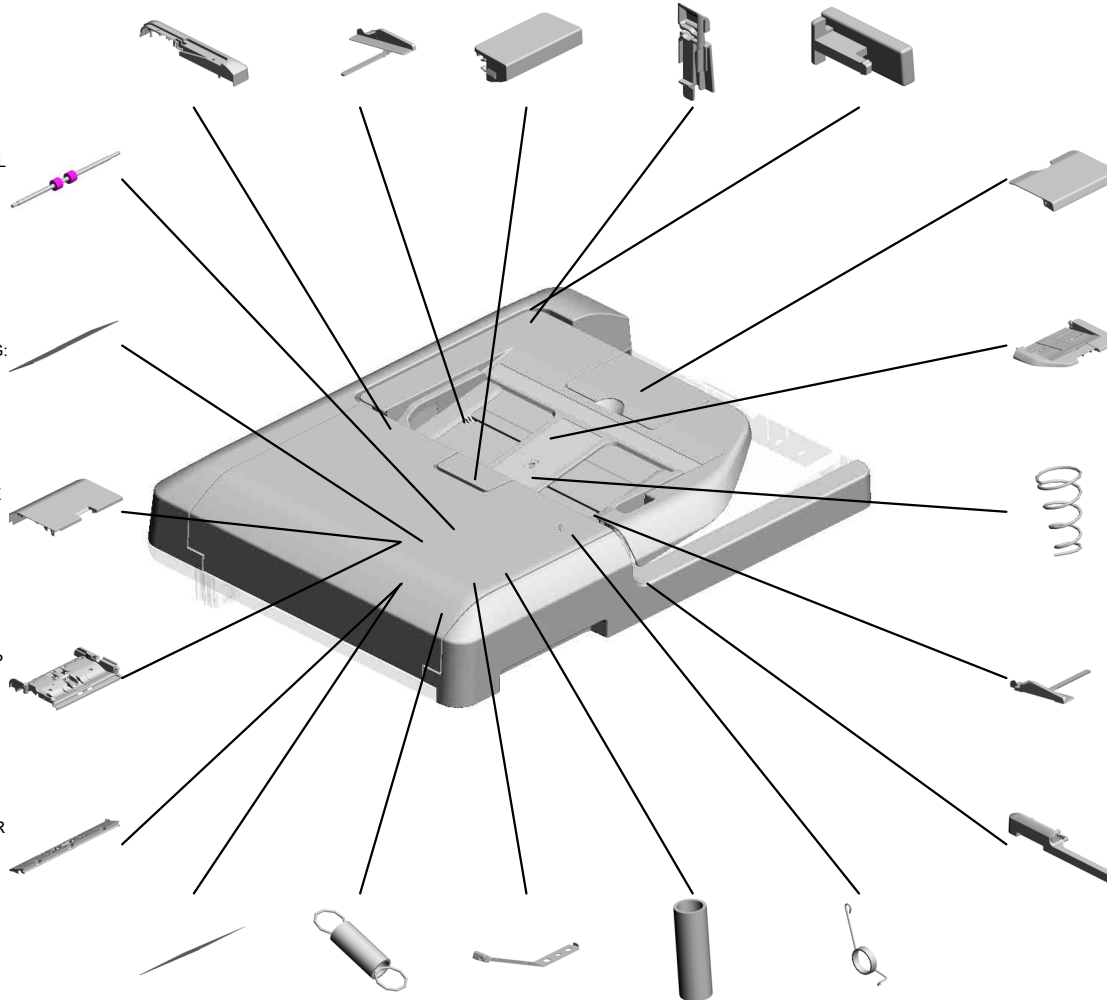
54.D0A46163
EXTENSION TRAY

53.D0A46162
ORIGINAL TABLE

57.D0A46169
COIL SPRING:SIDE FENCE:ARDF:16N

56.D0A46168
SIDE FENCE:FRONT

61.D0A46192
COVER:FRONT



U003_S001
ADF:ASS'Y

- 82.D3DJ1142 HOLDER:GUIDE:H
ARNESS:CON
TACT POINT
- 72.D2965300 PCB:DFRB3-MF:(P
CB13)
- 81.D3DJ1131 HOLDER:DFRB
- 65.D0CB1791 DECAL:SIDE FENC
E
- 88.D3DJ1160 (x3)
SHEET:EXIT:ASS'Y



68.D0CB1801
ADF:ASS'Y

84.D3DJ1145
(x2)
SPACER:HOLDER:
HARNESS

85.D3DJ1146
SHEET:HOLDER:F
LAT CABLE

83.D3DJ1144
SHEET:CUSHION:F
LAT CABLE

71.D2961841
GUARD

79.D3DJ1113
SEAL:FRONT:SCA
NNING

- 89.D3DJ1240 HOLDER:FERRITE
CORE
- 78.D3B62008 PAD:PICKUP
- 86.D3DJ1151 GUIDE PLATE:EXIT
- 87.D3DJ1152 DISCHARGE BRUS
H:EXIT:SUS
- 62.D0A46193 COVER:FRONT:IN
NER

66.D0CB1792
DECAL:ORIGINAL
SCALE

67.D0CB1794
DECAL:ORIGINAL
TABLE

80.D3DJ1114
(x2)
TAPE:PRESSURE
PLATE

64.D0A46195
COMPRESSION SP
RING:STOPPER:O
RIGINAL TABLE

63.D0A46194
BRACKET:STOPPE
R:ORIGINAL TABL
E

U003_S001
ADF:ASS'Y



68.D0CB1801
ADF:ASS'Y

- 108.D3DJ1673 (x2) PAWL:GUIDE PLATE:LOWER:OPEN/CLOSE
- 104.D3DJ1654 PLAIN SHAFT BEARING:GUIDE:BEHIND:IN/BACK
- 99.D3DJ1626 (x3) SHEET:GUIDE:TRANSPORT:EXIT:LOWER
- 106.D3DJ1664 SHAFT:CAM:PRESS FIT
- 96.D3DJ1606 GUIDE:REFLECTANCE TARGETS PLATE:BEHIND:ASS'Y

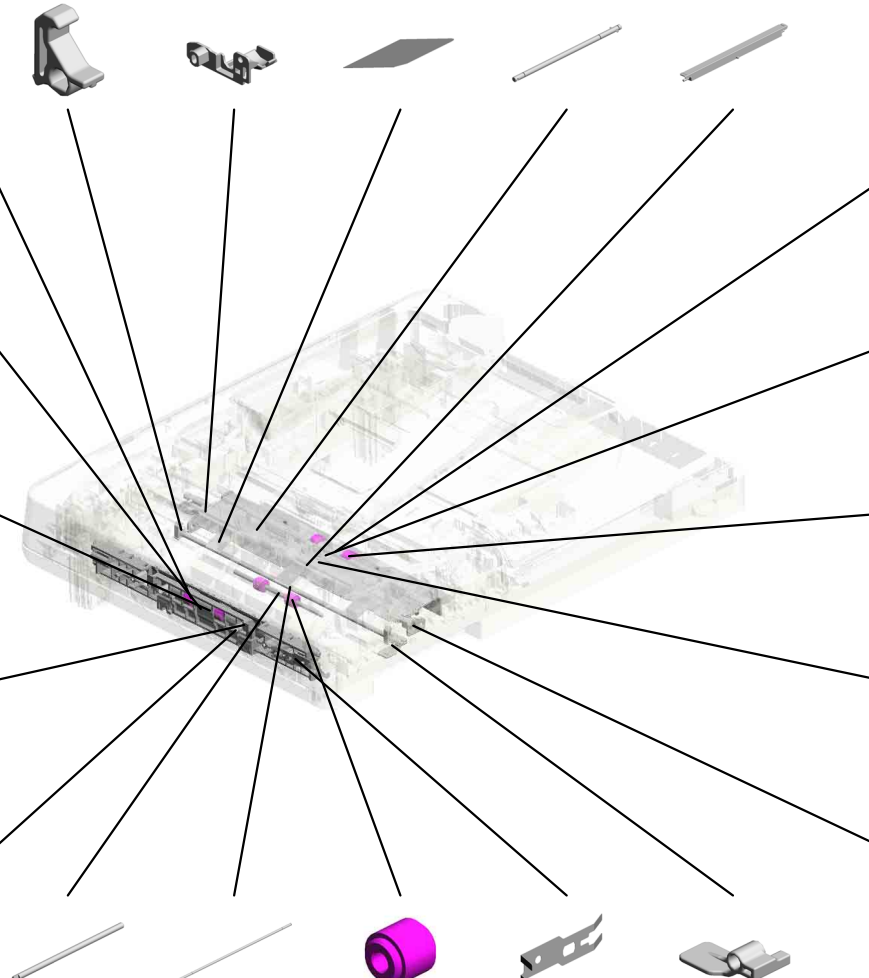
93.D3DJ1414 (x4) ROLLER:ENTRANCE

92.D3DJ1413 LEVER:DRIVEN:SCANNING

90.D3DJ1410 GUIDE PLATE:SCANNING:FRONT LOWER

94.D3DJ1416 (x2) COMPRESSION SPRING:SCANNING:DRIVEN

91.D3DJ1411 (x2) SHEET:SCANNING:FRONT LOWER



101.D3DJ1634 SHAFT:EXIT:DRIVEN

100.D3DJ1631 GUIDE:EXIT:LOWER

102.D3DJ1639 SHEET:TRAY

105.D3DJ1662 (x2) CAM:MOVE:REFLECTANCE TARGETS PLATE:BEHIND

103.D3DJ1653 PLAIN SHAFT BEARING:GUIDE:BEHIND:FRONT

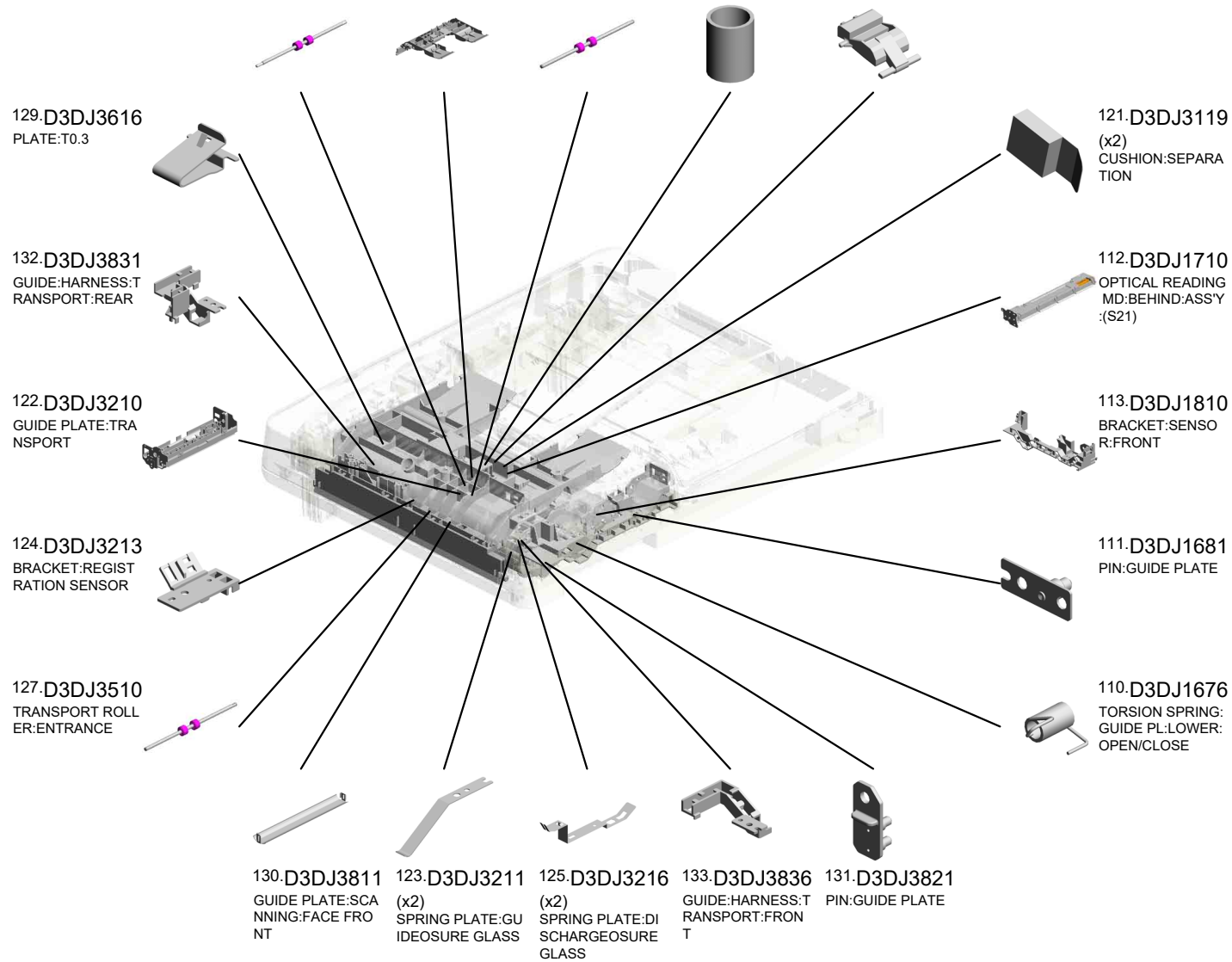
- 97.D3DJ1622 SHAFT:SCANNING:EXIT:DRIVEN
- 109.D3DJ1674 SHAFT:LEVER:GUIDE:PL:LOWER:OPEN/CLOSE
- 98.D3DJ1623 (x2) ROLLER:EXIT
- 95.D3DJ1417 SPRING PLATE:DISCHARGE:SCANNING
- 107.D3DJ1672 LEVER:GUIDE PLATE:LOWER:OPEN/CLOSE

U003_S001
ADF:ASS'Y

- 126.D3DJ3410 TRANSPORT ROLLER:PULL OUT
- 116.D3DJ1833 COVER:PAPER FEED:MIDDLE
- 128.D3DJ3610 TRANSPORT ROLLER:EXIT
- 115.D3DJ1815 COMPRESSION SPRING:SEPARATION
- 114.D3DJ1814 HOLDER:FRICTION PAD:COIL SPRING:FIX



68.D0CB1801
ADF:ASS'Y

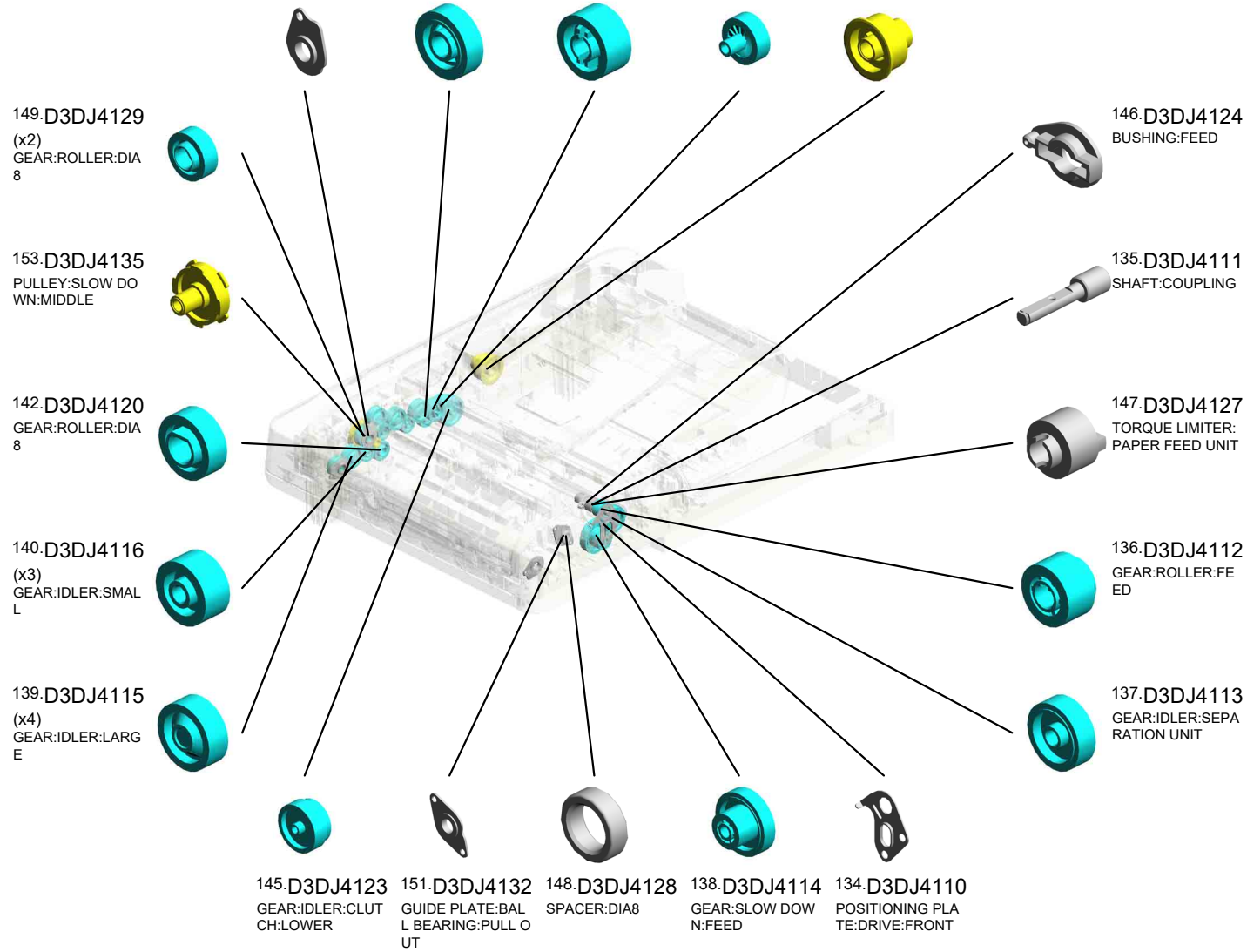


U003_S001
ADF:ASS'Y

- 150.D3DJ4130 (x3) GUIDE PLATE:RADIAL BALL BEARING
- 141.D3DJ4119 GEAR:IDLER:SHADING
- 143.D3DJ4121 GEAR:ROLLER:DIAM 6
- 144.D3DJ4122 GEAR:IDLER:CLUTCH:UPPER POSITION
- 152.D3DJ4134 PULLEY:SLOW DOWN:MOTOR:Z55:ST1.5



68.D0CB1801
ADF:ASS'Y

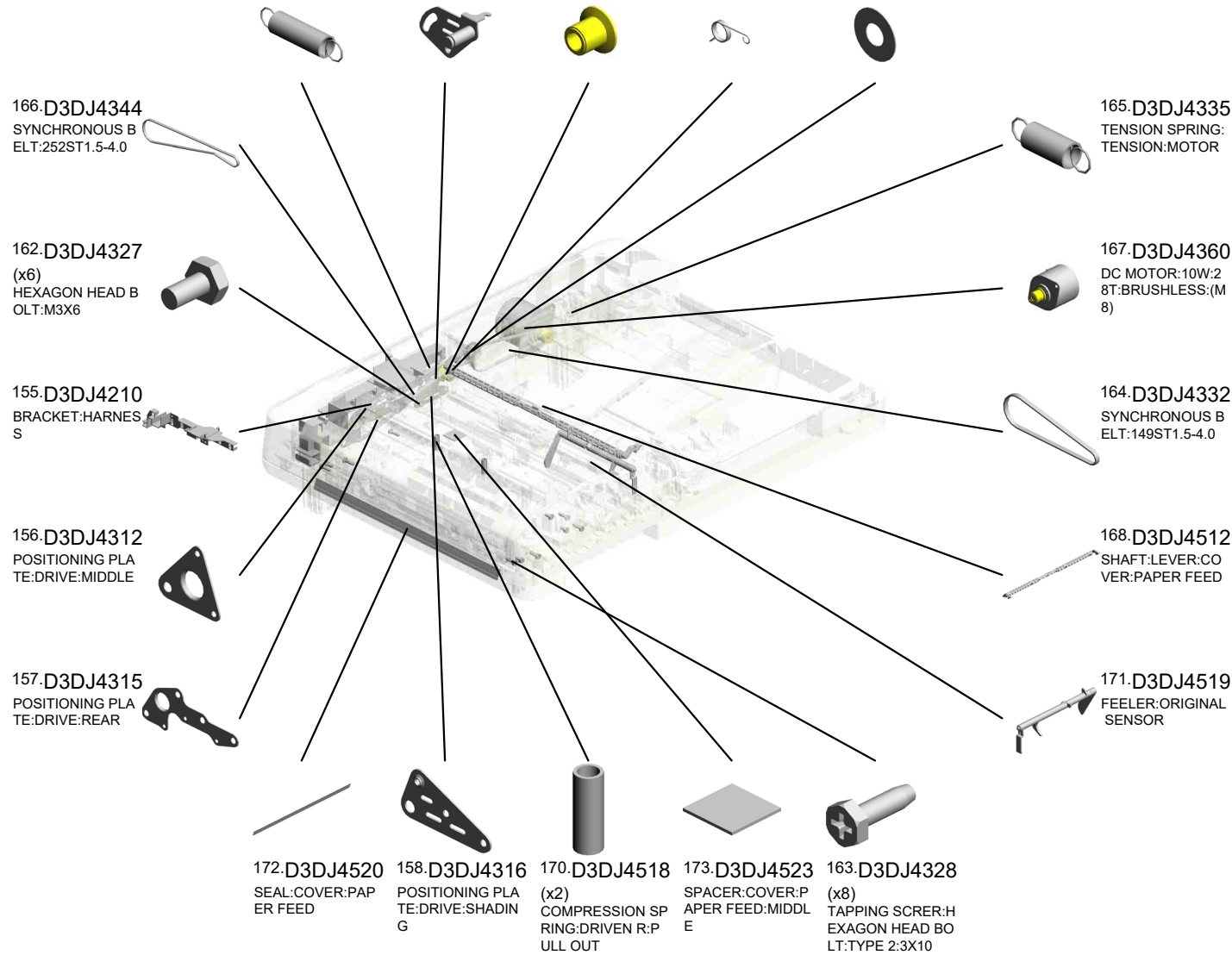


U003_S001
ADF:ASS'Y

- 161.D3DJ4326 TENSION SPRING: TENSION:MIDDLE
- 159.D3DJ4322 BELT TENSIONER
- 160.D3DJ4323 PULLEY:IDLER: DIA 10
- 169.D3DJ4515 TORSION SPRING: COVER:PF:INNER BACK
- 154.D3DJ4136 FLANGE:SLIDER



68.D0CB1801
ADF:ASS'Y



U003_S001
ADF:ASS'Y

189.D6064124 COLLAR:REVERSE
185.D6063112 FRICTION PAD
 188.D6063118 SHEET:SEPARATI
 ON
 194.J5023127 (x3)
 BUSHING:STEPPE
 R MOTOR



68.D0CB1801
 ADF:ASS'Y

179.D5433635
 GEAR:ROLLER:SC
 ANNING:BEHIND




174.D3DJ4525
 (x2)
 ROLLER:PULL OUT



196.M3644823
 (x2)
 TAPE:PRESSURE
 PLATE



190.D6064516
 (x2)
 SHAFT:ROLLER:P
 ULL OUT



193.D6064616
 DISC:SIDE FENCE



191.D6064614
 GEAR:SIDE FENCE




192.D6064615
 PIN:SIDE FENCE



178.D3DJ4811
 STOPPER:ORIGIN
 AL TABLE



175.D3DJ4527
 CUSHION:FEELER:
 FEED:REAR



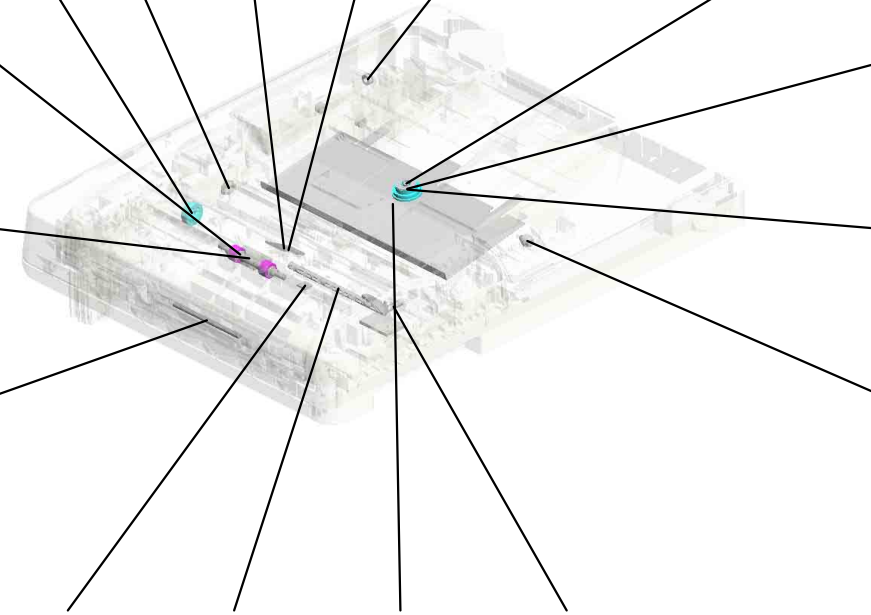
186.D6063116
 LEVER:PRESSURE
 RELEASE:SEPAR
 ATION



177.D3DJ4622
 SHEET:ORIGINAL
 TABLE




187.D6063117
 TENSION SPRING:
 PRESSURE RELEA
 SE:SEPARATION:4.
 5N

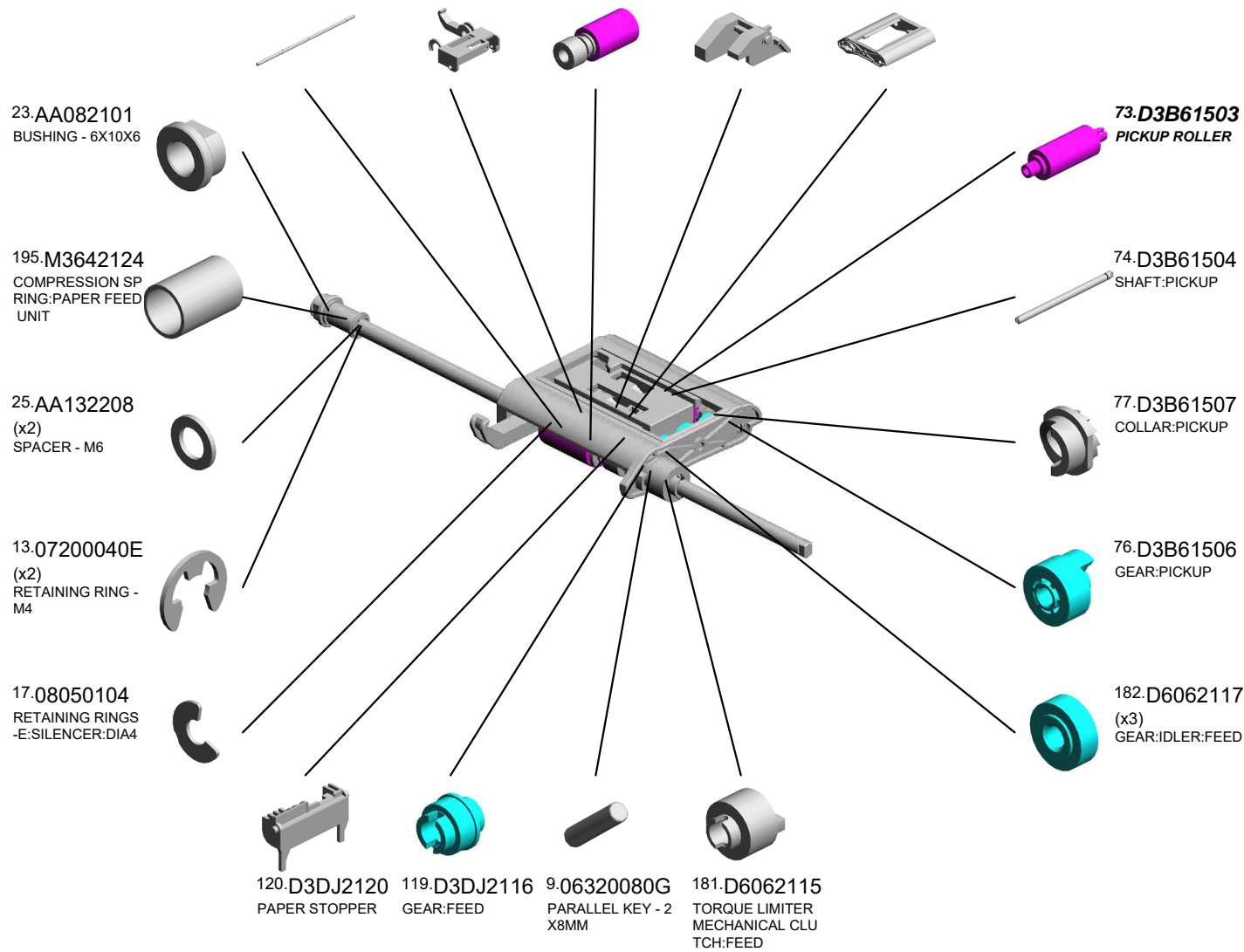


U003_S001_S001
PAPER FEED UNIT:ASS'Y

117.D3DJ2101 SHAFT:PAPER FEED UNIT:ASS'Y
 183.D6062119 ARM:PAPER STOPPER
 118.D3DJ2111 FEED ROLLER
 184.D6062121 LINK:PAPER STOPPER
 75.D3B61505 HOLDER:PICKUP ROLLER





69.D0CB1821
PAPER FEED UNIT
:ASS'Y



U003_S001_S002
FEELER:FEED:REAR:ASS'Y

175.D3DJ4527
CUSHION:FEELER:
FEED:REAR




176.D3DJ4530
FEELER:FEED:REA
R:ASS'Y

U001	U002	U003	U004	U005	U006	U007	U008	U009	U010	U011	U012	U013	U014	U015	U016	U017	U018	U019	U020	U021
------	------	------	------	------	------	------	------	------	------	------	------	------	------	------	------	------	------	------	------	------

U004.SCANNER


U004_S001
D0CB1651
CARRIAGE:SCANNER:ASSY



U001	U002	U003	U004	U005	U006	U007	U008	U009	U010	U011	U012	U013	U014	U015	U016	U017	U018	U019	U020	U021
------	------	------	-------------	------	------	------	------	------	------	------	------	------	------	------	------	------	------	------	------	------

U004 SCANNER

- 13.AX040272 DC STEPPER MOT OR:NMB:(M7)
- 22.D0CB1757 COVER:HARNESS: MOTOR:SCANNER
- 19.D0CB1742 COVER:SCANNER: FRONT
- 15.D0A41810 SYNCHRONOUS B ELT:S2M:441
- 17.D0CB1663 (NA):ORIGINAL TR AY:SCANNER:ASS' Y



5.07073050N
(x3)
BUSHING:DIA3X5



8.08050104
(x2)
RETAINING RINGS
-E:SILENCER:DIA4



6.07200025E
RETAINING RING -
M2.5




1.03530040N
(x3)
SCREW - M3X4



4.04503014N
(x3)
TAPPING SCREW:
M3X14



11.16072525
(x2)
FERRITE CORE:K3
FF 35.00X14.60X7.
70X1.40



12.AW020234
(x2)
PHOTOINTERRUP
TOR:GP1A173LCS
5F:(S1/S4/S5/S6/S1
9/S20/S22/S23/S25/
S30/S33/S35/S36/S



21.D0CB1755
FEELER:ON OFF D
ETECTOR



20.D0CB1743
COVER:SCANNER:
REAR



10.11050759
CLAMP:LWSM-060
5A



2.03603006N
(x5)
SCREW - M3X6



9.11050758
CLAMP:LWSM-030
6A

18.D0CB1712
(NA):DECAL:SCAL
E:LEFT

3.04503010N(x 5)
TAPPING SCREW - M3X10

3.04503010N
(x20)
TAPPING SCREW -
M3X10



9.11050758
(x7)
CLAMP:LWSM-030
6A




14.D0A41746
COVER:SCANNER:
REAR UPPER



U004 SCANNER

- 26.D1171801 BRACKET:MOTOR
- 31.D1171826 GEAR:SLOW DOWN:53-19
- 32.D1171837 COIL SPRING:TENSION
- 29.D1171806 PULLEY:IDLER
- 23.D0CB1765 BRACKET:IDLER:PEEN



37.M0A01768
GROUND PLATE:LEFT FRONT:DOCUMENT FEEDER



27.D1171804
(x2)
CAP:TIMING PULLEY



28.D1171805
GEAR:TIMING PULLEY:81-18



25.D1171756
GROUND PLATE:GUIDE ROD



30.D1171820
(x3)
BUSHING:BRACKET



41.M3644823
TAPE:PRESSURE PLATE



36.M0A01754
TENSION SPRING:DOCUMENT FEEDER:ON OFF DETECTOR



38.M0A01773
GROUND PLATE:BASE:FFC



40.M0A05928
PCB:CNB

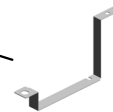


24.D0CB1797
DECAL:CLEANING:DOCUMENT FEEDER

33.D2961756
GROUND PLATE:GUIDE ROD:RAIL



39.M0A01798
GROUND PLATE:SUPPORTER:BRACKET



35.D2961759
GROUND PLATE:ON OFF DETECTOR:SPDF




34.D2961757
GROUND PLATE:BRACKET:CONNECTOR:SPDF




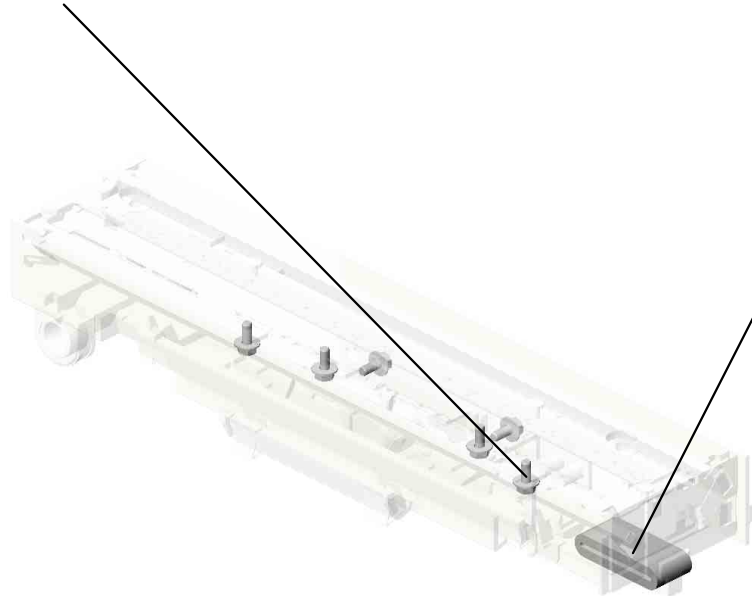
U004_S001
CARRIAGE:SCANNER:ASS'Y

7.08046123

(x6)
HEXAGONAL BOLT
:W/WASHER:M3X8



16.D0CB1651
CARRIAGE:SCANN
ER:ASS'Y



11.16072525
FERRITE CORE:K3
FF 35.00X14.60X7.
70X1.40




7.08046123
(x2)
HEXAGONAL BOLT
:W/WASHER:M3X8

U001	U002	U003	U004	U005	U006	U007	U008	U009	U010	U011	U012	U013	U014	U015	U016	U017	U018	U019	U020	U021
------	------	------	------	------	------	------	------	------	------	------	------	------	------	------	------	------	------	------	------	------


U005 LASER UNIT

3:D1171991 (x2)
SPRING LOCK WA
SHER:DIA6.4XDIA1
1X1.5

2:D1171990 (x2)
STEPPED SCREW



1:D0CB1860 (x2)
OPTICAL WRITING
UNIT:ASSY



U006.PAPER FEED

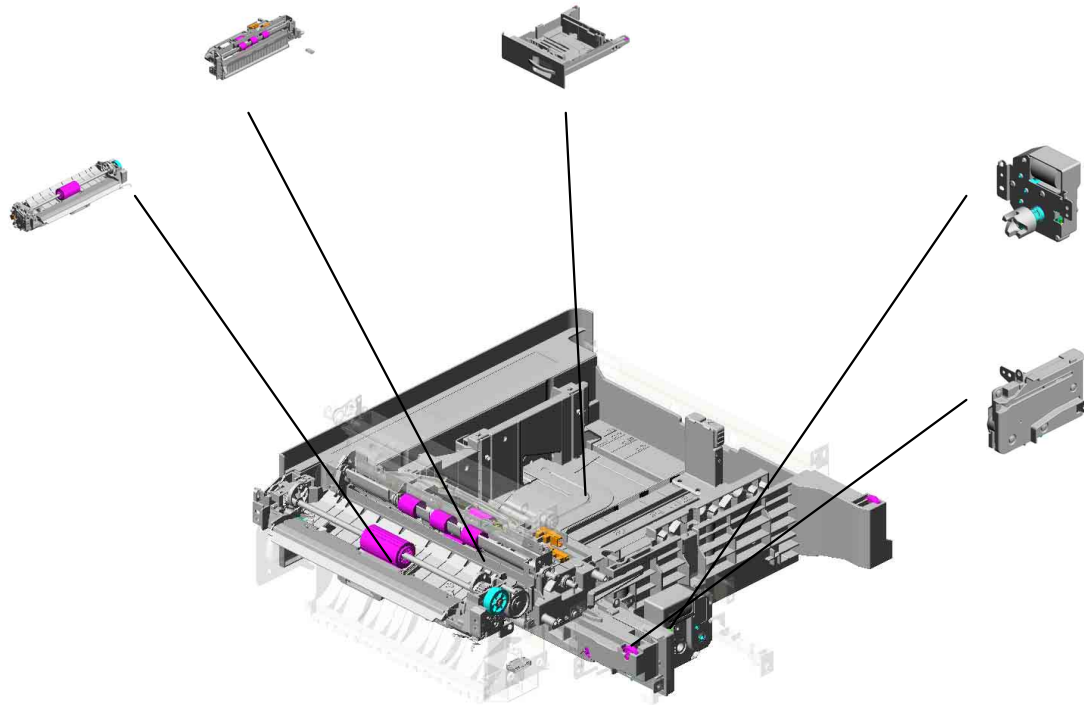
U006_S002
D0CB2701
PAPER FEED UNIT:SUB-ASS'
Y

U006_S001
D0CB2520
PAPER TRAY:ASS'Y

U006_S005
D0CB2801
MANUAL FEED UNIT:ASS'Y

U006_S003
AX040273
DC MOTOR:RISING TRAY:AS
S'Y:1.007W:BRUSH

U006_S004
D2412906
LEVER:STRETCH:PAPER TR
AY:ASS'Y



U001	U002	U003	U004	U005	U006	U007	U008	U009	U010	U011	U012	U013	U014	U015	U016	U017	U018	U019	U020	U021
------	------	------	------	------	-------------	------	------	------	------	------	------	------	------	------	------	------	------	------	------	------

U006_S001.PAPER TRAY:ASS'Y

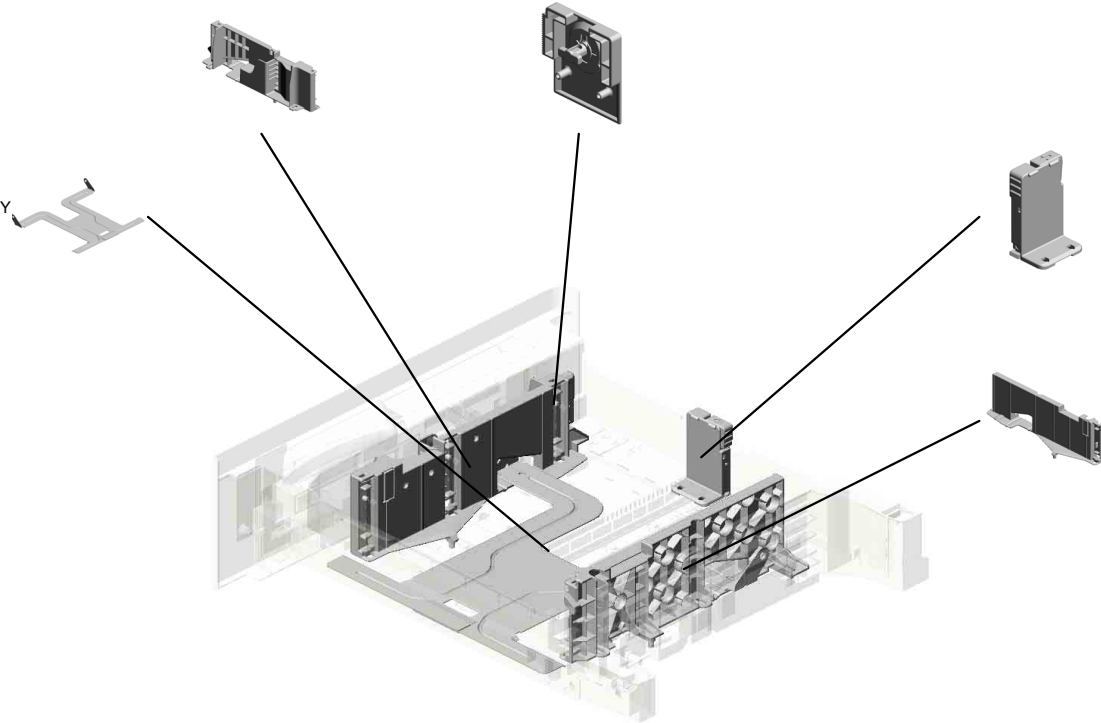
U006_S001_S002
D0CB2876
SIDE FENCE:FRONT:SUB-AS
S'Y

U006_S001_S004
D0BQ2966
STAY:END FENCE:ASS'Y

U006_S001_S005
D0CB2873
TRAY BOTTOM PLATE:ASS'Y

U006_S001_S001
D0BQ2840
END FENCE:PAPER TRAY:A
SS'Y

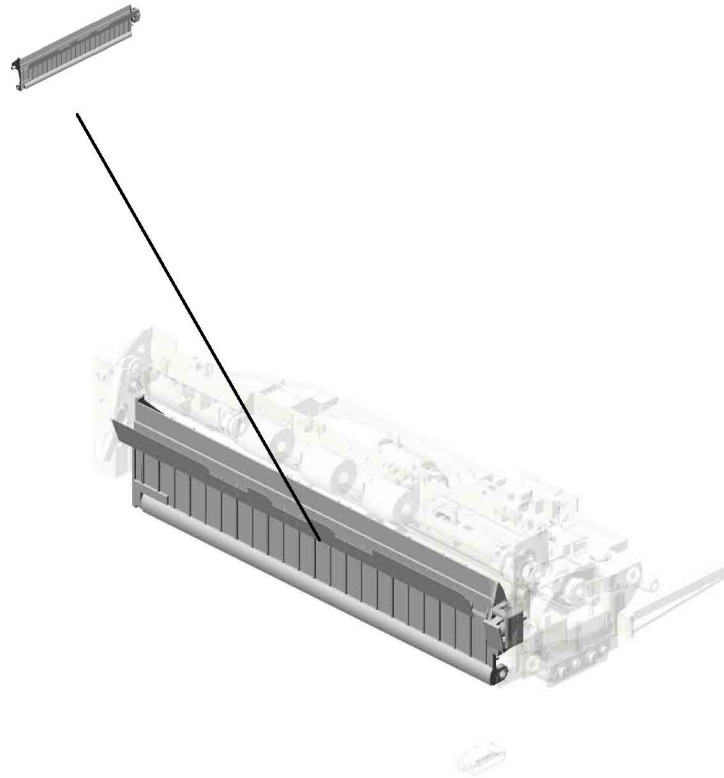
U006_S001_S003
D0CB2881
SIDE FENCE:REAR:SUB-ASS
'Y



U001	U002	U003	U004	U005	U006	U007	U008	U009	U010	U011	U012	U013	U014	U015	U016	U017	U018	U019	U020	U021
------	------	------	------	------	-------------	------	------	------	------	------	------	------	------	------	------	------	------	------	------	------

U006_S002.PAPER FEED UNIT:SUB-ASS'Y

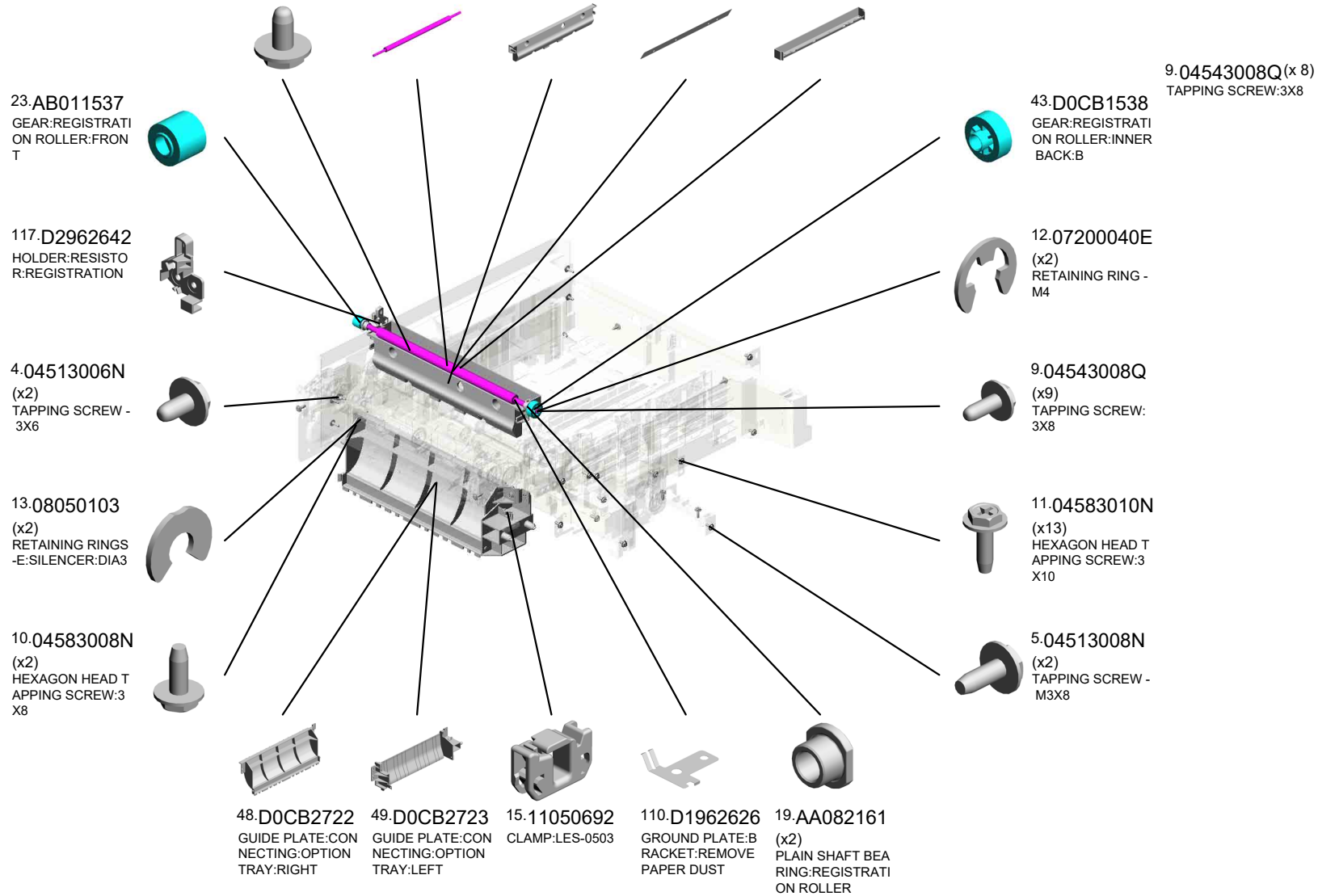
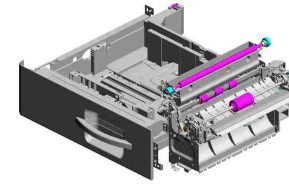
U006_S002_S001
D0CB2725
GUIDE PLATE:SWIVEL:ASS'Y



U001	U002	U003	U004	U005	U006	U007	U008	U009	U010	U011	U012	U013	U014	U015	U016	U017	U018	U019	U020	U021
------	------	------	------	------	-------------	------	------	------	------	------	------	------	------	------	------	------	------	------	------	------

U006 PAPER FEED

- 8.04543006Q (x6) TAPPING SCREW - M3X6
- 28.AF021088 REGISTRATION ROLLER:DRIVEN
- 45.D0CB2619 GUIDE PLATE:REGISTRATION ROLLER:DRIVEN
- 69.D1172618 GUIDE:REMOVE PAPER DUST
- 68.D1172617 CASE:REMOVE PAPER DUST

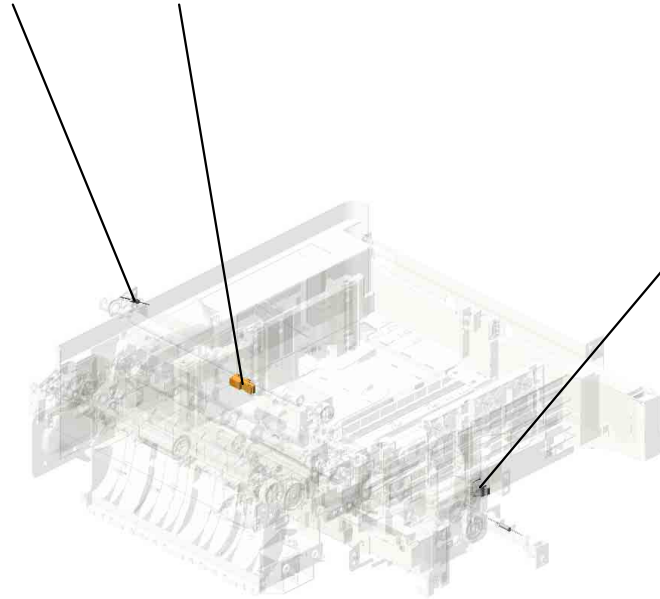
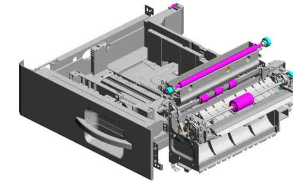


U001	U002	U003	U004	U005	U006	U007	U008	U009	U010	U011	U012	U013	U014	U015	U016	U017	U018	U019	U020	U021
------	------	------	------	------	------	------	------	------	------	------	------	------	------	------	------	------	------	------	------	------

U006 PAPER FEED

121.M0963989 (x2)
RESISTOR:TRANS
FER/SEPARATION

120.GW010007
PHOTO REFLECTI
ON SENSOR:EXIT:(
S31/S32/S45)

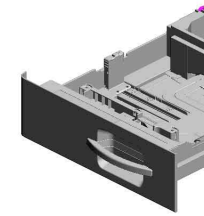


118.G0205626
PUSH SWITCH:(S3
4)

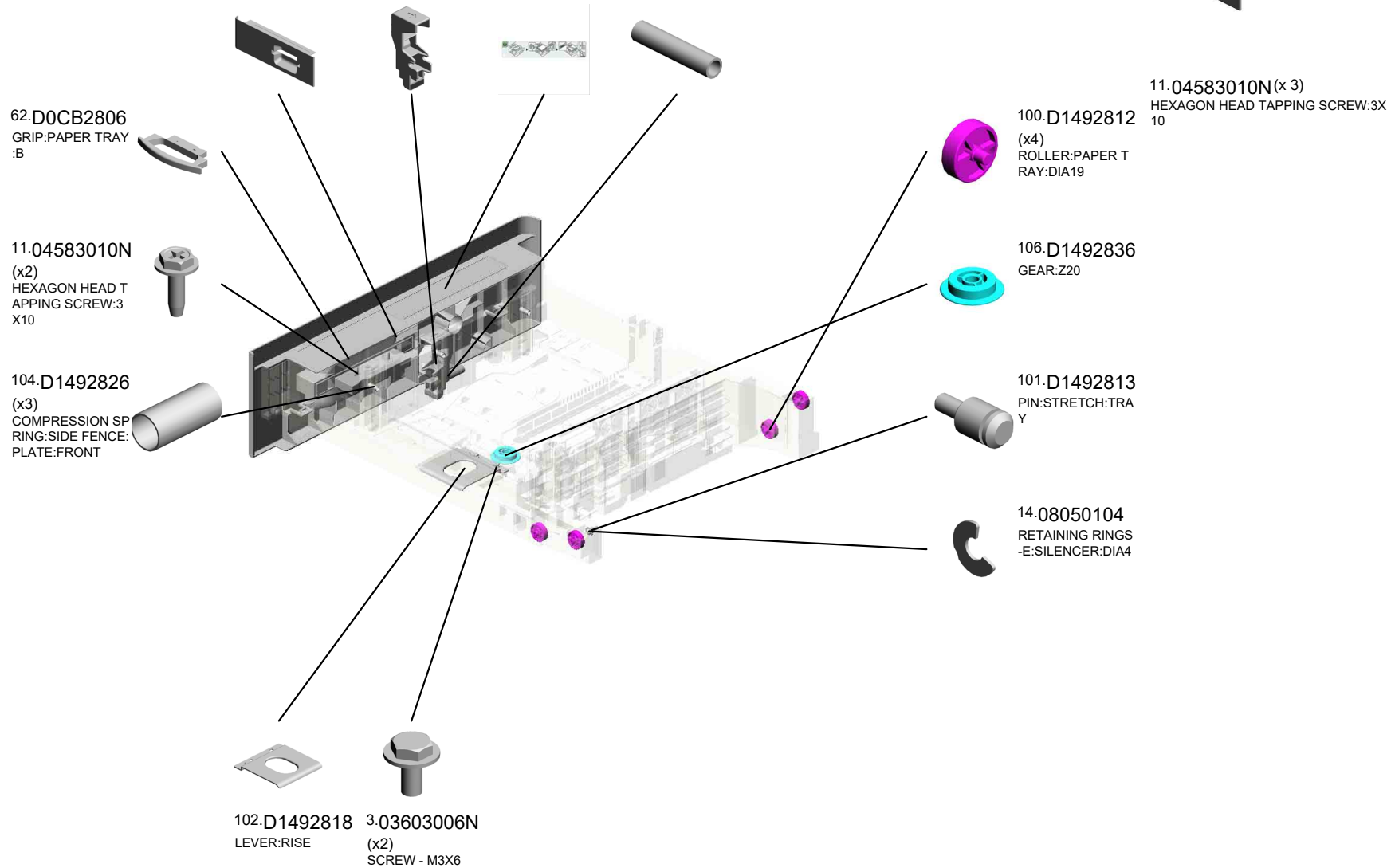
U001	U002	U003	U004	U005	U006	U007	U008	U009	U010	U011	U012	U013	U014	U015	U016	U017	U018	U019	U020	U021
------	------	------	------	------	-------------	------	------	------	------	------	------	------	------	------	------	------	------	------	------	------

U006_S001
PAPER TRAY:ASS'Y

- 64.D0CB2866 COVER:PAPER TRAY:FRONT
- 103.D1492824 LEVER:STOPPER:FRONT
- 63.D0CB2843 DECAL:PAPER SET DIRECTION:LEFT
- 105.D1492827 COMPRESSION SPRING:SIDE FENCE:POSITIONING




44.D0CB2520
PAPER TRAY:ASS'Y

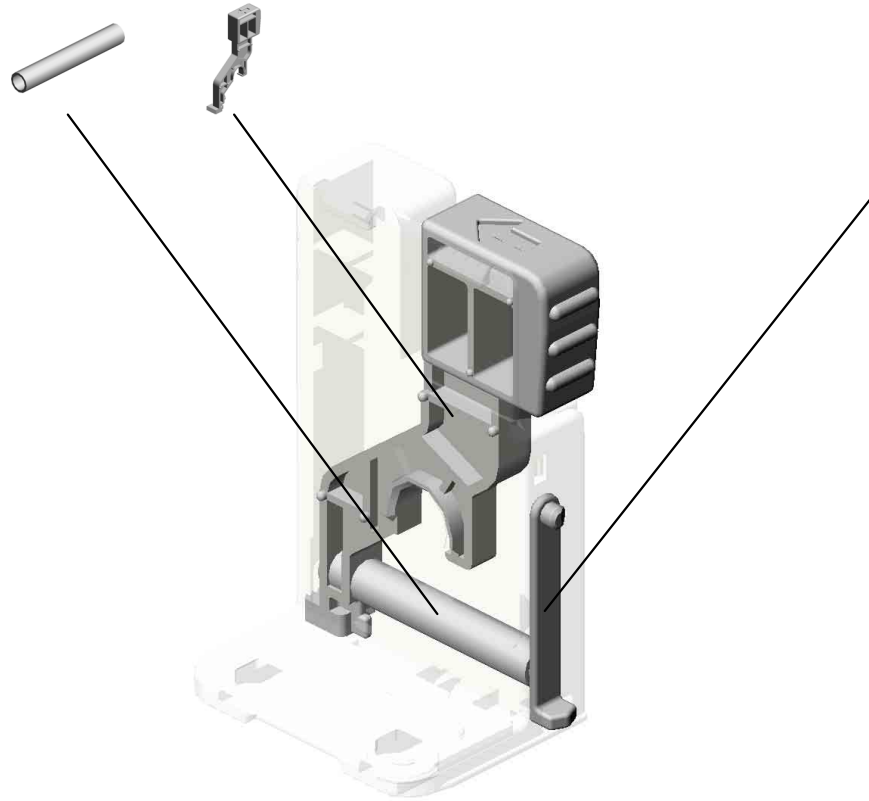


U006_S001_S001
END FENCE:PAPER TRAY:ASS'Y

109.D1492845 107.D1492842
COMPRESSION SP LEVER:END FENC
RING:END FENCE: E
LEVER:5N



39.D0BQ2840
END FENCE:PAPE
R TRAY:ASS'Y

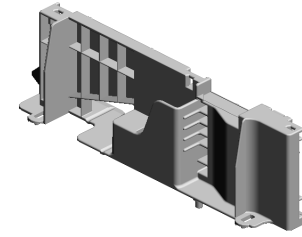


108.D1492843
CLICK:END FENCE

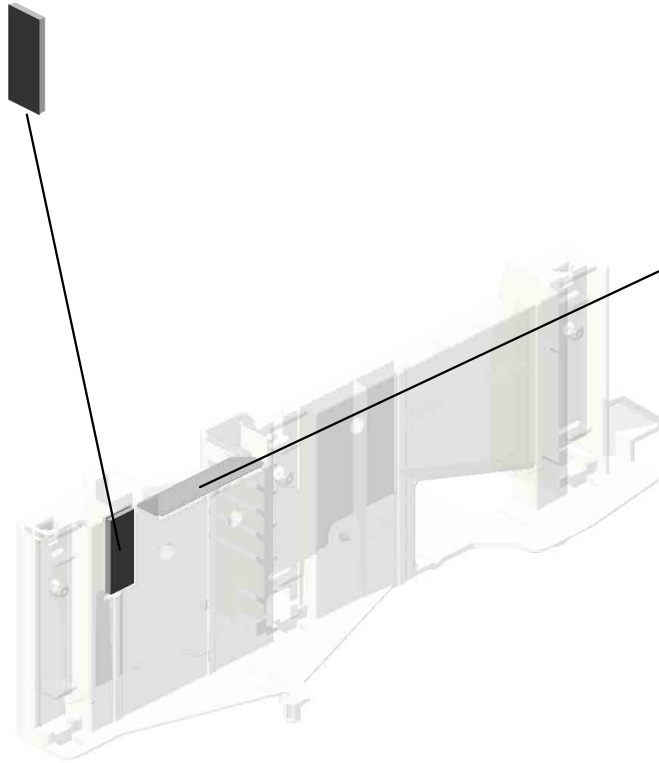
U001	U002	U003	U004	U005	U006	U007	U008	U009	U010	U011	U012	U013	U014	U015	U016	U017	U018	U019	U020	U021
------	------	------	------	------	-------------	------	------	------	------	------	------	------	------	------	------	------	------	------	------	------

U006_S001_S002
SIDE FENCE:FRONT:SUB-ASS'Y

35.B2342864
PAD:CLEANER



66.D0CB2876
SIDE FENCE:FRON
T:SUB-ASS'Y

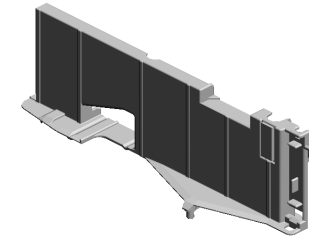


41.D0BQ2959
DECAL:SIDE FENC
E:PAPER VOLUME:
FRONT

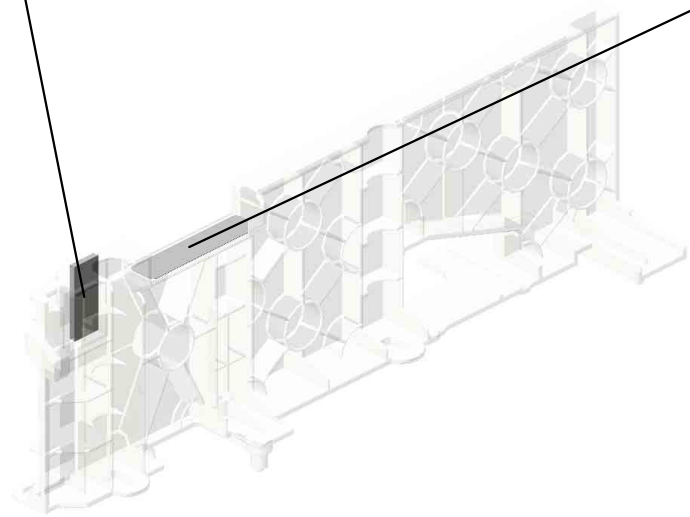
U001	U002	U003	U004	U005	U006	U007	U008	U009	U010	U011	U012	U013	U014	U015	U016	U017	U018	U019	U020	U021
------	------	------	------	------	-------------	------	------	------	------	------	------	------	------	------	------	------	------	------	------	------

U006_S001_S003
SIDE FENCE:REAR:SUB-ASS'Y

35.B2342864
PAD:CLEANER



67.D0CB2881
SIDE FENCE:REAR
:SUB-ASS'Y



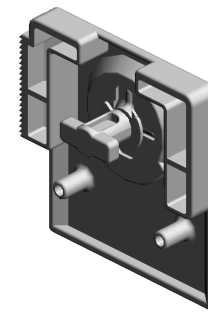

40.D0BQ2952
DECAL:SIDE FENC
E:PAPER VOLUME



U001	U002	U003	U004	U005	U006	U007	U008	U009	U010	U011	U012	U013	U014	U015	U016	U017	U018	U019	U020	U021
------	------	------	------	------	-------------	------	------	------	------	------	------	------	------	------	------	------	------	------	------	------

U006_S001_S004
STAY:END FENCE:ASS'Y

14:08050104
RETAINING RINGS
-E:SILENCER:DIA4

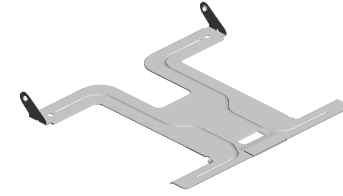
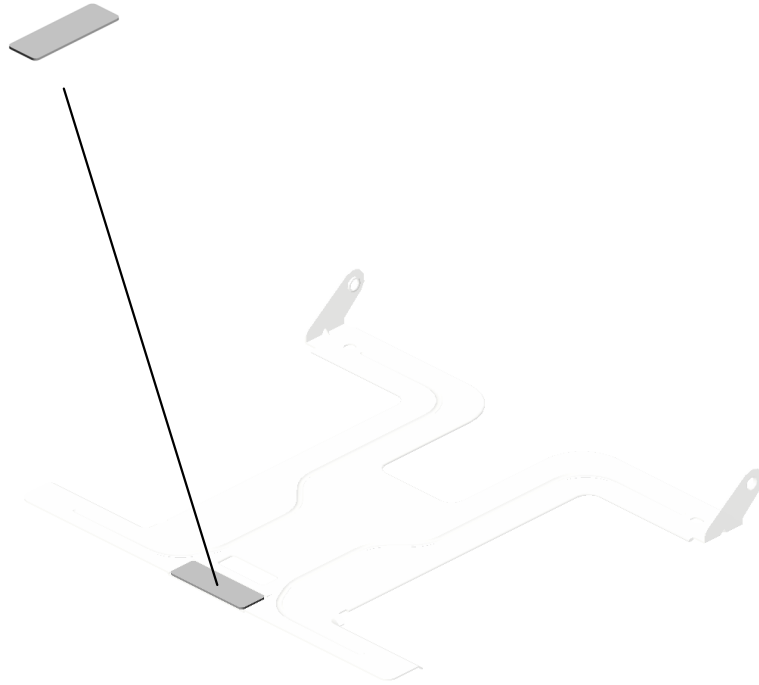


42:D0BQ2966
STAY:END FENCE:
ASS'Y

U001	U002	U003	U004	U005	U006	U007	U008	U009	U010	U011	U012	U013	U014	U015	U016	U017	U018	U019	U020	U021
------	------	------	------	------	-------------	------	------	------	------	------	------	------	------	------	------	------	------	------	------	------

U006_S001_S005
TRAY BOTTOM PLATE:ASS'Y

27.AF013019
PAD:TRAY BOTTO
M PLATE

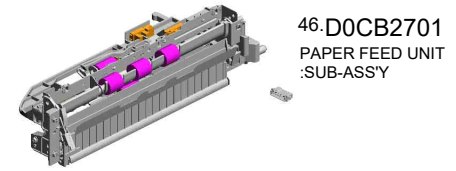


65.D0CB2873
TRAY BOTTOM PL
ATE:ASS'Y

U001	U002	U003	U004	U005	U006	U007	U008	U009	U010	U011	U012	U013	U014	U015	U016	U017	U018	U019	U020	U021
------	------	------	------	------	-------------	------	------	------	------	------	------	------	------	------	------	------	------	------	------	------

U006_S002
PAPER FEED UNIT:SUB-ASS'Y

- 15.11050692 (x2) CLAMP:LES-0503
- 22.AA100014 (x2) RETAINING RING C - SEPARATE
- 30.AF031085 PAPER FEED ROLL ER - FEED
- 29.AF030094 PAPER FEED ROLL ER:PICKUP
- 16.11050758 (x4) CLAMP:LWSM-0306A



51.D0CB2752
LEVER:GUIDE:SWIVEL

52.D0CB2753
PRESSURE PLATE :SWIVEL:FRONT

20.AA082173
PLAIN SHAFT BEARING:6X10X6

54.D0CB2755
COMPRESSION SPRING:SWIVEL:FRONT:2N

32.AF032101
PAPER FEED ROLLER:SEPARATE

56.D0CB2759
TRANSPORT ROLLER:VERTICAL TRANSPORT:ASS'Y

21.AA082174
PLAIN SHAFT BEARING:6X10X9

36.B8303504
TIMING BELT - 40S 2M100

14.08050104 (x7) RETAINING RINGS -E:SILENCER:DIA4

4.04513006N (x11) TAPPING SCREW - 3X6

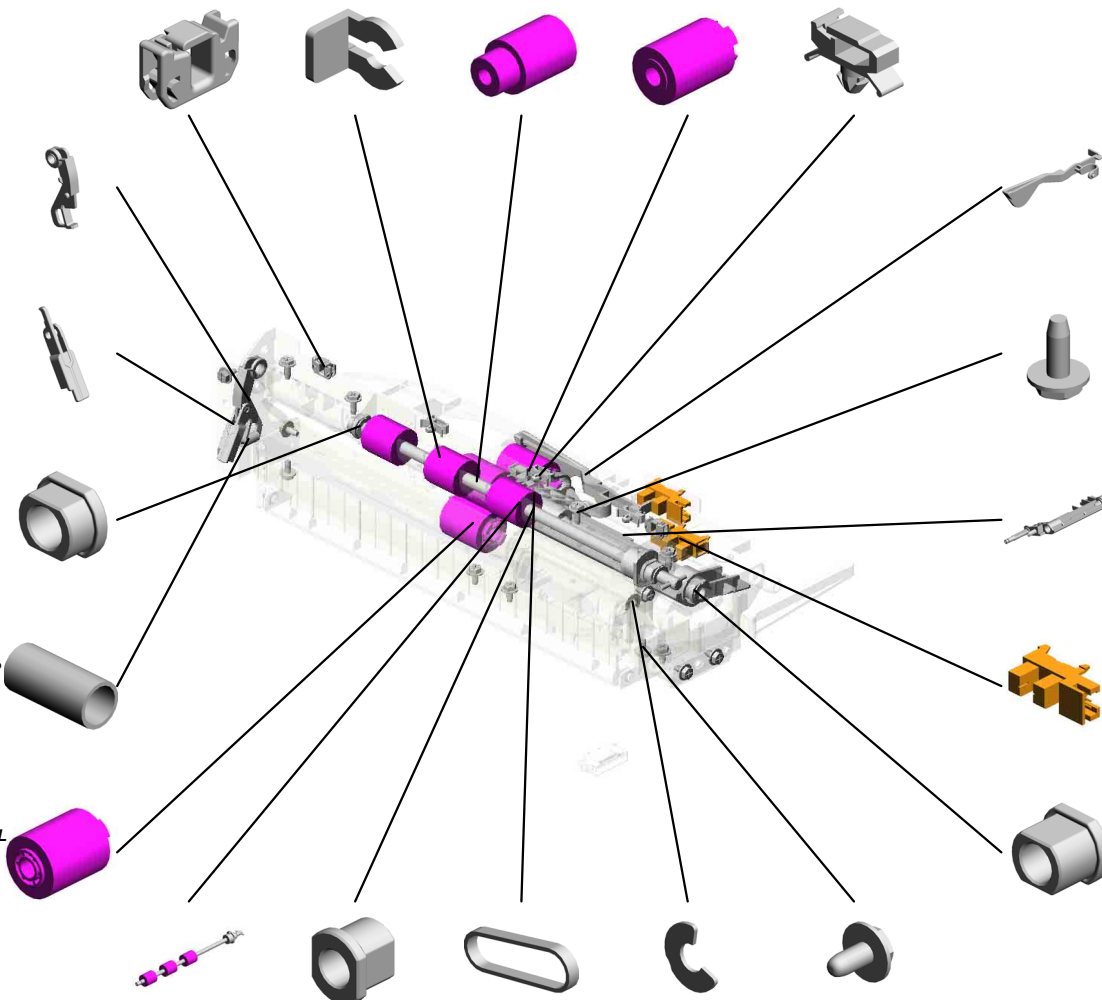
58.D0CB2778
FEELER:PAPER END

10.04583008N (x4) HEXAGON HEAD TAPPING SCREW:3X8

57.D0CB2772
ARM:PICKUP

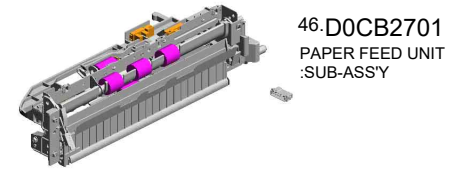
33.AW020234 (x2) PHOTO INTERRUPTOR:GP1A173LCS 5F:(S1/S4/S5/S6/S19/S20/S22/S23/S25/S30/S33/S35/S36/S

38.D0BQ2785
PLAIN SHAFT BEARING:FEED



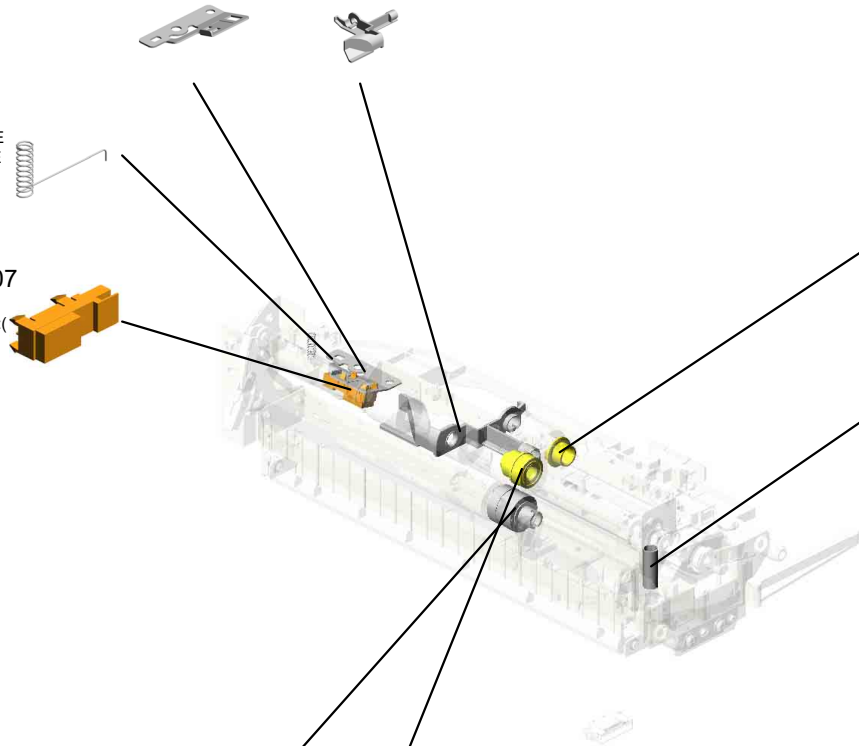
U006_S002
 PAPER FEED UNIT:SUB-ASS'Y

99.D1492784 114.D2022791
 BRACKET:SENSO GUIDE:FEED
 R:PAPER FEED



98.D1492780
 GROUND WIRE:SEN
 NSOR:PAPER FEE
 D

120.GW010007
 PHOTO REFLECTI
 ON SENSOR:EXIT:
 S31/S32/S45)



96.D1492774
 PULLEY:IDLER:PIC
 KUP


97.D1492777
 COIL SPRING:PRE
 SSURE:PICKUP

115.D2412792 95.D1492773
 TORQUE LIMITER PULLEY:PICKUP:M
 MECHANICAL CLU ECHANICAL ROLL
 TCH:40MM:DIA18 ER CLUTCH

U001	U002	U003	U004	U005	U006	U007	U008	U009	U010	U011	U012	U013	U014	U015	U016	U017	U018	U019	U020	U021
------	------	------	------	------	-------------	------	------	------	------	------	------	------	------	------	------	------	------	------	------	------

U006_S002_S001
GUIDE PLATE:SWIVEL:ASS'Y


53.D0CB2754
PRESSURE PLATE
:SWIVEL:REAR



50.D0CB2725
GUIDE PLATE:SWI
VEL:ASS'Y




55.D0CB2757
COMPRESSION SP
RING:SWIVEL:REA
R:2N



U001	U002	U003	U004	U005	U006	U007	U008	U009	U010	U011	U012	U013	U014	U015	U016	U017	U018	U019	U020	U021
------	------	------	------	------	-------------	------	------	------	------	------	------	------	------	------	------	------	------	------	------	------

U006_S003
DC MOTOR:RISING TRAY:ASS'Y:1.007W:BRUSH

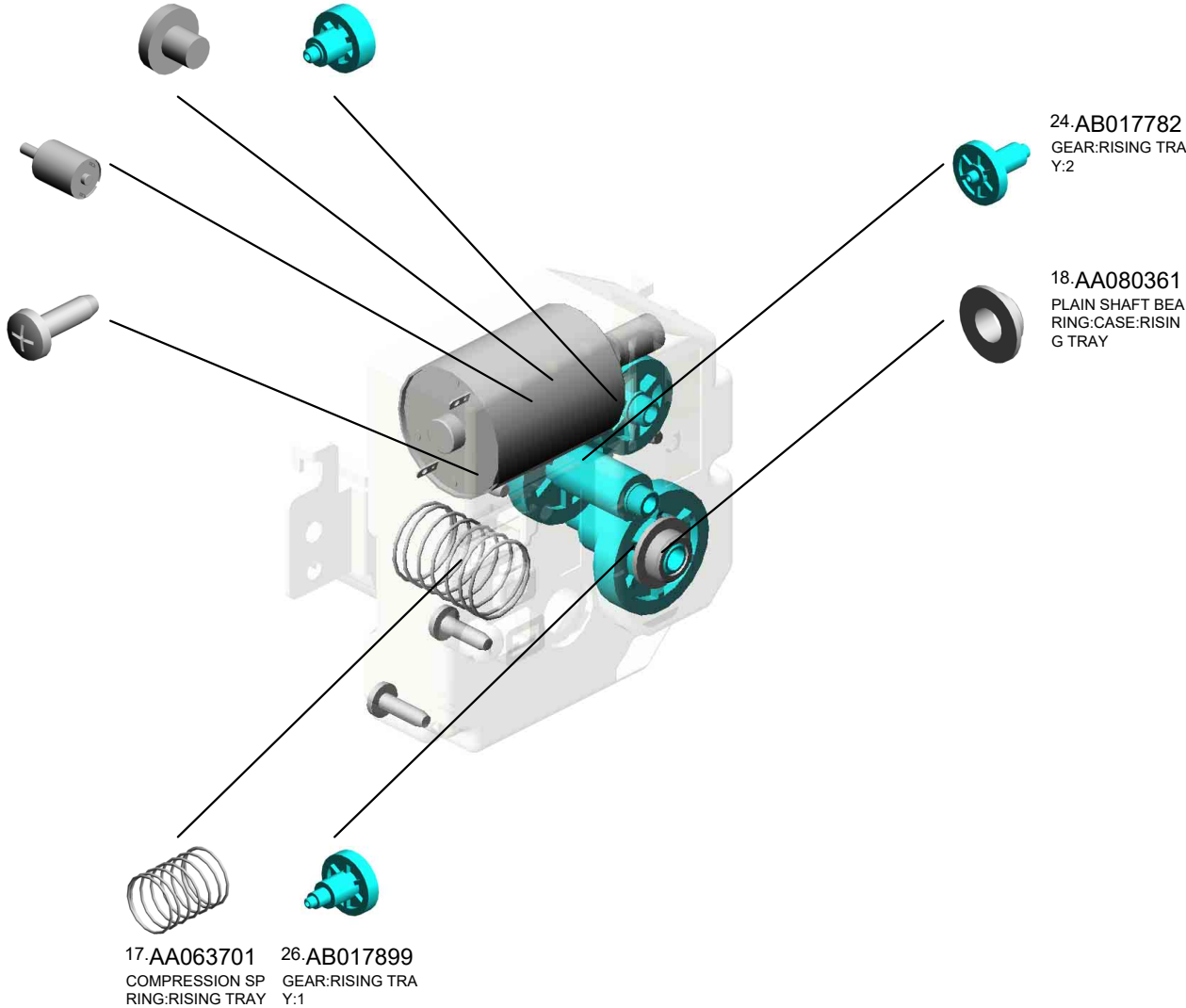
1-03530030N 25-AB017783
(x2) GEAR:RISING TRA
SCREW:M3X3 Y:3



34-AX040273
DC MOTOR:RISING
TRAY:ASS'Y:1.007
W:BRUSH

37-D0812966
DC MOTOR:ASS'Y:
1.007W:BRUSH:(M
15)

7-04523010N
(x4)
BINDING SELF-TA
PPING SCREW:3X
10



24-AB017782
GEAR:RISING TRA
Y:2



18-AA080361
PLAIN SHAFT BEA
RING:CASE:RISIN
G TRAY

17-AA063701 26-AB017899
COMPRESSION SP GEAR:RISING TRA
RING:RISING TRAY Y:1

U001	U002	U003	U004	U005	U006	U007	U008	U009	U010	U011	U012	U013	U014	U015	U016	U017	U018	U019	U020	U021
------	------	------	------	------	-------------	------	------	------	------	------	------	------	------	------	------	------	------	------	------	------

U006_S004
LEVER:STRETCH:PAPER TRAY:ASS'Y

2-03530040N
(x5)
SCREW - M3X4




116.D2412906
LEVER:STRETCH:
PAPER TRAY:ASS'
Y

U001	U002	U003	U004	U005	U006	U007	U008	U009	U010	U011	U012	U013	U014	U015	U016	U017	U018	U019	U020	U021
------	------	------	------	------	-------------	------	------	------	------	------	------	------	------	------	------	------	------	------	------	------

U006_S005
MANUAL FEED UNIT:ASS'Y

- 6.04523008N TAPPING SCREW - M3X8
- 75.D1172721 TRAY BOTTOM PLATE:MANUAL FEED
- 70.D1172710 GUIDE PLATE:MANUAL FEED:LOWER
- 73.D1172717 SHAFT:PAPER FEED:MANUAL FEED
- 31.AF031092 PAPER FEED ROLLER:MANUAL FEED



61.D0CB2801
MANUAL FEED UNIT:ASS'Y

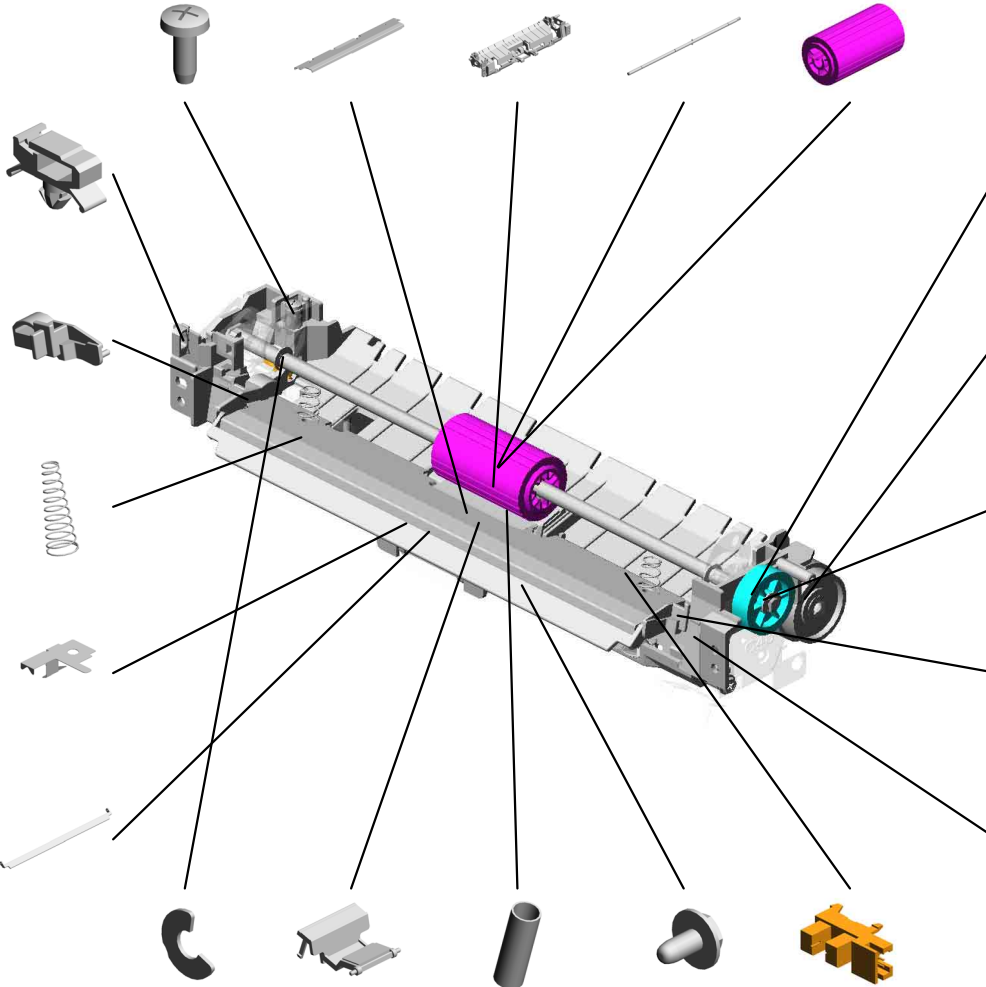
16.11050758
(x2)
CLAMP:LWSM-0306A

76.D1172723
GUIDE:BASE:FRONT

78.D1172725
(x2)
COMPRESSION SPRING:PAPER FEED:MANUAL FEED

60.D0CB2792
GROUND PLATE:TRAY BOTTOM PLATE:MANUAL FEED:INNER BACK

59.D0CB2782
GUIDE PLATE:MANUAL FEED TABLE



20.AA082173
(x4)
PLAIN SHAFT BEARING:6X10X6

47.D0CB2718
ELECTROMAGNETIC CLUTCH:DRIVE:MANUAL FEED:(CL1)

74.D1172719
GEAR:PAPER FEED:MANUAL FEED

77.D1172724
GUIDE:BASE:REAR

11.04583010N
(x8)
HEXAGON HEAD TAPPING SCREW:3X10

14.08050104
(x9)
RETAINING RINGS-SILENCER:DIA4

71.D1172711
FRICTION PAD:MANUAL FEED:ADHESION


72.D1172714
COMPRESSION SPRING:SEPARATION:MANUAL FEED

4.04513006N
(x2)
TAPPING SCREW - 3X6

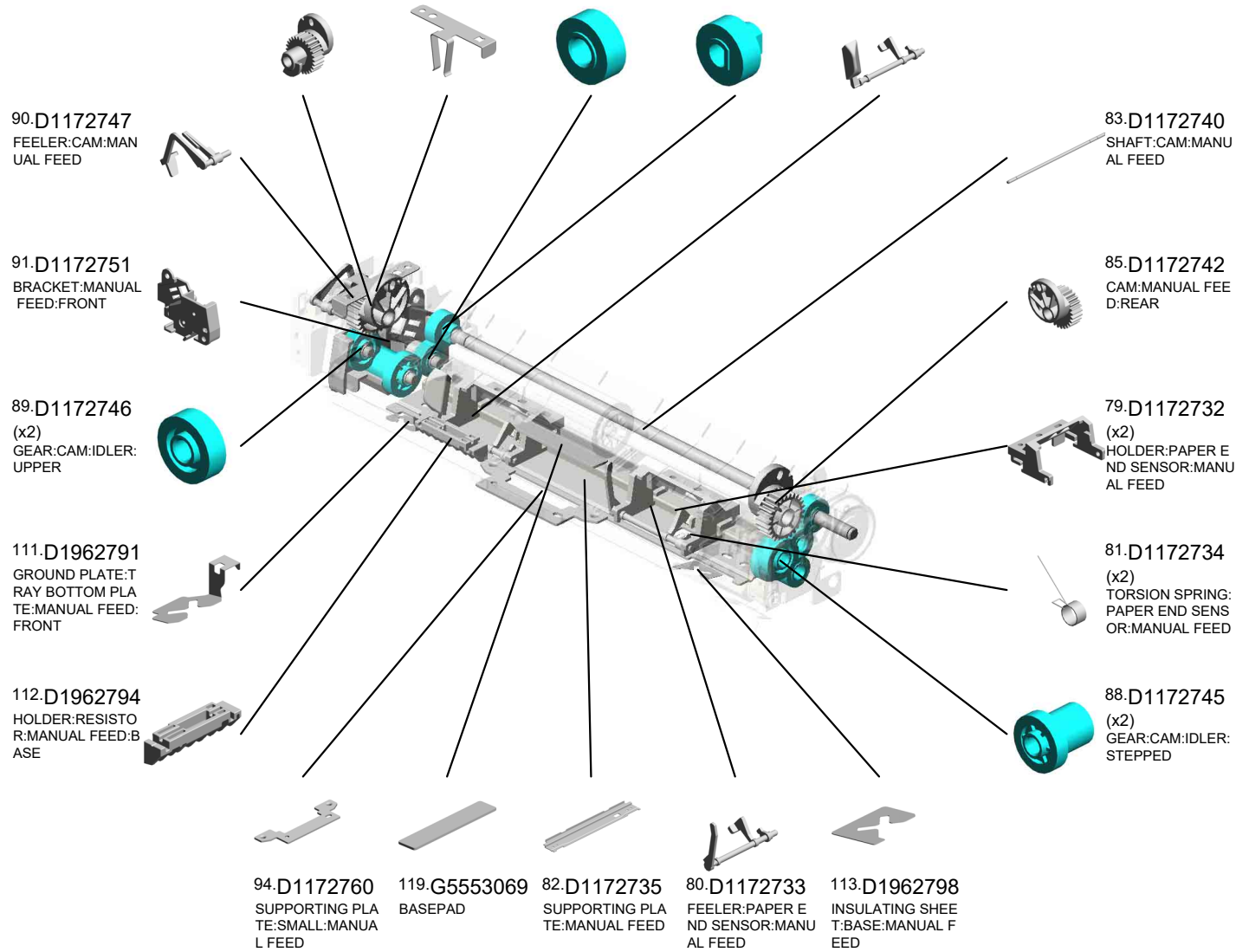
33.AW020234
(x3)
PHOTOINTERRUPTOR:GP1A173LCS5F:(S1/S4/S5/S6/S19/S20/S22/S23/S25/S30/S33/S35/S36/S

U006_S005
MANUAL FEED UNIT:ASS'Y

- 84.D1172741 CAM:MANUAL FEED:FRONT
- 92.D1172752 SPRING PLATE:HOME POSITION SENSOR:MANUAL FEED
- 87.D1172744 (x2) GEAR:CAM:IDLER:LOWER
- 86.D1172743 (x2) GEAR:CAM:MANUAL FEED
- 93.D1172756 FEELER:PAPER SIZE SENSOR:MANUAL FEED




61.D0CB2801
MANUAL FEED UNIT:ASSY

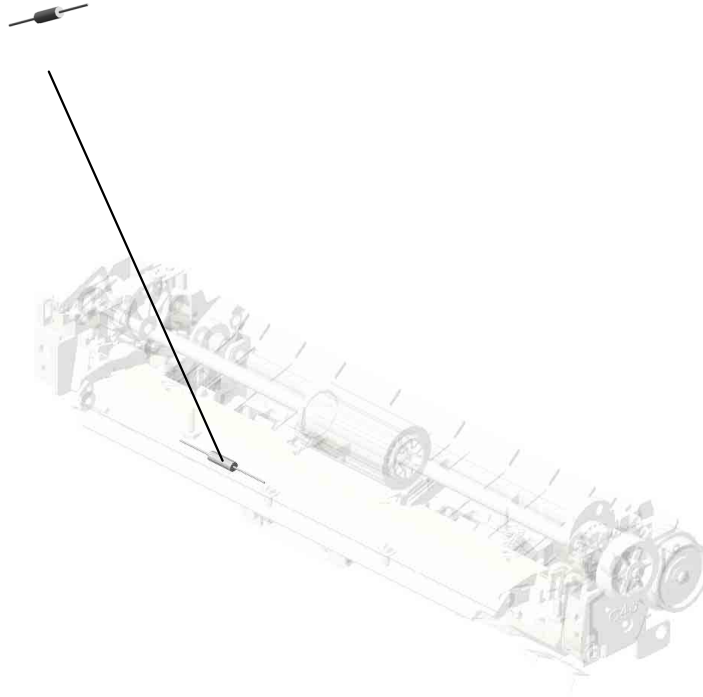


U006_S005
MANUAL FEED UNIT:ASS'Y

121.M0963989
RESISTOR:TRANS
FER/SEPARATION



61.D0CB2801
MANUAL FEED UNI
T:ASS'Y



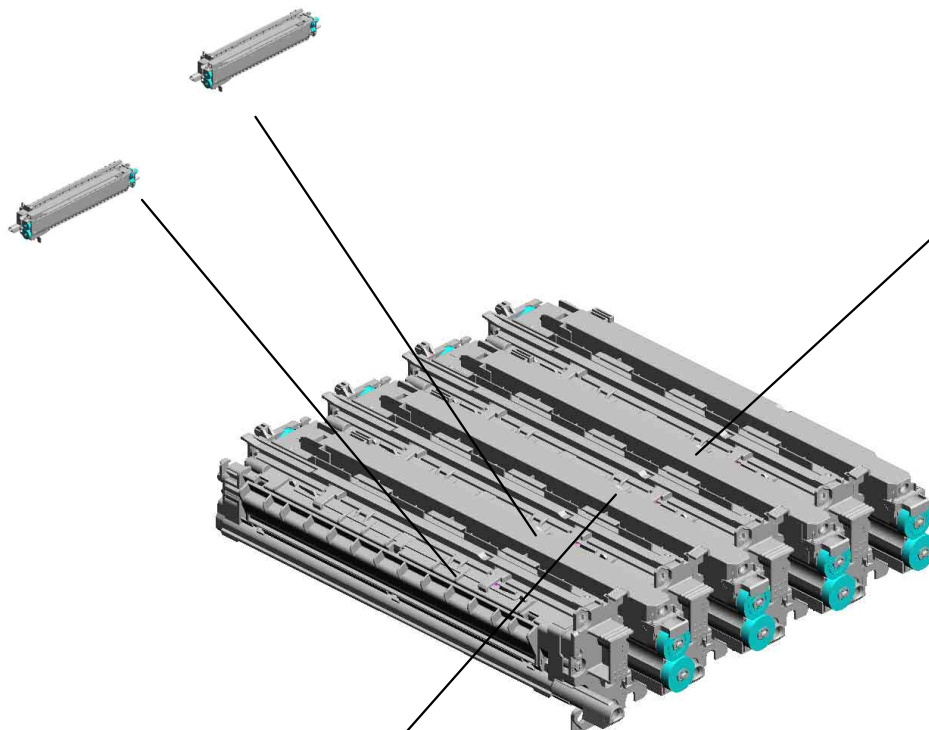
U001	U002	U003	U004	U005	U006	U007	U008	U009	U010	U011	U012	U013	U014	U015	U016	U017	U018	U019	U020	U021
------	------	------	------	------	-------------	------	------	------	------	------	------	------	------	------	------	------	------	------	------	------

U007.PCDU

U007_S002
D0CB0122
PCDU:C:SERVICE PARTS

U007_S001
D0CB0121
PCDU:BK:SERVICE PARTS

U007_S004
D0CB0124
PCDU:Y:SERVICE PARTS



U007_S003
D0CB0123
PCDU:M:SERVICE PARTS



U001	U002	U003	U004	U005	U006	U007	U008	U009	U010	U011	U012	U013	U014	U015	U016	U017	U018	U019	U020	U021
------	------	------	------	------	------	------	------	------	------	------	------	------	------	------	------	------	------	------	------	------

U007
PCDU

8-08046128

(x8)

HEXAGONAL BOLT
:DOUBLE SCREW:
M3X10




U001	U002	U003	U004	U005	U006	U007	U008	U009	U010	U011	U012	U013	U014	U015	U016	U017	U018	U019	U020	U021
------	------	------	------	------	------	------	------	------	------	------	------	------	------	------	------	------	------	------	------	------

U007_S001
PCDU: BK: SERVICE PARTS

9.08050104
RETAINING RINGS
-E: SILENCER: DIA4

3.04583008N
(x2)
HEXAGON HEAD TAPPING SCREW: 3
X8

1.03603006N
(x2)
SCREW - M3X6



11.D0CB0121
PCDU: BK: SERVICE
PARTS

7.07200040E
(x2)
RETAINING RING -
M4



10.11050511
HARNESS CLAMP -
LWS-0306ZC



6.07200030E
RETAINING RING -
M3



4.06320080G
PARALLEL KEY - 2
X8MM



5.07200025E
RETAINING RING -
M2.5



2.04503010N
(x6)
TAPPING SCREW -
M3X10


U001	U002	U003	U004	U005	U006	U007	U008	U009	U010	U011	U012	U013	U014	U015	U016	U017	U018	U019	U020	U021
------	------	------	------	------	------	------	------	------	------	------	------	------	------	------	------	------	------	------	------	------

U007_S002
PCDU:C:SERVICE PARTS

9.08050104
RETAINING RINGS
-E:SILENCER:DIA4

3.04583008N
(x2)
HEXAGON HEAD TAPPING SCREW:3
X8

1.03603006N
(x2)
SCREW - M3X6



12.D0CB0122
PCDU:C:SERVICE PARTS

7.07200040E
(x2)
RETAINING RING - M4



10.11050511
HARNESS CLAMP - LWS-0306ZC



6.07200030E
RETAINING RING - M3



4.06320080G
PARALLEL KEY - 2 X8MM



5.07200025E
RETAINING RING - M2.5



2.04503010N
(x6)
TAPPING SCREW - M3X10




U007_S003
PCDU:M:SERVICE PARTS

9.08050104
RETAINING RINGS
-E:SILENCER:DIA4

3.04583008N (x2)
HEXAGON HEAD TAPPING SCREW:3 X8

1.03603006N (x2)
SCREW - M3X6



13.D0CB0123
PCDU:M:SERVICE PARTS

7.07200040E (x2)
RETAINING RING - M4



10.11050511
HARNESS CLAMP - LWS-0306ZC



6.07200030E
RETAINING RING - M3



4.06320080G
PARALLEL KEY - 2 X8MM



5.07200025E
RETAINING RING - M2.5



2.04503010N (x6)
TAPPING SCREW - M3X10




U007_S004
PCDU:Y:SERVICE PARTS

9.08050104
RETAINING RINGS
-E:SILENCER:DIA4

3.04583008N
(x2)
HEXAGON HEAD TAPPING SCREW:3
X8

1.03603006N
(x2)
SCREW - M3X6




14.D0CB0124
PCDU:Y:SERVICE PARTS

7.07200040E
(x2)
RETAINING RING - M4



10.11050511
HARNESS CLAMP - LWS-0306ZC



6.07200030E
RETAINING RING - M3



4.06320080G
PARALLEL KEY - 2 X8MM



5.07200025E
RETAINING RING - M2.5



2.04503010N
(x6)
TAPPING SCREW - M3X10



U001	U002	U003	U004	U005	U006	U007	U008	U009	U010	U011	U012	U013	U014	U015	U016	U017	U018	U019	U020	U021
------	------	------	------	------	------	------	------	------	------	------	------	------	------	------	------	------	------	------	------	------

U008.DEVELOPMENT

U008 S008
D0CB3304
DRIVE UNIT:TONER SUPPLY
:ASS'Y

U008 S007
D0CB3304
DRIVE UNIT:TONER SUPPLY
:ASS'Y

U008 S001
D0CB3302
TONER HOPPER:TONER SU
PPLY:K:ASS'Y


U008 S006
D0CB3304
DRIVE UNIT:TONER SUPPLY
:ASS'Y

U008 S004
D0CB3303
TONER HOPPER:TONER SU
PPLY:COL:ASS'Y

U008 S005
D0CB3304
DRIVE UNIT:TONER SUPPLY
:ASS'Y

U008 S003
D0CB3303
TONER HOPPER:TONER SU
PPLY:COL:ASS'Y

U008 S002
D0CB3303
TONER HOPPER:TONER SU
PPLY:COL:ASS'Y



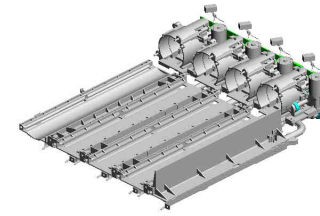
U001	U002	U003	U004	U005	U006	U007	U008	U009	U010	U011	U012	U013	U014	U015	U016	U017	U018	U019	U020	U021
------	------	------	------	------	------	------	------	------	------	------	------	------	------	------	------	------	------	------	------	------

U008 DEVELOPMENT

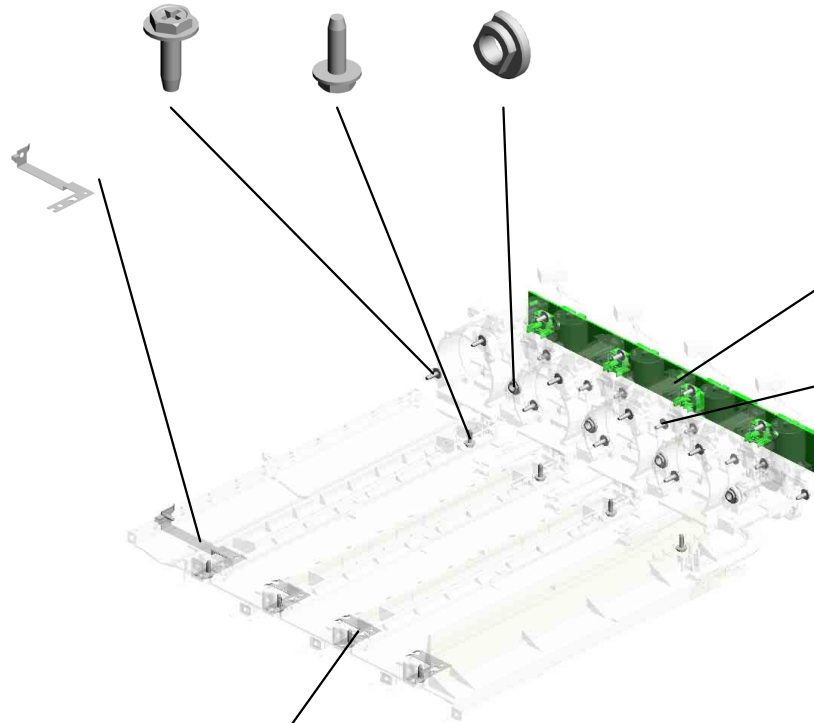
5.04583010N (x8)
HEXAGON HEAD TAPPING SCREW:3X10

3.04513010N (x8)
TAPPING SCREW:3X10

18.D1173354 (x4)
COLLAR:TONER SUPPLY:HOUSING



20.D1173395
GROUND PLATE:R
AIL:BASE:MAIN



10.D0C85180
PCB:BRB:(PCB7)

2.04503008N (x 8)
TAPPING SCREW - M3X8

3.04513010N (x 5)
TAPPING SCREW:3X10


5.04583010N (x 8)
HEXAGON HEAD TAPPING SCREW:3X10

4.04583008N (x17)
HEXAGON HEAD TAPPING SCREW:3X8

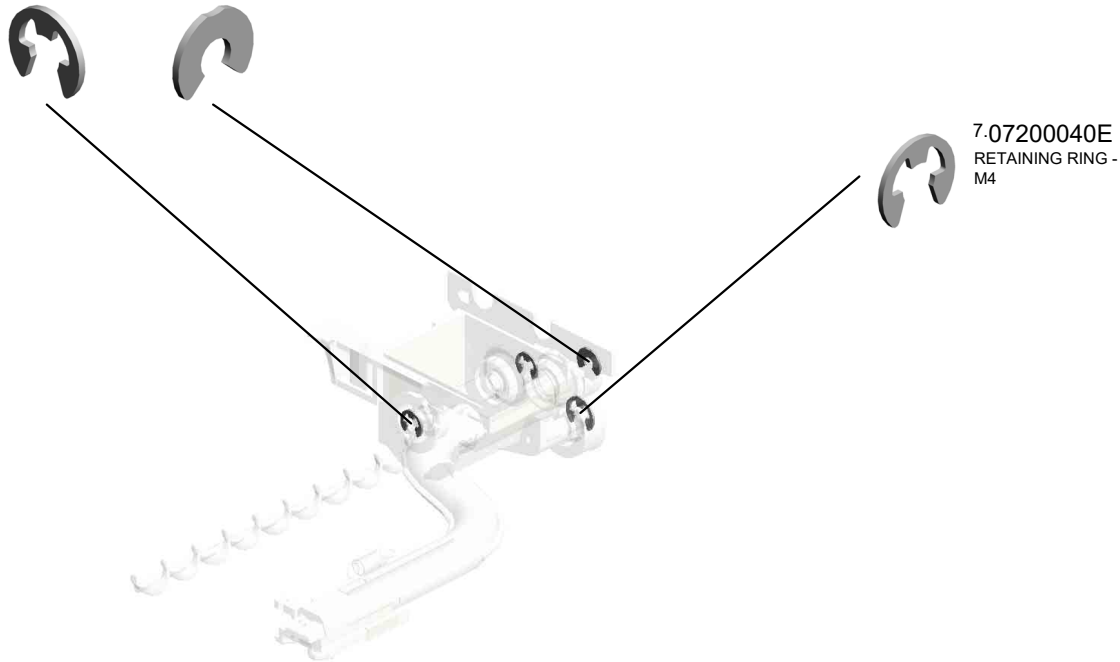
19.D1173394 (x3)
GROUND PLATE:R
AIL:BASE

U008_S001
TONER HOPPER:TONER SUPPLY:K:ASS'Y

6.07200030E 8.08050103
(x2) RETAINING RINGS
RETAINING RING - -E:SILENCER:DIA3
M3



11.D0CB3302
TONER HOPPER:T
ONER SUPPLY:K:A
SS'Y

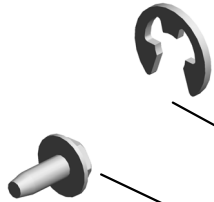


U001	U002	U003	U004	U005	U006	U007	U008	U009	U010	U011	U012	U013	U014	U015	U016	U017	U018	U019	U020	U021
------	------	------	------	------	------	------	------	------	------	------	------	------	------	------	------	------	------	------	------	------

U008_S002
TONER HOPPER:TONER SUPPLY:COL:ASS'Y

6.07200030E
(x2)
RETAINING RING -
M3

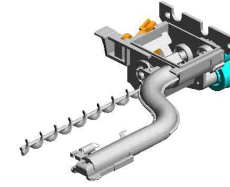
2.04503008N
TAPPING SCREW -
M3X8



8.08050103
RETAINING RINGS
-E:SILENCER:DIA3



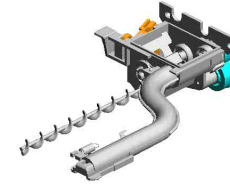
7.07200040E
RETAINING RING -
M4



12.D0CB3303
TONER HOPPER:T
ONER SUPPLY:CO
L:ASS'Y

U001	U002	U003	U004	U005	U006	U007	U008	U009	U010	U011	U012	U013	U014	U015	U016	U017	U018	U019	U020	U021
------	------	------	------	------	------	------	-------------	------	------	------	------	------	------	------	------	------	------	------	------	------

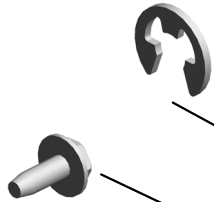
U008_S003
TONER HOPPER:TONER SUPPLY:COL:ASS'Y



12.D0CB3303
TONER HOPPER:T
ONER SUPPLY:CO
L:ASS'Y

6.07200030E
(x2)
RETAINING RING -
M3

2.04503008N
TAPPING SCREW -
M3X8



8.08050103
RETAINING RINGS
-E:SILENCER:DIA3



7.07200040E
RETAINING RING -
M4

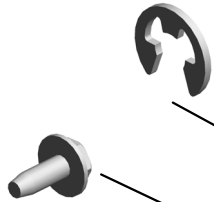


U001	U002	U003	U004	U005	U006	U007	U008	U009	U010	U011	U012	U013	U014	U015	U016	U017	U018	U019	U020	U021
------	------	------	------	------	------	------	-------------	------	------	------	------	------	------	------	------	------	------	------	------	------

U008_S004
TONER HOPPER:TONER SUPPLY:COL:ASS'Y

6.07200030E
(x2)
RETAINING RING -
M3

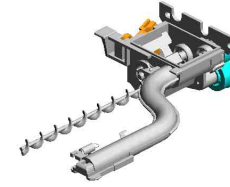
2.04503008N
TAPPING SCREW -
M3X8



8.08050103
RETAINING RINGS
-E:SILENCER:DIA3



7.07200040E
RETAINING RING -
M4

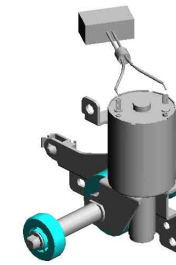


12.D0CB3303
TONER HOPPER:T
ONER SUPPLY:CO
L:ASS'Y

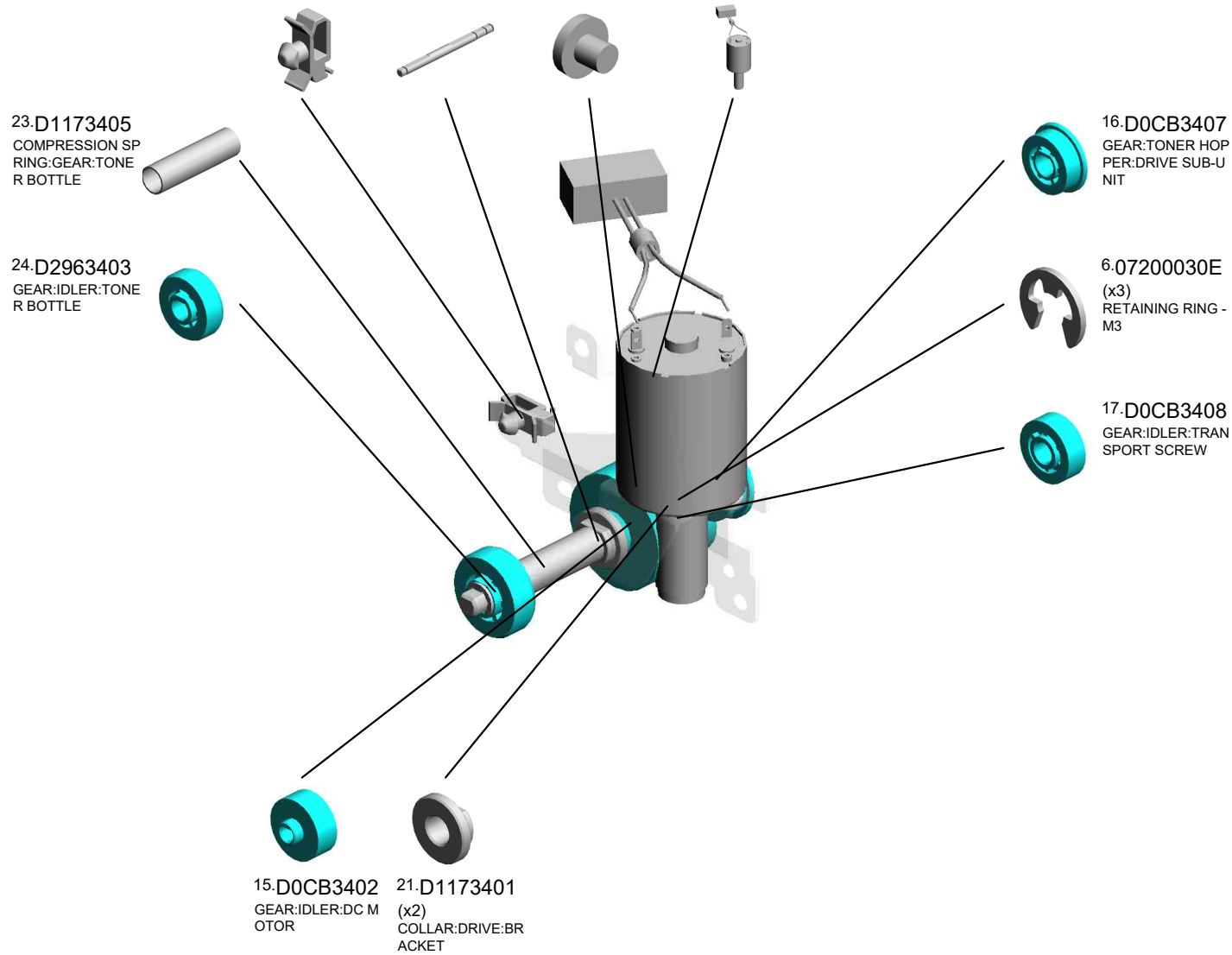
U001	U002	U003	U004	U005	U006	U007	U008	U009	U010	U011	U012	U013	U014	U015	U016	U017	U018	U019	U020	U021
------	------	------	------	------	------	------	-------------	------	------	------	------	------	------	------	------	------	------	------	------	------

U008_S005
 DRIVE UNIT:TONER SUPPLY:ASS'Y

- 9.11050511 HARNESS CLAMP - LWS-0306ZC
- 22.D1173404 SHAFT:DRIVE:AGITATOR
- 1.03530030N (x2) SCREW:M3X3
- 14.D0CB3400 DC MOTOR:TONER SUPPLY:ASS'Y:(M1/M2/M3/M4)



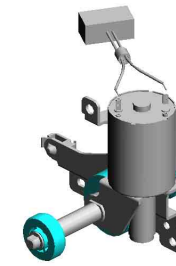
13.D0CB3304
 DRIVE UNIT:TONER SUPPLY:ASS'Y



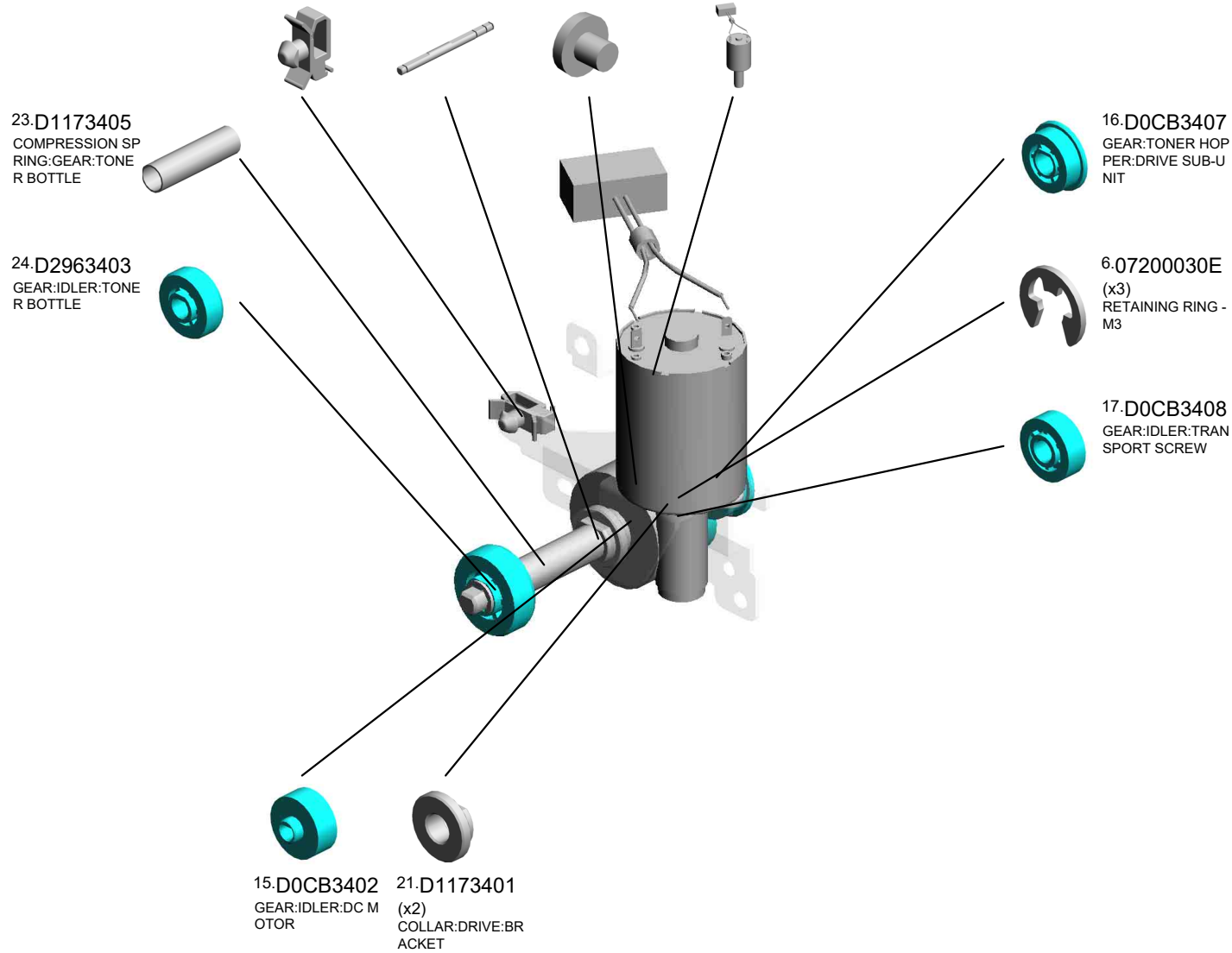
U001	U002	U003	U004	U005	U006	U007	U008	U009	U010	U011	U012	U013	U014	U015	U016	U017	U018	U019	U020	U021
------	------	------	------	------	------	------	------	------	------	------	------	------	------	------	------	------	------	------	------	------

U008_S006
 DRIVE UNIT:TONER SUPPLY:ASS'Y

- 9.11050511 HARNESS CLAMP - LWS-0306ZC
- 22.D1173404 SHAFT:DRIVE:AGITATOR
- 1.03530030N (x2) SCREW:M3X3
- 14.D0CB3400 DC MOTOR:TONER SUPPLY:ASS'Y:(M1/M2/M3/M4)



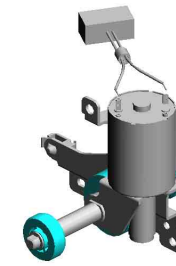
13.D0CB3304
 DRIVE UNIT:TONER SUPPLY:ASS'Y



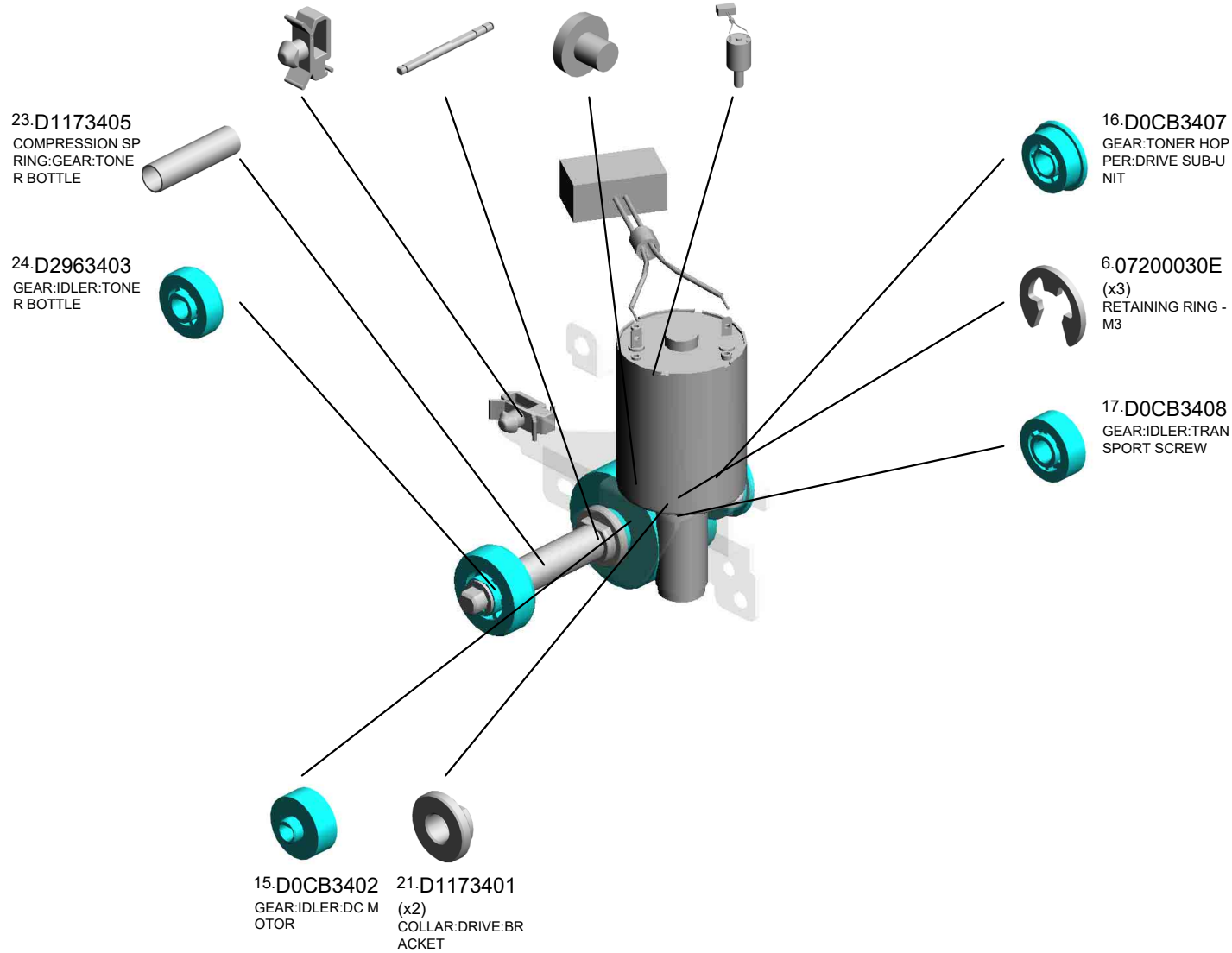
U001	U002	U003	U004	U005	U006	U007	U008	U009	U010	U011	U012	U013	U014	U015	U016	U017	U018	U019	U020	U021
------	------	------	------	------	------	------	------	------	------	------	------	------	------	------	------	------	------	------	------	------

U008_S007
 DRIVE UNIT:TONER SUPPLY:ASS'Y

- 9.11050511 HARNESS CLAMP - LWS-0306ZC
- 22.D1173404 SHAFT:DRIVE:AGI TATOR
- 1.03530030N (x2) SCREW:M3X3
- 14.D0CB3400 DC MOTOR: TONE R SUPPLY: ASS'Y:(M1/M2/M3/M4)



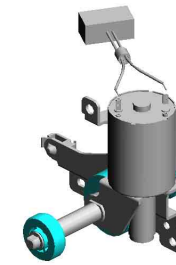
13.D0CB3304
 DRIVE UNIT: TONE R SUPPLY: ASS'Y



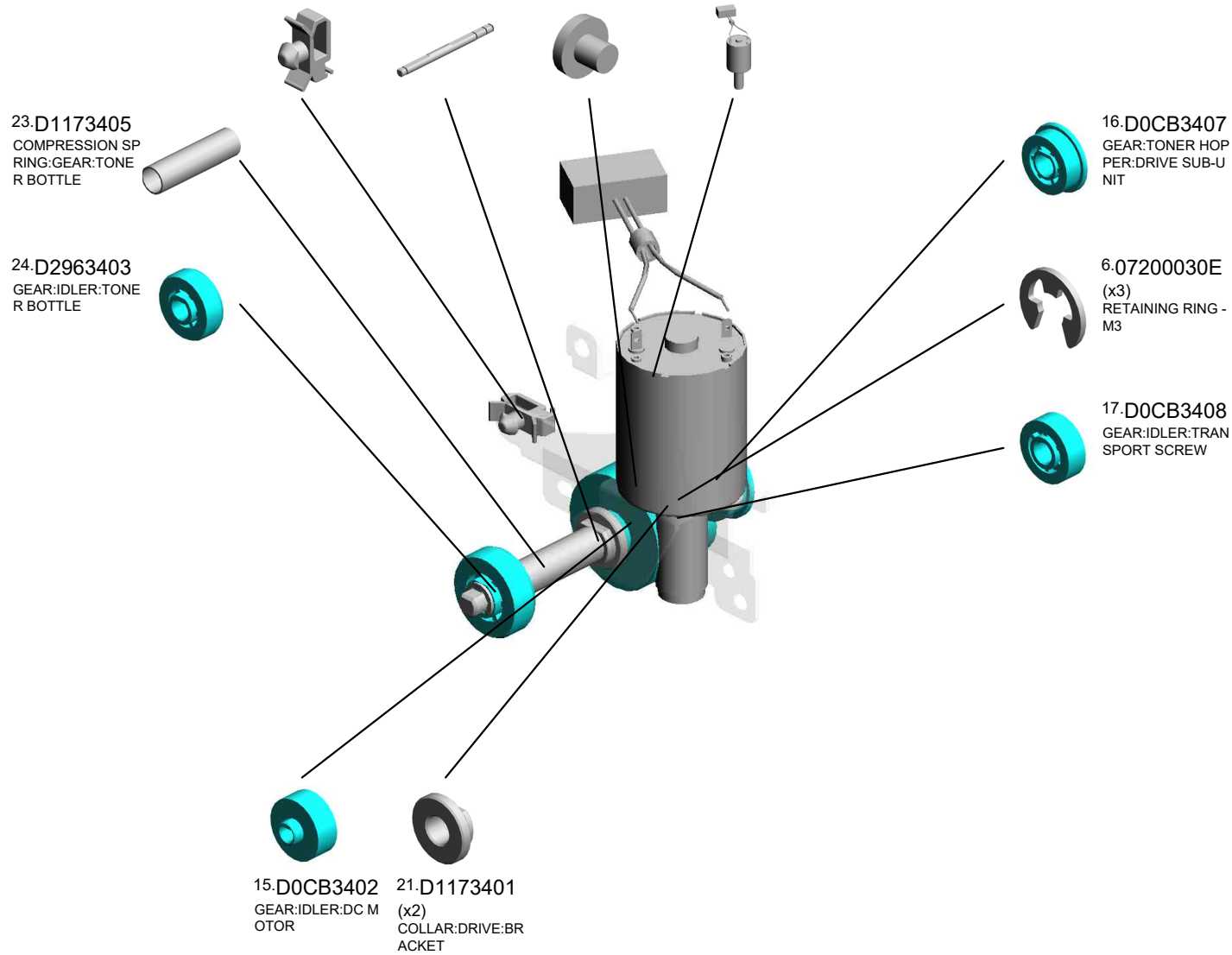
U001	U002	U003	U004	U005	U006	U007	U008	U009	U010	U011	U012	U013	U014	U015	U016	U017	U018	U019	U020	U021
------	------	------	------	------	------	------	------	------	------	------	------	------	------	------	------	------	------	------	------	------

U008_S008
 DRIVE UNIT:TONER SUPPLY:ASS'Y

- 9.11050511 HARNESS CLAMP - LWS-0306ZC
- 22.D1173404 SHAFT:DRIVE:AGI TATOR
- 1.03530030N (x2) SCREW:M3X3
- 14.D0CB3400 DC MOTOR: TONE R SUPPLY:ASS'Y:(M1/M2/M3/M4)



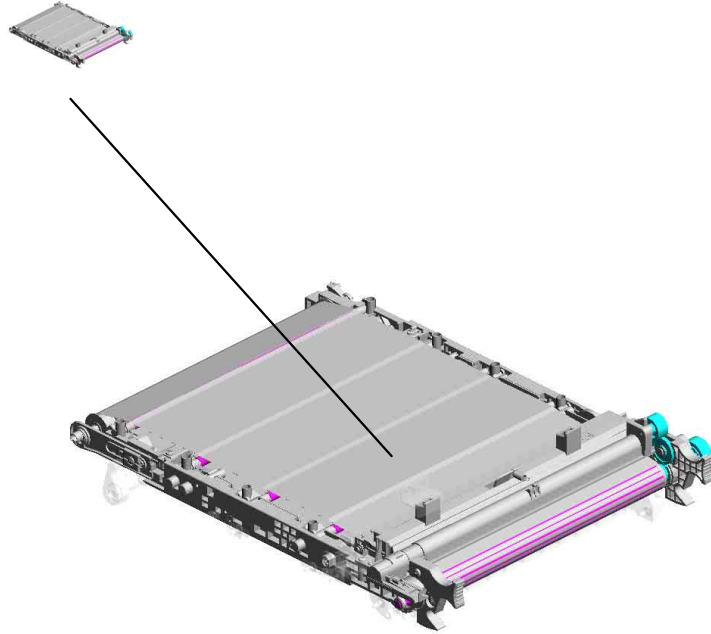
13.D0CB3304
 DRIVE UNIT: TONE R SUPPLY: ASS'Y



U001	U002	U003	U004	U005	U006	U007	U008	U009	U010	U011	U012	U013	U014	U015	U016	U017	U018	U019	U020	U021
------	------	------	------	------	------	------	------	------	------	------	------	------	------	------	------	------	------	------	------	------

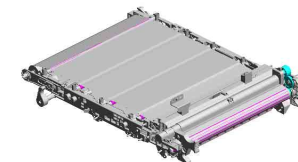
U009.ITB UNIT

U009 S001
D0CB6002
TRANSFER UNIT:INTERMEDI
ATE TRANSFER:SERVICE:AS
SY



U001	U002	U003	U004	U005	U006	U007	U008	U009	U010	U011	U012	U013	U014	U015	U016	U017	U018	U019	U020	U021
------	------	------	------	------	------	------	------	------	------	------	------	------	------	------	------	------	------	------	------	------

U009
ITB UNIT



- 15.08050104 (x2) RETAINING RINGS -E:SILENCER:DIA4
- 1.03125040N (x2) SCREW - M2.5X4
- 22.AW020234 PHOTOINTERRUPTOR:GP1A173LCS 5F:(S1/S4/S5/S6/S19/S20/S22/S23/S25/S30/S33/S35/S36/S38/S40/S41)
- 5.04503010N (x7) TAPPING SCREW - M3X10
- 19.AA061084 TENSION SPRING: FEELER

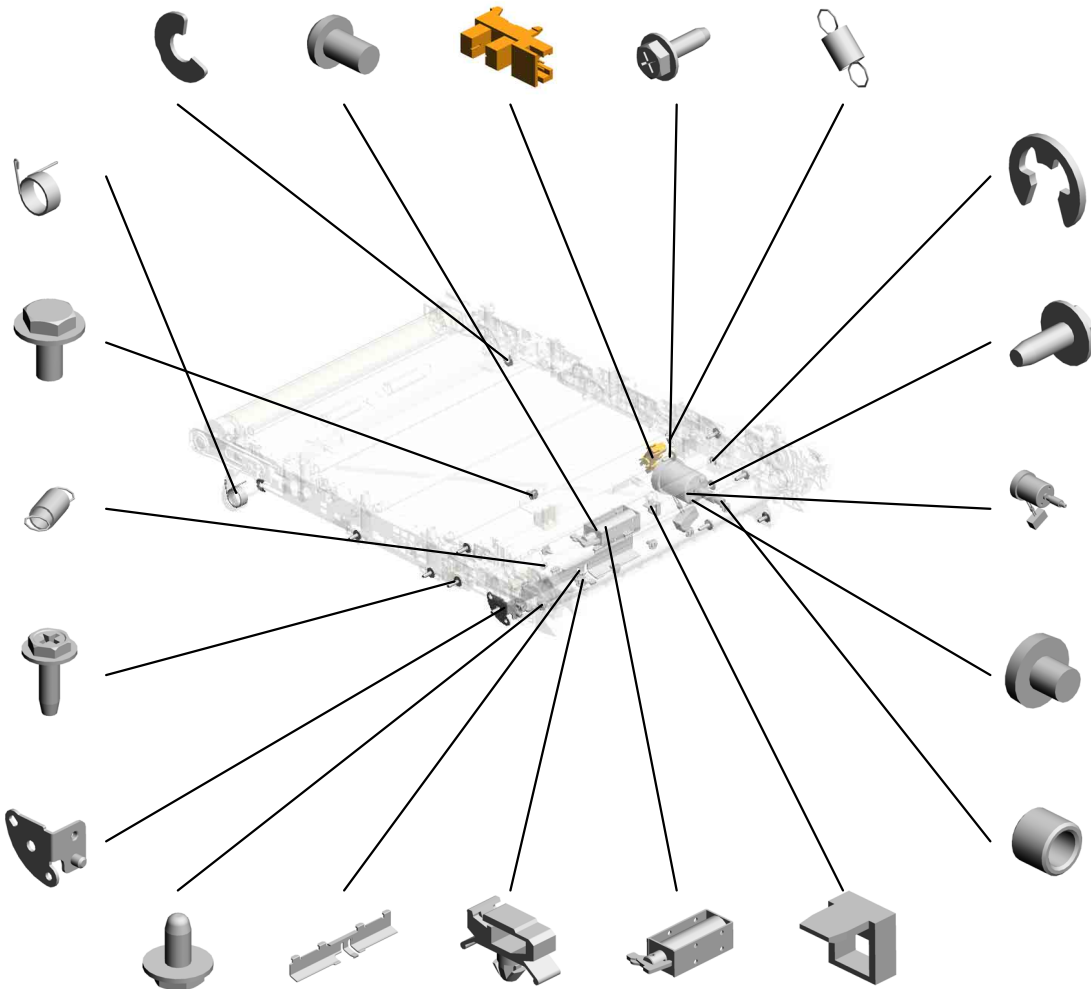
20.AA066695
TORSION SPRING: LEVER:ON-OFF

4.03603006N
SCREW - M3X6

18.AA060151
TENSION SPRING

10.04583010N
HEXAGON HEAD TAPPING SCREW:3 X10

27.D0CB6381
GUIDE PLATE:BRACKET:DENSITY SENSOR:FRONT:ASS'Y



5.04503010N (x 2)
TAPPING SCREW - M3X10

12.07200030E
RETAINING RING - M3

6.04513008N (x4)
TAPPING SCREW - M3X8

26.D0CB6350
DC MOTOR:ON-OFF:FIRST:ASS'Y:(M14)

2.03530030N (x2)
SCREW:M3X3

21.AA082109
PLAIN SHAFT BEARING: DIA4

9.04543006Q (x7)
TAPPING SCREW - M3X6

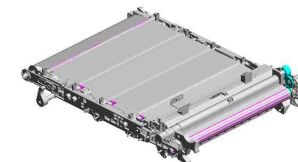
25.D0CB6238
GUIDE:HARNESS:TM SENSOR

17.11050758
CLAMP:LWSM-030 6A

23.B2385875
DC SOLENOID DC2 4V:(SOL2)

16.11050542
HARNESS CLAMP - MSBS-1207

U009 ITB UNIT



- 34.D1176136 SHAFT:CAM:ON-O
FF:BK
- 32.D0CB6393 GROUND PLATE:B
RACKET:TM SENS
OR
- 45.D1176386 HOOK:SHUTTER:D
ENSITY SENSOR
- 43.D1176375 BRACKET:FEELER:
ON-OFF
- 44.D1176376 FEELER:ON-OFF:FI
RST

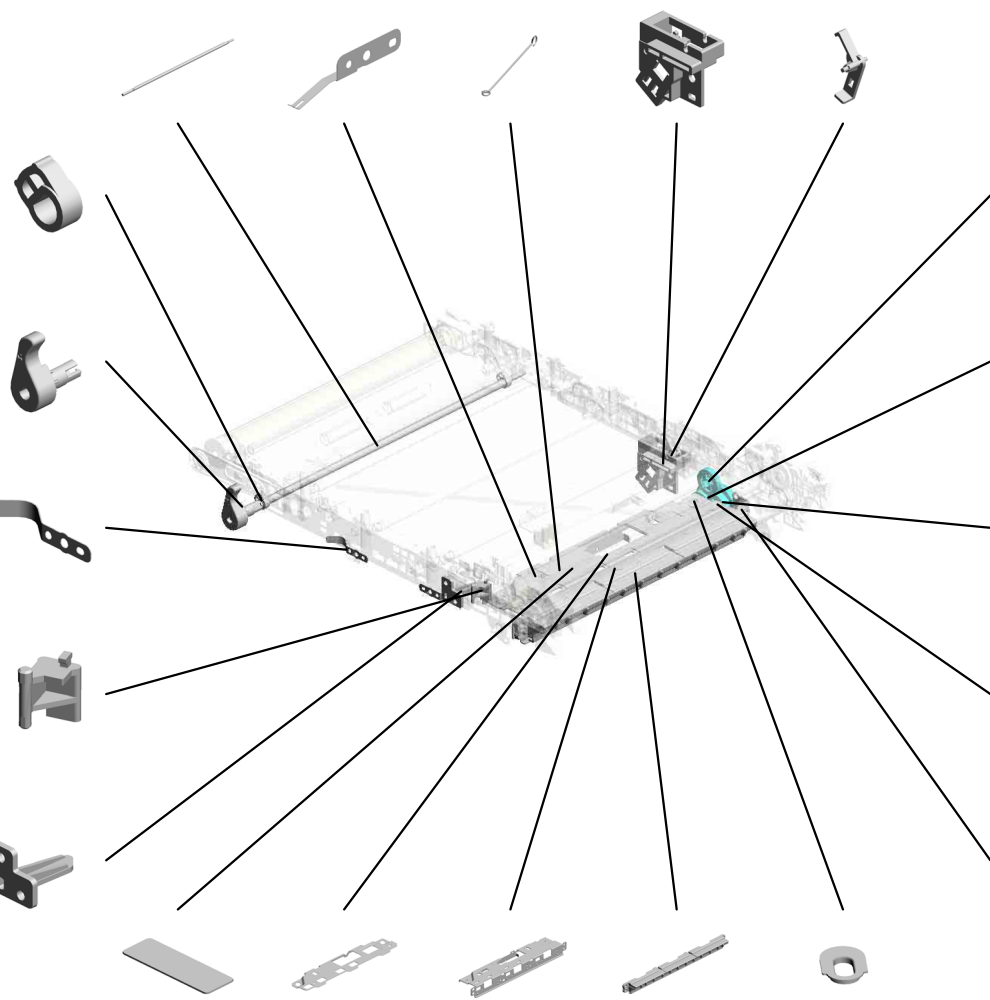
33.D1176135
(x2)
CAM:ON-OFF:BK

35.D1176137
LEVER:ON-OFF:BK
:INTERMEDIATE T
RANSFER

36.D1176138
(x2)
PRESSURE PLATE
:INTERMEDIATE T
RANSFER

37.D1176181
LEVER:SUPPORT:
SHUTTER

38.D1176185
LEVER:OPEN AND
CLOSE:SHUTTER



42.D1176366
GEAR:ON-OFF:FIR
ST:NO.3

39.D1176363
GEAR:ON-OFF:FIR
ST

40.D1176364
GEAR:ON-OFF:FIR
ST:NO.1


41.D1176365
GEAR:ON-OFF:FIR
ST:NO.2

28.D0CB6383
GUIDE PLATE:BRA
CKET:DENSITY SE
NSOR:REAR:ASS'Y

- 46.D1176389 SPACER:SHUTTER
:TM SENSOR
- 30.D0CB6390 SHUTTER:DENSIT
Y SENSOR
- 29.D0CB6388 BRACKET:DENSIT
Y SENSOR
- 31.D0CB6391 GUIDE PLATE:REL
AY
- 47.D1176392
(x2)
SPACER:SHUTTER
:SENSOR:TM

U009
ITB UNIT

51.G1666057 49.D1966356
PLAIN SHAFT BEA BRACKET:DRIVE:O
RING:ROLLER:BLA N-OFF:ASS'Y
DE

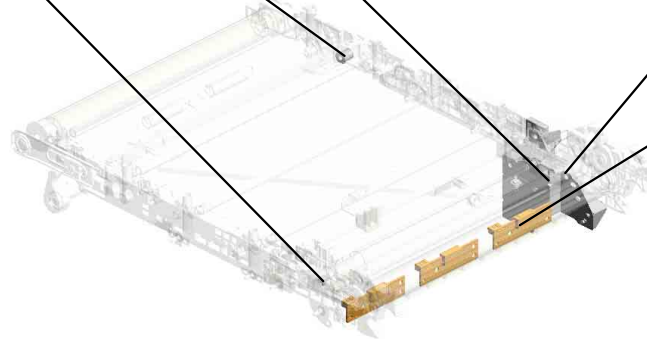


48.D1441085
(x2)
STEPPED SCREW:
M3



50.D1966362
COVER:BRACKET:
DRIVE:ON-OFF

52.GW010009
(x3)
DENSITY SENSOR:
(S27/S28/S29)



U001	U002	U003	U004	U005	U006	U007	U008	U009	U010	U011	U012	U013	U014	U015	U016	U017	U018	U019	U020	U021
------	------	------	------	------	------	------	------	------	------	------	------	------	------	------	------	------	------	------	------	------

U009_S001

TRANSFER UNIT:INTERMEDIATE TRANSFER:SERVICE:ASS'Y

3-03530060N (x4) BIND SCREW - M3 X6
7-04523008N (x10) TAPPING SCREW - M3X8
12-07200030E (x3) RETAINING RING - M3



24.D0CB6002
TRANSFER UNIT:IN
TERMEDIATE TRA
NSFER:SERVICE:A
SS'Y

11-04593008N
(x4)
BINDING HEAD TA
PPING SCREW:3X
8



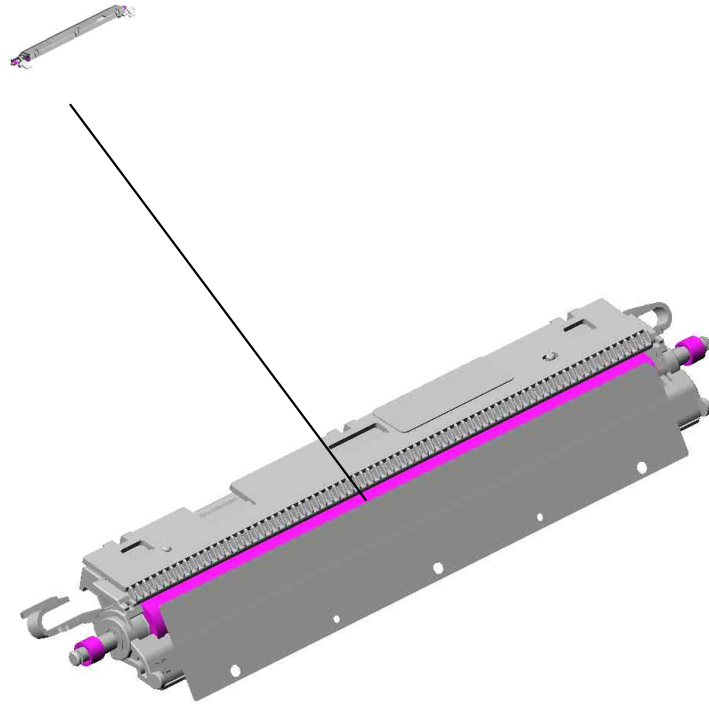
8-04523010N
(x4)
BINDING SELF-TA
PPING SCREW:3X
10

13-07200040E
(x3)
RETAINING RING -
M4

14-08050103
(x2)
RETAINING RINGS
-E:SILENCER:DIA3

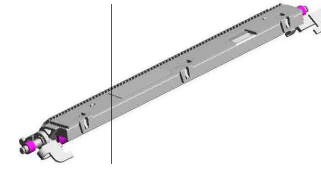
U010.TRANSFER/SEPARATION

U010 S001
D0CB6201
TRANSFER/SEPARATION UN
IT:SECOND:ASSY



U001	U002	U003	U004	U005	U006	U007	U008	U009	U010	U011	U012	U013	U014	U015	U016	U017	U018	U019	U020	U021
------	------	------	------	------	------	------	------	------	------	------	------	------	------	------	------	------	------	------	------	------


U010
TRANSFER/SEPARATION



U001	U002	U003	U004	U005	U006	U007	U008	U009	U010	U011	U012	U013	U014	U015	U016	U017	U018	U019	U020	U021
------	------	------	------	------	------	------	------	------	------	------	------	------	------	------	------	------	------	------	------	------

U010_S001
TRANSFER/SEPARATION UNIT:SECOND:ASS'Y

2.07200040E
(x2)
RETAINING RING -
M4




1.07200030E (x 2)
RETAINING RING - M3

3.D0CB6201
TRANSFER/SEPARATION UNIT:SECOND:ASS'Y

U001	U002	U003	U004	U005	U006	U007	U008	U009	U010	U011	U012	U013	U014	U015	U016	U017	U018	U019	U020	U021
------	------	------	------	------	------	------	------	------	------	------	------	------	------	------	------	------	------	------	------	------

U011.USED TONER

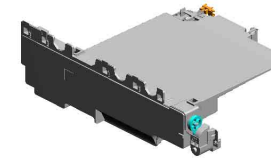
U011_S001
D0CB6401
COLLECTION BOTTLE:ASSY



U001	U002	U003	U004	U005	U006	U007	U008	U009	U010	U011	U012	U013	U014	U015	U016	U017	U018	U019	U020	U021
------	------	------	------	------	------	------	------	------	------	------	------	------	------	------	------	------	------	------	------	------

U011 USED TONER

4.AB011555 GEAR:IDLER:RIGHT FRONT
 6.AB017827 GEAR:IDLER:COLLECTION BOTTLE:RIGHT UPPER
 2.07200040E RETAINING RING - M4



1.04503010N
(x3)
TAPPING SCREW - M3X10




13.D1966585
BRACKET:COLLECTION BOTTLE:RIGHT:PRESS FIT



5.AB011557
GEAR:IDLER:RIGHT REAR



8.AG071012
MAGNET CATCH:ASSY



7.AB017865
GEAR:IDLER:MIDDLE REAR



9.AW020234
PHOTOINTERRUPTOR:GP1A173LCS
5F:(S1/S4/S5/S6/S1
9/S20/S22/S23/S25/
S30/S33/S35/S36/S
38/S40/S41)



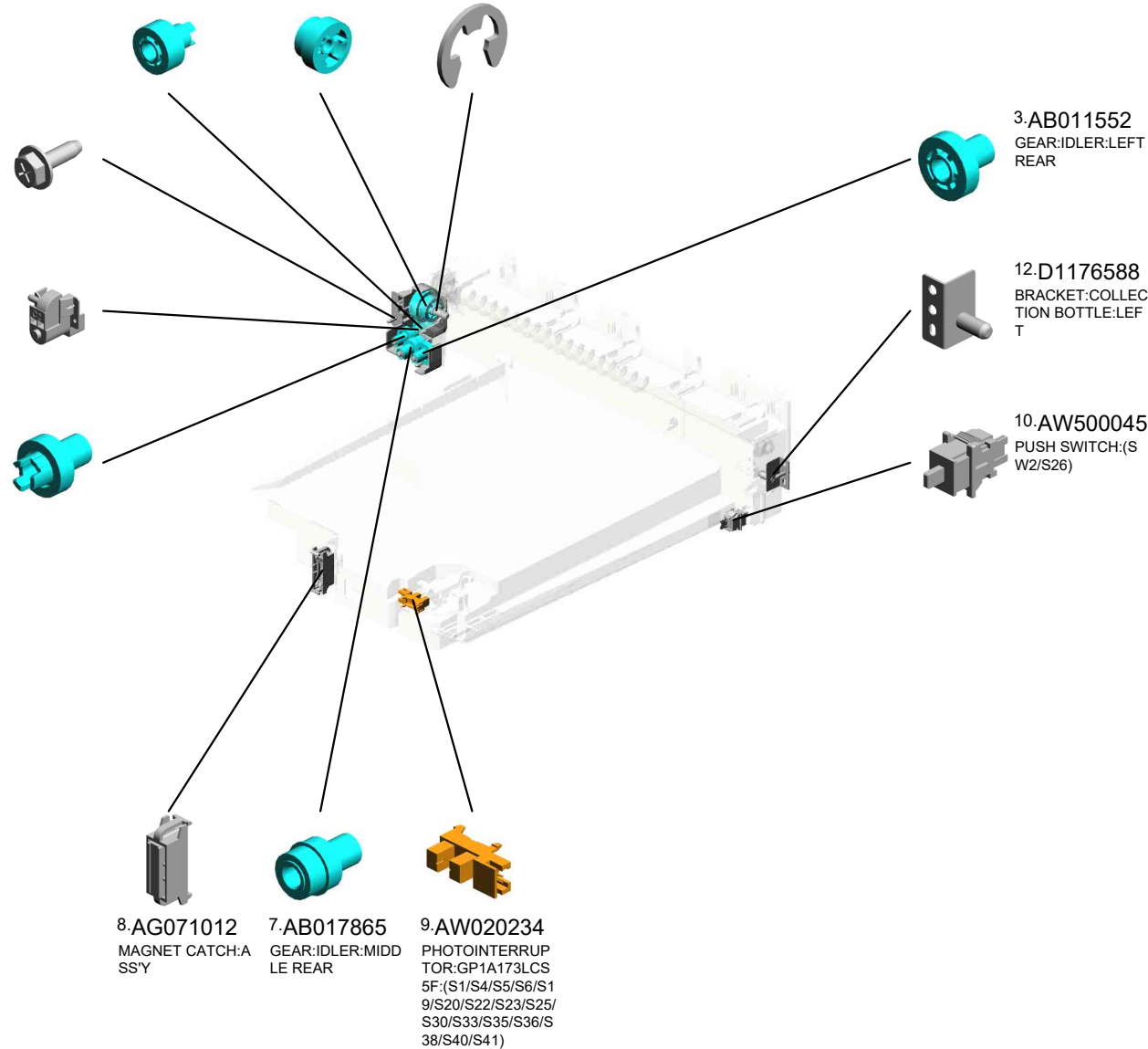
3.AB011552
GEAR:IDLER:LEFT REAR



12.D1176588
BRACKET:COLLECTION BOTTLE:LEFT




10.AW500045
PUSH SWITCH:(SW2/S26)



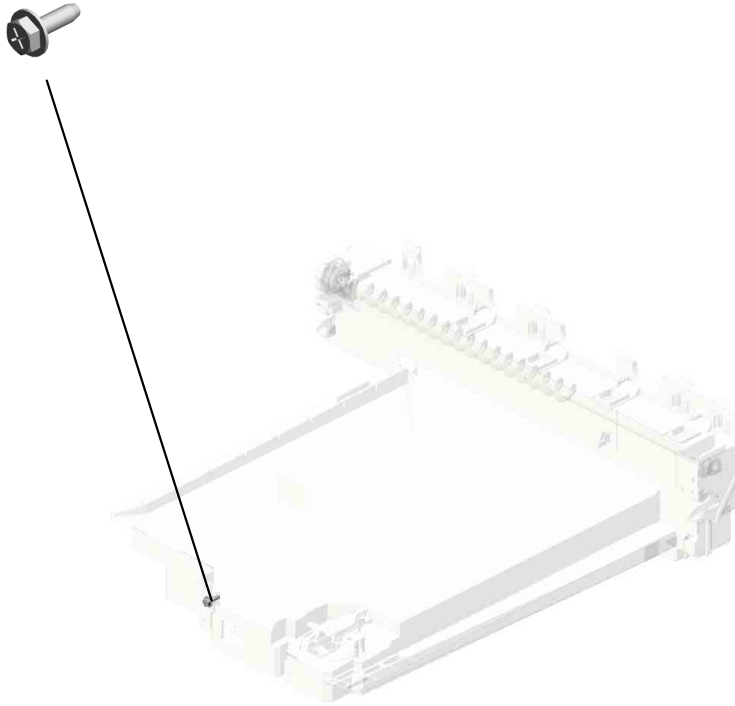
U001	U002	U003	U004	U005	U006	U007	U008	U009	U010	U011	U012	U013	U014	U015	U016	U017	U018	U019	U020	U021
------	------	------	------	------	------	------	------	------	------	------	------	------	------	------	------	------	------	------	------	------

U011_S001
COLLECTION BOTTLE:ASS'Y

1-04503010N
TAPPING SCREW -
M3X10



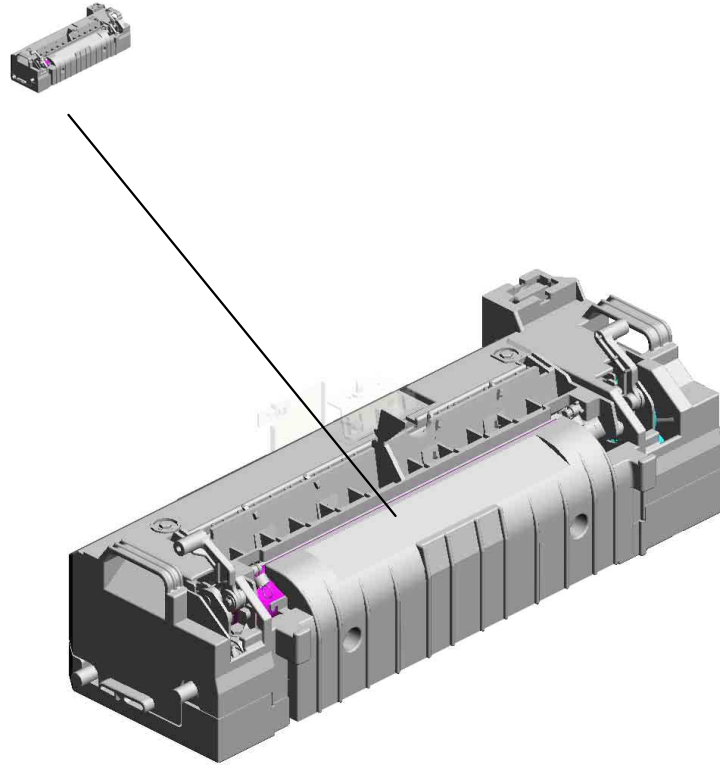
11-**D0CB6401**
COLLECTION BOT
TLE:ASS'Y



U001	U002	U003	U004	U005	U006	U007	U008	U009	U010	U011	U012	U013	U014	U015	U016	U017	U018	U019	U020	U021
------	------	------	------	------	------	------	------	------	------	------	------	------	------	------	------	------	------	------	------	------

U012.FUSING

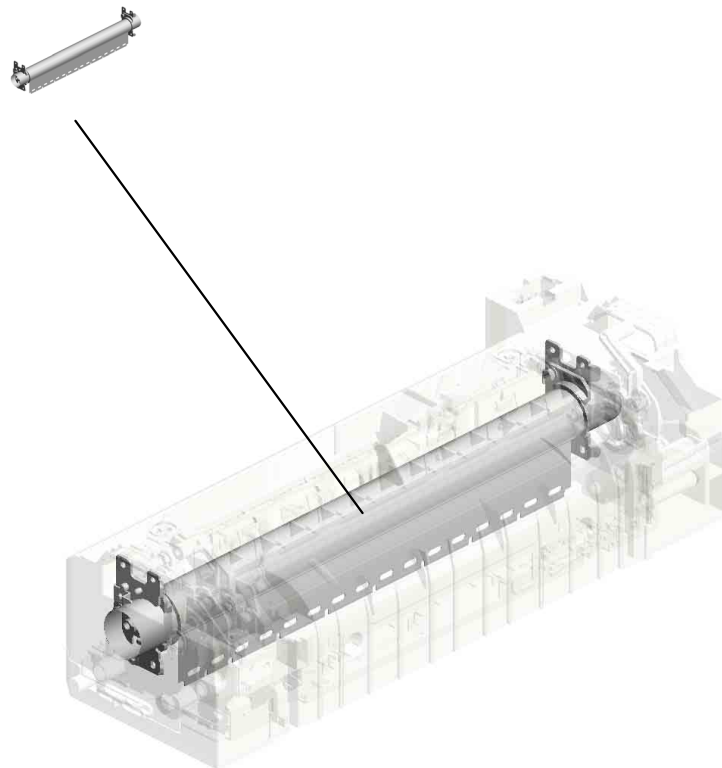
U012 S001
D0CB4031
(NA):FUSING UNIT:SERVICE
PARTS



U001	U002	U003	U004	U005	U006	U007	U008	U009	U010	U011	U012	U013	U014	U015	U016	U017	U018	U019	U020	U021
------	------	------	------	------	------	------	------	------	------	------	------	------	------	------	------	------	------	------	------	------

U012_S001.(NA):FUSING UNIT:SERVICE PARTS

U012 S001 S001
D0CB4037
(NA):SLEEVE:FUSING:SERVI
CE PARTS




U001	U002	U003	U004	U005	U006	U007	U008	U009	U010	U011	U012	U013	U014	U015	U016	U017	U018	U019	U020	U021
------	------	------	------	------	------	------	------	------	------	------	------	------	------	------	------	------	------	------	------	------

U012 FUSING


2.04543006Q (x2)
TAPPING SCREW - M3X6

42.D1174332
BRACKET:THERMOPILE

33.D1054365
HOLDER:THERMOPILE



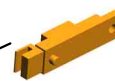
21.AW100183
THERMOPILE:TH1)



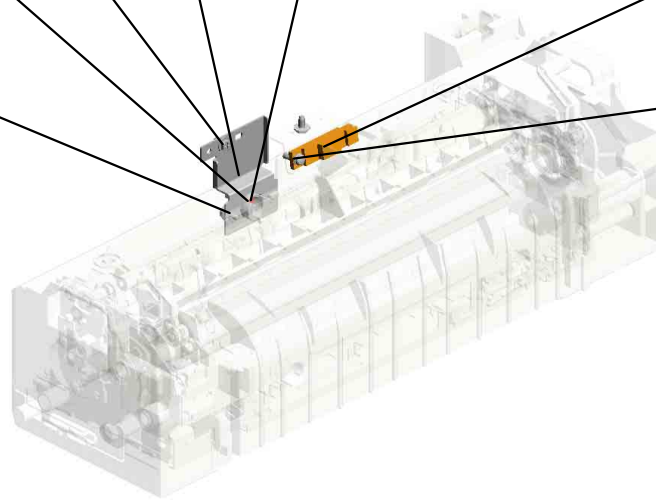
8.08046123
HEXAGONAL BOLT :WASHER:M3X8



20.AW010124
PHOTO REFLECTI
ON SENSOR:GP2A
200LCS0F:(S3/S8)



13.09573010N
SCREW:SMALL RO
UND/SPRING:M3X1
0



U012_S001
(NA):FUSING UNIT:SERVICE PARTS


22.AW110101
THERMOSTAT:LOW
TEMPERATURE

28.D0CB4194
GUIDE:HARNESS:F
USING

25.BW100150
NON-CONTACT TYP
E THERMISTOR:(
S10)

8.08046123
(x3)
HEXAGONAL BOLT
:WASHER:M3X8

15.AA061088
TORSION SPRING:
STRIPPER PLATE:
REAR



26.D0CB4031
(NA):FUSING UNIT:
SERVICE PARTS

4.07200040E
(x2)
RETAINING RING -
M4

14.AA061087
TORSION SPRING:
STRIPPER PLATE:
FRONT

17.AA062087
(x2)
COIL SPRING:PRE
SSURE

3.07200030E
(x4)
RETAINING RING -
M3

7.07330406
(x2)
BUSHING - 4X6

2.04543006Q
(x2)
TAPPING SCREW -
M3X6

18.AA143870
STEPPED SCREW

23.BE020407
PRESSURE ROLLER:
R:DIA25

1.03603006N
(x18)
SCREW - M3X6

24.BW100147
(x3)
THERMISTOR:PRE
SSURE:(TH2/TH3/T
H4)

12.09544012N
(x2)
SCREW:POLISHED
ROUND/SPRING:M
4X12

8.08046123
(x2)
HEXAGONAL BOLT
:WASHER:M3X8

9.08046128
(x7)
HEXAGONAL BOLT
:DOUBLE SCREW:
M3X10

6.07270080E
(x2)
RETAINING RING -
M8

2.04543006Q(x 4)
TAPPING SCREW - M3X6

5.07200060E(x 1)
RETAINING RING - M6

11.09544008N(x 1)
SCREW - M4X8


10.08053579
(x2)
BALL BEARING:DIA
8XDIA16X5

16.AA061089
(x2)
COIL SPRING:GUI
DE PLATE:FUSING
EXIT

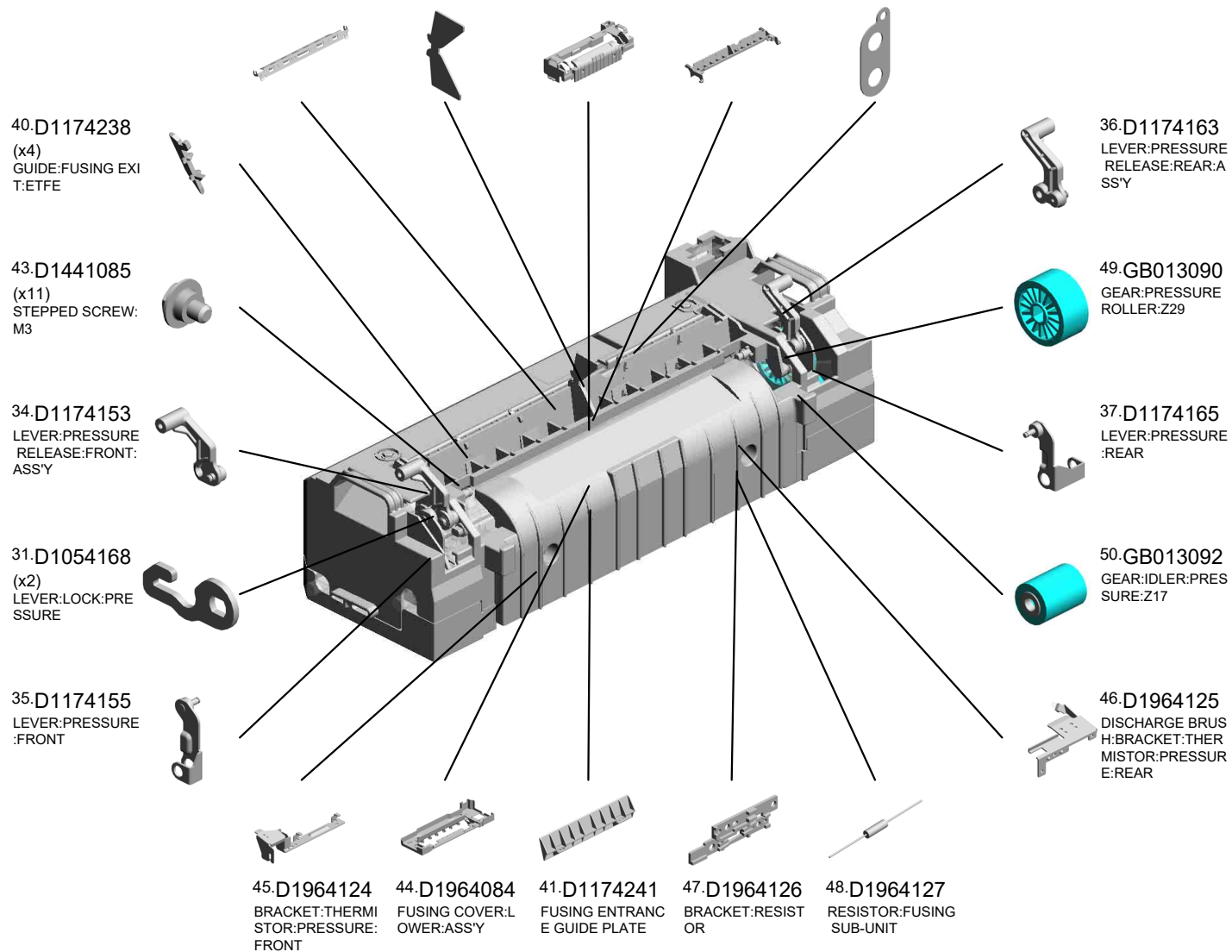
19.AB012076
GEAR:DRIVE:Z21

U012_S001
(NA):FUSING UNIT:SERVICE PARTS

- 29.D0CB4231 STRIPPER PLATE: COAT
- 39.D1174236 SHEET.C:LEVER
- 30.D0CB4261 FUSING COVER:U PPER:ASS'Y
- 38.D1174235 GUIDE PLATE:FUSI NG EXIT
- 32.D1054303 ELECTRODE PLAT E:FUSING:NEUTRA L


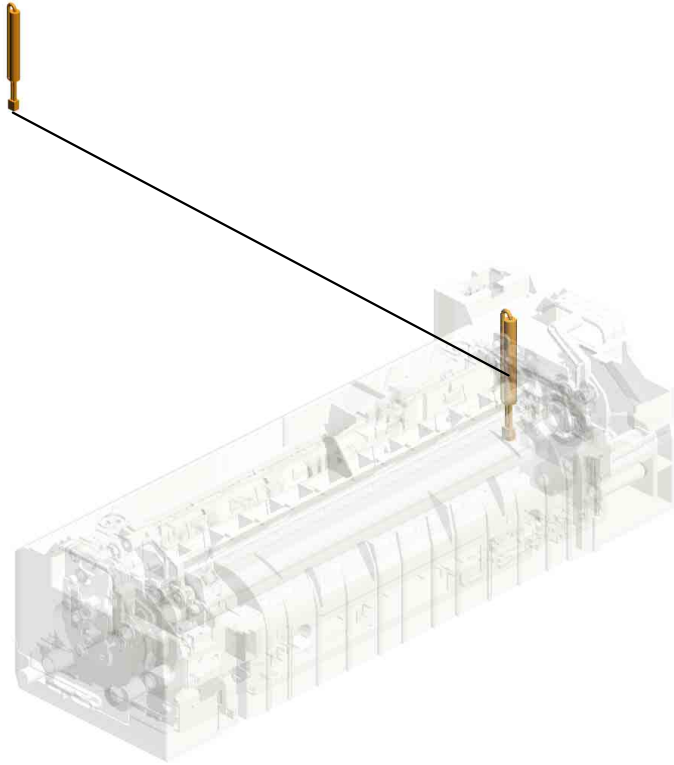


26.D0CB4031
(NA):FUSING UNIT:
SERVICE PARTS



U012_S001
(NA):FUSING UNIT:SERVICE PARTS

51.M0264371
NEW UNIT DETEC
T SENSOR



26.D0CB4031
(NA):FUSING UNIT:
SERVICE PARTS

U001	U002	U003	U004	U005	U006	U007	U008	U009	U010	U011	U012	U013	U014	U015	U016	U017	U018	U019	U020	U021
------	------	------	------	------	------	------	------	------	------	------	------	------	------	------	------	------	------	------	------	------

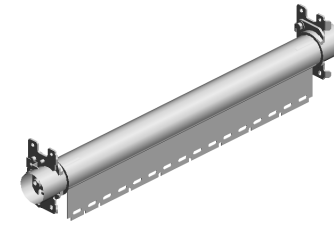
U012_S001_S001
(NA):SLEEVE:FUSING:SERVICE PARTS

9-08046128

(x4)
HEXAGONAL BOLT
:DOUBLE SCREW:
M3X10



1-03603006N
(x2)
SCREW - M3X6

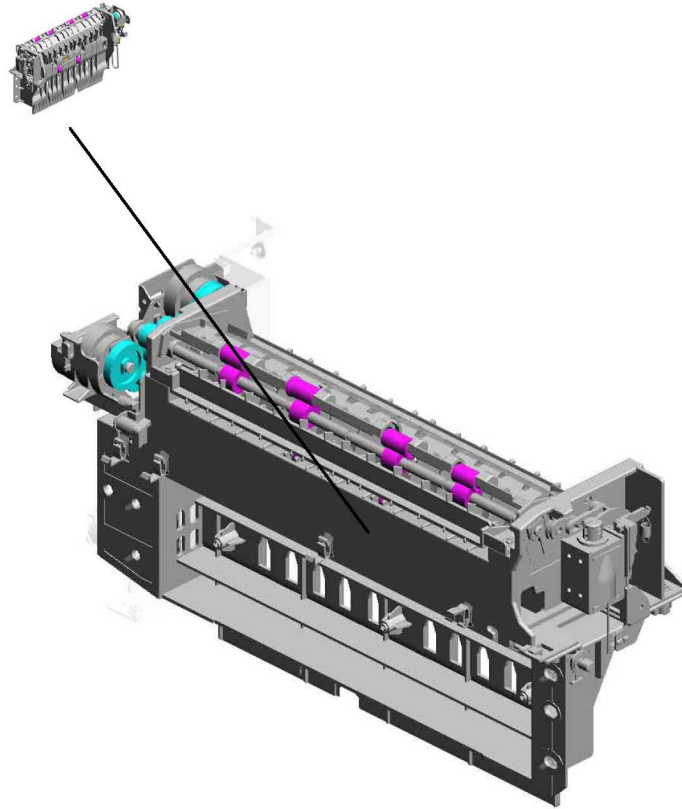


27-D0CB4037
(NA):SLEEVE:FUSI
NG:SERVICE PART
S

U001	U002	U003	U004	U005	U006	U007	U008	U009	U010	U011	U012	U013	U014	U015	U016	U017	U018	U019	U020	U021
------	------	------	------	------	------	------	------	------	------	------	------	------	------	------	------	------	------	------	------	------

U013.PAPER EXIT

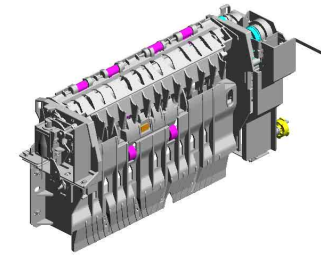
U013_S001
D0CB4410
PAPER EXIT UNIT:ASSY



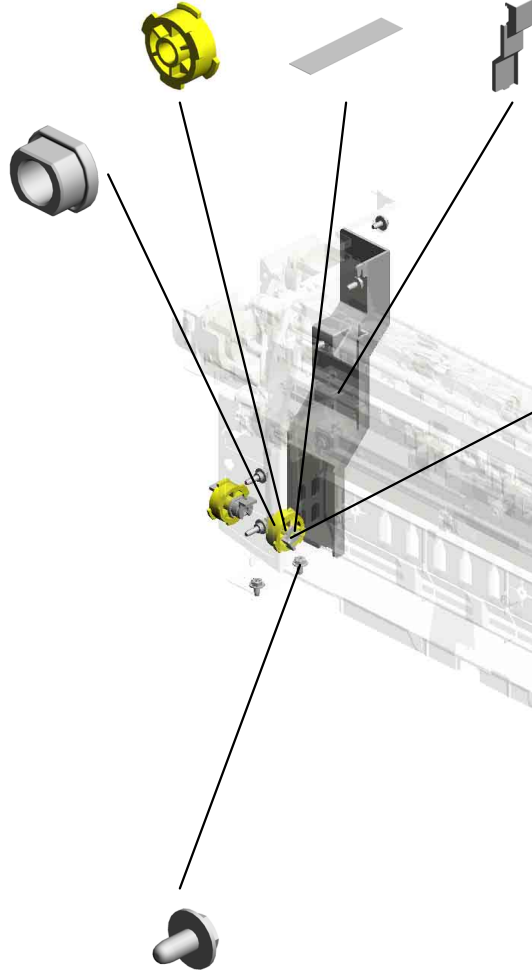
U001	U002	U003	U004	U005	U006	U007	U008	U009	U010	U011	U012	U013	U014	U015	U016	U017	U018	U019	U020	U021
------	------	------	------	------	------	------	------	------	------	------	------	------	------	------	------	------	------	------	------	------

U013 PAPER EXIT

12.AB030854 (x2) TIMING PULLEY:EX
IT ROLLER
24.D1966398 (x2) SHEET:DENSITY S
ENSOR:SIDE
19.D0CB4497 INNER COVER:EXI
T:REAR



10.AA082173 (x2) PLAIN SHAFT BEA
RING:6X10X6



8.54472681 (x3) SNAP RING

2.04513006N (x 2)
TAPPING SCREW - 3X6

39.GA143003 (x4) SCREW:MM5:2.5M
M

2.04513006N (x5) TAPPING SCREW - 3X6

U001	U002	U003	U004	U005	U006	U007	U008	U009	U010	U011	U012	U013	U014	U015	U016	U017	U018	U019	U020	U021
------	------	------	------	------	------	------	------	------	------	------	------	-------------	------	------	------	------	------	------	------	------

U013_S001
PAPER EXIT UNIT:ASS'Y

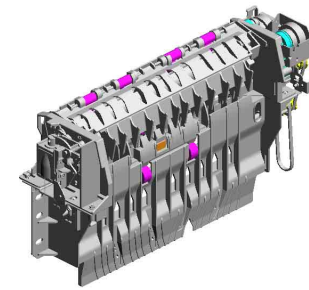
7.11050692
CLAMP:LES-0503

8.54472681
(x2)
SNAP RING

11.AA082174
(x2)
PLAIN SHAFT BEA
RING:6X10X9

12.AB030854
TIMING PULLEY:EX
IT ROLLER

15.D0CB4463
(x4)
PLAIN SHAFT BEA
RING:EXIT



14.D0CB4410
PAPER EXIT UNIT:
ASS'Y

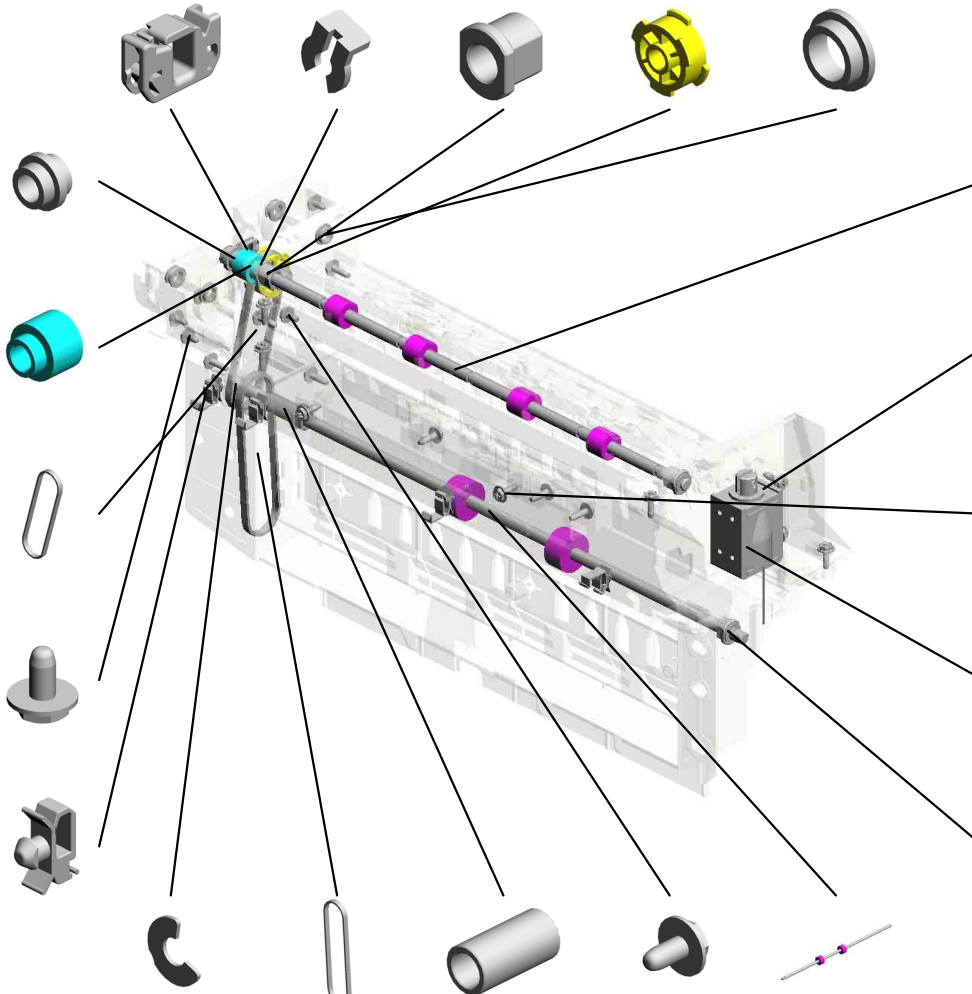
22.D1174465
COLLAR:GEAR:EXI
T

21.D1174455
GEAR:EXIT

9.AA043721
SYNCHRONOUS B
ELT:40S2M176

3.04543006Q
(x4)
TAPPING SCREW -
M3X6

6.11050511
(x4)
HARNESS CLAMP -
LWS-0306ZC



20.D1174454
EXIT ROLLER

6.11050511
HARNESS CLAMP -
LWS-0306ZC

1.03603006N
(x2)
SCREW - M3X6

4.04583010N(x 2)
HEXAGON HEAD TAPPING SCREW:3X
10

4.04583010N
(x15)
HEXAGON HEAD T
APPING SCREW:3
X10

18.D0CB4489
DC SOLENOID:PR
ESS FIT:(SOL1)

10.AA082173
(x2)
PLAIN SHAFT BEA
RING:6X10X6

5.08050104
(x6)
RETAINING RINGS
-E:SILENCER:DIA4

13.B6744339
TIMING BELT - B40
S2M192

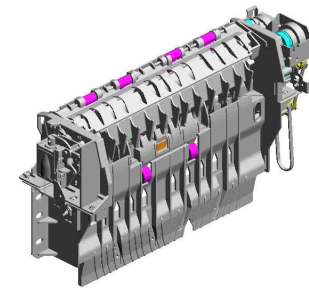
17.D0CB4474
COLLAR:ROLLER:F
USING EXIT

2.04513006N
TAPPING SCREW -
3X6

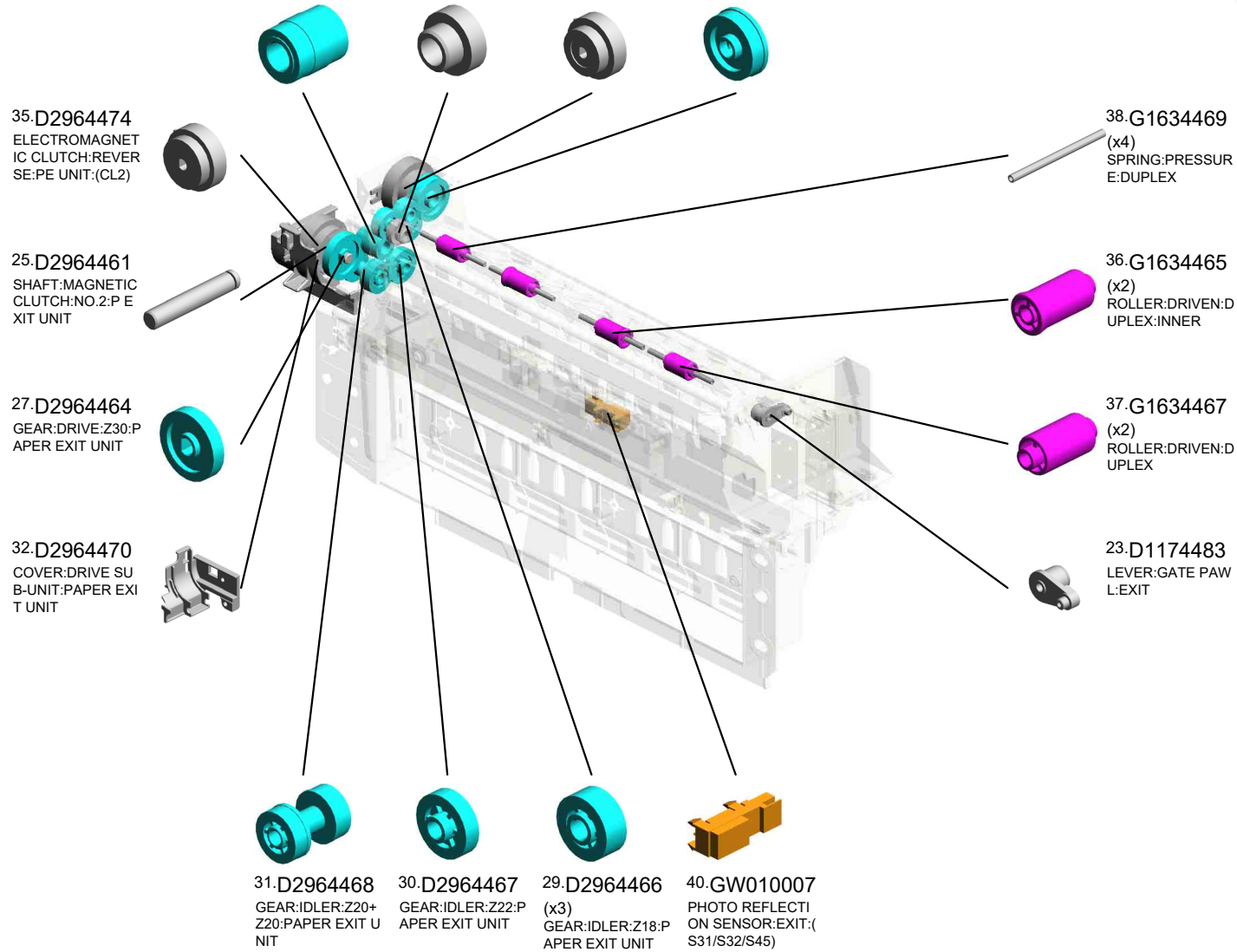
16.D0CB4472
ROLLER:FUSING E
XIT:DRIVE

U013_S001
PAPER EXIT UNIT:ASS'Y

- 28.D2964465 GEAR:IDLER:Z15:PAPER EXIT UNIT
- 33.D2964471 PLAIN SHAFT BEARING:GATE PAWL: PAPER EXIT UNIT
- 34.D2964473 ELECTROMAGNETIC CLUTCH:EXIT: PAPER EXIT UNIT:(CL3)
- 26.D2964463 GEAR:DRIVE:Z28:PAPER EXIT UNIT




14.D0CB4410
PAPER EXIT UNIT:
ASS'Y



U001	U002	U003	U004	U005	U006	U007	U008	U009	U010	U011	U012	U013	U014	U015	U016	U017	U018	U019	U020	U021
------	------	------	------	------	------	------	------	------	------	------	------	------	------	------	------	------	------	------	------	------

U014 Internal Finisher



- 18.11050758 (x8) CLAMP:LWSM-030 6A
- 16.11050717 (x5) CLAMP:JDW-1S
- 5.04513008P (x2) TAPPING SCREW - 3X8
- 14.08053385 (x4) BUSHING - 6MM
- 3.03603006P (x5) SCREW - M3X6

- 17.11050723 (x2) CLAMPS:WES-050 7

- 2.03530140N (x2) SCREW:M3X14

- 21.12042952 MICROSWITCH:D3 V-16506-3C25:(SW 3)

- 19.11050759 (x3) CLAMP:LWSM-060 5A

- 10.04583008N (x12) HEXAGON HEAD TAPPING SCREW:3 X8

- 15.11050692 (x5) CLAMP:LES-0503

- 9.04543006Q (x47) TAPPING SCREW - M3X6

- 13.08050104 (x27) RETAINING RINGS -E:SILENCER:DIA4

- 6.04513010N TAPPING SCREW: 3X10

- 8.04543005N (x2) HEXAGON HEAD TAPPING SCREW:ROUND POINT:3X5

- 7.04533006N (x2) TAPPING SCREW - M3X6

- 18.11050758 (x2) CLAMP:LWSM-030 6A

- 19.11050759 (x4) CLAMP:LWSM-060 5A

- 20.11050761 (x2) CLAMP:LWS-0511A

- 11.07200030E (x2) RETAINING RING - M3


- 20.11050761 (x4) CLAMP:LWS-0511A

- 12.07200040E (x3) RETAINING RING - M4

- 4.04503014N(x 1) TAPPING SCREW:M3X14
- 9.04543006Q(x 4) TAPPING SCREW - M3X6
- 10.04583008N(x 1) HEXAGON HEAD TAPPING SCREW:3X 8

- 1.03530040N (x10) SCREW - M3X4

U014 Internal Finisher



- 41.B7003535 TIMING BELT:B40S 2M116
- 35.AW010109 PHOTO REFLECTIO N SENSOR:PS117E D1:(S43)
- 40.B7002520 CUSHION:GATE P AWL
- 28.AA063529 (x2) PRESSURE SPRIN G - 14.5MM
- 22.A6812742 (x2) DRIVEN EXIT ROLL ER

34.AJ011030 STAPLER:EH-C590 R10



33.AF022147 DRIVEN ROLLER



29.AA082101 (x17) BUSHING - 6X10X6



36.AW020154 PHOTOINTERRUP TOR:ENTRANCE:(S 42)



24.A8584181 TIMING BELT - 2XL



32.AA143790 SCREW:CONTACT POINT

23.A6814515 BUSHING - 6MM

31.AA132169 SPACER - 5.7X16X 1.5

26.AA043660 TIMING BELT:40S2 M172

30.AA120143 DISCHARGE BRUS H:DRIVEN

37.AW020190 (x3) PHOTOINTERRUP TOR:(S39)



38.AW020234 (x3) PHOTOINTERRUP TOR:GP1A173LCS 5F:(S1/S4/S5/S6/S1 9/S20/S22/S23/S25/ S30/S33/S35/S36/S



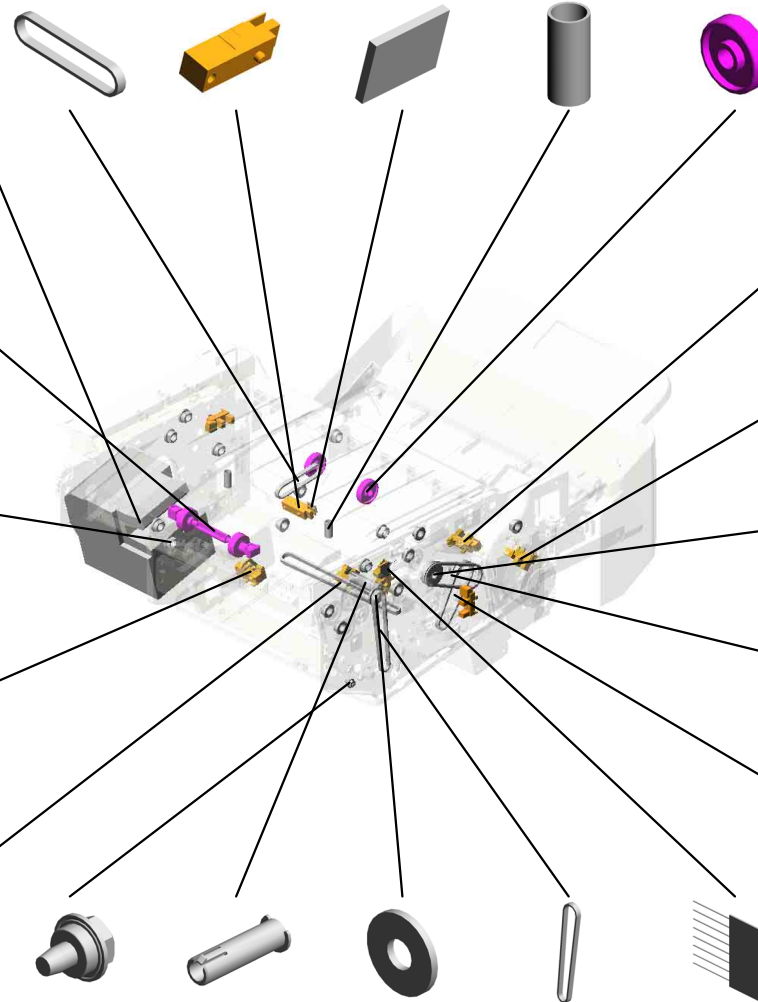
39.B4783569 SPACER




27.AA043711 TIMING BELT:40S3 M168



25.AA043318 TIMING BELT - 40S 3M144



U014 Internal Finisher



- 43.D0294478 TENSION SPRING: RELEASE:DC SOL ENOID
- 50.D3G62332 EXIT ROLLER:LEFT
- 58.D3GP3117 COVER:UPPER:TRAY:DUPLX
- 54.D3GP1521 COVER:EXIT:UPPER
- 53.D3GP1093 SLEEVE:BUSHING

46.D3G62112
GUIDE PLATE:TRANSPORT:UPPER

47.D3G62114
DRIVEN ROLLER:SLIDE

52.D3G64210
BRACKET:STAPLER:PEEN

44.D3722122
(x2)
SHAFT - REVERSE ROLLER

45.D3724163
TIMING PULLEY - 18T

48.D3G62326
TRANSPORT ROLLER:SLIDE

60.D3GP3121
END FENCE:EXIT

51.D3G62519
GEAR:RETURN:DRIVE:Z25

49.D3G62331
EXIT ROLLER:RIGHT

57.D3GP2651
BRACKET:DC STEPPER MOTOR:GATHERING ROLLER:ASSY

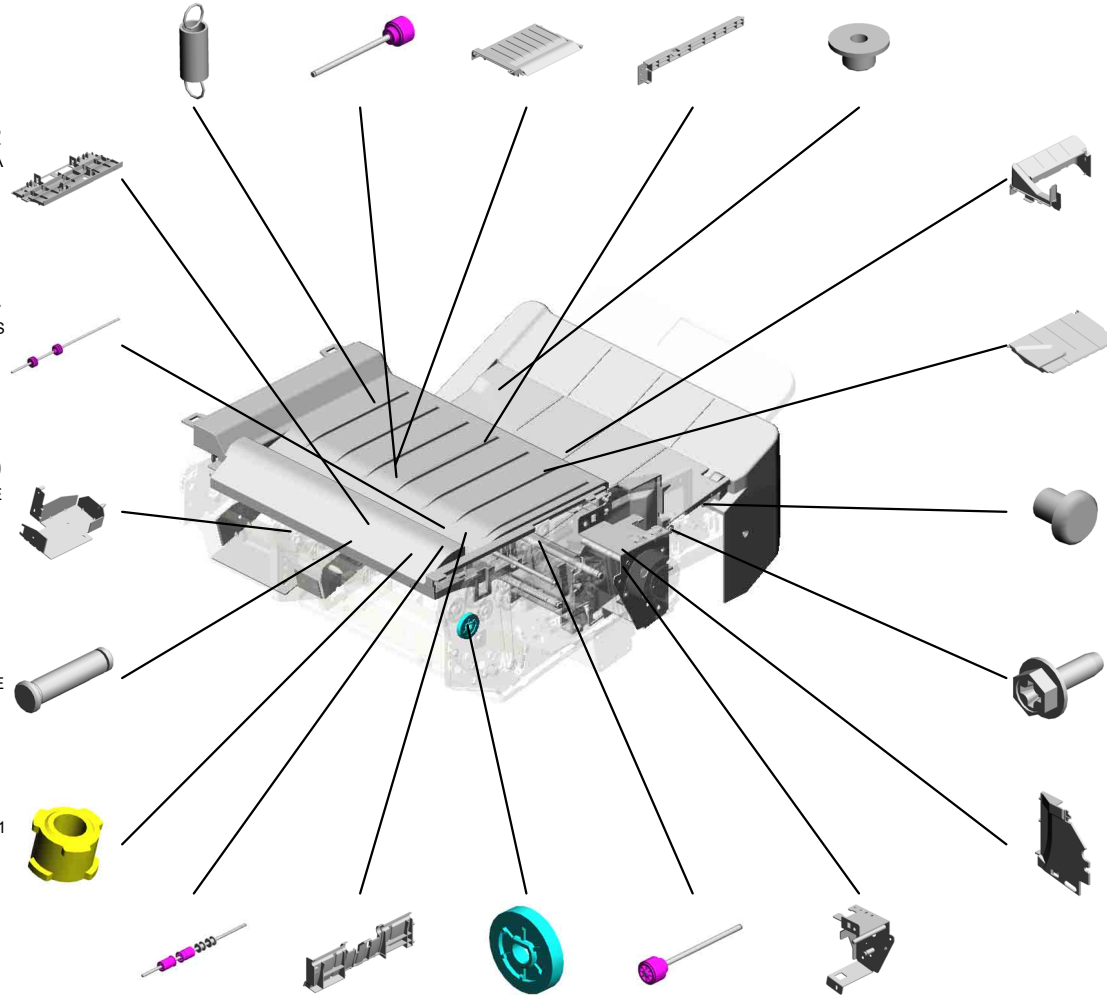
59.D3GP3119
TRAY:EXIT:FIX

61.D3GP3231
TRAY:EXIT:MOVABLE


42.C2597050
(x2)
SCREW:M2.6X3

56.D3GP1912
STEPPED SCREW:TYPE 2:DIA5

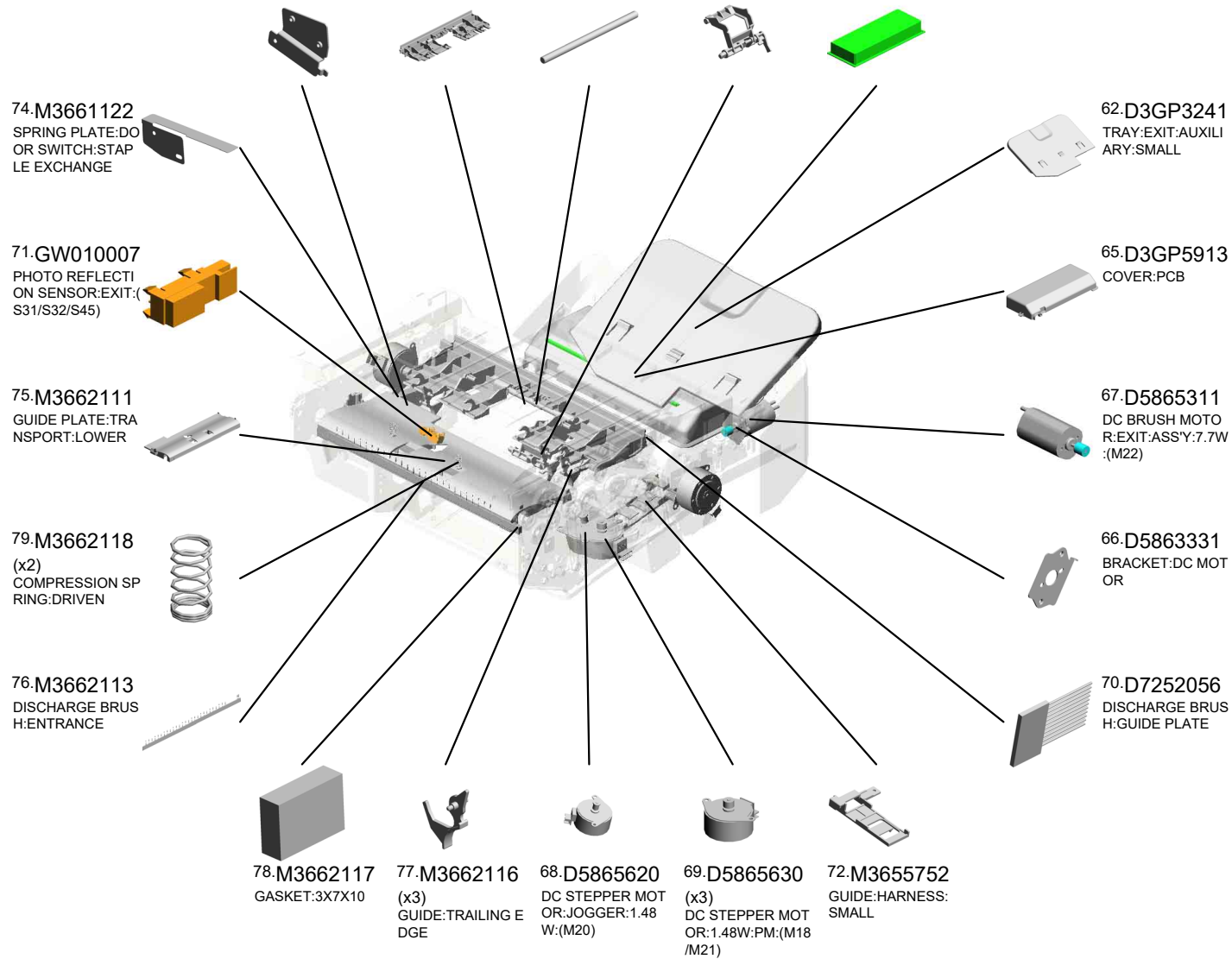
55.D3GP1541
COVER:EXIT:REAR



U014 Internal Finisher




- 73.M3661121 BRACKET:DOOR SWITCH:STAPLE EXCHANGE
- 80.M3662212 GUIDE PLATE:EXIT :OPEN AND CLOSE
- 81.M3662214 SHAFT:EXIT ROLL ER:DRIVEN
- 63.D3GP3420 ARM:PAPER SENS ER:TRAILING EDGE:ASSY
- 64.D3GP5150 PCB:ASSY:(PCB25)



U001	U002	U003	U004	U005	U006	U007	U008	U009	U010	U011	U012	U013	U014	U015	U016	U017	U018	U019	U020	U021
------	------	------	------	------	------	------	------	------	------	------	------	------	------	------	------	------	------	------	------	------

U014 Internal Finisher



- 86.M3662225 LEVER:SAFETY SWITCH
- 84.M3662223 (x4) SPRING PLATE:GUIDE PLATE:EXIT
- 87.M3662232 SHAFT:GATHERING ROLLER:DRIVE ASS'Y
- 83.M3662222 PAWL:EXIT:OPEN AND CLOSE:ASS'Y
- 91.M3662237 ARM:GATHERING ROLLER

85.M3662224
GEAR:SECTOR:EXIT:OPEN AND CLOSE



98.M3662313
KNOB:TRANSPORT ROLLER:ENTRANCE



88.M3662234
TIMING PULLEY:GATHERING ROLLER:DRIVE:TRANSMISSION




100.M3662325
BUSHING:ROLLER:SLIDE



96.M3662311
TRANSPORT ROLLER:ENTRANCE



92.M3662238
SHAFT:BALANCER:GATHERING ROLLER



90.M3662236
SHAFT:GATHERING ROLLER



89.M3662235
GATHERING ROLLER



97.M3662312 (x2)
GEAR:TRANSPORT:Z25



99.M3662322
LINK:ROLLER:SLIDE:ASS'Y



93.M3662241
DISCHARGE BRUSH:EXIT:OPEN AND CLOSE



82.M3662216 (x4)
CUSHION:GUIDE PLATE:EXIT



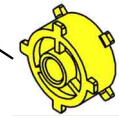
94.M3662251
GEAR:GATHERING ROLLER:DRIVE:Z20




95.M3662252
GEAR:PULLEY:Z18/T20



101.M3662334
TIMING PULLEY:EXIT ROLLER:DRIVE



U014 Internal Finisher



- 118.M3662644 GEAR:MIDDLE:EXI
T:OPEN AND CLOS
E:Z15/Z51
- 117.M3662641 BRACKET:DC STE
PPER MOTOR:EXI
T:OPEN AND CLOS
E:ASSY
- 107.M3662516 (x2)
REVERSE ROLLER
:TRAILING EDGE:Z
20
- 113.M3662615 GEAR:IDLER:Z35
- 121.M3663251 INNER COVER:TR
AY

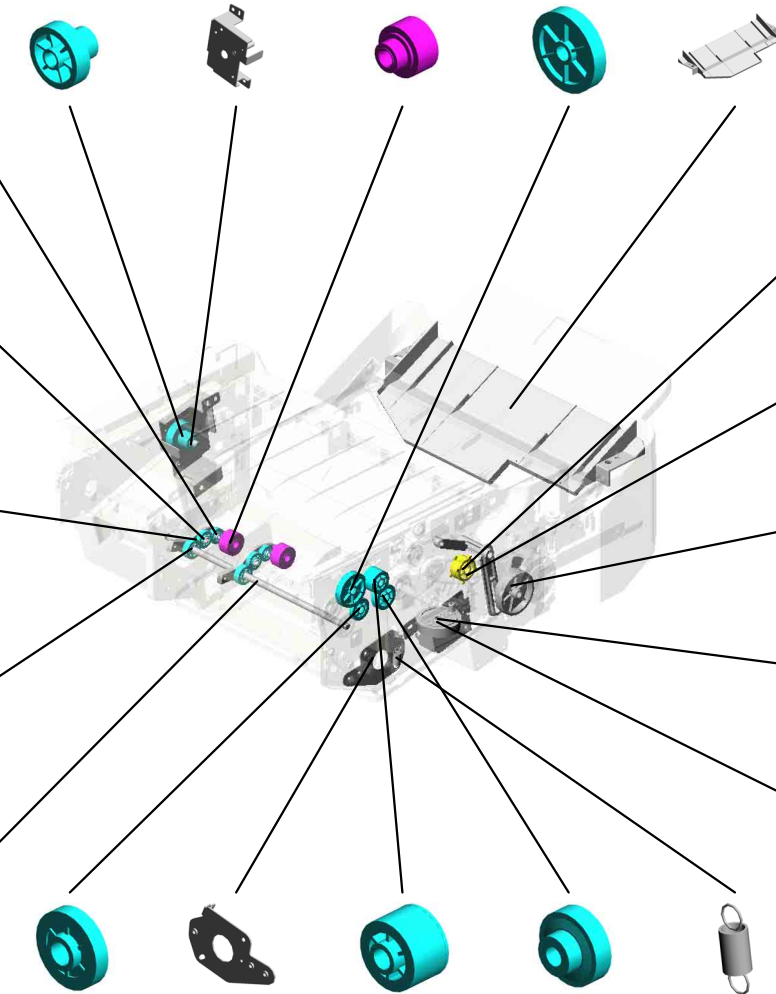
- 105.M3662514
(x2)
GEAR:ROLLER:RE
TURN:MIDDLE:Z25

- 106.M3662515
(x2)
GEAR:ROLLER:RE
TURN:MIDDLE:Z28

- 108.M3662517
(x2)
ARM:REVERSE RO
LLER

- 104.M3662512
(x2)
GEAR:RETURN:DR
IVE:TRANSMISSIO
N:Z31

- 103.M3662511
SHAFT:DRIVE:TRA
NSMISSION:ROLLE
R:RETURN



- 109.M3662518 GEAR:IDLER:Z22:LI
GHTER
- 110.M3662612 BRACKET:TENSIO
NER:TRANSPORT
- 112.M3662614 GEAR:IDLER:Z22
- 111.M3662613 GEAR:PULLEY:Z25
/T20
- 114.M3662616 TENSION SPRING:
TENSIONER:TRAN
SPORT

- 102.M3662335
TIMING PULLEY:EX
IT ROLLER:DRIVE


- 120.M3662655
LEVER:GATHERIN
G ROLLER

- 119.M3662654
CAM:LEVER:GATH
ERING ROLLER

- 116.M3662635
CAM:ROLLER:SLID
E

- 115.M3662621
BRACKET:DC STE
PPER MOTOR:EXI
T

U014 Internal Finisher



- 131.M3663441 TORSION SPRING: LEVER
- 133.M3663510 BRACKET:EXIT:CONNECTING
- 135.M3663522 (x2) GEAR:EXIT:COUPLING:Z20
- 136.M3663523 (x2) GEAR:EXIT:COUPLING:MIDDLE:Z19
- 125.M3663321 SHAFT:CAM:TRAY

134.M3663521
SHAFT:EXIT:COUPLING

128.M3663411
BRACKET:PAPER SENSER

130.M3663430
DC SOLENOID:PAPER SENSER:SUB-ASSY:(SOL3)

140.M3664132
BRACKET:SURFACE OF PAPER SENSOR:STAPLER TRAY

129.M3663412
BRACKET:SOLENOID:PAPER SENSER

138.M3664113
SHAFT:GUIDE:JOGGER:FRONT

132.M3663442
CUSHION:PLATE:RETURN

137.M3664112
JOGGER FENCE:REAR

141.M3664142
BRACKET:DC STEPPER MOTOR:JOGGER

139.M3664122
BRACKET:HOME POSITION SENSOR:JOGGER:REAR

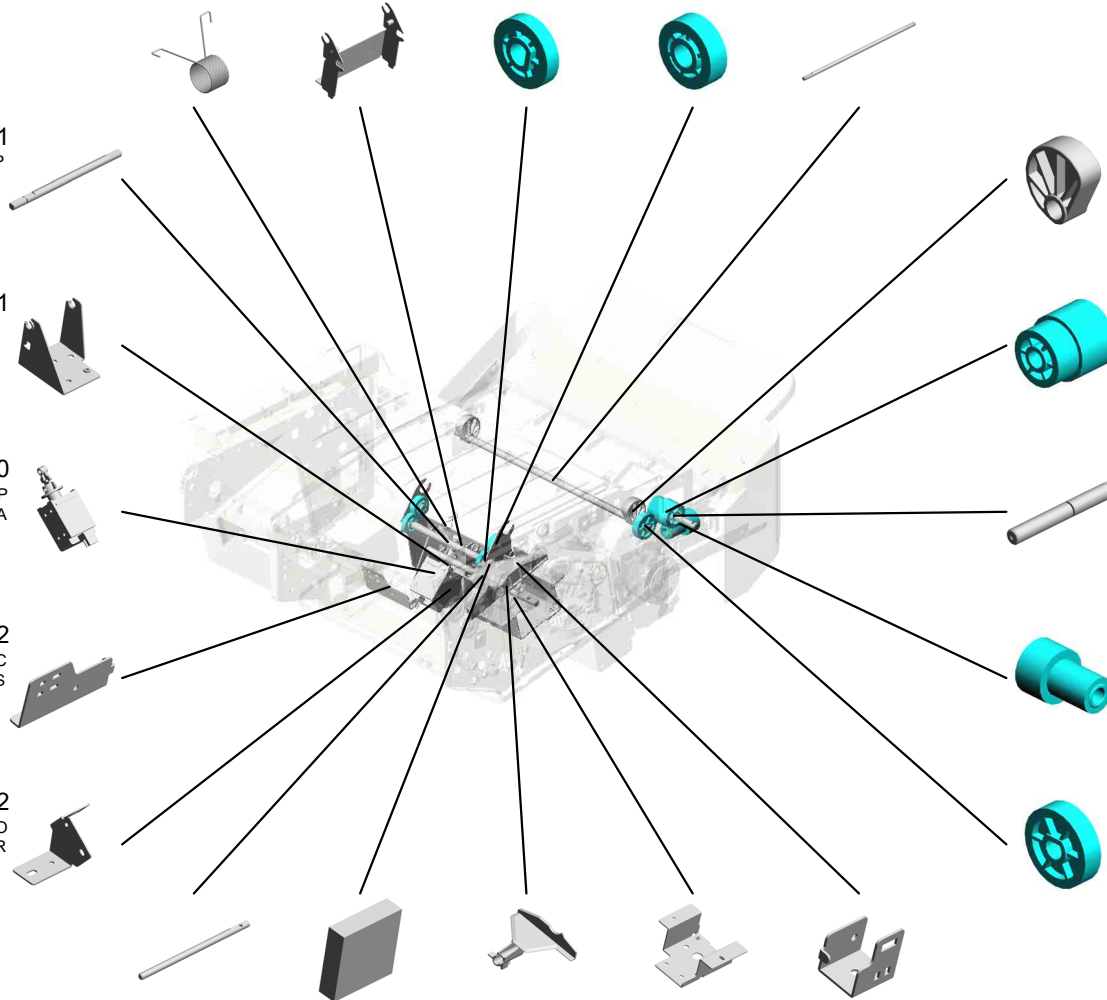
126.M3663322
(x2)
CAM:TRAY:MOVABLE

123.M3663316
GEAR:Z20/Z35


122.M3663315
SHAFT:WORM WHEEL

124.M3663317
GEAR:Z37:WORM GEAR

127.M3663325
GEAR:DRIVE:CAM:Z42



U014 Internal Finisher



144.M3664157 STANDARD FENCE :FIX:FRONT
 147.M3664170 TENSION SPRING: BELT TENSIONER: JOGGER FENCE
 146.M3664161 TENSIONER:JOGGER FENCE

148.M3664222 CARTRIDGE:STAPLE:NO.590R

142.M3664151 STANDARD FENCE :TRAILING EDGE:SUB-ASSY

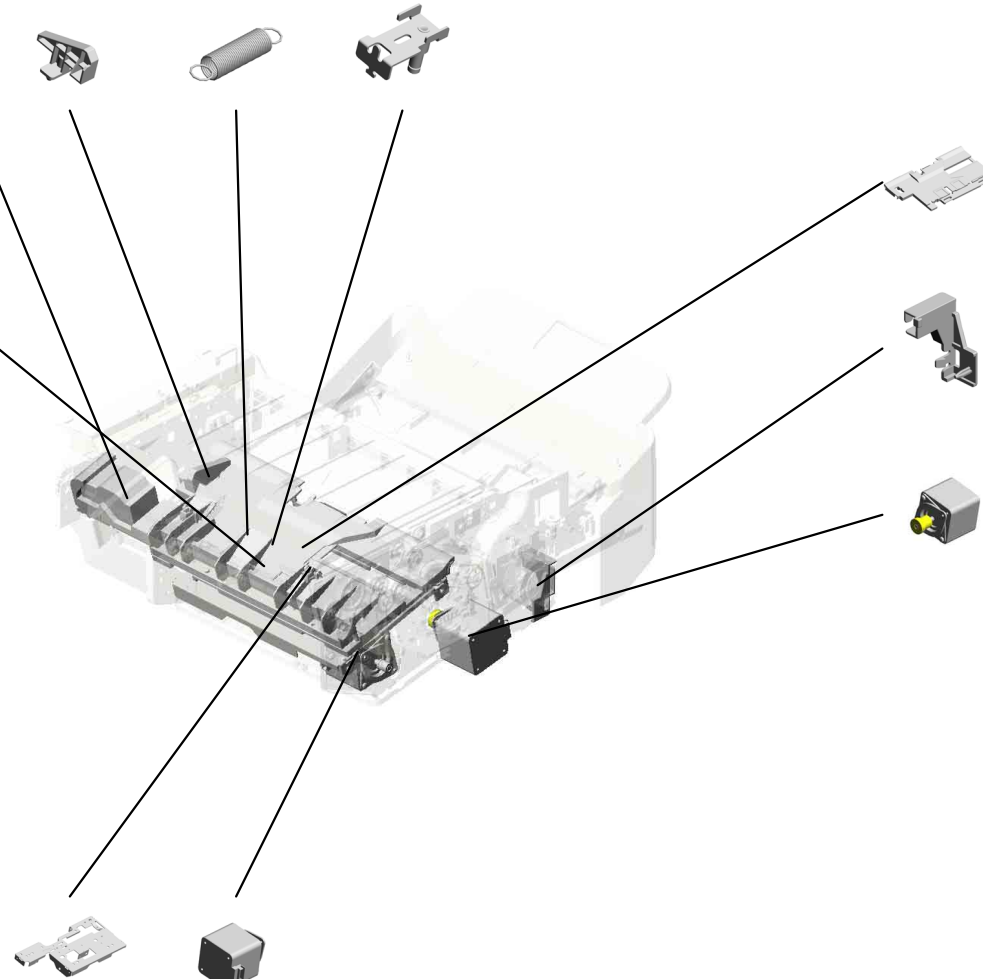
143.M3664156 TRAY:STAPLE

151.M3665751 GUIDE:HARNESS

150.M3665571 DC STEPPER MOTOR:EXIT:3.78W

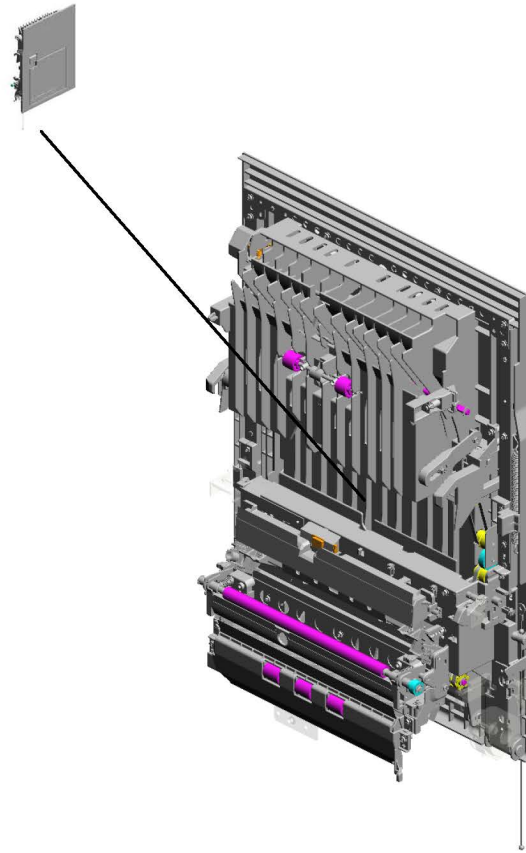
145.M3664158 STAY:JOGGER

149.M3665570 DC STEPPER MOTOR:TRANSPORT:3.78W



U015.DUPLEX

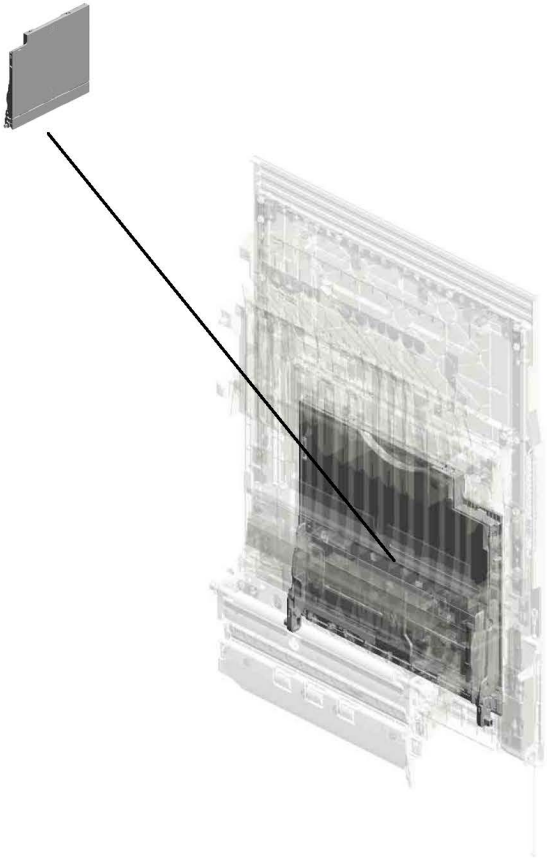
U015_S001
D0CB4519
DUPLEX UNIT:ASSY



U001	U002	U003	U004	U005	U006	U007	U008	U009	U010	U011	U012	U013	U014	U015	U016	U017	U018	U019	U020	U021
------	------	------	------	------	------	------	------	------	------	------	------	------	------	------	------	------	------	------	------	------

U015_S001.DUPLEX UNIT:ASS'Y

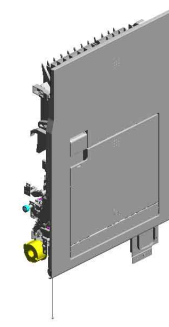
U015_S001_S001
D0CB2762
MANUAL FEED TABLE:ASS'Y



U001	U002	U003	U004	U005	U006	U007	U008	U009	U010	U011	U012	U013	U014	U015	U016	U017	U018	U019	U020	U021
------	------	------	------	------	------	------	------	------	------	------	------	------	------	------	------	------	------	------	------	------

U015 DUPLEX

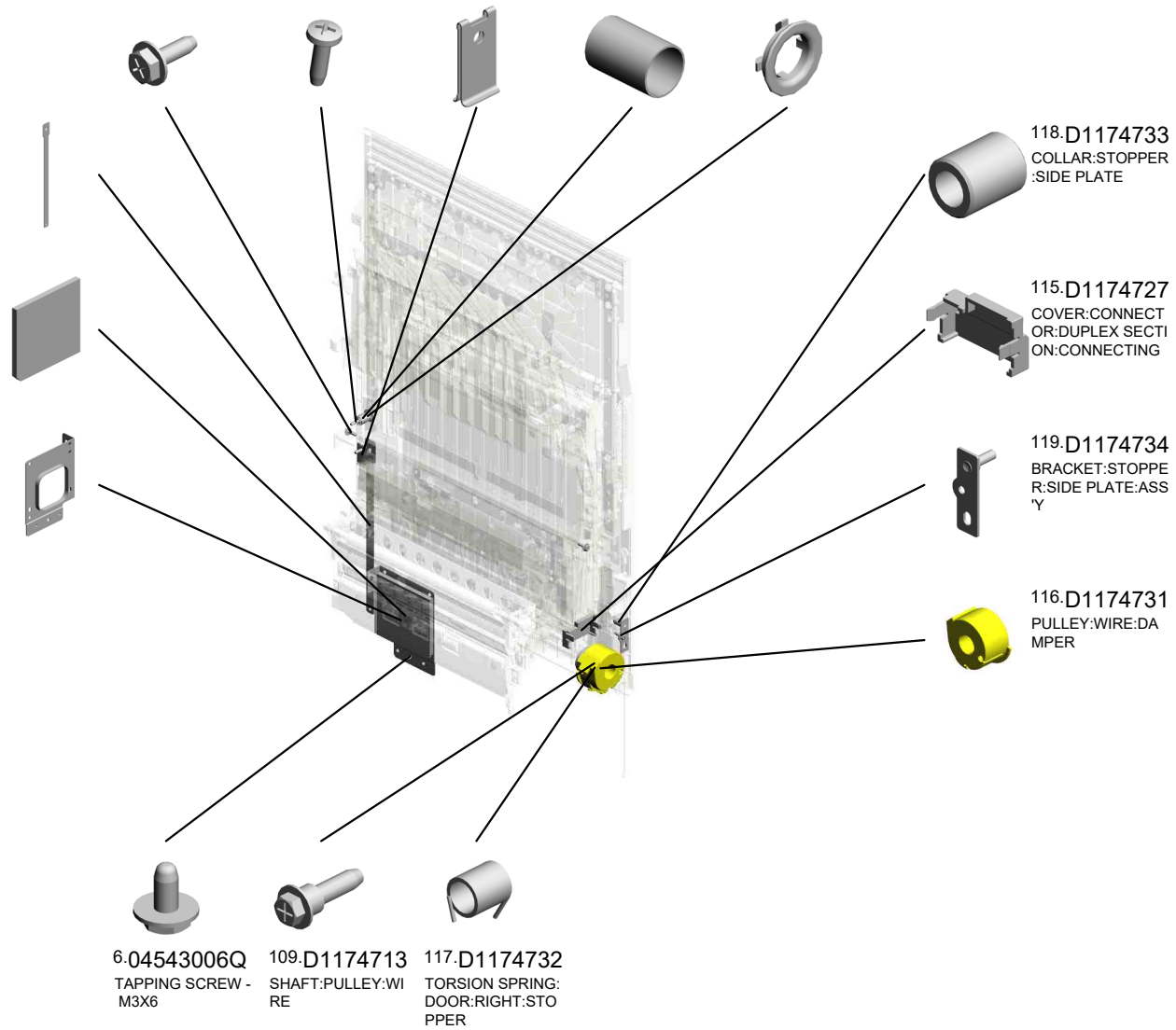
2.04503010N (x4) TAPPING SCREW - M3X10
 10.04593010N BINDING HEAD TAPPING SCREW:3X10
 87.D1174607 PLATE:BAND:STOPPER
 127.D1964600 COMPRESSION SPRING:RING:9N
 128.D1964601 CAP:COIL SPRING



86.D1174602 BAND:STOPPER:COVER:RIGHT


29.D0CB1140 SOUND PROOFING MATERIAL:GROUND PLATE:DUPLEX

49.D0CB4630 GROUND PLATE:STAY:RIGHT LOWER



2.04503010N (x4)
TAPPING SCREW - M3X10

U015_S001
 DUPLEX UNIT:ASS'Y



44.D0CB4519
 DUPLEX UNIT:ASS'
 Y

- 14.08050103 (x2) RETAINING RINGS -E:SILENCER:DIA3
- 3.04513006N (x8) TAPPING SCREW - 3X6
- 21.AA082173 (x2) PLAIN SHAFT BEARING:6X10X6
- 5.04523010N BINDING SELF-TAPPING SCREW:3X10
- 1.03603006N (x4) SCREW - M3X6

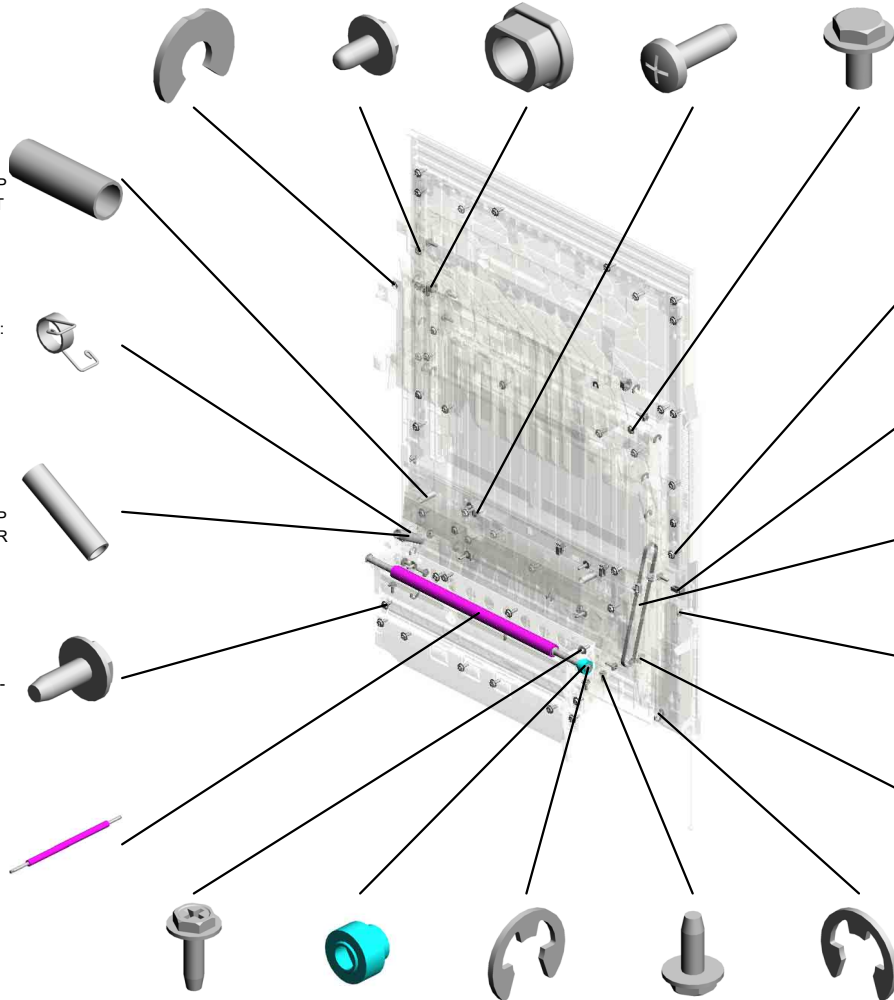
18.AA063483 (x2) COMPRESSION SPRING:TRANSPORT SUB-UNIT

20.AA066417 TORSION SPRING:TRANSFER UNIT

19.AA063729 (x2) COMPRESSION SPRING:TRANSFER ROLLER:SECOND

4.04513008N (x2) TAPPING SCREW - M3X8

23.AF020791 REGISTRATION ROLLER:DRIVE



9.04583012N (x2) HEXAGON HEAD TAPPING SCREW:3X12

16.11050758 (x4) CLAMP:LWSM-0306A

17.AA043325 TIMING BELT - B40S2M250

11.07200030E (x2) RETAINING RING - M3

15.08050104 (x11) RETAINING RINGS -E:SILENCER:DIA4

8.04583010N (x45) HEXAGON HEAD TAPPING SCREW:3X10


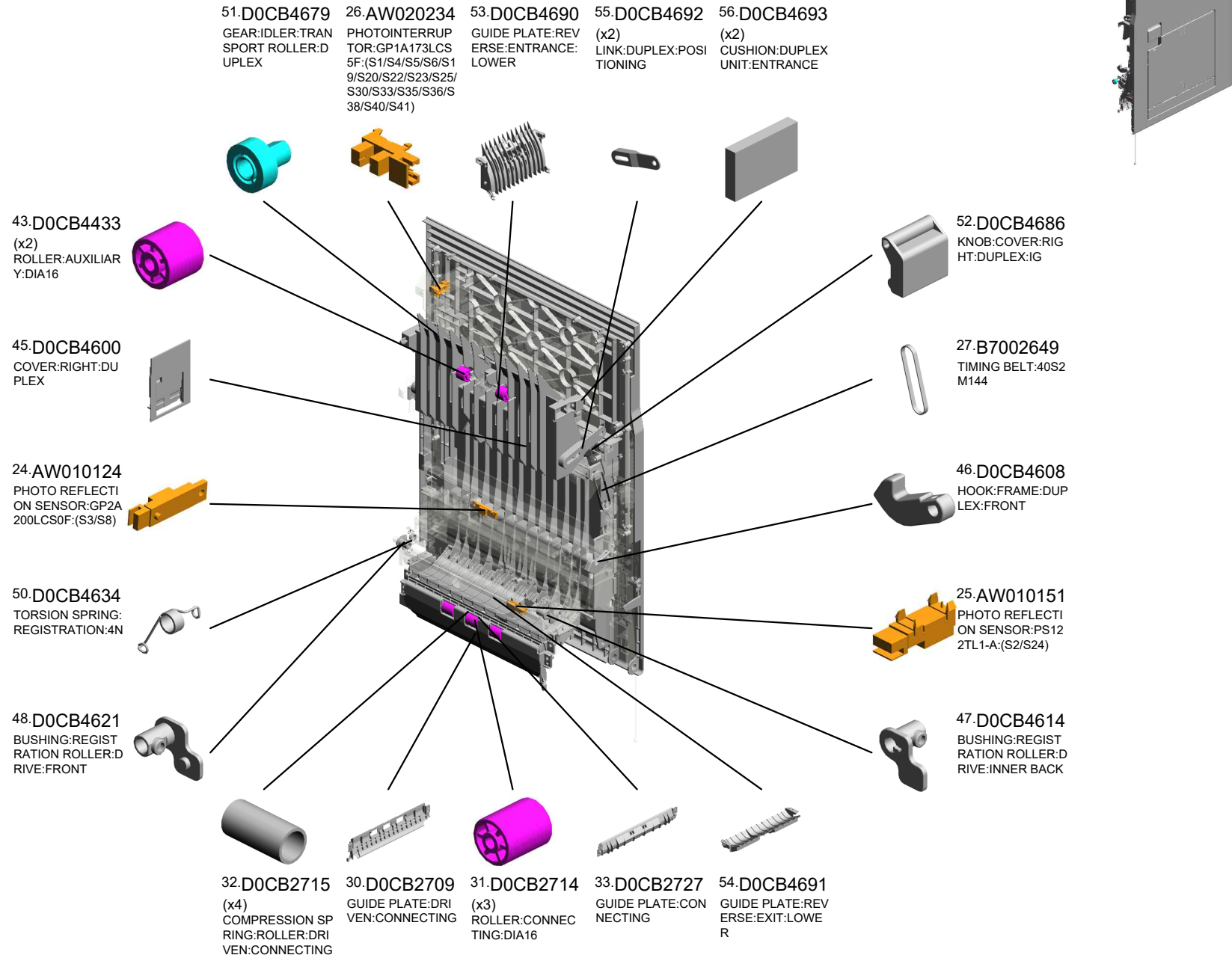
22.AB011539 GEAR:REGISTRATION ROLLER:DRIVE

12.07200040E (x5) RETAINING RING - M4

7.04583008N (x10) HEXAGON HEAD TAPPING SCREW:3X8


13.07200060E (x2) RETAINING RING - M6

U015_S001
 DUPLEX UNIT:ASS'Y



44.D0CB4519
 DUPLEX UNIT:ASS'Y

U015_S001
 DUPLEX UNIT:ASS'Y



44.D0CB4519
 DUPLEX UNIT:ASS'
 Y

- 62.D0CB4717 COVER:ENTRANCE SENSOR
- 59.D0CB4700 FEELER:ENTRANCE SENSOR:REVERSE:DUPLEX
- 66.D0CB4734 TORSION SPRING: FEELER:ENTRANCE SENSOR
- 61.D0CB4714 (x2) COMPRESSION SPRING:ROLLER:DRIVEN:DUPLEX:ENTRANCE
- 58.D0CB4698 GUIDE PLATE:REVERSE:ENTRANCE:UPPER

57.D0CB4697
 (x2)
 STOPPER:DRIVEN ROLLER

60.D0CB4711
 (x2)
 COMPRESSION SPRING:ROLLER:DRIVEN:FUSING EXIT

85.D1174515
 GROUND WIRE:DUPLEX

73.D1172761
 (x2)
 LINK:MANUAL FEED TABLE

67.D1172631
 (x2)
 COLLAR:REGISTRATION

72.D1172640
 GUIDE:REGISTRATION:DRIVE:INNER BACK

83.D1172787
 STOPPER:MANUAL FEED TABLE

70.D1172638
 GUIDE PLATE:REGISTRATION:ROLLER:DRIVE

71.D1172639
 GUIDE:REGISTRATION:DRIVE:FRONT

68.D1172636
 (x2)
 HOLDER:REGISTRATION

63.D0CB4718
 (x2)
 COMPRESSION SPRING:GUIDE PLATE:DUPLEX


64.D0CB4719
 SHEET:COVER:RIGHT FRONT

65.D0CB4720
 SHEET:COVER:RIGHT INNER REAR

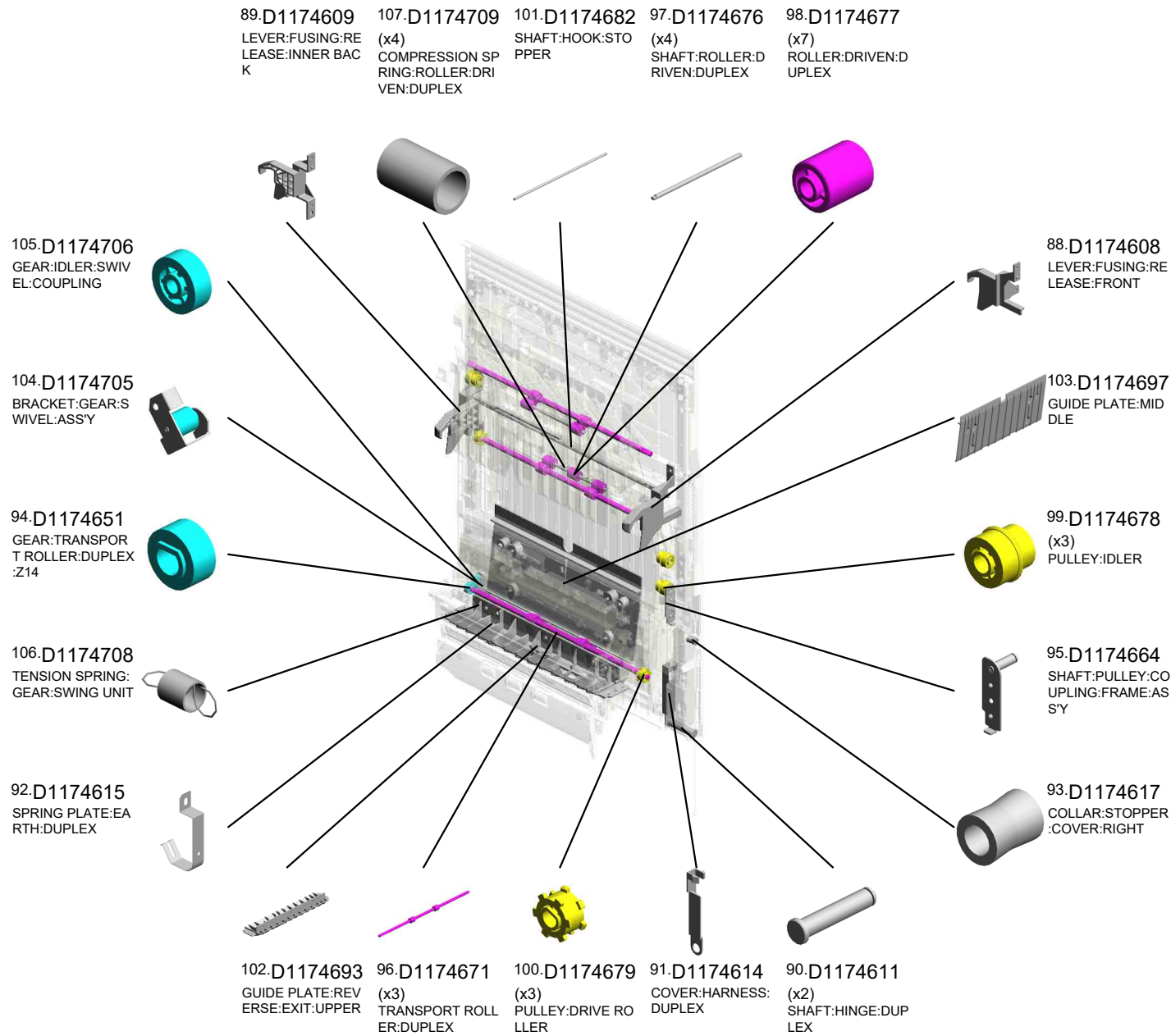
84.D1174514
 SHAFT:STOPPER:COVER:RIGHT

69.D1172637
 (x2)
 COMPRESSION SPRING:ROLLER:TENSION

U015_S001
 DUPLEX UNIT:ASS'Y




44.D0CB4519
 DUPLEX UNIT:ASS'
 Y



U015_S001
 DUPLEX UNIT:ASS'Y

108.D1174712 HOLDER:BELT:COUPLING
 110.D1174714 BAND:HOOK:DUPL EX:COUPLING
 126.D1176327 LEVER:GROUND PLATE
 124.D1176320 TERMINAL:BIAS:SEPARATION
 123.D1176312 HOLDER:DISCHARGE:TRANSPORT SUB-UNIT



44.D0CB4519
 DUPLEX UNIT:ASS'Y

132.D1966316 CASING:TRANSFER ROLLER:REAR



135.D1966319 (x2) STOPPER:PRESSURE:TRANSFER ROLLER



125.D1176322 (x2) COVER:PRESSURE PLATE:ENTRANCE



129.D1964612 BASE:HINGE:REAR



112.D1174719 TUBE:STOPPER



122.D1174794 PLATE:MANUAL FEED:INNER BACK



133.D1966317 STAY:CASING:TRANSFER ROLLER



121.D1174792 PLATE:MANUAL FEED:FRONT



134.D1966318 (x2) PRESSURE PLATE:HOLDER:TRANSFER ROLLER:REAR



131.D1966315 CASING:TRANSFER ROLLER:FRONT



113.D1174720 SHAFT:PULLEY:IDLER:COUPLING:ASS'Y



114.D1174724 GEAR:IDLER:TIMING PULLEY:DUPL EX



111.D1174718 SHEET:COVER:RIGHT FRONT



130.D1964613 BASE:HINGE:FRONT




120.D1174737 WIRE:STOPPER:DIAMETER:ASS'Y



U015_S001
 DUPLEX UNIT:ASS'Y

140.D2414676 (x2)
 LEVER:PRESSURE :DUPLEX

138.D1966328
 TERMINAL:BIAS:T
 RANSFER ROLLER

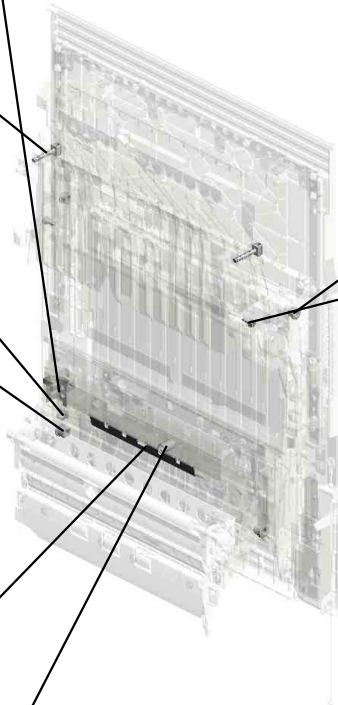


44.D0CB4519
 DUPLEX UNIT:ASS'
 Y

136.D1966321
 TERMINAL:BIAS:T
 RANSFER:SECON
 D:CASE



141.GA082010
 (x2)
 BUSHING:DIA6:DIA
 10:9



142.GA082015
 (x2)
 PLAIN SHAFT BEA
 RING:DIA6:DIA9:7



143.GA143003
 (x2)
 SCREW:MM5:2.5M
 M



137.D1966323
 PLATE:STAY:TRAN
 SFER/SEPARATIO
 N UNIT

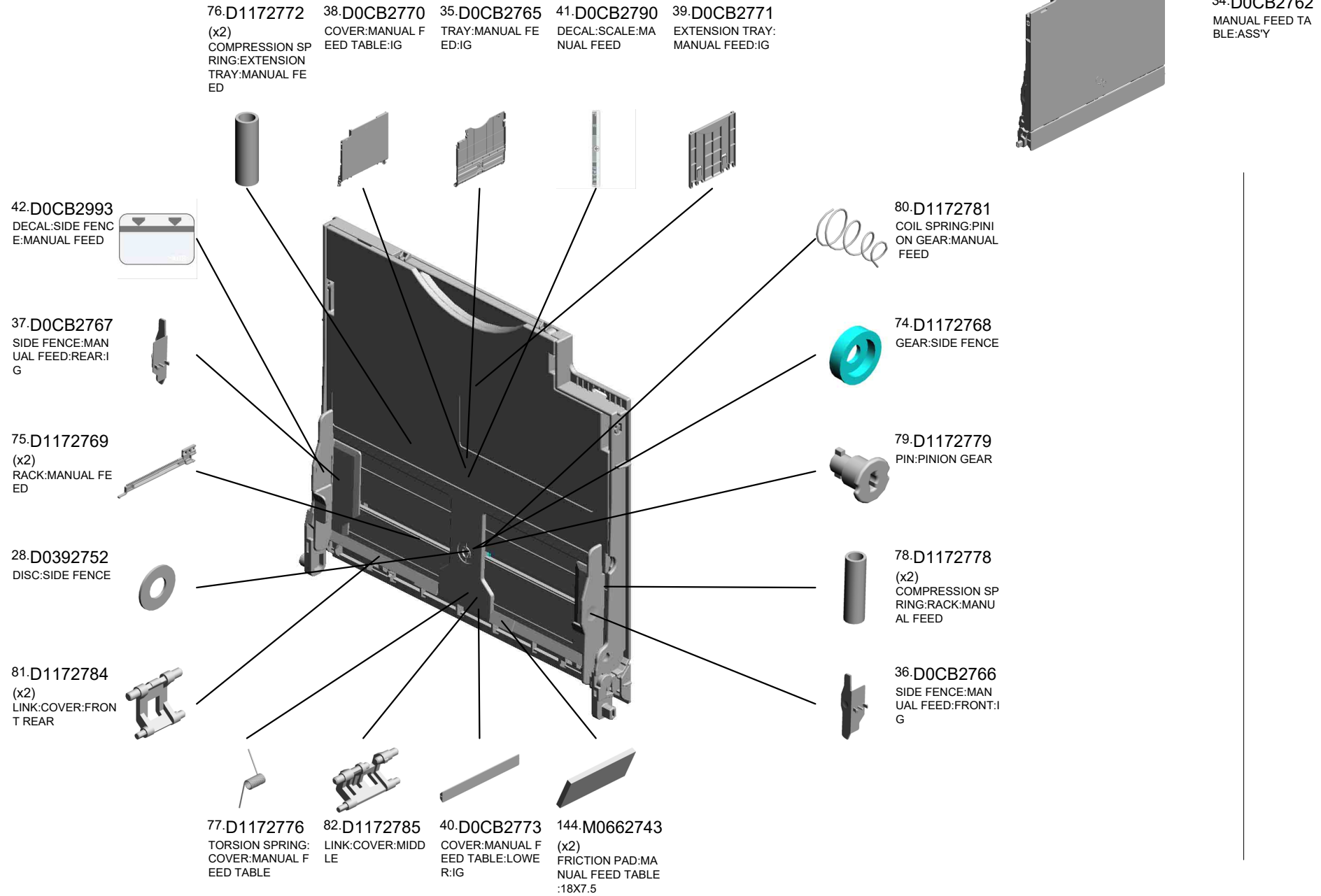


139.D1966334
 COMPRESSION SP
 RING:EARTH:STAY
 :TRANSFER/SEPA
 RATION UNIT



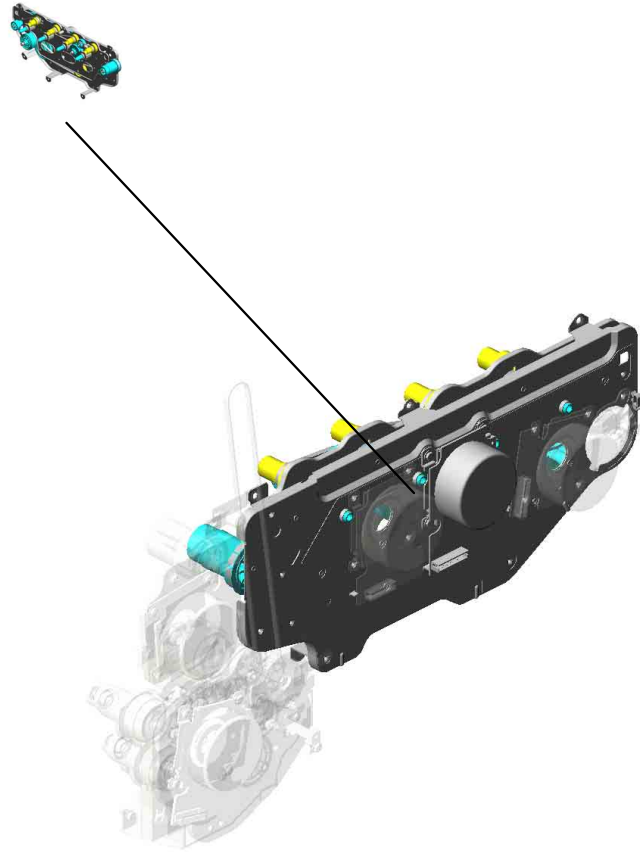
U001	U002	U003	U004	U005	U006	U007	U008	U009	U010	U011	U012	U013	U014	U015	U016	U017	U018	U019	U020	U021
------	------	------	------	------	------	------	------	------	------	------	------	------	------	------	------	------	------	------	------	------

U015_S001_S001
MANUAL FEED TABLE:ASS'Y



U016.MAIN DRIVE

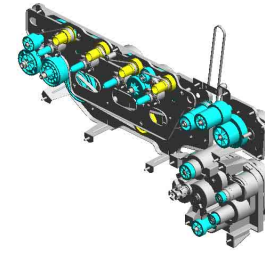
U016 S001
D0CB1152
DRIVE UNIT:DRUM:DEVELO
PMENT:TRANSFER:ASSY



U001	U002	U003	U004	U005	U006	U007	U008	U009	U010	U011	U012	U013	U014	U015	U016	U017	U018	U019	U020	U021
------	------	------	------	------	------	------	------	------	------	------	------	------	------	------	------	------	------	------	------	------

U016 MAIN DRIVE

- 15.AB011580 GEAR:DRIVE:REGISTRATION
- 18.AB017934 GEAR:DRIVE UNIT:FUSING:NO.1
- 19.AB017940 GEAR:DRIVE UNIT:FUSING:NO.2
- 11.AA148896 SHAFT:DRIVE:REGISTRATION
- 22.AB017970 GEAR:DRIVE:TRANSPORT:NO.3



6.08050104
(x4)
RETAINING RINGS
-E:SILENCER:DIA4



16.AB011581
(x2)
GEAR:DRIVE:DUPL
EX:MANUAL FEED



21.AB017969
GEAR:DRIVE:TRAN
SPORT:NO.2



10.AA100020
(x4)
SPEED NUT:DIA5.3



17.AB017847
GEAR:MANUAL FE
ED:BASE



20.AB017968
(x2)
GEAR:DRIVE:TRAN
SPORT:NO.1



12.AB010240
GEAR:DRIVE:VERT
ICAL TRANSPORT:
CLUTCH



3.07200030E
(x2)
RETAINING RING -
M3



13.AB010241
GEAR:DRIVE:VERT
ICAL TRANSPORT:
JOINT



1.03603006N
(x25)
SCREW - M3X6



9.AA080346
(x7)
BUSHING:FLANGE
TYPE:DIA6



4.07200040E
(x6)
RETAINING RING -
M4



14.AB010930
GEAR:DRIVE:DEVE
LOPMENT:NO.2



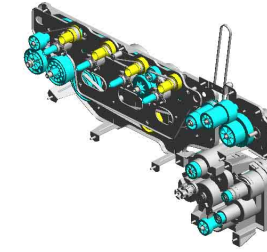
8.54472681
SNAP RING



2.04503010N
(x15)
TAPPING SCREW -
M3X10



U016 MAIN DRIVE



- 26.AB017974 GEAR:DRIVE UNIT:FUSING:NO.3:SW-01
- 27.AB033120 TIGHTENER:SYNC HRONOUS BELT:PAPER EXIT UNIT
- 37.B7027105 TIMING BELT:B40S 2M520:
- 30.AX060543 DC BRUSHLESS MOTOR:DEVELOPMENT:COLOR:35.5W :40CPM:(M9)
- 38.D0CB1059 (x4) HEXAGON HEAD BOLT WITH WASHER:TYPE 2:3X10

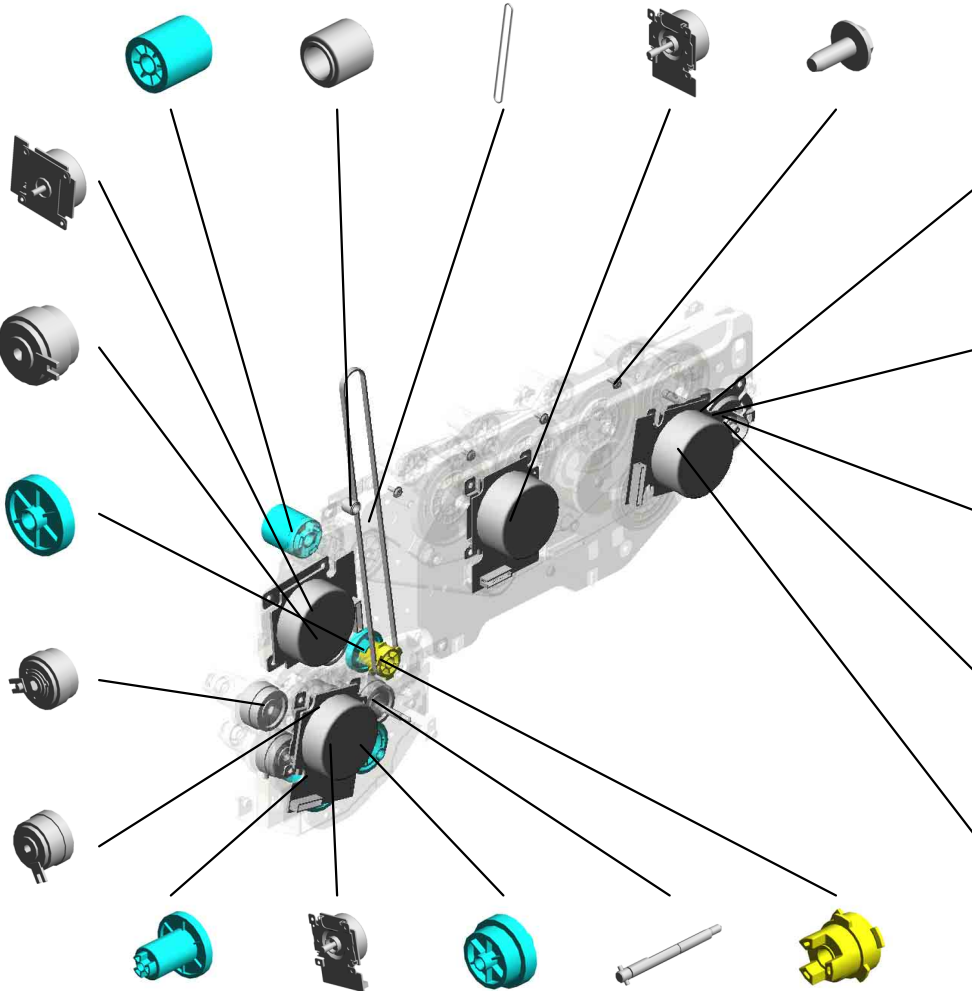
- 31.AX060544 DC BRUSHLESS MOTOR:DRIVE SUB-UNIT:FUSING:31.9 W:43CPM:(M13)

- 34.AX200343 ELECTROMAGNETIC CLUTCH:REGISTRATION:(CL8)

- 25.AB017973 GEAR:DRIVE:EXIT

- 33.AX200342 (x3) ELECTROMAGNETIC CLUTCH:DRIVE:PAPER FEED:(CL6/CL7/CL9)

- 35.AX200344 ELECTROMAGNETIC CLUTCH:CONNECTING:(CL10)



- 40.D0CB1180 SHAFT:DRIVE:DEVELOPMENT:ELECTROMAGNETIC CLUTCH:PRESS FIT

- 36.AX200369 ELECTROMAGNETIC CLUTCH:DEVELOPMENT:(CL5)

- 41.D0CB1182 COVER:ELECTROMAGNETIC CLUTCH:DEVELOPMENT

- 42.D0CB1183 PLAIN SHAFT BEARING:ELECTROMAGNETIC CLUTCH:DEVELOPMENT

- 29.AX060541 DC BRUSHLESS MOTOR:DRUM:BK:30 .4W:43CPM:(M11)

- 23.AB017971 GEAR:DRIVE:TRANSPORT:NO.4
- 32.AX060545 DC BRUSHLESS MOTOR:DRIVE SUB-UNIT:TRANSPORT:24.0W:43CPM:(M12)
- 24.AB017972 GEAR:DRIVE:TRANSPORT:NO.5
- 43.D0CB1219 SHAFT:DRIVE:PAPER FEED:ASS'Y
- 28.AB033123 PULLEY:DRIVE:EXIT

U016 MAIN DRIVE

45.D1171192
(x4)
TERMINAL:DEVEL
OPMENT BIAS:ASS
Y



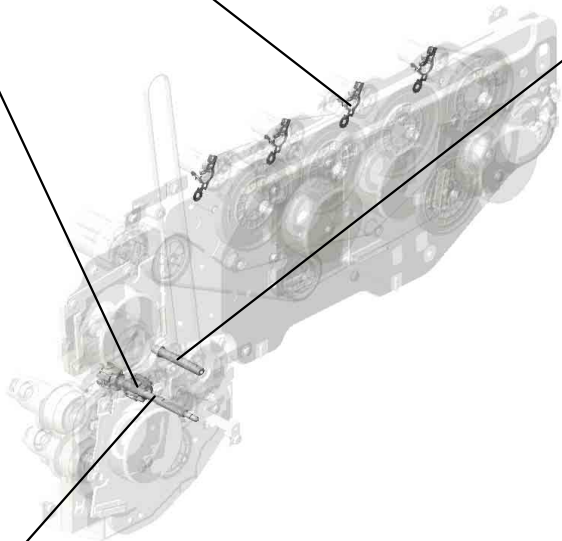
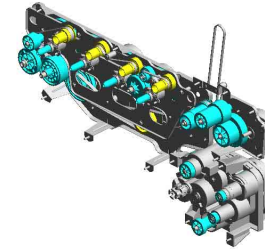
47.D2021143
(x2)
JOINT:DRIVE



46.D1171207
SHAFT:TIMING PU
LLEY:PAPER EXIT
UNIT



44.D0CB1221
SHAFT:DRIVE:VER
TICAL TRANSPOR
T:ASSY



U001	U002	U003	U004	U005	U006	U007	U008	U009	U010	U011	U012	U013	U014	U015	U016	U017	U018	U019	U020	U021
------	------	------	------	------	------	------	------	------	------	------	------	------	------	------	------	------	------	------	------	------

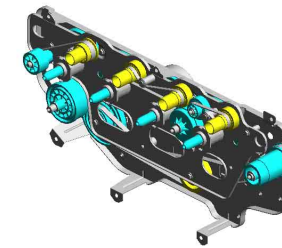
U016_S001
DRIVE UNIT:DRUM:DEVELOPMENT:TRANSFER:ASS'Y

5.07200060E
(x3)
RETAINING RING -
M6

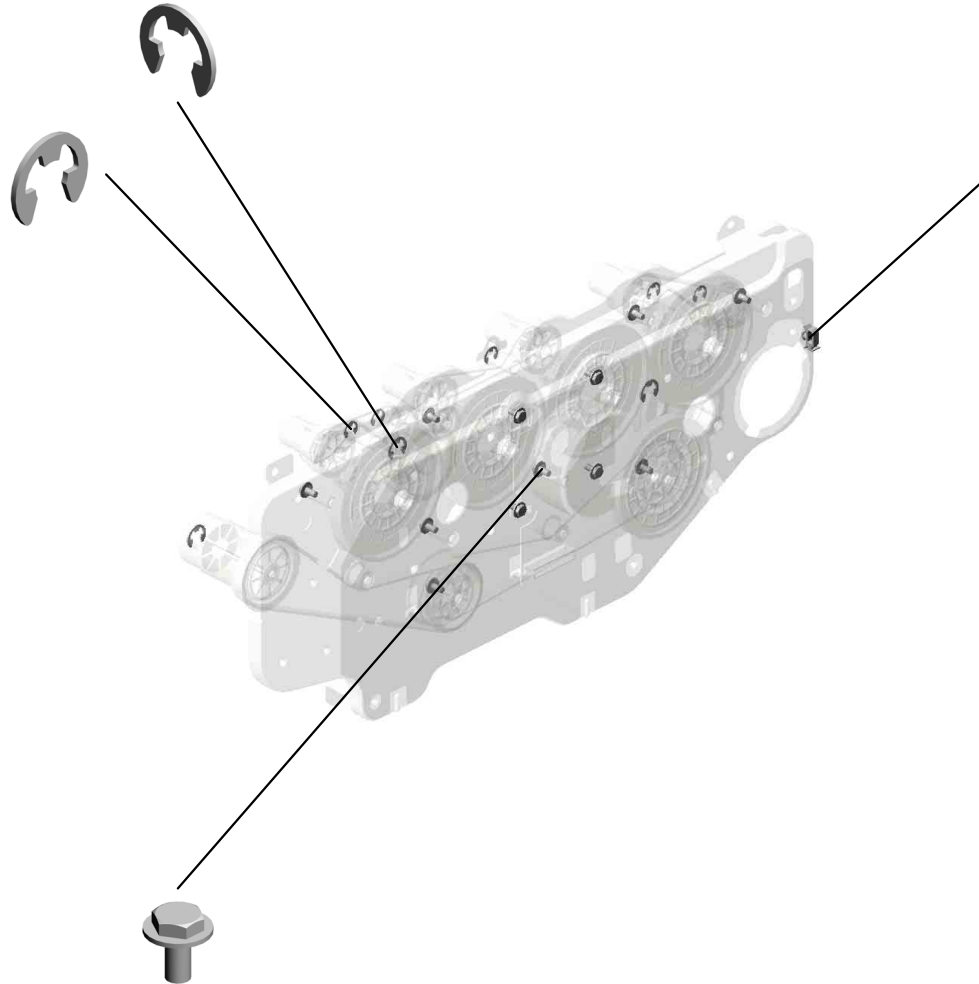
4.07200040E
(x5)
RETAINING RING -
M4

7.11050511
HARNESS CLAMP -
LWS-0306ZC

1.03603006N
(x12)
SCREW - M3X6



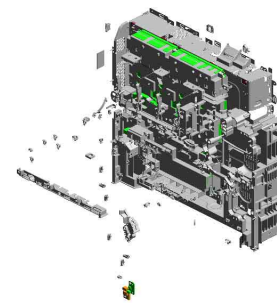
39.D0CB1152
DRIVE UNIT:DRUM
:DEVELOPMENT:T
RANSFER:ASS'Y



U001	U002	U003	U004	U005	U006	U007	U008	U009	U010	U011	U012	U013	U014	U015	U016	U017	U018	U019	U020	U021
------	------	------	------	------	------	------	------	------	------	------	------	------	------	------	------	------	------	------	------	------

U017 ELECTRICAL

- 2.03603006N (x37) SCREW - M3X6
- 19.16072758 FERRITE CORE
- 18.16072525 FERRITE CORE:K3 FF 35.00X14.60X7.70X1.40
- 7.08010231 HEXAGONAL HEAD BOLT W/WASHER:M3X6
- 8.11050508 (x8) HARNESS CLAMP - LWS-0711



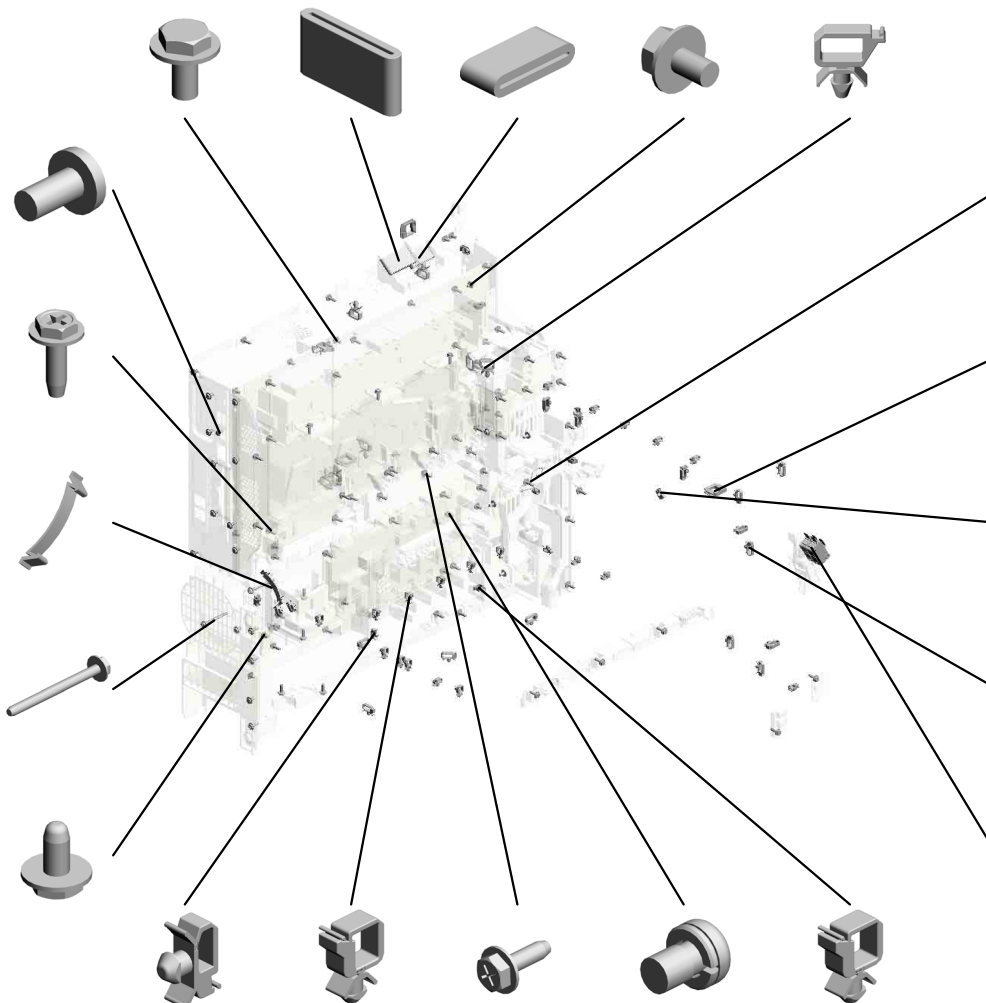
1.03530060N
BIND SCREW - M3 X6

6.04583010N
(x15)
HEXAGON HEAD TAPPING SCREW:3 X10

12.11050545
CLAMP:FCR-30

4.04503035N
(x2)
TAPPING SCREW: 3X35

5.04543006Q
(x3)
TAPPING SCREW - M3X6



9.11050511
(x16)
HARNESS CLAMP - LWS-0306ZC

11.11050534
(x11)
CLAMP

3.04503010N
(x46)
TAPPING SCREW - M3X10

21.AA143592
SCREW- M4X6

15.11050759
CLAMP:LWSM-060 5A

20.AA066696
TORSION SPRING: TERMINAL:DRIVE ROLLER:INTERMEDIATE TRANSFER

14.11050724
(x3)
CLAMPS:WES-1210

13.11050692
(x3)
CLAMP:LES-0503

10.11050516
(x14)
CLAMP

16.12042612
(x2)
MICRO SWITCH:D3 V-16506-3C25



8.11050508
HARNESS CLAMP - LWS-0711




9.11050511
HARNESS CLAMP - LWS-0306ZC



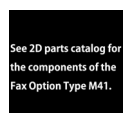
11.11050534
CLAMP



15.11050759
(x5)
CLAMP:LWSM-060 5A



17.16072298
FERRITE CORE:K3 FF 33.50X8.00X6.50X1.30

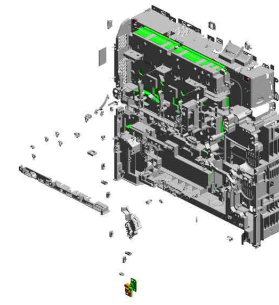


79.Note
See 2D parts catalog for the components of the Fax Option Type M41.

2.03603006N(x 4)
SCREW - M3X6
3.04503010N(x 1)
TAPPING SCREW - M3X10

U017 ELECTRICAL

- 23.AA161125 (x4) RUBBER CUSHION
- 28.AZ320226 POWER PACK:CB(PCB22)
- 30.D0C85100 PCB:BICU:ASSY:(P CB1)
- 31.D0C95150 PCB:SMB:SERVICE
- 40.D1175303 THERMISTOR:(TH5)



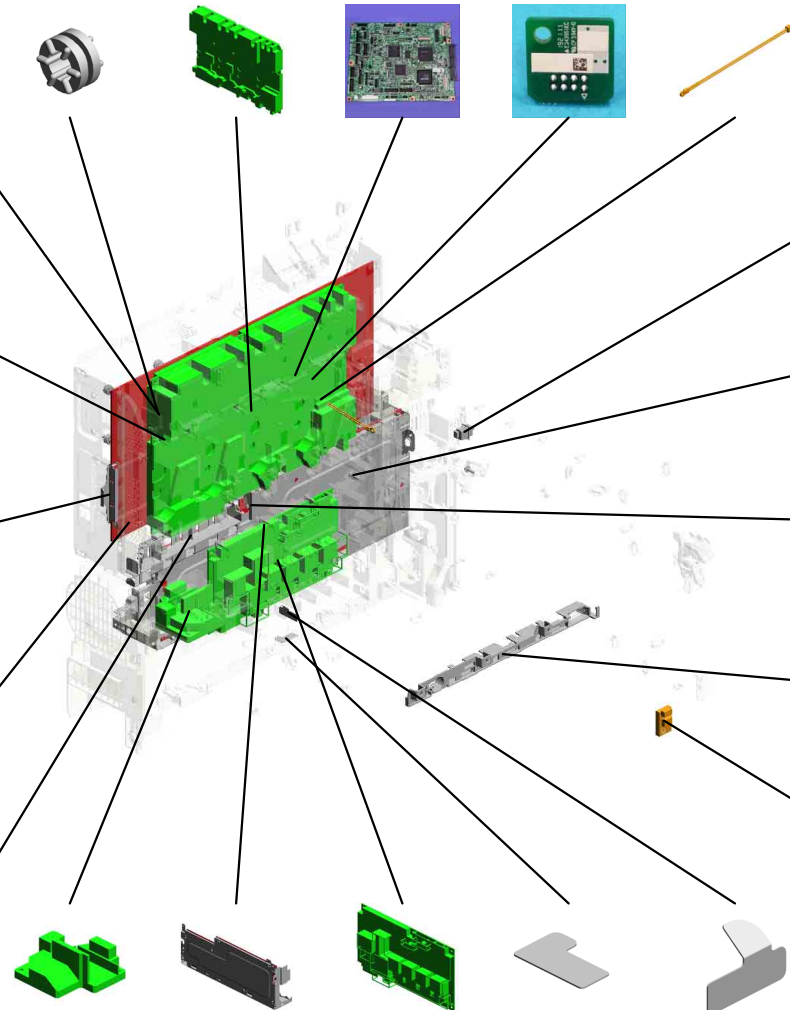
- 22.AA143848 (x4) STEPPED SCREW - M3

- 33.D0C95407 PCB:CTL:ASSY:(P CB24)

- 29.D0895824 COVER:SD-CARD: D086/D087

- 34.D0C99590 NVRAM

- 37.D0CB5864 GUIDE:HARNESS:FC:OPTICAL WRITING UNIT



- 25.AW500045 PUSH SWITCH:(S W2/S26)

- 35.D0CB1059 (x5) HEXAGON HEAD BOLT WITH WASHER:TYPE 2:3X10

- 41.D1175867 GUIDE:HARNESS: POWER SUPPLY UNIT

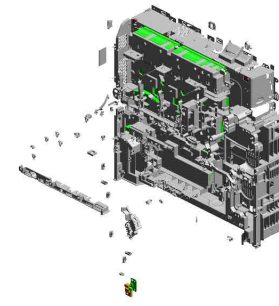
- 36.D0CB5861 COVER:HARNESS: PCU:FRONT

- 24.AW140026 TEMPERATURE & HUMIDITY SENSOR:(S18)

- 32.D0C95180 (NA):PCB:ACVB:10 0V:(PCB18)
- 26.AZ240339 (NA):POWER SUPPLY UNIT:(PCB16/P CB17)
- 27.AZ320213 POWER PACK:T1T 2:(PCB23)
- 38.D0CB5868 PLATE:WIRE-1
- 39.D0CB5869 PLATE:WIRE-2

U017 ELECTRICAL

- 53.D1175881 WIRE:HIGH VOLTA
GE:CHARGE:Y
- 54.D1175882 WIRE:HIGH VOLTA
GE:DEVELOPMEN
T:BK:CONNECTIN
G
- 49.D1175877 WIRE:HIGH VOLTA
GE:DEVELOPMEN
T:Y
- 48.D1175876 WIRE:HIGH VOLTA
GE:DEVELOPMEN
T:M
- 57.D1175887 DUCT:POWER SU
PPLY UNIT:EXHAU
ST



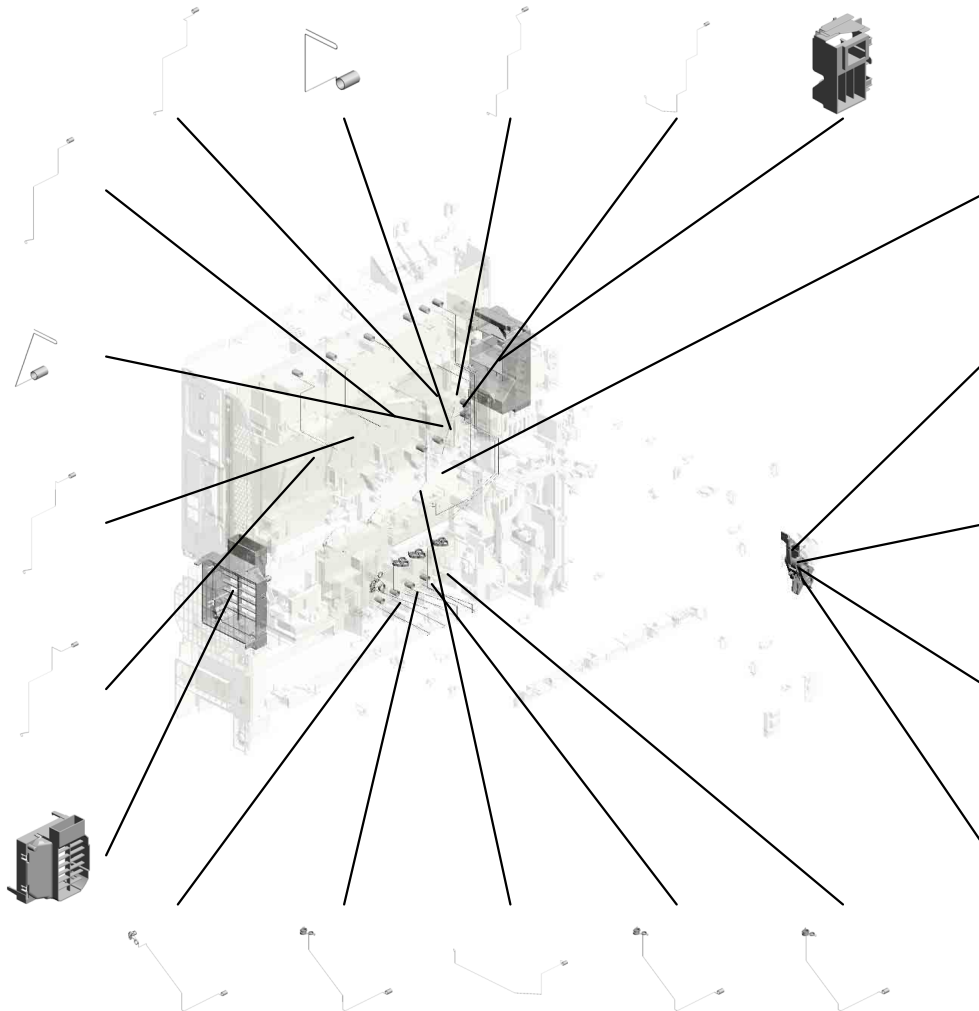
- 52.D1175880 WIRE:HIGH VOLTA
GE:CHARGE:M

- 55.D1175883 WIRE:HIGH VOLTA
GE:DEVELOPMEN
T:C:CONNECTING

- 51.D1175879 WIRE:HIGH VOLTA
GE:CHARGE:C

- 50.D1175878 WIRE:HIGH VOLTA
GE:CHARGE:BK

- 56.D1175886 DUCT:POWER SU
PPLY UNIT:ENTRA
NCE



- 47.D1175875 WIRE:HIGH VOLTA
GE:DEVELOPMEN
T:C

- 60.D1175894 LEVER:FRONT:SA
FETY SWITCH

- 61.D1175895 TORSION SPRING:
SAFETY SWITCH

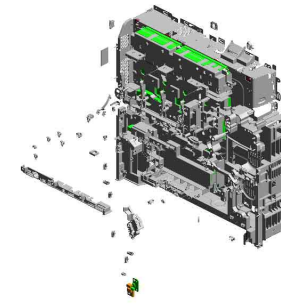
- 58.D1175892 BRACKET:SWIVEL:
SAFETY SWITCH

- 59.D1175893 LEVER:RIGHT:SAF
ETY SWITCH

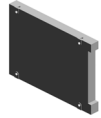
- 42.D1175869 WIRE:HIGH VOLTA
GE:TRANSFER:BK
- 43.D1175870 WIRE:HIGH VOLTA
GE:TRANSFER:C
- 46.D1175874 WIRE:HIGH VOLTA
GE:DEVELOPMEN
T:BK
- 44.D1175871 WIRE:HIGH VOLTA
GE:TRANSFER:M
- 45.D1175872 WIRE:HIGH VOLTA
GE:TRANSFER:Y

U017 ELECTRICAL

- 66.D1175905 GUIDE:WIRE:HIGH VOLTAGE:TRANSFER:SECOND
- 62.D1175899 (x4) TERMINAL:CHARGE
- 68.D1175915 (x4) GUIDE:WIRE:HIGH VOLTAGE:CHARGE
- 65.D1175904 BRACKET:DRAWER:FUSING
- 69.D1175916 (x2) STEPPED SCREW:M3X8:SECOND KIND



78.M4445201
HDD:320GB:AQUARIUS



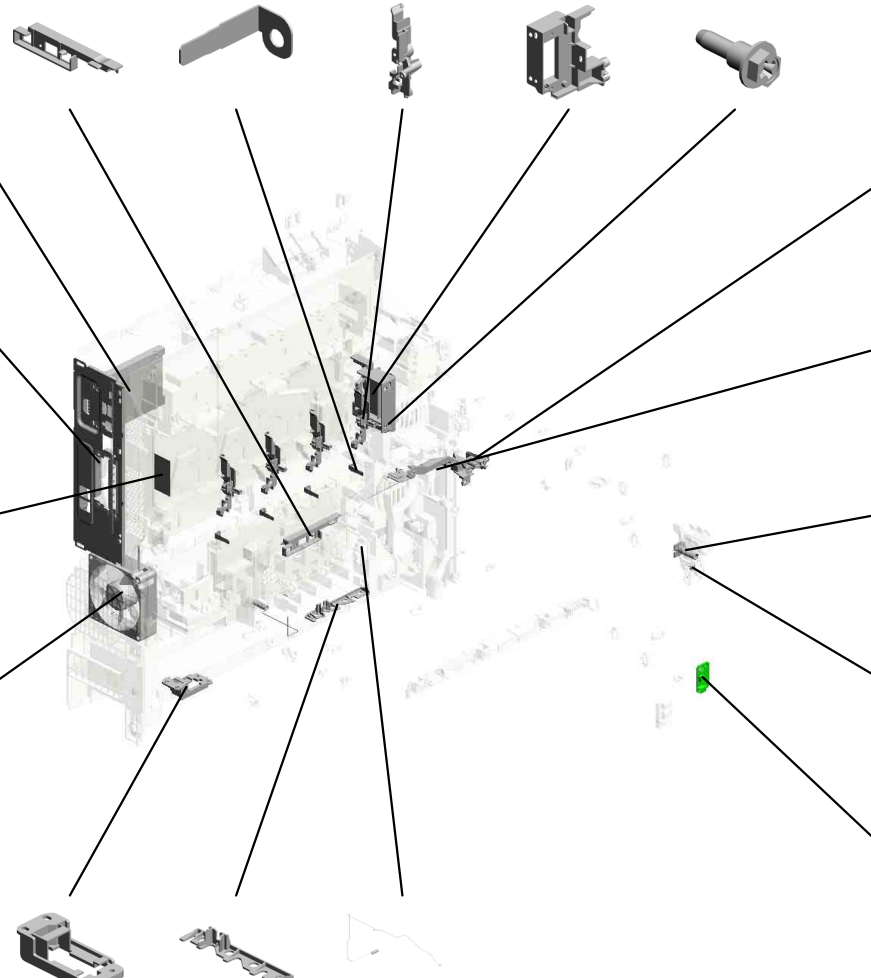
75.D2965853
BRACKET:INTERFACE:JX2L



71.D1175945
SPACER:FFC



77.GX645734
FAN MOTOR:MM80 DC24V 3.12W:(FAN4)



74.D1965967
TERMINAL:HIGH VOLTAGE:TRANSFER:SECOND



73.D1965961
GUIDE:WIRE:HIGH VOLTAGE:TRANSFER:CONNECTING



64.D1175902
COLLAR:SHAFT:SAFETY SWITCH



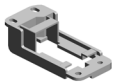
63.D1175901
TORSION SPRING:LEVER:RIGHT:SAFETY SWITCH



76.D2975418
PCB:DCSW:(SW1)



67.D1175908
BRACKET:DRAWER:OPTION TRAY




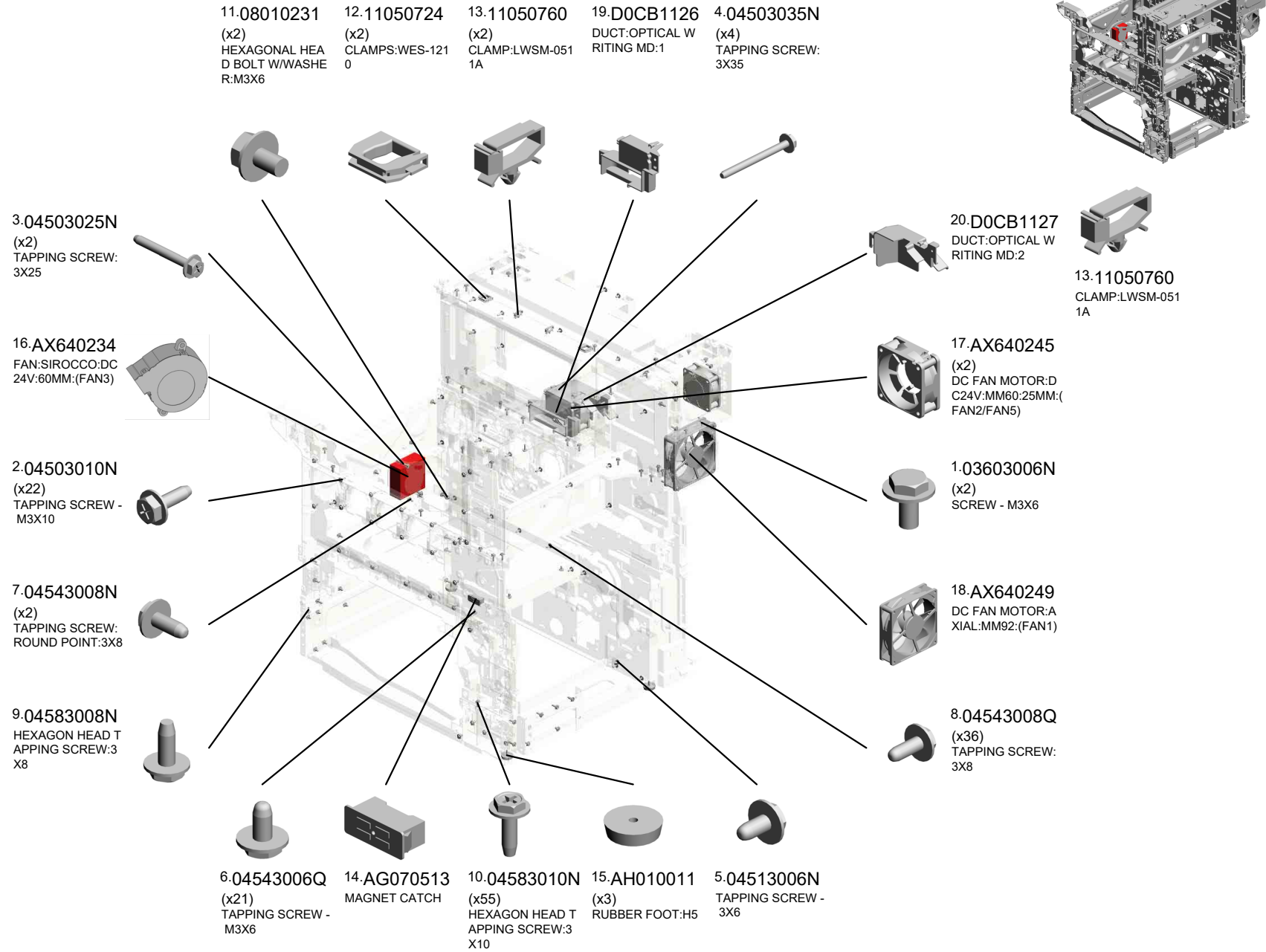
70.D1175924
STOPPER:WIRE:HIGH VOLTAGE:TRANSFER



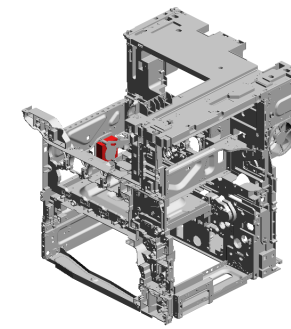
72.D1965873
WIRE:HIGH VOLTAGE:TRANSFER:SECOND



U018 MAIN FRAME



U018 MAIN FRAME



- 36.D1961036 (x2) SEAL:COVER:LEFT
- 39.D1961127 DUCT:LEFT:VACUUM
- 40.D1961128 COVER:DUCT:LEFT:VACUUM
- 26.D1171058 (x4) CASE:COIL SPRING:PLATE:PCU:REAR
- 27.D1171059 (x4) SLIDER:COIL SPRING:PLATE:PCU:REAR

- 25.D1171057 (x4) CASE:COIL SPRING:PLATE:PCU:FRONT

- 28.D1171068 (x8) COIL SPRING:PLATE:PCU

- 32.D1173410 DECAL:COLORED DISPLAY:INNER COVER:K

- 29.D1171069 (x4) SLIDER:COIL SPRING:PLATE:PCU:FRONT

- 33.D1173411 DECAL:COLORED DISPLAY:INNER COVER:C

- 34.D1173412 DECAL:COLORED DISPLAY:INNER COVER:M
- 35.D1173413 DECAL:COLORED DISPLAY:INNER COVER:Y
- 37.D1961066 LEVER:LOCK:FRONT
- 38.D1961087 LEVER:LOCK:REAR
- 31.D1171125 (x2) SEAL:COVER:FAN

- 23.D0CB1131 SPONGE:DUCT:EXIT:REAR LEFT

- 24.D0CB1132 SPONGE:DUCT:EXIT:REAR RIGHT

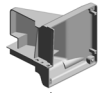
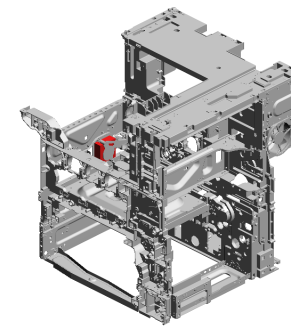
- 21.D0CB1128 DUCT:EXIT:REAR LEFT

- 22.D0CB1129 DUCT:EXIT:REAR RIGHT

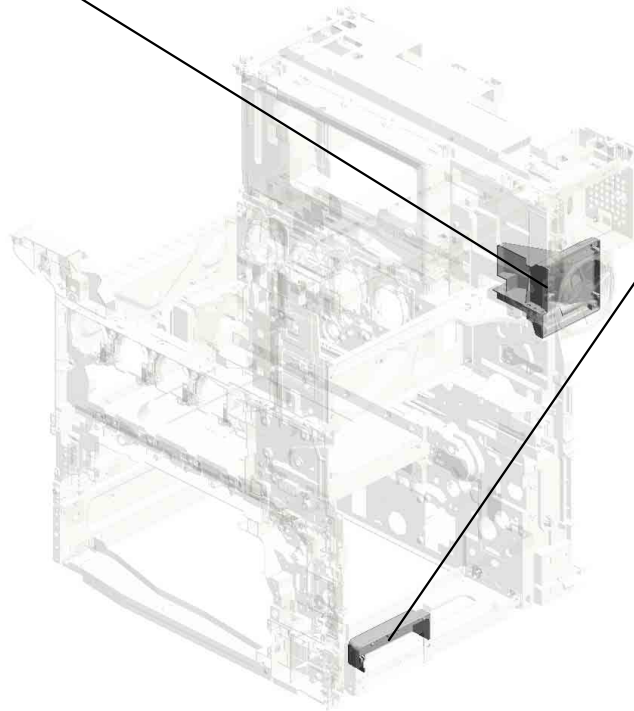
- 30.D1171124 COVER:FAN

U018
MAIN FRAME

41.D1961143
DUCT:REAR:BASE



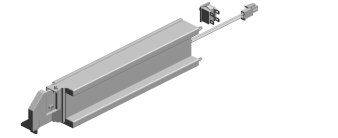
42.D2021093
COVER:GRIP



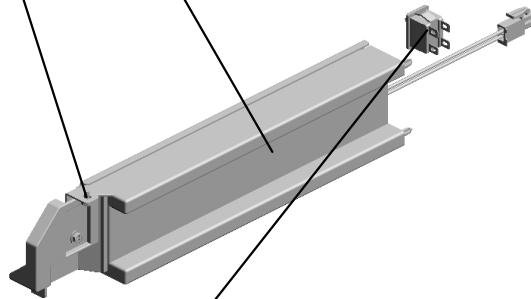

U001	U002	U003	U004	U005	U006	U007	U008	U009	U010	U011	U012	U013	U014	U015	U016	U017	U018	U019	U020	U021
------	------	------	------	------	------	------	------	------	------	------	------	------	------	------	------	------	-------------	------	------	------

U019 Anti-condensation Heater (Mainframe)

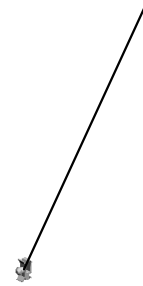
4.D1175091
(NA):HEATER:ASS'
Y



1.08010231
HEXAGONAL HEAD BOLT W/WASHER: M3X6



2.11050511
HARNESS CLAMP - LWS-0306ZC



3.12042570
ROCKER SWITCH: SDDJE13200




U001	U002	U003	U004	U005	U006	U007	U008	U009	U010	U011	U012	U013	U014	U015	U016	U017	U018	U019	U020	U021
------	------	------	------	------	------	------	------	------	------	------	------	------	------	------	------	------	------	------	------	------

U020 Anti-condensation Heater (Mainframe Paper Tray)

4.D0CB2552 5.D0CB2898
 (NA):HEAT SINK:H COVER:HEATER:P
 EATER:ADHESION APER TRAY



1.04543006Q
 TAPPING SCREW -
 M3X6



2.11050723
 CLAMPS:WES-050
 7



3.11050760
 (x3)
 CLAMP:LWSM-051
 1A

1.04543006Q(x 1)
 TAPPING SCREW - M3X6

U021 ACCESSORIES

4.D0A41706
DECAL:CLEANING:
SCANNER:ENGLIS
H

3.D0A41704
DECAL:CAUTION:O
RIGINAL

10.D3GP6811
DECAL:STAPLER:C
AUTION




2.D0A41301
PLATE:LOGO:RIC



5.D0CB6801
PLATE:ME PLATE:I
M_C400SR



7.D0CB6842
DECAL:INKJET:EN:
MANUAL FEED



9.D3GF5262
(NA):MODULER CO
RD:CORE

1. 11500502(x 1)
(NA):POWER SUPPLY CORD:125V:15A
ARC CODE



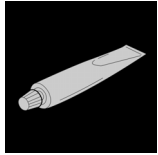
6.D0CB6832
DECAL:INKJET:EN:
PAPER FEED:ABS

8.D1172877
DECAL:PAPER TR
AY:SIZE INDICATIO
N

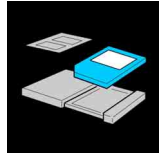
SPECIAL TOOLS



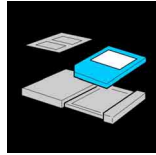
1.52039502
GREASE 501



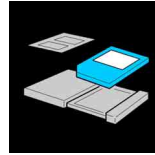
2.A2579300
GREASE - BARRIERTA S552R



3.B6455030
SD-CARD:SERVICE PARTS:2GB:ASS'
Y



4.B6455040
SD-CARD:SERVICE PARTS:8GB:ASS'
Y



5.B6455060
SD-CARD:SERVICE PARTS:16GB:AS
SY



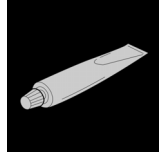
6.C4019503
20X MAGNIFICATION SCOPE



7.VSSG9005
MOLYKOTE EM-50L



8.VSSG9006
MOLYKOTE(R) G-1077 GREASE 50G



9.VSSG9008
FLOIL-G348 GREASE 20G



10.VSST9003
C-5Y COLOR TEST CHART(2 SHEET
S X 3/SET)

Exclusive Parts

Number	Part Name	Group	ID
52039502	GREASE 501	SPECIAL TOOLS	1
54472681	SNAP RING	U013	8
		U013_S001	8
		U016	8
A2579300	GREASE - BARRIERTA S552R	SPECIAL TOOLS	2
A6812742	DRIVEN EXIT ROLLER	U014	22
A6814515	BUSHING - 6MM	U014	23
A8584181	TIMING BELT - 2XL	U014	24
AA043318	TIMING BELT - 40S3M144	U014	25
AA043325	TIMING BELT - B40S2M250	U015_S001	17
AA043660	TIMING BELT:40S2M172	U014	26
AA043711	TIMING BELT:40S3M168	U014	27
AA043721	SYNCHRONOUS BELT:40S2M176	U013_S001	9
AA060151	TENSION SPRING	U009	18
AA061084	TENSION SPRING:FEELER	U009	19
AA061087	TORSION SPRING:STRIPPER PLATE:FRONT	U012_S001	14
AA061088	TORSION SPRING:STRIPPER PLATE:REAR	U012_S001	15
AA061089	COIL SPRING:GUIDE PLATE:FUSING EXIT	U012_S001	16
AA062087	COIL SPRING:PRESSURE	U012_S001	17
AA063483	COMPRESSION SPRING:TRANSPORT SUB-UNIT	U015_S001	18
AA063529	PRESSURE SPRING - 14.5MM	U014	28
AA063701	COMPRESSION SPRING:RISING TRAY	U006_S003	17
AA063729	COMPRESSION SPRING:TRANSFER ROLLER:SECOND	U015_S001	19
AA066417	TORSION SPRING:TRANSFER UNIT	U015_S001	20
AA066695	TORSION SPRING:LEVER:ON-OFF	U009	20
AA066696	TORSION SPRING:TERMINAL:DRIVE ROLLER:INTERMEDIATE TRANSFER	U017	20
AA080249	BUSHING - VERTICAL TRANSPORT	U003_S001	22
AA080346	BUSHING:FLANGE TYPE:DIA6	U016	9

Number	Part Name	Group	ID
AA080361	PLAIN SHAFT BEARING:CASE:RING TRAY	U006_S003	18
AA082101	BUSHING - 6X10X6	U003_S001	23
		U003_S001_S001	23
		U014	29
AA082109	PLAIN SHAFT BEARING:DIA4	U009	21
AA082161	PLAIN SHAFT BEARING:REGISTRATION ROLLER	U006	19
AA082173	PLAIN SHAFT BEARING:6X10X6	U006_S002	20
		U006_S005	20
		U013	10
		U013_S001	10
		U015_S001	21
AA082174	PLAIN SHAFT BEARING:6X10X9	U006_S002	21
		U013_S001	11
AA082180	PLAIN SHAFT BEARING:DIA6:DIA10:9	U003_S001	24
AA100014	RETAINING RING C - SEPARATE	U006_S002	22
AA100020	SPEED NUT:DIA5.3	U016	10
AA120143	DISCHARGE BRUSH:DRIVEN	U014	30
AA132169	SPACER - 5.7X16X1.5	U014	31
AA132208	SPACER - M6	U003_S001_S001	25
AA143592	SCREW- M4X6	U017	21
AA143788	PIN:GUIDE PLATE:PAPER FEED	U003_S001	26
AA143790	SCREW:CONTACT POINT	U014	32
AA143848	STEPPED SCREW - M3	U017	22
AA143870	STEPPED SCREW	U012_S001	18
AA148896	SHAFT:DRIVE:REGISTRATION	U016	11
AA161125	RUBBER CUSHION	U017	23
AB010240	GEAR:DRIVE:VERTICAL TRANSPORT:CLUTCH	U016	12
AB010241	GEAR:DRIVE:VERTICAL TRANSPORT:JOINT	U016	13
AB010930	GEAR:DRIVE:DEVELOPMENT:NO. 2	U016	14
AB011537	GEAR:REGISTRATION ROLLER:FRONT	U006	23
AB011539	GEAR:REGISTRATION ROLLER:D	U015_S001	22

Exclusive Parts

Number	Part Name	Group	ID
	RIVE		
AB011552	GEAR:IDLER:LEFT REAR	U011	3
AB011555	GEAR:IDLER:RIGHT FRONT	U011	4
AB011557	GEAR:IDLER:RIGHT REAR	U011	5
AB011580	GEAR:DRIVE:REGISTRATION	U016	15
AB011581	GEAR:DRIVE:DUPLEX:MANUAL FEED	U016	16
AB012076	GEAR:DRIVE:Z21	U012_S001	19
AB017782	GEAR:RISING TRAY:2	U006_S003	24
AB017783	GEAR:RISING TRAY:3	U006_S003	25
AB017827	GEAR:IDLER:COLLECTION BOTTLE:RIGHT UPPER	U011	6
AB017847	GEAR:MANUAL FEED:BASE	U016	17
AB017865	GEAR:IDLER:MIDDLE REAR	U011	7
AB017899	GEAR:RISING TRAY:1	U006_S003	26
AB017934	GEAR:DRIVE UNIT:FUSING:NO.1	U016	18
AB017940	GEAR:DRIVE UNIT:FUSING:NO.2	U016	19
AB017968	GEAR:DRIVE:TRANSPORT:NO.1	U016	20
AB017969	GEAR:DRIVE:TRANSPORT:NO.2	U016	21
AB017970	GEAR:DRIVE:TRANSPORT:NO.3	U016	22
AB017971	GEAR:DRIVE:TRANSPORT:NO.4	U016	23
AB017972	GEAR:DRIVE:TRANSPORT:NO.5	U016	24
AB017973	GEAR:DRIVE:EXIT	U016	25
AB017974	GEAR:DRIVE UNIT:FUSING:NO.3:SW-01	U016	26
AB030854	TIMING PULLEY:EXIT ROLLER	U013 U013_S001	12 12
AB033120	TIGHTENER:SYNCHRONOUS BELT:PAPER EXIT UNIT	U016	27
AB033123	PULLEY:DRIVE:EXIT	U016	28
AF013019	PAD:TRAY BOTTOM PLATE	U006_S001_S005	27
AF020791	REGISTRATION ROLLER:DRIVE	U015_S001	23
AF021088	REGISTRATION ROLLER:DRIVEN	U006	28
AF022147	DRIVEN ROLLER	U014	33
AF030094	PAPER FEED ROLLER:PICKUP	U006_S002	29
AF031085	PAPER FEED ROLLER - FEED	U006_S002	30
AF031092	PAPER FEED ROLLER:MANUAL FEED	U006_S005	31

Number	Part Name	Group	ID
AF032101	PAPER FEED ROLLER:SEPARATE	U006_S002	32
AG070513	MAGNET CATCH	U001 U018	6 14
AG071012	MAGNET CATCH:ASS'Y	U011	8
AH010011	RUBBER FOOT:H5	U018	15
AJ011030	STAPLER:EH-C590R10	U014	34
AW010109	PHOTO REFLECTION SENSOR:PS117ED1:(S43)	U014	35
AW010124	PHOTO REFLECTION SENSOR:GP2A200LCS0F:(S3/S8)	U012 U015_S001	20 24
AW010151	PHOTO REFLECTION SENSOR:PS122TL1-A:(S2/S24)	U003_S001 U015_S001	27 25
AW020154	PHOTOINTERRUPTOR:ENTRANCE:(S42)	U014	36
AW020190	PHOTOINTERRUPTOR:(S39)	U014	37
AW020234	PHOTOINTERRUPTOR:GP1A173LCS5F:(S1/S4/S5/S6/S19/S20/S22/S23/S25/S30/S33/S35/S36/S38/S40/S41)	U003_S001 U004 U006_S002 U006_S005 U009 U011 U014 U015_S001	28 12 33 33 22 9 38 26
AW100183	THERMOPILE:TH1)	U012	21
AW110101	THERMOSTAT:LOWER	U012_S001	22
AW140026	TEMPERATURE & HUMIDITY SENSOR:(S18)	U017	24
AW500045	PUSH SWITCH:(SW2/S26)	U011 U017	10 25
AX040272	DC STEPPER MOTOR:NMB:(M7)	U004	13
AX040273	DC MOTOR:RISING TRAY:ASS'Y:1.007W:BRUSH	U006_S003	34
AX060541	DC BRUSHLESS MOTOR:DRUM:BK:30.4W:43CPM:(M11)	U016	29
AX060543	DC BRUSHLESS MOTOR:DEVELOPMENT:COLOR:35.5W:40CPM:(M9)	U016	30
AX060544	DC BRUSHLESS MOTOR:DRIVE SUB-UNIT:FUSING:31.9W:43CPM:(M	U016	31

Exclusive Parts

Number	Part Name	Group	ID
	13)		
AX060545	DC BRUSHLESS MOTOR:DRIVE SUB-UNIT:TRANSPORT:24.0W:43CPM:(M12)	U016	32
AX200338	ELECTROMAGNETIC CLUTCH:PUL L OUT:(CL4)	U003_S001	29
AX200342	ELECTROMAGNETIC CLUTCH:DRIVE:PAPER FEED:(CL6/CL7/CL9)	U016	33
AX200343	ELECTROMAGNETIC CLUTCH:REGISTRATION:(CL8)	U016	34
AX200344	ELECTROMAGNETIC CLUTCH:CONNECTING:(CL10)	U016	35
AX200369	ELECTROMAGNETIC CLUTCH:DEVELOPMENT:(CL5)	U016	36
AX640234	FAN:SIROCCO:DC24V:60MM:(FAN3)	U018	16
AX640245	DC FAN MOTOR:DC24V:MM60:25MM:(FAN2/FAN5)	U018	17
AX640249	DC FAN MOTOR:AXIAL:MM92:(FAN1)	U018	18
AZ240339	(NA):POWER SUPPLY UNIT:(PCB16/PCB17)	U017	26
AZ320213	POWER PACK:T1T2:(PCB23)	U017	27
AZ320226	POWER PACK:CB:(PCB22)	U017	28
B2342864	PAD:CLEANER	U006_S001_S002	35
		U006_S001_S003	35
B2385875	DC SOLENOID DC24V:(SOL2)	U009	23
B4783569	SPACER	U014	39
B6455030	SD-CARD:SERVICE PARTS:2GB:ASSY	SPECIAL TOOLS	3
B6455040	SD-CARD:SERVICE PARTS:8GB:ASSY	SPECIAL TOOLS	4
B6455060	SD-CARD:SERVICE PARTS:16GB:ASSY	SPECIAL TOOLS	5
B6744339	TIMING BELT - B40S2M192	U013_S001	13
B7002520	CUSHION:GATE PAWL	U014	40
B7002649	TIMING BELT:40S2M144	U015_S001	27
B7003535	TIMING BELT:B40S2M116	U014	41

Number	Part Name	Group	ID
B7027105	TIMING BELT:B40S2M520:	U016	37
B8303504	TIMING BELT - 40S2M100	U006_S002	36
B8722421	BUSHING:FEED	U003_S001	30
B8722614	BUSHING:R1	U003_S001	31
BE020407	PRESSURE ROLLER:DIA25	U012_S001	23
BW100147	THERMISTOR:PRESSURE:(TH2/TH3/TH4)	U012_S001	24
BW100150	NON-CONTACT TYPE THERMISTOR:(S10)	U012_S001	25
C2597050	SCREW:M2.6X3	U014	42
C4019503	20X MAGNIFICATION SCOPE	SPECIAL TOOLS	6
D0094511	SPACER:DIA8.0:1.5MM	U003_S001	32
D0294478	TENSION SPRING:RELEASE:DC SOLENOID	U014	43
D0391254	SPRING PLATE:BAND	U001	7
D0392752	DISC:SIDE FENCE	U015_S001_S001	28
D0812966	DC MOTOR:ASSY:1.007W:BRUSH:(M15)	U006_S003	37
D0895824	COVER:SD-CARD:D086/D087	U017	29
D0A41301	PLATE:LOGO:RIC	U021	2
D0A41704	DECAL:CAUTION:ORIGINAL	U021	3
D0A41706	DECAL:CLEANING:SCANNER:ENGLISH	U021	4
D0A41746	COVER:SCANNER:REAR UPPER	U004	14
D0A41810	SYNCHRONOUS BELT:S2M:441	U004	15
D0A46063	CUSHION:FERRITE CORE	U003_S001	33
D0A46065	GUIDE:CABLE	U003_S001	34
D0A46073	TRAY:AUXILIARY	U003_S001	35
D0A46076	COVER:CARD READER	U003_S001	36
D0A46077	COVER:CABLE:CARD READER	U003_S001	37
D0A46079	GUIDE:HARNESS:CONTACT POINT	U003_S001	38
D0A46082	HINGE:LEFT:DAMPER	U003_S001	39
D0A46087	HINGE:RIGHT:NON DAMPER	U003_S001	40
D0A46089	CUSHION:STOPPER:ORIGINAL TABLE	U003_S001	41
D0A46112	GUIDE PLATE:PAPER FEED	U003_S001	42
D0A46127	GUIDE:TRANSPORT:EXIT:LOWER	U003_S001	43

Exclusive Parts

Number	Part Name	Group	ID
D0A46128	TENSION SPRING:SCANNING:EXIT:DRIVEN	U003_S001	44
D0A46129	SHEET:EXIT:PLATE	U003_S001	45
D0A46134	COMPRESSION SPRING:EXIT:DRIVEN	U003_S001	46
D0A46135	SHEET:SCANNING:BEHIND:PLATE	U003_S001	47
D0A46141	SPRING PLATE:GUIDE:BEHIND:PRESS FIT	U003_S001	48
D0A46146	TRANSPORT ROLLER:EXIT	U003_S001	49
D0A46152	COVER:PAPER FEED	U003_S001	50
D0A46153	LEVER:COVER:PAPER FEED	U003_S001	51
D0A46154	TORSION SPRING:COVER:PAPER FEED:FRONT	U003_S001	52
D0A46162	ORIGINAL TABLE	U003_S001	53
D0A46163	EXTENSION TRAY	U003_S001	54
D0A46167	SIDE FENCE:INNER BACK	U003_S001	55
D0A46168	SIDE FENCE:FRONT	U003_S001	56
D0A46169	COIL SPRING:SIDE FENCE:ARDF:16N	U003_S001	57
D0A46182	COVER:REAR	U003_S001	58
D0A46183	CAP:CABLE:OUTER	U003_S001	59
D0A46184	CAP:CABLE:INNER	U003_S001	60
D0A46192	COVER:FRONT	U003_S001	61
D0A46193	COVER:FRONT:INNER	U003_S001	62
D0A46194	BRACKET:STOPPER:ORIGINAL TABLE	U003_S001	63
D0A46195	COMPRESSION SPRING:STOPPER:ORIGINAL TABLE	U003_S001	64
D0BQ1422	PCB:W-LAN:TYPE1NX	U002_S001_S002	9
D0BQ1432	SPEAKER	U002_S001	10
D0BQ1516	TOUCH PANEL:ASS'Y	U002_S001_S001	11
D0BQ1531	FRAME:LCD:PEEN	U002_S001	12
D0BQ1533	BRACKET:LCD	U002_S001	13
D0BQ1541	COVER:FRONT	U002_S001_S001	14
D0BQ1545	COVER:REAR	U002_S001	15
D0BQ1546	INNER COVER:OPERATION SUB-UNIT:RIGHT	U002_S001	16
D0BQ1547	KEYTOP:RESET SWITCH	U002_S001	17

Number	Part Name	Group	ID
D0BQ1548	COVER:CAP:PUSH SWITCH	U002_S001	18
D0BQ1549	COVER:CAP	U002_S001	19
D0BQ1551	HOLDER:OPERATION SUB-UNIT:SIDE PEAKER	U002_S001	20
D0BQ1552	CUSHION:OPERATION SUB-UNIT:SIDE SPEAKER	U002_S001	21
D0BQ1555	CUSHION:LCD:L	U002_S001	22
D0BQ1556	CUSHION:LCD:S	U002_S001	23
D0BQ1581	DUAL FACES TAPE:TOUCH PANEL:LENGTHWISE	U002_S001_S001	24
D0BQ1582	DUAL FACES TAPE:TOUCH PANEL:SIDE	U002_S001_S001	25
D0BQ1585	SHEET:LIGHT SHIELD COAT	U002_S001	26
D0BQ1586	SHEET:SIDE	U002_S001	27
D0BQ2785	PLAIN SHAFT BEARING:FEED	U006_S002	38
D0BQ2840	END FENCE:PAPER TRAY:ASS'Y	U006_S001_S001	39
D0BQ2952	DECAL:SIDE FENCE:PAPER VOLUME	U006_S001_S003	40
D0BQ2959	DECAL:SIDE FENCE:PAPER VOLUME:FRONT	U006_S001_S002	41
D0BQ2966	STAY:END FENCE:ASS'Y	U006_S001_S004	42
D0C85100	PCB:BICU:ASS'Y:(PCB1)	U017	30
D0C85180	PCB:BRB:(PCB7)	U008	10
D0C95150	PCB:SMB:SERVICE	U017	31
D0C95180	(NA):PCB:ACVB:100V:(PCB18)	U017	32
D0C95407	PCB:CTL:ASS'Y:(PCB24)	U017	33
D0C99590	NVRAM	U017	34
D0CB0121	PCDU:BK:SERVICE PARTS	U007_S001	11
D0CB0122	PCDU:C:SERVICE PARTS	U007_S002	12
D0CB0123	PCDU:M:SERVICE PARTS	U007_S003	13
D0CB0124	PCDU:Y:SERVICE PARTS	U007_S004	14
D0CB1059	HEXAGON HEAD BOLT WITH WASHER:TYPE 2:3X10	U016 U017	38 35
D0CB1126	DUCT:OPTICAL WRITING MD:1	U018	19
D0CB1127	DUCT:OPTICAL WRITING MD:2	U018	20
D0CB1128	DUCT:EXIT:REAR LEFT	U018	21
D0CB1129	DUCT:EXIT:REAR RIGHT	U018	22
D0CB1131	SPONGE:DUCT:EXIT:REAR LEFT	U018	23

Exclusive Parts

Number	Part Name	Group	ID
D0CB1132	SPONGE:DUCT:EXIT:REAR RIGHT	U018	24
D0CB1139	SOUND PROOFING MATERIAL:COVER:RIGHT LOWER	U001	8
D0CB1140	SOUND PROOFING MATERIAL:GROUND PLATE:DUPLEX	U015	29
D0CB1141	SOUND PROOFING MATERIAL:COVER:REAR LOWER:RIGHT	U001	9
D0CB1142	SOUND PROOFING MATERIAL:COVER:REAR LOWER:LEFT	U001	10
D0CB1143	SOUND PROOFING MATERIAL:COVER:LEFT:MIDDLE	U001	11
D0CB1144	SOUND PROOFING MATERIAL:COVER:LEFT:RIGHT	U001	12
D0CB1152	DRIVE UNIT:DRUM:DEVELOPMENT:TRANSFER:ASS'Y	U016_S001	39
D0CB1180	SHAFT:DRIVE:DEVELOPMENT:ELECTROMAGNETIC CLUTCH:PRESS FIT	U016	40
D0CB1182	COVER:ELECTROMAGNETIC CLUTCH:DEVELOPMENT	U016	41
D0CB1183	PLAIN SHAFT BEARING:ELECTROMAGNETIC CLUTCH:DEVELOPMENT	U016	42
D0CB1219	SHAFT:DRIVE:PAPER FEED:ASS'Y	U016	43
D0CB1221	SHAFT:DRIVE:VERTICAL TRANSPORT:ASS'Y	U016	44
D0CB1301	COVER:FRONT:B	U001	13
D0CB1302	SHEET:PLATE:BAND	U001	14
D0CB1308	BAND:COVER:FRONT	U001	15
D0CB1309	COVER:FRONT LOWER:B	U001	16
D0CB1321	COVER:RIGHT REAR	U001	17
D0CB1322	COVER:RIGHT:LOWER	U001	18
D0CB1324	COVER:DEODORIZE FILTER:IG	U001	19
D0CB1325	LOUVER:COVER:RIGHT REAR	U001	20
D0CB1326	LOUVER:DUCT:IG	U001	21
D0CB1331	COVER:LEFT:B	U001	22
D0CB1352	COVER:UPPER RIGHT:FRONT	U001	23
D0CB1353	COVER:UPPER RIGHT:REAR	U001	24

Number	Part Name	Group	ID
D0CB1361	INNER COVER:UPPER:B	U001	25
D0CB1370	COVER:FRONT	U001	26
D0CB1371	DOOR:COVERISHING SUB-UNIT	U001	27
D0CB1372	COVER:UPPER LEFT	U001	28
D0CB1373	COVERISHING SUB-UNIT:LEFT	U001	29
D0CB1374	COVER:UPPER:INNER BACK	U001	30
D0CB1375	COVER:REAR:LOWER	U001	31
D0CB1376	COVER:REAR:UPPER	U001	32
D0CB1506	OPERATION SUB-UNIT:COMMON:ASS'Y	U002_S001	28
D0CB1521	HINGE:ASS'Y	U002	29
D0CB1538	GEAR:REGISTRATION ROLLER:INNER BACK:B	U006	43
D0CB1554	GUIDE:OPERATION SUB-UNIT:HARNNESS	U002	30
D0CB1561	COVER:HINGE:LARGE	U002	31
D0CB1562	COVER:HINGE:SMALL	U002	32
D0CB1563	COVER:REAR:LEFT	U002	33
D0CB1565	COVER:RIGHT	U002	34
D0CB1651	CARRIAGE:SCANNER:ASS'Y	U004_S001	16
D0CB1663	(NA):ORIGINAL TRAY:SCANNER:ASS'Y	U004	17
D0CB1712	(NA):DECAL:SCALE:LEFT	U004	18
D0CB1742	COVER:SCANNER:FRONT	U004	19
D0CB1743	COVER:SCANNER:REAR	U004	20
D0CB1755	FEELER:ON OFF DETECTOR	U004	21
D0CB1757	COVER:HARNNESS:MOTOR:SCANNER	U004	22
D0CB1765	BRACKET:IDLER:PEEN	U004	23
D0CB1791	DECAL:SIDE FENCE	U003_S001	65
D0CB1792	DECAL:ORIGINAL SCALE	U003_S001	66
D0CB1794	DECAL:ORIGINAL TABLE	U003_S001	67
D0CB1797	DECAL:CLEANING:DOCUMENT FEEDER	U004	24
D0CB1801	ADF:ASS'Y	U003_S001	68
D0CB1821	PAPER FEED UNIT:ASS'Y	U003_S001_S001	69
D0CB1845	PRESSURE PLATE:ASS'Y	U003	70
D0CB1860	OPTICAL WRITING UNIT:ASS'Y	U005	1

Exclusive Parts

Number	Part Name	Group	ID
D0CB2520	PAPER TRAY:ASS'Y	U006_S001	44
D0CB2552	(NA):HEAT SINK:HEATER:ADHESION	U020	4
D0CB2619	GUIDE PLATE:REGISTRATION ROLLER:DRIVEN	U006	45
D0CB2701	PAPER FEED UNIT:SUB-ASS'Y	U006_S002	46
D0CB2709	GUIDE PLATE:DRIVEN:CONNECTING	U015_S001	30
D0CB2714	ROLLER:CONNECTING:DIA16	U015_S001	31
D0CB2715	COMPRESSION SPRING:ROLLER:DRIVEN:CONNECTING	U015_S001	32
D0CB2718	ELECTROMAGNETIC CLUTCH:DRIVE:MANUAL FEED:(CL1)	U006_S005	47
D0CB2722	GUIDE PLATE:CONNECTING:OPTION TRAY:RIGHT	U006	48
D0CB2723	GUIDE PLATE:CONNECTING:OPTION TRAY:LEFT	U006	49
D0CB2725	GUIDE PLATE:SWIVEL:ASS'Y	U006_S002_S001	50
D0CB2727	GUIDE PLATE:CONNECTING	U015_S001	33
D0CB2752	LEVER:GUIDE:SWIVEL	U006_S002	51
D0CB2753	PRESSURE PLATE:SWIVEL:FRONT	U006_S002	52
D0CB2754	PRESSURE PLATE:SWIVEL:REAR	U006_S002_S001	53
D0CB2755	COMPRESSION SPRING:SWIVEL:FRONT:2N	U006_S002	54
D0CB2757	COMPRESSION SPRING:SWIVEL:REAR:2N	U006_S002_S001	55
D0CB2759	TRANSPORT ROLLER:VERTICAL TRANSPORT:ASS'Y	U006_S002	56
D0CB2762	MANUAL FEED TABLE:ASS'Y	U015_S001_S001	34
D0CB2765	TRAY:MANUAL FEED:IG	U015_S001_S001	35
D0CB2766	SIDE FENCE:MANUAL FEED:FRONT:IG	U015_S001_S001	36
D0CB2767	SIDE FENCE:MANUAL FEED:REAR:IG	U015_S001_S001	37
D0CB2770	COVER:MANUAL FEED TABLE:IG	U015_S001_S001	38
D0CB2771	EXTENSION TRAY:MANUAL FEED:IG	U015_S001_S001	39

Number	Part Name	Group	ID
D0CB2772	ARM:PICKUP	U006_S002	57
D0CB2773	COVER:MANUAL FEED TABLE:LOWER:IG	U015_S001_S001	40
D0CB2778	FEELER:PAPER END	U006_S002	58
D0CB2782	GUIDE PLATE:MANUAL FEED TABLE:IG	U006_S005	59
D0CB2790	DECAL:SCALE:MANUAL FEED	U015_S001_S001	41
D0CB2792	GROUND PLATE:TRAY BOTTOM PLATE:MANUAL FEED:INNER BACK	U006_S005	60
D0CB2801	MANUAL FEED UNIT:ASS'Y	U006_S005	61
D0CB2806	GRIP:PAPER TRAY:B	U006_S001	62
D0CB2843	DECAL:PAPER SET DIRECTION:LEFT:B	U006_S001	63
D0CB2866	COVER:PAPER TRAY:B	U006_S001	64
D0CB2873	TRAY BOTTOM PLATE:ASS'Y	U006_S001_S005	65
D0CB2876	SIDE FENCE:FRONT:SUB-ASS'Y	U006_S001_S002	66
D0CB2881	SIDE FENCE:REAR:SUB-ASS'Y	U006_S001_S003	67
D0CB2898	COVER:HEATER:PAPER TRAY	U020	5
D0CB2993	DECAL:SIDE FENCE:MANUAL FEED	U015_S001_S001	42
D0CB3302	TONER HOPPER:TONER SUPPLY:K:ASS'Y	U008_S001	11
D0CB3303	TONER HOPPER:TONER SUPPLY:COL:ASS'Y	U008_S002 U008_S003 U008_S004	12 12 12
D0CB3304	DRIVE UNIT:TONER SUPPLY:ASS'Y	U008_S005 U008_S006 U008_S007 U008_S008	13 13 13 13
D0CB3400	DC MOTOR:TONER SUPPLY:ASS'Y:(M1/M2/M3/M4)	U008_S005 U008_S006 U008_S007 U008_S008	14 14 14 14
D0CB3402	GEAR:IDLER:DC MOTOR	U008_S005 U008_S006 U008_S007 U008_S008	15 15 15 15
D0CB3407	GEAR:TONER HOPPER:DRIVE SU	U008_S005	16

Exclusive Parts

Number	Part Name	Group	ID
	B-UNIT	U008_S006	16
		U008_S007	16
		U008_S008	16
D0CB3408	GEAR:IDLER:TRANSPORT SCREW	U008_S005	17
		U008_S006	17
		U008_S007	17
		U008_S008	17
D0CB4031	(NA):FUSING UNIT:SERVICE PART S	U012_S001	26
D0CB4037	(NA):SLEEVE:FUSING:SERVICE PARTS	U012_S001_S001	27
D0CB4194	GUIDE:HARNESS:FUSING	U012_S001	28
D0CB4231	STRIPPER PLATE:COAT	U012_S001	29
D0CB4261	FUSING COVER:UPPER:ASS'Y	U012_S001	30
D0CB4410	PAPER EXIT UNIT:ASS'Y	U013_S001	14
D0CB4433	ROLLER:AUXILIARY:DIA16	U015_S001	43
D0CB4463	PLAIN SHAFT BEARING:EXIT	U013_S001	15
D0CB4472	ROLLER:FUSING EXIT:DRIVE	U013_S001	16
D0CB4474	COLLAR:ROLLER:FUSING EXIT	U013_S001	17
D0CB4489	DC SOLENOID:PRESS FIT:(SOL1)	U013_S001	18
D0CB4497	INNER COVER:EXIT:REAR	U013	19
D0CB4519	DUPLEX UNIT:ASS'Y	U015_S001	44
D0CB4600	COVER:RIGHT:DUPLEX	U015_S001	45
D0CB4608	HOOK:FRAME:DUPLEX:FRONT	U015_S001	46
D0CB4614	BUSHING:REGISTRATION ROLLER:DRIVE:INNER BACK	U015_S001	47
D0CB4621	BUSHING:REGISTRATION ROLLER:DRIVE:FRONT	U015_S001	48
D0CB4630	GROUND PLATE:STAY:RIGHT LOWER	U015	49
D0CB4634	TORSION SPRING:REGISTRATION:4N	U015_S001	50
D0CB4679	GEAR:IDLER:TRANSPORT ROLLER:DUPLEX	U015_S001	51
D0CB4686	KNOB:COVER:RIGHT:DUPLEX:IG	U015_S001	52
D0CB4690	GUIDE PLATE:REVERSE:ENTRANCE:LOWER	U015_S001	53
D0CB4691	GUIDE PLATE:REVERSE:EXIT:LO	U015_S001	54

Number	Part Name	Group	ID
	WER		
D0CB4692	LINK:DUPLEX:POSITIONING	U015_S001	55
D0CB4693	CUSHION:DUPLEX UNIT:ENTRANCE	U015_S001	56
D0CB4697	STOPPER:DRIVEN ROLLER	U015_S001	57
D0CB4698	GUIDE PLATE:REVERSE:ENTRANCE:UPPER	U015_S001	58
D0CB4700	FEELER:ENTRANCE SENSOR:REVERSE:DUPLEX	U015_S001	59
D0CB4711	COMPRESSION SPRING:ROLLER:DRIVEN:FUSING EXIT	U015_S001	60
D0CB4714	COMPRESSION SPRING:ROLLER:DRIVEN:DUPLEX:ENTRANCE	U015_S001	61
D0CB4717	COVER:ENTRANCE SENSOR	U015_S001	62
D0CB4718	COMPRESSION SPRING:GUIDE PLATE:DUPLEX	U015_S001	63
D0CB4719	SHEET:COVER:RIGHT FRONT	U015_S001	64
D0CB4720	SHEET:COVER:RIGHT INNER REAR	U015_S001	65
D0CB4734	TORSION SPRING:FEELER:ENTRANCE SENSOR	U015_S001	66
D0CB5620	PCB:ASS'Y	U002_S001_S002	35
D0CB5854	COVER:REAR:IG	U001	33
D0CB5861	COVER:HARNESS:PCU:FRONT	U017	36
D0CB5864	GUIDE:HARNESS:FFC:OPTICAL WRITING UNIT	U017	37
D0CB5868	PLATE:WIRE-1	U017	38
D0CB5869	PLATE:WIRE-2	U017	39
D0CB5903	INNER COVER:LOWER:B	U001	34
D0CB6002	TRANSFER UNIT:INTERMEDIATE TRANSFER:SERVICE:ASS'Y	U009_S001	24
D0CB6201	TRANSFER/SEPARATION UNIT:SECOND:ASS'Y	U010_S001	3
D0CB6238	GUIDE:HARNESS:TM SENSOR	U009	25
D0CB6350	DC MOTOR:ON-OFF:FIRST:ASS'Y:(M14)	U009	26
D0CB6381	GUIDE PLATE:BRACKET:DENSITY SENSOR:FRONT:ASS'Y	U009	27

Exclusive Parts

Number	Part Name	Group	ID
D0CB6383	GUIDE PLATE:BRACKET:DENSITY SENSOR:REAR:ASS'Y	U009	28
D0CB6388	BRACKET:DENSITY SENSOR	U009	29
D0CB6390	SHUTTER:DENSITY SENSOR	U009	30
D0CB6391	GUIDE PLATE:RELAY	U009	31
D0CB6393	GROUND PLATE:BRACKET:TM SENSOR	U009	32
D0CB6401	COLLECTION BOTTLE:ASS'Y	U011_S001	11
D0CB6801	PLATE:IM C400SR	U021	5
D0CB6832	DECAL:INKJET:EN:PAPER FEED:ABS	U021	6
D0CB6842	DECAL:INKJET:EN:MANUAL FEED	U021	7
D1054168	LEVER:LOCK:PRESSURE	U012_S001	31
D1054303	ELECTRODE PLATE:FUSING:NEUTRAL	U012_S001	32
D1054365	HOLDER:THERMOPILE	U012	33
D1171057	CASE:COIL SPRING:PLATE:PCU:FRONT	U018	25
D1171058	CASE:COIL SPRING:PLATE:PCU:REAR	U018	26
D1171059	SLIDER:COIL SPRING:PLATE:PCU:REAR	U018	27
D1171068	COIL SPRING:PLATE:PCU	U018	28
D1171069	SLIDER:COIL SPRING:PLATE:PCU:FRONT	U018	29
D1171124	COVER:FAN	U018	30
D1171125	SEAL:COVER:FAN	U018	31
D1171192	TERMINAL:DEVELOPMENT BIAS:ASS'Y	U016	45
D1171207	SHAFT:TIMING PULLEY:PAPER EXHIT UNIT	U016	46
D1171307	MAGNET CATCH:COVER:FRONT	U001	35
D1171756	GROUND PLATE:GUIDE ROD	U004	25
D1171801	BRACKET:MOTOR	U004	26
D1171804	CAP:TIMING PULLEY	U004	27
D1171805	GEAR:TIMING PULLEY:81-18	U004	28
D1171806	PULLEY:IDLER	U004	29
D1171820	BUSHING:BRACKET	U004	30

Number	Part Name	Group	ID
D1171826	GEAR:SLOW DOWN:53-19	U004	31
D1171837	COIL SPRING:TENSION	U004	32
D1171990	STEPPED SCREW	U005	2
D1171991	SPRING LOCK WASHER:DIA6.4XDI A11X1.5	U005	3
D1172617	CASE:REMOVE PAPER DUST	U006	68
D1172618	GUIDE:REMOVE PAPER DUST	U006	69
D1172631	COLLAR:REGISTRATION	U015_S001	67
D1172636	HOLDER:REGISTRATION	U015_S001	68
D1172637	COMPRESSION SPRING:ROLLER:TENSION	U015_S001	69
D1172638	GUIDE PLATE:REGISTRATION ROLLER:DRIVE	U015_S001	70
D1172639	GUIDE:REGISTRATION:DRIVE:FRONT	U015_S001	71
D1172640	GUIDE:REGISTRATION:DRIVE:INNER BACK	U015_S001	72
D1172710	GUIDE PLATE:MANUAL FEED:LOWER	U006_S005	70
D1172711	FRICTION PAD:MANUAL FEED:ADHESION	U006_S005	71
D1172714	COMPRESSION SPRING:SEPARATION:MANUAL FEED	U006_S005	72
D1172717	SHAFT:PAPER FEED:MANUAL FEED	U006_S005	73
D1172719	GEAR:PAPER FEED:MANUAL FEED	U006_S005	74
D1172721	TRAY BOTTOM PLATE:MANUAL FEED	U006_S005	75
D1172723	GUIDE:BASE:FRONT	U006_S005	76
D1172724	GUIDE:BASE:REAR	U006_S005	77
D1172725	COMPRESSION SPRING:PAPER FEED:MANUAL FEED	U006_S005	78
D1172732	HOLDER:PAPER END SENSOR:MANUAL FEED	U006_S005	79
D1172733	FEELER:PAPER END SENSOR:MANUAL FEED	U006_S005	80
D1172734	TORSION SPRING:PAPER END SENSOR	U006_S005	81

Exclusive Parts

Number	Part Name	Group	ID
	NSOR:MANUAL FEED		
D1172735	SUPPORTING PLATE:MANUAL FEED	U006_S005	82
D1172740	SHAFT:CAM:MANUAL FEED	U006_S005	83
D1172741	CAM:MANUAL FEED:FRONT	U006_S005	84
D1172742	CAM:MANUAL FEED:REAR	U006_S005	85
D1172743	GEAR:CAM:MANUAL FEED	U006_S005	86
D1172744	GEAR:CAM:IDLER:LOWER	U006_S005	87
D1172745	GEAR:CAM:IDLER:STEPPED	U006_S005	88
D1172746	GEAR:CAM:IDLER:UPPER	U006_S005	89
D1172747	FEELER:CAM:MANUAL FEED	U006_S005	90
D1172751	BRACKET:MANUAL FEED:FRONT	U006_S005	91
D1172752	SPRING PLATE:HOME POSITION SENSOR:MANUAL FEED	U006_S005	92
D1172756	FEELER:PAPER SIZE SENSOR:MANUAL FEED	U006_S005	93
D1172760	SUPPORTING PLATE:SMALL:MANUAL FEED	U006_S005	94
D1172761	LINK:MANUAL FEED TABLE	U015_S001	73
D1172768	GEAR:SIDE FENCE	U015_S001_S001	74
D1172769	RACK:MANUAL FEED	U015_S001_S001	75
D1172772	COMPRESSION SPRING:EXTENSION TRAY:MANUAL FEED	U015_S001_S001	76
D1172776	TORSION SPRING:COVER:MANUAL FEED TABLE	U015_S001_S001	77
D1172778	COMPRESSION SPRING:RACK:MANUAL FEED	U015_S001_S001	78
D1172779	PIN:PINION GEAR	U015_S001_S001	79
D1172781	COIL SPRING:PINION GEAR:MANUAL FEED	U015_S001_S001	80
D1172784	LINK:COVER:FRONT REAR	U015_S001_S001	81
D1172785	LINK:COVER:MIDDLE	U015_S001_S001	82
D1172787	STOPPER:MANUAL FEED TABLE	U015_S001	83
D1172877	DECAL:PAPER TRAY:SIZE INDICATION	U021	8
D1173354	COLLAR:TONER SUPPLY:HOUSING	U008	18
D1173394	GROUND PLATE:RAIL:BASE	U008	19

Number	Part Name	Group	ID
D1173395	GROUND PLATE:RAIL:BASE:MAIN	U008	20
D1173401	COLLAR:DRIVE:BRACKET	U008_S005	21
		U008_S006	21
		U008_S007	21
		U008_S008	21
D1173404	SHAFT:DRIVE:AGITATOR	U008_S005	22
		U008_S006	22
		U008_S007	22
		U008_S008	22
D1173405	COMPRESSION SPRING:GEAR:TONER BOTTLE	U008_S005	23
		U008_S006	23
		U008_S007	23
		U008_S008	23
D1173410	DECAL:COLORED DISPLAY:INNER COVER:K	U018	32
D1173411	DECAL:COLORED DISPLAY:INNER COVER:C	U018	33
D1173412	DECAL:COLORED DISPLAY:INNER COVER:M	U018	34
D1173413	DECAL:COLORED DISPLAY:INNER COVER:Y	U018	35
D1174153	LEVER:PRESSURE RELEASE:FRONT:ASS'Y	U012_S001	34
D1174155	LEVER:PRESSURE:FRONT	U012_S001	35
D1174163	LEVER:PRESSURE RELEASE:REAR:ASS'Y	U012_S001	36
D1174165	LEVER:PRESSURE:REAR	U012_S001	37
D1174235	GUIDE PLATE:FUSING EXIT	U012_S001	38
D1174236	SHEET:C:LEVER	U012_S001	39
D1174238	GUIDE:FUSING EXIT:ETFE	U012_S001	40
D1174241	FUSING ENTRANCE GUIDE PLATE	U012_S001	41
D1174332	BRACKET:THERMOPILE	U012	42
D1174454	EXIT ROLLER	U013_S001	20
D1174455	GEAR:EXIT	U013_S001	21
D1174465	COLLAR:GEAR:EXIT	U013_S001	22
D1174483	LEVER:GATE PAWL:EXIT	U013_S001	23
D1174514	SHAFT:STOPPER:COVER:RIGHT	U015_S001	84
D1174515	GROUND WIRE:DUPLIX	U015_S001	85

Exclusive Parts

Number	Part Name	Group	ID
D1174602	BAND:STOPPER:COVER:RIGHT	U015	86
D1174607	PLATE:BAND:STOPPER	U015	87
D1174608	LEVER:FUSING:RELEASE:FRONT	U015_S001	88
D1174609	LEVER:FUSING:RELEASE:INNER BACK	U015_S001	89
D1174611	SHAFT:HINGE:DUPLEX	U015_S001	90
D1174614	COVER:HARNESS:DUPLEX	U015_S001	91
D1174615	SPRING PLATE:EARTH:DUPLEX	U015_S001	92
D1174617	COLLAR:STOPPER:COVER:RIGHT	U015_S001	93
D1174651	GEAR:TRANSPORT ROLLER:DUPLICATE:Z14	U015_S001	94
D1174664	SHAFT:PULLEY:COUPLING:FRAME:ASS'Y	U015_S001	95
D1174671	TRANSPORT ROLLER:DUPLEX	U015_S001	96
D1174676	SHAFT:ROLLER:DRIVEN:DUPLEX	U015_S001	97
D1174677	ROLLER:DRIVEN:DUPLEX	U015_S001	98
D1174678	PULLEY:IDLER	U015_S001	99
D1174679	PULLEY:DRIVE ROLLER	U015_S001	100
D1174682	SHAFT:HOOK:STOPPER	U015_S001	101
D1174693	GUIDE PLATE:REVERSE:EXIT:UPPER	U015_S001	102
D1174697	GUIDE PLATE:MIDDLE	U015_S001	103
D1174705	BRACKET:GEAR:SWIVEL:ASS'Y	U015_S001	104
D1174706	GEAR:IDLER:SWIVEL:COUPLING	U015_S001	105
D1174708	TENSION SPRING:GEAR:SWING UNIT	U015_S001	106
D1174709	COMPRESSION SPRING:ROLLER:DRIVEN:DUPLEX	U015_S001	107
D1174712	HOLDER:BELT:COUPLING	U015_S001	108
D1174713	SHAFT:PULLEY:WIRE	U015	109
D1174714	BAND:HOOK:DUPLEX:COUPLING	U015_S001	110
D1174718	SHEET:COVER:RIGHT FRONT	U015_S001	111
D1174719	TUBE:STOPPER	U015_S001	112
D1174720	SHAFT:PULLEY:IDLER:COUPLING:ASS'Y	U015_S001	113
D1174724	GEAR:IDLER:TIMING PULLEY:DUPLEX	U015_S001	114
D1174727	COVER:CONNECTOR:DUPLEX SET	U015	115

Number	Part Name	Group	ID
	CTION:CONNECTING		
D1174731	PULLEY:WIRE:DAMPER	U015	116
D1174732	TORSION SPRING:DOOR:RIGHT:STOPPER	U015	117
D1174733	COLLAR:STOPPER:SIDE PLATE	U015	118
D1174734	BRACKET:STOPPER:SIDE PLATE:ASS'Y	U015	119
D1174737	WIRE:STOPPER:DIA1.2:ASS'Y	U015_S001	120
D1174792	PLATE:MANUAL FEED:FRONT	U015_S001	121
D1174794	PLATE:MANUAL FEED:INNER BACK	U015_S001	122
D1175091	(NA):HEATER:ASS'Y	U019	4
D1175303	THERMISTOR:(TH5)	U017	40
D1175867	GUIDE:HARNESS:POWER SUPPLY UNIT	U017	41
D1175869	WIRE:HIGH VOLTAGE:TRANSFER:BACK	U017	42
D1175870	WIRE:HIGH VOLTAGE:TRANSFER:CENTRAL	U017	43
D1175871	WIRE:HIGH VOLTAGE:TRANSFER:MIDDLE	U017	44
D1175872	WIRE:HIGH VOLTAGE:TRANSFER:Y	U017	45
D1175874	WIRE:HIGH VOLTAGE:DEVELOPMENT:BACK	U017	46
D1175875	WIRE:HIGH VOLTAGE:DEVELOPMENT:CENTRAL	U017	47
D1175876	WIRE:HIGH VOLTAGE:DEVELOPMENT:MIDDLE	U017	48
D1175877	WIRE:HIGH VOLTAGE:DEVELOPMENT:Y	U017	49
D1175878	WIRE:HIGH VOLTAGE:CHARGE:BACK	U017	50
D1175879	WIRE:HIGH VOLTAGE:CHARGE:CENTRAL	U017	51
D1175880	WIRE:HIGH VOLTAGE:CHARGE:MIDDLE	U017	52
D1175881	WIRE:HIGH VOLTAGE:CHARGE:Y	U017	53
D1175882	WIRE:HIGH VOLTAGE:DEVELOPMENT:BACK:CONNECTING	U017	54
D1175883	WIRE:HIGH VOLTAGE:DEVELOPMENT	U017	55

Exclusive Parts

Number	Part Name	Group	ID
	ENT:C:CONNECTING		
D1175886	DUCT:POWER SUPPLY UNIT:ENT RANCE	U017	56
D1175887	DUCT:POWER SUPPLY UNIT:EXHAUST	U017	57
D1175892	BRACKET:SWIVEL:SAFETY SWITCH	U017	58
D1175893	LEVER:RIGHT:SAFETY SWITCH	U017	59
D1175894	LEVER:FRONT:SAFETY SWITCH	U017	60
D1175895	TORSION SPRING:SAFETY SWITCH	U017	61
D1175899	TERMINAL:CHARGE	U017	62
D1175901	TORSION SPRING:LEVER:RIGHT:SAFETY SWITCH	U017	63
D1175902	COLLAR:SHAFT:SAFETY SWITCH	U017	64
D1175904	BRACKET:DRAWER:FUSING	U017	65
D1175905	GUIDE:WIRE:HIGH VOLTAGE:TRANSFER:SECOND	U017	66
D1175908	BRACKET:DRAWER:OPTION TRAY	U017	67
D1175915	GUIDE:WIRE:HIGH VOLTAGE:CHARGE	U017	68
D1175916	STEPPED SCREW:M3X8:SECOND KIND	U017	69
D1175924	STOPPER:WIRE:HIGH VOLTAGE:TRANSFER	U017	70
D1175927	ACTUATOR:FRONT:SAFETY SWITCH	U001	36
D1175945	SPACER:FFC	U017	71
D1176135	CAM:ON-OFF:BK	U009	33
D1176136	SHAFT:CAM:ON-OFF:BK	U009	34
D1176137	LEVER:ON-OFF:BK:INTERMEDIATE TRANSFER	U009	35
D1176138	PRESSURE PLATE:INTERMEDIATE TRANSFER	U009	36
D1176181	LEVER:SUPPORT:SHUTTER	U009	37
D1176185	LEVER:OPEN AND CLOSE:SHUTTER	U009	38
D1176312	HOLDER:DISCHARGE:TRANSPORT	U015_S001	123

Number	Part Name	Group	ID
	T SUB-UNIT		
D1176320	TERMINAL:BIAS:SEPARATION	U015_S001	124
D1176322	COVER:PRESSURE PLATE:ENTRANCE	U015_S001	125
D1176327	LEVER:GROUND PLATE	U015_S001	126
D1176363	GEAR:ON-OFF:FIRST	U009	39
D1176364	GEAR:ON-OFF:FIRST:NO.1	U009	40
D1176365	GEAR:ON-OFF:FIRST:NO.2	U009	41
D1176366	GEAR:ON-OFF:FIRST:NO.3	U009	42
D1176375	BRACKET:FEELER:ON-OFF	U009	43
D1176376	FEELER:ON-OFF:FIRST	U009	44
D1176386	HOOK:SHUTTER:DENSITY SENSOR	U009	45
D1176389	SPACER:SHUTTER:TM SENSOR	U009	46
D1176392	SPACER:SHUTTER:SENSOR:TM	U009	47
D1176588	BRACKET:COLLECTION BOTTLE:LEFT	U011	12
D1441085	STEPPED SCREW:M3	U009	48
		U012_S001	43
D1492773	PULLEY:PICKUP:MECHANICAL ROLLER CLUTCH	U006_S002	95
D1492774	PULLEY:IDLER:PICKUP	U006_S002	96
D1492777	COIL SPRING:PRESSURE:PICKUP	U006_S002	97
D1492780	GROUND WIRE:SENSOR:PAPER FEED	U006_S002	98
D1492784	BRACKET:SENSOR:PAPER FEED	U006_S002	99
D1492812	ROLLER:PAPER TRAY:DIA19	U006_S001	100
D1492813	PIN:STRETCH:TRAY	U006_S001	101
D1492818	LEVER:RISE	U006_S001	102
D1492824	LEVER:STOPPER:FRONT	U006_S001	103
D1492826	COMPRESSION SPRING:SIDE FENCE:PLATE:FRONT	U006_S001	104
D1492827	COMPRESSION SPRING:SIDE FENCE:POSITIONING	U006_S001	105
D1492836	GEAR:Z20	U006_S001	106
D1492842	LEVER:END FENCE	U006_S001_S001	107
D1492843	CLICK:END FENCE	U006_S001_S001	108
D1492845	COMPRESSION SPRING:END FENCE	U006_S001_S001	109

Exclusive Parts

Number	Part Name	Group	ID
	CE:LEVER:5N		
D1961036	SEAL:COVER:LEFT	U018	36
D1961066	LEVER:LOCK:FRONT	U018	37
D1961087	LEVER:LOCK:REAR	U018	38
D1961127	DUCT:LEFT:VACUUM	U018	39
D1961128	COVER:DUCT:LEFT:VACUUM	U018	40
D1961143	DUCT:REAR:BASE	U018	41
D1961323	DEODORIZE FILTER	U001	37
D1962626	GROUND PLATE:BRACKET:REMOVE PAPER DUST	U006	110
D1962791	GROUND PLATE:TRAY BOTTOM PLATE:MANUAL FEED:FRONT	U006_S005	111
D1962794	HOLDER:RESISTOR:MANUAL FEED:BASE	U006_S005	112
D1962798	INSULATING SHEET:BASE:MANUAL FEED	U006_S005	113
D1964084	FUSING COVER:LOWER:ASS'Y	U012_S001	44
D1964124	BRACKET:THERMISTOR:PRESSURE:FRONT	U012_S001	45
D1964125	DISCHARGE BRUSH:BRACKET:THERMISTOR:PRESSURE:REAR	U012_S001	46
D1964126	BRACKET:RESISTOR	U012_S001	47
D1964127	RESISTOR:FUSING SUB-UNIT	U012_S001	48
D1964600	COMPRESSION SPRING:9N	U015	127
D1964601	CAP:COIL SPRING	U015	128
D1964612	BASE:HINGE:REAR	U015_S001	129
D1964613	BASE:HINGE:FRONT	U015_S001	130
D1965873	WIRE:HIGH VOLTAGE:TRANSFER:SECOND	U017	72
D1965961	GUIDE:WIRE:HIGH VOLTAGE:TRANSFER:CONNECTING	U017	73
D1965967	TERMINAL:HIGH VOLTAGE:TRANSFER:SECOND	U017	74
D1966315	CASING:TRANSFER ROLLER:FRONT	U015_S001	131
D1966316	CASING:TRANSFER ROLLER:REAR	U015_S001	132
D1966317	STAY:CASING:TRANSFER ROLLER	U015_S001	133

Number	Part Name	Group	ID
	R		
D1966318	PRESSURE PLATE:HOLDER:TRANSFER ROLLER:REAR	U015_S001	134
D1966319	STOPPER:PRESSURE:TRANSFER ROLLER	U015_S001	135
D1966321	TERMINAL:BIAS:TRANSFER:SECOND:CASE	U015_S001	136
D1966323	PLATE:STAY:TRANSFER/SEPARATION UNIT	U015_S001	137
D1966328	TERMINAL:BIAS:TRANSFER ROLLER	U015_S001	138
D1966334	COMPRESSION SPRING:EARTH:STAY:TRANSFER/SEPARATION UNIT	U015_S001	139
D1966356	BRACKET:DRIVE:ON-OFF:ASS'Y	U009	49
D1966362	COVER:BRACKET:DRIVE:ON-OFF	U009	50
D1966398	SHEET:DENSITY SENSOR:SIDE	U013	24
D1966585	BRACKET:COLLECTION BOTTLE:RIGHT:PRESS FIT	U011	13
D2021093	COVER:GRIP	U018	42
D2021143	JOINT:DRIVE	U016	47
D2022791	GUIDE:FEED	U006_S002	114
D2412792	TORQUE LIMITER MECHANICAL CLUTCH:40MM:DIA18	U006_S002	115
D2412906	LEVER:STRETCH:PAPER TRAY:ASS'Y	U006_S004	116
D2414676	LEVER:PRESSURE:DUPLEX	U015_S001	140
D2951554	MIKE:PVM-6018-C402G-7ZZ4	U002_S001_S001	36
D2961756	GROUND PLATE:GUIDE ROD:RAIL	U004	33
D2961757	GROUND PLATE:BRACKET:CONNECTOR:SPDF	U004	34
D2961759	GROUND PLATE:ON OFF DETECTOR:SPDF	U004	35
D2961841	GUARD	U003_S001	71
D2962642	HOLDER:RESISTOR:REGISTRATION	U006	117
D2963403	GEAR:IDLER:TONER BOTTLE	U008_S005	24
		U008_S006	24

Exclusive Parts

Number	Part Name	Group	ID
		U008_S007	24
		U008_S008	24
D2964461	SHAFT:MAGNETIC CLUTCH:NO.2:P EXIT UNIT	U013_S001	25
D2964463	GEAR:DRIVE:Z28:PAPER EXIT UNI T	U013_S001	26
D2964464	GEAR:DRIVE:Z30:PAPER EXIT UNI T	U013_S001	27
D2964465	GEAR:IDLER:Z15:PAPER EXIT UNI T	U013_S001	28
D2964466	GEAR:IDLER:Z18:PAPER EXIT UNI T	U013_S001	29
D2964467	GEAR:IDLER:Z22:PAPER EXIT UNI T	U013_S001	30
D2964468	GEAR:IDLER:Z20+Z20:PAPER EXIT UNIT	U013_S001	31
D2964470	COVER:DRIVE SUB-UNIT:PAPER E XIT UNIT	U013_S001	32
D2964471	PLAIN SHAFT BEARING:GATE PA WL:P EXIT UNIT	U013_S001	33
D2964473	ELECTROMAGNETIC CLUTCH:EXI T:PE UNIT:(CL3)	U013_S001	34
D2964474	ELECTROMAGNETIC CLUTCH:RE VERSE:PE UNIT:(CL2)	U013_S001	35
D2965300	PCB:DFRB3-MF:(PCB13)	U003_S001	72
D2965853	BRACKET:INTERFACE:JX2L	U017	75
D2975418	PCB:DCSW:(SW1)	U017	76
D3722122	SHAFT - REVERSE ROLLER	U014	44
D3724163	TIMING PULLEY - 18T	U014	45
D3B61503	PICKUP ROLLER	U003_S001_S001	73
D3B61504	SHAFT:PICKUP	U003_S001_S001	74
D3B61505	HOLDER:PICKUP ROLLER	U003_S001_S001	75
D3B61506	GEAR:PICKUP	U003_S001_S001	76
D3B61507	COLLAR:PICKUP	U003_S001_S001	77
D3B62008	PAD:PICKUP	U003_S001	78
D3DJ1113	SEAL:FRONT:SCANNING	U003_S001	79
D3DJ1114	TAPE:PRESSURE PLATE	U003_S001	80
D3DJ1131	HOLDER:DFRB	U003_S001	81

Number	Part Name	Group	ID
D3DJ1142	HOLDER:GUIDE:HARNESS:CONTA CT POINT	U003_S001	82
D3DJ1144	SHEET:CUSHION:FLAT CABLE	U003_S001	83
D3DJ1145	SPACER:HOLDER:HARNESS	U003_S001	84
D3DJ1146	SHEET:HOLDER:FLAT CABLE	U003_S001	85
D3DJ1151	GUIDE PLATE:EXIT	U003_S001	86
D3DJ1152	DISCHARGE BRUSH:EXIT:SUS	U003_S001	87
D3DJ1160	SHEET:EXIT:ASS'Y	U003_S001	88
D3DJ1240	HOLDER:FERRITE CORE	U003_S001	89
D3DJ1410	GUIDE PLATE:SCANNING:FRONT LOWER	U003_S001	90
D3DJ1411	SHEET:SCANNING:FRONT LOWER	U003_S001	91
D3DJ1413	LEVER:DRIVEN:SCANNING	U003_S001	92
D3DJ1414	ROLLER:ENTRANCE	U003_S001	93
D3DJ1416	COMPRESSION SPRING:SCANNIN G:DRIVEN	U003_S001	94
D3DJ1417	SPRING PLATE:DISCHARGE:SCAN NING	U003_S001	95
D3DJ1606	GUIDE:REFLECTANCE TARGETS PLATE:BEHIND:ASS'Y	U003_S001	96
D3DJ1622	SHAFT:SCANNING:EXIT:DRIVEN	U003_S001	97
D3DJ1623	ROLLER:EXIT	U003_S001	98
D3DJ1626	SHEET:GUIDE:TRANSPORT:EXIT:L OWER	U003_S001	99
D3DJ1631	GUIDE:EXIT:LOWER	U003_S001	100
D3DJ1634	SHAFT:EXIT:DRIVEN	U003_S001	101
D3DJ1639	SHEET:TRAY	U003_S001	102
D3DJ1653	PLAIN SHAFT BEARING:GUIDE:BE HIND:FRONT	U003_S001	103
D3DJ1654	PLAIN SHAFT BEARING:GUIDE:BE HIND:IN/BACK	U003_S001	104
D3DJ1662	CAM:MOVE:REFLECTANCE TARG ETS PLATE:BEHIND	U003_S001	105
D3DJ1664	SHAFT:CAM:PRESS FIT	U003_S001	106
D3DJ1672	LEVER:GUIDE PLATE:LOWER:OPE N/CLOSE	U003_S001	107
D3DJ1673	PAWL:GUIDE PLATE:LOWER:OPE N/CLOSE	U003_S001	108

Exclusive Parts

Number	Part Name	Group	ID
D3DJ1674	SHAFT:LEVER:GUIDE PL:LOWER: OPEN/CLOSE	U003_S001	109
D3DJ1676	TORSION SPRING:GUIDE PL:LOWER:OPEN/CLOSE	U003_S001	110
D3DJ1681	PIN:GUIDE PLATE	U003_S001	111
D3DJ1710	OPTICAL READING MD:BEHIND:ASS'Y:(S21)	U003_S001	112
D3DJ1810	BRACKET:SENSOR:FRONT	U003_S001	113
D3DJ1814	HOLDER:FRICITION PAD:COIL SPRING:FIX	U003_S001	114
D3DJ1815	COMPRESSION SPRING:SEPARATION	U003_S001	115
D3DJ1833	COVER:PAPER FEED:MIDDLE	U003_S001	116
D3DJ2101	SHAFT:PAPER FEED UNIT:ASS'Y	U003_S001_S001	117
D3DJ2111	FEED ROLLER	U003_S001_S001	118
D3DJ2116	GEAR:FEED	U003_S001_S001	119
D3DJ2120	PAPER STOPPER	U003_S001_S001	120
D3DJ3119	CUSHION:SEPARATION	U003_S001	121
D3DJ3210	GUIDE PLATE:TRANSPORT	U003_S001	122
D3DJ3211	SPRING PLATE:GUIDEOSURE GLASS	U003_S001	123
D3DJ3213	BRACKET:REGISTRATION SENSOR	U003_S001	124
D3DJ3216	SPRING PLATE:DISCHARGEOSURE GLASS	U003_S001	125
D3DJ3410	TRANSPORT ROLLER:PULL OUT	U003_S001	126
D3DJ3510	TRANSPORT ROLLER:ENTRANCE	U003_S001	127
D3DJ3610	TRANSPORT ROLLER:EXIT	U003_S001	128
D3DJ3616	PLATE:T0.3	U003_S001	129
D3DJ3811	GUIDE PLATE:SCANNING:FACE FRONT	U003_S001	130
D3DJ3821	PIN:GUIDE PLATE	U003_S001	131
D3DJ3831	GUIDE:HARNESS:TRANSPORT:REAR	U003_S001	132
D3DJ3836	GUIDE:HARNESS:TRANSPORT:FRONT	U003_S001	133
D3DJ4110	POSITIONING PLATE:DRIVE:FRONT	U003_S001	134

Number	Part Name	Group	ID
D3DJ4111	SHAFT:COUPLING	U003_S001	135
D3DJ4112	GEAR:ROLLER:FEED	U003_S001	136
D3DJ4113	GEAR:IDLER:SEPARATION UNIT	U003_S001	137
D3DJ4114	GEAR:SLOW DOWN:FEED	U003_S001	138
D3DJ4115	GEAR:IDLER:LARGE	U003_S001	139
D3DJ4116	GEAR:IDLER:SMALL	U003_S001	140
D3DJ4119	GEAR:IDLER:SHADING	U003_S001	141
D3DJ4120	GEAR:ROLLER:DIA8	U003_S001	142
D3DJ4121	GEAR:ROLLER:DIA6	U003_S001	143
D3DJ4122	GEAR:IDLER:CLUTCH:UPPER POSITION	U003_S001	144
D3DJ4123	GEAR:IDLER:CLUTCH:LOWER	U003_S001	145
D3DJ4124	BUSHING:FEED	U003_S001	146
D3DJ4127	TORQUE LIMITER:PAPER FEED UNIT	U003_S001	147
D3DJ4128	SPACER:DIA8	U003_S001	148
D3DJ4129	GEAR:ROLLER:DIA8	U003_S001	149
D3DJ4130	GUIDE PLATE:RADIAL BALL BEARING	U003_S001	150
D3DJ4132	GUIDE PLATE:BALL BEARING:PULL OUT	U003_S001	151
D3DJ4134	PULLEY:SLOW DOWN:MOTOR:Z55:ST1.5	U003_S001	152
D3DJ4135	PULLEY:SLOW DOWN:MIDDLE	U003_S001	153
D3DJ4136	FLANGE:SLIDER	U003_S001	154
D3DJ4210	BRACKET:HARNESS	U003_S001	155
D3DJ4312	POSITIONING PLATE:DRIVE:MIDDLE	U003_S001	156
D3DJ4315	POSITIONING PLATE:DRIVE:REAR	U003_S001	157
D3DJ4316	POSITIONING PLATE:DRIVE:SHADING	U003_S001	158
D3DJ4322	BELT TENSIONER	U003_S001	159
D3DJ4323	PULLEY:IDLER:DIA10	U003_S001	160
D3DJ4326	TENSION SPRING:TENSION:MIDDLE	U003_S001	161
D3DJ4327	HEXAGON HEAD BOLT:M3X6	U003_S001	162
D3DJ4328	TAPPING SCRER:HEXAGON HEAD BOLT:TYPE 2:3X10	U003_S001	163

Exclusive Parts

Number	Part Name	Group	ID
D3DJ4332	SYNCHRONOUS BELT:149ST1.5-4.0	U003_S001	164
D3DJ4335	TENSION SPRING:TENSION:MOTOR	U003_S001	165
D3DJ4344	SYNCHRONOUS BELT:252ST1.5-4.0	U003_S001	166
D3DJ4360	DC MOTOR:10W:28T:BRUSHLESS:(M8)	U003_S001	167
D3DJ4512	SHAFT:LEVER:COVER:PAPER FEED	U003_S001	168
D3DJ4515	TORSION SPRING:COVER:PF:INNER BACK	U003_S001	169
D3DJ4518	COMPRESSION SPRING:DRIVER:PULL OUT	U003_S001	170
D3DJ4519	FEELER:ORIGINAL SENSOR	U003_S001	171
D3DJ4520	SEAL:COVER:PAPER FEED	U003_S001	172
D3DJ4523	SPACER:COVER:PAPER FEED:MIDDLE	U003_S001	173
D3DJ4525	ROLLER:PULL OUT	U003_S001	174
D3DJ4527	CUSHION:FEELER:FEED:REAR	U003_S001	175
		U003_S001_S002	175
D3DJ4530	FEELER:FEED:REAR:ASS'Y	U003_S001_S002	176
D3DJ4622	SHEET:ORIGINAL TABLE	U003_S001	177
D3DJ4811	STOPPER:ORIGINAL TABLE	U003_S001	178
D3G62112	GUIDE PLATE:TRANSPORT:UPPER	U014	46
D3G62114	DRIVEN ROLLER:SLIDE	U014	47
D3G62326	TRANSPORT ROLLER:SLIDE	U014	48
D3G62331	EXIT ROLLER:RIGHT	U014	49
D3G62332	EXIT ROLLER:LEFT	U014	50
D3G62519	GEAR:RETURN:DRIVE:Z25	U014	51
D3G64210	BRACKET:STAPLER:PEEN	U014	52
D3GF5262	(NA):MODULER CORD:CORE	U021	9
D3GP1093	SLEEVE:BUSHING	U014	53
D3GP1521	COVER:EXIT:UPPER	U014	54
D3GP1541	COVER:EXIT:REAR	U014	55
D3GP1912	STEPPED SCREW:TYPE 2:DIA5	U014	56
D3GP2651	BRACKET:DC STEPPER MOTOR:G	U014	57

Number	Part Name	Group	ID
	ATHERING ROLLER:ASS'Y		
D3GP3117	COVER:UPPER:TRAY:DUPLEX	U014	58
D3GP3119	TRAY:EXIT:FIX	U014	59
D3GP3121	END FENCE:EXIT	U014	60
D3GP3231	TRAY:EXIT:MOVEABLE	U014	61
D3GP3241	TRAY:EXIT:AUXILIARY:SMALL	U014	62
D3GP3420	ARM:PAPER SENSER:TRAILING EDGE:ASS'Y	U014	63
D3GP5150	PCB:ASS'Y:(PCB25)	U014	64
D3GP5913	COVER:PCB	U014	65
D3GP6811	DECAL:STAPLER:CAUTION	U021	10
D5433635	GEAR:ROLLER:SCANNING:BEHIND	U003_S001	179
D5863331	BRACKET:DC MOTOR	U014	66
D5865311	DC BRUSH MOTOR:EXIT:ASS'Y:7.7W:(M22)	U014	67
D5865620	DC STEPPER MOTOR:JOGGER:1.48W:(M20)	U014	68
D5865630	DC STEPPER MOTOR:1.48W:PM:(M18/M21)	U014	69
D6060028	SCREW:HINGE	U003	180
D6062115	TORQUE LIMITER MECHANICAL CLUTCH:FEED	U003_S001_S001	181
D6062117	GEAR:IDLER:FEED	U003_S001_S001	182
D6062119	ARM:PAPER STOPPER	U003_S001_S001	183
D6062121	LINK:PAPER STOPPER	U003_S001_S001	184
D6063112	FRICTION PAD	U003_S001	185
D6063116	LEVER:PRESSURE RELEASE:SEPARATION	U003_S001	186
D6063117	TENSION SPRING:PRESSURE RELEASE:SEPARATION:4.5N	U003_S001	187
D6063118	SHEET:SEPARATION	U003_S001	188
D6064124	COLLAR:REVERSE	U003_S001	189
D6064516	SHAFT:ROLLER:PULL OUT	U003_S001	190
D6064614	GEAR:SIDE FENCE	U003_S001	191
D6064615	PIN:SIDE FENCE	U003_S001	192
D6064616	DISC:SIDE FENCE	U003_S001	193
D7252056	DISCHARGE BRUSH:GUIDE PLATE	U014	70

Exclusive Parts

Number	Part Name	Group	ID
	E		
E0A01549	CUSHION:MIKE	U002_S001_S001	37
G0205626	PUSH SWITCH:(S34)	U006	118
G1634465	ROLLER:DRIVEN:DUPLEX:INNER	U013_S001	36
G1634467	ROLLER:DRIVEN:DUPLEX	U013_S001	37
G1634469	SPRING:PRESSURE:DUPLEX	U013_S001	38
G1666057	PLAIN SHAFT BEARING:ROLLER:BLADE	U009	51
G5553069	BASEPAD	U006_S005	119
GA082010	BUSHING:DIA6:DIA10:9	U015_S001	141
GA082015	PLAIN SHAFT BEARING:DIA6:DIA9:7	U015_S001	142
GA143003	SCREW:MM5:2.5MM	U013	39
		U015_S001	143
GB013090	GEAR:PRESSURE ROLLER:Z29	U012_S001	49
GB013092	GEAR:IDLER:PRESSURE:Z17	U012_S001	50
GW010007	PHOTO REFLECTION SENSOR:EXIT:(S31/S32/S45)	U006	120
		U006_S002	120
		U013_S001	40
		U014	71
GW010009	DENSITY SENSOR:(S27/S28/S29)	U009	52
GX645734	FAN MOTOR:MM80 DC24V 3.12W:(FAN4)	U017	77
J5023127	BUSHING:STEPPER MOTOR	U003_S001	194
M0264371	NEW UNIT DETECT SENSOR	U012_S001	51
M0662743	FRICTION PAD:MANUAL FEED TABLE:18X7.5	U015_S001_S001	144
M0963989	RESISTOR:TRANSFER/SEPARATION	U006	121
		U006_S005	121
M0A01754	TENSION SPRING:DOCUMENT FEEDER:ON OFF DETECTOR	U004	36
M0A01768	GROUND PLATE:LEFT FRONT:DOCUMENT FEEDER	U004	37
M0A01773	GROUND PLATE:BASE:FFC	U004	38
M0A01798	GROUND PLATE:SUPPORTER:BRACKET	U004	39
M0A05928	PCB:CNB	U004	40
M1875820	BUTTON:MAIN SWITCH	U001	38

Number	Part Name	Group	ID
M1875823	COIL SPRING:MAIN SWITCH	U001	39
M3642124	COMPRESSION SPRING:PAPER FEED UNIT	U003_S001_S001	195
M3644823	TAPE:PRESSURE PLATE	U003_S001	196
		U004	41
M3655752	GUIDE:HARNESS:SMALL	U014	72
M3661121	BRACKET:DOOR SWITCH:STAPLE EXCHANGE	U014	73
M3661122	SPRING PLATE:DOOR SWITCH:STAPLE EXCHANGE	U014	74
M3662111	GUIDE PLATE:TRANSPORT:LOWER	U014	75
M3662113	DISCHARGE BRUSH:ENTRANCE	U014	76
M3662116	GUIDE:TRAILING EDGE	U014	77
M3662117	GASKET:3X7X10	U014	78
M3662118	COMPRESSION SPRING:DRIVEN	U014	79
M3662212	GUIDE PLATE:EXIT:OPEN AND CLOSE	U014	80
M3662214	SHAFT:EXIT ROLLER:DRIVEN	U014	81
M3662216	CUSHION:GUIDE PLATE:EXIT	U014	82
M3662222	PAWL:EXIT:OPEN AND CLOSE:ASSY	U014	83
M3662223	SPRING PLATE:GUIDE PLATE:EXIT	U014	84
M3662224	GEAR:SECTOR:EXIT:OPEN AND CLOSE	U014	85
M3662225	LEVER:SAFETY SWITCH	U014	86
M3662232	SHAFT:GATHERING ROLLER:DRIVE:ASSY	U014	87
M3662234	TIMING PULLEY:GATHERING ROLLER:DRIVE:TRANSMISSION	U014	88
M3662235	GATHERING ROLLER	U014	89
M3662236	SHAFT:GATHERING ROLLER	U014	90
M3662237	ARM:GATHERING ROLLER	U014	91
M3662238	SHAFT:BALANCER:GATHERING ROLLER	U014	92
M3662241	DISCHARGE BRUSH:EXIT:OPEN AND CLOSE	U014	93

Exclusive Parts


Number	Part Name	Group	ID
M3662251	GEAR:GATHERING ROLLER:DRIVE:Z20	U014	94
M3662252	GEAR:PULLEY:Z18/T20	U014	95
M3662311	TRANSPORT ROLLER:ENTRANCE	U014	96
M3662312	GEAR:TRANSPORT:Z25	U014	97
M3662313	KNOB:TRANSPORT ROLLER:ENTRANCE	U014	98
M3662322	LINK:ROLLER:SLIDE:ASS'Y	U014	99
M3662325	BUSHING:ROLLER:SLIDE	U014	100
M3662334	TIMING PULLEY:EXIT ROLLER:DRIVE	U014	101
M3662335	TIMING PULLEY:EXIT ROLLER:DRIVE	U014	102
M3662511	SHAFT:DRIVE:TRANSMISSION:ROLLER:RETURN	U014	103
M3662512	GEAR:RETURN:DRIVE:TRANSMISSION:Z31	U014	104
M3662514	GEAR:ROLLER:RETURN:MIDDLE:Z25	U014	105
M3662515	GEAR:ROLLER:RETURN:MIDDLE:Z28	U014	106
M3662516	REVERSE ROLLER:TRAILING EDGE:Z20	U014	107
M3662517	ARM:REVERSE ROLLER	U014	108
M3662518	GEAR:IDLER:Z22:LIGHTER	U014	109
M3662612	BRACKET:TENSIONER:TRANSPORT	U014	110
M3662613	GEAR:PULLEY:Z25/T20	U014	111
M3662614	GEAR:IDLER:Z22	U014	112
M3662615	GEAR:IDLER:Z35	U014	113
M3662616	TENSION SPRING:TENSIONER:TRANSPORT	U014	114
M3662621	BRACKET:DC STEPPER MOTOR:EXIT	U014	115
M3662635	CAM:ROLLER:SLIDE	U014	116
M3662641	BRACKET:DC STEPPER MOTOR:EXIT:OPEN AND CLOSE:ASS'Y	U014	117
M3662644	GEAR:MIDDLE:EXIT:OPEN AND CLOSE	U014	118

Number	Part Name	Group	ID
	OSE:Z15/Z51		
M3662654	CAM:LEVER:GATHERING ROLLER	U014	119
M3662655	LEVER:GATHERING ROLLER	U014	120
M3663251	INNER COVER:TRAY	U014	121
M3663315	SHAFT:WORM WHEEL	U014	122
M3663316	GEAR:Z20/Z35	U014	123
M3663317	GEAR:Z37:WORM GEAR	U014	124
M3663321	SHAFT:CAM:TRAY	U014	125
M3663322	CAM:TRAY:MOVEABLE	U014	126
M3663325	GEAR:DRIVE:CAM:Z42	U014	127
M3663411	BRACKET:PAPER SENSER	U014	128
M3663412	BRACKET:SOLENOID:PAPER SENSER	U014	129
M3663430	DC SOLENOID:PAPER SENSER:SUB-ASS'Y:(SOL3)	U014	130
M3663441	TORSION SPRING:LEVER	U014	131
M3663442	CUSHION:PLATE:RETURN	U014	132
M3663510	BRACKET:EXIT:CONNECTING	U014	133
M3663521	SHAFT:EXIT:COUPLING	U014	134
M3663522	GEAR:EXIT:COUPLING:Z20	U014	135
M3663523	GEAR:EXIT:COUPLING:MIDDLE:Z19	U014	136
M3664112	JOGGER FENCE:REAR	U014	137
M3664113	SHAFT:GUIDE:JOGGER:FRONT	U014	138
M3664122	BRACKET:HOME POSITION SENSOR:JOGGER:REAR	U014	139
M3664132	BRACKET:SURFACE OF PAPER SENSOR:STAPLER TRAY	U014	140
M3664142	BRACKET:DC STEPPER MOTOR:JOGGER	U014	141
M3664151	STANDARD FENCE:TRAILING EDGE:SUB-ASS'Y	U014	142
M3664156	TRAY:STAPLE	U014	143
M3664157	STANDARD FENCE:FIX:FRONT	U014	144
M3664158	STAY:JOGGER	U014	145
M3664161	TENSIONER:JOGGER FENCE	U014	146
M3664170	TENSION SPRING:BELT TENSIONER:JOGGER FENCE	U014	147


Exclusive Parts

Number	Part Name	Group	ID
M3664222	CARTRIDGE:STAPLE:NO.590R	U014	148
M3665570	DC STEPPER MOTOR:TRANSPOR T:3.78W	U014	149
M3665571	DC STEPPER MOTOR:EXIT:3.78W	U014	150
M3665751	GUIDE:HARNESS	U014	151
M4445201	HDD:320GB:AQUARIUS	U017	78
Note	See 2D parts catalog for the compon ents of the Fax Option Type M41.	U017	79
VSSG9005	MOLYKOTE EM-50L	SPECIAL TOOLS	7
VSSG9006	MOLYKOTE(R) G-1077 GREASE 50 G	SPECIAL TOOLS	8
VSSG9008	FLOIL-G348 GREASE 20G	SPECIAL TOOLS	9
VSST9003	C-5Y COLOR TEST CHART(2 SHEE TS X 3/SET)	SPECIAL TOOLS	10


Standard Parts



03125040N
SCREW - M2.5X4



03520030N
SCREW:M2X3



03530030N
SCREW:M3X3




03530040N
SCREW - M3X4



03530040P
SCREW - M3X4



03530060N
BIND SCREW - M3X6




03530140N
SCREW:M3X14



03603006N
SCREW - M3X6



03603006P
SCREW - M3X6



03603010N
SCREW:M3X10




04503008N
TAPPING SCREW - M3X8



04503010N
TAPPING SCREW - M3X10



04503014N
TAPPING SCREW:M3X14



04503025N
TAPPING SCREW:3X25



04503035N
TAPPING SCREW:3X35




04504012N
TAPPING SCREW:4X12



04513006N
TAPPING SCREW - 3X6



04513008N
TAPPING SCREW - M3X8



04513008P
TAPPING SCREW - 3X8



04513010N
TAPPING SCREW:3X10



04523008N
TAPPING SCREW - M3X8



04523010N
BINDING SELF-TAPPING SCREW:3X10



04533006N
TAPPING SCREW - M3X6



04543005N
HEXAGON HEAD TAPPING SCREW:ROUND POINT:3X5



04543006Q
TAPPING SCREW - M3X6



04543008N
TAPPING SCREW:ROUND POINT:3X8



04543008Q
TAPPING SCREW:3X8




04583008N
HEXAGON HEAD TAPPING SCREW:3X8

Standard Parts



04583010N
HEXAGON HEAD TAPPING S
CREW:3X10



04583012N
HEXAGON HEAD TAPPING S
CREW:3X12



04593008N
BINDING HEAD TAPPING SC
REW:3X8




04593010N
BINDING HEAD TAPPING SC
REW:3X10



06320080G
PARALLEL KEY - 2X8MM



06320140G
PARALLEL PIN



07073050N
BUSHING:DIA3X5



07200025E
RETAINING RING - M2.5



07200030E
RETAINING RING - M3




07200040E
RETAINING RING - M4




07200060E
RETAINING RING - M6




07270080E
RETAINING RING - M8



07330406
BUSHING - 4X6



08010231
HEXAGONAL HEAD BOLT W/
WASHER:M3X6



08046123
HEXAGONAL BOLT:W/WASH
ER:M3X8



08046128
HEXAGONAL BOLT:DOUBLE
SCREW:M3X10



08050103
RETAINING RINGS-E:SILENC
ER:DIA3



08050104
RETAINING RINGS-E:SILENC
ER:DIA4




08053385
BUSHING - 6MM




08053579
BALL BEARING:DIA8XDIA16X
5



09544008N
SCREW - M4X8



09544012N
SCREW:POLISHED ROUND/
SPRING:M4X12



09573006N
SCREW:SMALL ROUND/SPRI
NG:M3X6



09573010N
SCREW:SMALL ROUND/SPRI
NG:M3X10



11050508
HARNESS CLAMP - LWS-071
1



11050511
HARNESS CLAMP - LWS-030
6ZC



11050516
CLAMP



11050534
CLAMP


Standard Parts



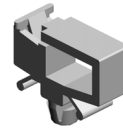
11050542
HARNESS CLAMP - MSBS-12
07



11050545
CLAMP:FCR-30



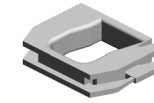
11050692
CLAMP:LES-0503



11050717
CLAMP:JDW-1S



11050723
CLAMPS:WES-0507



11050724
CLAMPS:WES-1210



11050758
CLAMP:LWSM-0306A



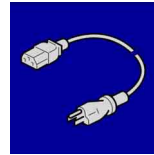
11050759
CLAMP:LWSM-0605A




11050760
CLAMP:LWSM-0511A



11050761
CLAMP:LWS-0511A



11500502
(NA):POWER SUPPLY CORD:
125V:15AARCODE




12042570
ROCKER SWITCH:SDDJE132
00




12042612
MICRO SWITCH:D3V-16506-3
C25




12042952
MICROSWITCH:D3V-16506-3
C25:(SW3)



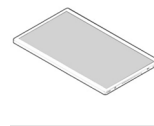
16072298
FERRITE CORE:K3 FF 33.50X
8.00X6.50X1.30



16072525
FERRITE CORE:K3 FF 35.00X
14.60X7.70X1.40



16072758
FERRITE CORE



18310003
LCD:TFT:WSVGA-10.1:LED:M
V

PM Part List

Number	Part Name	Num	Group	ID
AF030094	PAPER FEED ROLLER:PICK UP	1	U006_S002	29
AF031085	PAPER FEED ROLLER - FEED	1	U006_S002	30
AF031092	PAPER FEED ROLLER:MANUAL FEED	1	U006_S005	31
AF032101	PAPER FEED ROLLER:SEPARATE	1	U006_S002	32
D0CB0121	PCDU:BK:SERVICE PARTS	1	U007_S001	11
D0CB0122	PCDU:C:SERVICE PARTS	1	U007_S002	12
D0CB0123	PCDU:M:SERVICE PARTS	1	U007_S003	13
D0CB0124	PCDU:Y:SERVICE PARTS	1	U007_S004	14
D0CB4031	(NA):FUSING UNIT:SERVICE PARTS	1	U012_S001	26
D0CB6002	TRANSFER UNIT:INTERMEDIATE TRANSFER:SERVICE:ASS'Y	1	U009_S001	24
D0CB6201	TRANSFER/SEPARATION UNIT:SECOND:ASS'Y	1	U010_S001	3
D0CB6401	COLLECTION BOTTLE:ASS'Y	1	U011_S001	11
D1172711	FRICTION PAD:MANUAL FEED:ADHESION	1	U006_S005	71
D3B61503	PICKUP ROLLER	1	U003_S001_S001	73
D3DJ2111	FEED ROLLER	1	U003_S001_S001	118
D6063112	FRICTION PAD	1	U003_S001	185

