



**IM C300F**  
**(D0C9-TWN)**  
**Parts Catalog**

Model	Product Code	PC Style
IM C300	D0CA	3D
IM C300F	D0C9	3D
IM C400F	D0C8	3D
IM C400SRF	D0CB	3D
Paper Feed Unit PB1170	D3GQ	3D
1 Bin Tray BN1040	D574	3D
Fax Option Type M41	D0CK	Traditional
Fax Connection Unit Type M41	D0CK	Traditional
IEEE 1284 Interface Board Type M19	D3C0	Traditional
IEEE 802.11a/g/n Interface Unit Type M19	D3BR	Traditional
File Format Converter Type M19	D3BR	Traditional
Device Server Option Type M37	D3GF	Traditional
OCR Unit Type M13	D3AC	Traditional
VM CARD Type M37	D3GF	Traditional
Enhanced Security HDD Option Type M10	D792	Traditional
DataOverwriteSecurity Unit Type M19	D3BS	Traditional
Page Keeper Type M28	D3DQ	Traditional
Caster Table Type M41	D3GW	Traditional
Camera Direct Print Card Type M37	D3GF	Traditional
PostScript3 Unit Type M41	D0CJ	Traditional
XPS Direct Print Option Type M41	D0CJ	Traditional
NFC Card Reader Type M13	D3AC	Traditional
Optional Counter Interface Unit Type M12	B870	Traditional

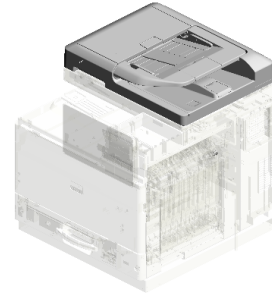
# Unit All




U001  
EXTERIOR




U002  
OPERATION



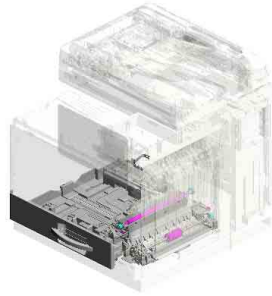
U003  
ADF



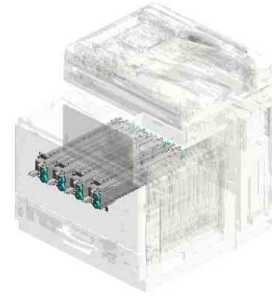
U004  
SCANNER




U005  
LASER UNIT



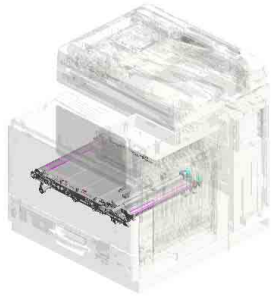
U006  
PAPER FEED



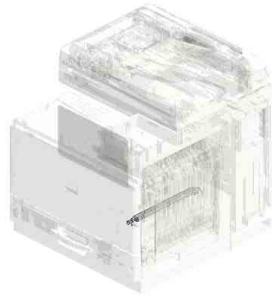
U007  
PCDU




U008  
DEVELOPMENT




U009  
ITB UNIT



U010  
TRANSFER/SEPARATION




U011  
USED TONER




U012  
FUSING


# Unit All



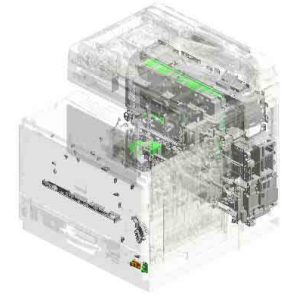
U013  
PAPER EXIT




U014  
DUPLEX




U015  
MAIN DRIVE



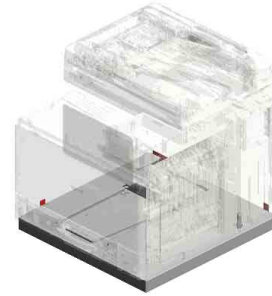
U016  
ELECTRICAL




U017  
MAIN FRAME



U018  
Anti-condensation Heater (Mainframe)

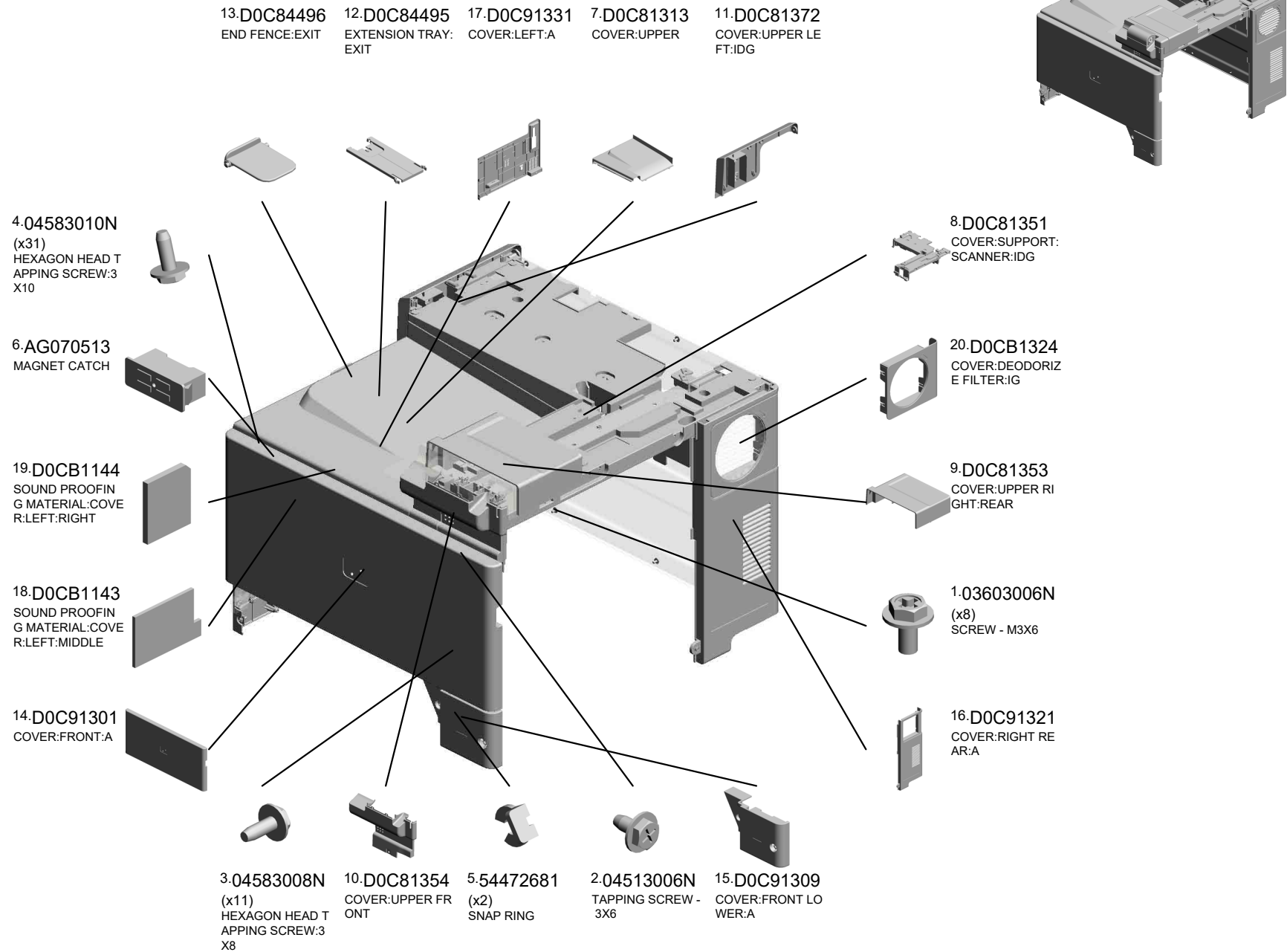


U019  
Anti-condensation Heater (Mainframe Paper Tray )



U020  
ACCESSORIES


# U001 EXTERIOR



U001	U002	U003	U004	U005	U006	U007	U008	U009	U010	U011	U012	U013	U014	U015	U016	U017	U018	U019	U020
------	------	------	------	------	------	------	------	------	------	------	------	------	------	------	------	------	------	------	------

# U001 EXTERIOR

- 32.D1174498 STOPPER:END FENCE:EXIT
- 33.D1174499 COMPRESSION SPRING:END FENCE:EXIT
- 23.D0CB1352 COVER:UPPER RIGHT:FRONT
- 37.D2961358 GROUND PLATE:UPPER
- 24.D0CB5854 COVER:REAR:IG



- 30.D1171307 (x2) MAGNET CATCH:COVER:FRONT

- 26.D1171303 HINGE:COVER:FRONT:LEFT

- 28.D1171305 BRACKET:HINGE:LEFT

- 29.D1171306 (x2) PIN:HINGE

- 31.D1171361 INNER COVER:UPPER

- 27.D1171304 BRACKET:HINGE:RIGHT
- 25.D1171302 HINGE:COVER:FRONT:RIGHT
- 39.M1875823 COIL SPRING:MAIN SWITCH
- 38.M1875820 BUTTON:MAIN SWITCH

- 21.D0CB1325 LOUVER:COVER:RIGHT REAR

- 36.D1961323 DEODORIZE FILTER

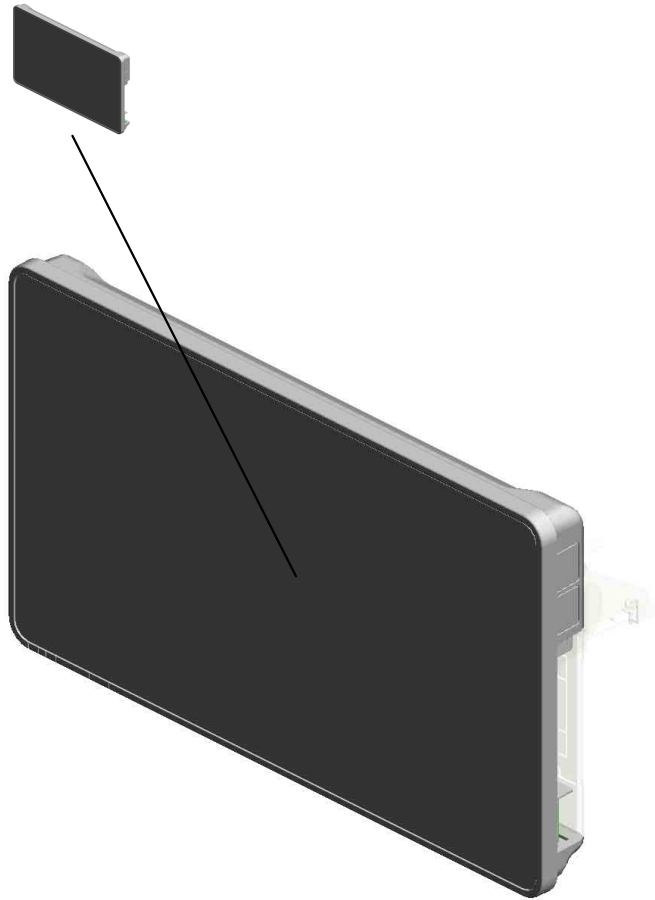
- 22.D0CB1326 LOUVER:DUCT:IG

- 35.D1175927 ACTUATOR:FRONT:SAFETY SWITCH

- 34.D1175903 INNER COVER:SAFETY SWITCH

# U002.OPERATION

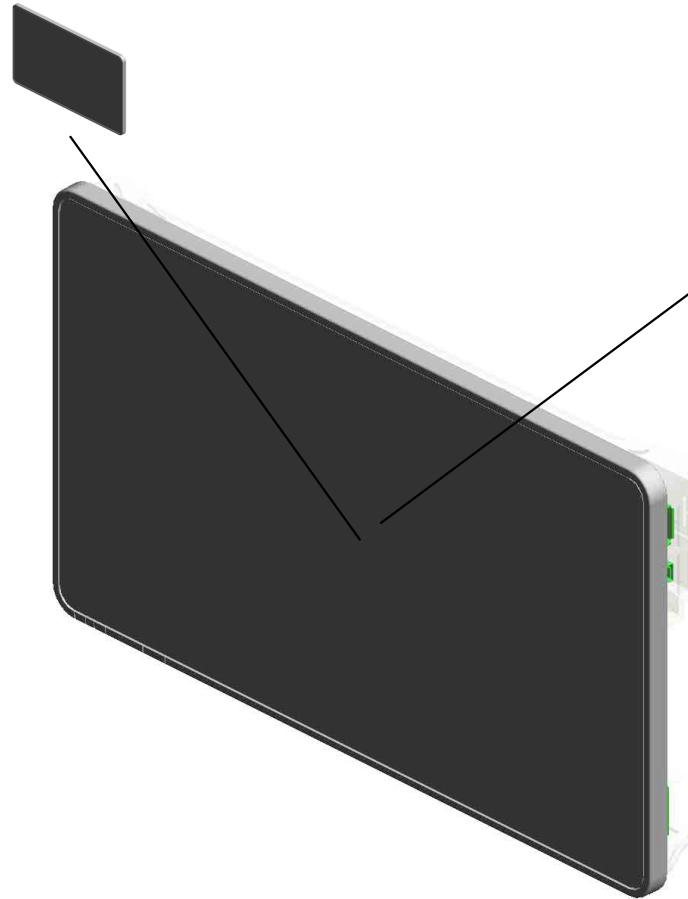
U002 S001  
D0CB1506  
OPERATION SUB-UNIT:COM  
MON:ASSY



U001	<b>U002</b>	U003	U004	U005	U006	U007	U008	U009	U010	U011	U012	U013	U014	U015	U016	U017	U018	U019	U020
------	-------------	------	------	------	------	------	------	------	------	------	------	------	------	------	------	------	------	------	------

# U002\_S001.OPERATION SUB-UNIT:COMMON:ASS'Y

U002\_S001\_S001  
D0BQ1516  
TOUCH PANEL:ASS'Y

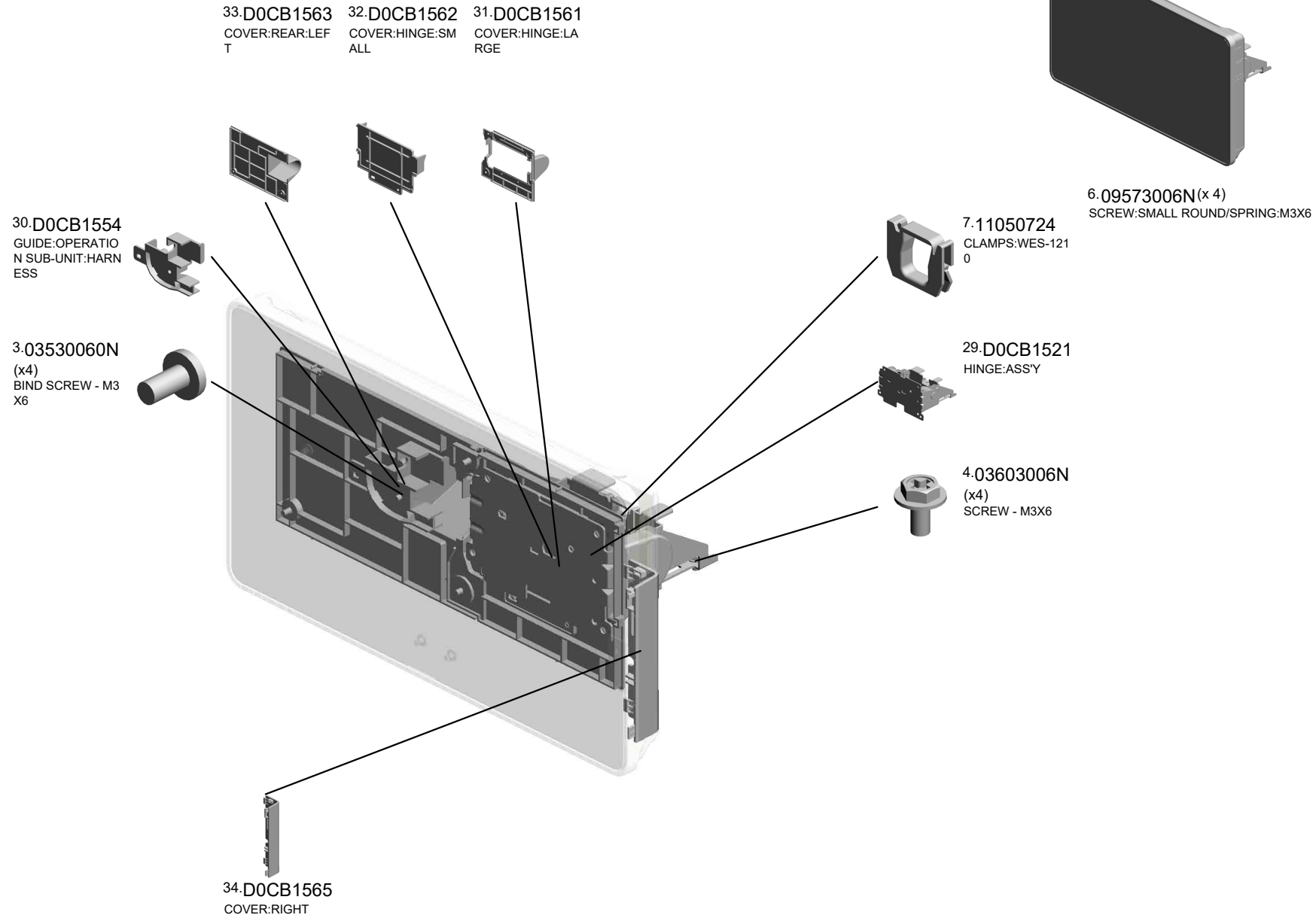


U002\_S001\_S002  
D0CB5620  
PCB:ASS'Y:(PCN19)

U001	U002	U003	U004	U005	U006	U007	U008	U009	U010	U011	U012	U013	U014	U015	U016	U017	U018	U019	U020
------	------	------	------	------	------	------	------	------	------	------	------	------	------	------	------	------	------	------	------

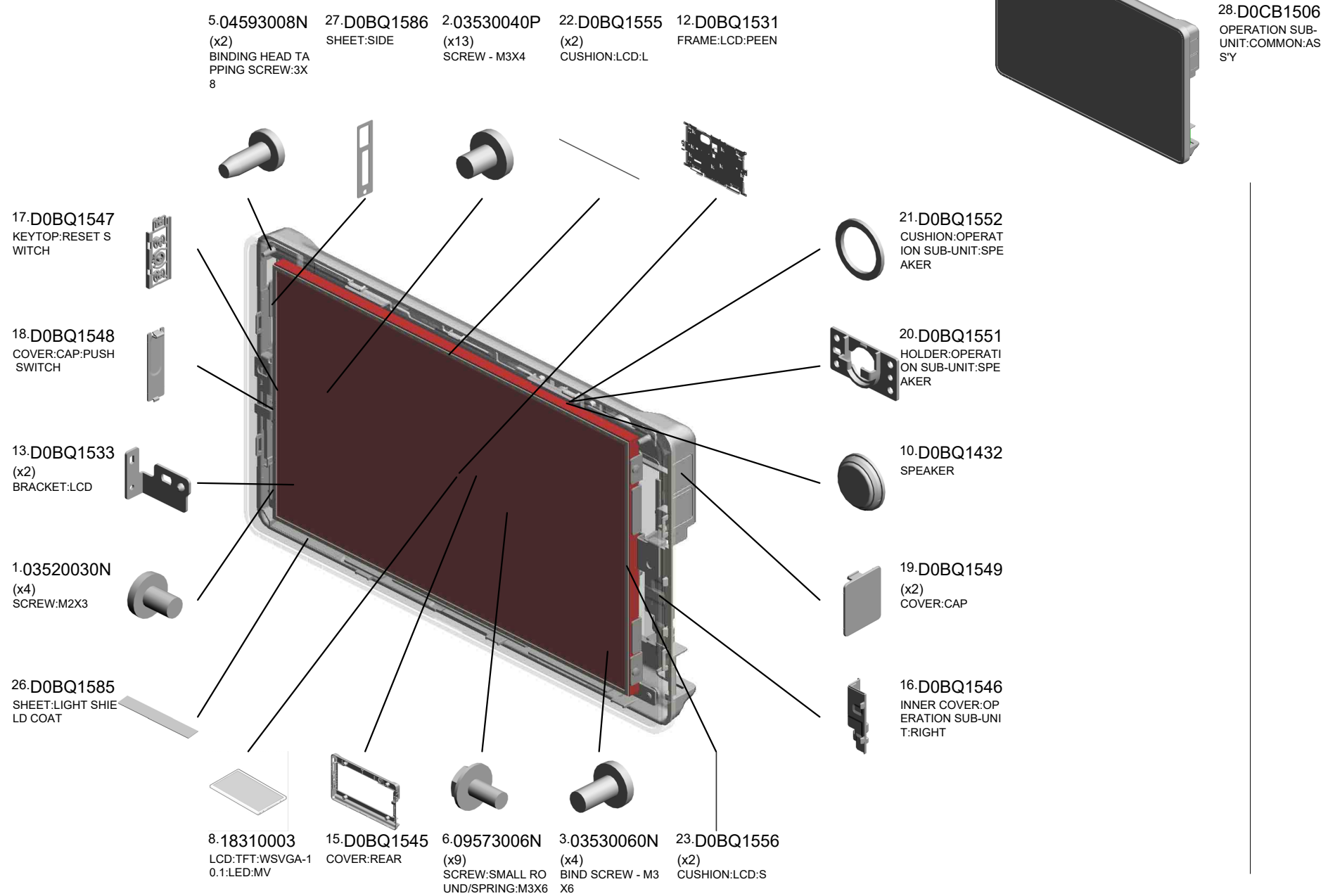


# U002 OPERATION



U001	<b>U002</b>	U003	U004	U005	U006	U007	U008	U009	U010	U011	U012	U013	U014	U015	U016	U017	U018	U019	U020
------	-------------	------	------	------	------	------	------	------	------	------	------	------	------	------	------	------	------	------	------

U002\_S001  
OPERATION SUB-UNIT:COMMON:ASS'Y

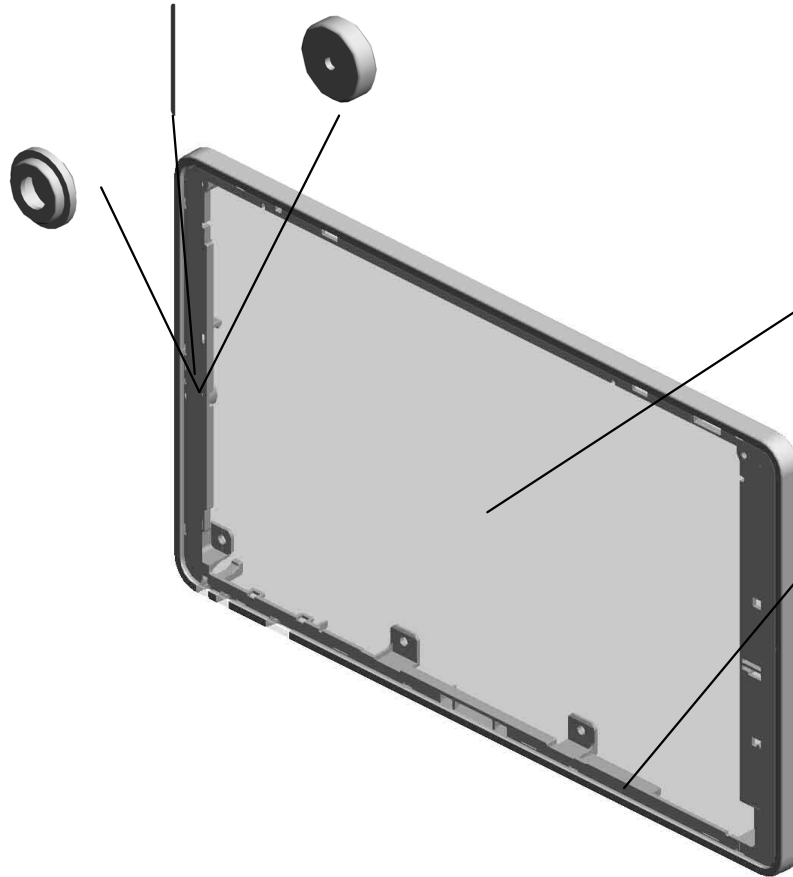


U002\_S001\_S001  
TOUCH PANEL:ASS'Y

24.D0BQ1581 (x2)  
DUAL FACES TAPE  
:TOUCH PANEL:LE  
NGTHWISE

36.D2951554  
MIKE:PVM-6018-C4  
02G-7ZZ4

37.E0A01549  
CUSHION:MIKE




14.D0BQ1541  
COVER:FRONT

25.D0BQ1582  
(x3)  
DUAL FACES TAPE  
:TOUCH PANEL:SI  
DE

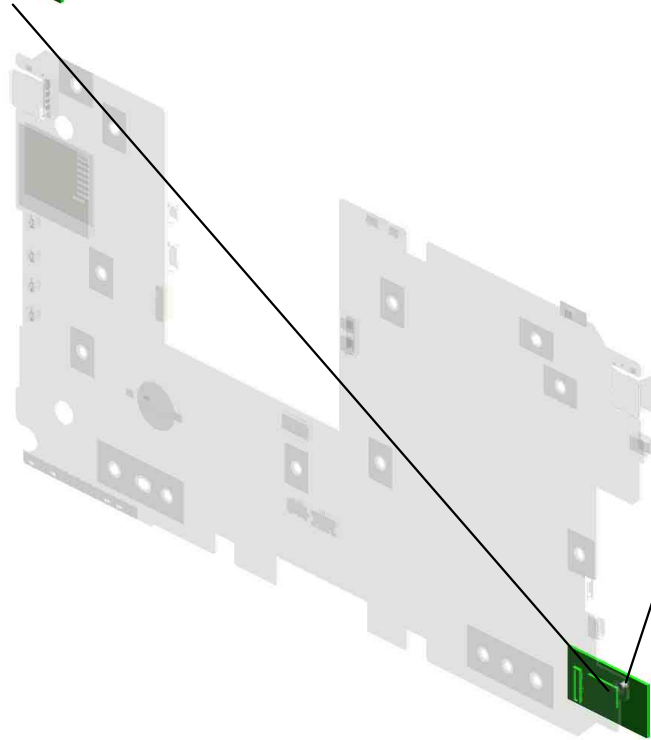
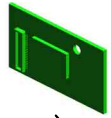
11.D0BQ1516  
TOUCH PANEL:AS  
SY

U002\_S001\_S002  
PCB:ASS'Y:(PCN19)

9.D0BQ1422  
PCB:W-LAN:TYPE1  
NX:(PCB21)



35.D0CB5620  
PCB:ASS'Y:(PCN19  
)




1.03520030N  
SCREW:M2X3

U001	<b>U002</b>	U003	U004	U005	U006	U007	U008	U009	U010	U011	U012	U013	U014	U015	U016	U017	U018	U019	U020
------	-------------	------	------	------	------	------	------	------	------	------	------	------	------	------	------	------	------	------	------

# U003.ADF

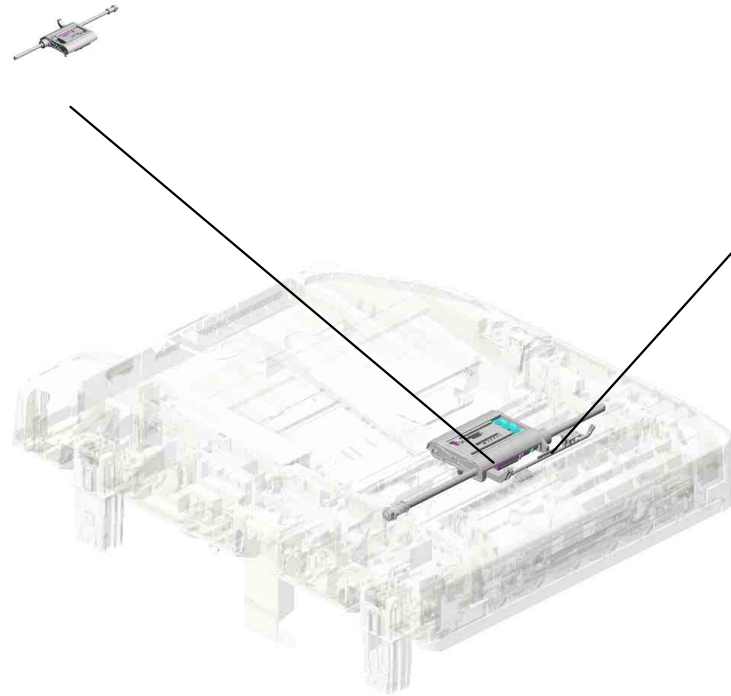
U003\_S001  
D0CB1803  
(TWN):ADF:ASS'Y



U001	U002	U003	U004	U005	U006	U007	U008	U009	U010	U011	U012	U013	U014	U015	U016	U017	U018	U019	U020
------	------	------	------	------	------	------	------	------	------	------	------	------	------	------	------	------	------	------	------

# U003\_S001.(TWN):ADF:ASS'Y

U003 S001 S001  
D0CB1821  
PAPER FEED UNIT:ASS'Y



U003 S001 S002  
D3DJ4530  
FEELER:FEED:REAR:ASS'Y

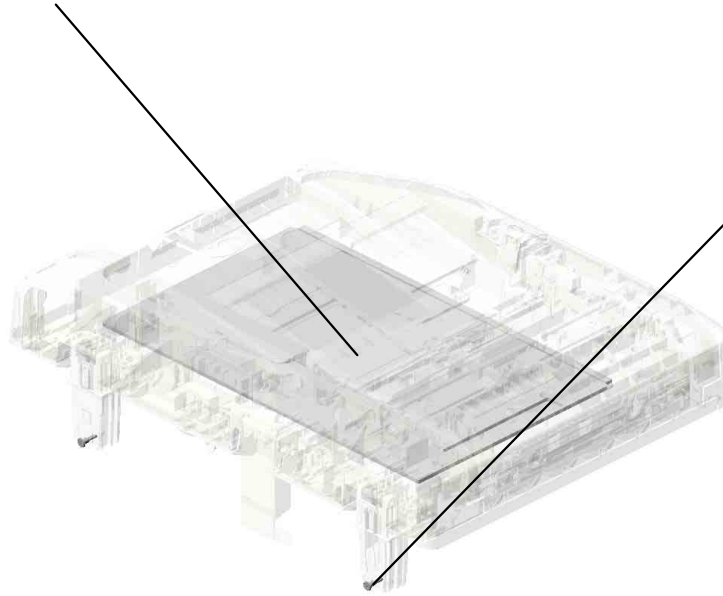
U001	U002	U003	U004	U005	U006	U007	U008	U009	U010	U011	U012	U013	U014	U015	U016	U017	U018	U019	U020
------	------	------	------	------	------	------	------	------	------	------	------	------	------	------	------	------	------	------	------

U003  
ADF

69.D0CB1845  
PRESSURE PLATE  
:ASSY



5



179.D6060028  
(x2)  
SCREW:HINGE

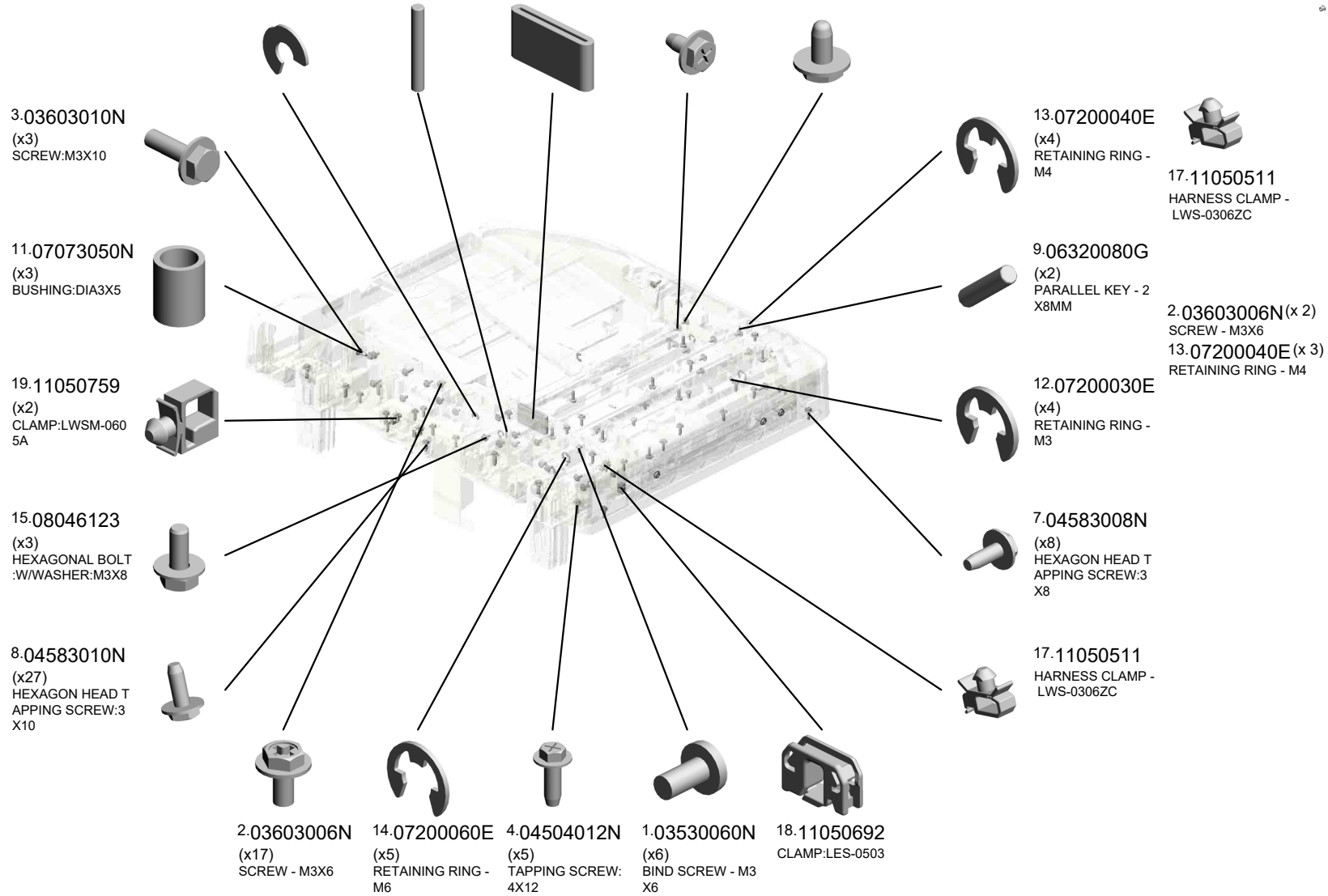
U001	U002	U003	U004	U005	U006	U007	U008	U009	U010	U011	U012	U013	U014	U015	U016	U017	U018	U019	U020
------	------	------	------	------	------	------	------	------	------	------	------	------	------	------	------	------	------	------	------

U003\_S001  
(TWN):ADF:ASS'Y



67.D0CB1803  
(TWN):ADF:ASS'Y

- 16.08050104 (x3) RETAINING RINGS -E:SILENCER:DIA4
- 10.06320140G PARALLEL PIN
- 20.16072758 FERRITE CORE
- 5.04513006N (x2) TAPPING SCREW - 3X6
- 6.04543006Q (x7) TAPPING SCREW - M3X6



U001	U002	U003	U004	U005	U006	U007	U008	U009	U010	U011	U012	U013	U014	U015	U016	U017	U018	U019	U020
------	------	------	------	------	------	------	------	------	------	------	------	------	------	------	------	------	------	------	------

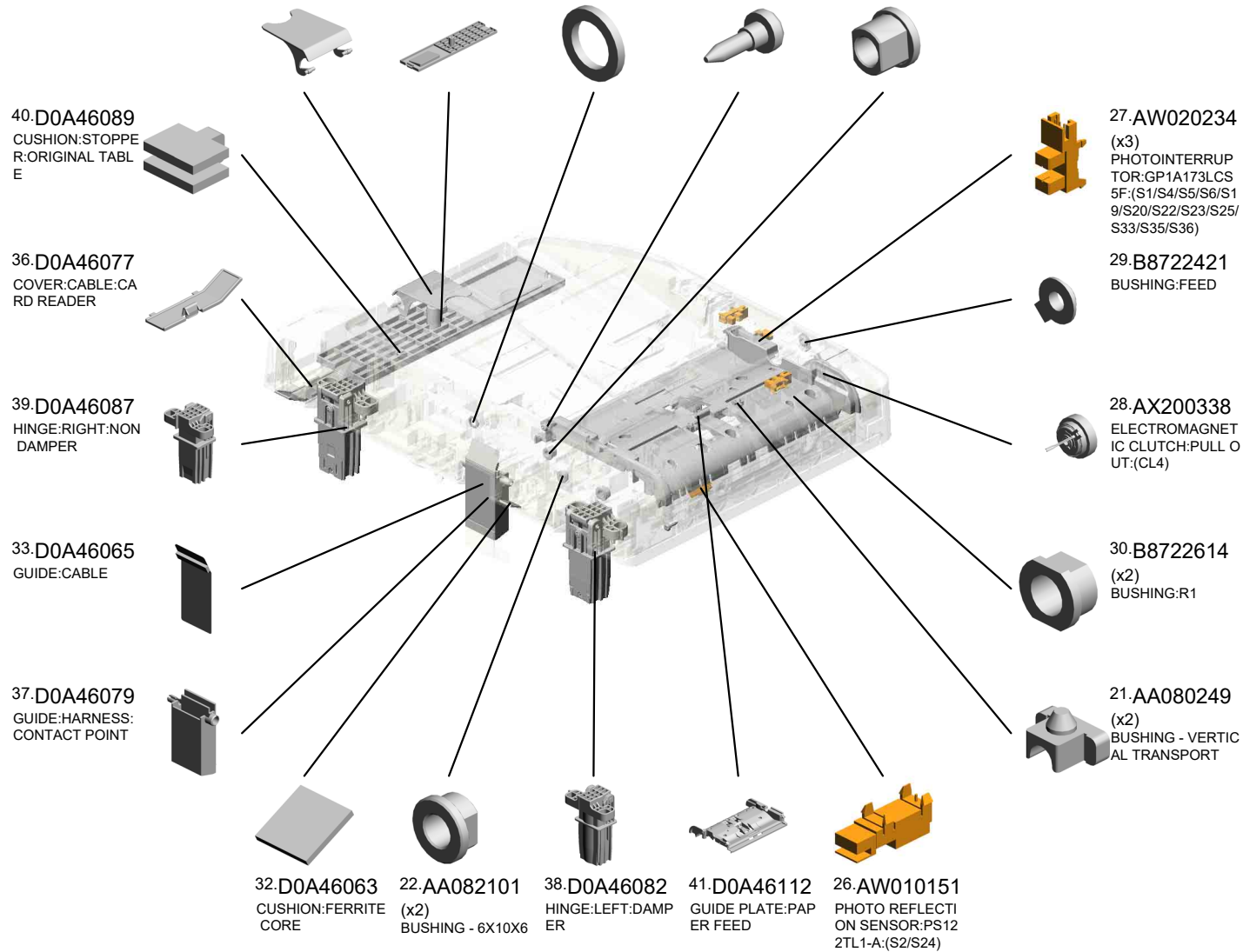


U003\_S001  
(TWN):ADF:ASS'Y



67.D0CB1803  
(TWN):ADF:ASS'Y

- 34.D0A46073 TRAY:AUXILIARY
- 35.D0A46076 COVER:CARD READER
- 31.D0094511 SPACER:DIA8.0:1.5 MM
- 25.AA143788 (x3)  
PIN:GUIDE PLATE: PAPER FEED
- 23.AA082180 (x2)  
PLAIN SHAFT BEARING: DIA6: DIA10: 9

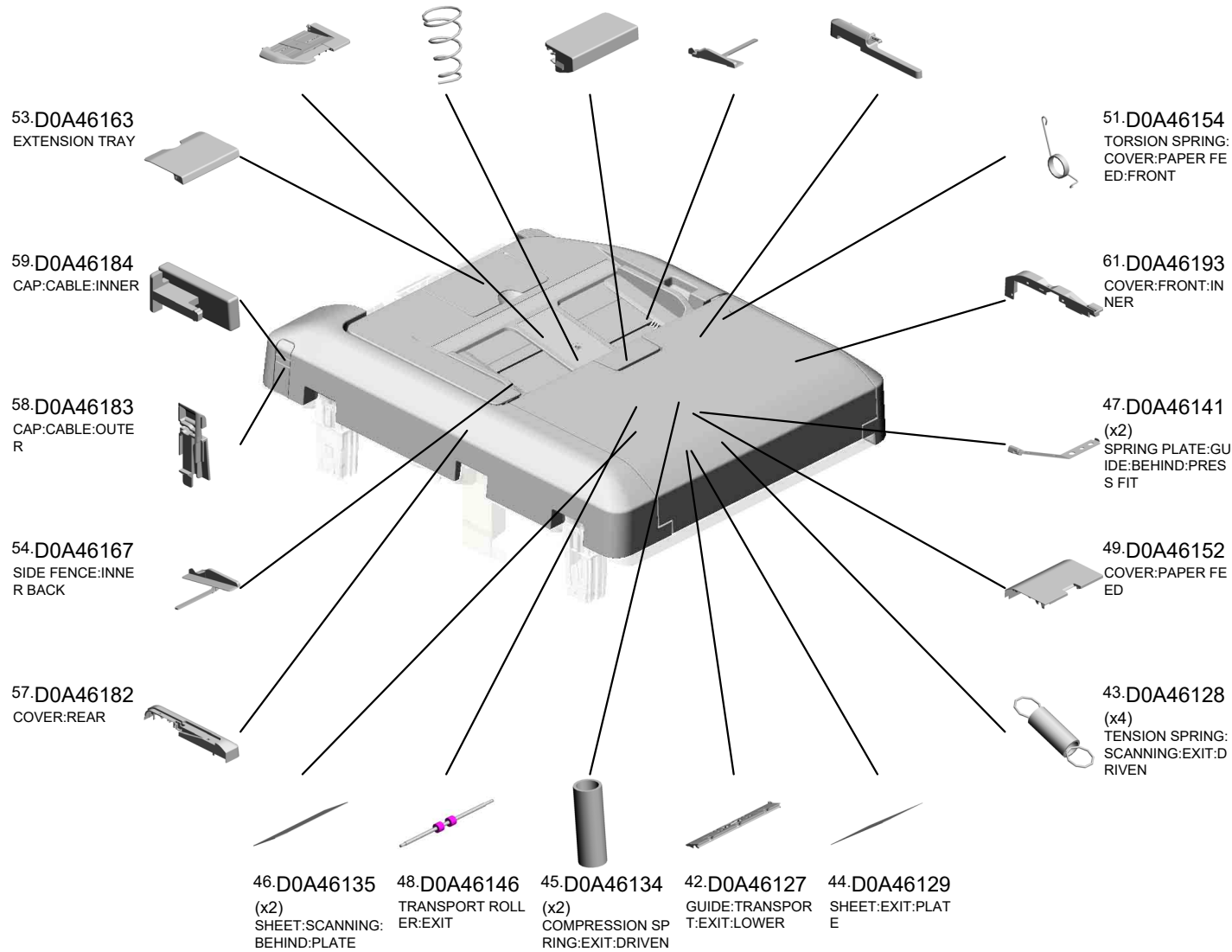


U003\_S001  
(TWN):ADF:ASS'Y



67.D0CB1803  
(TWN):ADF:ASSY

- 52.D0A46162 ORIGINAL TABLE
- 56.D0A46169 COIL SPRING:SIDE FENCE:ARDF:16N
- 50.D0A46153 LEVER:COVER:PAPER FEED
- 55.D0A46168 SIDE FENCE:FRONT
- 60.D0A46192 COVER:FRONT



U003\_S001  
(TWN):ADF:ASS'Y




67.D0CB1803  
(TWN):ADF:ASSY

- 65.D0CB1792 DECAL:ORIGINAL SCALE
- 79.D3DJ1114 (x2) TAPE:PRESSURE PLATE
- 66.D0CB1796 (TWN):DECAL:ORIGINAL TABLE
- 63.D0A46195 COMPRESSION SPRING:STOPPER:ORIGINAL TABLE
- 62.D0A46194 BRACKET:STOPPER:ORIGINAL TABLE

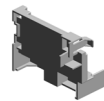
64.D0CB1791  
DECAL:SIDE FENCE



71.D2965300  
PCB:DFRB3-MF:(PCB13)



80.D3DJ1131  
HOLDER:DFRB



81.D3DJ1142  
HOLDER:GUIDE: HARNESS:CONTACT POINT



84.D3DJ1146  
SHEET:HOLDER:FILAT CABLE



82.D3DJ1144  
SHEET:CUSHION:FILAT CABLE



83.D3DJ1145 (x2)  
SPACER:HOLDER: HARNESS



88.D3DJ1240  
HOLDER:FERRITE CORE



87.D3DJ1160 (x3)  
SHEET:EXIT:ASSY



86.D3DJ1152  
DISCHARGE BRUSH:EXIT:SUS



77.D3B62008  
PAD:PICKUP



85.D3DJ1151  
GUIDE PLATE:EXIT



70.D2961841  
GUARD



89.D3DJ1410  
GUIDE PLATE:SCANNING:FRONT LOWER



78.D3DJ1113  
SEAL:FRONT:SCANNING

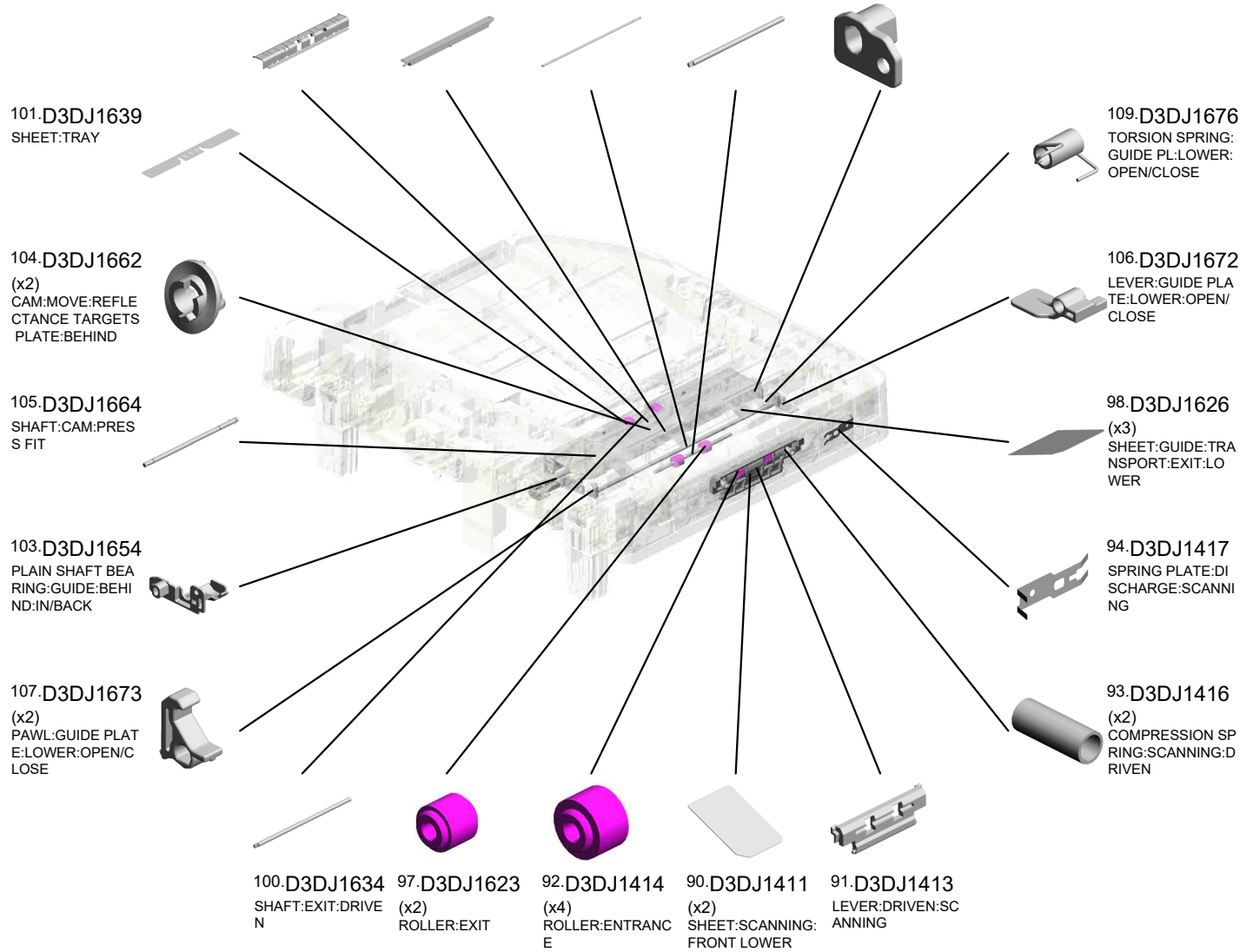


U003\_S001  
(TWN):ADF:ASS'Y



67.D0CB1803  
(TWN):ADF:ASS'Y

- 99.D3DJ1631 GUIDE:EXIT:LOWER
- 95.D3DJ1606 GUIDE:REFLECTANCE TARGETS PLATE:BEHIND:ASS'Y
- 108.D3DJ1674 SHAFT:LEVER:GUIDE PL:LOWER:OPEN/CLOSE
- 96.D3DJ1622 SHAFT:SCANNING:EXIT:DRIVEN
- 102.D3DJ1653 PLAIN SHAFT BEARING:GUIDE:BEHIND:FRONT



U001	U002	U003	U004	U005	U006	U007	U008	U009	U010	U011	U012	U013	U014	U015	U016	U017	U018	U019	U020
------	------	------	------	------	------	------	------	------	------	------	------	------	------	------	------	------	------	------	------

U003\_S001  
(TWN):ADF:ASS'Y



67.D0CB1803  
(TWN):ADF:ASS'Y

- 120.D3DJ3119 (x2) CUSHION:SEPARATION
- 114.D3DJ1815 COMPRESSION SPRING:SEPARATION
- 115.D3DJ1833 COVER:PAPER FEED:MIDDLE
- 110.D3DJ1681 PIN:GUIDE PLATE
- 112.D3DJ1810 BRACKET:SENSOR:FRONT

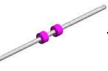
113.D3DJ1814  
HOLDER:FRIC  
TION PAD:COIL  
SPRING:FIX



111.D3DJ1710  
OPTICAL REA  
DING MD:BEH  
IND:ASS'Y (S21)



127.D3DJ3610  
TRANSPORT  
ROLLER:EXIT



131.D3DJ3831  
GUIDE:HARNE  
SS:TRANSPOR  
T:REAR




128.D3DJ3616  
PLATE:T0.3



123.D3DJ3213  
BRACKET:REGI  
STRATION SEN  
SOR




121.D3DJ3210  
GUIDE PLATE:  
TRANSPORT



125.D3DJ3410  
TRANSPORT  
ROLLER:PULL  
OUT



129.D3DJ3811  
GUIDE PLATE:  
SCANNING:FA  
CE FRONT



126.D3DJ3510  
TRANSPORT  
ROLLER:ENTR  
ANCE



133.D3DJ4110  
POSITIONING  
PLATE:DRIVE  
:FRONT



132.D3DJ3836  
GUIDE:HARNE  
SS:TRANSPOR  
T:FRONT



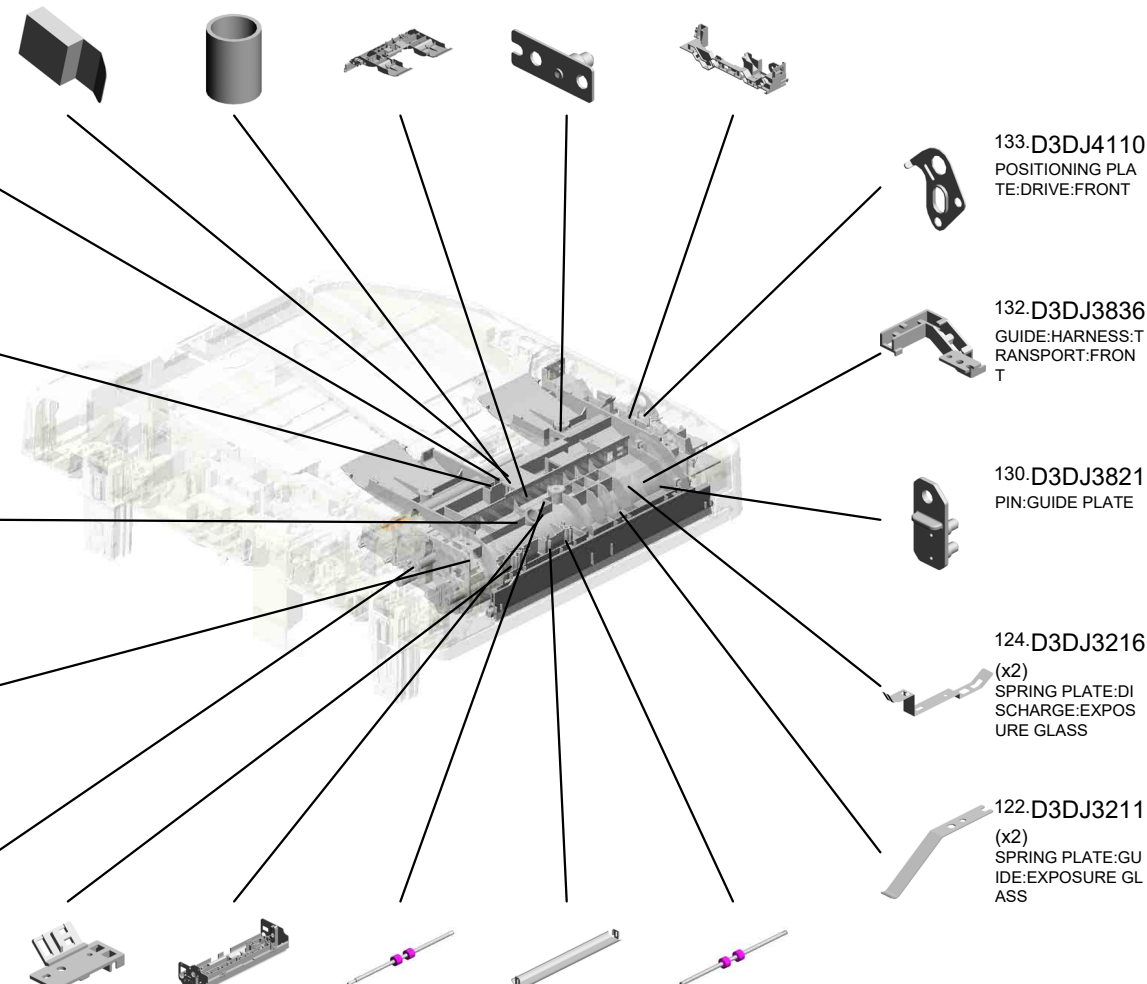
130.D3DJ3821  
PIN:GUIDE PL  
ATE



124.D3DJ3216  
(x2)  
SPRING PLATE:  
DISCHARGE:EX  
POSURE GLASS



122.D3DJ3211  
(x2)  
SPRING PLATE:  
GUIDE:EXPOS  
URE GLASS

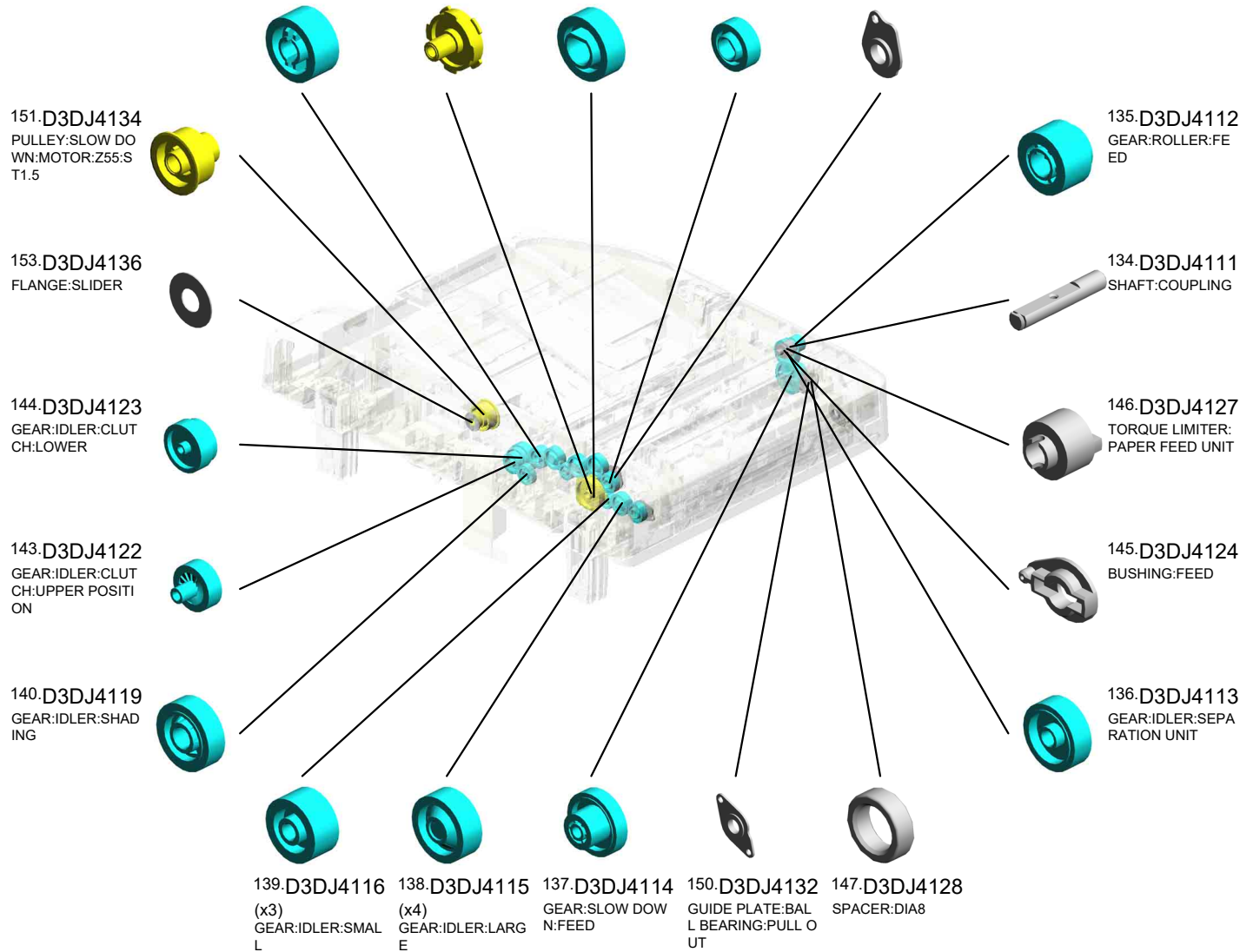


U003\_S001  
(TWN):ADF:ASS'Y



67.D0CB1803  
(TWN):ADF:ASSY

- 142.D3DJ4121 GEAR:ROLLER:DIA 6
- 152.D3DJ4135 PULLEY:SLOW DOWN:MIDDLE
- 141.D3DJ4120 GEAR:ROLLER:DIA 8
- 148.D3DJ4129 (x2) GEAR:ROLLER:DIA 8
- 149.D3DJ4130 (x3) GUIDE PLATE:RADIAL BALL BEARING



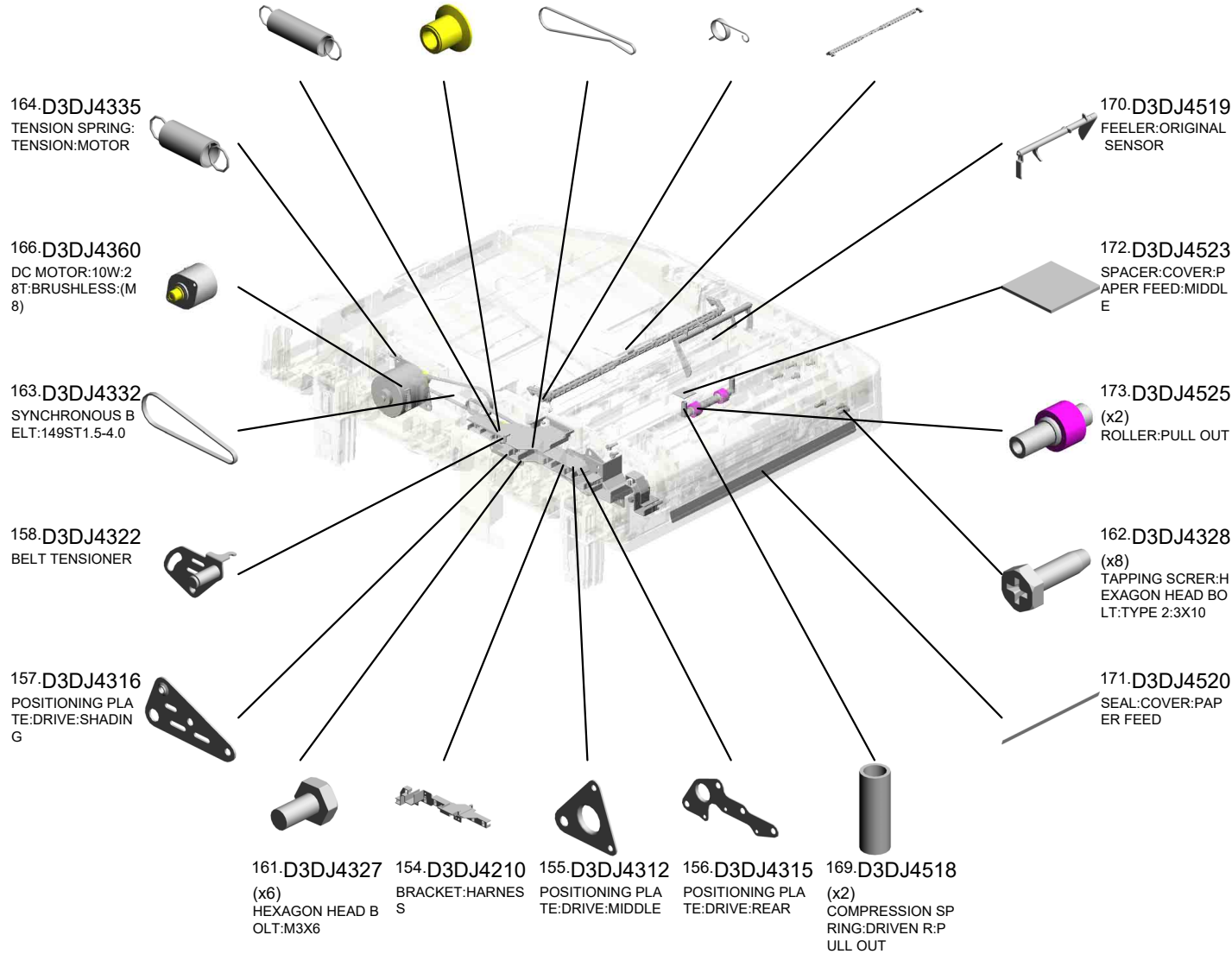
U001	U002	U003	U004	U005	U006	U007	U008	U009	U010	U011	U012	U013	U014	U015	U016	U017	U018	U019	U020
------	------	------	------	------	------	------	------	------	------	------	------	------	------	------	------	------	------	------	------

U003\_S001  
(TWN):ADF:ASS'Y



67.D0CB1803  
(TWN):ADF:ASS'Y

- 160.D3DJ4326 TENSION SPRING: TENSION:MIDDLE
- 159.D3DJ4323 PULLEY:IDLER:DIAMETER:10
- 165.D3DJ4344 SYNCHRONOUS BELT:252ST1.5-4.0
- 168.D3DJ4515 TORSION SPRING: COVER:PF:INNER BACK
- 167.D3DJ4512 SHAFT:LEVER:COVER:VER:PAPER FEED



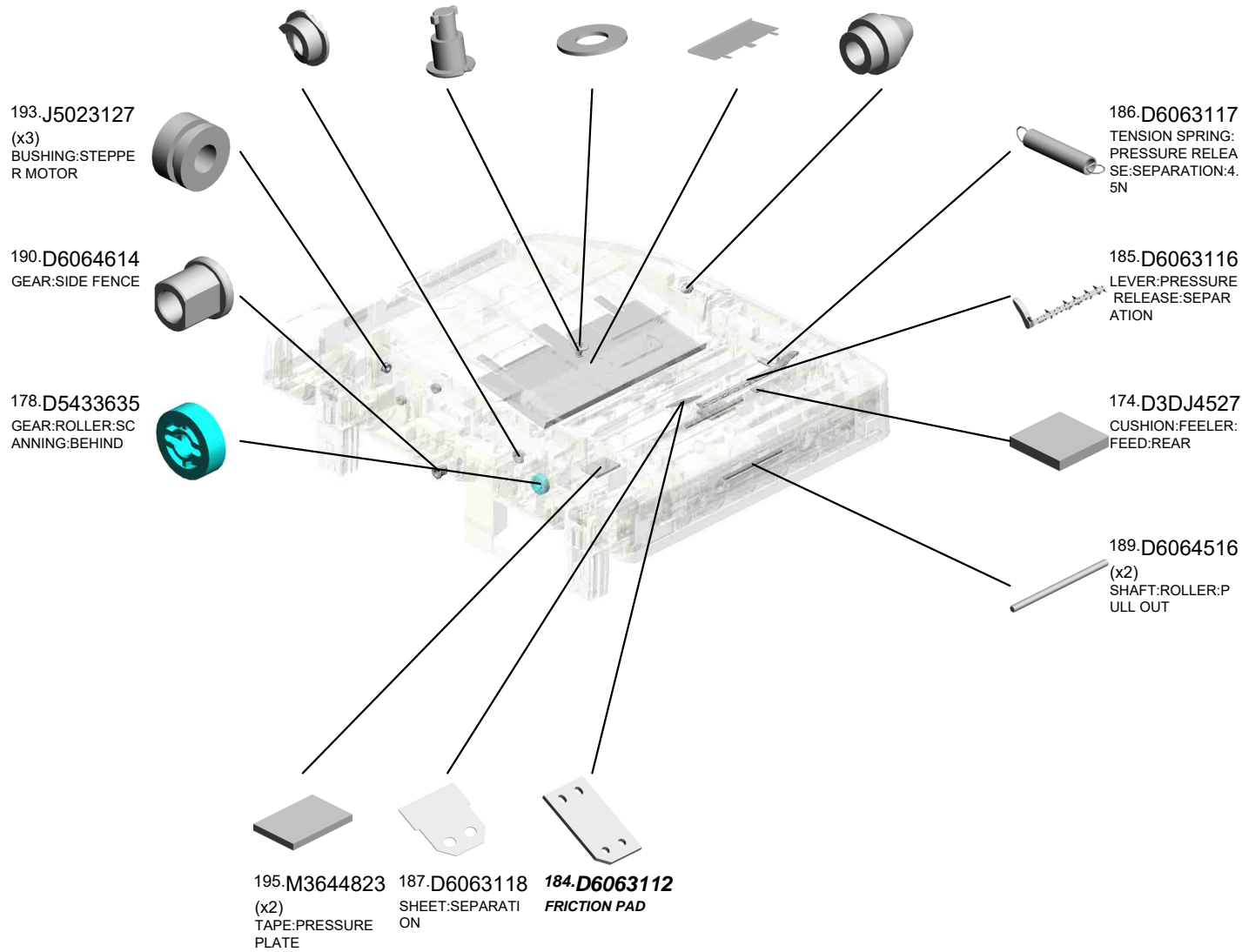
U001	U002	U003	U004	U005	U006	U007	U008	U009	U010	U011	U012	U013	U014	U015	U016	U017	U018	U019	U020
------	------	------	------	------	------	------	------	------	------	------	------	------	------	------	------	------	------	------	------

U003\_S001  
(TWN):ADF:ASS'Y

188.D6064124 COLLAR:REVERSE  
 191.D6064615 PIN:SIDE FENCE  
 192.D6064616 DISC:SIDE FENCE  
 176.D3DJ4622 SHEET:ORIGINAL TABLE  
 177.D3DJ4811 STOPPER:ORIGINAL TABLE




67.D0CB1803  
(TWN):ADF:ASS'Y





U003\_S001\_S001  
PAPER FEED UNIT:ASS'Y

73.D3B61504 SHAFT:PICKUP  
183.D6062121 LINK:PAPER STOP  
PER  
76.D3B61507 COLLAR:PICKUP  
74.D3B61505 HOLDER:PICKUP R  
OLLER  
75.D3B61506 GEAR:PICKUP



68.D0CB1821  
PAPER FEED UNIT  
:ASS'Y

72.D3B61503  
PICKUP ROLLER

13.07200040E  
(x2)  
RETAINING RING -  
M4

24.AA132208  
(x2)  
SPACER - M6

194.M3642124  
COMPRESSION SP  
RING:PAPER FEED  
UNIT

22.AA082101  
BUSHING - 6X10X6

119.D3DJ2120  
PAPER STOPPER

182.D6062119  
ARM:PAPER STOP  
PER

16.08050104  
RETAINING RINGS  
-E:SILENCER:DIA4

116.D3DJ2101  
SHAFT:PAPER FEE  
D UNIT:ASS'Y

181.D6062117  
(x3)  
GEAR:IDLER:FEED

180.D6062115  
TORQUE LIMITER  
MECHANICAL CLU  
TCH:FEED

9.06320080G  
PARALLEL KEY - 2  
X8MM



118.D3DJ2116  
GEAR:FEED

117.D3DJ2111  
FEED ROLLER

U001	U002	U003	U004	U005	U006	U007	U008	U009	U010	U011	U012	U013	U014	U015	U016	U017	U018	U019	U020
------	------	------	------	------	------	------	------	------	------	------	------	------	------	------	------	------	------	------	------

U003\_S001\_S002  
FEELER:FEED:REAR:ASS'Y

174.D3DJ4527  
CUSHION:FEELER:  
FEED:REAR

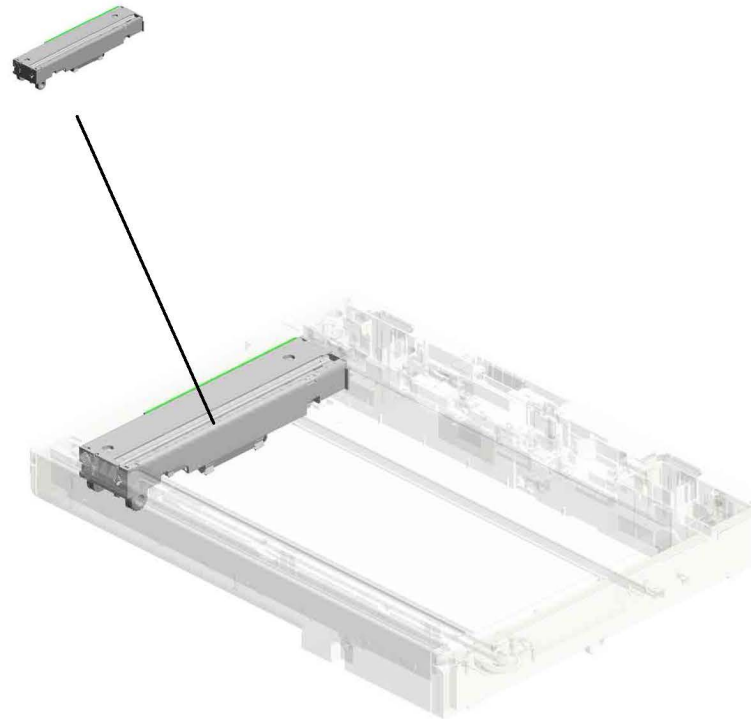


175.D3DJ4530  
FEELER:FEED:REA  
R:ASS'Y

U001	U002	U003	U004	U005	U006	U007	U008	U009	U010	U011	U012	U013	U014	U015	U016	U017	U018	U019	U020
------	------	------	------	------	------	------	------	------	------	------	------	------	------	------	------	------	------	------	------

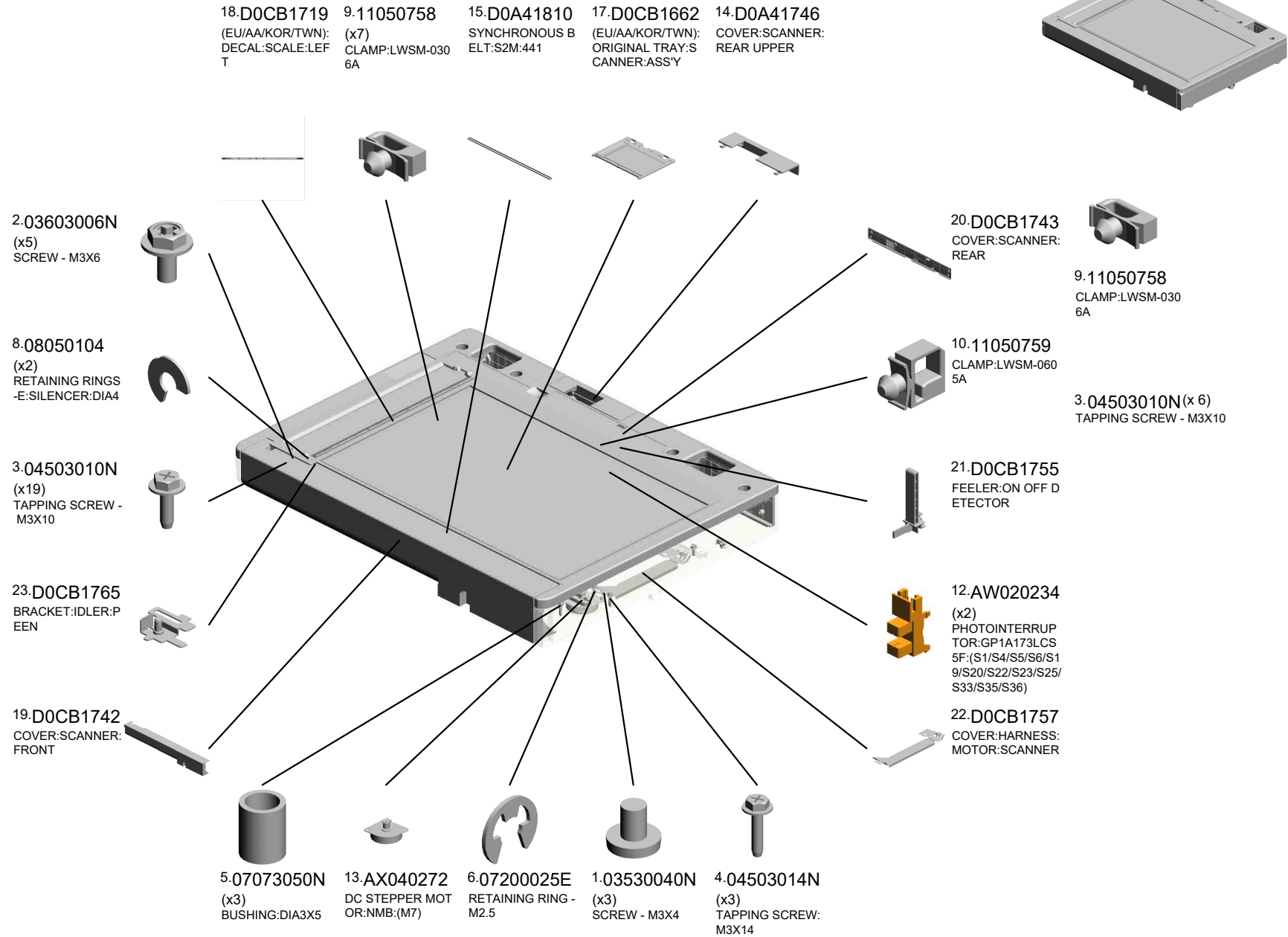
# U004.SCANNER

U004\_S001  
D0CB1651  
CARRIAGE:SCANNER:ASSY



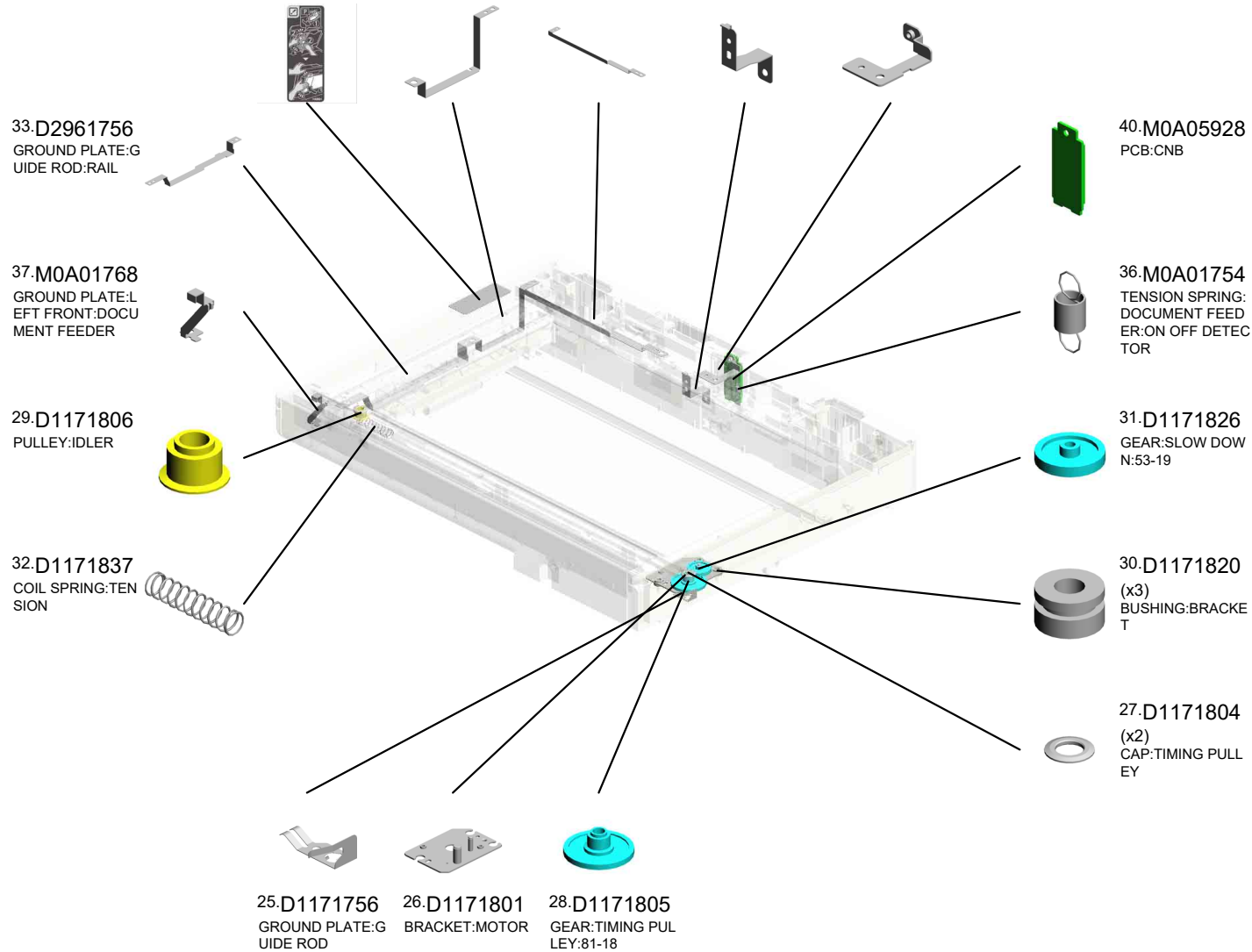

U001	U002	U003	<b>U004</b>	U005	U006	U007	U008	U009	U010	U011	U012	U013	U014	U015	U016	U017	U018	U019	U020
------	------	------	-------------	------	------	------	------	------	------	------	------	------	------	------	------	------	------	------	------

# U004 SCANNER




# U004 SCANNER

- 24.D0CB1797 DECAL:CLEANING:DOCUMENT FEEDER
- 39.M0A01798 GROUND PLATE:SU PPORTER:BRACKET
- 35.D2961759 GROUND PLATE:ON OFF DETECTOR:SPDF
- 34.D2961757 GROUND PLATE:BRACKET:CONNECTOR:SPDF
- 38.M0A01773 GROUND PLATE:BASE:FFC




U004\_S001  
CARRIAGE:SCANNER:ASS'Y

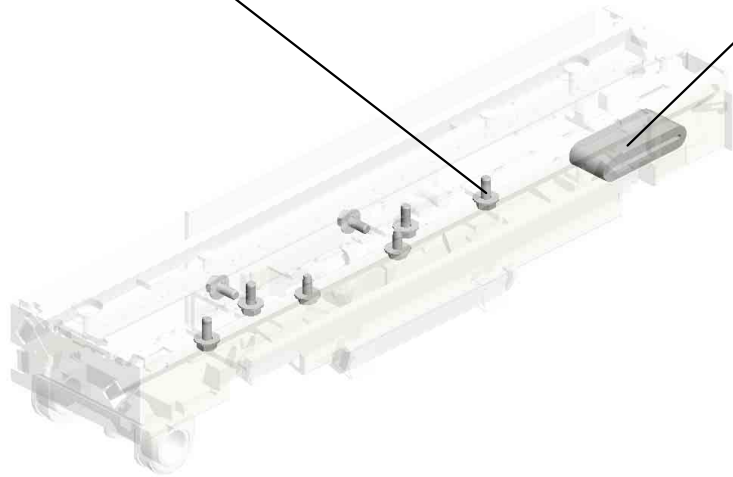
7.08046123  
(x8)  
HEXAGONAL BOLT  
:W/WASHER:M3X8



16.D0CB1651  
CARRIAGE:SCANN  
ER:ASS'Y





11.16072525  
FERRITE CORE:K3  
FF 35.00X14.60X7.  
70X1.40



U001	U002	U003	U004	U005	U006	U007	U008	U009	U010	U011	U012	U013	U014	U015	U016	U017	U018	U019	U020
------	------	------	------	------	------	------	------	------	------	------	------	------	------	------	------	------	------	------	------

U005  
LASER UNIT

- 1.D0C91860  
(x2)  
OPTICAL WRITING  
UNIT:ASS'Y
- 3.D1171991  
(x2)  
SPRING LOCK WA  
SHER:DIA6.4XDIA1  
1X1.5



- 2.D1171990  
(x2)  
STEPPED SCREW

# U006.PAPER FEED

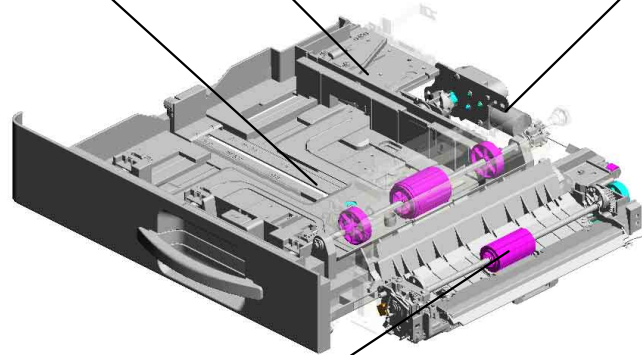
U006 S003  
D0C92897  
LEVER:STRETCH:TRAY:UNI:  
ASS'Y



U006\_S001  
D0C92514  
PAPER TRAY:ASS'Y



U006\_S002  
D1172533  
BASE:RISE:ASS'Y



U006 S004  
D0C92803  
MANUAL FEED UNIT:ASS'Y

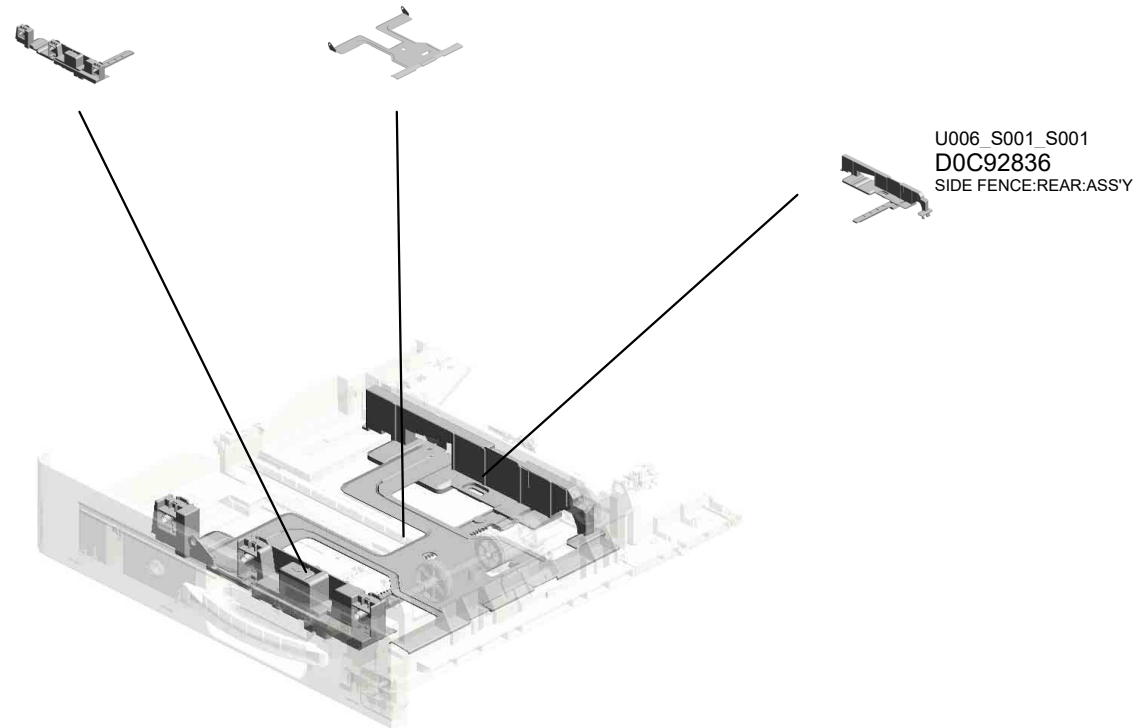
U001	U002	U003	U004	U005	<b>U006</b>	U007	U008	U009	U010	U011	U012	U013	U014	U015	U016	U017	U018	U019	U020
------	------	------	------	------	-------------	------	------	------	------	------	------	------	------	------	------	------	------	------	------



# U006\_S001.PAPER TRAY:ASS'Y

U006\_S001\_S002  
D1172825  
SIDE FENCE:FRONT:ASS'Y

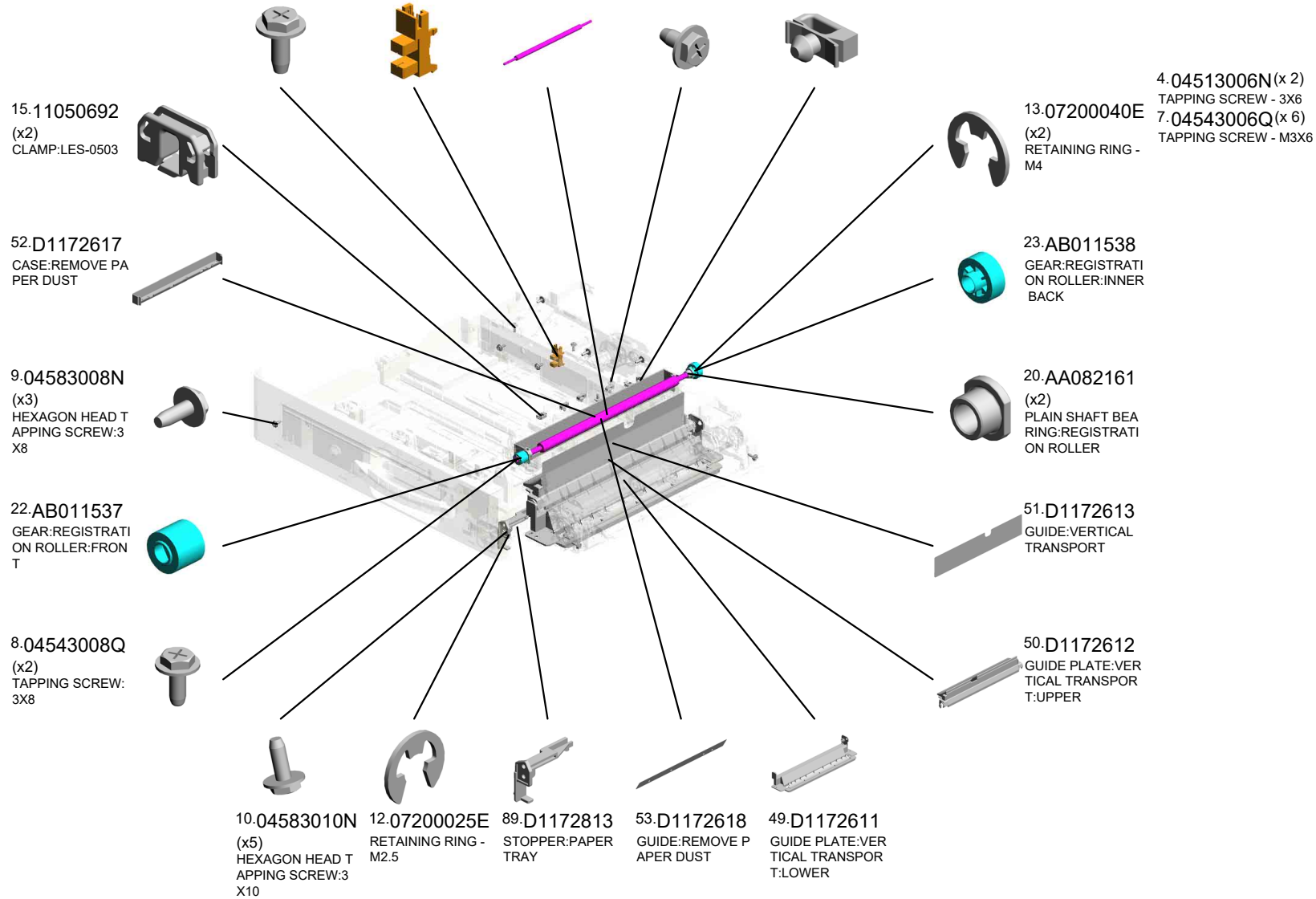
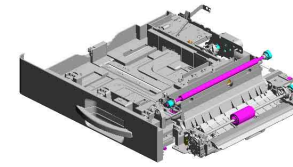
U006\_S001\_S003  
D1962845  
BASE:TRAY:ASS'Y



U001	U002	U003	U004	U005	<b>U006</b>	U007	U008	U009	U010	U011	U012	U013	U014	U015	U016	U017	U018	U019	U020
------	------	------	------	------	-------------	------	------	------	------	------	------	------	------	------	------	------	------	------	------

# U006 PAPER FEED

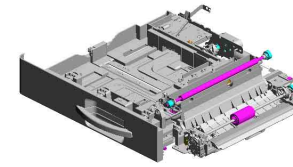
- 5.04513008N (x3) TAPPING SCREW - M3X8
- 30.AW020234 PHOTOINTERUP TOR:GP1A173LCS 5F:(S1/S4/S5/S6/S19/S20/S22/S23/S25/S33/S35/S36)
- 28.AF021088 REGISTRATION ROLLER:DRIVEN
- 4.04513006N (x2) TAPPING SCREW - 3X6
- 16.11050758 (x4) CLAMP:LWSM-030 6A



U001	U002	U003	U004	U005	U006	U007	U008	U009	U010	U011	U012	U013	U014	U015	U016	U017	U018	U019	U020
------	------	------	------	------	------	------	------	------	------	------	------	------	------	------	------	------	------	------	------

# U006 PAPER FEED

120.D1172901 BRACKET:STRETCH:TRAY  
 127.D2052526 PAPER DETECTOR:(S30)  
 131.D2962860 BRACKET:PAPER END SENSOR



119.D1172897 BRACKET:LEFT:ROLLER:ASSY

135.M0963989 RESISTOR:TRANSFER/SEPARATION

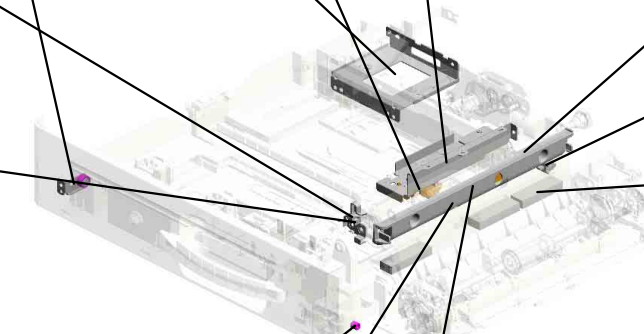
130.D2962642 HOLDER:RESISTOR:REGISTRATION



121.D1962626 GROUND PLATE:BRACKET:REMOVE PAPER DUST

132.G0205626 PUSH SWITCH:(S34)

129.D2962641 (x3) CUSHION:GUIDE PLATE:V TRANSPORT

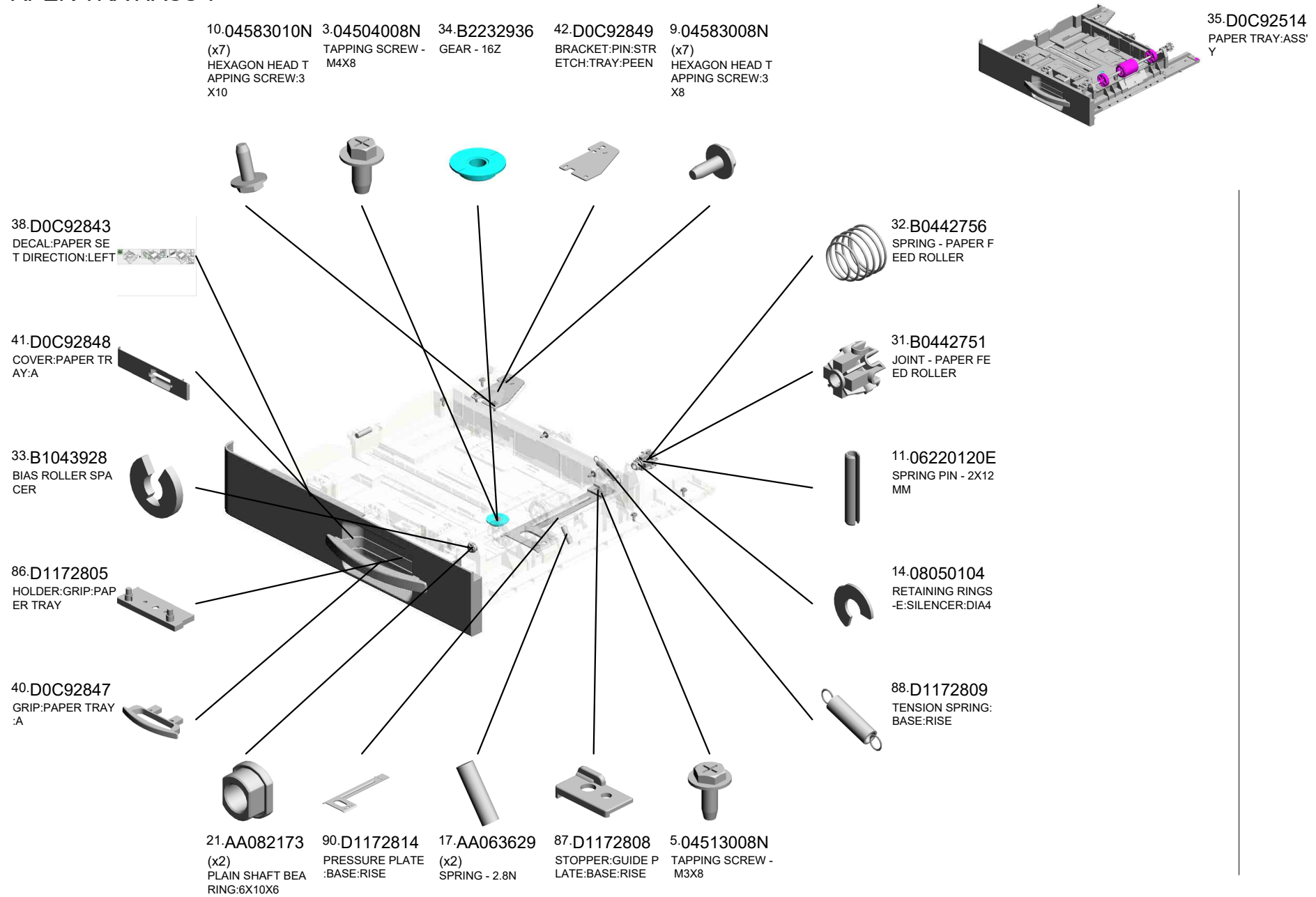


111.D1172866 ROLLER:RAIL:RIGHT  
 134.GW010007 (x2) PHOTO REFLECTION SENSOR:EXIT:(S7/S31/S32)  
 128.D2962619 GUIDE PLATE:REGISTRATION ROLLER:DRIVEN



U001	U002	U003	U004	U005	U006	U007	U008	U009	U010	U011	U012	U013	U014	U015	U016	U017	U018	U019	U020
------	------	------	------	------	------	------	------	------	------	------	------	------	------	------	------	------	------	------	------

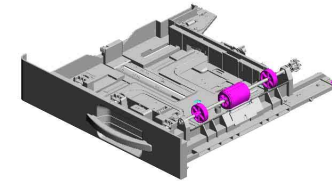
U006\_S001  
PAPER TRAY:ASS'Y



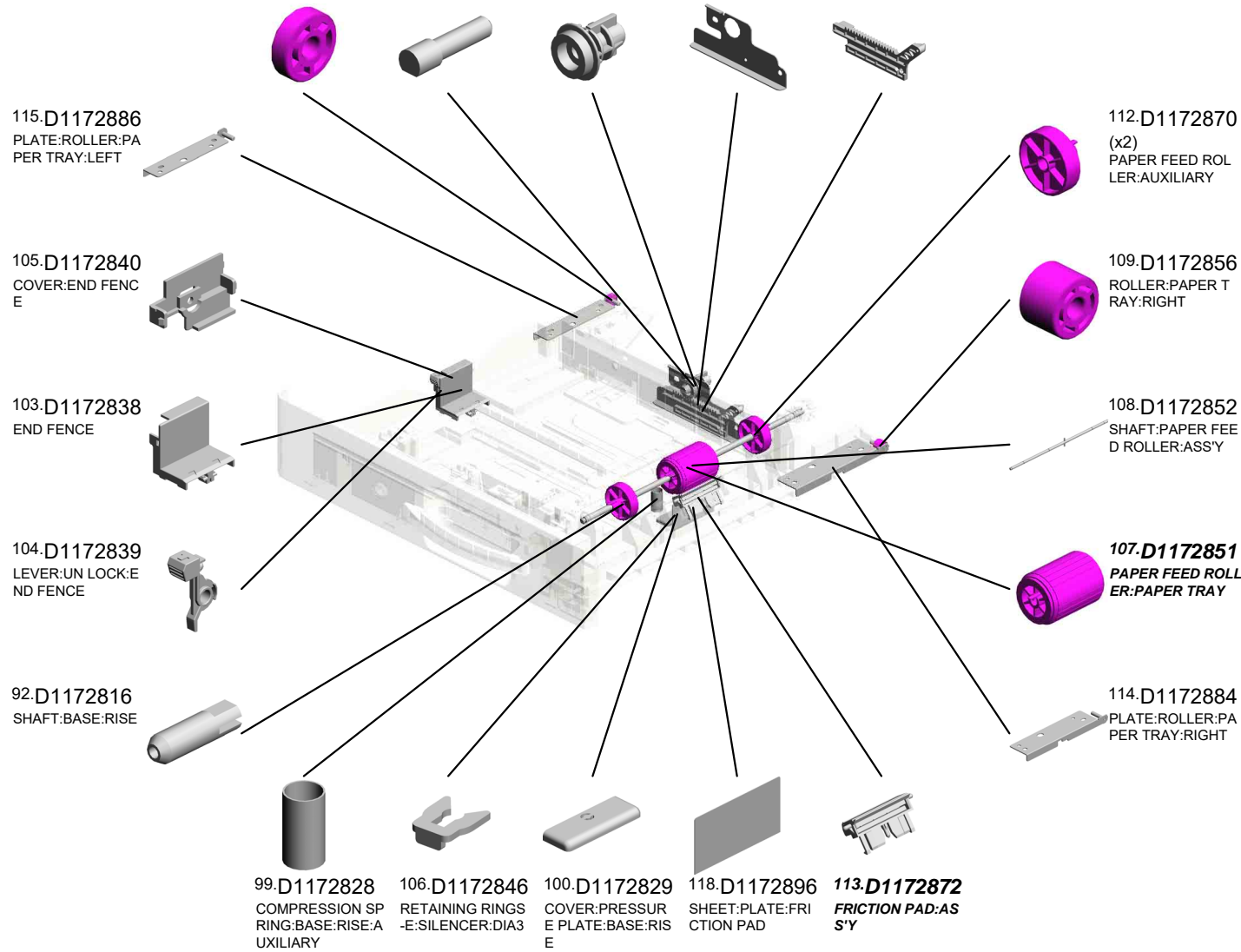
U001	U002	U003	U004	U005	U006	U007	U008	U009	U010	U011	U012	U013	U014	U015	U016	U017	U018	U019	U020
------	------	------	------	------	------	------	------	------	------	------	------	------	------	------	------	------	------	------	------

U006\_S001  
PAPER TRAY:ASS'Y

- 110.D1172858 ROLLER:PAPER TRAY:LEFT
- 117.D1172894 SHAFT:PINION:BASE:RISE
- 94.D1172820 PINION:BASE:RISE
- 95.D1172822 BRACKET:PINION:BASE:RISE
- 93.D1172819 RACK:BASE:RISE



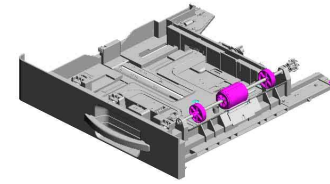
35.D0C92514  
PAPER TRAY:ASS'Y



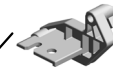
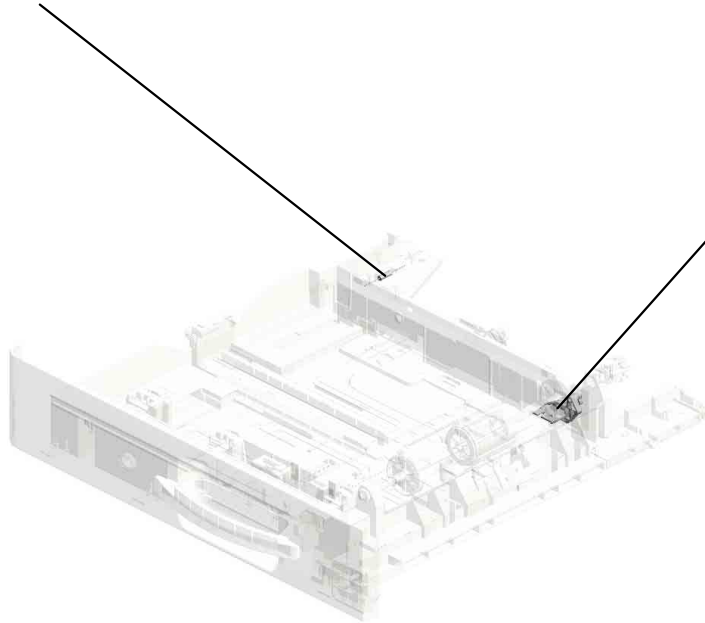
U001	U002	U003	U004	U005	U006	U007	U008	U009	U010	U011	U012	U013	U014	U015	U016	U017	U018	U019	U020
------	------	------	------	------	------	------	------	------	------	------	------	------	------	------	------	------	------	------	------

U006\_S001  
PAPER TRAY:ASS'Y

135.M0963989  
RESISTOR:TRANS  
FER/SEPARATION



35.D0C92514  
PAPER TRAY:ASS'  
Y

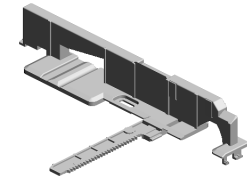



125.D1962817  
LEVER:BASE:RISE

U001	U002	U003	U004	U005	<b>U006</b>	U007	U008	U009	U010	U011	U012	U013	U014	U015	U016	U017	U018	U019	U020
------	------	------	------	------	-------------	------	------	------	------	------	------	------	------	------	------	------	------	------	------

U006\_S001\_S001  
SIDE FENCE:REAR:ASS'Y

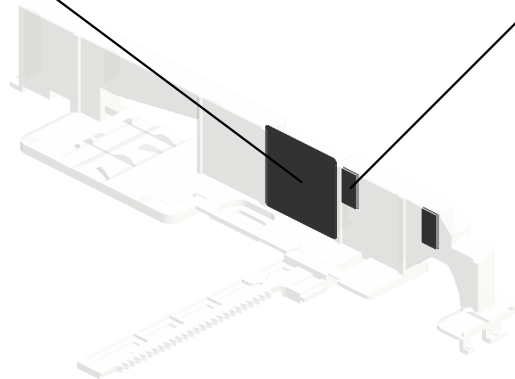
39.D0C92844  
DECAL:SIDE FENC  
E:REAR



37.D0C92836  
SIDE FENCE:REAR  
:ASS'Y



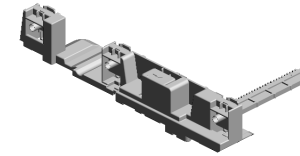
96.D1172823  
(x2)  
PAD:SIDE FENCE



U001	U002	U003	U004	U005	<b>U006</b>	U007	U008	U009	U010	U011	U012	U013	U014	U015	U016	U017	U018	U019	U020
------	------	------	------	------	-------------	------	------	------	------	------	------	------	------	------	------	------	------	------	------

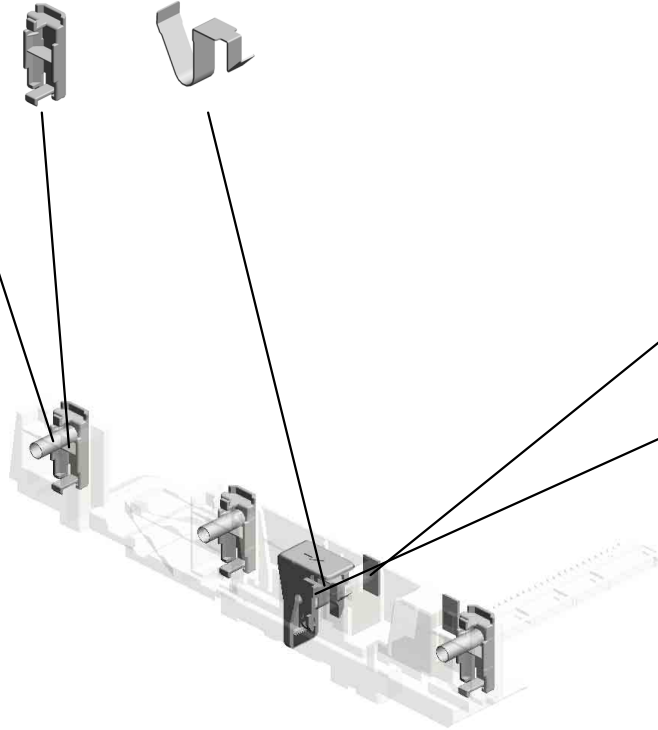
U006\_S001\_S002  
SIDE FENCE:FRONT:ASS'Y

102.D1172834 91.D1172815  
(x3) SPRING PLATE:SI  
PLATE:SIDE FENC DE FENCE:FRONT  
E



97.D1172825  
SIDE FENCE:FRON  
T:ASS'Y

98.D1172826  
(x3)  
COMPRESSION SP  
RING:SIDE FENCE:  
PLATE



96.D1172823  
(x2)  
PAD:SIDE FENCE

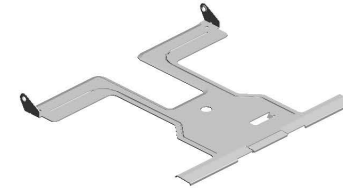
101.D1172830  
LEVER:STOPPER:  
FRONT

U001	U002	U003	U004	U005	U006	U007	U008	U009	U010	U011	U012	U013	U014	U015	U016	U017	U018	U019	U020
------	------	------	------	------	------	------	------	------	------	------	------	------	------	------	------	------	------	------	------

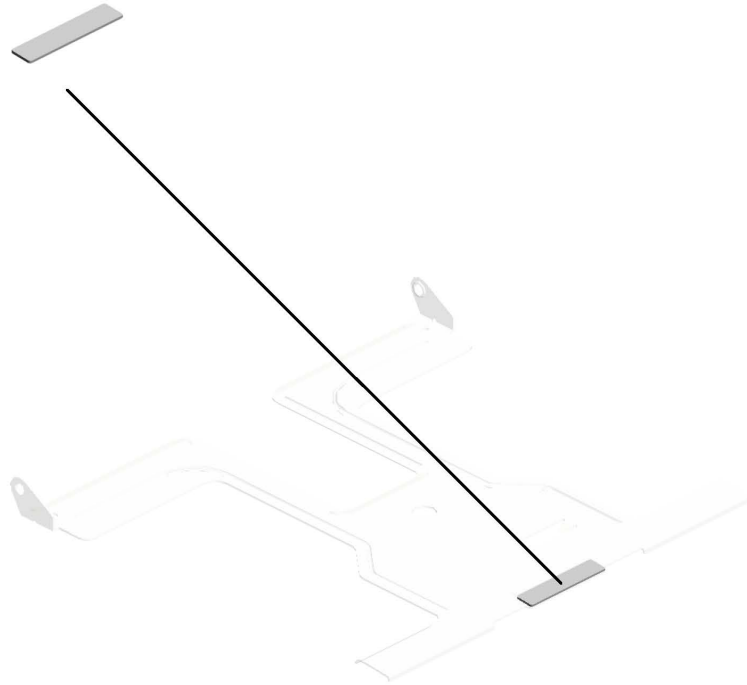


U006\_S001\_S003  
BASE:TRAY:ASS'Y

133.G5553069  
BASEPAD




126.D1962845  
BASE:TRAY:ASS'Y



U001	U002	U003	U004	U005	U006	U007	U008	U009	U010	U011	U012	U013	U014	U015	U016	U017	U018	U019	U020
------	------	------	------	------	------	------	------	------	------	------	------	------	------	------	------	------	------	------	------

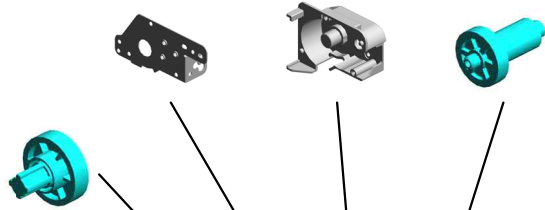
U006\_S002  
BASE:RISE:ASS'Y

54.D1172655 BASE:LIFT MOTOR  
:PAPER FEED:FRO  
NT  
55.D1172656 CASE:RISING TRA  
Y  
25.AB017834 GEAR:RISING TRA  
Y:2



48.D1172533  
BASE:RISE:ASS'Y

24.AB011541  
GEAR:RISING TRA  
Y:OUTPUT



19.AA080361  
PLAIN SHAFT BEA  
RING:CASE:RISIN  
G TRAY

18.AA063701  
COMPRESSION SP  
RING:RISING TRAY




1.03530030N  
(x2)  
SCREW:M3X3



116.D1172888  
JOINT:BASE:RISE



56.D1172660  
DC MOTOR:2.6W:B  
RUSH:(M15)




27.AB017899 GEAR:RISING TRA  
Y:1  
6.04523008N (x2)  
TAPPING SCREW -  
M3X8  
26.AB017835 GEAR:RISING TRA  
Y:3




U001	U002	U003	U004	U005	U006	U007	U008	U009	U010	U011	U012	U013	U014	U015	U016	U017	U018	U019	U020
------	------	------	------	------	------	------	------	------	------	------	------	------	------	------	------	------	------	------	------

U006\_S003  
LEVER:STRETCH:TRAY:UNI:ASS'Y

44.D0C92955  
LEVER:LOCK:PAW  
L




43.D0C92897  
LEVER:STRETCH:T  
RAY:UNI:ASS'Y



U001	U002	U003	U004	U005	<b>U006</b>	U007	U008	U009	U010	U011	U012	U013	U014	U015	U016	U017	U018	U019	U020
------	------	------	------	------	-------------	------	------	------	------	------	------	------	------	------	------	------	------	------	------

# U006\_S004 MANUAL FEED UNIT:ASS'Y



36.D0C92803  
MANUAL FEED UNIT:ASSY

- 65.D1172725 (x2) COMPRESSION SPRING: PAPER FEED
- 59.D1172714 COMPRESSION SPRING: SEPARATION: MANUAL FEED
- 60.D1172717 SHAFT: PAPER FEED: MANUAL FEED
- 29.AF031092 PAPER FEED ROLLER: MANUAL FEED
- 57.D1172710 GUIDE PLATE: MANUAL FEED: LOWER

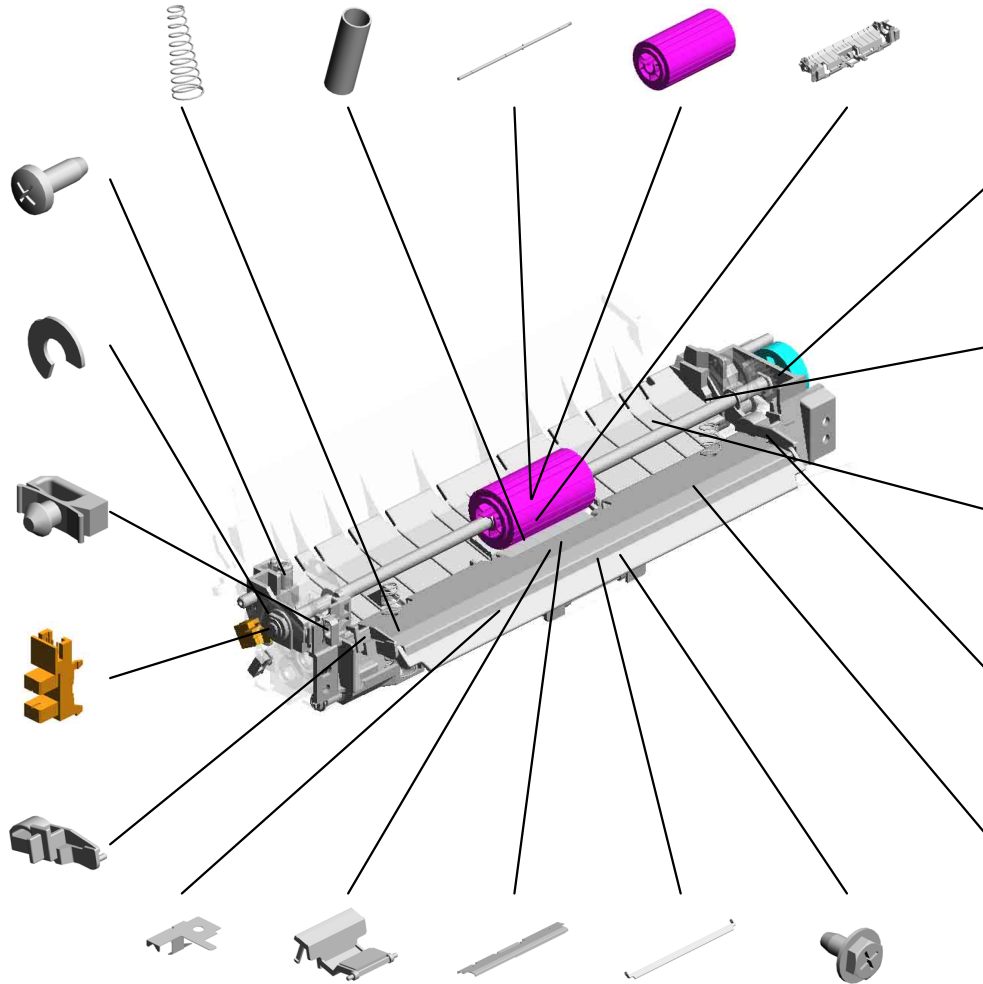
6.04523008N  
TAPPING SCREW - M3X8

14.08050104 (x9)  
RETAINING RINGS -E: SILENCER: DIA4

16.11050758 (x2)  
CLAMP: LWSM-030 6A

30.AW020234 (x3)  
PHOTO INTERRUPTOR: GP1A173LCS 5F: (S1/S4/S5/S6/S19/S20/S22/S23/S25/S33/S35/S36)

63.D1172723  
GUIDE: BASE: FRONT



61.D1172719  
GEAR: PAPER FEED: MANUAL FEED

45.D0CB2718  
ELECTROMAGNETIC CLUTCH: DRIVE: MANUAL FEED: (CL1)

21.AA082173 (x4)  
PLAIN SHAFT BEARING: 6X10X6


64.D1172724  
GUIDE: BASE: REAR

10.04583010N (x8)  
HEXAGON HEAD TAPPING SCREW: 3X10

- 47.D0CB2792 GROUND PLATE: TRAY BOTTOM PLATE: MANUAL FEED: INNER BACK
- 58.D1172711 FRICTION PAD: MANUAL FEED: ADHESION
- 62.D1172721 TRAY BOTTOM PLATE: MANUAL FEED
- 46.D0CB2782 GUIDE PLATE: MANUAL FEED TABLE: I
- 4.04513006N (x2) TAPPING SCREW - 3X6

U001	U002	U003	U004	U005	U006	U007	U008	U009	U010	U011	U012	U013	U014	U015	U016	U017	U018	U019	U020
------	------	------	------	------	------	------	------	------	------	------	------	------	------	------	------	------	------	------	------

U006\_S004  
MANUAL FEED UNIT:ASS'Y



36.D0C92803  
MANUAL FEED UNIT:ASS'Y

- 80.D1172747 FEELER:CAM:MANUAL FEED
- 83.D1172752 SPRING PLATE:HOME POSITION SENSOR:MANUAL FEED
- 74.D1172741 CAM:MANUAL FEED:FRONT
- 66.D1172727 GUIDE PLATE:MANUAL FEED:MIDDLE
- 67.D1172728 SHEET:MANUAL FEED

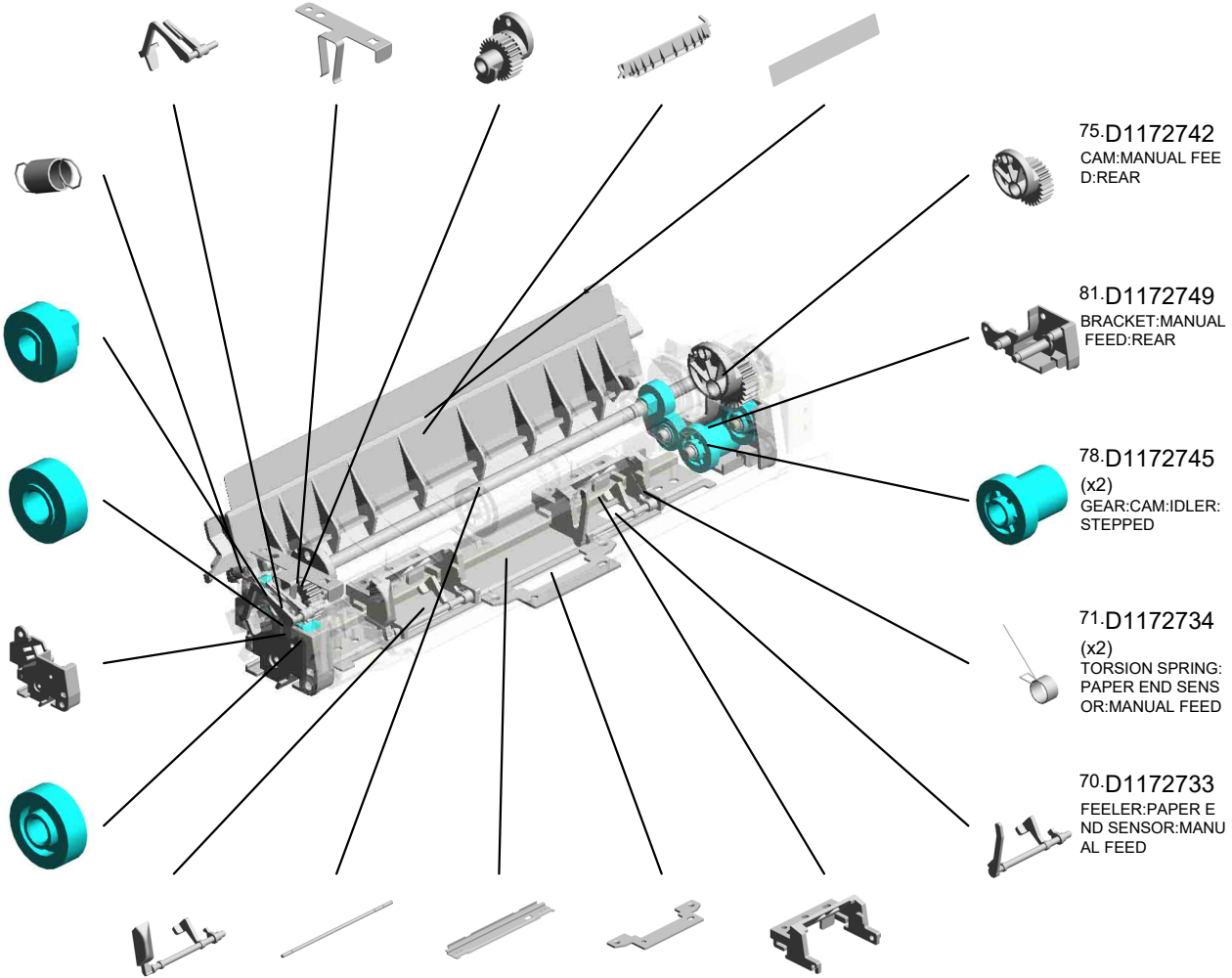
68.D1172729 TENSION SPRING:GUIDE PLATE:MANUAL FEED

76.D1172743 (x2) GEAR:CAM:MANUAL FEED

77.D1172744 (x2) GEAR:CAM:IDLER:LOWER

82.D1172751 BRACKET:MANUAL FEED:FRONT

79.D1172746 (x2) GEAR:CAM:IDLER:UPPER



75.D1172742 CAM:MANUAL FEED:REAR

81.D1172749 BRACKET:MANUAL FEED:REAR

78.D1172745 (x2) GEAR:CAM:IDLER:STEPPED

71.D1172734 (x2) TORSION SPRING:PAPER END SENSOR:MANUAL FEED


70.D1172733 FEELER:PAPER END SENSOR:MANUAL FEED

- 84.D1172756 FEELER:PAPER SIZE SENSOR:MANUAL FEED
- 73.D1172740 SHAFT:CAM:MANUAL FEED
- 72.D1172735 SUPPORTING PLATE:MANUAL FEED
- 85.D1172760 SUPPORTING PLATE:SMALL:MANUAL FEED
- 69.D1172732 (x2) HOLDER:PAPER END SENSOR:MANUAL FEED

U001	U002	U003	U004	U005	U006	U007	U008	U009	U010	U011	U012	U013	U014	U015	U016	U017	U018	U019	U020
------	------	------	------	------	------	------	------	------	------	------	------	------	------	------	------	------	------	------	------

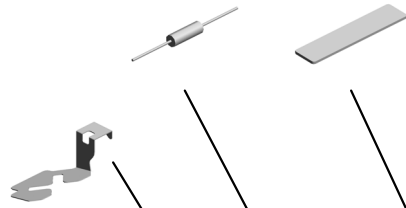
U006\_S004  
 MANUAL FEED UNIT:ASS'Y

135.M0963989 133.G5553069  
 RESISTOR:TRANS BASEPAD  
 FER/SEPARATION



36.D0C92803  
 MANUAL FEED UNI  
 T:ASS'Y

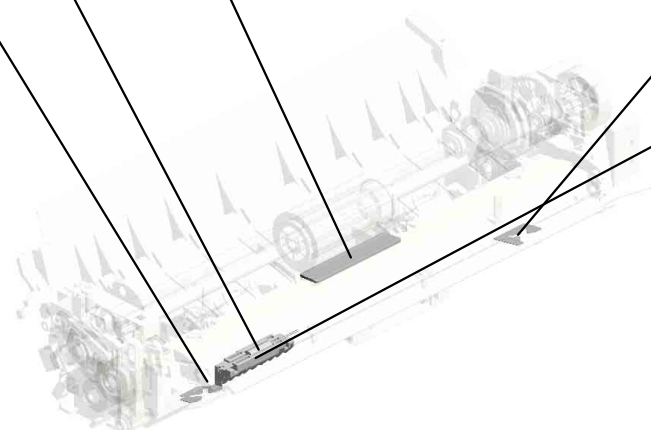

122.D1962791  
 GROUND PLATE:T  
 RAY BOTTOM PLA  
 TE:MANUAL FEED:  
 FRONT



124.D1962798  
 INSULATING SHEE  
 T:BASE:MANUAL F  
 EED



123.D1962794  
 HOLDER:RESISTO  
 R:MANUAL FEED:B  
 ASE



U001	U002	U003	U004	U005	U006	U007	U008	U009	U010	U011	U012	U013	U014	U015	U016	U017	U018	U019	U020
------	------	------	------	------	------	------	------	------	------	------	------	------	------	------	------	------	------	------	------

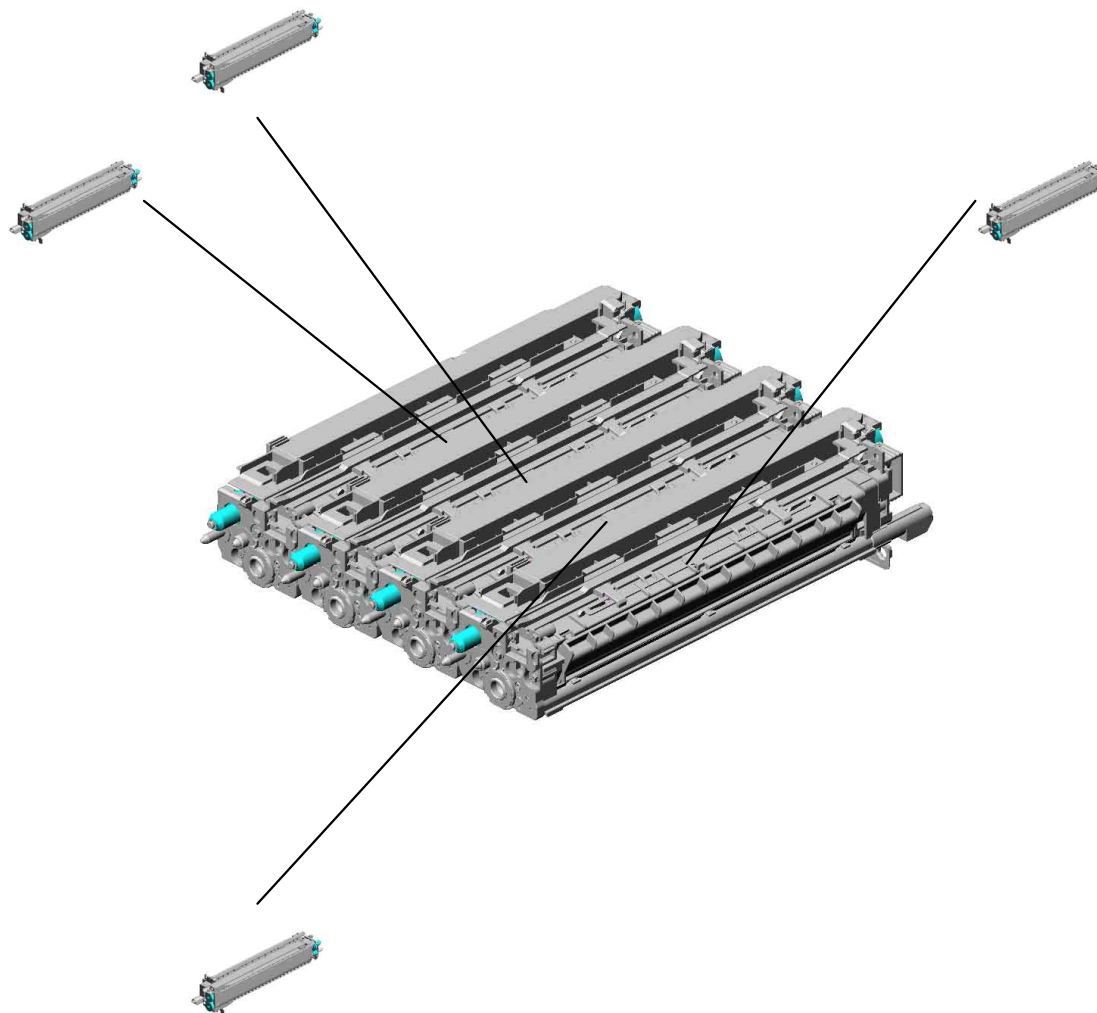
# U007.PCDU

U007\_S003  
D0CB0123  
PCDU:M:SERVICE PARTS

U007\_S004  
D0CB0124  
PCDU:Y:SERVICE PARTS

U007\_S001  
D0CB0121  
PCDU:BK:SERVICE PARTS

U007\_S002  
D0CB0122  
PCDU:C:SERVICE PARTS





U001	U002	U003	U004	U005	U006	U007	U008	U009	U010	U011	U012	U013	U014	U015	U016	U017	U018	U019	U020
------	------	------	------	------	------	------	------	------	------	------	------	------	------	------	------	------	------	------	------

U007  
PCDU

8-08046128

(x8)

HEXAGONAL BOLT  
:DOUBLE SCREW:  
M3X10




U001	U002	U003	U004	U005	U006	U007	U008	U009	U010	U011	U012	U013	U014	U015	U016	U017	U018	U019	U020
------	------	------	------	------	------	------	------	------	------	------	------	------	------	------	------	------	------	------	------



U007\_S001  
PCDU: BK: SERVICE PARTS


5.07200025E RETAINING RING - M2.5  
4.06320080G PARALLEL KEY - 2 X8MM  
1.03603006N (x2) SCREW - M3X6



11.D0CB0121  
PCDU: BK: SERVICE PARTS

6.07200030E  
RETAINING RING - M3

2.04503010N  
(x6)  
TAPPING SCREW - M3X10



3.04583008N  
(x2)  
HEXAGON HEAD TAPPING SCREW: 3 X8

7.07200040E  
(x2)  
RETAINING RING - M4


9.08050104  
RETAINING RINGS - E-SILENCER: DIA4

10.11050511  
HARNESS CLAMP - LWS-0306ZC

U001	U002	U003	U004	U005	U006	U007	U008	U009	U010	U011	U012	U013	U014	U015	U016	U017	U018	U019	U020
------	------	------	------	------	------	------	------	------	------	------	------	------	------	------	------	------	------	------	------

U007\_S002  
PCDU:C:SERVICE PARTS

5.07200025E RETAINING RING - M2.5  
 4.06320080G PARALLEL KEY - 2 X8MM  
 1.03603006N (x2) SCREW - M3X6



12.D0CB0122  
PCDU:C:SERVICE PARTS

6.07200030E  
RETAINING RING - M3



2.04503010N  
(x6)  
TAPPING SCREW - M3X10



7.07200040E  
(x2)  
RETAINING RING - M4



9.08050104  
RETAINING RINGS -E:SILENCER:DIA4



10.11050511  
HARNES CLAMP - LWS-0306ZC




3.04583008N  
(x2)  
HEXAGON HEAD TAPPING SCREW:3 X8



U001	U002	U003	U004	U005	U006	U007	U008	U009	U010	U011	U012	U013	U014	U015	U016	U017	U018	U019	U020
------	------	------	------	------	------	------	------	------	------	------	------	------	------	------	------	------	------	------	------

U007\_S003  
PCDU:M:SERVICE PARTS

5.07200025E RETAINING RING - M2.5  
 4.06320080G PARALLEL KEY - 2 X8MM  
 1.03603006N (x2) SCREW - M3X6




13.D0CB0123  
PCDU:M:SERVICE PARTS

6.07200030E  
RETAINING RING - M3



2.04503010N  
(x6)  
TAPPING SCREW - M3X10



7.07200040E  
(x2)  
RETAINING RING - M4



9.08050104  
RETAINING RINGS -E:SILENCER:DIA4



10.11050511  
HARNES CLAMP - LWS-0306ZC




3.04583008N  
(x2)  
HEXAGON HEAD TAPPING SCREW:3 X8



U001	U002	U003	U004	U005	U006	U007	U008	U009	U010	U011	U012	U013	U014	U015	U016	U017	U018	U019	U020
------	------	------	------	------	------	------	------	------	------	------	------	------	------	------	------	------	------	------	------

U007\_S004  
PCDU:Y:SERVICE PARTS

5.07200025E RETAINING RING - M2.5  
 4.06320080G PARALLEL KEY - 2 X8MM  
 1.03603006N (x2) SCREW - M3X6



14.D0CB0124  
PCDU:Y:SERVICE PARTS

6.07200030E  
RETAINING RING - M3

2.04503010N  
(x6)  
TAPPING SCREW - M3X10



3.04583008N  
(x2)  
HEXAGON HEAD TAPPING SCREW:3 X8

7.07200040E  
(x2)  
RETAINING RING - M4

9.08050104  
RETAINING RINGS -E:SILENCER:DIA4

10.11050511  
HARNESS CLAMP - LWS-0306ZC

U001	U002	U003	U004	U005	U006	U007	U008	U009	U010	U011	U012	U013	U014	U015	U016	U017	U018	U019	U020
------	------	------	------	------	------	------	------	------	------	------	------	------	------	------	------	------	------	------	------

# U008.DEVELOPMENT

U008\_S001  
D0C93300  
HOUSING:TONER SUPPLY:A  
SS'Y

U008\_S007  
D0CB3304  
DRIVE UNIT:TONER SUPPLY  
:ASS'Y

U008\_S006  
D0CB3304  
DRIVE UNIT:TONER SUPPLY  
:ASS'Y

U008\_S008  
D0CB3304  
DRIVE UNIT:TONER SUPPLY  
:ASS'Y

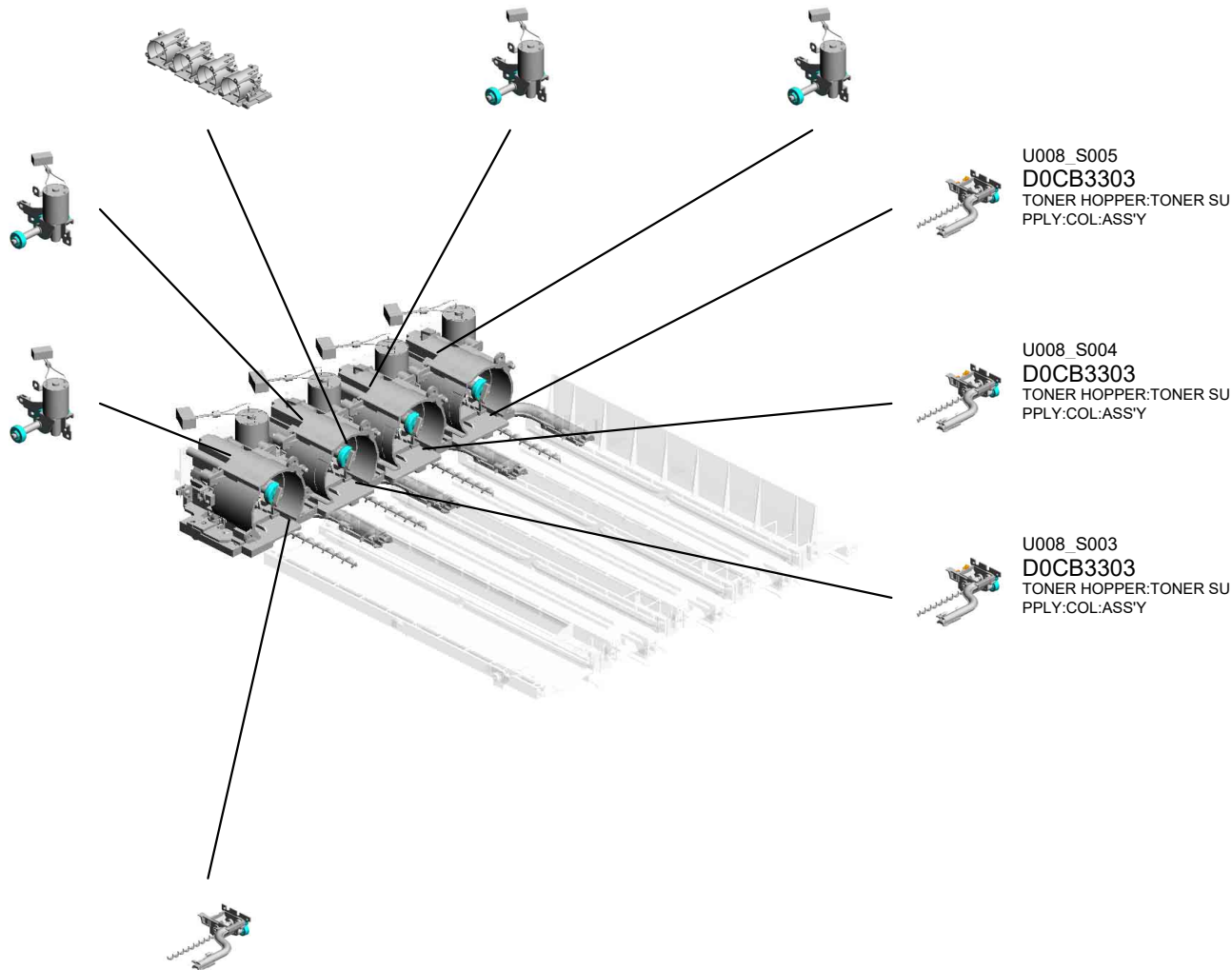
U008\_S009  
D0CB3304  
DRIVE UNIT:TONER SUPPLY  
:ASS'Y

U008\_S005  
D0CB3303  
TONER HOPPER:TONER SU  
PPLY:COL:ASS'Y

U008\_S004  
D0CB3303  
TONER HOPPER:TONER SU  
PPLY:COL:ASS'Y

U008\_S003  
D0CB3303  
TONER HOPPER:TONER SU  
PPLY:COL:ASS'Y

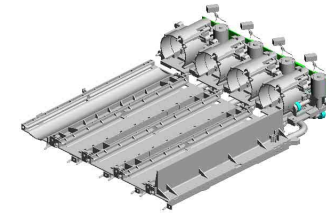
U008\_S002  
D0CB3302  
TONER HOPPER:TONER SU  
PPLY:K:ASS'Y



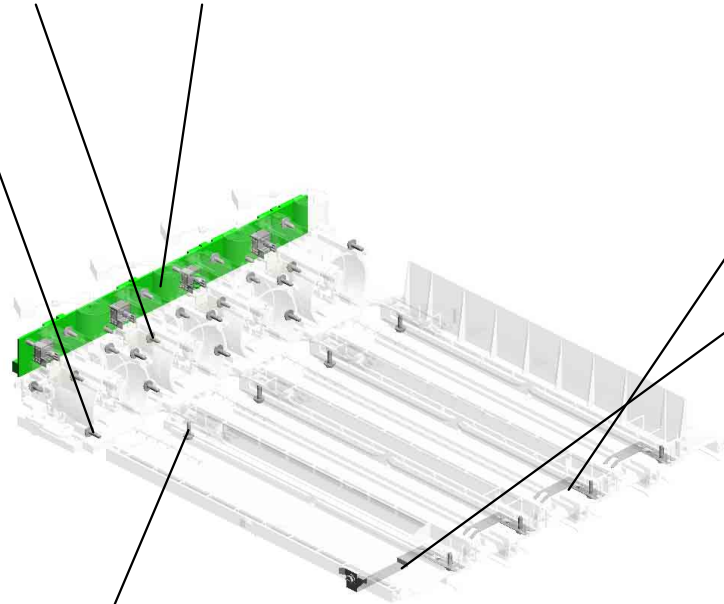
U001	U002	U003	U004	U005	U006	U007	U008	U009	U010	U011	U012	U013	U014	U015	U016	U017	U018	U019	U020
------	------	------	------	------	------	------	------	------	------	------	------	------	------	------	------	------	------	------	------

U008  
DEVELOPMENT

4.04583008N 9.D0C85180  
(x17) PCB:BRB:(PCB7)  
HEXAGON HEAD TAPPING SCREW:3X8



5.04583010N  
(x8)  
HEXAGON HEAD TAPPING SCREW:3X10



3.04513010N(x 5)  
TAPPING SCREW:3X10  
5.04583010N(x 8)  
HEXAGON HEAD TAPPING SCREW:3X10



19.D1173394  
(x3)  
GROUND PLATE:R  
AIL:BASE



20.D1173395  
GROUND PLATE:R  
AIL:BASE:MAIN


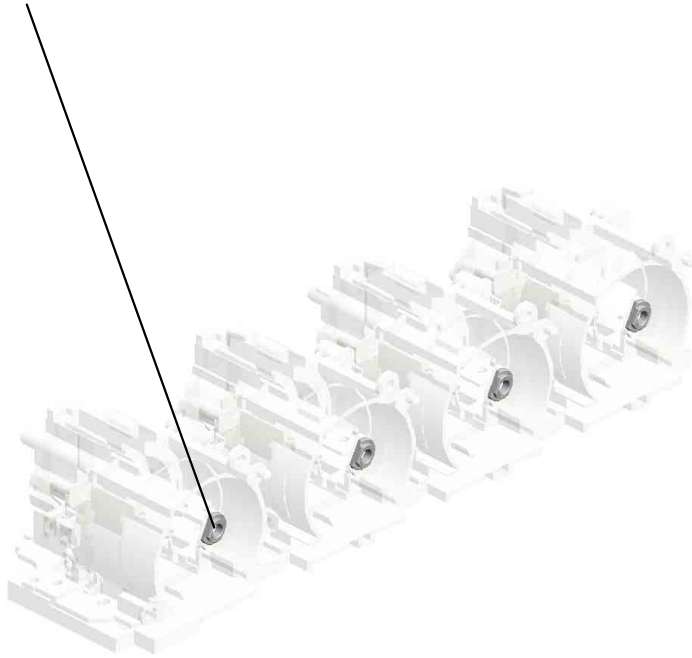
3.04513010N  
(x8)  
TAPPING SCREW:  
3X10



U001	U002	U003	U004	U005	U006	U007	U008	U009	U010	U011	U012	U013	U014	U015	U016	U017	U018	U019	U020
------	------	------	------	------	------	------	------	------	------	------	------	------	------	------	------	------	------	------	------

U008\_S001  
HOUSING:TONER SUPPLY:ASS'Y

18.D1173354  
(x4)  
COLLAR:TONER S  
UPPLY:HOUSING



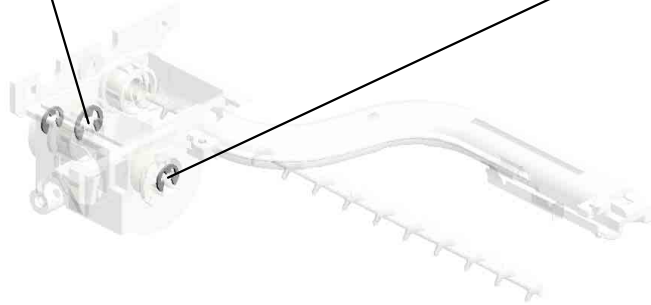
10.D0C93300  
HOUSING:TONER  
SUPPLY:ASS'Y

2.04503008N(x 8)  
TAPPING SCREW - M3X8


U001	U002	U003	U004	U005	U006	U007	<b>U008</b>	U009	U010	U011	U012	U013	U014	U015	U016	U017	U018	U019	U020
------	------	------	------	------	------	------	-------------	------	------	------	------	------	------	------	------	------	------	------	------

U008\_S002  
TONER HOPPER:TONER SUPPLY:K:ASS'Y

7.07200040E  
RETAINING RING -  
M4



6.07200030E  
(x2)  
RETAINING RING -  
M3



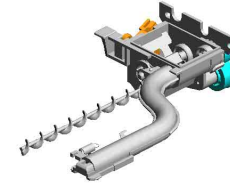
11.D0CB3302  
TONER HOPPER:T  
ONER SUPPLY:K:A  
SS'Y

U001	U002	U003	U004	U005	U006	U007	<b>U008</b>	U009	U010	U011	U012	U013	U014	U015	U016	U017	U018	U019	U020
------	------	------	------	------	------	------	-------------	------	------	------	------	------	------	------	------	------	------	------	------

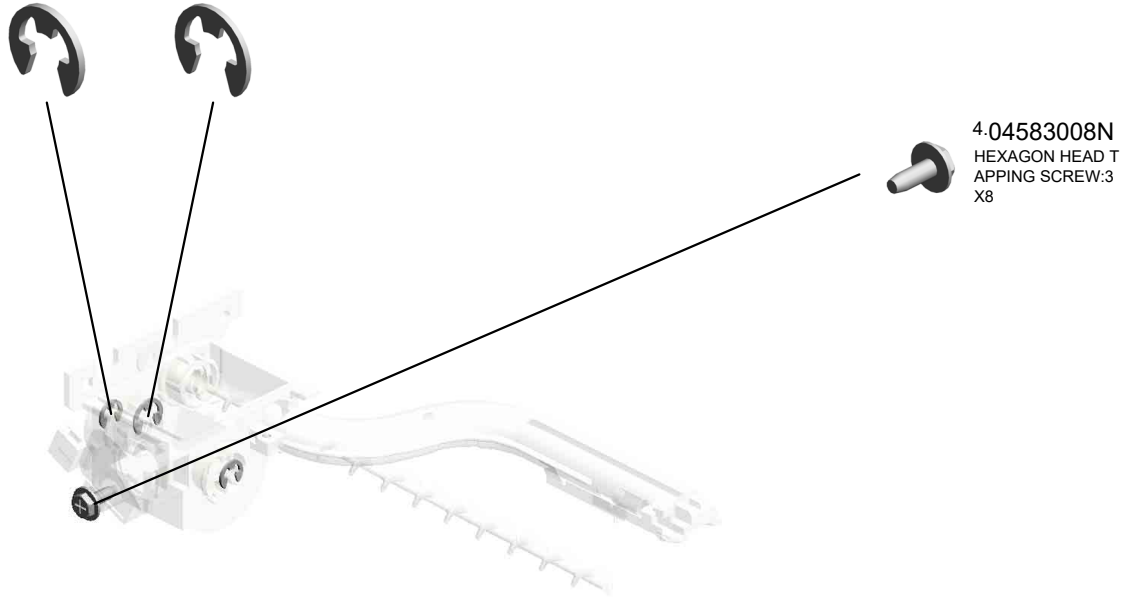


U008\_S003  
TONER HOPPER:TONER SUPPLY:COL:ASS'Y

6.07200030E 7.07200040E  
(x2) RETAINING RING -  
RETAINING RING - M4  
M3



12.D0CB3303  
TONER HOPPER:T  
ONER SUPPLY:CO  
L:ASS'Y

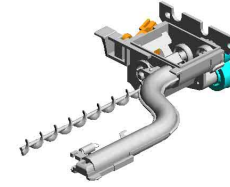


4.04583008N  
HEXAGON HEAD T  
APPING SCREW:3  
X8

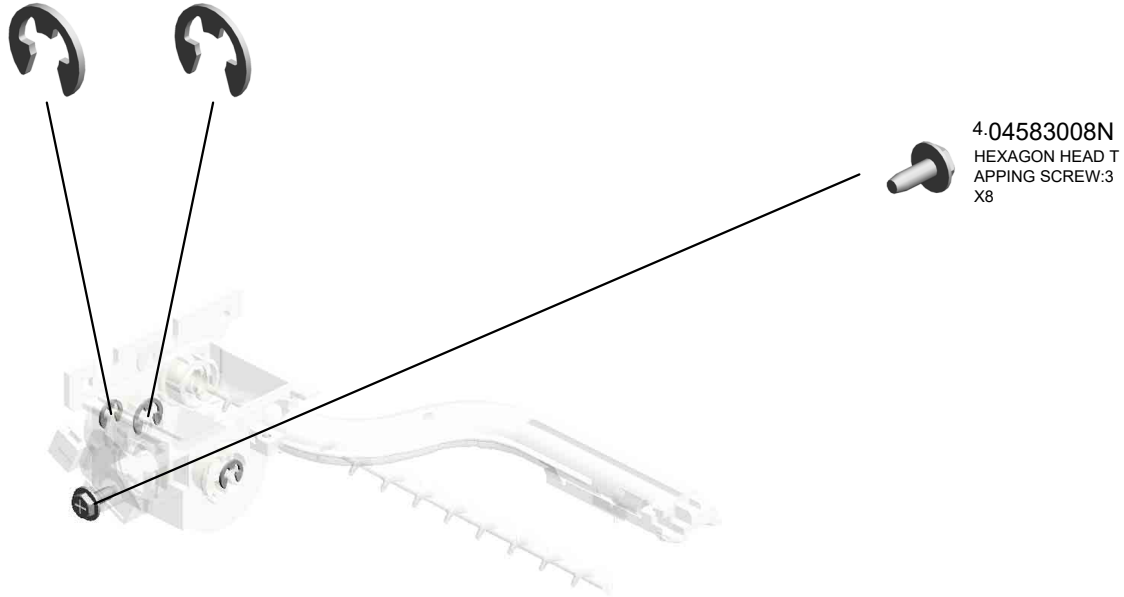
U001	U002	U003	U004	U005	U006	U007	U008	U009	U010	U011	U012	U013	U014	U015	U016	U017	U018	U019	U020
------	------	------	------	------	------	------	------	------	------	------	------	------	------	------	------	------	------	------	------

U008\_S004  
TONER HOPPER:TONER SUPPLY:COL:ASS'Y

6.07200030E 7.07200040E  
(x2) RETAINING RING -  
RETAINING RING - M4  
M3



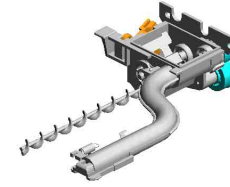
12.D0CB3303  
TONER HOPPER:T  
ONER SUPPLY:CO  
L:ASS'Y



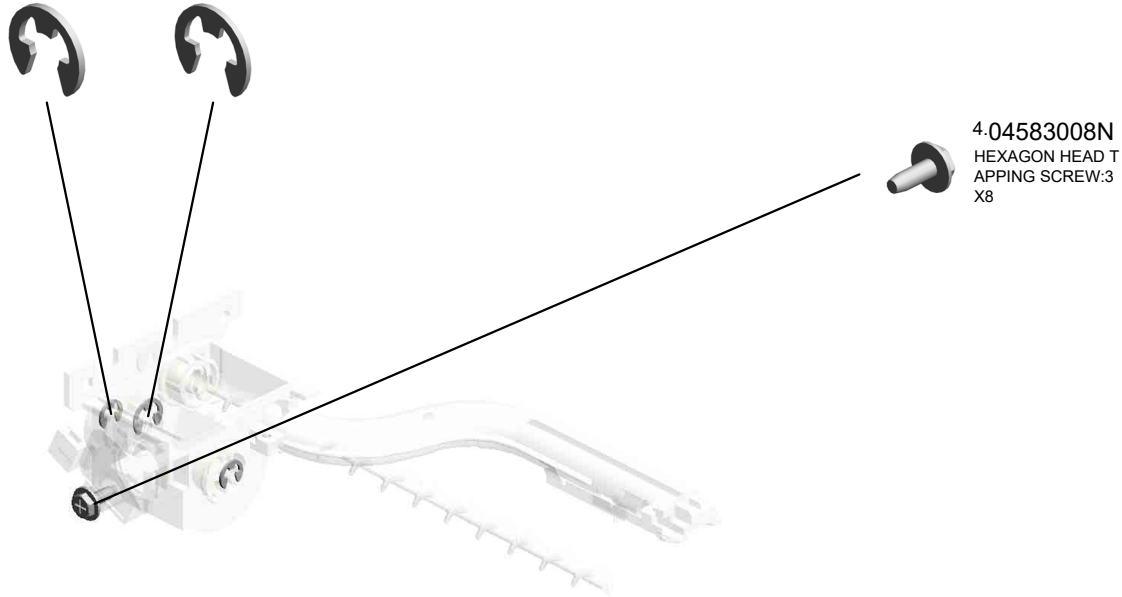
U001	U002	U003	U004	U005	U006	U007	<b>U008</b>	U009	U010	U011	U012	U013	U014	U015	U016	U017	U018	U019	U020
------	------	------	------	------	------	------	-------------	------	------	------	------	------	------	------	------	------	------	------	------

U008\_S005  
TONER HOPPER:TONER SUPPLY:COL:ASS'Y

6.07200030E 7.07200040E  
(x2) RETAINING RING -  
RETAINING RING - M4  
M3



12.D0CB3303  
TONER HOPPER:T  
ONER SUPPLY:CO  
L:ASS'Y



U001	U002	U003	U004	U005	U006	U007	<b>U008</b>	U009	U010	U011	U012	U013	U014	U015	U016	U017	U018	U019	U020
------	------	------	------	------	------	------	-------------	------	------	------	------	------	------	------	------	------	------	------	------

U008\_S006

DRIVE UNIT:TONER SUPPLY:ASS'Y

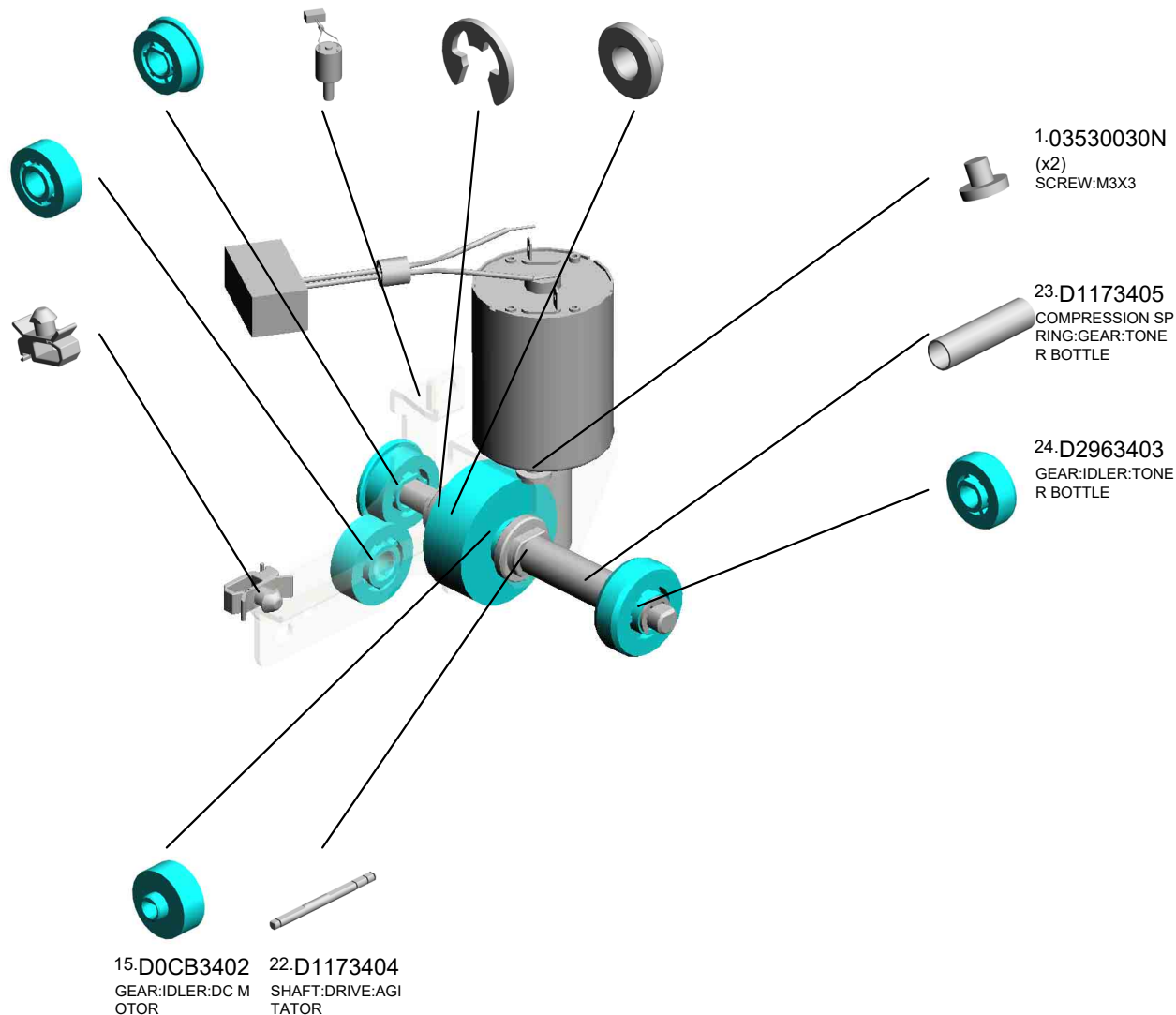
- 16.D0CB3407 GEAR:TONER HOP PER:DRIVE SUB-UNIT
- 14.D0CB3400 DC MOTOR:TONE R SUPPLY:ASS'Y:(M1/M2/M3/M4)
- 6.07200030E (x3) RETAINING RING - M3
- 21.D1173401 (x2) COLLAR:DRIVE:BRACKET



13.D0CB3304  
DRIVE UNIT:TONE  
R SUPPLY:ASS'Y

17.D0CB3408  
GEAR:IDLER:TRAN  
SPORT SCREW

8.11050511  
HARNESS CLAMP -  
LWS-0306ZC



1.03530030N  
(x2)  
SCREW:M3X3

23.D1173405  
COMPRESSION SP  
RING:GEAR:TONE  
R BOTTLE

24.D2963403  
GEAR:IDLER:TONE  
R BOTTLE

15.D0CB3402 GEAR:IDLER:DC M  
OTOR

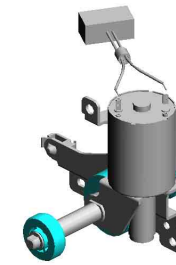
22.D1173404 SHAFT:DRIVE:AGI  
TATOR

U001	U002	U003	U004	U005	U006	U007	<b>U008</b>	U009	U010	U011	U012	U013	U014	U015	U016	U017	U018	U019	U020
------	------	------	------	------	------	------	-------------	------	------	------	------	------	------	------	------	------	------	------	------

U008\_S007

DRIVE UNIT:TONER SUPPLY:ASS'Y

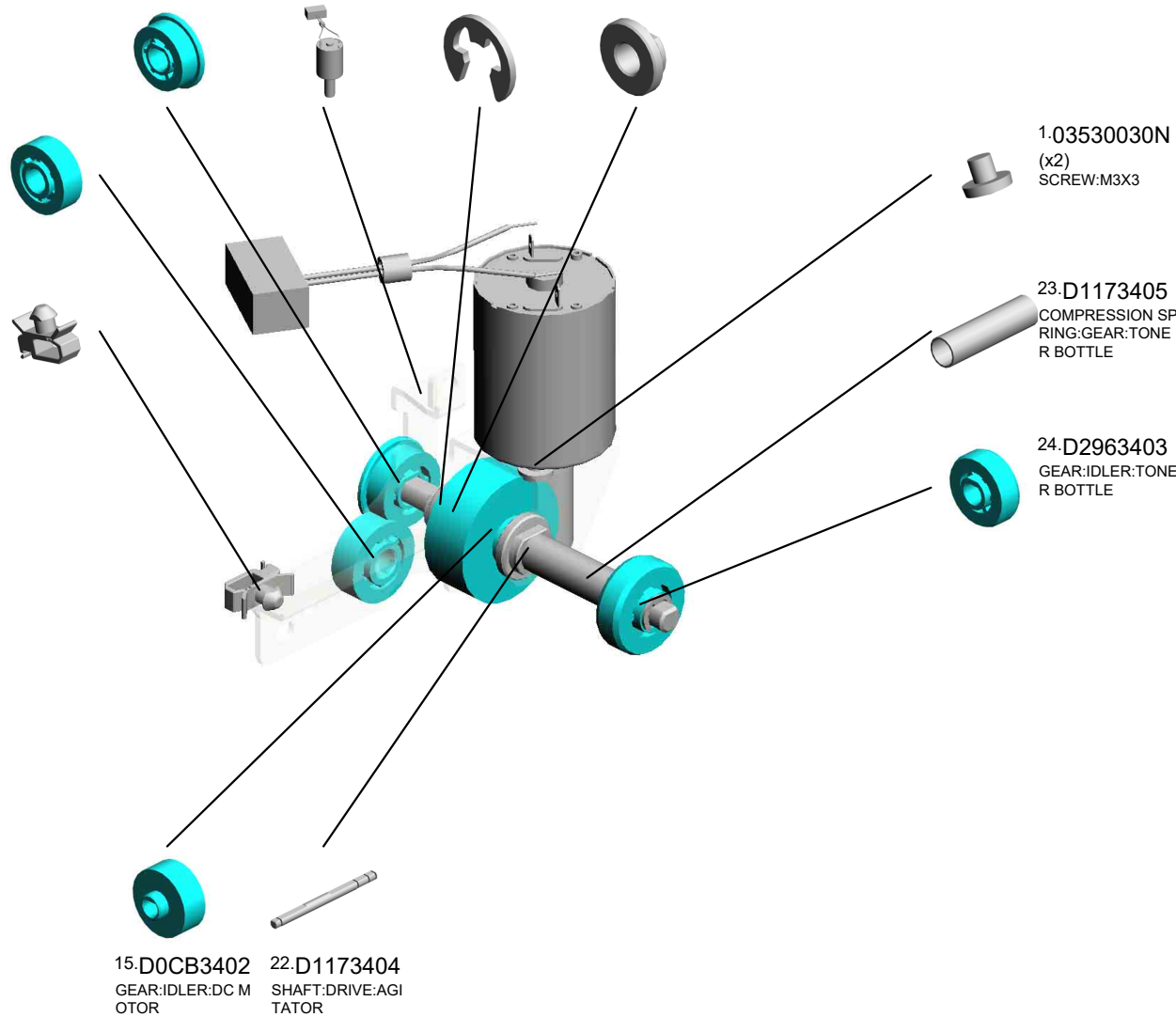
- 16.D0CB3407 GEAR:TONER HOP PER:DRIVE SUB-UNIT
- 14.D0CB3400 DC MOTOR:TONE R SUPPLY:ASS'Y:(M1/M2/M3/M4)
- 6.07200030E (x3) RETAINING RING - M3
- 21.D1173401 (x2) COLLAR:DRIVE:BRACKET



13.D0CB3304  
DRIVE UNIT:TONE  
R SUPPLY:ASS'Y

17.D0CB3408  
GEAR:IDLER:TRAN  
SPORT SCREW

8.11050511  
HARNESS CLAMP -  
LWS-0306ZC



1.03530030N  
(x2)  
SCREW:M3X3

23.D1173405  
COMPRESSION SP  
RING:GEAR:TONE  
R BOTTLE

24.D2963403  
GEAR:IDLER:TONE  
R BOTTLE

15.D0CB3402 GEAR:IDLER:DC M  
OTOR

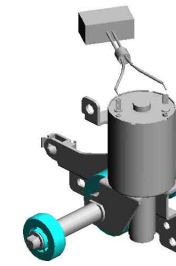
22.D1173404 SHAFT:DRIVE:AGI  
TATOR

U001	U002	U003	U004	U005	U006	U007	U008	U009	U010	U011	U012	U013	U014	U015	U016	U017	U018	U019	U020
------	------	------	------	------	------	------	------	------	------	------	------	------	------	------	------	------	------	------	------

U008\_S008

DRIVE UNIT:TONER SUPPLY:ASS'Y

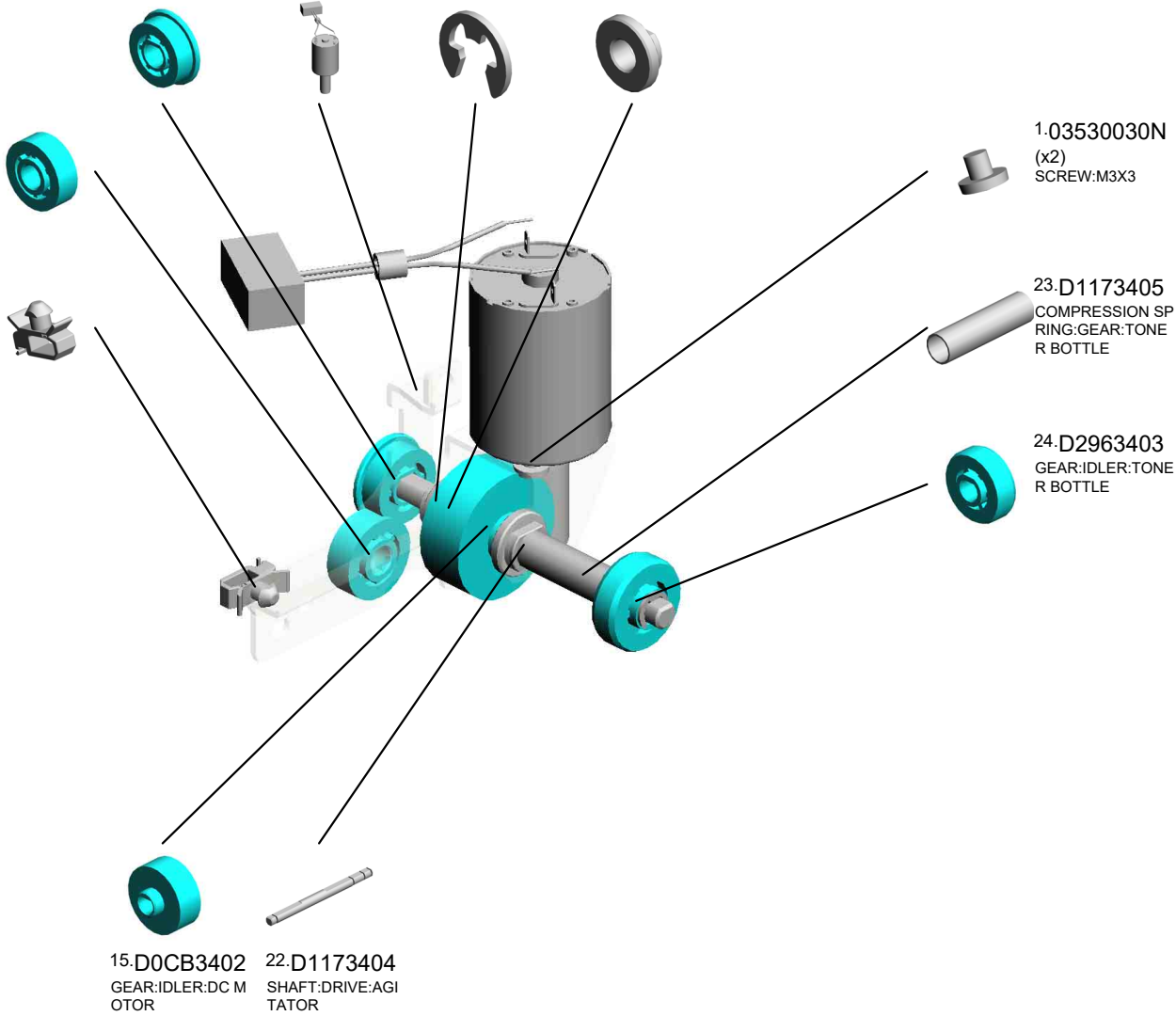
- 16.D0CB3407 GEAR:TONER HOP PER:DRIVE SUB-UNIT
- 14.D0CB3400 DC MOTOR:TONE R SUPPLY:ASS'Y:(M1/M2/M3/M4)
- 6.07200030E (x3) RETAINING RING - M3
- 21.D1173401 (x2) COLLAR:DRIVE:BRACKET



13.D0CB3304  
DRIVE UNIT:TONE  
R SUPPLY:ASS'Y

17.D0CB3408  
GEAR:IDLER:TRAN  
SPORT SCREW

8.11050511  
HARNESS CLAMP -  
LWS-0306ZC



1.03530030N  
(x2)  
SCREW:M3X3

23.D1173405  
COMPRESSION SP  
RING:GEAR:TONE  
R BOTTLE

24.D2963403  
GEAR:IDLER:TONE  
R BOTTLE

15.D0CB3402 GEAR:IDLER:DC M  
OTOR

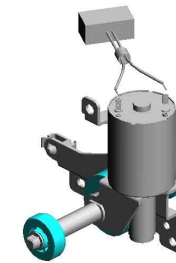
22.D1173404 SHAFT:DRIVE:AGI  
TATOR

U001	U002	U003	U004	U005	U006	U007	U008	U009	U010	U011	U012	U013	U014	U015	U016	U017	U018	U019	U020
------	------	------	------	------	------	------	------	------	------	------	------	------	------	------	------	------	------	------	------

U008\_S009

DRIVE UNIT:TONER SUPPLY:ASS'Y

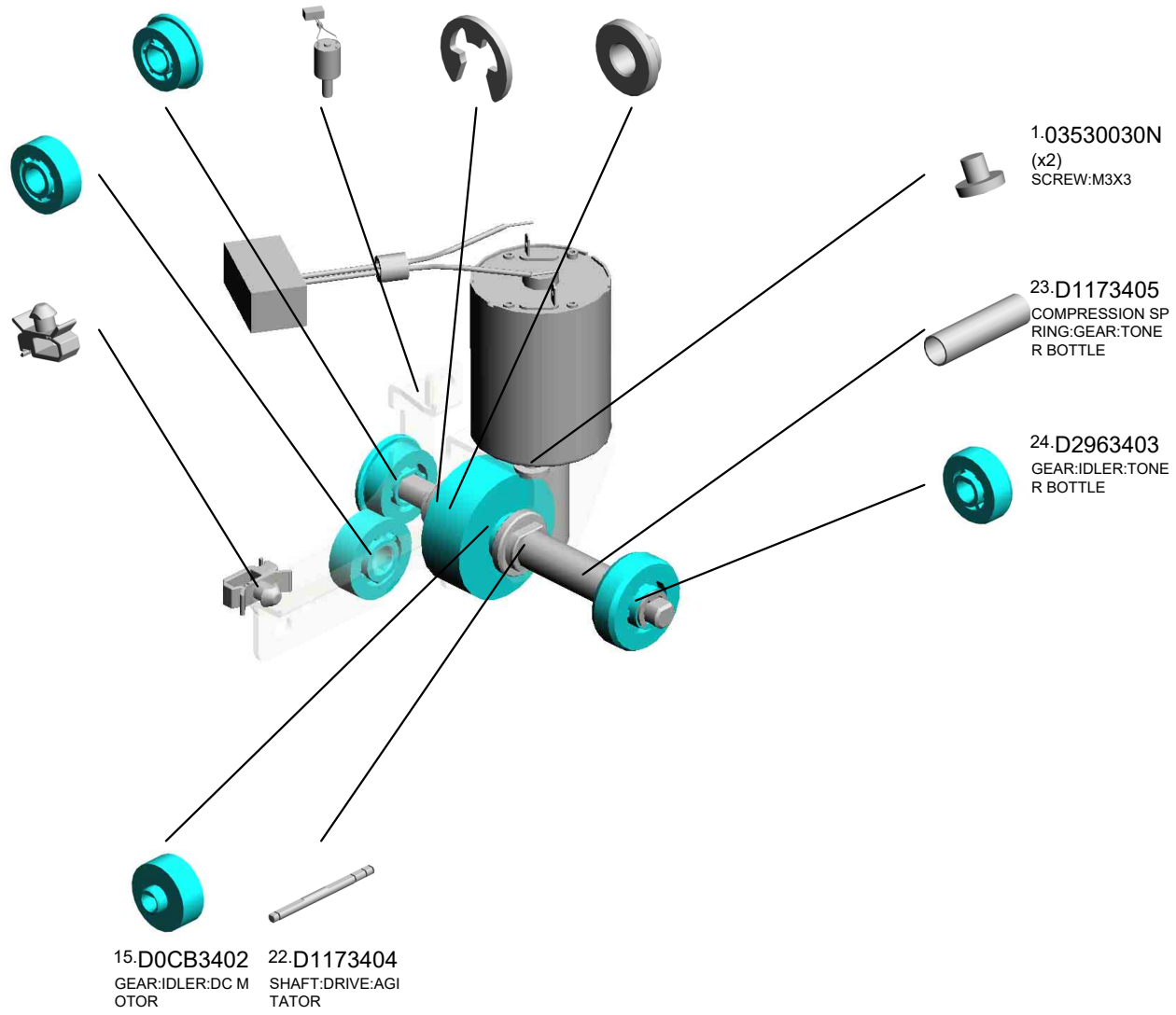
- 16.D0CB3407 GEAR:TONER HOP PER:DRIVE SUB-UNIT
- 14.D0CB3400 DC MOTOR:TONE R SUPPLY:ASS'Y:(M1/M2/M3/M4)
- 6.07200030E (x3) RETAINING RING - M3
- 21.D1173401 (x2) COLLAR:DRIVE:BRACKET



13.D0CB3304  
DRIVE UNIT:TONE  
R SUPPLY:ASS'Y

17.D0CB3408  
GEAR:IDLER:TRAN  
SPORT SCREW

8.11050511  
HARNESS CLAMP -  
LWS-0306ZC



1.03530030N  
(x2)  
SCREW:M3X3

23.D1173405  
COMPRESSION SP  
RING:GEAR:TONE  
R BOTTLE

24.D2963403  
GEAR:IDLER:TONE  
R BOTTLE

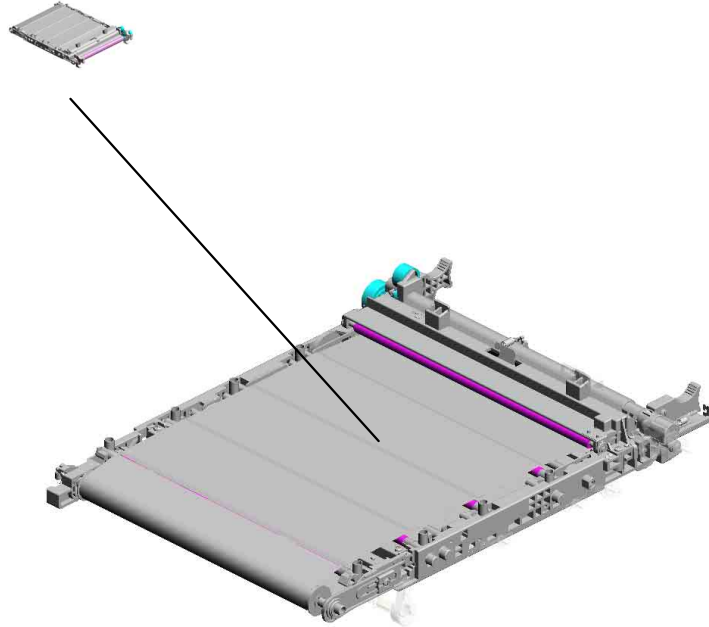
15.D0CB3402 GEAR:IDLER:DC M  
OTOR

22.D1173404 SHAFT:DRIVE:AGI  
TATOR

U001	U002	U003	U004	U005	U006	U007	U008	U009	U010	U011	U012	U013	U014	U015	U016	U017	U018	U019	U020
------	------	------	------	------	------	------	------	------	------	------	------	------	------	------	------	------	------	------	------

# U009.ITB UNIT

U009 S001  
D0CB6002  
TRANSFER UNIT:INTERMEDI  
ATE TRANSFER:SERVICE:AS  
SY

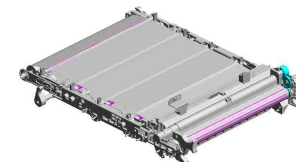


U001	U002	U003	U004	U005	U006	U007	U008	U009	U010	U011	U012	U013	U014	U015	U016	U017	U018	U019	U020
------	------	------	------	------	------	------	------	------	------	------	------	------	------	------	------	------	------	------	------



# U009 ITB UNIT

- 5.04503010N (x7) TAPPING SCREW - M3X10
- 2.03530030N (x2) SCREW:M3X3
- 20.AA082109 PLAIN SHAFT BEARING: DIA4
- 12.07200030E RETAINING RING - M3
- 15.11050542 HARNESS CLAMP - MSBS-1207



18.AA061084  
TENSION SPRING:  
FEELER



6.04513008N  
(x4)  
TAPPING SCREW -  
M3X8



21.AW020234  
PHOTOINTERRUPTOR:  
GP1A173LCS  
5F:(S1/S4/S5/S6/S1  
9/S20/S22/S23/S25/  
S33/S35/S36)



25.D0CB6350  
DC MOTOR:ON-OFF:  
FIRST:ASSY:(M1  
4)



14.08050104  
(x2)  
RETAINING RINGS  
-E:SILENCER:DIA4



19.AA066695  
TORSION SPRING:  
LEVER:ON-OFF



1.03125040N (x2)  
SCREW - M2.5X4



22.B2385875  
DC SOLENOID DC2  
4V:(SOL2)



17.AA060151  
TENSION SPRING



24.D0CB6238  
GUIDE:HARNESS:T  
M SENSOR



4.03603006N  
SCREW - M3X6



10.04583010N  
HEXAGON HEAD T  
APPING SCREW:3  
X10



16.11050758  
CLAMP:LWSM-030  
6A



9.04543006Q  
(x7)  
TAPPING SCREW -  
M3X6

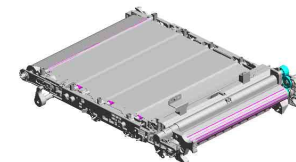


26.D0CB6381  
GUIDE PLATE:BRACKET:  
DENSITY SENSOR:  
FRONT:ASSY

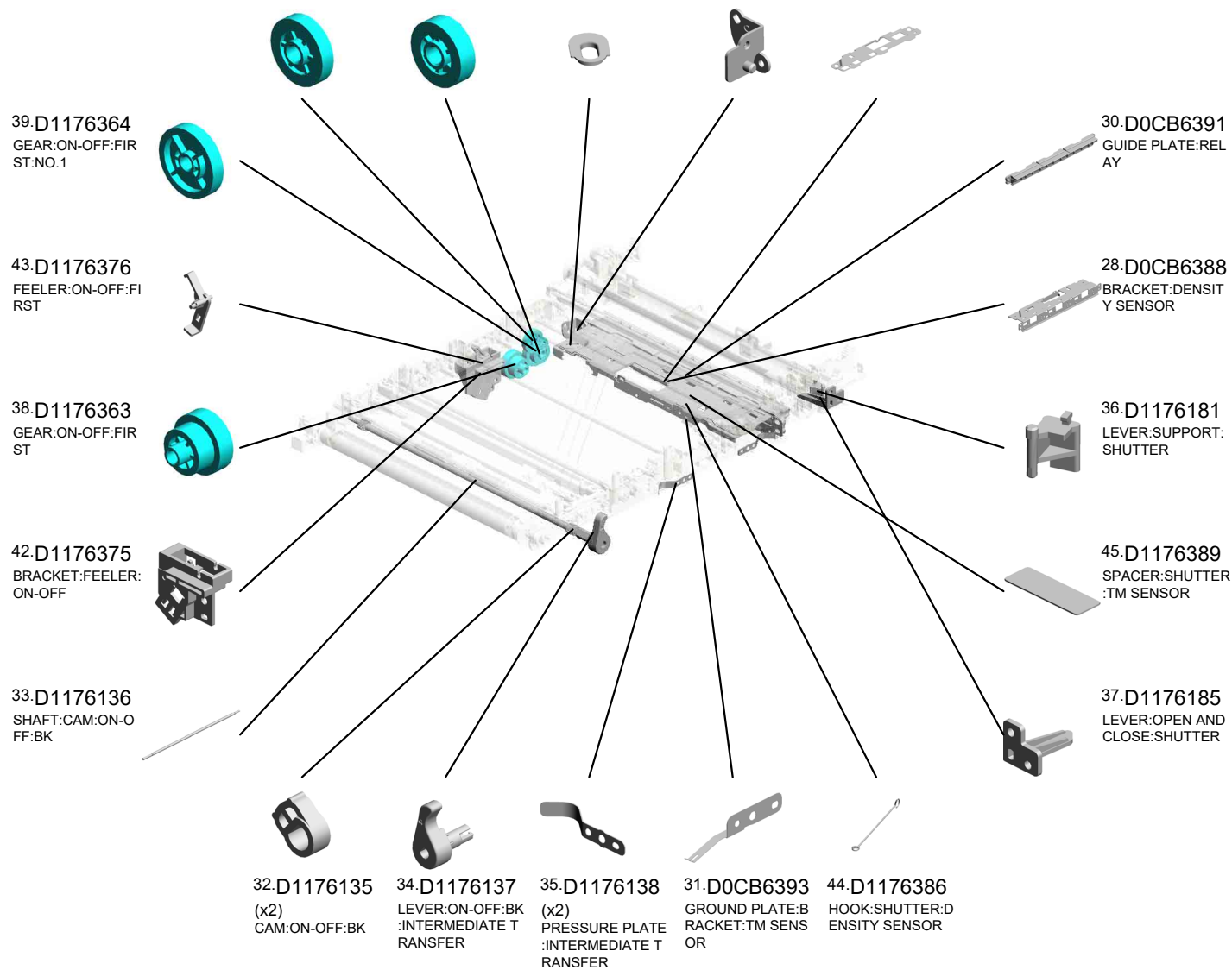


5.04503010N (x 2)  
TAPPING SCREW - M3X10

# U009 ITB UNIT




- 41.D1176366 GEAR:ON-OFF:FIRST:NO.3
- 40.D1176365 GEAR:ON-OFF:FIRST:NO.2
- 46.D1176392 (x2) SPACER:SHUTTER:SENSOR:TM
- 27.D0CB6383 GUIDE PLATE:BRACKET:DENSITY SENSOR:REAR:ASSY
- 29.D0CB6390 SHUTTER:DENSITY SENSOR



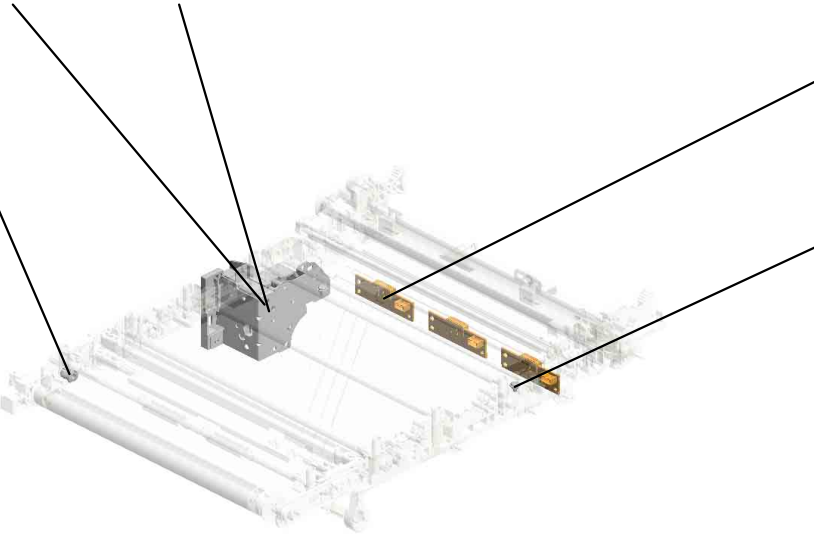
U001	U002	U003	U004	U005	U006	U007	U008	U009	U010	U011	U012	U013	U014	U015	U016	U017	U018	U019	U020
------	------	------	------	------	------	------	------	------	------	------	------	------	------	------	------	------	------	------	------

U009  
ITB UNIT

49.D1966362 48.D1966356  
COVER:BRACKET: DRIVE:ON-OFF BRACKET:DRIVE:O  
N-OFF:ASS'Y



50.G1666057  
PLAIN SHAFT BEA  
RING:ROLLER:BLA  
DE



51.GW010009  
(x3)  
DENSITY SENSOR:  
(S27/S28/S29)



47.D1441085  
(x2)  
STEPPED SCREW:  
M3



U001	U002	U003	U004	U005	U006	U007	U008	U009	U010	U011	U012	U013	U014	U015	U016	U017	U018	U019	U020
------	------	------	------	------	------	------	------	------	------	------	------	------	------	------	------	------	------	------	------

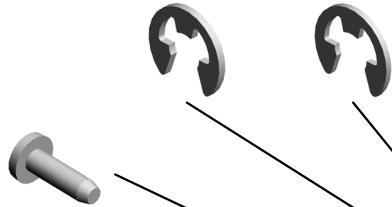
U009\_S001  
 TRANSFER UNIT:INTERMEDIATE TRANSFER:SERVICE:ASS'Y

12.07200030E 13.07200040E  
 (x3) (x3)  
 RETAINING RING - M3 RETAINING RING - M4



23.D0CB6002  
 TRANSFER UNIT:IN  
 TERMEDIATE TRA  
 NSFER:SERVICE:A  
 SS'Y

8.04523010N  
 (x4)  
 BINDING SELF-TA  
 PPING SCREW:3X  
 10




7.04523008N  
 (x10)  
 TAPPING SCREW -  
 M3X8



11.04593008N  
 (x4)  
 BINDING HEAD TA  
 PPING SCREW:3X  
 8



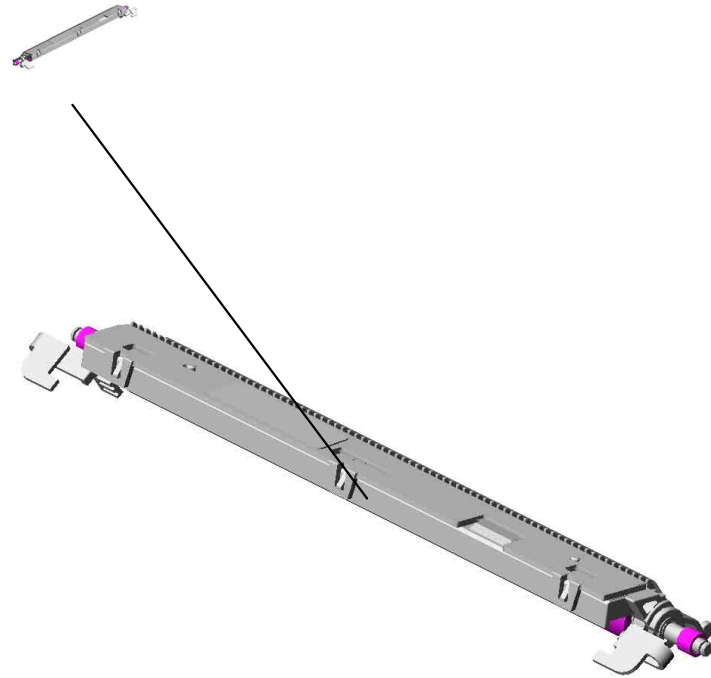
3.03530060N  
 (x4)  
 BIND SCREW - M3  
 X6



U001	U002	U003	U004	U005	U006	U007	U008	U009	U010	U011	U012	U013	U014	U015	U016	U017	U018	U019	U020
------	------	------	------	------	------	------	------	------	------	------	------	------	------	------	------	------	------	------	------

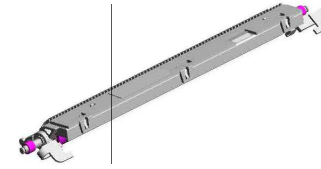
# U010.TRANSFER/SEPARATION

U010 S001  
D0CB6201  
TRANSFER/SEPARATION UN  
IT:SECOND:ASSY



U001	U002	U003	U004	U005	U006	U007	U008	U009	U010	U011	U012	U013	U014	U015	U016	U017	U018	U019	U020
------	------	------	------	------	------	------	------	------	------	------	------	------	------	------	------	------	------	------	------


U010  
TRANSFER/SEPARATION



U001	U002	U003	U004	U005	U006	U007	U008	U009	U010	U011	U012	U013	U014	U015	U016	U017	U018	U019	U020
------	------	------	------	------	------	------	------	------	------	------	------	------	------	------	------	------	------	------	------

U010\_S001  
TRANSFER/SEPARATION UNIT:SECOND:ASS'Y

2.07200040E  
(x2)  
RETAINING RING -  
M4



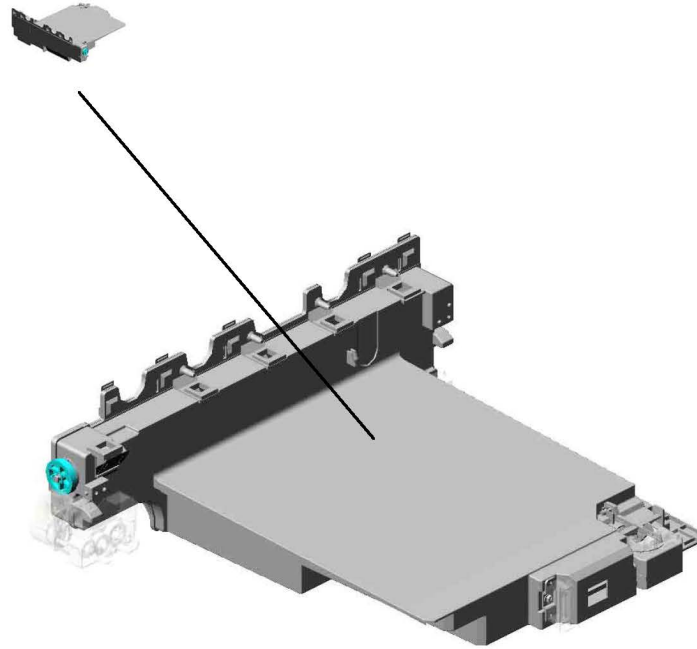
3.D0CB6201  
TRANSFER/SEPARATION UNIT:SECOND:ASS'Y

1.07200030E (x 2)  
RETAINING RING - M3

U001	U002	U003	U004	U005	U006	U007	U008	U009	U010	U011	U012	U013	U014	U015	U016	U017	U018	U019	U020
------	------	------	------	------	------	------	------	------	------	------	------	------	------	------	------	------	------	------	------

# U011.USED TONER

U011\_S001  
D0CB6401  
COLLECTION BOTTLE:ASSY




U001	U002	U003	U004	U005	U006	U007	U008	U009	U010	U011	U012	U013	U014	U015	U016	U017	U018	U019	U020
------	------	------	------	------	------	------	------	------	------	------	------	------	------	------	------	------	------	------	------



# U011 USED TONER

7:AB017827 GEAR:IDLER:COLLECTION BOTTLE:RIGHT UPPER  
 2:07200040E RETAINING RING-M4  
 12:D1176585 BRACKET:COLLECTION BOTTLE:RIGHT:PRESS FIT  
 14:D1176590 COVER:GEAR:USED TONER




6:AB011555 GEAR:IDLER:RIGHT FRONT




1:04503010N (x3) TAPPING SCREW - M3X10



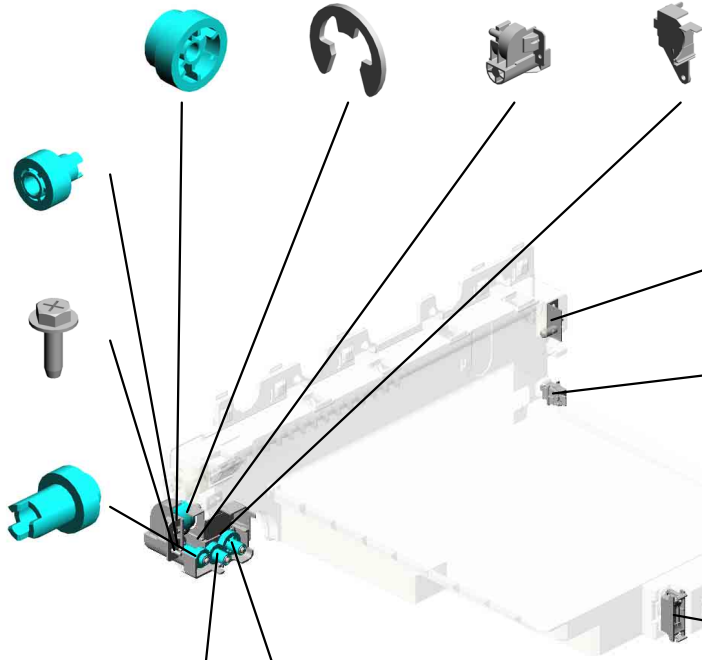

5:AB011554 GEAR:IDLER:RIGHT REAR



4:AB011553 GEAR:IDLER:MIDDLE REAR



3:AB011552 GEAR:IDLER:LEFT REAR



13:D1176588 BRACKET:COLLECTION BOTTLE:LEFT



10:AW500045 PUSH SWITCH:(SW2/S26)



9:AW020234 PHOTOINTERRUPTOR:GP1A173LCS 5F:(S1/S4/S5/S6/S19/S20/S22/S23/S25/S33/S35/S36)




8:AG071012 MAGNET CATCH:ASSY



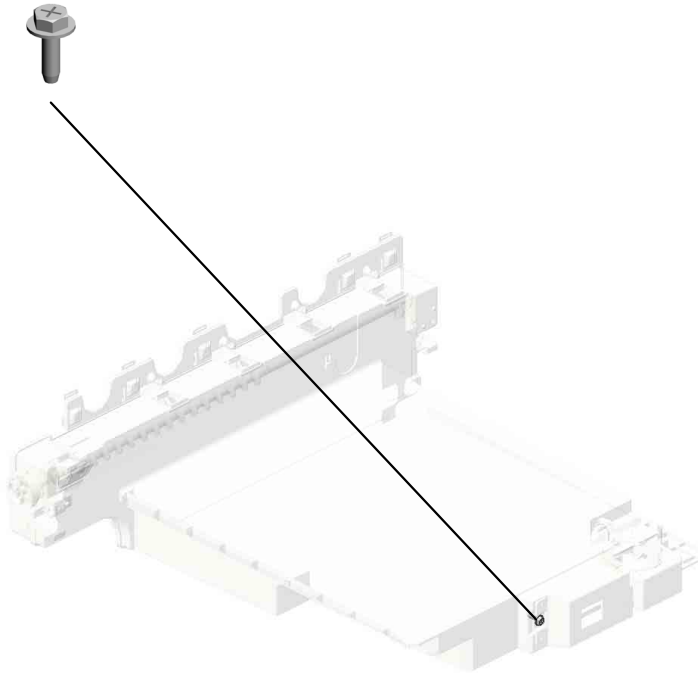
U001	U002	U003	U004	U005	U006	U007	U008	U009	U010	U011	U012	U013	U014	U015	U016	U017	U018	U019	U020
------	------	------	------	------	------	------	------	------	------	------	------	------	------	------	------	------	------	------	------

U011\_S001  
COLLECTION BOTTLE:ASS'Y

1-04503010N  
TAPPING SCREW -  
M3X10




11-**D0CB6401**  
COLLECTION BOT  
TLE:ASS'Y



U001	U002	U003	U004	U005	U006	U007	U008	U009	U010	U011	U012	U013	U014	U015	U016	U017	U018	U019	U020
------	------	------	------	------	------	------	------	------	------	------	------	------	------	------	------	------	------	------	------

# U012.FUSING


U012 S001  
D0C94033  
(TWN):FUSING UNIT:SERVIC  
E PARTS



U001	U002	U003	U004	U005	U006	U007	U008	U009	U010	U011	U012	U013	U014	U015	U016	U017	U018	U019	U020
------	------	------	------	------	------	------	------	------	------	------	------	------	------	------	------	------	------	------	------

# U012\_S001.(TWN):FUSING UNIT:SERVICE PARTS

U012 S001 S001  
D0C94039  
(TWN);SLEEVE:FUSING:SER  
VICE PARTS




U001	U002	U003	U004	U005	U006	U007	U008	U009	U010	U011	U012	U013	U014	U015	U016	U017	U018	U019	U020
------	------	------	------	------	------	------	------	------	------	------	------	------	------	------	------	------	------	------	------

# U012 FUSING

2.04543006Q (x2)  
TAPPING SCREW - M3X6

21.AW010124  
PHOTO REFLECTI  
ON SENSOR:GP2A  
200LCS0F:(S3/S8)

13.09573010N  
SCREW:SMALL RO  
UND/SPRING:M3X1  
0



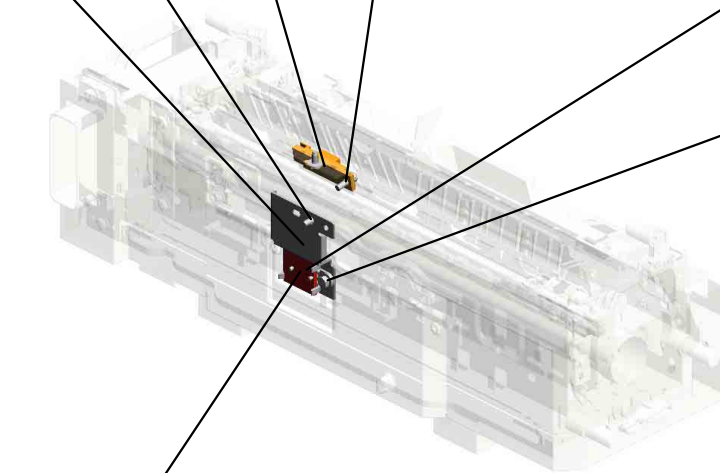
43.D1174332  
BRACKET:THERM  
OPILE



34.D1054365  
HOLDER:THERMO  
PILE



8.08046123  
HEXAGONAL BOLT  
:WASHER:M3X8




22.AW100183  
THERMOPILE:(TH1  
)

U001	U002	U003	U004	U005	U006	U007	U008	U009	U010	U011	U012	U013	U014	U015	U016	U017	U018	U019	U020
------	------	------	------	------	------	------	------	------	------	------	------	------	------	------	------	------	------	------	------

# U012\_S001 (TWN):FUSING UNIT:SERVICE PARTS

- 6.07270080E (x2) RETAINING RING - M8
- 16.AA061088 TORSION SPRING: STRIPPER PLATE: REAR
- 10.08053579 (x2) BALL BEARING: DIA 8XDIA16X5
- 17.AA061089 (x2) COIL SPRING:GUIDE PLATE:FUSING EXIT
- 25.BW100147 (x3) THERMISTOR:PRESSURE:(TH2/TH3/TH4)



**27.D0C94033**  
(TWN):FUSING UNIT:SERVICE PARTS

8.08046123 (x3) HEXAGONAL BOLT :WASHER:M3X8



20.AB012076 GEAR:DRIVE:Z21



1.03603006N (x18) SCREW - M3X6



12.09544012N (x2) SCREW:POLISHED ROUND/SPRING:M 4X12



26.BW100150 NON-CONTACT TYPE THERMISTOR:(S10)



29.D0CB4194 GUIDE:HARNESS:FUSING



23.AW110101 THERMOSTAT:LOWER



24.BE020407 PRESSURE ROLLER:R:DIA25



19.AA143870 STEPPED SCREW



2.04543006Q (x2) TAPPING SCREW - M3X6



3.07200030E (x4) RETAINING RING - M3



7.07330406 (x2) BUSHING - 4X6



18.AA062087 (x2) COIL SPRING:PRESSURE



4.07200040E (x2) RETAINING RING - M4



15.AA061087 TORSION SPRING: STRIPPER PLATE: FRONT



8.08046123 (x2) HEXAGONAL BOLT :WASHER:M3X8



9.08046128 (x7) HEXAGONAL BOLT :DOUBLE SCREW: M3X10




14.11050713 CLAMP:LWSM-030 6H GRAY

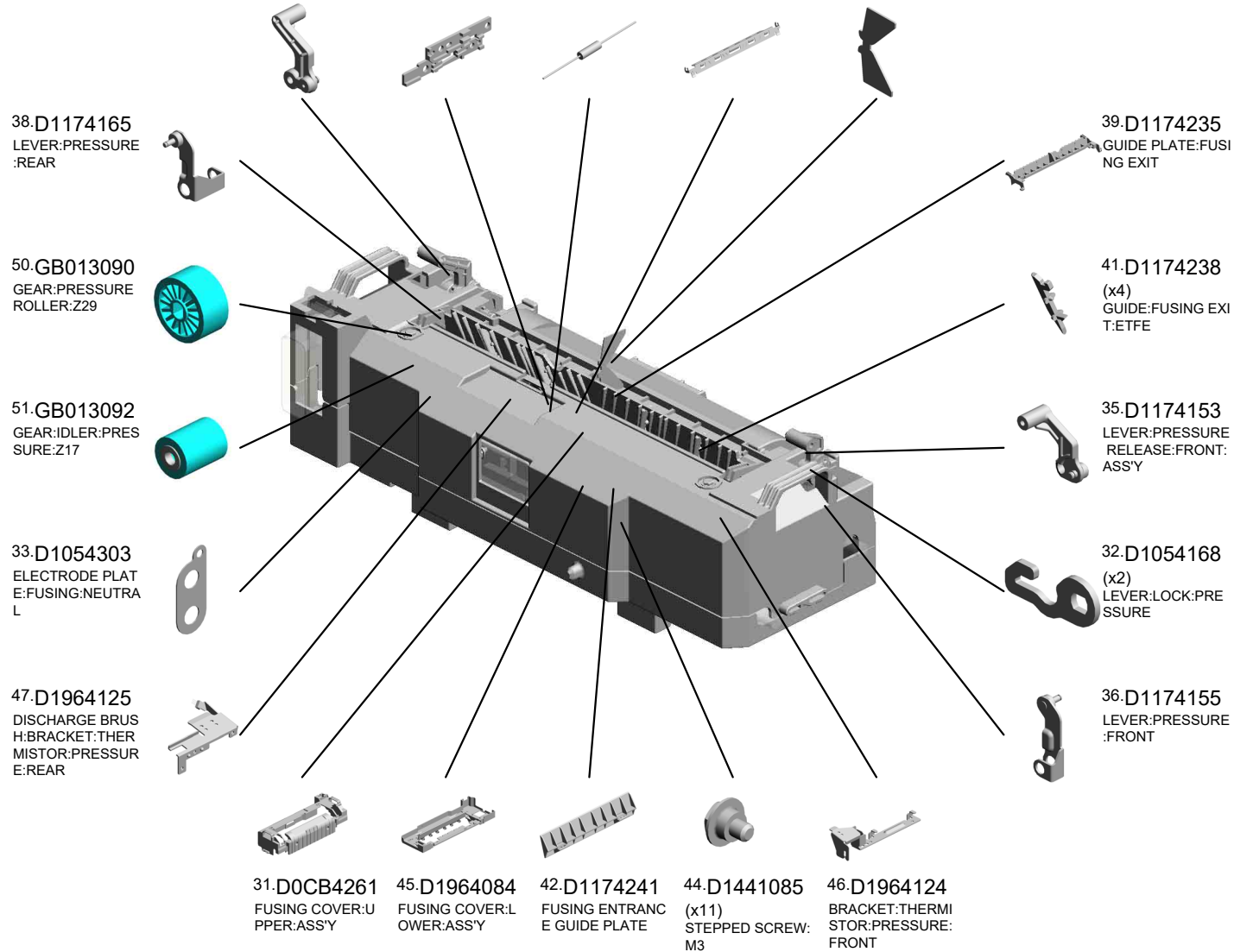
2.04543006Q (x 4) TAPPING SCREW - M3X6  
5.07200060E (x 1) RETAINING RING - M6  
11.09544008N (x 1) SCREW - M4X8

U012\_S001  
(TWN):FUSING UNIT:SERVICE PARTS

- 37.D1174163 LEVER:PRESSURE RELEASE:REAR:ASSY
- 48.D1964126 BRACKET:RESISTOR
- 49.D1964127 RESISTOR:FUSING SUB-UNIT
- 30.D0CB4231 STRIPPER PLATE:COAT
- 40.D1174236 SHEET:C:LEVER




27.D0C94033  
(TWN):FUSING UNIT:SERVICE PARTS




U012\_S001  
(TWN):FUSING UNIT:SERVICE PARTS

52.M0264371  
NEW UNIT DETEC  
T SENSOR



27.D0C94033  
(TWN):FUSING UNI  
T:SERVICE PARTS

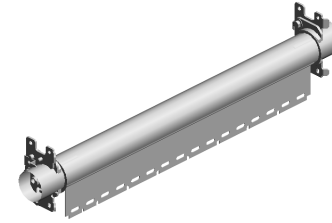



U001	U002	U003	U004	U005	U006	U007	U008	U009	U010	U011	U012	U013	U014	U015	U016	U017	U018	U019	U020
------	------	------	------	------	------	------	------	------	------	------	------	------	------	------	------	------	------	------	------



U012\_S001\_S001  
(TWN):SLEEVE:FUSING:SERVICE PARTS

1.03603006N  
(x2)  
SCREW - M3X6



28.D0C94039  
(TWN):SLEEVE:FU  
SING:SERVICE PA  
RTS

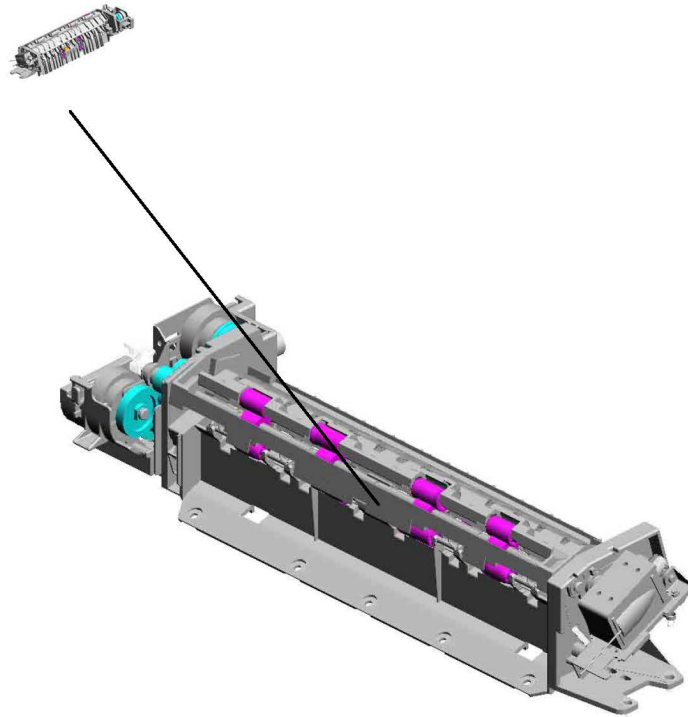


9.08046128  
(x4)  
HEXAGONAL BOLT  
:DOUBLE SCREW:  
M3X10

U001	U002	U003	U004	U005	U006	U007	U008	U009	U010	U011	U012	U013	U014	U015	U016	U017	U018	U019	U020
------	------	------	------	------	------	------	------	------	------	------	------	------	------	------	------	------	------	------	------

# U013.PAPER EXIT

U013\_S001  
D0C84400  
PAPER EXIT UNIT:ASSY



U001	U002	U003	U004	U005	U006	U007	U008	U009	U010	U011	U012	U013	U014	U015	U016	U017	U018	U019	U020
------	------	------	------	------	------	------	------	------	------	------	------	------	------	------	------	------	------	------	------

# U013 PAPER EXIT

11.AB030854 9.AA082173 8.54472681  
 TIMING PULLEY:EX IT ROLLER (x2) PLAIN SHAFT BEARING RING:6X10X6 (x2) SNAP RING (x2)



31.D1966398  
 SHEET:DENSITY S  
 ENSOR:SIDE



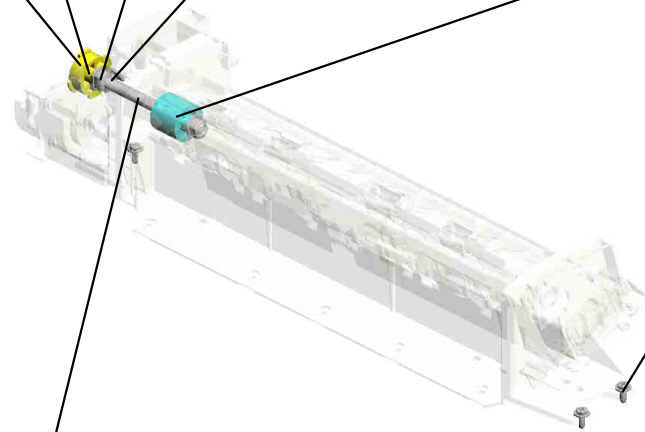
35.D2964462  
 GEAR:DRIVE:Z22:P  
 APER EXIT UNIT



3.04543008Q  
 (x3)  
 TAPPING SCREW:  
 3X8

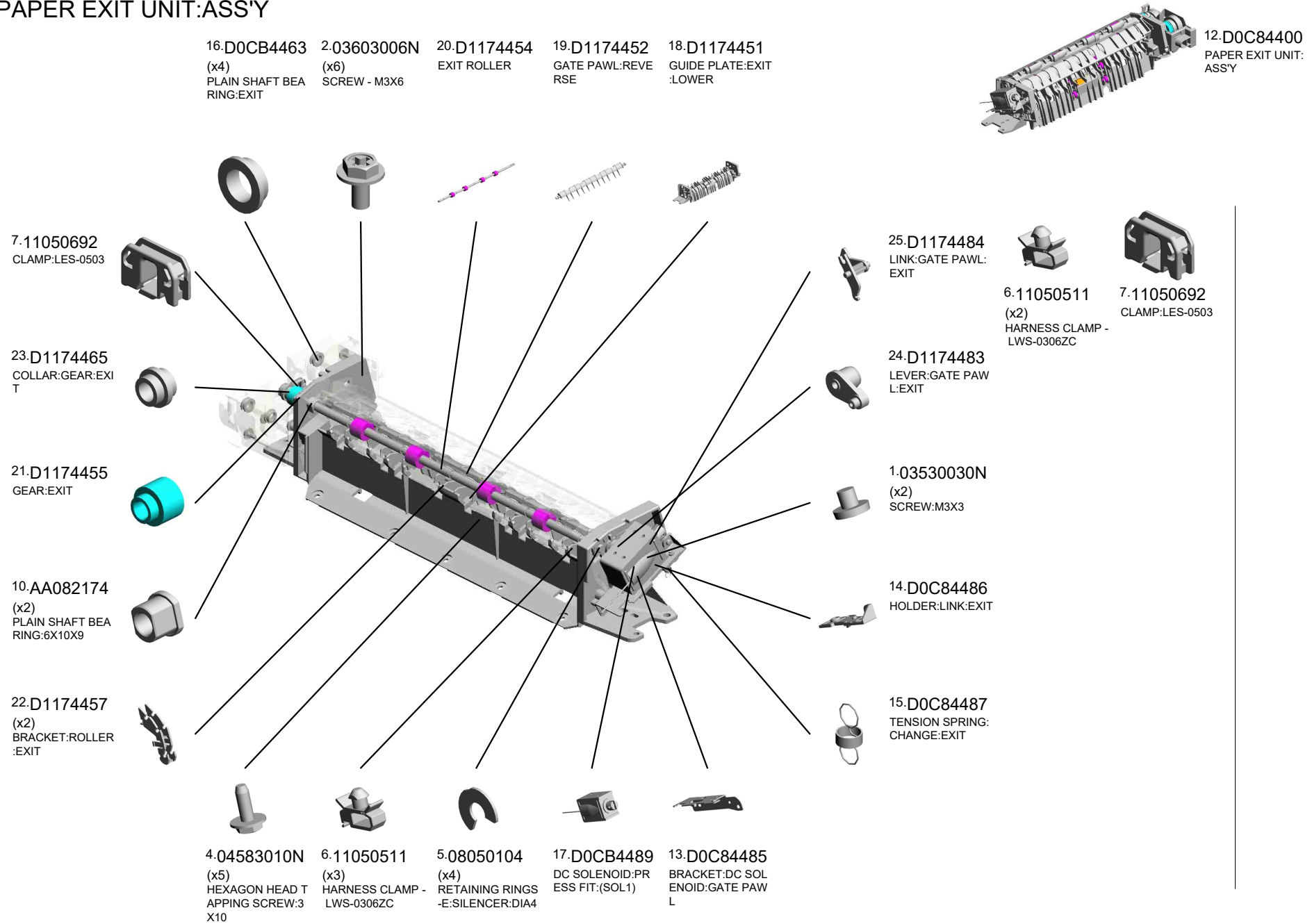


47.D2964476  
 SHAFT:COUPLING:  
 EXIT



U001	U002	U003	U004	U005	U006	U007	U008	U009	U010	U011	U012	<b>U013</b>	U014	U015	U016	U017	U018	U019	U020
------	------	------	------	------	------	------	------	------	------	------	------	-------------	------	------	------	------	------	------	------


U013\_S001  
PAPER EXIT UNIT:ASS'Y



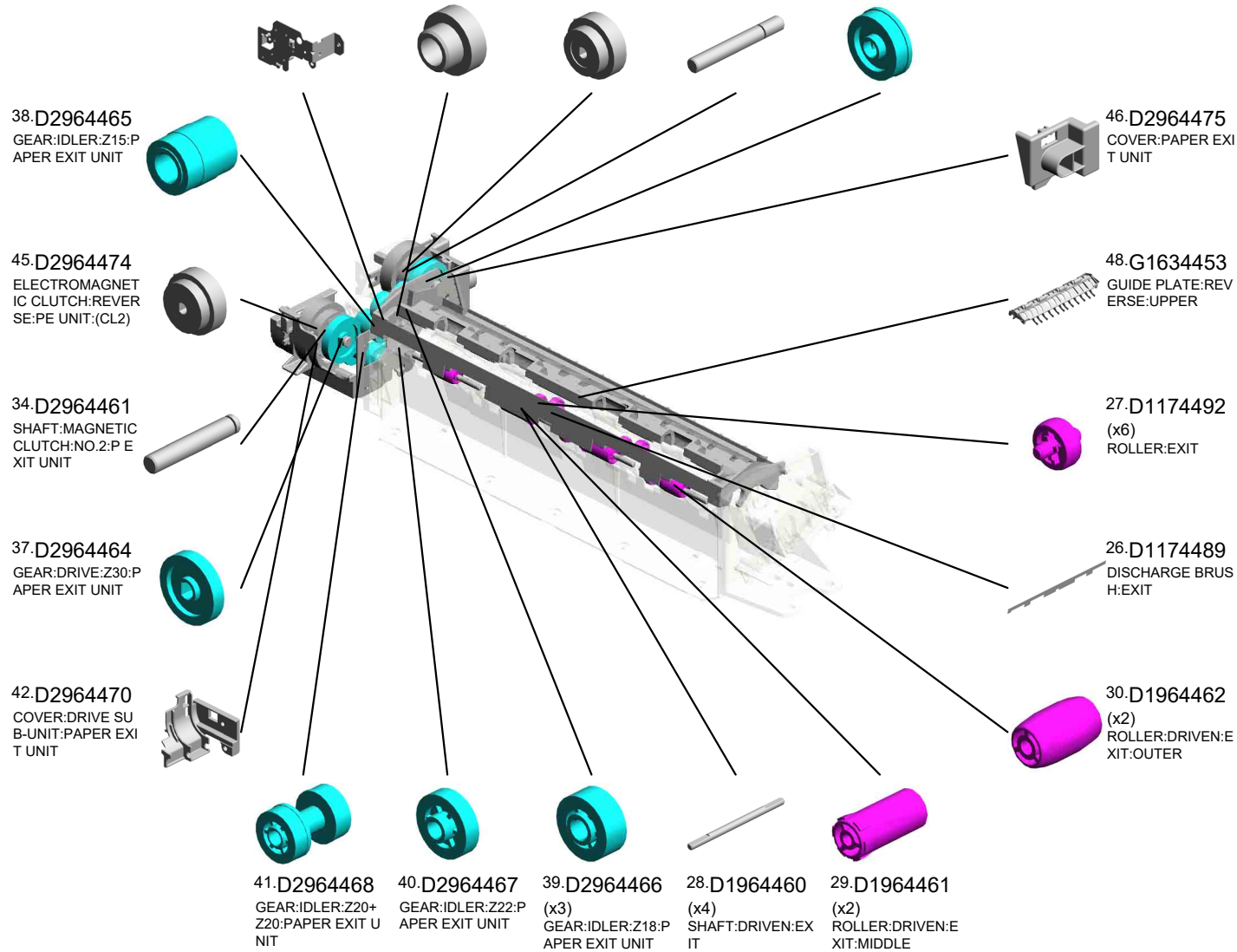
U001	U002	U003	U004	U005	U006	U007	U008	U009	U010	U011	U012	U013	U014	U015	U016	U017	U018	U019	U020
------	------	------	------	------	------	------	------	------	------	------	------	------	------	------	------	------	------	------	------

# U013\_S001 PAPER EXIT UNIT:ASS'Y

- 32.D2964451 BRACKET:GEAR:NONO.1:PAPER EXIT UNIT
- 43.D2964471 PLAIN SHAFT BEARING:GATE PAWL:PE EXIT UNIT
- 44.D2964473 ELECTROMAGNETIC CLUTCH:EXIT:PE UNIT:(CL3)
- 33.D2964460 SHAFT:MAGNETIC CLUTCH:NO.1:PE EXIT UNIT
- 36.D2964463 GEAR:DRIVE:Z28:PAPER EXIT UNIT




12.D0C84400  
PAPER EXIT UNIT:  
ASS'Y



U001	U002	U003	U004	U005	U006	U007	U008	U009	U010	U011	U012	U013	U014	U015	U016	U017	U018	U019	U020
------	------	------	------	------	------	------	------	------	------	------	------	------	------	------	------	------	------	------	------

U013\_S001  
 PAPER EXIT UNIT:ASS'Y

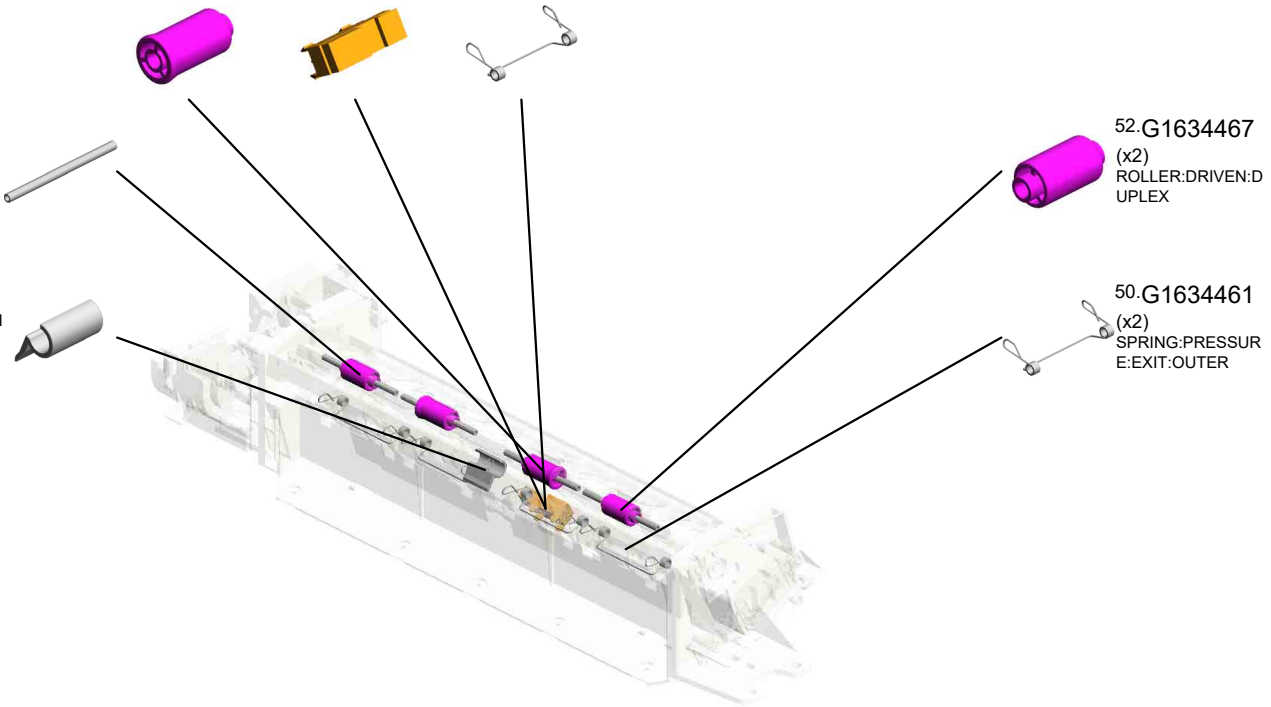
51.G1634465 (x2) ROLLER:DRIVEN:DU  
 PLEX:INNER  
 55.GW010007 PHOTO REFLECTI  
 ON SENSOR:EXIT:(  
 S7/S31/S32)  
 53.G1634468 (x2) SPRING:PRESSUR  
 E:EXIT:INNER



12.D0C84400  
 PAPER EXIT UNIT:  
 ASS'Y

54.G1634469  
 (x4)  
 SPRING:PRESSUR  
 E:DUPL

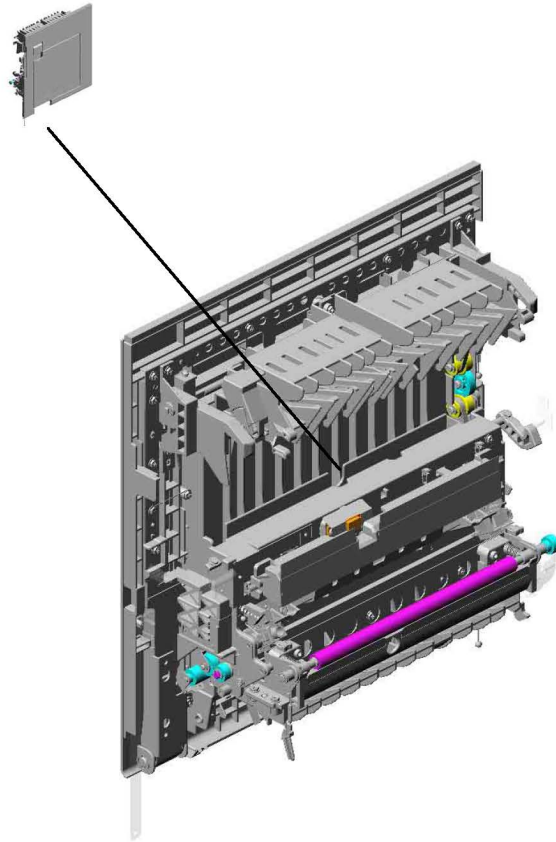
49.G1634459  
 STOPPER:EXIT:EXI  
 T



U001	U002	U003	U004	U005	U006	U007	U008	U009	U010	U011	U012	U013	U014	U015	U016	U017	U018	U019	U020
------	------	------	------	------	------	------	------	------	------	------	------	------	------	------	------	------	------	------	------

# U014.DUPLEX

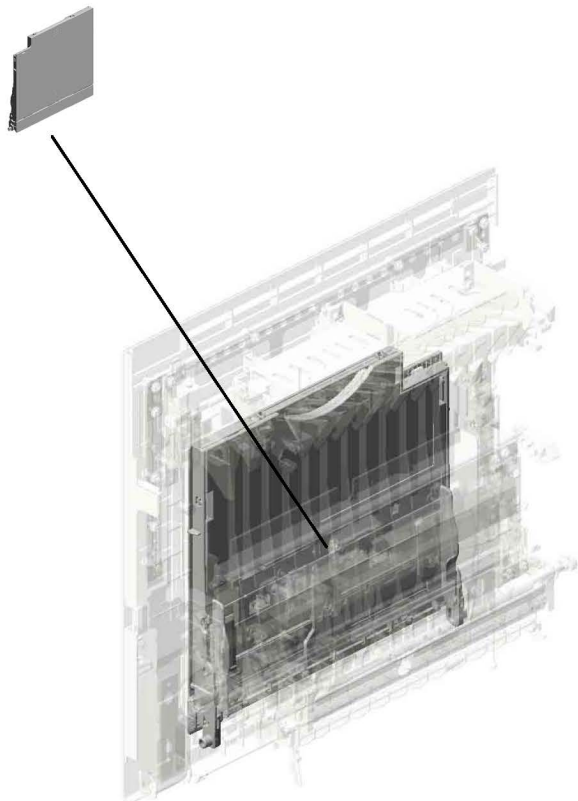
U014\_S001  
D0C94501  
DUPLEX SECTION:ASSY



U001	U002	U003	U004	U005	U006	U007	U008	U009	U010	U011	U012	U013	U014	U015	U016	U017	U018	U019	U020
------	------	------	------	------	------	------	------	------	------	------	------	------	------	------	------	------	------	------	------

# U014\_S001.DUPLEX SECTION:ASS'Y

U014\_S001\_S001  
D0CB2762  
MANUAL FEED TABLE:ASS'Y




U001	U002	U003	U004	U005	U006	U007	U008	U009	U010	U011	U012	U013	U014	U015	U016	U017	U018	U019	U020
------	------	------	------	------	------	------	------	------	------	------	------	------	------	------	------	------	------	------	------



# U014 DUPLEX

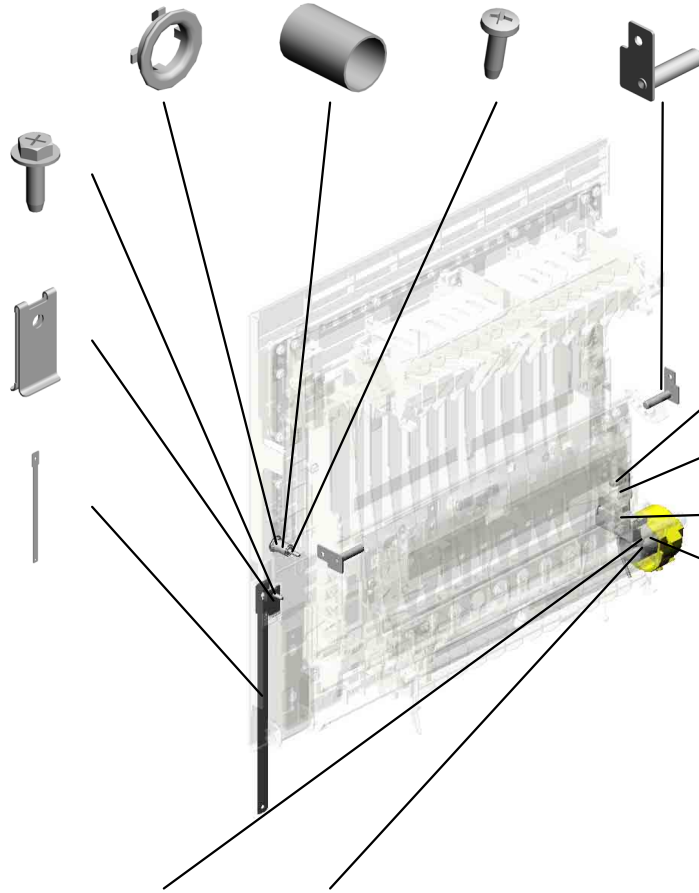
110.D1964601 CAP:COIL SPRING  
 109.D1964600 COMPRESSION SPRING:9N  
 8.04593010N BINDING HEAD TAPPING SCREW:3X10  
 56.D1174501 (x2) PIN:HOOK:FRAME:DUPLEX:ASS'Y



2.04503010N (x2) TAPPING SCREW - M3X10

60.D1174607 PLATE:BAND:STOPPER

59.D1174602 BAND:STOPPER:COVER:RIGHT



2.04503010N (x 6) TAPPING SCREW - M3X10

100.D1174733 COLLAR:STOPPER:SIDE PLATE

101.D1174734 BRACKET:STOPPER:SIDE PLATE:ASS'Y

97.D1174727 COVER:CONNECTOR:DUPLEX SECTION:CONNECTING


98.D1174731 PULLEY:WIRE:DAMPEN

90.D1174713 SHAFT:PULLEY:WIRE

99.D1174732 TORSION SPRING:DOOR:RIGHT:STOPPER

U001	U002	U003	U004	U005	U006	U007	U008	U009	U010	U011	U012	U013	U014	U015	U016	U017	U018	U019	U020
------	------	------	------	------	------	------	------	------	------	------	------	------	------	------	------	------	------	------	------

U014\_S001  
 DUPLEX SECTION:ASS'Y



25.D0C94501  
 DUPLEX SECTION:  
 ASS'Y

- 6.04583010N (x33) HEXAGON HEAD TAPPING SCREW:3 X10
- 1.03603006N (x4) SCREW - M3X6
- 10.07200040E (x8) RETAINING RING - M4
- 3.04513006N (x11) TAPPING SCREW - 3X6
- 7.04583012N (x2) HEXAGON HEAD TAPPING SCREW:3 X12

22.AW020234  
 PHOTOINTERRUPTOR:GP1A173LCS  
 5F:(S1/S4/S5/S6/S19/S20/S22/S23/S25/S33/S35/S36)



12.08050104 (x4) RETAINING RINGS -E:SILENCER:DIA4



20.AW010124  
 PHOTO REFLECTION SENSOR:GP2A200LCS0F:(S3/S8)



4.04523010N  
 BINDING SELF-TAPPING SCREW:3X10



15.AA063483 (x2) COMPRESSION SPRING:RING:TRANSFER SUB-UNIT



17.AA066417  
 TORSION SPRING:TRANSFER UNIT



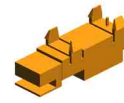
16.AA063729 (x2) COMPRESSION SPRING:TRANSFER ROLLER:SECOND



19.AF020791  
 REGISTRATION ROLLER:DRIVE




21.AW010151  
 PHOTO REFLECTION SENSOR:PS122TL1-A:(S2/S24)



11.07200060E (x2) RETAINING RING - M6



13.11050758 (x4) CLAMP:LWSM-0306A



9.07200030E (x2) RETAINING RING - M3



14.AA043325  
 TIMING BELT - B40 S2M250



18.AB011539  
 GEAR:REGISTRATION ROLLER:DRIVE




5.04583008N (x4) HEXAGON HEAD TAPPING SCREW:3 X8



U001	U002	U003	U004	U005	U006	U007	U008	U009	U010	U011	U012	U013	U014	U015	U016	U017	U018	U019	U020
------	------	------	------	------	------	------	------	------	------	------	------	------	------	------	------	------	------	------	------

U014\_S001  
 DUPLEX SECTION:ASS'Y

- 38.D0CB4686 KNOB:COVER:RIG  
HT:DUPLEX:IG
- 23.B7002649 TIMING BELT:40S2  
M144
- 57.D1174514 SHAFT:STOPPER:  
COVER:RIGHT
- 61.D1174608 LEVER:FUSING:RE  
LEASE:FRONT
- 35.D0CB4608 HOOK:FRAME:DUP  
LEX:FRONT



25.D0C94501  
 DUPLEX SECTION:  
 ASS'Y

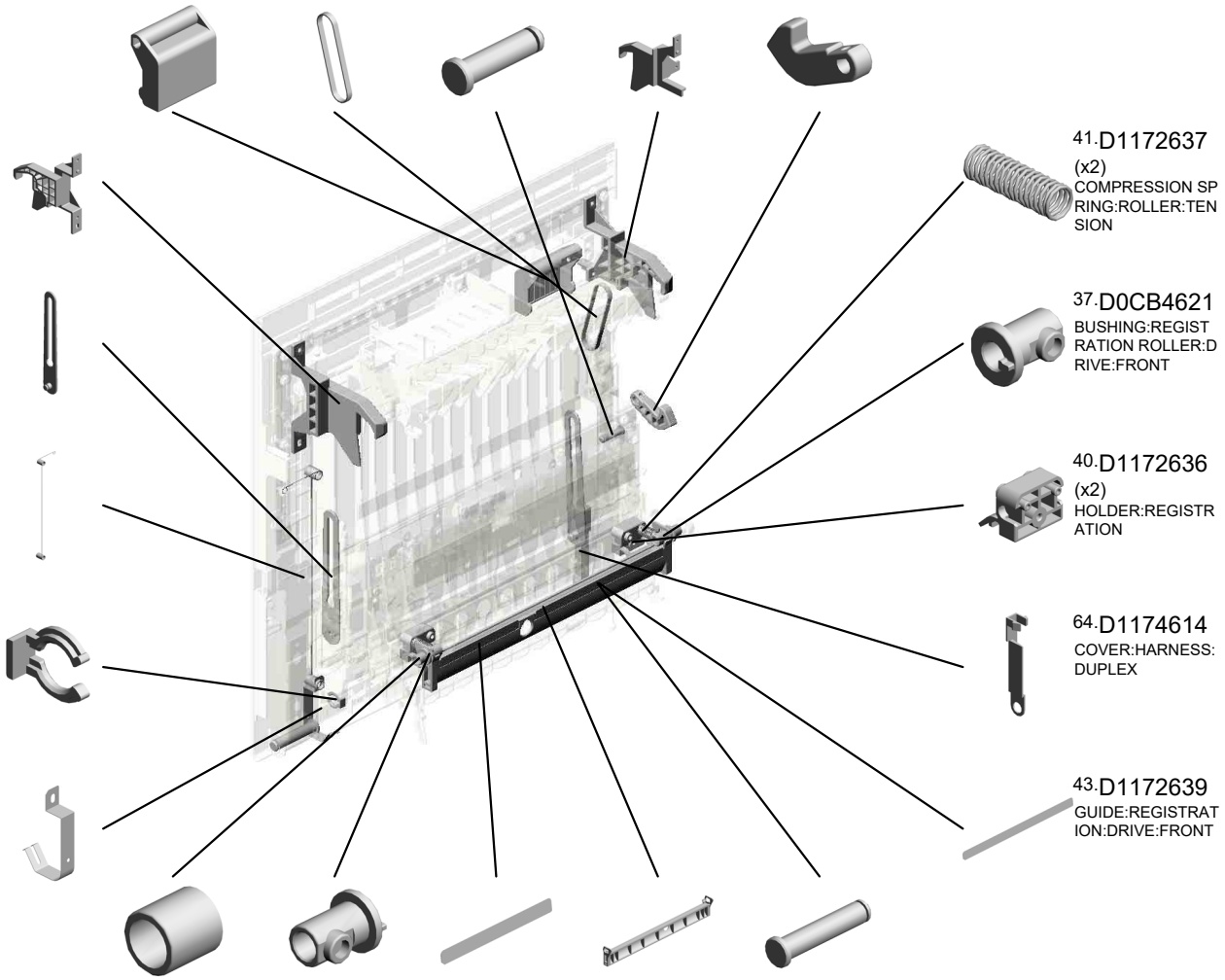
62.D1174609  
 LEVER:FUSING:RE  
 LEASE:INNER BAC  
 K

45.D1172761  
 (x2)  
 LINK:MANUAL FEE  
 D TABLE

58.D1174515  
 GROUND WIRE:DU  
 PLEX

55.D1172787  
 STOPPER:MANUA  
 L FEED TABLE

65.D1174615  
 SPRING PLATE:EA  
 RTH:DUPLEX



41.D1172637  
 (x2)  
 COMPRESSION SP  
 RING:ROLLER:TEN  
 SION

37.D0CB4621  
 BUSHING:REGIST  
 RATION ROLLER:D  
 RIVE:FRONT

40.D1172636  
 (x2)  
 HOLDER:REGISTR  
 ATION

64.D1174614  
 COVER:HARNESS:  
 DUPLEX

43.D1172639  
 GUIDE:REGISTRAT  
 ION:DRIVE:FRONT

39.D1172631  
 (x2)  
 COLLAR:REGISTR  
 ATION


36.D0CB4614  
 BUSHING:REGIST  
 RATION ROLLER:D  
 RIVE:INNER BACK

44.D1172640  
 GUIDE:REGISTRAT  
 ION:DRIVE:INNER  
 BACK

42.D1172638  
 GUIDE PLATE:REG  
 ISTRATION ROLLE  
 R:DRIVE

63.D1174611  
 (x2)  
 SHAFT:HINGE:DUP  
 LEX

U014\_S001  
 DUPLEX SECTION:ASS'Y



25.D0C94501  
 DUPLEX SECTION:  
 ASS'Y

- 83.D1174699 (x3) SHAFT:GUIDE PLATE:REVERSE:ENTRANCE:UPPER
- 82.D1174698 GUIDE PLATE:REVERSE:ENTRANCE:UPPER
- 78.D1174690 GUIDE PLATE:REVERSE:ENTRANCE:LOWER
- 75.D1174678 (x2) PULLEY:IDLER
- 66.D1174616 TENSION SPRING:STOPPER:DOOR:RIGHT:FRONT

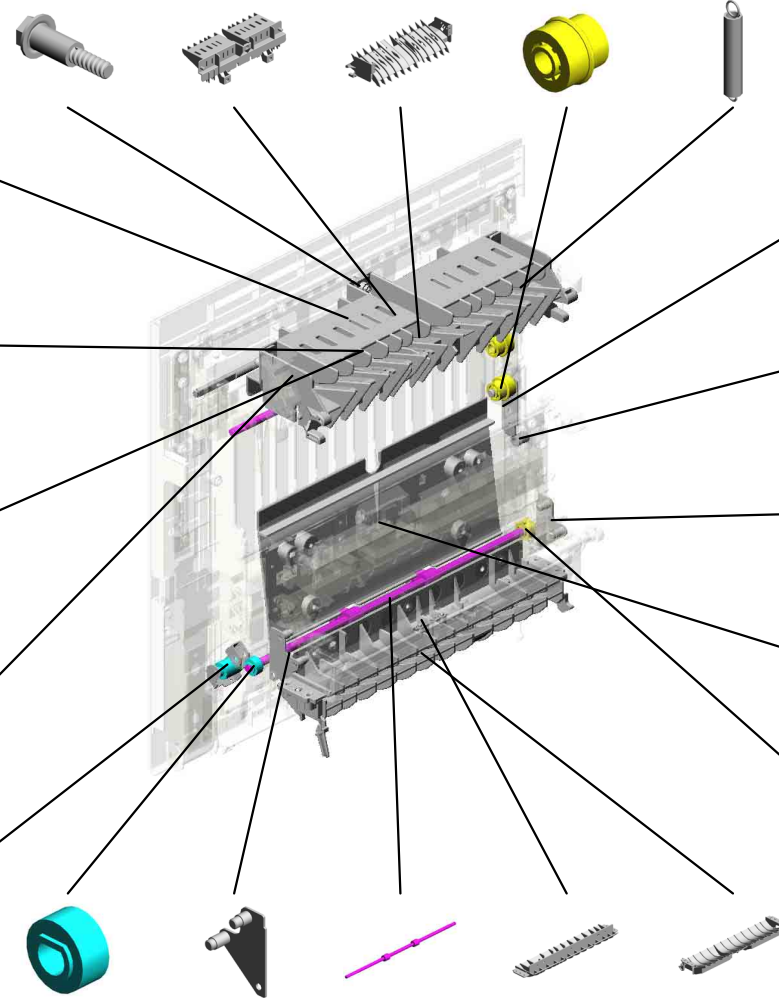
77.D1174682  
 SHAFT:HOOK:STOPPER

73.D1174676  
 (x2)  
 SHAFT:ROLLER:DRIVEN:DUPLEX

74.D1174677  
 (x5)  
 ROLLER:DRIVEN:DUPLEX

84.D1174702  
 (x3)  
 COMPRESSION SPRING:GUIDE PLATE:REVERSE:ENTRANCE

85.D1174705  
 BRACKET:GEAR:SHIFTER:ASS'Y



71.D1174664  
 SHAFT:PULLEY:COUPLING:FRAME:ASS'Y

67.D1174617  
 COLLAR:STOPPER:COVER:RIGHT

68.D1174641  
 BRACKET:PLATE:TRANSFER:ASS'Y


81.D1174697  
 GUIDE PLATE:MIDDLE

76.D1174679  
 (x2)  
 PULLEY:DRIVE ROLLER

- 70.D1174651 GEAR:TRANSPORT ROLLER:DUPLEX:Z14
- 69.D1174645 BRACKET:PLATE:TRANSFER:INNER BRACKET:ASS'Y
- 72.D1174671 (x2) TRANSPORT ROLLER:DUPLEX
- 80.D1174693 GUIDE PLATE:REVERSE:EXIT:UPPER
- 79.D1174691 GUIDE PLATE:REVERSE:EXIT:LOWER

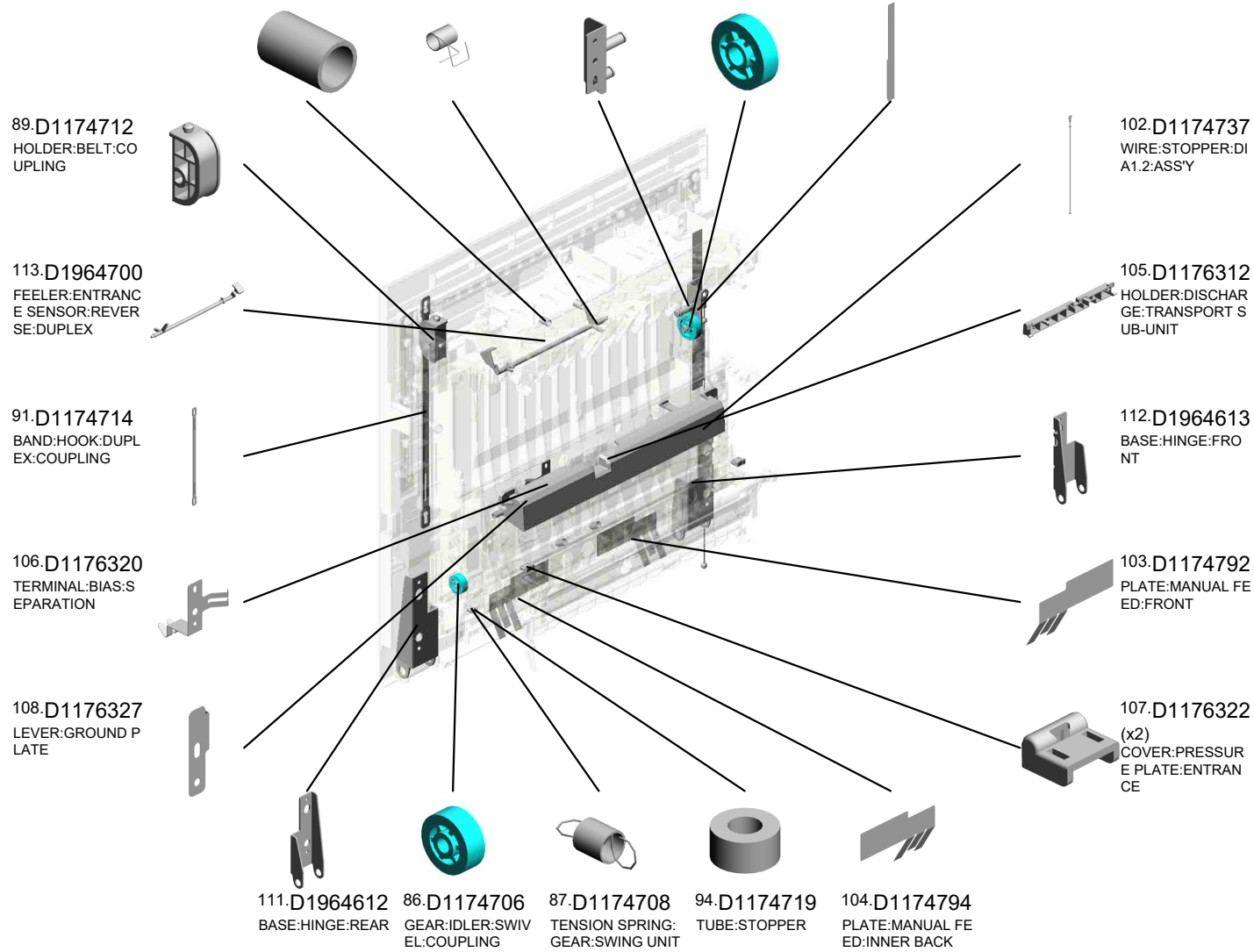
U001	U002	U003	U004	U005	U006	U007	U008	U009	U010	U011	U012	U013	U014	U015	U016	U017	U018	U019	U020
------	------	------	------	------	------	------	------	------	------	------	------	------	------	------	------	------	------	------	------

U014\_S001  
 DUPLEX SECTION:ASS'Y



25.D0C94501  
 DUPLEX SECTION:  
 ASS'Y


- 88.D1174709 (x4) COMPRESSION SPRING:ROLLER:DRIVEN:DUPLEX
- 92.D1174716 TORSION SPRING:FEELER:ENTRANCE SENSOR
- 95.D1174720 SHAFT:PULLEY:IDLER:COUPLING:ASS'Y
- 96.D1174724 GEAR:IDLER:TIMING PULLEY:DUPLEX
- 93.D1174718 SHEET:COVER:RIGHT FRONT



U001	U002	U003	U004	U005	U006	U007	U008	U009	U010	U011	U012	U013	U014	U015	U016	U017	U018	U019	U020
------	------	------	------	------	------	------	------	------	------	------	------	------	------	------	------	------	------	------	------

U014\_S001  
 DUPLEX SECTION:ASS'Y

126.GA082015 (x2) PLAIN SHAFT BEARING: DIA6: DIA9: 7  
 114.D1964717 COVER: ENTRANCE SENSOR  
 117.D1966316 CASING: TRANSFER ROLLER: REAR  
 115.D1964723 SPONGE: DOOR: RINGHT: UPPER



25.D0C94501  
 DUPLEX SECTION: ASS'Y

123.D1966328  
 TERMINAL: BIAS: TRANSFER ROLLER

121.D1966321  
 TERMINAL: BIAS: TRANSFER: SECOND: CASE

125.GA082010 (x4)  
 BUSHING: DIA6: DIA10: 9

120.D1966319 (x2)  
 STOPPER: PRESSURE: TRANSFER ROLLER  
 122.D1966323  
 PLATE: STAY: TRANSFER/SEPARATION UNIT

116.D1966315  
 CASING: TRANSFER ROLLER: FRONT

119.D1966318 (x2)  
 PRESSURE PLATE: HOLDER: TRANSFER ROLLER: REAR


124.D1966334  
 COMPRESSION SPRING: EARTH: STAY: TRANSFER/SEPARATION UNIT

118.D1966317  
 STAY: CASING: TRANSFER ROLLER

U001	U002	U003	U004	U005	U006	U007	U008	U009	U010	U011	U012	U013	U014	U015	U016	U017	U018	U019	U020
------	------	------	------	------	------	------	------	------	------	------	------	------	------	------	------	------	------	------	------

U014\_S001\_S001  
MANUAL FEED TABLE:ASS'Y

- 31.D0CB2771 EXTENSION TRAY:MANUAL FEED:IG
- 46.D1172768 GEAR:SIDE FENCE
- 27.D0CB2765 TRAY:MANUAL FEED:IG
- 30.D0CB2770 COVER:MANUAL FEED TABLE:IG
- 33.D0CB2790 DECAL:SCALE:MANUAL FEED



- 26.D0CB2762 MANUAL FEED TABLE:ASS'Y

- 48.D1172772 (x2) COMPRESSION SPRING:EXTENSION TRAY:MANUAL FEED



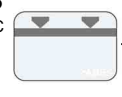
- 52.D1172781 COIL SPRING:PINION GEAR:MANUAL FEED



- 47.D1172769 (x2) RACK:MANUAL FEED




- 34.D0CB2993 DECAL:SIDE FENCE:MANUAL FEED



- 29.D0CB2767 SIDE FENCE:MANUAL FEED:REAR:IG



- 53.D1172784 (x2) LINK:COVER:FRONT REAR
- 32.D0CB2773 COVER:MANUAL FEED TABLE:LOWER:IG
- 54.D1172785 LINK:COVER:MIDDLE
- 51.D1172779 PIN:PINION GEAR



- 50.D1172778 (x2) COMPRESSION SPRING:RACK:MANUAL FEED



- 28.D0CB2766 SIDE FENCE:MANUAL FEED:FRONT:IG



- 24.D0392752 DISC:SIDE FENCE



- 127.M0662743 (x2) FRICTION PAD:MANUAL FEED TABLE:18X7.5




- 49.D1172776 TORSION SPRING:COVER:MANUAL FEED TABLE



# U015.MAIN DRIVE

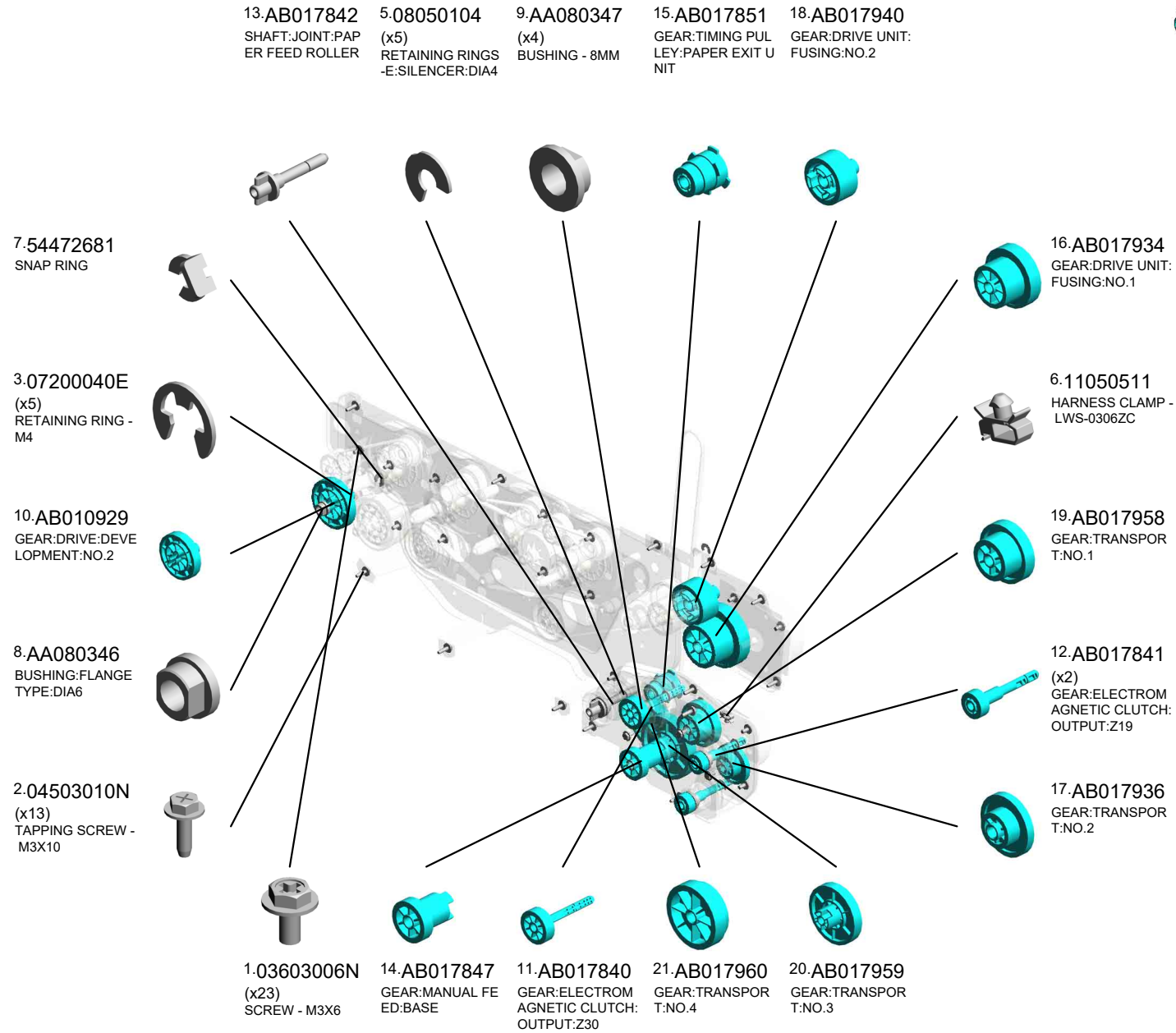
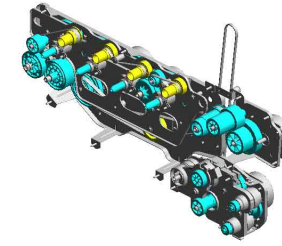
U015 S001  
D0C91152  
DRIVE UNIT:DRUM:DEVELO  
PMENT:TRANSFER:ASSY



U001	U002	U003	U004	U005	U006	U007	U008	U009	U010	U011	U012	U013	U014	U015	U016	U017	U018	U019	U020
------	------	------	------	------	------	------	------	------	------	------	------	------	------	------	------	------	------	------	------

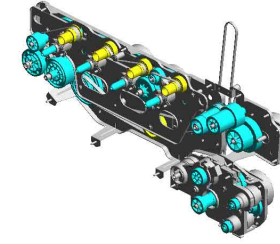


# U015 MAIN DRIVE



U001	U002	U003	U004	U005	U006	U007	U008	U009	U010	U011	U012	U013	U014	U015	U016	U017	U018	U019	U020
------	------	------	------	------	------	------	------	------	------	------	------	------	------	------	------	------	------	------	------

# U015 MAIN DRIVE



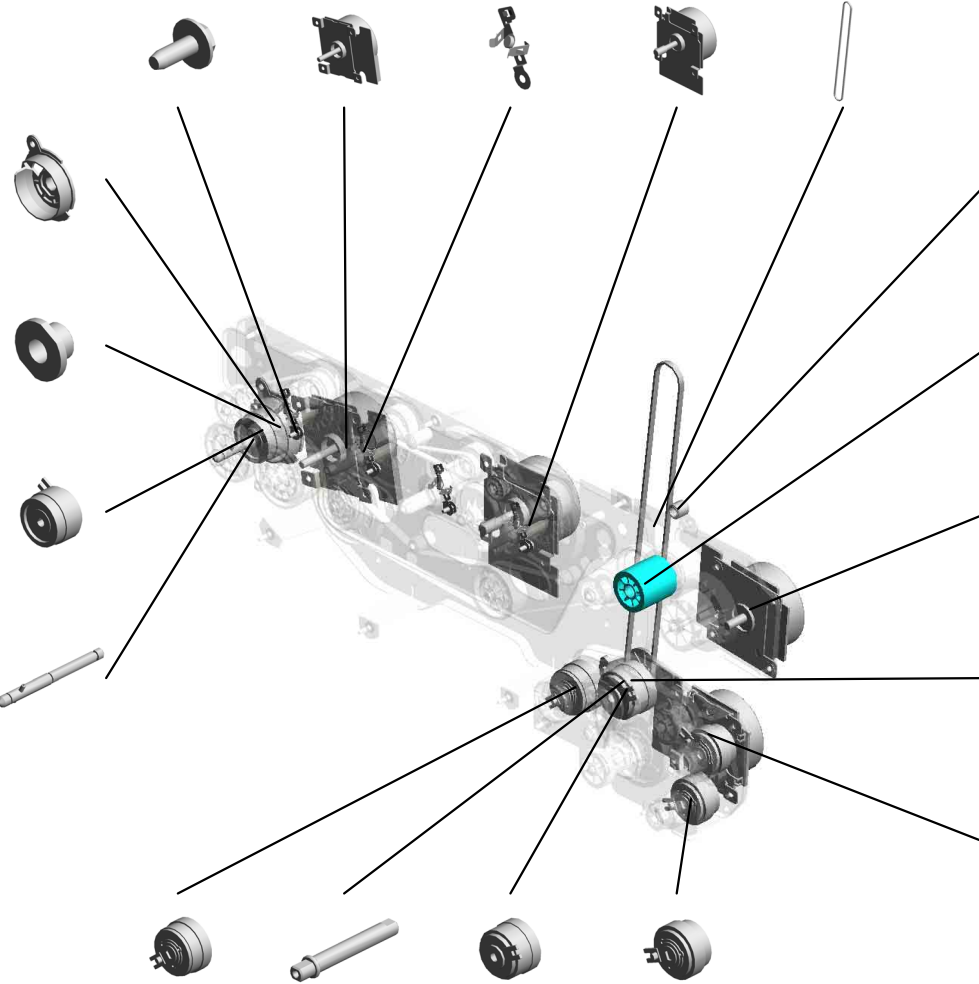
- 37.D0CB1059 (x4) HEXAGON HEAD BOLT WITH WASHER:TYPE 2:3X10
- 24.AX060481 DC BRUSHLESS MOTOR:DRUM:BLACK:31.3W:40CPM:(M11)
- 39.D1171192 (x4) TERMINAL:DEVELOPMENT BIAS:ASSY
- 26.AX060483 DC BRUSHLESS MOTOR:DEVELOPMENT:COLOR:34.4W:35CPM:(M9)
- 33.B7027105 TIMING BELT:B40S2M520:

38.D0CB1182 COVER:ELECTROMAGNETIC CLUTCH:DEVELOPMENT

35.D0C91183 PLAIN SHAFT BEARING:RING:ELECTROMAGNETIC CLUTCH:DEVELOPMENT

29.AX200333 ELECTROMAGNETIC CLUTCH:DEVELOPMENT:0.5NM:DIAMETER:6:(CL5)

41.D1961180 SHAFT:DRIVE:DEVELOPMENT:ELECTROMAGNETIC CLUTCH:PRESS FIT



23.AB033120 TIGHTENER:SYNCHRONOUS BELT:PAAPER EXIT UNIT

22.AB017974 GEAR:DRIVE UNIT:FUSING:NO.3:SW-01

28.AX060544 DC BRUSHLESS MOTOR:DRIVE SUB-UNIT:FUSING:31.9W:43CPM:(M13)

36.D0C91232 HOLDER:TIMING PULLEY:PAPER EXIT UNIT

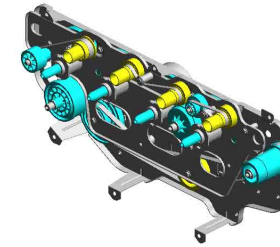
27.AX060485 DC BRUSHLESS MOTOR:DRIVE SUB-UNIT:TRANSPORT:18.5W:40CPM:(M12)

- 30.AX200336 ELECTROMAGNETIC CLUTCH:PAPER FEED:(CL9)
- 40.D1171207 SHAFT:TIMING PULLEY:PAPER EXIT UNIT
- 31.AX200337 ELECTROMAGNETIC CLUTCH:REGISTRATION:(CL8)
- 32.AX200360 (x2) ELECTROMAGNETIC CLUTCH:DRIVE:MANUAL FEED:DUPLICEX:(CL6/CL7)

U015\_S001  
 DRIVE UNIT:DRUM:DEVELOPMENT:TRANSFER:ASS'Y


1.03603006N (x12)  
 SCREW - M3X6

25.AX060482  
 DC BRUSHLESS MOTOR:DRUM:COLLAR:20.4W:35CPM:(M10)



34.D0C91152  
 DRIVE UNIT:DRUM:DEVELOPMENT:TRANSFER:ASS'Y

6.11050511  
 HARNESS CLAMP - LWS-0306ZC

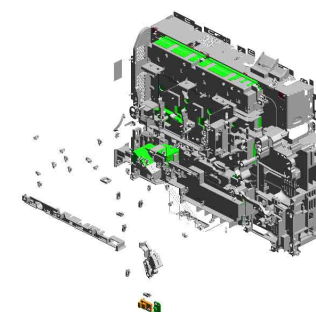


3.07200040E (x5)  
 RETAINING RING - M4

4.07200060E (x3)  
 RETAINING RING - M6

U001	U002	U003	U004	U005	U006	U007	U008	U009	U010	U011	U012	U013	U014	U015	U016	U017	U018	U019	U020
------	------	------	------	------	------	------	------	------	------	------	------	------	------	------	------	------	------	------	------

# U016 ELECTRICAL



- 17.16072758 FERRITE CORE
- 16.16072525 FERRITE CORE:K3 FF 35.00X14.60X7.70X1.40
- 3.04503010N (x46) TAPPING SCREW - M3X10
- 6.08010231 HEXAGONAL HEAD BOLT W/WASHER:M3X6
- 7.11050508 (x8) HARNESS CLAMP - LWS-0711

20.AA143848  
(x4)  
STEPPED SCREW - M3

21.AA161125  
(x4)  
RUBBER CUSHION

1.03530060N  
BIND SCREW - M3 X6

11.11050545  
CLAMP:FCR-30

4.04503035N  
(x2)  
TAPPING SCREW: 3X35



18.AA066696  
TORSION SPRING: TERMINAL:DRIVE ROLLER:INTERMEDIATE TRANSFER



7.11050508  
HARNESS CLAMP - LWS-0711

8.11050511  
HARNESS CLAMP - LWS-0306ZC

12.11050724  
(x2)  
CLAMPS:WES-1210



5.04583010N  
(x13)  
HEXAGON HEAD TAPPING SCREW:3 X10




10.11050534  
CLAMP



13.11050759  
(x3)  
CLAMP:LWSM-0605A

14.12042612  
(x2)  
MICRO SWITCH:D3 V-16506-3C25



15.16072298  
FERRITE CORE:K3 FF 33.50X8.00X6.50X1.30

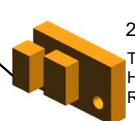


See 2D parts catalog for the components of the Fax Option Type M41.

77.Note

See 2D parts catalog for the components of the Fax Option Type M41.

22.AW140026  
TEMPERATURE & HUMIDITY SENSOR



10.11050534  
(x11)  
CLAMP

19.AA143592  
SCREW- M4X6

9.11050516  
(x17)  
CLAMP

2.03603006N  
(x38)  
SCREW - M3X6

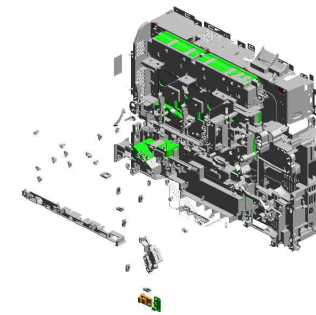
8.11050511  
(x20)  
HARNESS CLAMP - LWS-0306ZC

2.03603006N(x 2)  
SCREW - M3X6

3.04503010N(x 1)  
TAPPING SCREW - M3X10

# U016 ELECTRICAL

38.D1175867 GUIDE:HARNESS: POWER SUPPLY UNIT  
 26.AZ320226 POWER PACK:CB:(PCB22)  
 28.D0C95100 PCB:BICU:ASSY:(PCB1)  
 29.D0C95150 PCB:SMB:SERVICE  
 37.D1175303 THERMISTOR:(TH5)



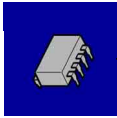
31.D0C95406 PCB:CTL:ASSY:(PCB24)



27.D0895824 COVER:SD-CARD:D086/D087




33.D0C99590 NVRAM




24.AZ240339 (NA/TWN):POWER SUPPLY UNIT:(PCB16/PCB17)



36.D0CB5864 GUIDE:HARNESS:FC:OPTICAL WRITING UNIT



30.D0C95180 (NA/TWN):PCB:AC VB:100V:(PCB18)



25.AZ320213 POWER PACK:T1T2:(PCB23)




39.D1175869 WIRE:HIGH VOLTAGE:TRANSFER:BK




40.D1175870 WIRE:HIGH VOLTAGE:TRANSFER:C



41.D1175871 WIRE:HIGH VOLTAGE:TRANSFER:M



23.AW500045 PUSH SWITCH:(SW2/S26)



32.D0C95890 GRIP:RIGHT REAR



34.D0CB1059 (x5) HEXAGON HEAD BOLT WITH WASHER:TYPE 2:3X10



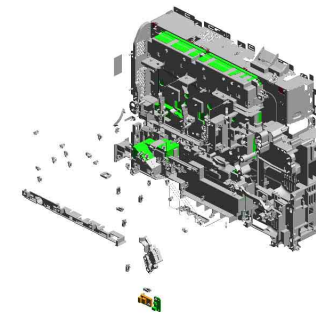
42.D1175872 WIRE:HIGH VOLTAGE:TRANSFER:Y



35.D0CB5861 COVER:HARNESS:PCU:FRONT

# U016 ELECTRICAL

- 50.D1175881 WIRE:HIGH VOLTAGE:CHARGE:Y
- 52.D1175883 WIRE:HIGH VOLTAGE:DEVELOPMENT:C:CONNECTING
- 46.D1175877 WIRE:HIGH VOLTAGE:DEVELOPMENT:Y
- 45.D1175876 WIRE:HIGH VOLTAGE:DEVELOPMENT:M
- 54.D1175887 DUCT:POWER SUPPLY UNIT:EXHAUST



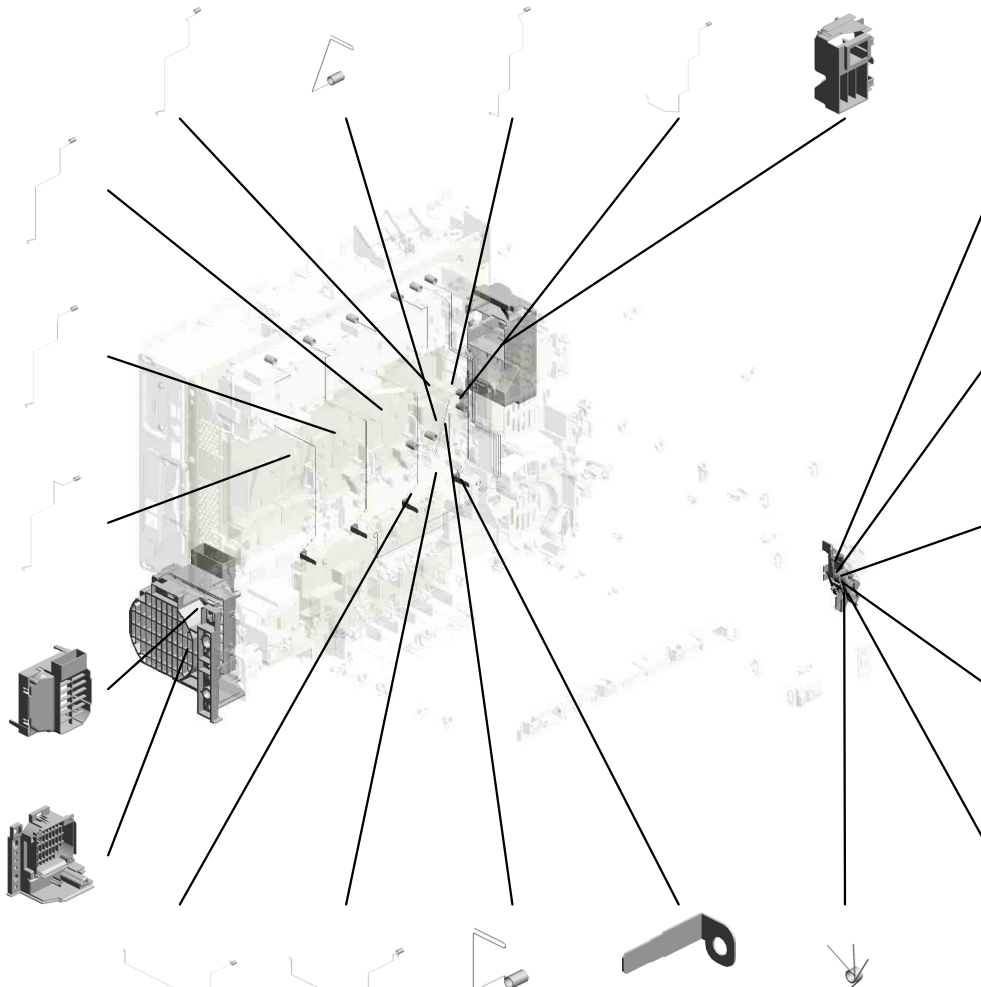
49.D1175880  
WIRE:HIGH VOLTAGE:CHARGE:M

48.D1175879  
WIRE:HIGH VOLTAGE:CHARGE:C

47.D1175878  
WIRE:HIGH VOLTAGE:CHARGE:BK

53.D1175886  
DUCT:POWER SUPPLY UNIT:ENTRANCE

55.D1175891  
GRIP:LEFT REAR



58.D1175894  
LEVER:FRONT:SAFETY SWITCH

62.D1175902  
COLLAR:SHAFT:SAFETY SWITCH

59.D1175895  
TORSION SPRING:SAFETY SWITCH

56.D1175892  
BRACKET:SWIVEL:SAFETY SWITCH

57.D1175893  
LEVER:RIGHT:SAFETY SWITCH

43.D1175874  
WIRE:HIGH VOLTAGE:DEVELOPMENT:BK

44.D1175875  
WIRE:HIGH VOLTAGE:DEVELOPMENT:C

51.D1175882  
WIRE:HIGH VOLTAGE:DEVELOPMENT:BK:CONNECTING

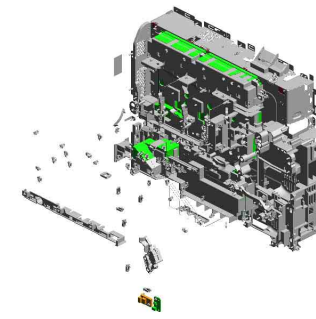
60.D1175899  
(x4)  
TERMINAL:CHARGE

61.D1175901  
TORSION SPRING:LEVER:RIGHT:SAFETY SWITCH

U001	U002	U003	U004	U005	U006	U007	U008	U009	U010	U011	U012	U013	U014	U015	U016	U017	U018	U019	U020
------	------	------	------	------	------	------	------	------	------	------	------	------	------	------	------	------	------	------	------

# U016 ELECTRICAL

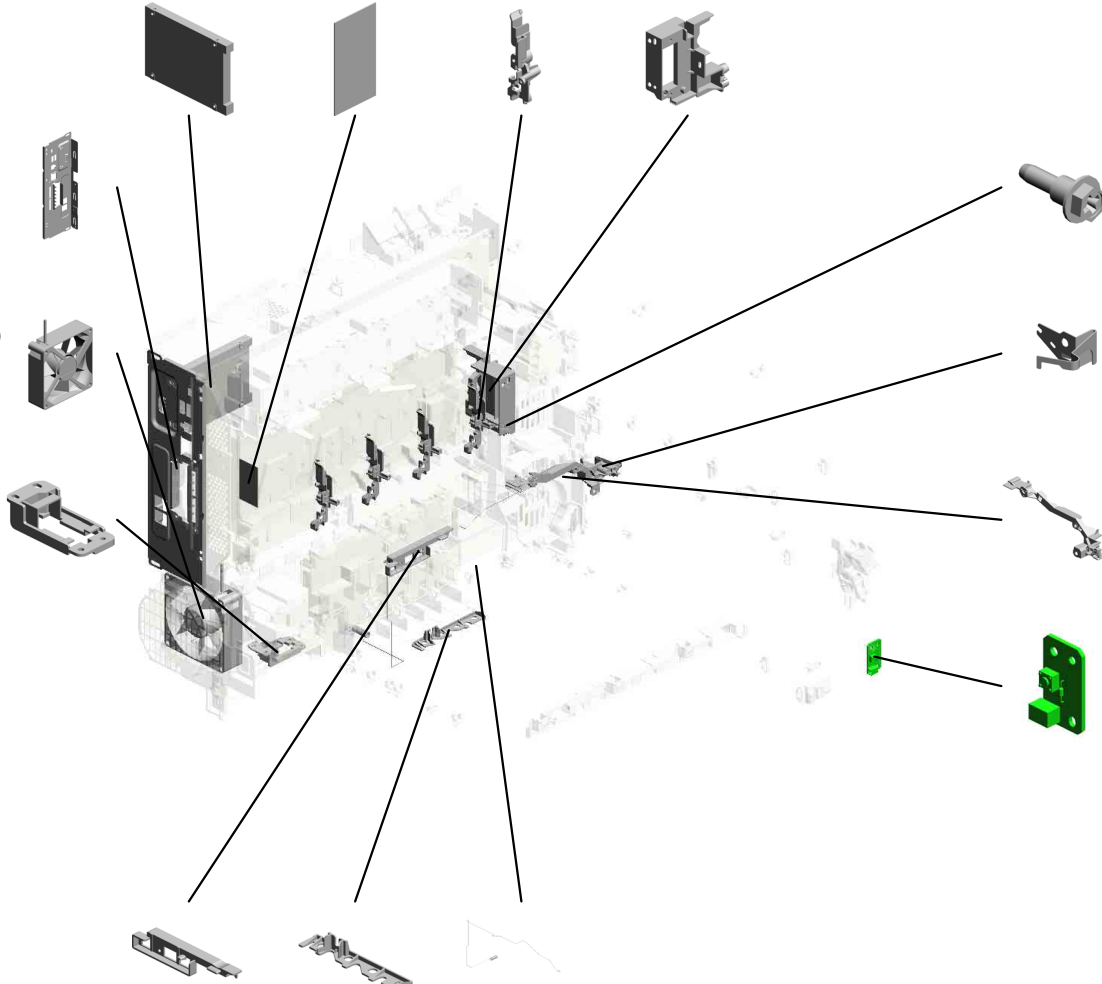
76.M4445201 HDD:320GB:AQUA  
RIUS  
69.D1175945 SPACER:FFC  
66.D1175915 (x4)  
GUIDE:WIRE:HIGH  
VOLTAGE:CHARGE  
63.D1175904 BRACKET:DRAW  
R:FUSING



73.D2965853  
BRACKET:INTERF  
ACE:JX2L

75.GX645734  
FAN MOTOR:MM80  
DC24V 3.12W:(FA  
N4)

65.D1175908  
BRACKET:DRAW  
R:OPTION TRAY



67.D1175916  
(x2)  
STEPPED SCREW:  
M3X8:SECOND KIN  
D

72.D1965967  
TERMINAL:HIGH V  
OLTAGE:TRANSFE  
R:SECOND

71.D1965961  
GUIDE:WIRE:HIGH  
VOLTAGE:TRANSF  
ER:CONNECTING

74.D2975418  
PCB:DCSW:(SW1)

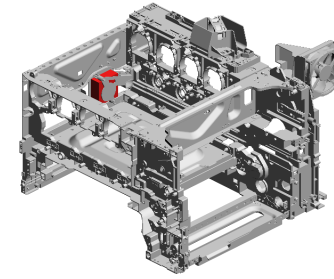
64.D1175905  
GUIDE:WIRE:HIGH  
VOLTAGE:TRANSF  
ER:SECOND

68.D1175924  
STOPPER:WIRE:HI  
GH VOLTAGE:TRA  
NSFER

70.D1965873  
WIRE:HIGH VOLTA  
GE:TRANSFER:SE  
COND

U001	U002	U003	U004	U005	U006	U007	U008	U009	U010	U011	U012	U013	U014	U015	U016	U017	U018	U019	U020
------	------	------	------	------	------	------	------	------	------	------	------	------	------	------	------	------	------	------	------

# U017 MAIN FRAME



- 1.04503010N (x30) TAPPING SCREW - M3X10
- 13.AX640245 DC FAN MOTOR:D C24V:MM60:25MM:(FAN2)
- 3.04503035N (x2) TAPPING SCREW: 3X35
- 14.AX640249 DC FAN MOTOR:A XIAL:MM92:(FAN1)
- 20.D1171124 COVER:FAN

- 7.04543008Q (x31) TAPPING SCREW: 3X8

- 16.D1171058 (x4) CASE:COIL SPRING:PLATE:PCU:REAR

- 17.D1171059 (x4) SLIDER:COIL SPRING:PLATE:PCU:REAR

- 2.04503025N (x2) TAPPING SCREW: 3X25

- 9.08010231 (x2) HEXAGONAL HEAD BOLT W/WASHER:M3X6

- 6.04543008N (x2) TAPPING SCREW: ROUND POINT:3X8

- 12.AX640234 FAN:SIROCCO:DC 24V:60MM:(FAN3)

- 15.D1171057 (x4) CASE:COIL SPRING:PLATE:PCU:FRONT

- 18.D1171068 (x8) COIL SPRING:PLATE:PCU

- 19.D1171069 (x4) SLIDER:COIL SPRING:PLATE:PCU:FRONT

- 10.AG070513 MAGNET CATCH

- 5.04543006Q (x3) TAPPING SCREW - M3X6

- 4.04513006N (x3) TAPPING SCREW - 3X6

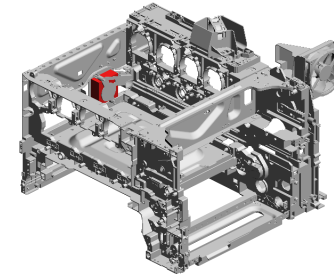
- 8.04583010N (x3) HEXAGON HEAD TAPPING SCREW:3 X10

- 11.AH010011 (x3) RUBBER FOOT:H5

U001	U002	U003	U004	U005	U006	U007	U008	U009	U010	U011	U012	U013	U014	U015	U016	U017	U018	U019	U020
------	------	------	------	------	------	------	------	------	------	------	------	------	------	------	------	------	------	------	------



# U017 MAIN FRAME



32.D1961143 DUCT:REAR:BASE  
 21.D1171125 (x2) SEAL:COVER:FAN  
 29.D1961087 LEVER:LOCK:REAR

22.D1171126 DUCT:OPTICAL WRITING MD

30.D1961127 DUCT:LEFT:VACUUM

31.D1961128 COVER:DUCT:LEFT:VACUUM

28.D1961066 LEVER:LOCK:FRONT

26.D1173413 DECAL:COLORED DISPLAY:INNER COVER:Y

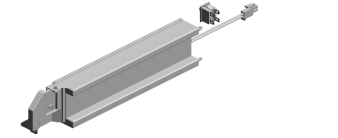
25.D1173412 DECAL:COLORED DISPLAY:INNER COVER:M

27.D1961036 (x2) SEAL:COVER:LEFT  
 23.D1173410 DECAL:COLORED DISPLAY:INNER COVER:K  
 24.D1173411 DECAL:COLORED DISPLAY:INNER COVER:C

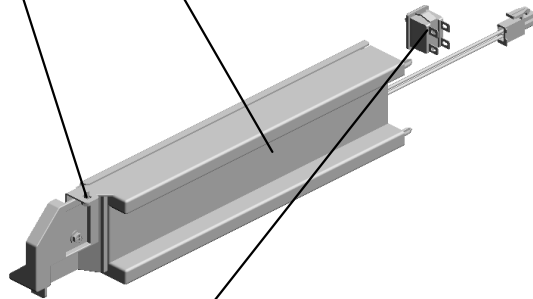
U001	U002	U003	U004	U005	U006	U007	U008	U009	U010	U011	U012	U013	U014	U015	U016	U017	U018	U019	U020
------	------	------	------	------	------	------	------	------	------	------	------	------	------	------	------	------	------	------	------

# U018 Anti-condensation Heater (Mainframe)

4.D1175091  
(NA/TWN):HEATER  
:ASSY



1.08010231  
HEXAGONAL HEAD BOLT W/WASHER: M3X6



2.11050511  
HARNESS CLAMP - LWS-0306ZC



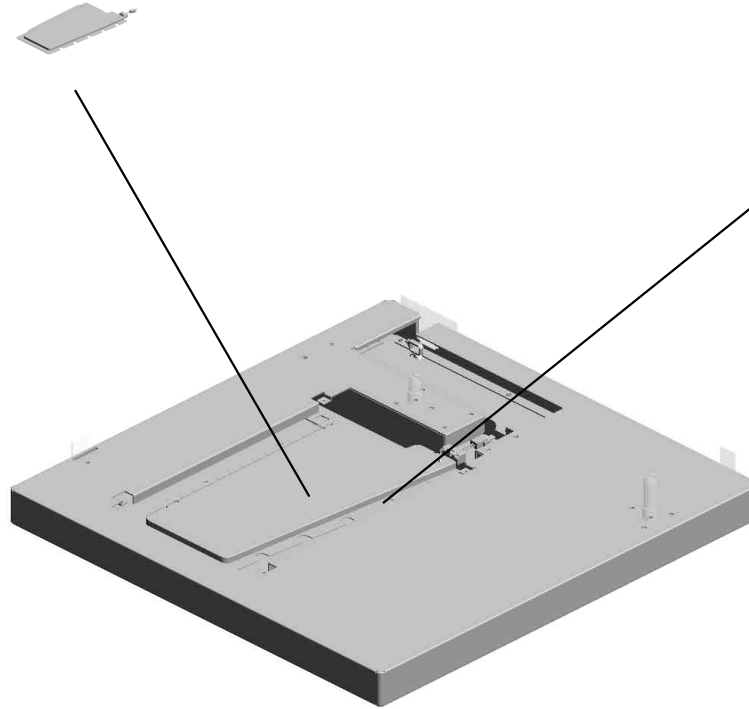
3.12042570  
ROCKER SWITCH: SDDJE13200



U001	U002	U003	U004	U005	U006	U007	U008	U009	U010	U011	U012	U013	U014	U015	U016	U017	U018	U019	U020
------	------	------	------	------	------	------	------	------	------	------	------	------	------	------	------	------	------	------	------

# U019.Anti-condensation Heater (Mainframe Paper Tray)

U019 S002  
D5730400  
(NA/TWN):HEATER:DEHUMI  
DIFIER

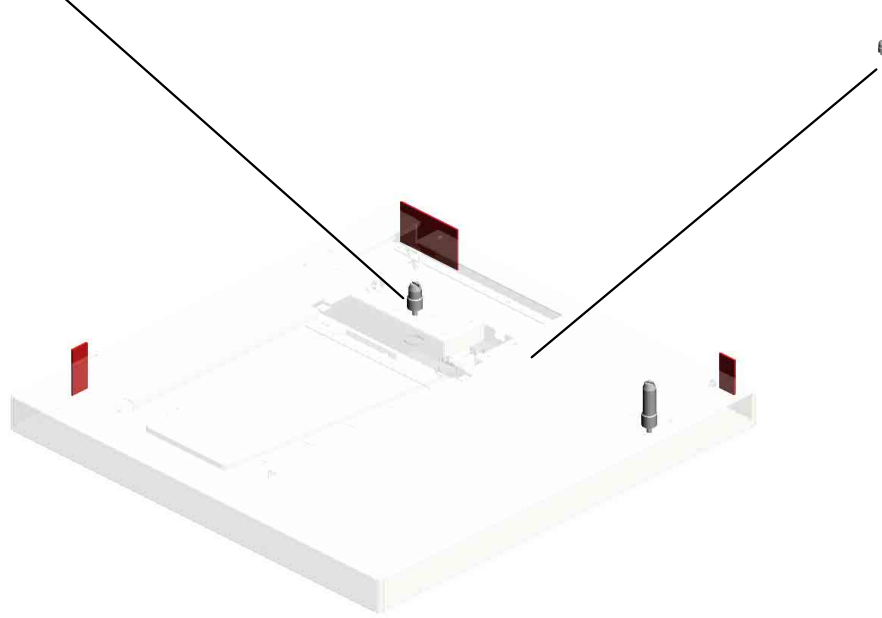

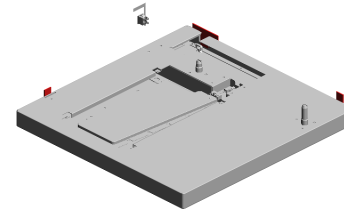


U019 S001  
D1965098  
HEATER HOLDER:ASS'Y

U001	U002	U003	U004	U005	U006	U007	U008	U009	U010	U011	U012	U013	U014	U015	U016	U017	U018	U019	U020
------	------	------	------	------	------	------	------	------	------	------	------	------	------	------	------	------	------	------	------

U019  
Anti-condensation Heater (Mainframe Paper Tray)

6.D1965093  
BRACKET:ASSY



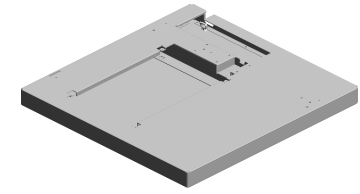
5.D1965092  
STUD:ASSY




U001	U002	U003	U004	U005	U006	U007	U008	U009	U010	U011	U012	U013	U014	U015	U016	U017	U018	U019	U020
------	------	------	------	------	------	------	------	------	------	------	------	------	------	------	------	------	------	------	------

U019\_S001  
HEATER HOLDER:ASS'Y

3.11050508  
(x2)  
HARNES CLAMP -  
LWS-0711



7:D1965098  
HEATER HOLDER:  
ASS'Y



1.03603006N  
(x2)  
SCREW - M3X6



3.11050508  
HARNES CLAMP -  
LWS-0711

1.03603006N(x28)  
SCREW - M3X6

U001	U002	U003	U004	U005	U006	U007	U008	U009	U010	U011	U012	U013	U014	U015	U016	U017	U018	U019	U020
------	------	------	------	------	------	------	------	------	------	------	------	------	------	------	------	------	------	------	------

U019\_S002  
(NA/TWN):HEATER:DEHUMIDIFIER

4.11050511  
HARNESS CLAMP -  
LWS-0306ZC



8.D5730400  
(NA/TWN):HEATER  
:DEHUMIDIFIER

- 1.03603006N(x11)  
SCREW - M3X6
- 2.04503008N(x 3)  
TAPPING SCREW - M3X8

U001	U002	U003	U004	U005	U006	U007	U008	U009	U010	U011	U012	U013	U014	U015	U016	U017	U018	U019	U020
------	------	------	------	------	------	------	------	------	------	------	------	------	------	------	------	------	------	------	------

# U020 ACCESSORIES

3.D0A41720 (TWN):DECAL:CLE  
ANING:SCANNER:  
TAIWAN

4.D0A41721 (TWN):DECAL:CAU  
TION:ORIGINAL:TA  
IWAN



2.D0A41301  
PLATE:LOGO:RIC



5.D0C96801  
(AA/KOR/TWN):PL  
ATE:NAME PLATE:I  
M\_C300F



1.11500503(x 1)  
(TWN):POWER SUPPLY CODE:125V:15  
A:BARCODE



7.D1172877  
DECAL:PAPER TR  
AY:SIZE INDICATIO  
N



6.D0C96834  
(TWN):DECAL:INKJ  
ET:PAPER FEED

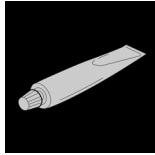


U001	U002	U003	U004	U005	U006	U007	U008	U009	U010	U011	U012	U013	U014	U015	U016	U017	U018	U019	U020
------	------	------	------	------	------	------	------	------	------	------	------	------	------	------	------	------	------	------	------

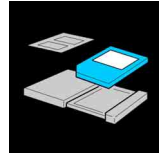
## SPECIAL TOOLS



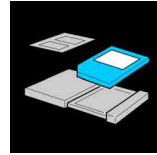
1.52039502  
GREASE 501



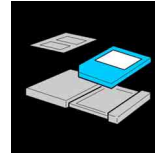
2.A2579300  
GREASE - BARRIERTA S552R



3.B6455030  
SD-CARD:SERVICE PARTS:2GB:ASS'  
Y



4.B6455040  
SD-CARD:SERVICE PARTS:8GB:ASS'  
Y



5.B6455060  
SD-CARD:SERVICE PARTS:16GB:AS  
SY



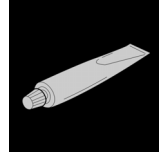
6.C4019503  
20X MAGNIFICATION SCOPE



7.VSSG9005  
MOLYKOTE EM-50L



8.VSSG9006  
MOLYKOTE(R) G-1077 GREASE 50G



9.VSSG9008  
FLOIL-G348 GREASE 20G



10.VSST9003  
C-5Y COLOR TEST CHART(2 SHEET  
S X 3/SET)



## Exclusive Parts

Number	Part Name	Group	ID
52039502	GREASE 501	SPECIAL TOOLS	1
54472681	SNAP RING	U001	5
		U013	8
		U015	7
A2579300	GREASE - BARRIERTA S552R	SPECIAL TOOLS	2
AA043325	TIMING BELT - B40S2M250	U014_S001	14
AA060151	TENSION SPRING	U009	17
AA061084	TENSION SPRING:FEELER	U009	18
AA061087	TORSION SPRING:STRIPPER PLATE:FRONT	U012_S001	15
AA061088	TORSION SPRING:STRIPPER PLATE:REAR	U012_S001	16
AA061089	COIL SPRING:GUIDE PLATE:FUSING EXIT	U012_S001	17
AA062087	COIL SPRING:PRESSURE	U012_S001	18
AA063483	COMPRESSION SPRING:TRANSPORT SUB-UNIT	U014_S001	15
AA063629	SPRING - 2.8N	U006_S001	17
AA063701	COMPRESSION SPRING:RISING TRAY	U006_S002	18
AA063729	COMPRESSION SPRING:TRANSFER ROLLER:SECOND	U014_S001	16
AA066417	TORSION SPRING:TRANSFER UNIT	U014_S001	17
AA066695	TORSION SPRING:LEVER:ON-OFF	U009	19
AA066696	TORSION SPRING:TERMINAL:DRIVE ROLLER:INTERMEDIATE TRANSFER	U016	18
AA080249	BUSHING - VERTICAL TRANSPORT	U003_S001	21
AA080346	BUSHING:FLANGE TYPE:DIA6	U015	8
AA080347	BUSHING - 8MM	U015	9
AA080361	PLAIN SHAFT BEARING:CASE:RISING TRAY	U006_S002	19
AA082101	BUSHING - 6X10X6	U003_S001	22
		U003_S001_S001	22
AA082109	PLAIN SHAFT BEARING:DIA4	U009	20
AA082161	PLAIN SHAFT BEARING:REGISTR	U006	20

Number	Part Name	Group	ID
	ATION ROLLER		
AA082173	PLAIN SHAFT BEARING:6X10X6	U006_S001	21
		U006_S004	21
		U013	9
AA082174	PLAIN SHAFT BEARING:6X10X9	U013_S001	10
AA082180	PLAIN SHAFT BEARING:DIA6:DIA10:9	U003_S001	23
AA132208	SPACER - M6	U003_S001_S001	24
AA143592	SCREW- M4X6	U016	19
AA143788	PIN:GUIDE PLATE:PAPER FEED	U003_S001	25
AA143848	STEPPED SCREW - M3	U016	20
AA143870	STEPPED SCREW	U012_S001	19
AA161125	RUBBER CUSHION	U016	21
AB010929	GEAR:DRIVE:DEVELOPMENT:NO. 2	U015	10
AB011537	GEAR:REGISTRATION ROLLER:FRONT	U006	22
AB011538	GEAR:REGISTRATION ROLLER:INNER BACK	U006	23
AB011539	GEAR:REGISTRATION ROLLER:DRIVE	U014_S001	18
AB011541	GEAR:RISING TRAY:OUTPUT	U006_S002	24
AB011552	GEAR:IDLER:LEFT REAR	U011	3
AB011553	GEAR:IDLER:MIDDLE REAR	U011	4
AB011554	GEAR:IDLER:RIGHT REAR	U011	5
AB011555	GEAR:IDLER:RIGHT FRONT	U011	6
AB012076	GEAR:DRIVE:Z21	U012_S001	20
AB017827	GEAR:IDLER:COLLECTION BOTTLE:RIGHT UPPER	U011	7
AB017834	GEAR:RISING TRAY:2	U006_S002	25
AB017835	GEAR:RISING TRAY:3	U006_S002	26
AB017840	GEAR:ELECTROMAGNETIC CLUTCH:OUTPUT:Z30	U015	11
AB017841	GEAR:ELECTROMAGNETIC CLUTCH:OUTPUT:Z19	U015	12
AB017842	SHAFT:JOINT:PAPER FEED ROLLER	U015	13
AB017847	GEAR:MANUAL FEED:BASE	U015	14

## Exclusive Parts

Number	Part Name	Group	ID
AB017851	GEAR:TIMING PULLEY:PAPER EXIT UNIT	U015	15
AB017899	GEAR:RISING TRAY:1	U006_S002	27
AB017934	GEAR:DRIVE UNIT:FUSING:NO.1	U015	16
AB017936	GEAR:TRANSPORT:NO.2	U015	17
AB017940	GEAR:DRIVE UNIT:FUSING:NO.2	U015	18
AB017958	GEAR:TRANSPORT:NO.1	U015	19
AB017959	GEAR:TRANSPORT:NO.3	U015	20
AB017960	GEAR:TRANSPORT:NO.4	U015	21
AB017974	GEAR:DRIVE UNIT:FUSING:NO.3:SW-01	U015	22
AB030854	TIMING PULLEY:EXIT ROLLER	U013	11
AB033120	TIGHTENER:SYNCHRONOUS BELT:PAPER EXIT UNIT	U015	23
AF020791	REGISTRATION ROLLER:DRIVE	U014_S001	19
AF021088	REGISTRATION ROLLER:DRIVEN	U006	28
AF031092	PAPER FEED ROLLER:MANUAL FEED	U006_S004	29
AG070513	MAGNET CATCH	U001 U017	6 10
AG071012	MAGNET CATCH:ASSY	U011	8
AH010011	RUBBER FOOT:H5	U017	11
AW010124	PHOTO REFLECTION SENSOR:GP2A200LCS0F:(S3/S8)	U012 U014_S001	21 20
AW010151	PHOTO REFLECTION SENSOR:PS122TL1-A:(S2/S24)	U003_S001 U014_S001	26 21
AW020234	PHOTOINTERRUPTOR:GP1A173LCS5F:(S1/S4/S5/S6/S19/S20/S22/S23/S25/S33/S35/S36)	U003_S001 U004 U006 U006_S004 U009 U011 U014_S001	27 12 30 30 21 9 22
AW100183	THERMOPILE:(TH1)	U012	22
AW110101	THERMOSTAT:LOWER	U012_S001	23
AW140026	TEMPERATURE & HUMIDITY SENSOR	U016	22
AW500045	PUSH SWITCH:(SW2/S26)	U011	10

Number	Part Name	Group	ID
		U016	23
AX040272	DC STEPPER MOTOR:NMB:(M7)	U004	13
AX060481	DC BRUSHLESS MOTOR:DRUM:BK:31.3W:40CPM:(M11)	U015	24
AX060482	DC BRUSHLESS MOTOR:DRUM:COLLAR:20.4W:35CPM:(M10)	U015_S001	25
AX060483	DC BRUSHLESS MOTOR:DEVELOPMENT:COLOR:34.4W:35CPM:(M9)	U015	26
AX060485	DC BRUSHLESS MOTOR:DRIVE SUB-UNIT:TRANSPORT:18.5W:40CPM:(M12)	U015	27
AX060544	DC BRUSHLESS MOTOR:DRIVE SUB-UNIT:FUSING:31.9W:43CPM:(M13)	U015	28
AX200333	ELECTROMAGNETIC CLUTCH:DEVELOPMENT:0.5NM:DIA6:(CL5)	U015	29
AX200336	ELECTROMAGNETIC CLUTCH:PAPER FEED:(CL9)	U015	30
AX200337	ELECTROMAGNETIC CLUTCH:REGISTRATION:(CL8)	U015	31
AX200338	ELECTROMAGNETIC CLUTCH:PULL OUT:(CL4)	U003_S001	28
AX200360	ELECTROMAGNETIC CLUTCH:DRIVE:MANUAL FEED:DUPLEX:(CL6/CL7)	U015	32
AX640234	FAN:SIROCCO:DC24V:60MM:(FAN3)	U017	12
AX640245	DC FAN MOTOR:DC24V:MM60:25MM:(FAN2)	U017	13
AX640249	DC FAN MOTOR:AXIAL:MM92:(FAN1)	U017	14
AZ240339	(NA/TWN):POWER SUPPLY UNIT:(PCB16/PCB17)	U016	24
AZ320213	POWER PACK:T1T2:(PCB23)	U016	25
AZ320226	POWER PACK:CB:(PCB22)	U016	26
B0442751	JOINT - PAPER FEED ROLLER	U006_S001	31
B0442756	SPRING - PAPER FEED ROLLER	U006_S001	32
B1043928	BIAS ROLLER SPACER	U006_S001	33

## Exclusive Parts

Number	Part Name	Group	ID
B2232936	GEAR - 16Z	U006_S001	34
B2385875	DC SOLENOID DC24V:(SOL2)	U009	22
B6455030	SD-CARD:SERVICE PARTS:2GB:ASS'Y	SPECIAL TOOLS	3
B6455040	SD-CARD:SERVICE PARTS:8GB:ASS'Y	SPECIAL TOOLS	4
B6455060	SD-CARD:SERVICE PARTS:16GB:ASS'Y	SPECIAL TOOLS	5
B7002649	TIMING BELT:40S2M144	U014_S001	23
B7027105	TIMING BELT:B40S2M520:	U015	33
B8722421	BUSHING:FEED	U003_S001	29
B8722614	BUSHING:R1	U003_S001	30
BE020407	PRESSURE ROLLER:DIA25	U012_S001	24
BW100147	THERMISTOR:PRESSURE:(TH2/TH3/TH4)	U012_S001	25
BW100150	NON-CONTACT TYPE THERMISTOR:(S10)	U012_S001	26
C4019503	20X MAGNIFICATION SCOPE	SPECIAL TOOLS	6
D0094511	SPACER:DIA8.0:1.5MM	U003_S001	31
D0392752	DISC:SIDE FENCE	U014_S001_S001	24
D0895824	COVER:SD-CARD:D086/D087	U016	27
D0A41301	PLATE:LOGO:RIC	U020	2
D0A41720	(TWN):DECAL:CLEANING:SCANNER:TAIWAN	U020	3
D0A41721	(TWN):DECAL:CAUTION:ORIGINAL:TAIWAN	U020	4
D0A41746	COVER:SCANNER:REAR UPPER	U004	14
D0A41810	SYNCHRONOUS BELT:S2M:441	U004	15
D0A46063	CUSHION:FERRITE CORE	U003_S001	32
D0A46065	GUIDE:CABLE	U003_S001	33
D0A46073	TRAY:AUXILIARY	U003_S001	34
D0A46076	COVER:CARD READER	U003_S001	35
D0A46077	COVER:CABLE:CARD READER	U003_S001	36
D0A46079	GUIDE:HARNESS:CONTACT POINT	U003_S001	37
D0A46082	HINGE:LEFT:DAMPER	U003_S001	38
D0A46087	HINGE:RIGHT:NON DAMPER	U003_S001	39
D0A46089	CUSHION:STOPPER:ORIGINAL TA	U003_S001	40

Number	Part Name	Group	ID
	BLE		
D0A46112	GUIDE PLATE:PAPER FEED	U003_S001	41
D0A46127	GUIDE:TRANSPORT:EXIT:LOWER	U003_S001	42
D0A46128	TENSION SPRING:SCANNING:EXIT:DRIVEN	U003_S001	43
D0A46129	SHEET:EXIT:PLATE	U003_S001	44
D0A46134	COMPRESSION SPRING:EXIT:DRIVEN	U003_S001	45
D0A46135	SHEET:SCANNING:BEHIND:PLATE	U003_S001	46
D0A46141	SPRING PLATE:GUIDE:BEHIND:PRESS FIT	U003_S001	47
D0A46146	TRANSPORT ROLLER:EXIT	U003_S001	48
D0A46152	COVER:PAPER FEED	U003_S001	49
D0A46153	LEVER:COVER:PAPER FEED	U003_S001	50
D0A46154	TORSION SPRING:COVER:PAPER FEED:FRONT	U003_S001	51
D0A46162	ORIGINAL TABLE	U003_S001	52
D0A46163	EXTENSION TRAY	U003_S001	53
D0A46167	SIDE FENCE:INNER BACK	U003_S001	54
D0A46168	SIDE FENCE:FRONT	U003_S001	55
D0A46169	COIL SPRING:SIDE FENCE:ARDF:16N	U003_S001	56
D0A46182	COVER:REAR	U003_S001	57
D0A46183	CAP:CABLE:OUTER	U003_S001	58
D0A46184	CAP:CABLE:INNER	U003_S001	59
D0A46192	COVER:FRONT	U003_S001	60
D0A46193	COVER:FRONT:INNER	U003_S001	61
D0A46194	BRACKET:STOPPER:ORIGINAL TABLE	U003_S001	62
D0A46195	COMPRESSION SPRING:STOPPER:ORIGINAL TABLE	U003_S001	63
D0BQ1422	PCB:W-LAN:TYPE1NX:(PCB21)	U002_S001_S002	9
D0BQ1432	SPEAKER	U002_S001	10
D0BQ1516	TOUCH PANEL:ASS'Y	U002_S001_S001	11
D0BQ1531	FRAME:LCD:PEEN	U002_S001	12
D0BQ1533	BRACKET:LCD	U002_S001	13
D0BQ1541	COVER:FRONT	U002_S001_S001	14
D0BQ1545	COVER:REAR	U002_S001	15

## Exclusive Parts

Number	Part Name	Group	ID
D0BQ1546	INNER COVER:OPERATION SUB-UNIT:RIGHT	U002_S001	16
D0BQ1547	KEYTOP:RESET SWITCH	U002_S001	17
D0BQ1548	COVER:CAP:PUSH SWITCH	U002_S001	18
D0BQ1549	COVER:CAP	U002_S001	19
D0BQ1551	HOLDER:OPERATION SUB-UNIT:SPEAKER	U002_S001	20
D0BQ1552	CUSHION:OPERATION SUB-UNIT:SPEAKER	U002_S001	21
D0BQ1555	CUSHION:LCD:L	U002_S001	22
D0BQ1556	CUSHION:LCD:S	U002_S001	23
D0BQ1581	DUAL FACES TAPE:TOUCH PANEL:LENGTHWISE	U002_S001_S001	24
D0BQ1582	DUAL FACES TAPE:TOUCH PANEL:SIDE	U002_S001_S001	25
D0BQ1585	SHEET:LIGHT SHIELD COAT	U002_S001	26
D0BQ1586	SHEET:SIDE	U002_S001	27
D0C81313	COVER:UPPER	U001	7
D0C81351	COVER:SUPPORT:SCANNER:IDG	U001	8
D0C81353	COVER:UPPER RIGHT:REAR	U001	9
D0C81354	COVER:UPPER FRONT	U001	10
D0C81372	COVER:UPPER LEFT:IDG	U001	11
D0C84400	PAPER EXIT UNIT:ASS'Y	U013_S001	12
D0C84485	BRACKET:DC SOLENOID:GATE PAWL	U013_S001	13
D0C84486	HOLDER:LINK:EXIT	U013_S001	14
D0C84487	TENSION SPRING:CHANGE:EXIT	U013_S001	15
D0C84495	EXTENSION TRAY:EXIT	U001	12
D0C84496	END FENCE:EXIT	U001	13
D0C85180	PCB:BRB:(PCB7)	U008	9
D0C91152	DRIVE UNIT:DRUM:DEVELOPMENT:TRANSFER:ASS'Y	U015_S001	34
D0C91183	PLAIN SHAFT BEARING:ELECTROMAGNETIC CLUTCH:DEVELOPMENT	U015	35
D0C91232	HOLDER:TIMING PULLEY:PAPER EXIT UNIT	U015	36
D0C91301	COVER:FRONT:A	U001	14

Number	Part Name	Group	ID
D0C91309	COVER:FRONT LOWER:A	U001	15
D0C91321	COVER:RIGHT REAR:A	U001	16
D0C91331	COVER:LEFT:A	U001	17
D0C91860	OPTICAL WRITING UNIT:ASS'Y	U005	1
D0C92514	PAPER TRAY:ASS'Y	U006_S001	35
D0C92803	MANUAL FEED UNIT:ASS'Y	U006_S004	36
D0C92836	SIDE FENCE:REAR:ASS'Y	U006_S001_S001	37
D0C92843	DECAL:PAPER SET DIRECTION:LEFT	U006_S001	38
D0C92844	DECAL:SIDE FENCE:REAR	U006_S001_S001	39
D0C92847	GRIP:PAPER TRAY:A	U006_S001	40
D0C92848	COVER:PAPER TRAY:A	U006_S001	41
D0C92849	BRACKET:PIN:STRETCH:TRAY:PEEN	U006_S001	42
D0C92897	LEVER:STRETCH:TRAY:UNI:ASS'Y	U006_S003	43
D0C92955	LEVER:LOCK:PAWL	U006_S003	44
D0C93300	HOUSING:TONER SUPPLY:ASS'Y	U008_S001	10
D0C94033	(TWN):FUSING UNIT:SERVICE PARTS	U012_S001	27
D0C94039	(TWN):SLEEVE:FUSING:SERVICE PARTS	U012_S001_S001	28
D0C94501	DUPLEX SECTION:ASS'Y	U014_S001	25
D0C95100	PCB:BICU:ASS'Y:(PCB1)	U016	28
D0C95150	PCB:SMB:SERVICE	U016	29
D0C95180	(NA/TWN):PCB:ACVB:100V:(PCB18)	U016	30
D0C95406	PCB:CTL:ASS'Y:(PCB24)	U016	31
D0C95890	GRIP:RIGHT REAR	U016	32
D0C96801	(AA/KOR/TWN):PLATE:NAME PLATE:IM_C300F	U020	5
D0C96834	(TWN):DECAL:INKJET:PAPER FEE	U020	6
D0C99590	NVRAM	U016	33
D0CB0121	PCDU:BK:SERVICE PARTS	U007_S001	11
D0CB0122	PCDU:C:SERVICE PARTS	U007_S002	12
D0CB0123	PCDU:M:SERVICE PARTS	U007_S003	13
D0CB0124	PCDU:Y:SERVICE PARTS	U007_S004	14
D0CB1059	HEXAGON HEAD BOLT WITH WASHER	U015	37

## Exclusive Parts

Number	Part Name	Group	ID
	HER:TYPE 2:3X10	U016	34
D0CB1143	SOUND PROOFING MATERIAL:COVER:LEFT:MIDDLE	U001	18
D0CB1144	SOUND PROOFING MATERIAL:COVER:LEFT:RIGHT	U001	19
D0CB1182	COVER:ELECTROMAGNETIC CLUTCH:DEVELOPMENT	U015	38
D0CB1324	COVER:DEODORIZE FILTER:IG	U001	20
D0CB1325	LOUVER:COVER:RIGHT REAR	U001	21
D0CB1326	LOUVER:DUCT:IG	U001	22
D0CB1352	COVER:UPPER RIGHT:FRONT	U001	23
D0CB1506	OPERATION SUB-UNIT:COMMON:ASS'Y	U002_S001	28
D0CB1521	HINGE:ASS'Y	U002	29
D0CB1554	GUIDE:OPERATION SUB-UNIT:HARNNESS	U002	30
D0CB1561	COVER:HINGE:LARGE	U002	31
D0CB1562	COVER:HINGE:SMALL	U002	32
D0CB1563	COVER:REAR:LEFT	U002	33
D0CB1565	COVER:RIGHT	U002	34
D0CB1651	CARRIAGE:SCANNER:ASS'Y	U004_S001	16
D0CB1662	(EU/AA/KOR/TWN):ORIGINAL TRAY:SCANNER:ASS'Y	U004	17
D0CB1719	(EU/AA/KOR/TWN):DECAL:SCALE:LEFT	U004	18
D0CB1742	COVER:SCANNER:FRONT	U004	19
D0CB1743	COVER:SCANNER:REAR	U004	20
D0CB1755	FEELER:ON OFF DETECTOR	U004	21
D0CB1757	COVER:HARNNESS:MOTOR:SCANNER	U004	22
D0CB1765	BRACKET:IDLER:PEEN	U004	23
D0CB1791	DECAL:SIDE FENCE	U003_S001	64
D0CB1792	DECAL:ORIGINAL SCALE	U003_S001	65
D0CB1796	(TWN):DECAL:ORIGINAL TABLE	U003_S001	66
D0CB1797	DECAL:CLEANING:DOCUMENT FEEDER	U004	24
D0CB1803	(TWN):ADF:ASS'Y	U003_S001	67
D0CB1821	PAPER FEED UNIT:ASS'Y	U003_S001_S001	68

Number	Part Name	Group	ID
D0CB1845	PRESSURE PLATE:ASS'Y	U003	69
D0CB2718	ELECTROMAGNETIC CLUTCH:DRIVE:MANUAL FEED:(CL1)	U006_S004	45
D0CB2762	MANUAL FEED TABLE:ASS'Y	U014_S001_S001	26
D0CB2765	TRAY:MANUAL FEED:IG	U014_S001_S001	27
D0CB2766	SIDE FENCE:MANUAL FEED:FRONT:IG	U014_S001_S001	28
D0CB2767	SIDE FENCE:MANUAL FEED:REAR:IG	U014_S001_S001	29
D0CB2770	COVER:MANUAL FEED TABLE:IG	U014_S001_S001	30
D0CB2771	EXTENSION TRAY:MANUAL FEED:IG	U014_S001_S001	31
D0CB2773	COVER:MANUAL FEED TABLE:LOWER:IG	U014_S001_S001	32
D0CB2782	GUIDE PLATE:MANUAL FEED TABLE:IG	U006_S004	46
D0CB2790	DECAL:SCALE:MANUAL FEED	U014_S001_S001	33
D0CB2792	GROUND PLATE:TRAY BOTTOM PLATE:MANUAL FEED:INNER BACK	U006_S004	47
D0CB2993	DECAL:SIDE FENCE:MANUAL FEED	U014_S001_S001	34
D0CB3302	TONER HOPPER:TONER SUPPLY:K:ASS'Y	U008_S002	11
D0CB3303	TONER HOPPER:TONER SUPPLY:COL:ASS'Y	U008_S003	12
		U008_S004	12
		U008_S005	12
D0CB3304	DRIVE UNIT:TONER SUPPLY:ASS'Y	U008_S006	13
		U008_S007	13
		U008_S008	13
		U008_S009	13
D0CB3400	DC MOTOR:TONER SUPPLY:ASS'Y:(M1/M2/M3/M4)	U008_S006	14
		U008_S007	14
		U008_S008	14
		U008_S009	14
D0CB3402	GEAR:IDLER:DC MOTOR	U008_S006	15
		U008_S007	15
		U008_S008	15
		U008_S009	15

## Exclusive Parts

Number	Part Name	Group	ID
D0CB3407	GEAR:TONER HOPPER:DRIVE SUB-UNIT	U008_S006	16
		U008_S007	16
		U008_S008	16
		U008_S009	16
D0CB3408	GEAR:IDLER:TRANSPORT SCREW	U008_S006	17
		U008_S007	17
		U008_S008	17
		U008_S009	17
D0CB4194	GUIDE:HARNESS:FUSING	U012_S001	29
D0CB4231	STRIPPER PLATE:COAT	U012_S001	30
D0CB4261	FUSING COVER:UPPER:ASS'Y	U012_S001	31
D0CB4463	PLAIN SHAFT BEARING:EXIT	U013_S001	16
D0CB4489	DC SOLENOID:PRESS FIT:(SOL1)	U013_S001	17
D0CB4608	HOOK:FRAME:DUPLEX:FRONT	U014_S001	35
D0CB4614	BUSHING:REGISTRATION ROLLER:DRIVE:INNER BACK	U014_S001	36
D0CB4621	BUSHING:REGISTRATION ROLLER:DRIVE:FRONT	U014_S001	37
D0CB4686	KNOB:COVER:RIGHT:DUPLEX:IG	U014_S001	38
D0CB5620	PCB:ASS'Y:(PCN19)	U002_S001_S002	35
D0CB5854	COVER:REAR:IG	U001	24
D0CB5861	COVER:HARNESS:PCU:FRONT	U016	35
D0CB5864	GUIDE:HARNESS:FFC:OPTICAL WRITING UNIT	U016	36
D0CB6002	TRANSFER UNIT:INTERMEDIATE TRANSFER:SERVICE:ASS'Y	U009_S001	23
D0CB6201	TRANSFER/SEPARATION UNIT:SECOND:ASS'Y	U010_S001	3
D0CB6238	GUIDE:HARNESS:TM SENSOR	U009	24
D0CB6350	DC MOTOR:ON-OFF:FIRST:ASS'Y:(M14)	U009	25
D0CB6381	GUIDE PLATE:BRACKET:DENSITY SENSOR:FRONT:ASS'Y	U009	26
D0CB6383	GUIDE PLATE:BRACKET:DENSITY SENSOR:REAR:ASS'Y	U009	27
D0CB6388	BRACKET:DENSITY SENSOR	U009	28
D0CB6390	SHUTTER:DENSITY SENSOR	U009	29
D0CB6391	GUIDE PLATE:RELAY	U009	30

Number	Part Name	Group	ID
D0CB6393	GROUND PLATE:BRACKET:TM SENSOR	U009	31
D0CB6401	COLLECTION BOTTLE:ASS'Y	U011_S001	11
D1054168	LEVER:LOCK:PRESSURE	U012_S001	32
D1054303	ELECTRODE PLATE:FUSING:NEUTRAL	U012_S001	33
D1054365	HOLDER:THERMOPILE	U012	34
D1171057	CASE:COIL SPRING:PLATE:PCU:FRONT	U017	15
D1171058	CASE:COIL SPRING:PLATE:PCU:REAR	U017	16
D1171059	SLIDER:COIL SPRING:PLATE:PCU:REAR	U017	17
D1171068	COIL SPRING:PLATE:PCU	U017	18
D1171069	SLIDER:COIL SPRING:PLATE:PCU:FRONT	U017	19
D1171124	COVER:FAN	U017	20
D1171125	SEAL:COVER:FAN	U017	21
D1171126	DUCT:OPTICAL WRITING MD	U017	22
D1171192	TERMINAL:DEVELOPMENT BIAS:ASS'Y	U015	39
D1171207	SHAFT:TIMING PULLEY:PAPER EXIT UNIT	U015	40
D1171302	HINGE:COVER:FRONT:RIGHT	U001	25
D1171303	HINGE:COVER:FRONT:LEFT	U001	26
D1171304	BRACKET:HINGE:RIGHT	U001	27
D1171305	BRACKET:HINGE:LEFT	U001	28
D1171306	PIN:HINGE	U001	29
D1171307	MAGNET CATCH:COVER:FRONT	U001	30
D1171361	INNER COVER:UPPER	U001	31
D1171756	GROUND PLATE:GUIDE ROD	U004	25
D1171801	BRACKET:MOTOR	U004	26
D1171804	CAP:TIMING PULLEY	U004	27
D1171805	GEAR:TIMING PULLEY:81-18	U004	28
D1171806	PULLEY:IDLER	U004	29
D1171820	BUSHING:BRACKET	U004	30
D1171826	GEAR:SLOW DOWN:53-19	U004	31
D1171837	COIL SPRING:TENSION	U004	32

## Exclusive Parts

Number	Part Name	Group	ID
D1171990	STEPPED SCREW	U005	2
D1171991	SPRING LOCK WASHER:DIA6.4XDI A11X1.5	U005	3
D1172533	BASE:RISE:ASS'Y	U006_S002	48
D1172611	GUIDE PLATE:VERTICAL TRANSP ORT:LOWER	U006	49
D1172612	GUIDE PLATE:VERTICAL TRANSP ORT:UPPER	U006	50
D1172613	GUIDE:VERTICAL TRANSPORT	U006	51
D1172617	CASE:REMOVE PAPER DUST	U006	52
D1172618	GUIDE:REMOVE PAPER DUST	U006	53
D1172631	COLLAR:REGISTRATION	U014_S001	39
D1172636	HOLDER:REGISTRATION	U014_S001	40
D1172637	COMPRESSION SPRING:ROLLER: TENSION	U014_S001	41
D1172638	GUIDE PLATE:REGISTRATION RO LLER:DRIVE	U014_S001	42
D1172639	GUIDE:REGISTRATION:DRIVE:FR ONT	U014_S001	43
D1172640	GUIDE:REGISTRATION:DRIVE:INN ER BACK	U014_S001	44
D1172655	BASE:LIFT MOTOR:PAPER FEED:F RONT	U006_S002	54
D1172656	CASE:RISING TRAY	U006_S002	55
D1172660	DC MOTOR:2.6W:BRUSH:(M15)	U006_S002	56
D1172710	GUIDE PLATE:MANUAL FEED:LOW ER	U006_S004	57
D1172711	FRICTION PAD:MANUAL FEED:AD HESION	U006_S004	58
D1172714	COMPRESSION SPRING:SEPARAT ION:MANUAL FEED	U006_S004	59
D1172717	SHAFT:PAPER FEED:MANUAL FEE D	U006_S004	60
D1172719	GEAR:PAPER FEED:MANUAL FEE D	U006_S004	61
D1172721	TRAY BOTTOM PLATE:MANUAL F EED	U006_S004	62
D1172723	GUIDE:BASE:FRONT	U006_S004	63

Number	Part Name	Group	ID
D1172724	GUIDE:BASE:REAR	U006_S004	64
D1172725	COMPRESSION SPRING:PAPER F EED:MANUAL FEED	U006_S004	65
D1172727	GUIDE PLATE:MANUAL FEED:MID DLE	U006_S004	66
D1172728	SHEET:MANUAL FEED	U006_S004	67
D1172729	TENSION SPRING:GUIDE PLATE:M ANUAL FEED	U006_S004	68
D1172732	HOLDER:PAPER END SENSOR:MA NUAL FEED	U006_S004	69
D1172733	FEELER:PAPER END SENSOR:MA NUAL FEED	U006_S004	70
D1172734	TORSION SPRING:PAPER END SE NSOR:MANUAL FEED	U006_S004	71
D1172735	SUPPORTING PLATE:MANUAL FE ED	U006_S004	72
D1172740	SHAFT:CAM:MANUAL FEED	U006_S004	73
D1172741	CAM:MANUAL FEED:FRONT	U006_S004	74
D1172742	CAM:MANUAL FEED:REAR	U006_S004	75
D1172743	GEAR:CAM:MANUAL FEED	U006_S004	76
D1172744	GEAR:CAM:IDLER:LOWER	U006_S004	77
D1172745	GEAR:CAM:IDLER:STEPPED	U006_S004	78
D1172746	GEAR:CAM:IDLER:UPPER	U006_S004	79
D1172747	FEELER:CAM:MANUAL FEED	U006_S004	80
D1172749	BRACKET:MANUAL FEED:REAR	U006_S004	81
D1172751	BRACKET:MANUAL FEED:FRONT	U006_S004	82
D1172752	SPRING PLATE:HOME POSITION S ENSOR:MANUAL FEED	U006_S004	83
D1172756	FEELER:PAPER SIZE SENSOR:MA NUAL FEED	U006_S004	84
D1172760	SUPPORTING PLATE:SMALL:MAN UAL FEED	U006_S004	85
D1172761	LINK:MANUAL FEED TABLE	U014_S001	45
D1172768	GEAR:SIDE FENCE	U014_S001_S001	46
D1172769	RACK:MANUAL FEED	U014_S001_S001	47
D1172772	COMPRESSION SPRING:EXTENSI ON TRAY:MANUAL FEED	U014_S001_S001	48
D1172776	TORSION SPRING:COVER:MANUA	U014_S001_S001	49

## Exclusive Parts

Number	Part Name	Group	ID
	L FEED TABLE		
D1172778	COMPRESSION SPRING:RACK:MANUAL FEED	U014_S001_S001	50
D1172779	PIN:PINION GEAR	U014_S001_S001	51
D1172781	COIL SPRING:PINION GEAR:MANUAL FEED	U014_S001_S001	52
D1172784	LINK:COVER:FRONT REAR	U014_S001_S001	53
D1172785	LINK:COVER:MIDDLE	U014_S001_S001	54
D1172787	STOPPER:MANUAL FEED TABLE	U014_S001	55
D1172805	HOLDER:GRIP:PAPER TRAY	U006_S001	86
D1172808	STOPPER:GUIDE PLATE:BASE:RISE	U006_S001	87
D1172809	TENSION SPRING:BASE:RISE	U006_S001	88
D1172813	STOPPER:PAPER TRAY	U006	89
D1172814	PRESSURE PLATE:BASE:RISE	U006_S001	90
D1172815	SPRING PLATE:SIDE FENCE:FRONT	U006_S001_S002	91
D1172816	SHAFT:BASE:RISE	U006_S001	92
D1172819	RACK:BASE:RISE	U006_S001	93
D1172820	PINION:BASE:RISE	U006_S001	94
D1172822	BRACKET:PINION:BASE:RISE	U006_S001	95
D1172823	PAD:SIDE FENCE	U006_S001_S001	96
		U006_S001_S002	96
D1172825	SIDE FENCE:FRONT:ASS'Y	U006_S001_S002	97
D1172826	COMPRESSION SPRING:SIDE FENCE:PLATE	U006_S001_S002	98
D1172828	COMPRESSION SPRING:BASE:RISE:AUXILIARY	U006_S001	99
D1172829	COVER:PRESSURE PLATE:BASE:RISE	U006_S001	100
D1172830	LEVER:STOPPER:FRONT	U006_S001_S002	101
D1172834	PLATE:SIDE FENCE	U006_S001_S002	102
D1172838	END FENCE	U006_S001	103
D1172839	LEVER:UN LOCK:END FENCE	U006_S001	104
D1172840	COVER:END FENCE	U006_S001	105
D1172846	RETAINING RINGS-E:SILENCER:DI A3	U006_S001	106
D1172851	PAPER FEED ROLLER:PAPER TRAY	U006_S001	107

Number	Part Name	Group	ID
	Y		
D1172852	SHAFT:PAPER FEED ROLLER:ASS'Y	U006_S001	108
D1172856	ROLLER:PAPER TRAY:RIGHT	U006_S001	109
D1172858	ROLLER:PAPER TRAY:LEFT	U006_S001	110
D1172866	ROLLER:RAIL:RIGHT	U006	111
D1172870	PAPER FEED ROLLER:AUXILIARY	U006_S001	112
D1172872	FRICTION PAD:ASS'Y	U006_S001	113
D1172877	DECAL:PAPER TRAY:SIZE INDICATION	U020	7
D1172884	PLATE:ROLLER:PAPER TRAY:RIGHT	U006_S001	114
D1172886	PLATE:ROLLER:PAPER TRAY:LEFT	U006_S001	115
D1172888	JOINT:BASE:RISE	U006_S002	116
D1172894	SHAFT:PINION:BASE:RISE	U006_S001	117
D1172896	SHEET:PLATE:FRICTION PAD	U006_S001	118
D1172897	BRACKET:LEFT:ROLLER:ASS'Y	U006	119
D1172901	BRACKET:STRETCH:TRAY	U006	120
D1173354	COLLAR:TONER SUPPLY:HOUSING	U008_S001	18
D1173394	GROUND PLATE:RAIL:BASE	U008	19
D1173395	GROUND PLATE:RAIL:BASE:MAIN	U008	20
D1173401	COLLAR:DRIVE:BRACKET	U008_S006	21
		U008_S007	21
		U008_S008	21
		U008_S009	21
D1173404	SHAFT:DRIVE:AGITATOR	U008_S006	22
		U008_S007	22
		U008_S008	22
		U008_S009	22
D1173405	COMPRESSION SPRING:GEAR:TONER BOTTLE	U008_S006	23
		U008_S007	23
		U008_S008	23
		U008_S009	23
D1173410	DECAL:COLORED DISPLAY:INNER COVER:K	U017	23
D1173411	DECAL:COLORED DISPLAY:INNER	U017	24



## Exclusive Parts

Number	Part Name	Group	ID
	COVER:C		
D1173412	DECAL:COLORED DISPLAY:INNER COVER:M	U017	25
D1173413	DECAL:COLORED DISPLAY:INNER COVER:Y	U017	26
D1174153	LEVER:PRESSURE RELEASE:FRO NT:ASS'Y	U012_S001	35
D1174155	LEVER:PRESSURE:FRONT	U012_S001	36
D1174163	LEVER:PRESSURE RELEASE:REA R:ASS'Y	U012_S001	37
D1174165	LEVER:PRESSURE:REAR	U012_S001	38
D1174235	GUIDE PLATE:FUSING EXIT	U012_S001	39
D1174236	SHEET:C:LEVER	U012_S001	40
D1174238	GUIDE:FUSING EXIT:ETFE	U012_S001	41
D1174241	FUSING ENTRANCE GUIDE PLATE	U012_S001	42
D1174332	BRACKET:THERMOPILE	U012	43
D1174451	GUIDE PLATE:EXIT:LOWER	U013_S001	18
D1174452	GATE PAWL:REVERSE	U013_S001	19
D1174454	EXIT ROLLER	U013_S001	20
D1174455	GEAR:EXIT	U013_S001	21
D1174457	BRACKET:ROLLER:EXIT	U013_S001	22
D1174465	COLLAR:GEAR:EXIT	U013_S001	23
D1174483	LEVER:GATE PAWL:EXIT	U013_S001	24
D1174484	LINK:GATE PAWL:EXIT	U013_S001	25
D1174489	DISCHARGE BRUSH:EXIT	U013_S001	26
D1174492	ROLLER:EXIT	U013_S001	27
D1174498	STOPPER:END FENCE:EXIT	U001	32
D1174499	COMPRESSION SPRING:END FEN CE:EXIT	U001	33
D1174501	PIN:HOOK:FRAME:DUPLEX:ASS'Y	U014	56
D1174514	SHAFT:STOPPER:COVER:RIGHT	U014_S001	57
D1174515	GROUND WIRE:DUPLEX	U014_S001	58
D1174602	BAND:STOPPER:COVER:RIGHT	U014	59
D1174607	PLATE:BAND:STOPPER	U014	60
D1174608	LEVER:FUSING:RELEASE:FRONT	U014_S001	61
D1174609	LEVER:FUSING:RELEASE:INNER B ACK	U014_S001	62
D1174611	SHAFT:HINGE:DUPLEX	U014_S001	63

Number	Part Name	Group	ID
D1174614	COVER:HARNES:DUPLEX	U014_S001	64
D1174615	SPRING PLATE:EARTH:DUPLEX	U014_S001	65
D1174616	TENSION SPRING:STOPPER:DOO R:RIGHT:FRONT	U014_S001	66
D1174617	COLLAR:STOPPER:COVER:RIGHT	U014_S001	67
D1174641	BRACKET:PLATE:TRANSFER:ASS' Y	U014_S001	68
D1174645	BRACKET:PLATE:TRANSFER:INNE R BACK:ASS'Y	U014_S001	69
D1174651	GEAR:TRANSPORT ROLLER:DUPL EX:Z14	U014_S001	70
D1174664	SHAFT:PULLEY:COUPLING:FRAM E:ASS'Y	U014_S001	71
D1174671	TRANSPORT ROLLER:DUPLEX	U014_S001	72
D1174676	SHAFT:ROLLER:DRIVEN:DUPLEX	U014_S001	73
D1174677	ROLLER:DRIVEN:DUPLEX	U014_S001	74
D1174678	PULLEY:IDLER	U014_S001	75
D1174679	PULLEY:DRIVE ROLLER	U014_S001	76
D1174682	SHAFT:HOOK:STOPPER	U014_S001	77
D1174690	GUIDE PLATE:REVERSE:ENTRAN CE:LOWER	U014_S001	78
D1174691	GUIDE PLATE:REVERSE:EXIT:LO WER	U014_S001	79
D1174693	GUIDE PLATE:REVERSE:EXIT:UPP ER	U014_S001	80
D1174697	GUIDE PLATE:MIDDLE	U014_S001	81
D1174698	GUIDE PLATE:REVERSE:ENTRAN CE:UPPER	U014_S001	82
D1174699	SHAFT:GUIDE PLATE:REVERSE:E NTRANCE:UPPER	U014_S001	83
D1174702	COMPRESSION SPRING:GUIDE PL ATE:REVERSE:ENTRANCE	U014_S001	84
D1174705	BRACKET:GEAR:SWIVEL:ASS'Y	U014_S001	85
D1174706	GEAR:IDLER:SWIVEL:COUPLING	U014_S001	86
D1174708	TENSION SPRING:GEAR:SWING U NIT	U014_S001	87
D1174709	COMPRESSION SPRING:ROLLER: DRIVEN:DUPLEX	U014_S001	88

## Exclusive Parts

Number	Part Name	Group	ID
D1174712	HOLDER:BELT:COUPLING	U014_S001	89
D1174713	SHAFT:PULLEY:WIRE	U014	90
D1174714	BAND:HOOK:DUPLEX:COUPLING	U014_S001	91
D1174716	TORSION SPRING:FEELER:ENTRANCE SENSOR	U014_S001	92
D1174718	SHEET:COVER:RIGHT FRONT	U014_S001	93
D1174719	TUBE:STOPPER	U014_S001	94
D1174720	SHAFT:PULLEY:IDLER:COUPLING:ASS'Y	U014_S001	95
D1174724	GEAR:IDLER:TIMING PULLEY:DUPLEX	U014_S001	96
D1174727	COVER:CONNECTOR:DUPLEX SECTION:CONNECTING	U014	97
D1174731	PULLEY:WIRE:DAMPER	U014	98
D1174732	TORSION SPRING:DOOR:RIGHT:STOPPER	U014	99
D1174733	COLLAR:STOPPER:SIDE PLATE	U014	100
D1174734	BRACKET:STOPPER:SIDE PLATE:ASS'Y	U014	101
D1174737	WIRE:STOPPER:DIA1.2:ASS'Y	U014_S001	102
D1174792	PLATE:MANUAL FEED:FRONT	U014_S001	103
D1174794	PLATE:MANUAL FEED:INNER BACK	U014_S001	104
D1175091	(NA/TWN):HEATER:ASS'Y	U018	4
D1175303	THERMISTOR:(TH5)	U016	37
D1175867	GUIDE:HARNESS:POWER SUPPLY UNIT	U016	38
D1175869	WIRE:HIGH VOLTAGE:TRANSFER: BK	U016	39
D1175870	WIRE:HIGH VOLTAGE:TRANSFER: C	U016	40
D1175871	WIRE:HIGH VOLTAGE:TRANSFER: M	U016	41
D1175872	WIRE:HIGH VOLTAGE:TRANSFER: Y	U016	42
D1175874	WIRE:HIGH VOLTAGE:DEVELOPMENT: BK	U016	43
D1175875	WIRE:HIGH VOLTAGE:DEVELOPMENT: C	U016	44

Number	Part Name	Group	ID
	ENT: C		
D1175876	WIRE:HIGH VOLTAGE:DEVELOPMENT: M	U016	45
D1175877	WIRE:HIGH VOLTAGE:DEVELOPMENT: Y	U016	46
D1175878	WIRE:HIGH VOLTAGE:CHARGE: BK	U016	47
D1175879	WIRE:HIGH VOLTAGE:CHARGE: C	U016	48
D1175880	WIRE:HIGH VOLTAGE:CHARGE: M	U016	49
D1175881	WIRE:HIGH VOLTAGE:CHARGE: Y	U016	50
D1175882	WIRE:HIGH VOLTAGE:DEVELOPMENT: BK:CONNECTING	U016	51
D1175883	WIRE:HIGH VOLTAGE:DEVELOPMENT: C:CONNECTING	U016	52
D1175886	DUCT:POWER SUPPLY UNIT:ENTRANCE	U016	53
D1175887	DUCT:POWER SUPPLY UNIT:EXHAUST	U016	54
D1175891	GRIP:LEFT REAR	U016	55
D1175892	BRACKET:SWIVEL:SAFETY SWITCH	U016	56
D1175893	LEVER:RIGHT:SAFETY SWITCH	U016	57
D1175894	LEVER:FRONT:SAFETY SWITCH	U016	58
D1175895	TORSION SPRING:SAFETY SWITCH	U016	59
D1175899	TERMINAL:CHARGE	U016	60
D1175901	TORSION SPRING:LEVER:RIGHT:SAFETY SWITCH	U016	61
D1175902	COLLAR:SHAFT:SAFETY SWITCH	U016	62
D1175903	INNER COVER:SAFETY SWITCH	U001	34
D1175904	BRACKET:DRAWER:FUSING	U016	63
D1175905	GUIDE:WIRE:HIGH VOLTAGE:TRANSFER:SECOND	U016	64
D1175908	BRACKET:DRAWER:OPTION TRAY	U016	65
D1175915	GUIDE:WIRE:HIGH VOLTAGE:CHARGE	U016	66
D1175916	STEPPED SCREW:M3X8:SECOND KIND	U016	67
D1175924	STOPPER:WIRE:HIGH VOLTAGE: T	U016	68

## Exclusive Parts

Number	Part Name	Group	ID
	RANSFER		
D1175927	ACTUATOR:FRONT:SAFETY SWITCH	U001	35
D1175945	SPACER:FFC	U016	69
D1176135	CAM:ON-OFF:BK	U009	32
D1176136	SHAFT:CAM:ON-OFF:BK	U009	33
D1176137	LEVER:ON-OFF:BK:INTERMEDIATE TRANSFER	U009	34
D1176138	PRESSURE PLATE:INTERMEDIATE TRANSFER	U009	35
D1176181	LEVER:SUPPORT:SHUTTER	U009	36
D1176185	LEVER:OPEN AND CLOSE:SHUTTER	U009	37
D1176312	HOLDER:DISCHARGE:TRANSPORT SUB-UNIT	U014_S001	105
D1176320	TERMINAL:BIAS:SEPARATION	U014_S001	106
D1176322	COVER:PRESSURE PLATE:ENTRANCE	U014_S001	107
D1176327	LEVER:GROUND PLATE	U014_S001	108
D1176363	GEAR:ON-OFF:FIRST	U009	38
D1176364	GEAR:ON-OFF:FIRST:NO.1	U009	39
D1176365	GEAR:ON-OFF:FIRST:NO.2	U009	40
D1176366	GEAR:ON-OFF:FIRST:NO.3	U009	41
D1176375	BRACKET:FEELER:ON-OFF	U009	42
D1176376	FEELER:ON-OFF:FIRST	U009	43
D1176386	HOOK:SHUTTER:DENSITY SENSOR	U009	44
D1176389	SPACER:SHUTTER:TM SENSOR	U009	45
D1176392	SPACER:SHUTTER:SENSOR:TM	U009	46
D1176585	BRACKET:COLLECTION BOTTLE:RIGHT:PRESS FIT	U011	12
D1176588	BRACKET:COLLECTION BOTTLE:LEFT	U011	13
D1176590	COVER:GEAR:USED TONER	U011	14
D1441085	STEPPED SCREW:M3	U009	47
		U012_S001	44
D1961036	SEAL:COVER:LEFT	U017	27
D1961066	LEVER:LOCK:FRONT	U017	28

Number	Part Name	Group	ID
D1961087	LEVER:LOCK:REAR	U017	29
D1961127	DUCT:LEFT:VACUUM	U017	30
D1961128	COVER:DUCT:LEFT:VACUUM	U017	31
D1961143	DUCT:REAR:BASE	U017	32
D1961180	SHAFT:DRIVE:DEVELOPMENT:ELECTROMAGNETIC CLUTCH:PRESS FIT	U015	41
D1961323	DEODORIZE FILTER	U001	36
D1962626	GROUND PLATE:BRACKET:REMOVE PAPER DUST	U006	121
D1962791	GROUND PLATE:TRAY BOTTOM PLATE:MANUAL FEED:FRONT	U006_S004	122
D1962794	HOLDER:RESISTOR:MANUAL FEED:BASE	U006_S004	123
D1962798	INSULATING SHEET:BASE:MANUAL FEED	U006_S004	124
D1962817	LEVER:BASE:RISE	U006_S001	125
D1962845	BASE:TRAY:ASS'Y	U006_S001_S003	126
D1964084	FUSING COVER:LOWER:ASS'Y	U012_S001	45
D1964124	BRACKET:THERMISTOR:PRESSURE:FRONT	U012_S001	46
D1964125	DISCHARGE BRUSH:BRACKET:THERMISTOR:PRESSURE:REAR	U012_S001	47
D1964126	BRACKET:RESISTOR	U012_S001	48
D1964127	RESISTOR:FUSING SUB-UNIT	U012_S001	49
D1964460	SHAFT:DRIVEN:EXIT	U013_S001	28
D1964461	ROLLER:DRIVEN:EXIT:MIDDLE	U013_S001	29
D1964462	ROLLER:DRIVEN:EXIT:OUTER	U013_S001	30
D1964600	COMPRESSION SPRING:9N	U014	109
D1964601	CAP:COIL SPRING	U014	110
D1964612	BASE:HINGE:REAR	U014_S001	111
D1964613	BASE:HINGE:FRONT	U014_S001	112
D1964700	FEELER:ENTRANCE SENSOR:REVERSE:DUPLX	U014_S001	113
D1964717	COVER:ENTRANCE SENSOR	U014_S001	114
D1964723	SPONGE:DOOR:RIGHT:UPPER	U014_S001	115
D1965092	STUD:ASS'Y	U019	5
D1965093	BRACKET:ASS'Y	U019	6

## Exclusive Parts

Number	Part Name	Group	ID
D1965098	HEATER HOLDER:ASS'Y	U019_S001	7
D1965873	WIRE:HIGH VOLTAGE:TRANSFER:SECOND	U016	70
D1965961	GUIDE:WIRE:HIGH VOLTAGE:TRANSFER:CONNECTING	U016	71
D1965967	TERMINAL:HIGH VOLTAGE:TRANSFER:SECOND	U016	72
D1966315	CASING:TRANSFER ROLLER:FRONT	U014_S001	116
D1966316	CASING:TRANSFER ROLLER:REAR	U014_S001	117
D1966317	STAY:CASING:TRANSFER ROLLER	U014_S001	118
D1966318	PRESSURE PLATE:HOLDER:TRANSFER ROLLER:REAR	U014_S001	119
D1966319	STOPPER:PRESSURE:TRANSFER ROLLER	U014_S001	120
D1966321	TERMINAL:BIAS:TRANSFER:SECOND:CASE	U014_S001	121
D1966323	PLATE:STAY:TRANSFER/SEPARATION UNIT	U014_S001	122
D1966328	TERMINAL:BIAS:TRANSFER ROLLER	U014_S001	123
D1966334	COMPRESSION SPRING:EARTH:STAY:TRANSFER/SEPARATION UNIT	U014_S001	124
D1966356	BRACKET:DRIVE:ON-OFF:ASS'Y	U009	48
D1966362	COVER:BRACKET:DRIVE:ON-OFF	U009	49
D1966398	SHEET:DENSITY SENSOR:SIDE	U013	31
D2052526	PAPER DETECTOR:(S30)	U006	127
D2951554	MIKE:PVM-6018-C402G-7ZZ4	U002_S001_S001	36
D2961358	GROUND PLATE:UPPER	U001	37
D2961756	GROUND PLATE:GUIDE ROD:RAIL	U004	33
D2961757	GROUND PLATE:BRACKET:CONNECTOR:SPDF	U004	34
D2961759	GROUND PLATE:ON OFF DETECTOR:SPDF	U004	35
D2961841	GUARD	U003_S001	70

Number	Part Name	Group	ID
D2962619	GUIDE PLATE:REGISTRATION ROLLER:DRIVEN	U006	128
D2962641	CUSHION:GUIDE PLATE:V TRANSPORT	U006	129
D2962642	HOLDER:RESISTOR:REGISTRATION	U006	130
D2962860	BRACKET:PAPER END SENSOR	U006	131
D2963403	GEAR:IDLER:TONER BOTTLE	U008_S006	24
		U008_S007	24
		U008_S008	24
		U008_S009	24
D2964451	BRACKET:GEAR:NO.1:PAPER EXIT UNIT	U013_S001	32
D2964460	SHAFT:MAGNETIC CLUTCH:NO.1:P EXIT UNIT	U013_S001	33
D2964461	SHAFT:MAGNETIC CLUTCH:NO.2:P EXIT UNIT	U013_S001	34
D2964462	GEAR:DRIVE:Z22:PAPER EXIT UNIT	U013	35
D2964463	GEAR:DRIVE:Z28:PAPER EXIT UNIT	U013_S001	36
D2964464	GEAR:DRIVE:Z30:PAPER EXIT UNIT	U013_S001	37
D2964465	GEAR:IDLER:Z15:PAPER EXIT UNIT	U013_S001	38
D2964466	GEAR:IDLER:Z18:PAPER EXIT UNIT	U013_S001	39
D2964467	GEAR:IDLER:Z22:PAPER EXIT UNIT	U013_S001	40
D2964468	GEAR:IDLER:Z20+Z20:PAPER EXIT UNIT	U013_S001	41
D2964470	COVER:DRIVE SUB-UNIT:PAPER EXIT UNIT	U013_S001	42
D2964471	PLAIN SHAFT BEARING:GATE PAWL:P EXIT UNIT	U013_S001	43
D2964473	ELECTROMAGNETIC CLUTCH:EXIT:PE UNIT:(CL3)	U013_S001	44
D2964474	ELECTROMAGNETIC CLUTCH:RE	U013_S001	45

## Exclusive Parts

Number	Part Name	Group	ID
	VERSE:PE UNIT:(CL2)		
D2964475	COVER:PAPER EXIT UNIT	U013_S001	46
D2964476	SHAFT:COUPLING:EXIT	U013	47
D2965300	PCB:DFRB3-MF:(PCB13)	U003_S001	71
D2965853	BRACKET:INTERFACE:JX2L	U016	73
D2975418	PCB:DCSW:(SW1)	U016	74
D3B61503	PICKUP ROLLER	U003_S001_S001	72
D3B61504	SHAFT:PICKUP	U003_S001_S001	73
D3B61505	HOLDER:PICKUP ROLLER	U003_S001_S001	74
D3B61506	GEAR:PICKUP	U003_S001_S001	75
D3B61507	COLLAR:PICKUP	U003_S001_S001	76
D3B62008	PAD:PICKUP	U003_S001	77
D3DJ1113	SEAL:FRONT:SCANNING	U003_S001	78
D3DJ1114	TAPE:PRESSURE PLATE	U003_S001	79
D3DJ1131	HOLDER:DFRB	U003_S001	80
D3DJ1142	HOLDER:GUIDE:HARNESS:CONTACT POINT	U003_S001	81
D3DJ1144	SHEET:CUSHION:FLAT CABLE	U003_S001	82
D3DJ1145	SPACER:HOLDER:HARNESS	U003_S001	83
D3DJ1146	SHEET:HOLDER:FLAT CABLE	U003_S001	84
D3DJ1151	GUIDE PLATE:EXIT	U003_S001	85
D3DJ1152	DISCHARGE BRUSH:EXIT:SUS	U003_S001	86
D3DJ1160	SHEET:EXIT:ASS'Y	U003_S001	87
D3DJ1240	HOLDER:FERRITE CORE	U003_S001	88
D3DJ1410	GUIDE PLATE:SCANNING:FRONT LOWER	U003_S001	89
D3DJ1411	SHEET:SCANNING:FRONT LOWER	U003_S001	90
D3DJ1413	LEVER:DRIVEN:SCANNING	U003_S001	91
D3DJ1414	ROLLER:ENTRANCE	U003_S001	92
D3DJ1416	COMPRESSION SPRING:SCANNING:DRIVEN	U003_S001	93
D3DJ1417	SPRING PLATE:DISCHARGE:SCANNING	U003_S001	94
D3DJ1606	GUIDE:REFLECTANCE TARGETS PLATE:BEHIND:ASS'Y	U003_S001	95
D3DJ1622	SHAFT:SCANNING:EXIT:DRIVEN	U003_S001	96
D3DJ1623	ROLLER:EXIT	U003_S001	97
D3DJ1626	SHEET:GUIDE:TRANSPORT:EXIT:L	U003_S001	98

Number	Part Name	Group	ID
	OWER		
D3DJ1631	GUIDE:EXIT:LOWER	U003_S001	99
D3DJ1634	SHAFT:EXIT:DRIVEN	U003_S001	100
D3DJ1639	SHEET:TRAY	U003_S001	101
D3DJ1653	PLAIN SHAFT BEARING:GUIDE:BEHIND:FRONT	U003_S001	102
D3DJ1654	PLAIN SHAFT BEARING:GUIDE:BEHIND:IN/BACK	U003_S001	103
D3DJ1662	CAM:MOVE:REFLECTANCE TARGETS PLATE:BEHIND	U003_S001	104
D3DJ1664	SHAFT:CAM:PRESS FIT	U003_S001	105
D3DJ1672	LEVER:GUIDE PLATE:LOWER:OPEN/CLOSE	U003_S001	106
D3DJ1673	PAWL:GUIDE PLATE:LOWER:OPEN/CLOSE	U003_S001	107
D3DJ1674	SHAFT:LEVER:GUIDE PLATE:LOWER:OPEN/CLOSE	U003_S001	108
D3DJ1676	TORSION SPRING:GUIDE PLATE:LOWER:OPEN/CLOSE	U003_S001	109
D3DJ1681	PIN:GUIDE PLATE	U003_S001	110
D3DJ1710	OPTICAL READING MD:BEHIND:ASS'Y:(S21)	U003_S001	111
D3DJ1810	BRACKET:SENSOR:FRONT	U003_S001	112
D3DJ1814	HOLDER:FRICTION PAD:COIL SPRING:FIX	U003_S001	113
D3DJ1815	COMPRESSION SPRING:SEPARATION	U003_S001	114
D3DJ1833	COVER:PAPER FEED:MIDDLE	U003_S001	115
D3DJ2101	SHAFT:PAPER FEED UNIT:ASS'Y	U003_S001_S001	116
D3DJ2111	FEED ROLLER	U003_S001_S001	117
D3DJ2116	GEAR:FEED	U003_S001_S001	118
D3DJ2120	PAPER STOPPER	U003_S001_S001	119
D3DJ3119	CUSHION:SEPARATION	U003_S001	120
D3DJ3210	GUIDE PLATE:TRANSPORT	U003_S001	121
D3DJ3211	SPRING PLATE:GUIDE:EXPOSURE GLASS	U003_S001	122
D3DJ3213	BRACKET:REGISTRATION SENSOR	U003_S001	123

## Exclusive Parts

Number	Part Name	Group	ID
D3DJ3216	SPRING PLATE:DISCHARGE:EXPOSURE GLASS	U003_S001	124
D3DJ3410	TRANSPORT ROLLER:PULL OUT	U003_S001	125
D3DJ3510	TRANSPORT ROLLER:ENTRANCE	U003_S001	126
D3DJ3610	TRANSPORT ROLLER:EXIT	U003_S001	127
D3DJ3616	PLATE:T0.3	U003_S001	128
D3DJ3811	GUIDE PLATE:SCANNING:FACE FRONT	U003_S001	129
D3DJ3821	PIN:GUIDE PLATE	U003_S001	130
D3DJ3831	GUIDE:HARNESS:TRANSPORT:REAR	U003_S001	131
D3DJ3836	GUIDE:HARNESS:TRANSPORT:FRONT	U003_S001	132
D3DJ4110	POSITIONING PLATE:DRIVE:FRONT	U003_S001	133
D3DJ4111	SHAFT:COUPLING	U003_S001	134
D3DJ4112	GEAR:ROLLER:FEED	U003_S001	135
D3DJ4113	GEAR:IDLER:SEPARATION UNIT	U003_S001	136
D3DJ4114	GEAR:SLOW DOWN:FEED	U003_S001	137
D3DJ4115	GEAR:IDLER:LARGE	U003_S001	138
D3DJ4116	GEAR:IDLER:SMALL	U003_S001	139
D3DJ4119	GEAR:IDLER:SHADING	U003_S001	140
D3DJ4120	GEAR:ROLLER:DIA8	U003_S001	141
D3DJ4121	GEAR:ROLLER:DIA6	U003_S001	142
D3DJ4122	GEAR:IDLER:CLUTCH:UPPER POSITION	U003_S001	143
D3DJ4123	GEAR:IDLER:CLUTCH:LOWER	U003_S001	144
D3DJ4124	BUSHING:FEED	U003_S001	145
D3DJ4127	TORQUE LIMITER:PAPER FEED UNIT	U003_S001	146
D3DJ4128	SPACER:DIA8	U003_S001	147
D3DJ4129	GEAR:ROLLER:DIA8	U003_S001	148
D3DJ4130	GUIDE PLATE:RADIAL BALL BEARING	U003_S001	149
D3DJ4132	GUIDE PLATE:BALL BEARING:PULL OUT	U003_S001	150
D3DJ4134	PULLEY:SLOW DOWN:MOTOR:Z55:ST1.5	U003_S001	151


Number	Part Name	Group	ID
D3DJ4135	PULLEY:SLOW DOWN:MIDDLE	U003_S001	152
D3DJ4136	FLANGE:SLIDER	U003_S001	153
D3DJ4210	BRACKET:HARNESS	U003_S001	154
D3DJ4312	POSITIONING PLATE:DRIVE:MIDDLE	U003_S001	155
D3DJ4315	POSITIONING PLATE:DRIVE:REAR	U003_S001	156
D3DJ4316	POSITIONING PLATE:DRIVE:SHADING	U003_S001	157
D3DJ4322	BELT TENSIONER	U003_S001	158
D3DJ4323	PULLEY:IDLER:DIA10	U003_S001	159
D3DJ4326	TENSION SPRING:TENSION:MIDDLE	U003_S001	160
D3DJ4327	HEXAGON HEAD BOLT:M3X6	U003_S001	161
D3DJ4328	TAPPING SCRER:HEXAGON HEAD BOLT:TYPE 2:3X10	U003_S001	162
D3DJ4332	SYNCHRONOUS BELT:149ST1.5-4.0	U003_S001	163
D3DJ4335	TENSION SPRING:TENSION:MOTOR	U003_S001	164
D3DJ4344	SYNCHRONOUS BELT:252ST1.5-4.0	U003_S001	165
D3DJ4360	DC MOTOR:10W:28T:BRUSHLESS:(M8)	U003_S001	166
D3DJ4512	SHAFT:LEVER:COVER:PAPER FEED	U003_S001	167
D3DJ4515	TORSION SPRING:COVER:PF:INNER BACK	U003_S001	168
D3DJ4518	COMPRESSION SPRING:DRIVEN R:PULL OUT	U003_S001	169
D3DJ4519	FEELER:ORIGINAL SENSOR	U003_S001	170
D3DJ4520	SEAL:COVER:PAPER FEED	U003_S001	171
D3DJ4523	SPACER:COVER:PAPER FEED:MIDDLE	U003_S001	172
D3DJ4525	ROLLER:PULL OUT	U003_S001	173
D3DJ4527	CUSHION:FEELER:FEED:REAR	U003_S001	174
		U003_S001_S002	174
D3DJ4530	FEELER:FEED:REAR:ASS'Y	U003_S001_S002	175
D3DJ4622	SHEET:ORIGINAL TABLE	U003_S001	176

## Exclusive Parts


Number	Part Name	Group	ID
D3DJ4811	STOPPER:ORIGINAL TABLE	U003_S001	177
D5433635	GEAR:ROLLER:SCANNING:BEHIND	U003_S001	178
D5730400	(NA/TWN):HEATER:DEHUMIDIFIER	U019_S002	8
D6060028	SCREW:HINGE	U003	179
D6062115	TORQUE LIMITER MECHANICAL CLUTCH:FEED	U003_S001_S001	180
D6062117	GEAR:IDLER:FEED	U003_S001_S001	181
D6062119	ARM:PAPER STOPPER	U003_S001_S001	182
D6062121	LINK:PAPER STOPPER	U003_S001_S001	183
D6063112	FRICTION PAD	U003_S001	184
D6063116	LEVER:PRESSURE RELEASE:SEPARATION	U003_S001	185
D6063117	TENSION SPRING:PRESSURE RELEASE:SEPARATION:4.5N	U003_S001	186
D6063118	SHEET:SEPARATION	U003_S001	187
D6064124	COLLAR:REVERSE	U003_S001	188
D6064516	SHAFT:ROLLER:PULL OUT	U003_S001	189
D6064614	GEAR:SIDE FENCE	U003_S001	190
D6064615	PIN:SIDE FENCE	U003_S001	191
D6064616	DISC:SIDE FENCE	U003_S001	192
E0A01549	CUSHION:MIKE	U002_S001_S001	37
G0205626	PUSH SWITCH:(S34)	U006	132
G1634453	GUIDE PLATE:REVERSE:UPPER	U013_S001	48
G1634459	STOPPER:EXIT:EXIT	U013_S001	49
G1634461	SPRING:PRESSURE:EXIT:OUTER	U013_S001	50
G1634465	ROLLER:DRIVEN:DUPLEX:INNER	U013_S001	51
G1634467	ROLLER:DRIVEN:DUPLEX	U013_S001	52
G1634468	SPRING:PRESSURE:EXIT:INNER	U013_S001	53
G1634469	SPRING:PRESSURE:DUPLEX	U013_S001	54
G1666057	PLAIN SHAFT BEARING:ROLLER:BLADE	U009	50
G5553069	BASEPAD	U006_S001_S003	133
		U006_S004	133
GA082010	BUSHING:DIA6:DIA10:9	U014_S001	125
GA082015	PLAIN SHAFT BEARING:DIA6:DIA9:7	U014_S001	126
GB013090	GEAR:PRESSURE ROLLER:Z29	U012_S001	50

Number	Part Name	Group	ID
GB013092	GEAR:IDLER:PRESSURE:Z17	U012_S001	51
GW010007	PHOTO REFLECTION SENSOR:EXIT:(S7/S31/S32)	U006	134
		U013_S001	55
GW010009	DENSITY SENSOR:(S27/S28/S29)	U009	51
GX645734	FAN MOTOR:MM80 DC24V 3.12W:(FAN4)	U016	75
J5023127	BUSHING:STEPPER MOTOR	U003_S001	193
M0264371	NEW UNIT DETECT SENSOR	U012_S001	52
M0662743	FRICTION PAD:MANUAL FEED TABLE:18X7.5	U014_S001_S001	127
M0963989	RESISTOR:TRANSFER/SEPARATION	U006	135
		U006_S001	135
		U006_S004	135
M0A01754	TENSION SPRING:DOCUMENT FEEDER:ON OFF DETECTOR	U004	36
M0A01768	GROUND PLATE:LEFT FRONT:DOCUMENT FEEDER	U004	37
M0A01773	GROUND PLATE:BASE:FFC	U004	38
M0A01798	GROUND PLATE:SUPPORTER:BRACKET	U004	39
M0A05928	PCB:CNB	U004	40
M1875820	BUTTON:MAIN SWITCH	U001	38
M1875823	COIL SPRING:MAIN SWITCH	U001	39
M3642124	COMPRESSION SPRING:PAPER FEED UNIT	U003_S001_S001	194
M3644823	TAPE:PRESSURE PLATE	U003_S001	195
M4445201	HDD:320GB:AQUARIUS	U016	76
Note	See 2D parts catalog for the components of the Fax Option Type M41.	U016	77
VSSG9005	MOLYKOTE EM-50L	SPECIAL TOOLS	7
VSSG9006	MOLYKOTE(R) G-1077 GREASE 50G	SPECIAL TOOLS	8
VSSG9008	FLOIL-G348 GREASE 20G	SPECIAL TOOLS	9
VSST9003	C-5Y COLOR TEST CHART(2 SHEETS X 3/SET)	SPECIAL TOOLS	10

## Standard Parts




03125040N  
SCREW - M2.5X4



03520030N  
SCREW:M2X3



03530030N  
SCREW:M3X3



03530040N  
SCREW - M3X4



03530040P  
SCREW - M3X4




03530060N  
BIND SCREW - M3X6



03603006N  
SCREW - M3X6



03603010N  
SCREW:M3X10



04503008N  
TAPPING SCREW - M3X8



04503010N  
TAPPING SCREW - M3X10



04503014N  
TAPPING SCREW:M3X14



04503025N  
TAPPING SCREW:3X25



04503035N  
TAPPING SCREW:3X35



04504008N  
TAPPING SCREW - M4X8



04504012N  
TAPPING SCREW:4X12



04513006N  
TAPPING SCREW - 3X6




04513008N  
TAPPING SCREW - M3X8



04513010N  
TAPPING SCREW:3X10



04523008N  
TAPPING SCREW - M3X8



04523010N  
BINDING SELF-TAPPING SCREW:3X10



04543006Q  
TAPPING SCREW - M3X6



04543008N  
TAPPING SCREW:ROUND POINT:3X8



04543008Q  
TAPPING SCREW:3X8



04583008N  
HEXAGON HEAD TAPPING SCREW:3X8



04583010N  
HEXAGON HEAD TAPPING SCREW:3X10



04583012N  
HEXAGON HEAD TAPPING SCREW:3X12



04593008N  
BINDING HEAD TAPPING SCREW:3X8




04593010N  
BINDING HEAD TAPPING SCREW:3X10



## Standard Parts



06220120E  
SPRING PIN - 2X12MM



06320080G  
PARALLEL KEY - 2X8MM



06320140G  
PARALLEL PIN



07073050N  
BUSHING: DIA3X5



07200025E  
RETAINING RING - M2.5



07200030E  
RETAINING RING - M3



07200040E  
RETAINING RING - M4




07200060E  
RETAINING RING - M6




07270080E  
RETAINING RING - M8



07330406  
BUSHING - 4X6



08010231  
HEXAGONAL HEAD BOLT W/  
WASHER: M3X6



08046123  
HEXAGONAL BOLT: W/WASH  
ER: M3X8



08046128  
HEXAGONAL BOLT: DOUBLE  
SCREW: M3X10




08050104  
RETAINING RINGS-E: SILENC  
ER: DIA4




08053579  
BALL BEARING: DIA8XDIA16X  
5



09544008N  
SCREW - M4X8



09544012N  
SCREW: POLISHED ROUND/  
SPRING: M4X12



09573006N  
SCREW: SMALL ROUND/SPRI  
NG: M3X6



09573010N  
SCREW: SMALL ROUND/SPRI  
NG: M3X10



11050508  
HARNESS CLAMP - LWS-071  
1



11050511  
HARNESS CLAMP - LWS-030  
6ZC



11050516  
CLAMP




11050534  
CLAMP



11050542  
HARNESS CLAMP - MSBS-12



11050545  
CLAMP: FCR-30



11050692  
CLAMP: LES-0503

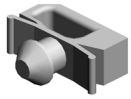


11050713  
CLAMP: LWSM-0306H GRAY




11050724  
CLAMPS: WES-1210

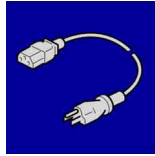
## Standard Parts




11050758  
CLAMP:LWSM-0306A



11050759  
CLAMP:LWSM-0605A




11500503  
(TWN):POWER SUPPLY COD  
E:125V:15A:BARCODE




12042570  
ROCKER SWITCH:SDDJE132  
00



12042612  
MICRO SWITCH:D3V-16506-3  
C25



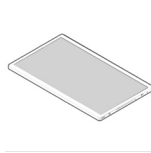
16072298  
FERRITE CORE:K3 FF 33.50X  
8.00X6.50X1.30



16072525  
FERRITE CORE:K3 FF 35.00X  
14.60X7.70X1.40



16072758  
FERRITE CORE



18310003  
LCD:TFT:WSVGA-10.1:LED:M  
V

## PM Part List

Number	Part Name	Num	Group	ID
AF031092	PAPER FEED ROLLER:MANUAL FEED	1	U006_S004	29
D0C94033	(TWN):FUSING UNIT:SERVICE PARTS	1	U012_S001	27
D0CB0121	PCDU:BK:SERVICE PARTS	1	U007_S001	11
D0CB0122	PCDU:C:SERVICE PARTS	1	U007_S002	12
D0CB0123	PCDU:M:SERVICE PARTS	1	U007_S003	13
D0CB0124	PCDU:Y:SERVICE PARTS	1	U007_S004	14
D0CB6002	TRANSFER UNIT:INTERMEDIATE TRANSFER:SERVICE:ASS'Y	1	U009_S001	23
D0CB6201	TRANSFER/SEPARATION UNIT:SECOND:ASS'Y	1	U010_S001	3
D0CB6401	COLLECTION BOTTLE:ASS'Y	1	U011_S001	11
D1172711	FRICITION PAD:MANUAL FEED:ADHESION	1	U006_S004	58
D1172851	PAPER FEED ROLLER:PAPER TRAY	1	U006_S001	107
D1172872	FRICITION PAD:ASS'Y	1	U006_S001	113
D3B61503	PICKUP ROLLER	1	U003_S001_S001	72
D3DJ2111	FEED ROLLER	1	U003_S001_S001	117
D6063112	FRICITION PAD	1	U003_S001	184

