

**IM C2000/C2500**  
**(D0BJ/D0BK-AA/KOR)**  
**Parts Catalog**

**Parts change information sample**


 **Add**

 **Update**


 **Delete**

Model	Product Code	PC Style
IM C3000/C3500 series GS3030c	D0BL/D0BM	3D
IM C4500/C5500/C6000 series GS3160c/GS3045c	D0BN/D0BP/D0BQ	3D
IM C2000/C2500 series	D0BJ/D0BK	3D
ARDF DF3110	D3FE	3D
SPDF DF3120		
Small Paper Feeding Unit Type M37	D3FF	3D
Page Keeper Type M37		
Paper Feed Unit PB3280	D3FY	3D
Paper Feed Unit PB3300	D3FZ	3D
Paper Feed Unit PB3270	D3G0	3D
LCIT PB3290	D3G2	3D
LCIT RT3040	D3G1	3D
Bridge Unit BU3090	D3FW	3D
1 Bin Tray BN3130	D3CQ	3D
Internal Shift Tray SH3080	D3FV	3D
Side Tray Type M37	D3FX	3D
Booklet Finisher SR3290	D3FN	3D
Finisher SR3280	D3G4	3D
Punch Unit PU3090	D3FP	3D
Booklet Finisher SR3270	D3FQ	3D
Finisher SR3260	D3FR	3D
Punch Unit PU3080	D3G5	3D
Internal Finisher SR3250	D3FG	3D
Punch Unit PU3070	D3FM	3D
Internal Finisher SR3300	D3FT	3D
Internal Multi-Fold Unit FD3010	D3FS	3D
Fax Option Type M37	D3GF	Traditional
Fax Connection Unit Type M37	D3GF	Traditional
FAX Memory Unit Type M19 64MB	D3BZ	Traditional
IEEE 1284 Interface Board Type M19	D3C0	Traditional
File Format Converter Type M19	D3BR	Traditional
Device Server Option Type M37	D3GF	Traditional
VM CARD Type M37	D3GF	Traditional
DataOverwriteSecurity Unit Type M19	D3BS	Traditional
Caster Table Type M3	D178	Traditional
External Keyboard Bracket Type M19	D3BR	Traditional
Camera Direct Print Card Type M37	D3GF	Traditional
XPS Direct Print Option Type M37	D3GF	Traditional
NFC Card Reader Type M37	D3GF	Traditional
SD Card for Fonts Type D	D641	Traditional
IEEE 802.11a/g/n Interface Unit Type M19	D3BR	Traditional
Memory Unit Type M37 4GB	D3GF	Traditional
OCR Unit Type M13	D3AC	Traditional
Enhanced Security HDD Option Type M12	D3A6	Traditional
Platen Cover PN2000	D700	Traditional
Imageable Area Extension Unit Type M19	D3BR	Traditional
PostScript3 Unit Type M37	D3GF	Traditional
Smart Card Reader Built-in Unit Type M37	D3GF	Traditional


# Unit All




U001  
EXTERIOR




U002  
OPERATION




U003  
SCANNER




U004  
LASER UNIT



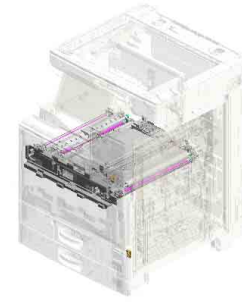
U005  
PAPER FEED




U006  
PCDU



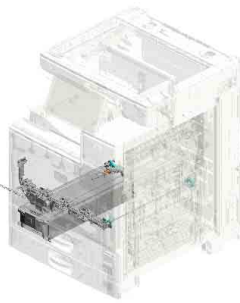
U007  
DEVELOPMENT




U008  
ITB UNIT



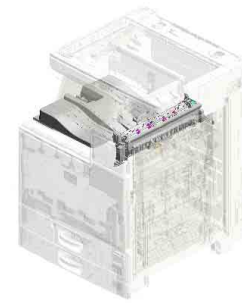
U009  
TRANSFER/SEPARATION



U010  
USED TONER




U011  
FUSING

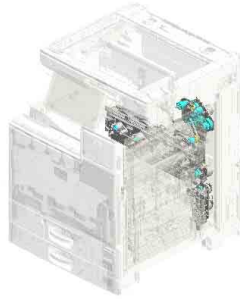


U012  
PAPER EXIT

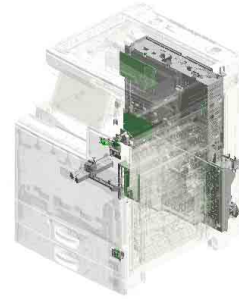
# Unit All




U013  
DUPLEX



U014  
MAIN DRIVE




U015  
ELECTRICAL



U016  
MAIN FRAME

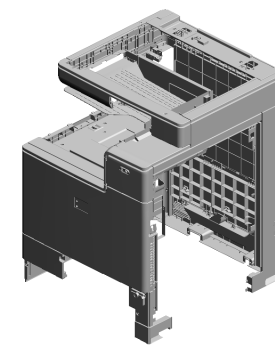


U017  
ACCESSORIES



U018  
KIT:HEATER

# U001 EXTERIOR



- 8.AA143537 (x2) SCREW:M3:BLACK
- 13.D0BQ1230 COVER:UPPER
- 9.AA143595 STEPPED SCREW: M3
- 2.04543006Q TAPPING SCREW - M3X6
- 11.D0AF1290 COVER:SCANNER: UPPER:REAR

20.D0BQ1249  
COVER:FRONT:LE  
NGTHWISE

14.D0BQ1231  
COVER:UPPER:FR  
ONT

1.04513008P  
TAPPING SCREW -  
3X8

4.04543008Q  
(x2)  
TAPPING SCREW:  
3X8

6.52062686  
SNAP RING

19.D0BQ1247  
COVER:FRONT:US  
ED TONER

7.AA021031  
MAGNETIC CATCH

3.04543008N  
(x50)  
TAPPING SCREW:  
ROUND POINT:3X8

5.04583008N  
(x17)  
HEXAGON HEAD T  
APPING SCREW:3  
X8

16.D0BQ1242  
COVER:FRONT:PE  
EN

15.D0BQ1232  
COVER:UPPER:EXI  
T:IDG

18.D0BQ1245  
COVER:FRONT:UP  
PER

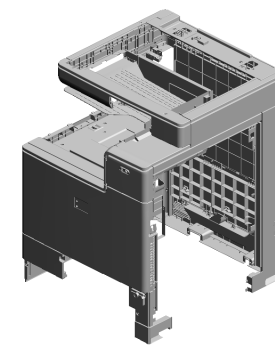
17.D0BQ1244  
COVER:FRONT:RI  
GHT UPPER

10.AG070513  
MAGNET CATCH

12.D0BK1276  
INNER COVER:TO  
NER BOTTLE

# U001 EXTERIOR

- 28.D1491237 COVER:UPPER:INNER BACK:LEFT LOWER
- 30.D1491252 COVER:LEFT:UPPER:REAR
- 26.D1491233 COVER:UPPER:INNER BACK
- 25.D1441085 (x7) STEPPED SCREW: M3
- 35.D1491294 (x2) (IM C2000/C2000G/GS3020c/C2500/C2500G/GS3025c):CAP:HARNESS:CORNER



38.D1494492  
TRAY:REVERSE



21.D0BQ1281  
COVER:SCANNER:FRONT



31.D1491257  
CAP:34X55



33.D1491278  
TORSION SPRING:COVER:USED TONER




29.D1491248  
HINGE:COVER:FRONT:USED TONER



32.D1491274  
INNER COVER:FRONT:USED TONER



24.D0BQ1309  
MAGNET CATCH:COVER:FRONT



39.D1495883  
KEYTOP:MAIN SWITCH



40.D1495884  
COMPRESSION SPRING:KEYTOP



37.D1491307  
SPRING PLATE:BAZARD



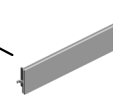
23.D0BQ1288  
COVER:SCANNER:UPPER:RIGHT



27.D1491234  
COVER:UPPER:INNER BACK:MIDDLE



22.D0BQ1287  
COVER:SCANNER:RIGHT



34.D1491291  
CAP:HARNESS

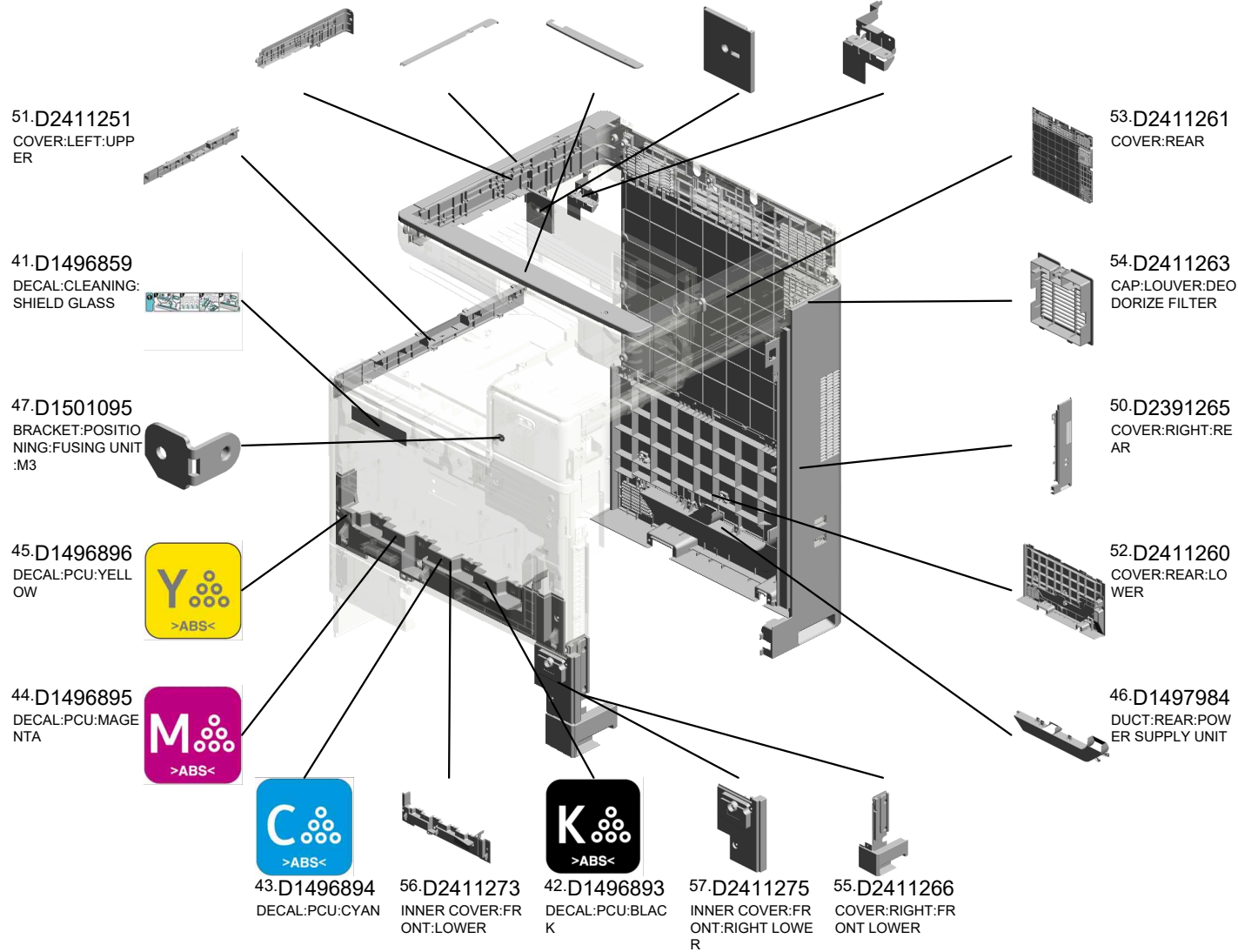
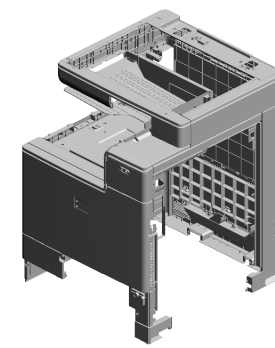


36.D1491305  
(x2)  
CAP:TOTAL COUNTER



# U001 EXTERIOR

- 58.D2411284 COVER:SCANNER: LEFT
- 59.D2411285 COVER:SCANNER: UPPER:LEFT
- 49.D1501282 COVER:SCANNER: UPPER:FRONT
- 48.D1501235 COVER:UPPER:INNER BACK:BIN
- 60.D2411297 BRACKET:COVER: LEFT UPPER REAR



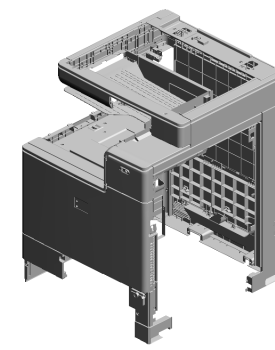


# U001 EXTERIOR

64.D2414458 (x4)  
GUIDE:COVER:UP  
PER

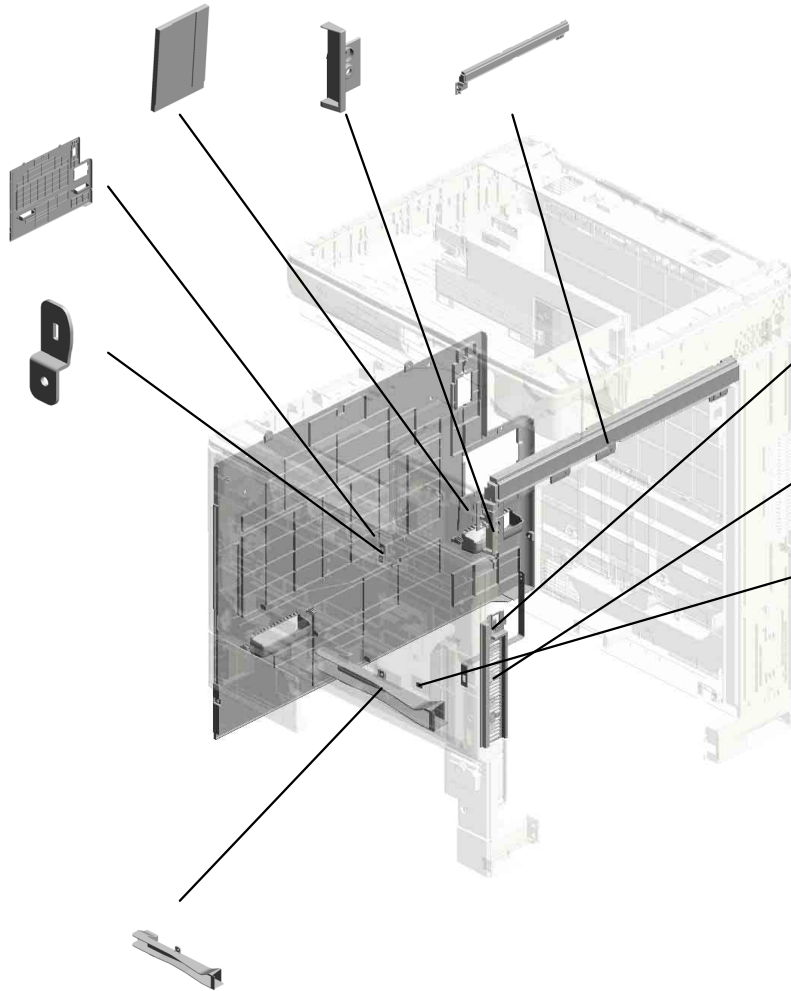
65.D2415711  
COVER:HUMAN DE  
TECTION SENSOR:  
CONNECTOR

67.D2421267  
COVER:RIGHT:UP  
PER



69.M0AJ1250  
COVER:LEFT

63.D2411309  
MAGNET CATCH



62.D2411308  
BAND:STOPPER:D  
OOR

61.D2411298  
INNER COVER:RIG  
HT

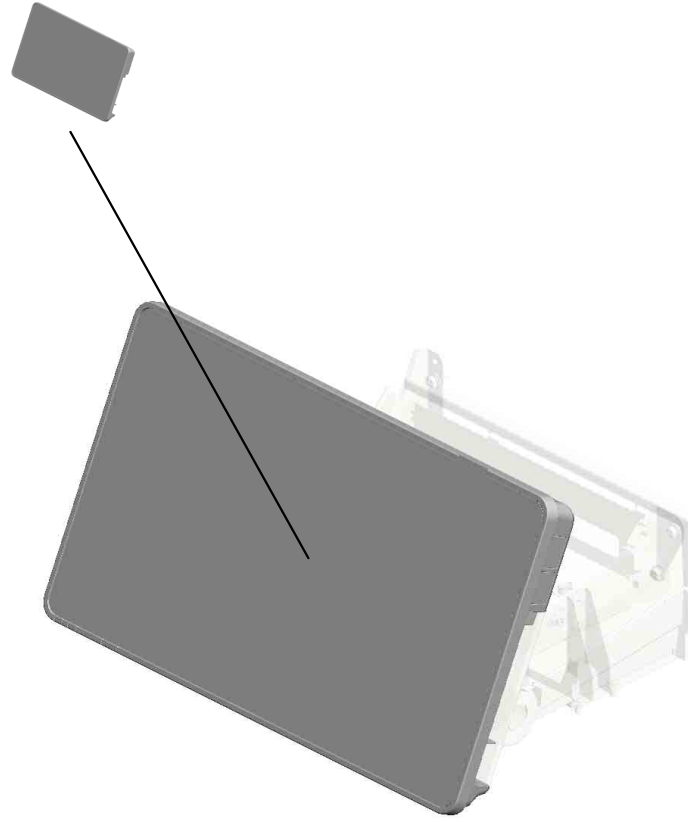
68.GA003994  
(x4)  
DECAL:LEVER:REL  
EASE

66.D2417913  
DUCT:OPTICAL W  
RITING UNIT

U001	U002	U003	U004	U005	U006	U007	U008	U009	U010	U011	U012	U013	U014	U015	U016	U017	U018
------	------	------	------	------	------	------	------	------	------	------	------	------	------	------	------	------	------

# U002.OPERATION

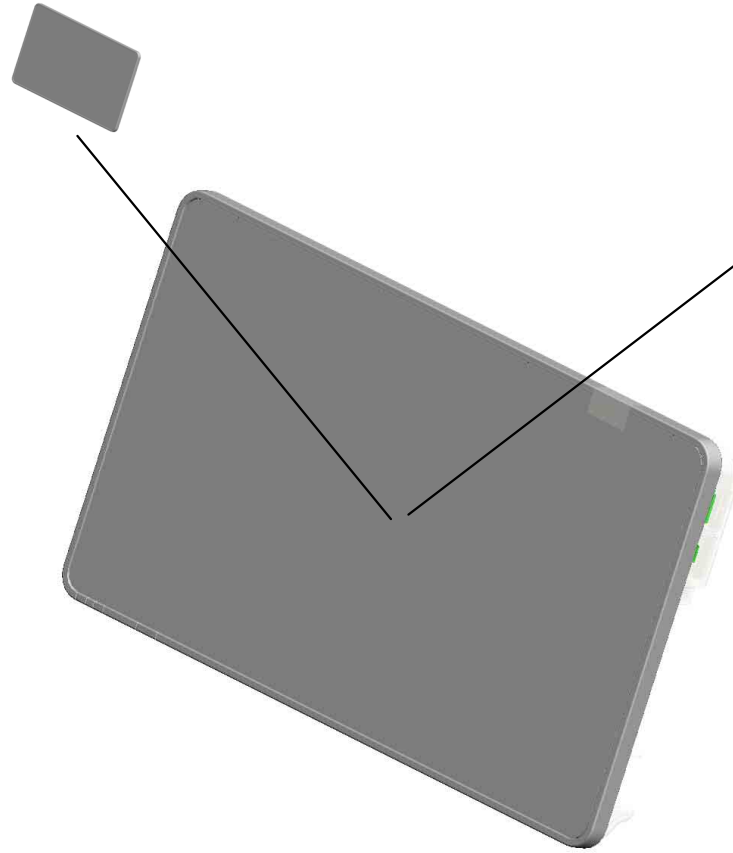
U002 S001  
D0BQ1506  
(EU/NA/AA/KOR/TWN):OPER  
ATION SUB-UNIT:COMMON:  
ASSY



U001	<b>U002</b>	U003	U004	U005	U006	U007	U008	U009	U010	U011	U012	U013	U014	U015	U016	U017	U018
------	-------------	------	------	------	------	------	------	------	------	------	------	------	------	------	------	------	------

# U002\_S001.(EU/NA/AA/KOR/TWN):OPERATION SUB-UNIT:COMMON:ASS'Y

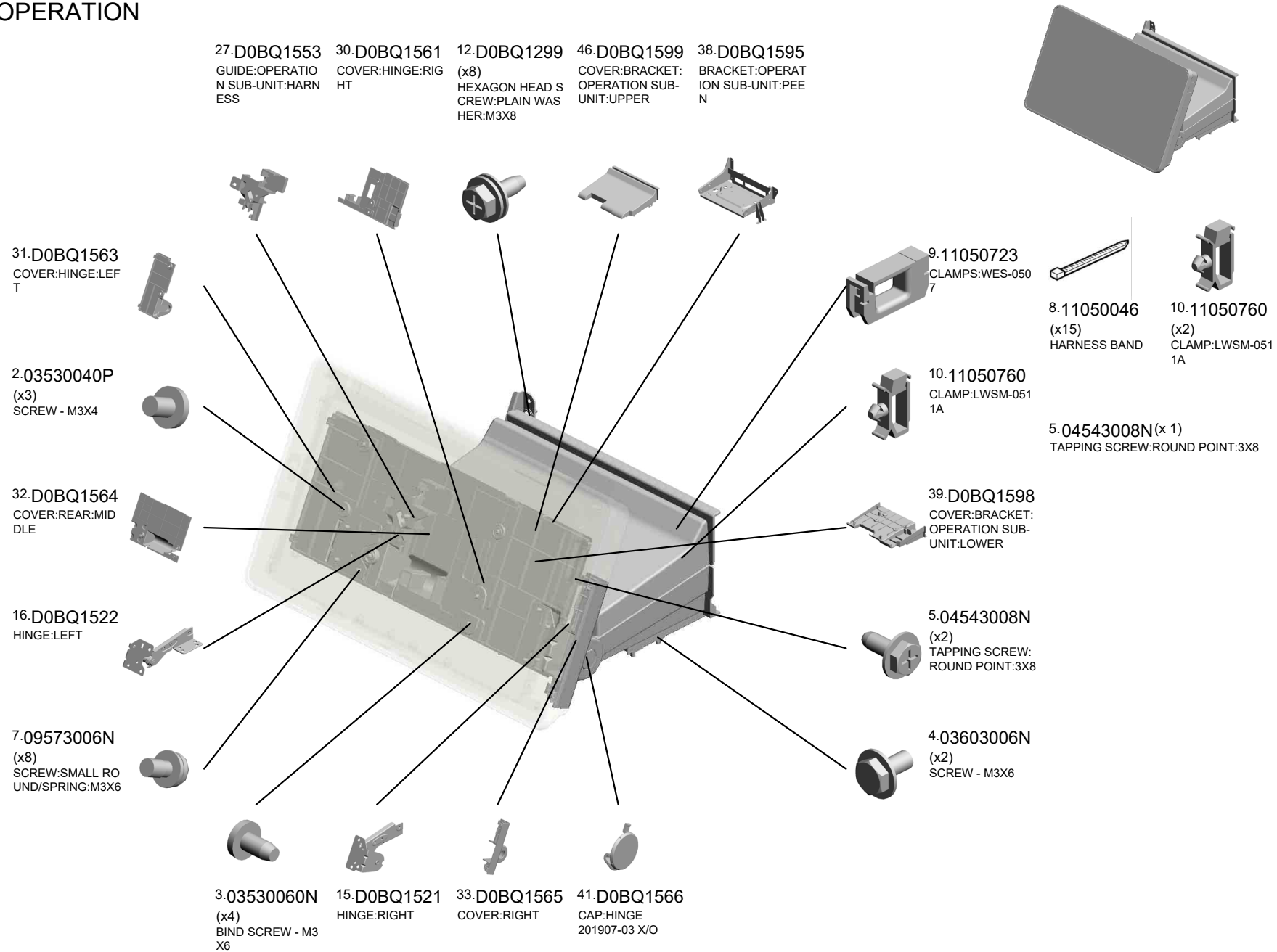
U002 S001 S001  
D0BQ1516  
TOUCH PANEL:ASS'Y



U002 S001 S002  
D0BQ5630  
(EU/NA/AA/KOR/TWN):PCB:A  
SS'Y:(PCB13)

U001	<b>U002</b>	U003	U004	U005	U006	U007	U008	U009	U010	U011	U012	U013	U014	U015	U016	U017	U018
------	-------------	------	------	------	------	------	------	------	------	------	------	------	------	------	------	------	------

# U002 OPERATION



U002\_S001  
 (EU/NA/AA/KOR/TWN):OPERATION SUB-UNIT:COMMON:ASS'Y

37.D0BQ1586 SHEET:SIDE  
 6.04593008N (x2) BINDING HEAD TAPPING SCREW:3X8  
 2.03530040P (x13) SCREW - M3X4  
 11.18310003 LCD:TFT:WSVGA-1 0.1:LED:MV  
 28.D0BQ1555 (x2) CUSHION:LCD:L



45.D0BQ1506  
 [A]  
 (EU/NA/AA/KOR/TWN):OPERATION SUB-UNIT:COMMON:ASS'Y  
 201905-07 O/O

22.D0BQ1547  
 KEYTOP:RESET SWITCH

23.D0BQ1548  
 COVER:CAP:PUSH SWITCH

18.D0BQ1533  
 (x2)  
 BRACKET:LCD

1.03520030N  
 (x4)  
 SCREW:M2X3

36.D0BQ1585  
 SHEET:LIGHT SHIELD COAT

17.D0BQ1531  
 FRAME:LCD:PEEN

20.D0BQ1545  
 COVER:REAR

7.09573006N  
 (x9)  
 SCREW:SMALL ROUND/SPRING:M3X6

3.03530060N  
 (x4)  
 BIND SCREW - M3 X6

21.D0BQ1546  
 INNER COVER:OPERATION SUB-UNIT:RIGHT

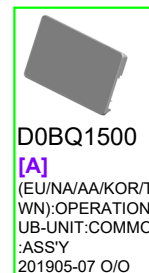
13.D0BQ1432  
 SPEAKER

25.D0BQ1551  
 HOLDER:OPERATION SUB-UNIT:SPEAKER

26.D0BQ1552  
 CUSHION:OPERATION SUB-UNIT:SPEAKER

24.D0BQ1549  
 (x2)  
 COVER:CAP

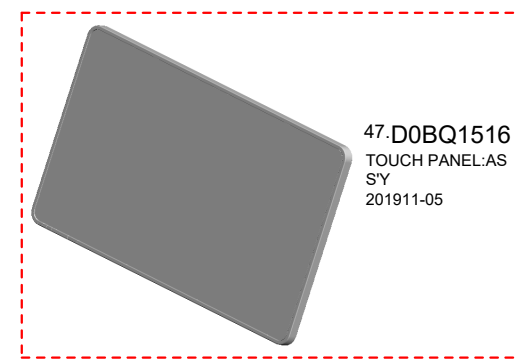
29.D0BQ1556  
 (x2)  
 CUSHION:LCD:S



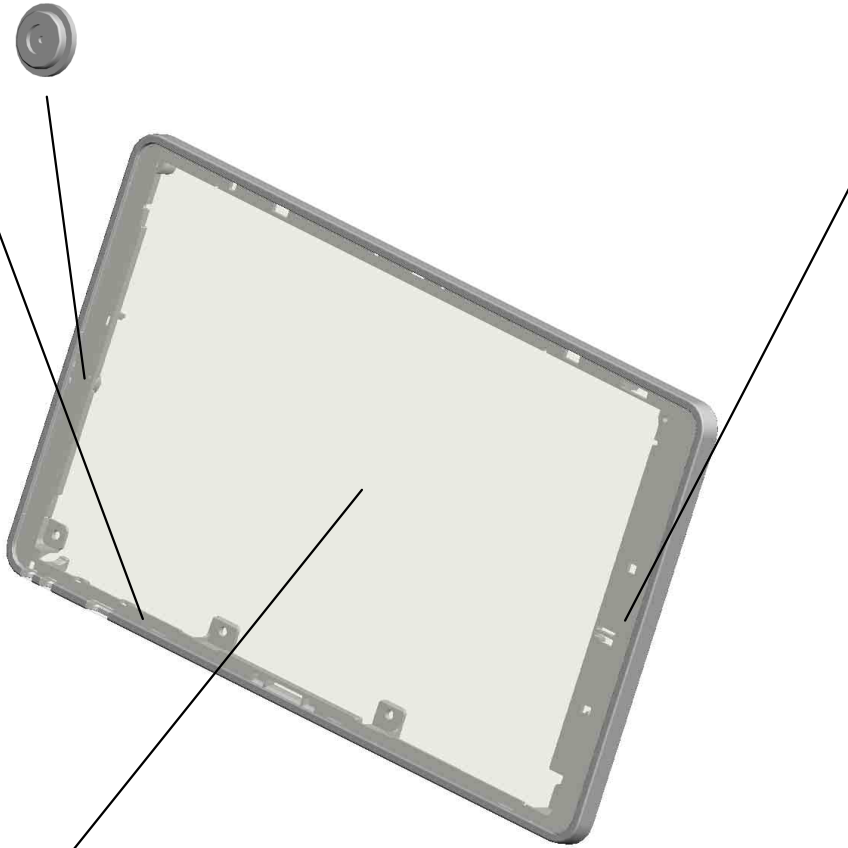
D0BQ1500  
 [A]  
 (EU/NA/AA/KOR/TWN):OPERATION SUB-UNIT:COMMON:ASS'Y  
 201905-07 O/O

U002\_S001\_S001  
TOUCH PANEL:ASS'Y

42.D2951554  
MIKE:PVM-6018-C4  
02G-7ZZ4



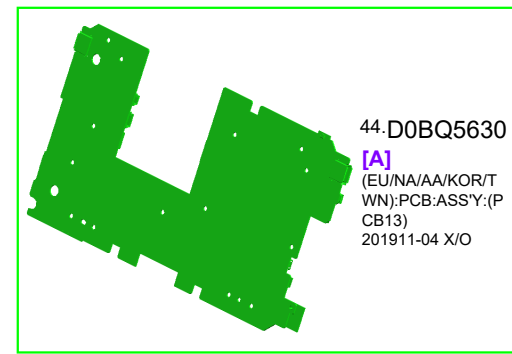
35.D0BQ1582  
(x3)  
DUAL FACES TAPE  
:TOUCH PANEL:SI  
DE



19.D0BQ1541  
COVER:FRONT

U001	U002	U003	U004	U005	U006	U007	U008	U009	U010	U011	U012	U013	U014	U015	U016	U017	U018
------	------	------	------	------	------	------	------	------	------	------	------	------	------	------	------	------	------

U002\_S001\_S002  
(EU/NA/AA/KOR/TWN):PCB:ASS'Y:(PCB13)



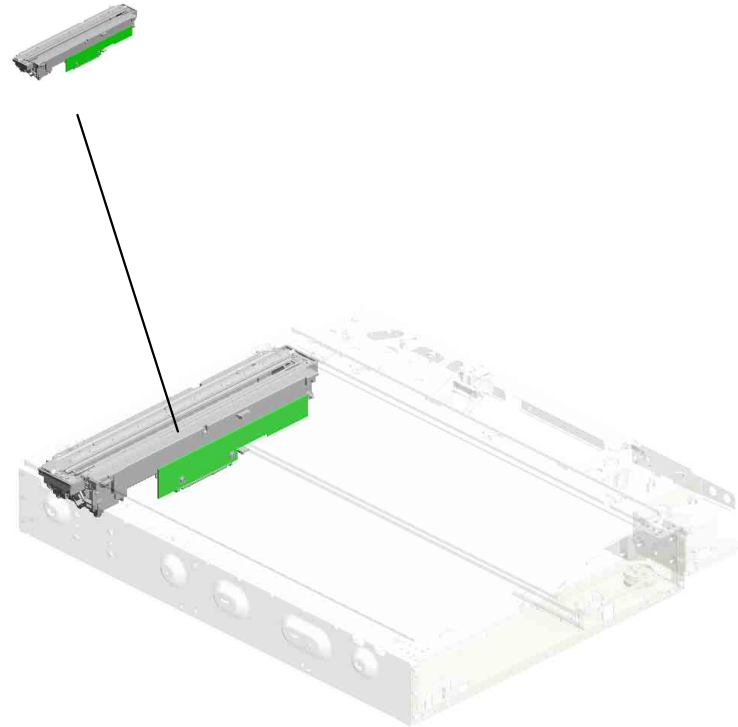
1.03520030N(x 1)  
SCREW:M2X3



U001	U002	U003	U004	U005	U006	U007	U008	U009	U010	U011	U012	U013	U014	U015	U016	U017	U018
------	------	------	------	------	------	------	------	------	------	------	------	------	------	------	------	------	------

# U003.SCANNER

U003 S001  
D0BQ1640  
OPTICAL READING UNIT:CA  
RRIAGE:SCANNER:IMC2000-  
6000

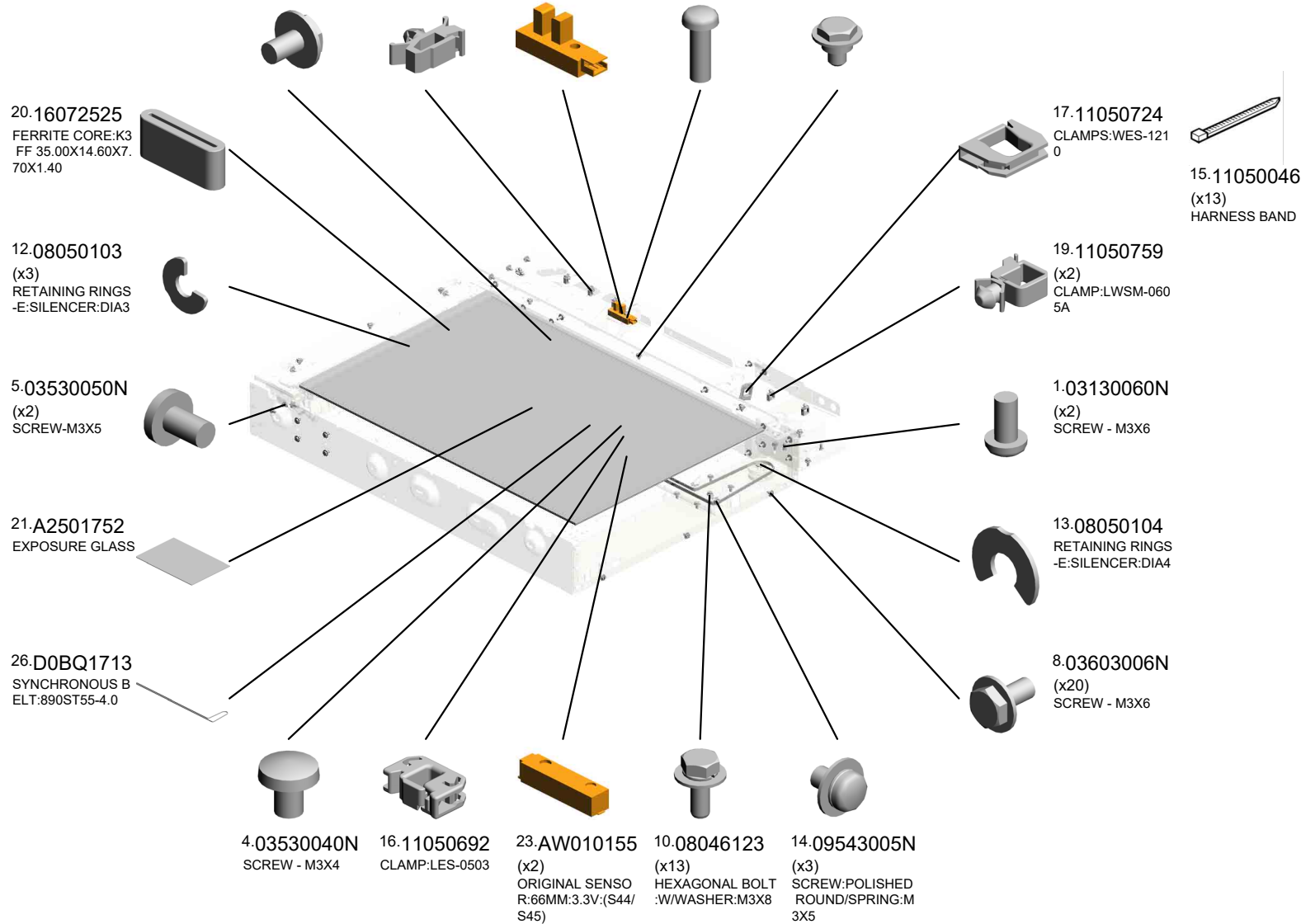



U001	U002	U003	U004	U005	U006	U007	U008	U009	U010	U011	U012	U013	U014	U015	U016	U017	U018
------	------	------	------	------	------	------	------	------	------	------	------	------	------	------	------	------	------



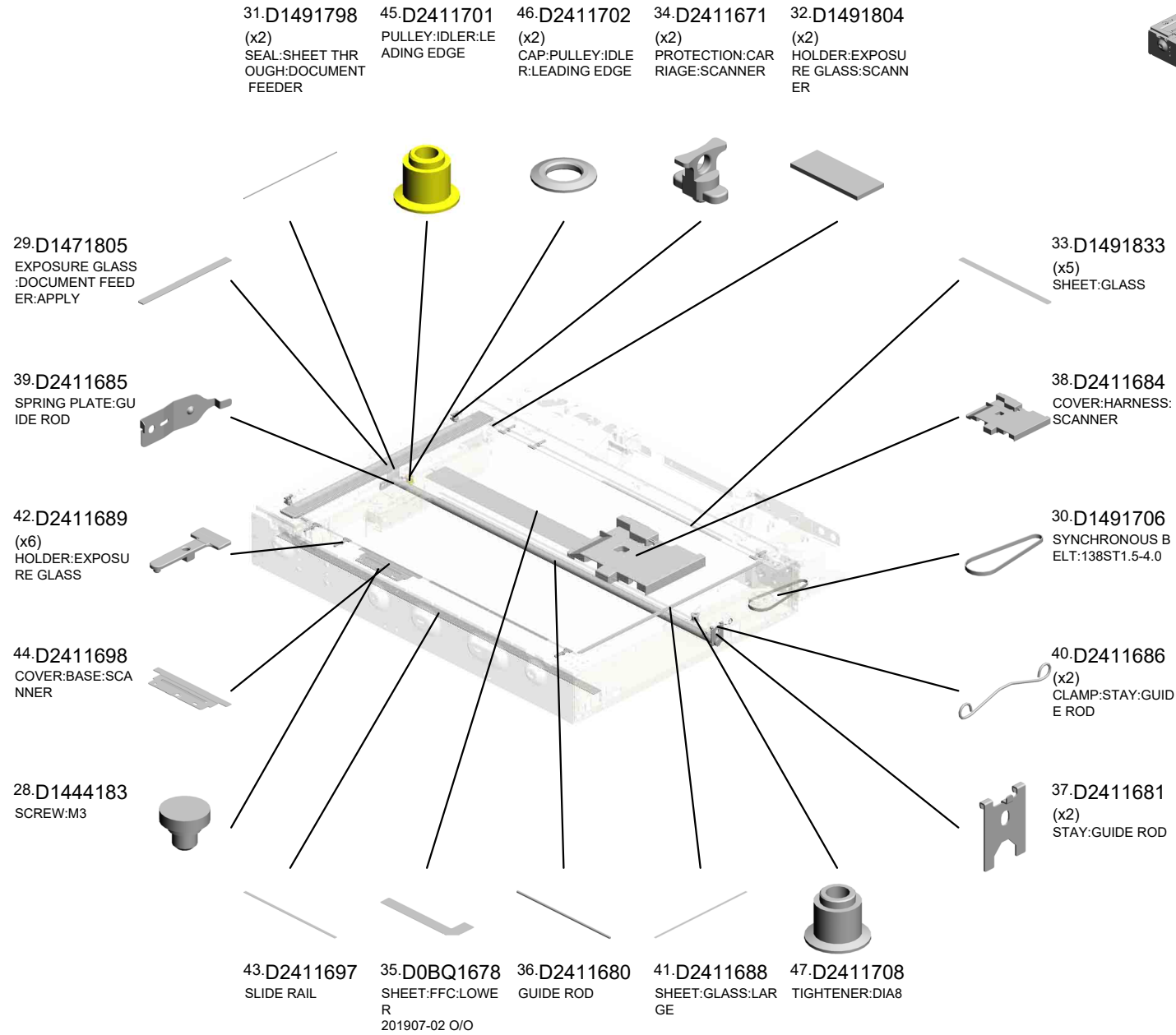

# U003 SCANNER

- 7.03603005N (x8) SCREW - M3X5
- 18.11050758 (x5) CLAMP:LWSM-030 6A
- 24.AW020249 PHOTOINTERRUPT TOR:FLAT:PICH2M M:M4:(S43) 201909-01 O/O
- 2.03140120N SCREW - M4X12
- 22.AA143537 (x6) SCREW:M3:BLACK



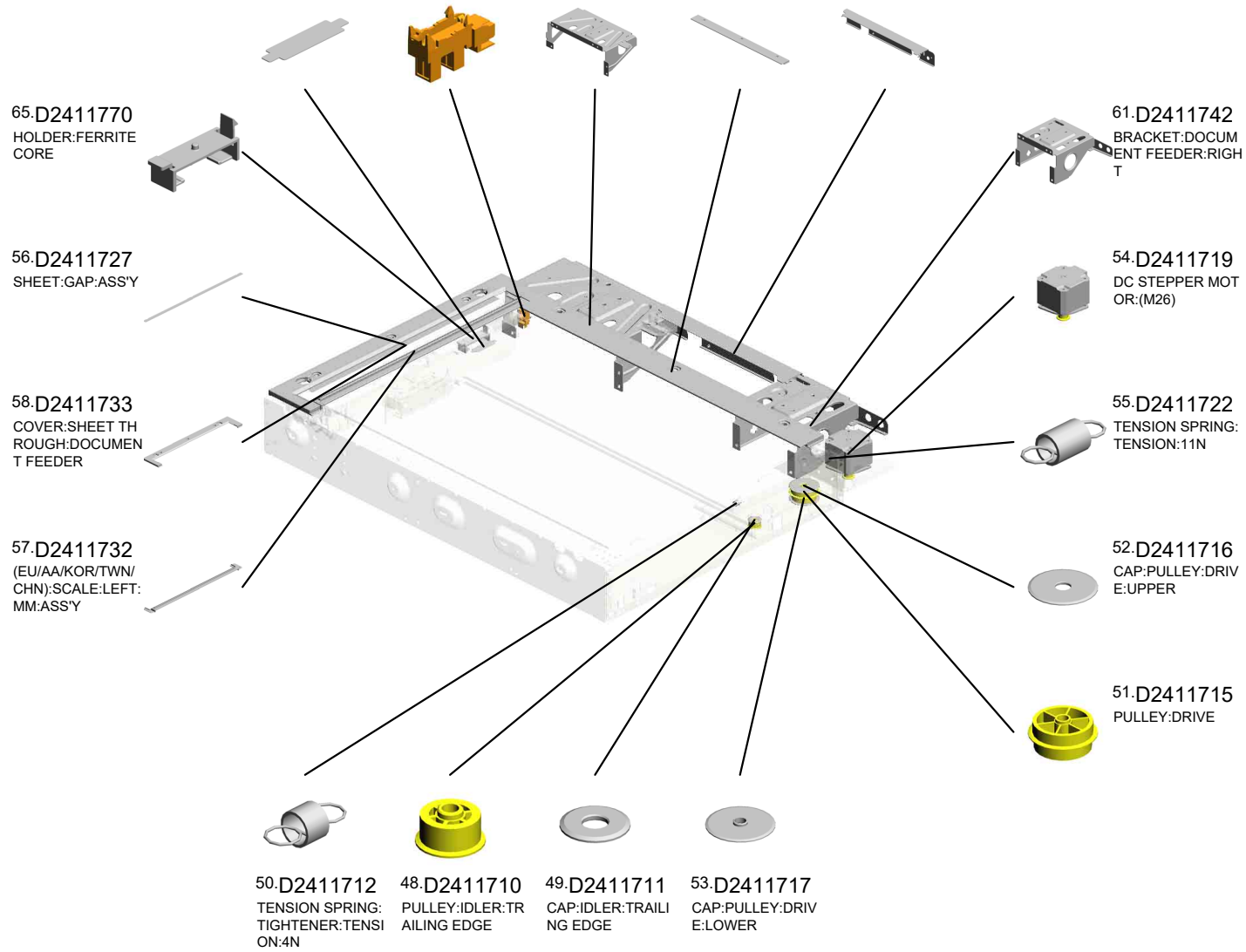

U001	U002	U003	U004	U005	U006	U007	U008	U009	U010	U011	U012	U013	U014	U015	U016	U017	U018
------	------	------	------	------	------	------	------	------	------	------	------	------	------	------	------	------	------

# U003 SCANNER



# U003 SCANNER

- 63.D2411766 SHEET:FLAT CABL E:SBU
- 66.GW020024 PHOTointerrup TOR:LG2A24BL1:G F:(S5/S34/S42)
- 60.D2411741 BRACKET:DOCUM ENT FEEDER:LEFT
- 59.D2411738 (EU/AA/KOR/TWN/ CHN):SCALE:REAR :PRINTING:MM
- 62.D2411744 DOCUMENT FEED ER:CABLE:BRACK ET




U001	U002	U003	U004	U005	U006	U007	U008	U009	U010	U011	U012	U013	U014	U015	U016	U017	U018
------	------	------	------	------	------	------	------	------	------	------	------	------	------	------	------	------	------

U003\_S001  
OPTICAL READING UNIT:CARRIAGE:SCANNER:IMC2000-6000


9.04583010N (x4)  
HEXAGON HEAD TAPPING SCREW:M3X10

3.03530030N (x2)  
SCREW:M3X3



25.D0BQ1640  
OPTICAL READING UNIT:CARRIAGE:SCANNER:IMC2000-6000

6.03530060N (x3)  
BIND SCREW - M3X6



64.D2411767  
PLAIN SHAFT BEARING RING:90ANG



11.08046128 (x2)  
HEXAGONAL BOLT :DOUBLE SCREW: M3X10

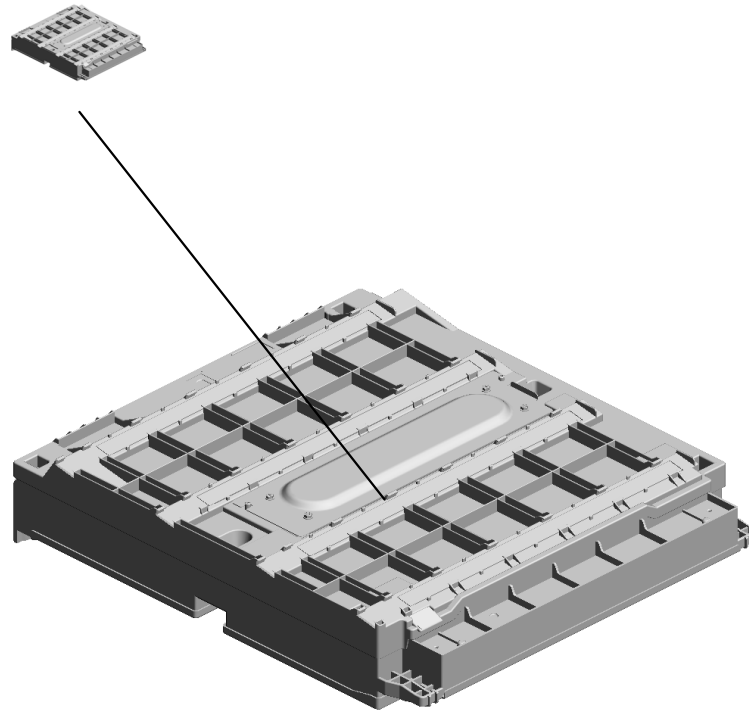
8.03603006N (x2)  
SCREW - M3X6



U001	U002	U003	U004	U005	U006	U007	U008	U009	U010	U011	U012	U013	U014	U015	U016	U017	U018
------	------	------	------	------	------	------	------	------	------	------	------	------	------	------	------	------	------

# U004.LASER UNIT

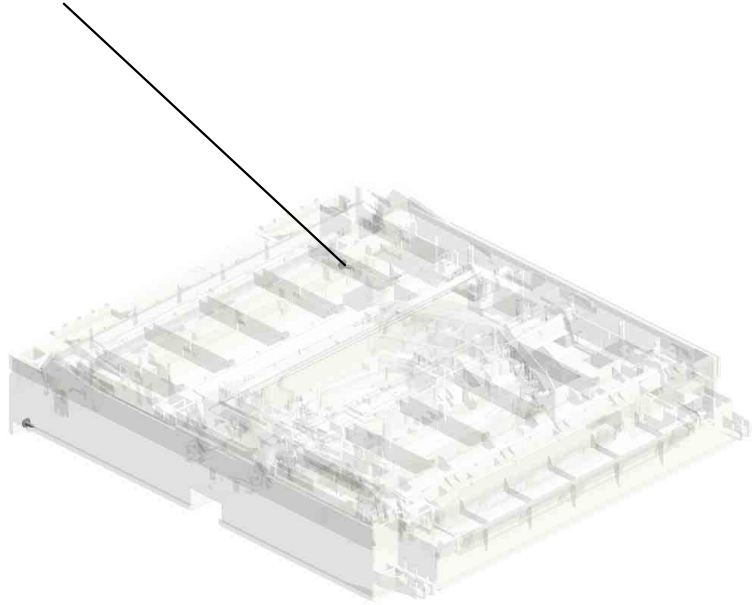

U004 S001  
D0BM1855  
OPTICAL WRITING UNIT:IMC  
2500/IMC3000/IMC3500



U001	U002	U003	<b>U004</b>	U005	U006	U007	U008	U009	U010	U011	U012	U013	U014	U015	U016	U017	U018
------	------	------	-------------	------	------	------	------	------	------	------	------	------	------	------	------	------	------

U004  
LASER UNIT


1-04543008Q  
(x2)  
TAPPING SCREW:  
3X8



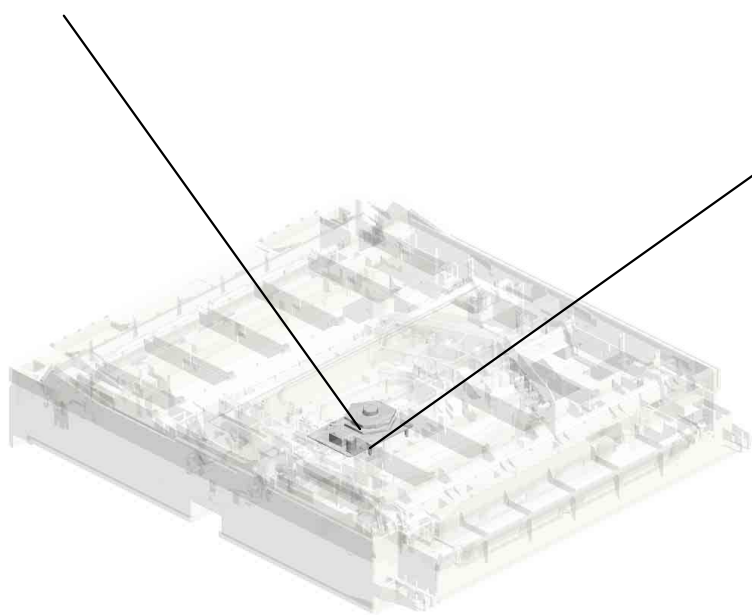

U001	U002	U003	<b>U004</b>	U005	U006	U007	U008	U009	U010	U011	U012	U013	U014	U015	U016	U017	U018
------	------	------	-------------	------	------	------	------	------	------	------	------	------	------	------	------	------	------

U004\_S001  
OPTICAL WRITING UNIT:IMC2500/IMC3000/IMC3500

3.AX060518  
DC POLYGON MIR  
ROR MOTOR:(M27)



4.D0BM1855  
OPTICAL WRITING  
UNIT:IMC2500/IMC  
3000/IMC3500



2.04593010N  
(x4)  
BINDING HEAD TA  
PPING SCREW:3X  
10

U001	U002	U003	U004	U005	U006	U007	U008	U009	U010	U011	U012	U013	U014	U015	U016	U017	U018
------	------	------	------	------	------	------	------	------	------	------	------	------	------	------	------	------	------

# U005.PAPER FEED

U005 S004  
D0BK2800  
PAPER TRAY:NO.1:ASS'Y

U005 S006  
D1492905  
SUPPORTER:RIGHT:NO.1:AS  
SY

U005 S001  
D0BK2711  
PAPER FEED UNIT:NO.1:ASS  
'Y

U005 S005  
D0BK2805  
PAPER TRAY:NO.2:ASS'Y

U005 S003  
D1492713  
GUIDE PLATE:SWIVEL:NO.1

U005 S002  
D0BK2712  
PAPER FEED UNIT:NO.2:ASS  
'Y


U005 S007  
D1492903  
SUPPORTER:RIGHT:NO.2:AS  
SY

U001	U002	U003	U004	<b>U005</b>	U006	U007	U008	U009	U010	U011	U012	U013	U014	U015	U016	U017	U018
------	------	------	------	-------------	------	------	------	------	------	------	------	------	------	------	------	------	------



# U005\_S001.PAPER FEED UNIT:NO.1:ASS'Y

U005 S001 S001  
D2412705  
STAY:PAPER FEED UNIT:LO  
WER:ASS'Y



U001	U002	U003	U004	U005	U006	U007	U008	U009	U010	U011	U012	U013	U014	U015	U016	U017	U018
------	------	------	------	------	------	------	------	------	------	------	------	------	------	------	------	------	------

# U005\_S002.PAPER FEED UNIT:NO.2:ASS'Y

U005 S002 S001  
D2412705  
STAY:PAPER FEED UNIT:LO  
WER:ASS'Y



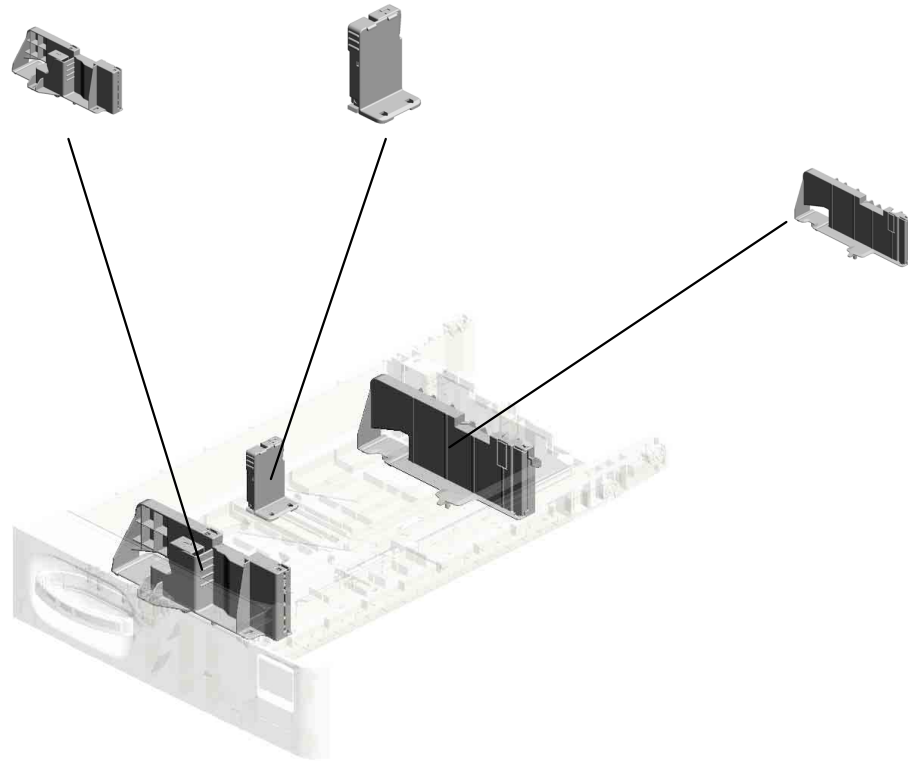
U001	U002	U003	U004	U005	U006	U007	U008	U009	U010	U011	U012	U013	U014	U015	U016	U017	U018
------	------	------	------	------	------	------	------	------	------	------	------	------	------	------	------	------	------

# U005\_S004.PAPER TRAY:NO.1:ASS'Y

U005 S004 S001  
D0BQ2828  
SIDE FENCE:FRONT:NO.1:A  
SS'Y

U005 S004 S003  
D0BQ2840  
END FENCE:PAPER TRAY:A  
SS'Y

U005 S004 S002  
D0BQ2838  
SIDE FENCE:REAR:NO.1:AS  
S'Y



U001	U002	U003	U004	U005	U006	U007	U008	U009	U010	U011	U012	U013	U014	U015	U016	U017	U018
------	------	------	------	------	------	------	------	------	------	------	------	------	------	------	------	------	------

# U005\_S005.PAPER TRAY:NO.2:ASS'Y

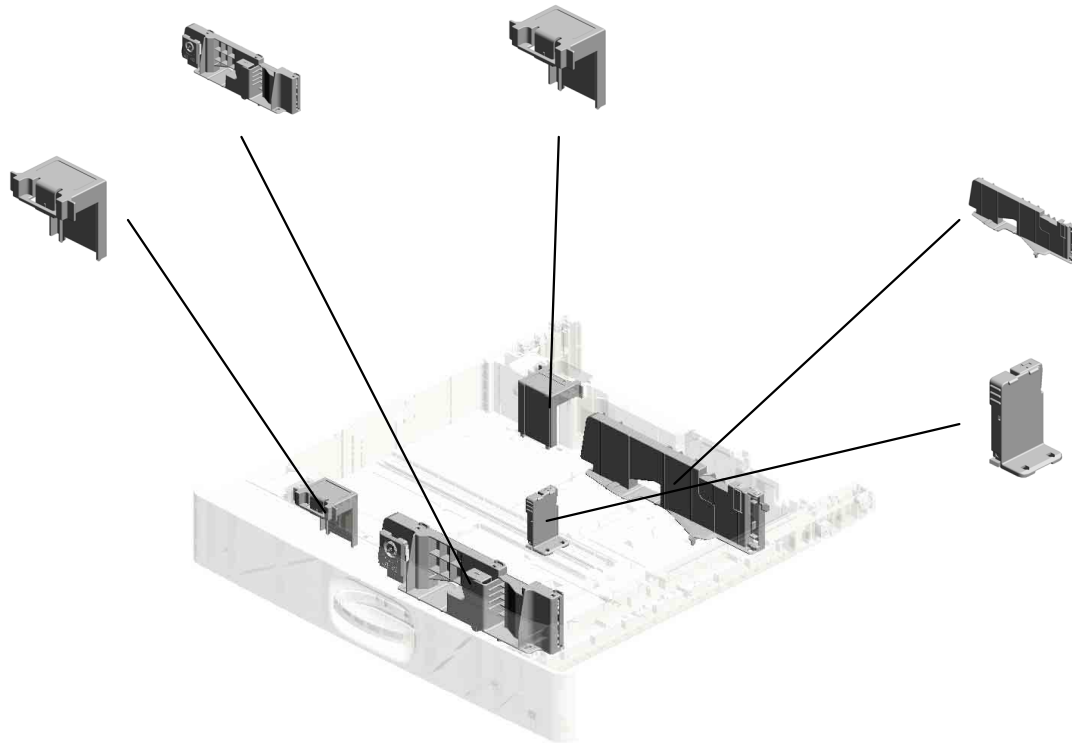
U005 S005 S003  
D0BQ2875  
SIDE FENCE:FRONT:ASS'Y

U005 S005 S002  
D2412873  
SIDE FENCE:AUXILIARY

U005 S005 S001  
D2412873  
SIDE FENCE:AUXILIARY

U005 S005 S004  
D0BQ2881  
SIDE FENCE:REAR:SUB-ASS  
'Y

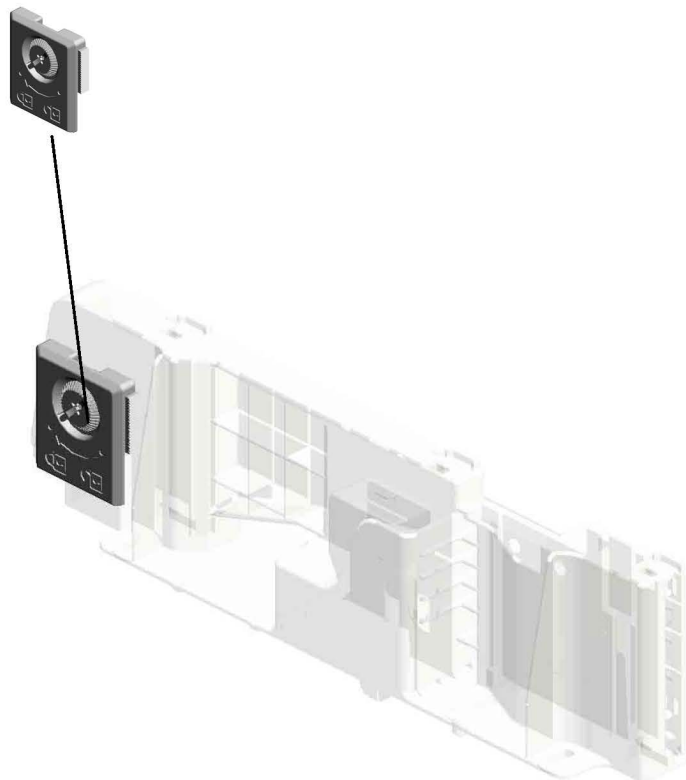
U005 S005 S005  
D0BQ2840  
END FENCE:PAPER TRAY:A  
SS'Y



U001	U002	U003	U004	U005	U006	U007	U008	U009	U010	U011	U012	U013	U014	U015	U016	U017	U018
------	------	------	------	------	------	------	------	------	------	------	------	------	------	------	------	------	------

# U005\_S005\_S003.SIDE FENCE:FRONT:ASS'Y

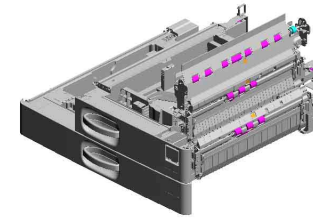
U005\_S005\_S003\_S001  
D0BQ2966  
STAY:END FENCE:ASS'Y



U001	U002	U003	U004	<b>U005</b>	U006	U007	U008	U009	U010	U011	U012	U013	U014	U015	U016	U017	U018
------	------	------	------	-------------	------	------	------	------	------	------	------	------	------	------	------	------	------

# U005 PAPER FEED

- 12.11050765 CLAMP:LWS-2218A
- 24.AW500049 (x2) PUSH SWITCH:SW 1AG-550:(S4/S17/S 19/S21)
- 11.11050758 (x2) CLAMP:LWSM-030 6A
- 16.AA082175 (x2) PLAIN SHAFT BEA RING:8X12X7
- 7.07200060E (x3) RETAINING RING - M6



2.04543006Q  
(x37)  
TAPPING SCREW - M3X6

57.D1492562  
(x2)  
COLLAR:REGISTRATI ON ROLLER

23.AW500046  
PUSH SWITCH:PA PER SIZE SENSOR :(SW1)

14.AA082173  
(x2)  
PLAIN SHAFT BEA RING:6X10X6

8.08050103  
(x2)  
RETAINING RINGS -E:SILENCER-DIA3

3.04543008Q  
(x5)  
TAPPING SCREW: 3X8

34.D0BQ2566  
CASE:REMOVE PA PER DUST:ASS'Y

60.D1492721  
GUIDE PLATE:SWI VEL:NO.2

25.AX040273  
(x2)  
DC MOTOR:RISING TRAY:ASS'Y:1.007 W:BRUSH:(M9/M10 )

68.D1492788  
INNER COVER:HA RNESS:PAPER FE ED UNIT

6.07200040E  
(x2)  
RETAINING RING - M4

10.11050046  
(x2)  
HARNESS BAND

19.AB011573  
GEAR:REGISTRATI ON:NO.2

2.04543006Q(x 2)  
TAPPING SCREW - M3X6

18.AB011572  
GEAR:Z19:DRIVEN: REGISTRATION

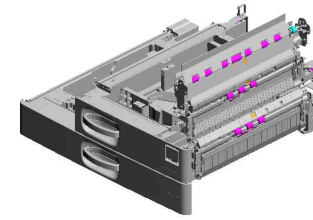
4.04583008N  
(x4)  
HEXAGON HEAD T APPING SCREW:3 X8

67.D1492787  
BRACKET:SUPPO RT:COVER

U001	U002	U003	U004	U005	U006	U007	U008	U009	U010	U011	U012	U013	U014	U015	U016	U017	U018
------	------	------	------	------	------	------	------	------	------	------	------	------	------	------	------	------	------

# U005 PAPER FEED

97.D1492930 SUPPORTER:LEFT LOWER:NO.1:PEE N  
 92.D1492918 SUPPORTER:LEFT UPPER:NO.1  
 89.D1492889 COVER:TRAY:REA R LEFT:NO.2  
 88.D1492887 COVER:TRAY:REA R LEFT:NO.1



95.D1492925 SUPPORTER:LEFT :NO.2

99.D1492958 ROLLER:SUPPORT ER:PAPER TRAY:L EFT

96.D1492928 ROLLER:SUPPORT ER:PAPER TRAY:L EFT

109.D2412559 SHAFT:REGISTRA TION ROLLER:DRI VEN

132.GW010007 PHOTO REFLECTI ON SENSOR:EXIT:( S3/S9/S10/S14/S16/ S24)

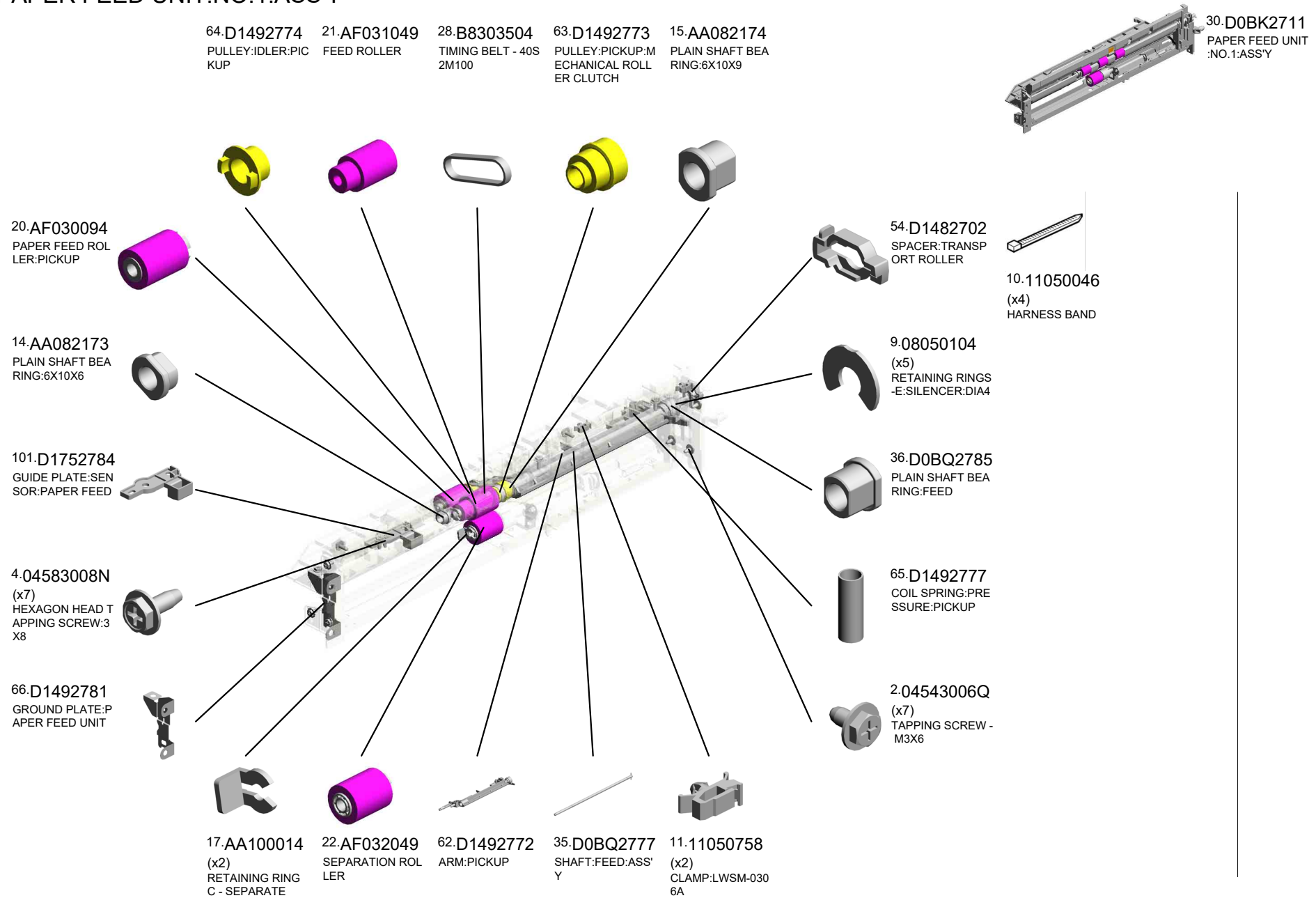
105.D1752886 COVER:TRAY:REA R RIGHT:NO.1

106.D1752888 COVER:TRAY:REA R RIGHT:NO.2

131.GA143003 SCREW:MM5:2.5M M  
 114.D2412731 (x2) STOPPER:GUIDE P LATE:SWIVEL  
 110.D2412576 GUIDE PLATE:REG ISTRATION:FRONT LEFT

U001	U002	U003	U004	U005	U006	U007	U008	U009	U010	U011	U012	U013	U014	U015	U016	U017	U018
------	------	------	------	------	------	------	------	------	------	------	------	------	------	------	------	------	------

U005\_S001  
PAPER FEED UNIT:NO.1:ASS'Y

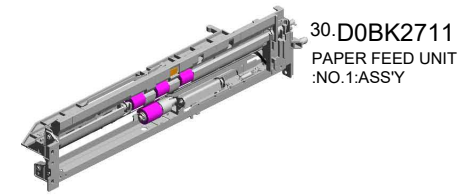


U001	U002	U003	U004	U005	U006	U007	U008	U009	U010	U011	U012	U013	U014	U015	U016	U017	U018
------	------	------	------	------	------	------	------	------	------	------	------	------	------	------	------	------	------



U005\_S001  
 PAPER FEED UNIT:NO.1:ASS'Y

116.D2412741 112.D2412719  
 GUIDE PLATE:VER  
 TICAL TRANSPOR  
 T:PAPER FEED UN  
 IT:NO.1 GROUND PLATE:S  
 ENSOR:TRANSPO  
 RT



120.D2412760  
 STAY:PAPER FEE  
 D UNIT:UPPER:PE  
 EN

107.D2022778  
 FEELER:PAPER E  
 ND

133.AW020234  
 (x2)  
 PHOTOINTERRUP  
 TOR:GP1A173LCS  
 5F:(S2/S6/S7/S11/S  
 13/S15/S23/S25/S3  
 2)


119.D2412759  
 TRANSPORT ROLL  
 ER:VERTICAL TRA  
 NSPORT:ASS'Y

121.D2412792 132.GW010007  
 TORQUE LIMITER PHOTO REFLECTI  
 MECHANICAL CLU ON SENSOR:EXIT:(  
 TCH:40MM:DIA18 S3/S9/S10/S14/S16/  
 S24)

U001	U002	U003	U004	U005	U006	U007	U008	U009	U010	U011	U012	U013	U014	U015	U016	U017	U018
------	------	------	------	------	------	------	------	------	------	------	------	------	------	------	------	------	------

U005\_S001\_S001  
 STAY:PAPER FEED UNIT:LOWER:ASS'Y

50.D1472737 LEVER:PRESSURE :SEPARATE  
 55.D1482751 ARM:PRESSURE:SEPARATE  
 9.08050104 RETAINING RINGS -E:SILENCER:DIA4  
 61.D1492739 LEVER:PRESSURE RELEASE

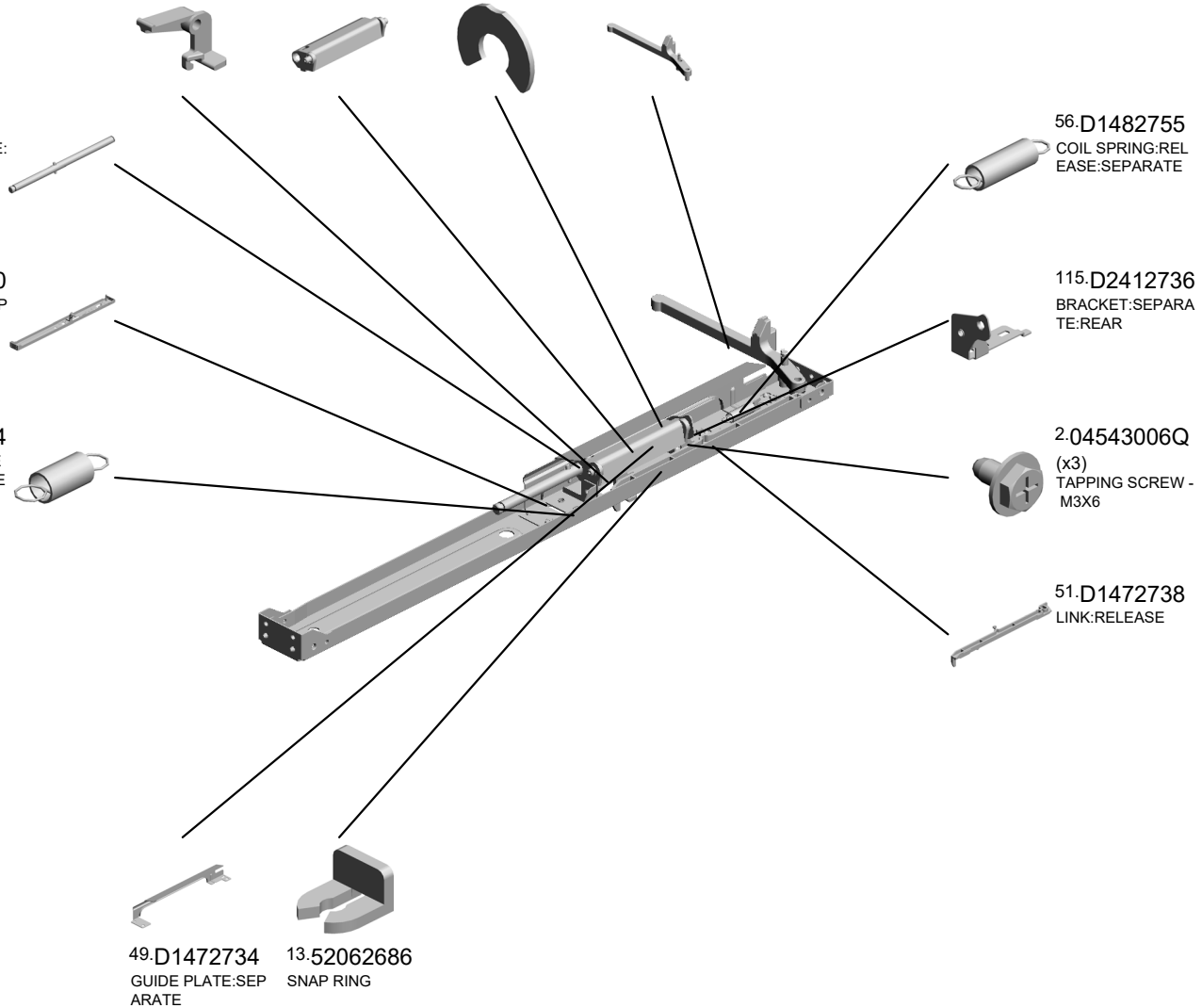


111.D2412705  
 STAY:PAPER FEED UNIT:LOWER:ASS'Y

52.D1472752  
 SHAFT:SEPARATE:ASS'Y

113.D2412730  
 STAY:SEPARATE:PEEN

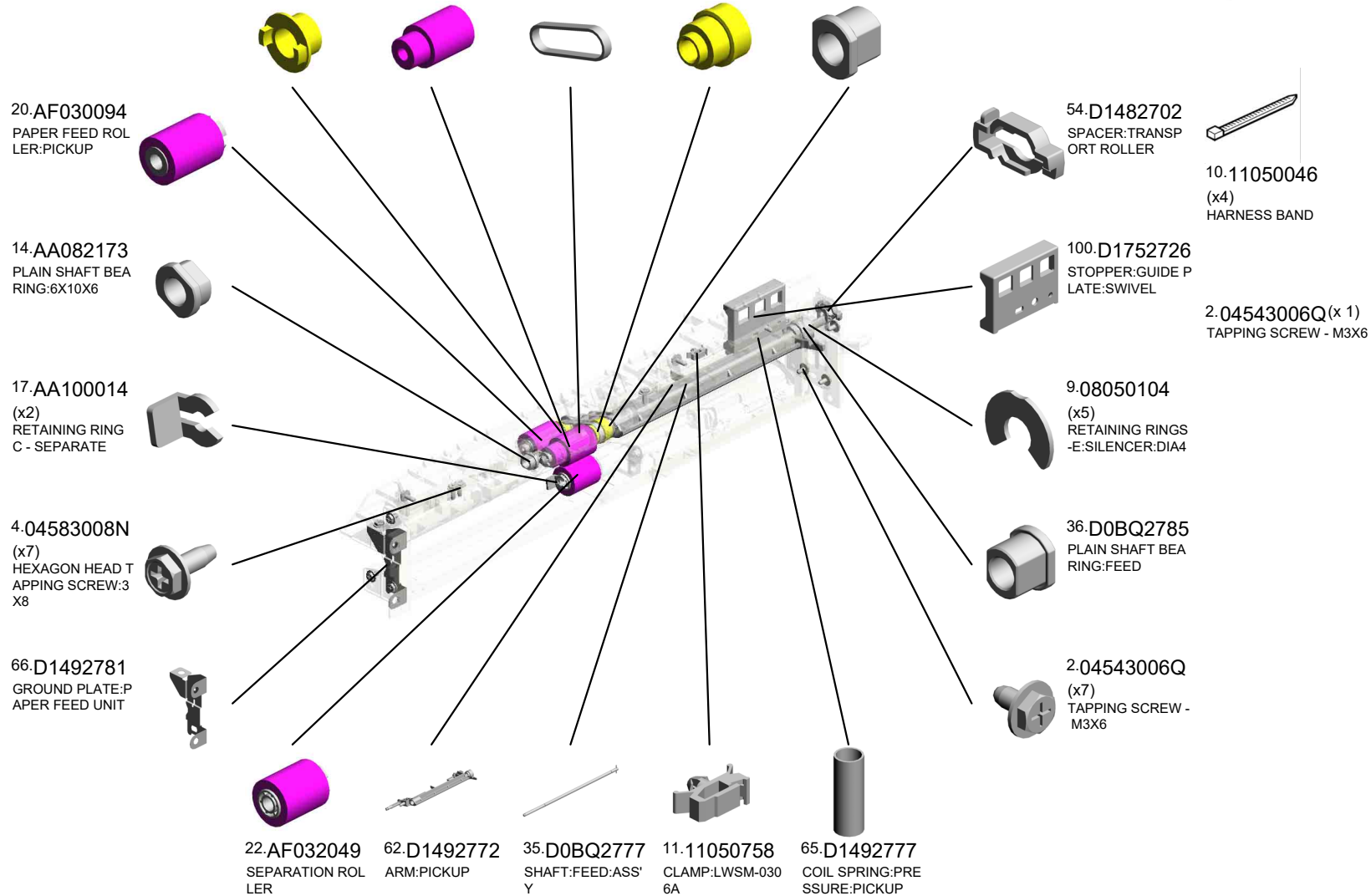
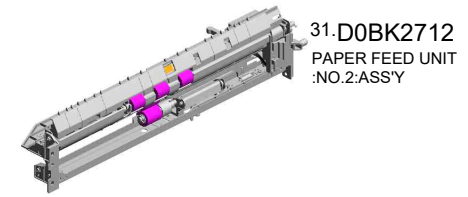
118.D2412754  
 COIL SPRING:PRESSURE:SEPARATE



U001	U002	U003	U004	U005	U006	U007	U008	U009	U010	U011	U012	U013	U014	U015	U016	U017	U018
------	------	------	------	------	------	------	------	------	------	------	------	------	------	------	------	------	------

U005\_S002  
PAPER FEED UNIT:NO.2:ASS'Y

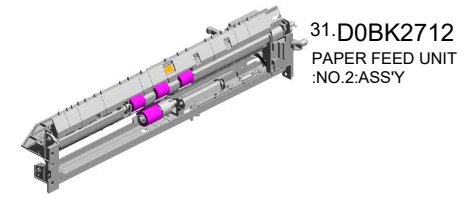
- 64.D1492774 PULLEY:IDLER:PICKUP
- 21.AF031049 FEED ROLLER
- 28.B8303504 TIMING BELT - 40S 2M100
- 63.D1492773 PULLEY:PICKUP:MECHANICAL ROLLER CLUTCH
- 15.AA082174 PLAIN SHAFT BEARING:6X10X9



U001	U002	U003	U004	U005	U006	U007	U008	U009	U010	U011	U012	U013	U014	U015	U016	U017	U018
------	------	------	------	------	------	------	------	------	------	------	------	------	------	------	------	------	------

U005\_S002  
PAPER FEED UNIT:NO.2:ASS'Y

112.D2412719 GROUND PLATE:SENSOR:TRANSPORT  
117.D2412742 GUIDE PLATE:VERTICAL TRANSPORT:PAPER FEED UNIT:NO.2  
132.GW010007 PHOTO REFLECTION SENSOR:EXIT:(S3/S9/S10/S14/S16/S24)



107.D2022778  
FEELER:PAPER END

101.D1752784  
GUIDE PLATE:SENSOR:PAPER FEED

119.D2412759  
TRANSPORT ROLLER:VERTICAL TRANSPORT:ASS'Y

133.AW020234  
(x2)  
PHOTOINTERRUPTOR:GP1A173LCS5F:(S2/S6/S7/S11/S13/S15/S23/S25/S32)

120.D2412760  
STAY:PAPER FEED UNIT:UPPER:PEEN


121.D2412792  
TORQUE LIMITER MECHANICAL CLUTCH:40MM:DIA18

U001	U002	U003	U004	U005	U006	U007	U008	U009	U010	U011	U012	U013	U014	U015	U016	U017	U018
------	------	------	------	------	------	------	------	------	------	------	------	------	------	------	------	------	------

U005\_S002\_S001

STAY:PAPER FEED UNIT:LOWER:ASS'Y

50.D1472737 LEVER:PRESSURE  
:SEPARATE  
55.D1482751 ARM:PRESSURE:S  
EPARATE  
9.08050104 RETAINING RINGS  
-E:SILENCER:DIA4  
61.D1492739 LEVER:PRESSURE  
RELEASE

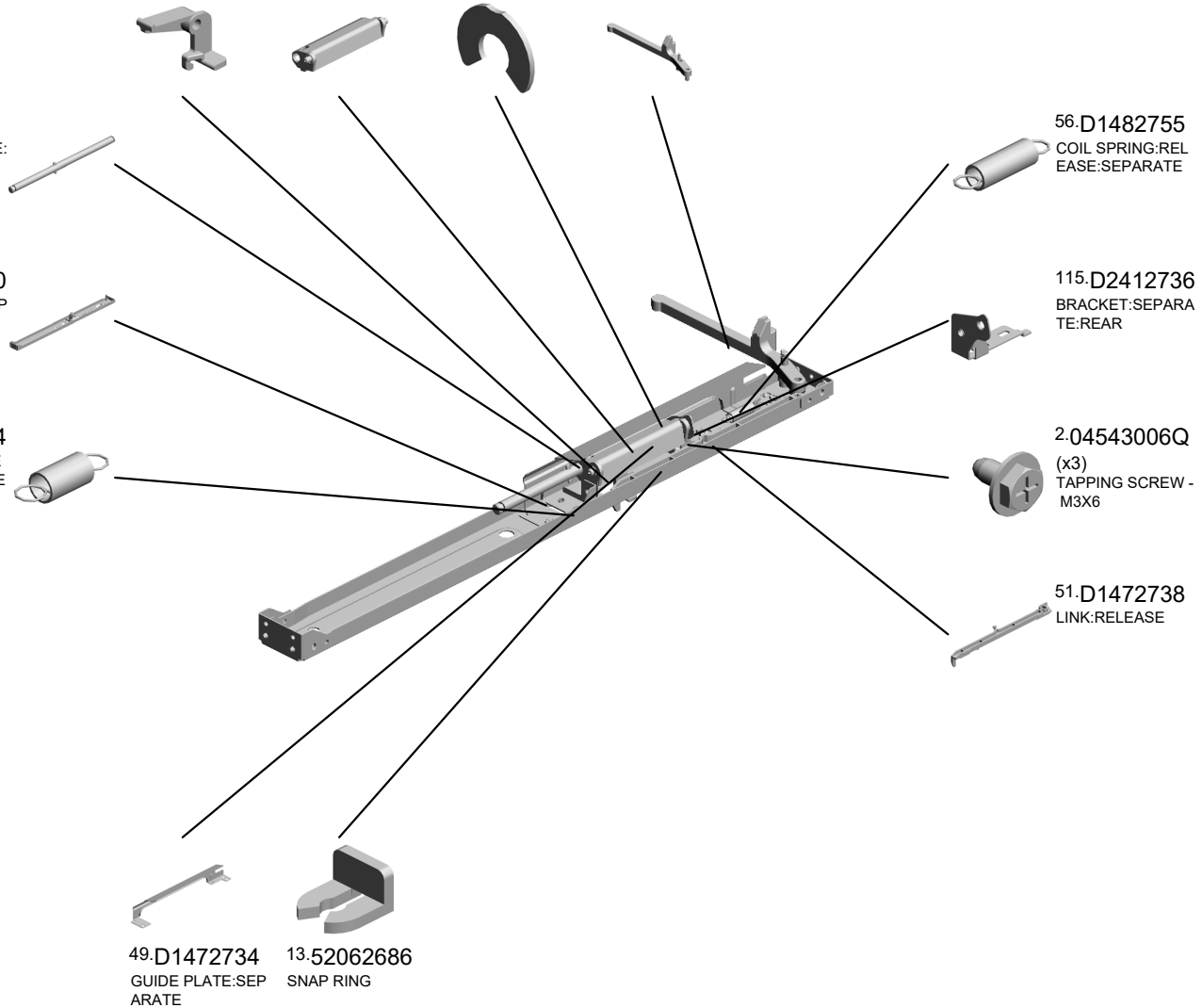


111.D2412705  
STAY:PAPER FEED  
UNIT:LOWER:AS  
SY

52.D1472752  
SHAFT:SEPARATE:  
ASS'Y

113.D2412730  
STAY:SEPARATE:P  
EEN

118.D2412754  
COIL SPRING:PRE  
SSURE:SEPARATE




49.D1472734 GUIDE PLATE:SEP  
ARATE  
13.52062686 SNAP RING

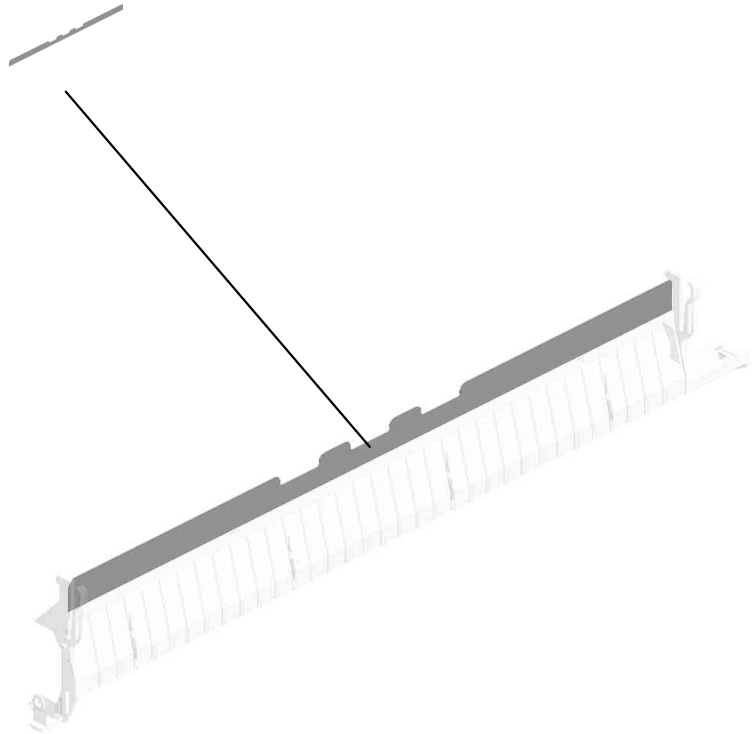
U001	U002	U003	U004	U005	U006	U007	U008	U009	U010	U011	U012	U013	U014	U015	U016	U017	U018
------	------	------	------	------	------	------	------	------	------	------	------	------	------	------	------	------	------

U005\_S003  
GUIDE PLATE:SWIVEL:NO.1

58.D1492712  
SHEET:GUIDE PLA  
TE:SWIVEL




59.D1492713  
GUIDE PLATE:SWI  
VEL:NO.1



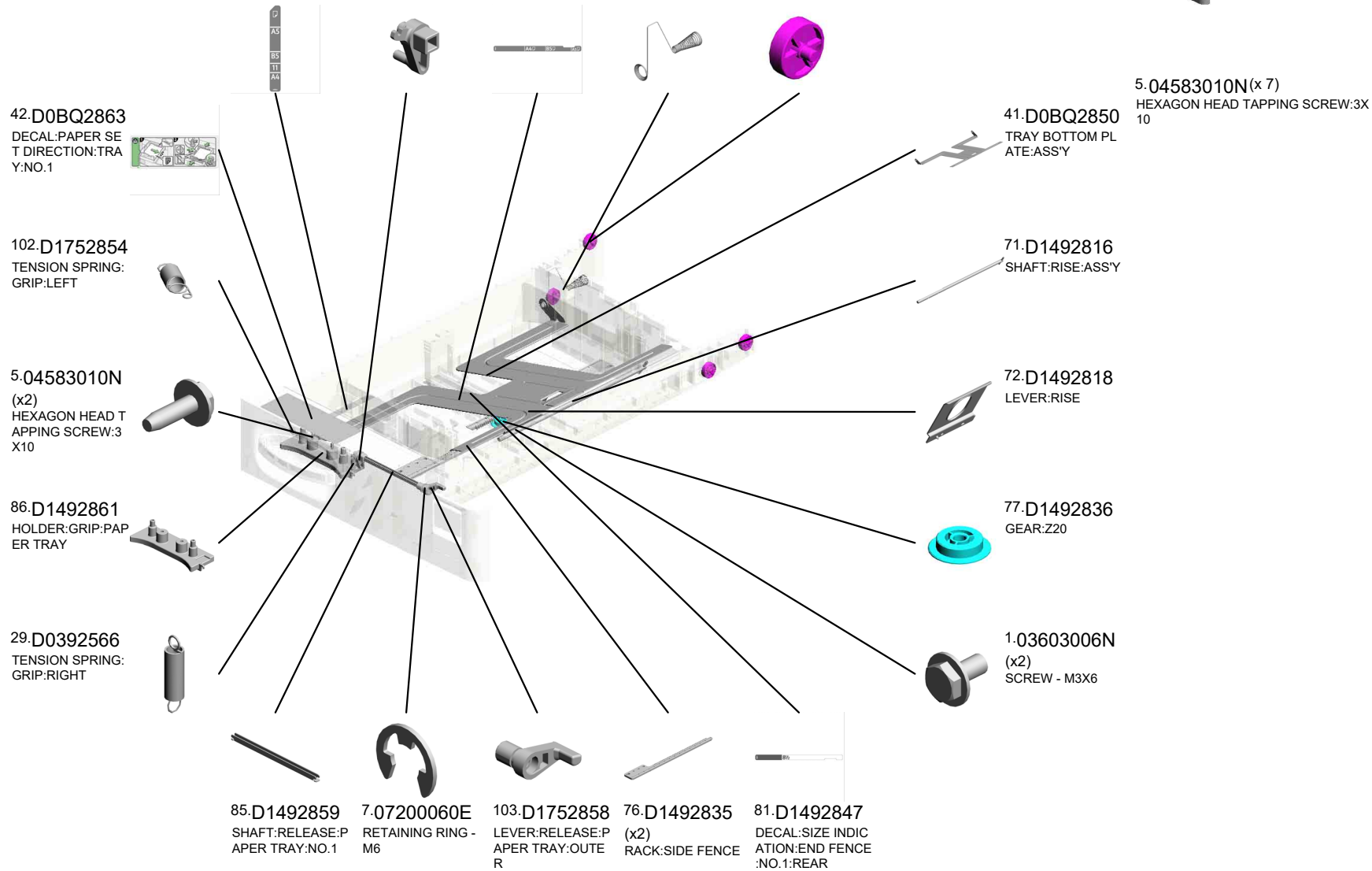
U001	U002	U003	U004	U005	U006	U007	U008	U009	U010	U011	U012	U013	U014	U015	U016	U017	U018
------	------	------	------	------	------	------	------	------	------	------	------	------	------	------	------	------	------

U005\_S004  
PAPER TRAY:NO.1:ASS'Y

- 47.D0BQ2896 DECAL:SIZE INDICATION:SIDE FENCE:NO.1
- 84.D1492857 LEVER:RELEASE:INNER:NO.1
- 40.D0BQ2846 DECAL:SIZE INDICATION:END FENCE:NO.1:FRONT
- 70.D1492814 COIL SPRING:EAR TH
- 69.D1492812 (x4) ROLLER:PAPER TRAY:DIA19




32.D0BK2800  
PAPER TRAY:NO.1  
:ASS'Y



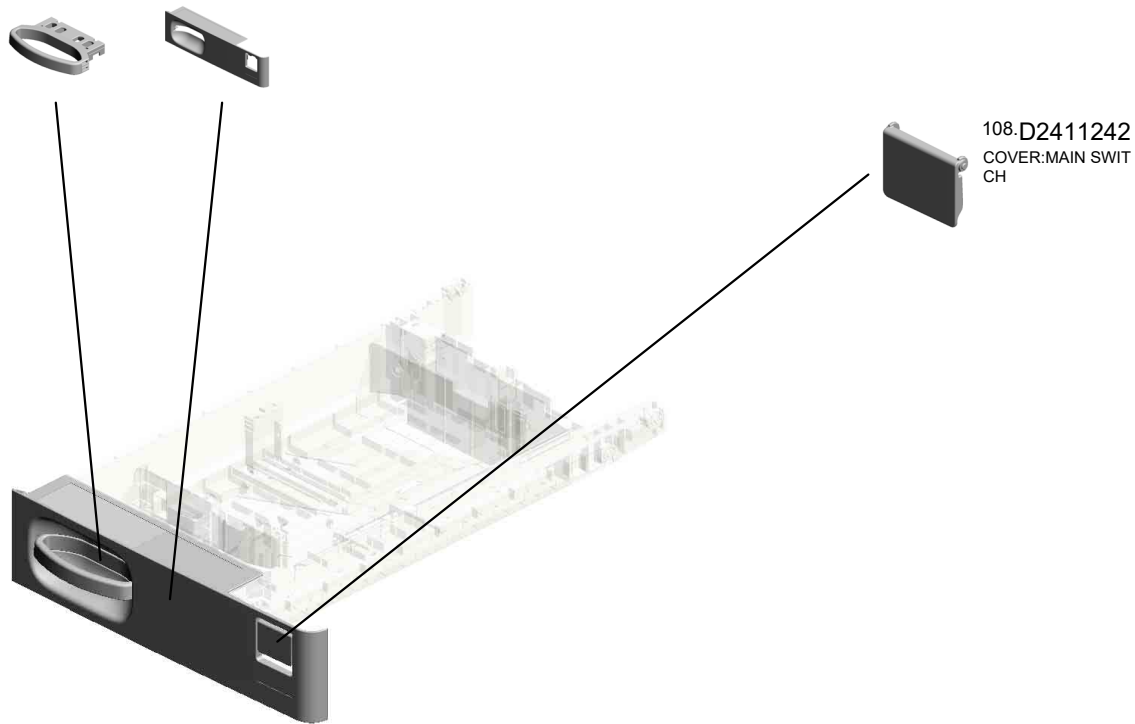
U001	U002	U003	U004	U005	U006	U007	U008	U009	U010	U011	U012	U013	U014	U015	U016	U017	U018
------	------	------	------	------	------	------	------	------	------	------	------	------	------	------	------	------	------

U005\_S004  
PAPER TRAY:NO.1:ASS'Y

129.D2442856 123.D2412865  
GRIP:PAPER TRAY COVER:PAPER TR  
AY:NO.1



32.D0BK2800  
PAPER TRAY:NO.1  
:ASS'Y

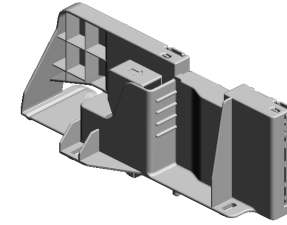


U001	U002	U003	U004	U005	U006	U007	U008	U009	U010	U011	U012	U013	U014	U015	U016	U017	U018
------	------	------	------	------	------	------	------	------	------	------	------	------	------	------	------	------	------



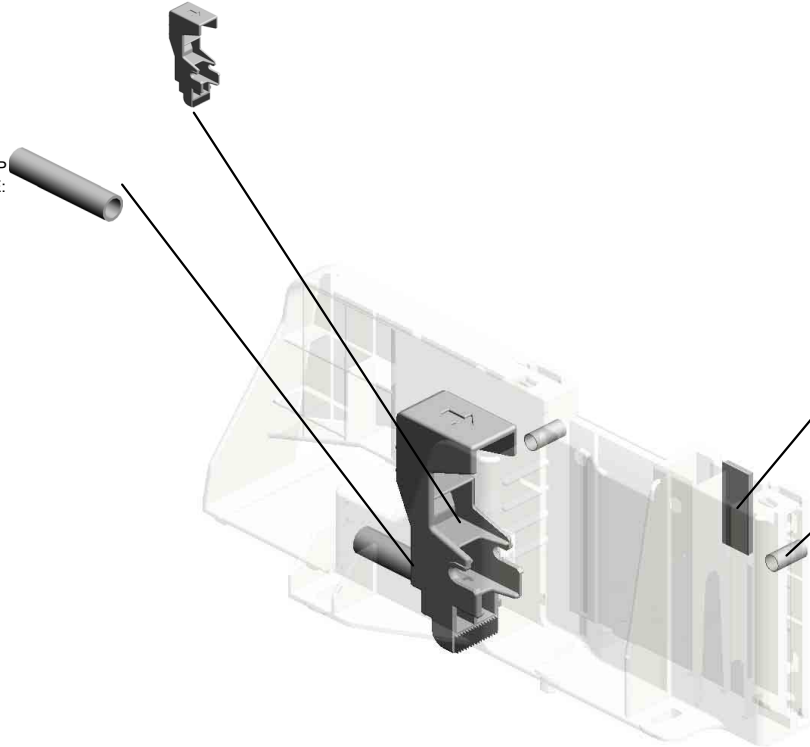
U005\_S004\_S001  
SIDE FENCE:FRONT:NO.1:ASS'Y

73.D1492824  
LEVER:STOPPER:  
FRONT



37.D0BQ2828  
SIDE FENCE:FRON  
T:NO.1:ASS'Y

75.D1492827  
COMPRESSION SP  
RING:SIDE FENCE:  
POSITIONING



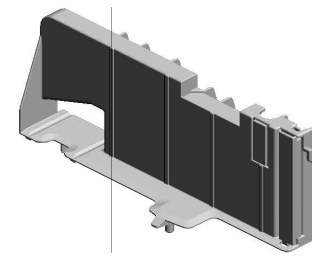
27.B2342864  
PAD:CLEANER

74.D1492826  
(x2)  
COMPRESSION SP  
RING:SIDE FENCE:  
PLATE:FRONT


U001	U002	U003	U004	<b>U005</b>	U006	U007	U008	U009	U010	U011	U012	U013	U014	U015	U016	U017	U018
------	------	------	------	-------------	------	------	------	------	------	------	------	------	------	------	------	------	------

U005\_S004\_S002  
SIDE FENCE:REAR:NO.1:ASS'Y

27.B2342864  
PAD:CLEANER




38.D0BQ2838  
SIDE FENCE:REAR  
:NO.1:ASS'Y



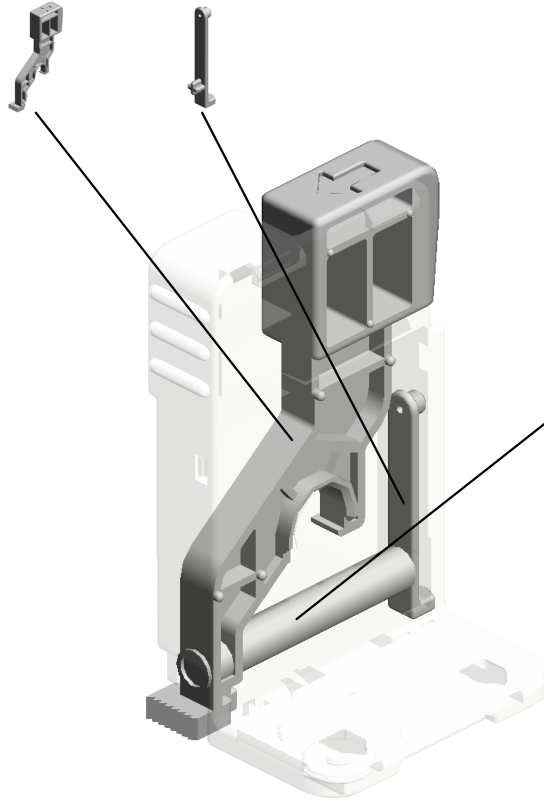
U001	U002	U003	U004	U005	U006	U007	U008	U009	U010	U011	U012	U013	U014	U015	U016	U017	U018
------	------	------	------	------	------	------	------	------	------	------	------	------	------	------	------	------	------

U005\_S004\_S003  
END FENCE:PAPER TRAY:ASS'Y

78.D1492842 79.D1492843  
LEVER:END FENC CLICK:END FENCE  
E



39.D0BQ2840  
END FENCE:PAPE  
R TRAY:ASS'Y



80.D1492845  
COMPRESSION SP  
RING:END FENCE:  
LEVER:5N

U001	U002	U003	U004	<b>U005</b>	U006	U007	U008	U009	U010	U011	U012	U013	U014	U015	U016	U017	U018
------	------	------	------	-------------	------	------	------	------	------	------	------	------	------	------	------	------	------

U005\_S005  
PAPER TRAY:NO.2:ASS'Y

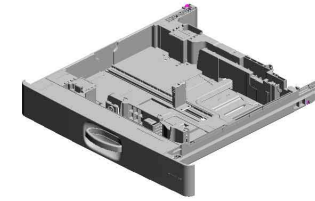
26.B2232862  
LEVER - RELEASE  
INNER

82.D1492848  
DECAL:SIZE INDIC  
ATION:END FENCE  
:NO.2:FRONT

83.D1492849  
DECAL:SIZE INDIC  
ATION:END FENCE  
:NO.2:REAR

69.D1492812  
(x4)  
ROLLER:PAPER T  
RAY:DIA19

5.04583010N  
(x3)  
HEXAGON HEAD T  
APPING SCREW:3  
X10



33.D0BK2805  
PAPER TRAY:NO.2  
:ASS'Y

43.D0BQ2864  
DECAL:PAPER SE  
T DIRECTION:TRA  
Y:NO.2

102.D1752854  
TENSION SPRING:  
GRIP:LEFT

53.D1472866  
COVER:PAPER TR  
AY:NO.2

86.D1492861  
HOLDER:GRIP:PAP  
ER TRAY

29.D0392566  
TENSION SPRING:  
GRIP:RIGHT

87.D1492862  
SHAFT:RELEASE:P  
APER TRAY:NO.2

7.07200060E  
RETAINING RING -  
M6

103.D1752858  
LEVER:RELEASE:P  
APER TRAY:OUTE  
R

76.D1492835  
(x2)  
RACK:SIDE FENCE

77.D1492836  
GEAR:Z20

5.04583010N(x 8)  
HEXAGON HEAD TAPPING SCREW:3X  
10

70.D1492814  
COIL SPRING:EAR  
TH

44.D0BQ2873  
TRAY BOTTOM PL  
ATE:NO.2:ASS'Y

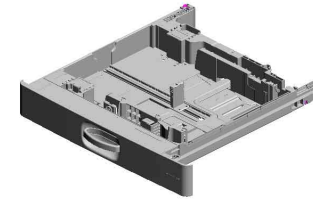
71.D1492816  
SHAFT:RISE:ASS'Y

1.03603006N  
(x2)  
SCREW - M3X6

72.D1492818  
LEVER:RISE

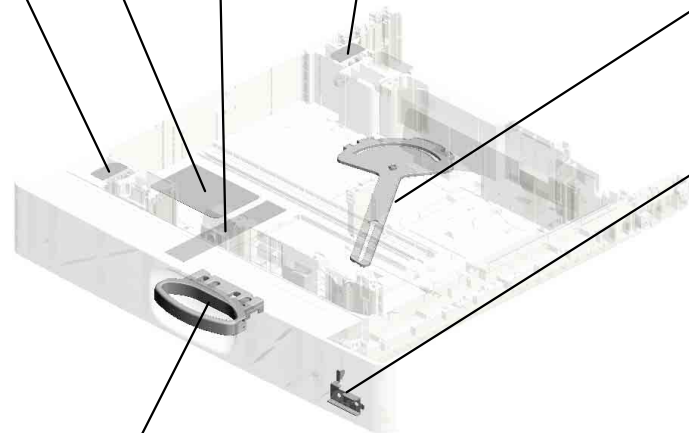
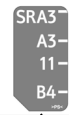
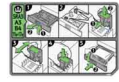
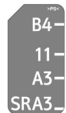
U005\_S005  
PAPER TRAY:NO.2:ASS'Y

- 122.D2412837 DECAL:SET:SIDE FENCE:AUXILIARY
- 124.D2412869 DECAL:SIZE INDICATION:SIDE FENCE:NO.2
- 127.D2412884 DECAL:SIZE INDICATION:SIDE FENCE:AUXILIARY:REAR



33.D0BK2805  
PAPER TRAY:NO.2  
:ASS'Y

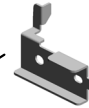
126.D2412883  
DECAL:SIZE INDICATION:SIDE FENCE:AUXILIARY:FRONT



104.D1752872  
LINK:END FENCE:  
PAPER SIZE SENSOR



130.D6932867  
SUPPORTING PLATE:COVER:FRONT:  
PAPER TRAY



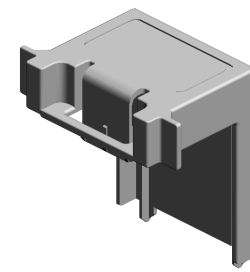
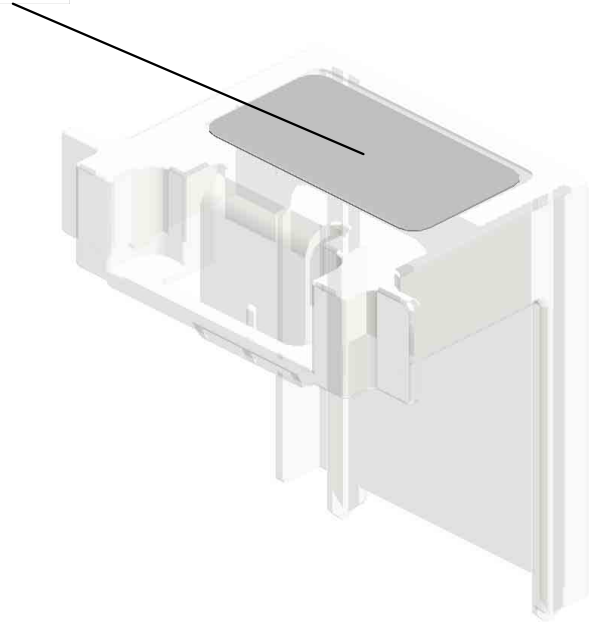
129.D2442856  
GRIP:PAPER TRAY



U001	U002	U003	U004	U005	U006	U007	U008	U009	U010	U011	U012	U013	U014	U015	U016	U017	U018
------	------	------	------	------	------	------	------	------	------	------	------	------	------	------	------	------	------

U005\_S005\_S001  
SIDE FENCE:AUXILIARY

128.D2412885  
DECAL:SIDE FENC  
E:AUXILIARY

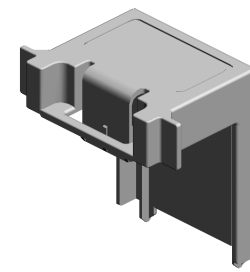
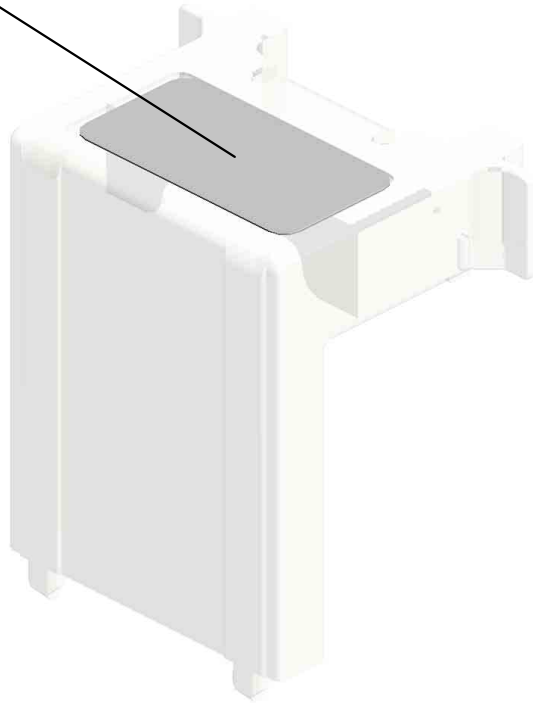


125.D2412873  
SIDE FENCE:AUXIL  
IARY

U001	U002	U003	U004	U005	U006	U007	U008	U009	U010	U011	U012	U013	U014	U015	U016	U017	U018
------	------	------	------	------	------	------	------	------	------	------	------	------	------	------	------	------	------

U005\_S005\_S002  
SIDE FENCE:AUXILIARY

128.D2412885  
DECAL:SIDE FENC  
E:AUXILIARY

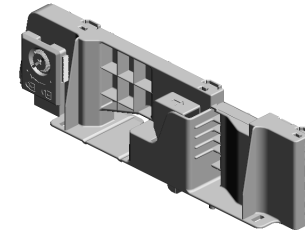


125.D2412873  
SIDE FENCE:AUXIL  
IARY

U001	U002	U003	U004	U005	U006	U007	U008	U009	U010	U011	U012	U013	U014	U015	U016	U017	U018
------	------	------	------	------	------	------	------	------	------	------	------	------	------	------	------	------	------

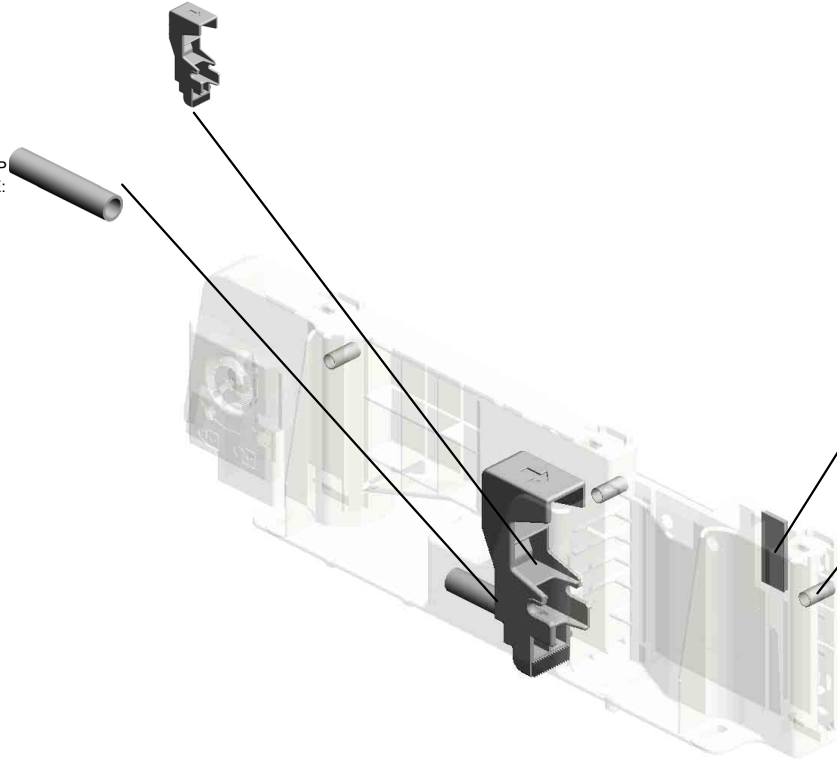
U005\_S005\_S003  
SIDE FENCE:FRONT:ASS'Y

73.D1492824  
LEVER:STOPPER:  
FRONT



45.D0BQ2875  
SIDE FENCE:FRON  
T:ASSY


75.D1492827  
COMPRESSION SP  
RING:SIDE FENCE:  
POSITIONING



27.B2342864  
PAD:CLEANER



74.D1492826  
(x3)  
COMPRESSION SP  
RING:SIDE FENCE:  
PLATE:FRONT




U001	U002	U003	U004	U005	U006	U007	U008	U009	U010	U011	U012	U013	U014	U015	U016	U017	U018
------	------	------	------	------	------	------	------	------	------	------	------	------	------	------	------	------	------

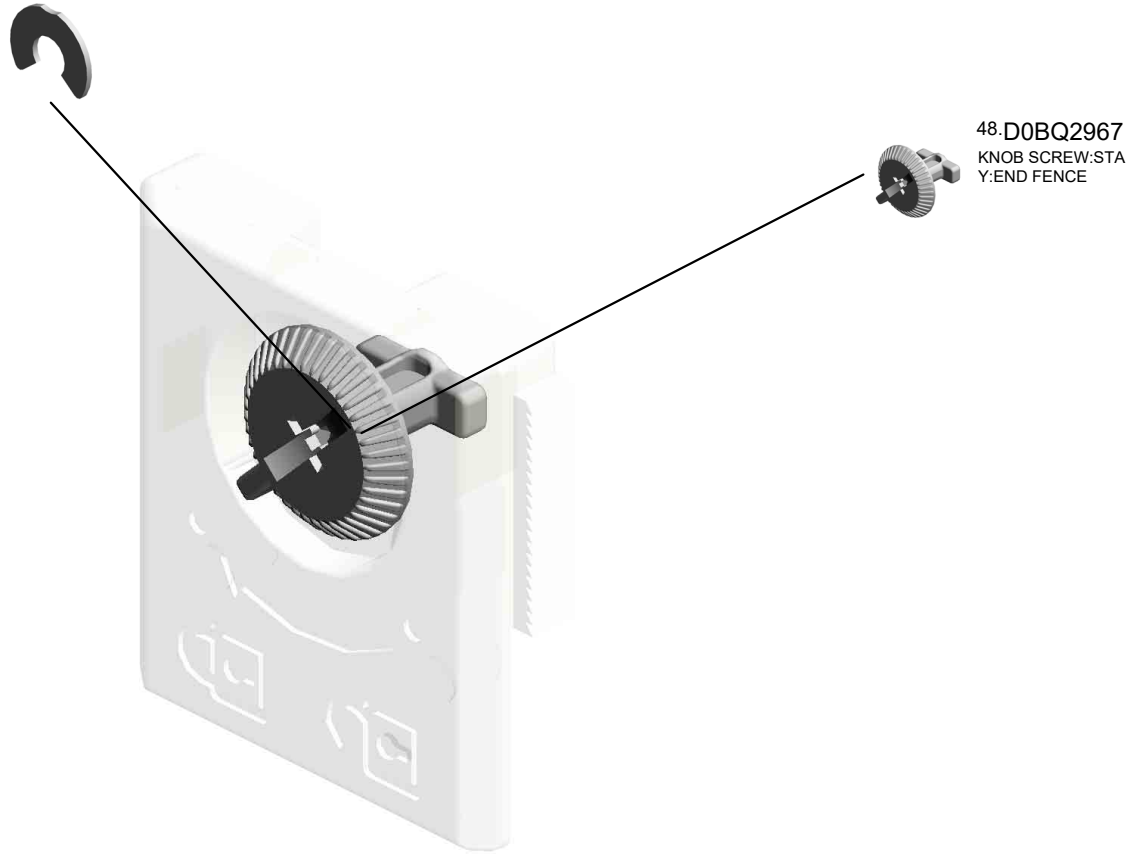


U005\_S005\_S003\_S001  
STAY:END FENCE:ASS'Y

9.08050104  
RETAINING RINGS  
-E:SILENCER:DIA4



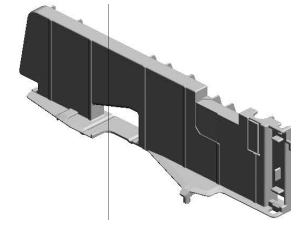
134.D0BQ2966  
STAY:END FENCE:  
ASS'Y




U001	U002	U003	U004	<b>U005</b>	U006	U007	U008	U009	U010	U011	U012	U013	U014	U015	U016	U017	U018
------	------	------	------	-------------	------	------	------	------	------	------	------	------	------	------	------	------	------

U005\_S005\_S004  
SIDE FENCE:REAR:SUB-ASS'Y

27.B2342864  
PAD:CLEANER




46.D0BQ2881  
SIDE FENCE:REAR  
:SUB-ASS'Y



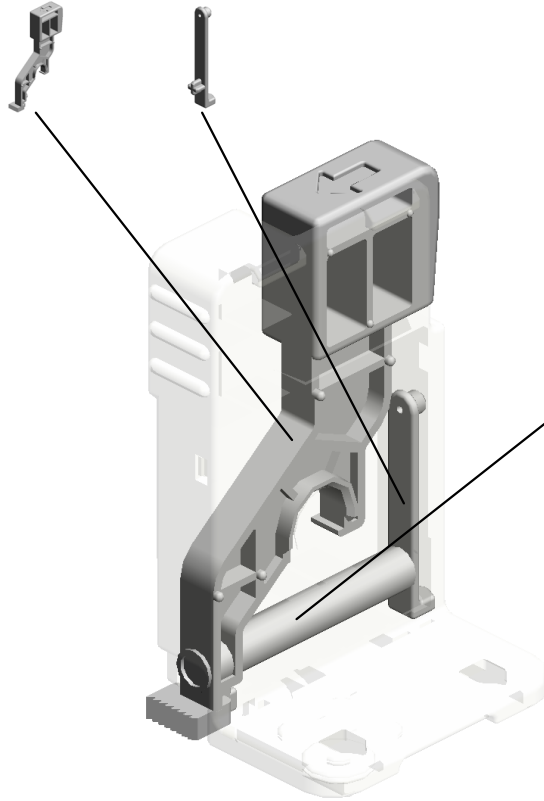
U001	U002	U003	U004	U005	U006	U007	U008	U009	U010	U011	U012	U013	U014	U015	U016	U017	U018
------	------	------	------	------	------	------	------	------	------	------	------	------	------	------	------	------	------

U005\_S005\_S005  
END FENCE:PAPER TRAY:ASS'Y

78.D1492842 79.D1492843  
LEVER:END FENC CLICK:END FENCE  
E



39.D0BQ2840  
END FENCE:PAPE  
R TRAY:ASS'Y



80.D1492845  
COMPRESSION SP  
RING:END FENCE:  
LEVER:5N

U001	U002	U003	U004	U005	U006	U007	U008	U009	U010	U011	U012	U013	U014	U015	U016	U017	U018
------	------	------	------	------	------	------	------	------	------	------	------	------	------	------	------	------	------

U005\_S006  
SUPPORTER:RIGHT:NO.1:ASS'Y

2.04543006Q  
(x3)  
TAPPING SCREW -  
M3X6



91.D1492905  
SUPPORTER:RIGHT:  
T:NO.1:ASS'Y

94.D1492924  
STOPPER:PAPER  
TRAY



98.D1492956  
ROLLER:SUPPORT  
ER:PAPER TRAY



8.08050103  
RETAINING RINGS  
-E:SILENCER:DIA3



U001	U002	U003	U004	<b>U005</b>	U006	U007	U008	U009	U010	U011	U012	U013	U014	U015	U016	U017	U018
------	------	------	------	-------------	------	------	------	------	------	------	------	------	------	------	------	------	------

U005\_S007  
SUPPORTER:RIGHT:NO.2:ASS'Y

94.D1492924  
STOPPER:PAPER  
TRAY

90.D1492903  
SUPPORTER:RIGHT:  
T:NO.2:ASSY

2.04543006Q  
(x3)  
TAPPING SCREW -  
M3X6

93.D1492923  
ROLLER:SUPPORT  
ER:PAPER TRAY

8.08050103  
RETAINING RINGS  
-E:SILENCER:DIA3

U001	U002	U003	U004	U005	U006	U007	U008	U009	U010	U011	U012	U013	U014	U015	U016	U017	U018
------	------	------	------	------	------	------	------	------	------	------	------	------	------	------	------	------	------


# U006.PCDU

U006 S003  
D0BK2202  
PCDU:M:IMC2000-2500

U006 S004  
D0BK2203  
PCDU:Y:IMC2000-2500

U006 S001  
D0BK2200  
PCDU:K:IMC2000-2500

U006 S002  
D0BK2201  
PCDU:C:IMC2000-2500

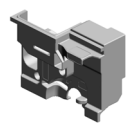


U001	U002	U003	U004	U005	<b>U006</b>	U007	U008	U009	U010	U011	U012	U013	U014	U015	U016	U017	U018
------	------	------	------	------	-------------	------	------	------	------	------	------	------	------	------	------	------	------

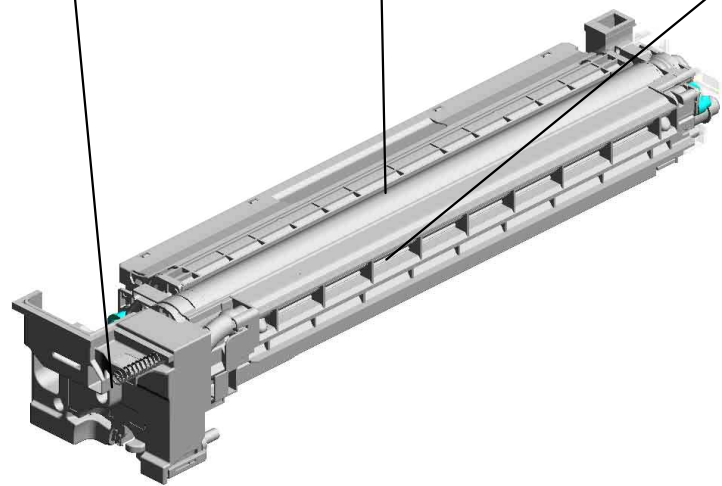
# U006\_S001.PCDU:K:IMC2000-2500

U006 S001 S003  
D0BQ2389  
COVER:PCU:FRONT:SUB-AS  
SY

U006 S001 S002  
D0BK3000  
DEVELOPMENT UNIT:K:IMC2  
000-2500



U006 S001 S001  
D0BK2205  
PCU:KCMY:IMC2000-2500

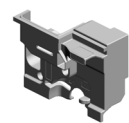


U001	U002	U003	U004	U005	<b>U006</b>	U007	U008	U009	U010	U011	U012	U013	U014	U015	U016	U017	U018
------	------	------	------	------	-------------	------	------	------	------	------	------	------	------	------	------	------	------


# U006\_S002.PCDU:C:IMC2000-2500

U006 S002 S003  
D0BQ2389  
COVER:PCU:FRONT:SUB-AS  
SY

U006 S002 S002  
D0BK3001  
DEVELOPMENT UNIT:C:IMC2  
000-3500



U006 S002 S001  
D0BK2205  
PCU:KCMY:IMC2000-2500



U001	U002	U003	U004	U005	<b>U006</b>	U007	U008	U009	U010	U011	U012	U013	U014	U015	U016	U017	U018
------	------	------	------	------	-------------	------	------	------	------	------	------	------	------	------	------	------	------




# U006\_S003.PCDU:M:IMC2000-2500

U006 S003 S003  
D0BQ2389  
COVER:PCU:FRONT:SUB-AS  
SY

U006 S003 S002  
D0BK3002  
DEVELOPMENT UNIT:M:IMC  
2000-3500

U006 S003 S001  
D0BK2205  
PCU:KCMY:IMC2000-2500




U001	U002	U003	U004	U005	<b>U006</b>	U007	U008	U009	U010	U011	U012	U013	U014	U015	U016	U017	U018
------	------	------	------	------	-------------	------	------	------	------	------	------	------	------	------	------	------	------

# U006\_S004.PCDU:Y:IMC2000-2500

U006 S004 S003  
D0BQ2389  
COVER:PCU:FRONT:SUB-AS  
SY


U006 S004 S002  
D0BK3003  
DEVELOPMENT UNIT:Y:IMC2  
000-3500

U006 S004 S001  
D0BK2205  
PCU:KCMY:IMC2000-2500



U001	U002	U003	U004	U005	<b>U006</b>	U007	U008	U009	U010	U011	U012	U013	U014	U015	U016	U017	U018
------	------	------	------	------	-------------	------	------	------	------	------	------	------	------	------	------	------	------

U006  
PCDU





U001	U002	U003	U004	U005	U006	U007	U008	U009	U010	U011	U012	U013	U014	U015	U016	U017	U018
------	------	------	------	------	------	------	------	------	------	------	------	------	------	------	------	------	------

U006\_S001  
PCDU:K:IMC2000-2500


2.04583010N  
(x2)  
HEXAGON HEAD TAPPING SCREW:3X10



18.GA003995  
DECAL:DESIGN SK  
ETCH:BLACK



3.04593010N  
BINDING HEAD TAPPING SCREW:3X10



7.D0BK2200  
PCDU:K:IMC2000-2500

17.D0BK3494  
COVER:PCU:REAR  
:ASSY



U001	U002	U003	U004	U005	<b>U006</b>	U007	U008	U009	U010	U011	U012	U013	U014	U015	U016	U017	U018
------	------	------	------	------	-------------	------	------	------	------	------	------	------	------	------	------	------	------

U006\_S001\_S001  
PCU:KCMY:IMC2000-2500

3.04593010N  
(x11)  
BINDING HEAD TA  
PPING SCREW:3X  
10



11.D0BK2205  
PCU:KCMY:IMC200  
0-2500



4.07200030E  
RETAINING RING -  
M3




U001	U002	U003	U004	U005	<b>U006</b>	U007	U008	U009	U010	U011	U012	U013	U014	U015	U016	U017	U018
------	------	------	------	------	-------------	------	------	------	------	------	------	------	------	------	------	------	------

U006\_S001\_S002

DEVELOPMENT UNIT:K:IMC2000-2500

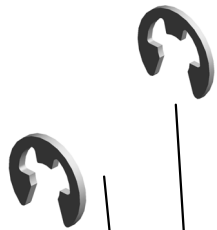
5.07200040E  
RETAINING RING -  
M4

6.08050100  
RETAINING RING -  
M2.5



12.D0BK3000  
DEVELOPMENT U  
NIT:K:IMC2000-250  
0

4.07200030E  
(x4)  
RETAINING RING -  
M3



3.04593010N  
(x2)  
BINDING HEAD TA  
PPING SCREW:3X  
10

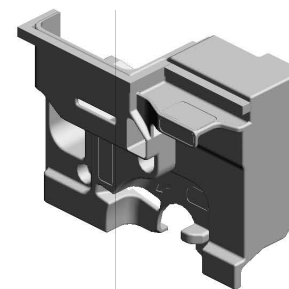
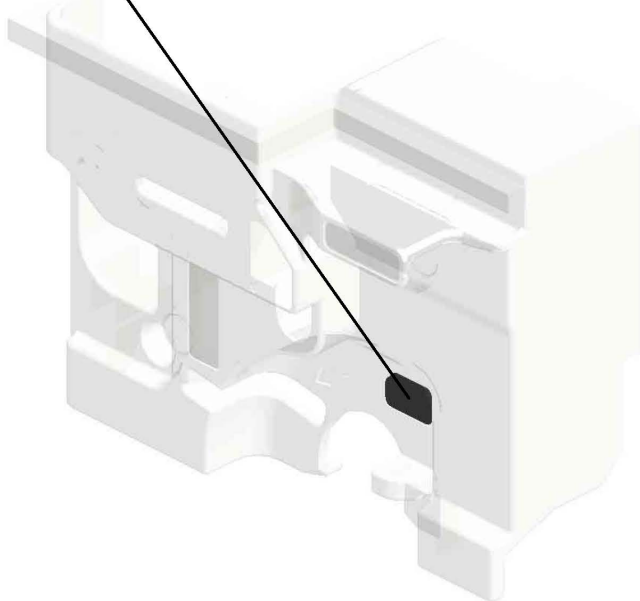


1.03603006N  
(x2)  
SCREW - M3X6

U001	U002	U003	U004	U005	<b>U006</b>	U007	U008	U009	U010	U011	U012	U013	U014	U015	U016	U017	U018
------	------	------	------	------	-------------	------	------	------	------	------	------	------	------	------	------	------	------

U006\_S001\_S003  
COVER:PCU:FRONT:SUB-ASS'Y

16.GA003993  
DECAL:LEVER:FIX



22.D0BQ2389  
COVER:PCU:FRON  
T:SUB-ASS'Y

U001	U002	U003	U004	U005	<b>U006</b>	U007	U008	U009	U010	U011	U012	U013	U014	U015	U016	U017	U018
------	------	------	------	------	-------------	------	------	------	------	------	------	------	------	------	------	------	------

U006\_S002  
PCDU:C:IMC2000-2500

19.GA003996  
DECAL:DESIGN SK  
ETCH:CYAN




8.D0BK2201  
PCDU:C:IMC2000-2  
500

2.04583010N  
(x2)  
HEXAGON HEAD T  
APPING SCREW:3  
X10



3.04593010N  
BINDING HEAD TA  
PPING SCREW:3X  
10




17.D0BK3494  
COVER:PCU:REAR  
:ASSY

U001	U002	U003	U004	U005	<b>U006</b>	U007	U008	U009	U010	U011	U012	U013	U014	U015	U016	U017	U018
------	------	------	------	------	-------------	------	------	------	------	------	------	------	------	------	------	------	------



U006\_S002\_S001  
PCU:KCMY:IMC2000-2500

3.04593010N  
(x11)  
BINDING HEAD TA  
PPING SCREW:3X  
10



11.D0BK2205  
PCU:KCMY:IMC200  
0-2500



4.07200030E  
RETAINING RING -  
M3



U001	U002	U003	U004	U005	<b>U006</b>	U007	U008	U009	U010	U011	U012	U013	U014	U015	U016	U017	U018
------	------	------	------	------	-------------	------	------	------	------	------	------	------	------	------	------	------	------

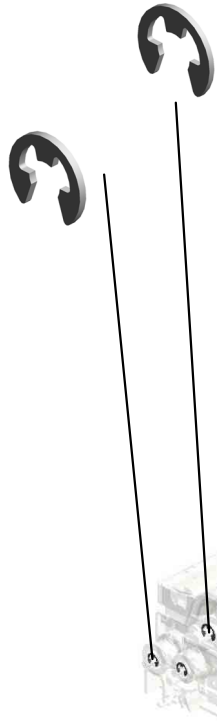
U006\_S002\_S002  
 DEVELOPMENT UNIT:C:IMC2000-3500

5.07200040E 3.04593010N  
 RETAINING RING -  
 M4 (x2)  
 BINDING HEAD TA  
 PPING SCREW:3X  
 10



13.D0BK3001  
 DEVELOPMENT U  
 NIT:C:IMC2000-350  
 0

4.07200030E  
 (x4)  
 RETAINING RING -  
 M3




3.04593010N  
 BINDING HEAD TA  
 PPING SCREW:3X  
 10



6.08050100  
 RETAINING RING -  
 M2.5



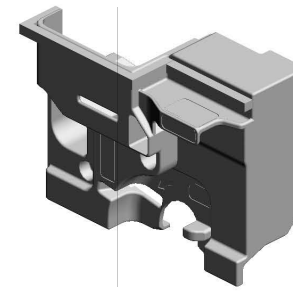
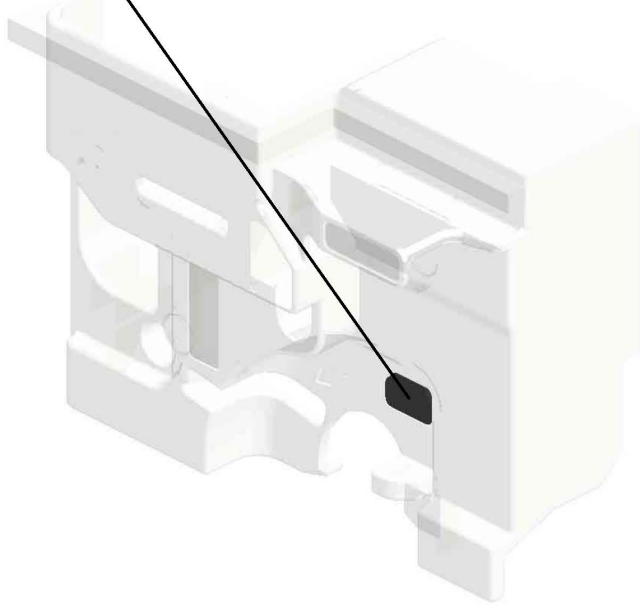
1.03603006N  
 (x2)  
 SCREW - M3X6



U001	U002	U003	U004	U005	U006	U007	U008	U009	U010	U011	U012	U013	U014	U015	U016	U017	U018
------	------	------	------	------	------	------	------	------	------	------	------	------	------	------	------	------	------

U006\_S002\_S003  
COVER:PCU:FRONT:SUB-ASS'Y

16.GA003993  
DECAL:LEVER:FIX



22.D0BQ2389  
COVER:PCU:FRON  
T:SUB-ASS'Y

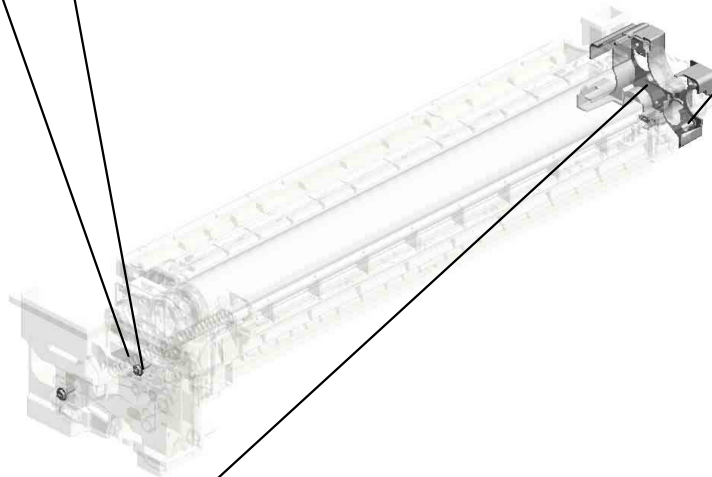
U001	U002	U003	U004	U005	<b>U006</b>	U007	U008	U009	U010	U011	U012	U013	U014	U015	U016	U017	U018
------	------	------	------	------	-------------	------	------	------	------	------	------	------	------	------	------	------	------

U006\_S003  
PCDU:M:IMC2000-2500


2.04583010N  
(x2)  
HEXAGON HEAD TAPPING SCREW:3X10



20.GA003997  
DECAL:DESIGN SKETCH:MAGENTA



3.04593010N  
BINDING HEAD TAPPING SCREW:3X10



9.D0BK2202  
PCDU:M:IMC2000-2500

17.D0BK3494  
COVER:PCU:REAR:ASSY



U001	U002	U003	U004	U005	<b>U006</b>	U007	U008	U009	U010	U011	U012	U013	U014	U015	U016	U017	U018
------	------	------	------	------	-------------	------	------	------	------	------	------	------	------	------	------	------	------

U006\_S003\_S001  
PCU:KCMY:IMC2000-2500

3.04593010N  
(x11)  
BINDING HEAD TA  
PPING SCREW:3X  
10



11.D0BK2205  
PCU:KCMY:IMC200  
0-2500



4.07200030E  
RETAINING RING -  
M3




U001	U002	U003	U004	U005	<b>U006</b>	U007	U008	U009	U010	U011	U012	U013	U014	U015	U016	U017	U018
------	------	------	------	------	-------------	------	------	------	------	------	------	------	------	------	------	------	------

U006\_S003\_S002

DEVELOPMENT UNIT:M:IMC2000-3500


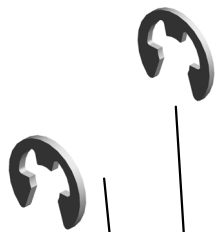
5.07200040E  
RETAINING RING -  
M4

6.08050100  
RETAINING RING -  
M2.5



14.D0BK3002  
DEVELOPMENT U  
NIT:M:IMC2000-350  
0

4.07200030E  
(x4)  
RETAINING RING -  
M3



3.04593010N  
(x2)  
BINDING HEAD TA  
PPING SCREW:3X  
10

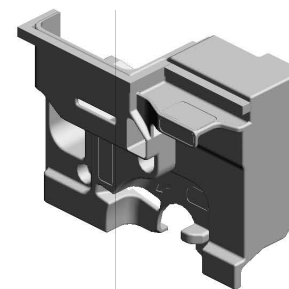
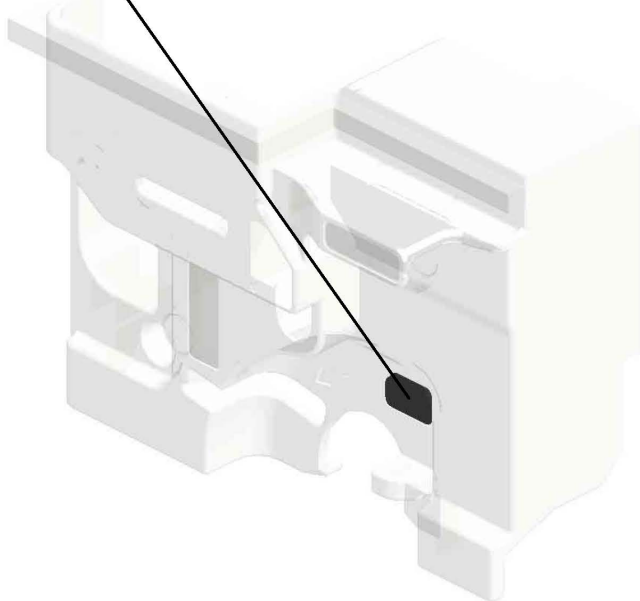


1.03603006N  
(x2)  
SCREW - M3X6

U001	U002	U003	U004	U005	<b>U006</b>	U007	U008	U009	U010	U011	U012	U013	U014	U015	U016	U017	U018
------	------	------	------	------	-------------	------	------	------	------	------	------	------	------	------	------	------	------

U006\_S003\_S003  
COVER:PCU:FRONT:SUB-ASS'Y

16.GA003993  
DECAL:LEVER:FIX



22.D0BQ2389  
COVER:PCU:FRON  
T:SUB-ASS'Y


U001	U002	U003	U004	U005	<b>U006</b>	U007	U008	U009	U010	U011	U012	U013	U014	U015	U016	U017	U018
------	------	------	------	------	-------------	------	------	------	------	------	------	------	------	------	------	------	------

U006\_S004  
PCDU:Y:IMC2000-2500


2.04583010N  
(x2)  
HEXAGON HEAD TAPPING SCREW:3X10



21.GA003998  
DECAL:DESIGN SK  
ETCH:YELLOW



3.04593010N  
BINDING HEAD TAPPING SCREW:3X10



10.D0BK2203  
PCDU:Y:IMC2000-2500

17.D0BK3494  
COVER:PCU:REAR  
:ASSY



U001	U002	U003	U004	U005	<b>U006</b>	U007	U008	U009	U010	U011	U012	U013	U014	U015	U016	U017	U018
------	------	------	------	------	-------------	------	------	------	------	------	------	------	------	------	------	------	------



U006\_S004\_S001  
PCU:KCMY:IMC2000-2500

3.04593010N  
(x11)  
BINDING HEAD TAPPING SCREW:3X10



11.D0BK2205  
PCU:KCMY:IMC2000-2500



4.07200030E  
RETAINING RING - M3




U001	U002	U003	U004	U005	<b>U006</b>	U007	U008	U009	U010	U011	U012	U013	U014	U015	U016	U017	U018
------	------	------	------	------	-------------	------	------	------	------	------	------	------	------	------	------	------	------

U006\_S004\_S002

DEVELOPMENT UNIT:Y:IMC2000-3500

5.07200040E  
RETAINING RING -  
M4

6.08050100  
RETAINING RING -  
M2.5



15.D0BK3003  
DEVELOPMENT U  
NIT:Y:IMC2000-350  
0

4.07200030E  
(x4)  
RETAINING RING -  
M3



3.04593010N  
(x2)  
BINDING HEAD TA  
PPING SCREW:3X  
10

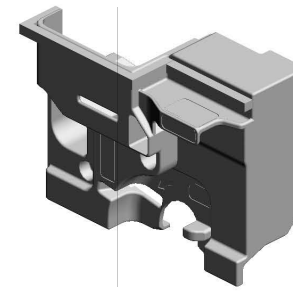
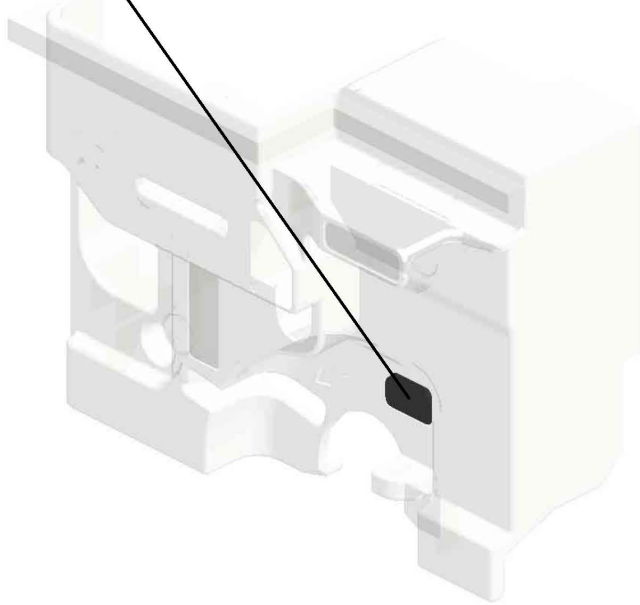


1.03603006N  
(x2)  
SCREW - M3X6

U001	U002	U003	U004	U005	<b>U006</b>	U007	U008	U009	U010	U011	U012	U013	U014	U015	U016	U017	U018
------	------	------	------	------	-------------	------	------	------	------	------	------	------	------	------	------	------	------

U006\_S004\_S003  
COVER:PCU:FRONT:SUB-ASS'Y

16.GA003993  
DECAL:LEVER:FIX



22.D0BQ2389  
COVER:PCU:FRON  
T:SUB-ASS'Y

U001	U002	U003	U004	U005	<b>U006</b>	U007	U008	U009	U010	U011	U012	U013	U014	U015	U016	U017	U018
------	------	------	------	------	-------------	------	------	------	------	------	------	------	------	------	------	------	------

# U007.DEVELOPMENT

U007 S011  
D0BQ3219  
DRIVE UNIT:TONER BOTTLE  
:ASS'Y

U007 S002  
D0BQ3288  
TRANSPORT SCREW:NOZZL  
E:CMY:ASS'Y

U007 S010  
D0BQ3219  
DRIVE UNIT:TONER BOTTLE  
:ASS'Y

U007 S004  
D0BQ3288  
TRANSPORT SCREW:NOZZL  
E:CMY:ASS'Y

U007 S012  
D0BQ3219  
DRIVE UNIT:TONER BOTTLE  
:ASS'Y

U007 S009  
D0BQ3310  
TONER HOPPER:TONER SU  
PPLY:Y:ASS'Y

U007 S001  
D0BQ3287  
TRANSPORT SCREW:NOZZL  
E:BK:ASS'Y

U007 S008  
D0BQ3280  
TONER HOPPER:TONER SU  
PPLY:M:ASS'Y

U007 S006  
D0BQ3240  
TONER HOPPER:TONER SU  
PPLY:BK:ASS'Y

U007 S005  
D1493256  
BASE:TONER HOPPER:REA  
R:ASS'Y

U007 S007  
D0BQ3270  
TONER HOPPER:TONER SU  
PPLY:C:ASS'Y

U007 S003  
D0BQ3288  
TRANSPORT SCREW:NOZZL  
E:CMY:ASS'Y

U001	U002	U003	U004	U005	U006	U007	U008	U009	U010	U011	U012	U013	U014	U015	U016	U017	U018
------	------	------	------	------	------	------	------	------	------	------	------	------	------	------	------	------	------

# U007.DEVELOPMENT

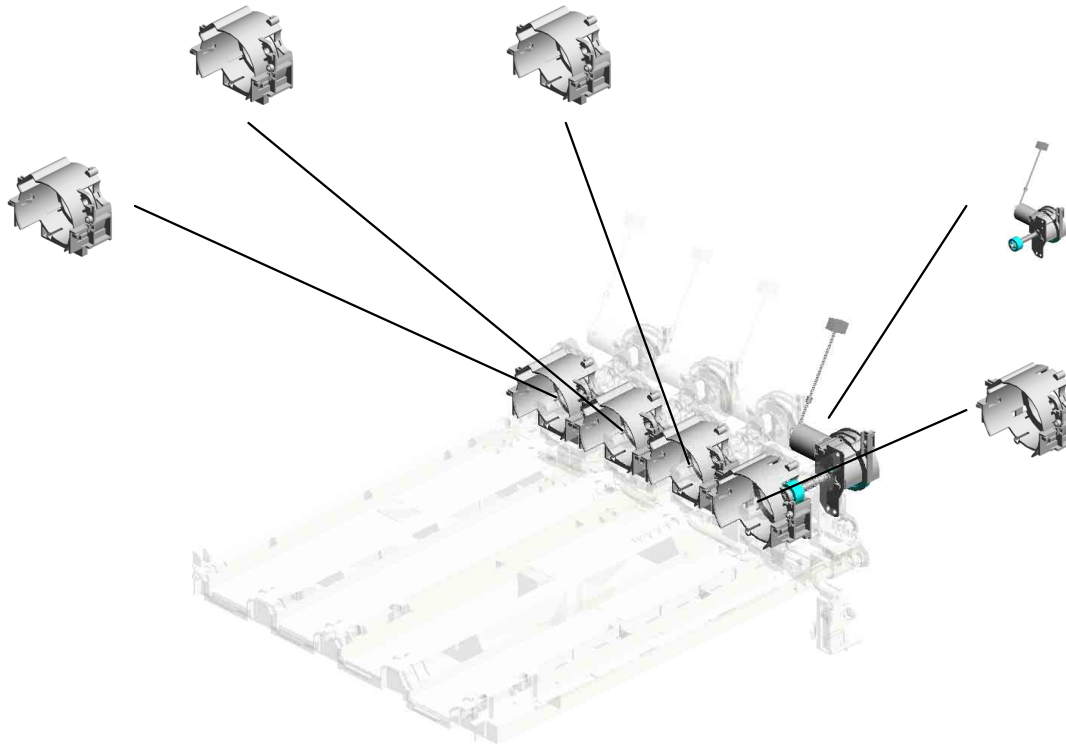
U007 S016  
D1473282  
HOUSING:TONER CARTRID  
GE:CMY:ASS'Y

U007 S015  
D1473282  
HOUSING:TONER CARTRID  
GE:CMY:ASS'Y

U007 S017  
D1473282  
HOUSING:TONER CARTRID  
GE:CMY:ASS'Y

U007 S013  
D0BQ3219  
DRIVE UNIT:TONER BOTTLE  
:ASS'Y


U007 S014  
D1473281  
HOUSING:TONER CARTRID  
GE:BK:ASS'Y



U001	U002	U003	U004	U005	U006	U007	U008	U009	U010	U011	U012	U013	U014	U015	U016	U017	U018
------	------	------	------	------	------	------	------	------	------	------	------	------	------	------	------	------	------

# U007\_S010.DRIVE UNIT:TONER BOTTLE:ASS'Y


U007 S010 S001  
D1493210  
DC MOTOR:TONER BOTTLE:  
ASSY:5.28W:BRUSH:(M11/M  
12/M13/M14)



U001	U002	U003	U004	U005	U006	U007	U008	U009	U010	U011	U012	U013	U014	U015	U016	U017	U018
------	------	------	------	------	------	------	------	------	------	------	------	------	------	------	------	------	------

# U007\_S011.DRIVE UNIT:TONER BOTTLE:ASS'Y


U007 S011 S001  
D1493210  
DC MOTOR:TONER BOTTLE:  
ASSY:5.28W:BRUSH:(M11/M  
12/M13/M14)



U001	U002	U003	U004	U005	U006	U007	U008	U009	U010	U011	U012	U013	U014	U015	U016	U017	U018
------	------	------	------	------	------	------	------	------	------	------	------	------	------	------	------	------	------

# U007\_S012.DRIVE UNIT:TONER BOTTLE:ASS'Y

U007 S012 S001  
D1493210  
DC MOTOR:TONER BOTTLE:  
ASSY:5.28W:BRUSH:(M11/M  
12/M13/M14)




U001	U002	U003	U004	U005	U006	U007	U008	U009	U010	U011	U012	U013	U014	U015	U016	U017	U018
------	------	------	------	------	------	------	------	------	------	------	------	------	------	------	------	------	------



# U007\_S013.DRIVE UNIT:TONER BOTTLE:ASS'Y

U007 S013 S001  
D1493210  
DC MOTOR:TONER BOTTLE:  
ASSY:5.28W:BRUSH:(M11/M  
12/M13/M14)



U001	U002	U003	U004	U005	U006	U007	U008	U009	U010	U011	U012	U013	U014	U015	U016	U017	U018
------	------	------	------	------	------	------	------	------	------	------	------	------	------	------	------	------	------


# U007 DEVELOPMENT

36.D0BQ5172 (x4)  
PCB:TCB:(PCB3/PCB4/PCB5/PCB6)  
201904-02 O/O

3.04583008N (x35)  
HEXAGON HEAD TAPPING SCREW:3X8

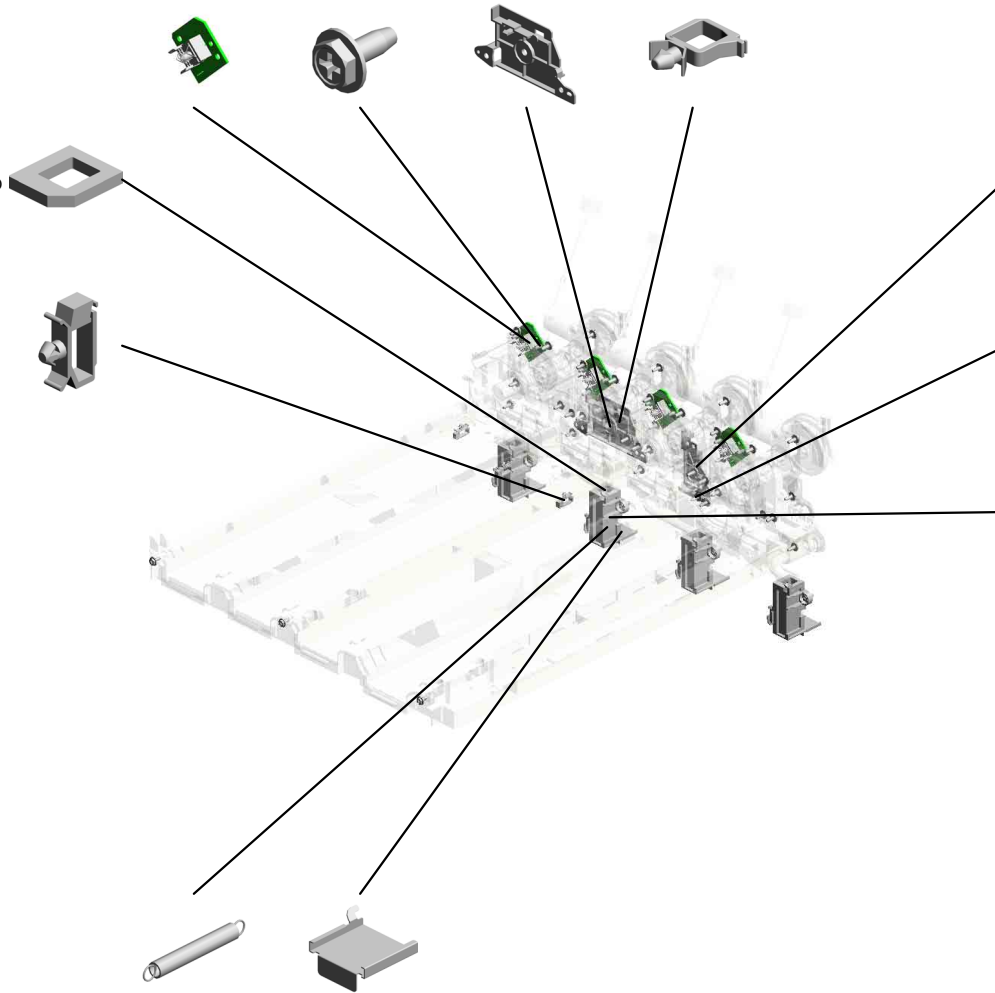
30.D1493331 COVER:GEAR:TONER SUPPLY SUB-UNIT

8.11050488 HARNESS CLAMP



29.D1493330 (x4)  
SEAL:CONNECTOR:CARTRIDGE:TONER SUPPLY

11.11050760 (x3)  
CLAMP:LWSM-051A



34.D2413336 COVER:GEAR:TONER SUPPLY SUB-UNIT:C

2.04543008Q (x18)  
TAPPING SCREW:3X8


27.D1493321 (x4)  
DUCT:VERTICAL TRANSPORT:TONER SUPPLY

13.B2233241 (x4)  
SPRING:SHUTTER:PUMP UNIT

28.D1493322 (x4)  
SHUTTER:DUCT:TONER SUPPLY

U007\_S001  
TRANSPORT SCREW:NOZZLE:BK:ASS'Y


10.11050759  
CLAMP:LWSM-060  
5A



19.D0BQ3287  
TRANSPORT SCR  
EW:NOZZLE:BK:AS  
SY



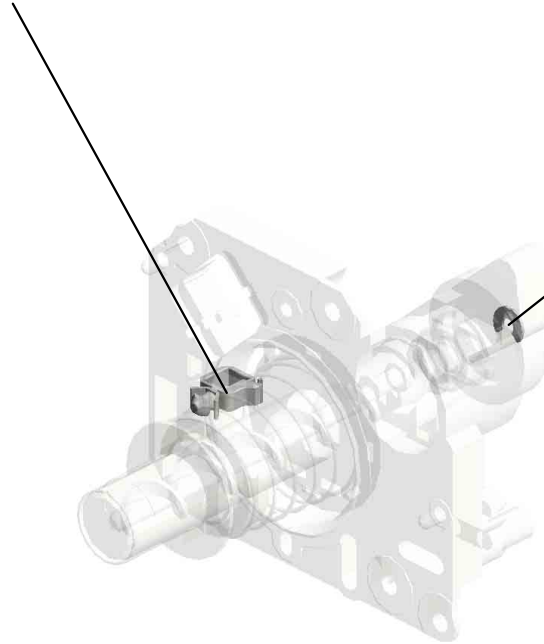
6.08050103  
RETAINING RINGS  
-E:SILENCER:DIA3




U001	U002	U003	U004	U005	U006	U007	U008	U009	U010	U011	U012	U013	U014	U015	U016	U017	U018
------	------	------	------	------	------	------	------	------	------	------	------	------	------	------	------	------	------

U007\_S002  
TRANSPORT SCREW:NOZZLE:CMY:ASS'Y

10.11050759  
CLAMP:LWSM-060  
5A



6.08050103  
RETAINING RINGS  
-E:SILENCER:DIA3

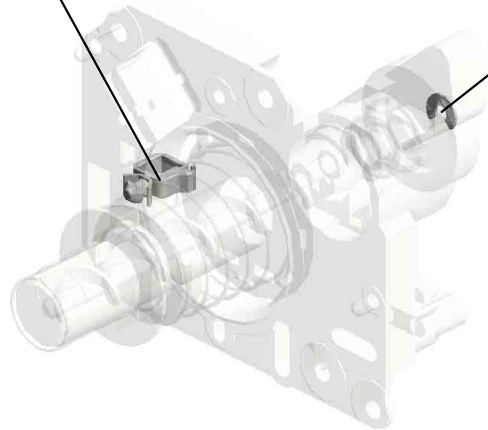



20.D0BQ3288  
TRANSPORT SCR  
EW:NOZZLE:CMY:  
ASS'Y


U001	U002	U003	U004	U005	U006	U007	U008	U009	U010	U011	U012	U013	U014	U015	U016	U017	U018
------	------	------	------	------	------	------	------	------	------	------	------	------	------	------	------	------	------

U007\_S003  
TRANSPORT SCREW:NOZZLE:CMY:ASS'Y

10.11050759  
CLAMP:LWSM-060  
5A



6.08050103  
RETAINING RINGS  
-E:SILENCER:DIA3

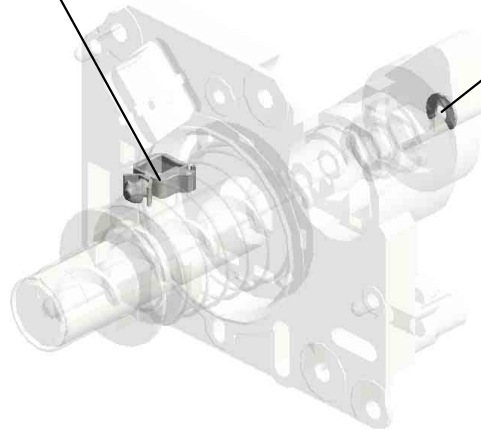


20.D0BQ3288  
TRANSPORT SCR  
EW:NOZZLE:CMY:  
ASS'Y


U001	U002	U003	U004	U005	U006	U007	U008	U009	U010	U011	U012	U013	U014	U015	U016	U017	U018
------	------	------	------	------	------	------	------	------	------	------	------	------	------	------	------	------	------

U007\_S004  
TRANSPORT SCREW:NOZZLE:CMY:ASS'Y

10.11050759  
CLAMP:LWSM-060  
5A



6.08050103  
RETAINING RINGS  
-E:SILENCER:DIA3

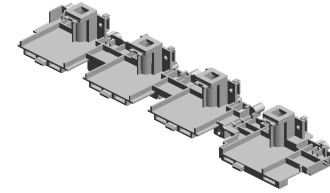


20.D0BQ3288  
TRANSPORT SCR  
EW:NOZZLE:CMY:  
ASS'Y

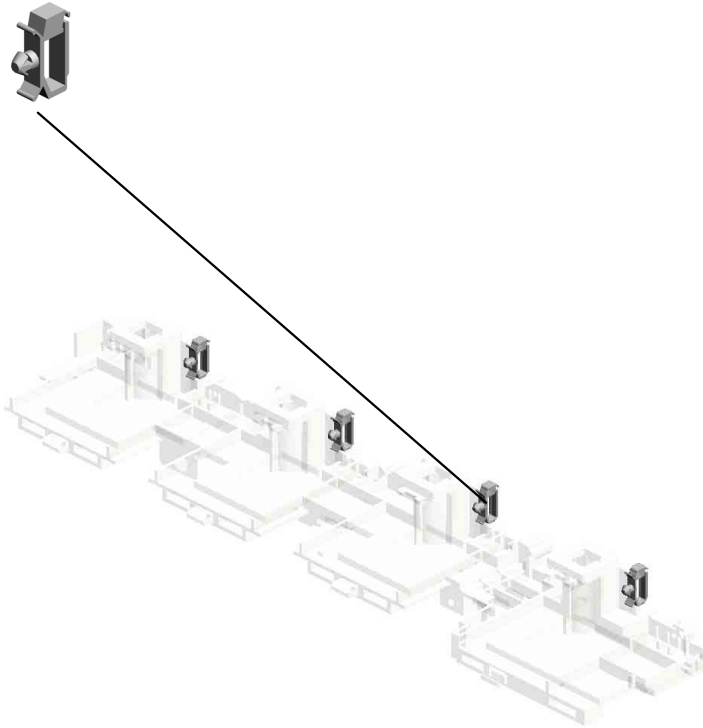
U001	U002	U003	U004	U005	U006	U007	U008	U009	U010	U011	U012	U013	U014	U015	U016	U017	U018
------	------	------	------	------	------	------	------	------	------	------	------	------	------	------	------	------	------

U007\_S005  
BASE:TONER HOPPER:REAR:ASS'Y

11.11050760  
(x4)  
CLAMP:LWSM-051  
1A



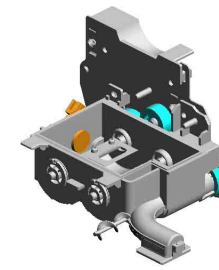
26.D1493256  
BASE:TONER HOP  
PER:REAR:ASS'Y



U001	U002	U003	U004	U005	U006	U007	U008	U009	U010	U011	U012	U013	U014	U015	U016	U017	U018
------	------	------	------	------	------	------	------	------	------	------	------	------	------	------	------	------	------

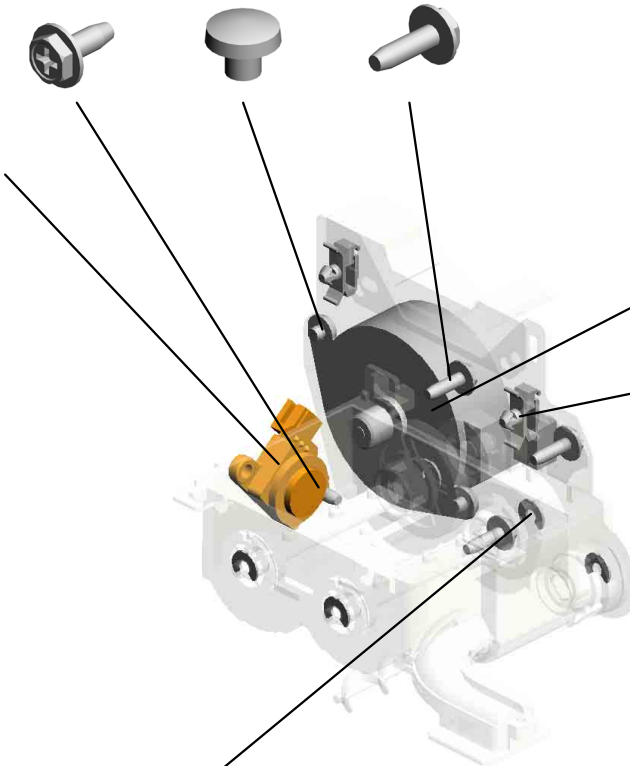
U007\_S006  
 TONER HOPPER:TONER SUPPLY:BK:ASS'Y

3.04583008N 1.03530030N 4.04583010N  
 HEXAGON HEAD TAPPING SCREW:3 X8 (x2) SCREW:M3X3 (x3) HEXAGON HEAD TAPPING SCREW:3 X10



16.D0BQ3240  
 TONER HOPPER:TONER SUPPLY:BK:ASS'Y

35.GW230008  
 TONER END SENS  
 OR:(S28/S29/S30/S31)



32.D1493350  
 DC STEPPER MOT  
 OR:TONER SUPPLY:(M19/M20/M22)



9.11050758  
 (x2)  
 CLAMP:LWSM-030 6A



6.08050103  
 (x5)  
 RETAINING RINGS  
 -E:SILENCER:DIA3

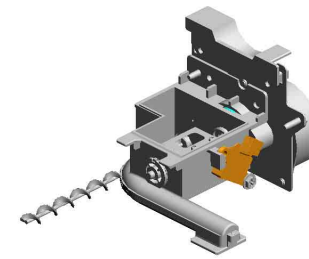


U001	U002	U003	U004	U005	U006	U007	U008	U009	U010	U011	U012	U013	U014	U015	U016	U017	U018
------	------	------	------	------	------	------	------	------	------	------	------	------	------	------	------	------	------



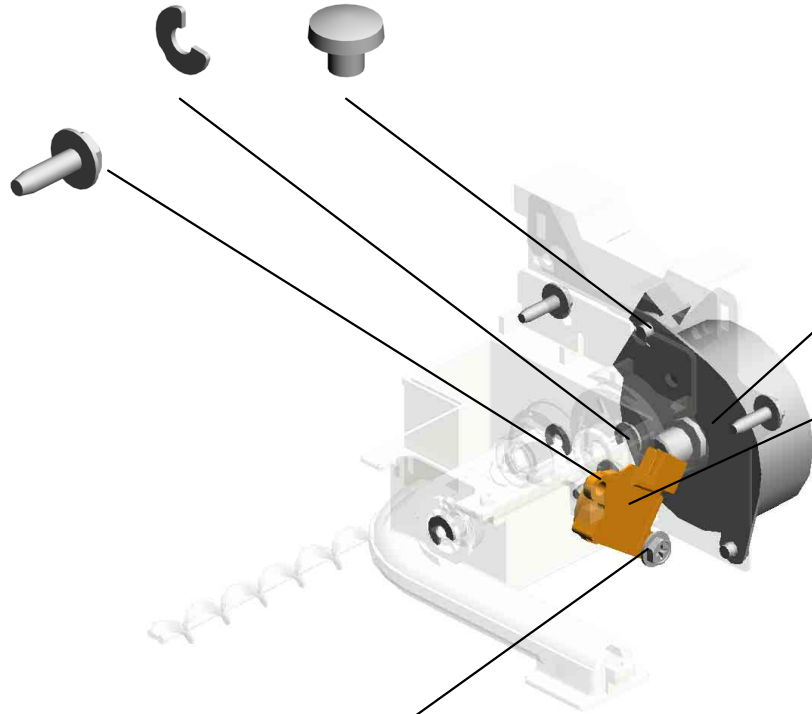
U007\_S007  
 TONER HOPPER:TONER SUPPLY:C:ASS'Y

6.08050103 (x3) RETAINING RINGS  
 -E:SILENCER:DIA3  
 1.03530030N (x2) SCREW:M3X3



17.D0BQ3270  
 TONER HOPPER:T  
 ONER SUPPLY:C:A  
 SS'Y

4.04583010N (x3) HEXAGON HEAD TAPPING SCREW:3X10



32.D1493350 DC STEPPER MOTOR:TONER SUPPLY:(M19/M20/M22)

35.GW230008 TONER END SENSOR:(S28/S29/S30/S31)

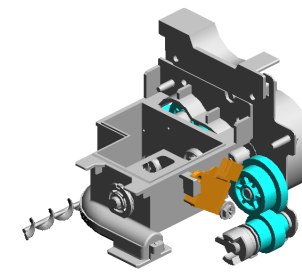
3.04583008N HEXAGON HEAD TAPPING SCREW:3X8

U001	U002	U003	U004	U005	U006	U007	U008	U009	U010	U011	U012	U013	U014	U015	U016	U017	U018
------	------	------	------	------	------	------	------	------	------	------	------	------	------	------	------	------	------

U007\_S008  
 TONER HOPPER:TONER SUPPLY:M:ASS'Y

6.08050103 (x4)  
 RETAINING RINGS  
 -E:SILENCER:DIA3

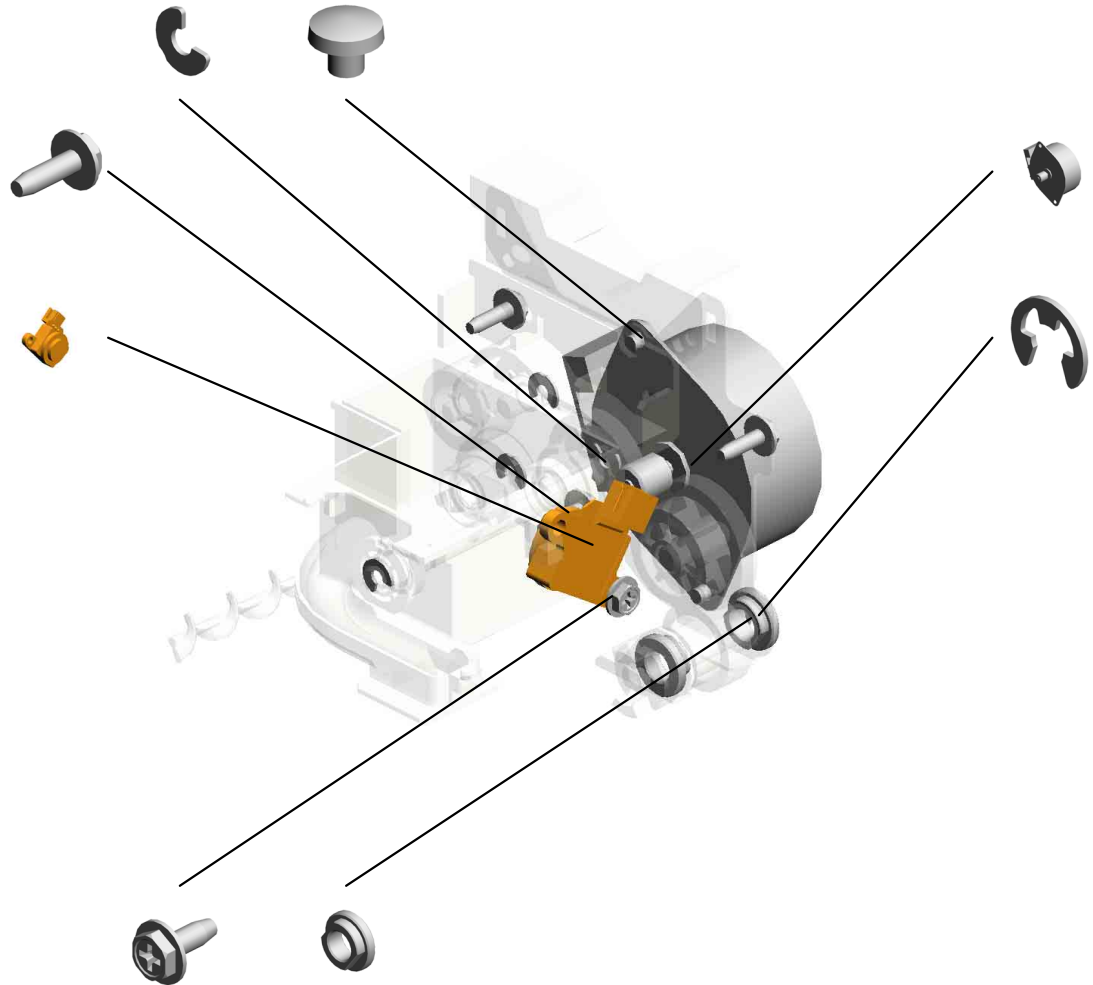
1.03530030N (x2)  
 SCREW:M3X3



18.D0BQ3280  
 TONER HOPPER:TONER SUPPLY:M:ASS'Y

4.04583010N (x3)  
 HEXAGON HEAD TAPPING SCREW:3X10

35.GW230008  
 TONER END SENSOR:(S28/S29/S30/S31)



33.D1496318  
 DC STEPPER MOTOR:ON-OFF:(M21)

5.07200040E  
 RETAINING RING-M4

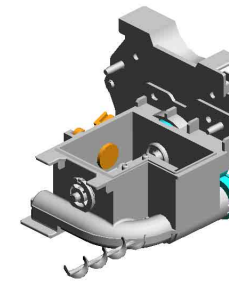
3.04583008N  
 HEXAGON HEAD TAPPING SCREW:3X8

31.D1493343 (x2)  
 COLLAR:TONER SUPPLY

U001	U002	U003	U004	U005	U006	U007	U008	U009	U010	U011	U012	U013	U014	U015	U016	U017	U018
------	------	------	------	------	------	------	------	------	------	------	------	------	------	------	------	------	------

U007\_S009  
 TONER HOPPER:TONER SUPPLY:Y:ASS'Y

35.GW230008 1.03530030N  
 TONER END SENS (x2)  
 OR:(S28/S29/S30/S31) SCREW:M3X3



21.D0BQ3310  
 TONER HOPPER:TONER SUPPLY:Y:ASS'Y

3.04583008N  
 HEXAGON HEAD TAPPING SCREW:3 X8



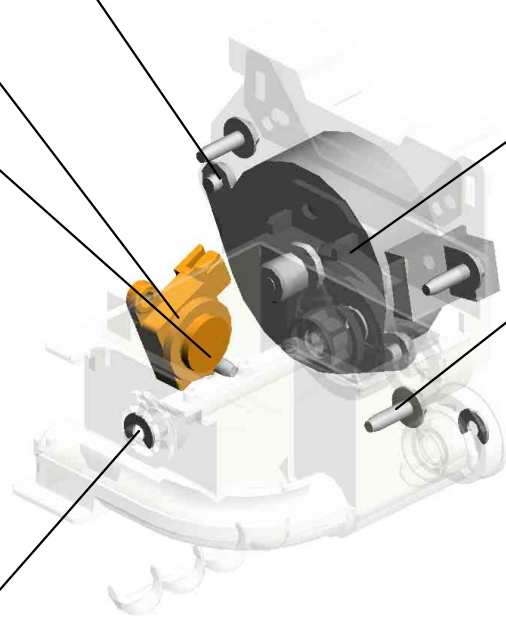
32.D1493350  
 DC STEPPER MOTOR:TONER SUPPLY:(M19/M20/M22)



4.04583010N  
 (x3)  
 HEXAGON HEAD TAPPING SCREW:3 X10



6.08050103  
 (x3)  
 RETAINING RINGS  
 -E:SILENCER:DIA3

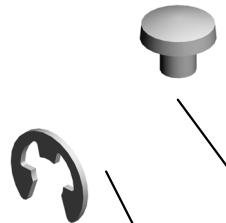


U001	U002	U003	U004	U005	U006	U007	U008	U009	U010	U011	U012	U013	U014	U015	U016	U017	U018
------	------	------	------	------	------	------	------	------	------	------	------	------	------	------	------	------	------

U007\_S010  
DRIVE UNIT:TONER BOTTLE:ASS'Y

1.03530030N  
(x2)  
SCREW:M3X3

5.07200040E  
(x2)  
RETAINING RING -  
M4



12.11050762  
CLAMP:LWS-0711A



31.D1493343  
(x2)  
COLLAR:TONER S  
UPPLY



15.D0BQ3219  
DRIVE UNIT:TONER  
BOTTLE:ASS'Y

U001	U002	U003	U004	U005	U006	U007	U008	U009	U010	U011	U012	U013	U014	U015	U016	U017	U018
------	------	------	------	------	------	------	------	------	------	------	------	------	------	------	------	------	------

U007\_S010\_S001  
DC MOTOR:TONE R BOTTLE:ASS'Y:5.28W:BRUSH:(M11/M12/M13/M14)



25.D1493210  
DC MOTOR:TONE  
R BOTTLE:ASS'Y:5.  
28W:BRUSH:(M11/  
M12/M13/M14)



7.11050046  
HARNESS BAND

U001	U002	U003	U004	U005	U006	U007	U008	U009	U010	U011	U012	U013	U014	U015	U016	U017	U018
------	------	------	------	------	------	------	------	------	------	------	------	------	------	------	------	------	------

U007\_S011  
DRIVE UNIT:TONER BOTTLE:ASS'Y

1.03530030N  
(x2)  
SCREW:M3X3



15.D0BQ3219  
DRIVE UNIT:TONER  
BOTTLE:ASS'Y

5.07200040E  
(x2)  
RETAINING RING -  
M4



12.11050762  
CLAMP:LWS-0711A



31.D1493343  
(x2)  
COLLAR:TONER S  
UPPLY



U001	U002	U003	U004	U005	U006	U007	U008	U009	U010	U011	U012	U013	U014	U015	U016	U017	U018
------	------	------	------	------	------	------	------	------	------	------	------	------	------	------	------	------	------

U007\_S011\_S001  
DC MOTOR:TONE R BOTTLE:ASS'Y:5.28W:BRUSH:(M11/M12/M13/M14)



25.D1493210  
DC MOTOR:TONE  
R BOTTLE:ASS'Y:5.  
28W:BRUSH:(M11/  
M12/M13/M14)



7.11050046  
HARNESS BAND

U001	U002	U003	U004	U005	U006	U007	U008	U009	U010	U011	U012	U013	U014	U015	U016	U017	U018
------	------	------	------	------	------	------	------	------	------	------	------	------	------	------	------	------	------

U007\_S012  
DRIVE UNIT:TONER BOTTLE:ASS'Y

1.03530030N  
(x2)  
SCREW:M3X3



15.D0BQ3219  
DRIVE UNIT:TONER  
BOTTLE:ASS'Y

5.07200040E  
(x2)  
RETAINING RING -  
M4



12.11050762  
CLAMP:LWS-0711A



31.D1493343  
(x2)  
COLLAR:TONER S  
UPPLY




U001	U002	U003	U004	U005	U006	U007	U008	U009	U010	U011	U012	U013	U014	U015	U016	U017	U018
------	------	------	------	------	------	------	------	------	------	------	------	------	------	------	------	------	------



U007\_S012\_S001  
DC MOTOR:TONE R BOTTLE:ASS'Y:5.28W:BRUSH:(M11/M12/M13/M14)



25.D1493210  
DC MOTOR:TONE  
R BOTTLE:ASS'Y:5.  
28W:BRUSH:(M11/  
M12/M13/M14)



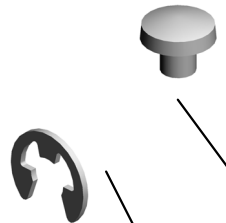
7.11050046  
HARNESS BAND

U001	U002	U003	U004	U005	U006	U007	U008	U009	U010	U011	U012	U013	U014	U015	U016	U017	U018
------	------	------	------	------	------	------	------	------	------	------	------	------	------	------	------	------	------

U007\_S013  
DRIVE UNIT:TONER BOTTLE:ASS'Y

1.03530030N  
(x2)  
SCREW:M3X3

5.07200040E  
(x2)  
RETAINING RING -  
M4



12.11050762  
CLAMP:LWS-0711A

31.D1493343  
(x2)  
COLLAR:TONER S  
UPPLY



15.D0BQ3219  
DRIVE UNIT:TONER  
BOTTLE:ASS'Y

U001	U002	U003	U004	U005	U006	U007	U008	U009	U010	U011	U012	U013	U014	U015	U016	U017	U018
------	------	------	------	------	------	------	------	------	------	------	------	------	------	------	------	------	------

U007\_S013\_S001  
DC MOTOR:TONE R BOTTLE:ASS'Y:5.28W:BRUSH:(M11/M12/M13/M14)



25.D1493210  
DC MOTOR:TONE  
R BOTTLE:ASS'Y:5.  
28W:BRUSH:(M11/  
M12/M13/M14)

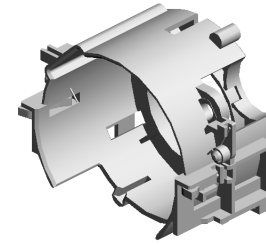


7.11050046  
HARNESS BAND

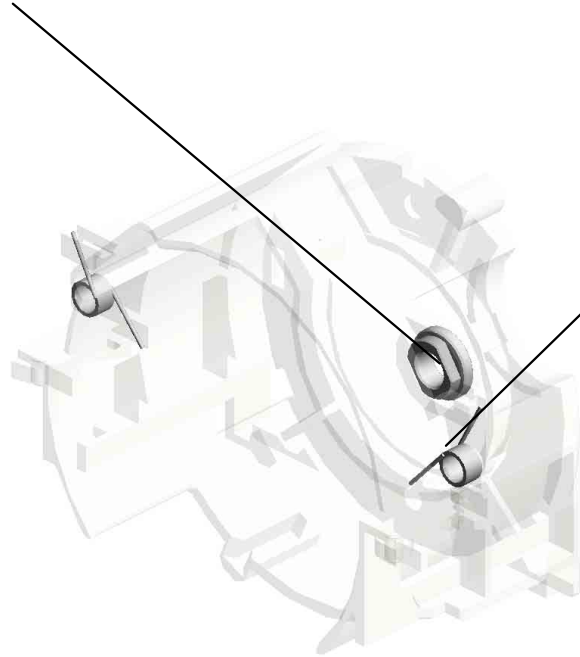
U001	U002	U003	U004	U005	U006	U007	U008	U009	U010	U011	U012	U013	U014	U015	U016	U017	U018
------	------	------	------	------	------	------	------	------	------	------	------	------	------	------	------	------	------

U007\_S014  
HOUSING:TONER CARTRIDGE:BK:ASS'Y

31.D1493343  
COLLAR:TONER SUPPLY



22.D1473281  
HOUSING:TONER  
CARTRIDGE:BK:AS  
SY

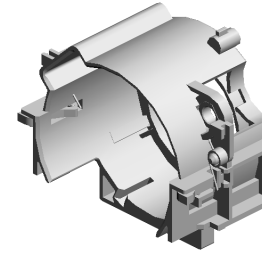


24.D1473325  
(x2)  
TORSION SPRING:  
STOPPER:TONER  
CARTRIDGE:4.8N

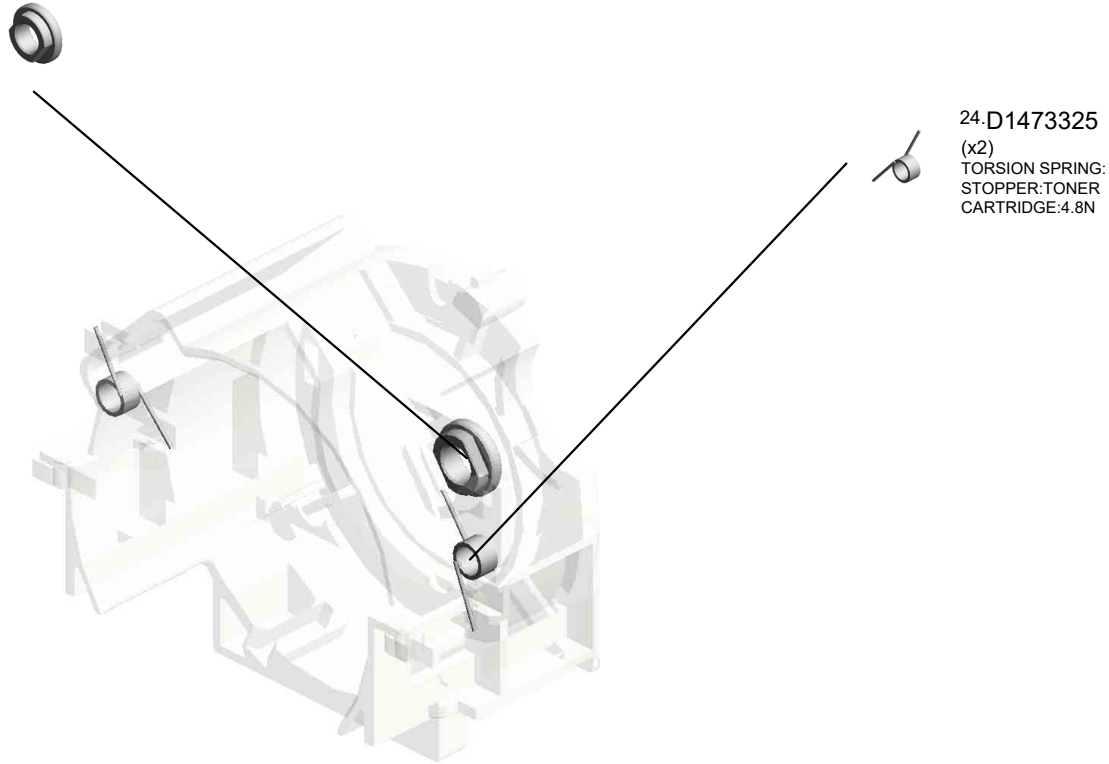
U001	U002	U003	U004	U005	U006	U007	U008	U009	U010	U011	U012	U013	U014	U015	U016	U017	U018
------	------	------	------	------	------	------	------	------	------	------	------	------	------	------	------	------	------

U007\_S015  
HOUSING:TONER CARTRIDGE:CMY:ASS'Y

31.D1493343  
COLLAR:TONER S  
UPPLY



23.D1473282  
HOUSING:TONER  
CARTRIDGE:CMY:  
ASS'Y

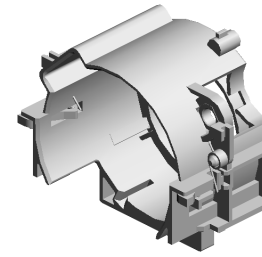


24.D1473325  
(x2)  
TORSION SPRING:  
STOPPER:TONER  
CARTRIDGE:4.8N

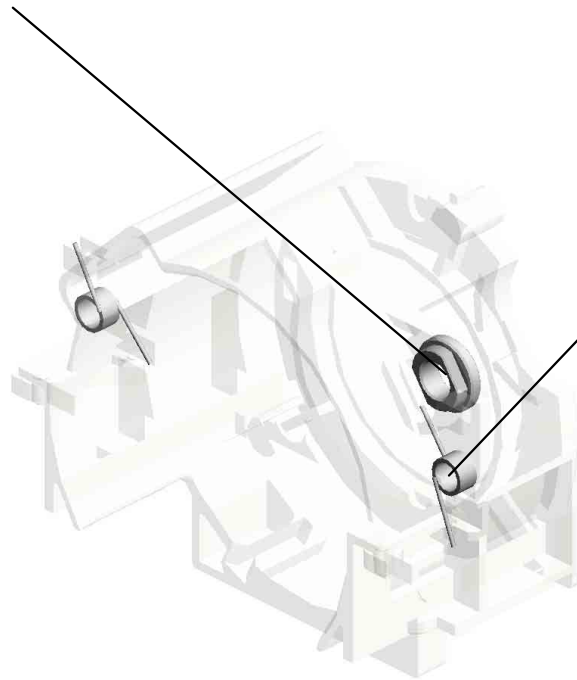
U001	U002	U003	U004	U005	U006	U007	U008	U009	U010	U011	U012	U013	U014	U015	U016	U017	U018
------	------	------	------	------	------	------	------	------	------	------	------	------	------	------	------	------	------

U007\_S016  
HOUSING:TONER CARTRIDGE:CMY:ASS'Y

31.D1493343  
COLLAR:TONER S  
UPPLY



23.D1473282  
HOUSING:TONER  
CARTRIDGE:CMY:  
ASS'Y

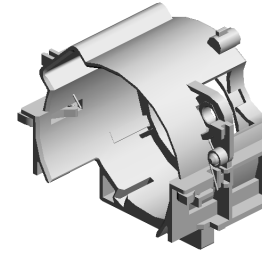


24.D1473325  
(x2)  
TORSION SPRING:  
STOPPER:TONER  
CARTRIDGE:4.8N

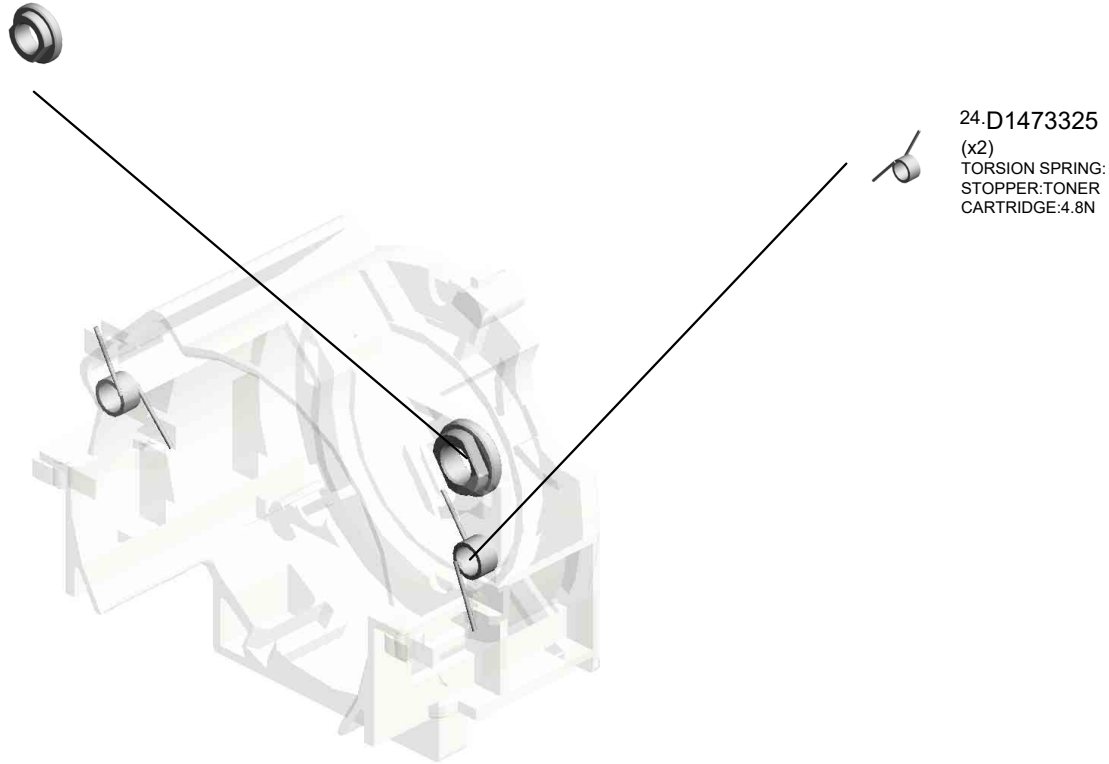
U001	U002	U003	U004	U005	U006	U007	U008	U009	U010	U011	U012	U013	U014	U015	U016	U017	U018
------	------	------	------	------	------	------	------	------	------	------	------	------	------	------	------	------	------

U007\_S017  
HOUSING:TONER CARTRIDGE:CMY:ASS'Y

31.D1493343  
COLLAR:TONER S  
UPPLY



23.D1473282  
HOUSING:TONER  
CARTRIDGE:CMY:  
ASS'Y

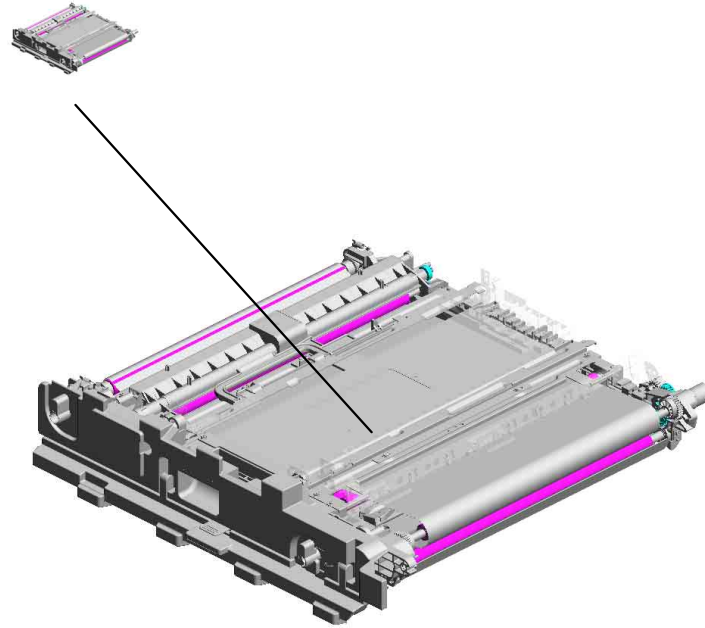


24.D1473325  
(x2)  
TORSION SPRING:  
STOPPER:TONER  
CARTRIDGE:4.8N

U001	U002	U003	U004	U005	U006	U007	U008	U009	U010	U011	U012	U013	U014	U015	U016	U017	U018
------	------	------	------	------	------	------	------	------	------	------	------	------	------	------	------	------	------

# U008.ITB UNIT

U008 S001  
D0BQ6005  
TRANSFER UNIT:INTERMEDI  
ATE TRANSFER:IMC2000-60  
00



U001	U002	U003	U004	U005	U006	U007	<b>U008</b>	U009	U010	U011	U012	U013	U014	U015	U016	U017	U018
------	------	------	------	------	------	------	-------------	------	------	------	------	------	------	------	------	------	------

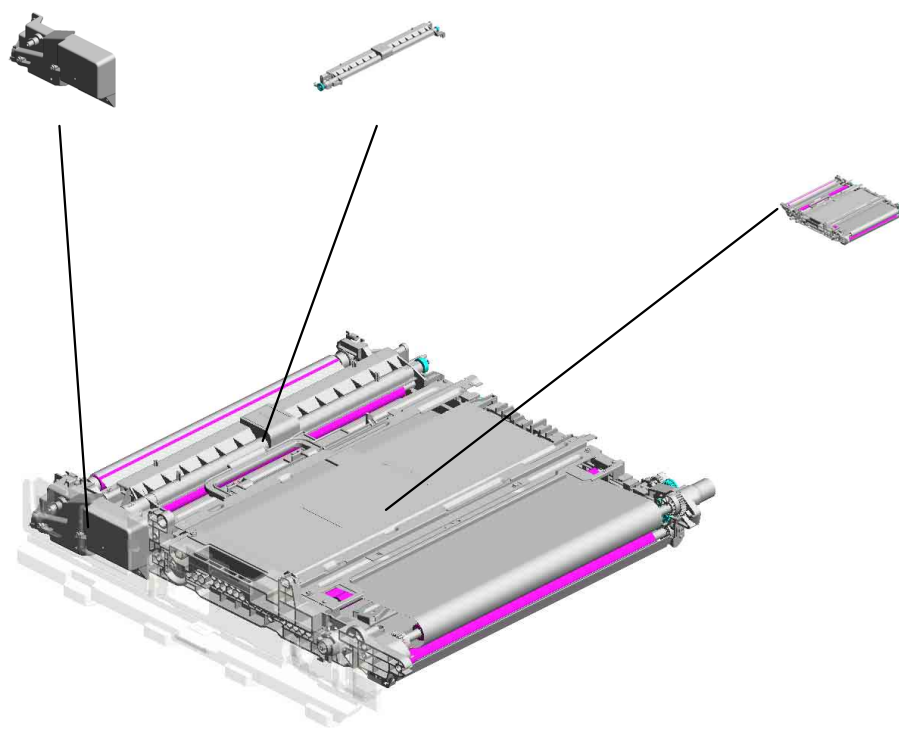


# U008\_S001.TRANSFER UNIT:INTERMEDIATE TRANSFER:IMC2000-6000

U008 S001 S003  
D0BQ6130  
TONER OUTLET UNIT:BELT  
CLEANING:SERVICE PARTS

U008 S001 S002  
D0BQ6141  
CLEANING UNIT:BELT CLEA  
NING:ASS'Y

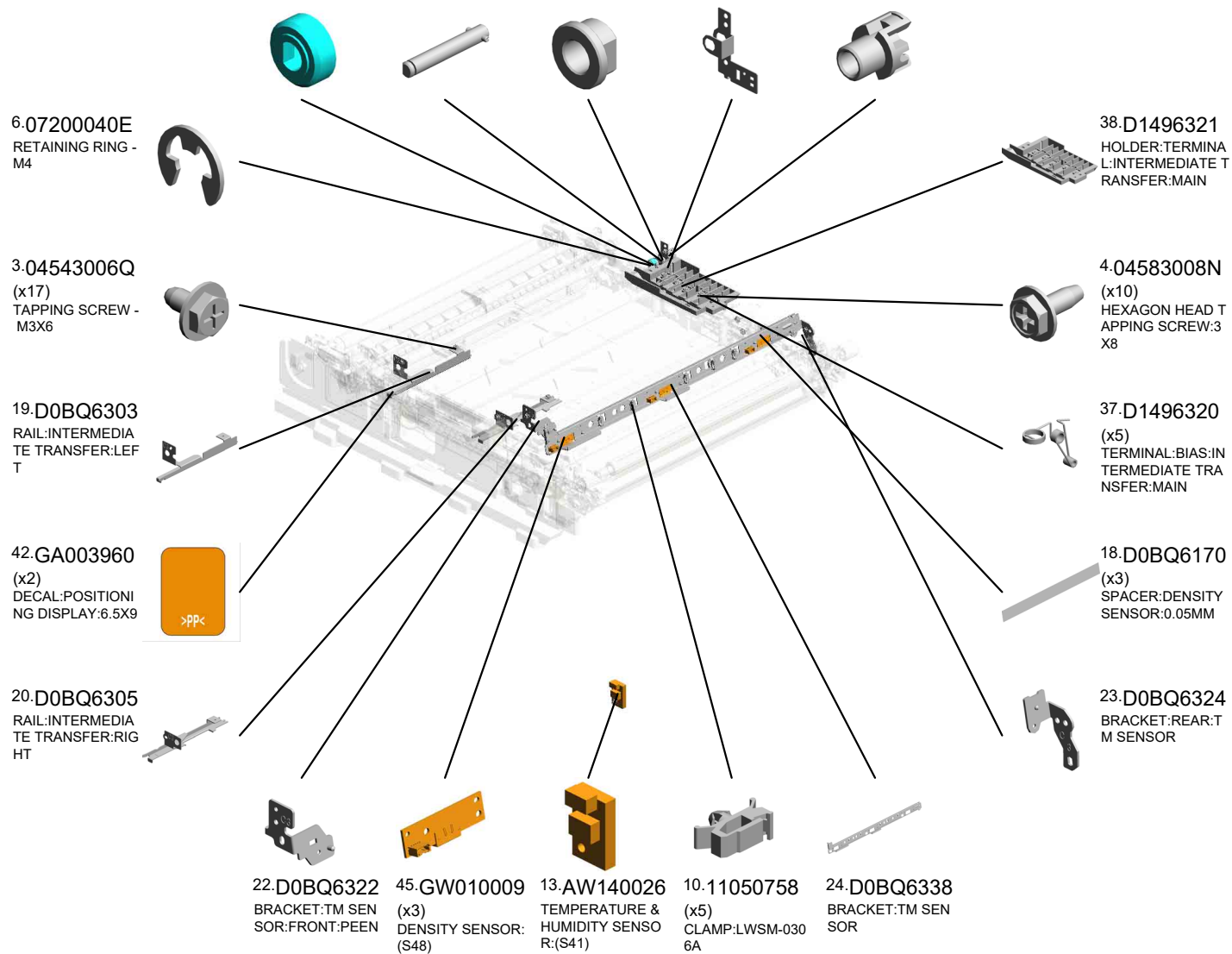
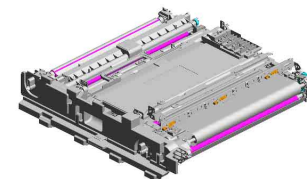
U008 S001 S001  
D0BQ6001  
TRANSFER UNIT:INTERMEDI  
ATE TRANSFER:ASS'Y



U001	U002	U003	U004	U005	U006	U007	<b>U008</b>	U009	U010	U011	U012	U013	U014	U015	U016	U017	U018
------	------	------	------	------	------	------	-------------	------	------	------	------	------	------	------	------	------	------

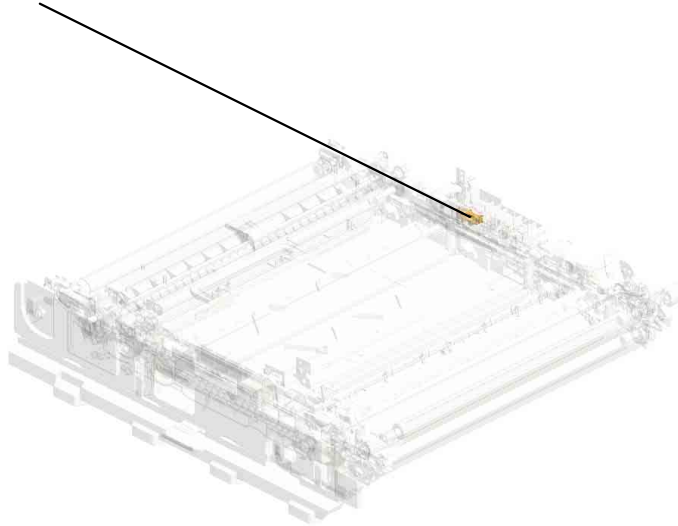
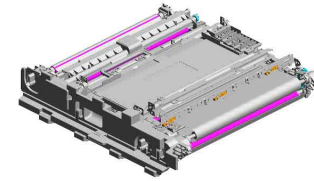
# U008 ITB UNIT

- 21.D0BQ6311 GEAR:ON-OFF:COLLAR:OUTPUT:HS
- 34.D1496309 SHAFT:ON-OFF:COLLAR:MAIN
- 11.AA082101 (x2) BUSHING - 6X10X6
- 35.D1496310 BRACKET:ON-OFF:COLLAR
- 36.D1496312 JOINT:ON-OFF:COLLAR



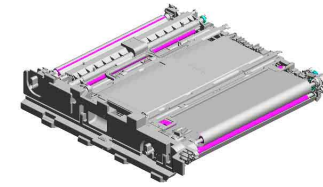
U008  
ITB UNIT

49-AW020234  
PHOTOINTERRUP  
TOR:GP1A173LCS  
5F:(S2/S6/S7/S11/S  
13/S15/S23/S25/S3  
2)



U001	U002	U003	U004	U005	U006	U007	<b>U008</b>	U009	U010	U011	U012	U013	U014	U015	U016	U017	U018
------	------	------	------	------	------	------	-------------	------	------	------	------	------	------	------	------	------	------

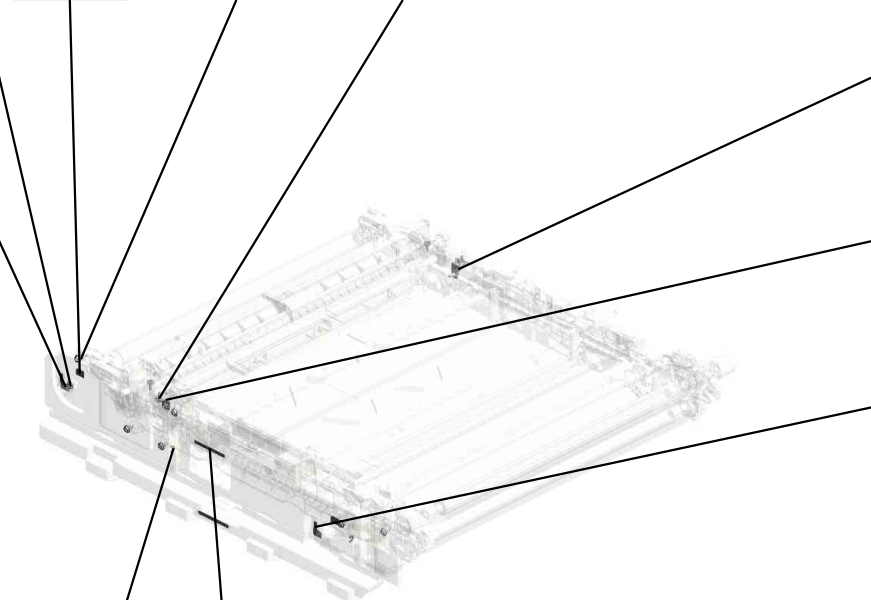
- 43.GA003993 (x2) DECAL:LEVER:FIX
- 25.D1175916 STEPPED SCREW: M3X8:SECOND KIND
- 4.04583008N (x10) HEXAGON HEAD TAPPING SCREW:3 X8



16.D0BQ6005  
TRANSFER UNIT:IN  
TERMEDIATE TRA  
NSFER:IMC2000-60  
00

- 1.03603006N (x2) SCREW - M3X6

- 44.GA003994 (x2) DECAL:LEVER:RELEASE



- 30.D1496173 BRACKET:BELT CLEANING:REAR

- 29.D1496172 BRACKET:BELT CLEANING:FRONT

- 40.GA003933 (x2) DECAL:OPERATE:4X10.5




- 7.08050103 (x2) RETAINING RINGS -E:SILENCER:DIA3
- 41.GA003934 (x2) DECAL:OPERATE:4X41

U008\_S001\_S001

TRANSFER UNIT:INTERMEDIATE TRANSFER:ASS'Y

- 2.04513006N (x2) TAPPING SCREW - M3X6
- 4.04583008N (x31) HEXAGON HEAD TAPPING SCREW:3X8
- 52.D1496136 VIBRATING PLATE: REAR:PEEN 201911-03
- 39.D2416097 FLAT BELT-TRANSFER:INTERMEDIATE TRANSFER:TT
- 5.07200030E RETAINING RING - M3



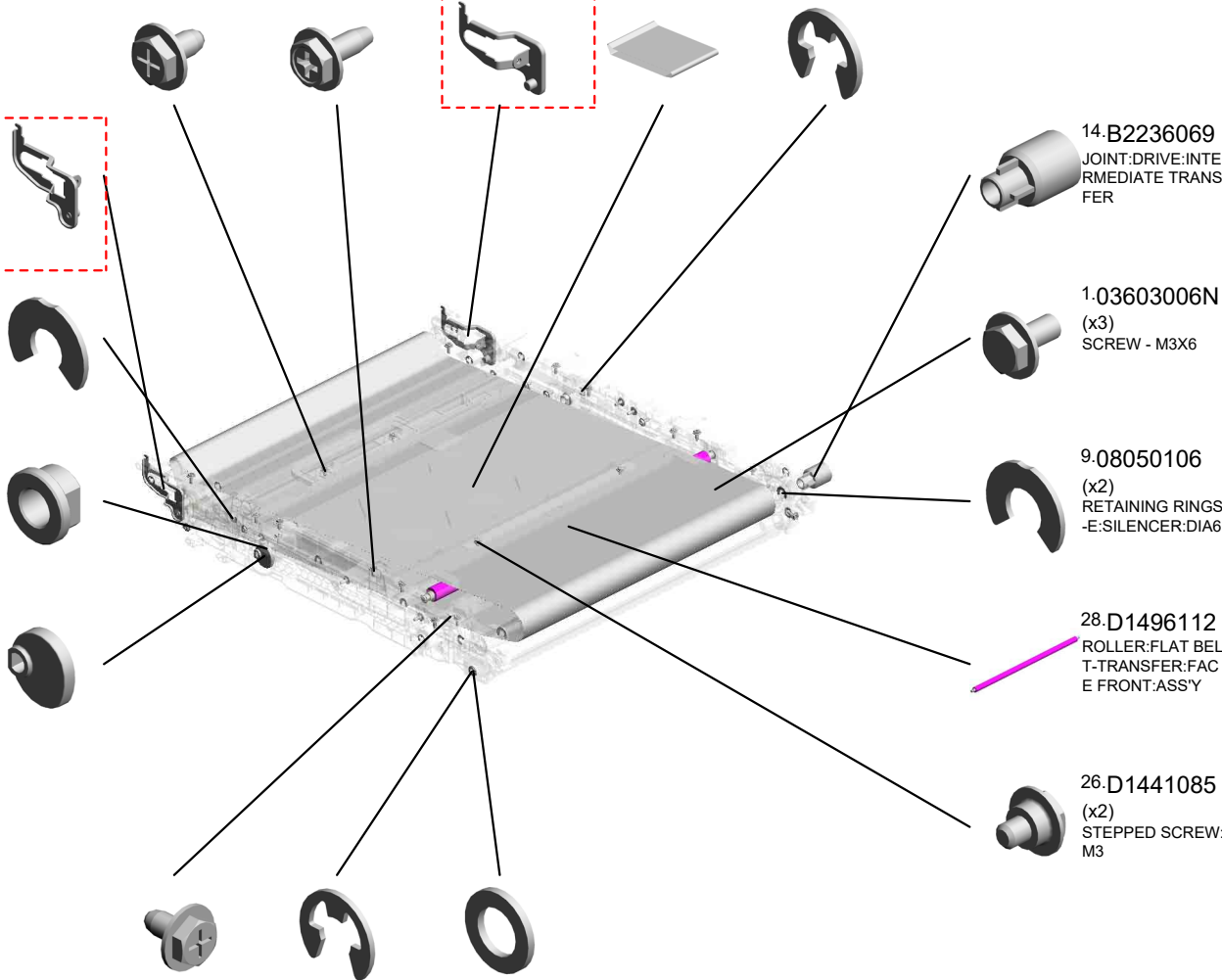
- 15.D0BQ6001 TRANSFER UNIT:INTERMEDIATE TRANSFER:ASS'Y

- 51.D1496133 VIBRATING PLATE: FRONT:PEEN 201911-02

- 8.08050104 (x8) RETAINING RINGS -E:SILENCER:DIA4

- 11.AA082101 (x2) BUSHING - 6X10X6

- 27.D1496030 CAM:ON-OFF:COLLAR



- 14.B2236069 JOINT:DRIVE:INTERMEDIATE TRANSFER

- 1.03603006N (x3) SCREW - M3X6

- 9.08050106 (x2) RETAINING RINGS -E:SILENCER:DIA6

- 28.D1496112 ROLLER:FLAT BELT-TRANSFER:FACE FRONT:ASS'Y

- 26.D1441085 (x2) STEPPED SCREW: M3


- 3.04543006Q (x4) TAPPING SCREW - M3X6
- 6.07200040E (x12) RETAINING RING - M4
- 12.AA132208 (x2) SPACER - M6

U001	U002	U003	U004	U005	U006	U007	U008	U009	U010	U011	U012	U013	U014	U015	U016	U017	U018
------	------	------	------	------	------	------	------	------	------	------	------	------	------	------	------	------	------

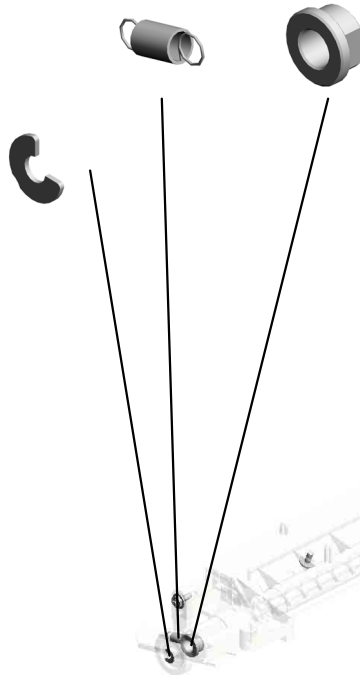
U008\_S001\_S002

CLEANING UNIT:BELT CLEANING:ASS'Y

47.D1496163 11.AA082101  
TENSION SPRING: (x2)  
SHUTTER:BELT CL BUSHING - 6X10X6  
EAINING



7.08050103  
RETAINING RINGS  
-E:SILENCER:DIA3



4.04583008N  
(x2)  
HEXAGON HEAD TAPPING SCREW:3X8



1.03603006N  
(x3)  
SCREW - M3X6



U001	U002	U003	U004	U005	U006	U007	<b>U008</b>	U009	U010	U011	U012	U013	U014	U015	U016	U017	U018
------	------	------	------	------	------	------	-------------	------	------	------	------	------	------	------	------	------	------


TONER OUTLET UNIT:BELT CLEANING:SERVICE PARTS

33.D1496195  
CAM:DISCHARGE  
USED TONER

3.04543006Q  
TAPPING SCREW -  
M3X6

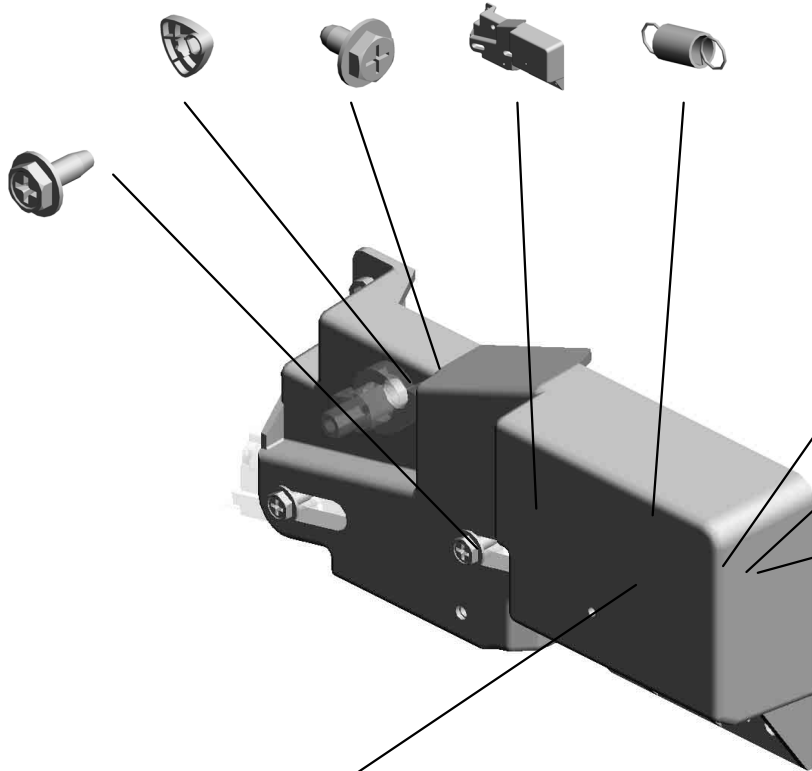
31.D1496177  
HOLDER:DISCHARGE  
USED TONER:  
ASS'Y

47.D1496163  
(x2)  
TENSION SPRING:  
SHUTTER:BELT CL  
EANING



50.D0BQ6130  
[A]  
TONER OUTLET U  
NIT:BELT CLEANIN  
G:SERVICE PARTS  
201904-03 X/O

4.04583008N  
(x2)  
HEXAGON HEAD T  
APPING SCREW:3  
X8



11.AA082101  
BUSHING - 6X10X6

48.D1496190  
GEAR:DISCHARGE  
USED TONER

7.08050103  
RETAINING RINGS  
-E:SILENCER:DIA3

32.D1496179  
GEAR:IDLER:DISC  
HARGE USED TON  
ER



M0AJ6175  
[A]  
TONER OUTLET U  
NIT:BELT CLEANIN  
G:ASS'Y  
201904-03 X/O

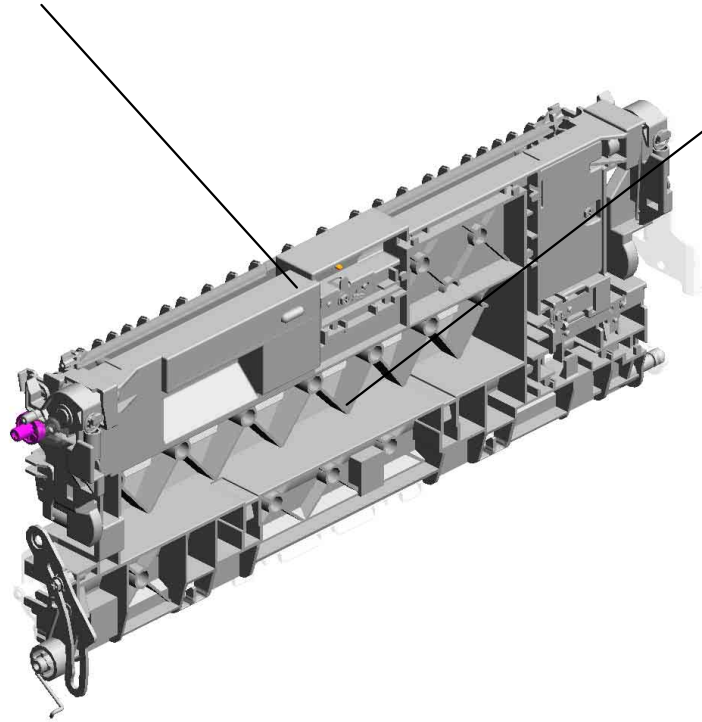

U001	U002	U003	U004	U005	U006	U007	U008	U009	U010	U011	U012	U013	U014	U015	U016	U017	U018
------	------	------	------	------	------	------	------	------	------	------	------	------	------	------	------	------	------

# U009.TRANSFER/SEPARATION

U009 S002  
D0BQ6212  
TRANSFER ROLLER:SECON  
D:ASSY



U009 S001  
D0BQ6215  
GUIDE PLATE:TRANSFER:S  
ECOND:ASSY

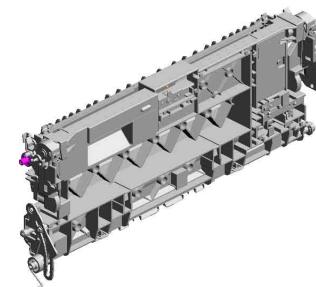


U001	U002	U003	U004	U005	U006	U007	U008	U009	U010	U011	U012	U013	U014	U015	U016	U017	U018
------	------	------	------	------	------	------	------	------	------	------	------	------	------	------	------	------	------



# U009 TRANSFER/SEPARATION

- 38.D1496290 GUIDE:SET:TRANSFER/SEPARATION UNIT:FRONT
- 22.D1492586 GUIDE:REGISTRATION:FRONT RIGHT
- 42.D2412583 REGISTRATION ROLLER:DRIVE
- 39.D1496291 GUIDE:SET:TRANSFER/SEPARATION UNIT:REAR
- 2.04543008Q (x2) TAPPING SCREW: 3X8



9.54472681  
SNAP RING



5.07200040E  
(x3)  
RETAINING RING - M4



4.07200030E  
(x2)  
RETAINING RING - M3



11.AA063943  
(x2)  
COMPRESSION SPRING:GUIDE PLATE:REGISTRATION: 4N



3.04583008N  
(x2)  
HEXAGON HEAD TAPPING SCREW:3 X8



19.D1492582  
GUIDE PLATE:REGISTRATION:FRONT RIGHT

21.D1492585  
GUIDE:REGISTRATION:REAR RIGHT

12.AA080346  
(x2)  
BUSHING:FLANGE TYPE:DIA6

23.D1492990  
PLAIN SHAFT BEARING:DRIVE:REGISTRATION ROLLER

10.AA063942  
COMPRESSION SPRING:REGISTRATION:DRIVE

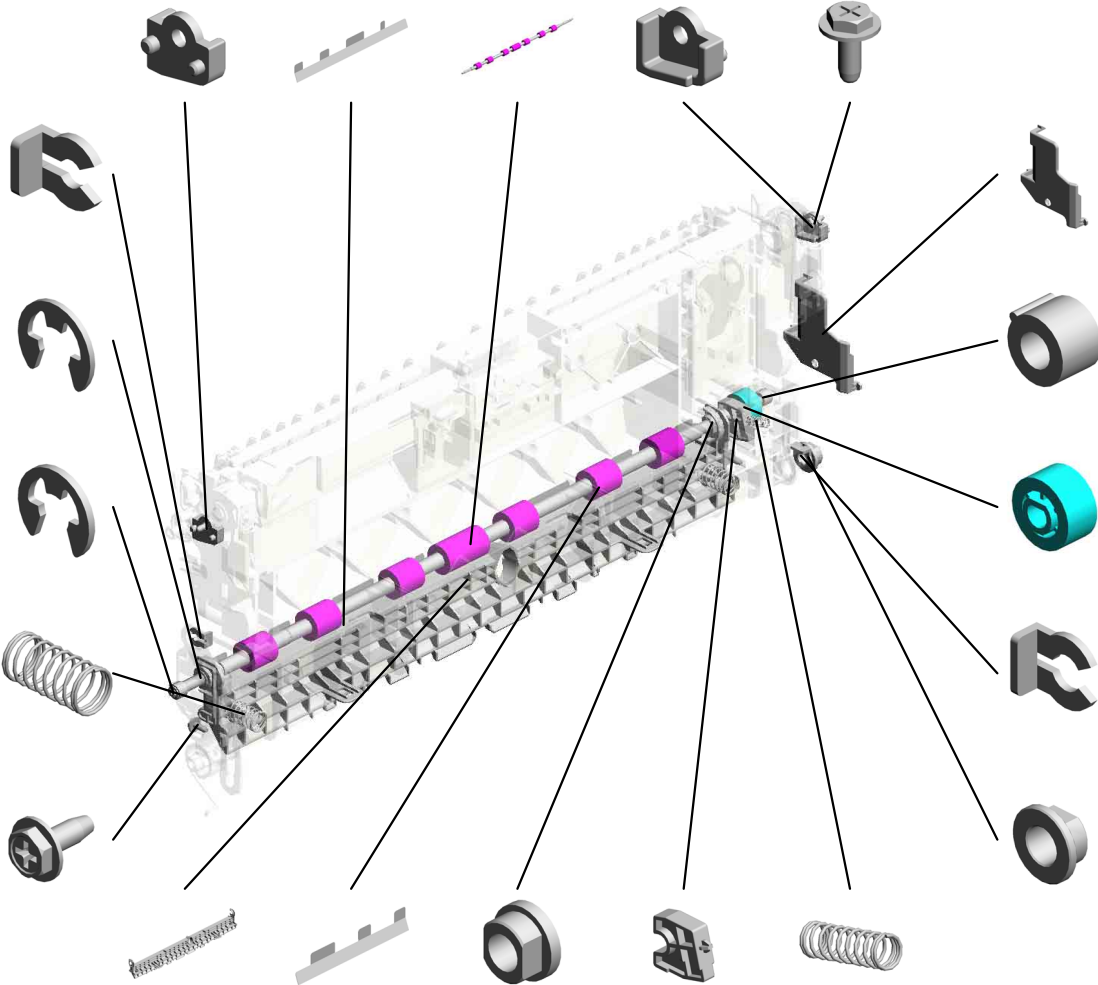
40.D1496295  
COVER:HARNESS:TRANSFER/SEPARATION UNIT

20.D1492584  
(x2)  
COLLAR:SHAFT:REGISTRATION ROLLER

14.AB011571  
GEAR:Z19:DRIVE:REGISTRATION

8.52152621  
SNAP RING - M6

13.AA082144  
BUSHING - 8X12X7

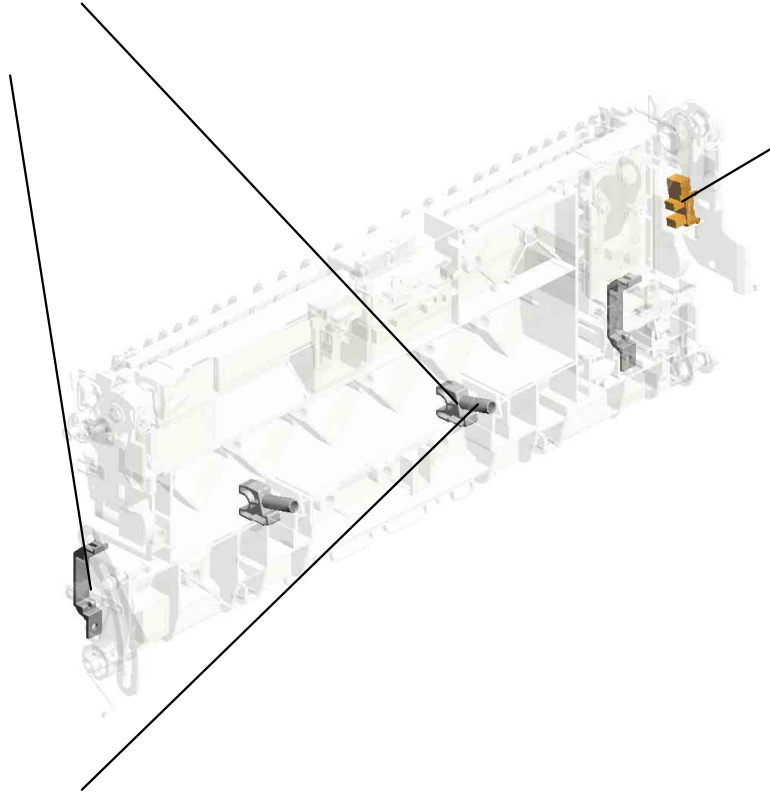


# U009 TRANSFER/SEPARATION

43.D2412991  
(x2)  
PLAIN SHAFT BEA  
RING:INNER:DRIV  
E:REGISTRATION  
ROLLER



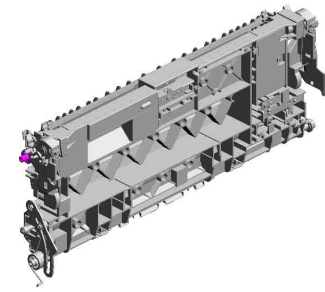
44.D2412993  
(x2)  
STOPPER:REGIST  
RATION ROLLER



57.AW020234  
PHOTOINTERRUP  
TOR:GP1A173LCS  
5F:(S2/S6/S7/S11/S  
13/S15/S23/S25/S3  
2)




45.D2412994  
(x2)  
COMPRESSION SP  
RING:REGISTRATI  
ON:INNER:DRIVE



U001	U002	U003	U004	U005	U006	U007	U008	U009	U010	U011	U012	U013	U014	U015	U016	U017	U018
------	------	------	------	------	------	------	------	------	------	------	------	------	------	------	------	------	------

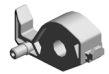
U009\_S001  
GUIDE PLATE:TRANSFER:SECOND:ASS'Y

- 36.D1496254 DECAL:GRIP:B:LOWER
- 41.D2026255 DECAL:GRIP:B
- 35.D1496248 CAP:LED
- 24.D1494662 DIFFUSION PLATE:LED
- 15.AW010147 PHOTO REFLECTI ON SENSOR:(S1/S27)



18.D0BQ6215  
GUIDE PLATE:TRA NSFER:SECOND:A SS'Y

25.D1496226  
LEVER:TRANSFER /SEPARATION UNI T:FRONT



27.D1496228  
TORSION SPRING: LEVER:SET:FRON T




28.D1496229  
(x2)  
TENSION SPRING: LEVER:SET



26.D1496227  
LEVER:SET:FRON T




32.D1496242  
(x2)  
COMPRESSION SP RING:PRESSURE:T RANSFER ROLLER



1.04543006Q  
TAPPING SCREW - M3X6



16.D0BQ5100  
PCB:DIODE



33.D1496243  
RECEIVE PLATE:C OMPRESSION SPR ING:TRANSFER R OLLER



34.D1496245  
GROUND PLATE:T RANSFER/SEPARA TION UNIT



37.D1496257  
GROUND PLATE:R EGISTRATION ROL LER



29.D1496231  
LEVER:TRANSFER /SEPARATION UNI T:REAR



6.07200060E  
(x2)  
RETAINING RING - M6



31.D1496233  
TORSION SPRING: LEVER:SET:REAR



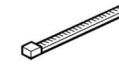
30.D1496232  
LEVER:SET:REAR



3.04583008N  
(x6)  
HEXAGON HEAD T APPING SCREW:3 X8



7.11050046  
(x6)  
HARNESS BAND



U001	U002	U003	U004	U005	U006	U007	U008	U009	U010	U011	U012	U013	U014	U015	U016	U017	U018
------	------	------	------	------	------	------	------	------	------	------	------	------	------	------	------	------	------


U009\_S001  
GUIDE PLATE:TRANSFER:SECOND:ASS'Y

46.D2416240  
LEVER:PRESSURE  
:TRANSFER ROLL  
ER:FRONT:DIA19.5

53.D2416290  
LED:RED

52.D2416275  
SHEET:ENTRANCE  
:TRANSFER

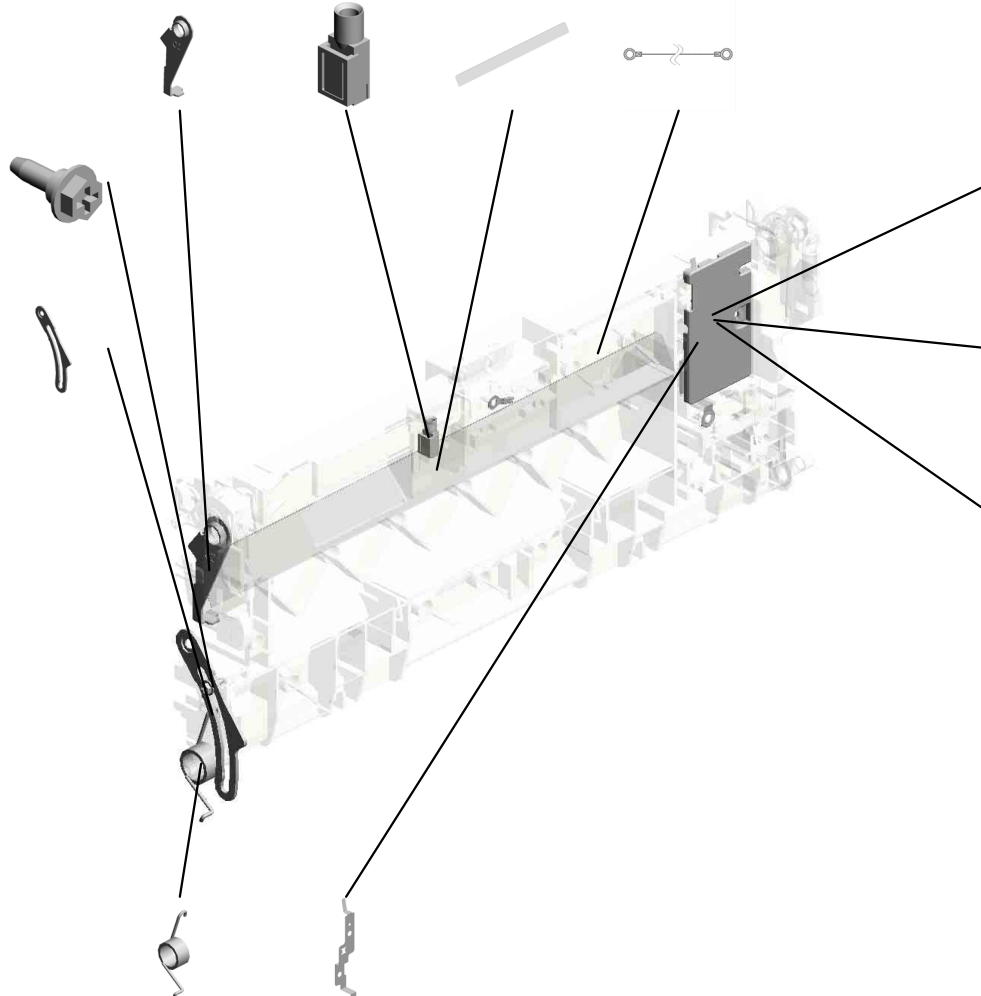
49.D2416250  
GROUND WIRE:BR  
ACKET:ENTRANCE  
SENSOR



18.D0BQ6215  
GUIDE PLATE:TRA  
NSFER:SECOND:A  
SS'Y

54.GA143003  
SCREW:MM5:2.5M  
M

56.M0BW6246  
LINK:TRANSFER/S  
EPARATION UNIT:  
MO



48.D2416244  
GROUND PLATE:S  
EPARATION

47.D2416241  
LEVER:PRESSURE  
:TRANSFER ROLL  
ER:REAR:DIA19.5

51.D2416258  
COVER:TRANSFE  
R/SEPARATION UN  
IT

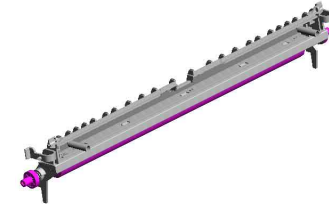
55.M0BW6228  
TORSION SPRING:  
SEPARATION/TRA  
NSPORT:28N

50.D2416256  
GROUND PLATE:G  
UIDE:TRANSPORT

U001	U002	U003	U004	U005	U006	U007	U008	U009	U010	U011	U012	U013	U014	U015	U016	U017	U018
------	------	------	------	------	------	------	------	------	------	------	------	------	------	------	------	------	------

U009\_S002  
TRANSFER ROLLER:SECOND:ASS'Y

5-07200040E  
RETAINING RING -  
M4



17-D0BQ6212  
TRANSFER ROLLE  
R:SECOND:ASSY



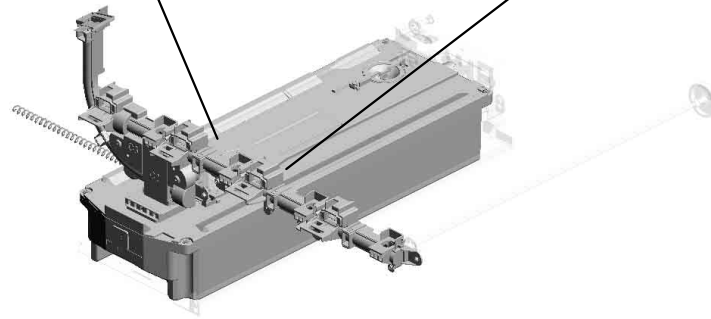
U001	U002	U003	U004	U005	U006	U007	U008	U009	U010	U011	U012	U013	U014	U015	U016	U017	U018
------	------	------	------	------	------	------	------	------	------	------	------	------	------	------	------	------	------

# U010.USED TONER

U010 S002  
D0BQ6511  
PIPE:ASS'Y




U010 S001  
D0BQ6400  
COLLECTION BOTTLE:ASS'Y



U001	U002	U003	U004	U005	U006	U007	U008	U009	U010	U011	U012	U013	U014	U015	U016	U017	U018
------	------	------	------	------	------	------	------	------	------	------	------	------	------	------	------	------	------

# U010 USED TONER

- 21.D1496556 TENSION SPRING: BELT TENSIONER
- 16.D1491174 GEAR:COLLECTION BOTTLE
- 1.04543006Q (x5) TAPPING SCREW - M3X6
- 15.D1491173 GEAR:IDLER:TONE R BOTTLE
- 8.08050103 (x4) RETAINING RINGS -E:SILENCER:DIA3



18.D1496553  
GEAR:IDLER:Z61



17.D1496552  
GEAR:IDLER:Z30



25.D1496571  
BRACKET:PULLEY: IDLER:USED TONER



24.D1496562  
BRACKET:TIGHTENER:USED TONER



6.07200040E (x7)  
RETAINING RING - M4



23.D1496561  
PULLEY:USED TONER



22.D1496557  
SYNCHRONOUS BELT:40S3M564



19.D1496554  
GEAR:PULLEY:IDLER:Z16



5.07200030E (x2)  
RETAINING RING - M3



20.D1496555  
GEAR:IDLER:Z21



14.D1491168  
BRACKET:DRIVE COLLECTION BOTTLE:ASSY



7.08050089  
RETAINING RING - M4



3.04583008N (x2)  
HEXAGON HEAD TAPPING SCREW:3 X8



6.07200040E (x 1)  
RETAINING RING - M4

10.AG070514  
MAGNET CATCH



11.B2236476 (x4)  
BUSHING - DIA5




2.04543008Q (x4)  
TAPPING SCREW: 3X8



U001	U002	U003	U004	U005	U006	U007	U008	U009	U010	U011	U012	U013	U014	U015	U016	U017	U018
------	------	------	------	------	------	------	------	------	------	------	------	------	------	------	------	------	------

# U010 USED TONER

27.D1496575 FLANGE:IDLER:USED TONER  
 31.D1496586 SHAFT:DRIVE:USED TONER:LEFT  
 35.GW020024 PHOTOINTERRUPTOR:LG2A24BL1:GF:(S5/S34/S42)



32.D1496587 GEAR:USED TONER:LEFT



26.D1496574 GEAR:PULLEY:IDLER:Z18



30.D1496583 GEAR:USED TONER:INPUT



28.D1496581 SHAFT:DRIVE:USED TONER:RIGHT



29.D1496582 GEAR:USED TONER:RIGHT



33.D1496592 RAIL:COLLECTION BOTTLE



U001	U002	U003	U004	U005	U006	U007	U008	U009	U010	U011	U012	U013	U014	U015	U016	U017	U018
------	------	------	------	------	------	------	------	------	------	------	------	------	------	------	------	------	------




U010\_S001  
COLLECTION BOTTLE:ASS'Y

4.04583010N  
(x5)  
HEXAGON HEAD TAPPING SCREW:3 X10



12-D0BQ6400  
COLLECTION BOT  
TLE:ASS'Y

9-AA080346  
(x2)  
BUSHING:FLANGE  
TYPE:DIA6



7.08050089  
(x3)  
RETAINING RING -  
M4




34.D2426432  
FEELER:COLLECTI  
ON BOTTLE

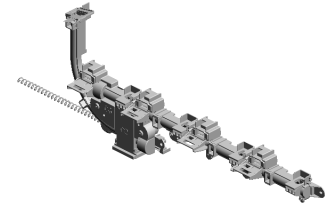
U001	U002	U003	U004	U005	U006	U007	U008	U009	U010	U011	U012	U013	U014	U015	U016	U017	U018
------	------	------	------	------	------	------	------	------	------	------	------	------	------	------	------	------	------

U010\_S002  
PIPE:ASS'Y

4.04583010N  
(x4)  
HEXAGON HEAD TAPPING SCREW:3  
X10



6.07200040E  
(x4)  
RETAINING RING -  
M4

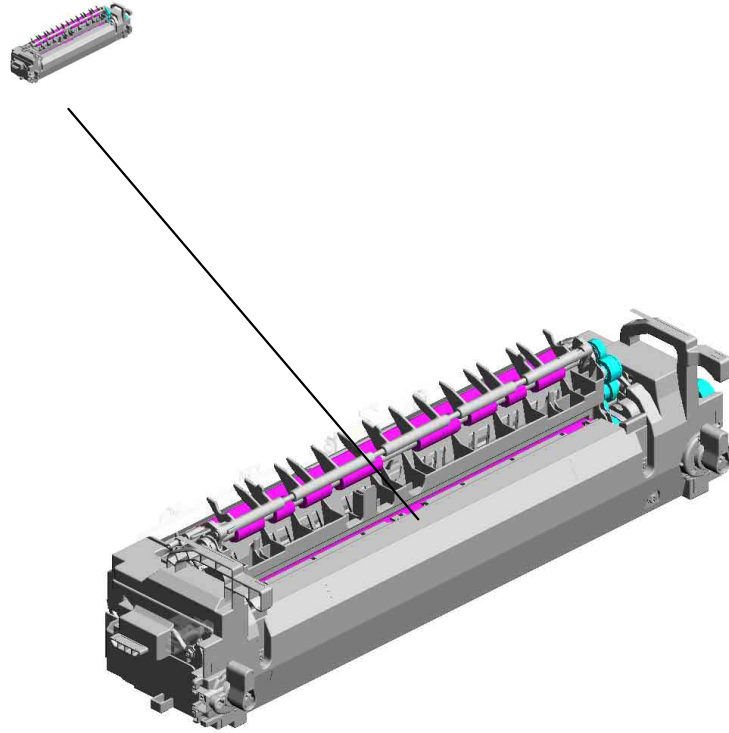


13.D0BQ6511  
PIPE:ASS'Y

U001	U002	U003	U004	U005	U006	U007	U008	U009	U010	U011	U012	U013	U014	U015	U016	U017	U018
------	------	------	------	------	------	------	------	------	------	------	------	------	------	------	------	------	------

# U011.FUSING


U011 S001  
D0BM4022  
(EU/AA/KOR/CHN):FUSING U  
NIT:220-240V:IMC3000-3500



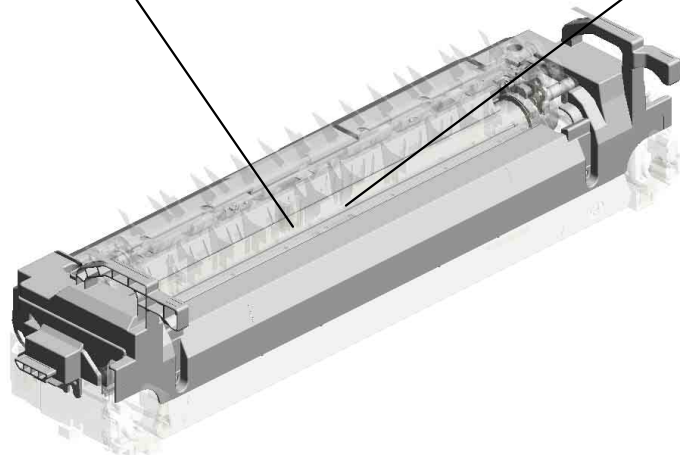
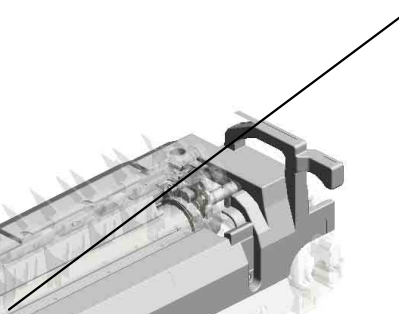
U001	U002	U003	U004	U005	U006	U007	U008	U009	U010	U011	U012	U013	U014	U015	U016	U017	U018
------	------	------	------	------	------	------	------	------	------	------	------	------	------	------	------	------	------

# U011\_S001.(EU/AA/KOR/CHN):FUSING UNIT:220-240V:IMC3000-3500

U011 S001 S002  
D0BM4052  
(EU/AA/KOR/CHN):SLEEVE:F  
USING:220-240V:IMC3000-35  
00



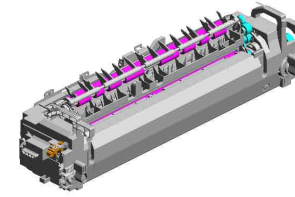
U011 S001 S001  
M0AJ4261  
FUSING COVER:UPPER:ASS'  
Y



U001	U002	U003	U004	U005	U006	U007	U008	U009	U010	U011	U012	U013	U014	U015	U016	U017	U018
------	------	------	------	------	------	------	------	------	------	------	------	------	------	------	------	------	------

# U011 FUSING

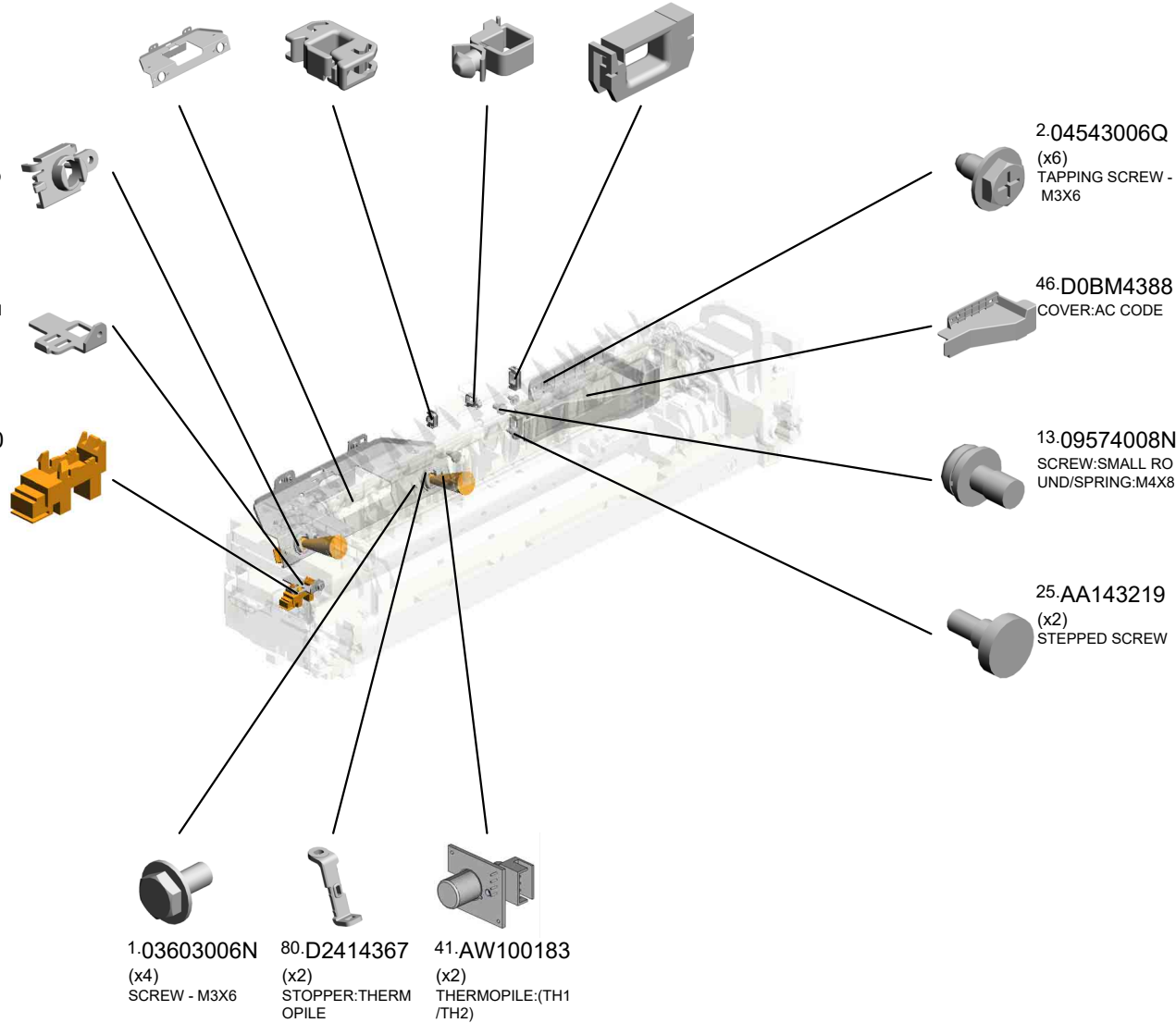
79.D2414366 BRACKET:THERMOPILE  
 14.11050692 CLAMP:LES-0503  
 17.11050759 CLAMP:LWSM-0605A  
 16.11050723 (x2) CLAMPS:WES-0507



78.D2414365 (x2) HOLDER:THERMOPILE

55.D1494371 BRACKET:PHOTOINTERRUPTOR

37.AW020190 PHOTOINTERRUPTOR:(S26)



2.04543006Q (x6) TAPPING SCREW - M3X6

46.D0BM4388 COVER:AC CODE

13.09574008N SCREW:SMALL ROUND/SPRING:M4X8

25.AA143219 (x2) STEPPED SCREW

1.03603006N (x4) SCREW - M3X6

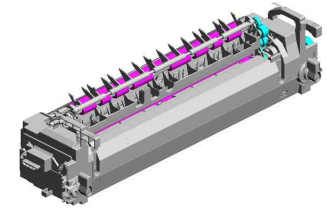
80.D2414367 (x2) STOPPER:THERMOPILE

41.AW100183 (x2) THERMOPILE:(TH1/TH2)

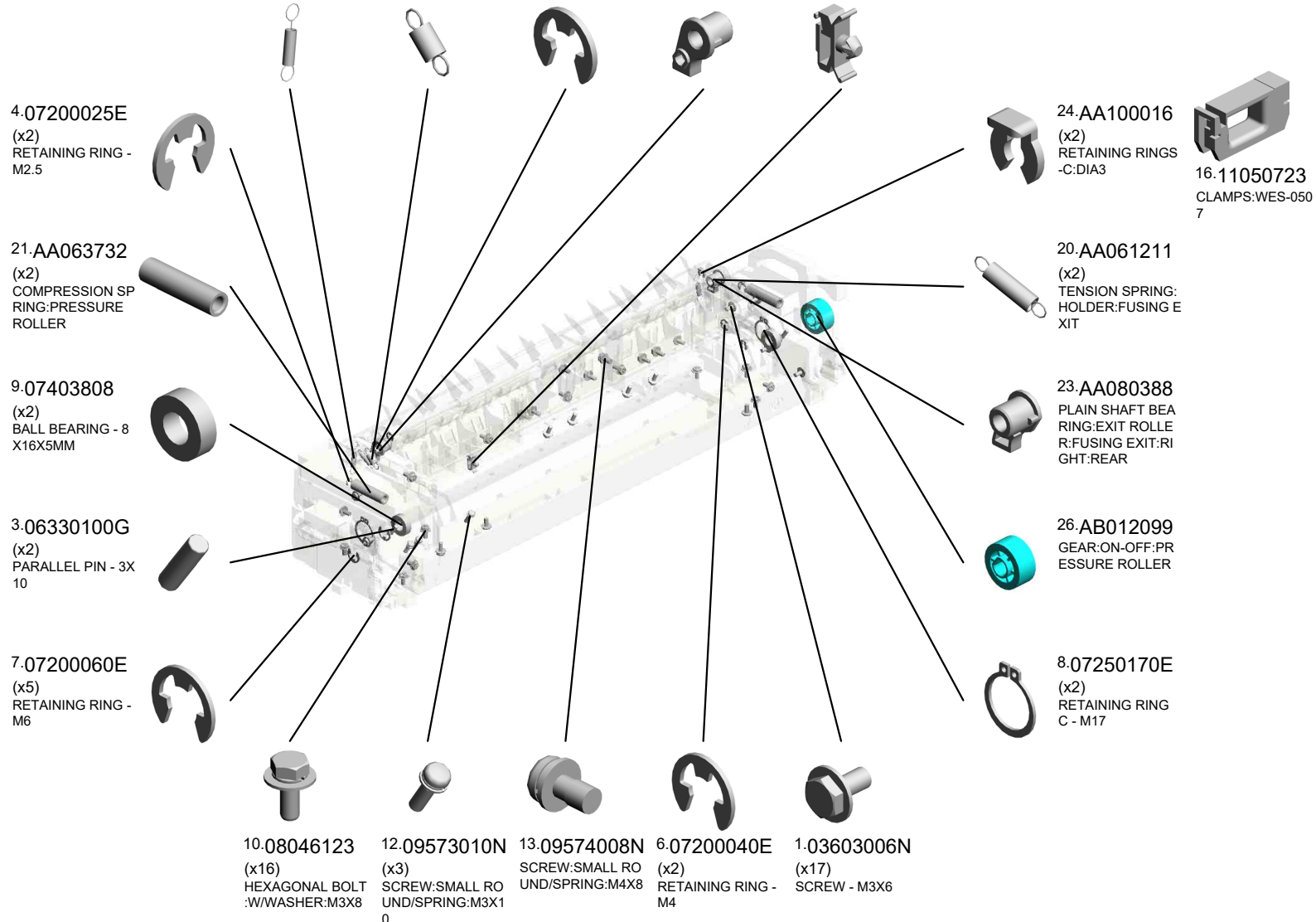
U001	U002	U003	U004	U005	U006	U007	U008	U009	U010	U011	U012	U013	U014	U015	U016	U017	U018
------	------	------	------	------	------	------	------	------	------	------	------	------	------	------	------	------	------

U011\_S001  
(EU/AA/KOR/CHN):FUSING UNIT:220-240V:IMC3000-3500

- 18.AA061208 (x2) TENSION SPRING: STRIPPER PLATE
- 19.AA061209 TENSION SPRING: GATE PAWL
- 5.07200030E (x3) RETAINING RING - M3
- 22.AA080387 PLAIN SHAFT BEARING:EXIT ROLLER:FUSING EXIT:RIGHT:FRONT
- 15.11050713 CLAMP:LWSM-030 6H GRAY



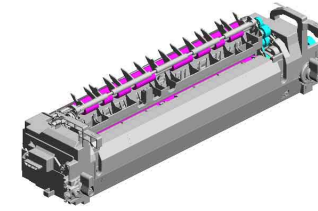
44.D0BM4022  
(EU/AA/KOR/CHN):  
FUSING UNIT:220-  
240V:IMC3000-350  
0



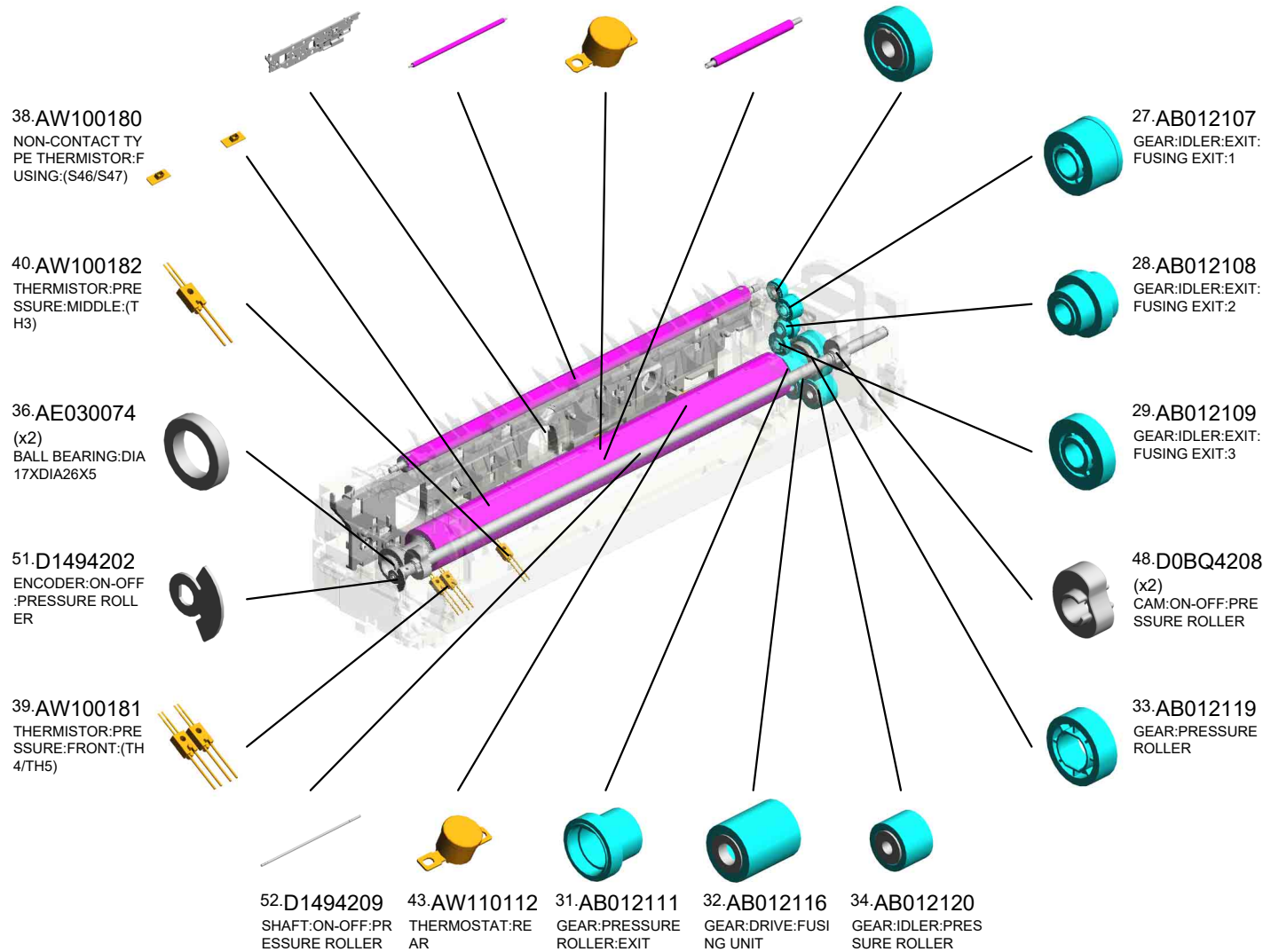
U001	U002	U003	U004	U005	U006	U007	U008	U009	U010	U011	U012	U013	U014	U015	U016	U017	U018
------	------	------	------	------	------	------	------	------	------	------	------	------	------	------	------	------	------

U011\_S001  
(EU/AA/KOR/CHN):FUSING UNIT:220-240V:IMC3000-3500

49.D0BQ4317 GUIDE:HARNES: DRAWER:PRESS F IT  
 47.D0BQ4102 DRIVEN ROLLER:F USING EXIT:ASS'Y  
 42.AW110111 THERMOSTAT:MID DLE  
 35.AE020261 PRESSURE ROLLER:DIA32  
 30.AB012110 GEAR:EXIT ROLLER:FUSING EXIT:RI GHT



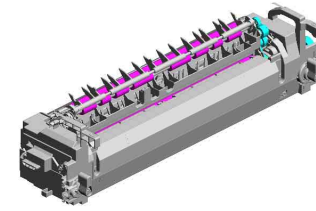
44.D0BM4022  
(EU/AA/KOR/CHN): FUSING UNIT:220-240V:IMC3000-3500



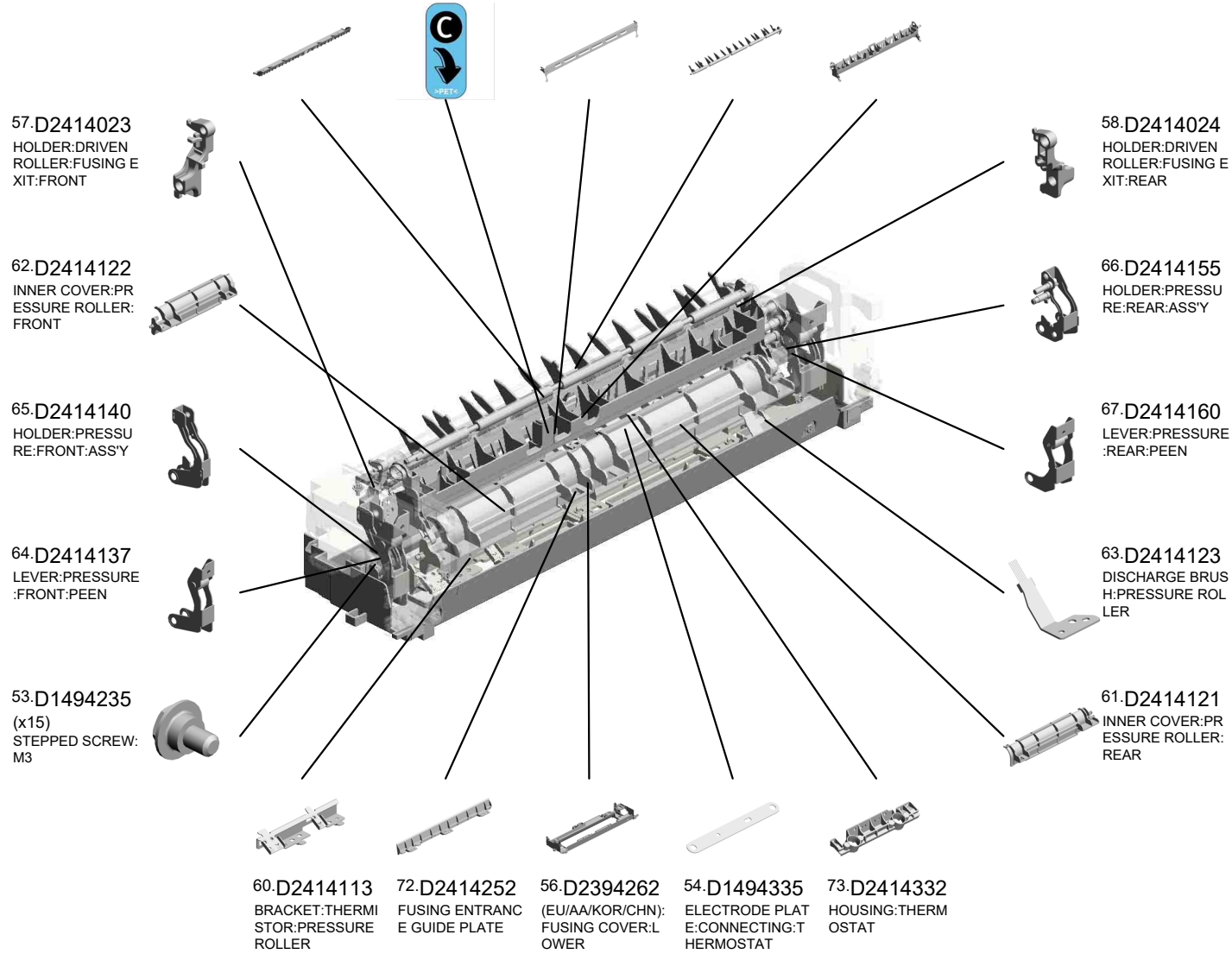
U001	U002	U003	U004	U005	U006	U007	U008	U009	U010	U011	U012	U013	U014	U015	U016	U017	U018
------	------	------	------	------	------	------	------	------	------	------	------	------	------	------	------	------	------

U011\_S001  
 (EU/AA/KOR/CHN):FUSING UNIT:220-240V:IMC3000-3500

- 59.D2414108 GUIDE:FUSING EXIT:LEFT
- 70.D2414219 DECAL:C:GUIDE PLATE:FUSING EXIT
- 71.D2414221 STRIPPER PLATE:FUSING EXIT:ASS'Y
- 68.D2414212 GATE PAWL:FUSING EXIT
- 69.D2414215 GUIDE:FUSING EXIT:RIGHT:ASS'Y



44.D0BM4022  
 (EU/AA/KOR/CHN):  
 FUSING UNIT:220-  
 240V:IMC3000-350  
 0

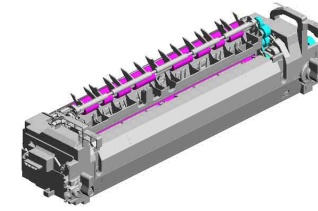


U001	U002	U003	U004	U005	U006	U007	U008	U009	U010	U011	U012	U013	U014	U015	U016	U017	U018
------	------	------	------	------	------	------	------	------	------	------	------	------	------	------	------	------	------



U011\_S001  
 (EU/AA/KOR/CHN):FUSING UNIT:220-240V:IMC3000-3500

77.D2414342 HOUSING:NON-CO  
 NTACT TYPE THE  
 RMISTOR  
 76.D2414338 TERMINAL:THERM  
 OSTAT:HEATER  
 74.D2414334 COVER:HOUSING:  
 THERMOSTAT  
 75.D2414337 TERMINAL:THERM  
 OSTAT:DRAWER

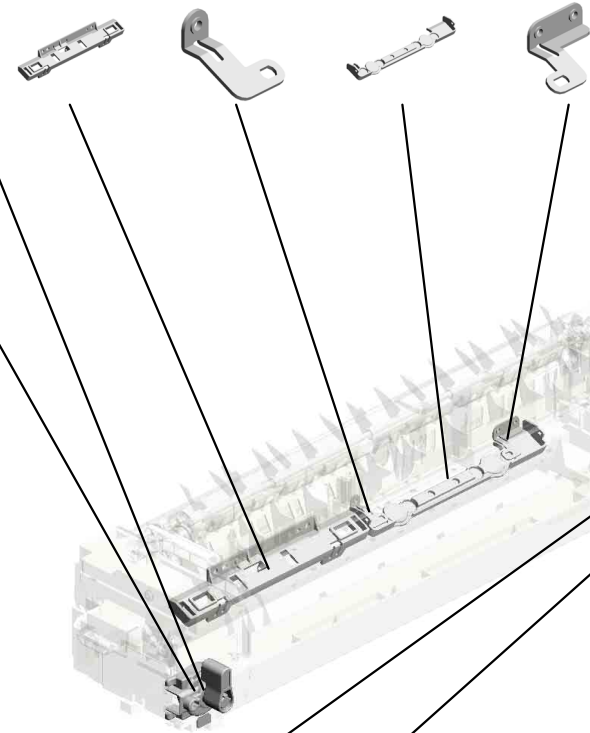


44.D0BM4022  
 (EU/AA/KOR/CHN):  
 FUSING UNIT:220-  
 240V:IMC3000-350  
 0

92.M0AJ4279  
 HOOK:FUSING:FR  
 ONT



91.M0AJ4278  
 COVER:LEVER:FU  
 SING:FRONT



85.GA003933  
 (x2)  
 DECAL:OPERATE:  
 4X10.5

90.M0AJ4273  
 (x2)  
 LEVER:FUSING



89.M0AJ4272  
 HOOK:FUSING:RE  
 AR



88.M0AJ4271  
 COVER:LEVER:FU  
 SING:REAR




84.GA003932  
 (x2)  
 DECAL:LEVER:REL  
 EASE

U001	U002	U003	U004	U005	U006	U007	U008	U009	U010	U011	U012	U013	U014	U015	U016	U017	U018
------	------	------	------	------	------	------	------	------	------	------	------	------	------	------	------	------	------

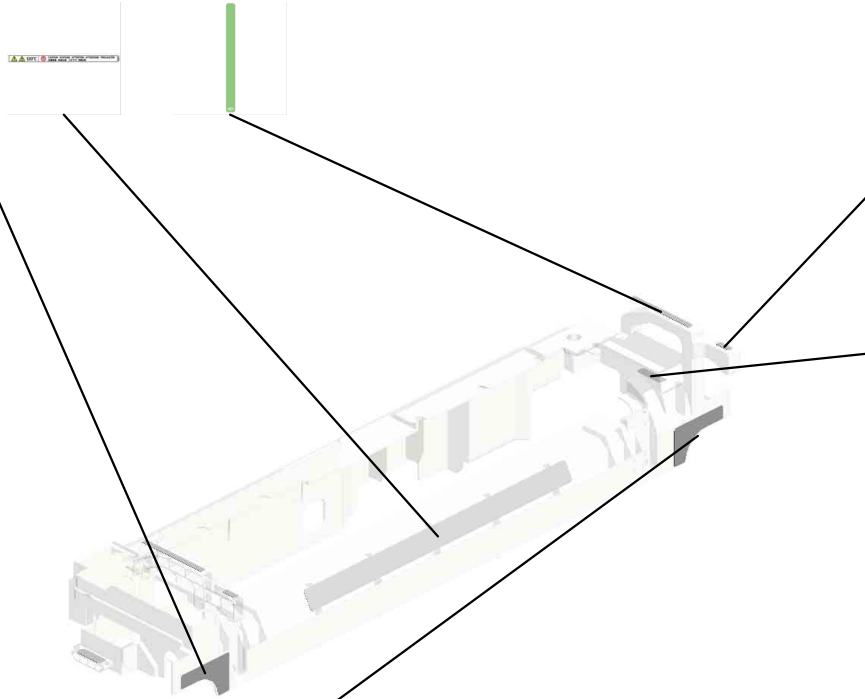
U011\_S001\_S001  
 FUSING COVER:UPPER:ASS'Y

50.D1124264 81.GA003929  
 DECAL:WARNING ( (x2)  
 HIGH TEMPERATU DECAL:OPERATE:  
 RE):FUSING 4X27



87.M0AJ4261  
 FUSING COVER:U  
 PPER:ASS'Y

82.GA003930  
 DECAL:LEVER:FR  
 ONT:FUSING



85.GA003933  
 (x2)  
 DECAL:OPERATE:  
 4X10.5



86.GA003957  
 (x2)  
 DECAL:POSITIONI  
 NG DISPLAY:FUSI  
 NG




83.GA003931  
 DECAL:LEVER:RE  
 AR:FUSING

U001	U002	U003	U004	U005	U006	U007	U008	U009	U010	U011	U012	U013	U014	U015	U016	U017	U018
------	------	------	------	------	------	------	------	------	------	------	------	------	------	------	------	------	------

U011\_S001\_S002  
(EU/AA/KOR/CHN):SLEEVE:FUSING:220-240V:IMC3000-3500

1.03603006N 10.08046123  
(x7) (x2)  
SCREW - M3X6 HEXAGONAL BOLT  
:WASHER:M3X8



45.D0BM4052  
(EU/AA/KOR/CHN):  
SLEEVE:FUSING:2  
20-240V:IMC3000-3  
500

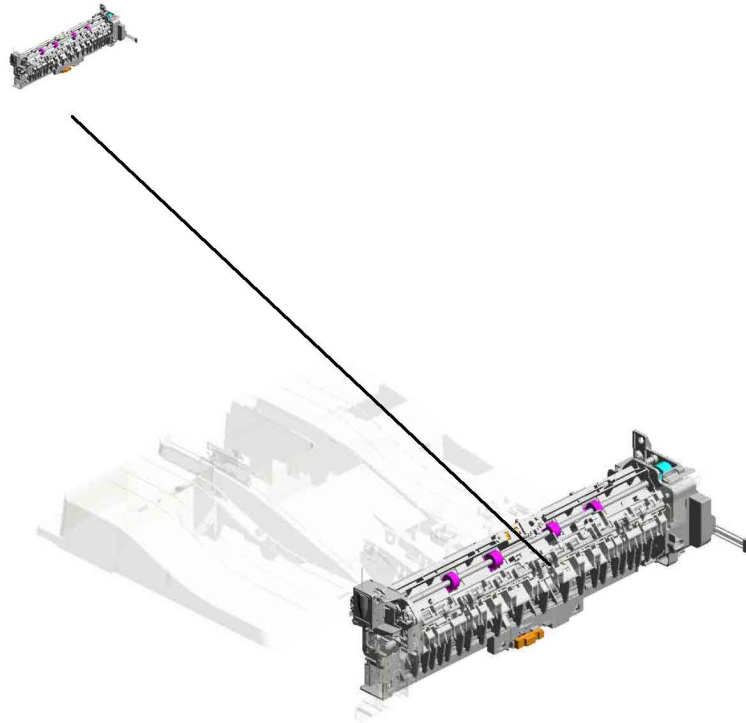


11.08046128  
(x4)  
HEXAGONAL BOLT  
:DOUBLE SCREW:  
M3X10

U001	U002	U003	U004	U005	U006	U007	U008	U009	U010	U011	U012	U013	U014	U015	U016	U017	U018
------	------	------	------	------	------	------	------	------	------	------	------	------	------	------	------	------	------

# U012.PAPER EXIT

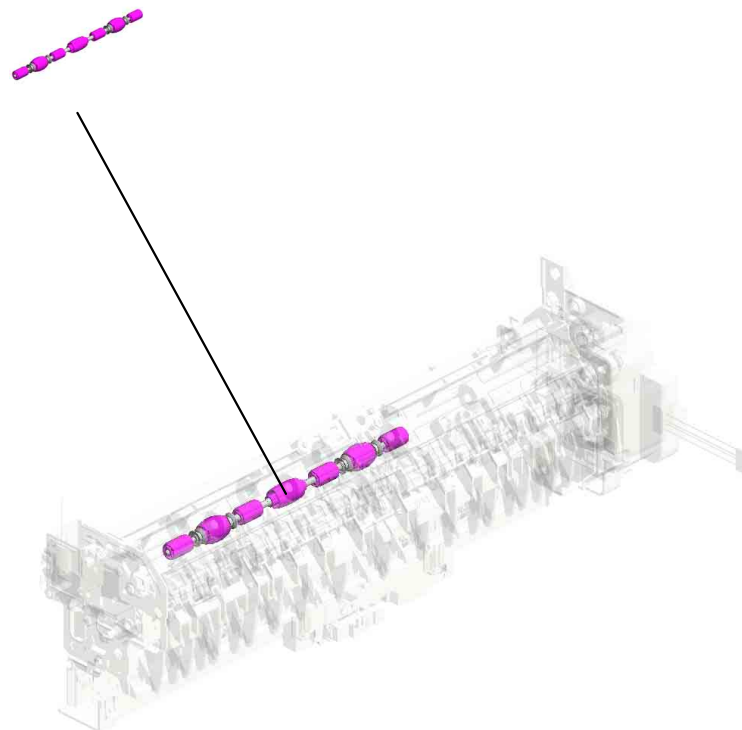
U012\_S001  
D0BK4405  
PAPER EXIT UNIT:ASSY



U001	U002	U003	U004	U005	U006	U007	U008	U009	U010	U011	U012	U013	U014	U015	U016	U017	U018
------	------	------	------	------	------	------	------	------	------	------	------	------	------	------	------	------	------

# U012\_S001.PAPER EXIT UNIT:ASS'Y


U012 S001 S001  
D2414950  
ROLLER:EXIT:PRESSURE:2T  
YPE:ASS'Y



U001	U002	U003	U004	U005	U006	U007	U008	U009	U010	U011	U012	U013	U014	U015	U016	U017	U018
------	------	------	------	------	------	------	------	------	------	------	------	------	------	------	------	------	------

# U012 PAPER EXIT

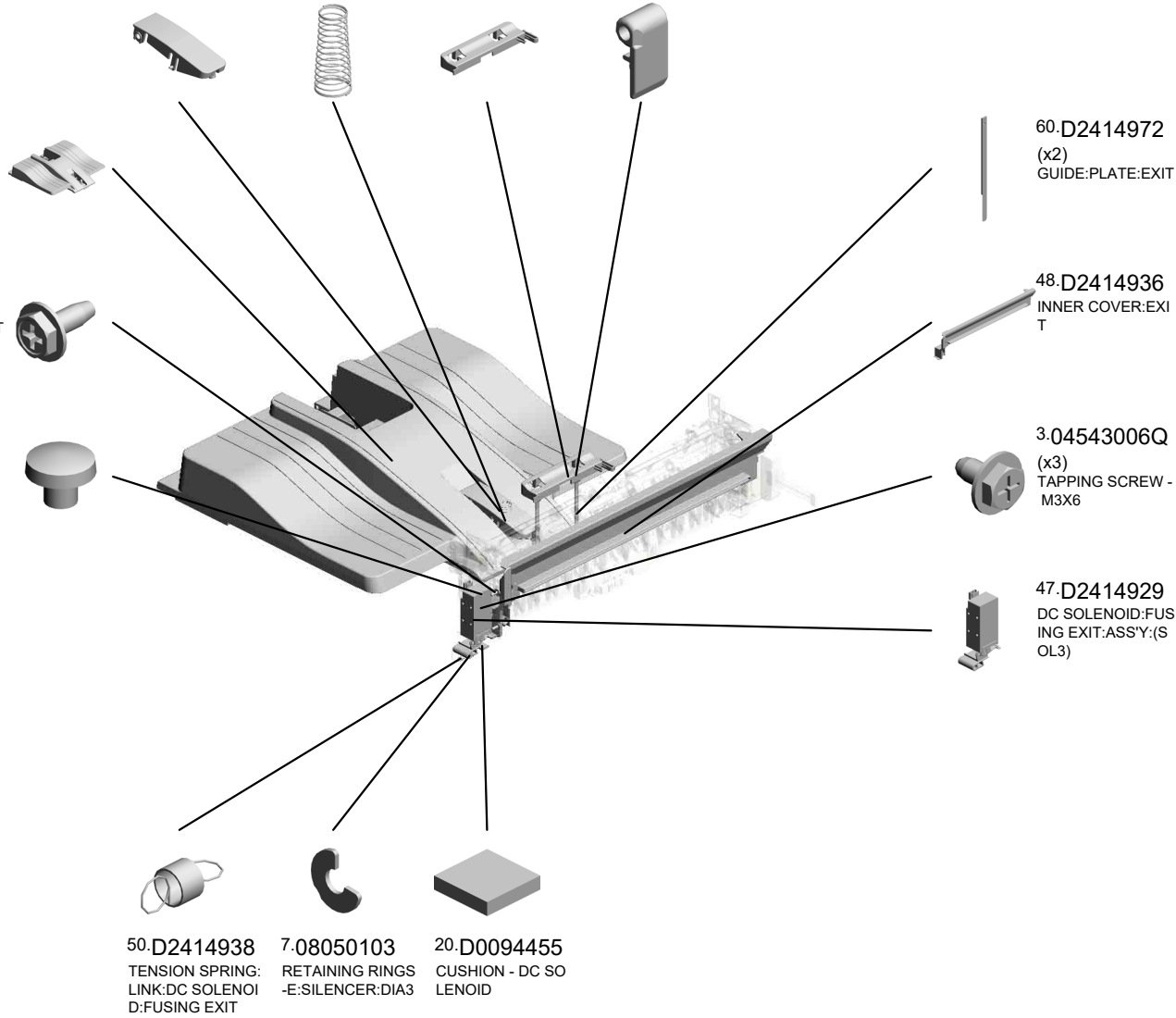
45.D2414494 TRAY:AUXILIARY:EXIT  
 46.D2414499 COMPRESSION SPRING:BASE:TRAY:EXIT  
 25.D0BQ4960 BASE:PLATE:EXIT:DG  
 59.D2414971 (x2) LINK:PLATE:EXIT



67.M0AJ4497 TRAY:EXIT

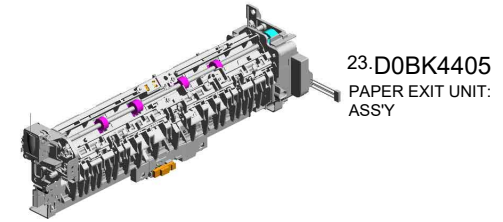
4.04583008N (x3) HEXAGON HEAD TAPPING SCREW:3X8

1.03530030N (x2) SCREW:M3X3

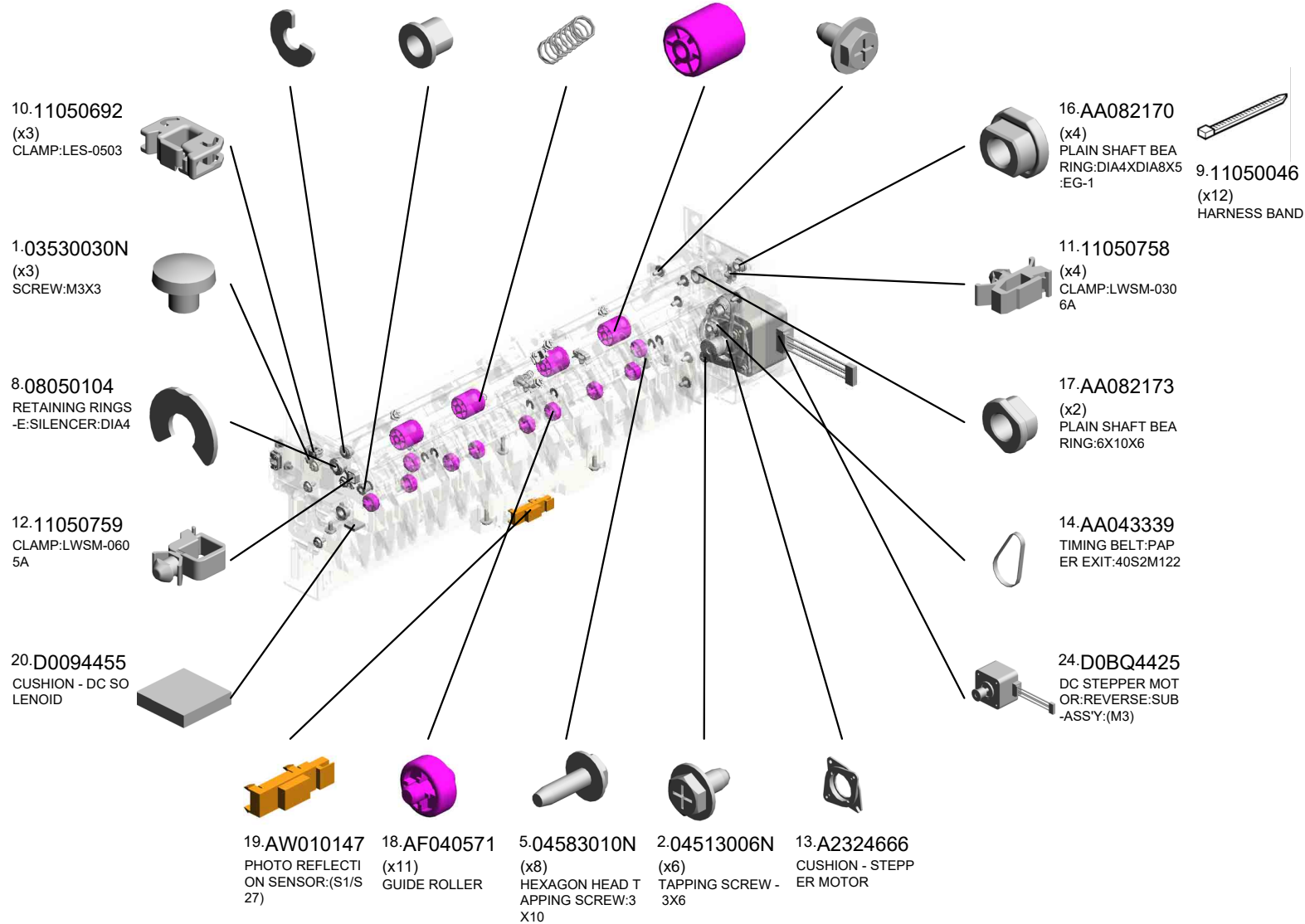


# U012\_S001 PAPER EXIT UNIT:ASS'Y

- 7.08050103 (x13) RETAINING RINGS -E:SILENCER:DIA3
- 15.AA080252 (x2) BUSHING - M4
- 22.D0394927 (x2) COMPRESSION SPRING:PRESSURE:REVERSE:DRIVEN
- 21.D0394925 (x4) ROLLER:REVERSE:DRIVEN
- 3.04543006Q (x12) TAPPING SCREW - M3X6



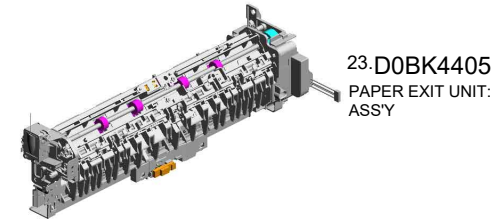
23.D0BK4405  
PAPER EXIT UNIT:  
ASS'Y



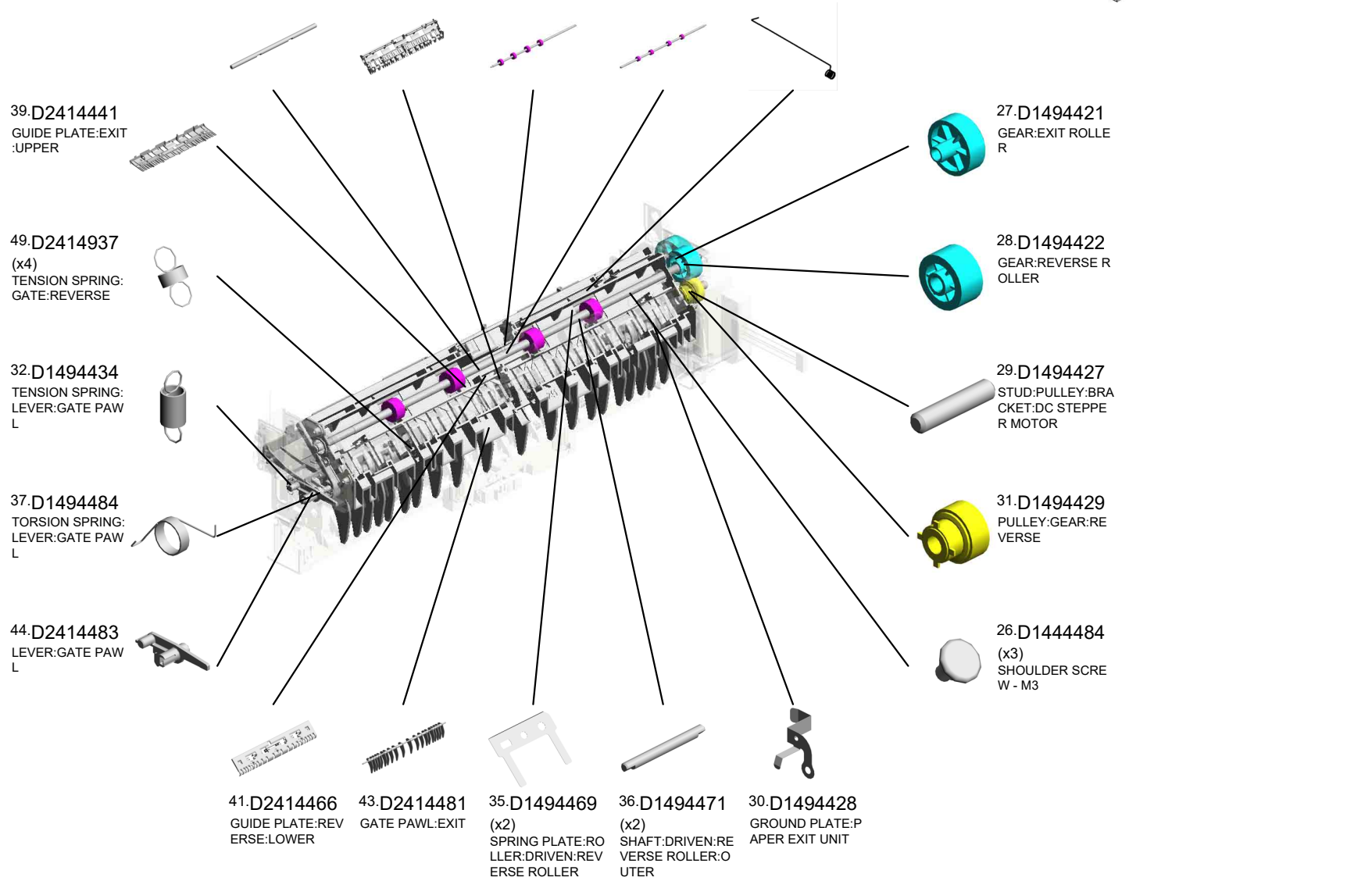
U001	U002	U003	U004	U005	U006	U007	U008	U009	U010	U011	U012	U013	U014	U015	U016	U017	U018
------	------	------	------	------	------	------	------	------	------	------	------	------	------	------	------	------	------

U012\_S001  
PAPER EXIT UNIT:ASS'Y

- 34.D1494468 SHAFT:DRIVEN:REVERSE ROLLER
- 40.D2414461 GUIDE PLATE:REVERSE:UPPER
- 42.D2414476 EXIT ROLLER
- 38.D2024477 REVERSE ROLLER
- 33.D1494463 GROUND WIRE:SENSOR:REVERSE



23.D0BK4405  
PAPER EXIT UNIT:ASS'Y



U001	U002	U003	U004	U005	U006	U007	U008	U009	U010	U011	U012	U013	U014	U015	U016	U017	U018
------	------	------	------	------	------	------	------	------	------	------	------	------	------	------	------	------	------



U012\_S001  
PAPER EXIT UNIT:ASS'Y

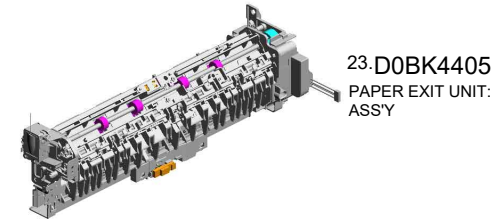
61.D2414981  
(x2)  
COIL SPRING:ROL  
LER:PRESSURE:EX  
IT

62.D2414992  
DISCHARGE BRUS  
H:EXIT

58.D2414955  
HOLDER:ROLLER:  
EXIT:PRESSURE:2  
TYPE

68.M0AJ4981  
DECAL:EXIT:GUID  
E P:LOWER:MIDDL  
E

66.GW010007  
(x2)  
PHOTO REFLECTI  
ON SENSOR:EXIT:(  
S3/S9/S10/S14/S16/  
S24)



23.D0BK4405  
PAPER EXIT UNIT:  
ASS'Y


64.D2414996  
DC SOLENOID:ASS  
Y:(SOL2)



55.D2414947  
GATE PAWL:REVE  
RSE:FRONT



65.D2414998  
CUSHION:DC SOL  
ENOID:4MM



53.D2414943  
GATE PAWL:REVE  
RSE:REAR



69.M0AJ4982  
DECAL:EXIT:GUID  
E P:LOWER:INNER  
BACK



52.D2414942  
GATE PAWL:REVE  
RSE:REAR MIDDLE



56.D2414948  
GUIDE:HARNES:  
REVERSE



51.D2414941  
GATE PAWL:REVE  
RSE:FRONT MIDL  
E



63.D2414994  
GUIDE PLATE:EXIT  
:LOWER



54.D2414946  
SHAFT:GATE PAW  
L:REVERSE





U012\_S001\_S001

ROLLER:EXIT:PRESSURE:2TYPE:ASS'Y

6.07200020G

(x4)

RETAINING RING -  
M2



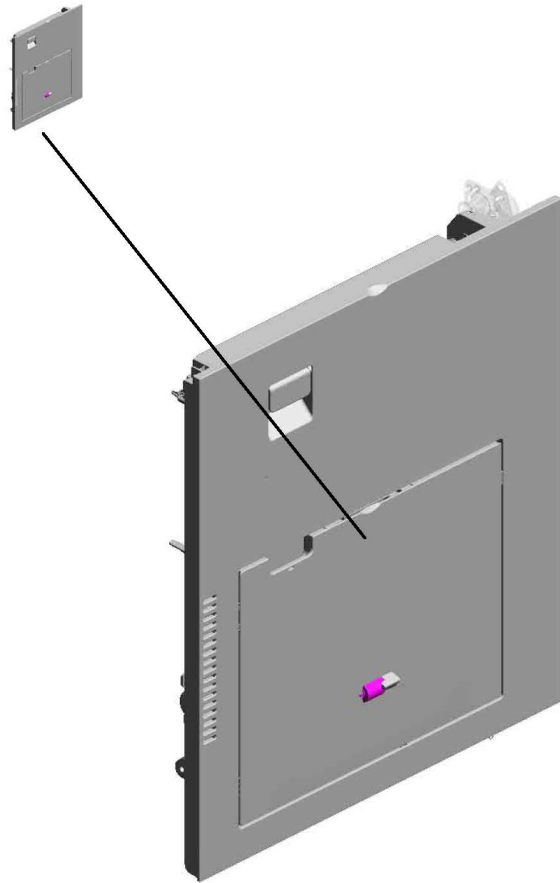
57.D2414950

ROLLER:EXIT:PRE  
SSURE:2TYPE:ASS  
'Y

U001	U002	U003	U004	U005	U006	U007	U008	U009	U010	U011	U012	U013	U014	U015	U016	U017	U018
------	------	------	------	------	------	------	------	------	------	------	------	------	------	------	------	------	------

# U013.DUPLEX

U013\_S001  
D0BK4553  
DUPLEX UNIT:IMC2000-2500



U001	U002	U003	U004	U005	U006	U007	U008	U009	U010	U011	U012	U013	U014	U015	U016	U017	U018
------	------	------	------	------	------	------	------	------	------	------	------	------	------	------	------	------	------

# U013\_S001.DUPLEX UNIT:IMC2000-2500

U013 S001 S002  
D0BQ4563  
MANUAL FEED TABLE:IMC20  
00-6000

U013 S001 S003  
D2412671  
GUIDE PLATE:VERTICAL TR  
ANSPORT:NO.1:DRIVEN:ASS  
Y

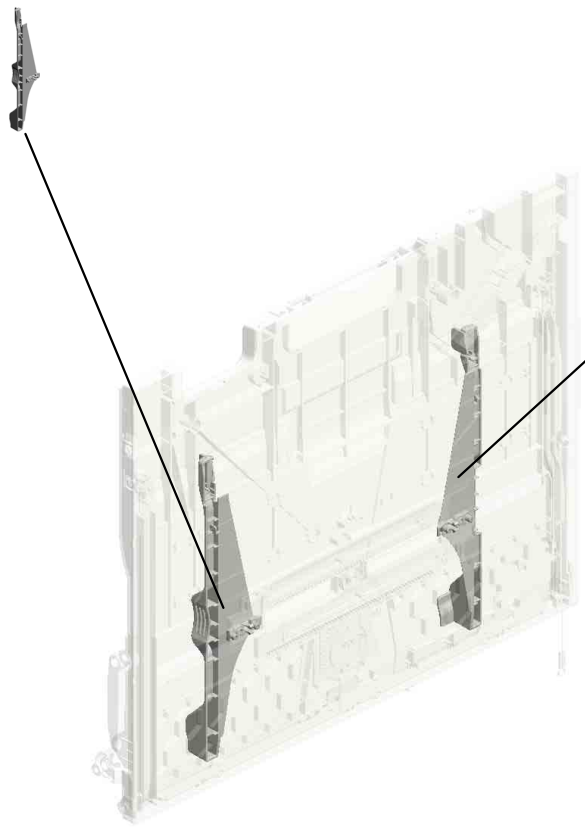
U013 S001 S001  
D0BK2600  
MANUAL FEED UNIT:ASSY

U013 S001 S004  
D2412672  
GUIDE PLATE:VERTICAL TR  
ANSPORT:NO.2:DRIVEN:ASS  
Y

U001	U002	U003	U004	U005	U006	U007	U008	U009	U010	U011	U012	U013	U014	U015	U016	U017	U018
------	------	------	------	------	------	------	------	------	------	------	------	------	------	------	------	------	------

# U013\_S001\_S002.MANUAL FEED TABLE:IMC2000-6000

U013 S001 S002 S001  
D0BQ2630  
SIDE FENCE:FRONT:ASS'Y

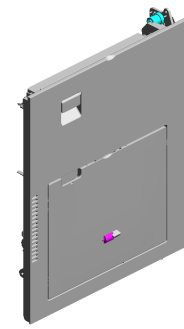


U013 S001 S002 S002  
D0BQ2632  
SIDE FENCE:REAR:ASS'Y


U001	U002	U003	U004	U005	U006	U007	U008	U009	U010	U011	U012	U013	U014	U015	U016	U017	U018
------	------	------	------	------	------	------	------	------	------	------	------	------	------	------	------	------	------

# U013 DUPLEX

4.04543006Q (x3) TAPPING SCREW - M3X6  
 90.D1494623 GROUND WIRE:BRACKET:ENTRANCE:DUPLEX  
 2.03603006N SCREW - M3X6  
 6.04583008N (x3) HEXAGON HEAD TAPPING SCREW:3X8



175.D2414755  
GEAR:OUTPUT:DUPLEX:ENTRANCE



176.D2414757  
SPACER:DC MOTOR:DUPLEX



10.07200040E  
RETAINING RING - M4



39.AX060464  
DC MOTOR:ENCODER:NO:10W:GEAR:BRUSHLESS:(M1/M2/M5/M6)



174.D2414750  
BRACKET:MOTOR:DUPLEX



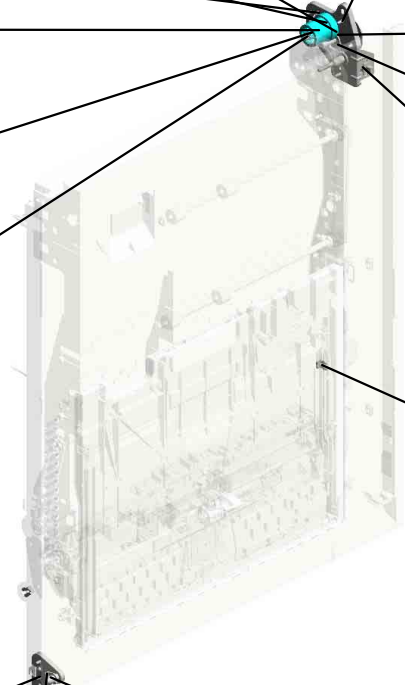
38.AW500049  
PUSH SWITCH:SW1AG-550:(S4/S17/S19/S21)



20.54472681  
(x2)  
SNAP RING



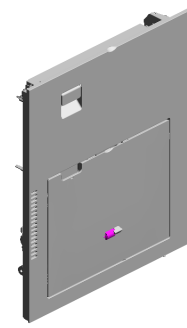
3.04513006N (x2) TAPPING SCREW - 3X6  
 111.D1494755 BRACKET:HINGE:DUPLEX:FRONT  
 19.52152621 SNAP RING - M6



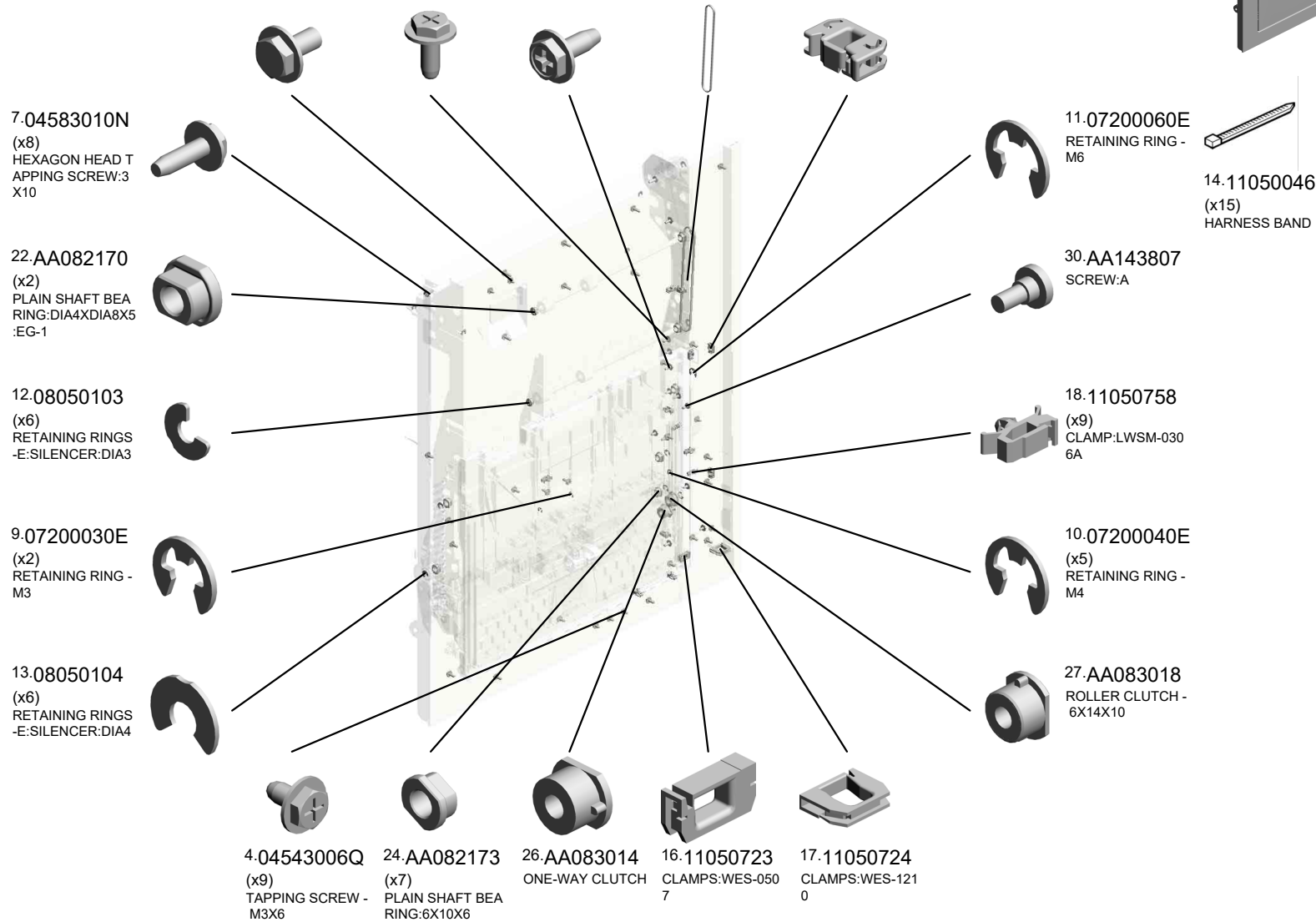
U001	U002	U003	U004	U005	U006	U007	U008	U009	U010	U011	U012	<b>U013</b>	U014	U015	U016	U017	U018
------	------	------	------	------	------	------	------	------	------	------	------	-------------	------	------	------	------	------

U013\_S001  
 DUPLEX UNIT:IMC2000-2500

- 2.03603006N (x2) SCREW - M3X6
- 5.04543008Q (x2) TAPPING SCREW: 3X8
- 6.04583008N (x24) HEXAGON HEAD TAPPING SCREW:3 X8
- 21.AA043980 TIMING BELT:30S2 M300
- 15.11050692 (x4) CLAMP:LES-0503

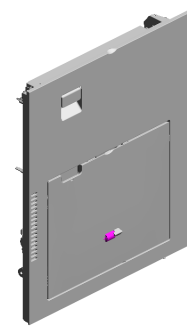


53.D0BK4553  
 DUPLEX UNIT:IMC  
 2000-2500



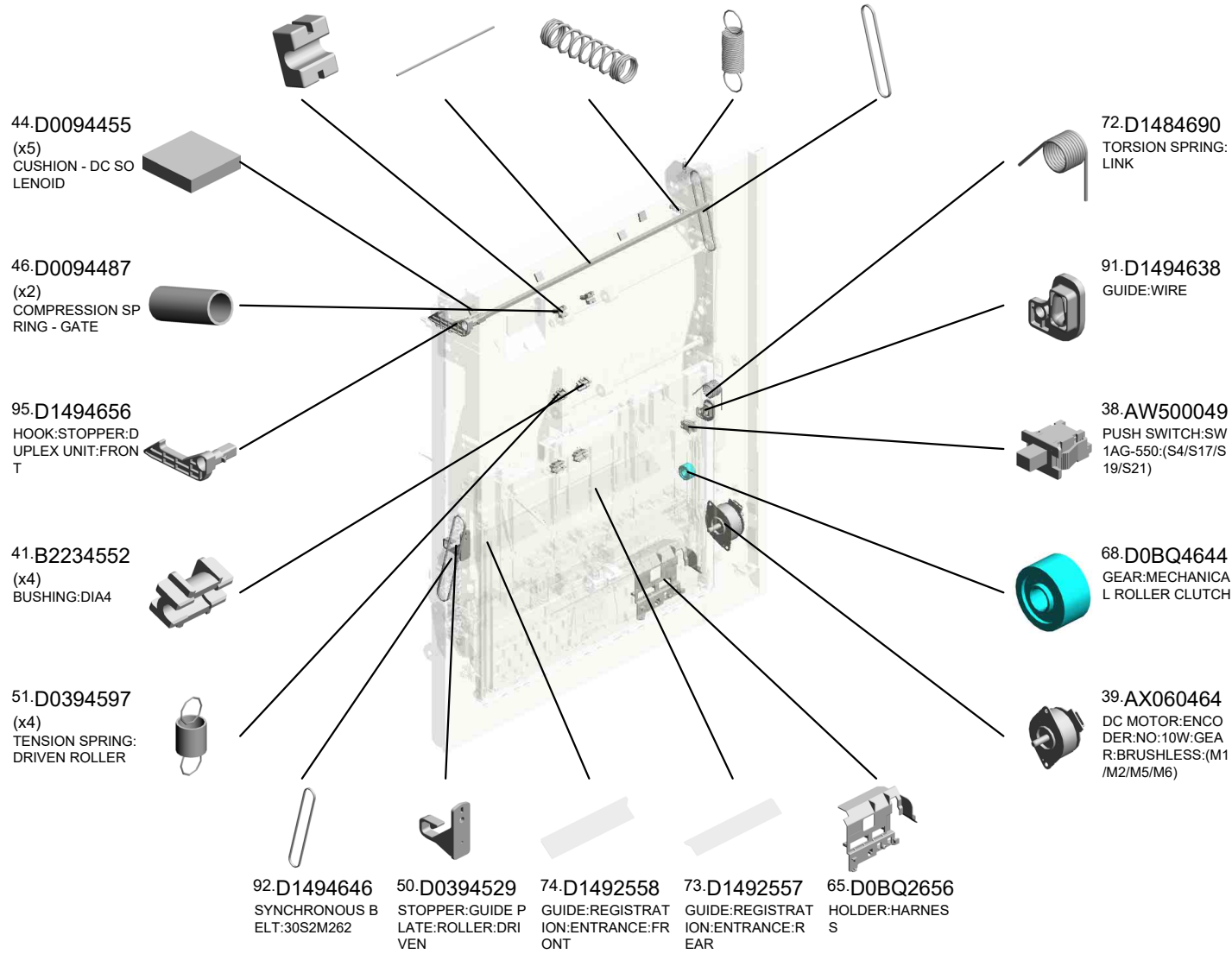
U001	U002	U003	U004	U005	U006	U007	U008	U009	U010	U011	U012	U013	U014	U015	U016	U017	U018
------	------	------	------	------	------	------	------	------	------	------	------	------	------	------	------	------	------

U013\_S001  
 DUPLEX UNIT:IMC2000-2500



53.D0BK4553  
 DUPLEX UNIT:IMC  
 2000-2500

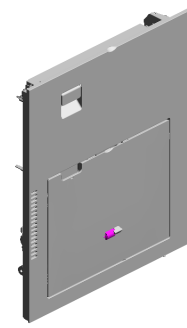
- 45.D0094485 (x2) BUSHING - GATE
- 69.D0BQ4654 SHAFT:LEVER:LOCK
- 49.D0394525 (x2) COMPRESSION SPRING:SHAFT:GUIDE PLATE:EXIT
- 94.D1494653 TENSION SPRING: SWIVEL
- 93.D1494647 SYNCHRONOUS BELT:30S2M212



U001	U002	U003	U004	U005	U006	U007	U008	U009	U010	U011	U012	U013	U014	U015	U016	U017	U018
------	------	------	------	------	------	------	------	------	------	------	------	------	------	------	------	------	------



U013\_S001  
 DUPLEX UNIT:IMC2000-2500



53.D0BK4553  
 DUPLEX UNIT:IMC  
 2000-2500

- 131.D2024674 TORSION SPRING: DUPLEX:ENTRANCE SENSOR
- 154.D2414635 SHEET:CUSHION
- 130.D2024673 FEELER:DUPLEX:ENTRANCE SENSOR
- 134.D2024692 (x2) SHAFT:PRESSURE:GUIDE PLATE:UPPER
- 96.D1494657 HOOK:STOPPER:DUPLEX UNIT:REAR

97.D1494658  
 COIL SPRING:LEVER:DUPLEX

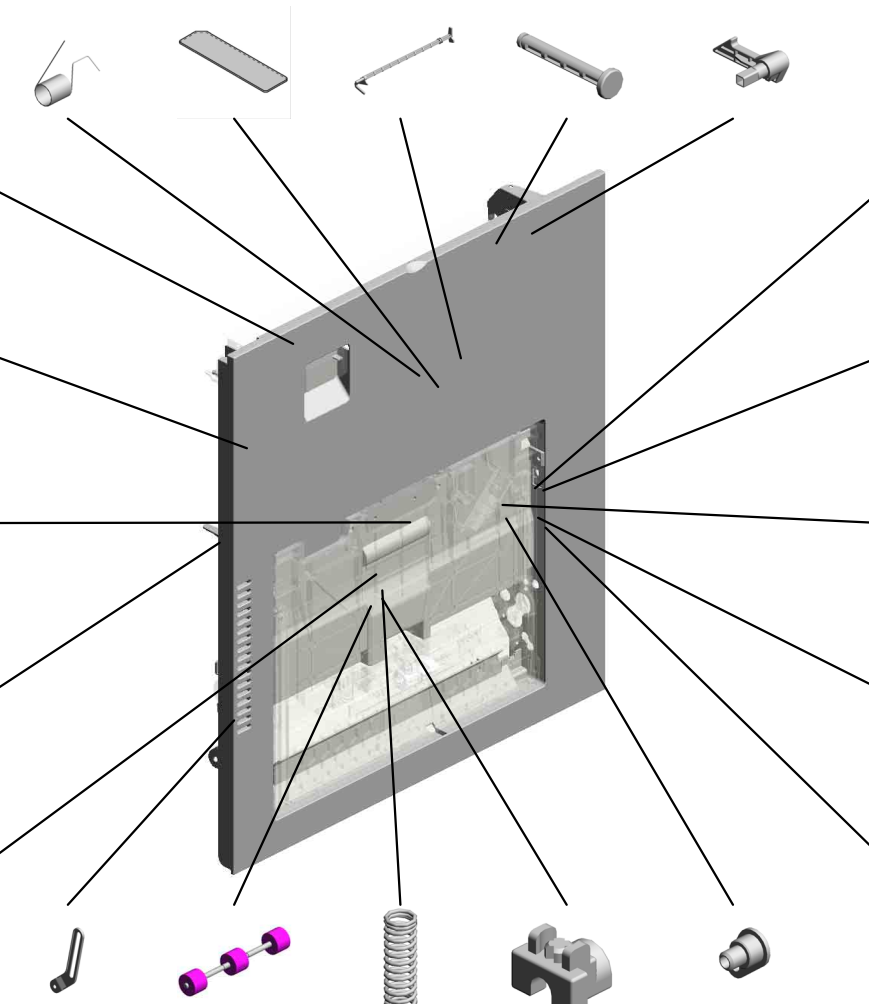
105.D1494715  
 DECAL:GRIP



153.D2414627  
 COVER:DUPLEX

113.D1494850  
 ARM:PUSH SWITCH

133.D2024684  
 GROUND WIRE:BRACKET:DRIVEN ROLLER



101.D1494688  
 LINK:DUPLEX:MAIN

136.D2024722  
 LINK:DUPLEX

99.D1494675  
 COVER:PUSH SWITCH

135.D2024721  
 BRACKET:LINK:DUPLEX

137.D2024726  
 TORSION SPRING:LINK:CONTACT POINT

102.D1494695  
 LINK:FRONT

132.D2024682  
 DRIVEN ROLLER:DIAM16

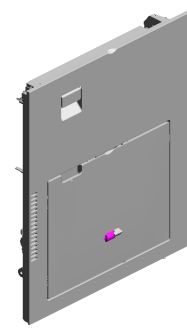
98.D1494672 (x2)  
 COMPRESSION SPRING:DRIVEN

117.D1754737 (x2)  
 PLAIN SHAFT BEARING:RING:DUPLEX:EXIT

100.D1494677  
 STAY:CONTACT POINT:GUIDE PLATE:DRIVEN

U001	U002	U003	U004	U005	U006	U007	U008	U009	U010	U011	U012	U013	U014	U015	U016	U017	U018
------	------	------	------	------	------	------	------	------	------	------	------	------	------	------	------	------	------

U013\_S001  
 DUPLEX UNIT:IMC2000-2500



53.D0BK4553  
 DUPLEX UNIT:IMC  
 2000-2500

- 159.D2414660 GUIDE PLATE:UPPER:RIGHT:DUPLEX
- 178.D2414762 DRIVEN ROLLER:DIAM18
- 157.D2414643 (x2) TRANSPORT ROLLER:ENTRANCE
- 161.D2414676 (x2) LEVER:PRESSURE:DUPLEX
- 158.D2414652 GEAR:PULLEY:SWIVEL

162.D2414677 (x2) COMPRESSION SPRING:EXIT:UPPER

160.D2414673 GUIDE PLATE:DRIVEN

177.D2414761 (x2) DRIVEN ROLLER:DIAM16

156.D2414642 TRANSPORT ROLLER:DUPLEX:1

166.D2414693 INNER COVER:FRONT:DUPLEX

155.D2414640 TRANSPORT ROLLER:EXIT:DIAM8

171.D2414709 GEAR:TRANSPORT ROLLER:MANUAL FEED

170.D2414708 GEAR:SEPARATOR:MANUAL FEED:DRIVE

164.D2414684 GEAR:OUTPUT

163.D2414681 BRACKET:MOTOR:PEEN

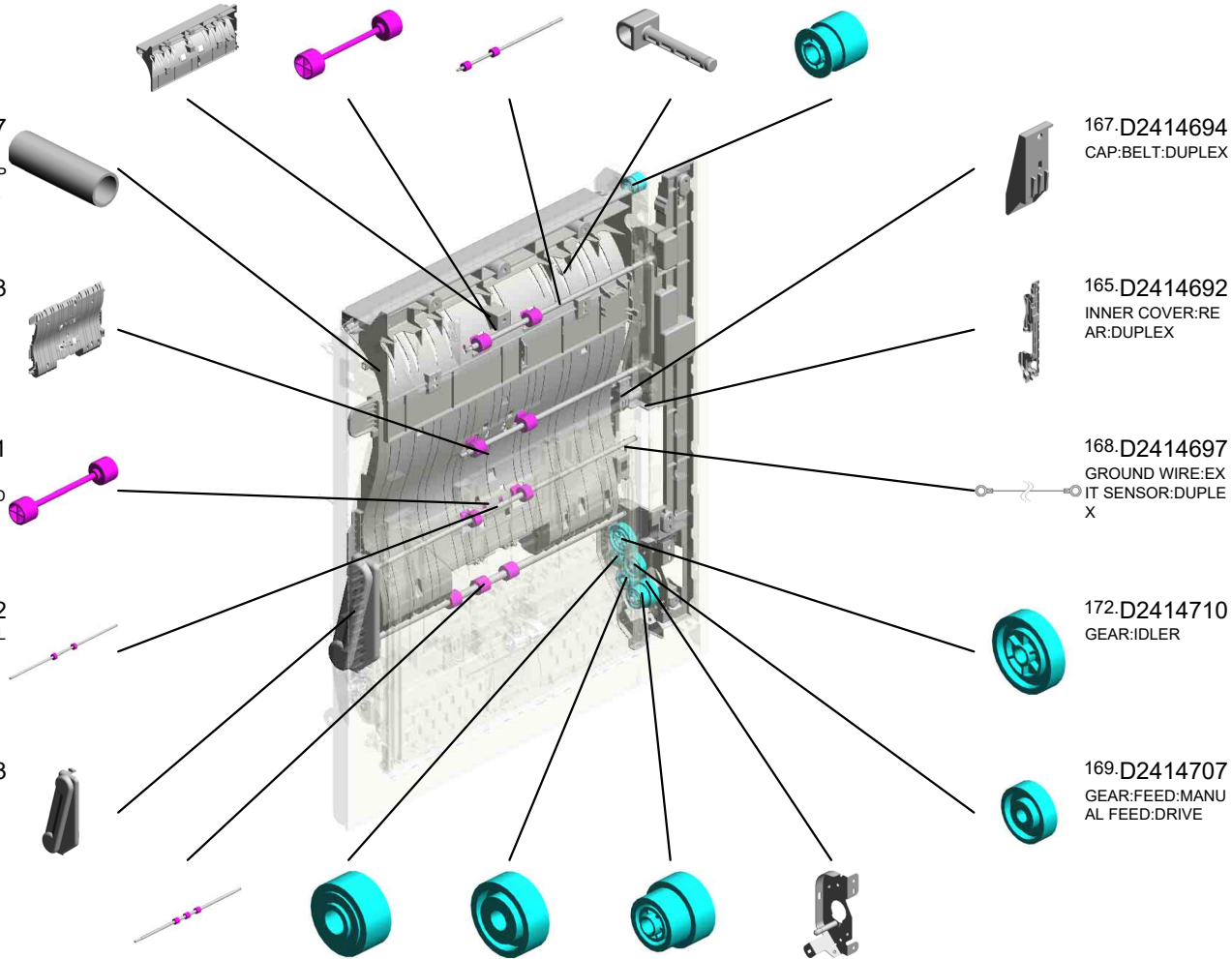
167.D2414694 CAP:BELT:DUPLEX

165.D2414692 INNER COVER:REAR:DUPLEX

168.D2414697 GROUND WIRE:EXIT SENSOR:DUPLEX

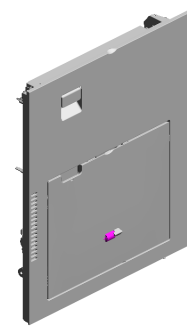
172.D2414710 GEAR:IDLER

169.D2414707 GEAR:FEED:MANUAL FEED:DRIVE



U001	U002	U003	U004	U005	U006	U007	U008	U009	U010	U011	U012	U013	U014	U015	U016	U017	U018
------	------	------	------	------	------	------	------	------	------	------	------	------	------	------	------	------	------

U013\_S001  
 DUPLEX UNIT:IMC2000-2500



53.D0BK4553  
 DUPLEX UNIT:IMC  
 2000-2500

183.D2414995 GUIDE PLATE:UPPER  
 186.GW020024 PHOTOINTERRUPTOR:LG2A24BL1:GF:(S5/S34/S42)

184.D2894655 GRIP:DUPLEX UNIT

180.D2414765 PULLEY:T26

181.D2414766 (x3)  
 PULLEY:T26/T26

182.D2414923 STAY:CONTACT PHOTOINTERRUPTOR:DUPLEX

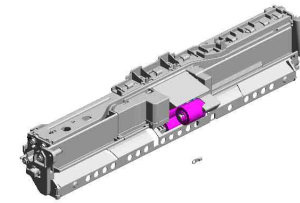
179.D2414763 GUIDE:HARNESS:ENTRANCE SENSOR:DUPLEX

185.GW010007 PHOTO REFLECTION SENSOR:EXIT:(S3/S9/S10/S14/S16/S24)

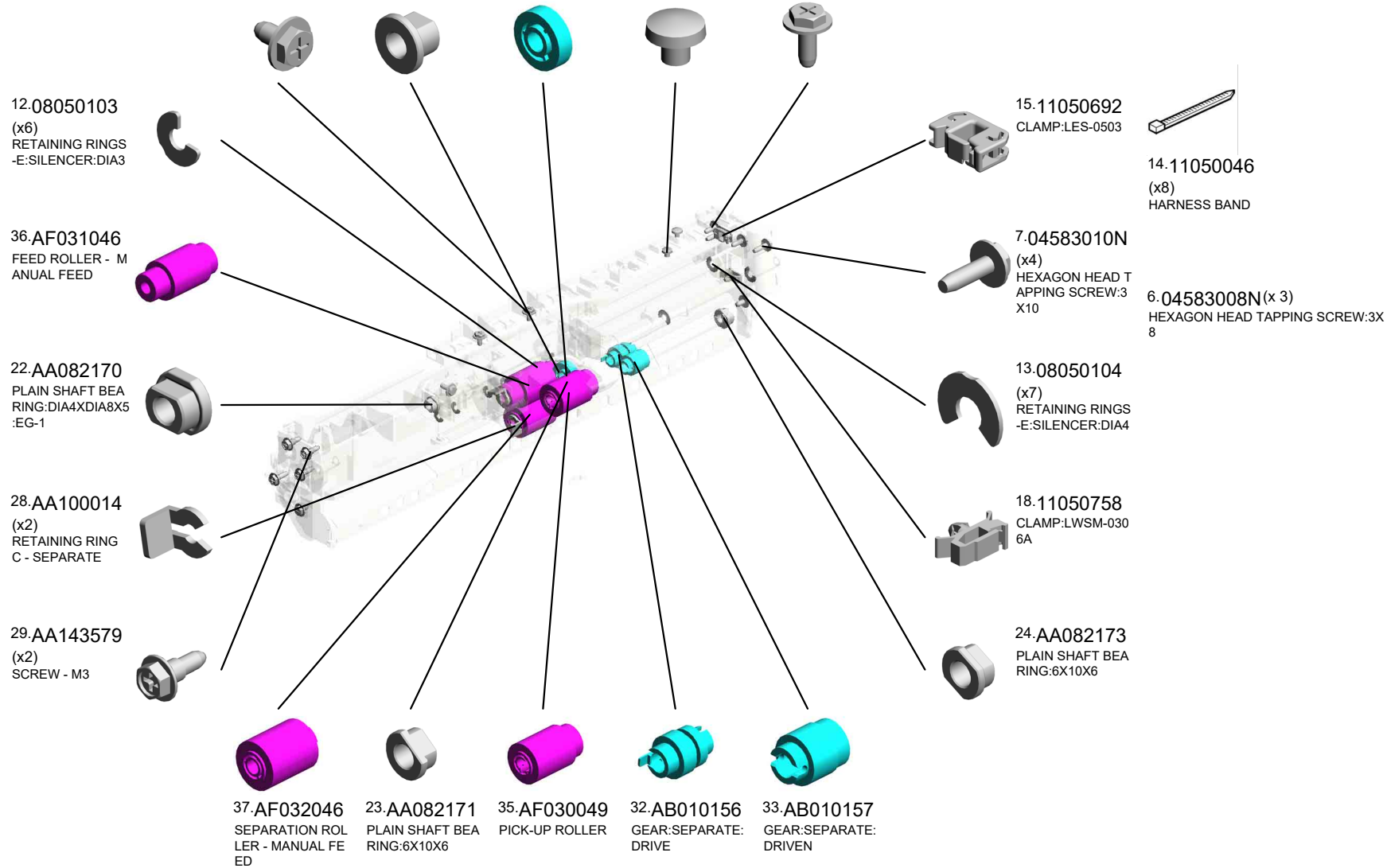
U001	U002	U003	U004	U005	U006	U007	U008	U009	U010	U011	U012	U013	U014	U015	U016	U017	U018
------	------	------	------	------	------	------	------	------	------	------	------	------	------	------	------	------	------

U013\_S001\_S001  
MANUAL FEED UNIT:ASS'Y

- 4.04543006Q (x2) TAPPING SCREW - M3X6
- 25.AA082187 BUSHING:DIA6XDI A10X9:EG-1
- 34.AB011252 GEAR - 20Z
- 1.03530030N (x2) SCREW:M3X3
- 5.04543008Q (x5) TAPPING SCREW: 3X8



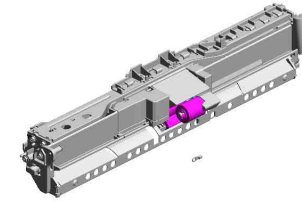
189.D0BK2600  
[A]  
MANUAL FEED UNI  
T:ASS'Y  
201904-01 O/O



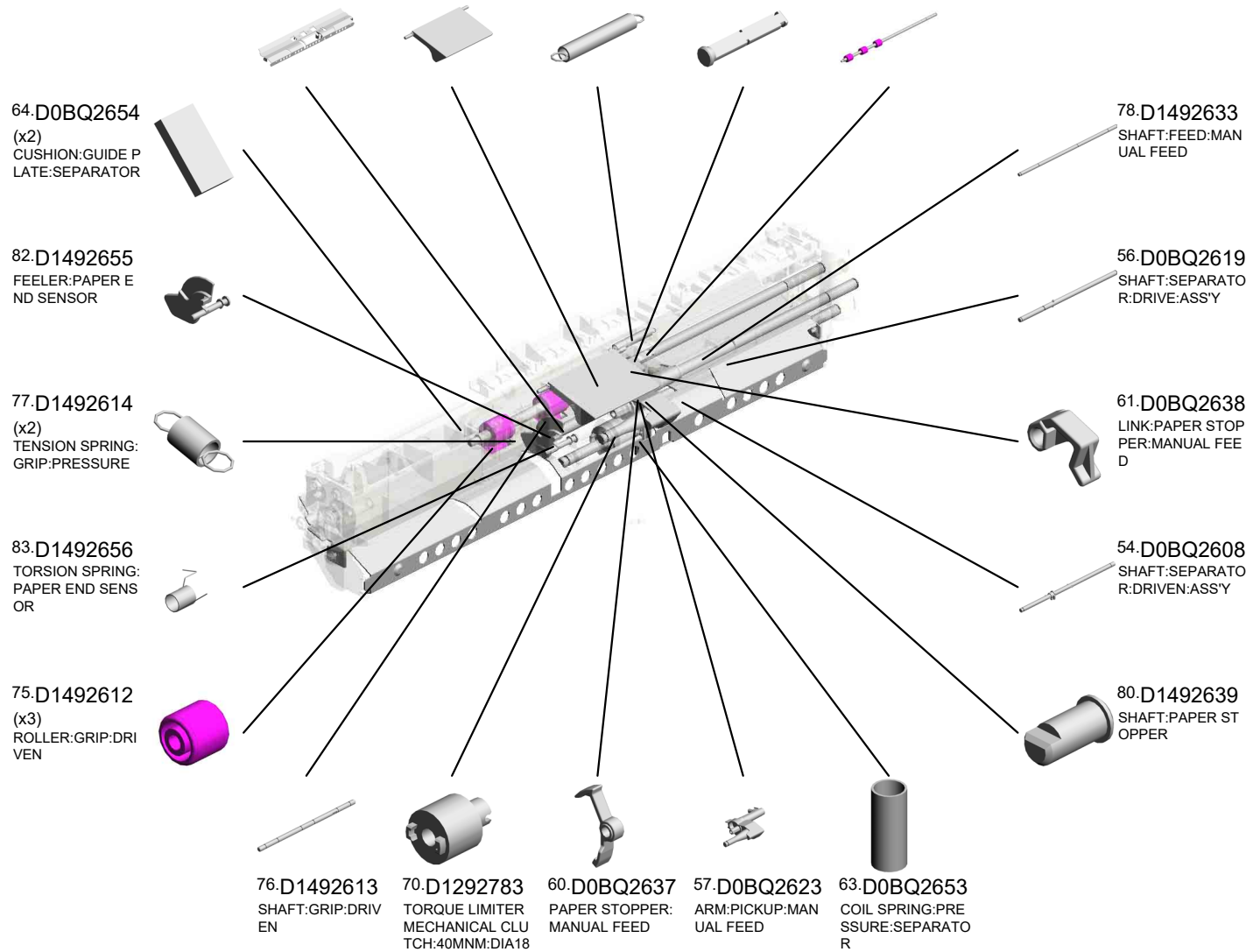
U001	U002	U003	U004	U005	U006	U007	U008	U009	U010	U011	U012	U013	U014	U015	U016	U017	U018
------	------	------	------	------	------	------	------	------	------	------	------	------	------	------	------	------	------

U013\_S001\_S001  
MANUAL FEED UNIT:ASS'Y

- 55.D0BQ2615 GUIDE PLATE:SEPARATOR:ASS'Y
- 84.D1492658 COVER:PAPER FEED ROLLER
- 118.D2022614 COIL SPRING:RELEASE:PICKUP:MANUAL FEED
- 81.D1492642 SHAFT:LINK:PAPER STOPPER
- 79.D1492635 TRANSPORT ROLLER:MANUAL FEED



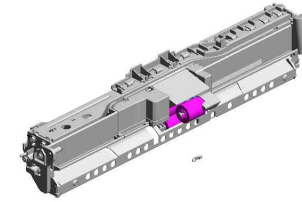
189.D0BK2600  
[A]  
MANUAL FEED UNIT:ASS'Y  
201904-01 O/O



U001	U002	U003	U004	U005	U006	U007	U008	U009	U010	U011	U012	U013	U014	U015	U016	U017	U018
------	------	------	------	------	------	------	------	------	------	------	------	------	------	------	------	------	------

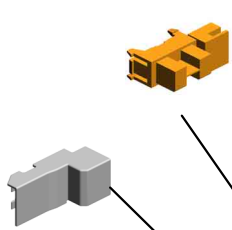
U013\_S001\_S001  
MANUAL FEED UNIT:ASS'Y

188.AW020234 PHOTOINTERRUP  
TOR:GP1A173LCS  
5F:(S2/S6/S7/S11/S  
13/S15/S23/S25/S3  
2)  
142.D2412652 GROUND PLATE:S  
HAFT:FEED  
141.D2412644 TORSION SPRING:  
LINK:PAPER STOP  
PER

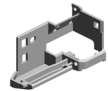


189.D0BK2600  
[A]  
MANUAL FEED UNI  
T:ASSY  
201904-01 O/O

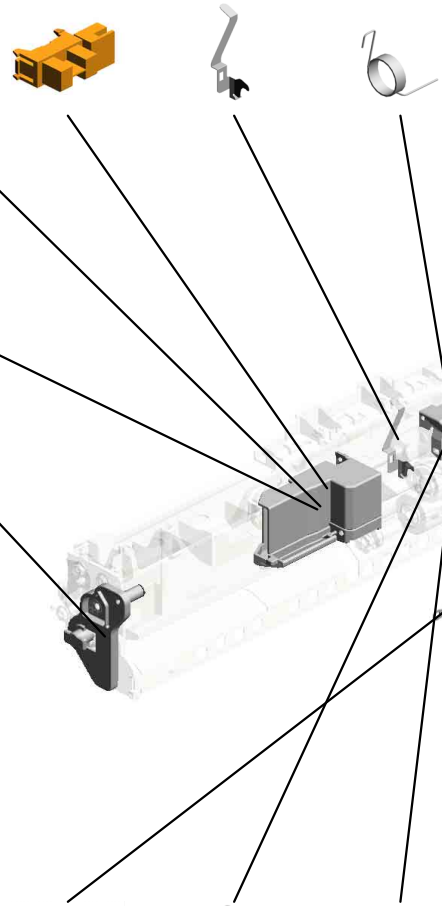
121.D2022624  
COVER:PAPER EN  
D



122.D2022625  
BRACKET:PAPER  
END SENSOR:MAN  
UAL FEED




173.D2414722  
BRACKET:FRONT




138.D2412612  
DC SOLENOID:PIC  
KUP:ASSY:(SOL1)



120.D2022620  
SHOE:TORSION S  
PRING:PICKUP



119.D2022619  
TORSION SPRING:  
PICKUP




143.D2412657  
GROUND WIRE:MA  
NUAL FEED UNIT:  
REAR



139.D2412641  
COVER:PAPER ST  
OPPER:MANUAL F  
EED



140.D2412643  
ARM:LINK:PAPER  
STOPPER



D0BK2601  
[A]  
MANUAL FEED UNI  
T:ASSY  
201904-01 O/O

U001	U002	U003	U004	U005	U006	U007	U008	U009	U010	U011	U012	U013	U014	U015	U016	U017	U018
------	------	------	------	------	------	------	------	------	------	------	------	------	------	------	------	------	------

U013\_S001\_S002

MANUAL FEED TABLE:IMC2000-6000

124.D2022640  
EXTENSION TRAY:  
NO.1

125.D2022641  
EXTENSION TRAY:  
NO.2

123.D2022638  
FEELER:PAPER SI  
ZE SENSOR:MANU  
AL FEED

88.D1492693  
(x2)  
STOPPER:MANUA  
L FEED TABLE

86.D1492688  
TENSION SPRING:  
WIRE



66.D0BQ4563  
MANUAL FEED TA  
BLE:IMC2000-6000

40.B2231099  
(x2)  
FLAT SCREW



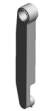
110.D1494731  
(x2)  
COMPRESSION SP  
RING:RACK:MANU  
AL FEED



31.AA143850  
(x2)  
FLAT SCREW:M3X  
5:SIDE FENCE



87.D1492692  
ARM:MANUAL FEE  
D:FRONT UPPER



103.D1494706  
PIN:ARM:FRONT L  
OWER



114.D1494883  
ARM:MANUAL FEE  
D:FRONT LOWER



89.D1492694  
(x2)  
COMPRESSION SP  
RING:STOPPER:M  
ANUAL FEED TABL  
E



67.D0BQ4570  
PAPER SIZE SENS  
OR:SENSOR:IMC2  
000-6000:(S8)



1.03530030N  
SCREW:M3X3



8.04593008N  
(x6)  
BINDING HEAD TA  
PPING SCREW:3X  
8



13.08050104  
(x5)  
RETAINING RINGS  
-E:SILENCER:DIA4



14.11050046  
(x6)  
HARNES BAND

85.D1492686  
WIRE:MANUAL FE  
ED TABLE:TC075



62.D0BQ2644  
(x2)  
BRACKET:SIDE FE  
NCE:MANUAL FEE  
D



115.D1494884  
ARM:MANUAL FEE  
D:REAR LOWER



116.D1502666  
GEAR:SIDE FENCE  
:MANUAL FEED TA  
BLE



U001	U002	U003	U004	U005	U006	U007	U008	U009	U010	U011	U012	U013	U014	U015	U016	U017	U018
------	------	------	------	------	------	------	------	------	------	------	------	------	------	------	------	------	------

U013\_S001\_S002  
 MANUAL FEED TABLE:IMC2000-6000

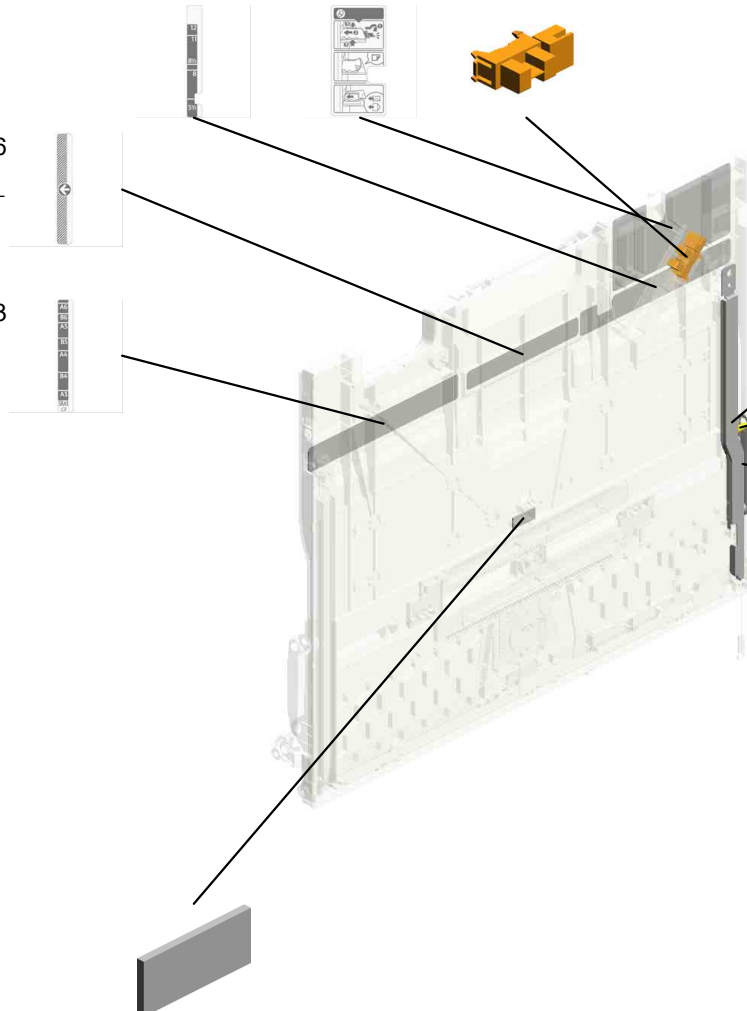
129.D2022677 DECAL:SCALE:MANUAL FEED:REAR  
 152.D2412685 DECAL:PAPER SE T DIRECTION:MANUAL FEED  
 188.AW020234 PHOTOINTERRUPTOR:GP1A173LCS 5F:(S2/S6/S7/S11/S13/S15/S23/S25/S32)



66.D0BQ4563  
 MANUAL FEED TABLE:IMC2000-6000

128.D2022676  
 DECAL:SCALE:MANUAL FEED:MIDDLE

144.D2412663  
 DECAL:SCALE:MANUAL FEED:FRONT



187.M0662743  
 FRICTION PAD:MANUAL FEED TABLE:18X7.5

151.D2412682  
 STAY:REAR:MANUAL FEED TABLE

126.D2022642  
 PULLEY:WIRE:MANUAL FEED TABLE

127.D2022646  
 ARM:MANUAL FEED:REAR UPPER

U001	U002	U003	U004	U005	U006	U007	U008	U009	U010	U011	U012	U013	U014	U015	U016	U017	U018
------	------	------	------	------	------	------	------	------	------	------	------	------	------	------	------	------	------




U013\_S001\_S002\_S001  
SIDE FENCE:FRONT:ASS'Y

106.D1494717  
PLATE:SIDE FENC  
E:FRONT



58.D0BQ2630  
SIDE FENCE:FRON  
T:ASSY



107.D1494718  
TORSION SPRING:  
SIDE FENCE:FRON  
T

U001	U002	U003	U004	U005	U006	U007	U008	U009	U010	U011	U012	U013	U014	U015	U016	U017	U018
------	------	------	------	------	------	------	------	------	------	------	------	------	------	------	------	------	------

U013\_S001\_S002\_S002  
SIDE FENCE:REAR:ASS'Y

108.D1494720 109.D1494721  
PLATE:SIDE FENC TORSION SPRING:  
E:REAR SIDE FENCE:REAR

59.D0BQ2632  
SIDE FENCE:REAR  
:ASS'Y



104.D1494711  
DECAL:SIDE FENC  
E:MANUAL FEED




U001	U002	U003	U004	U005	U006	U007	U008	U009	U010	U011	U012	U013	U014	U015	U016	U017	U018
------	------	------	------	------	------	------	------	------	------	------	------	------	------	------	------	------	------

U013\_S001\_S003

GUIDE PLATE:VERTICAL TRANSPORT:NO.1:DRIVEN:ASS'Y

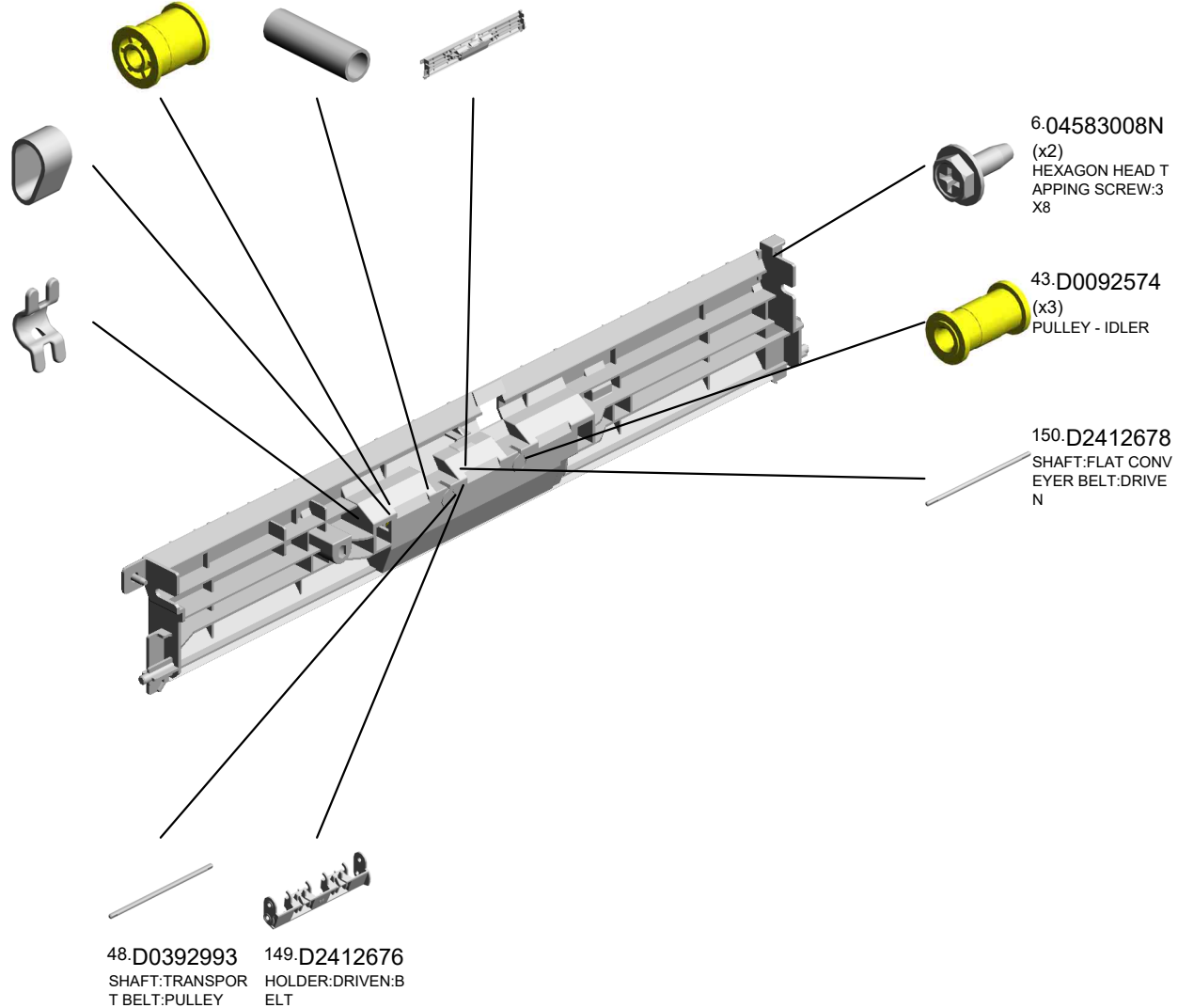
- 42.D0092573 (x3) PULLEY - VERTICAL TRANSPORT
- 112.D1494777 (x2) COMPRESSION SPRING:FLAT CONVEYER BELT:DRIVEN
- 147.D2412673 GUIDE PLATE:VERTICAL TRANSPORT:NO.1:DRIVEN



- 145.D2412671 GUIDE PLATE:VERTICAL TRANSPORT:NO.1:DRIVEN:ASS'Y

- 47.D0292677 (x3) TRANSPORT BELT:DRIVEN:VERTICAL TRANSPORT

- 71.D1444489 (x2) STOPPER:DRIVEN ROLLER



- 6.04583008N (x2) HEXAGON HEAD TAPPING SCREW:3 X8

- 43.D0092574 (x3) PULLEY - IDLER

- 150.D2412678 SHAFT:FLAT CONVEYER BELT:DRIVEN

- 48.D0392993 SHAFT:TRANSPORT BELT:PULLEY
- 149.D2412676 HOLDER:DRIVEN:BELT

U001	U002	U003	U004	U005	U006	U007	U008	U009	U010	U011	U012	U013	U014	U015	U016	U017	U018
------	------	------	------	------	------	------	------	------	------	------	------	------	------	------	------	------	------


U013\_S001\_S004

GUIDE PLATE:VERTICAL TRANSPORT:NO.2:DRIVEN:ASS'Y

112.D1494777 (x2)  
COMPRESSION SPRING:FLAT CONVEYER BELT:DRIVEN

148.D2412674  
GUIDE PLATE:VERTICAL TRANSPORT:NO.2:DRIVEN

150.D2412678  
SHAFT:FLAT CONVEYER BELT:DRIVEN



146.D2412672  
GUIDE PLATE:VERTICAL TRANSPORT:NO.2:DRIVEN:ASS'Y

42.D0092573 (x3)  
PULLEY - VERTICAL TRANSPORT




47.D0292677 (x3)  
TRANSPORT BELT:DRIVEN:VERTICAL TRANSPORT



71.D1444489 (x2)  
STOPPER:DRIVEN ROLLER



43.D0092574 (x3)  
PULLEY - IDLER



5.04543008Q (x2)  
TAPPING SCREW: 3X8



48.D0392993  
SHAFT:TRANSPORT BELT:PULLEY

149.D2412676  
HOLDER:DRIVEN:BELT



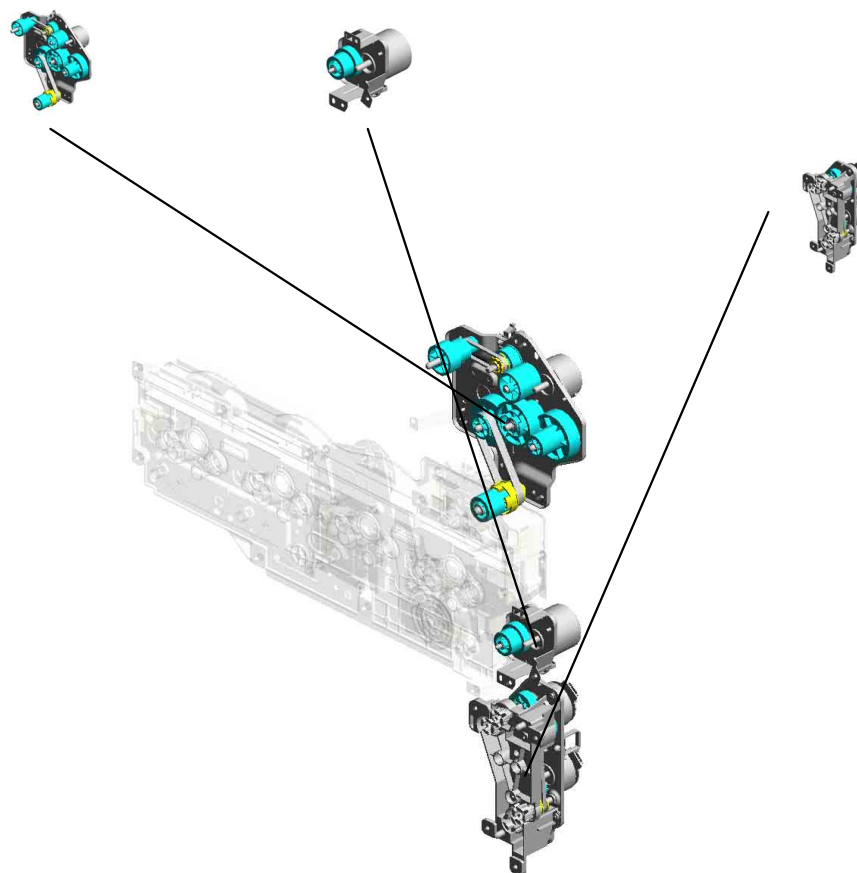
U001	U002	U003	U004	U005	U006	U007	U008	U009	U010	U011	U012	U013	U014	U015	U016	U017	U018
------	------	------	------	------	------	------	------	------	------	------	------	------	------	------	------	------	------

# U014.MAIN DRIVE

U014 S002  
D0BQ1357  
DRIVE UNIT:FUSING/PAPER  
EXIT UNIT:ASSY

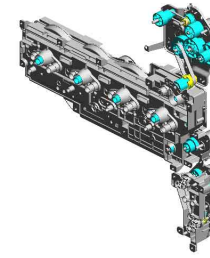
U014 S003  
D1491351  
DRIVE UNIT:REGISTRATION:  
ASSY

U014 S001  
D0BQ1399  
DRIVE UNIT:PAPER FEED:AS  
S'Y



U001	U002	U003	U004	U005	U006	U007	U008	U009	U010	U011	U012	U013	U014	U015	U016	U017	U018
------	------	------	------	------	------	------	------	------	------	------	------	------	------	------	------	------	------

# U014 MAIN DRIVE



- 27.D0BM3215 SHEET:IOB:LEFT
- 42.D1491394 GROUND PLATE:DRIVE UNIT:FUSING/PAPER EXIT UNIT
- 2.03603006N (x17) SCREW - M3X6
- 36.D1491199 DRIVE UNIT:ON-OFF:TRANSFER:(M18)
- 6.04583008N (x7) HEXAGON HEAD TAPPING SCREW:3X8

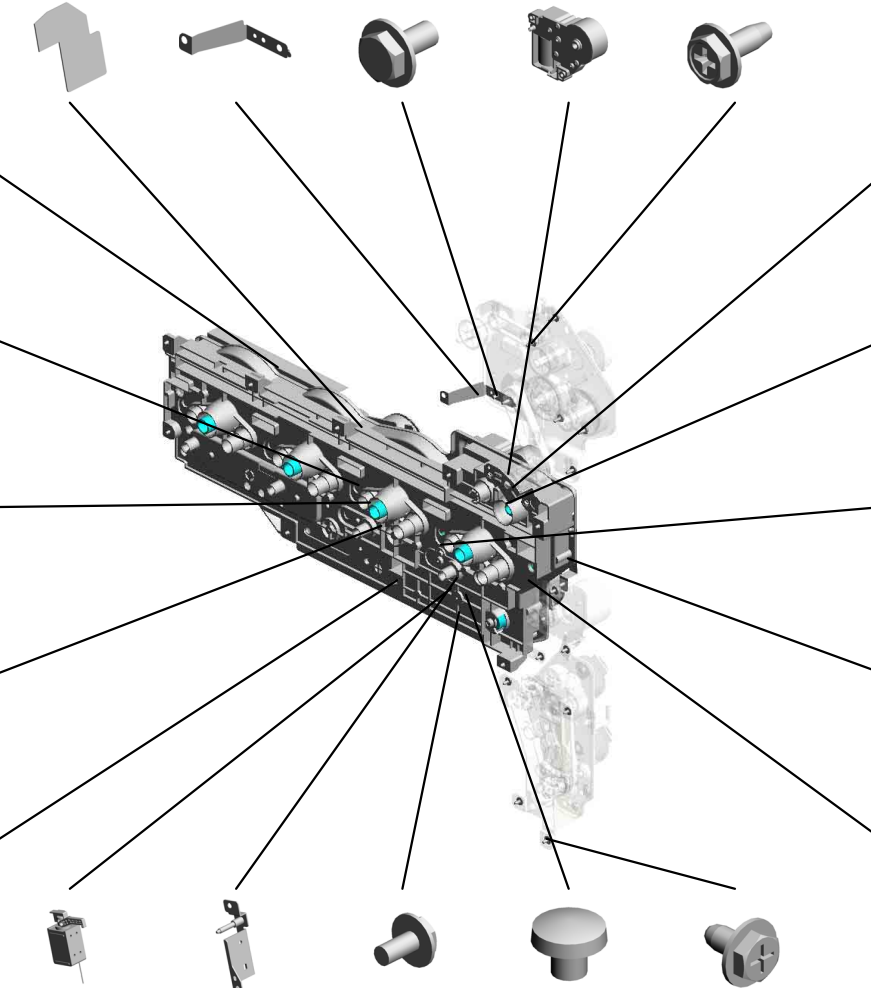
30.D0BQ3213  
SHEET:IOB:UPPER

54.D2411113  
GUIDE:HARNES:RIGHT

57.D2441117  
DRIVE UNIT:ENGINE:ASSY

23.AX061001  
DC BRUSHLESS MOTOR:40W:NMB:(M16)

5.04543008Q  
(x9)  
TAPPING SCREW:3X8



58.M0AJ1384  
BRACKET:INPUT:FUSING DRIVE UNIT

3.03603016N  
(x2)  
SCREW - M3X16

31.D1471177  
TENSION SPRING:ARM:MCPG

40.D1491387  
GROUND PLATE:DRIVE UNIT:ENGINE

24.AX061101  
(x2)  
DC BRUSHLESS MOTOR:25W:NMB:(M15/M17)

52.D2391107  
DC SOLENOID:ASSY:(SOL4)

53.D2391109  
BRACKET:DC SOLENOID:ASSY

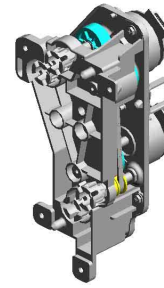
45.D1771592  
SCREW:M3X6

1.03530030N  
(x2)  
SCREW:M3X3

4.04543006Q  
(x10)  
TAPPING SCREW - M3X6

U001	U002	U003	U004	U005	U006	U007	U008	U009	U010	U011	U012	U014	U015	U016	U017	U018
------	------	------	------	------	------	------	------	------	------	------	------	------	------	------	------	------

U014\_S001  
DRIVE UNIT:PAPER FEED:ASS'Y



29.D0BQ1399  
DRIVE UNIT:PAPE  
R FEED:ASS'Y

11.08050104 (x3) RETAINING RINGS  
-E:SILENCER:DIA4  
49.D2021193 (x2) STUD:PAPER FEE  
D:GRIP:ASS'Y  
48.D2021191 GEAR:GRIP:NO.1  
7.06320100G (x2) PIN - 2X10MM  
35.D1491197 GEAR:IDLER:PAPE  
R FEED:GRIP:NO.1

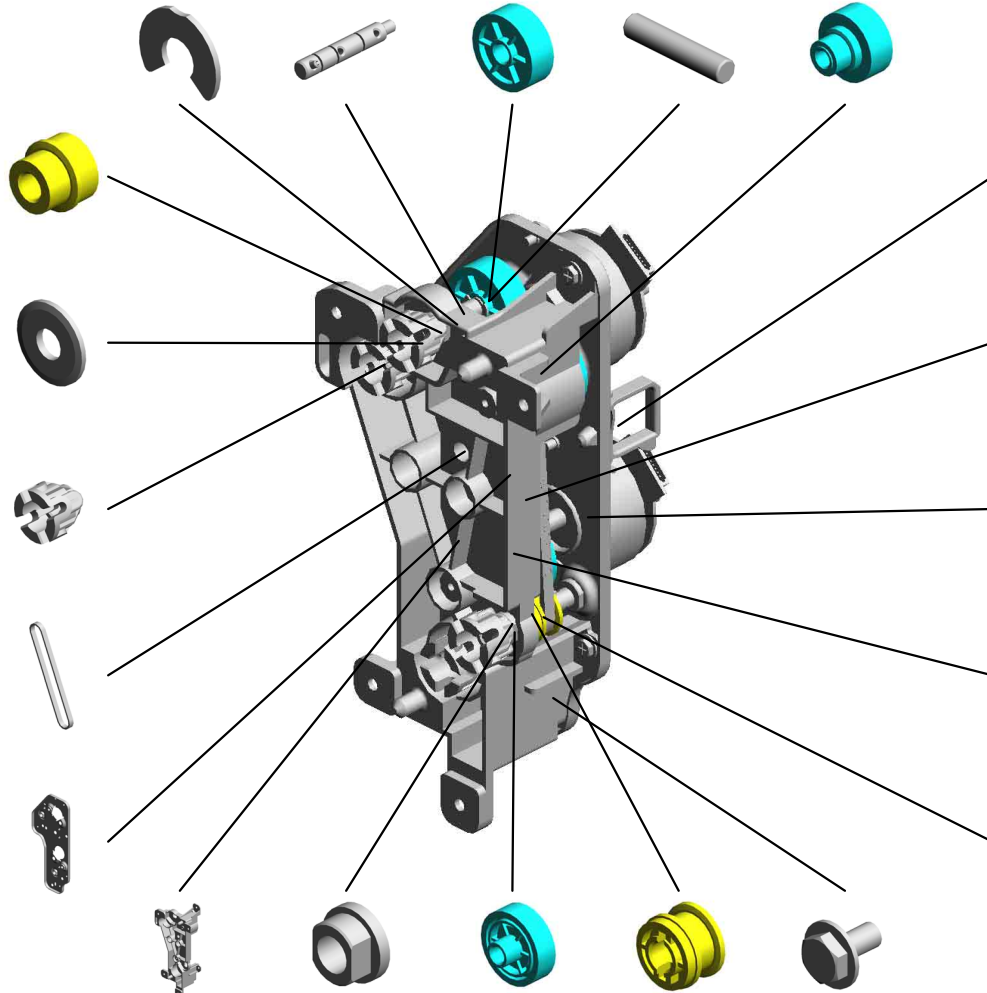
32.D1491194  
PULLEY:PAPER FE  
ED:FEED:NO.1:ME  
CHANICAL ROLLE  
R CLUTCH

41.D1491392  
FLANGE:PAPER F  
EED:FEED

46.D2021143  
(x4)  
JOINT:DRIVE

17.AA043623  
TIMING BELT - B40  
S2M180

47.D2021152  
BRACKET:DRIVE U  
NIT:PAPER FEED:A  
SS'Y



12.11050655  
(x2)  
CLAMP:LWSR-181  
6S

16.AA043000  
SYNCHRONOUS B  
ELT:40S3M192

22.AX060464  
(x2)  
DC MOTOR:ENCO  
DER:NO:10W:GEA  
R:BRUSHLESS:(M1  
/M2/M5/M6)

33.D1491195  
GEAR:IDLER:PAPE  
R FEED:FEED

9.07200040E  
(x8)  
RETAINING RING -  
M4

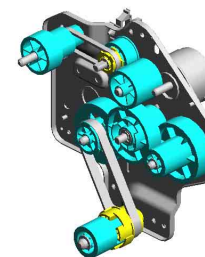
51.D2021196 HOUSING:DRIVE U  
NIT:PAPER FEED:A  
SS'Y  
19.AA080346 (x4)  
BUSHING:FLANGE  
TYPE:DIA6  
34.D1491196 GEAR:PAPER FEE  
D:FEED:NO.2:MEC  
HANICAL ROLLER  
CLUTCH  
50.D2021195 PULLEY:GRIP:NO.2  
2.03603006N (x8)  
SCREW - M3X6

U001 U002 U003 U004 U005 U006 U007 U008 U009 U010 U011 U012 U013 U014 U015 U016 U017 U018

U014\_S002

DRIVE UNIT:FUSING/PAPER EXIT UNIT:ASS'Y

- 14.11050760 (x5) CLAMP:LWSM-0511A
- 9.07200040E (x5) RETAINING RING - M4
- 15.11050762 CLAMP:LWS-0711A
- 20.AX050349 DC MOTOR:ENCO DER:NO:7W:GEAR: BRUSHLESS:(M4)

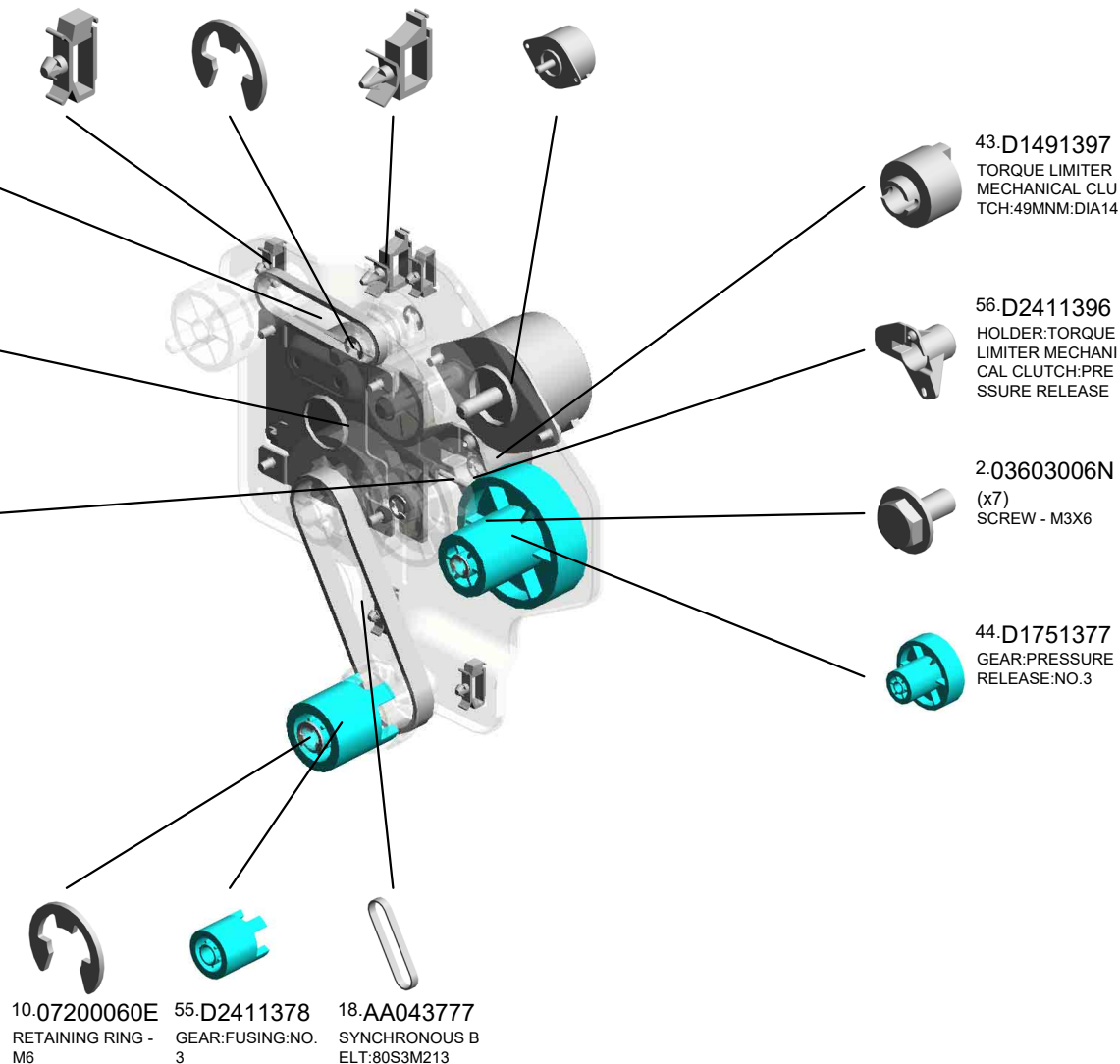


28.D0BQ1357  
DRIVE UNIT:FUSIN  
G/PAPER EXIT UNI  
T:ASSY

26.D0894465  
SYNCHRONOUS B  
ELT:S2M:136

25.AX061202  
DC BRUSHLESS M  
OTOR:25W:NID:FU  
SING UNIT:(M8)

8.06320140G  
PARALLEL PIN




U001	U002	U003	U004	U005	U006	U007	U008	U009	U010	U011	U012	U014	U015	U016	U017	U018
------	------	------	------	------	------	------	------	------	------	------	------	------	------	------	------	------



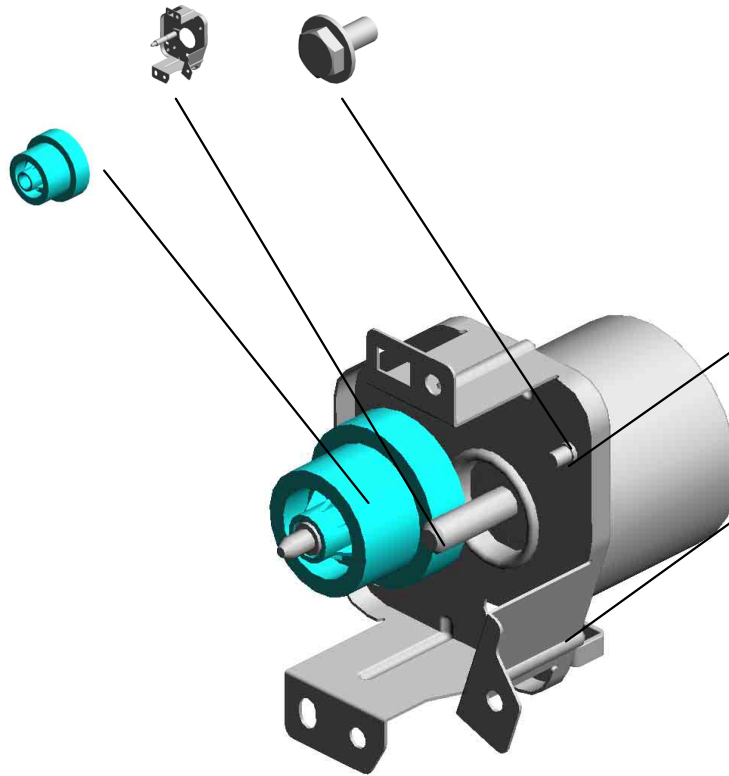
U014\_S003  
 DRIVE UNIT:REGISTRATION:ASS'Y

38.D1491352 2-03603006N  
 BRACKET:DRIVE U (x2)  
 NIT:REGISTRATION:ASS'Y SCREW - M3X6



37.D1491351  
 DRIVE UNIT:REGISTRATION:ASS'Y

39.D1491355  
 GEAR:REGISTRATION:NO.1



21.AX060435  
 DC MOTOR:GEAR:10W:BRUSHLESS:(M7)



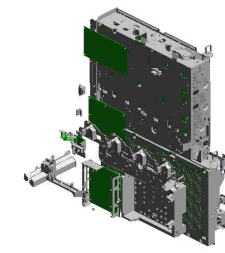
13.11050759  
 CLAMP:LWSM-0605A



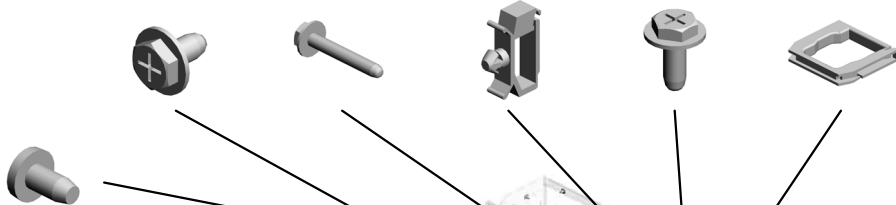
U001	U002	U003	U004	U005	U006	U007	U008	U009	U010	U011	U012	U013	U014	U015	U016	U017	U018
------	------	------	------	------	------	------	------	------	------	------	------	------	------	------	------	------	------

# U015 ELECTRICAL

- 3.04513006N (x13) TAPPING SCREW - 3X6
- 11.04543020Q (x2) TAPPING SCREW:: 3X20
- 24.11050760 CLAMP:LWSM-051 1A
- 9.04543008Q (x2) TAPPING SCREW: 3X8
- 20.11050726 (x2) CLAMPS:WES-221 7



1.03530060N  
BIND SCREW - M3  
X6



6.04543006N  
(x16)  
TAPPING SCREW:  
ROUND POINT:3X6



19.11050725  
CLAMPS:WES-111  
7



5.04513025N  
TAPPING SCREW:  
M3X25



13.08050103  
RETAINING RINGS  
-E:SILENCER:DIA3



16.11050692  
CLAMP:LES-0503

22.11050758  
CLAMP:LWSM-030  
6A

10.04543010Q  
(x5)  
TAPPING SCREW:  
3X10

7.04543006Q  
(x67)  
TAPPING SCREW -  
M3X6

12.04583008N  
(x25)  
HEXAGON HEAD T  
APPING SCREW:3  
X8

2.03603006N  
(x2)  
SCREW - M3X6



18.11050724  
CLAMPS:WES-121  
0




27.11050765  
(x7)  
CLAMP:LWS-2218A



23.11050759  
(x16)  
CLAMP:LWSM-060  
5A



17.11050723  
CLAMPS:WES-050  
7




14.11050046  
(x157)  
HARNESS BAND



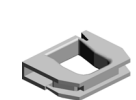
15.11050488  
(x6)  
HARNESS CLAMP



16.11050692  
(x2)  
CLAMP:LES-0503



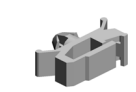
17.11050723  
(x3)  
CLAMPS:WES-050  
7



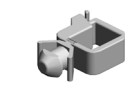
18.11050724  
(x2)  
CLAMPS:WES-121  
0



21.11050752  
SADDLE:EDS-3005  
LS-V0



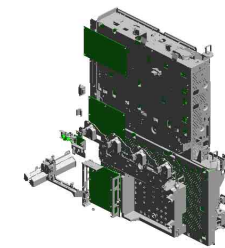
22.11050758  
(x9)  
CLAMP:LWSM-030  
6A



23.11050759  
(x42)  
CLAMP:LWSM-060  
5A

# U015 ELECTRICAL

- 46.D0BM1255 COVER:LEFT:INTERFACE
- 39.AZ320239 POWER PACK:TTS:L:(PCB16)
- 43.D0BL5640 (IM C2000/C2000A/C2000G/GS3020c):PCB:CTL:SERVICE:(PCB11)
- 44.D0BL5641 (IM C2500/C2500A/C2500G/GS3025c):PCB:CTL:SERVICE:(PCB11)
- 36.AX640236 FAN:MM60X15:(FAN4/FAN7)



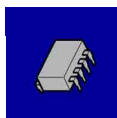
42.D0895887  
PANEL:INTERFACE



41.D0895824  
COVER:SD-CARD:D086/D087



45.D0BL9591  
NVRAM: ZERO CO  
UNTER



35.AA161167  
(x4)  
BUSHING:HDD



28.12042612  
(x2)  
MICRO SWITCH:D3  
V-16506-3C25:(SW  
2)



40.B2231317  
(x3)  
SCREW



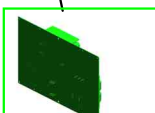
32.AA061128  
TENSION SPRING:  
SAFETY SWITCH:R  
IGHT



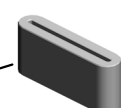
31.AA061127  
(x2)  
TENSION SPRING:  
SAFETY SWITCH:F  
RONT




37.AZ240377  
[A]  
(EU/AA/KOR/CHN):  
DC POWER SUPPL  
Y:(PCB8)  
201911-06 X/O



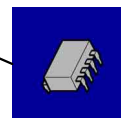
38.AZ320235  
POWER PACK:CB:(  
PCB19)



30.16072525  
FERRITE CORE:K3  
FF 35.00X14.60X7.  
70X1.40



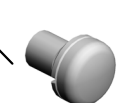
47.D0BM5114  
BICU:ASSY:(PCB1  
0)



29.14078389  
EEPROM:BR24T12  
8-W



34.AA143848  
(x4)  
STEPPED SCREW  
- M3



33.AA143592  
SCREW- M4X6

24.11050760  
(x36)  
CLAMP:LWSM-051  
1A



25.11050762  
(x12)  
CLAMP:LWS-0711A  
1A



26.11050764  
(x7)  
CLAMP:LWS-1316A



27.11050765  
(x6)  
CLAMP:LWS-2218A



4.04513008N(x14)  
TAPPING SCREW - M3X8  
6.04543006N(x 2)  
TAPPING SCREW:ROUND POINT:3X8

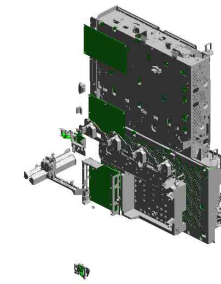
7.04543006Q(x 8)  
TAPPING SCREW - M3X6  
8.04543008N(x 3)  
TAPPING SCREW:ROUND POINT:3X8

9.04543008Q(x 2)  
TAPPING SCREW:3X8  
12.04583008N(x 4)  
HEXAGON HEAD TAPPING SCREW:3X  
8

U001	U002	U003	U004	U005	U006	U007	U008	U009	U010	U011	U012	U013	U014	U015	U016	U017	U018
------	------	------	------	------	------	------	------	------	------	------	------	------	------	------	------	------	------

# U015 ELECTRICAL

59.D1495703 BRACKET:MICRO SWITCH  
 51.D0BQ5190 (x2) PCB:MSENS1:(S49)  
 52.D0BQ5192 PCB:MSENS2:(PCB 18)  
 67.D1495776 COVER:USB:SMAL L  
 53.D0BQ5611 PCB:DDR3L-DIMM: 2GB



62.D1495714 SHAFT:ARM:SAFETY SWITCH

64.D1495718 TORSION SPRING: SAFETY SWITCH

60.D1495711 BRACKET:ARM:SAFETY SWITCH:FRONT

61.D1495713 ARM:SAFETY SWITCH:FRONT

66.D1495742 COVER:HARNESS: OPTICAL WRITING UNIT

63.D1495717 BASE:SAFETY SWITCH

57.D1421805 (x2) SHAFT:SCALE

65.D1495726 LEVER:SAFETY SWITCH:RIGHT

58.D1465786 BRACKET:HDD

50.D0BQ5186 (EU/AA/KOR/CHN): AC CONTROL BOARD:(PCB9)

56.D0BQ5802 GUIDE:HARNESS: RACK

68.D1495810 BRACKET:RACK:UPPER

54.D0BQ5791 RACK:BASE

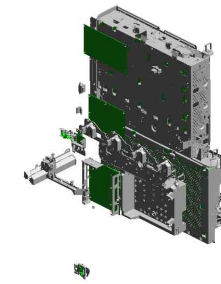
55.D0BQ5796 RACK:MIDDLE

69.D1495818 SPACER:FFC

U001	U002	U003	U004	U005	U006	U007	U008	U009	U010	U011	U012	U013	U014	U015	U016	U017	U018
------	------	------	------	------	------	------	------	------	------	------	------	------	------	------	------	------	------

# U015 ELECTRICAL

71.D2395772 PANEL:CONTROL BOARD:D238/D239  
 72.D2395888 COVER:FAX  
 73.D2395889 RAIL:FAX  
 81.D2415803 GUIDE:HARNES C/T BOX  
 80.D2415801 COVER:RACK:REA R



84.D2415832  
(x4)  
CAP:GUIDE:COIL SPRING



75.D2415712  
PLATE:HUMAN DETECTION SENSOR



74.D2415707  
BRACKET:HUMAN DETECTION SENSOR



83.D2415831  
(x4)  
CAP:GUIDE:WIRE



85.D2415841  
BASE:GUIDE:WIRE



76.D2415737  
BRACKET:MAIN SWITCH



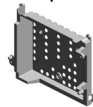
86.D2415842  
COVER:GUIDE:WIRE




70.D1495824  
COVER:CONNECTOR:HEATER:0.4MM



78.D2415765  
CASE:POWER PACK:CB



77.D2415764  
COVER:POWER PACK:CB



79.D2415800  
RACK:RIGHT:AUXILIARY



82.D2415817  
GUIDE:FFC:2



89.D2415852  
WIRE:CHARGE:C



87.D2415850  
WIRE:CHARGE:K


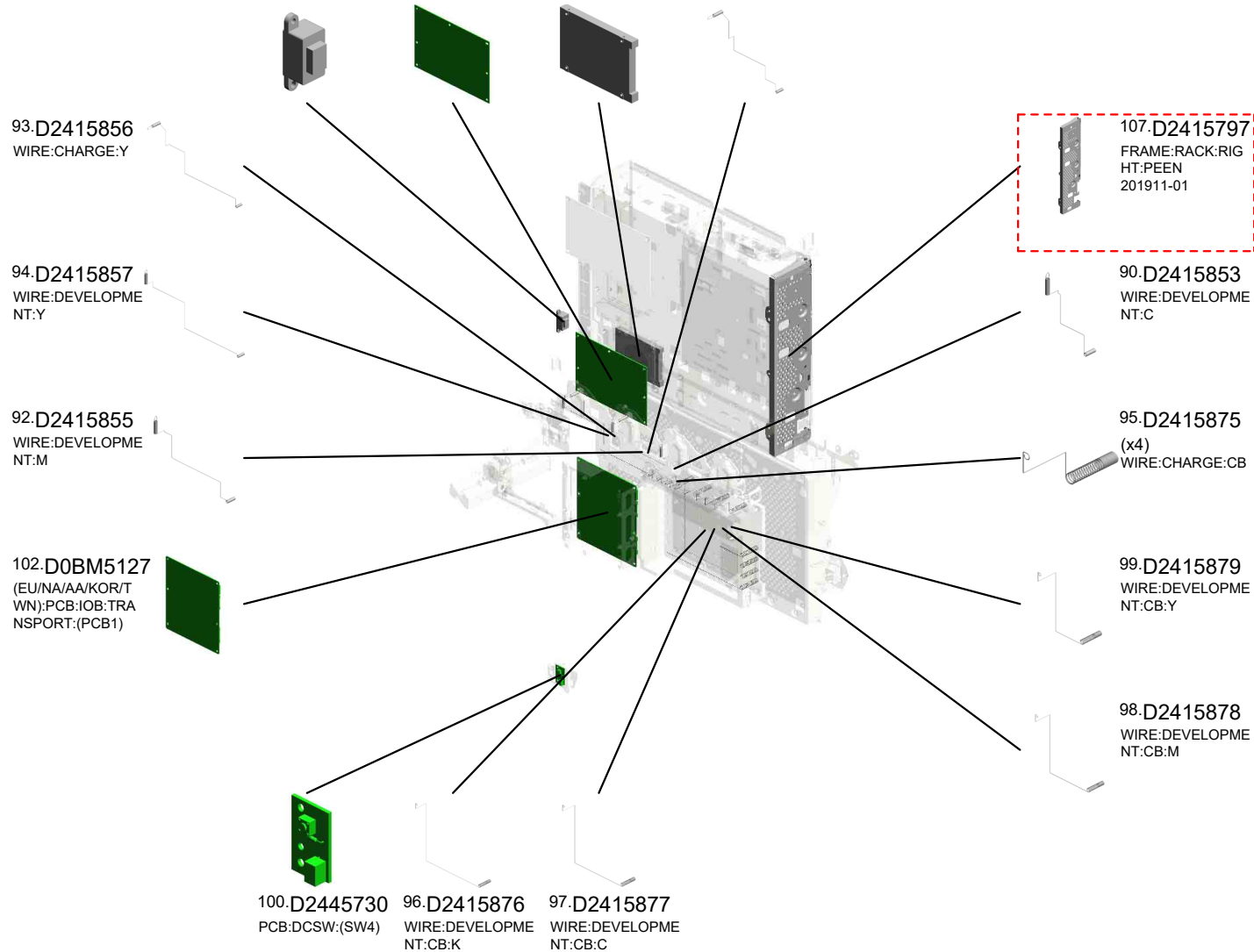
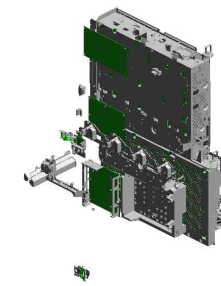


88.D2415851  
WIRE:DEVELOPMENT:K



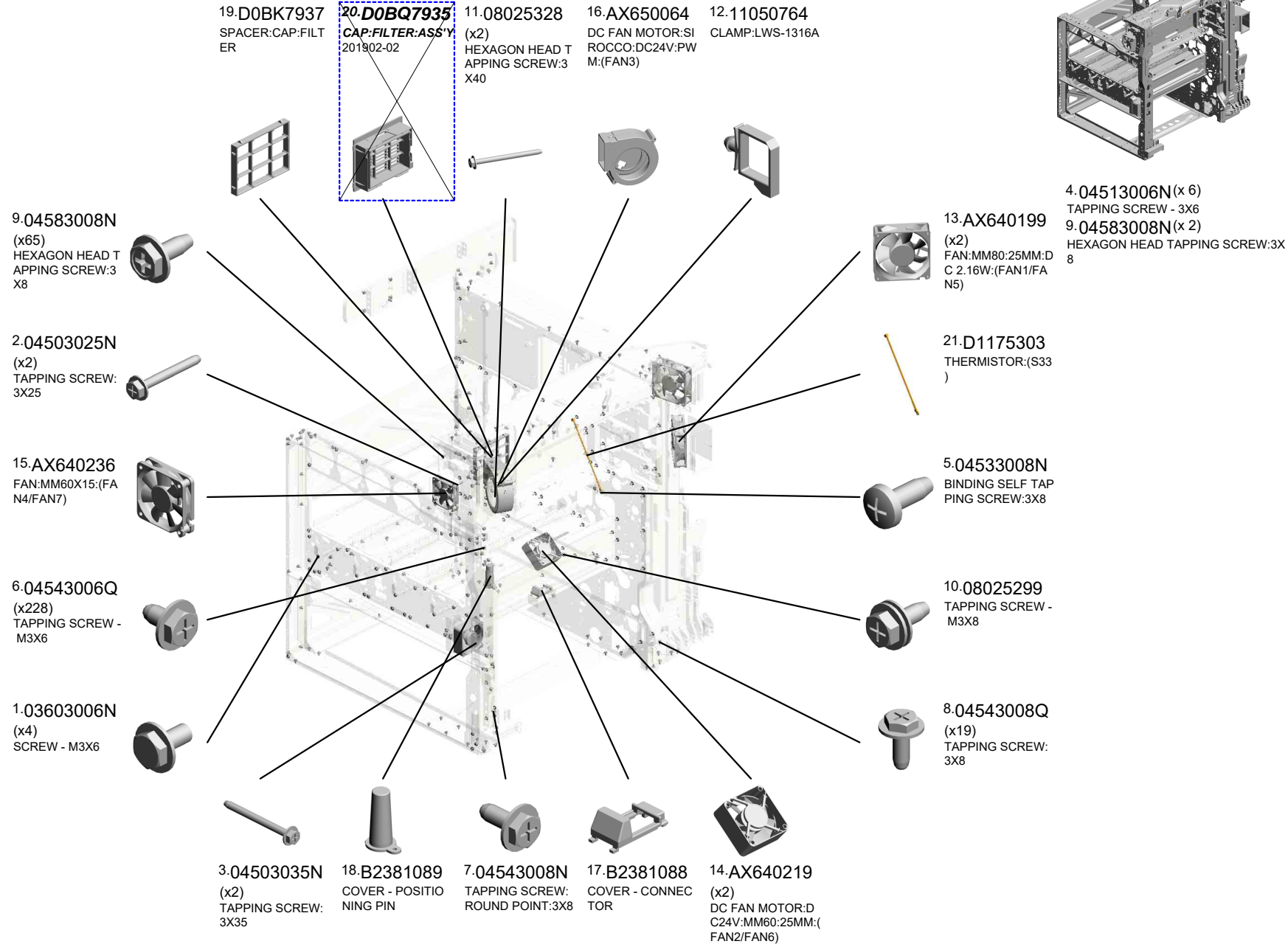

# U015 ELECTRICAL

106.11036252 103.D0BM5129 101.M4445201 91.D2415854  
 CONNECTOR:16R-GRM-DH3GB-RG-A (EU/NA/AA/KOR/T WN):PCB:IOB:ENGIN  
 E:(PCB2) HDD:320GB:AQUA RIUS:(PCB12) WIRE:CHARGE:M



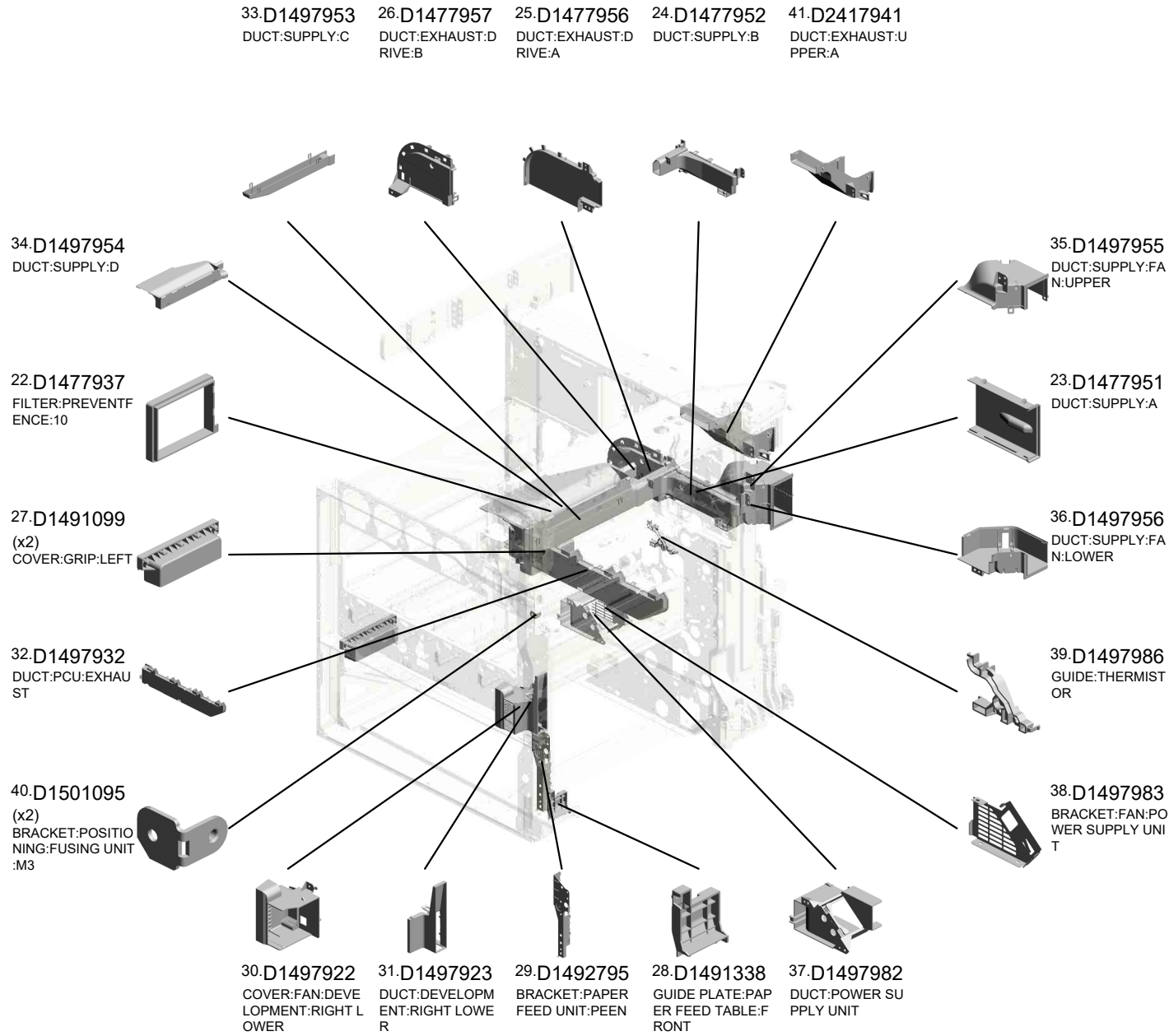

U001	U002	U003	U004	U005	U006	U007	U008	U009	U010	U011	U012	U013	U014	U015	U016	U017	U018
------	------	------	------	------	------	------	------	------	------	------	------	------	------	------	------	------	------

# U016 MAIN FRAME



U001	U002	U003	U004	U005	U006	U007	U008	U009	U010	U011	U012	U013	U014	U015	U016	U017	U018
------	------	------	------	------	------	------	------	------	------	------	------	------	------	------	------	------	------

# U016 MAIN FRAME




U001	U002	U003	U004	U005	U006	U007	U008	U009	U010	U011	U012	U013	U014	U015	U016	U017	U018
------	------	------	------	------	------	------	------	------	------	------	------	------	------	------	------	------	------



# U016 MAIN FRAME

- 58.M0AJ7995 SEAL:DUCT:DEVELOPMENT:EXHAUST
- 56.M0AJ7993 DUCT:DEVELOPMENT:EXHAUST:C
- 53.M0AJ7936 CAP:LOUVER:FILTER:LEFT
- 57.M0AJ7994 SEAL:CAP:FILTER
- 43.D2417943 DUCT:EXHAUST:UPPER:C



- 48.GA003933 (x4) DECAL:OPERATE:4X10.5



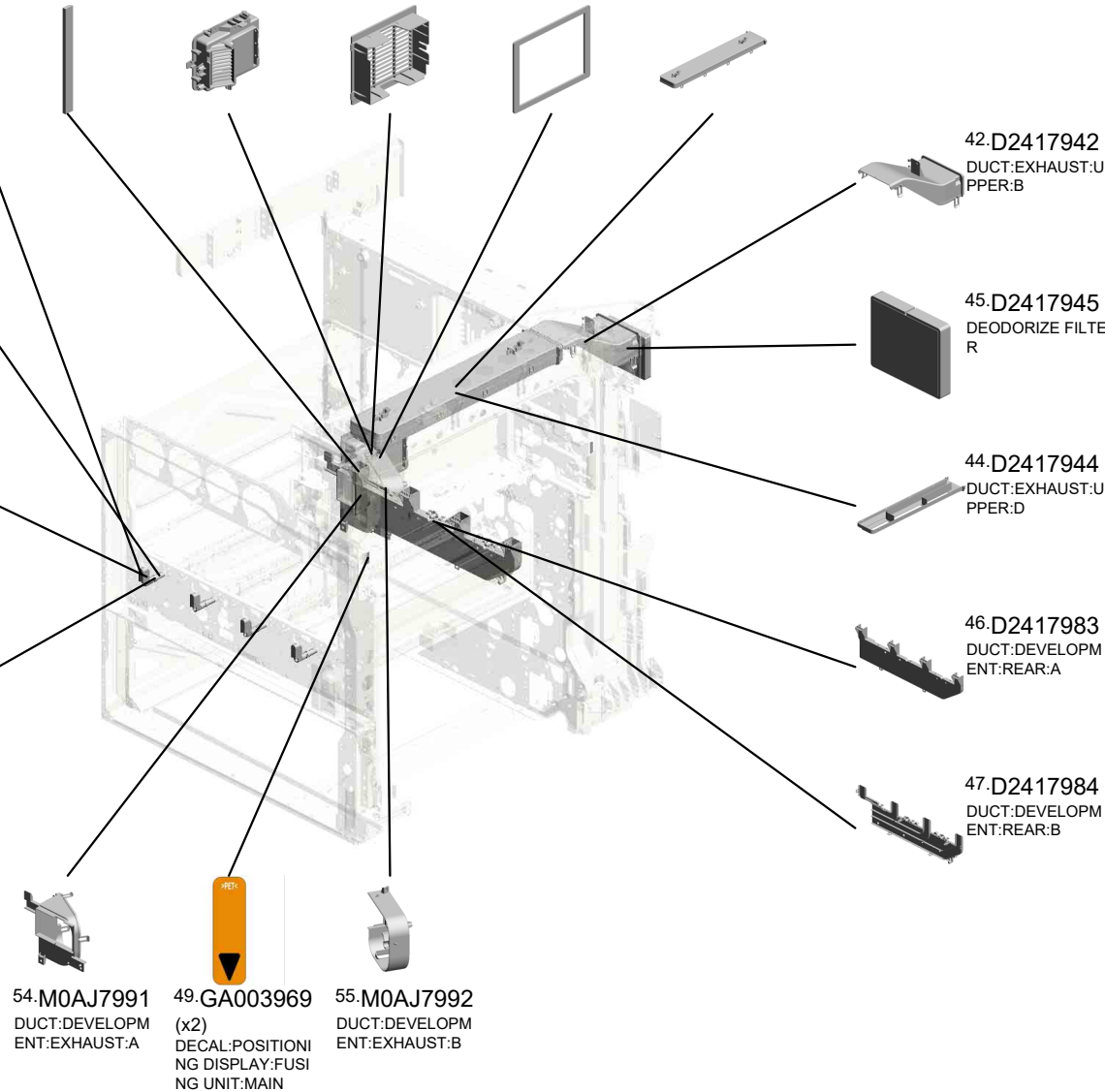
- 51.M0AJ1093 (x4) COMPRESSION SPRING:LOCK:PCU



- 52.M0AJ1098 (x4) LEVER:LOCK:PCU:M-PAC



- 50.M0AJ1092 (x4) CAM:LOCK:PCU



- 42.D2417942 DUCT:EXHAUST:UPPER:B

- 45.D2417945 DEODORIZE FILTER

- 44.D2417944 DUCT:EXHAUST:UPPER:D

- 46.D2417983 DUCT:DEVELOPMENT:REAR:A

- 47.D2417984 DUCT:DEVELOPMENT:REAR:B

- 54.M0AJ7991 DUCT:DEVELOPMENT:EXHAUST:A

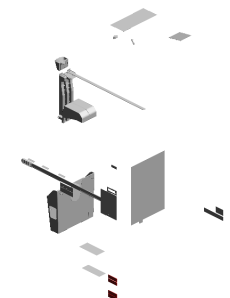
- 49.GA003969 (x2) DECAL:POSITIONING DISPLAY:FUSION UNIT:MAIN

- 55.M0AJ7992 DUCT:DEVELOPMENT:EXHAUST:B

U001	U002	U003	U004	U005	U006	U007	U008	U009	U010	U011	U012	U013	U014	U015	U016	U017	U018
------	------	------	------	------	------	------	------	------	------	------	------	------	------	------	------	------	------

# U017 ACCESSORIES

- 15.D2581317 (x2) HOLDER:GLASS:CLEANER:ASS'Y
- 13.D2411788 (x4) CAP:COVER:POSITIONING
- 8.D1491299 (x2) GUIDE PLATE:SCANNER
- 14.D2414472 (x2) END FENCE:TRAY:EXIT:ASS'Y
- 18.D0BQ6766 (x2) (EU/NA/AA/KOR):DECAL:CAUTION:ORIGINAL:ENGLISH



- 22.D1491324 (x2) (EU/NA/AA/KOR/TWN):DECAL:TONE R BOTTLE:Y



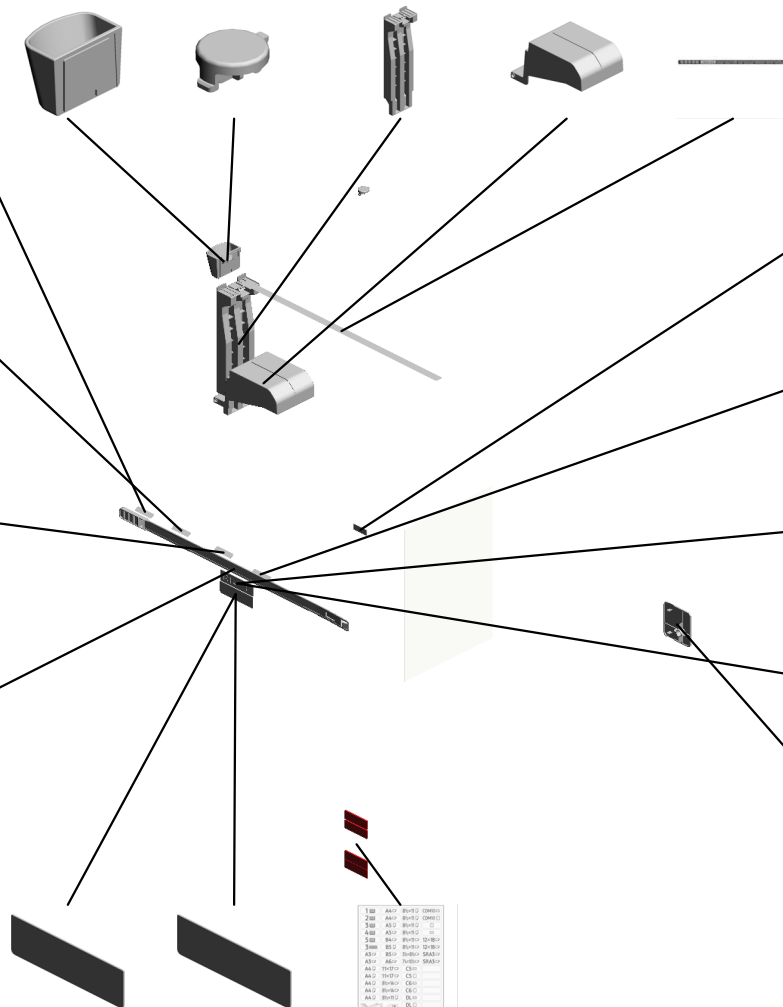
- 21.D1491323 (x2) (EU/NA/AA/KOR/TWN):DECAL:TONE R BOTTLE:M



- 20.D1491322 (x2) (EU/NA/AA/KOR/TWN):DECAL:TONE R BOTTLE:C



- 12.D1771302 (x2) CLEANER:SHIELD GLASS:ASS'Y



- 5.D0BQ6898 (IM C2500/C2500A/C2500G):PLATE:MODEL NAME PLATE:C2500
- 6.D0BQ6899 (IM C2000/C2000A/C2000G):PLATE:MODEL NAME PLATE:C2000
- 11.D1496862 (x2) DECAL:SIZE INDICATION:PAPER TRAY



- 29.D1496851 (x2) (NA/AA/KOR):DECAL:MAIN SWITCH:ON-STANDBY:ENGLISH



- 19.D1491321 (x2) (EU/NA/AA/KOR/TWN):DECAL:TONE R BOTTLE:BK




- 2.AA001659 (x2) (IM C2000/C2000A/C2000G/C2500/C2500A/C2500G):PLATE:LOGO:TYPE:RIC



- 4.D0BQ6881 (x2) (CHN|GS3020c/GS3025c|AA/KOR):PLATE:LOGO:TYPE:GESTETNER



- 7.D1491264 (x2) CAP:ROCKER SWITCH



- 3.B0651374 (x2) CLOTH - DF EXPOSURE GLASS



- 28.M0AJ6856 (x2) (EU/NA/AA/KOR):DECAL:INKJET:EN:ANNUAL FEED

- 17.11500441 (x2) (EU/AA/KOR):POWER SUPPLY CODE:2 50V:10A

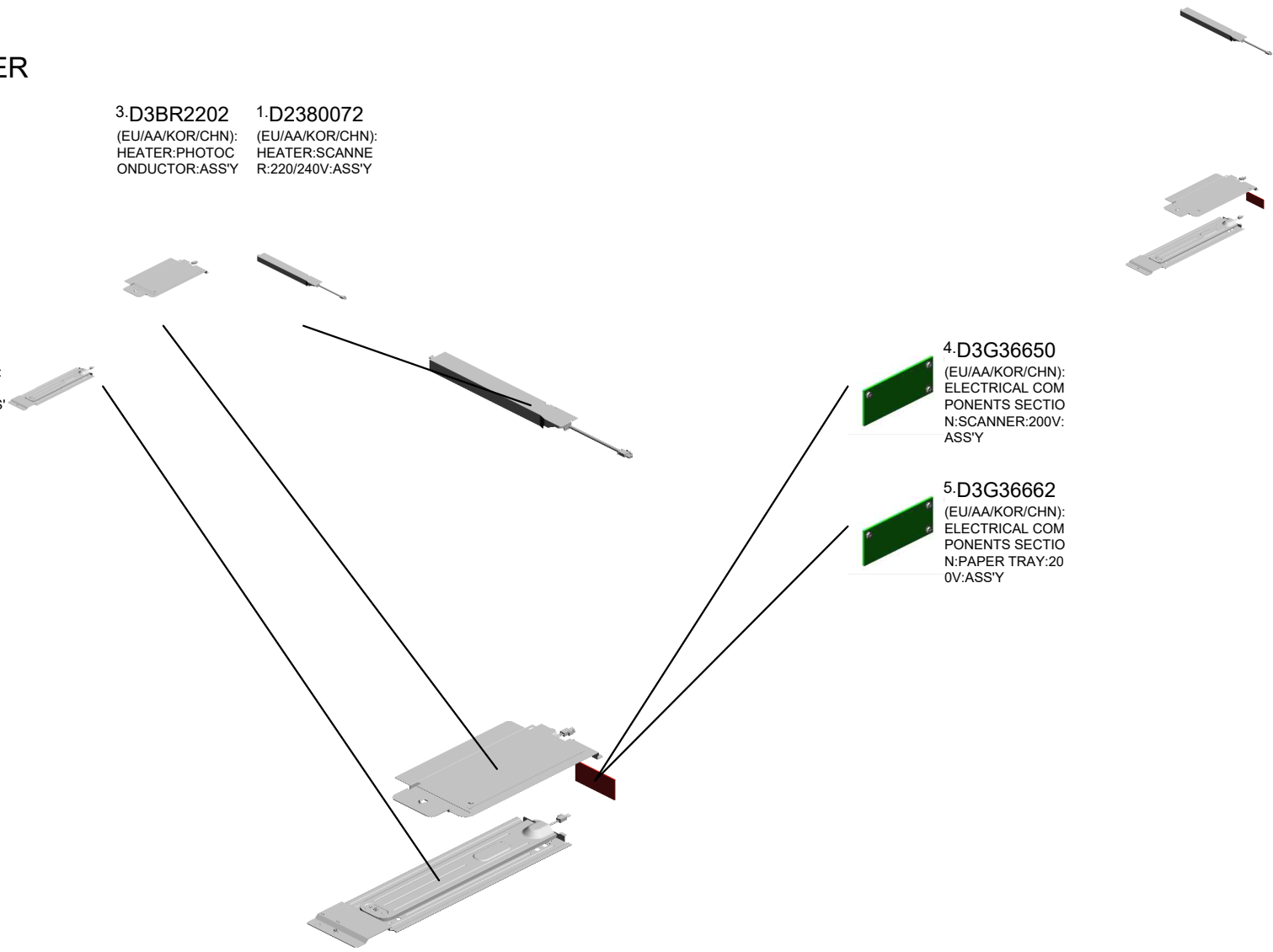
U018  
KIT:HEATER

3-D3BR2202 1-D2380072  
 (EU/AA/KOR/CHN): (EU/AA/KOR/CHN):  
 HEATER:PHOTOC HEATER:SCANNE  
 ONDUCTOR:ASS'Y R:220/240V:ASS'Y

2-D2386640  
 (EU/AA/KOR/CHN):  
 HEATER:PAPER T  
 RAY:220/240V:ASS'  
 Y


4-D3G36650  
 (EU/AA/KOR/CHN):  
 ELECTRICAL COM  
 PONENTS SECTIO  
 N:SCANNER:200V:  
 ASS'Y

5-D3G36662  
 (EU/AA/KOR/CHN):  
 ELECTRICAL COM  
 PONENTS SECTIO  
 N:PAPER TRAY:20  
 0V:ASS'Y



U001	U002	U003	U004	U005	U006	U007	U008	U009	U010	U011	U012	U013	U014	U015	U016	U017	U018
------	------	------	------	------	------	------	------	------	------	------	------	------	------	------	------	------	------

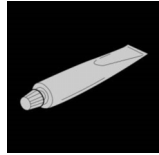
## SPECIAL TOOLS



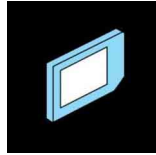
1.52039502  
Silicon Grease G-501



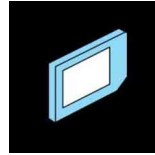
2.A0929503  
C4 COLOR TEST CHART (3 PCS/SET )



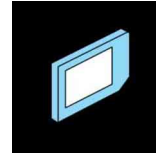
3.A2579300  
GREASE - BARRIERTA S552R



4.B6455030  
SD-CARD:SERVICE PARTS:2GB:ASS' Y



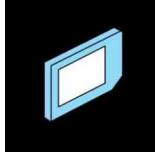
5.B6455040  
SD-CARD:SERVICE PARTS:8GB:ASS' Y



6.B6455060  
SD-CARD:SERVICE PARTS:16GB:ASS' Y



7.C4019503  
20X MAGNIFICATION SCOPE



8.D2388100  
SERVICE PARTS:SD-CARD:QMT\_PH ASE1



9.VSSG9002  
FLUOTRIBO MG GREASE : 100G

## Exclusive Parts

Number	Part Name	Group	ID
52039502	Silicon Grease G-501	SPECIAL TOOLS	1
52062686	SNAP RING	U001	6
		U005_S001_S001	13
		U005_S002_S001	13
52152621	SNAP RING - M6	U009	8
		U013	19
54472681	SNAP RING	U009	9
		U013	20
A0929503	C4 COLOR TEST CHART (3 PCS/SET)	SPECIAL TOOLS	2
A2324666	CUSHION - STEPPER MOTOR	U012_S001	13
A2501752	EXPOSURE GLASS	U003	21
A2579300	GREASE - BARRIERTA S552R	SPECIAL TOOLS	3
AA001659	(IM C2000/C2000A/C2000G/C2500/C2500A/C2500G):PLATE:LOGOTYPE:RIC	U017	2
AA021031	MAGNETIC CATCH	U001	7
AA043000	SYNCHRONOUS BELT:40S3M192	U014_S001	16
AA043339	TIMING BELT:PAPER EXIT:40S2M122	U012_S001	14
AA043623	TIMING BELT - B40S2M180	U014_S001	17
AA043777	SYNCHRONOUS BELT:80S3M213	U014_S002	18
AA043980	TIMING BELT:30S2M300	U013_S001	21
AA061127	TENSION SPRING:SAFETY SWITCH:FRONT	U015	31
AA061128	TENSION SPRING:SAFETY SWITCH:RIGHT	U015	32
AA061208	TENSION SPRING:STRIPPER PLATE	U011_S001	18
AA061209	TENSION SPRING:GATE PAWL	U011_S001	19
AA061211	TENSION SPRING:HOLDER:FUSING EXIT	U011_S001	20
AA063732	COMPRESSION SPRING:PRESSURE ROLLER	U011_S001	21
AA063942	COMPRESSION SPRING:REGISTRATION:DRIVE	U009	10
AA063943	COMPRESSION SPRING:GUIDE PLATE:REGISTRATION:4N	U009	11

Number	Part Name	Group	ID
AA080252	BUSHING - M4	U012_S001	15
AA080346	BUSHING:FLANGE TYPE:DIA6	U009	12
		U010_S001	9
		U014_S001	19
AA080387	PLAIN SHAFT BEARING:EXIT ROLLER:FUSING EXIT:RIGHT:FRONT	U011_S001	22
AA080388	PLAIN SHAFT BEARING:EXIT ROLLER:FUSING EXIT:RIGHT:REAR	U011_S001	23
AA082101	BUSHING - 6X10X6	U008	11
		U008_S001_S001	11
		U008_S001_S002	11
		U008_S001_S003	11
AA082144	BUSHING - 8X12X7	U009	13
AA082170	PLAIN SHAFT BEARING:DIA4XDIA8X5:EG-1	U012_S001	16
		U013_S001	22
		U013_S001_S001	22
AA082171	PLAIN SHAFT BEARING:6X10X6	U013_S001_S001	23
AA082173	PLAIN SHAFT BEARING:6X10X6	U005	14
		U005_S001	14
		U005_S002	14
		U012_S001	17
		U013_S001	24
		U013_S001_S001	24
AA082174	PLAIN SHAFT BEARING:6X10X9	U005_S001	15
		U005_S002	15
AA082175	PLAIN SHAFT BEARING:8X12X7	U005	16
AA082187	BUSHING:DIA6XDIA10X9:EG-1	U013_S001_S001	25
AA083014	ONE-WAY CLUTCH	U013_S001	26
AA083018	ROLLER CLUTCH - 6X14X10	U013_S001	27
AA100014	RETAINING RING C - SEPARATE	U005_S001	17
		U005_S002	17
		U013_S001_S001	28
AA100016	RETAINING RINGS-C:DIA3	U011_S001	24
AA132208	SPACER - M6	U008_S001_S001	12
AA143219	STEPPED SCREW	U011	25
AA143537	SCREW:M3:BLACK	U001	8
		U003	22
AA143579	SCREW - M3	U013_S001_S001	29

## Exclusive Parts

Number	Part Name	Group	ID
AA143592	SCREW- M4X6	U015	33
AA143595	STEPPED SCREW:M3	U001	9
AA143807	SCREW:A	U013_S001	30
AA143848	STEPPED SCREW - M3	U015	34
AA143850	FLAT SCREW:M3X5:SIDE FENCE	U013_S001_S002	31
AA161167	BUSHING:HDD	U015	35
AB010156	GEAR:SEPARATE:DRIVE	U013_S001_S001	32
AB010157	GEAR:SEPARATE:DRIVEN	U013_S001_S001	33
AB011252	GEAR - 20Z	U013_S001_S001	34
AB011571	GEAR:Z19:DRIVE:REGISTRATION	U009	14
AB011572	GEAR:Z19:DRIVEN:REGISTRATION	U005	18
AB011573	GEAR:REGISTRATION:NO.2	U005	19
AB012099	GEAR:ON-OFF:PRESSURE ROLLER	U011_S001	26
AB012107	GEAR:IDLER:EXIT:FUSING EXIT:1	U011_S001	27
AB012108	GEAR:IDLER:EXIT:FUSING EXIT:2	U011_S001	28
AB012109	GEAR:IDLER:EXIT:FUSING EXIT:3	U011_S001	29
AB012110	GEAR:EXIT ROLLER:FUSING EXIT:RIGHT	U011_S001	30
AB012111	GEAR:PRESSURE ROLLER:EXIT	U011_S001	31
AB012116	GEAR:DRIVE:FUSING UNIT	U011_S001	32
AB012119	GEAR:PRESSURE ROLLER	U011_S001	33
AB012120	GEAR:IDLER:PRESSURE ROLLER	U011_S001	34
AE020261	PRESSURE ROLLER:DIA32	U011_S001	35
AE030074	BALL BEARING:DIA17XDIA26X5	U011_S001	36
AF030049	PICK-UP ROLLER	U013_S001_S001	35
AF030094	PAPER FEED ROLLER:PICKUP	U005_S001	20
		U005_S002	20
AF031046	FEED ROLLER - MANUAL FEED	U013_S001_S001	36
AF031049	FEED ROLLER	U005_S001	21
		U005_S002	21
AF032046	SEPARATION ROLLER - MANUAL FEED	U013_S001_S001	37
AF032049	SEPARATION ROLLER	U005_S001	22
		U005_S002	22
AF040571	GUIDE ROLLER	U012_S001	18
AG070513	MAGNET CATCH	U001	10

Number	Part Name	Group	ID
AG070514	MAGNET CATCH	U010	10
AW010147	PHOTO REFLECTION SENSOR:(S1/S27)	U009_S001	15
		U012_S001	19
AW010155	ORIGINAL SENSOR:66MM:3.3V:(S44/S45)	U003	23
AW020190	PHOTOINTERRUPTOR:(S26)	U011	37
AW020234	PHOTOINTERRUPTOR:GP1A173LCS5F:(S2/S6/S7/S11/S13/S15/S23/S25/S32)	U005_S001	133
		U005_S002	133
		U008	49
		U009	57
		U013_S001_S001	188
		U013_S001_S002	188
AW020249	PHOTOINTERRUPTOR:FLAT:PICH2MM:M4:(S43)	U003	24
AW100180	NON-CONTACT TYPE THERMISTOR:FUSING:(S46/S47)	U011_S001	38
AW100181	THERMISTOR:PRESSURE:FRONT:(TH4/TH5)	U011_S001	39
AW100182	THERMISTOR:PRESSURE:MIDDLE:(TH3)	U011_S001	40
AW100183	THERMOPILE:(TH1/TH2)	U011	41
AW110111	THERMOSTAT:MIDDLE	U011_S001	42
AW110112	THERMOSTAT:REAR	U011_S001	43
AW140026	TEMPERATURE & HUMIDITY SENSOR:(S41)	U008	13
AW500046	PUSH SWITCH:PAPER SIZE SENSOR:(SW1)	U005	23
AW500049	PUSH SWITCH:SW1AG-550:(S4/S17/S19/S21)	U005	24
		U013	38
		U013_S001	38
AX040273	DC MOTOR:RISING TRAY:ASS'Y:1.007W:BRUSH:(M9/M10)	U005	25
AX050349	DC MOTOR:ENCODER:NO:7W:GEAR:BRUSHLESS:(M4)	U014_S002	20
AX060435	DC MOTOR:GEAR:10W:BRUSHLESS:(M7)	U014_S003	21
AX060464	DC MOTOR:ENCODER:NO:10W:GEAR:BRUSHLESS:(M1/M2/M5/M6)	U013	39
		U013_S001	39

## Exclusive Parts

Number	Part Name	Group	ID
		U014_S001	22
AX060518	DC POLYGON MIRROR MOTOR:(M27)	U004_S001	3
AX061001	DC BRUSHLESS MOTOR:40W:NMB:(M16)	U014	23
AX061101	DC BRUSHLESS MOTOR:25W:NMB:(M15/M17)	U014	24
AX061202	DC BRUSHLESS MOTOR:25W:NID:FUSING UNIT:(M8)	U014_S002	25
AX640199	FAN:MM80:25MM:DC 2.16W:(FAN1/FAN5)	U016	13
AX640219	DC FAN MOTOR:DC24V:MM60:25MM:(FAN2/FAN6)	U016	14
AX640236	FAN:MM60X15:(FAN4/FAN7)	U015	36
		U016	15
AX650064	DC FAN MOTOR:SIROCCO:DC24V:PWM:(FAN3)	U016	16
<b>AZ240377</b>	<b>(EU/AA/KOR/CHN):DC POWER SUPPLY:(PCB8)</b>	<b>U015</b>	<b>37</b>
AZ320235	POWER PACK:CB:(PCB19)	U015	38
AZ320239	POWER PACK:TTS:L:(PCB16)	U015	39
B0651374	CLOTH - DF EXPOSURE GLASS	U017	3
B2231099	FLAT SCREW	U013_S001_S002	40
B2231317	SCREW	U015	40
B2232862	LEVER - RELEASE INNER	U005_S005	26
B2233241	SPRING:SHUTTER:PUMP UNIT	U007	13
B2234552	BUSHING:DIA4	U013_S001	41
B2236069	JOINT:DRIVE:INTERMEDIATE TRANSFER	U008_S001_S001	14
B2236476	BUSHING - DIA5	U010	11
B2342864	PAD:CLEANER	U005_S004_S001	27
		U005_S004_S002	27
		U005_S005_S003	27
		U005_S005_S004	27
B2381088	COVER - CONNECTOR	U016	17
B2381089	COVER - POSITIONING PIN	U016	18
B6455030	SD-CARD:SERVICE PARTS:2GB:ASS'Y	SPECIAL TOOLS	4

Number	Part Name	Group	ID
B6455040	SD-CARD:SERVICE PARTS:8GB:ASS'Y	SPECIAL TOOLS	5
B6455060	SD-CARD:SERVICE PARTS:16GB:ASS'Y	SPECIAL TOOLS	6
B8303504	TIMING BELT - 40S2M100	U005_S001	28
		U005_S002	28
C4019503	20X MAGNIFICATION SCOPE	SPECIAL TOOLS	7
D0092573	PULLEY - VERTICAL TRANSPORT	U013_S001_S003	42
		U013_S001_S004	42
D0092574	PULLEY - IDLER	U013_S001_S003	43
		U013_S001_S004	43
D0094455	CUSHION - DC SOLENOID	U012	20
		U012_S001	20
		U013_S001	44
D0094485	BUSHING - GATE	U013_S001	45
D0094487	COMPRESSION SPRING - GATE	U013_S001	46
D0292677	TRANSPORT BELT:DRIVEN:VERTICAL TRANSPORT	U013_S001_S003	47
		U013_S001_S004	47
D0392566	TENSION SPRING:GRIP:RIGHT	U005_S004	29
		U005_S005	29
D0392993	SHAFT:TRANSPORT BELT:PULLEY	U013_S001_S003	48
		U013_S001_S004	48
D0394525	COMPRESSION SPRING:SHAFT:GUIDE PLATE:EXIT	U013_S001	49
D0394529	STOPPER:GUIDE PLATE:ROLLER:DRIVEN	U013_S001	50
D0394597	TENSION SPRING:DRIVEN ROLLER	U013_S001	51
D0394925	ROLLER:REVERSE:DRIVEN	U012_S001	21
D0394927	COMPRESSION SPRING:PRESSURE:REVERSE:DRIVEN	U012_S001	22
D0894465	SYNCHRONOUS BELT:S2M:136	U014_S002	26
D0895824	COVER:SD-CARD:D086/D087	U015	41
D0895887	PANEL:INTERFACE	U015	42
D0AF1290	COVER:SCANNER:UPPER:REAR	U001	11
D0BK1276	INNER COVER:TONER BOTTLE	U001	12
D0BK2200	PCDU:K:IMC2000-2500	U006_S001	7
D0BK2201	PCDU:C:IMC2000-2500	U006_S002	8

## Exclusive Parts

Number	Part Name	Group	ID
D0BK2202	PCDU:M:IMC2000-2500	U006_S003	9
D0BK2203	PCDU:Y:IMC2000-2500	U006_S004	10
D0BK2205	PCU:KCMY:IMC2000-2500	U006_S001_S001	11
		U006_S002_S001	11
		U006_S003_S001	11
		U006_S004_S001	11
D0BK2600	MANUAL FEED UNIT:ASS'Y	U013_S001_S001	189
D0BK2711	PAPER FEED UNIT:NO.1:ASS'Y	U005_S001	30
D0BK2712	PAPER FEED UNIT:NO.2:ASS'Y	U005_S002	31
D0BK2800	PAPER TRAY:NO.1:ASS'Y	U005_S004	32
D0BK2805	PAPER TRAY:NO.2:ASS'Y	U005_S005	33
D0BK3000	DEVELOPMENT UNIT:K:IMC2000-2500	U006_S001_S002	12
D0BK3001	DEVELOPMENT UNIT:C:IMC2000-3500	U006_S002_S002	13
D0BK3002	DEVELOPMENT UNIT:M:IMC2000-3500	U006_S003_S002	14
D0BK3003	DEVELOPMENT UNIT:Y:IMC2000-3500	U006_S004_S002	15
D0BK3494	COVER:PCU:REAR:ASS'Y	U006_S001	17
		U006_S002	17
		U006_S003	17
		U006_S004	17
D0BK4405	PAPER EXIT UNIT:ASS'Y	U012_S001	23
D0BK4553	DUPLEX UNIT:IMC2000-2500	U013_S001	53
D0BK7937	SPACER:CAP:FILTER	U016	19
D0BL5640	(IM C2000/C2000A/C2000G/GS3020c):PCB:CTL:SERVICE:(PCB11)	U015	43
D0BL5641	(IM C2500/C2500A/C2500G/GS3025c):PCB:CTL:SERVICE:(PCB11)	U015	44
D0BL9591	NVRAM: ZERO COUNTER	U015	45
D0BM1255	COVER:LEFT:INTERFACE	U015	46
D0BM1855	OPTICAL WRITING UNIT:IMC2500/IMC3000/IMC3500	U004_S001	4
D0BM3215	SHEET:IOB:LEFT	U014	27
D0BM4022	(EU/AA/KOR/CHN):FUSING UNIT:20-240V:IMC3000-3500	U011_S001	44
D0BM4052	(EU/AA/KOR/CHN):SLEEVE:FUSIN	U011_S001_S002	45

Number	Part Name	Group	ID
	G:220-240V:IMC3000-3500		
D0BM4388	COVER:AC CODE	U011	46
D0BM5114	BICU:ASS'Y:(PCB10)	U015	47
D0BM5127	(EU/NA/AA/KOR/TWN):PCB:IOB:TRANSPORT:(PCB1)	U015	102
D0BM5129	(EU/NA/AA/KOR/TWN):PCB:IOB:ENGINE:(PCB2)	U015	103
D0BQ1230	COVER:UPPER	U001	13
D0BQ1231	COVER:UPPER:FRONT	U001	14
D0BQ1232	COVER:UPPER:EXIT:IDG	U001	15
D0BQ1242	COVER:FRONT:PEEN	U001	16
D0BQ1244	COVER:FRONT:RIGHT UPPER	U001	17
D0BQ1245	COVER:FRONT:UPPER	U001	18
D0BQ1247	COVER:FRONT:USED TONER	U001	19
D0BQ1249	COVER:FRONT:LENGTHWISE	U001	20
D0BQ1281	COVER:SCANNER:FRONT	U001	21
D0BQ1287	COVER:SCANNER:RIGHT	U001	22
D0BQ1288	COVER:SCANNER:UPPER:RIGHT	U001	23
D0BQ1299	HEXAGON HEAD SCREW:PLAIN WASHER:M3X8	U002	12
D0BQ1309	MAGNET CATCH:COVER:FRONT	U001	24
D0BQ1357	DRIVE UNIT:FUSING/PAPER EXIT UNIT:ASS'Y	U014_S002	28
D0BQ1399	DRIVE UNIT:PAPER FEED:ASS'Y	U014_S001	29
D0BQ1432	SPEAKER	U002_S001	13
D0BQ1506	(EU/NA/AA/KOR/TWN):OPERATION SUB-UNIT:COMMON:ASS'Y	U002_S001	45
<b>D0BQ1516</b>	<b>TOUCH PANEL:ASS'Y</b>	<b>U002_S001_S001</b>	<b>47</b>
D0BQ1521	HINGE:RIGHT	U002	15
D0BQ1522	HINGE:LEFT	U002	16
D0BQ1531	FRAME:LCD:PEEN	U002_S001	17
D0BQ1533	BRACKET:LCD	U002_S001	18
D0BQ1541	COVER:FRONT	U002_S001_S001	19
D0BQ1545	COVER:REAR	U002_S001	20
D0BQ1546	INNER COVER:OPERATION SUB-UNIT:RIGHT	U002_S001	21
D0BQ1547	KEYTOP:RESET SWITCH	U002_S001	22
D0BQ1548	COVER:CAP:PUSH SWITCH	U002_S001	23



## Exclusive Parts

Number	Part Name	Group	ID
D0BQ1549	COVER:CAP	U002_S001	24
D0BQ1551	HOLDER:OPERATION SUB-UNIT:SP PEAKER	U002_S001	25
D0BQ1552	CUSHION:OPERATION SUB-UNIT: SPEAKER	U002_S001	26
D0BQ1553	GUIDE:OPERATION SUB-UNIT:HA RNESS	U002	27
D0BQ1555	CUSHION:LCD:L	U002_S001	28
D0BQ1556	CUSHION:LCD:S	U002_S001	29
D0BQ1561	COVER:HINGE:RIGHT	U002	30
D0BQ1563	COVER:HINGE:LEFT	U002	31
D0BQ1564	COVER:REAR:MIDDLE	U002	32
D0BQ1565	COVER:RIGHT	U002	33
D0BQ1566	CAP:HINGE	U002	41
D0BQ1581	DUAL FACES TAPE:TOUCH PANEL :LENGTHWISE	U002_S001_S001	34
D0BQ1582	DUAL FACES TAPE:TOUCH PANEL :SIDE	U002_S001_S001	35
D0BQ1585	SHEET:LIGHT SHIELD COAT	U002_S001	36
D0BQ1586	SHEET:SIDE	U002_S001	37
D0BQ1595	BRACKET:OPERATION SUB-UNIT: PEEN	U002	38
D0BQ1598	COVER:BRACKET:OPERATION SU B-UNIT:LOWER	U002	39
D0BQ1599	COVER:BRACKET:OPERATION SU B-UNIT:UPPER	U002	46
D0BQ1640	OPTICAL READING UNIT:CARRIAG E:SCANNER:IMC2000-6000	U003_S001	25
D0BQ1678	SHEET:FFC:LOWER	U003	35
D0BQ1713	SYNCHRONOUS BELT:890ST55-4. 0	U003	26
D0BQ2389	COVER:PCU:FRONT:SUB-ASS'Y	U006_S001_S003	22
		U006_S002_S003	22
		U006_S003_S003	22
		U006_S004_S003	22
D0BQ2566	CASE:REMOVE PAPER DUST:ASS' Y	U005	34
D0BQ2608	SHAFT:SEPARATOR:DRIVEN:ASS'	U013_S001_S001	54

Number	Part Name	Group	ID
	Y		
D0BQ2615	GUIDE PLATE:SEPARATOR:ASS'Y	U013_S001_S001	55
D0BQ2619	SHAFT:SEPARATOR:DRIVE:ASS'Y	U013_S001_S001	56
D0BQ2623	ARM:PICKUP:MANUAL FEED	U013_S001_S001	57
D0BQ2630	SIDE FENCE:FRONT:ASS'Y	U013_S001_S002 S001	58
D0BQ2632	SIDE FENCE:REAR:ASS'Y	U013_S001_S002 S002	59
D0BQ2637	PAPER STOPPER:MANUAL FEED	U013_S001_S001	60
D0BQ2638	LINK:PAPER STOPPER:MANUAL F EED	U013_S001_S001	61
D0BQ2644	BRACKET:SIDE FENCE:MANUAL F EED	U013_S001_S002	62
D0BQ2653	COIL SPRING:PRESSURE:SEPARA TOR	U013_S001_S001	63
D0BQ2654	CUSHION:GUIDE PLATE:SEPARAT OR	U013_S001_S001	64
D0BQ2656	HOLDER:HARNESS	U013_S001	65
D0BQ2777	SHAFT:FEED:ASS'Y	U005_S001	35
		U005_S002	35
D0BQ2785	PLAIN SHAFT BEARING:FEED	U005_S001	36
		U005_S002	36
D0BQ2828	SIDE FENCE:FRONT:NO.1:ASS'Y	U005_S004_S001	37
D0BQ2838	SIDE FENCE:REAR:NO.1:ASS'Y	U005_S004_S002	38
D0BQ2840	END FENCE:PAPER TRAY:ASS'Y	U005_S004_S003	39
		U005_S005_S005	39
D0BQ2846	DECAL:SIZE INDICATION:END FEN CE:NO.1:FRONT	U005_S004	40
D0BQ2850	TRAY BOTTOM PLATE:ASS'Y	U005_S004	41
D0BQ2863	DECAL:PAPER SET DIRECTION:T RAY:NO.1	U005_S004	42
D0BQ2864	DECAL:PAPER SET DIRECTION:T RAY:NO.2	U005_S005	43
D0BQ2873	TRAY BOTTOM PLATE:NO.2:ASS'Y	U005_S005	44
D0BQ2875	SIDE FENCE:FRONT:ASS'Y	U005_S005_S003	45
D0BQ2881	SIDE FENCE:REAR:SUB-ASS'Y	U005_S005_S004	46
D0BQ2896	DECAL:SIZE INDICATION:SIDE FE NCE:NO.1	U005_S004	47

## Exclusive Parts

Number	Part Name	Group	ID
D0BQ2966	STAY:END FENCE:ASS'Y	U005_S005_S003 S001	134
D0BQ2967	KNOB SCREW:STAY:END FENCE	U005_S005_S003 S001	48
D0BQ3213	SHEET:IOB:UPPER	U014	30
D0BQ3219	DRIVE UNIT:TONER BOTTLE:ASS'Y	U007_S010	15
		U007_S011	15
		U007_S012	15
		U007_S013	15
D0BQ3240	TONER HOPPER:TONER SUPPLY: BK:ASS'Y	U007_S006	16
D0BQ3270	TONER HOPPER:TONER SUPPLY: C:ASS'Y	U007_S007	17
D0BQ3280	TONER HOPPER:TONER SUPPLY: M:ASS'Y	U007_S008	18
D0BQ3287	TRANSPORT SCREW:NOZZLE: BK: ASS'Y	U007_S001	19
D0BQ3288	TRANSPORT SCREW:NOZZLE: CM Y:ASS'Y	U007_S002	20
		U007_S003	20
		U007_S004	20
D0BQ3310	TONER HOPPER:TONER SUPPLY: Y:ASS'Y	U007_S009	21
D0BQ4102	DRIVEN ROLLER:FUSING EXIT: ASS'Y	U011_S001	47
D0BQ4208	CAM:ON-OFF:PRESSURE ROLLER	U011_S001	48
D0BQ4317	GUIDE:HARNESS:DRAWER: PRES S FIT	U011_S001	49
D0BQ4425	DC STEPPER MOTOR:REVERSE: SUB-ASS'Y:(M3)	U012_S001	24
D0BQ4563	MANUAL FEED TABLE:IMC2000-6000	U013_S001_S002	66
D0BQ4570	PAPER SIZE SENSOR:SENSOR:IMC2000-6000:(S8)	U013_S001_S002	67
D0BQ4644	GEAR:MECHANICAL ROLLER CLUTCH	U013_S001	68
D0BQ4654	SHAFT:LEVER:LOCK	U013_S001	69
D0BQ4960	BASE:PLATE:EXIT:IDG	U012	25
D0BQ5100	PCB:DIODE	U009_S001	16

Number	Part Name	Group	ID
D0BQ5172	PCB:TCB:(PCB3/PCB4/PCB5/PCB6)	U007	36
D0BQ5186	(EU/AA/KOR/CHN):AC CONTROL BOARD:(PCB9)	U015	50
D0BQ5190	PCB:MSSENS1:(S49)	U015	51
D0BQ5192	PCB:MSSENS2:(PCB18)	U015	52
D0BQ5611	PCB:DDR3L-DIMM:2GB	U015	53
<b>D0BQ5630</b>	<b>(EU/NA/AA/KOR/TWN):PCB:ASS'Y:(PCB13)</b>	<b>U002_S001_S002</b>	<b>44</b>
D0BQ5791	RACK:BASE	U015	54
D0BQ5796	RACK:MIDDLE	U015	55
D0BQ5802	GUIDE:HARNESS:RACK	U015	56
D0BQ6001	TRANSFER UNIT:INTERMEDIATE TRANSFER:ASS'Y	U008_S001_S001	15
D0BQ6005	TRANSFER UNIT:INTERMEDIATE TRANSFER:IMC2000-6000	U008_S001	16
D0BQ6130	TONER OUTLET UNIT:BELT CLEANING:SERVICE PARTS	U008_S001_S003	50
D0BQ6141	CLEANING UNIT:BELT CLEANING: ASS'Y	U008_S001_S002	17
D0BQ6170	SPACER:DENSITY SENSOR:0.05MM	U008	18
D0BQ6212	TRANSFER ROLLER:SECOND:ASS'Y	U009_S002	17
D0BQ6215	GUIDE PLATE:TRANSFER:SECOND:ASS'Y	U009_S001	18
D0BQ6303	RAIL:INTERMEDIATE TRANSFER:LEFT	U008	19
D0BQ6305	RAIL:INTERMEDIATE TRANSFER:RIGHT	U008	20
D0BQ6311	GEAR:ON-OFF:COLLAR:OUTPUT:HS	U008	21
D0BQ6322	BRACKET:TM SENSOR:FRONT:PEEN	U008	22
D0BQ6324	BRACKET:REAR:TM SENSOR	U008	23
D0BQ6338	BRACKET:TM SENSOR	U008	24
D0BQ6400	COLLECTION BOTTLE:ASS'Y	U010_S001	12
D0BQ6511	PIPE:ASS'Y	U010_S002	13
D0BQ6766	(EU/NA/AA/KOR):DECAL:CAUTION:	U017	18

## Exclusive Parts

Number	Part Name	Group	ID
	ORIGINAL:ENGLISH		
D0BQ6881	(CHN[GS3020c/GS3025c]/AA/KOR): PLATE:LOGOTYPE:GESTETNER	U017	4
D0BQ6898	(IM C2500/C2500A/C2500G):PLATE :MODEL NAME PLATE:C2500	U017	5
D0BQ6899	(IM C2000/C2000A/C2000G):;PLAT E:MODEL NAME PLATE:C2000	U017	6
D1124264	DECAL:WARNING (HIGH TEMPER ATURE):FUSING	U011_S001_S001	50
D1175303	THERMISTOR:(S33)	U016	21
D1175916	STEPPED SCREW:M3X8:SECOND KIND	U008_S001	25
D1292783	TORQUE LIMITER MECHANICAL C LUTCH:40MMN:DIA18	U013_S001_S001	70
D1421805	SHAFT:SCALE	U015	57
D1441085	STEPPED SCREW:M3	U001	25
		U008_S001_S001	26
D1444183	SCREW:M3	U003	28
D1444484	SHOULDER SCREW - M3	U012_S001	26
D1444489	STOPPER:DRIVEN ROLLER	U013_S001_S003	71
		U013_S001_S004	71
D1465786	BRACKET:HDD	U015	58
D1471177	TENSION SPRING:ARM:MCPG	U014	31
D1471805	EXPOSURE GLASS:DOCUMENT F EEDER:APPLY	U003	29
D1472734	GUIDE PLATE:SEPARATE	U005_S001_S001	49
		U005_S002_S001	49
D1472737	LEVER:PRESSURE:SEPARATE	U005_S001_S001	50
		U005_S002_S001	50
D1472738	LINK:RELEASE	U005_S001_S001	51
		U005_S002_S001	51
D1472752	SHAFT:SEPARATE:ASS'Y	U005_S001_S001	52
		U005_S002_S001	52
D1472866	COVER:PAPER TRAY:NO.2	U005_S005	53
D1473281	HOUSING:TONER CARTRIDGE:BK: ASS'Y	U007_S014	22
D1473282	HOUSING:TONER CARTRIDGE:CM Y:ASS'Y	U007_S015	23
		U007_S016	23

Number	Part Name	Group	ID
		U007_S017	23
D1473325	TORSION SPRING:STOPPER:TON ER CARTRIDGE:4.8N	U007_S014	24
		U007_S015	24
		U007_S016	24
		U007_S017	24
D1477937	FILTER:PREVENTFENCE:10	U016	22
D1477951	DUCT:SUPPLY:A	U016	23
D1477952	DUCT:SUPPLY:B	U016	24
D1477956	DUCT:EXHAUST:DRIVE:A	U016	25
D1477957	DUCT:EXHAUST:DRIVE:B	U016	26
D1482702	SPACER:TRANSPORT ROLLER	U005_S001	54
		U005_S002	54
D1482751	ARM:PRESSURE:SEPARATE	U005_S001_S001	55
		U005_S002_S001	55
D1482755	COIL SPRING:RELEASE:SEPARAT E	U005_S001_S001	56
		U005_S002_S001	56
D1484690	TORSION SPRING:LINK	U013_S001	72
D1491099	COVER:GRIP:LEFT	U016	27
D1491168	BRACKET:DRIVE:COLLECTION BO TTLE:ASS'Y	U010	14
D1491173	GEAR:IDLER:TONER BOTTLE	U010	15
D1491174	GEAR:COLLECTION BOTTLE	U010	16
D1491194	PULLEY:PAPER FEED:FEED:NO.1: MECHANICAL ROLLER CLUTCH	U014_S001	32
D1491195	GEAR:IDLER:PAPER FEED:FEED	U014_S001	33
D1491196	GEAR:PAPER FEED:FEED:NO.2:M ECHANICAL ROLLER CLUTCH	U014_S001	34
D1491197	GEAR:IDLER:PAPER FEED:GRIP:N O.1	U014_S001	35
D1491199	DRIVE UNIT:ON-OFF:TRANSFER:( M18)	U014	36
D1491233	COVER:UPPER:INNER BACK	U001	26
D1491234	COVER:UPPER:INNER BACK:MIDD LE	U001	27
D1491237	COVER:UPPER:INNER BACK:LEFT LOWER	U001	28
D1491248	HINGE:COVER:FRONT:USED TON ER	U001	29

## Exclusive Parts

Number	Part Name	Group	ID
D1491252	COVER:LEFT:UPPER:REAR	U001	30
D1491257	CAP:34X55	U001	31
D1491264	CAP:ROCKER SWITCH	U017	7
D1491274	INNER COVER:FRONT:USED TONER	U001	32
D1491278	TORSION SPRING:COVER:USED TONER	U001	33
D1491291	CAP:HARNESS	U001	34
D1491294	(IM C2000/C2000G/GS3020c/C2500/C2500G/GS3025c):CAP:HARNESS:CORNER	U001	35
D1491299	GUIDE PLATE:SCANNER	U017	8
D1491305	CAP:TOTAL COUNTER	U001	36
D1491307	SPRING PLATE:BAND	U001	37
D1491321	(EU/NA/AA/KOR/TWN):DECAL:TONER BOTTLE:BK	U017	19
D1491322	(EU/NA/AA/KOR/TWN):DECAL:TONER BOTTLE:C	U017	20
D1491323	(EU/NA/AA/KOR/TWN):DECAL:TONER BOTTLE:M	U017	21
D1491324	(EU/NA/AA/KOR/TWN):DECAL:TONER BOTTLE:Y	U017	22
D1491338	GUIDE PLATE:PAPER FEED TABLE:FRONT	U016	28
D1491351	DRIVE UNIT:REGISTRATION:ASS'Y	U014_S003	37
D1491352	BRACKET:DRIVE UNIT:REGISTRATION:ASS'Y	U014_S003	38
D1491355	GEAR:REGISTRATION:NO.1	U014_S003	39
D1491387	GROUND PLATE:DRIVE UNIT:ENGINE	U014	40
D1491392	FLANGE:PAPER FEED:FEED	U014_S001	41
D1491394	GROUND PLATE:DRIVE UNIT:FUSING/PAPER EXIT UNIT	U014	42
D1491397	TORQUE LIMITER MECHANICAL CLUTCH:49MM:14	U014_S002	43
D1491706	SYNCHRONOUS BELT:138ST1.5-4.0	U003	30
D1491798	SEAL:SHEET THROUGH:DOCUMENT	U003	31

Number	Part Name	Group	ID
	NT FEEDER		
D1491804	HOLDER:EXPOSURE GLASS:SCANNER	U003	32
D1491833	SHEET:GLASS	U003	33
D1492557	GUIDE:REGISTRATION:ENTRANCE:REAR	U013_S001	73
D1492558	GUIDE:REGISTRATION:ENTRANCE:FRONT	U013_S001	74
D1492562	COLLAR:REGISTRATION ROLLER	U005	57
D1492582	GUIDE PLATE:REGISTRATION:FRONT RIGHT	U009	19
D1492584	COLLAR:SHAFT:REGISTRATION ROLLER	U009	20
D1492585	GUIDE:REGISTRATION:REAR RIGHT	U009	21
D1492586	GUIDE:REGISTRATION:FRONT RIGHT	U009	22
D1492612	ROLLER:GRIP:DRIVEN	U013_S001_S001	75
D1492613	SHAFT:GRIP:DRIVEN	U013_S001_S001	76
D1492614	TENSION SPRING:GRIP:PRESSURE	U013_S001_S001	77
D1492633	SHAFT:FEED:MANUAL FEED	U013_S001_S001	78
D1492635	TRANSPORT ROLLER:MANUAL FEED	U013_S001_S001	79
D1492639	SHAFT:PAPER STOPPER	U013_S001_S001	80
D1492642	SHAFT:LINK:PAPER STOPPER	U013_S001_S001	81
D1492655	FEELER:PAPER END SENSOR	U013_S001_S001	82
D1492656	TORSION SPRING:PAPER END SENSOR	U013_S001_S001	83
D1492658	COVER:PAPER FEED ROLLER	U013_S001_S001	84
D1492686	WIRE:MANUAL FEED TABLE:TC075	U013_S001_S002	85
D1492688	TENSION SPRING:WIRE	U013_S001_S002	86
D1492692	ARM:MANUAL FEED:FRONT UPPER	U013_S001_S002	87
D1492693	STOPPER:MANUAL FEED TABLE	U013_S001_S002	88
D1492694	COMPRESSION SPRING:STOPPER:MANUAL FEED TABLE	U013_S001_S002	89

## Exclusive Parts

Number	Part Name	Group	ID
D1492712	SHEET:GUIDE PLATE:SWIVEL	U005_S003	58
D1492713	GUIDE PLATE:SWIVEL:NO.1	U005_S003	59
D1492721	GUIDE PLATE:SWIVEL:NO.2	U005	60
D1492739	LEVER:PRESSURE RELEASE	U005_S001_S001	61
		U005_S002_S001	61
D1492772	ARM:PICKUP	U005_S001	62
		U005_S002	62
D1492773	PULLEY:PICKUP:MECHANICAL ROLLER CLUTCH	U005_S001	63
		U005_S002	63
D1492774	PULLEY:IDLER:PICKUP	U005_S001	64
		U005_S002	64
D1492777	COIL SPRING:PRESSURE:PICKUP	U005_S001	65
		U005_S002	65
D1492781	GROUND PLATE:PAPER FEED UNIT	U005_S001	66
		U005_S002	66
D1492787	BRACKET:SUPPORT:COVER	U005	67
D1492788	INNER COVER:HARNESS:PAPER FEED UNIT	U005	68
D1492795	BRACKET:PAPER FEED UNIT:PEEN	U016	29
D1492812	ROLLER:PAPER TRAY:DIA19	U005_S004	69
		U005_S005	69
D1492814	COIL SPRING:EARTH	U005_S004	70
		U005_S005	70
D1492816	SHAFT:RISE:ASS'Y	U005_S004	71
		U005_S005	71
D1492818	LEVER:RISE	U005_S004	72
		U005_S005	72
D1492824	LEVER:STOPPER:FRONT	U005_S004_S001	73
		U005_S005_S003	73
D1492826	COMPRESSION SPRING:SIDE FENCE:PLATE:FRONT	U005_S004_S001	74
		U005_S005_S003	74
D1492827	COMPRESSION SPRING:SIDE FENCE:POSITIONING	U005_S004_S001	75
		U005_S005_S003	75
D1492835	RACK:SIDE FENCE	U005_S004	76
		U005_S005	76
D1492836	GEAR:Z20	U005_S004	77
		U005_S005	77

Number	Part Name	Group	ID
D1492842	LEVER:END FENCE	U005_S004_S003	78
		U005_S005_S005	78
D1492843	CLICK:END FENCE	U005_S004_S003	79
		U005_S005_S005	79
D1492845	COMPRESSION SPRING:END FENCE:LEVER:5N	U005_S004_S003	80
		U005_S005_S005	80
D1492847	DECAL:SIZE INDICATION:END FENCE:NO.1:REAR	U005_S004	81
D1492848	DECAL:SIZE INDICATION:END FENCE:NO.2:FRONT	U005_S005	82
D1492849	DECAL:SIZE INDICATION:END FENCE:NO.2:REAR	U005_S005	83
D1492857	LEVER:RELEASE:INNER:NO.1	U005_S004	84
D1492859	SHAFT:RELEASE:PAPER TRAY:NO.1	U005_S004	85
D1492861	HOLDER:GRIP:PAPER TRAY	U005_S004	86
		U005_S005	86
D1492862	SHAFT:RELEASE:PAPER TRAY:NO.2	U005_S005	87
D1492887	COVER:TRAY:REAR LEFT:NO.1	U005	88
D1492889	COVER:TRAY:REAR LEFT:NO.2	U005	89
D1492903	SUPPORTER:RIGHT:NO.2:ASS'Y	U005_S007	90
D1492905	SUPPORTER:RIGHT:NO.1:ASS'Y	U005_S006	91
D1492918	SUPPORTER:LEFT UPPER:NO.1	U005	92
D1492923	ROLLER:SUPPORTER:PAPER TRAY	U005_S007	93
D1492924	STOPPER:PAPER TRAY	U005_S006	94
		U005_S007	94
D1492925	SUPPORTER:LEFT:NO.2	U005	95
D1492928	ROLLER:SUPPORTER:PAPER TRAY:LEFT	U005	96
D1492930	SUPPORTER:LEFT LOWER:NO.1:PEEN	U005	97
D1492956	ROLLER:SUPPORTER:PAPER TRAY	U005_S006	98
D1492958	ROLLER:SUPPORTER:PAPER TRAY:LEFT	U005	99
D1492990	PLAIN SHAFT BEARING:DRIVE:RE	U009	23

## Exclusive Parts

Number	Part Name	Group	ID
	GISTRATION ROLLER		
D1493210	DC MOTOR:TONER BOTTLE:ASSY :5.28W:BRUSH:(M11/M12/M13/M14)	U007_S010_S001	25
		U007_S011_S001	25
		U007_S012_S001	25
		U007_S013_S001	25
D1493256	BASE:TONER HOPPER:REAR:ASSY	U007_S005	26
D1493321	DUCT:VERTICAL TRANSPORT:TONER SUPPLY	U007	27
D1493322	SHUTTER:DUCT:TONER SUPPLY	U007	28
D1493330	SEAL:CONNECTION:CARTRIDGE:TONER SUPPLY	U007	29
D1493331	COVER:GEAR:TONER SUPPLY SUB-UNIT	U007	30
D1493343	COLLAR:TONER SUPPLY	U007_S008	31
		U007_S010	31
		U007_S011	31
		U007_S012	31
		U007_S013	31
		U007_S014	31
		U007_S015	31
		U007_S016	31
		U007_S017	31
D1493350	DC STEPPER MOTOR:TONER SUPPLY:(M19/M20/M22)	U007_S006	32
		U007_S007	32
		U007_S009	32
D1494202	ENCODER:ON-OFF:PRESSURE ROLLER	U011_S001	51
D1494209	SHAFT:ON-OFF:PRESSURE ROLLER	U011_S001	52
D1494235	STEPPED SCREW:M3	U011_S001	53
D1494335	ELECTRODE PLATE:CONNECTING:THERMOSTAT	U011_S001	54
D1494371	BRACKET:PHOTOINTERRUPTOR	U011	55
D1494421	GEAR:EXIT ROLLER	U012_S001	27
D1494422	GEAR:REVERSE ROLLER	U012_S001	28
D1494427	STUD:PULLEY:BRACKET:DC STEPPER MOTOR	U012_S001	29

Number	Part Name	Group	ID
D1494428	GROUND PLATE:PAPER EXIT UNIT	U012_S001	30
D1494429	PULLEY:GEAR:REVERSE	U012_S001	31
D1494434	TENSION SPRING:LEVER:GATE P AWL	U012_S001	32
D1494463	GROUND WIRE:SENSOR:REVERSE	U012_S001	33
D1494468	SHAFT:DRIVEN:REVERSE ROLLER	U012_S001	34
D1494469	SPRING PLATE:ROLLER:DRIVEN:REVERSE ROLLER	U012_S001	35
D1494471	SHAFT:DRIVEN:REVERSE ROLLER:OUTER	U012_S001	36
D1494484	TORSION SPRING:LEVER:GATE P AWL	U012_S001	37
D1494492	TRAY:REVERSE	U001	38
D1494623	GROUND WIRE:BRACKET:ENTRANCE:DUPLEX	U013	90
D1494638	GUIDE:WIRE	U013_S001	91
D1494646	SYNCHRONOUS BELT:30S2M262	U013_S001	92
D1494647	SYNCHRONOUS BELT:30S2M212	U013_S001	93
D1494653	TENSION SPRING:SWIVEL	U013_S001	94
D1494656	HOOK:STOPPER:DUPLEX UNIT:FRONT	U013_S001	95
D1494657	HOOK:STOPPER:DUPLEX UNIT:REAR	U013_S001	96
D1494658	COIL SPRING:LEVER:DUPLEX	U013_S001	97
D1494662	DIFFUSION PLATE:LED	U009_S001	24
D1494672	COMPRESSION SPRING:DRIVEN	U013_S001	98
D1494675	COVER:PUSH SWITCH	U013_S001	99
D1494677	STAY:CONTACT POINT:GUIDE PLATE:DRIVEN	U013_S001	100
D1494688	LINK:DUPLEX:MAIN	U013_S001	101
D1494695	LINK:FRONT	U013_S001	102
D1494706	PIN:ARM:FRONT LOWER	U013_S001_S002	103
D1494711	DECAL:SIDE FENCE:MANUAL FEE D	U013_S001_S002	104
D1494715	DECAL:GRIP	U013_S001	105

## Exclusive Parts

Number	Part Name	Group	ID
D1494717	PLATE:SIDE FENCE:FRONT	U013_S001_S002 S001	106
D1494718	TORSION SPRING:SIDE FENCE:FRONT	U013_S001_S002 S001	107
D1494720	PLATE:SIDE FENCE:REAR	U013_S001_S002 S002	108
D1494721	TORSION SPRING:SIDE FENCE:REAR	U013_S001_S002 S002	109
D1494731	COMPRESSION SPRING:RACK:MANUAL FEED	U013_S001_S002	110
D1494755	BRACKET:HINGE:DUPLEX:FRONT	U013	111
D1494777	COMPRESSION SPRING:FLAT CONVEYER BELT:DRIVEN	U013_S001_S003 U013_S001_S004	112 112
D1494850	ARM:PUSH SWITCH	U013_S001	113
D1494883	ARM:MANUAL FEED:FRONT LOWER	U013_S001_S002	114
D1494884	ARM:MANUAL FEED:REAR LOWER	U013_S001_S002	115
D1495703	BRACKET:MICRO SWITCH	U015	59
D1495711	BRACKET:ARM:SAFETY SWITCH:FRONT	U015	60
D1495713	ARM:SAFETY SWITCH:FRONT	U015	61
D1495714	SHAFT:ARM:SAFETY SWITCH	U015	62
D1495717	BASE:SAFETY SWITCH	U015	63
D1495718	TORSION SPRING:SAFETY SWITCH	U015	64
D1495726	LEVER:SAFETY SWITCH:RIGHT	U015	65
D1495742	COVER:HARNESS:OPTICAL WRITING UNIT	U015	66
D1495776	COVER:USB:SMALL	U015	67
D1495810	BRACKET:RACK:UPPER	U015	68
D1495818	SPACER:FFC	U015	69
D1495824	COVER:CONNECTOR:HEATER:0.4MM	U015	70
D1495883	KEYTOP:MAIN SWITCH	U001	39
D1495884	COMPRESSION SPRING:KEYTOP	U001	40
D1496030	CAM:ON-OFF:COLLAR	U008_S001_S001	27
D1496112	ROLLER:FLAT BELT-TRANSFER:FRONT	U008_S001_S001	28

Number	Part Name	Group	ID
	ACE FRONT:ASS'Y		
<b>D1496133</b>	<b>VIBRATING PLATE:FRONT:PEEN</b>	<b>U008_S001_S001</b>	<b>51</b>
<b>D1496136</b>	<b>VIBRATING PLATE:REAR:PEEN</b>	<b>U008_S001_S001</b>	<b>52</b>
D1496163	TENSION SPRING:SHUTTER:BELT CLEANING	U008_S001_S002 U008_S001_S003	47 47
D1496172	BRACKET:BELT CLEANING:FRONT	U008_S001	29
D1496173	BRACKET:BELT CLEANING:REAR	U008_S001	30
D1496177	HOLDER:DISCHARGE USED TONER:ASS'Y	U008_S001_S003	31
D1496179	GEAR:IDLER:DISCHARGE USED TONER	U008_S001_S003	32
D1496190	GEAR:DISCHARGE USED TONER	U008_S001_S003	48
D1496195	CAM:DISCHARGE USED TONER	U008_S001_S003	33
D1496226	LEVER:TRANSFER/SEPARATION UNIT:FRONT	U009_S001	25
D1496227	LEVER:SET:FRONT	U009_S001	26
D1496228	TORSION SPRING:LEVER:SET:FRONT	U009_S001	27
D1496229	TENSION SPRING:LEVER:SET	U009_S001	28
D1496231	LEVER:TRANSFER/SEPARATION UNIT:REAR	U009_S001	29
D1496232	LEVER:SET:REAR	U009_S001	30
D1496233	TORSION SPRING:LEVER:SET:REAR	U009_S001	31
D1496242	COMPRESSION SPRING:PRESSURE:TRANSFER ROLLER	U009_S001	32
D1496243	RECEIVE PLATE:COMPRESSION SPRING:TRANSFER ROLLER	U009_S001	33
D1496245	GROUND PLATE:TRANSFER/SEPARATION UNIT	U009_S001	34
D1496248	CAP:LED	U009_S001	35
D1496254	DECAL:GRIP:B:LOWER	U009_S001	36
D1496257	GROUND PLATE:REGISTRATION ROLLER	U009_S001	37
D1496290	GUIDE:SET:TRANSFER/SEPARATION UNIT:FRONT	U009	38
D1496291	GUIDE:SET:TRANSFER/SEPARATION UNIT:REAR	U009	39

## Exclusive Parts

Number	Part Name	Group	ID
	ON UNIT:REAR		
D1496295	COVER:HARNESS:TRANSFER/SEPARATION UNIT	U009	40
D1496309	SHAFT:ON-OFF:COLLAR:MAIN	U008	34
D1496310	BRACKET:ON-OFF:COLLAR	U008	35
D1496312	JOINT:ON-OFF:COLLAR	U008	36
D1496318	DC STEPPER MOTOR:ON-OFF:(M21)	U007_S008	33
D1496320	TERMINAL:BIAS:INTERMEDIATE TRANSFER:MAIN	U008	37
D1496321	HOLDER:TERMINAL:INTERMEDIATE TRANSFER:MAIN	U008	38
D1496552	GEAR:IDLER:Z30	U010	17
D1496553	GEAR:IDLER:Z61	U010	18
D1496554	GEAR:PULLEY:IDLER:Z16	U010	19
D1496555	GEAR:IDLER:Z21	U010	20
D1496556	TENSION SPRING:BELT TENSIONER	U010	21
D1496557	SYNCHRONOUS BELT:40S3M564	U010	22
D1496561	PULLEY:USED TONER	U010	23
D1496562	BRACKET:TIGHTENER:USED TONER	U010	24
D1496571	BRACKET:PULLEY:IDLER:USED TONER	U010	25
D1496574	GEAR:PULLEY:IDLER:Z18	U010	26
D1496575	FLANGE:IDLER:USED TONER	U010	27
D1496581	SHAFT:DRIVE:USED TONER:RIGHT	U010	28
D1496582	GEAR:USED TONER:RIGHT	U010	29
D1496583	GEAR:USED TONER:INPUT	U010	30
D1496586	SHAFT:DRIVE:USED TONER:LEFT	U010	31
D1496587	GEAR:USED TONER:LEFT	U010	32
D1496592	RAIL:COLLECTION BOTTLE	U010	33
D1496851	(NA/AA/KOR):DECAL:MAIN SWITCH:ON-STANDBY:ENGLISH	U017	29
D1496859	DECAL:CLEANING:SHIELD GLASS	U001	41
D1496862	DECAL:SIZE INDICATION:PAPER TRAY	U017	11

Number	Part Name	Group	ID
D1496893	DECAL:PCU:BLACK	U001	42
D1496894	DECAL:PCU:CYAN	U001	43
D1496895	DECAL:PCU:MAGENTA	U001	44
D1496896	DECAL:PCU:YELLOW	U001	45
D1497922	COVER:FAN:DEVELOPMENT:RIGHT LOWER	U016	30
D1497923	DUCT:DEVELOPMENT:RIGHT LOWER	U016	31
D1497932	DUCT:PCU:EXHAUST	U016	32
D1497953	DUCT:SUPPLY:C	U016	33
D1497954	DUCT:SUPPLY:D	U016	34
D1497955	DUCT:SUPPLY:FAN:UPPER	U016	35
D1497956	DUCT:SUPPLY:FAN:LOWER	U016	36
D1497982	DUCT:POWER SUPPLY UNIT	U016	37
D1497983	BRACKET:FAN:POWER SUPPLY UNIT	U016	38
D1497984	DUCT:REAR:POWER SUPPLY UNIT	U001	46
D1497986	GUIDE:THERMISTOR	U016	39
D1501095	BRACKET:POSITIONING:FUSING UNIT:M3	U001 U016	47 40
D1501235	COVER:UPPER:INNER BACK:BIN	U001	48
D1501282	COVER:SCANNER:UPPER:FRONT	U001	49
D1502666	GEAR:SIDE FENCE:MANUAL FEED TABLE	U013_S001_S002	116
D1751377	GEAR:PRESSURE RELEASE:NO.3	U014_S002	44
D1752726	STOPPER:GUIDE PLATE:SWIVEL	U005_S002	100
D1752784	GUIDE PLATE:SENSOR:PAPER FEED	U005_S001 U005_S002	101 101
D1752854	TENSION SPRING:GRIP:LEFT	U005_S004 U005_S005	102 102
D1752858	LEVER:RELEASE:PAPER TRAY:OUTER	U005_S004 U005_S005	103 103
D1752872	LINK:END FENCE:PAPER SIZE SENSOR	U005_S005	104
D1752886	COVER:TRAY:REAR RIGHT:NO.1	U005	105
D1752888	COVER:TRAY:REAR RIGHT:NO.2	U005	106
D1754737	PLAIN SHAFT BEARING:DUPLEX:ER	U013_S001	117



## Exclusive Parts

Number	Part Name	Group	ID
	XIT		
D1771302	CLEANER:SHIELD GLASS:ASS'Y	U017	12
D1771592	SCREW:M3X6	U014	45
D2021143	JOINT:DRIVE	U014_S001	46
D2021152	BRACKET:DRIVE UNIT:PAPER FEED:ASS'Y	U014_S001	47
D2021191	GEAR:GRIP:NO.1	U014_S001	48
D2021193	STUD:PAPER FEED:GRIP:ASS'Y	U014_S001	49
D2021195	PULLEY:GRIP:NO.2	U014_S001	50
D2021196	HOUSING:DRIVE UNIT:PAPER FEED:ASS'Y	U014_S001	51
D2022614	COIL SPRING:RELEASE:PICKUP:MANUAL FEED	U013_S001_S001	118
D2022619	TORSION SPRING:PICKUP	U013_S001_S001	119
D2022620	SHOE:TORSION SPRING:PICKUP	U013_S001_S001	120
D2022624	COVER:PAPER END	U013_S001_S001	121
D2022625	BRACKET:PAPER END SENSOR:MANUAL FEED	U013_S001_S001	122
D2022638	FEELER:PAPER SIZE SENSOR:MANUAL FEED	U013_S001_S002	123
D2022640	EXTENSION TRAY:NO.1	U013_S001_S002	124
D2022641	EXTENSION TRAY:NO.2	U013_S001_S002	125
D2022642	PULLEY:WIRE:MANUAL FEED TABLE	U013_S001_S002	126
D2022646	ARM:MANUAL FEED:REAR UPPER	U013_S001_S002	127
D2022676	DECAL:SCALE:MANUAL FEED:MIDDLE	U013_S001_S002	128
D2022677	DECAL:SCALE:MANUAL FEED:REAR	U013_S001_S002	129
D2022778	FEELER:PAPER END	U005_S001	107
		U005_S002	107
D2024477	REVERSE ROLLER	U012_S001	38
D2024673	FEELER:DUPLEX:ENTRANCE SENSOR	U013_S001	130
D2024674	TORSION SPRING:DUPLEX:ENTRANCE SENSOR	U013_S001	131
D2024682	DRIVEN ROLLER:DIA16	U013_S001	132
D2024684	GROUND WIRE:BRACKET:DRIVEN	U013_S001	133

Number	Part Name	Group	ID
	ROLLER		
D2024692	SHAFT:PRESSURE:GUIDE PLATE:UPPER	U013_S001	134
D2024721	BRACKET:LINK:DUPLEX	U013_S001	135
D2024722	LINK:DUPLEX	U013_S001	136
D2024726	TORSION SPRING:LINK:CONTACT POINT	U013_S001	137
D2026255	DECAL:GRIP:B	U009_S001	41
D2380072	(EU/AA/KOR/CHN):HEATER:SCANNER:220/240V:ASS'Y	U018	1
D2386640	(EU/AA/KOR/CHN):HEATER:PAPER TRAY:220/240V:ASS'Y	U018	2
D2388100	SERVICE PARTS:SD-CARD:QMT_P HASE1	SPECIAL TOOLS	8
D2391107	DC SOLENOID:ASS'Y:(SOL4)	U014	52
D2391109	BRACKET:DC SOLENOID:ASS'Y	U014	53
D2391265	COVER:RIGHT:REAR	U001	50
D2394262	(EU/AA/KOR/CHN):FUSING COVER:LOWER	U011_S001	56
D2395772	PANEL:CONTROL BOARD:D238/D239	U015	71
D2395888	COVER:FAX	U015	72
D2395889	RAIL:FAX	U015	73
D2411113	GUIDE:HARNESS:RIGHT	U014	54
D2411242	COVER:MAIN SWITCH	U005_S004	108
D2411251	COVER:LEFT:UPPER	U001	51
D2411260	COVER:REAR:LOWER	U001	52
D2411261	COVER:REAR	U001	53
D2411263	CAP:LOUVER:DEODORIZE FILTER	U001	54
D2411266	COVER:RIGHT:FRONT LOWER	U001	55
D2411273	INNER COVER:FRONT:LOWER	U001	56
D2411275	INNER COVER:FRONT:RIGHT LOWER	U001	57
D2411284	COVER:SCANNER:LEFT	U001	58
D2411285	COVER:SCANNER:UPPER:LEFT	U001	59
D2411297	BRACKET:COVER:LEFT UPPER REAR	U001	60
D2411298	INNER COVER:RIGHT	U001	61

## Exclusive Parts

Number	Part Name	Group	ID
D2411308	BAND:STOPPER:DOOR	U001	62
D2411309	MAGNET CATCH	U001	63
D2411378	GEAR:FUSING:NO.3	U014_S002	55
D2411396	HOLDER:TORQUE LIMITER MECHANICAL CLUTCH:PRESSURE RELEASE	U014_S002	56
D2411671	PROTECTION:CARRIAGE:SCANNER	U003	34
D2411680	GUIDE ROD	U003	36
D2411681	STAY:GUIDE ROD	U003	37
D2411684	COVER:HARNESS:SCANNER	U003	38
D2411685	SPRING PLATE:GUIDE ROD	U003	39
D2411686	CLAMP:STAY:GUIDE ROD	U003	40
D2411688	SHEET:GLASS:LARGE	U003	41
D2411689	HOLDER:EXPOSURE GLASS	U003	42
D2411697	SLIDE RAIL	U003	43
D2411698	COVER:BASE:SCANNER	U003	44
D2411701	PULLEY:IDLER:LEADING EDGE	U003	45
D2411702	CAP:PULLEY:IDLER:LEADING EDGE	U003	46
D2411708	TIGHTENER:DIA8	U003	47
D2411710	PULLEY:IDLER:TRAILING EDGE	U003	48
D2411711	CAP:IDLER:TRAILING EDGE	U003	49
D2411712	TENSION SPRING:TIGHTENER:TENSION:4N	U003	50
D2411715	PULLEY:DRIVE	U003	51
D2411716	CAP:PULLEY:DRIVE:UPPER	U003	52
D2411717	CAP:PULLEY:DRIVE:LOWER	U003	53
D2411719	DC STEPPER MOTOR:(M26)	U003	54
D2411722	TENSION SPRING:TENSION:11N	U003	55
D2411727	SHEET:GAP:ASS'Y	U003	56
D2411732	(EU/AA/KOR/TWN/CHN):SCALE:LEFT:MM:ASS'Y	U003	57
D2411733	COVER:SHEET THROUGH:DOCUMENT FEEDER	U003	58
D2411738	(EU/AA/KOR/TWN/CHN):SCALE:REAR:PRINTING:MM	U003	59
D2411741	BRACKET:DOCUMENT FEEDER:L	U003	60

Number	Part Name	Group	ID
	EFT		
D2411742	BRACKET:DOCUMENT FEEDER:RIGHT	U003	61
D2411744	DOCUMENT FEEDER:CABLE:BRACKET	U003	62
D2411766	SHEET:FLAT CABLE:SBU	U003	63
D2411767	PLAIN SHAFT BEARING:90ANG	U003_S001	64
D2411770	HOLDER:FERRITE CORE	U003	65
D2411788	CAP:COVER:POSITIONING	U017	13
D2412559	SHAFT:REGISTRATION ROLLER:DRIVEN	U005	109
D2412576	GUIDE PLATE:REGISTRATION:FRONT LEFT	U005	110
D2412583	REGISTRATION ROLLER:DRIVE	U009	42
D2412612	DC SOLENOID:PICKUP:ASS'Y:(SOLENOID)	U013_S001_S001	138
D2412641	COVER:PAPER STOPPER:MANUAL FEED	U013_S001_S001	139
D2412643	ARM:LINK:PAPER STOPPER	U013_S001_S001	140
D2412644	TORSION SPRING:LINK:PAPER STOPPER	U013_S001_S001	141
D2412652	GROUND PLATE:SHAFT:FEED	U013_S001_S001	142
D2412657	GROUND WIRE:MANUAL FEED UNIT:REAR	U013_S001_S001	143
D2412663	DECAL:SCALE:MANUAL FEED:FRONT	U013_S001_S002	144
D2412671	GUIDE PLATE:VERTICAL TRANSPORT:NO.1:DRIVEN:ASS'Y	U013_S001_S003	145
D2412672	GUIDE PLATE:VERTICAL TRANSPORT:NO.2:DRIVEN:ASS'Y	U013_S001_S004	146
D2412673	GUIDE PLATE:VERTICAL TRANSPORT:NO.1:DRIVEN	U013_S001_S003	147
D2412674	GUIDE PLATE:VERTICAL TRANSPORT:NO.2:DRIVEN	U013_S001_S004	148
D2412676	HOLDER:DRIVEN:BELT	U013_S001_S003	149
		U013_S001_S004	149
D2412678	SHAFT:FLAT CONVEYER BELT:DRIVEN	U013_S001_S003	150
		U013_S001_S004	150

## Exclusive Parts

Number	Part Name	Group	ID
D2412682	STAY:REAR:MANUAL FEED TABLE	U013_S001_S002	151
D2412685	DECAL:PAPER SET DIRECTION:MANUAL FEED	U013_S001_S002	152
D2412705	STAY:PAPER FEED UNIT:LOWER:ASS'Y	U005_S001_S001	111
		U005_S002_S001	111
D2412719	GROUND PLATE:SENSOR:TRANSPORT	U005_S001	112
		U005_S002	112
D2412730	STAY:SEPARATE:PEEN	U005_S001_S001	113
		U005_S002_S001	113
D2412731	STOPPER:GUIDE PLATE:SWIVEL	U005	114
D2412736	BRACKET:SEPARATE:REAR	U005_S001_S001	115
		U005_S002_S001	115
D2412741	GUIDE PLATE:VERTICAL TRANSPORT:PAPER FEED UNIT:NO.1	U005_S001	116
D2412742	GUIDE PLATE:VERTICAL TRANSPORT:PAPER FEED UNIT:NO.2	U005_S002	117
D2412754	COIL SPRING:PRESSURE:SEPARATE	U005_S001_S001	118
		U005_S002_S001	118
D2412759	TRANSPORT ROLLER:VERTICAL TRANSPORT:ASS'Y	U005_S001	119
		U005_S002	119
D2412760	STAY:PAPER FEED UNIT:UPPER:PEEN	U005_S001	120
		U005_S002	120
D2412792	TORQUE LIMITER MECHANICAL CLUTCH:40MM:Ø18	U005_S001	121
		U005_S002	121
D2412837	DECAL:SET:SIDE FENCE:AUXILIARY	U005_S005	122
D2412865	COVER:PAPER TRAY:NO.1	U005_S004	123
D2412869	DECAL:SIZE INDICATION:SIDE FENCE:NO.2	U005_S005	124
D2412873	SIDE FENCE:AUXILIARY	U005_S005_S001	125
		U005_S005_S002	125
D2412883	DECAL:SIZE INDICATION:SIDE FENCE:AUXILIARY:FRONT	U005_S005	126
D2412884	DECAL:SIZE INDICATION:SIDE FENCE:AUXILIARY:REAR	U005_S005	127
D2412885	DECAL:SIDE FENCE:AUXILIARY	U005_S005_S001	128
		U005_S005_S002	128
D2412991	PLAIN SHAFT BEARING:INNER:DRIVE	U009	43

Number	Part Name	Group	ID
	IVE:REGISTRATION ROLLER		
D2412993	STOPPER:REGISTRATION ROLLER	U009	44
D2412994	COMPRESSION SPRING:REGISTRATION:INNER:DRIVE	U009	45
D2413336	COVER:GEAR:TONER SUPPLY SUB-UNIT:C	U007	34
D2414023	HOLDER:DRIVEN ROLLER:FUSING EXIT:FRONT	U011_S001	57
D2414024	HOLDER:DRIVEN ROLLER:FUSING EXIT:REAR	U011_S001	58
D2414108	GUIDE:FUSING EXIT:LEFT	U011_S001	59
D2414113	BRACKET:THERMISTOR:PRESSURE ROLLER	U011_S001	60
D2414121	INNER COVER:PRESSURE ROLLER:REAR	U011_S001	61
D2414122	INNER COVER:PRESSURE ROLLER:FRONT	U011_S001	62
D2414123	DISCHARGE BRUSH:PRESSURE ROLLER	U011_S001	63
D2414137	LEVER:PRESSURE:FRONT:PEEN	U011_S001	64
D2414140	HOLDER:PRESSURE:FRONT:ASS'Y	U011_S001	65
D2414155	HOLDER:PRESSURE:REAR:ASS'Y	U011_S001	66
D2414160	LEVER:PRESSURE:REAR:PEEN	U011_S001	67
D2414212	GATE PAWL:FUSING EXIT	U011_S001	68
D2414215	GUIDE:FUSING EXIT:RIGHT:ASS'Y	U011_S001	69
D2414219	DECAL:C:GUIDE PLATE:FUSING EXIT	U011_S001	70
D2414221	STRIPPER PLATE:FUSING EXIT:ASS'Y	U011_S001	71
D2414252	FUSING ENTRANCE GUIDE PLATE	U011_S001	72
D2414332	HOUSING:THERMOSTAT	U011_S001	73
D2414334	COVER:HOUSING:THERMOSTAT	U011_S001	74
D2414337	TERMINAL:THERMOSTAT:DRAWER	U011_S001	75
D2414338	TERMINAL:THERMOSTAT:HEATER	U011_S001	76
D2414342	HOUSING:NON-CONTACT TYPE T	U011_S001	77

## Exclusive Parts

Number	Part Name	Group	ID
	HERMISTOR		
D2414365	HOLDER:THERMOPILE	U011	78
D2414366	BRACKET:THERMOPILE	U011	79
D2414367	STOPPER:THERMOPILE	U011	80
D2414441	GUIDE PLATE:EXIT:UPPER	U012_S001	39
D2414458	GUIDE:COVER:UPPER	U001	64
D2414461	GUIDE PLATE:REVERSE:UPPER	U012_S001	40
D2414466	GUIDE PLATE:REVERSE:LOWER	U012_S001	41
D2414472	END FENCE:TRAY:EXIT:ASS'Y	U017	14
D2414476	EXIT ROLLER	U012_S001	42
D2414481	GATE PAWL:EXIT	U012_S001	43
D2414483	LEVER:GATE PAWL	U012_S001	44
D2414494	TRAY:AUXILIARY:EXIT	U012	45
D2414499	COMPRESSION SPRING:BASE:TRAY:EXIT	U012	46
D2414627	COVER:DUPLEX	U013_S001	153
D2414635	SHEET:CUSHION	U013_S001	154
D2414640	TRANSPORT ROLLER:EXIT:DIA8	U013_S001	155
D2414642	TRANSPORT ROLLER:DUPLEX:1	U013_S001	156
D2414643	TRANSPORT ROLLER:ENTRANCE	U013_S001	157
D2414652	GEAR:PULLEY:SWIVEL	U013_S001	158
D2414660	GUIDE PLATE:UPPER:RIGHT:DUPL LEX	U013_S001	159
D2414673	GUIDE PLATE:DRIVEN	U013_S001	160
D2414676	LEVER:PRESSURE:DUPLEX	U013_S001	161
D2414677	COMPRESSION SPRING:EXIT:UPP ER	U013_S001	162
D2414681	BRACKET:MOTOR:PEEN	U013_S001	163
D2414684	GEAR:OUTPUT	U013_S001	164
D2414692	INNER COVER:REAR:DUPLEX	U013_S001	165
D2414693	INNER COVER:FRONT:DUPLEX	U013_S001	166
D2414694	CAP:BELT:DUPLEX	U013_S001	167
D2414697	GROUND WIRE:EXIT SENSOR:DU PLEX	U013_S001	168
D2414707	GEAR:FEED:MANUAL FEED:DRIVE	U013_S001	169
D2414708	GEAR:SEPARATOR:MANUAL FEE D:DRIVE	U013_S001	170
D2414709	GEAR:TRANSPORT ROLLER:MAN	U013_S001	171

Number	Part Name	Group	ID
	UAL FEED		
D2414710	GEAR:IDLER	U013_S001	172
D2414722	BRACKET:FRONT	U013_S001_S001	173
D2414750	BRACKET:MOTOR:DUPLEX	U013	174
D2414755	GEAR:OUTPUT:DUPLEX:ENTRAN CE	U013	175
D2414757	SPACER:DC MOTOR:DUPLEX	U013	176
D2414761	DRIVEN ROLLER:DIA16	U013_S001	177
D2414762	DRIVEN ROLLER:DIA18	U013_S001	178
D2414763	GUIDE:HARNESS:ENTRANCE SEN SOR:DUPLEX	U013_S001	179
D2414765	PULLEY:T26	U013_S001	180
D2414766	PULLEY:T26/T26	U013_S001	181
D2414923	STAY:CONTACT POINT:DUPLEX	U013_S001	182
D2414929	DC SOLENOID:FUSING EXIT:ASS'Y :(SOL3)	U012	47
D2414936	INNER COVER:EXIT	U012	48
D2414937	TENSION SPRING:GATE:REVERS E	U012_S001	49
D2414938	TENSION SPRING:LINK:DC SOLEN OID:FUSING EXIT	U012	50
D2414941	GATE PAWL:REVERSE:FRONT MI DDLE	U012_S001	51
D2414942	GATE PAWL:REVERSE:REAR MID DLE	U012_S001	52
D2414943	GATE PAWL:REVERSE:REAR	U012_S001	53
D2414946	SHAFT:GATE PAWL:REVERSE	U012_S001	54
D2414947	GATE PAWL:REVERSE:FRONT	U012_S001	55
D2414948	GUIDE:HARNESS:REVERSE	U012_S001	56
D2414950	ROLLER:EXIT:PRESSURE:2TYPE: ASS'Y	U012_S001_S001	57
D2414955	HOLDER:ROLLER:EXIT:PRESSUR E:2TYPE	U012_S001	58
D2414971	LINK:PLATE:EXIT	U012	59
D2414972	GUIDE:PLATE:EXIT	U012	60
D2414981	COIL SPRING:ROLLER:PRESSURE :EXIT	U012_S001	61
D2414992	DISCHARGE BRUSH:EXIT	U012_S001	62

## Exclusive Parts

Number	Part Name	Group	ID
D2414994	GUIDE PLATE:EXIT:LOWER	U012_S001	63
D2414995	GUIDE PLATE:UPPER	U013_S001	183
D2414996	DC SOLENOID:ASS'Y:(SOL2)	U012_S001	64
D2414998	CUSHION:DC SOLENOID:4MM	U012_S001	65
D2415707	BRACKET:HUMAN DETECTION SENSOR	U015	74
D2415711	COVER:HUMAN DETECTION SENSOR:CONNECTOR	U001	65
D2415712	PLATE:HUMAN DETECTION SENSOR:SENSOR	U015	75
D2415737	BRACKET:MAIN SWITCH	U015	76
D2415764	COVER:POWER PACK:CB	U015	77
D2415765	CASE:POWER PACK:CB	U015	78
<b>D2415797</b>	<b>FRAME:RACK:RIGHT:PEEN</b>	<b>U015</b>	<b>107</b>
D2415800	RACK:RIGHT:AUXILIARY	U015	79
D2415801	COVER:RACK:REAR	U015	80
D2415803	GUIDE:HARNESS:C/T BOX	U015	81
D2415817	GUIDE:FFC:2	U015	82
D2415831	CAP:GUIDE:WIRE	U015	83
D2415832	CAP:GUIDE:COIL SPRING	U015	84
D2415841	BASE:GUIDE:WIRE	U015	85
D2415842	COVER:GUIDE:WIRE	U015	86
D2415850	WIRE:CHARGE:K	U015	87
D2415851	WIRE:DEVELOPMENT:K	U015	88
D2415852	WIRE:CHARGE:C	U015	89
D2415853	WIRE:DEVELOPMENT:C	U015	90
D2415854	WIRE:CHARGE:M	U015	91
D2415855	WIRE:DEVELOPMENT:M	U015	92
D2415856	WIRE:CHARGE:Y	U015	93
D2415857	WIRE:DEVELOPMENT:Y	U015	94
D2415875	WIRE:CHARGE:CB	U015	95
D2415876	WIRE:DEVELOPMENT:CB:K	U015	96
D2415877	WIRE:DEVELOPMENT:CB:C	U015	97
D2415878	WIRE:DEVELOPMENT:CB:M	U015	98
D2415879	WIRE:DEVELOPMENT:CB:Y	U015	99
D2416097	FLAT BELT-TRANSFER:INTERMEDIATE TRANSFER:TT	U008_S001_S001	39
D2416240	LEVER:PRESSURE:TRANSFER ROLLER:FRONT:DIA19.5	U009_S001	46

Number	Part Name	Group	ID
	LLER:FRONT:DIA19.5		
D2416241	LEVER:PRESSURE:TRANSFER ROLLER:REAR:DIA19.5	U009_S001	47
D2416244	GROUND PLATE:SEPARATION	U009_S001	48
D2416250	GROUND WIRE:BRACKET:ENTRANCE SENSOR	U009_S001	49
D2416256	GROUND PLATE:GUIDE:TRANSPORT	U009_S001	50
D2416258	COVER:TRANSFER/SEPARATION UNIT	U009_S001	51
D2416275	SHEET:ENTRANCE:TRANSFER	U009_S001	52
D2416290	LED:RED	U009_S001	53
D2417913	DUCT:OPTICAL WRITING UNIT	U001	66
D2417941	DUCT:EXHAUST:UPPER:A	U016	41
D2417942	DUCT:EXHAUST:UPPER:B	U016	42
D2417943	DUCT:EXHAUST:UPPER:C	U016	43
D2417944	DUCT:EXHAUST:UPPER:D	U016	44
D2417945	DEODORIZE FILTER	U016	45
D2417983	DUCT:DEVELOPMENT:REAR:A	U016	46
D2417984	DUCT:DEVELOPMENT:REAR:B	U016	47
D2421267	COVER:RIGHT:UPPER	U001	67
D2426432	FEELER:COLLECTION BOTTLE	U010_S001	34
D2441117	DRIVE UNIT:ENGINE:ASS'Y	U014	57
D2442856	GRIP:PAPER TRAY	U005_S004	129
		U005_S005	129
D2445730	PCB:DCSW:(SW4)	U015	100
D2581317	HOLDER:GLASS:CLEANER:ASS'Y	U017	15
D2894655	GRIP:DUPLEX UNIT	U013_S001	184
D2951554	MIKE:PVM-6018-C402G-7ZZ4	U002_S001_S001	42
D3BR2202	(EU/AA/KOR/CHN):HEATER:PHOTOCONDUCTOR:ASS'Y	U018	3
D3G36650	(EU/AA/KOR/CHN):ELECTRICAL COMPONENTS SECTION:SCANNER:200V:ASS'Y	U018	4
D3G36662	(EU/AA/KOR/CHN):ELECTRICAL COMPONENTS SECTION:PAPER TRAY:200V:ASS'Y	U018	5
D6932867	SUPPORTING PLATE:COVER:FRO	U005_S005	130

## Exclusive Parts

Number	Part Name	Group	ID
	NT:PAPER TRAY		
GA003929	DECAL:OPERATE:4X27	U011_S001_S001	81
GA003930	DECAL:LEVER:FRONT:FUSING	U011_S001_S001	82
GA003931	DECAL:LEVER:REAR:FUSING	U011_S001_S001	83
GA003932	DECAL:LEVER:RELEASE	U011_S001	84
GA003933	DECAL:OPERATE:4X10.5	U008_S001	40
		U011_S001	85
		U011_S001_S001	85
		U016	48
GA003934	DECAL:OPERATE:4X41	U008_S001	41
GA003957	DECAL:POSITIONING DISPLAY:FUSING	U011_S001_S001	86
GA003960	DECAL:POSITIONING DISPLAY:6.5X9	U008	42
GA003969	DECAL:POSITIONING DISPLAY:FUSING UNIT:MAIN	U016	49
GA003993	DECAL:LEVER:FIX	U006_S001_S003	16
		U006_S002_S003	16
		U006_S003_S003	16
		U006_S004_S003	16
		U008_S001	43
GA003994	DECAL:LEVER:RELEASE	U001	68
		U008_S001	44
GA003995	DECAL:DESIGN SKETCH:BLACK	U006_S001	18
GA003996	DECAL:DESIGN SKETCH:CYAN	U006_S002	19
GA003997	DECAL:DESIGN SKETCH:MAGENT A	U006_S003	20
GA003998	DECAL:DESIGN SKETCH:YELLOW	U006_S004	21
GA143003	SCREW:MM5:2.5MM	U005	131
		U009_S001	54
GW010007	PHOTO REFLECTION SENSOR:EXIT:(S3/S9/S10/S14/S16/S24)	U005	132
		U005_S001	132
		U005_S002	132
		U012_S001	66
		U013_S001	185
GW010009	DENSITY SENSOR:(S48)	U008	45
GW020024	PHOTO INTERRUPTOR:LG2A24BL1:GF:(S5/S34/S42)	U003	66
		U010	35

Number	Part Name	Group	ID
		U013_S001	186
GW230008	TONER END SENSOR:(S28/S29/S30/S31)	U007_S006	35
		U007_S007	35
		U007_S008	35
		U007_S009	35
M0662743	FRICTION PAD:MANUAL FEED TABLE:18X7.5	U013_S001_S002	187
M0AJ1092	CAM:LOCK:PCU	U016	50
M0AJ1093	COMPRESSION SPRING:LOCK:PCU	U016	51
M0AJ1098	LEVER:LOCK:PCU:M-PAC	U016	52
M0AJ1250	COVER:LEFT	U001	69
M0AJ1384	BRACKET:INPUT:FUSING DRIVE UNIT	U014	58
M0AJ4261	FUSING COVER:UPPER:ASS'Y	U011_S001_S001	87
M0AJ4271	COVER:LEVER:FUSING:REAR	U011_S001	88
M0AJ4272	HOOK:FUSING:REAR	U011_S001	89
M0AJ4273	LEVER:FUSING	U011_S001	90
M0AJ4278	COVER:LEVER:FUSING:FRONT	U011_S001	91
M0AJ4279	HOOK:FUSING:FRONT	U011_S001	92
M0AJ4497	TRAY:EXIT	U012	67
M0AJ4981	DECAL:EXIT:GUIDE P:LOWER:MIDDLE	U012_S001	68
M0AJ4982	DECAL:EXIT:GUIDE P:LOWER:INNER BACK	U012_S001	69
M0AJ6856	(EU/NA/AA/KOR):DECAL:INKJET:EN:MANUAL FEED	U017	28
M0AJ7936	CAP:LOUVER:FILTER:LEFT	U016	53
M0AJ7991	DUCT:DEVELOPMENT:EXHAUST:A	U016	54
M0AJ7992	DUCT:DEVELOPMENT:EXHAUST:B	U016	55
M0AJ7993	DUCT:DEVELOPMENT:EXHAUST:C	U016	56
M0AJ7994	SEAL:CAP:FILTER	U016	57
M0AJ7995	SEAL:DUCT:DEVELOPMENT:EXHAUST	U016	58
M0BW6228	TORSION SPRING:SEPARATION/TRANSPORT:28N	U009_S001	55
M0BW6246	LINK:TRANSFER/SEPARATION UNIT	U009_S001	56

## Exclusive Parts

Number	Part Name	Group	ID
	IT:MO		
M4445201	HDD:320GB:AQUARIUS:(PCB12)	U015	101
VSSG9002	FLUOTRIBO MG GREASE : 100G	SPECIAL TOOLS	9

## Standard Parts




03130060N  
SCREW - M3X6




03140120N  
SCREW - M4X12



03520030N  
SCREW:M2X3




03530030N  
SCREW:M3X3



03530040N  
SCREW - M3X4



03530040P  
SCREW - M3X4



03530050N  
SCREW-M3X5



03530060N  
BIND SCREW - M3X6



03603005N  
SCREW - M3X5



03603006N  
SCREW - M3X6



03603016N  
SCREW - M3X16



04503025N  
TAPPING SCREW:3X25




04503035N  
TAPPING SCREW:3X35



04513006N  
TAPPING SCREW - 3X6



04513008N  
TAPPING SCREW - M3X8



04513008P  
TAPPING SCREW - 3X8



04513025N  
TAPPING SCREW:M3X25



04533008N  
BINDING SELF TAPPING SCREW:3X8



04543006N  
TAPPING SCREW:ROUND POINT:3X6



04543006Q  
TAPPING SCREW - M3X6




04543008N  
TAPPING SCREW:ROUND POINT:3X8



04543008Q  
TAPPING SCREW:3X8



04543010Q  
TAPPING SCREW:3X10



04543020Q  
TAPPING SCREW::3X20



04583008N  
HEXAGON HEAD TAPPING SCREW:3X8



04583010N  
HEXAGON HEAD TAPPING SCREW:3X10




04593008N  
BINDING HEAD TAPPING SCREW:3X8




04593010N  
BINDING HEAD TAPPING SCREW:3X10



## Standard Parts



06320100G  
PIN - 2X10MM



06320140G  
PARALLEL PIN



06330100G  
PARALLEL PIN - 3X10



07200020G  
RETAINING RING - M2



07200025E  
RETAINING RING - M2.5



07200030E  
RETAINING RING - M3



07200040E  
RETAINING RING - M4



07200060E  
RETAINING RING - M6



07250170E  
RETAINING RING C - M17



07403808  
BALL BEARING - 8X16X5MM



08025299  
TAPPING SCREW - M3X8



08025328  
HEXAGON HEAD TAPPING S  
CREW:3X40



08046123  
HEXAGONAL BOLT:W/WASH  
ER:M3X8



08046128  
HEXAGONAL BOLT:DOUBLE  
SCREW:M3X10



08050089  
RETAINING RING - M4



08050100  
RETAINING RING - M2.5



08050103  
RETAINING RINGS-E:SILENC  
ER:DIA3



08050104  
RETAINING RINGS-E:SILENC  
ER:DIA4



08050106  
RETAINING RINGS-E:SILENC  
ER:DIA6



09543005N  
SCREW:POLISHED ROUND/  
SPRING:M3X5



09573006N  
SCREW:SMALL ROUND/SPRI  
NG:M3X6



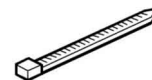
09573010N  
SCREW:SMALL ROUND/SPRI  
NG:M3X10



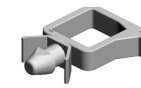
09574008N  
SCREW:SMALL ROUND/SPRI  
NG:M4X8



11036252  
CONNECTOR:16R-GRM-DH3  
GB-RG-A



11050046  
HARNESS BAND



11050488  
HARNESS CLAMP

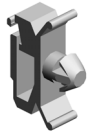


11050655  
CLAMP:LWSR-1816S




11050692  
CLAMP:LES-0503

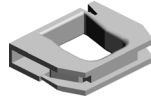
## Standard Parts



11050713  
CLAMP:LWSM-0306H GRAY




11050723  
CLAMPS:WES-0507




11050724  
CLAMPS:WES-1210



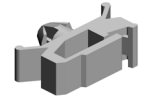
11050725  
CLAMPS:WES-1117



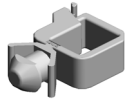
11050726  
CLAMPS:WES-2217



11050752  
SADDLE:EDS-3005LS-V0



11050758  
CLAMP:LWSM-0306A



11050759  
CLAMP:LWSM-0605A



11050760  
CLAMP:LWSM-0511A



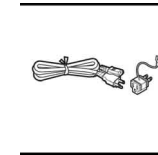
11050762  
CLAMP:LWS-0711A



11050764  
CLAMP:LWS-1316A



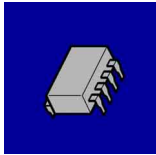
11050765  
CLAMP:LWS-2218A



11500441  
(EU/AA/KOR):POWER SUPPL  
Y CODE:250V:10A



12042612  
MICRO SWITCH:D3V-16506-3  
C25:(SW2)



14078389  
EEPROM:BR24T128-W



16072525  
FERRITE CORE:K3 FF 35.00X  
14.60X7.70X1.40



18310003  
LCD:TFT:WSVGA-10.1:LED:M  
V

## PM Part List

Number	Part Name	Num	Group	ID
D0BK2200	PCDU:K:IMC2000-2500	1	U006_S001	7
D0BK2201	PCDU:C:IMC2000-2500	1	U006_S002	8
D0BK2202	PCDU:M:IMC2000-2500	1	U006_S003	9
D0BK2203	PCDU:Y:IMC2000-2500	1	U006_S004	10
D0BQ6005	TRANSFER UNIT:INTERMEDIATE TRANSFER:IMC2000-6000	1	U008_S001	16
D0BQ6400	COLLECTION BOTTLE:ASS'Y	1	U010_S001	12

## Design Change List

Number	Title	Set	Old Part		New Part		Index No.		Q'ty	Interchg		Reason	Cut-in S/N
			P/N	Name	P/N	Name	Group	ID		Indiv.	Set		
201911-01	1911 Modification	-			D2415797	FRAME:RACK:RIGHT:PEEN	U015	107	1				
201911-02	1911 Modification	-			D1496133	VIBRATING PLATE:FRONT:PEEN	U008_S001_S001	51	1				
201911-03	1911 Modification	-			D1496136	VIBRATING PLATE:REAR:PEEN	U008_S001_S001	52	1				
201911-04	1911 Modification	-	D0BQ5620	(EU/NA/AA/KOR/TWN):PCB:ASS'Y:(PCB13)	D0BQ5630	(EU/NA/AA/KOR/TWN):PCB:ASS'Y:(PCB13)	U002_S001_S002	44	1	X/O			
201911-05	1911 Modification	-			D0BQ1516	TOUCH PANEL:ASS'Y	U002_S001_S001	47	1				
201911-06	1911 Modification	-	AZ240325	(EU/AA/KOR/CHN):DC POWER SUPPLY:(PCB8)	AZ240377	(EU/AA/KOR/CHN):DC POWER SUPPLY:(PCB8)	U015	37	1	X/O			
201911-07	1911 Modification	-	D0BK3174	HARNESS:DENSITY SENSOR			F-G8 (1/2)		0				
201909-01	1909 Modification	-	AW020207	PHOTOINTERRUPTOR:FLAT:PICH2MM:M4:(S43)	AW020249	PHOTOINTERRUPTOR:FLAT:PICH2MM:M4:(S43)	U003	24	1	O/O			
201908-01	1908 Modification	-			D0BQ1599	COVER:BRACKET:OPERATION SUB-UNIT:UPPER	U002	46	1				
201907-01	1907 Modification	-			D0BQ2389	COVER:PCU:FRONT:SUB-ASS'Y	U006_S001_S003	22	1				
							U006_S002_S003	22	1				
							U006_S003_S003	22	1				
							U006_S004_S003	22	1				

## Design Change List

Number	Title	Set	Old Part		New Part		Index No.		Q'ty	Interchg		Reason	Cut-in S/N
			P/N	Name	P/N	Name	Group	ID		Indiv.	Set		
201907-02	1907 Modification	-	D2411678	SHEET:FFC:LOWER	D0BQ1678	SHEET:FFC:LOWER	U003	35	1	O/O			
201907-03	1907 Modification	-	D2951509	CAP:HINGE	D0BQ1566	CAP:HINGE	U002	41	1	X/O			
201906-01	1906 Modification	-	D0BQ5261	CABLE:OPERATION SUB-UNIT:USB3.0:1295L			C6 (2/2)		0				
201906-02	1906 Modification	-	D0BQ5262	HARNESS:SCR:ASS'Y			C6 (2/2)		0				
201905-01	1905 Modification	-			D0BQ2966	STAY:END FENCE:ASS'Y	U005_S005_S003_S001	134	1				
201905-02	1905 Modification	-			GA003995	DECAL:DESIGN SKETCH:BLACK	U006_S001	18	1				
201905-03	1905 Modification	-			GA003996	DECAL:DESIGN SKETCH:CYAN	U006_S002	19	1				
201905-04	1905 Modification	-			GA003997	DECAL:DESIGN SKETCH:MAGENTA	U006_S003	20	1				
201905-05	1905 Modification	-			GA003998	DECAL:DESIGN SKETCH:YELLOW	U006_S004	21	1				
201905-06	1905 Modification	-			D0BK3494	COVER:PCU:REAR:ASS'Y	U006_S001	17	1				
							U006_S002	17	1				
							U006_S003	17	1				
							U006_S004	17	1				
201905-07	1905 Modification	-	D0BQ1500	(EU/NA/AA/KOR/TWN):OPERATION SUB-UNIT:COMMON:ASS'Y	D0BQ1506	(EU/NA/AA/KOR/TWN):OPERATION SUB-UNIT:COMMON:ASS'Y	U002_S001	45	1	O/O			
201904-01	1904 Modification	-	D0BK2601	MANUAL FEED U	D0BK2600	MANUAL FEED U	U013_S001	189	1	O/O			

## Design Change List

Number	Title	Set	Old Part		New Part		Index No.		Q'ty	Interchg		Reason	Cut-in S/N
			P/N	Name	P/N	Name	Group	ID		Indiv.	Set		
		-		NIT:ASS'Y		NIT:ASS'Y	_S001						
201904-02	1904 Modification	-	D0BM5172	PCB:TCB:(PCB3/ PCB4/PCB5/PCB 6)	D0BQ5172	PCB:TCB:(PCB3/ PCB4/PCB5/PCB 6)	U007	36	1	O/O			
			D0BM5172	PCB:TCB:(PCB3/ PCB4/PCB5/PCB 6)	D0BQ5172	PCB:TCB:(PCB3/ PCB4/PCB5/PCB 6)	U007	36	1	O/O			
			D0BM5172	PCB:TCB:(PCB3/ PCB4/PCB5/PCB 6)	D0BQ5172	PCB:TCB:(PCB3/ PCB4/PCB5/PCB 6)	U007	36	1	O/O			
			D0BM5172	PCB:TCB:(PCB3/ PCB4/PCB5/PCB 6)	D0BQ5172	PCB:TCB:(PCB3/ PCB4/PCB5/PCB 6)	U007	36	1	O/O			
201904-03	1904 Modification	-	M0AJ6175	TONER OUTLET UNIT:BELT CLEA NING:ASS'Y	D0BQ6130	TONER OUTLET UNIT:BELT CLEA NING:SERVICE P ARTS	U008_S001 _S003	50	1	X/O			
201904-04	1904 Modification	-			11036252	CONNECTOR:16 R-GRM-DH3GB-R G-A	U015	106	1				
201903-01	1903 Modification	-			AW020234	PHOTOINTERRU PTOR:GP1A173L CS5F:(S2/S6/S7/ S11/S13/S15/S23/ S25/S32)	U005_S001	133	2	O/O		Old part number A W020224,Int O/O	
						U005_S002	133	2					
						U008	49	1					
						U009	57	1					
						U013_S001 _S001	188	1					
						U013_S001 _S002	188	1					
201903-02	1903 Modification	-			D0BQ6001	TRANSFER UNIT :INTERMEDIATE	U008_S001 _S001	15	1				

## Design Change List

Number	Title	Set	Old Part		New Part		Index No.		Q'ty	Interchg		Reason	Cut-in S/N
			P/N	Name	P/N	Name	Group	ID		Indiv.	Set		
		-				TRANSFER:ASS' Y							
201902-01	1902 Modification	-	D0BQ6001	TRANSFER UNIT :INTERMEDIATE TRANSFER:ASS' Y									
201902-02	1902 Modification	-	D0BQ7935	CAP:FILTER:ASS' Y			U016	20	1				
201902-03	1902 Modification	-			D1496163	TENSION SPRIN G:SHUTTER:BEL T CLEANING	U008_S001_S002	47	1				
							U008_S001_S003	47	2				
201902-04	1902 Modification	-			D1496190	GEAR:DISCHAR GE USED TONE R	U008_S001_S003	48	1				

