



RICOH UNIVERSITY

Learning ♦ Knowledge ♦ Performance



D086/D087
PARTS CATALOG

006186MIU

LANIER RICOH SAVIN



D086/D087
PARTS CATALOG

LANIER
RICOH
SAVIN®



RICOH UNIVERSITY

Learning ♦ Knowledge ♦ Performance

D086/D087 PARTS CATALOG

006186MIU

LANIER RICOH SAVIN®

WWW.SERVICE-MANUAL.NET

It is the reader's responsibility when discussing the information contained within this document to maintain a level of confidentiality that is in the best interest of Ricoh Americas Corporation and its member companies.

**NO PART OF THIS DOCUMENT MAY BE REPRODUCED IN ANY
FASHION AND DISTRIBUTED WITHOUT THE PRIOR
PERMISSION OF RICOH AMERICAS CORPORATION.**

All product names, domain names or product illustrations, including desktop images, used in this document are trademarks, registered trademarks or the property of their respective companies.

They are used throughout this book in an informational or editorial fashion only and for the benefit of such companies. No such use, or the use of any trade name, or web site is intended to convey endorsement or other affiliation with Ricoh products.

© 2010 RICOH Americas Corporation. All rights reserved.

WWW.SERVICE-MANUAL.NET

LEGEND

| PRODUCT CODE | COMPANY | | | |
|--------------|----------------------------|--------|-----------------|-------|
| | GESTETNER | LANIER | RICOH | SAVIN |
| D086 | MP C3001 | LD630C | Aficio MP C3001 | C9130 |
| D087 | MP C3501 | LD635C | Aficio MP C3501 | C9135 |
| B408 | SR790 | | | |
| B793 | Booklet Finisher SR3000 | | | |
| D372 | Finisher SR3050 | | | |
| D386 | Bridge Unit BU3030 | | | |
| D387 | Paper Feed Unit PB3080 | | | |
| D388 | Internal Shift Tray SH3040 | | | |
| D536 | 1 Bin Tray BN3080 | | | |
| D537 | Paper Feed Unit PB3100 | | | |
| D538 | LCIT PB3110 | | | |
| D539 | LCIT RT3010 | | | |
| D541 | ARDF DF3050 | | | |
| D542 | Side Tray Type C5501 | | | |
| D545 | Fax Option Type C5501 | | | |
| D546 | Controller Options | | | |
| D547 | Envelope Feeder EF3000 | | | |

DOCUMENTATION HISTORY

| REV. NO. | DATE | COMMENTS |
|----------|---------|-------------------|
| * | 01/2010 | Original Printing |
| | | |

Digital Color Copiers
(D086/D087-NA)
Parts Catalog

WWW.SERVICE-MANUAL.NET

Parts change information sample

 **Add**

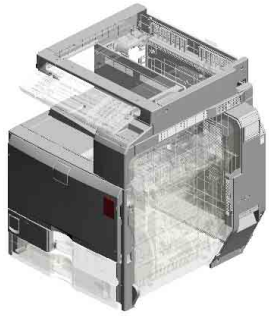
 **Update**

 **Delete**


Parts Catalog Style

| Model | Product Code | PC Style |
|----------------------------|--------------|-------------|
| Digital Color Copier | D086/087 | 3DPC |
| ARDF DF3050 | D541 | Traditional |
| Paper Feed Unit PB3080 | D387 | 3DPC |
| Paper Feed Unit PB3100 | D537 | Traditional |
| LCIT PB3110 | D538 | Traditional |
| LCIT RT3010 | D539 | Traditional |
| Envelope Feeder EF3000 | D547 | Traditional |
| 1 Bin Tray BN3080 | D536 | 3DPC |
| Internal Shift Tray SH3040 | D388 | 3DPC |
| Bridge Unit BU3030 | D386 | Traditional |
| Booklet Finisher SR3000 | B793 | Traditional |
| Finisher SR3050 | D372 | Traditional |
| SR790 | B408 | Traditional |
| Side Tray Type C5501 | D542 | Traditional |
| CTL option | | Traditional |
| Fax Option Type C5501 | D545 | Traditional |


Unit All



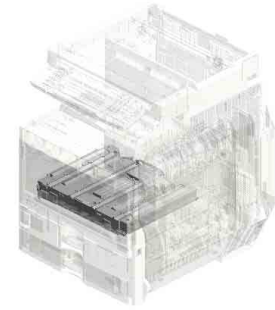
U001
Exterior



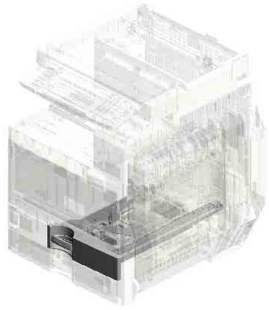
U002
Operation



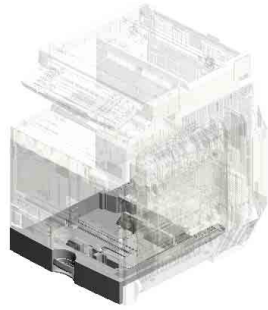
U003
Scanner



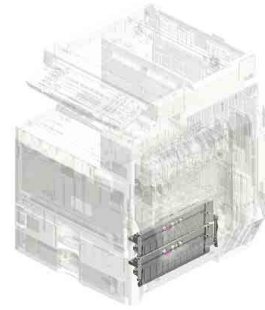
U004
Laser Unit



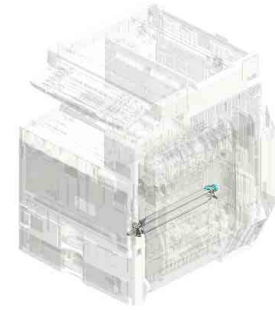
U005
Paper Tray(1st)



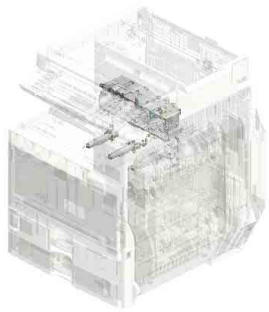
U006
Paper Tray(2nd)



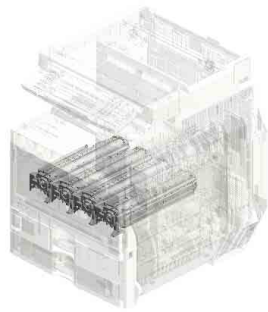
U007
Paper Feed



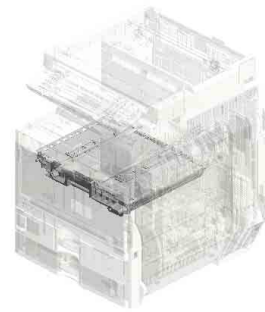
U008
Paper Registration



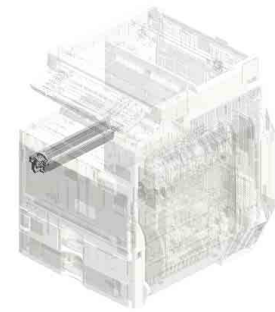
U009
Tonner Supply



U010
PCDU



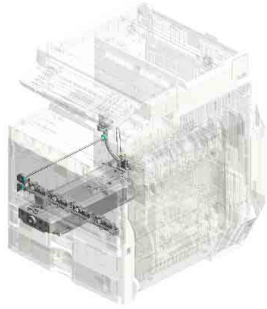
U011
ITB Unit




U012
ITB Cleaning

WWW.SERVICE-MANUAL.NET

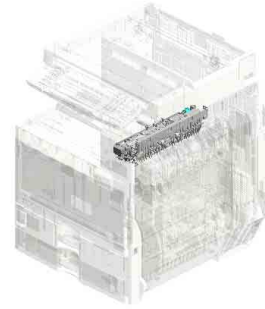
Unit All



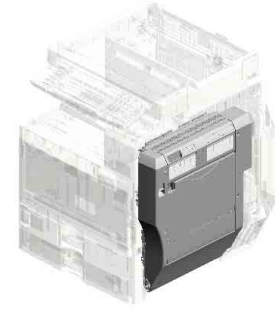
U013
Used Toner



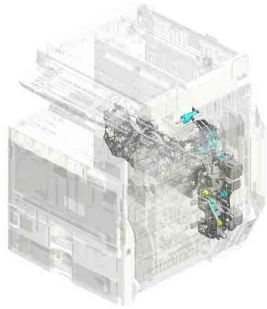
U014
Fusing



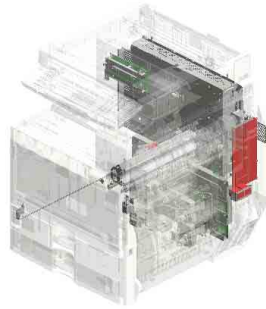
U015
Paper Exit




U016
Duplex




U017
Main Drive



U018
Electrical

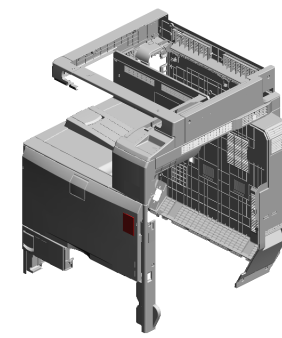


U019
Controller



U020
Main Frame

U001 Exterior



1.03530050N
(x4)
SCREW-M3X5

10.B0241264
MAGNET CATCH

9.AG071012
(x2)
MAGNET CATCH:A
SS'Y

14.B2231249
STOPPER:MAGNE
T CATCH

4.04513008N
(x34)
TAPPING SCREW -
M3X8

3.04503010N
(x5)
TAPPING SCREW -
M3X10

15.B2231253
EMBLEM COVER

16.B2231255
COVER - MAIN SWI
TCH

12.B2231242
INNER COVER - LE
FT

11.B1321573
DECAL - POWER S
OURCE:OFF

20.B2231279
CLEANER:SHIELD
GLASS:ASS'Y

13.B2231244
INNER COVER - MI
DDLE

5.04543008Q
(x2)
TAPPING SCREW:
3X8

6.AA000239
DECAL:COLOR:MF
P

7.AA001477
DECAL:ENERGY-S
TAR

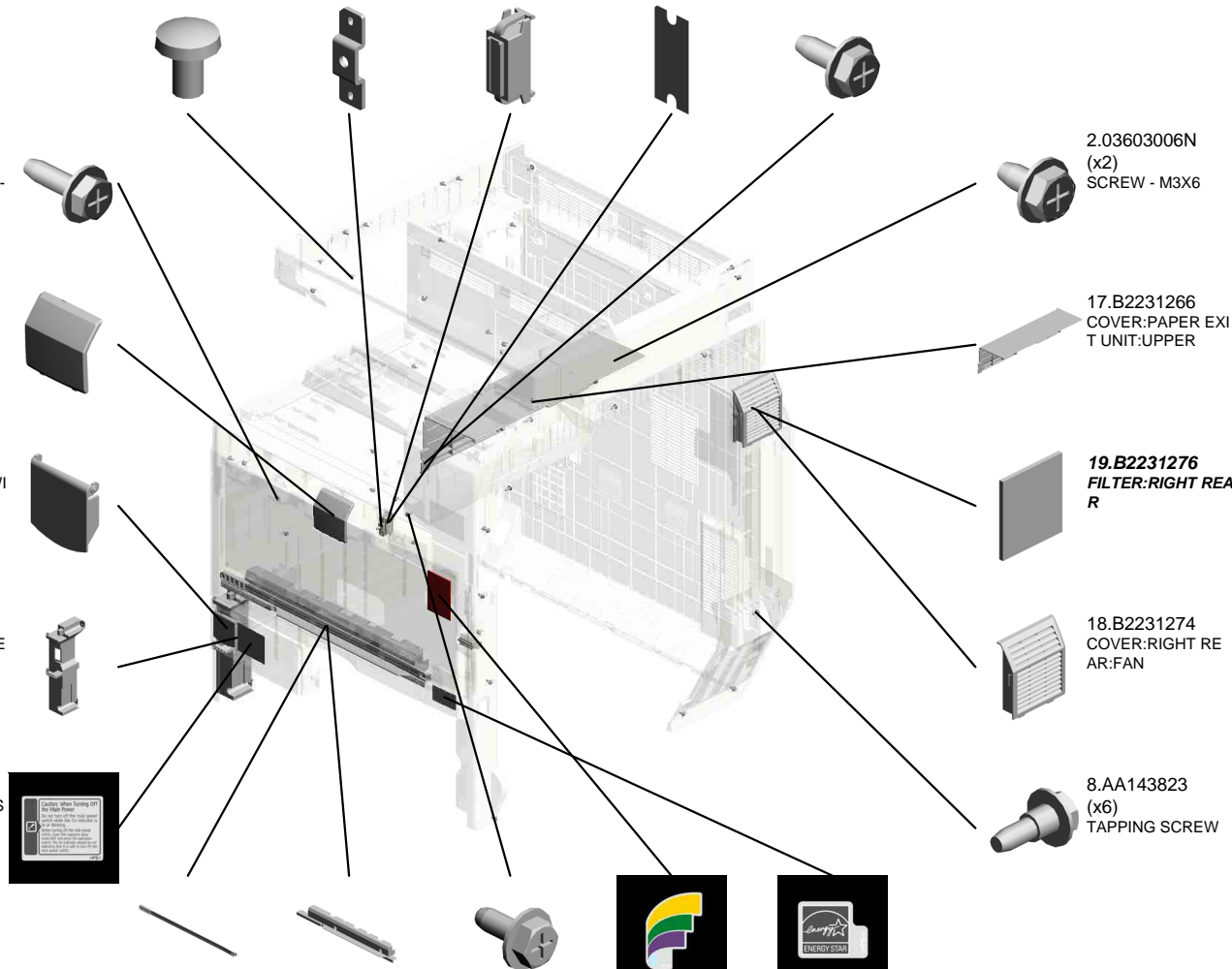
2.03603006N
(x2)
SCREW - M3X6

17.B2231266
COVER:PAPER EXI
T UNIT:UPPER

19.B2231276
FILTER:RIGHT REA
R

18.B2231274
COVER:RIGHT RE
AR:FAN

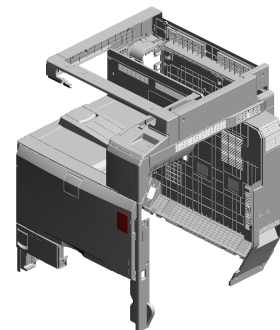
8.AA143823
(x6)
TAPPING SCREW



WWW.SERVICE-MANUAL.NET

U001 Exterior

- 21.B2231293 (x2) CAP:COVER:REAR
- 38.D0241376 COVER:SCANNER: LEFT:NA
- 28.B2371595 DECAL - CAUTION ORIGINAL
- 40.D0241592 COVER:SCANNER: FRONT:UPPER:NA
- 36.D0241262 COVER:INNER BA CK:UPPER:NA



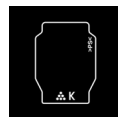
23.B2234487
EXIT END FENCE



22.B2234486
EXIT TRAY



31.B2383364
DECAL:COLORED
DISPLAY:BK:INNER
COVER



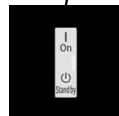
32.B2383365
DECAL:COLORED
DISPLAY:Y:INNER
COVER



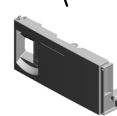
34.B2383367
DECAL:COLORED
DISPLAY:M:INNER
COVER



27.B2371372
(x2)
DECAL - MAIN SWI
TCH ON-STANDBY



25.B2241257
COVER:FRONT:CO
LLECTION BOTTLE



24.B2241251
COVER:FRONT:EU



33.B2383366
DECAL:COLORED
DISPLAY:C:INNER
COVER




30.B2381368
(x4)
DECAL - CLEANIN
G



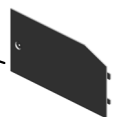
37.D0241292
COVER:REAR:UPP
ER:NA




39.D0241392
COVER:SCANNER:
RIGHT:NA



26.B2241263
COVER:INNER BA
CK:MIDDLE:EU



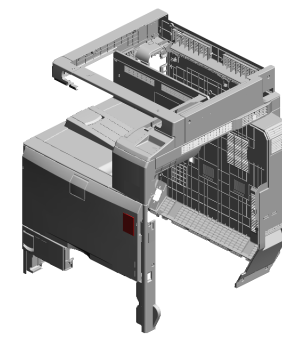
35.D0091260
UPPER COVER



29.B2381362
DECAL - MISFEED
REMOVAL B1



U001 Exterior



- 41.D0241593 COVER:SCANNER:FRONT:LEFT:NA
- 53.D0861241 INNER COVER:UPPER:LEFT
- 57.D0871284 COVER:LEFT:MIDDLE:D086/D087
- 46.D0281282 COVER:LEFT:UPPER:NA
- 42.D0251261 COVER:INNER BACK

58.D0876801 SHEET:MODEL NAME PLATE:RICOH:EXP:(for D087)



59.D0876802 SHEET:MODEL NAME PLATE:SAVIN:EXP:(for D087)



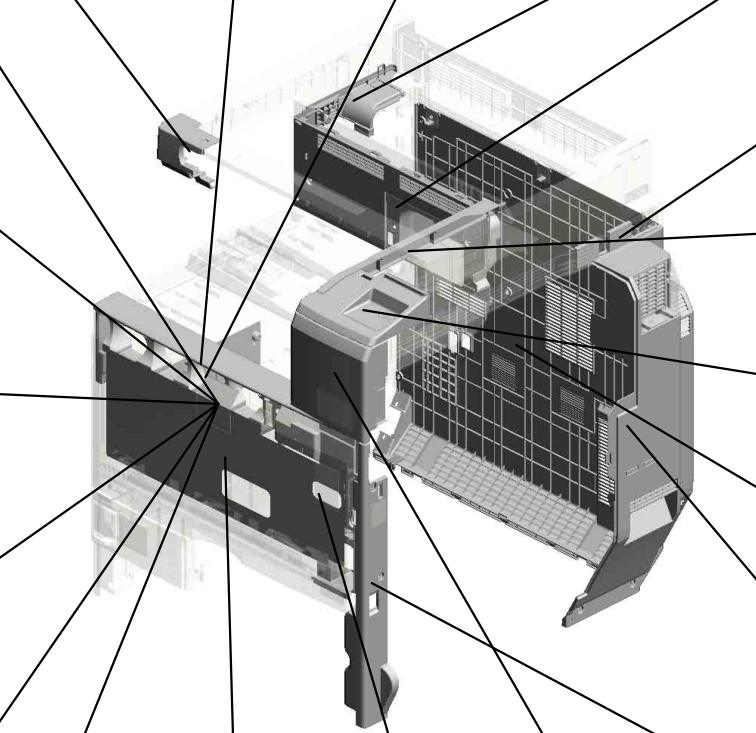
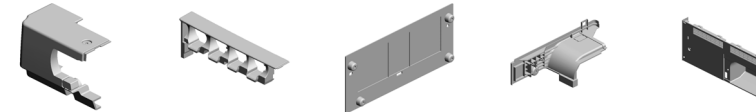
60.D0876804 SHEET:MODEL NAME PLATE:LANIER:EXP:(for D087)



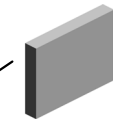
54.D0866801 SHEET:MODEL NAME PLATE:D086:RICOH:EXP:(for D086)



55.D0866802 SHEET:MODEL NAME PLATE:D086:SAVIN:EXP:(for D086)



51.D0291278 (x2) OZONE FILTER:NO.2



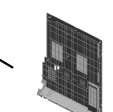
43.D0251266 COVER:PAPER EXIT SUB-UNIT:UPPER



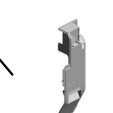
44.D0251596 COVER:FRONT RIGHT:UPPER



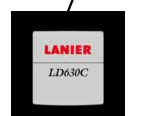
52.D0301291 COVER:REAR:DOM



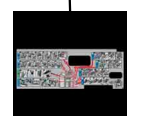
50.D0291272 COVER:RIGHT:REAR



56.D0866804 SHEET:MODEL NAME PLATE:D086:LANIER:EXP:(for D086)



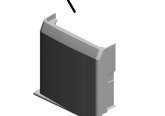
49.D0291256 SHEET:MISFEED REMOVAL



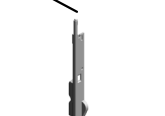
48.D0291243 INNER COVER:UPPER:RIGHT



47.D0291213 COVER:FRONT RIGHT

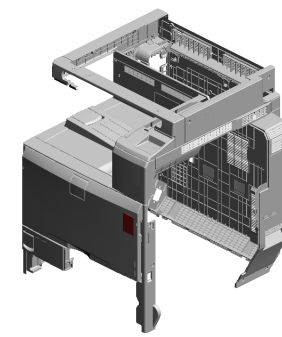


45.D0281271 COVER:RIGHT:FRONT:NA



U001 Exterior

64.D0891389 SEAL:COVER:LEFT:MIDDLE
 62.D0891281 COVER:LEFT
 72.GA003167 DECAL:CAUTION:1 NKJET:NA
 63.D0891283 COVER:LEFT:INTERFACE




68.GA003030
DECAL - SHIELDING PLATE Y



65.G0201332
(x2)
HINGE - FRONT COVER




69.GA003031
DECAL - SHIELDING PLATE M




67.G1336537
MAGNET CATCH



70.GA003032
DECAL - SHIELDING PLATE C



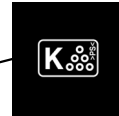
61.D0891273
COVER:RIGHT:UPPER MIDDLE



66.G1331295
OZONE FILTER



71.GA003033
DECAL - SHIELDING PLATE K



73.GA003176
DECAL:SDK



WWW.SERVICE-MANUAL.NET

| | | | | | | | | | | | | | | | | | | | |
|------|------|------|------|------|------|------|------|------|------|------|------|------|------|------|------|------|------|------|------|
| U001 | U002 | U003 | U004 | U005 | U006 | U007 | U008 | U009 | U010 | U011 | U012 | U013 | U014 | U015 | U016 | U017 | U018 | U019 | U020 |
|------|------|------|------|------|------|------|------|------|------|------|------|------|------|------|------|------|------|------|------|

U002.Operation

U002_S001
D0861411
OPERATION PANEL:D086/D0
87:NA:ASS'Y




WWW.SERVICE-MANUAL.NET


| | | | | | | | | | | | | | | | | | | | |
|------|-------------|------|------|------|------|------|------|------|------|------|------|------|------|------|------|------|------|------|------|
| U001 | U002 | U003 | U004 | U005 | U006 | U007 | U008 | U009 | U010 | U011 | U012 | U013 | U014 | U015 | U016 | U017 | U018 | U019 | U020 |
|------|-------------|------|------|------|------|------|------|------|------|------|------|------|------|------|------|------|------|------|------|

U002 Operation

37.D0241594
COVER:SCANNER:
FRONT:NA



38.D0251597
(x2)
BRACKET:OPERAT
ION PANEL:AUXILI
ARY

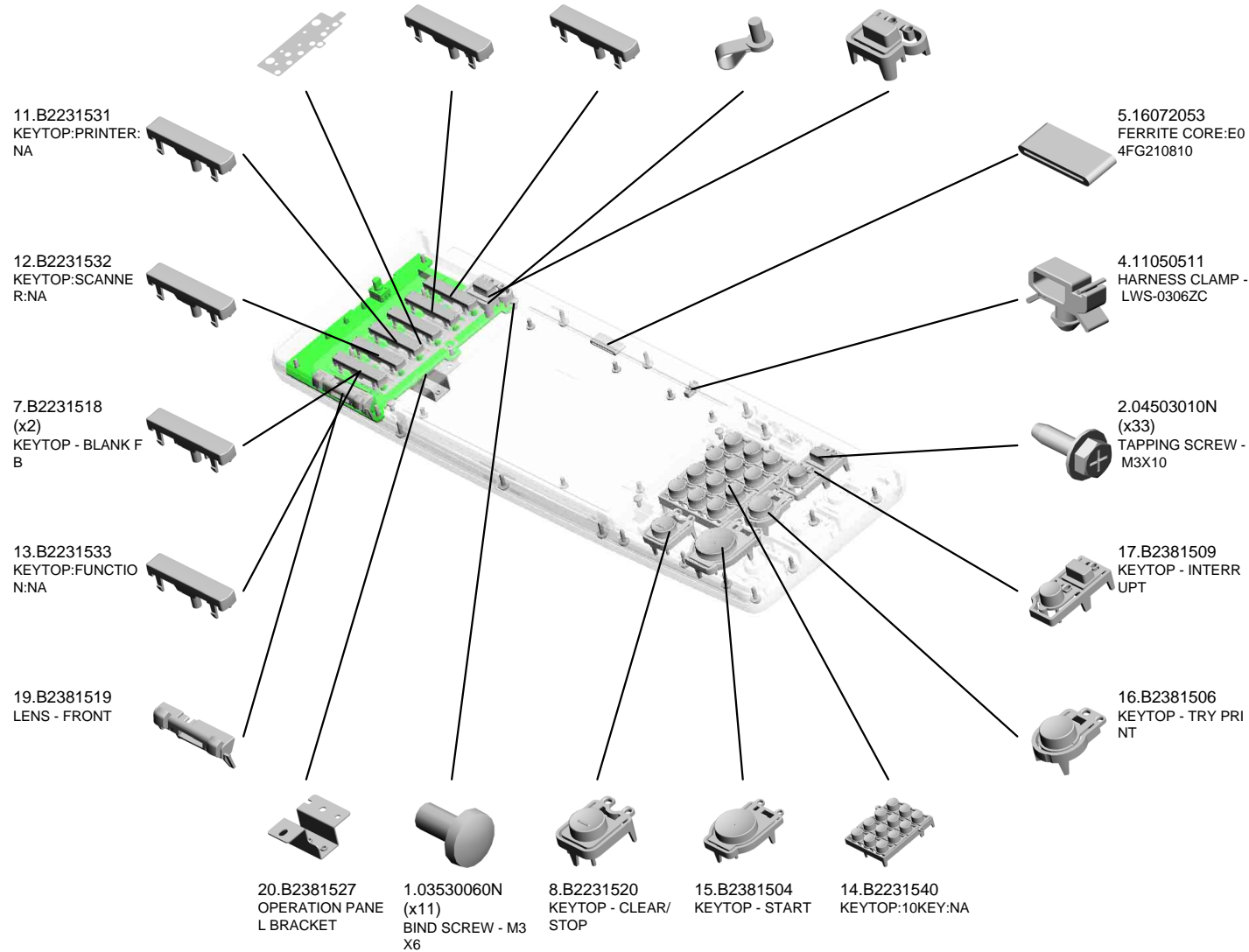


U002_S001
OPERATION PANEL:D086/D087:NA:ASS'Y



39.D0861411
OPERATION PANE
L:D086/D087:NA:AS
SY

- 6.B2231475 (x2) PCB OP-L
- 10.B2231529 KEYTOP - DOC NA
- 9.B2231528 KEYTOP - COPY N A
- 3.11050032 CLAMP
- 18.B2381511 KEYTOP - COUNT E R



WWW.SERVICE-MANUAL.NET




39.D0861411
OPERATION PANE
L:D086/D087:NA:AS
SY

- 32.D0091488 TOUCH PANEL:W-VGA:MA
- 35.D0091504 SHADEING PLATE: TOUCH PANEL
- 36.D0091556 PANEL:UPPER:NA
- 34.D0091502 COVER:LOWER
- 31.D0091487 CABLE:FFC:TFT:LC D


23.B2381547
SPACER - KEYPAD



40.D0861481
PCB:D086/D087:LC
DC:NA



33.D0091489
LCD:TFT:W-VGA:S
H



22.B2381535
(x2)
LCD SPACER B



21.B2381534
(x2)
LCD SPACER A



24.B2381548
OPERATION PANE
L BRACKET - RIGH
T



27.B2381552
KEYTOP - KANTAN



28.B2381583
KEYTOP - CLEAR
MODES



30.D0091486
INVERTOR:TFT



25.B2381549
KEYTOP - POWER
SOURCE



29.D0091470
PCB:OP-R

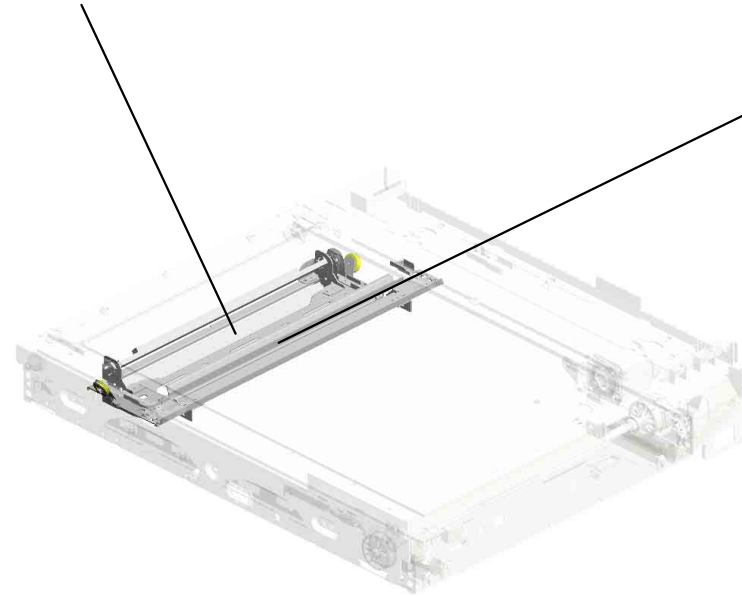


26.B2381550
KEYTOP - LOGIN



U003.Scanner

U003_S001
D0251721
CARRIAGE:NO.2:ASS'Y




U003_S002
D0251716
CARRIAGE:NO.1:ASS'Y



WWW.SERVICE-MANUAL.NET

| | | | | | | | | | | | | | | | | | | | |
|------|------|------|------|------|------|------|------|------|------|------|------|------|------|------|------|------|------|------|------|
| U001 | U002 | U003 | U004 | U005 | U006 | U007 | U008 | U009 | U010 | U011 | U012 | U013 | U014 | U015 | U016 | U017 | U018 | U019 | U020 |
|------|------|------|------|------|------|------|------|------|------|------|------|------|------|------|------|------|------|------|------|

U003 Scanner



- 15.A1931769 CLAMP - REAR WIRE
- 12.54421924 (x2) EXPOSURE GLASS CUSHION
- 25.AW020146 PHOTOINTERRUPTOR:FLAT:PICH2M M:M4
- 16.A1931816 (x2) 1ST SLIDE RAIL
- 3.04513008N TAPPING SCREW - M3X8

24.AW020145 PHOTOINTERRUPTOR:FLAT

4.04533006N (x3) TAPPING SCREW - M3X6

17.A2501752 EXPOSURE GLASS

14.A1931766 WIRE CLAMP

10.11050534 CLAMP

20.AA060980 (x2) TENSION SPRING: TENSION:11300MN

21.AA082144 (x2) BUSHING - 8X12X7

23.AW010134 (x2) ORIGINAL SENSOR - 48MM

11.11050621 (x3) CLAMP - SB-2712

8.11050511 (x6) HARNESS CLAMP - LWS-0306ZC

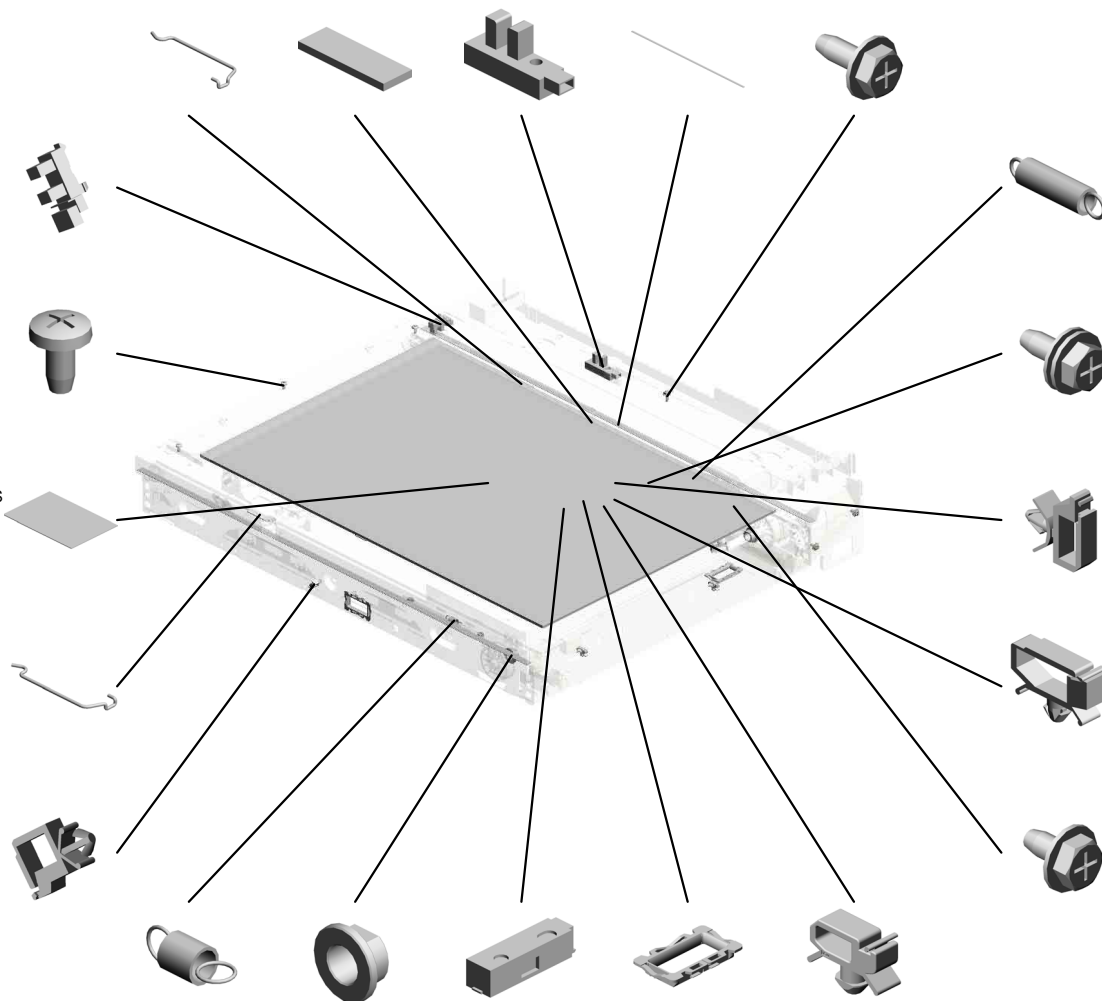
19.AA060979 TENSION SPRING: TENSION:14720MN

6.08025299 TAPPING SCREW - M3X8

7.11050487 HARNESS CLAMP

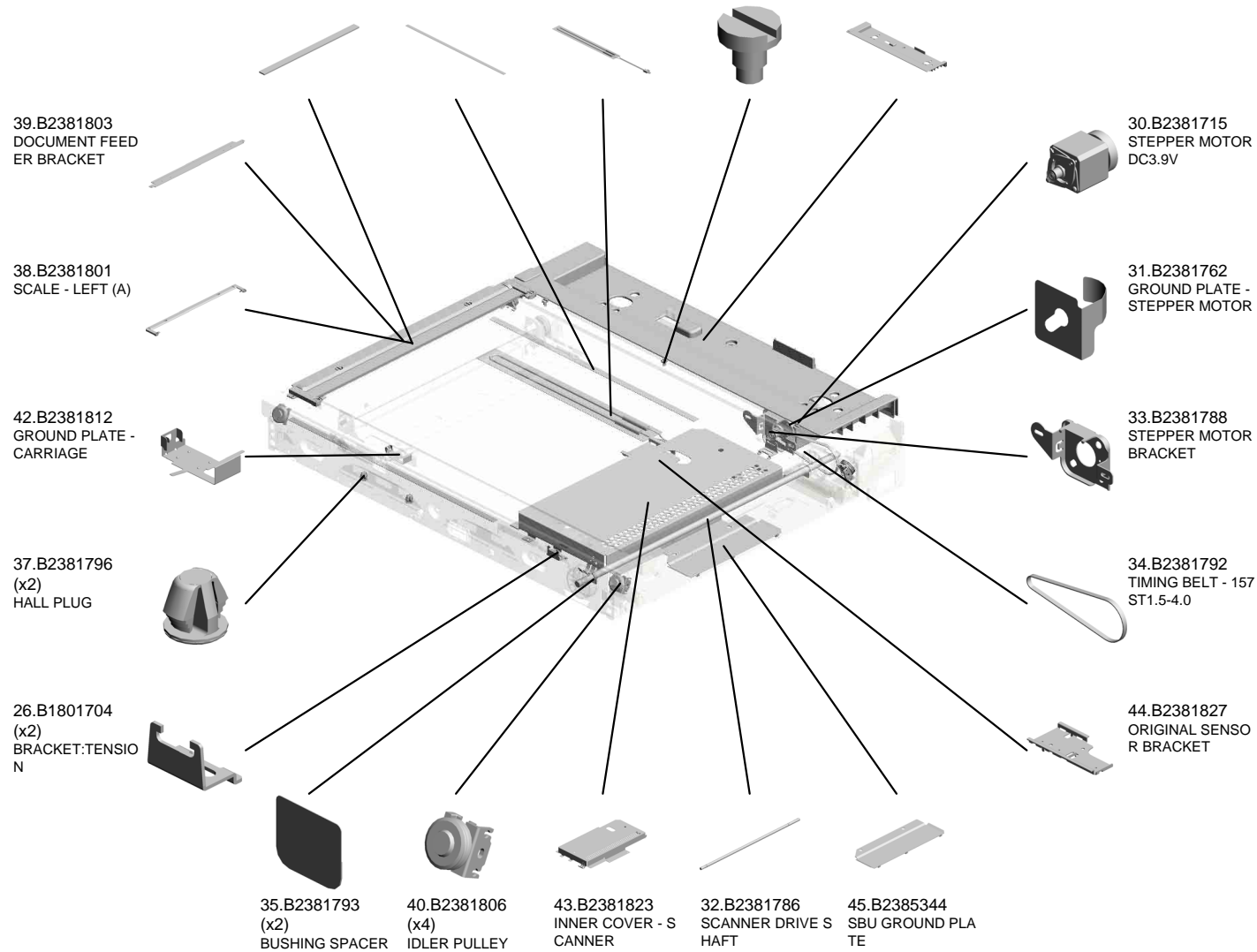
9.11050516 (x5) CLAMP

2.04513006N (x11) TAPPING SCREW - 3X6



U003 Scanner

- 36.B2381795 EXPOSURE GLASS
- 27.B1801734 (x2) SLIDE RAIL:NO.2
- 28.B2291687 HEATER:OPTION:1 20V:9W:(Option)
- 46.B3901759 (x7) SHAFT:SCALE
- 29.B2381369 COVER:SCANNER: REAR:DOM



WWW.SERVICE-MANUAL.NET

| | | | | | | | | | | | | | | | | | | | |
|------|------|------|------|------|------|------|------|------|------|------|------|------|------|------|------|------|------|------|------|
| U001 | U002 | U003 | U004 | U005 | U006 | U007 | U008 | U009 | U010 | U011 | U012 | U013 | U014 | U015 | U016 | U017 | U018 | U019 | U020 |
|------|------|------|------|------|------|------|------|------|------|------|------|------|------|------|------|------|------|------|------|

U003 Scanner

53.D0251751
SEAL:SCANNER:F
RAME:BASE

69.G5701225
SENSOR SHIELDIN
G PLATE

73.G5702834
PULLEY - HIGH VO
LTAGE SUPPLY C
ORD

65.D0871842
STABILIZER

54.D0251782
SCALE:INNER BAC
K:PRINTING



51.D0251736
SCALE:LEFT:B:NA:
ASS'Y

64.D0871840
XENON LAMP:ASS'
Y

56.D0251831
(x2)
GASKET:13X10X13

52.D0251747
(x2)
DRIVE WERE:CAR
RIAGE:DIA1.0

57.D0251832
GASKET:10X1X20

61.D0291748
PULLEY:DRIVE WE
RE:REAR:ASS'Y

62.D0291749
PULLEY:PROTECTI
ON

63.D0871703
LENS:HOLDER:AS
S'Y

55.D0251830
GASKET:10X15X20

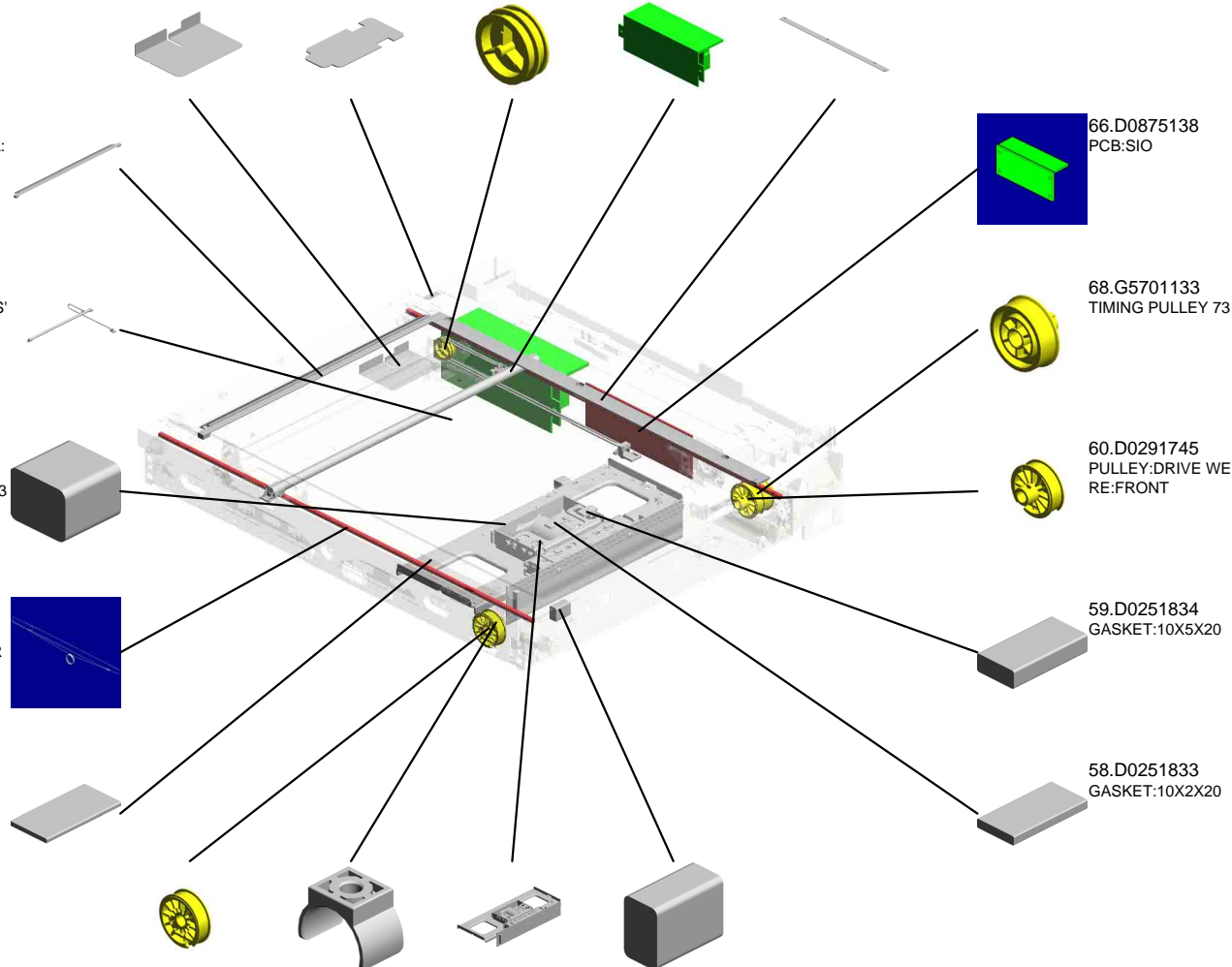
66.D0875138
PCB:SIO

68.G5701133
TIMING PULLEY 73

60.D0291745
PULLEY:DRIVE WE
RE:FRONT

59.D0251834
GASKET:10X5X20

58.D0251833
GASKET:10X2X20




WWW.SERVICE-MANUAL.NET

| | | | | | | | | | | | | | | | | | | | |
|------|------|------|------|------|------|------|------|------|------|------|------|------|------|------|------|------|------|------|------|
| U001 | U002 | U003 | U004 | U005 | U006 | U007 | U008 | U009 | U010 | U011 | U012 | U013 | U014 | U015 | U016 | U017 | U018 | U019 | U020 |
|------|------|------|------|------|------|------|------|------|------|------|------|------|------|------|------|------|------|------|------|

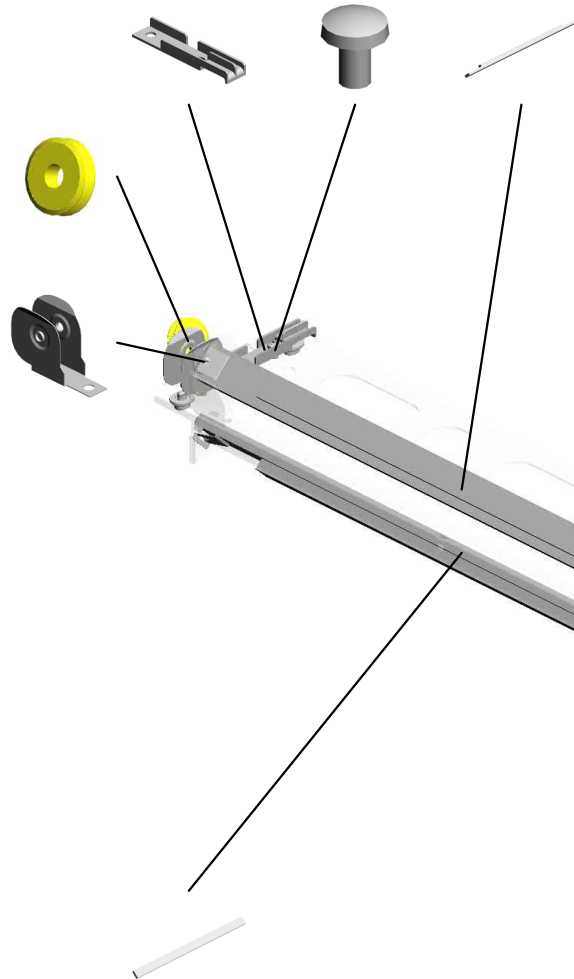
U003_S001
CARRIAGE:NO.2:ASS'Y

71.G5702832 1.03530050N 49.D0251727
GUIDE - HIGH VOL (x2) SCREW-M3X5 MIRROR:NO.2:CON
TAGE SUPPLY CO CAVE:ASS'Y
RD



41.B2381807
(x2)
PULLEY

72.G5702833
PULLEY HOLDER



50.D0251728
MIRROR:NO.2:CON
VAX:ASS'Y

18.A2501791
(x4)
2ND SCANNER SH
OE

5.07200040E
(x2)
RETAINING RING -
M4

67.G4042810
(x4)
SPRING PLATE - 2
ND MIRROR

WWW.SERVICE-MANUAL.NET

| | | | | | | | | | | | | | | | | | | | |
|------|------|------|------|------|------|------|------|------|------|------|------|------|------|------|------|------|------|------|------|
| U001 | U002 | U003 | U004 | U005 | U006 | U007 | U008 | U009 | U010 | U011 | U012 | U013 | U014 | U015 | U016 | U017 | U018 | U019 | U020 |
|------|------|------|------|------|------|------|------|------|------|------|------|------|------|------|------|------|------|------|------|

U003_S002
CARRIAGE:NO.1:ASS'Y

13.A1001714
REFLECTOR

47.D0251716
CARRIAGE:NO.1:A
SS'Y

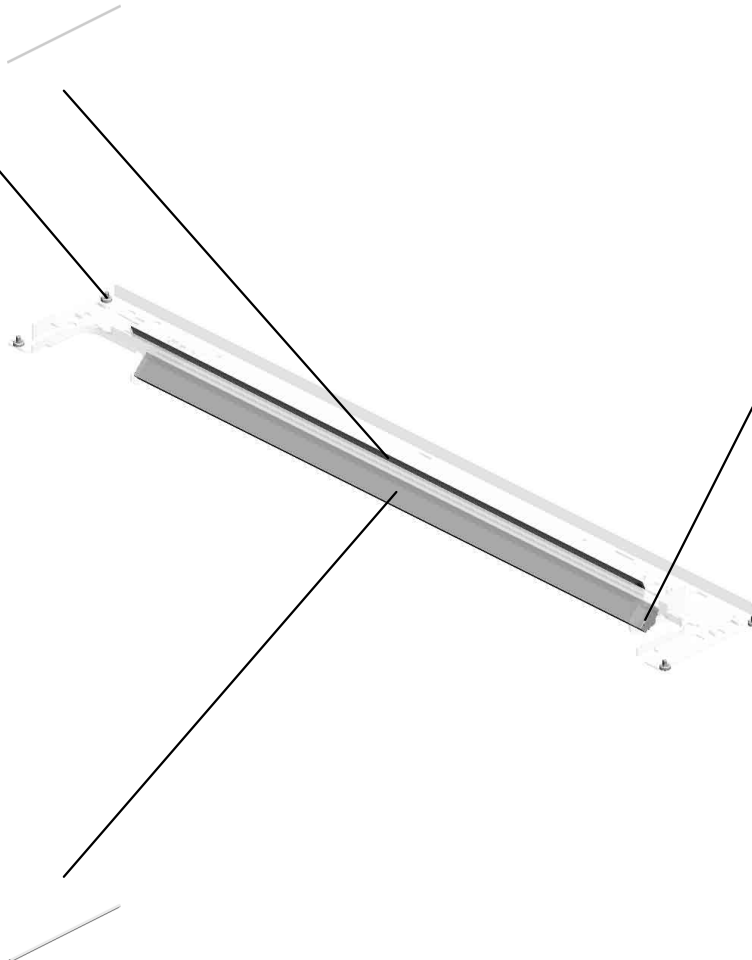
70.G5702730
(x4)
SLIDER - SCANNER



74.M0261815
(x2)
CLAMP:MIRROR:N
O.1




22.AC030169
MIRROR:NO.1



U004.Laser Unit

U004_S001
D0871851
LASER OPTICS HOUSING U
NIT



WWW.SERVICE-MANUAL.NET

| | | | | | | | | | | | | | | | | | | | |
|------|------|------|-------------|------|------|------|------|------|------|------|------|------|------|------|------|------|------|------|------|
| U001 | U002 | U003 | U004 | U005 | U006 | U007 | U008 | U009 | U010 | U011 | U012 | U013 | U014 | U015 | U016 | U017 | U018 | U019 | U020 |
|------|------|------|-------------|------|------|------|------|------|------|------|------|------|------|------|------|------|------|------|------|

U004
Laser Unit



WWW.SERVICE-MANUAL.NET

| | | | | | | | | | | | | | | | | | | | |
|------|------|------|------|------|------|------|------|------|------|------|------|------|------|------|------|------|------|------|------|
| U001 | U002 | U003 | U004 | U005 | U006 | U007 | U008 | U009 | U010 | U011 | U012 | U013 | U014 | U015 | U016 | U017 | U018 | U019 | U020 |
|------|------|------|------|------|------|------|------|------|------|------|------|------|------|------|------|------|------|------|------|

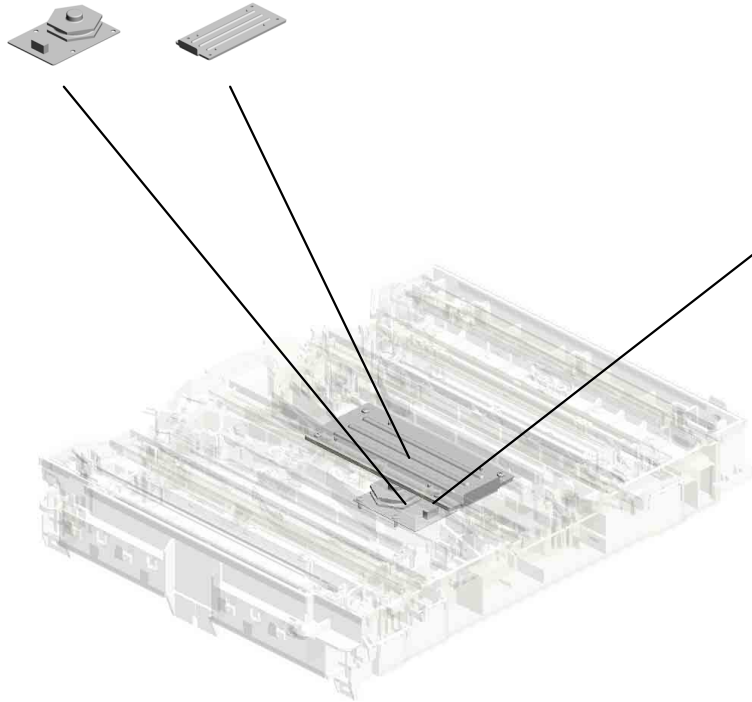
U004_S001 LASER OPTICS HOUSING UNIT

2.AX060396
DC POLYGON MIR
ROR MOTOR:24W

3.B2231882
COVER - POLYGO
N MOTOR



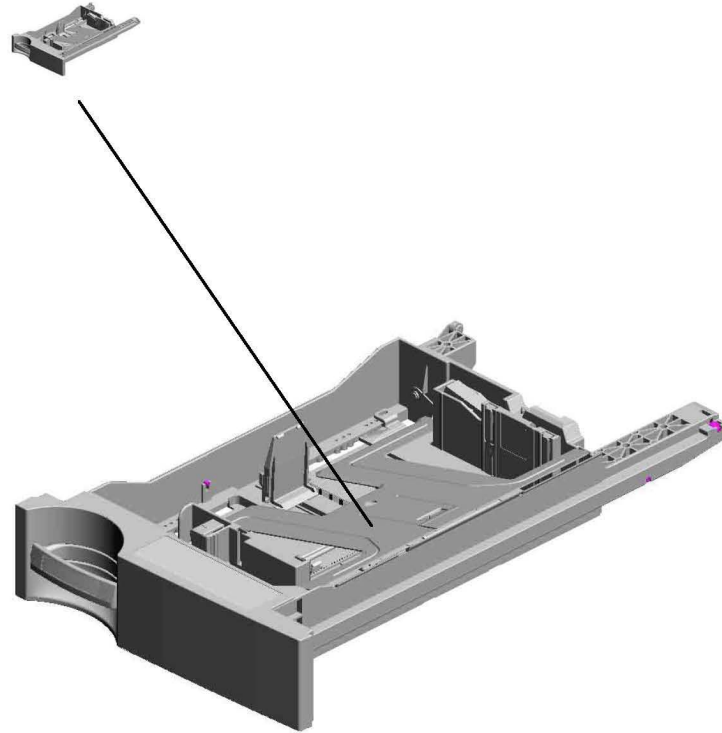
4.D0871851
LASER OPTICS HO
USING UNIT



1.08025317
(x8)
BINDING HEAD TA
PPING SCREWS:
3X8

U005.Paper Tray(1st)

U005_S001
D0892850
PAPER TRAY:NO.1:ASS'Y



WWW.SERVICE-MANUAL.NET

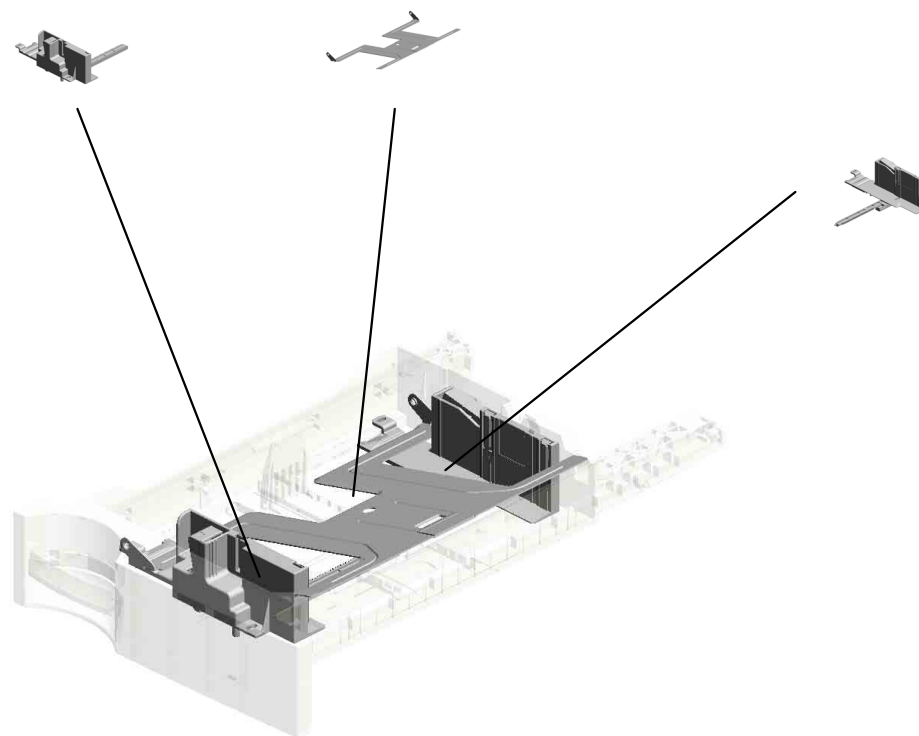
| | | | | | | | | | | | | | | | | | | | |
|------|------|------|------|-------------|------|------|------|------|------|------|------|------|------|------|------|------|------|------|------|
| U001 | U002 | U003 | U004 | U005 | U006 | U007 | U008 | U009 | U010 | U011 | U012 | U013 | U014 | U015 | U016 | U017 | U018 | U019 | U020 |
|------|------|------|------|-------------|------|------|------|------|------|------|------|------|------|------|------|------|------|------|------|

U005_S001.PAPER TRAY:NO.1:ASS'Y

U005_S001_S001
B2232870
SIDE FENCE - FRONT

U005_S001_S003
D0892940
TRAY BOTTOM PLATE:ASSY

U005_S001_S002
B2232880
SIDE FENCE - REAR

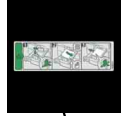


WWW.SERVICE-MANUAL.NET

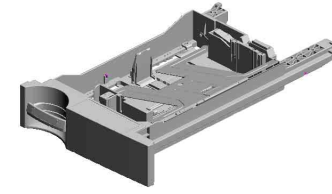
| | | | | | | | | | | | | | | | | | | | |
|------|------|------|------|-------------|------|------|------|------|------|------|------|------|------|------|------|------|------|------|------|
| U001 | U002 | U003 | U004 | U005 | U006 | U007 | U008 | U009 | U010 | U011 | U012 | U013 | U014 | U015 | U016 | U017 | U018 | U019 | U020 |
|------|------|------|------|-------------|------|------|------|------|------|------|------|------|------|------|------|------|------|------|------|

U005 Paper Tray(1st)

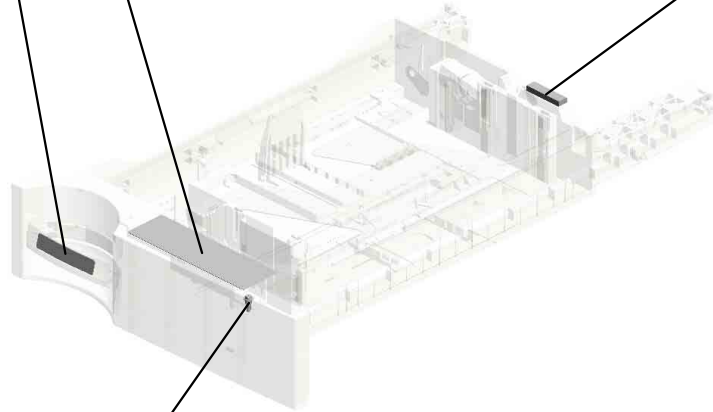

34.B2372521
DECAL - PAPER S
ET DIRECTION NO.
1



35.B2382526
DECAL - GRIP



15.B1802782
SEAL:TRAY



11.AA143577
SCREW:TP:M4



U005_S001
PAPER TRAY:NO.1:ASS'Y

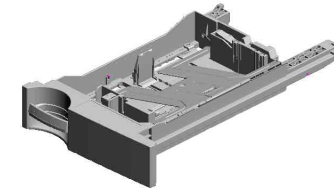
12.AA143843
(x2)
SCREW:DIA6

19.B2232862
LEVER - RELEASE
INNER

27.B2232894
SLIDE RAIL STOPP
ER - LEFT

26.B2232890
SLIDE RAIL - LEFT

28.B2232912
END FENCE



37.D0892850
PAPER TRAY:NO.1
:ASS'Y

1.04503012N
(x2)
TAPPING SCREW:
3X12

17.B2232860
PAPER TRAY GRIP

18.B2232861
GRIP HOLDER

10.AA061014
TENSION SPRING:
GRIP

16.B2232857
COVER - PAPER T
RAY NO.1

9.AA061003
TENSION SPRING:
SIDE FENCE:REAR

4.07200080E
RETAINING RING -
M8

21.B2232868
LEVER:RELEASE:P
APER TRAY:OUTE
R

2.04504008N
TAPPING SCREW -
M4X8

33.B2232936
GEAR - 16Z

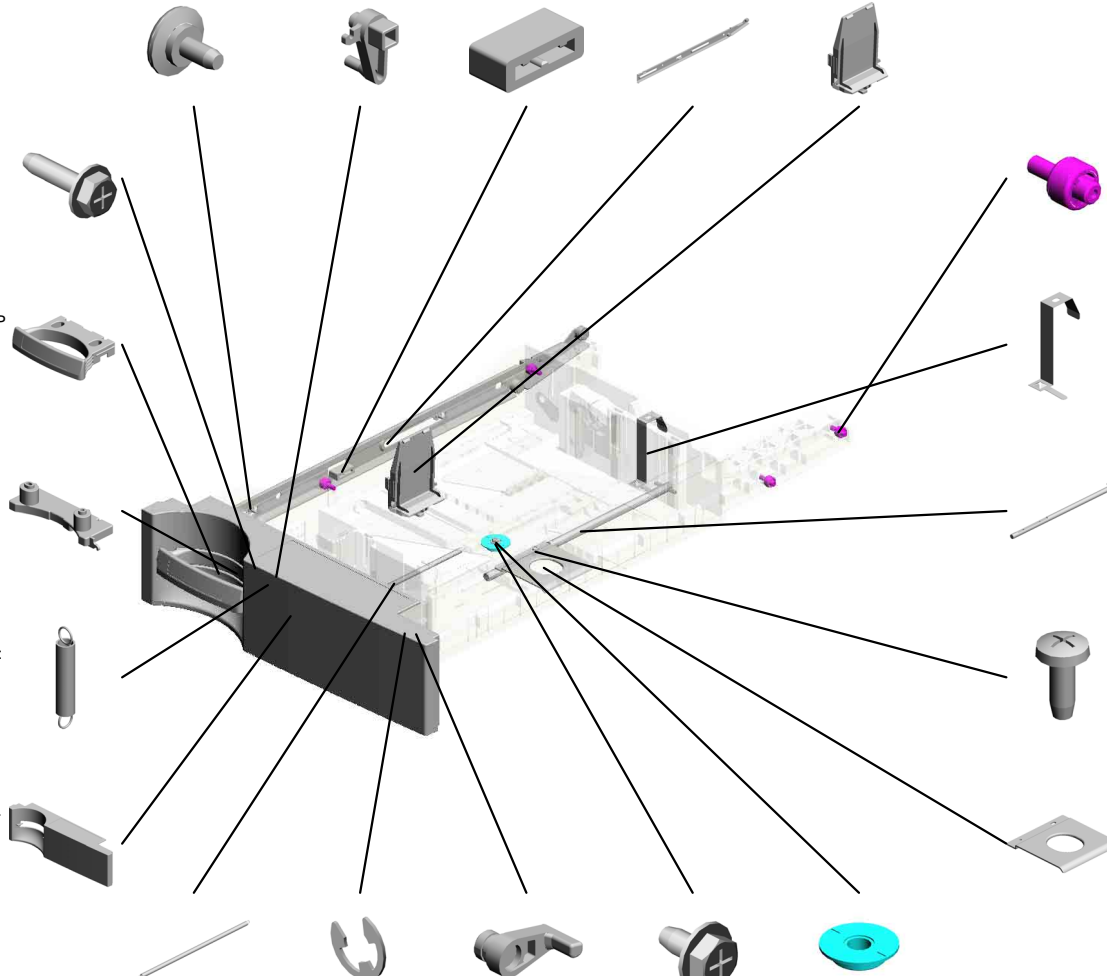
5.A2322987
(x4)
ROLLER - PAPER T
RAY

22.B2232869
GROUND PLATE

20.B2232865
RISE NO.1 SHAFT

3.04533008N
BINDING SELF TAP
PING SCREW:3X8

29.B2232918
RISE LEVER

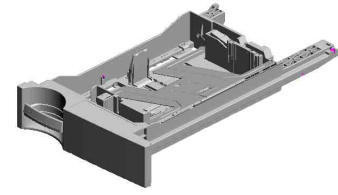


WWW.SERVICE-MANUAL.NET

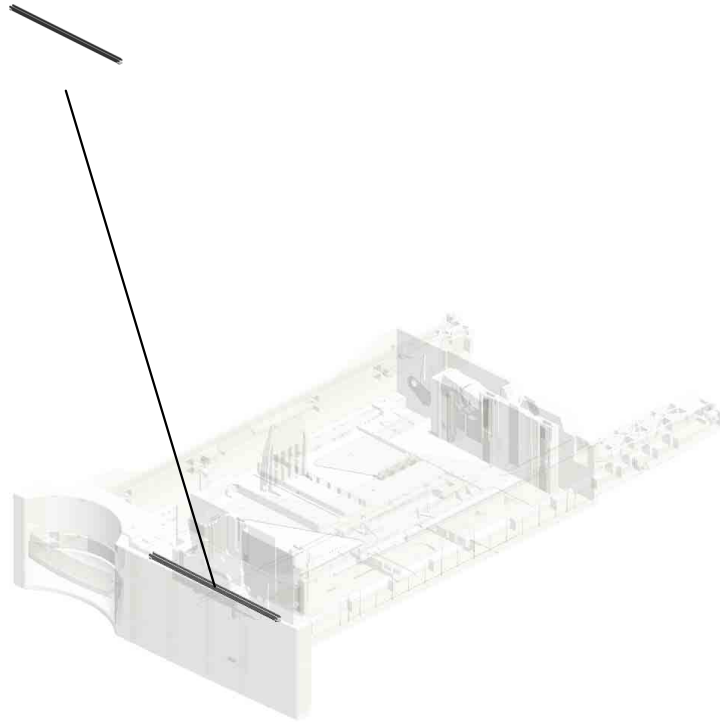
| | | | | | | | | | | | | | | | | | | | |
|------|------|------|------|------|------|------|------|------|------|------|------|------|------|------|------|------|------|------|------|
| U001 | U002 | U003 | U004 | U005 | U006 | U007 | U008 | U009 | U010 | U011 | U012 | U013 | U014 | U015 | U016 | U017 | U018 | U019 | U020 |
|------|------|------|------|------|------|------|------|------|------|------|------|------|------|------|------|------|------|------|------|

U005_S001
PAPER TRAY:NO.1:ASS'Y

36.D0292863
SHAFT:RELEASE:P
APER TRAY



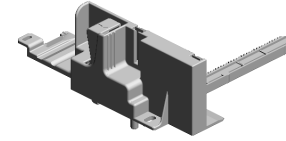
37.D0892850
PAPER TRAY:NO.1
:ASS'Y



U005_S001_S001 SIDE FENCE - FRONT

30.B2232923
STOPPER LEVER -
FRONT

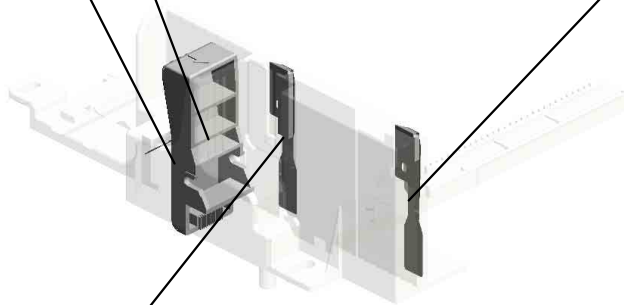
23.B2232870
SIDE FENCE - FRO
NT



14.B0042923
SPRING PLATE - R
RELEASE LEVER



32.B2232935
PLATE - SIDE FEN
CE RIGHT



31.B2232934
PLATE - SIDE FEN
CE




WWW.SERVICE-MANUAL.NET

| | | | | | | | | | | | | | | | | | | | |
|------|------|------|------|-------------|------|------|------|------|------|------|------|------|------|------|------|------|------|------|------|
| U001 | U002 | U003 | U004 | U005 | U006 | U007 | U008 | U009 | U010 | U011 | U012 | U013 | U014 | U015 | U016 | U017 | U018 | U019 | U020 |
|------|------|------|------|-------------|------|------|------|------|------|------|------|------|------|------|------|------|------|------|------|

U005_S001_S002 SIDE FENCE - REAR

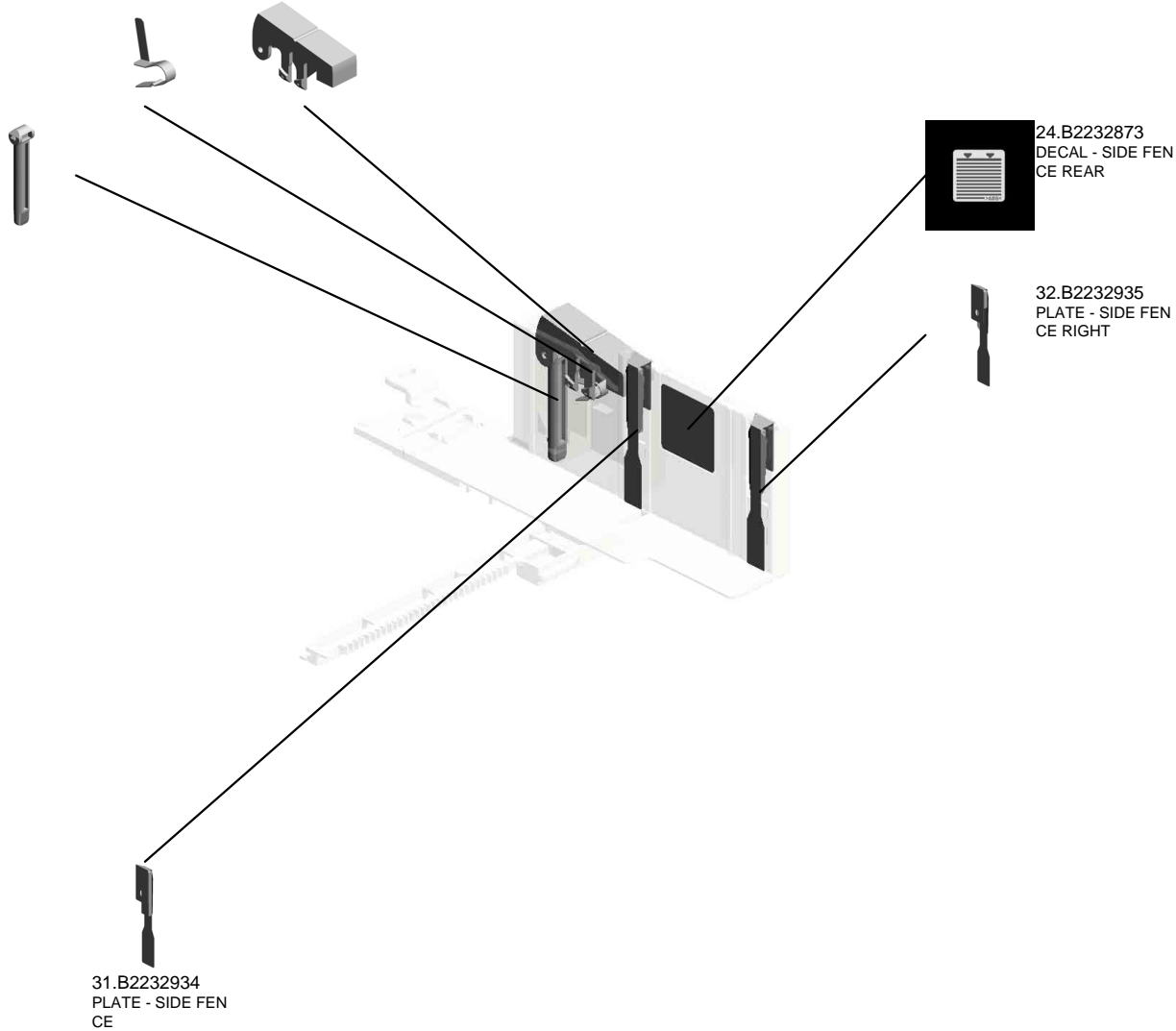
6.A2672857
SPRING PLATE - SI
DE FENCE

8.A2672860
REAR LEVER STO
PPER



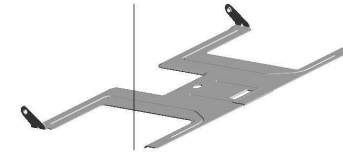
25.B2232880
SIDE FENCE - REA
R

7.A2672859
SIDE FENCE STOP
PER

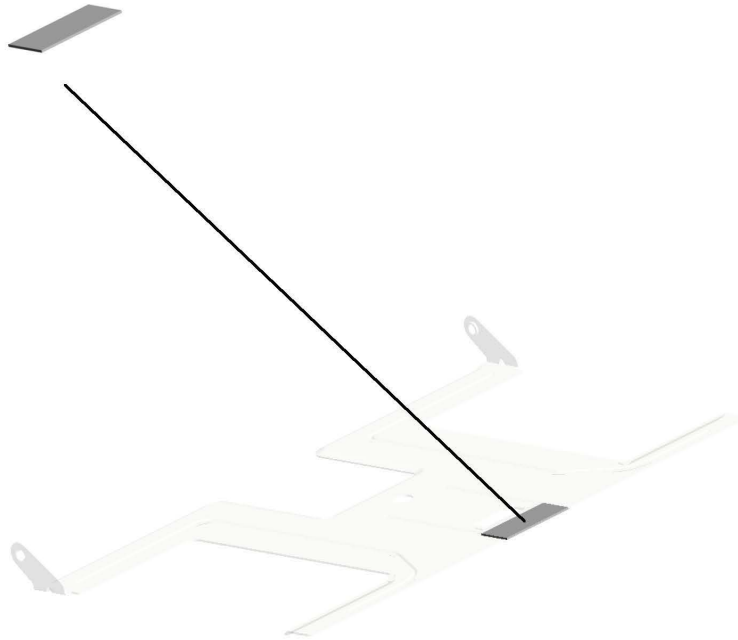


U005_S001_S003
TRAY BOTTOM PLATE:ASS'Y

13.AF033010
PAD

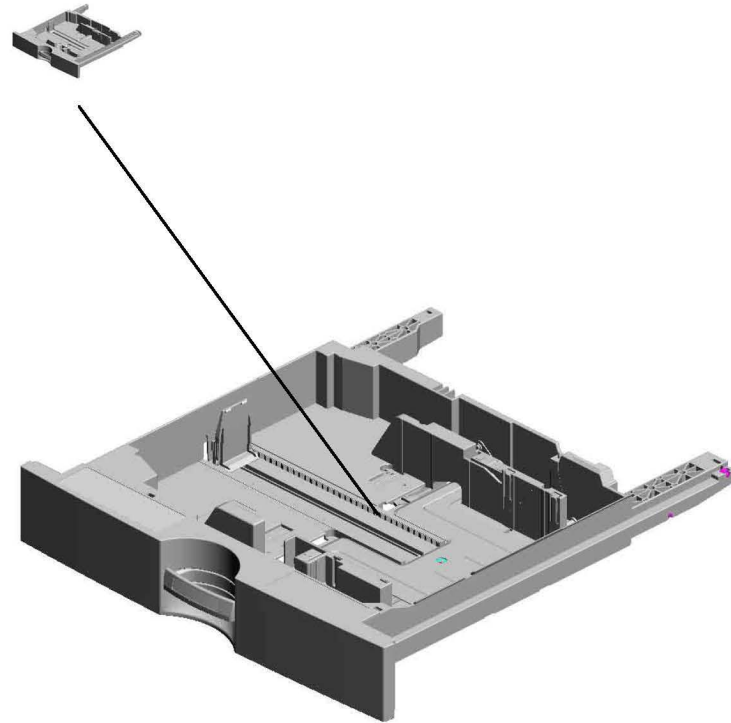


38.D0892940
TRAY BOTTOM PL
ATE:ASS'Y



U006.Paper Tray(2nd)

U006_S001
D0892900
PAPER TRAY:NO.2:ASS'Y



WWW.SERVICE-MANUAL.NET

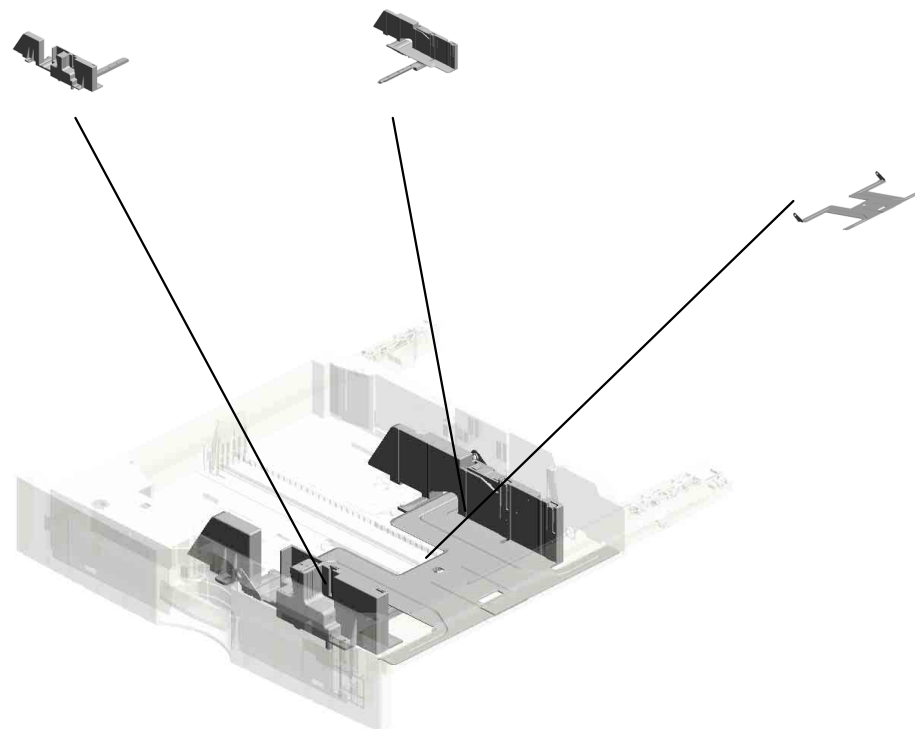
| | | | | | | | | | | | | | | | | | | | |
|------|------|------|------|------|-------------|------|------|------|------|------|------|------|------|------|------|------|------|------|------|
| U001 | U002 | U003 | U004 | U005 | U006 | U007 | U008 | U009 | U010 | U011 | U012 | U013 | U014 | U015 | U016 | U017 | U018 | U019 | U020 |
|------|------|------|------|------|-------------|------|------|------|------|------|------|------|------|------|------|------|------|------|------|

U006_S001.PAPER TRAY:NO.2:ASS'Y

U006_S001_S001
B2232920
FRONT SIDE FENCE

U006_S001_S002
B2232930
REAR SIDE FENCE

U006_S001_S003
D0892940
TRAY BOTTOM PLATE:ASS'Y



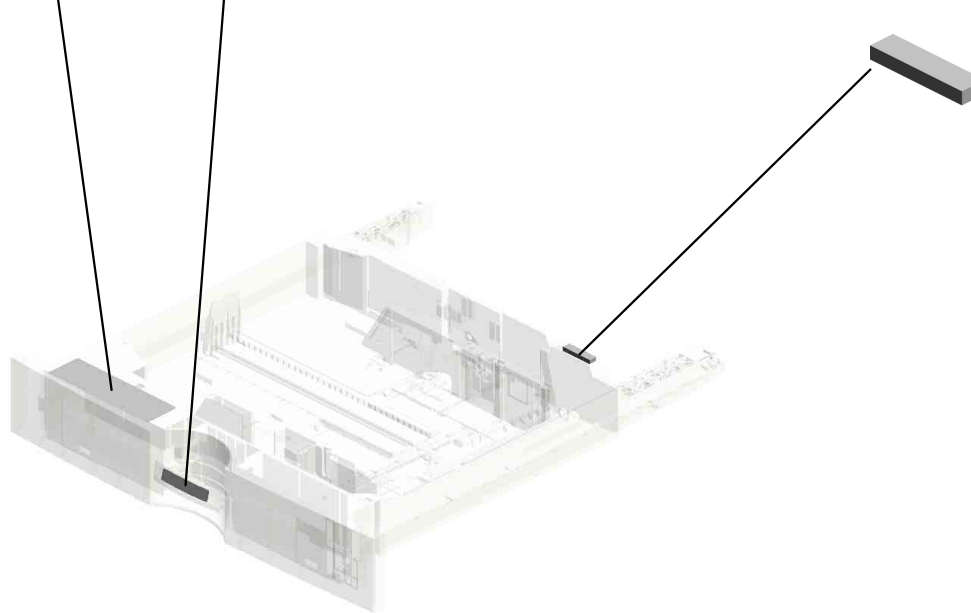
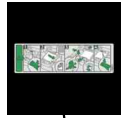
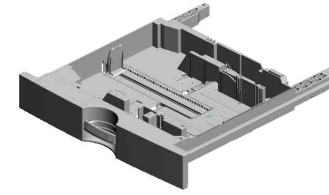
WWW.SERVICE-MANUAL.NET

| | | | | | | | | | | | | | | | | | | | |
|------|------|------|------|------|-------------|------|------|------|------|------|------|------|------|------|------|------|------|------|------|
| U001 | U002 | U003 | U004 | U005 | U006 | U007 | U008 | U009 | U010 | U011 | U012 | U013 | U014 | U015 | U016 | U017 | U018 | U019 | U020 |
|------|------|------|------|------|-------------|------|------|------|------|------|------|------|------|------|------|------|------|------|------|

U006 Paper Tray(2nd)

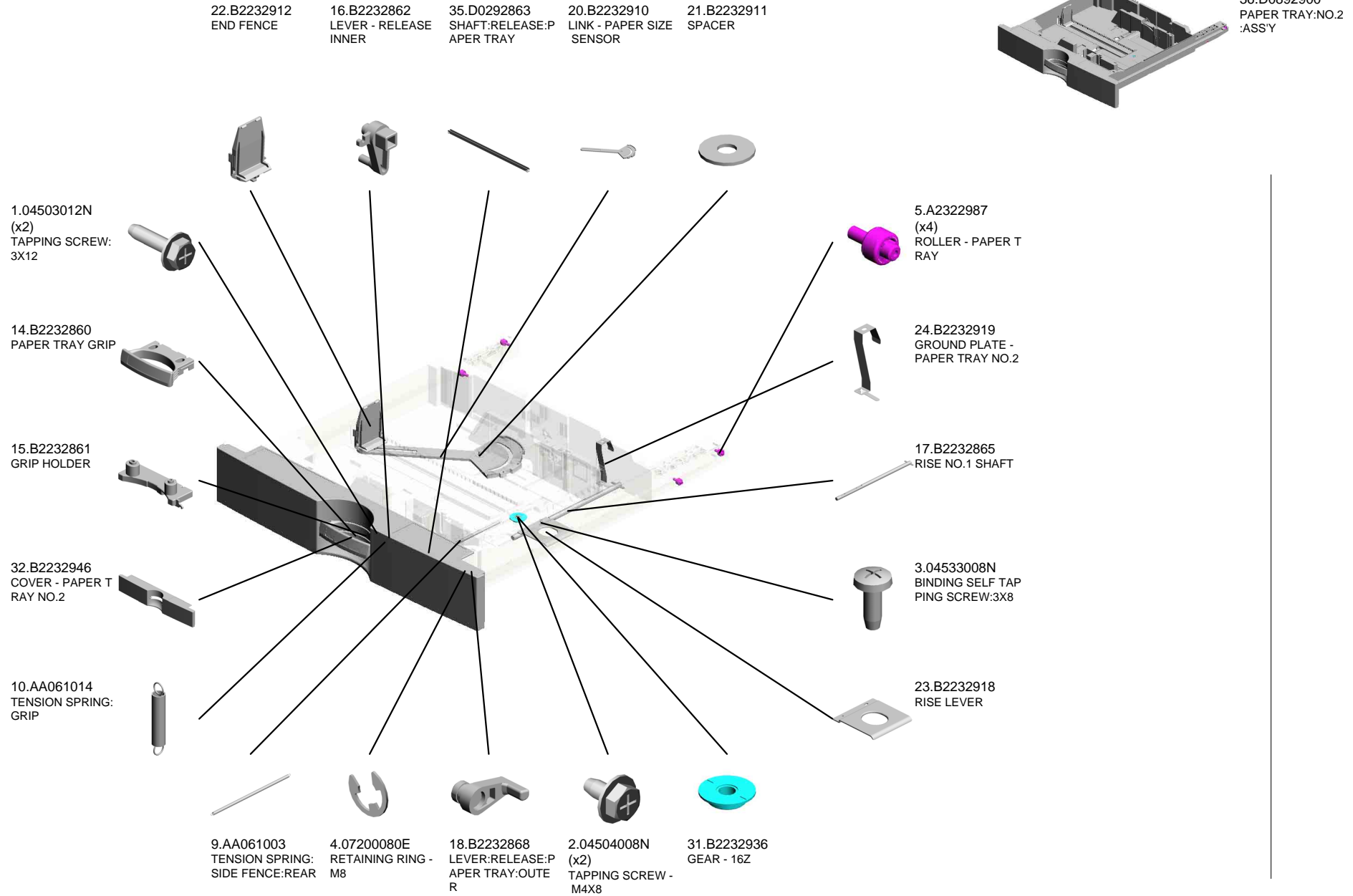
33.B2382523
DECAL - PAPER S
ET DIRECTION NO.
2

34.B2382527
DECAL - GRIP



13.B1802782
SEAL:TRAY

U006_S001
PAPER TRAY:NO.2:ASS'Y



WWW.SERVICE-MANUAL.NET

| | | | | | | | | | | | | | | | | | | | |
|------|------|------|------|------|-------------|------|------|------|------|------|------|------|------|------|------|------|------|------|------|
| U001 | U002 | U003 | U004 | U005 | U006 | U007 | U008 | U009 | U010 | U011 | U012 | U013 | U014 | U015 | U016 | U017 | U018 | U019 | U020 |
|------|------|------|------|------|-------------|------|------|------|------|------|------|------|------|------|------|------|------|------|------|

U006_S001_S001 FRONT SIDE FENCE

26.B2232923
STOPPER LEVER -
FRONT

25.B2232920
FRONT SIDE FENC
E

12.B0042923
SPRING PLATE - R
RELEASE LEVER

30.B2232935
PLATE - SIDE FEN
CE RIGHT

29.B2232934
PLATE - SIDE FEN
CE

WWW.SERVICE-MANUAL.NET

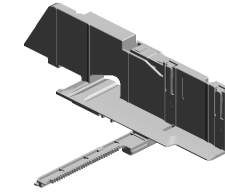
| | | | | | | | | | | | | | | | | | | | |
|------|------|------|------|------|-------------|------|------|------|------|------|------|------|------|------|------|------|------|------|------|
| U001 | U002 | U003 | U004 | U005 | U006 | U007 | U008 | U009 | U010 | U011 | U012 | U013 | U014 | U015 | U016 | U017 | U018 | U019 | U020 |
|------|------|------|------|------|-------------|------|------|------|------|------|------|------|------|------|------|------|------|------|------|

U006_S001_S002 REAR SIDE FENCE

7.A2672859
SIDE FENCE STOP
PER

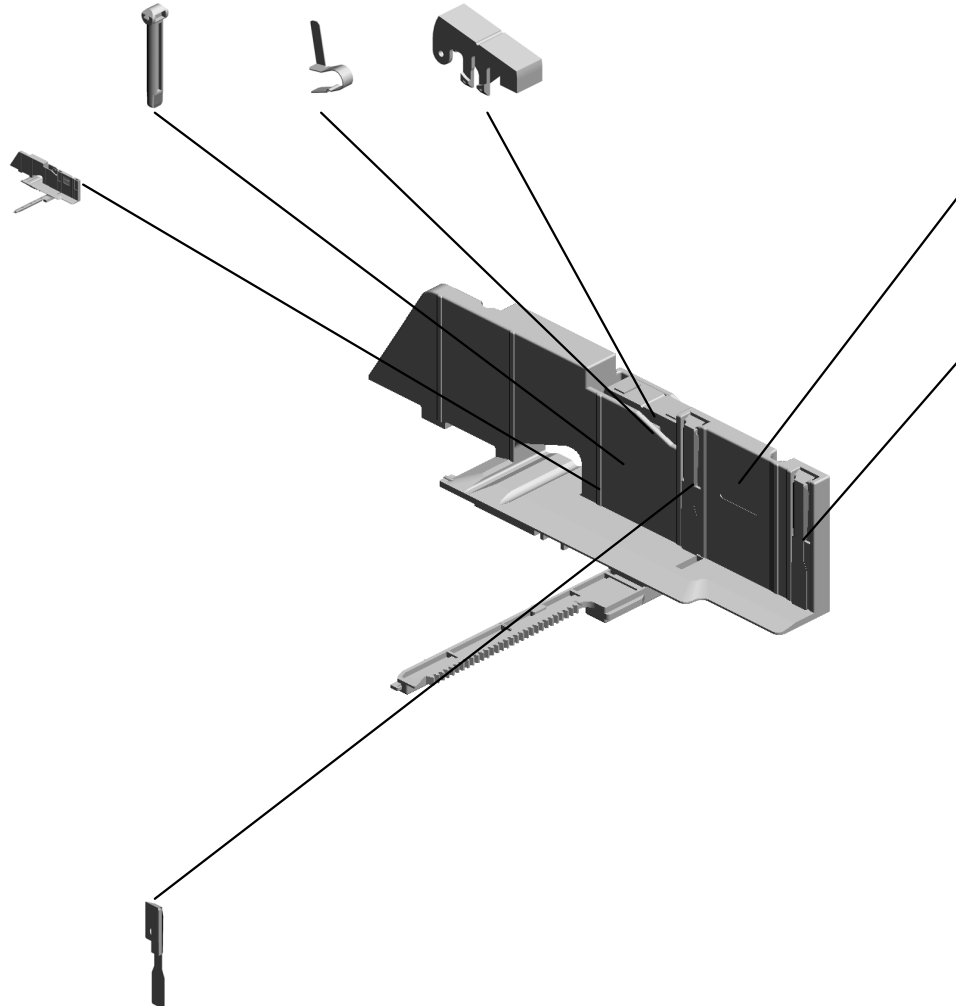
6.A2672857
SPRING PLATE - SI
DE FENCE

8.A2672860
REAR LEVER STO
PPER



27.B2232930
REAR SIDE FENCE

28.B2232932
SIDE FENCE:REAR
:UNIVERSAL:NO.2



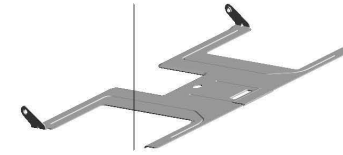
19.B2232873
DECAL - SIDE FEN
CE REAR

30.B2232935
PLATE - SIDE FEN
CE RIGHT

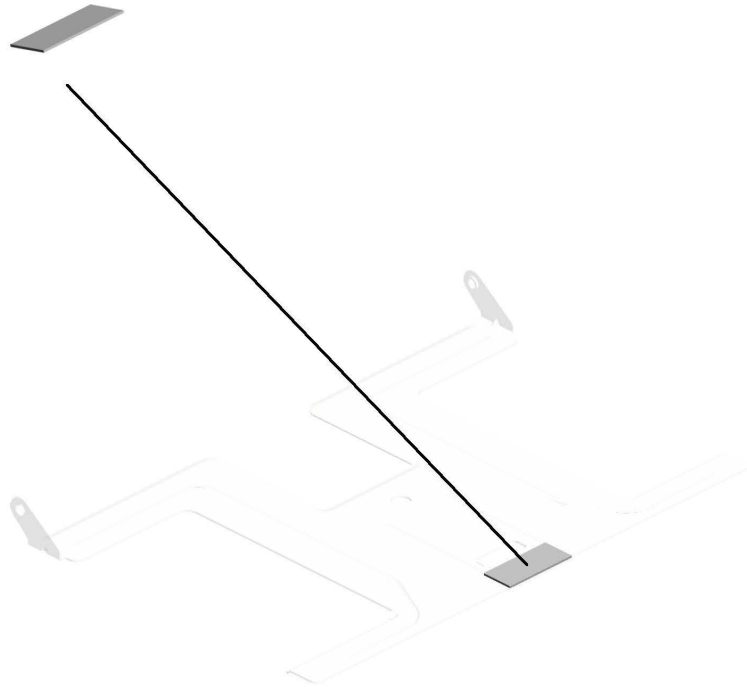
29.B2232934
PLATE - SIDE FEN
CE

U006_S001_S003
TRAY BOTTOM PLATE:ASS'Y

11.AF033010
PAD



37.D0892940
TRAY BOTTOM PL
ATE:ASS'Y




U007.Paper Feed

U007_S002
D0892750
PAPER FEED UNIT



U007_S001
D0892750
PAPER FEED UNIT




WWW.SERVICE-MANUAL.NET

| | | | | | | | | | | | | | | | | | | | |
|------|------|------|------|------|------|------|------|------|------|------|------|------|------|------|------|------|------|------|------|
| U001 | U002 | U003 | U004 | U005 | U006 | U007 | U008 | U009 | U010 | U011 | U012 | U013 | U014 | U015 | U016 | U017 | U018 | U019 | U020 |
|------|------|------|------|------|------|------|------|------|------|------|------|------|------|------|------|------|------|------|------|


U007 Paper Feed

39.D0092836
GUIDE PLATE

37.B2232848
(x2)
COVER:HARNESS

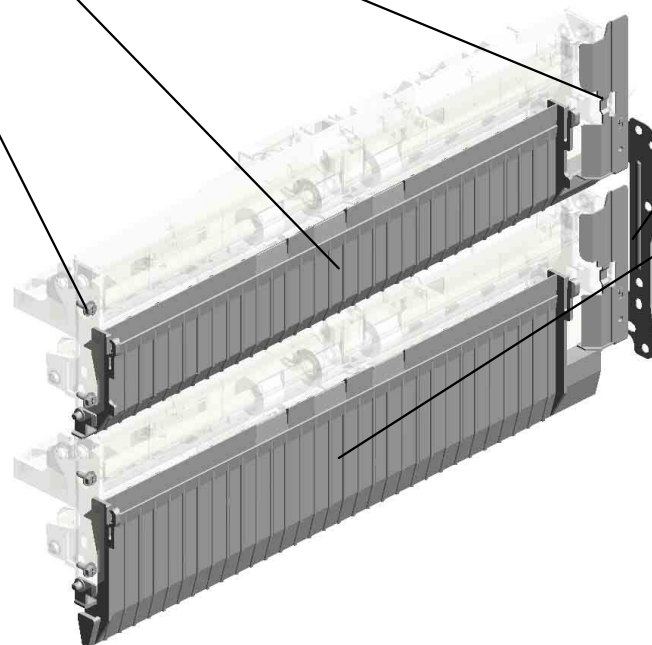


3.04543008Q
(x4)
TAPPING SCREW:
3X8



36.B2232846
BRACKET:COVER:
HARNESS

40.D0092841
GUIDE PLATE - NO
.2



U007_S001 PAPER FEED UNIT

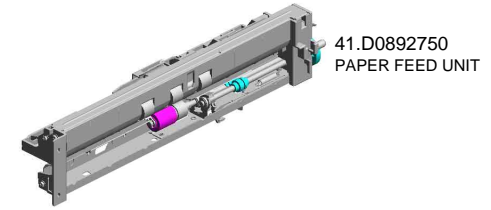
18.AB011218
GEAR - ROLLER C
LUTCH

6.08050089
(x4)
RETAINING RING -
M4

14.AA082150
PLAIN SHAFT BEA
RING:M6

4.04563008N
TAPPING SCREW -
M3X8

7.11050511
(x2)
HARNES CLAMP -
LWS-0306ZC



41.D0892750
PAPER FEED UNIT

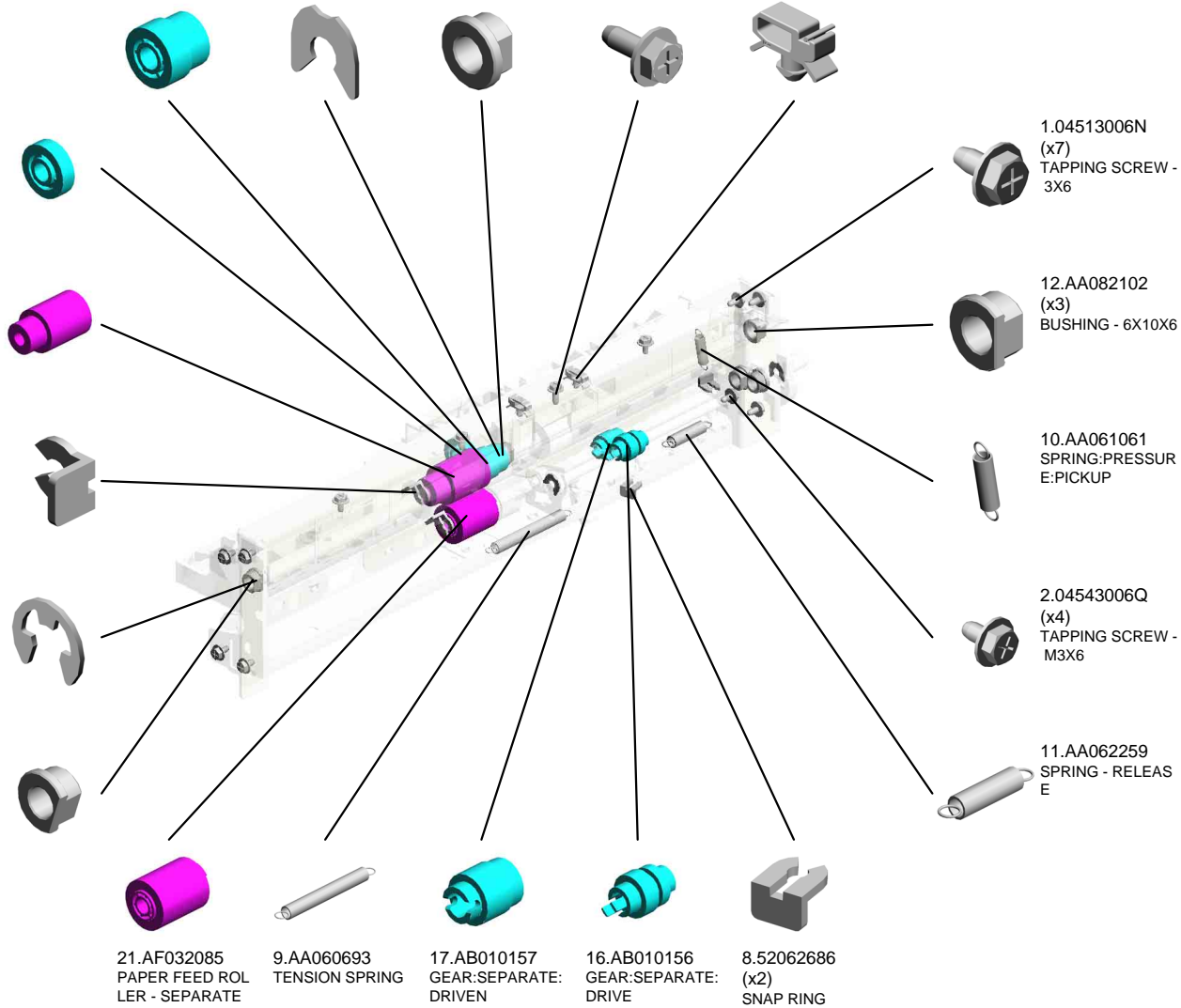
19.AB011252
GEAR - 20Z

20.AF031085
PAPER FEED ROL
LER - FEED

15.AA100014
(x2)
RETAINING RING C -
SEPARATE

5.07200040E
RETAINING RING -
M4

13.AA082143
BUSHING - 6X10X6



21.AF032085
PAPER FEED ROL
LER - SEPARATE

9.AA060693
TENSION SPRING

17.AB010157
GEAR:SEPARATE:
DRIVEN

16.AB010156
GEAR:SEPARATE:
DRIVE

8.52062686
(x2)
SNAP RING

1.04513006N
(x7)
TAPPING SCREW -
3X6

12.AA082102
(x3)
BUSHING - 6X10X6

10.AA061061
SPRING:PRESSUR
E:PICKUP

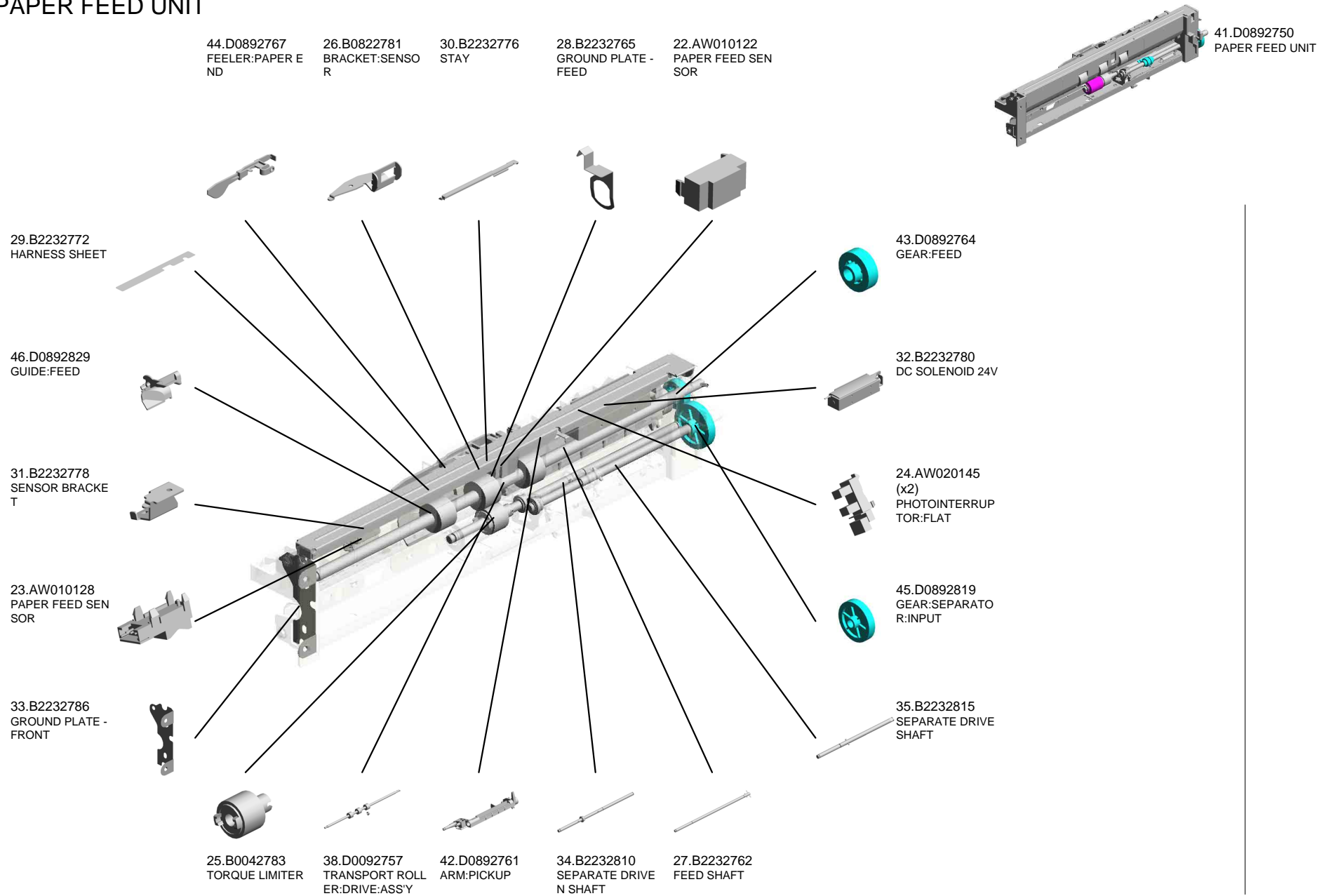
2.04543006Q
(x4)
TAPPING SCREW -
M3X6

11.AA062259
SPRING - RELEAS
E

WWW.SERVICE-MANUAL.NET

U001 U002 U003 U004 U005 U006 U007 U008 U009 U010 U011 U012 U013 U014 U015 U016 U017 U018 U019 U020

U007_S001 PAPER FEED UNIT

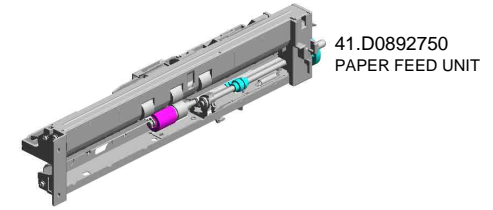


WWW.SERVICE-MANUAL.NET


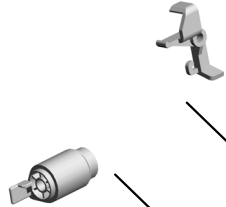
| | | | | | | | | | | | | | | | | | | | |
|------|------|------|------|------|------|------|------|------|------|------|------|------|------|------|------|------|------|------|------|
| U001 | U002 | U003 | U004 | U005 | U006 | U007 | U008 | U009 | U010 | U011 | U012 | U013 | U014 | U015 | U016 | U017 | U018 | U019 | U020 |
|------|------|------|------|------|------|------|------|------|------|------|------|------|------|------|------|------|------|------|------|

U007_S001 PAPER FEED UNIT

49.G0652774 48.G0652767
PRESSURE LEVER LEVER - FEED



47.D0892830
PAPER FEED BELT
:PICKUP:ASS'Y



51.G0652776
RELEASE LEVER



50.G0652775
LINK LEVER



U007_S002 PAPER FEED UNIT

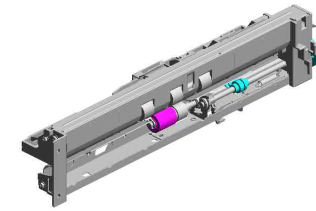
18.AB011218
GEAR - ROLLER C
LUTCH

6.08050089
(x4)
RETAINING RING -
M4

14.AA082150
PLAIN SHAFT BEA
RING:M6

4.04563008N
TAPPING SCREW -
M3X8

7.11050511
(x2)
HARNES CLAMP -
LWS-0306ZC



41.D0892750
PAPER FEED UNIT

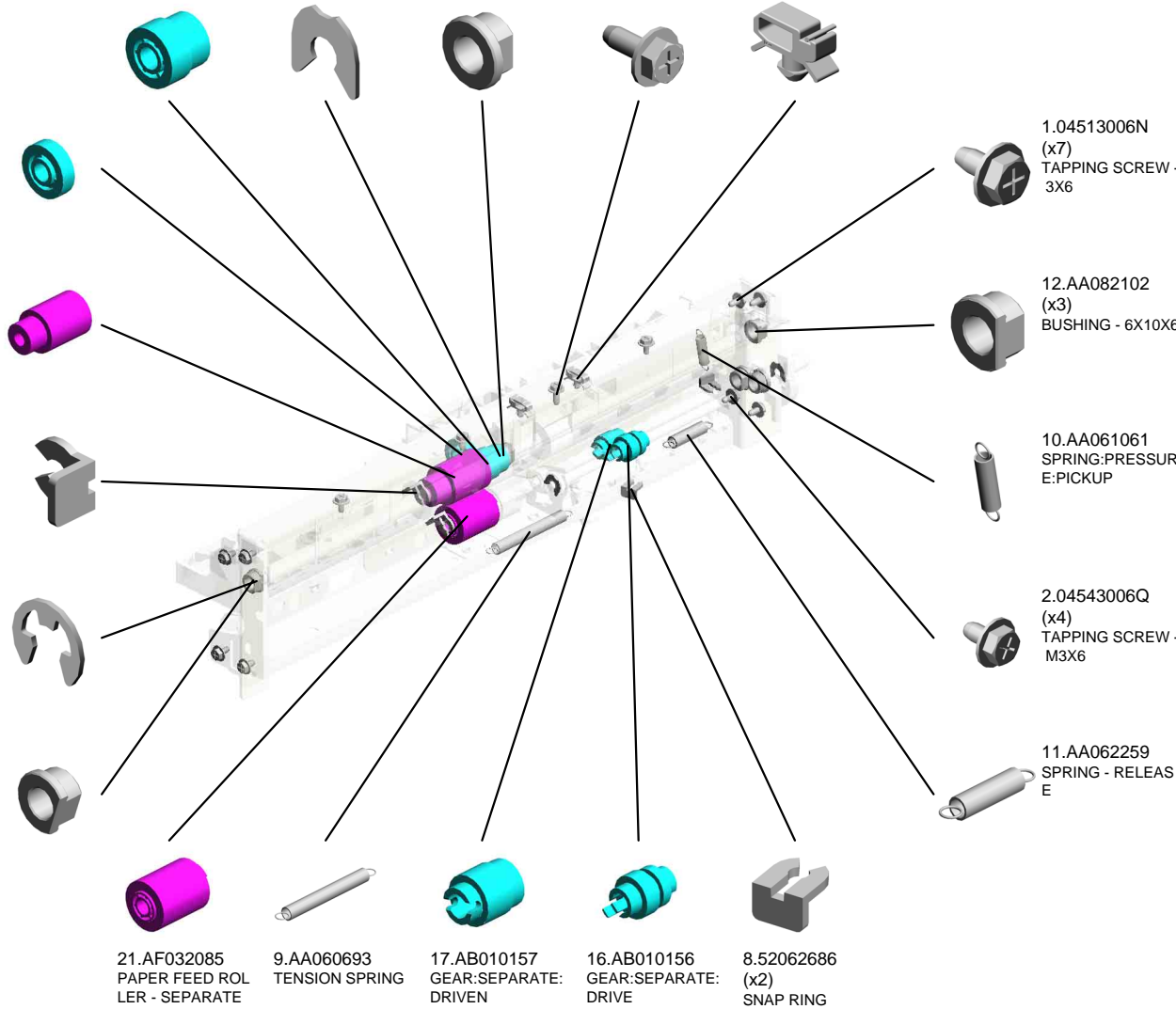
19.AB011252
GEAR - 20Z

20.AF031085
PAPER FEED ROL
LER - FEED

15.AA100014
(x2)
RETAINING RING C -
SEPARATE

5.07200040E
RETAINING RING -
M4

13.AA082143
BUSHING - 6X10X6



21.AF032085
PAPER FEED ROL
LER - SEPARATE

9.AA060693
TENSION SPRING

17.AB010157
GEAR:SEPARATE:
DRIVEN

16.AB010156
GEAR:SEPARATE:
DRIVE

8.52062686
(x2)
SNAP RING

1.04513006N
(x7)
TAPPING SCREW -
3X6

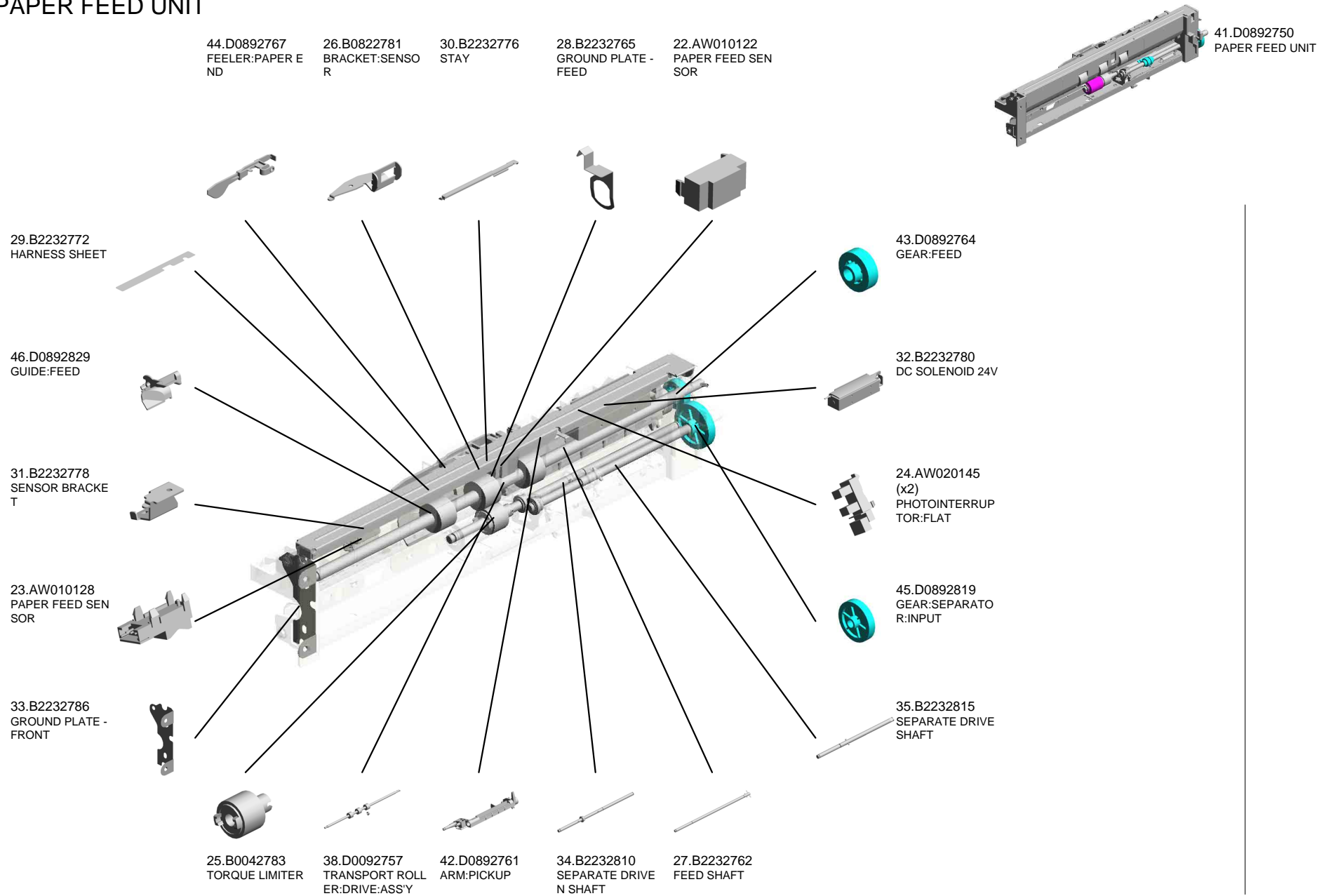
12.AA082102
(x3)
BUSHING - 6X10X6

10.AA061061
SPRING:PRESSUR
E:PICKUP

2.04543006Q
(x4)
TAPPING SCREW -
M3X6

11.AA062259
SPRING - RELEAS
E

U007_S002 PAPER FEED UNIT

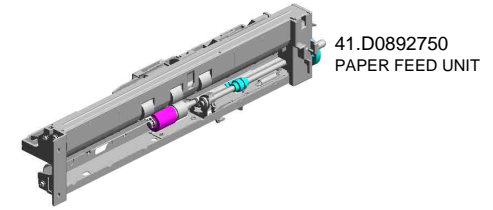


WWW.SERVICE-MANUAL.NET

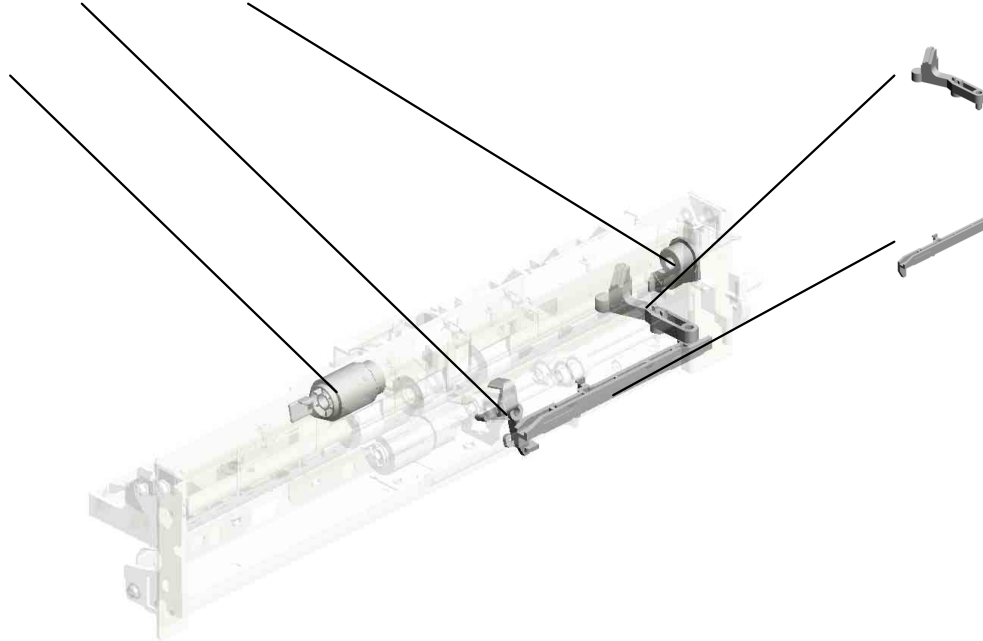
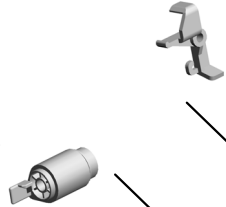
| | | | | | | | | | | | | | | | | | | | |
|------|------|------|------|------|------|------|------|------|------|------|------|------|------|------|------|------|------|------|------|
| U001 | U002 | U003 | U004 | U005 | U006 | U007 | U008 | U009 | U010 | U011 | U012 | U013 | U014 | U015 | U016 | U017 | U018 | U019 | U020 |
|------|------|------|------|------|------|------|------|------|------|------|------|------|------|------|------|------|------|------|------|

U007_S002 PAPER FEED UNIT

49.G0652774 48.G0652767
PRESSURE LEVER LEVER - FEED



47.D0892830
PAPER FEED BELT
:PICKUP:ASS'Y




WWW.SERVICE-MANUAL.NET

| | | | | | | | | | | | | | | | | | | | |
|------|------|------|------|------|------|------|------|------|------|------|------|------|------|------|------|------|------|------|------|
| U001 | U002 | U003 | U004 | U005 | U006 | U007 | U008 | U009 | U010 | U011 | U012 | U013 | U014 | U015 | U016 | U017 | U018 | U019 | U020 |
|------|------|------|------|------|------|------|------|------|------|------|------|------|------|------|------|------|------|------|------|

U008 Paper Registration

10.B2382622 COVER - REMOVE PAPER DUST
 15.B2382661 REGISTRATION ROLLER - DRIVEN
 20.D0292570 GUIDE PLATE:REGISTRATION:RIGHT:ADHESION
 19.D0292556 STAY:REGISTRATION
 11.B2382652 REGISTRATION ROLLER - DRIVE



8.B2232558 REGISTRATION ROLLER KNOB



17.B2382676 (x2) TENSION SPRING



3.08050088 RETAINING RING - M6



16.B2382675 (x2) REGISTRATION ROLLER BUSHING



2.04543006Q (x4) TAPPING SCREW - M3X6



9.B2382615 CASE - REMOVE PAPER DUST

18.D0292555 GUIDE PLATE:REGISTRATION:LEFT

7.AW010107 PAPER FEED SENSOR

5.11050511 HARNESS CLAMP - LWS-0306ZC

1.04513006N (x4) TAPPING SCREW - 3X6



4.08050089 (x3) RETAINING RING - M4



13.B2382656 GEAR - 30Z



6.AA082101 (x2) BUSHING - 6X10X6



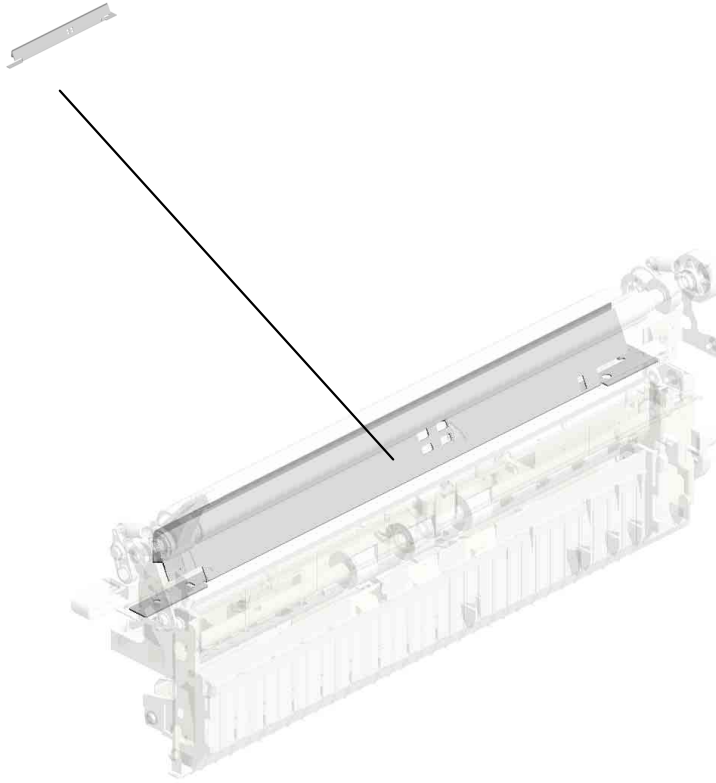

14.B2382657 GEAR - 18Z



12.B2382655 GEAR - 16Z

U008 Paper Registration

21.D0892560
BRACKET:CLEANE
R



WWW.SERVICE-MANUAL.NET

| | | | | | | | | | | | | | | | | | | | |
|------|------|------|------|------|------|------|-------------|------|------|------|------|------|------|------|------|------|------|------|------|
| U001 | U002 | U003 | U004 | U005 | U006 | U007 | U008 | U009 | U010 | U011 | U012 | U013 | U014 | U015 | U016 | U017 | U018 | U019 | U020 |
|------|------|------|------|------|------|------|-------------|------|------|------|------|------|------|------|------|------|------|------|------|

U009.Tonner Supply

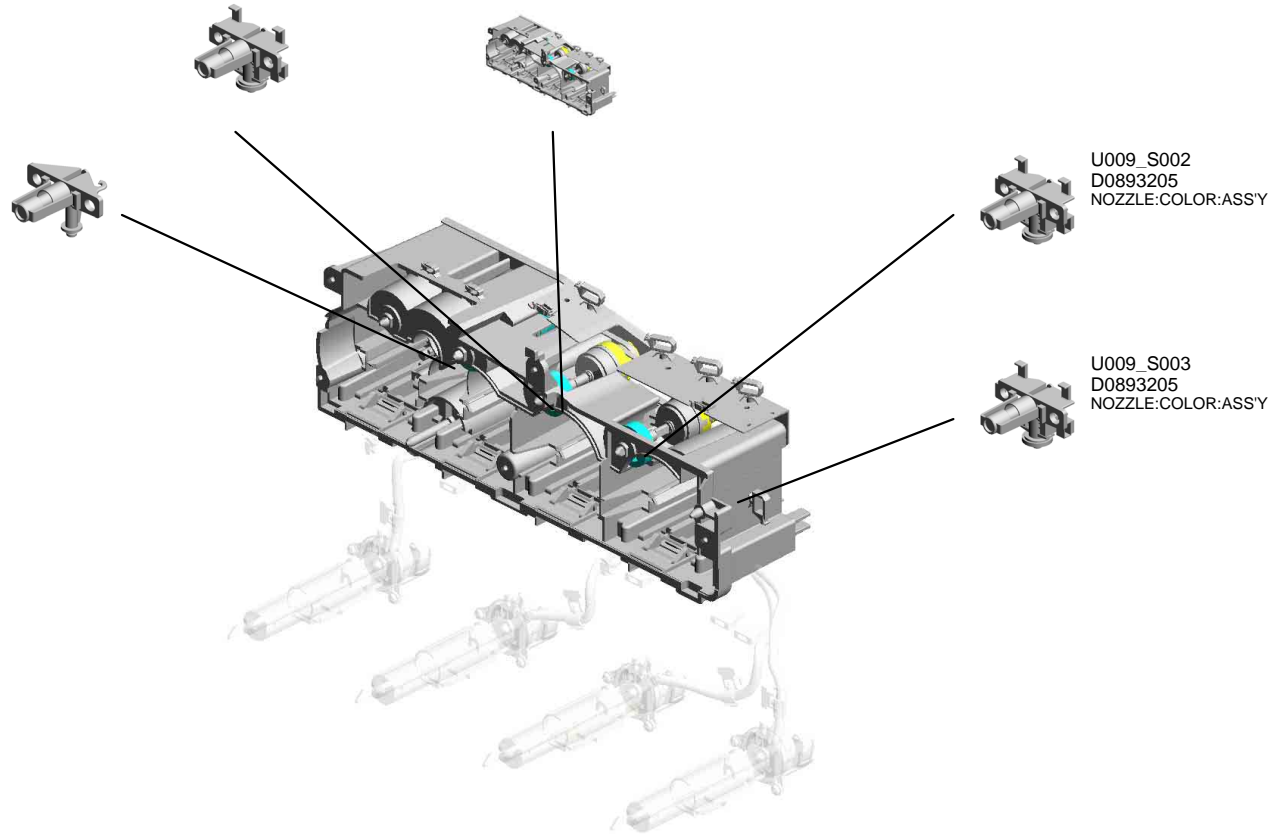
U009_S001
D0893205
NOZZLE:COLOR:ASS'Y

U009_S005
D0893495
DRIVE UNIT:TONER SUPPLY

U009_S004
D0893286
NOZZLE:BK:ASS'Y

U009_S002
D0893205
NOZZLE:COLOR:ASS'Y

U009_S003
D0893205
NOZZLE:COLOR:ASS'Y



WWW.SERVICE-MANUAL.NET

| | | | | | | | | | | | | | | | | | | | |
|------|------|------|------|------|------|------|------|------|------|------|------|------|------|------|------|------|------|------|------|
| U001 | U002 | U003 | U004 | U005 | U006 | U007 | U008 | U009 | U010 | U011 | U012 | U013 | U014 | U015 | U016 | U017 | U018 | U019 | U020 |
|------|------|------|------|------|------|------|------|------|------|------|------|------|------|------|------|------|------|------|------|

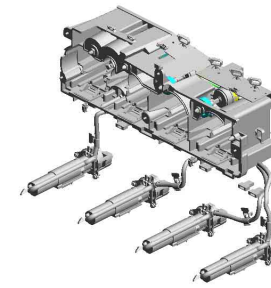
U009 Tonner Supply

15.B2233209
(x4)
TUBE CLIP

1.04503012N
(x12)
TAPPING SCREW:
3X12

34.D0893470
GROUND PLATE:R
FID

36.D0895177
PCB:RFID



2.04513006N
(x5)
TAPPING SCREW -
3X6



7.11050511
(x2)
HARNESS CLAMP -
LWS-0306ZC



24.D0293222
PUMP UNIT:Y:C2:A
SS'Y



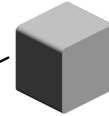
25.D0293223
PUMP UNIT:C:C2:A
SS'Y



3.04513008N
(x8)
TAPPING SCREW -
M3X8



27.D0293471
GASKET:RFID



12.B2233206
(x4)
TUBE CLAMP



23.D0293221
PUMP UNIT:BK:C2:
ASSY



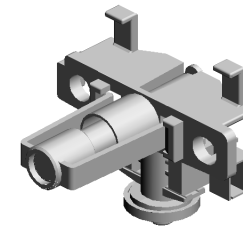
26.D0293224
PUMP UNIT:M:C2:A
SS'Y



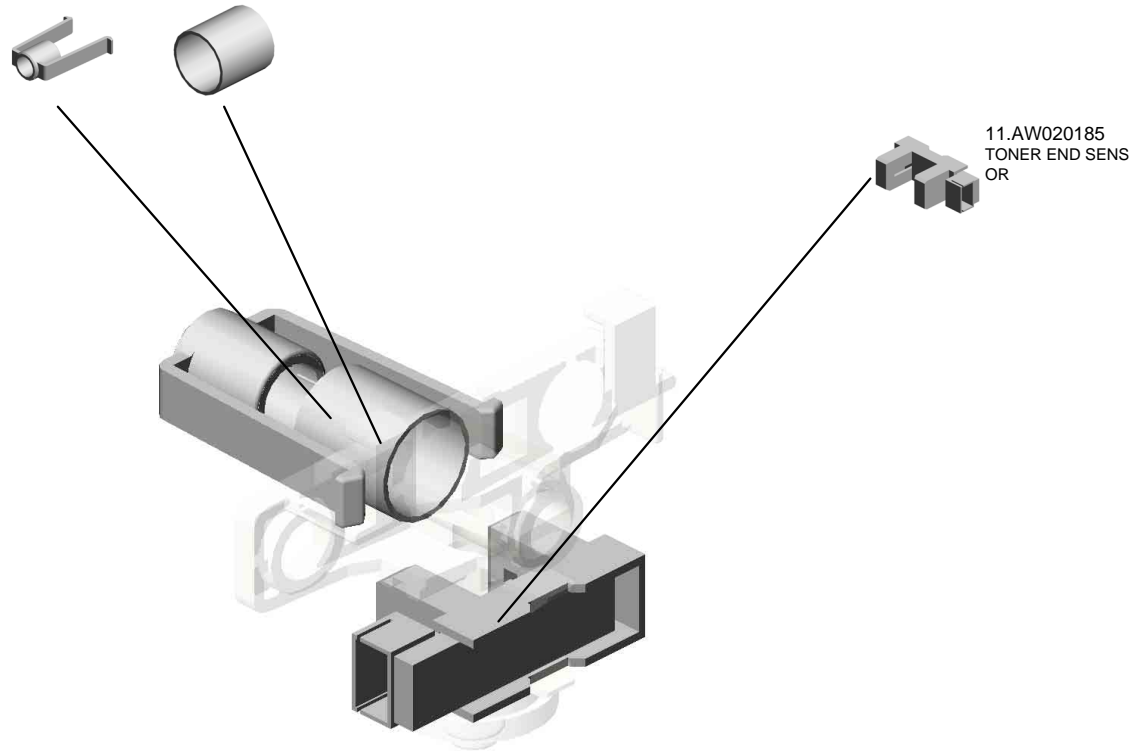
U009_S001
NOZZLE:COLOR:ASS'Y

13.B2233207
SHUTTER:NOZZLE

14.B2233208
SPRING:SHUTTER:
NOZZLE



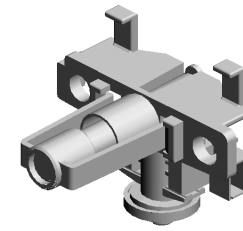
28.D0893205
NOZZLE:COLOR:A
SS'Y



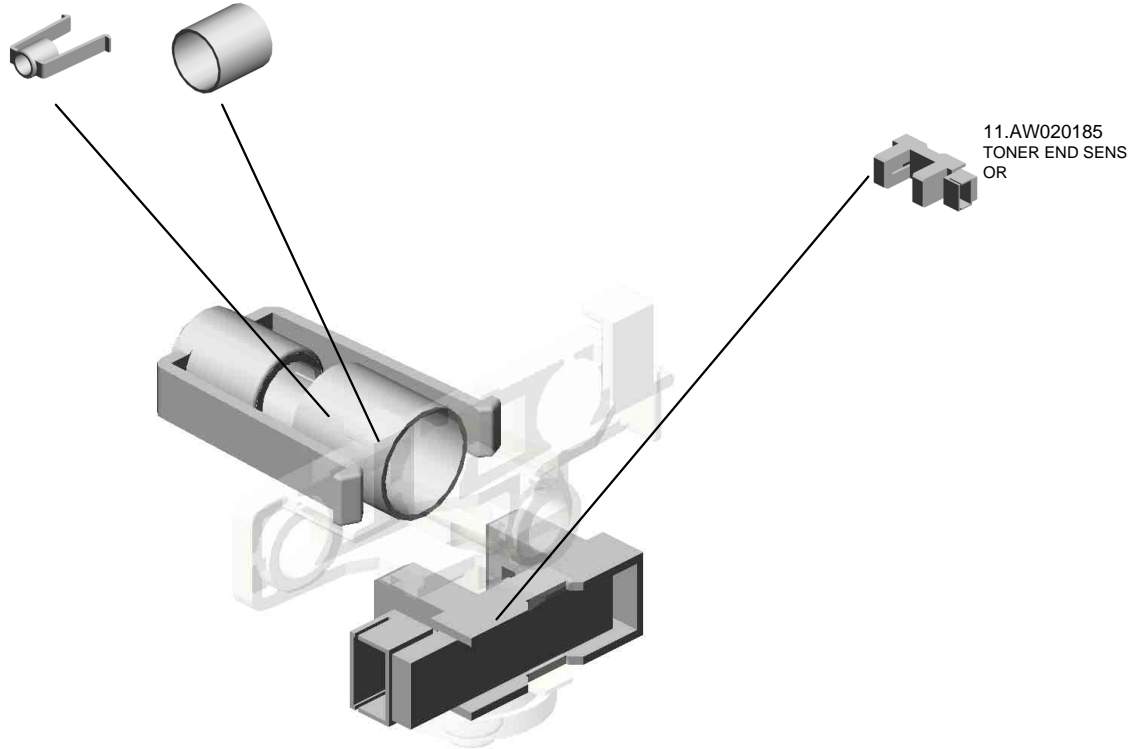
U009_S002
NOZZLE:COLOR:ASS'Y

13.B2233207
SHUTTER:NOZZLE

14.B2233208
SPRING:SHUTTER:
NOZZLE



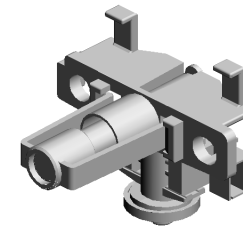
28.D0893205
NOZZLE:COLOR:A
SS'Y



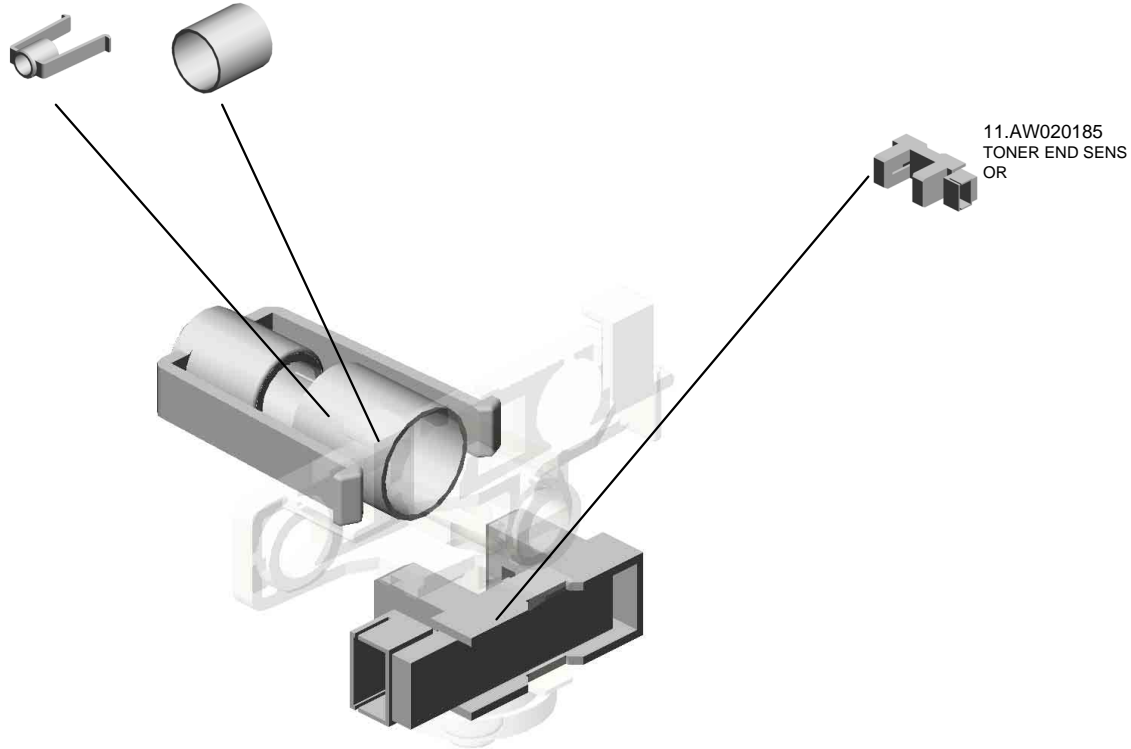
U009_S003
NOZZLE:COLOR:ASS'Y

13.B2233207
SHUTTER:NOZZLE

14.B2233208
SPRING:SHUTTER:
NOZZLE



28.D0893205
NOZZLE:COLOR:A
SS'Y

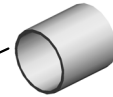



U009_S004
NOZZLE:BK:ASS'Y

13.B2233207
SHUTTER:NOZZLE



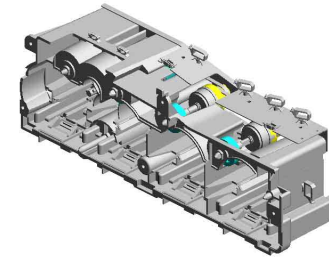
29.D0893286
NOZZLE:BK:ASS'Y



14.B2233208
SPRING:SHUTTER:
NOZZLE



U009_S005 DRIVE UNIT:TONER SUPPLY



35.D0893495
DRIVE UNIT:TONER
SUPPLY

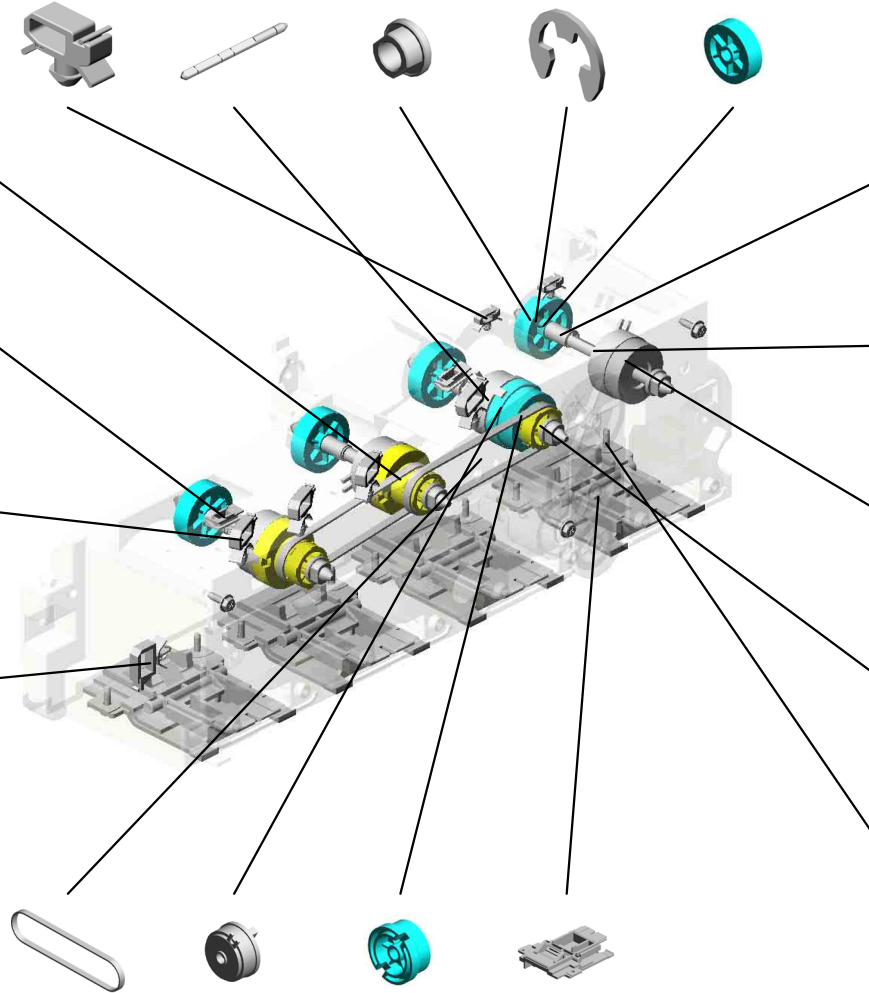
7.11050511 (x2) HARNESS CLAMP - LWS-0306ZC
 33.D0893426 (x3) SHAFT:DRIVE:DRIVE UNIT:YCM
 10.AA082101 (x8) BUSHING - 6X10X6
 5.07200040E (x14) RETAINING RING - M4
 21.B2233463 (x4) GEAR:TONER BOT TLE:DRIVE

20.B2233462 (x2) PULLEY:TONER BOTTLE:CM

9.11050723 (x2) CLAMPS:WES-0507

8.11050683 (x4) CLAMP:LWSR-051S

6.11050508 HARNESS CLAMP - LWS-0711



17.B2233428 (x4) SPRING:DRIVE UNIT:TONER BOTTLE

32.D0893424 SHAFT:DRIVE:DRIVE UNIT:BK

30.D0893407 MAGNETIC CLUTCH:TONER BOTTLE:BK:ASSY

19.B2233461 (x3) PULLEY:TONER BOTTLE:YC

4.04563010N (x11) TAPPING SCREW - M3X10

18.B2233441 (x2) TIMING BELT:TONER BOTTLE

31.D0893408 (x3) MAGNETIC CLUTCH:TONER BOTTLE:YCM:ASSY

22.B2233464 GEAR:MAGNETIC CLUTCH:Y

16.B2233334 (x4) HOLDER:STOPPER:SHUTTER:ASSY

WWW.SERVICE-MANUAL.NET

| | | | | | | | | | | | | | | | | | | | |
|------|------|------|------|------|------|------|------|-------------|------|------|------|------|------|------|------|------|------|------|------|
| U001 | U002 | U003 | U004 | U005 | U006 | U007 | U008 | U009 | U010 | U011 | U012 | U013 | U014 | U015 | U016 | U017 | U018 | U019 | U020 |
|------|------|------|------|------|------|------|------|-------------|------|------|------|------|------|------|------|------|------|------|------|

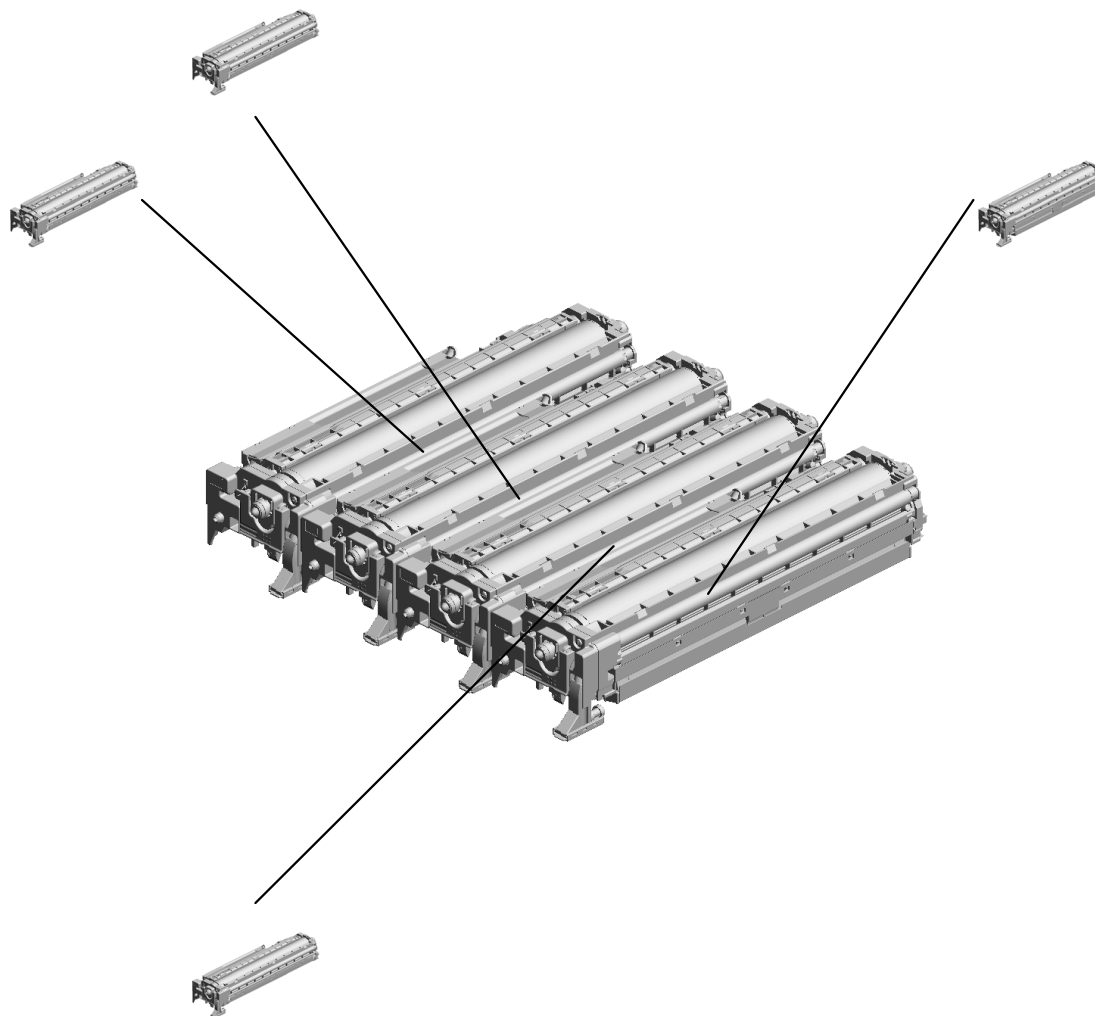
U010.PCDU

U010_S003
D0892202
PCDU - C

U010_S004
D0892203
PCDU - Y

U010_S001
D0892200
PCDU - K

U010_S002
D0892201
PCDU - M




WWW.SERVICE-MANUAL.NET

| | | | | | | | | | | | | | | | | | | | |
|------|------|------|------|------|------|------|------|------|------|------|------|------|------|------|------|------|------|------|------|
| U001 | U002 | U003 | U004 | U005 | U006 | U007 | U008 | U009 | U010 | U011 | U012 | U013 | U014 | U015 | U016 | U017 | U018 | U019 | U020 |
|------|------|------|------|------|------|------|------|------|------|------|------|------|------|------|------|------|------|------|------|

U010
PCDU

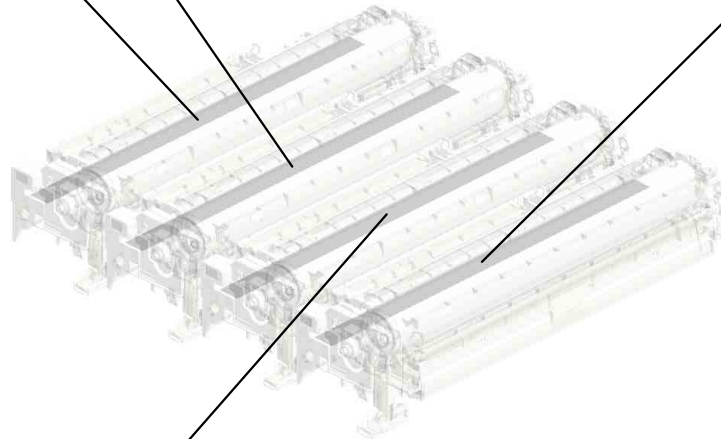
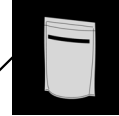
14.D0899660
DEVELOPER - C



16.D0899680
DEVELOPER - Y



13.D0899640
DEVELOPER- K



15.D0899670
DEVELOPER - M

WWW.SERVICE-MANUAL.NET

| | | | | | | | | | | | | | | | | | | | |
|------|------|------|------|------|------|------|------|------|------|------|------|------|------|------|------|------|------|------|------|
| U001 | U002 | U003 | U004 | U005 | U006 | U007 | U008 | U009 | U010 | U011 | U012 | U013 | U014 | U015 | U016 | U017 | U018 | U019 | U020 |
|------|------|------|------|------|------|------|------|------|------|------|------|------|------|------|------|------|------|------|------|

U010_S001
PCDU - K

2.AA084000
BUSHING: DIA6



1.07200040E
RETAINING RING -
M4



7.D0892250
DRUM - K



9.D0893010
DEVELOPMENT U
NIT - K



U010_S002
PCDU - M


2.AA084000
BUSHING: DIA6

8.D0892251
DRUM - CMY




4.D0892201
PCDU - M

1.07200040E
RETAINING RING -
M4



18.GA003031
DECAL - SHIELDIN
G PLATE M

10.D0893020
DEVELOPMENT U
NIT - M



U010_S003
PCDU - C

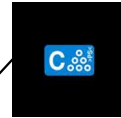
2.AA084000
BUSHING: DIA6

8.D0892251
DRUM - CMY




5.D0892202
PCDU - C

1.07200040E
RETAINING RING -
M4



19.GA003032
DECAL - SHIELDIN
G PLATE C

11.D0893030
DEVELOPMENT U
NIT - C



U010_S004
PCDU - Y

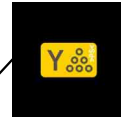
2.AA084000
BUSHING: DIA6

8.D0892251
DRUM - CMY




6.D0892203
PCDU - Y

1.07200040E
RETAINING RING -
M4



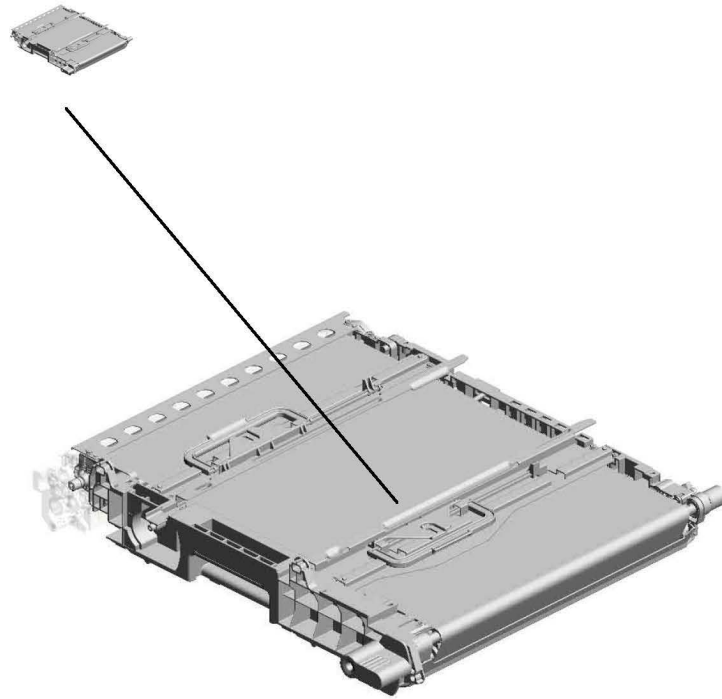
17.GA003030
DECAL - SHIELDIN
G PLATE Y

12.D0893040
DEVELOPMENT U
NIT - Y



U011.ITB Unit

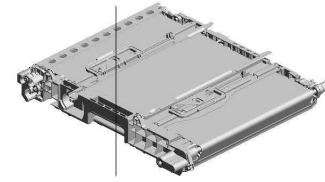
U011_S001
D0896010
ITB UNIT



WWW.SERVICE-MANUAL.NET

| | | | | | | | | | | | | | | | | | | | |
|------|------|------|------|------|------|------|------|------|------|------|------|------|------|------|------|------|------|------|------|
| U001 | U002 | U003 | U004 | U005 | U006 | U007 | U008 | U009 | U010 | U011 | U012 | U013 | U014 | U015 | U016 | U017 | U018 | U019 | U020 |
|------|------|------|------|------|------|------|------|------|------|------|------|------|------|------|------|------|------|------|------|

U011
ITB Unit




WWW.SERVICE-MANUAL.NET

| | | | | | | | | | | | | | | | | | | | |
|------|------|------|------|------|------|------|------|------|------|------|------|------|------|------|------|------|------|------|------|
| U001 | U002 | U003 | U004 | U005 | U006 | U007 | U008 | U009 | U010 | U011 | U012 | U013 | U014 | U015 | U016 | U017 | U018 | U019 | U020 |
|------|------|------|------|------|------|------|------|------|------|------|------|------|------|------|------|------|------|------|------|

U011_S001
ITB UNIT

1.AA063999
SPRING:LEVER:RI
GHT:INTERMEDIAT
E TRANSFER




5.D0896010
ITB UNIT


2.B2236085
STOPPER:RIGHT:I
TB



3.B2236109
LEVER:RIGHT:ITB

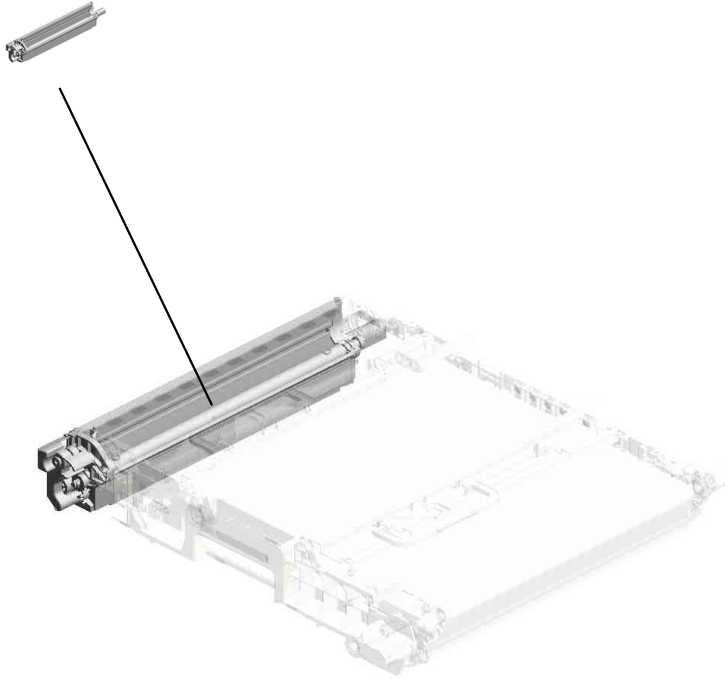



4.D0296090
TRANSFER BELT:N
:ASSY




U012
ITB Cleaning

1.D0896021
ITB CLEANING UNI
T



U013 Used Toner

- 1.04513006N (x18) TAPPING SCREW - 3X6
- 17.B2236473 TRANSPORT SCR EW SHAFT
- 20.B2236476 (x2) BUSHING - DIA5
- 18.B2236474 GEAR - 29Z
- 4.AA043583 TIMING BELT - S2 M460



16.B2236472
GEAR - 21Z



19.B2236475
BUSHING - 5X 10X 2.5



15.B2236471
TRANSPORT SCR EW BRACKET



13.B2236464
BUSHING - 6X10X6



12.B2236463
GEAR - 20Z



2.04543006Q (x4) TAPPING SCREW - M3X6



8.AW020160 PAPER FEED SEN SOR




14.B2236467 (x4) LEVER BRACKET



9.AW500023 PUSH SWITCH



7.AG070514 MAGNET CATCH



6.AB030551 PULLEY:IDLER:FU SING



3.08050089 RETAINING RING - M4



5.AA060722 TENSION SPRING



11.B2231184 PULLEY:TONER S UPPLY:NO.2:ASS'Y



10.B2231174 DRIVE UNIT:COLLECTION BOTTLE

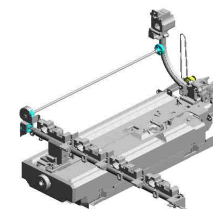


U013 Used Toner


26.D0896509
WASTE TONER BO
TTLE

23.B2236507
SET SENSOR BRA
CKET

25.D0896481
PIPE:REAR:ASS'Y



27.D0896540
PIPE:FRONT:ASS'Y



24.D0296502
BRACKET:USED T
ONER SENSOR:C2

22.B2236503
USED TONER SEN
SOR FEELER


21.B2236496
COLLECTION BOT
TLE RAIL

WWW.SERVICE-MANUAL.NET

| | | | | | | | | | | | | | | | | | | | |
|------|------|------|------|------|------|------|------|------|------|------|------|------|------|------|------|------|------|------|------|
| U001 | U002 | U003 | U004 | U005 | U006 | U007 | U008 | U009 | U010 | U011 | U012 | U013 | U014 | U015 | U016 | U017 | U018 | U019 | U020 |
|------|------|------|------|------|------|------|------|------|------|------|------|------|------|------|------|------|------|------|------|

U014.Fusing


U014_S001
D0874019
FUSING UNIT:D086/D087:120
V



WWW.SERVICE-MANUAL.NET

| | | | | | | | | | | | | | | | | | | | |
|------|------|------|------|------|------|------|------|------|------|------|------|------|------|------|------|------|------|------|------|
| U001 | U002 | U003 | U004 | U005 | U006 | U007 | U008 | U009 | U010 | U011 | U012 | U013 | U014 | U015 | U016 | U017 | U018 | U019 | U020 |
|------|------|------|------|------|------|------|------|------|------|------|------|------|------|------|------|------|------|------|------|

U014
Fusing



WWW.SERVICE-MANUAL.NET

| | | | | | | | | | | | | | | | | | | | |
|------|------|------|------|------|------|------|------|------|------|------|------|------|------|------|------|------|------|------|------|
| U001 | U002 | U003 | U004 | U005 | U006 | U007 | U008 | U009 | U010 | U011 | U012 | U013 | U014 | U015 | U016 | U017 | U018 | U019 | U020 |
|------|------|------|------|------|------|------|------|------|------|------|------|------|------|------|------|------|------|------|------|

U014_S001

FUSING UNIT:D086/D087:120V


15.AA066404
COIL SPRING:STRI
PPER PLATE:FUSI
NG:FRONT

11.09543006N
(x2)
SCREW - M3X6

17.AA066406
COIL SPRING:STRI
PPER PLATE:PRES
SURE:FRONT

2.03603006N
(x23)
SCREW - M3X6

13.AA060989
(x2)
SPRING:FUSING E
XIT:PRESSURE



45.D0874019
FUSING UNIT:D086
/D087:120V

6.07250120E
RETAINING RING
C - M12



7.07250170E
(x2)
RETAINING RING
C - M17



1.03530060N
(x4)
BIND SCREW - M3
X6



10.08046123
(x19)
HEXAGONAL BOLT
:W/WASHER:M3X8



3.04543006Q
(x6)
TAPPING SCREW -
M3X6



20.AA143867
(x13)
SCREW:DIA4:M3



9.07423808
(x4)
BALL BEARING - 8
X16X5



14.AA061026
(x2)
COMPRESSION SP
RING:DRIVEN ROL
LER



19.AA080348
(x2)
BUSHING:DRIVEN
ROLLER



12.09543010N
(x2)
SCREW:POLISHED
ROUND/SPRING:M
3X10



16.AA066405
COIL SPRING:STRI
PPER PLATE:FUSI
NG:REAR



8.07270080E
RETAINING RING -
M8



18.AA066407
COIL SPRING:STRI
PPER PLATE:PRES
SURE:REAR



4.07200040E
(x3)
RETAINING RING -
M4



5.07200060E
(x4)
RETAINING RING -
M6



U014_S001
FUSING UNIT:D086/D087:120V


28.AE020187
PRESSURE ROLLER

35.AX430195
HEATER:INFRARED RAYS:120V:500W

38.D0254238
BRACKET:DRIVEN ROLLER

37.D0094664
DRIVEN ROLLER

26.AB017759
ENCODER:TURN



45.D0874019
FUSING UNIT:D086/D087:120V

27.AE010088
HEATING ROLLER

36.BA146038
(x2)
PIN:SPRING-PRESSURE RELEASE

32.AW100133
TEMPERATURE SENSOR:NC-F10

30.AE030081
(x2)
BALL BEARING - DIA17X30X7

40.D0294160
(x2)
DECAL:C2:BLUE:FUSING

39.D0294103
FUSING COVER:GUIDE:DUPLIX

34.AW110103
THERMOSTAT:ASSY

33.AW100134
THERMISTOR:FUSING

29.AE030072
(x2)
BALL BEARING - DIA12X21X5

31.AW100120
THERMISTOR:FUSING

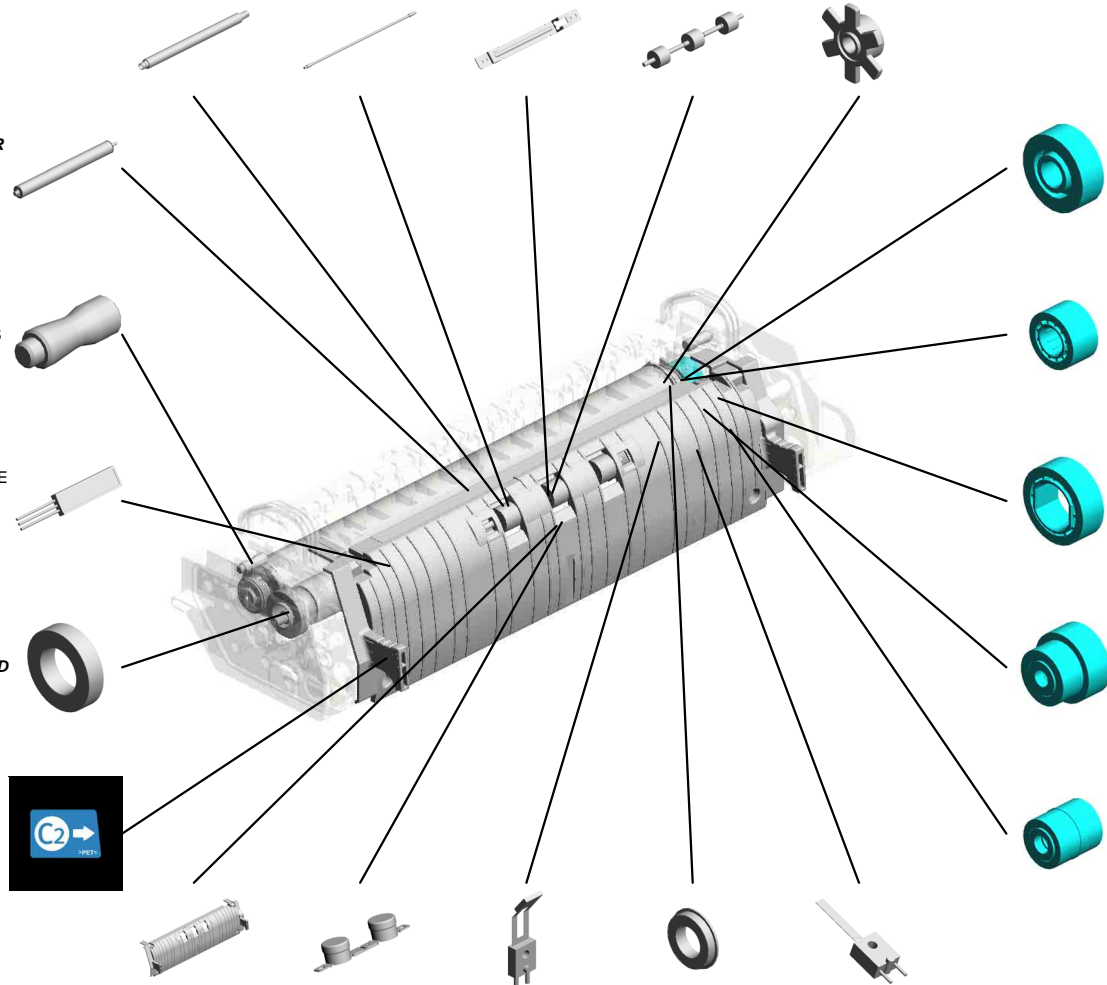
22.AB014316
GEAR:IDLER:TURN

21.AB014303
GEAR:HOT ROLLER:ROLLER CLUTCH:H:Z22

25.AB014329
GEAR:PRESSURE ROLLER

24.AB014328
GEAR:IDLER:HOT ROLLER

23.AB014327
GEAR:IDLER:PRESSURE ROLLER



U014_S001
FUSING UNIT:D086/D087:120V

43.D0294164
(x2)
DECAL:H-TEMP W
ARNING:FUSING:2

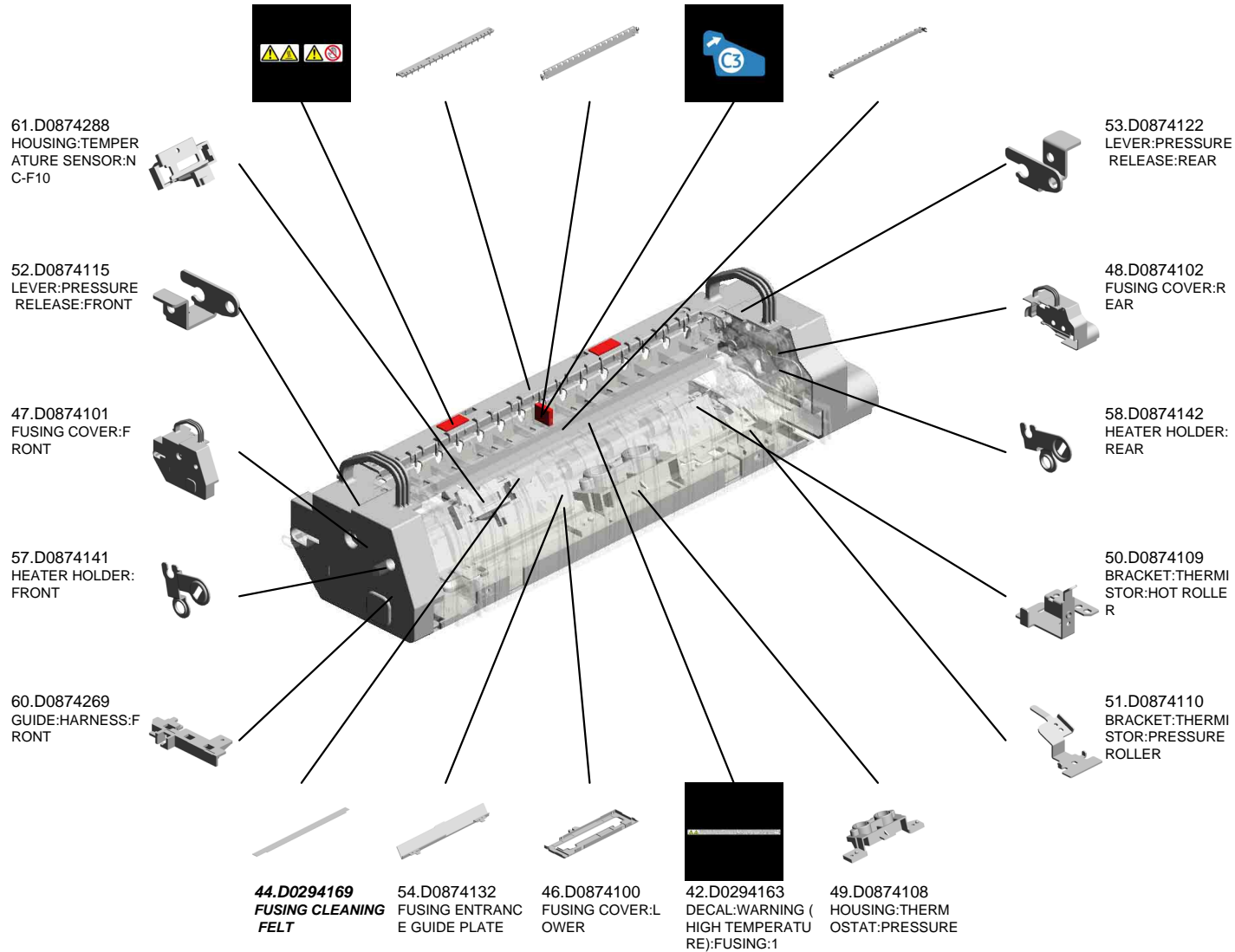

55.D0874134
GUIDE PLATE:FUSI
NG EXIT:LEFT

56.D0874137
STRIPPER PLATE:
HOT ROLLER:ASS'
Y

41.D0294162
SHEET:C3:LEVER


59.D0874253
STRIPPER PLATE:
PRESSURE ROLLE
R

45.D0874019
FUSING UNIT:D086
/D087:120V




U014_S001
 FUSING UNIT:D086/D087:120V

65.D0894251
 GUIDE PLATE:FUSI
 NG EXIT:RIGHT
 66.D0894252
 (x6)
 GUIDE:FUSING EXI
 T:PFA



45.D0874019
 FUSING UNIT:D086
 /D087:120V

62.D0894104
 (x2)
 CAM:ON-OFF:PRE
 SSURE ROLLER:S
 2



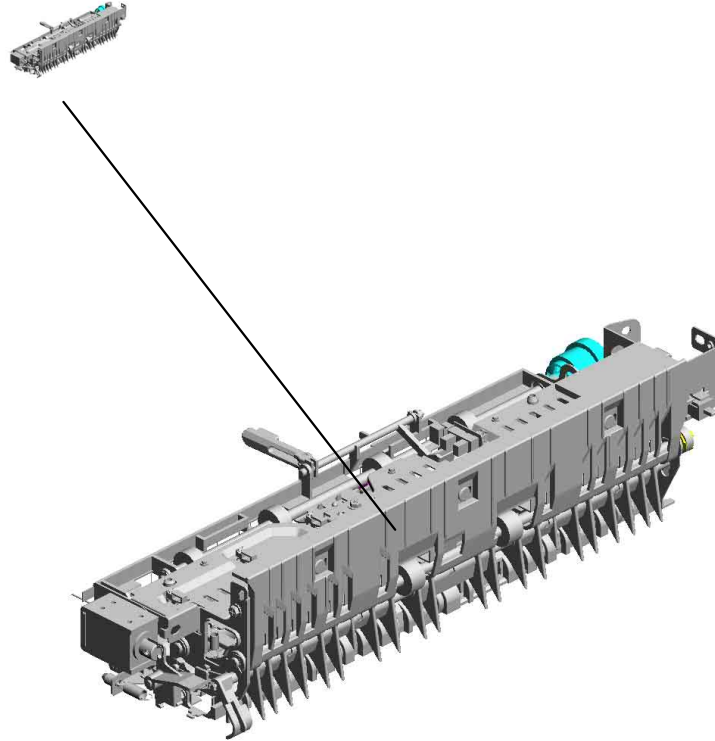
63.D0894140
 ENCODER:ON-OFF
 :PRESSURE ROLL
 ER

67.D0894391
 GEAR:ON-OFF:PR
 ESSURE ROLLER

64.D0894225
 SHAFT:ON-OFF:PR
 ESSURE ROLLER

U015.Paper Exit


U015_S001
D0874407
PAPER EXIT UNIT:MACHINE
OR COPIER:ASSY



WWW.SERVICE-MANUAL.NET


| | | | | | | | | | | | | | | | | | | | |
|------|------|------|------|------|------|------|------|------|------|------|------|------|------|------|------|------|------|------|------|
| U001 | U002 | U003 | U004 | U005 | U006 | U007 | U008 | U009 | U010 | U011 | U012 | U013 | U014 | U015 | U016 | U017 | U018 | U019 | U020 |
|------|------|------|------|------|------|------|------|------|------|------|------|------|------|------|------|------|------|------|------|

U015
Paper Exit



U015_S001
PAPER EXIT UNIT:MACHINE OR COPIER:ASS'Y

20.D0294444 COVER:HARNESS
12.AW500023 PUSH SWITCH
11.AW020145 PHOTOINTERRUP TOR:FLAT
7.52062684 (x7) SHOULDER SCRE W - M3
6.11050516 CLAMP



45.D0874407
PAPER EXIT UNIT:
MACHINE OR COPI
ER:ASS'Y
201108-01

3.08050089
(x5)
RETAINING RING -
M4

8.AA082156
(x5)
BUSHING:DIA6XDI
A10X6
201105-02 X/O

14.B2234497
SHAFT:FEELER:OV
ERFLOW

15.D0094407
FEELER - OVERFL
OW

16.D0094443
DISCHARGE BRUS
H - EXIT

9.AW010107
(x2)
PAPER FEED SEN
SOR

10.AW010147
PHOTO REFLECTI
ON SENSOR

13.B1202063
BUSHING - 4MM

2.04563010N
(x8)
TAPPING SCREW -
M3X10

1.04513006N
(x13)
TAPPING SCREW -
3X6

19.D0294443
TENSION SPRING:
GATE PAWL:ENTR
ANCE

8.AA082156
(x2)
BUSHING:DIA6XDI
A10X6
201105-02 X/O

5.11050511
(x9)
HARNESS CLAMP -
LWS-0306ZC

4.08050092
(x2)
RETAINING RING -
3M

18.D0294442
LEVER:GATE PAWL:
ENTRANCE

17.D0294439
STOPPER:GATE P
AWL:ENTRANCE

U015_S001
 PAPER EXIT UNIT:MACHINE OR COPIER:ASS'Y


37.D0894462
 GEAR:PULLEY:DE
 CURA:Z27/16T

38.D0894463
 GEAR:PULLEY:IDL
 ER:Z21/14T

39.D0894464
 TIMING PULLEY:18
 T

35.D0894456
 EXIT ROLLER

24.D0894421
 GUIDE PLATE:UPP
 ER LEFT



45.D0874407
 PAPER EXIT UNIT:
 MACHINE OR COPI
 ER:ASSY
 201108-01

40.D0894465
 SYNCHRONOUS B
 ELT:S2M:136

36.D0894461
 GEAR:PULLEY:INP
 UT:27Z

26.D0894434
 (x2)
 EXIT ROLLER:DRIV
 EN

27.D0894435
 (x2)
 COIL SPRING:EXIT
 ROLLER

30.D0894438
 (x4)
 EXIT ROLLER:DRIV
 EN:INNER

31.D0894439
 GUIDE PLATE:EXIT
 :LOWER

23.D0874453
 ROLLER:DECURA:
 SPONGE

33.D0894451
 ROLLER:DECURA:
 ASS'Y

29.D0894437
 (x4)
 SPRING PLATE:EXI
 T ROLLER:OUTER

22.D0294478
 TENSION SPRING:
 RELEASE:DC SOL
 ENOID

25.D0894427
 GUIDE PLATE:UPP
 ER RIGHT

34.D0894455
 TRANSPORT ROLL
 ER:GATE

32.D0894445
 GATE PAWL:ENTR
 ANCE:ASSY

28.D0894436
 (x5)
 GUIDE:GUIDE PLA
 TE:EXIT:LOWER



21.D0294474
 DC SOLENOID:SU
 B-ASSY

U015_S001
PAPER EXIT UNIT:MACHINE OR COPIER:ASS'Y

42.D0894467
(x2)
SPRING:DECURA

41.D0894466
SYNCHRONOUS B
ELT:S2M:104


43.D0894468
(x2)
PLAIN SHAFT BEA
RING:DECURA:DRI
VEN



45.D0874407
PAPER EXIT UNIT:
MACHINE OR COPI
ER:ASSY
201108-01

U016.Duplex

U016_S001
D0874526
DUPLEX UNIT:EXP:ASS'Y


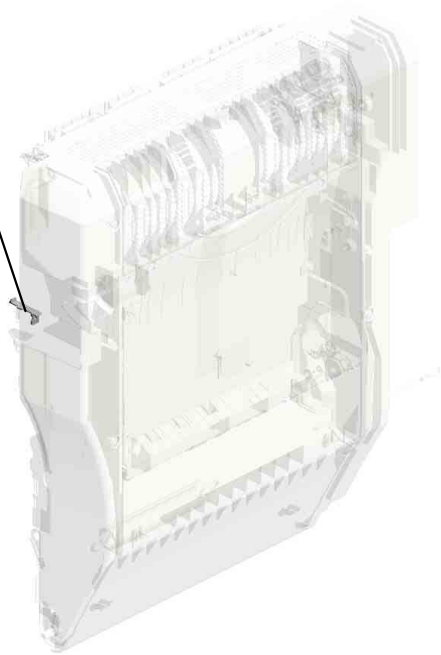


WWW.SERVICE-MANUAL.NET


| | | | | | | | | | | | | | | | | | | | |
|------|------|------|------|------|------|------|------|------|------|------|------|------|------|------|------|------|------|------|------|
| U001 | U002 | U003 | U004 | U005 | U006 | U007 | U008 | U009 | U010 | U011 | U012 | U013 | U014 | U015 | U016 | U017 | U018 | U019 | U020 |
|------|------|------|------|------|------|------|------|------|------|------|------|------|------|------|------|------|------|------|------|

U016
Duplex

188.D0296316
STOPPER: HOLDE
R: SEPARATION: UP
PER



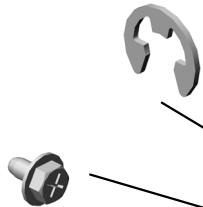
U016_S001
 DUPLEX UNIT:EXP:ASS'Y



207.D0874526
 DUPLEX UNIT:EXP:
 ASS'Y

- 11.07200040E RETAINING RING - M4
- 13.08010231 HEXAGONAL HEAD BOLT WITH WASHER: M3X6
- 1.03530100N (x4) SCREW-M3X10
- 10.07200030E (x10) RETAINING RING - M3
- 15.08050092 RETAINING RING - 3M

5.04543006Q (x9) TAPPING SCREW - M3X6



19.54472681 SNAP RING



6.04543008Q (x2) TAPPING SCREW: 3X8



14.08050089 (x12) RETAINING RING - M4



16.11050511 HARNESS CLAMP - LWS-0306ZC



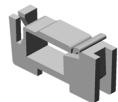
20.A2596754 BUSHING - 6 6MM



7.04563008N (x33) TAPPING SCREW - M3X8



18.11050723 CLAMPS:WES-050



17.11050551 CLAMP:LES-0505



8.04563010N (x2) TAPPING SCREW - M3X10



3.04513006N (x32) TAPPING SCREW - 3X6



12.07200060E RETAINING RING - M6



2.03603006N (x3) SCREW - M3X6



9.04573008N (x2) TAPPING SCREW - M3X8




4.04513008N (x2) TAPPING SCREW - M3X8



WWW.SERVICE-MANUAL.NET

| | | | | | | | | | | | | | | | | | | | |
|------|------|------|------|------|------|------|------|------|------|------|------|------|------|------|------|------|------|------|------|
| U001 | U002 | U003 | U004 | U005 | U006 | U007 | U008 | U009 | U010 | U011 | U012 | U013 | U014 | U015 | U016 | U017 | U018 | U019 | U020 |
|------|------|------|------|------|------|------|------|------|------|------|------|------|------|------|------|------|------|------|------|

U016_S001
 DUPLEX UNIT:EXP:ASS'Y



207.D0874526
 DUPLEX UNIT:EXP:
 ASS'Y

- 32.AA101021 (x4) RUBBER BUSHING - 6 45HS
- 30.AA083018 ROLLER CLUTCH - 6X14X10
- 24.AA080254 (x4) BUSHING - M4
- 37.AA143807 (x2) SCREW:A
- 28.AA082144 (x5) BUSHING - 8X12X7

26.AA082104 (x2) BUSHING - 8X12X7

38.AB011223 IDLER GEAR - 25Z

21.AA060872 SPRING

29.AA083014 ONE-WAY CLUTCH

33.AA140778 SHAFT:SEPARATO R:DRIVE

35.AA143183 STEPPED SCREW

40.AB011416 GEAR - 20Z

25.AA082101 (x6) BUSHING - 6X10X6

22.AA063499 PRESSURE SPRIN G

36.AA143404 STEPPED SCREW - M4

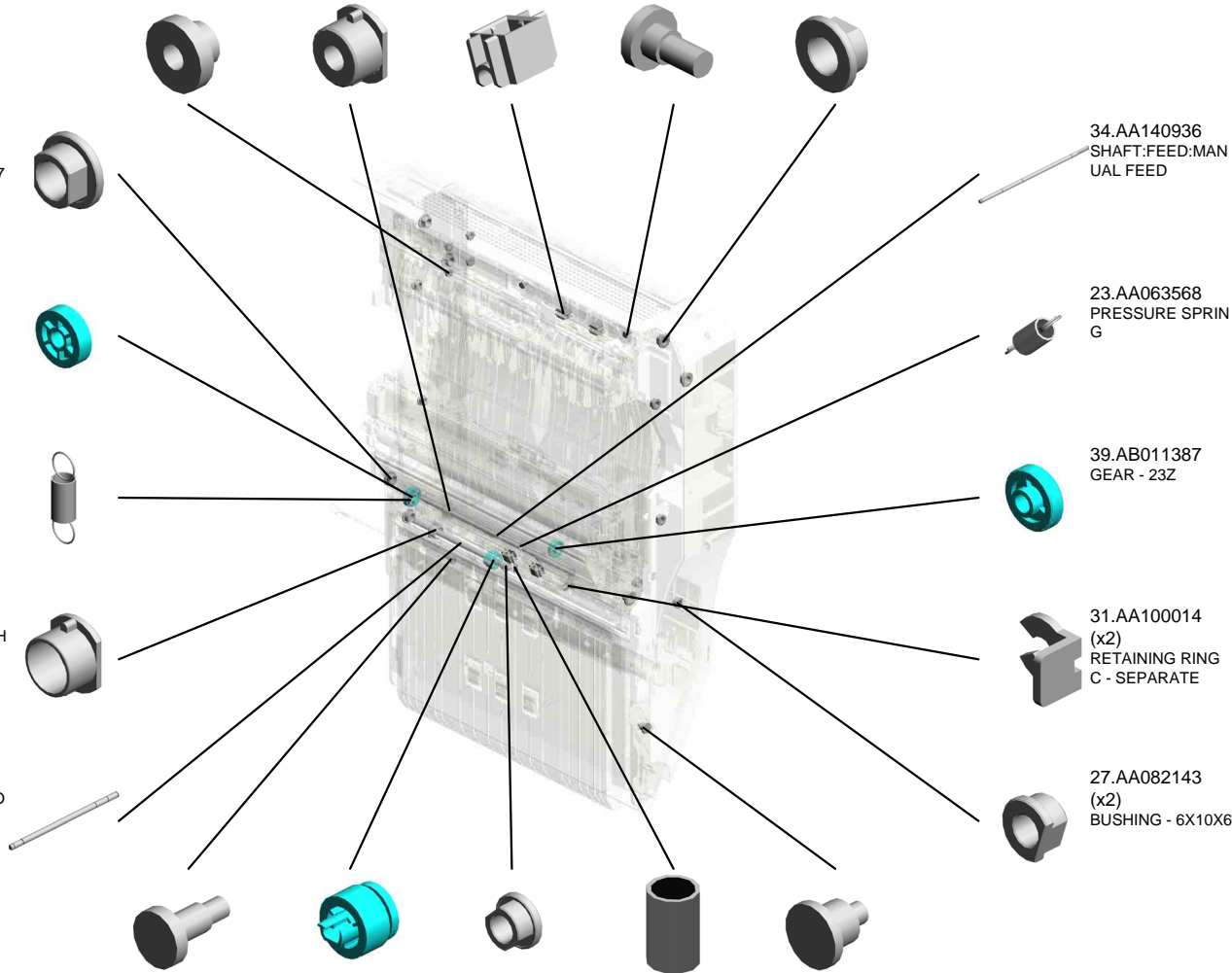
34.AA140936 SHAFT:FEED:MAN UAL FEED

23.AA063568 PRESSURE SPRIN G

39.AB011387 GEAR - 23Z

31.AA100014 (x2) RETAINING RING C - SEPARATE


27.AA082143 (x2) BUSHING - 6X10X6



WWW.SERVICE-MANUAL.NET

| | | | | | | | | | | | | | | | | | | | |
|------|------|------|------|------|------|------|------|------|------|------|------|------|------|------|------|------|------|------|------|
| U001 | U002 | U003 | U004 | U005 | U006 | U007 | U008 | U009 | U010 | U011 | U012 | U013 | U014 | U015 | U016 | U017 | U018 | U019 | U020 |
|------|------|------|------|------|------|------|------|------|------|------|------|------|------|------|------|------|------|------|------|


U016_S001
 DUPLEX UNIT:EXP:ASS'Y



207.D0874526
 DUPLEX UNIT:EXP:
 ASS'Y

- 41.AB014161 REVERSE ROLLER GEAR
- 54.B0441847 SHOULDER SCREW
- 53.B0441825 (x4) COLLAR
- 49.AW020145 (x2) PHOTOINTERRUPTOR:FLAT
- 46.AG070514 MAGNET CATCH

48.AW010118 PAPER FEED SENSOR




52.AX200320 ELECTROMAGNETIC CLUTCH



50.AW500031 PAPER SIZE SENSOR




60.B2232623 COVER:GUIDE PLATE:EXIT



47.AW010107 (x2) PAPER FEED SENSOR



56.B2232608 GEAR:Z16



55.B1802871 SHAFT:SEPARATOR-DRIVEN:ASSY



59.B2232622 GUIDE PLATE:EXIT



57.B2232620 HOUSING:MANUAL FEED



45.AF032046 SEPARATION ROLLER - MANUAL FEED



58.B2232621 COVER:MANUAL FEED UNIT



43.AF030049 PICK-UP ROLLER



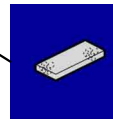
51.AW500035 PAPER END SENSOR



44.AF031046 FEED ROLLER - MANUAL FEED



42.AF013016 BOTTOM PLATE PAD




WWW.SERVICE-MANUAL.NET

| | | | | | | | | | | | | | | | | | | | |
|------|------|------|------|------|------|------|------|------|------|------|------|------|------|------|------|------|------|------|------|
| U001 | U002 | U003 | U004 | U005 | U006 | U007 | U008 | U009 | U010 | U011 | U012 | U013 | U014 | U015 | U016 | U017 | U018 | U019 | U020 |
|------|------|------|------|------|------|------|------|------|------|------|------|------|------|------|------|------|------|------|------|

U016_S001
 DUPLEX UNIT:EXP:ASS'Y

67.B2232645 DECAL:SIDE FENCE
 80.B2232673 SIDE FENCE:REAR
 74.B2232661 COVER:MANUAL FEED
 78.B2232666 GEAR:16Z
 75.B2232663 EXTENSION TRAY



207.D0874526
 DUPLEX UNIT:EXP:
 ASS'Y


71.B2232652
 ARM:MANUAL FEED:REAR

73.B2232658
 ARM:MANUAL FEED:SHORT:REAR

66.B2232637
 BRACKET:ARM:MANUAL FEED:REAR

62.B2232632
 DC SOLENOID:PICKUP

63.B2232633
 SPRING:RELEASE:PICKUP



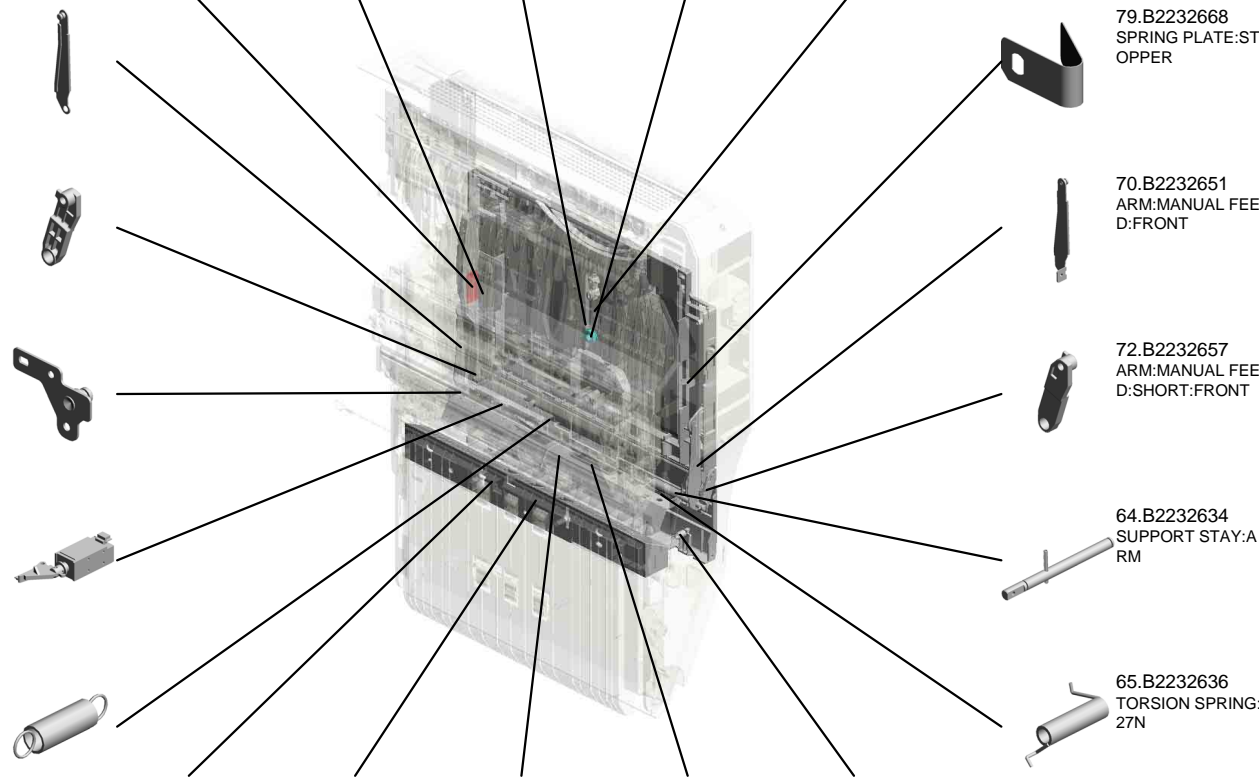
79.B2232668
 SPRING PLATE:STOPPER

70.B2232651
 ARM:MANUAL FEED:FRONT

72.B2232657
 ARM:MANUAL FEED:SHORT:FRONT

64.B2232634
 SUPPORT STAY:ARM

65.B2232636
 TORSION SPRING:27N



69.B2232649
 (x2)
 SPRING:PRESSURE:5N

68.B2232648
 GUIDE PLATE:TRANSPORT UNIT:EXIT

61.B2232629
 STAY:FEED


76.B2232664
 COVER:MANUAL FEED:ENTRANCE

77.B2232665
 (x2)
 SPRING:COVER:MANUAL FEED

WWW.SERVICE-MANUAL.NET

| | | | | | | | | | | | | | | | | | | | |
|------|------|------|------|------|------|------|------|------|------|------|------|------|------|------|------|------|------|------|------|
| U001 | U002 | U003 | U004 | U005 | U006 | U007 | U008 | U009 | U010 | U011 | U012 | U013 | U014 | U015 | U016 | U017 | U018 | U019 | U020 |
|------|------|------|------|------|------|------|------|------|------|------|------|------|------|------|------|------|------|------|------|

U016_S001
 DUPLEX UNIT:EXP:ASS'Y



207.D0874526
 DUPLEX UNIT:EXP:
 ASSY

96.B2234514
 ROLLER CLUTCH:
 T24

83.B2232681
 ARM:TIGHTENER

100.B2234526
 TIMING BELT:30S2
 M268

93.B2234502
 GUIDE PLATE:LEF
 T LOWER

92.B2234501
 GUIDE PLATE:RIG
 HT

84.B2232683
 GEAR:25Z

87.B2232696
 DRUM STAY:DRIV
 E

85.B2232686
 GEAR:Z31

86.B2232689
 GEAR:Z28

98.B2234524
 WIRE:STOPPER:DI
 A1.5

97.B2234522
 SPACER:WIRE:ST
 OPPER

82.B2232676
 (x4)
 SPRING - 11N

99.B2234525
 TENSION SPRING:
 WIRE:180N

88.B2232713
 (x2)
 RACK:MANUAL FE
 ED

94.B2234511
 TIMING BELT:30S2
 M312

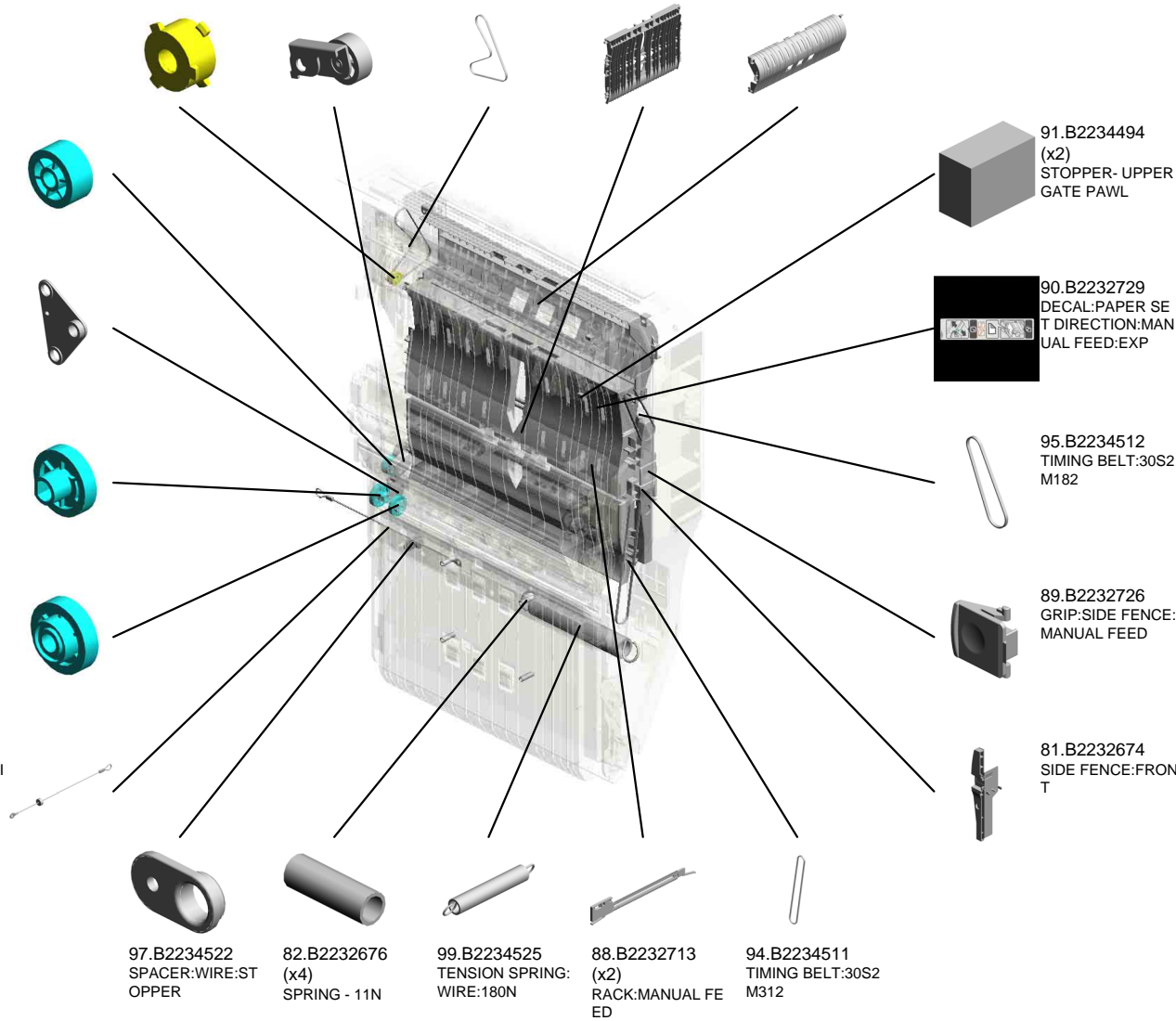
91.B2234494
 (x2)
 STOPPER- UPPER
 GATE PAWL

90.B2232729
 DECAL:PAPER SE
 T DIRECTION:MAN
 UAL FEED:EXP

95.B2234512
 TIMING BELT:30S2
 M182

89.B2232726
 GRIP:SIDE FENCE:
 MANUAL FEED


81.B2232674
 SIDE FENCE:FRON
 T



WWW.SERVICE-MANUAL.NET

| | | | | | | | | | | | | | | | | | | | |
|------|------|------|------|------|------|------|------|------|------|------|------|------|------|------|------|------|------|------|------|
| U001 | U002 | U003 | U004 | U005 | U006 | U007 | U008 | U009 | U010 | U011 | U012 | U013 | U014 | U015 | U016 | U017 | U018 | U019 | U020 |
|------|------|------|------|------|------|------|------|------|------|------|------|------|------|------|------|------|------|------|------|

U016_S001
 DUPLEX UNIT:EXP:ASS'Y



207.D0874526
 DUPLEX UNIT:EXP:
 ASS'Y

113.B2234552
 (x4)
 BUSHING:DIA4

116.B2234560
 (x2)
 TENSION SPRING:
 DRIVEN ROLLER

120.B2234567
 STAY:TRANSPORT
 :UPPER:PEEN

107.B2234538
 (x2)
 COMPRESSION SP
 RING

103.B2234531
 GUIDE PLATE:COV
 ER

118.B2234564
 SPRING:TIGHTENE
 R

117.B2234562
 TIGHTENER

119.B2234566
 BRACKET:SENSO
 R:ENTRANCE

114.B2234553
 (x2)
 TENSION SPRING:
 DRIVEN ROLLER

109.B2234541
 TORSION SPRING:
 REAR

115.B2234556
 (x2)
 COMPRESSION SP
 RING

108.B2234539
 SHEET:COVER:DU
 PLEX

110.B2234542
 TORSION SPRING:
 FRONT

112.B2234545
 GUIDE PIN:HOLDE
 R

105.B2234535
 ROLLER CLUTCH:
 T26

104.B2234532
 TENSION SPRING:
 HOOK:STOPPER

102.B2234529
 ROLLER CLUTCH:
 T24

111.B2234544
 PULLEY:T35/T33


106.B2234536
 TIMING BELT:30S2
 M234

101.B2234527
 PULLEY:T26/T24

WWW.SERVICE-MANUAL.NET

| | | | | | | | | | | | | | | | | | | | |
|------|------|------|------|------|------|------|------|------|------|------|------|------|------|------|------|------|------|------|------|
| U001 | U002 | U003 | U004 | U005 | U006 | U007 | U008 | U009 | U010 | U011 | U012 | U013 | U014 | U015 | U016 | U017 | U018 | U019 | U020 |
|------|------|------|------|------|------|------|------|------|------|------|------|------|------|------|------|------|------|------|------|

U016_S001
 DUPLEX UNIT:EXP:ASS'Y



207.D0874526
 DUPLEX UNIT:EXP:
 ASS'Y

- 126.B2234586 (x2) PULLEY:T30
- 121.B2234571 GEAR:PULLEY:Z24/T40
- 123.B2234573 TIMING BELT:30S2 M128
- 124.B2234575 BRACKET:STEPPE R MOTOR
- 122.B2234572 STEPPER MOTOR: DC4.29V 1.7W

130.B2384739 COVER - ENTRANCE SENSOR



129.B2384733 ENTRANCE SENSOR BRACKET



127.B2234594 SHAFT:PULLEY:WIRE



128.B2234595 PULLEY:DIA13



138.D0092573 (x6) PULLEY - VERTICAL TRANSPORT



139.D0092574 (x6) PULLEY - IDLER



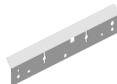
140.D0092575 (x2) SHAFT - IDLER



137.D0092571 (x2) HOLDER - VERTICAL TRANSPORT



131.D0092510 GUIDE PLATE - EXIT



136.D0092563 GUIDE PLATE - VERTICAL TRANSPORT



125.B2234579 GRIP:OPEN AND CLOSE:DUPLEX UNIT



134.D0092555 TRANSPORT ROLLER - DUPLEX EXIT



132.D0092552 GUIDE SHEET - MANUAL FEED



133.D0092554 GUIDE SHEET - VERTICAL TRANSPORT




135.D0092560 DRIVEN ROLLER



WWW.SERVICE-MANUAL.NET

| | | | | | | | | | | | | | | | | | | | |
|------|------|------|------|------|------|------|------|------|------|------|------|------|------|------|------|------|------|------|------|
| U001 | U002 | U003 | U004 | U005 | U006 | U007 | U008 | U009 | U010 | U011 | U012 | U013 | U014 | U015 | U016 | U017 | U018 | U019 | U020 |
|------|------|------|------|------|------|------|------|------|------|------|------|------|------|------|------|------|------|------|------|

U016_S001
 DUPLEX UNIT:EXP:ASS'Y



207.D0874526
 DUPLEX UNIT:EXP:
 ASS'Y

- 143.D0094504 UPPER GUIDE PLATE - GATE
- 150.D0094577 DUPLEX GATE
- 142.D0094503 GUIDE PLATE - LEFT UPPER
- 158.D0094661 (x2) REVERSE ROLLER - FEED
- 147.D0094522 TENSION SPRING: GATE PAWL:DUPL EX:0.08N

159.D0094662
 TRANSPORT ROLLER 1

160.D0094663
 TRANSPORT ROLLER 2

148.D0094535
 HARNESS GUIDE

149.D0094540
 COVER - DUPLEX UNIT

151.D0094587
 TENSION SPRING - RELEASE BRACKET

144.D0094511
 SPACER: DIA8.0:1.5 MM

155.D0094597
 BRACKET - WIRE PULLEY SHAFT

146.D0094513
 COMPRESSION SPRING: EARTH: DUPLEX UNIT

154.D0094593
 STEPPED SCREW - M3

145.D0094512
 LINK: STOPPER

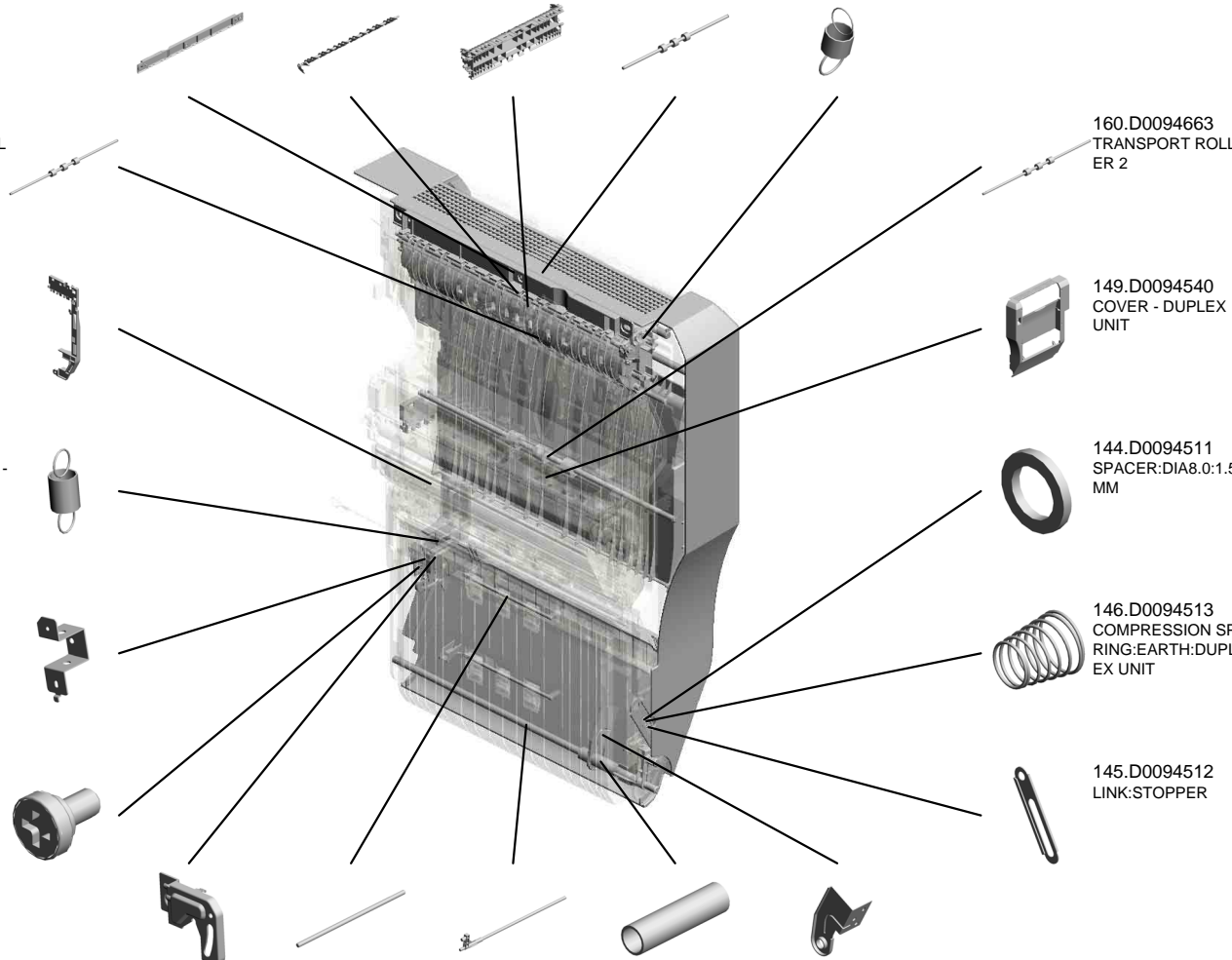
152.D0094588
 STOPPER BRACKET - SPRING

141.D0092576 (x2)
 SHAFT - VERTICAL TRANSPORT

157.D0094599
 SHAFT - DUPLEX UNIT

156.D0094598
 SPRING - SET SHAFT


153.D0094589
 GUIDE - SET SHAFT



WWW.SERVICE-MANUAL.NET

| | | | | | | | | | | | | | | | | | | | |
|------|------|------|------|------|------|------|------|------|------|------|------|------|------|------|------|------|------|------|------|
| U001 | U002 | U003 | U004 | U005 | U006 | U007 | U008 | U009 | U010 | U011 | U012 | U013 | U014 | U015 | U016 | U017 | U018 | U019 | U020 |
|------|------|------|------|------|------|------|------|------|------|------|------|------|------|------|------|------|------|------|------|

U016_S001
 DUPLEX UNIT:EXP:ASS'Y



207.D0874526
 DUPLEX UNIT:EXP:
 ASS'Y

- 176.D0294521 BRACKET:HARNES
S
- 175.D0294497 (x2)
COMPRESSION SP
RING:DRIVEN ROL
LER:GATE
- 171.D0294482 GATE PAWL:UPPE
R:ASS'Y
- 165.D0292644 DECAL:SCALE:MA
NUAL FEED
- 161.D0094664 (x4)
DRIVEN ROLLER

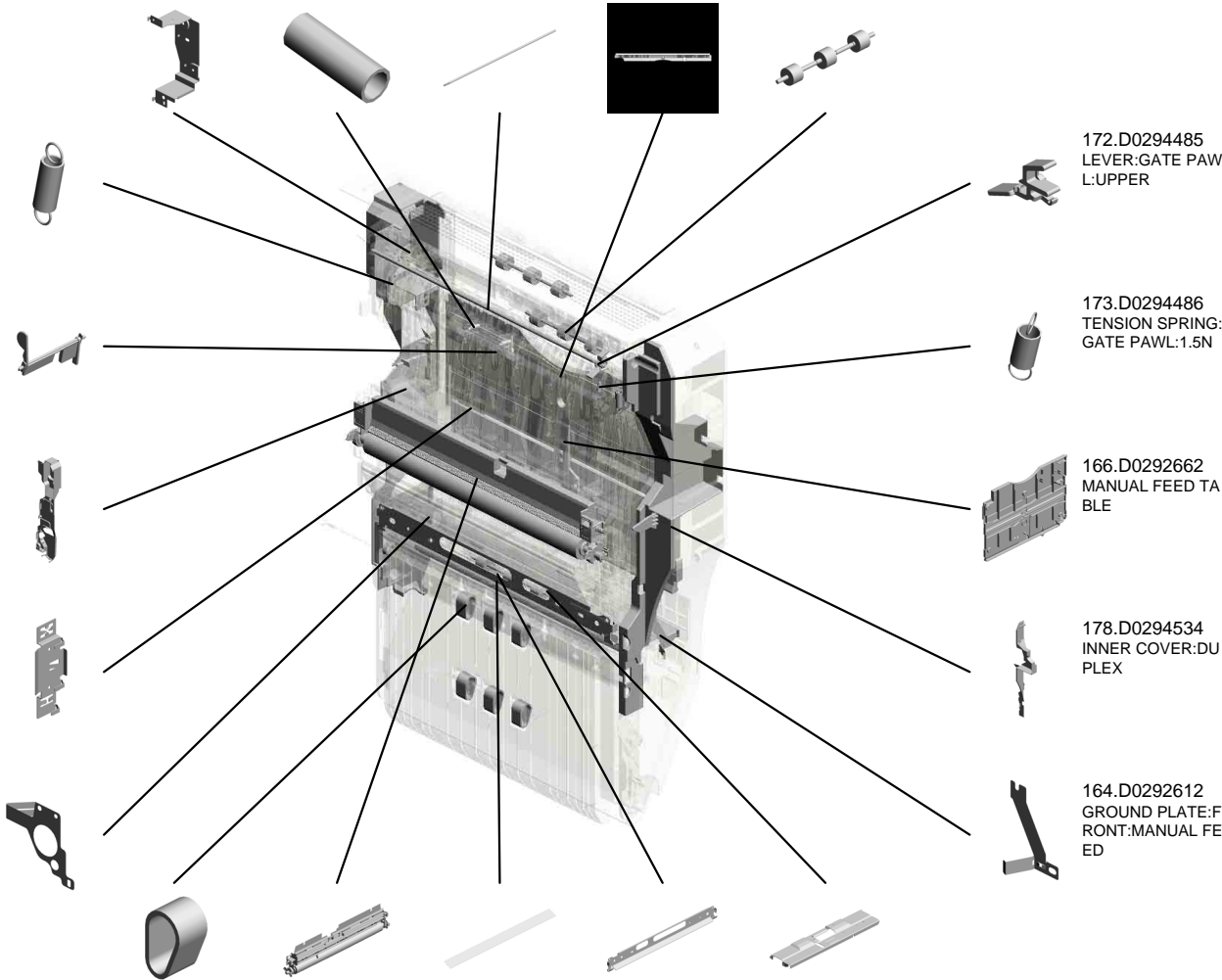
174.D0294488
 (x2)
 TENSION SPRING:
 GUIDE PLATE:RIG
 HT

167.D0292664
 FEELER:PAPER SI
 ZE SENSOR:MANU
 AL FEED

177.D0294533
 INNER COVER:DU
 PLEX:REAR

170.D0292710
 COVER:HARNES:
 MANUAL FEED TA
 BLE

163.D0292611
 GROUND PLATE:R
 EAR:MANUAL FEE
 D



172.D0294485
 LEVER:GATE PAW
 L:UPPER

173.D0294486
 TENSION SPRING:
 GATE PAWL:1.5N

166.D0292662
 MANUAL FEED TA
 BLE

178.D0294534
 INNER COVER:DU
 PLEX


164.D0292612
 GROUND PLATE:F
 RONT:MANUAL FE
 ED

- 168.D0292677 (x6)
TRANSPORT BELT
:DRIVEN:VERTICA
L TRANSPORT
- 162.D0876202 TRANSFER/SEPAR
ATION UNIT:ASS'Y
201101-01 X/O
- 180.D0294555 SHEET:TRANSPOR
T SUB-UNIT:FEED
PAPER AGAIN
- 179.D0294554 BRACKET:GUIDE P
LATE:TRANSFER U
NIT
- 169.D0292709 GUIDE PLATE:SEP
ARATOR:ASS'Y

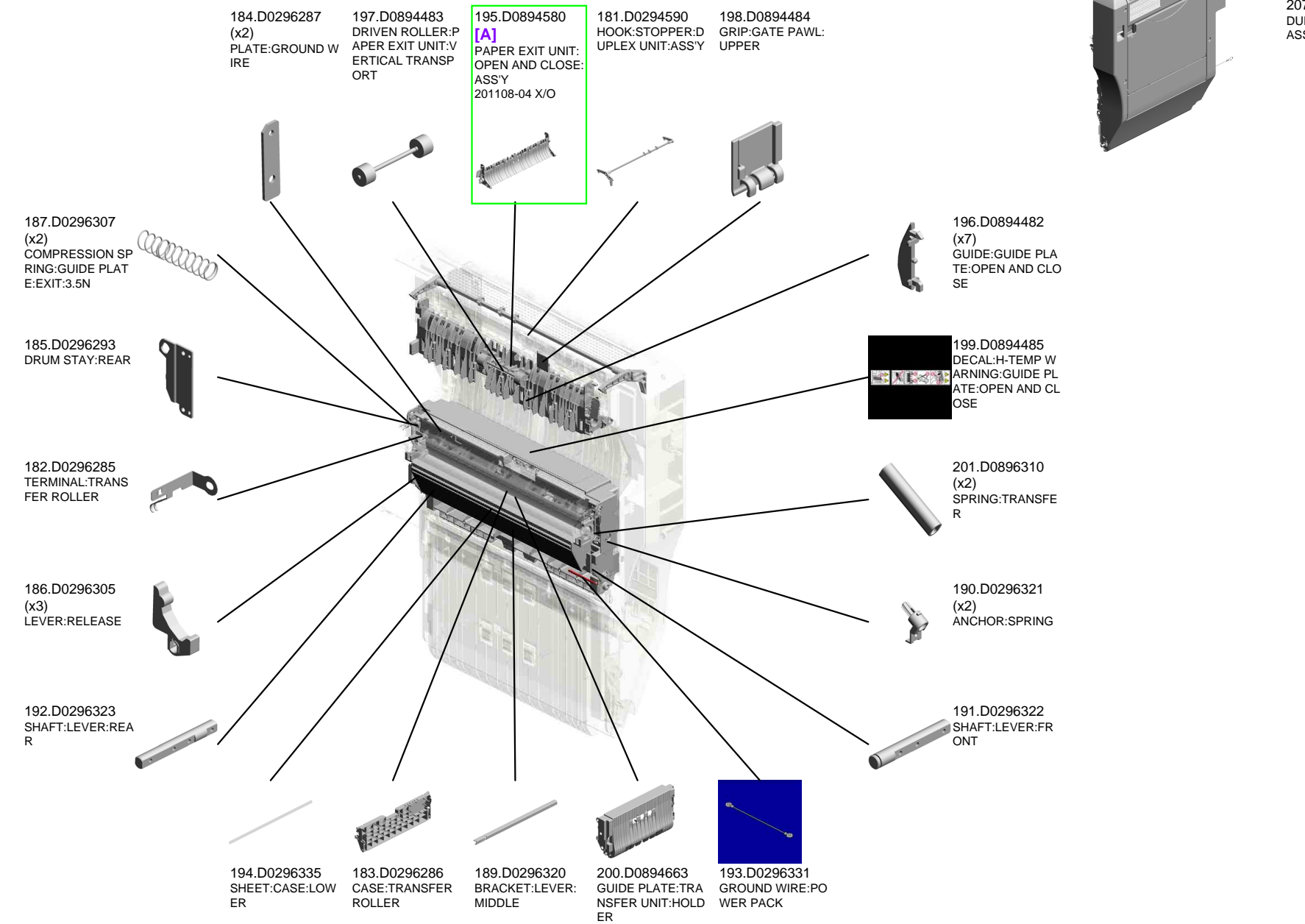
WWW.SERVICE-MANUAL.NET

| | | | | | | | | | | | | | | | | | | | |
|------|------|------|------|------|------|------|------|------|------|------|------|------|------|------|------|------|------|------|------|
| U001 | U002 | U003 | U004 | U005 | U006 | U007 | U008 | U009 | U010 | U011 | U012 | U013 | U014 | U015 | U016 | U017 | U018 | U019 | U020 |
|------|------|------|------|------|------|------|------|------|------|------|------|------|------|------|------|------|------|------|------|

U016_S001
 DUPLEX UNIT:EXP:ASS'Y



207.D0874526
 DUPLEX UNIT:EXP:
 ASS'Y




WWW.SERVICE-MANUAL.NET

| | | | | | | | | | | | | | | | | | | | |
|------|------|------|------|------|------|------|------|------|------|------|------|------|------|------|------|------|------|------|------|
| U001 | U002 | U003 | U004 | U005 | U006 | U007 | U008 | U009 | U010 | U011 | U012 | U013 | U014 | U015 | U016 | U017 | U018 | U019 | U020 |
|------|------|------|------|------|------|------|------|------|------|------|------|------|------|------|------|------|------|------|------|

U016_S001
 DUPLEX UNIT:EXP:ASS'Y

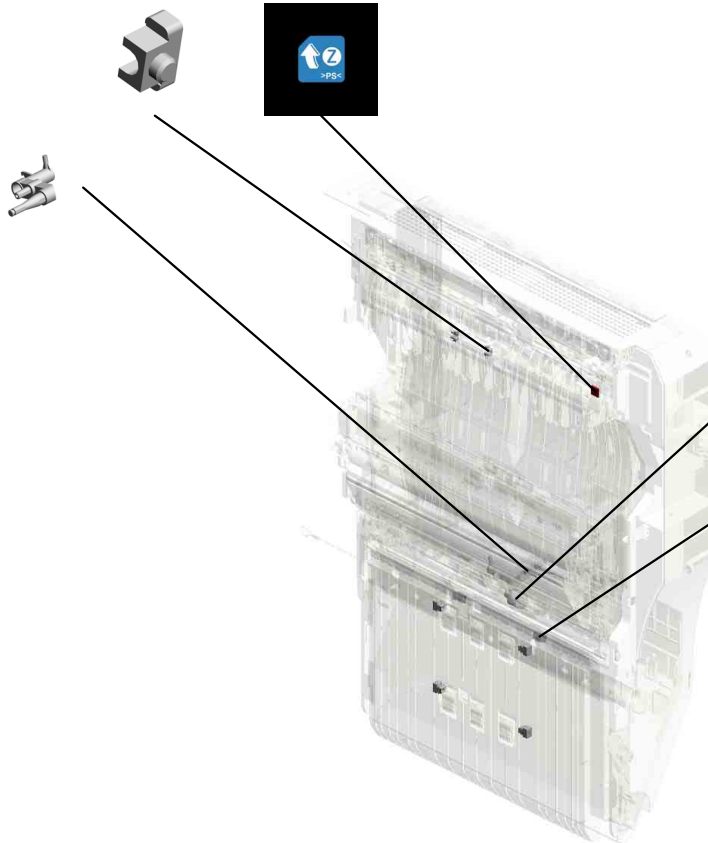
204.G0604435
 (x2)
 BUSHING - M4

206.GA001073
 DECAL:KNOB:Z



207.D0874526
 DUPLEX UNIT:EXP:
 ASS'Y

203.G0602932
 PICK-UP ARM - MA
 NUAL FEED



205.G0802900
 TORQUE LIMITER


202.G0602652
 (x6)
 BUSHING - M4



D0894481
 [A]
 GUIDE PLATE:OPE
 N AND CLOSE
 201108-04 X/O

U017.Main Drive


U017_S001
D0871110
DRIVE UNIT:ENGINE:D086/D
087



WWW.SERVICE-MANUAL.NET

| | | | | | | | | | | | | | | | | | | | |
|------|------|------|------|------|------|------|------|------|------|------|------|------|------|------|------|-------------|------|------|------|
| U001 | U002 | U003 | U004 | U005 | U006 | U007 | U008 | U009 | U010 | U011 | U012 | U013 | U014 | U015 | U016 | U017 | U018 | U019 | U020 |
|------|------|------|------|------|------|------|------|------|------|------|------|------|------|------|------|-------------|------|------|------|

U017 Main Drive



- 19.11050489 HARNESS CLAMP - LWS 1316
- 6.04503012N (x2) TAPPING SCREW: 3X12
- 2.03603006N (x8) SCREW - M3X6
- 20.11050516 CLAMP
- 13.07200030E RETAINING RING - M3

- 3.03603016N (x2) SCREW - M3X16

- 15.07200060E (x4) RETAINING RING - M6

- 11.04543008Q (x3) TAPPING SCREW: 3X8

- 12.04543020Q (x2) TAPPING SCREW:: 3X20

- 9.04543005Q (x3) TAPPING SCREW:: 3X5

- 7.04513006N (x14) TAPPING SCREW - 3X6

- 14.07200040E (x4) RETAINING RING - M4

- 18.11050488 HARNESS CLAMP

- 10.04543006Q (x8) TAPPING SCREW - M3X6

- 8.04514008N (x2) TAPPING SCREW: 4X8

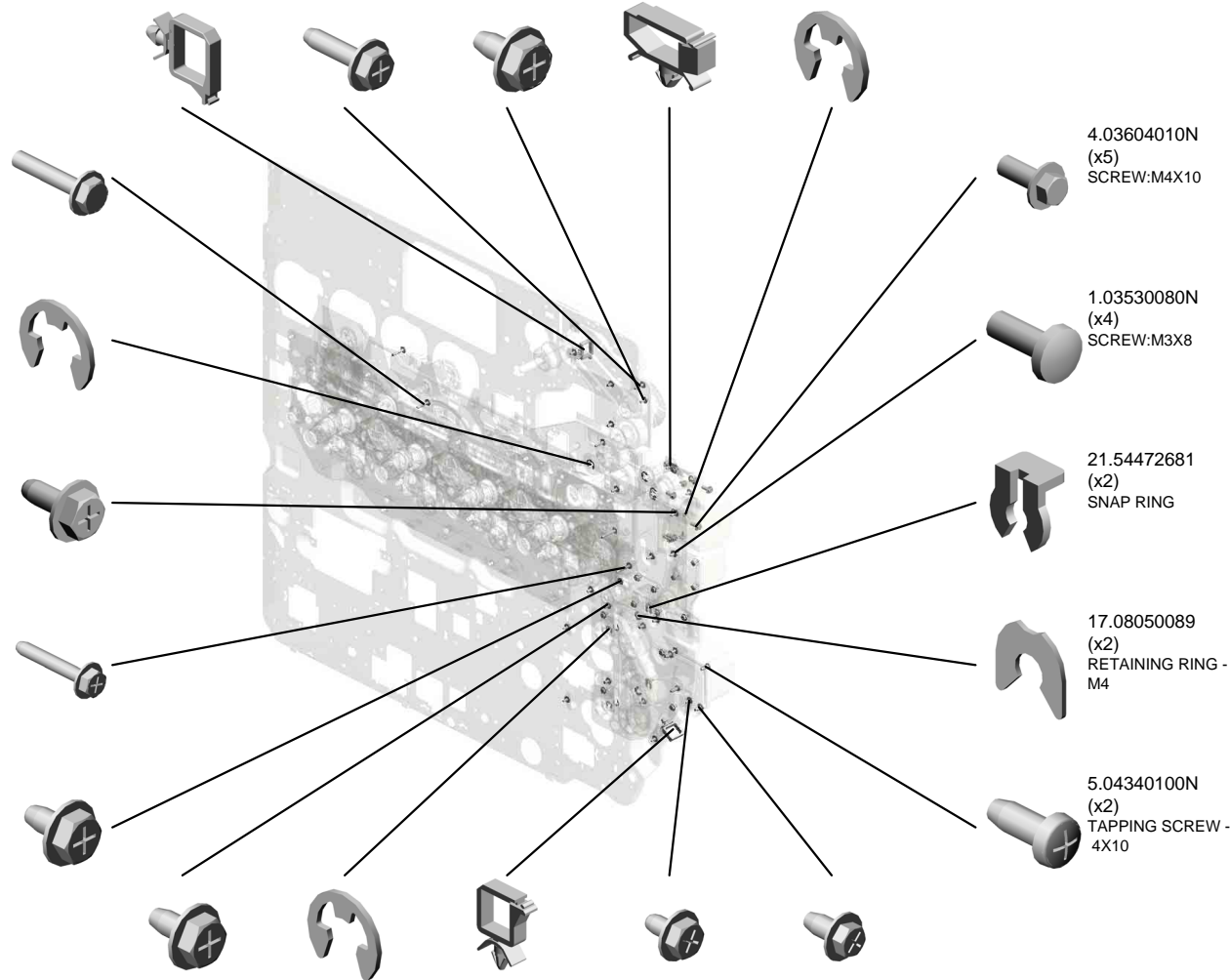
- 4.03604010N (x5) SCREW:M4X10

- 1.03530080N (x4) SCREW:M3X8

- 21.54472681 (x2) SNAP RING

- 17.08050089 (x2) RETAINING RING - M4

- 5.04340100N (x2) TAPPING SCREW - 4X10



WWW.SERVICE-MANUAL.NET

| | | | | | | | | | | | | | | | | | | | |
|------|------|------|------|------|------|------|------|------|------|------|------|------|------|------|------|------|------|------|------|
| U001 | U002 | U003 | U004 | U005 | U006 | U007 | U008 | U009 | U010 | U011 | U012 | U013 | U014 | U015 | U016 | U017 | U018 | U019 | U020 |
|------|------|------|------|------|------|------|------|------|------|------|------|------|------|------|------|------|------|------|------|

U017 Main Drive


37.AB017758
GEAR:EXIT:NO.2

23.AA043336
TIMING BELT:40S3
M267

35.AB017754
GEAR:FUSING:NO.
1

36.AB017757
GEAR:EXIT:NO.1

46.AX060369
BRUSHLESS MOT
OR:DRIVE:FUSING:
27W



32.AB011560
GEAR:FUSING:NO.
2

38.AB017774
GEAR:FUSING:NO.
3

28.AA101021
(x4)
RUBBER BUSHING
- 6 45HS

25.AA043601
TIMING BELT - B40
S2M118

39.AB017830
TIMING PULLEY:R
EGISTRATION

30.AB011258
(x2)
GEAR - 38Z

34.AB017699
(x2)
GEAR - 33Z/44Z

40.AB030781
TIMING PULLEY - 2
8Z/30T

24.AA043585
TIMING BELT:40S3
M162

29.AA161180
CUSHION:DC STE
PPER MOTOR

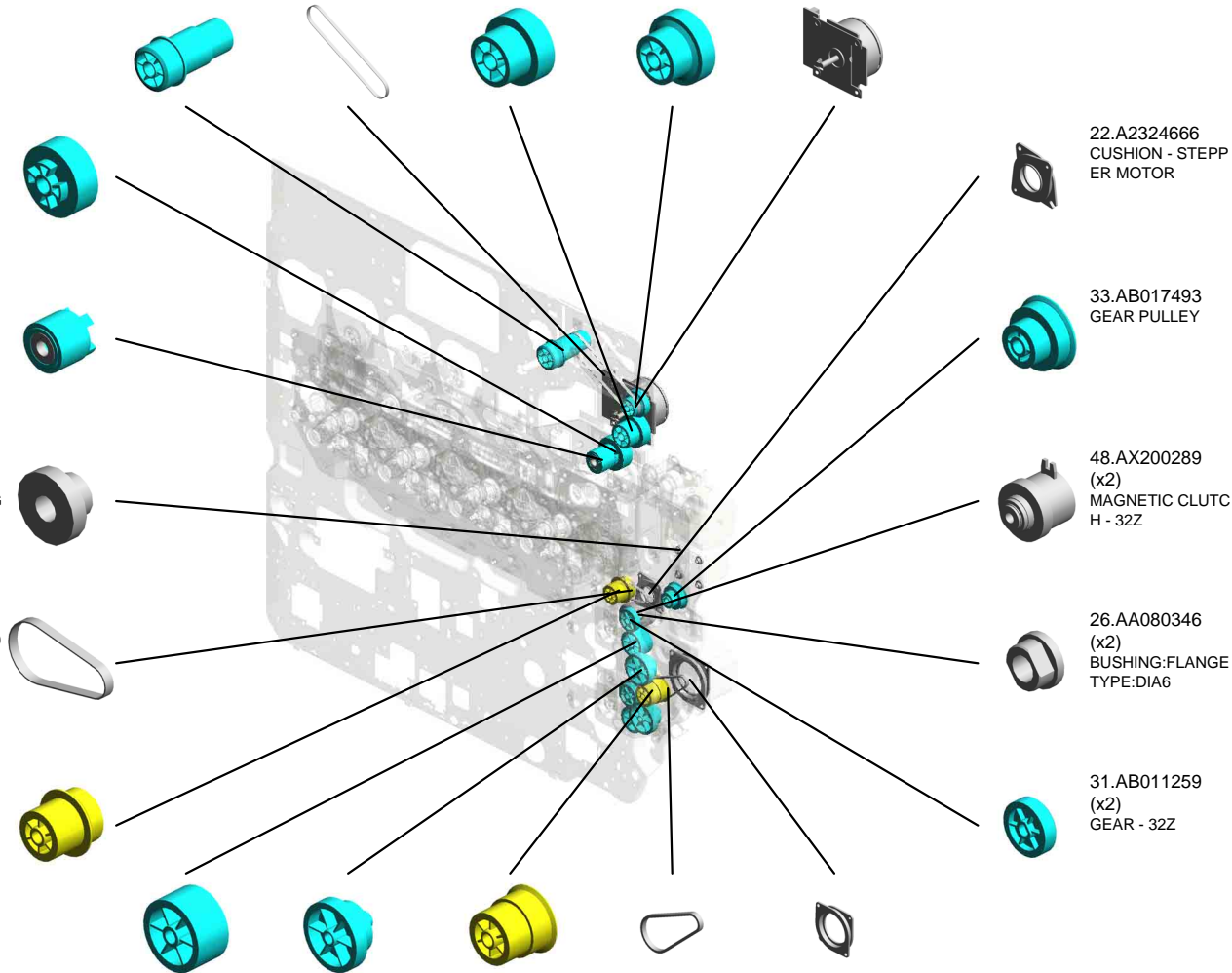
22.A2324666
CUSHION - STEPP
ER MOTOR

33.AB017493
GEAR PULLEY

48.AX200289
(x2)
MAGNETIC CLUTC
H - 32Z

26.AA080346
(x2)
BUSHING:FLANGE
TYPE:DIA6

31.AB011259
(x2)
GEAR - 32Z



WWW.SERVICE-MANUAL.NET

U017 Main Drive


68.D0291163
BRACKET:FUSING/
PAPER EXIT UNIT:
ASSY

65.BB013017
GEAR:SLOW DOW
N:NO.2

63.BA146036
SHAFT:GEAR:SWI
VEL

72.D0294204
HOLDER:GEAR

64.BB013016
(x2)
GEAR:SLOW DOW
N:NO.1



71.D0294202
BRACKET:STEPPE
R MOTOR:AUXILIA
RY:PEEN

70.D0294201
BRACKET:GEAR:S
LOW DOWN

69.D0291199
DRIVE UNIT:ON-OF
F:TRANSFER

50.B0441825
(x4)
COLLAR

58.B2231191
BRACKET:DRIVE U
NIT:REGISTRATIO
N

54.B2231186
(x4)
DRIVE JOINT

53.B2231183
(x2)
GRIP SHAFT

57.B2231189
(x2)
FEED DRIVE SHAF
T

52.B2231180
BRACKET:PAPER
FEED

59.B2231354
DRUM STAY:DRIV
E UNIT

62.B7002649
TIMING BELT:40S2
M144

60.B2232691
BRACKET:STEPPE
R MOTOR

55.B2231187
(x2)
MAGNETIC CLUTC
H BRACKET

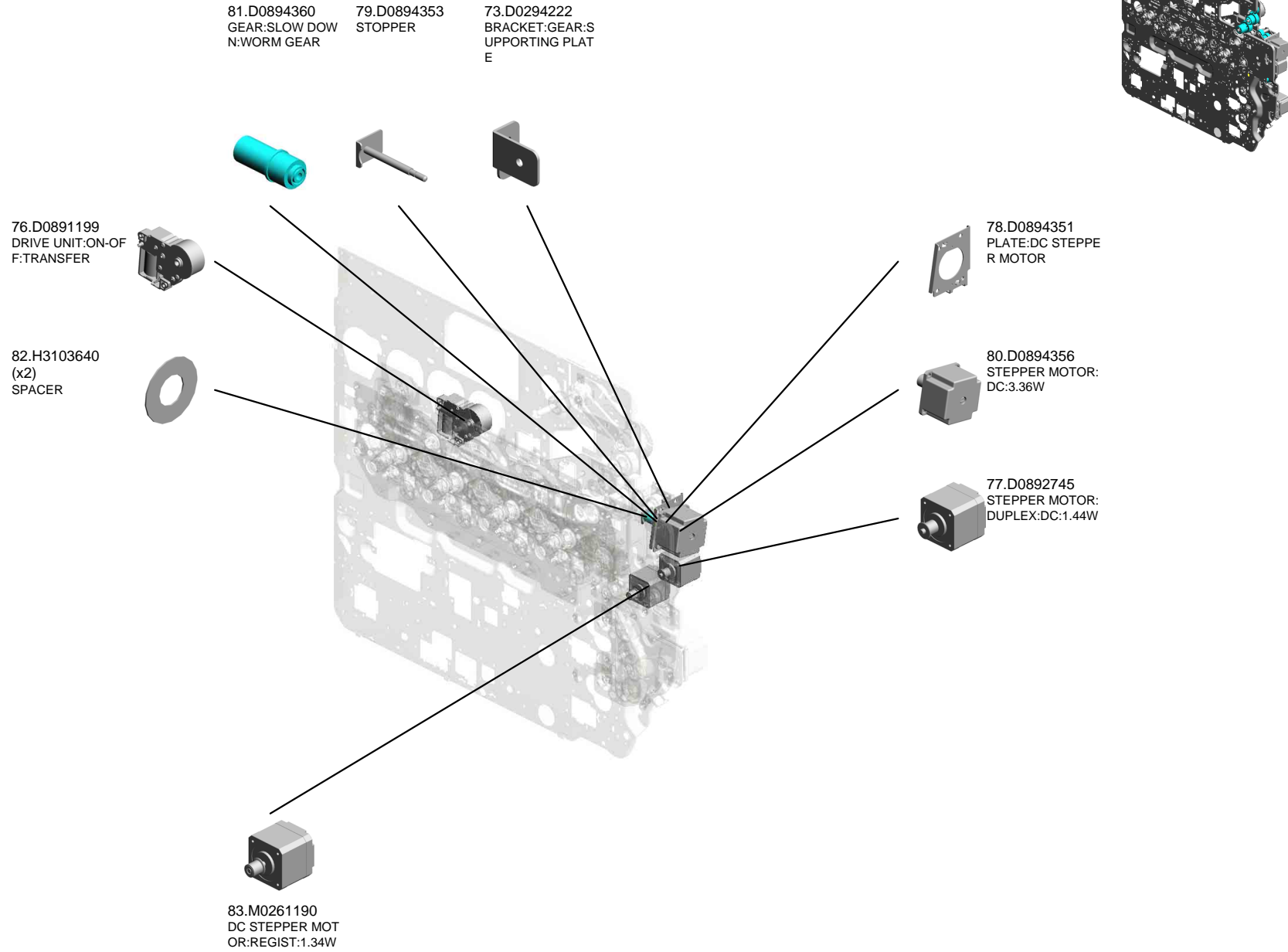
61.B2232694
GUIDE:GEAR

56.B2231188
STEPPER MOTOR
DC24V

WWW.SERVICE-MANUAL.NET

| | | | | | | | | | | | | | | | | | | | |
|------|------|------|------|------|------|------|------|------|------|------|------|------|------|------|------|------|------|------|------|
| U001 | U002 | U003 | U004 | U005 | U006 | U007 | U008 | U009 | U010 | U011 | U012 | U013 | U014 | U015 | U016 | U017 | U018 | U019 | U020 |
|------|------|------|------|------|------|------|------|------|------|------|------|------|------|------|------|------|------|------|------|

U017 Main Drive




WWW.SERVICE-MANUAL.NET

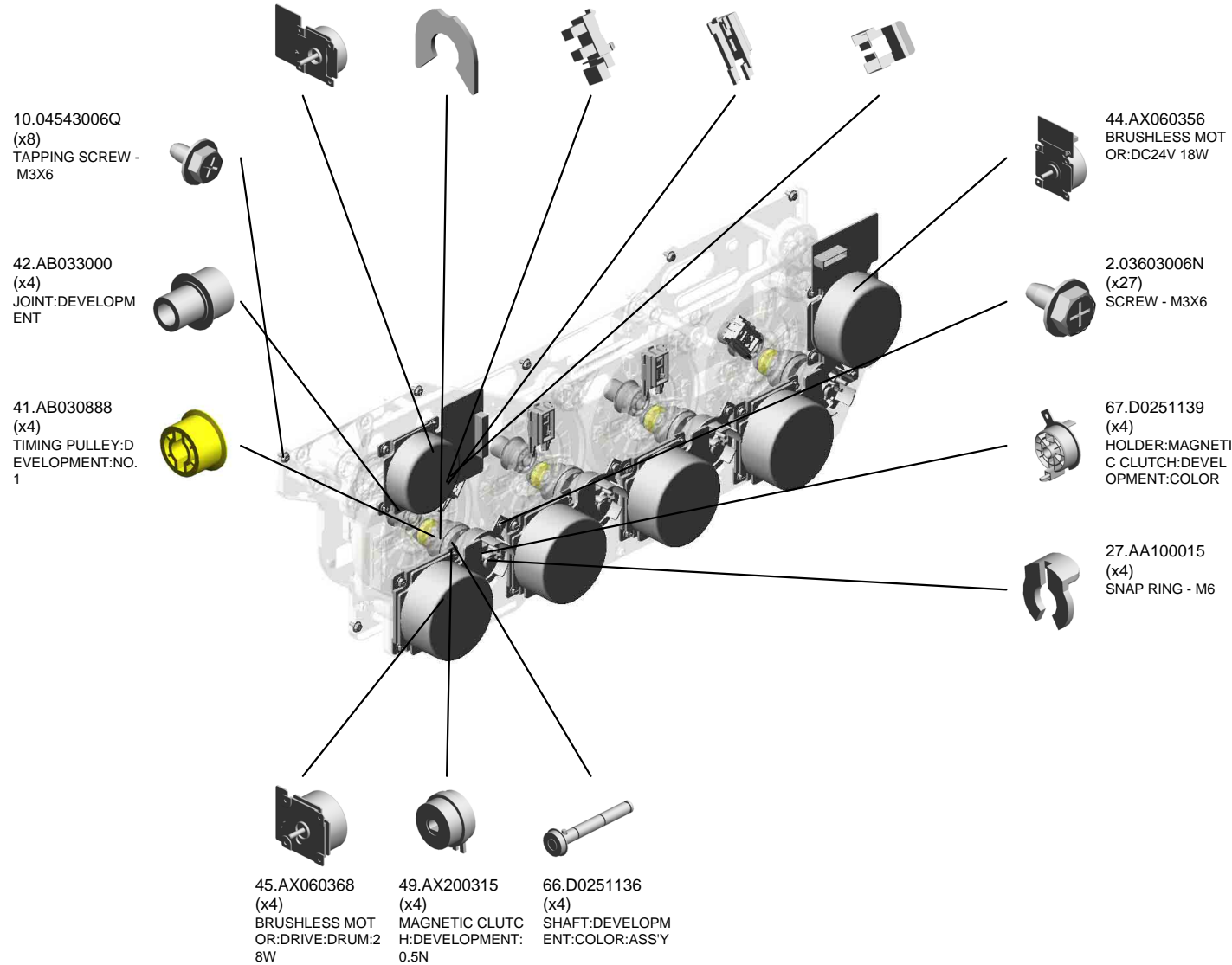
| | | | | | | | | | | | | | | | | | | | |
|------|------|------|------|------|------|------|------|------|------|------|------|------|------|------|------|------|------|------|------|
| U001 | U002 | U003 | U004 | U005 | U006 | U007 | U008 | U009 | U010 | U011 | U012 | U013 | U014 | U015 | U016 | U017 | U018 | U019 | U020 |
|------|------|------|------|------|------|------|------|------|------|------|------|------|------|------|------|------|------|------|------|

U017_S001
DRIVE UNIT:ENGINE:D086/D087

- 47.AX060413 BRUSHLESS MOT (x8) OR:DRIVE:DC:10W
- 16.08050088 (x8) RETAINING RING - M6
- 43.AW020145 (x4) PHOTOINTERUP TOR:FLAT
- 51.B2231144 (x4) HOLDER:POSITIO NING SENSOR
- 75.D0891145 (x4) BRACKET:SENSO R COVER



74.D0871110
DRIVE UNIT:ENGIN
E:D086/D087

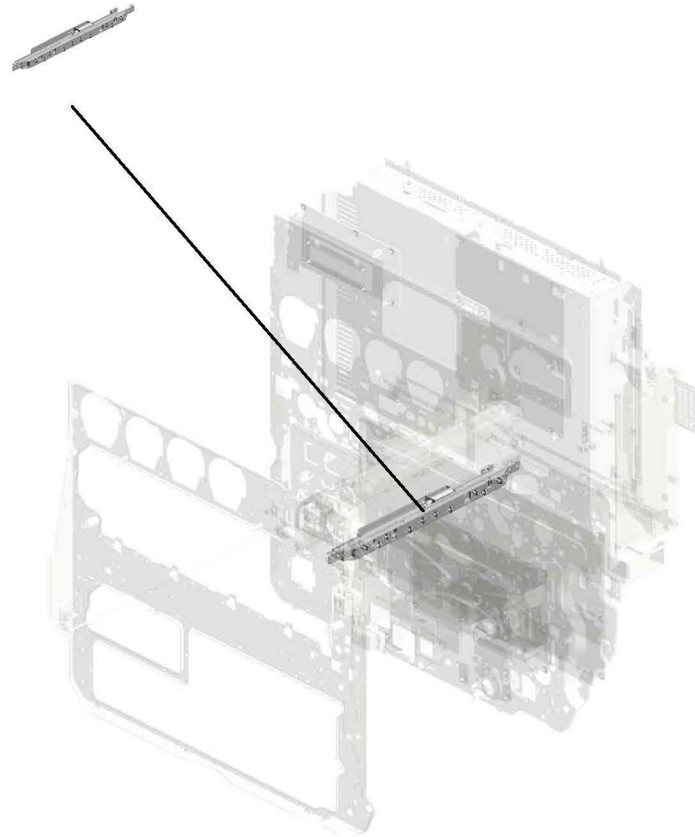


WWW.SERVICE-MANUAL.NET

| | | | | | | | | | | | | | | | | | | | |
|------|------|------|------|------|------|------|------|------|------|------|------|------|------|------|------|------|------|------|------|
| U001 | U002 | U003 | U004 | U005 | U006 | U007 | U008 | U009 | U010 | U011 | U012 | U013 | U014 | U015 | U016 | U017 | U018 | U019 | U020 |
|------|------|------|------|------|------|------|------|------|------|------|------|------|------|------|------|------|------|------|------|

U018.Electrical

U018_S001
D0895861
DENSITY SENSOR:ASS'Y

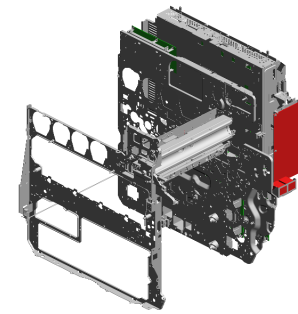


WWW.SERVICE-MANUAL.NET

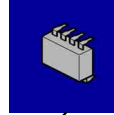
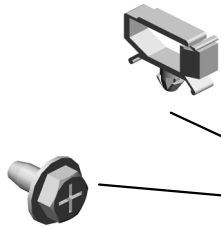
| | | | | | | | | | | | | | | | | | | | |
|------|------|------|------|------|------|------|------|------|------|------|------|------|------|------|------|------|-------------|------|------|
| U001 | U002 | U003 | U004 | U005 | U006 | U007 | U008 | U009 | U010 | U011 | U012 | U013 | U014 | U015 | U016 | U017 | U018 | U019 | U020 |
|------|------|------|------|------|------|------|------|------|------|------|------|------|------|------|------|------|-------------|------|------|

U018 Electrical


- 15.11050516 (x2) CLAMP
- 4.04503008N (x4) TAPPING SCREW - M3X8
- 3.03603006N (x29) SCREW - M3X6
- 12.11029782 CONNECTOR:5140 5-1819
- 20.14077036 EEPROM:AT24C12 8B-PU



- 5.04513006N (x30) TAPPING SCREW - 3X6



- 7.04543006Q (x39) TAPPING SCREW - M3X6



76.D0895123
PCB:IOB
201102-03 X/O

- 14.11050511 HARNESS CLAMP - LWS-0306ZC



- 16.11050641 (x2) CLAMP



- 9.04563008N TAPPING SCREW - M3X8



- 13.11050490 HARNESS CLAMP - IWS-2218



- 19.12042877 SWITCH:RS51-AJA H



- 22.AA063438 (x2) COMPRESSION SP RING



- 10.07200030E RETAINING RING - M3



- 11.08046123 (x2) HEXAGONAL BOLT :W/WASHER:M3X8



- 24.AA143219 (x2) STEPPED SCREW



- 18.12042709 (x2) SWITCH - V-5F930 DN



- 2.03530250N (x2) SCREW:M3X25



- 23.AA063568 (x2) PRESSURE SPRING



- 8.04543008Q (x6) TAPPING SCREW: 3X8



WWW.SERVICE-MANUAL.NET

U018 Electrical

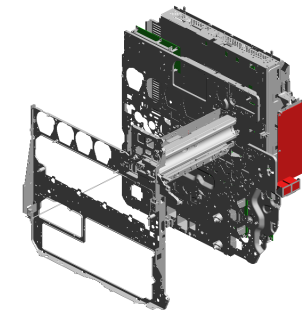
33.AZ320180
POWER PACK:TTS

27.AW100106
THERMOPILE

38.B2234307
(x2)
GUIDE:IH:UPPER

45.B2235857
BRACKET:SW:DEH
UMIDIFIER:HEATE
R:EXP

43.B2235841
HINGE:APPLICATI
ON:RACK



35.B2231317
(x4)
SCREW

40.B2235813
SAFETY SWITCH B
RACKET

41.B2235814
BRACKET - SAFET
Y SWITCH LEVER

36.B2232721
BRACKET:PUSH S
WITCH

29.AW500038
PUSH SWITCH:PA
PER SIZE SENSOR

37.B2232722
COVER

28.AW500023
PUSH SWITCH

34.AZ320182
POWER PACK:CB

32.AZ240159
POWER SUPPLY U
NIT:459W:DOM/NA:
D086/D087

30.AX040154
(x2)
DC MOTOR 24V

42.B2235816
PLATE:RACK:AUXI
LIARY:RIGHT

26.AW020190
(x2)
PHOTOINTERRUP
TOR

39.B2235812
(x2)
HINGE:PANEL:CO
NTROL BOARD

44.B2235843
BRACKET:RACK:A
PPPLICATION

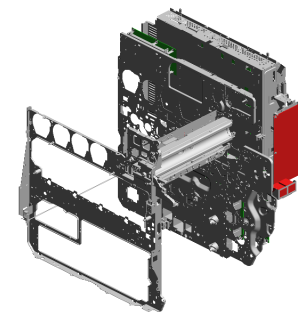
31.AX310045
(x2)
TOTAL COUNTER:
7FIG:24V:(Option)

WWW.SERVICE-MANUAL.NET

| | | | | | | | | | | | | | | | | | | | |
|------|------|------|------|------|------|------|------|------|------|------|------|------|------|------|------|------|------|------|------|
| U001 | U002 | U003 | U004 | U005 | U006 | U007 | U008 | U009 | U010 | U011 | U012 | U013 | U014 | U015 | U016 | U017 | U018 | U019 | U020 |
|------|------|------|------|------|------|------|------|------|------|------|------|------|------|------|------|------|------|------|------|

U018 Electrical

55.D0251755 (x2) GROUND WIRE:SCANNER:RACK
 65.D0295819 RACK:APPLICATION:FRONT:ASSY
 52.B2385891 DRAWER BRACKET
 62.D0295805 RACK:INNER BACK:AUXILIARY:MIDDLE
 57.D0255886 GASKET:UC-300281V0:L20



56.D0255834 BRACKET:POWER PACK:TTS



58.D0294333 BRACKET:COIL CONTACT POINT:PEEN



49.B2385825 POWER SOURCE SWITCH LINK



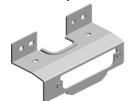
47.B2385821 BRACKET - MAIN SWITCH HANDLE



48.B2385824 SLIDE SWITCH COVER




61.D0294341 BRACKET:DRAWER:FUSING UNIT



54.B5457506 SCREW:BUSHING



66.D0295835 BRACKET:PCB:FFB



67.D0295861 (x3) GASKET:65TFV5-0.5:L90



60.D0294340 BRACKET:SENSOR:TURN



64.D0295811 RACK:APPLICATION:FRONT:RIGHT



46.B2235866 GROUND WIRE:RACK:RIGHT LOWER:HF



63.D0295806 BRACKET:IOB



59.D0294339 BRACKET:SENSOR:ON-OFF



53.B2385896 BRACKET:TOTAL COUNTER:OPTIONAL:Option

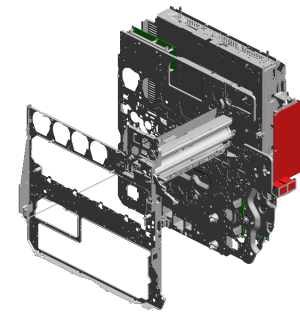


WWW.SERVICE-MANUAL.NET

| | | | | | | | | | | | | | | | | | | | |
|------|------|------|------|------|------|------|------|------|------|------|------|------|------|------|------|------|------|------|------|
| U001 | U002 | U003 | U004 | U005 | U006 | U007 | U008 | U009 | U010 | U011 | U012 | U013 | U014 | U015 | U016 | U017 | U018 | U019 | U020 |
|------|------|------|------|------|------|------|------|------|------|------|------|------|------|------|------|------|------|------|------|

U018 Electrical

71.D0874342 BRACKET:THERM OPILE
 74.D0894365 HOLDER:THERMIS TOR:LENS
 79.D0895809 SHADEING PLATE: RACK:MIDDLE 201105-01 X/O
 73.D0875116 PCB:BICU:B086/B0 87



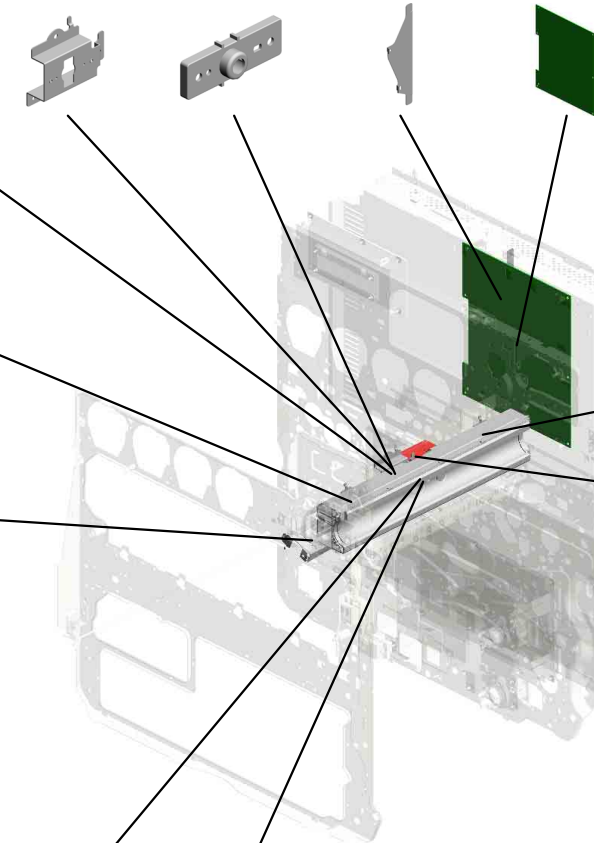
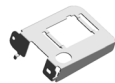
75.D0894366 COVER:THERMIST OR:LENS




70.D0874335 BRACKET:PRESSU RE:COIL:FRONT



80.D0895827 BRACKET:MAIN S WITCH



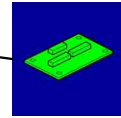
68.D0295863 GASKET:65TSV5-2: L23



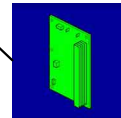
72.D0874343 BRACKET:PRESSU RE:REAR



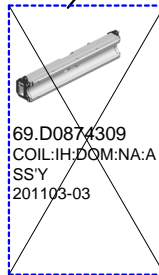
77.D0895165 PCB:FFB



78.D0895170 INVERTOR:IH:DOM /NA



~~69.D0874309 COIL:IH:DOM:NA:A SS'Y 201103-03~~



83.D0874325 COIL:IH:DOM:NA:S UB-ASS'Y



WWW.SERVICE-MANUAL.NET

| | | | | | | | | | | | | | | | | | | | |
|------|------|------|------|------|------|------|------|------|------|------|------|------|------|------|------|------|------|------|------|
| U001 | U002 | U003 | U004 | U005 | U006 | U007 | U008 | U009 | U010 | U011 | U012 | U013 | U014 | U015 | U016 | U017 | U018 | U019 | U020 |
|------|------|------|------|------|------|------|------|------|------|------|------|------|------|------|------|------|------|------|------|

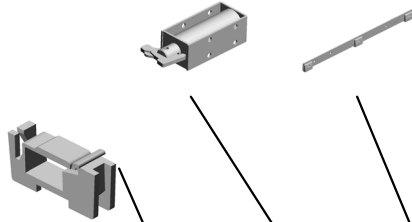
U018_S001
 DENSITY SENSOR:ASS'Y

51.B2385875 DC SOLENOID DC2
 4V
 82.D0896395 DENSITY SENSOR



81.D0895861
 DENSITY SENSOR:
 ASS'Y

17.11050723
 CLAMPS:WES-050
 7



1.03125040N
 (x2)
 SCREW - M2.5X4



25.AA143520
 (x2)
 SHOULDER SCRE
 W - M3



6.04513008N
 (x6)
 TAPPING SCREW -
 M3X8



50.B2385867
 HOOK:SOLENOID:
 SENSOR:TM

21.AA060151
 TENSION SPRING



WWW.SERVICE-MANUAL.NET

| | | | | | | | | | | | | | | | | | | | |
|------|------|------|------|------|------|------|------|------|------|------|------|------|------|------|------|------|-------------|------|------|
| U001 | U002 | U003 | U004 | U005 | U006 | U007 | U008 | U009 | U010 | U011 | U012 | U013 | U014 | U015 | U016 | U017 | U018 | U019 | U020 |
|------|------|------|------|------|------|------|------|------|------|------|------|------|------|------|------|------|-------------|------|------|

U019 Controller

16.D0895824 COVER:SD-CARD:
D086/D087

15.D0895795 SD-CARD:Z-V4:EX
P:ASSY

17.D0895887 (x2)
PANEL:INTERFAC
E

10.D0295887 GASKET:65TSV5-1:
L150

13.D0869590 NV-RAN



8.D0145974
COVER:CONNECT
OR:EFI

7.B2385885
(x2)
CONTROL BOARD
PANEL GRIP

2.04503008N
(x2)
TAPPING SCREW -
M3X8

18.D5465710
CONTROLLER BO
ARD - D086:(for D0
86)

20.G1786062
PCB:PC4200:RAW
CARD-C:512MB

5.AA161167
(x4)
BUSHING:HDD

3.AA143548
(x4)
SCREW:M3X4.2

4.AA143551
(x4)
HEXAGONAL HEA
D BOLT:#6-32UNC
X4

12.D0295889
GASKET:65TSV10-
5:L65

9.D0295882
BRACKET:HDD

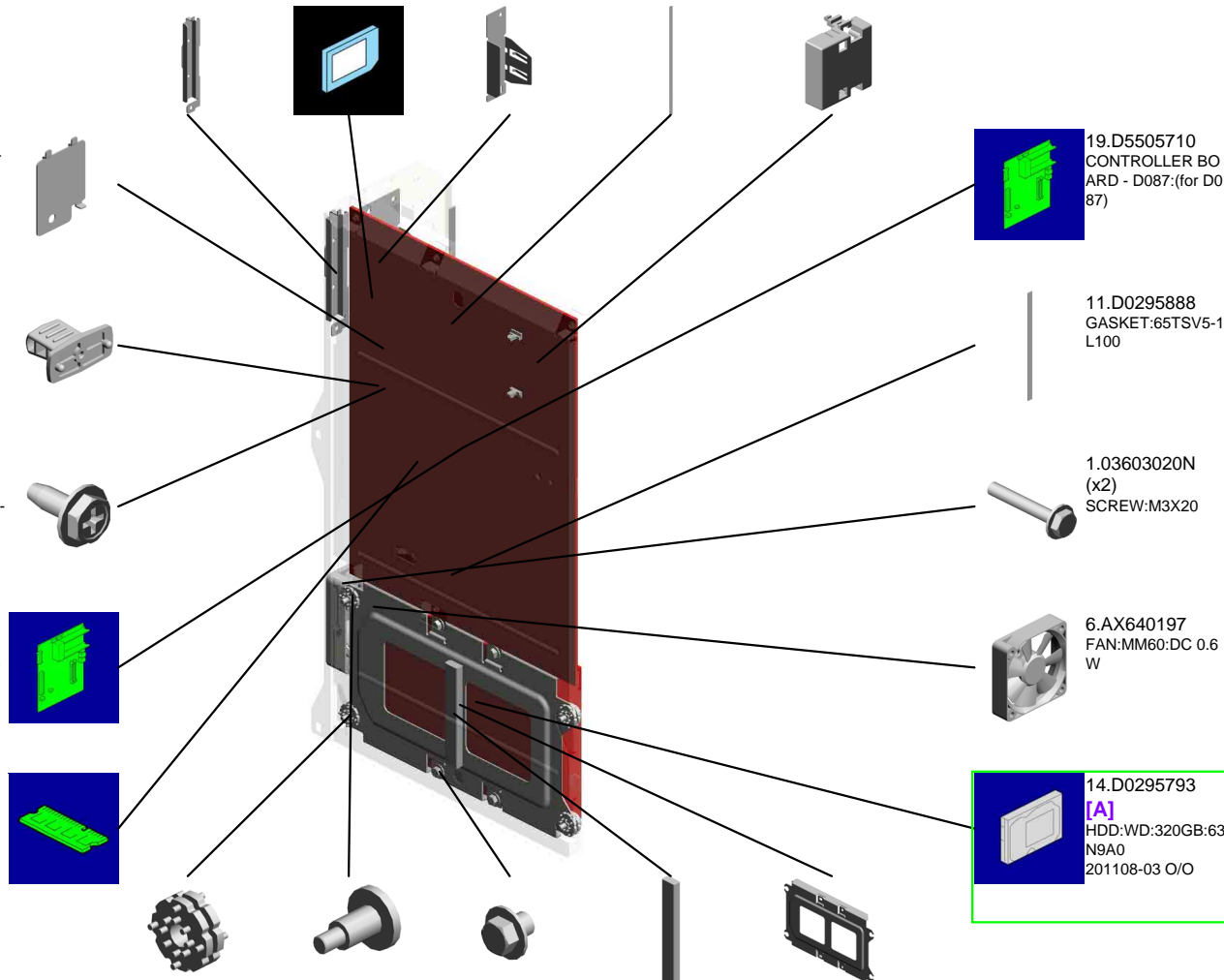
19.D5505710
CONTROLLER BO
ARD - D087:(for D0
87)

11.D0295888
GASKET:65TSV5-1:
L100

1.03603020N
(x2)
SCREW:M3X20

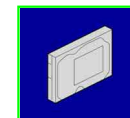
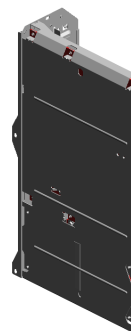
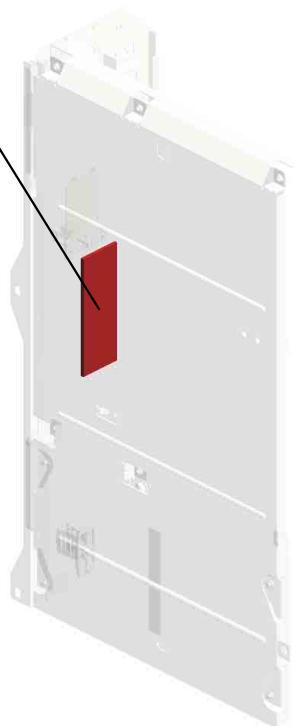
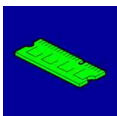
6.AX640197
FAN:MM60:DC 0.6
W

14.D0295793
[A]
HDD:WD:320GB:63
N9A0
201108-03 O/O



U019 Controller

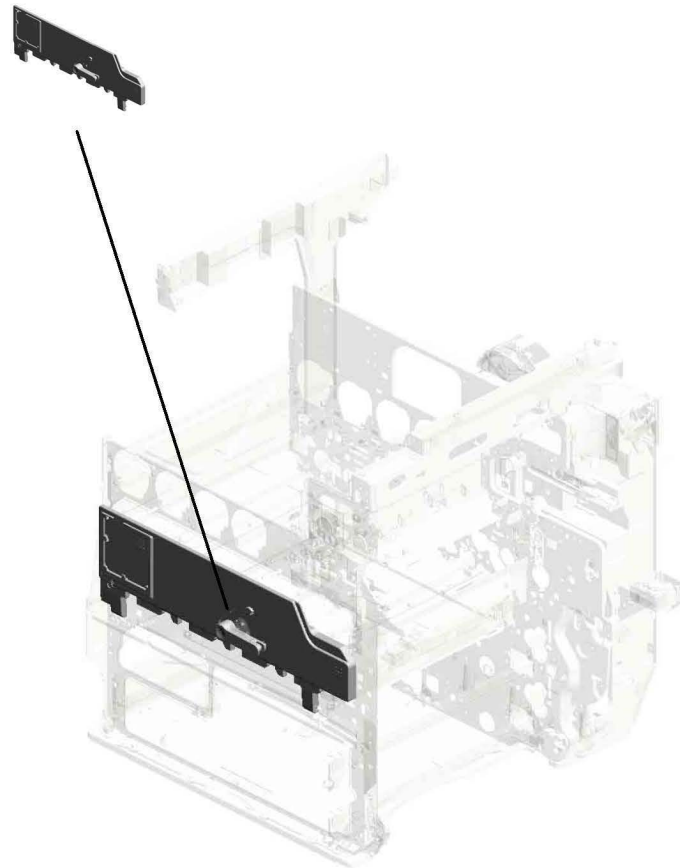
21.G1786072
PCB:PC4200:RAW
CARD-A:1GB



D0895765
[A]
HDD:HITACHI:250G
201108-03 O/O

U020.Main Frame

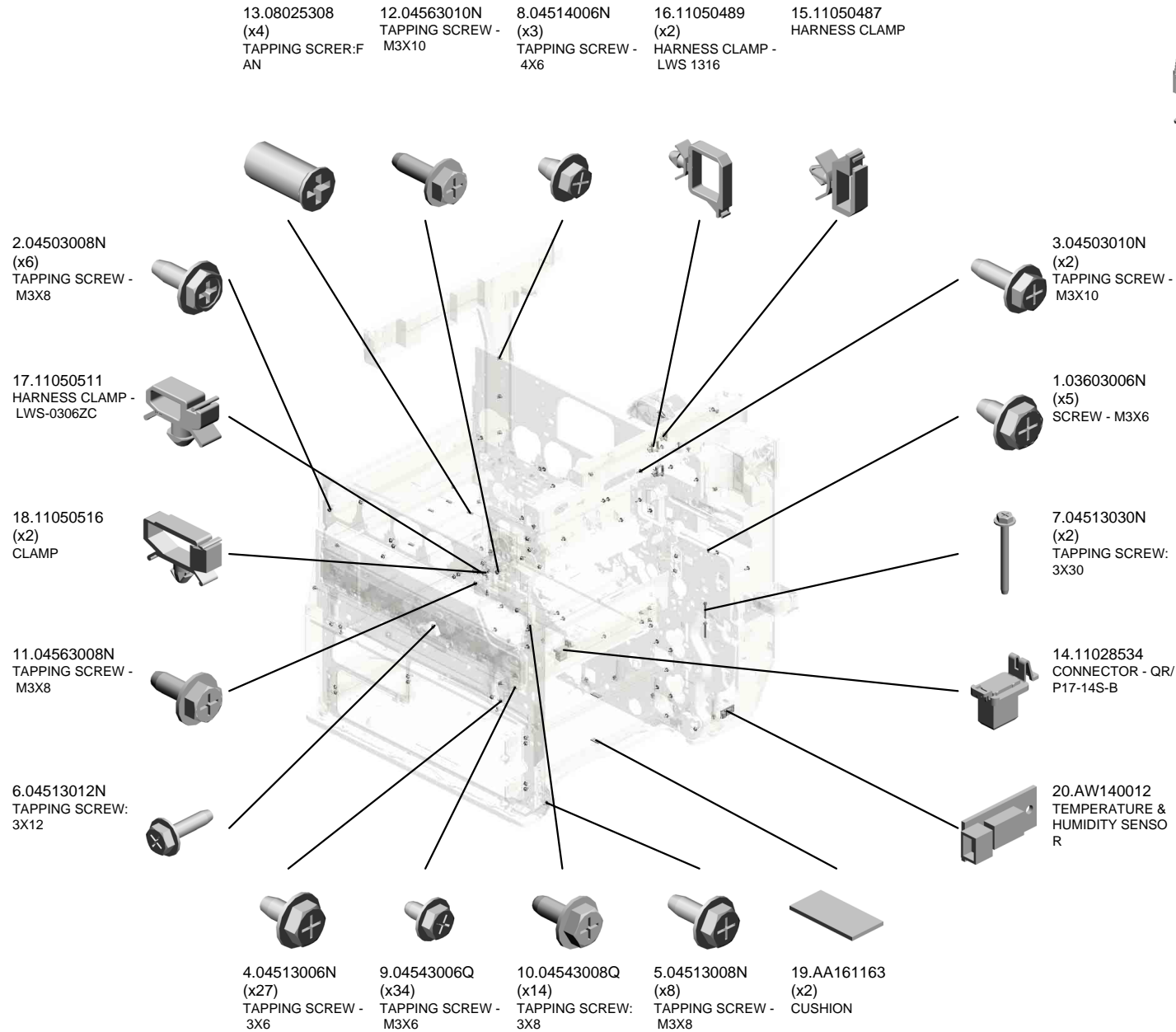

U020_S001
D0891030
DRUM STAY:PCU:ASSY



WWW.SERVICE-MANUAL.NET

| | | | | | | | | | | | | | | | | | | | |
|------|------|------|------|------|------|------|------|------|------|------|------|------|------|------|------|------|------|------|------|
| U001 | U002 | U003 | U004 | U005 | U006 | U007 | U008 | U009 | U010 | U011 | U012 | U013 | U014 | U015 | U016 | U017 | U018 | U019 | U020 |
|------|------|------|------|------|------|------|------|------|------|------|------|------|------|------|------|------|------|------|------|

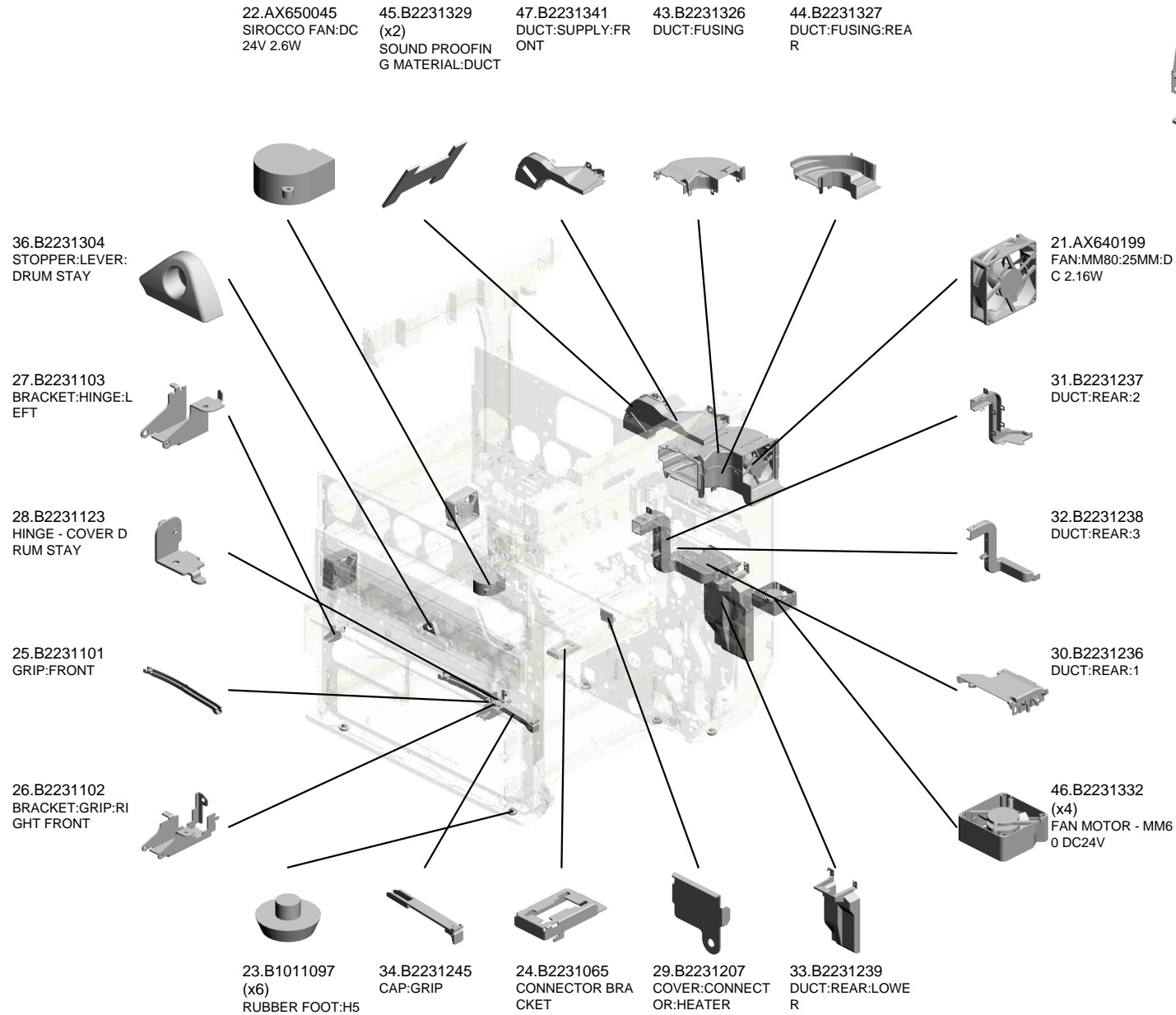

U020 Main Frame



WWW.SERVICE-MANUAL.NET

| | | | | | | | | | | | | | | | | | | | |
|------|------|------|------|------|------|------|------|------|------|------|------|------|------|------|------|------|------|------|------|
| U001 | U002 | U003 | U004 | U005 | U006 | U007 | U008 | U009 | U010 | U011 | U012 | U013 | U014 | U015 | U016 | U017 | U018 | U019 | U020 |
|------|------|------|------|------|------|------|------|------|------|------|------|------|------|------|------|------|------|------|------|


U020 Main Frame



WWW.SERVICE-MANUAL.NET

U020 Main Frame

60.B2233328 TONER CARTRIDGE GUIDE
 49.B2231364 GUIDE:HARNESS
 61.B2235848 BRACKET:BASE:CONNECTOR
 63.B2236140 DRAWER:INTERMEDIATE TRANSFER ASSY
 48.B2231342 DUCT:SUPPLY:REAR



64.B2236198 CLEANING UNIT RAIL

66.B2381072 POSITIONING PLATE:GUIDE PLATE:FRONT LOWER:PEEN

62.B2235849 COVER:CONNECTOR:HEATER

55.B2232705 SUPPORTER - LEFT NO.1

56.B2232710 SUPPORTER - LEFT NO.2

57.B2232714 (x2) POSITIONING CAP - SHORT

52.B2231898 (x2) IMAGING UNIT PLATE - INNER

53.B2231899 (x2) IMAGING UNIT PLATE - OUTER

54.B2232702 HEAT SINK:HEATER:NA:(Option)

50.B2231896 IMAGING UNIT PLATE - FRONT

51.B2231897 IMAGING UNIT PLATE - REAR

67.B2381088 COVER - CONNECTOR

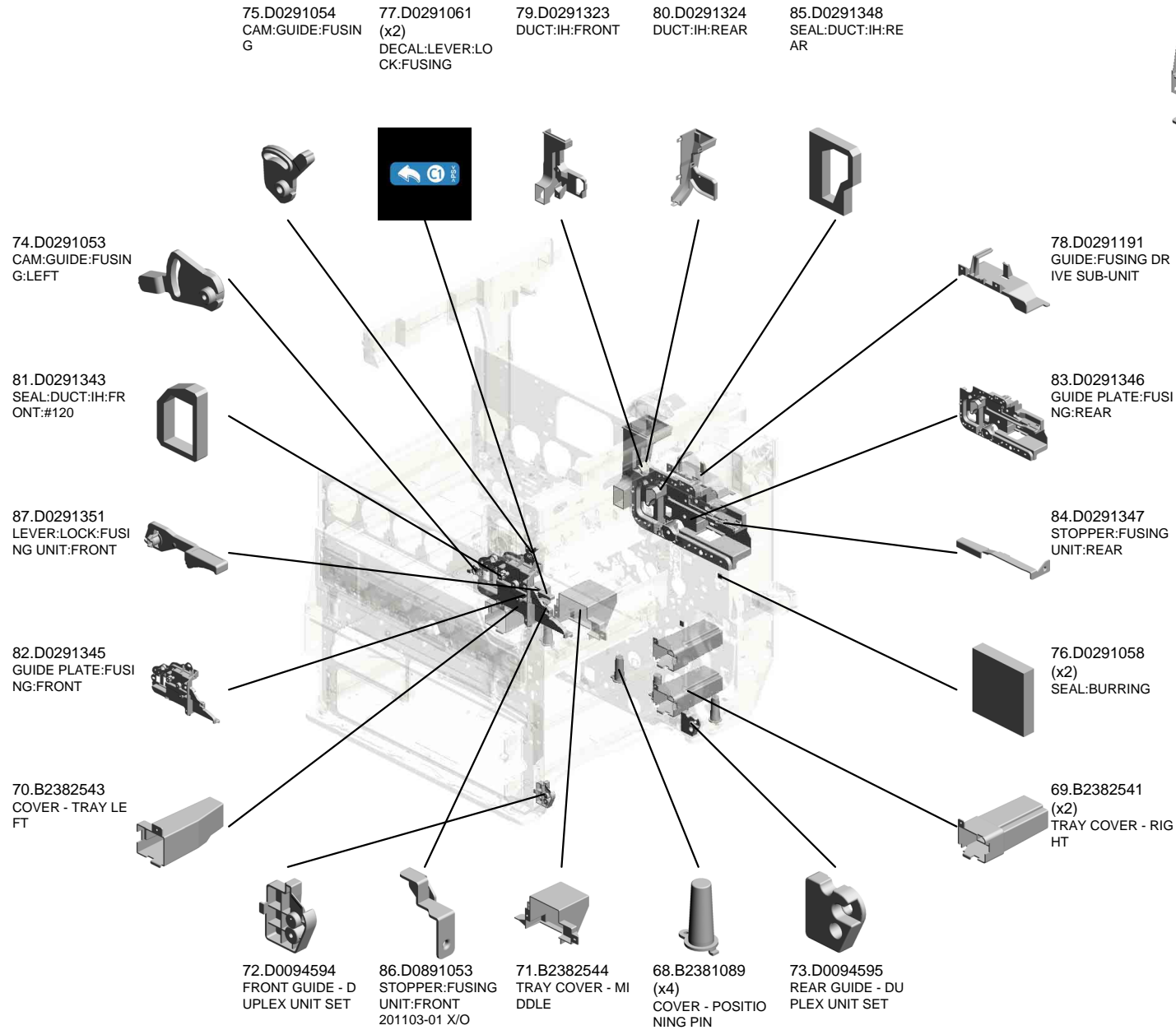

65.B2381066 (x2) RUBBER FOOT COVER

59.B2232727 COVER - CONNECTOR

58.B2232715 (x2) SUPPORTER - RIGHT

WWW.SERVICE-MANUAL.NET


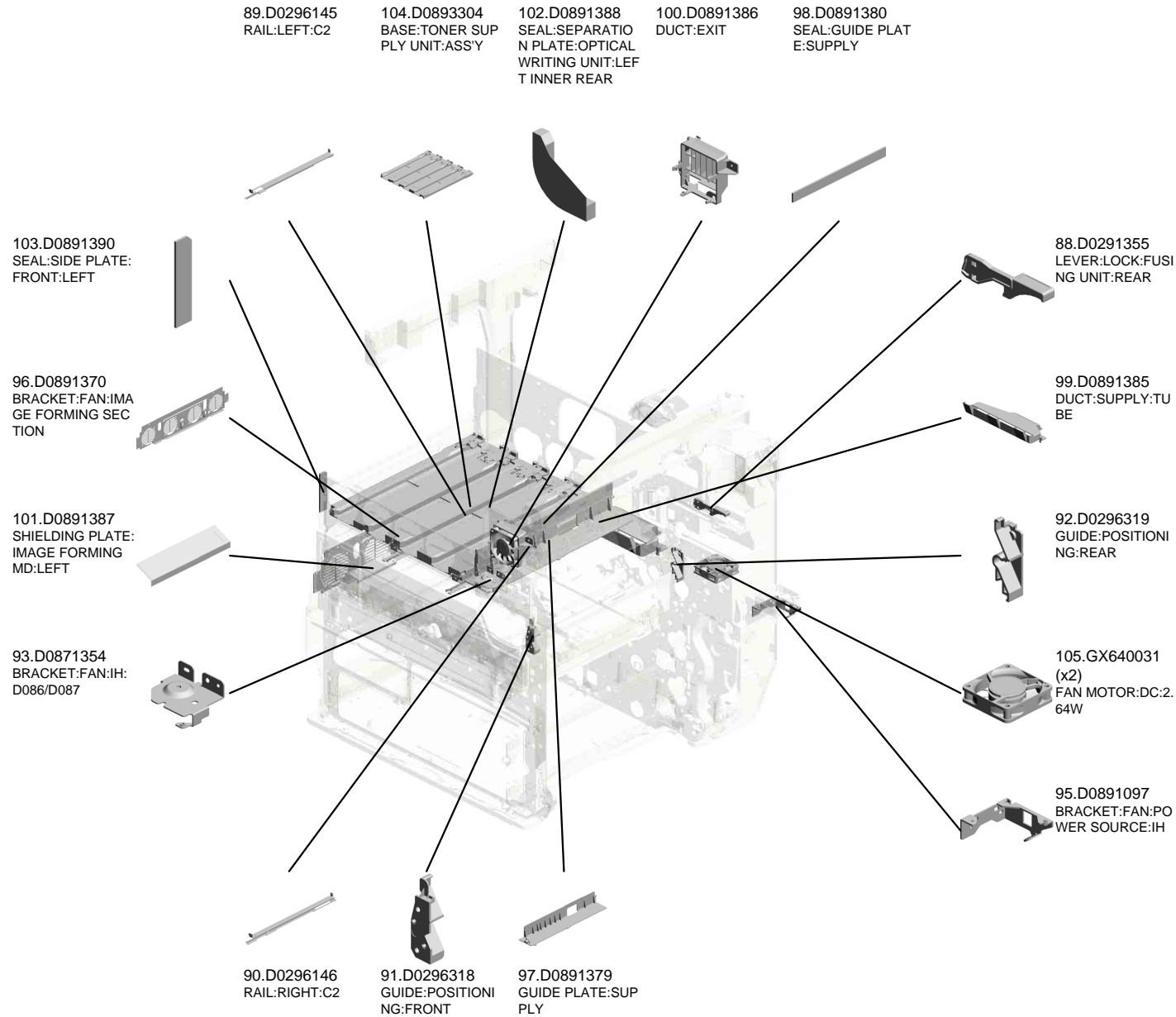
U020 Main Frame



WWW.SERVICE-MANUAL.NET

| | | | | | | | | | | | | | | | | | | | |
|------|------|------|------|------|------|------|------|------|------|------|------|------|------|------|------|------|------|------|------|
| U001 | U002 | U003 | U004 | U005 | U006 | U007 | U008 | U009 | U010 | U011 | U012 | U013 | U014 | U015 | U016 | U017 | U018 | U019 | U020 |
|------|------|------|------|------|------|------|------|------|------|------|------|------|------|------|------|------|------|------|------|

U020 Main Frame




WWW.SERVICE-MANUAL.NET

| | | | | | | | | | | | | | | | | | | | |
|------|------|------|------|------|------|------|------|------|------|------|------|------|------|------|------|------|------|------|------|
| U001 | U002 | U003 | U004 | U005 | U006 | U007 | U008 | U009 | U010 | U011 | U012 | U013 | U014 | U015 | U016 | U017 | U018 | U019 | U020 |
|------|------|------|------|------|------|------|------|------|------|------|------|------|------|------|------|------|------|------|------|

U020_S001
 DRUM STAY:PCU:ASS'Y

42.B2231319
 WIRE

35.B2231303
 DRUM STAY LEVE
 R




94.D0891030
 DRUM STAY:PCU:
 ASS'Y

37.B2231306
 DRUM STAY



41.B2231318
 SPRING



40.B2231317
 (x6)
 SCREW



3.04503010N
 (x8)
 TAPPING SCREW -
 M3X10



39.B2231316
 (x4)
 BALL BEARING CLI
 P




38.B2231315
 (x4)
 BALL BEARING PL
 ATE



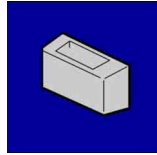
Accessories




1.11500415
POWER SUPPLY CODE:125V:NA




2.16071859
FERRITE CORE:E04SR241336A



3.B0651371
CLOTH HOLDER



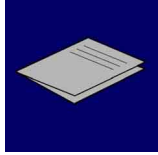
4.B0651374
CLOTH - DF EXPOSURE GLASS




5.B2382524
DECAL - PAPER SIZE



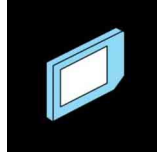
6.B6522379
DECAL:CAUTION:ORIGINAL:5-LANG



7.D0887603
MANUAL:ABOUT_MACHINE:NA



8.D0887653
MANUAL:TROUBLESHOOT:NA



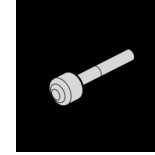
9.D0895796
SD-CARD:VM/CALYPSO:ASS'Y
201101-02 X/O



10.D3767901
SEAL:CAUTION:18LANGUAGES

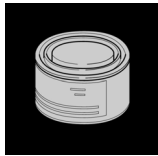


11.D3767905
SHEET:EULA:18LANGUAGES:CHN



12.H5115007
STAMP

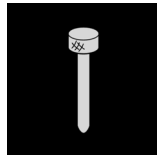
Special Tools



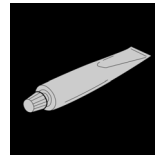
1.52039502
SILICON GREASE G-501



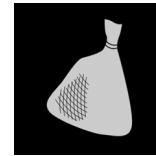
2.A0929503
C4 COLOR TEST CHART (3 PCS/SET)



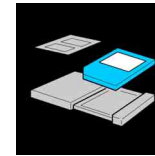
3.A1849501
SCANNER POSITIONING PIN (2PCS/
SET)



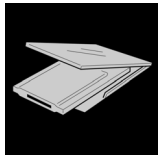
4.A2579300
GREASE BARRIERTA - S552R



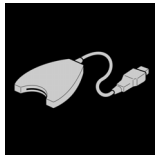
5.B1329700
LUBRICANT POWDER



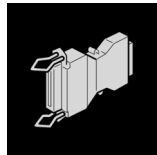
6.B6455010
SD CARD




7.B6456705
PCMCIA CARD ADAPTER



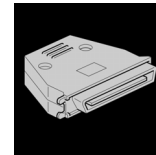
8.B6456830
USB READER/WRITER



9.B6795100
PLUG - IEEE1284 TYPE C



10.C4019503
20X MAGNIFICATION SCOPE



11.G0219350
LOOP-BACK CONNECTOR - PARALL
EL



12.VSSM9000
DIGITAL MULTIMETER - FLUKE87
EL

Decal and Documents




1.AA000239
DECAL:COLOR:MFP



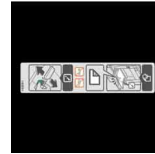
2.AA001477
DECAL:ENERGY-STAR




3.B1321573
DECAL - POWER SOURCE:OFF




4.B2232645
DECAL:SIDE FENCE



5.B2232729
DECAL:PAPER SET DIRECTION:MAN
UAL FEED:EXP



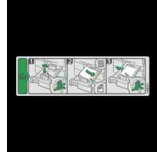
6.B2232873
DECAL - SIDE FENCE REAR



7.B2371372
(x2)
DECAL - MAIN SWITCH ON-STANDB
Y



8.B2371595
DECAL - CAUTION ORIGINAL



9.B2372521
DECAL - PAPER SET DIRECTION NO
.1




10.B2381362
DECAL - MISFEED REMOVAL B1



11.B2381368
DECAL - CLEANING



12.B2382523
DECAL - PAPER SET DIRECTION NO
.2



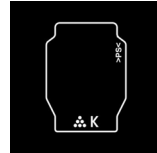
13.B2382524
DECAL - PAPER SIZE



14.B2382526
DECAL - GRIP



15.B2382527
DECAL - GRIP



16.B2383364
DECAL:COLORED DISPLAY:BK:INNE
R COVER



17.B2383365
DECAL:COLORED DISPLAY:Y:INNER
COVER



18.B2383366
DECAL:COLORED DISPLAY:C:INNER
COVER



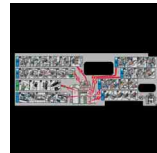
19.B2383367
DECAL:COLORED DISPLAY:M:INNER
COVER




20.B6522379
DECAL:CAUTION:ORIGINAL:5-LANG



21.D0291061
DECAL:LEVER:LOCK:FUSING



22.D0291256
SHEET:MISFEED REMOVAL



23.D0292644
DECAL:SCALE:MANUAL FEED



24.D0294160
DECAL:C2:BLUE:FUSING

Decal and Documents



25.D0294162
SHEET:C3:LEVER



26.D0294163
DECAL:WARNING (HIGH TEMPERAT
URE):FUSING:1



27.D0294164
DECAL:H-TEMP WARNING:FUSING:2



28.D0866801
SHEET:MODEL NAME PLATE:D086:R
IC:EXP:(for D086)



29.D0866802
SHEET:MODEL NAME PLATE:D086:S
VN:(for D086)



30.D0866804
SHEET:MODEL NAME PLATE:D086:L
AN:NA:(for D086)



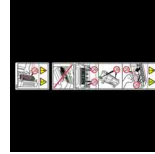
31.D0876801
SHEET:MODEL NAME PLATE:RIC:EX
P:(for D087)



32.D0876802
SHEET:MODEL NAME PLATE:SVN:(fo
r D087)



33.D0876804
SHEET:MODEL NAME PLATE:LAN:N
A:(for D087)



34.D0894485
DECAL:H-TEMP WARNING:GUIDE PL
ATE:OPEN AND CLOSE



35.GA001073
DECAL:KNOB:Z



36.GA003030
DECAL - SHIELDING PLATE Y



37.GA003031
DECAL - SHIELDING PLATE M



38.GA003032
DECAL - SHIELDING PLATE C



39.GA003033
DECAL - SHIELDING PLATE K



40.GA003167
DECAL:CAUTION:INKJET:NA



41.GA003176
DECAL:SDK

Exclusive Parts

| Number | Part Name | Group | ID |
|----------|------------------------------------|---------------------|----|
| 52039502 | SILICON GREASE G-501 | Special Tools | 1 |
| 52062684 | SHOULDER SCREW - M3 | U015_S001 | 7 |
| 52062686 | SNAP RING | U007_S001 | 8 |
| | | U007_S002 | 8 |
| 54421924 | EXPOSURE GLASS CUSHION | U003 | 12 |
| 54472681 | SNAP RING | U016_S001 | 19 |
| | | U017 | 21 |
| A0929503 | C4 COLOR TEST CHART (3 PCS/SET) | Special Tools | 2 |
| A1001714 | REFLECTOR | U003_S002 | 13 |
| A1849501 | SCANNER POSITIONING PIN (2PCS/SET) | Special Tools | 3 |
| A1931766 | WIRE CLAMP | U003 | 14 |
| A1931769 | CLAMP - REAR WIRE | U003 | 15 |
| A1931816 | 1ST SLIDE RAIL | U003 | 16 |
| A2322987 | ROLLER - PAPER TRAY | U005_S001 | 5 |
| | | U006_S001 | 5 |
| A2324666 | CUSHION - STEPPER MOTOR | U017 | 22 |
| A2501752 | EXPOSURE GLASS | U003 | 17 |
| A2501791 | 2ND SCANNER SHOE | U003_S001 | 18 |
| A2579300 | GREASE BARRIERTA - S552R | Special Tools | 4 |
| A2596754 | BUSHING - 6 6MM | U016_S001 | 20 |
| A2672857 | SPRING PLATE - SIDE FENCE | U005_S001_S002 | 6 |
| | | U006_S001_S002 | 6 |
| A2672859 | SIDE FENCE STOPPER | U005_S001_S002 | 7 |
| | | U006_S001_S002 | 7 |
| A2672860 | REAR LEVER STOPPER | U005_S001_S002 | 8 |
| | | U006_S001_S002 | 8 |
| AA000239 | DECAL:COLOR:MFP | Decal and Documents | 1 |
| | | U001 | 6 |
| AA001477 | DECAL:ENERGY-STAR | Decal and Documents | 2 |
| | | U001 | 7 |
| AA043336 | TIMING BELT:40S3M267 | U017 | 23 |
| AA043583 | TIMING BELT - S2M460 | U013 | 4 |
| AA043585 | TIMING BELT:40S3M162 | U017 | 24 |
| AA043601 | TIMING BELT - B40S2M118 | U017 | 25 |

| Number | Part Name | Group | ID |
|----------|---|-----------|----|
| AA060151 | TENSION SPRING | U018_S001 | 21 |
| AA060693 | TENSION SPRING | U007_S001 | 9 |
| | | U007_S002 | 9 |
| AA060722 | TENSION SPRING | U013 | 5 |
| AA060872 | SPRING | U016_S001 | 21 |
| AA060979 | TENSION SPRING:TENSION:14720 MN | U003 | 19 |
| AA060980 | TENSION SPRING:TENSION:11300 MN | U003 | 20 |
| AA060989 | SPRING:FUSING EXIT:PRESSURE | U014_S001 | 13 |
| AA061003 | TENSION SPRING:SIDE FENCE:REAR | U005_S001 | 9 |
| | | U006_S001 | 9 |
| AA061014 | TENSION SPRING:GRIP | U005_S001 | 10 |
| | | U006_S001 | 10 |
| AA061026 | COMPRESSION SPRING:DRIVEN ROLLER | U014_S001 | 14 |
| AA061061 | SPRING:PRESSURE:PICKUP | U007_S001 | 10 |
| | | U007_S002 | 10 |
| AA062259 | SPRING - RELEASE | U007_S001 | 11 |
| | | U007_S002 | 11 |
| AA063438 | COMPRESSION SPRING | U018 | 22 |
| AA063499 | PRESSURE SPRING | U016_S001 | 22 |
| AA063568 | PRESSURE SPRING | U016_S001 | 23 |
| | | U018 | 23 |
| AA063999 | SPRING:LEVER:RIGHT:INTERMEDIATE TRANSFER | U011_S001 | 1 |
| AA066404 | COIL SPRING:STRIPPER PLATE:FUSING:FRONT | U014_S001 | 15 |
| AA066405 | COIL SPRING:STRIPPER PLATE:FUSING:REAR | U014_S001 | 16 |
| AA066406 | COIL SPRING:STRIPPER PLATE:PRESSURE:FRONT | U014_S001 | 17 |
| AA066407 | COIL SPRING:STRIPPER PLATE:PRESSURE:REAR | U014_S001 | 18 |
| AA080254 | BUSHING - M4 | U016_S001 | 24 |
| AA080346 | BUSHING:FLANGE TYPE:DIA6 | U017 | 26 |
| AA080348 | BUSHING:DRIVEN ROLLER | U014_S001 | 19 |
| AA082101 | BUSHING - 6X10X6 | U008 | 6 |

WWW.SERVICE-MANUAL.NET

Exclusive Parts

| Number | Part Name | Group | ID |
|----------|--------------------------------|-----------|----|
| | | U009_S005 | 10 |
| | | U016_S001 | 25 |
| AA082102 | BUSHING - 6X10X6 | U007_S001 | 12 |
| | | U007_S002 | 12 |
| AA082104 | BUSHING - 8X12X7 | U016_S001 | 26 |
| AA082143 | BUSHING - 6X10X6 | U007_S001 | 13 |
| | | U007_S002 | 13 |
| | | U016_S001 | 27 |
| AA082144 | BUSHING - 8X12X7 | U003 | 21 |
| | | U016_S001 | 28 |
| AA082150 | PLAIN SHAFT BEARING:M6 | U007_S001 | 14 |
| | | U007_S002 | 14 |
| AA082156 | BUSHING:DIA6XDIA10X6 | U015_S001 | 8 |
| AA083014 | ONE-WAY CLUTCH | U016_S001 | 29 |
| AA083018 | ROLLER CLUTCH - 6X14X10 | U016_S001 | 30 |
| AA084000 | BUSHING:DIA6 | U010_S001 | 2 |
| | | U010_S002 | 2 |
| | | U010_S003 | 2 |
| | | U010_S004 | 2 |
| AA100014 | RETAINING RING C - SEPARATE | U007_S001 | 15 |
| | | U007_S002 | 15 |
| | | U016_S001 | 31 |
| AA100015 | SNAP RING - M6 | U017_S001 | 27 |
| AA101021 | RUBBER BUSHING - 6 45HS | U016_S001 | 32 |
| | | U017 | 28 |
| AA140778 | SHAFT:SEPARATOR:DRIVE | U016_S001 | 33 |
| AA140936 | SHAFT:FEED:MANUAL FEED | U016_S001 | 34 |
| AA143183 | STEPPED SCREW | U016_S001 | 35 |
| AA143219 | STEPPED SCREW | U018 | 24 |
| AA143404 | STEPPED SCREW - M4 | U016_S001 | 36 |
| AA143520 | SHOULDER SCREW - M3 | U018_S001 | 25 |
| AA143548 | SCREW:M3X4.2 | U019 | 3 |
| AA143551 | HEXAGONAL HEAD BOLT:#6-32UNCX4 | U019 | 4 |
| AA143577 | SCREW:TP:M4 | U005 | 11 |
| AA143807 | SCREW:A | U016_S001 | 37 |
| AA143823 | TAPPING SCREW | U001 | 8 |
| AA143843 | SCREW:DIA6 | U005_S001 | 12 |

| Number | Part Name | Group | ID |
|----------|-----------------------------------|-----------|----|
| AA143867 | SCREW:DIA4:M3 | U014_S001 | 20 |
| AA161163 | CUSHION | U020 | 19 |
| AA161167 | BUSHING:HDD | U019 | 5 |
| AA161180 | CUSHION:DC STEPPER MOTOR | U017 | 29 |
| AB010156 | GEAR:SEPARATE:DRIVE | U007_S001 | 16 |
| | | U007_S002 | 16 |
| AB010157 | GEAR:SEPARATE:DRIVEN | U007_S001 | 17 |
| | | U007_S002 | 17 |
| AB011218 | GEAR - ROLLER CLUTCH | U007_S001 | 18 |
| | | U007_S002 | 18 |
| AB011223 | IDLER GEAR - 25Z | U016_S001 | 38 |
| AB011252 | GEAR - 20Z | U007_S001 | 19 |
| | | U007_S002 | 19 |
| AB011258 | GEAR - 38Z | U017 | 30 |
| AB011259 | GEAR - 32Z | U017 | 31 |
| AB011387 | GEAR - 23Z | U016_S001 | 39 |
| AB011416 | GEAR - 20Z | U016_S001 | 40 |
| AB011560 | GEAR:FUSING:NO.2 | U017 | 32 |
| AB014161 | REVERSE ROLLER GEAR | U016_S001 | 41 |
| AB014303 | GEAR:HOT ROLLER:ROLLER CLUTCH:Z22 | U014_S001 | 21 |
| AB014316 | GEAR:IDLER:TURN | U014_S001 | 22 |
| AB014327 | GEAR:IDLER:PRESSURE ROLLER | U014_S001 | 23 |
| AB014328 | GEAR:IDLER:HOT ROLLER | U014_S001 | 24 |
| AB014329 | GEAR:PRESSURE ROLLER | U014_S001 | 25 |
| AB017493 | GEAR PULLEY | U017 | 33 |
| AB017699 | GEAR - 33Z/44Z | U017 | 34 |
| AB017754 | GEAR:FUSING:NO.1 | U017 | 35 |
| AB017757 | GEAR:EXIT:NO.1 | U017 | 36 |
| AB017758 | GEAR:EXIT:NO.2 | U017 | 37 |
| AB017759 | ENCODER:TURN | U014_S001 | 26 |
| AB017774 | GEAR:FUSING:NO.3 | U017 | 38 |
| AB017830 | TIMING PULLEY:REGISTRATION | U017 | 39 |
| AB030551 | PULLEY:IDLER:FUSING | U013 | 6 |
| AB030781 | TIMING PULLEY - 28Z/30T | U017 | 40 |
| AB030888 | TIMING PULLEY:DEVELOPMENT:NO.1 | U017_S001 | 41 |
| AB033000 | JOINT:DEVELOPMENT | U017_S001 | 42 |

WWW.SERVICE-MANUAL.NET

Exclusive Parts

| Number | Part Name | Group | ID |
|----------|-----------------------------------|----------------|----|
| AC030169 | MIRROR:NO.1 | U003_S002 | 22 |
| AE010088 | HEATING ROLLER | U014_S001 | 27 |
| AE020187 | PRESSURE ROLLER | U014_S001 | 28 |
| AE030072 | BALL BEARING - DIA12X21X5 | U014_S001 | 29 |
| AE030081 | BALL BEARING - DIA17X30X7 | U014_S001 | 30 |
| AF013016 | BOTTOM PLATE PAD | U016_S001 | 42 |
| AF030049 | PICK-UP ROLLER | U016_S001 | 43 |
| AF031046 | FEED ROLLER - MANUAL FEED | U016_S001 | 44 |
| AF031085 | PAPER FEED ROLLER - FEED | U007_S001 | 20 |
| | | U007_S002 | 20 |
| AF032046 | SEPARATION ROLLER - MANUAL FEED | U016_S001 | 45 |
| AF032085 | PAPER FEED ROLLER - SEPARATE | U007_S001 | 21 |
| | | U007_S002 | 21 |
| AF033010 | PAD | U005_S001_S003 | 13 |
| | | U006_S001_S003 | 11 |
| AG070514 | MAGNET CATCH | U013 | 7 |
| | | U016_S001 | 46 |
| AG071012 | MAGNET CATCH:ASS'Y | U001 | 9 |
| AW010107 | PAPER FEED SENSOR | U008 | 7 |
| | | U015_S001 | 9 |
| | | U016_S001 | 47 |
| AW010118 | PAPER FEED SENSOR | U016_S001 | 48 |
| AW010122 | PAPER FEED SENSOR | U007_S001 | 22 |
| | | U007_S002 | 22 |
| AW010128 | PAPER FEED SENSOR | U007_S001 | 23 |
| | | U007_S002 | 23 |
| AW010134 | ORIGINAL SENSOR - 48MM | U003 | 23 |
| AW010147 | PHOTO REFLECTION SENSOR | U015_S001 | 10 |
| AW020145 | PHOTOINTERRUPTOR:FLAT | U003 | 24 |
| | | U007_S001 | 24 |
| | | U007_S002 | 24 |
| | | U015_S001 | 11 |
| | | U016_S001 | 49 |
| | | U017_S001 | 43 |
| AW020146 | PHOTOINTERRUPTOR:FLAT:PICH 2MM:M4 | U003 | 25 |
| AW020160 | PAPER FEED SENSOR | U013 | 8 |

| Number | Part Name | Group | ID |
|----------|----------------------------------|-----------|----|
| AW020185 | TONER END SENSOR | U009_S001 | 11 |
| | | U009_S002 | 11 |
| | | U009_S003 | 11 |
| AW020190 | PHOTOINTERRUPTOR | U018 | 26 |
| AW100106 | THERMOPILE | U018 | 27 |
| AW100120 | THERMISTOR:FUSING | U014_S001 | 31 |
| AW100133 | TEMPERATURE SENSOR:NC-F10 | U014_S001 | 32 |
| AW100134 | THERMISTOR:FUSING | U014_S001 | 33 |
| AW110103 | THERMOSTAT:ASS'Y | U014_S001 | 34 |
| AW140012 | TEMPERATURE & HUMIDITY SENSOR | U020 | 20 |
| AW500023 | PUSH SWITCH | U013 | 9 |
| | | U015_S001 | 12 |
| | | U018 | 28 |
| AW500031 | PAPER SIZE SENSOR | U016_S001 | 50 |
| AW500035 | PAPER END SENSOR | U016_S001 | 51 |
| AW500038 | PUSH SWITCH:PAPER SIZE SENSOR | U018 | 29 |
| AX040154 | DC MOTOR 24V | U018 | 30 |
| AX060356 | BRUSHLESS MOTOR:DC24V 18W | U017_S001 | 44 |
| AX060368 | BRUSHLESS MOTOR:DRIVE:DRUM:28W | U017_S001 | 45 |
| AX060369 | BRUSHLESS MOTOR:DRIVE:FUSING:27W | U017 | 46 |
| AX060396 | DC POLYGON MIRROR MOTOR:24W | U004_S001 | 2 |
| AX060413 | BRUSHLESS MOTOR:DRIVE:DC:10W | U017_S001 | 47 |
| AX200289 | MAGNETIC CLUTCH - 32Z | U017 | 48 |
| AX200315 | MAGNETIC CLUTCH:DEVELOPMENT:0.5N | U017_S001 | 49 |
| AX200320 | ELECTROMAGNETIC CLUTCH | U016_S001 | 52 |
| AX310045 | TOTAL COUNTER:7FIG:24V:(Option) | U018 | 31 |
| AX430195 | HEATER:INFRARED RAYS:120V:500W | U014_S001 | 35 |
| AX640197 | FAN:MM60:DC 0.6W | U019 | 6 |
| AX640199 | FAN:MM80:25MM:DC 2.16W | U020 | 21 |

WWW.SERVICE-MANUAL.NET

Exclusive Parts

| Number | Part Name | Group | ID |
|----------|---|---------------------|----|
| AX650045 | SIROCCO FAN:DC24V 2.6W | U020 | 22 |
| AZ240159 | POWER SUPPLY UNIT:459W:DOM/NA:D086/D087 | U018 | 32 |
| AZ320180 | POWER PACK:TTS | U018 | 33 |
| AZ320182 | POWER PACK:CB | U018 | 34 |
| B0042783 | TORQUE LIMITER | U007_S001 | 25 |
| | | U007_S002 | 25 |
| B0042923 | SPRING PLATE - RELEASE LEVER | U005_S001_S001 | 14 |
| | | U006_S001_S001 | 12 |
| B0241264 | MAGNET CATCH | U001 | 10 |
| B0441825 | COLLAR | U016_S001 | 53 |
| | | U017 | 50 |
| B0441847 | SHOULDER SCREW | U016_S001 | 54 |
| B0651371 | CLOTH HOLDER | Accessories | 3 |
| B0651374 | CLOTH - DF EXPOSURE GLASS | Accessories | 4 |
| B0822781 | BRACKET:SENSOR | U007_S001 | 26 |
| | | U007_S002 | 26 |
| B1011097 | RUBBER FOOT:H5 | U020 | 23 |
| B1202063 | BUSHING - 4MM | U015_S001 | 13 |
| B1321573 | DECAL - POWER SOURCE:OFF | Decal and Documents | 3 |
| | | U001 | 11 |
| B1329700 | LUBRICANT POWDER | Special Tools | 5 |
| B1801704 | BRACKET:TENSION | U003 | 26 |
| B1801734 | SLIDE RAIL:NO.2 | U003 | 27 |
| B1802782 | SEAL:TRAY | U005 | 15 |
| | | U006 | 13 |
| B1802871 | SHAFT:SEPARATOR:DRIVEN:ASS'Y | U016_S001 | 55 |
| B2231065 | CONNECTOR BRACKET | U020 | 24 |
| B2231101 | GRIP:FRONT | U020 | 25 |
| B2231102 | BRACKET:GRIP:RIGHT FRONT | U020 | 26 |
| B2231103 | BRACKET:HINGE:LEFT | U020 | 27 |
| B2231123 | HINGE - COVER DRUM STAY | U020 | 28 |
| B2231144 | HOLDER:POSITIONING SENSOR | U017_S001 | 51 |
| B2231174 | DRIVE UNIT:COLLECTION BOTTLE | U013 | 10 |
| B2231180 | BRACKET:PAPER FEED | U017 | 52 |
| B2231183 | GRIP SHAFT | U017 | 53 |

| Number | Part Name | Group | ID |
|----------|---------------------------------|-----------|----|
| B2231184 | PULLEY:TONER SUPPLY:NO.2:ASS'Y | U013 | 11 |
| B2231186 | DRIVE JOINT | U017 | 54 |
| B2231187 | MAGNETIC CLUTCH BRACKET | U017 | 55 |
| B2231188 | STEPPER MOTOR DC24V | U017 | 56 |
| B2231189 | FEED DRIVE SHAFT | U017 | 57 |
| B2231191 | BRACKET:DRIVE UNIT:REGISTRATION | U017 | 58 |
| B2231207 | COVER:CONNECTOR:HEATER | U020 | 29 |
| B2231236 | DUCT:REAR:1 | U020 | 30 |
| B2231237 | DUCT:REAR:2 | U020 | 31 |
| B2231238 | DUCT:REAR:3 | U020 | 32 |
| B2231239 | DUCT:REAR:LOWER | U020 | 33 |
| B2231242 | INNER COVER - LEFT | U001 | 12 |
| B2231244 | INNER COVER - MIDDLE | U001 | 13 |
| B2231245 | CAP:GRIP | U020 | 34 |
| B2231249 | STOPPER:MAGNET CATCH | U001 | 14 |
| B2231253 | EMBLEM COVER | U001 | 15 |
| B2231255 | COVER - MAIN SWITCH | U001 | 16 |
| B2231266 | COVER:PAPER EXIT UNIT:UPPER | U001 | 17 |
| B2231274 | COVER:RIGHT REAR:FAN | U001 | 18 |
| B2231276 | FILTER:RIGHT REAR | U001 | 19 |
| B2231279 | CLEANER:SHIELD GLASS:ASS'Y | U001 | 20 |
| B2231293 | CAP:COVER:REAR | U001 | 21 |
| B2231303 | DRUM STAY LEVER | U020_S001 | 35 |
| B2231304 | STOPPER:LEVER:DRUM STAY | U020 | 36 |
| B2231306 | DRUM STAY | U020_S001 | 37 |
| B2231315 | BALL BEARING PLATE | U020_S001 | 38 |
| B2231316 | BALL BEARING CLIP | U020_S001 | 39 |
| B2231317 | SCREW | U018 | 35 |
| | | U020_S001 | 40 |
| B2231318 | SPRING | U020_S001 | 41 |
| B2231319 | WIRE | U020_S001 | 42 |
| B2231326 | DUCT:FUSING | U020 | 43 |
| B2231327 | DUCT:FUSING:REAR | U020 | 44 |
| B2231329 | SOUND PROOFING MATERIAL:DUCT | U020 | 45 |
| B2231332 | FAN MOTOR - MM60 DC24V | U020 | 46 |

WWW.SERVICE-MANUAL.NET

Exclusive Parts

| Number | Part Name | Group | ID |
|----------|---------------------------------|---------------------|----|
| B2231341 | DUCT:SUPPLY:FRONT | U020 | 47 |
| B2231342 | DUCT:SUPPLY:REAR | U020 | 48 |
| B2231354 | DRUM STAY:DRIVE UNIT | U017 | 59 |
| B2231364 | GUIDE:HARNESS | U020 | 49 |
| B2231475 | PCB OP-L | U002_S001 | 6 |
| B2231518 | KEYTOP - BLANK FB | U002_S001 | 7 |
| B2231520 | KEYTOP - CLEAR/STOP | U002_S001 | 8 |
| B2231528 | KEYTOP - COPY NA | U002_S001 | 9 |
| B2231529 | KEYTOP - DOC NA | U002_S001 | 10 |
| B2231531 | KEYTOP:PRINTER:NA | U002_S001 | 11 |
| B2231532 | KEYTOP:SCANNER:NA | U002_S001 | 12 |
| B2231533 | KEYTOP:FUNCTION:NA | U002_S001 | 13 |
| B2231540 | KEYTOP:10KEY:NA | U002_S001 | 14 |
| B2231882 | COVER - POLYGON MOTOR | U004_S001 | 3 |
| B2231896 | IMAGING UNIT PLATE - FRONT | U020 | 50 |
| B2231897 | IMAGING UNIT PLATE - REAR | U020 | 51 |
| B2231898 | IMAGING UNIT PLATE - INNER | U020 | 52 |
| B2231899 | IMAGING UNIT PLATE - OUTER | U020 | 53 |
| B2232558 | REGISTRATION ROLLER KNOB | U008 | 8 |
| B2232608 | GEAR:Z16 | U016_S001 | 56 |
| B2232620 | HOUSING:MANUAL FEED | U016_S001 | 57 |
| B2232621 | COVER:MANUAL FEED UNIT | U016_S001 | 58 |
| B2232622 | GUIDE PLATE:EXIT | U016_S001 | 59 |
| B2232623 | COVER:GUIDE PLATE:EXIT | U016_S001 | 60 |
| B2232629 | STAY:FEED | U016_S001 | 61 |
| B2232632 | DC SOLENOID:PICKUP | U016_S001 | 62 |
| B2232633 | SPRING:RELEASE:PICKUP | U016_S001 | 63 |
| B2232634 | SUPPORT STAY:ARM | U016_S001 | 64 |
| B2232636 | TORSION SPRING:27N | U016_S001 | 65 |
| B2232637 | BRACKET:ARM:MANUAL FEED:REAR | U016_S001 | 66 |
| B2232645 | DECAL:SIDE FENCE | Decal and Documents | 4 |
| | | U016_S001 | 67 |
| B2232648 | GUIDE PLATE:TRANSPORT UNIT:EXIT | U016_S001 | 68 |
| B2232649 | SPRING:PRESSURE:5N | U016_S001 | 69 |
| B2232651 | ARM:MANUAL FEED:FRONT | U016_S001 | 70 |

| Number | Part Name | Group | ID |
|----------|---|---------------------|----|
| B2232652 | ARM:MANUAL FEED:REAR | U016_S001 | 71 |
| B2232657 | ARM:MANUAL FEED:SHORT:FRONT | U016_S001 | 72 |
| B2232658 | ARM:MANUAL FEED:SHORT:REAR | U016_S001 | 73 |
| B2232661 | COVER:MANUAL FEED | U016_S001 | 74 |
| B2232663 | EXTENSION TRAY | U016_S001 | 75 |
| B2232664 | COVER:MANUAL FEED:ENTRANCE | U016_S001 | 76 |
| B2232665 | SPRING:COVER:MANUAL FEED | U016_S001 | 77 |
| B2232666 | GEAR:16Z | U016_S001 | 78 |
| B2232668 | SPRING PLATE:STOPPER | U016_S001 | 79 |
| B2232673 | SIDE FENCE:REAR | U016_S001 | 80 |
| B2232674 | SIDE FENCE:FRONT | U016_S001 | 81 |
| B2232676 | SPRING - 11N | U016_S001 | 82 |
| B2232681 | ARM:TIGHTENER | U016_S001 | 83 |
| B2232683 | GEAR:25Z | U016_S001 | 84 |
| B2232686 | GEAR:Z31 | U016_S001 | 85 |
| B2232689 | GEAR:Z28 | U016_S001 | 86 |
| B2232691 | BRACKET:STEPPER MOTOR | U017 | 60 |
| B2232694 | GUIDE:GEAR | U017 | 61 |
| B2232696 | DRUM STAY:DRIVE | U016_S001 | 87 |
| B2232702 | HEAT SINK:HEATER:NA:(Option) | U020 | 54 |
| B2232705 | SUPPORTER - LEFT NO.1 | U020 | 55 |
| B2232710 | SUPPORTER - LEFT NO.2 | U020 | 56 |
| B2232713 | RACK:MANUAL FEED | U016_S001 | 88 |
| B2232714 | POSITIONING CAP - SHORT | U020 | 57 |
| B2232715 | SUPPORTER - RIGHT | U020 | 58 |
| B2232721 | BRACKET:PUSH SWITCH | U018 | 36 |
| B2232722 | COVER | U018 | 37 |
| B2232726 | GRIP:SIDE FENCE:MANUAL FEED | U016_S001 | 89 |
| B2232727 | COVER - CONNECTOR | U020 | 59 |
| B2232729 | DECAL:PAPER SET DIRECTION:MANUAL FEED:EXP | Decal and Documents | 5 |
| | | U016_S001 | 90 |
| B2232762 | FEED SHAFT | U007_S001 | 27 |
| | | U007_S002 | 27 |
| B2232765 | GROUND PLATE - FEED | U007_S001 | 28 |
| | | U007_S002 | 28 |

WWW.SERVICE-MANUAL.NET

Exclusive Parts

| Number | Part Name | Group | ID |
|----------|--------------------------------|---------------------|----|
| B2232772 | HARNESS SHEET | U007_S001 | 29 |
| | | U007_S002 | 29 |
| B2232776 | STAY | U007_S001 | 30 |
| | | U007_S002 | 30 |
| B2232778 | SENSOR BRACKET | U007_S001 | 31 |
| | | U007_S002 | 31 |
| B2232780 | DC SOLENOID 24V | U007_S001 | 32 |
| | | U007_S002 | 32 |
| B2232786 | GROUND PLATE - FRONT | U007_S001 | 33 |
| | | U007_S002 | 33 |
| B2232810 | SEPARATE DRIVEN SHAFT | U007_S001 | 34 |
| | | U007_S002 | 34 |
| B2232815 | SEPARATE DRIVE SHAFT | U007_S001 | 35 |
| | | U007_S002 | 35 |
| B2232846 | BRACKET:COVER:HARNESS | U007 | 36 |
| B2232848 | COVER:HARNESS | U007 | 37 |
| B2232857 | COVER - PAPER TRAY NO.1 | U005_S001 | 16 |
| B2232860 | PAPER TRAY GRIP | U005_S001 | 17 |
| | | U006_S001 | 14 |
| B2232861 | GRIP HOLDER | U005_S001 | 18 |
| | | U006_S001 | 15 |
| B2232862 | LEVER - RELEASE INNER | U005_S001 | 19 |
| | | U006_S001 | 16 |
| B2232865 | RISE NO.1 SHAFT | U005_S001 | 20 |
| | | U006_S001 | 17 |
| B2232868 | LEVER:RELEASE:PAPER TRAY:OUTER | U005_S001 | 21 |
| | | U006_S001 | 18 |
| B2232869 | GROUND PLATE | U005_S001 | 22 |
| B2232870 | SIDE FENCE - FRONT | U005_S001_S001 | 23 |
| B2232873 | DECAL - SIDE FENCE REAR | Decal and Documents | 6 |
| | | U005_S001_S002 | 24 |
| | | U006_S001_S002 | 19 |
| B2232880 | SIDE FENCE - REAR | U005_S001_S002 | 25 |
| B2232890 | SLIDE RAIL - LEFT | U005_S001 | 26 |
| B2232894 | SLIDE RAIL STOPPER - LEFT | U005_S001 | 27 |
| B2232910 | LINK - PAPER SIZE SENSOR | U006_S001 | 20 |
| B2232911 | SPACER | U006_S001 | 21 |

| Number | Part Name | Group | ID |
|----------|--------------------------------|----------------|----|
| B2232912 | END FENCE | U005_S001 | 28 |
| | | U006_S001 | 22 |
| B2232918 | RISE LEVER | U005_S001 | 29 |
| | | U006_S001 | 23 |
| B2232919 | GROUND PLATE - PAPER TRAY NO.2 | U006_S001 | 24 |
| B2232920 | FRONT SIDE FENCE | U006_S001_S001 | 25 |
| B2232923 | STOPPER LEVER - FRONT | U005_S001_S001 | 30 |
| | | U006_S001_S001 | 26 |
| B2232930 | REAR SIDE FENCE | U006_S001_S002 | 27 |
| B2232932 | SIDE FENCE:REAR:UNIVERSAL:NO.2 | U006_S001_S002 | 28 |
| B2232934 | PLATE - SIDE FENCE | U005_S001_S001 | 31 |
| | | U005_S001_S002 | 31 |
| | | U006_S001_S001 | 29 |
| | | U006_S001_S002 | 29 |
| B2232935 | PLATE - SIDE FENCE RIGHT | U005_S001_S001 | 32 |
| | | U005_S001_S002 | 32 |
| | | U006_S001_S001 | 30 |
| | | U006_S001_S002 | 30 |
| B2232936 | GEAR - 16Z | U005_S001 | 33 |
| | | U006_S001 | 31 |
| B2232946 | COVER - PAPER TRAY NO.2 | U006_S001 | 32 |
| B2233206 | TUBE CLAMP | U009 | 12 |
| B2233207 | SHUTTER:NOZZLE | U009_S001 | 13 |
| | | U009_S002 | 13 |
| | | U009_S003 | 13 |
| | | U009_S004 | 13 |
| B2233208 | SPRING:SHUTTER:NOZZLE | U009_S001 | 14 |
| | | U009_S002 | 14 |
| | | U009_S003 | 14 |
| | | U009_S004 | 14 |
| B2233209 | TUBE CLIP | U009 | 15 |
| B2233328 | TONER CARTRIDGE GUIDE | U020 | 60 |
| B2233334 | HOLDER:STOPPER:SHUTTER:ASSY | U009_S005 | 16 |
| B2233428 | SPRING:DRIVE UNIT:TONER BOTTLE | U009_S005 | 17 |

WWW.SERVICE-MANUAL.NET

Exclusive Parts

| Number | Part Name | Group | ID |
|----------|------------------------------|-----------|-----|
| B2233441 | TIMING BELT:TONER BOTTLE | U009_S005 | 18 |
| B2233461 | PULLEY:TONER BOTTLE:YC | U009_S005 | 19 |
| B2233462 | PULLEY:TONER BOTTLE:CM | U009_S005 | 20 |
| B2233463 | GEAR:TONER BOTTLE:DRIVE | U009_S005 | 21 |
| B2233464 | GEAR:MAGNETIC CLUTCH:Y | U009_S005 | 22 |
| B2234307 | GUIDE:IH:UPPER | U018 | 38 |
| B2234486 | EXIT TRAY | U001 | 22 |
| B2234487 | EXIT END FENCE | U001 | 23 |
| B2234494 | STOPPER- UPPERGATE PAWL | U016_S001 | 91 |
| B2234497 | SHAFT:FEELER:OVERFLOW | U015_S001 | 14 |
| B2234501 | GUIDE PLATE:RIGHT | U016_S001 | 92 |
| B2234502 | GUIDE PLATE:LEFT LOWER | U016_S001 | 93 |
| B2234511 | TIMING BELT:30S2M312 | U016_S001 | 94 |
| B2234512 | TIMING BELT:30S2M182 | U016_S001 | 95 |
| B2234514 | ROLLER CLUTCH:T24 | U016_S001 | 96 |
| B2234522 | SPACER:WIRE:STOPPER | U016_S001 | 97 |
| B2234524 | WIRE:STOPPER:DIA1.5 | U016_S001 | 98 |
| B2234525 | TENSION SPRING:WIRE:180N | U016_S001 | 99 |
| B2234526 | TIMING BELT:30S2M268 | U016_S001 | 100 |
| B2234527 | PULLEY:T26/T24 | U016_S001 | 101 |
| B2234529 | ROLLER CLUTCH:T24 | U016_S001 | 102 |
| B2234531 | GUIDE PLATE:COVER | U016_S001 | 103 |
| B2234532 | TENSION SPRING:HOOK:STOPPER | U016_S001 | 104 |
| B2234535 | ROLLER CLUTCH:T26 | U016_S001 | 105 |
| B2234536 | TIMING BELT:30S2M234 | U016_S001 | 106 |
| B2234538 | COMPRESSION SPRING | U016_S001 | 107 |
| B2234539 | SHEET:COVER:DUPLEX | U016_S001 | 108 |
| B2234541 | TORSION SPRING:REAR | U016_S001 | 109 |
| B2234542 | TORSION SPRING:FRONT | U016_S001 | 110 |
| B2234544 | PULLEY:T35/T33 | U016_S001 | 111 |
| B2234545 | GUIDE PIN:HOLDER | U016_S001 | 112 |
| B2234552 | BUSHING:DIA4 | U016_S001 | 113 |
| B2234553 | TENSION SPRING:DRIVEN ROLLER | U016_S001 | 114 |
| B2234556 | COMPRESSION SPRING | U016_S001 | 115 |
| B2234560 | TENSION SPRING:DRIVEN ROLLER | U016_S001 | 116 |

| Number | Part Name | Group | ID |
|----------|------------------------------------|-----------|-----|
| B2234562 | TIGHTENER | U016_S001 | 117 |
| B2234564 | SPRING:TIGHTENER | U016_S001 | 118 |
| B2234566 | BRACKET:SENSOR:ENTRANCE | U016_S001 | 119 |
| B2234567 | STAY:TRANSPORT:UPPER:PEEN | U016_S001 | 120 |
| B2234571 | GEAR:PULLEY:Z24/T40 | U016_S001 | 121 |
| B2234572 | STEPPER MOTOR:DC4.29V 1.7W | U016_S001 | 122 |
| B2234573 | TIMING BELT:30S2M128 | U016_S001 | 123 |
| B2234575 | BRACKET:STEPPER MOTOR | U016_S001 | 124 |
| B2234579 | GRIP:OPEN AND CLOSE:DUPLEX UNIT | U016_S001 | 125 |
| B2234586 | PULLEY:T30 | U016_S001 | 126 |
| B2234594 | SHAFT:PULLEY:WIRE | U016_S001 | 127 |
| B2234595 | PULLEY:DIA13 | U016_S001 | 128 |
| B2235812 | HINGE:PANEL:CONTROL BOARD | U018 | 39 |
| B2235813 | SAFETY SWITCH BRACKET | U018 | 40 |
| B2235814 | BRACKET - SAFETY SWITCH LEVER | U018 | 41 |
| B2235816 | PLATE:RACK:AUXILIARY:RIGHT | U018 | 42 |
| B2235841 | HINGE:APPLICATION:RACK | U018 | 43 |
| B2235843 | BRACKET:RACK:APPLICATION | U018 | 44 |
| B2235848 | BRACKET:BASE:CONNECTOR | U020 | 61 |
| B2235849 | COVER:CONNECTOR:HEATER | U020 | 62 |
| B2235857 | BRACKET:SW:DEHUMIDIFIER:HEATER:EXP | U018 | 45 |
| B2235866 | GROUND WIRE:RACK:RIGHT LOWER:HF | U018 | 46 |
| B2236085 | STOPPER:RIGHT:ITB | U011_S001 | 2 |
| B2236109 | LEVER:RIGHT:ITB | U011_S001 | 3 |
| B2236140 | DRAWER:INTERMEDIATE TRANSFER:ASS'Y | U020 | 63 |
| B2236198 | CLEANING UNIT RAIL | U020 | 64 |
| B2236463 | GEAR - 20Z | U013 | 12 |
| B2236464 | BUSHING - 6X10X6 | U013 | 13 |
| B2236467 | LEVER BRACKET | U013 | 14 |
| B2236471 | TRANSPORT SCREW BRACKET | U013 | 15 |
| B2236472 | GEAR - 21Z | U013 | 16 |
| B2236473 | TRANSPORT SCREW SHAFT | U013 | 17 |
| B2236474 | GEAR - 29Z | U013 | 18 |

WWW.SERVICE-MANUAL.NET

Exclusive Parts

| Number | Part Name | Group | ID |
|----------|---|-------------------------|----|
| B2236475 | BUSHING - 5X 10X2.5 | U013 | 19 |
| B2236476 | BUSHING - DIA5 | U013 | 20 |
| B2236496 | COLLECTION BOTTLE RAIL | U013 | 21 |
| B2236503 | USED TONER SENSOR FEELER | U013 | 22 |
| B2236507 | SET SENSOR BRACKET | U013 | 23 |
| B2241251 | COVER:FRONT:EU | U001 | 24 |
| B2241257 | COVER:FRONT:COLLECTION BOT TLE | U001 | 25 |
| B2241263 | COVER:INNER BACK:MIDDLE:EU | U001 | 26 |
| B2291687 | HEATER:OPTION:120V:9W:(Option) | U003 | 28 |
| B2371372 | DECAL - MAIN SWITCH ON-STAND BY | Decal and Docum ents | 7 |
| | | U001 | 27 |
| B2371595 | DECAL - CAUTION ORIGINAL | Decal and Docum ents | 8 |
| | | U001 | 28 |
| B2372521 | DECAL - PAPER SET DIRECTION NO.1 | Decal and Docum ents | 9 |
| | | U005 | 34 |
| B2381066 | RUBBER FOOT COVER | U020 | 65 |
| B2381072 | POSITIONING PLATE:GUIDE PLAT E:FUSING:FRONT LOWER:PEEN | U020 | 66 |
| B2381088 | COVER - CONNECTOR | U020 | 67 |
| B2381089 | COVER - POSITIONING PIN | U020 | 68 |
| B2381362 | DECAL - MISFEED REMOVAL B1 | Decal and Docum ents | 10 |
| | | U001 | 29 |
| B2381368 | DECAL - CLEANING | Decal and Docum ents | 11 |
| | | U001 | 30 |
| B2381369 | COVER:SCANNER:REAR:DOM | U003 | 29 |
| B2381504 | KEYTOP - START | U002_S001 | 15 |
| B2381506 | KEYTOP - TRY PRINT | U002_S001 | 16 |
| B2381509 | KEYTOP - INTERRUPT | U002_S001 | 17 |
| B2381511 | KEYTOP - COUNTER | U002_S001 | 18 |
| B2381519 | LENS - FRONT | U002_S001 | 19 |
| B2381527 | OPERATION PANEL BRACKET | U002_S001 | 20 |
| B2381534 | LCD SPACER A | U002_S001 | 21 |

| Number | Part Name | Group | ID |
|----------|-------------------------------------|-------------------------|----|
| B2381535 | LCD SPACER B | U002_S001 | 22 |
| B2381547 | SPACER - KEYTOP | U002_S001 | 23 |
| B2381548 | OPERATION PANEL BRACKET - RI GHT | U002_S001 | 24 |
| B2381549 | KEYTOP - POWER SOURCE | U002_S001 | 25 |
| B2381550 | KEYTOP - LOGIN | U002_S001 | 26 |
| B2381552 | KEYTOP - KANTAN | U002_S001 | 27 |
| B2381583 | KEYTOP - CLEAR MODES | U002_S001 | 28 |
| B2381715 | STEPPER MOTOR DC3.9V | U003 | 30 |
| B2381762 | GROUND PLATE - STEPPER MOT OR | U003 | 31 |
| B2381786 | SCANNER DRIVE SHAFT | U003 | 32 |
| B2381788 | STEPPER MOTOR BRACKET | U003 | 33 |
| B2381792 | TIMING BELT - 157ST1.5-4.0 | U003 | 34 |
| B2381793 | BUSHING SPACER | U003 | 35 |
| B2381795 | EXPOSURE GLASS | U003 | 36 |
| B2381796 | HALL PLUG | U003 | 37 |
| B2381801 | SCALE - LEFT (A) | U003 | 38 |
| B2381803 | DOCUMENT FEEDER BRACKET | U003 | 39 |
| B2381806 | IDLER PULLEY | U003 | 40 |
| B2381807 | PULLEY | U003_S001 | 41 |
| B2381812 | GROUND PLATE - CARRIAGE | U003 | 42 |
| B2381823 | INNER COVER - SCANNER | U003 | 43 |
| B2381827 | ORIGINAL SENSOR BRACKET | U003 | 44 |
| B2382523 | DECAL - PAPER SET DIRECTION NO.2 | Decal and Docum ents | 12 |
| | | U006 | 33 |
| B2382524 | DECAL - PAPER SIZE | Accessories | 5 |
| | | Decal and Docum ents | 13 |
| B2382526 | DECAL - GRIP | Decal and Docum ents | 14 |
| | | U005 | 35 |
| B2382527 | DECAL - GRIP | Decal and Docum ents | 15 |
| | | U006 | 34 |
| B2382541 | TRAY COVER - RIGHT | U020 | 69 |
| B2382543 | COVER - TRAY LEFT | U020 | 70 |

WWW.SERVICE-MANUAL.NET

Exclusive Parts

| Number | Part Name | Group | ID |
|----------|---------------------------------------|---------------------|-----|
| B2382544 | TRAY COVER - MIDDLE | U020 | 71 |
| B2382615 | CASE - REMOVE PAPER DUST | U008 | 9 |
| B2382622 | COVER - REMOVE PAPER DUST | U008 | 10 |
| B2382652 | REGISTRATION ROLLER - DRIVE | U008 | 11 |
| B2382655 | GEAR - 16Z | U008 | 12 |
| B2382656 | GEAR - 30Z | U008 | 13 |
| B2382657 | GEAR - 18Z | U008 | 14 |
| B2382661 | REGISTRATION ROLLER - DRIVEN | U008 | 15 |
| B2382675 | REGISTRATION ROLLER BUSHING | U008 | 16 |
| B2382676 | TENSION SPRING | U008 | 17 |
| B2383364 | DECAL:COLORED DISPLAY:BK:INNER COVER | Decal and Documents | 16 |
| | | U001 | 31 |
| B2383365 | DECAL:COLORED DISPLAY:Y:INNER COVER | Decal and Documents | 17 |
| | | U001 | 32 |
| B2383366 | DECAL:COLORED DISPLAY:C:INNER COVER | Decal and Documents | 18 |
| | | U001 | 33 |
| B2383367 | DECAL:COLORED DISPLAY:M:INNER COVER | Decal and Documents | 19 |
| | | U001 | 34 |
| B2384733 | ENTRANCE SENSOR BRACKET | U016_S001 | 129 |
| B2384739 | COVER - ENTRANCE SENSOR | U016_S001 | 130 |
| B2385344 | SBU GROUND PLATE | U003 | 45 |
| B2385821 | BRACKET - MAIN SWITCH HANDLE | U018 | 47 |
| B2385824 | SLIDE SWITCH COVER | U018 | 48 |
| B2385825 | POWER SOURCE SWITCH LINK | U018 | 49 |
| B2385867 | HOOK:SOLENOID:SENSOR:TM | U018_S001 | 50 |
| B2385875 | DC SOLENOID DC24V | U018_S001 | 51 |
| B2385885 | CONTROL BOARD PANEL GRIP | U019 | 7 |
| B2385891 | DRAWER BRACKET | U018 | 52 |
| B2385896 | BRACKET:TOTAL COUNTER:OPTION:(Option) | U018 | 53 |
| B3901759 | SHAFT:SCALE | U003 | 46 |
| B5457506 | SCREW:BUSHING | U018 | 54 |

| Number | Part Name | Group | ID |
|----------|----------------------------------|---------------------|-----|
| B6455010 | SD CARD | Special Tools | 6 |
| B6456705 | PCMCIA CARD ADAPTER | Special Tools | 7 |
| B6456830 | USB READER/WRITER | Special Tools | 8 |
| B6522379 | DECAL:CAUTION:ORIGINAL:5-LAN G | Accessories | 6 |
| | | Decal and Documents | 20 |
| B6795100 | PLUG - IEEE1284 TYPE C | Special Tools | 9 |
| B7002649 | TIMING BELT:40S2M144 | U017 | 62 |
| BA146036 | SHAFT:GEAR:SWIVEL | U017 | 63 |
| BA146038 | PIN:SPRING:PRESSURE RELEASE | U014_S001 | 36 |
| BB013016 | GEAR:SLOW DOWN:NO.1 | U017 | 64 |
| BB013017 | GEAR:SLOW DOWN:NO.2 | U017 | 65 |
| C4019503 | 20X MAGNIFICATION SCOPE | Special Tools | 10 |
| D0091260 | UPPER COVER | U001 | 35 |
| D0091470 | PCB:OP-R | U002_S001 | 29 |
| D0091486 | INVERTOR:TFT | U002_S001 | 30 |
| D0091487 | CABLE:FFC:TFT:LCD | U002_S001 | 31 |
| D0091488 | TOUCH PANEL:W-VGA:MA | U002_S001 | 32 |
| D0091489 | LCD:TFT:W-VGA:SH | U002_S001 | 33 |
| D0091502 | COVER:LOWER | U002_S001 | 34 |
| D0091504 | SHADING PLATE:TOUCH PANEL | U002_S001 | 35 |
| D0091556 | PANEL:UPPER:NA | U002_S001 | 36 |
| D0092510 | GUIDE PLATE - EXIT | U016_S001 | 131 |
| D0092552 | GUIDE SHEET - MANUAL FEED | U016_S001 | 132 |
| D0092554 | GUIDE SHEET - VERTICAL TRANSPORT | U016_S001 | 133 |
| D0092555 | TRANSPORT ROLLER - DUPLEX EXIT | U016_S001 | 134 |
| D0092560 | DRIVEN ROLLER | U016_S001 | 135 |
| D0092563 | GUIDE PLATE - VERTICAL TRANSPORT | U016_S001 | 136 |
| D0092571 | HOLDER - VERTICAL TRANSPORT | U016_S001 | 137 |
| D0092573 | PULLEY - VERTICAL TRANSPORT | U016_S001 | 138 |
| D0092574 | PULLEY - IDLER | U016_S001 | 139 |
| D0092575 | SHAFT - IDLER | U016_S001 | 140 |
| D0092576 | SHAFT - VERTICAL TRANSPORT | U016_S001 | 141 |
| D0092757 | TRANSPORT ROLLER:DRIVE:ASS'Y | U007_S001 | 38 |
| | | U007_S002 | 38 |

WWW.SERVICE-MANUAL.NET

Exclusive Parts

| Number | Part Name | Group | ID |
|----------|---|-----------|-----|
| D0092836 | GUIDE PLATE | U007 | 39 |
| D0092841 | GUIDE PLATE - NO.2 | U007 | 40 |
| D0094407 | FEELER - OVERFLOW | U015_S001 | 15 |
| D0094443 | DISCHARGE BRUSH - EXIT | U015_S001 | 16 |
| D0094503 | GUIDE PLATE - LEFT UPPER | U016_S001 | 142 |
| D0094504 | UPPER GUIDE PLATE - GATE | U016_S001 | 143 |
| D0094511 | SPACER:DIA8.0:1.5MM | U016_S001 | 144 |
| D0094512 | LINK:STOPPER | U016_S001 | 145 |
| D0094513 | COMPRESSION SPRING:EARTH:DU PLEX UNIT | U016_S001 | 146 |
| D0094522 | TENSION SPRING:GATE PAWL:DU PLEX:0.08N | U016_S001 | 147 |
| D0094535 | HARNESS GUIDE | U016_S001 | 148 |
| D0094540 | COVER - DUPLEX UNIT | U016_S001 | 149 |
| D0094577 | DUPLEX GATE | U016_S001 | 150 |
| D0094587 | TENSION SPRING - RELEASE BRA CKET | U016_S001 | 151 |
| D0094588 | STOPPER BRACKET - SPRING | U016_S001 | 152 |
| D0094589 | GUIDE - SET SHAFT | U016_S001 | 153 |
| D0094593 | STEPPED SCREW - M3 | U016_S001 | 154 |
| D0094594 | FRONT GUIDE - DUPLEX UNIT SE T | U020 | 72 |
| D0094595 | REAR GUIDE - DUPLEX UNIT SET | U020 | 73 |
| D0094597 | BRACKET - WIRE PULLEY SHAFT | U016_S001 | 155 |
| D0094598 | SPRING - SET SHAFT | U016_S001 | 156 |
| D0094599 | SHAFT - DUPLEX UNIT | U016_S001 | 157 |
| D0094661 | REVERSE ROLLER - FEED | U016_S001 | 158 |
| D0094662 | TRANSPORT ROLLER 1 | U016_S001 | 159 |
| D0094663 | TRANSPORT ROLLER 2 | U016_S001 | 160 |
| D0094664 | DRIVEN ROLLER | U014_S001 | 37 |
| | | U016_S001 | 161 |
| D0145974 | COVER:CONNECTOR:EFI | U019 | 8 |
| D0241262 | COVER:INNER BACK:UPPER:NA | U001 | 36 |
| D0241292 | COVER:REAR:UPPER:NA | U001 | 37 |
| D0241376 | COVER:SCANNER:LEFT:NA | U001 | 38 |
| D0241392 | COVER:SCANNER:RIGHT:NA | U001 | 39 |
| D0241592 | COVER:SCANNER:FRONT:UPPER: NA | U001 | 40 |

| Number | Part Name | Group | ID |
|----------|--|-------------------------|----|
| D0241593 | COVER:SCANNER:FRONT:LEFT:N A | U001 | 41 |
| D0241594 | COVER:SCANNER:FRONT:NA | U002 | 37 |
| D0251136 | SHAFT:DEVELOPMENT:COLOR:AS S'Y | U017_S001 | 66 |
| D0251139 | HOLDER:MAGNETIC CLUTCH:DEV ELOPMENT:COLOR | U017_S001 | 67 |
| D0251261 | COVER:INNER BACK | U001 | 42 |
| D0251266 | COVER:PAPER EXIT SUB-UNIT:UP PER | U001 | 43 |
| D0251596 | COVER:FRONT RIGHT:UPPER | U001 | 44 |
| D0251597 | BRACKET:OPERATION PANEL:AU XILIARY | U002 | 38 |
| D0251716 | CARRIAGE:NO.1:ASS'Y | U003_S002 | 47 |
| D0251721 | CARRIAGE:NO.2:ASS'Y | U003_S001 | 48 |
| D0251727 | MIRROR:NO.2:CONCAVE:ASS'Y | U003_S001 | 49 |
| D0251728 | MIRROR:NO.2:CONVAX:ASS'Y | U003_S001 | 50 |
| D0251736 | SCALE:LEFT:B:NA:ASS'Y | U003 | 51 |
| D0251747 | DRIVE WERE:CARRIAGE:DIA1.0 | U003 | 52 |
| D0251751 | SEAL:SCANNER:FRAME:BASE | U003 | 53 |
| D0251755 | GROUND WIRE:SCANNER:RACK | U018 | 55 |
| D0251782 | SCALE:INNER BACK:PRINTING | U003 | 54 |
| D0251830 | GASKET:10X15X20 | U003 | 55 |
| D0251831 | GASKET:13X10X13 | U003 | 56 |
| D0251832 | GASKET:10X1X20 | U003 | 57 |
| D0251833 | GASKET:10X2X20 | U003 | 58 |
| D0251834 | GASKET:10X5X20 | U003 | 59 |
| D0254238 | BRACKET:DRIVEN ROLLER | U014_S001 | 38 |
| D0255834 | BRACKET:POWER PACK:TTS | U018 | 56 |
| D0255886 | GASKET:UC-300281V0:L20 | U018 | 57 |
| D0281271 | COVER:RIGHT:FRONT:NA | U001 | 45 |
| D0281282 | COVER:LEFT:UPPER:NA | U001 | 46 |
| D0291053 | CAM:GUIDE:FUSING:LEFT | U020 | 74 |
| D0291054 | CAM:GUIDE:FUSING | U020 | 75 |
| D0291058 | SEAL:BURRING | U020 | 76 |
| D0291061 | DECAL:LEVER:LOCK:FUSING | Decal and Docum ents | 21 |
| | | U020 | 77 |

WWW.SERVICE-MANUAL.NET

Exclusive Parts

| Number | Part Name | Group | ID |
|----------|---|---------------------|-----|
| D0291163 | BRACKET:FUSING/PAPER EXIT UNIT:ASSY | U017 | 68 |
| D0291191 | GUIDE:FUSING DRIVE SUB-UNIT | U020 | 78 |
| D0291199 | DRIVE UNIT:ON-OFF:TRANSFER | U017 | 69 |
| D0291213 | COVER:FRONT RIGHT | U001 | 47 |
| D0291243 | INNER COVER:UPPER:RIGHT | U001 | 48 |
| D0291256 | SHEET:MISFEED REMOVAL | Decal and Documents | 22 |
| | | U001 | 49 |
| D0291272 | COVER:RIGHT:REAR | U001 | 50 |
| D0291278 | OZONE FILTER:NO.2 | U001 | 51 |
| D0291323 | DUCT:IH:FRONT | U020 | 79 |
| D0291324 | DUCT:IH:REAR | U020 | 80 |
| D0291343 | SEAL:DUCT:IH:FRONT:#120 | U020 | 81 |
| D0291345 | GUIDE PLATE:FUSING:FRONT | U020 | 82 |
| D0291346 | GUIDE PLATE:FUSING:REAR | U020 | 83 |
| D0291347 | STOPPER:FUSING UNIT:REAR | U020 | 84 |
| D0291348 | SEAL:DUCT:IH:REAR | U020 | 85 |
| D0291351 | LEVER:LOCK:FUSING UNIT:FRONT | U020 | 87 |
| D0291355 | LEVER:LOCK:FUSING UNIT:REAR | U020 | 88 |
| D0291745 | PULLEY:DRIVE WERE:FRONT | U003 | 60 |
| D0291748 | PULLEY:DRIVE WERE:REAR:ASSY | U003 | 61 |
| D0291749 | PULLEY:PROTECTION | U003 | 62 |
| D0292555 | GUIDE PLATE:REGISTRATION:LEFT | U008 | 18 |
| D0292556 | STAY:REGISTRATION | U008 | 19 |
| D0292570 | GUIDE PLATE:REGISTRATION:RIGHT:ADHESION | U008 | 20 |
| D0292611 | GROUND PLATE:REAR:MANUAL FEED | U016_S001 | 163 |
| D0292612 | GROUND PLATE:FRONT:MANUAL FEED | U016_S001 | 164 |
| D0292644 | DECAL:SCALE:MANUAL FEED | Decal and Documents | 23 |
| | | U016_S001 | 165 |
| D0292662 | MANUAL FEED TABLE | U016_S001 | 166 |

| Number | Part Name | Group | ID |
|----------|---|---------------------|-----|
| D0292664 | FEELER:PAPER SIZE SENSOR:MANUAL FEED | U016_S001 | 167 |
| D0292677 | TRANSPORT BELT:DRIVEN:VERTICAL TRANSPORT | U016_S001 | 168 |
| D0292709 | GUIDE PLATE:SEPARATOR:ASSY | U016_S001 | 169 |
| D0292710 | COVER:HARNESS:MANUAL FEED TABLE | U016_S001 | 170 |
| D0292863 | SHAFT:RELEASE:PAPER TRAY | U005_S001 | 36 |
| | | U006_S001 | 35 |
| D0293221 | PUMP UNIT:BK:C2:ASSY | U009 | 23 |
| D0293222 | PUMP UNIT:Y:C2:ASSY | U009 | 24 |
| D0293223 | PUMP UNIT:C:C2:ASSY | U009 | 25 |
| D0293224 | PUMP UNIT:M:C2:ASSY | U009 | 26 |
| D0293471 | GASKET:RFID | U009 | 27 |
| D0294103 | FUSING COVER:GUIDE:DUPLIX | U014_S001 | 39 |
| D0294160 | DECAL:C2:BLUE:FUSING | Decal and Documents | 24 |
| | | U014_S001 | 40 |
| D0294162 | SHEET:C3:LEVER | Decal and Documents | 25 |
| | | U014_S001 | 41 |
| D0294163 | DECAL:WARNING (HIGH TEMPERATURE):FUSING:1 | Decal and Documents | 26 |
| | | U014_S001 | 42 |
| D0294164 | DECAL:H-TEMP WARNING:FUSING:2 | Decal and Documents | 27 |
| | | U014_S001 | 43 |
| D0294169 | FUSING CLEANING FELT | U014_S001 | 44 |
| D0294201 | BRACKET:GEAR:SLOW DOWN | U017 | 70 |
| D0294202 | BRACKET:STEPPER MOTOR:AUXILIARY:PEEN | U017 | 71 |
| D0294204 | HOLDER:GEAR | U017 | 72 |
| D0294222 | BRACKET:GEAR:SUPPORTING PLATE | U017 | 73 |
| D0294333 | BRACKET:COIL:CONTACT POINT:PEEN | U018 | 58 |
| D0294339 | BRACKET:SENSOR:ON-OFF | U018 | 59 |
| D0294340 | BRACKET:SENSOR:TURN | U018 | 60 |

WWW.SERVICE-MANUAL.NET

Exclusive Parts

| Number | Part Name | Group | ID |
|-----------------|---|-------------|-----------|
| D0294341 | BRACKET:DRAWER:FUSING UNIT | U018 | 61 |
| D0294439 | STOPPER:GATE PAWL:ENTRANCE | U015_S001 | 17 |
| D0294442 | LEVER:GATE PAWL:ENTRANCE | U015_S001 | 18 |
| D0294443 | TENSION SPRING:GATE PAWL:ENTRANCE | U015_S001 | 19 |
| D0294444 | COVER:HARNESS | U015_S001 | 20 |
| D0294474 | DC SOLENOID:SUB-ASS'Y | U015_S001 | 21 |
| D0294478 | TENSION SPRING:RELEASE:DC SOLENOID | U015_S001 | 22 |
| D0294482 | GATE PAWL:UPPER:ASS'Y | U016_S001 | 171 |
| D0294485 | LEVER:GATE PAWL:UPPER | U016_S001 | 172 |
| D0294486 | TENSION SPRING:GATE PAWL:1.5N | U016_S001 | 173 |
| D0294488 | TENSION SPRING:GUIDE PLATE:RIGHT | U016_S001 | 174 |
| D0294497 | COMPRESSION SPRING:DRIVEN ROLLER:GATE | U016_S001 | 175 |
| D0294521 | BRACKET:HARNESS | U016_S001 | 176 |
| D0294533 | INNER COVER:DUPLEX:REAR | U016_S001 | 177 |
| D0294534 | INNER COVER:DUPLEX | U016_S001 | 178 |
| D0294554 | BRACKET:GUIDE PLATE:TRANSFER UNIT | U016_S001 | 179 |
| D0294555 | SHEET:TRANSPORT SUB-UNIT:FEED PAPER AGAIN | U016_S001 | 180 |
| D0294590 | HOOK:STOPPER:DUPLEX UNIT:ASS'Y | U016_S001 | 181 |
| D0295793 | HDD:WD:320GB:63N9A0 | U019 | 14 |
| D0295805 | RACK:INNER BACK:AUXILIARY:MIDDLE | U018 | 62 |
| D0295806 | BRACKET:IOB | U018 | 63 |
| D0295811 | RACK:APPLICATION:FRONT:RIGHT | U018 | 64 |
| D0295819 | RACK:APPLICATION:FRONT:ASS'Y | U018 | 65 |
| D0295835 | BRACKET:PCB:FFB | U018 | 66 |
| D0295861 | GASKET:65TFV5-0.5:L90 | U018 | 67 |
| D0295863 | GASKET:65TSV5-2:L23 | U018 | 68 |
| D0295882 | BRACKET:HDD | U019 | 9 |

| Number | Part Name | Group | ID |
|----------|--|-----------------------------|----------|
| D0295887 | GASKET:65TSV5-1:L150 | U019 | 10 |
| D0295888 | GASKET:65TSV5-1:L100 | U019 | 11 |
| D0295889 | GASKET:65TSV10-5:L65 | U019 | 12 |
| D0296090 | TRANSFER BELT:N:ASS'Y | U011_S001 | 4 |
| D0296145 | RAIL:LEFT:C2 | U020 | 89 |
| D0296146 | RAIL:RIGHT:C2 | U020 | 90 |
| D0296285 | TERMINAL:TRANSFER ROLLER | U016_S001 | 182 |
| D0296286 | CASE:TRANSFER ROLLER | U016_S001 | 183 |
| D0296287 | PLATE:GROUND WIRE | U016_S001 | 184 |
| D0296293 | DRUM STAY:REAR | U016_S001 | 185 |
| D0296305 | LEVER:RELEASE | U016_S001 | 186 |
| D0296307 | COMPRESSION SPRING:GUIDE PLATE:EXIT:3.5N | U016_S001 | 187 |
| D0296316 | STOPPER:HOLDER:SEPARATION:UPPER | U016 | 188 |
| D0296318 | GUIDE:POSITIONING:FRONT | U020 | 91 |
| D0296319 | GUIDE:POSITIONING:REAR | U020 | 92 |
| D0296320 | BRACKET:LEVER:MIDDLE | U016_S001 | 189 |
| D0296321 | ANCHOR:SPRING | U016_S001 | 190 |
| D0296322 | SHAFT:LEVER:FRONT | U016_S001 | 191 |
| D0296323 | SHAFT:LEVER:REAR | U016_S001 | 192 |
| D0296331 | GROUND WIRE:POWER PACK | U016_S001 | 193 |
| D0296335 | SHEET:CASE:LOWER | U016_S001 | 194 |
| D0296502 | BRACKET:USED TONER SENSOR:C2 | U013 | 24 |
| D0301291 | COVER:REAR:DOM | U001 | 52 |
| D0861241 | INNER COVER:UPPER:LEFT | U001 | 53 |
| D0861411 | OPERATION PANEL:D086/D087:NA:ASS'Y | U002_S001 | 39 |
| D0861481 | PCB:D086/D087:LCDC:NA | U002_S001 | 40 |
| D0866801 | SHEET:MODEL NAME PLATE:D086:RIC:EXP:(for D086) | Decal and Documents U001 | 28 54 |
| D0866802 | SHEET:MODEL NAME PLATE:D086:SVN:(for D086) | Decal and Documents U001 | 29 55 |
| D0866804 | SHEET:MODEL NAME PLATE:D086:LAN:NA:(for D086) | Decal and Documents | 30 |

Exclusive Parts

| Number | Part Name | Group | ID |
|----------|------------------------------------|-----------|----|
| | | U001 | 56 |
| D0869590 | NV-RAN | U019 | 13 |
| D0871110 | DRIVE UNIT:ENGINE:D086/D087 | U017_S001 | 74 |
| D0871284 | COVER:LEFT:MIDDLE:D086/D087 | U001 | 57 |
| D0871354 | BRACKET:FAN:IH:D086/D087 | U020 | 93 |
| D0871703 | LENS:HOLDER:ASS'Y | U003 | 63 |
| D0871840 | XENON LAMP:ASS'Y | U003 | 64 |
| D0871842 | STABILIZER | U003 | 65 |
| D0871851 | LASER OPTICS HOUSING UNIT | U004_S001 | 4 |
| D0874019 | FUSING UNIT:D086/D087:120V | U014_S001 | 45 |
| D0874100 | FUSING COVER:LOWER | U014_S001 | 46 |
| D0874101 | FUSING COVER:FRONT | U014_S001 | 47 |
| D0874102 | FUSING COVER:REAR | U014_S001 | 48 |
| D0874108 | HOUSING:THERMOSTAT:PRESSURE | U014_S001 | 49 |
| D0874109 | BRACKET:THERMISTOR:HOT ROLLER | U014_S001 | 50 |
| D0874110 | BRACKET:THERMISTOR:PRESSURE ROLLER | U014_S001 | 51 |
| D0874115 | LEVER:PRESSURE RELEASE:FRONT | U014_S001 | 52 |
| D0874122 | LEVER:PRESSURE RELEASE:REAR | U014_S001 | 53 |
| D0874132 | FUSING ENTRANCE GUIDE PLATE | U014_S001 | 54 |
| D0874134 | GUIDE PLATE:FUSING EXIT:LEFT | U014_S001 | 55 |
| D0874137 | STRIPPER PLATE:HOT ROLLER:ASS'Y | U014_S001 | 56 |
| D0874141 | HEATER HOLDER:FRONT | U014_S001 | 57 |
| D0874142 | HEATER HOLDER:REAR | U014_S001 | 58 |
| D0874253 | STRIPPER PLATE:PRESSURE ROLLER | U014_S001 | 59 |
| D0874269 | GUIDE:HARNESS:FRONT | U014_S001 | 60 |
| D0874288 | HOUSING:TEMPERATURE SENSOR:NC-F10 | U014_S001 | 61 |
| D0874325 | COIL:IH:DOM/NA:SUB-ASS'Y | U018 | 83 |
| D0874335 | BRACKET:PRESSURE:COIL:FRONT | U018 | 70 |
| D0874342 | BRACKET:THERMOPILE | U018 | 71 |

| Number | Part Name | Group | ID |
|-----------------|--|-----------------------------|-----------|
| D0874343 | BRACKET:PRESSURE:REAR | U018 | 72 |
| D0874407 | PAPER EXIT UNIT:MACHINE OR COPIER:ASS'Y | U015_S001 | 45 |
| D0874453 | ROLLER:DECURA:SPONGE | U015_S001 | 23 |
| D0874526 | DUPLEX UNIT:EXP:ASS'Y | U016_S001 | 207 |
| D0875116 | PCB:BICU:B086/B087 | U018 | 73 |
| D0875138 | PCB:SIO | U003 | 66 |
| D0876202 | TRANSFER/SEPARATION UNIT:ASS'Y | U016_S001 | 162 |
| D0876801 | SHEET:MODEL NAME PLATE:RIC:EXP:(for D087) | Decal and Documents U001 | 31 58 |
| D0876802 | SHEET:MODEL NAME PLATE:SVN:(for D087) | Decal and Documents U001 | 32 59 |
| D0876804 | SHEET:MODEL NAME PLATE:LAN:NA:(for D087) | Decal and Documents U001 | 33 60 |
| D0887603 | MANUAL:ABOUT_MACHINE:NA | Accessories | 7 |
| D0887653 | MANUAL:TROUBLESHOOT:NA | Accessories | 8 |
| D0891030 | DRUM STAY:PCU:ASS'Y | U020_S001 | 94 |
| D0891053 | STOPPER:FUSING UNIT:FRONT | U020 | 86 |
| D0891097 | BRACKET:FAN:POWER SOURCE:INH | U020 | 95 |
| D0891145 | BRACKET:SENSOR COVER | U017_S001 | 75 |
| D0891199 | DRIVE UNIT:ON-OFF:TRANSFER | U017 | 76 |
| D0891273 | COVER:RIGHT:UPPER MIDDLE | U001 | 61 |
| D0891281 | COVER:LEFT | U001 | 62 |
| D0891283 | COVER:LEFT:INTERFACE | U001 | 63 |
| D0891370 | BRACKET:FAN:IMAGE FORMING SECTION | U020 | 96 |
| D0891379 | GUIDE PLATE:SUPPLY | U020 | 97 |
| D0891380 | SEAL:GUIDE PLATE:SUPPLY | U020 | 98 |
| D0891385 | DUCT:SUPPLY:TUBE | U020 | 99 |
| D0891386 | DUCT:EXIT | U020 | 100 |
| D0891387 | SHIELDING PLATE:IMAGE FORMING MD:LEFT | U020 | 101 |
| D0891388 | SEAL:SEPARATION PLATE:OPTIC | U020 | 102 |

WWW.SERVICE-MANUAL.NET

Exclusive Parts

| Number | Part Name | Group | ID |
|----------|---------------------------------|----------------|-----|
| | AL WRITING UNIT:LEFT INNER REAR | | |
| D0891389 | SEAL:COVER:LEFT:MIDDLE | U001 | 64 |
| D0891390 | SEAL:SIDE PLATE:FRONT:LEFT | U020 | 103 |
| D0892200 | PCDU - K | U010_S001 | 3 |
| D0892201 | PCDU - M | U010_S002 | 4 |
| D0892202 | PCDU - C | U010_S003 | 5 |
| D0892203 | PCDU - Y | U010_S004 | 6 |
| D0892250 | DRUM - K | U010_S001 | 7 |
| D0892251 | DRUM - CMY | U010_S002 | 8 |
| | | U010_S003 | 8 |
| | | U010_S004 | 8 |
| D0892560 | BRACKET:CLEANER | U008 | 21 |
| D0892745 | STEPPER MOTOR:DUPLEX:DC:1.44W | U017 | 77 |
| D0892750 | PAPER FEED UNIT | U007_S001 | 41 |
| | | U007_S002 | 41 |
| D0892761 | ARM:PICKUP | U007_S001 | 42 |
| | | U007_S002 | 42 |
| D0892764 | GEAR:FEED | U007_S001 | 43 |
| | | U007_S002 | 43 |
| D0892767 | FEELER:PAPER END | U007_S001 | 44 |
| | | U007_S002 | 44 |
| D0892819 | GEAR:SEPARATOR:INPUT | U007_S001 | 45 |
| | | U007_S002 | 45 |
| D0892829 | GUIDE:FEED | U007_S001 | 46 |
| | | U007_S002 | 46 |
| D0892830 | PAPER FEED BELT:PICKUP:ASS'Y | U007_S001 | 47 |
| | | U007_S002 | 47 |
| D0892850 | PAPER TRAY:NO.1:ASS'Y | U005_S001 | 37 |
| D0892900 | PAPER TRAY:NO.2:ASS'Y | U006_S001 | 36 |
| D0892940 | TRAY BOTTOM PLATE:ASS'Y | U005_S001_S003 | 38 |
| | | U006_S001_S003 | 37 |
| D0893010 | DEVELOPMENT UNIT - K | U010_S001 | 9 |
| D0893020 | DEVELOPMENT UNIT - M | U010_S002 | 10 |
| D0893030 | DEVELOPMENT UNIT - C | U010_S003 | 11 |
| D0893040 | DEVELOPMENT UNIT - Y | U010_S004 | 12 |
| D0893205 | NOZZLE:COLOR:ASS'Y | U009_S001 | 28 |

| Number | Part Name | Group | ID |
|----------|--|-----------|-----|
| | | U009_S002 | 28 |
| | | U009_S003 | 28 |
| D0893286 | NOZZLE:BK:ASS'Y | U009_S004 | 29 |
| D0893304 | BASE:TONER SUPPLY UNIT:ASS'Y | U020 | 104 |
| D0893407 | MAGNETIC CLUTCH:TONER BOTTLE:BK:ASS'Y | U009_S005 | 30 |
| D0893408 | MAGNETIC CLUTCH:TONER BOTTLE:YCM:ASS'Y | U009_S005 | 31 |
| D0893424 | SHAFT:DRIVE:DRIVE UNIT:BK | U009_S005 | 32 |
| D0893426 | SHAFT:DRIVE:DRIVE UNIT:YCM | U009_S005 | 33 |
| D0893470 | GROUND PLATE:RFID | U009 | 34 |
| D0893495 | DRIVE UNIT:TONER SUPPLY | U009_S005 | 35 |
| D0894104 | CAM:ON-OFF:PRESSURE ROLLER:S2 | U014_S001 | 62 |
| D0894140 | ENCODER:ON-OFF:PRESSURE ROLLER | U014_S001 | 63 |
| D0894225 | SHAFT:ON-OFF:PRESSURE ROLLER | U014_S001 | 64 |
| D0894251 | GUIDE PLATE:FUSING EXIT:RIGHT | U014_S001 | 65 |
| D0894252 | GUIDE:FUSING EXIT:PFA | U014_S001 | 66 |
| D0894351 | PLATE:DC STEPPER MOTOR | U017 | 78 |
| D0894353 | STOPPER | U017 | 79 |
| D0894356 | STEPPER MOTOR:DC:3.36W | U017 | 80 |
| D0894360 | GEAR:SLOW DOWN:WORM GEAR | U017 | 81 |
| D0894365 | HOLDER:THERMISTOR:LENS | U018 | 74 |
| D0894366 | COVER:THERMISTOR:LENS | U018 | 75 |
| D0894391 | GEAR:ON-OFF:PRESSURE ROLLER | U014_S001 | 67 |
| D0894421 | GUIDE PLATE:UPPER LEFT | U015_S001 | 24 |
| D0894427 | GUIDE PLATE:UPPER RIGHT | U015_S001 | 25 |
| D0894434 | EXIT ROLLER:DRIVEN | U015_S001 | 26 |
| D0894435 | COIL SPRING:EXIT ROLLER | U015_S001 | 27 |
| D0894436 | GUIDE:GUIDE PLATE:EXIT:LOWER | U015_S001 | 28 |
| D0894437 | SPRING PLATE:EXIT ROLLER:OUTER | U015_S001 | 29 |
| D0894438 | EXIT ROLLER:DRIVEN:INNER | U015_S001 | 30 |
| D0894439 | GUIDE PLATE:EXIT:LOWER | U015_S001 | 31 |
| D0894445 | GATE PAWL:ENTRANCE:ASS'Y | U015_S001 | 32 |

WWW.SERVICE-MANUAL.NET

Exclusive Parts

| Number | Part Name | Group | ID |
|-----------------|--|--------------------------------------|------------|
| D0894451 | ROLLER:DECURA:ASS'Y | U015_S001 | 33 |
| D0894455 | TRANSPORT ROLLER:GATE | U015_S001 | 34 |
| D0894456 | EXIT ROLLER | U015_S001 | 35 |
| D0894461 | GEAR:PULLEY:INPUT:27Z | U015_S001 | 36 |
| D0894462 | GEAR:PULLEY:DECURA:Z27/16T | U015_S001 | 37 |
| D0894463 | GEAR:PULLEY:IDLER:Z21/14T | U015_S001 | 38 |
| D0894464 | TIMING PULLEY:18T | U015_S001 | 39 |
| D0894465 | SYNCHRONOUS BELT:S2M:136 | U015_S001 | 40 |
| D0894466 | SYNCHRONOUS BELT:S2M:104 | U015_S001 | 41 |
| D0894467 | SPRING:DECURA | U015_S001 | 42 |
| D0894468 | PLAIN SHAFT BEARING:DECURA: DRIVEN | U015_S001 | 43 |
| D0894482 | GUIDE:GUIDE PLATE:OPEN AND C LOSE | U016_S001 | 196 |
| D0894483 | DRIVEN ROLLER:PAPER EXIT UNI T:VERTICAL TRANSPORT | U016_S001 | 197 |
| D0894484 | GRIP:GATE PAWL:UPPER | U016_S001 | 198 |
| D0894485 | DECAL:H-TEMP WARNING:GUIDE PLATE:OPEN AND CLOSE | Decal and Docum ents U016_S001 | 34 199 |
| D0894580 | PAPER EXIT UNIT:OPEN AND CLO SE:ASS'Y | U016_S001 | 195 |
| D0894663 | GUIDE PLATE:TRANSFER UNIT:H OLDER | U016_S001 | 200 |
| D0895123 | PCB:IOB | U018 | 76 |
| D0895165 | PCB:FFB | U018 | 77 |
| D0895170 | INVERTOR:IH:DOM/NA | U018 | 78 |
| D0895177 | PCB:RFID | U009 | 36 |
| D0895795 | SD-CARD:Z-V4:EXP:ASS'Y | U019 | 15 |
| D0895796 | SD-CARD:VM/CALYPSO:ASS'Y | Accessories | 9 |
| D0895809 | SHADEING PLATE:RACK:MIDDLE | U018 | 79 |
| D0895824 | COVER:SD-CARD:D086/D087 | U019 | 16 |
| D0895827 | BRACKET:MAIN SWITCH | U018 | 80 |
| D0895861 | DENSITY SENSOR:ASS'Y | U018_S001 | 81 |
| D0895887 | PANEL:INTERFACE | U019 | 17 |
| D0896010 | ITB UNIT | U011_S001 | 5 |
| D0896021 | ITB CLEANING UNIT | U012 | 1 |
| D0896310 | SPRING:TRANSFER | U016_S001 | 201 |

| Number | Part Name | Group | ID |
|----------|---------------------------------------|------------------------|----------|
| D0896395 | DENSITY SENSOR | U018_S001 | 82 |
| D0896481 | PIPE:REAR:ASS'Y | U013 | 25 |
| D0896509 | WASTE TONER BOTTLE | U013 | 26 |
| D0896540 | PIPE:FRONT:ASS'Y | U013 | 27 |
| D0899640 | DEVELOPER - K | U010 | 13 |
| D0899660 | DEVELOPER - C | U010 | 14 |
| D0899670 | DEVELOPER - M | U010 | 15 |
| D0899680 | DEVELOPER - Y | U010 | 16 |
| D3767901 | SEAL:CAUTION:18LANGUAGES | Accessories | 10 |
| D3767905 | SHEET:EULA:18LANGUAGES:CHN | Accessories | 11 |
| D5465710 | CONTROLLER BOARD - D086:(for D086) | U019 | 18 |
| D5505710 | CONTROLLER BOARD - D087:(for D087) | U019 | 19 |
| G0201332 | HINGE - FRONT COVER | U001 | 65 |
| G0219350 | LOOP-BACK CONNECTOR - PARA LLEL | Special Tools | 11 |
| G0602652 | BUSHING - M4 | U016_S001 | 202 |
| G0602932 | PICK-UP ARM - MANUAL FEED | U016_S001 | 203 |
| G0604435 | BUSHING - M4 | U016_S001 | 204 |
| G0652767 | LEVER - FEED | U007_S001 U007_S002 | 48 48 |
| G0652774 | PRESSURE LEVER | U007_S001 U007_S002 | 49 49 |
| G0652775 | LINK LEVER | U007_S001 U007_S002 | 50 50 |
| G0652776 | RELEASE LEVER | U007_S001 U007_S002 | 51 51 |
| G0802900 | TORQUE LIMITER | U016_S001 | 205 |
| G1331295 | OZONE FILTER | U001 | 66 |
| G1336537 | MAGNET CATCH | U001 | 67 |
| G1786062 | PCB:PC4200:RAWCARD-C:512MB | U019 | 20 |
| G1786072 | PCB:PC4200:RAWCARD-A:1GB | U019 | 21 |
| G4042810 | SPRING PLATE - 2ND MIRROR | U003_S001 | 67 |
| G5701133 | TIMING PULLEY 73 | U003 | 68 |
| G5701225 | SENSOR SHIELDING PLATE | U003 | 69 |
| G5702730 | SLIDER - SCANNER | U003_S002 | 70 |
| G5702832 | GUIDE - HIGH VOLTAGE SUPPLY | U003_S001 | 71 |

WWW.SERVICE-MANUAL.NET

Exclusive Parts

| Number | Part Name | Group | ID |
|----------|--------------------------------------|-------------------------|-----|
| | CORD | | |
| G5702833 | PULLEY HOLDER | U003_S001 | 72 |
| G5702834 | PULLEY - HIGH VOLTAGE SUPPLY CORD | U003 | 73 |
| GA001073 | DECAL:KNOB:Z | Decal and Docum ents | 35 |
| | | U016_S001 | 206 |
| GA003030 | DECAL - SHIELDING PLATE Y | Decal and Docum ents | 36 |
| | | U001 | 68 |
| | | U010_S004 | 17 |
| GA003031 | DECAL - SHIELDING PLATE M | Decal and Docum ents | 37 |
| | | U001 | 69 |
| | | U010_S002 | 18 |
| GA003032 | DECAL - SHIELDING PLATE C | Decal and Docum ents | 38 |
| | | U001 | 70 |
| | | U010_S003 | 19 |
| GA003033 | DECAL - SHIELDING PLATE K | Decal and Docum ents | 39 |
| | | U001 | 71 |
| GA003167 | DECAL:CAUTION:INKJET:NA | Decal and Docum ents | 40 |
| | | U001 | 72 |
| GA003176 | DECAL:SDK | Decal and Docum ents | 41 |
| | | U001 | 73 |
| GX640031 | FAN MOTOR:DC:2.64W | U020 | 105 |
| H3103640 | SPACER | U017 | 82 |
| H5115007 | STAMP | Accessories | 12 |
| M0261190 | DC STEPPER MOTOR:REGIST:1.3 4W | U017 | 83 |
| M0261815 | CLAMP:MIRROR:NO.1 | U003_S002 | 74 |
| VSSM9000 | DIGITAL MULTIMETER - FLUKE87 | Special Tools | 12 |

Standard Parts



03125040N
SCREW - M2.5X4



03530050N
SCREW-M3X5



03530060N
BIND SCREW - M3X6



03530080N
SCREW:M3X8



03530100N
SCREW-M3X10



03530250N
SCREW:M3X25




03603006N
SCREW - M3X6



03603016N
SCREW - M3X16



03603020N
SCREW:M3X20



03604010N
SCREW:M4X10



04340100N
TAPPING SCREW - 4X10



04503008N
TAPPING SCREW - M3X8



04503010N
TAPPING SCREW - M3X10



04503012N
TAPPING SCREW:3X12



04504008N
TAPPING SCREW - M4X8



04513006N
TAPPING SCREW - 3X6



04513008N
TAPPING SCREW - M3X8



04513012N
TAPPING SCREW:3X12



04513030N
TAPPING SCREW:3X30



04514006N
TAPPING SCREW - 4X6



04514008N
TAPPING SCREW:4X8



04533006N
TAPPING SCREW - M3X6



04533008N
BINDING SELF TAPPING SCREW:3X8



04543005Q
TAPPING SCREW::3X5



04543006Q
TAPPING SCREW - M3X6



04543008Q
TAPPING SCREW:3X8



04543020Q
TAPPING SCREW::3X20



04563008N
TAPPING SCREW - M3X8

Standard Parts



04563010N
TAPPING SCREW - M3X10



04573008N
TAPPING SCREW - M3X8



07200030E
RETAINING RING - M3



07200040E
RETAINING RING - M4



07200060E
RETAINING RING - M6



07200080E
RETAINING RING - M8




07250120E
RETAINING RING C - M12




07250170E
RETAINING RING C - M17



07270080E
RETAINING RING - M8



07423808
BALL BEARING - 8X16X5



08010231
HEXAGONAL HEAD BOLT W/
WASHER:M3X6



08025299
TAPPING SCREW - M3X8



08025308
TAPPING SCREW:FAN



08025317
BINDING HEAD TAPPING SC
REW:ES:3X8



08046123
HEXAGONAL BOLT:W/WASH
ER:M3X8



08050088
RETAINING RING - M6



08050089
RETAINING RING - M4




08050092
RETAINING RING - 3M



09543006N
SCREW - M3X6



09543010N
SCREW:POLISHED ROUND/
SPRING:M3X10



11028534
CONNECTOR - QR/P17-14S-
B



11029782
CONNECTOR:51405-1819




11050032
CLAMP



11050487
HARNESS CLAMP



11050488
HARNESS CLAMP



11050489
HARNESS CLAMP - LWS 131
6



11050490
HARNESS CLAMP - IWS-2218



11050508
HARNESS CLAMP - LWS-071
1

Standard Parts



11050511
HARNESS CLAMP - LWS-030
6ZC



11050516
CLAMP




11050534
CLAMP



11050551
CLAMP:LES-0505



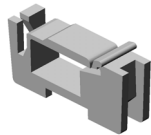
11050621
CLAMP - SB-2712



11050641
CLAMP



11050683
CLAMP:LWSR-0511S



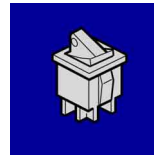
11050723
CLAMPS:WES-0507



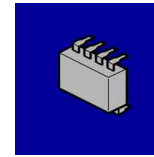
11500415
POWER SUPPLY CODE:125V
:NA




12042709
SWITCH - V-5F930DN




12042877
SWITCH:RS51-AJAH



14077036
EEPROM:AT24C128B-PU



16071859
FERRITE CORE:E04SR24133
6A



16072053
FERRITE CORE:E04FG21081
0

PM Part List

| Number | Part Name | Num | Group | ID |
|----------|-------------------------------|-----|-----------|----|
| AE010088 | HEATING ROLLER | 1 | U014_S001 | 27 |
| AE020187 | PRESSURE ROLLER | 1 | U014_S001 | 28 |
| AE030072 | BALL BEARING - DIA12X21X 5 | 2 | U014_S001 | 29 |
| AE030081 | BALL BEARING - DIA17X30X 7 | 2 | U014_S001 | 30 |
| B2231276 | FILTER:RIGHT REAR | 1 | U001 | 19 |
| D0291278 | OZONE FILTER:NO.2 | 2 | U001 | 51 |
| D0294169 | FUSING CLEANING FELT | 1 | U014_S001 | 44 |
| D0892250 | DRUM - K | 1 | U010_S001 | 7 |
| D0892251 | DRUM - CMY | 3 | U010_S002 | 8 |
| | | | U010_S003 | 8 |
| | | | U010_S004 | 8 |
| D0896010 | ITB UNIT | 1 | U011_S001 | 5 |
| D0896021 | ITB CLEANING UNIT | 1 | U012 | 1 |
| D0896509 | WASTE TONER BOTTLE | 1 | U013 | 26 |
| D0899640 | DEVELOPER- K | 1 | U010 | 13 |
| D0899660 | DEVELOPER - C | 1 | U010 | 14 |
| D0899670 | DEVELOPER - M | 1 | U010 | 15 |
| D0899680 | DEVELOPER - Y | 1 | U010 | 16 |
| G1331295 | OZONE FILTER | 1 | U001 | 66 |

Design Change List

| Number | Title | Set | Old Part | | New Part | | Index No. | | Q'ty | Interchg | | Reason | Cut-in S/N |
|-----------|-------------------|-----|----------|----------------------------|----------|---|-------------|-----|------|----------|-----|----------------------------|------------|
| | | | P/N | Name | P/N | Name | Group | ID | | Indiv. | Set | | |
| 201108-01 | 1108 Modification | - | | | D0874407 | PAPER EXIT UNIT:MACHINE OR COPIER:ASS'Y | U015_S001 | 45 | 1 | | | | D08617: |
| 201108-03 | 1108 Modification | - | D0895765 | HDD:HITACHI:250G | D0295793 | HDD:WD:320GB:63N9A0 | U019 | 14 | 1 | O/O | | | D08617: |
| 201108-04 | 1108 Modification | - | D0894481 | GUIDE PLATE:OPEN AND CLOSE | D0894580 | PAPER EXIT UNIT:OPEN AND CLOSE:ASS'Y | U016_S001 | 195 | 1 | X/O | | | D08617: |
| 201105-01 | 1105 Modification | - | D0895807 | SHADEING PLATE:RACK:MIDDLE | D0895809 | SHADEING PLATE:RACK:MIDDLE | U018 | 79 | 1 | X/O | | | D08617: |
| 201105-02 | 1105 Modification | - | AA082101 | BUSHING - 6X10X6 | AA082156 | BUSHING:DIA6X DIA10X6 | U015_S001 | 8 | 7 | X/O | | | D08617: |
| 201101-01 | 1101 Modification | - | D0256202 | PTR UNIT | D0876202 | TRANSFER/SEPARATION UNIT:ASS'Y | U016_S001 | 162 | 1 | X/O | | | D08617: |
| 201102-01 | 1102 Modification | - | | | D0874526 | DUPLEX UNIT:EXP:ASS'Y | U016_S001 | 207 | 1 | | | | D08617: |
| 201102-03 | 1102 Modification | - | D0895120 | PCB:IOB | D0895123 | PCB:IOB | U018 | 76 | 1 | X/O | | D0895120"D0895122"D0895123 | D08617: |
| 201103-01 | 1103 Modification | - | D0291350 | STOPPER:FUSING UNIT:FRONT | D0891053 | STOPPER:FUSING UNIT:FRONT | U020 | 86 | 1 | X/O | | | D08617: |
| 201103-03 | 1103 Modification | - | D0874309 | COIL:IH:DOM:NA:ASS'Y | | | U018 | 69 | 1 | | | | D08617: |
| 201103-05 | 1103 Modification | - | | | D0874325 | COIL:IH:DOM/NA:SUB-ASS'Y | U018 | 83 | 1 | | | | D08617: |
| 201101-02 | 1101 Modification | - | D0895792 | SD-CARD:VM/CALYPSO:ASS'Y | D0895796 | SD-CARD:VM/CALYPSO:ASS'Y | Accessories | 9 | 1 | X/O | | | D08617: |

