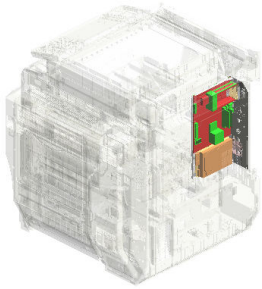



**Digital Color Copiers  
(D023/D025-EU)  
Parts Catalog**


# Unit All




**U001**  
Controller



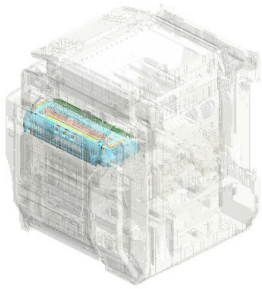
**U002**  
Duplex



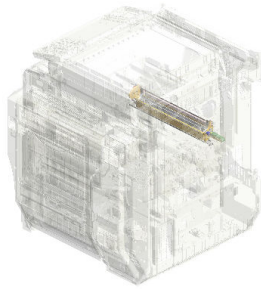
**U003**  
Electrical



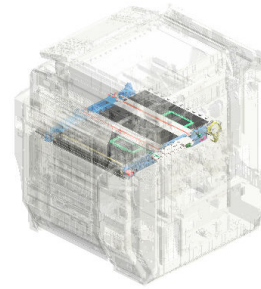
**U004**  
Exterior




**U005**  
Fusing



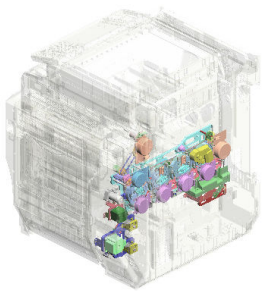
**U006**  
ITB Cleaning




**U007**  
Image Transfer



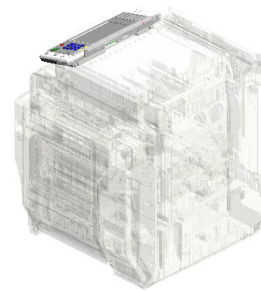
**U008**  
Laser Unit



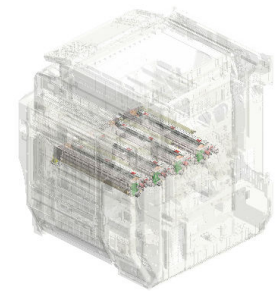
**U009**  
Main Drive



**U010**  
Main Frame




**U011**  
Operation

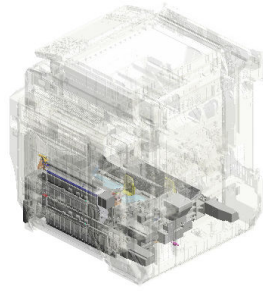


**U012**  
PCU

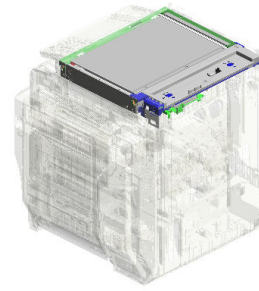
# Unit All




**U013**  
Paper Exit



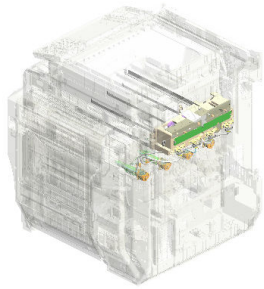
**U014**  
Paper Feed



**U015**  
Scanner



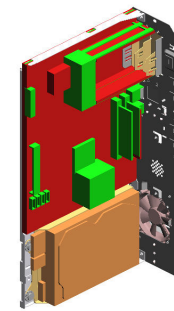
**U016**  
Toner Collection



**U017**  
Toner Supply

# U001 Controller

- 1. D0239590  
NV-RAM
- 2. G1335795  
RAIL:RIGHT
- 3. G1335796  
RAIL:LEFT
- 4. B2385887  
(x2)  
INTERFACE PANEL
- 5. D0295824  
COVER:SD-CARD



- 6. D4415720  
PCB:AT-C2B:EXP:S  
ERVICE:ASS'Y



- 7. D0145974  
COVER:CONNECTOR:  
EF1



- 8. D0295887  
GASKET:65TSV5-1:  
L150



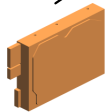
- 9. G1786072  
PCB:PC4200:RAWCA  
RD-A:1GB



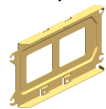
- 10. B2385885  
(x2)  
CONTROL BOARD PA  
NEL GRIP



- 16. D0255790  
HDD:HITACHI:80GB  
:PATH2



- 17. D0295882  
BRACKET:HDD



- 18. D0295888  
GASKET:65TSV5-1:  
L100



- 19. AA161167  
(x4)  
BUSHING:HDD



- 11. D0295820  
RACK:INNER BACK:  
AUXILIARY:LEFT:A  
SS'Y




- 12. D0295889  
GASKET:65TSV10-5  
:L65



- 13. AA143548  
(x4)  
SCREW:M3X4.2



- 14. AX640197  
FAN:MM60



- 15. D0295898  
COVER:FAN:MM60:C  
ONTROL BOARD



- 20. AA143551  
HEXAGONAL HEAD B  
OLT:#6-32UNCX4




- 21. 04513020N  
TAPPING SCREW:3X  
20




# U002. Duplex

U002\_S001  
D0256280  
CASE: AT: ASS'Y



U001	U002	U003	U004	U005	U006	U007	U008	U009	U010	U011	U012	U013	U014	U015	U016	U017
------	------	------	------	------	------	------	------	------	------	------	------	------	------	------	------	------

# U002 Duplex



- 4. 03530100N (x4) SCREW-M3X10
- 5. 07200030E (x6) RETAINING RING - M3
- 3. B2234552 (x2) BUSHING: D1A4
- 3. G0604435 (x2) BUSHING - M4
- 6. 8050089 (x6) RETAINING RING - M4

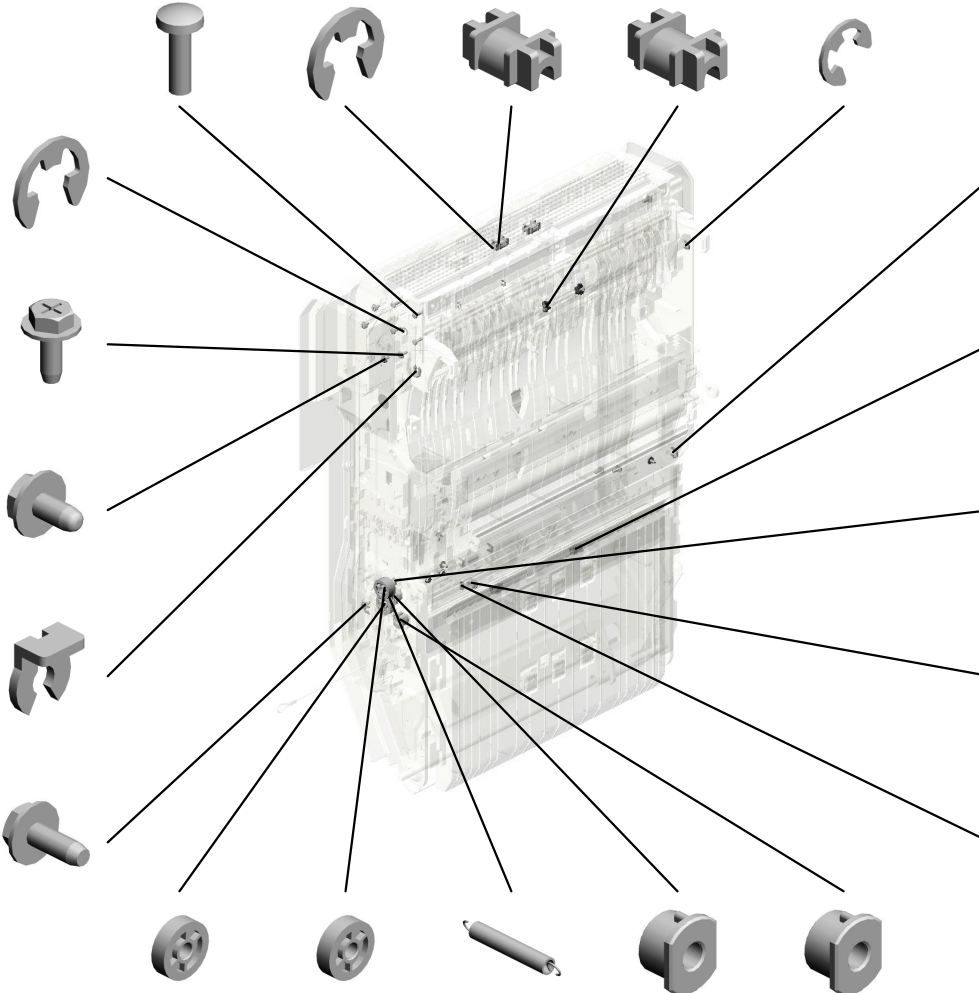
7. 07200040E  
RETAINING RING - M4

8. 04563008N  
(x10)  
TAPPING SCREW - M3X8

9. 04543006Q  
(x3)  
TAPPING SCREW - M3X6

10. 54472681  
SNAP RING

11. 04573008N  
(x2)  
TAPPING SCREW - M3X8



2. AB011223  
IDLER GEAR - 25Z

2. B2232683  
GEAR: 25Z

16. AA060872  
SPRING

1. AA083018  
ROLLER CLUTCH - 6X14X10

1. AA083014  
ONE-WAY CLUTCH

12. 07200060E  
RETAINING RING - M6

3. G0602652  
(x2)  
BUSHING - M4

13. 04543008Q  
(x2)  
TAPPING SCREW: 3X 8

14. A2596754  
BUSHING - 6 6MM

15. AA063499  
PRESSURE SPRING

17. 11050508  
HARNES CLAMP - LWS-0711

18. 11050522  
EDGE SADDLE - LE S0510

19. 11050551  
CLAMP: LES-0505

20. 11050612  
CLAMP: EDS-0704L-V0

21. 8010231  
HEXAGONAL HEAD BOLT W/WASHER: M3X 6

22. 8050089  
(x15)  
RETAINING RING - M4

23. 8050092  
RETAINING RING - 3M

24. AA143592  
SCREW- M4X6


25. 04563008N  
(x10)  
TAPPING SCREW - M3X8

26. 03530040N  
SCREW - M3X4

27. 11026248  
CONNECTOR - 5P

28. 04563010N  
TAPPING SCREW - M3X10

# U002 Duplex



- 29. AB014161 REVERSE ROLLER G EAR
- 30. AA080254 (x4) BUSHING - M4
- 31. AG070514 MAGNET CATCH
- 32. AW010107 PAPER FEED SENSO R
- 33. AA082104 (x5) BUSHING - 8X12X7

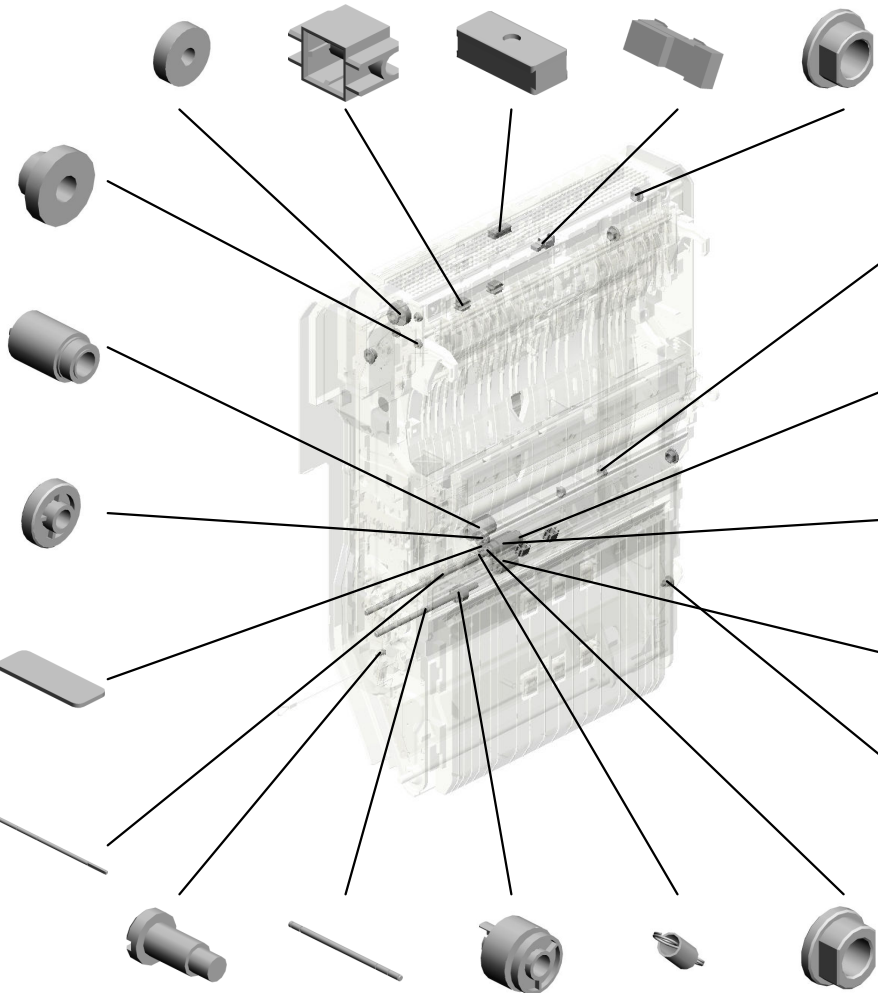
- 34. AA101021 (x4) RUBBER BUSHING - 6 45HS

- 35. AF030049 PICK-UP ROLLER

- 36. AB011387 GEAR - 23Z

- 37. AF013016 BOTTOM PLATE PAD

- 38. AA140777 SHAFT:FEED



- 44. AA143183 STEPPED SCREW
- 45. AA140778 SHAFT:SEPARATOR: DRIVE
- 46. AB011416 GEAR - 20Z
- 47. AA063568 PRESSURE SPRING
- 48. AA082101 BUSHING - 6X10X6

- 39. AA082102 (x2) BUSHING - 6X10X6

- 49. AA143807 SCREW:A


- 40. AA100014 (x2) RETAINING RING C - SEPARATE

- 41. AF031046 FEED ROLLER - M ANUAL FEED

- 42. AF032046 SEPARATION ROLLER - MANUAL FEED

- 43. AA143404 STEPPED SCREW - M4

# U002 Duplex



50. B0441847  
SHOULDER SCREW

51. B0441825  
(x4)  
COLLAR

52. AW020145  
(x2)  
PHOTO INTERRUPTOR  
: FLAT

53. B2232645  
DECAL: SIDE FENCE

54. AW500031  
PAPER SIZE SENSOR

55. B2232621  
COVER: MANUAL FEED UNIT

56. B2232633  
SPRING: RELEASE PICKUP

57. B2232632  
DC SOLENOID: PICKUP

58. B2232637  
BRACKET: ARM: MANUAL FEED: REAR

59. AX202007  
MAGNETIC CLUTCH

65. B2232608  
GEAR: Z16

66. B1802871  
SHAFT: SEPARATOR DRIVEN: ASS'Y

67. B2232623  
COVER: GUIDE PLATE: EXIT

68. AW010118  
PAPER FEED SENSOR

69. B2232620  
HOUSING: MANUAL FEED

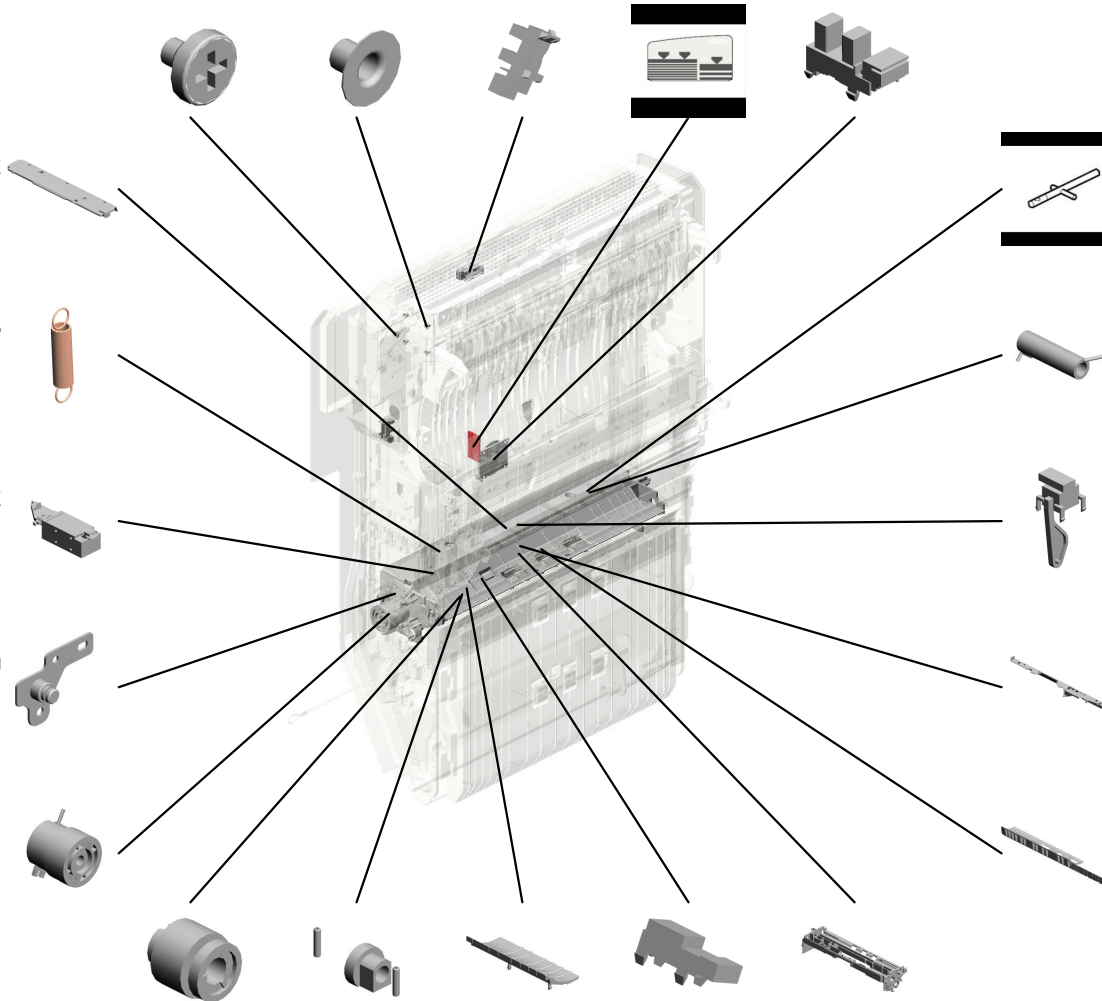
60. B2232634  
SUPPORT STAY: ARM

61. B2232636  
TORSION SPRING: 27N

62. AW500035  
PAPER END SENSOR


63. B2232629  
STAY: FEED

64. B2232622  
GUIDE PLATE: EXIT





# U002 Duplex



- 70. B2232663 EXTENSION TRAY
- 71. B2232661 COVER:MANUAL FEED
- 72. B2232713 (x2) RACK:MANUAL FEED
- 73. B2232674 SIDE FENCE:FRONT
- 74. B2232668 SPRING PLATE:STO PPER

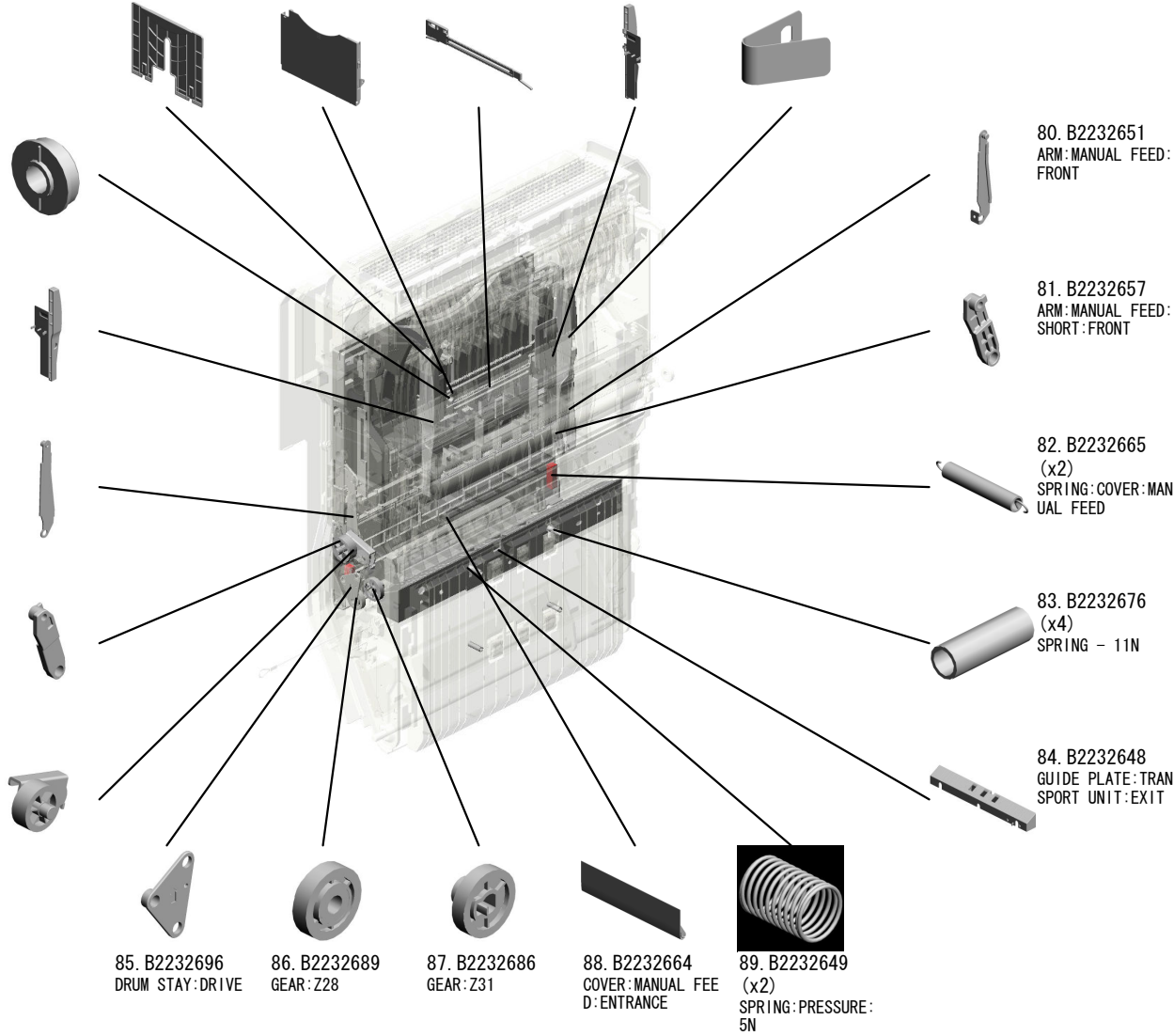
75. B2232666  
GEAR:16Z

76. B2232673  
SIDE FENCE:REAR


77. B2232652  
ARM:MANUAL FEED:  
REAR

78. B2232658  
ARM:MANUAL FEED:  
SHORT:REAR

79. B2232681  
ARM:TIGHTENER



# U002 Duplex



- 90. B2234531 GUIDE PLATE:COVER
- 91. B2232729 DECAL:PAPER SET DIRECTION:MANUAL FEED:EXP
- 92. B2234532 TENSION SPRING:HOOK:STOPPER
- 93. B2234512 TIMING BELT:30S2 M182
- 94. B2234529 ROLLER CLUTCH:T2 4

95. B2234538 (x2) COMPRESSION SPRING

96. B2234526 TIMING BELT:30S2 M268

97. B2234514 ROLLER CLUTCH:T2 4

98. B2234502 GUIDE PLATE:LEFT LOWER

99. B2234539 SHEET:COVER:DUPL EX

105. B2234524 WIRE:STOPPER:DIA 1.5

106. B2234522 SPACER:WIRE:STOPPER

107. B2234501 GUIDE PLATE:RIGHT

108. B2234525 TENSION SPRING:WIRE:180N

109. B2234535 ROLLER CLUTCH:T2 6

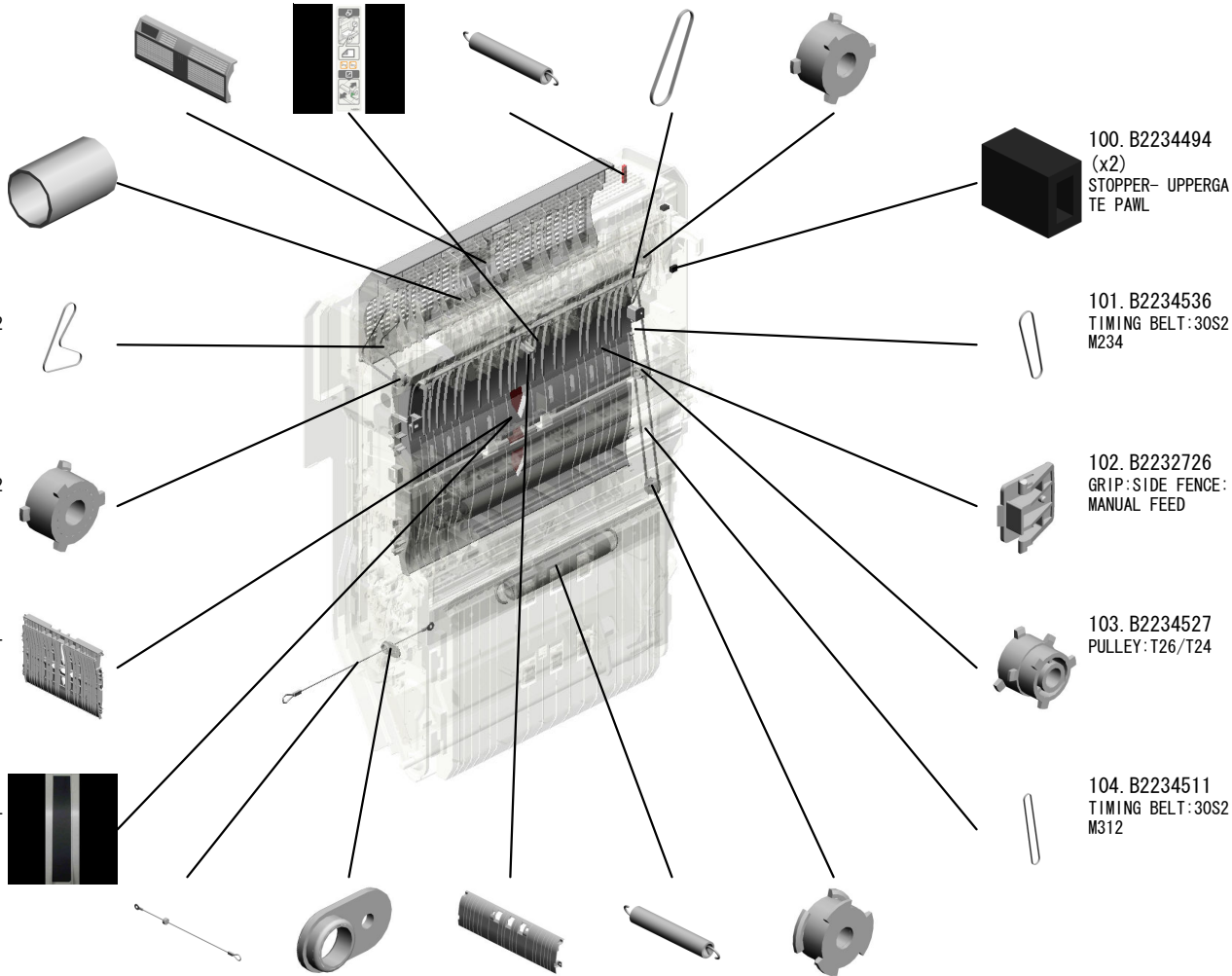
100. B2234494 (x2) STOPPER-UPPERGATE PAWL

101. B2234536 TIMING BELT:30S2 M234


102. B2232726 GRIP:SIDE FENCE:MANUAL FEED

103. B2234527 PULLEY:T26/T24

104. B2234511 TIMING BELT:30S2 M312



# U002 Duplex



- 110. B2234571 GEAR:PULLEY:Z24/T40
- 111. B2234572 STEPPER MOTOR:DC 4.29V 1.7W
- 112. B2234560 (x2) TENSION SPRING:DRIVEN ROLLER
- 113. B2234567 STAY:TRANSPORT:UPPER:PEEN
- 114. B2234566 BRACKET:SENSOR:ENTRANCE

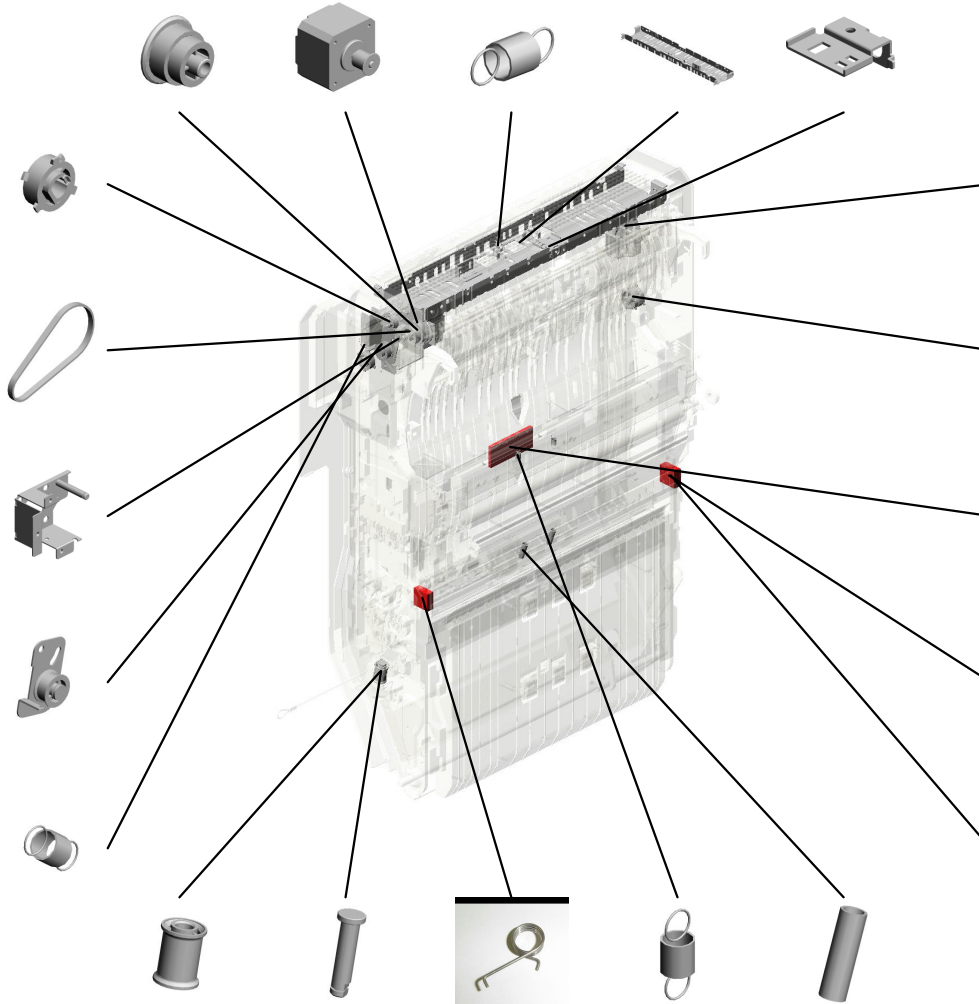
- 115. B2234586 (x2) PULLEY:T30

- 116. B2234573 TIMING BELT:30S2 M128

- 117. B2234575 BRACKET:STEPPER MOTOR

- 118. B2234562 TIGHTENER

- 119. B2234564 SPRING:TIGHTENER



- 125. B2234595 PULLEY:D1A13
- 126. B2234594 SHAFT:PULLEY:WIRE
- 127. B2234541 TORSION SPRING:REAR
- 128. B2234553 (x2) TENSION SPRING:DRIVEN ROLLER
- 129. B2234556 (x2) COMPRESSION SPRING

- 120. B2234579 GRIP:OPEN AND CLOSE:DUPLX UNIT


- 121. B2234544 PULLEY:T35/T33

- 122. B2384733 ENTRANCE SENSOR BRACKET

- 123. B2234542 TORSION SPRING:FRONT

- 124. B2234545 GUIDE PIN:HOLDER

# U002 Duplex



- 130. B2384739 COVER - ENTRANCE SENSOR
- 131. D0094503 GUIDE PLATE - LEFT UPPER
- 132. D0094504 UPPER GUIDE PLATE - GATE
- 133. D0094497 DECAL - RIGHT GUIDE
- 134. D0094522 TENSION SPRING: GATE PAWL: DUPLEX: 0.08N

135. D0092555  
TRANSPORT ROLLER  
- DUPLEX EXIT

136. D0092552  
GUIDE SHEET - MANUAL FEED

137. D0092554  
GUIDE SHEET - VERTICAL TRANSPORT

138. D0092560  
DRIVEN ROLLER

139. D0094535  
HARNES GUIDE

145. D0092573  
(x6)  
PULLEY - VERTICAL TRANSPORT

146. D0092574  
(x6)  
PULLEY - IDLER

147. D0092510  
GUIDE PLATE - EXIT

148. D0092563  
GUIDE PLATE - VERTICAL TRANSPORT

149. D0092575  
(x2)  
SHAFT - IDLER

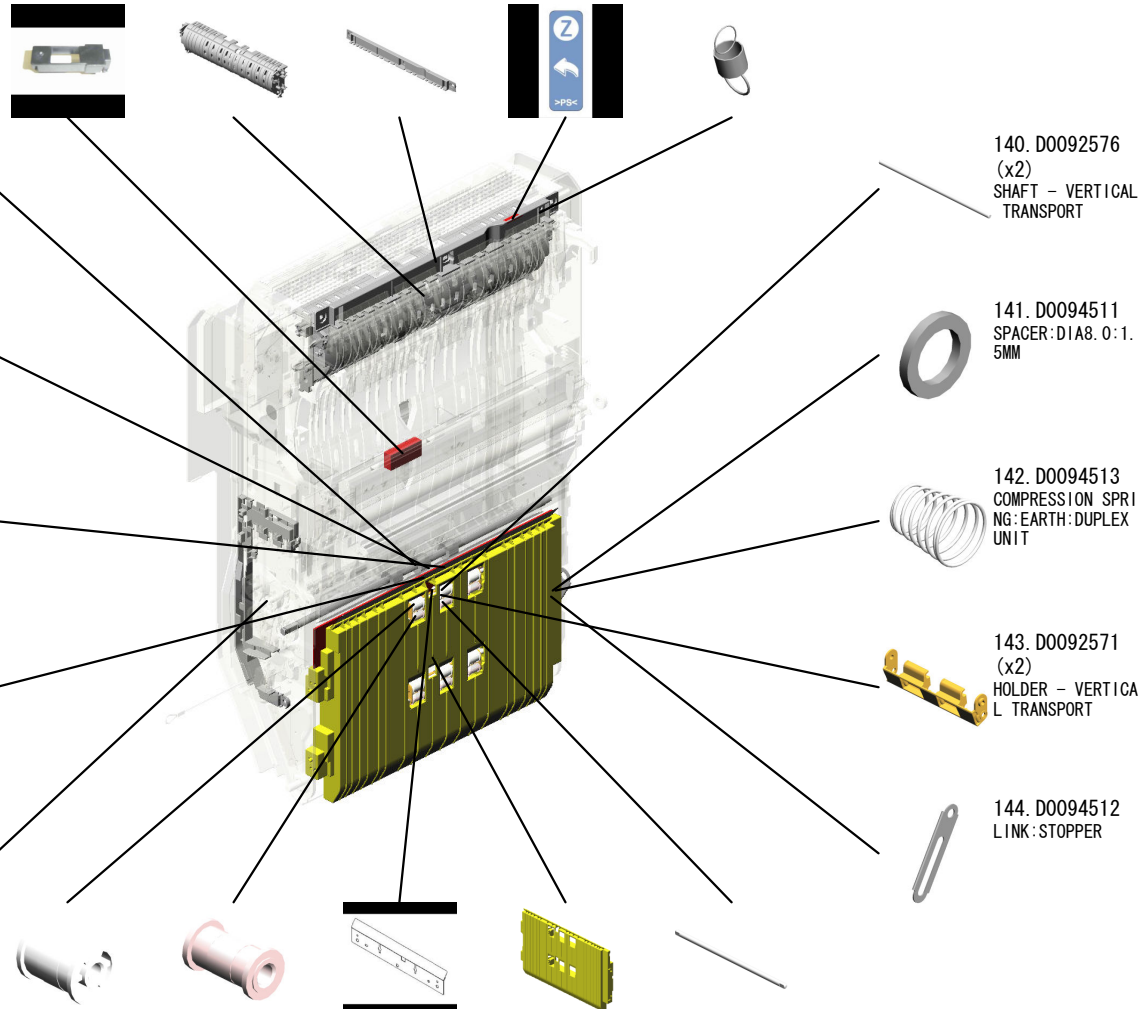
140. D0092576  
(x2)  
SHAFT - VERTICAL TRANSPORT

141. D0094511  
SPACER: DIA. 0:1.5MM


142. D0094513  
COMPRESSION SPRING: EARTH: DUPLEX UNIT

143. D0092571  
(x2)  
HOLDER - VERTICAL TRANSPORT

144. D0094512  
LINK: STOPPER



# U002 Duplex



- 150. D0292644 DECAL: SCALE: MANUAL FEED
- 151. D0094661 (x2) REVERSE ROLLER - FEED
- 152. D0094664 (x4) DRIVEN ROLLER
- 153. D0094662 TRANSPORT ROLLER 1
- 154. D0094577 DUPLEX GATE

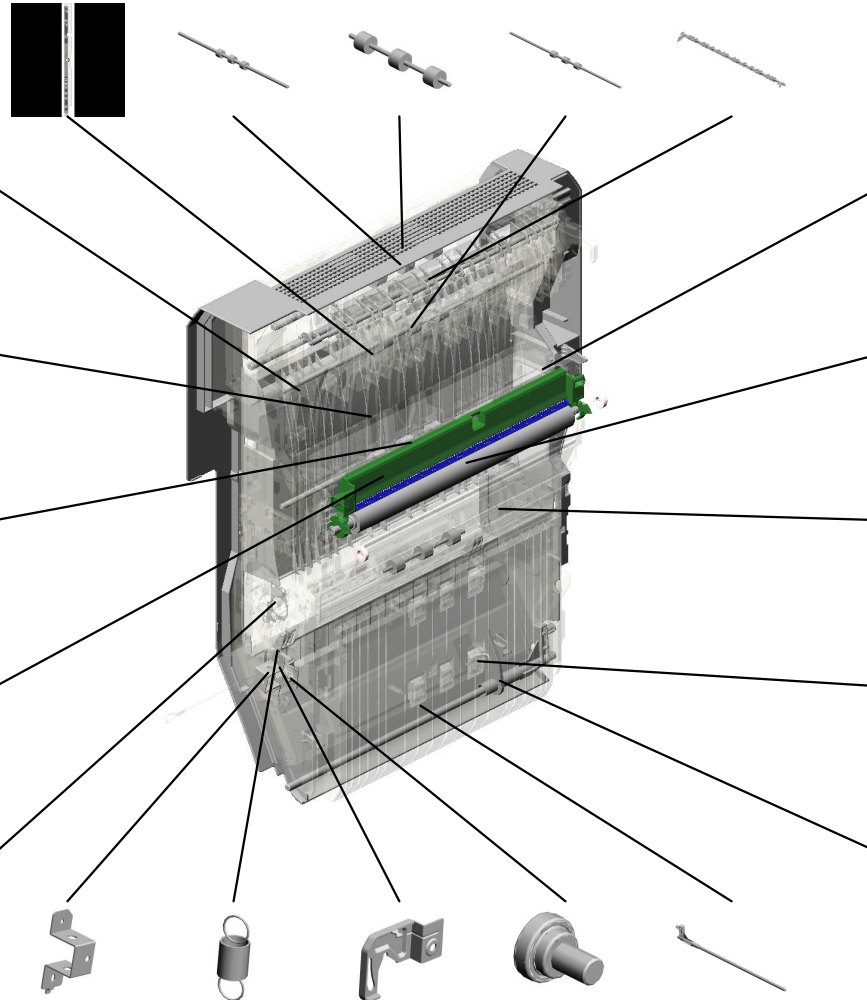
155. D0292664 FEELER: PAPER SIZE SENSOR: MANUAL FEED

156. D0292662 MANUAL FEED TABLE

157. D0094663 TRANSPORT ROLLER 2

158. D0094540 COVER - DUPLEX UNIT

159. D0292611 GROUND PLATE: REAR



160. D0254532 INNER COVER: DUPLEX

161. D0256202 TRANSFER/SEPARATION UNIT: AT: DOWN: ASS'Y


162. D0292612 GROUND PLATE: REVERSE

163. D0094589 GUIDE - SET SHAFT

164. D0094598 SPRING - SET SHAFT

- 165. D0094597 BRACKET - WIRE PULLEY SHAFT
- 166. D0094587 TENSION SPRING - RELEASE BRACKET
- 167. D0094588 STOPPER BRACKET - SPRING
- 168. D0094593 STEPPED SCREW - M3
- 169. D0094599 SHAFT - DUPLEX UNIT

# U002 Duplex



- 170. D0294590 HOOK:STOPPER:DUPL  
LEX UNIT:ASS'Y
- 171. D0294491 GUIDE PLATE:OPEN  
AND CLOSE
- 172. D0294499 DRIVEN ROLLER:DI  
A18:PAPER EXIT U  
NIT:VERTICAL TRA  
NSPORT
- 173. D0294482 GATE PAWL:UPPER:  
ASS'Y
- 174. D0294484 GRIP:GATE PAWL:U  
PPER

175. D0294521  
BRACKET:HARNESS

176. D0294583  
ARM:PRESSURE REL  
EASE:REAR

177. D0294489  
(x15)  
GUIDE:GUIDE PLAT  
E:OPEN AND CLOSE

178. D0292710  
COVER:HARNESS:MA  
NUAL FEED TABLE

179. D0294533  
INNER COVER:DUPL  
EX:REAR

180. D0294485  
LEVER:GATE PAWL:  
UPPER

181. D0294486  
TENSION SPRING:G  
ATE PAWL:1.5N

182. D0294582  
ARM:PRESSURE REL  
EASE:FRONT

183. D0294488  
(x2)  
TENSION SPRING:G  
UIDE PLATE:RIGHT

184. D0294166  
DECAL:WARNING (H  
IGH TEMPERATURE)  
:LOWER:FUSING

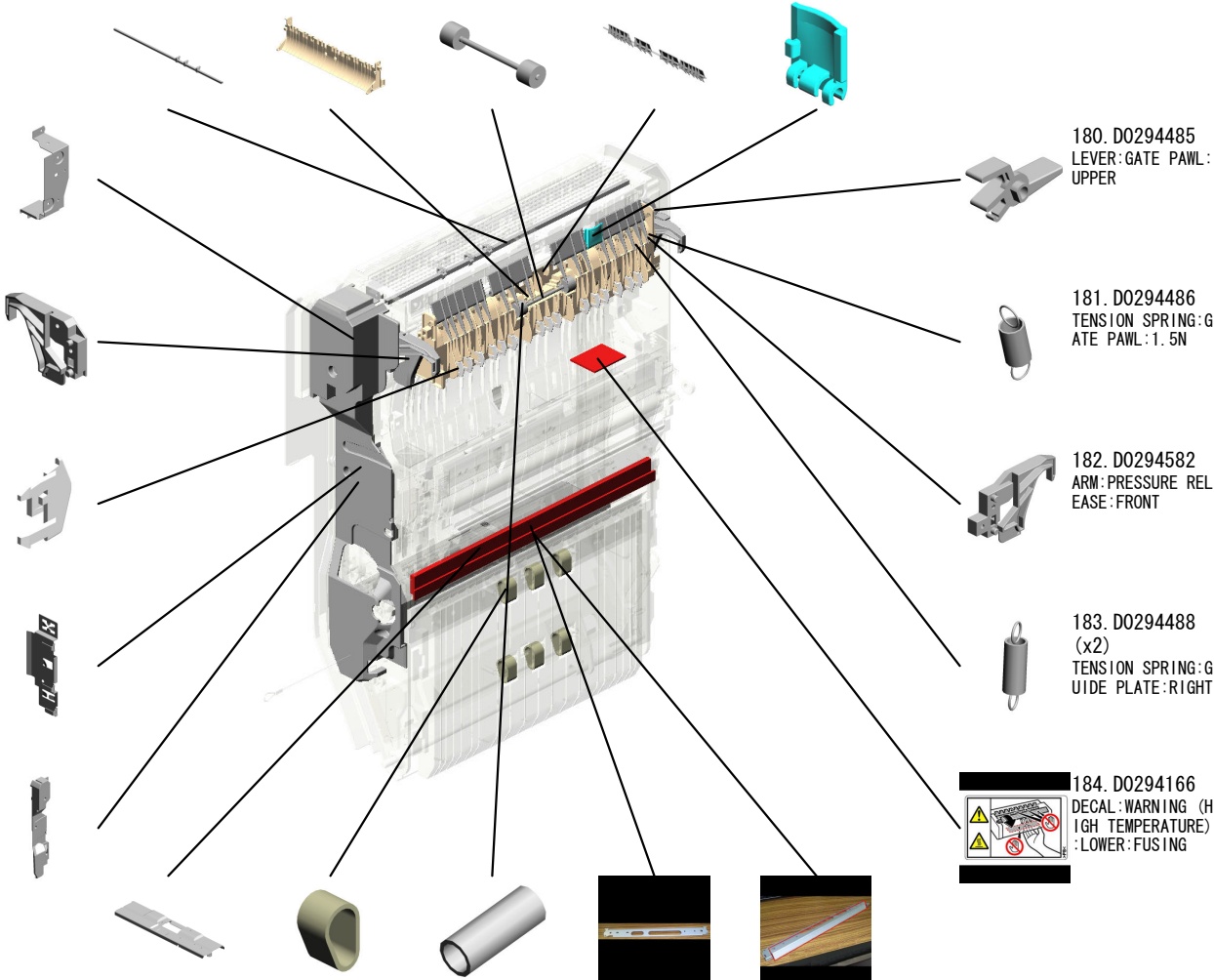
185. D0292709  
GUIDE PLATE:SEPA  
RATOR:ASS'Y

186. D0292677  
(x6)  
TRANSPORT BELT:D  
RIVEN:VERTICAL T  
RANSPORT


187. D0294497  
(x2)  
COMPRESSION SPRI  
NG:DRIVEN ROLLER  
:GATE

188. D0294554  
BRACKET:GUIDE PL  
ATE:TRANSFER UNI  
T

189. D0294555  
SHEET:TRANSPORT  
SUB-UNIT:FEED PA  
PER AGAIN



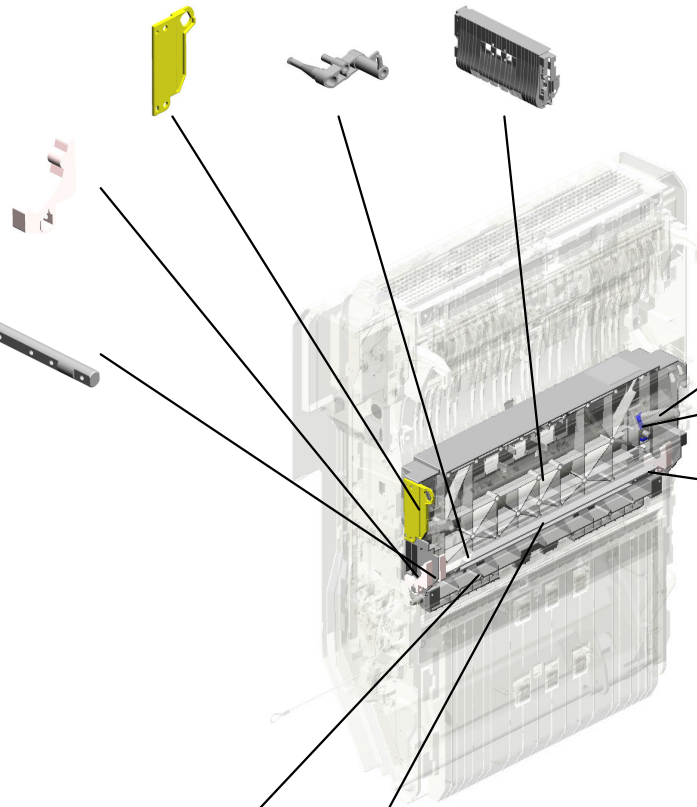
# U002 Duplex



- 190. D0296293  
DRUM STAY:REAR
- 191. G0602932  
PICK-UP ARM - MA  
NUAL FEED
- 192. D0294663  
GUIDE PLATE:TRAN  
SFER UNIT:HOLDER

- 193. D0296305  
(x3)  
LEVER:RELEASE

- 194. D0296323  
SHAFT:LEVER:REAR



- 195. D0296309  
(x2)  
SPRING:TRANSFER

- 196. D0296321  
(x2)  
ANCHOR:SPRING

- 197. D0296322  
SHAFT:LEVER:FRON  
T

- 198. G0802900  
TORQUE LIMITER

- 199. D0296320  
BRACKET:LEVER:MI  
DDLE

U001	U002	U003	U004	U005	U006	U007	U008	U009	U010	U011	U012	U013	U014	U015	U016	U017
------	------	------	------	------	------	------	------	------	------	------	------	------	------	------	------	------

U002\_S001  
CASE:AT:ASS'Y

2. D0296285  
TERMINAL:TRANSFE  
R ROLLER

3. D0296325  
(x2)  
COMPRESSION SPRI  
NG:GUIDE PLATE:E  
XIT:3.5N

4. AZ300060  
POWER PACK:D:AT/  
AP-C2

1. D0256280  
CASE:AT:ASS'Y

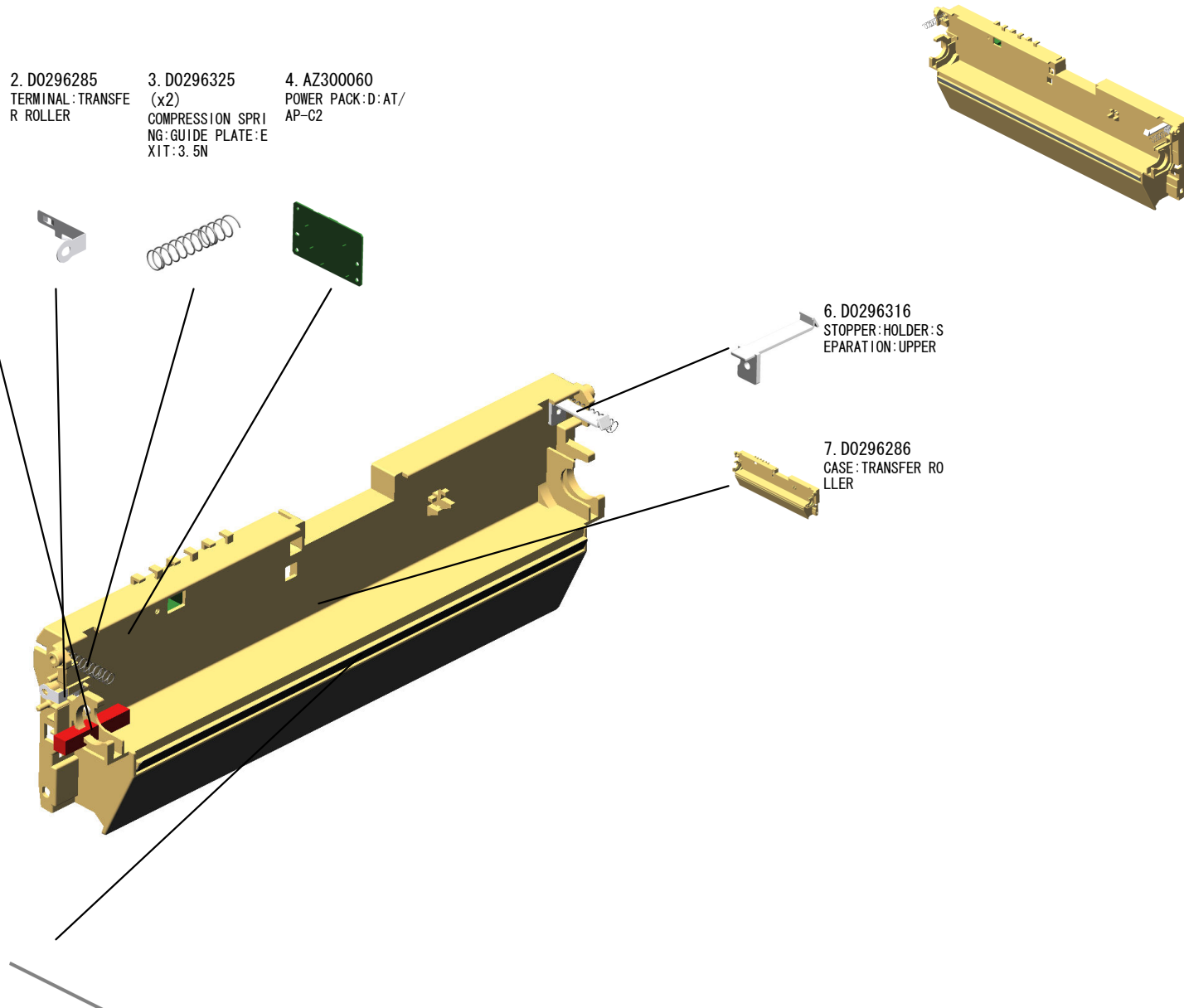
5. D0296331  
GROUND WIRE:POWE  
R PACK



6. D0296316  
STOPPER:HOLDER:S  
EPARATION:UPPER

7. D0296286  
CASE:TRANSFER RO  
LLER

8. D0296335  
SHEET:CASE:LOWER

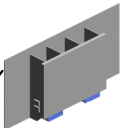
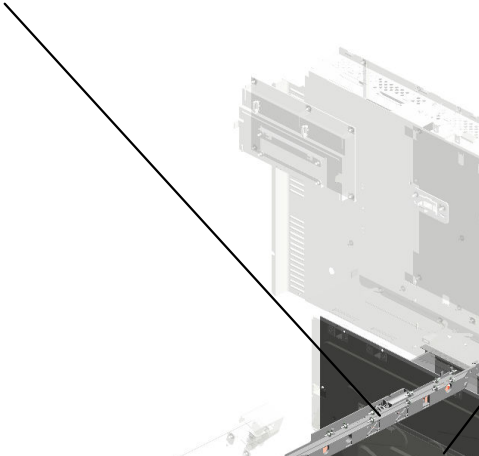


U001	U002	U003	U004	U005	U006	U007	U008	U009	U010	U011	U012	U013	U014	U015	U016	U017
------	------	------	------	------	------	------	------	------	------	------	------	------	------	------	------	------



# U003. Electrical

U003 S002  
D0295876  
DENSITY SENSOR: ASS'Y

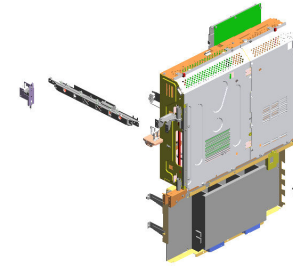


U003 S001  
AZ240138  
POWER SUPPLY UNIT: 457W: E  
U/AA/CHN: ATH-C2

U001	U002	U003	U004	U005	U006	U007	U008	U009	U010	U011	U012	U013	U014	U015	U016	U017
------	------	------	------	------	------	------	------	------	------	------	------	------	------	------	------	------

# U003 Electrical

- 1. AZ320180 POWER PACK:TTS:A T-C2
- 2. 11050516 (x2) CLAMP
- 3. 11050487 (x4) HARNESS CLAMP
- 4. 14077036 EEPROM:AT24C128B -PU
- 5. 11050521 CLAMP - LES-1017



- 6. 12042704 SWITCH - RS1A-AB 11

- 7. B2231317 (x4) SCREW

- 8. 03530250N (x2) SCREW:M3X25

- 9. 12042709 (x2) SWITCH - V-5F930 DN

- 10. 07200030E RETAINING RING - M3

- 16. 04543006Q (x22) TAPPING SCREW - M3X6
- 17. B2235813 SAFETY SWITCH BRACKET
- 18. B2235814 BRACKET - SAFETY SWITCH LEVER
- 19. AA063568 (x2) PRESSURE SPRING
- 20. AZ320175 POWER PACK:CB:AP /AT-C2

- 11. B2235804 RACK: INNER BACK: AUXILIARY:RIGHT

- 12. 11050663 (x4) CLAMP:LWSR-2111S

- 13. 11050490 HARNESS CLAMP - IWS-2218

- 14. 11050489 (x6) HARNESS CLAMP - LWS 1316

- 15. B2235812 (x2) HINGE: PANEL:CONT ROL BOARD

- 21. 11050488 HARNESS CLAMP

- 22. 11050534 CLAMP

- 23. 11050612 CLAMP:EDS-0704L-V0

- 24. 11050613 CLAMP:EDS-1010L-V0

- 25. 11050614 CLAMP - EDS-1710 L-V0

- 26. AA143555 SCREW - M3X5

U001	U002	U003	U004	U005	U006	U007	U008	U009	U010	U011	U012	U013	U014	U015	U016	U017
------	------	------	------	------	------	------	------	------	------	------	------	------	------	------	------	------

# U003 Electrical

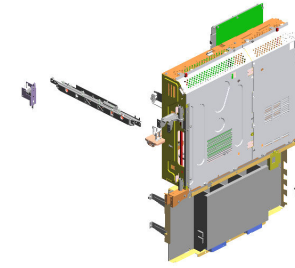
27. D0251755  
(x2)  
GROUND WIRE:SCAN  
NER:RACK

28. B2385891  
DRAWER BRACKET

29. D0255800  
RACK: INNER BACK:  
SUB-ASS'Y

30. D0295805  
RACK: INNER BACK:  
AUXILIARY:MIDDLE

31. D0255886  
GASKET:UC-300281  
VO:L20




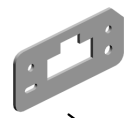
32. D0255834  
BRACKET:POWER PA  
CK:TTS

33. B2385828  
MAIN SWITCH SHEE  
T

34. B2385825  
POWER SOURCE SWI  
TCH LINK

35. B2385821  
BRACKET - MAIN S  
WITCH HANDLE

36. B2385824  
SLIDE SWITCH COV  
ER



37. D0255113  
PCB:BI:CU:AT-C2:G  
W:ASS'Y

38. D0255120  
PCB:IOB:AT-C2

39. B2235841  
HINGE:APPLICATIO  
N:RACK

40. B2235816  
PLATE:RACK:AUXIL  
IARY:RIGHT

41. B2235866  
GROUND WIRE:RACK  
:RIGHT LOWER:HF


42. B2385827  
MAIN SWITCH BRAC  
KET

43. B2235832  
BRACKET:POWER PA  
CK

44. B2235857  
BRACKET:SW:DEHUM  
IDIFIER:HEATER:E  
XP

45. B2235830  
BRACKET:PSU:ASS'  
Y

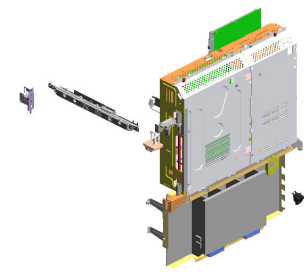
46. B2235843  
BRACKET:RACK:APP  
LICATIO



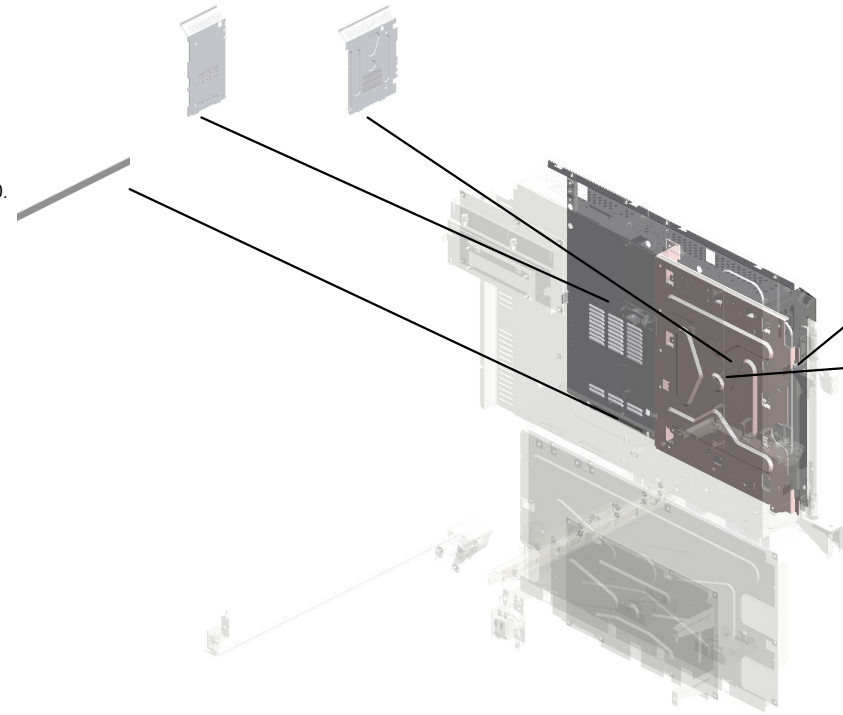
# U003 Electrical

47. D0295819  
RACK: APPLICATION  
:FRONT: ASS'Y


48. D0295811  
RACK: APPLICATION  
:FRONT: RIGHT



49. D0295861  
(x3)  
GASKET: 65TFV5-0.  
5: L90



50. D0295863  
GASKET: 65TSV5-2:  
L23



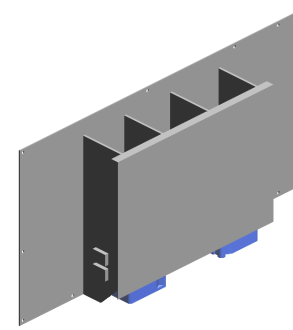
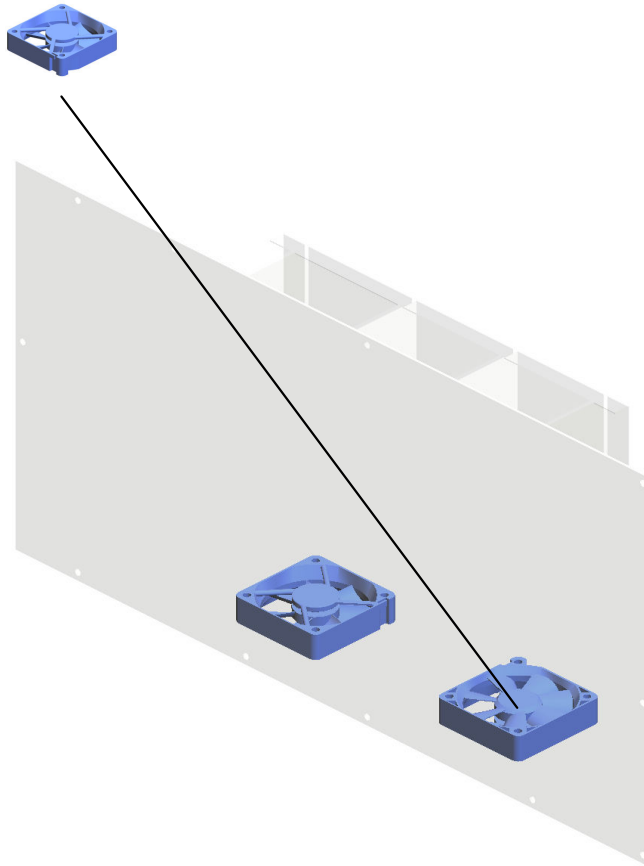
51. D0295806  
BRACKET: 10B



U001	U002	U003	U004	U005	U006	U007	U008	U009	U010	U011	U012	U013	U014	U015	U016	U017
------	------	------	------	------	------	------	------	------	------	------	------	------	------	------	------	------

U003\_S001  
POWER SUPPLY UNIT: 457W:EU/AA/CHN:ATH-C2

2. AX640201  
(x2)  
FAN:MM60



1. AZ240138  
POWER SUPPLY UN1  
T: 457W:EU/AA/CHN  
:ATH-C2



3. 09543020N  
SCREW: POLISHED R  
OUND/SPRING: M3X2  
0

U001	U002	U003	U004	U005	U006	U007	U008	U009	U010	U011	U012	U013	U014	U015	U016	U017
------	------	------	------	------	------	------	------	------	------	------	------	------	------	------	------	------

# U003\_S002 DENSITY SENSOR: ASS' Y

2. AA143520  
(x2)  
SHOULDER SCREW -  
M3

3. AA060151  
TENSION SPRING

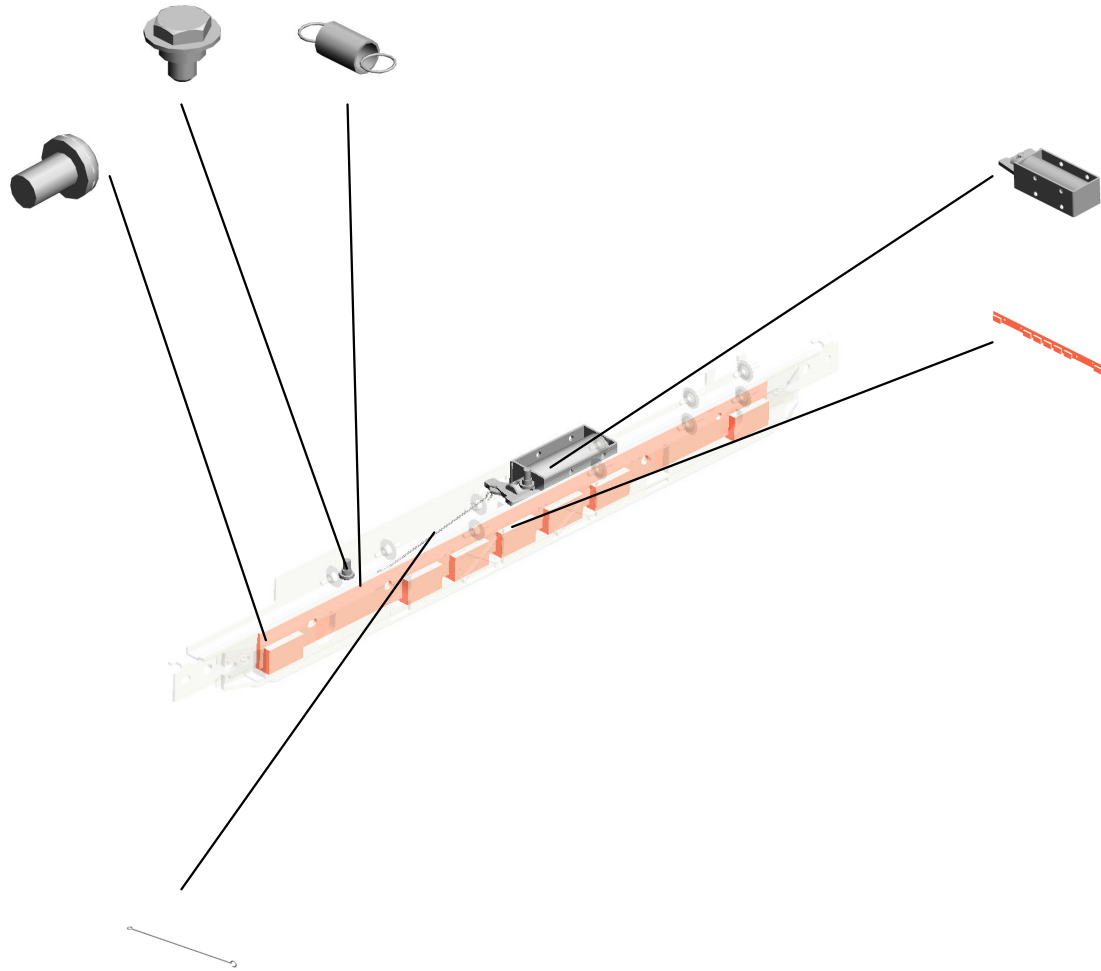
4. 03125040N  
(x2)  
SCREW - M2.5X4

5. B2385875  
DC SOLENOID DC24  
V

6. D0296395  
DENSITY SENSOR

7. B2385867  
HOOK: SOLENOID: SE  
NSOR: TM

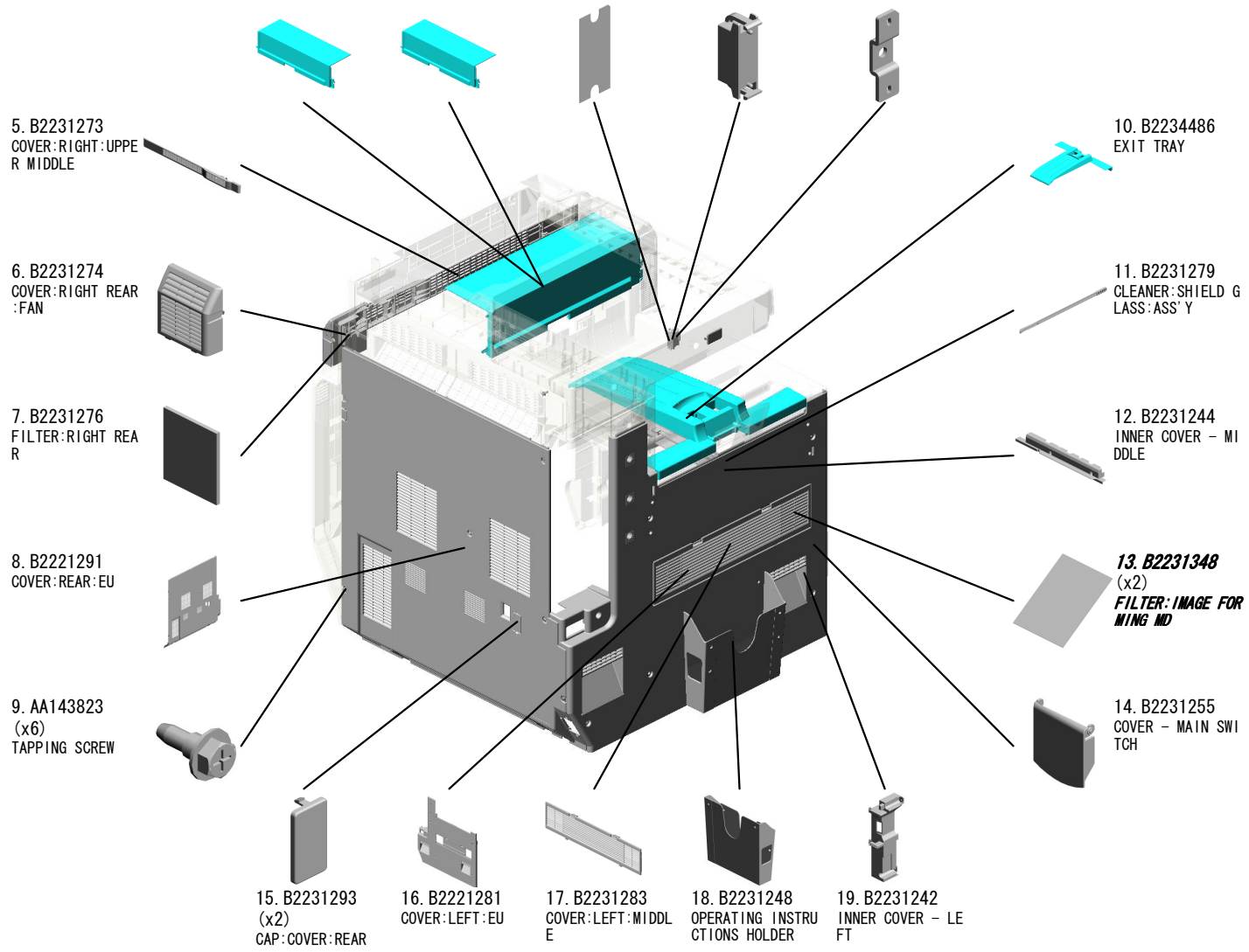
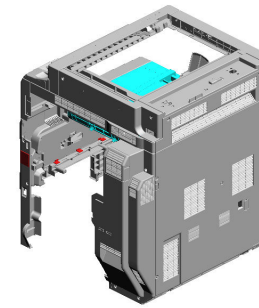
1. D0295876  
DENSITY SENSOR: A  
SS' Y



U001	U002	U003	U004	U005	U006	U007	U008	U009	U010	U011	U012	U013	U014	U015	U016	U017
------	------	------	------	------	------	------	------	------	------	------	------	------	------	------	------	------

# U004 Exterior

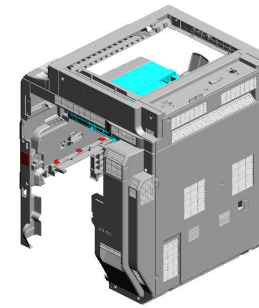
- 1. B2231266 COVER:PAPER EXIT UNIT:UPPER
- 1. D0251266 COVER:PAPER EXIT SUB-UNIT:UPPER
- 2. B2231249 STOPPER:MAGNET CATCH
- 3. AG071012 (x2) MAGNET CATCH:ASSY
- 4. B0241264 MAGNET CATCH



- 20. 03603006N SCREW:M3X6
- 21. 04543008Q TAPPING SCREW:3X8
- 22. 04503010N TAPPING SCREW - M3X10
- 23. 03530050N SCREW-M3X5

U001	U002	U003	U004	U005	U006	U007	U008	U009	U010	U011	U012	U013	U014	U015	U016	U017
------	------	------	------	------	------	------	------	------	------	------	------	------	------	------	------	------

# U004 Exterior



- 24. D0231262 COVER: INNER BACK : UPPER: EU
- 25. D0231592 COVER: SCANNER: FRONT: UPPER: EU
- 26. D0091260 UPPER COVER
- 27. D0231376 COVER: SCANNER: LEFT: EU
- 28. D0231593 COVER: SCANNER: FRONT: LEFT: EU

29. D0231392 COVER: SCANNER: RIGHT: EU

30. B2371367 COVER: SCANNER: REAR: EU

31. B2381362 DECAL - MISFEED REMOVAL B1

32. D0231292 COVER: REAR: UPPER: EU

33. B2241263 COVER: INNER BACK : MIDDLE: EU

39. B2381368 (x4) DECAL - CLEANING

40. B2241251 COVER: FRONT: EU

41. B2234487 EXIT END FENCE

42. B2241257 COVER: FRONT: COLLECTION BOTTLE

43. B2371355 DECAL - MAIN SWITCH EU OP

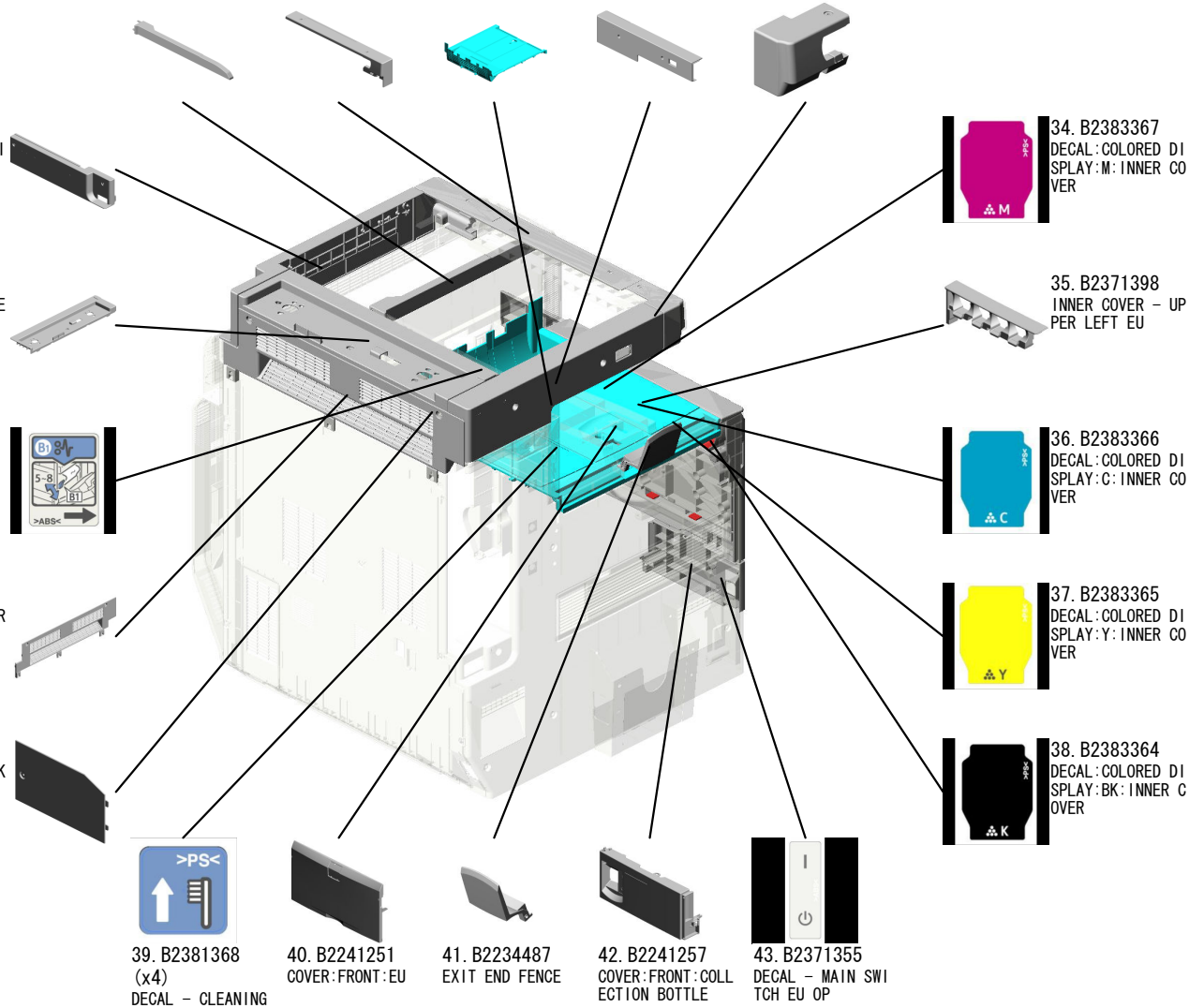
34. B2383367 DECAL: COLORED DISPLAY: M: INNER COVER

35. B2371398 INNER COVER - UPPER LEFT EU

36. B2383366 DECAL: COLORED DISPLAY: C: INNER COVER

37. B2383365 DECAL: COLORED DISPLAY: Y: INNER COVER

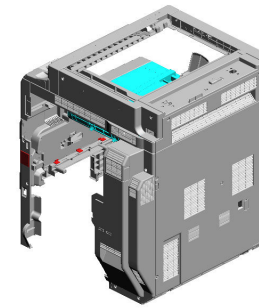
38. B2383364 DECAL: COLORED DISPLAY: BK: INNER COVER



U001	U002	U003	U004	U005	U006	U007	U008	U009	U010	U011	U012	U013	U014	U015	U016	U017
------	------	------	------	------	------	------	------	------	------	------	------	------	------	------	------	------



# U004 Exterior



- 44. D0251596 COVER:FRONT RIGHT:UPPER
- 45. D0271213 COVER:FRONT RIGHT:EU
- 46. D0291243 INNER COVER:UPPER:RIGHT
- 47. D0231594 COVER:SCANNER:FRONT:EU
- 48. D0251597 (x2) BRACKET:OPERATION PANEL:AUXILIARY

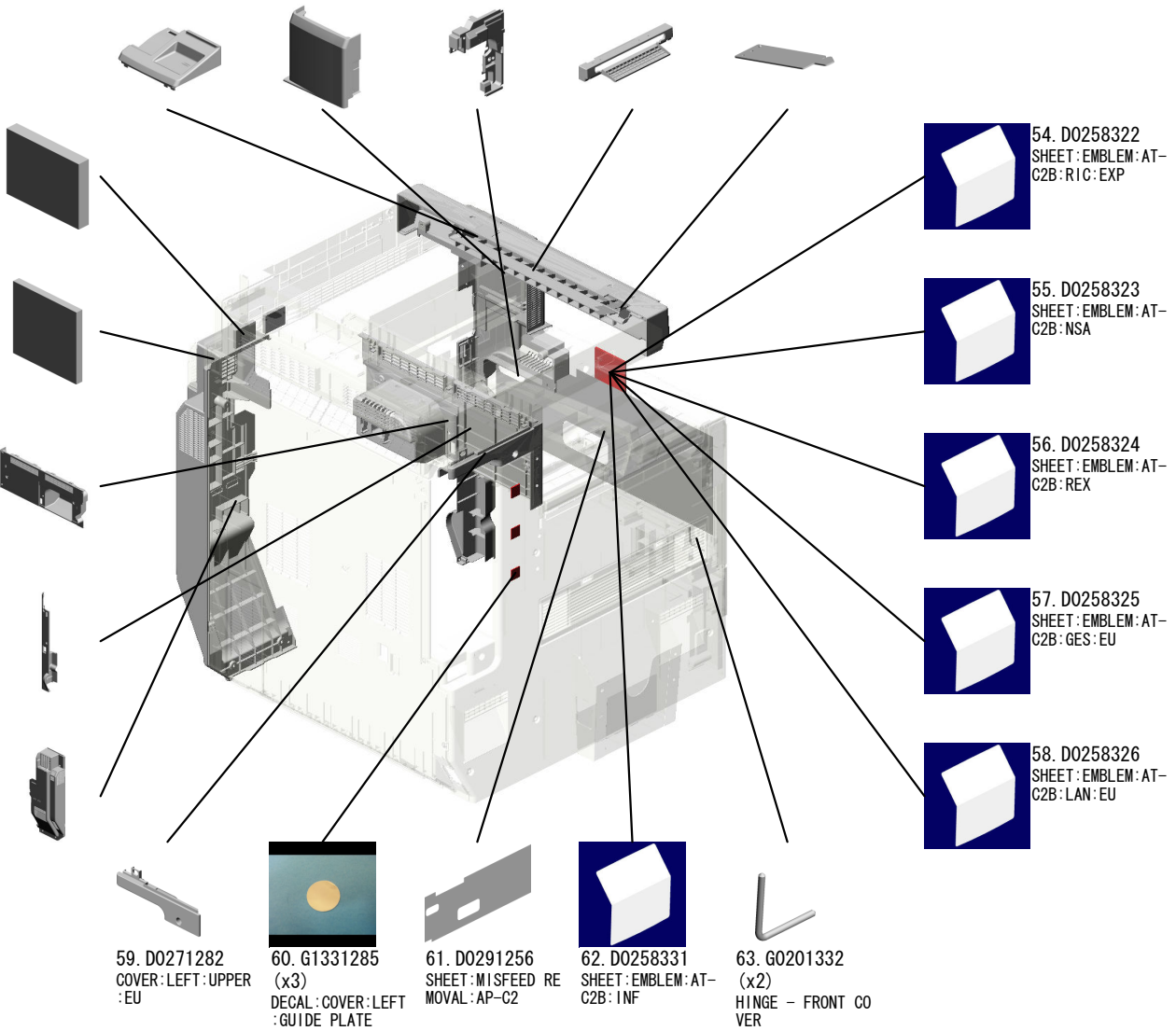
- 49. D0291278 (x2) OZONE FILTER:NO.2

- 50. G1331295 OZONE FILTER

- 51. D0251261 COVER:INNER BACK

- 52. D0271271 COVER:RIGHT:FRONT:EU

- 53. D0291272 COVER:RIGHT:REAR



U001	U002	U003	U004	U005	U006	U007	U008	U009	U010	U011	U012	U013	U014	U015	U016	U017
------	------	------	------	------	------	------	------	------	------	------	------	------	------	------	------	------

U004  
Exterior

64. GA003031  
DECAL - SHIELDIN  
G PLATE M

65. GA003032  
DECAL - SHIELDIN  
G PLATE C



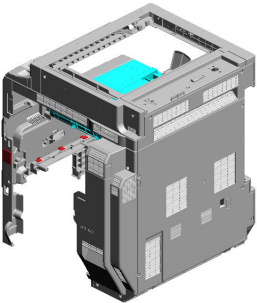
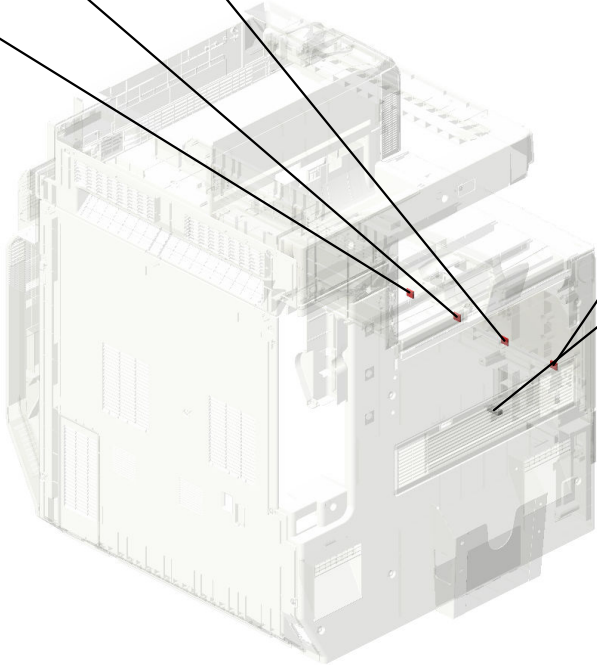
66. GA003033  
DECAL - SHIELDIN  
G PLATE K



67. GA003030  
DECAL - SHIELDIN  
G PLATE Y



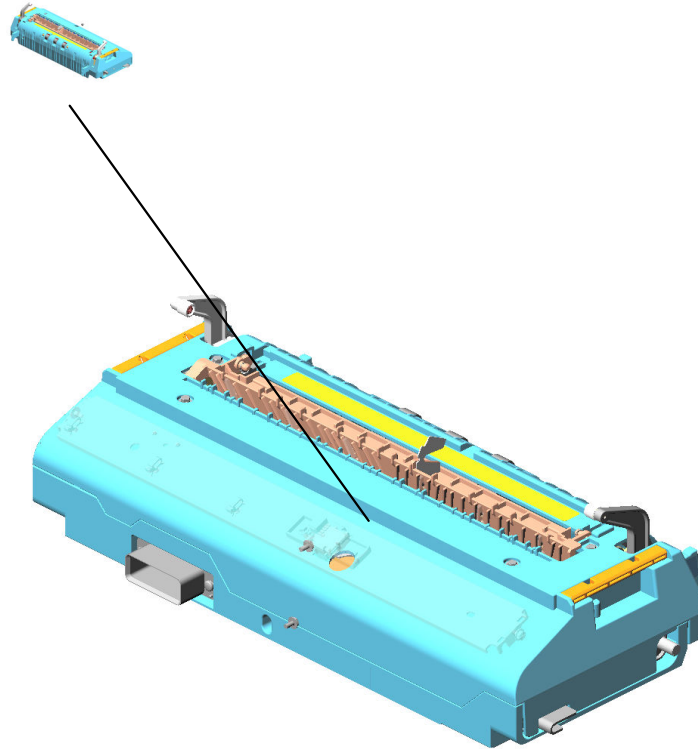
68. G1336537  
MAGNET CATCH



U001	U002	U003	<b>U004</b>	U005	U006	U007	U008	U009	U010	U011	U012	U013	U014	U015	U016	U017
------	------	------	-------------	------	------	------	------	------	------	------	------	------	------	------	------	------

# U005. Fusing

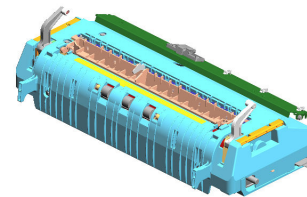
U005 S001  
D0254052  
FUSING UNIT:EU:SUB-ASS'Y



U001	U002	U003	U004	U005	U006	U007	U008	U009	U010	U011	U012	U013	U014	U015	U016	U017
------	------	------	------	------	------	------	------	------	------	------	------	------	------	------	------	------

# U005 Fusing

- 1. 11050511  
(x3)  
HARNESS CLAMP -  
LWS-0306ZC
- 2. B2384363  
THERMOPILE BRACK  
ET



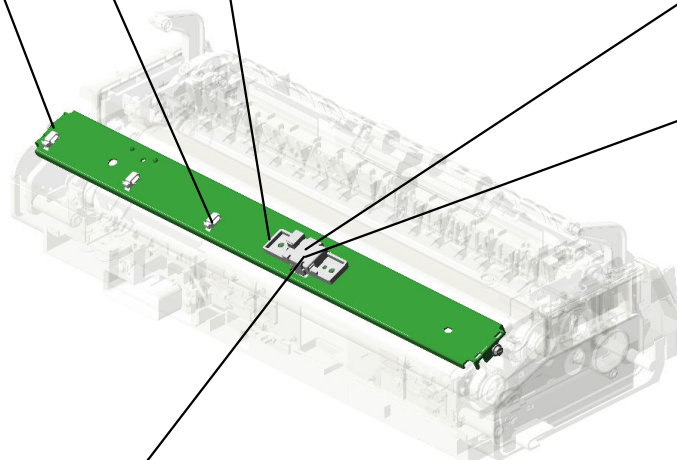
- 3. 04543006Q  
(x2)  
TAPPING SCREW -  
M3X6



- 4. AW100106  
THERMOPILE



- 5. B2384365  
LENS HOLDER



- 6. B2384366  
LENS COVER



U001	U002	U003	U004	<b>U005</b>	U006	U007	U008	U009	U010	U011	U012	U013	U014	U015	U016	U017
------	------	------	------	-------------	------	------	------	------	------	------	------	------	------	------	------	------

# U005\_S001

## FUSING UNIT:EU:SUB-ASS'Y


2. AA066668  
SPRING:STRIPPER  
PLATE:REAR

3. 07200040E  
(x2)  
RETAINING RING -  
M4

4. 04563010N  
(x2)  
TAPPING SCREW -  
M3X10

5. AA060989  
(x2)  
SPRING:FUSING EX  
IT:PRESSURE

6. AA080348  
(x2)  
BUSHING:DRIVEN R  
OLLER



1. D0254052  
FUSING UNIT:EU:S  
UB-ASS'Y

7. AB014308  
GEAR:IDLER:DRIVE

8. AB014303  
GEAR:HOT ROLLER:  
ROLLER CLUTCH:Z2  
2

9. AB014307  
GEAR:IDLER:Z14XZ  
23

10. AB014306  
GEAR:IDLER:Z14

11. 09543010N  
SCREW:POLISHED R  
OUND/SPRING:M3X1  
0

17. AE012030  
HEAT ROLLER:DIA2  
5:COAT

18. AE010067  
HOT ROLLER:DIA35

19. AA143520  
(x4)  
SHOULDER SCREW -  
M3

20. AA063952  
(x2)  
COMPRESSION SPRI  
NG:BELT TENSIONE

21. AA066667  
SPRING:STRIPPER  
PLATE:FRONT

12. AA061026  
(x2)  
COMPRESSION SPRI  
NG:DRIVEN ROLLER

22. AA143592  
SCREW- M4X6

13. AA143792  
(x2)  
SCREW:DRAWER

14. 07200030E  
(x2)  
RETAINING RING -  
M3

15. AA081013  
(x2)  
BUSHING:DIA4XDIA  
6X8

16. AA060990  
(x2)  
SPRING:PRESSURE:  
50N

U001	U002	U003	U004	U005	U006	U007	U008	U009	U010	U011	U012	U013	U014	U015	U016	U017
------	------	------	------	------	------	------	------	------	------	------	------	------	------	------	------	------

U005\_S001  
FUSING UNIT:EU:SUB-ASS'Y


23. AE040064  
BELT TENSION ROLLER

24. B2384070  
FUSING BELT

25. AE020169  
PRESSURE ROLLER: DIA30

26. AX440279  
HEATER: 213V: 400W

27. AW110055  
THERMOSTAT - 146 C/147C



1. D0254052  
FUSING UNIT:EU:SUB-ASS'Y

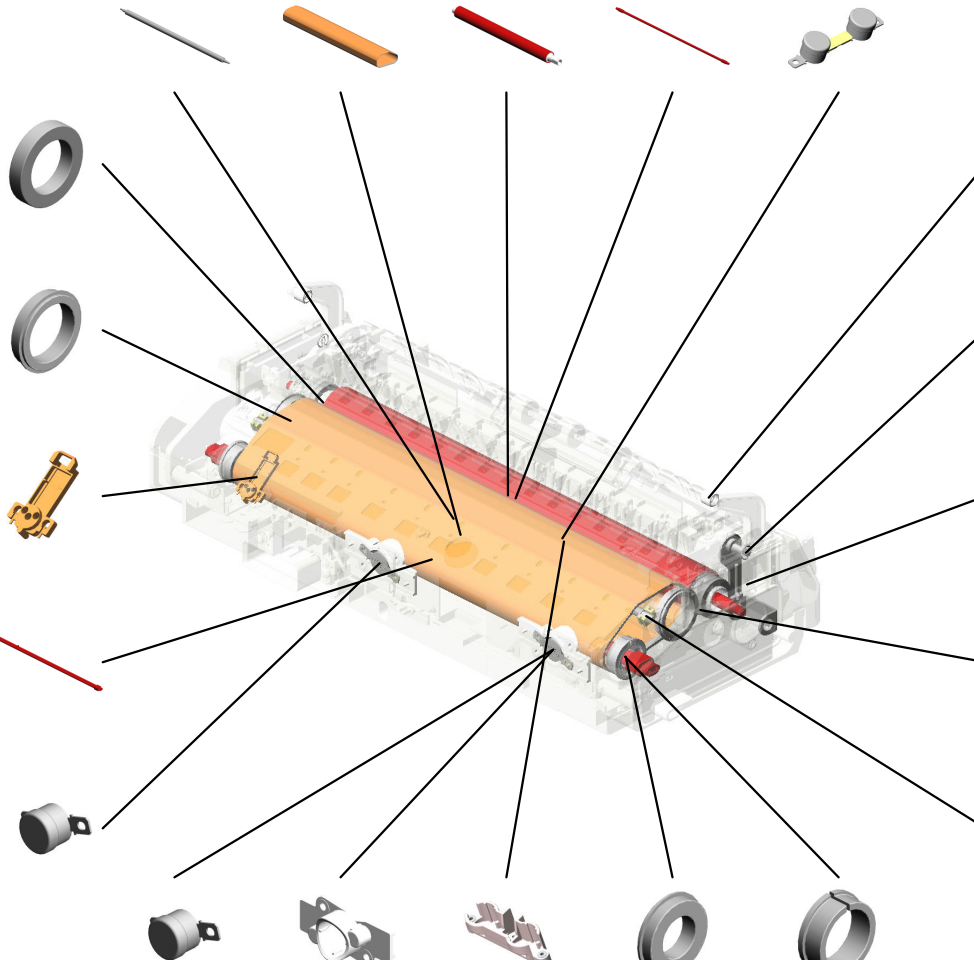
28. AE030074  
(x2)  
BALL BEARING: DIA 17X DIA26X5

29. AE030066  
(x2)  
BALL BEARING: MM2 5XMM32X7

30. AW100105  
THERMISTOR: FUSING

31. AX440275  
HEATER: 213V: 640W /460W

32. AW110079  
THERMOSTAT: 165



33. B2384194  
(x2)  
ROLLER: LEVER: PRESSURE

34. B2384166  
(x2)  
END RING: SPRING: DIA4

35. B2384175  
LEVER: PRESSURE: FRONT: PEEN

36. AW100119  
THERMISTOR: PRESSURE

37. AE031045  
(x2)  
BUSHING - BELT TENSION ROLLER

38. AW110080  
THERMOSTAT: 183

39. B2384123  
(x2)  
THERMOSTAT HOUSING

40. B2384134  
THERMOSTAT HOUSING

41. AE030072  
(x2)  
BALL BEARING: DIA 12X DIA21X5

42. AE032030  
(x2)  
BUSHING - 20X25

U001	U002	U003	U004	U005	U006	U007	U008	U009	U010	U011	U012	U013	U014	U015	U016	U017
------	------	------	------	------	------	------	------	------	------	------	------	------	------	------	------	------

U005\_S001  
FUSING UNIT:EU:SUB-ASS'Y


43. D0254191  
LEVER:PRESSURE R  
RELEASE:REAR

44. B2384195  
LEVER:PRESSURE:R  
EAR:PEEN

45. D0254129  
(x6)  
GUIDE:FUSING EXI  
T:PFA

46. B2384291  
STRIPPER PLATE:C  
OAT

47. D0294163  
DECAL:WARNING (H  
IGH TEMPERATURE)  
:FUSING:T

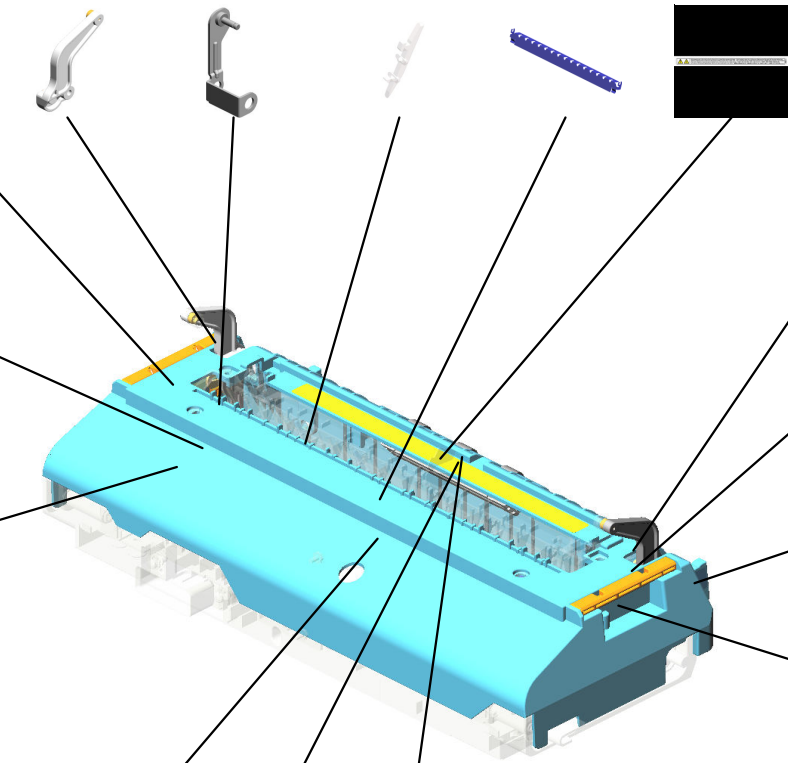


1. D0254052  
FUSING UNIT:EU:S  
UB-ASS'Y

48. D0294277  
(x2)  
GRIP:FUSING UNIT

49. GB010036  
GEAR:IDLER:Z16

50. GB010035  
GEAR:IDLER:FUSIN  
G UNIT



51. D0254171  
LEVER:PRESSURE R  
RELEASE:FRONT

52. B2384197  
(x2)  
LEVER:LOCK:PRESS  
URE

53. D0294160  
(x2)  
DECAL:C2:BLUE:FU  
SING

54. D0254274  
(x2)  
STOPPER:GRIP

55. D0294331  
FUSING COVER:UPP  
ER



56. D0254238  
BRACKET:DRIVEN R  
OLLER

57. D0094664  
DRIVEN ROLLER

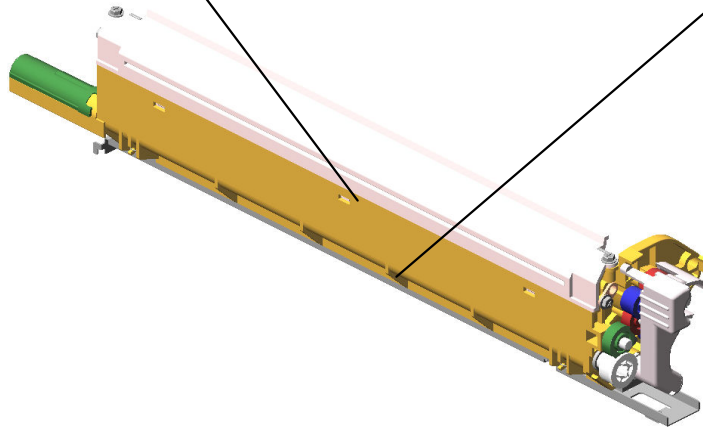
U001	U002	U003	U004	U005	U006	U007	U008	U009	U010	U011	U012	U013	U014	U015	U016	U017
------	------	------	------	------	------	------	------	------	------	------	------	------	------	------	------	------

U006  
ITB Cleaning

1. D0296027  
CLEANING UNIT: IN  
TERMINATE TRANS  
FER: ASS'Y



2. B2236198  
CLEANING UNIT RA  
IL

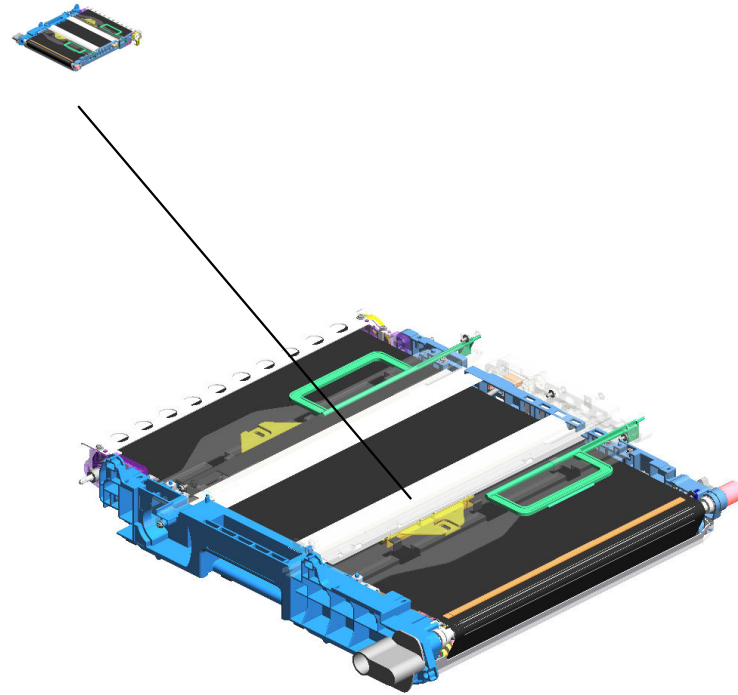


U001	U002	U003	U004	U005	<b>U006</b>	U007	U008	U009	U010	U011	U012	U013	U014	U015	U016	U017
------	------	------	------	------	-------------	------	------	------	------	------	------	------	------	------	------	------




# U007. Image Transfer

U007 S001  
D0296010  
TRANSFER UNIT: INTERMEDIA  
TE TRANSFER: C2: DOM: ASS'Y



U001	U002	U003	U004	U005	U006	U007	U008	U009	U010	U011	U012	U013	U014	U015	U016	U017
------	------	------	------	------	------	------	------	------	------	------	------	------	------	------	------	------

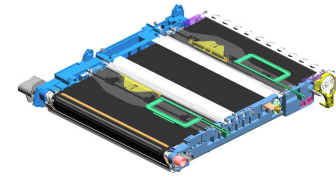
U007  
Image Transfer




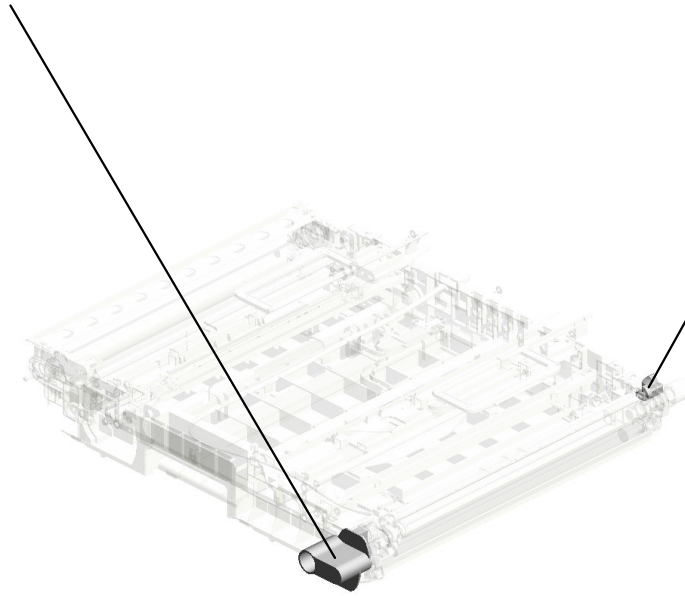

U001	U002	U003	U004	U005	U006	U007	U008	U009	U010	U011	U012	U013	U014	U015	U016	U017
------	------	------	------	------	------	------	------	------	------	------	------	------	------	------	------	------

U007\_S001  
TRANSFER UNIT: INTERMEDIATE TRANSFER: C2: DOM: ASS'Y

2. B2236109  
LEVER: RIGHT: ITB



1. D0296010  
TRANSFER UNIT: IN  
TERMEDIATE TRANS  
FER: C2: DOM: ASS'Y

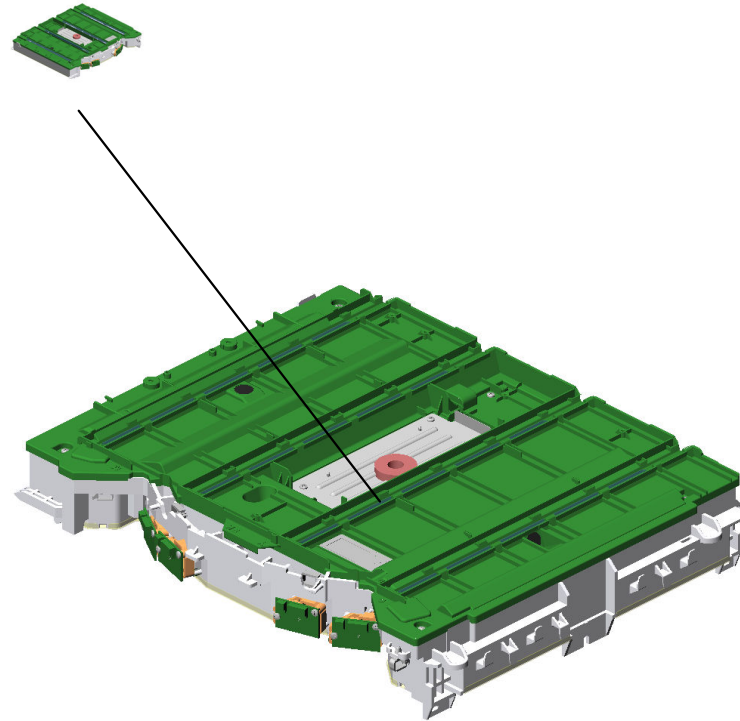


3. B2236085  
STOPPER: RIGHT: IT  
B

U001	U002	U003	U004	U005	U006	U007	U008	U009	U010	U011	U012	U013	U014	U015	U016	U017
------	------	------	------	------	------	------	------	------	------	------	------	------	------	------	------	------


# U008. Laser Unit

U008 S001  
D0251851  
IMAGE FORMING SECTION:SE  
RVICE PARTS:1LD:ASS'Y



U001	U002	U003	U004	U005	U006	U007	<b>U008</b>	U009	U010	U011	U012	U013	U014	U015	U016	U017
------	------	------	------	------	------	------	-------------	------	------	------	------	------	------	------	------	------

U008  
Laser Unit




U001	U002	U003	U004	U005	U006	U007	<b>U008</b>	U009	U010	U011	U012	U013	U014	U015	U016	U017
------	------	------	------	------	------	------	-------------	------	------	------	------	------	------	------	------	------

U008\_S001


IMAGE FORMING SECTION:SERVICE PARTS:1LD:ASS'Y

2. B2231882  
COVER - POLYGON  
MOTOR

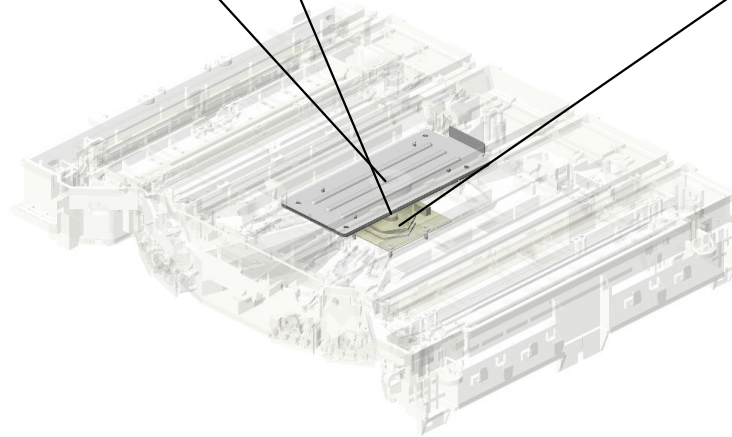
3. 8025310  
(x4)  
BINDING SELF-TAP  
PING SCREW:3X8



1. D0251851  
IMAGE FORMING SE  
CTION:SERVICE PA  
RTS:1LD:ASS'Y




4. AX060318  
POLYGON MIRROR M  
OTOR DC24V



U001	U002	U003	U004	U005	U006	U007	<b>U008</b>	U009	U010	U011	U012	U013	U014	U015	U016	U017
------	------	------	------	------	------	------	-------------	------	------	------	------	------	------	------	------	------

# U009. Main Drive

U009 S001  
D0251100  
DRIVE UNIT: ENGINE: ATHENA  
-C2: ASS'Y



U001	U002	U003	U004	U005	U006	U007	U008	U009	U010	U011	U012	U013	U014	U015	U016	U017
------	------	------	------	------	------	------	------	------	------	------	------	------	------	------	------	------

# U009 Main Drive

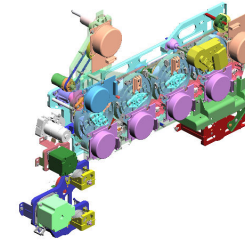
2. B2231199  
DC MOTOR 24V

3. AA043317  
TIMING BELT - 50  
S3M258

4. 04503012N  
(x3)  
TAPPING SCREW: 3X  
12

5. 04543020Q  
(x2)  
TAPPING SCREW: :3  
X20

2. D0291199  
DRIVE UNIT: ON-OF  
F: TRANSFER



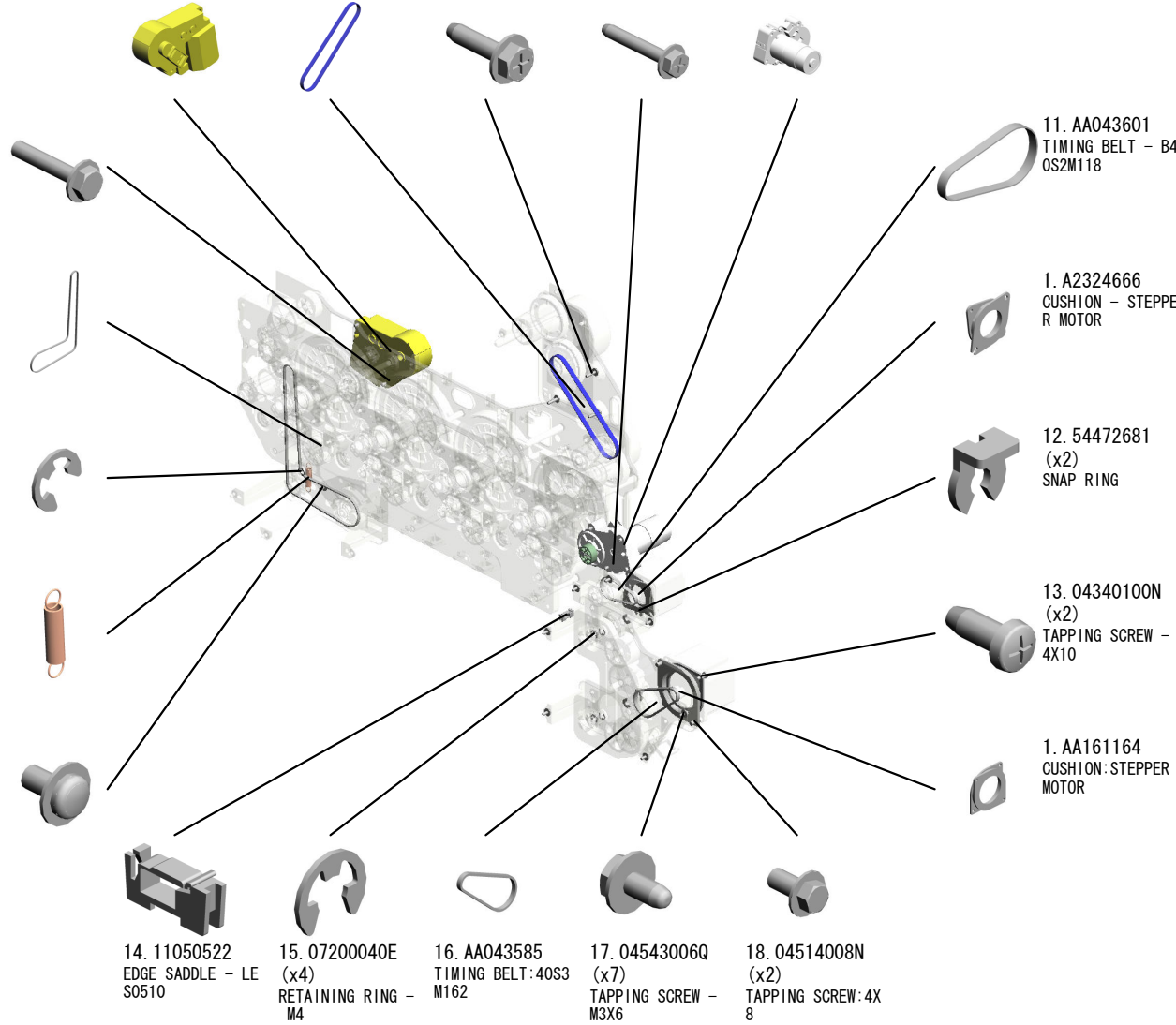
6. 03603016N  
(x2)  
SCREW - M3X16

7. AA043583  
TIMING BELT - S2  
M460

8. 8050089  
(x3)  
RETAINING RING -  
M4

9. AA060722  
TENSION SPRING

10. 8010231  
HEXAGONAL HEAD B  
OLT W/WASHER: M3X  
6



11. AA043601  
TIMING BELT - B4  
OS2M118

1. A2324666  
CUSHION - STEPPE  
R MOTOR

12. 54472681  
(x2)  
SNAP RING

13. 04340100N  
(x2)  
TAPPING SCREW -  
4X10

1. AA161164  
CUSHION: STEPPER  
MOTOR



14. 11050522  
EDGE SADDLE - LE  
S0510

15. 07200040E  
(x4)  
RETAINING RING -  
M4

16. AA043585  
TIMING BELT: 40S3  
M162

17. 04543006Q  
(x7)  
TAPPING SCREW -  
M3X6

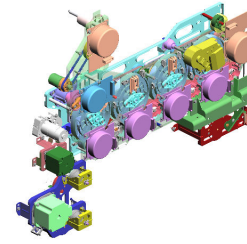
18. 04514008N  
(x2)  
TAPPING SCREW: 4X  
8

U001	U002	U003	U004	U005	U006	U007	U008	U009	U010	U011	U012	U013	U014	U015	U016	U017
------	------	------	------	------	------	------	------	------	------	------	------	------	------	------	------	------



# U009 Main Drive

- 20. AB010148 GEAR:EXIT
- 21. AB010147 GEAR:FUSING:NO.1
- 22. AX060356 BRUSHLESS MOTOR: DO24V 18W
- 23. AB017715 GEAR - 21Z
- 24. AB033100 PULLEY - 26T



25. AB030551  
PULLEY:IDLER:FUSING



26. B2231184  
PULLEY:TONER SUPPLY:NO.2:ASS'Y



27. B2231174  
DRIVE UNIT:COLLECTION BOTTLE



28. AB030744  
TIMING PULLEY - 27Z/40T



29. B2231186  
(x4)  
DRIVE JOINT



35. B2231183  
(x2)  
GRIP SHAFT



36. AB011258  
(x2)  
GEAR - 38Z



37. B2231180  
BRACKET:PAPER FEED



38. AB017699  
(x2)  
GEAR - 33Z/44Z



39. AB030781  
TIMING PULLEY - 28Z/30T



30. B2231187  
(x2)  
MAGNETIC CLUTCH BRACKET



31. AX200289  
(x2)  
MAGNETIC CLUTCH - 32Z



32. AA080346  
(x2)  
BUSHING:FLANGE TYPE:DIA6



33. AB011259  
(x2)  
GEAR - 32Z



34. B2231188  
STEPPER MOTOR DC 24V



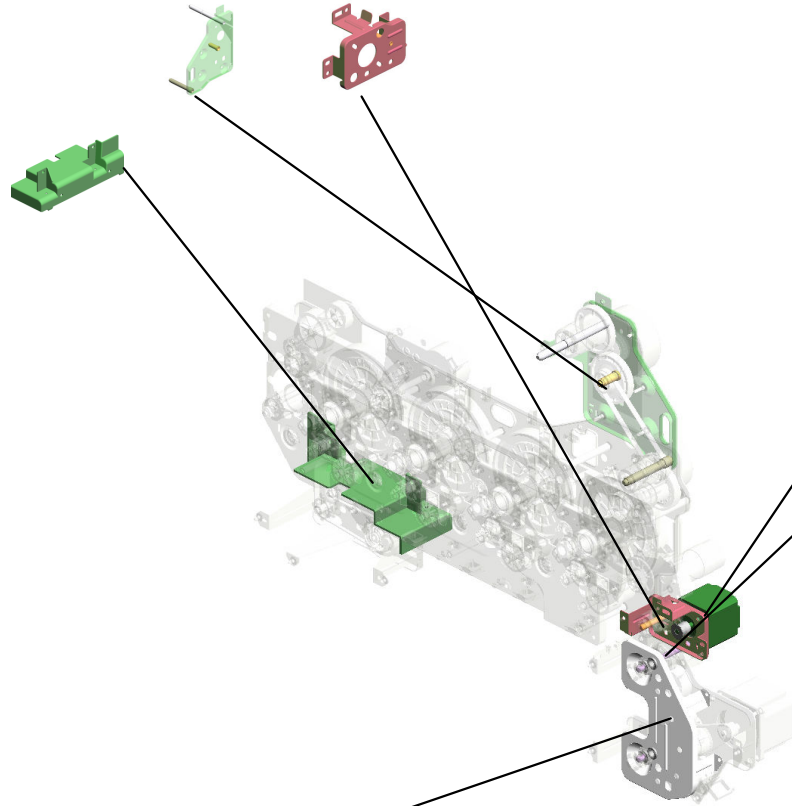
U001	U002	U003	U004	U005	U006	U007	U008	U009	U010	U011	U012	U013	U014	U015	U016	U017
------	------	------	------	------	------	------	------	------	------	------	------	------	------	------	------	------

# U009 Main Drive

40. D0251163  
BRACKET:DRIVE UN  
IT:FUSING EXIT S  
ECTION:ASS'Y

41. B2231191  
BRACKET:DRIVE UN  
IT:REGISTRATION

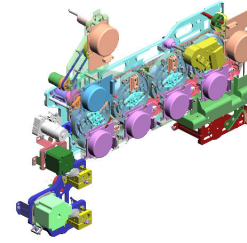
42. B2231364  
GUIDE:HARNESS



43. D0291147  
STEPPER MOTOR:RE  
GISTRATION:ASS'Y

44. B2231189  
(x2)  
FEED DRIVE SHAFT

45. B2231354  
DRUM STAY:DRIVE  
UNIT



U001	U002	U003	U004	U005	U006	U007	U008	<b>U009</b>	U010	U011	U012	U013	U014	U015	U016	U017
------	------	------	------	------	------	------	------	-------------	------	------	------	------	------	------	------	------

# U009\_S001

## DRIVE UNIT:ENGINE:ATHENA-C2:ASS'Y

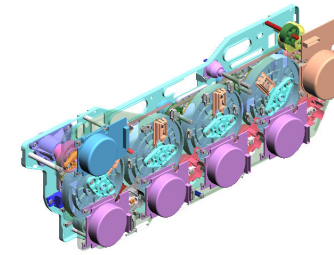
3. AX060356  
BRUSHLESS MOTOR:  
DC24V 18W

4. D0251139  
(x3)  
HOLDER:MAGNETIC  
CLUTCH:DEVELOPME  
NT:COLOR

5. AA100015  
(x4)  
SNAP RING - M6

6. AA082101  
(x3)  
BUSHING - 6X10X6

7. 07200040E  
(x5)  
RETAINING RING -  
M4



1. D0251100  
DRIVE UNIT:ENGIN  
E:ATHENA-C2:ASS'  
Y

8. 06220120E  
SPRING PIN - 2X1  
2MM

2. AX200315  
(x3)  
MAGNETIC CLUTCH:  
DEVELOPMENT:0.5N

9. D0251136  
(x3)  
SHAFT:DEVELOPME  
NT:COLOR:ASS'Y

10. 8050088  
(x7)  
RETAINING RING -  
M6

11. AB030888  
(x4)  
TIMING PULLEY:DE  
VELOPMENT:NO.1

17. D0291136  
SHAFT:DEVELOPME  
NT:ASS'Y

2. AX200314  
MAGNETIC CLUTCH:  
DEVELOPMENT:0.5N

18. 07200060E  
(x4)  
RETAINING RING -  
M6

19. 11050516  
(x16)  
CLAMP

20. AX060367  
(x4)  
BRUSHLESS MOTOR:  
DRIVE:DRUM:28W

12. AX050333  
BRUSHLESS MOTOR:  
DRIVE:INTERMEDIA  
TE TRANSFER:9W

13. AW020145  
(x4)  
PHOTO INTERRUPTOR  
:FLAT

14. B2231144  
(x4)  
HOLDER:POSITIONI  
NG SENSOR

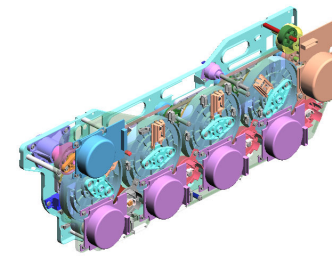

15. 11050511  
(x6)  
HARNES CLAMP -  
LWS-0306ZC

16. 04543006Q  
(x4)  
TAPPING SCREW -  
M3X6

U001	U002	U003	U004	U005	U006	U007	U008	U009	U010	U011	U012	U013	U014	U015	U016	U017
------	------	------	------	------	------	------	------	------	------	------	------	------	------	------	------	------

U009\_S001  
DRIVE UNIT:ENGINE:ATHENA-C2:ASS'Y

21. D0291137  
HOLDER: MAGNETIC  
CLUTCH: DEVELOPMENT

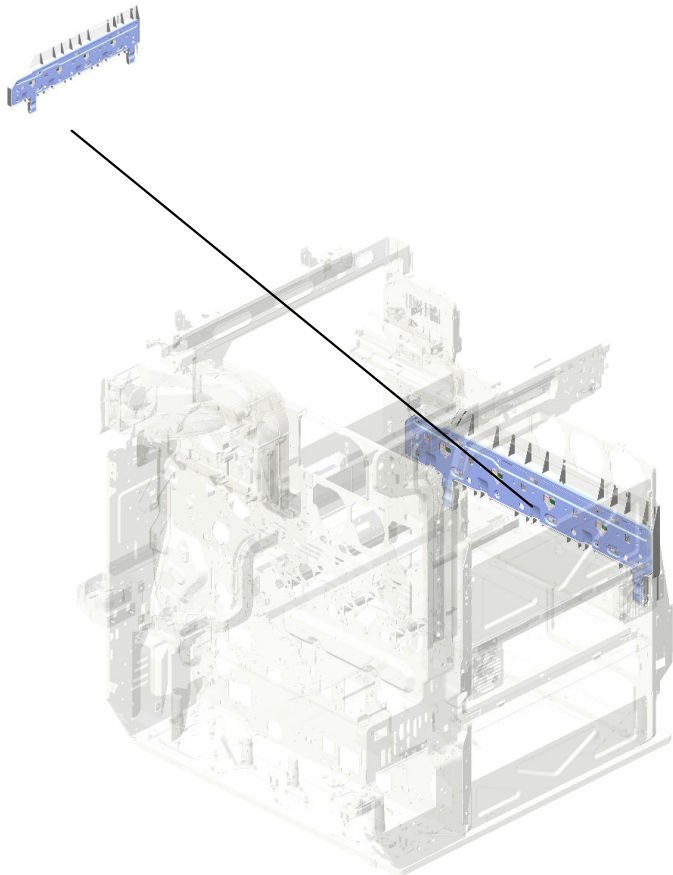


1. D0251100  
DRIVE UNIT:ENGINE:  
ATHENA-C2:ASS'Y

U001	U002	U003	U004	U005	U006	U007	U008	<b>U009</b>	U010	U011	U012	U013	U014	U015	U016	U017
------	------	------	------	------	------	------	------	-------------	------	------	------	------	------	------	------	------

# U010. Main Frame

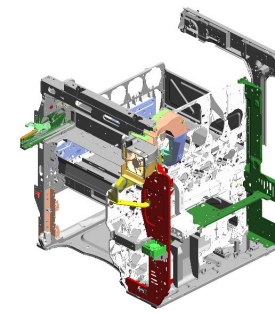
U010 S001  
B2231300  
DRUM STAY PCU ASS'Y



U001	U002	U003	U004	U005	U006	U007	U008	U009	U010	U011	U012	U013	U014	U015	U016	U017
------	------	------	------	------	------	------	------	------	------	------	------	------	------	------	------	------

# U010 Main Frame

- 1. 11050598 (x2) CLAMP:LWSS-1N
- 2. 11050613 (x2) CLAMP:EDS-1010L-VO
- 3. 03603008N (x4) SCREW:M3X8
- 4. 04543006Q (x111) TAPPING SCREW - M3X6
- 5. B2231123 HINGE - COVER DR UM STAY




6. AX640199  
FAN: AXIAL:MM80:25MM



7. AA143592  
SCREW- M4X6



8. AX640200 (x4)  
FAN:MM60



9. AW140012  
TEMPERATURE & HUMIDITY SENSOR



10. B1011097 (x6)  
RUBBER FOOT:H5



16. B2231065  
CONNECTOR BRACKET



17. 11028534  
CONNECTOR - QR/P 17-14S-B



18. 11050488 (x9)  
HARNESS CLAMP



19. 11050516 (x14)  
CLAMP



20. 11050511 (x10)  
HARNESS CLAMP - LWS-0306ZC



11. B2231101  
GRIP:FRONT



12. 8025305  
TAPPING SCREW - M3X6



13. 04514006N (x3)  
TAPPING SCREW:4X6



14. 04513020N (x4)  
TAPPING SCREW:3X20



15. 04543008Q (x4)  
TAPPING SCREW:3X8



21. 11050508  
HARNESS CLAMP - LWS-0711



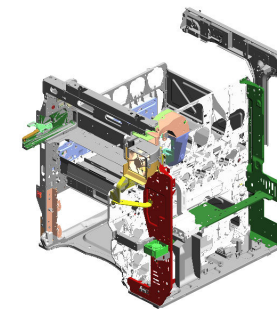
22. 04513030N  
TAPPING SCREW:3X30



23. 04513012N  
TAPPING SCREW:3X12

# U010 Main Frame

- 24. B2231342 DUCT: SUPPLY: REAR
- 25. B2231341 DUCT: SUPPLY: FRONT
- 26. B2231329 (x2) SOUND PROOFING MATERIAL: DUCT
- 27. B2381075 STAY: MACHINE OR COPIER: FUSING: LOWER: PEEN
- 28. B2381072 POSITIONING PLATE: GUIDE PLATE: FUSING: FRONT LOWER: PEEN



29. B2231326  
DUCT: FUSING



30. B2231327  
DUCT: FUSING: REAR




31. B2231238  
DUCT: REAR: 3



32. B2231237  
DUCT: REAR: 2



33. B2231332  
(x2)  
FAN MOTOR - MM60  
DC24V



39. B2231239  
DUCT: REAR: LOWER



40. B2231897  
IMAGING UNIT PLATE - REAR




41. B2235848  
BRACKET: BASE: CONNECTOR



42. B2235849  
COVER: CONNECTOR: HEATER



43. B2381066  
(x2)  
RUBBER FOOT COVER



34. B2231304  
STOPPER: LEVER: DRUM STAY



35. B2231245  
CAP: GRIP



36. B2231896  
IMAGING UNIT PLATE - FRONT



37. B2231899  
(x2)  
IMAGING UNIT PLATE - OUTER

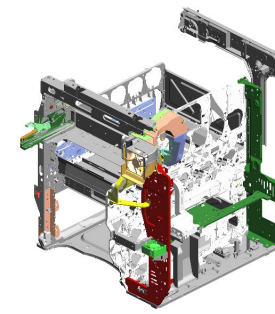


38. B2231898  
(x2)  
IMAGING UNIT PLATE - INNER



U001	U002	U003	U004	U005	U006	U007	U008	U009	U010	U011	U012	U013	U014	U015	U016	U017
------	------	------	------	------	------	------	------	------	------	------	------	------	------	------	------	------

# U010 Main Frame



44. D0251323  
DUCT:NO. 2:FRONT

45. D0251351  
STOPPER:FUSING U  
NIT:FRONT

46. D0291061  
(x2)  
DECAL:LEVER:LOCK  
:FUSING

47. D0251348  
LEVER:LOCK:FRONT

48. D0291054  
CAM:GUIDE:FUSING

49. D0251349  
LEVER:LOCK:REAR

50. D0251352  
STOPPER:FUSING U  
NIT:REAR

51. D0251344  
GUIDE PLATE:FUSI  
NG:REAR:ASS'Y

52. D0291058  
(x3)  
SEAL:BURRING

53. D0251324  
DUCT:NO. 2:REAR

59. D0291236  
DUCT:REAR:1

60. D0094595  
REAR GUIDE - DUP  
LEX UNIT SET

61. B2381089  
(x4)  
COVER - POSITION  
ING PIN

62. B2381088  
COVER - CONNECTO  
R

63. D0094594  
FRONT GUIDE - DU  
PLEX UNIT SET

54. D0251345  
GUIDE PLATE:FUSI  
NG:FRONT:ASS'Y

55. D0291053  
CAM:GUIDE:FUSING  
:LEFT

56. B2381123  
FUSING DUCT - LE  
FT

57. D0094513  
COMPRESSION SPRI  
NG:EARTH:DUPL  
EX UNIT

58. D0291331  
(x2)  
BRACKET:FAN:IMAG  
E FORMING SECTIO  
N

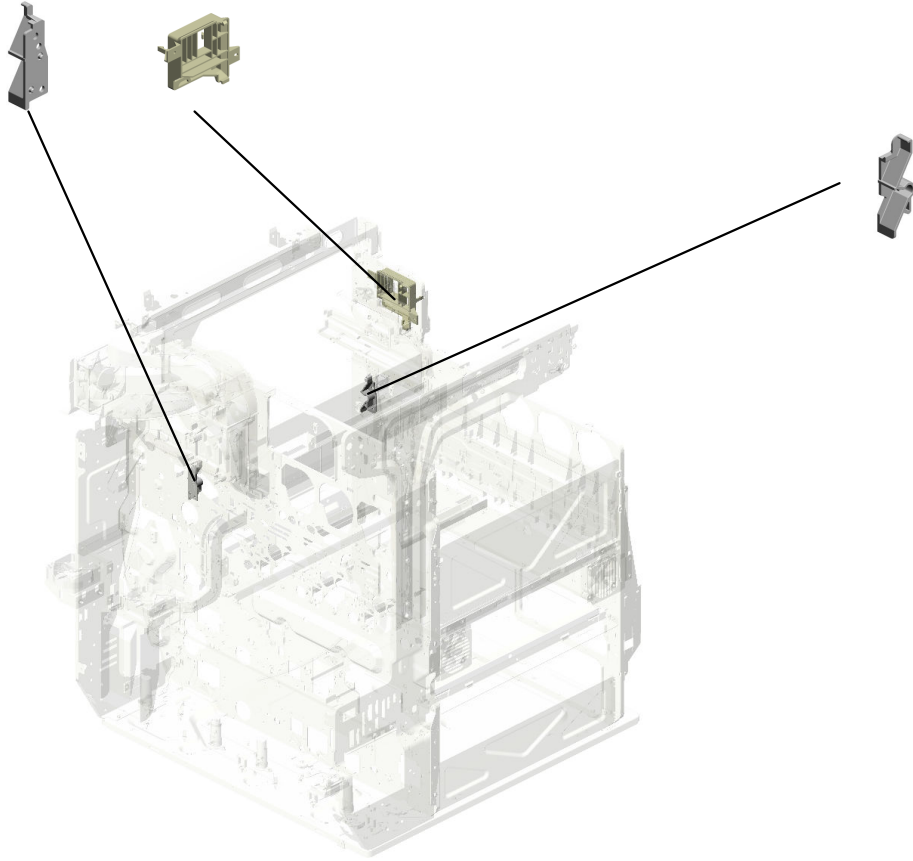
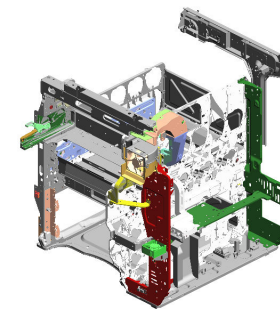
U001	U002	U003	U004	U005	U006	U007	U008	U009	<b>U010</b>	U011	U012	U013	U014	U015	U016	U017
------	------	------	------	------	------	------	------	------	-------------	------	------	------	------	------	------	------



# U010 Main Frame

64. D0296319  
GUIDE: POSITION IN  
G: REAR

65. D0291336  
DUCT: EXIT




66. D0296318  
GUIDE: POSITION IN  
G: FRONT

U001	U002	U003	U004	U005	U006	U007	U008	U009	<b>U010</b>	U011	U012	U013	U014	U015	U016	U017
------	------	------	------	------	------	------	------	------	-------------	------	------	------	------	------	------	------

U010\_S001  
 DRUM STAY PCU ASS'Y


2. B2231317  
 (x6)  
 SCREW

3. B2231316  
 (x4)  
 BALL BEARING CLIP



4. 04503010N  
 (x5)  
 TAPPING SCREW -  
 M3X10

5. B2231315  
 (x4)  
 BALL BEARING PLATE



6. B2231318  
 SPRING

7. B2231306  
 DRUM STAY



8. B2231303  
 DRUM STAY LEVER

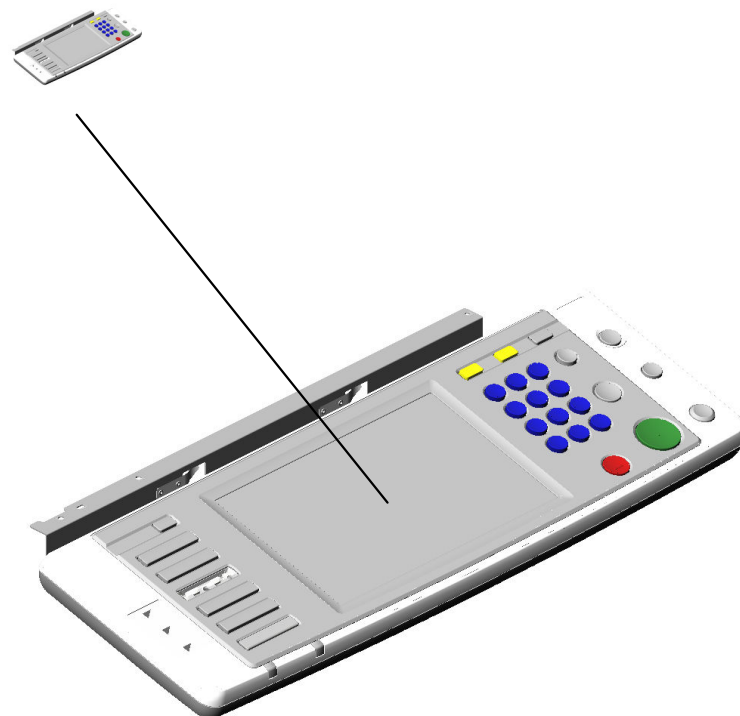
9. B2231319  
 WIRE



U001	U002	U003	U004	U005	U006	U007	U008	U009	U010	U011	U012	U013	U014	U015	U016	U017
------	------	------	------	------	------	------	------	------	------	------	------	------	------	------	------	------

# U011. Operation

U011 S001  
D0251412  
OPERATION SUB-UNIT:AT-C2  
:EU:ASS'Y



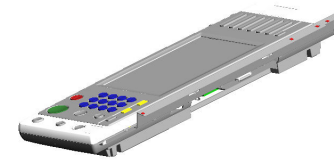
U001	U002	U003	U004	U005	U006	U007	U008	U009	U010	U011	U012	U013	U014	U015	U016	U017
------	------	------	------	------	------	------	------	------	------	------	------	------	------	------	------	------

# U011 Operation

1. 03530030N  
(x2)  
SCREW-M3X3



2. 03530050N  
(x2)  
SCREW-M3X5



U001	U002	U003	U004	U005	U006	U007	U008	U009	U010	U011	U012	U013	U014	U015	U016	U017
------	------	------	------	------	------	------	------	------	------	------	------	------	------	------	------	------

U011\_S001  
OPERATION SUB-UNIT:AT-C2:EU:ASS'Y

2. 03530060N  
(x11)  
BIND SCREW - M3X  
6

3. B2231537  
KEYTOP:PRINTER:E  
U

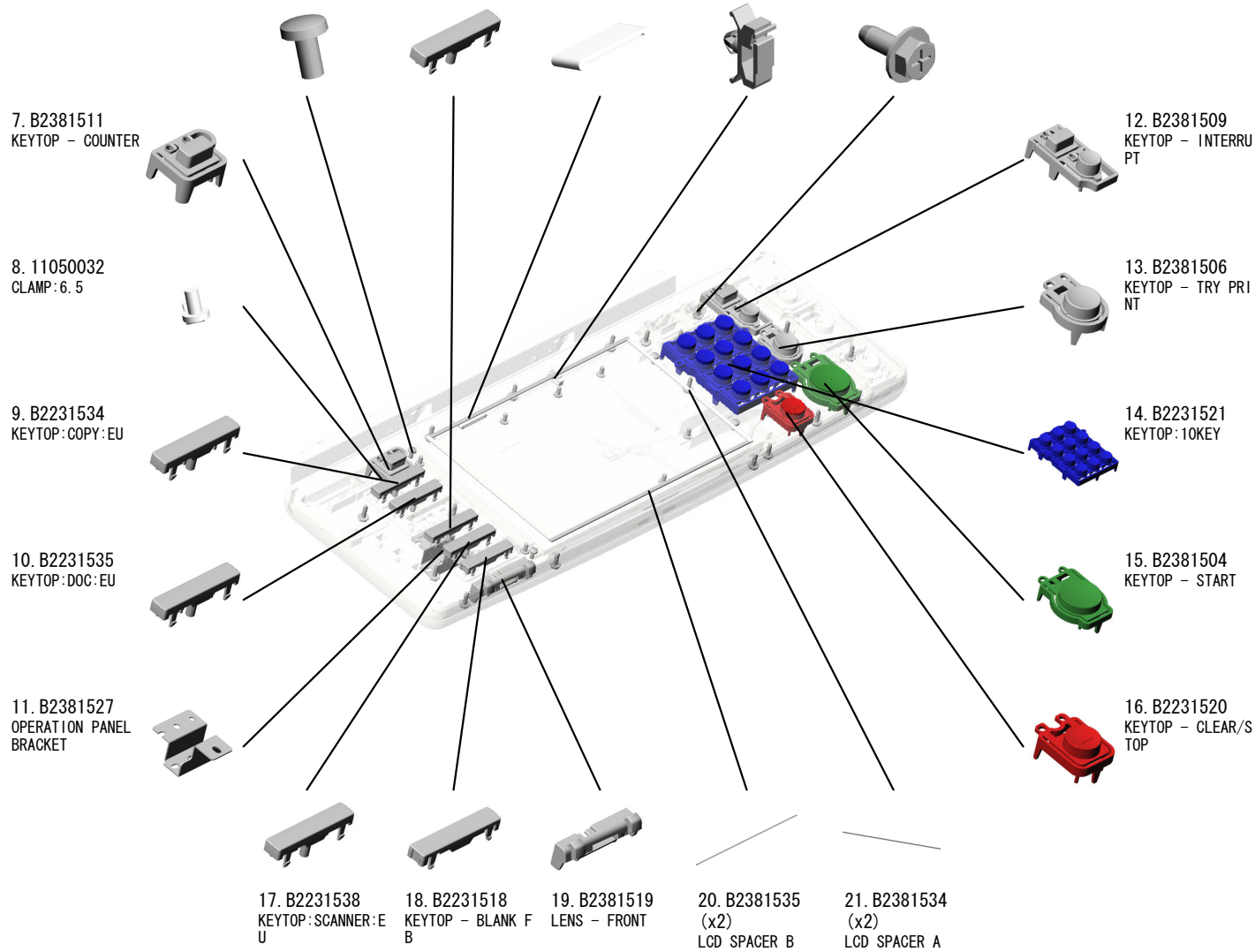
4. 16072053  
FERRITE CORE:E04  
FG210810

5. 11050511  
HARNESS CLAMP -  
LWS-0306ZC

6. 04503010N  
(x23)  
TAPPING SCREW -  
M3X10



1. D0251412  
OPERATION SUB-UN  
IT:AT-C2:EU:ASS'  
Y

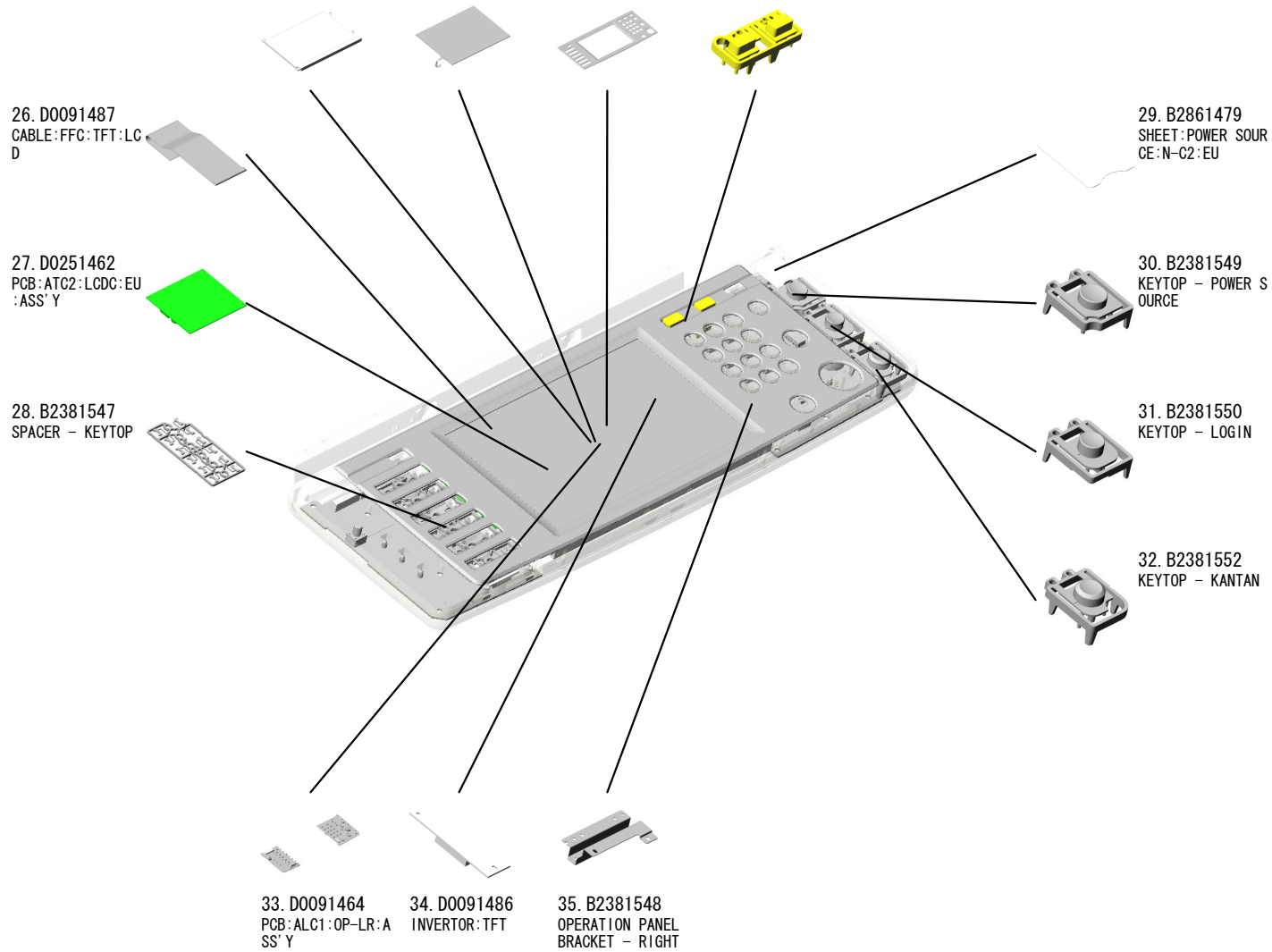


U011\_S001  
OPERATION SUB-UNIT:AT-C2:EU:ASS'Y

- 22. D0091498 LCD:TFT:W-VGA:MV
- 23. D0291494 TOUCH PANEL:W-VGA:FU
- 24. D0091557 PANEL:UPPER:EU
- 25. B2381583 KEYTOP - CLEAR MODES



1. D0251412  
OPERATION SUB-UNIT:AT-C2:EU:ASS'Y



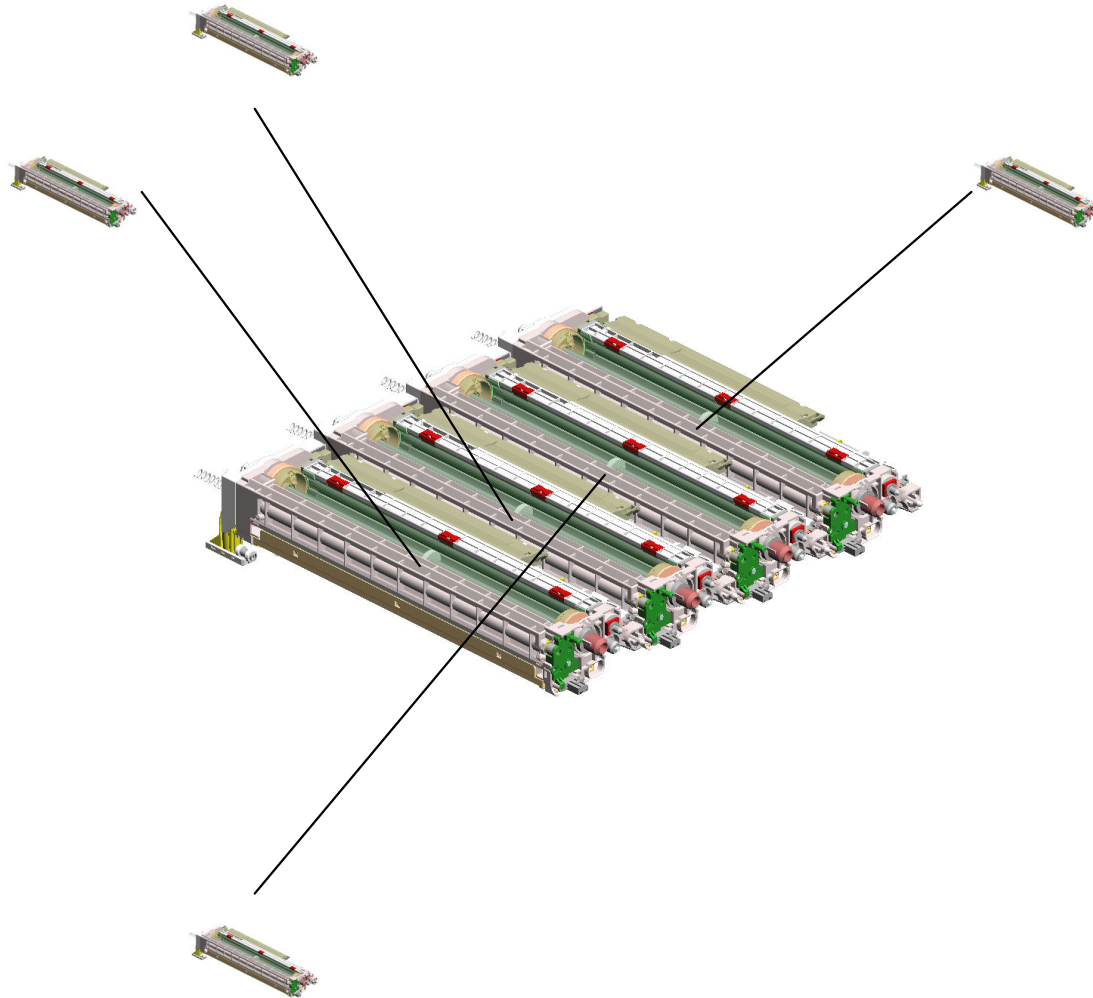
U001	U002	U003	U004	U005	U006	U007	U008	U009	U010	U011	U012	U013	U014	U015	U016	U017
------	------	------	------	------	------	------	------	------	------	------	------	------	------	------	------	------

# U012. PCU

U012 S002  
D0292205  
PCU:M:EXP:ASS'Y

U012 S001  
D0292204  
PCU:K:EXP:ASS'Y

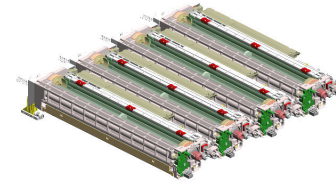
U012 S004  
D0292207  
PCU:Y:EXP:ASS'Y



U012 S003  
D0292206  
PCU:C:EXP:ASS'Y

U001	U002	U003	U004	U005	U006	U007	U008	U009	U010	U011	U012	U013	U014	U015	U016	U017
------	------	------	------	------	------	------	------	------	------	------	------	------	------	------	------	------

U012  
PCU




U001	U002	U003	U004	U005	U006	U007	U008	U009	U010	U011	U012	U013	U014	U015	U016	U017
------	------	------	------	------	------	------	------	------	------	------	------	------	------	------	------	------



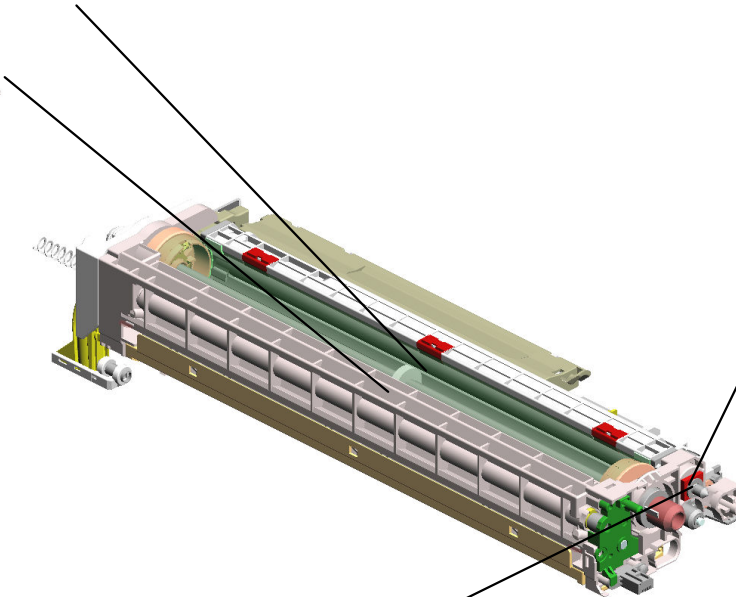
U012\_S001  
PCU:K:EXP:ASS'Y

2. D0293015  
DEVELOPMENT UNIT  
:BK:C2:EXP:ASS'Y



1. D0292204  
PCU:K:EXP:ASS'Y

3. D0292250  
PCU:BK:ASS'Y



4. 07200040E  
RETAINING RING -  
M4




5. AA084000  
BUSHING: DIA6

U001	U002	U003	U004	U005	U006	U007	U008	U009	U010	U011	U012	U013	U014	U015	U016	U017
------	------	------	------	------	------	------	------	------	------	------	------	------	------	------	------	------

U012\_S002  
PCU:M:EXP:ASS'Y

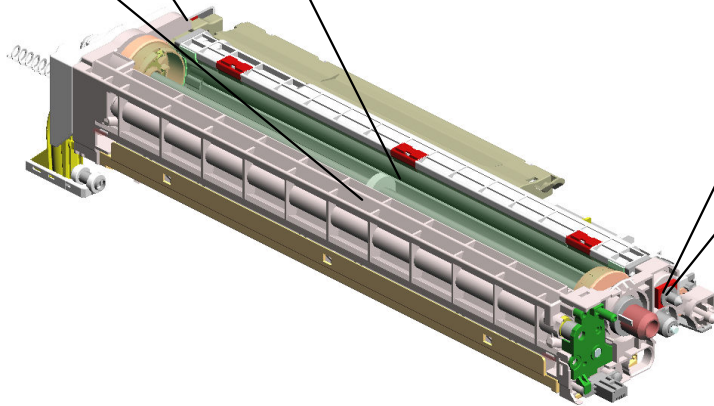
2. GA003031  
DECAL - SHIELDING  
G PLATE M

3. D0293025  
DEVELOPMENT UNIT  
:M:C2:EXP:ASS'Y



1. D0292205  
PCU:M:EXP:ASS'Y

4. D0292251  
PCU:COLLAR:ASS'Y



5. 07200040E  
RETAINING RING -  
M4




6. AA084000  
BUSHING: DIA6

U001	U002	U003	U004	U005	U006	U007	U008	U009	U010	U011	U012	U013	U014	U015	U016	U017
------	------	------	------	------	------	------	------	------	------	------	------	------	------	------	------	------

U012\_S003  
PCU:C:EXP:ASS'Y

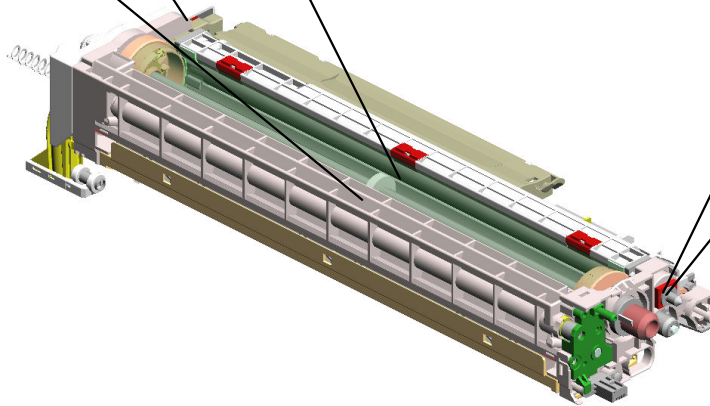
2. GA003032  
DECAL - SHIELD IN  
G PLATE C

3. D0293035  
DEVELOPMENT UNIT  
:C:C2:EXP:ASS'Y



1. D0292206  
PCU:C:EXP:ASS'Y

4. D0292251  
PCU:COLLAR:ASS'Y



5. 07200040E  
RETAINING RING -  
M4




6. AA084000  
BUSHING: DIA6

U001	U002	U003	U004	U005	U006	U007	U008	U009	U010	U011	U012	U013	U014	U015	U016	U017
------	------	------	------	------	------	------	------	------	------	------	------	------	------	------	------	------

U012\_S004  
PCU:Y:EXP:ASS'Y

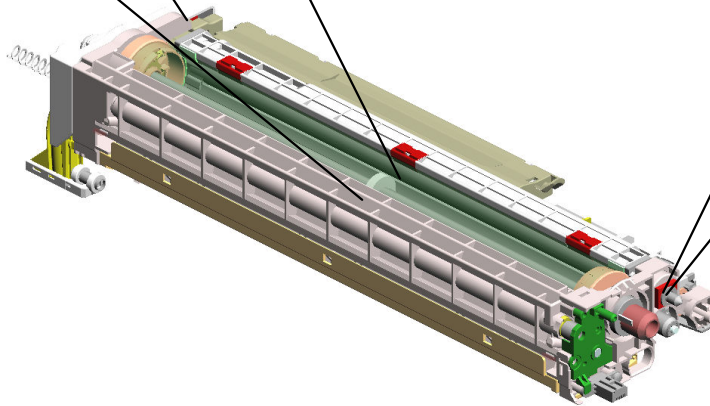

2. GA003030  
DECAL - SHIELD IN  
G PLATE Y

3. D0293045  
DEVELOPMENT UNIT  
:Y:C2:EXP:ASS'Y



1. D0292207  
PCU:Y:EXP:ASS'Y

4. D0292251  
PCU:COLLAR:ASS'Y



5. 07200040E  
RETAINING RING -  
M4

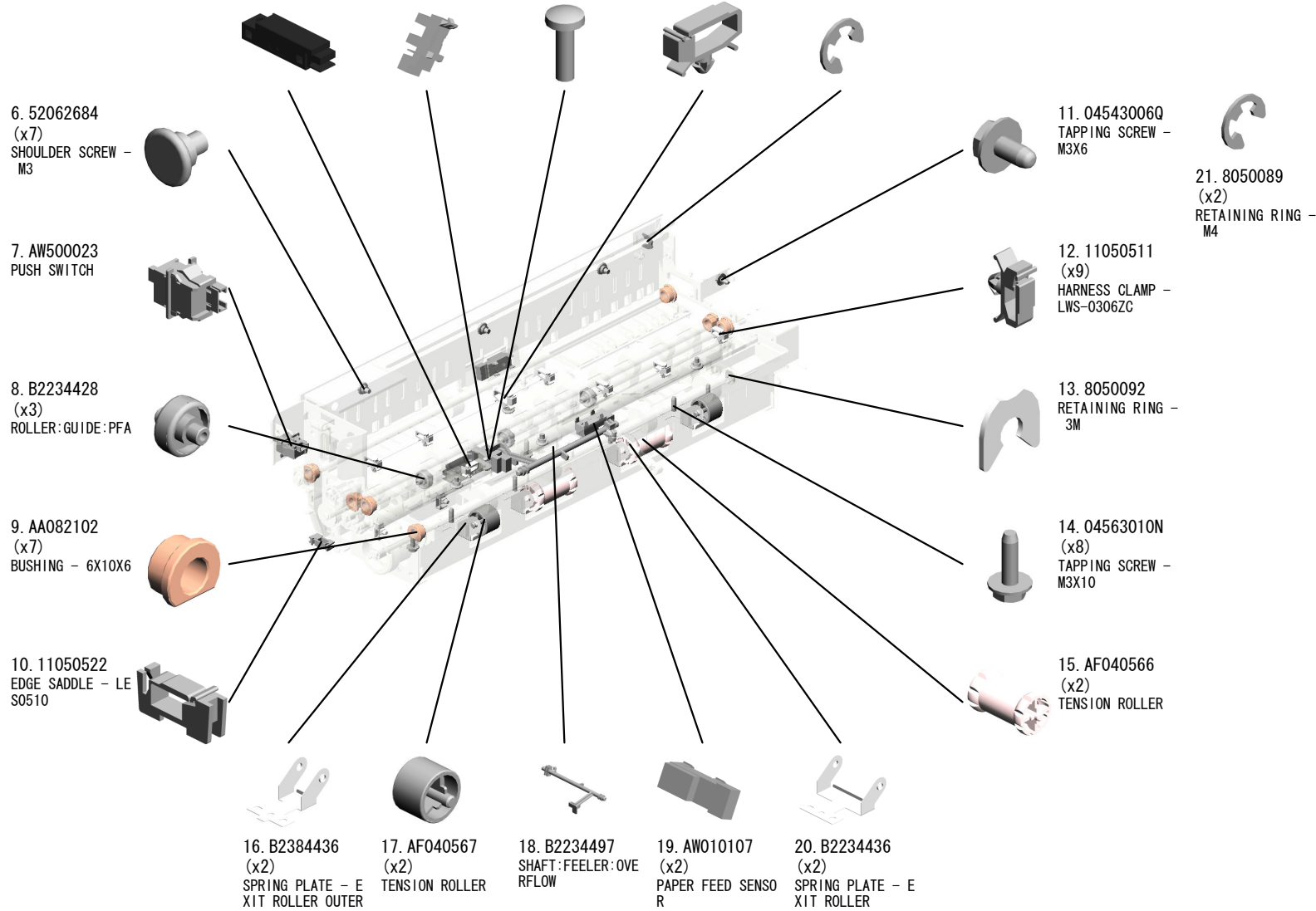
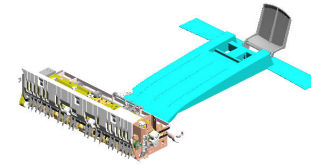


6. AA084000  
BUSHING: DIA6

U001	U002	U003	U004	U005	U006	U007	U008	U009	U010	U011	U012	U013	U014	U015	U016	U017
------	------	------	------	------	------	------	------	------	------	------	------	------	------	------	------	------

# U013 Paper Exit

- 1. AW010127 PAPER FEED SENSOR
- 2. AW020145 PHOTO INTERRUPTOR :FLAT
- 3. 03530100N SCREW-M3X10
- 4. 11050516 CLAMP
- 5. 8050089 (x2) RETAINING RING - M4



U001	U002	U003	U004	U005	U006	U007	U008	U009	U010	U011	U012	U013	U014	U015	U016	U017
------	------	------	------	------	------	------	------	------	------	------	------	------	------	------	------	------

# U013 Paper Exit

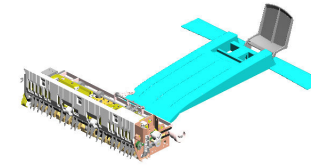
22. D0294424  
GUIDE PLATE:UPPER  
RIGHT

23. D0294426  
BRACKET:SENSOR:G  
ATE

24. D0294427  
BRACKET:POSITIONING:  
GUIDE PLATE:  
MIDDLE

25. D0294423  
STAY:UPPER

26. D0254453  
ROLLER:DECURATING:  
EXIT



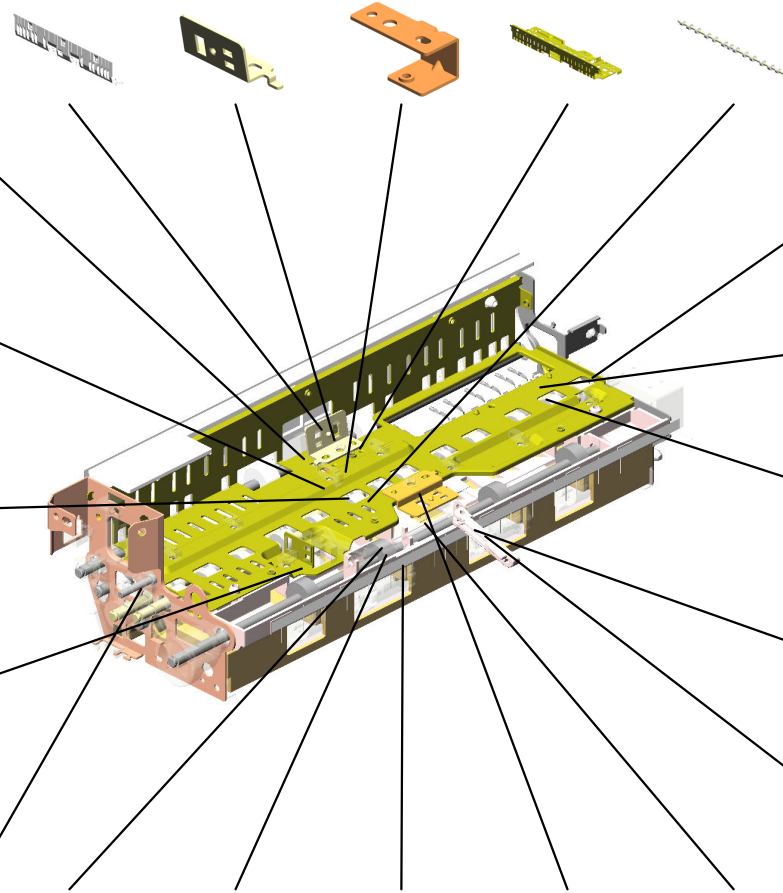
27. D0254466  
TRANSPORT ROLLER:  
DIA18

28. D0294440  
GATE PAWL:ENTRANCE:  
ASS'Y

29. D0254452  
ROLLER:DECURATING:  
ENTRANCE

30. D0294433  
BRACKET:SENSOR:FRONT  
USING EXIT

31. D0294415  
SIDE PLATE:REAR:  
PEEN



32. D0294436  
SIDE PLATE:FRONT:  
PEEN

33. D0294442  
LEVER:GATE PAWL:  
ENTRANCE

34. D0294439  
STOPPER:GATE PAWL:  
ENTRANCE

35. D0094443  
DISCHARGE BRUSH -  
EXIT

36. D0094407  
FEELER - OVERFLOW

37. D0294431  
GUIDE PLATE:EXIT:  
LOWER

38. D0254454  
EXIT ROLLER

39. D0294432  
STAY:EXIT:LOWER

40. D0294425  
BRACKET:SENSOR:  
LOWER

41. D0294421  
GUIDE PLATE:UPPER  
LEFT

U001	U002	U003	U004	U005	U006	U007	U008	U009	U010	U011	U012	<b>U013</b>	U014	U015	U016	U017
------	------	------	------	------	------	------	------	------	------	------	------	-------------	------	------	------	------

# U013 Paper Exit

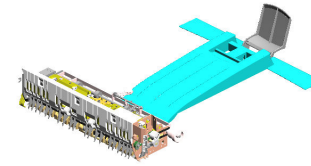
42. D0294444  
COVER:HARNES

43. D0294462  
TIMING BELT:S2M1  
26

44. D0294459  
GEAR:PULLEY:IDLE  
R:Z20/T20

45. D0294458  
GEAR:PULLEY:DECU  
RA:Z16/16T

46. D0294446  
SHEET:EXIT:PTFE:  
REAR



47. D0294461  
TIMING PULLEY:20  
T:DIA6



48. D0294456  
GEAR:DECURA:16Z



49. D0294464  
(x2)  
BUSHING:DECURA:DR  
IVEN



50. D0294465  
(x2)  
SPRING:DECURA



56. D0294463  
TIMING BELT:S2M:  
122



57. D0294457  
GEAR:PULLEY:INPU  
T:27Z




58. D0294450  
ROLLER:DECURA:DR  
IVEN:ASS'Y



51. D0294443  
TENSION SPRING:G  
ATE PAWL:ENTRANC  
E



52. D0294474  
DC SOLENOID:SUB-  
ASS'Y



53. D0294447  
SHEET:EXIT:PTFE:  
FRONT



54. D0294478  
TENSION SPRING:R  
ELEASE:DC SOLENO  
ID



55. H0532208  
BUSHING - M4

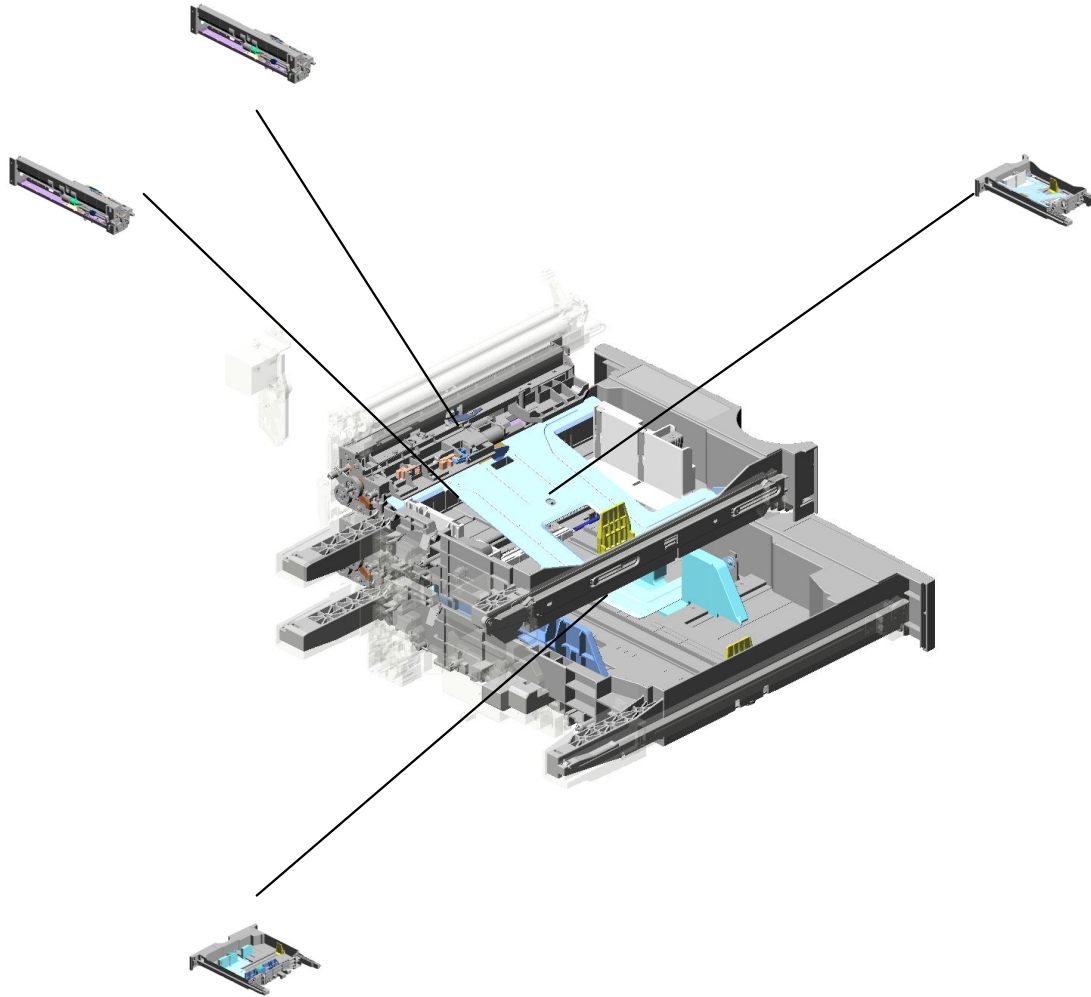


# U014. Paper Feed

U014 S001  
D0252750  
PAPER FEED UNIT: ASS'Y

U014 S002  
D0252750  
PAPER FEED UNIT: ASS'Y

U014 S003  
D0292850  
PAPER TRAY: NO. 1: ASS'Y



U014 S004  
D0292900  
PAPER TRAY: NO. 2: ASS'Y

U001	U002	U003	U004	U005	U006	U007	U008	U009	U010	U011	U012	U013	U014	U015	U016	U017
------	------	------	------	------	------	------	------	------	------	------	------	------	------	------	------	------

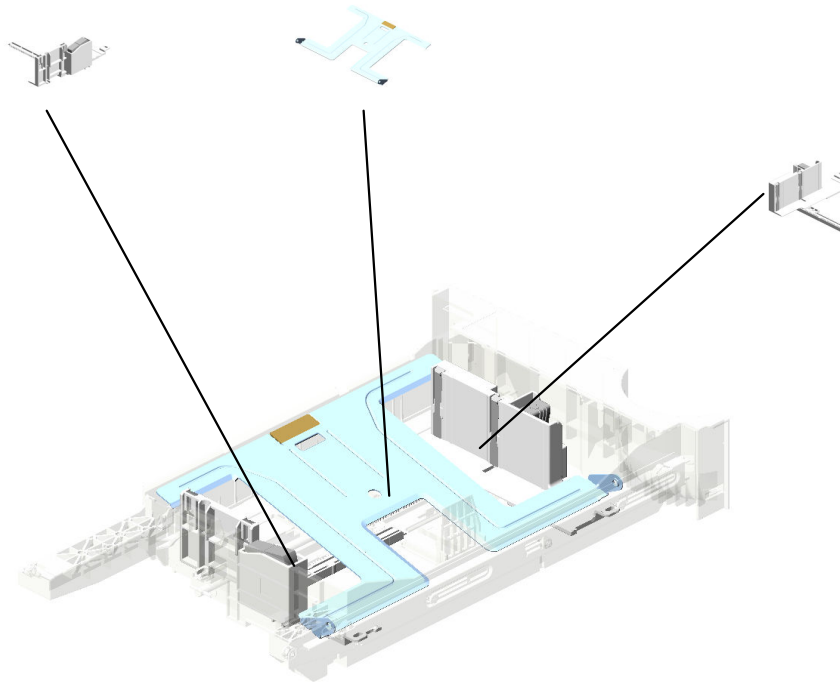


# U014\_S003. PAPER TRAY:NO. 1: ASS' Y

U014 S003 S002  
B2232880  
SIDE FENCE - REAR

U014 S003 S003  
B2232940  
TRAY BOTTOM PLATE

U014 S003 S001  
B2232870  
SIDE FENCE - FRONT



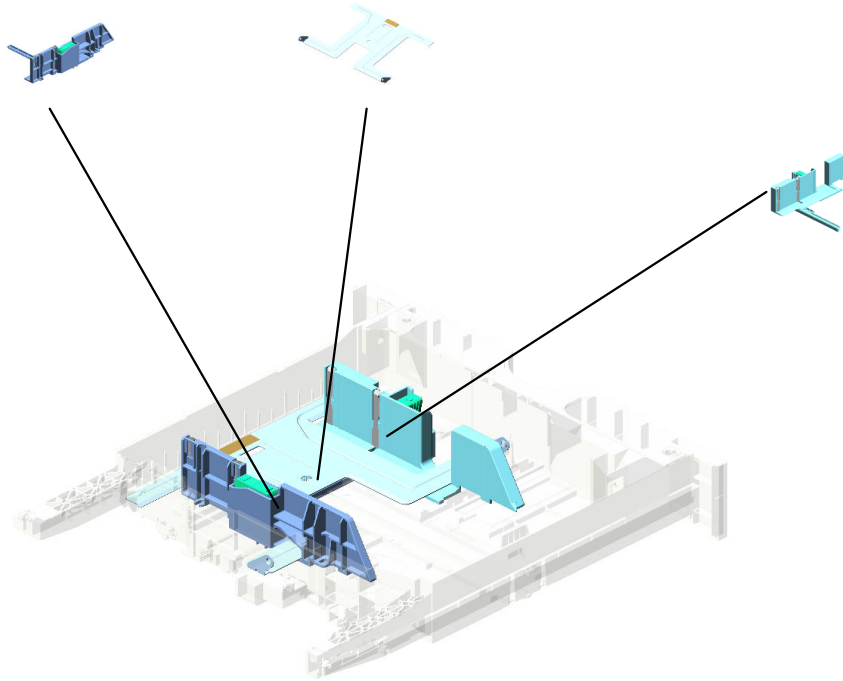
U001	U002	U003	U004	U005	U006	U007	U008	U009	U010	U011	U012	U013	U014	U015	U016	U017
------	------	------	------	------	------	------	------	------	------	------	------	------	------	------	------	------

# U014\_S004. PAPER TRAY:NO. 2: ASS' Y

U014 S004 S002  
B2232930  
REAR SIDE FENCE

U014 S004 S003  
B2232940  
TRAY BOTTOM PLATE

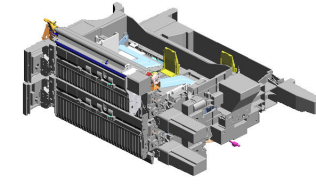
U014 S004 S001  
B2232920  
FRONT SIDE FENCE



U001	U002	U003	U004	U005	U006	U007	U008	U009	U010	U011	U012	U013	U014	U015	U016	U017
------	------	------	------	------	------	------	------	------	------	------	------	------	------	------	------	------

# U014 Paper Feed

- 1. AA101021 (x4) RUBBER BUSHING - 6 45HS
- 2. B0441825 (x4) COLLAR
- 3. 03530080N (x4) SCREW: M3X8
- 4. AA082101 (x2) BUSHING - 6X10X6
- 5. 11050643 CLAMP - RFC-14V0



6. B2232685  
STEPPER MOTOR: DC  
24V 26.4W

7. B2232691  
BRACKET: STEPPER  
MOTOR

8. AB017493  
GEAR PULLEY

9. B2232694  
GUIDE: GEAR

10. 8050089  
(x2)  
RETAINING RING -  
M4

16. 11050511  
HARNESS CLAMP -  
LWS-0306ZC

17. AX040154  
(x2)  
DC MOTOR 24V

18. AW500023  
PUSH SWITCH

19. 04543008Q  
(x7)  
TAPPING SCREW: 3X  
8

20. AW500038  
PUSH SWITCH: PAPER  
SIZE SENSOR

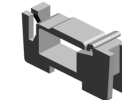
11. B2232558  
REGISTRATION ROL-  
LER KNOB

12. 8050088  
RETAINING RING -  
M6

13. AW010107  
PAPER FEED SENSOR

14. AA161163  
(x2)  
CUSHION

15. 04543006Q  
(x29)  
TAPPING SCREW -  
M3X6



21. 11050522  
EDGE SADDLE - LE  
S0510



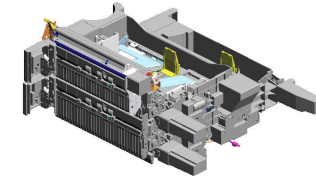
22. 11050551  
CLAMP: LES-0505



23. 8050089  
RETAINING RING -  
M4

# U014 Paper Feed

- 24. B2382652 REGISTRATION ROLLER - DRIVE
- 25. B2382622 COVER - REMOVE PAPER DUST
- 26. B2382615 CASE - REMOVE PAPER DUST
- 27. B2232714 (x2) POSITIONING CAP - SHORT
- 28. B2382523 DECAL - PAPER SELECTION DIRECTION NO. 2



29. B2232848 (x2) COVER: HARNESS

30. B2232846 BRACKET: COVER: HARNESS

31. B2232715 (x2) SUPPORTER - RIGHT

32. B2382544 TRAY COVER - MIDDLE

33. B2382541 (x2) TRAY COVER - RIGHT

39. B2232727 COVER - CONNECTOR

40. B2232730 PAPER TRAY STOPPER ASS'Y

41. B2232722 COVER

42. B2232721 BRACKET: PUSH SWITCH

43. B2382543 COVER - TRAY LEFT

34. B2382526 DECAL - GRIP

35. B2382527 DECAL - GRIP

36. B2232705 SUPPORTER - LEFT NO. 1

37. B2232703 HEAT SINK: HEATER

38. B2232710 SUPPORTER - LEFT NO. 2

U001	U002	U003	U004	U005	U006	U007	U008	U009	U010	U011	U012	U013	U014	U015	U016	U017
------	------	------	------	------	------	------	------	------	------	------	------	------	------	------	------	------

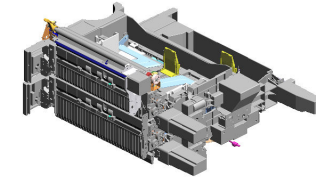
# U014 Paper Feed

44. B2382655  
GEAR - 16Z

45. D0292556  
STAY:REGISTRATION

46. D0292570  
GUIDE PLATE:REGISTRATION:RIGHT:ADHESION

47. B2382661  
REGISTRATION ROLLER - DRIVEN



48. B7002649  
TIMING BELT:40S2 M144



49. B2382656  
GEAR - 30Z



50. B2382657  
GEAR - 18Z



51. D0252849  
(x2)  
BRACKET:CONNECTOR:PAPER FEED UNIT



55. D0092836  
GUIDE PLATE



56. D0092841  
GUIDE PLATE - NO.2



57. D0292555  
GUIDE PLATE:REGISTRATION:LEFT




52. B2382676  
(x2)  
TENSION SPRING



53. B2382675  
(x2)  
REGISTRATION ROLLER BUSHING

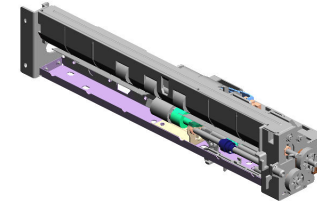


54. D0292560  
BRACKET:CLEANER:ADHESION



U001	U002	U003	U004	U005	U006	U007	U008	U009	U010	U011	U012	U013	U014	U015	U016	U017
------	------	------	------	------	------	------	------	------	------	------	------	------	------	------	------	------

# U014\_S001 PAPER FEED UNIT:ASS'Y



1. D0252750  
PAPER FEED UNIT:  
ASS'Y

- 2. AB010157  
GEAR:SEPARATE:DR  
IVEN
- 3. 11050511  
(x2)  
HARNESS CLAMP -  
LWS-0306ZC
- 4. 04563008N  
TAPPING SCREW -  
M3X8
- 5. 8050089  
(x4)  
RETAINING RING -  
M4
- 6. AW010122  
PAPER FEED SENSO  
R

7. AB010156  
GEAR:SEPARATE:DR  
IVE

8. AW020145  
(x2)  
PHOTO INTERRUPTOR  
:FLAT

9. AA062259  
SPRING - RELEASE

10. AA060691  
TENSION SPRING

11. AA082143  
(x3)  
BUSHING - 6X10X6

17. 52062686  
(x2)  
SNAP RING

18. AA060693  
TENSION SPRING

19. AA082101  
BUSHING - 6X10X6

20. AB011218  
GEAR - ROLLER CL  
UTCH

21. AF032085  
PAPER FEED ROLLE  
R:SEPARATE

12. 07200040E  
RETAINING RING -  
M4

13. AF031085  
PAPER FEED ROLLE  
R:FEED

14. AA100014  
(x2)  
RETAINING RING C  
- SEPARATE

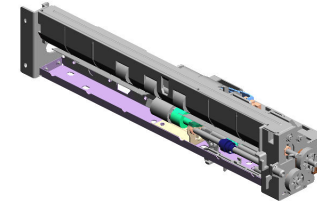
15. AB011252  
GEAR - 20Z

16. AF030085  
PAPER FEED ROLLE  
R:PICKUP

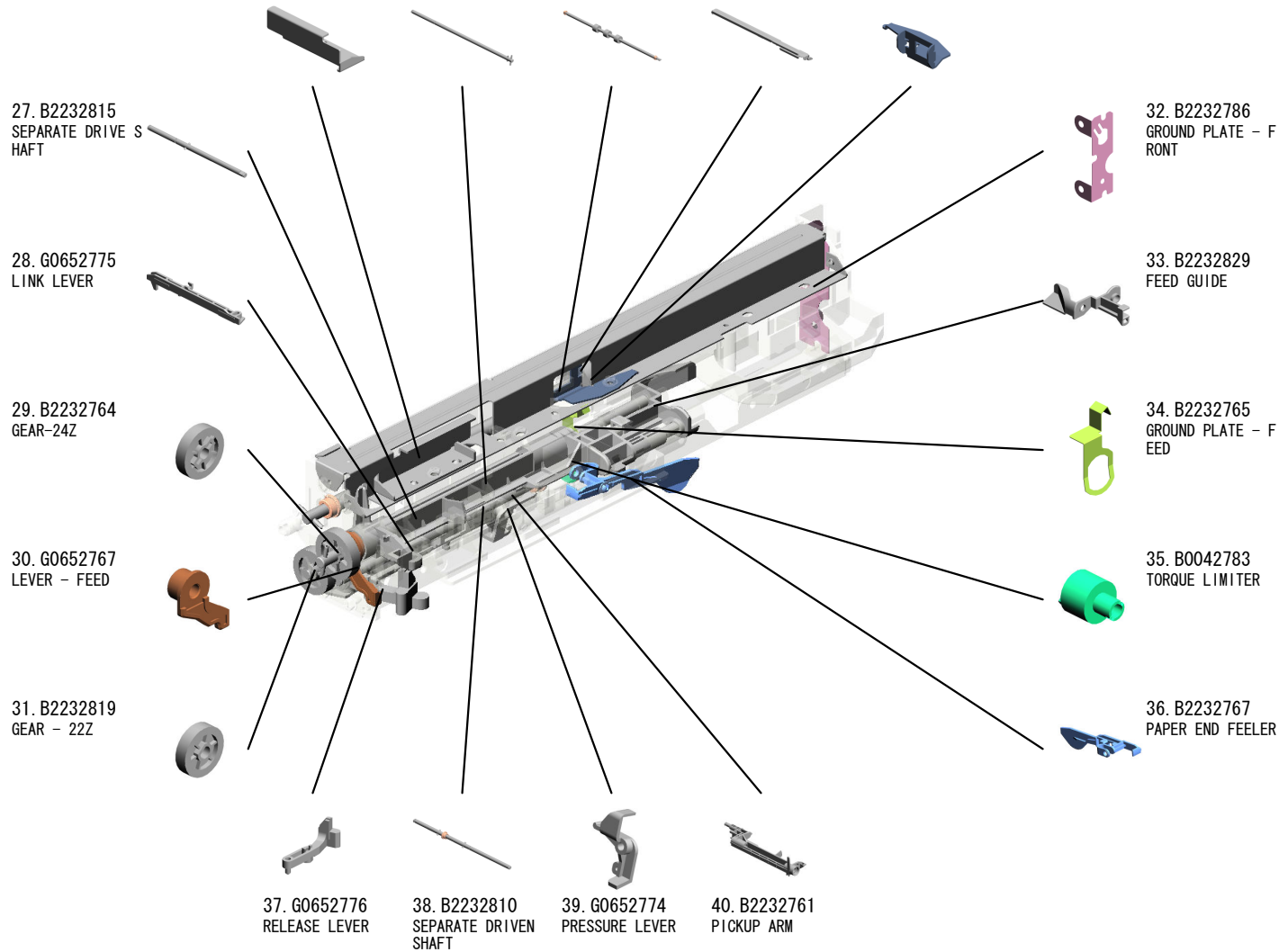
U001	U002	U003	U004	U005	U006	U007	U008	U009	U010	U011	U012	U014	U015	U016	U017
------	------	------	------	------	------	------	------	------	------	------	------	------	------	------	------

# U014\_S001 PAPER FEED UNIT:ASS'Y

- 22. B2382576 SUPPORTING PLATE
- 23. B2232762 FEED SHAFT
- 24. D0092757 TRANSPORT ROLLER :DRIVE: ASS'Y
- 25. B2232776 STAY
- 26. B0822781 BRACKET: SENSOR

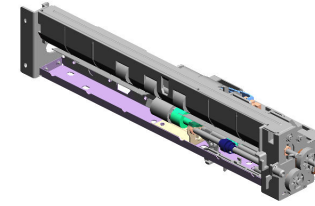


1. D0252750  
PAPER FEED UNIT:  
ASS'Y



U001	U002	U003	U004	U005	U006	U007	U008	U009	U010	U011	U012	U014	U015	U016	U017
------	------	------	------	------	------	------	------	------	------	------	------	------	------	------	------

# U014\_S002 PAPER FEED UNIT:ASS'Y



1. D0252750  
PAPER FEED UNIT:  
ASS'Y

- 2. AB010156 GEAR:SEPARATE:DRIVE
- 3. AB010157 GEAR:SEPARATE:DRIVE
- 4. 11050511 (x2) HARNESS CLAMP - LWS-0306ZC
- 5. 04563008N TAPPING SCREW - M3X8
- 6. AW010122 PAPER FEED SENSOR

7. AW020145 (x2) PHOTO INTERRUPTOR:FLAT

8. 52062686 (x2) SNAP RING

9. AA062259 SPRING - RELEASE

10. AA082143 (x2) BUSHING - 6X10X6

11. AA060691 TENSION SPRING

17. AA060693 TENSION SPRING

18. AA082101 BUSHING - 6X10X6

19. 8050089 RETAINING RING - M4

20. AB011218 GEAR - ROLLER CLUTCH

21. AF032085 PAPER FEED ROLLER:SEPARATE

12. 07200040E RETAINING RING - M4

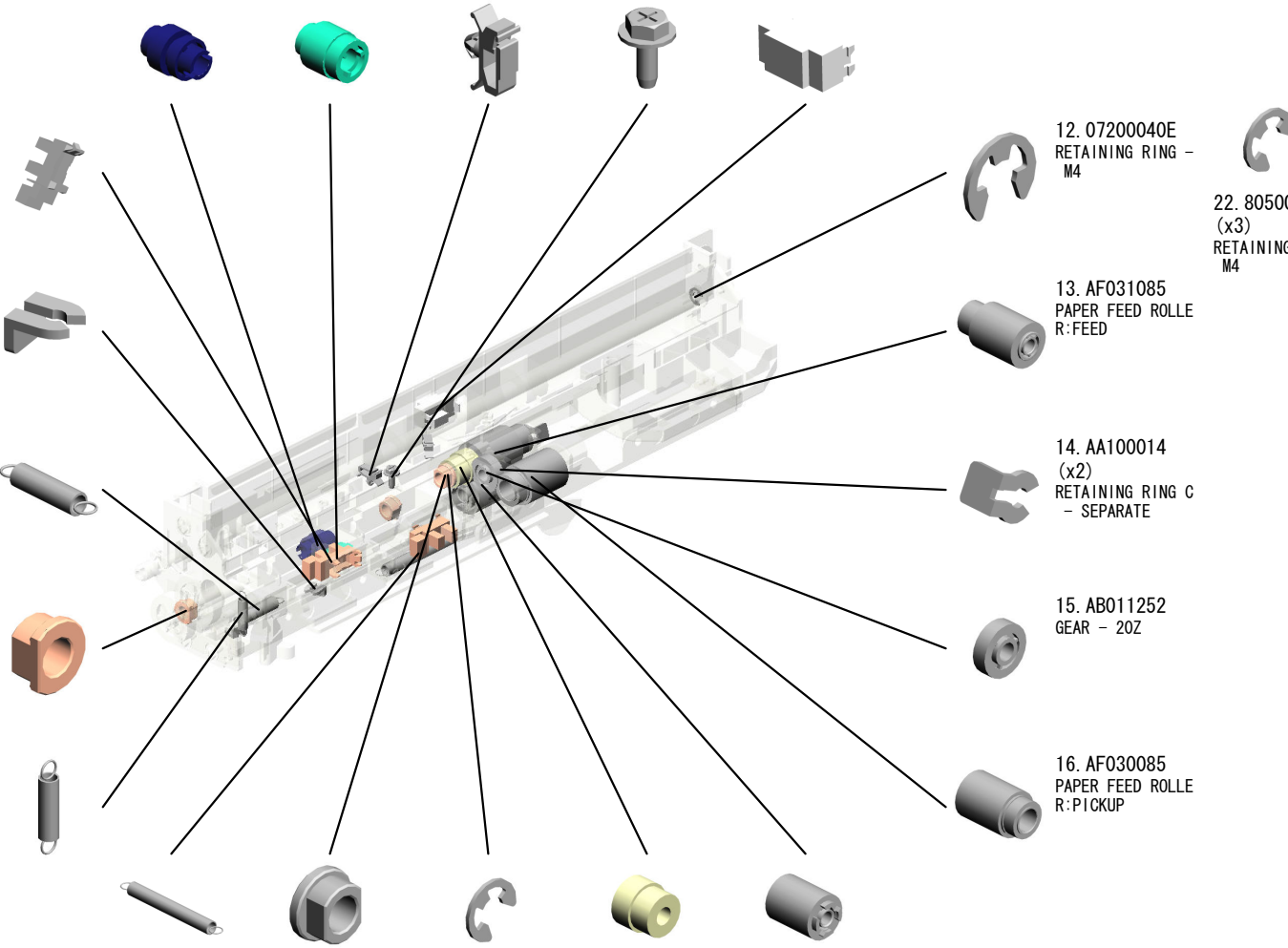
22. 8050089 (x3) RETAINING RING - M4

13. AF031085 PAPER FEED ROLLER:FEED

14. AA100014 (x2) RETAINING RING C - SEPARATE

15. AB011252 GEAR - 20Z

16. AF030085 PAPER FEED ROLLER:PICKUP

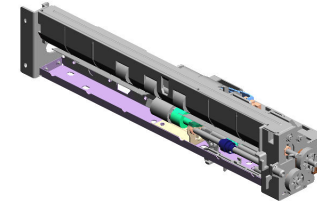


U001	U002	U003	U004	U005	U006	U007	U008	U009	U010	U011	U012	U013	U014	U015	U016	U017
------	------	------	------	------	------	------	------	------	------	------	------	------	------	------	------	------

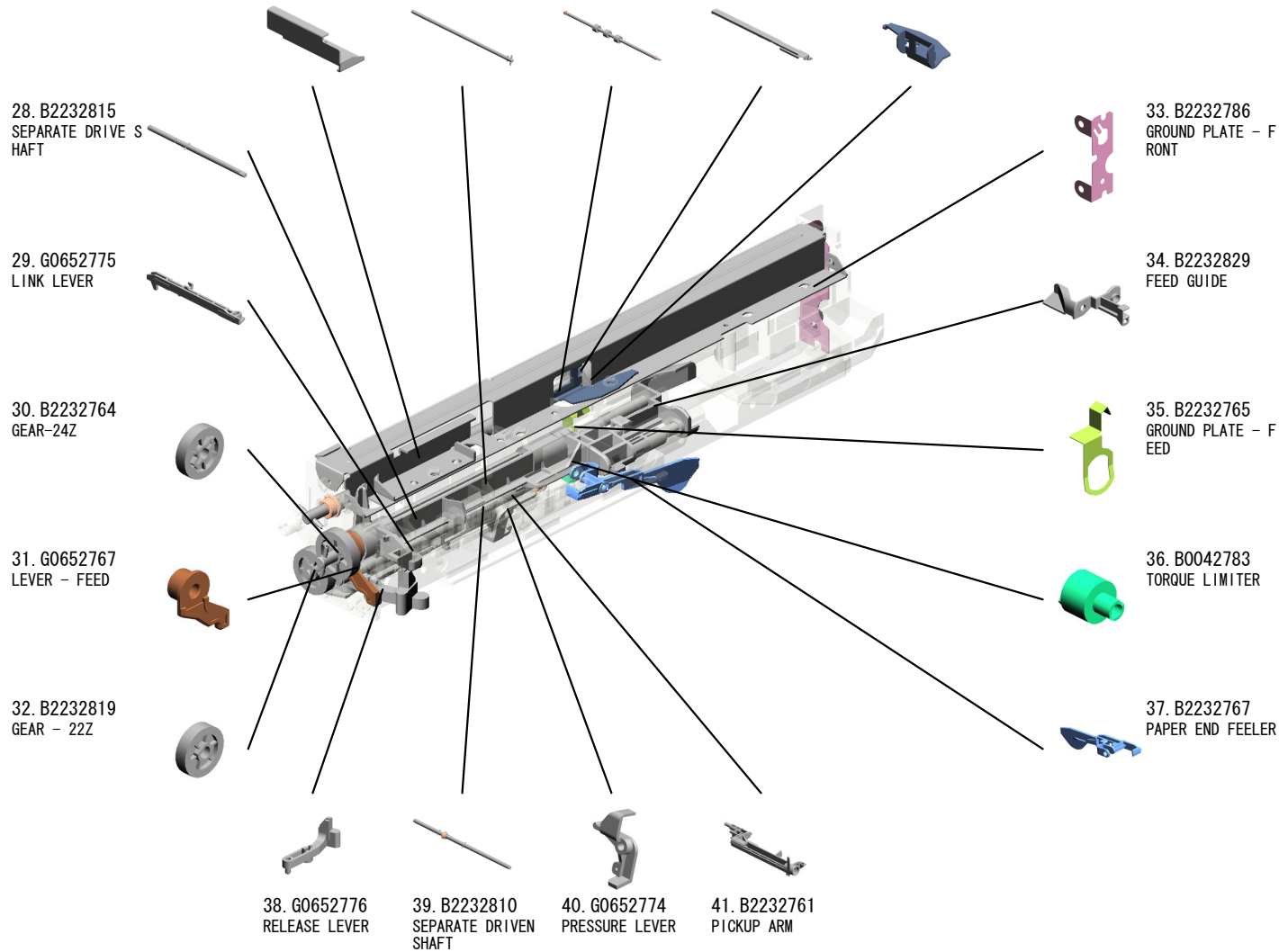


# U014\_S002 PAPER FEED UNIT:ASS'Y

- 23. B2382576 SUPPORTING PLATE
- 24. B2232762 FEED SHAFT
- 25. D0092757 TRANSPORT ROLLER :DRIVE:ASS'Y
- 26. B2232776 STAY
- 27. B0822781 BRACKET:SENSOR



1. D0252750  
PAPER FEED UNIT:  
ASS'Y



U001	U002	U003	U004	U005	U006	U007	U008	U009	U010	U011	U012	U014	U015	U016	U017
------	------	------	------	------	------	------	------	------	------	------	------	------	------	------	------

U014\_S003  
PAPER TRAY:NO. 1:ASS'Y

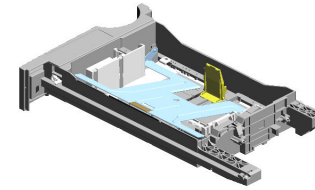
2. 04504008N  
TAPPING SCREW -  
M4X8

3. B2232936  
GEAR - 16Z

4. B2232868  
LEVER:RELEASE:PA  
PER TRAY:OUTER

5. 07200080E  
RETAINING RING -  
M8

6. AA061003  
TENSION SPRING:S  
IDE FENCE:REAR



1. D0292850  
PAPER TRAY:NO. 1:  
ASS'Y

7. B2232918  
RISE LEVER

8. 04533008N  
BINDING SELF TAP  
PING SCREW:3X8

9. B2232865  
RISE NO. 1 SHAFT

10. B2232869  
GROUND PLATE

11. A2322987  
(x4)  
ROLLER - PAPER T  
RAY

17. B2232912  
END FENCE

18. B2232890  
SLIDE RAIL - LEF  
T

19. B2232894  
SLIDE RAIL STOPP  
ER - LEFT

20. B2232862  
LEVER - RELEASE  
INNER

21. AA143843  
(x2)  
SCREW:D1A6

12. B2232857  
COVER - PAPER TR  
AY NO. 1

13. AA061014  
TENSION SPRING:G  
RIP

14. 04503012N  
(x2)  
TAPPING SCREW:3X  
12

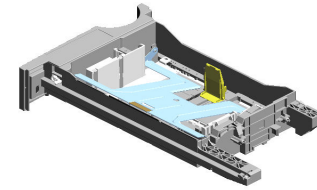
15. B2232860  
PAPER TRAY GRIP

16. B2232861  
GRIP HOLDER

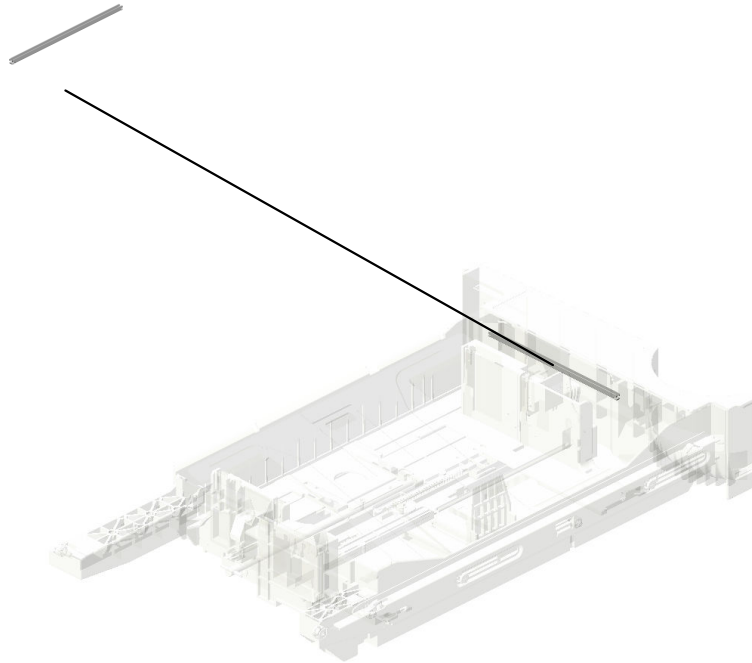
U001	U002	U003	U004	U005	U006	U007	U008	U009	U010	U011	U012	U013	U014	U015	U016	U017
------	------	------	------	------	------	------	------	------	------	------	------	------	------	------	------	------

U014\_S003  
PAPER TRAY:NO. 1:ASS' Y

22. D0292863  
SHAFT:RELEASE:PA  
PER TRAY



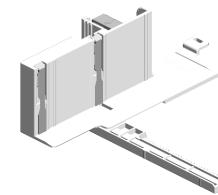
1. D0292850  
PAPER TRAY:NO. 1:  
ASS' Y



U001	U002	U003	U004	U005	U006	U007	U008	U009	U010	U011	U012	U013	U014	U015	U016	U017
------	------	------	------	------	------	------	------	------	------	------	------	------	------	------	------	------

# U014\_S003\_S001 SIDE FENCE - FRONT

2. B2232934  
PLATE - SIDE FENCE

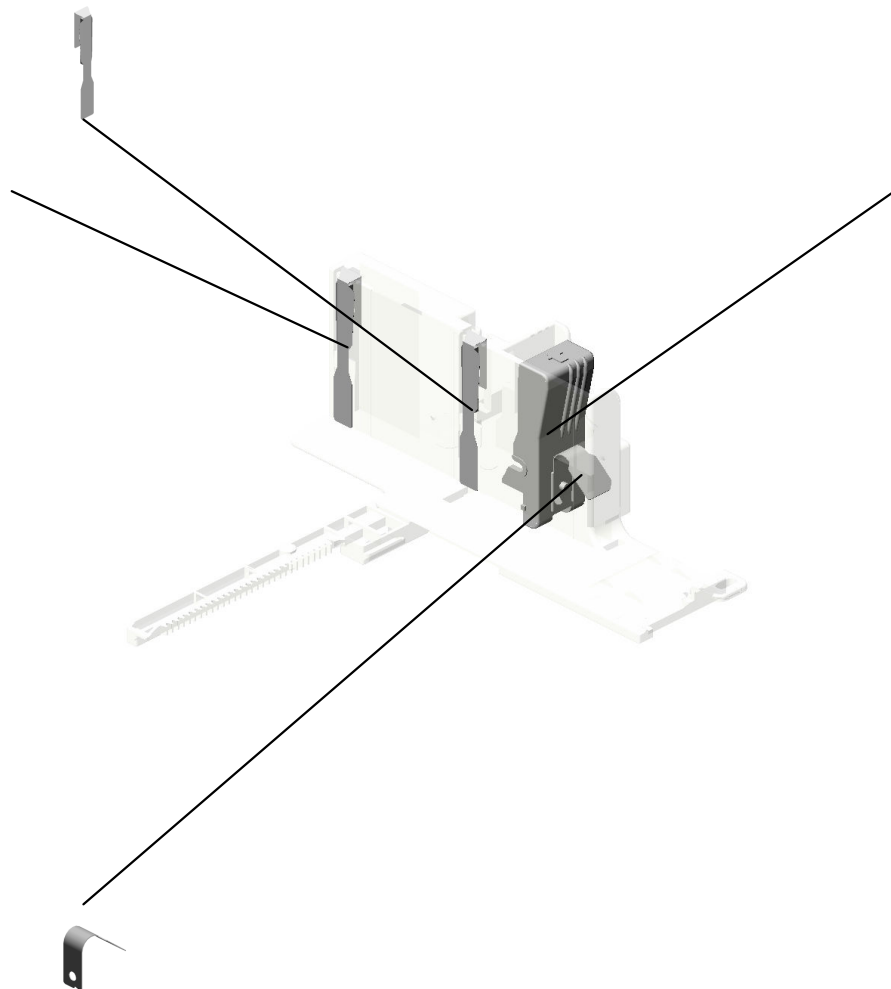


1. B2232870  
SIDE FENCE - FRONT

3. B2232935  
PLATE - SIDE FENCE RIGHT



4. B2232923  
STOPPER LEVER - FRONT



5. B0042923  
SPRING PLATE - R  
RELEASE LEVER



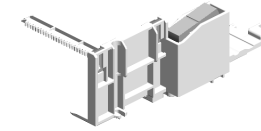
U001	U002	U003	U004	U005	U006	U007	U008	U009	U010	U011	U012	U013	U014	U015	U016	U017
------	------	------	------	------	------	------	------	------	------	------	------	------	------	------	------	------

# U014\_S003\_S002 SIDE FENCE - REAR

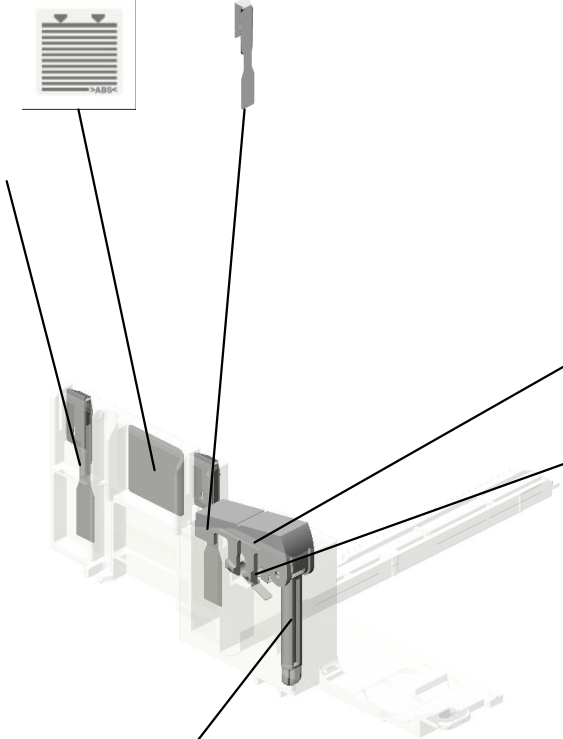

2. B2232873  
DECAL - SIDE FENCE REAR

3. B2232934  
PLATE - SIDE FENCE

1. B2232880  
SIDE FENCE - REAR



4. B2232935  
PLATE - SIDE FENCE RIGHT




5. A2672860  
REAR LEVER STOPPER



6. A2672857  
SPRING PLATE - SIDE FENCE




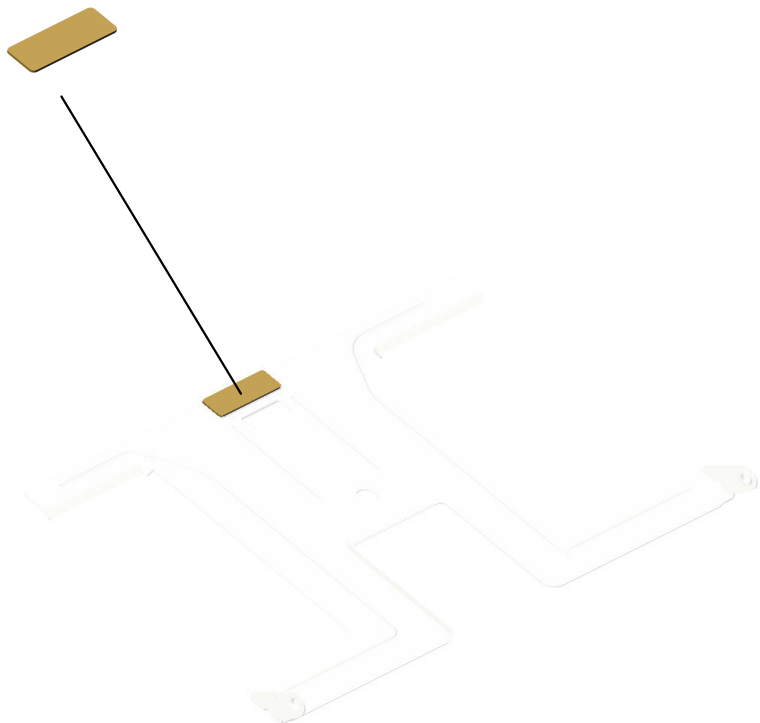
7. A2672859  
SIDE FENCE STOPPER



U001	U002	U003	U004	U005	U006	U007	U008	U009	U010	U011	U012	U013	<b>U014</b>	U015	U016	U017
------	------	------	------	------	------	------	------	------	------	------	------	------	-------------	------	------	------

U014\_S003\_S003  
TRAY BOTTOM PLATE

2. AF013006  
BOTTOM PLATE PAD



1. B2232940  
TRAY BOTTOM PLAT  
E

U001	U002	U003	U004	U005	U006	U007	U008	U009	U010	U011	U012	U013	U014	U015	U016	U017
------	------	------	------	------	------	------	------	------	------	------	------	------	------	------	------	------

U014\_S004  
PAPER TRAY:NO. 2:ASS'Y

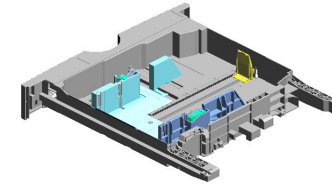
2. 04504008N  
(x2)  
TAPPING SCREW -  
M4X8

3. B2232868  
LEVER:RELEASE:PA  
PER TRAY:OUTER

4. 07200080E  
RETAINING RING -  
M8

5. AA061003  
TENSION SPRING:S  
IDE FENCE:REAR

6. D0292863  
SHAFT:RELEASE:PA  
PER TRAY



1. D0292900  
PAPER TRAY:NO. 2:  
ASS'Y

7. B2232918  
RISE LEVER

8. 04533008N  
BINDING SELF TAP  
PING SCREW:3X8

9. B2232936  
GEAR - 16Z

10. B2232865  
RISE NO. 1 SHAFT

11. B2232919  
GROUND PLATE - P  
APER TRAY NO. 2

17. A2322987  
(x4)  
ROLLER - PAPER T  
RAY

18. B2232911  
SPACER

19. B2232910  
LINK - PAPER SIZ  
E SENSOR

20. B2232862  
LEVER - RELEASE  
INNER

21. B2232912  
END FENCE

12. AA061014  
TENSION SPRING:G  
RIP

13. 04503012N  
(x2)  
TAPPING SCREW:3X  
12

14. B2232946  
COVER - PAPER TR  
AY NO. 2

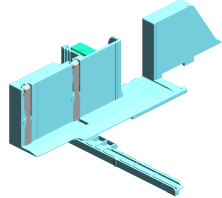
15. B2232860  
PAPER TRAY GRIP

16. B2232861  
GRIP HOLDER

U001	U002	U003	U004	U005	U006	U007	U008	U009	U010	U011	U012	U013	U014	U015	U016	U017
------	------	------	------	------	------	------	------	------	------	------	------	------	------	------	------	------

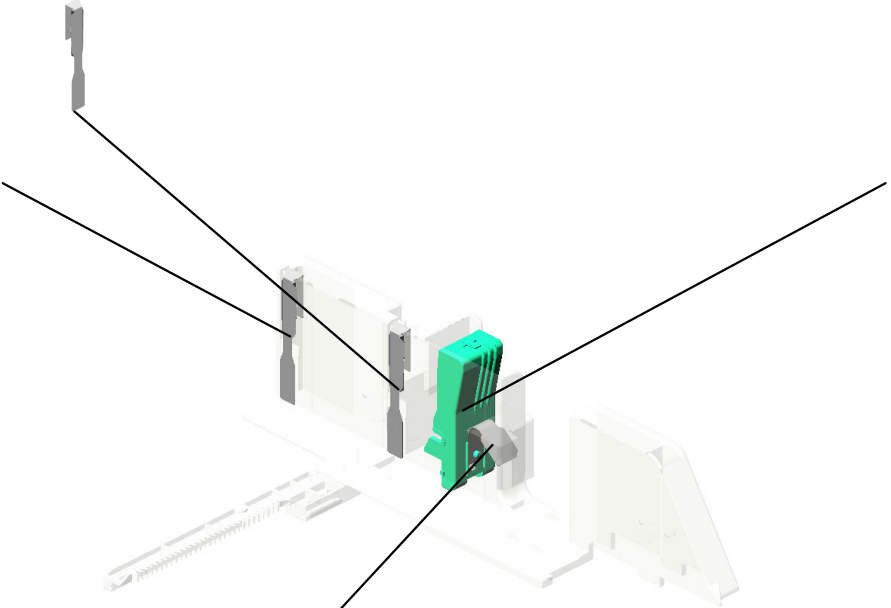
U014\_S004\_S001  
FRONT SIDE FENCE

2. B2232934  
PLATE - SIDE FENCE



1. B2232920  
FRONT SIDE FENCE

3. B2232935  
PLATE - SIDE FENCE RIGHT



4. B2232923  
STOPPER LEVER - FRONT



5. B0042923  
SPRING PLATE - R  
RELEASE LEVER



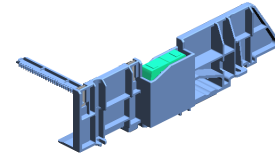
U001	U002	U003	U004	U005	U006	U007	U008	U009	U010	U011	U012	U013	U014	U015	U016	U017
------	------	------	------	------	------	------	------	------	------	------	------	------	------	------	------	------



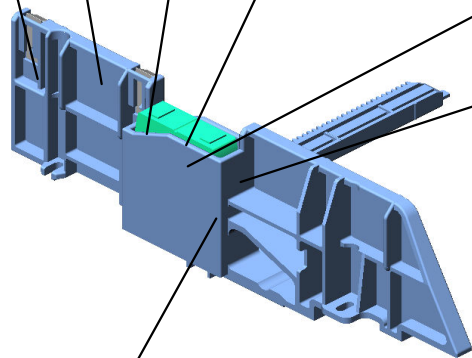


# U014\_S004\_S002 REAR SIDE FENCE

- 2. B2232873  
DECAL - SIDE FENCE REAR
- 3. B2232934  
PLATE - SIDE FENCE
- 4. A2672860  
REAR LEVER STOPPER

- 1. B2232930  
REAR SIDE FENCE



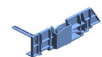
- 5. B2232935  
PLATE - SIDE FENCE RIGHT




- 6. A2672857  
SPRING PLATE - SIDE FENCE



- 7. B2232932  
SIDE FENCE:REAR: UNIVERSAL:NO. 2



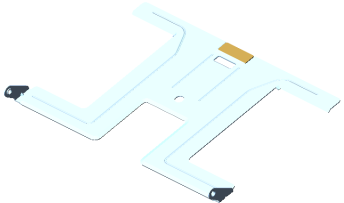

- 8. A2672859  
SIDE FENCE STOPPER



U001	U002	U003	U004	U005	U006	U007	U008	U009	U010	U011	U012	U013	U014	U015	U016	U017
------	------	------	------	------	------	------	------	------	------	------	------	------	------	------	------	------

U014\_S004\_S003  
TRAY BOTTOM PLATE

2. AF013006  
BOTTOM PLATE PAD



1. B2232940  
TRAY BOTTOM PLAT  
E

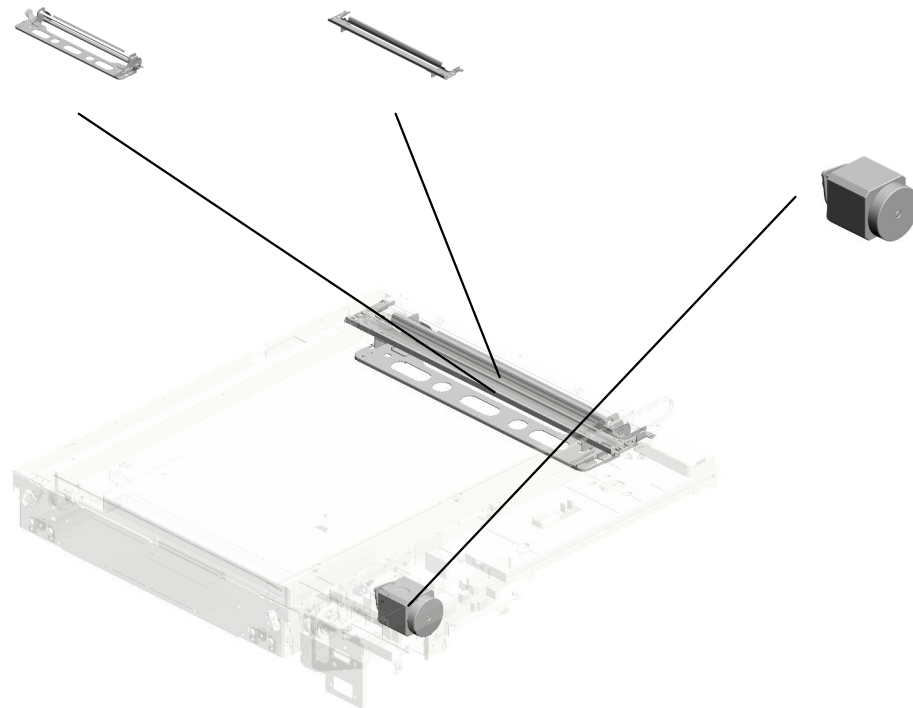
U001	U002	U003	U004	U005	U006	U007	U008	U009	U010	U011	U012	U013	U014	U015	U016	U017
------	------	------	------	------	------	------	------	------	------	------	------	------	------	------	------	------

# U015. Scanner

U015 S003  
D0251721  
CARRIAGE:NO. 2:ASS'Y

U015 S002  
D0251716  
CARRIAGE:NO. 1:ASS'Y

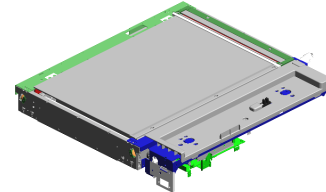
U015 S001  
B2381715  
STEPPER MOTOR DC3.9V



U001	U002	U003	U004	U005	U006	U007	U008	U009	U010	U011	U012	U013	U014	U015	U016	U017
------	------	------	------	------	------	------	------	------	------	------	------	------	------	------	------	------

# U015 Scanner

- 1. AW010133 (x2) ORIGINAL SENSOR - 66MM
- 2. A2501752 EXPOSURE GLASS
- 3. 11050622 (x2) CLAMP - JCC-1R
- 4. AW010134 (x3) ORIGINAL SENSOR - 48MM
- 5. A1931766 WIRE CLAMP



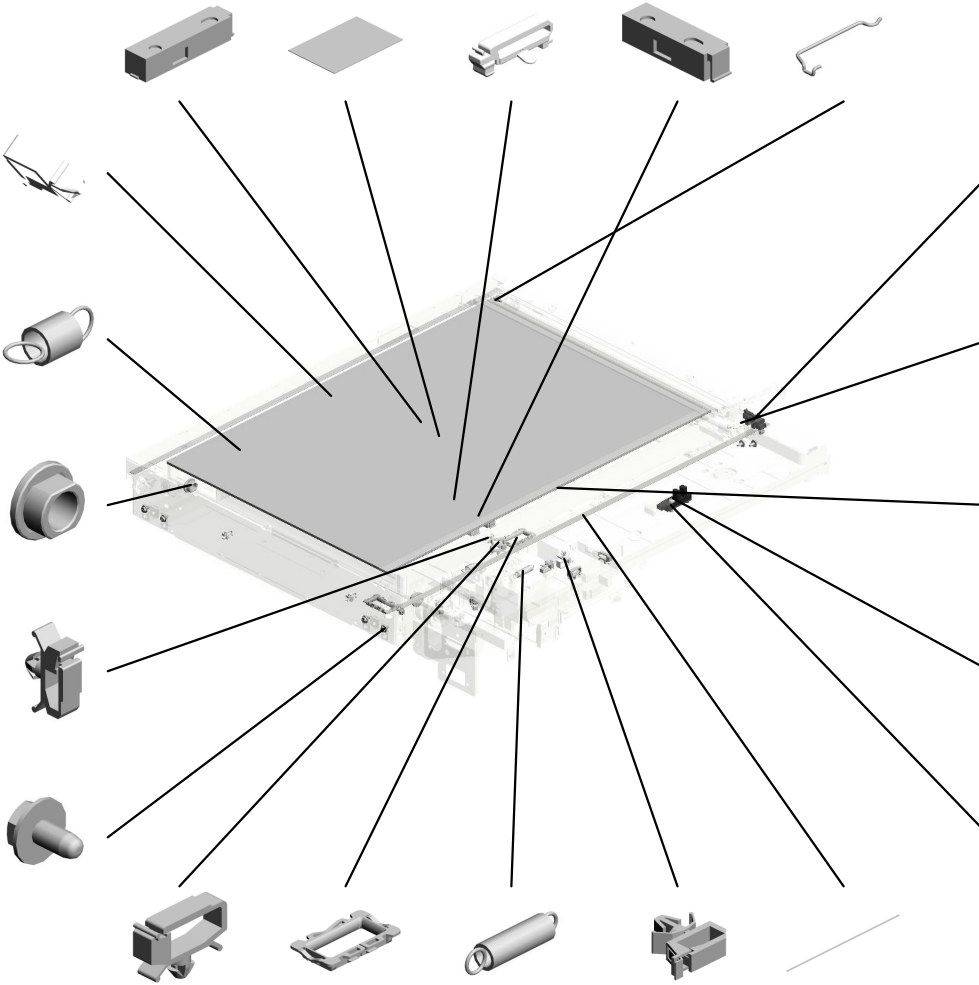
- 6. 11050534 CLAMP

- 7. AA060980 (x2) TENSION SPRING: TENSION: 11300MN

- 8. AA082144 (x2) BUSHING - 8X12X7

- 9. 11050511 (x5) HARNESS CLAMP - LWS-0306ZC

- 10. 04543006Q (x12) TAPPING SCREW - M3X6



- 16. 11050516 (x7) CLAMP
- 17. 11050621 (x3) CLAMP - SB-2712
- 18. AA060979 TENSION SPRING: TENSION: 14720MN
- 19. 11050487 HARNESS CLAMP
- 20. A1931816 (x2) 1ST SLIDE RAIL

- 11. AW020145 PHOTO INTERRUPTOR: FLAT

- 12. A1931769 CLAMP - REAR WIRE

- 13. 54421924 (x2) EXPOSURE GLASS CUSHION

- 14. AW020146 PHOTO INTERRUPTOR: FLAT: PICH2MM: M4

- 15. 03140120N SCREW - M4X12

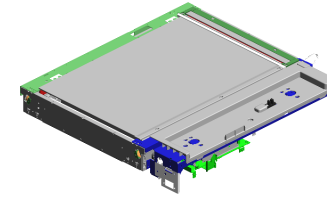
- 21. 11050488 HARNESS CLAMP
- 22. 11050489 HARNESS CLAMP - LWS 1316
- 25. 09543010N SCREW: POLISHED ROUND/SPRING: M3X10

- 23. 11050508 HARNESS CLAMP - LWS-0711
- 24. 11050521 CLAMP - LES-1017

U001	U002	U003	U004	U005	U006	U007	U008	U009	U010	U011	U012	U013	U015	U016	U017
------	------	------	------	------	------	------	------	------	------	------	------	------	------	------	------

# U015 Scanner

- 26. B2381753 INNER COVER - SENSOR
- 27. B2381796 (x2) HALL PLUG
- 28. B2381812 GROUND PLATE - CARRIAGE
- 29. B2381795 EXPOSURE GLASS
- 30. B2381801 SCALE - LEFT (A)



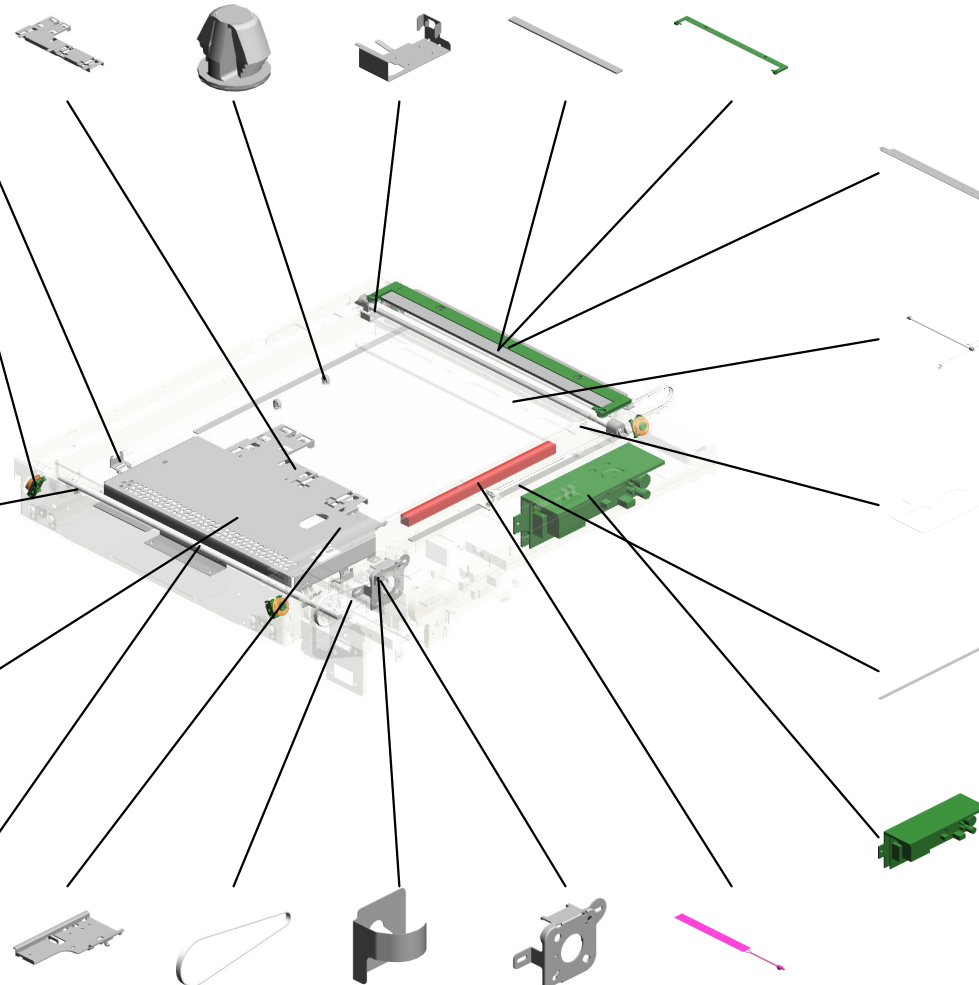
- 31. B1801704 (x2) BRACKET: TENSION

- 32. B2381806 (x4) IDLER PULLEY

- 33. B2381793 (x2) BUSHING SPACER

- 34. B2381823 INNER COVER - SCANNER

- 35. B2381786 SCANNER DRIVE SHAFT



- 36. B2381692 BRACKET: SCALE: LEFT: ASS'Y

- 37. B2381820 XENON LAMP - DIA 10

- 38. B2381845 (x4) SEAL: EXPOSURE GLASS

- 39. B1801734 (x2) SLIDE RAIL: NO. 2

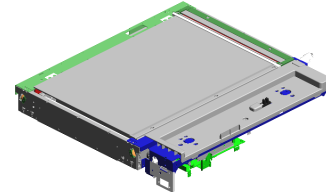
- 40. B2381821 STABILIZER

- 41. B2381827 ORIGINAL SENSOR BRACKET
- 42. B2381792 TIMING BELT - 15TST1.5-4.0
- 43. B2381762 GROUND PLATE - STEPPER MOTOR
- 44. B2381788 STEPPER MOTOR BRACKET
- 45. B2291688 HEATER: OPTION: 230V: 9W

U001	U002	U003	U004	U005	U006	U007	U008	U009	U010	U011	U012	U013	U015	U016	U017
------	------	------	------	------	------	------	------	------	------	------	------	------	------	------	------

# U015 Scanner

- 46. D0251747 (x2)  
DRIVE WERE: CARRI  
AGE: DIA1. 0
- 47. D0251832  
GASKET: 10X1X20
- 48. D0251833  
GASKET: 10X2X20
- 49. D0251834  
GASKET: 10X5X20
- 50. D0251831  
(x2)  
GASKET: 13X10X13

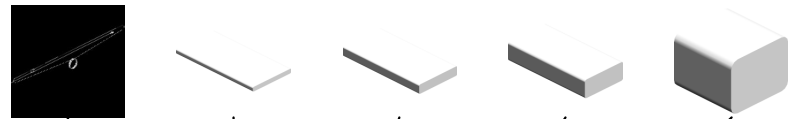


- 51. D0291748  
PULLEY: DRIVE WER  
E: REAR: ASS' Y

- 52. D0251703  
LENS: HOLDER: ASS'  
Y

- 53. D0251830  
GASKET: 10X15X20

- 54. B2385344  
SBU GROUND PLATE



- 55. D0251735  
SCALE: LEFT: B: ASS'  
Y

- 56. G5701225  
SENSOR SHIELDING  
PLATE

- 57. G5702834  
PULLEY - HIGH VO  
LTAGE SUPPLY COR  
D

- 58. D0251751  
SEAL: SCANNER: FRA  
ME: BASE

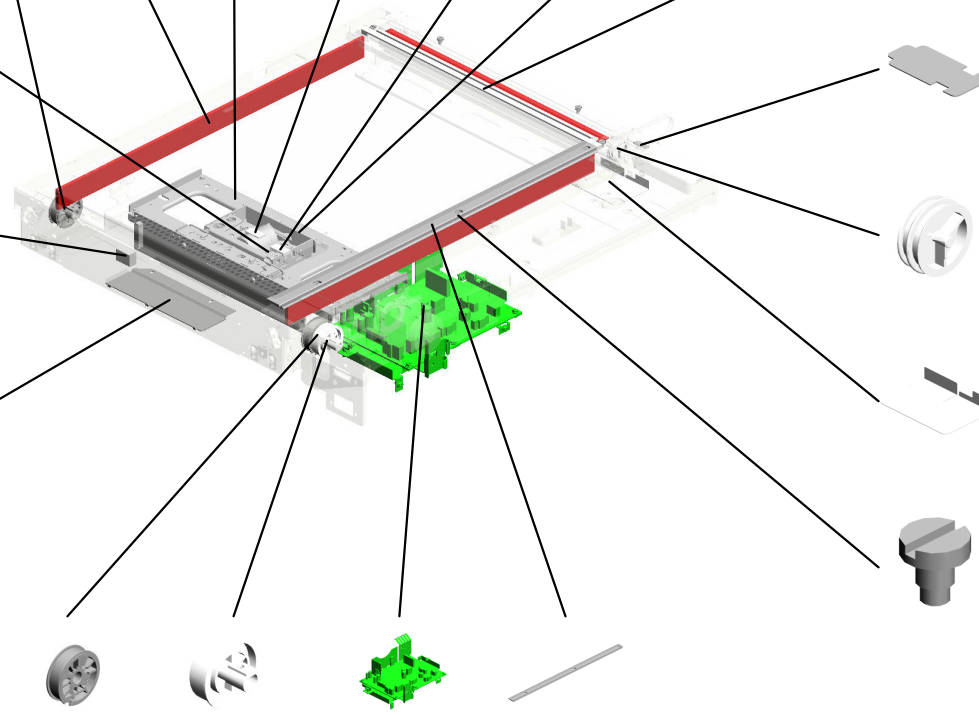
- 59. B3901759  
(x7)  
SHAFT: SCALE

- 60. D0291745  
PULLEY: DRIVE WER  
E: FRONT

- 61. G5701133  
TIMING PULLEY 73


- 62. D0255138  
PCB: S10: AT-C2

- 63. D0251782  
SCALE: INNER BACK  
: PRINTING

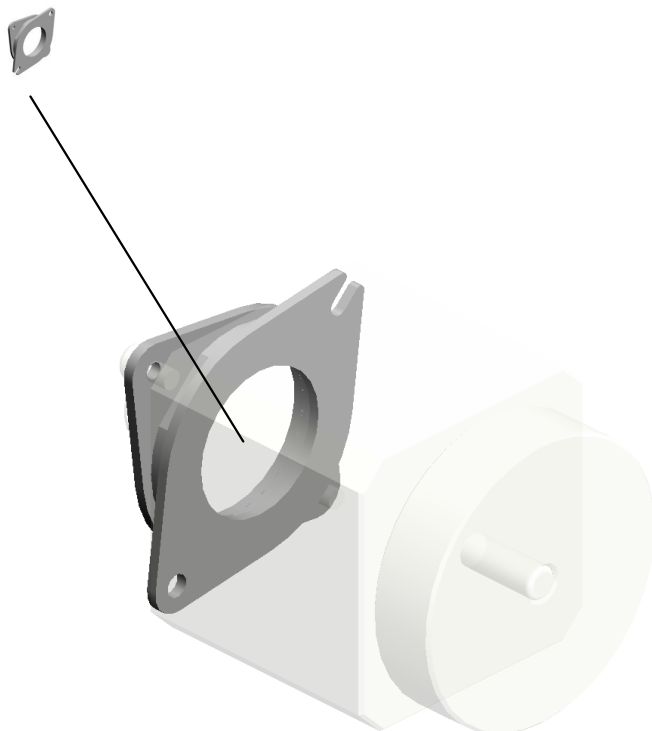


U015\_S001  
STEPPER MOTOR DC3.9V

2. A2324666  
CUSHION - STEPPER  
MOTOR



1. B2381715  
STEPPER MOTOR DC  
3.9V



U001	U002	U003	U004	U005	U006	U007	U008	U009	U010	U011	U012	U013	U014	U015	U016	U017
------	------	------	------	------	------	------	------	------	------	------	------	------	------	------	------	------

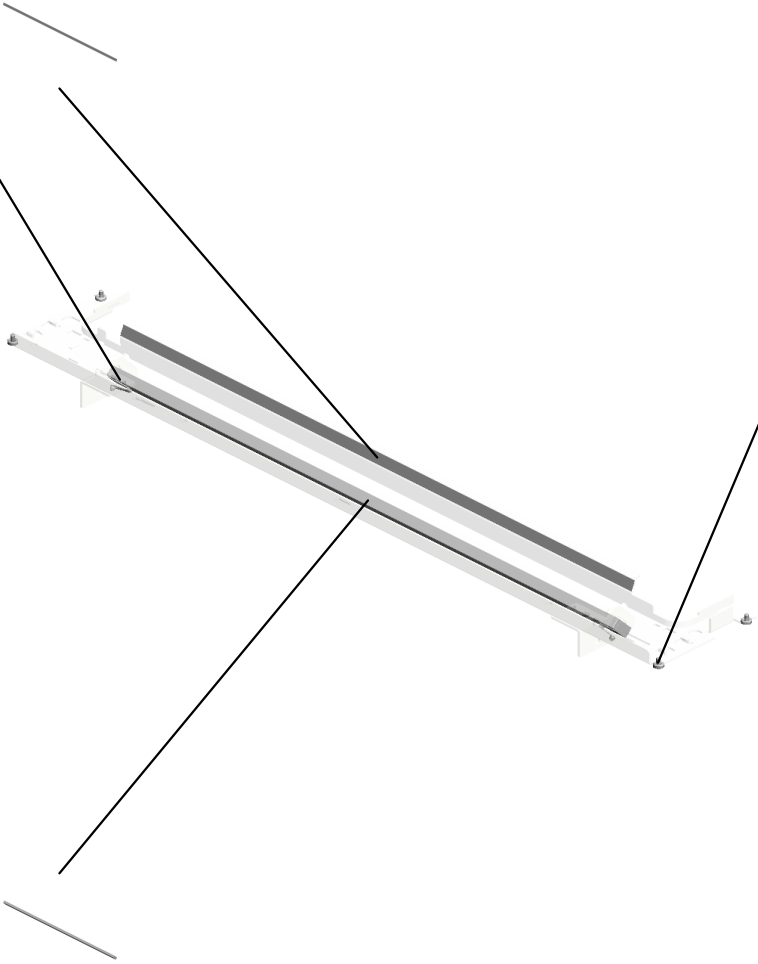
U015\_S002  
CARRIAGE:NO. 1:ASS' Y

2. A1001714  
REFLECTOR



1. D0251716  
CARRIAGE:NO. 1:AS  
S'Y

3. A1931767  
(x2)  
1ST MIRROR HOLDE  
R



4. G5702730  
(x4)  
SLIDER - SCANNER




5. AC030169  
MIRROR:NO. 1

U001	U002	U003	U004	U005	U006	U007	U008	U009	U010	U011	U012	U013	U014	U015	U016	U017
------	------	------	------	------	------	------	------	------	------	------	------	------	------	------	------	------



U015\_S003  
CARRIAGE:NO. 2:ASS'Y

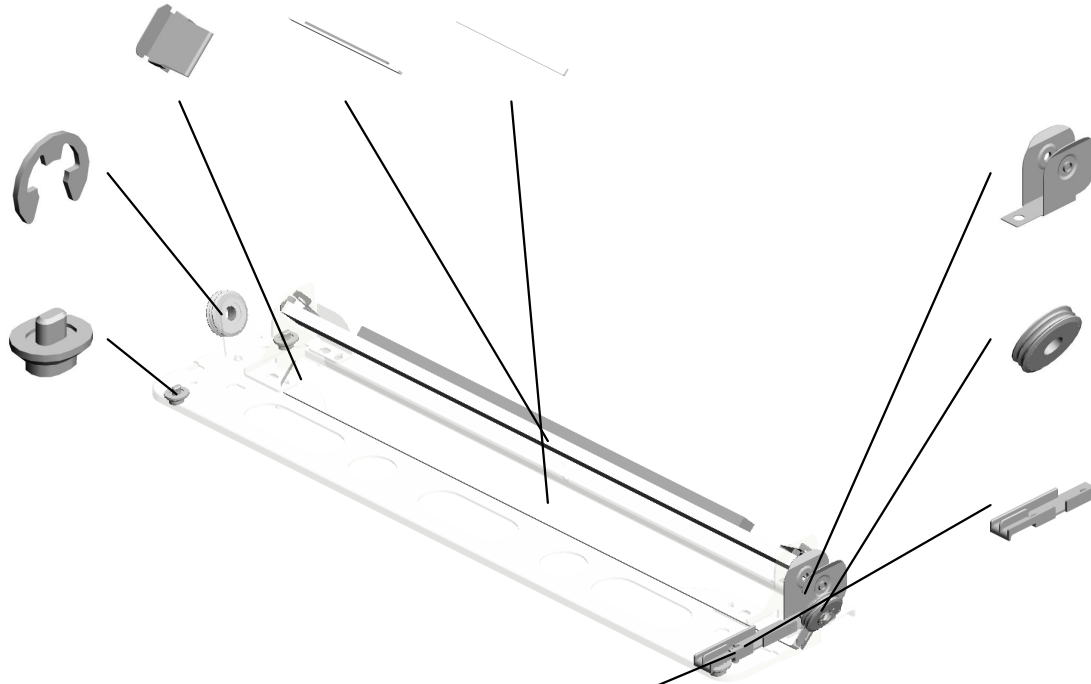
- 2. G4042810  
(x4)  
SPRING PLATE - 2  
ND MIRROR
- 3. D0251727  
MIRROR:NO. 2:CONC  
AVE:ASS'Y
- 4. D0251728  
MIRROR:NO. 2:CONV  
AX:ASS'Y



- 1. D0251721  
CARRIAGE:NO. 2:AS  
S'Y

- 5. 07200040E  
(x2)  
RETAINING RING -  
M4

- 6. A2501791  
(x4)  
2ND SCANNER SHOE



- 7. G5702833  
PULLEY HOLDER

- 8. B2381807  
(x2)  
PULLEY

- 9. G5702832  
GUIDE - HIGH VOL  
TAGGE SUPPLY CORD

- 10. 03530050N  
(x2)  
SCREW-M3X5

U001	U002	U003	U004	U005	U006	U007	U008	U009	U010	U011	U012	U013	U014	U015	U016	U017
------	------	------	------	------	------	------	------	------	------	------	------	------	------	------	------	------

# U016 Toner Collection

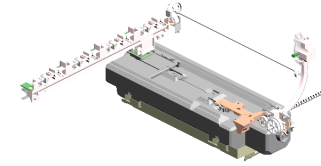
1. AG070514  
MAGNET CATCH

2. B2236473  
TRANSPORT SCREW  
SHAFT

3. AW020160  
PAPER FEED SENS  
R

4. B2236503  
USED TONER SENS  
R FEELER

5. B2236496  
COLLECTION BOTTL  
E RAIL



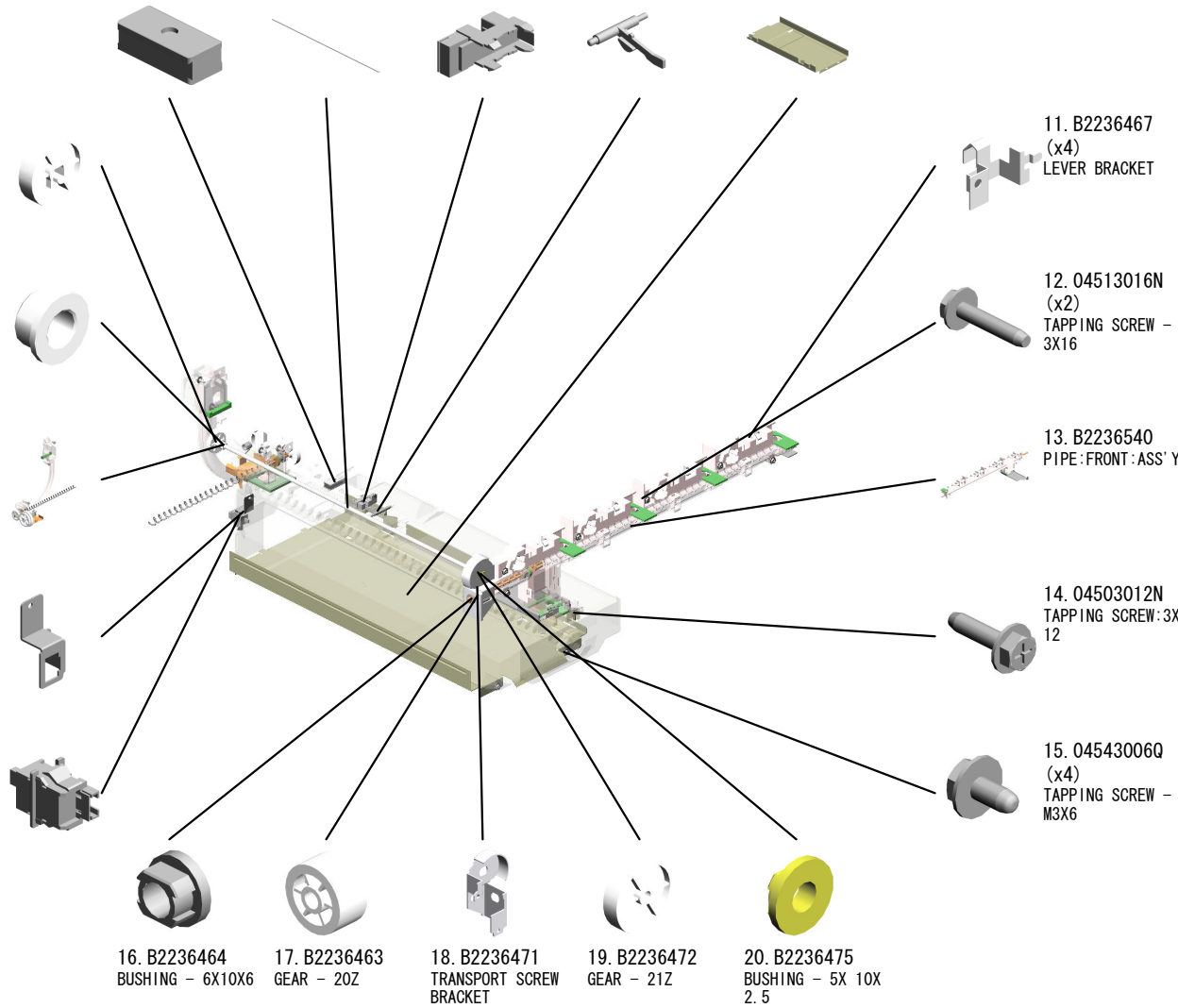
6. B2236474  
GEAR - 29Z

7. B2236476  
(x2)  
BUSHING - DIA5

8. B2236481  
REAR PIPE ASS'Y

9. B2236507  
SET SENSOR BRACK  
ET

10. AW500023  
PUSH SWITCH



11. B2236467  
(x4)  
LEVER BRACKET

12. 04513016N  
(x2)  
TAPPING SCREW -  
3X16

13. B2236540  
PIPE:FRONT:ASS'Y

14. 04503012N  
TAPPING SCREW:3X  
12

15. 04543006Q  
(x4)  
TAPPING SCREW -  
M3X6

16. B2236464  
BUSHING - 6X10X6

17. B2236463  
GEAR - 20Z

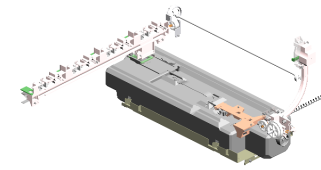
18. B2236471  
TRANSPORT SCREW  
BRACKET

19. B2236472  
GEAR - 21Z

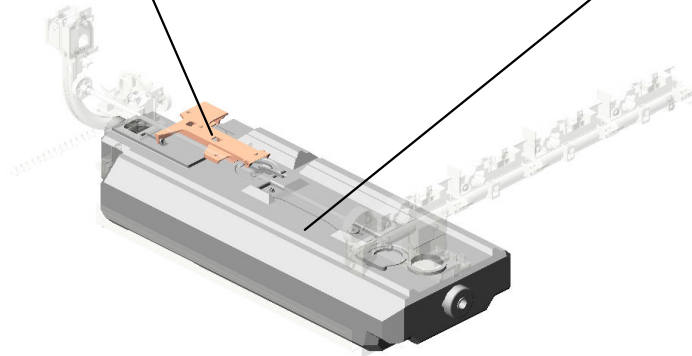
20. B2236475  
BUSHING - 5X 10X  
2.5

# U016 Toner Collection

21. D0296502  
BRACKET:USED TON  
ER SENSOR:C2



22. D0296509  
COLLECTION BOTTL  
E:EXP:ASS'Y



U001	U002	U003	U004	U005	U006	U007	U008	U009	U010	U011	U012	U013	U014	U015	U016	U017
------	------	------	------	------	------	------	------	------	------	------	------	------	------	------	------	------

# U017. Toner Supply

U017\_S002  
D0293205  
NOZZLE:C2:ASS'Y

U017\_S005  
D0293405  
DRIVE UNIT:TONER SUPPLY  
SUB-UNIT:C2:ASS'Y

U017\_S003  
D0293205  
NOZZLE:C2:ASS'Y

U017\_S001  
D0293205  
NOZZLE:C2:ASS'Y

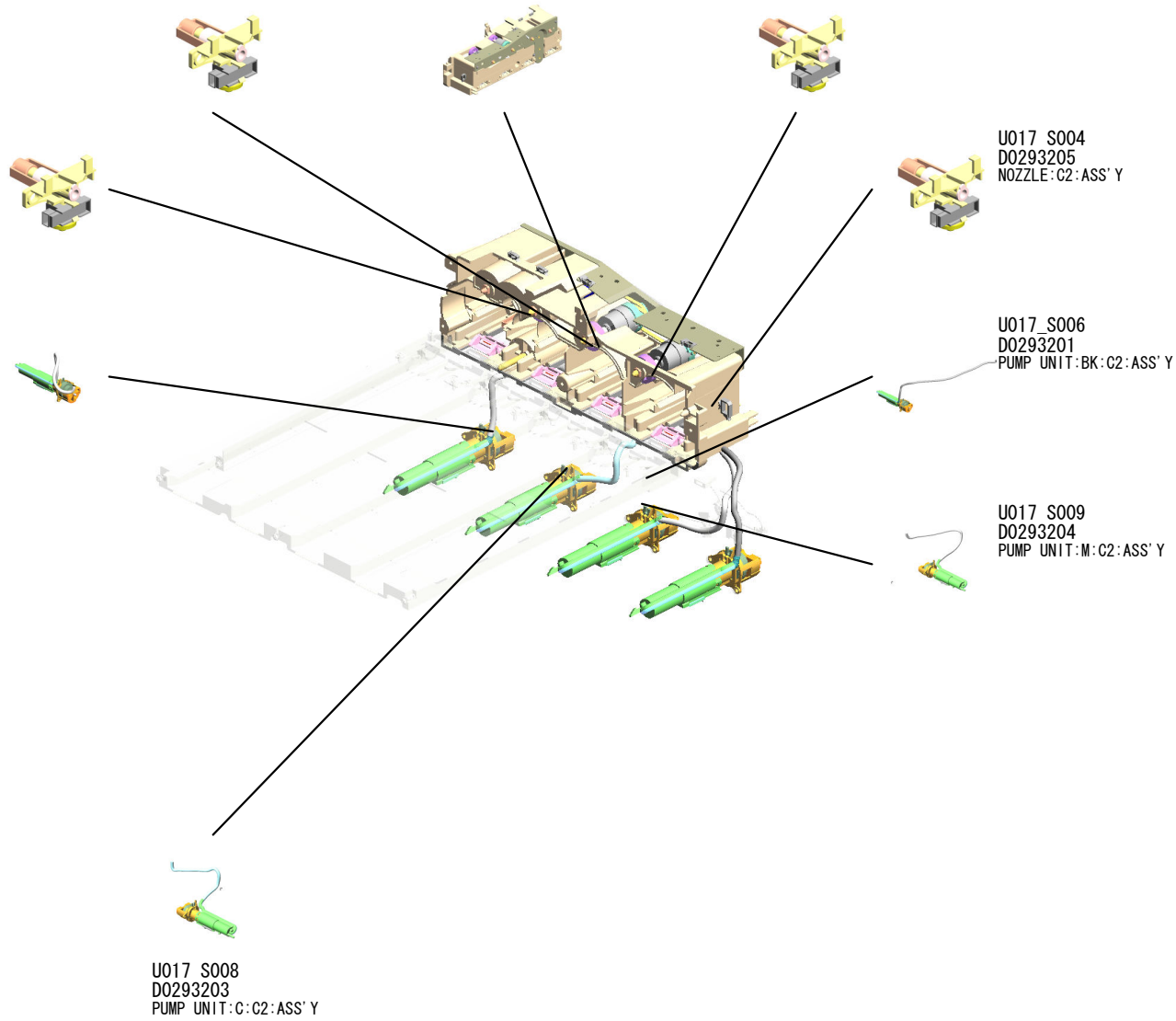
U017\_S004  
D0293205  
NOZZLE:C2:ASS'Y

U017\_S007  
D0293202  
PUMP UNIT:Y:C2:ASS'Y

U017\_S006  
D0293201  
PUMP UNIT:BK:C2:ASS'Y

U017\_S009  
D0293204  
PUMP UNIT:M:C2:ASS'Y

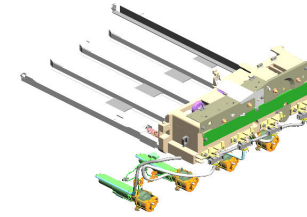
U017\_S008  
D0293203  
PUMP UNIT:C:C2:ASS'Y



U001	U002	U003	U004	U005	U006	U007	U008	U009	U010	U011	U012	U013	U014	U015	U016	U017
------	------	------	------	------	------	------	------	------	------	------	------	------	------	------	------	------

# U017 Toner Supply

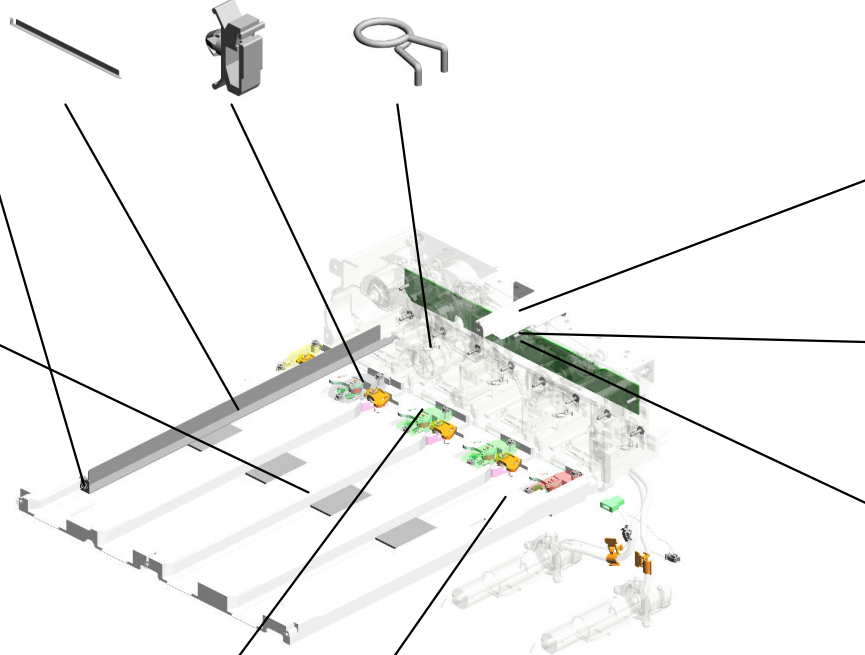
- 1. B2233328  
TONER CARTRIDGE  
GUIDE
- 2. 11050511  
(x4)  
HARNESS CLAMP -  
LWS-0306ZC
- 3. B2233209  
(x4)  
TUBE CLIP



- 4. 04543006Q  
TAPPING SCREW -  
M3X6



- 5. B2233305  
TONER CARTRIDGE  
UNIT




- 6. B2233470  
RFID GROUND PLAT  
E



- 7. 04503012N  
(x12)  
TAPPING SCREW:3X  
12



- 8. D0295175  
PCB:RFID:RW:AT-C  
2\_AP-C2



- 11. 11026259  
CONNECTOR - 2P



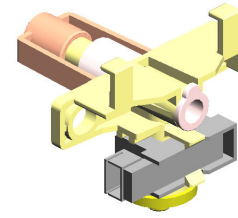
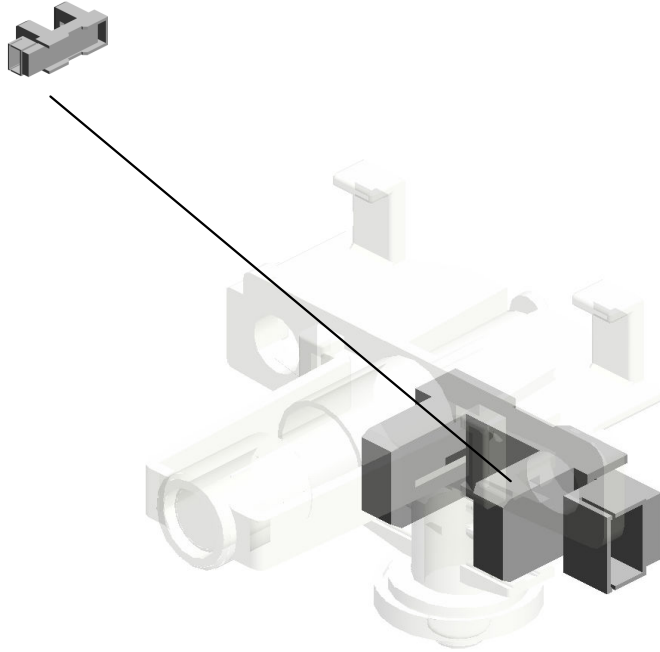
- 9. 11026245  
(x3)  
RELAY CONNECTOR  
- 2P



- 10. B2233206  
(x4)  
TUBE CLAMP

U017\_S001  
NOZZLE:C2:ASS'Y

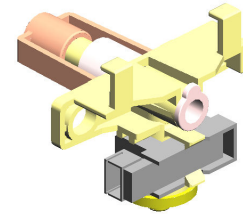
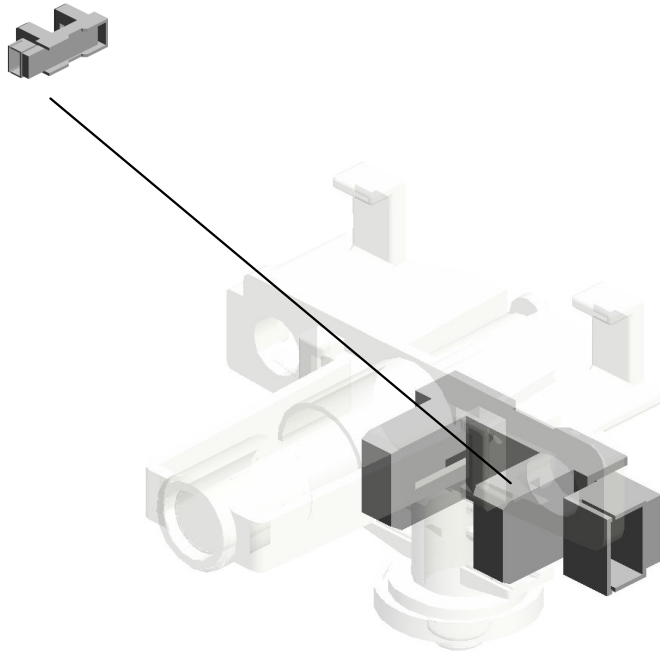
2. AW020185  
TONER END SENSOR



1. D0293205  
NOZZLE:C2:ASS'Y

U017\_S002  
NOZZLE:C2:ASS'Y

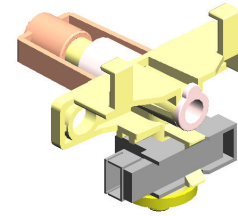
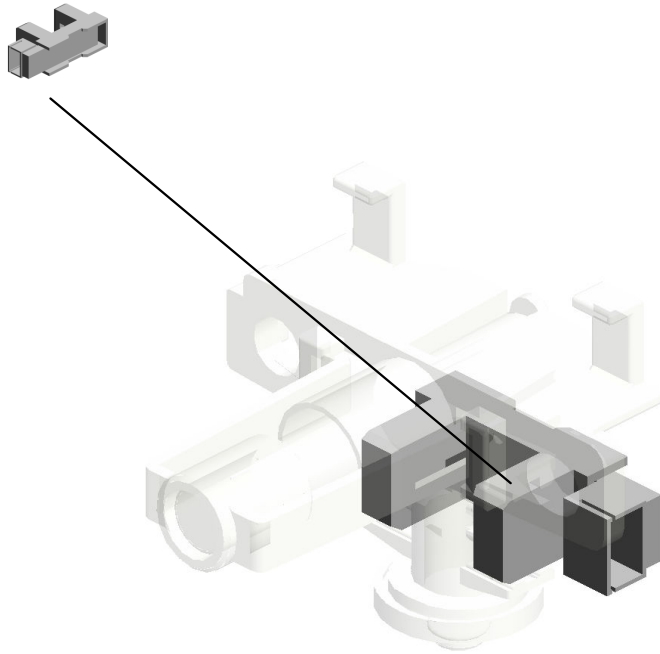
2. AW020185  
TONER END SENSOR



1. D0293205  
NOZZLE:C2:ASS'Y

U017\_S003  
NOZZLE:C2:ASS'Y

2. AW020185  
TONER END SENSOR



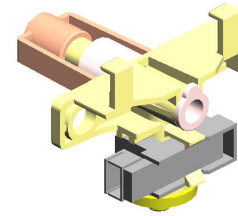
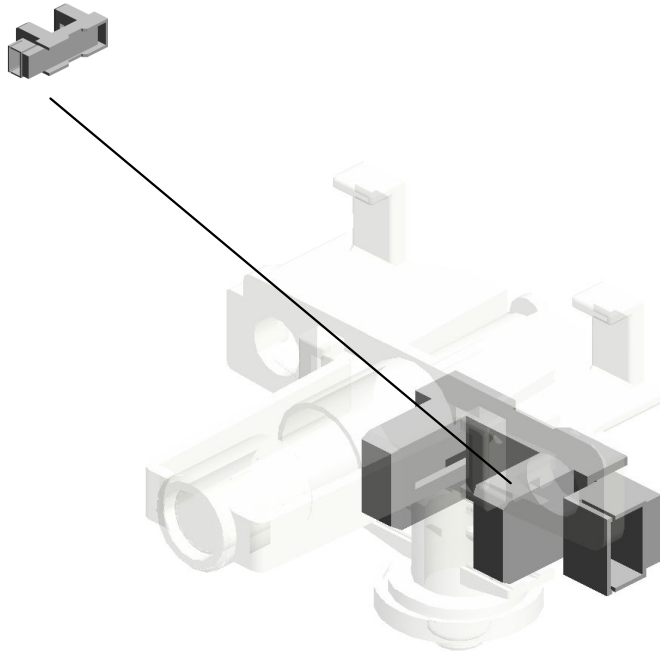
1. D0293205  
NOZZLE:C2:ASS'Y

U001	U002	U003	U004	U005	U006	U007	U008	U009	U010	U011	U012	U013	U014	U015	U016	U017
------	------	------	------	------	------	------	------	------	------	------	------	------	------	------	------	------



U017\_S004  
NOZZLE:C2:ASS'Y

2. AW020185  
TONER END SENSOR



1. D0293205  
NOZZLE:C2:ASS'Y

U001	U002	U003	U004	U005	U006	U007	U008	U009	U010	U011	U012	U013	U014	U015	U016	U017
------	------	------	------	------	------	------	------	------	------	------	------	------	------	------	------	------

# U017\_S005

## DRIVE UNIT: TONER SUPPLY SUB-UNIT: C2: ASS'Y

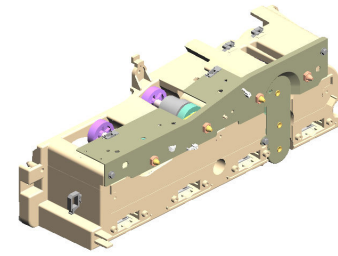
2. B2233424  
SHAFT: DRIVE: DRIV  
E UNIT: BK Y

3. B2233455  
MAGNETIC CLUTCH  
- 0.25N. M BK

4. 11050511  
(x2)  
HARNES CLAMP -  
LWS-0306ZC

5. B2233426  
(x3)  
SHAFT: DRIVE: DRIV  
E UNIT: CM

6. B2233457  
(x3)  
MAGNETIC CLUTCH  
- 0.25N. M YCM



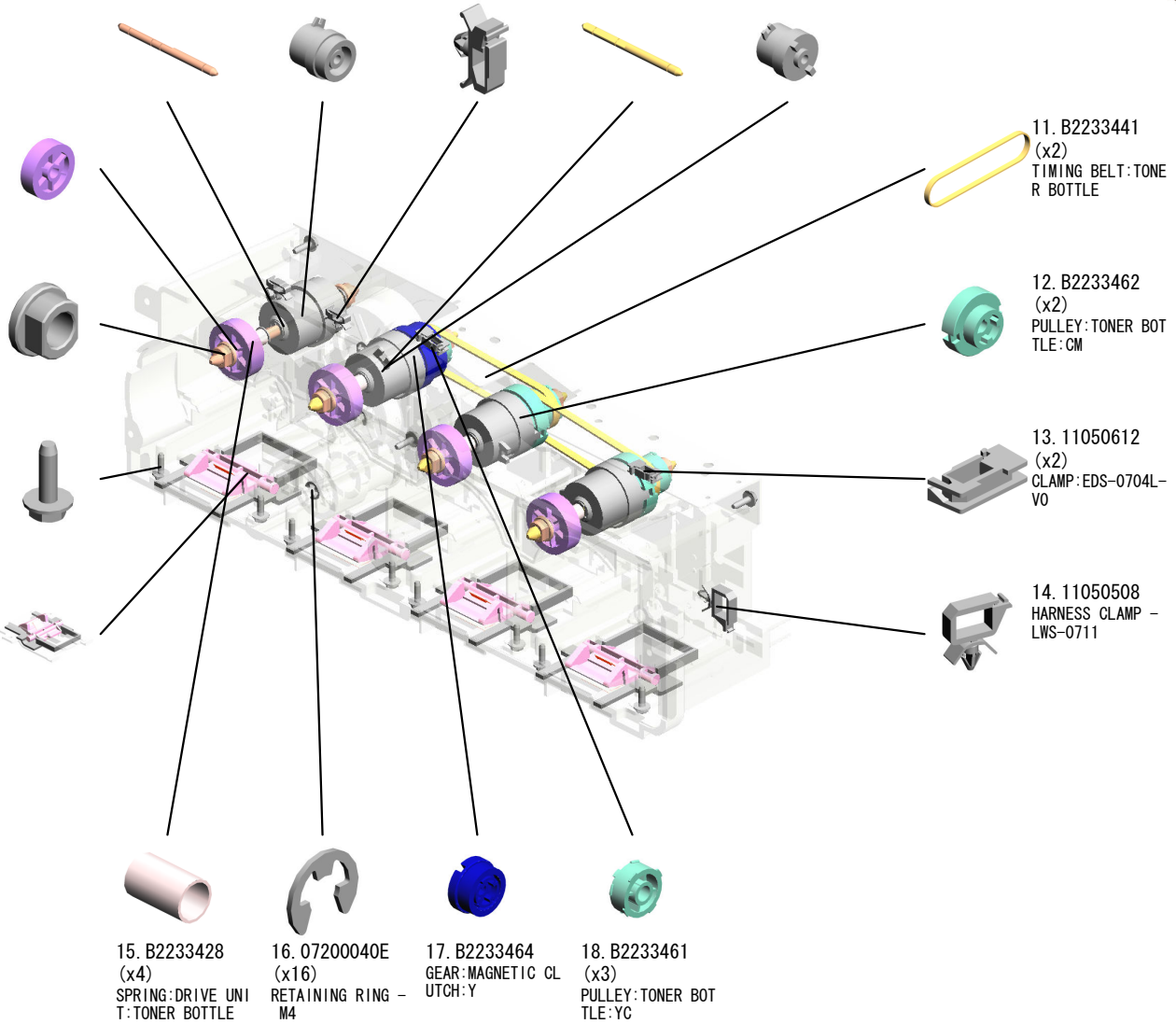
1. D0293405  
DRIVE UNIT: TONER  
SUPPLY SUB-UNIT  
: C2: ASS'Y

7. B2233463  
(x4)  
GEAR: TONER BOTTL  
E: DRIVE

8. AA082101  
(x8)  
BUSHING - 6X10X6

9. 04563010N  
(x11)  
TAPPING SCREW -  
M3X10

10. B2233334  
(x4)  
HOLDER: STOPPER: S  
HUTTER: ASS'Y



11. B2233441  
(x2)  
TIMING BELT: TONE  
R BOTTLE

12. B2233462  
(x2)  
PULLEY: TONER BOT  
TLE: CM

13. 11050612  
(x2)  
CLAMP: EDS-0704L-  
VO

14. 11050508  
HARNES CLAMP -  
LWS-0711

15. B2233428  
(x4)  
SPRING: DRIVE UNI  
T: TONER BOTTLE

16. 07200040E  
(x16)  
RETAINING RING -  
M4

17. B2233464  
GEAR: MAGNETIC CL  
UTCH: Y

18. B2233461  
(x3)  
PULLEY: TONER BOT  
TLE: YC

U001	U002	U003	U004	U005	U006	U007	U008	U009	U010	U011	U012	U013	U014	U015	U016	U017
------	------	------	------	------	------	------	------	------	------	------	------	------	------	------	------	------

U017\_S006  
PUMP UNIT: BK: C2: ASS' Y

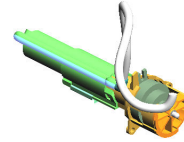
2. 8050089  
RETAINING RING -  
M4



U001	U002	U003	U004	U005	U006	U007	U008	U009	U010	U011	U012	U013	U014	U015	U016	U017
------	------	------	------	------	------	------	------	------	------	------	------	------	------	------	------	------

U017\_S007  
PUMP UNIT:Y:C2:ASS' Y

2. 8050089  
RETAINING RING -  
M4

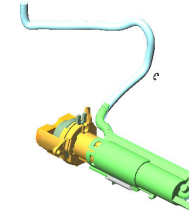


1. D0293202  
PUMP UNIT:Y:C2:A  
SS Y

U001	U002	U003	U004	U005	U006	U007	U008	U009	U010	U011	U012	U013	U014	U015	U016	U017
------	------	------	------	------	------	------	------	------	------	------	------	------	------	------	------	------

U017\_S008  
PUMP UNIT:C:C2:ASS' Y

2. 8050089  
RETAINING RING -  
M4



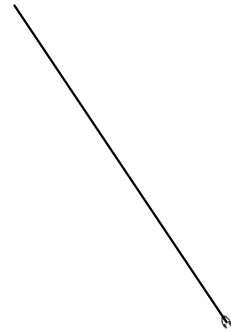


1. D0293203  
PUMP UNIT:C:C2:A  
SS' Y

U001	U002	U003	U004	U005	U006	U007	U008	U009	U010	U011	U012	U013	U014	U015	U016	U017
------	------	------	------	------	------	------	------	------	------	------	------	------	------	------	------	------

U017\_S009  
PUMP UNIT:M:C2:ASS'Y

2. 8050089  
RETAINING RING -  
M4



1. D0293204  
PUMP UNIT:M:C2:A  
SS'Y

U001	U002	U003	U004	U005	U006	U007	U008	U009	U010	U011	U012	U013	U014	U015	U016	U017
------	------	------	------	------	------	------	------	------	------	------	------	------	------	------	------	------

## Accessories



1. B2382524  
DECAL - PAPER SIZE



2. B0651371  
CLOTH HOLDER



3. B0651374  
CLOTH - DF EXPOSURE GLASS



4. G0381299  
GLASS RIVET - 5

## Special Tools



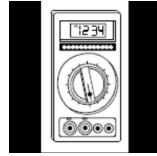
1. B6455010  
SD Card



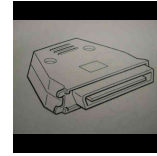
2. B6456705  
PCMCIA Card Adapter



3. B6456820  
USB Reader/Writer



4. VSSM9000  
Digital Multimeter-FLUKE189/FVF




5. G0219350  
Loopback Connector - Para 20X Magnification Scope



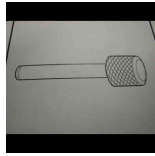
7. A2579300  
Grease - Barrierta S552R



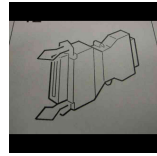
8. 52039502  
Silicon Grease G-501



9. A0929503  
C4 Color Test Chart (3 pcs/set)



10. A0069104  
Scanner Positioning Pin (Plug - IEEE1284 Type C 4pcs/set)



12. B1329700  
Lubricant Powder



13. D0239640  
COLOR DEVELOPER K



14. D0239670  
COLOR DEVELOPER M



15. D0239660  
COLOR DEVELOPER C



16. D0239680  
COLOR DEVELOPER Y



## Exclusive Parts

Number	Part Name	Group	ID
52039502	Silicon Grease G-501		
52062684	SHOULDER SCREW - M3	U013	6
52062686	SNAP RING	U014_S001	17
		U014_S002	8
54421924	EXPOSURE GLASS CUSHION	U015	13
54472681	SNAP RING	U009	12
		U002	10
8010231	HEXAGONAL HEAD BOLT W/WASHER: M3X6	U009	10
		U002	21
8025305	TAPPING SCREW - M3X6	U010	12
8025310	BINDING SELF-TAPPING SCREW:3X 8	U008_S001	3
8050088	RETAINING RING - M6	U009_S001	10
		U014	12
8050089	RETAINING RING - M4	U009	8
		U014_S001	5
		U014_S002	22
		U014_S002	19
		U014	10
		U014	23
		U017_S006	2
		U017_S007	2
		U017_S008	2
		U017_S009	2
		U013	5
		U013	21
		U002	22
8050092	RETAINING RING - 3M	U013	13
		U002	23
A0069104	Scanner Positioning Pin (4pcs /set)		
A0929503	C4 Color Test Chart (3 pcs/se t)		
A1001714	REFLECTOR	U015_S002	2
A1931766	WIRE CLAMP	U015	5
A1931767	1ST MIRROR HOLDER	U015_S002	3
A1931769	CLAMP - REAR WIRE	U015	12

Number	Part Name	Group	ID
A1931816	1ST SLIDE RAIL	U015	20
A2322987	ROLLER - PAPER TRAY	U014_S003	11
		U014_S004	17
A2324666	CUSHION - STEPPER MOTOR	U009	1
		U015_S001	2
A2501752	EXPOSURE GLASS	U015	2
A2501791	2ND SCANNER SHOE	U015_S003	6
A2579300	Grease - Barrierta S552R		
A2596754	BUSHING - 6 6MM	U002	14
A2672857	SPRING PLATE - SIDE FENCE	U014_S003_S002	6
		U014_S004_S002	6
A2672859	SIDE FENCE STOPPER	U014_S003_S002	7
		U014_S004_S002	8
A2672860	REAR LEVER STOPPER	U014_S003_S002	5
		U014_S004_S002	4
AA043317	TIMING BELT - 50S3M258	U009	3
AA043583	TIMING BELT - S2M460	U009	7
AA043585	TIMING BELT:40S3M162	U009	16
AA043601	TIMING BELT - B40S2M118	U009	11
AA060151	TENSION SPRING	U003_S002	3
AA060691	TENSION SPRING	U014_S001	10
		U014_S002	11
AA060693	TENSION SPRING	U014_S001	18
		U014_S002	17
AA060722	TENSION SPRING	U009	9
AA060872	SPRING	U002	16
AA060979	TENSION SPRING:TENSION:14720M N	U015	18
AA060980	TENSION SPRING:TENSION:11300M N	U015	7
AA060989	SPRING:FUSING EXIT:PRESSURE	U005_S001	5
AA060990	SPRING:PRESSURE:50N	U005_S001	16
AA061003	TENSION SPRING:SIDE FENCE:REA R	U014_S003	6
		U014_S004	5
AA061014	TENSION SPRING:GRIP	U014_S003	13
		U014_S004	12
AA061026	COMPRESSION SPRING:DRIVEN ROL LER	U005_S001	12

## Exclusive Parts

Number	Part Name	Group	ID
AA062259	SPRING - RELEASE	U014_S001	9
		U014_S002	9
AA063499	PRESSURE SPRING	U002	15
AA063568	PRESSURE SPRING	U002	47
		U003	19
AA063952	COMPRESSION SPRING:BELT TENS IONER	U005_S001	20
AA066667	SPRING:STRIPPER PLATE:FRONT	U005_S001	21
AA066668	SPRING:STRIPPER PLATE:REAR	U005_S001	2
AA080254	BUSHING - M4	U002	30
AA080346	BUSHING:FLANGE TYPE:DIA6	U009	32
AA080348	BUSHING:DRIVEN ROLLER	U005_S001	6
AA081013	BUSHING:DIA4XDIA6X8	U005_S001	15
AA082101	BUSHING - 6X10X6	U009_S001	6
		U014_S001	19
		U014_S002	18
		U014	4
		U017_S005	8
		U002	48
		U013	9
AA082102	BUSHING - 6X10X6	U002	39
AA082104	BUSHING - 8X12X7	U002	33
AA082143	BUSHING - 6X10X6	U014_S001	11
		U014_S002	10
AA082144	BUSHING - 8X12X7	U015	8
AA083014	ONE-WAY CLUTCH	U002	1
AA083018	ROLLER CLUTCH - 6X14X10	U002	1
AA084000	BUSHING:DIA6	U012_S001	5
		U012_S002	6
		U012_S003	6
		U012_S004	6
AA100014	RETAINING RING C - SEPARATE	U014_S001	14
		U014_S002	14
		U002	40
AA100015	SNAP RING - M6	U009_S001	5
AA101021	RUBBER BUSHING - 6 45HS	U014	1
		U002	34
AA140777	SHAFT:FEED	U002	38

Number	Part Name	Group	ID
AA140778	SHAFT:SEPARATOR:DRIVE	U002	45
AA143183	STEPPED SCREW	U002	44
AA143404	STEPPED SCREW - M4	U002	43
AA143520	SHOULDER SCREW - M3	U005_S001	19
		U003_S002	2
AA143548	SCREW:M3X4.2	U001	13
AA143551	HEXAGONAL HEAD BOLT:#6-32UNCX 4	U001	20
AA143555	SCREW - M3X5	U003	26
AA143592	SCREW- M4X6	U010	7
		U005_S001	22
		U002	24
AA143792	SCREW:DRAWER	U005_S001	13
AA143807	SCREW:A	U002	49
AA143823	TAPPING SCREW	U004	9
AA143843	SCREW:DIA6	U014_S003	21
AA161163	CUSHION	U014	14
AA161164	CUSHION:STEPPER MOTOR	U009	1
AA161167	BUSHING:HDD	U001	19
AB010147	GEAR:FUSING:NO. 1	U009	21
AB010148	GEAR:EXIT	U009	20
AB010156	GEAR:SEPARATE:DRIVE	U014_S001	7
		U014_S002	2
AB010157	GEAR:SEPARATE:DRIVEN	U014_S001	2
		U014_S002	3
AB011218	GEAR - ROLLER CLUTCH	U014_S001	20
		U014_S002	20
AB011223	IDLER GEAR - 25Z	U002	2
AB011252	GEAR - 20Z	U014_S001	15
		U014_S002	15
AB011258	GEAR - 38Z	U009	36
AB011259	GEAR - 32Z	U009	33
AB011387	GEAR - 23Z	U002	36
AB011416	GEAR - 20Z	U002	46
AB014161	REVERSE ROLLER GEAR	U002	29
AB014303	GEAR:HOT ROLLER:ROLLER CLUTCH :Z22	U005_S001	8
AB014306	GEAR:IDLER:Z14	U005_S001	10

## Exclusive Parts

Number	Part Name	Group	ID
AB014307	GEAR: IDLER:Z14XZ23	U005_S001	9
AB014308	GEAR: IDLER:DRIVE	U005_S001	7
AB017493	GEAR PULLEY	U014	8
AB017699	GEAR - 33Z/44Z	U009	38
AB017715	GEAR - 21Z	U009	23
AB030551	PULLEY: IDLER:FUSING	U009	25
AB030744	TIMING PULLEY - 27Z/40T	U009	28
AB030781	TIMING PULLEY - 28Z/30T	U009	39
AB030888	TIMING PULLEY:DEVELOPMENT:NO.1	U009_S001	11
AB033100	PULLEY - 26T	U009	24
AC030169	MIRROR:NO.1	U015_S002	5
AE010067	HOT ROLLER:DIA35	U005_S001	18
AE012030	HEAT ROLLER:DIA25:COAT	U005_S001	17
AE020169	PRESSURE ROLLER:DIA30	U005_S001	25
AE030066	BALL BEARING:MM25XMM32X7	U005_S001	29
AE030072	BALL BEARING:DIA12XDIA21X5	U005_S001	41
AE030074	BALL BEARING:DIA17XDIA26X5	U005_S001	28
AE031045	BUSHING - BELT TENSION ROLLER	U005_S001	37
AE032030	BUSHING - 20X25	U005_S001	42
AE040064	BELT TENSION ROLLER	U005_S001	23
AF013006	BOTTOM PLATE PAD	U014_S003_S003	2
		U014_S004_S003	2
AF013016	BOTTOM PLATE PAD	U002	37
AF030049	PICK-UP ROLLER	U002	35
AF030085	PAPER FEED ROLLER:PICKUP	U014_S001	16
		U014_S002	16
AF031046	FEED ROLLER - MANUAL FEED	U002	41
AF031085	PAPER FEED ROLLER:FEED	U014_S001	13
		U014_S002	13
AF032046	SEPARATION ROLLER - MANUAL FEED	U002	42
AF032085	PAPER FEED ROLLER:SEPARATE	U014_S001	21
		U014_S002	21
AF040566	TENSION ROLLER	U013	15
AF040567	TENSION ROLLER	U013	17
AG070514	MAGNET CATCH	U002	31
		U016	1

Number	Part Name	Group	ID
AG071012	MAGNET CATCH:ASS'Y	U004	3
AW010107	PAPER FEED SENSOR	U014	13
		U013	19
		U002	32
AW010118	PAPER FEED SENSOR	U002	68
AW010122	PAPER FEED SENSOR	U014_S001	6
		U014_S002	6
AW010127	PAPER FEED SENSOR	U013	1
AW010133	ORIGINAL SENSOR - 66MM	U015	1
AW010134	ORIGINAL SENSOR - 48MM	U015	4
AW020145	PHOTO INTERRUPTOR:FLAT	U009_S001	13
		U014_S001	8
		U014_S002	7
		U013	2
		U002	52
		U015	11
AW020146	PHOTO INTERRUPTOR:FLAT:P1CH2MM:M4	U015	14
AW020160	PAPER FEED SENSOR	U016	3
AW020185	TONER END SENSOR	U017_S001	2
		U017_S002	2
		U017_S003	2
		U017_S004	2
AW100105	THERMISTOR:FUSING	U005_S001	30
AW100106	THERMOPILE	U005	4
AW100119	THERMISTOR:PRESSURE	U005_S001	36
AW110055	THERMOSTAT - 146C/147C	U005_S001	27
AW110079	THERMOSTAT:165	U005_S001	32
AW110080	THERMOSTAT:183	U005_S001	38
AW140012	TEMPERATURE & HUMIDITY SENSOR	U010	9
AW500023	PUSH SWITCH	U014	18
		U013	7
		U016	10
AW500031	PAPER SIZE SENSOR	U002	54
AW500035	PAPER END SENSOR	U002	62
AW500038	PUSH SWITCH:PAPER SIZE SENSOR	U014	20
AX040154	DC MOTOR 24V	U014	17
AX050333	BRUSHLESS MOTOR:DRIVE:INTERMEDIATE TRANSFER:9W	U009_S001	12

## Exclusive Parts

Number	Part Name	Group	ID
AX060318	POLYGON MIRROR MOTOR DC24V	U008_S001	4
AX060356	BRUSHLESS MOTOR:DC24V 18W	U009_S001	3
		U009	22
AX060367	BRUSHLESS MOTOR:DRIVE:DRUM:28W	U009_S001	20
AX200289	MAGNETIC CLUTCH - 32Z	U009	31
AX200314	MAGNETIC CLUTCH:DEVELOPMENT:0.5N	U009_S001	2
AX200315	MAGNETIC CLUTCH:DEVELOPMENT:0.5N	U009_S001	2
AX202007	MAGNETIC CLUTCH	U002	59
AX440275	HEATER:213V:640W/460W	U005_S001	31
AX440279	HEATER:213V:400W	U005_S001	26
AX640197	FAN:MM60	U001	14
AX640199	FAN:AXIAL:MM80:25MM	U010	6
AX640200	FAN:MM60	U010	8
AX640201	FAN:MM60	U003_S001	2
AZ240138	POWER SUPPLY UNIT:457W:EU/AA/CHN:ATH-C2	U003_S001	1
AZ300060	POWER PACK:D:AT/AP-C2	U002_S001	4
AZ320175	POWER PACK:CB:AP/AT-C2	U003	20
AZ320180	POWER PACK:TTS:AT-C2	U003	1
B0042783	TORQUE LIMITER	U014_S001	35
		U014_S002	36
B0042923	SPRING PLATE - RELEASE LEVER	U014_S003_S001	5
		U014_S004_S001	5
B0241264	MAGNET CATCH	U004	4
B0441825	COLLAR	U014	2
		U002	51
B0441847	SHOULDER SCREW	U002	50
B0651371	CLOTH HOLDER		
B0651374	CLOTH - DF EXPOSURE GLASS		
B0822781	BRACKET:SENSOR	U014_S001	26
		U014_S002	27
B1011097	RUBBER FOOT:H5	U010	10
B1329700	Lubricant Powder		
B1801704	BRACKET:TENSION	U015	31
B1801734	SLIDE RAIL:NO. 2	U015	39

Number	Part Name	Group	ID
B1802871	SHAFT:SEPARATOR:DRIVEN:ASS'Y	U002	66
B2221281	COVER:LEFT:EU	U004	16
B2221291	COVER:REAR:EU	U004	8
B2231065	CONNECTOR BRACKET	U010	16
B2231101	GRIP:FRONT	U010	11
B2231123	HINGE - COVER DRUM STAY	U010	5
B2231144	HOLDER:POSITIONING SENSOR	U009_S001	14
B2231174	DRIVE UNIT:COLLECTION BOTTLE	U009	27
B2231180	BRACKET:PAPER FEED	U009	37
B2231183	GRIP SHAFT	U009	35
B2231184	PULLEY:TONER SUPPLY:NO. 2:ASS'Y	U009	26
B2231186	DRIVE JOINT	U009	29
B2231187	MAGNETIC CLUTCH BRACKET	U009	30
B2231188	STEPPER MOTOR DC24V	U009	34
B2231189	FEED DRIVE SHAFT	U009	44
B2231191	BRACKET:DRIVE UNIT:REGISTRATION	U009	41
B2231199	DC MOTOR 24V	U009	2
B2231237	DUCT:REAR:2	U010	32
B2231238	DUCT:REAR:3	U010	31
B2231239	DUCT:REAR:LOWER	U010	39
B2231242	INNER COVER - LEFT	U004	19
B2231244	INNER COVER - MIDDLE	U004	12
B2231245	CAP:GRIP	U010	35
B2231248	OPERATING INSTRUCTIONS HOLDER	U004	18
B2231249	STOPPER:MAGNET CATCH	U004	2
B2231255	COVER - MAIN SWITCH	U004	14
B2231266	COVER:PAPER EXIT UNIT:UPPER	U004	1
B2231273	COVER:RIGHT:UPPER MIDDLE	U004	5
B2231274	COVER:RIGHT REAR:FAN	U004	6
B2231276	FILTER:RIGHT REAR	U004	7
B2231279	CLEANER:SHIELD GLASS:ASS'Y	U004	11
B2231283	COVER:LEFT:MIDDLE	U004	17
B2231293	CAP:COVER:REAR	U004	15
B2231300	DRUM STAY PCU ASS'Y	U010_S001	1
B2231303	DRUM STAY LEVER	U010_S001	8
B2231304	STOPPER:LEVER:DRUM STAY	U010	34

## Exclusive Parts

Number	Part Name	Group	ID
B2231306	DRUM STAY	U010_S001	7
B2231315	BALL BEARING PLATE	U010_S001	5
B2231316	BALL BEARING CLIP	U010_S001	3
B2231317	SCREW	U010_S001	2
		U003	7
B2231318	SPRING	U010_S001	6
B2231319	WIRE	U010_S001	9
B2231326	DUCT:FUSING	U010	29
B2231327	DUCT:FUSING:REAR	U010	30
B2231329	SOUND PROOFING MATERIAL:DUCT	U010	26
B2231332	FAN MOTOR - MM60 DC24V	U010	33
B2231341	DUCT:SUPPLY:FRONT	U010	25
B2231342	DUCT:SUPPLY:REAR	U010	24
B2231348	FILTER:IMAGE FORMING MD	U004	13
B2231354	DRUM STAY:DRIVE UNIT	U009	45
B2231364	GUIDE:HARNESS	U009	42
B2231518	KEYTOP - BLANK FB	U011_S001	18
B2231520	KEYTOP - CLEAR/STOP	U011_S001	16
B2231521	KEYTOP:10KEY	U011_S001	14
B2231534	KEYTOP:COPY:EU	U011_S001	9
B2231535	KEYTOP:DOC:EU	U011_S001	10
B2231537	KEYTOP:PRINTER:EU	U011_S001	3
B2231538	KEYTOP:SCANNER:EU	U011_S001	17
B2231882	COVER - POLYGON MOTOR	U008_S001	2
B2231896	IMAGING UNIT PLATE - FRONT	U010	36
B2231897	IMAGING UNIT PLATE - REAR	U010	40
B2231898	IMAGING UNIT PLATE - INNER	U010	38
B2231899	IMAGING UNIT PLATE - OUTER	U010	37
B2232558	REGISTRATION ROLLER KNOB	U014	11
B2232608	GEAR:Z16	U002	65
B2232620	HOUSING:MANUAL FEED	U002	69
B2232621	COVER:MANUAL FEED UNIT	U002	55
B2232622	GUIDE PLATE:EXIT	U002	64
B2232623	COVER:GUIDE PLATE:EXIT	U002	67
B2232629	STAY:FEED	U002	63
B2232632	DC SOLENOID:PICKUP	U002	57
B2232633	SPRING:RELEASE:PICKUP	U002	56
B2232634	SUPPORT STAY:ARM	U002	60

Number	Part Name	Group	ID
B2232636	TORSION SPRING:27N	U002	61
B2232637	BRACKET:ARM:MANUAL FEED:REAR	U002	58
B2232645	DECAL:SIDE FENCE	U002	53
B2232648	GUIDE PLATE:TRANSPORT UNIT:EX IT	U002	84
B2232649	SPRING:PRESSURE:5N	U002	89
B2232651	ARM:MANUAL FEED:FRONT	U002	80
B2232652	ARM:MANUAL FEED:REAR	U002	77
B2232657	ARM:MANUAL FEED:SHORT:FRONT	U002	81
B2232658	ARM:MANUAL FEED:SHORT:REAR	U002	78
B2232661	COVER:MANUAL FEED	U002	71
B2232663	EXTENSION TRAY	U002	70
B2232664	COVER:MANUAL FEED:ENTRANCE	U002	88
B2232665	SPRING:COVER:MANUAL FEED	U002	82
B2232666	GEAR:16Z	U002	75
B2232668	SPRING PLATE:STOPPER	U002	74
B2232673	SIDE FENCE:REAR	U002	76
B2232674	SIDE FENCE:FRONT	U002	73
B2232676	SPRING - 11N	U002	83
B2232681	ARM:TIGHTENER	U002	79
B2232683	GEAR:25Z	U002	2
B2232685	STEPPER MOTOR:DC24V 26.4W	U014	6
B2232686	GEAR:Z31	U002	87
B2232689	GEAR:Z28	U002	86
B2232691	BRACKET:STEPPER MOTOR	U014	7
B2232694	GUIDE:GEAR	U014	9
B2232696	DRUM STAY:DRIVE	U002	85
B2232703	HEAT SINK:HEATER:EU	U014	37
B2232705	SUPPORTER - LEFT NO. 1	U014	36
B2232710	SUPPORTER - LEFT NO. 2	U014	38
B2232713	RACK:MANUAL FEED	U002	72
B2232714	POSITIONING CAP - SHORT	U014	27
B2232715	SUPPORTER - RIGHT	U014	31
B2232721	BRACKET:PUSH SWITCH	U014	42
B2232722	COVER	U014	41
B2232726	GRIP:SIDE FENCE:MANUAL FEED	U002	102
B2232727	COVER - CONNECTOR	U014	39
B2232729	DECAL:PAPER SET DIRECTION:MAN UAL FEED:EXP	U002	91

## Exclusive Parts

Number	Part Name	Group	ID
B2232730	PAPER TRAY STOPPER ASS'Y	U014	40
B2232761	PICKUP ARM	U014_S001	40
		U014_S002	41
		U014_S001	23
B2232762	FEED SHAFT	U014_S002	24
		U014_S001	29
B2232764	GEAR-24Z	U014_S002	30
		U014_S001	34
B2232765	GROUND PLATE - FEED	U014_S002	35
		U014_S001	36
B2232767	PAPER END FEELER	U014_S002	37
		U014_S001	25
B2232776	STAY	U014_S002	26
		U014_S001	32
B2232786	GROUND PLATE - FRONT	U014_S002	33
		U014_S001	38
B2232810	SEPARATE DRIVEN SHAFT	U014_S002	39
		U014_S001	27
B2232815	SEPARATE DRIVE SHAFT	U014_S002	28
		U014_S001	31
B2232819	GEAR - 22Z	U014_S002	32
		U014_S001	33
B2232829	FEED GUIDE	U014_S002	34
		U014	30
B2232846	BRACKET:COVER:HARNESS	U014	29
B2232848	COVER:HARNESS	U014	29
B2232857	COVER - PAPER TRAY NO. 1	U014_S003	12
B2232860	PAPER TRAY GRIP	U014_S004	15
		U014_S003	16
		U014_S004	16
B2232861	GRIP HOLDER	U014_S003	16
		U014_S004	20
B2232862	LEVER - RELEASE INNER	U014_S003	20
		U014_S004	20
B2232865	RISE NO. 1 SHAFT	U014_S003	9
		U014_S004	10
B2232868	LEVER:RELEASE:PAPER TRAY:OUTER	U014_S003	4
		U014_S004	3
B2232869	GROUND PLATE	U014_S003	10
B2232870	SIDE FENCE - FRONT	U014_S003_S001	1

Number	Part Name	Group	ID
B2232873	DECAL - SIDE FENCE REAR	U014_S003_S002	2
		U014_S004_S002	2
B2232880	SIDE FENCE - REAR	U014_S003_S002	1
B2232890	SLIDE RAIL - LEFT	U014_S003	18
B2232894	SLIDE RAIL STOPPER - LEFT	U014_S003	19
B2232910	LINK - PAPER SIZE SENSOR	U014_S004	19
B2232911	SPACER	U014_S004	18
B2232912	END FENCE	U014_S003	17
		U014_S004	21
B2232918	RISE LEVER	U014_S003	7
		U014_S004	7
B2232919	GROUND PLATE - PAPER TRAY NO. 2	U014_S004	11
B2232920	FRONT SIDE FENCE	U014_S004_S001	1
B2232923	STOPPER LEVER - FRONT	U014_S003_S001	4
		U014_S004_S001	4
B2232930	REAR SIDE FENCE	U014_S004_S002	1
B2232932	SIDE FENCE:REAR:UNIVERSAL:NO. 2	U014_S004_S002	7
		U014_S003_S001	2
B2232934	PLATE - SIDE FENCE	U014_S003_S001	2
		U014_S003_S002	3
		U014_S004_S001	2
		U014_S004_S002	3
		U014_S004_S002	3
B2232935	PLATE - SIDE FENCE RIGHT	U014_S003_S001	3
		U014_S003_S002	4
		U014_S004_S001	3
		U014_S004_S002	5
		U014_S003	3
B2232936	GEAR - 16Z	U014_S004	9
		U014_S003_S003	1
B2232940	TRAY BOTTOM PLATE	U014_S004_S003	1
		U014_S004	14
B2232946	COVER - PAPER TRAY NO. 2	U014_S004	14
B2233206	TUBE CLAMP	U017	10
B2233209	TUBE CLIP	U017	3
B2233305	TONER CARTRIDGE UNIT	U017	5
B2233328	TONER CARTRIDGE GUIDE	U017	1
B2233334	HOLDER:STOPPER:SHUTTER:ASS'Y	U017_S005	10
B2233424	SHAFT:DRIVE:DRIVE UNIT:BKY	U017_S005	2

## Exclusive Parts

Number	Part Name	Group	ID
B2233426	SHAFT:DRIVE:DRIVE UNIT:CM	U017_S005	5
B2233428	SPRING:DRIVE UNIT:TONER BOTTL E	U017_S005	15
B2233441	TIMING BELT:TONER BOTTLE	U017_S005	11
B2233455	MAGNETIC CLUTCH - 0.25N.M BK	U017_S005	3
B2233457	MAGNETIC CLUTCH - 0.25N.M YCM	U017_S005	6
B2233461	PULLEY:TONER BOTTLE:YC	U017_S005	18
B2233462	PULLEY:TONER BOTTLE:CM	U017_S005	12
B2233463	GEAR:TONER BOTTLE:DRIVE	U017_S005	7
B2233464	GEAR:MAGNETIC CLUTCH:Y	U017_S005	17
B2233470	RFID GROUND PLATE	U017	6
B2234428	ROLLER:GUIDE:PFA	U013	8
B2234436	SPRING PLATE - EXIT ROLLER	U013	20
B2234486	EXIT TRAY	U004	10
B2234487	EXIT END FENCE	U004	41
B2234494	STOPPER- UPPERGATE PAWL	U002	100
B2234497	SHAFT:FEELER:OVERFLOW	U013	18
B2234501	GUIDE PLATE:RIGHT	U002	107
B2234502	GUIDE PLATE:LEFT LOWER	U002	98
B2234511	TIMING BELT:30S2M312	U002	104
B2234512	TIMING BELT:30S2M182	U002	93
B2234514	ROLLER CLUTCH:T24	U002	97
B2234522	SPACER:WIRE:STOPPER	U002	106
B2234524	WIRE:STOPPER:DIA1.5	U002	105
B2234525	TENSION SPRING:WIRE:180N	U002	108
B2234526	TIMING BELT:30S2M268	U002	96
B2234527	PULLEY:T26/T24	U002	103
B2234529	ROLLER CLUTCH:T24	U002	94
B2234531	GUIDE PLATE:COVER	U002	90
B2234532	TENSION SPRING:HOOK:STOPPER	U002	92
B2234535	ROLLER CLUTCH:T26	U002	109
B2234536	TIMING BELT:30S2M234	U002	101
B2234538	COMPRESSION SPRING	U002	95
B2234539	SHEET:COVER:DUPLX	U002	99
B2234541	TORSION SPRING:REAR	U002	127
B2234542	TORSION SPRING:FRONT	U002	123
B2234544	PULLEY:T35/T33	U002	121
B2234545	GUIDE PIN:HOLDER	U002	124

Number	Part Name	Group	ID
B2234552	BUSHING:DIA4	U002	3
B2234553	TENSION SPRING:DRIVEN ROLLER	U002	128
B2234556	COMPRESSION SPRING	U002	129
B2234560	TENSION SPRING:DRIVEN ROLLER	U002	112
B2234562	TIGHTENER	U002	118
B2234564	SPRING:TIGHTENER	U002	119
B2234566	BRACKET:SENSOR:ENTRANCE	U002	114
B2234567	STAY:TRANSPORT:UPPER:PEEN	U002	113
B2234571	GEAR:PULLEY:Z24/T40	U002	110
B2234572	STEPPER MOTOR:DC4.29V 1.7W	U002	111
B2234573	TIMING BELT:30S2M128	U002	116
B2234575	BRACKET:STEPPER MOTOR	U002	117
B2234579	GRIP:OPEN AND CLOSE:DUPLX UN IT	U002	120
B2234586	PULLEY:T30	U002	115
B2234594	SHAFT:PULLEY:WIRE	U002	126
B2234595	PULLEY:DIA13	U002	125
B2235804	RACK:INNER BACK:AUXILIARY:RIG HT	U003	11
B2235812	HINGE:PANEL:CONTROL BOARD	U003	15
B2235813	SAFETY SWITCH BRACKET	U003	17
B2235814	BRACKET - SAFETY SWITCH LEVER	U003	18
B2235816	PLATE:RACK:AUXILIARY:RIGHT	U003	40
B2235830	BRACKET:PSU:ASS'Y	U003	45
B2235832	BRACKET:POWER PACK	U003	43
B2235841	HINGE:APPLICATION:RACK	U003	39
B2235843	BRACKET:RACK:APPLICATION	U003	46
B2235848	BRACKET:BASE:CONNECTOR	U010	41
B2235849	COVER:CONNECTOR:HEATER	U010	42
B2235857	BRACKET:SW:DEHUMIDIFIER:HEATE R:EXP	U003	44
B2235866	GROUND WIRE:RACK:RIGHT LOWER: HF	U003	41
B2236085	STOPPER:RIGHT:ITB	U007_S001	3
B2236109	LEVER:RIGHT:ITB	U007_S001	2
B2236198	CLEANING UNIT RAIL	U006	2
B2236463	GEAR - 20Z	U016	17
B2236464	BUSHING - 6X10X6	U016	16

## Exclusive Parts

Number	Part Name	Group	ID
B2236467	LEVER BRACKET	U016	11
B2236471	TRANSPORT SCREW BRACKET	U016	18
B2236472	GEAR - 21Z	U016	19
B2236473	TRANSPORT SCREW SHAFT	U016	2
B2236474	GEAR - 29Z	U016	6
B2236475	BUSHING - 5X 10X2.5	U016	20
B2236476	BUSHING - DIA5	U016	7
B2236481	REAR PIPE ASS'Y	U016	8
B2236496	COLLECTION BOTTLE RAIL	U016	5
B2236503	USED TONER SENSOR FEELER	U016	4
B2236507	SET SENSOR BRACKET	U016	9
B2236540	PIPE:FRONT:ASS'Y	U016	13
B2241251	COVER:FRONT:EU	U004	40
B2241257	COVER:FRONT:COLLECTION BOTTLE	U004	42
B2241263	COVER:INNER BACK:MIDDLE:EU	U004	33
B2291688	HEATER:OPTION:230V:9W	U015	45
B2371355	DECAL - MAIN SWITCH EU OP	U004	43
B2371367	COVER:SCANNER:REAR:EU	U004	30
B2371398	INNER COVER - UPPER LEFT EU	U004	35
B2381066	RUBBER FOOT COVER	U010	43
B2381072	POSITIONING PLATE:GUIDE PLATE :FUSING:FRONT LOWER:PEEN	U010	28
B2381075	STAY:MACHINE OR COPIER:FUSING :LOWER:PEEN	U010	27
B2381088	COVER - CONNECTOR	U010	62
B2381089	COVER - POSITIONING PIN	U010	61
B2381123	FUSING DUCT - LEFT	U010	56
B2381362	DECAL - MISFEED REMOVAL B1	U004	31
B2381368	DECAL - CLEANING	U004	39
B2381504	KEYTOP - START	U011_S001	15
B2381506	KEYTOP - TRY PRINT	U011_S001	13
B2381509	KEYTOP - INTERRUPT	U011_S001	12
B2381511	KEYTOP - COUNTER	U011_S001	7
B2381519	LENS - FRONT	U011_S001	19
B2381527	OPERATION PANEL BRACKET	U011_S001	11
B2381534	LCD SPACER A	U011_S001	21
B2381535	LCD SPACER B	U011_S001	20
B2381547	SPACER - KEYTOP	U011_S001	28

Number	Part Name	Group	ID
B2381548	OPERATION PANEL BRACKET - RIG HT	U011_S001	35
B2381549	KEYTOP - POWER SOURCE	U011_S001	30
B2381550	KEYTOP - LOGIN	U011_S001	31
B2381552	KEYTOP - KANTAN	U011_S001	32
B2381583	KEYTOP - CLEAR MODES	U011_S001	25
B2381692	BRACKET:SCALE:LEFT:ASS'Y	U015	36
B2381715	STEPPER MOTOR DC3.9V	U015_S001	1
B2381753	INNER COVER - SENSOR	U015	26
B2381762	GROUND PLATE - STEPPER MOTOR	U015	43
B2381786	SCANNER DRIVE SHAFT	U015	35
B2381788	STEPPER MOTOR BRACKET	U015	44
B2381792	TIMING BELT - 157ST1.5-4.0	U015	42
B2381793	BUSHING SPACER	U015	33
B2381795	EXPOSURE GLASS	U015	29
B2381796	HALL PLUG	U015	27
B2381801	SCALE - LEFT (A)	U015	30
B2381806	IDLER PULLEY	U015	32
B2381807	PULLEY	U015_S003	8
B2381812	GROUND PLATE - CARRIAGE	U015	28
B2381820	XENON LAMP - DIA10	U015	37
B2381821	STABILIZER	U015	40
B2381823	INNER COVER - SCANNER	U015	34
B2381827	ORIGINAL SENSOR BRACKET	U015	41
B2381845	SEAL:EXPOSURE GLASS	U015	38
B2382523	DECAL - PAPER SET DIRECTION N O.2	U014	28
B2382524	DECAL - PAPER SIZE		
B2382526	DECAL - GRIP	U014	34
B2382527	DECAL - GRIP	U014	35
B2382541	TRAY COVER - RIGHT	U014	33
B2382543	COVER - TRAY LEFT	U014	43
B2382544	TRAY COVER - MIDDLE	U014	32
B2382576	SUPPORTING PLATE	U014_S001	22
		U014_S002	23
B2382615	CASE - REMOVE PAPER DUST	U014	26
B2382622	COVER - REMOVE PAPER DUST	U014	25
B2382652	REGISTRATION ROLLER - DRIVE	U014	24



## Exclusive Parts

Number	Part Name	Group	ID
B2382655	GEAR - 16Z	U014	44
B2382656	GEAR - 30Z	U014	49
B2382657	GEAR - 18Z	U014	50
B2382661	REGISTRATION ROLLER - DRIVEN	U014	47
B2382675	REGISTRATION ROLLER BUSHING	U014	53
B2382676	TENSION SPRING	U014	52
B2383364	DECAL: COLORED DISPLAY: BK: INNER R COVER	U004	38
B2383365	DECAL: COLORED DISPLAY: Y: INNER COVER	U004	37
B2383366	DECAL: COLORED DISPLAY: C: INNER COVER	U004	36
B2383367	DECAL: COLORED DISPLAY: M: INNER COVER	U004	34
B2384070	FUSING BELT	U005_S001	24
B2384123	THERMOSTAT HOUSING	U005_S001	39
B2384134	THERMOSTAT HOUSING	U005_S001	40
B2384166	END RING: SPRING: DIA4	U005_S001	34
B2384175	LEVER: PRESSURE: FRONT: PEEN	U005_S001	35
B2384194	ROLLER: LEVER: PRESSURE	U005_S001	33
B2384195	LEVER: PRESSURE: REAR: PEEN	U005_S001	44
B2384197	LEVER: LOCK: PRESSURE	U005_S001	52
B2384291	STRIPPER PLATE: COAT	U005_S001	46
B2384363	THERMOPILE BRACKET	U005	2
B2384365	LENS HOLDER	U005	5
B2384366	LENS COVER	U005	6
B2384436	SPRING PLATE - EXIT ROLLER OU TER	U013	16
B2384733	ENTRANCE SENSOR BRACKET	U002	122
B2384739	COVER - ENTRANCE SENSOR	U002	130
B2385344	SBU GROUND PLATE	U015	54
B2385821	BRACKET - MAIN SWITCH HANDLE	U003	35
B2385824	SLIDE SWITCH COVER	U003	36
B2385825	POWER SOURCE SWITCH LINK	U003	34
B2385827	MAIN SWITCH BRACKET	U003	42
B2385828	MAIN SWITCH SHEET	U003	33
B2385867	HOOK: SOLENOID: SENSOR: TM	U003_S002	7
B2385875	DC SOLENOID DC24V	U003_S002	5

Number	Part Name	Group	ID
B2385885	CONTROL BOARD PANEL GRIP	U001	10
B2385887	INTERFACE PANEL	U001	4
B2385891	DRAWER BRACKET	U003	28
B2861479	SHEET: POWER SOURCE: N-C2: EU	U011_S001	29
B3901759	SHAFT: SCALE	U015	59
B6455010	SD Card		
B6456705	PCMCIA Card Adapter		
B6456820	USB Reader/Writer		
B6795100	Plug - IEEE1284 Type C		
B7002649	TIMING BELT: 40S2M144	U014	48
C4019503	20X Magnification Scope		
DO091260	UPPER COVER	U004	26
DO091464	PCB: ALC1: OP-LR: ASS'Y	U011_S001	33
DO091486	INVERTOR: TFT	U011_S001	34
DO091487	CABLE: FFC: TFT: LCD	U011_S001	26
DO091498	LCD: TFT: W-VGA: MV	U011_S001	22
DO091557	PANEL: UPPER: EU	U011_S001	24
DO092510	GUIDE PLATE - EXIT	U002	147
DO092552	GUIDE SHEET - MANUAL FEED	U002	136
DO092554	GUIDE SHEET - VERTICAL TRANSP ORT	U002	137
DO092555	TRANSPORT ROLLER - DUPLEX EXI T	U002	135
DO092560	DRIVEN ROLLER	U002	138
DO092563	GUIDE PLATE - VERTICAL TRANSP ORT	U002	148
DO092571	HOLDER - VERTICAL TRANSPORT	U002	143
DO092573	PULLEY - VERTICAL TRANSPORT	U002	145
DO092574	PULLEY - IDLER	U002	146
DO092575	SHAFT - IDLER	U002	149
DO092576	SHAFT - VERTICAL TRANSPORT	U002	140
DO092757	TRANSPORT ROLLER: DRIVE: ASS'Y	U014_S001	24
		U014_S002	25
DO092836	GUIDE PLATE	U014	55
DO092841	GUIDE PLATE - NO. 2	U014	56
DO094407	FEELER - OVERFLOW	U013	36
DO094443	DISCHARGE BRUSH - EXIT	U013	35
DO094497	DECAL - RIGHT GUIDE	U002	133

## Exclusive Parts

Number	Part Name	Group	ID
D0094503	GUIDE PLATE - LEFT UPPER	U002	131
D0094504	UPPER GUIDE PLATE - GATE	U002	132
D0094511	SPACER:DIA8.0:1.5MM	U002	141
D0094512	LINK:STOPPER	U002	144
D0094513	COMPRESSION SPRING:EARTH:DUPL EX UNIT	U010 U002	57 142
D0094522	TENSION SPRING:GATE PAWL:DUPL EX:0.08N	U002	134
D0094535	HARNESS GUIDE	U002	139
D0094540	COVER - DUPLEX UNIT	U002	158
D0094577	DUPLEX GATE	U002	154
D0094587	TENSION SPRING - RELEASE BRAC KET	U002	166
D0094588	STOPPER BRACKET - SPRING	U002	167
D0094589	GUIDE - SET SHAFT	U002	163
D0094593	STEPPED SCREW - M3	U002	168
D0094594	FRONT GUIDE - DUPLEX UNIT SET	U010	63
D0094595	REAR GUIDE - DUPLEX UNIT SET	U010	60
D0094597	BRACKET - WIRE PULLEY SHAFT	U002	165
D0094598	SPRING - SET SHAFT	U002	164
D0094599	SHAFT - DUPLEX UNIT	U002	169
D0094661	REVERSE ROLLER - FEED	U002	151
D0094662	TRANSPORT ROLLER 1	U002	153
D0094663	TRANSPORT ROLLER 2	U002	157
D0094664	DRIVEN ROLLER	U005_S001 U002	57 152
D0145974	COVER:CONNECTOR:EFI	U001	7
D0231262	COVER:INNER BACK:UPPER:EU	U004	24
D0231292	COVER:REAR:UPPER:EU	U004	32
D0231376	COVER:SCANNER:LEFT:EU	U004	27
D0231392	COVER:SCANNER:RIGHT:EU	U004	29
D0231592	COVER:SCANNER:FRONT:UPPER:EU	U004	25
D0231593	COVER:SCANNER:FRONT:LEFT:EU	U004	28
D0231594	COVER:SCANNER:FRONT:EU	U004	47
D0239590	NV-RAM	U001	1
D0239640	COLOR DEVELOPER K		
D0239660	COLOR DEVELOPER C		
D0239670	COLOR DEVELOPER M		

Number	Part Name	Group	ID
D0239680	COLOR DEVELOPER Y		
D0251100	DRIVE UNIT:ENGINE:ATHENA-C2:A SS' Y	U009_S001	1
D0251136	SHAFT:DEVELOPMENT:COLOR:ASS' Y	U009_S001	9
D0251139	HOLDER:MAGNETIC CLUTCH:DEVELO PMENT:COLOR	U009_S001	4
D0251163	BRACKET:DRIVE UNIT:FUSING EXI T SECTION:ASS' Y	U009	40
D0251261	COVER:INNER BACK	U004	51
D0251266	COVER:PAPER EXIT SUB-UNIT:UPP ER	U004	1
D0251323	DUCT:NO. 2:FRONT	U010	44
D0251324	DUCT:NO. 2:REAR	U010	53
D0251344	GUIDE PLATE:FUSING:REAR:ASS' Y	U010	51
D0251345	GUIDE PLATE:FUSING:FRONT:ASS' Y	U010	54
D0251348	LEVER:LOCK:FRONT	U010	47
D0251349	LEVER:LOCK:REAR	U010	49
D0251351	STOPPER:FUSING UNIT:FRONT	U010	45
D0251352	STOPPER:FUSING UNIT:REAR	U010	50
D0251412	OPERATION SUB-UNIT:AT-C2:EU:A SS' Y	U011_S001	1
D0251462	PCB:ATC2:LCDC:EU:ASS' Y	U011_S001	27
D0251596	COVER:FRONT RIGHT:UPPER	U004	44
D0251597	BRACKET:OPERATION PANEL:AUXIL IARY	U004	48
D0251703	LENS:HOLDER:ASS' Y	U015	52
D0251716	CARRIAGE:NO. 1:ASS' Y	U015_S002	1
D0251721	CARRIAGE:NO. 2:ASS' Y	U015_S003	1
D0251727	MIRROR:NO. 2:CONCAVE:ASS' Y	U015_S003	3
D0251728	MIRROR:NO. 2:CONVAX:ASS' Y	U015_S003	4
D0251735	SCALE:LEFT:B:ASS' Y	U015	55
D0251747	DRIVE WERE:CARRIAGE:DIA1.0	U015	46
D0251751	SEAL:SCANNER:FRAME:BASE	U015	58
D0251755	GROUND WIRE:SCANNER:RACK	U003	27
D0251782	SCALE:INNER BACK:PRINTING	U015	63
D0251830	GASKET:10X15X20	U015	53
D0251831	GASKET:13X10X13	U015	50

## Exclusive Parts

Number	Part Name	Group	ID
D0251832	GASKET:10X1X20	U015	47
D0251833	GASKET:10X2X20	U015	48
D0251834	GASKET:10X5X20	U015	49
D0251851	IMAGE FORMING SECTION:SERVICE PARTS:1LD:ASS'Y	U008_S001	1
D0252750	PAPER FEED UNIT:ASS'Y	U014_S001	1
		U014_S002	1
D0252849	BRACKET:CONNECTOR:PAPER FEED UNIT	U014	51
D0254052	FUSING UNIT:EU:SUB-ASS'Y	U005_S001	1
D0254129	GUIDE:FUSING EXIT:PFA	U005_S001	45
D0254171	LEVER:PRESSURE RELEASE:FRONT	U005_S001	51
D0254191	LEVER:PRESSURE RELEASE:REAR	U005_S001	43
D0254238	BRACKET:DRIVEN ROLLER	U005_S001	56
D0254274	STOPPER:GRIP	U005_S001	54
D0254452	ROLLER:DECURA:DRIVE:ENTRANCE	U013	29
D0254453	ROLLER:DECURA:DRIVE:EXIT	U013	26
D0254454	EXIT ROLLER	U013	38
D0254466	TRANSPORT ROLLER:DIA18	U013	27
D0254532	INNER COVER:DUPLIX	U002	160
D0255113	PCB:BICU:AT-C2:GW:ASS'Y	U003	37
D0255120	PCB:IOB:AT-C2	U003	38
D0255138	PCB:SIO:AT-C2	U015	62
D0255790	HDD:HITACHI:80GB:PATH2	U001	16
D0255800	RACK:INNER BACK:SUB-ASS'Y	U003	29
D0255834	BRACKET:POWER PACK:TTS	U003	32
D0255886	GASKET:UC-300281V0:L20	U003	31
D0256202	TRANSFER/SEPARATION UNIT:AT:DOM:ASS'Y	U002	161
D0256280	CASE:AT:ASS'Y	U002_S001	1
D0258322	SHEET:EMBLEM:AT-C2B:RIC:EXP	U004	54
D0258323	SHEET:EMBLEM:AT-C2B:NSA	U004	55
D0258324	SHEET:EMBLEM:AT-C2B:REX	U004	56
D0258325	SHEET:EMBLEM:AT-C2B:GES:EU	U004	57
D0258326	SHEET:EMBLEM:AT-C2B:LAN:EU	U004	58
D0258331	SHEET:EMBLEM:AT-C2B:INF	U004	62
D0271213	COVER:FRONT RIGHT:EU	U004	45
D0271271	COVER:RIGHT:FRONT:EU	U004	52

Number	Part Name	Group	ID
D0271282	COVER:LEFT:UPPER:EU	U004	59
D0291053	CAM:GUIDE:FUSING:LEFT	U010	55
D0291054	CAM:GUIDE:FUSING	U010	48
D0291058	SEAL:BURRING	U010	52
D0291061	DECAL:LEVER:LOCK:FUSING	U010	46
D0291136	SHAFT:DEVELOPMENT:ASS'Y	U009_S001	17
D0291137	HOLDER:MAGNETIC CLUTCH:DEVELOPMENT	U009_S001	21
D0291147	STEPPER MOTOR:REGISTRATION:ASS'Y	U009	43
D0291199	DRIVE UNIT:ON-OFF:TRANSFER	U009	2
D0291236	DUCT:REAR:1	U010	59
D0291243	INNER COVER:UPPER:RIGHT	U004	46
D0291256	SHEET:MISFEED REMOVAL:AP-C2	U004	61
D0291272	COVER:RIGHT:REAR	U004	53
D0291278	OZONE FILTER:NO. 2	U004	49
D0291331	BRACKET:FAN:IMAGE FORMING SECTION	U010	58
D0291336	DUCT:EXIT	U010	65
D0291494	TOUCH PANEL:W-VGA:FU	U011_S001	23
D0291745	PULLEY:DRIVE WERE:FRONT	U015	60
D0291748	PULLEY:DRIVE WERE:REAR:ASS'Y	U015	51
D0292204	PCU:K:EXP:ASS'Y	U012_S001	1
D0292205	PCU:M:EXP:ASS'Y	U012_S002	1
D0292206	PCU:C:EXP:ASS'Y	U012_S003	1
D0292207	PCU:Y:EXP:ASS'Y	U012_S004	1
D0292250	PCU:BK:ASS'Y	U012_S001	3
D0292251	PCU:COLLAR:ASS'Y	U012_S002	4
		U012_S003	4
		U012_S004	4
D0292555	GUIDE PLATE:REGISTRATION:LEFT	U014	57
D0292556	STAY:REGISTRATION	U014	45
D0292560	BRACKET:CLEANER:ADHESION	U014	54
D0292570	GUIDE PLATE:REGISTRATION:RIGHT:ADHESION	U014	46
D0292611	GROUND PLATE:REAR	U002	159
D0292612	GROUND PLATE:REVERSE	U002	162
D0292644	DECAL:SCALE:MANUAL FEED	U002	150

## Exclusive Parts

Number	Part Name	Group	ID
D0292662	MANUAL FEED TABLE	U002	156
D0292664	FEELER:PAPER SIZE SENSOR:MANUAL FEED	U002	155
D0292677	TRANSPORT BELT:DRIVEN:VERTICAL TRANSPORT	U002	186
D0292709	GUIDE PLATE:SEPARATOR:ASS'Y	U002	185
D0292710	COVER:HARNESS:MANUAL FEED TABLE	U002	178
D0292850	PAPER TRAY:NO. 1:ASS'Y	U014_S003	1
D0292863	SHAFT:RELEASE:PAPER TRAY	U014_S003 U014_S004	22 6
D0292900	PAPER TRAY:NO. 2:ASS'Y	U014_S004	1
D0293015	DEVELOPMENT UNIT:BK:C2:EXP:ASS'Y	U012_S001	2
D0293025	DEVELOPMENT UNIT:M:C2:EXP:ASS'Y	U012_S002	3
D0293035	DEVELOPMENT UNIT:C:C2:EXP:ASS'Y	U012_S003	3
D0293045	DEVELOPMENT UNIT:Y:C2:EXP:ASS'Y	U012_S004	3
D0293201	PUMP UNIT:BK:C2:ASS'Y	U017_S006	1
D0293202	PUMP UNIT:Y:C2:ASS'Y	U017_S007	1
D0293203	PUMP UNIT:C:C2:ASS'Y	U017_S008	1
D0293204	PUMP UNIT:M:C2:ASS'Y	U017_S009	1
D0293205	NOZZLE:C2:ASS'Y	U017_S001 U017_S002 U017_S003 U017_S004	1 1 1 1
D0293405	DRIVE UNIT:TONER SUPPLY SUB-UNIT:C2:ASS'Y	U017_S005	1
D0294160	DECAL:C2:BLUE:FUSING	U005_S001	53
D0294163	DECAL:WARNING (HIGH TEMPERATURE):FUSING:1	U005_S001	47
D0294166	DECAL:WARNING (HIGH TEMPERATURE):LOWER:FUSING	U002	184
D0294277	GRIP:FUSING UNIT	U005_S001	48
D0294331	FUSING COVER:UPPER	U005_S001	55
D0294415	SIDE PLATE:REAR:PEEN	U013	31

Number	Part Name	Group	ID
D0294421	GUIDE PLATE:UPPER LEFT	U013	41
D0294423	STAY:UPPER	U013	25
D0294424	GUIDE PLATE:UPPER RIGHT	U013	22
D0294425	BRACKET:SENSOR	U013	40
D0294426	BRACKET:SENSOR:GATE	U013	23
D0294427	BRACKET:POSITIONING:GUIDE PLATE:MIDDLE	U013	24
D0294431	GUIDE PLATE:EXIT:LOWER	U013	37
D0294432	STAY:EXIT:LOWER	U013	39
D0294433	BRACKET:SENSOR:FUSING EXIT	U013	30
D0294436	SIDE PLATE:FRONT:PEEN	U013	32
D0294439	STOPPER:GATE PAWL:ENTRANCE	U013	34
D0294440	GATE PAWL:ENTRANCE:ASS'Y	U013	28
D0294442	LEVER:GATE PAWL:ENTRANCE	U013	33
D0294443	TENSION SPRING:GATE PAWL:ENTRANCE	U013	51
D0294444	COVER:HARNESS	U013	42
D0294446	SHEET:EXIT:PTFE:REAR	U013	46
D0294447	SHEET:EXIT:PTFE:FRONT	U013	53
D0294450	ROLLER:DECURA:DRIVEN:ASS'Y	U013	58
D0294456	GEAR:DECURA:16Z	U013	48
D0294457	GEAR:PULLEY:INPUT:27Z	U013	57
D0294458	GEAR:PULLEY:DECURA:Z16/16T	U013	45
D0294459	GEAR:PULLEY:IDLER:Z20/T20	U013	44
D0294461	TIMING PULLEY:20T:DIA6	U013	47
D0294462	TIMING BELT:S2M126	U013	43
D0294463	TIMING BELT:S2M:122	U013	56
D0294464	BUSHING:DECURA:DRIVEN	U013	49
D0294465	SPRING:DECURA	U013	50
D0294474	DC SOLENOID:SUB-ASS'Y	U013	52
D0294478	TENSION SPRING:RELEASE:DC SOLENOID	U013	54
D0294482	GATE PAWL:UPPER:ASS'Y	U002	173
D0294484	GRIP:GATE PAWL:UPPER	U002	174
D0294485	LEVER:GATE PAWL:UPPER	U002	180
D0294486	TENSION SPRING:GATE PAWL:1.5N	U002	181
D0294488	TENSION SPRING:GUIDE PLATE:RIGHT	U002	183

## Exclusive Parts

Number	Part Name	Group	ID
D0294489	GUIDE:GUIDE PLATE:OPEN AND CLOSE	U002	177
D0294491	GUIDE PLATE:OPEN AND CLOSE	U002	171
D0294497	COMPRESSION SPRING:DRIVEN ROLLER:GATE	U002	187
D0294499	DRIVEN ROLLER:DIA18:PAPER EXIT UNIT:VERTICAL TRANSPORT	U002	172
D0294521	BRACKET:HARNESS	U002	175
D0294533	INNER COVER:DUPLIX:REAR	U002	179
D0294554	BRACKET:GUIDE PLATE:TRANSFER UNIT	U002	188
D0294555	SHEET:TRANSPORT SUB-UNIT:FEED PAPER AGAIN	U002	189
D0294582	ARM:PRESSURE RELEASE:FRONT	U002	182
D0294583	ARM:PRESSURE RELEASE:REAR	U002	176
D0294590	HOOK:STOPPER:DUPLIX UNIT:ASS'Y	U002	170
D0294663	GUIDE PLATE:TRANSFER UNIT:HOLDER	U002	192
D0295175	PCB:RFID:RW:AT-C2_AP-C2	U017	8
D0295805	RACK:INNER BACK:AUXILIARY:MIDDLE	U003	30
D0295806	BRACKET:IOB	U003	51
D0295811	RACK:APPLICATION:FRONT:RIGHT	U003	48
D0295819	RACK:APPLICATION:FRONT:ASS'Y	U003	47
D0295820	RACK:INNER BACK:AUXILIARY:LEFT:ASS'Y	U001	11
D0295824	COVER:SD-CARD	U001	5
D0295861	GASKET:65TFV5-0.5:L90	U003	49
D0295863	GASKET:65TSV5-2:L23	U003	50
D0295876	DENSITY SENSOR:ASS'Y	U003_S002	1
D0295882	BRACKET:HDD	U001	17
D0295887	GASKET:65TSV5-1:L150	U001	8
D0295888	GASKET:65TSV5-1:L100	U001	18
D0295889	GASKET:65TSV10-5:L65	U001	12
D0295898	COVER:FAN:MM60:CONTROL BOARD	U001	15
D0296010	TRANSFER UNIT:INTERMEDIATE TRANSFER:C2:DOM:ASS'Y	U007_S001	1

Number	Part Name	Group	ID
D0296027	CLEANING UNIT:INTERMEDIATE TRANSFER:ASS'Y	U006	1
D0296285	TERMINAL:TRANSFER ROLLER	U002_S001	2
D0296286	CASE:TRANSFER ROLLER	U002_S001	7
D0296293	DRUM STAY:REAR	U002	190
D0296305	LEVER:RELEASE	U002	193
D0296309	SPRING:TRANSFER	U002	195
D0296316	STOPPER:HOLDER:SEPARATION:UPPER	U002_S001	6
D0296318	GUIDE:POSITIONING:FRONT	U010	66
D0296319	GUIDE:POSITIONING:REAR	U010	64
D0296320	BRACKET:LEVER:MIDDLE	U002	199
D0296321	ANCHOR:SPRING	U002	196
D0296322	SHAFT:LEVER:FRONT	U002	197
D0296323	SHAFT:LEVER:REAR	U002	194
D0296325	COMPRESSION SPRING:GUIDE PLATE:EXIT:3.5N	U002_S001	3
D0296331	GROUND WIRE:POWER PACK	U002_S001	5
D0296335	SHEET:CASE:LOWER	U002_S001	8
D0296395	DENSITY SENSOR	U003_S002	6
D0296502	BRACKET:USED TONER SENSOR:C2	U016	21
D0296509	COLLECTION BOTTLE:EXP:ASS'Y	U016	22
D4415720	PCB:AT-C2B:EXP:SERVICE:ASS'Y	U001	6
G0201332	HINGE - FRONT COVER	U004	63
G0219350	Loopback Connector - Parallel		
G0381299	RIVET - 5		
G0602652	BUSHING - M4	U002	3
G0602932	PICK-UP ARM - MANUAL FEED	U002	191
G0604435	BUSHING - M4	U002	3
G0652767	LEVER - FEED	U014_S001	30
		U014_S002	31
G0652774	PRESSURE LEVER	U014_S001	39
		U014_S002	40
G0652775	LINK LEVER	U014_S001	28
		U014_S002	29
G0652776	RELEASE LEVER	U014_S001	37
		U014_S002	38
G0802900	TORQUE LIMITER	U002	198

## Exclusive Parts

Number	Part Name	Group	ID
G1331285	DECAL:COVER:LEFT:GUIDE PLATE	U004	60
G1331295	OZONE FILTER	U004	50
G1335795	RAIL:RIGHT	U001	2
G1335796	RAIL:LEFT	U001	3
G1336537	MAGNET CATCH	U004	68
G1786072	PCB:PC4200:RAWCARD-A:1GB	U001	9
G4042810	SPRING PLATE - 2ND MIRROR	U015_S003	2
G5701133	TIMING PULLEY 73	U015	61
G5701225	SENSOR SHIELDING PLATE	U015	56
G5702730	SLIDER - SCANNER	U015_S002	4
G5702832	GUIDE - HIGH VOLTAGE SUPPLY C ORD	U015_S003	9
G5702833	PULLEY HOLDER	U015_S003	7
G5702834	PULLEY - HIGH VOLTAGE SUPPLY CORD	U015	57
GA003030	DECAL - SHIELDING PLATE Y	U004	67
		U012_S004	2
GA003031	DECAL - SHIELDING PLATE M	U004	64
		U012_S002	2
GA003032	DECAL - SHIELDING PLATE C	U004	65
		U012_S003	2
GA003033	DECAL - SHIELDING PLATE K	U004	66
GB010035	GEAR:IDLER:FUSING UNIT	U005_S001	50
GB010036	GEAR:IDLER:Z16	U005_S001	49
H0532208	BUSHING - M4	U013	55
VSSM9000	Digital Multimeter-FLUKE189/F VF		

## PM Part List

Number	Part Name	Num	Group	ID
AE010067	HOT ROLLER:DIA35	1	U005_S001	18
AE012030	HEAT ROLLER:DIA25:COAT	1	U005_S001	17
AE020169	PRESSURE ROLLER:DIA30	1	U005_S001	25
AE030066	BALL BEARING:MM25XMM32X7	2	U005_S001	29
AE030072	BALL BEARING:DIA12XDIA21 X5	2	U005_S001	41
AE030074	BALL BEARING:DIA17XDIA26 X5	2	U005_S001	28
AE032030	BUSHING - 20X25	2	U005_S001	42
B2231348	FILTER: IMAGE FORMING MD	2	U004	13
B2384070	FUSING BELT	1	U005_S001	24
D0239640	COLOR DEVELOPER K	1		
D0256202	TRANSFER/SEPARATION UNIT :AT:DOM:ASS'Y	1	U002	161
D0292250	PCU:BK:ASS'Y	1	U012_S001	3
D0292251	PCU:COLLAR:ASS'Y	3	U012_S002	4
			U012_S003	4
			U012_S004	4
D0293015	DEVELOPMENT UNIT:BK:C2:E XP:ASS'Y	1	U012_S001	2
D0296027	CLEANING UNIT:INTERMEDIA TE TRANSFER:ASS'Y	1	U006	1
D0296509	COLLECTION BOTTLE:EXP:AS S'Y	1	U016	22

