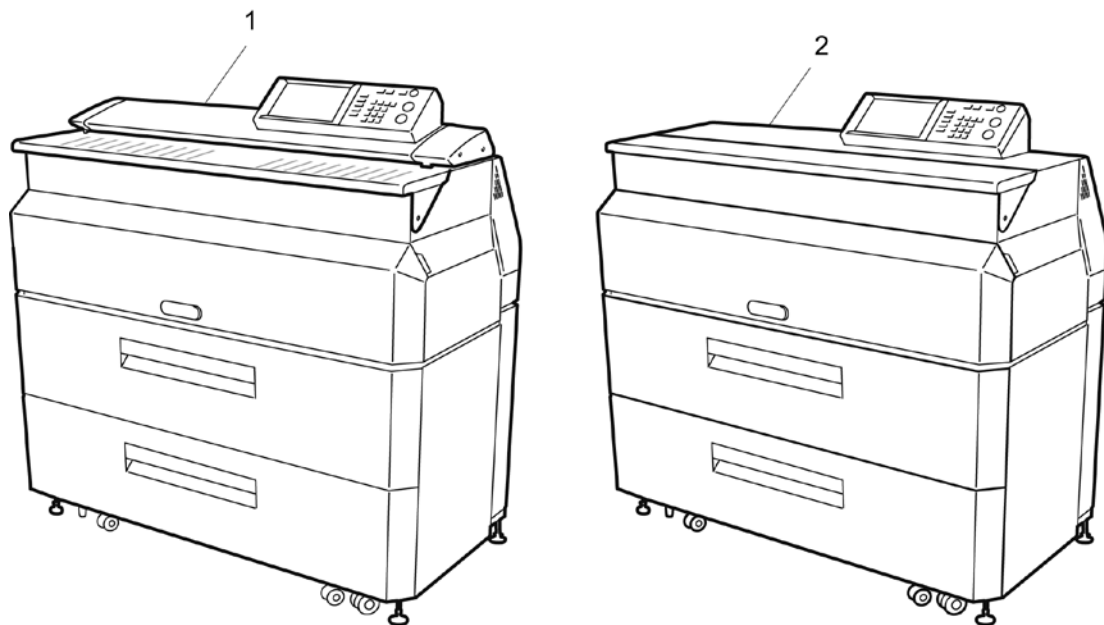


Jigs Recommended Parts List

No.	Part Number	Part Name	P	Q	R/C	S/O	Note
1	U001209273xx	COTTON CIEGAL MNT	1		R		For drum cleaning, containing 20 units (100 pcs/unit)
2	3790-0125	HR CLEANER	1		R		HR cleaner, pack of 10
3	U001034706xx	OPC CLEANER	1		R		Also usable with LP-1010, contains 1 liter (UN drum)
4	U001223640xx	ADJUSTER KIT(SCANNER)	1		R		Color and monochromatic original documents for scanner adjustment
5	U001221210xx	ADJUSTMENT KIT (COLOR SCANNER)	1		R		Color and monochromatic original documents for scanner adjustment
6	U001083903xx	Copy/Scan Color Chart1 Set	1		R		10 color original documents for scanner adjustment
7	U001209870xx	CONTACT GREASE MNT	1		R		GE-676 (1kg/can)
8	U001215450xx	HEATPROOF GREASE MNT	1		R		FG-65W (1kg/can)
9	U001242145xx	TOOLKIT MNT	1		R		Nut driver and open-end wrench set
10	U001280463xx	PUSH-PULL GAUGE	1		R		For tension adjustment of the process cartridge unit timing belt
11	U001307531xx	AIR BLOW TOOL	1		R		For cleaning connectors
12	U001282138xx	GEAR-SPACER MNT	100		R		For gear adjustment
13	U001328477xx	SPACER CUTTER MNT	50		R		For cutter adjustment

P: Quantity per package, Q: Used quantity, R: Recommended part, C: Consumable, S: Selectable, O: Optional

1. PRINTER CONFIGURATION VIEW



Parts list (PRINTER CONFIGURATION)

No.	Part Number	Part Name	P	Q	R/C	S/O	Note
1	—	LP-2060-MF MAIN UNIT		(1)			
2	—	LP-2060 MAIN UNIT		(1)			

P: Quantity per package, Q: Used quantity, R: Recommended part, C: Consumable, S: Selectable, O: Optional

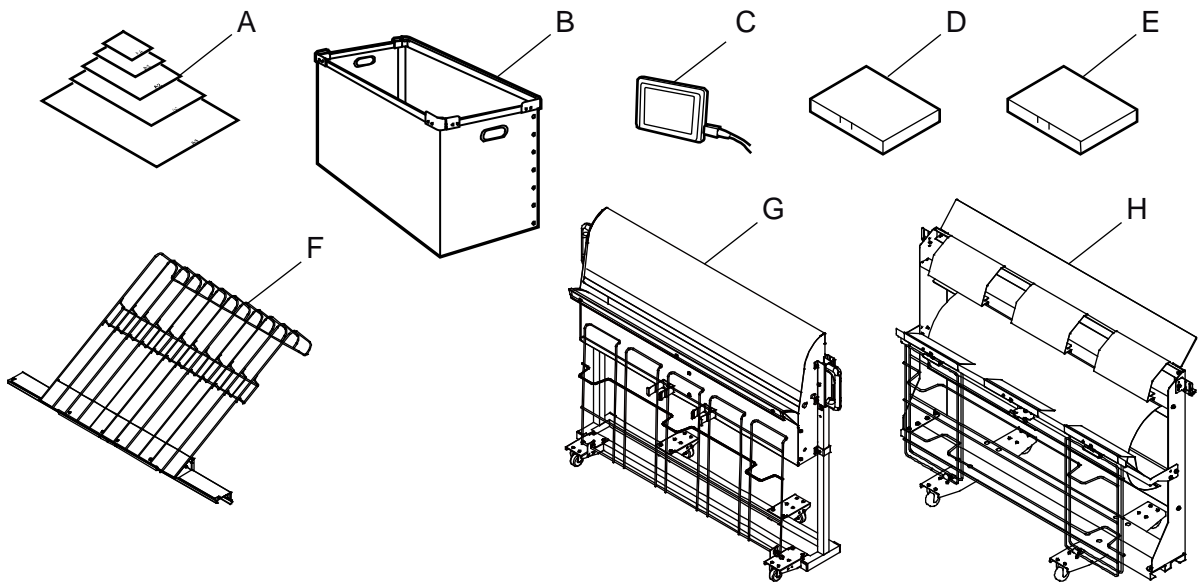
Parts list (MAIN UNIT DEVELOPED VIEW (MF))

No.	Part Number	Part Name	P	Q	R/C	S/O	Note
1	U100000806xx	COVER-UNIT (MF)-2060-2060		(1)			
2	U001227328xx	WASTE TONER BOTTLE UNIT		(1)	C		LP-851
3	U001191734xx	BUFFER-UNIT		(1)			
4	U001189574xx	CUTTER-UNIT(2060)		(1)	C		
5	U001194963xx	DEVELOPER UNIT		(1)	R		
6	U001195356xx	DRIVE-UNIT		(1)			
7	U100000875xx	ELECTRICAL UNIT MF 2060 100V		(1)		S	
7	U100000877xx	ELECTRICAL UNIT MF 2060 200V		(1)		S	
8	U001200600xx	FUSER BASE UNIT		(1)			
9	U001200565xx	FUSER UNIT 100V		(1)		S	For Japan
9	U001200576xx	FUSER UNIT 120V		(1)		S	For North America
9	U001200587xx	FUSER UNIT 230V		(1)		S	For Europe and China
10	U100000797xx	MAIN FRAME UNIT 2060		(1)			
11	U100000842xx	MF-PANEL-UNIT-T2E		(1)			
12	U001192353xx	PROCESS CARTRIDGE UNIT		(1)	C		LP-852
13	U001187403xx	ROLL FEED UNIT		(1)			
14	U001194017xx	SUB FRAME UNIT		(1)			
15	U001189181xx	TRANSFER ROLLER-UNIT		(1)			
16	U001200598xx	TRANSPORT UNIT		(1)	R		
17	U100000868xx	SCANNER UNIT 2060		(1)			
18	30790-0034	Toner cartridge		(3)	C		Two pieces with LP-761
19	U100000858xx	PANEL-OVERLAY-MF-T2E-ENG		1		S	English
19	U100000859xx	PANEL-OVERLAY-MF-T2E-CHI		1		S	Chinese
20	U001239300xx	ROLL FLANGE LGW ASSY		(8)			Two pieces with LP-871
21	U001206180xx	OUTPUT TRAY		(1)			LP-853
22	U001282948xx	PROCESS CARTRIDGE 60 UNIT		(1)	C		LP-872

P: Quantity per package, Q: Used quantity, R: Recommended part, C: Consumable, S: Selectable, O: Optional

MAIN UNIT DEVELOPED VIEW

(2) Options



Parts list (Options (LP-2060-MF))

No.	Part Number	Part Name	P	Q	R/C	S/O	Note
A	U000991710xx	Carrier Sheet Set		(1)		O	LP-819
B	U001223122xx	BUCKET(W)		(1)		O	LP-859
C	U001232561xx	Smart card authentication kit		(1)		O	
D	U001267288xx	Active Directory authentication		1		O	LP-868
E	U001285200xx	TerioStation PDF Print		(1)		O	LP-874
F	U001246588xx	Stacker Tray		(1)		O	LP-858
G	U001203502xx	STACKER STD		(1)		O	LP-854
H	U001233887xx	CATCH BASKET		(1)		O	LP-863

P: Quantity per package, Q: Used quantity, R: Recommended part, C: Consumable, S: Selectable, O: Optional

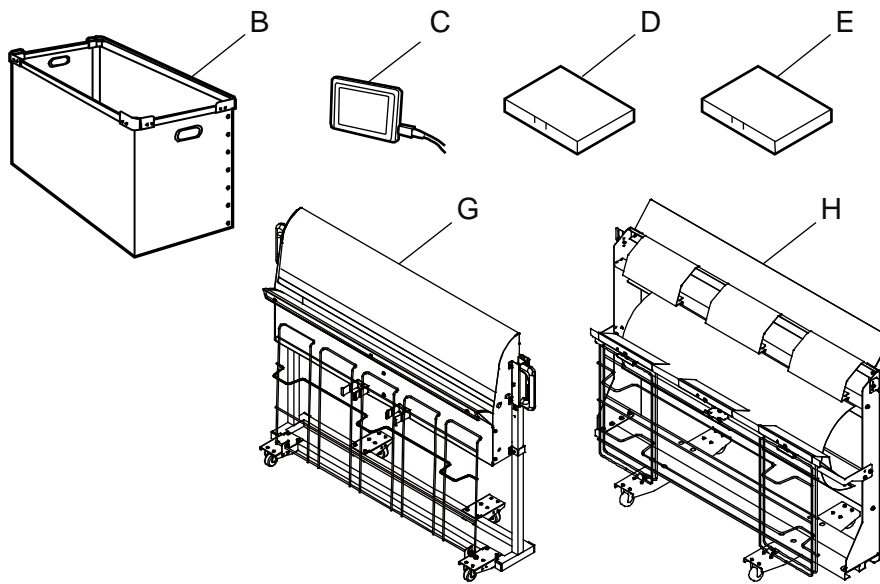
MAIN UNIT DEVELOPED VIEW

Parts list (Main unit developed view (PL))

No.	Part Number	Part Name	P	Q	R/C	S/O	Note
1	U100000835xx	COVER-UNIT(PL)-2060		(1)			
2	U001227328xx	WASTE TONER BOTTLE UNIT		(1)	C		LP-851
3	U001191734xx	BUFFER-UNIT		(1)			
4	U001189574xx	CUTTER-UNIT(2050)		(1)	C		
5	U001194963xx	DEVELOPER UNIT		(1)	R		
6	U001195356xx	DRIVE-UNIT		(1)			
7	U100000876xx	ELECTRICAL UNIT PL 2060 100V		(1)		S	
8	U001200600xx	FUSER BASE UNIT		(1)			
9	U001200576xx	FUSER UNIT 120V		(1)		S	For North America
9	U001200587xx	FUSER UNIT 230V		(1)		S	For Europe and China
10	U100000797xx	MAIN FRAME UNIT 2060		(1)			
11	U100000853xx	PL-PANEL-UNIT-T2E		(1)			
12	U001192353xx	PROCESS CARTRIDGE UNIT		(1)	C		LP-852
13	U100000803xx	ROLL FEED UNIT 2060		(1)			
14	U001194017xx	SUB FRAME UNIT		(1)			
15	U001189181xx	TRANSFER ROLLER-UNIT		(1)			
16	U001200598xx	TRANSPORT UNIT		(1)	R		
17	30790-0034	Toner cartridge		(3)	C		Two pieces with LP-761
18		PANEL-OVERLAY-PL-T2E-ENG		1		S	English
18		PANEL-OVERLAY-PL-T2E-CHI		1		S	Chinese
19	U001239300xx	ROLL FLANGE LGW ASSY		(8)			Two pieces with LP-871
20	U001206180xx	OUTPUT TRAY		(1)			LP-853
21	U001282948xx	PROCESS CARTRIGE 60 UNIT		(1)	C		LP-872

P: Quantity per package, Q: Used quantity, R: Recommended part, C: Consumable, S: Selectable, O: Optional

(2) Options



Parts list (Options (LP-2060))

N0.	Part Number	Part Name	P	Q	R/C	S/O	Note
B	U001223122xx	BUCKET(W)		(1)		O	LP-859
C	U001232561xx	Smart card authentication kit		(1)		O	
D	U001267288xx	Active Directory authentication		1		O	LP-868
E	U001285200xx	TerioStation PDF Print		(1)		O	LP-874
G	U001203502xx	STACKER STD		(1)		O	LP-854
H	U001233887xx	CATCH BASKET		(1)		O	LP-863

P: Quantity per package, Q: Used quantity, R: Recommended part, C: Consumable, S: Selectable, O: Optional

Recommended parts list (COVER-UNIT (MF)-2060)

No.	Part Number	Part Name	P	Q	R/C	S/O	Note
R-1	U001209611xx	PUSH LATCH MNT	—		R		
	U000441090xx	└ PUSH-LATCH	20	1			No.35

P: Quantity per package, Q: Used quantity, R: Recommended part, C: Consumable, S: Selectable, O: Optional

Parts list (COVER-UNIT (MF)-2060)

No.	Part Number	Part Name	P	Q	R/C	S/O	Note
(1)	U100000806xx	COVER-UNIT(MF)-2060		(1)			
2	U100000807xx	└ COVER-SIDE-R1-2060		1			
3	U100000808xx	└ COVER-SIDE-R2-2060		1			
4	U100000809xx	└ COVER-SIDE-L1-2060		1			
5	U100000810xx	└ COVER-SIDE-L2-2060		1			
6	U001196807xx	└ C-COVER-02		3			
7	U100000811xx	└ COVER-FRONT-ROLL-2060		2			
8	U10000081xx	└ COVER-FRONT-BUFER-PRINT-2060		1			
9	U100000814xx	└ COVER-FUSER-R-2060		1			
10	U100000815xx	└ COVER-FUSER-L-2060		1			
11	U100000816xx	└ COVER-FUSER-C1(MF)-2060		1			
12	U100000817xx	└ COVER-FUSER-C2-2060		1			
13	U100000819xx	└ COVER-FUSER-C3-2060		1			
14	U100000820xx	└ COVER-FUSER-C4-2060		1			
	33090-0165	└ BINDING HEAD SCREW WITH TOOTHED LOCK WASHER		18			
15	U001196897xx	└ ART-SLIM-HANDLE		1			
16	U001196908xx	└ LOUVER-FUSER-COVER-B		1			
18	U001196921xx	└ STAY-FUSER-COV-R		1			
19	U001196932xx	└ STAY-FUSER-COV-L		1			
20	U001233900xx	└ LOUVER-FUSER-COVER-C		1			
22	U100000821xx	└ GUIDE-FUSER-BUTTON-2060		2			
23	U001196976xx	└ STAY-FUSER-COVER-C1(MF)		1			
25	U10000082xx	└ DOCUMENT-TABLE-UNIT(MF)-2060		(1)			
26	U100000823xx	└└ DOCUMENT-TABLE(MF)-PRINT-2060		1			
27	U100000825xx	└ TABLE-SIDE-FRAME-R(MF)-2060		1			
28	U100000826xx	└ TABLE-SIDE-FRAME-L(MF)-2060		1			
29	U001197022xx	└ TAPE-DOCUMENT-TABLE-A		1			
30	U001197033xx	└ TAPE-DOCUMENT-TABLE-B		1			
31	U100000827xx	└ GUIDE-PAPER-T2-2060		1			
34	U100000828xx	└ COVER-TONER-T2-2060		1			
35	U000441090xx	└ PUSH-LATCH		1	R		
36	U100000829xx	└ COVER-AIRFLOW-T2-2060		1			
37	U100000830xx	└ PLATE-BLINDFOLD-SCU-R-2060		1			
38	U100000831xx	└ PLATE-BLINDFOLD-SCU-L-2060		1			

P: Quantity per package, Q: Used quantity, R: Recommended part, C: Consumable, S: Selectable, O: Optional

Recommended parts list (COVER-UNIT (PL))

No.	Part Number	Part Name	P	Q	R/C	S/O	Note
R-1	U001209611xx	PUSH LATCH MNT	—		R		
	U000441090xx	└ PUSH-LATCH	20	1			No.35

P: Quantity per package, Q: Used quantity, R: Recommended part, C: Consumable, S: Selectable, O: Optional

Parts list (COVER-UNIT (PL))

No.	Part Number	Part Name	P	Q	R/C	S/O	Note
(1)	U100000835xx	COVER-UNIT(PL)-2060		(1)			
2	U100000807xx	└ COVER-SIDE-R1-2060		1			
3	U100000808xx	└ COVER-SIDE-R2-2060		1			
4	U100000809xx	└ COVER-SIDE-L1-2060		1			
5	U100000810xx	└ COVER-SIDE-L2-2060		1			
6	U001196807xx	└ C-COVER-02		3			
7	U100000811xx	└ COVER-FRONT-ROLL-2060		2			
8	U10000081xx	└ COVER-FRONT-BUFER-PRINT-2060		1			
9	U100000814xx	└ COVER-FUSER-R-2060		1			
10	U100000815xx	└ COVER-FUSER-L-2060		1			
11	U100000836xx	└ COVER-FUSER-C1(PL)-2060		1			
12	U100000817xx	└ COVER-FUSER-C2-2060		1			
13	U100000819xx	└ COVER-FUSER-C3-2060		1			
14	U100000820xx	└ COVER-FUSER-C4-2060		1			
15	U001196897xx	└ ART-SLIM-HANDLE		1			
16	U001196908xx	└ LOUVER-FUSER-COVER-B		1			
18	U001196921xx	└ STAY-FUSER-COV-R		1			
19	U001196932xx	└ STAY-FUSER-COV-L		1			
20	U001233900xx	└ LOUVER-FUSER-COVER-C		1			
22	U100000821xx	└ GUIDE-FUSER-BUTTON-2060		2			
23	U001197112xx	└ STAY-FUSER-COVER-C1(PL)		1			
25	U100000837xx	└ DOCUMENT-TABLE-UNIT(PL)-2060		(1)			
26	U100000838xx	└ DOCUMENT-TABLE(PL)-2060		1			
27	U100000839xx	└ TABLE-SIDE-FRAME-R(PL)-2060		1			
28	U100000840xx	└ TABLE-SIDE-FRAME-L(PL)-2060		1			
29	U001197022xx	└ TAPE-DOCUMENT-TABLE-A		1			
30	U001197033xx	└ TAPE-DOCUMENT-TABLE-B		1			
33	U001199114xx	└ STOPER-DOCUMENT-TABLE		2			
34	U001197066xx	└ COVER-TONER-T2		1			
35	U000441090xx	└ PUSH-LATCH		1	R		
36	U001199125xx	└ COVER-AIRFLOW-T2		1			
40	U100000841xx	└ COVER-TOP-PL-2060		1			

P: Quantity per package, Q: Used quantity, R: Recommended part, C: Consumable, S: Selectable, O: Optional

Recommended parts list (WASTE TONER BOTTLE UNIT)

No.	Part Number	Part Name	P	Q	R/C	S/O	Note
R-1	U001207438xx	MICRO SWITCH, 04,05,06-1 MNT	—		R		
	U000885014xx	└ MICRO-SWITCH-(MS06-1) ASSY	5	1			No.20
R-2	U001207574xx	WASTE TONER SENSOR,TS02 MNT	—		R		
	U000439953xx	└ TS02 ASSY	2	1			No.15

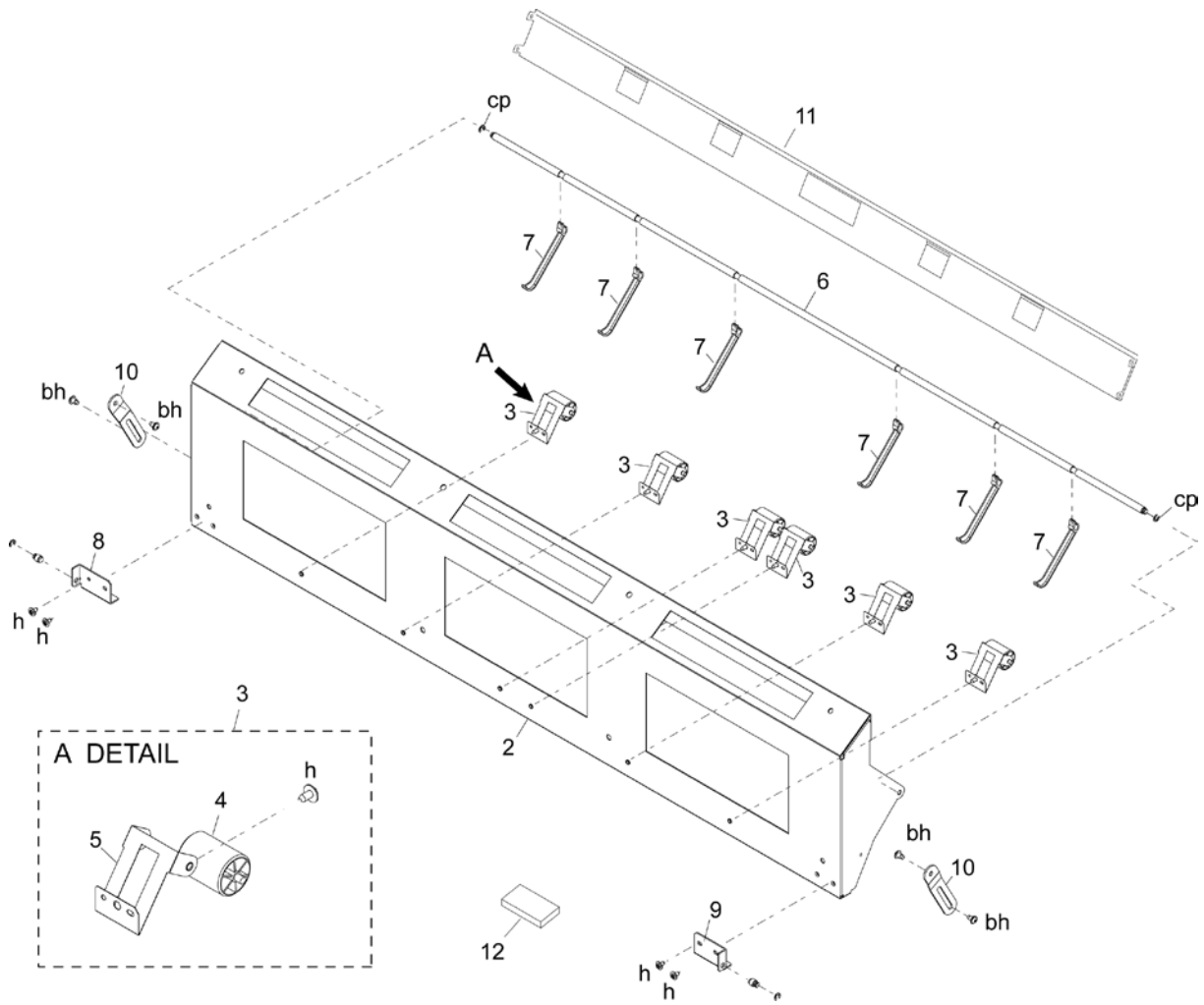
P: Quantity per package, Q: Used quantity, R: Recommended part, C: Consumable, S: Selectable, O: Optional

Parts list (WASTE TONER BOTTLE UNIT)

No.	Part Number	Part Name	P	Q	R/C	S/O	Note
(1)	U001227328xx	WASTE TONER BOTTLE UNIT		(1)			
2	U001191598xx	└ BOTTLE-ASSY		(1)			
3	U001191600xx	└ BOTTLE-TONER		1			
4	32160-0174-xx	└ SEAL (BOTTLE)		1			
5	U001203107xx	└ LABEL-CAUTION-BOTTLE		1			
6	U001191611xx	└ DUCT-TONER		1			
7	U001191745xx	└ BK-DUCT		1			
8	U001191622xx	└ BRACKET-BOT-DUCT		1			
9	U001191633xx	└ FRAME-BOT-L		1			
10	U001191644xx	└ FRAME-BOT-R		1			
11	U001191655xx	└ FRAME-BOT-T		1			
12	U001191666xx	└ FRAME-BOT-B		1			
13	U001191677xx	└ FULL-SENSOR-ASSY		(1)			
14	32120-3693-xx	└ PLATE (TS02)		1			
15	U000439953xx	└ TS02 ASSY		1	R		
16	U001191688xx	└ SPRING-FULL-SENSOR		1			
17	U001194614xx	└ T2-CBL-TS02					
18	U001191690xx	└ MICRO-SWITCH-ASSY		(1)			
19	U001191701xx	└ SPRING-MSW-BOT		1			
20	U000885014xx	└ MICRO-SWITCH-(MS06-1)ASSY		1	R		
21	37260-0251	└ Mini Clamp		3			

P: Quantity per package, Q: Used quantity, R: Recommended part, C: Consumable, S: Selectable, O: Optional

6. BUFFER-UNIT



Parts list (BUFFER-UNIT)

No.	Part Number	Part Name	P	Q	R/C	S/O	Note
(1)	U001191734xx	BUFFER-UNIT		(1)			
2	U001191508xx	└ COVER-BUF		1			
3	U001191510xx	└ PINCH-ASSY-BUF		(6)			
4	32210-0286-xx	└ ROLLER (PINCH 2)		1			
5	U001191521xx	└ SPRING-PINCH-BUF		1			
6	U001191532xx	└ SHAFT-BUF		1			
7	U001191543xx	└ GUIDE-BUF		6			
8	U001191554xx	└ STAY-COVER-BUF-L		1			
9	U001191565xx	└ STAY-COVER-BUF-R		1			
10	U001191576xx	└ PLATE-BUF-OPEN		2			
11	U001191251xx	└ GUIDE-B		1			
12	U001201768xx	└ SHEET-N		6			

P: Quantity per package, Q: Used quantity, R: Recommended part, C: Consumable, S: Selectable, O: Optional

CUTTER-UNIT (2050)

Recommended parts list (CUTTER-UNIT (2050))

No.	Part Number	Part Name	P	Q	R/C	S/O	Note
R-1	U001209093xx	CUTTER UNIT AUTO MNT	—		R		
	U001189585xx	┆ CUTTER-UNIT (AUTO)	1	1			No.2
	U001203142xx	┆ LABEL-CUTTER-POSITION	1	1			
R-2	U001211264xx	CUTTER UNIT MANUAL MNT	—		R		
	U001189596xx	┆ CUTTER-UNIT (MANUAL)	1	1			No.3
	U001203142xx	┆ LABEL-CUTTER-POSITION	1	1			

P: Quantity per package, Q: Used quantity, R: Recommended part, C: Consumable, S: Selectable, O: Optional

Parts list (CUTTER-UNIT (2050))

No.	Part Number	Part Name	P	Q	R/C	S/O	Note
(1)	U001189574xx	CUTTER-UNIT(2050)		(1)			
2	U001189585xx	┆ CUTTER-UNIT(AUTO)		1	R		
3	U001189596xx	┆ CUTTER-UNIT(MANUAL)		1	R		
4	U001189607xx	┆ COVER(CUTTER-L)		2			
5	U001189618xx	┆ COVER(CUTTER-R)		2			

P: Quantity per package, Q: Used quantity, R: Recommended part, C: Consumable, S: Selectable, O: Optional

Recommended parts list (DEVELOPER UNIT)

No.	Part Number	Part Name	P	Q	R/C	S/O	Note
R-1	U001207383xx	MOTOR GM MNT	—		R		
	U000882358xx	└ MOTOR(GM)	1	1			No.32
R-2	U001207552xx	TONER SENSOR,TS01 MNT	—		R		
	U000439942xx	└ TS01 ASSY	2	1			No.19
R-3	U001208722xx	DEVELOPER UNIT MNT	—		R		
	U001194963xx	└ DEVELOPER UNIT	(1)	(1)			No.1
R-4	U001208744xx	MAGNET ROLL MNT	—		R		
	U001080426xx	└ MAGNET ROLL	1	1			No.44
R-5	U001086941xx	BLADE-S-DV MNT	—		R		
	U000882527xx	└ BLADE-S-DV-ASSY	(1)	(1)			No.40
R-6	U001208788xx	SPACER DEV MNT	—		R		
	U000588341xx	└ SPACER (DEV)	5	2			No.45
R-7	U001208801xx	SEAL MG L MNT	—		R		
	U000882573xx	└ SEAL(MG-L)	5	1			No.11
R-8	U001208823xx	SEAL MG R MNT	—		R		
	U000882641xx	└ SEAL(MG-R)	5	1			No.12
R-9	U001208845xx	BEARING AGITATOR MNT	—		R		
	U000446962xx	└ BEARING (AGITATOR)	50	2			No.13
R-10	U001207438xx	MICRO SWITCH, 04, 05, 06-1 MNT	—		R		
	U000885014xx	└ MICRO-SWITCH-(MS06-1) ASSY	5	1			No.61

P: Quantity per package, **Q:** Used quantity, **R:** Recommended part, **C:** Consumable, **S:** Selectable, **O:** Optional

DEVELOPER UNIT

Parts list (DEVELOPER UNIT)

No .	Part Number	Part Name	P	Q	R/C	S/O	Note
(1)	U001194963xx	DEVELOPER UNIT		(1)	R		
2	U001194974xx	┆ CHASSIS(DEV)		1			
3	U000882270xx	┆ FRAME(DEV-R)		1			
4	U001195301xx	┆ BEARING		2			
5	U000882281xx	┆ FRAME(DEV-L)		1			
6	U001195301xx	┆ BEARING		2			
7	U000882540xx	┆ SEAL(FRAME-L/R)		2			
8	U000882551xx	┆ SEAL(BACK)		1			
9	U000882562xx	┆ SEAL(FRONT)		1			
11	U000882573xx	┆ SEAL(MG-L)		1	R		
12	U000882641xx	┆ SEAL(MG-R)		1	R		
13	U000446962xx	┆ BEARING (AGITATOR)		2	R		
14	U000459516xx	┆ ALP SEAL		2			
15	U000882292xx	┆ SHAFT(AGITATOR-R)		1			
16	U000882303xx	┆ SHAFT(AGITATOR-L)		1			
17	U000882494xx	┆ AGITATOR(4-FIN)		1			
18	U000588431xx	┆ SHEET (CLEANER)		1			
19	U000439942xx	┆ TS01 ASSY		1	R		
21	37260-0230	┆ PAN-TY CABLE TIE MOUNT		6			
22	U001195323xx	┆ FRAME(TOP-AL-GAS)		1			
23	U000882325xx	┆ PLATE(SCREW)		2			
26	U001195007xx	┆ PLATE(DV-GEAR)		1			
27	U000882584xx	┆ GEAR(DV-15Z-33Z)		1			
28	U000882595xx	┆ GEAR(DV-23Z)		2			
29	U000882606xx	┆ GEAR(DV-57Z)		1			
30	U001195018xx	┆ BRACKET(DV-MOTOR)		1			
31	U001194480xx	┆ T2-CBL-DEV2		1			
32	U000882358xx	┆ MOTOR(GM)		(1)	R		
33	U001195020xx	┆ SPACER-MOTOR-DEV		1			
34	U001195031xx	┆ SHAFT(DV-16Z-29Z)		1			
35	U000882663xx	┆ GEAR(DVA-16Z)		1			
36	U000882674xx	┆ GEAR(DVA-29Z)		1			
37	U000843388xx	┆ BEARING-8		1			
38	U000881504xx	┆ BEARING-6		1			
39	U001201577xx	┆ FERRITE-CORE		1			
40	U00088252700	┆ BLADE-S-DV-ASSY		(1)	R		
41	U000882360xx	┆ HOLDER(BLADE-S)		1			
42	U000882371xx	┆ BLADE(S)		1			
43	U000882382xx	┆ BLADE-PUSHER		1			
44	U001080426xx	┆ MAGNET ROLL		1	R		
45	U000588341xx	┆ SPACER (DEV)		2	R		
46	U000882393xx	┆ PLATE(0.7)		1			
47	U000588330xx	┆ BEARING		1			
48	U000882437xx	┆ STOPPER(MG-BEARING)		2			
49	U000882617xx	┆ GEAR(ONE-WAY)		1			
50	U000442326xx	┆ WAVE WASHER		1			
51	U000882404xx	┆ SUPPORTER(MG)		1			
52	U000882415xx	┆ PLATE(EL-REQ)		1			
53	U001195053xx	┆ PLATE-HD		1			
54	U001195064xx	┆ PLATE-H		1			

No .	Part Number	Part Name	P	Q	R/C	S/O	Note
55	U001195086xx	└ HOPPER-DEV-T2		1			
56	U001195222xx	└ HOLDER(SENSOR) ASSY		(1)			
57	U001195233xx	└ HOLDER-SENSOR-T2		1			
58	U001208114xx	└ SPRING-LOCK-CARTRIDGE		2			
59	U001195244xx	└ SPRING-PLATE-SENSOR-T2		1			
60	U001210678xx	└ MS04ASSY		(1)			
61	U000885014xx	└ MICRO-SWITCH-(MS06-1) ASSY		1	R		
62	U001194840xx	└ T2-CBL-HV2		1			
63	U001255138xx	└ SEAL(HOPPER)		1			
64	U001255140xx	└ SUPPORT(SEAL-HOP)		1			

P: Quantity per package, **Q:** Used quantity, **R:** Recommended part, **C:** Consumable, **S:** Selectable, **O:** Optional

Recommended parts list (DRIVE-UNIT)

No.	Part Number	Part Name	P	Q	R/C	S/O	Note
R-1	U001207361xx	MOTOR PM01 MNT	—		R		
	U000881458xx	└ MOTOR(PM01)	1	1			No.2
R-2	U001207416xx	CLUTCH 4.4 MNT	—		R		
	U000918268xx	└ CLUTCH(REGIST/INSERTION)4.4	1	1			No.25

P: Quantity per package, Q: Used quantity, R: Recommended part, C: Consumable, S: Selectable, O: Optional

Parts list (DRIVE-UNIT)

No.	Part Number	Part Name	P	Q	R/C	S/O	Note
(1)	U001195356xx	DRIVE UNIT		(1)			
2	U000881458xx	└ MOTOR(PM01)		1	R		
3	U000881460xx	└ PULLY(19P)		1			
4	U001195367xx	└ BRACKET-PM		1			
5	U001195378xx	└ PLATE-TENSION-M		1			
6	U000442697xx	└ PULLEY (TENSION-BELT)		1			
7	U000881752xx	└ SPRING-TENSION		1			
8	U001195380xx	└ PLATE-PAN1		1			
9	U001195391xx	└ GUIDE-DRIVE-PRC		1			
10	U001195402xx	└ SHAFT-122P-28P-16Z		1			
11	33411-2012	└ SPRING PIN		1			
12	U001195413xx	└ PULLY-122P28P		1			
13	U000442618xx	└ BEARING		2			
14	U001195424xx	└ GEAR-16Z		1			
15	33411-2012	└ SPRING PIN		1			
16	U001195435xx	└ PLATE-PAN2		1			
17	U001195446xx	└ TIMING-BELT		1			
18	U001195457xx	└ TIMING-BELT		1			
19	U001195468xx	└ PLATE-REG-A		1			
20	U001195470xx	└ PLATE-TENSION-REG		1			
21	U000442697xx	└ PULLEY (TENSION-BELT)		1			
22	U001213176xx	└ GEAR-108Z-OWC		1			
23	U000881752xx	└ SPRING-TENSION		1			
24	U000884441xx	└ CL(04)		(1)			
25	U000918268xx	└ CLUTCH(REGIST/INSERTION)4.4		1	R		
26	U001195492xx	└ PLATE-REG-B		1			
27	U001213187xx	└ PULLY-53P		1			
28	U001213255xx	└ Bearing		1			
29	U000881504xx	└ BEARING		1			
30	33501-4165	└ ポリスライダー		1			

P: Quantity per package, Q: Used quantity, R: Recommended part, C: Consumable, S: Selectable, O: Optional

Recommended parts list (ELECTRICAL UNIT 2060)

No.	Part Number	Part Name	P	Q	R/C	S/O	Note
R-1	U001211804xx	PCB-ASSY-AAC1 MNT	—		R		
	U001171721xx	└ PCB-ASSY-AAC1	1	1			No.36
R-2	U100001695xx	PCB-ASSY-ARC1 2060 MNT	—		R	S	
	U100001044xx	└ PCB-ARC1-UNIT 2060	(1)	(1)			MF Model No.160
	U001304752xx	└ PCB-ASSY-ARC1ARC2-MNT leaflet	1	—			
R-3	U001211894xx	HDD MNT	—		R		
	U001247242xx	└ HDD	1	1			No.51
	U001242652xx	└ HDD exchange leaflet	1	—			
R-4	U001209330xx	MAIN SWITCH 120V 200V MNT	—		R	S	For 200 V AC heater switch
	U000596338xx	└ SMALL POWER SWITCH	3	2			No.65, 205
R-5	U001209352xx	AC INLET MNT	—		R	S	For 200 V AC
	U000884913xx	└ AC INLET	20	1			No.206
R-6	U001211815xx	PSU-T2(MID100) MNT	—		R	S	For 100 V AC
	U001205234xx	└ PSU-T2(MID100)	1	1			No.41
R-7	U001211815xx	PSU-T2(MID100) MNT	—		R	S	For 100 V AC
	U001205234xx	└ PSU-T2(MID100)	1	1			No.145
R-8	U001211826xx	PSU-T2 MNT	—		R	S	For 200 V AC
	U001177874xx	└ PSU-T2	1	1			No.145
R-10	U001209317xx	BL05 ASSY MNT	—		R		
	U001187100xx	└ T2-FAN-BL05	1	2			No.74-1, 81
R-11	U001210770xx	BLOWER FAN ASSY MNT	—		R		
	U000966431xx	└ BLOWER FAN	1	1			No.8-3
R-12	U001210803xx	MAIN SWITCH 100V MNT	—		R	S	For 100 V AC
	U001204773xx	└ CIRCUIT PROTECTOR	5	1			No.202
R-13	U001211905xx	PCB-ASSY-ASC1 MNT	—		R		MF Model
	U001171743xx	└ PCB-ASSY-ASC1	1	1			No.141
	U001305832xx	└ PCB-ASSY-ASC1-MNT leaflet 1308	1	—			
R-14	U001211940xx	HE RELAYS MNT	—		R	S	For 100 V AC
	U001203772xx	└ POWER RELAY	1	2			No.148
R-15	U100001696xx	PCB-ASSY-ARC2 2060 MNT	—		R	S	
	U100001045xx	└ PCB-ARC2-UNIT 2060	(1)	(1)			PR Model No.160
	U001304752xx	└ PCB-ASSY-ARC1ARC2-MNT leaflet	1	—			

P: Quantity per package, Q: Used quantity, R: Recommended part, C: Consumable, S: Selectable, O: Optional

ELECTRICAL UNIT 2060

Parts list (ELECTRICAL UNIT 2060)

No.	Part Number	Part Name	P	Q	R/C	S/O	Note
	U100000875xx	ELECTRICAL UNIT MF 2060 100V		(1)		S	100V AC MF models
	U100000876xx	ELECTRICAL UNIT PL 2060 100V		(1)		S	100V AC PR models
	U100000877xx	ELECTRICAL UNIT MF 2060 200V		(1)		S	200V AC MF models
(1)	U100001042xx	└ ELECTRICAL UNIT 2060		(1)			
(2)	U001190441xx	└ COVER-ASSY		(1)			
3	U001190452xx	└ FRAME-EL		1			
4	U000440908xx	└ LOCKING-WIRE-SADDLE		18			
5	J-37260-0291	└ LOCKING-WIRE-SADDLE		1			
6	U000443575xx	└ HARNESS-LIFTER		1			
7	U001148444xx	└ GROUND-CLAMP		2			
8	U000898738xx	└ ANGLE(GND-L)		1			
8-1	U001199092xx	└ STAND-PCB		6			
8-2	U001201476xx	└ STAND-PCB-S		1			
8-3	U000966431xx	└ BLOWER FAN		1	R		
8-4	J-37260-0251	└ HORIZONTAL MINI CLAMP		1			
9	U001190474xx	└ COVER-SIDE-R		1			
10	U001190485xx	└ COVER-SIDE-L		1			
11	U001190496xx	└ COVER-CENTER		1			
12	U000439211xx	└ EDGE-SADDLE		2			
13	U001190507xx	└ GUIDE-HARNESS		1			
14	U000439211xx	└ EDGE-SADDLE		4			
14-1	37260-0292	└ EDGE-SADDLE		1			
15	U000440908xx	└ LOCKING-WIRE-SADDLE		7			
16	U001190564xx	└ COVER-SIDE-TOP		1			
17	U001190518xx	└ COVER-BACK-L		1			
17-1	U001200925xx	└ COVER-BACK-R		1			
18	U001190520xx	└ COVER-TOP		1			
19	U001190553xx	└ STAY-ARC		1			
36	U001171721xx	└ PCB-ASSY-AAC1		1	R		
41	U001212636xx	└ HV(4CH)-PSU-T2		1	R		
43	U001190610xx	└ TRAY-HVPS		1			
43-1	U001238185xx	└ SHEET-HVPS		1			
50	U001190665xx	└ HDD-ASSY		(1)			
51	U001208250xx	└ HDD		1	R		
52	U001190676xx	└ STAND-HDD		2			
53	U001190687xx	└ HIGH-END DAMPER HED		4			
63	U001190733xx	└ SW-HEATER-ASSY		(1)			
64	U001190744xx	└ PANEL-HEATER SW		1			
65	U000596338xx	└ SMALL POWER SWITCH		1	R		
70	U001190766xx	└ STAY-EL		2			
70-1	U001213716xx	└ STAY-EL-R		1			
71	J-37260-0289	└ ONE-TOUCH-BUSH		1			
72	J-37260-0202	└ ONE-TOUCH-BUSH		1			
74	U000440897xx	└ LOCKING-WIRE-SADDLE		5			
74-1	U001187100xx	└ T2-FAN-BL05		1	R		
74-2	U001229264xx	└ FILTER-FAN-ASSY		(1)			
74-3	U001229242xx	└ FILTER		1			

No.	Part Number	Part Name	P	Q	R/C	S/O	Note
74-4	U001229231xx	⊥ PLATE-FILTER		1			
74-5	U001201498xx	⊥ COVER-PRMOTOR		1			
74-6	U001203311xx	⊥ PLATE-AC		1			
74-7	J-37260-0291	⊥ LOCKING-WIRE-SADDLE		1			
75	U001190790xx	⊥ COVER-PS		1			
76	U001190777xx	⊥ DUCT-FUSERFAN		2			
77	U001190788xx	⊥ PACKING-DUCT		2			
78	U001213301xx	⊥ SHEET-DUCT		2			
79	J-37260-0251	⊥ HORIZONTAL MINI CLAMP		2			
79-1	J-37260-0236	⊥ EDGE-SADDLE		2			
79-2	J-37260-0287	⊥ EDGE-SADDLE		1			
80	U001190643xx	⊥ STOPPER-TRAY		4			
81	U001187100xx	⊥ T2-FAN-BL05		1	R		
90	U001201500xx	⊥ PLATE-HARNESS		1			
91	U001190823xx	⊥ SKIRT-PSCOVER-L		1			
92	U001357571xx	⊥ SKIRT-PSCOVER-R-2		1			
93	U001357547xx	⊥ SLIDE-GUIDE-INNER-2		1			
94	U001193308xx	⊥ MS18-INTERLOCK		(1)			
95	U001193310xx	⊥ HOLDER-INTERLOCK		1			
96	U001200802xx	⊥ INTAROKKUSUITCHI FA3L-CA22		1	R	S	
	2051429P2000	⊥ FA3L-BA22		1	R	S	
97	U000440897xx	⊥ LOCKING-WIRE-SADDLE		1			
100	U001194401xx	⊥ T2-CBL-HDDDC		1			
101	U001194412xx	⊥ T2-CBL-ARCCNT		1			
102	U001194423xx	⊥ T2-CBL-AACCNT		1			
103	U001194434xx	⊥ T2-CBL-INT1		1			
104	U001194445xx	⊥ T2-CBL-HVPS		1			
105	U001194322xx	⊥ T2-CBL-ACSW1		1			
106	U001194355xx	⊥ T2-CBL-HVDC		1			
107	U001194671xx	⊥ T2-CBL-RFU11		1			
108	U001194693xx	⊥ T2-CBL-RFU31		1			
109	U001201555xx	⊥ FERRITE-CORE		1			
110	U100001043xx	⊥ T2e-CBL-CUT1		1			
111	U001194851xx	⊥ T2-CBL-HV21		1			
112	U001194906xx	⊥ T2-CBL-PHTRSW		1			
113	U001195716xx	⊥ CABLE		1			
114	U001222604xx	⊥ CABLE		1			
115	U000631686xx	⊥ SPIRAL TUBE		1			
116	J-3A3620019	⊥ INSULOK CABLE TIE		1			
117	U001197450xx	⊥ T2-CBL-RASDC		1			
118	U001201566xx	⊥ FERRITE-CORE		1			
119	U001203783xx	⊥ T2-CBL-FUS		1			
120	U001194660xx	⊥ T2-CBL-INT3		1			
130	U001203085xx	⊥ LABEL-FU-JAM		1			
131	U001208193xx	⊥ LABEL-HEATER-SW		1			
132	U001208182xx	⊥ LABEL-POWER-SW		1			
140	U001206011xx	⊥ ASC UNIT		(1)			MF Model
141	U001171743xx	⊥ PCB-ASSY-ASC1		1	R		MF Model
142	U001194647xx	⊥ T2-CBLS-SENS1		1			MF Model
143	U001201566xx	⊥ FERRITE-CORE		1			MF Model
144	U001206022xx	⊥ LVPS UNIT 100V		(1)		S	100V AC models

ELECTRICAL UNIT 2060

No.	Part Number	Part Name	P	Q	R/C	S/O	Note
145	U001206033xx	LVPS UNIT 200V		(1)		S	200V AC models
	U001205234xx	PSU-T2(MID100)			R	S	100V AC models
	U001177874xx	PSU-T2			R	S	200V AC models
146	U001190632xx	TRAY-LVPS		1			
147	U001227780xx	SHEET-LVPS		1			
148	U001203772xx	POWER RELAY		2	R	S	100V AC models
150	U001203794xx	T2-CBL-FUSER31		1		S	100V AC models
151	U001203805xx	T2-CBL-FUSER32		1		S	100V AC models
152	U001194917xx	T2-CBL-PHTR(100)		1		S	100V AC models
	U001194928xx	T2-CBL-PHTR(200)		1		S	200V AC models
160	U100001044xx	PCB-ARC1-UNIT 2060		(1)	R	S	MF Model
	U100001045xx	PCB-ARC2-UNIT 2060		(1)	R	S	PR Model
161	U001171708xx	PCB-ASSY-ARC1		1		S	MF Model
	U001196065xx	PCB-ASSY-ARC2		1		S	PR Model
162	U001199081xx	PLATE-INTERFACE		1			
163	U001220815xx	GASKET		2			
164	U001234181xx	USB-GND-ASSY		(1)			
165	U001234091xx	PLATE-USB-GND		1			
166	U001234170xx	FINGER		2			
167	U001215437xx	PLATE-LAN		1			
168	U001215516xx	PLATE-DIPSWITCH		1			
169	U001215494xx	CONNECTOR COVER		2			
170	U001215652xx	COVER-USB		1			
200	U001190711xx	AC-INLET-SET-100V		1		S	100V AC models
201	U001190722xx	PANEL-INLET-100V		1		S	100V AC models
202	U001204773xx	CIRCUIT PROTECTOR		1	R	S	100V AC models
203	U001190834xx	AC-INLET-SET-200V		1		S	200V AC models
204	U001190845xx	PANEL-INLET-200V		1		S	200V AC models
205	U000596338xx	SMALL POWER SWITCH		1	R	S	200V AC models
206	U000884913xx	ACINLET		1	R	S	200V AC models
207	U001204795xx	T2-CBL-INLET1		1		S	200V AC models
208	U001204806xx	T2-CBL-FG		1		S	200V AC models

P: Quantity per package, Q: Used quantity, R: Recommended part, C: Consumable, S: Selectable, O: Optional

FUSER BASE UNIT 2060

Recommended parts list (FUSER BASE UNIT 2060)

No.	Part Number	Part Name	P	Q	R/C	S/O	Note
R-1	U001207618xx	BLOWER FAN,BL01,02,06 MNT	—		R		
	U001211387xx	└ BL01 ASSY	1	1			No.37
R-2	U001220477xx	SHEET CARBON BR MNT	—		R		
	U001219961xx	└ SHEET-CARBON-BR-ASSY	1	1			No.45

P: Quantity per package, Q: Used quantity, R: Recommended part, C: Consumable, S: Selectable, O: Optional

Parts list (FUSER BASE UNIT 2060)

No.	Part Number	Part Name	P	Q	R/C	S/O	Note
(1)	U100000800xx	FUSER BASE UNIT 2060		(1)			
2	U001193332xx	└ FU BASE ANGLE L		1			
3	U001193343xx	└ FU BASE ANGLE R		1			
4	U001193376xx	└ UNDER DUCT		1			
5	U001193387xx	└ CAM ROLLER		2			
6	U001193411xx	└ CAM ROLLER SHAFT		2			
7	U001193422xx	└ PLATE (INTERLOCK PRESSURE)		1			
8	U001357560xx	└ SLIDE-GUIDE-OUTER-2		1			
9	U001190823xx	└ SKIRT-PSCOVER-L		1			
10	U001357571xx	└ SKIRT-PSCOVER-R-2		1			
11	U000869253xx	└ ONE-TOUCH-BUSH		1			
14	U001192050xx	└ EDGE-SADDLE		4			
15	U000440908xx	└ LOCKING-WIRE-SADDLE		1			
16	U000440897xx	└ LOCKING-WIRE-SADDLE		1			
17	U001207203xx	└ GUARD-PET-SHEET-R		1			
18	U001207214xx	└ GUARD-PET-SHEET-L		1			
21	U100000801xx	└ LATCH-ASSY-2060		(1)			
22	U001193477xx	└ LATCH LEVER (R)		1			
23	U001193488xx	└ LATCH LEVER (L)		1			
24	U001193490xx	└ SHAFT (LATCH)		1			
25	U001193501xx	└ SHEET BLADE LG2A		1			
26	U100000802xx	└ BUTTON(LATCH)2060		2			
27	U008990210xx	└ HEX CROSS-RECESSED HEAD TP MACHINE SCREW		2			
28	U009651820xx	└ SNAP PIN		2			
29	U001193523xx	└ SPRING LATCH LEVER		1			
30	U001202692xx	└ PLATE LATCH SHAFT-L		1			
31	U001202703xx	└ PLATE LATCH SHAFT-R		1			
32	U001193578xx	└ T2-ALIGNMENT-ADJUST		(1)			
33	U000590973xx	└ SCREW (ALIGNMENT)		1			
34	U001193580xx	└ PLATE-ALIGNMENT		1			
35	U001193556xx	└ FU-DUCT-ASSY		(1)			
36	U001193567xx	└ FU-DUCT		1			
37	U001211387xx	└ BL01 ASSY		1	R		
ap	33222-4040	└ CROSS-RECESSED TP MACHINE SCREW		2			
-	37260-0251	└ HORIZONTAL MINI CLAMP		1			

No.	Part Number	Part Name	P	Q	R/C	S/O	Note
40	U001192050xx	EDGE-SADDLE		1			
41	U000440897xx	LOCKING-WIRE-SADDLE		1			
42	U001194761xx	T2-CBL-FUSER 12		1			
43	U001194794xx	T2-CBL-FUSER 22		1			
44	U001201577xx	└ FERRITE-CORE		1			
45	U001219961xx	SHEET-CARBON-BR-ASSY		(1)	R		
46	U001219972xx	BRACKET-SHEET-CARBON		1			
47	U001219983xx	SHEET-CARBON-BR		1			
48	U001215088xx	└ └ ADHESIVE TAPE		1			

P: Quantity per package, Q: Used quantity, R: Recommended part, C: Consumable, S: Selectable, O: Optional

Recommended parts list (FUSER UNIT)

No.	Part Number	Part Name	P	Q	R/C	S/O	Note
R-1	U001207438xx U000885014xx	MICRO SWITCH ,04,05,06-1 MNT └ MICRO-SWITCH-(MS06-1) ASSY	— 5	— 1	R		No.134
R-2	U001207473xx U000878602xx	MICRO SWITCH, 06-2 MNT └ MICRO-SWITCH-(MS06-2) ASSY	— 5	— 1	R		No.135
R-3	U001207618xx U001211387xx	BLOWER FAN,BL01,02,06 MNT └ BL01 ASSY	— 1	— 2	R		No.95
R-4	U001207653xx U001192331xx	FUSE ASSY MNT └ FUSE-ASSY	— 10	— 1	R		No.79
R-5	U001207675xx U001183590xx	THERMISTOR,TH01,02.04,05 MNT └ FS-SENSOR	— 5	— 4	R		No.42, 85, 89, 92
R-6	U001207754xx U001205594xx	HALOGEN LAMP MAIN 100V MNT └ HALOGEN LAMP-MAIN(100V)	— 1	— 1	R	S	For Japan No.186
R-7	U001207798xx U001205616xx	HALOGEN LAMP MAIN 120V MNT └ HALOGEN LAMP-MAIN(120V)	— 1	— 1	R	S	For North America No.186
R-8	U001207833xx U001205638xx	HALOGEN LAMP MAIN 230V MNT └ HALOGEN LAMP-MAIN(230V)	— 1	— 1	R	S	For Europe and China No.186
R-9	U001207776xx U001205605xx	HALOGEN LAMP SUB 100V MNT └ HALOGEN LAMP-SUB(100V)	— 1	— 1	R	S	For Japan No.187
R-10	U001207811xx U001205627xx	HALOGEN LAMP SUB 120V MNT └ HALOGEN LAMP-SUB(120V)	— 1	— 1	R	S	For North America No.187
R-11	U001207855xx U001205640xx	HALOGEN LAMP SUB 230V MNT └ HALOGEN LAMP-SUB(230V)	— 1	— 1	R	S	For Europe and China No.187
R-12	U001207877xx U001227150xx	TORQUE LIMITER MNT └ TORQUE LIMITER(PBT)	— 2	— 1	R		No.45
R-13	U100001621xx U001191756xx 46638301	FUSER UNIT,WITHOUT HEATER 2060,MNT └ FUSER-UNIT └ LEAFLET (MAGNET CATCH)	— (1) 1	— (1) 1	R		No.2
R-14	U001208924xx U001192228xx U001199046xx	ROLLER HEAT MNT └ ROLLER(HEAT) └ SELF-TAPPING PAN HEAD B-TITE SCREW	— 1 3	— 1 3	R		No.16 No.19
R-15	U001208946xx U001198484xx U001225822xx	ROLLER BACK UP ST MNT └ ROLLER(BACK UP-ST) └ ROLLER(BACKUP-K)	— 1 1	— 1 1	R		No.4
R-16	U001208981xx U001038262xx	SPUR FUSER MNT └ S.WHEEL (FUSER)	— 10	— 7	R		No.75
R-17	U001209914xx U001206123xx	SL01 MNT └ SL01KIT	— 3	— 1	R		No.163
R-18	U001209216xx U001086906xx	PEELER FU OUT MNT └ PEELER(FU-OUT)	— 2	— 12	R		No.120
R-19	U001209756xx U001191857xx	MOTOR HM MNT └ MOTOR(HM)	— 5	— 1	R		No.59
R-20	U001066757xx U001066768xx	Separator(BUR)MNT SEPARATOR(BUR)ASSY	— (1)	— (10)	R		No.143

FUSER UNIT

No.	Part Number	Part Name	P	Q	R/C	S/O	Note
R-21	U001345318xx	FUS GEAR MNT	—		R		
	U000878771xx	└ GEAR(Z19)	2	2			No.30
	U001191971xx	└ GEAR(Z19-HASU)	1	1			No.31
	U000878523xx	└ GEAR(Z25-20)	1	1			No.32
	U001192105xx	└ GEAR(Z30-HIRA)	1	1			No.46
	U000878501xx	└ GEAR(END)	1	1			No.57
R-22	U001276290xx	EARTH-CONTACT MNT	—				
	U001191993xx	└ EARTH-CONTACT	20	1			No.39

P: Quantity per package, Q: Used quantity, R: Recommended part, C: Consumable, S: Selectable, O: Optional

Parts list (FUSER UNIT)

No.	Part Number	Part Name	P	Q	R/C	S/O	Note
(1)	U001200565xx	FUSER UNIT 100V					
	U001200576xx	FUSER UNIT 120V		(1)			
	U001200587xx	FUSER UNIT 230V					
(2)	U001191756xx	└ FUSER-UNIT		(1)			
3	U001191767xx	└ ROLLER(BACK UP) ASSY		(1)			
4	U001198484xx	└ ROLLER(BACKUP-ST)		1	R		
5	U001191780xx	└ BEARING(BR)		2			
6	U001209960xx	└ BEARING(70B-2212)		2			
7	U001191791xx	└ JIKUKE(BR)		2			
8	U001191802xx	└ SHAFT(BACK UP ROLLER)		1			
190	U001221063xx	└ BEARING STOPPER		4			
9	U001191813xx	└ PLATE(WASHER)		2			
10	U001201926xx	└ OILES DRYMET ST BUSH		1			
12	U001191846xx	└ SNAP RETAINER-14		2			
15	U001192217xx	└ ROLLER(HEAT)-ASSY		(1)			
16	U001192228xx	└ ROLLER(HEAT)		1	R		
17	U001192230xx	└ PLATE(EARTH)		1			
18	U000878714xx	└ Gear(Heat Roll)		1			
19	U001199046xx	└ B-TITE PAN HEAD SCREW		3			
20	U001192241xx	└ HR-CAP		1			
21	U001192252xx	└ HR-WASHER		1			
(23)	U001191914xx	└ SIDE-FRAME		(1)			
25	U000878938xx	└ BEARING		2			
26	U000925457xx	└ SLEEVE(HEATROLL-KK)		2			
27	32300-0101-00	└ Bearing_3A		2			
28	U001192050xx	└ EDGE-SADDLE		2			
29	U001191925xx	└ SIDE FRAME-L		1			
30	U000878771xx	└ GEAR(Z19)		2			
31	U001191971xx	└ GEAR (Z19 HELICAL)		1			
32	U000878523xx	└ GEAR (Z25-20)		1			
33	U000881504xx	└ BEARING		2			
34	37260-0287	└ EDGE-SADDLE		1			
35	U001203298xx	└ COVER (PULLEY)		1			
36	U000440897xx	└ LOCKING-WIRE-SADDLE		2			
191	U001191947xx	└ LAMP-SIDESTAY-L		1			
37	U001192015xx	└ SIDE FRAME-R		1			
38	U001192004xx	└ LAMP-SIDESTAY-R		1			
39	U001191993xx	└ EARTH-CONTACT		1	R		
40	37260-0251	└ HORIZONTAL MINI CLAMP		2			
41	U001191958xx	└ TH05-HOLDER		1			
42	U001183590xx	└ FS-SENSOR		1	R		
43	U001192061xx	└ GEAR-Z15-TLK		1			
45	U001227150xx	└ TORQUE LIMITER(PBT)		1	R		
46	U001192105xx	└ GEAR(Z30 HIRA)		1			
47	33411-2012	└ SPRING PIN		1			
48	U001207258xx	└ HOUSING-FLANGE-PPS		1			
49	U001198495xx	└ GEAR(Z23HASU-Z20HIRAHA)		1			
50	U001192116xx	└ WIRE-SADDLE		4			
51	U001192151xx	└ SIDE-COVER-L		1			
52	U001192162xx	└ SIDE-COVER-R		1			

FUSER UNIT

No.	Part Number	Part Name	P	Q	R/C	S/O	Note
53	U001192127xx	SHEET-DAITAC-04		1			
54	U001192138xx	SHEET-DAITAC-05		1			
55	U001192195xx	CONNECTOR-CLAMP		2			
56	U001192206xx	ROLLER(END)		1			
57	U000878501xx	GEAR(END)		1			
58	U000897164xx	PULLY(Z45_S2M)		1			
59	U001191857xx	MOTOR(HM)		1	R		
bb	33222-3004	TP MACHINE SCREW		2			
60	U001191868xx	BRACKET(MOTOR)		1			
61	U000440897xx	LOCKING-WIRE-SADDLE		1			
71	U001192263xx	COVER(FU)		(1)			
72	U001192274xx	COVER(HR)		1			
73	U001192285xx	PLATE-HEAT-TOP		1			
74	U001192296xx	PLATE-HEAT		1			
75	U001038262xx	S.WHEEL (FUSER)		7	R		
76	U001205010xx	HOLDER(S.WHEEL)		7			
77	U001192116xx	WIRE-SADDLE		7			
78	U001192320xx	THERMISTOR-FUTA		6			
79	U001192331xx	FUSE-ASSY		1	R		
80	U001192342xx	FUSE-HOLEDER		1			
81	U001192781xx	SHEET-DAITAC-03		1			
82	37260-0287	EDGE-SADDLE		1			
83	U000878804xx	Cable(Halogen)		1			
84	U001200532xx	TH01 ASSY		(1)			
85	U001183590xx	FS-SENSOR		1	R		
86	U001192318xx	THERMISTOR-HOLDER		1			
88	U001200543xx	TH02 ASSY		(1)			
89	U001183590xx	FS-SENSOR		1	R		
90	U001192318xx	THERMISTOR-HOLDER		1			
91	U001200554xx	TH04 ASSY		(1)			
92	U001183590xx	FS-SENSOR		1	R		
93	U001192318xx	THERMISTOR-HOLDER		1			
94	U001192792xx	UPFAN-ASSY		(1)			
95	U001211387xx	BL01 ASSY		(2)	R		
96	U001192803xx	UP FAN-FLAME		1			
97	U001192814xx	DUCT-UPPER		1			
192	U001233360xx	DUCT-UPPER-02		1			
193	U001233358xx	SHEET-DAITAC-13		1			
194	U001233371xx	SHEET-DAITAC-14		1			
195	U001196910xx	CUSHION-FUSER-DUCT		2			
98	U001207067xx	STOPPER-SPONGE-FU		2			
99	U001233325xx	FU-STOOL		1			
100	U001192836xx	SHEET-DAITAC-01		1			
101	U001192847xx	SHEET-DAITAC-02		1			
102	U001192858xx	SHEET-DAITAC-06		1			
196	U001212963xx	SHEET-DAITAC-09		2			
103	U001014805xx	KESHO NEJI		2			
104	U000443430xx	SCREW RETAINING WASHER TM-147-3		2			
105	U001192860xx	COVER(FILTER)		2			
106	U000440897xx	LOCKING-WIRE-SADDLE		14			
(107)	U001199024xx	UPPER-PAPER-GUIDE-ASSY		(1)			

No.	Part Number	Part Name	P	Q	R/C	S/O	Note
108	U001193062xx	└ UPPER-PAPER-GUIDE		1			
109	33490-0025	└ CS-TYPE RETAINING RING ø5		28			
110	U001192983xx	└ PRA(GUIDE)		14			
111	U000590872xx	└ STAY-PAPER-OUT-UP		2			
112	U001192994xx	└ ROLLER(A3 A4 T2)		1			
113	32300-0101-00	└ Bearing_3A		4			
114	32200-0397-00	└ GEAR (FF)		1			
115	U001193005xx	└ SWINGPLATE		1			
116	U001192026xx	└ LINK PIN		2			
117	U001193027xx	└ DRYMET LF BUSH		2			
(118)	U001193051xx	└ ROLLER-PLATE-ASSY		(1)			
119	U001193073xx	└ PLATE(UPPER ROLLER)		1			
120	U001206101xx	└ PEELER(FU-OUT)		(12)			
121	32120-3559-00	└ SEPARATOR (FUSER)		1			
122	U001205032xx	└ SPRING(PEELER)		1			
123	U001205021xx	└ STAY(PEELER)		1			
124	U001206112xx	└ ROLLER-ASSY		(6)			
125	32210-0274-00	└ ROLLER (PAPER OUT UP)		1			
126	U001205054xx	└ SPRING(ROLLER O.UP)		1			
128	U001193095xx	└└└ P GUIDE SPRING		2			
129	U001193758xx	└ INT5		(1)			
130	U001193760xx	└ BRACKET MSW		1			
131	U001193771xx	└ STAY MSW DE3L		1			
132	U001193782xx	└ STAY MSW DT2CA1SB		1			
133	37260-0251	└ HORIZONTAL MINI CLAMP		1			
134	U000885014xx	└ MICRO-SWITCH-(MS06-1) ASSY		1	R		
135	U000878602xx	└ MICRO-SWITCH-(MS06-2) ASSY		1	R		
197	U001241482xx	└ PLATE-DT2CA1SB		1			
198	U001241493xx	└ PLATE-DE3L		1			
136	U001193038xx	└ CLIP RING		1			
137	U001193141xx	└ UNDER PAPER OUT ASSY		(1)			
138	U001193152xx	└ UNDER-FRAME		1			
139	37260-0251	└ HORIZONTAL MINI CLAMP		6			
140	U001193163xx	└ UNDER-PAPER-GUIDE		1			
141	U000878815xx	└ Rib(End-PL)		14			
142	U000879175xx	└ CS-TYPE RETAINING RING		14			
143	U001066768xx	└ SEPARATOR(BUR) ASSY		(10)			
144	U000991157xx	└ Guide(Last-Route)		10			
145	U001193174xx	└ HOLDER(ROLLER)-T2		1			
146	U000439784xx	└ PS07 ASSY		(1)			
147	U001194535xx	└ T2-CBL-PS07		1			
150	U001193207xx	└ EXTENSION-PAPER OUT-KIT(MID)		(1)			
151	U001193218xx	└ EXTENSION-PAPER-GUIDE		1			
152	U001193174xx	└ HOLDER(ROLLER)-T2		1			
153	U001193253xx	└ HOLDER ROLLER BRACKET		1			
154	U001193286xx	└ ROLLER(EXTENSION OUT)		1			
155	U000897164xx	└ PULLY(Z45_S2M)		1			
156	32300-0101-00	└ Bearing_3A		2			
157	U001193220xx	└ EXTENSION-SIDE-L		1			
158	U000882595xx	└ GEAR(DV-23Z)		1			
159	U001191881xx	└ GEAR(Z20)		1			

FUSER UNIT

No.	Part Number	Part Name	P	Q	R/C	S/O	Note
160	U001192048xx	┆ GEAR(Z41-18 HIRA)		1			
161	U001193231xx	┆┆ EXTENSION-SIDE-R		1			
162	U001206123xx	┆ SL01KIT		(1)			
163	U000595530xx	┆┆ SL01 ASSY		1	R		
164	33410-3020	┆┆ SPRING PIN		1			
165	U001234438xx	┆┆ SPRING(FUS-SOL)		1			
166	U001205043xx	┆┆ FRAME(SOLENOID)		1			
167	U001205065xx	┆┆ PLATE(SHUTTER)		1			
169	U001192961xx	┆ SHUTTER-HAIS-ASSY		(1)			
170	U001237500xx	┆┆ SHUTTER-EXTENSION		16			
171	U001192972xx	┆┆ SHAFT(SHUTTER)		1			
172	U001193264xx	┆ IDLER-ASSY		(1)			
173	U001193275xx	┆┆ PLATE(IDLER)		1			
174	U000897660xx	┆┆ PULLEY(TENSION)		1			
176	U001193297xx	┆ TIMING BELT(FUS)		1			
177	U001203524xx	┆ EXTENSION PAPER GUIDE UPPER		(1)			
178	U001202602xx	┆┆ UPPER PAPER GUIDE(EXTENSION)		1			
179	U001203546xx	┆┆ EXT-ROLLER-ASSY		(6)			
180	U000445116xx	┆┆┆ roller-pinchi-tesashi		1			
181	U001202613xx	┆┆┆┆ ROLLER HOLDER-EXT		1			
182	U001225787xx	┆┆ STAY TRAY JOINT		1			
197	U001225798xx	┆┆ COVER P OUT		1			
198	U001214425xx	┆┆ SHEET-DAITAC-07		1			
199	U001225800xx	┆┆ SHEET-DAITAC-12		1			
200	U001220501xx	┆┆ SHEET(JYODEN)		6			
183	U001193038xx	┆ CLIP RING		2			
185	U000889402xx	┆ LABEL(CAUTION/FU)		2			
188	U001194772xx	┆ T2-CBL-FUSER13		1			
189	U001194805xx	┆┆ T2-CBL-FUSER23		1			
186	U001205594xx	┆ HALOGEN LAMP-MAIN(100V)			R	S	Japan
	U001205616xx	┆ HALOGEN LAMP-MAIN(120V)		1	R	S	North America
	U001205638xx	┆ HALOGEN LAMP-MAIN(230V)			R	S	Europe China
187	U001205605xx	┆ HALOGEN LAMP-SUB(100V)			R	S	Japan
	U001205627xx	┆ HALOGEN LAMP-SUB(120V)		1	R	S	North America
	U001205640xx	┆┆ HALOGEN LAMP-SUB(230V)			R	S	Europe China

P: Quantity per package, **Q:** Used quantity, **R:** Recommended part, **C:** Consumable, **S:** Selectable, **O:** Optional

Recommended parts list (MAIN FRAME UNIT 2060)

No.	Part Number	Part Name	P	Q	R/C	S/O	Note
R-1	U001207495xx	PHOTOSENSOR,04,05,07 MNT	—		R		
	U000439852xx	└ PHOTOSENSOR 1	10	2			No.45, No.64
R-2	U001209892xx	PHOTO INTERRUPTER,PS16 MNT	—		R		
	U001193466xx	└ PS16	2	1			No.118
R-3	U001207596xx	INTERLOCK SWITCH,INT3, MS18 MNT	—		R	S	Two different switches are used depending on the manufacturing date. For more details on these switches, see the Maintenance Manual .
	U001200802xx	└ INTAROKKUSUITCHI FA3L-CA22	5	1			
R-3	2051429P2000	FA3L-BA22	1	1	R	S	
R-4	U001207710xx	TEMPERATURE HUMIDITY SENSOR MNT	—		R		
	U001196190xx	└ TEMPERATURE HUMIDITY SENSOR	1	1			No.105
R-5	U001207732xx	HEATER ROLL PAPER MNT	—		R		
	U001190968xx	└ HEATER ROLL PAPER UNIT	(1)	(1)			No.6
	U001190970xx	└ BRACKET-HEATER	1	1			
	U001190981xx	└ HEATER ROLL PAPER	1	1			
	U001192050xx	└└ EDGE-SADDLE(TSB-1909L)	1	1			
R-6	U001209238xx	TORQUE LIMITTER REGIST MNT	—		R		
	U001214616xx	└ TORQUE LIMITTER(REGIST) 0.6	2	1			No.73
R-7	U001209295xx	BL03 ASSY MNT	—		R		
	U001187098xx	└ T2-FAN-BL03	1	3			No.55
R-8	U001209778xx	MOTOR TM ASSY MNT	—		R		
	U000882707xx	└ MOTOR(TM)ASSY	(1)	(1)			No.95

P: Quantity per package, Q: Used quantity, R: Recommended part, C: Consumable, S: Selectable, O: Optional

MAIN FRAME UNIT 2060

Parts list (MAIN FRAME UNIT 2060)

No.	Part Number	Part Name	P	Q	R/C	S/O	Note
(1)	U100000797xx	MAIN FRAME UNIT 2060		(1)			
2	U100000798xx	└ FRAME-BOTTOM-2060		1			
3	U000869220xx	└ CASTER		4			
4	U001190946xx	└ ADJUSTER BOLT		4			
5	U001190957xx	└ LEG RUBBER		4			
6	U001190968xx	└ HEATER ROLL PAPER UNIT		(1)	R		
7	U001190970xx	└ BRACKET-HEATER		1			
8	U001190981xx	└ HEATER ROLL PAPER		1			
9	U001192050xx	└ EDGE-SADDLE (TSB-1909L)		2			
11	U001190992xx	└ SIDE-FRM-01		1			
12	U001191003xx	└ SIDE-FRM-01-STAY-A		1			
13	U001194276xx	└ SIDE-FRM-01-STAY-C		1			
14	U001194287xx	└ SIDE-FRM-01-STAY-D		1			
15	U001191014xx	└ S-T		1			
16	U001194298xx	└ PL000		1			
17	U001191025xx	└ SLIDE RAIL		1			
18	U001191036xx	└ SLIDE RAIL		1			
19	U001191047xx	└ PL-PRC-01-MIR		1			
20	U001201691xx	└ PL-TD01		1			
21	U001201702xx	└ SSD-01		1			
22	U001201713xx	└ PL-N		1			
23	U001201724xx	└ SP-SSD		1			
26	U001201735xx	└ PL-N2		2			
27	U001201746xx	└ P-LOCK		2			
28	U001191082xx	└ MAGNET CATCH		1			
28-1	U001191093xx	└ TRA-A3		1			
29	U001191104xx	└ SIDE-FRM-02		1			
30	U001191115xx	└ SIDE-FRM-01-STAY-A-MIR		1			
31	U001201757xx	└ SIDE-FRM-01-STAY-B-MIR		1			
32	U001194300xx	└ SIDE-FRM-01-STAY-E		1			
33	U001194311xx	└ SIDE-FRM-01-STAY-F		1			
34	U001191025xx	└ SLIDE RAIL		1			
36	U001191036xx	└ SLIDE RAIL		1			
38	U001191126xx	└ PL-PRC-01		1			
40	U001191137xx	└ STAY-PRC-03		1			
41	U001210048xx	└ THUMB SCREW		2			
42	U001191082xx	└ MAGNET CATCH		1			
43	U001191093xx	└ TRA-A3		1			
44	U001191148xx	└ BK-D-SN		1			
45	U000439852xx	└ PHOTOSENSOR 1		1	R		
46	U001191150xx	└ FRM-DV		1			
47	U001191161xx	└ GUIDE-DV-03		2			
48	U001191172xx	└ SP-DV-BK		2			
49	U001191183xx	└ SP-DV-2N		2			
50	U001191194xx	└ FRM-EL		1			
51	U001208204xx	└ SHEET-EL		1			
52	U100000799xx	└ FRM-FRONT-2060		1			
53	U001191216xx	└ MAGNET CATCH		2			
54	U001191227xx	└ FRM-UP		1			
55	U001187098xx	└ T2-FAN-BL03		3	R		

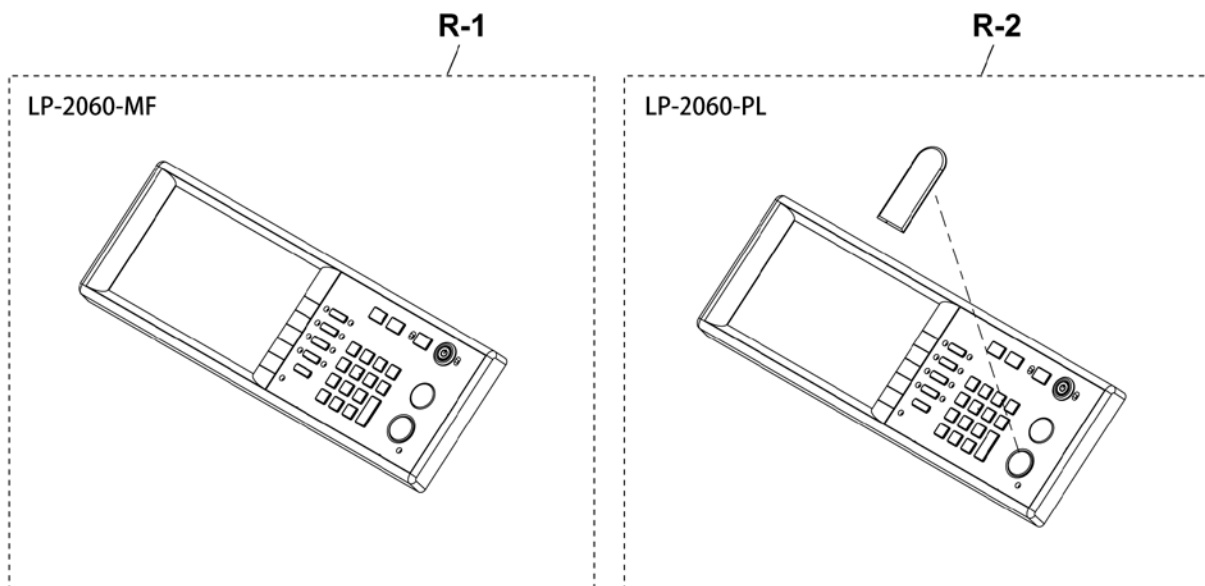
No.	Part Number	Part Name	P	Q	R/C	S/O	Note
60	U001191240xx	└ GUIDE-A		1			
61	U001210691xx	└ INT3		(1)			
62	U001200802xx	└ INTAROKKUSUITCHI FA3L-CA22		1	R	S	
	2051429P2000	└ FA3L-BA22		1	R	S	
63	U001191262xx	└ GUIDE-C		1			
64	U000439852xx	└ PHOTSENSOR 1		1	R		
65	U001204751xx	└ SHEET-RS		1			
66	U001191273xx	└ DUCT-FRM-EL		1			
67	U001191284xx	└ PL-CONE		1			
68	U001191295xx	└ COVER-DEV		1			
69	U001210555xx	└ STAY-GUIDE-A		1			
70	U001191306xx	└ ROLLER-CUTTER		1			
71	U001191330xx	└ ROLLER-REGIST-02		1			
71-2	U001213288xx	└ ROLLER-REGIST-30.30		1			
72	33414-2014	└ WAVE SPRING PIN (LIGHT DUTY)		1			
73	U001017011xx	└ TORQUE LIMITER (REGIST)		1	R		
75	U000442618xx	└ BEARING		2			
76		└ REGIST-PINCH-ASSY		1			
77	U001191341xx	└ BK-REGIST-PINCH		1			
78		└ ROLLER-PINCH-ASSY		2			
79	32210-0286-00	└ ROLLER (PINCH 2)		2			
79-2	U001191352xx	└ SP-R-PINCH		2			
80	U001191363xx	└ PIN-R		1			
81	U001191374xx	└ SP-RB		2			
82	U001191385xx	└ ARM-REGIST-PINCH		2			
83	U001191396xx	└ SP-R2		1			
84	U001191407xx	└ SP-R2-MIR		1			
90	U000882720xx	└ GEAR (BF/ONEWAY/Z29m1)		1			
91	32300-0105-00	└ BEARING-A		2			
93	U000882696xx	└ MOTOR (TM) ASSY		(1)			
94	U000882865xx	└ BRACKET (MOTOR-TM)		1			
95	U000882707xx	└ MOTOR (TM) ASSY		(1)	R		
96	U000871132xx	└ HEX NUT		4			
97	U000882832xx	└ GEAR (BF/Z44m0.8-Z17m1)		1			
99	U001191418xx	└ DUCT EX BOX.		1			
100	U001202220xx	└ HOLDER-PL-B		1			
101	U001202231xx	└ PL-PARTITION		1			
102	U001202242xx	└ HOLDER-PL-C		1			
103	U000439110xx	└ GUIDE (CONNECTOR)		4			
104	U001191420xx	└ SP-CON		4			
	U000649967xx	└ CROSS-RECESSED BINDING HEAD SCREW		6			
105	U001196190xx	└ TEMPERATURE HUMIDITY SENSOR		1	R		
106	U001191442xx	└ BK-H-SENSOR		1			
110	U001193591xx	└ NIP-ASSY		(1)			
111	U001202714xx	└ PLATE (NIP PRESS)-L		1			
112	U001202725xx	└ PLATE (NIP PRESS)-R		1			
113	U001193613xx	└ SPRING (NIP)		2			
115	33353-0040	└ HEX NUT STYLE 1 M4		2			
116	U001202736xx	└ PLATE NIP ADJUST		2			
117	U001193670xx	└ STAY NIP ADJUST		2			
118	U001193466xx	└ PS 16		1	R		
119	U001193534xx	└ BRACKET LG 2A		1			

MAIN FRAME UNIT 2060

No.	Part Number	Part Name	P	Q	R/C	S/O	Note
120	U001193354xx	⊥ FU BASE SUPPORT L		1			
121	U001193365xx	⊥ FU BASE SUPPORT R		1			
122	U001194366xx	⊥ T2-CBL-PMDC		1			
123	U001194388xx	⊥ T2-CBL-LEDHDC		1			
124-1	U001269000xx	⊥ T2-CBL-PNLDC1		1			
124-2	U001261574xx	⊥ T2-CBL-PNLDC2		1			
125	U001194456xx	⊥ T2-CBL-PM		1			
126	U001194467xx	⊥ T2-CBL-TM		1			
127	U001201577xx	⊥ FERRITE-CORE		1			
128	U001194478xx	⊥ T2-CBL-DEV1		1			
129	U001194491xx	⊥ T2-CBL-BL03		1			
130	U001194502xx	⊥ T2-CBL-MECH1		1			
131	U001194513xx	⊥ T2-CBL-MECH2		1			
132	U001194524xx	⊥ T2-CBL-PS04		1			
133	U001194660xx	⊥ T2-CBL-INT3		1			
134	U001194750xx	⊥ T2-CBL-FUSER 11		1			
135	U001201555xx	⊥ FERRITE-CORE		1			
136	U001194783xx	⊥ T2-CBL-FUSER 21		1			
137	U001194816xx	⊥ T2-CBL-PRCS1		1			
138	U001194838xx	⊥ T2-CBL-LEDH1		1			
139	U001201555xx	⊥ FERRITE-CORE		2			
140	U001194895xx	⊥ T2-CBL-PNL		1			
141	U001201566xx	⊥ FERRITE-CORE		1			
142	U000440897xx	⊥ LOCKING-WIRE-SADDLE		16			
143	U001160212xx	⊥ LOCKING-WIRE-SADDLE		16			
144	U000440908xx	⊥ LOCKING-WIRE-SADDLE		7			
145	J-37260-0291	⊥ LOCKING-WIRE-SADDLE		3			
146	J-37260-0251	⊥ HORIZONTAL MINI CLAMP		19			
147	U000439211xx	⊥ EDGE-SADDLE		5			
148	37260-0292	⊥ EDGE-SADDLE		1			
149	U000869253xx	⊥ ONE-TOUCH-BUSH		5			
150	U000846077xx	⊥ ONE-TOUCH-BUSH		2			
151	J-37260-0289	⊥ ONE-TOUCH-BUSH		1			
152	U001201678xx	⊥ ONE-TOUCH-BUSH		1			
153	J-37260-0287	⊥ EDGE-SADDLE		1			
154	U001148444xx	⊥ GROUND-CLAMP		1			
155	U000898738xx	⊥ ANGLE (GND-L)		1			
156	U001203118xx	⊥ LABEL-TONER		1			
157	U001215584xx	⊥ LABEL-POSITIONING		2			
160	U001203052xx	⊥ LABEL-ARROW		1			
161	U001207923xx	⊥ SHEET-DITAC-PRC-C		1			
162	U001207934xx	⊥ SHEET-DITAC-PRC-L		1			
163	U001207945xx	⊥ SHEET-DITAC-PRC-R		1			
164	U001207967xx	⊥ SHEET-DITAC-PRC-L-A		1			
165	U001207978xx	⊥ SHEET-DITAC-PRC-L-B		1			
166	U001207980xx	⊥ SHEET-DITAC-PRC-R-A		1			
167	U001207991xx	⊥ SHEET-DITAC-PRC-R-B		1			
168	U001208294xx	⊥ STAY-PRC-03-STOPPER-L		1			
169	U001208305xx	⊥ ⊥ STAY-PRC-03-STOPPER-R		1			
170	U001269696xx	⊥ ⊥ SPONGE-PL-PRC		3			

P: Quantity per package, Q: Used quantity, R: Recommended part, C: Consumable, S: Selectable, O: Optional

14. PANEL-UNIT-T2E



Recommended parts list (PANEL-UNIT-T2E)

No.	Part Number	Part Name	P	Q	R/C	S/O	Note
R-1	U100001618xx	PANEL ASSY T2E MNT	—		R	S	LP-2060-MF
	U100000843xx	└ PANEL-ASSY-T2E	(1)	(1)			
R-2	U100001619xx	PANEL ASSY T2E MNT	—		R	S	LP-2060
	U100000843xx	└ PANEL-ASSY-T2E	(1)	(1)			
	U100000855xx	└ KEY-COVER-ASSY-T2E	(1)	(1)			

P: Quantity per package, Q: Used quantity, R: Recommended part, C: Consumable, S: Selectable, O: Optional

PROCESS CARTRIDGE UNIT

Recommended parts list (PROCESS CARTRIDGE UNIT)

No.	Part Number	Part Name	P	Q	R/C	S/O	Note
R-1	U001209003xx	DRUM FINGER MNT	—		R		For process cartridge 60 unit
	U001221715xx	└ PLATE(CLEANER-DRUM)	3	(9)			
	U001225743xx	└ SHEET(CLEANER DRUM)-t 0.25	3	(9)			
R-3	U001209172xx	ERASER ASSY MNT	—		R		No.50
	U001192702xx	└ ERASER ASSY	(1)	(1)			
R-4	U001209374xx	FILTER T2 MNT	—		R		No.95
	U001196335xx	└ FILTER-T2	2	1			
R-5	U001209396xx	FILTER FUS MNT	—		R		No.94
	U001192871xx	└ FILTER(FUS)	3	2			
R-6	U001192353xx	PROCESS CARTRIDGE UNIT	(1)	(1)	C		No.1
R-7	U001209431xx	SCOROTRON CHARGER UNIT	(1)	(1)	R		No.70
R-8	U000925514xx	WIRE(CHARGER)MNT	(1)	(2)	R		No.75
R-9	U001237948xx	BLADE-CLEANER-SS002 MNT	(1)	(1)	R		No.43-1
R10	U001282937xx	DRUM FINGER W MNT	—		R		For process cartridge unit
	U001282926xx	└ PLATE(CLEANER-DRUM)-S	3	(9)			
	U001282915xx	└ SHEET(CLEANER DRUM)-W	3	(9)			
R-11	U001282948xx	PROCESS CARTRIDGE 60 UNIT	(1)	(1)	C		No.1

P: Quantity per package, Q: Used quantity, R: Recommended part, C: Consumable, S: Selectable, O: Optional

Note: R-1 is for LP-872.
R-10 is for LP-852.

Parts list (PROCESS CARTRIDGE UNIT)

No.	Part Number	Part Name	P	Q	R/C	S/O	Note
(1)	U001192353xx	PROCESS CARTRIDGE UNIT		(1)	R		
(1)	U001282948xx	PROCESS CARTRIDGE 60 UNIT		(1)	R		For tracing paper 60
2	U001192364xx	└ DRUM-OPC-ASSY-M-03		(1)			
3	U001192454xx	└ SHASSIS-CLEANER-ASSY		(1)			
4	U001192465xx	└ SHASSIS-CLEANER		1			
5	U001192476xx	└ SEAL-CLEANER		1			
6	U000883552xx	└ SHEET(UKE)		1			
7	U001038262xx	└ S.WHEEL (FUSER)		6			
8	U001208316xx	└ HOLDER-HAKUSHA		6			
9	U001282926xx	└ PLATE(CLEANER-DRUM)-S		9	R	S	For process cartridge unit
9	U001221715xx	└ PLATE(CLEANER-DRUM)		9	R	S	For process cartridge 60 unit
10	U001282915xx	└ SHEET(CLEANER DRUM)-W		9	R	S	For process cartridge unit
10	U001225743xx	└ SHEET(CLEANER DRUM)-t0.25		9	R	S	For process cartridge 60 unit
11	U000883596xx	└ SCREW(CLEANER)		1			
12	U001192498xx	└ FRAME-L-PRC-ASSY		(1)			
13	U001192500xx	└ FRAME-L-PRC		1			
14	U000883451xx	└ SEAL(CLEANER-2FL)		1			
15	U001192511xx	└ SEAL-CLEANER-DRUM-SIDE-L		1			
16	U001192522xx	└ FRAME-R-PRC-ASSY		(1)			
17	U001192533xx	└ FRAME-R-PRC		1			
18	U000885756xx	└ SEAL(CLEANER-2FR)		1			
19	U001192544xx	└ SEAL-CLEANER-DRUM-SIDE-R		1			
20	U001192555xx	└ SPRING-CHARGEWIRE-2		1			
21	U000886151xx	└ BUSH(6-10)		1			
22	U001192487xx	└ GEAR-Z16Z28		1			
23	U001192735xx	└ GEAR-Z24		1			
24	U001206808xx	└ SPONGE-FRAME-R-PRC		1			
25	U001192566xx	└ CASE-CLEANER		1			
26	U000442315xx	└ PUSH(NUT)4		1			
27	U000896940xx	└ SPRING(SHIELD-TONER)		1			
28	U001225258xx	└ PLATE-CLEANER-S		1			
29	U001225247xx	└ STAY-CLEANER		1			
30	U001225236xx	└ STAY-PRC		1			
31	U001233584xx	└ BLADE-CLEANER-SS002		1			
32	U001223278xx	└ SPRING-CLEANER-BLADE-145gf		3			
33	U001192702xx	└ ERAER-ASSY		(1)	R		
34	U000888120xx	└ ELA0-ASSY		1			
35	U001192713xx	└ CASE-ERASER(LP2060)		1			
36	U001221085xx	└ BEAM-ERASER		2			
37	U001338164xx	└ SCREW-KNOB-ORANGE-M4X8		1			
38	U001336318xx	└ SHEET-POI-SCREW-PRC		1			
60	U001221074xx	└ BRACKET-CLEANER-BLADE-2		1			
61	U001208395xx	└ BEARING		2			
62	U001212118xx	└ PULLY-P48		1			
63	U001208441xx	└ HEXAGON SOCKET HEAD SET SCREW CUP POINT		2			

PROCESS CARTRIDGE UNIT

No.	Part Number	Part Name	P	Q	R/C	S/O	Note
70	U001193804xx	└ CHARGE-SCOROTRON-ASSY		(1)	R		
71	U001193815xx	└ CASE-CHARGESHEILD		1			
72	U001193826xx	└ FRAME-CC		2			
73	U001193837xx	└ HOOK-CHARGEGRID		2			
74	U001193848xx	└ HOOK-CHARGEWIRE		2			
75	U000883721xx	└ WIRE(CHARGER)		2			
76	U000883743xx	└ SPRING(CHARGER)		4			
77	U001193850xx	└ CASE-CHARGEWIRE		2			
78	U0008837320xx	└ GRID(CHARGER)		1			
79	U001193861xx	└ SHEILD-CHARGER		2			
80	U001193872xx	└ GEAR-Z30		1			
81	U001193883xx	└ HOLDER-GEAR-ASSY		1			
82	U001241548xx	└ PLATE-GEAR-BASE		1			
83	U001211376xx	└ GEAR-PULLY-Z35P19		1			
84	U001241550xx	└ PLATE-GEAR-COVER		1			
85	U001212120xx	└ BELT-90-S2M-212		1			
90	U001194254xx	└ CASE-PCB		1			
91	U001241572xx	└ PLATE-FRAME-PRC		2			
92	U001194827xx	└ T2-CBL-PRCS2		1			
93	U001196302xx	└ COVER-PRC		1			
94	U001192871xx	└ FILTER(FUS)		1	R		
95	U001196335xx	└ FILTER-T2		1	R		
96	U001203693xx	└ PACKING-PROCESS-CARTRIDGE-ASSY		(1)			
97	U001203704xx	└ PACKING-BOX		1			
98	U001203715xx	└ PACKING-CUSHION-SET		(1)			
100	U001203737xx	└ PACKING-PET-SHEET		1			
96	U001237814xx	└ PACKING-PAPER-OPC		2			
101	3A3620019	└ INSULOK CABLE TIE		5			
102	U001203052xx	└ LABEL-ARROW		4			
103	U000889830xx	└ LABEL(FR5)		2			
(104)	U001221715xx	PLATE(CLEANER-DRUM)		9			Separator for tracing paper 60
(105)	U001225743xx	SHEET(CLEANER DRUM)-t 0.25		9			Separator for tracing paper 60
106	U001282948xx	PROCESS CARTRIDGE 60 UNIT		(1)	C		LP-872

P: Quantity per package, Q: Used quantity, R: Recommended part, C: Consumable, S: Selectable, O: Optional

Recommended parts list (RFU-UNIT (2060))

No.	Part Number	Part Name	P	Q	R/ C	S/ O	Note
R-1	U001207495xx	PHOTOSENSOR, 04, 05, 07 MNT	—		R		
	U000439852xx	└ PHOTOSENSOR 1	10	1			No.208
R-2	U001210825xx	PHOTO INTERRUPTER MNT	—		R		
	U000446141xx	└ PHOTOINTERRUPTER	20	5			No.107, 109, 111, 113, 158, 160, 371, 373, 375, 377
R-3	U001209058xx	GEAR LIMITER MNT	—		R		
	U000441955xx	└ GEAR (LIMITER)	1	2			No.92
R-4	U001209071xx	ROLLER REWIND MNT	—		R		
	U001187864xx	└ ROLLER (REWIND)	1	2			No.90
R-5	U001209115xx	GEAR ONEWAY MNT	—		R		
	U000441944xx	└ GEAR (ONEWAY)	5	2			No.121
R-6	U001209510xx	MOTOR FM MNT	—		R		
	U001187908xx	└ MOTOR (FM)	1	2			No.97
R-7	U001217171xx	PTM ASSY MNT	—		R		
	U001194941xx	└ PTM ASSY	1	2			No.40

P: Quantity per package, **Q:** Used quantity, **R:** Recommended part, **C:** Consumable, **S:** Selectable, **O:** Optional

Note: The table above lists the part information for one feed unit.

Parts list (RFU-UNIT(2060))

No.	Part Number	Part Name	P	Q	R/C	S/O	Note
(1)	U100000803xx	ROLL FEED UNIT 2060		(1)			
(2)	U100000804xx	└ RFU-COMMON-2060		(1)			
3	U001187425xx	└ FRAME (SIDE-L)		2			
4	U001187436xx	└ FRAME (SIDE-R)		2			
5	U001187447xx	└ FRAME (REAR)		2			
6	U001187458xx	└ PG-F1-ASSY		(1)			For lower side
7	U001187460xx	└ PG-F1		1			
8	U001187471xx	└ PG-F5		1			
6	U001240356xx	└ PG-F1-2-ASSY		(1)			For upper side
7	U001187460xx	└ PG-F1		1			
8	U001239028xx	└ PG-F5-LG		1			
9	U001187482xx	└ PG-6-ASSY		(2)			
10	U001237656xx	└ PG-6-KIT		(1)			
11	U000876936xx	└ ROLLER (PINCH-PF)		3			
12	U000443788xx	└ BEARING (PINCH)		6			
13	U000441854xx	└ SPRING (PINCH)		6			
14	U001187504xx	└ PG-7		2			
15	U001187515xx	└ PG-F4		2			
16	U001187526xx	└ GEAR (Z42)-ASSY		(4)			
17	U001187537xx	└ GEAR (M08Z42)		1			
18	U001187548xx	└ SHAFT (Z42)		1			
19	U000442618xx	└ BALL BEARING		1			
20	U001187550xx	└ PULLEY (24)		1			
21	32300-0101-00	└ BEARING-3A		1			
22	U001187561xx	└ GEAR (M08Z41)		4			
23	U001187572xx	└ GEAR (M08Z25)		4			
24	U001187583xx	└ PG-F3-ASSY		(2)			
25	U001187594xx	└ PG-F3		1			
26	U000876936xx	└ ROLLER (PINCH-PF)		1			
27	U000443788xx	└ BEARING (PINCH)		2			
28	U000441854xx	└ SPRING (PINCH)		2			
29	U001187605xx	└ PG-F2		2			
30	U001187616xx	└ BASE (SLIDER)-FRONT-ASSY		(2)			
31	U001187627xx	└ BASE (SLIDER)		1			
32	U001187638xx	└ GUIDE (FLANGE-L)		1			
33	U001187640xx	└ GUIDE (FLANGE-R)		1			
34	U001190283xx	└ CLICKER-ASSY		(2)			
35	U001187651xx	└ BASE (PLUNGER)		1			
36	U001187662xx	└ SPRING (PLUNGER)		1			
37	U001100114xx	└ STEEL BALL		1			
38	U000877116xx	└ PLATE (SLIDE)		2			
39	U001187673xx	└ BRACKET (POT-FRONT)		1			
40	U001194941xx	└ PTM-ASSY		1	R		
41	U001187684xx	└ PINION (POT)		1			
42	37260-0236	└ EDGE-SADDLE		1			
43	37260-0251	└ HORIZONTAL MINI CLAMP		1			
44	U000440897xx	└ LOCKING-WIRE-SADDLE		5			
45	U001194862xx	└ T2-CBL-PTMR		1			
46	U001187706xx	└ PG-8		2			

RFU-UNIT (2060)

No.	Part Number	Part Name	P	Q	R/C	S/O	Note
50	U001187741xx	BASE (SLIDER)-REAR-ASSY		(2)			
51	U001187627xx	BASE (SLIDER)		1			
52	U001187638xx	GUIDE (FLANGE-L)		1			
53	U001187640xx	GUIDE (FLANGE-R)		1			
54	U001190283xx	CLICKER-ASSY		(2)			
55	U001187651xx	BASE (PLUNGER)		1			
56	U001187662xx	SPRING (PLUNGER)		1			
57	U001100114xx	STEEL BALL		1			
58	U000877116xx	PLATE (SLIDE)		2			
59	U001187752xx	BRACKET (POT-REAR)		1			
60	U001194941xx	PTM-ASSY		1			
61	U001187684xx	PINION (POT)		1			
62	37260-0251	HORIZONTAL MINI CLAMP		2			
63	U000440897xx	LOCKING-WIRE-SADDLE		5			
64	U001194862xx	T2-CBL-PTMR		1			
65	U001187774xx	PG-9		2			
70	U001187785xx	SUPPORT (FLANGE)-ASSY		(8)			
71	U001187796xx	SHAFT (SUPPORT-FLANGE)		1			
72	U001187807xx	BEARING		1			
73	U001187818xx	ROLLER (PF)		2			
74	U001210206xx	ROLLER (PF) WIDE		2			
75	U001187820xx	GEAR (M08Z54)		4			
76	32300-0105-00	BEARING-A		8			
77	U001187831xx	PLATE (KNOB-SUPPORT)		2			
78	U001187842xx	SHAFT (KNOB-SUPPORT)		2			
79	U001187550xx	PULLEY (24)		4			
80	32300-0105-00	BEARING-A		2			
81	32300-0101-00	BEARING-3A		2			
82	U001200745xx	TIMING-BELT		2			
83	U001260437xx	KNOB(ROLLER)G		4			
85	U001208002xx	SHEET (KNOB-SUPPORT)		2			
90	U001187864xx	ROLLER (REWIND)		4	R		
91	U000442618xx	BALL BEARING		8			
92	U000441955xx	GEAR (LIMITER)		4	R		
93	33420-2014	PARALLEL PIN		4			
94	U001187875xx	SCALE (Z-ENC)		(4)			
95	U001202512xx	SHEET (Z-ENC)		1			
96	U001202523xx	PLATE (Z-ENC)		1			
97	U001187886xx	MOTOR (FM)-ASSY		(4)	R		
98	U001187897xx	BRACKET (MOTOR)		1			
99	U001187908xx	MOTOR (FM)		1			
100	U001187910xx	HOLDER (SHAFT-END)		4			
101	32400-0232-00	LEVER (END)		4			
102	U001187921xx	SHAFT (END)		4			
103	32300-0105-00	BEARING-A		8			
104	U001187932xx	PLATE (SENSOR-END)		4			
105	U001234686xx	SPRING(ROLL-END)		4			
106	U000439795xx	PS11 ASSY		(1)			
107	U000446141xx	PHOTOINTERRUPTER		1	R		
108	U000895926xx	PS12 ASSY		(1)			
109	U000446141xx	PHOTOINTERRUPTER		1	R		

No.	Part Number	Part Name	P	Q	R/C	S/O	Note
110	U000895937xx	PS13 ASSY		(1)			
111	U000446141xx	PHOT INTERRUPTER		1	R		
112	U001212006xx	PS14 ASSY		(1)			
113	U000446141xx	PHOT INTERRUPTER		1	R		
120	U001187943xx	GEAR (ONEWAY)-ASSY		(4)			
121	U000441944xx	GEAR (ONEWAY)		1	R		
122	U001187954xx	SHAFT (ONEWAY)		1			
123	U001187550xx	PULLEY (24)		1			
124	32300-0101-00	BEARING-3A		2			
125	U001187965xx	TIMING-BELT		1			
130	U001187976xx	HOLDER (ONEWAY)		4			
131	37260-0251	HORIZONTAL MINI CLAMP		1			
132	U001187987xx	HOLDER (PULLEY)		4			
134	U001187998xx	PULLEY (TENSION)-ASSY		(4)			
135	U001188000xx	BRACKET (PULLEY-TENSION)		1			
136	U000442697xx	PULLEY (TENSION-BELT)		1			
140	U001188011xx	SPRING (PULLEY-TENSION)		4			
141	37260-0251	HORIZONTAL MINI CLAMP		4			
150	U001188022xx	BEAM (FRONT)		2			
151	U001188033xx	SHAFT (LOCK)		2			
152	32300-0105-00	BEARING-A		4			
155	U001188044xx	HOLDER (RFC)		4			
156	U001188055xx	SPRING (LATCH)		4			
157	U000439830xx	PS21 ASSY		(1)			
158	U000446141xx	PHOT INTERRUPTER		1	R		
159	U000895948xx	PS22 ASSY		(1)			
160	U000446141xx	PHOT INTERRUPTER		1	R		
161	U001188066xx	COVER (GEAR) 1		2			
162	U001188077xx	COVER (GEAR) 2		2			
170	U001188088xx	BRACKET (SENSOR)-ASSY		(4)			
171	U001188090xx	BRACKET (SENSOR)		1			
172	U001188101xx	GUIDE (CABLE)		2			
173	U000440897xx	LOCKING-WIRE-SADDLE		8			
180	U001188112xx	STAY (RFC-L)-ASSY		(2)			
181	U001188123xx	STAY (RFC-L)		1			
182	U001188134xx	STOPPER (SLIDE)		1			
183	U001188145xx	SPRING (RFC-1500)		1			
184	32120-2931-00	SHIELD FINGER		1			
185	U001188156xx	RAIL (SLIDE)		1			
190	U001206876xx	STAY (RFC-R)-ASSY		(2)			
191	U001188167xx	STAY (RFC-R)		1			
192	U001188134xx	STOPPER (SLIDE)		1			
193	U001188145xx	SPRING (RFC-1500)		1			
194	32120-2931-00	SHIELD FINGER		1			
195	U001188156xx	RAIL (SLIDE)		1			
196	U001188180xx	BRACKET (CUTTER-L)-ASSY		(2)			
197	U001188191xx	BRACKET (CUTTER-L)		1			
198	U001188202xx	SPONGE (CUTTER)		1			
200	U001188213xx	BRACKET (CUTTER-R)-ASSY		(2)			
201	U001188224xx	BRACKET (CUTTER-R)		1			
202	U001188202xx	SPONGE (CUTTER)		1			

RFU-UNIT (2060)

No.	Part Number	Part Name	P	Q	R/C	S/O	Note
205	U100000805xx	⊥ LATCH(RFU)2060		2			
206	U001188257xx	┆ BRACKET (PS04)		1			
207	U000439751xx	┆ PS04 ASSY		(1)			
208	U000439852xx	⊥ PHOTOSENSOR 1		1	R		
301	37260-0236	┆ EDS-1208U		1			
302	U001194524xx	┆ T2-CBL-PS04		1			
303	U001200690xx	┆ STAY (CONNECT-L)		1			
304	U001200701xx	┆ STAY (CONNECT-R)		1			
305	U001200712xx	┆ PIN (STAY-CONNECT) 1		2			
306	U001200723xx	┆ PIN (STAY-CONNECT) 2		2			
308	32440-0367-00	┆ ROLLER (LATCH)		2			
310	U001187807xx	┆ BEARING		2			
311	U000616860xx	┆ HEX CROSS-RECESSED HEAD TP SCREW DT-3		4			
320	U001034605xx	┆ MINI DRAWER CONNECTOR		3			
321	U000987118xx	┆ MINI DRAWER CONNECTOR		2			
322	U001194715xx	┆ T2-CBL-RFU12		2			
323	U001194726xx	┆ T2-CBL-RFU22		2			
324	U001194748xx	┆ T2-CBL-CUT2		1			
325	U001188281xx	┆ FRAME (CASTER)		1			
326	U001204705xx	┆ BRACKET (CASTER)		2			
327	U000616860xx	┆ HEX CROSS-RECESSED HEAD TP SCREW DT-3		6			
328	U000443766xx	┆ CASTER (RFC)		2			
330	U001190902xx	┆ BRACKET (LATCH)-ASSY		(2)			
331	U001237724xx	┆ BRACKET(LATCH)KIT		1			
332	32440-0367-00	⊥ ROLLER (LATCH)		1			
341	U001034594xx	┆ MINI DRAWER CONNECTOR		3			
342	U000987120xx	┆ MINI DRAWER CONNECTOR		2			
343	U000439110xx	┆ GUIDE (CONNECTOR)		10			
344	U000439121xx	┆ SPRING (CONNECTOR)		10			
351	U001203208xx	┆ LABEL (GUIDE-POSITION)		4			
352	U001203153xx	┆ LABEL-1		1			
353	U001203164xx	┆ LABEL-2		1			
354	U001203175xx	┆ LABEL-3		1			
355	U001203186xx	┆ LABEL-4		1			
356	U001203041xx	┆ LABEL-RFC		2			
370	U001212017xx	┆ PS51 ASSY		(1)			
371	U000446141xx	⊥ PHOTOINTERRUPTER		1	R		
372	U001212028xx	┆ PS52 ASSY		(1)			
373	U000446141xx	⊥ PHOTOINTERRUPTER		1	R		
374	U001212030xx	┆ PS53 ASSY		(1)			
375	U000446141xx	⊥ PHOTOINTERRUPTER		1	R		
376	U001212041xx	┆ PS54 ASSY		(1)			
377	U000446141xx	┆ ⊥ PHOTOINTERRUPTER		1	R		

P: Quantity per package, Q: Used quantity, R: Recommended part, C: Consumable, S: Selectable, O: Optional

SUB FRAME UNIT

Recommended parts list (SUB FRAME UNIT)

No.	Part Number	Part Name	P	Q	R/C	S/O	Note
R-1	U001209150xx	LED HEAD MNT	—		R		
	U001194197xx	└ LED-HEAD-SLA20B-ASSY	(1)	(1)			No.20
R-2	U001211927xx	PCB-ASSY-ACN1 MNT			R		
	U001186435xx	└ PCB-ASSY-ACN1	1	1			No.12

P: Quantity per package, Q: Used quantity, R: Recommended part, C: Consumable, S: Selectable, O: Optional

Parts list (SUB FRAME UNIT)

No.	Part Number	Part Name	P	Q	R/C	S/O	Note
(1)	U001194017xx	SUB FRAME UNIT		(1)			
(2)	U001194028xx	└ FRAME-L-SFR-ASSY		(1)			
3	U001194030xx	└ FRAME-L-SFR		1			
4	U001304842xx	└ HVWZD392		1			
5	U001220466xx	└└ CHARGESHIELD-L-ASSY		(1)			
6	U001212142xx	└ SPRING-CHARGESHIELD-L1		1			
7	U001212153xx	└ CHARGESHIELD-01		1			
8	U001212164xx	└ DOTITE ADHESIVE					
9	U001191131xx	└ PLATE-STOPPER-FRAME		2			
10	U001194063xx	└ SPACER-LED-HEAD		1			
11	U001194074xx	└ HOLDER-PCB-CONNECTOR		1			
12	U001186435xx	└ PCB-ASSY-ACN1		1	R		
13	U001194085xx	└ FRAME-R-SFR-ASSY		(1)			
14	U001194096xx	└ FRAME-R-SFR		1			
15	U001214976xx	└ SPRING-CHARGER-300gf		1			
16	U001194120xx	└ SPRING-CHARGESHEILD-R		1			
17	U001194131xx	└ PLATE-STOPPER-FRAME		2			
18	U001194063xx	└ SPACER-LED-HEAD		1			
19	U001301861xx	└ SPRING-OPC-GROUND-C5210		1			
20	U001194197xx	└ LED-HEAD-SLA20B-ASSY		(1)	R		
21	U001194186xx	└ HOLDER-LED-HEAD		2			
22	U001194265xx	└ FILM(ANTIFOG)-SLA20B		3			
23	U001194221xx	└ STOPPER-FRAME-LED		2			
24	U001195830xx	└ T2-CBL-ZD		1			
25	U001199395xx	└ T2-CBL-PRCS1R		1			
26	U001194546xx	└ T2-CBL-HV1		1			
27	U001201533xx	└ CORE		2			
28	U001300678xx	└ T2-CBL-LEDHFG		1			

P: Quantity per package, Q: Used quantity, R: Recommended part, C: Consumable, S: Selectable, O: Optional

TRANSFER ROLLER UNIT

Recommended parts list (TRANSFER ROLLER UNIT)

No.	Part Number	Part Name	P	Q	R/C	S/O	Note
R-1	U001208586xx	ROLLER TRA 3565 MNT	—		R		
	U001281982xx	└ ROLLER(TRA-3565-J2N)	1	1			No.7
R-2	U001208608xx	SHEET TRA MNT	—		R		
	U001189258xx	└ SHEET(TRA)	50	2			No.8
R-3	U001208621xx	SPACER TRA MNT	—		R		
	U001230401xx	└ SPACER(TRA-3555)	5	2			No.11
R-4	U001208643xx	GEAR TRA ONEWAY MNT	—		R		
	U001221265xx	└ GEAR(TRA-ONEWAY)CCW	10	1			No.13
R-5	U001208687xx	GUIDE DC R MNT	—		R		
	U001268335xx	└ GUIDE(DC-R)-T2	20	3			No.32
R-6	U001208700xx	GUIDE DC L MNT	—		R		
	U001268346xx	└ GUIDE(DC-L)-T2	20	3			No.33
R-7	U001209633xx	SPACER TRANSFER GUIDE MNT	—		R		
	U000883304xx	└ SPACER(TENSYAMAE 01)	10	2			No.40
	U001230412xx	└ SPRING(TRA-2000)	5	2			
R-8	U001208665xx	DETACH NEEDLE	2	3	R		
R-9	U001209137xx	ELECTRODE NEEDLE MNT	—		R		
	U001210601xx	└ ELECTRODE-NEEDLE-ASSY	1	1			
R-10	U001240380xx	TRANSFER ROLLER UNIT MNT	—				
	U001189181xx	└ TRANSFER ROLLER UNIT	(1)	(1)			No.1

P: Quantity per package, Q: Used quantity, R: Recommended part, C: Consumable, S: Selectable, O: Optional

Parts list (TRANSFER ROLLER UNIT)

No.	Part Number	Part Name	P	Q	R/C	S/O	Note
(1)	U001189181xx	TRANSFER ROLLER UNIT		(1)			
2	U001189192xx	└ FRAME(TRA-R)		1			
3	U001189203xx	└ FRAME(TRA-L)		1			
4	U001189214xx	└ BEAM(TRA)		1			
a	U000439143xx	└ HEX CROSS-RECESSED HEAD TP MACHINE SCREW		6			
5	U001230412xx	└ SPRING(TRA-2000)		2			
(6)	U001189236xx	└ ROLLER(TRA)-ASSY		(1)			
7	U001281982xx	└ ROLLER(TRA-3565-J2N)		1	R		
8	U001189258xx	└ SHEET(TRA)		2	R		
9	U001189260xx	└ HOLDER(BEARING)		2			
10	U000442618xx	└ BALL BEARING		2			
11	U001230401xx	└ SPACER(TRA-3555)		2	R		
12	U001195852xx	└ COLLAR(TRA)		2			
13	U001221265xx	└ GEAR(TRA-ONEWAY)CCW		1	R		
14	U001189293xx	└ BEARING		2			
15	U001189304xx	└ STOPPER(TRA)R		1			
16	U001189315xx	└ STOPPER(TRA)L		1			
17	U001189326xx	└ TRA-V-ASSY		(1)			

TRANSFER ROLLER UNIT

No.	Part Number	Part Name	P	Q	R/C	S/O	Note
18	U001189337xx	⊥ HOLDER(TRA-V)		1			
19	U001189348xx	⊥ SPRING(TRA-CHARGE)		1			
20	U000686687xx	⊥ CONTACT GREASE					
21	U001194568xx	⊥ T2-CBL-HV31		1			
32	U001189427xx	⊥ GUIDE(DC-R)		3	R		
33	U001189438xx	⊥ GUIDE(DC-L)		3	R		
34	U001189440xx	⊥ STOPPER(GUIDE-TRA)		1			
35	U001189451xx	⊥ BEARING		2			
36	U001189462xx	⊥ GUIDE(TRA)		1			
37	U001189473xx	⊥ STAY(GUIDE-TRA)R		1			
38	U001189484xx	⊥ STAY(GUIDE-TRA)L		1			
39	U001189495xx	⊥ SPRING(GUIDE-TRA)		4			
40	U000883304xx	⊥ SPACER(TENSYAMAE 01)		2	R		
41	U001189506xx	⊥ CASE(H-VOLTAGE)		1			
42	U001189517xx	⊥ CONTACT(H-VOLTAGE)		2			
44	U001189528xx	⊥ COVER(H-VOLTAGE)		1			
45	U001031793xx	⊥ ONE-TOUCH-BUSH		1			
47	U001189530xx	BRACKET(TRA-UNIT)R		1			
48	U001189541xx	BRACKET(TRA-UNIT)L		1			
49	U001189552xx	HOLDER(TRA-UNIT)		1			
50	U001189563xx	BRACKET(BLOCK-TCDC)		1			
51	32120-3676-00	BLOCK (TC/DC)		1			
52	37260-0288-00	ELECTRODE (CHARGER)		2			
53	32410-0558-00	SPRING (CHARGER)		2			
54	U001194557xx	T2-CBL-HV3		1			
55	U100001047xx	T2e-CBL-HV4		1			
56	U001201588xx	FERRITE-CORE		1			
57	U001201522xx	FERRITE-CORE		1			
58	U000446275xx	COVER (TC/DC)		1			
59	U001113928xx	DECORATIVE SCREW (LIGHT GRAY)		2			
60	U000871650xx	SCREW RETAINING WASHER		2			

P: Quantity per package, **Q:** Used quantity, **R:** Recommended part, **C:** Consumable, **S:** Selectable, **O:** Optional

Recommended parts list (TRANSPORT UNIT)

No.	Part Number	Part Name	P	Q	R/C	S/O	Note
R-1	U001207517xx	PHOTOSENSOR,06 MNT	—		R		
	U000439863xx	└ PHOTOSENSOR 2	10	1			No.22
R-2	U001207618xx	BLOWER FAN,BL01,02,06 MNT	—		R		
	U001211387xx	└ BL01 ASSY	1	4			No.11
R-3	U001208968xx	BELT TRANS MNT	—		R		
	U000879243xx	└ BELT(TRANS)	30	4			No.18
R-4	U001209532xx	TRANSPORT UNIT MNT	—		R		
	U001200598xx	└ TRANSPORT UNIT	(1)	(1)			No.1

P: Quantity per package, Q: Used quantity, R: Recommended part, C: Consumable, S: Selectable, O: Optional

Parts list (TRANSPORT UNIT)

No.	Part Number	Part Name	P	Q	R/C	S/O	Note
(1)	U001200598xx	TRANSPORT UNIT		(1)	R		
2	U001193681xx	└ TRANSPORT-ASSY		(1)			
3	U001193692xx	└ TRP-MAIN FRAME		1			
4	U001202646xx	└ TRP-FRAME-L		1			
5	U001202657xx	└ TRP-FRAME-R		1			
6	U001202668xx	└ TRP-RIB-A		4			
7	U001202635xx	└ TRP-FOOT		1			
8	37260-0287	└ EDGE-SADDLE		1			
9	37260-0251	└ HORIZONTAL MINI CLAMP		1			
10	U001193703xx	└ TRP-BLOWER-BRACKET		1			
11	U001211387xx	└ BL01 ASSY		1	R		
12	U001193714xx	└ TRP-BLOWER-PACKING		1			
13	33222-4040	└ CROSS-RECESSED TP MACHINE SCREW		2			
14	U001193725xx	└ SHAFT-TRP-S		1			
15	U001193736xx	└ SHAFT-TRP-L		1			
16	U000879210xx	└ ROLLER (TRANS)		8			
17	33410-1610	└ SPRING PIN		16			
18	U000879243xx	└ BELT (TRANS)		4	R		
19	U001193747xx	└ BEARING (TRP)		9			
20	U000879254xx	└ GEAR (20Z-TRANS)		1			
21	U000879377xx	└ PLATE (PS06)		1			
22	U000439773xx	└ PS06 ASSY		(1)	R		
23	U001194603xx	└ T2-CBL-PS06		1			
25	U000879298xx	└ GUIDE (CENTER)		1			
26	U000879300xx	└ GUIDE (ROLLER)		4			
27	U000879311xx	└ FILM (ROLLER)		4			
28	U000879322xx	└ GUIDE (SIDE)		6			
29	U000941501xx	└ SUPPORTER (L-102)		1			
30	U000941523xx	└ SUPPORTER (R-102)		1			

TRANSPORT UNIT

No.	Part Number	Part Name	P	Q	R/C	S/O	Note
31	U000941512xx	┆ SUPPORTER (L-105)		1			
32	U000941534xx	┆ SUPPORTER (R-105)		1			
33	U000941556xx	┆ SLOPE (102-33)		1			
34	U000941545xx	┆ ANGLE (SLOPE)		1			
35	U001191870xx	┆ TRP DRIVE ASSY		(1)			
36	U001191881xx	┆ GEAR (Z20)		2			
cp	33400-0040	┆ E-TYPE RETAINING RING		2			
38	U001191903xx	┆ ┆ PLATE (TRANSPORT DRIVE)		1			

P: Quantity per package, **Q:** Used quantity, **R:** Recommended part, **C:** Consumable, **S:** Selectable, **O:** Optional

Recommended parts list (SCANNER UNIT)

No.	Part Number	Part Name	P	Q	R/C	S/O	Note
R-1	U001209453xx	REFLECTIVE PHOTOSENSOR MNT	—		R		
	U001195626xx	└ PHOTOINTERRUPTER	3	9			No.37
R-2	U001210825xx	PHOTOINTERRUPTER MNT	—		R		
	U000446141xx	└ PHOTOINTERRUPTER	20	1			No.39
R-3	U001209475xx	MOTOR SC MNT	—		R		
	U001189787xx	└ MOTOR-SC	1	1			No.53
R-4	U001209497xx	CIS UNIT MNT	—		R		
	U001190046xx	└ CIS-UNIT	(1)	(1)			No.3
R-6	U001316452xx	ROLLER SC G ASSY MNT	—		R		
	U001316204xx	└ ROLLER-SC-G-ASSY	(1)	(2)			No.47
R-7	U001209734xx	GLASS DOCUMENT MNT	—		R		
	U001190147xx	└ GLASS-DOCUMENT	5	1			No.16
R-8	U001211938xx	PCB-ASSY-AIC1 MNT			R		
	U001171765xx	└ PCB-ASSY-AIC1	1	1			No.24-1
R-9	U001316474xx	ROLLER PINCH KK MNT	—		R		
	U001316215xx	└ ROLLER-PINCH-KK	3	18			No.84
R-10	U001253070xx	PLATE SHADING ASSY MNT	—		R		
	U001276233xx	└ PLATE-SHADING-ASSY-FRONT	(2)	(2)			
	U001207956xx	└ PLATE-SHADING-ASSY	(1)				No.90
	U001190237xx	└ ROLLER-CIS-UP	8				No.91
	U001203300xx	└ ROLLER-CIS-SP	32				No.91-2
	U001190248xx	└ SHAFT-ROLLER-CIS	2				No.92
	U001276244xx	└ PLATE-SHADING-ASSY-REAR	(3)	(3)			
	U001207956xx	└ PLATE-SHADING-ASSY	(1)				No.90
	U001190237xx	└ ROLLER-CIS-UP	8				No.91
	U001203300xx	└ ROLLER-CIS-SP	32				No.91-2
	U001190248xx	└ SHAFT-ROLLER-CIS	2				No.92

P: Quantity per package, Q: Used quantity, R: Recommended part, C: Consumable, S: Selectable, O: Optional

Parts list (SCANNER UNIT)

No.	Part Number	Part Name	P	Q	R/C	S/O	Note
(1)	U100000868xx	SCANNER UNIT 2060		(1)			
(2)	U100000869xx	└ MAIN-UNIT-SC-2060		(1)			
3	U001190046xx	└ CIS-UNIT		(1)	R		
4	U001190103xx	└ FRAME-CIS-BASE		1			
5	U001190114xx	└ PLATE-CIS-BASE		2			
c	U000616882xx	└ HEX CROSS-RECESSED HEAD TP MACHINE SCREW		14			
6	U001189754xx	└ GUIDE-GLASS		2			
7	U001190070xx	└ HOLDER-CIS-L		5			
8	U000898571xx	└ BANE (CIS-X)		5			
9	U000898648xx	└ SPRING (CIS-Z-2)		5			
10	U001190081xx	└ HOLDER-CIS-R		5			

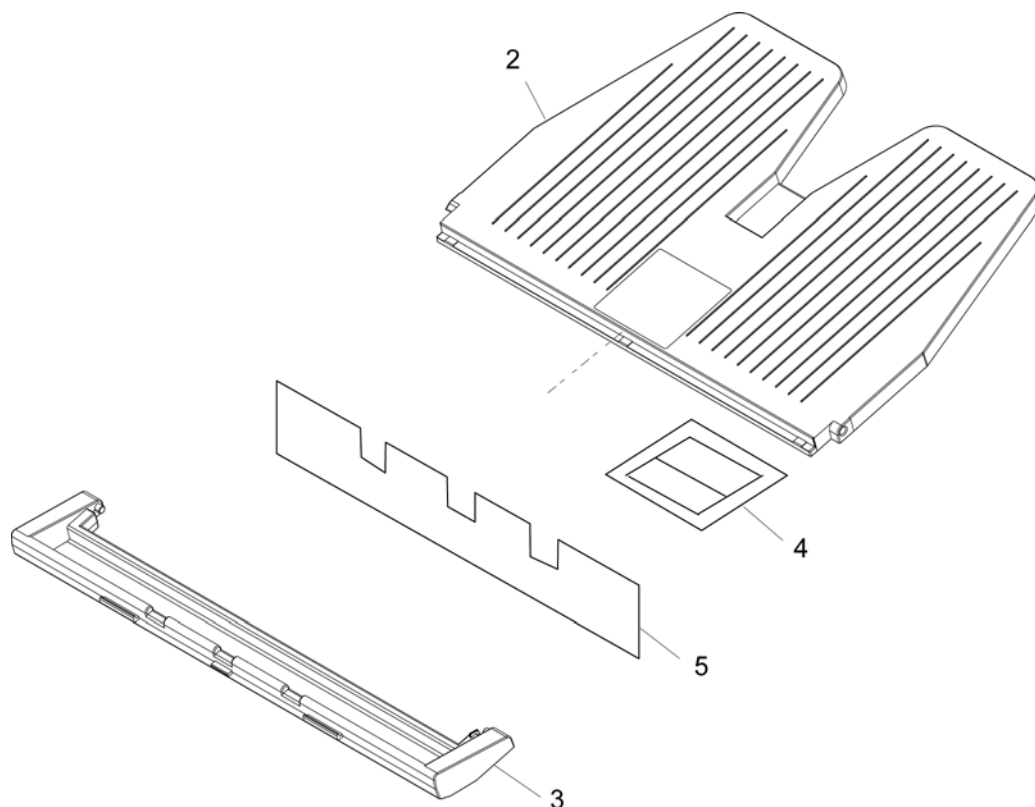
No.	Part Number	Part Name	P	Q	R/C	S/O	Note
11	U000898637xx	SPRING (CIS-Z-1)		5			
12	U001191723xx	STAY-CIS-SPRING		5			
13	U000898582xx	BANE (CIS-Y)		5			
14	U001190068xx	CONTACT IMAGE SENSOR		5	R		
14-1	U001194873xx	T2-CBLS-FFC		5			
14-2	U001201544xx	FERRITE-CORE		5			
15	U001190136xx	SPACER-CIS		10			
16	U001190147xx	GLASS-DOCUMENT		1	R		
18	U000898626xx	BANE (CIS-GND)		4			
19	U001190092xx	HOLDER-GLASS-R		1			
20	U001190193xx	HOLDER-GLASS-L		1			
21	U001190158xx	CUSHION-GLASS		2			
22	U001190160xx	BRACKET-AIC		1			
23	U001201544xx	FERRITE-CORE		5			
24	U001198506xx	CUSHION-STOPPER-SC		5			
24-1	U001171765xx	PCB-ASSY-AIC1		1	R		
24-3	U001194884xx	T2-CBLS-LVDS		1			
24-4	U001201577xx	FERRITE-CORE		1			
24-5	U001148444xx	CLAMP		1			
24-6	U001269022xx	T2-CBLS-AICDC1		1			
24-7	U001261585xx	T2-CBLS-AICDC2		1			
25	U001190182xx	FOOT-SC-UNIT		2			
26	U000440897xx	LOCKING-WIRE-SADDLE		4			
30	U001189664xx	FRAME-R-SC		1			
31	U001189653xx	FRAME-L-SC		1			
32	U001189675xx	FRAME-BOTTOM-FRONT		1			
33	U001189686xx	FRAME-BOTTOM-REAR		1			
34	U000897131xx	HOLDER (SHAFT)		4			
34-1	U001194658xx	T2-CBLS-SENS2		1			
35	U001189721xx	BRACKET-SENSOR-SC-B		8			
36	U001189732xx	BRACKET-SENSOR-SC-C		1			
37	U001195626xx	PHOTOINTERRUPTER		9	R		
38	U001189743xx	BRACKET-LG248		2			
39	U000446141xx	PHOTOINTERRUPTER		2	R		
40	37260-0251	MINI CLAMP		10			
41	U000395280xx	EDGE-HOLDER		1			
42	U000440897xx	LOCKING-WIRE-SADDLE		12			
43	U001189642xx	COVER-UNDER-SC		1			
44	U001189697xx	STOPPER-CIS-UNIT		2			
45	U001189765xx	GUIDE-FRONT-SC		1			
	U001214954xx	GASKET-F-GUIDE		1			
46	U001190125xx	GUIDE-REAR-SC		1			
47	U001316204xx	ROLLER-SC-G-ASSY		(2)	R		
50	32300-0105-00	BEARING-A		4			
51	U000897164xx	PULLEY (Z45-S2M)		2			
52	U001189776xx	BRACKET-MOTOR-SC		1			
53	U001189787xx	MOTOR-SC		1	R		
54	U000897344xx	GEAR-PULLEY (Z75-M0.5/Z20-S2M)		1			
55	U000897355xx	ANGLE (BELT/TENSION)		1			
56	U000897660xx	PULLEY (TENSION)		1			
57	U000897366xx	SPRING (SC/TENSION)		1			

SCANNER UNIT 2060

No.	Part Number	Part Name	P	Q	R/C	S/O	Note
58	U001189798xx	BELT (40S2M-L416G)		1			
59	U001189945xx	PLATE-SIDE-R		1			
60	U001196550xx	STOPPER-PINCH-UNIT-R		1			
62	U001189956xx	PLATE-SIDE-L		1			
63	U001196561xx	STOPPER-PINCH-UNIT-L		1			
64	U001189708xx	SPRING-LEVER-SC		1			
65	U001189710xx	LEVER-STOPPER-SC		1			
67	U001129950xx	STEP-SCREW		2			
68	U001198506xx	CUSHION-STOPPER-SC		2			
69	37260-0251	MINI CLAMP		5			
70	U000440897xx	LOCKING-WIRE-SADDLE		5			
72	U001203412xx	ROTARY-DAMPER-R		1			
73	U001203423xx	ROTARY-DAMPER-L		1			
74	U001196651xx	BRACKET-DAMPER-R		1			
75	U001196662xx	BRACKET-DAMPER-L		1			
76	U100000870xx	COVER-SC-R-2060		1			
77	U100000871xx	COVER-SC-L-2060		1			
(80)	U001189800xx	PINCH-UNIT-SC		(1)			
81	U001189811xx	SC-TOP-COVER		1			
82	U100000790xx	ROLLER-PINCH-SC-ASSY		(1)			
83	U001189967xx	BEAM-PINCH-SC		1			
84	U001316215xx	ROLLER-PINCH-KK		16			
85	U001189822xx	SPRING-PINCH-SC-J		8			
86	U001189833xx	SPRING-PINCH-SC-K		8			
87	U000846077xx	ONE-TOUCH-BUSH		1			
(88)	U001190204xx	PAPER-GUIDE-UP-ASSY		(1)			
89	U001190215xx	PAPER-GUIDE-UP-SC		1			
90	U001207956xx	PLATE-SHADING-ASSY		(5)	R		
91	U001190237xx	ROLLER-CIS-UP		40	R		
91-2	U001203300xx	ROLLER-CIS-SP		160	R		
92	U001190248xx	SHAFT-ROLLER-CIS		10	R		
93	U001196684xx	STAY-SHADING		5			
94	U001189978xx	FRAME-PINCH-R		1			
95	U001189980xx	FRAME-PINCH-L		1			
96	U001196695xx	PLATE-PINCH-R		1			
97	U001196706xx	PLATE-PINCH-L		1			
98	U000879175xx	CS-TYPE RETAINING RING ø4 BLACK		4			
101	U001203120xx	LABEL-SC		1			
102	U001205177xx	LABEL-SC-LOCK		1			
104	U001205166xx	LABEL-CAUTION-SC-L		1			
105	U001205987xx	LABEL-SC-MARK		1			
111	U001208171xx	GUIDE-ASSY		(1)			
112	U001208147xx	HOLDER-GUIDE-DOCUMENT		1			
113	U001208136xx	GUIDE-DOCUMENT		1			
114	U001208158xx	TABLE-GUIDE		1			
115	U001208125xx	BRIDGE-REAR-SCU		1			

P: Quantity per package, Q: Used quantity, R: Recommended part, C: Consumable, S: Selectable, O: Optional

21. Output Tray



Parts list (OUTPUT TRAY)

No.	Part Number	Part Name	P	Q	R/C	S/O	Note
(1)	U001229657xx	OUTPUT TRAY		(1)			
2	32140-0827-xx	└ TRAY (1)		1			
3	32140-0828-xx	└ TRAY (2)		1			
4	U001204953xx	└ LABEL-OUTPUT TRAY		1			
5	32160-0301-xx	└ SHEET (OUTPUT TRAY)		1			
6	U001206191xx	└ PACKAGE (OUTPUT TRAY)		1			

P: Quantity per package, Q: Used quantity, R: Recommended part, C: Consumable, S: Selectable, O: Optional

Parts list (STANDARD ITEMS)

No.	Part Number	Part Name	Note
a	U00043914300	HEX CROSS-RECESSED HEAD TP MACHINE SCREW M3x6 (Ni)	
b	U00089901000	HEX CROSS-RECESSED HEAD TP MACHINE SCREW M3x8 (Ni)	
c	U00061688200	HEX CROSS-RECESSED HEAD TP MACHINE SCREW M4x8 (Ni)	
d	U00069108600	HEX CROSS-RECESSED HEAD TP MACHINE SCREW M4x6 (Ni)	
e	U00061684700	HEX CROSS-RECESSED HEAD TP MACHINE SCREW M4x8 (BLACK CHROMATE)	
f	U00089902100	HEX CROSS-RECESSED HEAD TP MACHINE SCREW M4x10 (Ni)	
g	U00089903200	HEX CROSS-RECESSED HEAD TP MACHINE SCREW M4x12 (Ni)	
h	U00061686000	HEX CROSS-RECESSED HEAD TP SCREW DT-3 S4x8 (TRIVALENT CHROMATING)	
k	U00096217700	HEXAGON SOCKET HEAD SET SCREW M3x4	
m	33280-0404	HEXAGON SOCKET HEAD SET SCREW M4x4 (TRIVALENT CHROMATING BLACK)	
n	33280-0406	HEXAGON SOCKET HEAD SET SCREW M4x6 (Ni)	
p	33201-4010	HEX SOCKET HEAD CAP SCREW M4x10 (Ni)	
q	U00096293200	HEX SOCKET HEAD CAP SCREW (WS) M5x12 (Ni)	
r	U00089899700	HEX SOCKET HEAD CAP SCREW (WS) M5x12 (Ni)	
aa	U00044788400	SEMS SCREW (S) M3x6 (Ni)	
ab	33600-3006	SEMS SCREW (T) M3x6 (Ni), EXTERNAL TOOTH WASHER	
ac	33250-4006	SEMS SCREW (WS) M4x6 (TRIVALENT CHROMATING)	
ad	33255-4006	SEMS SCREW (WS) M4x6 (Ni) SPRING/PLAIN WASHER	
ae	33255-4008	SEMS SCREW (WS) M4x8 (Ni)	
af	U00044233700	CROSS-RECESSED BINDING HEAD SCREW M3x8 (Ni)	
ag	U00064996700	CROSS-RECESSED BINDING HEAD SCREW M4x8 (Ni)	
ah	33222-23080A	CROSS-RECESSED TP MACHINE SCREW TP-M2.3-8	
ak	U00001587500	CROSS-RECESSED PAN HEAD SCREW M3x4 (Ni)	
am	33002-3004	CROSS-RECESSED PAN HEAD SCREW M3x4 (Ni)	
an	33002-3006	CROSS-RECESSED PAN HEAD SCREW M3x6 (Ni)	
ap	33222-4040	CROSS-RECESSED TP MACHINE SCREW M4x40 (Ni)	
aq	U00001575000	CROSS-RECESSED PAN HEAD SCREW M3x6 (Ni)	
ar	33002-4030	CROSS-RECESSED PAN HEAD SCREW M4x30 (Ni)	
as	33040-3003	CROSS-RECESSED BINDING HEAD MACHINE SCREW M3x3 (Ni)	
at	U00095557400	CROSS-RECESSED BINDING HEAD MACHINE SCREW M3x6	
au	33040-3006	CROSS-RECESSED BINDING HEAD SCREW M3x6 (Ni)	
av	33040-3008	CROSS-RECESSED BINDING HEAD MACHINE SCREW M3x8 (Ni)	
aw	U00044234800	CROSS-RECESSED BINDING HEAD SCREW M4x4 (Ni)	
ax	33040-4004	CROSS-RECESSED BINDING HEAD MACHINE SCREW M4x4 (Ni)	
ay	33040-4008	CROSS-RECESSED BINDING HEAD MACHINE SCREW M4x8 (Ni)	
az	33040-4010	CROSS-RECESSED BINDING HEAD MACHINE SCREW M4x10 (Ni)	
ba	33220-2310	TP MACHINE SCREW M2.3x10 (Ni)	
bb	33222-3004	TP MACHINE SCREW M3x4 (Ni)	
bc	33222-3010	TP MACHINE SCREW M3x10 (Ni)	
bd	33222-3012	TP MACHINE SCREW M3x12 (Ni)	
be	33222-3014	TP MACHINE SCREW M3x14 (Ni)	

STANDARD ITEMS

No.	Part Number	Part Name	Note
bf	33222-3018	TP MACHINE SCREW M3x18 (Ni)	
bg	33222-4035	TP MACHINE SCREW M4x35 (Ni)	
bh	U00089904300	SHOLDEK SCREW M4x10-L6 (Ni)	
bk	33090-0164	SHOLDEK SCREW M4x8-L5 (Ni)	
bm	U00119069800	SHOLDEK SCREW M3x13-L11 (Ni)	
bn	33262-2505	TAPTITE SCREW (PAN HEAD TP) TP-S2.5-5	
bp	33664-3006	TAPTITE SCREW (PAN HEAD MACHINE SCREW) B3x6 (CHROMATE)	
bq	33268-4008	TAPTITE SCREW (CROSS-RECESSED PAN HEAD) 4x8 P-TITE (Ni)	
br	U00089898600	TAPTITE SCREW (CROSS-RECESSED PAN HEAD) 4x8 P-TITE (TRIVALENT CHROMATING)	
bs	33265-3008	TAPTITE SCREW (CROSS-RECESSED BINDING HEAD) 3x8 P-TITE (Ni)	
bt	33265-4008	TAPTITE SCREW (CROSS-RECESSED BINDING HEAD) 4x8 P-TITE (Ni)	
bu	33268-3006	TAPTITE SCREW (CROSS-RECESSED PAN HEAD) 3x6 P-TITE (Ni)	
bv	33661-3008	TAPTITE SCREW (CROSS-RECESSED PAN HEAD TP) 3x8 P-TITE (Ni)	
bw	33200-3006	PAN HEAD MACHINE SCREW (PLAIN+SPRING WASHER) M3x6	
bx	33200-3025	PAN HEAD MACHINE SCREW (PLAIN+SPRING WASHER) M3x25	
ca	25ESFR001300-03	SPRING WASHER \varnothing 4 (JIS B 1251)	
cb	25ESFR001700-03	SPRING WASHER \varnothing 4 (JIS B 1251)	
cc	U00090147300	CROSS-RECESSED MACHINE SCREW WITH TOOTHED WASHER M4x6 (Ni)	
cd	33321-0030	Toothed washer external tooth type 3 (Ni)	
ce	33090-0165	BINDING HEAD SCREW WITH TOOTHED LOCK WASHER M4x8 (Ni, EXTERNAL TOOTH)	
cf	25ESFR001300-04	HEX NUT M4	
cg	25ESFR001700-04	HEX NUT M4	
ch	33353-0080	HEX NUT M8 (Ni)	
ck	U00087113200	HEX NUT M3 (Ni)	
cm	33353-0040	HEX NUT M4 STYLE 1	
cn	33400-0030	E-TYPE RETAINING RING E3 (Ni)	
cp	33400-0040	E-TYPE RETAINING RING E4 (Ni)	
cq	33400-0060	E-TYPE RETAINING RING E6 (Ni)	
cr	33400-0080	E-TYPE RETAINING RING E8 (Ni)	
cs	U00119182400	C-TYPE RETAINING RING \varnothing 25 FOR SHAFT (Ni) C-25	
ct	33305-0100	WASHER 10 (Ni)	
cu	33305-0050	WASHER 5 (Ni)	
cv	33040-4006	CROSS-RECESSED BINDING HEAD MACHINE SCREW M4x6 (Ni)	
cw	U00120210600	HEX SOCKET HEAD CAP SCREW (WITH LARGE SPRING WASHER) M5x12 (Ni)	