

# OKI

## LP-2060/LP-2060-MF Wide Format Printer

### Parts Catalog

U10000140500 September, 2018 Rev.3



**OKI DATA CORPORATION**

U10000140500

September, 2018 Rev.3

Copyright© 2016 Oki Data Corporation.

All rights reserved.

The contents of this manual may be changed without prior notice.

### How to use this parts catalog

This parts catalog lists all the parts that we can provide replacement for individually (replaceable parts), as well as the recommended parts.

#### ◆ Parts developed view

To be identified, the replaceable parts and the recommended parts which compose the Printer are organized into developed views of the Printer broken up into individual blocks and units.

- The replaceable parts are detailed in part lists. The numbers associated with each part on the parts developed views correspond to the numbers in the Number column of the lists. A number in parentheses in that column indicates that the corresponding part is not shown in the developed view.
- The recommended parts are detailed in recommended parts lists. The numbers after R- in the Number column of the recommended parts lists correspond to the recommended parts in the developed views, while the number of the replaceable parts, which compose the recommended parts, in the Note column correspond to the parts numbers listed in the Number column of the parts lists.
- The letters in the developed views indicate standard items, such as screws or retaining rings.
- The standard items are detailed in the Standard Items section at the end of this catalog.

#### ◆ Symbols used in the lists

- P** column: Quantity contained in one package.  
Parentheses indicate that the part can be break up further.
- Q** column: Quantity used for one unit.  
Parentheses indicate that the part can be break up further.
- R/C** column: **R:** Recommended part  
We recommend service representatives to keep these parts in inventory.  
**C:** Consumables  
Parts that should be replaced periodically to maintain Printer performance.
- S/O** column: **S:** Selectable part  
Parts that differ depending on the usage region.  
The same part number is indicated in the part list.  
**O:** Optional part  
Supplied if required by the user.

**Note: R/C column and S/O column are used only when applicable.**

The LP-2060 printer model may not be sold in some countries or regions.

## Table of Contents

<b>JIGS LIST</b>	<b>6</b>
<b>Section 1 PARTS</b>	<b>8</b>
1. PRINTER CONFIGURATION VIEW .....	9
2. PRINTER EXPLODED VIEW AND OPTIONS .....	10
2.1 LP-2060-MF (MULTIFUNCTION MODEL) .....	10
(1) PRINTER EXPLODED VIEW .....	10
(2) Options .....	12
2.2 LP-2060 (Printer model) .....	13
(1) PRINTER EXPLODED VIEW .....	13
(2) Options .....	15
3. COVER-UNIT (MF)-2060 .....	16
4. COVER-UNIT (PL) .....	18
5. WASTE TONER BOTTLE UNIT .....	20
6. BUFFER-UNIT .....	22
7. CUTTER-UNIT (2050) .....	23
8. DEVELOPER UNIT .....	25
9. DRIVE UNIT .....	30
10. ELECTRICAL UNIT 2060 .....	32
11. FUSER BASE UNIT 2060 .....	37
12. FUSER UNIT .....	40
(1) FUSER UNIT AND PERIPHERAL UNITS .....	40
(2) ROLLER (BACK UP) ASSY, ROLLER (HEAT)-ASSY .....	41
(3) SIDE-FRAME AND PERIPHERAL PARTS .....	42
(4) UPPER-PAPER-GUIDE-ASSY .....	44
(5) INT5, UNDER PAPER OUT ASSY AND PERIPHERAL PARTS .....	45
(6) EXTENSION-PAPER OUT-KIT (MID) AND PERIPHERAL PARTS .....	46
13. MAIN FRAME UNIT 2060 .....	53
(1) MAIN FRAME UNIT (RECOMMENDED PARTS) .....	53
(2) MAIN FRAME UNIT (INDIVIDUAL PARTS) .....	54
14. PANEL-UNIT-T2E .....	61

15. PROCESS CARTRIDGE UNIT/  
PROCESS CARTRIDGE 60 UNIT ..... 62

16. RFU-UNIT (2060) ..... 67

17. SUB FRAME UNIT ..... 75

18. TRANSFER ROLLER UNIT ..... 77

19. TRANSPORT UNIT ..... 80

20. SCANNER UNIT 2060 ..... 83

    (1) MAIN-UNIT-SC (1/2) ..... 83

    (2) MAIN-UNIT-SC (2/2) ..... 84

    (3) PINCH-UNIT-SC, GUIDE-ASSY..... 85

21. Output Tray ..... 89

---

**Section 2 STANDARD ITEMS 90**

---

# JIGS LIST

1




2




3



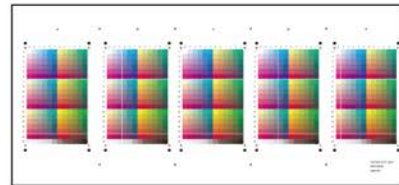
4



5



6



7




8



9



With hook-and-loop fastener



Jigs Recommended Parts List

No.	Part Number	Part Name	P	Q	R/C	S/O	Note
1	U001209273xx	COTTON CIEGAL MNT	1		R		For drum cleaning, containing 20 units (100 pcs/unit)
2	3790-0125	HR CLEANER	1		R		HR cleaner, pack of 10
3	U001034706xx	OPC CLEANER	1		R		Also usable with LP-1010, contains 1 liter (UN drum)
4	U001223640xx	ADJUSTER KIT(SCANNER)	1		R		Color and monochromatic original documents for scanner adjustment
5	U001221210xx	ADJUSTMENT KIT (COLOR SCANNER)	1		R		Color and monochromatic original documents for scanner adjustment
6	U001083903xx	Copy/Scan Color Chart1 Set	1		R		10 color original documents for scanner adjustment
7	U001209870xx	CONTACT GREASE MNT	1		R		GE-676 (1kg/can)
8	U001215450xx	HEATPROOF GREASE MNT	1		R		FG-65W (1kg/can)
9	U001242145xx	TOOLKIT MNT	1		R		Nut driver and open-end wrench set
10	U001280463xx	PUSH-PULL GAUGE	1		R		For tension adjustment of the process cartridge unit timing belt
11	U001307531xx	AIR BLOW TOOL	1		R		For cleaning connectors
12	U001282138xx	GEAR-SPACER MNT	100		R		For gear adjustment
13	U001328477xx	SPACER CUTTER MNT	50		R		For cutter adjustment

**P:** Quantity per package, **Q:** Used quantity, **R:** Recommended part, **C:** Consumable, **S:** Selectable, **O:** Optional

---

## **Section 1 PARTS**

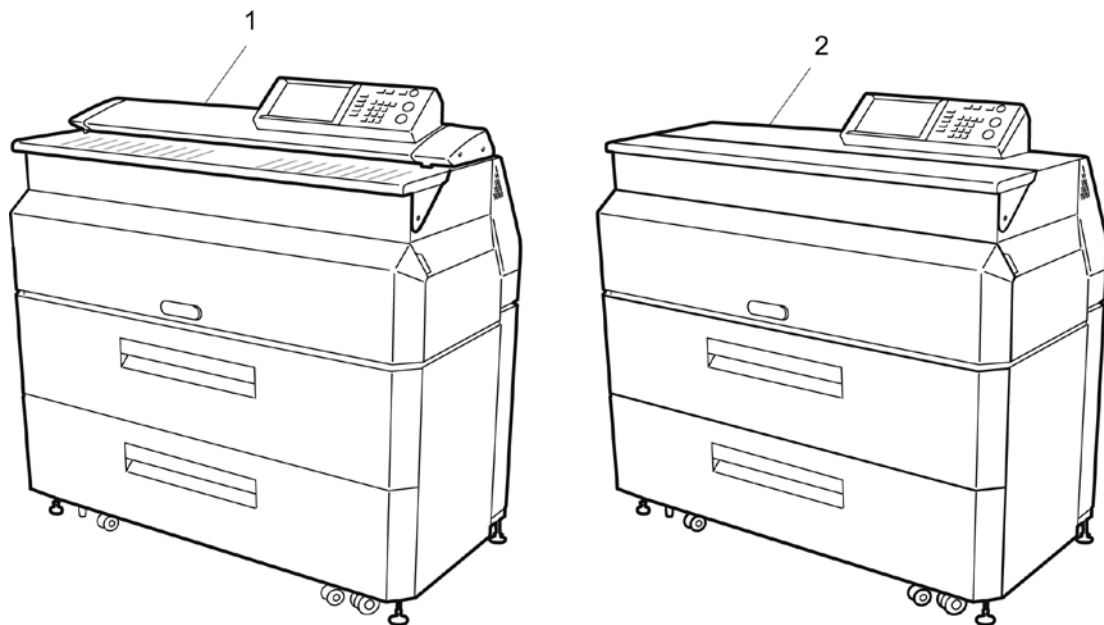
In this section, mechanical parts of each unit are organized in items. Each item is composed of views and lists in the following order.

- Exploded view (developed view)
- Recommended parts list
- Parts list (replaceable parts)

However, some units do not have recommended parts. In this case, the corresponding list is omitted.



# 1. PRINTER CONFIGURATION VIEW



Parts list (PRINTER CONFIGURATION)

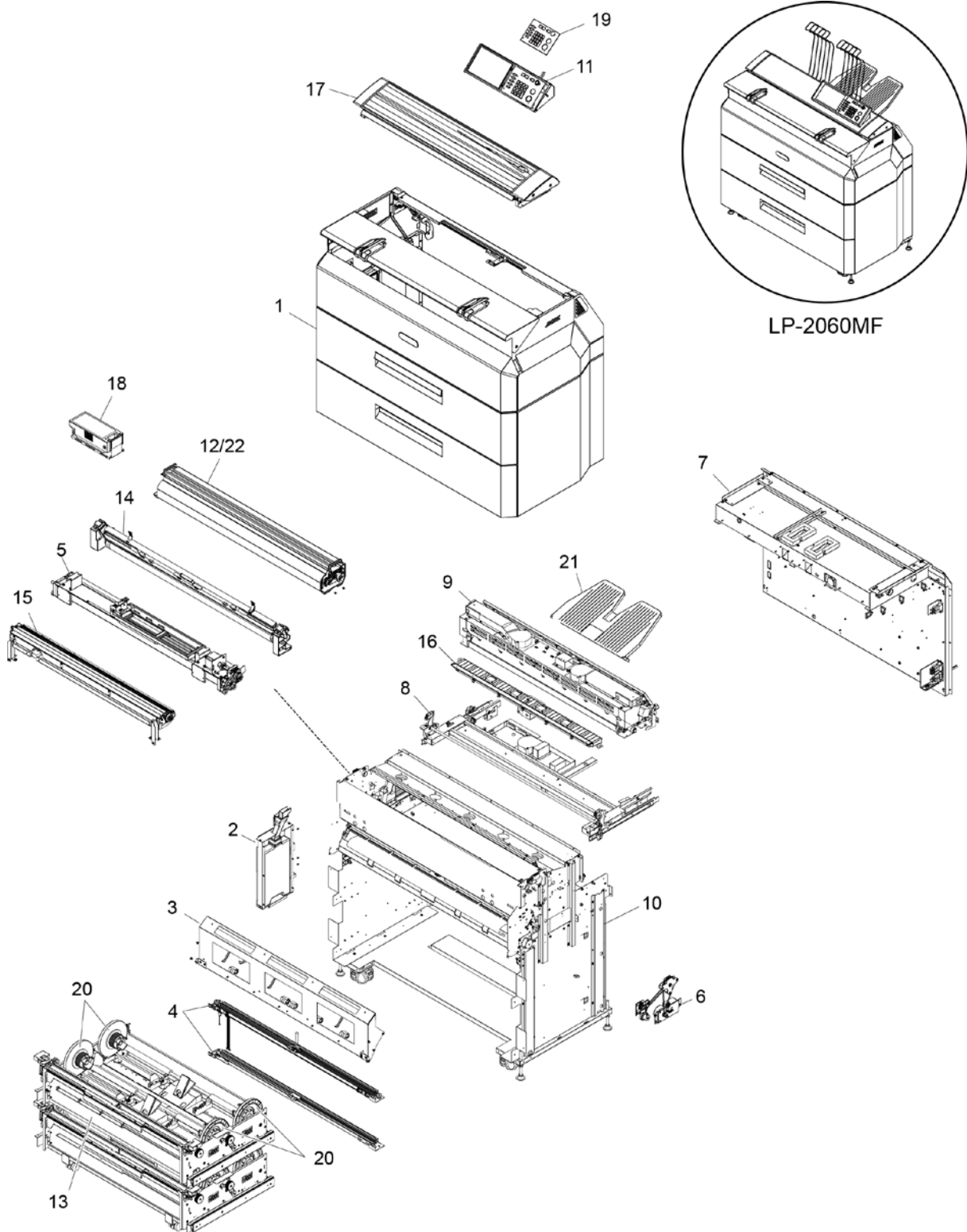
No.	Part Number	Part Name	P	Q	R/C	S/O	Note
1	—	LP-2060-MF MAIN UNIT		(1)			
2	—	LP-2060 MAIN UNIT		(1)			

P: Quantity per package, Q: Used quantity, R: Recommended part, C: Consumable, S: Selectable, O: Optional

## 2. PRINTER EXPLODED VIEW AND OPTIONS

### 2.1 LP-2060-MF (MULTIFUNCTION MODEL)

#### (1) PRINTER EXPLODED VIEW



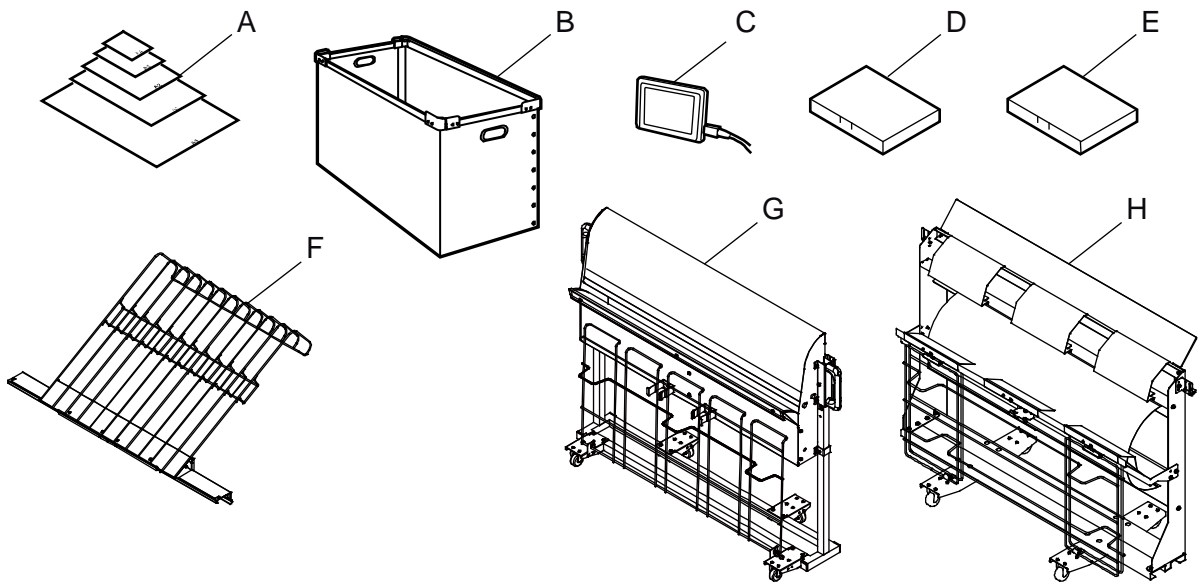
Parts list (MAIN UNIT DEVELOPED VIEW (MF))

No.	Part Number	Part Name	P	Q	R/C	S/O	Note
1	U100000806xx	COVER-UNIT (MF)-2060-2060		(1)			
2	U001227328xx	WASTE TONER BOTTLE UNIT		(1)	C		LP-851
3	U001191734xx	BUFFER-UNIT		(1)			
4	U001189574xx	CUTTER-UNIT(2060)		(1)	C		
5	U001194963xx	DEVELOPER UNIT		(1)	R		
6	U001195356xx	DRIVE-UNIT		(1)			
7	U100000875xx	ELECTRICAL UNIT MF 2060 100V		(1)		S	
7	U100000877xx	ELECTRICAL UNIT MF 2060 200V		(1)		S	
8	U001200600xx	FUSER BASE UNIT		(1)			
9	U001200565xx	FUSER UNIT 100V		(1)		S	For Japan
9	U001200576xx	FUSER UNIT 120V		(1)		S	For North America
9	U001200587xx	FUSER UNIT 230V		(1)		S	For Europe and China
10	U100000797xx	MAIN FRAME UNIT 2060		(1)			
11	U100000842xx	MF-PANEL-UNIT-T2E		(1)			
12	U001192353xx	PROCESS CARTRIDGE UNIT		(1)	C		LP-852
13	U001187403xx	ROLL FEED UNIT		(1)			
14	U001194017xx	SUB FRAME UNIT		(1)			
15	U001189181xx	TRANSFER ROLLER-UNIT		(1)			
16	U001200598xx	TRANSPORT UNIT		(1)	R		
17	U100000868xx	SCANNER UNIT 2060		(1)			
18	30790-0034	Toner cartridge		(3)	C		Two pieces with LP-761
19	U100000858xx	PANEL-OVERLAY-MF-T2E-ENG		1		S	English
19	U100000859xx	PANEL-OVERLAY-MF-T2E-CHI		1		S	Chinese
20	U001239300xx	ROLL FLANGE LGW ASSY		(8)			Two pieces with LP-871
21	U001206180xx	OUTPUT TRAY		(1)			LP-853
22	U001282948xx	PROCESS CARTRIDGE 60 UNIT		(1)	C		LP-872

P: Quantity per package, Q: Used quantity, R: Recommended part, C: Consumable, S: Selectable, O: Optional

## MAIN UNIT DEVELOPED VIEW

### (2) Options



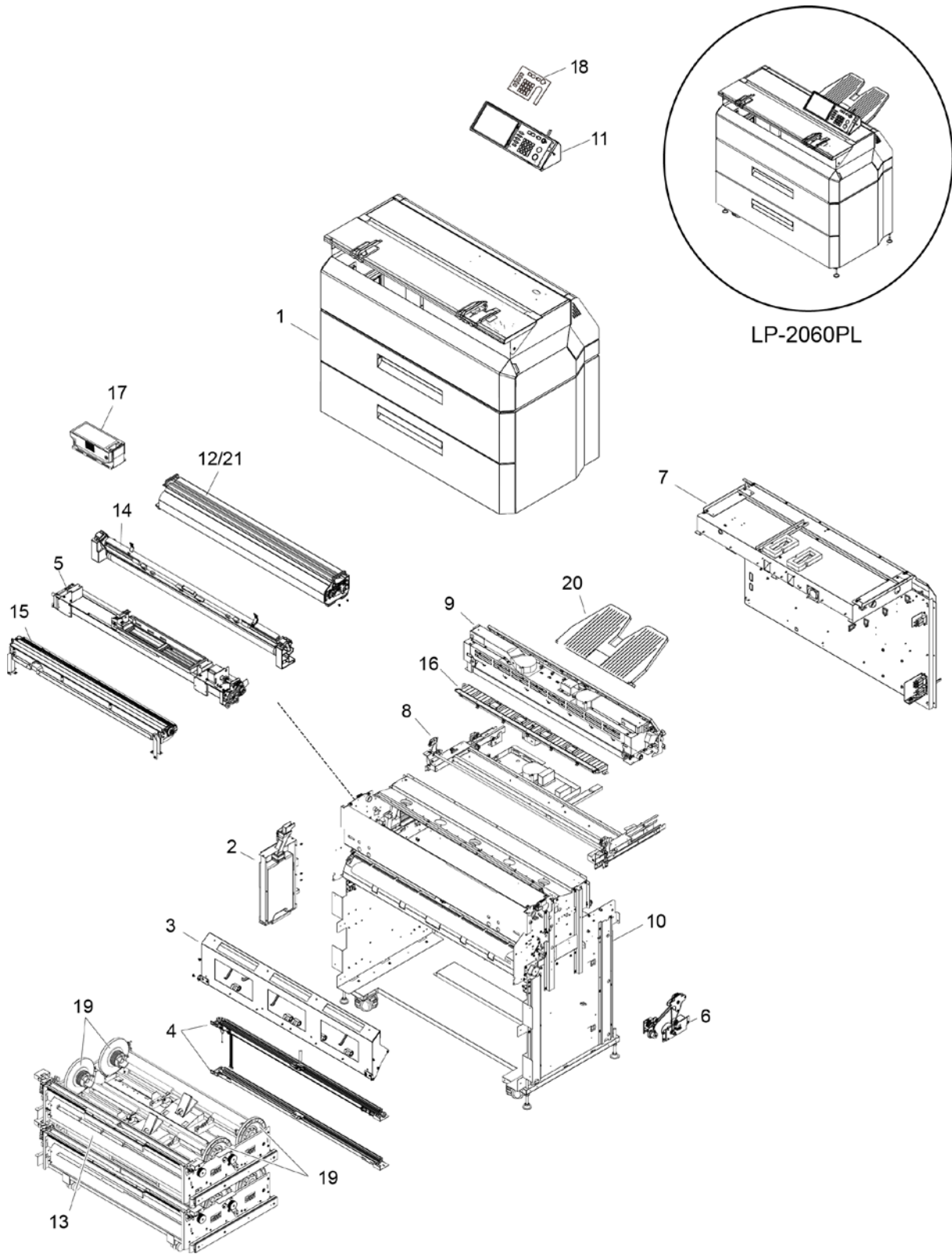
Parts list (Options (LP-2060-MF))

No.	Part Number	Part Name	P	Q	R/C	S/O	Note
A	U000991710xx	Carrier Sheet Set		(1)		O	LP-819
B	U001223122xx	BUCKET(W)		(1)		O	LP-859
C	U001232561xx	Smart card authentication kit		(1)		O	
D	U001267288xx	Active Directory authentication		1		O	LP-868
E	U001285200xx	TerioStation PDF Print		(1)		O	LP-874
F	U001246588xx	Stacker Tray		(1)		O	LP-858
G	U001203502xx	STACKER STD		(1)		O	LP-854
H	U001233887xx	CATCH BASKET		(1)		O	LP-863

P: Quantity per package, Q: Used quantity, R: Recommended part, C: Consumable, S: Selectable, O: Optional

2.2 LP-2060 (Printer model)

(1) PRINTER EXPLODED VIEW



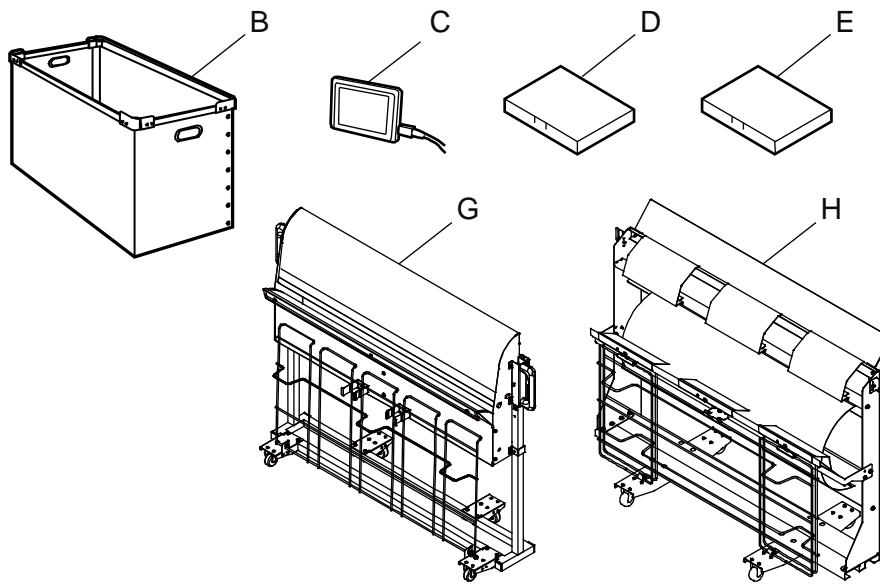
**MAIN UNIT DEVELOPED VIEW**

Parts list (Main unit developed view (PL))

No.	Part Number	Part Name	P	Q	R/C	S/O	Note
1	U100000835xx	COVER-UNIT(PL)-2060		(1)			
2	U001227328xx	WASTE TONER BOTTLE UNIT		(1)	C		LP-851
3	U001191734xx	BUFFER-UNIT		(1)			
4	U001189574xx	CUTTER-UNIT(2050)		(1)	C		
5	U001194963xx	DEVELOPER UNIT		(1)	R		
6	U001195356xx	DRIVE-UNIT		(1)			
7	U100000876xx	ELECTRICAL UNIT PL 2060 100V		(1)		S	
8	U001200600xx	FUSER BASE UNIT		(1)			
9	U001200576xx	FUSER UNIT 120V		(1)		S	For North America
9	U001200587xx	FUSER UNIT 230V		(1)		S	For Europe and China
10	U100000797xx	MAIN FRAME UNIT 2060		(1)			
11	U100000853xx	PL-PANEL-UNIT-T2E		(1)			
12	U001192353xx	PROCESS CARTRIDGE UNIT		(1)	C		LP-852
13	U100000803xx	ROLL FEED UNIT 2060		(1)			
14	U001194017xx	SUB FRAME UNIT		(1)			
15	U001189181xx	TRANSFER ROLLER-UNIT		(1)			
16	U001200598xx	TRANSPORT UNIT		(1)	R		
17	30790-0034	Toner cartridge		(3)	C		Two pieces with LP-761
18		PANEL-OVERLAY-PL-T2E-ENG		1		S	English
18		PANEL-OVERLAY-PL-T2E-CHI		1		S	Chinese
19	U001239300xx	ROLL FLANGE LGW ASSY		(8)			Two pieces with LP-871
20	U001206180xx	OUTPUT TRAY		(1)			LP-853
21	U001282948xx	PROCESS CARTRIGE 60 UNIT		(1)	C		LP-872

P: Quantity per package, Q: Used quantity, R: Recommended part, C: Consumable, S: Selectable, O: Optional

(2) Options

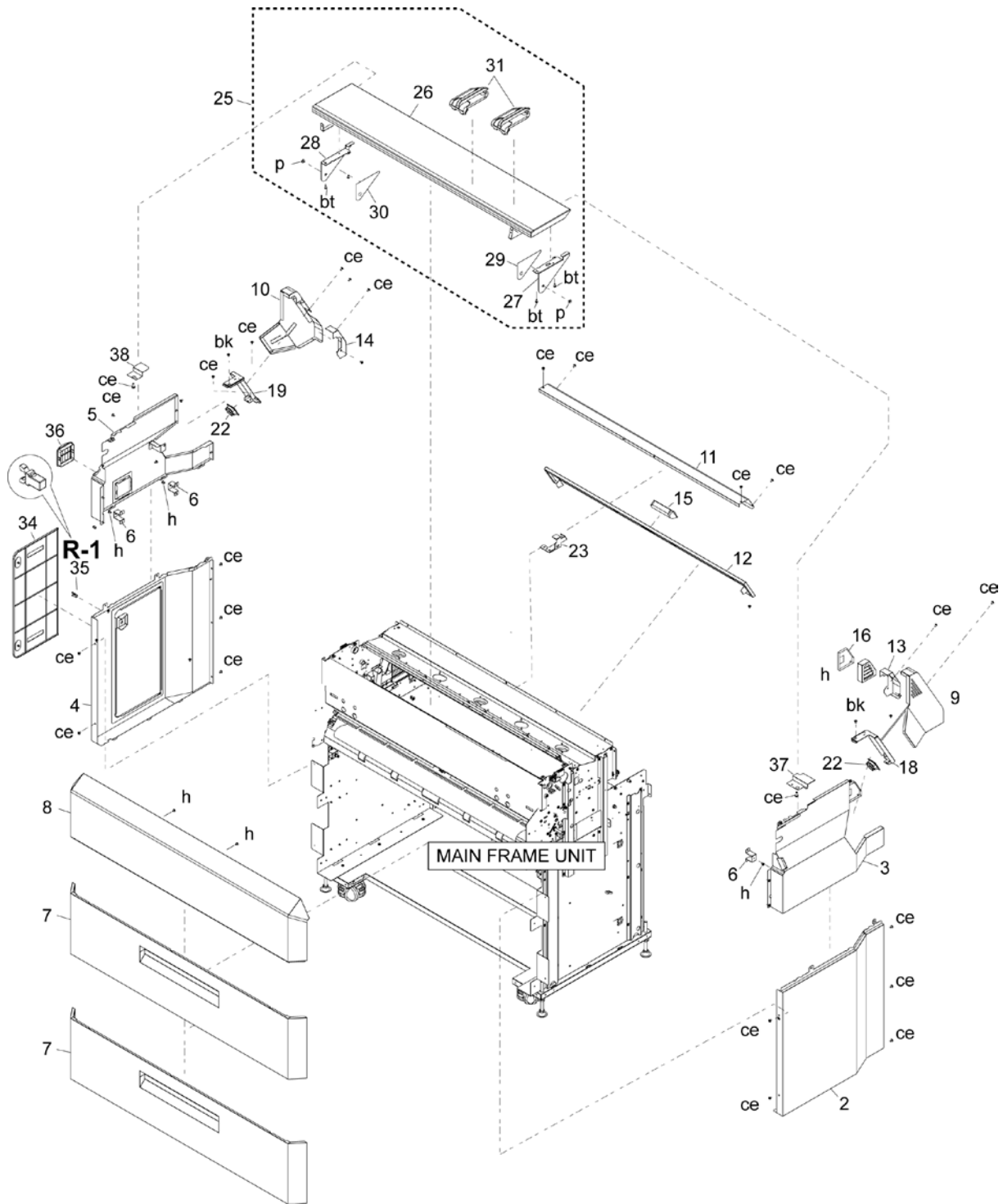


Parts list (Options (LP-2060))

N0.	Part Number	Part Name	P	Q	R/C	S/O	Note
B	U001223122xx	BUCKET(W)		(1)		O	LP-859
C	U001232561xx	Smart card authentication kit		(1)		O	
D	U001267288xx	Active Directory authentication		1		O	LP-868
E	U001285200xx	TerioStation PDF Print		(1)		O	LP-874
G	U001203502xx	STACKER STD		(1)		O	LP-854
H	U001233887xx	CATCH BASKET		(1)		O	LP-863

P: Quantity per package, Q: Used quantity, R: Recommended part, C: Consumable, S: Selectable, O: Optional

### 3. COVER-UNIT (MF)-2060





## Recommended parts list (COVER-UNIT (MF)-2060)

No.	Part Number	Part Name	P	Q	R/C	S/O	Note
R-1	U001209611xx	PUSH LATCH MNT	—		R		
	U000441090xx	└ PUSH-LATCH	20	1			No.35

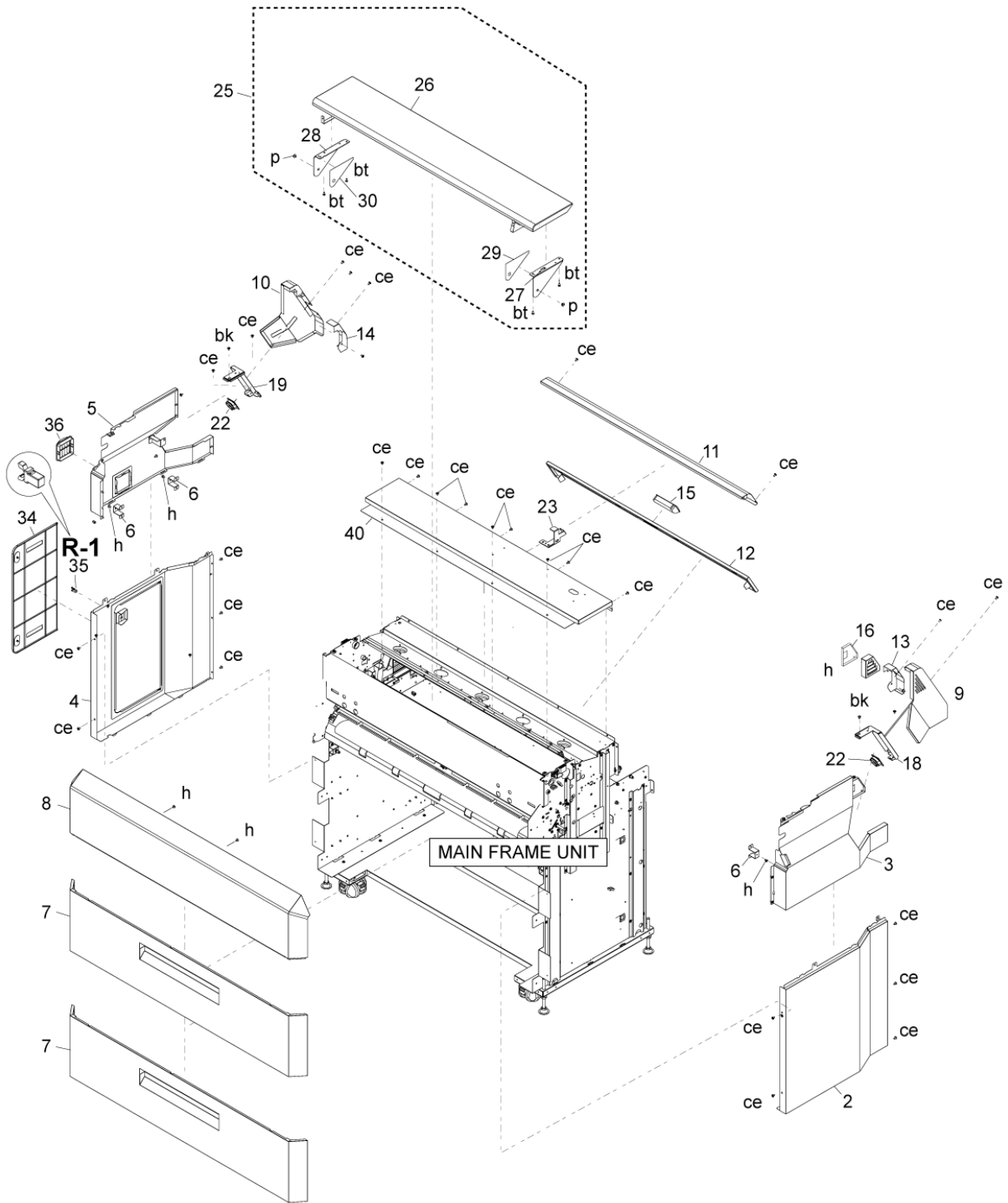
P: Quantity per package, Q: Used quantity, R: Recommended part, C: Consumable, S: Selectable, O: Optional

## Parts list (COVER-UNIT (MF)-2060)

No.	Part Number	Part Name	P	Q	R/C	S/O	Note
(1)	U100000806xx	COVER-UNIT(MF)-2060		(1)			
2	U100000807xx	└ COVER-SIDE-R1-2060		1			
3	U100000808xx	└ COVER-SIDE-R2-2060		1			
4	U100000809xx	└ COVER-SIDE-L1-2060		1			
5	U100000810xx	└ COVER-SIDE-L2-2060		1			
6	U001196807xx	└ C-COVER-02		3			
7	U100000811xx	└ COVER-FRONT-ROLL-2060		2			
8	U10000081xx	└ COVER-FRONT-BUFER-PRINT-2060		1			
9	U100000814xx	└ COVER-FUSER-R-2060		1			
10	U100000815xx	└ COVER-FUSER-L-2060		1			
11	U100000816xx	└ COVER-FUSER-C1(MF)-2060		1			
12	U100000817xx	└ COVER-FUSER-C2-2060		1			
13	U100000819xx	└ COVER-FUSER-C3-2060		1			
14	U100000820xx	└ COVER-FUSER-C4-2060		1			
	33090-0165	└ BINDING HEAD SCREW WITH TOOTHED LOCK WASHER		18			
15	U001196897xx	└ ART-SLIM-HANDLE		1			
16	U001196908xx	└ LOUVER-FUSER-COVER-B		1			
18	U001196921xx	└ STAY-FUSER-COV-R		1			
19	U001196932xx	└ STAY-FUSER-COV-L		1			
20	U001233900xx	└ LOUVER-FUSER-COVER-C		1			
22	U100000821xx	└ GUIDE-FUSER-BUTTON-2060		2			
23	U001196976xx	└ STAY-FUSER-COVER-C1(MF)		1			
25	U10000082xx	└ DOCUMENT-TABLE-UNIT(MF)-2060		(1)			
26	U100000823xx	└└ DOCUMENT-TABLE(MF)-PRINT-2060		1			
27	U100000825xx	└ TABLE-SIDE-FRAME-R(MF)-2060		1			
28	U100000826xx	└ TABLE-SIDE-FRAME-L(MF)-2060		1			
29	U001197022xx	└ TAPE-DOCUMENT-TABLE-A		1			
30	U001197033xx	└ TAPE-DOCUMENT-TABLE-B		1			
31	U100000827xx	└ GUIDE-PAPER-T2-2060		1			
34	U100000828xx	└ COVER-TONER-T2-2060		1			
35	U000441090xx	└ PUSH-LATCH		1	R		
36	U100000829xx	└ COVER-AIRFLOW-T2-2060		1			
37	U100000830xx	└ PLATE-BLINDFOLD-SCU-R-2060		1			
38	U100000831xx	└ PLATE-BLINDFOLD-SCU-L-2060		1			

P: Quantity per package, Q: Used quantity, R: Recommended part, C: Consumable, S: Selectable, O: Optional

### 4. COVER-UNIT (PL)



## Recommended parts list (COVER-UNIT (PL))

No.	Part Number	Part Name	P	Q	R/C	S/O	Note
R-1	U001209611xx	PUSH LATCH MNT	—		R		
	U000441090xx	└ PUSH-LATCH	20	1			No.35

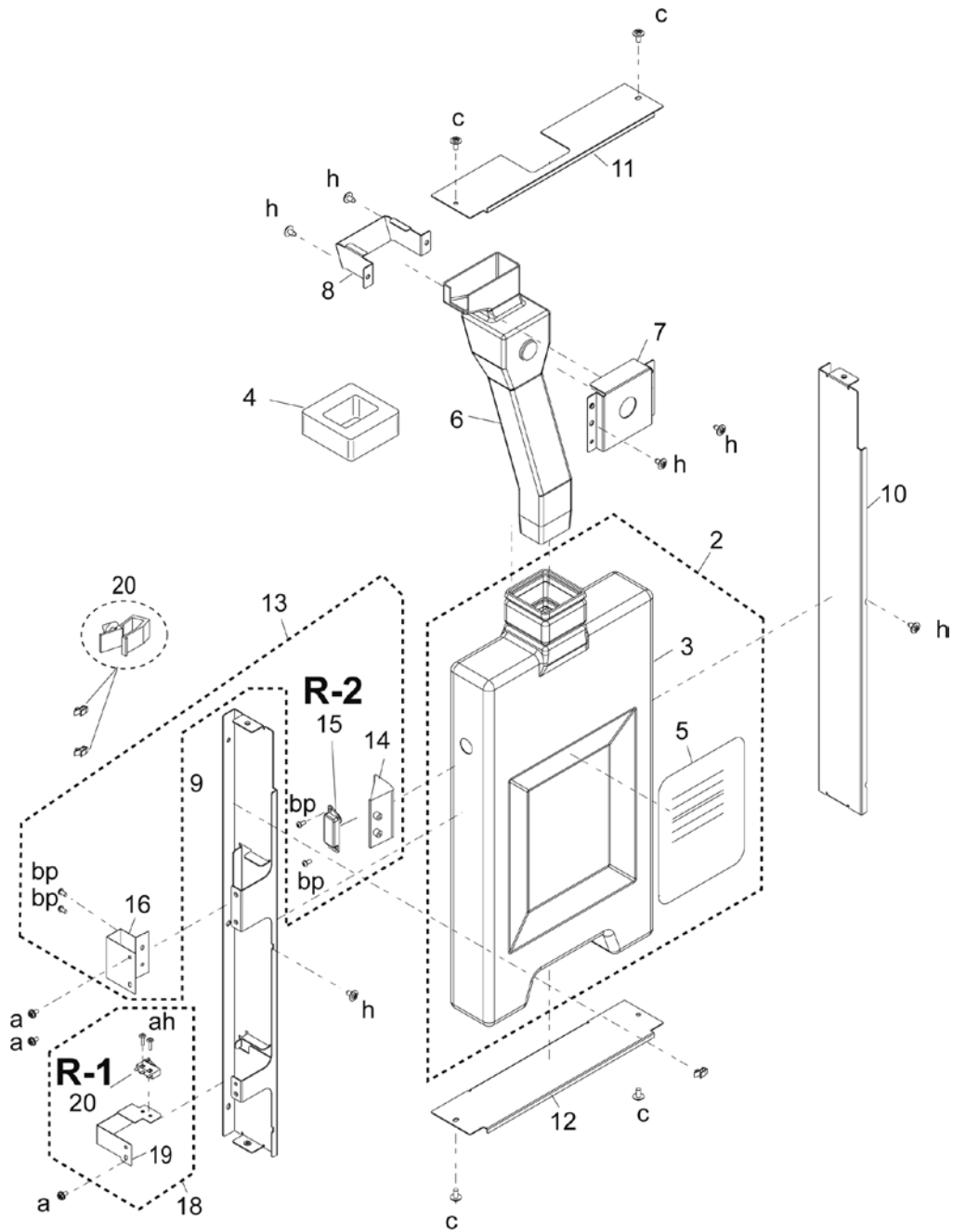
P: Quantity per package, Q: Used quantity, R: Recommended part, C: Consumable, S: Selectable, O: Optional

## Parts list (COVER-UNIT (PL))

No.	Part Number	Part Name	P	Q	R/C	S/O	Note
(1)	U100000835xx	COVER-UNIT(PL)-2060		(1)			
2	U100000807xx	└ COVER-SIDE-R1-2060		1			
3	U100000808xx	└ COVER-SIDE-R2-2060		1			
4	U100000809xx	└ COVER-SIDE-L1-2060		1			
5	U100000810xx	└ COVER-SIDE-L2-2060		1			
6	U001196807xx	└ C-COVER-02		3			
7	U100000811xx	└ COVER-FRONT-ROLL-2060		2			
8	U10000081xx	└ COVER-FRONT-BUFER-PRINT-2060		1			
9	U100000814xx	└ COVER-FUSER-R-2060		1			
10	U100000815xx	└ COVER-FUSER-L-2060		1			
11	U100000836xx	└ COVER-FUSER-C1(PL)-2060		1			
12	U100000817xx	└ COVER-FUSER-C2-2060		1			
13	U100000819xx	└ COVER-FUSER-C3-2060		1			
14	U100000820xx	└ COVER-FUSER-C4-2060		1			
15	U001196897xx	└ ART-SLIM-HANDLE		1			
16	U001196908xx	└ LOUVER-FUSER-COVER-B		1			
18	U001196921xx	└ STAY-FUSER-COV-R		1			
19	U001196932xx	└ STAY-FUSER-COV-L		1			
20	U001233900xx	└ LOUVER-FUSER-COVER-C		1			
22	U100000821xx	└ GUIDE-FUSER-BUTTON-2060		2			
23	U001197112xx	└ STAY-FUSER-COVER-C1(PL)		1			
25	U100000837xx	└ DOCUMENT-TABLE-UNIT(PL)-2060		(1)			
26	U100000838xx	└ DOCUMENT-TABLE(PL)-2060		1			
27	U100000839xx	└ TABLE-SIDE-FRAME-R(PL)-2060		1			
28	U100000840xx	└ TABLE-SIDE-FRAME-L(PL)-2060		1			
29	U001197022xx	└ TAPE-DOCUMENT-TABLE-A		1			
30	U001197033xx	└ TAPE-DOCUMENT-TABLE-B		1			
33	U001199114xx	└ STOPER-DOCUMENT-TABLE		2			
34	U001197066xx	└ COVER-TONER-T2		1			
35	U000441090xx	└ PUSH-LATCH		1	R		
36	U001199125xx	└ COVER-AIRFLOW-T2		1			
40	U100000841xx	└ COVER-TOP-PL-2060		1			

P: Quantity per package, Q: Used quantity, R: Recommended part, C: Consumable, S: Selectable, O: Optional

### 5. WASTE TONER BOTTLE UNIT



17 = Cable (T2-CBL-TS02)

Recommended parts list (WASTE TONER BOTTLE UNIT)

No.	Part Number	Part Name	P	Q	R/C	S/O	Note
R-1	U001207438xx	MICRO SWITCH, 04,05,06-1 MNT	—		R		
	U000885014xx	└ MICRO-SWITCH-(MS06-1) ASSY	5	1			No.20
R-2	U001207574xx	WASTE TONER SENSOR,TS02 MNT	—		R		
	U000439953xx	└ TS02 ASSY	2	1			No.15

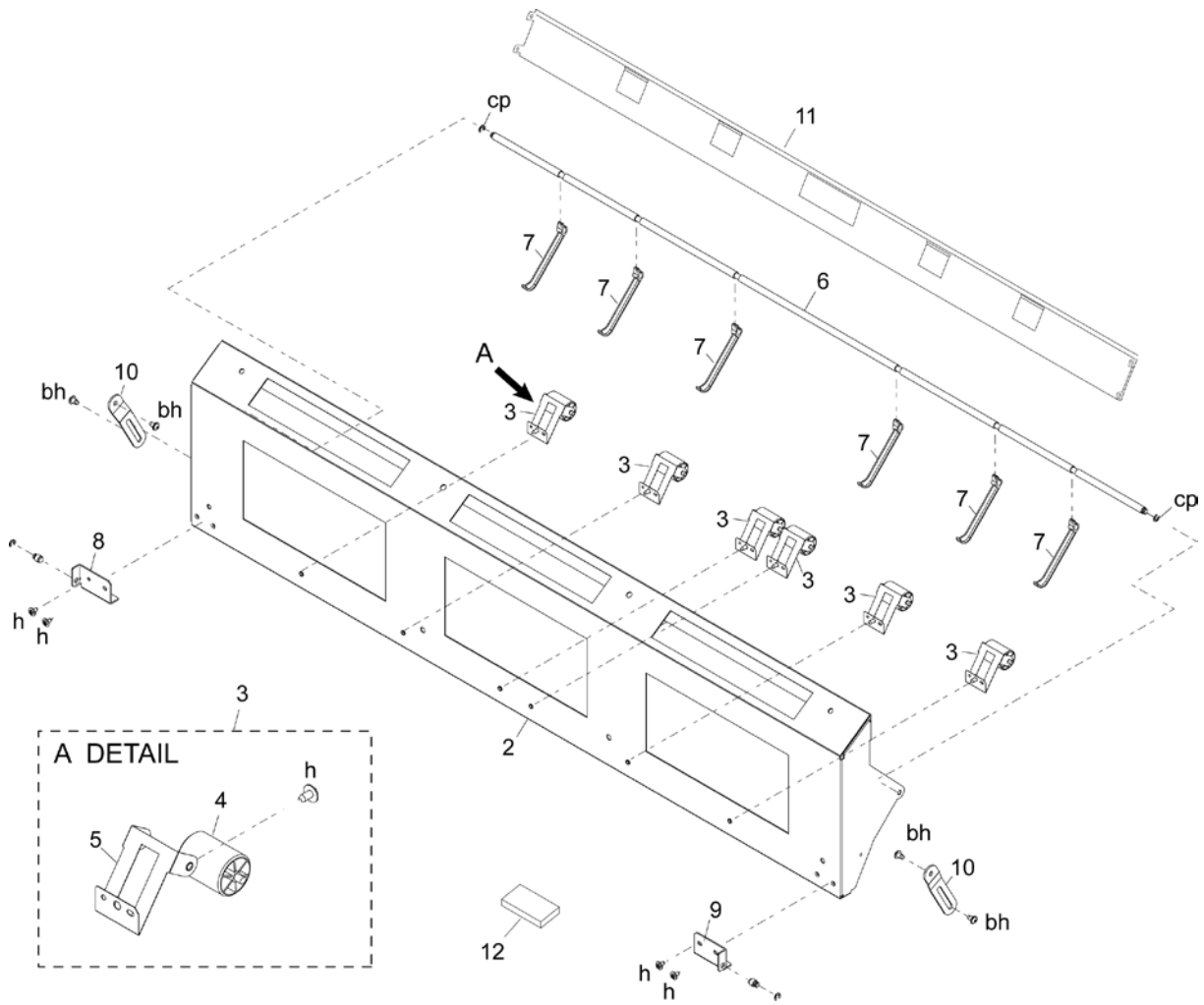
P: Quantity per package, Q: Used quantity, R: Recommended part, C: Consumable, S: Selectable, O: Optional

Parts list (WASTE TONER BOTTLE UNIT)

No.	Part Number	Part Name	P	Q	R/C	S/O	Note
(1)	U001227328xx	WASTE TONER BOTTLE UNIT		(1)			
2	U001191598xx	└ BOTTLE-ASSY		(1)			
3	U001191600xx	└ BOTTLE-TONER		1			
4	32160-0174-xx	└ SEAL (BOTTLE)		1			
5	U001203107xx	└ LABEL-CAUTION-BOTTLE		1			
6	U001191611xx	└ DUCT-TONER		1			
7	U001191745xx	└ BK-DUCT		1			
8	U001191622xx	└ BRACKET-BOT-DUCT		1			
9	U001191633xx	└ FRAME-BOT-L		1			
10	U001191644xx	└ FRAME-BOT-R		1			
11	U001191655xx	└ FRAME-BOT-T		1			
12	U001191666xx	└ FRAME-BOT-B		1			
13	U001191677xx	└ FULL-SENSOR-ASSY		(1)			
14	32120-3693-xx	└ PLATE (TS02)		1			
15	U000439953xx	└ TS02 ASSY		1	R		
16	U001191688xx	└ SPRING-FULL-SENSOR		1			
17	U001194614xx	└ T2-CBL-TS02					
18	U001191690xx	└ MICRO-SWITCH-ASSY		(1)			
19	U001191701xx	└ SPRING-MSW-BOT		1			
20	U000885014xx	└ MICRO-SWITCH-(MS06-1)ASSY		1	R		
21	37260-0251	└ Mini Clamp		3			

P: Quantity per package, Q: Used quantity, R: Recommended part, C: Consumable, S: Selectable, O: Optional

**6. BUFFER-UNIT**

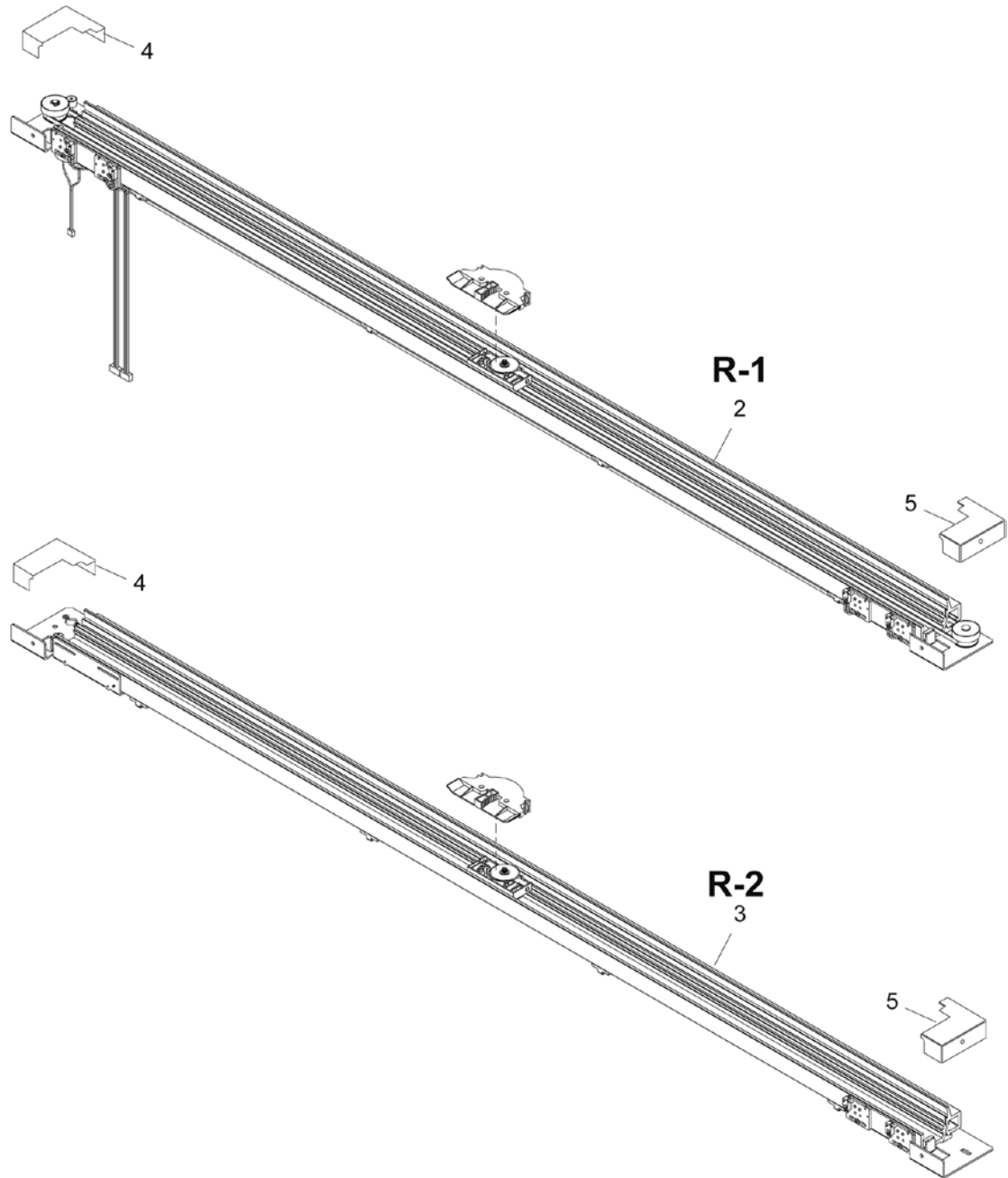


Parts list (BUFFER-UNIT)

No.	Part Number	Part Name	P	Q	R/C	S/O	Note
(1)	U001191734xx	BUFFER-UNIT		(1)			
2	U001191508xx	└ COVER-BUF		1			
3	U001191510xx	└ PINCH-ASSY-BUF		(6)			
4	32210-0286-xx	└ ROLLER (PINCH 2)		1			
5	U001191521xx	└ SPRING-PINCH-BUF		1			
6	U001191532xx	└ SHAFT-BUF		1			
7	U001191543xx	└ GUIDE-BUF		6			
8	U001191554xx	└ STAY-COVER-BUF-L		1			
9	U001191565xx	└ STAY-COVER-BUF-R		1			
10	U001191576xx	└ PLATE-BUF-OPEN		2			
11	U001191251xx	└ GUIDE-B		1			
12	U001201768xx	└ SHEET-N		6			

P: Quantity per package, Q: Used quantity, R: Recommended part, C: Consumable, S: Selectable, O: Optional

7. CUTTER-UNIT (2050)



## CUTTER-UNIT (2050)

Recommended parts list (CUTTER-UNIT (2050))

No.	Part Number	Part Name	P	Q	R/C	S/O	Note
R-1	U001209093xx	CUTTER UNIT AUTO MNT	—		R		
	U001189585xx	┆ CUTTER-UNIT (AUTO)	1	1			No.2
	U001203142xx	┆ LABEL-CUTTER-POSITION	1	1			
R-2	U001211264xx	CUTTER UNIT MANUAL MNT	—		R		
	U001189596xx	┆ CUTTER-UNIT (MANUAL)	1	1			No.3
	U001203142xx	┆ LABEL-CUTTER-POSITION	1	1			

P: Quantity per package, Q: Used quantity, R: Recommended part, C: Consumable, S: Selectable, O: Optional

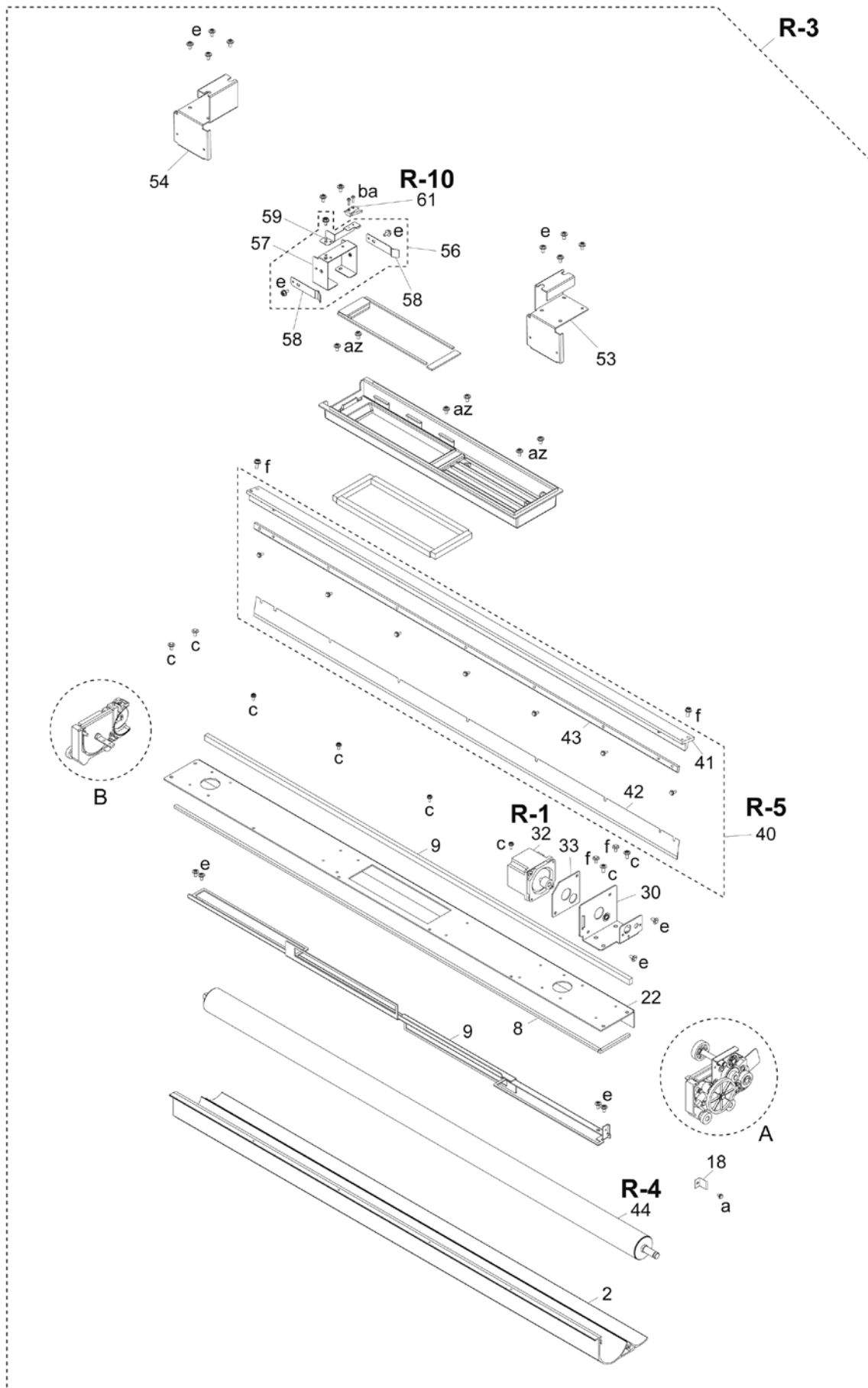
Parts list (CUTTER-UNIT (2050))

No.	Part Number	Part Name	P	Q	R/C	S/O	Note
(1)	U001189574xx	CUTTER-UNIT(2050)		(1)			
2	U001189585xx	┆ CUTTER-UNIT(AUTO)		1	R		
3	U001189596xx	┆ CUTTER-UNIT(MANUAL)		1	R		
4	U001189607xx	┆ COVER(CUTTER-L)		2			
5	U001189618xx	┆ COVER(CUTTER-R)		2			


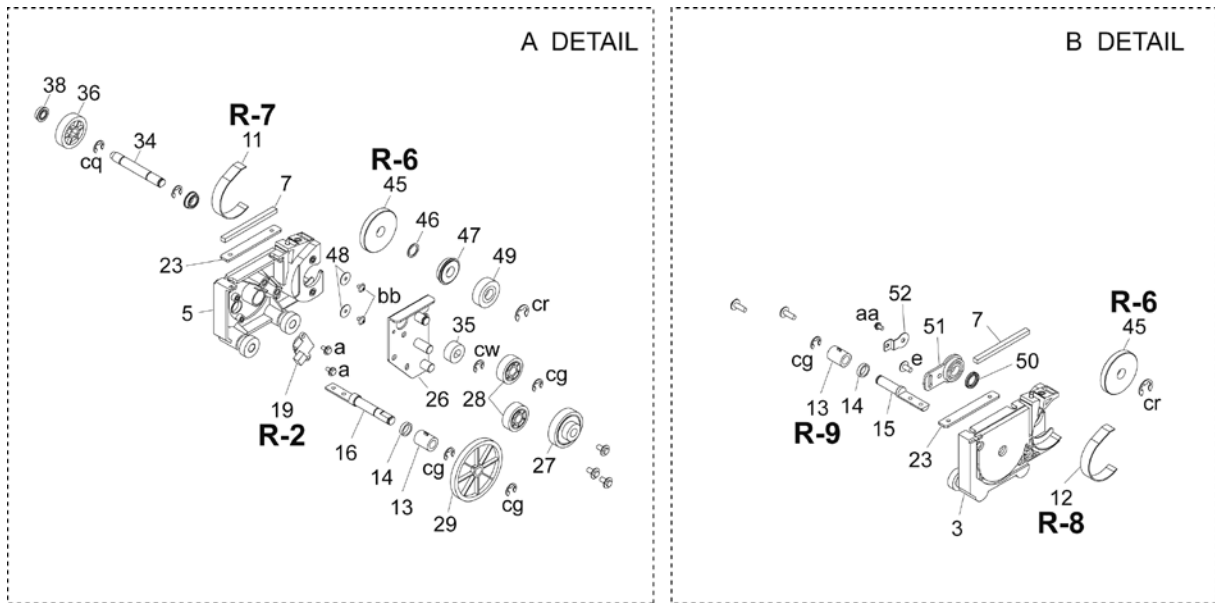
P: Quantity per package, Q: Used quantity, R: Recommended part, C: Consumable, S: Selectable, O: Optional



8. DEVELOPER UNIT



# DEVELOPER UNIT



## Recommended parts list (DEVELOPER UNIT)

No.	Part Number	Part Name	P	Q	R/C	S/O	Note
R-1	U001207383xx	MOTOR GM MNT	—		R		
	U000882358xx	└ MOTOR(GM)	1	1			No.32
R-2	U001207552xx	TONER SENSOR,TS01 MNT	—		R		
	U000439942xx	└ TS01 ASSY	2	1			No.19
R-3	U001208722xx	DEVELOPER UNIT MNT	—		R		
	U001194963xx	└ DEVELOPER UNIT	(1)	(1)			No.1
R-4	U001208744xx	MAGNET ROLL MNT	—		R		
	U001080426xx	└ MAGNET ROLL	1	1			No.44
R-5	U001086941xx	BLADE-S-DV MNT	—		R		
	U000882527xx	└ BLADE-S-DV-ASSY	(1)	(1)			No.40
R-6	U001208788xx	SPACER DEV MNT	—		R		
	U000588341xx	└ SPACER (DEV)	5	2			No.45
R-7	U001208801xx	SEAL MG L MNT	—		R		
	U000882573xx	└ SEAL(MG-L)	5	1			No.11
R-8	U001208823xx	SEAL MG R MNT	—		R		
	U000882641xx	└ SEAL(MG-R)	5	1			No.12
R-9	U001208845xx	BEARING AGITATOR MNT	—		R		
	U000446962xx	└ BEARING (AGITATOR)	50	2			No.13
R-10	U001207438xx	MICRO SWITCH, 04, 05, 06-1 MNT	—		R		
	U000885014xx	└ MICRO-SWITCH-(MS06-1) ASSY	5	1			No.61

**P:** Quantity per package, **Q:** Used quantity, **R:** Recommended part, **C:** Consumable, **S:** Selectable, **O:** Optional

**DEVELOPER UNIT**

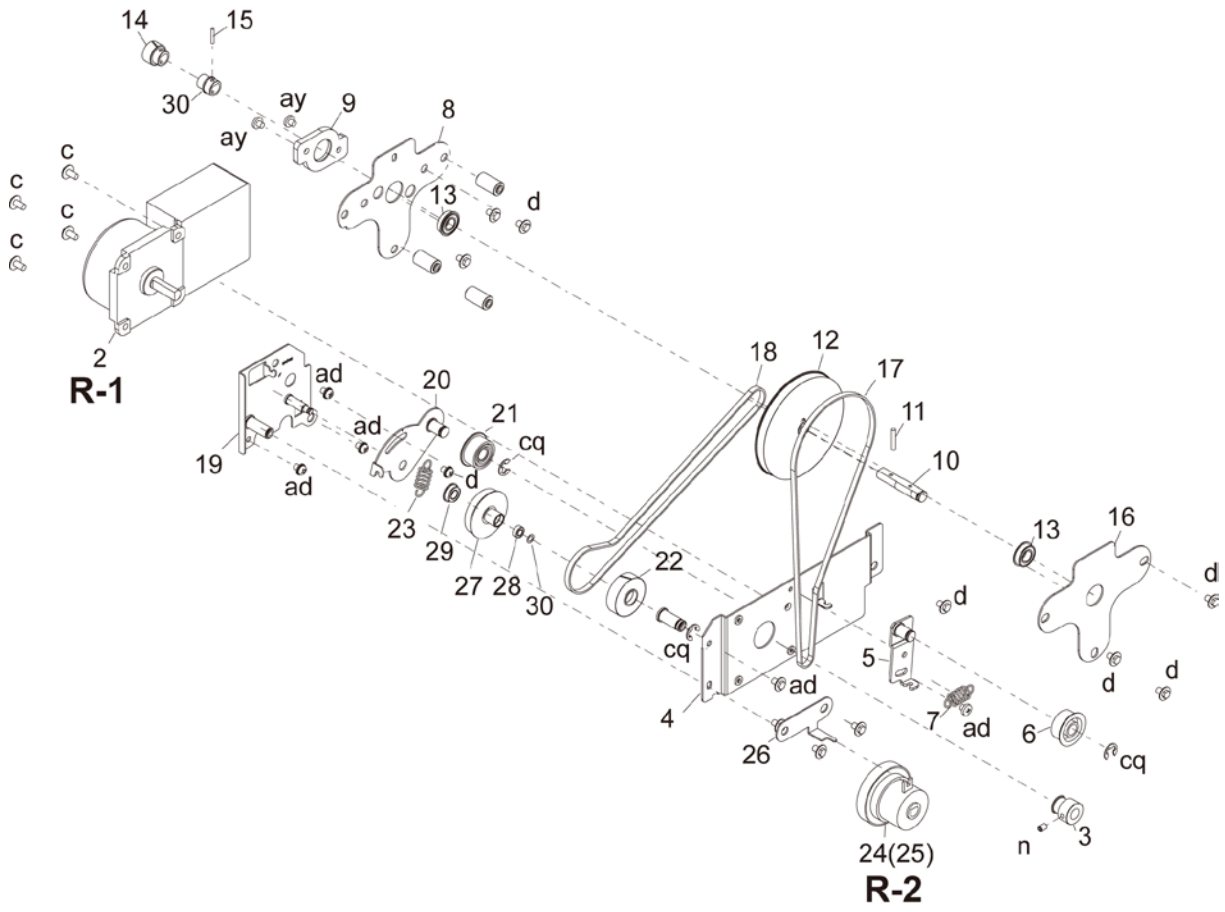
Parts list (DEVELOPER UNIT)

No .	Part Number	Part Name	P	Q	R/C	S/O	Note
(1)	U001194963xx	DEVELOPER UNIT		(1)	R		
2	U001194974xx	└ CHASSIS(DEV)		1			
3	U000882270xx	└ FRAME(DEV-R)		1			
4	U001195301xx	└ BEARING		2			
5	U000882281xx	└ FRAME(DEV-L)		1			
6	U001195301xx	└ BEARING		2			
7	U000882540xx	└ SEAL(FRAME-L/R)		2			
8	U000882551xx	└ SEAL(BACK)		1			
9	U000882562xx	└ SEAL(FRONT)		1			
11	U000882573xx	└ SEAL(MG-L)		1	R		
12	U000882641xx	└ SEAL(MG-R)		1	R		
13	U000446962xx	└ BEARING (AGITATOR)		2	R		
14	U000459516xx	└ ALP SEAL		2			
15	U000882292xx	└ SHAFT(AGITATOR-R)		1			
16	U000882303xx	└ SHAFT(AGITATOR-L)		1			
17	U000882494xx	└ AGITATOR(4-FIN)		1			
18	U000588431xx	└ SHEET (CLEANER)		1			
19	U000439942xx	└ TS01 ASSY		1	R		
21	37260-0230	└ PAN-TY CABLE TIE MOUNT		6			
22	U001195323xx	└ FRAME(TOP-AL-GAS)		1			
23	U000882325xx	└ PLATE(SCREW)		2			
26	U001195007xx	└ PLATE(DV-GEAR)		1			
27	U000882584xx	└ GEAR(DV-15Z-33Z)		1			
28	U000882595xx	└ GEAR(DV-23Z)		2			
29	U000882606xx	└ GEAR(DV-57Z)		1			
30	U001195018xx	└ BRACKET(DV-MOTOR)		1			
31	U001194480xx	└ T2-CBL-DEV2		1			
32	U000882358xx	└ MOTOR(GM)		(1)	R		
33	U001195020xx	└ SPACER-MOTOR-DEV		1			
34	U001195031xx	└ SHAFT(DV-16Z-29Z)		1			
35	U000882663xx	└ GEAR(DVA-16Z)		1			
36	U000882674xx	└ GEAR(DVA-29Z)		1			
37	U000843388xx	└ BEARING-8		1			
38	U000881504xx	└ BEARING-6		1			
39	U001201577xx	└ FERRITE-CORE		1			
40	U00088252700	└ BLADE-S-DV-ASSY		(1)	R		
41	U000882360xx	└ HOLDER(BLADE-S)		1			
42	U000882371xx	└ BLADE(S)		1			
43	U000882382xx	└ BLADE-PUSHER		1			
44	U001080426xx	└ MAGNET ROLL		1	R		
45	U000588341xx	└ SPACER (DEV)		2	R		
46	U000882393xx	└ PLATE(0.7)		1			
47	U000588330xx	└ BEARING		1			
48	U000882437xx	└ STOPPER(MG-BEARING)		2			
49	U000882617xx	└ GEAR(ONE-WAY)		1			
50	U000442326xx	└ WAVE WASHER		1			
51	U000882404xx	└ SUPPORTER(MG)		1			
52	U000882415xx	└ PLATE(EL-REQ)		1			
53	U001195053xx	└ PLATE-HD		1			
54	U001195064xx	└ PLATE-H		1			

No .	Part Number	Part Name	P	Q	R/C	S/O	Note
55	U001195086xx	└ HOPPER-DEV-T2		1			
56	U001195222xx	└ HOLDER(SENSOR) ASSY		(1)			
57	U001195233xx	└ HOLDER-SENSOR-T2		1			
58	U001208114xx	└ SPRING-LOCK-CARTRIDGE		2			
59	U001195244xx	└ SPRING-PLATE-SENSOR-T2		1			
60	U001210678xx	└ MS04ASSY		(1)			
61	U000885014xx	└ MICRO-SWITCH-(MS06-1) ASSY		1	R		
62	U001194840xx	└ T2-CBL-HV2		1			
63	U001255138xx	└ SEAL(HOPPER)		1			
64	U001255140xx	└ SUPPORT(SEAL-HOP)		1			

**P:** Quantity per package, **Q:** Used quantity, **R:** Recommended part, **C:** Consumable, **S:** Selectable, **O:** Optional

### 9. DRIVE UNIT



## Recommended parts list (DRIVE-UNIT)

No.	Part Number	Part Name	P	Q	R/C	S/O	Note
R-1	U001207361xx	MOTOR PM01 MNT	—		R		
	U000881458xx	└ MOTOR(PM01)	1	1			No.2
R-2	U001207416xx	CLUTCH 4.4 MNT	—		R		
	U000918268xx	└ CLUTCH(REGIST/INSERTION)4.4	1	1			No.25

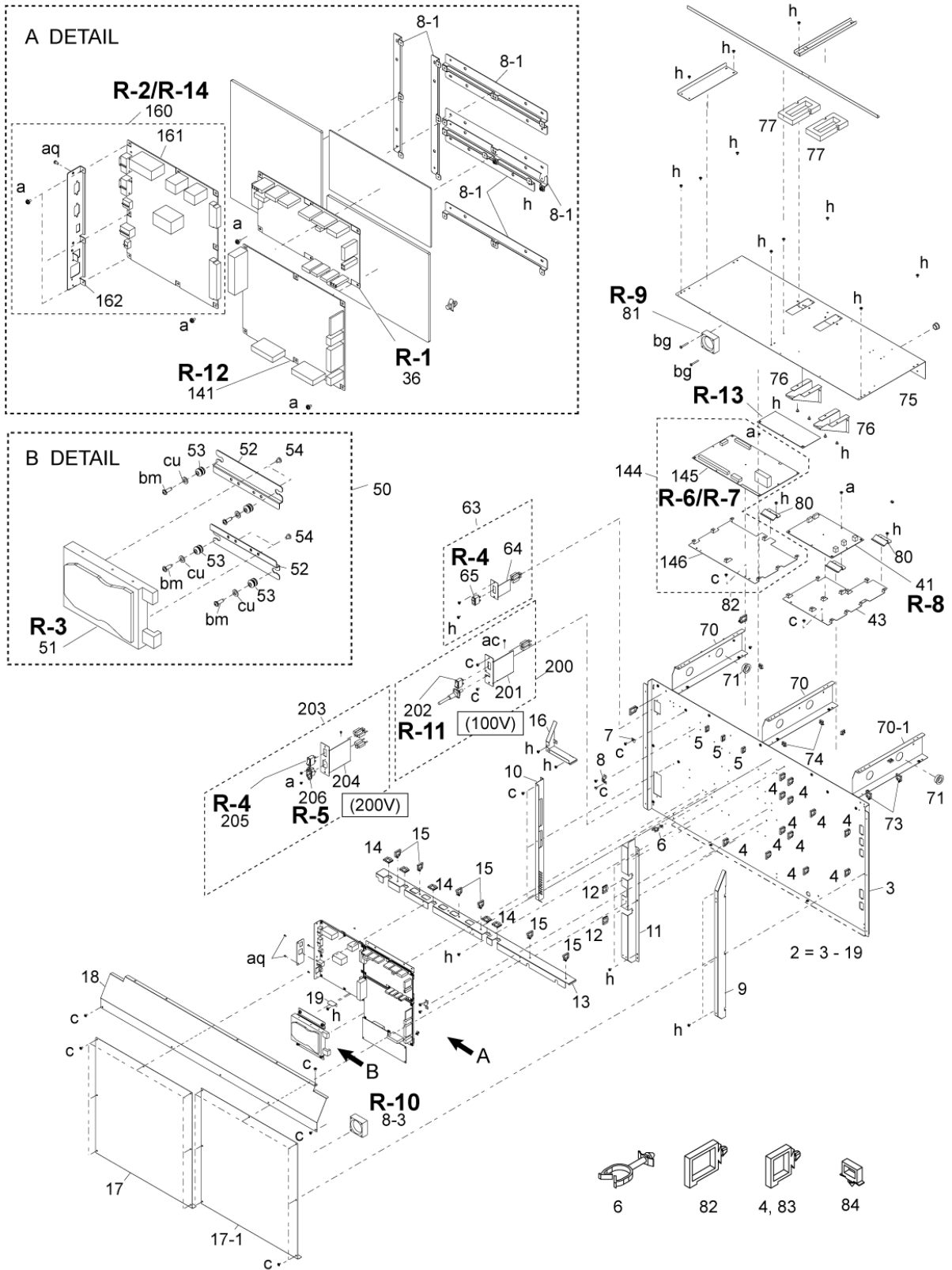
P: Quantity per package, Q: Used quantity, R: Recommended part, C: Consumable, S: Selectable, O: Optional

## Parts list (DRIVE-UNIT)

No.	Part Number	Part Name	P	Q	R/C	S/O	Note
(1)	U001195356xx	DRIVE UNIT		(1)			
2	U000881458xx	└ MOTOR(PM01)		1	R		
3	U000881460xx	└ PULLY(19P)		1			
4	U001195367xx	└ BRACKET-PM		1			
5	U001195378xx	└ PLATE-TENSION-M		1			
6	U000442697xx	└ PULLEY (TENSION-BELT)		1			
7	U000881752xx	└ SPRING-TENSION		1			
8	U001195380xx	└ PLATE-PAN1		1			
9	U001195391xx	└ GUIDE-DRIVE-PRC		1			
10	U001195402xx	└ SHAFT-122P-28P-16Z		1			
11	33411-2012	└ SPRING PIN		1			
12	U001195413xx	└ PULLY-122P28P		1			
13	U000442618xx	└ BEARING		2			
14	U001195424xx	└ GEAR-16Z		1			
15	33411-2012	└ SPRING PIN		1			
16	U001195435xx	└ PLATE-PAN2		1			
17	U001195446xx	└ TIMING-BELT		1			
18	U001195457xx	└ TIMING-BELT		1			
19	U001195468xx	└ PLATE-REG-A		1			
20	U001195470xx	└ PLATE-TENSION-REG		1			
21	U000442697xx	└ PULLEY (TENSION-BELT)		1			
22	U001213176xx	└ GEAR-108Z-OWC		1			
23	U000881752xx	└ SPRING-TENSION		1			
24	U000884441xx	└ CL(04)		(1)			
25	U000918268xx	└ CLUTCH(REGIST/INSERTION)4.4		1	R		
26	U001195492xx	└ PLATE-REG-B		1			
27	U001213187xx	└ PULLY-53P		1			
28	U001213255xx	└ Bearing		1			
29	U000881504xx	└ BEARING		1			
30	33501-4165	└ ポリスライダー		1			

P: Quantity per package, Q: Used quantity, R: Recommended part, C: Consumable, S: Selectable, O: Optional

# 10. ELECTRICAL UNIT 2060





## Recommended parts list (ELECTRICAL UNIT 2060)

No.	Part Number	Part Name	P	Q	R/C	S/O	Note
R-1	U001211804xx	PCB-ASSY-AAC1 MNT	—		R		
	U001171721xx	└ PCB-ASSY-AAC1	1	1			No.36
R-2	U100001695xx	PCB-ASSY-ARC1 2060 MNT	—		R	S	
	U100001044xx	└ PCB-ARC1-UNIT 2060	(1)	(1)			MF Model No.160
	U001304752xx	└ PCB-ASSY-ARC1ARC2-MNT leaflet	1	—			
R-3	U001211894xx	HDD MNT	—		R		
	U001247242xx	└ HDD	1	1			No.51
	U001242652xx	└ HDD exchange leaflet	1	—			
R-4	U001209330xx	MAIN SWITCH 120V 200V MNT	—		R	S	For 200 V AC heater switch
	U000596338xx	└ SMALL POWER SWITCH	3	2			No.65, 205
R-5	U001209352xx	AC INLET MNT	—		R	S	For 200 V AC
	U000884913xx	└ AC INLET	20	1			No.206
R-6	U001211815xx	PSU-T2(MID100) MNT	—		R	S	For 100 V AC
	U001205234xx	└ PSU-T2(MID100)	1	1			No.41
R-7	U001211815xx	PSU-T2(MID100) MNT	—		R	S	For 100 V AC
	U001205234xx	└ PSU-T2(MID100)	1	1			No.145
R-8	U001211826xx	PSU-T2 MNT	—		R	S	For 200 V AC
	U001177874xx	└ PSU-T2	1	1			No.145
R-10	U001209317xx	BL05 ASSY MNT	—		R		
	U001187100xx	└ T2-FAN-BL05	1	2			No.74-1, 81
R-11	U001210770xx	BLOWER FAN ASSY MNT	—		R		
	U000966431xx	└ BLOWER FAN	1	1			No.8-3
R-12	U001210803xx	MAIN SWITCH 100V MNT	—		R	S	For 100 V AC
	U001204773xx	└ CIRCUIT PROTECTOR	5	1			No.202
R-13	U001211905xx	PCB-ASSY-ASC1 MNT	—		R		MF Model
	U001171743xx	└ PCB-ASSY-ASC1	1	1			No.141
	U001305832xx	└ PCB-ASSY-ASC1-MNT leaflet 1308	1	—			
R-14	U001211940xx	HE RELAYS MNT	—		R	S	For 100 V AC
	U001203772xx	└ POWER RELAY	1	2			No.148
R-15	U100001696xx	PCB-ASSY-ARC2 2060 MNT	—		R	S	
	U100001045xx	└ PCB-ARC2-UNIT 2060	(1)	(1)			PR Model No.160
	U001304752xx	└ PCB-ASSY-ARC1ARC2-MNT leaflet	1	—			

P: Quantity per package, Q: Used quantity, R: Recommended part, C: Consumable, S: Selectable, O: Optional

**ELECTRICAL UNIT 2060**

Parts list (ELECTRICAL UNIT 2060)

No.	Part Number	Part Name	P	Q	R/C	S/O	Note
	U100000875xx	ELECTRICAL UNIT MF 2060 100V		(1)		S	100V AC MF models
	U100000876xx	ELECTRICAL UNIT PL 2060 100V		(1)		S	100V AC PR models
	U100000877xx	ELECTRICAL UNIT MF 2060 200V		(1)		S	200V AC MF models
(1)	U100001042xx	└ ELECTRICAL UNIT 2060		(1)			
(2)	U001190441xx	└ COVER-ASSY		(1)			
3	U001190452xx	└ FRAME-EL		1			
4	U000440908xx	└ LOCKING-WIRE-SADDLE		18			
5	J-37260-0291	└ LOCKING-WIRE-SADDLE		1			
6	U000443575xx	└ HARNESS-LIFTER		1			
7	U001148444xx	└ GROUND-CLAMP		2			
8	U000898738xx	└ ANGLE(GND-L)		1			
8-1	U001199092xx	└ STAND-PCB		6			
8-2	U001201476xx	└ STAND-PCB-S		1			
8-3	U000966431xx	└ BLOWER FAN		1	R		
8-4	J-37260-0251	└ HORIZONTAL MINI CLAMP		1			
9	U001190474xx	└ COVER-SIDE-R		1			
10	U001190485xx	└ COVER-SIDE-L		1			
11	U001190496xx	└ COVER-CENTER		1			
12	U000439211xx	└ EDGE-SADDLE		2			
13	U001190507xx	└ GUIDE-HARNESS		1			
14	U000439211xx	└ EDGE-SADDLE		4			
14-1	37260-0292	└ EDGE-SADDLE		1			
15	U000440908xx	└ LOCKING-WIRE-SADDLE		7			
16	U001190564xx	└ COVER-SIDE-TOP		1			
17	U001190518xx	└ COVER-BACK-L		1			
17-1	U001200925xx	└ COVER-BACK-R		1			
18	U001190520xx	└ COVER-TOP		1			
19	U001190553xx	└ STAY-ARC		1			
36	U001171721xx	└ PCB-ASSY-AAC1		1	R		
41	U001212636xx	└ HV(4CH)-PSU-T2		1	R		
43	U001190610xx	└ TRAY-HVPS		1			
43-1	U001238185xx	└ SHEET-HVPS		1			
50	U001190665xx	└ HDD-ASSY		(1)			
51	U001208250xx	└ HDD		1	R		
52	U001190676xx	└ STAND-HDD		2			
53	U001190687xx	└ HIGH-END DAMPER HED		4			
63	U001190733xx	└ SW-HEATER-ASSY		(1)			
64	U001190744xx	└ PANEL-HEATER SW		1			
65	U000596338xx	└ SMALL POWER SWITCH		1	R		
70	U001190766xx	└ STAY-EL		2			
70-1	U001213716xx	└ STAY-EL-R		1			
71	J-37260-0289	└ ONE-TOUCH-BUSH		1			
72	J-37260-0202	└ ONE-TOUCH-BUSH		1			
74	U000440897xx	└ LOCKING-WIRE-SADDLE		5			
74-1	U001187100xx	└ T2-FAN-BL05		1	R		
74-2	U001229264xx	└ FILTER-FAN-ASSY		(1)			
74-3	U001229242xx	└ FILTER		1			

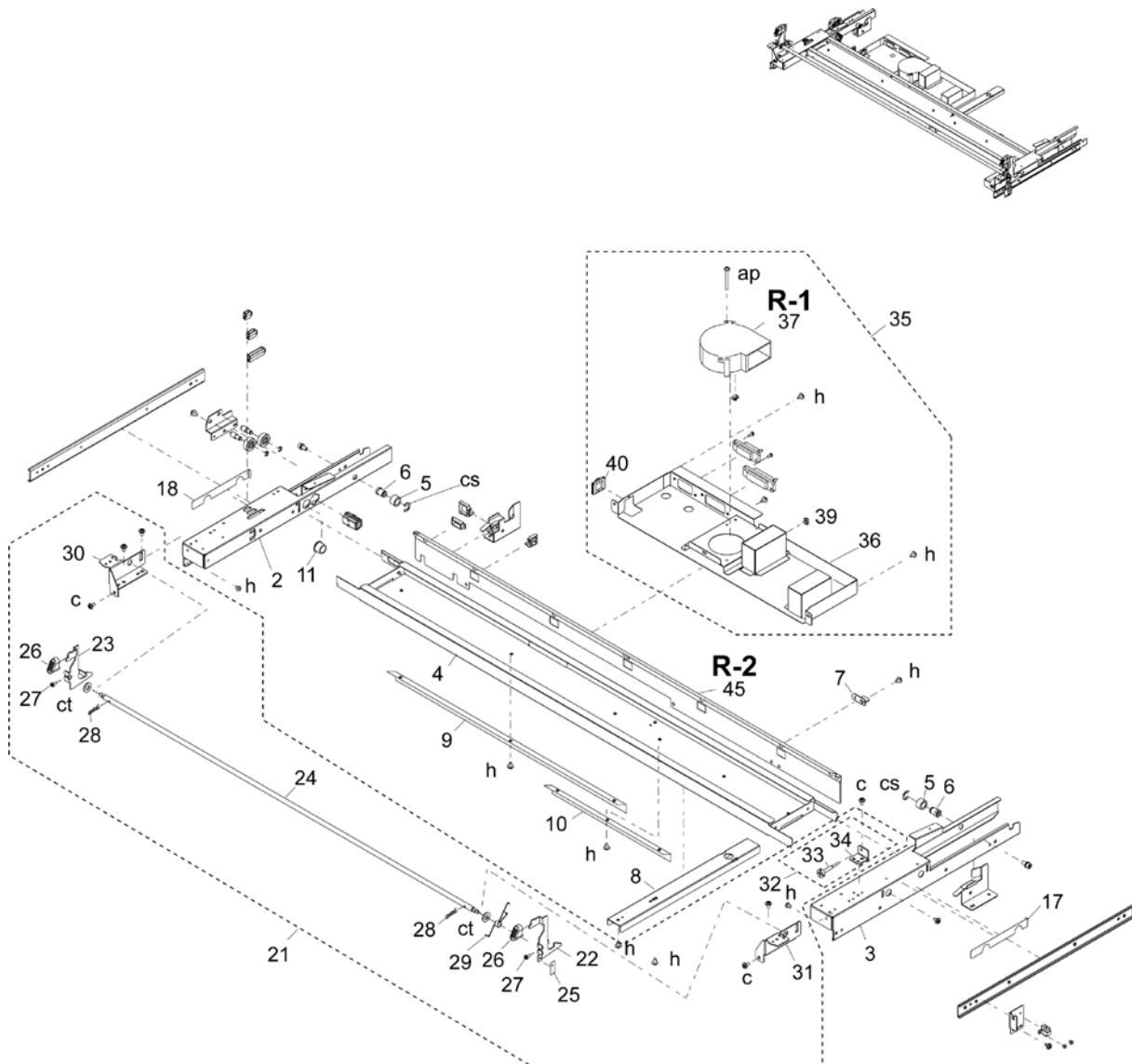
No.	Part Number	Part Name	P	Q	R/C	S/O	Note
74-4	U001229231xx	⊥ PLATE-FILTER		1			
74-5	U001201498xx	⊥ COVER-PRMOTOR		1			
74-6	U001203311xx	⊥ PLATE-AC		1			
74-7	J-37260-0291	⊥ LOCKING-WIRE-SADDLE		1			
75	U001190790xx	⊥ COVER-PS		1			
76	U001190777xx	⊥ DUCT-FUSERFAN		2			
77	U001190788xx	⊥ PACKING-DUCT		2			
78	U001213301xx	⊥ SHEET-DUCT		2			
79	J-37260-0251	⊥ HORIZONTAL MINI CLAMP		2			
79-1	J-37260-0236	⊥ EDGE-SADDLE		2			
79-2	J-37260-0287	⊥ EDGE-SADDLE		1			
80	U001190643xx	⊥ STOPPER-TRAY		4			
81	U001187100xx	⊥ T2-FAN-BL05		1	R		
90	U001201500xx	⊥ PLATE-HARNESS		1			
91	U001190823xx	⊥ SKIRT-PSCOVER-L		1			
92	U001357571xx	⊥ SKIRT-PSCOVER-R-2		1			
93	U001357547xx	⊥ SLIDE-GUIDE-INNER-2		1			
94	U001193308xx	⊥ MS18-INTERLOCK		(1)			
95	U001193310xx	⊥ HOLDER-INTERLOCK		1			
96	U001200802xx	⊥ INTAROKKUSUITCHI FA3L-CA22		1	R	S	
	2051429P2000	⊥ FA3L-BA22		1	R	S	
97	U000440897xx	⊥ LOCKING-WIRE-SADDLE		1			
100	U001194401xx	⊥ T2-CBL-HDDDC		1			
101	U001194412xx	⊥ T2-CBL-ARCCNT		1			
102	U001194423xx	⊥ T2-CBL-AACCNT		1			
103	U001194434xx	⊥ T2-CBL-INT1		1			
104	U001194445xx	⊥ T2-CBL-HVPS		1			
105	U001194322xx	⊥ T2-CBL-ACSW1		1			
106	U001194355xx	⊥ T2-CBL-HVDC		1			
107	U001194671xx	⊥ T2-CBL-RFU11		1			
108	U001194693xx	⊥ T2-CBL-RFU31		1			
109	U001201555xx	⊥ FERRITE-CORE		1			
110	U100001043xx	⊥ T2e-CBL-CUT1		1			
111	U001194851xx	⊥ T2-CBL-HV21		1			
112	U001194906xx	⊥ T2-CBL-PHTRSW		1			
113	U001195716xx	⊥ CABLE		1			
114	U001222604xx	⊥ CABLE		1			
115	U000631686xx	⊥ SPIRAL TUBE		1			
116	J-3A3620019	⊥ INSULOK CABLE TIE		1			
117	U001197450xx	⊥ T2-CBL-RASDC		1			
118	U001201566xx	⊥ FERRITE-CORE		1			
119	U001203783xx	⊥ T2-CBL-FUS		1			
120	U001194660xx	⊥ T2-CBL-INT3		1			
130	U001203085xx	⊥ LABEL-FU-JAM		1			
131	U001208193xx	⊥ LABEL-HEATER-SW		1			
132	U001208182xx	⊥ LABEL-POWER-SW		1			
140	U001206011xx	⊥ ASC UNIT		(1)			MF Model
141	U001171743xx	⊥ PCB-ASSY-ASC1		1	R		MF Model
142	U001194647xx	⊥ T2-CBLS-SENS1		1			MF Model
143	U001201566xx	⊥ FERRITE-CORE		1			MF Model
144	U001206022xx	⊥ LVPS UNIT 100V		(1)		S	100V AC models

**ELECTRICAL UNIT 2060**

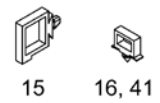
No.	Part Number	Part Name	P	Q	R/C	S/O	Note
145	U001206033xx	LVPS UNIT 200V		(1)		S	200V AC models
	U001205234xx	PSU-T2(MID100)			R	S	100V AC models
	U001177874xx	PSU-T2			R	S	200V AC models
146	U001190632xx	TRAY-LVPS		1			
147	U001227780xx	SHEET-LVPS		1			
148	U001203772xx	POWER RELAY		2	R	S	100V AC models
150	U001203794xx	T2-CBL-FUSER31		1		S	100V AC models
151	U001203805xx	T2-CBL-FUSER32		1		S	100V AC models
152	U001194917xx	T2-CBL-PHTR(100)		1		S	100V AC models
	U001194928xx	T2-CBL-PHTR(200)		1		S	200V AC models
160	U100001044xx	PCB-ARC1-UNIT 2060		(1)	R	S	MF Model
	U100001045xx	PCB-ARC2-UNIT 2060		(1)	R	S	PR Model
161	U001171708xx	PCB-ASSY-ARC1		1		S	MF Model
	U001196065xx	PCB-ASSY-ARC2		1		S	PR Model
162	U001199081xx	PLATE-INTERFACE		1			
163	U001220815xx	GASKET		2			
164	U001234181xx	USB-GND-ASSY		(1)			
165	U001234091xx	PLATE-USB-GND		1			
166	U001234170xx	FINGER		2			
167	U001215437xx	PLATE-LAN		1			
168	U001215516xx	PLATE-DIPSWITCH		1			
169	U001215494xx	CONNECTOR COVER		2			
170	U001215652xx	COVER-USB		1			
200	U001190711xx	AC-INLET-SET-100V		1		S	100V AC models
201	U001190722xx	PANEL-INLET-100V		1		S	100V AC models
202	U001204773xx	CIRCUIT PROTECTOR		1	R	S	100V AC models
203	U001190834xx	AC-INLET-SET-200V		1		S	200V AC models
204	U001190845xx	PANEL-INLET-200V		1		S	200V AC models
205	U000596338xx	SMALL POWER SWITCH		1	R	S	200V AC models
206	U000884913xx	ACINLET		1	R	S	200V AC models
207	U001204795xx	T2-CBL-INLET1		1		S	200V AC models
208	U001204806xx	T2-CBL-FG		1		S	200V AC models

**P:** Quantity per package, **Q:** Used quantity, **R:** Recommended part, **C:** Consumable, **S:** Selectable, **O:** Optional

# 11. FUSER BASE UNIT 2060



- 14= EDGE-SADDLE
- 42=T2-CBL-FUSER12
- 43=T2-CBL-FUSER22
- 44=Ferrite core



# FUSER BASE UNIT 2060

Recommended parts list (FUSER BASE UNIT 2060)

No.	Part Number	Part Name	P	Q	R/C	S/O	Note
R-1	U001207618xx	BLOWER FAN,BL01,02,06 MNT	—		R		
	U001211387xx	└ BL01 ASSY	1	1			No.37
R-2	U001220477xx	SHEET CARBON BR MNT	—		R		
	U001219961xx	└ SHEET-CARBON-BR-ASSY	1	1			No.45

P: Quantity per package, Q: Used quantity, R: Recommended part, C: Consumable, S: Selectable, O: Optional

Parts list (FUSER BASE UNIT 2060)

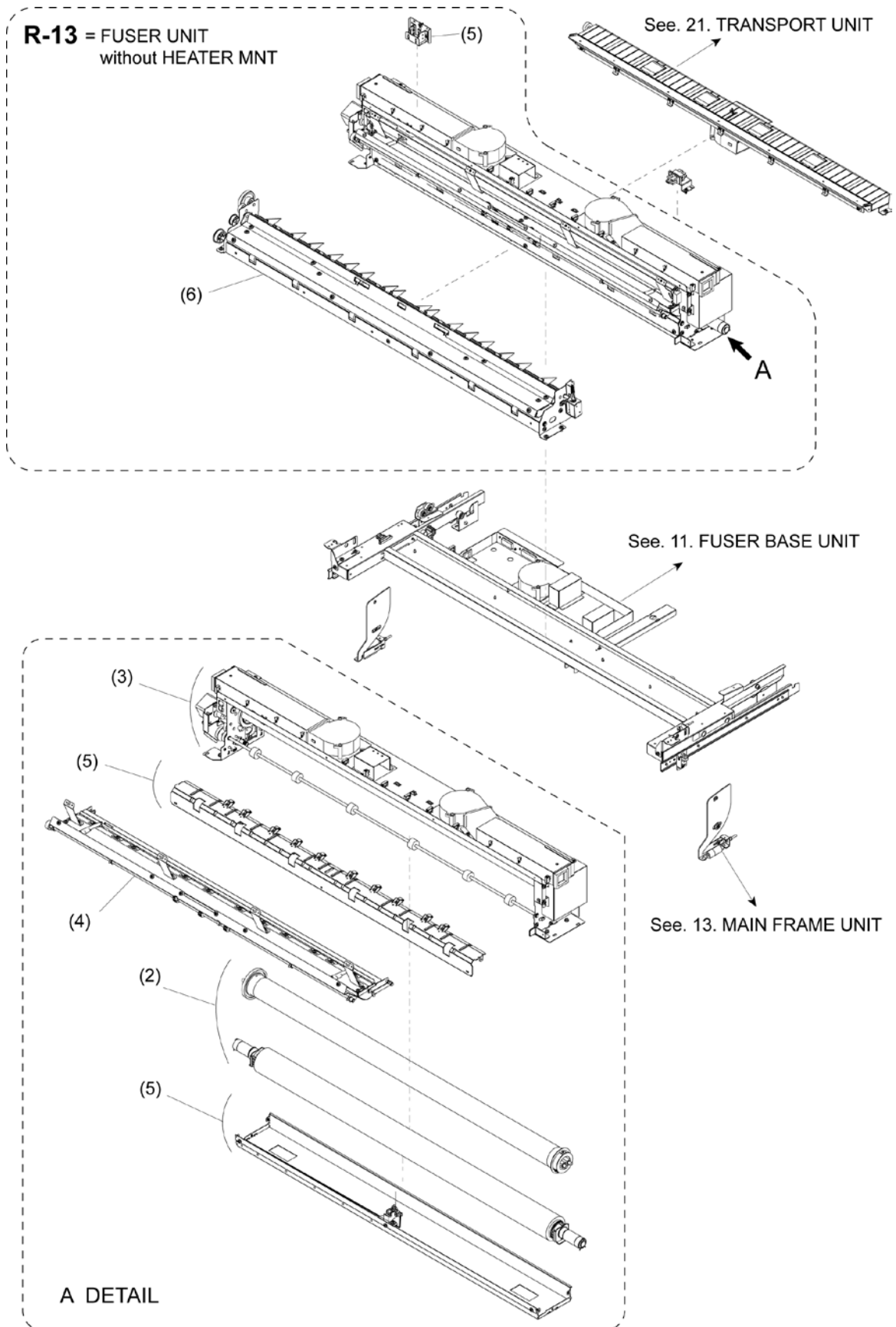
No.	Part Number	Part Name	P	Q	R/C	S/O	Note
(1)	U100000800xx	FUSER BASE UNIT 2060		(1)			
2	U001193332xx	└ FU BASE ANGLE L		1			
3	U001193343xx	└ FU BASE ANGLE R		1			
4	U001193376xx	└ UNDER DUCT		1			
5	U001193387xx	└ CAM ROLLER		2			
6	U001193411xx	└ CAM ROLLER SHAFT		2			
7	U001193422xx	└ PLATE (INTERLOCK PRESSURE)		1			
8	U001357560xx	└ SLIDE-GUIDE-OUTER-2		1			
9	U001190823xx	└ SKIRT-PSCOVER-L		1			
10	U001357571xx	└ SKIRT-PSCOVER-R-2		1			
11	U000869253xx	└ ONE-TOUCH-BUSH		1			
14	U001192050xx	└ EDGE-SADDLE		4			
15	U000440908xx	└ LOCKING-WIRE-SADDLE		1			
16	U000440897xx	└ LOCKING-WIRE-SADDLE		1			
17	U001207203xx	└ GUARD-PET-SHEET-R		1			
18	U001207214xx	└ GUARD-PET-SHEET-L		1			
21	U100000801xx	└ LATCH-ASSY-2060		(1)			
22	U001193477xx	└ LATCH LEVER (R)		1			
23	U001193488xx	└ LATCH LEVER (L)		1			
24	U001193490xx	└ SHAFT (LATCH)		1			
25	U001193501xx	└ SHEET BLADE LG2A		1			
26	U100000802xx	└ BUTTON(LATCH)2060		2			
27	U008990210xx	└ HEX CROSS-RECESSED HEAD TP MACHINE SCREW		2			
28	U009651820xx	└ SNAP PIN		2			
29	U001193523xx	└ SPRING LATCH LEVER		1			
30	U001202692xx	└ PLATE LATCH SHAFT-L		1			
31	U001202703xx	└ PLATE LATCH SHAFT-R		1			
32	U001193578xx	└ T2-ALIGNMENT-ADJUST		(1)			
33	U000590973xx	└ SCREW (ALIGNMENT)		1			
34	U001193580xx	└ PLATE-ALIGNMENT		1			
35	U001193556xx	└ FU-DUCT-ASSY		(1)			
36	U001193567xx	└ FU-DUCT		1			
37	U001211387xx	└ BL01 ASSY		1	R		
ap	33222-4040	└ CROSS-RECESSED TP MACHINE SCREW		2			
-	37260-0251	└ HORIZONTAL MINI CLAMP		1			

No.	Part Number	Part Name	P	Q	R/C	S/O	Note
40	U001192050xx	EDGE-SADDLE		1			
41	U000440897xx	LOCKING-WIRE-SADDLE		1			
42	U001194761xx	T2-CBL-FUSER 12		1			
43	U001194794xx	T2-CBL-FUSER 22		1			
44	U001201577xx	└ FERRITE-CORE		1			
45	U001219961xx	SHEET-CARBON-BR-ASSY		(1)	R		
46	U001219972xx	BRACKET-SHEET-CARBON		1			
47	U001219983xx	SHEET-CARBON-BR		1			
48	U001215088xx	└ └ ADHESIVE TAPE		1			

P: Quantity per package, Q: Used quantity, R: Recommended part, C: Consumable, S: Selectable, O: Optional

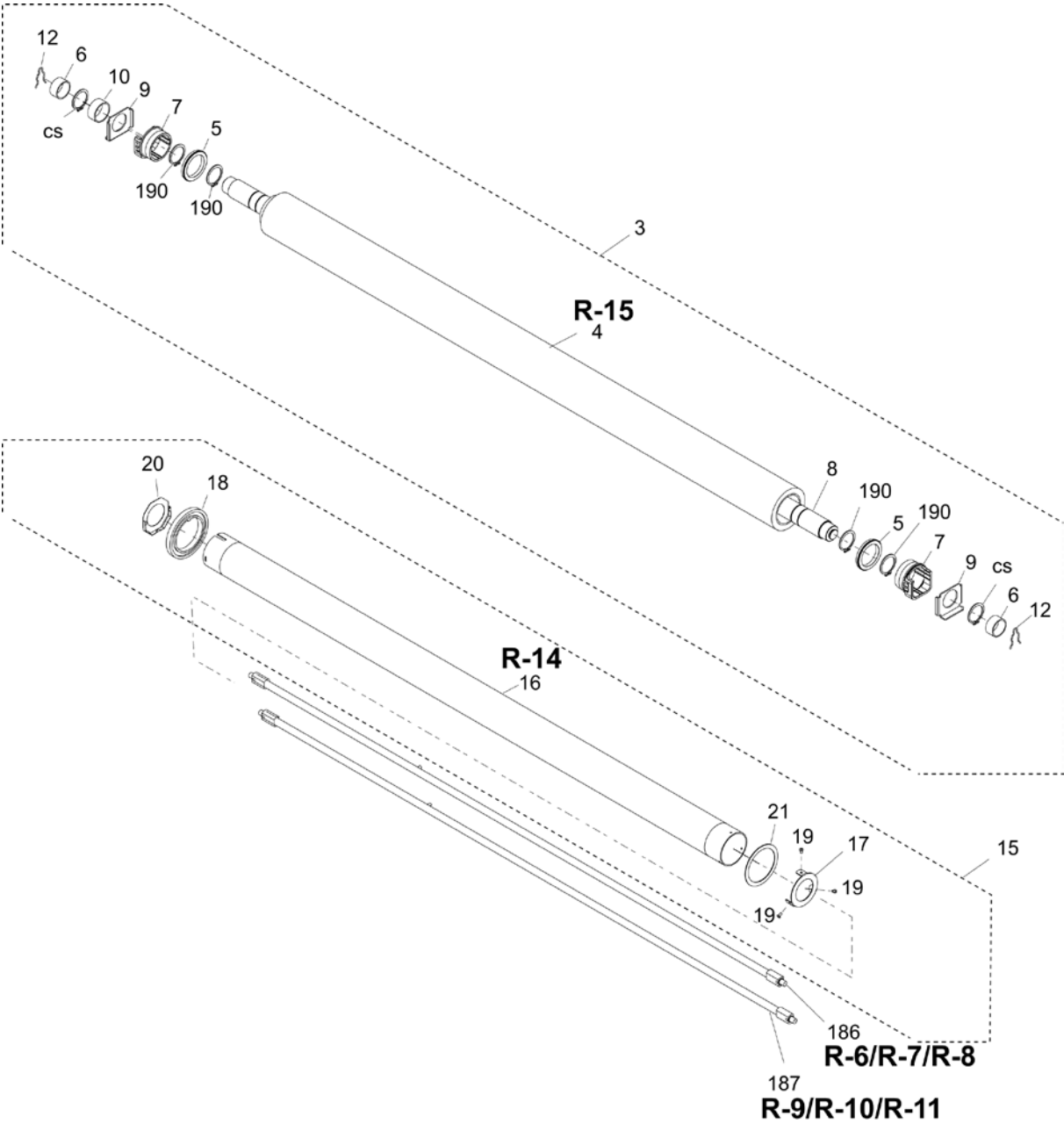
## 12. FUSER UNIT

### (1) FUSER UNIT AND PERIPHERAL UNITS

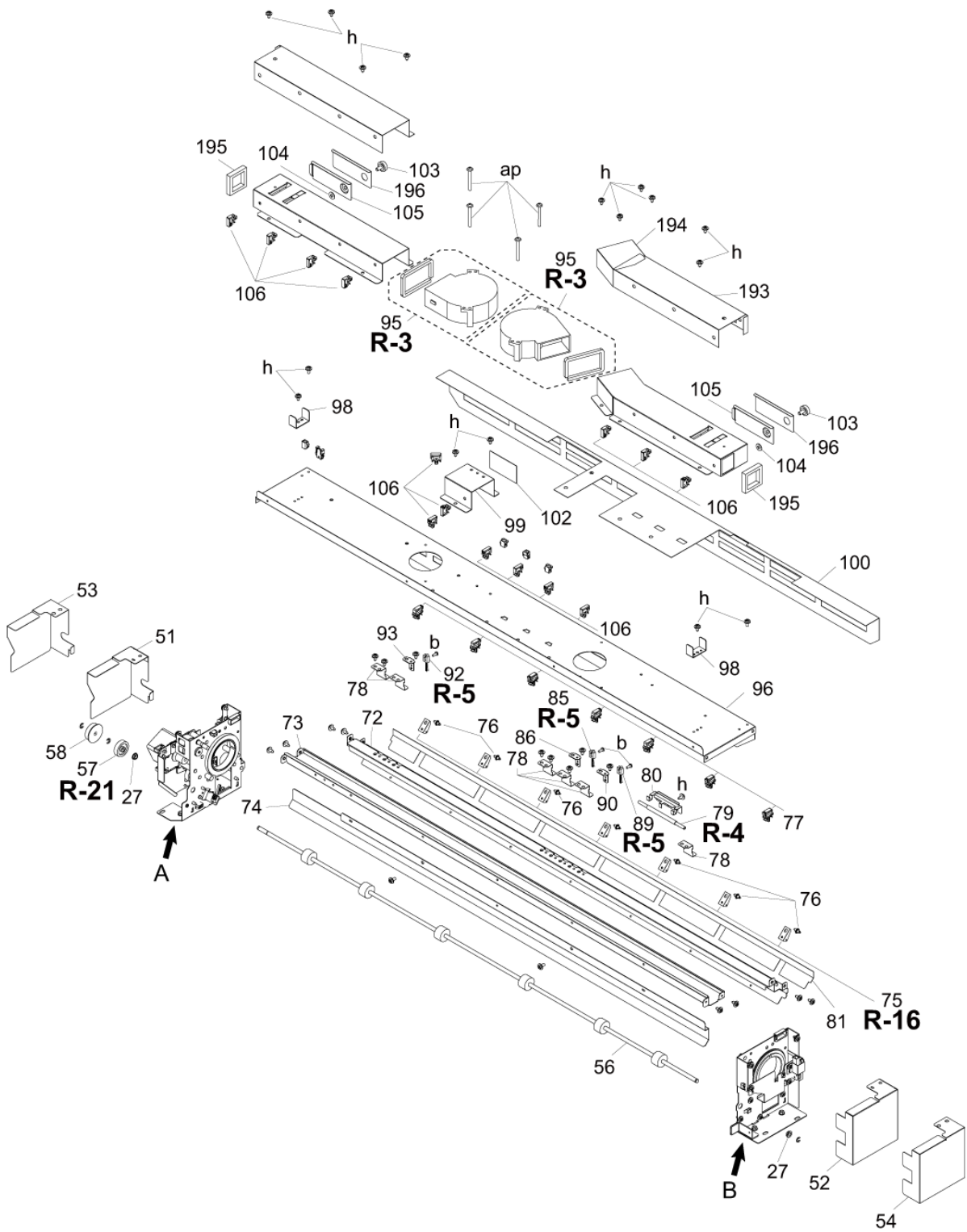


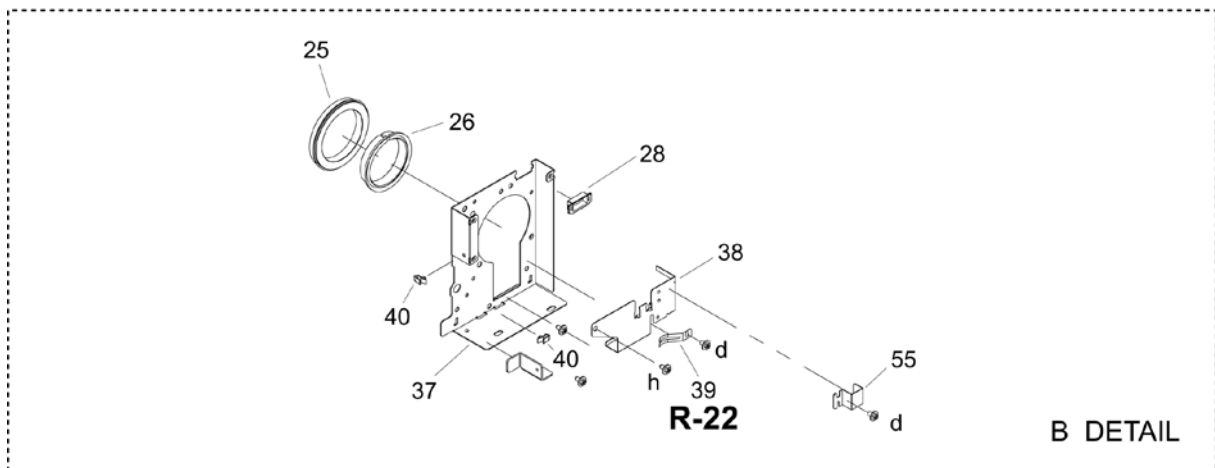
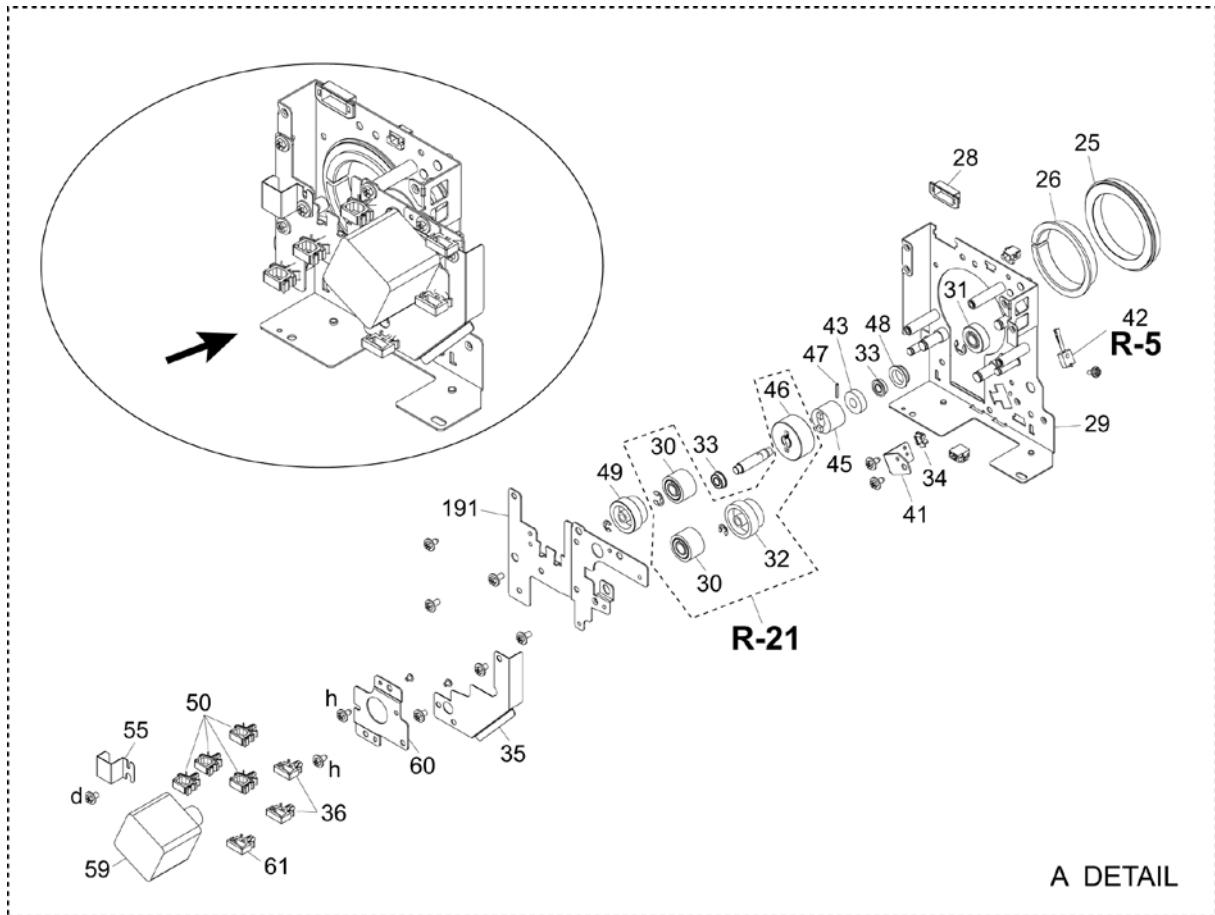


(2) ROLLER (BACK UP) ASSY, ROLLER (HEAT)-ASSY

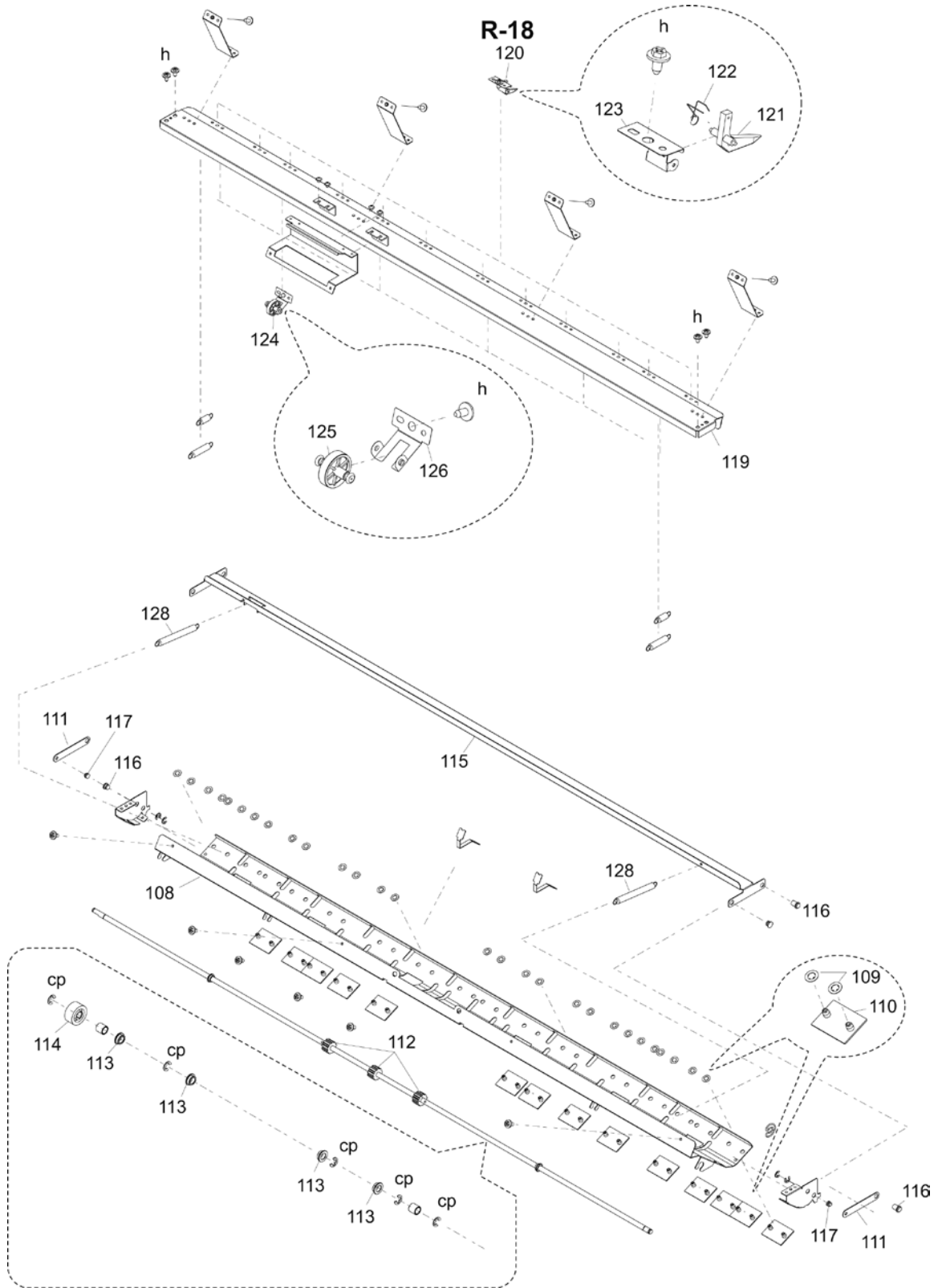


(3) SIDE-FRAME AND PERIPHERAL PARTS

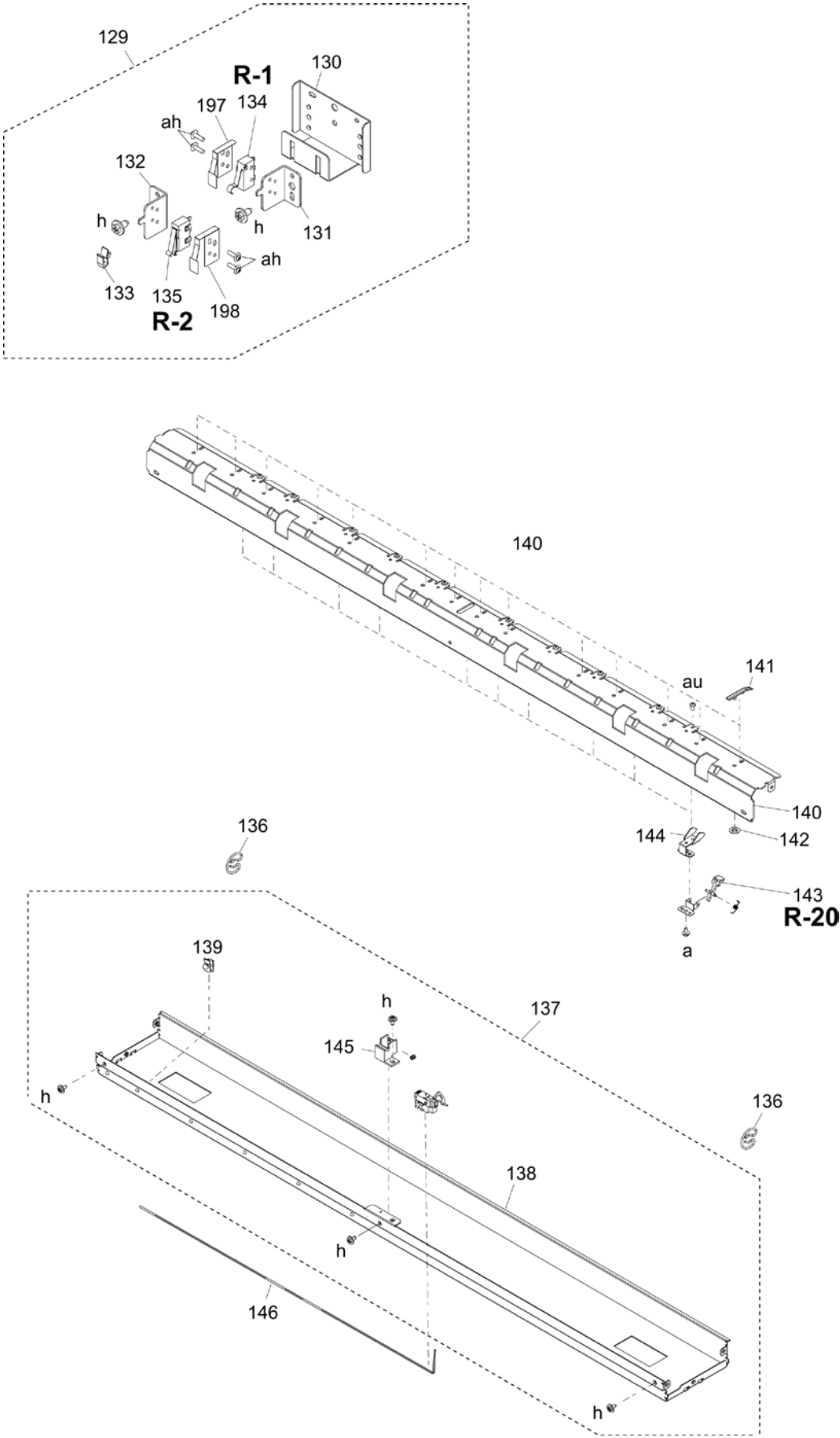




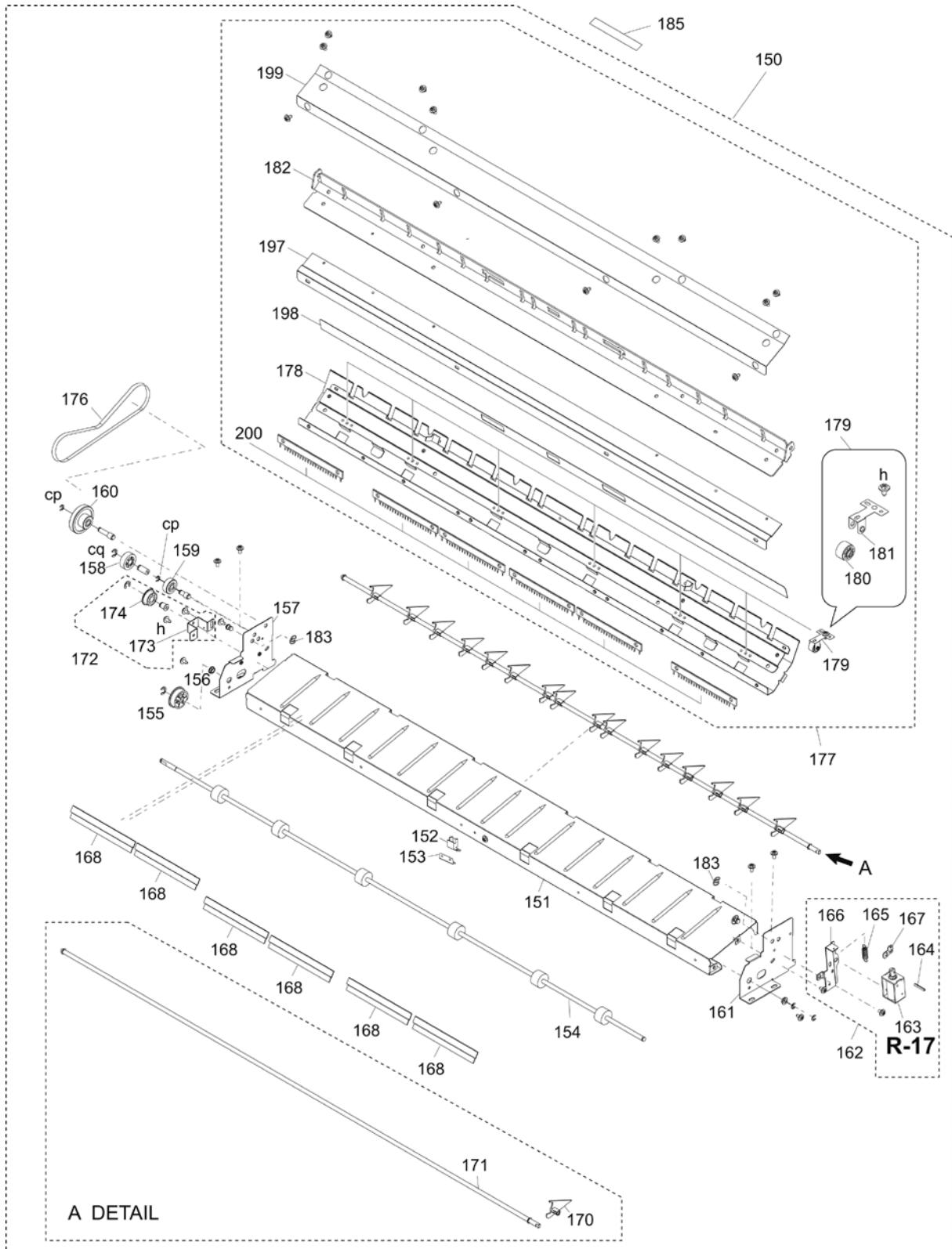
(4) UPPER-PAPER-GUIDE-ASSY



(5) INT5, UNDER PAPER OUT ASSY AND PERIPHERAL PARTS



(6) EXTENSION-PAPER OUT-KIT (MID) AND PERIPHERAL PARTS



## Recommended parts list (FUSER UNIT)

No.	Part Number	Part Name	P	Q	R/C	S/O	Note
R-1	U001207438xx U000885014xx	MICRO SWITCH ,04,05,06-1 MNT └ MICRO-SWITCH-(MS06-1) ASSY	— 5	— 1	R		No.134
R-2	U001207473xx U000878602xx	MICRO SWITCH, 06-2 MNT └ MICRO-SWITCH-(MS06-2) ASSY	— 5	— 1	R		No.135
R-3	U001207618xx U001211387xx	BLOWER FAN,BL01,02,06 MNT └ BL01 ASSY	— 1	— 2	R		No.95
R-4	U001207653xx U001192331xx	FUSE ASSY MNT └ FUSE-ASSY	— 10	— 1	R		No.79
R-5	U001207675xx U001183590xx	THERMISTOR,TH01,02.04,05 MNT └ FS-SENSOR	— 5	— 4	R		No.42, 85, 89, 92
R-6	U001207754xx U001205594xx	HALOGEN LAMP MAIN 100V MNT └ HALOGEN LAMP-MAIN(100V)	— 1	— 1	R	S	For Japan No.186
R-7	U001207798xx U001205616xx	HALOGEN LAMP MAIN 120V MNT └ HALOGEN LAMP-MAIN(120V)	— 1	— 1	R	S	For North America No.186
R-8	U001207833xx U001205638xx	HALOGEN LAMP MAIN 230V MNT └ HALOGEN LAMP-MAIN(230V)	— 1	— 1	R	S	For Europe and China No.186
R-9	U001207776xx U001205605xx	HALOGEN LAMP SUB 100V MNT └ HALOGEN LAMP-SUB(100V)	— 1	— 1	R	S	For Japan No.187
R-10	U001207811xx U001205627xx	HALOGEN LAMP SUB 120V MNT └ HALOGEN LAMP-SUB(120V)	— 1	— 1	R	S	For North America No.187
R-11	U001207855xx U001205640xx	HALOGEN LAMP SUB 230V MNT └ HALOGEN LAMP-SUB(230V)	— 1	— 1	R	S	For Europe and China No.187
R-12	U001207877xx U001227150xx	TORQUE LIMITER MNT └ TORQUE LIMITER(PBT)	— 2	— 1	R		No.45
R-13	U100001621xx U001191756xx 46638301	FUSER UNIT,WITHOUT HEATER 2060,MNT └ FUSER-UNIT └ LEAFLET (MAGNET CATCH)	— (1) 1	— (1) 1	R		No.2
R-14	U001208924xx U001192228xx U001199046xx	ROLLER HEAT MNT └ ROLLER(HEAT) └ SELF-TAPPING PAN HEAD B-TITE SCREW	— 1 3	— 1 3	R		No.16 No.19
R-15	U001208946xx U001198484xx U001225822xx	ROLLER BACK UP ST MNT └ ROLLER(BACK UP-ST) └ ROLLER(BACKUP-K)	— 1 1	— 1 1	R		No.4
R-16	U001208981xx U001038262xx	SPUR FUSER MNT └ S.WHEEL (FUSER)	— 10	— 7	R		No.75
R-17	U001209914xx U001206123xx	SL01 MNT └ SL01KIT	— 3	— 1	R		No.163
R-18	U001209216xx U001086906xx	PEELER FU OUT MNT └ PEELER(FU-OUT)	— 2	— 12	R		No.120
R-19	U001209756xx U001191857xx	MOTOR HM MNT └ MOTOR(HM)	— 5	— 1	R		No.59
R-20	U001066757xx U001066768xx	Separator(BUR)MNT SEPARATOR(BUR)ASSY	— (1)	— (10)	R		No.143

## FUSER UNIT

No.	Part Number	Part Name	P	Q	R/C	S/O	Note
R-21	U001345318xx	FUS GEAR MNT	—		R		
	U000878771xx	└ GEAR(Z19)	2	2			No.30
	U001191971xx	└ GEAR(Z19-HASU)	1	1			No.31
	U000878523xx	└ GEAR(Z25-20)	1	1			No.32
	U001192105xx	└ GEAR(Z30-HIRA)	1	1			No.46
	U000878501xx	└ GEAR(END)	1	1			No.57
R-22	U001276290xx	EARTH-CONTACT MNT	—				
	U001191993xx	└ EARTH-CONTACT	20	1			No.39

P: Quantity per package, Q: Used quantity, R: Recommended part, C: Consumable, S: Selectable, O: Optional



## Parts list (FUSER UNIT)

No.	Part Number	Part Name	P	Q	R/C	S/O	Note
(1)	U001200565xx	FUSER UNIT 100V					
	U001200576xx	FUSER UNIT 120V		(1)			
	U001200587xx	FUSER UNIT 230V					
(2)	U001191756xx	└ FUSER-UNIT		(1)			
3	U001191767xx	└ ROLLER(BACK UP) ASSY		(1)			
4	U001198484xx	└ ROLLER(BACKUP-ST)		1	R		
5	U001191780xx	└ BEARING(BR)		2			
6	U001209960xx	└ BEARING(70B-2212)		2			
7	U001191791xx	└ JIKUKE(BR)		2			
8	U001191802xx	└ SHAFT(BACK UP ROLLER)		1			
190	U001221063xx	└ BEARING STOPPER		4			
9	U001191813xx	└ PLATE(WASHER)		2			
10	U001201926xx	└ OILES DRYMET ST BUSH		1			
12	U001191846xx	└ SNAP RETAINER-14		2			
15	U001192217xx	└ ROLLER(HEAT)-ASSY		(1)			
16	U001192228xx	└ ROLLER(HEAT)		1	R		
17	U001192230xx	└ PLATE(EARTH)		1			
18	U000878714xx	└ Gear(Heat Roll)		1			
19	U001199046xx	└ B-TITE PAN HEAD SCREW		3			
20	U001192241xx	└ HR-CAP		1			
21	U001192252xx	└ HR-WASHER		1			
(23)	U001191914xx	└ SIDE-FRAME		(1)			
25	U000878938xx	└ BEARING		2			
26	U000925457xx	└ SLEEVE(HEATROLL-KK)		2			
27	32300-0101-00	└ Bearing_3A		2			
28	U001192050xx	└ EDGE-SADDLE		2			
29	U001191925xx	└ SIDE FRAME-L		1			
30	U000878771xx	└ GEAR(Z19)		2			
31	U001191971xx	└ GEAR (Z19 HELICAL)		1			
32	U000878523xx	└ GEAR (Z25-20)		1			
33	U000881504xx	└ BEARING		2			
34	37260-0287	└ EDGE-SADDLE		1			
35	U001203298xx	└ COVER (PULLEY)		1			
36	U000440897xx	└ LOCKING-WIRE-SADDLE		2			
191	U001191947xx	└ LAMP-SIDESTAY-L		1			
37	U001192015xx	└ SIDE FRAME-R		1			
38	U001192004xx	└ LAMP-SIDESTAY-R		1			
39	U001191993xx	└ EARTH-CONTACT		1	R		
40	37260-0251	└ HORIZONTAL MINI CLAMP		2			
41	U001191958xx	└ TH05-HOLDER		1			
42	U001183590xx	└ FS-SENSOR		1	R		
43	U001192061xx	└ GEAR-Z15-TLK		1			
45	U001227150xx	└ TORQUE LIMITER(PBT)		1	R		
46	U001192105xx	└ GEAR(Z30 HIRA)		1			
47	33411-2012	└ SPRING PIN		1			
48	U001207258xx	└ HOUSING-FLANGE-PPS		1			
49	U001198495xx	└ GEAR(Z23HASU-Z20HIRAHA)		1			
50	U001192116xx	└ WIRE-SADDLE		4			
51	U001192151xx	└ SIDE-COVER-L		1			
52	U001192162xx	└ SIDE-COVER-R		1			

## FUSER UNIT

No.	Part Number	Part Name	P	Q	R/C	S/O	Note
53	U001192127xx	SHEET-DAITAC-04		1			
54	U001192138xx	SHEET-DAITAC-05		1			
55	U001192195xx	CONNECTOR-CLAMP		2			
56	U001192206xx	ROLLER(END)		1			
57	U000878501xx	GEAR(END)		1			
58	U000897164xx	PULLY(Z45_S2M)		1			
59	U001191857xx	MOTOR(HM)		1	R		
bb	33222-3004	TP MACHINE SCREW		2			
60	U001191868xx	BRACKET(MOTOR)		1			
61	U000440897xx	LOCKING-WIRE-SADDLE		1			
71	U001192263xx	COVER(FU)		(1)			
72	U001192274xx	COVER(HR)		1			
73	U001192285xx	PLATE-HEAT-TOP		1			
74	U001192296xx	PLATE-HEAT		1			
75	U001038262xx	S.WHEEL (FUSER)		7	R		
76	U001205010xx	HOLDER(S.WHEEL)		7			
77	U001192116xx	WIRE-SADDLE		7			
78	U001192320xx	THERMISTOR-FUTA		6			
79	U001192331xx	FUSE-ASSY		1	R		
80	U001192342xx	FUSE-HOLEDER		1			
81	U001192781xx	SHEET-DAITAC-03		1			
82	37260-0287	EDGE-SADDLE		1			
83	U000878804xx	Cable(Halogen)		1			
84	U001200532xx	TH01 ASSY		(1)			
85	U001183590xx	FS-SENSOR		1	R		
86	U001192318xx	THERMISTOR-HOLDER		1			
88	U001200543xx	TH02 ASSY		(1)			
89	U001183590xx	FS-SENSOR		1	R		
90	U001192318xx	THERMISTOR-HOLDER		1			
91	U001200554xx	TH04 ASSY		(1)			
92	U001183590xx	FS-SENSOR		1	R		
93	U001192318xx	THERMISTOR-HOLDER		1			
94	U001192792xx	UPFAN-ASSY		(1)			
95	U001211387xx	BL01 ASSY		(2)	R		
96	U001192803xx	UP FAN-FLAME		1			
97	U001192814xx	DUCT-UPPER		1			
192	U001233360xx	DUCT-UPPER-02		1			
193	U001233358xx	SHEET-DAITAC-13		1			
194	U001233371xx	SHEET-DAITAC-14		1			
195	U001196910xx	CUSHION-FUSER-DUCT		2			
98	U001207067xx	STOPPER-SPONGE-FU		2			
99	U001233325xx	FU-STOOL		1			
100	U001192836xx	SHEET-DAITAC-01		1			
101	U001192847xx	SHEET-DAITAC-02		1			
102	U001192858xx	SHEET-DAITAC-06		1			
196	U001212963xx	SHEET-DAITAC-09		2			
103	U001014805xx	KESHO NEJI		2			
104	U000443430xx	SCREW RETAINING WASHER TM-147-3		2			
105	U001192860xx	COVER(FILTER)		2			
106	U000440897xx	LOCKING-WIRE-SADDLE		14			
(107)	U001199024xx	UPPER-PAPER-GUIDE-ASSY		(1)			

No.	Part Number	Part Name	P	Q	R/C	S/O	Note
108	U001193062xx	└ UPPER-PAPER-GUIDE		1			
109	33490-0025	└ CS-TYPE RETAINING RING ø5		28			
110	U001192983xx	└ PRA(GUIDE)		14			
111	U000590872xx	└ STAY-PAPER-OUT-UP		2			
112	U001192994xx	└ ROLLER(A3 A4 T2)		1			
113	32300-0101-00	└ Bearing_3A		4			
114	32200-0397-00	└ GEAR (FF)		1			
115	U001193005xx	└ SWINGPLATE		1			
116	U001192026xx	└ LINK PIN		2			
117	U001193027xx	└ DRYMET LF BUSH		2			
(118)	U001193051xx	└ ROLLER-PLATE-ASSY		(1)			
119	U001193073xx	└ PLATE(UPPER ROLLER)		1			
120	U001206101xx	└ PEELER(FU-OUT)		(12)			
121	32120-3559-00	└ SEPARATOR (FUSER)		1			
122	U001205032xx	└ SPRING(PEELER)		1			
123	U001205021xx	└ STAY(PEELER)		1			
124	U001206112xx	└ ROLLER-ASSY		(6)			
125	32210-0274-00	└ ROLLER (PAPER OUT UP)		1			
126	U001205054xx	└ SPRING(ROLLER O.UP)		1			
128	U001193095xx	└└└ P GUIDE SPRING		2			
129	U001193758xx	└ INT5		(1)			
130	U001193760xx	└ BRACKET MSW		1			
131	U001193771xx	└ STAY MSW DE3L		1			
132	U001193782xx	└ STAY MSW DT2CA1SB		1			
133	37260-0251	└ HORIZONTAL MINI CLAMP		1			
134	U000885014xx	└ MICRO-SWITCH-(MS06-1) ASSY		1	R		
135	U000878602xx	└ MICRO-SWITCH-(MS06-2) ASSY		1	R		
197	U001241482xx	└ PLATE-DT2CA1SB		1			
198	U001241493xx	└ PLATE-DE3L		1			
136	U001193038xx	└ CLIP RING		1			
137	U001193141xx	└ UNDER PAPER OUT ASSY		(1)			
138	U001193152xx	└ UNDER-FRAME		1			
139	37260-0251	└ HORIZONTAL MINI CLAMP		6			
140	U001193163xx	└ UNDER-PAPER-GUIDE		1			
141	U000878815xx	└ Rib(End-PL)		14			
142	U000879175xx	└ CS-TYPE RETAINING RING		14			
143	U001066768xx	└ SEPARATOR(BUR) ASSY		(10)			
144	U000991157xx	└ Guide(Last-Route)		10			
145	U001193174xx	└ HOLDER(ROLLER)-T2		1			
146	U000439784xx	└ PS07 ASSY		(1)			
147	U001194535xx	└ T2-CBL-PS07		1			
150	U001193207xx	└ EXTENSION-PAPER OUT-KIT(MID)		(1)			
151	U001193218xx	└ EXTENSION-PAPER-GUIDE		1			
152	U001193174xx	└ HOLDER(ROLLER)-T2		1			
153	U001193253xx	└ HOLDER ROLLER BRACKET		1			
154	U001193286xx	└ ROLLER(EXTENSION OUT)		1			
155	U000897164xx	└ PULLY(Z45_S2M)		1			
156	32300-0101-00	└ Bearing_3A		2			
157	U001193220xx	└ EXTENSION-SIDE-L		1			
158	U000882595xx	└ GEAR(DV-23Z)		1			
159	U001191881xx	└ GEAR(Z20)		1			

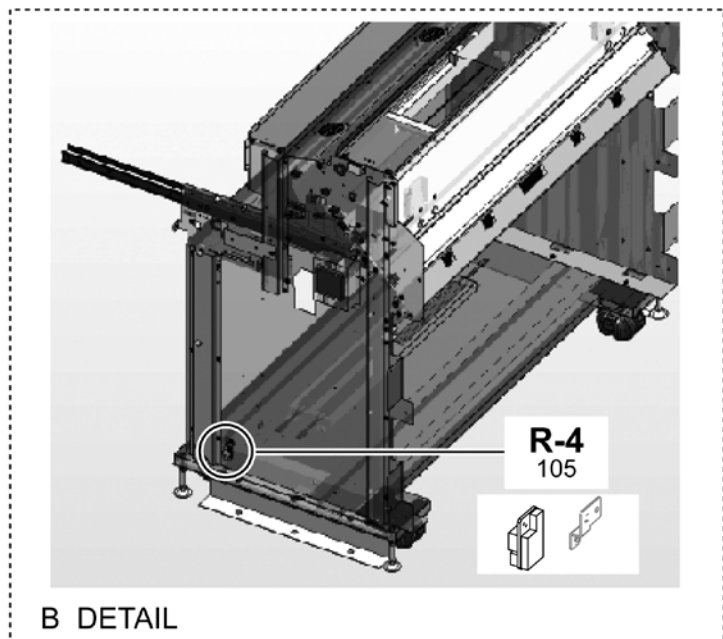
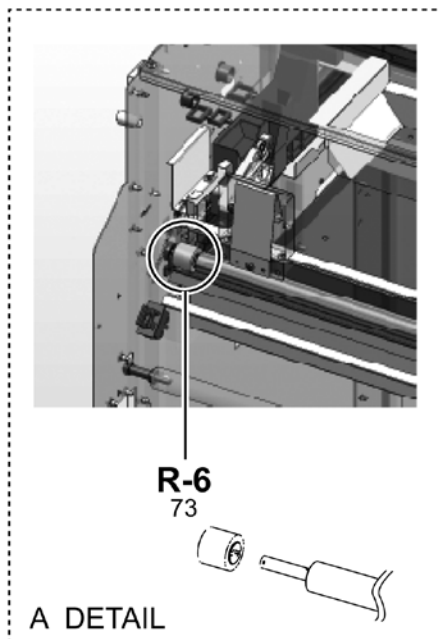
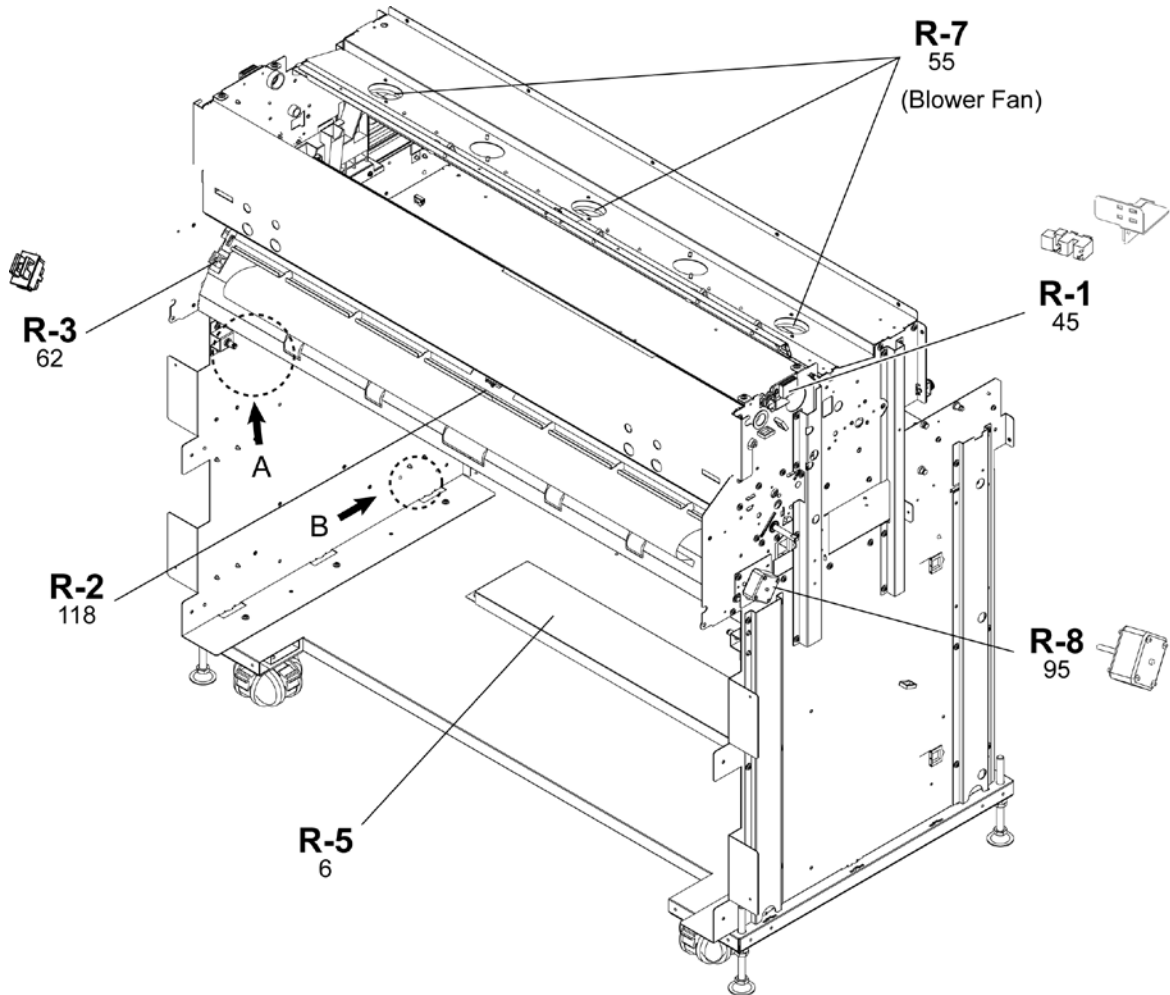
**FUSER UNIT**

No.	Part Number	Part Name	P	Q	R/C	S/O	Note
160	U001192048xx	┆ GEAR(Z41-18 HIRA)		1			
161	U001193231xx	┆┆ EXTENSION-SIDE-R		1			
162	U001206123xx	┆ SL01KIT		(1)			
163	U000595530xx	┆┆ SL01 ASSY		1	R		
164	33410-3020	┆┆ SPRING PIN		1			
165	U001234438xx	┆┆ SPRING(FUS-SOL)		1			
166	U001205043xx	┆┆ FRAME(SOLENOID)		1			
167	U001205065xx	┆┆ PLATE(SHUTTER)		1			
169	U001192961xx	┆ SHUTTER-HAIS-ASSY		(1)			
170	U001237500xx	┆┆ SHUTTER-EXTENSION		16			
171	U001192972xx	┆┆ SHAFT(SHUTTER)		1			
172	U001193264xx	┆ IDLER-ASSY		(1)			
173	U001193275xx	┆┆ PLATE(IDLER)		1			
174	U000897660xx	┆┆ PULLEY(TENSION)		1			
176	U001193297xx	┆ TIMING BELT(FUS)		1			
177	U001203524xx	┆ EXTENSION PAPER GUIDE UPPER		(1)			
178	U001202602xx	┆┆ UPPER PAPER GUIDE(EXTENSION)		1			
179	U001203546xx	┆┆ EXT-ROLLER-ASSY		(6)			
180	U000445116xx	┆┆┆ roller-pinchi-tesashi		1			
181	U001202613xx	┆┆┆┆ ROLLER HOLDER-EXT		1			
182	U001225787xx	┆┆ STAY TRAY JOINT		1			
197	U001225798xx	┆┆ COVER P OUT		1			
198	U001214425xx	┆┆ SHEET-DAITAC-07		1			
199	U001225800xx	┆┆ SHEET-DAITAC-12		1			
200	U001220501xx	┆┆ SHEET(JYODEN)		6			
183	U001193038xx	┆ CLIP RING		2			
185	U000889402xx	┆ LABEL(CAUTION/FU)		2			
188	U001194772xx	┆ T2-CBL-FUSER13		1			
189	U001194805xx	┆┆ T2-CBL-FUSER23		1			
186	U001205594xx	┆ HALOGEN LAMP-MAIN(100V)			R	S	Japan
	U001205616xx	┆ HALOGEN LAMP-MAIN(120V)		1	R	S	North America
	U001205638xx	┆ HALOGEN LAMP-MAIN(230V)			R	S	Europe China
187	U001205605xx	┆ HALOGEN LAMP-SUB(100V)			R	S	Japan
	U001205627xx	┆ HALOGEN LAMP-SUB(120V)		1	R	S	North America
	U001205640xx	┆┆ HALOGEN LAMP-SUB(230V)			R	S	Europe China

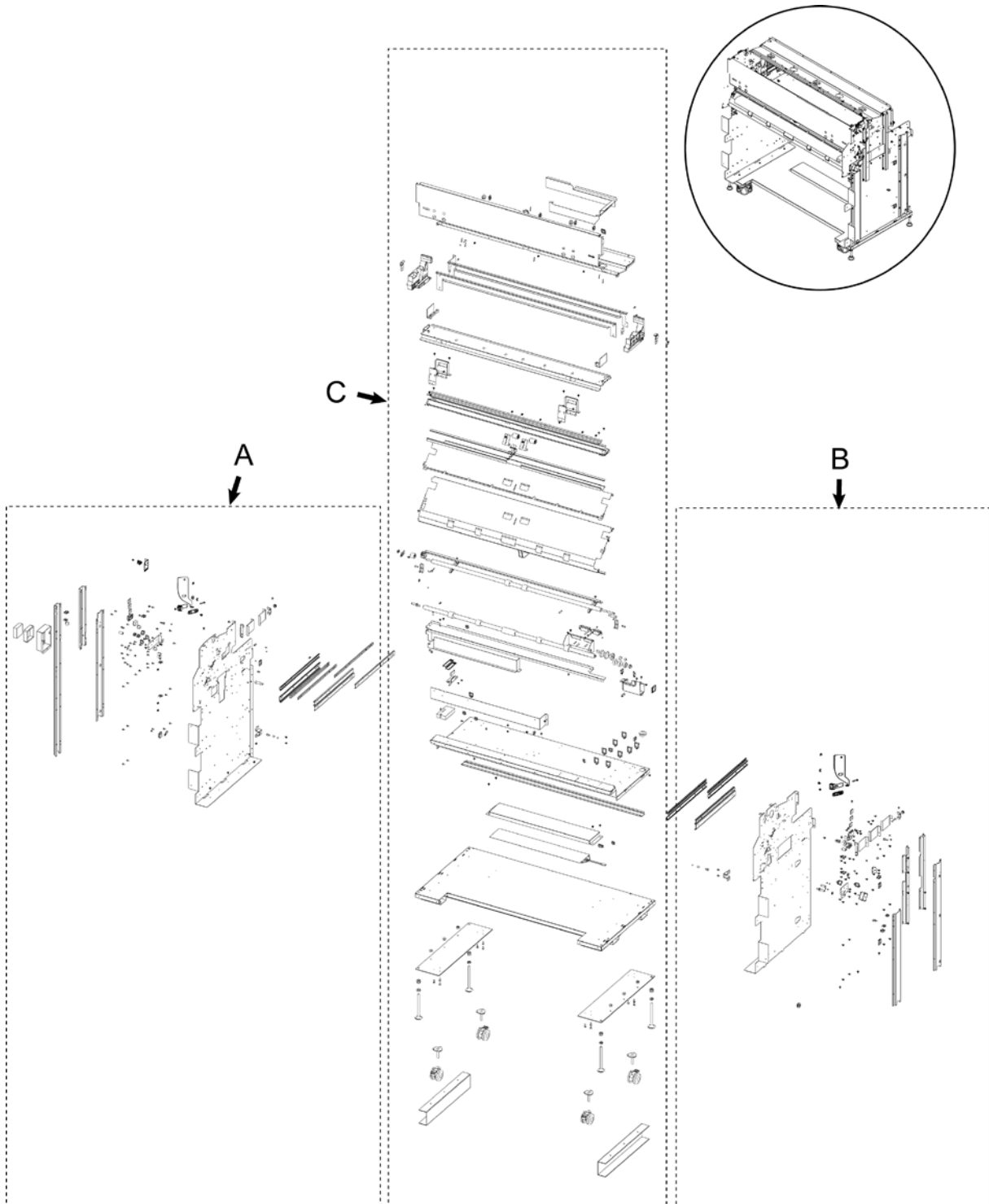
**P:** Quantity per package, **Q:** Used quantity, **R:** Recommended part, **C:** Consumable, **S:** Selectable, **O:** Optional

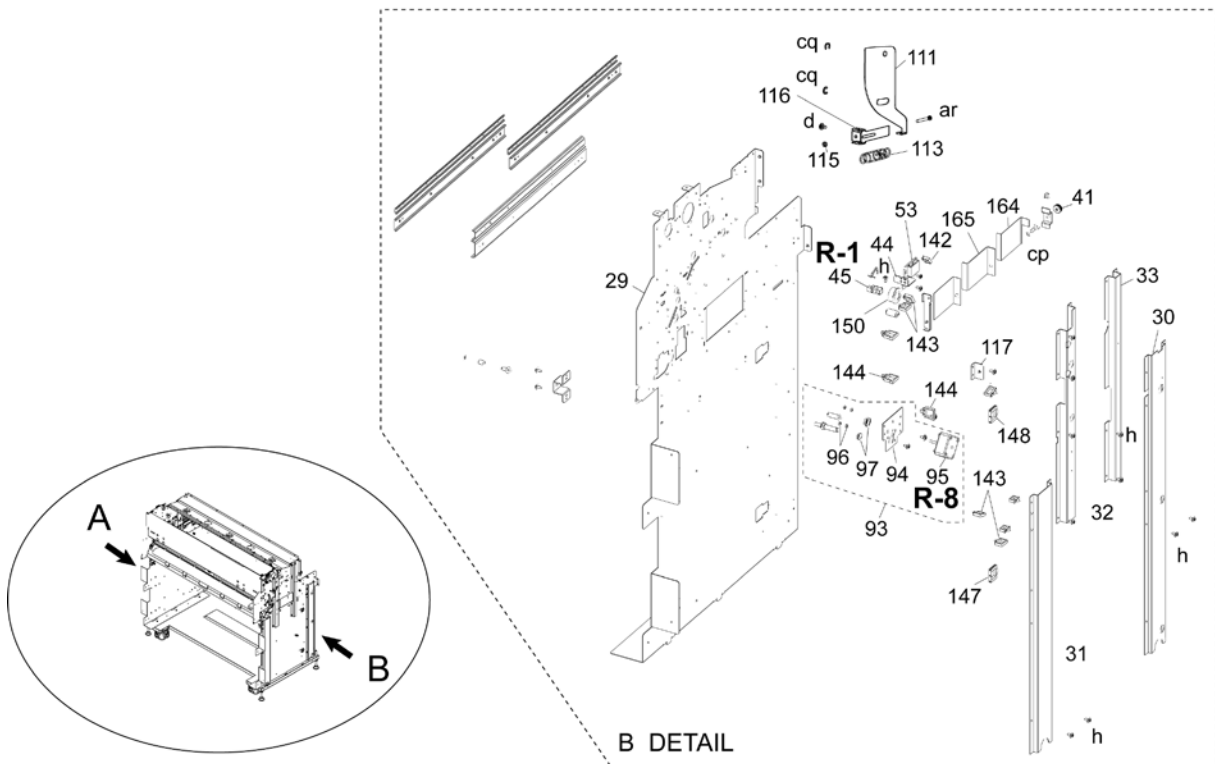
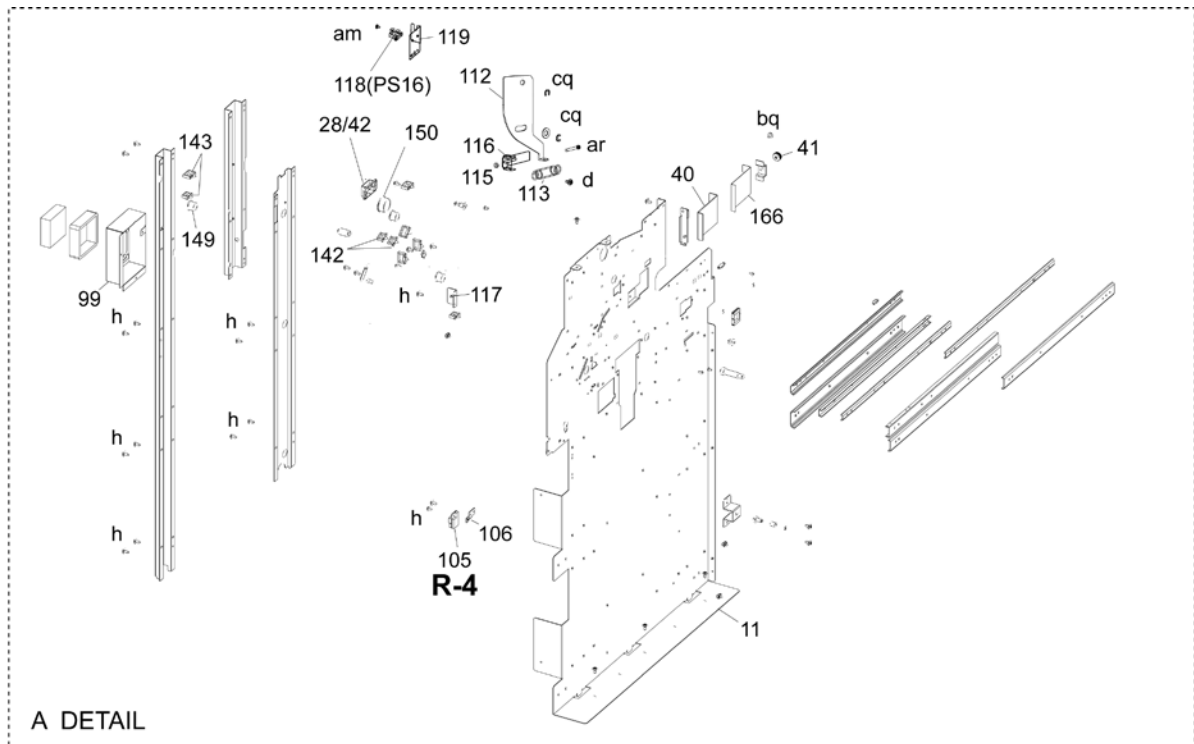
### 13. MAIN FRAME UNIT 2060

#### (1) MAIN FRAME UNIT (RECOMMENDED PARTS)

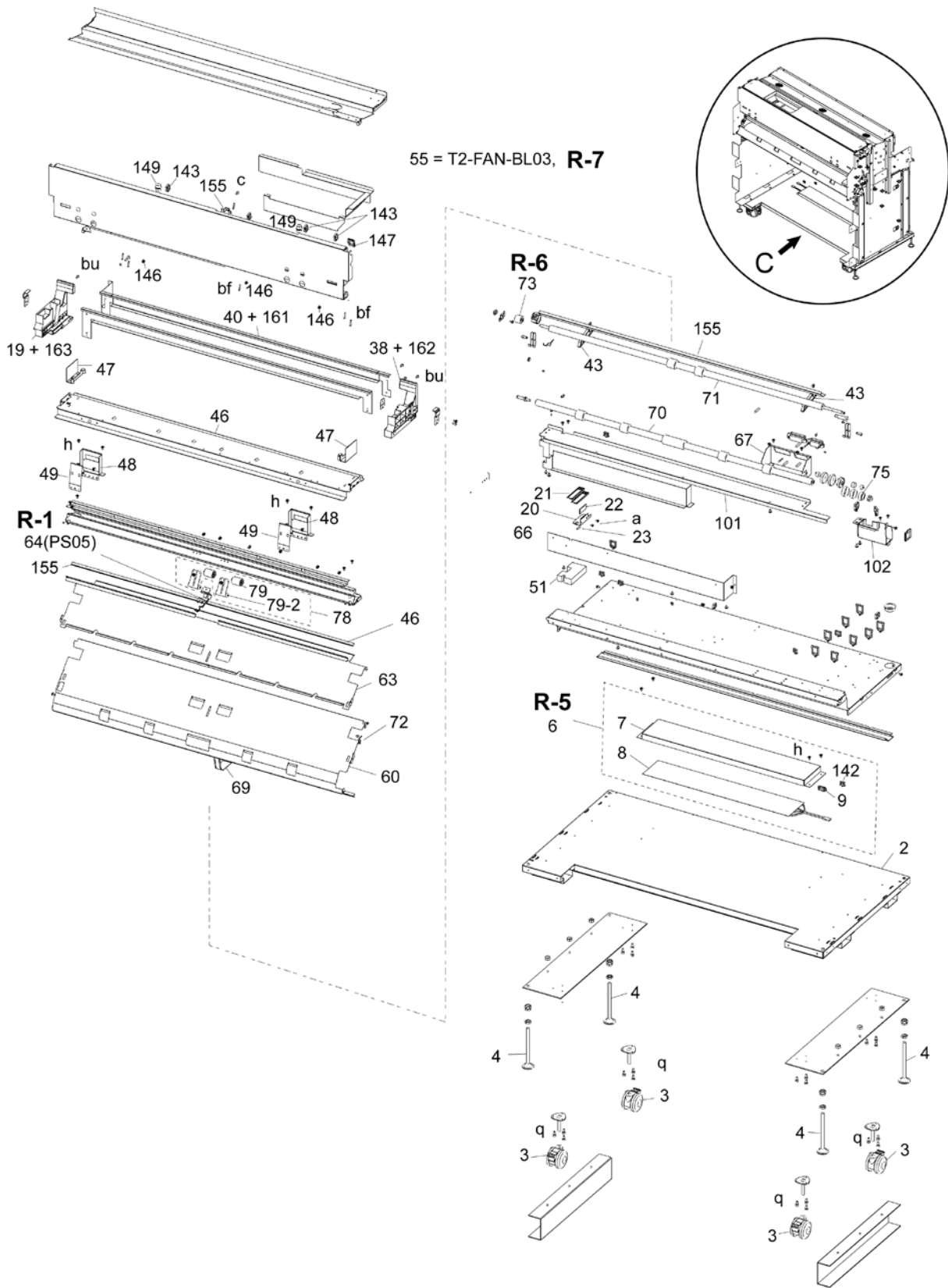


(2) MAIN FRAME UNIT (INDIVIDUAL PARTS)





**MAIN FRAME UNIT 2060**



C DETAIL



Recommended parts list (MAIN FRAME UNIT 2060)

No.	Part Number	Part Name	P	Q	R/C	S/O	Note
R-1	U001207495xx	PHOTOSENSOR,04,05,07 MNT	—		R		
	U000439852xx	└ PHOTOSENSOR 1	10	2			No.45, No.64
R-2	U001209892xx	PHOTO INTERRUPTER,PS16 MNT	—		R		
	U001193466xx	└ PS16	2	1			No.118
R-3	U001207596xx	INTERLOCK SWITCH,INT3, MS18 MNT	—		R	S	Two different switches are used depending on the manufacturing date. For more details on these switches, see the <b>Maintenance Manual</b> .
	U001200802xx	└ INTAROKKUSUITCHI FA3L-CA22	5	1			
R-3	2051429P2000	FA3L-BA22	1	1	R	S	
R-4	U001207710xx	TEMPERATURE HUMIDITY SENSOR MNT	—		R		
	U001196190xx	└ TEMPERATURE HUMIDITY SENSOR	1	1			No.105
R-5	U001207732xx	HEATER ROLL PAPER MNT	—		R		
	U001190968xx	└ HEATER ROLL PAPER UNIT	(1)	(1)			No.6
	U001190970xx	└ BRACKET-HEATER	1	1			
	U001190981xx	└ HEATER ROLL PAPER	1	1			
	U001192050xx	└└ EDGE-SADDLE(TSB-1909L)	1	1			
R-6	U001209238xx	TORQUE LIMITTER REGIST MNT	—		R		
	U001214616xx	└ TORQUE LIMITTER(REGIST) 0.6	2	1			No.73
R-7	U001209295xx	BL03 ASSY MNT	—		R		
	U001187098xx	└ T2-FAN-BL03	1	3			No.55
R-8	U001209778xx	MOTOR TM ASSY MNT	—		R		
	U000882707xx	└ MOTOR(TM)ASSY	(1)	(1)			No.95

P: Quantity per package, Q: Used quantity, R: Recommended part, C: Consumable, S: Selectable, O: Optional

**MAIN FRAME UNIT 2060**

Parts list (MAIN FRAME UNIT 2060)

No.	Part Number	Part Name	P	Q	R/C	S/O	Note
(1)	U100000797xx	MAIN FRAME UNIT 2060		(1)			
2	U100000798xx	└ FRAME-BOTTOM-2060		1			
3	U000869220xx	└ CASTER		4			
4	U001190946xx	└ ADJUSTER BOLT		4			
5	U001190957xx	└ LEG RUBBER		4			
6	U001190968xx	└ HEATER ROLL PAPER UNIT		(1)	R		
7	U001190970xx	└ BRACKET-HEATER		1			
8	U001190981xx	└ HEATER ROLL PAPER		1			
9	U001192050xx	└ EDGE-SADDLE (TSB-1909L)		2			
11	U001190992xx	└ SIDE-FRM-01		1			
12	U001191003xx	└ SIDE-FRM-01-STAY-A		1			
13	U001194276xx	└ SIDE-FRM-01-STAY-C		1			
14	U001194287xx	└ SIDE-FRM-01-STAY-D		1			
15	U001191014xx	└ S-T		1			
16	U001194298xx	└ PL000		1			
17	U001191025xx	└ SLIDE RAIL		1			
18	U001191036xx	└ SLIDE RAIL		1			
19	U001191047xx	└ PL-PRC-01-MIR		1			
20	U001201691xx	└ PL-TD01		1			
21	U001201702xx	└ SSD-01		1			
22	U001201713xx	└ PL-N		1			
23	U001201724xx	└ SP-SSD		1			
26	U001201735xx	└ PL-N2		2			
27	U001201746xx	└ P-LOCK		2			
28	U001191082xx	└ MAGNET CATCH		1			
28-1	U001191093xx	└ TRA-A3		1			
29	U001191104xx	└ SIDE-FRM-02		1			
30	U001191115xx	└ SIDE-FRM-01-STAY-A-MIR		1			
31	U001201757xx	└ SIDE-FRM-01-STAY-B-MIR		1			
32	U001194300xx	└ SIDE-FRM-01-STAY-E		1			
33	U001194311xx	└ SIDE-FRM-01-STAY-F		1			
34	U001191025xx	└ SLIDE RAIL		1			
36	U001191036xx	└ SLIDE RAIL		1			
38	U001191126xx	└ PL-PRC-01		1			
40	U001191137xx	└ STAY-PRC-03		1			
41	U001210048xx	└ THUMB SCREW		2			
42	U001191082xx	└ MAGNET CATCH		1			
43	U001191093xx	└ TRA-A3		1			
44	U001191148xx	└ BK-D-SN		1			
45	U000439852xx	└ PHOTOSENSOR 1		1	R		
46	U001191150xx	└ FRM-DV		1			
47	U001191161xx	└ GUIDE-DV-03		2			
48	U001191172xx	└ SP-DV-BK		2			
49	U001191183xx	└ SP-DV-2N		2			
50	U001191194xx	└ FRM-EL		1			
51	U001208204xx	└ SHEET-EL		1			
52	U100000799xx	└ FRM-FRONT-2060		1			
53	U001191216xx	└ MAGNET CATCH		2			
54	U001191227xx	└ FRM-UP		1			
55	U001187098xx	└ T2-FAN-BL03		3	R		

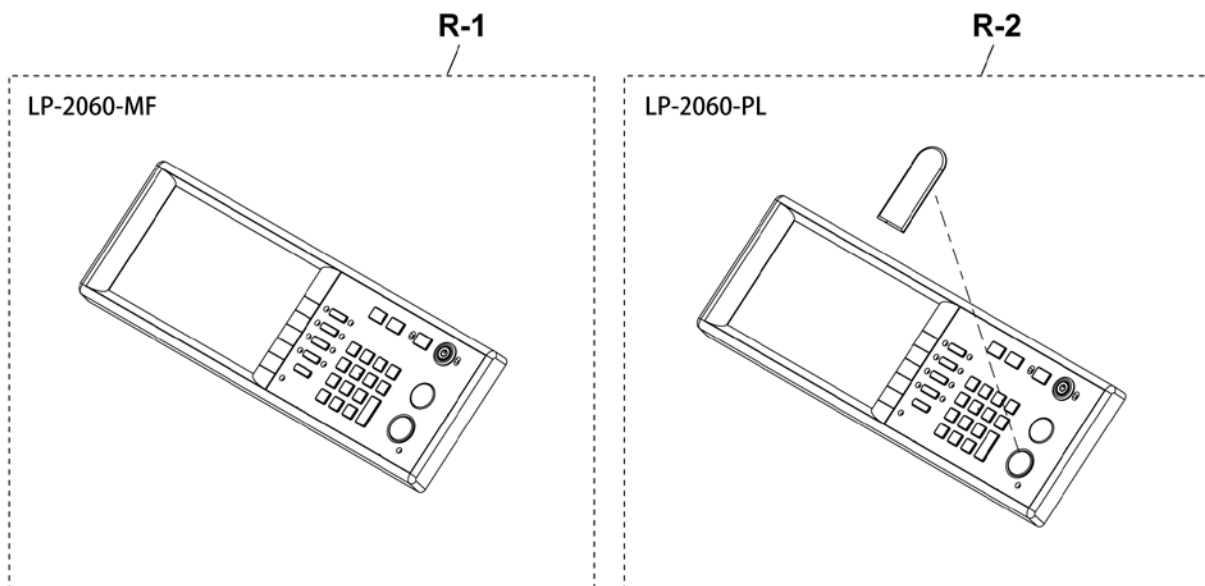
No.	Part Number	Part Name	P	Q	R/C	S/O	Note
60	U001191240xx	└ GUIDE-A		1			
61	U001210691xx	└ INT3		(1)			
62	U001200802xx	└ INTAROKKUSUITCHI FA3L-CA22		1	R	S	
	2051429P2000	└ FA3L-BA22		1	R	S	
63	U001191262xx	└ GUIDE-C		1			
64	U000439852xx	└ PHOTSENSOR 1		1	R		
65	U001204751xx	└ SHEET-RS		1			
66	U001191273xx	└ DUCT-FRM-EL		1			
67	U001191284xx	└ PL-CONE		1			
68	U001191295xx	└ COVER-DEV		1			
69	U001210555xx	└ STAY-GUIDE-A		1			
70	U001191306xx	└ ROLLER-CUTTER		1			
71	U001191330xx	└ ROLLER-REGIST-02		1			
71-2	U001213288xx	└ ROLLER-REGIST-30.30		1			
72	33414-2014	└ WAVE SPRING PIN (LIGHT DUTY)		1			
73	U001017011xx	└ TORQUE LIMITER (REGIST)		1	R		
75	U000442618xx	└ BEARING		2			
76		└ REGIST-PINCH-ASSY		1			
77	U001191341xx	└ BK-REGIST-PINCH		1			
78		└ ROLLER-PINCH-ASSY		2			
79	32210-0286-00	└ ROLLER (PINCH 2)		2			
79-2	U001191352xx	└ SP-R-PINCH		2			
80	U001191363xx	└ PIN-R		1			
81	U001191374xx	└ SP-RB		2			
82	U001191385xx	└ ARM-REGIST-PINCH		2			
83	U001191396xx	└ SP-R2		1			
84	U001191407xx	└ SP-R2-MIR		1			
90	U000882720xx	└ GEAR (BF/ONEWAY/Z29m1)		1			
91	32300-0105-00	└ BEARING-A		2			
93	U000882696xx	└ MOTOR (TM) ASSY		(1)			
94	U000882865xx	└ BRACKET (MOTOR-TM)		1			
95	U000882707xx	└ MOTOR (TM) ASSY		(1)	R		
96	U000871132xx	└ HEX NUT		4			
97	U000882832xx	└ GEAR (BF/Z44m0.8-Z17m1)		1			
99	U001191418xx	└ DUCT EX BOX.		1			
100	U001202220xx	└ HOLDER-PL-B		1			
101	U001202231xx	└ PL-PARTITION		1			
102	U001202242xx	└ HOLDER-PL-C		1			
103	U000439110xx	└ GUIDE (CONNECTOR)		4			
104	U001191420xx	└ SP-CON		4			
	U000649967xx	└ CROSS-RECESSED BINDING HEAD SCREW		6			
105	U001196190xx	└ TEMPERATURE HUMIDITY SENSOR		1	R		
106	U001191442xx	└ BK-H-SENSOR		1			
110	U001193591xx	└ NIP-ASSY		(1)			
111	U001202714xx	└ PLATE (NIP PRESS)-L		1			
112	U001202725xx	└ PLATE (NIP PRESS)-R		1			
113	U001193613xx	└ SPRING (NIP)		2			
115	33353-0040	└ HEX NUT STYLE 1 M4		2			
116	U001202736xx	└ PLATE NIP ADJUST		2			
117	U001193670xx	└ STAY NIP ADJUST		2			
118	U001193466xx	└ PS 16		1	R		
119	U001193534xx	└ BRACKET LG 2A		1			

**MAIN FRAME UNIT 2060**

No.	Part Number	Part Name	P	Q	R/C	S/O	Note
120	U001193354xx	⊥ FU BASE SUPPORT L		1			
121	U001193365xx	⊥ FU BASE SUPPORT R		1			
122	U001194366xx	⊥ T2-CBL-PMDC		1			
123	U001194388xx	⊥ T2-CBL-LEDHDC		1			
124-1	U001269000xx	⊥ T2-CBL-PNLDC1		1			
124-2	U001261574xx	⊥ T2-CBL-PNLDC2		1			
125	U001194456xx	⊥ T2-CBL-PM		1			
126	U001194467xx	⊥ T2-CBL-TM		1			
127	U001201577xx	⊥ FERRITE-CORE		1			
128	U001194478xx	⊥ T2-CBL-DEV1		1			
129	U001194491xx	⊥ T2-CBL-BL03		1			
130	U001194502xx	⊥ T2-CBL-MECH1		1			
131	U001194513xx	⊥ T2-CBL-MECH2		1			
132	U001194524xx	⊥ T2-CBL-PS04		1			
133	U001194660xx	⊥ T2-CBL-INT3		1			
134	U001194750xx	⊥ T2-CBL-FUSER 11		1			
135	U001201555xx	⊥ FERRITE-CORE		1			
136	U001194783xx	⊥ T2-CBL-FUSER 21		1			
137	U001194816xx	⊥ T2-CBL-PRCS1		1			
138	U001194838xx	⊥ T2-CBL-LEDH1		1			
139	U001201555xx	⊥ FERRITE-CORE		2			
140	U001194895xx	⊥ T2-CBL-PNL		1			
141	U001201566xx	⊥ FERRITE-CORE		1			
142	U000440897xx	⊥ LOCKING-WIRE-SADDLE		16			
143	U001160212xx	⊥ LOCKING-WIRE-SADDLE		16			
144	U000440908xx	⊥ LOCKING-WIRE-SADDLE		7			
145	J-37260-0291	⊥ LOCKING-WIRE-SADDLE		3			
146	J-37260-0251	⊥ HORIZONTAL MINI CLAMP		19			
147	U000439211xx	⊥ EDGE-SADDLE		5			
148	37260-0292	⊥ EDGE-SADDLE		1			
149	U000869253xx	⊥ ONE-TOUCH-BUSH		5			
150	U000846077xx	⊥ ONE-TOUCH-BUSH		2			
151	J-37260-0289	⊥ ONE-TOUCH-BUSH		1			
152	U001201678xx	⊥ ONE-TOUCH-BUSH		1			
153	J-37260-0287	⊥ EDGE-SADDLE		1			
154	U001148444xx	⊥ GROUND-CLAMP		1			
155	U000898738xx	⊥ ANGLE (GND-L)		1			
156	U001203118xx	⊥ LABEL-TONER		1			
157	U001215584xx	⊥ LABEL-POSITIONING		2			
160	U001203052xx	⊥ LABEL-ARROW		1			
161	U001207923xx	⊥ SHEET-DITAC-PRC-C		1			
162	U001207934xx	⊥ SHEET-DITAC-PRC-L		1			
163	U001207945xx	⊥ SHEET-DITAC-PRC-R		1			
164	U001207967xx	⊥ SHEET-DITAC-PRC-L-A		1			
165	U001207978xx	⊥ SHEET-DITAC-PRC-L-B		1			
166	U001207980xx	⊥ SHEET-DITAC-PRC-R-A		1			
167	U001207991xx	⊥ SHEET-DITAC-PRC-R-B		1			
168	U001208294xx	⊥ STAY-PRC-03-STOPPER-L		1			
169	U001208305xx	⊥ ⊥ STAY-PRC-03-STOPPER-R		1			
170	U001269696xx	⊥ ⊥ SPONGE-PL-PRC		3			

P: Quantity per package, Q: Used quantity, R: Recommended part, C: Consumable, S: Selectable, O: Optional

### 14. PANEL-UNIT-T2E

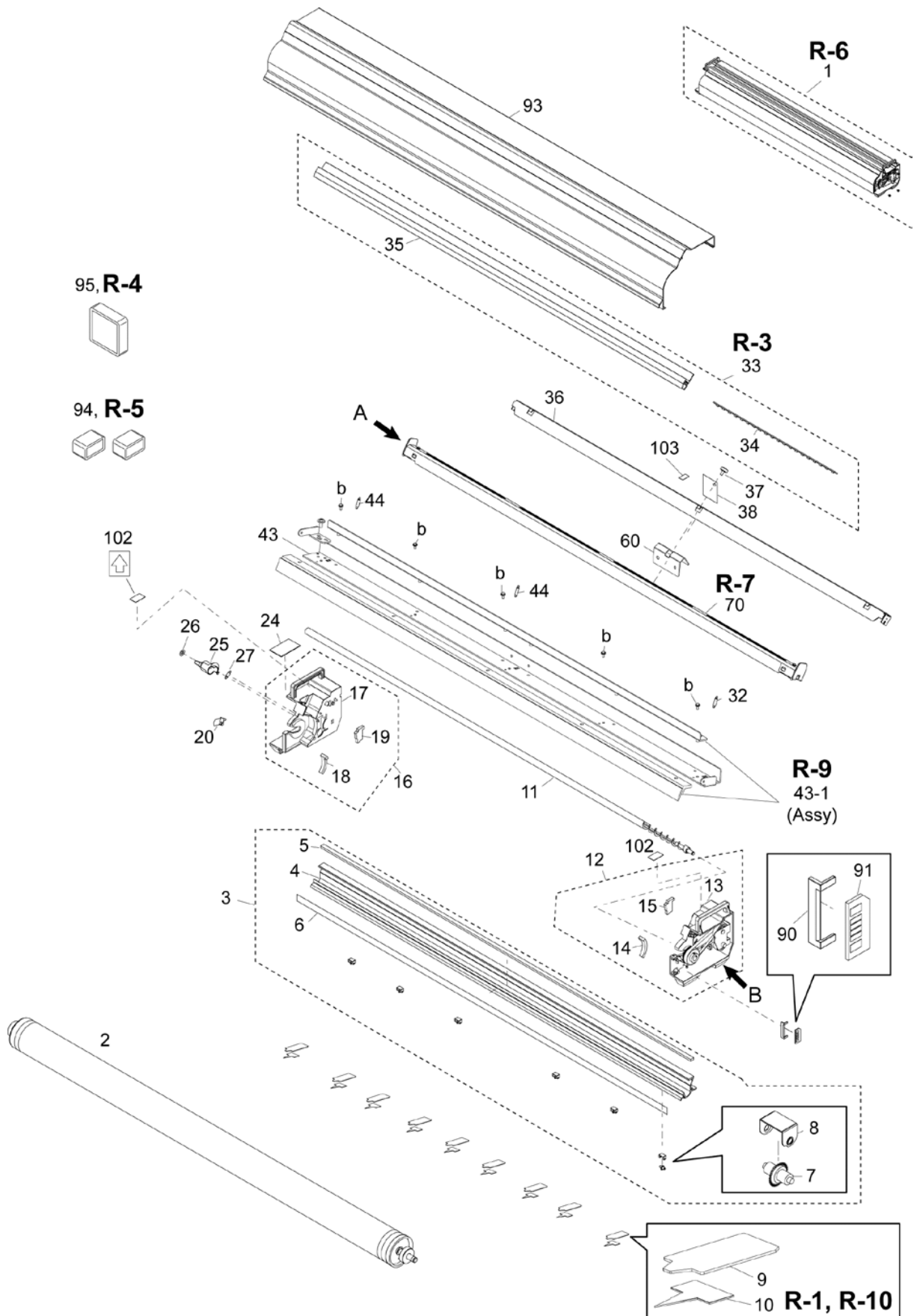


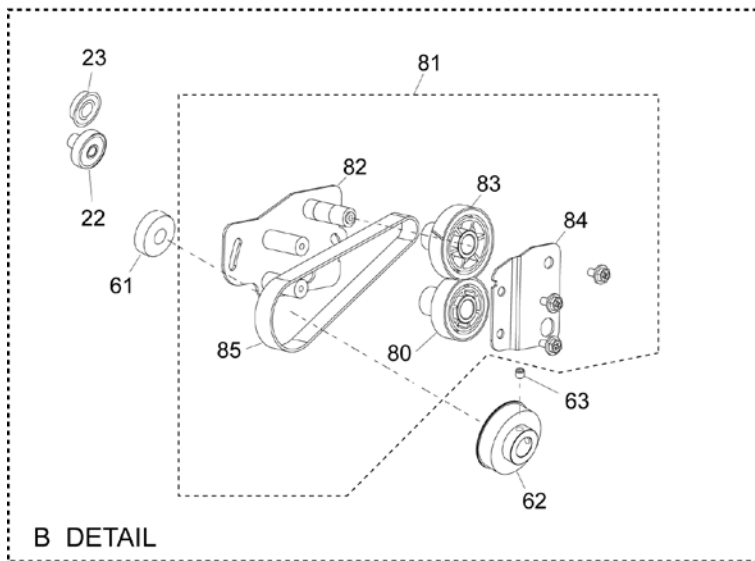
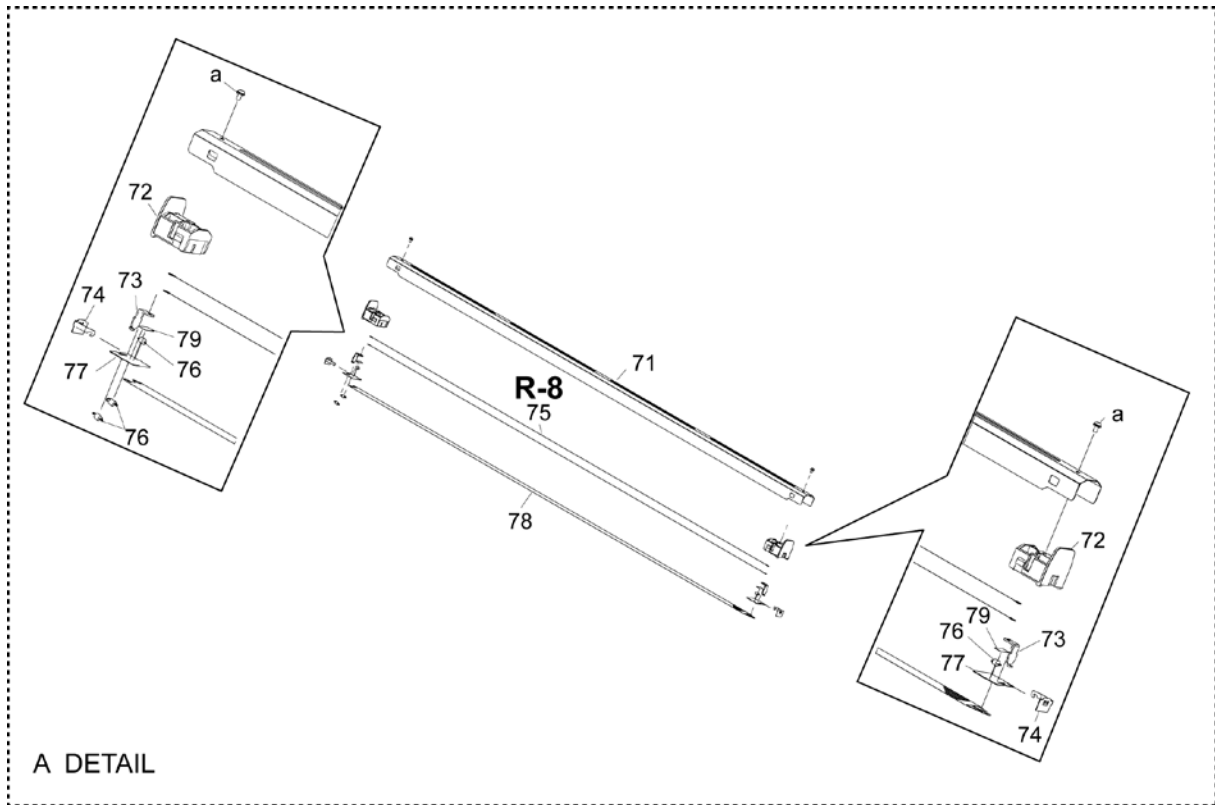
Recommended parts list (PANEL-UNIT-T2E)

No.	Part Number	Part Name	P	Q	R/C	S/O	Note
R-1	U100001618xx	PANEL ASSY T2E MNT	—		R	S	LP-2060-MF
	U100000843xx	└ PANEL-ASSY-T2E	(1)	(1)			
R-2	U100001619xx	PANEL ASSY T2E MNT	—		R	S	LP-2060
	U100000843xx	└ PANEL-ASSY-T2E	(1)	(1)			
	U100000855xx	└ KEY-COVER-ASSY-T2E	(1)	(1)			

P: Quantity per package, Q: Used quantity, R: Recommended part, C: Consumable, S: Selectable, O: Optional

15. PROCESS CARTRIDGE UNIT/PROCESS CARTRIDGE 60 UNIT





## PROCESS CARTRIDGE UNIT

Recommended parts list (PROCESS CARTRIDGE UNIT)

No.	Part Number	Part Name	P	Q	R/C	S/O	Note
R-1	U001209003xx	DRUM FINGER MNT	—		R		For process cartridge 60 unit
	U001221715xx	└ PLATE(CLEANER-DRUM)	3	(9)			
	U001225743xx	└ SHEET(CLEANER DRUM)-t 0.25	3	(9)			
R-3	U001209172xx	ERASER ASSY MNT	—		R		No.50
	U001192702xx	└ ERASER ASSY	(1)	(1)			
R-4	U001209374xx	FILTER T2 MNT	—		R		No.95
	U001196335xx	└ FILTER-T2	2	1			
R-5	U001209396xx	FILTER FUS MNT	—		R		No.94
	U001192871xx	└ FILTER(FUS)	3	2			
R-6	U001192353xx	PROCESS CARTRIDGE UNIT	(1)	(1)	C		No.1
R-7	U001209431xx	SCOROTRON CHARGER UNIT	(1)	(1)	R		No.70
R-8	U000925514xx	WIRE(CHARGER)MNT	(1)	(2)	R		No.75
R-9	U001237948xx	BLADE-CLEANER-SS002 MNT	(1)	(1)	R		No.43-1
R10	U001282937xx	DRUM FINGER W MNT	—		R		For process cartridge unit
	U001282926xx	└ PLATE(CLEANER-DRUM)-S	3	(9)			
	U001282915xx	└ SHEET(CLEANER DRUM)-W	3	(9)			
R-11	U001282948xx	PROCESS CARTRIDGE 60 UNIT	(1)	(1)	C		No.1

P: Quantity per package, Q: Used quantity, R: Recommended part, C: Consumable, S: Selectable, O: Optional

**Note:** R-1 is for LP-872.  
R-10 is for LP-852.



## Parts list (PROCESS CARTRIDGE UNIT)

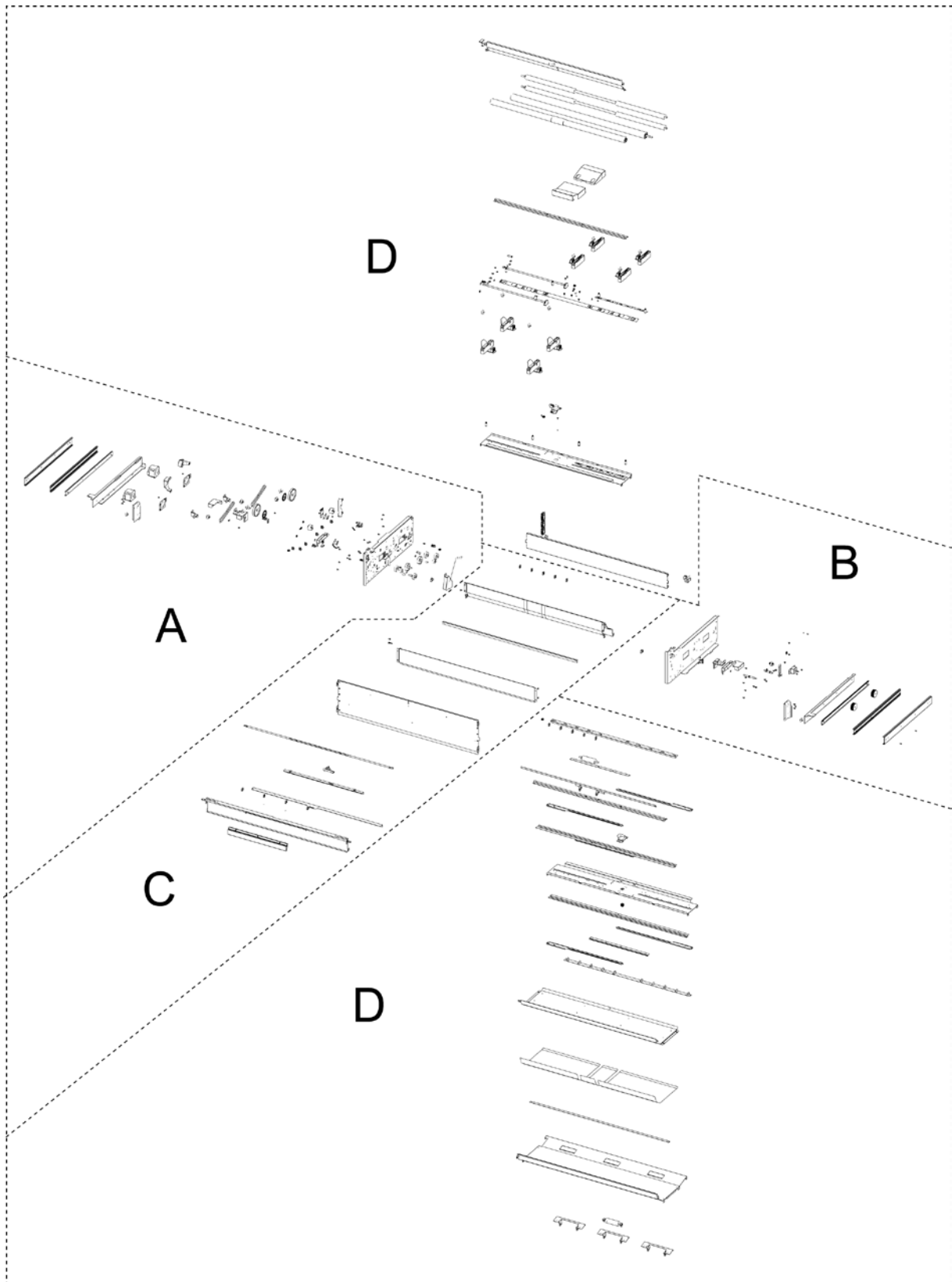
No.	Part Number	Part Name	P	Q	R/C	S/O	Note
(1)	U001192353xx	PROCESS CARTRIDGE UNIT		(1)	R		
(1)	U001282948xx	PROCESS CARTRIDGE 60 UNIT		(1)	R		For tracing paper 60
2	U001192364xx	└ DRUM-OPC-ASSY-M-03		(1)			
3	U001192454xx	└ SHASSIS-CLEANER-ASSY		(1)			
4	U001192465xx	└ SHASSIS-CLEANER		1			
5	U001192476xx	└ SEAL-CLEANER		1			
6	U000883552xx	└ SHEET(UKE)		1			
7	U001038262xx	└ S.WHEEL (FUSER)		6			
8	U001208316xx	└ HOLDER-HAKUSHA		6			
9	U001282926xx	└ PLATE(CLEANER-DRUM)-S		9	R	S	For process cartridge unit
9	U001221715xx	└ PLATE(CLEANER-DRUM)		9	R	S	For process cartridge 60 unit
10	U001282915xx	└ SHEET(CLEANER DRUM)-W		9	R	S	For process cartridge unit
10	U001225743xx	└ SHEET(CLEANER DRUM)-t0.25		9	R	S	For process cartridge 60 unit
11	U000883596xx	└ SCREW(CLEANER)		1			
12	U001192498xx	└ FRAME-L-PRC-ASSY		(1)			
13	U001192500xx	└ FRAME-L-PRC		1			
14	U000883451xx	└ SEAL(CLEANER-2FL)		1			
15	U001192511xx	└ SEAL-CLEANER-DRUM-SIDE-L		1			
16	U001192522xx	└ FRAME-R-PRC-ASSY		(1)			
17	U001192533xx	└ FRAME-R-PRC		1			
18	U000885756xx	└ SEAL(CLEANER-2FR)		1			
19	U001192544xx	└ SEAL-CLEANER-DRUM-SIDE-R		1			
20	U001192555xx	└ SPRING-CHARGEWIRE-2		1			
21	U000886151xx	└ BUSH(6-10)		1			
22	U001192487xx	└ GEAR-Z16Z28		1			
23	U001192735xx	└ GEAR-Z24		1			
24	U001206808xx	└ SPONGE-FRAME-R-PRC		1			
25	U001192566xx	└ CASE-CLEANER		1			
26	U000442315xx	└ PUSH(NUT)4		1			
27	U000896940xx	└ SPRING(SHIELD-TONER)		1			
28	U001225258xx	└ PLATE-CLEANER-S		1			
29	U001225247xx	└ STAY-CLEANER		1			
30	U001225236xx	└ STAY-PRC		1			
31	U001233584xx	└ BLADE-CLEANER-SS002		1			
32	U001223278xx	└ SPRING-CLEANER-BLADE-145gf		3			
33	U001192702xx	└ ERAER-ASSY		(1)	R		
34	U000888120xx	└ ELA0-ASSY		1			
35	U001192713xx	└ CASE-ERASER(LP2060)		1			
36	U001221085xx	└ BEAM-ERASER		2			
37	U001338164xx	└ SCREW-KNOB-ORANGE-M4X8		1			
38	U001336318xx	└ SHEET-POI-SCREW-PRC		1			
60	U001221074xx	└ BRACKET-CLEANER-BLADE-2		1			
61	U001208395xx	└ BEARING		2			
62	U001212118xx	└ PULLY-P48		1			
63	U001208441xx	└ HEXAGON SOCKET HEAD SET SCREW CUP POINT		2			

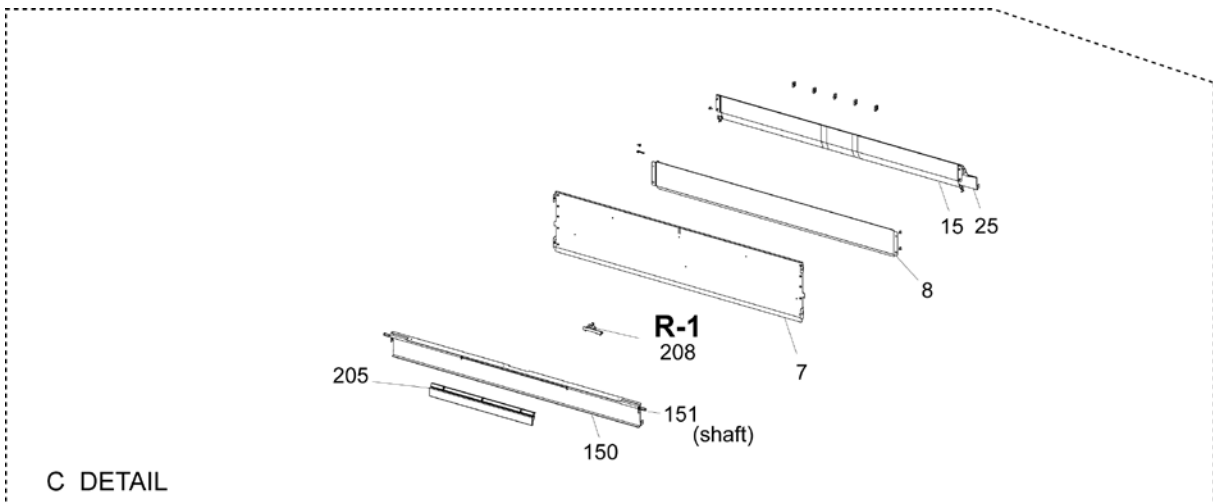
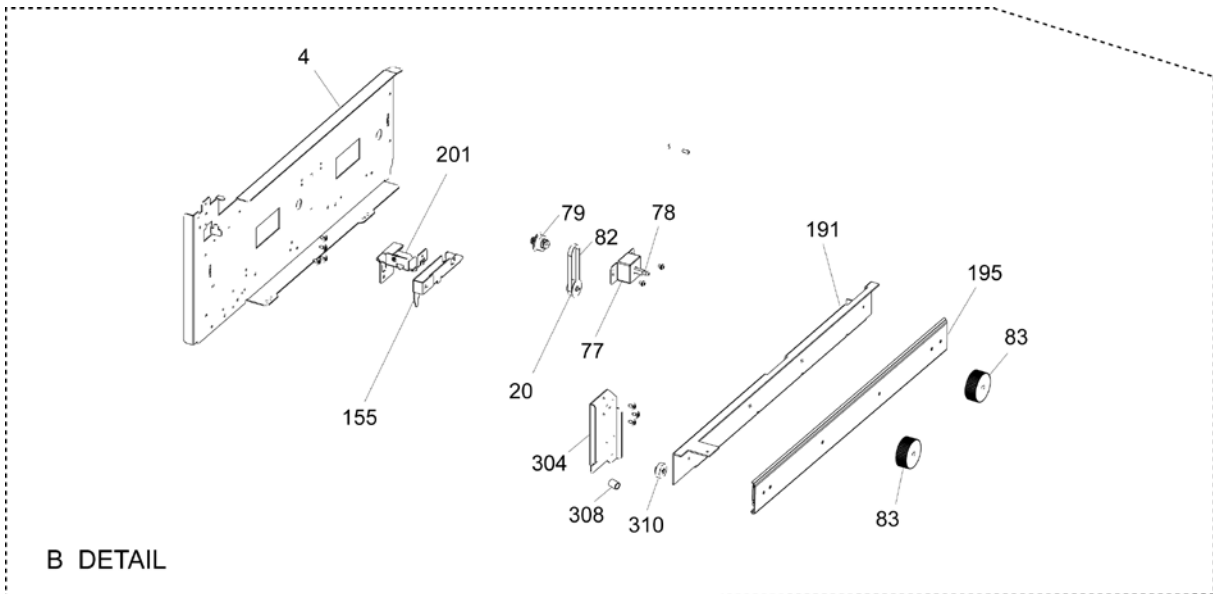
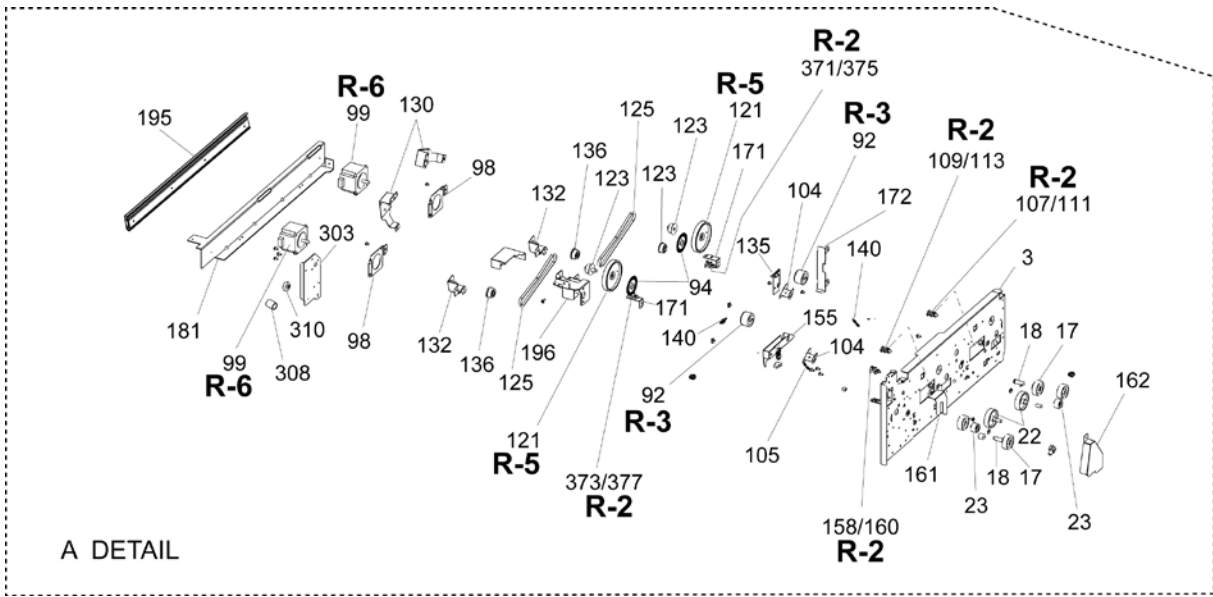
**PROCESS CARTRIDGE UNIT**

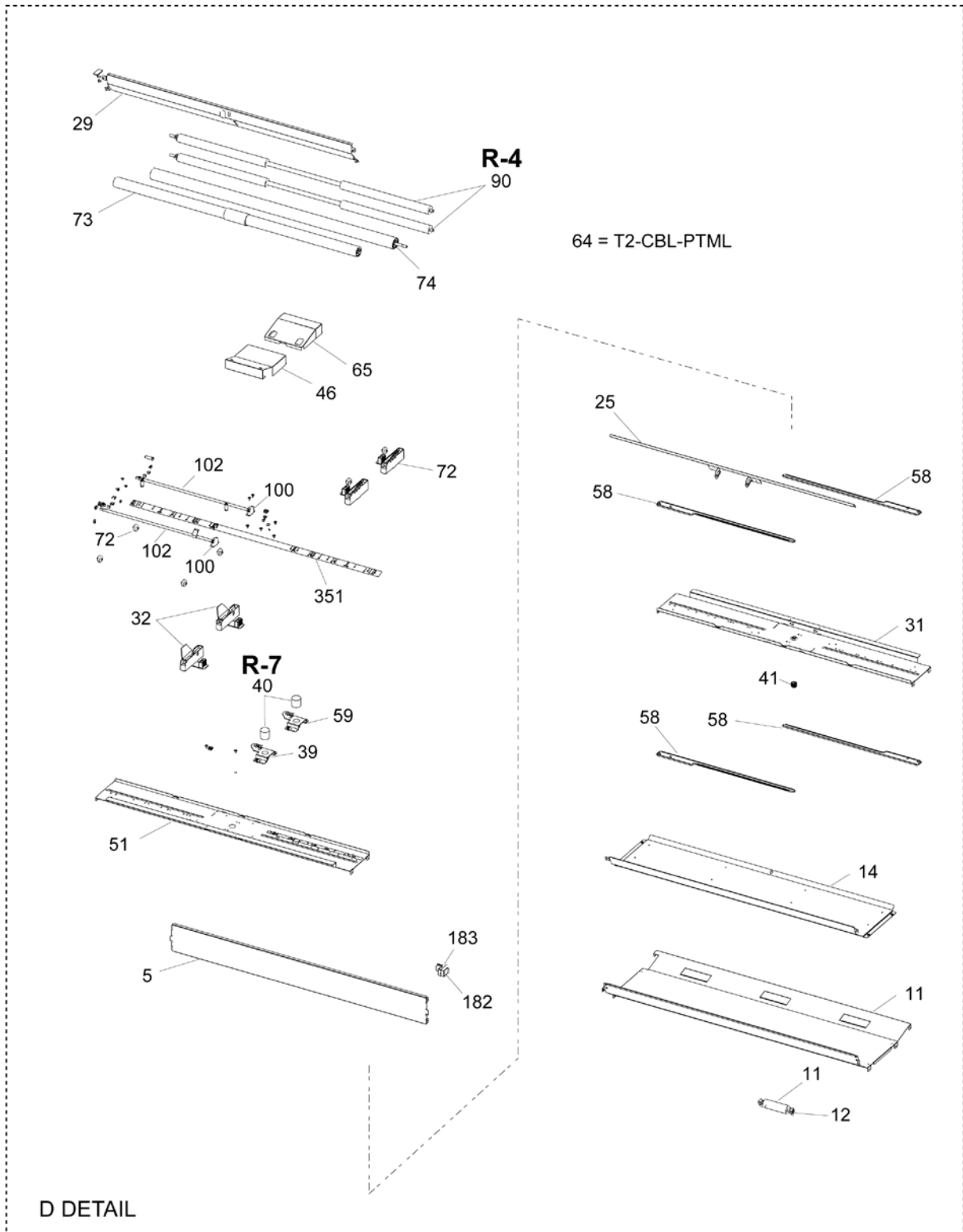
No.	Part Number	Part Name	P	Q	R/C	S/O	Note
70	U001193804xx	└ CHARGE-SCOROTRON-ASSY		(1)	R		
71	U001193815xx	└ CASE-CHARGESHEILD		1			
72	U001193826xx	└ FRAME-CC		2			
73	U001193837xx	└ HOOK-CHARGEGRID		2			
74	U001193848xx	└ HOOK-CHARGEWIRE		2			
75	U000883721xx	└ WIRE(CHARGER)		2			
76	U000883743xx	└ SPRING(CHARGER)		4			
77	U001193850xx	└ CASE-CHARGEWIRE		2			
78	U0008837320xx	└ GRID(CHARGER)		1			
79	U001193861xx	└ SHEILD-CHARGER		2			
80	U001193872xx	└ GEAR-Z30		1			
81	U001193883xx	└ HOLDER-GEAR-ASSY		1			
82	U001241548xx	└ PLATE-GEAR-BASE		1			
83	U001211376xx	└ GEAR-PULLY-Z35P19		1			
84	U001241550xx	└ PLATE-GEAR-COVER		1			
85	U001212120xx	└ BELT-90-S2M-212		1			
90	U001194254xx	└ CASE-PCB		1			
91	U001241572xx	└ PLATE-FRAME-PRC		2			
92	U001194827xx	└ T2-CBL-PRCS2		1			
93	U001196302xx	└ COVER-PRC		1			
94	U001192871xx	└ FILTER(FUS)		1	R		
95	U001196335xx	└ FILTER-T2		1	R		
96	U001203693xx	└ PACKING-PROCESS-CARTRIDGE-ASSY		(1)			
97	U001203704xx	└ PACKING-BOX		1			
98	U001203715xx	└ PACKING-CUSHION-SET		(1)			
100	U001203737xx	└ PACKING-PET-SHEET		1			
96	U001237814xx	└ PACKING-PAPER-OPC		2			
101	3A3620019	└ INSULOK CABLE TIE		5			
102	U001203052xx	└ LABEL-ARROW		4			
103	U000889830xx	└ LABEL(FR5)		2			
(104)	U001221715xx	PLATE(CLEANER-DRUM)		9			Separator for tracing paper 60
(105)	U001225743xx	SHEET(CLEANER DRUM)-t 0.25		9			Separator for tracing paper 60
106	U001282948xx	PROCESS CARTRIGE 60 UNIT		(1)	C		LP-872

P: Quantity per package, Q: Used quantity, R: Recommended part, C: Consumable, S: Selectable, O: Optional

16. RFU-UNIT (2060)







Recommended parts list (RFU-UNIT (2060))

No.	Part Number	Part Name	P	Q	R/ C	S/ O	Note
R-1	U001207495xx	PHOTOSENSOR, 04, 05, 07 MNT	—		R		
	U000439852xx	└ PHOTOSENSOR 1	10	1			No.208
R-2	U001210825xx	PHOTO INTERRUPTER MNT	—		R		
	U000446141xx	└ PHOTOINTERRUPTER	20	5			No.107, 109, 111, 113, 158, 160, 371, 373, 375, 377
R-3	U001209058xx	GEAR LIMITER MNT	—		R		
	U000441955xx	└ GEAR (LIMITER)	1	2			No.92
R-4	U001209071xx	ROLLER REWIND MNT	—		R		
	U001187864xx	└ ROLLER (REWIND)	1	2			No.90
R-5	U001209115xx	GEAR ONEWAY MNT	—		R		
	U000441944xx	└ GEAR (ONEWAY)	5	2			No.121
R-6	U001209510xx	MOTOR FM MNT	—		R		
	U001187908xx	└ MOTOR (FM)	1	2			No.97
R-7	U001217171xx	PTM ASSY MNT	—		R		
	U001194941xx	└ PTM ASSY	1	2			No.40

**P:** Quantity per package, **Q:** Used quantity, **R:** Recommended part, **C:** Consumable, **S:** Selectable, **O:** Optional

**Note:** The table above lists the part information for one feed unit.

## Parts list (RFU-UNIT(2060))

No.	Part Number	Part Name	P	Q	R/C	S/O	Note
(1)	U100000803xx	ROLL FEED UNIT 2060		(1)			
(2)	U100000804xx	└ RFU-COMMON-2060		(1)			
3	U001187425xx	└ FRAME (SIDE-L)		2			
4	U001187436xx	└ FRAME (SIDE-R)		2			
5	U001187447xx	└ FRAME (REAR)		2			
6	U001187458xx	└ PG-F1-ASSY		(1)			For lower side
7	U001187460xx	└ PG-F1		1			
8	U001187471xx	└ PG-F5		1			
6	U001240356xx	└ PG-F1-2-ASSY		(1)			For upper side
7	U001187460xx	└ PG-F1		1			
8	U001239028xx	└ PG-F5-LG		1			
9	U001187482xx	└ PG-6-ASSY		(2)			
10	U001237656xx	└ PG-6-KIT		(1)			
11	U000876936xx	└ ROLLER (PINCH-PF)		3			
12	U000443788xx	└ BEARING (PINCH)		6			
13	U000441854xx	└ SPRING (PINCH)		6			
14	U001187504xx	└ PG-7		2			
15	U001187515xx	└ PG-F4		2			
16	U001187526xx	└ GEAR (Z42)-ASSY		(4)			
17	U001187537xx	└ GEAR (M08Z42)		1			
18	U001187548xx	└ SHAFT (Z42)		1			
19	U000442618xx	└ BALL BEARING		1			
20	U001187550xx	└ PULLEY (24)		1			
21	32300-0101-00	└ BEARING-3A		1			
22	U001187561xx	└ GEAR (M08Z41)		4			
23	U001187572xx	└ GEAR (M08Z25)		4			
24	U001187583xx	└ PG-F3-ASSY		(2)			
25	U001187594xx	└ PG-F3		1			
26	U000876936xx	└ ROLLER (PINCH-PF)		1			
27	U000443788xx	└ BEARING (PINCH)		2			
28	U000441854xx	└ SPRING (PINCH)		2			
29	U001187605xx	└ PG-F2		2			
30	U001187616xx	└ BASE (SLIDER)-FRONT-ASSY		(2)			
31	U001187627xx	└ BASE (SLIDER)		1			
32	U001187638xx	└ GUIDE (FLANGE-L)		1			
33	U001187640xx	└ GUIDE (FLANGE-R)		1			
34	U001190283xx	└ CLICKER-ASSY		(2)			
35	U001187651xx	└ BASE (PLUNGER)		1			
36	U001187662xx	└ SPRING (PLUNGER)		1			
37	U001100114xx	└ STEEL BALL		1			
38	U000877116xx	└ PLATE (SLIDE)		2			
39	U001187673xx	└ BRACKET (POT-FRONT)		1			
40	U001194941xx	└ PTM-ASSY		1	R		
41	U001187684xx	└ PINION (POT)		1			
42	37260-0236	└ EDGE-SADDLE		1			
43	37260-0251	└ HORIZONTAL MINI CLAMP		1			
44	U000440897xx	└ LOCKING-WIRE-SADDLE		5			
45	U001194862xx	└ T2-CBL-PTMR		1			
46	U001187706xx	└ PG-8		2			

**RFU-UNIT (2060)**

No.	Part Number	Part Name	P	Q	R/C	S/O	Note
50	U001187741xx	BASE (SLIDER)-REAR-ASSY		(2)			
51	U001187627xx	BASE (SLIDER)		1			
52	U001187638xx	GUIDE (FLANGE-L)		1			
53	U001187640xx	GUIDE (FLANGE-R)		1			
54	U001190283xx	CLICKER-ASSY		(2)			
55	U001187651xx	BASE (PLUNGER)		1			
56	U001187662xx	SPRING (PLUNGER)		1			
57	U001100114xx	STEEL BALL		1			
58	U000877116xx	PLATE (SLIDE)		2			
59	U001187752xx	BRACKET (POT-REAR)		1			
60	U001194941xx	PTM-ASSY		1			
61	U001187684xx	PINION (POT)		1			
62	37260-0251	HORIZONTAL MINI CLAMP		2			
63	U000440897xx	LOCKING-WIRE-SADDLE		5			
64	U001194862xx	T2-CBL-PTMR		1			
65	U001187774xx	PG-9		2			
70	U001187785xx	SUPPORT (FLANGE)-ASSY		(8)			
71	U001187796xx	SHAFT (SUPPORT-FLANGE)		1			
72	U001187807xx	BEARING		1			
73	U001187818xx	ROLLER (PF)		2			
74	U001210206xx	ROLLER (PF) WIDE		2			
75	U001187820xx	GEAR (M08Z54)		4			
76	32300-0105-00	BEARING-A		8			
77	U001187831xx	PLATE (KNOB-SUPPORT)		2			
78	U001187842xx	SHAFT (KNOB-SUPPORT)		2			
79	U001187550xx	PULLEY (24)		4			
80	32300-0105-00	BEARING-A		2			
81	32300-0101-00	BEARING-3A		2			
82	U001200745xx	TIMING-BELT		2			
83	U001260437xx	KNOB(ROLLER)G		4			
85	U001208002xx	SHEET (KNOB-SUPPORT)		2			
90	U001187864xx	ROLLER (REWIND)		4	R		
91	U000442618xx	BALL BEARING		8			
92	U000441955xx	GEAR (LIMITER)		4	R		
93	33420-2014	PARALLEL PIN		4			
94	U001187875xx	SCALE (Z-ENC)		(4)			
95	U001202512xx	SHEET (Z-ENC)		1			
96	U001202523xx	PLATE (Z-ENC)		1			
97	U001187886xx	MOTOR (FM)-ASSY		(4)	R		
98	U001187897xx	BRACKET (MOTOR)		1			
99	U001187908xx	MOTOR (FM)		1			
100	U001187910xx	HOLDER (SHAFT-END)		4			
101	32400-0232-00	LEVER (END)		4			
102	U001187921xx	SHAFT (END)		4			
103	32300-0105-00	BEARING-A		8			
104	U001187932xx	PLATE (SENSOR-END)		4			
105	U001234686xx	SPRING(ROLL-END)		4			
106	U000439795xx	PS11 ASSY		(1)			
107	U000446141xx	PHOTOINTERRUPTER		1	R		
108	U000895926xx	PS12 ASSY		(1)			
109	U000446141xx	PHOTOINTERRUPTER		1	R		



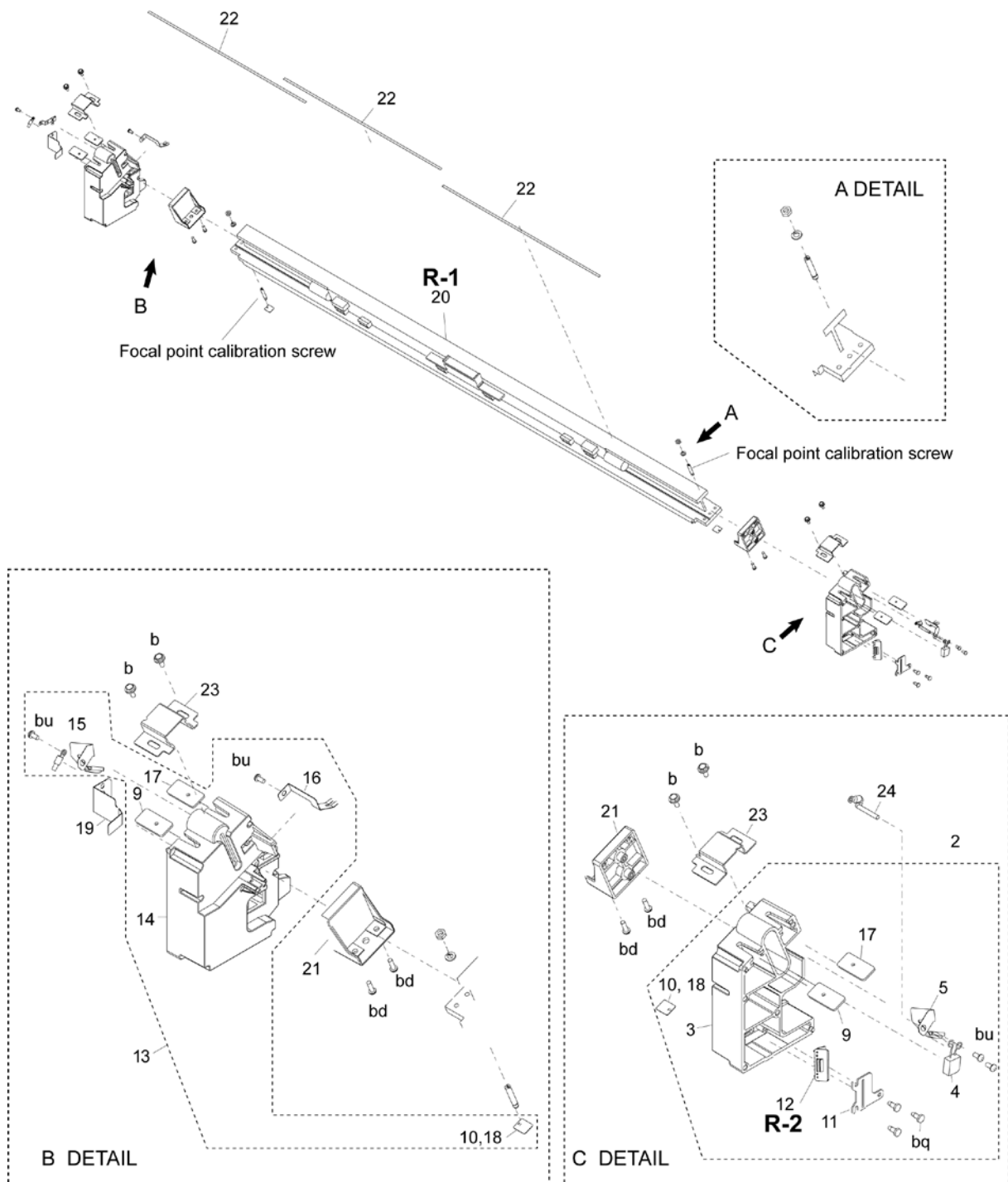
No.	Part Number	Part Name	P	Q	R/C	S/O	Note
110	U000895937xx	PS13 ASSY		(1)			
111	U000446141xx	PHOT INTERRUPTER		1	R		
112	U001212006xx	PS14 ASSY		(1)			
113	U000446141xx	PHOT INTERRUPTER		1	R		
120	U001187943xx	GEAR (ONEWAY)-ASSY		(4)			
121	U000441944xx	GEAR (ONEWAY)		1	R		
122	U001187954xx	SHAFT (ONEWAY)		1			
123	U001187550xx	PULLEY (24)		1			
124	32300-0101-00	BEARING-3A		2			
125	U001187965xx	TIMING-BELT		1			
130	U001187976xx	HOLDER (ONEWAY)		4			
131	37260-0251	HORIZONTAL MINI CLAMP		1			
132	U001187987xx	HOLDER (PULLEY)		4			
134	U001187998xx	PULLEY (TENSION)-ASSY		(4)			
135	U001188000xx	BRACKET (PULLEY-TENSION)		1			
136	U000442697xx	PULLEY (TENSION-BELT)		1			
140	U001188011xx	SPRING (PULLEY-TENSION)		4			
141	37260-0251	HORIZONTAL MINI CLAMP		4			
150	U001188022xx	BEAM (FRONT)		2			
151	U001188033xx	SHAFT (LOCK)		2			
152	32300-0105-00	BEARING-A		4			
155	U001188044xx	HOLDER (RFC)		4			
156	U001188055xx	SPRING (LATCH)		4			
157	U000439830xx	PS21 ASSY		(1)			
158	U000446141xx	PHOT INTERRUPTER		1	R		
159	U000895948xx	PS22 ASSY		(1)			
160	U000446141xx	PHOT INTERRUPTER		1	R		
161	U001188066xx	COVER (GEAR) 1		2			
162	U001188077xx	COVER (GEAR) 2		2			
170	U001188088xx	BRACKET (SENSOR)-ASSY		(4)			
171	U001188090xx	BRACKET (SENSOR)		1			
172	U001188101xx	GUIDE (CABLE)		2			
173	U000440897xx	LOCKING-WIRE-SADDLE		8			
180	U001188112xx	STAY (RFC-L)-ASSY		(2)			
181	U001188123xx	STAY (RFC-L)		1			
182	U001188134xx	STOPPER (SLIDE)		1			
183	U001188145xx	SPRING (RFC-1500)		1			
184	32120-2931-00	SHIELD FINGER		1			
185	U001188156xx	RAIL (SLIDE)		1			
190	U001206876xx	STAY (RFC-R)-ASSY		(2)			
191	U001188167xx	STAY (RFC-R)		1			
192	U001188134xx	STOPPER (SLIDE)		1			
193	U001188145xx	SPRING (RFC-1500)		1			
194	32120-2931-00	SHIELD FINGER		1			
195	U001188156xx	RAIL (SLIDE)		1			
196	U001188180xx	BRACKET (CUTTER-L)-ASSY		(2)			
197	U001188191xx	BRACKET (CUTTER-L)		1			
198	U001188202xx	SPONGE (CUTTER)		1			
200	U001188213xx	BRACKET (CUTTER-R)-ASSY		(2)			
201	U001188224xx	BRACKET (CUTTER-R)		1			
202	U001188202xx	SPONGE (CUTTER)		1			

**RFU-UNIT (2060)**

No.	Part Number	Part Name	P	Q	R/C	S/O	Note
205	U100000805xx	⊥ LATCH(RFU)2060		2			
206	U001188257xx	┆ BRACKET (PS04)		1			
207	U000439751xx	┆ PS04 ASSY		(1)			
208	U000439852xx	⊥ PHOTOLENSOR 1		1	R		
301	37260-0236	┆ EDS-1208U		1			
302	U001194524xx	┆ T2-CBL-PS04		1			
303	U001200690xx	┆ STAY (CONNECT-L)		1			
304	U001200701xx	┆ STAY (CONNECT-R)		1			
305	U001200712xx	┆ PIN (STAY-CONNECT) 1		2			
306	U001200723xx	┆ PIN (STAY-CONNECT) 2		2			
308	32440-0367-00	┆ ROLLER (LATCH)		2			
310	U001187807xx	┆ BEARING		2			
311	U000616860xx	┆ HEX CROSS-RECESSED HEAD TP SCREW DT-3		4			
320	U001034605xx	┆ MINI DRAWER CONNECTOR		3			
321	U000987118xx	┆ MINI DRAWER CONNECTOR		2			
322	U001194715xx	┆ T2-CBL-RFU12		2			
323	U001194726xx	┆ T2-CBL-RFU22		2			
324	U001194748xx	┆ T2-CBL-CUT2		1			
325	U001188281xx	┆ FRAME (CASTER)		1			
326	U001204705xx	┆ BRACKET (CASTER)		2			
327	U000616860xx	┆ HEX CROSS-RECESSED HEAD TP SCREW DT-3		6			
328	U000443766xx	┆ CASTER (RFC)		2			
330	U001190902xx	┆ BRACKET (LATCH)-ASSY		(2)			
331	U001237724xx	┆ BRACKET(LATCH)KIT		1			
332	32440-0367-00	⊥ ROLLER (LATCH)		1			
341	U001034594xx	┆ MINI DRAWER CONNECTOR		3			
342	U000987120xx	┆ MINI DRAWER CONNECTOR		2			
343	U000439110xx	┆ GUIDE (CONNECTOR)		10			
344	U000439121xx	┆ SPRING (CONNECTOR)		10			
351	U001203208xx	┆ LABEL (GUIDE-POSITION)		4			
352	U001203153xx	┆ LABEL-1		1			
353	U001203164xx	┆ LABEL-2		1			
354	U001203175xx	┆ LABEL-3		1			
355	U001203186xx	┆ LABEL-4		1			
356	U001203041xx	┆ LABEL-RFC		2			
370	U001212017xx	┆ PS51 ASSY		(1)			
371	U000446141xx	⊥ PHOTOINTERRUPTER		1	R		
372	U001212028xx	┆ PS52 ASSY		(1)			
373	U000446141xx	⊥ PHOTOINTERRUPTER		1	R		
374	U001212030xx	┆ PS53 ASSY		(1)			
375	U000446141xx	⊥ PHOTOINTERRUPTER		1	R		
376	U001212041xx	┆ PS54 ASSY		(1)			
377	U000446141xx	┆ ⊥ PHOTOINTERRUPTER		1	R		

P: Quantity per package, Q: Used quantity, R: Recommended part, C: Consumable, S: Selectable, O: Optional

# 17. SUB FRAME UNIT



## SUB FRAME UNIT

Recommended parts list (SUB FRAME UNIT)

No.	Part Number	Part Name	P	Q	R/C	S/O	Note
R-1	U001209150xx	LED HEAD MNT	—		R		
	U001194197xx	└ LED-HEAD-SLA20B-ASSY	(1)	(1)			No.20
R-2	U001211927xx	PCB-ASSY-ACN1 MNT			R		
	U001186435xx	└ PCB-ASSY-ACN1	1	1			No.12

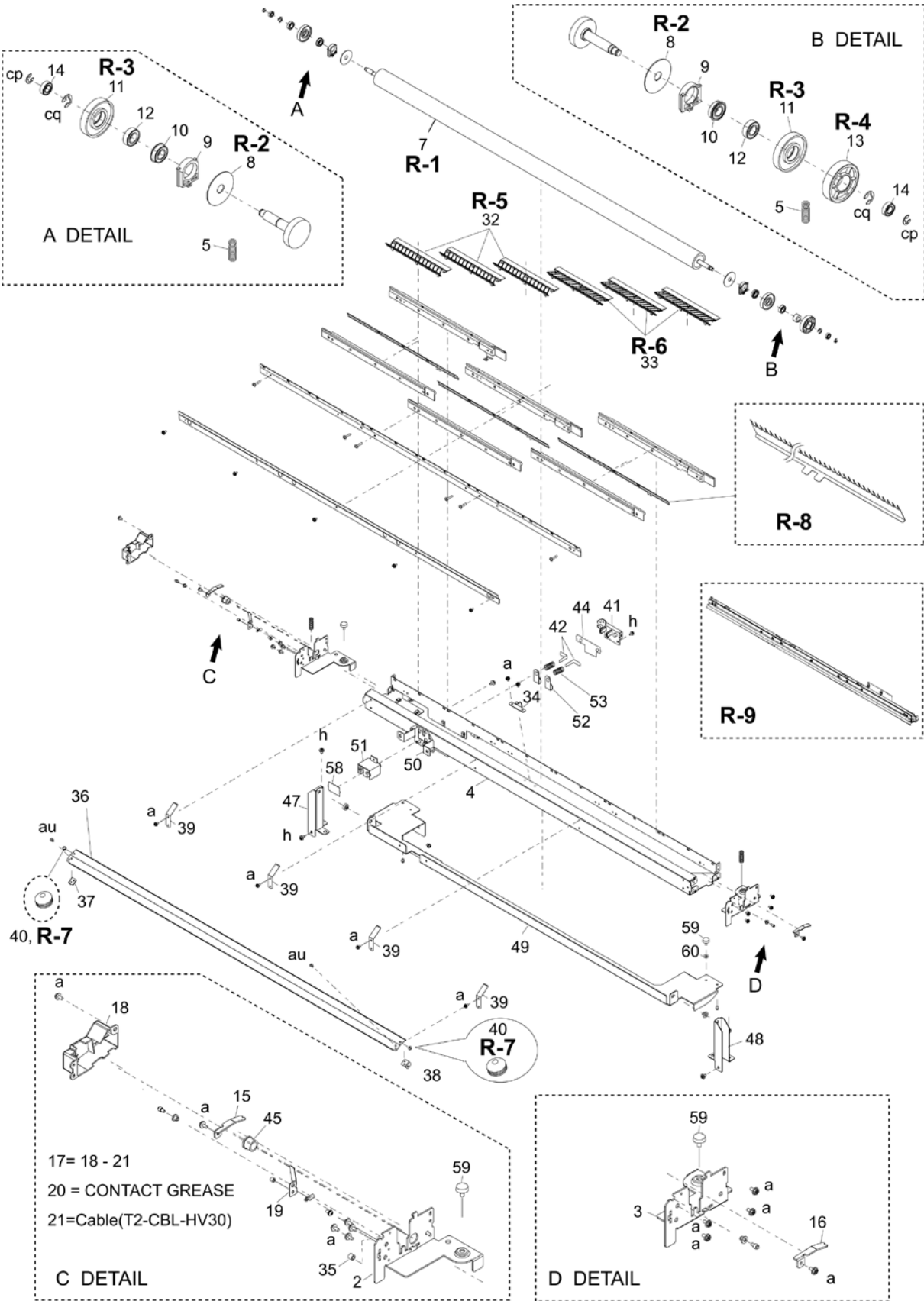
P: Quantity per package, Q: Used quantity, R: Recommended part, C: Consumable, S: Selectable, O: Optional

Parts list (SUB FRAME UNIT)

No.	Part Number	Part Name	P	Q	R/C	S/O	Note
(1)	U001194017xx	SUB FRAME UNIT		(1)			
(2)	U001194028xx	└ FRAME-L-SFR-ASSY		(1)			
3	U001194030xx	└ FRAME-L-SFR		1			
4	U001304842xx	└ HVWZD392		1			
5	U001220466xx	└└ CHARGESHIELD-L-ASSY		(1)			
6	U001212142xx	└ SPRING-CHARGESHIELD-L1		1			
7	U001212153xx	└ CHARGESHIELD-01		1			
8	U001212164xx	└ DOTITE ADHESIVE					
9	U001191131xx	└ PLATE-STOPPER-FRAME		2			
10	U001194063xx	└ SPACER-LED-HEAD		1			
11	U001194074xx	└ HOLDER-PCB-CONNECTOR		1			
12	U001186435xx	└ PCB-ASSY-ACN1		1	R		
13	U001194085xx	└ FRAME-R-SFR-ASSY		(1)			
14	U001194096xx	└ FRAME-R-SFR		1			
15	U001214976xx	└ SPRING-CHARGER-300gf		1			
16	U001194120xx	└ SPRING-CHARGESHEILD-R		1			
17	U001194131xx	└ PLATE-STOPPER-FRAME		2			
18	U001194063xx	└ SPACER-LED-HEAD		1			
19	U001301861xx	└ SPRING-OPC-GROUND-C5210		1			
20	U001194197xx	└ LED-HEAD-SLA20B-ASSY		(1)	R		
21	U001194186xx	└ HOLDER-LED-HEAD		2			
22	U001194265xx	└ FILM(ANTIFOG)-SLA20B		3			
23	U001194221xx	└ STOPPER-FRAME-LED		2			
24	U001195830xx	└ T2-CBL-ZD		1			
25	U001199395xx	└ T2-CBL-PRCS1R		1			
26	U001194546xx	└ T2-CBL-HV1		1			
27	U001201533xx	└ CORE		2			
28	U001300678xx	└ T2-CBL-LEDHFG		1			

P: Quantity per package, Q: Used quantity, R: Recommended part, C: Consumable, S: Selectable, O: Optional

18. TRANSFER ROLLER UNIT



## TRANSFER ROLLER UNIT

Recommended parts list (TRANSFER ROLLER UNIT)

No.	Part Number	Part Name	P	Q	R/C	S/O	Note
R-1	U001208586xx	ROLLER TRA 3565 MNT	—		R		
	U001281982xx	└ ROLLER(TRA-3565-J2N)	1	1			No.7
R-2	U001208608xx	SHEET TRA MNT	—		R		
	U001189258xx	└ SHEET(TRA)	50	2			No.8
R-3	U001208621xx	SPACER TRA MNT	—		R		
	U001230401xx	└ SPACER(TRA-3555)	5	2			No.11
R-4	U001208643xx	GEAR TRA ONEWAY MNT	—		R		
	U001221265xx	└ GEAR(TRA-ONEWAY)CCW	10	1			No.13
R-5	U001208687xx	GUIDE DC R MNT	—		R		
	U001268335xx	└ GUIDE(DC-R)-T2	20	3			No.32
R-6	U001208700xx	GUIDE DC L MNT	—		R		
	U001268346xx	└ GUIDE(DC-L)-T2	20	3			No.33
R-7	U001209633xx	SPACER TRANSFER GUIDE MNT	—		R		
	U000883304xx	└ SPACER(TENSYAMAE 01)	10	2			No.40
	U001230412xx	└ SPRING(TRA-2000)	5	2			
R-8	U001208665xx	DETACH NEEDLE	2	3	R		
R-9	U001209137xx	ELECTRODE NEEDLE MNT	—		R		
	U001210601xx	└ ELECTRODE-NEEDLE-ASSY	1	1			
R-10	U001240380xx	TRANSFER ROLLER UNIT MNT	—				
	U001189181xx	└ TRANSFER ROLLER UNIT	(1)	(1)			No.1

P: Quantity per package, Q: Used quantity, R: Recommended part, C: Consumable, S: Selectable, O: Optional

Parts list (TRANSFER ROLLER UNIT)

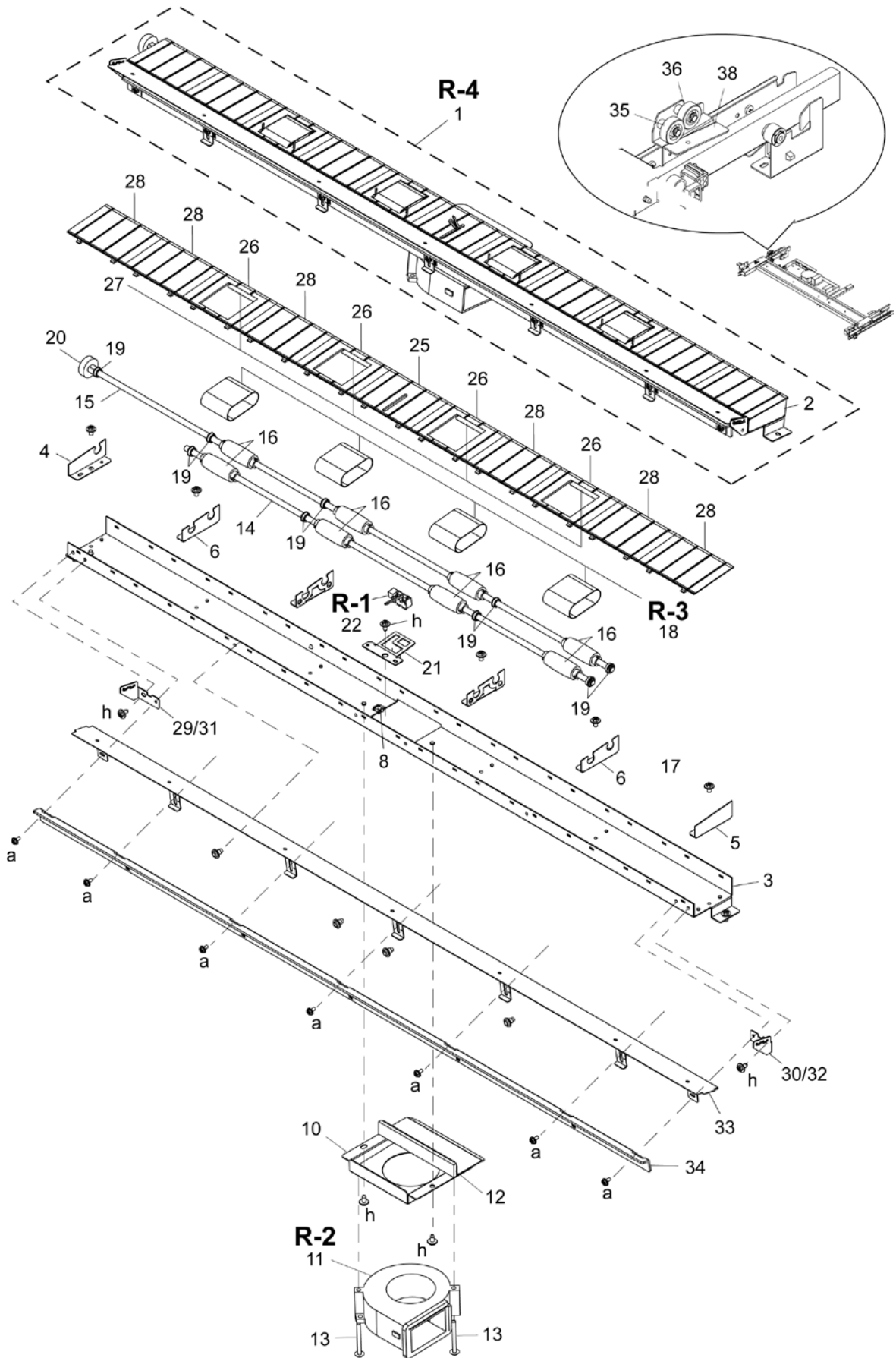
No.	Part Number	Part Name	P	Q	R/C	S/O	Note
(1)	U001189181xx	TRANSFER ROLLER UNIT		(1)			
2	U001189192xx	└ FRAME(TRA-R)		1			
3	U001189203xx	└ FRAME(TRA-L)		1			
4	U001189214xx	└ BEAM(TRA)		1			
a	U000439143xx	└ HEX CROSS-RECESSED HEAD TP MACHINE SCREW		6			
5	U001230412xx	└ SPRING(TRA-2000)		2			
(6)	U001189236xx	└ ROLLER(TRA)-ASSY		(1)			
7	U001281982xx	└ ROLLER(TRA-3565-J2N)		1	R		
8	U001189258xx	└ SHEET(TRA)		2	R		
9	U001189260xx	└ HOLDER(BEARING)		2			
10	U000442618xx	└ BALL BEARING		2			
11	U001230401xx	└ SPACER(TRA-3555)		2	R		
12	U001195852xx	└ COLLAR(TRA)		2			
13	U001221265xx	└ GEAR(TRA-ONEWAY)CCW		1	R		
14	U001189293xx	└ BEARING		2			
15	U001189304xx	└ STOPPER(TRA)R		1			
16	U001189315xx	└ STOPPER(TRA)L		1			
17	U001189326xx	└ TRA-V-ASSY		(1)			

**TRANSFER ROLLER UNIT**

No.	Part Number	Part Name	P	Q	R/C	S/O	Note
18	U001189337xx	⊥ HOLDER(TRA-V)		1			
19	U001189348xx	⊥ SPRING(TRA-CHARGE)		1			
20	U000686687xx	⊥ CONTACT GREASE					
21	U001194568xx	⊥ T2-CBL-HV31		1			
32	U001189427xx	⊥ GUIDE(DC-R)		3	R		
33	U001189438xx	⊥ GUIDE(DC-L)		3	R		
34	U001189440xx	⊥ STOPPER(GUIDE-TRA)		1			
35	U001189451xx	⊥ BEARING		2			
36	U001189462xx	⊥ GUIDE(TRA)		1			
37	U001189473xx	⊥ STAY(GUIDE-TRA)R		1			
38	U001189484xx	⊥ STAY(GUIDE-TRA)L		1			
39	U001189495xx	⊥ SPRING(GUIDE-TRA)		4			
40	U000883304xx	⊥ SPACER(TENSYAMAE 01)		2	R		
41	U001189506xx	⊥ CASE(H-VOLTAGE)		1			
42	U001189517xx	⊥ CONTACT(H-VOLTAGE)		2			
44	U001189528xx	⊥ COVER(H-VOLTAGE)		1			
45	U001031793xx	⊥ ONE-TOUCH-BUSH		1			
47	U001189530xx	BRACKET(TRA-UNIT)R		1			
48	U001189541xx	BRACKET(TRA-UNIT)L		1			
49	U001189552xx	HOLDER(TRA-UNIT)		1			
50	U001189563xx	BRACKET(BLOCK-TCDC)		1			
51	32120-3676-00	BLOCK (TC/DC)		1			
52	37260-0288-00	ELECTRODE (CHARGER)		2			
53	32410-0558-00	SPRING (CHARGER)		2			
54	U001194557xx	T2-CBL-HV3		1			
55	U100001047xx	T2e-CBL-HV4		1			
56	U001201588xx	FERRITE-CORE		1			
57	U001201522xx	FERRITE-CORE		1			
58	U000446275xx	COVER (TC/DC)		1			
59	U001113928xx	DECORATIVE SCREW (LIGHT GRAY)		2			
60	U000871650xx	SCREW RETAINING WASHER		2			

**P:** Quantity per package, **Q:** Used quantity, **R:** Recommended part, **C:** Consumable, **S:** Selectable, **O:** Optional

# 19. TRANSPORT UNIT





Recommended parts list (TRANSPORT UNIT)

No.	Part Number	Part Name	P	Q	R/C	S/O	Note
R-1	U001207517xx	PHOTOSENSOR,06 MNT	—		R		
	U000439863xx	└ PHOTOSENSOR 2	10	1			No.22
R-2	U001207618xx	BLOWER FAN,BL01,02,06 MNT	—		R		
	U001211387xx	└ BL01 ASSY	1	4			No.11
R-3	U001208968xx	BELT TRANS MNT	—		R		
	U000879243xx	└ BELT(TRANS)	30	4			No.18
R-4	U001209532xx	TRANSPORT UNIT MNT	—		R		
	U001200598xx	└ TRANSPORT UNIT	(1)	(1)			No.1

P: Quantity per package, Q: Used quantity, R: Recommended part, C: Consumable, S: Selectable, O: Optional

Parts list (TRANSPORT UNIT)

No.	Part Number	Part Name	P	Q	R/C	S/O	Note
(1)	U001200598xx	TRANSPORT UNIT		(1)	R		
2	U001193681xx	└ TRANSPORT-ASSY		(1)			
3	U001193692xx	└ TRP-MAIN FRAME		1			
4	U001202646xx	└ TRP-FRAME-L		1			
5	U001202657xx	└ TRP-FRAME-R		1			
6	U001202668xx	└ TRP-RIB-A		4			
7	U001202635xx	└ TRP-FOOT		1			
8	37260-0287	└ EDGE-SADDLE		1			
9	37260-0251	└ HORIZONTAL MINI CLAMP		1			
10	U001193703xx	└ TRP-BLOWER-BRACKET		1			
11	U001211387xx	└ BL01 ASSY		1	R		
12	U001193714xx	└ TRP-BLOWER-PACKING		1			
13	33222-4040	└ CROSS-RECESSED TP MACHINE SCREW		2			
14	U001193725xx	└ SHAFT-TRP-S		1			
15	U001193736xx	└ SHAFT-TRP-L		1			
16	U000879210xx	└ ROLLER (TRANS)		8			
17	33410-1610	└ SPRING PIN		16			
18	U000879243xx	└ BELT (TRANS)		4	R		
19	U001193747xx	└ BEARING (TRP)		9			
20	U000879254xx	└ GEAR (20Z-TRANS)		1			
21	U000879377xx	└ PLATE (PS06)		1			
22	U000439773xx	└ PS06 ASSY		(1)	R		
23	U001194603xx	└ T2-CBL-PS06		1			
25	U000879298xx	└ GUIDE (CENTER)		1			
26	U000879300xx	└ GUIDE (ROLLER)		4			
27	U000879311xx	└ FILM (ROLLER)		4			
28	U000879322xx	└ GUIDE (SIDE)		6			
29	U000941501xx	└ SUPPORTER (L-102)		1			
30	U000941523xx	└ SUPPORTER (R-102)		1			

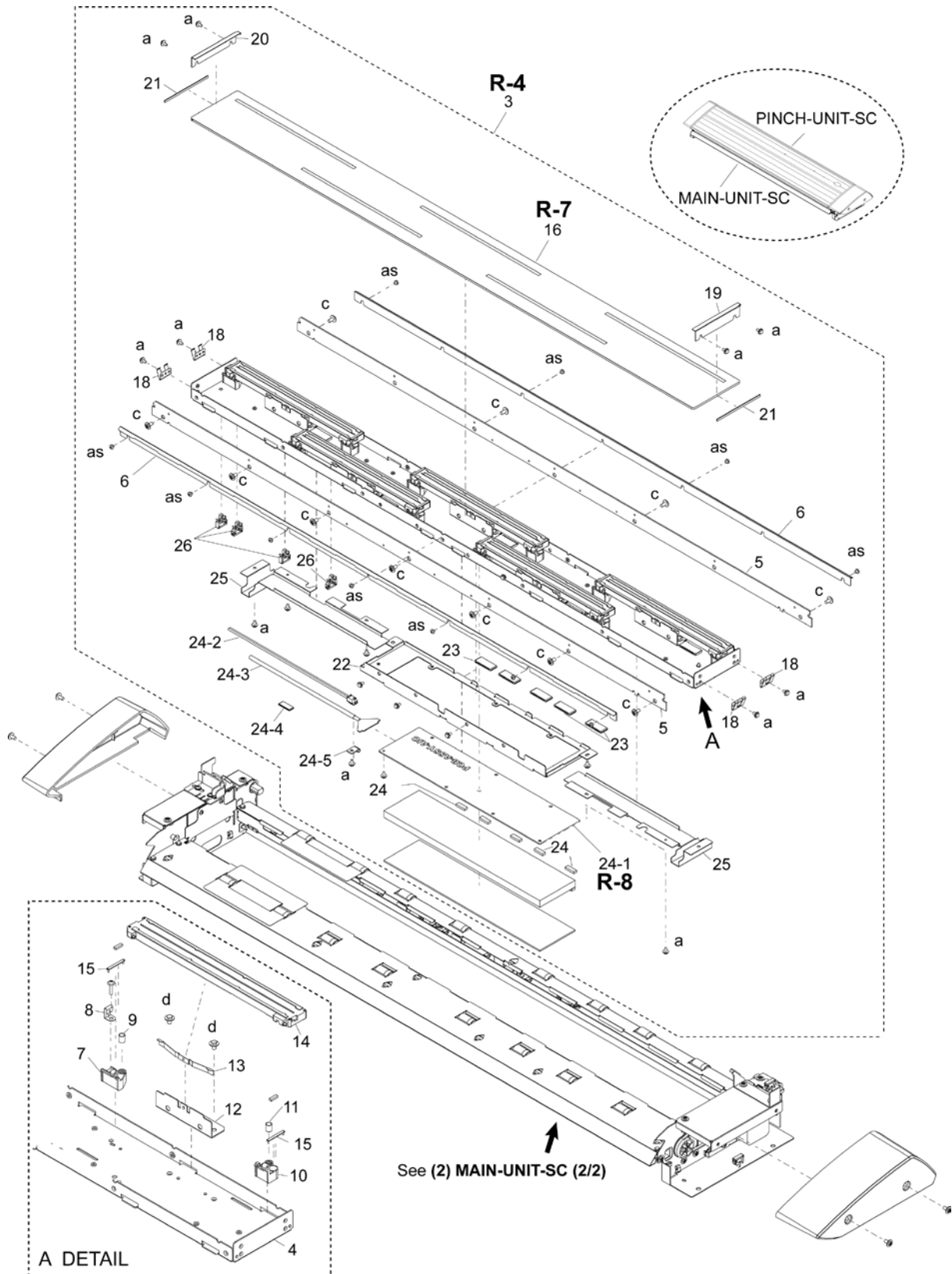
## TRANSPORT UNIT

No.	Part Number	Part Name	P	Q	R/C	S/O	Note
31	U000941512xx	┆ SUPPORTER (L-105)		1			
32	U000941534xx	┆ SUPPORTER (R-105)		1			
33	U000941556xx	┆ SLOPE (102-33)		1			
34	U000941545xx	┆ ANGLE (SLOPE)		1			
35	U001191870xx	┆ TRP DRIVE ASSY		(1)			
36	U001191881xx	┆ GEAR (Z20)		2			
cp	33400-0040	┆ E-TYPE RETAINING RING		2			
38	U001191903xx	┆ ┆ PLATE (TRANSPORT DRIVE)		1			

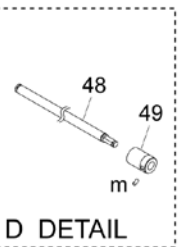
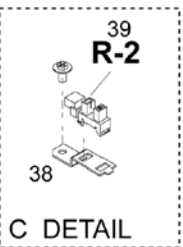
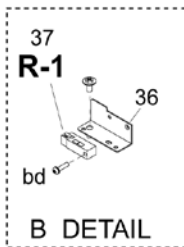
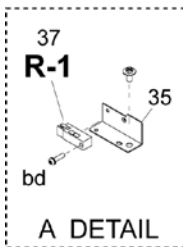
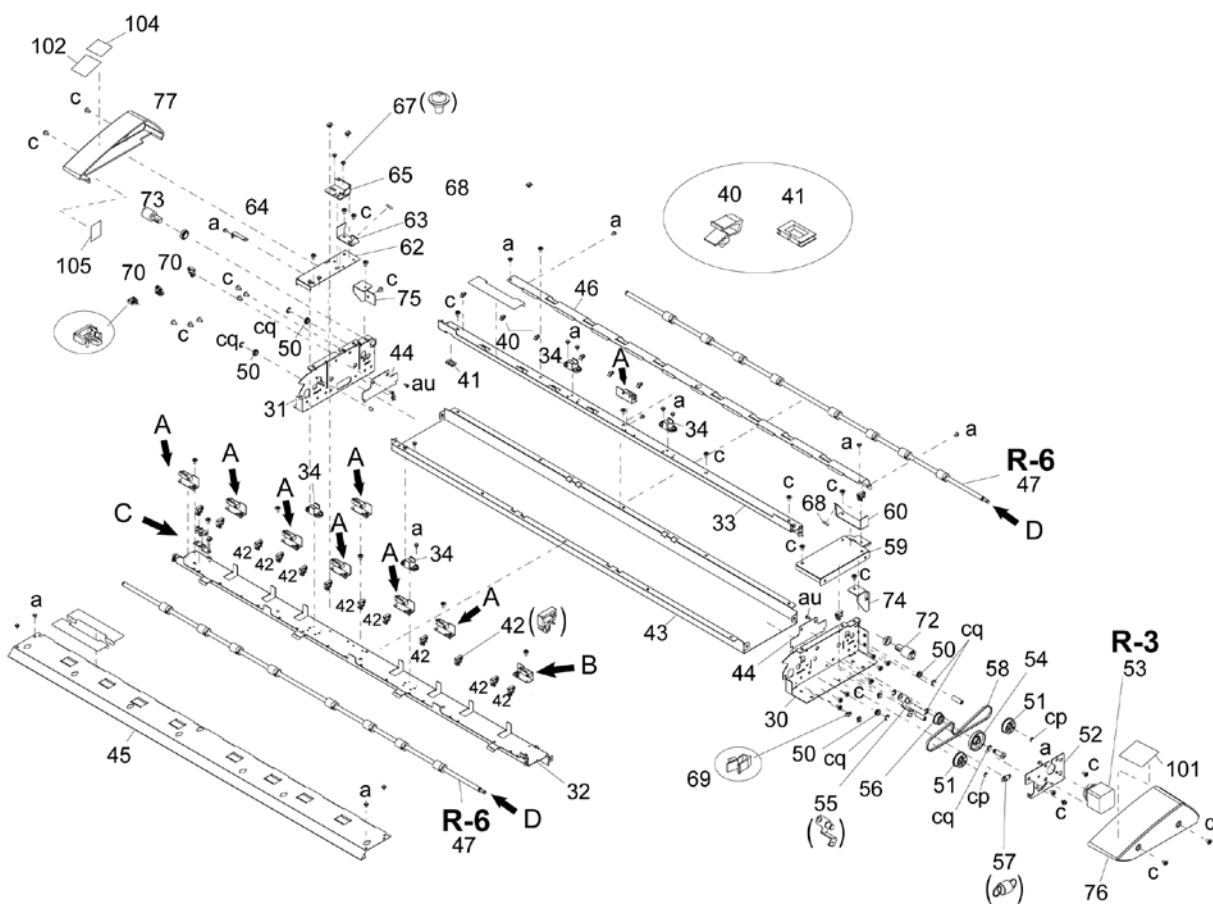
**P:** Quantity per package, **Q:** Used quantity, **R:** Recommended part, **C:** Consumable, **S:** Selectable, **O:** Optional

## 20. SCANNER UNIT 2060

### (1) MAIN-UNIT-SC (1/2)

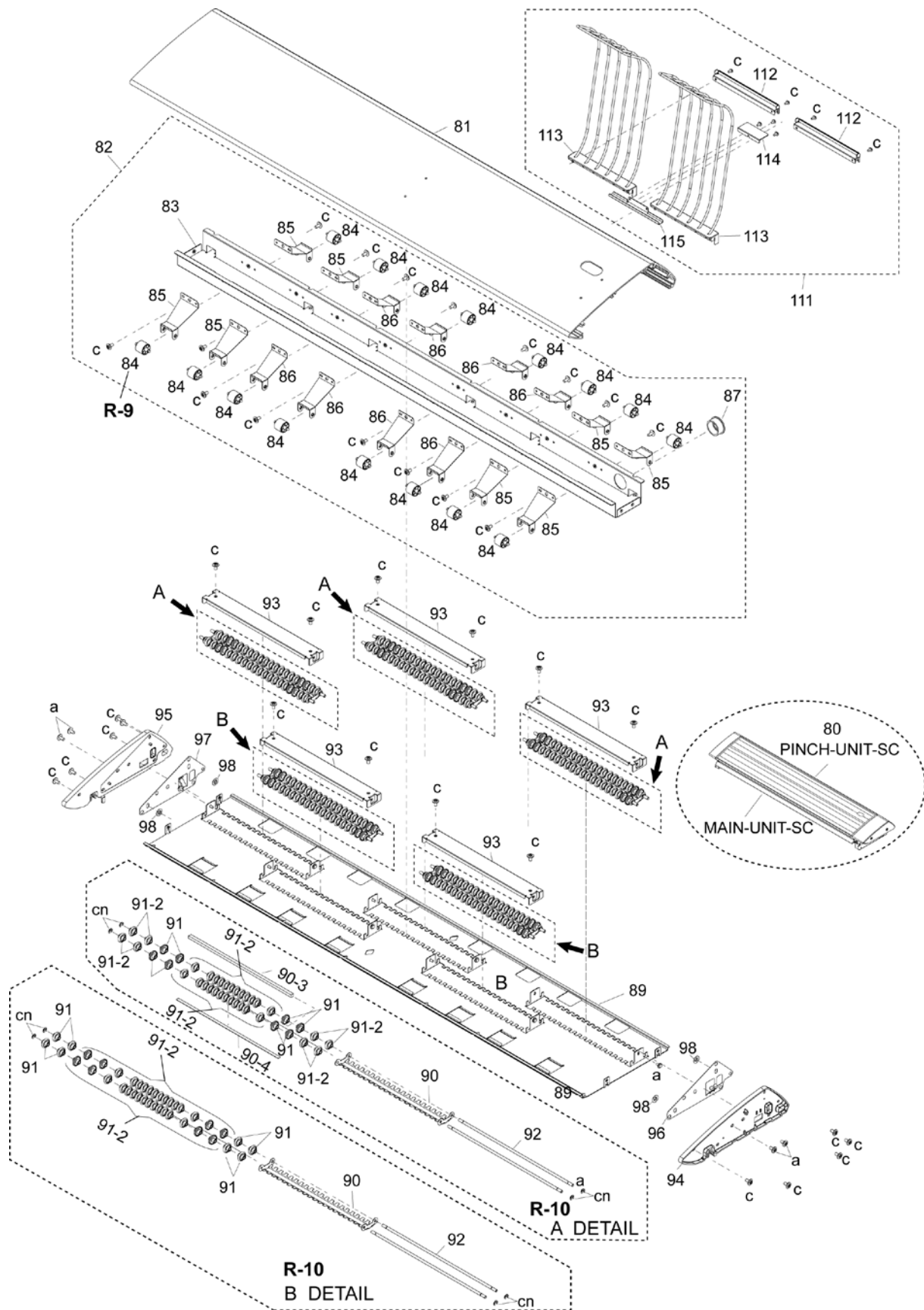


(2) MAIN-UNIT-SC (2/2)



34-1=T2-CBLS-SENS2

(3) PINCH-UNIT-SC, GUIDE-ASSY



Recommended parts list (SCANNER UNIT)

No.	Part Number	Part Name	P	Q	R/C	S/O	Note
R-1	U001209453xx	REFLECTIVE PHOTOSENSOR MNT	—		R		
	U001195626xx	└ PHOTOINTERRUPTER	3	9			No.37
R-2	U001210825xx	PHOTOINTERRUPTER MNT	—		R		
	U000446141xx	└ PHOTOINTERRUPTER	20	1			No.39
R-3	U001209475xx	MOTOR SC MNT	—		R		
	U001189787xx	└ MOTOR-SC	1	1			No.53
R-4	U001209497xx	CIS UNIT MNT	—		R		
	U001190046xx	└ CIS-UNIT	(1)	(1)			No.3
R-6	U001316452xx	ROLLER SC G ASSY MNT	—		R		
	U001316204xx	└ ROLLER-SC-G-ASSY	(1)	(2)			No.47
R-7	U001209734xx	GLASS DOCUMENT MNT	—		R		
	U001190147xx	└ GLASS-DOCUMENT	5	1			No.16
R-8	U001211938xx	PCB-ASSY-AIC1 MNT			R		
	U001171765xx	└ PCB-ASSY-AIC1	1	1			No.24-1
R-9	U001316474xx	ROLLER PINCH KK MNT	—		R		
	U001316215xx	└ ROLLER-PINCH-KK	3	18			No.84
R-10	U001253070xx	PLATE SHADING ASSY MNT	—		R		
	U001276233xx	└ PLATE-SHADING-ASSY-FRONT	(2)	(2)			
	U001207956xx	└ PLATE-SHADING-ASSY	(1)				No.90
	U001190237xx	└ ROLLER-CIS-UP	8				No.91
	U001203300xx	└ ROLLER-CIS-SP	32				No.91-2
	U001190248xx	└ SHAFT-ROLLER-CIS	2				No.92
	U001276244xx	└ PLATE-SHADING-ASSY-REAR	(3)	(3)			
	U001207956xx	└ PLATE-SHADING-ASSY	(1)				No.90
	U001190237xx	└ ROLLER-CIS-UP	8				No.91
	U001203300xx	└ ROLLER-CIS-SP	32				No.91-2
	U001190248xx	└ SHAFT-ROLLER-CIS	2				No.92

P: Quantity per package, Q: Used quantity, R: Recommended part, C: Consumable, S: Selectable, O: Optional

Parts list (SCANNER UNIT)

No.	Part Number	Part Name	P	Q	R/C	S/O	Note
(1)	U100000868xx	SCANNER UNIT 2060		(1)			
(2)	U100000869xx	└ MAIN-UNIT-SC-2060		(1)			
3	U001190046xx	└ CIS-UNIT		(1)	R		
4	U001190103xx	└ FRAME-CIS-BASE		1			
5	U001190114xx	└ PLATE-CIS-BASE		2			
c	U000616882xx	└ HEX CROSS-RECESSED HEAD TP MACHINE SCREW		14			
6	U001189754xx	└ GUIDE-GLASS		2			
7	U001190070xx	└ HOLDER-CIS-L		5			
8	U000898571xx	└ BANE (CIS-X)		5			
9	U000898648xx	└ SPRING (CIS-Z-2)		5			
10	U001190081xx	└ HOLDER-CIS-R		5			

No.	Part Number	Part Name	P	Q	R/C	S/O	Note
11	U000898637xx	SPRING (CIS-Z-1)		5			
12	U001191723xx	STAY-CIS-SPRING		5			
13	U000898582xx	BANE (CIS-Y)		5			
14	U001190068xx	CONTACT IMAGE SENSOR		5	R		
14-1	U001194873xx	T2-CBLS-FFC		5			
14-2	U001201544xx	FERRITE-CORE		5			
15	U001190136xx	SPACER-CIS		10			
16	U001190147xx	GLASS-DOCUMENT		1	R		
18	U000898626xx	BANE (CIS-GND)		4			
19	U001190092xx	HOLDER-GLASS-R		1			
20	U001190193xx	HOLDER-GLASS-L		1			
21	U001190158xx	CUSHION-GLASS		2			
22	U001190160xx	BRACKET-AIC		1			
23	U001201544xx	FERRITE-CORE		5			
24	U001198506xx	CUSHION-STOPPER-SC		5			
24-1	U001171765xx	PCB-ASSY-AIC1		1	R		
24-3	U001194884xx	T2-CBLS-LVDS		1			
24-4	U001201577xx	FERRITE-CORE		1			
24-5	U001148444xx	CLAMP		1			
24-6	U001269022xx	T2-CBLS-AICDC1		1			
24-7	U001261585xx	T2-CBLS-AICDC2		1			
25	U001190182xx	FOOT-SC-UNIT		2			
26	U000440897xx	LOCKING-WIRE-SADDLE		4			
30	U001189664xx	FRAME-R-SC		1			
31	U001189653xx	FRAME-L-SC		1			
32	U001189675xx	FRAME-BOTTOM-FRONT		1			
33	U001189686xx	FRAME-BOTTOM-REAR		1			
34	U000897131xx	HOLDER (SHAFT)		4			
34-1	U001194658xx	T2-CBLS-SENS2		1			
35	U001189721xx	BRACKET-SENSOR-SC-B		8			
36	U001189732xx	BRACKET-SENSOR-SC-C		1			
37	U001195626xx	PHOTOINTERRUPTER		9	R		
38	U001189743xx	BRACKET-LG248		2			
39	U000446141xx	PHOTOINTERRUPTER		2	R		
40	37260-0251	MINI CLAMP		10			
41	U000395280xx	EDGE-HOLDER		1			
42	U000440897xx	LOCKING-WIRE-SADDLE		12			
43	U001189642xx	COVER-UNDER-SC		1			
44	U001189697xx	STOPPER-CIS-UNIT		2			
45	U001189765xx	GUIDE-FRONT-SC		1			
	U001214954xx	GASKET-F-GUIDE		1			
46	U001190125xx	GUIDE-REAR-SC		1			
47	U001316204xx	ROLLER-SC-G-ASSY		(2)	R		
50	32300-0105-00	BEARING-A		4			
51	U000897164xx	PULLEY (Z45-S2M)		2			
52	U001189776xx	BRACKET-MOTOR-SC		1			
53	U001189787xx	MOTOR-SC		1	R		
54	U000897344xx	GEAR-PULLEY (Z75-M0.5/Z20-S2M)		1			
55	U000897355xx	ANGLE (BELT/TENSION)		1			
56	U000897660xx	PULLEY (TENSION)		1			
57	U000897366xx	SPRING (SC/TENSION)		1			

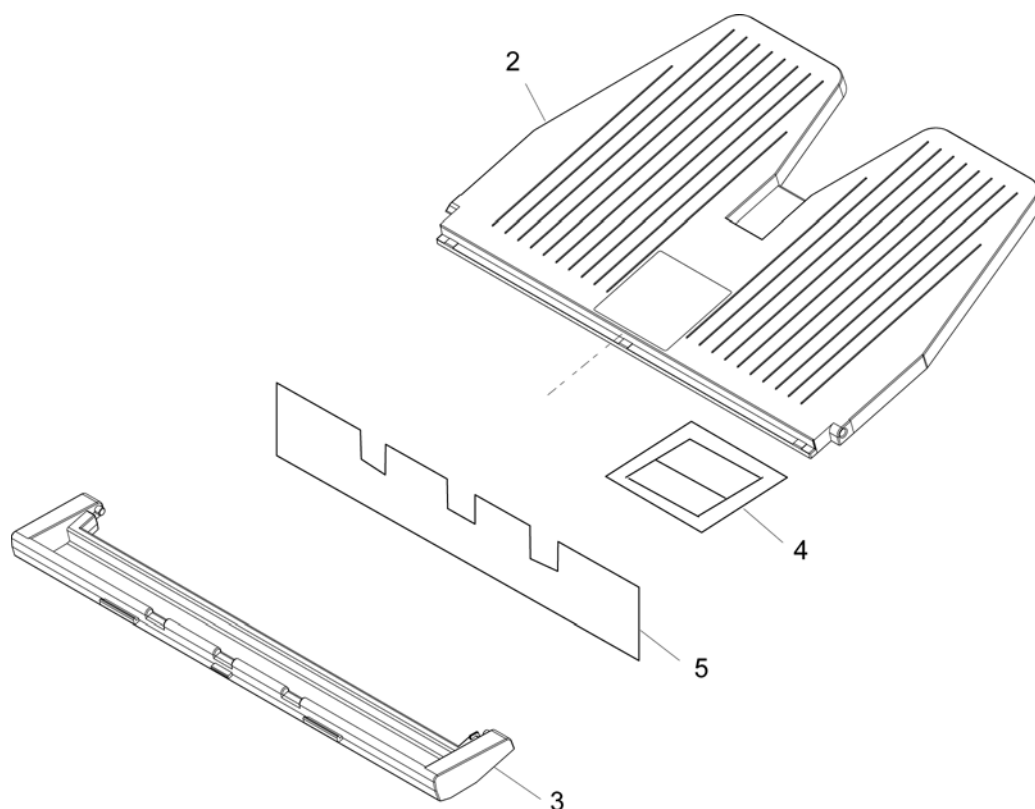
## SCANNER UNIT 2060

No.	Part Number	Part Name	P	Q	R/C	S/O	Note
58	U001189798xx	BELT (40S2M-L416G)		1			
59	U001189945xx	PLATE-SIDE-R		1			
60	U001196550xx	STOPPER-PINCH-UNIT-R		1			
62	U001189956xx	PLATE-SIDE-L		1			
63	U001196561xx	STOPPER-PINCH-UNIT-L		1			
64	U001189708xx	SPRING-LEVER-SC		1			
65	U001189710xx	LEVER-STOPPER-SC		1			
67	U001129950xx	STEP-SCREW		2			
68	U001198506xx	CUSHION-STOPPER-SC		2			
69	37260-0251	MINI CLAMP		5			
70	U000440897xx	LOCKING-WIRE-SADDLE		5			
72	U001203412xx	ROTARY-DAMPER-R		1			
73	U001203423xx	ROTARY-DAMPER-L		1			
74	U001196651xx	BRACKET-DAMPER-R		1			
75	U001196662xx	BRACKET-DAMPER-L		1			
76	U100000870xx	COVER-SC-R-2060		1			
77	U100000871xx	COVER-SC-L-2060		1			
(80)	U001189800xx	PINCH-UNIT-SC		(1)			
81	U001189811xx	SC-TOP-COVER		1			
82	U100000790xx	ROLLER-PINCH-SC-ASSY		(1)			
83	U001189967xx	BEAM-PINCH-SC		1			
84	U001316215xx	ROLLER-PINCH-KK		16			
85	U001189822xx	SPRING-PINCH-SC-J		8			
86	U001189833xx	SPRING-PINCH-SC-K		8			
87	U000846077xx	ONE-TOUCH-BUSH		1			
(88)	U001190204xx	PAPER-GUIDE-UP-ASSY		(1)			
89	U001190215xx	PAPER-GUIDE-UP-SC		1			
90	U001207956xx	PLATE-SHADING-ASSY		(5)	R		
91	U001190237xx	ROLLER-CIS-UP		40	R		
91-2	U001203300xx	ROLLER-CIS-SP		160	R		
92	U001190248xx	SHAFT-ROLLER-CIS		10	R		
93	U001196684xx	STAY-SHADING		5			
94	U001189978xx	FRAME-PINCH-R		1			
95	U001189980xx	FRAME-PINCH-L		1			
96	U001196695xx	PLATE-PINCH-R		1			
97	U001196706xx	PLATE-PINCH-L		1			
98	U000879175xx	CS-TYPE RETAINING RING ø4 BLACK		4			
101	U001203120xx	LABEL-SC		1			
102	U001205177xx	LABEL-SC-LOCK		1			
104	U001205166xx	LABEL-CAUTION-SC-L		1			
105	U001205987xx	LABEL-SC-MARK		1			
111	U001208171xx	GUIDE-ASSY		(1)			
112	U001208147xx	HOLDER-GUIDE-DOCUMENT		1			
113	U001208136xx	GUIDE-DOCUMENT		1			
114	U001208158xx	TABLE-GUIDE		1			
115	U001208125xx	BRIDGE-REAR-SCU		1			

P: Quantity per package, Q: Used quantity, R: Recommended part, C: Consumable, S: Selectable, O: Optional



## 21. Output Tray



Parts list (OUTPUT TRAY)

No.	Part Number	Part Name	P	Q	R/C	S/O	Note
(1)	U001229657xx	OUTPUT TRAY		(1)			
2	32140-0827-xx	└ TRAY (1)		1			
3	32140-0828-xx	└ TRAY (2)		1			
4	U001204953xx	└ LABEL-OUTPUT TRAY		1			
5	32160-0301-xx	└ SHEET (OUTPUT TRAY)		1			
6	U001206191xx	└ PACKAGE (OUTPUT TRAY)		1			

P: Quantity per package, Q: Used quantity, R: Recommended part, C: Consumable, S: Selectable, O: Optional

## Section 2 STANDARD ITEMS



Hexagon socket head set screw



Cross-recessed flat head screw



Hex socket head cap screw




Washer



Hexagon socket head flange bolt




Spring washer



Cross-recessed pan head screw



Toothed washer external tooth type



TP machine screw

## Parts list (STANDARD ITEMS)

No.	Part Number	Part Name	Note
a	U00043914300	HEX CROSS-RECESSED HEAD TP MACHINE SCREW M3x6 (Ni)	
b	U00089901000	HEX CROSS-RECESSED HEAD TP MACHINE SCREW M3x8 (Ni)	
c	U00061688200	HEX CROSS-RECESSED HEAD TP MACHINE SCREW M4x8 (Ni)	
d	U00069108600	HEX CROSS-RECESSED HEAD TP MACHINE SCREW M4x6 (Ni)	
e	U00061684700	HEX CROSS-RECESSED HEAD TP MACHINE SCREW M4x8 (BLACK CHROMATE)	
f	U00089902100	HEX CROSS-RECESSED HEAD TP MACHINE SCREW M4x10 (Ni)	
g	U00089903200	HEX CROSS-RECESSED HEAD TP MACHINE SCREW M4x12 (Ni)	
h	U00061686000	HEX CROSS-RECESSED HEAD TP SCREW DT-3 S4x8 (TRIVALENT CHROMATING)	
k	U00096217700	HEXAGON SOCKET HEAD SET SCREW M3x4	
m	33280-0404	HEXAGON SOCKET HEAD SET SCREW M4x4 (TRIVALENT CHROMATING BLACK)	
n	33280-0406	HEXAGON SOCKET HEAD SET SCREW M4x6 (Ni)	
p	33201-4010	HEX SOCKET HEAD CAP SCREW M4x10 (Ni)	
q	U00096293200	HEX SOCKET HEAD CAP SCREW (WS) M5x12 (Ni)	
r	U00089899700	HEX SOCKET HEAD CAP SCREW (WS) M5x12 (Ni)	
aa	U00044788400	SEMS SCREW (S) M3x6 (Ni)	
ab	33600-3006	SEMS SCREW (T) M3x6 (Ni), EXTERNAL TOOTH WASHER	
ac	33250-4006	SEMS SCREW (WS) M4x6 (TRIVALENT CHROMATING)	
ad	33255-4006	SEMS SCREW (WS) M4x6 (Ni) SPRING/PLAIN WASHER	
ae	33255-4008	SEMS SCREW (WS) M4x8 (Ni)	
af	U00044233700	CROSS-RECESSED BINDING HEAD SCREW M3x8 (Ni)	
ag	U00064996700	CROSS-RECESSED BINDING HEAD SCREW M4x8 (Ni)	
ah	33222-23080A	CROSS-RECESSED TP MACHINE SCREW TP-M2.3-8	
ak	U00001587500	CROSS-RECESSED PAN HEAD SCREW M3x4 (Ni)	
am	33002-3004	CROSS-RECESSED PAN HEAD SCREW M3x4 (Ni)	
an	33002-3006	CROSS-RECESSED PAN HEAD SCREW M3x6 (Ni)	
ap	33222-4040	CROSS-RECESSED TP MACHINE SCREW M4x40 (Ni)	
aq	U00001575000	CROSS-RECESSED PAN HEAD SCREW M3x6 (Ni)	
ar	33002-4030	CROSS-RECESSED PAN HEAD SCREW M4x30 (Ni)	
as	33040-3003	CROSS-RECESSED BINDING HEAD MACHINE SCREW M3x3 (Ni)	
at	U00095557400	CROSS-RECESSED BINDING HEAD MACHINE SCREW M3x6	
au	33040-3006	CROSS-RECESSED BINDING HEAD SCREW M3x6 (Ni)	
av	33040-3008	CROSS-RECESSED BINDING HEAD MACHINE SCREW M3x8 (Ni)	
aw	U00044234800	CROSS-RECESSED BINDING HEAD SCREW M4x4 (Ni)	
ax	33040-4004	CROSS-RECESSED BINDING HEAD MACHINE SCREW M4x4 (Ni)	
ay	33040-4008	CROSS-RECESSED BINDING HEAD MACHINE SCREW M4x8 (Ni)	
az	33040-4010	CROSS-RECESSED BINDING HEAD MACHINE SCREW M4x10 (Ni)	
ba	33220-2310	TP MACHINE SCREW M2.3x10 (Ni)	
bb	33222-3004	TP MACHINE SCREW M3x4 (Ni)	
bc	33222-3010	TP MACHINE SCREW M3x10 (Ni)	
bd	33222-3012	TP MACHINE SCREW M3x12 (Ni)	
be	33222-3014	TP MACHINE SCREW M3x14 (Ni)	

## STANDARD ITEMS

No.	Part Number	Part Name	Note
bf	33222-3018	TP MACHINE SCREW M3x18 (Ni)	
bg	33222-4035	TP MACHINE SCREW M4x35 (Ni)	
bh	U00089904300	SHOLDEK SCREW M4x10-L6 (Ni)	
bk	33090-0164	SHOLDEK SCREW M4x8-L5 (Ni)	
bm	U00119069800	SHOLDEK SCREW M3x13-L11 (Ni)	
bn	33262-2505	TAPTITE SCREW (PAN HEAD TP) TP-S2.5-5	
bp	33664-3006	TAPTITE SCREW (PAN HEAD MACHINE SCREW) B3x6 (CHROMATE)	
bq	33268-4008	TAPTITE SCREW (CROSS-RECESSED PAN HEAD) 4x8 P-TITE (Ni)	
br	U00089898600	TAPTITE SCREW (CROSS-RECESSED PAN HEAD) 4x8 P-TITE (TRIVALENT CHROMATING)	
bs	33265-3008	TAPTITE SCREW (CROSS-RECESSED BINDING HEAD) 3x8 P-TITE (Ni)	
bt	33265-4008	TAPTITE SCREW (CROSS-RECESSED BINDING HEAD) 4x8 P-TITE (Ni)	
bu	33268-3006	TAPTITE SCREW (CROSS-RECESSED PAN HEAD) 3x6 P-TITE (Ni)	
bv	33661-3008	TAPTITE SCREW (CROSS-RECESSED PAN HEAD TP) 3x8 P-TITE (Ni)	
bw	33200-3006	PAN HEAD MACHINE SCREW (PLAIN+SPRING WASHER) M3x6	
bx	33200-3025	PAN HEAD MACHINE SCREW (PLAIN+SPRING WASHER) M3x25	
ca	25ESFR001300-03	SPRING WASHER $\varnothing$ 4 (JIS B 1251)	
cb	25ESFR001700-03	SPRING WASHER $\varnothing$ 4 (JIS B 1251)	
cc	U00090147300	CROSS-RECESSED MACHINE SCREW WITH TOOTHED WASHER M4x6 (Ni)	
cd	33321-0030	Toothed washer external tooth type 3 (Ni)	
ce	33090-0165	BINDING HEAD SCREW WITH TOOTHED LOCK WASHER M4x8 (Ni, EXTERNAL TOOTH)	
cf	25ESFR001300-04	HEX NUT M4	
cg	25ESFR001700-04	HEX NUT M4	
ch	33353-0080	HEX NUT M8 (Ni)	
ck	U00087113200	HEX NUT M3 (Ni)	
cm	33353-0040	HEX NUT M4 STYLE 1	
cn	33400-0030	E-TYPE RETAINING RING E3 (Ni)	
cp	33400-0040	E-TYPE RETAINING RING E4 (Ni)	
cq	33400-0060	E-TYPE RETAINING RING E6 (Ni)	
cr	33400-0080	E-TYPE RETAINING RING E8 (Ni)	
cs	U00119182400	C-TYPE RETAINING RING $\varnothing$ 25 FOR SHAFT (Ni) C-25	
ct	33305-0100	WASHER 10 (Ni)	
cu	33305-0050	WASHER 5 (Ni)	
cv	33040-4006	CROSS-RECESSED BINDING HEAD MACHINE SCREW M4x6 (Ni)	
cw	U00120210600	HEX SOCKET HEAD CAP SCREW (WITH LARGE SPRING WASHER) M5x12 (Ni)	