


# OKI

**LP-2050/LP-2050-MF  
Wide Format Printer**

**Parts Catalog**

U00121398604



**OKI Data Infotech Corporation**

U00121398600	September, 2010	Initial Publication
U00121398601	July, 2012	Second edition
U00121398602	April, 2014	Third edition
U00121398603	April, 2015	Fourth edition
U00121398604	December, 2015	Fifth edition

Copyright© 2015 OKI Data Infotech Corporation.

All rights reserved.

The contents of this manual may be changed without prior notice.

### How to use this parts catalog

This parts catalog lists all the parts that we can provide replacement for individually (replaceable parts), as well as the recommended parts.

#### ◆ Parts developed view

To be identified, the replaceable parts and the recommended parts which compose the Printer are organized into developed views of the Printer broken up into individual blocks and units.

- The replaceable parts are detailed in part lists. The numbers associated with each part on the parts developed views correspond to the numbers in the Number column of the lists. A number in parentheses in that column indicates that the corresponding part is not shown in the developed view.
- The recommended parts are detailed in recommended parts lists. The numbers after R- in the Number column of the recommended parts lists correspond to the recommended parts in the developed views, while the number of the replaceable parts, which compose the recommended parts, in the Note column correspond to the parts numbers listed in the Number column of the parts lists.
- The letters in the developed views indicate standard items, such as screws or retaining rings.
- The standard items are detailed in the Standard Items section at the end of this catalog.

#### ◆ Symbols used in the lists

- P** column:           Quantity contained in one package.  
                          Parentheses indicate that the part can be break up further.
- Q** column:           Quantity used for one unit.  
                          Parentheses indicate that the part can be break up further.
- R/C** column:       **R:** Recommended part  
                          We recommend service representatives to keep these parts in inventory.  
                          **C:** Consumables  
                          Parts that should be replaced periodically to maintain Printer performance.
- S/O** column:       **S:** Selectable part  
                          Parts that differ depending on the usage region.  
                          The same part number is indicated in the part list.  
                          **O:** Optional part  
                          Supplied if required by the user.

**Note: R/C column and S/O column are used only when applicable.**

## Table of Contents

<b>JIGS LIST</b>	<b>6</b>
<b>Section 1 PARTS</b>	<b>8</b>
1. PRINTER CONFIGURATION VIEW .....	9
2. PRINTER EXPLODED VIEW AND OPTIONS .....	10
2.1 LP-2050-MF (MULTIFUNCTION MODEL) .....	10
(1) PRINTER EXPLODED VIEW .....	10
(2) Options .....	12
2.2 LP-2050 (PRINTER MODEL) .....	13
(2) Options .....	15
3. COVER-UNIT (MF) .....	16
4. COVER-UNIT (PL) .....	18
5. WASTE TONER BOTTLE UNIT .....	20
6. BUFFER-UNIT .....	22
7. CUTTER-UNIT (2050) .....	23
8. DEVELOPER UNIT .....	25
9. DRIVE UNIT .....	30
10. ELECTRICAL UNIT .....	32
11. FUSER BASE UNIT .....	37
12. FUSER UNIT .....	40
(1) FUSER UNIT AND PERIPHERAL UNITS .....	40
(2) ROLLER (BACK UP) ASSY, ROLLER (HEAT)-ASSY .....	41
(3) SIDE-FRAME AND PERIPHERAL PARTS .....	42
(4) UPPER-PAPER-GUIDE-ASSY .....	44
(5) INT5, UNDER PAPER OUT ASSY AND PERIPHERAL PARTS .....	45
(6) EXTENSION-PAPER OUT-KIT (MID) AND PERIPHERAL PARTS .....	46
13. MAIN FRAME UNIT .....	53
(1) MAIN FRAME UNIT (RECOMMENDED PARTS) .....	53
(2) MAIN FRAME UNIT (INDIVIDUAL PARTS) .....	54
14. PANEL-UNIT .....	61
15. PROCESS CARTRIDGE UNIT/ PROCESS CARTRIDGE 60 UNIT .....	62



# JIGS LIST

1



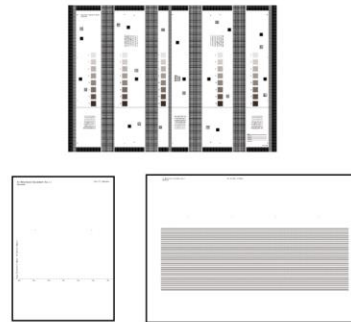
2




3



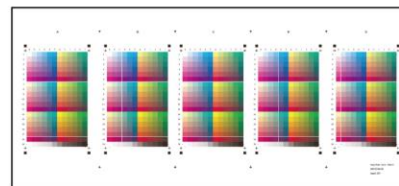
4



5



6



7



8



9



With hook-and-loop fastener

10



11



Jigs Recommended Parts List

No.	Part Number	Part Name	P	Q	R/C	S/O	Note
1	U001209273xx	COTTON CIEGAL MNT	1		R		For drum cleaning, containing 20 units (100 pcs/unit)
2	3790-0125	HR CLEANER	1		R		HR cleaner, pack of 10
3	U001034706xx	OPC CLEANER	1		R		Also usable with LP-1010, contains 1 liter (UN drum)
4	U001223640xx	ADJUSTER KIT(SCANNER)	1		R		Color and monochromatic original documents for scanner adjustment
5	U001221210xx	ADJUSTMENT KIT(COLOR SCANNER)	1		R		Color and monochromatic original documents for scanner adjustment
6	U001083903xx	Copy/Scan Color Chart1 Set	1		R		10 color original documents for scanner adjustment
7	U001209870xx	CONTACT GREASE MNT	1		R		GE-676 (1kg/can)
8	U001215450xx	HEATPROOF GREASE MNT	1		R		FG-65W (1kg/can)
9	U001242145xx	TOOLKIT MNT	1		R		Nut driver and open-end wrench set
10	U001280463xx	PUSH-PULL GAUGE	1		R		For tension adjustment of the process cartridge unit timing belt
11	U001307531xx	AIR BLOW TOOL	1		R		For cleaning connectors

P: Quantity per package, Q: Used quantity, R: Recommended part, C: Consumable, S: Selectable, O: Optional

---

## **Section 1 PARTS**

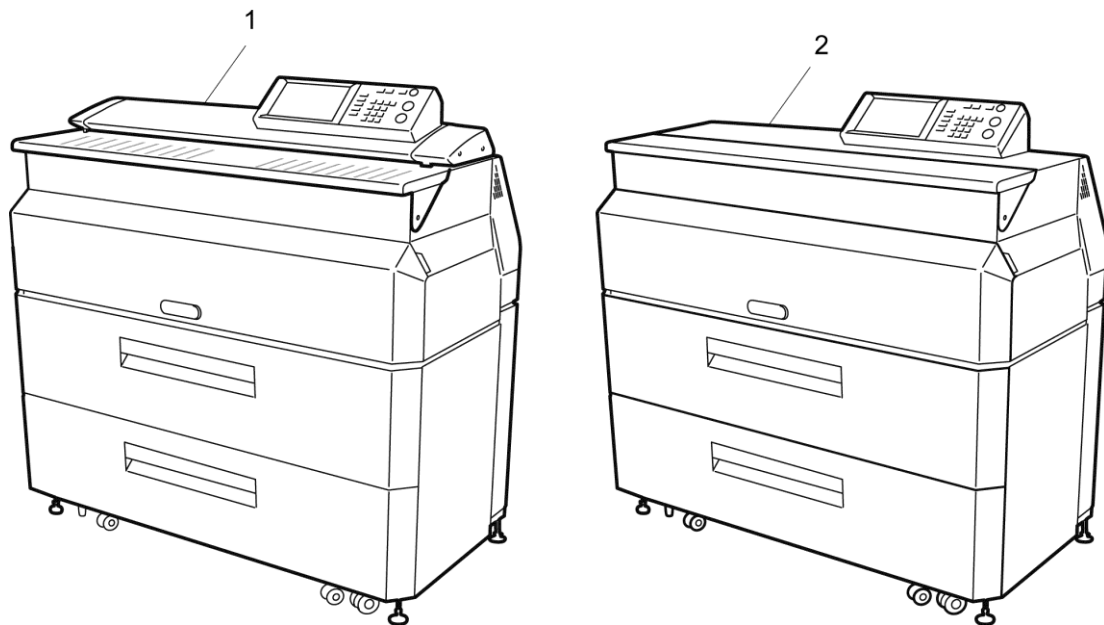
In this section, mechanical parts of each unit are organized in items. Each item is composed of views and lists in the following order.

- Exploded view (developed view)
- Recommended parts list
- Parts list (replaceable parts)

However, some units do not have recommended parts. In this case, the corresponding list is omitted.



# 1. PRINTER CONFIGURATION VIEW



Parts list (PRINTER CONFIGURATION)

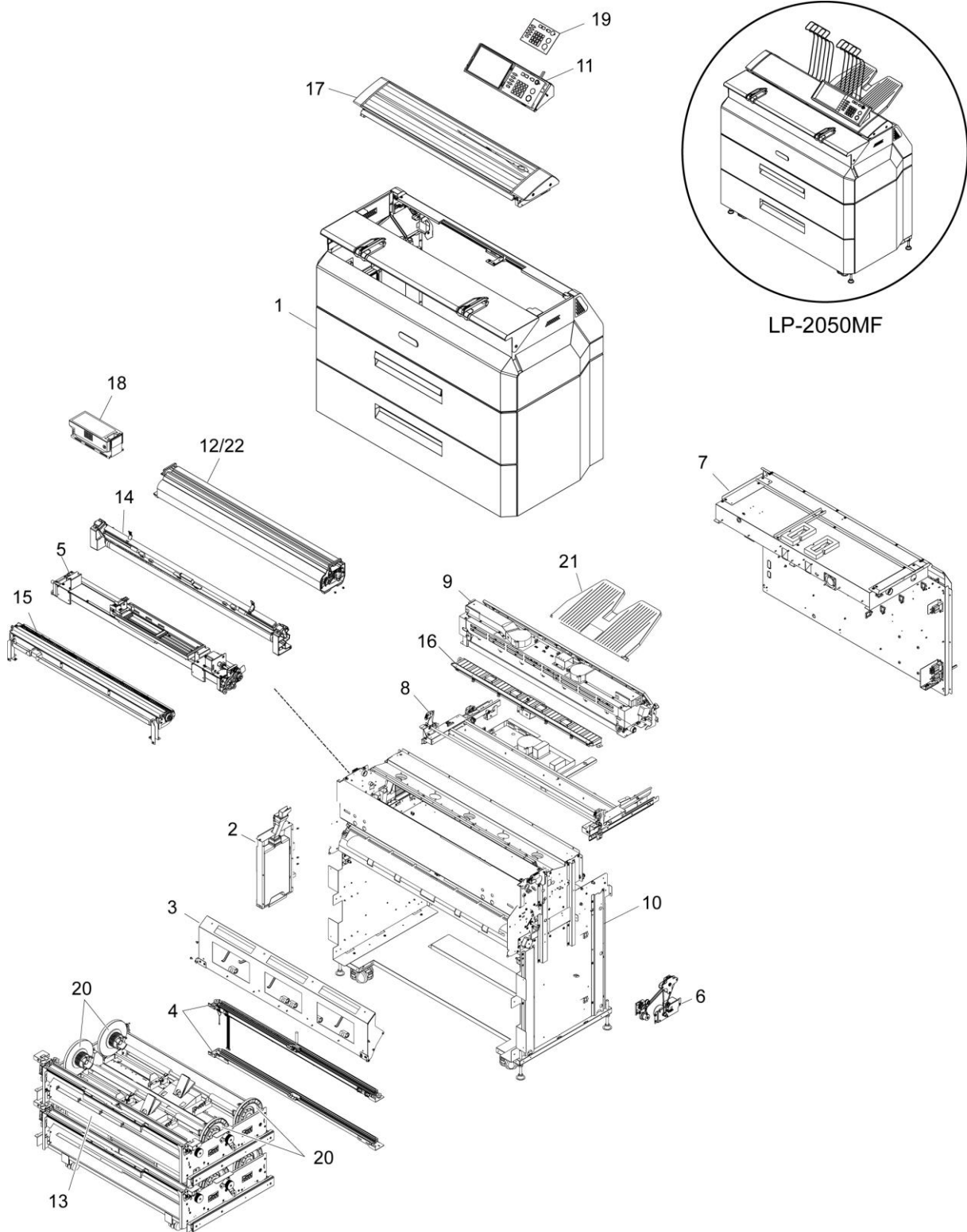
No.	Part Number	Part Name	P	Q	R/C	S/O	Note
1	—	LP-2050-MF MAIN UNIT		(1)			
2	—	LP-2050 MAIN UNIT		(1)			

P: Quantity per package, Q: Used quantity, R: Recommended part, C: Consumable, S: Selectable, O: Optional

## 2. PRINTER EXPLODED VIEW AND OPTIONS

### 2.1 LP-2050-MF (MULTIFUNCTION MODEL)

#### (1) PRINTER EXPLODED VIEW



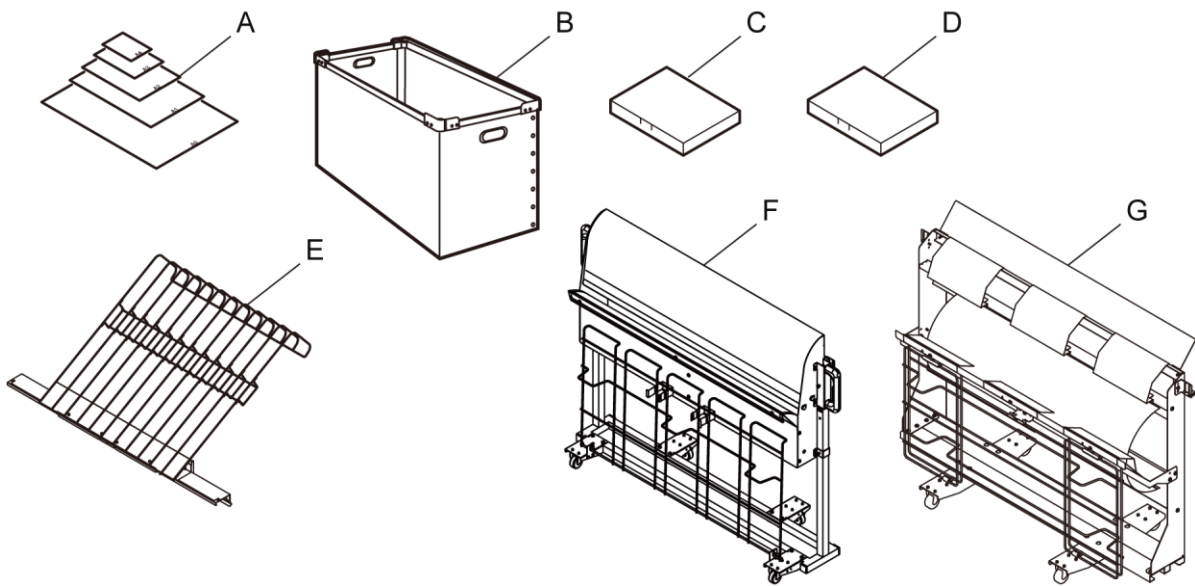
Parts list (MAIN UNIT DEVELOPED VIEW (MF))

No.	Part Number	Part Name	P	Q	R/C	S/O	Note
1	U001196752xx	COVER-UNIT(MF)		(1)			
2	U001227328xx	WASTE TONER BOTTLE UNIT		(1)	C		LP-851
3	U001191734xx	BUFFER-UNIT		(1)			
4	U001189574xx	CUTTER-UNIT(2050)		(1)	C		
5	U001194963xx	DEVELOPER UNIT		(1)	R		
6	U001195356xx	DRIVE-UNIT		(1)			
7	U001205943xx	ELECTRICAL UNIT MF 100V		(1)		S	
7	U001205965xx	ELECTRICAL UNIT MF 200V		(1)		S	
8	U001200600xx	FUSER BASE UNIT		(1)			
9	U001200565xx	FUSER UNIT 100V		(1)		S	For Japan
9	U001200576xx	FUSER UNIT 120V		(1)		S	For North America
9	U001200587xx	FUSER UNIT 230V		(1)		S	For Europe and China
10	U001190924xx	MAIN FRAME UNIT		(1)			
11	U001187188xx	MF-PANEL-UNIT		(1)			
12	U001192353xx	PROCESS CARTRIDGE UNIT		(1)	C		LP-852
13	U001187403xx	ROLL FEED UNIT		(1)			
14	U001194017xx	SUB FRAME UNIT		(1)			
15	U001189181xx	TRANSFER ROLLER-UNIT		(1)			
16	U001200598xx	TRANSPORT UNIT		(1)	R		
17	U001189631xx	SCANNER UNIT		(1)			
18	30790-0034	Toner cartridge		(3)	C		Two pieces with LP-761
19	U001202995xx	PANEL-OVERLAY-MF-ENG		1		S	English
19	U001203006xx	PANEL-OVERLAY-MF-CHI		1		S	Chinese
20	U001239300xx	ROLL FLANGE LGW ASSY		(8)			Two pieces with LP-871
21	U001206180xx	OUTPUT TRAY		(1)			LP-853
22	U001282948xx	PROCESS CARTRIDGE 60 UNIT		(1)	C		LP-872

P: Quantity per package, Q: Used quantity, R: Recommended part, C: Consumable, S: Selectable, O: Optional

## MAIN UNIT DEVELOPED VIEW

### (2) Options

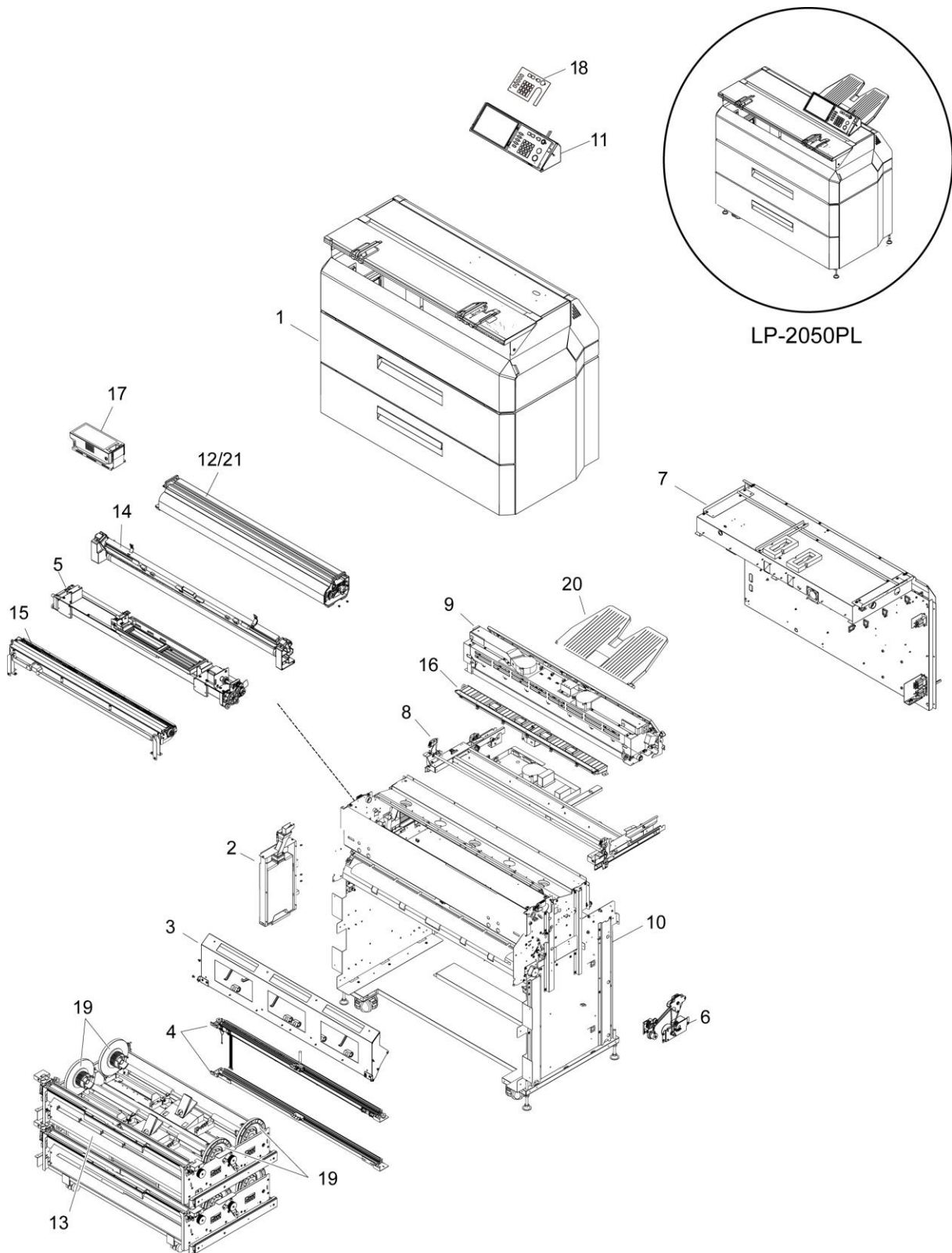


Parts list (Options (LP-2050-MF))

No.	Part Number	Part Name	P	Q	R/C	S/O	Note
A	U000991710xx	Carrier Sheet Set		(1)		O	LP-819
B	U001223122xx	BUCKET(W)		(1)		O	LP-859
C	U001219860xx	COLOR SCAN UPGRADE		1		O	LP-857
D	U001285200xx	TerioStation PDF Print		(1)		O	LP-874
E	U001246588xx	Stacker Tray		(1)		O	LP-858
F	U001203502xx	STACKER STD		(1)		O	LP-854
G	U001233887xx	CATCH BASKET		(1)		O	LP-863

P: Quantity per package, Q: Used quantity, R: Recommended part, C: Consumable, S: Selectable, O: Optional

2.2 LP-2050 (Printer model)



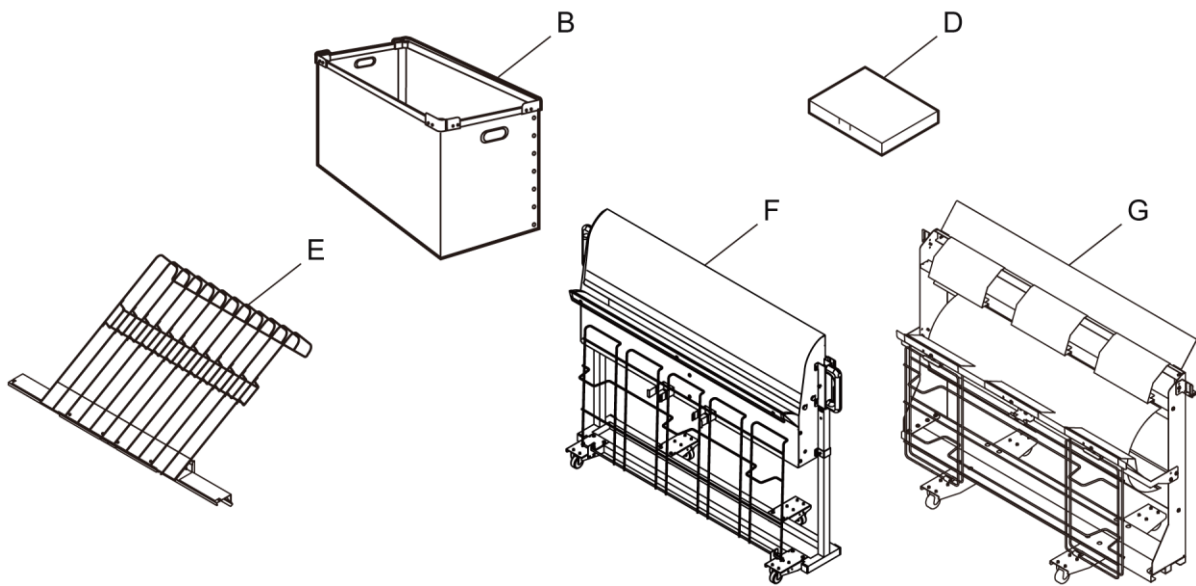
## MAIN UNIT DEVELOPED VIEW

Parts list (Main unit developed view (PL))

No.	Part Number	Part Name	P	Q	R/C	S/O	Note
1	U001197090xx	COVER-UNIT(PL)		(1)			
2	U001227328xx	WASTE TONER BOTTLE UNIT		(1)	C		LP-851
3	U001191734xx	BUFFER-UNIT		(1)			
4	U001189574xx	CUTTER-UNIT(2050)		(1)	C		
5	U001194963xx	DEVELOPER UNIT		(1)	R		
6	U001195356xx	DRIVE-UNIT		(1)			
7	U001205943xx	ELECTRICAL UNIT MF 100V		(1)		S	
7	U001205965xx	ELECTRICAL UNIT MF 200V		(1)		S	
8	U001200600xx	FUSER BASE UNIT		(1)			
9	U001200565xx	FUSER UNIT 100V		(1)		S	For Japan
9	U001200576xx	FUSER UNIT 120V		(1)		S	For North America
9	U001200587xx	FUSER UNIT 230V		(1)		S	For Europe and China
10	U001190924xx	MAIN FRAME UNIT		(1)			
11	U001187368xx	PL-PANEL-UNIT		(1)			
12	U001192353xx	PROCESS CARTRIDGE UNIT		(1)	C		LP-852
13	U001187403xx	ROLL FEED UNIT		(1)			
14	U001194017xx	SUB FRAME UNIT		(1)			
15	U001189181xx	TRANSFER ROLLER-UNIT		(1)			
16	U001200598xx	TRANSPORT UNIT		(1)	R		
17	30790-0034	Toner cartridge		(3)	C		Two pieces with LP-761
18	U001203028xx	PANEL-OVERLAY-PL-ENG		1		S	English
18	U001203030xx	PANEL-OVERLAY-PL-CHI		1		S	Chinese
19	U001239300xx	ROLL FLANGE LGW ASSY		(8)			Two pieces with LP-871
20	U001206180xx	OUTPUT TRAY		(1)			LP-853
21	U001282948xx	PROCESS CARTRIDGE 60 UNIT		(1)	C		LP-872

P: Quantity per package, Q: Used quantity, R: Recommended part, C: Consumable, S: Selectable, O: Optional

(2) Options

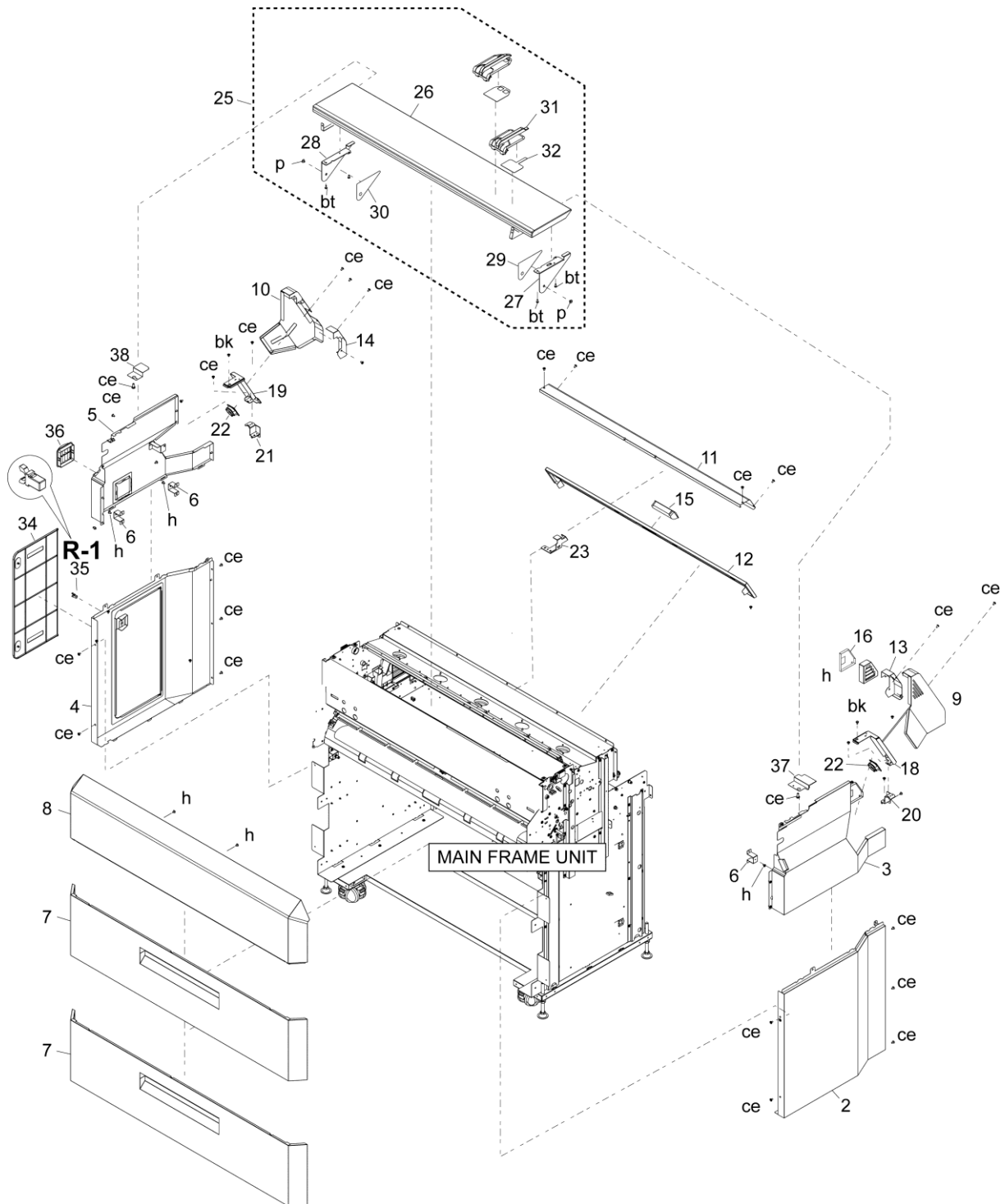


Parts list (Options (LP-2050))

N0.	Part Number	Part Name	P	Q	R/C	S/O	Note
B	U001223122xx	BUCKET(W)		(1)		O	LP-859
D	U001285200xx	TerioStation PDF Print		(1)		O	LP-874
E	U001246588xx	Stacker Tray		(1)		O	LP-858
F	U001203502xx	STACKER STD		(1)		O	LP-854
G	U001233887xx	CATCH BASKET		(1)		O	LP-863

P: Quantity per package, Q: Used quantity, R: Recommended part, C: Consumable, S: Selectable, O: Optional

### 3. COVER-UNIT (MF)





## Recommended parts list (COVER-UNIT (MF))

No.	Part Number	Part Name	P	Q	R/C	S/O	Note
R-1	U001209611xx	PUSH LATCH MNT	—		R		
	U000441090xx	└ PUSH-LATCH	20	1			No.35

P: Quantity per package, Q: Used quantity, R: Recommended part, C: Consumable, S: Selectable, O: Optional

## Parts list (COVER-UNIT (MF))

No.	Part Number	Part Name	P	Q	R/C	S/O	Note
(1)	U001196752xx	COVER-UNIT(MF)		(1)			
2	U001196763xx	└ COVER-SIDE-R1		1			
3	U001196774xx	└ COVER-SIDE-R2		1			
4	U001196785xx	└ COVER-SIDE-L1		1			
5	U001196796xx	└ COVER-SIDE-L2		1			
6	U001196807xx	└ C-COVER-02		3			
7	U001196818xx	└ COVER-FRONT-ROLL		2			
8	U001196820xx	└ COVER-FRONT-BUFER		1			
9	U001196831xx	└ COVER-FUSER-R		1			
10	U001196842xx	└ COVER-FUSER-L		1			
11	U001196853xx	└ COVER-FUSER-C1(MF)		1			
12	U001196864xx	└ COVER-FUSER-C2		1			
13	U001196875xx	└ COVER-FUSER-C3		1			
14	U001196886xx	└ COVER-FUSER-C4		1			
	33090-0165	└ BINDING HEAD SCREW WITH TOOTHED LOCK WASHER		18			
15	U001196897xx	└ ART-SLIM-HANDLE		1			
16	U001196908xx	└ LOUVER-FUSER-COVER-B		1			
18	U001196921xx	└ STAY-FUSER-COV-R		1			
19	U001196932xx	└ STAY-FUSER-COV-L		1			
20	U001196943xx	└ FUSER-BASE-PLATE-R		1			
21	U001196954xx	└ FUSER-BASE-PLATE-L		2			
22	U001196965xx	└ GUIDE-FUSER-BUTTON		2			
23	U001196976xx	└ STAY-FUSER-COVER-C1(MF)		1			
25	U001196987xx	└ DOCUMENT-TABLE-UNIT(MF)		(1)			
26	U001196998xx	└ DOCUMENT-TABLE		1			
27	U001197000xx	└ TABLE-SIDE-FRAME-R(MF)		1			
28	U001197011xx	└ TABLE-SIDE-FRAME-L(MF)		1			
29	U001197022xx	└ TAPE-DOCUMENT-TABLE-A		1			
30	U001197033xx	└ TAPE-DOCUMENT-TABLE-B		1			
31	U001197044xx	└ GUIDE-PAPER-T2		1			
32	U001197055xx	└ SHEET-PAPER-GUIDE		1			
33	U001199114xx	└ STOPER-DOCUMENT-TABLE		2			
34	U001197066xx	└ COVER-TONER-T2		1			
35	U000441090xx	└ PUSH-LATCH		1	R		
36	U001199125xx	└ COVER-AIRFLOW-T2		1			
37	U001197077xx	└ PLATE-BLINDFOLD-SCU-R		1			
38	U001197088xx	└ PLATE-BLINDFOLD-SCU-L		1			
38	U001197088xx	└ PLATE-BLINDFOLD-SCU-L		1			

P: Quantity per package, Q: Used quantity, R: Recommended part, C: Consumable, S: Selectable, O: Optional



## Recommended parts list (COVER-UNIT (PL))

No.	Part Number	Part Name	P	Q	R/C	S/O	Note
R-1	U001209611xx	PUSH LATCH MNT	—		R		
	U000441090xx	└ PUSH-LATCH	20	1			No.35

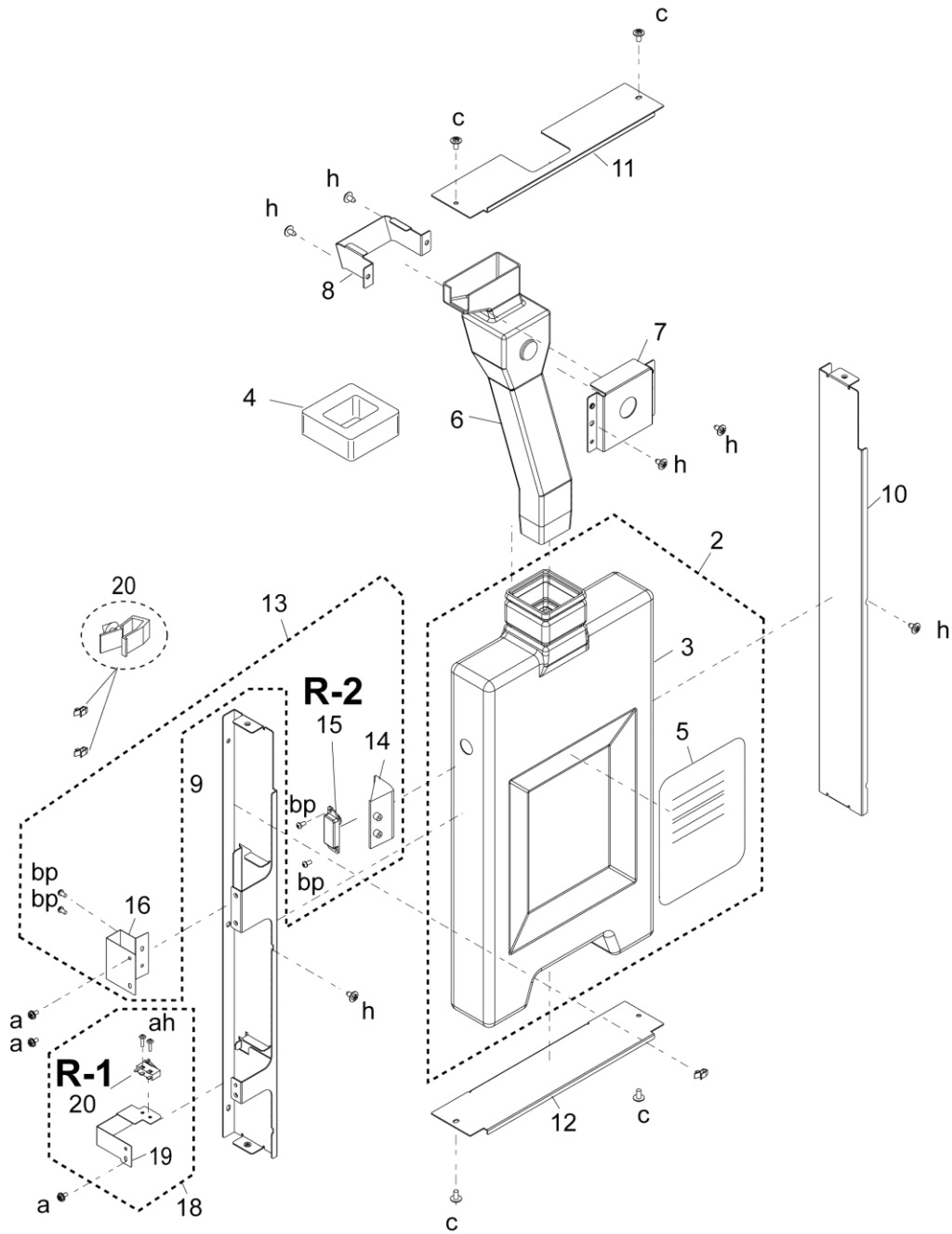
P: Quantity per package, Q: Used quantity, R: Recommended part, C: Consumable, S: Selectable, O: Optional

## Parts list (COVER-UNIT (PL))

No.	Part Number	Part Name	P	Q	R/C	S/O	Note
(1)	U001197090xx	COVER-UNIT(PL)		(1)			
2	U001196763xx	└ COVER-SIDE-R1		1			
3	U001196774xx	└ COVER-SIDE-R2		1			
4	U001196785xx	└ COVER-SIDE-L1		1			
5	U001196796xx	└ COVER-SIDE-L2		1			
6	U001196807xx	└ C-COVER-02		3			
7	U001196818xx	└ COVER-FRONT-ROLL		2			
8	U001196820xx	└ COVER-FRONT-BUFER		1			
9	U001196831xx	└ COVER-FUSER-R		1			
10	U001196842xx	└ COVER-FUSER-L		1			
11	U001197101xx	└ COVER-FUSER-C1(PL)		1			
12	U001196864xx	└ COVER-FUSER-C2		1			
13	U001196875xx	└ COVER-FUSER-C3		1			
14	U001196886xx	└ COVER-FUSER-C4		1			
15	U001196897xx	└ ART-SLIM-HANDLE		1			
16	U001196908xx	└ LOUVER-FUSER-COVER-B		1			
18	U001196921xx	└ STAY-FUSER-COV-R		1			
19	U001196932xx	└ STAY-FUSER-COV-L		1			
20	U001196943xx	└ FUSER-BASE-PLATE-R		1			
21	U001196954xx	└ FUSER-BASE-PLATE-L		2			
22	U001196965xx	└ GUIDE-FUSER-BUTTON		2			
23	U001197112xx	└ STAY-FUSER-COVER-C1(PL)		1			
25	U001197123xx	└ DOCUMENT-TABLE-UNIT(PL)		(1)			
26	U001196998xx	└ DOCUMENT-TABLE		1			
27	U001197134xx	└ TABLE-SIDE-FRAME-R(PL)		1			
28	U001197145xx	└ TABLE-SIDE-FRAME-L(PL)		1			
29	U001197022xx	└ TAPE-DOCUMENT-TABLE-A		1			
30	U001197033xx	└ TAPE-DOCUMENT-TABLE-B		1			
33	U001199114xx	└ STOPER-DOCUMENT-TABLE		2			
34	U001197066xx	└ COVER-TONER-T2		1			
35	U000441090xx	└ PUSH-LATCH		1	R		
36	U001199125xx	└ COVER-AIRFLOW-T2		1			
40	U0011971560xx	└ COVER-TOP-PL		1			

P: Quantity per package, Q: Used quantity, R: Recommended part, C: Consumable, S: Selectable, O: Optional

### 5. WASTE TONER BOTTLE UNIT



17 = Cable (T2-CBL-TS02)

Recommended parts list (WASTE TONER BOTTLE UNIT)

No.	Part Number	Part Name	P	Q	R/C	S/O	Note
R-1	U001207438xx	MICRO SWITCH, 04,05,06-1 MNT	—		R		
	U000885014xx	└ MICRO-SWITCH-(MS06-1) ASSY	5	1			No.20
R-2	U001207574xx	WASTE TONER SENSOR,TS02 MNT	—		R		
	U000439953xx	└ TS02 ASSY	2	1			No.15

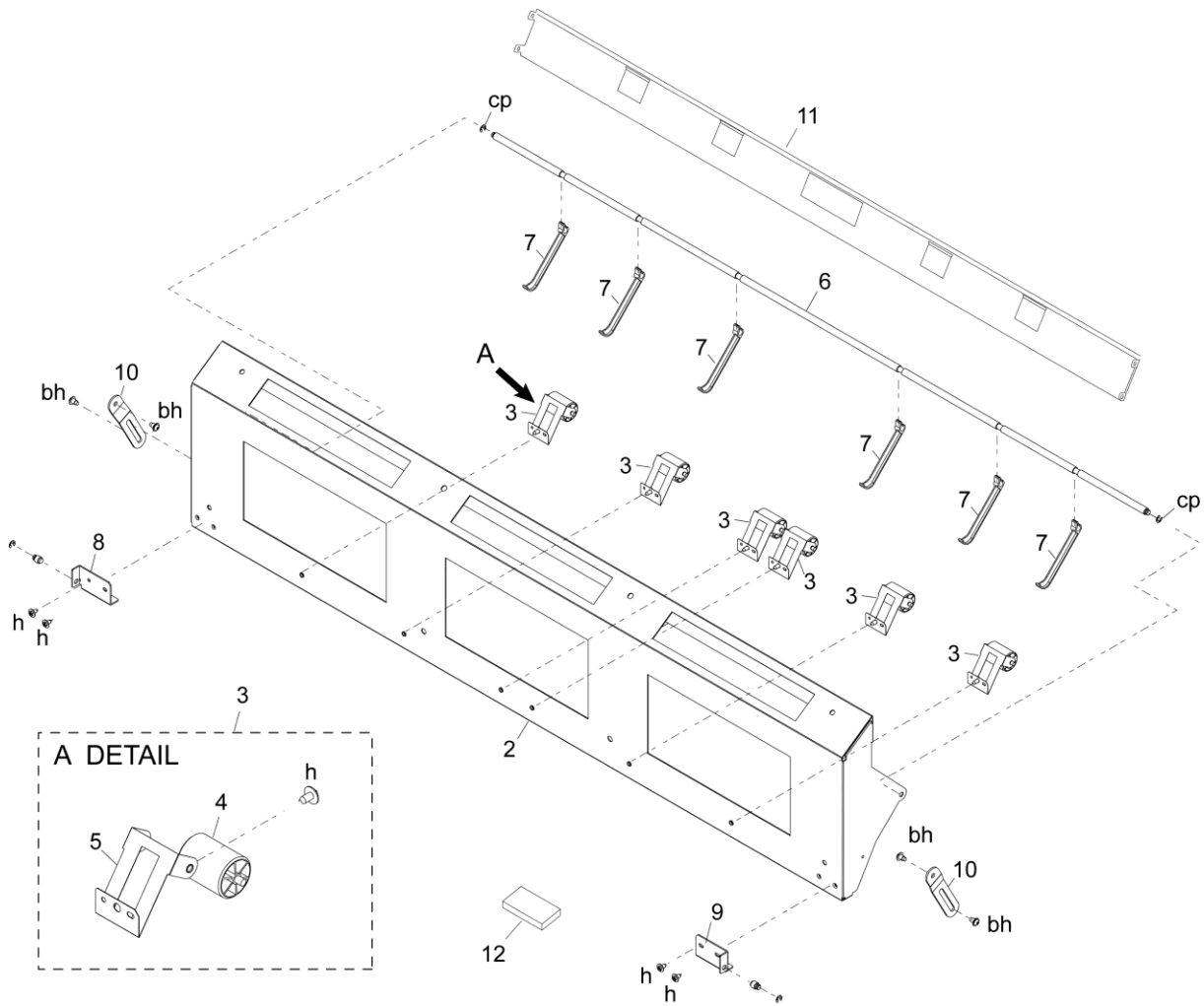
P: Quantity per package, Q: Used quantity, R: Recommended part, C: Consumable, S: Selectable, O: Optional

Parts list (WASTE TONER BOTTLE UNIT)

No.	Part Number	Part Name	P	Q	R/C	S/O	Note
(1)	U001227328xx	WASTE TONER BOTTLE UNIT		(1)			
2	U001191598xx	└ BOTTLE-ASSY		(1)			
3	U001191600xx	└ BOTTLE-TONER		1			
4	32160-0174-xx	└ SEAL (BOTTLE)		1			
5	U001203107xx	└ LABEL-CAUTION-BOTTLE		1			
6	U001191611xx	└ DUCT-TONER		1			
7	U001191745xx	└ BK-DUCT		1			
8	U001191622xx	└ BRACKET-BOT-DUCT		1			
9	U001191633xx	└ FRAME-BOT-L		1			
10	U001191644xx	└ FRAME-BOT-R		1			
11	U001191655xx	└ FRAME-BOT-T		1			
12	U001191666xx	└ FRAME-BOT-B		1			
13	U001191677xx	└ FULL-SENSOR-ASSY		(1)			
14	32120-3693-xx	└ PLATE (TS02)		1			
15	U000439953xx	└ TS02 ASSY		1	R		
16	U001191688xx	└ SPRING-FULL-SENSOR		1			
17	U001194614xx	└ T2-CBL-TS02					
18	U001191690xx	└ MICRO-SWITCH-ASSY		(1)			
19	U001191701xx	└ SPRING-MSW-BOT		1			
20	U000885014xx	└ MICRO-SWITCH-(MS06-1)ASSY		1	R		
21	37260-0251	└ Mini Clamp		3			

P: Quantity per package, Q: Used quantity, R: Recommended part, C: Consumable, S: Selectable, O: Optional

**6. BUFFER-UNIT**

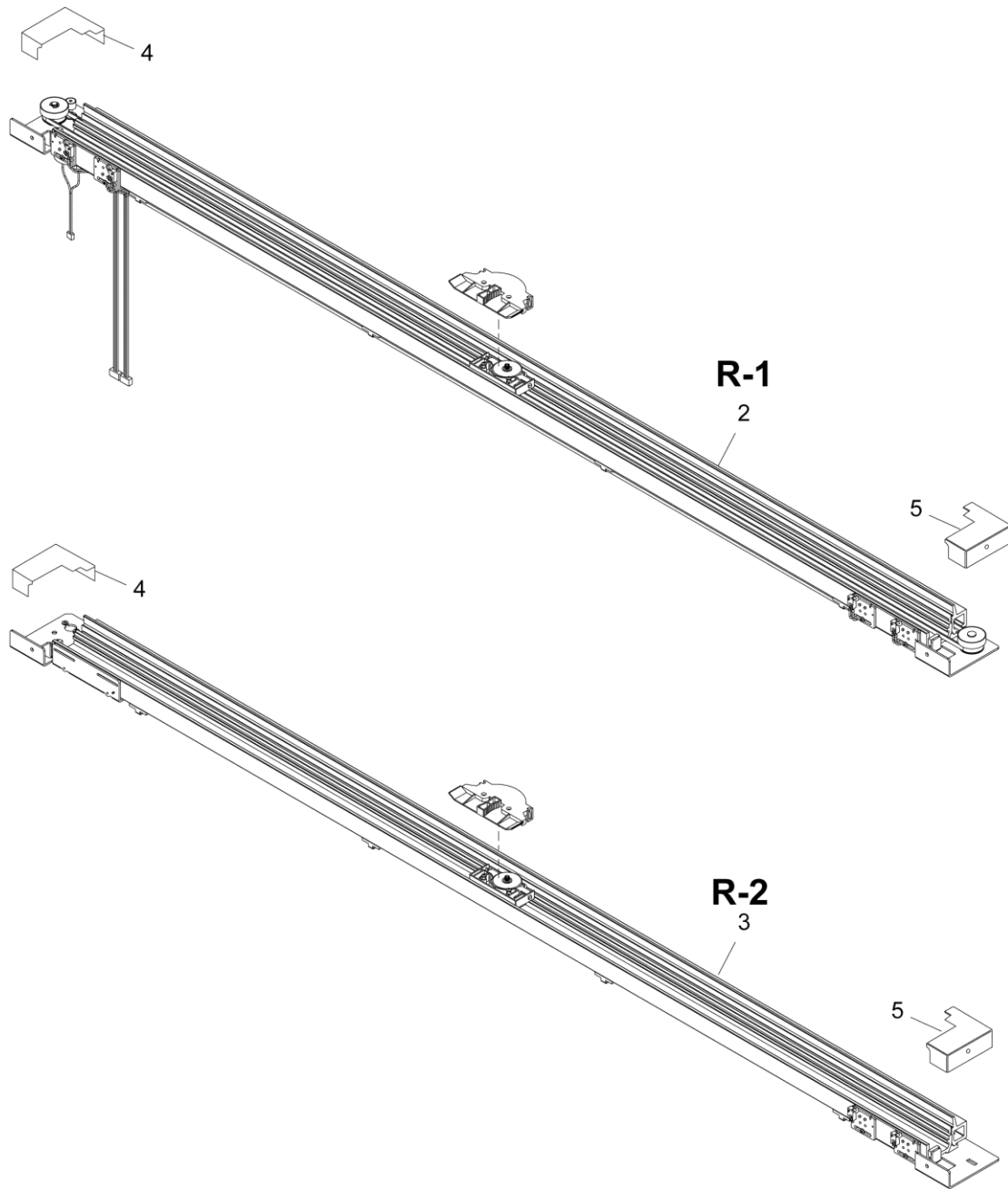


Parts list (BUFFER-UNIT)

No.	Part Number	Part Name	P	Q	R/C	S/O	Note
(1)	U001191734xx	BUFFER-UNIT		(1)			
2	U001191508xx	└ COVER-BUF		1			
3	U001191510xx	└ PINCH-ASSY-BUF		(6)			
4	32210-0286-xx	└ ROLLER (PINCH 2)		1			
5	U001191521xx	└ SPRING-PINCH-BUF		1			
6	U001191532xx	└ SHAFT-BUF		1			
7	U001191543xx	└ GUIDE-BUF		6			
8	U001191554xx	└ STAY-COVER-BUF-L		1			
9	U001191565xx	└ STAY-COVER-BUF-R		1			
10	U001191576xx	└ PLATE-BUF-OPEN		2			
11	U001191251xx	└ GUIDE-B		1			
12	U001201768xx	└ SHEET-N		6			

P: Quantity per package, Q: Used quantity, R: Recommended part, C: Consumable, S: Selectable, O: Optional

## 7. CUTTER-UNIT (2050)



## CUTTER-UNIT (2050)

Recommended parts list (CUTTER-UNIT (2050))

No.	Part Number	Part Name	P	Q	R/C	S/O	Note
R-1	U001209093xx	CUTTER UNIT AUTO MNT	—		R		
	U001189585xx	├ CUTTER-UNIT (AUTO)	1	1			No.2
	U001203142xx	└ LABEL-CUTTER-POSITION	1	1			
R-2	U001211264xx	CUTTER UNIT MANUAL MNT	—		R		
	U001189596xx	├ CUTTER-UNIT (MANUAL)	1	1			No.3
	U001203142xx	└ LABEL-CUTTER-POSITION	1	1			

P: Quantity per package, Q: Used quantity, R: Recommended part, C: Consumable, S: Selectable, O: Optional

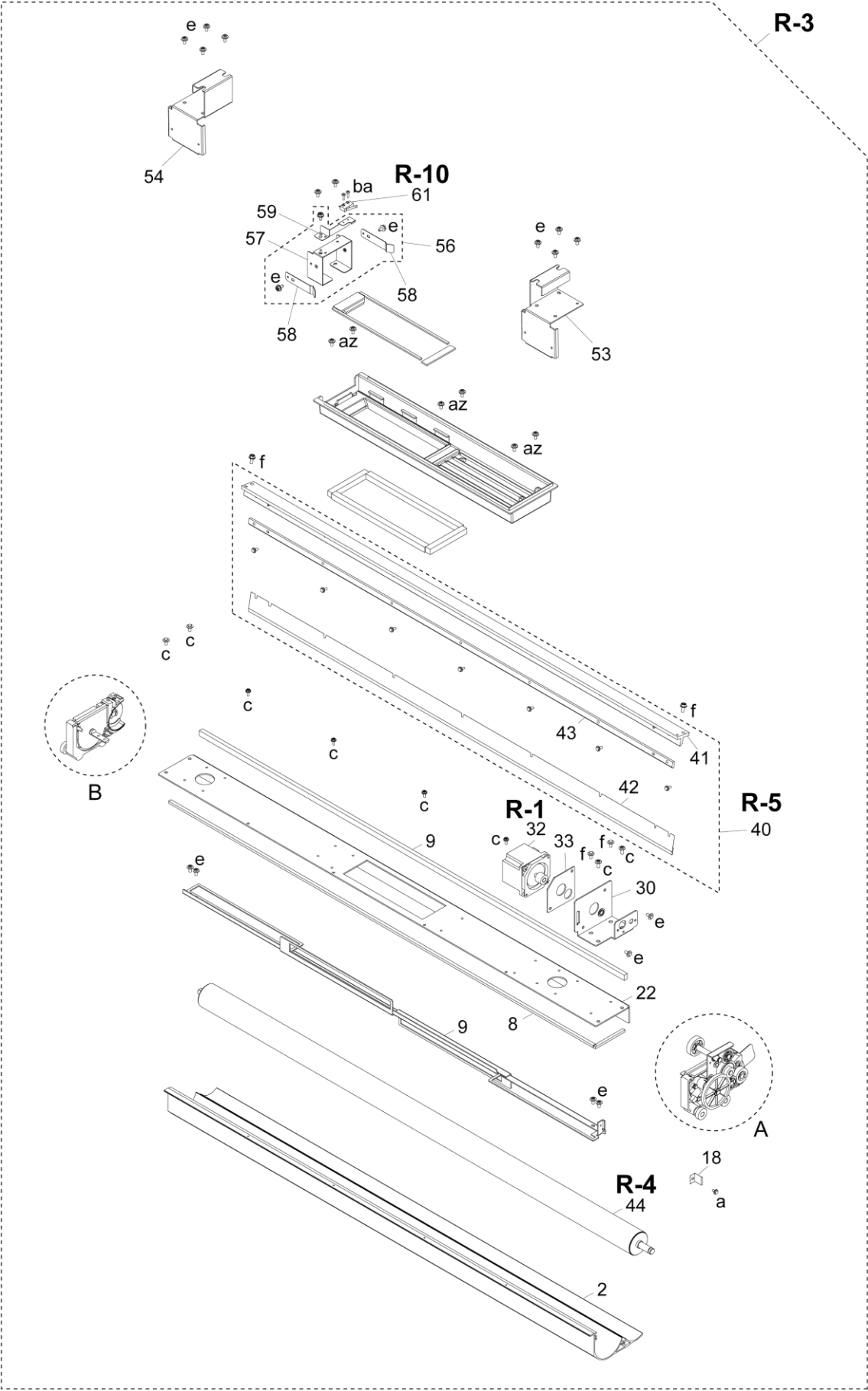
Parts list (CUTTER-UNIT (2050))

No.	Part Number	Part Name	P	Q	R/C	S/O	Note
(1)	U001189574xx	CUTTER-UNIT(2050)		(1)			
2	U001189585xx	├ CUTTER-UNIT(AUTO)		1	R		
3	U001189596xx	├ CUTTER-UNIT(MANUAL)		1	R		
4	U001189607xx	├ COVER(CUTTER-L)		2			
5	U001189618xx	└ COVER(CUTTER-R)		2			


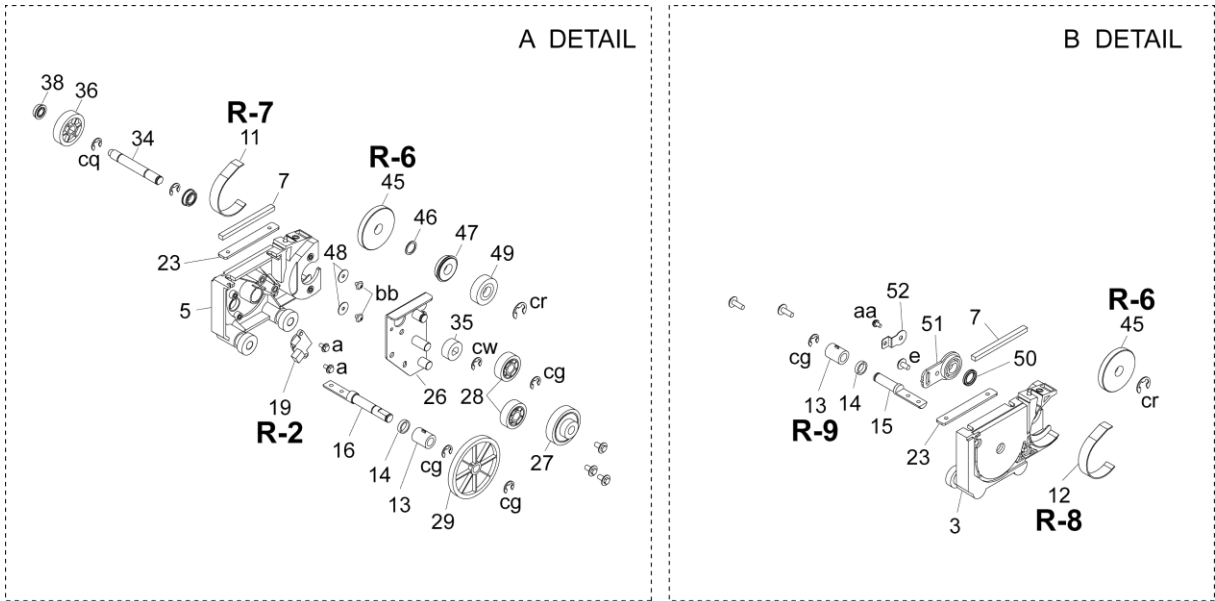
P: Quantity per package, Q: Used quantity, R: Recommended part, C: Consumable, S: Selectable, O: Optional



8. DEVELOPER UNIT



**DEVELOPER UNIT**



## Recommended parts list (DEVELOPER UNIT)

No.	Part Number	Part Name	P	Q	R/C	S/O	Note
R-1	U001207383xx	MOTOR GM MNT	—		R		
	U000882358xx	└ MOTOR(GM)	1	1			No.32
R-2	U001207552xx	TONER SENSOR,TS01 MNT	—		R		
	U000439942xx	└ TS01 ASSY	2	1			No.19
R-3	U001208722xx	DEVELOPER UNIT MNT	—		R		
	U001194963xx	└ DEVELOPER UNIT	(1)	(1)			No.1
R-4	U001208744xx	MAGNET ROLL MNT	—		R		
	U001080426xx	└ MAGNET ROLL	1	1			No.44
R-5	U001086941xx	BLADE-S-DV MNT	—		R		
	U000882527xx	└ BLADE-S-DV-ASSY	(1)	(1)			No.40
R-6	U001208788xx	SPACER DEV MNT	—		R		
	U000588341xx	└ SPACER (DEV)	5	2			No.45
R-7	U001208801xx	SEAL MG L MNT	—		R		
	U000882573xx	└ SEAL(MG-L)	5	1			No.11
R-8	U001208823xx	SEAL MG R MNT	—		R		
	U000882641xx	└ SEAL(MG-R)	5	1			No.12
R-9	U001208845xx	BEARING AGITATOR MNT	—		R		
	U000446962xx	└ BEARING (AGITATOR)	50	2			No.13
R-10	U001207438xx	MICRO SWITCH, 04, 05, 06-1 MNT	—		R		
	U000885014xx	└ MICRO-SWITCH-(MS06-1) ASSY	5	1			No.61

**P:** Quantity per package, **Q:** Used quantity, **R:** Recommended part, **C:** Consumable, **S:** Selectable, **O:** Optional

**DEVELOPER UNIT**

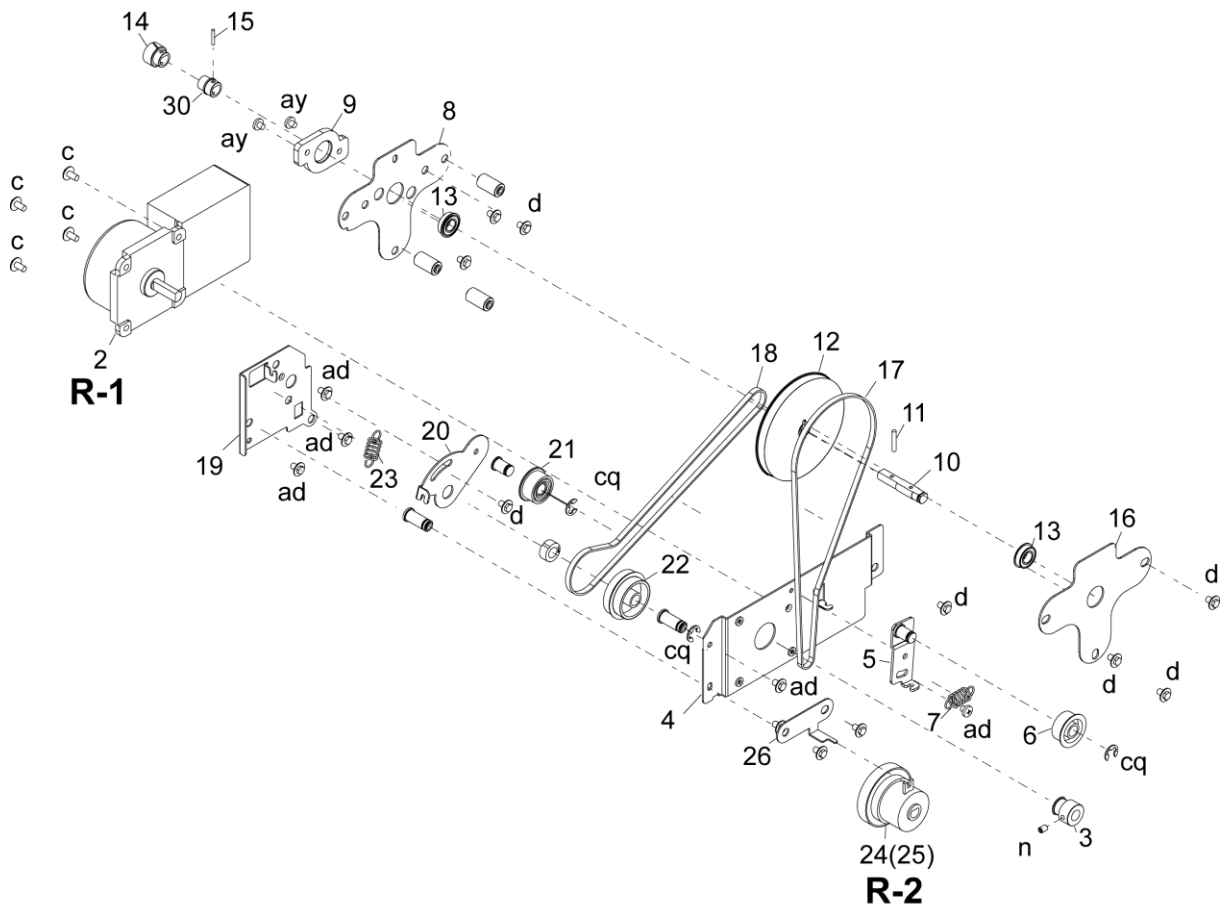
Parts list (DEVELOPER UNIT)

No .	Part Number	Part Name	P	Q	R/C	S/O	Note
(1)	U001194963xx	DEVELOPER UNIT		(1)	R		
2	U001194974xx	┆ CHASSIS(DEV)		1			
3	U000882270xx	┆ FRAME(DEV-R)		1			
4	U001195301xx	┆ BEARING		2			
5	U000882281xx	┆ FRAME(DEV-L)		1			
6	U001195301xx	┆ BEARING		2			
7	U000882540xx	┆ SEAL(FRAME-L/R)		2			
8	U000882551xx	┆ SEAL(BACK)		1			
9	U000882562xx	┆ SEAL(FRONT)		1			
11	U000882573xx	┆ SEAL(MG-L)		1	R		
12	U000882641xx	┆ SEAL(MG-R)		1	R		
13	U000446962xx	┆ BEARING (AGITATOR)		2	R		
14	U000459516xx	┆ ALP SEAL		2			
15	U000882292xx	┆ SHAFT(AGITATOR-R)		1			
16	U000882303xx	┆ SHAFT(AGITATOR-L)		1			
17	U000882494xx	┆ AGITATOR(4-FIN)		1			
18	U000588431xx	┆ SHEET (CLEANER)		1			
19	U000439942xx	┆ TS01 ASSY		1	R		
21	37260-0230	┆ PAN-TY CABLE TIE MOUNT		6			
22	U001195323xx	┆ FRAME(TOP-AL-GAS)		1			
23	U000882325xx	┆ PLATE(SCREW)		2			
26	U001195007xx	┆ PLATE(DV-GEAR)		1			
27	U000882584xx	┆ GEAR(DV-15Z-33Z)		1			
28	U000882595xx	┆ GEAR(DV-23Z)		2			
29	U000882606xx	┆ GEAR(DV-57Z)		1			
30	U001195018xx	┆ BRACKET(DV-MOTOR)		1			
31	U001194480xx	┆ T2-CBL-DEV2		1			
32	U000882358xx	┆ MOTOR(GM)		(1)	R		
33	U001195020xx	┆ SPACER-MOTOR-DEV		1			
34	U001195031xx	┆ SHAFT(DV-16Z-29Z)		1			
35	U000882663xx	┆ GEAR(DVA-16Z)		1			
36	U000882674xx	┆ GEAR(DVA-29Z)		1			
37	U000843388xx	┆ BEARING-8		1			
38	U000881504xx	┆ BEARING-6		1			
39	U001201577xx	┆ FERRITE-CORE		1			
40	U00088252700	┆ BLADE-S-DV-ASSY		(1)	R		
41	U000882360xx	┆ HOLDER(BLADE-S)		1			
42	U000882371xx	┆ BLADE(S)		1			
43	U000882382xx	┆ BLADE-PUSHER		1			
44	U001080426xx	┆ MAGNET ROLL		1	R		
45	U000588341xx	┆ SPACER (DEV)		2	R		
46	U000882393xx	┆ PLATE(0.7)		1			
47	U000588330xx	┆ BEARING		1			
48	U000882437xx	┆ STOPPER(MG-BEARING)		2			
49	U000882617xx	┆ GEAR(ONE-WAY)		1			
50	U000442326xx	┆ WAVE WASHER		1			
51	U000882404xx	┆ SUPPORTER(MG)		1			
52	U000882415xx	┆ PLATE(EL-REQ)		1			
53	U001195053xx	┆ PLATE-HD		1			
54	U001195064xx	┆ PLATE-H		1			

No .	Part Number	Part Name	P	Q	R/C	S/O	Note
55	U001195086xx	L HOPPER-DEV-T2		1			
56	U001195222xx	HOLDER(SENSOR) ASSY		(1)			
57	U001195233xx	HOLDER-SENSOR-T2		1			
58	U001208114xx	SPRING-LOCK-CARTRIDGE		2			
59	U001195244xx	L SPRING-PLATE-SENSOR-T2		1			
60	U001210678xx	L MS04ASSY		(1)			
61	U000885014xx	L MICRO-SWITCH-(MS06-1) ASSY		1	R		
62	U001194840xx	T2-CBL-HV2		1			
63	U001255138xx	SEAL(HOPPER)		1			
64	U001255140xx	L SUPPORT(SEAL-HOP)		1			

**P:** Quantity per package, **Q:** Used quantity, **R:** Recommended part, **C:** Consumable, **S:** Selectable, **O:** Optional

### 9. DRIVE UNIT



Recommended parts list (DRIVE-UNIT)

No.	Part Number	Part Name	P	Q	R/C	S/O	Note
R-1	U001207361xx	MOTOR PM01 MNT	—		R		
	U000881458xx	└ MOTOR(PM01)	1	1			No.2
R-2	U001207416xx	CLUTCH 4.4 MNT	—		R		
	U000918268xx	└ CLUTCH(REGIST/INSERTION)4.4	1	1			No.25

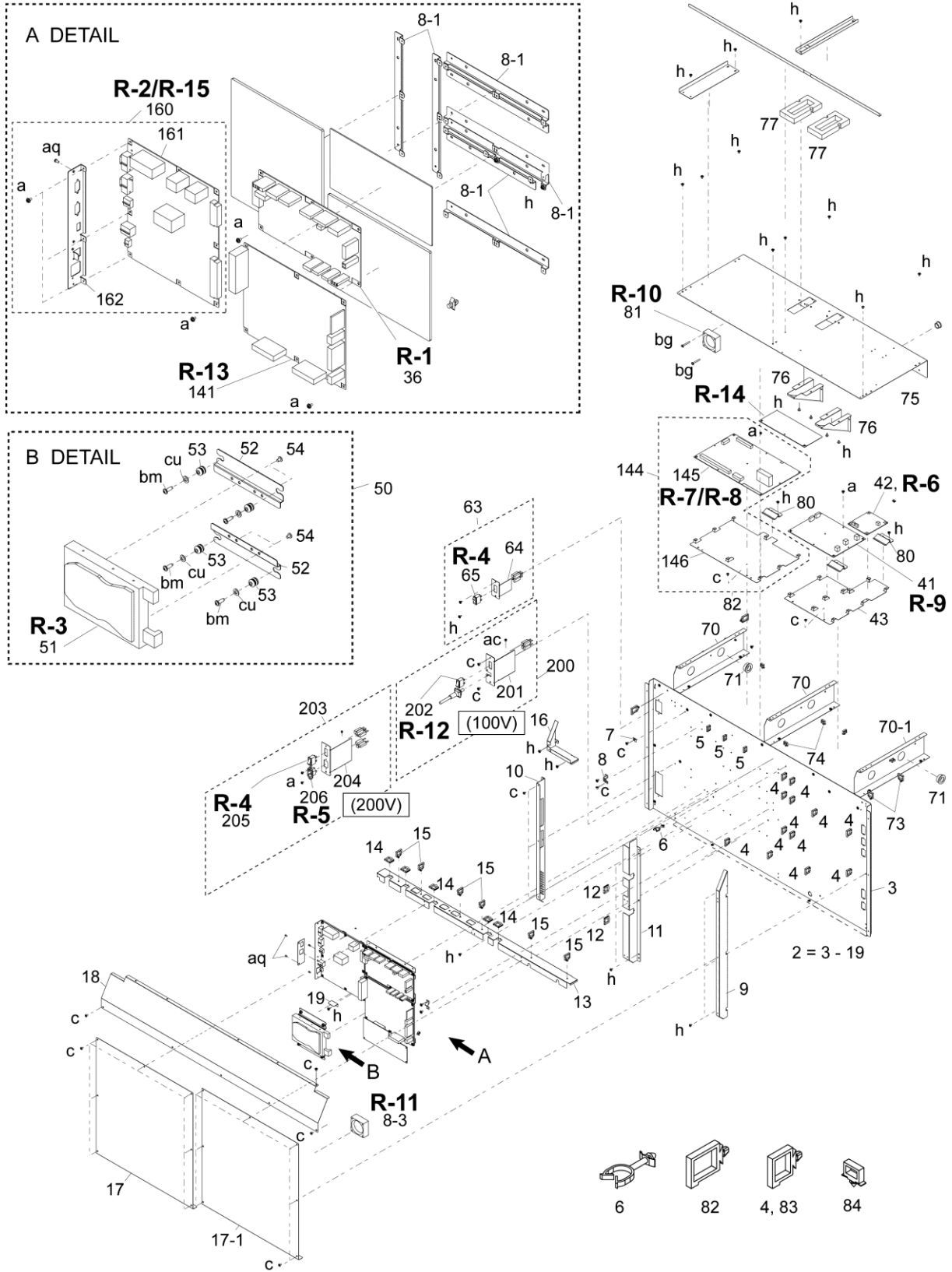
P: Quantity per package, Q: Used quantity, R: Recommended part, C: Consumable, S: Selectable, O: Optional

Parts list (DRIVE-UNIT)

No.	Part Number	Part Name	P	Q	R/C	S/O	Note
(1)	U001195356xx	DRIVE UNIT		(1)			
2	U000881458xx	└ MOTOR(PM01)		1	R		
3	U000881460xx	└ PULLY(19P)		1			
4	U001195367xx	└ BRACKET-PM		1			
5	U001195378xx	└ PLATE-TENSION-M		1			
6	U000442697xx	└ PULLEY (TENSION-BELT)		1			
7	U000881752xx	└ SPRING-TENSION		1			
8	U001195380xx	└ PLATE-PAN1		1			
9	U001195391xx	└ GUIDE-DRIVE-PRC		1			
10	U001195402xx	└ SHAFT-122P-28P-16Z		1			
11	33411-2012	└ SPRING PIN		1			
12	U001195413xx	└ PULLY-122P28P		1			
13	U000442618xx	└ BEARING		2			
14	U001195424xx	└ GEAR-16Z		1			
15	33411-2012	└ SPRING PIN		1			
16	U001195435xx	└ PLATE-PAN2		1			
17	U001195446xx	└ TIMING-BELT		1			
18	U001195457xx	└ TIMING-BELT		1			
19	U001195468xx	└ PLATE-REG-A		1			
20	U001195470xx	└ PLATE-TENSION-REG		1			
21	U000442697xx	└ PULLEY (TENSION-BELT)		1			
22	U001195481xx	└ PULLY-GEAR-53P108Z-OWC		1			
23	U000881752xx	└ SPRING-TENSION		1			
24	U000884441xx	└ CL(04)		(1)			
25	U000918268xx	└ CLUTCH(REGIST/INSERTION)4.4		1	R		
26	U001195492xx	└ PLATE-REG-B		1			

P: Quantity per package, Q: Used quantity, R: Recommended part, C: Consumable, S: Selectable, O: Optional

10. ELECTRICAL UNIT





## Recommended parts list (ELECTRICAL UNIT)

No.	Part Number	Part Name	P	Q	R/C	S/O	Note
R-1	U001211804xx	PCB-ASSY-AAC1 MNT	—		R		
	U001171721xx	└ PCB-ASSY-AAC1	1	1			No.36
R-2	U001211850xx	PCB-ASSY-ARC1 MNT	—		R	S	Exclusively used for: - Multifunction model printers; and - Printer model printers compliant with Energy Star requirements until December 31, 2013. No.160
	U001190575xx	└ PCB-ARC1-UNIT	(1)	(1)			
	U001304752xx	└ PCB-ASSY-ARC1ARC2-MNT leaflet1308	1	—			
R-3	U001211894xx	HDD MNT	—		R		
	U001247242xx	└ HDD	1	1			No.51
	U001242652xx	└ HDD exchange leaflet	1	—			
R-4	U001209330xx	MAIN SWITCH 120V 200V MNT	—		R	S	For 200 V AC heater switch No.65, 205
	U000596338xx	└ SMALL POWER SWITCH	3	2			
R-5	U001209352xx	AC INLET MNT	—		R	S	For 200 V AC No.206
	U000884913xx	└ AC INLET	20	1			
R-6	U001211793xx	HV-PSU-LSP2 MNT	—		R		
	U001201386xx	└ HV-PSU-LSP2	1	1			No.41
R-7	U001211815xx	PSU-T2(MID100) MNT	—		R	S	For 100 V AC No.145
	U001205234xx	└ PSU-T2(MID100)	1	1			
R-8	U001211826xx	PSU-T2 MNT	—		R	S	For 200 V AC No.145
	U001177874xx	└ PSU-T2	1	1			
R-9	U001211848xx	HV(TC)-PSU-T2 MNT	—		R		
	U001178605xx	└ HV(TC)-PSU-T2	1	1			No.42
R-10	U001209317xx	BL05 ASSY MNT	—		R		
	U001187100xx	└ T2-FAN-BL05	1	2			No.74-1, 81
R-11	U001210770xx	BLOWER FAN ASSY MNT	—		R		
	U000966431xx	└ BLOWER FAN	1	1			No.8-3
R-12	U001210803xx	MAIN SWITCH 100V MNT	—		R	S	For 100 V AC No.202
	U001204773xx	└ CIRCUIT PROTECTOR	5	1			
R-13	U001211905xx	PCB-ASSY-ASC1 MNT	—		R		MF Model
	U001171743xx	└ PCB-ASSY-ASC1	1	1			No.141
	U001305832xx	└ PCB-ASSY-ASC1-MNT leaflet 1308	1	—			
R-14	U001211940xx	HE RELAYS MNT	—		R	S	For 100 V AC No.148
	U001203772xx	└POWER RELAY	1	2			
R-15	U001304730xx	PCB-ASSY-ARC2 MNT	—		R	S	Exclusively used for: - Printer model printers compliant with Energy Star requirements from January 1, 2014. No.160
	U001304741xx	└ PCB-ARC2-UNIT	(1)	(1)			
	U001304752xx	└ PCB-ASSY-ARC1ARC2-MNT leaflet1308	1	—			

P: Quantity per package, Q: Used quantity, R: Recommended part, C: Consumable, S: Selectable, O: Optional

**ELECTRICAL UNIT**

Parts list (ELECTRICAL UNIT)

No.	Part Number	Part Name	P	Q	R/C	S/O	Note
	U001205943xx	ELECTRICAL UNIT MF 100V		(1)		S	100V AC MF models
	U001205954xx	ELECTRICAL UNIT PL 100V		(1)		S	100V AC PR models
	U001205965xx	ELECTRICAL UNIT MF 200V		(1)		S	200V AC MF models
	U001205976xx	ELECTRICAL UNIT PL 200V		(1)		S	200V AC PR models
(1)	U001206000xx	└ ELECTRICAL UNIT		(1)			
(2)	U001190441xx	└ COVER-ASSY		(1)			
3	U001190452xx	└ FRAME-EL		1			
4	U000440908xx	└ LOCKING-WIRE-SADDLE		18			
5	J-37260-0291	└ LOCKING-WIRE-SADDLE		1			
6	U000443575xx	└ HARNESS-LIFTER		1			
7	U001148444xx	└ GROUND-CLAMP		2			
8	U000898738xx	└ ANGLE(GND-L)		1			
8-1	U001199092xx	└ STAND-PCB		6			
8-2	U001201476xx	└ STAND-PCB-S		1			
8-3	U000966431xx	└ BLOWER FAN		1	R		
8-4	J-37260-0251	└ HORIZONTAL MINI CLAMP		1			
9	U001190474xx	└ COVER-SIDE-R		1			
10	U001190485xx	└ COVER-SIDE-L		1			
11	U001190496xx	└ COVER-CENTER		1			
12	U000439211xx	└ EDGE-SADDLE		2			
13	U001190507xx	└ GUIDE-HARNESS		1			
14	U000439211xx	└ EDGE-SADDLE		4			
14-1	37260-0292	└ EDGE-SADDLE		1			
15	U000440908xx	└ LOCKING-WIRE-SADDLE		7			
16	U001190564xx	└ COVER-SIDE-TOP		1			
17	U001190518xx	└ COVER-BACK-L		1			
17-1	U001200925xx	└ COVER-BACK-R		1			
18	U001190520xx	└ COVER-TOP		1			
19	U001190553xx	└ STAY-ARC		1			
36	U001171721xx	└ PCB-ASSY-AAC1		1	R		
41	U001201386xx	└ HV-PSU-LSP2		1	R		
42	U001178605xx	└ HV(TC)-PSU-T2		1	R		
43	U001190610xx	└ TRAY-HVPS		1			
43-1	U001238185xx	└ SHEET-HVPS		1			
50	U001190665xx	└ HDD-ASSY		(1)			
51	U001208250xx	└ HDD		1	R		
52	U001190676xx	└ STAND-HDD		2			
53	U001190687xx	└ HIGH-END DAMPER HED		4			
63	U001190733xx	└ SW-HEATER-ASSY		(1)			
64	U001190744xx	└ PANEL-HEATER SW		1			
65	U000596338xx	└ SMALL POWER SWITCH		1	R		
70	U001190766xx	└ STAY-EL		2			
70-1	U001213716xx	└ STAY-EL-R		1			
71	J-37260-0289	└ ONE-TOUCH-BUSH		1			
72	J-37260-0202	└ ONE-TOUCH-BUSH		1			
74	U000440897xx	└ LOCKING-WIRE-SADDLE		5			
74-1	U001187100xx	└ T2-FAN-BL05		1	R		

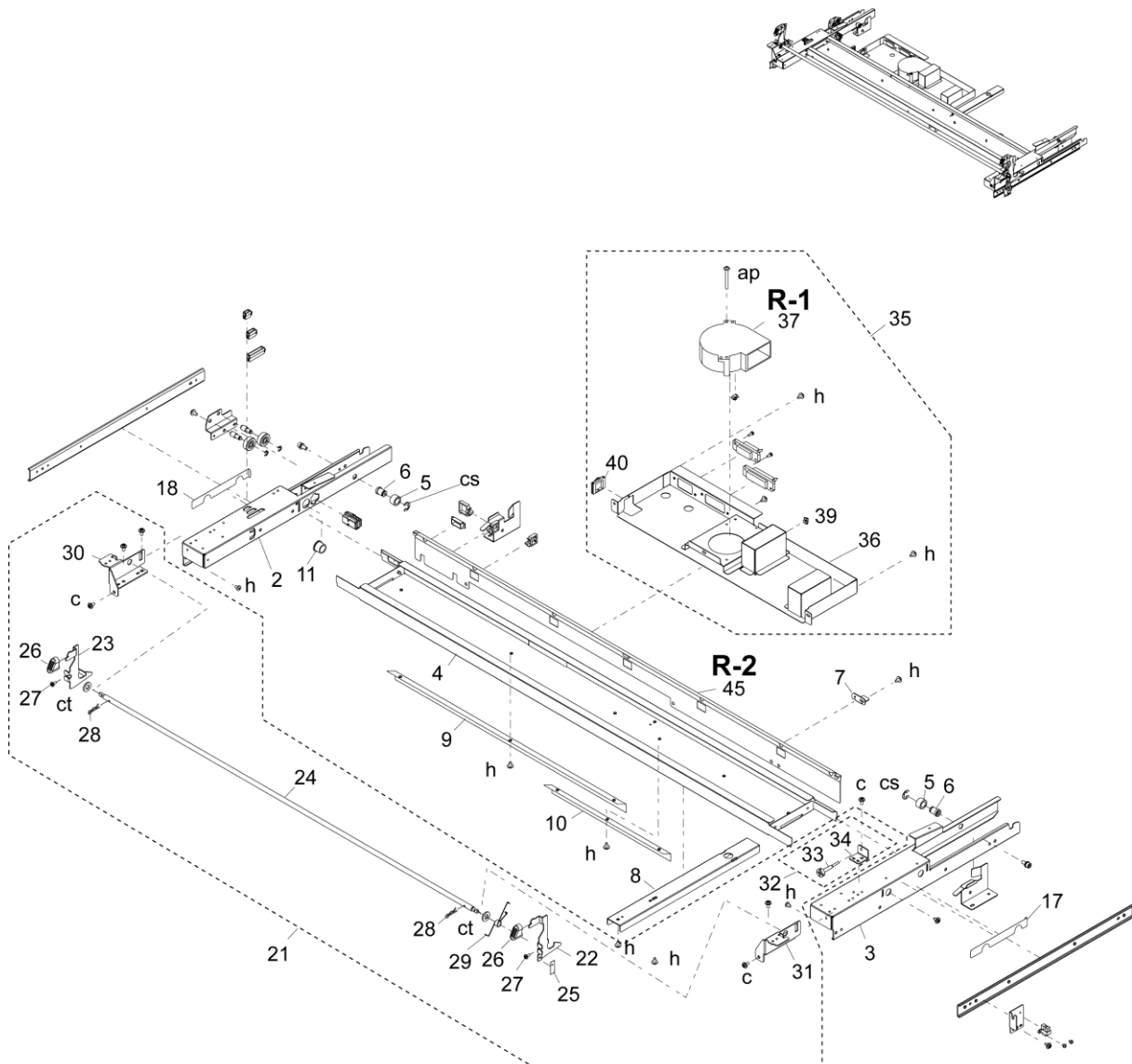
No.	Part Number	Part Name	P	Q	R/C	S/O	Note
74-2	U001229264xx	FILTER-FAN-ASSY		(1)			
74-3	U001229242xx	FILTER		1			
74-4	U001229231xx	PLATE-FILTER		1			
74-5	U001201498xx	COVER-PRMOTOR		1			
74-6	U001203311xx	PLATE-AC		1			
74-7	J-37260-0291	LOCKING-WIRE-SADDLE		1			
75	U001190790xx	COVER-PS		1			
76	U001190777xx	DUCT-FUSERFAN		2			
77	U001190788xx	PACKING-DUCT		2			
78	U001213301xx	SHEET-DUCT		2			
79	J-37260-0251	HORIZONTAL MINI CLAMP		2			
79-1	J-37260-0236	EDGE-SADDLE		2			
79-2	J-37260-0287	EDGE-SADDLE		1			
80	U001190643xx	STOPPER-TRAY		4			
81	U001187100xx	T2-FAN-BL05		1	R		
90	U001201500xx	PLATE-HARNESS		1			
91	U001190823xx	SKIRT-PSCOVER-L		1			
92	U001201511xx	SKIRT-PSCOVER-R		1			
93	U001190812xx	SLUDE-GUIDE-INNER		1			
94	U001193308xx	MS18-INTERLOCK		(1)			
95	U001193310xx	HOLDER-INTERLOCK		1			
96	U001200802xx	INTERLOCK SWITCH		1			
97	U000440897xx	LOCKING-WIRE-SADDLE		1			
100	U001194401xx	T2-CBL-HDDDC		1			
101	U001194412xx	T2-CBL-ARCCNT		1			
102	U001194423xx	T2-CBL-AACCNT		1			
103	U001194434xx	T2-CBL-INT1		1			
104	U001194445xx	T2-CBL-HVPS		1			
105	U001194322xx	T2-CBL-ACSW1		1			
106	U001194355xx	T2-CBL-HVDC		1			
107	U001194671xx	T2-CBL-RFU11		1			
108	U001194693xx	T2-CBL-RFU31		1			
109	U001201555xx	FERRITE-CORE		1			
110	U001194737xx	T2-CBL-CUT1		1			
111	U001194851xx	T2-CBL-HV21		1			
112	U001194906xx	T2-CBL-PHTRSW		1			
113	U001195716xx	CABLE		1			
114	U001222604xx	CABLE		1			
115	U000631686xx	SPIRAL TUBE		1			
116	J-3A3620019	INSULOK CABLE TIE		1			
117	U001197450xx	T2-CBL-RASDC		1			
118	U001201566xx	FERRITE-CORE		1			
119	U001203783xx	T2-CBL-FUS		1			
120	U001194660xx	T2-CBL-INT3		1			
130	U001203085xx	LABEL-FU-JAM		1			
131	U001208193xx	LABEL-HEATER-SW		1			
132	U001208182xx	LABEL-POWER-SW		1			
140	U001206011xx	ASC UNIT		(1)			MF Model
141	U001171743xx	PCB-ASSY-ASC1		1	R		MF Model
142	U001194647xx	T2-CBLS-SENS1		1			MF Model
143	U001201566xx	FERRITE-CORE		1			MF Model

## ELECTRICAL UNIT

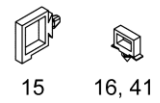
No.	Part Number	Part Name	P	Q	R/C	S/O	Note
144	U001206022xx	LVPS UNIT 100V		(1)		S	100V AC models
	U001206033xx	LVPS UNIT 200V		(1)		S	200V AC models
145	U001205234xx	PSU-T2(MID100)			R	S	100V AC models
	U001177874xx	PSU-T2			R	S	200V AC models
146	U001190632xx	TRAY-LVPS		1			
147	U001227780xx	SHEET-LVPS		1			
148	U001203772xx	POWER RELAY		2	R	S	100V AC models
150	U001203794xx	T2-CBL-FUSER31		1		S	100V AC models
151	U001203805xx	T2-CBL-FUSER32		1		S	100V AC models
152	U001194917xx	T2-CBL-PHTR(100)		1		S	100V AC models
	U001194928xx	T2-CBL-PHTR(200)		1		S	200V AC models
160	U001190575xx	PCB-ARC1-UNIT		(1)	R	S	Exclusively used for: - Multifunction model printers; and - Printer model printers compliant with Energy Star requirements until December 31, 2013.
	U001304741xx	PCB-ARC2-UNIT		(1)	R	S	Exclusively used for: - Printer model printers compliant with Energy Star requirements from January 1, 2014.
161	U001171708xx	PCB-ASSY-ARC1		1		S	Exclusively used for: - Multifunction model printers; and - Printer model printers compliant with Energy Star requirements until December 31, 2013.
	U001196065xx	PCB-ASSY-ARC2		1		S	Exclusively used for: - Printer model printers compliant with Energy Star requirements from January 1, 2014.
162	U001199081xx	PLATE-INTERFACE		1			
163	U001220815xx	GASKET		2			
164	U001234181xx	USB-GND-ASSY		(1)			
165	U001234091xx	PLATE-USB-GND		1			
166	U001234170xx	FINGER		2			
167	U001215437xx	PLATE-LAN		1			
168	U001215516xx	PLATE-DIPSWITCH		1			
169	U001215494xx	CONNECTOR COVER		2			
170	U001215652xx	COVER-USB		1			
200	U001190711xx	AC-INLET-SET-100V		1		S	100V AC models
201	U001190722xx	PANEL-INLET-100V		1		S	100V AC models
202	U001204773xx	CIRCUIT PROTECTOR		1	R	S	100V AC models
203	U001190834xx	AC-INLET-SET-200V		1		S	200V AC models
204	U001190845xx	PANEL-INLET-200V		1		S	200V AC models
205	U000596338xx	SMALL POWER SWITCH		1	R	S	200V AC models
206	U000884913xx	ACINLET		1	R	S	200V AC models
207	U001204795xx	T2-CBL-INLET1		1		S	200V AC models
208	U001204806xx	T2-CBL-FG		1		S	200V AC models

P: Quantity per package, Q: Used quantity, R: Recommended part, C: Consumable, S: Selectable, O: Optional

11. FUSER BASE UNIT



14= EDGE-SADDLE  
 42=T2-CBL-FUSER12  
 43=T2-CBL-FUSER22  
 44=Ferrite core



## FUSER BASE UNIT

Recommended parts list (FUSER BASE UNIT)

No.	Part Number	Part Name	P	Q	R/C	S/O	Note
R-1	U001207618xx	BLOWER FAN,BL01,02,06 MNT	—		R		
	U001211387xx	└ BL01 ASSY	1	1			No.37
R-2	U001220477xx	SHEET CARBON BR MNT	—		R		
	U001219961xx	└ SHEET-CARBON-BR-ASSY	1	1			No.45

P: Quantity per package, Q: Used quantity, R: Recommended part, C: Consumable, S: Selectable, O: Optional

Parts list (FUSER BASE UNIT)

No.	Part Number	Part Name	P	Q	R/C	S/O	Note
(1)	U001200600xx	FUSER BASE UNIT		(1)			
2	U001193332xx	└ FU BASE ANGLE L		1			
3	U001193343xx	└ FU BASE ANGLE R		1			
4	U001193376xx	└ UNDER DUCT		1			
5	U001193387xx	└ CAM ROLLER		2			
6	U001193411xx	└ CAM ROLLER SHAFT		2			
7	U001193422xx	└ PLATE (INTERLOCK PRESSURE)		1			
8	U001193433xx	└ SLIDE GUIDE OUTER		1			
9	U001190823xx	└ SKIRT-PS COVER-L		1			
10	U001201511xx	└ SKIRT-PS COVER-R		1			
11	U000869253xx	└ ONE-TOUCH-BUSH		1			
14	U001192050xx	└ EDGE-SADDLE		4			
15	U000440908xx	└ LOCKING-WIRE-SADDLE		1			
16	U000440897xx	└ LOCKING-WIRE-SADDLE		1			
17	U001207203xx	└ GUARD-PET-SHEET-R		1			
18	U001207214xx	└ GUARD-PET-SHEET-L		1			
21	U001193455xx	└ LATCH-ASSY		(1)			
22	U001193477xx	└ LATCH LEVER (R)		1			
23	U001193488xx	└ LATCH LEVER (L)		1			
24	U001193490xx	└ SHAFT (LATCH)		1			
25	U001193501xx	└ SHEET BLADE LG2A		1			
26	U001193512xx	└ BUTTON (LATCH)		2			
27	U008990210xx	└ HEX CROSS-RECESSED HEAD TP MACHINE SCREW		2			
28	U009651820xx	└ SNAP PIN		2			
29	U001193523xx	└ SPRING LATCH LEVER		1			
30	U001202692xx	└ PLATE LATCH SHAFT-L		1			
31	U001202703xx	└ PLATE LATCH SHAFT-R		1			
32	U001193578xx	└ T2-ALIGNMENT-ADJUST		(1)			
33	U000590973xx	└ SCREW (ALIGNMENT)		1			
34	U001193580xx	└ PLATE-ALIGNMENT		1			
35	U001193556xx	└ FU-DUCT-ASSY		(1)			
36	U001193567xx	└ FU-DUCT		1			
37	U001211387xx	└ BL01 ASSY		1	R		
ap	33222-4040	└ CROSS-RECESSED TP MACHINE SCREW		2			
-	37260-0251	└ HORIZONTAL MINI CLAMP		1			

**FUSER BASE UNIT**

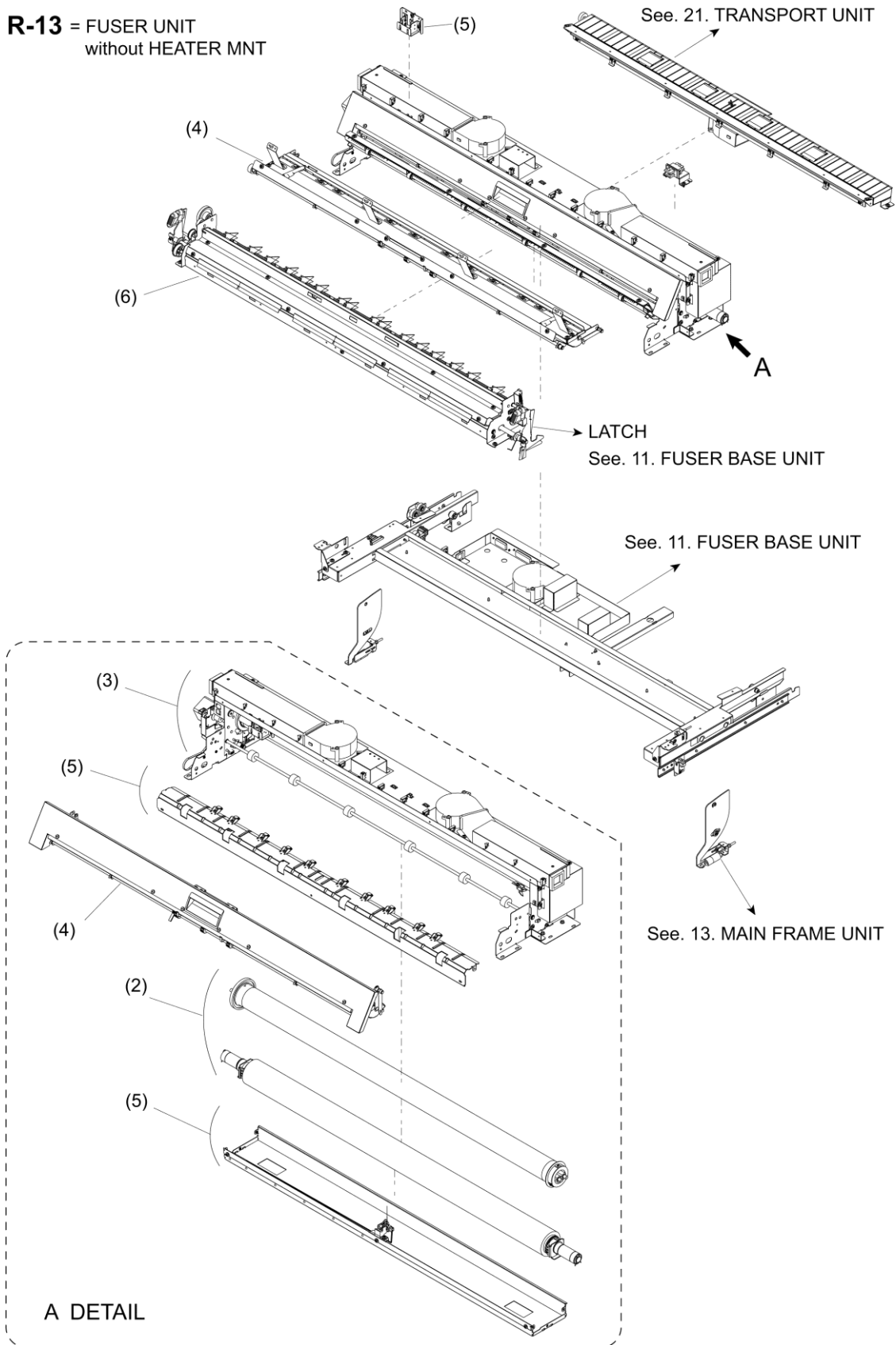
No.	Part Number	Part Name	P	Q	R/C	S/O	Note
40	U001192050xx	⊢ EDGE-SADDLE		1			
41	U000440897xx	⊢ LOCKING-WIRE-SADDLE		1			
42	U001194761xx	⊢ T2-CBL-FUSER 12		1			
43	U001194794xx	⊢ T2-CBL-FUSER 22		1			
44	U001201577xx	└ FERRITE-CORE		1			
45	U001219961xx	⊢ SHEET-CARBON-BR-ASSY		(1)	R		
46	U001219972xx	⊢ BRACKET-SHEET-CARBON		1			
47	U001219983xx	⊢ SHEET-CARBON-BR		1			
48	U001215088xx	└ └ ADHESIVE TAPE		1			

**P:** Quantity per package, **Q:** Used quantity, **R:** Recommended part, **C:** Consumable, **S:** Selectable, **O:** Optional

## 12. FUSER UNIT

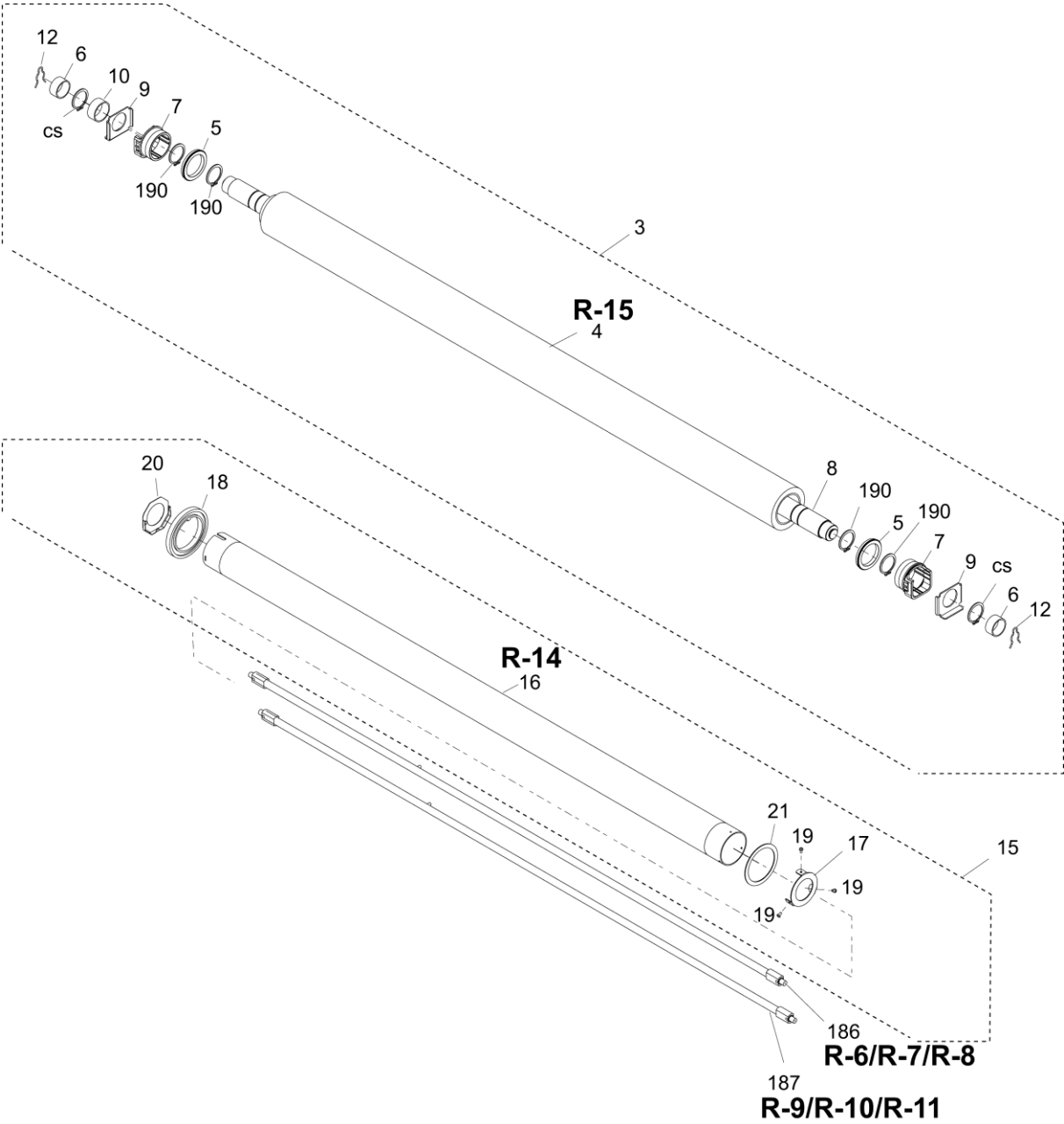
### (1) FUSER UNIT AND PERIPHERAL UNITS

**R-13** = FUSER UNIT  
without HEATER MNT

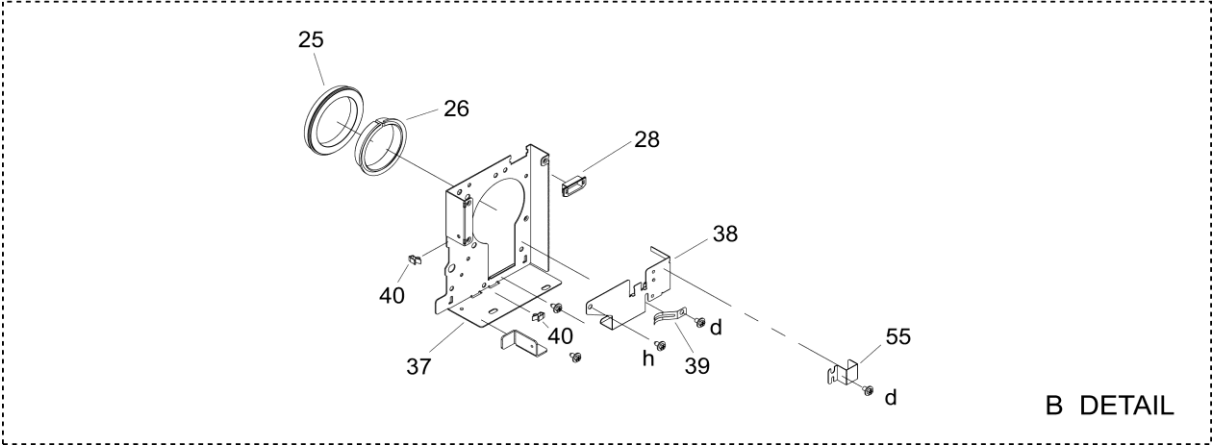
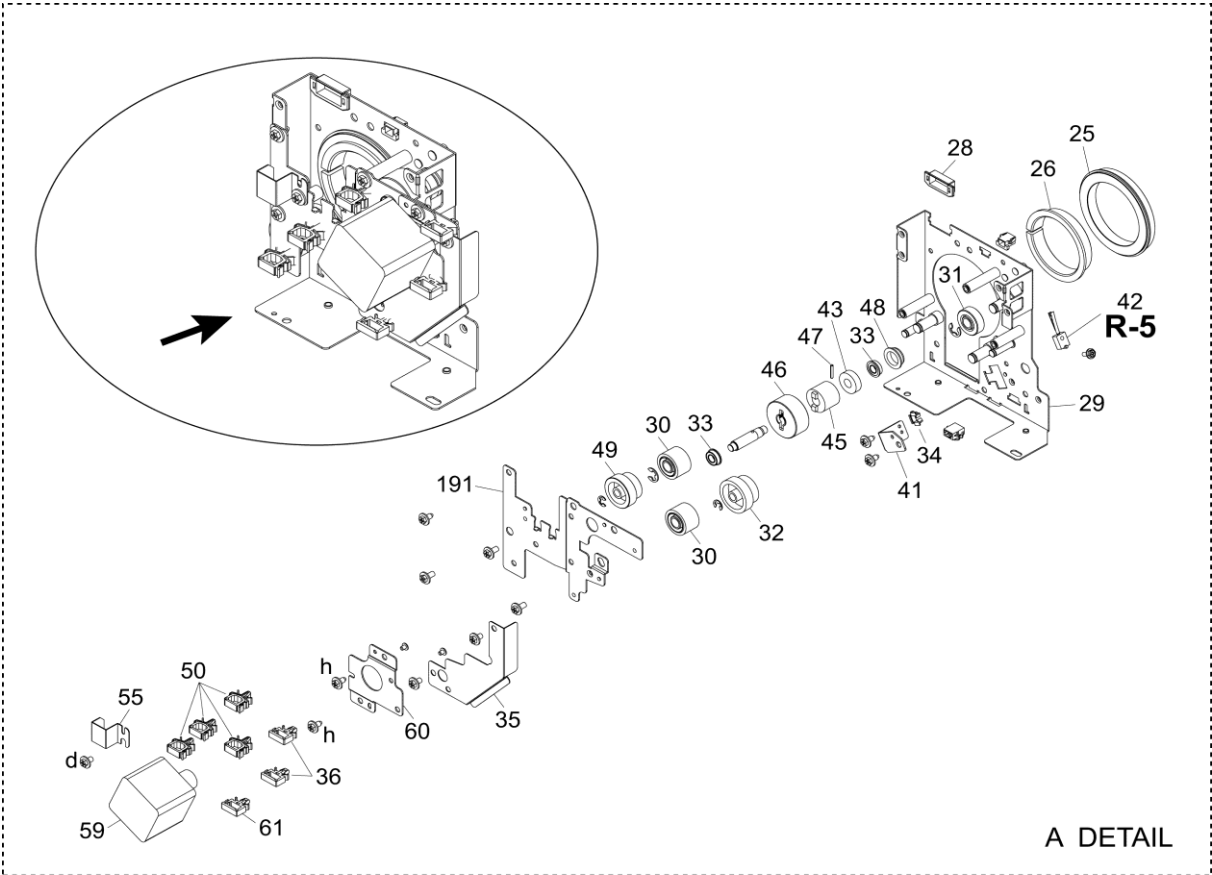




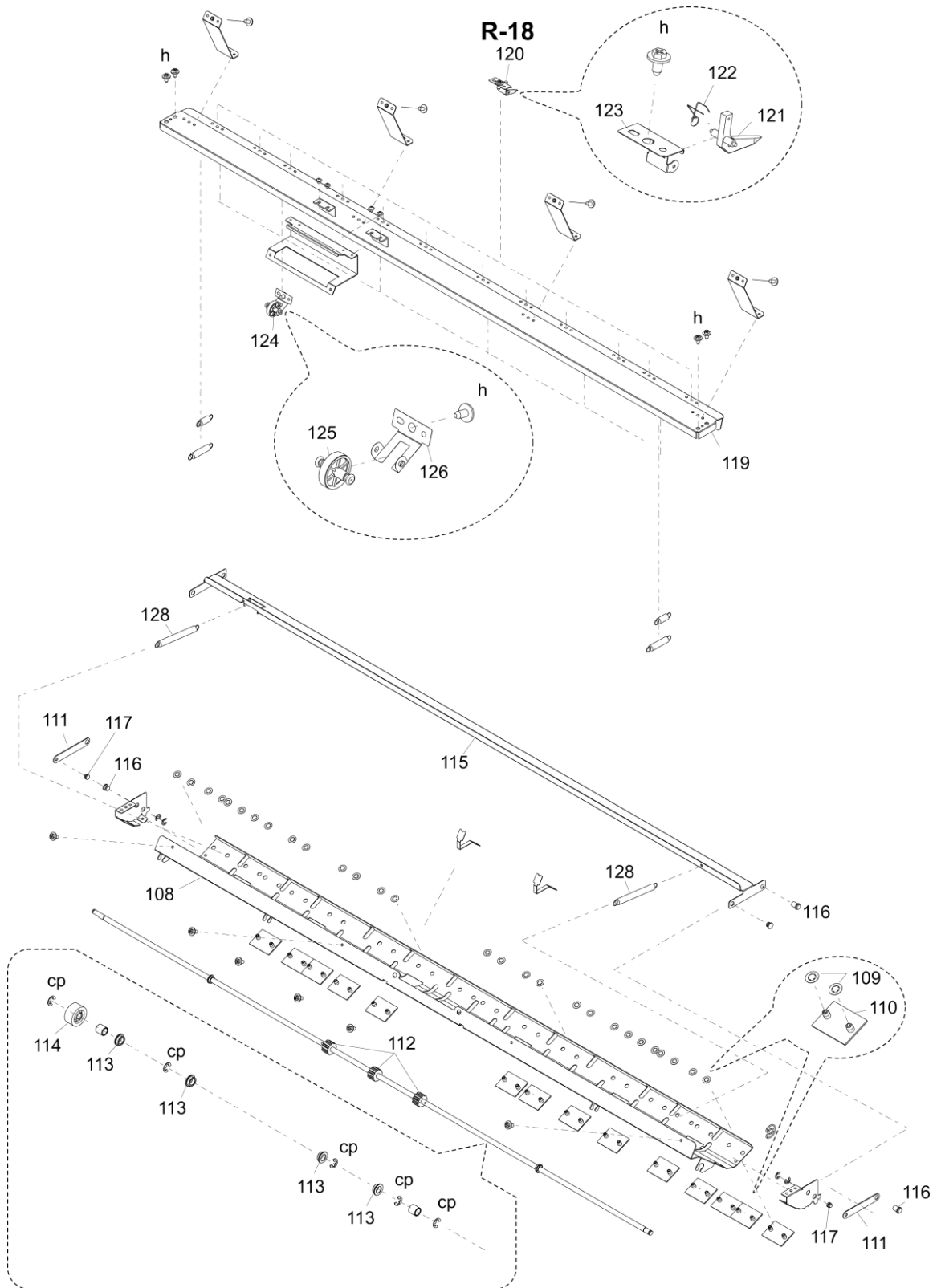
(2) ROLLER (BACK UP) ASSY, ROLLER (HEAT)-ASSY



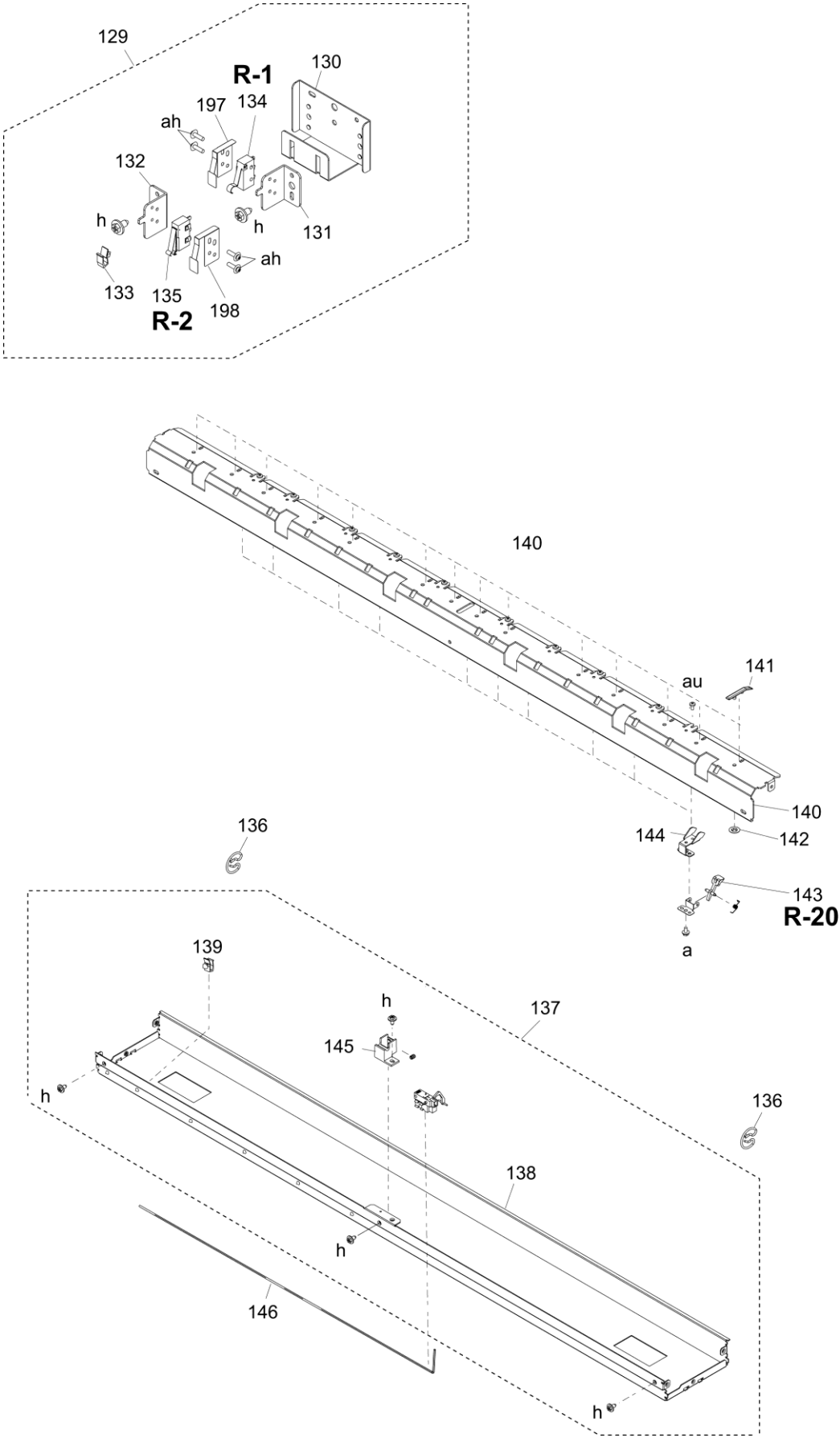




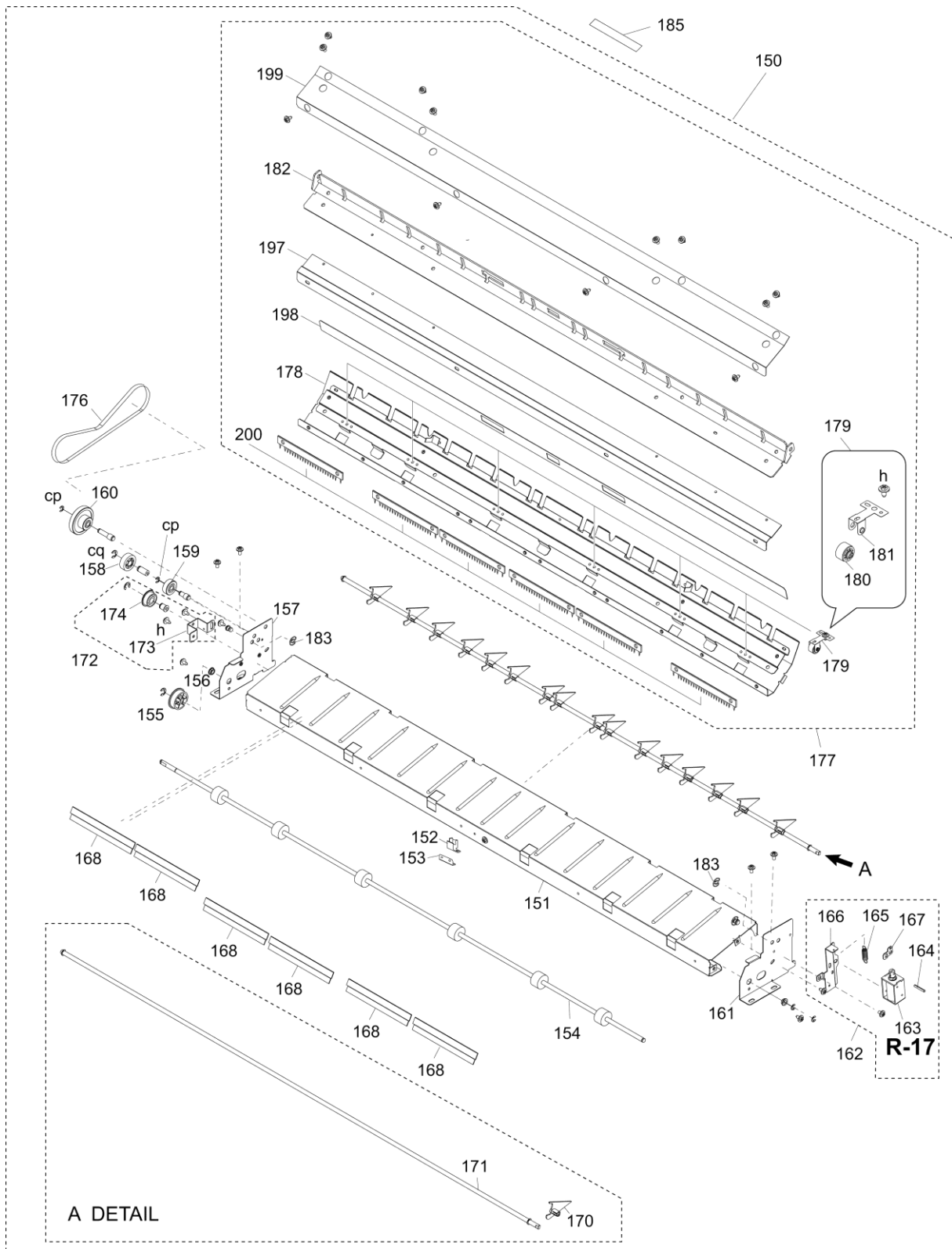
(4) UPPER-PAPER-GUIDE-ASSY



(5) INT5, UNDER PAPER OUT ASSY AND PERIPHERAL PARTS



(6) EXTENSION-PAPER OUT-KIT (MID) AND PERIPHERAL PARTS



## Recommended parts list (FUSER UNIT)

No.	Part Number	Part Name	P	Q	R/C	S/O	Note
R-1	U001207438xx	MICRO SWITCH ,04,05,06-1 MNT	—		R		
	U000885014xx	└ MICRO-SWITCH-(MS06-1) ASSY	5	1			No.134
R-2	U001207473xx	MICRO SWITCH, 06-2 MNT	—		R		
	U000878602xx	└ MICRO-SWITCH-(MS06-2) ASSY	5	1			No.135
R-3	U001207618xx	BLOWER FAN,BL01,02,06 MNT	—		R		
	U001211387xx	└ BL01 ASSY	1	2			No.95
R-4	U001207653xx	FUSE ASSY MNT	—		R		
	U001192331xx	└ FUSE-ASSY	10	1			No.79
R-5	U001207675xx	THERMISTOR,TH01,02,04,05 MNT	—		R		
	U001183590xx	└ FS-SENSOR	5	4			No.42, 85, 89, 92
R-6	U001207754xx	HALOGEN LAMP MAIN 100V MNT	—		R	S	For Japan
	U001205594xx	└ HALOGEN LAMP-MAIN(100V)	1	1			No.186
R-7	U001207798xx	HALOGEN LAMP MAIN 120V MNT	—		R	S	For North America
	U001205616xx	└ HALOGEN LAMP-MAIN(120V)	1	1			No.186
R-8	U001207833xx	HALOGEN LAMP MAIN 230V MNT	—		R	S	For Europe and China
	U001205638xx	└ HALOGEN LAMP-MAIN(230V)	1	1			No.186
R-9	U001207776xx	HALOGEN LAMP SUB 100V MNT	—		R	S	For Japan
	U001205605xx	└ HALOGEN LAMP-SUB(100V)	1	1			No.187
R-10	U001207811xx	HALOGEN LAMP SUB 120V MNT	—		R	S	For North America
	U001205627xx	└ HALOGEN LAMP-SUB(120V)	1	1			No.187
R-11	U001207855xx	HALOGEN LAMP SUB 230V MNT	—		R	S	For Europe and China
	U001205640xx	└ HALOGEN LAMP-SUB(230V)	1	1			No.187
R-12	U001207877xx	TORQUE LIMITER MNT	—		R		
	U001227150xx	└ TORQUE LIMITER(PBT)	2	1			No.45
R-13	U001208867xx	FUSER UNIT,WITHOUT HEATER,MNT	—		R		
	U001191756xx	└ FUSER-UNIT	(1)	(1)			No.2
	U001194772xx	└ T2-CBL-FUSER 13	1	1			
	U001194805xx	└ T2-CBL-FUSER 23	1	1			
	U001196842xx	└ COVER-FUSER-L	1	1			
	U001233854xx	└ SHEET-FUSER-COVER-L	1	1			
	U001233900xx	└ LOUVER-FUSER-COVER-C	1	1			
	U000847530xx	└ LABEL(CAUTION HOT)	1	1			
	U000616860xx	└ HEX CROSS-RECESSED HEAD TP SCREW DT-3	2	2			
	U001229668xx	└ TRAY(2) ASSY NEW	(1)	(1)			
	U001229703xx	└ SUPPORT FLYER TO REPLACE FUSER UNIT	1	1			
	U001239491xx	└ SUPPORT INFORMATION (FUS MNT)	1	—			
R-14	U001208924xx	ROLLER HEAT MNT	—		R		
	U001192228xx	└ ROLLER(HEAT)	1	1			No.16
	U001199046xx	└ SELF-TAPPING PAN HEAD B-TITE SCREW	3	3			No.19
R-15	U001208946xx	ROLLER BACK UP ST MNT	—		R		
	U001198484xx	└ ROLLER(BACK UP-ST)	1	1			No.4
	U001225822xx	└ ROLLER(BACKUP-K)	1	1			
R-16	U001208981xx	SPUR FUSER MNT	—		R		
	U001038262xx	└ S.WHEEL (FUSER)	10				No.75

## FUSER UNIT

No.	Part Number	Part Name	P	Q	R/C	S/O	Note
R-17	U001209914xx U001206123xx	SL01 MNT └ SL01KIT	— 3	 1	R		No.163
R-18	U001209216xx U001086906xx	PEELER FU OUT MNT └ PEELER(FU-OUT)	— 2	1 12	R		No.120
R-19	U001209756xx U001191857xx	MOTOR HM MNT └ MOTOR(HM)	— 5	 1	R		No.59
R-20	U001066757xx U001066768xx	Separator(BUR)MNT SEPARATOR(BUR)ASSY	— (1)	1 (10)	R		No.143

P: Quantity per package, Q: Used quantity, R: Recommended part, C: Consumable, S: Selectable, O: Optional



## Parts list (FUSER UNIT)

No.	Part Number	Part Name	P	Q	R/C	S/O	Note
(1)	U001200565xx U001200576xx U001200587xx	FUSER UNIT 100V FUSER UNIT 120V FUSER UNIT 230V		(1)			
(2)	U001191756xx	└ FUSER-UNIT		(1)			
3	U001191767xx	└ ROLLER(BACK UP) ASSY		(1)			
4	U001198484xx	└ ROLLER(BACKUP-ST)		1	R		
5	U001191780xx	└ BEARING(BR)		2			
6	U001209960xx	└ BEARING(70B-2212)		2			
7	U001191791xx	└ JIKUKE(BR)		2			
8	U001191802xx	└ SHAFT(BACK UP ROLLER)		1			
190	U001221063xx	└ BEARING STOPPER		4			
9	U001191813xx	└ PLATE(WASHER)		2			
10	U001201926xx	└ OILES DRYMET ST BUSH		1			
12	U001191846xx	└ SNAP RETAINER-14		2			
15	U001192217xx	└ ROLLER(HEAT)-ASSY		(1)			
16	U001192228xx	└ ROLLER(HEAT)		1	R		
17	U001192230xx	└ PLATE(EARTH)		1			
18	U000878714xx	└ Gear(Heat Roll)		1			
19	U001199046xx	└ B-TITE PAN HEAD SCREW		3			
20	U001192241xx	└ HR-CAP		1			
21	U001192252xx	└ HR-WASHER		1			
(23)	U001191914xx	└ SIDE-FRAME		(1)			
25	U000878938xx	└ BEARING		2			
26	U000925457xx	└ SLEEVE(HEATROLL-KK)		2			
27	32300-0101-00	└ Bearing_3A		2			
28	U001192050xx	└ EDGE-SADDLE		2			
29	U001191925xx	└ SIDE FRAME-L		1			
30	U000878771xx	└ GEAR(Z19)		2			
31	U001191971xx	└ GEAR (Z19 HELICAL)		1			
32	U000878523xx	└ GEAR (Z25-20)		1			
33	U000881504xx	└ BEARING		2			
34	37260-0287	└ EDGE-SADDLE		1			
35	U001203298xx	└ COVER (PULLEY)		1			
36	U000440897xx	└ LOCKING-WIRE-SADDLE		2			
191	U001191947xx	└ LAMP-SIDESTAY-L		1			
37	U001192015xx	└ SIDE FRAME-R		1			
38	U001192004xx	└ LAMP-SIDESTAY-R		1			
39	U001191993xx	└ EARTH-CONTACT		1			
40	37260-0251	└ HORIZONTAL MINI CLAMP		2			
41	U001191958xx	└ TH05-HOLDER		1			
42	U001183590xx	└ FS-SENSOR		1	R		
43	U001192061xx	└ GEAR-Z15-TLK		1			
45	U001227150xx	└ TORQUE LIMITER(PBT)		1	R		
46	U001192105xx	└ GEAR(Z30 HIRA)		1			
47	33411-2012	└ SPRING PIN		1			
48	U001207258xx	└ HOUSING-FLANGE-PPS		1			
49	U001198495xx	└ GEAR(Z23HASU-Z20HIRAHA)		1			
50	U001192116xx	└ WIRE-SADDLE		4			
51	U001192151xx	└ SIDE-COVER-L		1			
52	U001192162xx	└ SIDE-COVER-R		1			

**FUSER UNIT**

No.	Part Number	Part Name	P	Q	R/C	S/O	Note
53	U001192127xx	SHEET-DAITAC-04		1			
54	U001192138xx	SHEET-DAITAC-05		1			
55	U001192195xx	CONNECTOR-CLAMP		2			
56	U001192206xx	ROLLER(END)		1			
57	U000878501xx	GEAR(END)		1			
58	U000897164xx	PULLY(Z45_S2M)		1			
59	U001191857xx	MOTOR(HM)		1	R		
bb	33222-3004	TP MACHINE SCREW		2			
60	U001191868xx	BRACKET(MOTOR)		1			
61	U000440897xx	LOCKING-WIRE-SADDLE		1			
71	U001192263xx	COVER(FU)		(1)			
72	U001192274xx	COVER(HR)		1			
73	U001192285xx	PLATE-HEAT-TOP		1			
74	U001192296xx	PLATE-HEAT		1			
75	U001038262xx	S.WHEEL (FUSER)		7	R		
76	U001205010xx	HOLDER(S.WHEEL)		7			
77	U001192116xx	WIRE-SADDLE		7			
78	U001192320xx	THERMISTOR-FUTA		6			
79	U001192331xx	FUSE-ASSY		1	R		
80	U001192342xx	FUSE-HOLEDER		1			
81	U001192781xx	SHEET-DAITAC-03		1			
82	37260-0287	EDGE-SADDLE		1			
83	U000878804xx	Cable(Halogen)		1			
84	U001200532xx	TH01 ASSY		(1)			
85	U001183590xx	FS-SENSOR		1	R		
86	U001192318xx	THERMISTOR-HOLDER		1			
88	U001200543xx	TH02 ASSY		(1)			
89	U001183590xx	FS-SENSOR		1	R		
90	U001192318xx	THERMISTOR-HOLDER		1			
91	U001200554xx	TH04 ASSY		(1)			
92	U001183590xx	FS-SENSOR		1	R		
93	U001192318xx	THERMISTOR-HOLDER		1			
94	U001192792xx	UPFAN-ASSY		(1)			
95	U001211387xx	BL01 ASSY		(2)	R		
96	U001192803xx	UP FAN-FLAME		1			
97	U001192814xx	DUCT-UPPER		1			
192	U001233360xx	DUCT-UPPER-02		1			
193	U001233358xx	SHEET-DAITAC-13		1			
194	U001233371xx	SHEET-DAITAC-14		1			
195	U001196910xx	CUSHION-FUSER-DUCT		2			
98	U001207067xx	STOPPER-SPONGE-FU		2			
99	U001233325xx	FU-STOOL		1			
100	U001192836xx	SHEET-DAITAC-01		1			
101	U001192847xx	SHEET-DAITAC-02		1			
102	U001192858xx	SHEET-DAITAC-06		1			
196	U001212963xx	SHEET-DAITAC-09		2			
103	U001014805xx	KESHO NEJI		2			
104	U000443430xx	SCREW RETAINING WASHER TM-147-3		2			
105	U001192860xx	COVER(FILTER)		2			
106	U000440897xx	LOCKING-WIRE-SADDLE		14			
(107)	U001199024xx	UPPER-PAPER-GUIDE-ASSY		(1)			

No.	Part Number	Part Name	P	Q	R/C	S/O	Note
108	U001193062xx	└ UPPER-PAPER-GUIDE		1			
109	33490-0025	└ CS-TYPE RETAINING RING ø5		28			
110	U001192983xx	└ PRA(GUIDE)		14			
111	U000590872xx	└ STAY-PAPER-OUT-UP		2			
112	U001192994xx	└ ROLLER(A3 A4 T2)		1			
113	32300-0101-00	└ Bearing_3A		4			
114	32200-0397-00	└ GEAR (FF)		1			
115	U001193005xx	└ SWINGPLATE		1			
116	U001192026xx	└ LINK PIN		2			
117	U001193027xx	└ DRYMET LF BUSH		2			
(118)	U001193051xx	└ ROLLER-PLATE-ASSY		(1)			
119	U001193073xx	└ PLATE(UPPER ROLLER)		1			
120	U001206101xx	└ PEELER(FU-OUT)		(12)			
121	32120-3559-00	└ SEPARATOR (FUSER)		1			
122	U001205032xx	└ SPRING(PEELER)		1			
123	U001205021xx	└ STAY(PEELER)		1			
124	U001206112xx	└ ROLLER-ASSY		(6)			
125	32210-0274-00	└ ROLLER (PAPER OUT UP)		1			
126	U001205054xx	└ SPRING(ROLLER O.UP)		1			
128	U001193095xx	└└└ P GUIDE SPRING		2			
129	U001193758xx	└ INT5		(1)			
130	U001193760xx	└ BRACKET MSW		1			
131	U001193771xx	└ STAY MSW DE3L		1			
132	U001193782xx	└ STAY MSW DT2CA1SB		1			
133	37260-0251	└ HORIZONTAL MINI CLAMP		1			
134	U000885014xx	└ MICRO-SWITCH-(MS06-1) ASSY		1	R		
135	U000878602xx	└ MICRO-SWITCH-(MS06-2) ASSY		1	R		
197	U001241482xx	└ PLATE-DT2CA1SB		1			
198	U001241493xx	└ PLATE-DE3L		1			
136	U001193038xx	└ CLIP RING		1			
137	U001193141xx	└ UNDER PAPER OUT ASSY		(1)			
138	U001193152xx	└ UNDER-FRAME		1			
139	37260-0251	└ HORIZONTAL MINI CLAMP		6			
140	U001193163xx	└ UNDER-PAPER-GUIDE		1			
141	U000878815xx	└ Rib(End-PL)		14			
142	U000879175xx	└ CS-TYPE RETAINING RING		14			
143	U001066768xx	└ SEPARATOR(BUR) ASSY		(10)			
144	U000991157xx	└ Guide(Last-Route)		10			
145	U001193174xx	└ HOLDER(ROLLER)-T2		1			
146	U000439784xx	└ PS07 ASSY		(1)			
147	U001194535xx	└ T2-CBL-PS07		1			
150	U001193207xx	└ EXTENSION-PAPER OUT-KIT(MID)		(1)			
151	U001193218xx	└ EXTENSION-PAPER-GUIDE		1			
152	U001193174xx	└ HOLDER(ROLLER)-T2		1			
153	U001193253xx	└ HOLDER ROLLER BRACKET		1			
154	U001193286xx	└ ROLLER(EXTENSION OUT)		1			
155	U000897164xx	└ PULLY(Z45_S2M)		1			
156	32300-0101-00	└ Bearing_3A		2			
157	U001193220xx	└ EXTENSION-SIDE-L		1			
158	U000882595xx	└ GEAR(DV-23Z)		1			
159	U001191881xx	└ GEAR(Z20)		1			

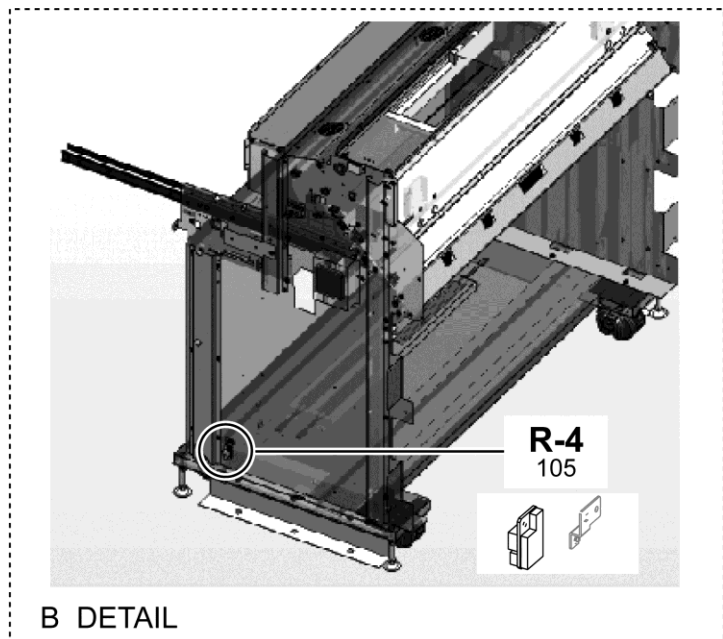
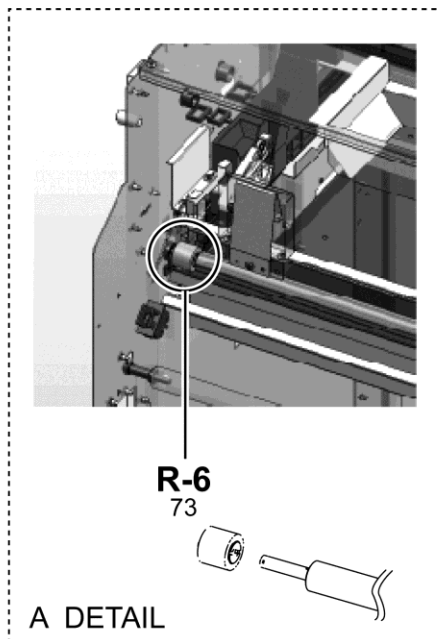
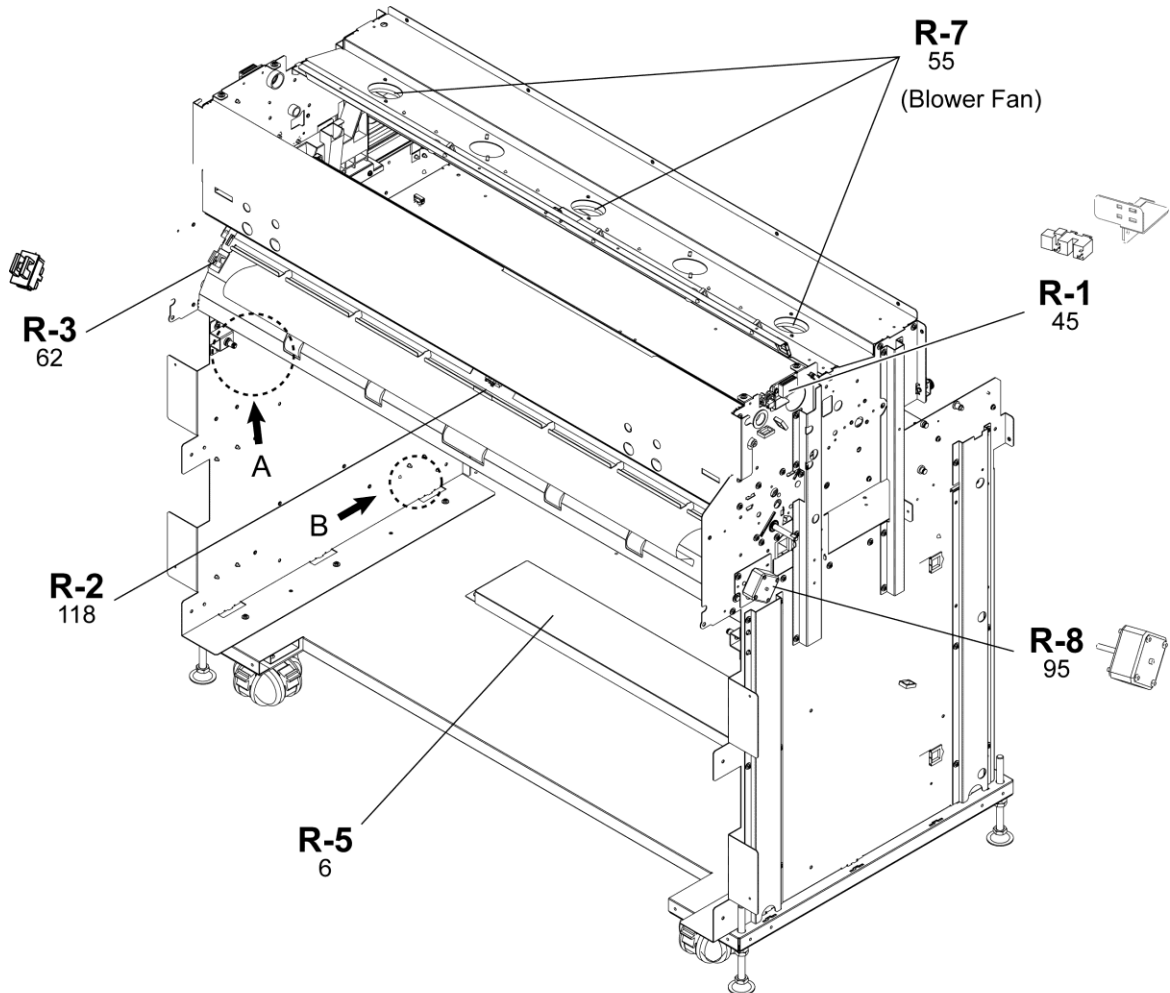
## FUSER UNIT

No.	Part Number	Part Name	P	Q	R/C	S/O	Note
160	U001192048xx	⊢ GEAR(Z41-18 HIRA)		1			
161	U001193231xx	⊣ EXTENSION-SIDE-R		1			
162	U001206123xx	⊢ SL01KIT		(1)			
163	U000595530xx	⊢ SL01 ASSY		1	R		
164	33410-3020	⊢ SPRING PIN		1			
165	U001234438xx	⊢ SPRING(FUS-SOL)		1			
166	U001205043xx	⊢ FRAME(SOLENOID)		1			
167	U001205065xx	⊢ PLATE(SHUTTER)		1			
169	U001192961xx	⊢ SHUTTER-HAIS-ASSY		(1)			
170	U001237500xx	⊢ SHUTTER-EXTENSION		16			
171	U001192972xx	⊢ SHAFT(SHUTTER)		1			
172	U001193264xx	⊢ IDLER-ASSY		(1)			
173	U001193275xx	⊢ PLATE(IDLER)		1			
174	U000897660xx	⊢ PULLEY(TENSION)		1			
176	U001193297xx	⊢ TIMING BELT(FUS)		1			
177	U001203524xx	⊢ EXTENSION PAPER GUIDE UPPER		(1)			
178	U001202602xx	⊢ UPPER PAPER GUIDE(EXTENSION)		1			
179	U001203546xx	⊢ EXT-ROLLER-ASSY		(6)			
180	U000445116xx	⊢ roller-pinchi-tesashi		1			
181	U001202613xx	⊣ ROLLER HOLDER-EXT		1			
182	U001225787xx	⊢ STAY TRAY JOINT		1			
197	U001225798xx	⊢ COVER P OUT		1			
198	U001214425xx	⊢ SHEET-DAITAC-07		1			
199	U001225800xx	⊢ SHEET-DAITAC-12		1			
200	U001220501xx	⊢ SHEET(JYODEN)		6			
183	U001193038xx	⊢ CLIP RING		2			
185	U000889402xx	⊣ LABEL(CAUTION/FU)		2			
186	U001205594xx	⊢ HALOGEN LAMP-MAIN(100V)			R	S	Japan
	U001205616xx	⊢ HALOGEN LAMP-MAIN(120V)		1	R	S	North America
	U001205638xx	⊢ HALOGEN LAMP-MAIN(230V)			R	S	Europe China
187	U001205605xx	⊢ HALOGEN LAMP-SUB(100V)			R	S	Japan
	U001205627xx	⊢ HALOGEN LAMP-SUB(120V)		1	R	S	North America
	U001205640xx	⊢ HALOGEN LAMP-SUB(230V)			R	S	Europe China
188	U001194772xx	⊢ T2-CBL-FUSER13		1			
189	U001194805xx	⊣ T2-CBL-FUSER23		1			

P: Quantity per package, Q: Used quantity, R: Recommended part, C: Consumable, S: Selectable, O: Optional

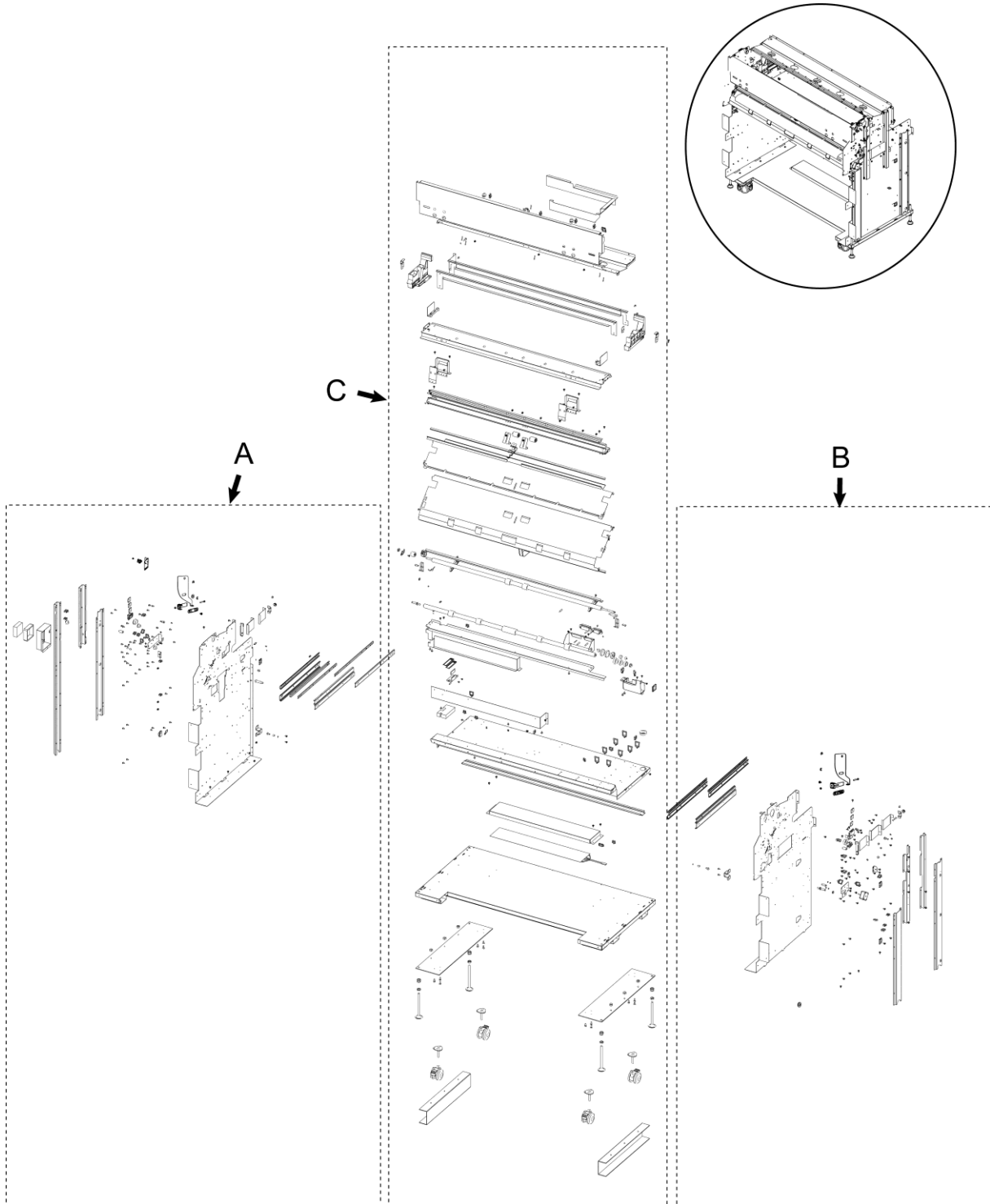
### 13. MAIN FRAME UNIT

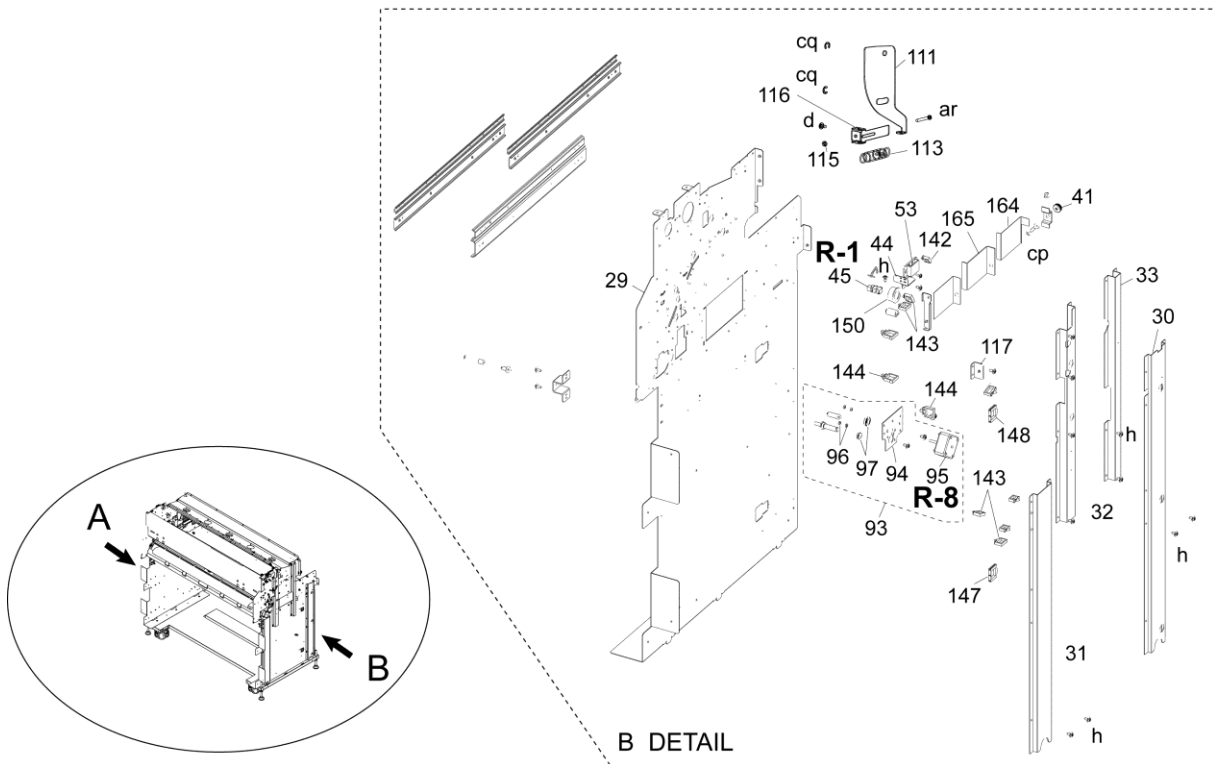
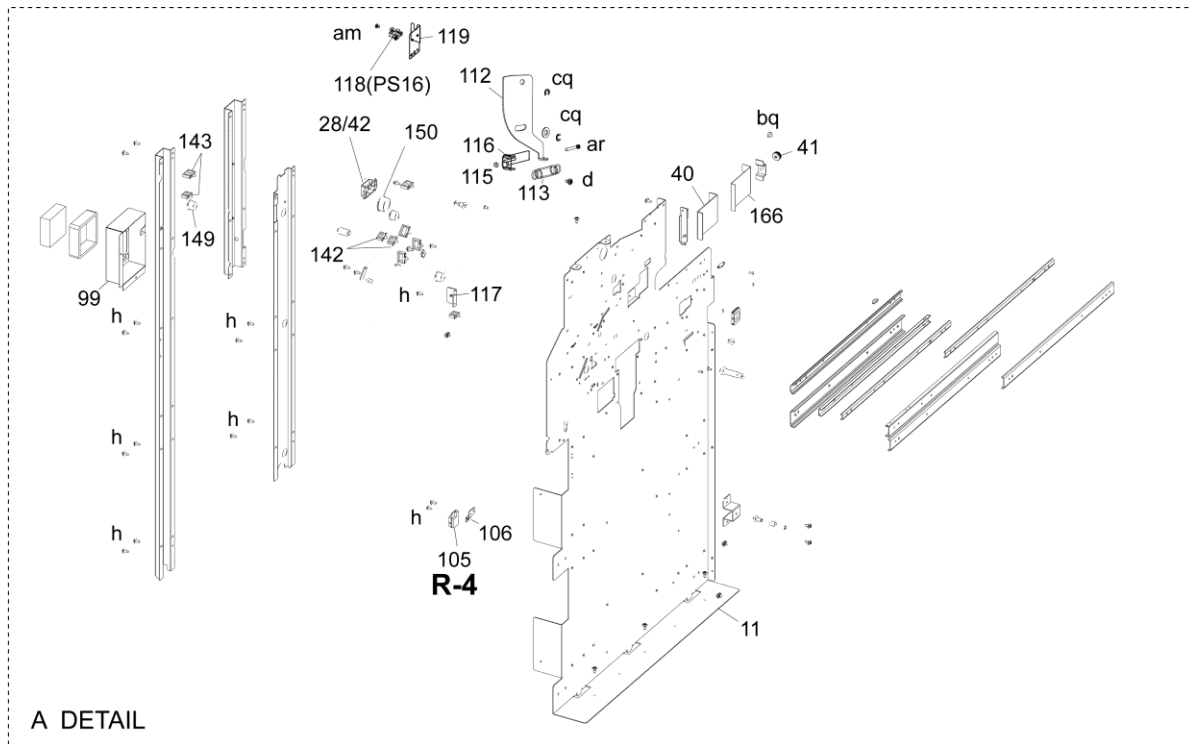
(1) MAIN FRAME UNIT (RECOMMENDED PARTS)



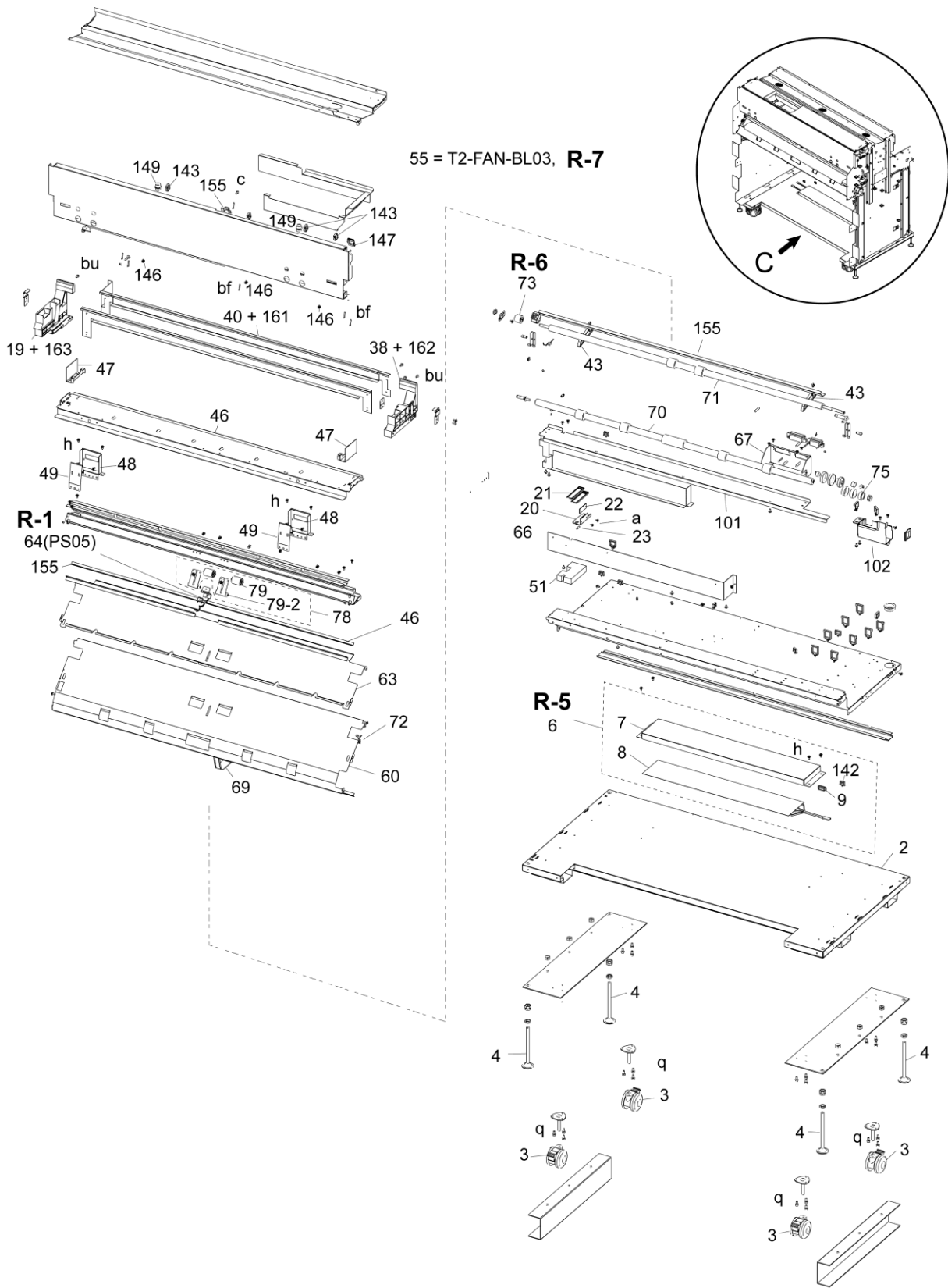
# MAIN FRAME UNIT

## (2) MAIN FRAME UNIT (INDIVIDUAL PARTS)





# MAIN FRAME UNIT



C DETAIL



Recommended parts list (MAIN FRAME UNIT)

No.	Part Number	Part Name	P	Q	R/C	S/O	Note
R-1	U001207495xx	PHOTOSENSOR,04,05,07 MNT	—		R		
	U000439852xx	└ PHOTOSENSOR 1	10	2			No.45, No.64
R-2	U001209892xx	PHOTO INTERRUPTER,PS16 MNT	—		R		
	U001193466xx	└ PS16	2	1			No.118
R-3	U001207596xx	INTERLOCK SWITCH,INT3,MS18 MNT	—		R		
	U001200802xx	└ INTERLOCK SWITCH	5	1			No.62
R-4	U001207710xx	TEMPERATURE HUMIDITY SENSOR MNT	—		R		
	U001196190xx	└ TEMPERATURE HUMIDITY SENSOR	1	1			No.105
R-5	U001207732xx	HEATER ROLL PAPER MNT	—		R		
	U001190968xx	┆ HEATER ROLL PAPER UNIT	(1)	(1)			No.6
	U001190970xx	┆┆ BRACKET-HEATER	1	1			
	U001190981xx	┆┆ HEATER ROLL PAPER	1	1			
	U001192050xx	└└ EDGE-SADDLE(TSB-1909L)	2	2			
R-6	U001209238xx	TORQUE LIMITTER REGIST MNT	—		R		
	U001214616xx	└ TORQUE LIMITTER(REGIST) 0.6	2	1			No.73
R-7	U001209295xx	BL03 ASSY MNT	—		R		
	U001187098xx	└ T2-FAN-BL03	1	3			No.55
R-8	U001209778xx	MOTOR TM ASSY MNT	—		R		
	U000882707xx	└ MOTOR(TM)ASSY	(1)	(1)			No.95

P: Quantity per package, Q: Used quantity, R: Recommended part, C: Consumable, S: Selectable, O: Optional

# MAIN FRAME UNIT

## Parts list (MAIN FRAME UNIT)

No.	Part Number	Part Name	P	Q	R/C	S/O	Note
(1)	U001190924xx	MAIN FRAME UNIT		(1)			
2	U001190935xx	└ FRAME-BOTTOM		1			
3	U000869220xx	└ CASTER		4			
4	U001190946xx	└ ADJUSTER BOLT		4			
5	U001190957xx	└ LEG RUBBER		4			
6	U001190968xx	└ HEATER ROLL PAPER UNIT		(1)	R		
7	U001190970xx	└ BRACKET-HEATER		1			
8	U001190981xx	└ HEATER ROLL PAPER		1			
9	U001192050xx	└ EDGE-SADDLE (TSB-1909L)		2			
11	U001190992xx	└ SIDE-FRM-01		1			
12	U001191003xx	└ SIDE-FRM-01-STAY-A		1			
13	U001194276xx	└ SIDE-FRM-01-STAY-C		1			
14	U001194287xx	└ SIDE-FRM-01-STAY-D		1			
15	U001191014xx	└ S-T		1			
16	U001194298xx	└ PL000		1			
17	U001191025xx	└ SLIDE RAIL		1			
18	U001191036xx	└ SLIDE RAIL		1			
19	U001191047xx	└ PL-PRC-01-MIR		1			
20	U001201691xx	└ PL-TD01		1			
21	U001201702xx	└ SSD-01		1			
22	U001201713xx	└ PL-N		1			
23	U001201724xx	└ SP-SSD		1			
26	U001201735xx	└ PL-N2		2			
27	U001201746xx	└ P-LOCK		2			
28	U001191082xx	└ MAGNET CATCH		1			
28-1	U001191093xx	└ TRA-A3		1			
29	U001191104xx	└ SIDE-FRM-02		1			
30	U001191115xx	└ SIDE-FRM-01-STAY-A-MIR		1			
31	U001201757xx	└ SIDE-FRM-01-STAY-B-MIR		1			
32	U001194300xx	└ SIDE-FRM-01-STAY-E		1			
33	U001194311xx	└ SIDE-FRM-01-STAY-F		1			
34	U001191025xx	└ SLIDE RAIL		1			
36	U001191036xx	└ SLIDE RAIL		1			
38	U001191126xx	└ PL-PRC-01		1			
40	U001191137xx	└ STAY-PRC-03		1			
41	U001210048xx	└ THUMB SCREW		2			
42	U001191082xx	└ MAGNET CATCH		1			
43	U001191093xx	└ TRA-A3		1			
44	U001191148xx	└ BK-D-SN		1			
45	U000439852xx	└ PHOTOSENSOR 1		1	R		
46	U001191150xx	└ FRM-DV		1			
47	U001191161xx	└ GUIDE-DV-03		2			
48	U001191172xx	└ SP-DV-BK		2			
49	U001191183xx	└ SP-DV-2N		2			
50	U001191194xx	└ FRM-EL		1			
51	U001208204xx	└ SHEET-EL		1			
52	U001191205xx	└ FRM-FRONT		1			
53	U001191216xx	└ MAGNET CATCH		2			
54	U001191227xx	└ FRM-UP		1			
55	U001187098xx	└ T2-FAN-BL03		3	R		

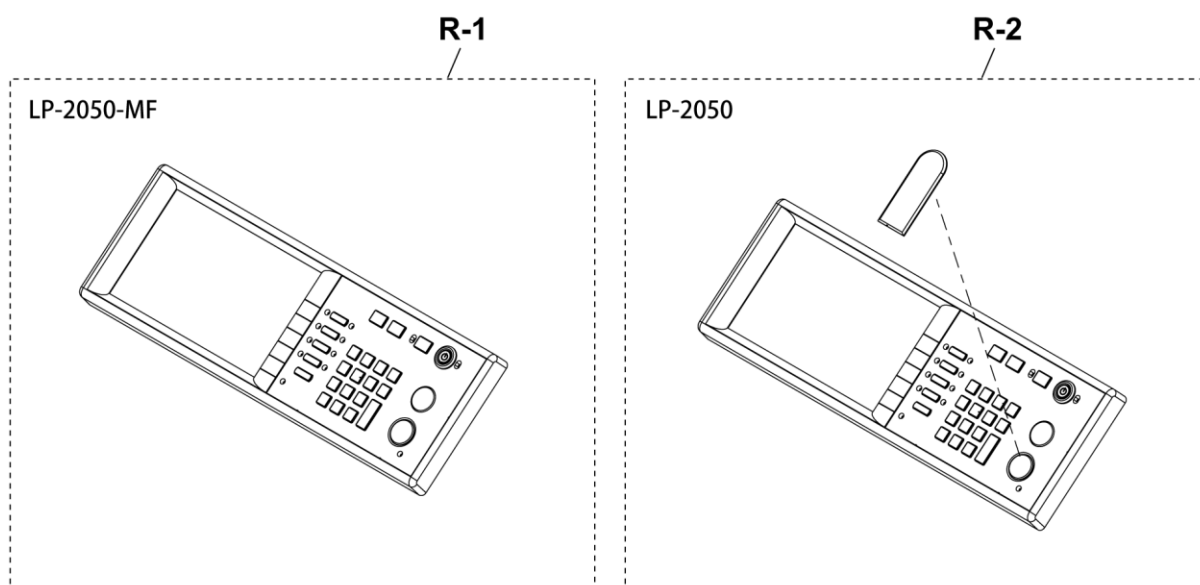
No.	Part Number	Part Name	P	Q	R/C	S/O	Note
60	U001191240xx	└ GUIDE-A		1			
61	U001210691xx	└ INT3		(1)			
62	U001200802xx	└ INTERLOCK SWITCH		1	R		
63	U001191262xx	└ GUIDE-C		1			
64	U000439852xx	└ PHOTOSENSOR 1		1	R		
65	U001204751xx	└ SHEET-RS		1			
66	U001191273xx	└ DUCT-FRM-EL		1			
67	U001191284xx	└ PL-CONE		1			
68	U001191295xx	└ COVER-DEV		1			
69	U001210555xx	└ STAY-GUIDE-A		1			
70	U001191306xx	└ ROLLER-CUTTER		1			
71	U001191330xx	└ ROLLER-REGIST-02		1			
71-2	U001213288xx	└ ROLLER-REGIST-30.30		1			
72	33414-2014	└ WAVE SPRING PIN (LIGHT DUTY)		1			
73	U001017011xx	└ TORQUE LIMITER (REGIST)		1	R		
75	U000442618xx	└ BEARING		2			
76		└ REGIST-PINCH-ASSY		1			
77	U001191341xx	└ BK-REGIST-PINCH		1			
78		└ ROLLER-PINCH-ASSY		2			
79	32210-0286-00	└ ROLLER (PINCH 2)		2			
79-2	U001191352xx	└ SP-R-PINCH		2			
80	U001191363xx	└ PIN-R		1			
81	U001191374xx	└ SP-RB		2			
82	U001191385xx	└ ARM-REGIST-PINCH		2			
83	U001191396xx	└ SP-R2		1			
84	U001191407xx	└ SP-R2-MIR		1			
90	U000882720xx	└ GEAR (BF/ONEWAY/Z29m1)		1			
91	32300-0105-00	└ BEARING-A		2			
93	U000882696xx	└ MOTOR (TM) ASSY		(1)			
94	U000882865xx	└ BRACKET (MOTOR-TM)		1			
95	U000882707xx	└ MOTOR (TM) ASSY		(1)	R		
96	U000871132xx	└ HEX NUT		4			
97	U000882832xx	└ GEAR (BF/Z44m0.8-Z17m1)		1			
99	U001191418xx	└ DUCT EX BOX.		1			
100	U001202220xx	└ HOLDER-PL-B		1			
101	U001202231xx	└ PL-PARTITION		1			
102	U001202242xx	└ HOLDER-PL-C		1			
103	U000439110xx	└ GUIDE (CONNECTOR)		4			
104	U001191420xx	└ SP-CON		4			
	U000649967xx	└ CROSS-RECESSED BINDING HEAD SCREW		6			
105	U001196190xx	└ TEMPERATURE HUMIDITY SENSOR		1	R		
106	U001191442xx	└ BK-H-SENSOR		1			
110	U001193591xx	└ NIP-ASSY		(1)			
111	U001202714xx	└ PLATE (NIP PRESS)-L		1			
112	U001202725xx	└ PLATE (NIP PRESS)-R		1			
113	U001193613xx	└ SPRING (NIP)		2			
115	33353-0040	└ HEX NUT STYLE 1 M4		2			
116	U001202736xx	└ PLATE NIP ADJUST		2			
117	U001193670xx	└ STAY NIP ADJUST		2			
118	U001193466xx	└ PS 16		1	R		
119	U001193534xx	└ BRACKET LG 2A		1			

## MAIN FRAME UNIT

No.	Part Number	Part Name	P	Q	R/C	S/O	Note
120	U001193354xx	FU BASE SUPPORT L		1			
121	U001193365xx	FU BASE SUPPORT R		1			
122	U001194366xx	T2-CBL-PMDC		1			
123	U001194388xx	T2-CBL-LEDHDC		1			
124-1	U001269000xx	T2-CBL-PNLDC1		1			
124-2	U001261574xx	T2-CBL-PNLDC2		1			
125	U001194456xx	T2-CBL-PM		1			
126	U001194467xx	T2-CBL-TM		1			
127	U001201577xx	FERRITE-CORE		1			
128	U001194478xx	T2-CBL-DEV1		1			
129	U001194491xx	T2-CBL-BL03		1			
130	U001194502xx	T2-CBL-MECH1		1			
131	U001194513xx	T2-CBL-MECH2		1			
132	U001194524xx	T2-CBL-PS04		1			
133	U001194660xx	T2-CBL-INT3		1			
134	U001194750xx	T2-CBL-FUSER 11		1			
135	U001201555xx	FERRITE-CORE		1			
136	U001194783xx	T2-CBL-FUSER 21		1			
137	U001194816xx	T2-CBL-PRCS1		1			
138	U001194838xx	T2-CBL-LEDH1		1			
139	U001201555xx	FERRITE-CORE		2			
140	U001194895xx	T2-CBL-PNL		1			
141	U001201566xx	FERRITE-CORE		1			
142	U000440897xx	LOCKING-WIRE-SADDLE		16			
143	U001160212xx	LOCKING-WIRE-SADDLE		16			
144	U000440908xx	LOCKING-WIRE-SADDLE		7			
145	J-37260-0291	LOCKING-WIRE-SADDLE		3			
146	J-37260-0251	HORIZONTAL MINI CLAMP		19			
147	U000439211xx	EDGE-SADDLE		5			
148	37260-0292	EDGE-SADDLE		1			
149	U000869253xx	ONE-TOUCH-BUSH		5			
150	U000846077xx	ONE-TOUCH-BUSH		2			
151	J-37260-0289	ONE-TOUCH-BUSH		1			
152	U001201678xx	ONE-TOUCH-BUSH		1			
153	J-37260-0287	EDGE-SADDLE		1			
154	U001148444xx	GROUND-CLAMP		1			
155	U000898738xx	ANGLE (GND-L)		1			
156	U001203118xx	LABEL-TONER		1			
157	U001215584xx	LABEL-POSITIONING		2			
160	U001203052xx	LABEL-ARROW		1			
161	U001207923xx	SHEET-DITAC-PRC-C		1			
162	U001207934xx	SHEET-DITAC-PRC-L		1			
163	U001207945xx	SHEET-DITAC-PRC-R		1			
164	U001207967xx	SHEET-DITAC-PRC-L-A		1			
165	U001207978xx	SHEET-DITAC-PRC-L-B		1			
166	U001207980xx	SHEET-DITAC-PRC-R-A		1			
167	U001207991xx	SHEET-DITAC-PRC-R-B		1			
168	U001208294xx	STAY-PRC-03-STOPPER-L		1			
169	U001208305xx	STAY-PRC-03-STOPPER-R		1			
170	U001269696xx	SPONGE-PL-PRC		3			

P: Quantity per package, Q: Used quantity, R: Recommended part, C: Consumable, S: Selectable, O: Optional

## 14. PANEL-UNIT

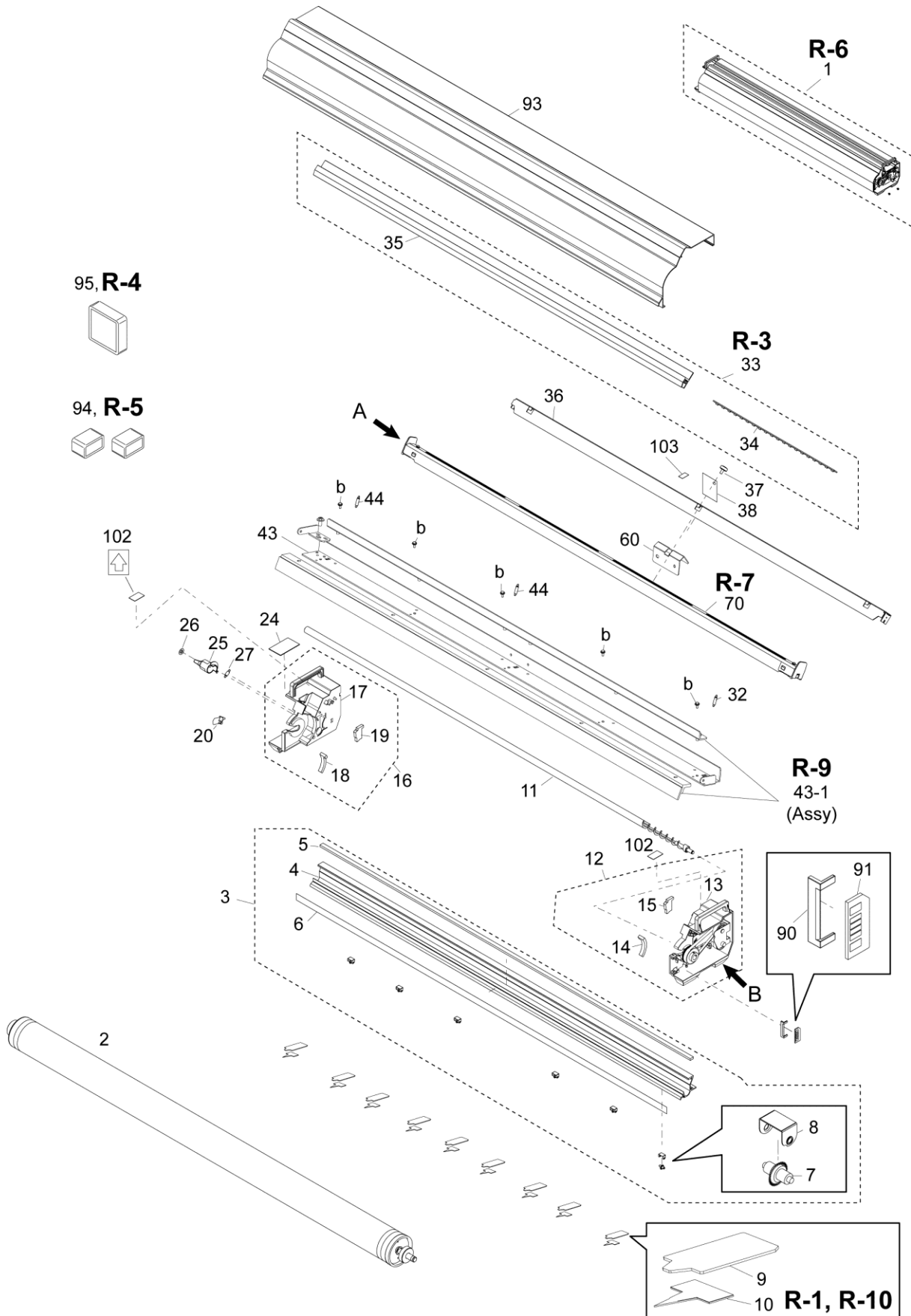


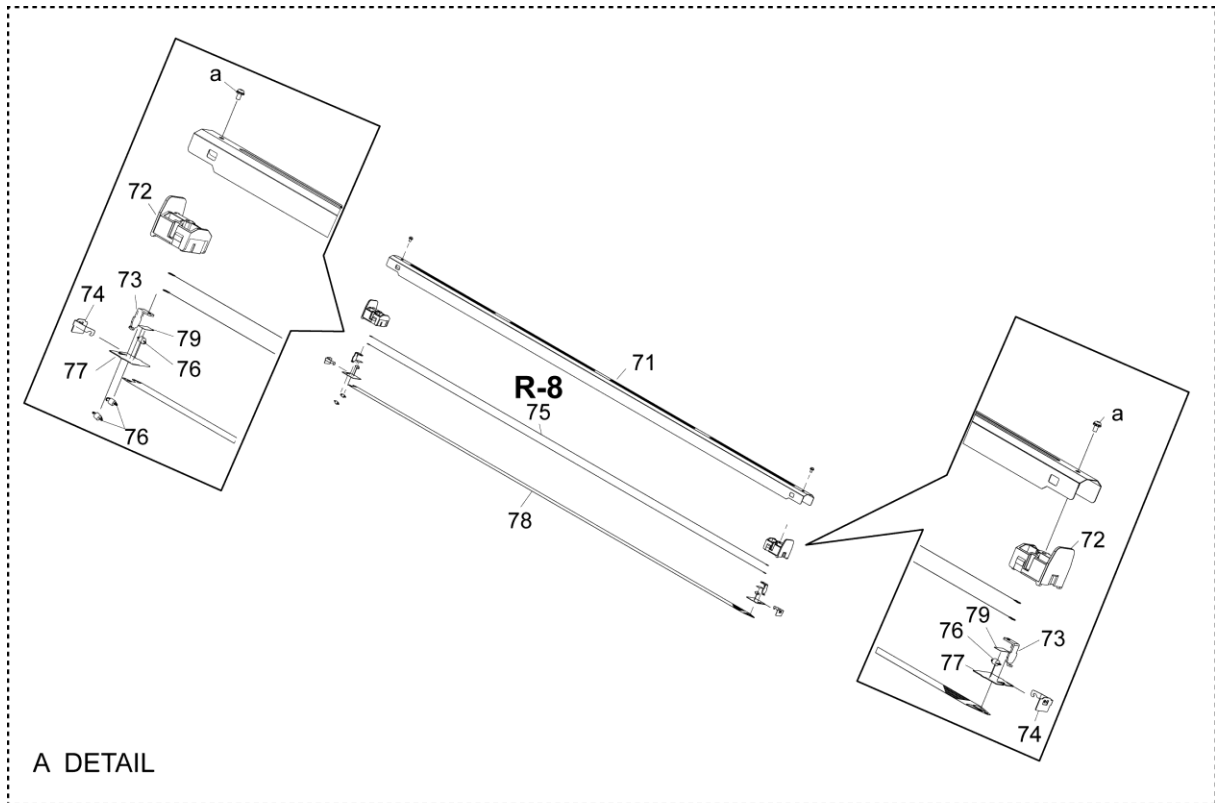
Recommended parts list (PANEL-UNIT)

No.	Part Number	Part Name	P	Q	R/C	S/O	Note
R-1	U001209194xx	PANEL ASSY MNT	—		R	S	LP-2050-MF
	U001187190xx	└ PANEL-ASSY	(1)	(1)			
R-2	U001239041xx	PANEL ASSY PL MNT	—		R	S	LP-2050
	U001187190xx	└ PANEL ASSY	(1)	(1)			
	U001215663xx	└ KEY-COVER-ASSY	(1)	(1)			

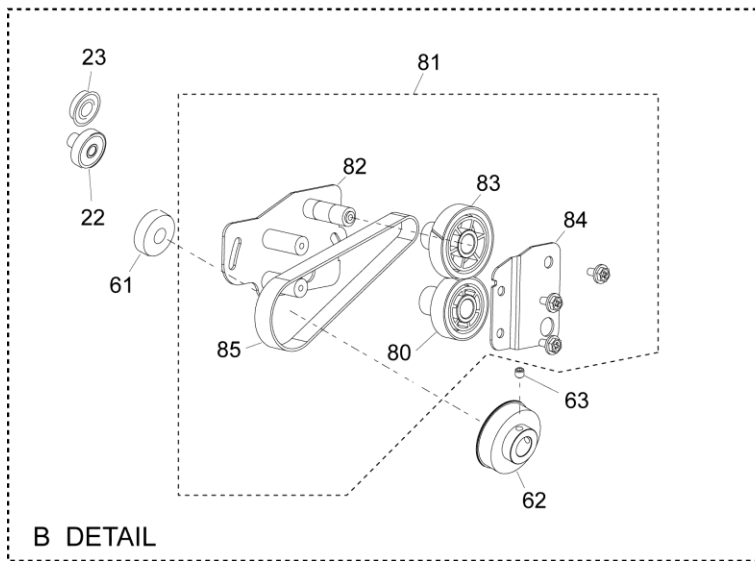
P: Quantity per package, Q: Used quantity, R: Recommended part, C: Consumable, S: Selectable, O: Optional

15. PROCESS CARTRIDGE UNIT/PROCESS CARTRIDGE 60 UNIT





A DETAIL



B DETAIL

## PROCESS CARTRIDGE UNIT

Recommended parts list (PROCESS CARTRIDGE UNIT)

No.	Part Number	Part Name	P	Q	R/C	S/O	Note
R-1	U001209003xx	DRUM FINGER MNT	—		R		Separator for tracing paper 60
	U001221715xx	└ PLATE(CLEANER-DRUM)	3	(9)			
	U001225743xx	└ SHEET(CLEANER DRUM)-t 0.25	3	(9)			
R-3	U001209172xx	ERASER ASSY MNT	—		R		
	U001192702xx	└ ERASER ASSY	(1)	(1)			No.50
R-4	U001209374xx	FILTER T2 MNT	—		R		
	U001196335xx	└ FILTER-T2	2	1			No.95
R-5	U001209396xx	FILTER FUS MNT	—		R		
	U001192871xx	└ FILTER(FUS)	3	2			No.94
R-6	U001192353xx	PROCESS CARTRIDGE UNIT	(1)	(1)	R		No.1
R-7	U001209431xx	SCOROTRON CHARGER UNIT	(1)	(1)	R		No.70
R-8	U000925514xx	WIRE(CHARGER)MNT	(1)	(2)	R		No.75
R-9	U000922048xx	BLADE-CLEANER-SS002 MNT	(1)	(1)	R		No.43-1
R10	U001282937xx	DRUM FINGER W MNT	—		R		
	U001282926xx	└ PLATE(CLEANER-DRUM)-S	3	(9)			
	U001282915xx	└ SHEET(CLEANER DRUM)-W	3	(9)			

P: Quantity per package, Q: Used quantity, R: Recommended part, C: Consumable, S: Selectable, O: Optional

**Note:** R-1 is for LP-872.  
R-10 is for LP-852.



## Parts list (PROCESS CARTRIDGE UNIT)

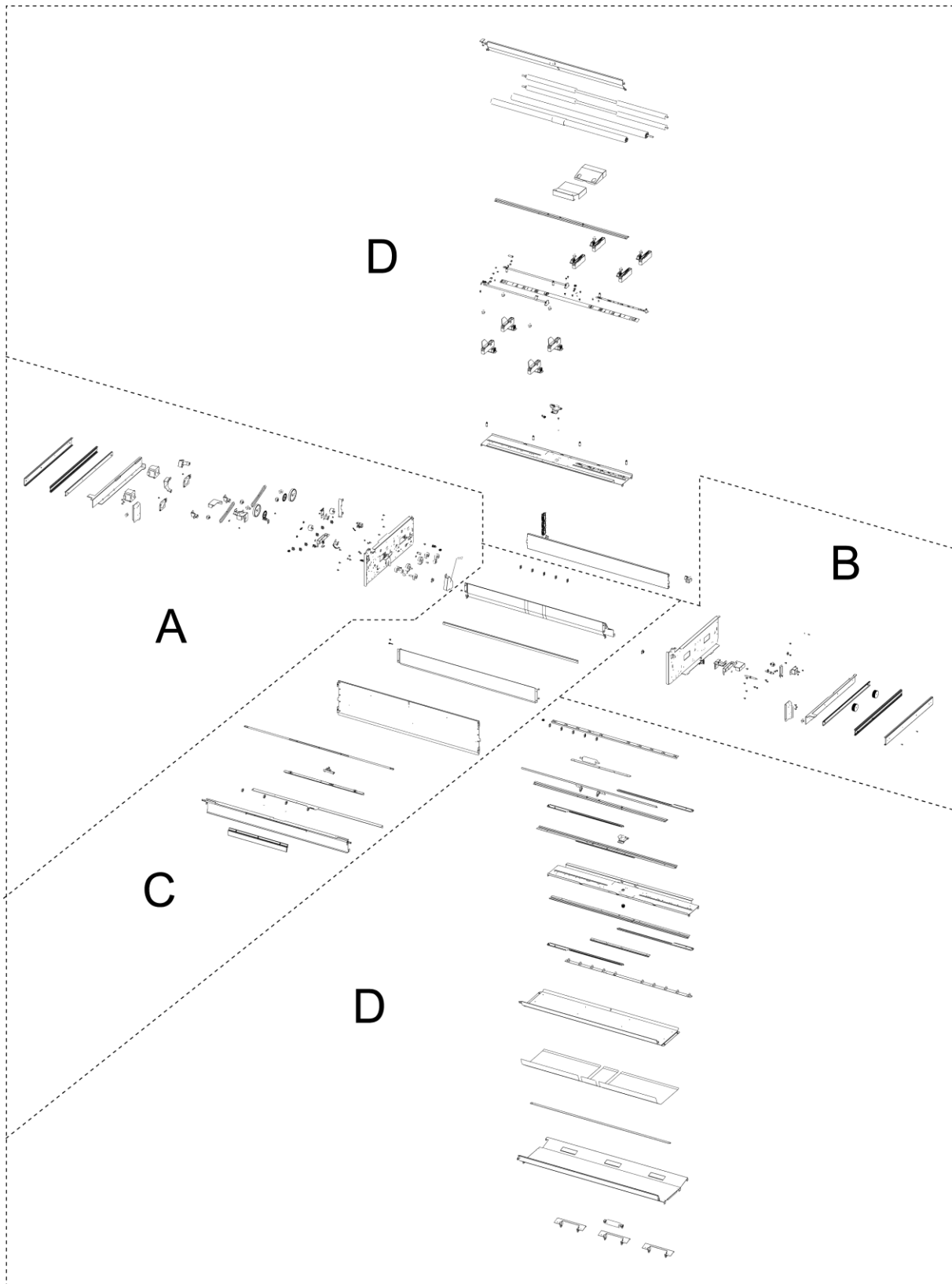
No.	Part Number	Part Name	P	Q	R/C	S/O	Note
(1)	U001192353xx	PROCESS CARTRIDGE UNIT		(1)	R		LP-852
2	U001192364xx	└ DRUM-OPC-ASSY-M-03		(1)			
3	U001192454xx	└ SHASSIS-CLEANER-ASSY		(1)			
4	U001192465xx	└ SHASSIS-CLEANER		1			
5	U001192476xx	└ SEAL-CLEANER		1			
6	U000883552xx	└ SHEET(UKE)		1			
7	U001038262xx	└ S.WHEEL (FUSER)		6			
8	U001208316xx	└ HOLDER-HAKUSHA		6			
9	U001282926xx	└ PLATE(CLEANER-DRUM)-S		9	R		
10	U001282915xx	└ SHEET(CLEANER DRUM)-W		9	R		
11	U000883596xx	└ SCREW(CLEANER)		1			
12	U001192498xx	└ FRAME-L-PRC-ASSY		(1)			
13	U001192500xx	└ FRAME-L-PRC		1			
14	U000883451xx	└ SEAL(CLEANER-2FL)		1			
15	U001192511xx	└ SEAL-CLEANER-DRUM-SIDE-L		1			
16	U001192522xx	└ FRAME-R-PRC-ASSY		(1)			
17	U001192533xx	└ FRAME-R-PRC		1			
18	U000885756xx	└ SEAL(CLEANER-2FR)		1			
19	U001192544xx	└ SEAL-CLEANER-DRUM-SIDE-R		1			
20	U001192555xx	└ SPRING-CHARGEWIRE-2		1			
21	U000886151xx	└ BUSH(6-10)		1			
22	U001192487xx	└ GEAR-Z16Z28		1			
23	U001192735xx	└ GEAR-Z24		1			
24	U001206808xx	└ SPONGE-FRAME-R-PRC		1			
25	U001192566xx	└ CASE-CLEANER		1			
26	U000442315xx	└ PUSH(NUT)4		1			
27	U000896940xx	└ SPRING(SHIELD-TONER)		1			
28	U001225258xx	└ PLATE-CLEANER-S		1			
29	U001225247xx	└ STAY-CLEANER		1			
30	U001225236xx	└ STAY-PRC		1			
31	U001233584xx	└ BLADE-CLEANER-SS002		1			
32	U001223278xx	└ SPRING-CLEANER-BLADE-145gf		3			
33	U001192702xx	└ ERAER-ASSY		(1)	R		
34	U000888120xx	└ ELA0-ASSY		1			
35	U001192713xx	└ CASE-ERASER(LP2050)		1			
36	U001221085xx	└ BEAM-ERASER		2			
37	U001338164xx	└ SCREW-KNOB-ORANGE-M4X8		1			
38	U001336318xx	└ SHEET-POI-SCREW-PRC		1			
60	U001221074xx	└ BRACKET-CLEANER-BLADE-2		1			
61	U001208395xx	└ BEARING		2			
62	U001212118xx	└ PULLY-P48		1			
63	U001208441xx	└ HEXAGON SOCKET HEAD SET SCREW CUP POINT		2			
70	U001193804xx	└ CHARGE-SCOROTRON-ASSY		(1)	R		
71	U001193815xx	└ CASE-CHARGESHEILD		1			
72	U001193826xx	└ FRAME-CC		2			
73	U001193837xx	└ HOOK-CHARGEGRID		2			
74	U001193848xx	└ HOOK-CHARGEWIRE		2			
75	U000883721xx	└ WIRE(CHARGER)		2			

## PROCESS CARTRIDGE UNIT

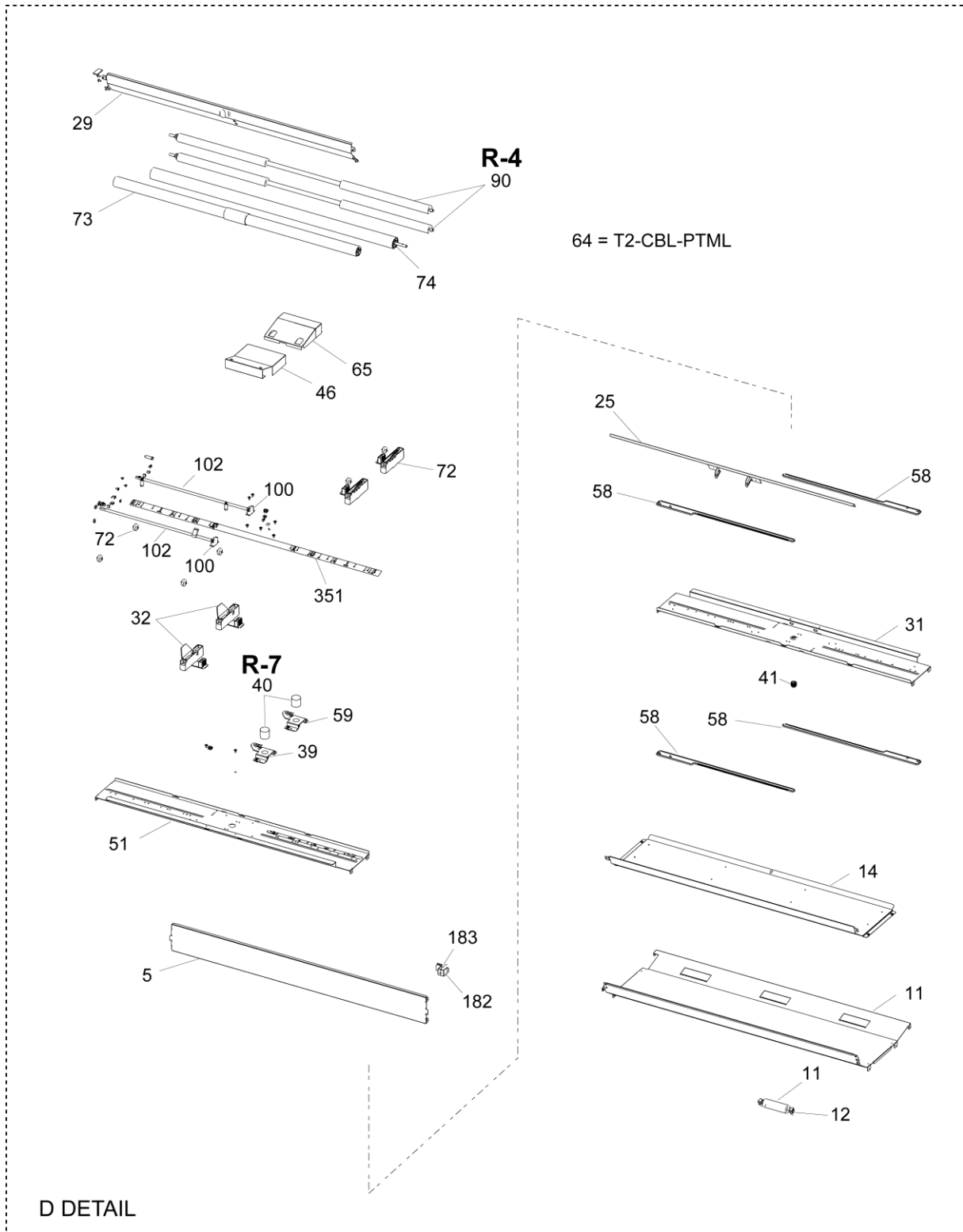
No.	Part Number	Part Name	P	Q	R/C	S/O	Note
76	U000883743xx	⊢ SPRING(CHARGER)		4			
77	U001193850xx	⊢ CASE-CHARGEWIRE		2			
78	U0008837320xx	⊢ GRID(CHARGER)		1			
79	U001193861xx	⊣ SHEILD-CHARGER		2			
80	U001193872xx	⊢ GEAR-Z30		1			
81	U001193883xx	⊢ HOLDER-GEAR-ASSY		1			
82	U001241548xx	⊢ PLATE-GEAR-BASE		1			
83	U001211376xx	⊢ GEAR-PULLY-Z35P19		1			
84	U001241550xx	⊢ PLATE-GEAR-COVER		1			
85	U001212120xx	⊣ BELT-90-S2M-212		1			
90	U001194254xx	⊢ CASE-PCB		1			
91	U001241572xx	⊢ PLATE-FRAME-PRC		2			
92	U001194827xx	⊢ T2-CBL-PRCS2		1			
93	U001196302xx	⊢ COVER-PRC		1			
94	U001192871xx	⊢ FILTER(FUS)		1	R		
95	U001196335xx	⊢ FILTER-T2		1	R		
96	U001203693xx	⊢ PACKING-PROCESS-CARTRIDGE-ASSY		(1)			
97	U001203704xx	⊢ PACKING-BOX		1			
98	U001203715xx	⊢ PACKING-CUSHION-SET		(1)			
100	U001203737xx	⊣ PACKING-PET-SHEET		1			
96	U001237814xx	⊢ PACKING-PAPER-OPC		2			
101	3A3620019	⊢ INSULOK CABLE TIE		5			
102	U001203052xx	⊢ LABEL-ARROW		4			
103	U000889830xx	⊣ LABEL(FR5)		2			
(104)	U001221715xx	PLATE(CLEANER-DRUM)		9			Separator for tracing paper 60
(105)	U001225743xx	SHEET(CLEANER DRUM)-t 0.25		9			Separator for tracing paper 60
106	U001282948xx	PROCESS CARTRIDGE 60 UNIT		(1)	C		LP-872

**P:** Quantity per package, **Q:** Used quantity, **R:** Recommended part, **C:** Consumable, **S:** Selectable, **O:** Optional

16. RFU-UNIT (2050)







Recommended parts list (RFU-UNIT (2050))

No.	Part Number	Part Name	P	Q	R/ C	S/ O	Note
R-1	U001207495xx	PHOTOSENSOR, 04, 05, 07 MNT	—		R		
	U000439852xx	└ PHOTOSENSOR 1	10	1			No.208
R-2	U001210825xx	PHOTO INTERRUPTER MNT	—		R		
	U000446141xx	└ PHOTOINTERRUPTER	20	5			No.107, 109, 111, 113, 158, 160, 371, 373, 375, 377
R-3	U001209058xx	GEAR LIMITER MNT	—		R		
	U000441955xx	└ GEAR (LIMITER)	1	2			No.92
R-4	U001209071xx	ROLLER REWIND MNT	—		R		
	U001187864xx	└ ROLLER (REWIND)	1	2			No.90
R-5	U001209115xx	GEAR ONEWAY MNT	—		R		
	U000441944xx	└ GEAR (ONEWAY)	5	2			No.121
R-6	U001209510xx	MOTOR FM MNT	—		R		
	U001187908xx	└ MOTOR (FM)	1	2			No.97
R-7	U001217171xx	PTM ASSY MNT	—		R		
	U001194941xx	└ PTM ASSY	1	2			No.40

**P:** Quantity per package, **Q:** Used quantity, **R:** Recommended part, **C:** Consumable, **S:** Selectable, **O:** Optional

**Note:** The table above lists the part information for one feed unit.

## Parts list (RFU-UNIT(2050))

No.	Part Number	Part Name	P	Q	R/C	S/O	Note
(1)	U001187403xx	ROLL FEED UNIT		(1)			
(2)	U001187414xx	RFU-COMMON		(1)			
3	U001187425xx	FRAME (SIDE-L)		2			
4	U001187436xx	FRAME (SIDE-R)		2			
5	U001187447xx	FRAME (REAR)		2			
6	U001187458xx	PG-F1-ASSY		(2)			
7	U001187460xx	PG-F1		1			
8	U001187471xx	PG-F5		1			
9	U001187482xx	PG-6-ASSY		(2)			
10	U001187493xx	PG-6		1			
11	U000876936xx	ROLLER (PINCH-PF)		3			
12	U000443788xx	BEARING (PINCH)		6			
13	U000441854xx	SPRING (PINCH)		6			
14	U001187504xx	PG-7		2			
15	U001187515xx	PG-F4		2			
16	U001187526xx	GEAR (Z42)-ASSY		(4)			
17	U001187537xx	GEAR (M08Z42)		1			
18	U001187548xx	SHAFT (Z42)		1			
19	U000442618xx	BALL BEARING		1			
20	U001187550xx	PULLEY (24)		1			
21	32300-0101-00	BEARING-3A		1			
22	U001187561xx	GEAR (M08Z41)		4			
23	U001187572xx	GEAR (M08Z25)		4			
24	U001187583xx	PG-F3-ASSY		(2)			
25	U001187594xx	PG-F3		1			
26	U000876936xx	ROLLER (PINCH-PF)		1			
27	U000443788xx	BEARING (PINCH)		2			
28	U000441854xx	SPRING (PINCH)		2			
29	U001187605xx	PG-F2		2			
30	U001187616xx	BASE (SLIDER)-FRONT-ASSY		(2)			
31	U001187627xx	BASE (SLIDER)		1			
32	U001187638xx	GUIDE (FLANGE-L)		1			
33	U001187640xx	GUIDE (FLANGE-R)		1			
34	U001190283xx	CLICKER-ASSY		(2)			
35	U001187651xx	BASE (PLUNGER)		1			
36	U001187662xx	SPRING (PLUNGER)		1			
37	U001100114xx	STEEL BALL		1			
38	U000877116xx	PLATE (SLIDE)		2			
39	U001187673xx	BRACKET (POT-FRONT)		1			
40	U001194941xx	PTM-ASSY		1	R		
41	U001187684xx	PINION (POT)		1			
42	37260-0236	EDGE-SADDLE		1			
43	37260-0251	HORIZONTAL MINI CLAMP		1			
44	U000440897xx	LOCKING-WIRE-SADDLE		5			
45	U001194862xx	T2-CBL-PTMR		1			
46	U001187706xx	PG-8		2			
50	U001187741xx	BASE (SLIDER)-REAR-ASSY		(2)			
51	U001187627xx	BASE (SLIDER)		1			
52	U001187638xx	GUIDE (FLANGE-L)		1			
53	U001187640xx	GUIDE (FLANGE-R)		1			

**RFU-UNIT (2050)**

No.	Part Number	Part Name	P	Q	R/C	S/O	Note
54	U001190283xx	CLICKER-ASSY		(2)			
55	U001187651xx	BASE (PLUNGER)		1			
56	U001187662xx	SPRING (PLUNGER)		1			
57	U001100114xx	STEEL BALL		1			
58	U000877116xx	PLATE (SLIDE)		2			
59	U001187752xx	BRACKET (POT-REAR)		1			
60	U001194941xx	PTM-ASSY		1			
61	U001187684xx	PINION (POT)		1			
62	37260-0251	HORIZONTAL MINI CLAMP		2			
63	U000440897xx	LOCKING-WIRE-SADDLE		5			
64	U001194862xx	T2-CBL-PTMR		1			
65	U001187774xx	PG-9		2			
70	U001187785xx	SUPPORT (FLANGE)-ASSY		(8)			
71	U001187796xx	SHAFT (SUPPORT-FLANGE)		1			
72	U001187807xx	BEARING		1			
73	U001187818xx	ROLLER (PF)		2			
74	U001210206xx	ROLLER (PF) WIDE		2			
75	U001187820xx	GEAR (M08Z54)		4			
76	32300-0105-00	BEARING-A		8			
77	U001187831xx	PLATE (KNOB-SUPPORT)		2			
78	U001187842xx	SHAFT (KNOB-SUPPORT)		2			
79	U001187550xx	PULLEY (24)		4			
80	32300-0105-00	BEARING-A		2			
81	32300-0101-00	BEARING-3A		2			
82	U001200745xx	TIMING-BELT		2			
83	U001260437xx	KNOB(ROLLER)G		4			
85	U001208002xx	SHEET (KNOB-SUPPORT)		2			
90	U001187864xx	ROLLER (REWIND)		4	R		
91	U000442618xx	BALL BEARING		8			
92	U000441955xx	GEAR (LIMITER)		4	R		
93	33420-2014	PARALLEL PIN		4			
94	U001187875xx	SCALE (Z-ENC)		(4)			
95	U001202512xx	SHEET (Z-ENC)		1			
96	U001202523xx	PLATE (Z-ENC)		1			
97	U001187886xx	MOTOR (FM)-ASSY		(4)	R		
98	U001187897xx	BRACKET (MOTOR)		1			
99	U001187908xx	MOTOR (FM)		1			
100	U001187910xx	HOLDER (SHAFT-END)		4			
101	32400-0232-00	LEVER (END)		4			
102	U001187921xx	SHAFT (END)		4			
103	32300-0105-00	BEARING-A		8			
104	U001187932xx	PLATE (SENSOR-END)		4			
105	U000441988xx	SPRING (END)		4			
106	U000439795xx	PS11 ASSY		(1)			
107	U000446141xx	PHOTOINTERRUPTER		1	R		
108	U000895926xx	PS12 ASSY		(1)			
109	U000446141xx	PHOTOINTERRUPTER		1	R		
110	U000895937xx	PS13 ASSY		(1)			
111	U000446141xx	PHOTOINTERRUPTER		1	R		
112	U001212006xx	PS14 ASSY		(1)			
113	U000446141xx	PHOTOINTERRUPTER		1	R		



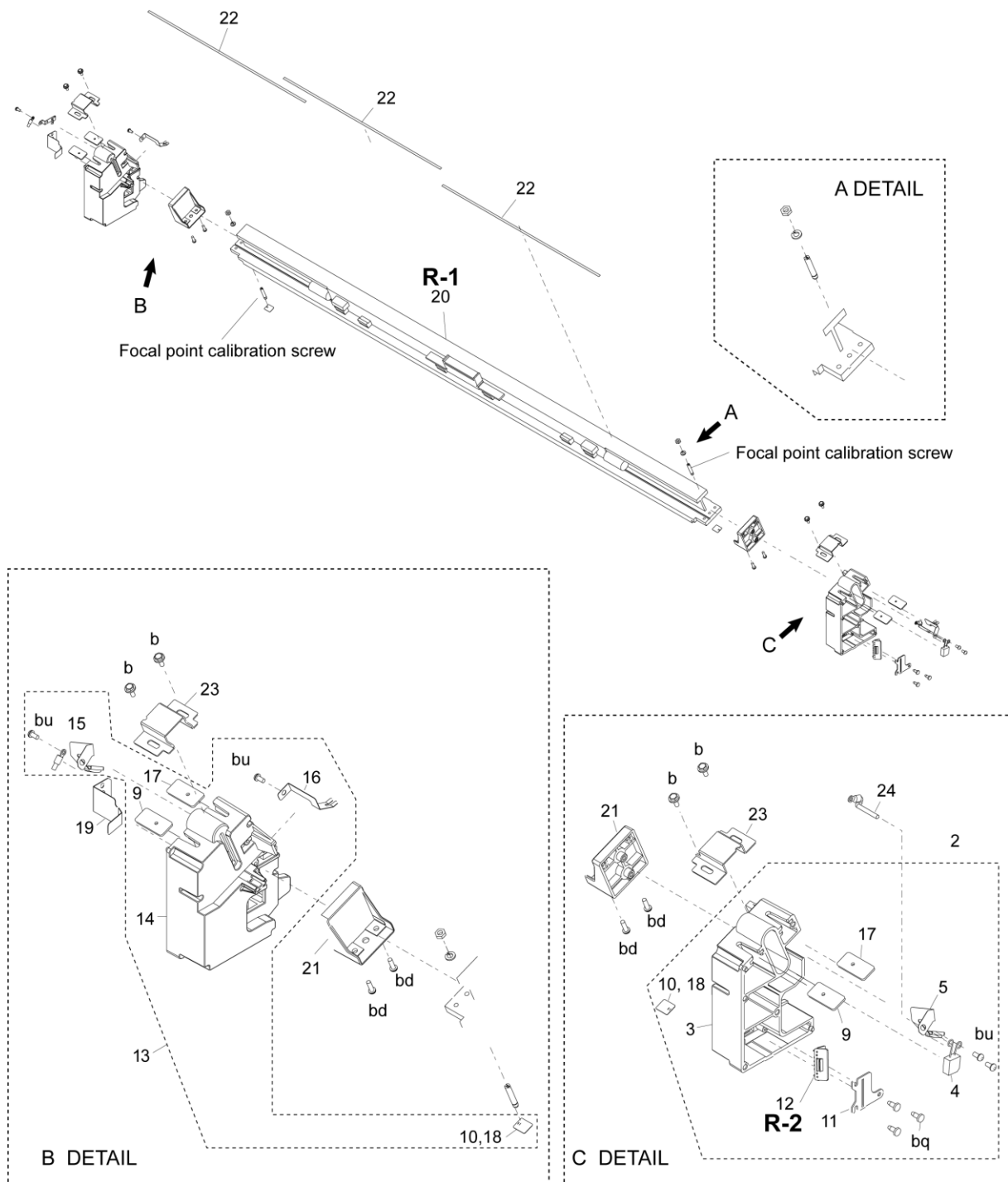
No.	Part Number	Part Name	P	Q	R/C	S/O	Note
120	U001187943xx	└ GEAR (ONEWAY)-ASSY		(4)			
121	U000441944xx	└ GEAR (ONEWAY)		1	R		
122	U001187954xx	└ SHAFT (ONEWAY)		1			
123	U001187550xx	└ PULLEY (24)		1			
124	32300-0101-00	└ BEARING-3A		2			
125	U001187965xx	└ TIMING-BELT		1			
130	U001187976xx	└ HOLDER (ONEWAY)		4			
131	37260-0251	└ HORIZONTAL MINI CLAMP		1			
132	U001187987xx	└ HOLDER (PULLEY)		4			
134	U001187998xx	└ PULLEY (TENSION)-ASSY		(4)			
135	U001188000xx	└ BRACKET (PULLEY-TENSION)		1			
136	U000442697xx	└ PULLEY (TENSION-BELT)		1			
140	U001188011xx	└ SPRING (PULLEY-TENSION)		4			
141	37260-0251	└ HORIZONTAL MINI CLAMP		4			
150	U001188022xx	└ BEAM (FRONT)		2			
151	U001188033xx	└ SHAFT (LOCK)		2			
152	32300-0105-00	└ BEARING-A		4			
155	U001188044xx	└ HOLDER (RFC)		4			
156	U001188055xx	└ SPRING (LATCH)		4			
157	U000439830xx	└ PS21 ASSY		(1)			
158	U000446141xx	└ PHOTOINTERRUPTER		1	R		
159	U000895948xx	└ PS22 ASSY		(1)			
160	U000446141xx	└ PHOTOINTERRUPTER		1	R		
161	U001188066xx	└ COVER (GEAR) 1		2			
162	U001188077xx	└ COVER (GEAR) 2		2			
170	U001188088xx	└ BRACKET (SENSOR)-ASSY		(4)			
171	U001188090xx	└ BRACKET (SENSOR)		1			
172	U001188101xx	└ GUIDE (CABLE)		2			
173	U000440897xx	└ LOCKING-WIRE-SADDLE		8			
180	U001188112xx	└ STAY (RFC-L)-ASSY		(2)			
181	U001188123xx	└ STAY (RFC-L)		1			
182	U001188134xx	└ STOPPER (SLIDE)		1			
183	U001188145xx	└ SPRING (RFC-1500)		1			
184	32120-2931-00	└ SHIELD FINGER		1			
185	U001188156xx	└ RAIL (SLIDE)		1			
190	U001206876xx	└ STAY (RFC-R)-ASSY		(2)			
191	U001188167xx	└ STAY (RFC-R)		1			
192	U001188134xx	└ STOPPER (SLIDE)		1			
193	U001188145xx	└ SPRING (RFC-1500)		1			
194	32120-2931-00	└ SHIELD FINGER		1			
195	U001188156xx	└ RAIL (SLIDE)		1			
196	U001188180xx	└ BRACKET (CUTTER-L)-ASSY		(2)			
197	U001188191xx	└ BRACKET (CUTTER-L)		1			
198	U001188202xx	└ SPONGE (CUTTER)		1			
200	U001188213xx	└ BRACKET (CUTTER-R)-ASSY		(2)			
201	U001188224xx	└ BRACKET (CUTTER-R)		1			
202	U001188202xx	└ SPONGE (CUTTER)		1			
205	U001188235xx	└ LATCH (RFU)		2			
206	U001188257xx	└ BRACKET (PS04)		1			
207	U000439751xx	└ PS04 ASSY		(1)			
208	U000439852xx	└ PHOTOSENSOR 1		1	R		

**RFU-UNIT (2050)**

No.	Part Number	Part Name	P	Q	R/C	S/O	Note
301	37260-0236	┆ EDS-1208U		1			
302	U001194524xx	┆ T2-CBL-PS04		1			
303	U001200690xx	┆ STAY (CONNECT-L)		1			
304	U001200701xx	┆ STAY (CONNECT-R)		1			
305	U001200712xx	┆ PIN (STAY-CONNECT) 1		2			
306	U001200723xx	┆ PIN (STAY-CONNECT) 2		2			
308	32440-0367-00	┆ ROLLER (LATCH)		2			
310	U001187807xx	┆ BEARING		2			
311	U000616860xx	┆ HEX CROSS-RECESSED HEAD TP SCREW DT-3		4			
320	U001034605xx	┆ MINI DRAWER CONNECTOR		3			
321	U000987118xx	┆ MINI DRAWER CONNECTOR		2			
322	U001194715xx	┆ T2-CBL-RFU12		2			
323	U001194726xx	┆ T2-CBL-RFU22		2			
324	U001194748xx	┆ T2-CBL-CUT2		1			
325	U001188281xx	┆ FRAME (CASTER)		1			
326	U001204705xx	┆ BRACKET (CASTER)		2			
327	U000616860xx	┆ HEX CROSS-RECESSED HEAD TP SCREW DT-3		6			
328	U000443766xx	┆ CASTER (RFC)		2			
330	U001190902xx	┆ BRACKET (LATCH)-ASSY		(2)			
331	U001190913xx	┆ BRACKET (LATCH)		1			
332	32440-0367-00	┆ ROLLER (LATCH)		1			
341	U001034594xx	┆ MINI DRAWER CONNECTOR		3			
342	U000987120xx	┆ MINI DRAWER CONNECTOR		2			
343	U000439110xx	┆ GUIDE (CONNECTOR)		10			
344	U000439121xx	┆ SPRING (CONNECTOR)		10			
351	U001203208xx	┆ LABEL (GUIDE-POSITION)		4			
352	U001203153xx	┆ LABEL-1		1			
353	U001203164xx	┆ LABEL-2		1			
354	U001203175xx	┆ LABEL-3		1			
355	U001203186xx	┆ LABEL-4		1			
356	U001203041xx	┆ LABEL-RFC		2			
357	U001210217xx	┆ SHEET (PG-F4)-A		4			
358	U001210228xx	┆ SHEET (PG-F4)-B		2			
359	U001210230xx	┆ SHEET (PG-F3)-A		4			
360	U001210241xx	┆ SHEET (PG-F3)-B		2			
361	U001210252xx	┆ SHEET (PG-6)-A		4			
362	U001210263xx	┆ SHEET (PG-6)-B		2			
370	U001212017xx	┆ PS51 ASSY		(1)			
371	U000446141xx	┆ PHOTOINTERRUPTER		1	R		
372	U001212028xx	┆ PS52 ASSY		(1)			
373	U000446141xx	┆ PHOTOINTERRUPTER		1	R		
374	U001212030xx	┆ PS53 ASSY		(1)			
375	U000446141xx	┆ PHOTOINTERRUPTER		1	R		
376	U001212041xx	┆ PS54 ASSY		(1)			
377	U000446141xx	┆ ┆ PHOTOINTERRUPTER		1	R		

**P:** Quantity per package, **Q:** Used quantity, **R:** Recommended part, **C:** Consumable, **S:** Selectable, **O:** Optional

# 17. SUB FRAME UNIT



## SUB FRAME UNIT

Recommended parts list (SUB FRAME UNIT)

No.	Part Number	Part Name	P	Q	R/C	S/O	Note
R-1	U001209150xx	LED HEAD MNT	—		R		
	U001194197xx	└ LED-HEAD-SLA20B-ASSY	(1)	(1)			No.20
R-2	U001211927xx	PCB-ASSY-ACN1 MNT			R		
	U001186435xx	└ PCB-ASSY-ACN1	1	1			No.12

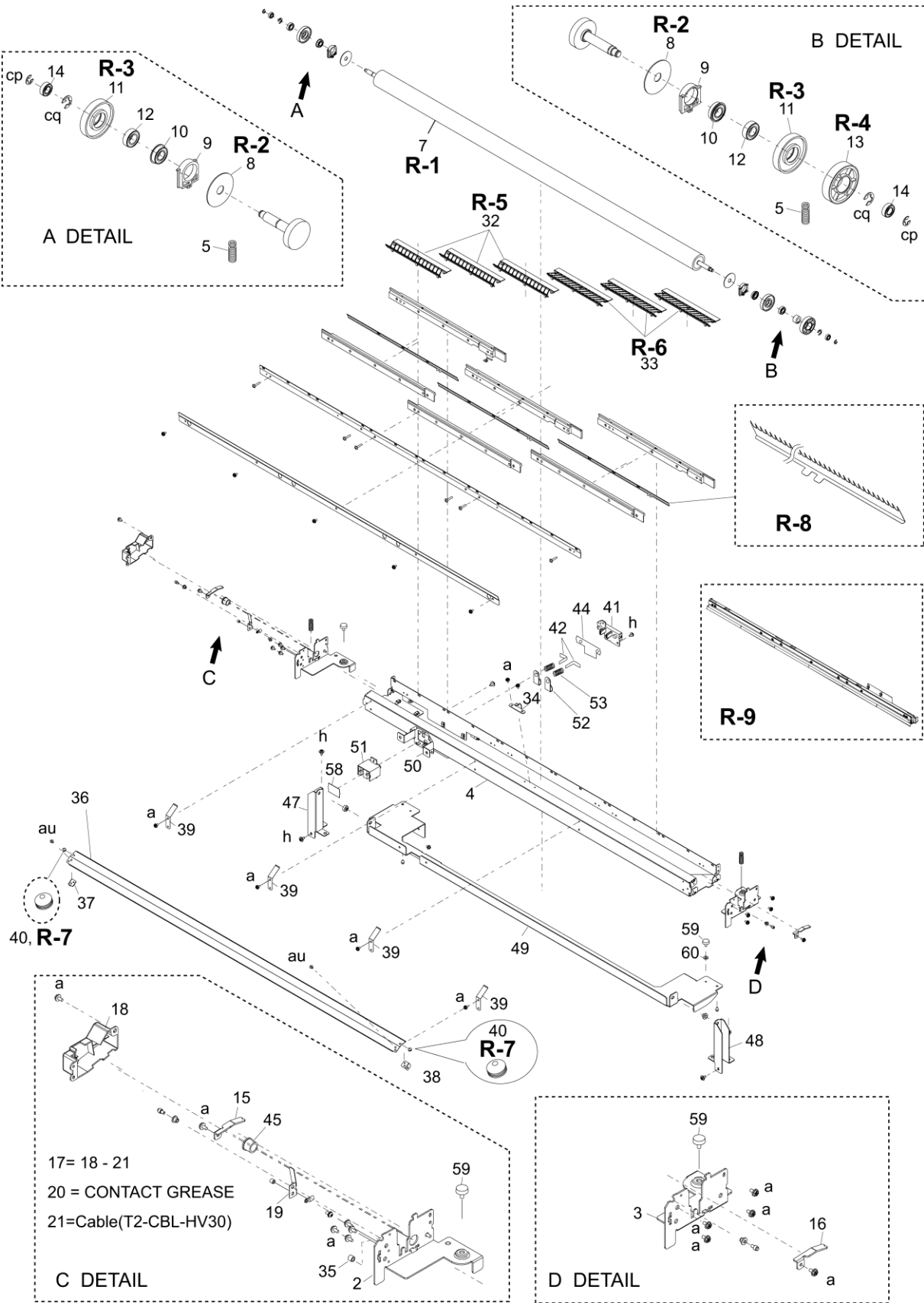
P: Quantity per package, Q: Used quantity, R: Recommended part, C: Consumable, S: Selectable, O: Optional

Parts list (SUB FRAME UNIT)

No.	Part Number	Part Name	P	Q	R/C	S/O	Note
(1)	U001194017xx	SUB FRAME UNIT		(1)			
(2)	U001194028xx	└ FRAME-L-SFR-ASSY		(1)			
3	U001194030xx	└ FRAME-L-SFR		1			
4	U001304842xx	└ HVWZD392		1			
5	U001220466xx	└└ CHARGESHIELD-L-ASSY		(1)			
6	U001212142xx	└ SPRING-CHARGESHIELD-L1		1			
7	U001212153xx	└ CHARGESHIELD-01		1			
8	U001212164xx	└ DOTITE ADHESIVE					
9	U001191131xx	└ PLATE-STOPPER-FRAME		2			
10	U001194063xx	└ SPACER-LED-HEAD		1			
11	U001194074xx	└ HOLDER-PCB-CONNECTOR		1			
12	U001186435xx	└ PCB-ASSY-ACN1		1	R		
13	U001194085xx	└ FRAME-R-SFR-ASSY		(1)			
14	U001194096xx	└ FRAME-R-SFR		1			
15	U001214976xx	└ SPRING-CHARGER-300gf		1			
16	U001194120xx	└ SPRING-CHARGESHEILD-R		1			
17	U001194131xx	└ PLATE-STOPPER-FRAME		2			
18	U001194063xx	└ SPACER-LED-HEAD		1			
19	U001194153xx	└ SPRING-OPC-GRAND		1			
20	U001194197xx	└ LED-HEAD-SLA20B-ASSY		(1)	R		
21	U001194186xx	└ HOLDER-LED-HEAD		2			
22	U001194265xx	└ FILM(ANTIFOG)-SLA20B		3			
23	U001194221xx	└ STOPPER-FRAME-LED		2			
24	U001195830xx	└ T2-CBL-ZD		1			
25	U001199395xx	└ T2-CBL-PRCS1R		1			
26	U001194546xx	└ T2-CBL-HV1		1			
27	U001201533xx	└ CORE		2			
28	U001300678xx	└ T2-CBL-LEDHFG		1			

P: Quantity per package, Q: Used quantity, R: Recommended part, C: Consumable, S: Selectable, O: Optional

18. TRANSFER ROLLER UNIT



## TRANSFER ROLLER UNIT

Recommended parts list (TRANSFER ROLLER UNIT)

No.	Part Number	Part Name	P	Q	R/C	S/O	Note
R-1	U001208586xx	ROLLER TRA 3565 MNT	—		R		
	U001281982xx	└ ROLLER(TRA-3565-J2N)	1	1			No.7
R-2	U001208608xx	SHEET TRA MNT	—		R		
	U001189258xx	└ SHEET(TRA)	50	2			No.8
R-3	U001208621xx	SPACER TRA MNT	—		R		
	U001230401xx	└ SPACER(TRA-3555)	5	2			No.11
R-4	U001208643xx	GEAR TRA ONEWAY MNT	—		R		
	U001221265xx	└ GEAR(TRA-ONEWAY)CCW	10	1			No.13
R-5	U001208687xx	GUIDE DC R MNT	—		R		
	U001189427xx	└ GUIDE(DC-R)	20	3			No.32
R-6	U001208700xx	GUIDE DC L MNT	—		R		
	U001189438xx	└ GUIDE(DC-L)	20	3			No.33
R-7	U001209633xx	SPACER TRANSFER GUIDE MNT	—		R		
	U000883304xx	└ SPACER(TENSYAMAE 01)	10	2			No.40
R-8	U001208665xx	DETACH NEEDLE	2	3	R		
R-9	U001209137xx	ELECTRODE NEEDLE MNT	—		R		
	U001210601xx	└ ELECTRODE-NEEDLE-ASSY	1	1			
R-10	U001240380xx	TRANSFER ROLLER UNIT MNT	—				
	U001189181xx	└ TRANSFER ROLLER UNIT	(1)	(1)			No.1

P: Quantity per package, Q: Used quantity, R: Recommended part, C: Consumable, S: Selectable, O: Optional

Parts list (TRANSFER ROLLER UNIT)

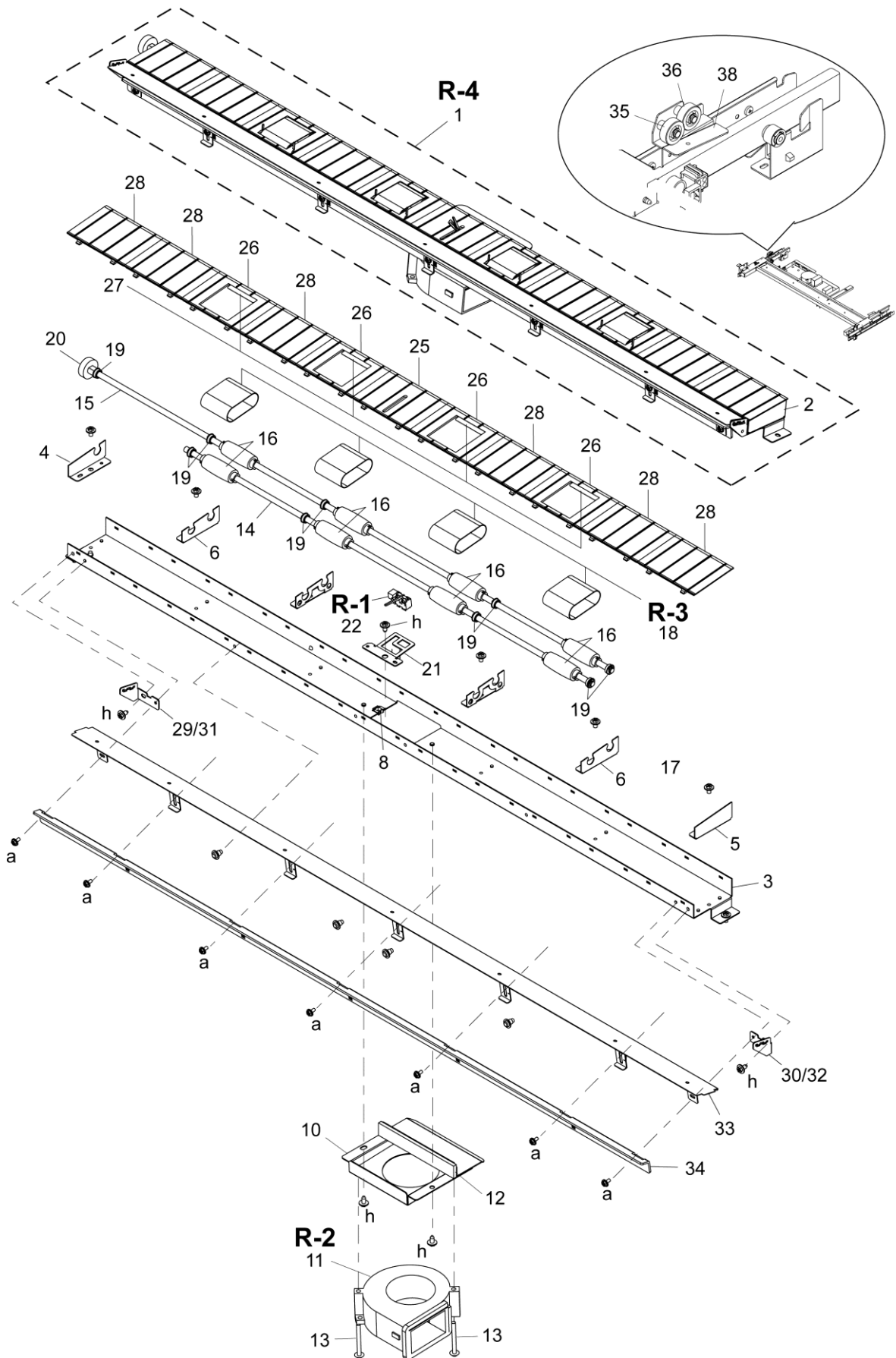
No.	Part Number	Part Name	P	Q	R/C	S/O	Note
(1)	U001189181xx	TRANSFER ROLLER UNIT		(1)			
2	U001189192xx	└ FRAME(TRA-R)		1			
3	U001189203xx	└ FRAME(TRA-L)		1			
4	U001189214xx	└ BEAM(TRA)		1			
a	U000439143xx	└ HEX CROSS-RECESSED HEAD TP MACHINE SCREW		6			
5	U001230412xx	└ SPRING(TRA-2000)		2			
(6)	U001189236xx	└ ROLLER(TRA)-ASSY		(1)			
7	U001281982xx	└ ROLLER(TRA-3565-J2N)		1	R		
8	U001189258xx	└ SHEET(TRA)		2	R		
9	U001189260xx	└ HOLDER(BEARING)		2			
10	U000442618xx	└ BALL BEARING		2			
11	U001230401xx	└ SPACER(TRA-3555)		2	R		
12	U001195852xx	└ COLLAR(TRA)		2			
13	U001221265xx	└ GEAR(TRA-ONEWAY)CCW		1	R		
14	U001189293xx	└ BEARING		2			
15	U001189304xx	└ STOPPER(TRA)R		1			
16	U001189315xx	└ STOPPER(TRA)L		1			
17	U001189326xx	└ TRA-V-ASSY		(1)			
18	U001189337xx	└ HOLDER(TRA-V)		1			

**TRANSFER ROLLER UNIT**

No.	Part Number	Part Name	P	Q	R/C	S/O	Note
19	U001189348xx	SPRING(TRA-CHARGE)		1			
20	U000686687xx	CONTACT GREASE					
21	U001194568xx	L T2-CBL-HV31		1			
32	U001189427xx	GUIDE(DC-R)		3	R		
33	U001189438xx	GUIDE(DC-L)		3	R		
34	U001189440xx	STOPPER(GUIDE-TRA)		1			
35	U001189451xx	BEARING		2			
36	U001189462xx	GUIDE(TRA)		1			
37	U001189473xx	STAY(GUIDE-TRA)R		1			
38	U001189484xx	STAY(GUIDE-TRA)L		1			
39	U001189495xx	SPRING(GUIDE-TRA)		4			
40	U000883304xx	SPACER(TENSYAMAE 01)		2	R		
41	U001189506xx	CASE(H-VOLTAGE)		1			
42	U001189517xx	CONTACT(H-VOLTAGE)		2			
44	U001189528xx	COVER(H-VOLTAGE)		1			
45	U001031793xx	L ONE-TOUCH-BUSH		1			
47	U001189530xx	BRACKET(TRA-UNIT)R		1			
48	U001189541xx	BRACKET(TRA-UNIT)L		1			
49	U001189552xx	HOLDER(TRA-UNIT)		1			
50	U001189563xx	BRACKET(BLOCK-TCDC)		1			
51	32120-3676-00	BLOCK (TC/DC)		1			
52	37260-0288-00	ELECTRODE (CHARGER)		2			
53	32410-0558-00	SPRING (CHARGER)		2			
54	U001194557xx	T2-CBL-HV3		1			
55	U001194570xx	T2-CBL-HV4		1			
56	U001201588xx	FERRITE-CORE		1			
57	U001201522xx	FERRITE-CORE		1			
58	U000446275xx	COVER (TC/DC)		1			
59	U001113928xx	DECORATIVE SCREW (LIGHT GRAY)		2			
60	U000871650xx	SCREW RETAINING WASHER		2			

**P:** Quantity per package, **Q:** Used quantity, **R:** Recommended part, **C:** Consumable, **S:** Selectable, **O:** Optional

# 19. TRANSPORT UNIT





Recommended parts list (TRANSPORT UNIT)

No.	Part Number	Part Name	P	Q	R/C	S/O	Note
R-1	U001207517xx	PHOTOSENSOR,06 MNT	—		R		
	U000439863xx	└ PHOTOSENSOR 2	10	1			No.22
R-2	U001207618xx	BLOWER FAN,BL01,02,06 MNT	—		R		
	U001109542xx	└ BLOWER FAN	1	4			No.11
R-3	U001208968xx	BELT TRANS MNT	—		R		
	U000879243xx	└ BELT(TRANS)	30	4			No.18
R-4	U001209532xx	TRANSPORT UNIT MNT	—		R		
	U001200598xx	└ TRANSPORT UNIT	(1)	(1)			No.1

P: Quantity per package, Q: Used quantity, R: Recommended part, C: Consumable, S: Selectable, O: Optional

Parts list (TRANSPORT UNIT)

No.	Part Number	Part Name	P	Q	R/C	S/O	Note
(1)	U001200598xx	TRANSPORT UNIT		(1)	R		
2	U001193681xx	└ TRANSPORT-ASSY		(1)			
3	U001193692xx	└ TRP-MAIN FRAME		1			
4	U001202646xx	└ TRP-FRAME-L		1			
5	U001202657xx	└ TRP-FRAME-R		1			
6	U001202668xx	└ TRP-RIB-A		4			
7	U001202635xx	└ TRP-FOOT		1			
8	37260-0287	└ EDGE-SADDLE		1			
9	37260-0251	└ HORIZONTAL MINI CLAMP		1			
10	U001193703xx	└ TRP-BLOWER-BRACKET		1			
11	U001109542xx	└ BLOWER FAN		1	R		
12	U001193714xx	└ TRP-BLOWER-PACKING		1			
13	33222-4040	└ CROSS-RECESSED TP MACHINE SCREW		2			
14	U001193725xx	└ SHAFT-TRP-S		1			
15	U001193736xx	└ SHAFT-TRP-L		1			
16	U000879210xx	└ ROLLER (TRANS)		8			
17	33410-1610	└ SPRING PIN		16			
18	U000879243xx	└ BELT (TRANS)		4	R		
19	U001193747xx	└ BEARING (TRP)		9			
20	U000879254xx	└ GEAR (20Z-TRANS)		1			
21	U000879377xx	└ PLATE (PS06)		1			
22	U000439773xx	└ PS06 ASSY		(1)	R		
23	U001194603xx	└ T2-CBL-PS06		1			
25	U000879298xx	└ GUIDE (CENTER)		1			
26	U000879300xx	└ GUIDE (ROLLER)		4			
27	U000879311xx	└ FILM (ROLLER)		4			
28	U000879322xx	└ GUIDE (SIDE)		6			
29	U000941501xx	└ SUPPORTER (L-102)		1			
30	U000941523xx	└ SUPPORTER (R-102)		1			

## TRANSPORT UNIT

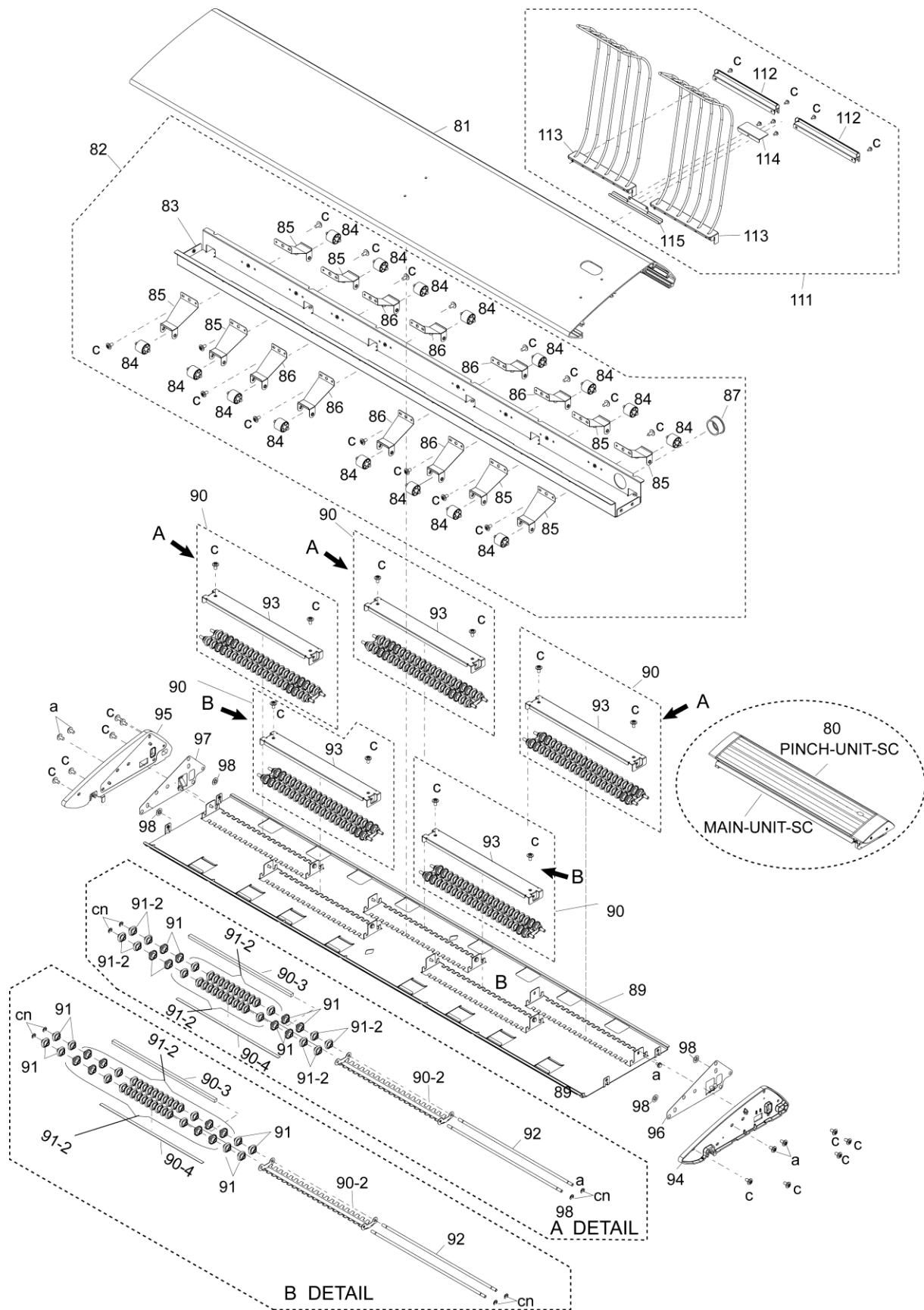
No.	Part Number	Part Name	P	Q	R/C	S/O	Note
31	U000941512xx	┆ SUPPORTER (L-105)		1			
32	U000941534xx	┆ SUPPORTER (R-105)		1			
33	U000941556xx	┆ SLOPE (102-33)		1			
34	U000941545xx	┆ ANGLE (SLOPE)		1			
35	U001191870xx	┆ TRP DRIVE ASSY		(1)			
36	U001191881xx	┆ GEAR (Z20)		2			
cp	33400-0040	┆ E-TYPE RETAINING RING		2			
38	U001191903xx	┆ ┆ PLATE (TRANSPORT DRIVE)		1			

**P:** Quantity per package, **Q:** Used quantity, **R:** Recommended part, **C:** Consumable, **S:** Selectable, **O:** Optional





(3) PINCH-UNIT-SC, GUIDE-ASSY



## SCANNER UNIT

Recommended parts list (SCANNER UNIT)

No.	Part Number	Part Name	P	Q	R/C	S/O	Note
R-1	U001209453xx	REFLECTIVE PHOTSENSOR MNT	—		R		
	U001195626xx	└ PHOTOINTERRUPTER	3	9			No.37
R-2	U001210825xx	PHOTOINTERRUPTER MNT	—		R		
	U000446141xx	└ PHOTOINTERRUPTER	20	1			No.39
R-3	U001209475xx	MOTOR SC MNT	—		R		
	U001189787xx	└ MOTOR-SC	1	1			No.53
R-4	U001209497xx	CIS UNIT MNT	—		R		
	U001190046xx	└ CIS-UNIT	(1)	(1)			No.3
R-6	U001209712xx	ROLLER SC ASSY MNT	—		R		
	U001189901xx	└ ROLLER-SC-ASSY	(1)	(2)			No.47
R-7	U001209734xx	GLASS DOCUMENT MNT	—		R		
	U001190147xx	└ GLASS-DOCUMENT	5	1			No.16
R-8	U001211938xx	PCB-ASSY-AIC1 MNT			R		
	U001171765xx	└ PCB-ASSY-AIC1	1	1			No.24-1

P: Quantity per package, Q: Used quantity, R: Recommended part, C: Consumable, S: Selectable, O: Optional

Parts list (SCANNER UNIT)

No.	Part Number	Part Name	P	Q	R/C	S/O	Note
(1)	U001189631xx	SCANNER UNIT		(1)			
(2)	U001191712xx	└ MAIN-UNIT-SC		(1)			
3	U001190046xx	└ CIS-UNIT		(1)	R		
4	U001190103xx	└ FRAME-CIS-BASE		1			
5	U001190114xx	└ PLATE-CIS-BASE		2			
c	U000616882xx	└ HEX CROSS-RECESSED HEAD TP MACHINE SCREW		14			
6	U001189754xx	└ GUIDE-GLASS		2			
7	U001190070xx	└ HOLDER-CIS-L		5			
8	U000898571xx	└ BANE (CIS-X)		5			
9	U000898648xx	└ SPRING (CIS-Z-2)		5			
10	U001190081xx	└ HOLDER-CIS-R		5			
11	U000898637xx	└ SPRING (CIS-Z-1)		5			
12	U001191723xx	└ STAY-CIS-SPRING		5			
13	U000898582xx	└ BANE (CIS-Y)		5			
14	U001190068xx	└ CONTACT IMAGE SENSOR		5	R		
14-1	U001194873xx	└ T2-CBLS-FFC		5			
14-2	U001201544xx	└ FERRITE-CORE		5			
15	U001190136xx	└ SPACER-CIS		10			
16	U001190147xx	└ GLASS-DOCUMENT		1	R		
18	U000898626xx	└ BANE (CIS-GND)		4			
19	U001190092xx	└ HOLDER-GLASS-R		1			
20	U001190193xx	└ HOLDER-GLASS-L		1			
21	U001190158xx	└ CUSHION-GLASS		2			
22	U001190160xx	└ BRACKET-AIC		1			

No.	Part Number	Part Name	P	Q	R/C	S/O	Note
23	U001201544xx	FERRITE-CORE		5			
24	U001198506xx	CUSHION-STOPPER-SC		5			
24-1	U001171765xx	PCB-ASSY-AIC1		1	R		
24-3	U001194884xx	T2-CBLS-LVDS		1			
24-4	U001201577xx	FERRITE-CORE		1			
24-5	U001148444xx	CLAMP		1			
24-6	U001269022xx	T2-CBLS-AICDC1		1			
24-7	U001261585xx	T2-CBLS-AICDC2		1			
25	U001190182xx	FOOT-SC-UNIT		2			
26	U000440897xx	LOCKING-WIRE-SADDLE		4			
30	U001189664xx	FRAME-R-SC		1			
31	U001189653xx	FRAME-L-SC		1			
32	U001189675xx	FRAME-BOTTOM-FRONT		1			
33	U001189686xx	FRAME-BOTTOM-REAR		1			
34	U000897131xx	HOLDER (SHAFT)		4			
34-1	U001194658xx	T2-CBLS-SENS2		1			
35	U001189721xx	BRACKET-SENSOR-SC-B		8			
36	U001189732xx	BRACKET-SENSOR-SC-C		1			
37	U001195626xx	PHOTOINTERRUPTER		9	R		
38	U001189743xx	BRACKET-LG248		2			
39	U000446141xx	PHOTOINTERRUPTER		2	R		
40	37260-0251	MINI CLAMP		10			
41	U000395280xx	EDGE-HOLDER		1			
42	U000440897xx	LOCKING-WIRE-SADDLE		12			
43	U001189642xx	COVER-UNDER-SC		1			
44	U001189697xx	STOPPER-CIS-UNIT		2			
45	U001189765xx	GUIDE-FRONT-SC		1			
	U001214954xx	GASKET-F-GUIDE		1			
46	U001190125xx	GUIDE-REAR-SC		1			
47	U001189901xx	ROLLER-SC-ASSY		(2)	R		
48	U001189934xx	SHAFT-ROLLER-SC		1			
49	U001189923xx	ROLLER-SC		8			
50	32300-0105-00	BEARING-A		4			
51	U000897164xx	PULLEY (Z45-S2M)		2			
52	U001189776xx	BRACKET-MOTOR-SC		1			
53	U001189787xx	MOTOR-SC		1	R		
54	U000897344xx	GEAR-PULLEY (Z75-M0.5/Z20-S2M)		1			
55	U000897355xx	ANGLE (BELT/TENSION)		1			
56	U000897660xx	PULLEY (TENSION)		1			
57	U000897366xx	SPRING (SC/TENSION)		1			
58	U001189798xx	BELT (40S2M-L416G)		1			
59	U001189945xx	PLATE-SIDE-R		1			
60	U001196550xx	STOPPER-PINCH-UNIT-R		1			
62	U001189956xx	PLATE-SIDE-L		1			
63	U001196561xx	STOPPER-PINCH-UNIT-L		1			
64	U001189708xx	SPRING-LEVER-SC		1			
65	U001189710xx	LEVER-STOPPER-SC		1			
67	U001129950xx	STEP-SCREW		2			
68	U001198506xx	CUSHION-STOPPER-SC		2			
69	37260-0251	MINI CLAMP		5			
70	U000440897xx	LOCKING-WIRE-SADDLE		5			

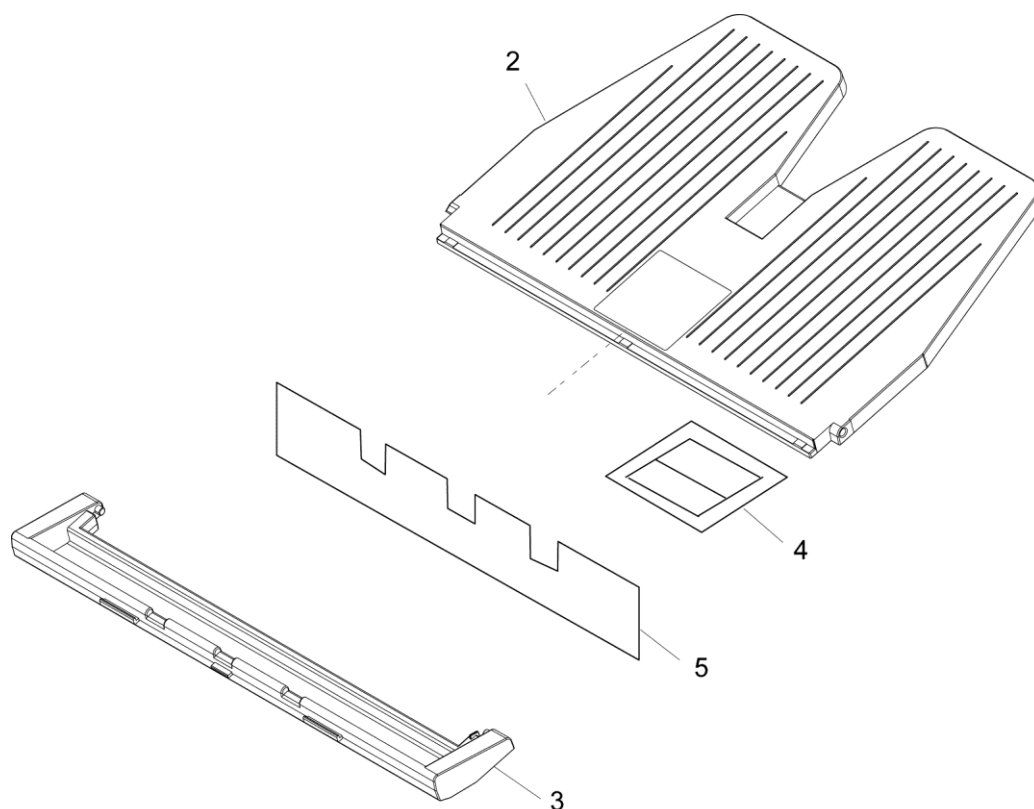
## SCANNER UNIT

No.	Part Number	Part Name	P	Q	R/C	S/O	Note
72	U001203412xx	ROTARY-DAMPER-R		1			
73	U001203423xx	ROTARY-DAMPER-L		1			
74	U001196651xx	BRACKET-DAMPER-R		1			
75	U001196662xx	BRACKET-DAMPER-L		1			
76	U001190002xx	COVER-SC-R		1			
77	U001189991xx	COVER-SC-L		1			
(80)	U001189800xx	PINCH-UNIT-SC		(1)			
81	U001189811xx	SC-TOP-COVER		1			
82	U001189912xx	ROLLER-PINCH-ASSY		(1)			
83	U001189967xx	BEAM-PINCH-SC		1			
84	U000897445xx	ROLLER (SC/PINCH)		16			
85	U001189822xx	SPRING-PINCH-SC-J		8			
86	U001189833xx	SPRING-PINCH-SC-K		8			
87	U000846077xx	ONE-TOUCH-BUSH		1			
(88)	U001190204xx	PAPER-GUIDE-UP-ASSY		(1)			
89	U001190215xx	PAPER-GUIDE-UP-SC		1			
90	U001207956xx	PLATE-SHADING-ASSY		(5)			
90-2	U001190226xx	PLATE-SHADING		1			
90-3	U001205346xx	BAR-SHADING		1			
90-4	U001205357xx	TAPE-BAR-SHADING		1			
91	U001190237xx	ROLLER-CIS-UP		40			
91-2	U001203300xx	ROLLER-CIS-SP		160			
92	U001190248xx	SHAFT-ROLLER-CIS		10			
93	U001196684xx	STAY-SHADING		5			
94	U001189978xx	FRAME-PINCH-R		1			
95	U001189980xx	FRAME-PINCH-L		1			
96	U001196695xx	PLATE-PINCH-R		1			
97	U001196706xx	PLATE-PINCH-L		1			
98	U000879175xx	CS-TYPE RETAINING RING ø4 BLACK		4			
101	U001203120xx	LABEL-SC		1			
102	U001205177xx	LABEL-SC-LOCK		1			
104	U001205166xx	LABEL-CAUTION-SC-L		1			
105	U001205987xx	LABEL-SC-MARK		1			
111	U001208171xx	GUIDE-ASSY		(1)			
112	U001208147xx	HOLDER-GUIDE-DOCUMENT		1			
113	U001208136xx	GUIDE-DOCUMENT		1			
114	U001208158xx	TABLE-GUIDE		1			
115	U001208125xx	BRIDGE-REAR-SCU		1			

P: Quantity per package, Q: Used quantity, R: Recommended part, C: Consumable, S: Selectable, O: Optional



## 21. Output Tray




Parts list (OUTPUT TRAY)

No.	Part Number	Part Name	P	Q	R/C	S/O	Note
(1)	U001229657xx	OUTPUT TRAY		(1)			
2	32140-0827-xx	└ TRAY (1)		1			
3	32140-0828-xx	└ TRAY (2)		1			
4	U001204953xx	└ LABEL-OUTPUT TRAY		1			
5	32160-0301-xx	└ SHEET (OUTPUT TRAY)		1			
6	U001206191xx	└ PACKAGE (OUTPUT TRAY)		1			

P: Quantity per package, Q: Used quantity, R: Recommended part, C: Consumable, S: Selectable, O: Optional


## Section 2 STANDARD ITEMS



Hexagon socket head set screw




Cross-recessed flat head screw



Hex socket head cap screw




Washer




Hexagon socket head flange bolt




Spring washer



Cross-recessed pan head screw



Toothed washer external tooth type



TP machine screw

## Parts list (STANDARD ITEMS)

No.	Part Number	Part Name	Note
a	U00043914300	HEX CROSS-RECESSED HEAD TP MACHINE SCREW M3x6 (Ni)	
b	U00089901000	HEX CROSS-RECESSED HEAD TP MACHINE SCREW M3x8 (Ni)	
c	U00061688200	HEX CROSS-RECESSED HEAD TP MACHINE SCREW M4x8 (Ni)	
d	U00069108600	HEX CROSS-RECESSED HEAD TP MACHINE SCREW M4x6 (Ni)	
e	U00061684700	HEX CROSS-RECESSED HEAD TP MACHINE SCREW M4x8 (BLACK CHROMATE)	
f	U00089902100	HEX CROSS-RECESSED HEAD TP MACHINE SCREW M4x10 (Ni)	
g	U00089903200	HEX CROSS-RECESSED HEAD TP MACHINE SCREW M4x12 (Ni)	
h	U00061686000	HEX CROSS-RECESSED HEAD TP SCREW DT-3 S4x8 (TRIVALENT CHROMATING)	
k	U00096217700	HEXAGON SOCKET HEAD SET SCREW M3x4	
m	33280-0404	HEXAGON SOCKET HEAD SET SCREW M4x4 (TRIVALENT CHROMATING BLACK)	
n	33280-0406	HEXAGON SOCKET HEAD SET SCREW M4x6 (Ni)	
p	33201-4010	HEX SOCKET HEAD CAP SCREW M4x10 (Ni)	
q	U00096293200	HEX SOCKET HEAD CAP SCREW (WS) M5x12 (Ni)	
r	U00089899700	HEX SOCKET HEAD CAP SCREW (WS) M5x12 (Ni)	
aa	U00044788400	SEMS SCREW (S) M3x6 (Ni)	
ab	33600-3006	SEMS SCREW (T) M3x6 (Ni), EXTERNAL TOOTH WASHER	
ac	33250-4006	SEMS SCREW (WS) M4x6 (TRIVALENT CHROMATING)	
ad	33255-4006	SEMS SCREW (WS) M4x6 (Ni) SPRING/PLAIN WASHER	
ae	33255-4008	SEMS SCREW (WS) M4x8 (Ni)	
af	U00044233700	CROSS-RECESSED BINDING HEAD SCREW M3x8 (Ni)	
ag	U00064996700	CROSS-RECESSED BINDING HEAD SCREW M4x8 (Ni)	
ah	33222-23080A	CROSS-RECESSED TP MACHINE SCREW TP-M2.3-8	
ak	U00001587500	CROSS-RECESSED PAN HEAD SCREW M3x4 (Ni)	
am	33002-3004	CROSS-RECESSED PAN HEAD SCREW M3x4 (Ni)	
an	33002-3006	CROSS-RECESSED PAN HEAD SCREW M3x6 (Ni)	
ap	33222-4040	CROSS-RECESSED TP MACHINE SCREW M4x40 (Ni)	
aq	U00001575000	CROSS-RECESSED PAN HEAD SCREW M3x6 (Ni)	
ar	33002-4030	CROSS-RECESSED PAN HEAD SCREW M4x30 (Ni)	
as	33040-3003	CROSS-RECESSED BINDING HEAD MACHINE SCREW M3x3 (Ni)	
at	U00095557400	CROSS-RECESSED BINDING HEAD MACHINE SCREW M3x6	
au	33040-3006	CROSS-RECESSED BINDING HEAD SCREW M3x6 (Ni)	
av	33040-3008	CROSS-RECESSED BINDING HEAD MACHINE SCREW M3x8 (Ni)	
aw	U00044234800	CROSS-RECESSED BINDING HEAD SCREW M4x4 (Ni)	
ax	33040-4004	CROSS-RECESSED BINDING HEAD MACHINE SCREW M4x4 (Ni)	
ay	33040-4008	CROSS-RECESSED BINDING HEAD MACHINE SCREW M4x8 (Ni)	
az	33040-4010	CROSS-RECESSED BINDING HEAD MACHINE SCREW M4x10 (Ni)	
ba	33220-2310	TP MACHINE SCREW M2.3x10 (Ni)	
bb	33222-3004	TP MACHINE SCREW M3x4 (Ni)	
bc	33222-3010	TP MACHINE SCREW M3x10 (Ni)	
bd	33222-3012	TP MACHINE SCREW M3x12 (Ni)	
be	33222-3014	TP MACHINE SCREW M3x14 (Ni)	

## STANDARD ITEMS

No.	Part Number	Part Name	Note
bf	33222-3018	TP MACHINE SCREW M3x18 (Ni)	
bg	33222-4035	TP MACHINE SCREW M4x35 (Ni)	
bh	U00089904300	SHOLDEK SCREW M4x10-L6 (Ni)	
bk	33090-0164	SHOLDEK SCREW M4x8-L5 (Ni)	
bm	U00119069800	SHOLDEK SCREW M3x13-L11 (Ni)	
bn	33262-2505	TAPTITE SCREW (PAN HEAD TP) TP-S2.5-5	
bp	33664-3006	TAPTITE SCREW (PAN HEAD MACHINE SCREW) B3x6 (CHROMATE)	
bq	33268-4008	TAPTITE SCREW (CROSS-RECESSED PAN HEAD) 4x8 P-TITE (Ni)	
br	U00089898600	TAPTITE SCREW (CROSS-RECESSED PAN HEAD) 4x8 P-TITE (TRIVALENT CHROMATING)	
bs	33265-3008	TAPTITE SCREW (CROSS-RECESSED BINDING HEAD) 3x8 P-TITE (Ni)	
bt	33265-4008	TAPTITE SCREW (CROSS-RECESSED BINDING HEAD) 4x8 P-TITE (Ni)	
bu	33268-3006	TAPTITE SCREW (CROSS-RECESSED PAN HEAD) 3x6 P-TITE (Ni)	
bv	33661-3008	TAPTITE SCREW (CROSS-RECESSED PAN HEAD TP) 3x8 P-TITE (Ni)	
bw	33200-3006	PAN HEAD MACHINE SCREW (PLAIN+SPRING WASHER) M3x6	
bx	33200-3025	PAN HEAD MACHINE SCREW (PLAIN+SPRING WASHER) M3x25	
ca	25ESFR001300-03	SPRING WASHER ø4 (JIS B 1251)	
cb	25ESFR001700-03	SPRING WASHER ø4 (JIS B 1251)	
cc	U00090147300	CROSS-RECESSED MACHINE SCREW WITH TOOTHED WASHER M4x6 (Ni)	
cd	33321-0030	Toothed washer external tooth type 3 (Ni)	
ce	33090-0165	BINDING HEAD SCREW WITH TOOTHED LOCK WASHER M4x8 (Ni, EXTERNAL TOOTH)	
cf	25ESFR001300-04	HEX NUT M4	
cg	25ESFR001700-04	HEX NUT M4	
ch	33353-0080	HEX NUT M8 (Ni)	
ck	U00087113200	HEX NUT M3 (Ni)	
cm	33353-0040	HEX NUT M4 STYLE 1	
cn	33400-0030	E-TYPE RETAINING RING E3 (Ni)	
cp	33400-0040	E-TYPE RETAINING RING E4 (Ni)	
cq	33400-0060	E-TYPE RETAINING RING E6 (Ni)	
cr	33400-0080	E-TYPE RETAINING RING E8 (Ni)	
cs	U00119182400	C-TYPE RETAINING RING ø25 FOR SHAFT (Ni) C-25	
ct	33305-0100	WASHER 10 (Ni)	
cu	33305-0050	WASHER 5 (Ni)	
cv	33040-4006	CROSS-RECESSED BINDING HEAD MACHINE SCREW M4x6 (Ni)	
cw	U00120210600	HEX SOCKET HEAD CAP SCREW (WITH LARGE SPRING WASHER) M5x12 (Ni)	