



Product Information Guide

© 2016 Lexmark International, Inc.

All rights reserved.

GOVERNMENT END USERS

The Software Program and any related documentation are "Commercial Items," as that term is defined in 48 C.F.R. 2.101, "Computer Software" and "Commercial Computer Software Documentation," as such terms are used in 48 C.F.R. 12.212 or 48 C.F.R. 227.7202, as applicable. Consistent with 48 C.F.R. 12.212 or 48 C.F.R. 227.7202-1 through 227.7207-4, as applicable, the Commercial Computer Software and Commercial Software Documentation are licensed to the U.S. Government end users (a) only as Commercial Items and (b) with only those rights as are granted to all other end users pursuant to the terms and conditions herein.

Trademarks

Lexmark and the Lexmark logo are trademarks or registered trademarks of Lexmark International, Inc. in the United States and/or other countries.

All other trademarks are the property of their respective owners.

Contents

Overview.....	5
Safety information.....	8
Environmental information.....	11
Regulatory information.....	16

Overview

This document contains basic safety, environmental, and regulatory information for your product. Some items may not be applicable to your printer. For more information, go to <https://support.lexmark.com>.

Additional notices, legal, and licensing information associated with this product can be found in the Notices section of the printer CD and the *User's Guide*.

Modified versions of source code covered by the GNU Lesser General Public License (LGPL) may be obtained by contacting customer support.

Document change history

Date	Changes
July 2019	<ul style="list-style-type: none"> • Updated the device classification information and added machine types and model numbers for the following products: C4150, CS720, CS725, CS725R, CS727, CS728, CX725, CX725R, CX727, XC4140, XC4150. • Added regulatory notices for RFID models. • Updated the safety notice about lifting the printer. • Added the declaration of conformity for the fax module in MB2236. • Added machine types and model numbers for the following products: C3224, C3326, CS331, CX331, MB2236, MC3224, MC3326. • Added information on Lexmark's privacy policy governing the use of products. • Updated the Sleep Mode statement. • Updated the Conventions topic to remove a caution type about rotating fan blades. • Deleted the safety notice about rotating fan blades.
January 2019	<ul style="list-style-type: none"> • Added machine types and model numbers for the following products: B2236, MB2236. • Updated the Conventions topic to add a caution type about moving parts. • Added the safety notice about moving parts. • Updated the Japanese telecom notice. • Updated the Taiwan RoHS information. • Updated the Taiwan NCC RF notice statement.
June 2018	<ul style="list-style-type: none"> • Added machine types and model numbers for the following products: B2865, C2240, C2325, C2425, C2535, CS421, CS521, CS622, CX421, CX522, CX622, CX625, M5255, M5270, MB2770, MC2325, MC2425, MC2535, MC2640, MS725, MS821, MS822, MS823, MS825, MS826, MX721, MX722, MX725, MX822, MX826, XC2235, XC4240, XM5365, XM5370, XM7355, XM7370. • Updated the section on total energy usage. • Updated the India E-waste notice. • Updated the Japanese telecom notice. • Updated the Industry Canada (Canada) statement. • Updated the Taiwan NCC RF notice statement. • Updated the European Community (EC) directives conformity statement relating to radio equipment.

Date	Changes
April 2018	<ul style="list-style-type: none"> • Added information on using genuine Lexmark parts and supplies. • Updated the notice to users of the U.S. telephone network. • Updated the notice to users of the Canadian telephone network.
March 2018	<ul style="list-style-type: none"> • Added machine types and model numbers for the following products: B2338, B2442, B2546, B2650, M1242, M1246, M3250, MB2338, MB2442, MB2546, MB2650, MS321, MS421, MS521, MS621, MS622, MX321, MX421, MX521, MX522, MX622, XM1242, XM1246, XM3250. • Updated the Taiwan RoHS information. • Updated recycling information. • Updated the notice to users of the New Zealand telephone network. • Updated the Federal Communications Commission (FCC) compliance information statements.
August 2017	<ul style="list-style-type: none"> • Added machine types and model numbers for the following products: C9235, CS921, CS923, CS927, CX920, CX921, CX922, CX923, CX924, CX927, XC9235, XC9245, XC9255, XC9265. • Updated the fax notices. • Added regulatory notices for wireless products.
June 2017	<ul style="list-style-type: none"> • Added machine types and model numbers for the following products: CS727, CS728, CS827, CX727, CX827. • Updated the Taiwan RoHS information. • Updated the China RoHS information.
September 2016	<p>Added the safety notice about printer models that are not suitable for use in locations where children are likely to be present.</p>
August 2016	<ul style="list-style-type: none"> • Added the XC4140 printer model. • Updated the European Community directives and radio interference notices. • Deleted European Union telecommunication notices.
March 2016	<ul style="list-style-type: none"> • Added machine types and model numbers for the following products: C4150, C6160, CS820, CS720, CS725, CX725, CX820, CX825, CX860, XC6152, XC8155, XC8160, XC4150. • Added a Class A notice for Brazil. • Added Taiwan RoHS information. • Revised the safety notice about connecting a telecommunications cord.
January 2016	<p>Initial document release for the following products: C4150, C6160, CS820, CS720, CS725, CX725, CX820, CX825, CX860, XC6152, XC8155, XC8160, XC4150.</p>

Finding information about the printer

What are you looking for?	Find it here
<p>The latest supplemental information, updates, and customer support:</p> <ul style="list-style-type: none"> • Documentation • Driver downloads • Live chat support • E-mail support • Voice support 	<p>http://support.lexmark.com</p> <p>Note: Select your country or region, and then select your product to view the appropriate support site. Support telephone numbers and hours of operation for your country or region can be found on the support website or on the printed warranty that came with your printer.</p> <p>Have the following information ready when you contact customer support:</p> <ul style="list-style-type: none"> • Place and date of purchase • Machine type and serial number
Warranty information	<p>Warranty information varies by country or region:</p> <ul style="list-style-type: none"> • In the U.S.—See the Statement of Limited Warranty included with the printer, or go to http://support.lexmark.com. • In other countries and regions—See the printed warranty that came with the printer.

For Lexmark technical support, go to <http://support.lexmark.com>.

For information on Lexmark's privacy policy governing the use of this product, go to www.lexmark.com/privacy.

For information on supplies and downloads, go to www.lexmark.com.

Safety information

Conventions

Note: A *note* identifies information that could help you.

Warning: A *warning* identifies something that could damage the product hardware or software.

CAUTION: A *caution* indicates a potentially hazardous situation that could injure you.

Different types of caution statements include:



CAUTION—POTENTIAL INJURY: Indicates a risk of injury.



CAUTION—SHOCK HAZARD: Indicates a risk of electrical shock.



CAUTION—HOT SURFACE: Indicates a risk of burn if touched.



CAUTION—TIPPING HAZARD: Indicates a crush hazard.



CAUTION—PINCH HAZARD: Indicates a risk of being caught between moving parts.



CAUTION—MOVING PARTS: Indicates a risk of laceration or abrasion injuries from rotating parts.

Product statements



CAUTION—POTENTIAL INJURY: To avoid the risk of fire or electrical shock, connect the power cord to an appropriately rated and properly grounded electrical outlet that is near the product and easily accessible.



CAUTION—POTENTIAL INJURY: To avoid the risk of fire or electrical shock, use only the power cord provided with this product or the manufacturer's authorized replacement.



CAUTION—POTENTIAL INJURY: Do not use this product with extension cords, multioutlet power strips, multioutlet extenders, or UPS devices. The power capacity of these types of accessories can be easily overloaded by a laser printer and may result in a risk of fire, property damage, or poor printer performance.











CAUTION—POTENTIAL INJURY: Only a Lexmark Inline Surge Protector that is properly connected between the printer and the power cord provided with the printer may be used with this product. The use of non-Lexmark surge protection devices may result in a risk of fire, property damage, or poor printer performance.










CAUTION—POTENTIAL INJURY: To reduce the risk of fire, use only a 26 AWG or larger telecommunications (RJ-11) cord when connecting this product to the public switched telephone network. For users in Australia, the cord must be approved by the Australian Communications and Media Authority.



CAUTION—SHOCK HAZARD: To avoid the risk of electrical shock, do not place or use this product near water or wet locations.

-  **CAUTION—SHOCK HAZARD:** To avoid the risk of electrical shock, do not set up this product or make any electrical or cabling connections, such as the power cord, fax feature, or telephone, during a lightning storm.
-  **CAUTION—POTENTIAL INJURY:** Do not cut, twist, bind, crush, or place heavy objects on the power cord. Do not subject the power cord to abrasion or stress. Do not pinch the power cord between objects such as furniture and walls. If any of these things happen, a risk of fire or electrical shock results. Inspect the power cord regularly for signs of such problems. Remove the power cord from the electrical outlet before inspecting it.
-  **CAUTION—SHOCK HAZARD:** To avoid the risk of electrical shock, make sure that all external connections (such as Ethernet and telephone system connections) are properly installed in their marked plug-in ports.
-  **CAUTION—SHOCK HAZARD:** To avoid the risk of electrical shock, if you are accessing the controller board or installing optional hardware or memory devices sometime after setting up the printer, then turn the printer off, and unplug the power cord from the electrical outlet before continuing. If you have any other devices attached to the printer, then turn them off as well, and unplug any cables going into the printer.
-  **CAUTION—SHOCK HAZARD:** To avoid the risk of electrical shock, do not use the fax feature during a lightning storm.
-  **CAUTION—SHOCK HAZARD:** To avoid the risk of electrical shock when cleaning the exterior of the printer, unplug the power cord from the electrical outlet and disconnect all cables from the printer before proceeding.
-  **CAUTION—POTENTIAL INJURY:** If the printer weight is greater than 20 kg (44 lb), then it may require two or more people to lift it safely.
-  **CAUTION—POTENTIAL INJURY:** When moving the printer, follow these guidelines to avoid personal injury or printer damage:
- Make sure that all doors and trays are closed.
 - Turn off the printer, and then unplug the power cord from the electrical outlet.
 - Disconnect all cords and cables from the printer.
 - If the printer has separate floor-standing optional trays or output options attached to it, then disconnect them before moving the printer.
 - If the printer has a caster base, then carefully roll it to the new location. Use caution when passing over thresholds and breaks in flooring.
 - If the printer does not have a caster base but is configured with optional trays or output options, then remove the output options and lift the printer off the trays. Do not try to lift the printer and any options at the same time.
 - Always use the handholds on the printer to lift it.
 - Any cart used to move the printer must have a surface able to support the full footprint of the printer.
 - Any cart used to move the hardware options must have a surface able to support the dimensions of the options.
 - Keep the printer in an upright position.
 - Avoid severe jarring movements.
 - Make sure that your fingers are not under the printer when you set it down.
 - Make sure that there is adequate clearance around the printer.

-  **CAUTION—TIPPING HAZARD:** Installing one or more options on your printer or MFP may require a caster base, furniture, or other feature to prevent instability causing possible injury. For more information on supported configurations, see www.lexmark.com/multifunctionprinters.
-  **CAUTION—TIPPING HAZARD:** To reduce the risk of equipment instability, load each tray separately. Keep all other trays closed until needed.
-  **CAUTION—HOT SURFACE:** The inside of the printer might be hot. To reduce the risk of injury from a hot component, allow the surface to cool before touching it.
-  **CAUTION—PINCH HAZARD:** To avoid the risk of a pinch injury, use caution in areas marked with this label. Pinch injuries may occur around moving parts, such as gears, doors, trays, and covers.
-  **CAUTION—MOVING PARTS:** To avoid the risk of laceration or abrasion injuries, keep hands away from moving parts in areas marked with this label. Injuries from moving parts may occur around gears and other rotating parts.
-  **CAUTION—POTENTIAL INJURY:** This product uses a laser. Use of controls or adjustments or performance of procedures other than those specified in the *User's Guide* may result in hazardous radiation exposure.
-  **CAUTION—POTENTIAL INJURY:** The lithium battery in this product is not intended to be replaced. There is a danger of explosion if a lithium battery is incorrectly replaced. Do not recharge, disassemble, or incinerate a lithium battery. Discard used lithium batteries according to the manufacturer's instructions and local regulations.

The following products are not suitable for use in locations where children are likely to be present:

CS921, CS923, CS927, C9235

CX920, CX921, CX922, CX923, CX924, CX927, XC9235, XC9245, XC9255, XC9265

CS720, CS725, CS725R, CS727, CS728, CX725, CX725R, CX727, C4150, XC4150, XC4140

CS820, CS827, CX820, CX825, CX827, CX860, C6160, XC6152, XC8155, XC8160

This product is designed, tested, and approved to meet strict global safety standards with the use of specific manufacturer's components. The safety features of some parts may not always be obvious. The manufacturer is not responsible for the use of other replacement parts.

Refer service or repairs, other than those described in the user documentation, to a service representative.

This product uses a printing process that heats the print media, and the heat may cause the media to release emissions. You must understand the section in your operating instructions that discusses the guidelines for selecting print media to avoid the possibility of harmful emissions.

This product may produce small amounts of ozone during normal operation, and may be equipped with a filter designed to limit ozone concentrations to levels well below the recommended exposure limits. To avoid high ozone concentration levels during extensive usage, install this product in a well-ventilated area and replace the ozone and exhaust filters if instructed to do so in the product maintenance instructions. If there are no references to filters in the product maintenance instructions, then there are no filters requiring replacement for this product.

SAVE THESE INSTRUCTIONS.

Environmental information

ENERGY STAR

Any Lexmark product bearing the ENERGY STAR® emblem on the product or on a start-up screen is certified to comply with Environmental Protection Agency (EPA) ENERGY STAR requirements as configured when shipped by Lexmark.



Power consumption

Product power consumption

The following table documents the power consumption characteristics of the product in watts (W).

Note: Some modes may not apply to your product.

Model	Operating mode						
	Print	Copy	Scan	Ready	Sleep	Hibernate	Off
B2236	460 W	N/A	N/A	4 W	1.2 W	N/A	0.1 W
B2338, MS321	520 W	N/A	N/A	7 W	1.8 W	0.1 W	0.1 W
B2442, M1242, MS421	570 W	N/A	N/A	7.5 W	1.6 W	0.1 W	0.1 W
B2546, M1246, MS521	620 W	N/A	N/A	8 W	2 W	0.1 W	0.1 W
B2650, M3250, MS621, MS622	670 W	N/A	N/A	9.5 W	2.2 W	0.1 W	0.1 W
B2865, MS823	800 W	N/A	N/A	20 W	1.6 W	0.2 W	0.2 W
C2240, CS622	570 W	N/A	N/A	22.5 W	1.5 W	0.2 W	0.2 W
C2325	400 W	N/A	N/A	20.5 W	1.4 W	0.2 W	0.2 W
C2425, CS421	400 W	N/A	N/A	22 W	1.4 W	0.2 W	0.2 W
C2535, CS521	530 W	N/A	N/A	22 W	1.3 W	0.2 W	0.2 W
C3224, C3326, CS331	520 W	N/A	N/A	7 W	1.1 W	0.1 W	0.1 W
C4150, CS725, CS725R, CS728	680 W	N/A	N/A	45 W	2.4 W	0.3 W	0.2 W
C6160, CS820, CS827	800 W	N/A	N/A	80 W	2.9 W	0.3 W	0.2 W
C9235, CS921, CS927	675 W	N/A	N/A	140 W	2.2 W	0.2 W	0 W
CS720, CS727	560 W	N/A	N/A	45 W	2.4 W	0.2 W	0.2 W

Model	Operating mode						
	Print	Copy	Scan	Ready	Sleep	Hibernate	Off
CS923	1050 W	N/A	N/A	200 W	2.2 W	0.2 W	0 W
CX331, MC3224, MC3326	520 W	550 W	14.5 W	10.5 W	1.2 W	0.1 W	0.1 W
CX421, MC2325, MC2425	400 W	425 W	25 W	25 W	2.2 W	0.2 W	0.2 W
CX522, MC2535, XC2235	530 W	485 W	28.5 W	26.5 W	1.9 W	0.2 W	0.2 W
CX622, MC2640	580 W	560 W	29.5 W	28.5 W	1.8 W	0.2 W	0.2 W
CX625, XC4240	580 W	540 W	28 W	29.5 W	1.8 W	0.2 W	0.2 W
CX725, CX725R, CX727, XC4140, XC4150	700 W	460 W	85 W	100 W	2.6 W	0.2 W	0.2 W
CX820, CX827, XC6152	760 W	870 W	115 W	80 W	3.2 W	0.3 W	0.2 W
CX825, XC8155	825 W	650 W	110 W	125 W	3.4 W	0.3 W	0.2 W
CX860, XC8160	870 W	650 W	115 W	125 W	3.3 W	0.3 W	0.2 W
CX920	575 W	600 W	230 W	220 W	2.9 W	0.2 W	0 W
CX921, CX927, XC9235	600 W	700 W	230 W	220 W	2.9 W	0.2 W	0 W
CX922, XC9245	1000 W	1075 W	250 W	230 W	2.9 W	0.2 W	0 W
CX923, XC9255	1075 W	1100 W	250 W	230 W	2.9 W	0.2 W	0 W
CX924, XC9265	1250 W	1275 W	250 W	230 W	2.9 W	0.2 W	0 W
M5255, MS821, MS822	670 W	N/A	N/A	21.5 W	1.4 W	0.2 W	0.2 W
M5270, MS825, MS826	830 W	N/A	N/A	21 W	1.4 W	0.2 W	0.2 W
MB2236adw	460 W	460 W	N/A	5.5 W	1.2 W	N/A	0.1 W
MB2236adwe	460 W	460 W	9.5 W	6.0 W	1.1 W	N/A	0.2 W
MB2338, MX321	520 W	550 W	14.5 W	10.5 W	2.1 W	0.1 W	0.1 W
MB2442, MX421, XM1242	570 W	590 W	17.5 W	11.5 W	2.1 W	0.1 W	0.1 W
MB2546, MX521, MX522, XM1246	620 W	630 W	20 W	14.5 W	2.6 W	0.1 W	0.1 W
MB2650, MX622, XM3250	670 W	680 W	23.5 W	16.5 W	2.5 W	0.1 W	0.1 W
MB2770, MX722, XM5370	850 W	890 W	73 W	32 W	2 W	0.2 W	0.2 W
MS725	720 W	N/A	N/A	108 W	1.4 W	0.2 W	0.2 W
MX721, XM5365	800 W	830 W	75 W	31 W	1.8 W	0.2 W	0.2 W
MX725	810 W	870 W	158 W	124 W	1.6 W	0.1 W	0.1 W
MX822, XM7355	690 W	750 W	84 W	36.5 W	3.1 W	0.2 W	0.2 W
MX826, XM7370	850 W	900 W	86 W	35 W	3.1 W	0.2 W	0.2 W

The power consumption levels listed in the previous table represent time-averaged measurements. Instantaneous power draws may be substantially higher than the average. Values are subject to change.

Go to www.lexmark.com for current values.

Sleep Mode

This product is designed with an energy-saving mode called *Sleep Mode*. The Sleep Mode saves energy by lowering power consumption during extended periods of inactivity. The Sleep Mode is automatically engaged after this product is not used for a specified period of time, called the *Sleep Mode Timeout*.

Factory default Sleep Mode Timeout for this product (in minutes):	MS725 and MX725: 5 All other models: 15
---	--

By using the configuration menus, the Sleep Mode Timeout can be modified between 1 minute and 120 minutes. If the A4 print speed is less than or equal to 30 pages per minute, then you can set the timeout only up to 60 minutes. Setting the Sleep Mode Timeout to a low value reduces energy consumption, but may increase the response time of the product. Setting the Sleep Mode Timeout to a high value maintains a fast response, but uses more energy.

Hibernate Mode

This product is designed with an ultra-low power operating mode called *Hibernate mode*. When operating in Hibernate Mode, all other systems and devices are powered down safely.

The Hibernate mode can be entered in any of the following methods:

- Using the Hibernate Timeout
- Using the Schedule Power modes

Factory default Hibernate Timeout for this product in all countries or regions	3 days
--	--------

The amount of time the printer waits after a job is printed before it enters Hibernate mode can be modified between one hour and one month.

Off mode

If this product has an off mode which still consumes a small amount of power, then to completely stop product power consumption, disconnect the power supply cord from the electrical outlet.

Total energy usage

It is sometimes helpful to estimate the total product energy usage. Since power consumption claims are provided in power units of Watts, the power consumption should be multiplied by the time the product spends in each mode in order to calculate energy usage. The total product energy usage is the sum of each mode's energy usage.

Waste from Electrical and Electronic Equipment (WEEE) directive



The WEEE logo signifies specific recycling programs and procedures for electronic products in countries of the European Union. We encourage the recycling of our products.

If you have further questions about recycling options, visit the Lexmark Web site at www.lexmark.com for your local sales office phone number.

India E-Waste notice



This product complies with the India E-Waste (Management and Handling) Rules, 2011, which prohibit use of lead, mercury, hexavalent chromium, polybrominated biphenyls, or polybrominated diphenyl ethers in concentrations exceeding 0.1% by weight and 0.01% by weight for cadmium, except for the exemption set in Schedule II of the Rules.

Product disposal

Do not dispose of the printer or supplies in the same manner as normal household waste. Consult your local authorities for disposal and recycling options.

Recycling

Lexmark provides collection programs and environmentally progressive approaches to recycling. For more information, see:

- The Corporate Social Responsibility Report at www.lexmark.com/environment
- The Lexmark recycling program at www.lexmark.com/recycle
- 利盟激光打印机回收计划请访问
https://www.lexmark.com/zh_cn/products/supplies-and-accessories/collection-and-recycling-program.htm
- 利盟激光耗材回收行动请访问
<http://cn.lexmark.com/hc-minisite/lexmark-minisite.htm>

Recycling Lexmark products

To return Lexmark products for recycling:

- 1 Go to www.lexmark.com/recycle.
- 2 Select the product you want to recycle.

Note: Printer supplies and hardware not listed in the Lexmark Collection and Recycling Program may be recycled through your local recycling center.

Recycling Lexmark packaging

Lexmark continually strives to minimize packaging. Less packaging helps to ensure that Lexmark printers are transported in the most efficient and environmentally sensitive manner and that there is less packaging to dispose of. These efficiencies result in fewer greenhouse emissions, energy savings, and natural resource savings. Lexmark also offers recycling of packaging components in some countries or regions. For more information, go to www.lexmark.com/recycle, and then choose your country or region. Information on available packaging recycling programs is included with the information on product recycling.

Lexmark cartons are 100% recyclable where corrugated recycling facilities exist. Facilities may not exist in your area.

The foam used in Lexmark packaging is recyclable where foam recycling facilities exist. Facilities may not exist in your area.

When you return a cartridge to Lexmark, you can reuse the box that the cartridge came in. Lexmark recycles the box.

Returning Lexmark cartridges for reuse or recycling

The Lexmark Cartridge Collection Program allows you to return used cartridges for free to Lexmark for reuse or recycling. One hundred percent of the empty cartridges returned to Lexmark are either reused or demanufactured for recycling. The boxes used to return the cartridges are also recycled.

To return Lexmark cartridges for reuse or recycling, do the following:

- 1 Go to www.lexmark.com/recycle.
- 2 Select the product that you want to recycle.

Using genuine Lexmark parts and supplies

Your Lexmark printer is designed to function best with genuine Lexmark parts and supplies. Use of third-party supplies or parts may affect the performance, reliability, or life of the printer and its imaging components. It can also affect warranty coverage. Damage caused by the use of third-party parts and supplies is not covered by the warranty. All life indicators are designed to function with Lexmark parts and supplies, and may deliver unpredictable results if third-party parts and supplies are used. Imaging component usage beyond the intended life may damage your Lexmark printer or its associated components.

Regulatory information

Regulatory notices for telecommunication terminal equipment

This section contains regulatory information pertaining to products that contain an analog facsimile card.

Product name	Lexmark Regulatory Type/Model Number of the installed fax card
CX331, CX421, CX522, CX622, CX625, MB2338, MB2442, MB2546, MB2650, MB2770, MC2325, MC2425, MC2535, MC2640, MC3224, MC3326, MX321, MX421, MX521, MX522, MX622, MX721, MX722, MX725, MX822, MX826, XC2235, XC4240, XM1242, XM1246, XM3250, XM5365, XM5370, XM7355, XM7370	LEX-M14-002
CX725, CX725R, CX727, CX827, CX820, CX825, CX860, CX920, CX921, CX922, CX923, CX924, CX927, XC4140, XC4150, XC6152, XC8155, XC8160, XC9235, XC9245, XC9255, XC9265	LEX-M03-002
MB2236	LEX-M15-001

To determine if your product contains facsimile capability, see the *User's Guide* or go to <https://support.lexmark.com>.

Notice to users of the US telephone network: FCC requirements

This equipment complies with Part 68 of the FCC rules and the requirements adopted by the Administrative Council for Terminal Attachments (ACTA). On the back of this equipment is a label that contains, among other information, a product identifier in the format US:AAAEQ##TXXXX. If requested, this number must be provided to your telephone company.

This equipment uses the RJ-11C Universal Service Order Code (USOC) jack.

A plug and jack used to connect this equipment to the premises' wiring and telephone network must comply with the applicable FCC Part 68 rules and requirements adopted by the ACTA. Use a compliant telephone cord (RJ-11) that is 26 AWG or larger when connecting this product to the public switched telephone network. See your setup documentation for more information.

The Ringer Equivalence Number (REN) is used to determine the number of devices that may be connected to a telephone line. Excessive RENs on a telephone line may result in the devices not ringing in response to an incoming call. In most but not all areas, the sum of RENs should not exceed five (5.0). To be certain of the number of devices that may be connected to a line, as determined by the total RENs, contact your local telephone company. For products approved after July 23, 2001, the REN for this product is part of the product identifier that has the format US:AAAEQ##TXXXX. The digits represented by ## are the REN without a decimal point (for example, 03 is a REN of 0.3). For earlier products, the REN is shown separately on the label.

If this equipment causes harm to the telephone network, the telephone company will notify you in advance that temporary discontinuance of service may be required. If advance notice is not practical, the telephone company will notify the customer as soon as possible. You will also be advised of your right to file a complaint with the FCC.

The telephone company may make changes in its facilities, equipment, operations or procedures that could affect the operation of this equipment. If this happens, the telephone company will provide advance notice in order for you to make necessary modifications to maintain uninterrupted service.

If you experience trouble with this equipment, for repair or warranty information, contact Lexmark International, Inc. at www.lexmark.com or your Lexmark representative. If the equipment is causing harm to the telephone network, the telephone company may request that you disconnect the equipment until the problem is resolved.

This equipment contains no user serviceable parts. For repair and warranty information, contact Lexmark International, Inc. See the previous paragraph for contact information.

Connection to party line service is subject to state tariffs. Contact the state public utility commission, public service commission, or corporation commission for information.

If your home has specially wired alarm equipment connected to the telephone line, ensure the installation of this equipment does not disable your alarm equipment. If you have questions about what will disable alarm equipment, consult your telephone company or a qualified installer.

The Telephone Consumer Protection Act of 1991 makes it unlawful for any person to use a computer or other electronic device, including fax machines, to send any message unless said message clearly contains in a margin at the top or bottom of each transmitted page or on the first page of the transmission, the date and time it is sent and an identification of the business or other entity, or other individual sending the message, and the telephone number of the sending machine or such business, other entity, or individual. (The telephone number provided may not be a 900 number or any other number for which charges exceed local or long-distance transmission charges.)

See your user documentation in order to program this information into your fax machine.

Letter of conformity



Lexmark International, Inc
740 West New Circle Road
Lexington, KY 40550
U.S.A.
Contact: Thomas Bugbee
859-825-4432
bugbee@lexmark.com

Supplier's Declaration of Conformity

Place of Issue: **Lexington, KY, USA**

Date of Issue: **October 22, 2018**

Lexmark International, Inc. located at **740 West New Circle Road, Lexington, KY 40550** in USA hereby certifies that the **LEX-M15-001**, bearing labeling identification number **US:2G2CN01AM15001** complies with the Federal Communications Commission's ("FCC") Rules and Regulations 47 CFR Part 68, and the Administrative Council on Terminal Attachments ("ACTA")-adopted technical criteria **TIA-968B Telecommunications – Telephone Terminal Equipment – Technical Requirements for Connection of Terminal Equipment To the Telephone Network, August 2009** and **ANSI/TIA-1096-A Telecommunications Telephone Terminal Equipment Connector Requirements for Connection of Terminal Equipment to the Telephone Network March 2008**.

A handwritten signature in black ink that reads "Thomas Bugbee".

Thomas Bugbee
Regulatory Manager

Lexmark International, Inc.

E Mail: bugbee@lexmark.com



Notice to users of the Canadian telephone network

This product meets the applicable Industry Canada technical specifications.

The Ringer Equivalence Number (REN) indicates the maximum number of devices allowed to be connected to a telephone interface. The termination of an interface may consist of any combination of devices subject only to the requirement that the sum of the RENs of all the devices not exceed five. The REN is located on the product label.

This equipment uses CA11A telephone jacks.

Avis réservé aux utilisateurs du réseau téléphonique du Canada

Ce produit est conforme aux spécifications techniques d'Industrie Canada.

Le numéro REN (ringer equivalence number : numéro d'équivalence de sonnerie) indique le nombre maximum d'appareils pouvant être connectés à l'interface téléphonique. En bout de ligne, le nombre d'appareils qui peuvent être connectés n'est pas directement limité, mais la somme des REN de ces appareils ne doit pas dépasser cinq. Le numéro REN est indiqué sur l'étiquette produit.

Cet équipement utilise des prises de téléphone CA11A.

Notice to users of the New Zealand telephone network

The following are special conditions for the Facsimile User Instructions. The grant of a telepermit for any item of terminal equipment indicates only that Telecom has accepted that the item complies with minimum conditions for connection to its network. It indicates no endorsement of the product by Telecom, nor does it provide any sort of warranty. Above all, it provides no assurance that any item will work correctly in all respects with another item of telepermitted equipment of a different make or model, nor does it imply that any product is compatible with all of Telecom's network services.

This equipment shall not be set up to make automatic calls to the Telecom "111" Emergency Service.

This equipment may not provide for the effective hand-over of a call to another device connected to the same line.

This equipment should not be used under any circumstances that may constitute a nuisance to other Telecom customers.

This equipment is not capable, under all operating conditions, of correct operation at the higher speeds for which it is designed. Telecom will accept no responsibility should difficulties arise in such circumstances.

The decadic (or pulse) dialing on this device is unsuitable for use on the Telecom network in New Zealand.

For correct operation, the total of all the Ringer Equivalence Numbers (RENs) of all parallel devices connected to the same telephone line may not exceed 5. The REN of this device is located on the label.


This device uses an RJ-11C modular connector. Contact your point of purchase if a BT adapter is required. The Lexmark part number is 80D1873.

Some parameters required for compliance with Telecom's telepermit requirements are dependent on the equipment associated with this device. The associated equipment shall be set to operate within the following limits for compliance to Telecom's specifications:

- There shall be no more than 10 call attempts to the same number within any 30 minute period for any single manual call initiation, and
- The equipment shall go on-hook for a period of not less than 30 seconds between the end of one attempt and the beginning of the next call attempt.
- The equipment shall be set to ensure that automatic calls to different numbers are spaced such that there is not less than 5 seconds between the end of one call attempt and the beginning of another.

Japanese telecom notice

The installed optional modem is in compliance with Japanese Telecommunication Law and has been certified by JATE, with the following Certification Number:

	Lexmark International, Inc.		
	Product name	Lexmark Regulatory Type/Model Number of the installed fax card	Certification Number
	CX331, CX421, CX522, CX622, CX625, MB2338, MB2442, MB2546, MB2650, MB2770, MC2325, MC2425, MC2535, MC2640, MC3224, MC3326, MX321, MX421, MX521, MX522, MX622, MX721, MX722, MX725, MX822, MX826, XC2235, XC4240, XM1242, XM1246, XM3250, XM5365, XM5370, XM7355, XM7370	LEX-M14-002	A18-0046001
	CX725, CX725R, CX727, CX827, CX820, CX825, CX860, CX920, CX921, CX922, CX923, CX924, CX927, XC4140, XC4150, XC6152, XC8155, XC8160, XC9235, XC9245, XC9255, XC9265	LEX-M03-002	A11-0160001JP
MB2236	LEX-M15-001	N/A	

Using this product in Switzerland

This product requires a Swiss billing tone filter (Lexmark part number 80D1877) to be installed on any line which receives metering pulses in Switzerland.

Utilisation de ce produit en Suisse

Cet appareil nécessite l'utilisation d'un filtre de tonalité de facturation suisse (n° de référence Lexmark : 80D1877) devant être installé sur toute ligne recevant des impulsions de comptage en Suisse.

Verwendung dieses Produkts in der Schweiz

Für dieses Produkt muss ein schweizerischer Billing Tone Filter zur Zählzeichenübertragung (Lexmark Teilenummer 80D1877) für jede Leitung installiert werden, über die in der Schweiz Zeitsteuertakte übertragen werden.

Uso del prodotto in Svizzera

Questo prodotto richiede un filtro toni Billing svizzero, (codice Lexmark 80D1877) da installare su tutte le linee che ricevono impulsi remoti in Svizzera.

Regulatory notices for wireless products

This section contains regulatory information that applies only to wireless models.

If in doubt as to whether your model is a wireless model, go to <http://support.lexmark.com>.

Modular component notice

Wireless models contain one of the following modular components:

Lexmark Regulatory Type/Model Number LEX-M07-001; FCC ID:IYLLEXM07001; IC:2376A-LEXM07001
Lexmark Regulatory Type/Model Number LEX-M08-001; FCC ID:IYLLEXM08001; IC:2376A-LEXM08001

To determine which modular components are installed in your particular product, refer to the labeling on your actual product.

Exposure to radio frequency radiation

The radiated output power of this device is far below the radio frequency exposure limits of the FCC and other regulatory agencies. A minimum separation of 20 cm (8 inches) must be maintained between the antenna and any persons for this device to satisfy the RF exposure requirements of the FCC and other regulatory agencies.

Industry Canada (Canada)

Under Industry Canada regulations, this radio transmitter may only operate using an antenna of a type and maximum (or lesser) gain approved for the transmitter by Industry Canada. To reduce potential radio interference to other users, the antenna type and its gain should be so chosen that the equivalent isotropically radiated power (EIRP) is not more than that necessary for successful communication.

This device complies with Industry Canada license-exempt RSS standards. Operation is subject to the following two conditions: (1) this device may not cause interference, and (2) this device must accept any interference, including interference that may cause undesired operation of the device.

Industrie Canada (Canada)

Selon la réglementation d'Industrie Canada, l'émetteur radio ne fonctionne qu'avec une antenne dont le type et le gain maximal (ou inférieur) ont été approuvés par Industrie Canada. Pour réduire les interférences radio potentielles auprès d'autres utilisateurs, le type d'antenne et son gain doivent être choisis de telle sorte que la puissance isotrope rayonnée équivalente (PIRE) ne soit pas supérieure à ce qui est nécessaire pour assurer la réussite de la communication.

Cet appareil est conforme aux normes RSS exemptes de licence d'Industrie Canada. Son fonctionnement est soumis aux deux conditions suivantes : (1) cet appareil ne doit pas causer d'interférences et (2) il doit accepter toutes les interférences, y compris les celles qui peuvent entraîner un fonctionnement indésirable.

European Community (EC) directives conformity

This product is in conformity with the protection requirements of EC Council directive 2014/53/EU on the approximation and harmonization of the laws of the Member States relating to radio equipment.

The manufacturer of this product is: Lexmark International, Inc., 740 West New Circle Road, Lexington, KY, 40550 USA. The authorized representative is: Lexmark International Technology Hungária Kft., 8 Lechner Ödön fasor, Millennium Tower III, 1095 Budapest HUNGARY. A declaration of conformity to the requirements of the Directives is available upon request from the Authorized Representative or may be obtained at www.lexmark.com/en_us/about/regulatory-compliance/european-union-declaration-of-conformity.html.

Compliance is indicated by the CE marking:



EU statement of radio transmitter operational frequency bands and maximum RF power

This radio product transmits in the 2.4GHz (2.412–2.472GHz) band in the EU. The maximum transmitter EIRP power output, including antenna gain, is ≤ 20 dBm.

Regulatory notices for RFID products

This section contains regulatory information that applies only to the following RFID model or models:

CS725R, CX725R

Modular component notice (RFID)

RFID models contain the following modular component:

Lexmark Regulatory Type/Model Number: FCC ID:IYL0528RFU; IC:2376A-0528RFU

Exposure to radio frequency radiation

The radiated output power of this device is far below the radio frequency exposure limits of the FCC and other regulatory agencies. A minimum separation of 20 cm (8 inches) must be maintained between the antenna and any persons for this device to satisfy the RF exposure requirements of the FCC and other regulatory agencies.

Industry Canada (Canada)

This device complies with Industry Canada license-exempt RSS standards. Operation is subject to the following two conditions: (1) this device may not cause interference, and (2) this device must accept any interference, including interference that may cause undesired operation of the device.

Industrie Canada (Canada)

Cet appareil est conforme aux normes RSS exemptes de licence d'Industrie Canada. Son fonctionnement est soumis aux deux conditions suivantes : (1) cet appareil ne doit pas causer d'interférences et (2) il doit accepter toutes les interférences, y compris les celles qui peuvent entraîner un fonctionnement indésirable.

European Community (EC) directives conformity

This product is in conformity with the protection requirements of EC Council directive 2014/53/EU on the approximation and harmonization of the laws of the Member States relating to radio equipment.

The manufacturer of this product is: Lexmark International, Inc., 740 West New Circle Road, Lexington, KY, 40550 USA. The authorized representative is: Lexmark International Technology Hungária Kft., 8 Lechner Ödön

fasor, Millennium Tower III, 1095 Budapest HUNGARY. A declaration of conformity to the requirements of the Directives is available upon request from the Authorized Representative or may be obtained at www.lexmark.com/en_us/about/regulatory-compliance/european-union-declaration-of-conformity.html.

Compliance is indicated by the CE marking:



EU statement of radio transmitter operational frequency bands and maximum RF power

This radio product transmits in the 865–868MHz band in the EU. The maximum transmitter EIRP power output, including antenna gain, is ≤ 21 dBm.

Class A products

Product name	Machine type	Model
B2865 (B2865dw), M5255, M5270, MS725 (MS725dvn), MS821 (MS821n, MS821dn), MS822 (MS822de), MS823 (MS823n, MS823dn), MS825 (MS825dn), MS826 (MS826de)	4064	210, 230, 235, 295, 410, 430, 495, 630, 635, 695, 830
C2240, CS622 (CS622de)	5029	636, 696
C4150, CS720 (CS720de, CS720dte), CS725 (CS725de, CS725dte), CS725R, CS727 (CS727de), CS728 (CS728de)	5028	135, 1A5, 630, 639, 6A0, 6A9
C6160 (C6160de), CS820 (CS820de, CS820dte, CS820dtfe), CS827 (CS827de)	5063	530, 539, 571
C9235, CS921 (CS921de), CS923 (CS923de), CS927 (CS927de)	5059	130, 190, 530
CX622 (CX622ade), CX625 (CX625ade, CX625adhe), MC2640 (MC2640adwe), XC4240	7529	636, 686, 836, 838, 898
CX725 (CX725de, CX725dhe, CX725dthe), CX725R, CX727 (CX727de), XC4140, XC4150	7528	196, 1A9, 576, 578, 598, 5A6, 5A8, 5A9
CX820 (CX820de, CX820dtfe), CX827 (CX827de), XC6152 (XC6152de, XC6152dtfe)	7563	136, 137, 196, 197
CX825 (CX825de, CX825dte, CX825dtfe), CX860 (CX860de, CX860dte, CX860dtfe), XC8155 (XC8155de, XC8155dte), XC8160 (XC8160de, XC8160dte)	7564	336, 337, 536, 537, 596, 598
CX920 (CX920de), CX921 (CX921de), CX922 (CX922de), CX923 (CX923de, CX923dte, CX923dxe), CX924 (CX924de, CX924dte, CX924dxe), CX927 (CX927de), XC9235, XC9245, XC9255, XC9265	7559	078, 098, 178, 198, 378, 398, 578, 598, 778, 798
M3250, MS622 (MS622de)	4600	835, 895
MB2546 (MB2546ade, MB2546adwe), MX521 (MX521de, MX521ade), MX522 (MX522adhe), XM1246	7017	636, 676, 678, 679, 686
MB2650 (MB2650ade), MX622 (MX622ade, MX622adhe), XM3250	7018	676, 678, 679

Product name	Machine type	Model
MB2770 (MB2770adwhe), MX721 (MX721ade, MX721adhe), MX722 (MX722ade, MX722adhe), MX725 (MX725adve), XM5365, XM5370	7464	036, 037, 096, 336, 337, 396, 836
MX822 (MX822ade, MX822adx), MX826 (MX826ade, MX826adx), XM7355, XM7370	7465	436, 496, 836, 896

Federal Communications Commission (FCC) compliance information statement

This product has been tested and found to comply with the limits for a Class A digital device, pursuant to Part 15 of the FCC Rules. Operation is subject to the following two conditions: (1) this device may not cause harmful interference, and (2) this device must accept any interference received, including interference that may cause undesired operation.

The FCC Class A limits are designed to provide reasonable protection against harmful interference when the equipment is operated in a commercial environment. This equipment generates, uses, and can radiate radio frequency energy and, if not installed and used in accordance with the instruction manual, may cause harmful interference to radio communications. Operation of this equipment in a residential area is likely to cause harmful interference, in which case the user will be required to correct the interference at his own expense.

The manufacturer is not responsible for any radio or television interference caused by using other than recommended cables or by unauthorized changes or modifications to this equipment. Unauthorized changes or modifications could void the user's authority to operate this equipment.

Note: To assure compliance with FCC regulations on electromagnetic interference for a Class A computing device, use a properly shielded and grounded cable such as Lexmark part number 1021231 for parallel attach or 1021294 for USB attach. Use of a substitute cable not properly shielded and grounded may result in a violation of FCC regulations.

Any questions regarding this compliance information statement should be directed to:

Director of Lexmark Technology & Services
 Lexmark International, Inc.
 740 West New Circle Road
 Lexington, KY 40550
 Telephone: (859) 232-2000
 E-mail: regulatory@lexmark.com

Industry Canada compliance statement

This Class A digital apparatus meets all requirements of the Canadian Interference-Causing Equipment Standard ICES-003.

Avis de conformité aux normes de l'industrie du Canada

Cet appareil numérique de classe A est conforme aux exigences de la norme canadienne relative aux équipements pouvant causer des interférences NMB-003.

Notice to users of Class A products in Brazil

Este produto não é apropriado para uso em ambientes domésticos, pois poderá causar interferências eletromagnéticas que obrigam o usuário a tomar medidas necessárias para minimizar estas interferências.

European Community (EC) directives conformity

This product is in conformity with the protection requirements of EC Council directives 2014/30/EU, 2014/35/EU, and 2011/65/EU on the approximation and harmonization of the laws of the Member States relating to electromagnetic compatibility, safety of electrical equipment designed for use within certain voltage limits, and on the restrictions of use of certain hazardous substances in electrical and electronic equipment.

The manufacturer of this product is: Lexmark International, Inc., 740 West New Circle Road, Lexington, KY, 40550 USA. The authorized representative is: Lexmark International Technology Hungária Kft., 8 Lechner Ödön fasor, Millennium Tower III, 1095 Budapest HUNGARY. A declaration of conformity to the requirements of the Directives is available upon request from the Authorized Representative or may be obtained at www.lexmark.com/en_us/about/regulatory-compliance/european-union-declaration-of-conformity.html.

This product satisfies the Class A limits of EN 55022 and EN55032 and safety requirements of EN 60950-1 or EN 62368-1.

Radio interference notice

Warning

This is a product that complies with the emission requirements of EN55022 and EN55032 Class A limits and immunity requirements of EN55024. This product is not intended to be used in residential/domestic environments.

This is a Class A product. In a domestic environment, this product may cause radio interference, in which case the user may be required to take adequate measures.

Class B products

Product name	Machine type	Model
B2236 (B2236dw)	1400	438
B2338 (B2338dw), B2442 (B2442dw), B2546 (B2546dn, B2546dw), B2650 (B2650dn, B2650dw), M1242, M1246, MS321 (MS321dn), MS421 (MS421dn, MS421dw), MS521 (MS521dn), MS621 (MS621dn, MS621dtn)	4600	230, 238, 430, 438, 490, 630, 638, 690, 830, 838
C2325 (C2325dw), C2425 (C2425dw), C2535 (C2535dw), CS421 (CS421dn), CS521 (CS521dn)	5029	038, 230, 238, 430, 438
C4150, CS720 (CS720de), CS720 (CS720dte), CS725 (CS725de, CS725dte), CS725R, CS727 (CS727de), CS728 (CS728de)	5028	135, 630, 639
CS331 (CS331dn, CS331dw), C3224 (C3224dw), C3326 (C3326dw)	1500	218, 630, 638
CX331 (CX331adne, CX331adwe), MC3224 (MC3224adwe, MC3224dwe), MC3326 (MC3326adwe)	3500	285, 485, 675, 685
CX421 (CX421adn), CX522 (CX522ade), MC2325 (MC2325adw), MC2425 (MC2425adw), MC2535 (MC2535adwe), XC2235	7529	081, 230, 238, 436, 486, 496

Product name	Machine type	Model
CX725 (CX725de, CX725dhe, CX725dthe), CX725R, CX727 (CX727de), XC4140, XC4150	7528	196, 576, 578, 598
MB2236 (MB2236adw, MB2236adwe)	3400	481, 485
MB2338 (MB2338adw), MB2442 (MB2442adwe), MX321 (MX321adn, MX321adw), MX421 (MX421ade), XM1242	7017	238, 276, 278, 296, 476, 478, 496

Federal Communications Commission (FCC) compliance information statement

This product has been tested and found to comply with the limits for a Class B digital device, pursuant to Part 15 of the FCC Rules. Operation is subject to the following two conditions: (1) this device may not cause harmful interference, and (2) this device must accept any interference received, including interference that may cause undesired operation.

The FCC Class B limits are designed to provide reasonable protection against harmful interference when the equipment is operated in a residential installation. This equipment generates, uses, and can radiate radio frequency energy and, if not installed and used in accordance with the instructions, may cause harmful interference to radio communications. However, there is no guarantee that interference will not occur in a particular installation. If this equipment does cause harmful interference to radio or television reception, which can be determined by turning the equipment off and on, the user is encouraged to try to correct the interference by one or more of the following measures:

- Reorient or relocate the receiving antenna.
- Increase the separation between the equipment and receiver.
- Connect the equipment into an outlet on a circuit different from that to which the receiver is connected.
- Consult your point of purchase or service representative for additional suggestions.

The manufacturer is not responsible for radio or television interference caused by using other than recommended cables or by unauthorized changes or modifications to this equipment. Unauthorized changes or modifications could void the user's authority to operate this equipment.

Note: To assure compliance with FCC regulations on electromagnetic interference for a Class B computing device, use a properly shielded and grounded cable such as Lexmark part number 1021231 for parallel attach or 1021294 for USB attach. Use of a substitute cable not properly shielded and grounded may result in a violation of FCC regulations.

Any questions regarding this compliance information statement should be directed to:

Director of Lexmark Technology & Services
 Lexmark International, Inc.
 740 West New Circle Road
 Lexington, KY 40550
 Telephone: (859) 232-2000
 E-mail: regulatory@lexmark.com

Industry Canada compliance statement

This Class B digital apparatus meets all requirements of the Canadian Interference-Causing Equipment Standard ICES-003.

Avis de conformité aux normes de l'industrie du Canada

Cet appareil numérique de classe B est conforme aux exigences de la norme canadienne relative aux équipements pouvant causer des interférences NMB-003.

European Community (EC) directives conformity

This product is in conformity with the protection requirements of EC Council directives 2014/30/EU, 2014/35/EU, 2009/125/EC, and 2011/65/EU on the approximation and harmonization of the laws of the Member States relating to electromagnetic compatibility, safety of electrical equipment designed for use within certain voltage limits, the ecodesign of energy-related products, and on the restrictions of use of certain hazardous substances in electrical and electronic equipment.

The manufacturer of this product is: Lexmark International, Inc., 740 West New Circle Road, Lexington, KY, 40550 USA. The authorized representative is: Lexmark International Technology Hungária Kft., 8 Lechner Ödön fasor, Millennium Tower III, 1095 Budapest HUNGARY. A declaration of conformity to the requirements of the Directives is available upon request from the Authorized Representative or may be obtained at www.lexmark.com/en_us/about/regulatory-compliance/european-union-declaration-of-conformity.html.

This product satisfies the Class B limits of EN 55022 and EN55032 and safety requirements of EN 60950-1 or EN 62368-1.