



TASKalfa 7002i
TASKalfa 8002i
PF-7120/PF-7130
DF-7110/BF-730
MT-730(B)
PF-730/PF-730(B)
PF-740/PF-740(B)
PH-7A/PH-7C/PH-7E
FAX System12

PARTS LIST

Published in July 2017
2NJPL073
Rev.3

TASKalfa 7002i
TASKalfa 8002i
PF-7120/PF-7130
DF-7110/BF-730
MT-730(B)
PF-730/PF-730(B)
PF-740/PF-740(B)
PH-7B
FAX System12

パーツリスト

2017年7月 改訂版
2NJPL013
Rev.3

Items listed in the revision columns are defined as follows.

Item	Description
Add	Add a new part
Del	Delete a part
Design-chg.	A design changed part (Parts number version up)
Part No.-chg.	A part number is changed to other one.
Quantity-chg.	Change Quantity of parts to use
Others	Other changes

Revision history

Rev.	Date	Remarks
1	January 2017	Design change
2	May 2017	Correction
3	July 2017	Design change

Symbols in the parts list

- Parts without a Ref.No. in the illustration indicate they are not supplied.
- Parts with a Ref.No. of 500 and above in the illustration indicate they are not selected for service parts.
- Parts with "*" are component parts or sub-assemblies of the assembly appearing immediately above them.
- Parts with "**" are component parts or sub-assembly with "*" appearing immediately above them.

<Notation of products>

For the purpose of this parts list, products are identified as following.
TASKalfa 7002i : 70ppm
TASKalfa 8002i : 80ppm

改訂欄記載項目の内容は以下の通りです。

記載項目	内容
Add	新規部品の追加
Del	部品の削除
Design-chg.	部品の設変（版数アップ）
Part No.-chg.	部品番号の変更
Quantity-chg.	部品の個数変更
Others	その他の変更

改訂履歴

Rev.	改訂日	備考
1	2017年1月	設変対応
2	2017年5月	誤記訂正
3	2017年7月	設変対応

記号の見方

イラスト中で Ref 番号がない部品は供給できません。
イラスト中で 500 番台の Ref 番号が付いている部品はサービスパーツに選定されていません。
部品番号欄の・印は、組立部品の単品部品及び準組立部品を表わします。
部品番号欄の**印は、準組立部品の単品部品を表わします。

<本体機種区別表記>

パーツリスト中の本体機種区別は、以下の様に記載します。
TASKalfa 7002i : 70ppm
TASKalfa 8002i : 80ppm

TASKalfa 7002i/TASKalfa 8002i

Rev.3
July 2017

CONTENTS / 目次

FIG. 1 Covers 1	2	FIG. 41 Wire Sections 7	94
FIG. 2 Covers 2	4	FIG. 42 Wire Sections 8	96
FIG. 3 Covers 3	6	FIG. 43 Wire Sections 9	98
FIG. 4 Frames	8	FIG. 44 Wire Sections 10 (80ppm)	100
FIG. 5 Paper Cassette	10	FIG. 45 Wire Sections 11 (70ppm)	102
FIG. 6 Paper Deck Covers	13	FIG. 46 Wire Sections 12	104
FIG. 7 Paper Deck Cassettes	15	FIG. 47 Wire Sections 13	106
FIG. 8 Paper Deck Feed Section 1	18	FIG. 48 Wire Sections 14	108
FIG. 9 Paper Deck Feed Section 2	21	FIG. 49 Wire Sections 15	110
FIG. 10 Paper Deck Feed Section 3	24	FIG. 50 DP Unit	112
FIG. 11 Paper Deck Drive Section	26	FIG. 51 Covers(DP)	114
FIG. 12 Paper Deck Electrical Components	28	FIG. 52 Frames(DP)	116
FIG. 13 Paper Feed Section	30	FIG. 53 Table Assy(DP)	118
FIG. 14 Paper Conveying Section 1-1	33	FIG. 54 Paper Conveying Section(DP)	120
FIG. 15 Paper Conveying Section 1-2	36	FIG. 55 Paper Feed Section 1(DP)	123
FIG. 16 Paper Conveying Section 1-3	39	FIG. 56 Paper Feed Section 2(DP)	126
FIG. 17 Paper Conveying Section 2	42	FIG. 57 Drive Section & Electrical Components(DP)	129
FIG. 18 Paper Conveying Section 3	44	FIG. 58 Wire Section(DP)	131
FIG. 19 Paper Conveying Section 4	47	FIG. 59 Options 1	133
FIG. 20 Scanner & Laser Scanner Section	49	FIG. 60 Options 2	135
FIG. 21 Image Formation & Developer Section	52	FIG. 61 Options 3	137
FIG. 22 Inner Section	54	FIG. 62 Accessories	139
FIG. 23 Fuser Section	56	FIG. 63 Maintenance Kits	141
FIG. 24 Drive Section 1	58		
FIG. 25 Drive Section 2	60		
FIG. 26 Cooling Section	62		
FIG. 27 Exit Section	64		
FIG. 28 Job Separator Section	66		
FIG. 29 Bridge Section 1	68		
FIG. 30 Bridge Section 2	71		
FIG. 31 Bridge Section 3	73		
FIG. 32 Electrical Components 1	76		
FIG. 33 Electrical Components 2	78		
FIG. 34 Operation Panel Section	80		
FIG. 35 Wire Sections 1	82		
FIG. 36 Wire Sections 2	84		
FIG. 37 Wire Sections 3	86		
FIG. 38 Wire Sections 4	88		
FIG. 39 Wire Sections 5	90		
FIG. 40 Wire Sections 6	92		
		• INDEX / 索引	142

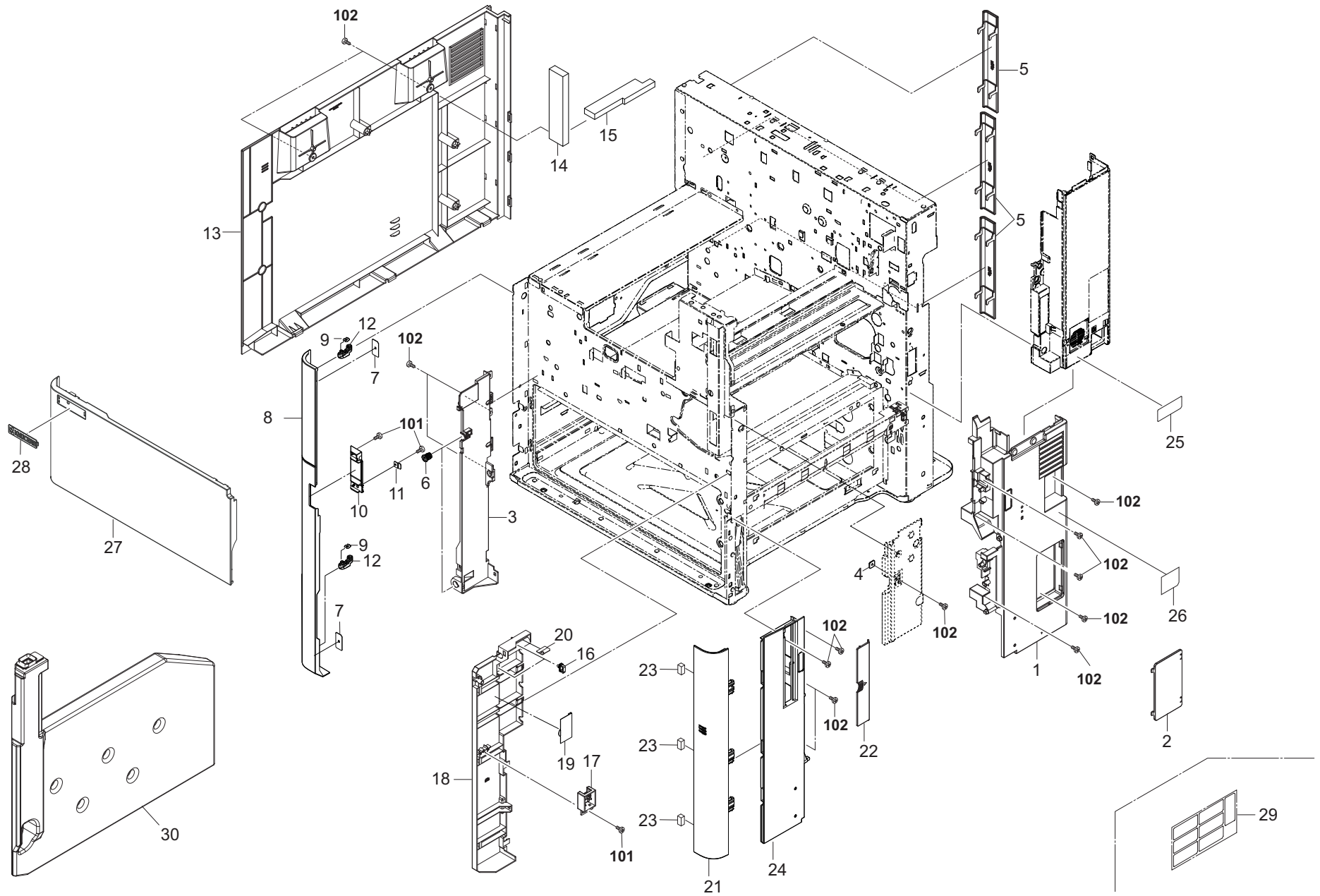


FIG. 1 Covers 1

2NJ/2RK-3

Ref. No. 番号	Part.No. 部品番号	Alternative. 代替部品番号	Description 部品名称	Notes 備考	Revision 改訂	Quantity 個数			
						100(日本)	120	230	240
1	302NH04420	2NH04420	COVER RIGHT LOWER R			1	1	1	1
2	302NH04590	2NH04590	COVER INTERFACE			1	1	1	1
3	302NH04460	2NH04460	COVER INNER CASSETTE L			1	1	1	1
4	3CY06030	3CY06030	RETAINER M4			1	1	1	1
5	302NH04480	2NH04480	LID RIGHT COVER			3	3	3	3
6	302K904620	2K904620	MAGNET CATCH			2	2	2	2
7	2FB04270	2FB04270	PLATE MAGNET			2	2	2	2
8	302NH04050	2NH04050	COVER WASTE BOTTLE			1	1	1	1
9	5MVX111DN003	2A806250	RING STOPPER /A-49 FEED A4			2	2	2	2
10	302K904650	2K904650	LEVER BOTTLE COVER			1	1	1	1
11	2BL06890	2BL06890	PLATE BYPASS HOLD			1	1	1	1
12	302NH04380	2NH04380	HINGE WASTE COVER A			2	2	2	2
13	302NH04410	2NH04410	COVER LEFT LOWER			1	1	1	1
14	302K933810	2K933810	SPONGE COVER LEFT LOWER A			1	1	1	1
15	302K933820	2K933820	SPONGE COVER LEFT LOWER B			1	1	1	1
16	7YZM610007++H01	YZ023340	ACCESS.SADDLE			2	2	2	2
17	302LC02710	2LC02710	COVER HUMIDITY SENSOR			1	1	1	1
18	302NH04470	2NH04470	COVER INNER CASSETTE R			1	1	1	1
19	302K902980	2K902980	SHEET HUMIDITY SENSOR			1	1	1	1
20	302LC06210	2LC06210	GUIDE WIRE FEED LOW			1	1	1	1
21	302NH04160	2NH04160	COVER RIGHT LOWER B			1	1	1	1
22	302NH04530	2NH04530	COVER HANDLE			1	1	1	1
23	302K933G40	2K933G40	SPONGE COVER RIGHT LOWER F			3	3	3	3
24	302NH04070	2NH04070	COVER RIGHT LOWER A			1	1	1	1
25	302NH34310	2NH34310	LABEL SW CAUTION EN				1	1	1
25	302NH34300	2NH34300	LABEL SW CAUTION JP			1			
26	302NH34400	2NH34400	LABEL POWER CABLE CAUTION JP			1			
27	302NJ04070	2NH04010	COVER FRONT UPPER A			1	1	1	1
28	302DY04011	2DY04011	EMBLEM KC 1SG 70 B		3: Design-chg.	1	1	1	1
29	302NJ34900	2NJ34900	LABEL TONER OPERATION			1	1	1	1
30	1902K90UN0	092K90UN	WT-861/WASTE TONER BOTTLE	OPTION	1:Add	1	1	1	1
101	7BB200308H	BB105660	+BIND T.T P SCREW 3X8						
102	7BB180408H	BB111210	+BIND T.T S SCREW 4X8(BLACK)						

• Parts with a Ref.No. of 500 and above in the illustration indicate they are not selected for service parts.

• イラスト中で 500 番の Ref 番号が付いている部品はサービスパーツに選定されていません。

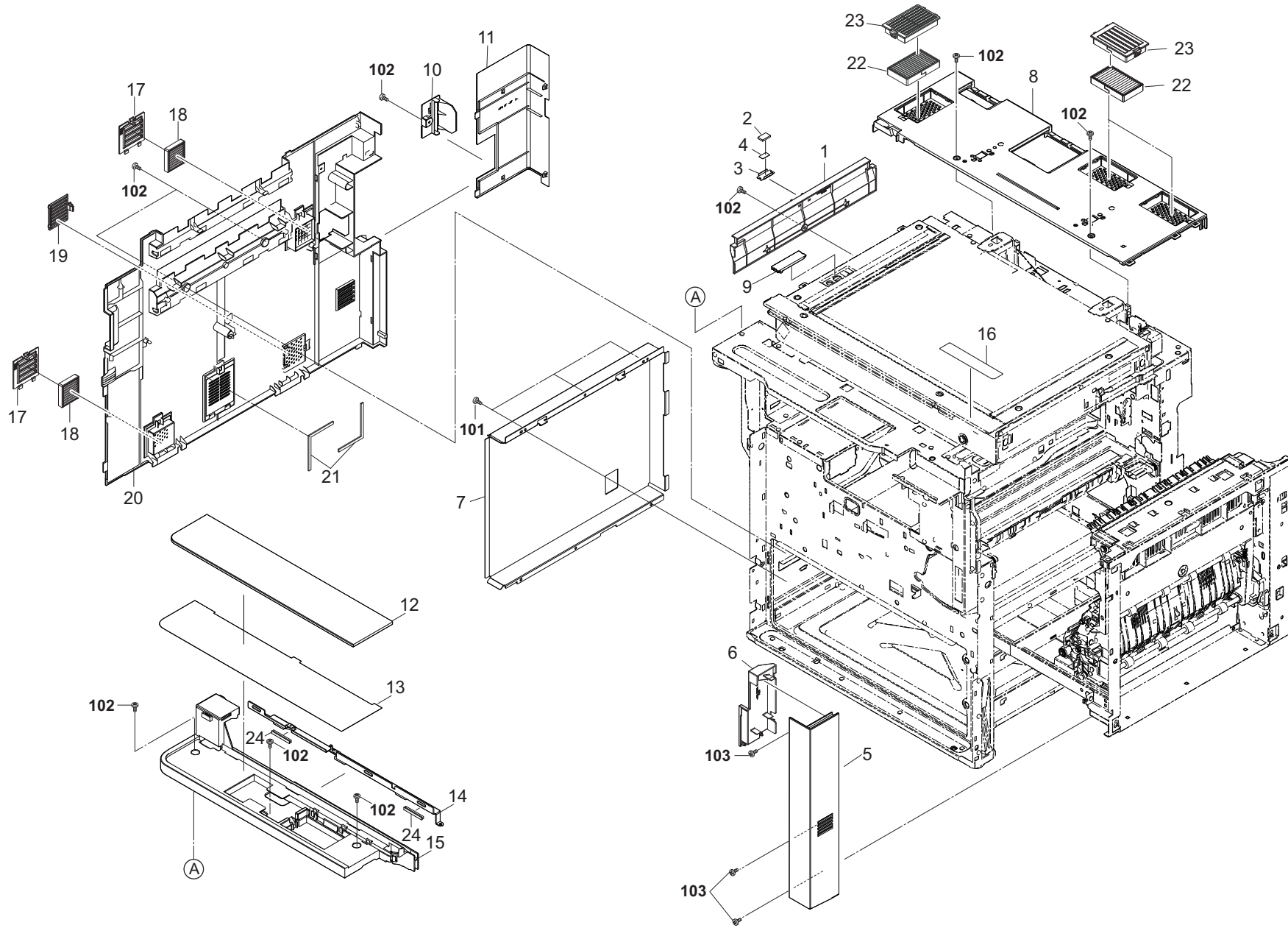


FIG. 2 Covers 2

2NJ/2RK-3

Ref. No. 番号	Part.No. 部品番号	Alternative. 代替部品番号	Description 部品名称	Notes 備考	Revision 改訂	Quantity 個数			
						100(日本)	120	230	240
1	302NH04400	2NH04400	COVER ISU LEFT INNER			1	1	1	1
2	302GR04370	2GR04370	MAGNET CLIP DISH			1	1	1	1
3	303NB24210	3NB24210	HOLDER MAGNET			1	1	1	1
4	302GR04380	2GR04380	SEAL MAGNET			1	1	1	1
5	302NH29010	2NH29010	COVER RIGHT FRONT			1	1	1	1
6	302N729671	2N729671	COVER INNER CONVEYING FRONT			1	1	1	1
7	302K904490	2K904490	CASE WASTE BOTTLE			1	1	1	1
8	302NH04080	2NH04080	COVER ISU REAR			1	1	1	1
9	302NH04560	2NH04560	COVER ISU LEFT SUB			1	1	1	1
10	302NH04580	2NH04580	LID CONTROLLER			1	1	1	1
11	302NH04230	2NH04230	COVER CONTROLLER			1	1	1	1
12	302NH04270	2NH04270	MOUNT GLASS TABLE			1	1	1	1
13	302NH04370	2NH04370	SHEET GLASS TABLE			1	1	1	1
14	302K904340	2K904340	MOUNT WASTE BOTTLE COVER			1	1	1	1
15	302NH04040	2NH04040	COVER FRONT TOP			1	1	1	1
16	302RH34050	2RH34050	LABEL OPERATION CAUTION B			0	1	1	1
16	302RH34040	2RH34040	LABEL OPERATION CAUTION A			1	0	0	0
17	302NH04500	2NH04500	LID LEFT COVER REAR			2	2	2	2
18	302LC33370	2LC33370	FILTER LEFT SIDE			2	2	2	2
19	302NH94460	2NH94460	PARTS FILTER FAN ASSY(Z) SP		3: Part No.-chg.	1	1	1	1
20	302NJ04010	2NJ04010	COVER LEFT UPPER			1	1	1	1
21	302LF04050	2LF04050	SEAL LSU DUCT			2	2	2	2
22	302N433010	2N433010	FILTER TOP		1:Add	3	3	3	3
23	302ND04980	2ND04980	COVER FILTER EXIT		1:Add	3	3	3	3
24	302LF33290	2LF33290	SEAL DISPOSAL C		1:Add	2	2	2	2
101	7BB700408H	BB105640	+BIND T.T S SCREW 4X8 SR						
102	7BB180408H	BB111210	+BIND T.T S SCREW 4X8(BLACK)						
103	7BB780410H	BB111220	+BIND T.T S SCREW 4X10 SR(BLACK)						

• Parts with a Ref.No. of 500 and above in the illustration indicate they are not selected for service parts.

• イラスト中で 500 番台の Ref 番号が付いている部品はサービスパーツに選定されていません。

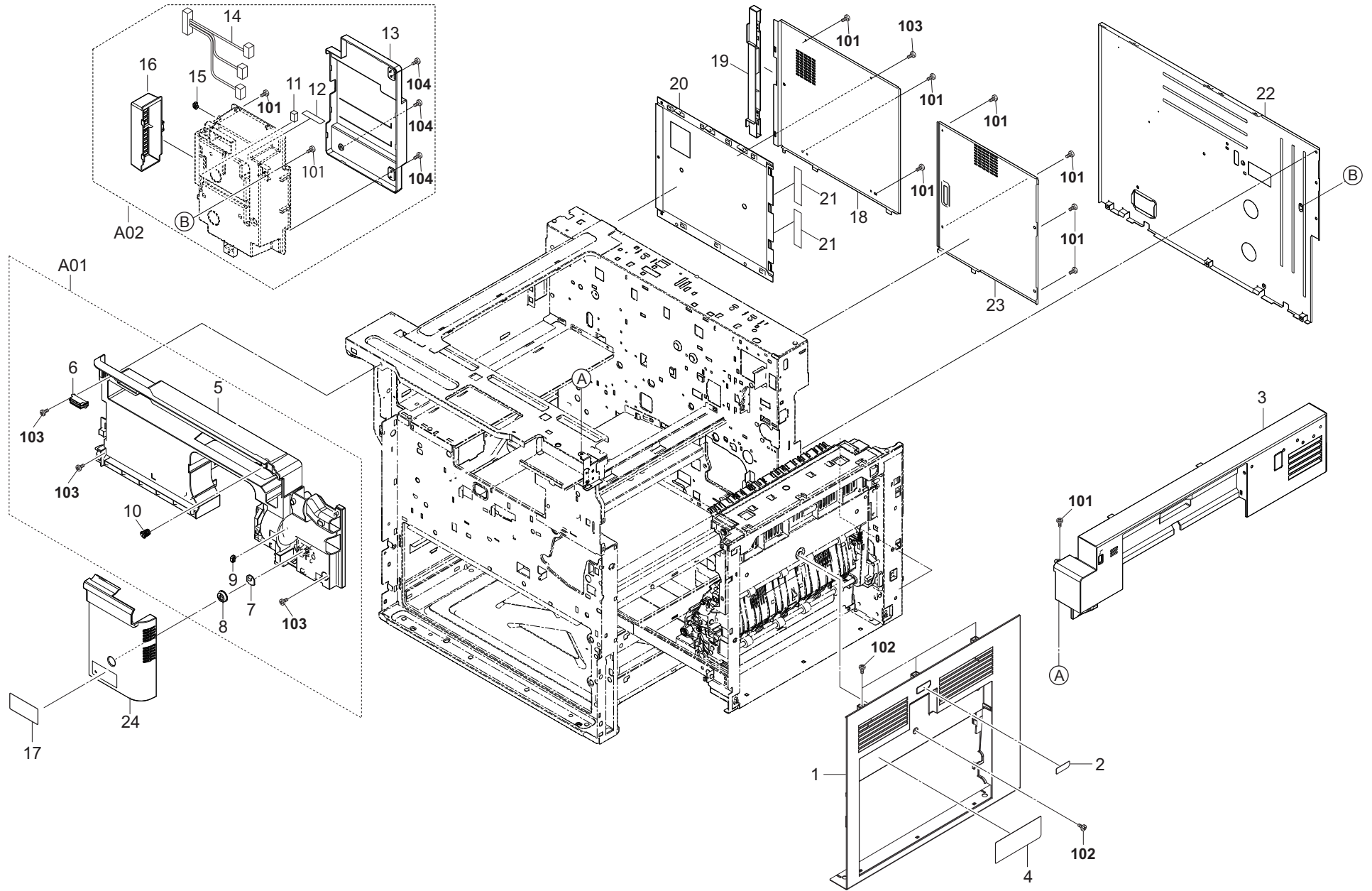


FIG. 3 Covers 3

2NJ/2RK-3

Ref. No. 番号	Part.No. 部品番号	Alternative. 代替部品番号	Description 部品名称	Notes 備考	Revision 改訂	Quantity 個数			
						100(日本)	120	230	240
1	302NH29070	2NH29070	COVER RIGHT			1	1	1	1
2	302NH34550	2NH34550	LABEL MPF PUSH			1	1	1	1
3	302NH04100	2NH04100	COVER RIGHT UPPER			1	1	1	1
4	302NH34510	2NH34510	LABEL MPF CAUTION B			1	1	1	1
A01	302NJ94040	2NJ94040	PARTS COVER INNER ASSY SP			1	1	1	1
5	*302NJ04020	2NJ04020	COVER INNER			1	1	1	1
6	*302LF04130	2LF04130	MAGNET CATCH			1	1	1	1
7	*302NG94300	2NG94300	PARTS PWB SWITCH ASSY SP			1	1	1	1
8	*302NH04490	2NH04490	KEY POWER			1	1	1	1
9	*7YZM610007++H01	YZ023340	ACCESS.SADDLE			1	1	1	1
10	*302K904620	2K904620	MAGNET CATCH			1	1	1	1
A02	302NH94080	2NH94080	PARTS DISPOSAL UNIT(M3) SP			1	1	1	1
11	*302H708150	2H708150	SPONGE WIRE MPT			1	1	1	1
12	*302H733300	2H733300	REAR FILM FRAME MID			1	1	1	1
13	*302NH33080	2NH33080	LID DISPOSAL			1	1	1	1
14	*302NH46550	2NH46550	CONN.CORD ASSY TONER DUCT FAN A JOINT			1	1	1	1
15	*7YZM610007++H01	YZ023340	ACCESS.SADDLE			1	1	1	1
16	*302NH33060	2NH33060	COVER FILTER LEFT SIDE			1	1	1	1
17	302NJ34010	2NJ34010	SHEET EMBLEM 8002I	80ppm		1	1	1	1
17	302NJ34020	2NJ34020	SHEET EMBLEM 7002I	70ppm		1	1	1	1
18	302NH04140	2NH04140	COVER REAR UPPER A			1	1	1	1
19	302NH04240	2NH04240	HANDLE REAR COVER			1	1	1	1
20	302NH39370	2NH39370	LID SHIELD BOX			1	1	1	1
21	7ZGSTGPF1100H01	ZG153200	SHIELD GASKET			2	2	2	2
22	302NJ04031	2NJ04031	COVER REAR LOWER		3: Design-chg.	1	1	1	1
23	302NH04150	2NH04150	COVER REAR UPPER B		3: Add	1	1	1	1
24	302NH04020	2NH04020	COVER FRONT UPPER B		3: Add	1	1	1	1
101	7BB782308H	BB111300	+TP-FLAT T.T S SCREW 3X8 SR(BLACK)						
102	7BB180408H	BB111210	+BIND T.T S SCREW 4X8(BLACK)						
103	7BB700408H	BB105640	+BIND T.T S SCREW 4X8 SR						
104	7BB282308H	BB111240	+TP-FLAT T.T P SCREW 3X8(BLACK)						
105	7BB780308H	BB111200	+BIND T.T S SCREW 3X8 SR(BLACK)						

• Parts with a Ref.No. of 500 and above in the illustration indicate they are not selected for service parts.

• イラスト中で 500 番台の Ref 番号が付いている部品はサービスパーツに選定されていません。

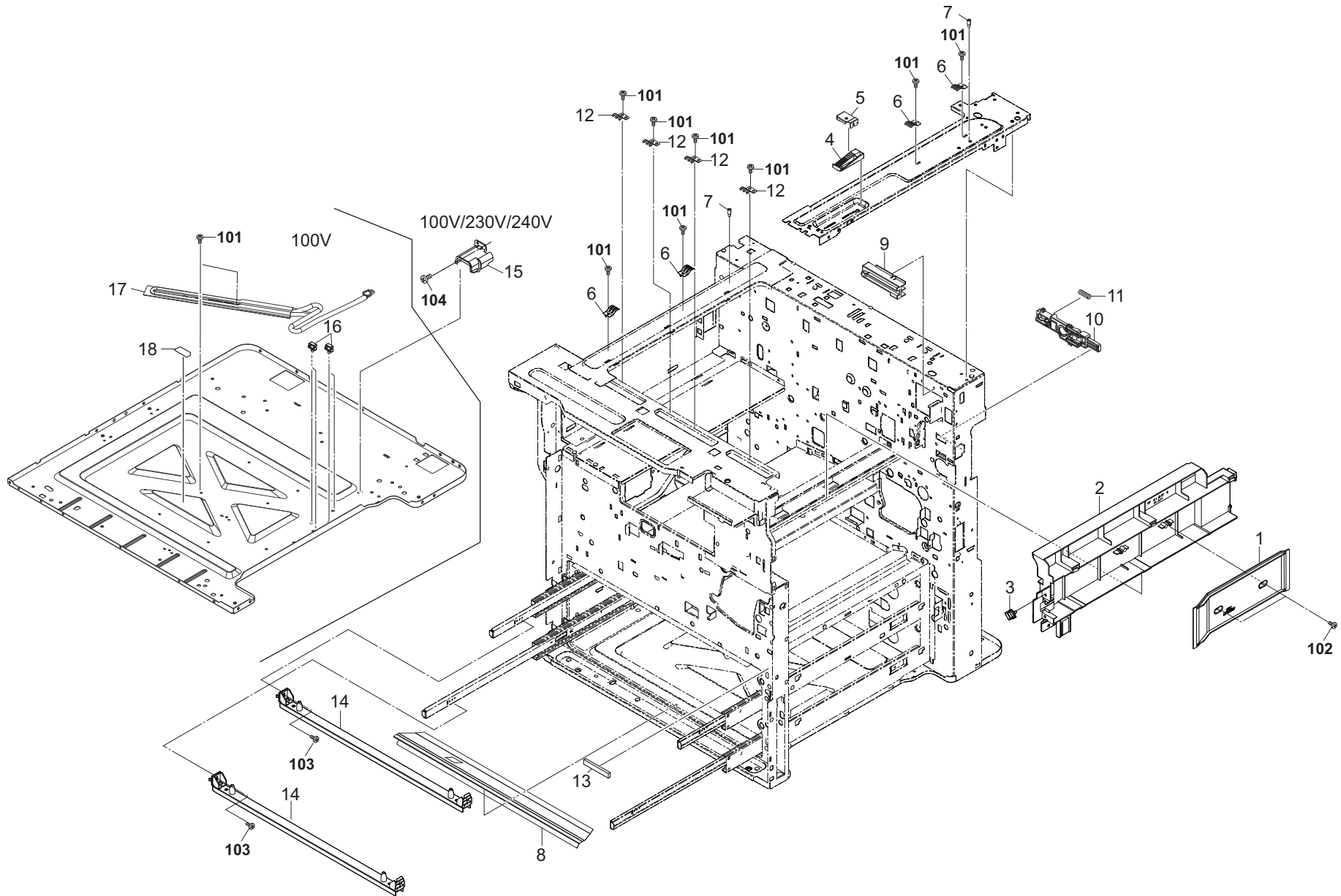


FIG. 4 Frames

2NJ/2RK-1

Ref. No. 番号	Part.No. 部品番号	Alternative. 代替部品番号	Description 部品名称	Notes 備考	Revision 改訂	Quantity 個数			
						100(日本)	120	230	240
1	302LF33480	2LF33480	DUCT CONTAINER RIGHT			1	1	1	1
2	302NJ03720	2NJ03720	RAIL CONTAINER R			1	1	1	1
3	7YZM610002++H01	YZ010240	ACCESS SADDLE			1	1	1	1
4	302K902950	2K902950	ADJUSTER SCANNER			1	1	1	1
5	302K902960	2K902960	MOUNT RUBBER SCANNER			1	1	1	1
6	302H017310	2H017310	GROUND SCANNER REAR			4	4	4	4
7	302FB16320	2FB16320	PIN ROLLER RELEASE LEVER			2	2	2	2
8	302NH02170	2NH02170	FILM BASE CASSETTE			1	1	1	1
9	302K902850	2K902850	RAIL EXIT REAR			1	1	1	1
10	302K931690	2K931690	LEVER RELEASE FUSER DRIVE			1	1	1	1
11	302K931980	2K931980	SPRING LEVER RELEASE			1	1	1	1
12	302H017380	2H017380	GROUND BASE SCANNER			4	4	4	4
13	302LF33350	2LF33350	SPONGE INNER LOWER			1	1	1	1
14	302NH09340	2NH09340	STAY CASSETTE FRONT			2	2	2	2
15	303NF04140	3NF04140	COVER CONNECTOR HEATER		1:Add	1		1	1
16	7YZM610001++H01	YZ010230	ACCESS SADDLE		1:Add	4			
17	302RH44030	2RH44030	HEATER DEHUMIDIFIER 100		1:Add	1			
18	302K934150	2K934150	LABEL HIGH TEMP		1:Add	1			
101	7BB700308H	BB105600	+BIND T.T S SCREW 3X8 SR						
102	7BB200308H	BB105660	+BIND T.T P SCREW 3X8						
103	7BB702308H	BB107060	+TP-FLAT T.T S SCREW 3X8 SR						
104	7BB700410H	BB107090	+BIND T.T S SCREW 4X10 SR		1:Add				

• Parts with a Ref.No. of 500 and above in the illustration indicate they are not selected for service parts.

• イラスト中で 500 番台の Ref 番号が付いている部品はサービスパーツに選定されていません。

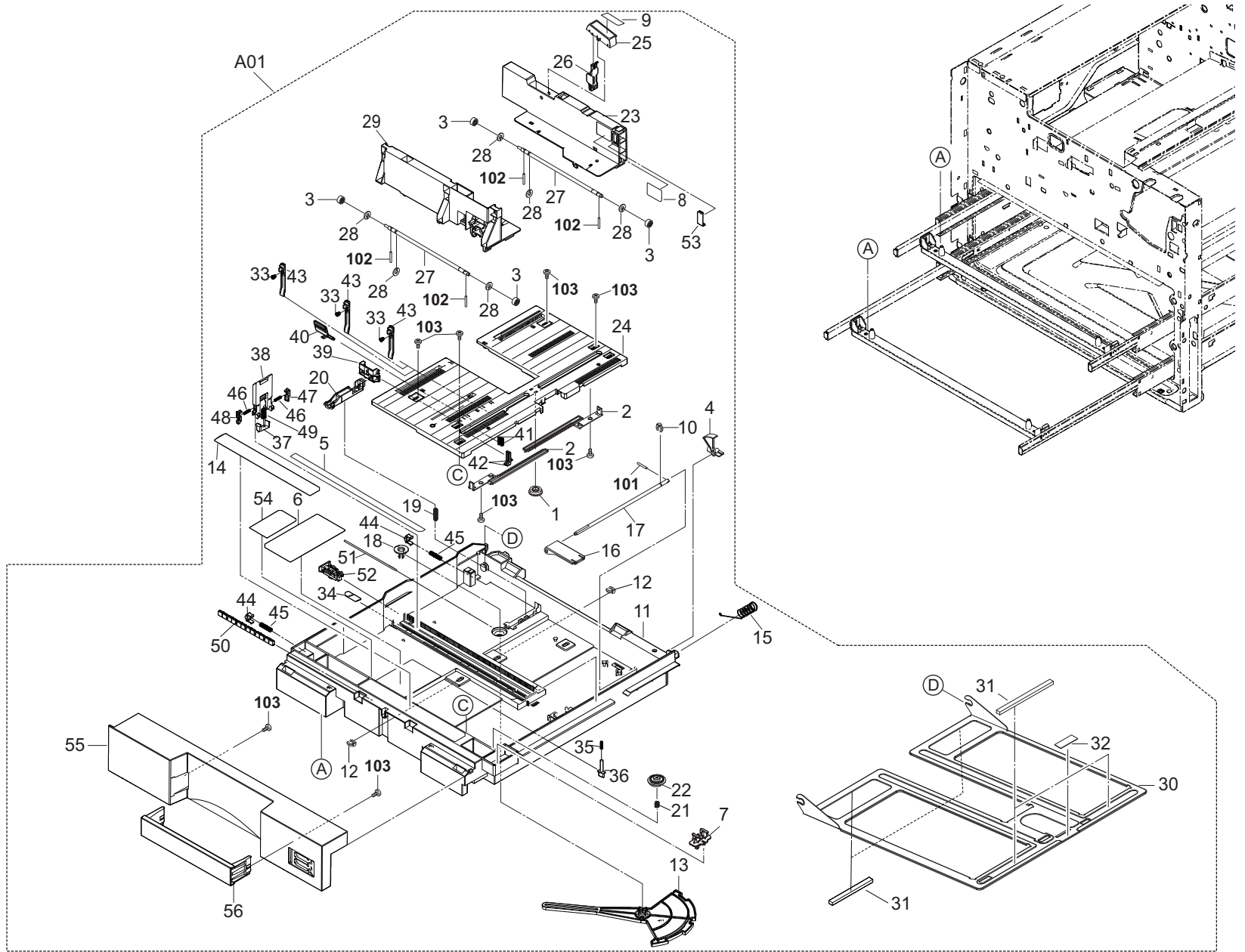


FIG. 5 Paper Cassette

2NJ/2RK

Ref. No. 番号	Part.No. 部品番号	Alternative. 代替部品番号	Description 部 品 名 称	Notes 備 考	Revision 改 訂	Quantity 個数			
						100(日本)	120	230	240
A01	302NH93010	2NH93010	CT-8720			2	2	2	2
1	*302BM07410	2BM07410	GEAR GUIDE SIDE			2	2	2	2
2	*302K909060	2K909060	RACK CURSOR			4	4	4	4
3	*302K994550	2K994550	PARTS GEAR CURSOR SP			8	8	8	8
4	*302K909270	2K909270	ACTUATOR PAPER LEVEL DETECTION			2	2	2	2
5	*302NH34710	2NH34710	LABEL PAPER SIZE A			2	2	2	2
6	*302NH34720	2NH34720	LABEL PAPER SIZE B			2	2	2	2
7	*302GR09991	2GR09991	LIFT LOCK			2	2	2	2
8	*302NH34730	2NH34730	LABEL CASSETTE PAPER MAX			2	2	2	2
9	*302K934100	2K934100	LABEL CASSETTE CURSOR LOCK			2	2	2	2
10	*5MVX111DN003	2A806250	RING STOPPER /A-49 FEED A4			2	2	2	2
11	*302NH09010	2NH09010	CASSETTE BASE			2	2	2	2
12	*2BC06910	2BC06910	STOPPER 6			4	4	4	4
13	*302N209030	2N209030	ARM SIZE DETECTION			2	2	2	2
14	*302NH34700	2NH34700	LABEL CASSETTE OPERATION			2	2	2	2
15	*302N209040	2N209040	SPRING CASSETTE EARTH			2	2	2	2
16	*302K909090	2K909090	PLATE WORK			2	2	2	2
17	*302K909190	2K909190	SHAFT WORK PLATE			2	2	2	2
18	*302K909140	2K909140	CAP TURN PLATE			2	2	2	2
19	*302K906260	2K906260	SPRING PICK UP			2	2	2	2
20	*302NH09250	2NH09250	LEVER SIDE SW			2	2	2	2
21	*302NH25890	2NH25890	SPRING ROTATION			2	2	2	2
22	*302NH09100	2NH09100	CAM CURSOR RAIL			2	2	2	2
23	*302NH09040	2NH09040	CURSOR REAR			2	2	2	2
24	*302NH09020	2NH09020	RAIL CURSOR			2	2	2	2
25	*302K909121	2K909121	LEVER CURSOR LOCK REAR			2	2	2	2
26	*302NH09150	2NH09150	LOCK REAR CURSOR			2	2	2	2
27	*302NH09130	2NH09130	SHAFT CURSOR GEAR			4	4	4	4
28	*302K924820	2K924820	CUT-WASHER 4			12	12	12	12
29	*302NH09030	2NH09030	CURSOR FRONT			2	2	2	2
30	*302K909082	2K909082	PLATE PAPER BOTTOM			2	2	2	2
31	*302N209050	2N209050	CUSHION BOTTOM PLATE			8	8	8	8
32	*302K909260	2K909260	PAD BOTTOM			2	2	2	2
33	*302NT09060	2NT09060	SPRING CURSOR SET			6	6	6	6
34	*302NH34340	2NH34340	LABEL PAPER SIZE 18			2	2	2	2
35	*302HN09190	2HN09190	SPRING FIX			2	2	2	2
36	*302HN09240	2HN09240	SIZE FIX			2	2	2	2
37	*302K309350	2K309350	STOPPER SIZE SET			2	2	2	2
38	*302NH09070	2NH09070	CURSOR END			2	2	2	2
39	*302ND09050	2ND09050	COVER CURSOR F			2	2	2	2
40	*302ND09060	2ND09060	LEVER CURSOR F			2	2	2	2
41	*302ND09070	2ND09070	SPRING RELEASE CURSOR			4	4	4	4
42	*302ND09080	2ND09080	RACK CURSOR F			4	4	4	4
43	*302ND09130	2ND09130	LEVER CURSOR SET			6	6	6	6
44	*302ND09240	2ND09240	LEVER CASSETTE SET			4	4	4	4
45	*302ND09250	2ND09250	SPRING CASSETTE SET			4	4	4	4
46	*302ND09320	2ND09320	SPRING CURSOR RACK			4	4	4	4
47	*302ND09330	2ND09330	CURSOR END RACK R			2	2	2	2

• Parts with a Ref.No. of 500 and above in the illustration indicate they are not selected for service parts.

• イラスト中で 500 番台の Ref 番号が付いている部品はサービスパーツに選定されていません。

FIG. 5 Paper Cassette

2NJ/2RK

Ref. No. 番号	Part.No. 部品番号	Alternative. 代替部品番号	Description 部品名称	Notes 備考	Revision 改訂	Quantity 個数			
						100(日本)	120	230	240
48	*302ND09340	2ND09340	CURSOR END RACK L			2	2	2	2
49	*302ND09350	2ND09350	SPRING SIZE FIX E			2	2	2	2
50	*302ND09450	2ND09450	REINFORCEMENT HANDLE			2	2	2	2
51	*302ND34090	2ND34090	LABEL PAPER SIZE D			2	2	2	2
52	*302NH09060	2NH09060	CURSOR END SUB			2	2	2	2
53	*302NH09360	2NH09360	PLATE CURSOR			2	2	2	2
54	*302NH34750	2NH34750	LABEL CASSETTE CURSOR OPERATION			2	2	2	2
55	*302NH04180	2NH04180	COVER CASSETTE			2	2	2	2
56	*302ND09390	2ND09390	HANDLE CASSETTE			2	2	2	2
101	7BP512525B0CH01	BP124910	PARALLEL PIN 2.5X25						
102	7BP512008B0CH01	BP126150	PARALLEL PIN 2.0X8						
103	7BB282308H	BB111240	+TP-FLAT T.T P SCREW 3X8(BLACK)						

• Parts with a Ref.No. of 500 and above in the illustration indicate they are not selected for service parts.

・イラスト中で 500 番台の Ref 番号が付いている部品はサービスパーツに選定されていません。

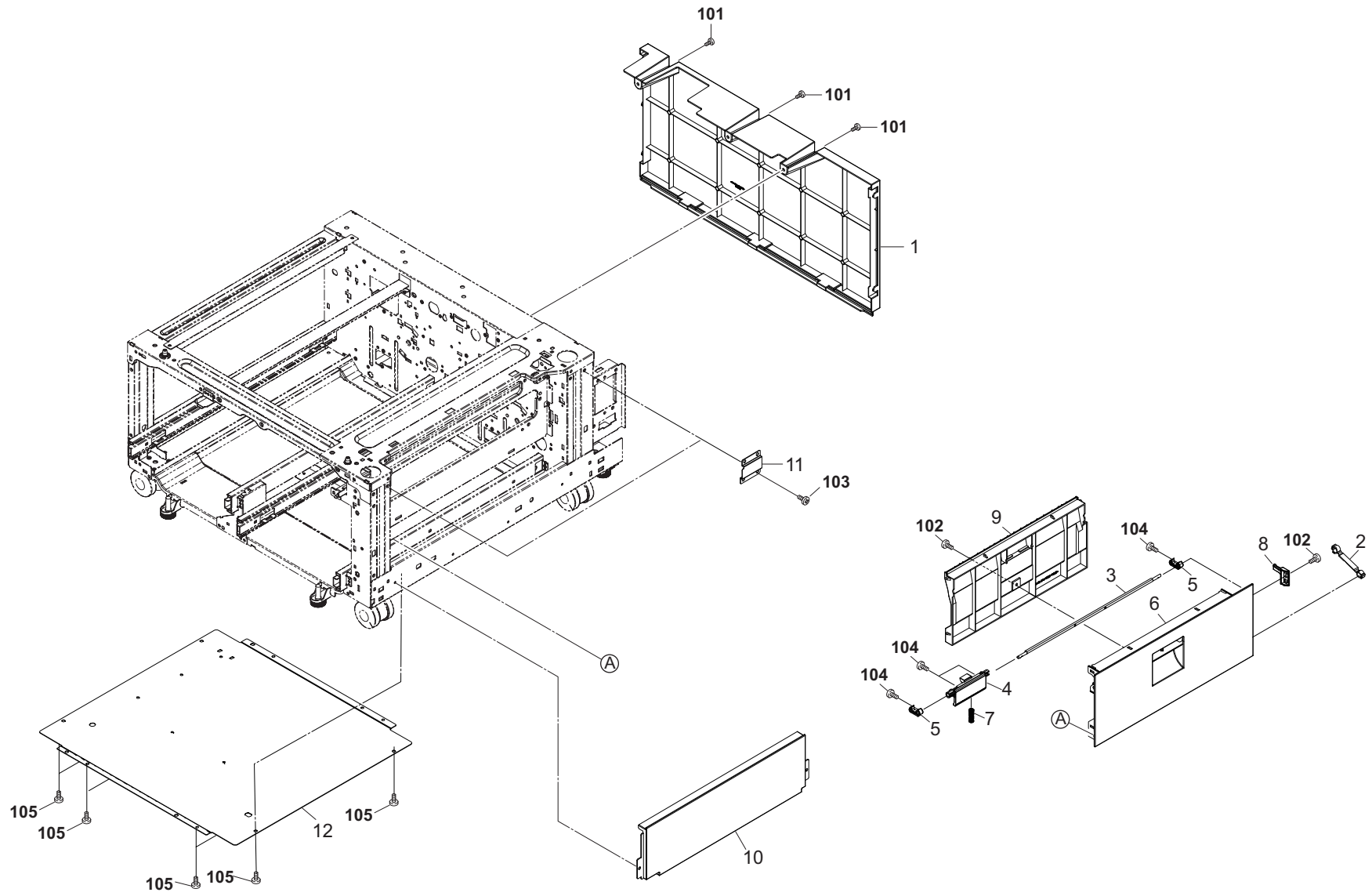


FIG. 6 Paper Deck Covers

2NJ/2RK-1

Ref. No. 番号	Part.No. 部品番号	Alternative. 代替部品番号	Description 部品名称	Notes 備考	Revision 改訂	Quantity 個数			
						100(日本)	120	230	240
1	302NH04440	2NH04440	COVER DECK REAR			1	1	1	1
2	303NJ06050	3NJ06050	STRAP			1	1	1	1
3	302K906681	2K906681	SHAFT FEED LOW HOOK			1	1	1	1
4	302NH06040	2NH06040	HANDLE FEED LOW			1	1	1	1
5	302K906670	2K906670	HOOK FEED LOW			2	2	2	2
6	302NH06060	2NH06060	COVER FEED LOW			1	1	1	1
7	302FZ20021	2FZ20021	SPRING LID			1	1	1	1
8	303NF06170	3NF06170	LEVER SW			1	1	1	1
9	303NF06141	3NF06141	GUIDE VERTICAL			1	1	1	1
10	302NH04450	2NH04450	COVER RIGHT LOWER M			1	1	1	1
11	302K902290	2K902290	PLATE JOINT RIGHT			2	2	2	2
12	303NF02121	3NF02121	PLATE LOW		1:Add	1	1	1	1
101	7BB180408H	BB111210	+BIND T.T S SCREW 4X8(BLACK)						
102	7BB200410H	BB105700	+BIND T.T P SCREW 4X10						
103	7BB700408H	BB105640	+BIND T.T S SCREW 4X8 SR						
104	7BB600306H	BB105730	+BIND M SCREW 3X6 R						
105	7BB700410H	BB107090	+BIND T.T S SCREW 4X10 SR		1:Add				

• Parts with a Ref.No. of 500 and above in the illustration indicate they are not selected for service parts.

• イラスト中で 500 番台の Ref 番号が付いている部品はサービスパーツに選定されていません。

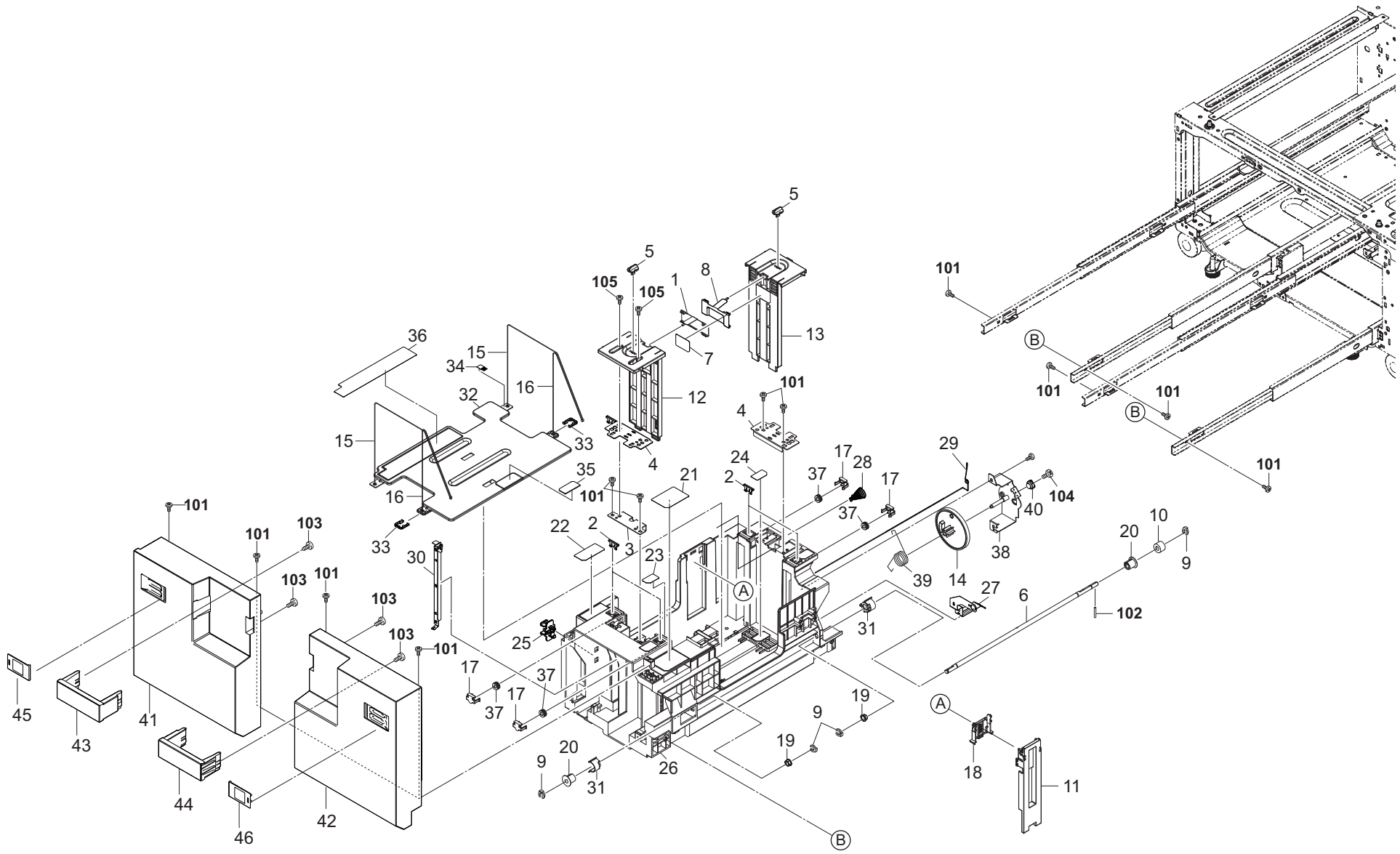


FIG. 7 Paper Deck Cassettes

2NJ/2RK

Ref. No. 番号	Part.No. 部品番号	Alternative. 代替部品番号	Description 部品名称	Notes 備考	Revision 改訂	Quantity 個数			
						100(日本)	120	230	240
1	303NF10100	3NF10100	PLATE DECK SUB			2	2	2	2
2	303NF10150	3NF10150	PLATE WIRE LOCK			8	8	8	8
3	303NF10390	3NF10390	MOUNT CURSOR ADJUST			2	2	2	2
4	303NF10110	3NF10110	MOUNT CURSOR			4	4	4	4
5	303NF10250	3NF10250	PIN CURSOR LOCK			4	4	4	4
6	303NF10130	3NF10130	SHAFT DECK LIFT			2	2	2	2
7	302NH34760	2NH34760	LABEL DECK PAPER LIMIT			2	2	2	2
8	303NF10530	3NF10530	PLATE DECK SUB			2	2	2	2
9	2BC06980	2BC06980	STOPPER 5			8	8	8	8
10	2BC07110	2BC07110	GEAR 20			2	2	2	2
11	303NF10070	3NF10070	CURSOR END DECK			2	0	2	2
12	303NF10080	3NF10080	CURSOR DECK FRONT			2	2	2	2
13	303NF10091	3NF10091	CURSOR DECK REAR			2	2	2	2
14	303NF10550	3NF10550	GEAR DAMPER 100			2	2	2	2
15	303NF10180	3NF10180	WIRE LIFT A			4	4	4	4
16	303NF10190	3NF10190	WIRE LIFT B			4	4	4	4
17	303NF10220	3NF10220	STOPPER PULLEY			8	8	8	8
18	303NF10410	3NF10410	CURSOR END SUB			2	0	2	2
19	28107310	49028101	BUSH 8			4	4	4	4
20	2BC07020	2BC07020	FRONT PULLEY,LIFT DRIVE			4	4	4	4
21	302NH34770	2NH34770	LABEL DECK PAPER DIRECTION			2	2	2	2
22	302NH34780	2NH34780	LABEL DECK OPERATION B			2	2	2	2
23	303NF34060	3NF34060	LABEL DECK SIZE B			2	0	2	2
24	303NF34080	3NF34080	LABEL DECK SIZE D			2	0	2	2
25	302GR09991	2GR09991	LIFT LOCK			2	2	2	2
26	303NF10013	3NF10013	DECK CASSETTE			2	2	2	2
27	303NF10430	3NF10430	PLATE EARTH REAR			2	2	2	2
28	303NF10450	3NF10450	WIRE EARTH B			2	2	2	2
29	303NF10440	3NF10440	WIRE EARTH A			2	2	2	2
30	303NF10420	3NF10420	PLATE EARTH FRONT			2	2	2	2
31	303NF10320	3NF10320	HOLDER PULLEY			4	4	4	4
32	303NF10051	3NF10051	PLATE LIFT DECK			2	2	2	2
33	2BC07120	2BC07120	SPACER,DECK LIFT			4	4	4	4
34	303JY37220	3JY37220	STATIC ELIMINATOR CURSOR			2	2	2	2
35	3A707290	3A707290	PAD LIFT			2	2	2	2
36	303NF34011	3NF34011	LABEL DECK OPERATION A			2	0	2	2
37	303NF10300	3NF10300	PULLEY LIFT WIRE			8	8	8	8
38	303NF10560	3NF10560	MOUNT DECK DAMPER			2	2	2	2
39	303NF10570	3NF10570	SPRING LIFT STOPPER			2	2	2	2
40	302G404160	2G404160	DAMPER			2	2	2	2
41	302NH04110	2NH04110	COVER DECK LEFT			1	1	1	1
42	302NH04120	2NH04120	COVER DECK RIGHT			1	1	1	1
43	303RC04030	3RC04030	COVER DECK HANDLE LEFT			1	1	1	1
44	303RC04020	3RC04020	COVER DECK HANDLE RIGHT			1	1	1	1
45	303RB09010	3RB09010	COVER CASSETTE LABEL 3			1	1	1	1
46	303RC09010	3RC09010	COVER CASSETTE LABEL 4R			1	1	1	1

• Parts with a Ref.No. of 500 and above in the illustration indicate they are not selected for service parts.

• イラスト中で 500 番台の Ref 番号が付いている部品はサービスパーツに選定されていません。

FIG. 7 Paper Deck Cassettes

2NJ/2RK

Ref. No. 番号	Part.No. 部品番号	Alternative. 代替部品番号	Description 部品名称	Notes 備考	Revision 改訂	Quantity 個数			
						100(日本)	120	230	240
101	7BB200410H	BB105700	+BIND T.T P SCREW 4X10						
102	E0030240	48129504	SPRING PIN 3X24						
103	7BB282308H	BB111240	+TP-FLAT T.T P SCREW 3X8(BLACK)						
104	7BB007304H	BB105810	+TP-CUP M SCREW 3X4						
105	7BB700410H	BB107090	+BIND T.T S SCREW 4X10 SR						

• Parts with a Ref.No. of 500 and above in the illustration indicate they are not selected for service parts.

• イラスト中で 500 番台の Ref 番号が付いている部品はサービスパーツに選定されていません。

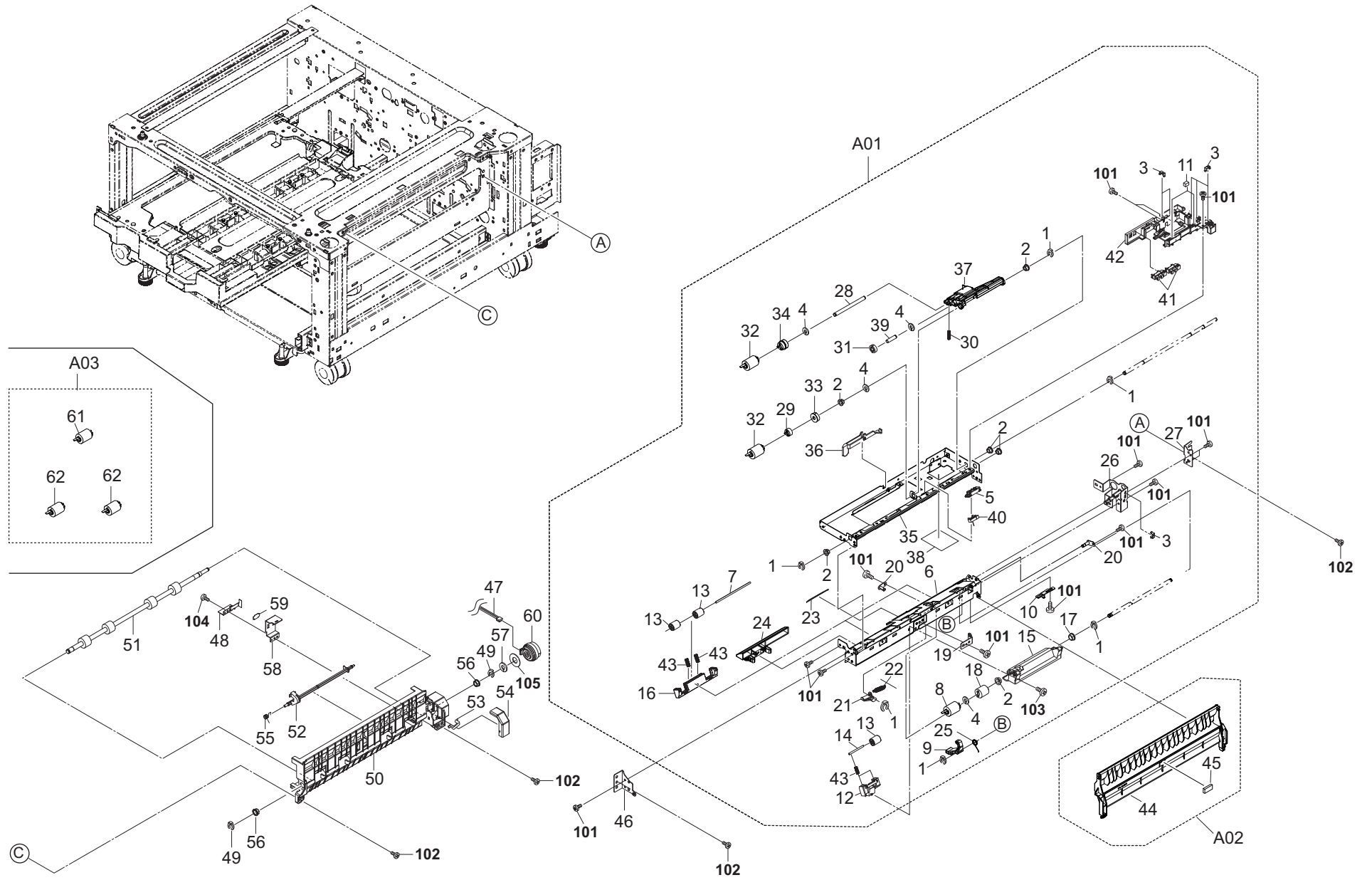


FIG. 8 Paper Deck Feed Section 1

2NJ/2RK

Ref. No. 番号	Part.No. 部品番号	Alternative. 代替部品番号	Description 部品名称	Notes 備考	Revision 改訂	Quantity 個数			
						100(日本)	120	230	240
A01	302NH94250	2NH94250	PARTS PRIMARY FEED UNIT DECK SP			1	1	1	1
1	*5MVX111DN003	2A806250	RING STOPPER /A-49 FEED A4			6	6	6	6
2	*302K324450	2K324450	BUSH 6			6	6	6	6
3	*302K931080	2K931080	WIRE STOPPER			6	6	6	6
4	*302K924820	2K924820	CUT-WASHER 4			4	4	4	4
5	*302K906290	2K906290	HOLDER SENSOR FEED			1	1	1	1
6	*302NH06080	2NH06080	PLATE FRAME LOWER			1	1	1	1
7	*302NH06980	2NH06980	SHAFT FEED LOW			2	2	2	2
8	*302N406040	2N406040	PULLEY RETARD			1	1	1	1
9	*302N406160	2N406160	LEVER RETARD LOCK			1	1	1	1
10	*302K906420	2K906420	PLATE RETARD ADJUST			1	1	1	1
11	*302H708150	2H708150	SPONGE WIRE MPT			2	2	2	2
12	*302K906700	2K906700	HOLDER PULLEY			1	1	1	1
13	*302F929260	2F929260	PULLEY DU LOW			5	5	5	5
14	*302NH06990	2NH06990	SHAFT ASSIST PULLEY			1	1	1	1
15	*302NH06070	2NH06070	HOLDER RETARD			1	1	1	1
16	*302K906280	2K906280	HOLDER PRIM FEED PULLEY			2	2	2	2
17	*34806040	34806040	LOWER BUSHING,PAPER FEED			1	1	1	1
18	*302K906750	2K906750	TORQUE-LIMITER 390			1	1	1	1
19	*302NH06090	2NH06090	PLATE RETARD HOLDER			1	1	1	1
20	*302N406150	2N406150	FULCRUM-PIN RETARD			2	2	2	2
21	*302N406130	2N406130	LEVER RETARD RELEASE			1	1	1	1
22	*302NH06100	2NH06100	SPRING RETARD			1	1	1	1
23	*302K906721	2K906721	SHEET PRIMARY FEED HI			1	1	1	1
24	*302N406060	2N406060	GUIDE FRONT LOWER			1	1	1	1
25	*302N406140	2N406140	SPRING RETARD LOCK			1	1	1	1
26	*302K906111	2K906111	PLATE PRIMARY FEED DRIVE			1	1	1	1
27	*302K906270	2K906270	MOUNT PRIMARY FEED R			1	1	1	1
28	*302N406070	2N406070	SHAFT PICKUP PRIMARY			1	1	1	1
29	*302N406120	2N406120	ONEWAY-CLUTCH 6			1	1	1	1
30	*302K906260	2K906260	SPRING PICK UP			1	1	1	1
31	*302N406170	2N406170	GEAR Z28 FEED			1	1	1	1
32	*302N406030	2N406030	PULLEY FEED			2	2	2	2
33	*302N406100	2N406100	GEAR Z32 FEED OW			1	1	1	1
34	*302N406110	2N406110	GEAR Z32 PICKUP			1	1	1	1
35	*302N406010	2N406010	PLATE FRAME UPPER			1	1	1	1
36	*302K906321	2K906321	ACTUATOR PAPER EMPTY			1	1	1	1
37	*302N406050	2N406050	HOLDER PICKUP			1	1	1	1
38	*303NF06350	3NF06350	SHEET SOLENOID			1	1	1	1
39	*302K906080	2K906080	PIN PICK UP IDLE			1	1	1	1
40	*302K994580	2K994580	PARTS SENSOR OPT. SP			1	1	1	1
41	*303M894260	3M894260	PARTS SENSOR OPT SP			2	2	2	2
42	*302K906250	2K906250	GUIDE PRIM FEED WIRE			1	1	1	1
43	*302F925780	2F925780	SPRING DU			6	6	6	6
A02	303NF94162	3NF94162	PARTS GUIDE VF RIGHT SET SP			1	1	1	1
44	*303NF06131	3NF06131	GUIDE VF RIGHT			1	1	1	1
45	*302H715070	2H715070	FRONT SPONGE CASE STAY			1	1	1	1
46	302K906100	2K906100	MOUNT PRIMARY FEED			1	1	1	1
47	303NJ46080	3NJ46080	WIRE VERTICAL 1			1	1	1	1

• Parts with a Ref.No. of 500 and above in the illustration indicate they are not selected for service parts.

• イラスト中で 500 番台の Ref 番号が付いている部品はサービスパーツに選定されていません。

FIG. 8 Paper Deck Feed Section 1

2NJ/2RK-3

Ref. No. 番号	Part.No. 部品番号	Alternative. 代替部品番号	Description 部品名称	Notes 備考	Revision 改訂	Quantity 個数			
						100(日本)	120	230	240
48	303NF06230	3NF06230	PLATE EARTH VF			1	1	1	1
49	2BC06910	2BC06910	STOPPER 6			2	2	2	2
50	303NF06090	3NF06090	GUIDE JUNCTION VF			1	1	1	1
51	303NF94070	3NF94070	PARTS ROLLER CONVEYING VF SP			1	1	1	1
52	303NF06210	3NF06210	ACTUATOR VF SENSOR			1	1	1	1
53	302K931080	2K931080	WIRE STOPPER			1	1	1	1
54	303NF06240	3NF06240	COVER MIDDLE			1	1	1	1
55	302H729120	2H729120	SPRING ACT DU			1	1	1	1
56	28107310	49028101	BUSH 8			2	2	2	2
57	302K924820	2K924820	CUT-WASHER 4			1	1	1	1
58	303NF06220	3NF06220	MOUNT SENSOR VF			1	1	1	1
59	302GR17970	2GR17970	STOPPER PI			1	1	1	1
60	303M894090	3M894090	PARTS CLUTCH 50 Z35R SP			1	1	1	1
A03	302N494230	2N494230	PARTS PULLEY SET SP		3: Add	1	1	1	1
61	*302N406040	2N406040	PULLEY RETARD		3: Others	1	1	1	1
62	*302N406030	2N406030	PULLEY FEED		3: Others	2	2	2	2
101	7BB700308H	BB105600	+BIND T.T S SCREW 3X8 SR						
102	7BB700410H	BB107090	+BIND T.T S SCREW 4X10 SR						
103	7BB200308H	BB105660	+BIND T.T P SCREW 3X8						
104	7BB200312H	BB105680	+BIND T.T P SCREW 3X12						
105	7BC040621250H01	BC129400	WASHER 6.2X12X0.5T						

• Parts with a Ref.No. of 500 and above in the illustration indicate they are not selected for service parts.

• イラスト中で 500 番台の Ref 番号が付いている部品はサービスパーツに選定されていません。

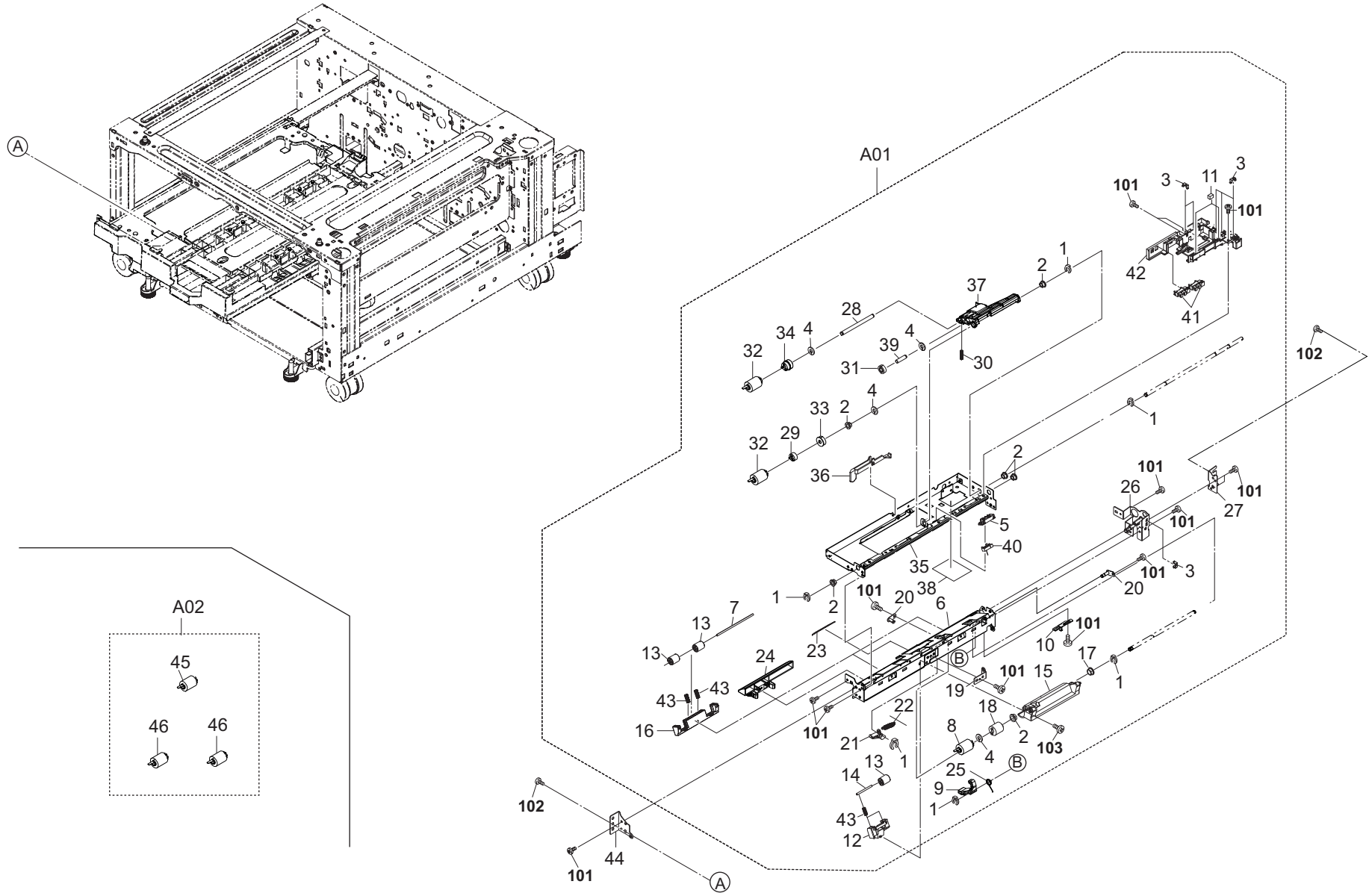


FIG. 9 Paper Deck Feed Section 2

2NJ/2RK-3

Ref. No. 番号	Part.No. 部品番号	Alternative. 代替部品番号	Description 部品名称	Notes 備考	Revision 改訂	Quantity 個数			
						100(日本)	120	230	240
A01	302NH94250	2NH94250	PARTS PRIMARY FEED UNIT DECK SP			1	1	1	1
1	*5MVX111DN003	2A806250	RING STOPPER /A-49 FEED A4			6	6	6	6
2	*302K324450	2K324450	BUSH 6			6	6	6	6
3	*302K931080	2K931080	WIRE STOPPER			6	6	6	6
4	*302K924820	2K924820	CUT-WASHER 4			4	4	4	4
5	*302K906290	2K906290	HOLDER SENSOR FEED			1	1	1	1
6	*302NH06080	2NH06080	PLATE FRAME LOWER			1	1	1	1
7	*302NH06980	2NH06980	SHAFT FEED LOW			2	2	2	2
8	*302N406040	2N406040	PULLEY RETARD			1	1	1	1
9	*302N406160	2N406160	LEVER RETARD LOCK			1	1	1	1
10	*302K906420	2K906420	PLATE RETARD ADJUST			1	1	1	1
11	*302H708150	2H708150	SPONGE WIRE MPT			2	2	2	2
12	*302K906700	2K906700	HOLDER PULLEY			1	1	1	1
13	*302F929260	2F929260	PULLEY DU LOW			5	5	5	5
14	*302NH06990	2NH06990	SHAFT ASSIST PULLEY			1	1	1	1
15	*302NH06070	2NH06070	HOLDER RETARD			1	1	1	1
16	*302K906280	2K906280	HOLDER PRIM FEED PULLEY			2	2	2	2
17	*34806040	34806040	LOWER BUSHING,PAPER FEED			1	1	1	1
18	*302K906750	2K906750	TORQUE-LIMITER 390			1	1	1	1
19	*302NH06090	2NH06090	PLATE RETARD HOLDER			1	1	1	1
20	*302N406150	2N406150	FULCRUM-PIN RETARD			2	2	2	2
21	*302N406130	2N406130	LEVER RETARD RELEASE			1	1	1	1
22	*302NH06100	2NH06100	SPRING RETARD			1	1	1	1
23	*302K906721	2K906721	SHEET PRIMARY FEED HI			1	1	1	1
24	*302N406060	2N406060	GUIDE FRONT LOWER			1	1	1	1
25	*302N406140	2N406140	SPRING RETARD LOCK			1	1	1	1
26	*302K906111	2K906111	PLATE PRIMARY FEED DRIVE			1	1	1	1
27	*302K906270	2K906270	MOUNT PRIMARY FEED R			1	1	1	1
28	*302N406070	2N406070	SHAFT PICKUP PRIMARY			1	1	1	1
29	*302N406120	2N406120	ONEWAY-CLUTCH 6			1	1	1	1
30	*302K906260	2K906260	SPRING PICK UP			1	1	1	1
31	*302N406170	2N406170	GEAR Z28 FEED			1	1	1	1
32	*302N406030	2N406030	PULLEY FEED			2	2	2	2
33	*302N406100	2N406100	GEAR Z32 FEED OW			1	1	1	1
34	*302N406110	2N406110	GEAR Z32 PICKUP			1	1	1	1
35	*302N406010	2N406010	PLATE FRAME UPPER			1	1	1	1
36	*302K906321	2K906321	ACTUATOR PAPER EMPTY			1	1	1	1
37	*302N406050	2N406050	HOLDER PICKUP			1	1	1	1
38	*303NF06350	3NF06350	SHEET SOLENOID			1	1	1	1
39	*302K906080	2K906080	PIN PICK UP IDLE			1	1	1	1
40	*302K994580	2K994580	PARTS SENSOR OPT. SP			1	1	1	1
41	*303M894260	3M894260	PARTS SENSOR OPT SP			2	2	2	2
42	*302K906250	2K906250	GUIDE PRIM FEED WIRE			1	1	1	1
43	*302F925780	2F925780	SPRING DU			6	6	6	6
44	302K906100	2K906100	MOUNT PRIMARY FEED			1	1	1	1
A02	302N494230	2N494230	PARTS PULLEY SET SP		3: Add	1	1	1	1
45	*302N406040	2N406040	PULLEY RETARD		3: Others	1	1	1	1
46	*302N406030	2N406030	PULLEY FEED		3: Others	2	2	2	2

• Parts with a Ref.No. of 500 and above in the illustration indicate they are not selected for service parts.

• イラスト中で 500 番台の Ref 番号が付いている部品はサービスパーツに選定されていません。

FIG. 9 Paper Deck Feed Section 2

2NJ/2RK-3

Ref. No. 番号	Part.No. 部品番号	Alternative. 代替部品番号	Description 部 品 名 称	Notes 備 考	Revision 改 訂	Quantity 個数			
						100(日本)	120	230	240
101	7BB700308H	BB105600	+BIND T.T S SCREW 3X8 SR						
102	7BB200412H	BB105710	+BIND T.T P SCREW 4X12						
103	7BB200308H	BB105660	+BIND T.T P SCREW 3X8						

• Parts with a Ref.No. of 500 and above in the illustration indicate they are not selected for service parts.

• イラスト中で 500 番台の Ref 番号が付いている部品はサービスパーツに選定されていません。

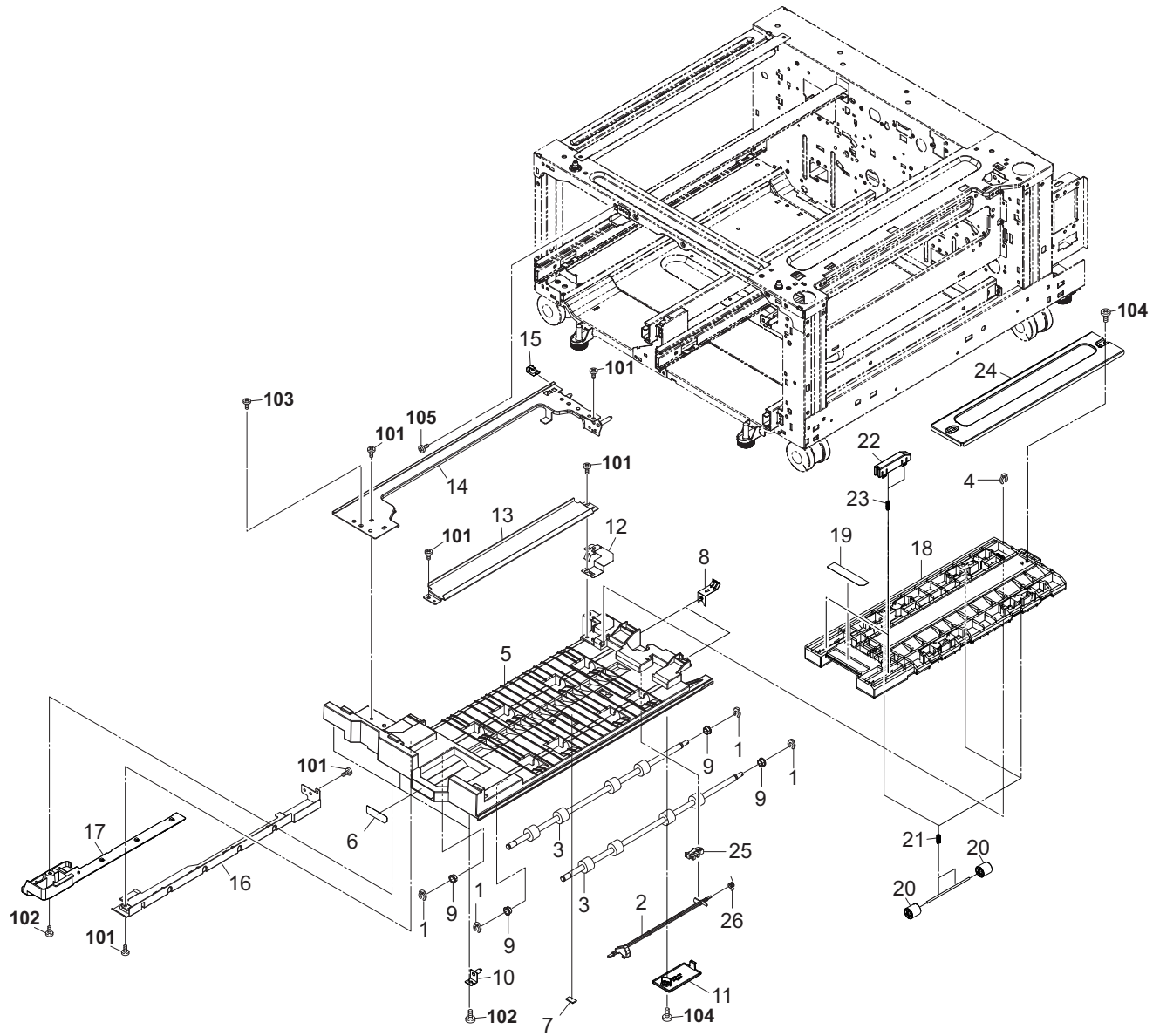


FIG. 10 Paper Deck Feed Section 3

2NJ/2RK

Ref. No. 番号	Part.No. 部品番号	Alternative. 代替部品番号	Description 部 品 名 称	Notes 備 考	Revision 改 訂	Quantity 個数			
						100(日本)	120	230	240
1	2BC06910	2BC06910	STOPPER 6			4	4	4	4
2	303NF06040	3NF06040	ACTUATOR HF			1	1	1	1
3	303NF94100	3NF94100	PARTS ROLLER CONVEYING DECK SP			2	2	2	2
4	5MVX111DN003	2A806250	RING STOPPER /A-49 FEED A4			1	1	1	1
5	303NF06011	3NF06011	GUIDE HF LOWER			1	1	1	1
6	303NF34100	3NF34100	LABEL DECK B1			1	1	1	1
7	303NF06340	3NF06340	CUSHION ACTUATOR			1	1	1	1
8	303NF06060	3NF06060	PLATE HF ROLLER			2	2	2	2
9	28107310	49028101	BUSH 8			4	4	4	4
10	303NF06270	3NF06270	PIN HF LOWER			3	3	3	3
11	303NF06260	3NF06260	LID WIRE			1	1	1	1
12	303NF06050	3NF06050	PLATE HF L			1	1	1	1
13	303NF06030	3NF06030	GUIDE HF LEFT			1	1	1	1
14	303NF06020	3NF06020	RAIL HF LEFT			1	1	1	1
15	303NF06070	3NF06070	SLIDER HF RAIL			1	1	1	1
16	303NF06282	3NF06282	RAIL HF LOWER			1	1	1	1
17	303NF06302	3NF06302	SLIDER HF FRONT			1	1	1	1
18	303NF06080	3NF06080	GUIDE HF UPPER			1	1	1	1
19	303NF34110	3NF34110	LABEL DECK B2			1	1	1	1
20	302H722760	2H722760	PULLEY MIDDLE A			8	8	8	8
21	303NF06320	3NF06320	SPRING DECK FEED			8	8	8	8
22	303NF06180	3NF06180	LEVER HF UPPER			2	2	2	2
23	302F708310	2F708310	SPRING LOCK MPF			4	4	4	4
24	303NF06310	3NF06310	STAY GUIDE UPPER			1	1	1	1
25	303M894260	3M894260	PARTS SENSOR OPT SP			1	1	1	1
26	302H729120	2H729120	SPRING ACT DU			1	1	1	1
101	7BB200412H	BB105710	+BIND T.T P SCREW 4X12						
102	7BB200410H	BB105700	+BIND T.T P SCREW 4X10						
103	7BB700408H	BB105640	+BIND T.T S SCREW 4X8 SR						
104	7BB202308H	BB105690	+TP-FLAT T.T P SCREW 3X8						
105	7BB700410H	BB107090	+BIND T.T S SCREW 4X10 SR						

• Parts with a Ref.No. of 500 and above in the illustration indicate they are not selected for service parts.

• イラスト中で 500 番台の Ref 番号が付いている部品はサービスパーツに選定されていません。

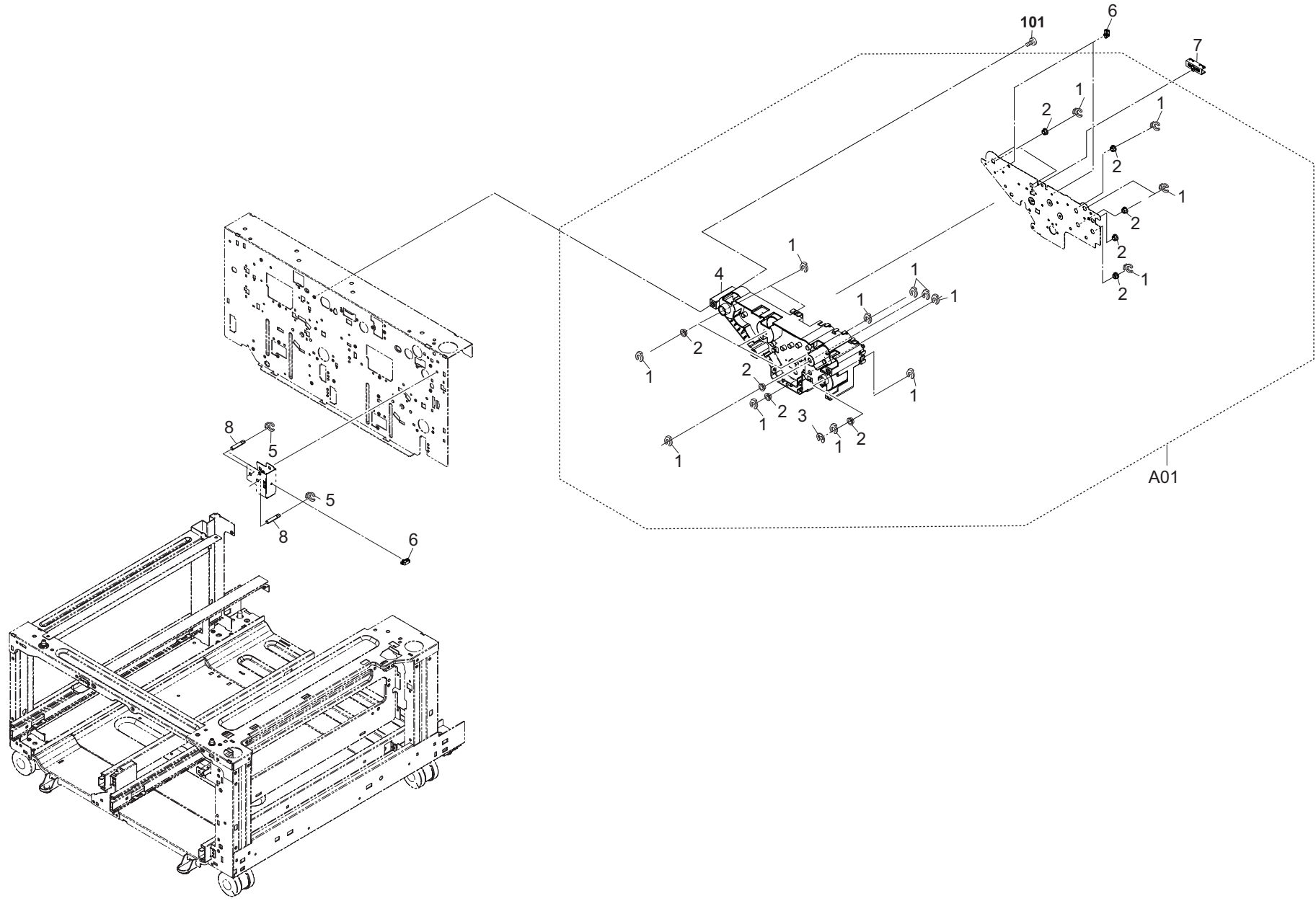


FIG. 11 Paper Deck Drive Section

2NJ/2RK-1

Ref. No. 番号	Part.No. 部品番号	Alternative. 代替部品番号	Description 部品名称	Notes 備考	Revision 改訂	Quantity 個数			
						100(日本)	120	230	240
A01	302NH94280	2NH94280	PARTS DRIVE UNIT SP			1	1	1	1
1	+5MVX111DN003	2A806250	RING STOPPER /A-49 FEED A4			19	19	19	19
2	+302H702590	2H702590	BUSH SCREW			12	12	12	12
3	+302K924820	2K924820	CUT-WASHER 4			1	1	1	1
4	+303NF31011	3NF31011	HOUSING MAIN DRIVE		1:Add	1	1	1	1
5	5MVX111DN003	2A806250	RING STOPPER /A-49 FEED A4			3	3	3	3
6	7YZM610008++H01	YZ037940	ACCESS.SADDLE			3	3	3	3
7	302LF39050	2LF39050	GUIDE WIRE FRONT PWB			1	1	1	1
8	303NF31130	3NF31130	PIN FEED DRIVE		1:Others	3	3	3	3
101	7BB700410H	BB107090	+BIND T.T S SCREW 4X10 SR						

• Parts with a Ref.No. of 500 and above in the illustration indicate they are not selected for service parts.

• イラスト中で 500 番台の Ref 番号が付いている部品はサービスパーツに選定されていません。

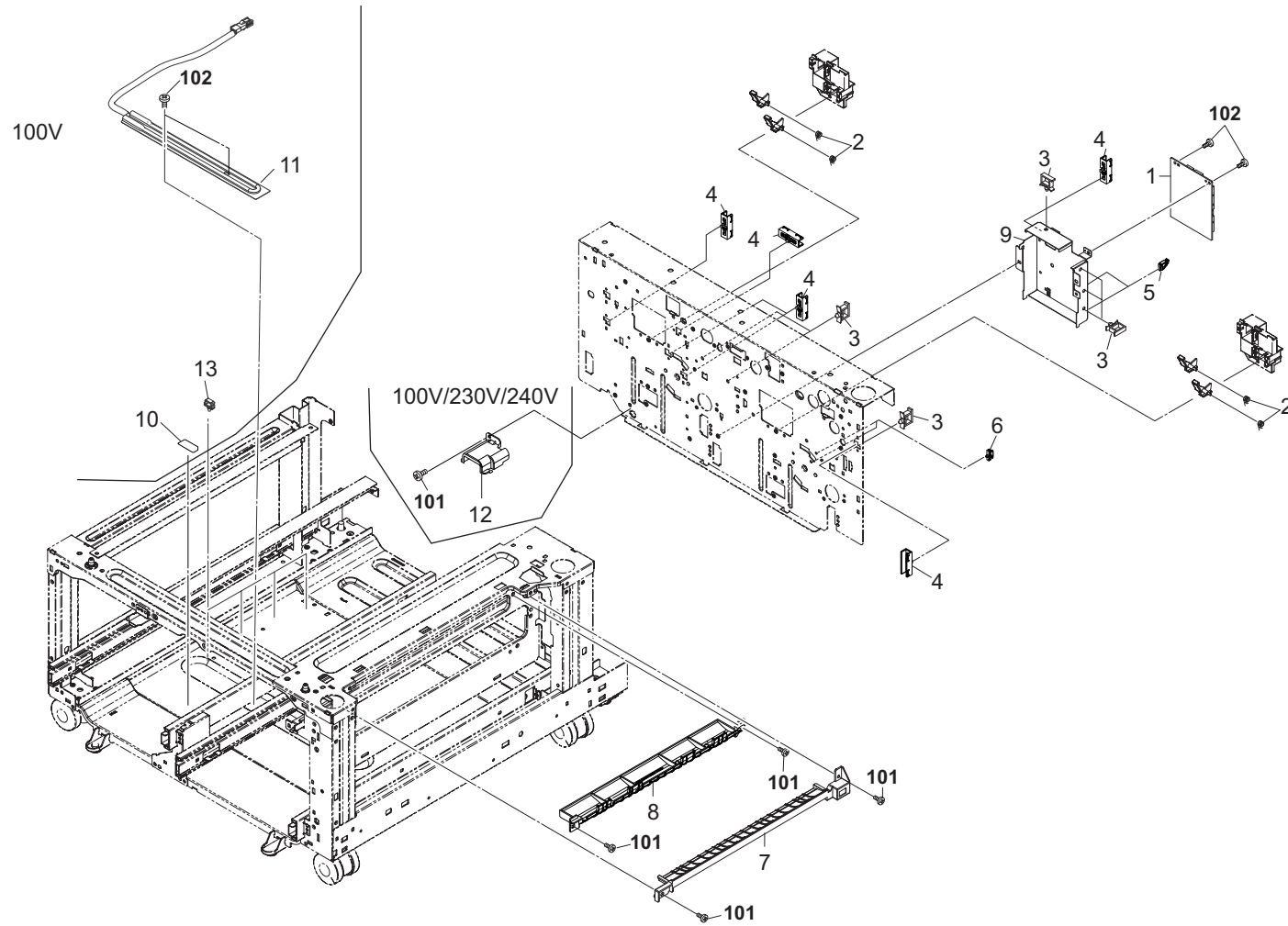


FIG. 12 Paper Deck Electrical Components

2NJ/2RK-1

Ref. No. 番号	Part.No. 部品番号	Alternative. 代替部品番号	Description 部品名称	Notes 備考	Revision 改訂	Quantity 個数			
						100(日本)	120	230	240
1	302NH94300	2NH94300	PARTS PWB FRONT DECK ASSY SP			1	1	1	1
2	302H729120	2H729120	SPRING ACT DU			4	4	4	4
3	7YZM610002++H01	YZ010240	ACCESS SADDLE			7	7	7	7
4	302LF39050	2LF39050	GUIDE WIRE FRONT PWB			6	6	6	6
5	302K939230	2K939230	HOLDER PWB			2	2	2	2
6	7YZM610008++H01	YZ037940	ACCESS.SADDLE			1	1	1	1
7	303NF06120	3NF06120	GUIDE LOWER MID			1	1	1	1
8	303NF06110	3NF06110	GUIDE UPPER MID			1	1	1	1
9	303NF39052	3NF39052	MOUNT PWB MAIN			1	1	1	1
10	302K934150	2K934150	LABEL HIGH TEMP		1:Add	1	1	1	1
11	302RH44030	2RH44030	HEATER DEHUMIDIFIER 100		1:Add	1			
12	303NF04140	3NF04140	COVER CONNECTOR HEATER		1:Add	1		1	1
13	7YZM610001++H01	YZ010230	ACCESS SADDLE		1:Add	4			
101	7BB700410H	BB107090	+BIND T.T S SCREW 4X10 SR						
102	7BB700308H	BB105600	+BIND T.T S SCREW 3X8 SR						

• Parts with a Ref.No. of 500 and above in the illustration indicate they are not selected for service parts.

・イラスト中で 500 番台の Ref 番号が付いている部品はサービスパーツに選定されていません。

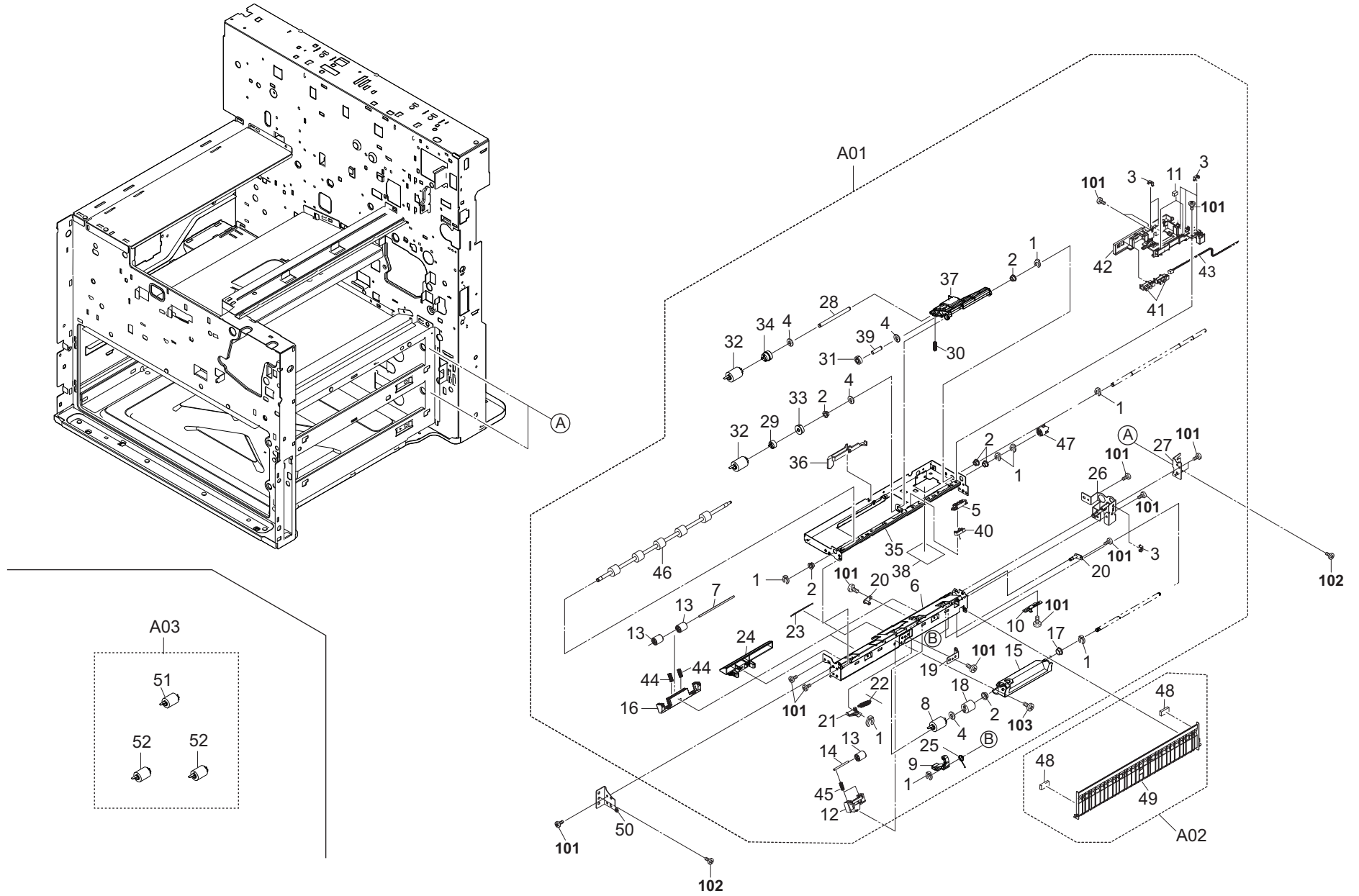


FIG. 13 Paper Feed Section

2NJ/2RK

Ref. No. 番号	Part.No. 部品番号	Alternative. 代替部品番号	Description 部品名称	Notes 備考	Revision 改訂	Quantity 個数			
						100(日本)	120	230	240
A01	302NH94220	2NH94220	PARTS PRIMARY FEED UNIT HI SP			2	2	2	2
1	*5MVX111DN003	2A806250	RING STOPPER /A-49 FEED A4			16	16	16	16
2	*302K324450	2K324450	BUSH 6			12	12	12	12
3	*302K931080	2K931080	WIRE STOPPER			12	12	12	12
4	*302K924820	2K924820	CUT-WASHER 4			8	8	8	8
5	*302K906290	2K906290	HOLDER SENSOR FEED			2	2	2	2
6	*302NH06080	2NH06080	PLATE FRAME LOWER			2	2	2	2
7	*302NH06980	2NH06980	SHAFT FEED LOW			4	4	4	4
8	*302N406040	2N406040	PULLEY RETARD			2	2	2	2
9	*302N406160	2N406160	LEVER RETARD LOCK			2	2	2	2
10	*302K906420	2K906420	PLATE RETARD ADJUST			2	2	2	2
11	*302H708150	2H708150	SPONGE WIRE MPT			4	4	4	4
12	*302K906700	2K906700	HOLDER PULLEY			2	2	2	2
13	*302F929260	2F929260	PULLEY DU LOW			10	10	10	10
14	*302NH06990	2NH06990	SHAFT ASSIST PULLEY			2	2	2	2
15	*302NH06070	2NH06070	HOLDER RETARD			2	2	2	2
16	*302K906280	2K906280	HOLDER PRIM FEED PULLEY			4	4	4	4
17	*34806040	34806040	LOWER BUSHING,PAPER FEED			2	2	2	2
18	*302K906750	2K906750	TORQUE-LIMITER 390			2	2	2	2
19	*302NH06090	2NH06090	PLATE RETARD HOLDER			2	2	2	2
20	*302N406150	2N406150	FULCRUM-PIN RETARD			4	4	4	4
21	*302N406130	2N406130	LEVER RETARD RELEASE			2	2	2	2
22	*302NH06100	2NH06100	SPRING RETARD			2	2	2	2
23	*302K906721	2K906721	SHEET PRIMARY FEED HI			2	2	2	2
24	*302N406060	2N406060	GUIDE FRONT LOWER			2	2	2	2
25	*302N406140	2N406140	SPRING RETARD LOCK			2	2	2	2
26	*302K906111	2K906111	PLATE PRIMARY FEED DRIVE			2	2	2	2
27	*302K906270	2K906270	MOUNT PRIMARY FEED R			2	2	2	2
28	*302N406070	2N406070	SHAFT PICKUP PRIMARY			2	2	2	2
29	*302N406120	2N406120	ONEWAY-CLUTCH 6			2	2	2	2
30	*302K906260	2K906260	SPRING PICK UP			2	2	2	2
31	*302N406170	2N406170	GEAR Z28 FEED			2	2	2	2
32	*302N406030	2N406030	PULLEY FEED			4	4	4	4
33	*302N406100	2N406100	GEAR Z32 FEED OW			2	2	2	2
34	*302N406110	2N406110	GEAR Z32 PICKUP			2	2	2	2
35	*302N406010	2N406010	PLATE FRAME UPPER			2	2	2	2
36	*302K906321	2K906321	ACTUATOR PAPER EMPTY			2	2	2	2
37	*302N406050	2N406050	HOLDER PICKUP			2	2	2	2
38	*303NF06350	3NF06350	SHEET SOLENOID			2	2	2	2
39	*302K906080	2K906080	PIN PICK UP IDLE			2	2	2	2
40	*302K994580	2K994580	PARTS SENSOR OPT. SP			2	2	2	2
41	*303M894260	3M894260	PARTS SENSOR OPT SP			4	4	4	4
42	*302K906250	2K906250	GUIDE PRIM FEED WIRE			2	2	2	2
43	*302N446280	2N446280	WIRE PRIMARY FEED UNIT			2	2	2	2
44	*302LC28240	2LC28240	SPRING SWITCHBACK			8	8	8	8
45	*302F708310	2F708310	SPRING LOCK MPF			2	2	2	2
46	*302K994420	2K994420	PARTS ROLLER ASSIST SP			2	2	2	2
47	*302K931530	2K931530	COUPLING DRIVE			2	2	2	2

• Parts with a Ref.No. of 500 and above in the illustration indicate they are not selected for service parts.

• イラスト中で 500 番台の Ref 番号が付いている部品はサービスパーツに選定されていません。

FIG. 13 Paper Feed Section

2NJ/2RK-3

Ref. No. 番号	Part.No. 部品番号	Alternative. 代替部品番号	Description 部品名称	Notes 備考	Revision 改訂	Quantity 個数			
						100(日本)	120	230	240
A02	+302K994B90	2K994B90	PARTS GUIDE PRIMARY FEED SET SP			2	2	2	2
48	••29812291	29812291	CUSHION,CONTACT GLASS			4	4	4	4
49	••302K906051	2K906051	GUIDE PRIMARY FEED			2	2	2	2
50	302K906100	2K906100	MOUNT PRIMARY FEED			2	2	2	2
A03	302N494230	2N494230	PARTS PULLEY SET SP			2	2	2	2
51	+302N406040	2N406040	PULLEY RETARD		3: Add	2	2	2	2
52	+302N406030	2N406030	PULLEY FEED		3: Others	2	2	2	2
					3: Others	4	4	4	4
101	7BB700308H	BB105600	+BIND T.T S SCREW 3X8 SR						
102	7BB700410H	BB107090	+BIND T.T S SCREW 4X10 SR						
103	7BB200308H	BB105660	+BIND T.T P SCREW 3X8						

• Parts with a Ref.No. of 500 and above in the illustration indicate they are not selected for service parts.

• イラスト中で 500 番台の Ref 番号が付いている部品はサービスパーツに選定されていません。

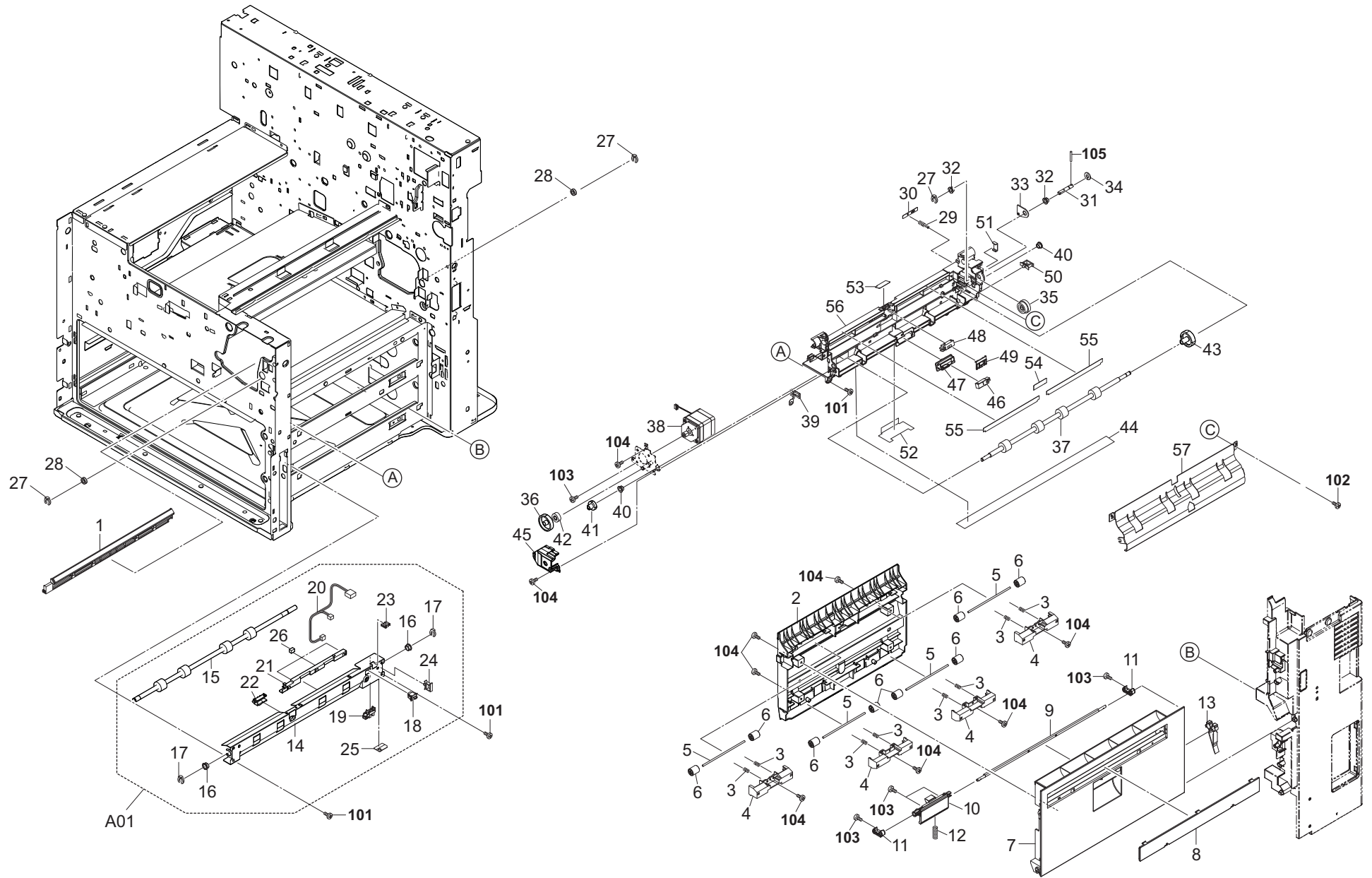


FIG. 14 Paper Conveying Section 1-1

2NJ/2RK

Ref. No. 番号	Part.No. 部品番号	Alternative. 代替部品番号	Description 部品名称	Notes 備考	Revision 改訂	Quantity 個数			
						100(日本)	120	230	240
1	302LF94160	2LF94160	PARTS CLEANER REGIST ASSY SP			1	1	1	1
2	302NH06610	2NH06610	GUIDE FEED LOW			1	1	1	1
3	2DC12170	2DC12170	SPRING TENSION			8	8	8	8
4	302K906640	2K906640	HOLDER FEED LOW PULLEY			4	4	4	4
5	302NH06980	2NH06980	SHAFT FEED LOW			4	4	4	4
6	302H722760	2H722760	PULLEY MIDDLE A			8	8	8	8
7	302NH06030	2NH06030	COVER FEED LOW			1	1	1	1
8	302NH06050	2NH06050	LID SIDE FEED			1	1	1	1
9	302K906681	2K906681	SHAFT FEED LOW HOOK			1	1	1	1
10	302NH06040	2NH06040	HANDLE FEED LOW			1	1	1	1
11	302K906670	2K906670	HOOK FEED LOW			2	2	2	2
12	302FZ20021	2FZ20021	SPRING LID			1	1	1	1
13	2BG06480	2BG06480	BAND B			1	1	1	1
A01	302NH94160	2NH94160	PARTS GUIDE FEED MIDDLE ASSY SP			1	1	1	1
14	*302NH06020	2NH06020	PLATE FEED LOW			1	1	1	1
15	*302NH94350	2NH94350	PARTS ROLLER FEED LOW SP			1	1	1	1
16	*28107310	49028101	BUSH 8			2	2	2	2
17	*2BC06910	2BC06910	STOPPER 6			2	2	2	2
18	*7SP01000006+H01	SP121020	SW.PUSH			1	1	1	1
19	*302K994580	2K994580	PARTS SENSOR OPT. SP			1	1	1	1
20	*302NH46710	2NH46710	CONN.CORD ASSY GUIDE FEED LOW			1	1	1	1
21	*302NH06010	2NH06010	GUIDE FEED WIRE			1	1	1	1
22	*302NH06290	2NH06290	HOLDER SENSOR FEED			1	1	1	1
23	*7YZM210006++H01	YZ038000	ACCESS.EDGING			1	1	1	1
24	*7YZM610002++H01	YZ010240	ACCESS SADDLE			1	1	1	1
25	*302LC06210	2LC06210	GUIDE WIRE FEED LOW			1	1	1	1
26	*302H708150	2H708150	SPONGE WIRE MPT			3	3	3	3
27	5MVX111DN003	2A806250	RING STOPPER /A-49 FEED A4			3	3	3	3
28	7BE006155J31H01	BE129410	BEARING 696ZZNR			2	2	2	2
29	302K939360	2K939360	SPRING HV			1	1	1	1
30	302K924620	2K924620	PLATE HV			1	1	1	1
31	302N224010	2N224010	SHAFT DRIVE MIDDLE			1	1	1	1
32	302H702590	2H702590	BUSH SCREW			2	2	2	2
33	302K924660	2K924660	BRACKET KEY MIDDLE A			1	1	1	1
34	302K924820	2K924820	CUT-WASHER 4			1	1	1	1
35	302K924690	2K924690	GEAR Z27L Z24L			1	1	1	1
36	302NH24630	2NH24630	GEAR Z60R-Z18S			1	1	1	1
37	302LC94551	2LC94551	PARTS ROLLER MIDDLE L SP			1	1	1	1
38	302NH94140	2NH94140	PARTS MOTOR-BL INNER W10 SP			1	1	1	1
39	302K924570	2K924570	PLATE EARTH MIDDLE			1	1	1	1
40	302K324450	2K324450	BUSH 6			2	2	2	2
41	302NH24600	2NH24600	GEAR Z20S			1	1	1	1
42	302NH24640	2NH24640	GEAR Z18S IDLE			1	1	1	1
43	302NH31080	2NH31080	GEAR Z35R			1	1	1	1
44	302LF33910	2LF33910	SEAL MIDDLE FEED			1	1	1	1
45	302NH24040	2NH24040	COVER MOTOR MIDDLE			1	1	1	1
46	2FG27110	2FG27110	SWITCH REGISTRATION			1	1	1	1
47	302K924870	2K924870	HOLDER SENSOR MIDDLE			1	1	1	1

• Parts with a Ref.No. of 500 and above in the illustration indicate they are not selected for service parts.

• イラスト中で 500 番台の Ref 番号が付いている部品はサービスパーツに選定されていません。

FIG. 14 Paper Conveying Section 1-1

2NJ/2RK

Ref. No. 番号	Part.No. 部品番号	Alternative. 代替部品番号	Description 部品名称	Notes 備考	Revision 改訂	Quantity 個数			
						100(日本)	120	230	240
48	3H327410	3H327410	SENSOR,CONVEYING			1	1	1	1
49	302K924861	2K924861	HOLDER SENSOR REGIST			1	1	1	1
50	7YZM610007++H01	YZ023340	ACCESS SADDLE			1	1	1	1
51	303LL02330	3LL02330	HOLDER WIRE D			1	1	1	1
52	302LF33580	2LF33580	FILM FEED UPPER			1	1	1	1
53	302K924890	2K924890	SHEET COVER SENSOR			1	1	1	1
54	302K924881	2K924881	SHEET REGIST L C			1	1	1	1
55	302K924560	2K924560	SHEET REGIST L A			2	2	2	2
56	302NH24540	2NH24540	FRAME MIDDLE FEED			1	1	1	1
57	302K924542	2K924542	PLATE MIDDLE FEED			1	1	1	1
101	7BB700408H	BB105640	+BIND T.T S SCREW 4X8 SR						
102	7BB200310H	BB105670	+BIND T.T P SCREW 3X10						
103	7BB600306H	BB105730	+BIND M SCREW 3X6 R						
104	7BB200308H	BB105660	+BIND T.T P SCREW 3X8						
105	5MBP2014WXSP	E0020140	SPRING PIN / M2 X 14 S-BLK						

• Parts with a Ref.No. of 500 and above in the illustration indicate they are not selected for service parts.

・イラスト中で 500 番台の Ref 番号が付いている部品はサービスパーツに選定されていません。

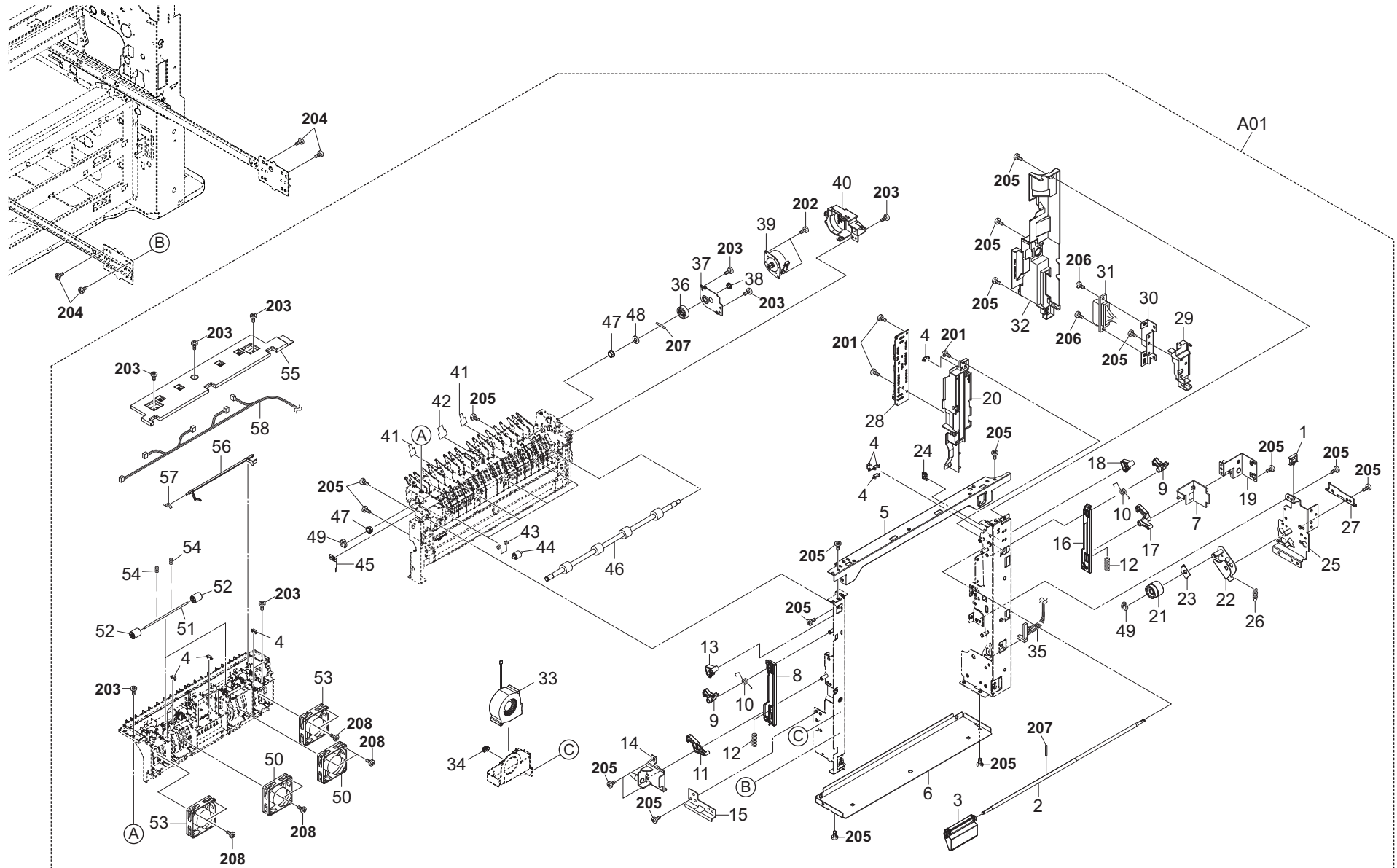


FIG. 15 Paper Conveying Section 1-2

2NJ/2RK-1

Ref. No. 番号	Part.No. 部品番号	Alternative. 代替部品番号	Description 部品名称	Notes 備考	Revision 改訂	Quantity 個数			
						100(日本)	120	230	240
A01	302NJ94030	2NJ94030	PARTS CONVEYING UNIT (Z) SP		1:Others	1		1	1
A01	302NJ94230	2NJ94230	PARTS CONVEYING UNIT (Z) KDA SP		1:Add		1		
1	*7YZM610001++H01	YZ010230	ACCESS SADDLE			1	1	1	1
2	*302K929100	2K929100	SHAFT CONVEYING HOOK UP			1	1	1	1
3	*302NH29060	2NH29060	LEVER COVER RIGHT			1	1	1	1
4	*302K931080	2K931080	WIRE STOPPER			11	11	11	11
5	*302K929051	2K929051	PLATE CONVEYING TOP			1	1	1	1
6	*302K929040	2K929040	PLATE CONVEYING LOW			1	1	1	1
7	*302K929750	2K929750	COVER WIRE			1	1	1	1
8	*302K929400	2K929400	ARM HOOK F			1	1	1	1
9	*302K929120	2K929120	HOOK CONVEYING UP			2	2	2	2
10	*302K929190	2K929190	SPRING HOOK UP			2	2	2	2
11	*302K929140	2K929140	HOOK CONVEYING LOW F			1	1	1	1
12	*3HL07240	3HL07240	SPRING HOOK			2	2	2	2
13	*302K929170	2K929170	CAM HOOK FRONT			1	1	1	1
14	*302K929630	2K929630	PIN CONVEYING F			1	1	1	1
15	*302NJ29010	2NJ29010	GUIDE UNIT F			1	1	1	1
16	*302N729060	2N729060	ARM HOOK R			1	1	1	1
17	*302K929150	2K929150	HOOK CONVEYING LOW R			1	1	1	1
18	*302K929160	2K929160	CAM HOOK REAR			1	1	1	1
19	*302K929640	2K929640	PIN CONVEYING R			1	1	1	1
20	*302N729050	2N729050	COVER ARM			1	1	1	1
21	*302K929240	2K929240	GEAR Z30R-Z27L			1	1	1	1
22	*302K929600	2K929600	PLATE JOINT			1	1	1	1
23	*302K929610	2K929610	GUIDE GEAR			1	1	1	1
24	*7YZM210006++H01	YZ038000	ACCESS.EDGING			1	1	1	1
25	*302K929063	2K929063	MOUNT DU DRIVE			1	1	1	1
26	*302F902180	2F902180	SPRING LEVER EF			1	1	1	1
27	*302K929580	2K929580	GUIDE UNIT R			1	1	1	1
28	*302K994201	2K994201	PARTS PWB JUNCTION ASSY SP			1	1	1	1
29	*302K924390	2K924390	HOLDER DRAWER			1	1	1	1
30	*302K929620	2K929620	PLATE DRAWER			1	1	1	1
31	*302LF46521	2LF46521	WIRE CONVEYING			1	1	1	1
32	*302N729040	2N729040	COVER INNER CONVEYING A			1	1	1	1
33	*302LC94380	2LC94380	PARTS FAN COOLING LSU 60 SP			1	1	1	1
34	*7YZM610007++H01	YZ023340	ACCESS.SADDLE			1	1	1	1
35	*302LC46480	2LC46480	WIRE MPF JOINT			1	1	1	1
36	*302K929740	2K929740	GEAR Z43R			1	1	1	1
37	*302K929730	2K929730	MOUNT MOTOR DU UP			1	1	1	1
38	*302K924830	2K924830	BUSH DU EW			1	1	1	1
39	*302K994300	2K994300	PARTS MOTOR PM FEED SP			1	1	1	1
40	*302K929540	2K929540	COVER CLUTCH A			1	1	1	1
41	*302K929790	2K929790	FILM GUIDE DU A			2	2	2	2
42	*302K929800	2K929800	FILM GUIDE DU B			1	1	1	1
43	*302K924770	2K924770	SPRING HOLDER PULLEY			4	4	4	4
44	*302FZ07020	2FZ07020	PULLEY MPT BYPASS			4	4	4	4
45	*302K929690	2K929690	PLATE EARTH DU			1	1	1	1
46	*302K994491	2K994491	PARTS ROLLER DU UP SP			1	1	1	1

• Parts with a Ref.No. of 500 and above in the illustration indicate they are not selected for service parts.

• イラスト中で 500 番の Ref 番号が付いている部品はサービスパーツに選定されていません。

FIG. 15 Paper Conveying Section 1-2

2NJ/2RK

Ref. No. 番号	Part.No. 部品番号	Alternative. 代替部品番号	Description 部品名称	Notes 備考	Revision 改訂	Quantity 個数			
						100(日本)	120	230	240
47	+28107310	49028101	BUSH 8			2	2	2	2
48	+302HG12310	2HG12310	CUT WASHER 4			1	1	1	1
49	+2BC06910	2BC06910	STOPPER 6			2	2	2	2
50	+302FZ94420	2FZ94420	PARTS,FAN COOLING CONVEYING SP			2	2	2	2
51	+302K324460	2K324460	SHAFT FEED			2	2	2	2
52	+302F929260	2F929260	PULLEY DU LOW			4	4	4	4
53	+302LC94320	2LC94320	PARTS FAN COOLING 50 SP			2	2	2	2
54	+302K929780	2K929780	SPRING-COMPRESSION DU UP			4	4	4	4
55	+302K929490	2K929490	COVER RIGHT GUIDE			1	1	1	1
56	+302K929470	2K929470	ACTUATOR DU A			1	1	1	1
57	+302K928190	2K928190	SPRING-TORSION SWITCHBACK			1	1	1	1
58	+302LC46240	2LC46240	WIRE DU UPPER			1	1	1	1
201	7BB700308H	BB105600	+BIND T.T S SCREW 3X8 SR						
202	7BB700306H	BB105590	+BIND T.T S SCREW 3X6 SR						
203	7BB200308H	BB105660	+BIND T.T P SCREW 3X8						
204	7BB180408H	BB111210	+BIND T.T S SCREW 4X8(BLACK)						
205	7BB700408H	BB105640	+BIND T.T S SCREW 4X8 SR						
206	7BB700312H	BB106820	+BIND T.T S SCREW 3X12 SR						
207	7BP512012B0CH01	BP126440	PARALLEL PIN 2.0X12						
208	7BB200322H	BB129220	+BIND T.T P SCREW 3X22						

• Parts with a Ref.No. of 500 and above in the illustration indicate they are not selected for service parts.

• イラスト中で 500 番台の Ref 番号が付いている部品はサービスパーツに選定されていません。

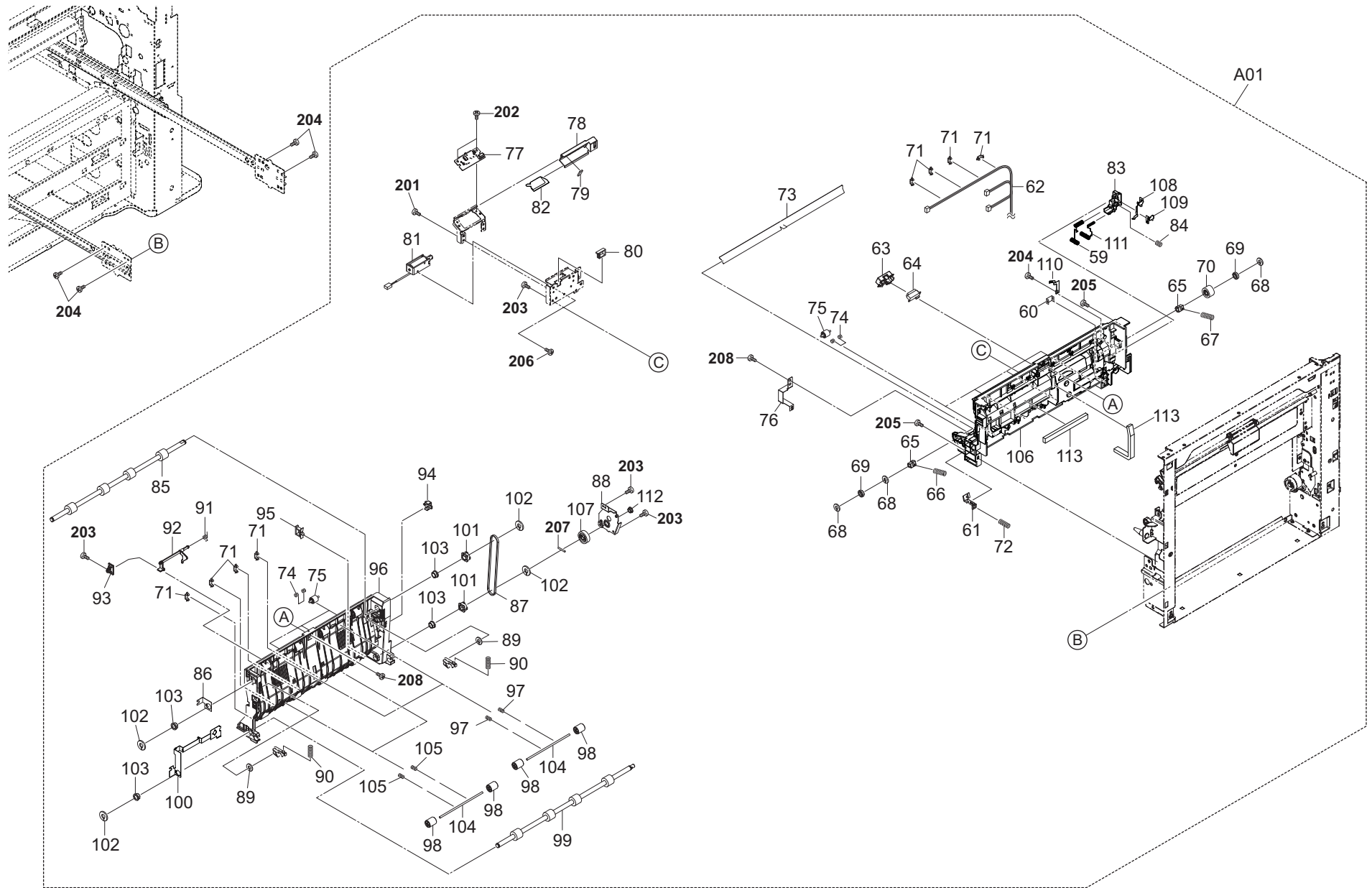


FIG. 16 Paper Conveying Section 1-3

2NJ/2RK-1

Ref. No. 番号	Part.No. 部品番号	Alternative. 代替部品番号	Description 部品名称	Notes 備考	Revision 改訂	Quantity 個数			
						100(日本)	120	230	240
A01	302NJ94030	2NJ94030	PARTS CONVEYING UNIT (Z) SP		1:Others	1		1	1
A01	302NJ94230	2NJ94230	PARTS CONVEYING UNIT (Z) KDA SP		1:Add		1		
59	*302NJ24070	2NJ24070	SPRING CONTACT TRANSFER			1	1	1	1
60	*302K924290	2K924290	PLATE CONTACT HV			1	1	1	1
61	*302K924250	2K924250	PLATE EARTH REGIST			1	1	1	1
62	*302LF46311	2LF46311	WIRE DU LOW			1	1	1	1
63	*302K924100	2K924100	RETAINER LOOP SENSOR			1	1	1	1
64	*302LC94410	2LC94410	PARTS SENSOR OPT. SP			1	1	1	1
65	*302K924901	2K924901	BUSH REGIST			2	2	2	2
66	*302K924040	2K924040	SPRING-COMPRESSION REGIST F			1	1	1	1
67	*302K924050	2K924050	SPRING-COMPRESSION REGIST R			1	1	1	1
68	*302K924820	2K924820	CUT-WASHER 4			3	3	3	3
69	*7BE006103431H01	BE122720	BEARING MR106ZZ			2	2	2	2
70	*302K924060	2K924060	GEAR Z22R			1	1	1	1
71	*302K931080	2K931080	WIRE STOPPER			8	8	8	8
72	*302LF22600	2LF22600	SPRING EARTH CONVEYING			1	1	1	1
73	*302LF24190	2LF24190	SHEET REGIST R			1	1	1	1
74	*302K924770	2K924770	SPRING HOLDER PULLEY			7	7	7	7
75	*302FZ07020	2FZ07020	PULLEY MPT BYPASS			7	7	7	7
76	*302K924810	2K924810	PLATE EARTH RELEASE			1	1	1	1
77	*302R694060	2R694060	PARTS ID SENSOR ASSY SP			1	1	1	1
78	*302LF22550	2LF22550	SHUTTER ID SENSOR			1	1	1	1
79	*302HN02970	2HN02970	FELT CLEANER ID			1	1	1	1
80	*7YZM210006++H01	YZ038000	ACCESS.EDGING			1	1	1	1
81	*302K994390	2K994390	PARTS SOLENOID ID SENSOR SP			1	1	1	1
82	*302NJ22240	2NJ22240	SHEET ID SENSOR			1	1	1	1
83	*302NJ24010	2NJ24010	HOLDER CONTACT BELT			1	1	1	1
84	*302NJ24050	2NJ24050	SPRING CONTACT BELT UNIT			1	1	1	1
85	*302K994480	2K994480	PARTS ROLLER DU MID SP			1	1	1	1
86	*302K929660	2K929660	PLATE EARTH DU MIDDLE			1	1	1	1
87	*302K929310	2K929310	BELT S2M A145			1	1	1	1
88	*302K929720	2K929720	MOUNT MOTOR DU MIDDLE			1	1	1	1
89	*302FZ21720	2FZ21720	POLYSLIDER CUT WASHER 4			2	2	2	2
90	*302K929680	2K929680	SPRING-COMPRESSION COVER DU			2	2	2	2
91	*302H729120	2H729120	SPRING ACT DU			1	1	1	1
92	*302K929330	2K929330	ACTUATOR DU			1	1	1	1
93	*302K924841	2K924841	MOUNT PI			1	1	1	1
94	*66127010	66127010	SWITCH,COVER OPEN			1	1	1	1
95	*7YZM610001++H01	YZ010230	ACCESS SADDLE			1	1	1	1
96	*302K924410	2K924410	FRAME DU			1	1	1	1
97	*302F925780	2F925780	SPRING DU			4	4	4	4
98	*302H722760	2H722760	PULLEY MIDDLE A			8	8	8	8
99	*302K994470	2K994470	PARTS ROLLER DU LOW SP			1	1	1	1
100	*302K924920	2K924920	PLATE EARTH DU2			1	1	1	1
101	*302H029110	2H029110	PULLEY 26 DU			2	2	2	2
102	*302K921420	2K921420	CUT-WASHER 6			4	4	4	4
103	*28107310	49028101	BUSH 8			4	4	4	4
104	*302K324460	2K324460	SHAFT FEED			4	4	4	4

• Parts with a Ref.No. of 500 and above in the illustration indicate they are not selected for service parts.

• イラスト中で 500 番の Ref 番号が付いている部品はサービスパーツに選定されていません。

FIG. 16 Paper Conveying Section 1-3

2NJ/2RK

Ref. No. 番号	Part.No. 部品番号	Alternative. 代替部品番号	Description 部品名称	Notes 備考	Revision 改訂	Quantity 個数			
						100(日本)	120	230	240
105	+302K929770	2K929770	SPRING DU			4	4	4	4
106	+302K924011	2K924011	BASE CONVEYING			1	1	1	1
107	+302K929740	2K929740	GEAR Z43R			1	1	1	1
108	+302NJ24020	2NJ24020	PLATE CONTACT TRANSFER A			1	1	1	1
109	+302NJ24030	2NJ24030	PLATE CONTACT TRANSFER B			1	1	1	1
110	+302NJ24040	2NJ24040	PLATE EARTH			1	1	1	1
111	+302NJ24060	2NJ24060	SPRING CONTACT IDLE			1	1	1	1
112	+302K924830	2K924830	BUSH DU EW			1	1	1	1
113	+302N424010	2N424010	SPONGE REGIST			2	2	2	2
201	7BB700308H	BB105600	+BIND T.T S SCREW 3X8 SR						
202	7BB700306H	BB105590	+BIND T.T S SCREW 3X6 SR						
203	7BB200308H	BB105660	+BIND T.T P SCREW 3X8						
204	7BB180408H	BB111210	+BIND T.T S SCREW 4X8(BLACK)						
205	7BB700408H	BB105640	+BIND T.T S SCREW 4X8 SR						
206	7BB000303H	BB105720	+BIND M SCREW 3X3						
207	7BP512012B0CH01	BP126440	PARALLEL PIN 2.0X12						
208	7BB200410H	BB105700	+BIND T.T P SCREW 4X10						

• Parts with a Ref.No. of 500 and above in the illustration indicate they are not selected for service parts.

• イラスト中で 500 番台の Ref 番号が付いている部品はサービスパーツに選定されていません。

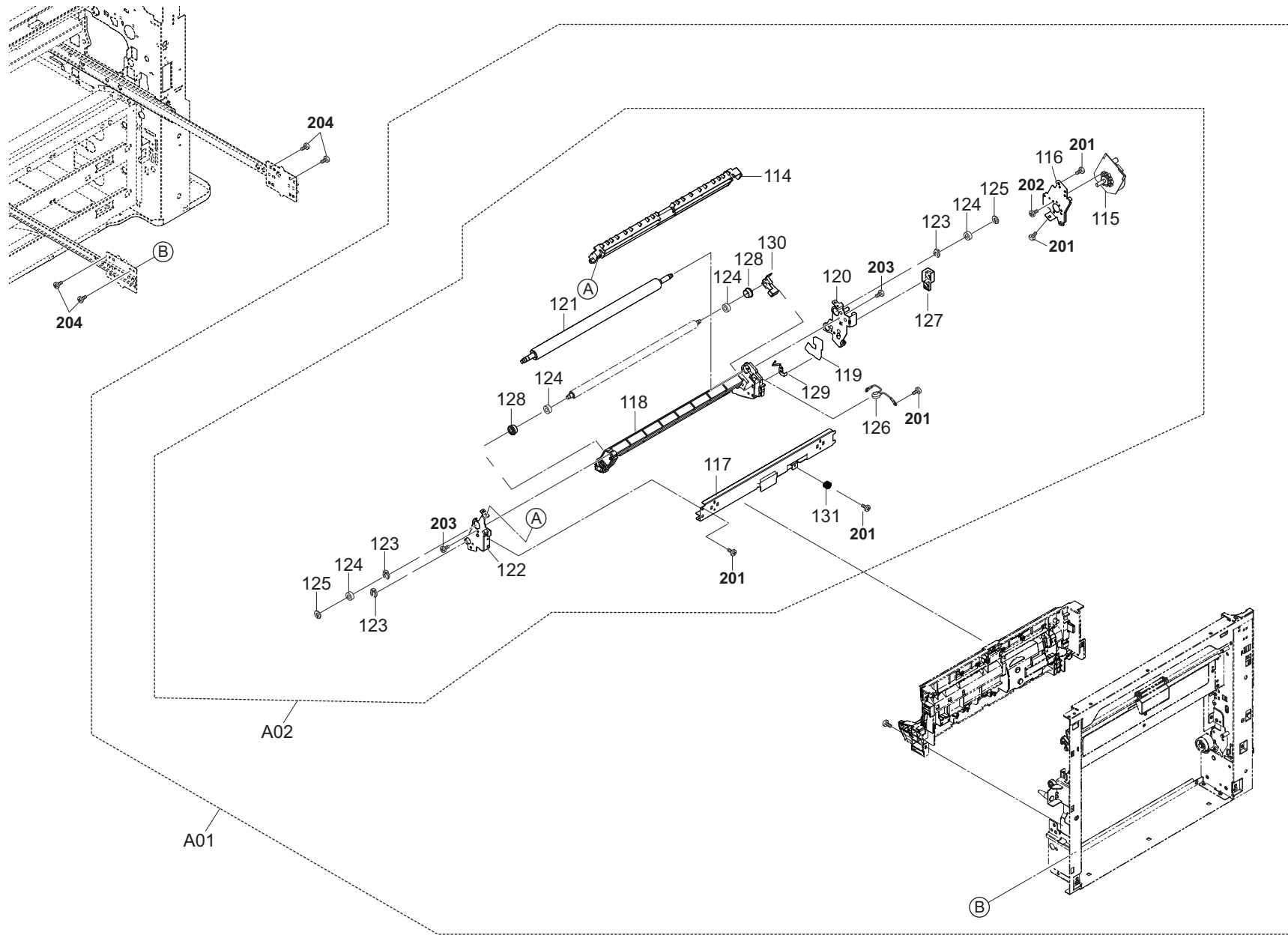


FIG. 17 Paper Conveying Section 2

2NJ/2RK-1

Ref. No. 番号	Part.No. 部品番号	Alternative. 代替部品番号	Description 部 品 名 称	Notes 備 考	Revision 改 訂	Quantity 個数			
						100(日本)	120	230	240
A01	302NJ94030	2NJ94030	PARTS CONVEYING UNIT (Z) SP		1:Others	1		1	1
A01	302NJ94230	2NJ94230	PARTS CONVEYING UNIT (Z) KDA SP		1:Add		1		
A02	*302NJ94210	2NJ94210	PARTS BELT ASSY SP		1:Add	1		1	1
A02	*302NJ94220	2NJ94220	PARTS BELT ASSY KDA SP		1:Add		1		
114	**302NJ94180	2NJ94180	PARTS TRANSFER REAR UNIT A SP		1:Others		1		
114	**302NJ94190	2NJ94190	PARTS TRANSFER REAR UNIT B SP		1:Others	1		1	1
115	**302LC94292	2LC94292	PARTS MOTOR-BL W10 SP		1:Others	1	1	1	1
116	**302NJ22160	2NJ22160	PLATE TRANSFER DRIVE		1:Others	1	1	1	1
117	**302NJ22120	2NJ22120	STAY TRANSFER		1:Others	1	1	1	1
118	**302NJ22020	2NJ22020	FRAME TRANSFER		1:Others	1	1	1	1
119	**302NJ22130	2NJ22130	SHEET CONTACT HV		1:Others	1	1	1	1
120	**302NJ22040	2NJ22040	PLATE HOLDER REAR		1:Others	1	1	1	1
121	**302NJ94130	2NJ94130	PARTS ROLLER TRANSFER IDLE SP		1:Others	1	1	1	1
122	**302NJ22030	2NJ22030	PLATE HOLDER FRONT		1:Others	1	1	1	1
123	**2BC06910	2BC06910	STOPPER 6		1:Others	3	3	3	3
124	**7BE006103431H01	BE122720	BEARING MR106ZZ		1:Others	4	4	4	4
125	**302K924820	2K924820	CUT-WASHER 4		1:Others	2	2	2	2
126	**302FZ01310	2FZ01310	VARISTOR TC ASSY		1:Others	1	1	1	1
127	**302NJ22180	2NJ22180	HOLDER TRANSFER R		1:Others	1	1	1	1
128	**302NJ22090	2NJ22090	BUSH BEARING		1:Others	2	2	2	2
129	**302NJ22110	2NJ22110	PLATE BIAS IDLE		1:Others	1	1	1	1
130	**302NJ22170	2NJ22170	BUSH BIAS ROLLER		1:Others	1	1	1	1
131	**302NJ22250	2NJ22250	SPRING SENSOR UNIT		1:Others	1	1	1	1
201	7BB700308H	BB105600	+BIND T.T S SCREW 3X8 SR						
202	7BB000304H	BB105720	+BIND M SCREW 3X4						
203	7BB200308H	BB105660	+BIND T.T P SCREW 3X8						
204	7BB180408H	BB111210	+BIND T.T S SCREW 4X8(BLACK)						

• Parts with a Ref.No. of 500 and above in the illustration indicate they are not selected for service parts.

• イラスト中で 500 番台の Ref 番号が付いている部品はサービスパーツに選定されていません。

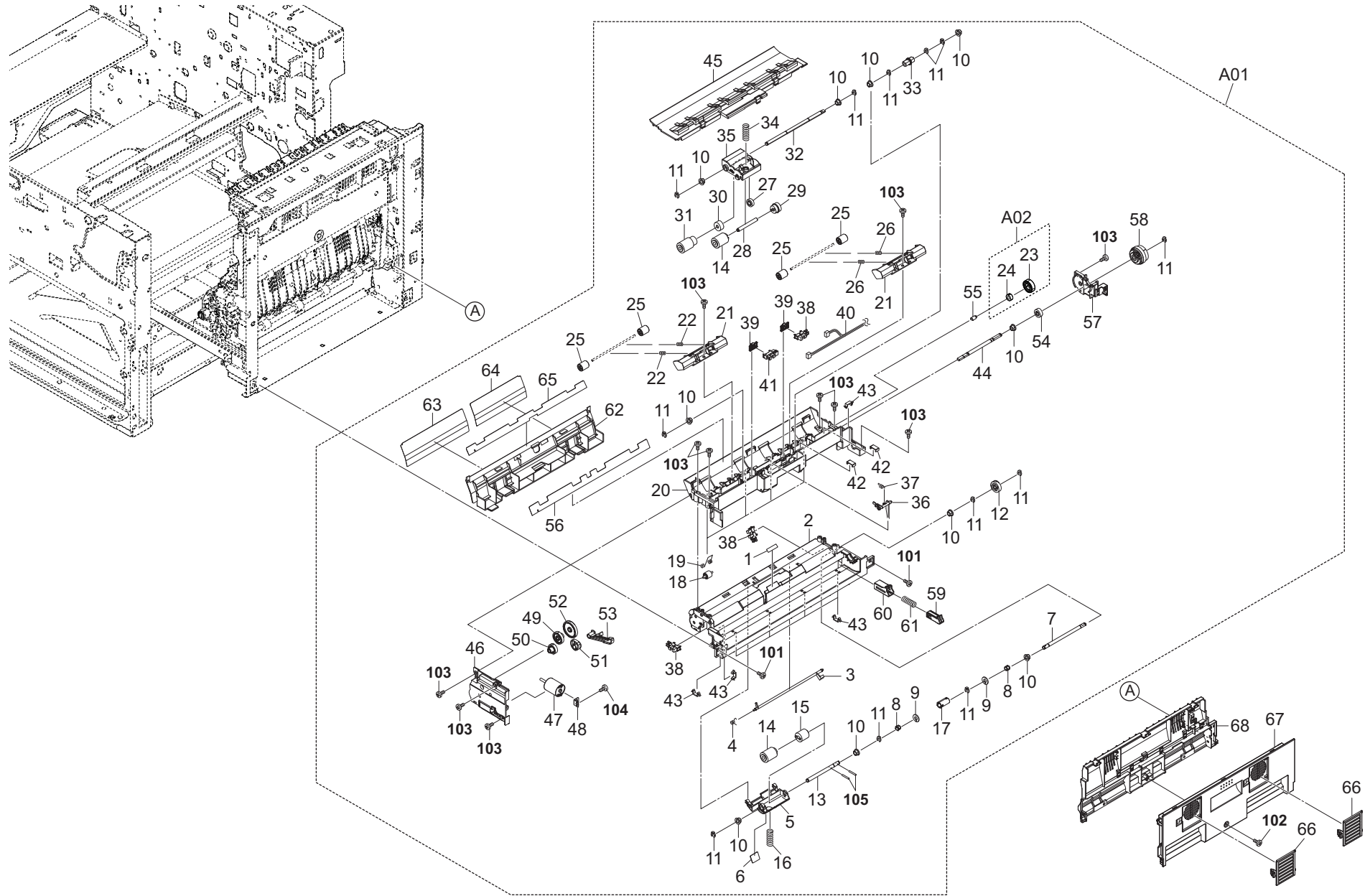


FIG. 18 Paper Conveying Section 3

2NJ/2RK

Ref. No. 番号	Part.No. 部品番号	Alternative. 代替部品番号	Description 部品名称	Notes 備考	Revision 改訂	Quantity 個数			
						100(日本)	120	230	240
A01	302K994012	2K994012	PARTS MPT ASSY SP			1	1	1	1
1	*302K908610	2K908610	FILM RETARD			1	1	1	1
2	*302K908021	2K908021	BASE MPF LOWER			1	1	1	1
3	*302K908280	2K908280	ACTUATOR FEED MPF			1	1	1	1
4	*302FZ22870	2FZ22870	SPRING ACTUATOR BYPASS			1	1	1	1
5	*302K908240	2K908240	HOLDER RETARD MPF			1	1	1	1
6	*3H610240	3H610240	FELT DUPLEX			1	1	1	1
7	*302K908501	2K908501	SHAFT RETARD MPF B			1	1	1	1
8	*302K906180	2K906180	JOINT RETARD DRIVE			2	2	2	2
9	*302K924820	2K924820	CUT-WASHER 4			2	2	2	2
10	*302H702590	2H702590	BUSH SCREW			10	10	10	10
11	*5MVX111DN003	2A806250	RING STOPPER /A-49 FEED A4			12	12	12	12
12	*302K908420	2K908420	GEAR RETARD MPF Z24L			1	1	1	1
13	*302K908491	2K908491	SHAFT RETARD MPF A			1	1	1	1
14	*2AR07230	2AR07230	PULLEY,SEPARATION			2	2	2	2
15	303LL07521	3LL07521	TORQUE-LIMITER 400			1	1	1	1
16	*302K908540	2K908540	SPRING RETARD MPF			1	1	1	1
17	*302K906140	2K906140	COUPLING PRIMARY FEED DRIVE			1	1	1	1
18	*302F925160	2F925160	PULLEY FACE UP			4	4	4	4
19	*302K924770	2K924770	SPRING HOLDER PULLEY			4	4	4	4
20	*302K908012	2K908012	BASE MPF UPPER			1	1	1	1
21	*302K908251	2K908251	HOLDER MIDDLE PULLEY			2	2	2	2
22	*302LF08010	2LF08010	SPRING MIDDLE			2	2	2	2
A02	*303LL31440	3LL31440	GEAR Z27R ONEWAY			1	1	1	1
23	**303LL31450	3LL31450	GEAR Z27R			1	1	1	1
24	**5AAVCLTCH018	2A806910	ONE WAY CLUTCH /A-49 MPF A4			1	1	1	1
25	*302H722760	2H722760	PULLEY MIDDLE A			4	4	4	4
26	*302K908700	2K908700	SPRING MIDDLE R			2	2	2	2
27	*302F906030	2F906030	GEAR FEED Z26H			1	1	1	1
28	*302K908300	2K908300	SHAFT PICKUP MPF			1	1	1	1
29	*302K908350	2K908350	GEAR Z30R PICKUP			1	1	1	1
30	*302K994540	2K994540	PARTS GEAR Z30R ONE-WAY SP			1	1	1	1
31	*2AR07220	2AR07220	PULLEY,PAPER FEED			1	1	1	1
32	*302K908471	2K908471	SHAFT FEED MPF A			1	1	1	1
33	*302FB06151	2FB06151	JOINT DRIVE			1	1	1	1
34	*302K908530	2K908530	SPRING PICKUP MPF			1	1	1	1
35	*302K908230	2K908230	HOLDER FEED MPF			1	1	1	1
36	*302K908290	2K908290	ACTUATOR PAPER SET			1	1	1	1
37	*302K908570	2K908570	SPRING PAPER SET			1	1	1	1
38	*7NXGP1A173LCH01	NX115300	SENSOR OPT.			3	3	3	3
39	*302K908460	2K908460	MOUNT PI			2	2	2	2
40	*302K946370	2K946370	WIRE MPF			1	1	1	1
41	*303M894260	3M894260	PARTS SENSOR OPT SP			1	1	1	1
42	*303LL02330	3LL02330	HOLDER WIRE D			2	2	2	2
43	*302K931080	2K931080	WIRE STOPPER			7	7	7	7
44	*302K908480	2K908480	SHAFT FEED MPF B			1	1	1	1
45	*302K908320	2K908320	GUIDE DU LOWER			1	1	1	1
46	*302K908261	2K908261	CASE LIFT MOTOR A			1	1	1	1
47	*302ND94040	2ND94040	PARTS DC MOTOR ASSY A SP			1	1	1	1

• Parts with a Ref.No. of 500 and above in the illustration indicate they are not selected for service parts.

• イラスト中で 500 番の Ref 番号が付いている部品はサービスパーツに選定されていません。

FIG. 18 Paper Conveying Section 3

2NJ/2RK-3

Ref. No. 番号	Part.No. 部品番号	Alternative. 代替部品番号	Description 部品名称	Notes 備考	Revision 改訂	Quantity 個数			
						100(日本)	120	230	240
48	+302K908660	2K908660	PLATE DC MOTOR 6			1	1	1	1
49	+302K908370	2K908370	GEAR Z46S-Z18S			1	1	1	1
50	+302K908360	2K908360	WORM-WHEEL 36 Z18S			1	1	1	1
51	+302K908390	2K908390	GEAR LIFT Z25S			1	1	1	1
52	+302K908380	2K908380	GEAR LIFT Z64S			1	1	1	1
53	+302K908310	2K908310	LEVER LIFT			1	1	1	1
54	+302K908410	2K908410	GEAR RETARD MPF Z17L			1	1	1	1
55	+302K908450	2K908450	PIN RETARD MPF			1	1	1	1
56	+302K908692	2K908692	FILM DU GUIDE B			1	1	1	1
57	+302K908270	2K908270	COVER CLUTCH			1	1	1	1
58	+302NH44090	2NH44090	CLUTCH 50 Z35R		3: Part No.-chg.	1	1	1	1
59	+302K908630	2K908630	DAMPER MPF B			1	1	1	1
60	+302K908620	2K908620	DAMPER MPF A			1	1	1	1
61	+302K908640	2K908640	SPRING DAMPER			1	1	1	1
62	+302K908440	2K908440	GUIDE MIDDLE MPF			1	1	1	1
63	+302N408010	2N408010	SHEET MPF F			1	1	1	1
64	+302N408020	2N408020	SHEET MPF R			1	1	1	1
65	+302K908590	2K908590	FILM MIDDLE GUIDE			1	1	1	1
66	302NH29080	2NH29080	LID FILTER DU			2	2	2	2
67	302NH29050	2NH29050	COVER DU			1	1	1	1
68	302K929080	2K929080	GUIDE COVER DU			1	1	1	1
101	7BB180408H	BB111210	+BIND T.T S SCREW 4X8(BLACK)						
102	7BB280410H	BB111250	+BIND T.T P SCREW 4X10(BLACK)						
103	7BB200410H	BB105700	+BIND T.T P SCREW 4X10						
104	7BB200308H	BB105660	+BIND T.T P SCREW 3X8						
105	5MBP2012WXSP	E0020120	SPRING PIN / M2 X 12 S-BLK						

• Parts with a Ref.No. of 500 and above in the illustration indicate they are not selected for service parts.

• イラスト中で 500 番台の Ref 番号が付いている部品はサービスパーツに選定されていません。

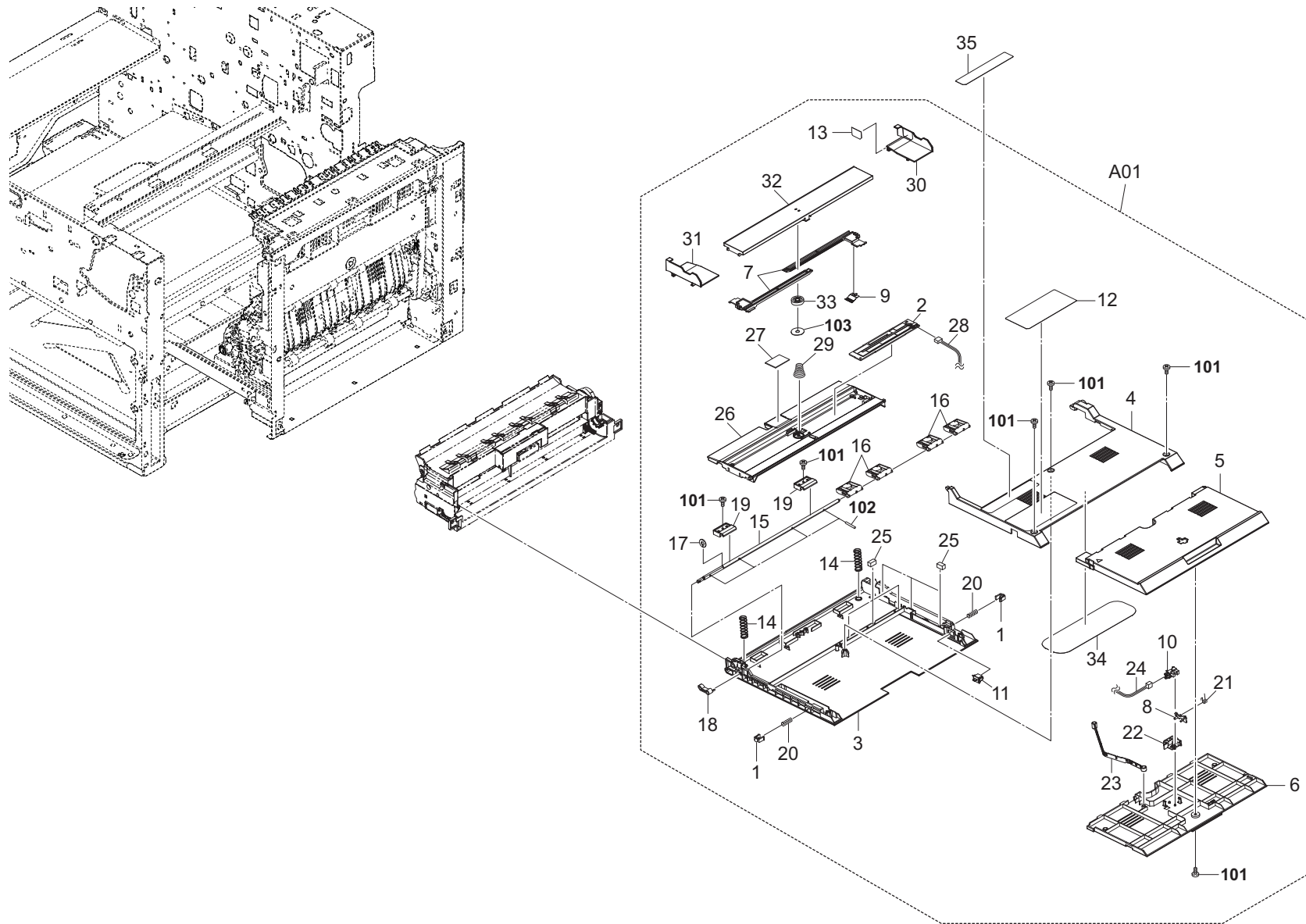


FIG. 19 Paper Conveying Section 4

2NJ/2RK

Ref. No. 番号	Part.No. 部品番号	Alternative. 代替部品番号	Description 部品名称	Notes 備考	Revision 改訂	Quantity 個数			
						100(日本)	120	230	240
A01	302NH94260	2NH94260	PARTS MPT TRAY UNIT SP			1	1	1	1
1	*302R408220	2R408220	STOPPER BYPASS TABLE			2	2	2	2
2	*302K994621	2K994621	PARTS PWB MPF SIZE ASSY SP			1	1	1	1
3	*302NH08010	2NH08010	TRAY MPF A			1	1	1	1
4	*302NH08020	2NH08020	TRAY MPF B			1	1	1	1
5	*302K908050	2K908050	TRAY MPF C			1	1	1	1
6	*302K908060	2K908060	TRAY MPF D			1	1	1	1
7	*302K908120	2K908120	RACK CURSOR MPF			2	2	2	2
8	*302K908211	2K908211	ACTUATOR SIZE DETECTION			1	1	1	1
9	*3HL06110	3HL06110	TERMINAL PAPER SIZE			1	1	1	1
10	*7NXGP1A173LCH01	NX115300	SENSOR OPT.			1	1	1	1
11	*7SP01000006+H01	SP121020	SW.PUSH			1	1	1	1
12	*302NH34500	2NH34500	LABEL MPF CAUTION A			1	1	1	1
13	*302NH34520	2NH34520	LABEL MPF PAPER LIMIT			1	1	1	1
14	*302K908200	2K908200	SPRING-COMPRESSION LIFT			2	2	2	2
15	*302K908190	2K908190	SHAFT LIFT MPF			1	1	1	1
16	*302K908130	2K908130	ARM LIFT A			4	4	4	4
17	*302FB09830	2FB09830	CUT WASHER 4			1	1	1	1
18	*302K908140	2K908140	ARM LIFT B			1	1	1	1
19	*302K908650	2K908650	HOLDER MPF TABLE			2	2	2	2
20	*303LL07471	3LL07471	SPRING PF			2	2	2	2
21	*302K908220	2K908220	SPRING-TORSION SIZE DETECTION			1	1	1	1
22	*302K908580	2K908580	HOLDER SIZE DETECTION			1	1	1	1
23	*302K908160	2K908160	GUIDE WIRE TRAY			1	1	1	1
24	*302K946600	2K946600	WIRE MPF SIZE DETECTION			1	1	1	1
25	*302H708150	2H708150	SPONGE WIRE MPT			6	6	6	6
26	*302NH08050	2NH08050	BASE LIFT			1	1	1	1
27	*302F909210	2F909210	PAD BOTTOM			1	1	1	1
28	*302K946380	2K946380	WIRE MPF TRAY			1	1	1	1
29	*302H712650	2H712650	SPRING DRUM JOINT			1	1	1	1
30	*302K908110	2K908110	CURSOR MPF R			1	1	1	1
31	*302K908100	2K908100	CURSOR MPF F			1	1	1	1
32	*302NH08060	2NH08060	COVER CURSOR			1	1	1	1
33	*65815060	65815060	IDLE GEAR 40.TONER SUPPLY			1	1	1	1
34	*302K917100	2K917100	SEAL FRAME ISU			1	1	1	1
35	302NH34540	2NH34540	LABEL MPF SIZE INDICATOR IN				1		
35	302NH34530	2NH34530	LABEL MPF SIZE INDICATOR ME			1		1	1
101	7BB282308H	BB111240	+TP-FLAT T.T P SCREW 3X8(BLACK)						
102	7BP512014B0CH01	BP126450	PARALLEL PIN 2.0X14						
103	7BC06062N050H01	BC125260	POLYSLIDER 6.2X22X0.5T						

• Parts with a Ref.No. of 500 and above in the illustration indicate they are not selected for service parts.

• イラスト中で 500 番台の Ref 番号が付いている部品はサービスパーツに選定されていません。

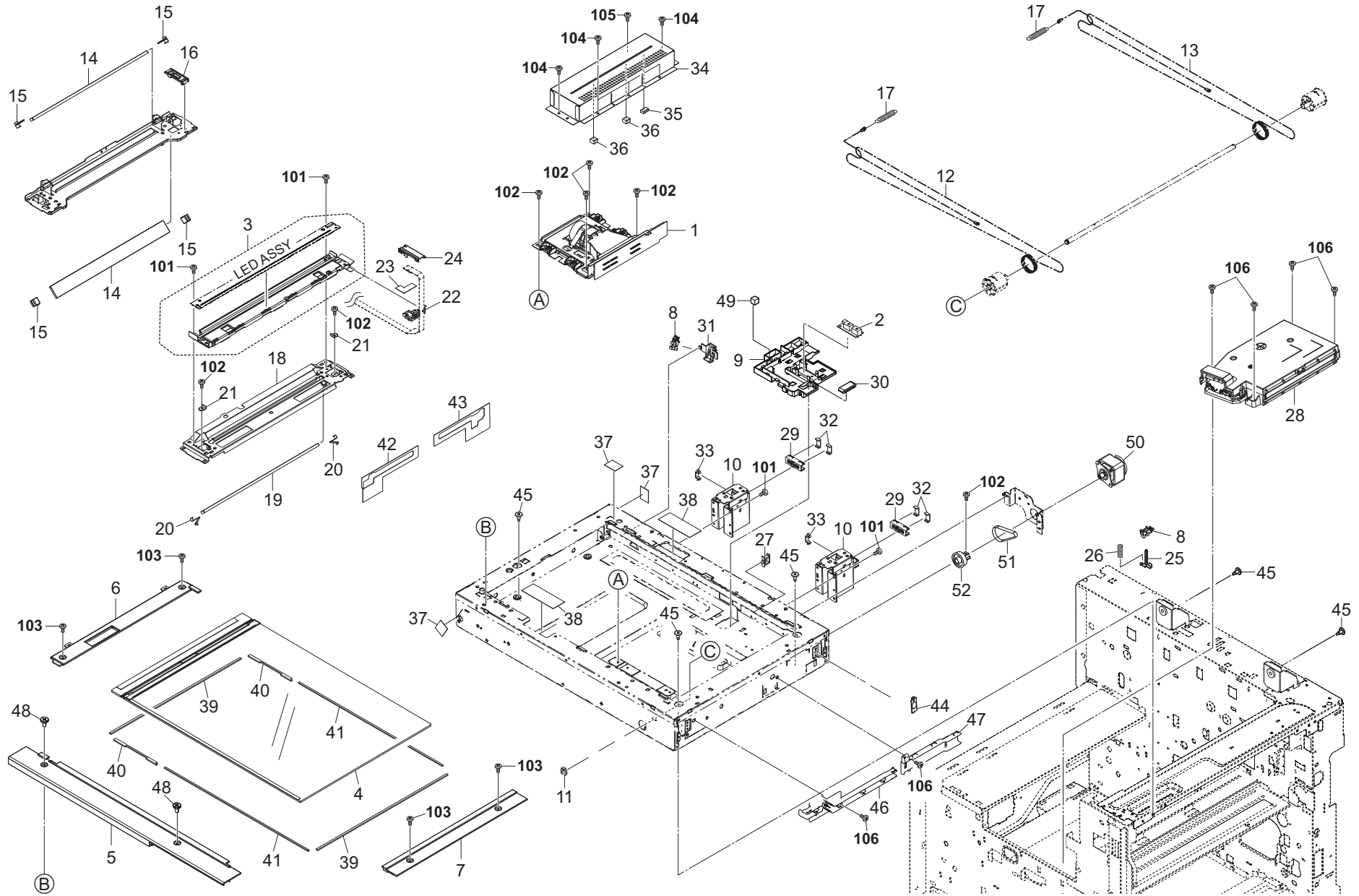


FIG. 20 Scanner & Laser Scanner Section

2NJ/2RK-3

Ref. No. 番号	Part.No. 部品番号	Alternative. 代替部品番号	Description 部品名称	Notes 備考	Revision 改訂	Quantity 個数			
						100(日本)	120	230	240
1	302NH93230	2NH93230	PARTS IMAGE SCANNER ASSY SP		3: Part No.-chg.	1	1	1	1
2	302ND94800	2ND94800	PARTS SENSOR OPT SP			1	1	1	1
3	302ND93120	2ND93120	PARTS MOUNT LED ASSY SP			1	1	1	1
4	302NH94420	2NH94420	PARTS CONTACT-GLASS ASSY(C) SP			1		1	1
4	302NH94410	2NH94410	PARTS CONTACT-GLASS ASSY(I) SP				1		
5	302NH04430	2NH04430	COVER ISU FRONT			1	1	1	1
6	302NH04510	2NH04510	COVER ISU LEFT			1	1	1	1
7	302NH04520	2NH04520	COVER ISU RIGHT			1	1	1	1
8	7NXGP1S173LCH01	NX116910	SENSOR OPT.			2	2	2	2
9	302NH17380	2NH17380	GUIDE WIRE ISU			1	1	1	1
10	302N217010	2N217010	MOUNT DP HINGE			2	2	2	2
11	2BC06910	2BC06910	STOPPER 6			1	1	1	1
12	302H717381	2H717381	WIRE SCANNER FRONT			1	1	1	1
13	302H717391	2H717391	WIRE SCANNER REAR			1	1	1	1
14	302GR17281	2GR17281	MIRROR B			2	2	2	2
15	75712080	75712080	MIRROR HOLDER			4	4	4	4
16	302K317160	2K317160	GUIDE FFC LED B			1	1	1	1
17	302C912291	2C912291	SPRING SCANNER TENSION			2	2	2	2
18	302K317065	2K317065	FRAME MIRROR A		3: Design-chg.	1	1	1	1
19	302KK17320	2KK17320	MIRROR A			1	1	1	1
20	2BC12190	2BC12190	SPRING,MIRROR HOLDER			2	2	2	2
21	2C912150	2C912150	RETAINER WIRE			2	2	2	2
22	302K317172	2K317172	GUIDE FFC LED C			1	1	1	1
23	302RH17110	2RH17110	SHEET FFC LED			1	1	1	1
24	302K317310	2K317310	GUIDE FFC LED D			1	1	1	1
25	302K917120	2K917120	SWITCH RELEASE			1	1	1	1
26	302GR17380	2GR17380	SPRING RELEASE SWITCH			1	1	1	1
27	7YZM610003++H01	YZ010250	ACCESS SADDLE			1	1	1	1
28	302NJ93070	2NJ93070	LK-6721	80ppm		1	1	1	1
28	302RK93010	2RK93010	LK-6720	70ppm		1	1	1	1
29	302LF39050	2LF39050	GUIDE WIRE FRONT PWB			2	2	2	2
30	7YBFG050K002H01	YB152890	FERRITE CORE			1	1	1	1
31	302K317330	2K317330	MOUNT PI			1	1	1	1
32	303LL02330	3LL02330	HOLDER WIRE D			4	4	4	4
33	302K931080	2K931080	WIRE STOPPER			2	2	2	2
34	302NH17400	2NH17400	COVER ISU			1	1	1	1
35	7ZGSTGZ10022H01	ZG152910	SHIELD GASKET			1	1	1	1
36	7ZG65TSV+010H02	ZG149900	SHIELD GASKET			2	2	2	2
37	302H717440	2H717440	SEAL FRAME SIDE B			3	3	3	3
38	302K317660	2K317660	FILM FRAME			2	2	2	2
39	302K317650	2K317650	SEAL FRAME ISU C			2	2	2	2
40	302K317450	2K317450	SEAL FRAME ISU A			2	2	2	2
41	302K317460	2K317460	SEAL FRAME ISU B			2	2	2	2
42	302K917170	2K917170	FILM FRAME SIDE F			1	1	1	1
43	302K917180	2K917180	FILM FRAME SIDE R			1	1	1	1
44	302K917240	2K917240	CAP PULLEY ISU			1	1	1	1
45	302GR17180	2GR17180	PIN SCANNER RETAINING			5	5	5	5
46	302NH39390	2NH39390	GUIDE WIRE USB B			1	1	1	1
47	302LC05350	2LC05350	GUIDE WIRE OPERATION			1	1	1	1

• Parts with a Ref.No. of 500 and above in the illustration indicate they are not selected for service parts.

• イラスト中で 500 番台の Ref 番号が付いている部品はサービスパーツに選定されていません。

FIG. 20 Scanner & Laser Scanner Section

2NJ/2RK-1

Ref. No. 番号	Part.No. 部品番号	Alternative. 代替部品番号	Description 部品名称	Notes 備考	Revision 改訂	Quantity 個数			
						100(日本)	120	230	240
48	302N404410	2N404410	PIN ISU FRONT			2	2	2	2
49	302K319080	2K319080	SPONGE WIRE			1	1	1	1
50	302N294010	2N294010	PARTS MOTOR ISU SP		1:Add	1	1	1	1
51	303M431120	3M431120	BELT 97ST1.5-6.0		1:Add	1	1	1	1
52	302K917021	2K917021	PULLEY ISU Z59		1:Add	1	1	1	1
101	7BB700308H	BB105600	+BIND T.T S SCREW 3X8 SR						
102	7BB606308H	BB105280	+PAN M SCREW WITH SW W 3X8 R						
103	7BB180408H	BB111210	+BIND T.T S SCREW 4X8(BLACK)						
104	7BB700306H	BB105590	+BIND T.T S SCREW 3X6 SR						
105	7BB200308H	BB105660	+BIND T.T P SCREW 3X8						
106	7BB700408H	BB105640	+BIND T.T S SCREW 4X8 SR						

• Parts with a Ref.No. of 500 and above in the illustration indicate they are not selected for service parts.

• イラスト中で 500 番台の Ref 番号が付いている部品はサービスパーツに選定されていません。

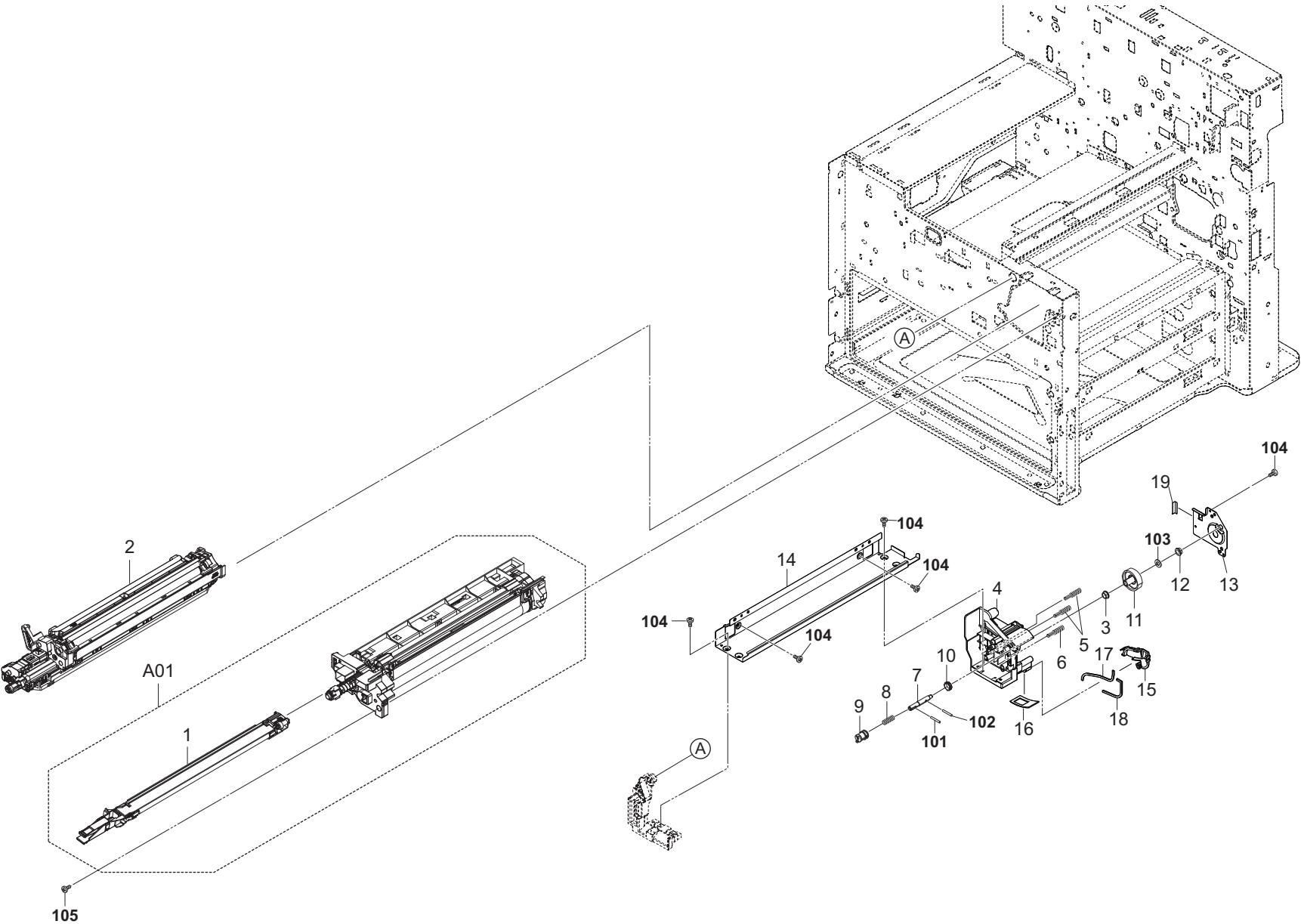


FIG. 21 Image Formation & Developer Section

2NJ/2RK-3

Ref. No. 番号	Part.No. 部品番号	Alternative. 代替部品番号	Description 部 品 名 称	Notes 備 考	Revision 改 訂	Quantity 個数			
						100 (日本)	120	230	240
A01	302NJ93021	2NJ93021	DK-6720		3: Design-chg.	1	1	1	1
1	*302NJ93031	2NJ93031	MC-6720		3: Design-chg.	1	1	1	1
2	302NJ93010	2NJ93010	DV-6720			1	1	1	1
2	302NJ9J010	2NJ9J010	DV-6720(J)			1			
3	302H024830	2H024830	BUSH 8			1	1	1	1
4	302NJ02130	2NJ02130	ARM RAIL R			1	1	1	1
5	302K939360	2K939360	SPRING HV			2	2	2	2
6	302K939200	2K939200	SPRING HV			1	1	1	1
7	302K931180	2K931180	SHAFT DLP DRIVE			1	1	1	1
8	302BG22531	2BG22531	SPRING COUPLING DLP			1	1	1	1
9	302FZ31250	2FZ31250	COUPLING DLP DRIVE			1	1	1	1
10	302FZ31280	2FZ31280	COLLAR DLP COUPLING			1	1	1	1
11	302K931190	2K931190	GEAR Z74R			1	1	1	1
12	302H702590	2H702590	BUSH SCREW			1	1	1	1
13	302NJ02120	2NJ02120	RETAINER DLP DRIVE			1	1	1	1
14	302NJ02110	2NJ02110	RAIL DLP			1	1	1	1
15	302NJ02140	2NJ02140	LID ARM RAIL			1	1	1	1
16	302NJ02190	2NJ02190	SEAL ARM RAIL R			1	1	1	1
17	302NJ14300	2NJ14300	SPONGE ARM RAIL A			1	1	1	1
18	302NJ14310	2NJ14310	SPONGE ARM RAIL B			1	1	1	1
19	302LC02780	2LC02780	SHEET COVER FUSER PWB			1	1	1	1
101	E5125120	E5125120	PARALLEL PIN H7A 2.5X12 SUS						
102	E5125160	E5125160	PARALLEL PIN H7A 2.5X16 SUS						
103	7BC06062A0A0H01	BC056490	POLY SLIDER WASHER 6.2X10X1.0T						
104	7BB200308H	BB105660	+BIND T.T P SCREW 3X8						
105	7BB700408H	BB105640	+BIND T.T S SCREW 4X8 SR						

• Parts with a Ref.No. of 500 and above in the illustration indicate they are not selected for service parts.

• イラスト中で 500 番台の Ref 番号が付いている部品はサービスパーツに選定されていません。

FIG. 22 Inner Section

2NJ/2RK

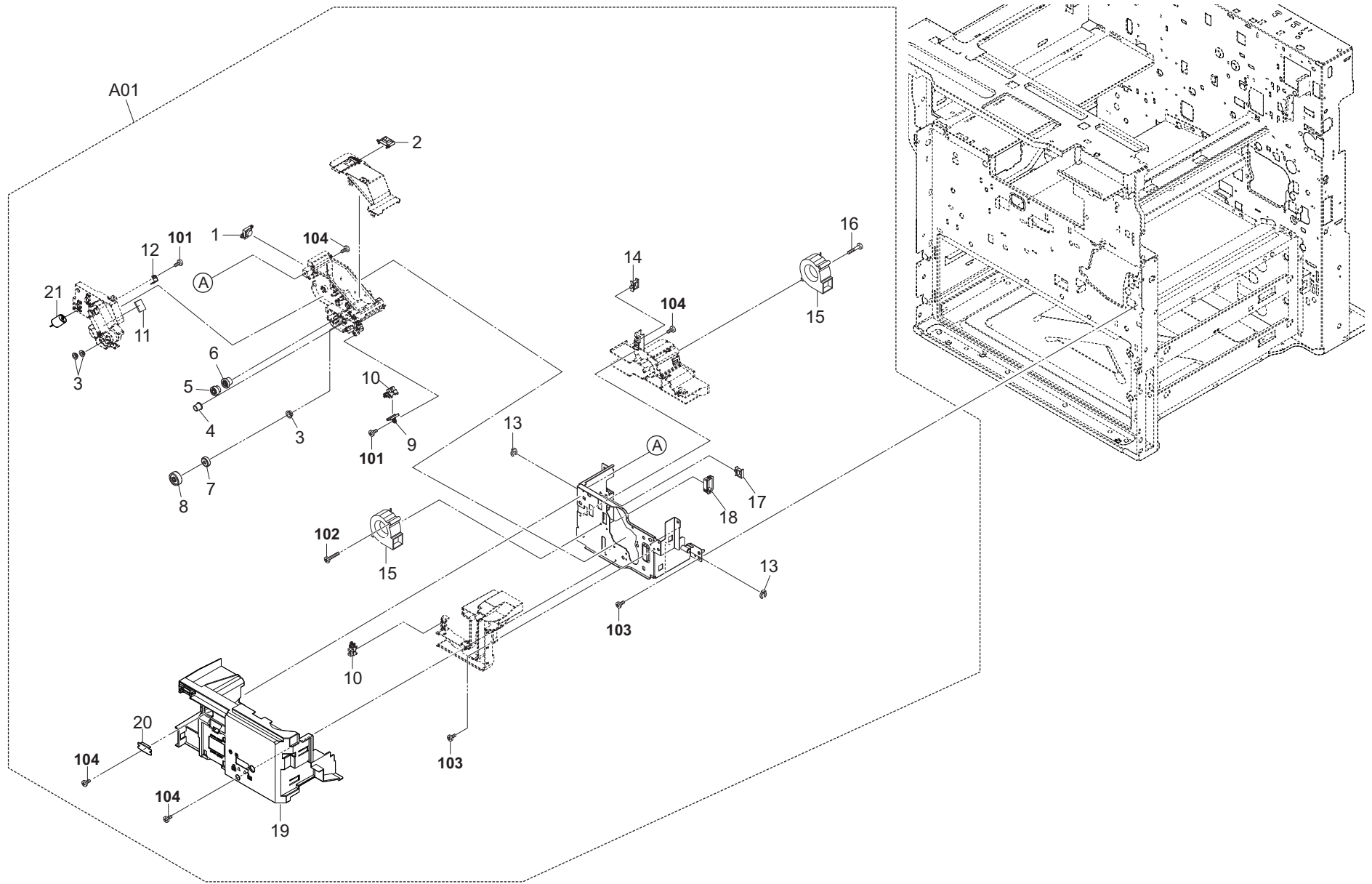


FIG. 22 Inner Section

2NJ/2RK

Ref. No. 番号	Part.No. 部品番号	Alternative. 代替部品番号	Description 部 品 名 称	Notes 備 考	Revision 改 訂	Quantity 個数			
						100(日本)	120	230	240
A01	302NJ94100	2NJ94100	PARTS INNER UNIT SP			1	1	1	1
1	*3033915181	33915181	TONER EMPTY DETECTION SENSOR			1	1	1	1
2	*302K915460	2K915460	SHUTTER HOPPER UP			1	1	1	1
3	*2A116180	2A116180	BUSHING,TRANSFER			3	3	3	3
4	*302K915450	2K915460	BUSH SCREW			1	1	1	1
5	*302K915160	2K915160	GEAR Z21S-Z15S			1	1	1	1
6	*302K915210	2K915210	GEAR Z32R-Z14S			1	1	1	1
7	*302K915200	2K915200	GEAR Z21S			1	1	1	1
8	*302K915190	2K915190	GEAR Z48L			1	1	1	1
9	*302K921410	2K921410	MOUNT PI			1	1	1	1
10	*7NXGP1A173LCH01	NX115300	SENSOR OPT.			2	2	2	2
11	*302LC31511	2LC31511	SEAL MOTOR DC			1	1	1	1
12	*302K908660	2K908660	PLATE DC MOTOR 6			1	1	1	1
13	*2BC06910	2BC06910	STOPPER 6			2	2	2	2
14	*7YZM610001++H01	YZ010230	ACCESS SADDLE			1	1	1	1
15	*302LC94380	2LC94380	PARTS FAN COOLING LSU 60 SP			2	2	2	2
16	*302H733430	2H733430	SCREW FAN			1	1	1	1
17	*7YZM390002++H01	YZ012140	ACCESS.CLAMP			1	1	1	1
18	*7YZM210010++H01	YZ145250	ACCESS.EDGING			1	1	1	1
19	*302LF03043	2LF03043	COVER INNER			1	1	1	1
20	*303NB24210	3NB24210	HOLDER MAGNET			1	1	1	1
21	*303PX94010	3PX94010	PARTS DC MOTOR ASSY SP			1	1	1	1
101	7BB200308H	BB105660	+BIND T.T P SCREW 3X8						
102	7BB700330H	BB106840	+BIND T.T S SCREW 3X30 SR						
103	7BB700408H	BB105640	+BIND T.T S SCREW 4X8 SR						
104	7BB700308H	BB105600	+BIND T.T S SCREW 3X8 SR						

• Parts with a Ref.No. of 500 and above in the illustration indicate they are not selected for service parts.

• イラスト中で 500 番台の Ref 番号が付いている部品はサービスパーツに選定されていません。

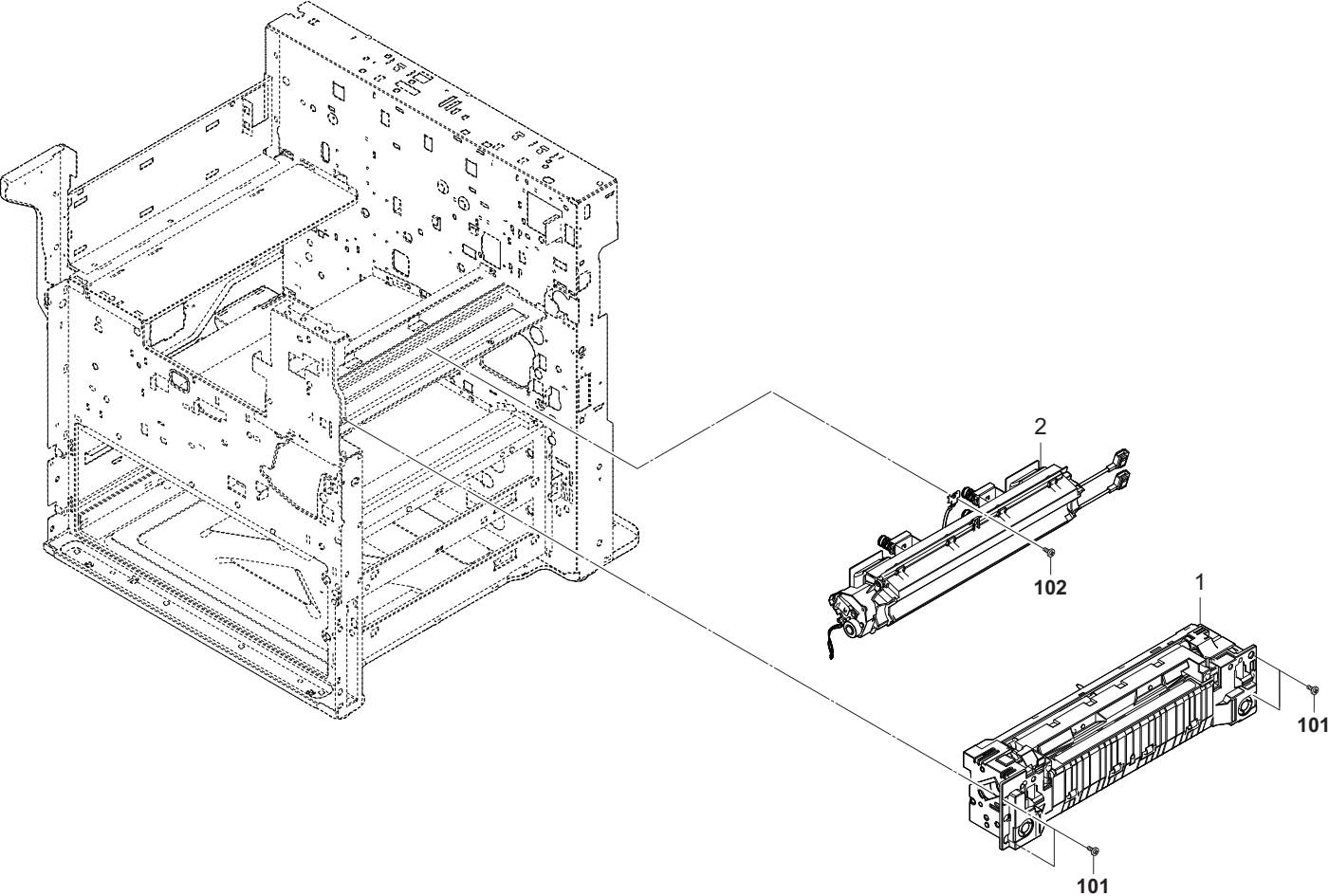


FIG. 23 Fuser Section

2NJ/2RK-3

Ref. No. 番号	Part.No. 部品番号	Alternative. 代替部品番号	Description 部品名称	Notes 備考	Revision 改訂	Quantity 個数			
						100(日本)	120	230	240
1	302NJ93040	2NJ93040	FK-6720			1			
1	302NJ93051	2NJ93051	FK-6721		3: Design-chg.		1		
1	302NJ93060	2NJ93060	FK-6722					1	1
2	302NH93110	2NH93110	FK-8740IH			1	1		
2	302NH93120	2NH93120	FK-8745IH					1	1
101	7BB700412H	BB106830	+BIND T.T S SCREW 4X12 SR						
102	7BB700408H	BB105640	+BIND T.T S SCREW 4X8 SR						

• Parts with a Ref.No. of 500 and above in the illustration indicate they are not selected for service parts.

・イラスト中で 500 番台の Ref 番号が付いている部品はサービスパーツに選定されていません。

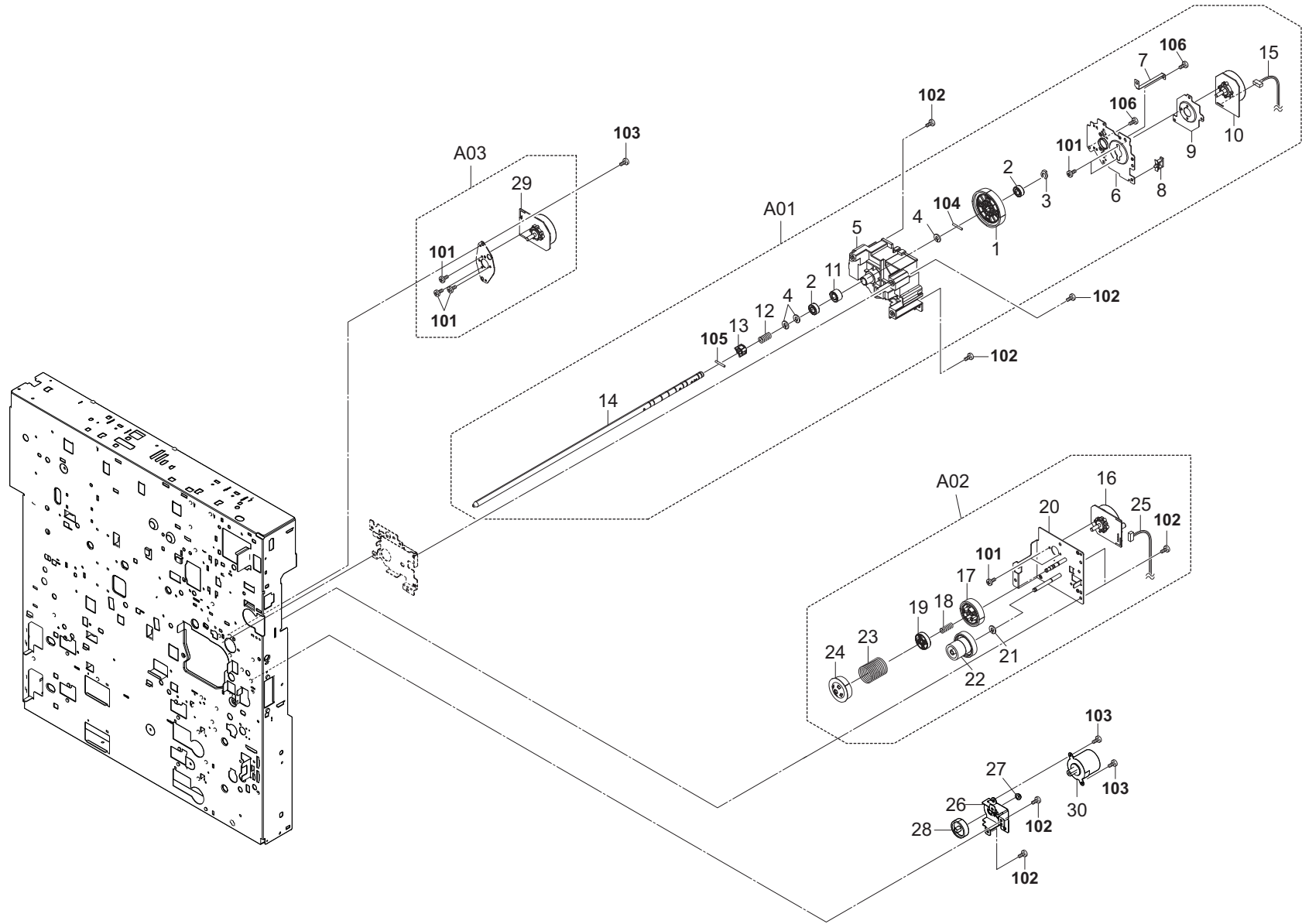


FIG. 24 Drive Section 1

2NJ/2RK-3

Ref. No. 番号	Part.No. 部品番号	Alternative. 代替部品番号	Description 部 品 名 称	Notes 備 考	Revision 改 訂	Quantity 個数			
						100(日本)	120	230	240
A01	302NJ93090	2NJ93090	DRUM DRIVE H UNIT			1	1	1	1
1	+302K931570	2K931570	GEAR Z160R		3: Part No.-chg.	1	1	1	1
2	+7BE010197431H01	BE119740	BEARING 6800ZZ(7MM)			2	2	2	2
3	+302K921120	2K921120	STOPPER 8			1	1	1	1
4	+302K931840	2K931840	CUT-WASHER 8X17			3	3	3	3
5	+302K931013	2K931013	HOLDER DRUM DRIVE			1	1	1	1
6	+302K931022	2K931022	PLATE DRUM DRIVE			1	1	1	1
7	+302K931070	2K931070	PLATE EARTH DRUM			1	1	1	1
8	+7YZM610001++H01	YZ010230	ACCESS SADDLE			1	1	1	1
9	+302K931100	2K931100	PLATE MOTOR DRUM			1	1	1	1
10	+302LC94463	2LC94463	PARTS MOTOR-BL W20 DRUM Z11 SP			1	1	1	1
11	+302K931060	2K931060	HOLDER BEARING SUPPORT			1	1	1	1
12	+302LC31070	2LC31070	SPRING DRUM JOINT			1	1	1	1
13	+302K931130	2K931130	COUPLING DRUM			1	1	1	1
14	+302LF31010	2LF31010	SHAFT DRUM DRIVE			1	1	1	1
15	+302NJ46110	2NJ46110	CONN.CORD ASSY DRUM MOT			1	1	1	1
A02	302NH94150	2NH94150	PARTS FUSER DRIVE UNIT SP			1	1	1	1
16	+302K994333	2K994333	PARTS MOTOR-BL W30 SP			1	1	1	1
17	+302K931620	2K931620	GEAR Z90R JOINT			1	1	1	1
18	+302H731650	2H731650	SPRING PADDLE CONT D			1	1	1	1
19	+302K931640	2K931640	JOINT FUSER DRIVE			1	1	1	1
20	+302K931612	2K931612	PLATE FUSER DRIVE			1	1	1	1
21	+302LC31640	2LC31640	CUT WASHER 5X10			1	1	1	1
22	+302K931670	2K931670	GEAR Z67S-Z25S			1	1	1	1
23	+302K931660	2K931660	SPRING JOINT			1	1	1	1
24	+302K931630	2K931630	GEAR Z50S JOINT			1	1	1	1
25	+302NH46020	2NH46020	CONN.CORD ASSY FUSER MOTOR H			1	1	1	1
26	302NJ31610	2NJ31610	PLATE REGIST DRIVE			1	1	1	1
27	302RH31150	2RH31150	BUSH DRIVE			1	1	1	1
28	302NH31310	2NH31310	GEAR Z60R			1	1	1	1
A03	302NJ94050	2NJ94050	PARTS DLP MOTOR ASSY(Z) SP			1	1	1	1
29	+302K994893	2K994893	PARTS MOTOR-BL W30 DLP SP			1	1	1	1
30	302NH94140	2NH94140	PARTS MOTOR-BL INNER W10 SP			1	1	1	1
101	7BB000304H	BB105720	+BIND M SCREW 3X4						
102	7BB700408H	BB105640	+BIND T.T S SCREW 4X8 SR						
103	7BB700308H	BB105600	+BIND T.T S SCREW 3X8 SR						
104	7BP513040B0CH01	BP126470	PARALLEL PIN 3.0X40						
105	7BP513012B0CH01	BP126430	PARALLEL PIN 3.0X12						
106	7BB200410H	BB105700	+BIND T.T P SCREW 4X10						

• Parts with a Ref.No. of 500 and above in the illustration indicate they are not selected for service parts.

• イラスト中で 500 番台の Ref 番号が付いている部品はサービスパーツに選定されていません。

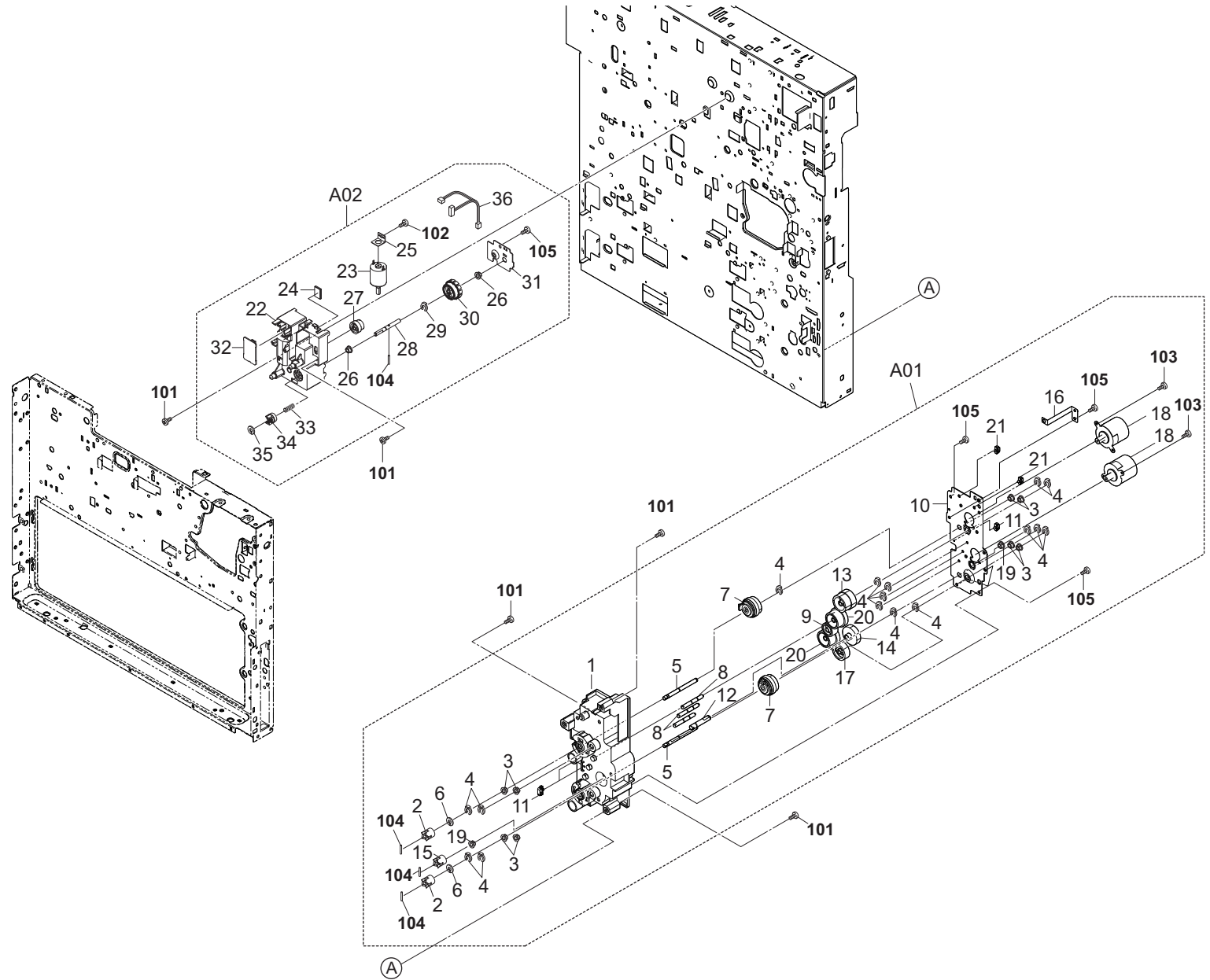


FIG. 25 Drive Section 2

2NJ/2RK-3

Ref. No. 番号	Part.No. 部品番号	Alternative. 代替部品番号	Description 部 品 名 称	Notes 備 考	Revision 改 訂	Quantity 個数			
						100(日本)	120	230	240
A01	302NH93210	2NH93210	FEED DRIVE H UNIT			1	1	1	1
1	*302NH31410	2NH31410	HOLDER FEED DRIVE			1	1	1	1
2	*302K931530	2K931530	COUPLING DRIVE			2	2	2	2
3	*302H702590	2H702590	BUSH SCREW			8	8	8	8
4	*5MVX111DN003	2A806250	RING STOPPER /A-49 FEED A4			16	16	16	16
5	*302K931431	2K931431	SHAFT FEED DRIVE			2	2	2	2
6	*302K924820	2K924820	CUT-WASHER 4			2	2	2	2
7	*302NH44090	2NH44090	CLUTCH 50 Z35R		3: Part No.-chg.	2	2	2	2
8	*302NH31100	2NH31100	PIN FEED DRIVE			3	3	3	3
9	*302K931500	2K931500	GEAR Z28R			1	1	1	1
10	*302NH31420	2NH31420	PLATE FEED DRIVE			1	1	1	1
11	*7YZM610007++H01	YZ023340	ACCESS.SADDLE			3	3	3	3
12	*302NH31440	2NH31440	SHAFT FEED			1	1	1	1
13	*302NH31490	2NH31490	GEAR Z61R-Z35R			1	1	1	1
14	*302NH31510	2NH31510	GEAR Z64R			1	1	1	1
15	*302NH31530	2NH31530	COUPLING DRIVE			1	1	1	1
16	*302NH31540	2NH31540	PLATE EARTH FEED			1	1	1	1
17	*302NH31550	2NH31550	GEAR Z35R			1	1	1	1
18	*302NH94140	2NH94140	PARTS MOTOR-BL INNER W10 SP			2	2	2	2
19	*302H024830	2H024830	BUSH 8			2	2	2	2
20	*302K931520	2K931520	GEAR Z40L-Z34L			2	2	2	2
21	*7YZM610001++H01	YZ010230	ACCESS SADDLE			2	2	2	2
A02	302NJ94020	2NJ94020	PARTS CONT DRIVE UNIT K SP		1: Part No.-chg.	1	1	1	1
22	*302K931710	2K931710	HOLDER CONT DRIVE K			1	1	1	1
23	*302K994D00	2K994D00	PARTS DC MOTOR ASSY B SP			1	1	1	1
24	*302LC31511	2LC31511	SEAL MOTOR DC			1	1	1	1
25	*302K902610	2K902610	PLATE DC MOTOR 10			1	1	1	1
26	*302H702590	2H702590	BUSH SCREW			2	2	2	2
27	*302K931760	2K931760	WORM WHEEL Z56L-Z20S			1	1	1	1
28	*302K931780	2K931780	SHAFT CONT DRIVE			1	1	1	1
29	*7YBED7C9V901H01	YB153250	FERRITE CORE			1	1	1	1
30	*302K931830	2K931830	GEAR Z34S JOINT			1	1	1	1
31	*302K931721	2K931721	PLATE CONT DRIVE			1	1	1	1
32	*302NJ94120	2NJ94120	PARTS PWB RFID ASSY SP			1	1	1	1
33	*302H731650	2H731650	SPRING PADDLE CONT D			1	1	1	1
34	*302H731640	2H731640	COUPLING CONT D			1	1	1	1
35	*2BG22990	2BG22990	CUT WASHER 4			1	1	1	1
36	*302NJ46280	2NJ46280	CONN.CORD ASSY CONTAINER MOTOR			1	1	1	1
101	7BB700408H	BB105640	+BIND T.T S SCREW 4X8 SR						
102	7BB200308H	BB105660	+BIND T.T P SCREW 3X8						
103	7BB700308H	BB105600	+BIND T.T S SCREW 3X8 SR						
104	5MBP2012WXSP	E0020120	SPRING PIN / M2 X 12 S-BLK						
105	7BB200410H	BB105700	+BIND T.T P SCREW 4X10						

• Parts with a Ref.No. of 500 and above in the illustration indicate they are not selected for service parts.

• イラスト中で 500 番台の Ref 番号が付いている部品はサービスパーツに選定されていません。

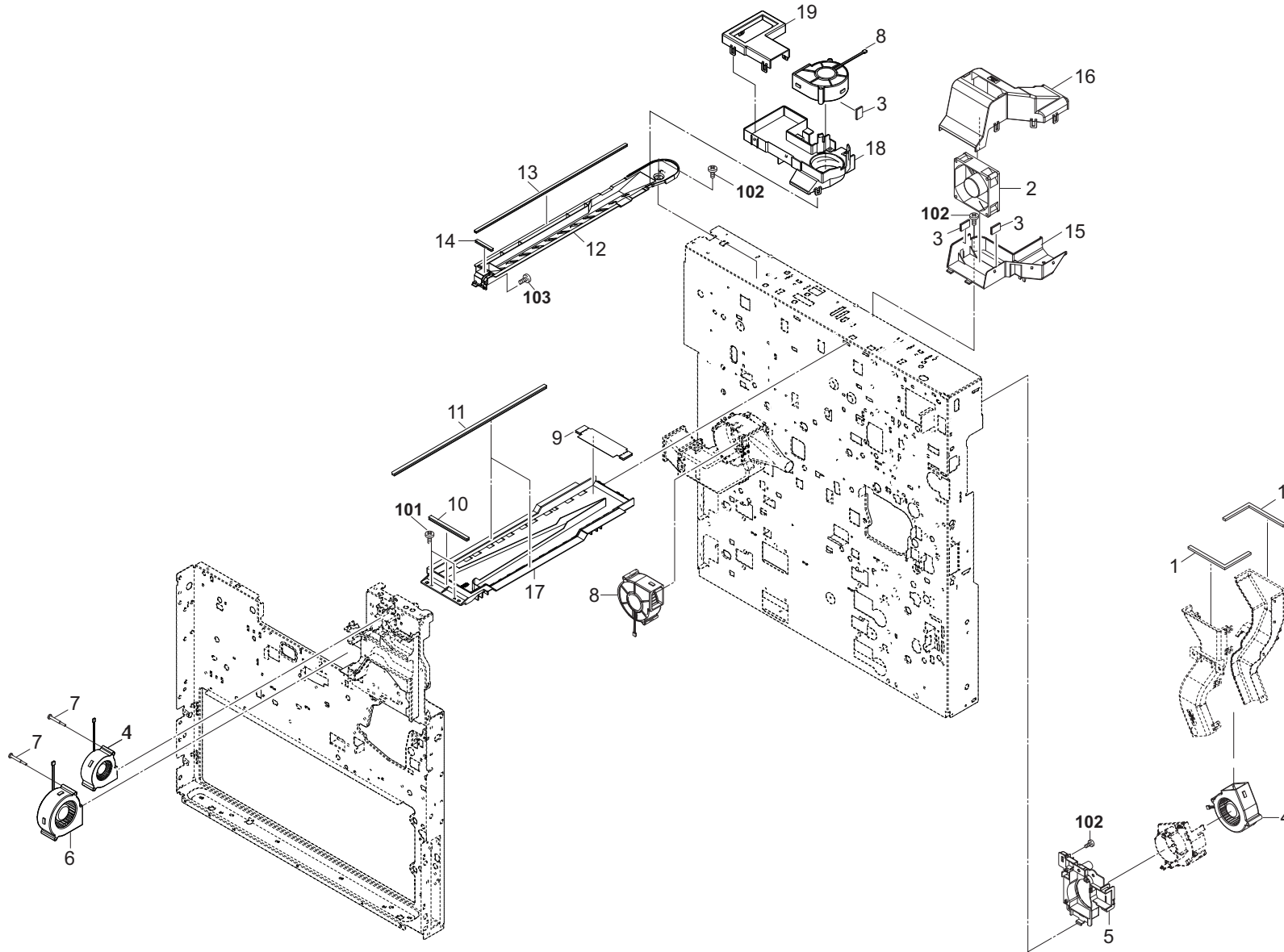


FIG. 26 Cooling Section

2NJ/2RK

Ref. No. 番号	Part.No. 部品番号	Alternative. 代替部品番号	Description 部品名称	Notes 備考	Revision 改訂	Quantity 個数			
						100(日本)	120	230	240
1	302K933580	2K933580	SEAL DUCT EXIT			2	2	2	2
2	302HN44010	2HN44010	FAN MOTOR			1	1	1	1
3	302LC31511	2LC31511	SEAL MOTOR DC			3	3	3	3
4	302K994350	2K994350	PARTS FAN COOLING DLP 70 SP			2	2	2	2
5	302K933190	2K933190	DUCT FUSER REAR			1	1	1	1
6	302LC94380	2LC94380	PARTS FAN COOLING LSU 60 SP			1	1	1	1
7	302H733430	2H733430	SCREW FAN			2	2	2	2
8	302FZ94380	2FZ94380	PARTS,FAN COOLING DLP 70 SP			2	2	2	2
9	302LF33571	2LF33571	FILM ISU DUCT			1	1	1	1
10	302LF33560	2LF33560	SPONGE ISU LOWER D			1	1	1	1
11	302LF33550	2LF33550	SPONGE ISU LOWER C			2	2	2	2
12	302LF33410	2LF33410	DUCT ISU LOWER LEFT			1	1	1	1
13	302LF33440	2LF33440	SPONGE ISU LOWER A			1	1	1	1
14	302LF33450	2LF33450	SPONGE ISU LOWER B			1	1	1	1
15	302LF33510	2LF33510	DUCT ISU RIGHT LOWER			1	1	1	1
16	302LF33520	2LF33520	DUCT ISU RIGHT UPPER			1	1	1	1
17	302LF33500	2LF33500	DUCT ISU LOWER RIGHT			1	1	1	1
18	302NH33010	2NH33010	DUCT ISU REAR LEFT LOW			1	1	1	1
19	302NH33020	2NH33020	DUCT ISU REAR LEFT UP			1	1	1	1
101	7BB700308H	BB105600	+BIND T.T S SCREW 3X8 SR						
102	7BB700408H	BB105640	+BIND T.T S SCREW 4X8 SR						
103	7BB200308H	BB105660	+BIND T.T P SCREW 3X8						

• Parts with a Ref.No. of 500 and above in the illustration indicate they are not selected for service parts.

・イラスト中で 500 番台の Ref 番号が付いている部品はサービスパーツに選定されていません。

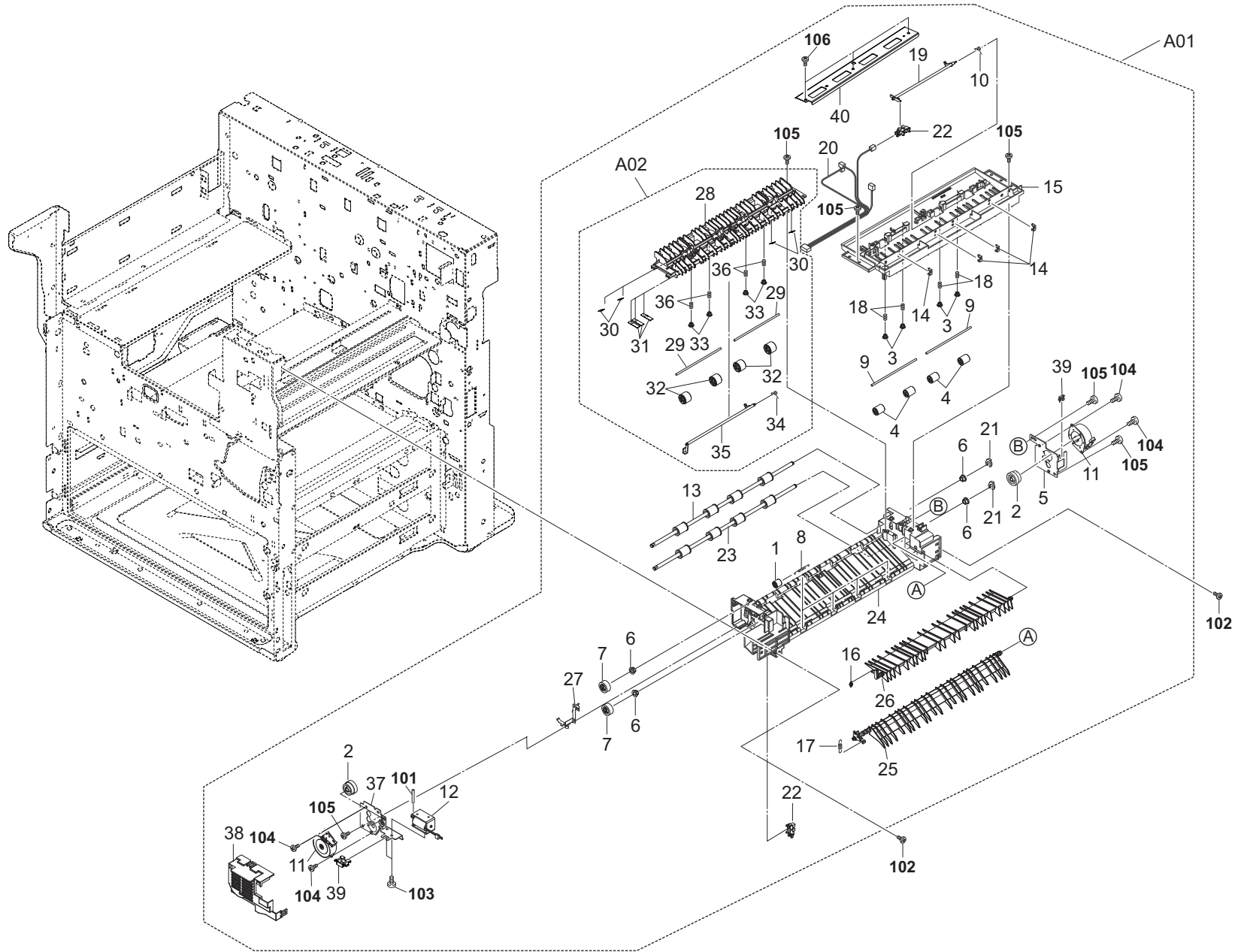


FIG. 27 Exit Section

2NJ/2RK

Ref. No. 番号	Part.No. 部品番号	Alternative. 代替部品番号	Description 部品名称	Notes 備考	Revision 改訂	Quantity 個数			
						100(日本)	120	230	240
A01	302NH94120	2NH94120	PARTS EXIT UNIT A SP			1	1	1	1
1	*2FM02210	2FM02210	PULLEY MID /B-11 FRAME A4			4	4	4	4
2	*302K928110	2K928110	GEAR Z40R-Z28S			2	2	2	2
3	*2FM04150	2FM04150	CAP SPRING /B-11 ENCLOSURE A4			4	4	4	4
4	*302F929260	2F929260	PULLEY DU LOW			4	4	4	4
5	*302NH28020	2NH28020	PLATE EXIT LOWER			1	1	1	1
6	*302K324450	2K324450	BUSH 6			4	4	4	4
7	*302H728080	2H728080	GEAR Z23S EXIT			2	2	2	2
8	*302HN28120	2HN28120	SPRING PULLEY A			4	4	4	4
9	*302K324460	2K324460	SHAFT FEED			2	2	2	2
10	*302K928190	2K928190	SPRING-TORSION SWITCHBACK			1	1	1	1
11	*302K994300	2K994300	PARTS MOTOR PM FEED SP			2	2	2	2
12	*302K994370	2K994370	PARTS SOLENOID FEED SHIFT SP			1	1	1	1
13	*302NH94130	2NH94130	PARTS ROLLER EXIT SP			1	1	1	1
14	*302K931080	2K931080	WIRE STOPPER			4	4	4	4
15	*302K928022	2K928022	FRAME EXIT UPPER			1	1	1	1
16	*302K928070	2K928070	SPRING-EXTENSION FEED SHIFT			1	1	1	1
17	*302LC28110	2LC28110	SPRING-EXTENSION			1	1	1	1
18	*302F928170	2F928170	SPRING PULLEY			4	4	4	4
19	*302K928091	2K928091	ACTUATOR SWITCHBACK			1	1	1	1
20	*302NH46330	2NH46330	CONN.CORD ASSY EXIT			1	1	1	1
21	*5MVX111DN003	2A806250	RING STOPPER /A-49 FEED A4			2	2	2	2
22	*7NXGP1A173LCH01	NX115300	SENSOR OPT.			2	2	2	2
23	*302K994A40	2K994A40	PARTS ROLLER EXIT B SP			1	1	1	1
24	*302NH28010	2NH28010	FRAME EXIT LOWER			1	1	1	1
25	*302K928213	2K928213	GUIDE CHANGE LOWER			1	1	1	1
26	*302K928030	2K928030	GUIDE SHIFT UPPER			1	1	1	1
27	*302NH28150	2NH28150	PLATE EARTH ROLLER F			1	1	1	1
A02	*302K994B80	2K994B80	PARTS GUIDE EXIT MIDDLE SP			1	1	1	1
28	**302K928051	2K928051	GUIDE EXIT MIDDLE			1	1	1	1
29	**302K324460	2K324460	SHAFT FEED			2	2	2	2
30	**302K928290	2K928290	SHEET EXIT MIDDLE A			4	4	4	4
31	**302K928300	2K928300	SHEET EXIT MIDDLE B			3	3	3	3
32	**302JF22010	2JF22010	PULLEY MIDDLE			4	4	4	4
33	**2FM04150	2FM04150	CAP SPRING /B-11 ENCLOSURE A4			4	4	4	4
34	**302K928190	2K928190	SPRING-TORSION SWITCHBACK			1	1	1	1
35	**302K928121	2K928121	ACTUATOR EXIT SENSOR			1	1	1	1
36	**302F928170	2F928170	SPRING PULLEY			4	4	4	4
37	*302NH28130	2NH28130	PLATE DRIVE FD			1	1	1	1
38	*302NH28140	2NH28140	COVER EXIT FRONT			1	1	1	1
39	*7YZM210006++H01	YZ038000	ACCESS.EDGING			2	2	2	2
40	*302K928230	2K928230	STAY EXIT HIGH			1	1	1	1
101	E0130240	E0130240	SPRING PIN 3X24(SUS)						
102	7BB700408H	BB105640	+BIND T.T S SCREW 4X8 SR						
103	7BB000303H	BB107000	+BIND M SCREW 3X3						
104	7BB700308H	BB105600	+BIND T.T S SCREW 3X8 SR						
105	7BB200410H	BB105700	+BIND T.T P SCREW 4X10						
106	7BB200308H	BB105660	+BIND T.T P SCREW 3X8						

• Parts with a Ref.No. of 500 and above in the illustration indicate they are not selected for service parts.

• イラスト中で 500 番台の Ref 番号が付いている部品はサービスパーツに選定されていません。

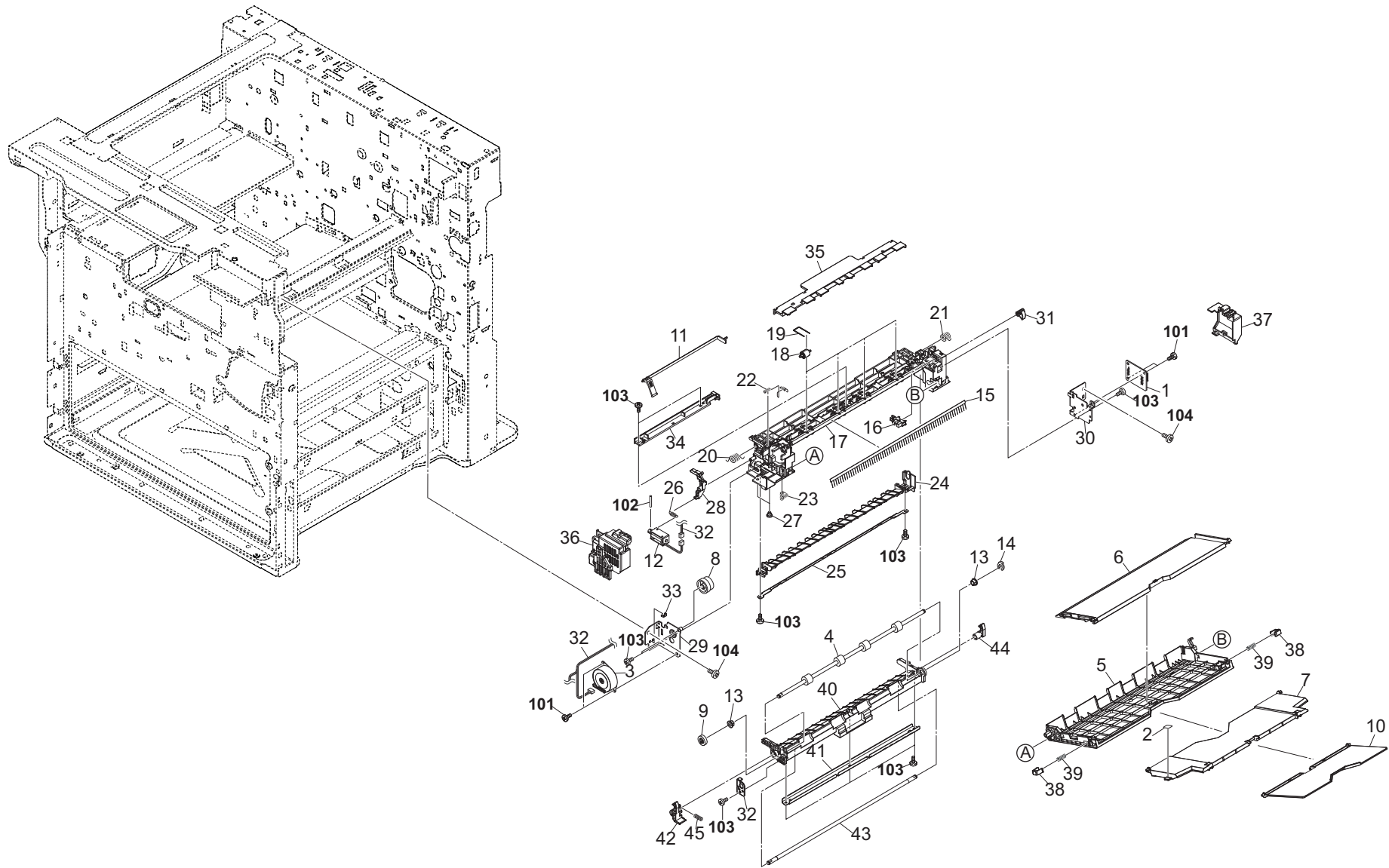


FIG. 28 Job Separator Section

2NJ/2RK

Ref. No. 番号	Part.No. 部品番号	Alternative. 代替部品番号	Description 部品名称	Notes 備考	Revision 改訂	Quantity 個数			
						100(日本)	120	230	240
1	302K994600	2K994600	PARTS PWB JOB SEPA ASSY SP			1	1	1	1
2	302K934190	2K934190	LABEL JOB SEPARATOR			1	1	1	1
3	302K994300	2K994300	PARTS MOTOR PM FEED SP			1	1	1	1
4	303NM94010	3NM94010	PARTS ROLLER EXIT RIGHT SP			1	1	1	1
5	302NH16010	2NH16010	TRAY EXIT A			1	1	1	1
6	302NH16020	2NH16020	TRAY EXIT B			1	1	1	1
7	302NH16030	2NH16030	TRAY EXIT C			1	1	1	1
8	303NM16130	3NM16130	GEAR Z46R Z21S IDLE			1	1	1	1
9	303NM16140	3NM16140	GEAR Z15S			1	1	1	1
10	302NH16040	3NM16230	TRAY EXIT D			1	1	1	1
11	303NM16280	3NM16280	ACTUATOR EXIT			1	1	1	1
12	303NM94020	3NM94020	PARTS SOLENOID JS SP			1	1	1	1
13	302K324450	2K324450	BUSH 6			2	2	2	2
14	5MVX111DN003	2A806250	RING STOPPER /A-49 FEED A4			1	1	1	1
15	63212210	63212210	STATIC ELIMINATOR,EJECT			1	1	1	1
16	7NXGP1A173LCH01	NX115300	SENSOR OPT.			1	1	1	1
17	303NM16010	3NM16010	FRAME EXIT			1	1	1	1
18	302FZ07020	2FZ07020	PULLEY MPT BYPASS			4	4	4	4
19	303MA16290	3MA16290	SPRING PULLEY JS			4	4	4	4
20	303NM16170	3NM16170	SPRING-TORSION GUIDE F			1	1	1	1
21	303NM16180	3NM16180	SPRING-TORSION GUIDE R			1	1	1	1
22	303NM16190	3NM16190	SPRING EARTH A			1	1	1	1
23	303NM16240	3NM16240	SPRING EARTH B			1	1	1	1
24	303NM16030	3NM16030	GUIDE EXIT B			1	1	1	1
25	303NM16250	3NM16250	PLATE GUIDE LOWER			1	1	1	1
26	303NM16210	3NM16210	SPRING-EXTENSION			1	1	1	1
27	302F325010	2F325010	STUD SCREW M3			2	2	2	2
28	303NM16200	3NM16200	ARM FEED SHIFT			1	1	1	1
29	303NM16041	3NM16041	PLATE EXIT F			1	1	1	1
30	303NM16050	3NM16050	PLATE EXIT R			1	1	1	1
31	303NM16300	3NM16300	ARM SENSOR			1	1	1	1
32	303NM16060	3NM16060	PLATE EXIT LOWER			1	1	1	1
33	302K931080	2K931080	WIRE STOPPER			1	1	1	1
34	303NM16290	3NM16290	HOLDER SENSOR			1	1	1	1
35	303NM16271	3NM16271	COVER UPPER			1	1	1	1
36	303NM16220	3NM16220	COVER EXIT F			1	1	1	1
37	303NM16150	3NM16150	COVER PWB EXIT			1	1	1	1
38	302R408220	2R408220	STOPPER BYPASS TABLE			2	2	2	2
39	303JY24640	3JY24640	SPRING RELEASE COVER			2	2	2	2
40	303NM16020	3NM16020	GUIDE EXIT A			1	1	1	1
41	303NM16260	3NM16260	STAY GUIDE LOWER			1	1	1	1
42	303NM16080	3NM16080	LEVER EXIT RIGHT			1	1	1	1
43	303NM16070	3NM16070	SHAFT LEVER EXIT			1	1	1	1
44	303MA16570	3MA16570	HOOK LEVER JAM JS F			1	1	1	1
45	302FZ28270	2FZ28270	SPRING EXIT PUSH			1	1	1	1
101	7BB700308H	BB105600	+BIND T.T S SCREW 3X8 SR						
102	E0025140	E0025140	SPRING PIN 2.5X14						
103	7BB200308H	BB105660	+BIND T.T P SCREW 3X8						
104	7BB700408H	BB105640	+BIND T.T S SCREW 4X8 SR						

• Parts with a Ref.No. of 500 and above in the illustration indicate they are not selected for service parts.

• イラスト中で 500 番台の Ref 番号が付いている部品はサービスパーツに選定されていません。

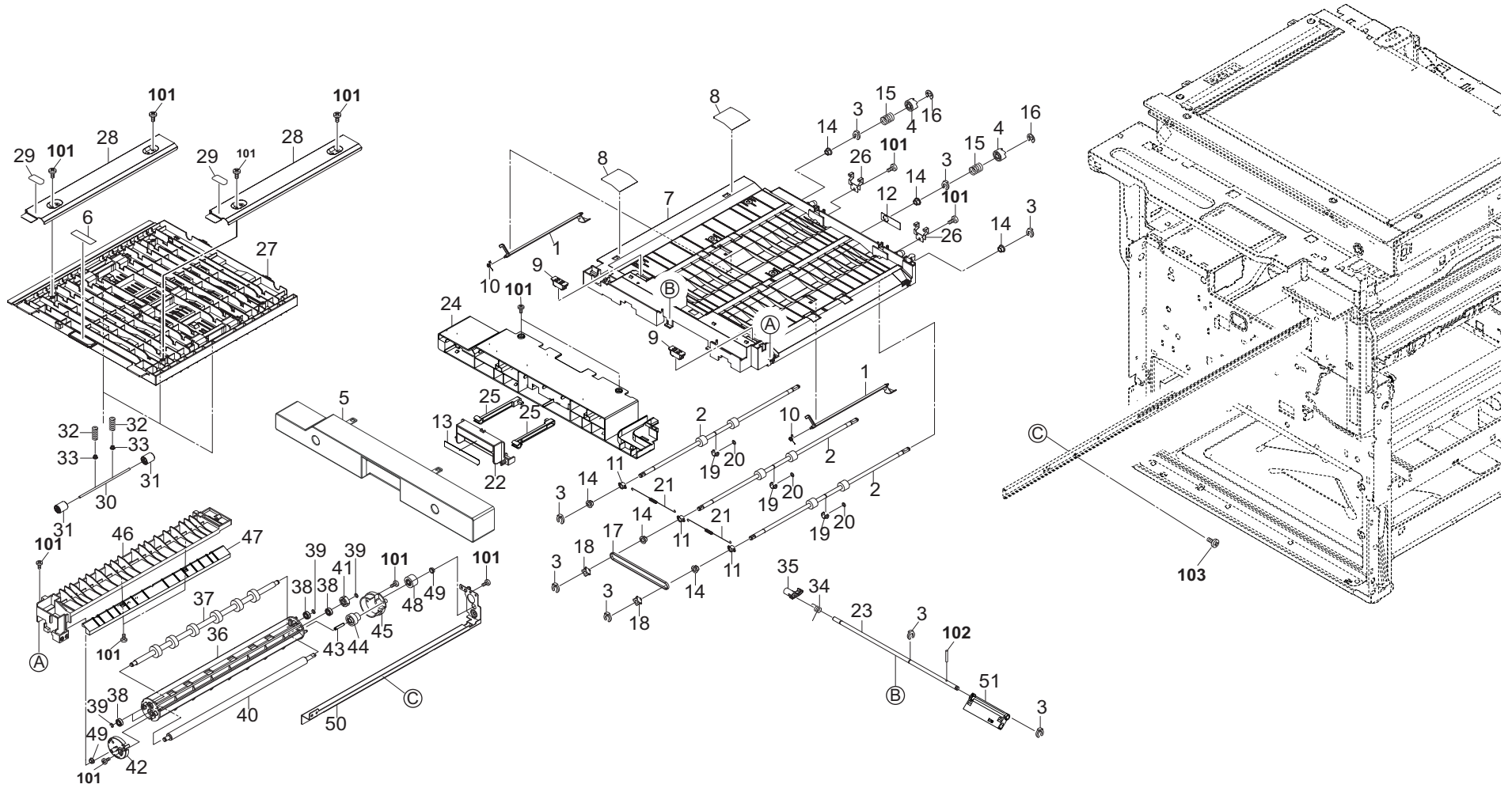


FIG. 29 Bridge Section 1

2NJ/2RK

Ref. No. 番号	Part.No. 部品番号	Alternative. 代替部品番号	Description 部品名称	Notes 備考	Revision 改訂	Quantity 個数			
						100(日本)	120	230	240
1	302LF28060	2LF28060	ACTUATOR RELAY			2	2	2	2
2	302LF94430	2LF94430	PARTS ROLLER RELAY MIDDLE B SP			3	3	3	3
3	5MVX111DN003	2A806250	RING STOPPER /A-49 FEED A4			8	8	8	8
4	302LF28121	2LF28121	JOINT DRIVE			2	2	2	2
5	302NH28040	2NH28040	COVER RELAY			1	1	1	1
6	302K934180	2K934180	LABEL RELAY A4			1	1	1	1
7	302LF28023	2LF28023	GUIDE RELAY LOWER			1	1	1	1
8	302LF28820	2LF28820	SHEET RELAY LOWER			2	2	2	2
9	2FB17200	2FB17200	MAGNET UPPER REG GUIDE			2	2	2	2
10	302K928190	2K928190	SPRING-TORSION SWITCHBACK			2	2	2	2
11	302FZ07310	2FZ07310	BUSH CONTACT MPT B			3	3	3	3
12	302LF28161	2LF28161	PLATE EARTH ROLLER			1	1	1	1
13	302K934170	2K934170	LABEL RELAY A3			1	1	1	1
14	7BE006103R31H01	BE134710	BEARING MF106ZZ			6	6	6	6
15	302LF28441	2LF28441	SPRING-COMPRESSION JOINT			2	2	2	2
16	302FB09830	2FB09830	CUT WASHER 4			2	2	2	2
17	302LF28130	2LF28130	BELT S2M-Z133			1	1	1	1
18	302LF28342	2LF28342	PULLEY P18-S2M			2	2	2	2
19	302FZ07540	2FZ07540	HOLDER SHAFT OUT			3	3	3	3
20	7BC46042A050H01	BC046940	CUT WASHER 4.2X10.0X0.5T			3	3	3	3
21	302LF28500	2LF28500	SPRING-EXTENSION EARTH			2	2	2	2
22	302LF28510	2LF28510	HANDLE FRONT			1	1	1	1
23	302LF28181	2LF28181	SHAFT HANDLE			1	1	1	1
24	302LF28201	2LF28201	JOINT RELAY			1	1	1	1
25	302LF28190	2LF28190	ARM LEVER RELAY			2	2	2	2
26	302LF28780	2LF28780	PLATE HINGE STOPPER			2	2	2	2
27	302LF28011	2LF28011	GUIDE RELAY UPPER			1	1	1	1
28	302LF28050	2LF28050	PLATE REINFORCEMENT			2	2	2	2
29	302K934150	2K934150	LABEL HIGH TEMP			2	2	2	2
30	302K324460	2K324460	SHAFT FEED			3	3	3	3
31	302F929260	2F929260	PULLEY DU LOW			6	6	6	6
32	302F928170	2F928170	SPRING PULLEY			6	6	6	6
33	2FM04150	2FM04150	CAP SPRING /B-11 ENCLOSURE A4			6	6	6	6
34	302LF28580	2LF28580	SPRING-TORSION HOOK			1	1	1	1
35	303MA16580	3MA16580	HOOK LEVER JAM JS R			1	1	1	1
36	302LF28380	2LF28380	GUIDE PRESS ROTARY			1	1	1	1
37	302LF94280	2LF94280	PARTS ROLLER PRESS SP			1	1	1	1
38	7BE006124431H01	BE119720	BEARING MR126ZZ			4	4	4	4
39	302K924820	2K924820	CUT-WASHER 4			4	4	4	4
40	302LF94270	2LF94270	PARTS ROLLER PRESS DRIVE SP			1	1	1	1
41	302LF28650	2LF28650	GEAR Z30L DECURLER			1	1	1	1
42	302LF28370	2LF28370	CAP PRESS UNIT			1	1	1	1
43	303NJ31120	3NJ31120	PIN FEED DRIVE			1	1	1	1
44	302LF28330	2LF28330	GEAR Z14S-Z35R			1	1	1	1
45	302LF28360	2LF28360	GEAR PRESS DRIVE			1	1	1	1
46	302LF28071	2LF28071	GUIDE RIGHT UPPER			1	1	1	1
47	302LF28082	2LF28082	GUIDE RIGHT LOWER			1	1	1	1
48	302LF28280	2LF28280	GEAR Z21S			1	1	1	1

• Parts with a Ref.No. of 500 and above in the illustration indicate they are not selected for service parts.

• イラスト中で 500 番の Ref 番号が付いている部品はサービスパーツに選定されていません。

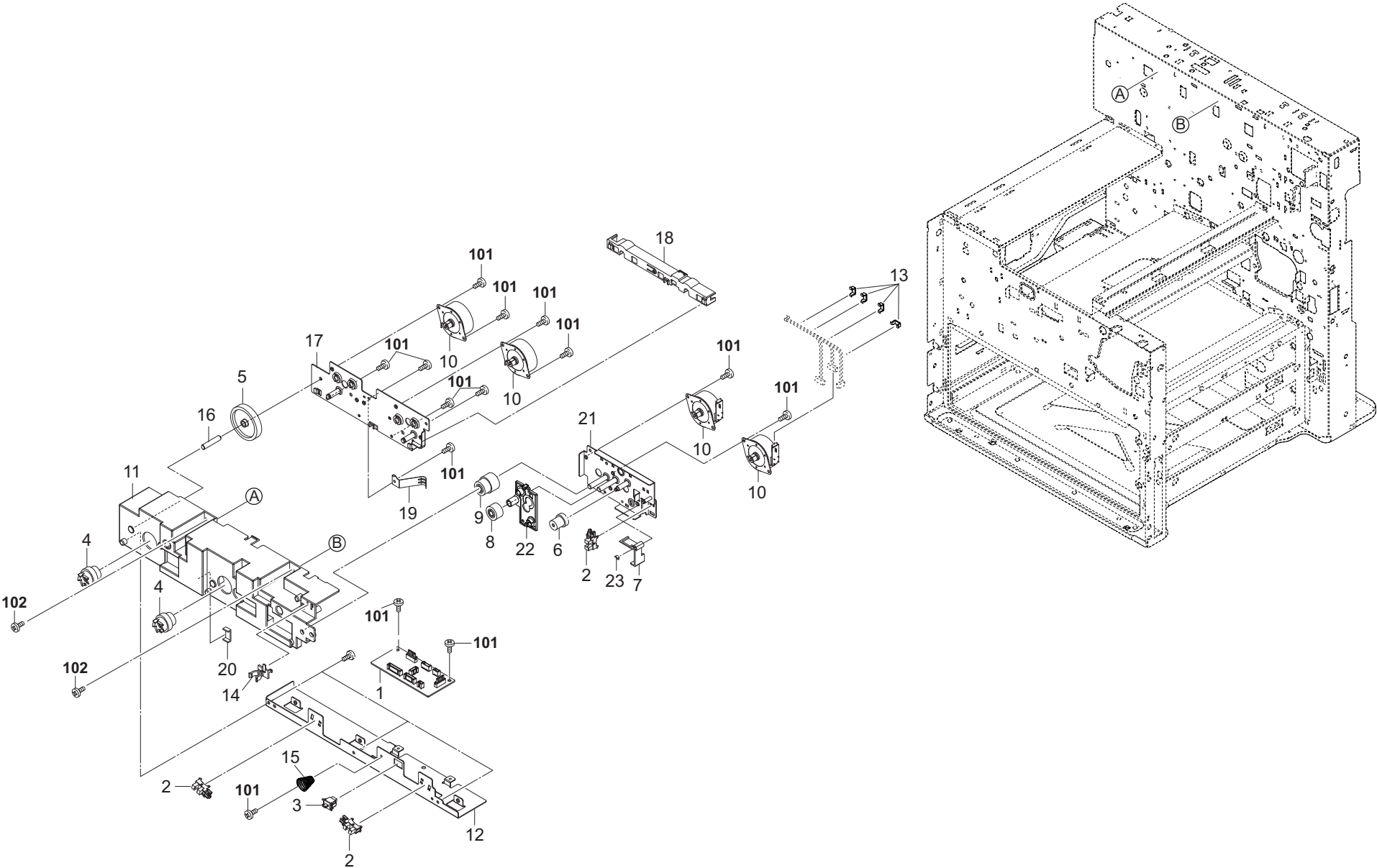


FIG. 30 Bridge Section 2

2NJ/2RK

Ref. No. 番号	Part.No. 部品番号	Alternative. 代替部品番号	Description 部 品 名 称	Notes 備 考	Revision 改 訂	Quantity 個数			
						100(日本)	120	230	240
1	302K994830	2K994830	PARTS PWB BRIDGE ASSY SP			1	1	1	1
2	7NXGP1A173LCH01	NX115300	SENSOR OPT.			3	3	3	3
3	7SP01000006+H01	SP121020	SW.PUSH			1	1	1	1
4	302LF28140	2LF28140	GEAR Z31R-Z20R			2	2	2	2
5	302LF28150	2LF28150	GEAR Z42L			1	1	1	1
6	302LF28300	2LF28300	GEAR Z14S-Z30R			1	1	1	1
7	302LF28472	2LF28472	ACTUATOR PRESS			1	1	1	1
8	302LF28280	2LF28280	GEAR Z21S			1	1	1	1
9	302LF28290	2LF28290	GEAR Z21S-Z40R			1	1	1	1
10	302K994300	2K994300	PARTS MOTOR PM FEED SP			4	4	4	4
11	302LF28093	2LF28093	FRAME DRIVE			1	1	1	1
12	302LF28101	2LF28101	PLATE DRIVE A			1	1	1	1
13	302K931080	2K931080	WIRE STOPPER			4	4	4	4
14	302LF28590	2LF28590	STOPPER RELAY			1	1	1	1
15	302LF28610	2LF28610	SPRING COMPRESSION RELAY			1	1	1	1
16	303NJ31120	3NJ31120	PIN FEED DRIVE			1	1	1	1
17	302LF28113	2LF28113	PLATE MOTOR DRIVE			1	1	1	1
18	302LF28560	2LF28560	GUIDE HARNESS			1	1	1	1
19	302FB09320	2FB09320	GROUND PLATE DECK UNIT			1	1	1	1
20	303LL02330	3LL02330	HOLDER WIRE D			1	1	1	1
21	302LF28461	2LF28461	PLATE MOTOR PRESS DRIVE			1	1	1	1
22	302LF28600	2LF28600	GUIDE DECURLER PIN			1	1	1	1
23	5MVX111DN007	2BT11070	STOPPER 3 /2BT1107 A4			1	1	1	1
101	7BB700308H	BB105600	+BIND T.T S SCREW 3X8 SR						
102	7BB700408H	BB105640	+BIND T.T S SCREW 4X8 SR						

• Parts with a Ref.No. of 500 and above in the illustration indicate they are not selected for service parts.

• イラスト中で 500 番台の Ref 番号が付いている部品はサービスパーツに選定されていません。

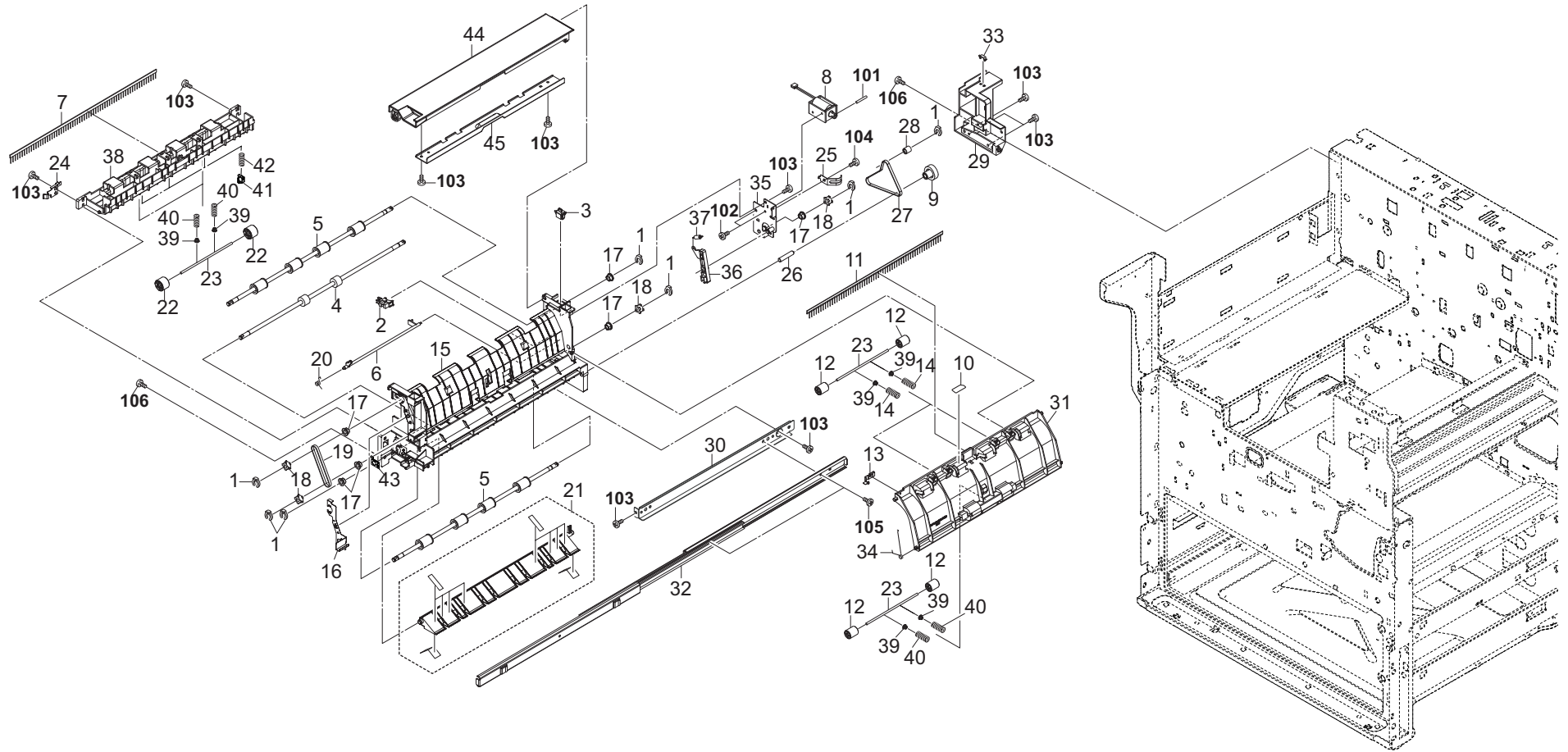


FIG. 31 Bridge Section 3

2NJ/2RK

Ref. No. 番号	Part.No. 部品番号	Alternative. 代替部品番号	Description 部 品 名 称	Notes 備 考	Revision 改 訂	Quantity 個数			
						100(日本)	120	230	240
1	5MVX111DN003	2A806250	RING STOPPER /A-49 FEED A4			7	7	7	7
2	7NXGP1A173LCH01	NX115300	SENSOR OPT.			1	1	1	1
3	7SP01000006+H01	SP121020	SW.PUSH			1	1	1	1
4	302LF94030	2LF94030	PARTS ROLLER RELAY EXIT MIDDLE SP			1	1	1	1
5	302LF94440	2LF94440	PARTS ROLLER RELAY EXIT LOWER B SP			2	2	2	2
6	302LF28350	2LF28350	ACTUATOR RELAY EXIT SW			1	1	1	1
7	63212210	63212210	STATIC ELIMINATOR,EJECT			1	1	1	1
8	302K994370	2K994370	PARTS SOLENOID FEED SHIFT SP			1	1	1	1
9	302LF28420	2LF28420	GEAR Z20R-P18			1	1	1	1
10	302K934160	2K934160	LABEL EXIT A2			1	1	1	1
11	302LF28640	2LF28640	STATIC-ELIMINATOR EJECT			1	1	1	1
12	302F929260	2F929260	PULLEY DU LOW			6	6	6	6
13	302LF28630	2LF28630	PLATE EARTH EXIT			1	1	1	1
14	302LF28840	2LF28840	SPRING-COMPRESSION RELAY EXIT			4	4	4	4
15	302LF28223	2LF28223	HOUSING RELAY EXIT			1	1	1	1
16	302LF28541	2LF28541	PLATE EARTH ROLLER A			1	1	1	1
17	7BE006103R31H01	BE134710	BEARING MF106ZZ			6	6	6	6
18	302LF28342	2LF28342	PULLEY P18-S2M			4	4	4	4
19	3HL07190	3HL07190	BELT 150S2M,PAPER FEED			1	1	1	1
20	302K928190	2K928190	SPRING-TORSION SWITCHBACK			1	1	1	1
21	303NB94190	3NB94190	PARTS GUIDE RELAY EXIT SHEFT SP			1	1	1	1
22	302JF22010	2JF22010	PULLEY MIDDLE			4	4	4	4
23	302K324460	2K324460	SHAFT FEED			5	5	5	5
24	302LF28531	2LF28531	PLATE EARTH EXIT			1	1	1	1
25	2C912690	2C912690	GROUND PLATE SCANNER B			1	1	1	1
26	303NJ31120	3NJ31120	PIN FEED DRIVE			1	1	1	1
27	302LF28450	2LF28450	BELT S2M-Z112			1	1	1	1
28	302FZ07150	2FZ07150	PULLEY TENSION BELT			1	1	1	1
29	302LF28250	2LF28250	MOUNT RELAY EXIT			1	1	1	1
30	302NH28300	2NH28300	PLATE REINFORCEMENT			1	1	1	1
31	302LF28241	2LF28241	GUIDE RELAY EXIT RIGHT			1	1	1	1
32	302LF28720	2LF28720	SLIDER RELEASE			1	1	1	1
33	302K931080	2K931080	WIRE STOPPER			1	1	1	1
34	302LF28810	2LF28810	SPRING-TORSION RELAY EXIT			1	1	1	1
35	302LF28401	2LF28401	PLATE RELAY SOLENOID			1	1	1	1
36	302LF28410	2LF28410	LEVER RELAY SOLENOID			1	1	1	1
37	3HL10090	3HL10090	SPRING,LF SHIFT GUIDE			1	1	1	1
38	302LF28230	2LF28230	GUIDE RELAY EXIT UPPER			1	1	1	1
39	2FM04150	2FM04150	CAP SPRING /B-11 ENCLOSURE A4			10	10	10	10
40	302F928170	2F928170	SPRING PULLEY			6	6	6	6
41	302FZ28260	2FZ28260	EXIT PUSH			3	3	3	3
42	302FZ28270	2FZ28270	SPRING EXIT PUSH			3	3	3	3
43	302LF28661	2LF28661	PLATE EARTH RELAY B			1	1	1	1
44	302NH28030	2NH28030	COVER RELAY EXIT			1	1	1	1
45	302LF28621	2LF28621	PLATE REINFORCEMENT EXIT			1	1	1	1

• Parts with a Ref.No. of 500 and above in the illustration indicate they are not selected for service parts.

• イラスト中で 500 番の Ref 番号が付いている部品はサービスパーツに選定されていません。

FIG. 31 Bridge Section 3

2NJ/2RK

Ref. No. 番号	Part.No. 部品番号	Alternative. 代替部品番号	Description 部品名称	Notes 備考	Revision 改訂	Quantity 個数			
						100(日本)	120	230	240
101	E0130240	E0130240	SPRING PIN 3X24(SUS)						
102	7BB000303H	BB107000	+BIND M SCREW 3X3						
103	7BB200308H	BB105660	+BIND T.T P SCREW 3X8						
104	7BB100304H	BB105580	+BIND T.T S SCREW 3X4						
105	7BB700308H	BB105600	+BIND T.T S SCREW 3X8 SR						
106	7BB700408H	BB105640	+BIND T.T S SCREW 4X8 SR						

• Parts with a Ref.No. of 500 and above in the illustration indicate they are not selected for service parts.

・イラスト中で 500 番台の Ref 番号が付いている部品はサービスパーツに選定されていません。

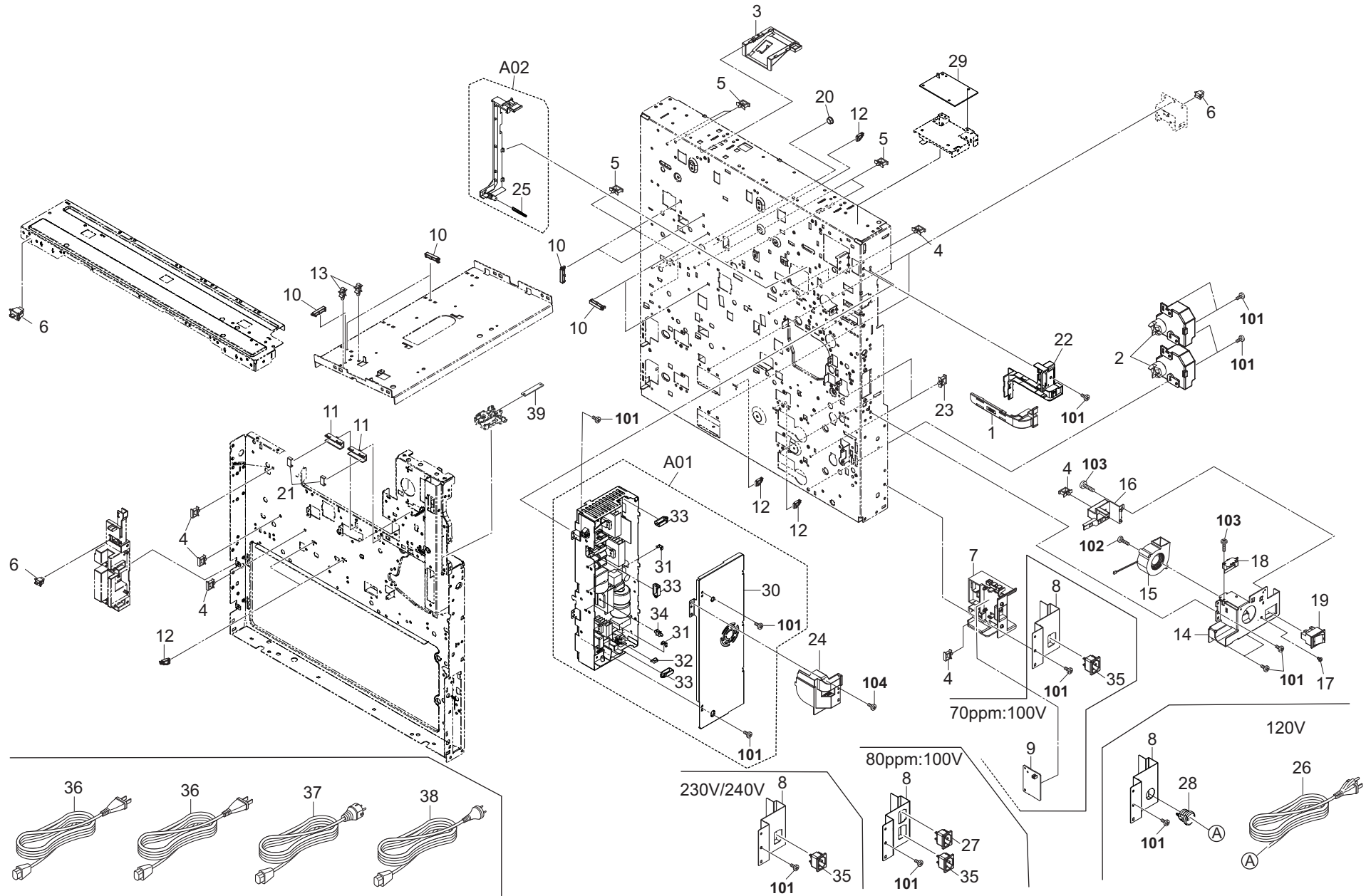


FIG. 32 Electrical Components 1

2NJ/2RK-1

Ref. No. 番号	Part.No. 部品番号	Alternative. 代替部品番号	Description 部品名称	Notes 備考	Revision 改訂	Quantity 個数			
						100(日本)	120	230	240
1	302N739040	2N739040	COVER WIRE IH			1	1	1	1
2	302NH94360	2NH94360	PARTS MOTOR LIFT ASSY SP			2	2	2	2
3	302NH39320	2NH39320	GUIDE WIRE ISU			1	1	1	1
4	7YZM610001++H01	YZ010230	ACCESS SADDLE			6	6	6	6
5	7YZM610003++H01	YZ010250	ACCESS SADDLE			6	6	6	6
6	7SP01000006+H01	SP121020	SW.PUSH			3	3	3	3
7	302NH39380	2NH39380	GUIDE WIRE INLET			1	1	1	1
8	302N739020	2N739020	PLATE INLET A2	80ppm:100V		1			
8	302N439070	2N439070	PLATE INLET B2	70ppm:100V		1		1	1
8	302N739010	2N739010	PLATE INLET				1		
9	302N494210	2N494210	PARTS PWB CURRENT AVE 100 ASSY SP	70ppm:100V		1			
10	302LF02380	2LF02380	HOLDER FFC			7	7	7	7
11	302LF39050	2LF39050	GUIDE WIRE FRONT PWB			2	2	2	2
12	302K939230	2K939230	HOLDER PWB			5	5	5	5
13	7YZM510007++H01	YZ042780	ACCESS.SPACER			2	2	2	2
14	302N439050	2N439050	PLATE MAIN SW			1	1	1	1
15	302LC94380	2LC94380	PARTS FAN COOLING LSU 60 SP			1	1	1	1
16	302K939560	2K939560	DUCT FAN IH			1	1	1	1
17	7YZM510022++H01	YZ127850	ACCESS.SPACER			1	1	1	1
18	2FB27160	2FB27160	INTER LOCK SWITCH			1	1	1	1
19	7SC020403+++H01	SC136170	SW.SEEAW			1	1	1	1
20	7YZM110001++H01	YZ009420	ACCESS.BUSHING			1	1	1	1
21	303LL02330	3LL02330	HOLDER WIRE D			2	2	2	2
22	302NH39330	2NH39330	GUIDE WIRE IH			1	1	1	1
23	7YZM610008++H01	YZ037940	ACCESS.SADDLE			2	2	2	2
24	302K939521	2K939521	COVER WIRE FUSER			1	1	1	1
A02	302NH94170	2NH94170	PARTS TERMINAL HV FUSER ASSY SP			1	1	1	1
25	*302NH39480	2NH39480	SPRING CONTACT FUSER SET			1	1	1	1
26	7AAACCCUS+20H003	AA152290	AC CORD ASSY US				1		
27	302N246080	2N246080	WIRE INLET ASSY	80ppm:100V		1			
28	7YZM120001++H01	YZ004390	ACCESS.BUSHING				1		
29	302ND94690	2ND94690	PARTS UNIT HIGH VOLTAGE FUSER SP			1	1	1	1
A01	302NH94180	2NH94180	PARTS IH BOX ASSY (M/E) SP					1	1
A01	302NH94190	2NH94190	PARTS IH BOX ASSY (M/J) SP			1	1		
30	*302K939450	2K939450	COVER PWB IH			1	1	1	1
31	*302K931080	2K931080	WIRE STOPPER			5	5	5	5
32	*7YZM210006++H01	YZ038000	ACCESS.EDGING			1	1	1	1
33	*7YZM210010++H01	YZ145250	ACCESS.EDGING			3	3	3	3
34	*7YZM510007++H01	YZ042780	ACCESS.SPACER			1	1	1	1
35	302NH46320	2NH46320	CONN.CORD ASSY INLET ASSY 1			1		1	1
36	7AAACCCJP+15H010	AA151960	AC CORD ASSY JP	80ppm		2			
36	7AAACCCJP+15H010	AA151960	AC CORD ASSY JP	70ppm		1			
37	302RH94240	2RH94240	PARTS AC CORD EU SP					1	
38	7AAACCAS+10H001	AA063380	AC CORD ASSY AS						1
39	302NJ94200	2NJ94200	PARTS FUSER SENSOR ASSY SP		1:Add	1	1	1	1
101	7BB700408H	BB105640	+BIND T.T S SCREW 4X8 SR						
102	7BB700330H	BB106840	+BIND T.T S SCREW 3X30 SR						
103	7BB607320H	BB106890	+TP-CUP M SCREW 3X20 R						
104	7BB700308H	BB105600	+BIND T.T S SCREW 3X8 SR						

• Parts with a Ref.No. of 500 and above in the illustration indicate they are not selected for service parts.

• イラスト中で 500 番の Ref 番号が付いている部品はサービスパーツに選定されていません。

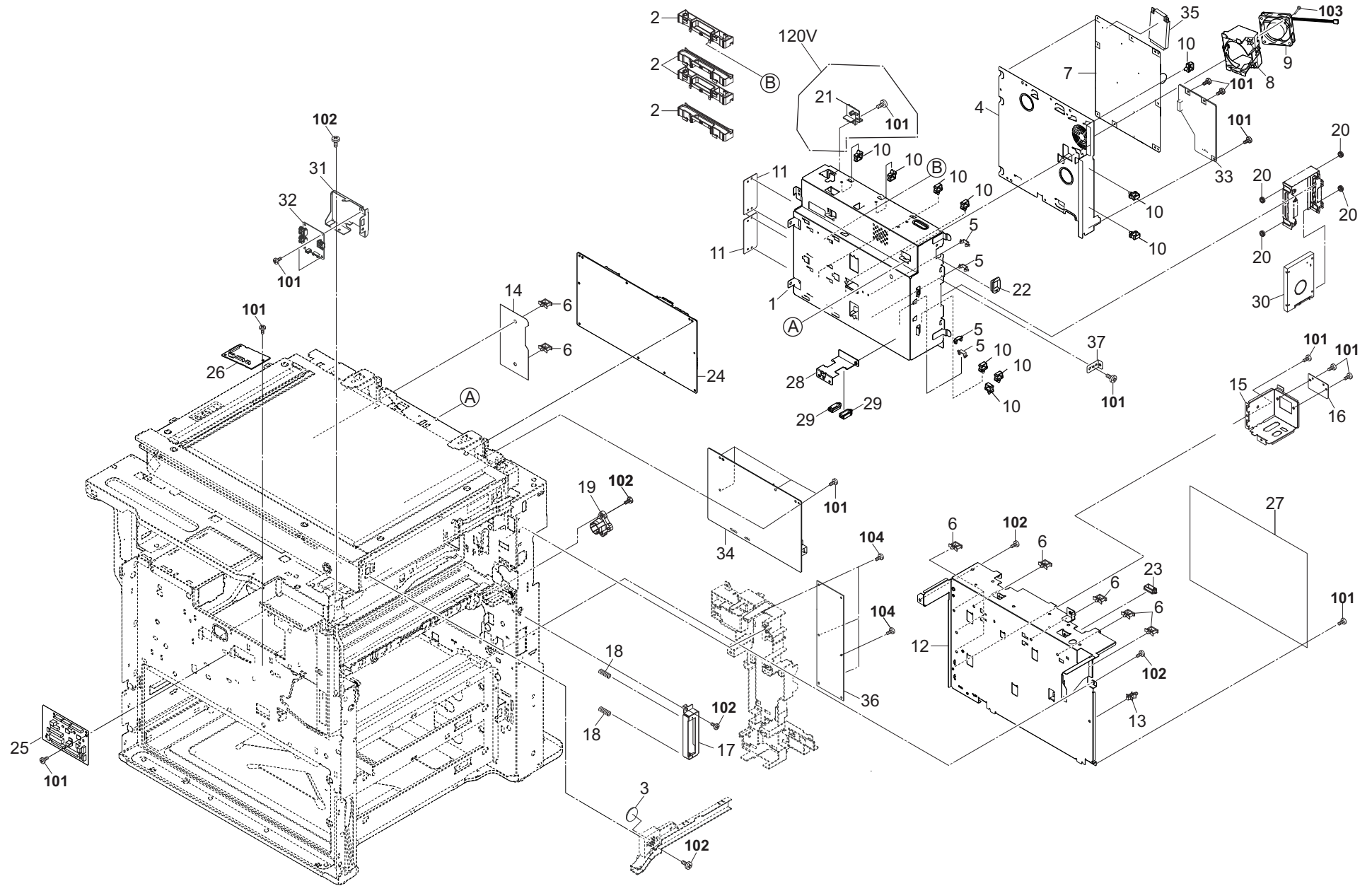


FIG. 33 Electrical Components 2

2NJ/2RK-3

Ref. No. 番号	Part.No. 部品番号	Alternative. 代替部品番号	Description 部品名称	Notes 備考	Revision 改訂	Quantity 個数			
						100(日本)	120	230	240
1	302NH39010	2NH39010	SHIELD BOX			1	1	1	1
2	302K939030	2K939030	RAIL PWB			4	4	4	4
3	302ND94790	2ND94790	PARTS SPEAKER SP			1	1	1	1
4	302NH39020	2NH39020	BRACKET MAIN			1	1	1	1
5	7YZM390011++H01	YZ050250	ACCESS.CLAMP			4	4	4	4
6	7YZM610003++H01	YZ010250	ACCESS SADDLE			10	10	10	10
7	302NJ94010	2NJ94010	PARTS PWB MAIN ASSY SP			1	1		1
7	302NJ94140	2NJ94140	PARTS PWB MAIN ASSY EU SP					1	
8	302NH39030	2NH39030	HOLDER FAN MAIN			1	1	1	1
9	302FZ44040	2FZ44040	FAN BOX COOLING			1	1	1	1
10	7YZM610002++H01	YZ010240	ACCESS SADDLE			10	10	10	10
11	302RH39220	2RH39220	PLATE OPTION			2	2	2	2
12	302NH39060	2NH39060	PLATE PWB LVU			1	1	1	1
13	7YZM510007++H01	YZ042780	ACCESS.SPACER			1	1	1	1
14	302LF39070	2LF39070	FILM WIRE ENGINE			1	1	1	1
15	302NH39410	2NH39410	PLATE OPTION COIN-VENDOR			1	1	1	1
16	302FB26290	2FB26290	LID VENDOR			1	1	1	1
17	302K924381	2K924381	MOUNT DRAWER B			1	1	1	1
18	302K924360	2K924360	SPRING DRAWER			2	2	2	2
19	302K931210	2K931210	HOLDER ATTACHMENT			1	1	1	1
20	302JD19140	2JD19140	BUSHING FAN			4	4	4	4
21	303RR94010	3RR94010	PARTS WIFI UNIT SP				1		
22	7YZM210011++H01	YZ145260	ACCESS.EDGING		3: Part No.-chg.	1	1	1	1
23	7YZM210010++H01	YZ145250	ACCESS.EDGING		3: Part No.-chg.	1	1	1	1
24	302NJ94060	2NJ94060	PARTS PWB ENGINE ASSY SP			1	1	1	1
25	302NJ94070	2NJ94070	PARTS PWB FRONT MONO ASSY SP			1	1	1	1
26	302NJ94080	2NJ94080	PARTS PWB LSU JUNC MONO ASSY SP			1	1	1	1
27	302ND94610	2ND94610	PARTS UNIT LOW VOLTAGE 100 SP			1	1		
27	302ND94620	2ND94620	PARTS UNIT LOW VOLTAGE 200 SP					1	1
28	302K939080	2K939080	PLATE SHIELD BOX			1	1	1	1
29	7YZM210010++H01	YZ145250	ACCESS.EDGING			2	2	2	2
30	302NH93190	2NH93190	PARTS STORAGE DEVICE SP			1	1	1	1
31	302NH39400	2NH39400	MOUNT USB PWB			1	1	1	1
32	302RH94020	2RH94020	PARTS PWB USB HUB ASSY SP			1	1	1	1
33	303R894050	3R894050	PARTS PWB DPIF ASSY SP			1	1	1	1
34	302NJ94090	2NJ94090	PARTS UNIT HIGH VOLTAGE MAIN SP			1	1	1	1
35	302ND94670	2ND94670	PARTS SSD SP			1	1	1	1
36	302NJ94110	2NJ94110	PARTS PWB FEED ASSY SP		1:Add /2:Others	1	1	1	1
37	302MN04151	2MN04151	PLATE NUT M3		3: Design-chg.	1	1	1	1
101	7BB700308H	BB105600	+BIND T.T S SCREW 3X8 SR						
102	7BB700408H	BB105640	+BIND T.T S SCREW 4X8 SR						
103	7BB200322H	BB129220	BIND T.T P SCREW 3X22						
104	7BB200308H	BB105660	+BIND T.T P SCREW 3X8		1:Add				

• Parts with a Ref.No. of 500 and above in the illustration indicate they are not selected for service parts.

• イラスト中で 500 番台の Ref 番号が付いている部品はサービスパーツに選定されていません。

FIG. 34 Operation Panel Section

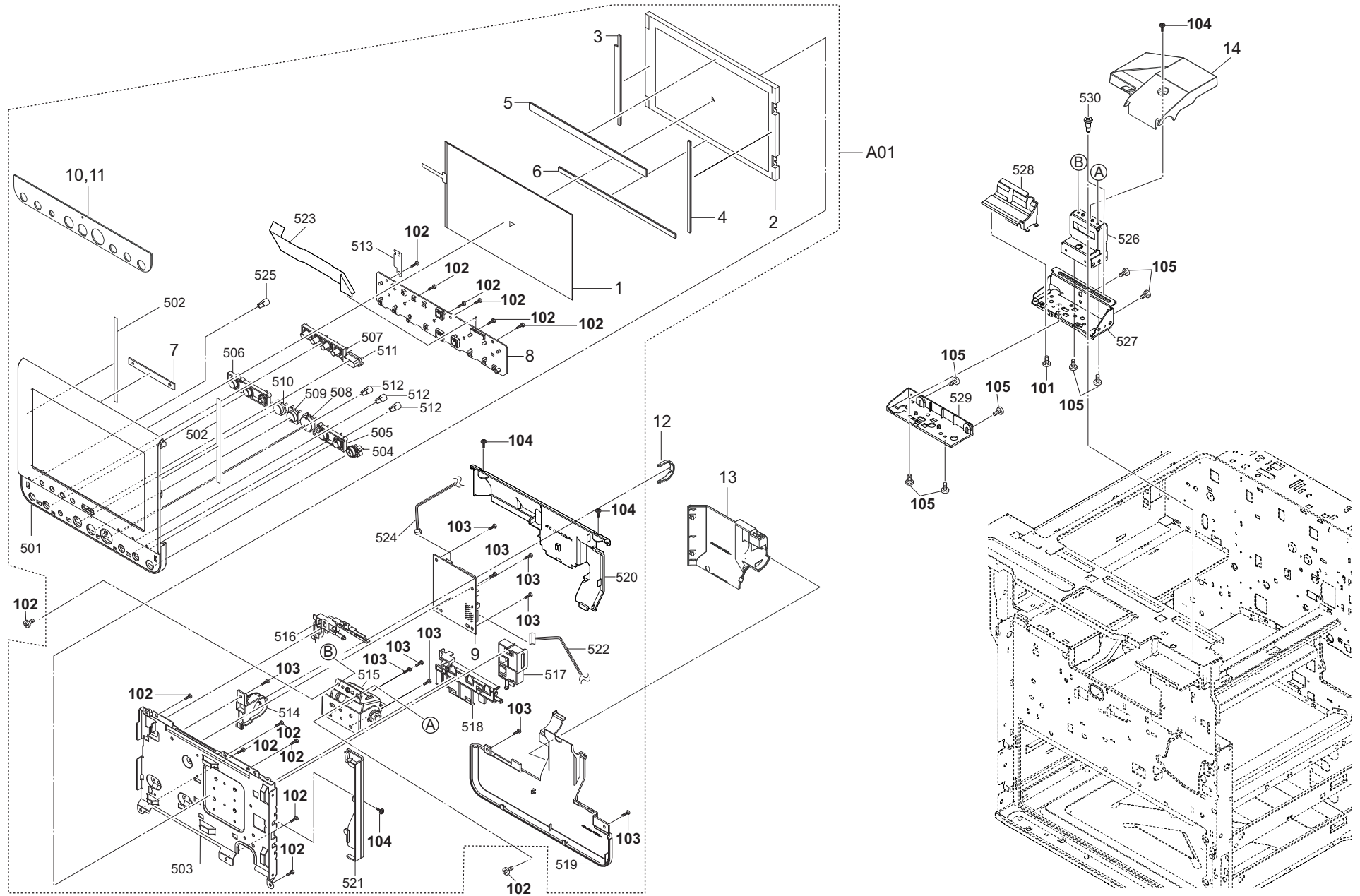


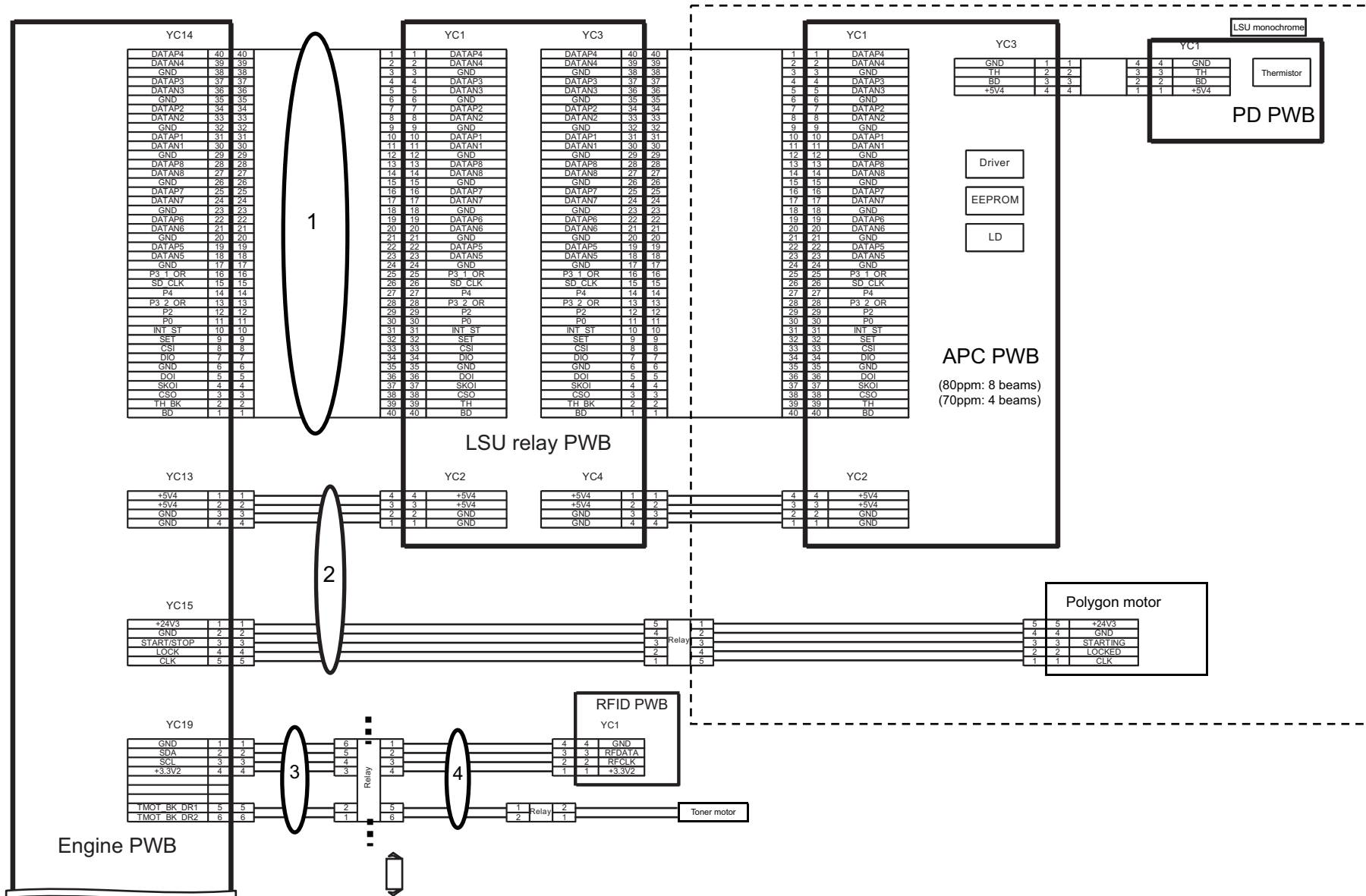
FIG. 34 Operation Panel Section

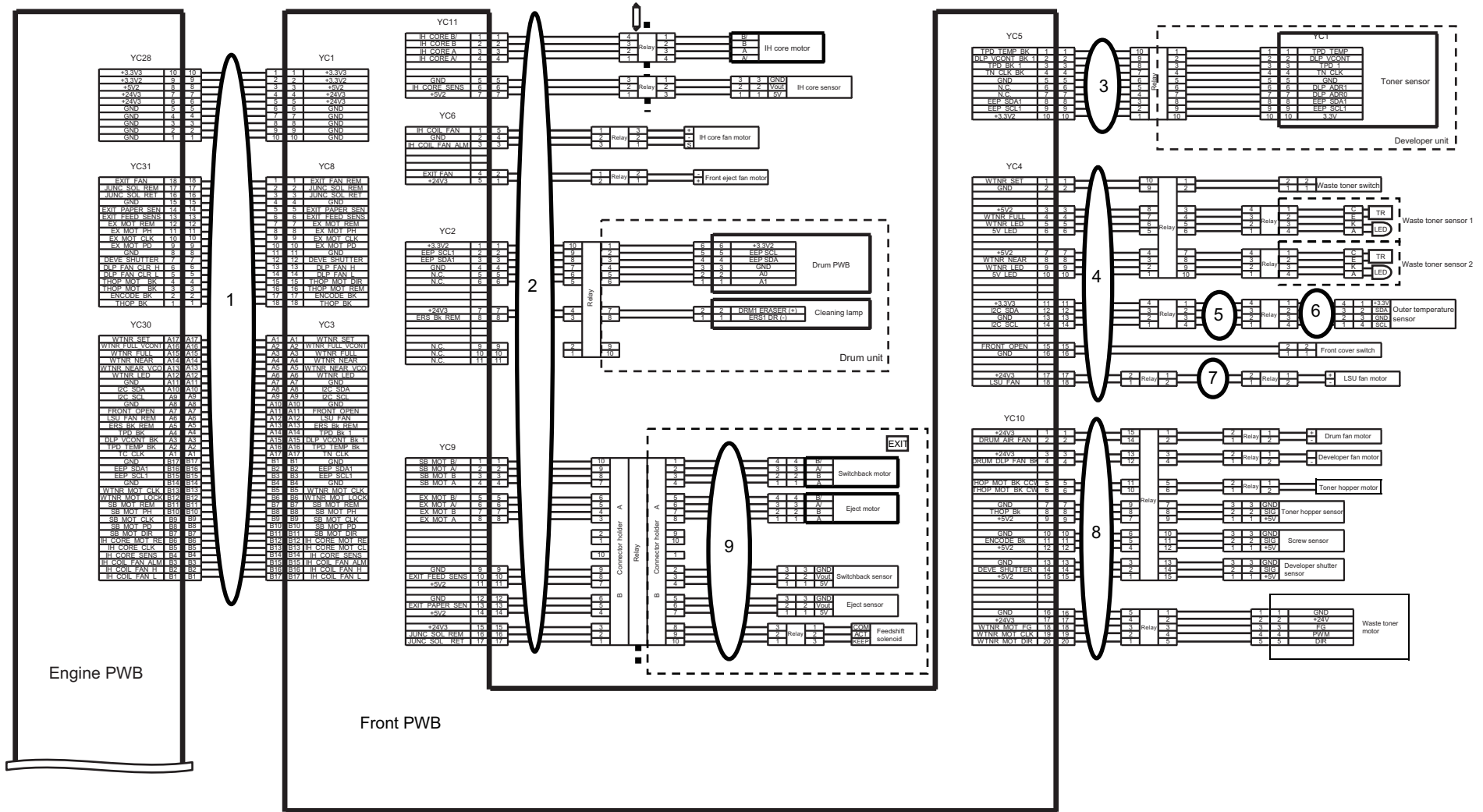
2NJ/2RK-1

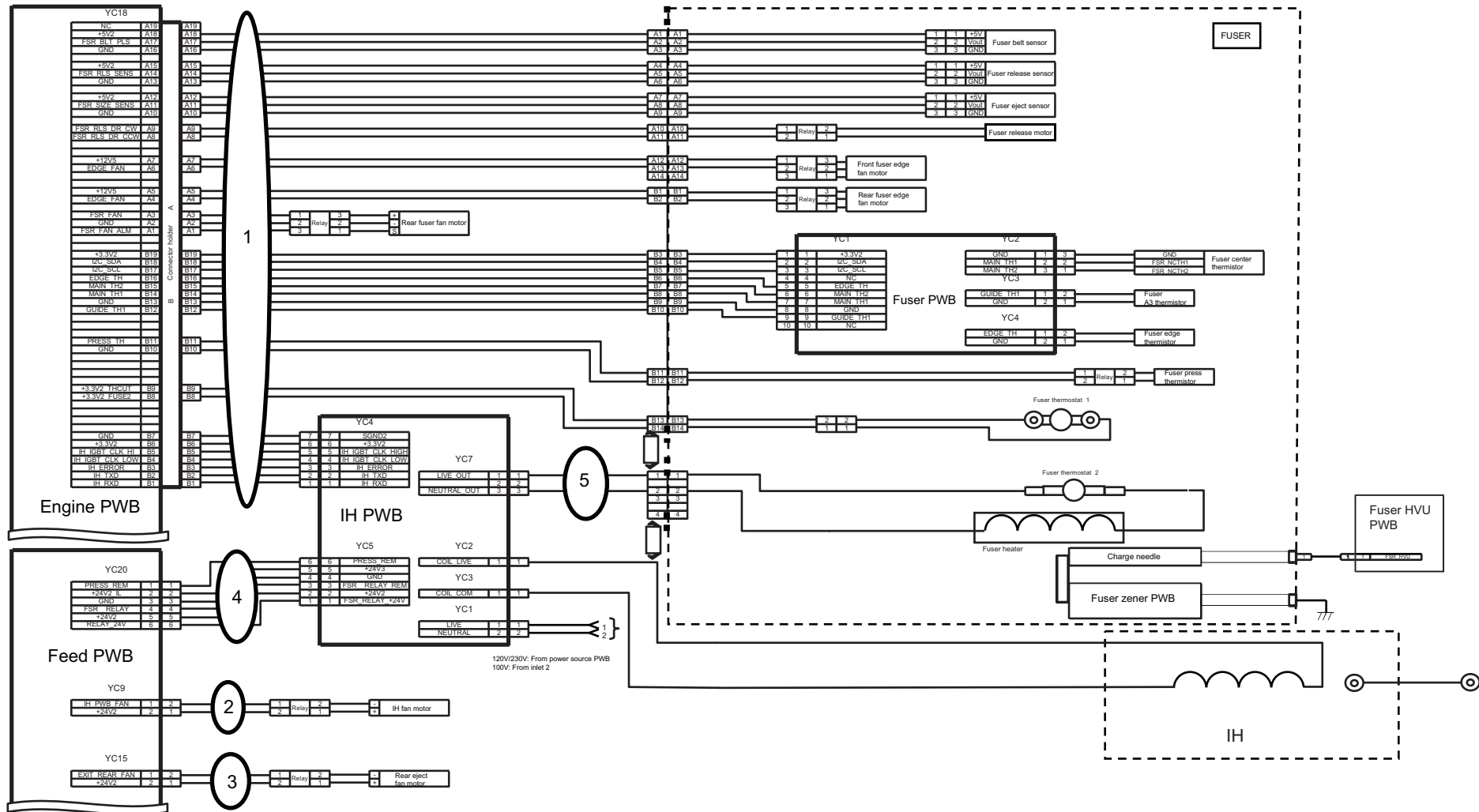
Ref. No. 番号	Part.No. 部品番号	Alternative. 代替部品番号	Description 部品名称	Notes 備考	Revision 改訂	Quantity 個数			
						100(日本)	120	230	240
A01	302NH94211	2NH94211	PARTS OPERATION UNIT SP		1Design-chg.	1	1	1	1
1	*302RH94070	2RH94070	PARTS TABLET OPERATION SP			1	1	1	1
2	*302RH94060	2RH94060	PARTS LCD OPERATION SP			1	1	1	1
3	*302RH05210	2RH05210	SPONGE LCD A			1	1	1	1
4	*302RH05220	2RH05220	SPONGE LCD B			1	1	1	1
5	*302RH05230	2RH05230	SPONGE LCD C			1	1	1	1
6	*302RH05240	2RH05240	SPONGE LCD D			1	1	1	1
7	*302RH94050	2RH94050	PARTS PWB NFC ASSY SP			1	1	1	1
8	*302RH94040	2RH94040	PARTS PWB OPERATION ASSY SP			1	1	1	1
9	*302RH94030	2RH94030	PARTS PWB PANEL MAIN ASSY SP			1	1	1	1
10	*302NH34100	2NH34100	LABEL OPERATION JP			1	1	1	1
11	*302NH34110	2NH34110	LABEL OPERATION EN			1	1	1	1
12	302RH05370	2RH05370	HOLDER WIRE OPERATION			1	1	1	1
13	302RH05360	2RH05360	COVER OPERATION D			1	1	1	1
14	302NH04300	2NH04300	COVER OPERATION REAR A			1	1	1	1
101	7BB202308H	BB105690	+TP-FLAT T.T P SCREW 3X8						
102	7BB200308H	BB105660	+BIND T.T P SCREW 3X8						
103	7BB702308H	BB107060	+TP-FLAT T.T S SCREW 3X8 SR						
104	7BB782308H	BB111300	+TP-FLAT T.T S SCREW 3X8 SR(BLACK)						
105	7BB700308H	BB105600	+BIND T.T S SCREW 3X8 SR						

• Parts with a Ref.No. of 500 and above in the illustration indicate they are not selected for service parts.

• イラスト中で 500 番台の Ref 番号が付いている部品はサービスパーツに選定されていません。







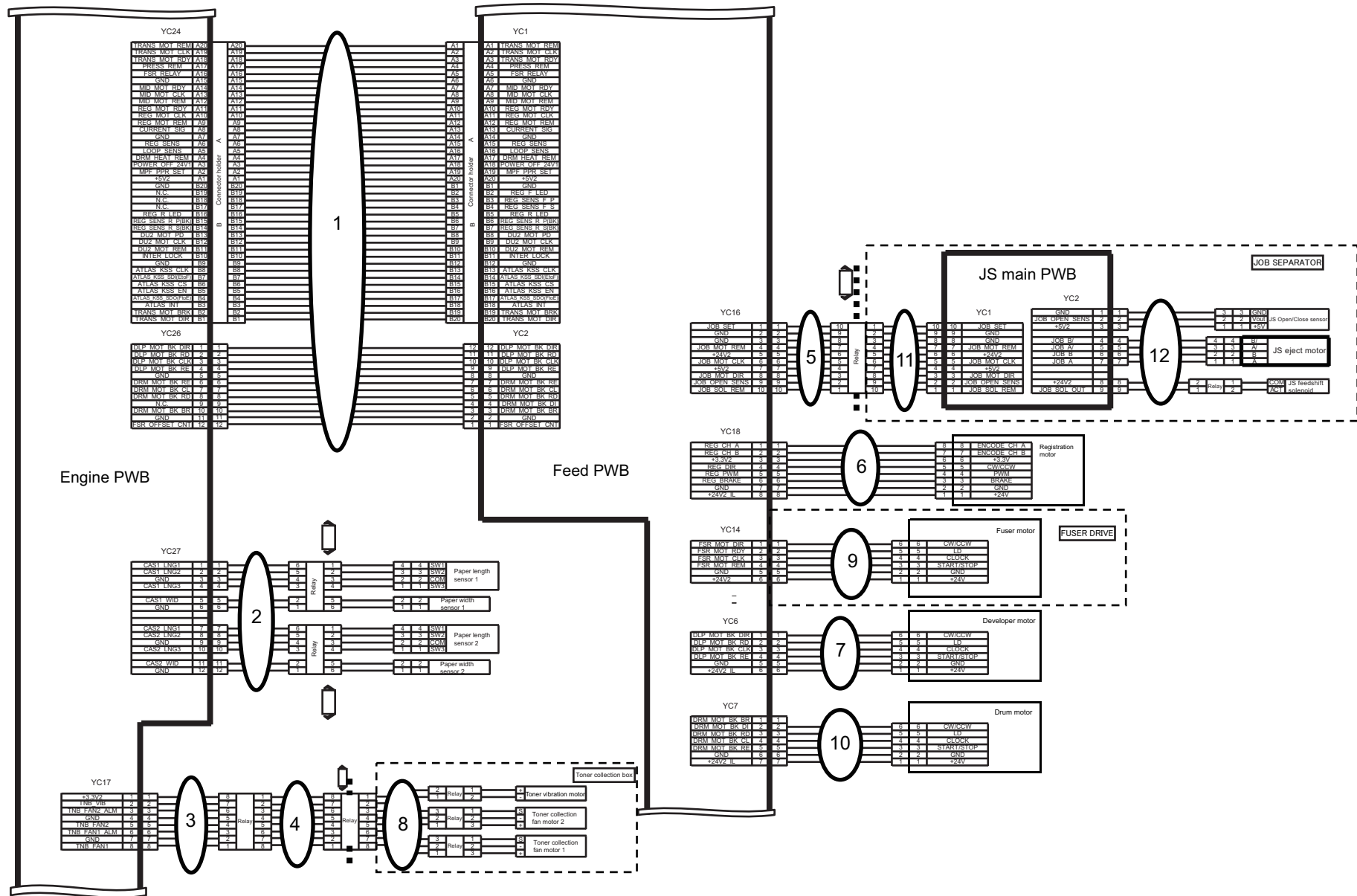


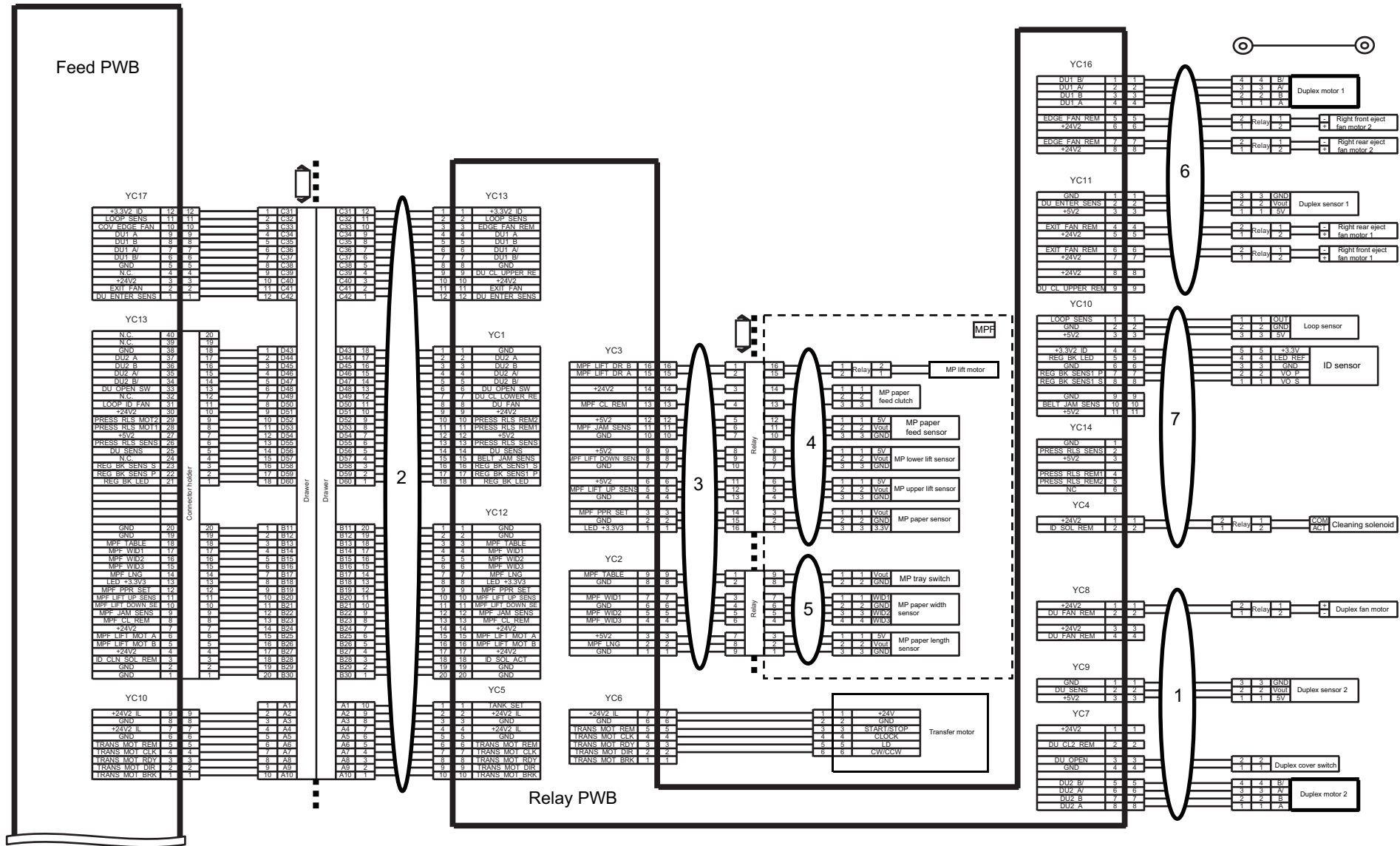
FIG. 39 Wire Sections 5

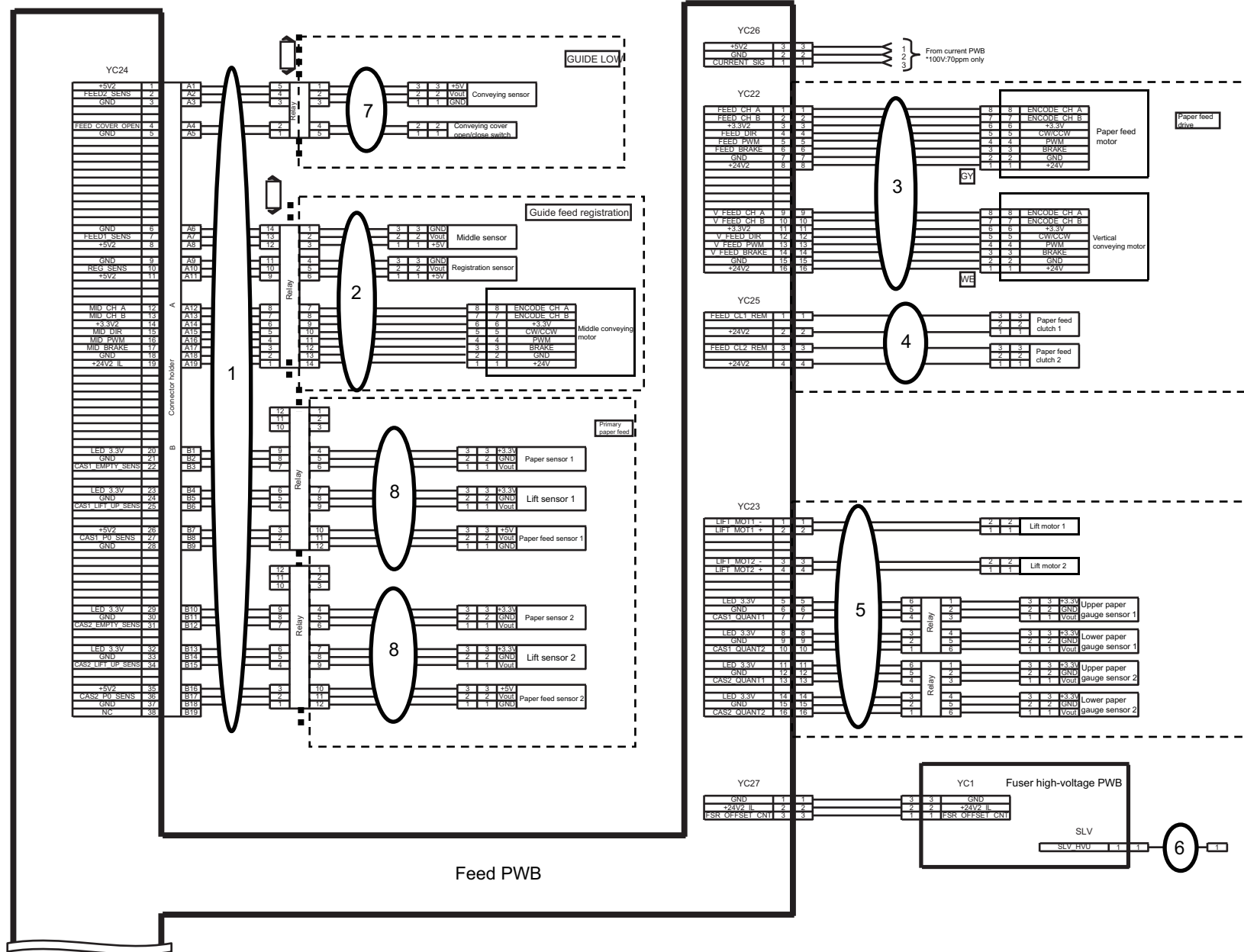
2NJ/2RK-1

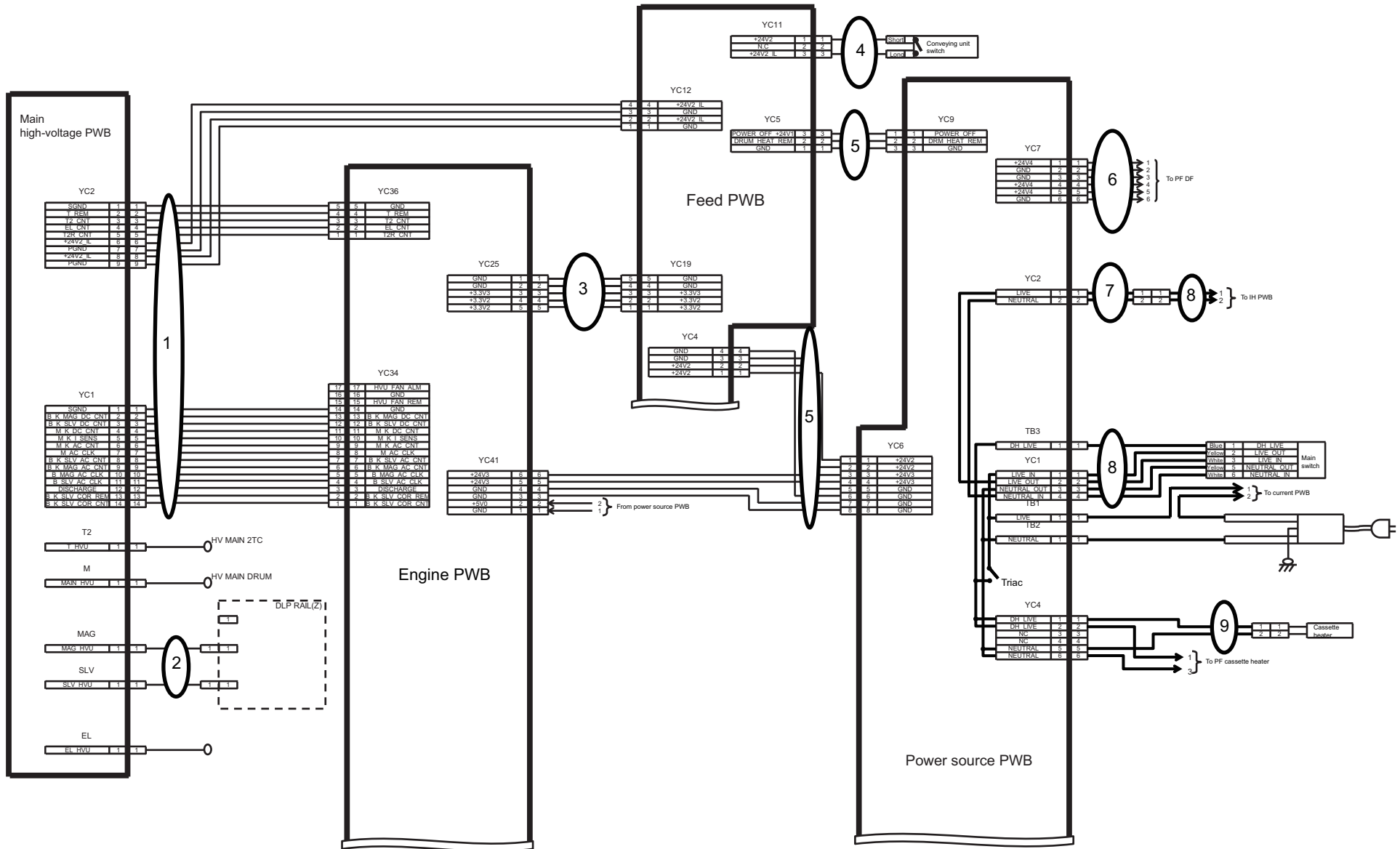
Ref. No. 番号	Part.No. 部品番号	Alternative. 代替部品番号	Description 部品名称	Notes 備考	Revision 改訂	Quantity 個数			
						100(日本)	120	230	240
1	302NJ46010	2NJ46010	CONN.CORD ASSY FEED2			1	1	1	1
2	302NH46200	2NH46200	CONN.CORD ASSY LIFT MOTOR			1	1	1	1
3	302NJ46120	2NJ46120	CONN.CORD ASSY HVU MAIN			1	1	1	1
4	302NJ46150	2NJ46150	CONN.CORD ASSY TONER DUCT FAN A			1	1	1	1
5	302NH46510	2NH46510	CONN.CORD ASSY JOBSEPARATOR JOINT			1	1	1	1
6	302NH46220	2NH46220	CONN.CORD ASSY REGIST MOTOR			1	1	1	1
7	302NJ46080	2NJ46080	CONN.CORD ASSY DLP MOT			1	1	1	1
8	302NH46550	2NH46550	CONN.CORD ASSY TONER DUCT FAN A JOINT		1:Add	1	1	1	1
9	302NH46020	2NH46020	CONN.CORD ASSY FUSER MOTOR H		1:Add	1	1	1	1
10	302NJ46110	2NJ46110	CONN.CORD ASSY DRUM MOT		1:Add	1	1	1	1
11	303R846010	3R846010	WIRE INTERFACE		1:Add	1	1	1	1
12	303NM46020	3NM46020	WIRE JOB SEPARATOR		1:Add	1	1	1	1

• Parts with a Ref.No. of 500 and above in the illustration indicate they are not selected for service parts.

• イラスト中で 500 番台の Ref 番号が付いている部品はサービスパーツに選定されていません。







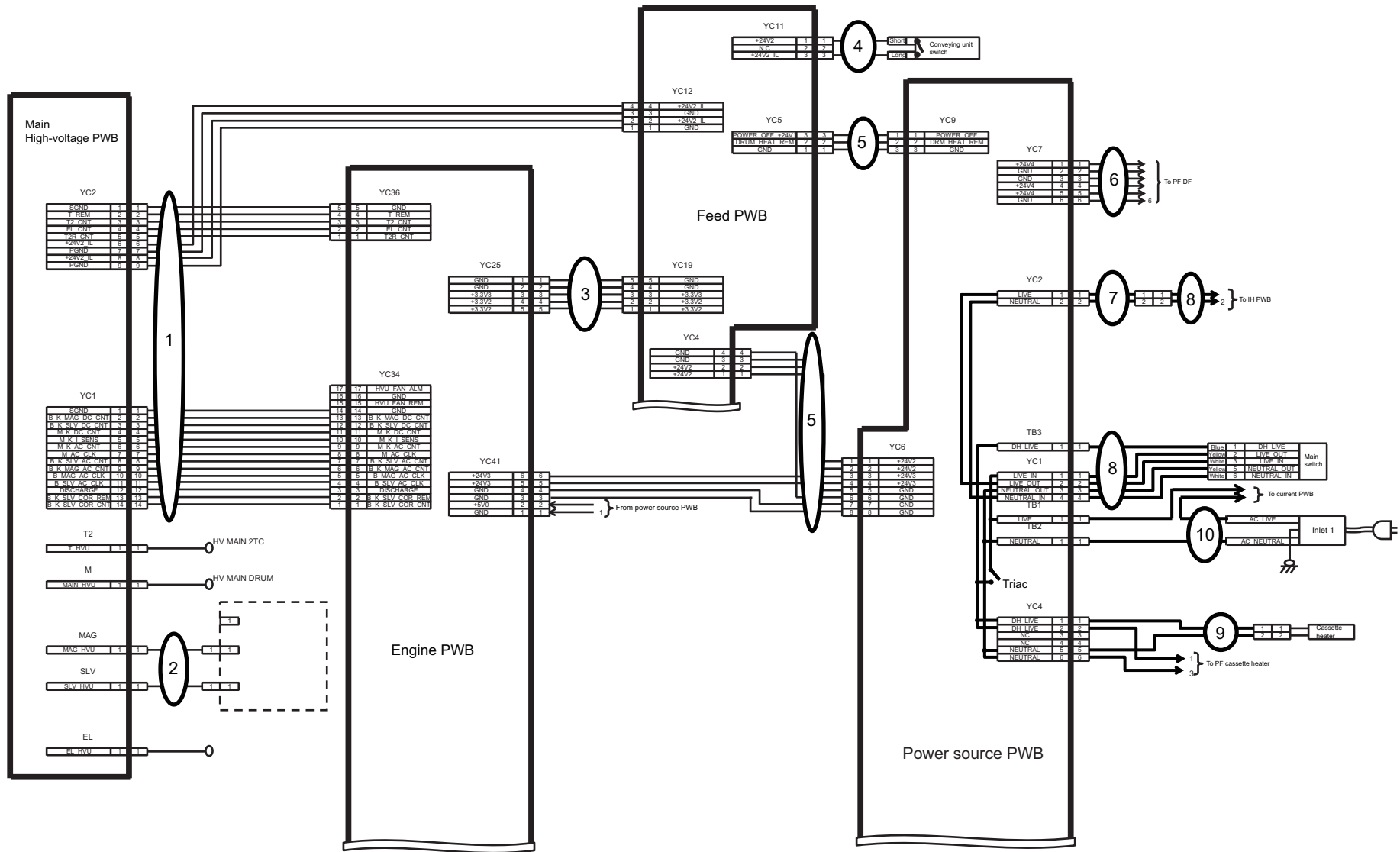


FIG. 43 Wire Sections 9

2NJ/2RK-1

Ref. No. 番号	Part.No. 部品番号	Alternative. 代替部品番号	Description 部品名称	Notes 備考	Revision 改訂	Quantity 個数			
						100(日本)	120	230	240
1	302NJ46120	2NJ46120	CONN.CORD ASSY HVU MAIN					1	1
2	302LH46330	2LH46330	WIRE HVU DLP					1	1
3	302NJ46010	2NJ46010	CONN.CORD ASSY FEED2					1	1
4	302NH46370	2NH46370	CONN.CORD ASSY INTERLOCK					1	1
5	302NJ46270	2NJ46270	CONN.CORD ASSY LVU FEED Z					1	1
6	302NJ46180	2NJ46180	CONN.CORD ASSY EH					1	1
7	302NH46560	2NH46560	CONN.CORD ASSY MAIN SWITCH E					1	1
8	302NH46380	2NH46380	CONN.CORD ASSY MAIN SWITCH					1	1
9	302NH46300	2NH46300	CONN.CORD ASSY CASSETTE HEATER Z					1	1
10	302NH46320	2NH46320	CONN.CORD ASSY INLET ASSY 1		1:Add			1	1

• Parts with a Ref.No. of 500 and above in the illustration indicate they are not selected for service parts.

・イラスト中で 500 番台の Ref 番号が付いている部品はサービスパーツに選定されていません。

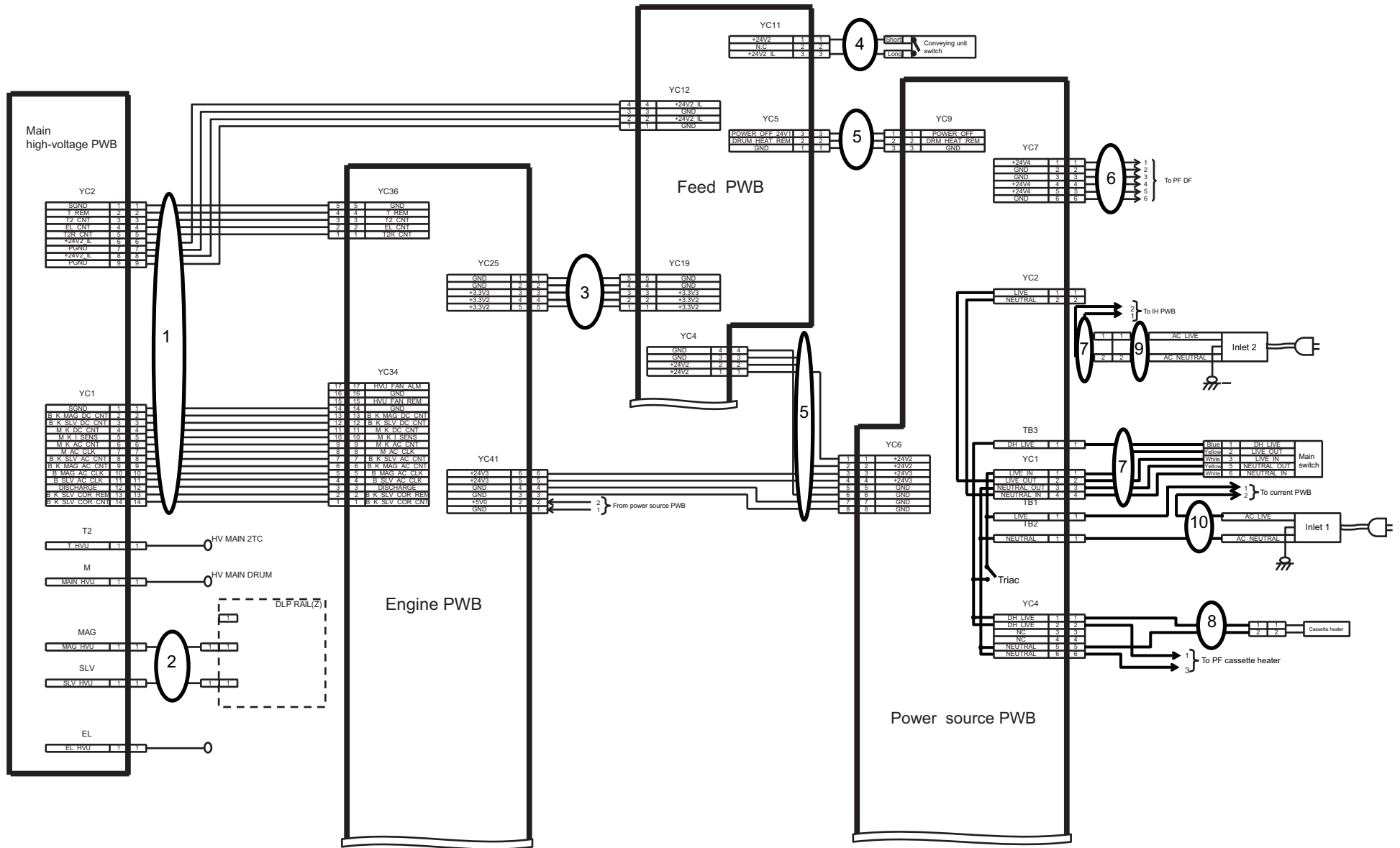


FIG. 44 Wire Sections 10 (80ppm)

2NJ/2RK-1

Ref. No. 番号	Part.No. 部品番号	Alternative. 代替部品番号	Description 部品名称	Notes 備考	Revision 改訂	Quantity 個数			
						100(日本)	120	230	240
1	302NJ46120	2NJ46120	CONN.CORD ASSY HVU MAIN			1			
2	302LH46330	2LH46330	WIRE HVU DLP			1			
3	302NJ46010	2NJ46010	CONN.CORD ASSY FEED2			1			
4	302NH46370	2NH46370	CONN.CORD ASSY INTERLOCK			1			
5	302NJ46270	2NJ46270	CONN.CORD ASSY LVU FEED Z			1			
6	302NJ46180	2NJ46180	CONN.CORD ASSY EH			1			
7	302NH46380	2NH46380	CONN.CORD ASSY MAIN SWITCH			1			
8	302NH46300	2NH46300	CONN.CORD ASSY CASSETTE HEATER Z			1			
9	302N246080	2N246080	WIRE INLET ASSY		1:Add	1			
10	302NH46320	2NH46320	CONN.CORD ASSY INLET ASSY 1		1:Add	1			

• Parts with a Ref.No. of 500 and above in the illustration indicate they are not selected for service parts.

・イラスト中で 500 番台の Ref 番号が付いている部品はサービスパーツに選定されていません。

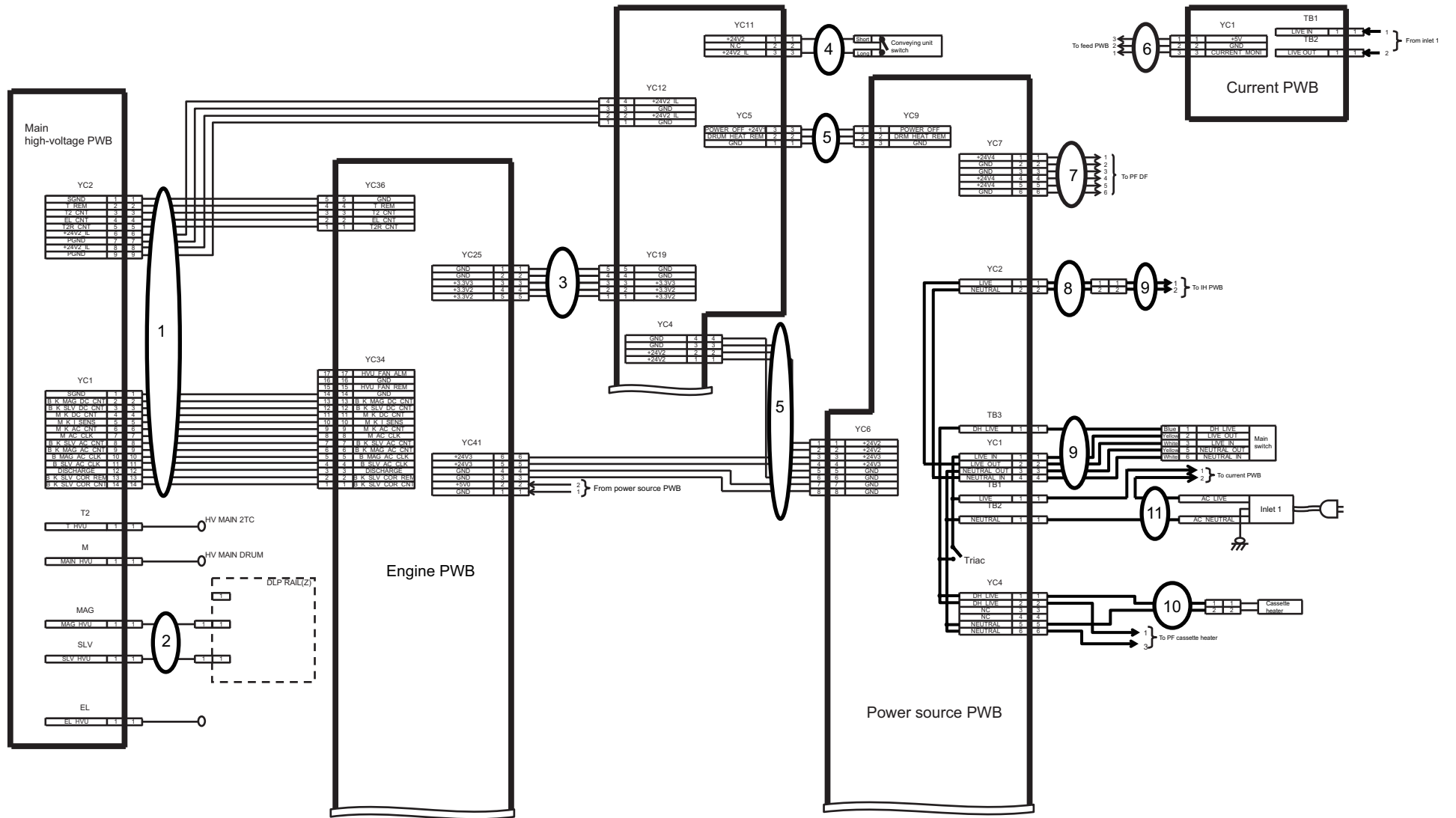


FIG. 45 Wire Sections 11 (70ppm)

2NJ/2RK-1

Ref. No. 番号	Part.No. 部品番号	Alternative. 代替部品番号	Description 部品名称	Notes 備考	Revision 改訂	Quantity 個数			
						100(日本)	120	230	240
1	302NJ46120	2NJ46120	CONN.CORD ASSY HVU MAIN			1			
2	302LH46330	2LH46330	WIRE HVU DLP			1			
3	302NJ46010	2NJ46010	CONN.CORD ASSY FEED2			1			
4	302NH46370	2NH46370	CONN.CORD ASSY INTERLOCK			1			
5	302NJ46270	2NJ46270	CONN.CORD ASSY LVU FEED Z			1			
6	302NH46280	2NH46280	CONN.CORD ASSY CURRENT PWB			1			
7	302NJ46180	2NJ46180	CONN.CORD ASSY EH			1			
8	302NH46560	2NH46560	CONN.CORD ASSY MAIN SWITCH E			1			
9	302NH46380	2NH46380	CONN.CORD ASSY MAIN SWITCH			1			
10	302NH46300	2NH46300	CONN.CORD ASSY CASSETTE HEATER Z			1			
11	302NH46320	2NH46320	CONN.CORD ASSY INLET ASSY 1		1:Add	1			

• Parts with a Ref.No. of 500 and above in the illustration indicate they are not selected for service parts.

・イラスト中で 500 番台の Ref 番号が付いている部品はサービスパーツに選定されていません。

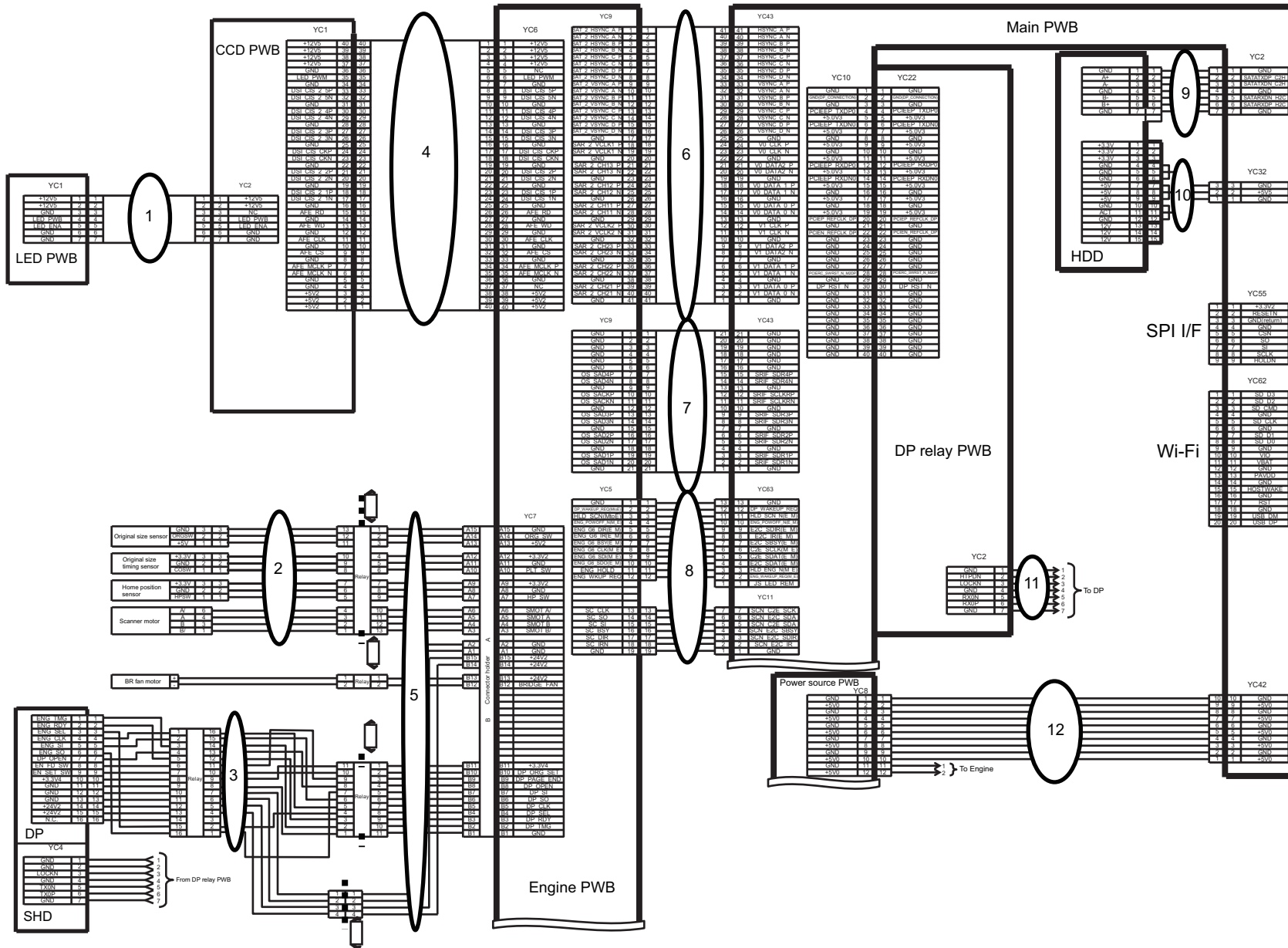


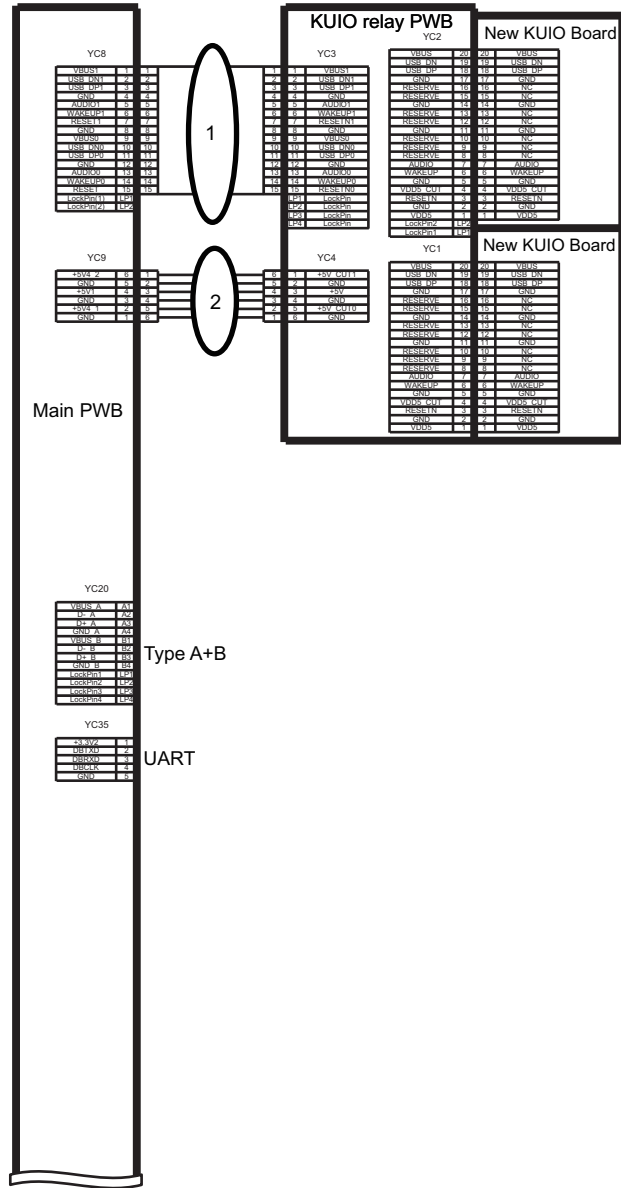
FIG. 46 Wire Sections 12

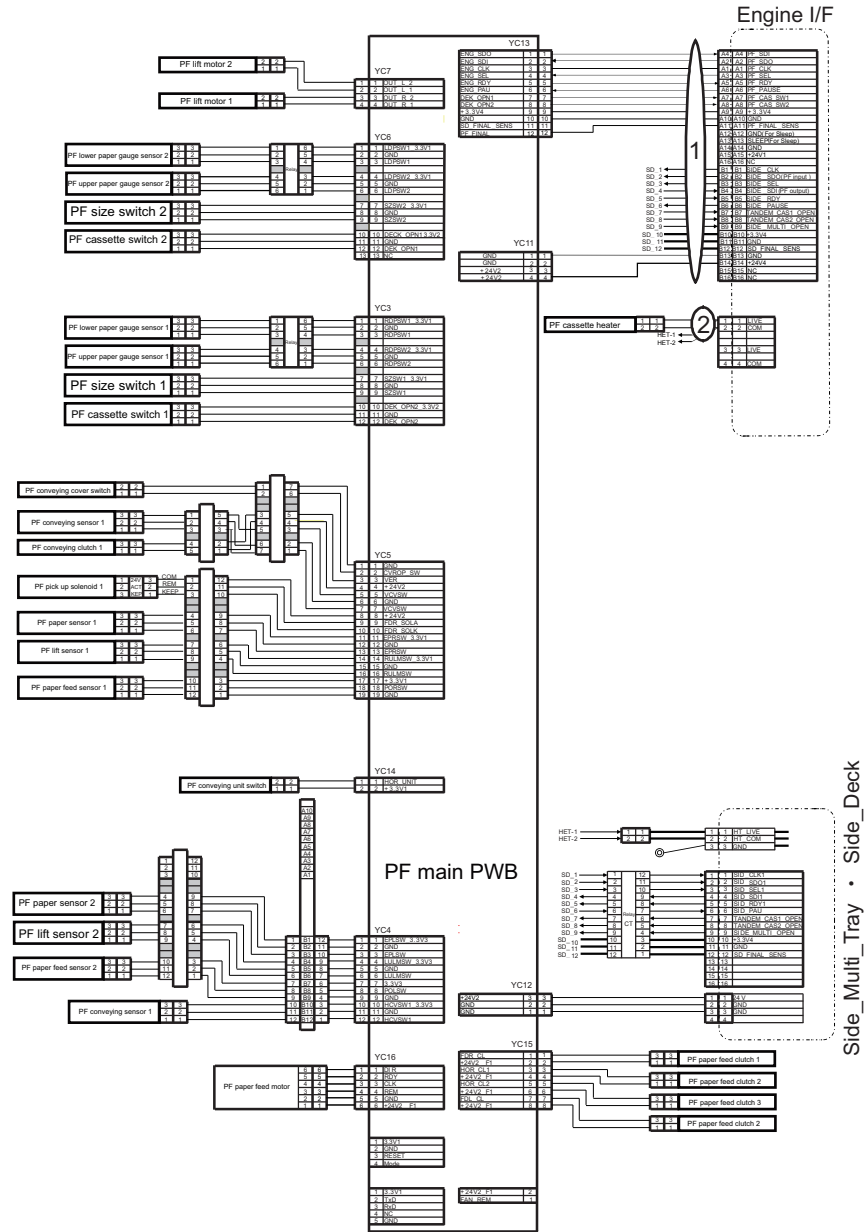
2NJ/2RK

Ref. No. 番号	Part.No. 部品番号	Alternative. 代替部品番号	Description 部品名称	Notes 備考	Revision 改訂	Quantity 個数			
						100(日本)	120	230	240
1	302ND46500	2ND46500	CONN.CORD ASSY FFC CCD LED			1	1	1	1
2	302NH46520	2NH46520	CONN.CORD ASSY ISU			1	1	1	1
3	302NH46530	2NH46530	CONN.CORD ASSY DP			1	1	1	1
4	302NH46160	2NH46160	CONN.CORD ASSY FFC CCD			1	1	1	1
5	302NJ46250	2NJ46250	CONN.CORD ASSY ISU SENSOR			1	1	1	1
6	302NH46270	2NH46270	CONN.CORD ASSY FFC MAIN-ENGINE			1	1	1	1
7	302NH46990	2NH46990	CONN.CORD ASSY FFC MAIN-ENGINE 2			1	1	1	1
8	302NH46500	2NH46500	CONN.CORD ASSY ENGINE-MAIN			1	1	1	1
9	303R446080	3R446080	WIRE CIS DATA			1	1	1	1
10	302NH46580	2NH46580	CONN.CORD ASSY HDD POWER			1	1	1	1
11	302NH46860	2NH46860	CONN.CORD ASSY DPIF			1	1	1	1
12	302NJ46270	2NJ46270	CONN.CORD ASSY LVU FEED Z			1	1	1	1

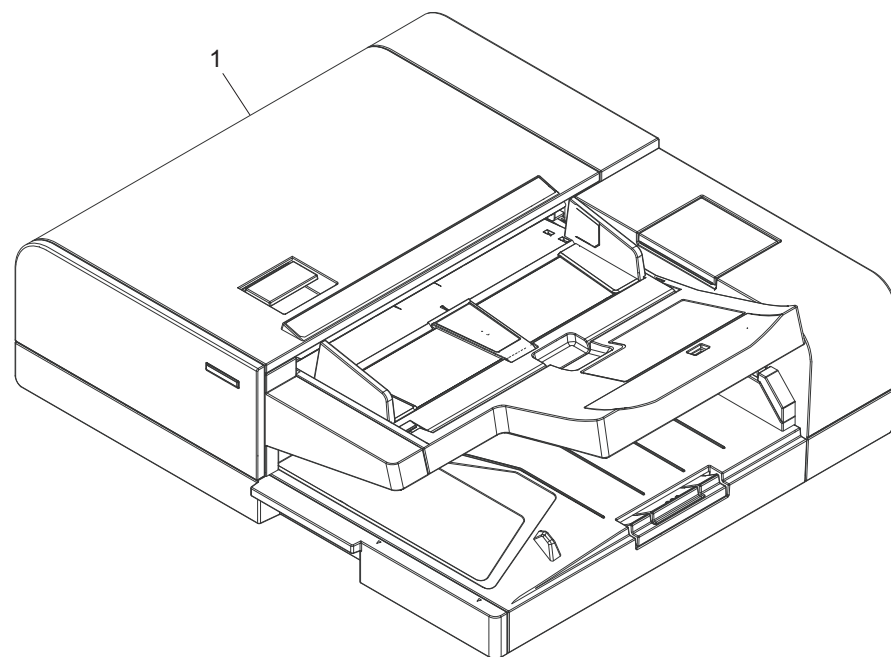
• Parts with a Ref.No. of 500 and above in the illustration indicate they are not selected for service parts.

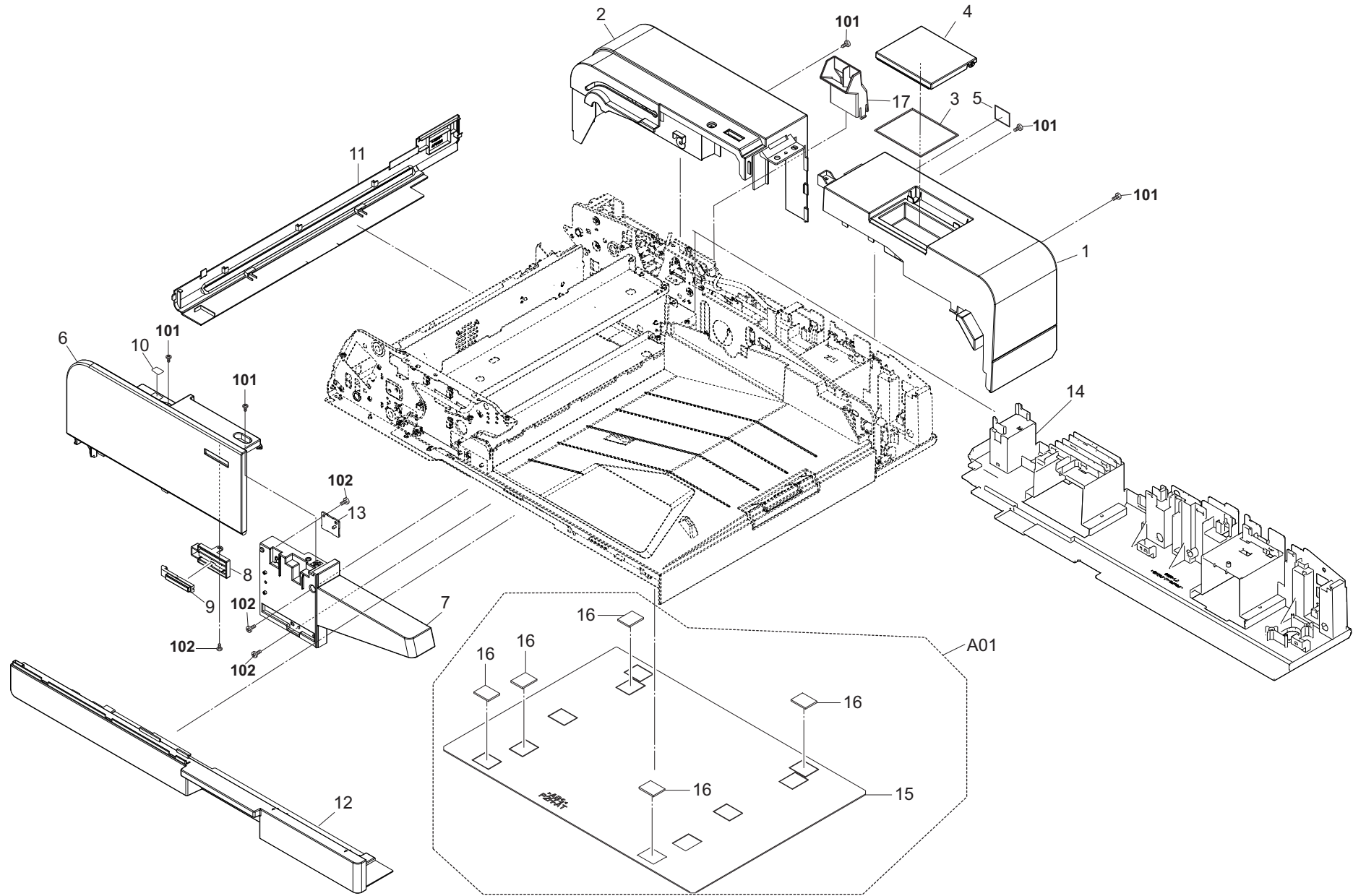
• イラスト中で 500 番台の Ref 番号が付いている部品はサービスパーツに選定されていません。





Side_Multi_Tray • Side_Deck





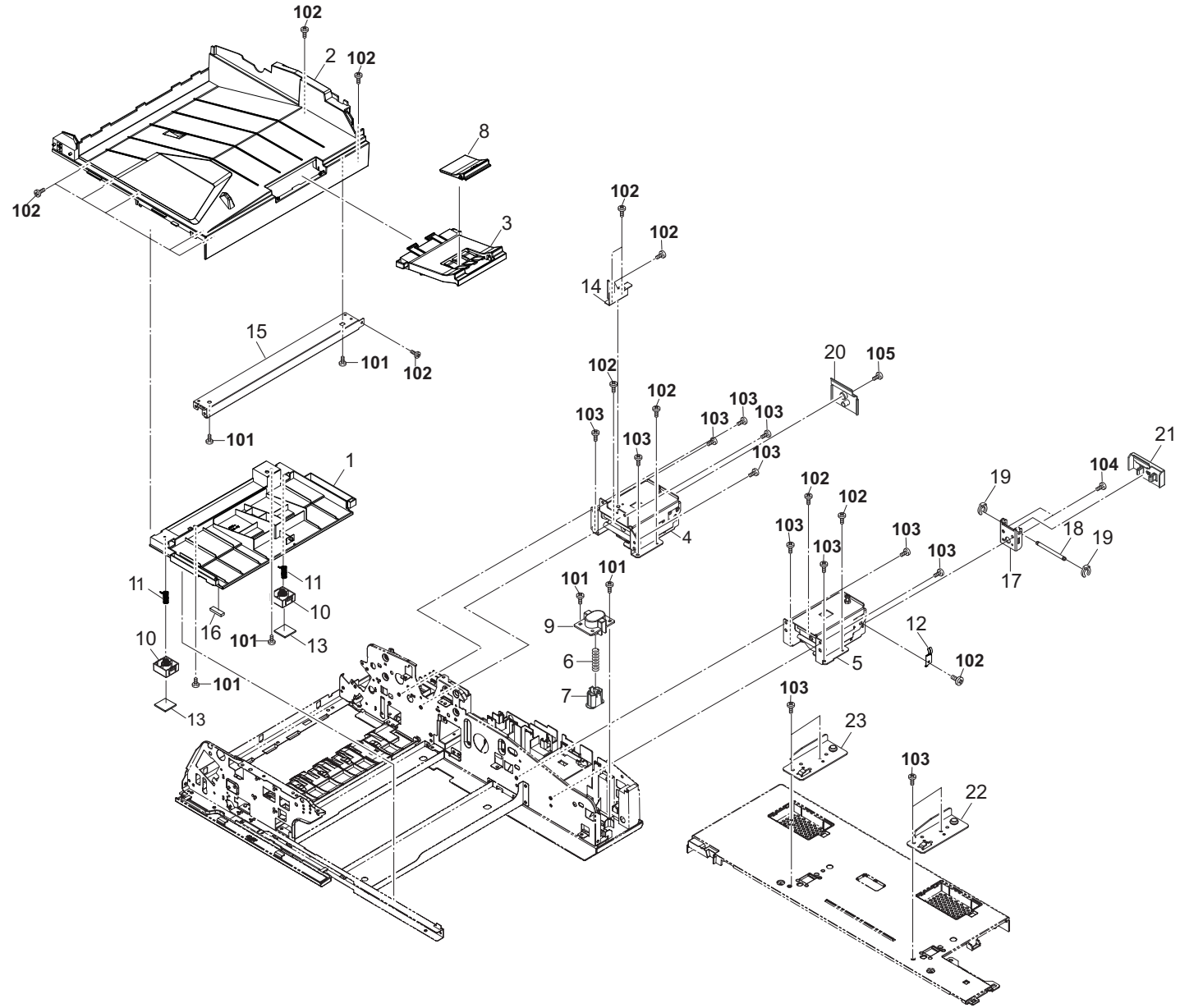


FIG. 52 Frames(DP)

2NJ/2RK

Ref. No. 番号	Part.No. 部品番号	Alternative. 代替部品番号	Description 部 品 名 称	Notes 備 考	Revision 改 訂	Quantity 個数			
						100(日本)	120	230	240
1	303R804130	3R804130	COVER BOTTOM RIGHT			1	1	1	1
2	303R804010	3R804010	TRAY EJECT			1	1	1	1
3	303R702100	3R702100	TRAY SLIDE			1	1	1	1
4	303M402021	3M402021	HINGE LEFT			1	1	1	1
5	303M402031	3M402031	HINGE RIGHT			1	1	1	1
6	303JX02090	3JX02090	SPRING PUSH SW			1	1	1	1
7	303R802010	3R802010	ACTUATOR ISU SW			1	1	1	1
8	303R702110	3R702110	STOPPER EJECT			1	1	1	1
9	303LL02150	3LL02150	HOLDER SPRING PUSH SW			1	1	1	1
10	303LL02410	3LL02410	MOUNT CUSHION			2	2	2	2
11	303LL02430	3LL02430	SPRING PUSH MAT			2	2	2	2
12	303LL02520	3LL02520	GROUND PLATE HINGE			1	1	1	1
13	303LL02530	3LL02530	CUSHION ORIGINAL MAT			2	2	2	2
14	303M402180	3M402180	PLATE HINGE UPPER			1	1	1	1
15	303M402190	3M402190	STAY EJECT TRAY			1	1	1	1
16	303NV02070	3NV02070	CUSHION BASE			1	1	1	1
17	303M402170	3M402170	PLATE ANGLE			1	1	1	1
18	303JX02391	3JX02391	SHAFT ANGLE RESTRICTION			1	1	1	1
19	5MVX111DN003	2A806250	RING STOPPER /A-49 FEED A4			2	2	2	2
20	303M404070	3M404070	COVER HINGE LEFT			1	1	1	1
21	303R804120	3R804120	COVER HINGE RIGHT			1	1	1	1
22	303LL02380	3LL02380	PLATE GUIDE HINGE			1	1	1	1
23	303M402200	3M402200	PLATE GUIDE HINGE			1	1	1	1
101	7BB200308H	BB105660	+BIND T.T P SCREW 3X8						
102	7BB700308H	BB105600	+BIND T.T S SCREW 3X8 SR						
103	7BB700408H	BB105640	+BIND T.T S SCREW 4X8 SR						
104	7BB607414H	BB107160	+TP-CUP M SCREW 4X14 R						
105	7BB780308H	BB111200	+BIND T.T S SCREW 3X8 SR(BLACK)						

• Parts with a Ref.No. of 500 and above in the illustration indicate they are not selected for service parts.

• イラスト中で 500 番台の Ref 番号が付いている部品はサービスパーツに選定されていません。

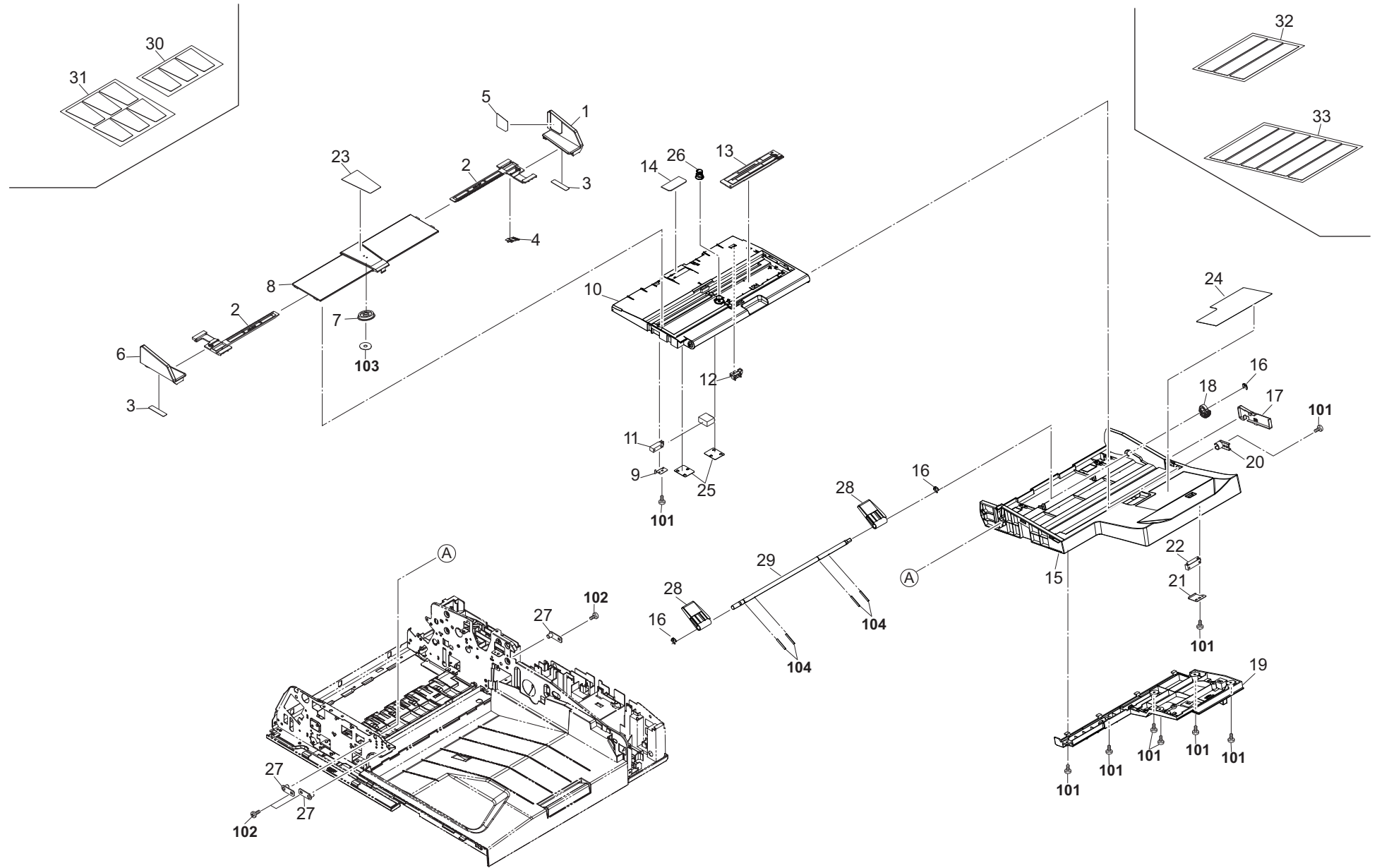


FIG. 53 Table Assy(DP)

2NJ/2RK

Ref. No. 番号	Part.No. 部品番号	Alternative. 代替部品番号	Description 部 品 名 称	Notes 備 考	Revision 改 訂	Quantity 個数			
						100(日本)	120	230	240
1	303R806020	3R806020	CURSOR REAR			1	1	1	1
2	303M406031	3M406031	RACK TABLE			2	2	2	2
3	3HL06090	3HL06090	CUSHION CURSOR			2	2	2	2
4	3HL06110	3HL06110	TERMINAL PAPER SIZE			1	1	1	1
5	303R834030	3R834030	LABEL ORIGINAL MAX			1	1	1	1
6	303R806010	3R806010	CURSOR FRONT			1	1	1	1
7	303JX06070	3JX06070	PINION GEAR			1	1	1	1
8	303R806040	3R806040	COVER CURSOR			1	1	1	1
9	303JX06090	3JX06090	SENSOR EARTH			1	1	1	1
10	303R806050	3R806050	TABLE LIFT			1	1	1	1
11	303NW94060	3NW94060	PARTS SENSOR OPT. SP			1	1	1	1
12	303M894260	3M894260	PARTS SENSOR OPT SP			1	1	1	1
13	303M894271	3M894271	PARTS PWB SIZE DETECTION ASSY SP			1	1	1	1
14	3A707290	3A707290	PAD,LIFT			1	1	1	1
15	303R806030	3R806030	BASE TABLE			1	1	1	1
16	2BC06910	2BC06910	STOPPER 6			3	3	3	3
17	303M406130	3M406130	COVER TABLE REAR			1	1	1	1
18	303M406070	3M406070	GEAR LIFT Z30			1	1	1	1
19	303R806060	3R806060	COVER TABLE			1	1	1	1
20	303M406080	3M406080	BUSH TABLE			1	1	1	1
21	303LL06090	3LL06090	MOUNT ORIGINAL SENSOR			1	1	1	1
22	303NW94050	3NW94050	PARTS SENSOR OPT. SP			1	1	1	1
23	303R834040	3R834040	LABEL FACE UP JP			1			
23	303R834050	3R834050	LABEL FACE UP EN				1	1	1
24	303R834070	3R834070	LABEL CAUTION JP			1			
24	303R834090	3R834090	LABEL CAUTION IN				1		
24	303R834100	3R834100	LABEL CAUTION ME					1	1
25	302H702540	2H702540	FILM WIRE OPE			2	2	2	2
26	302H712650	2H712650	SPRING DRUM JOINT			1	1	1	1
27	303M402210	3M402210	PIN TABLE			3	3	3	3
28	303M406050	3M406050	LEVER LIFT			2	2	2	2
29	303M406060	3M406060	SHAFT LIFT			1	1	1	1
30	303R834060	3R834060	LABEL FACE UP US				1		
31	303R834130	3R834130	LABEL FACE UP NL					1	
32	303R834080	3R834080	LABEL CAUTION US				1		
33	303R834120	3R834120	LABEL CAUTION NL					1	
101	7BB200308H	BB105660	+BIND T.T P SCREW 3X8						
102	7BB700308H	BB105600	+BIND T.T S SCREW 3X8 SR						
103	7BC06062N050H01	BC125260	POLYSLIDER 6.2X22X0.5T						
104	7BP513025B0CH01	BP125270	PARALLEL PIN 3X25						

• Parts with a Ref.No. of 500 and above in the illustration indicate they are not selected for service parts.

• イラスト中で 500 番台の Ref 番号が付いている部品はサービスパーツに選定されていません。

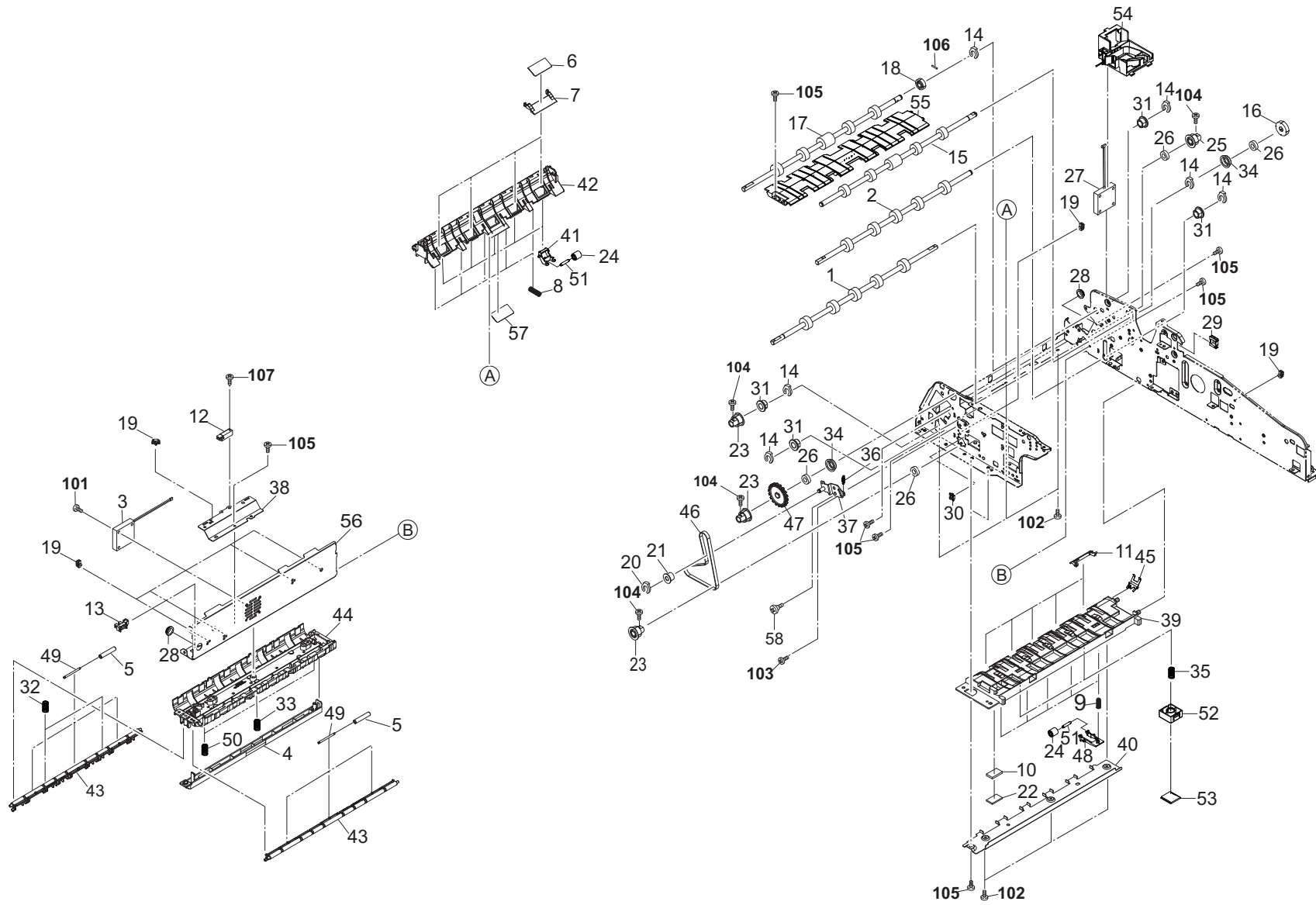


FIG. 54 Paper Conveying Section(DP)

2NJ/2RK

Ref. No. 番号	Part.No. 部品番号	Alternative. 代替部品番号	Description 部 品 名 称	Notes 備 考	Revision 改 訂	Quantity 個数			
						100(日本)	120	230	240
1	303M494090	3M494090	PARTS ROLLER CONVEYING LEFT SP			1	1	1	1
2	303M494100	3M494100	PARTS ROLLER CONVEYING RIGHT SP			1	1	1	1
3	302H794490	2H794490	PARTS FAN COOLING CONV			1	1	1	1
4	303M424251	3M424251	GUIDE READING			1	1	1	1
5	303LL24190	3LL24190	PULLEY GUIDE READING			6	6	6	6
6	303M424200	3M424200	SHEET LEFT READING			4	4	4	4
7	303M424210	3M424210	GUIDE LEFT READING			4	4	4	4
8	302H008140	2H008140	SPRING BYPASSFFED			5	5	5	5
9	303NA06110	3NA06110	SPRING PICK UP			5	5	5	5
10	303M802320	3M802320	SPONGE ORIGINAL MAT A			1	1	1	1
11	303M824160	3M824160	GUIDE RIGHT READING			5	5	5	5
12	303NW94040	3NW94040	PARTS SENSOR OPT. SP			1	1	1	1
13	303M894260	3M894260	PARTS SENSOR OPT SP			1	1	1	1
14	2BC06910	2BC06910	STOPPER 6			6	6	6	6
15	303M494070	3M494070	PARTS ROLLER REGISTRATION SP			1	1	1	1
16	303M431110	3M431110	GEAR Z26			1	1	1	1
17	303M494080	3M494080	PARTS ROLLER CONVEYING UPPER SP			1	1	1	1
18	303M431340	3M431340	GEAR 22 CIS IDLE			1	1	1	1
19	7YZM610007++H01	YZ023340	ACCESS.SADDLE			7	7	7	7
20	5MVX111DN003	2A806250	RING STOPPER/A-49 FEED A4			1	1	1	1
21	28801190	48928800	PULLEY,TIMING BELT			1	1	1	1
22	303J902370	3J902370	CUSHION ORIGINAL MAT			1	1	1	1
23	303LL31330	3LL31330	PULLEY 38 CONVEYING			3	3	3	3
24	303M824210	3M824210	PULLEY CONVEYING BK			10	10	10	10
25	303M431320	3M431320	PULLEY 48 CONV HIGH			1	1	1	1
26	7BE008165431H01	BE119730	BEARING 688ZZ			4	4	4	4
27	302H044120	2H044120	FAN COOLING 40-15			1	1	1	1
28	7YZM110001++H01	YZ009420	ACCESS.BUSHING			2	2	2	2
29	7YZM210005++H01	YZ037990	ACCESS.EDGING			1	1	1	1
30	7YZM210006++H01	YZ038000	ACCESS.EDGING			1	1	1	1
31	28107310	49028101	BUSH 8			4	4	4	4
32	302HN04250	2HN04250	SPRING SIDE COVER			2	2	2	2
33	302K309370	2K309370	SPRING CURSOR SET			1	1	1	1
34	302K931960	2K931960	HOLDER BEARING 688ZZ			2	2	2	2
35	303LL02430	3LL02430	SPRING PUSH MAT			2	2	2	2
36	303LL31390	3LL31390	SPRING TENSION CONV			1	1	1	1
37	303LL31520	3LL31520	PLATE TENSION EJECT			1	1	1	1
38	303M402100	3M402100	MOUNT TIMING SW			1	1	1	1
39	303M424170	3M424170	GUIDE CONV RIGHT			1	1	1	1
40	303M424180	3M424180	STAY CONV RIGHT			1	1	1	1
41	303M424190	3M424190	HOLDER LEFT PULLEY			5	5	5	5
42	303M424221	3M424221	GUIDE CONV LEFT			1	1	1	1
43	303M424261	3M424261	HOLDER READ PULLEY			2	2	2	2
44	303M424270	3M424270	GUIDE CONVEYING LOW			1	1	1	1
45	303M424280	3M424280	PLATE EARTH CONV LOWER			1	1	1	1
46	303M431270	3M431270	BELT 60S1.5M326			1	1	1	1
47	303M431280	3M431280	KNOB JAM REMOVENT			1	1	1	1
48	303M824121	3M824121	HOLDER RIGHT PULLEY			5	5	5	5

• Parts with a Ref.No. of 500 and above in the illustration indicate they are not selected for service parts.

• イラスト中で 500 番台の Ref 番号が付いている部品はサービスパーツに選定されていません。

FIG. 54 Paper Conveying Section(DP)

2NJ/2RK

Ref. No. 番号	Part.No. 部品番号	Alternative. 代替部品番号	Description 部品名称	Notes 備考	Revision 改訂	Quantity 個数			
						100(日本)	120	230	240
49	303M824130	3M824130	SHAFT GUIDE READING			6	6	6	6
50	303M824140	3M824140	SPRING GUIDE READING			2	2	2	2
51	303M824200	3M824200	SHAFT PULLEY			10	10	10	10
52	303LL02410	3LL02410	MOUNT CUSHION			2	2	2	2
53	303LL02530	3LL02530	CUSHION ORIGINAL MAT			2	2	2	2
54	303M402111	3M402111	HOLDER FAN			1	1	1	1
55	303M424060	3M424060	GUIDE REGIST LOWER			1	1	1	1
56	303M402060	3M402060	STAY CONVEYING			1	1	1	1
57	303M424440	3M424440	SHEET GUIDE CONV LEFT			1	1	1	1
58	3CZ02230	3CZ02230	PIN,HOOK FULCRUM			1	1	1	1
101	7BB100316H1	BB107080	+BIND T.T S SCREW 3X16						
102	7BB200308H	BB105660	+BIND T.T P SCREW 3X8						
103	7BB606308H	BB105280	+PAN M SCREW WITH SW W 3X8 R						
104	7BB607308H	BB112190	+TP-CUP M SCREW 3X8 R						
105	7BB700308H	BB105600	+BIND T.T S SCREW 3X8 SR						
106	5MBP2012WXSP	E0020120	SPRING PIN / M2 X 12 S-BLK						
107	7BB100312H1	BB112480	+BIND T.T S SCREW 3X12						

• Parts with a Ref.No. of 500 and above in the illustration indicate they are not selected for service parts.

• イラスト中で 500 番台の Ref 番号が付いている部品はサービスパーツに選定されていません。

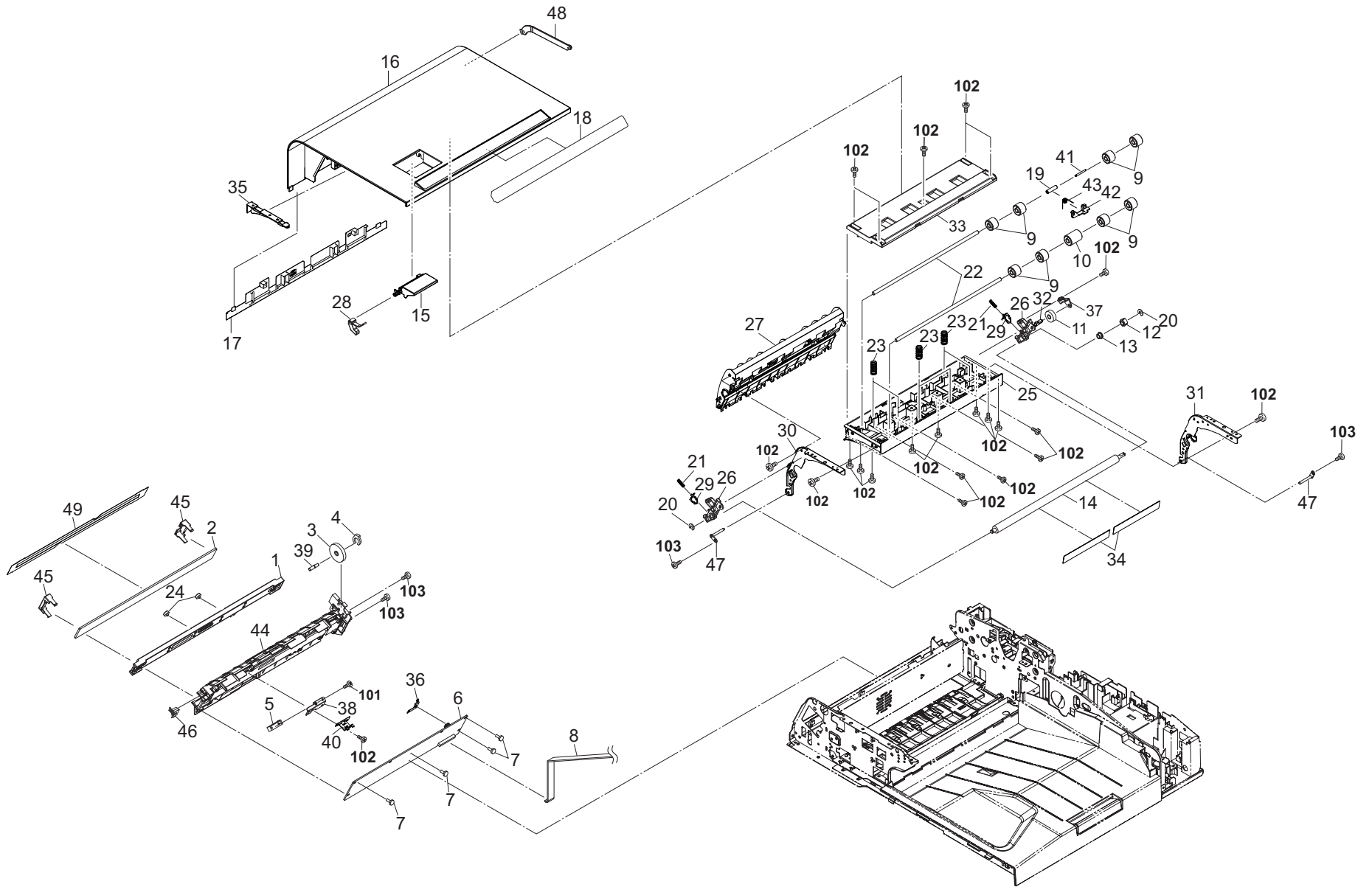


FIG. 55 Paper Feed Section 1(DP)

2NJ/2RK

Ref. No. 番号	Part.No. 部品番号	Alternative. 代替部品番号	Description 部 品 名 称	Notes 備 考	Revision 改 訂	Quantity 個数			
						100(日本)	120	230	240
1	303R894010	3R894010	PARTS CIS HIGH SP			1	1	1	1
2	303NW24020	3NW24020	GLASS CIS			1	1	1	1
3	2BL06170	2BL06170	GEAR Z42 FEED			1	1	1	1
4	5MVX111DN003	2A806250	RING STOPPER/A-49 FEED A4			1	1	1	1
5	303NW94040	3NW94040	PARTS SENSOR OPT. SP			1	1	1	1
6	303R894020	3R894020	PARTS PWB SHD ASSY SP			1	1	1	1
7	7YZM510019++H01	YZ123830	ACCESS.SPACER			4	4	4	4
8	303R846020	3R846020	WIRE INTERFACE VIDEO			1	1	1	1
9	303M424300	3M424300	PULLEY REGISTRATION BK			8	8	8	8
10	303M424310	3M424310	PULLEY REG B BK			1	1	1	1
11	302FZ08370	2FZ08370	GEAR JOINT MPT UNIT			1	1	1	1
12	2CK17050	2CK17050	GEAR IDLE Z14S			1	1	1	1
13	302K324450	2K324450	BUSH 6			1	1	1	1
14	303M494060	3M494060	PARTS ROLLER CIS SP			1	1	1	1
15	303R804040	3R804040	HANDLE COVER PF			1	1	1	1
16	303R804051	3R804051	COVER PF			1	1	1	1
17	303R804100	3R804100	COVER PF BOTTOM			1	1	1	1
18	303R834020	3R834020	LABEL SIZE INDICATOR			1	1	1	1
19	303M424400	3M424400	PULLY CIS ROLLER			1	1	1	1
20	302FB09830	2FB09830	CUT WASHER 4			2	2	2	2
21	303H316360	3H316360	SPRING CONVEYING			2	2	2	2
22	303LL07130	3LL07130	SHAFT REGISTRATION PULLEY			2	2	2	2
23	303LL07170	3LL07170	SPRING REGISTRATION			6	6	6	6
24	303NW24050	3NW24050	SPACER CIS			2	2	2	2
25	303M407260	3M407260	GUIDE REGIST UPPER			1	1	1	1
26	303M407270	3M407270	ARM CIS ROLLER FRONT			2	2	2	2
27	303M407291	3M407291	GUIDE CIS ROLLER			1	1	1	1
28	303M407310	3M407310	LEVER HANDLE			1	1	1	1
29	303M407330	3M407330	PLATE EARTH CIS ROLLER			2	2	2	2
30	303M407340	3M407340	PLATE PF COVER FRONT			1	1	1	1
31	303M407350	3M407350	PLATE PF COVER REAR			1	1	1	1
32	303M407360	3M407360	SHAFT CIS IDLE			1	1	1	1
33	303M407370	3M407370	HOLDER REGIST PULLEY			1	1	1	1
34	303M407410	3M407410	SHEET CIS ROLLER			2	2	2	2
35	303M407510	3M407510	COVER PF FRONT			1	1	1	1
36	303R824020	3R824020	PLATE EARTH CIS REAR			1	1	1	1
37	303M407530	3M407530	HOLDER GEAR			1	1	1	1
38	303M424130	3M424130	MOUNT CIS SW			1	1	1	1
39	303M424240	3M424240	SHAFT CIS IDLE			1	1	1	1
40	303M424290	3M424290	PLATE EARTH SHD PWB			1	1	1	1
41	303M424340	3M424340	SHAFT CIS PULLEY			1	1	1	1
42	303M424350	3M424350	HOLDER CIS PULLEY			1	1	1	1
43	303M424420	3M424420	SPRING CIS PULLEY			1	1	1	1
44	303NW24012	3NW24012	HOUSING CIS			1	1	1	1
45	303NW24030	3NW24030	STOPPER CIS GLASS			2	2	2	2
46	303R824010	3R824010	PLATE EARTH CIS FRONT			1	1	1	1
47	303LL02190	3LL02190	PIN PF COVER			2	2	2	2
48	303M407380	3M407380	STRAP PF COVER			1	1	1	1
49	303P624020	3P624020	SHEET CIS GLASS			1	1	1	1

• Parts with a Ref.No. of 500 and above in the illustration indicate they are not selected for service parts.

• イラスト中で 500 番の Ref 番号が付いている部品はサービスパーツに選定されていません。

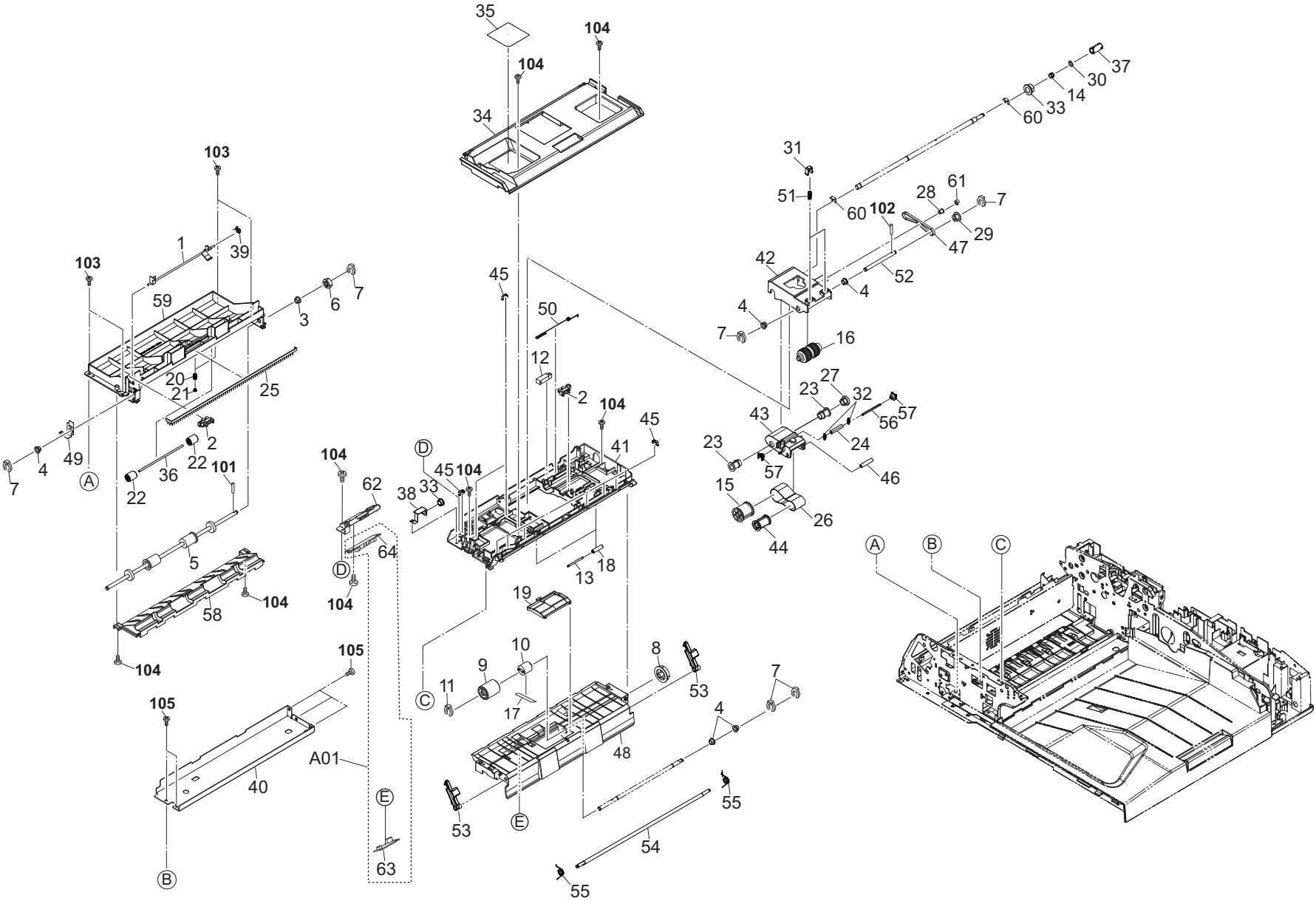


FIG. 56 Paper Feed Section 2(DP)

2NJ/2RK-3

Ref. No. 番号	Part.No. 部品番号	Alternative. 代替部品番号	Description 部 品 名 称	Notes 備 考	Revision 改 訂	Quantity 個数			
						100(日本)	120	230	240
1	303M429040	3M429040	ACTUATOR EJECT SW			1	1	1	1
2	303M894260	3M894260	PARTS SENSOR OPT SP			2	2	2	2
3	302H702590	2H702590	BUSH SCREW			1	1	1	1
4	302K324450	2K324450	BUSH 6			5	5	5	5
5	303M494110	3M494110	PARTS ROLLER EJECT SP			1	1	1	1
6	3H622020	3H622020	GEAR CIS ROLLER 20			1	1	1	1
7	5MVX111DN003	2A806250	RING STOPPER/A-49 FEED A4			6	6	6	6
8	303M407110	3M407110	GEAR Z33			1	1	1	1
9	303LL07190	3LL07190	PULLEY SEPARATION			1	1	1	1
10	303JX07400	3JX07400	TORQUE LIMITER FEED			1	1	1	1
11	5MVL177DN001	2FB06810	RING STOPPER 4			1	1	1	1
12	303NW94040	3NW94040	PARTS SENSOR OPT. SP			1	1	1	1
13	303M824130	3M824130	SHAFT GUIDE READING			2	2	2	2
14	302K906180	2K906180	JOINT RETARD DRIVE			1	1	1	1
15	303NV07020	3NV07020	COLLAR PF C			1	1	1	1
16	303M407480	3M407480	PULLEY LF			1	1	1	1
17	303MW07060	3MW07060	FILM TORQUE LIMITER			1	1	1	1
18	303LL24190	3LL24190	PULLEY GUIDE READING			2	2	2	2
19	303M494200	3M494200	PARTS GUIDE SEPARATE ASSY SP			1	1	1	1
20	2C907360	2C907360	SPRING CURSOR R			2	2	2	2
21	2FM04150	5MVM163DN005	CAP SPRING /B-11 ENCLOSURE A4		3: Others	2	2	2	2
22	302F929260	2F929260	PULLEY DU LOW			2	2	2	2
23	303H607131	3H607131	BUSHING PF HOLDER			2	2	2	2
24	303H607280	3H607280	PULLEY TENSION			1	1	1	1
25	303K502130	3K502130	STATIC ELIMINATOR EJECT			1	1	1	1
26	303LL07531	3LL07531	BELT PF			1	1	1	1
27	303M407080	3M407080	PULLEY 20			1	1	1	1
28	303M407200	3M407200	PULLEY HOLDER LF			1	1	1	1
29	303M407220	3M407220	PULLEY 20 LF			1	1	1	1
30	2BG22990	2BG22990	CUT WASHER 4			1	1	1	1
31	2FB07330	2FB07330	STOPPER BYPASS TABLE			2	2	2	2
32	303M407540	3M407540	SPRING BELT TENTION			2	2	2	2
33	28107310	49028101	BUSH 8			2	2	2	2
34	303M407021	3M407021	COVER PF ROLLER			1	1	1	1
35	303R834110	3R834110	LABEL JAM			1	1	1	1
36	302K324460	2K324460	SHAFT FEED			1	1	1	1
37	302K906140	2K906140	COUPLING PRIMARY FEED DRIVE			1	1	1	1
38	303M407550	3M407550	PLATE EARTH SHAFT PF			1	1	1	1
39	302K928190	2K928190	SPRING-TORSION SWITCHBACK			1	1	1	1
40	303M402070	3M402070	STAY LOOP UPPER			1	1	1	1
41	303M407011	3M407011	GUIDE UPPER			1	1	1	1
42	303M407030	3M407030	HOLDER LF			1	1	1	1
43	303M407040	3M407040	HOLDER PF			1	1	1	1
44	303M407050	3M407050	COLLAR PF B			1	1	1	1
45	302K931080	2K931080	WIRE STOPPER			9	9	9	9
46	303M407060	3M407060	SHAFT BELT			1	1	1	1
47	303M407090	3M407090	BELT 172 LF			1	1	1	1
48	303M407101	3M407101	GUIDE LOWER PF			1	1	1	1
49	303M429030	3M429030	PLATE EARTH EJECT			1	1	1	1

• Parts with a Ref.No. of 500 and above in the illustration indicate they are not selected for service parts.

• イラスト中で 500 番の Ref 番号が付いている部品はサービスパーツに選定されていません。

FIG. 56 Paper Feed Section 2(DP)

2NJ/2RK

Ref. No. 番号	Part.No. 部品番号	Alternative. 代替部品番号	Description 部 品 名 称	Notes 備 考	Revision 改 訂	Quantity 個数			
						100(日本)	120	230	240
50	303M407150	3M407150	SPRING EARTH			1	1	1	1
51	303M407160	3M407160	SPRING HOLDER LF			2	2	2	2
52	303M407210	3M407210	SHAFT LF			1	1	1	1
53	303M407231	3M407231	HOOK COVER			2	2	2	2
54	303M407240	3M407240	SHAFT HOOK			1	1	1	1
55	303M407421	3M407421	SPRING HOOK FRONT			2	2	2	2
56	303M407440	3M407440	SHAFT PULLEY TENSION			1	1	1	1
57	303M407450	3M407450	SLIDER TENSION			2	2	2	2
58	303M424231	3M424231	GUIDE EJECT LOWER			1	1	1	1
59	303M429020	3M429020	GUIDE EJECT UPPER			1	1	1	1
60	5MVL177DN002	2FB06820	RING STOPPER 6			2	2	2	2
61	5MVX111DN007	2BT11070	STOPPER 3 /2BT1107 A4			1	1	1	1
62	303M407140	3M407140	MOUNT SENSOR RX			1	1	1	1
A01	303M494190	3M494190	PARTS PWB TX-RX SET SP			1	1	1	1
63	*303M494150	3M494150	PARTS PWB TX ASSY SP			1	1	1	1
64	*303M494160	3M494160	PARTS PWB RX ASSY SP			1	1	1	1
101	5MBP2010WXSP	E0020100	SPRING PIN / M2 X 10 S-BLK						
102	E0020080	48100208	SPRING PIN 2X8						
103	7BB100306H1	BB105820	+BIND T.T S SCREW 3X6						
104	7BB200308H	BB105660	+BIND T.T P SCREW 3X8						
105	7BB700308H	BB105600	+BIND T.T S SCREW 3X8 SR						

• Parts with a Ref.No. of 500 and above in the illustration indicate they are not selected for service parts.

• イラスト中で 500 番台の Ref 番号が付いている部品はサービスパーツに選定されていません。

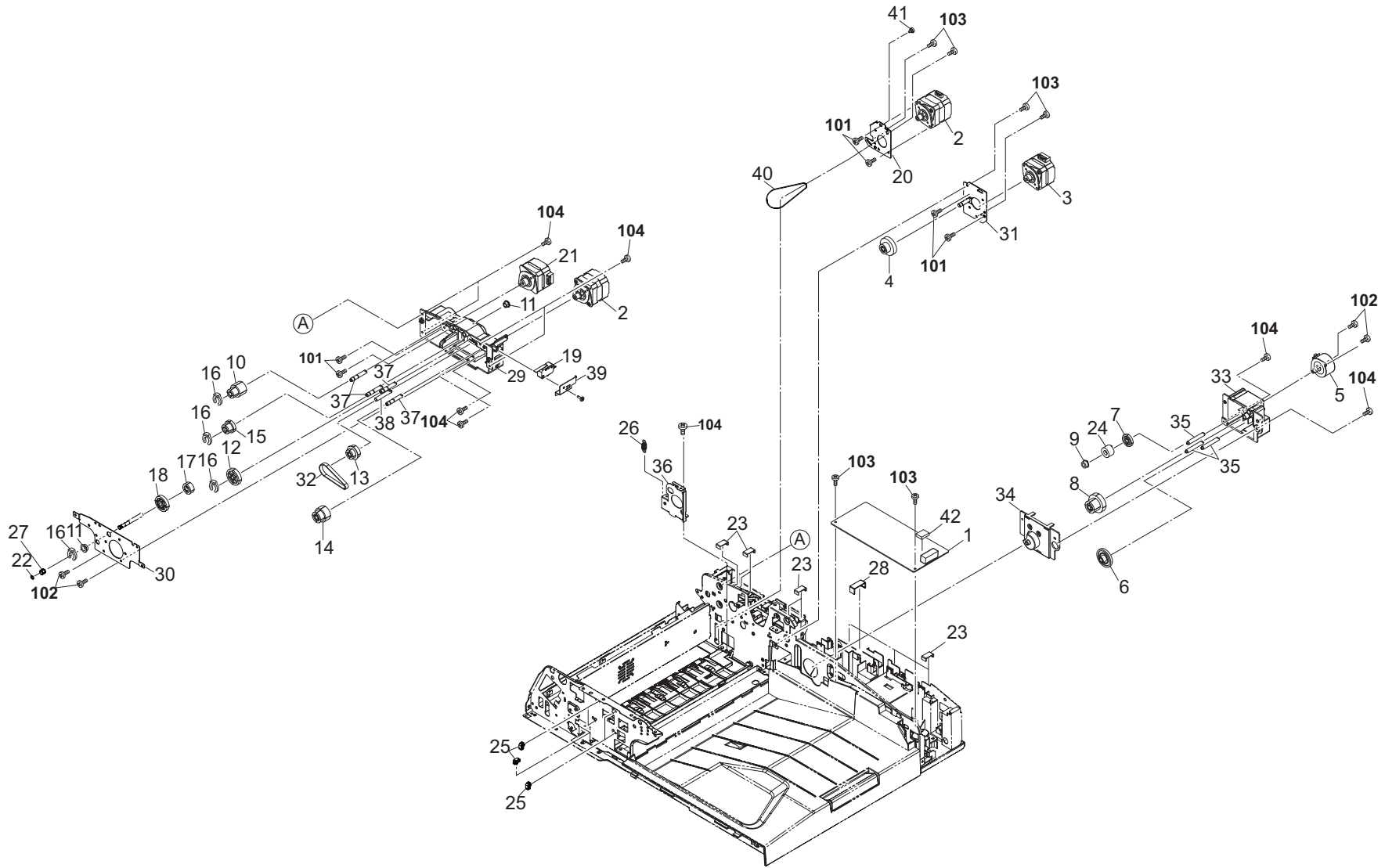


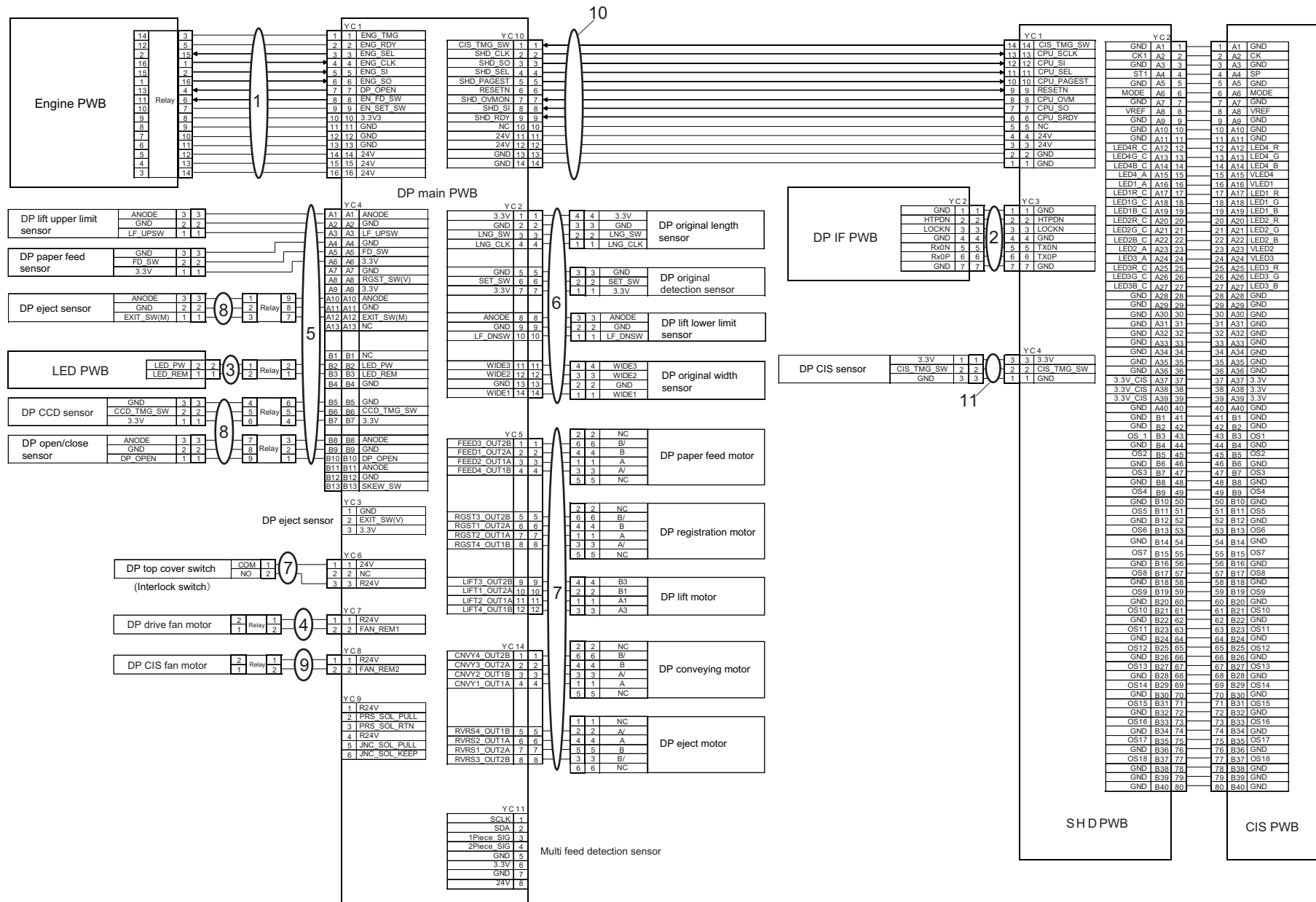
FIG. 57 Drive Section & Electrical Components(DP)

2NJ/2RK

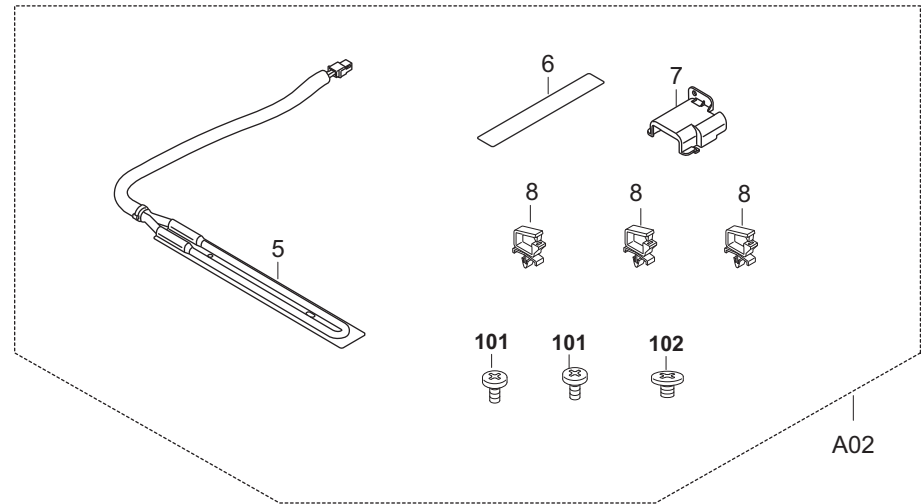
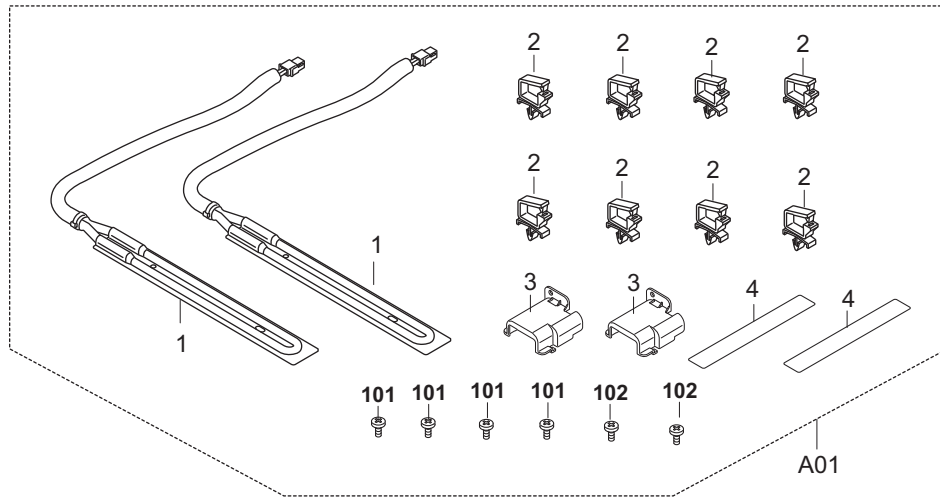
Ref. No. 番号	Part.No. 部品番号	Alternative. 代替部品番号	Description 部品名称	Notes 備考	Revision 改訂	Quantity 個数			
						100(日本)	120	230	240
1	303R894030	3R894030	PARTS PWB DRIVER ASSY SP			1	1	1	1
2	303M494041	3M494041	PARTS MOTOR CONVEYING SP			2	2	2	2
3	302KY94070	2KY94070	PARTS MOTOR DU SP			1	1	1	1
4	303M431440	3M431440	GEAR EXIT Z43 Z20			1	1	1	1
5	302H794310	2H794310	PARTS MOTOR ROTARY GUIDE			1	1	1	1
6	303H622331	3H622331	GEAR 20/65 IDLE			1	1	1	1
7	303M494120	3M494120	PARTS GEAR Z42 SP			1	1	1	1
8	303M494130	3M494130	PARTS GEAR JOINT Z20 Z65 SP			1	1	1	1
9	3H622160	3H622160	GEAR 20 JOINT			1	1	1	1
10	303M431101	3M431101	GEAR Z43 Z22			1	1	1	1
11	302K324450	2K324450	BUSH 6			2	2	2	2
12	303M431050	3M431050	GEAR Z35			1	1	1	1
13	303M431060	3M431060	GEAR Z20 P48			1	1	1	1
14	303M431090	3M431090	GEAR Z30 Z23			1	1	1	1
15	303M431400	3M431400	GEAR Z25 Z19			1	1	1	1
16	5MVX111DN003	2A806250	RING STOPPER /A-49 FEED A4			4	4	4	4
17	303M431040	3M431040	GEAR Z22 ONEWAY			1	1	1	1
18	3HK22040	3HK22040	GR 33 CONV			1	1	1	1
19	2FB27160	2FB27160	INTER LOCK SWITCH			1	1	1	1
20	303M431300	3M431300	MOUNT CONV MOTOR A			1	1	1	1
21	303M494182	3M494182	PARTS MOTOR REGISTRATION SP			1	1	1	1
22	2BG22990	2BG22990	CUT WASHER 4			1	1	1	1
23	303LL02330	3LL02330	HOLDER WIRE D			8	8	8	8
24	303M406160	3M406160	TORQUE-LIMITER 1000			1	1	1	1
25	7YZM610007++H01	YZ023340	ACCESS.SADDLE			6	6	6	6
26	2BC16470	2BC16470	SPRING,CONVEYING HOOK			1	1	1	1
27	302K906180	2K906180	JOINT RETARD DRIVE			1	1	1	1
28	303LL02180	3LL02180	HOLDER WIRE A			1	1	1	1
29	303M431013	3M431013	MOUNT PF DRIVE			1	1	1	1
30	303M431021	3M431021	PLATE PF DRIVE			1	1	1	1
31	303M431200	3M431200	MOUNT LOOP DRIVE			1	1	1	1
32	303M431120	3M431120	BELT 146			1	1	1	1
33	303M431141	3M431141	MOUNT LIFT DRIVE			1	1	1	1
34	303M431150	3M431150	COVER LIFT DRIVE			1	1	1	1
35	303M431230	3M431230	PIN LIFT DRIVE A			3	3	3	3
36	303M431311	3M431311	MOUNT CONV MOTOR B			1	1	1	1
37	303M431360	3M431360	SHAFT PF DRIVE C			4	4	4	4
38	303M431390	3M431390	SHAFT PF DRIVE F			1	1	1	1
39	303M431410	3M431410	MOUNT INTERLOCK SW			1	1	1	1
40	303M431290	3M431290	BELT 60S1.5M161			1	1	1	1
41	3CZ02230	3CZ02230	PIN,HOOK FULCRUM			1	1	1	1
42	303R894040	3R894040	PARTS IC.EEPROM SP			1	1	1	1
101	7BB000306H	BB106880	+BIND M SCREW 3X6						
102	7BB200308H	BB105660	+BIND T.T P SCREW 3X8						
103	7BB606308H	BB105280	+PAN M SCREW WITH SW W 3X8 R						
104	7BB700308H	BB105600	+BIND T.T S SCREW 3X8 SR						

• Parts with a Ref.No. of 500 and above in the illustration indicate they are not selected for service parts.

• イラスト中で 500 番台の Ref 番号が付いている部品はサービスパーツに選定されていません。



120V



220 230V

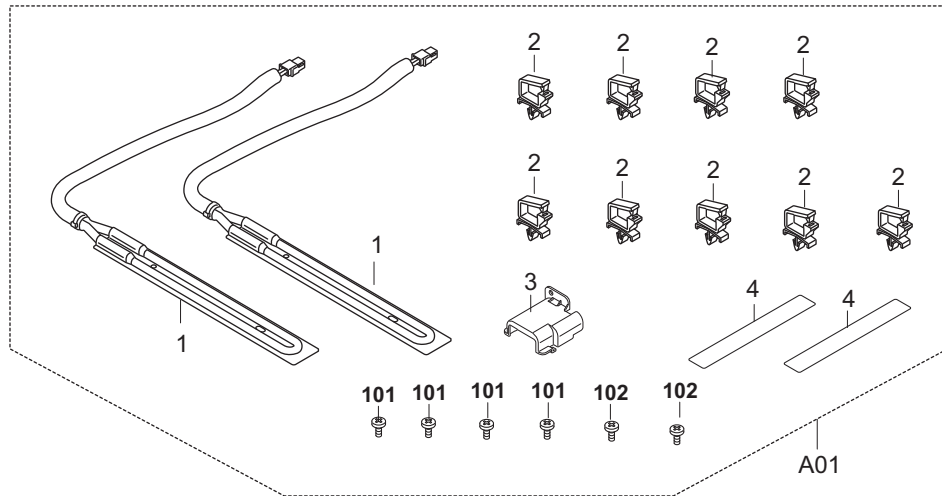


FIG. 59 Options 1

2NJ/2RK

Ref. No. 番号	Part.No. 部品番号	Alternative. 代替部品番号	Description 部品名称	Notes 備考	Revision 改訂	Quantity 個数			
						100(日本)	120	230	240
A01	302NJ94160	2NJ94160	PARTS DEHUMIDIFINR 120 SET SP				1		
A01	302NJ94170	2NJ94170	PARTS DEHUMIDIFINR 240 SET SP					1	1
1	*302RH44040	2RH44040	PARTS HEATER DEHUMIDIFIER 120				2		
1	*302RH44050	2H794610	PARTS HEATER DEHUMIDIFIER 240					2	2
2	*7YZM610001++H01	YZ010230	ACCESS SADDLE				8	9	9
3	*303NF04140	3NF04140	COVER CONNECTOR HEATER				2	1	1
4	*302K934150	2KP34220	LABEL HIGH TEMPERATURE CAUTION				2	2	2
A02	303NF94130	3NF94130	PARTS DEHUMIDIFINR 120 SET SP	for Deck			1		
A02	303NF94140	3NF94140	PARTS DEHUMIDIFINR 240 SET SP	for Deck				1	1
5	*302H794620	2H794620	PARTS HEATER DEHUMIDIFIER 120				1		
5	*302H794610	2H794610	PARTS HEATER DEHUMIDIFIER 240					1	1
6	*302KP34220	2KP34220	LABEL HIGH TEMPERATURE CAUTION				1	1	1
7	*303NF04140	3NF04140	COVER CONNECTOR HEATER				1	1	1
8	*7YZM610001++H01	YZ010230	ACCESS SADDLE				3	3	3
101	7BB600306H	BB105730	+BIND M SCREW 3X6 R						
102	7BB100408H1	BB105830	+BIND T.T S SCREW 4X8						

• Parts with a Ref.No. of 500 and above in the illustration indicate they are not selected for service parts.

• イラスト中で 500 番台の Ref 番号が付いている部品はサービスパーツに選定されていません。

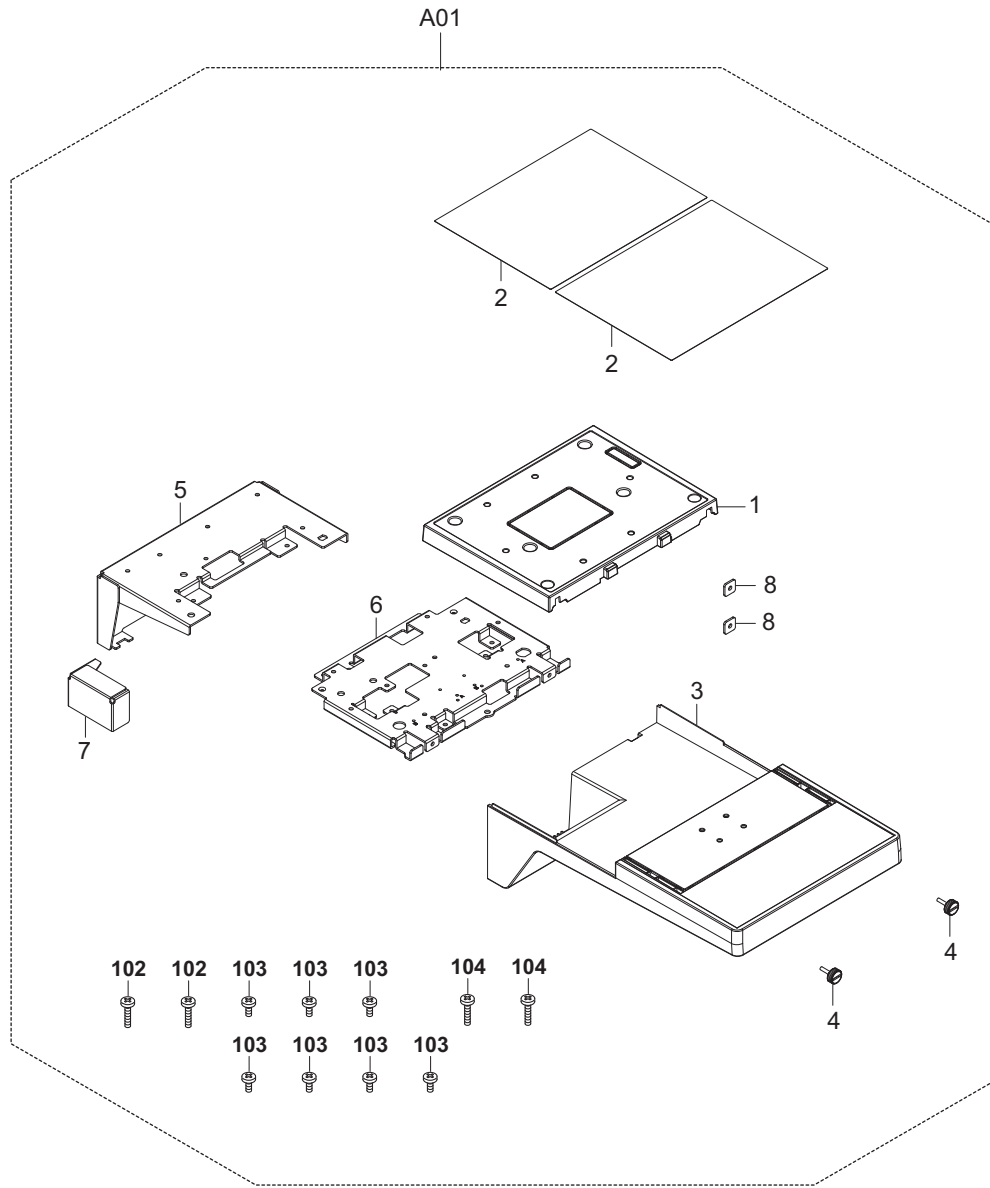


FIG. 60 Options 2

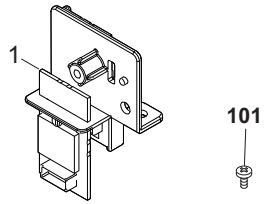
2NJ/2RK

Ref. No. 番号	Part.No. 部品番号	Alternative. 代替部品番号	Description 部品名称	Notes 備考	Revision 改訂	Quantity 個数			
						100(日本)	120	230	240
A01	1902LC0UN2	092LC0U2	DT-730(B)/DOCUMENT TRAY	OPTION		1	1	1	1
1	*302LC04601	2LC04601	COVER TRAY			1	1	1	1
2	*302LC04660	2LC04660	SHEET TRAY			2	2	2	2
3	*302LC04710	2LC04710	COVER TRAY LOWER			1	1	1	1
4	*303NS24410	3NS24410	SCREW PLATE DF			2	2	2	2
5	*302LC04611	2LC04611	STAY TRAY			1	1	1	1
6	*302LC04621	2LC04621	MOUNT TRAY			1	1	1	1
7	*302LC04670	2LC04670	PLATE TRAY			1	1	1	1
8	*3CY06030	3CY06030	RETAINER M4			2	2	2	2
101	7BB700308H	BB105600	+BIND T.T S SCREW 3X8 SR						
102	7BB200308H	BB105660	+BIND T.T P SCREW 3X8						
103	7BB607414H	BB107160	+TP-CUP M SCREW 4X14 R						
104	7BB180408H	BB111210	+BIND T.T S SCREW 4X8(BLACK)						

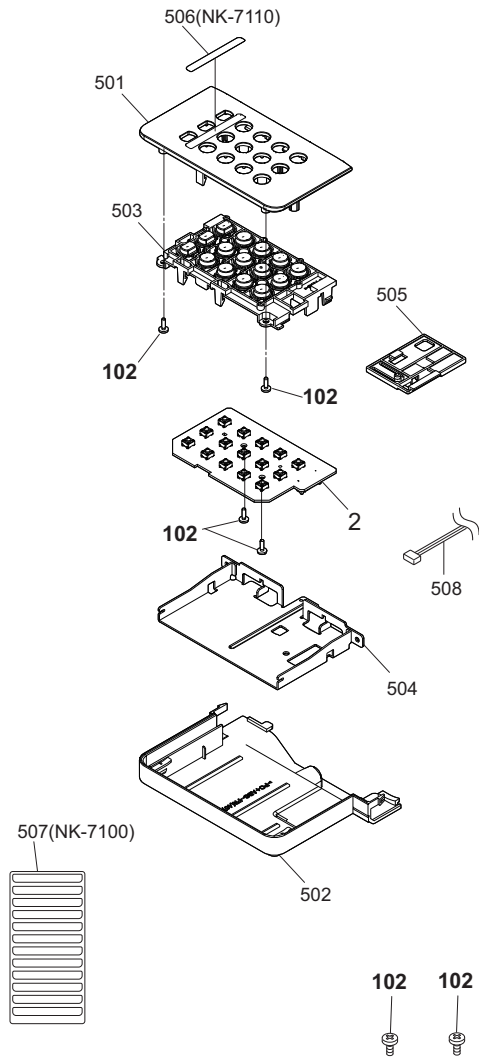
• Parts with a Ref.No. of 500 and above in the illustration indicate they are not selected for service parts.

• イラスト中で 500 番台の Ref 番号が付いている部品はサービスパーツに選定されていません。

IB-35



NK-7100 / NK-7110



KEYBOARD HOLDER 10

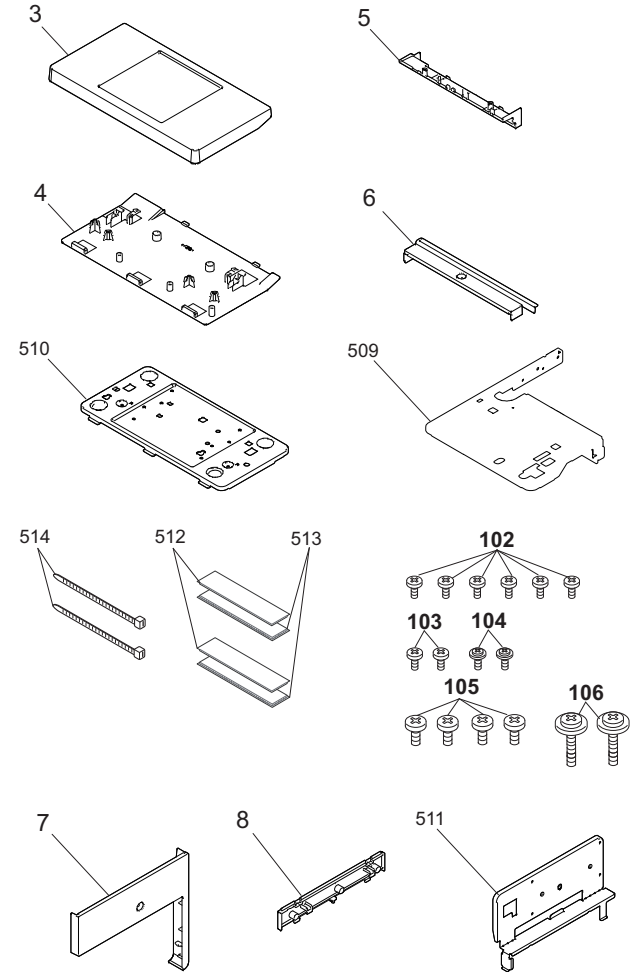


FIG. 61 Options 3

2NJ/2RK

Ref. No. 番号	Part.No. 部品番号	Alternative. 代替部品番号	Description 部品名称	Notes 備考	Revision 改訂	Quantity 個数			
						100(日本)	120	230	240
1	303RR94010	3RR94010	PARTS WIFI UNIT SP			1	1	1	1
2	303RT94010	3RT94010	PARTS PWB 10KEY ASSY SP			1	1	1	1
3	309AN02030	9AN02030	COVER KEYBOARD TOP				1	1	1
4	309AN02040	9AN02040	COVER KEYBOARD BOTTOM				1	1	1
5	309AN02060	9AN02060	COVER REAR BOTTOM A				1	1	1
6	309AN02080	9AN02080	COVER REAR TOP B				1	1	1
7	309AN02050	9AN02050	COVER REAR TOP A				1	1	1
8	309AN02070	9AN02070	COVER REAR BOTTOM B				1	1	1
101	7BB600306H	BB105730	+BIND M SCREW 3X6 R						
102	7BB700308H	BB105600	+BIND T.T S SCREW 3X8 SR						
103	7BB200308H	BB105660	+BIND T.T P SCREW 3X8						
104	7BB782308H	BB111300	+TP-FLAT T.T S SCREW 3X8 SR(BLACK)						
105	7BB700408H	BB105640	+BIND T.T S SCREW 4X8 SR						
106	7BB702420H	BB112700	+TP-FLAT T T S SCREW 4X20 SR						

• Parts with a Ref.No. of 500 and above in the illustration indicate they are not selected for service parts.

・イラスト中で 500 番台の Ref 番号が付いている部品はサービスパーツに選定されていません。

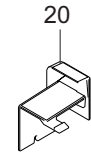
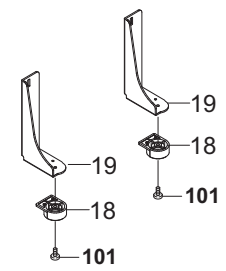

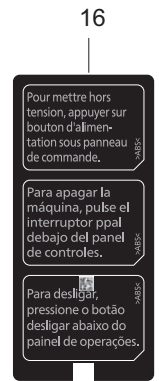
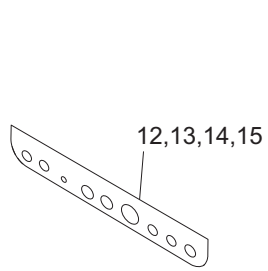
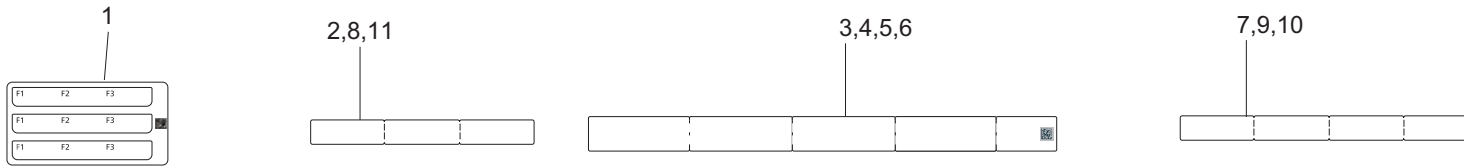


FIG. 62 Accessories

2NJ/2RK-3

Ref. No. 番号	Part.No. 部品番号	Alternative. 代替部品番号	Description 部品名称	Notes 備考	Revision 改訂	Quantity 個数			
						100(日本)	120	230	240
1	302ND05540	2ND05540	SHEET OPERATION FUNCTION		1:Add	1	1	1	1
2	302ND34180	2ND34180	SHEET PAPER MEDIA EN	English	1:Add		4	4	4
3	302ND34380	2ND34380	SHEET PAPER MEDIA FRA SPA	French/Spanish	1:Add		4	4	
4	302ND34390	2ND34390	SHEET PAPER MEDIA PTB	Brazilian Portuguese	1:Add		4	4	
5	302ND34370	2ND34370	SHEET PAPER MEDIA GER ITA	German/Italian	1:Add			4	
6	302ND34400	2ND34400	SHEET PAPER MEDIA DUT RUS	Dutch/Russian	1:Add			4	
7	302ND34130	2ND34130	SHEET PAPER SIZE M B		1:Add	4		4	4
8	302ND34170	2ND34170	SHEET PAPER SIZE M JP		1:Add	4			
9	302NH34800	2NH34800	SHEET PAPER SIZE M D		1:Add			2	2
10	302NH34790	2NH34790	SHEET PAPER SIZE I D		1:Add		2		
11	303RC34020	3RC34020	SHEET PAPER SIZE I C		1:Add		2		
12	302NH34120	2NH34120	LABEL OPERATION NL	German/Italian/Dutch/Russian	1:Add			1	
13	302NH34130	2NH34130	LABEL OPERATION FRA	French	1:Add		1	1	
14	302NH34140	2NH34140	LABEL OPERATION SPA	Spanish	1:Add		1	1	
15	302NH34150	2NH34150	LABEL OPERATION PTB	Brazilian Portuguese	1:Add		1	1	
16	302NH34450	2NH34450	LABEL SW CAUTION SET A	French/Spanish/Brazilian Portuguese	1:Add		1		
17	302NH34350	2NH34350	LABEL SW CAUTION SET B	German/Italian/Dutch/Russian/French/Spanish/Brazilian Portuguese	1:Add			1	
18	302FZ02600	2FZ02600	FOOT		1:Add	2	2	2	2
19	303NF02330	3NF02330	PLATE FULCRUM		1:Add	2	2	2	2
20	302NH33051	2NH33051	LID DISPOSAL B		3: Design-chg.	1	1	1	1
101	7BB782410H	BB111310	+TP-FLAT T.T S SCREW 4x10 SR(BLACK)		1:Add				

• Parts with a Ref.No. of 500 and above in the illustration indicate they are not selected for service parts.

• イラスト中で 500 番台の Ref 番号が付いている部品はサービスパーツに選定されていません。

FIG. 63 Maintenance Kits

2NJ/2RK-3

Ref. No. 番号	Part.No. 部品番号	Alternative. 代替部品番号	Description 部品名称	Notes 備考	Revision 改訂	Quantity 個数			
						100(日本)	120	230	240
	1702NJ9JP0	072NJ9JP	MK-6725/MAINTENANCE KIT	OPTION		1			
	*302LC33370	2LC33370	FILTER LEFT SIDE			2			
	*302N406030	2N406030	PULLEY FEED			8			
	*302N406040	2N406040	PULLEY RETARD			4			
	*302N433010	2N433010	FILTER TOP			3			
	*302NH94080	2NH94080	PARTS DISPOSAL UNIT(M3) SP			1			
	*302NJ93021	2NJ93021	DK-6720		3: Design-chg.	1			
	*302NJ9J010	2NJ9J010	DV-6720(J)			1			
	*302NJ93040	2NJ93040	FK-6720			1			
	*302NJ94210	2NJ94210	PARTS BELT ASSY SP			1			
	1702NJ7US0	072NJ7US	MK-6725/MAINTENANCE KIT	OPTION			1		
	*302LC33370	2LC33370	FILTER LEFT SIDE				2		
	*302N406030	2N406030	PULLEY FEED				8		
	*302N406040	2N406040	PULLEY RETARD				4		
	*302N433010	2N433010	FILTER TOP				3		
	*302NH94080	2NH94080	PARTS DISPOSAL UNIT(M3) SP				1		
	*302NJ93021	2NJ93021	DK-6720		3: Design-chg.		1		
	*302NJ93010	2NJ93010	DV-6720				1		
	*302NJ93051	2NJ93051	FK-6721		3: Design-chg.		1		
	*302NJ94220	2NJ94220	PARTS BELT ASSY KDA SP				1		
	1702NJ8NL0	072NJ8NL	MK-6725/MAINTENANCE KIT	OPTION				1	1
	*302LC33370	2LC33370	FILTER LEFT SIDE					2	2
	*302N406030	2N406030	PULLEY FEED					8	8
	*302N406040	2N406040	PULLEY RETARD					4	4
	*302N433010	2N433010	FILTER TOP					3	3
	*302NH94080	2NH94080	PARTS DISPOSAL UNIT(M3) SP					1	1
	*302NJ93021	2NJ93021	DK-6720		3: Design-chg.			1	1
	*302NJ93010	2NJ93010	DV-6720					1	1
	*302NJ93060	2NJ93060	FK-6722					1	1
	*302NJ94210	2NJ94210	PARTS BELT ASSY SP					1	1

• Parts with a Ref.No. of 500 and above in the illustration indicate they are not selected for service parts.

• イラスト中で 500 番台の Ref 番号が付いている部品はサービスパーツに選定されていません。

INDEX / 索引

2NJ/2RK-3

Part.No. 部品番号	Alternative. 代替部品番号	Description 部品名称	Fig.No.
1702NH0UN0	072NH0UN	MK-8725B/MAINTENANCE KIT	66
1702NH7US0	072NH7US	MK-8725A/MAINTENANCE KIT	66
1702NH8NLO	072NH8NL	MK-8725A/MAINTENANCE KIT	66
1702NH9JP0	072NH9JP	MK-8725A/MAINTENANCE KIT	66
1902K90UN0	092K90UN	WT-861/WASTE TONER BOTTLE	1
1902LCOUN2	092LC0U2	DT-730(B)/DOCUMENT TRAY	63
28107310	49028101	BUSH 8	7,8,10,14,15,16,57, 59
28801190	48928800	PULLEY,TIMING BELT	57
29812291	29812291	CUSHION,CONTACT GLASS	13
34806040	34806040	LOWER BUSHING,PAPER FEED	8,9,13
63212210	63212210	STATIC ELIMINATOR,EJECT	29,32
65815060	65815060	IDLE GEAR 40,TONER SUPPLY	18
66127010	66127010	SWITCH,COVER OPEN	16
75712080	75712080	MIRROR HOLDER	19
3033915181	33915181	TONER EMPTY DETECTION SENSOR	22
2A116180	2A116180	BUSHING,TRANSFER	22
2AR07220	2AR07220	PULLEY,PAPER FEED	17
2AR07230	2AR07230	PULLEY,SEPARATION	17
2BC06910	2BC06910	STOPPER 6	5,8,10,14,15,16,19, 25,56,57
2BC06980	2BC06980	STOPPER 5	7
2BC07020	2BC07020	FRONT PULLEY,LIFT DRIVE	7
2BC07110	2BC07110	GEAR 20	7
2BC07120	2BC07120	SPACER,DECK LIFT	7
2BC12190	2BC12190	SPRING,MIRROR HOLDER	19
2BC16470	2BC16470	SPRING,CONVEYING HOOK	60
2BG06480	2BG06480	BAND B	14
2BG22990	2BG22990	CUT WASHER 4	26,59,60
2BL06170	2BL06170	GEAR Z42 FEED	58
2BL06890	2BL06890	PLATE BYPASS HOLD	1
2C902080	2C902080	SPRING DEV PUSH	12
2C907360	2C907360	SPRING CURSOR R	59
2C912150	2C912150	RETAINER WIRE	19
2C912690	2C912690	GROUND PLATE SCANNER B	32
2CK17050	2CK17050	GEAR IDLE Z14S	58
2DC12170	2DC12170	SPRING TENSION	14
2FB04270	2FB04270	PLATE MAGNET	1
2FB07330	2FB07330	STOPPER BYPASS TABLE	59
2FB17200	2FB17200	MAGNET UPPER REG GUIDE	30
2FB20860	2FB20860	PIN FUSER COVER	20
2FB27160	2FB27160	INTER LOCK SWITCH	33,60
2FG27110	2FG27110	SWITCH REGISTRATION	14
2FM02210	2FM02210	PULLEY MID /B-11 FRAME A4	28
2FM04150	2FM04150	CAP SPRING /B-11 ENCLOSURE A4	15,16,28,30,32
302BG22531	2BG22531	SPRING COUPLING DLP	25
302BM07410	2BM07410	GEAR GUIDE SIDE	5
302C912291	2C912291	SPRING SCANNER TENSION	19
302DY04011	2DY04011	EMBLEM KC 1SG 70 B	1
302F325010	2F325010	STUD SCREW M3	29
302F708310	2F708310	SPRING LOCK MPF	10,13

Part.No. 部品番号	Alternative. 代替部品番号	Description 部品名称	Fig.No.
302F902180	2F902180	SPRING LEVER EF	15
302F906030	2F906030	GEAR FEED Z26H	17
302F909210	2F909210	PAD BOTTOM	18
302F925160	2F925160	PULLEY FACE UP	17
302F925770	2F925770	SPRING EARTH HEAT	4
302F925780	2F925780	SPRING DU	8,9,16
302F928170	2F928170	SPRING PULLEY	28,30,32
302F929260	2F929260	PULLEY DU LOW	8,9,13,15,28,30,32, 59
302FB06151	2FB06151	JOINT DRIVE	17
302FB09320	2FB09320	GROUND PLATE DECK UNIT	31
302FB09830	2FB09830	CUT WASHER 4	18,30,58
302FB16320	2FB16320	PIN ROLLER RELEASE LEVER	4
302FB26290	2FB26290	LID VENDOR	35
302FB26540	2FB26540	FILM S-BOX C	4
302FZ01310	2FZ01310	VARISTOR TC ASS'Y	16
302FZ02591	2FZ02591	HOOK DLP	4
302FZ02600	2FZ02600	FOOT	65
302FZ07020	2FZ07020	PULLEY MPT BYPASS	15,16,29
302FZ07150	2FZ07150	PULLEY TENSION BELT	32
302FZ07310	2FZ07310	BUSH CONTACT MPT B	30
302FZ07540	2FZ07540	HOLDER SHAFT OUT	30
302FZ08370	2FZ08370	GEAR JOINT MPT UNIT	58
302FZ20021	2FZ20021	SPRING LID	6,14
302FZ20040	2FZ20040	SPRING LSU	20
302FZ21720	2FZ21720	POLYSLIDER CUT WASHER 4	16
302FZ22870	2FZ22870	SPRING ACTUATOR BYPASS	17
302FZ28260	2FZ28260	EXIT PUSH	32
302FZ28270	2FZ28270	SPRING EXIT PUSH	29,32
302FZ31250	2FZ31250	COUPLING DLP DRIVE	25
302FZ31280	2FZ31280	COLLAR DLP COUPLING	25
302FZ44040	2FZ44040	FAN BOX COOLING	34
302FZ94380	2FZ94380	PARTS,FAN COOLING DLP 70 SP	27
302FZ94420	2FZ94420	PARTS,FAN COOLING CONVEYING SP	15
302G404160	2G404160	DAMPER	7
302GR04370	2GR04370	MAGNET CLIP DISH	2
302GR04380	2GR04380	SEAL MAGNET	2
302GR09991	2GR09991	LIFT LOCK	5,7
302GR17180	2GR17180	PIN SCANNER RETAINING	19
302GR17281	2GR17281	MIRROR B	19
302GR17380	2GR17380	SPRING RELEASE SWITCH	19
302GR17970	2GR17970	STOPPER PI	8
302GR44080	2GR44080	FAN LSU 60-25	27
302H008140	2H008140	SPRING BYPASSFFED	57
302H017310	2H017310	GROUND SCANNER REAR	4
302H017380	2H017380	GROUND BASE SCANNER	4
302H024370	2H024370	BUSH 6 EW	16
302H024830	2H024830	BUSH 8	25,26
302H029110	2H029110	PULLEY 26 DU	16
302H044120	2H044120	FAN COOLING 40-15	57
302H702540	2H702540	FILM WIRE OPE	56

Part.No. 部品番号	Alternative. 代替部品番号	Description 部品名称	Fig.No.
302H702590	2H702590	BUSH SCREW	11,14,17,25,26,30,59
302H703100	2H703100	SHUTTER PIPE UP	21
302H703130	2H703130	SEAL PIPE DLP UP	21
302H703240	2H703240	SPRING PIPE UP	21
302H703542	2H703542	PIPE DLP UP	21
302H703570	2H703570	SEAL CONT SHUTTER	21
302H707110	2H707110	SPRING EARTH BYPASS F	16
302H708150	2H708150	SPONGE WIRE MPT	3,8,9,13,14,18
302H712650	2H712650	SPRING DRUM JOINT	18,56
302H715070	2H715070	FRONT SPONGE CASE STAY	8
302H717381	2H717381	WIRE SCANNER FRONT	19
302H717391	2H717391	WIRE SCANNER REAR	19
302H717440	2H717440	SEAL FRAME SIDE B	19
302H722760	2H722760	PULLEY MIDDLE A	10,14,16,17
302H724020	2H724020	SPRING REGIST C	16
302H728080	2H728080	GEAR Z23S EXIT	28
302H729120	2H729120	SPRING ACT DU	8,10,12,16
302H731640	2H731640	COUPLING CONT D	26
302H731650	2H731650	SPRING PADDLE CONT D	25,26
302H733300	2H733300	REAR FILM FRAME MID	3,4
302H733430	2H733430	SCREW FAN	22,27
302H794310	2H794310	PARTS MOTOR ROTARY GUIDE	60
302H794490	2H794490	PARTS FAN COOLING CONV	57
302H794610	2H794610	PARTS HEATER DEHUMIDIFIER 240	62
302H794620	2H794620	PARTS HEATER DEHUMIDIFIER 120	62
302HG12310	2HG12310	CUT WASHER 4	15
302HN02930	2HN02930	SHEET HOUSING LEFT	27
302HN04250	2HN04250	SPRING SIDE COVER	57
302HN09190	2HN09190	SPRING FIX	5
302HN09240	2HN09240	SIZE FIX	5
302HN28120	2HN28120	SPRING PULLEY A	28
302HN44010	2HN44010	FAN MOTOR	27
302HS08310	2HS08310	FILM TE SENSOR	4
302J502020	2J502020	SHEET FRAME CENTER	2
302JD19140	2JD19140	BUSHING FAN	34
302JF22010	2JF22010	PULLEY MIDDLE	28,32
302JZ31170	2JZ31170	GEAR Z27L MAIN	11
302K019140	2K019140	SHEET LSU FRAME	20
302K309350	2K309350	STOPPER SIZE SET	5
302K309370	2K309370	SPRING CURSOR SET	57
302K317064	2K317064	FRAME MIRROR A	19
302K317160	2K317160	GUIDE FFC LED B	19
302K317172	2K317172	GUIDE FFC LED C	19
302K317310	2K317310	GUIDE FFC LED D	19
302K317330	2K317330	MOUNT PI	19
302K317450	2K317450	SEAL FRAME ISU A	19
302K317460	2K317460	SEAL FRAME ISU B	19
302K317650	2K317650	SEAL FRAME ISU C	19
302K317660	2K317660	FILM FRAME	19
302K319080	2K319080	SPONGE WIRE	19,27

Part.No. 部品番号	Alternative. 代替部品番号	Description 部品名称	Fig.No.
302K324450	2K324450	BUSH 6	8,9,13,14,28,29,58,59,60
302K324460	2K324460	SHAFT FEED	15,16,28,30,32,59
302K900021	2K900021	LSU RETAINER FRAME ASSY	20
302K902290	2K902290	PLATE JOINT RIGHT	6
302K902370	2K902370	MOUNT LSU PWB	20
302K902380	2K902380	HOLDER LSU FRONT	20
302K902410	2K902410	PIN LSU RETAINER	20
302K902460	2K902460	HOLDER LSU REAR	20
302K902470	2K902470	PIN LSU RETAINING	20
302K902480	2K902480	SPRING-COMPRESSION LSU RETAINING	20
302K902490	2K902490	SHAFT GLASS CLN	20
302K902511	2K902511	COVER LSU PWB	20
302K902550	2K902550	MOUNT LSU LID	20
302K902580	2K902580	FILM FRAME UPPER K	4
302K902590	2K902590	FILM FRAME UPPER MC	4
302K902600	2K902600	FILM FRAME UPPER Y	4
302K902610	2K902610	PLATE DC MOTOR 10	20,26
302K902810	2K902810	SHEET LSU LEFT	4
302K902820	2K902820	GUIDE WIRE ID	4
302K902850	2K902850	RAIL EXIT REAR	4
302K902910	2K902910	GUIDE LSU PIN	20
302K902950	2K902950	ADJUSTER SCANNER	4
302K902960	2K902960	MOUNT RUBBER SCANNER	4
302K902980	2K902980	SHEET HUMIDITY SENSOR	1
302K902A00	2K902A00	HOLDER MOTOR	20
302K903310	2K903310	PLATE HOOK	4
302K903390	2K903390	PIN PLATE HOOK	4
302K904340	2K904340	MOUNT WASTE BOTTLE COVER	2
302K904490	2K904490	CASE WASTE BOTTLE	2
302K904620	2K904620	MAGNET CATCH	1,3
302K904650	2K904650	LEVER BOTTLE COVER	1
302K906051	2K906051	GUIDE PRIMARY FEED	13
302K906080	2K906080	PIN PICK UP IDLE	8,9,13
302K906100	2K906100	MOUNT PRIMARY FEED	8,9,13
302K906111	2K906111	PLATE PRIMARY FEED DRIVE	8,9,13
302K906140	2K906140	COUPLING PRIMARY FEED DRIVE	17,59
302K906180	2K906180	JOINT RETARD DRIVE	17,59,60
302K906250	2K906250	GUIDE PRIM FEED WIRE	8,9,13
302K906260	2K906260	SPRING PICK UP	5,8,9,13
302K906270	2K906270	MOUNT PRIMARY FEED R	8,9,13
302K906280	2K906280	HOLDER PRIM FEED PULLEY	8,9,13
302K906290	2K906290	HOLDER SENSOR FEED	8,9,13
302K906321	2K906321	ACTUATOR PAPER EMPTY	8,9,13
302K906420	2K906420	PLATE RETARD ADJUST	8,9,13
302K906640	2K906640	HOLDER FEED LOW PULLEY	14
302K906670	2K906670	HOOK FEED LOW	6,14
302K906681	2K906681	SHAFT FEED LOW HOOK	6,14
302K906700	2K906700	HOLDER PULLEY	8,9,13
302K906721	2K906721	SHEET PRIMARY FEED HI	8,9,13
302K906750	2K906750	TORQUE-LIMITER 390	8,9,13

Part.No. 部品番号	Alternative. 代替部品番号	Description 部品名称	Fig.No.
302K908012	2K908012	BASE MPF UPPER	17
302K908021	2K908021	BASE MPF LOWER	17
302K908050	2K908050	TRAY MPF C	18
302K908060	2K908060	TRAY MPF D	18
302K908100	2K908100	CURSOR MPF F	18
302K908110	2K908110	CURSOR MPF R	18
302K908120	2K908120	RACK CURSOR MPF	18
302K908130	2K908130	ARM LIFT A	18
302K908140	2K908140	ARM LIFT B	18
302K908160	2K908160	GUIDE WIRE TRAY	18
302K908190	2K908190	SHAFT LIFT MPF	18
302K908200	2K908200	SPRING-COMPRESSION LIFT	18
302K908211	2K908211	ACTUATOR SIZE DETECTION	18
302K908220	2K908220	SPRING-TORSION SIZE DETECTION	18
302K908230	2K908230	HOLDER FEED MPF	17
302K908240	2K908240	HOLDER RETARD MPF	17
302K908251	2K908251	HOLDER MIDDLE PULLEY	17
302K908261	2K908261	CASE LIFT MOTOR A	17
302K908270	2K908270	COVER CLUTCH	17
302K908280	2K908280	ACTUATOR FEED MPF	17
302K908290	2K908290	ACTUATOR PAPER SET	17
302K908300	2K908300	SHAFT PICKUP MPF	17
302K908310	2K908310	LEVER LIFT	17
302K908320	2K908320	GUIDE DU LOWER	17
302K908350	2K908350	GEAR Z30R PICKUP	17
302K908360	2K908360	WORM-WHEEL 36 Z18S	17
302K908370	2K908370	GEAR Z46S-Z18S	17
302K908380	2K908380	GEAR LIFT Z64S	17
302K908390	2K908390	GEAR LIFT Z25S	17
302K908410	2K908410	GEAR RETARD MPF Z17L	17
302K908420	2K908420	GEAR RETARD MPF Z24L	17
302K908440	2K908440	GUIDE MIDDLE MPF	17
302K908450	2K908450	PIN RETARD MPF	17
302K908460	2K908460	MOUNT PI	16,17
302K908471	2K908471	SHAFT FEED MPF A	17
302K908480	2K908480	SHAFT FEED MPF B	17
302K908491	2K908491	SHAFT RETARD MPF A	17
302K908501	2K908501	SHAFT RETARD MPF B	17
302K908530	2K908530	SPRING PICKUP MPF	17
302K908540	2K908540	SPRING RETARD MPF	17
302K908570	2K908570	SPRING PAPER SET	17
302K908580	2K908580	HOLDER SIZE DETECTION	18
302K908590	2K908590	FILM MIDDLE GUIDE	17
302K908610	2K908610	FILM RETARD	17
302K908620	2K908620	DAMPER MPF A	17
302K908630	2K908630	DAMPER MPF B	17
302K908640	2K908640	SPRING DAMPER	17
302K908650	2K908650	HOLDER MPF TABLE	18
302K908660	2K908660	PLATE DC MOTOR 6	16,17,22,26
302K908692	2K908692	FILM DU GUIDE B	17
302K908700	2K908700	SPRING MIDDLE R	17

Part.No. 部品番号	Alternative. 代替部品番号	Description 部品名称	Fig.No.
302K909060	2K909060	RACK CURSOR	5
302K909082	2K909082	PLATE PAPER BOTTOM	5
302K909090	2K909090	PLATE WORK	5
302K909121	2K909121	LEVER CURSOR LOCK REAR	5
302K909140	2K909140	CAP TURN PLATE	5
302K909190	2K909190	SHAFT WORK PLATE	5
302K909260	2K909260	PAD BOTTOM	5
302K912330	2K912330	SPRING SHUTTER	35
302K914370	2K914370	SPRING SHUTTER	21
302K914A50	2K914A50	SEAL CASE DLP	27
302K915130	2K915130	HOLDER MOTOR	22
302K915160	2K915160	GEAR Z21S-Z15S	22
302K915170	2K915170	GEAR Z60S	22
302K915190	2K915190	GEAR Z48L	22
302K915200	2K915200	GEAR Z21S	22
302K915210	2K915210	GEAR Z32R-Z14S	22
302K915240	2K915240	SHUTTER HOPPER UP	21
302K915320	2K915320	SEAL SHUTTER	21
302K915450	2K915450	BUSH SCREW	22
302K915460	2K915460	SHUTTER HOPPER UP	22
302K917021	2K917021	PULLEY ISU Z59	19
302K917100	2K917100	SEAL FRAME ISU	18
302K917120	2K917120	SWITCH RELEASE	19
302K917170	2K917170	FILM FRAME SIDE F	19
302K917180	2K917180	FILM FRAME SIDE R	19
302K917240	2K917240	CAP PULLEY ISU	19
302K921120	2K921120	STOPPER 8	25
302K921180	2K921180	GEAR RELEASE Z10R	16
302K921380	2K921380	ACTUATOR RELEASE	16
302K921410	2K921410	MOUNT PI	22
302K921420	2K921420	CUT-WASHER 6	16
302K922120	2K922120	HOLDER DISCHARGER	16
302K922130	2K922130	PLATE DISCHARGER	16
302K922160	2K922160	GEAR Z29R	16
302K922190	2K922190	PLATE CONTACT DISCHARGER	16
302K922200	2K922200	SPRING-COMPRESSION DISCHARGER	16
302K922210	2K922210	GUIDE TRANSFER R	16
302K922230	2K922230	PLATE EARTH GUIDE TC	16
302K922240	2K922240	PLATE EARTH TRANSFER	16
302K922280	2K922280	TAPE DISCHARGER	16
302K923520	2K923520	HOLDER MOTOR CLN	35
302K924011	2K924011	BASE CONVEYING	16
302K924040	2K924040	SPRING-COMPRESSION REGIST F	16
302K924050	2K924050	SPRING-COMPRESSION REGIST R	16
302K924060	2K924060	GEAR Z22R	16
302K924100	2K924100	RETAINER LOOP SENSOR	16
302K924140	2K924140	LEVER RELEASE TRANSFER	16
302K924200	2K924200	SHAFT RELEASE CAM	16
302K924210	2K924210	CAM RELEASE TRANSFER	16
302K924250	2K924250	PLATE EARTH REGIST	16
302K924270	2K924270	SPRING-TORSION DISCHARGER	16

Part.No. 部品番号	Alternative. 代替部品番号	Description 部品名称	Fig.No.
302K924280	2K924280	SPRING CONTACT DISCHARGER	16
302K924290	2K924290	PLATE CONTACT HV	16
302K924341	2K924341	MOUNT DRAWER A	22
302K924350	2K924350	PIN DRAWER	22
302K924360	2K924360	SPRING DRAWER	22,34
302K924381	2K924381	MOUNT DRAWER B	22,34
302K924390	2K924390	HOLDER DRAWER	15
302K924410	2K924410	FRAME DU	16
302K924430	2K924430	BUSH REGIST CENTER	16
302K924440	2K924440	HOLDER BUSH REGIST	16
302K924542	2K924542	PLATE MIDDLE FEED	14
302K924560	2K924560	SHEET REGIST L A	14
302K924570	2K924570	PLATE EARTH MIDDLE	14
302K924620	2K924620	PLATE HV	14
302K924660	2K924660	BRACKET KEY MIDDLE A	14
302K924690	2K924690	GEAR Z27L Z24L	14
302K924710	2K924710	MOUNT LEVER RELEASE F	16
302K924720	2K924720	MOUNT LEVER RELEASE R	16
302K924731	2K924731	COVER LEVER RELEASE F	16
302K924740	2K924740	COVER LEVER RELEASE R	16
302K924770	2K924770	SPRING HOLDER PULLEY	15,16,17
302K924782	2K924782	HOUSING RELEASE DRIVE	16
302K924790	2K924790	GEAR RELEASE Z10R Z83S	16
302K924800	2K924800	WORM WHEEL Z31S Z33L	16
302K924810	2K924810	PLATE EARTH RELEASE	16
302K924820	2K924820	CUT-WASHER 4	5,8,9,11,13,14,16,17,26,30
302K924830	2K924830	BUSH DU EW	15,16
302K924841	2K924841	MOUNT PI	16
302K924861	2K924861	HOLDER SENSOR REGIST	14
302K924870	2K924870	HOLDER SENSOR MIDDLE	14
302K924881	2K924881	SHEET REGIST L C	14
302K924890	2K924890	SHEET COVER SENSOR	14
302K924901	2K924901	BUSH REGIST	16
302K924910	2K924910	SHEET HOLD PI	16
302K924920	2K924920	PLATE EARTH DU2	16
302K928022	2K928022	FRAME EXIT UPPER	28
302K928030	2K928030	GUIDE SHIFT UPPER	28
302K928051	2K928051	GUIDE EXIT MIDDLE	28
302K928070	2K928070	SPRING-EXTENSION FEED SHIFT	28
302K928091	2K928091	ACTUATOR SWITCHBACK	28
302K928110	2K928110	GEAR Z40R-Z28S	28
302K928121	2K928121	ACTUATOR EXIT SENSOR	28
302K928190	2K928190	SPRING-TORSION SWITCHBACK	15,28,28,30,32,59
302K928213	2K928213	GUIDE CHANGE LOWER	28
302K928230	2K928230	STAY EXIT HIGH	28
302K928290	2K928290	SHEET EXIT MIDDLE A	28
302K928300	2K928300	SHEET EXIT MIDDLE B	28
302K929040	2K929040	PLATE CONVEYING LOW	15
302K929051	2K929051	PLATE CONVEYING TOP	15
302K929063	2K929063	MOUNT DU DRIVE	15

Part.No. 部品番号	Alternative. 代替部品番号	Description 部品名称	Fig.No.
302K929080	2K929080	GUIDE COVER DU	17
302K929100	2K929100	SHAFT CONVEYING HOOK UP	15
302K929120	2K929120	HOOK CONVEYING UP	15
302K929140	2K929140	HOOK CONVEYING LOW F	15
302K929150	2K929150	HOOK CONVEYING LOW R	15
302K929160	2K929160	CAM HOOK REAR	15
302K929170	2K929170	CAM HOOK FRONT	15
302K929190	2K929190	SPRING HOOK UP	15
302K929240	2K929240	GEAR Z30R-Z27L	15
302K929310	2K929310	BELT S2M A145	16
302K929330	2K929330	ACTUATOR DU	16
302K929400	2K929400	ARM HOOK F	15
302K929470	2K929470	ACTUATOR DU A	15
302K929490	2K929490	COVER RIGHT GUIDE	15
302K929540	2K929540	COVER CLUTCH A	15
302K929570	2K929570	GUIDE UNIT F	15
302K929580	2K929580	GUIDE UNIT R	15
302K929600	2K929600	PLATE JOINT	15
302K929610	2K929610	GUIDE GEAR	15
302K929620	2K929620	PLATE DRAWER	15
302K929630	2K929630	PIN CONVEYING F	15
302K929640	2K929640	PIN CONVEYING R	15
302K929660	2K929660	PLATE EARTH DU MIDDLE	16
302K929680	2K929680	SPRING-COMPRESSION COVER DU	16
302K929690	2K929690	PLATE EARTH DU	15
302K929720	2K929720	MOUNT MOTOR DU MIDDLE	16
302K929730	2K929730	MOUNT MOTOR DU UP	15
302K929740	2K929740	GEAR Z43R	15,16
302K929750	2K929750	COVER WIRE	15
302K929770	2K929770	SPRING DU	16
302K929780	2K929780	SPRING-COMPRESSION DU UP	15
302K929790	2K929790	FILM GUIDE DU A	15
302K929800	2K929800	FILM GUIDE DU B	15
302K931013	2K931013	HOLDER DRUM DRIVE	25
302K931022	2K931022	PLATE DRUM DRIVE	25
302K931030	2K931030	GEAR Z160R	25
302K931041	2K931041	SHAFT DRUM DRIVE	25
302K931050	2K931050	BRACKET ENCORDER	25
302K931060	2K931060	HOLDER BEARING SUPPORT	25
302K931070	2K931070	PLATE EARTH DRUM	25
302K931080	2K931080	WIRE STOPPER	8,9,11,13,15,16,17,19,25,28,29,31,32,33,59
302K931090	2K931090	ENCORDER DRUM	25
302K931100	2K931100	PLATE MOTOR DRUM	25
302K931130	2K931130	COUPLING DRUM	25
302K931150	2K931150	HOLDER SENSOR DRUM	25
302K931163	2K931163	HOLDER MAIN DRIVE	25
302K931170	2K931170	PLATE EARTH MAIN	25
302K931180	2K931180	SHAFT DLP DRIVE	25
302K931190	2K931190	GEAR Z74R	25

Part.No. 部品番号	Alternative. 代替部品番号	Description 部品名称	Fig.No.
302K931210	2K931210	HOLDER ATTACHMENT	34
302K931232	2K931232	PLATE MAIN DRIVE	25
302K931431	2K931431	SHAFT FEED DRIVE	26
302K931500	2K931500	GEAR Z28R	26
302K931520	2K931520	GEAR Z40L-Z34L	26
302K931530	2K931530	COUPLING DRIVE	11,13,26
302K931612	2K931612	PLATE FUSER DRIVE	25
302K931620	2K931620	GEAR Z90R JOINT	25
302K931630	2K931630	GEAR Z50S JOINT	25
302K931640	2K931640	JOINT FUSER DRIVE	25
302K931660	2K931660	SPRING JOINT	25
302K931670	2K931670	GEAR Z67S-Z25S	25
302K931690	2K931690	LEVER RELEASE FUSER DRIVE	4
302K931710	2K931710	HOLDER CONT DRIVE K	26
302K931721	2K931721	PLATE CONT DRIVE	26
302K931740	2K931740	HOLDER CONT DRIVE C	26
302K931760	2K931760	WORM WHEEL Z56L-Z20S	26
302K931780	2K931780	SHAFT CONT DRIVE	26
302K931810	2K931810	WORM WHEEL Z40L-Z20S	26
302K931830	2K931830	GEAR Z34S JOINT	26
302K931840	2K931840	CUT-WASHER 8X17	25
302K931920	2K931920	GEAR Z100R Z48R	25
302K931960	2K931960	HOLDER BEARING 688ZZ	57
302K931980	2K931980	SPRING LEVER RELEASE	4
302K933151	2K933151	DUCT EXIT RIGHT	27
302K933161	2K933161	DUCT EXIT LEFT	27
302K933190	2K933190	DUCT FUSER REAR	27
302K933320	2K933320	SHEET DUCT DLP C	27
302K933330	2K933330	SPONGE DUCT DLP C	2
302K933340	2K933340	SPONGE DUCT LSU A	4
302K933350	2K933350	SPONGE DUCT LSU B	27
302K933360	2K933360	SHEET FUSER GUARD	4
302K933370	2K933370	SHEET DUCT LSU	27
302K933380	2K933380	SPONGE DUCT DLP B	27
302K933551	2K933551	SEAL LSU DUCT	27
302K933560	2K933560	DUCT FUSER RIGHT	27
302K933573	2K933573	DUCT FUSER LEFT	27
302K933580	2K933580	SEAL DUCT EXIT	27
302K933591	2K933591	DUCT FAN BELT A	27
302K933601	2K933601	DUCT FAN BELT B	27
302K933610	2K933610	DUCT LSU FRONT A	27
302K933620	2K933620	DUCT LSU FRONT B	27
302K933651	2K933651	DUCT DLP A	35
302K933660	2K933660	DUCT DLP B	27
302K933670	2K933670	DUCT DLP C	27
302K933790	2K933790	SPONGE COVER LEFT UPPER A	2
302K933800	2K933800	SPONGE COVER LEFT UPPER B	2
302K933810	2K933810	SPONGE COVER LEFT LOWER A	1
302K933820	2K933820	SPONGE COVER LEFT LOWER B	1
302K933840	2K933840	FILM SEAL TONER C	2
302K933850	2K933850	FILM LSU FRONT A	27

Part.No. 部品番号	Alternative. 代替部品番号	Description 部品名称	Fig.No.
302K933860	2K933860	FILM LSU FRONT B	27
302K933880	2K933880	SEAL DUCT LSU A	27
302K933890	2K933890	SEAL DUCT LSU B	27
302K933900	2K933900	SEAL DUCT LSU C	27
302K933910	2K933910	SEAL FRAME LEFT	2
302K933920	2K933920	SPONGE COVER LEFT UPPER C	2
302K933930	2K933930	SPONGE COVER LEFT UPPER D	2
302K933A00	2K933A00	FILM FRONT FRAME	4
302K933D20	2K933D20	SPONGE PIPE FRONT	4
302K933E20	2K933E20	SEAL SLIDER F	4
302K933E30	2K933E30	SEAL SLIDER R	4
302K933G10	2K933G10	SEAL LEFT FRONT	4
302K933G20	2K933G20	SPONGE LEFT COVER	2
302K933G40	2K933G40	SPONGE COVER RIGHT LOWER F	1
302K933G50	2K933G50	SPONGE INNER CASSETTE	1
302K934100	2K934100	LABEL CASSETTE CURSOR LOCK	5
302K934150	2K934150	LABEL HIGH TEMP	4,12,30,62
302K934160	2K934160	LABEL EXIT A2	32
302K934170	2K934170	LABEL RELAY A3	30,30
302K934180	2K934180	LABEL RELAY A4	30
302K934190	2K934190	LABEL JOB SEPARATOR	29
302K939030	2K939030	RAIL PWB	34
302K939080	2K939080	PLATE SHIELD BOX	34
302K939230	2K939230	HOLDER PWB	12,33
302K939260	2K939260	PIN HV CONTACT	35
302K939280	2K939280	SPRING HV TRANS	35
302K939291	2K939291	TERMINAL HV DRIVE	35
302K939300	2K939300	SPRING HV DRIVE	35
302K939310	2K939310	SPRING HV SEPARATION	35
302K939340	2K939340	GUIDE HV SEPARATION	4
302K939350	2K939350	PLATE HV SEPARATION	4
302K939360	2K939360	SPRING HV	4,14
302K939450	2K939450	COVER PWB IH	33
302K939521	2K939521	COVER WIRE FUSER	33
302K939560	2K939560	DUCT FAN IH	33
302K939610	2K939610	SHEET WIRE CASSETTE	4
302K946300	2K946300	WIRE ENCODER	25,46
302K946350	2K946350	WIRE CONTAINER MOTOR	46
302K946370	2K946370	WIRE MPF	17,44
302K946380	2K946380	WIRE MPF TRAY	18,44
302K946600	2K946600	WIRE MPF SIZE DETECTION	18,44
302K946650	2K946650	WIRE BELT FAN	37
302K946AJ0	2K946AJ0	WIRE KEY COUNTER	37
302K946AM0	2K946AM0	WIRE LSU FAN	27,40
302K994012	2K994012	PARTS MPT ASSY SP	17
302K994201	2K994201	PARTS PWB JUNCTION ASSY SP	15
302K994291	2K994291	PARTS MOTOR-BL W30 DRUM SP	25
302K994300	2K994300	PARTS MOTOR PM FEED SP	15,16,28,29,31
302K994323	2K994323	PARTS MOTOR-BL W20 SP	23
302K994331	2K994331	PARTS MOTOR-BL W30 SP	11
302K994333	2K994333	PARTS MOTOR-BL W30 SP	25

Part.No. 部品番号	Alternative. 代替部品番号	Description 部品名称	Fig.No.
302K994350	2K994350	PARTS FAN COOLING DLP 70 SP	27
302K994370	2K994370	PARTS SOLENOID FEED SHIFT SP	28,32
302K994420	2K994420	PARTS ROLLER ASSIST SP	13
302K994440	2K994440	PARTS ROLLER REGIST R SP	16
302K994470	2K994470	PARTS ROLLER DU LOW SP	16
302K994480	2K994480	PARTS ROLLER DU MID SP	16
302K994491	2K994491	PARTS ROLLER DU UP SP	15
302K994540	2K994540	PARTS GEAR Z30R ONE-WAY SP	17
302K994550	2K994550	PARTS GEAR CURSOR SP	5
302K994580	2K994580	PARTS SENSOR OPT. SP	8,9,13,14
302K994600	2K994600	PARTS PWB JOB SEPA ASSY SP	29
302K994621	2K994621	PARTS PWB MPF SIZE ASSY SP	18
302K994670	2K994670	PARTS CONT DRIVE UNIT K SP	26
302K994680	2K994680	PARTS CONT DRIVE UNIT COL SP	26
302K994830	2K994830	PARTS PWB BRIDGE ASSY SP	31
302K994893	2K994893	PARTS MOTOR-BL W30 DLP SP	25
302K994A40	2K994A40	PARTS ROLLER EXIT B SP	28
302K994A50	2K994A50	PARTS FAN COOLING LSU 50 SP	27
302K994B11	2K994B11	PARTS CLN WT MOTOR ASSY (M) SP	35
302K994B80	2K994B80	PARTS GUIDE EXIT MIDDLE SP	28
302K994B90	2K994B90	PARTS GUIDE PRIMARY FEED SET SP	13
302K994D00	2K994D00	PARTS DC MOTOR ASSY B SP	26
302KK17320	2KK17320	MIRROR A	19
302KP34220	2KP34220	LABEL HIGH TEMPERATURE CAUTION	62
302KV44041	2KV44041	CLUTCH 50 Z35R	17,26
302KY94070	2KY94070	PARTS MOTOR DU SP	60
302L794130	2L794130	PARTS UNIT LOW VOLTAGE 100 SP	12
302L794140	2L794140	PARTS UNIT LOW VOLTAGE 200 SP	12
302LC02710	2LC02710	COVER HUMIDITY SENSOR	1
302LC04601	2LC04601	COVER TRAY	63
302LC04611	2LC04611	STAY TRAY	63
302LC04621	2LC04621	MOUNT TRAY	63
302LC04660	2LC04660	SHEET TRAY	63
302LC04670	2LC04670	PLATE TRAY	63
302LC04710	2LC04710	COVER TRAY LOWER	63
302LC05350	2LC05350	GUIDE WIRE OPERATION	19
302LC06210	2LC06210	GUIDE WIRE FEED LOW	1,14
302LC28110	2LC28110	SPRING-EXTENSION	28
302LC28240	2LC28240	SPRING SWITCHBACK	13
302LC31070	2LC31070	SPRING DRUM JOINT	25
302LC31511	2LC31511	SEAL MOTOR DC	16,22,26,27
302LC31640	2LC31640	CUT WASHER 5X10	25
302LC33370	2LC33370	FILTER LEFT SIDE	2,66
302LC33441	2LC33441	DUCT DLP B	35
302LC33480	2LC33480	SPONGE DLP COOLING A	35
302LC46480	2LC46480	WIRE MPF JOINT	15
302LC94190	2LC94190	PARTS CONV RELEASE MOTOR ASSY SP	16,26
302LC94320	2LC94320	PARTS FAN COOLING 50 SP	15
302LC94380	2LC94380	PARTS FAN COOLING LSU 60 SP	22,27,33,35
302LC94410	2LC94410	PARTS SENSOR OPT. SP	16
302LC94551	2LC94551	PARTS ROLLER MIDDLE L SP	14

Part.No. 部品番号	Alternative. 代替部品番号	Description 部品名称	Fig.No.
302LF04130	2LF04130	MAGNET CATCH	3
302LF08010	2LF08010	SPRING MIDDLE	17
302LF22600	2LF22600	SPRING EARTH CONVEYING	16
302LF24190	2LF24190	SHEET REGIST R	16
302LF28011	2LF28011	GUIDE RELAY UPPER	30
302LF28023	2LF28023	GUIDE RELAY LOWER	30
302LF28050	2LF28050	PLATE REINFORCEMENT	30
302LF28060	2LF28060	ACTUATOR RELAY	30
302LF28071	2LF28071	GUIDE RIGHT UPPER	30
302LF28082	2LF28082	GUIDE RIGHT LOWER	30
302LF28093	2LF28093	FRAME DRIVE	31
302LF28101	2LF28101	PLATE DRIVE A	31
302LF28113	2LF28113	PLATE MOTOR DRIVE	31
302LF28121	2LF28121	JOINT DRIVE	30
302LF28130	2LF28130	BELT S2M-Z133	30
302LF28140	2LF28140	GEAR Z31R-Z20R	31
302LF28150	2LF28150	GEAR Z42L	31
302LF28161	2LF28161	PLATE EARTH ROLLER	30
302LF28171	2LF28171	PLATE SUPPORT SLIDER	30
302LF28181	2LF28181	SHAFT HANDLE	30
302LF28190	2LF28190	ARM LEVER RELAY	30
302LF28201	2LF28201	JOINT RELAY	30
302LF28210	2LF28210	JOINT HANDLE	30
302LF28223	2LF28223	HOUSING RELAY EXIT	32
302LF28230	2LF28230	GUIDE RELAY EXIT UPPER	32
302LF28241	2LF28241	GUIDE RELAY EXIT RIGHT	32
302LF28250	2LF28250	MOUNT RELAY EXIT	32
302LF28280	2LF28280	GEAR Z21S	30,31
302LF28290	2LF28290	GEAR Z21S-Z40R	31
302LF28300	2LF28300	GEAR Z14S-Z30R	31
302LF28330	2LF28330	GEAR Z14S-Z35R	30
302LF28342	2LF28342	PULLEY P18-S2M	30,32
302LF28350	2LF28350	ACTUATOR RELAY EXIT SW	32
302LF28360	2LF28360	GEAR PRESS DRIVE	30
302LF28370	2LF28370	CAP PRESS UNIT	30
302LF28380	2LF28380	GUIDE PRESS ROTARY	30
302LF28401	2LF28401	PLATE RELAY SOLENOID	32
302LF28410	2LF28410	LEVER RELAY SOLENOID	32
302LF28420	2LF28420	GEAR Z20R-P18	32
302LF28441	2LF28441	SPRING-COMPRESSION JOINT	30
302LF28450	2LF28450	BELT S2M-Z112	32
302LF28461	2LF28461	PLATE MOTOR PRESS DRIVE	31
302LF28472	2LF28472	ACTUATOR PRESS	31
302LF28500	2LF28500	SPRING-EXTENSION EARTH	30
302LF28510	2LF28510	HANDLE FRONT	30
302LF28531	2LF28531	PLATE EARTH EXIT	32
302LF28541	2LF28541	PLATE EARTH ROLLER A	32
302LF28560	2LF28560	GUIDE HARNESS	31
302LF28580	2LF28580	SPRING-TORSION HOOK	30
302LF28590	2LF28590	STOPPER RELAY	31
302LF28600	2LF28600	GUIDE DECURLER PIN	31

Part.No. 部品番号	Alternative. 代替部品番号	Description 部品名称	Fig.No.
302LF28610	2LF28610	SPRING COMPRESSION RELAY	31
302LF28621	2LF28621	PLATE REINFORCEMENT EXIT	32
302LF28630	2LF28630	PLATE EARTH EXIT	32
302LF28640	2LF28640	STATIC-ELIMINATOR EJECT	32
302LF28650	2LF28650	GEAR Z30L DECURLER	30
302LF28661	2LF28661	PLATE EARTH RELAY B	32
302LF28720	2LF28720	SLIDER RELEASE	32
302LF28780	2LF28780	PLATE HINGE STOPPER	30
302LF28810	2LF28810	SPRING-TORSION RELAY EXIT	32
302LF28820	2LF28820	SHEET RELAY LOWER	30
302LF28840	2LF28840	SPRING-COMPRESSION RELAY EXIT	32
302LF33290	2LF33290	SEAL DISPOSAL C	2
302LF33350	2LF33350	SPONGE INNER LOWER	4
302LF33410	2LF33410	DUCT ISU LOWER LEFT	27
302LF33440	2LF33440	SPONGE ISU LOWER A	27
302LF33450	2LF33450	SPONGE ISU LOWER B	27
302LF33500	2LF33500	DUCT ISU LOWER RIGHT	27
302LF33510	2LF33510	DUCT ISU RIGHT LOWER	27
302LF33520	2LF33520	DUCT ISU RIGHT UPPER	27
302LF33550	2LF33550	SPONGE ISU LOWER C	27
302LF33560	2LF33560	SPONGE ISU LOWER D	27
302LF33571	2LF33571	FILM ISU DUCT	27
302LF33580	2LF33580	FILM FEED UPPER	14
302LF33910	2LF33910	SEAL MIDDLE FEED	14
302LF39050	2LF39050	GUIDE WIRE FRONT PWB	11,12,19,33
302LF46230	2LF46230	WIRE FRONT LOW	41
302LF46B30	2LF46B30	WIRE GUIDE MOTOR	37
302LF46B40	2LF46B40	WIRE OPEN SWITCH	37
302LF46B50	2LF46B50	WIRE FEED SENSOR	37
302LF46B60	2LF46B60	WIRE EXIT SENSOR	37
302LF94030	2LF94030	PARTS ROLLER RELAY EXIT MIDDLE SP	32
302LF94160	2LF94160	PARTS CLEANER REGIST ASSY SP	14
302LF94270	2LF94270	PARTS ROLLER PRESS DRIVE SP	30
302LF94280	2LF94280	PARTS ROLLER PRESS SP	30
302LF94430	2LF94430	PARTS ROLLER RELAY MIDDLE B SP	30
302LF94440	2LF94440	PARTS ROLLER RELAY EXIT LOWER B SP	32
302LH29050	2LH29050	SHEET DU GUIDE LOWER	22
302LK22020	2LK22020	FRAME SECONDLY TRANSFER	16
302MN04151	2MN04151	PLATE NUT M3	34
302N209030	2N209030	ARM SIZE DETECTION	5
302N209040	2N209040	SPRING CASSETTE EARTH	5
302N209050	2N209050	CUSHION BOTTOM PLATE	5
302N217010	2N217010	MOUNT DP HINGE	19
302N224010	2N224010	SHAFT DRIVE MIDDLE	14
302N246080	2N246080	WIRE INLET ASSY	33,49
302N294010	2N294010	PARTS MOTOR ISU SP	19
302N404410	2N404410	PIN ISU FRONT	19
302N406010	2N406010	PLATE FRAME UPPER	8,9,13
302N406030	2N406030	PULLEY FEED	8,9,13,66
302N406040	2N406040	PULLEY RETARD	8,9,13,66
302N406050	2N406050	HOLDER PICKUP	8,9,13

Part.No. 部品番号	Alternative. 代替部品番号	Description 部品名称	Fig.No.
302N406060	2N406060	GUIDE FRONT LOWER	8,9,13
302N406070	2N406070	SHAFT PICKUP PRIMARY	8,9,13
302N406100	2N406100	GEAR Z32 FEED OW	8,9,13
302N406110	2N406110	GEAR Z32 PICKUP	8,9,13
302N406120	2N406120	ONEWAY-CLUTCH 6	8,9,13
302N406130	2N406130	LEVER RETARD RELEASE	8,9,13
302N406140	2N406140	SPRING RETARD LOCK	8,9,13
302N406150	2N406150	FULCRUM-PIN RETARD	8,9,13
302N406160	2N406160	LEVER RETARD LOCK	8,9,13
302N406170	2N406170	GEAR Z28 FEED	8,9,13
302N408010	2N408010	SHEET MPF F	17
302N408020	2N408020	SHEET MPF R	17
302N424010	2N424010	SPONGE REGIST	16
302N433010	2N433010	FILTER TOP	2,66
302N439050	2N439050	PLATE MAIN SW	33
302N439070	2N439070	PLATE INLET B2	33
302N446280	2N446280	WIRE PRIMARY FEED UNIT	13,45
302N494210	2N494210	PARTS PWB CURRENT AVE 100 ASSY SP	33
302N494230	2N494230	PARTS PULLEY SET SP	8,9,13
302N729050	2N729050	COVER ARM	15
302N729060	2N729060	ARM HOOK R	15
302N729671	2N729671	COVER INNER CONVEYING FRONT	2
302N739010	2N739010	PLATE INLET	33
302N739020	2N739020	PLATE INLET A2	33
302N739040	2N739040	COVER WIRE IH	33
302N904100	2N904100	CLEANER CLOTH	54
302ND04980	2ND04980	COVER FILTER EXIT	2
302ND05540	2ND05540	SHEET OPERATION FUNCTION	65
302ND09050	2ND09050	COVER CURSOR F	5
302ND09060	2ND09060	LEVER CURSOR F	5
302ND09070	2ND09070	SPRING RELEASE CURSOR	5
302ND09080	2ND09080	RACK CURSOR F	5
302ND09130	2ND09130	LEVER CURSOR SET	5
302ND09240	2ND09240	LEVER CASSETTE SET	5
302ND09250	2ND09250	SPRING CASSETTE SET	5
302ND09320	2ND09320	SPRING CURSOR RACK	5
302ND09330	2ND09330	CURSOR END RACK R	5
302ND09340	2ND09340	CURSOR END RACK L	5
302ND09350	2ND09350	SPRING SIZE FIX E	5
302ND09390	2ND09390	HANDLE CASSETTE	5
302ND09450	2ND09450	REINFORCEMENT HANDLE	5
302ND34090	2ND34090	LABEL PAPER SIZE D	5
302ND34130	2ND34130	SHEET PAPER SIZE M B	65
302ND34170	2ND34170	SHEET PAPER SIZE M JP	65
302ND34180	2ND34180	SHEET PAPER MEDIA EN	65
302ND34370	2ND34370	SHEET PAPER MEDIA GER ITA	65
302ND34380	2ND34380	SHEET PAPER MEDIA FRA SPA	65
302ND34390	2ND34390	SHEET PAPER MEDIA PTB	65
302ND34400	2ND34400	SHEET PAPER MEDIA DUT RUS	65
302ND46500	2ND46500	CONN.CORD ASSY FFC CCD LED	50
302ND93120	2ND93120	PARTS MOUNT LED ASSY SP	19

Part.No. 部品番号	Alternative. 代替部品番号	Description 部品名称	Fig.No.
302ND94040	2ND94040	PARTS DC MOTOR ASSY A SP	17
302ND94590	2ND94590	PARTS FAN CENTER 60 25 SP	35
302ND94610	2ND94610	PARTS UNIT LOW VOLTAGE 100 SP	35
302ND94620	2ND94620	PARTS UNIT LOW VOLTAGE 200 SP	35
302ND94670	2ND94670	PARTS SSD SP	34
302ND94690	2ND94690	PARTS UNIT HIGH VOLTAGE FUSER SP	33
302ND94790	2ND94790	PARTS SPEAKER SP	34
302ND94800	2ND94800	PARTS SENSOR OPT SP	19
302NG94300	2NG94300	PARTS PWB SWITCH ASSY SP	3
302NH02170	2NH02170	FILM BASE CASSETTE	4
302NH02550	2NH02550	COVER IMAGE RELEASE	4
302NH03340	2NH03340	BASE TOP CONTAINER	4
302NH03350	2NH03350	MOUNT SOLENOID	4
302NH03370	2NH03370	ACTUATOR LID	4
302NH03380	2NH03380	LEVER OPEN COVER	4
302NH03390	2NH03390	LEVER OPEN COVER K	4
302NH03400	2NH03400	COVER OUTER	4
302NH03410	2NH03410	RAIL CONTAINER C	4
302NH03420	2NH03420	RAIL CONTAINER RC	4
302NH03430	2NH03430	RAIL CONTAINER L	4
302NH03450	2NH03450	LID TOP CONTAINER	4
302NH03460	2NH03460	ACTUATOR SOLENOID	4
302NH03470	2NH03470	ACTUATOR SOLENOID K	4
302NH03810	2NH03810	RAIL CONTAINER R	4
302NH04010	2NH04010	COVER FRONT UPPER A	1
302NH04020	2NH04020	COVER FRONT UPPER B	3
302NH04040	2NH04040	COVER FRONT TOP	2
302NH04050	2NH04050	COVER WASTE BOTTLE	1
302NH04070	2NH04070	COVER RIGHT LOWER A	1
302NH04080	2NH04080	COVER ISU REAR	2
302NH04100	2NH04100	COVER RIGHT UPPER	3
302NH04110	2NH04110	COVER DECK LEFT	7
302NH04120	2NH04120	COVER DECK RIGHT	7
302NH04140	2NH04140	COVER REAR UPPER A	3
302NH04150	2NH04150	COVER REAR UPPER B	3
302NH04160	2NH04160	COVER RIGHT LOWER B	1
302NH04180	2NH04180	COVER CASSETTE	5
302NH04210	2NH04210	COVER INNER	3
302NH04220	2NH04220	COVER LEFT UPPER	2
302NH04230	2NH04230	COVER CONTROLLER	2
302NH04240	2NH04240	HANDLE REAR COVER	3
302NH04270	2NH04270	MOUNT GLASS TABLE	2
302NH04300	2NH04300	COVER OPERATION REAR A	36
302NH04370	2NH04370	SHEET GLASS TABLE	2
302NH04380	2NH04380	HINGE WASTE COVER A	1
302NH04400	2NH04400	COVER ISU LEFT INNER	2
302NH04410	2NH04410	COVER LEFT LOWER	1
302NH04420	2NH04420	COVER RIGHT LOWER R	1
302NH04430	2NH04430	COVER ISU FRONT	19
302NH04440	2NH04440	COVER DECK REAR	6
302NH04450	2NH04450	COVER RIGHT LOWER M	6

Part.No. 部品番号	Alternative. 代替部品番号	Description 部品名称	Fig.No.
302NH04460	2NH04460	COVER INNER CASSETTE L	1
302NH04470	2NH04470	COVER INNER CASSETTE R	1
302NH04480	2NH04480	LID RIGHT COVER	1
302NH04490	2NH04490	KEY POWER	3
302NH04500	2NH04500	LID LEFT COVER REAR	2
302NH04510	2NH04510	COVER ISU LEFT	19
302NH04520	2NH04520	COVER ISU RIGHT	19
302NH04530	2NH04530	COVER HANDLE	1
302NH04540	2NH04540	COVER MAIN SWITCH	1
302NH04550	2NH04550	LID LEFT COVER	2
302NH04560	2NH04560	COVER ISU LEFT SUB	2
302NH04570	2NH04570	LID REAR COVER	3
302NH04580	2NH04580	LID CONTROLLER	2
302NH04590	2NH04590	COVER INTERFACE	1
302NH04600	2NH04600	COVER RIGHT MIDDLE R	1
302NH06010	2NH06010	GUIDE FEED WIRE	14
302NH06020	2NH06020	PLATE FEED LOW	14
302NH06030	2NH06030	COVER FEED LOW	14
302NH06040	2NH06040	HANDLE FEED LOW	6,14
302NH06050	2NH06050	LID SIDE FEED	14
302NH06060	2NH06060	COVER FEED LOW	6
302NH06070	2NH06070	HOLDER RETARD	8,9,13
302NH06080	2NH06080	PLATE FRAME LOWER	8,9,13
302NH06090	2NH06090	PLATE RETARD HOLDER	8,9,13
302NH06100	2NH06100	SPRING RETARD	8,9,13
302NH06290	2NH06290	HOLDER SENSOR FEED	14
302NH06610	2NH06610	GUIDE FEED LOW	14
302NH06980	2NH06980	SHAFT FEED LOW	8,9,13,14
302NH06990	2NH06990	SHAFT ASSIST PULLEY	8,9,13
302NH08010	2NH08010	TRAY MPF A	18
302NH08020	2NH08020	TRAY MPF B	18
302NH08050	2NH08050	BASE LIFT	18
302NH08060	2NH08060	COVER CURSOR	18
302NH09010	2NH09010	CASSETTE BASE	5
302NH09020	2NH09020	RAIL CURSOR	5
302NH09030	2NH09030	CURSOR FRONT	5
302NH09040	2NH09040	CURSOR REAR	5
302NH09060	2NH09060	CURSOR END SUB	5
302NH09070	2NH09070	CURSOR END	5
302NH09100	2NH09100	CAM CURSOR RAIL	5
302NH09130	2NH09130	SHAFT CURSOR GEAR	5
302NH09150	2NH09150	LOCK REAR CURSOR	5
302NH09250	2NH09250	LEVER SIDE SW	5
302NH09340	2NH09340	STAY CASSETTE FRONT	4
302NH09360	2NH09360	PLATE CURSOR	5
302NH15010	2NH15010	COVER CONTAINER GUIDE	21
302NH15020	2NH15020	GUIDE CONTAINER K	21
302NH15030	2NH15030	GUIDE CONTAINER M	21
302NH15040	2NH15040	GUIDE CONTAINER C	21
302NH15050	2NH15050	GUIDE CONTAINER Y	21
302NH16010	2NH16010	TRAY EXIT A	29

Part.No. 部品番号	Alternative. 代替部品番号	Description 部品名称	Fig.No.
302NH16020	2NH16020	TRAY EXIT B	29
302NH16030	2NH16030	TRAY EXIT C	29
302NH16040	3NM16230	TRAY EXIT D	29
302NH17380	2NH17380	GUIDE WIRE ISU	19
302NH17400	2NH17400	COVER ISU	19
302NH24010	2NH24010	SPRING-COMPRESSION TRANSFER F	16
302NH24040	2NH24040	COVER MOTOR MIDDLE	14
302NH24540	2NH24540	FRAME MIDDLE FEED	14
302NH24600	2NH24600	GEAR Z20S	14
302NH24630	2NH24630	GEAR Z60R-Z18S	14
302NH24640	2NH24640	GEAR Z18S IDLE	14
302NH25890	2NH25890	SPRING ROTATION	5
302NH28010	2NH28010	FRAME EXIT LOWER	28
302NH28020	2NH28020	PLATE EXIT LOWER	28
302NH28030	2NH28030	COVER RELAY EXIT	32
302NH28040	2NH28040	COVER RELAY	30
302NH28130	2NH28130	PLATE DRIVE FD	28
302NH28140	2NH28140	COVER EXIT FRONT	28
302NH28150	2NH28150	PLATE EARTH ROLLER F	28
302NH28300	2NH28300	PLATE REINFORCEMENT	32
302NH29010	2NH29010	COVER RIGHT FRONT	2
302NH29040	2NH29040	COVER INNER CONVEYING A	15
302NH29050	2NH29050	COVER DU	17
302NH29060	2NH29060	LEVER COVER RIGHT	15
302NH29070	2NH29070	COVER RIGHT	3
302NH31080	2NH31080	GEAR Z35R	14
302NH31100	2NH31100	PIN FEED DRIVE	26
302NH31410	2NH31410	HOLDER FEED DRIVE	26
302NH31420	2NH31420	PLATE FEED DRIVE	26
302NH31440	2NH31440	SHAFT FEED	26
302NH31490	2NH31490	GEAR Z61R-Z35R	26
302NH31510	2NH31510	GEAR Z64R	26
302NH31530	2NH31530	COUPLING DRIVE	26
302NH31540	2NH31540	PLATE EARTH FEED	26
302NH31550	2NH31550	GEAR Z35R	26
302NH31910	2NH31910	PLATE TRANSFER DRIVE	25
302NH33010	2NH33010	DUCT ISU REAR LEFT LOW	27
302NH33020	2NH33020	DUCT ISU REAR LEFT UP	27
302NH33051	2NH33051	LID DISPOSAL B	65
302NH33060	2NH33060	COVER FILTER LEFT SIDE	3
302NH33080	2NH33080	LID DISPOSAL	3
302NH34010	2NH34010	SHEET EMBLEM 8052CI	3
302NH34020	2NH34020	SHEET EMBLEM 7052CI	3
302NH34100	2NH34100	LABEL OPERATION JP	36
302NH34110	2NH34110	LABEL OPERATION EN	36
302NH34120	2NH34120	LABEL OPERATION NL	65
302NH34130	2NH34130	LABEL OPERATION FRA	65
302NH34140	2NH34140	LABEL OPERATION SPA	65
302NH34150	2NH34150	LABEL OPERATION PTB	65
302NH34300	2NH34300	LABEL SW CAUTION JP	1
302NH34310	2NH34310	LABEL SW CAUTION EN	1

Part.No. 部品番号	Alternative. 代替部品番号	Description 部品名称	Fig.No.
302NH34340	2NH34340	LABEL PAPER SIZE 18	5
302NH34350	2NH34350	LABEL SW CAUTION SET B	65
302NH34400	2NH34400	LABEL POWER CABLE CAUTION JP	1
302NH34450	2NH34450	LABEL SW CAUTION SET A	65
302NH34500	2NH34500	LABEL MPF CAUTION A	18
302NH34510	2NH34510	LABEL MPF CAUTION B	3
302NH34520	2NH34520	LABEL MPF PAPER LIMIT	18
302NH34530	2NH34530	LABEL MPF SIZE INDICATOR ME	18
302NH34540	2NH34540	LABEL MPF SIZE INDICATOR IN	18
302NH34550	2NH34550	LABEL MPF PUSH	3
302NH34700	2NH34700	LABEL CASSETTE OPERATION	5
302NH34710	2NH34710	LABEL PAPER SIZE A	5
302NH34720	2NH34720	LABEL PAPER SIZE B	5
302NH34730	2NH34730	LABEL CASSETTE PAPER MAX	5
302NH34750	2NH34750	LABEL CASSETTE CURSOR OPERATION	5
302NH34760	2NH34760	LABEL DECK PAPER LIMIT	7
302NH34770	2NH34770	LABEL DECK PAPER DIRECTION	7
302NH34780	2NH34780	LABEL DECK OPERATION B	7
302NH34790	2NH34790	SHEET PAPER SIZE I D	65
302NH34800	2NH34800	SHEET PAPER SIZE M D	65
302NH39010	2NH39010	SHIELD BOX	34
302NH39020	2NH39020	BRACKET MAIN	34
302NH39030	2NH39030	HOLDER FAN MAIN	34
302NH39060	2NH39060	PLATE PWB LVU	35
302NH39070	2NH39070	GUIDE WIRE LVU	35
302NH39090	2NH39090	PLATE HVU TRANS	35
302NH39100	2NH39100	TERMINAL HV TRANS	35
302NH39110	2NH39110	TERMINAL HV CLN	35
302NH39140	2NH39140	TERMINAL HV MAIN	35
302NH39150	2NH39150	SPRING HV MC K	35
302NH39160	2NH39160	SPRING HV MC M	35
302NH39170	2NH39170	SPRING HV MC C	35
302NH39180	2NH39180	SPRING HV MC Y	35
302NH39190	2NH39190	SPRING MAG K	35
302NH39200	2NH39200	SPRING MAG M	35
302NH39210	2NH39210	SPRING MAG C	35
302NH39220	2NH39220	SPRING MAG Y	35
302NH39230	2NH39230	SPRING SLEEVE K	35
302NH39240	2NH39240	SPRING SLEEVE M	35
302NH39250	2NH39250	SPRING SLEEVE C	35
302NH39260	2NH39260	SPRING SLEEVE Y	35
302NH39310	2NH39310	MOUNT LVU SUB	12
302NH39320	2NH39320	GUIDE WIRE ISU	33
302NH39330	2NH39330	GUIDE WIRE IH	33
302NH39350	2NH39350	COVER HVU TRANS	35
302NH39370	2NH39370	LID SHIELD BOX	3
302NH39380	2NH39380	GUIDE WIRE INLET	33
302NH39390	2NH39390	GUIDE WIRE USB B	19
302NH39400	2NH39400	MOUNT USB PWB	34
302NH39410	2NH39410	PLATE OPTION COIN-VENDOR	35
302NH39430	2NH39430	SPRING HV TRANS CLN	35

Part.No. 部品番号	Alternative. 代替部品番号	Description 部品名称	Fig.No.
302NH39440	2NH39440	SPRING TRANS CLN BIAS	35
302NH39480	2NH39480	SPRING CONTACT FUSER SET	33
302NH44060	2NH44060	HEATER DEHUMIDIFIER 100	4
302NH44070	2NH44070	HEATER DEHUMIDIFIER 120	62
302NH44080	2NH44080	HEATER DEHUMIDIFIER 240	62
302NH44090	2NH44090	CLUTCH 50 Z35R	11
302NH46020	2NH46020	CONN.CORD ASSY FUSER MOTOR H	25,43
302NH46030	2NH46030	CONN.CORD ASSY DLP MOT	25,46
302NH46040	2NH46040	CONN.CORD ASSY FFC LSU1	38
302NH46050	2NH46050	CONN.CORD ASSY FFC LSU2	38
302NH46060	2NH46060	CONN.CORD ASSY HVU MAIN	37,38,43,47,48,49
302NH46070	2NH46070	CONN.CORD ASSY IH RELAY	42
302NH46080	2NH46080	CONN.CORD ASSY MOTOR JUNCTION	46
302NH46090	2NH46090	CONN.CORD ASSY DRUM MOT	46
302NH46100	2NH46100	CONN.CORD ASSY LVU FEED	47,48,49,50
302NH46140	2NH46140	CONN.CORD ASSY FEED1	43,47,48,49
302NH46160	2NH46160	CONN.CORD ASSY FFC CCD	50
302NH46190	2NH46190	CONN.CORD ASSY ISU SENSOR	50
302NH46200	2NH46200	CONN.CORD ASSY LIFT MOTOR	43,45
302NH46210	2NH46210	CONN.CORD ASSY MIDDLE TRANSFER MOTOR	43
302NH46220	2NH46220	CONN.CORD ASSY REGIST MOTOR	43
302NH46240	2NH46240	CONN.CORD ASSY TRANSFER JOINT	46
302NH46250	2NH46250	CONN.CORD ASSY CASSETTE HEATER M	47,48,49
302NH46260	2NH46260	CONN.CORD ASSY FEED JOINT	45
302NH46270	2NH46270	CONN.CORD ASSY FFC MAIN-ENGINE	50
302NH46280	2NH46280	CONN.CORD ASSY CURRENT PWB	47,49
302NH46290	2NH46290	CONN.CORD ASSY CURRENT PWB POWER	47,49
302NH46320	2NH46320	CONN.CORD ASSY INLET ASSY 1	33,48,49
302NH46330	2NH46330	CONN.CORD ASSY EXIT	28,41
302NH46340	2NH46340	CONN.CORD ASSY FEED CLUTCH	45
302NH46350	2NH46350	CONN.CORD ASSY FEED MOTOR	45
302NH46360	2NH46360	CONN.CORD ASSY GUIDE FEED MIDDLE	45
302NH46370	2NH46370	CONN.CORD ASSY INTERLOCK	42,47,48,49
302NH46380	2NH46380	CONN.CORD ASSY MAIN SWITCH	47,48,49
302NH46410	2NH46410	CONN.CORD ASSY BRIDGE JOINT	37
302NH46440	2NH46440	CONN.CORD ASSY HVU T1	47,48,49
302NH46450	2NH46450	CONN.CORD ASSY FUSER JOINT	42
302NH46500	2NH46500	CONN.CORD ASSY ENGINE-MAIN	50
302NH46510	2NH46510	CONN.CORD ASSY JOBSEPARATOR JOINT	42,43
302NH46520	2NH46520	CONN.CORD ASSY ISU	50
302NH46530	2NH46530	CONN.CORD ASSY DP	50
302NH46550	2NH46550	CONN.CORD ASSY TONER DUCT FAN A JOINT	3,43
302NH46560	2NH46560	CONN.CORD ASSY MAIN SWITCH E	47,48
302NH46580	2NH46580	CONN.CORD ASSY HDD POWER	50
302NH46590	2NH46590	CONN.CORD ASSY USB HUB	51
302NH46610	2NH46610	CONN.CORD ASSY MAIN-OPERATION	51
302NH46620	2NH46620	CONN.CORD ASSY CONT FAN	51
302NH46630	2NH46630	CONN.CORD ASSY FFC KUIO	52
302NH46640	2NH46640	CONN.CORD ASSY KUIO POWER	52
302NH46660	2NH46660	CONN.CORD ASSY LVU FAN	37
302NH46670	2NH46670	CONN.CORD ASSY FD LVU AC	37

Part.No. 部品番号	Alternative. 代替部品番号	Description 部品名称	Fig.No.
302NH46680	2NH46680	CONN.CORD ASSY FD LVU	37
302NH46710	2NH46710	CONN.CORD ASSY GUIDE FEED LOW	14,45
302NH46720	2NH46720	CONN.CORD ASSY CONT FAN	51
302NH46730	2NH46730	CONN.CORD ASSY IH PWB	42
302NH46780	2NH46780	CONN.CORD ASSY FFC FIERY	52
302NH46800	2NH46800	CONN.CORD ASSY PF JOINT	37
302NH46810	2NH46810	CONN.CORD ASSY FD ENGINE I/F	37
302NH46820	2NH46820	CONN.CORD ASSY DU LOW	44
302NH46830	2NH46830	CONN.CORD ASSY DU SENSOR	44,45
302NH46840	2NH46840	CONN.CORD ASSY CONVEYING	44
302NH46860	2NH46860	CONN.CORD ASSY DPIF	50
302NH46940	2NH46940	CONN.CORD ASSY WIRE SENSOR JOINT	41
302NH46980	2NH46980	CONN.CORD ASSY CONT LOCK	39
302NH46990	2NH46990	CONN.CORD ASSY FFC MAIN-ENGINE 2	50
302NH46A00	2NH46A00	CONN.CORD ASSY DRUM MOT2	46
302NH46A20	2NH46A20	CONN.CORD ASSY FUSER HVU2	42
302NH46A40	2NH46A40	CONN.CORD ASSY DLP FAN	22,40
302NH46A70	2NH46A70	CONN.CORD ASSY BRIDGE INTERFACE	37
302NH46A80	2NH46A80	CONN.CORD ASSY DF JOINT	37
302NH93010	2NH93010	CT-8720	5
302NH93020	2NH93020	DV-8720K	21,66
302NH93030	2NH93030	DV-8720C	21,66
302NH93040	2NH93040	DV-8720M	21,66
302NH93050	2NH93050	DV-8720Y	21,66
302NH93061	2NH93061	DK-8720	21,66
302NH93071	2NH93071	MC-8720	21
302NH93082	2NH93082	FK-8720	24,66
302NH93092	2NH93092	FK-8721	24,66
302NH93102	2NH93102	FK-8722	24,66
302NH93110	2NH93110	FK-8740IH	24
302NH93120	2NH93120	FK-8745IH	24
302NH93130	2NH93130	LK-8720	20
302NH93141	2NH93141	TR-8720	23,66
302NH93150	2NH93150	DR-8720	25
302NH93160	2NH93160	DP UNIT SP	53
302NH93190	2NH93190	PARTS STORAGE DEVICE SP	34
302NH93200	2NH93200	DRUM DRIVE H UNIT SP	25
302NH93210	2NH93210	FEED DRIVE H UNIT	26
302NH93230	2NH93230	PARTS IMAGE SCANNER ASSY SP	19
302NH94040	2NH94040	PARTS CLN WT UNIT(M) SP	35
302NH94050	2NH94050	PARTS PWB MAIN ASSY SP	34
302NH94060	2NH94060	PARTS CONVEYING UNIT (M) SP	15,16
302NH94070	2NH94070	PARTS COVER INNER ASSY SP	3
302NH94080	2NH94080	PARTS DISPOSAL UNIT(M3) SP	3,66
302NH94090	2NH94090	PARTS PWB MAIN ASSY EU SP	34
302NH94100	2NH94100	PARTS PWB ENGINE ASSY SP	34
302NH94110	2NH94110	PARTS PWB FRONT CLR ASSY SP	34
302NH94120	2NH94120	PARTS EXIT UNIT A SP	28
302NH94130	2NH94130	PARTS ROLLER EXIT SP	28
302NH94140	2NH94140	PARTS MOTOR-BL INNER W10 SP	14,25,26
302NH94150	2NH94150	PARTS FUSER DRIVE UNIT SP	25

Part.No. 部品番号	Alternative. 代替部品番号	Description 部品名称	Fig.No.
302NH94160	2NH94160	PARTS GUIDE FEED MIDDLE ASSY SP	14
302NH94170	2NH94170	PARTS TERMINAL HV FUSER ASSY SP	33
302NH94180	2NH94180	PARTS IH BOX ASSY (M/E) SP	33
302NH94190	2NH94190	PARTS IH BOX ASSY (M/J) SP	33
302NH94200	2NH94200	PARTS INNER UNIT SP	22
302NH94210	2NH94210	PARTS OPERATION UNIT SP	36
302NH94220	2NH94220	PARTS PRIMARY FEED UNIT HI SP	13
302NH94240	2NH94240	PARTS MOUNT PRE BELT CLN SP	23
302NH94250	2NH94250	PARTS PRIMARY FEED UNIT DECK SP	8,9
302NH94260	2NH94260	PARTS MPT TRAY UNIT SP	18
302NH94270	2NH94270	PARTS STOPPER CONTAINER ASSY SP	4
302NH94280	2NH94280	PARTS DRIVE UNIT SP	11
302NH94290	2NH94290	PARTS TRANSFER DRIVE UNIT SP	25
302NH94300	2NH94300	PARTS PWB FRONT DECK ASSY SP	12
302NH94310	2NH94310	PARTS PWB RFID ASSY SP	35
302NH94320	2NH94320	PARTS PWB FEED ASSY SP	35
302NH94330	2NH94330	PARTS PWB MOTOR JUNCTION ASSY SP	35
302NH94340	2NH94340	PARTS PWB LSU JUNCTION CLR ASSY SP	20
302NH94350	2NH94350	PARTS ROLLER FEED LOW SP	14
302NH94360	2NH94360	PARTS MOTOR LIFT ASSY SP	33
302NH94370	2NH94370	PARTS UNIT HIGH VOLTAGE TRANSFER SP	35
302NH94380	302NH94380	PARTS UNIT HIGH VOLTAGE MAIN SP	35
302NH94390	2NH94390	PARTS DEHUMIDIFINR 120 SET SP	62
302NH94400	2NH94400	PARTS DEHUMIDIFINR 240 SET SP	62
302NH94410	2NH94410	PARTS CONTACT-GLASS ASSY(I) SP	19
302NH94420	2NH94420	PARTS CONTACT-GLASS ASSY(C) SP	19
302NH94430	2NH94430	PARTS GUIDE CONVEYING UNIT SP	16
302NH94440	2NH94440	PARTS ROLLER SECONDLY TRANSFER SP	16,66
302NH94450	2NH94450	PARTS FUSER SENSOR ASSY SP	35
302NH94460	2NH94460	PARTS FILTER FAN ASSY(Z) SP	17
302NH94480	2NH94480	PARTS FUSER CHAGER ASSY SP	24
302NH9J020	2NH9J020	DV-8720K(J)	21,66
302NH9J030	2NH9J030	DV-8720C(J)	21,66
302NH9J040	2NH9J040	DV-8720M(J)	21,66
302NH9J050	2NH9J050	DV-8720Y(J)	21,66
302NT09060	2NT09060	SPRING CURSOR SET	5
302R408220	2R408220	STOPPER BYPASS TABLE	18,29
302R444050	2R444050	HEATER DEHUMIDIFIER 100	4
302R444060	2R444060	HEATER DEHUMIDIFIER 120	62
302R444070	2R444070	HEATER DEHUMIDIFIER 240	62
302RH05210	2RH05210	SPONGE LCD A	36
302RH05220	2RH05220	SPONGE LCD B	36
302RH05230	2RH05230	SPONGE LCD C	36
302RH05240	2RH05240	SPONGE LCD D	36
302RH05360	2RH05360	COVER OPERATION D	36
302RH05370	2RH05370	HOLDER WIRE OPERATION	36
302RH17110	2RH17110	SHEET FFC LED	19
302RH31150	2RH31150	BUSH DRIVE	25
302RH34040	2RH34040	LABEL OPERATION CAUTION A	2
302RH34050	2RH34050	LABEL OPERATION CAUTION B	2
302RH39220	2RH39220	PLATE OPTION	34

Part.No. 部品番号	Alternative. 代替部品番号	Description 部品名称	Fig.No.
302RH44030	2RH44030	HEATER DEHUMIDIFIER 100	12
302RH44040	2RH44040	HEATER DEHUMIDIFIER 120	62
302RH44050	2RH44050	HEATER DEHUMIDIFIER 240	62
302RH94020	2RH94020	PARTS PWB USB HUB ASSY SP	34
302RH94030	2RH94030	PARTS PWB PANEL MAIN ASSY SP	36
302RH94040	2RH94040	PARTS PWB OPERATION ASSY SP	36
302RH94050	2RH94050	PARTS PWB NFC ASSY SP	36
302RH94060	2RH94060	PARTS LCD OPERATION SP	36
302RH94070	2RH94070	PARTS TABLET OPERATION SP	36
302RH94240	2RH94240	PARTS AC CORD EU SP	33
303H316360	3H316360	SPRING CONVEYING	58
303H607131	3H607131	BUSHING PF HOLDER	59
303H607280	3H607280	PULLEY TENSION	59
303H622331	3H622331	GEAR 20/65 IDLE	60
303J902370	3J902370	CUSHION ORIGINAL MAT	57
303JC04201	3JC04201	PLATE ORIGINAL	54
303JX02090	3JX02090	SPRING PUSH SW	55
303JX02391	3JX02391	SHAFT ANGLE RESTRICTION	55
303JX06070	3JX06070	PINION GEAR	56
303JX06090	3JX06090	SENSOR EARTH	56
303JX07400	3JX07400	TORQUE LIMITER FEED	59
303JY24640	3JY24640	SPRING RELEASE COVER	29
303JY37220	3JY37220	STATIC ELIMINATOR CURSOR	7
303K502130	3K502130	STATIC ELIMINATOR EJECT	59
303LL02150	3LL02150	HOLDER SPRING PUSH SW	55
303LL02180	3LL02180	HOLDER WIRE A	60
303LL02190	3LL02190	PIN PF COVER	58
303LL02330	3LL02330	HOLDER WIRE D	11,12,14,17,19,22,3 1,33,60
303LL02380	3LL02380	PLATE GUIDE HINGE	55
303LL02410	3LL02410	MOUNT CUSHION	55,57
303LL02430	3LL02430	SPRING PUSH MAT	55,57
303LL02520	3LL02520	GROUND PLATE HINGE	55
303LL02530	3LL02530	CUSHION ORIGINAL MAT	55,57
303LL06090	3LL06090	MOUNT ORIGINAL SENSOR	56
303LL07130	3LL07130	SHAFT REGISTRATION PULLEY	58
303LL07170	3LL07170	SPRING REGISTRATION	58
303LL07190	3LL07190	PULLEY SEPARATION	59
303LL07471	3LL07471	SPRING PF	18
303LL07521	3LL07521	TORQUE-LIMITER 400	17
303LL07531	3LL07531	BELT PF	59
303LL24190	3LL24190	PULLEY GUIDE READING	57,59
303LL31330	3LL31330	PULLEY 38 CONVEYING	57
303LL31390	3LL31390	SPRING TENSION CONV	57
303LL31440	3LL31440	GEAR Z27R ONEWAY	17
303LL31450	3LL31450	GEAR Z27R	17
303LL31520	3LL31520	PLATE TENSION EJECT	57
303LL94032	3LL94032	PARTS MAT ASSY	54
303M402021	3M402021	HINGE LEFT	55
303M402031	3M402031	HINGE RIGHT	55
303M402060	3M402060	STAY CONVEYING	57

Part.No. 部品番号	Alternative. 代替部品番号	Description 部品名称	Fig.No.
303M402070	3M402070	STAY LOOP UPPER	59
303M402100	3M402100	MOUNT TIMING SW	57
303M402111	3M402111	HOLDER FAN	57
303M402170	3M402170	PLATE ANGLE	55
303M402180	3M402180	PLATE HINGE UPPER	55
303M402190	3M402190	STAY EJECT TRAY	55
303M402200	3M402200	PLATE GUIDE HINGE	55
303M402210	3M402210	PIN TABLE	56
303M404070	3M404070	COVER HINGE LEFT	55
303M406031	3M406031	RACK TABLE	56
303M406050	3M406050	LEVER LIFT	56
303M406060	3M406060	SHAFT LIFT	56
303M406070	3M406070	GEAR LIFT Z30	56
303M406080	3M406080	BUSH TABLE	56
303M406130	3M406130	COVER TABLE REAR	56
303M406160	3M406160	TORQUE-LIMITER 1000	60
303M407011	3M407011	GUIDE UPPER	59
303M407021	3M407021	COVER PF ROLLER	59
303M407030	3M407030	HOLDER LF	59
303M407040	3M407040	HOLDER PF	59
303M407050	3M407050	COLLAR PF B	59
303M407060	3M407060	SHAFT BELT	59
303M407080	3M407080	PULLEY 20	59
303M407090	3M407090	BELT 172 LF	59
303M407101	3M407101	GUIDE LOWER PF	59
303M407110	3M407110	GEAR Z33	59
303M407140	3M407140	MOUNT SENSOR RX	59
303M407150	3M407150	SPRING EARTH	59
303M407160	3M407160	SPRING HOLDER LF	59
303M407200	3M407200	PULLEY HOLDER LF	59
303M407210	3M407210	SHAFT LF	59
303M407220	3M407220	PULLEY 20 LF	59
303M407231	3M407231	HOOK COVER	59
303M407240	3M407240	SHAFT HOOK	59
303M407260	3M407260	GUIDE REGIST UPPER	58
303M407270	3M407270	ARM CIS ROLLER FRONT	58
303M407291	3M407291	GUIDE CIS ROLLER	58
303M407300	3M407300	LENS LED	54
303M407310	3M407310	LEVER HANDLE	58
303M407330	3M407330	PLATE EARTH CIS ROLLER	58
303M407340	3M407340	PLATE PF COVER FRONT	58
303M407350	3M407350	PLATE PF COVER REAR	58
303M407360	3M407360	SHAFT CIS IDLE	58
303M407370	3M407370	HOLDER REGIST PULLEY	58
303M407380	3M407380	STRAP PF COVER	58
303M407410	3M407410	SHEET CIS ROLLER	58
303M407421	3M407421	SPRING HOOK FRONT	59
303M407440	3M407440	SHAFT PULLEY TENSION	59
303M407450	3M407450	SLIDER TENSION	59
303M407480	3M407480	PULLEY LF	59
303M407510	3M407510	COVER PF FRONT	58

Part.No. 部品番号	Alternative. 代替部品番号	Description 部品名称	Fig.No.
303M407530	3M407530	HOLDER GEAR	58
303M407540	3M407540	SPRING BELT TENTION	59
303M407550	3M407550	PLATE EARTH SHAFT PF	59
303M424060	3M424060	GUIDE REGIST LOWER	57
303M424130	3M424130	MOUNT CIS SW	58
303M424170	3M424170	GUIDE CONV RIGHT	57
303M424180	3M424180	STAY CONV RIGHT	57
303M424190	3M424190	HOLDER LEFT PULLEY	57
303M424200	3M424200	SHEET LEFT READING	57
303M424210	3M424210	GUIDE LEFT READING	57
303M424221	3M424221	GUIDE CONV LEFT	57
303M424231	3M424231	GUIDE EJECT LOWER	59
303M424240	3M424240	SHAFT CIS IDLE	58
303M424251	3M424251	GUIDE READING	57
303M424261	3M424261	HOLDER READ PULLEY	57
303M424270	3M424270	GUIDE CONVEYING LOW	57
303M424280	3M424280	PLATE EARTH CONV LOWER	57
303M424290	3M424290	PLATE EARTH SHD PWB	58
303M424300	3M424300	PULLEY REGISTRATION BK	58
303M424310	3M424310	PULLEY REG B BK	58
303M424340	3M424340	SHAFT CIS PULLEY	58
303M424350	3M424350	HOLDER CIS PULLEY	58
303M424400	3M424400	PULLY CIS ROLLER	58
303M424420	3M424420	SPRING CIS PULLEY	58
303M424440	3M424440	SHEET GUIDE CONV LEFT	57
303M429020	3M429020	GUIDE EJECT UPPER	59
303M429030	3M429030	PLATE EARTH EJECT	59
303M429040	3M429040	ACTUATOR EJECT SW	59
303M431013	3M431013	MOUNT PF DRIVE	60
303M431021	3M431021	PLATE PF DRIVE	60
303M431040	3M431040	GEAR Z22 ONEWAY	60
303M431050	3M431050	GEAR Z35	60
303M431060	3M431060	GEAR Z20 P48	60
303M431090	3M431090	GEAR Z30 Z23	60
303M431101	3M431101	GEAR Z43 Z22	60
303M431110	3M431110	GEAR Z26	57
303M431120	3M431120	BELT 97ST1.5-6.0	19,60
303M431141	3M431141	MOUNT LIFT DRIVE	60
303M431150	3M431150	COVER LIFT DRIVE	60
303M431200	3M431200	MOUNT LOOP DRIVE	60
303M431230	3M431230	PIN LIFT DRIVE A	60
303M431270	3M431270	BELT 60S1.5M326	57
303M431280	3M431280	KNOB JAM REMOVAL	57
303M431290	3M431290	BELT 60S1.5M161	60
303M431300	3M431300	MOUNT CONV MOTOR A	60
303M431311	3M431311	MOUNT CONV MOTOR B	60
303M431320	3M431320	PULLEY 48 CONV HIGH	57
303M431340	3M431340	GEAR 22 CIS IDLE	57
303M431360	3M431360	SHAFT PF DRIVE C	60
303M431390	3M431390	SHAFT PF DRIVE F	60
303M431400	3M431400	GEAR Z25 Z19	60

Part.No. 部品番号	Alternative. 代替部品番号	Description 部品名称	Fig.No.
303M431410	3M431410	MOUNT INTERLOCK SW	60
303M431440	3M431440	GEAR EXIT Z43 Z20	60
303M434040	3M434040	LABEL C	54
303M446040	3M446040	WIRE TABLE UNIT	61
303M446050	3M446050	WIRE MOTOR1	61
303M446080	3M446080	WIRE FRONT	61
303M446100	3M446100	WIRE CIS FAN	61
303M446110	3M446110	WIRE SHD	61
303M446120	3M446120	WIRE CISTMG	61
303M446150	3M446150	WIRE FAN	61
303M494041	3M494041	PARTS MOTOR CONVEYING SP	60
303M494060	3M494060	PARTS ROLLER CIS SP	58
303M494070	3M494070	PARTS ROLLER REGISTRATION SP	57
303M494080	3M494080	PARTS ROLLER CONVEYING UPPER SP	57
303M494090	3M494090	PARTS ROLLER CONVEYING LEFT SP	57
303M494100	3M494100	PARTS ROLLER CONVEYING RIGHT SP	57
303M494110	3M494110	PARTS ROLLER EJECT SP	59
303M494120	3M494120	PARTS GEAR Z42 SP	60
303M494130	3M494130	PARTS GEAR JOINT Z20 Z65 SP	60
303M494150	3M494150	PARTS PWB TX ASSY SP	59
303M494160	3M494160	PARTS PWB RX ASSY SP	59
303M494182	3M494182	PARTS MOTOR REGISTRATION SP	60
303M494190	3M494190	PARTS PWB TX-RX SET SP	59
303M494200	3M494200	PARTS GUIDE SEPARATE ASSY SP	59
303M802320	3M802320	SPONGE ORIGINAL MAT A	57
303M824121	3M824121	HOLDER RIGHT PULLEY	57
303M824130	3M824130	SHAFT GUIDE READING	57,59
303M824140	3M824140	SPRING GUIDE READING	57
303M824160	3M824160	GUIDE RIGHT READING	57
303M824200	3M824200	SHAFT PULLEY	57
303M824210	3M824210	PULLEY CONVEYING BK	57
303M894090	3M894090	PARTS CLUTCH 50 Z35R SP	8
303M894100	3M894100	PARTS PWB LED ASSY SP	54
303M894260	3M894260	PARTS SENSOR OPT SP	8,9,10,12,13,17,56, 57,59
303M894271	3M894271	PARTS PWB SIZE DETECTION ASSY SP	56
303MA16290	3MA16290	SPRING PULLEY JS	29
303MA16570	3MA16570	HOOK LEVER JAM JS F	29
303MA16580	3MA16580	HOOK LEVER JAM JS R	30
303MW07060	3MW07060	FILM TORQUE LIMITER	59
303MX02021	3MX02021	CUSHION ORIGINAL MAT A	54
303NA06110	3NA06110	SPRING PICK UP	57
303NB24210	3NB24210	HOLDER MAGNET	2
303NB94190	3NB94190	PARTS GUIDE RELAY EXIT SHEFT SP	32
303NF02121	3NF02121	PLATE LOW	6
303NF02330	3NF02330	PLATE FULCRUM	65
303NF04130	3NF04130	COVER MOUNT SLIDER	6
303NF04140	3NF04140	COVER CONNECTOR HEATER	4,12,62
303NF06011	3NF06011	GUIDE HF LOWER	10
303NF06020	3NF06020	RAIL HF LEFT	10
303NF06030	3NF06030	GUIDE HF LEFT	10

Part.No. 部品番号	Alternative. 代替部品番号	Description 部品名称	Fig.No.
303NF06040	3NF06040	ACTUATOR HF	10
303NF06050	3NF06050	PLATE HF L	10
303NF06060	3NF06060	PLATE HF ROLLER	10
303NF06070	3NF06070	SLIDER HF RAIL	10
303NF06080	3NF06080	GUIDE HF UPPER	10
303NF06090	3NF06090	GUIDE JUNCTION VF	8
303NF06110	3NF06110	GUIDE UPPER MID	12
303NF06120	3NF06120	GUIDE LOWER MID	12
303NF06131	3NF06131	GUIDE VF RIGHT	8
303NF06141	3NF06141	GUIDE VERTICAL	6
303NF06170	3NF06170	LEVER SW	6
303NF06180	3NF06180	LEVER HF UPPER	10
303NF06210	3NF06210	ACTUATOR VF SENSOR	8
303NF06220	3NF06220	MOUNT SENSOR VF	8
303NF06230	3NF06230	PLATE EARTH VF	8
303NF06240	3NF06240	COVER MIDDLE	8
303NF06260	3NF06260	LID WIRE	10
303NF06270	3NF06270	PIN HF LOWER	10
303NF06282	3NF06282	RAIL HF LOWER	10
303NF06302	3NF06302	SLIDER HF FRONT	10
303NF06310	3NF06310	STAY GUIDE UPPER	10
303NF06320	3NF06320	SPRING DECK FEED	10
303NF06340	3NF06340	CUSHION ACTUATOR	10
303NF06350	3NF06350	SHEET SOLENOID	8,9,13
303NF10013	3NF10013	DECK CASSETTE	7
303NF10051	3NF10051	PLATE LIFT DECK	7
303NF10070	3NF10070	CURSOR END DECK	7
303NF10080	3NF10080	CURSOR DECK FRONT	7
303NF10091	3NF10091	CURSOR DECK REAR	7
303NF10100	3NF10100	PLATE DECK SUB	7
303NF10110	3NF10110	MOUNT CURSOR	7
303NF10130	3NF10130	SHAFT DECK LIFT	7
303NF10150	3NF10150	PLATE WIRE LOCK	7
303NF10180	3NF10180	WIRE LIFT A	7
303NF10190	3NF10190	WIRE LIFT B	7
303NF10220	3NF10220	STOPPER PULLEY	7
303NF10230	3NF10230	ACTUATOR CASSETTE	12
303NF10240	3NF10240	MOUNT ACTUATOR CASSETTE	12
303NF10250	3NF10250	PIN CURSOR LOCK	7
303NF10300	3NF10300	PULLEY LIFT WIRE	7
303NF10320	3NF10320	HOLDER PULLEY	7
303NF10330	3NF10330	HOLDER DECK SENSOR	12
303NF10390	3NF10390	MOUNT CURSOR ADJUST	7
303NF10410	3NF10410	CURSOR END SUB	7
303NF10420	3NF10420	PLATE EARTH FRONT	7
303NF10430	3NF10430	PLATE EARTH REAR	7
303NF10440	3NF10440	WIRE EARTH A	7
303NF10450	3NF10450	WIRE EARTH B	7
303NF10530	3NF10530	PLATE DECK SUB	7
303NF10550	3NF10550	GEAR DAMPER 100	7
303NF10560	3NF10560	MOUNT DECK DAMPER	7

Part.No. 部品番号	Alternative. 代替部品番号	Description 部品名称	Fig.No.
303NF10570	3NF10570	SPRING LIFT STOPPER	7
303NF31011	3NF31011	HOUSING MAIN DRIVE	11
303NF31020	3NF31020	PLATE DRIVE L	11
303NF31030	3NF31030	PLATE EARTH FEED	11
303NF31040	3NF31040	GEAR Z51L Z60L	11
303NF31050	3NF31050	GEAR Z35L	11
303NF31060	3NF31060	GEAR Z35R	11
303NF31070	3NF31070	GEAR Z20R	11
303NF31080	3NF31080	GEAR Z20RD	11
303NF31090	3NF31090	SHAFT CLUTCH CONVEYING A	11
303NF31110	3NF31110	SHAFT FEED DRIVE B	11
303NF31130	3NF31130	PIN FEED DRIVE	11
303NF31150	3NF31150	GEAR Z34L	11
303NF31160	3NF31160	GEAR Z36R	11
303NF31170	3NF31170	SPRING DRIVE	11
303NF31180	3NF31180	COUPLING DRIVE	11
303NF34011	3NF34011	LABEL DECK OPERATION A	7
303NF34060	3NF34060	LABEL DECK SIZE B	7
303NF34080	3NF34080	LABEL DECK SIZE D	7
303NF34100	3NF34100	LABEL DECK B1	10
303NF34110	3NF34110	LABEL DECK B2	10
303NF39052	3NF39052	MOUNT PWB MAIN	12
303NF94050	3NF94050	PARTS DRIVE SUB UNIT SP	11
303NF94070	3NF94070	PARTS ROLLER CONVEYING VF SP	8
303NF94090	3NF94090	PARTS MOTOR LIFT DECK SP	12
303NF94100	3NF94100	PARTS ROLLER CONVEYING DECK SP	10
303NF94130	3NF94130	PARTS DEHUMIDIFINR 120 SET SP	62
303NF94140	3NF94140	PARTS DEHUMIDIFINR 240 SET SP	62
303NF94162	3NF94162	PARTS GUIDE VF RIGHT SET SP	8
303NJ06050	3NJ06050	STRAP	6
303NJ06070	3NJ06070	PULLEY FEED PF	4
303NJ31031	3NJ31031	BRACKET GEAR CHANGE	11
303NJ31060	3NJ31060	GEAR Z60R	11
303NJ31070	3NJ31070	GEAR Z56L-Z40R	11
303NJ31080	3NJ31080	GEAR Z75L-Z32L	11
303NJ31120	3NJ31120	PIN FEED DRIVE	11,30,31,32
303NJ31130	3NJ31130	GEAR Z28R	11
303NJ31140	3NJ31140	GEAR Z40R-Z34L	11
303NJ46080	3NJ46080	WIRE VERTICAL 1	8
303NM16010	3NM16010	FRAME EXIT	29
303NM16020	3NM16020	GUIDE EXIT A	29
303NM16030	3NM16030	GUIDE EXIT B	29
303NM16041	3NM16041	PLATE EXIT F	29
303NM16050	3NM16050	PLATE EXIT R	29
303NM16060	3NM16060	PLATE EXIT LOWER	29
303NM16070	3NM16070	SHAFT LEVER EXIT	29
303NM16080	3NM16080	LEVER EXIT RIGHT	29
303NM16130	3NM16130	GEAR Z46R Z21S IDLE	29
303NM16140	3NM16140	GEAR Z15S	29
303NM16150	3NM16150	COVER PWB EXIT	29
303NM16170	3NM16170	SPRING-TORSION GUIDE F	29

Part.No. 部品番号	Alternative. 代替部品番号	Description 部品名称	Fig.No.
303NM16180	3NM16180	SPRING-TORSION GUIDE R	29
303NM16190	3NM16190	SPRING EARTH A	29
303NM16200	3NM16200	ARM FEED SHIFT	29
303NM16210	3NM16210	SPRING-EXTENSION	29
303NM16220	3NM16220	COVER EXIT F	29
303NM16240	3NM16240	SPRING EARTH B	29
303NM16250	3NM16250	PLATE GUIDE LOWER	29
303NM16260	3NM16260	STAY GUIDE LOWER	29
303NM16271	3NM16271	COVER UPPER	29
303NM16280	3NM16280	ACTUATOR EXIT	29
303NM16290	3NM16290	HOLDER SENSOR	29
303NM16300	3NM16300	ARM SENSOR	29
303NM46020	3NM46020	WIRE JOB SEPARATOR	43
303NM94010	3NM94010	PARTS ROLLER EXIT RIGHT SP	29
303NM94020	3NM94020	PARTS SOLENOID JS SP	29
303NS24410	3NS24410	SCREW PLATE DF	63
303NV02070	3NV02070	CUSHION BASE	55
303NV07020	3NV07020	COLLAR PF C	59
303NW24012	3NW24012	HOUSING CIS	58
303NW24020	3NW24020	GLASS CIS	58
303NW24030	3NW24030	STOPPER CIS GLASS	58
303NW24050	3NW24050	SPACER CIS	58
303NW46011	3NW46011	WIRE FEED UNIT	61
303NW94040	3NW94040	PARTS SENSOR OPT. SP	57,58,59
303NW94050	3NW94050	PARTS SENSOR OPT. SP	56
303NW94060	3NW94060	PARTS SENSOR OPT. SP	56
303P624020	3P624020	SHEET CIS GLASS	58
303PX94010	3PX94010	PARTS DC MOTOR ASSY SP	22
303R446080	3R446080	WIRE CIS DATA	50
303R702100	3R702100	TRAY SLIDE	55
303R702110	3R702110	STOPPER EJECT	55
303R704070	3R704070	LID REAR COVER	54
303R724150	3R724150	HOLDER LENS	54
303R746010	3R746010	WIRE INTERFACE	50
303R802010	3R802010	ACTUATOR ISU SW	55
303R804010	3R804010	TRAY EJECT	55
303R804020	3R804020	COVER LEFT	54
303R804030	3R804030	COVER INNER	54
303R804040	3R804040	HANDLE COVER PF	58
303R804051	3R804051	COVER PF	58
303R804060	3R804060	COVER FRONT TOP	54
303R804070	3R804070	COVER REAR LEFT	54
303R804080	3R804080	COVER REAR RIGHT	54
303R804090	3R804090	COVER FRONT BOTTOM	54
303R804100	3R804100	COVER PF BOTTOM	58
303R804110	3M404111	COVER WIRE INTERFACE	54
303R804120	3R804120	COVER HINGE RIGHT	55
303R804130	3R804130	COVER BOTTOM RIGHT	55
303R804140	3R804140	COVER HINGE BOTTOM	54
303R806010	3R806010	CURSOR FRONT	56
303R806020	3R806020	CURSOR REAR	56

Part.No. 部品番号	Alternative. 代替部品番号	Description 部品名称	Fig.No.
303R806030	3R806030	BASE TABLE	56
303R806040	3R806040	COVER CURSOR	56
303R806050	3R806050	TABLE LIFT	56
303R806060	3R806060	COVER TABLE	56
303R824010	3R824010	PLATE EARTH CIS FRONT	58
303R824020	3R824020	PLATE EARTH CIS REAR	58
303R834010	3R834010	LABEL CAUTION HINGE	54
303R834020	3R834020	LABEL SIZE INDICATOR	58
303R834030	3R834030	LABEL ORIGINAL MAX	56
303R834040	3R834040	LABEL FACE UP JP	56
303R834050	3R834050	LABEL FACE UP EN	56
303R834060	3R834060	LABEL FACE UP US	56
303R834070	3R834070	LABEL CAUTION JP	56
303R834080	3R834080	LABEL CAUTION US	56
303R834090	3R834090	LABEL CAUTION IN	56
303R834100	3R834100	LABEL CAUTION ME	56
303R834110	3R834110	LABEL JAM	59
303R834120	3R834120	LABEL CAUTION NL	56
303R834130	3R834130	LABEL FACE UP NL	56
303R846010	3R846010	WIRE INTERFACE	43,61
303R846020	3R846020	WIRE INTERFACE VIDEO	58,61
303R846030	3R846030	WIRE LED	61
303R894010	3R894010	PARTS CIS HIGH SP	58
303R894020	3R894020	PARTS PWB SHD ASSY SP	58
303R894030	3R894030	PARTS PWB DRIVER ASSY SP	60
303R894040	3R894040	PARTS IC.EEPROM SP	60
303R894050	3R894050	PARTS PWB DPIF ASSY SP	34
303RB09010	3RB09010	COVER CASSETTE LABEL 3	7
303RC04020	3RC04020	COVER DECK HANDLE RIGHT	7
303RC04030	3RC04030	COVER DECK HANDLE LEFT	7
303RC09010	3RC09010	COVER CASSETTE LABEL 4R	7
303RC34020	3RC34020	SHEET PAPER SIZE I C	65
303RR94010	3RR94010	PARTS WIFI UNIT SP	34,64
303RT94010	3RT94010	PARTS PWB 10KEY ASSY SP	64
309AN02030	9AN02030	COVER KEYBOARD TOP	64
309AN02040	9AN02040	COVER KEYBOARD BOTTOM	64
309AN02050	9AN02050	COVER REAR TOP A	64
309AN02060	9AN02060	COVER REAR BOTTOM A	64
309AN02070	9AN02070	COVER REAR BOTTOM B	64
309AN02080	9AN02080	COVER REAR TOP B	64
3A707290	3A707290	PAD LIFT	7,56
3CG02030	3CG02030	BASE RUBBER,FRAME	20
3CY06030	3CY06030	RETAINER M4	1,27,35,63
3CZ02230	3CZ02230	PIN,HOOK FULCRUM	57,60
3CZ02240	3CZ02240	PIN,DRAWER SIDE CONVEYING	12
3H327410	3H327410	SENSOR,CONVEYING	14
3H610240	3H610240	FELT DUPLEX	17
3H622020	3H622020	GEAR CIS ROLLER 20	59
3H622160	3H622160	GEAR 20 JOINT	60
3HK22040	3HK22040	GR 33 CONV	60
3HL06090	3HL06090	CUSHION CURSOR	56

Part.No. 部品番号	Alternative. 代替部品番号	Description 部品名称	Fig.No.
3HL06110	3HL06110	TERMINAL PAPER SIZE	18,56
3HL07190	3HL07190	BELT 150S2M,PAPER FEED	32
3HL07240	3HL07240	SPRING HOOK	15
3HL10090	3HL10090	SPRING,LF SHIFT GUIDE	32
5AAVCLTCH018	2A806910	ONE WAY CLUTCH /A-49 MPF A4	17
5MVL177DN001	2FB06810	RING STOPPER 4	59
5MVL177DN002	2FB06820	RING STOPPER 6	59
5MVM163DN005	2FM04150	CAP SPRING /B-11 ENCLOSURE A4	59
5MVX111DN003	2A806250	RING STOPPER /A-49 FEED A4	1,4,5,8,9,10,11,13,14,15,16,17,25,26,28,29,30,32,55,57,58,59,60
5MVX111DN007	2BT11070	STOPPER 3 /2BT1107 A4	4,31,59
7AAACCAS+10H001	AA063380	AC CORD ASSY AS	33
7AAACCJP+15H010	AA151960	AC CORD ASSY JP	33
7AAACCUS+20H003	AA152290	AC CORD ASSY US	33
7BC46042A050H01	BC046940	CUT WASHER 4.2X10.0X0.5T	30
7BE006103431H01	BE122720	BEARING MR106ZZ	16
7BE006103R31H01	BE134710	BEARING MF106ZZ	30,32
7BE006124431H01	BE119720	BEARING MR126ZZ	30
7BE006155J31H01	BE129410	BEARING 696ZZNR	14
7BE008165431H01	BE119730	BEARING 688ZZ	16,57
7BE010197431H01	BE119740	BEARING 6800ZZ(7MM)	22,25
7NXGP1A173LCH01	NX115300	SENSOR OPT.	15,16,17,18,22,28,29,31,32
7NXGP1S173LCH01	NX116910	SENSOR OPT.	19
7SC020403+++H01	SC136170	SW.SEE SAW	33
7SP01000006+H01	SP121020	SW.PUSH	12,14,18,31,32,33
7YBEJ0J0D002H01	YB152870	FERRITE CORE	22
7YBFG050K002H01	YB152890	FERRITE CORE	19
7YZM110001+++H01	YZ009420	ACCESS.BUSHING	33,57
7YZM120001+++H01	YZ004390	ACCESS.BUSHING	33
7YZM210002+++H01	YZ004730	ACCESS.EDGING	34
7YZM210005+++H01	YZ037990	ACCESS.EDGING	12,57
7YZM210006+++H01	YZ038000	ACCESS.EDGING	14,15,28,33,57
7YZM210010+++H01	YZ145250	ACCESS.EDGING	33,34,35
7YZM390011+++H01	YZ050250	ACCESS.CLAMP	34
7YZM510007+++H01	YZ042780	ACCESS.SPACER	35,35
7YZM510019+++H01	YZ123830	ACCESS.SPACER	58
7YZM510021+++H01	YZ127660	ACCESS.SPACER	35
7YZM510022+++H01	YZ127850	ACCESS.SPACER	33
7YZM610001+++H01	YZ010230	ACCESS SADDLE	4,12,16,25,26,33,35,62
7YZM610002+++H01	YZ010240	ACCESS SADDLE	12,14,34
7YZM610003+++H01	YZ010250	ACCESS SADDLE	12,19,33,35
7YZM610007+++H01	YZ023340	ACCESS.SADDLE	1,3,14,25,26,57,60
7YZM610008+++H01	YZ037940	ACCESS SADDLE	4,11,12,25,33,35
7YZM610010+++H01	YZ042990	ACCESS.SADDLE	35
7ZG65TSV+010H02	ZG149900	SHIELD GASKET	19
7ZGSTGPF1100H01	ZG153200	SHIELD GASKET	3
7ZGSTGZ10022H01	ZG152910	SHIELD GASKET	19

PF-7120

Rev.3
July 2017

—— CONTENTS / 目次 ——

FIG. 1	Covers	2
FIG. 2	Frames	4
FIG. 3	Paper Cassettes	6
FIG. 4	Paper Feed Section 1-1	8
FIG. 4	Paper Feed Section 1-2	10
FIG. 5	Drive Section & Electrical Components	12
FIG. 6	Wire Section	14
FIG. 7	Accessories & Options	16
	· INDEX / 索引.....	18

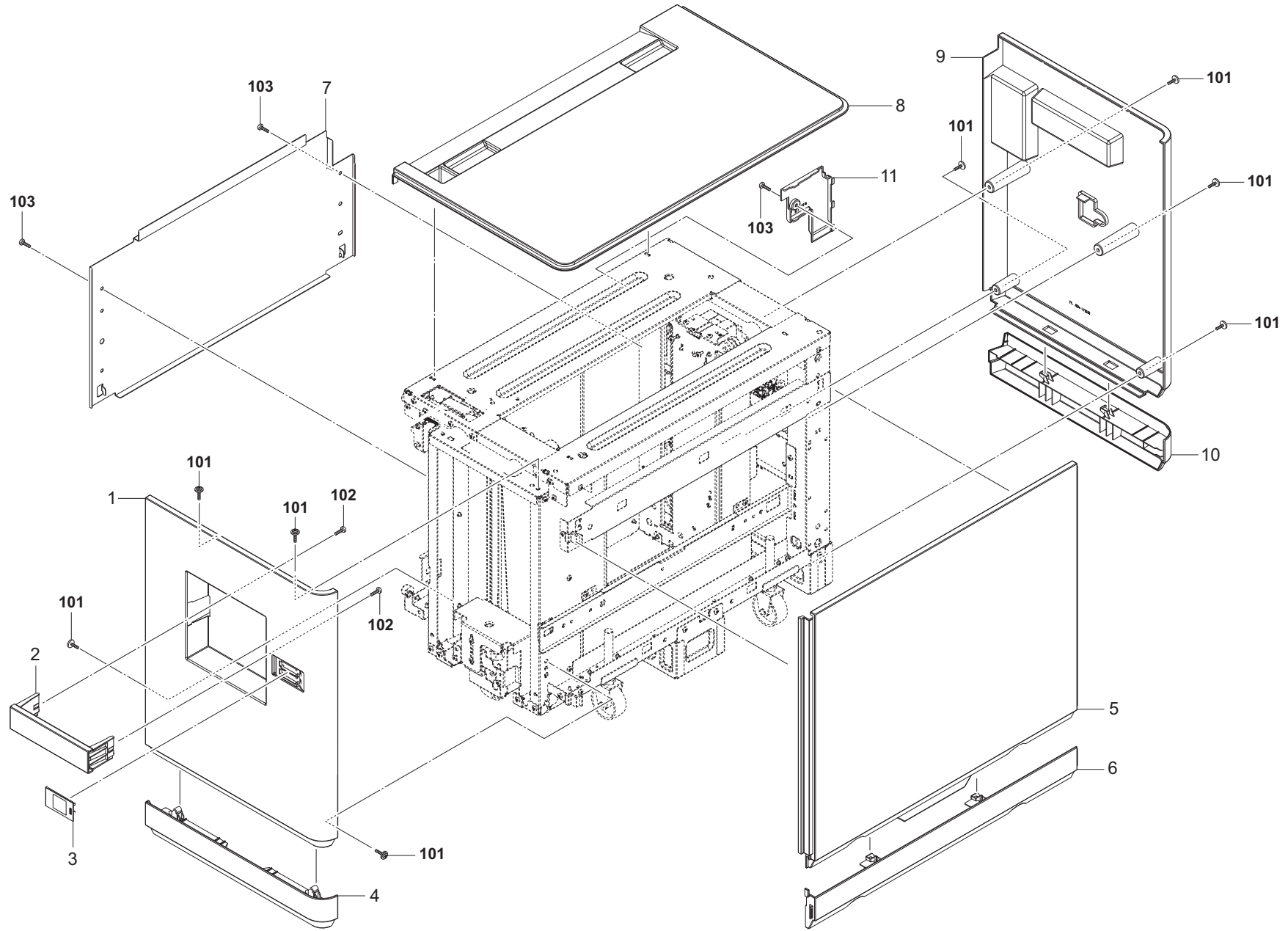


FIG. 1 Covers

3RL

Ref. No. 番号	Part.No. 部品番号	Alternative. 代替部品番号	Description 部品名称	Notes 備考	Revision 改訂	Quantity 個数			
						100(日本)	120	230	240
1	303RL04040	3RL04040	COVER FRONT			1	1	1	
2	303RL04050	3RL04050	HANDLE COVER			1	1	1	
3	303RL09010	3RL09010	COVER CASSETTE LABEL 5			1	1	1	
4	303RL04140	3RL04140	COVER FRONT LOW			1	1	1	
5	303RL04020	3RL04020	COVER RIGHT			1	1	1	
6	303RL04120	3RL04120	COVER RIGHT LOW			1	1	1	
7	303RL04080	3RL04080	COVER LEFT			1	1	1	
8	303RL04010	3RL04010	COVER TOP			1	1	1	
9	303RL04030	3RL04030	COVER REAR			1	1	1	
10	303RL04130	3RL04130	COVER REAR LOW			1	1	1	
11	303NG04070	3NG04070	COVER WIRE			1	1	1	
101	7BB782410H	BB111310	+TP-FLAT T.T S SCREW 4X10 SR(BLACK)						
102	7BB202308H	BB105690	+TP-FLAT T.T P SCREW 3X8						
103	7BB700408H	BB105640	+BIND T.T S SCREW 4X8 SR						

• Parts with a Ref.No. of 500 and above in the illustration indicate they are not selected for service parts.

・イラスト中で 500 番台の Ref 番号が付いている部品はサービスパーツに選定されていません。

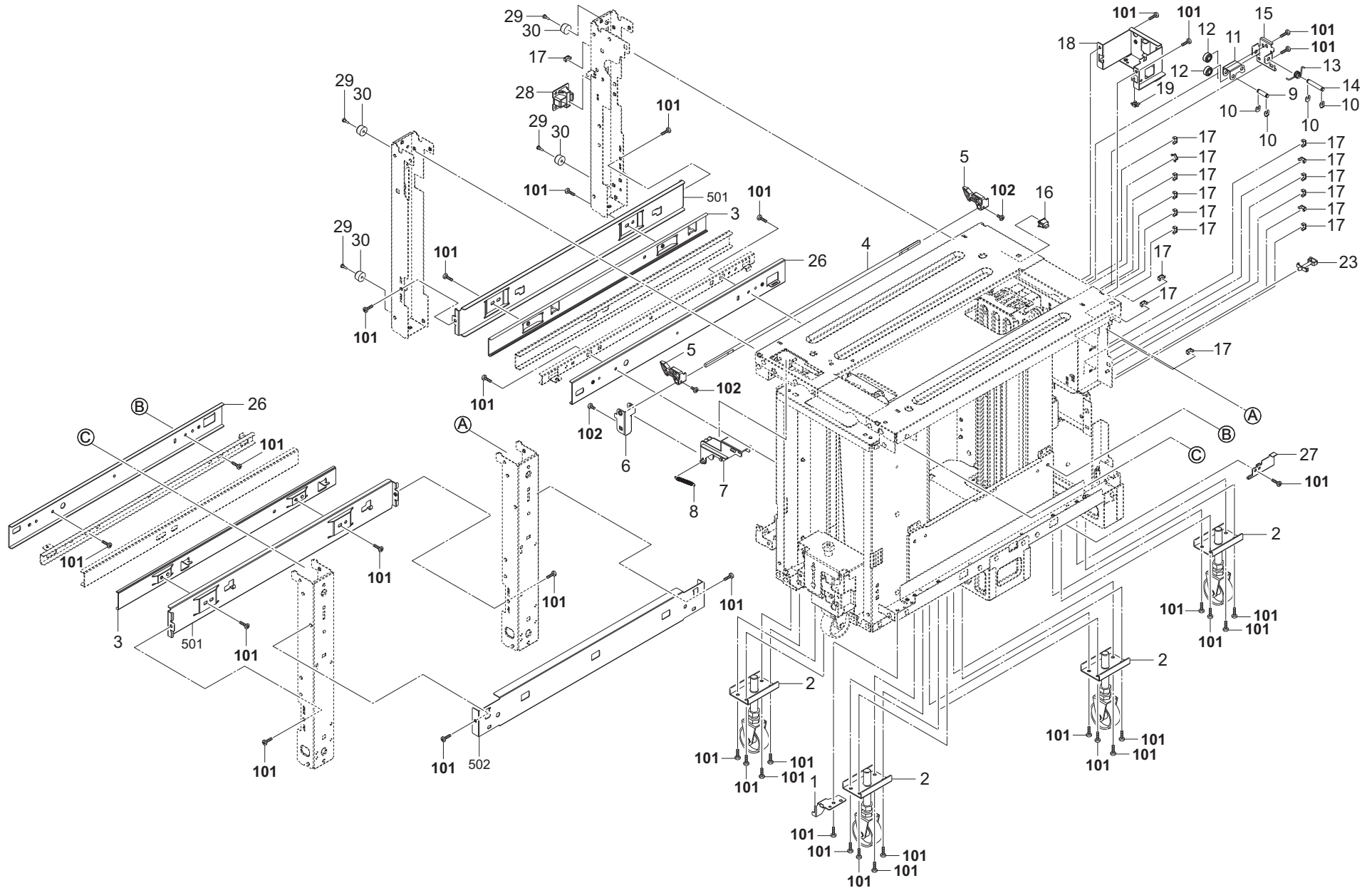


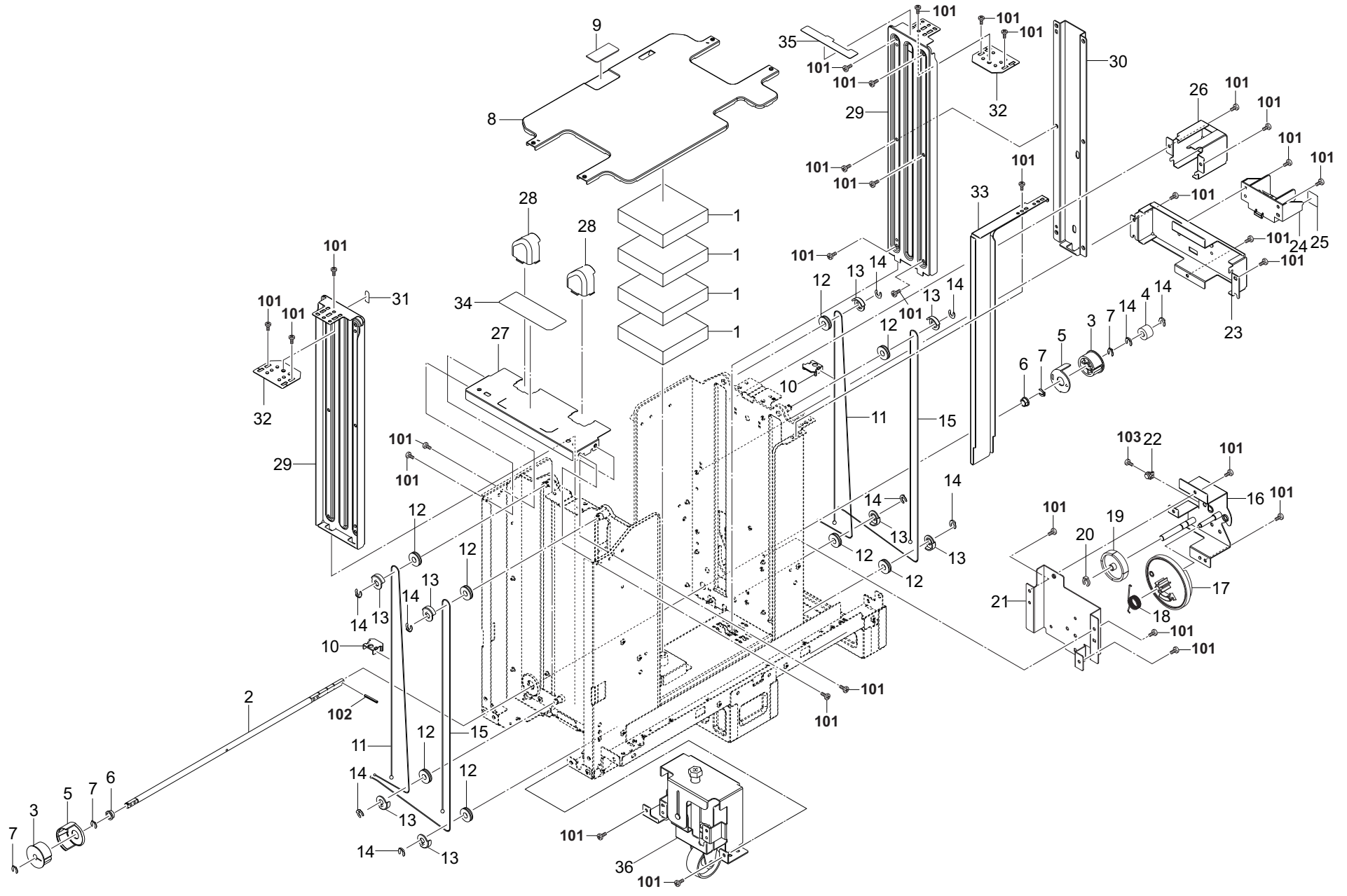
FIG. 2 Frames

3RL

Ref. No. 番号	Part.No. 部品番号	Alternative. 代替部品番号	Description 部品名称	Notes 備考	Revision 改訂	Quantity 個数			
						100(日本)	120	230	240
1	303RL10340	3RL10340	STOPPER DECK FRONT			1	1	1	
2	303RL07100	3RL07100	CASTER DECK B			4	4	4	
3	303RL09530	3RL09530	SLIDER CASSETTE			2	2	2	
4	303RL02290	3RL02290	SHAFT ATTACHMENT			1	1	1	
5	303RL02380	3RL02380	HOOK ATTACHMENT			2	2	2	
6	303RL02270	3RL02270	LEVER ATTACHMENT			1	1	1	
7	303NG02280	3NG02280	KNOB ATTACHMENT			1	1	1	
8	302NR08170	2NR08170	SPRING COVER MPF OPEN			1	1	1	
9	303NF02290	3NF02290	SHAFT HOOK PULLEY			1	1	1	
10	5MVX111DN003	2A806250	RING STOPPER /A-49 FEED A4			4	4	4	
11	303NF02270	3NF02270	LEVER DECK HOOK			1	1	1	
12	302FG07020	2FG07020	PULLEY,CASSETTE RAIL			2	2	2	
13	303NF02310	3NF02310	SPRING DECK HOOK			1	1	1	
14	303NF02280	3NF02280	SHAFT HOOK FULCRUM			1	1	1	
15	303NF02301	3NF02301	HOLDER DECK HOOK			1	1	1	
16	7SP01000006+H01	SP121020	SW.PUSH			1	1	1	
17	302K931080	2K931080	WIRE STOPPER			16	16	16	
18	303NG02180	3NG02180	MOUNT INLET			1	1	1	
19	7YZM210006++H01	YZ038000	ACCESS.EDGING			1	1	1	
20	7YZM420003++H01	YZ052580	ACCESS.BAND			1	1	1	
21	7YZM420004++H01	YZ059720	ACCESS.BAND			1	1	1	
22	7YZM130002++H01	YZ152050	ACCESS.BUSHING			1	1	1	
23	7YZM610022++H01	YZ114490	ACCESS.SADDLE			1	1	1	
26	303NG10100	3NG10100	MOUNT SLIDER DECK			2	2	2	
27	303RL10330	3RL10330	STOPPER DECK			1	1	1	
28	303NG02190	3NG02190	GUIDE SWITCH			1	1	1	
29	302HS02540	2HS02540	PIN DRAWER			4	4	4	
30	3CG02030	3CG02030	BASE RUBBER,FRAME			4	4	4	
101	7BB700408H	BB105640	+BIND T.T S SCREW 4X8 SR						
102	7BB000306H	BB106880	+BIND M SCREW 3X6						

• Parts with a Ref.No. of 500 and above in the illustration indicate they are not selected for service parts.

• イラスト中で 500 番台の Ref 番号が付いている部品はサービスパーツに選定されていません。



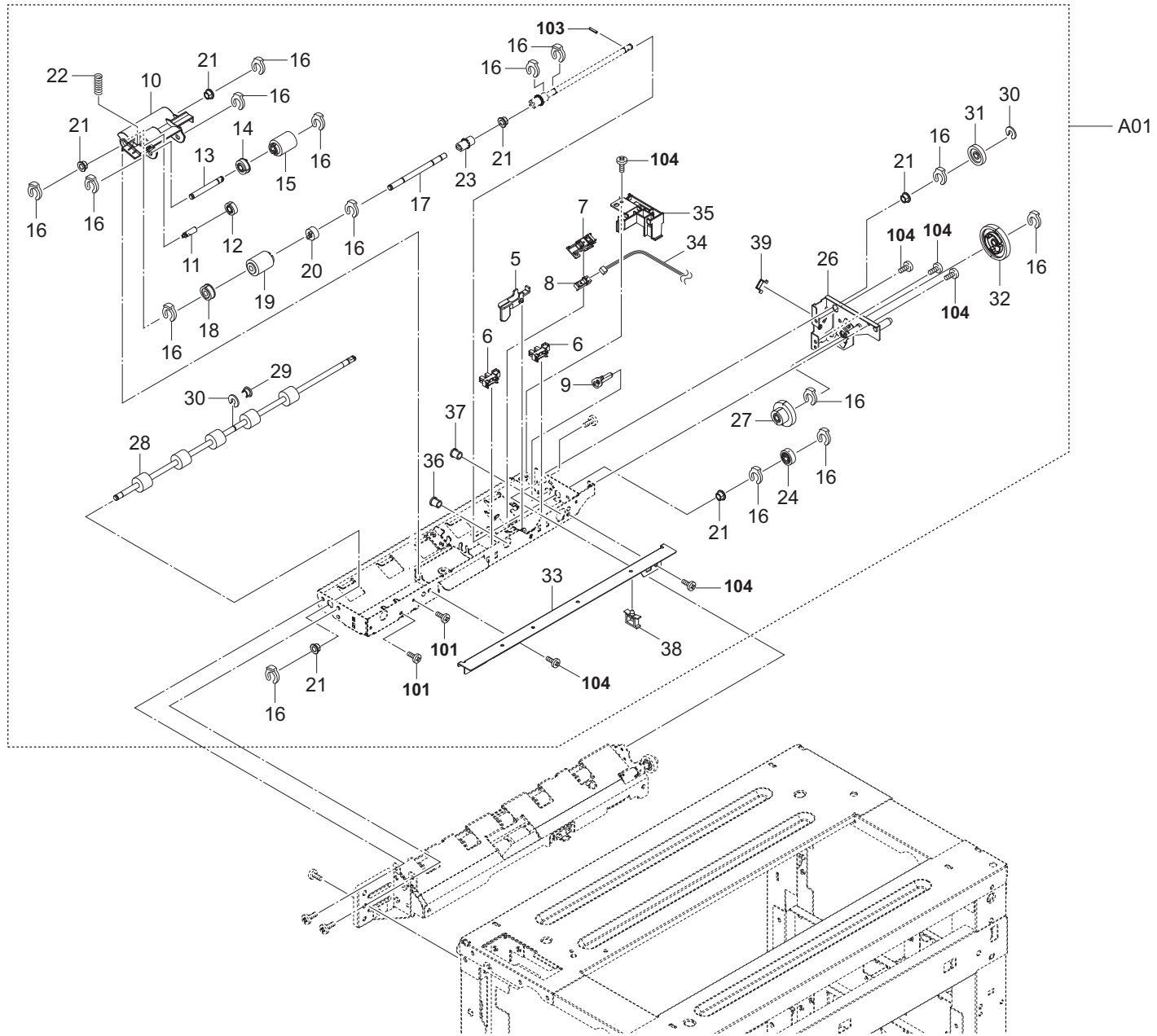


FIG. 4 Paper Feed Section 1-1

3RL-3

Ref. No. 番号	Part.No. 部品番号	Alternative. 代替部品番号	Description 部品名称	Notes 備考	Revision 改訂	Quantity 個数			
						100(日本)	120	230	240
A01	303RL94070	3RL94070	PARTS FEED UNIT SP		3: Part No.-chg.	1	1	1	
1	.				3: Del				
2	.				3: Del				
3	.				3: Del				
4	.				3: Del				
5	+303NG06160	3NG06160	ACTUATOR PAPER EMPTY			1	1	1	
6	+303M894260	3M894260	PARTS SENSOR OPT SP			2	2	2	
7	+303NG06310	3NG06310	HOLDER SENSOR FEED			1	1	1	
8	+302K994580	2K994580	PARTS SENSOR OPT. SP			1	1	1	
9	+303NG06340	3NG06340	PIN PLATE			1	1	1	
10	+303NG06020	3NG06020	HOLDER PICKUP			1	1	1	
11	+303NG06200	3NG06200	PIN PICKUP IDLE			1	1	1	
12	+302F906030	2F906030	GEAR FEED Z26H			1	1	1	
13	+303NG06060	3NG06060	SHAFT PICKUP			1	1	1	
14	+302K906200	2K906200	GEAR Z30R PICKUP			1	1	1	
15	+302K906370	2K906370	PULLEY PICKUP			1	1	1	
16	+5MVX111DN003	2A806250	RING STOPPER /A-49 FEED A4			15	15	15	
17	+303NG06010	3NG06010	SHAFT FEED			1	1	1	
18	+302K906190	2K906190	GEAR Z30R FEED OW			1	1	1	
19	+302K906350	2K906350	PULLEY FEED			1	1	1	
20	+3BC07130	3BC07130	ONE-WAY CLUTCH 6			1	1	1	
21	+302K324450	2K324450	BUSH 6		3: Quantity-chg.	6	6	6	
22	+303NG06380	3NG06380	SPRING PICK UP			1	1	1	
23	+302FB06151	2FB06151	JOINT DRIVE			1	1	1	
24	+302K906240	2K906240	GEAR FEED DRIVE Z20L			1	1	1	
25	.				3: Del				
26	+303NG06090	3NG06090	PLATE FEED DRIVE			1	1	1	
27	+303NG31150	3NG31150	GEAR Z35R 20R			1	1	1	
28	+303NG94060	3NG94060	PARTS ROLLER ASSIST SP			1	1	1	
29	+302FZ07540	2FZ07540	HOLDER SHAFT OUT			1	1	1	
30	+302FB09830	2FB09830	CUT WASHER 4			2	2	2	
31	+302HS31120	2HS31120	GEAR Z27L CLUTCH			1	1	1	
32	+302KV31091	2KV31091	GEAR Z50R			1	1	1	
33	+303NG06180	3NG06180	PLATE FEED WIRE			1	1	1	
34	+303RL46080	3RL46080	CONN.CORD ASSY PRIMARY FEED UNIT		3: Part No.-chg.	1	1	1	
35	+303NG06190	3NG06190	GUIDE FEED WIRE			1	1	1	
36	+7YZM130001++H01	YZ152060	ACCESS.BUSHING		3: Quantity-chg.	1	1	1	
37	+7YZM130002++H01	YZ152050	ACCESS.BUSHING			1	1	1	
38	+7YZM610007++H01	YZ2023340	ACCESS.SADDLE		3: Quantity-chg.	1	1	1	
39	+302K931080	2K931080	WIRE STOPPER			1	1	1	
101	7BB000304H	BB105720	+BIND M SCREW 3X4						
102					3: Del				
103	E5120100	E5120100	PARALLEL PIN H7A 2X10 SUS						
104	7BB700308H	BB105600	+BIND T.T S SCREW 3X8 SR						

• Parts with a Ref.No. of 500 and above in the illustration indicate they are not selected for service parts.

• イラスト中で 500 番台の Ref 番号が付いている部品はサービスパーツに選定されていません。

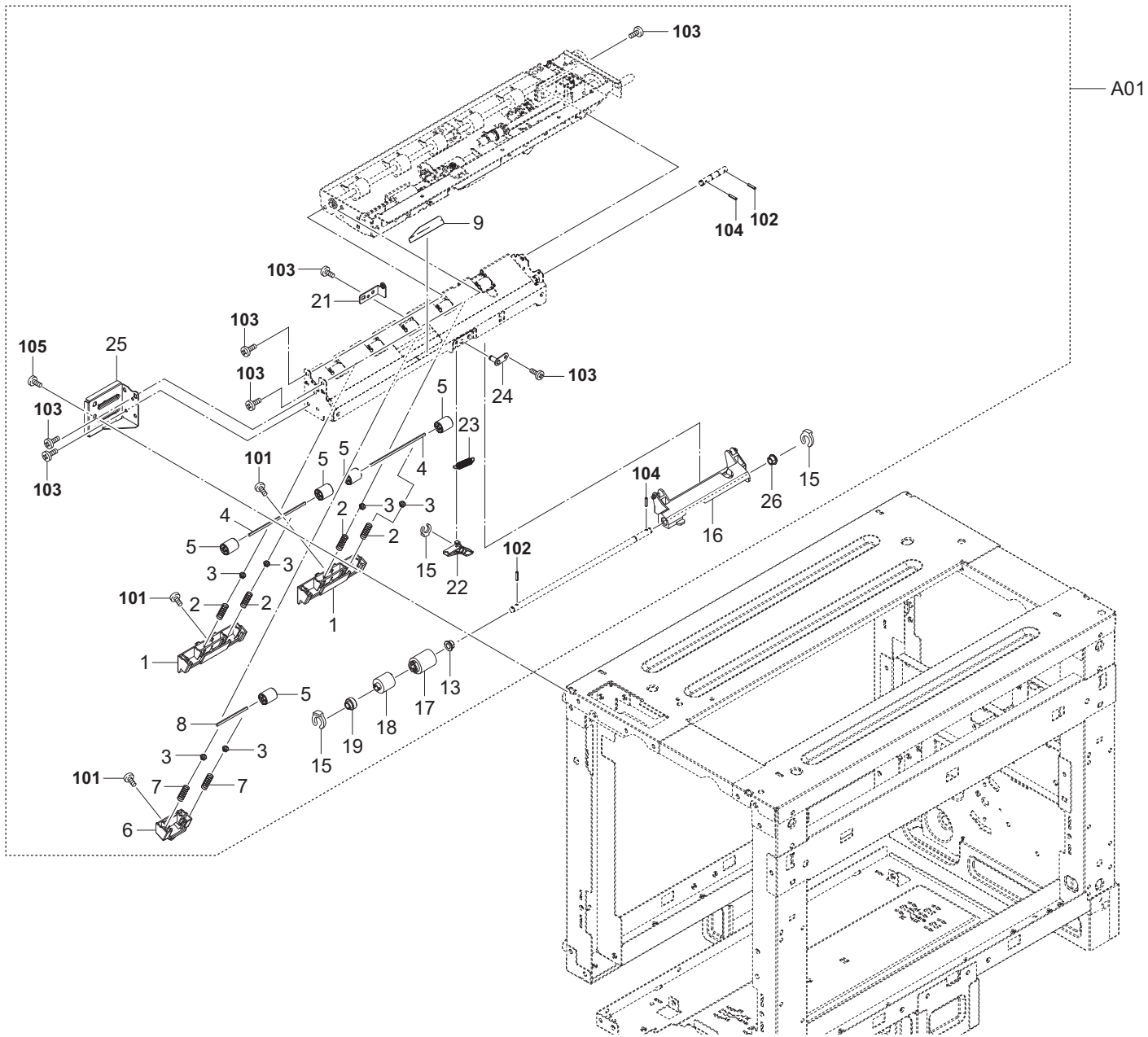


FIG. 4 Paper Feed Section 1-2

3RL-3

Ref. No. 番号	Part.No. 部品番号	Alternative. 代替部品番号	Description 部 品 名 称	Notes 備 考	Revision 改 訂	Quantity 個数			
						100 (日本)	120	230	240
A01	303RL94070	3RL94070	PARTS FEED UNIT SP		3: Part No.-chg.	1	1	1	
1	*303NG06300	3NG06300	HOLDER FEED LOW			2	2	2	
2	*302K906730	2K906730	SPRING ASSIST			4	4	4	
3	*302ND24290	2ND24290	CAP SPRING		3: Part No.-chg.	6	6	6	
4	*302NH06980	2NH06980	SHAFT FEED LOW		3: Part No.-chg.	2	2	2	
5	*302F929260	2F929260	PULLEY DU LOW			5	5	5	
6	*303NG06350	3NG06350	HOLDER PULLEY C			1	1	1	
7	*302F708310	2F708310	SPRING LOCK MPF			2	2	2	
8	*302NH06990	2NH06990	SHAFT ASSIST PULLEY		3: Part No.-chg.	1	1	1	
9	*302K906721	2K906721	SHEET PRIMARY FEED HI			1	1	1	
10	.				3: Del				
11	.				3: Del				
12	.				3: Del				
13	*302K324450	2K324450	BUSH 6		3: Quantity-chg.	1	1	1	
14	.				3: Del				
15	*5MVX111DN003	2A806250	RING STOPPER /A-49 FEED A4			3	3	3	
16	*303RL06020	3RL06020	HOLDER RETARD		3: Part No.-chg.	1	1	1	
17	*302K906360	2K906360	PULLEY RETARD			1	1	1	
18	*302K906750	2K906750	TORQUE-LIMITER 390			1	1	1	
19	*303NG06320	3NG06320	STOPPER RETARD			1	1	1	
20	.				3: Del				
21	*303RL06030	3RL06030	PLATE RETARD HOLDER		3: Part No.-chg.	1	1	1	
22	*303NG06220	3NG06220	LEVER RETARD RELEASE			1	1	1	
23	*302NH06100	2NH06100	SPRING RETARD		3: Part No.-chg.	1	1	1	
24	*302K906330	2K906330	FULCRUM-PIN RETARD			1	1	1	
25	*303NG06230	3NG06230	MOUNT FEED FRONT			1	1	1	
26	*34806040	34806040	LOWER BUSHING,PAPER FEED		3: Add	1	1	1	
101	7BB200308H	BB105660	+BIND T.T P SCREW 3X8						
102	E5120100	E5120100	PARALLEL PIN H7A 2X10 SUS						
103	7BB700308H	BB105600	+BIND T.T S SCREW 3X8 SR						
104	5MBP2012WXSP	E0020120	SPRING PIN / M2 X 12 S-BLK						
105	7BB700408H	BB105640	+BIND T.T S SCREW 4X8 SR						

• Parts with a Ref.No. of 500 and above in the illustration indicate they are not selected for service parts.

• イラスト中で 500 番台の Ref 番号が付いている部品はサービスパーツに選定されていません。

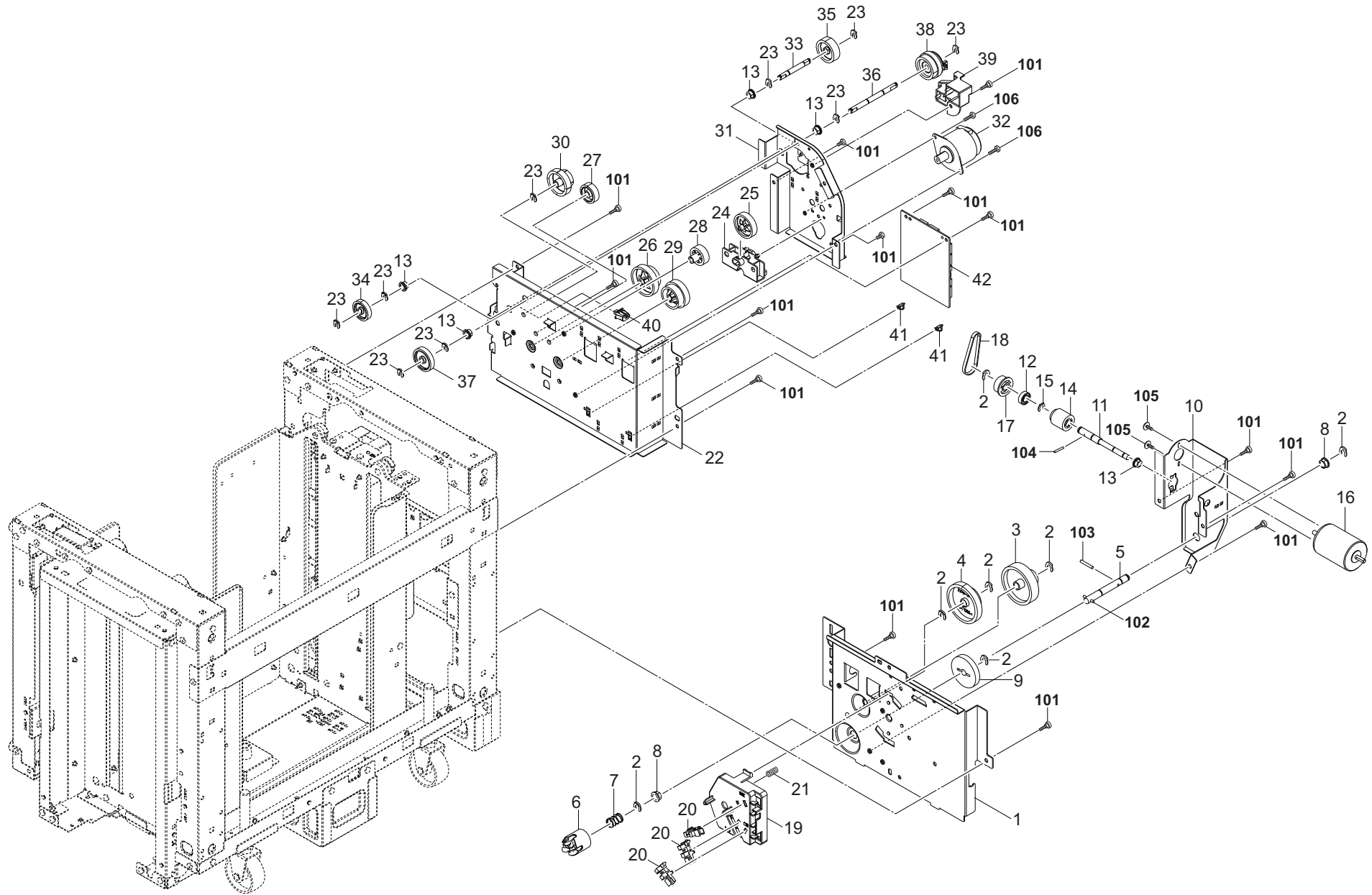


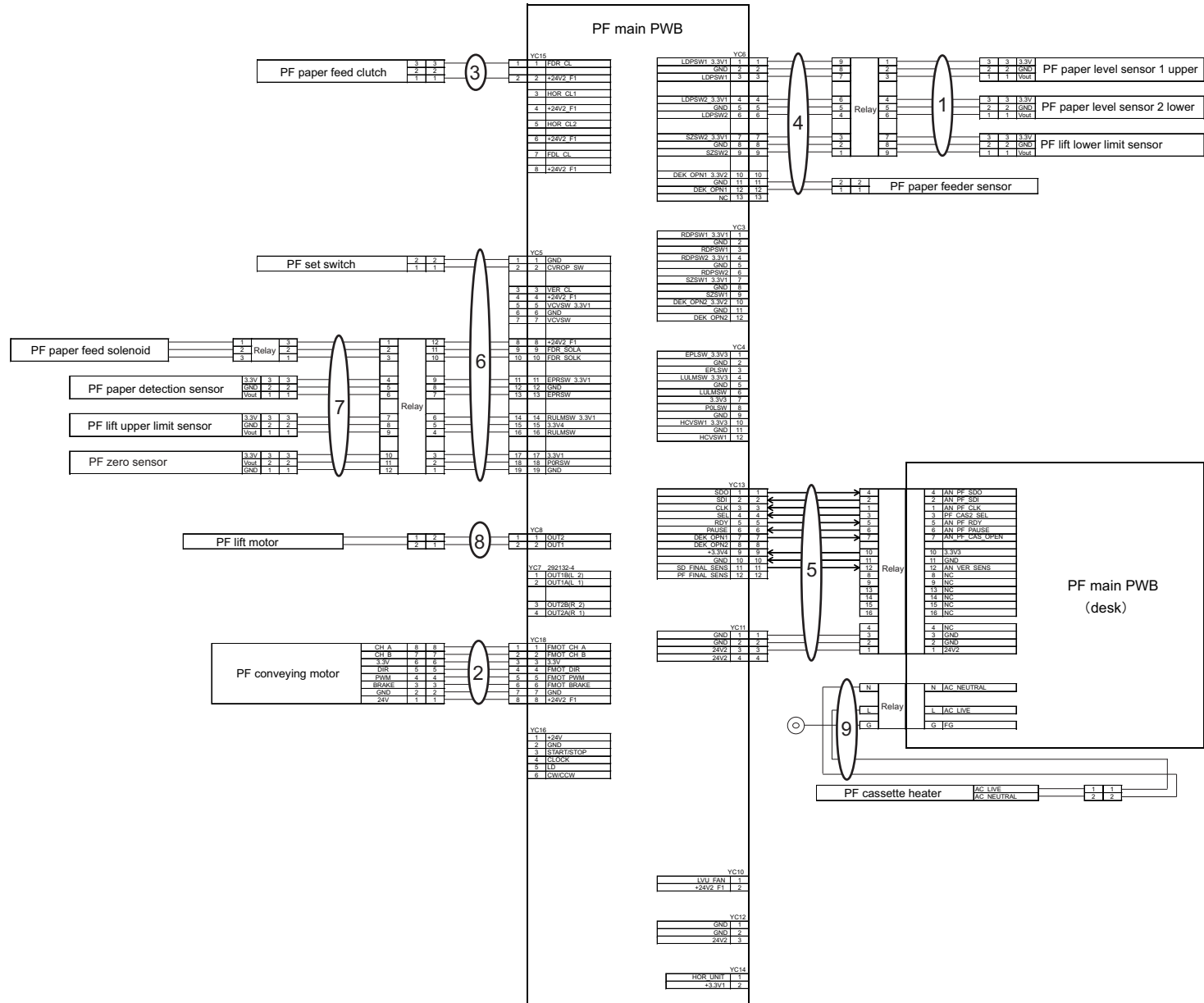
FIG. 5 Drive Section & Electrical Components

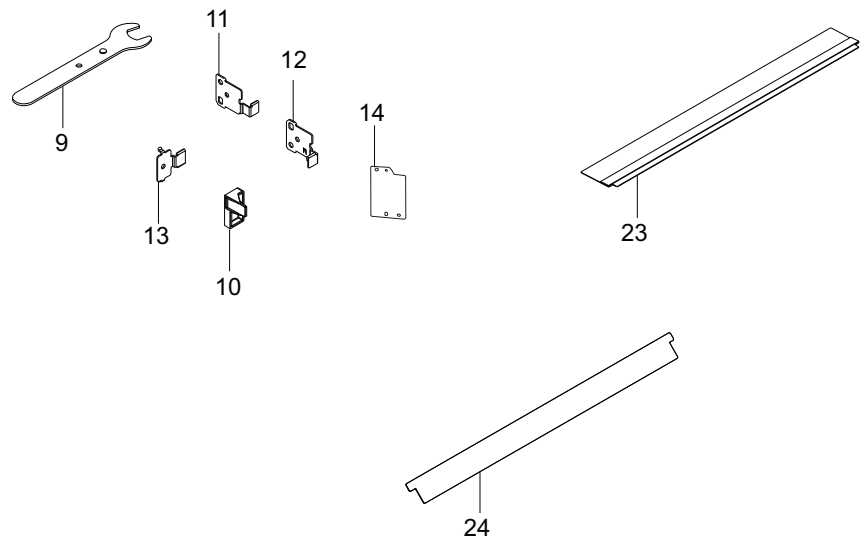
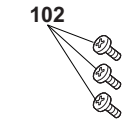
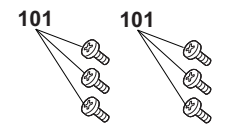
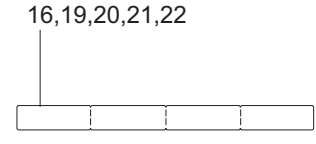
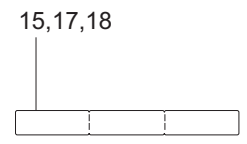
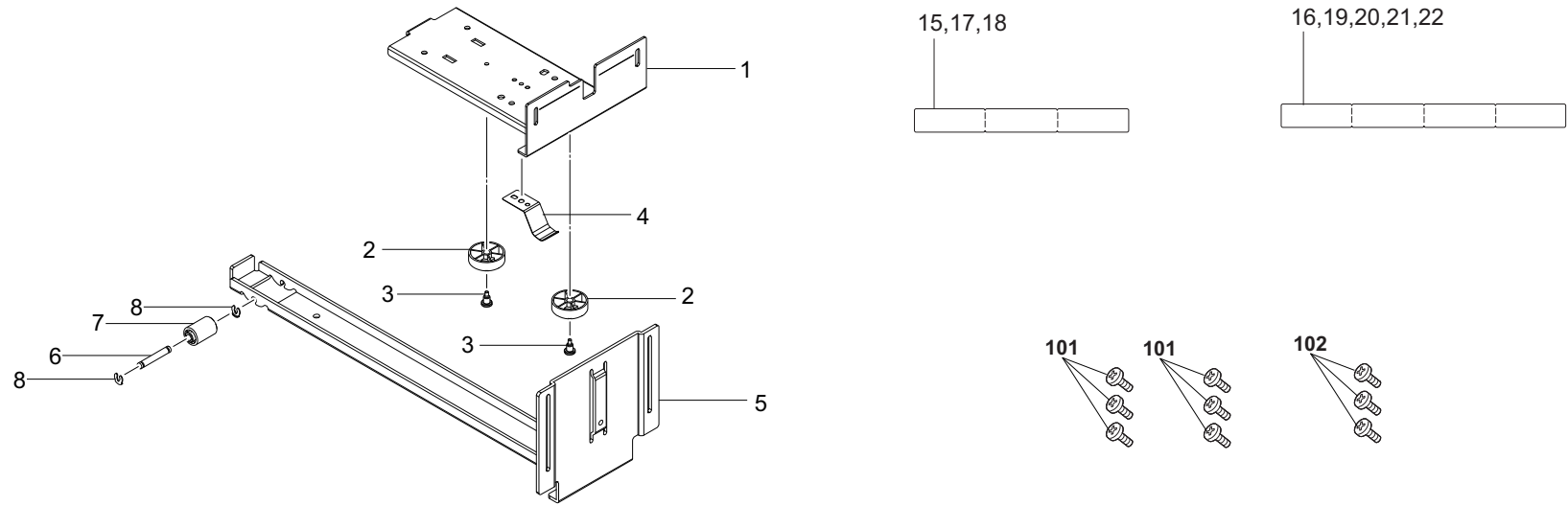
3RL-2

Ref. No. 番号	Part.No. 部品番号	Alternative. 代替部品番号	Description 部品名称	Notes 備考	Revision 改訂	Quantity 個数			
						100(日本)	120	230	240
1	303RL31050	3RL31050	MOUNT LIFT DRIVE			1	1	1	
2	2BC06910	2BC06910	STOPPER 6			7	7	7	
3	3AK20080	3AK20080	GEAR 18/50			1	1	1	
4	303NG31070	3NG31070	GEAR LIFT 19 51			1	1	1	
5	303NG31060	3NG31060	SHAFT LIFT DRIVE			1	1	1	
6	303NG31020	3NG31020	JOINT LIFT			1	1	1	
7	303NG31030	3NG31030	SPRING JOINT			1	1	1	
8	28107310	49028101	BUSH 8			2	2	2	
9	3B820120	3B820120	GEAR 26,LIFT			1	1	1	
10	303RL31090	3RL31090	MOUNT LIFT MOTOR			1	1	1	
11	303NG31140	3NG31140	SHAFT LIFT MOTOR			1	1	1	
12	7BE008165431H01	BE119730	BEARING 688ZZ			1	1	1	
13	302K324450	2K324450	BUSH 6			5	5	5	
14	3AK20130	3AK20130	GEAR,WORM MAIN TRAY			1	1	1	
15	302K925140	2K925140	STOPPER 6			1	1	1	
16	303H327510	3H327510	MOTOR,MAIN TRAY			1	1	1	
17	3CG22060	3CG22060	PULLEY 34,CONVEYING			1	1	1	
18	303H321090	3H321090	BELT MAIN TRAY MOTOR			1	1	1	
19	303NF10330	3NF10330	HOLDER DECK SENSOR			1	1	1	
20	303M894260	3M894260	PARTS SENSOR OPT SP		2:Part No-chg.	3	3	3	
21	2C902080	2C902080	SPRING DEV PUSH			1	1	1	
22	303RL31030	3RL31030	MOUNT FEED DRIVE			1	1	1	
23	5MVX111DN003	2A806250	RING STOPPER /A-49 FEED A4			9	9	9	
24	303RL31070	3RL31070	BRACKET GEAR CHANGE			1	1	1	
25	303NJ31060	3NJ31060	GEAR Z60R			1	1	1	
26	303NJ31080	3NJ31080	GEAR Z75L-Z32L			1	1	1	
27	303NJ31130	3NJ31130	GEAR Z28R			1	1	1	
28	302JZ31170	2JZ31170	GEAR Z27L MAIN			1	1	1	
29	303NJ31070	3NJ31070	GEAR Z56L-Z40R			1	1	1	
30	303RL31010	3RL31010	GEAR Z39L-Z25L			1	1	1	
31	303RL31120	3RL31120	PLATE FEED DRIVE			1	1	1	
32	303RL94030	3RL94030	PARTS MOTOR-BL INNER W20 SP			1	1	1	
33	303RL31080	3RL31080	SHAFT FEED			1	1	1	
34	303NG31160	3NG31160	GEAR Z30L			1	1	1	
35	303RL31020	3RL31020	GEAR Z35R			1	1	1	
36	303NG31080	3NG31080	SHAFT CLUTCH CONVEYING A			1	1	1	
37	303NF31050	3NF31050	GEAR Z35L			1	1	1	
38	302KV44041	2KV44041	CLUTCH 50 Z35R			1	1	1	
39	303NG31130	3NG31130	HOLDER CLUTCH			1	1	1	
40	7SP01000004+H01	SP136500	SW,PUSH			1	1	1	
41	302K939230	2K939230	HOLDER PWB			2	2	2	
42	303RL94020	3RL94020	PARTS PWB SIDE DECK ASSY SP			1	1	1	
101	7BB700408H	BB105640	+BIND T.T S SCREW 4X8 SR						
102	E0030200	48100320	SPRING PIN 3X20						
103	E5125200	E5125200	PARALLEL PIN H7A 2.5X20 SUS						
104	E5120100	E5120100	PARALLEL PIN H7A 2X10 SUS						
105	7BB007306H	BB112570	+TP-CUP M SCREW 3X6						
106	7BB700308H	BB105600	+BIND T.T S SCREW 3X8 SR						

• Parts with a Ref.No. of 500 and above in the illustration indicate they are not selected for service parts.

• イラスト中で 500 番台の Ref 番号が付いている部品はサービスパーツに選定されていません。





Options

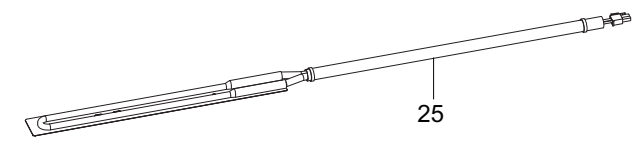


FIG. 7 Accessories & Options

3RL

Ref. No. 番号	Part.No. 部品番号	Alternative. 代替部品番号	Description 部 品 名 称	Notes 備 考	Revision 改 訂	Quantity 個数			
						100(日本)	120	230	240
1	303NG02502	3NG02502	MOUNT RAIL			1	1	1	
2	303NG02540	3NG02540	PULLEY SLIDER			2	2	2	
3	3CG02041	3CG02041	PIN,RELEASE LEVER			2	2	2	
4	303JY02400	3JY02400	PLATE EARTH RAIL			1	1	1	
5	303RL03080	3RL03080	BASE SLIDER			1	1	1	
6	303JY02270	3JY02270	SHAFT SLIDER			1	1	1	
7	303LT03090	3LT03090	PULLEY SLIDER S			1	1	1	
8	5MVX111DN003	2A806250	RING STOPPER /A-49 FEED A4			2	2	2	
9	303LT03130	3LT03130	SPANNER			1	1	1	
10	303RL02530	3RL02530	LEVER SWITCH			1	1	1	
11	303RL02550	3RL02550	PLATE LOCK M FRONT			1	1	1	
12	303RL02540	3RL02540	PLATE LOCK M REAR			1	1	1	
13	303RL02560	3RL02560	PLATE LOCK			2	2	2	
14	303NG02550	3NG02550	PLATE COVER			1	1	1	
15	302ND34170	2ND34170	SHEET PAPER SIZE M JP			1			
16	302ND34130	2ND34130	SHEET PAPER SIZE M B			1		1	
17	303RC34020	3RC34020	SHEET PAPER SIZE I C						
18	302ND34180	2ND34180	SHEET PAPER MEDIA EN				1	1	
19	302ND34370	2ND34370	SHEET PAPER MEDIA GER ITA					1	
20	302ND34380	2ND34380	SHEET PAPER MEDIA FRA SPA				1	1	
21	302ND34390	2ND34390	SHEET PAPER MEDIA PTB				1	1	
22	302ND34400	2ND34400	SHEET PAPER MEDIA DUT RUS					1	
23	303NG06370	3NG06370	FILM GUIDE			1	1	1	
24	303RL06370	3RL06370	FILM GUIDE A			1	1	1	
25	303RL94040	3RL94040	PARTS DEHUMIDIFINR 100 SET SP			1			
25	303RL94050	3RL94050	PARTS DEHUMIDIFINR 120 SET SP				1		
25	303RL94060	3RL94060	PARTS DEHUMIDIFINR 240 SET SP					1	
101	7BB700408H	BB105640	+BIND T.T S SCREW 4X8 SR						
102	7BB200408H	BB106960	+BIND T.T P SCREW 4X8						

• Parts with a Ref.No. of 500 and above in the illustration indicate they are not selected for service parts.

• イラスト中で 500 番台の Ref 番号が付いている部品はサービスパーツに選定されていません。

Part.No. 部品番号	Alternative. 代替部品番号	Description 部品名称	Fig.No.
28107310	49028101	BUSH 8	3,5
34806040	34806040	LOWER BUSHING,PAPER FEED	4
2BC06910	2BC06910	STOPPER 6	3,5
2BC07110	2BC07110	GEAR 20	3
2C902080	2C902080	SPRING DEV PUSH	5
2FB12410	2FB12410	PULLEY MOVING IDLE	3
2FB22680	2FB22680	GEAR 54 BYPASS	3
302F708310	2F708310	SPRING LOCK MPF	4
302F906030	2F906030	GEAR FEED Z26H	4
302F929260	2F929260	PULLEY DU LOW	4
302FB06151	2FB06151	JOINT DRIVE	4
302FB09830	2FB09830	CUT WASHER 4	4
302FG07020	2FG07020	PULLEY,CASSETTE RAIL	2
302FZ07540	2FZ07540	HOLDER SHAFT OUT	4
302G404160	2G404160	DAMPER	3
302HS02540	2HS02540	PIN DRAWER	2
302HS31120	2HS31120	GEAR Z27L CLUTCH	4
302JZ31170	2JZ31170	GEAR Z27L MAIN	5
302K324450	2K324450	BUSH 6	4,5
302K906190	2K906190	GEAR Z30R FEED OW	4
302K906200	2K906200	GEAR Z30R PICKUP	4
302K906240	2K906240	GEAR FEED DRIVE Z20L	4
302K906330	2K906330	FULCRUM-PIN RETARD	4
302K906350	2K906350	PULLEY FEED	4
302K906360	2K906360	PULLEY RETARD	4
302K906370	2K906370	PULLEY PICKUP	4
302K906721	2K906721	SHEET PRIMARY FEED HI	4
302K906730	2K906730	SPRING ASSIST	4
302K906750	2K906750	TORQUE-LIMITER 390	4
302K925140	2K925140	STOPPER 6	3,5
302K931080	2K931080	WIRE STOPPER	2,4
302K939230	2K939230	HOLDER PWB	5
302K994580	2K994580	PARTS SENSOR OPT. SP	4
302KV31091	2KV31091	GEAR Z50R	4
302KV44041	2KV44041	CLUTCH 50 Z35R	5
302ND24290	2ND24290	CAP SPRING	4
302ND34130	2ND34130	SHEET PAPER SIZE M B	7
302ND34170	2ND34170	SHEET PAPER SIZE M JP	7
302ND34180	2ND34180	SHEET PAPER MEDIA EN	7
302ND34370	2ND34370	SHEET PAPER MEDIA GER ITA	7
302ND34380	2ND34380	SHEET PAPER MEDIA FRA SPA	7
302ND34390	2ND34390	SHEET PAPER MEDIA PTB	7
302ND34400	2ND34400	SHEET PAPER MEDIA DUT RUS	7
302NH06100	2NH06100	SPRING RETARD	4
302NH06980	2NH06980	SHAFT FEED LOW	4
302NH06990	2NH06990	SHAFT ASSIST PULLEY	4
302NR08170	2NR08170	SPRING COVER MPF OPEN	2
303H321090	3H321090	BELT MAIN TRAY MOTOR	5
303H327510	3H327510	MOTOR,MAIN TRAY	5
303JY02270	3JY02270	SHAFT SLIDER	7
303JY02400	3JY02400	PLATE EARTH RAIL	7

Part.No. 部品番号	Alternative. 代替部品番号	Description 部品名称	Fig.No.
303LT03090	3LT03090	PULLEY SLIDER S	7
303LT03130	3LT03130	SPANNER	7
303M894260	3M894260	PARTS SENSOR OPT SP	4,5
303NF02270	3NF02270	LEVER DECK HOOK	2
303NF02280	3NF02280	SHAFT HOOK FULCRUM	2
303NF02290	3NF02290	SHAFT HOOK PULLEY	2
303NF02301	3NF02301	HOLDER DECK HOOK	2
303NF02310	3NF02310	SPRING DECK HOOK	2
303NF10020	3NF10020	PAD BOTTOM DECK	3
303NF10160	3NF10160	GEAR DAMPER 100	3
303NF10330	3NF10330	HOLDER DECK SENSOR	5
303NF31050	3NF31050	GEAR Z35L	5
303NG02180	3NG02180	MOUNT INLET	2
303NG02190	3NG02190	GUIDE SWITCH	2
303NG02280	3NG02280	KNOB ATTACHMENT	2
303NG02502	3NG02502	MOUNT RAIL	7
303NG02540	3NG02540	PULLEY SLIDER	7
303NG02550	3NG02550	PLATE COVER	7
303NG04070	3NG04070	COVER WIRE	1
303NG06010	3NG06010	SHAFT FEED	4
303NG06020	3NG06020	HOLDER PICKUP	4
303NG06060	3NG06060	SHAFT PICKUP	4
303NG06090	3NG06090	PLATE FEED DRIVE	4
303NG06160	3NG06160	ACTUATOR PAPER EMPTY	4
303NG06180	3NG06180	PLATE FEED WIRE	4
303NG06190	3NG06190	GUIDE FEED WIRE	4
303NG06200	3NG06200	PIN PICKUP IDLE	4
303NG06220	3NG06220	LEVER RETARD RELEASE	4
303NG06230	3NG06230	MOUNT FEED FRONT	4
303NG06300	3NG06300	HOLDER FEED LOW	4
303NG06310	3NG06310	HOLDER SENSOR FEED	4
303NG06320	3NG06320	STOPPER RETARD	4
303NG06340	3NG06340	PIN PLATE	4
303NG06350	3NG06350	HOLDER PULLEY C	4
303NG06370	3NG06370	FILM GUIDE	7
303NG06380	3NG06380	SPRING PICK UP	4
303NG10010	3NG10010	TRAY PAPER	3
303NG10030	3NG10030	WIRE LIFT R	3
303NG10040	3NG10040	WIRE LIFT L	3
303NG10080	3NG10080	STOPPER END	3
303NG10090	3NG10090	CURSOR SIDE DECK	3
303NG10100	3NG10100	MOUNT SLIDER DECK	2
303NG10120	3NG10120	SHAFT LIFT	3
303NG10130	3NG10130	MOUNT COVER UP	3
303NG10140	3NG10140	MOUNT DECK DAMPER	3
303NG10150	3NG10150	MOUNT CURSOR	3
303NG10160	3NG10160	PLATE DAMPER	3
303NG10171	3NG10171	PULLEY LIFT WIRE DRUM	3
303NG10181	3NG10181	HOLDER PULLEY	3
303NG10220	3NG10220	MOUNT HOOK	3
303NG10240	3NG10240	STOPPER HOOK	3

Part.No. 部品番号	Alternative. 代替部品番号	Description 部品名称	Fig.No.
303NG10260	3NG10260	COVER PULLEY	3
303NG10270	3NG10270	SPACER DECK	3
303NG10290	3NG10290	STOPPER DECK REAR	3
303NG10300	3NG10300	HOLDER WIRE	3
303NG10320	3NG10320	PLATE CURSOR	3
303NG10340	3NG10340	SPRING LIFT STOPPER	3
303NG10350	3NG10350	SHEET SWITCH PUSH	3
303NG10370	3NG10370	SHEET STOPPER	3
303NG10380	3NG10380	CUSHION TRAY	3
303NG31020	3NG31020	JOINT LIFT	5
303NG31030	3NG31030	SPRING JOINT	5
303NG31060	3NG31060	SHAFT LIFT DRIVE	5
303NG31070	3NG31070	GEAR LIFT 19 51	5
303NG31080	3NG31080	SHAFT CLUTCH CONVEYING A	5
303NG31130	3NG31130	HOLDER CLUTCH	5
303NG31140	3NG31140	SHAFT LIFT MOTOR	5
303NG31150	3NG31150	GEAR Z35R 20R	4
303NG31160	3NG31160	GEAR Z30L	5
303NG46020	3NG46020	WIRE DECK 1	6
303NG46070	3NG46070	WIRE LIFTMOTOR	6
303NG46080	3NG46080	WIRE HEATER	6
303NG94060	3NG94060	PARTS ROLLER ASSIST SP	4
303NJ31060	3NJ31060	GEAR Z60R	5
303NJ31070	3NJ31070	GEAR Z56L-Z40R	5
303NJ31080	3NJ31080	GEAR Z75L-Z32L	5
303NJ31130	3NJ31130	GEAR Z28R	5
303RC34020	3RC34020	SHEET PAPER SIZE I C	7
303RL02270	3RL02270	LEVER ATTACHMENT	2
303RL02290	3RL02290	SHAFT ATTACHMENT	2
303RL02380	3RL02380	HOOK ATTACHMENT	2
303RL02530	3RL02530	LEVER SWITCH	7
303RL02540	3RL02540	PLATE LOCK M REAR	7
303RL02550	3RL02550	PLATE LOCK M FRONT	7
303RL02560	3RL02560	PLATE LOCK	7
303RL03080	3RL03080	BASE SLIDER	7
303RL04010	3RL04010	COVER TOP	1
303RL04020	3RL04020	COVER RIGHT	1
303RL04030	3RL04030	COVER REAR	1
303RL04040	3RL04040	COVER FRONT	1
303RL04050	3RL04050	HANDLE COVER	1
303RL04080	3RL04080	COVER LEFT	1
303RL04120	3RL04120	COVER RIGHT LOW	1
303RL04130	3RL04130	COVER REAR LOW	1
303RL04140	3RL04140	COVER FRONT LOW	1
303RL06020	3RL06020	HOLDER RETARD	4
303RL06030	3RL06030	PLATE RETARD HOLDER	4
303RL06370	3RL06370	FILM GUIDE A	7
303RL07000	3RL07000	CASTER DECK A	3
303RL07100	3RL07100	CASTER DECK B	2
303RL09010	3RL09010	COVER CASSETTE LABEL 5	1
303RL09530	3RL09530	SLIDER CASSETTE	2

Part.No. 部品番号	Alternative. 代替部品番号	Description 部品名称	Fig.No.
303RL10330	3RL10330	STOPPER DECK	2
303RL10340	3RL10340	STOPPER DECK FRONT	2
303RL31010	3RL31010	GEAR Z39L-Z25L	5
303RL31020	3RL31020	GEAR Z35R	5
303RL31030	3RL31030	MOUNT FEED DRIVE	5
303RL31050	3RL31050	MOUNT LIFT DRIVE	5
303RL31070	3RL31070	BRACKET GEAR CHANGE	5
303RL31080	3RL31080	SHAFT FEED	5
303RL31090	3RL31090	MOUNT LIFT MOTOR	5
303RL31120	3RL31120	PLATE FEED DRIVE	5
303RL34020	3RL34020	LABEL OPERATION	3
303RL34040	3RL34040	LABEL UPPER LIMIT	3
303RL46010	3RL46010	WIRE PAPER SENSOR	6
303RL46030	3RL46030	WIRE MAIN MOTOR	6
303RL46050	3RL46050	WIRE CLUTCH	6
303RL46060	3RL46060	WIRE PAPER SENSOR JOINT	6
303RL46070	3RL46070	WIRE INTERFACE B	6
303RL46080	3RL46080	CONN.CORD ASSY PRIMARY FEED UNIT	4,6
303RL94020	3RL94020	PARTS PWB SIDE DECK ASSY SP	5
303RL94030	3RL94030	PARTS MOTOR-BL INNER W20 SP	5
303RL94040	3RL94040	PARTS DEHUMIDIFINR 100 SET SP	7
303RL94050	3RL94050	PARTS DEHUMIDIFINR 120 SET SP	7
303RL94060	3RL94060	PARTS DEHUMIDIFINR 240 SET SP	7
303RL94070	3RL94070	PARTS FEED UNIT SP	4
3AK20080	3AK20080	GEAR 18/50	5
3AK20130	3AK20130	GEAR,WORM MAIN TRAY	5
3B820120	3B820120	GEAR 26.LIFT	5
3BC07130	3BC07130	ONE-WAY CLUTCH 6	4
3CG02030	3CG02030	BASE RUBBER,FRAME	2
3CG02041	3CG02041	PIN,RELEASE LEVER	7
3CG22060	3CG22060	PULLEY 34,CONVEYING	5
5MVX111DN003	2A806250	RING STOPPER /A-49 FEED A4	2,3,4,5,7
7BE008165431H01	BE119730	BEARING 688ZZ	5
7SP01000004+H01	SP136500	SW.PUSH	5
7SP01000006+H01	SP121020	SW.PUSH	2
7YZM130001++H01	YZ152060	ACCESS.BUSHING	4
7YZM130002++H01	YZ152050	ACCESS.BUSHING	2,4
7YZM210006++H01	YZ038000	ACCESS.EDGING	2
7YZM420003++H01	YZ052580	ACCESS.BAND	2
7YZM420004++H01	YZ059720	ACCESS.BAND	2
7YZM610007++H01	YZ023340	ACCESS.SADDLE	4
7YZM610022++H01	YZ114490	ACCESS.SADDLE	2

PF-7130

Rev.2
July 2017

—— CONTENTS / 目次 ——

FIG. 1	Covers	2
FIG. 2	Paper Cassette Section	4
FIG. 3	Paper Feed Section	7
FIG. 4	Drive Section	10
FIG. 5	Exit Section	13
FIG. 6	Electrical Component	15
FIG. 7	Accessories 1	18
FIG. 8	Accessories 2	20
	• INDEX / 索引.....	22

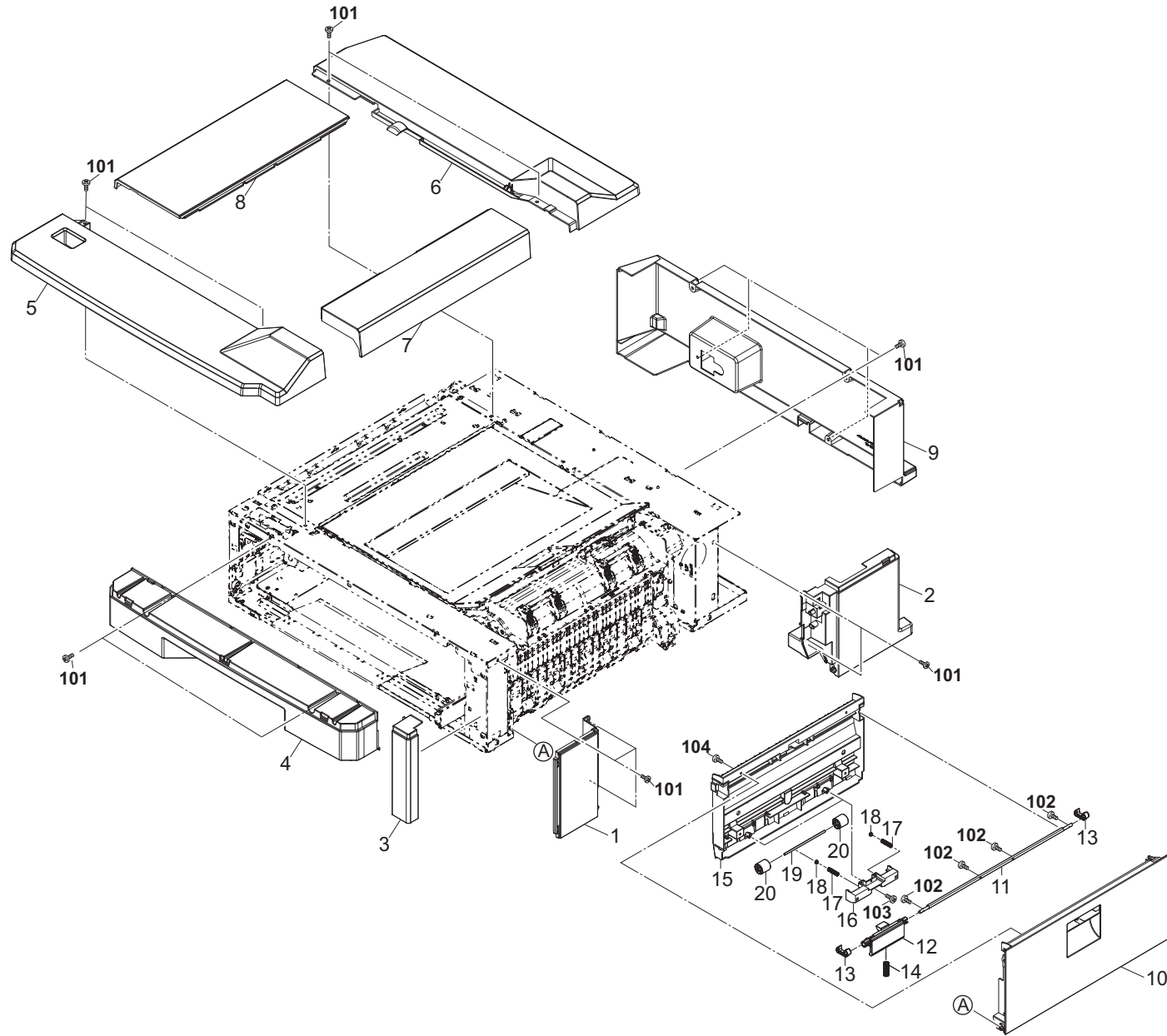


FIG. 1 Covers

3S0

Ref. No. 番号	Part.No. 部品番号	Alternative. 代替部品番号	Description 部品名称	Notes 備考	Revision 改訂	Quantity 個数			
						100(日本)	120	230	240
1	303NL04091	3NL04091	COVER RIGHT F			1	1	1	1
2	303NL04031	3NL04031	COVER RIGHT R			1	1	1	1
3	303NL04021	3NL04021	COVER FRONT R			1	1	1	1
4	303NL04040	3NL04040	COVER FRONT UP			1	1	1	1
5	303NL04010	3NL04010	COVER TOP F			1	1	1	1
6	303NL04110	3NL04110	COVER TOP R			1	1	1	1
7	303NL04130	3NL04130	COVER UP R			1	1	1	1
8	303NL04120	3NL04120	COVER TOP L			1	1	1	1
9	303NL04050	3NL04050	COVER REAR			1	1	1	1
10	303NL04080	3NL04080	COVER FEED RIGHT			1	1	1	1
11	302K906681	2K906681	SHAFT FEED LOW HOOK			1	1	1	1
12	302K906660	2K906660	HANDLE FEED LOW			1	1	1	1
13	302K906670	2K906670	HOOK FEED LOW			2	2	2	2
14	302FZ20021	2FZ20021	SPRING LID			1	1	1	1
15	303NL06370	3NL06370	GUIDE FEED R			1	1	1	1
16	302K906640	2K906640	HOLDER FEED LOW PULLEY			2	2	2	2
17	2DC12170	2DC12170	SPRING TENSION			4	4	4	4
18	302ND24290	2ND24290	CAP SPRING			4	4	4	4
19	302NH06980	2NH06980	SHAFT FEED LOW			2	2	2	2
20	302H722760	2H722760	PULLEY MIDDLE A			4	4	4	4
101	7BB180408H	BB111210	+BIND T.T S SCREW 4X8(BLACK)						
102	7BB600306H	BB105730	+BIND M SCREW 3X6 R						
103	7BB200308H	BB105660	+BIND T.T P SCREW 3X8						
104	7BB282308H	BB111240	+TP-FLAT T.T P SCREW 3X8(BLACK)						

• Parts with a Ref.No. of 500 and above in the illustration indicate they are not selected for service parts.

• イラスト中で 500 番台の Ref 番号が付いている部品はサービスパーツに選定されていません。

FIG. 2 Paper Cassette Section

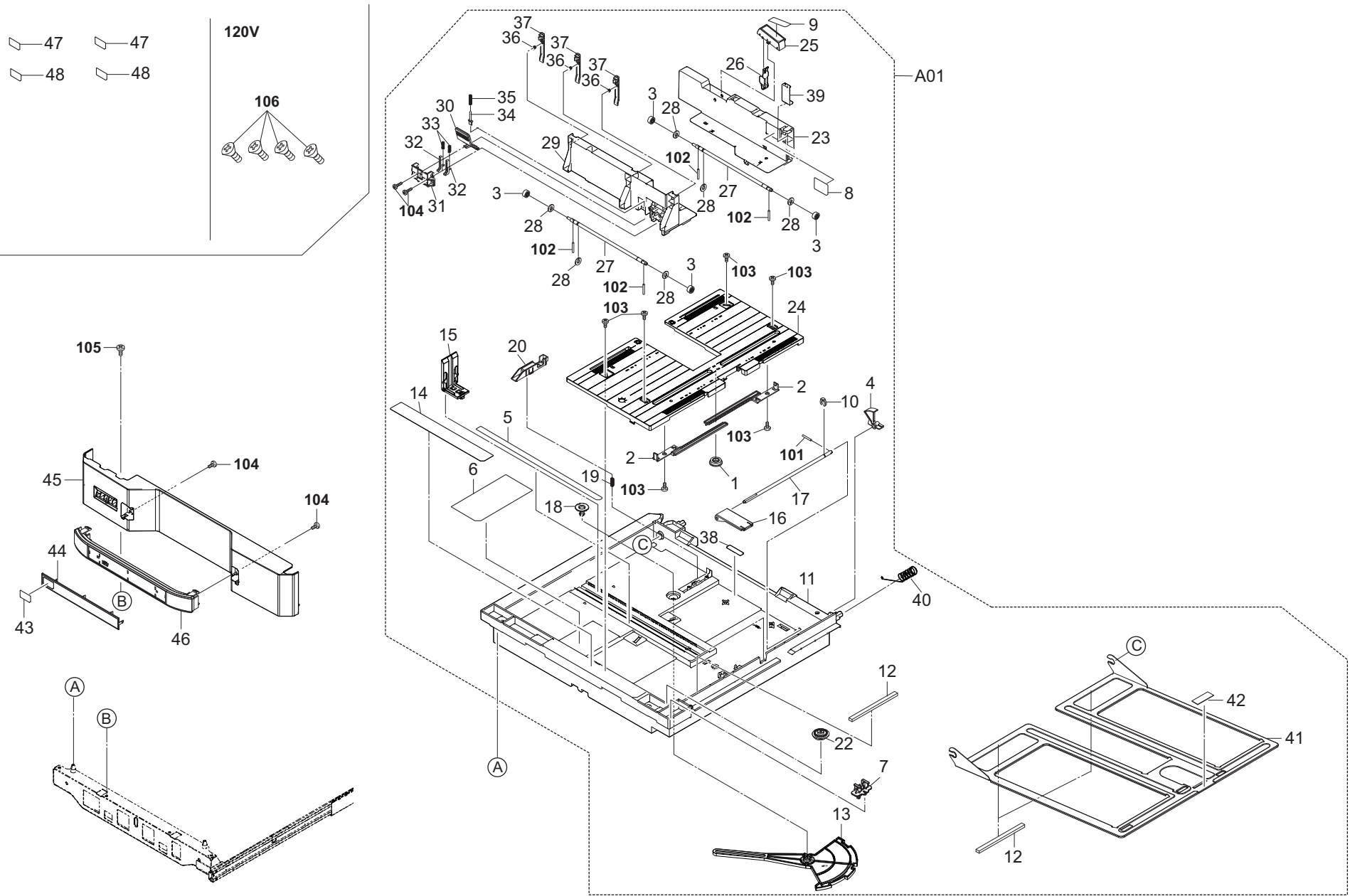


FIG. 2 Paper Cassette Section

3S0-2

Ref. No. 番号	Part.No. 部品番号	Alternative. 代替部品番号	Description 部品名称	Notes 備考	Revision 改訂	Quantity 個数			
						100(日本)	120	230	240
A01	303S093010	3S093010	CT-8721		1:Others	1	1	1	1
1	*302BM07410	2BM07410	GEAR GUIDE SIDE			1	1	1	1
2	*302K909060	2K909060	RACK CURSOR			2	2	2	2
3	*302K994550	2K994550	PARTS GEAR CURSOR SP			4	4	4	4
4	*302K909270	2K909270	ACTUATOR PAPER LEVEL DETECTION			1	1	1	1
5	*302K934011	2K934011	LABEL PAPER SIZE A			1	1	1	1
6	*302K934021	2K934021	LABEL PAPER SIZE B			1	1	1	1
7	*302GR09991	2GR09991	LIFT LOCK			1	1	1	1
8	*302NH34730	2NH34730	LABEL CASSETTE PAPER MAX			1	1	1	1
9	*302K934100	2K934100	LABEL CASSETTE CURSOR LOCK			1	1	1	1
10	*5MVX111DN003	2A806250	RING STOPPER /A-49 FEED A4			1	1	1	1
11	*302N209011	2N209011	CASSETTE BASE			1	1	1	1
12	*302N209050	2N209050	CUSHION BOTTOM PLATE			4	4	4	4
13	*302N209030	2N209030	ARM SIZE DETECTION			1	1	1	1
14	*303S034050	3S034050	LABEL CASSETTE OPERATION			1	1	1	1
15	*302N209020	2N209020	CURSOR END			1	1	1	1
16	*302K909090	2K909090	PLATE WORK			1	1	1	1
17	*302K909190	2K909190	SHAFT WORK PLATE			1	1	1	1
18	*302K909140	2K909140	CAP TURN PLATE			1	1	1	1
19	*302H728100	2H728100	SPRING EXIT PULLEY			1	1	1	1
20	*302K909251	2K909251	LEVER SIDE SW			1	1	1	1
21	*				1:Del				
22	*302NH09100	2NH09100	CAM CURSOR RAIL			1	1	1	1
23	*302NH09040	2NH09040	CURSOR REAR			1	1	1	1
24	*302NH09020	2NH09020	RAIL CURSOR			1	1	1	1
25	*302K909121	2K909121	LEVER CURSOR LOCK REAR			1	1	1	1
26	*302NH09150	2NH09150	LOCK REAR CURSOR			1	1	1	1
27	*302NH09130	2NH09130	SHAFT CURSOR GEAR			2	2	2	2
28	*302K924820	2K924820	CUT-WASHER 4			6	6	6	6
29	*302NH09030	2NH09030	CURSOR FRONT			1	1	1	1
30	*302ND09060	2ND09060	LEVER CURSOR F			1	1	1	1
31	*302ND09050	2ND09050	COVER CURSOR F			1	1	1	1
32	*302ND09080	2ND09080	RACK CURSOR F			2	2	2	2
33	*302ND09070	2ND09070	SPRING RELEASE CURSOR			2	2	2	2
34	*302HN09240	2HN09240	SIZE FIX			1	1	1	1
35	*302HN09190	2HN09190	SPRING FIX			1	1	1	1
36	*302ND09130	2ND09130	LEVER CURSOR SET			3	3	3	3
37	*302NT09060	2NT09060	SPRING CURSOR SET			3	3	3	3
38	*302KS61240	2KS61240	SPACER LCD A			1	1	1	1
39	*302NH09360	2NH09360	PLATE CURSOR			1	1	1	1
40	*302N209040	2N209040	SPRING CASSETTE EARTH			1	1	1	1
41	*302K909082	2K909082	PLATE PAPER BOTTOM			1	1	1	1
42	*302K909260	2K909260	PAD BOTTOM			1	1	1	1
43	303S034010	3S034010	LABEL CASSETTE NUMBER 5			1	1	1	1
44	303S004010	3S004010	EMBLEM CASSETTE			1	1	1	1
45	302N404211	2N404211	COVER CASSETTE B		2: Design-chg.	1	1	1	1
46	302LC04380	2LC04380	HANDLE CASSETTE			1	1	1	1
47	303S034020	3S034020	LABEL CASSETTE NUMBER 6			1	1	1	1
48	303S034030	3S034030	LABEL CASSETTE NUMBER 7			1	1	1	1

• Parts with a Ref.No. of 500 and above in the illustration indicate they are not selected for service parts.

• イラスト中で 500 番台の Ref 番号が付いている部品はサービスパーツに選定されていません。

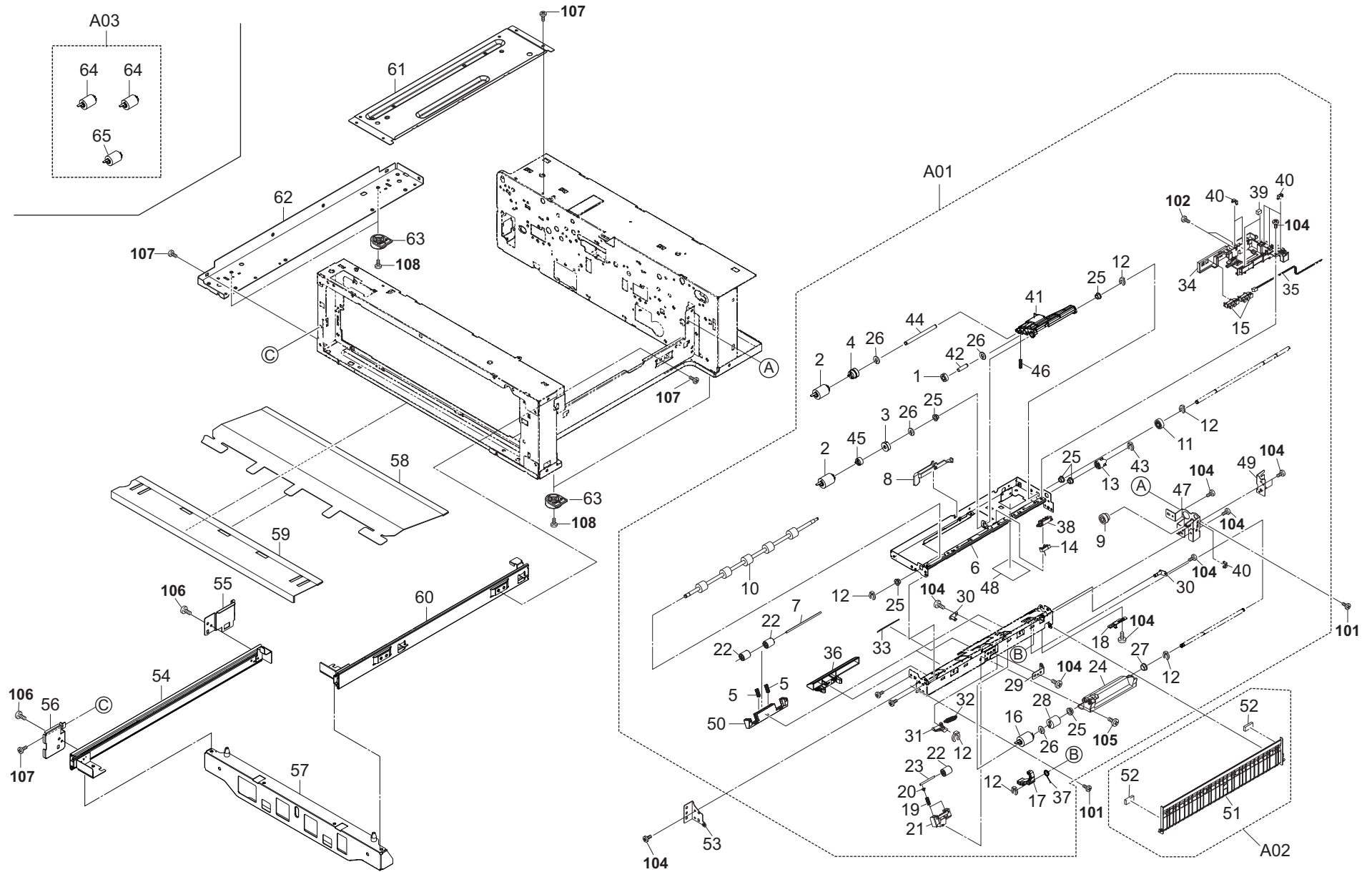


FIG. 3 Paper Feed Section

3S0

Ref. No. 番号	Part.No. 部品番号	Alternative. 代替部品番号	Description 部品名称	Notes 備考	Revision 改訂	Quantity 個数			
						100(日本)	120	230	240
A01	303S094020	3S094020	PARTS PRIMARY FEED UNIT SP			1	1	1	1
1	*302N406170	2N406170	GEAR Z28 FEED			1	1	1	1
2	*302N406030	2N406030	PULLEY FEED			2	2	2	2
3	*302N406100	2N406100	GEAR Z32 FEED OW			1	1	1	1
4	*302N406110	2N406110	GEAR Z32 PICKUP			1	1	1	1
5	*302LC28240	2LC28240	SPRING SWITCHBACK			4	4	4	4
6	*302N406010	2N406010	PLATE FRAME UPPER			1	1	1	1
7	*302NH06980	2NH06980	SHAFT FEED LOW			2	2	2	2
8	*302K906321	2K906321	ACTUATOR PAPER EMPTY			1	1	1	1
9	*302K906230	2K906230	GEAR PRIMARY FEED IDLE Z20R Z16L			1	1	1	1
10	*303NJ94050	3NJ94050	PARTS ROLLER ASSIST SP			1	1	1	1
11	*302K906240	2K906240	GEAR FEED DRIVE Z20L			1	1	1	1
12	*5MVX111DN003	2A806250	RING STOPPER /A-49 FEED A4			6	6	6	6
13	*303NJ06040	3NJ06040	GEAR PRIMARY FEED Z17L OW			1	1	1	1
14	*302K994580	2K994580	PARTS SENSOR OPT. SP			1	1	1	1
15	*303M894260	3M894260	PARTS SENSOR OPT SP			2	2	2	2
16	*302N406040	2N406040	PULLEY RETARD			1	1	1	1
17	*302N406160	2N406160	LEVER RETARD LOCK			1	1	1	1
18	*302K906420	2K906420	PLATE RETARD ADJUST			1	1	1	1
19	*302F708310	2F708310	SPRING LOCK MPF			2	2	2	2
20	*302ND24290	2ND24290	CAP SPRING			2	2	2	2
21	*302K906700	2K906700	HOLDER PULLEY			1	1	1	1
22	*302F929260	2F929260	PULLEY DU LOW			5	5	5	5
23	*302NH06990	2NH06990	SHAFT ASSIST PULLEY			1	1	1	1
24	*302NH06070	2NH06070	HOLDER RETARD			1	1	1	1
25	*302K324450	2K324450	BUSH 6			6	6	6	6
26	*302K924820	2K924820	CUT-WASHER 4			4	4	4	4
27	*34806040	34806040	LOWER BUSHING,PAPER FEED			1	1	1	1
28	*302K906750	2K906750	TORQUE-LIMITER 390			1	1	1	1
29	*302NH06090	2NH06090	PLATE RETARD HOLDER			1	1	1	1
30	*302N406150	2N406150	FULCRUM-PIN RETARD			2	2	2	2
31	*302N406130	2N406130	LEVER RETARD RELEASE			1	1	1	1
32	*302NH06100	2NH06100	SPRING RETARD			1	1	1	1
33	*302K906721	2K906721	SHEET PRIMARY FEED HI			1	1	1	1
34	*302K906250	2K906250	GUIDE PRIM FEED WIRE			1	1	1	1
35	*303NJ46160	3NJ46160	WIRE PRIMARY FEED UNIT			1	1	1	1
36	*302N406060	2N406060	GUIDE FRONT LOWER			1	1	1	1
37	*302N406140	2N406140	SPRING RETARD LOCK			1	1	1	1
38	*302K906290	2K906290	HOLDER SENSOR FEED			1	1	1	1
39	*302H708150	2H708150	SPONGE WIRE MPT			2	2	2	2
40	*302K931080	2K931080	WIRE STOPPER			6	6	6	6
41	*302N406050	2N406050	HOLDER PICKUP			1	1	1	1
42	*302K906080	2K906080	PIN PICK UP IDLE			1	1	1	1
43	*5MVX111DN007	2BT11070	STOPPER 3 /2BT1107 A4			1	1	1	1
44	*302N406070	2N406070	SHAFT PICKUP PRIMARY			1	1	1	1
45	*302N406120	2N406120	ONEWAY-CLUTCH 6			1	1	1	1

• Parts with a Ref.No. of 500 and above in the illustration indicate they are not selected for service parts.

• イラスト中で 500 番台の Ref 番号が付いている部品はサービスパーツに選定されていません。

FIG. 3 Paper Feed Section

3S0-2

Ref. No. 番号	Part.No. 部品番号	Alternative. 代替部品番号	Description 部 品 名 称	Notes 備 考	Revision 改 訂	Quantity 個数			
						100(日本)	120	230	240
46	*302K906260	2K906260	SPRING PICK UP			1	1	1	1
47	*302K906111	2K906111	PLATE PRIMARY FEED DRIVE			1	1	1	1
48	*303NF06350	3NF06350	SHEET SOLENOID			1	1	1	1
49	*302K906270	2K906270	MOUNT PRIMARY FEED R			1	1	1	1
50	*302K906280	2K906280	HOLDER PRIM FEED PULLEY			2	2	2	2
A02	302K994B90	2K994B90	PARTS GUIDE PRIMARY FEED SET SP			1	1	1	1
51	*302K906051	2K906051	GUIDE PRIMARY FEED			1	1	1	1
52	*29812291	29812291	CUSHION, CONTACT GLASS			2	2	2	2
53	302K906100	2K906100	MOUNT PRIMARY FEED			1	1	1	1
54	302N209511	2N209511	SLIDER CASSETTE LEFT			1	1	1	1
55	303NL09020	3NL09020	MOUNT SLIDER LR			1	1	1	1
56	303NL09030	3NL09030	MOUNT SLIDER LF			1	1	1	1
57	302N209521	2N209521	STAY CASSETTE FRONT			1	1	1	1
58	303NL02261	3NL02261	FILM FRAME B			1	1	1	1
59	303NL02251	3NL02251	FILM FRAME A			1	1	1	1
60	302N209501	2N209501	SLIDER CASSETTE RIGHT			1	1	1	1
61	303NL02220	3NL02220	STAY UP			1	1	1	1
62	303NG02031	3NG02031	STAY LOWER SIDE			1	1	1	1
63	302FZ02600	2FZ02600	FOOT			4	4	4	4
A03	302N494230	2N494230	PARTS PULLEY SET SP		2: Add	1	1	1	1
64	*302N406030	2N406030	PULLEY FEED		2: Others	2	2	2	2
65	*302N406040	2N406040	PULLEY RETARD		2: Others	1	1	1	1
101	7BB700410H	BB107090	+BIND T.T S SCREW 4X10 SR						
102	7BB600306H	BB105730	+BIND M SCREW 3X6 R						
103	5MBP2010WXSP	E0020100	SPRING PIN / M2 X 10 S-BLK						
104	7BB700308H	BB105600	+BIND T.T S SCREW 3X8 SR						
105	7BB200308H	BB105660	+BIND T.T P SCREW 3X8						
106	7BB000305H	BB063450	+BIND M SCREW 3X5						
107	7BB700408H	BB105640	+BIND T.T S SCREW 4X8 SR						
108	7BB700412H	BB106830	+BIND T.T S SCREW 4X12 SR						

• Parts with a Ref.No. of 500 and above in the illustration indicate they are not selected for service parts.

• イラスト中で 500 番台の Ref 番号が付いている部品はサービスパーツに選定されていません。

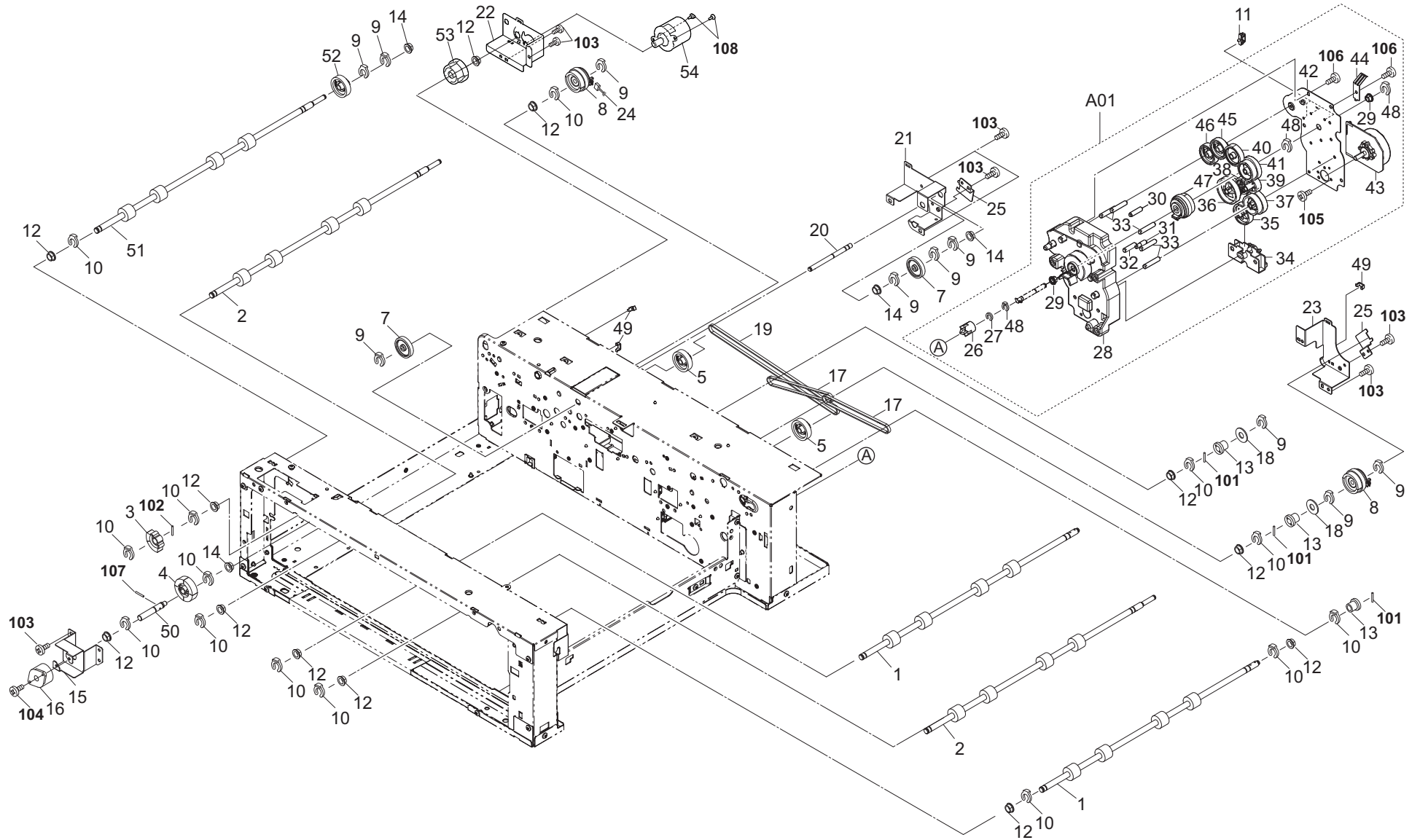


FIG. 4 Drive Section

3S0-1

Ref. No. 番号	Part.No. 部品番号	Alternative. 代替部品番号	Description 部品名称	Notes 備考	Revision 改訂	Quantity 個数			
						100(日本)	120	230	240
1	303NL94050	3NL94050	PARTS ROLLER CONVEYING B SP			2	2	2	2
2	303NL94040	3NL94040	PARTS ROLLER CONVEYING A SP			2	2	2	2
3	303NL02190	3NL02190	GEAR Z12S FEED UP			1	1	1	1
4	303ND31220	3ND31220	GEAR Z12 PRESS			1	1	1	1
5	303NL31070	3NL31070	PULLEY 20 Z35L			2	2	2	2
6					1:Del				
7	303NF31060	3NF31060	GEAR Z35R			2	2	2	2
8	302NH44090	2NH44090	CLUTCH 50 Z35R		1:Part No.-chg.	2	2	2	2
9	5MVX111DN003	2A806250	RING STOPPER /A-49 FEED A4			10	10	10	10
10	2BC06910	2BC06910	STOPPER 6			14	14	14	14
11	7YZM610008++H01	YZ037940	ACCESS.SADDLE			3	3	3	3
12	28107310	49028101	BUSH 8			12	12	12	12
13	2BC21420	2BC21420	PULLEY 20,SWITCH BACK			3	3	3	3
14	302K324450	2K324450	BUSH 6			4	4	4	4
15	303NL02180	3NL02180	STAY TORQUE LIMITER			1	1	1	1
16	3B816970	3B816970	TOP TORQUE LIMITER,RELEASE			1	1	1	1
17	303NL31090	3NL31090	BELT 40S2M276			2	2	2	2
18	75714210	75714210	COLLAR DEVELOPING UNIT			2	2	2	2
19	303NL31100	3NL31100	BELT 40S2M524			1	1	1	1
20	303NL31150	3NL31150	SHAFT EXIT JOINT			1	1	1	1
21	303NL31040	3NL31040	MOUNT DRIVE B			1	1	1	1
22	303S031030	3S031030	MOUNT DRIVE			1	1	1	1
23	303NL31050	3NL31050	MOUNT DRIVE C			1	1	1	1
24	303S046030	3S046030	WIRE CLUTCH			1	1	1	1
25	303NL31060	3NL31060	STOPPER CLUTCH			2	2	2	2

• Parts with a Ref.No. of 500 and above in the illustration indicate they are not selected for service parts.

• イラスト中で 500 番台の Ref 番号が付いている部品はサービスパーツに選定されていません。

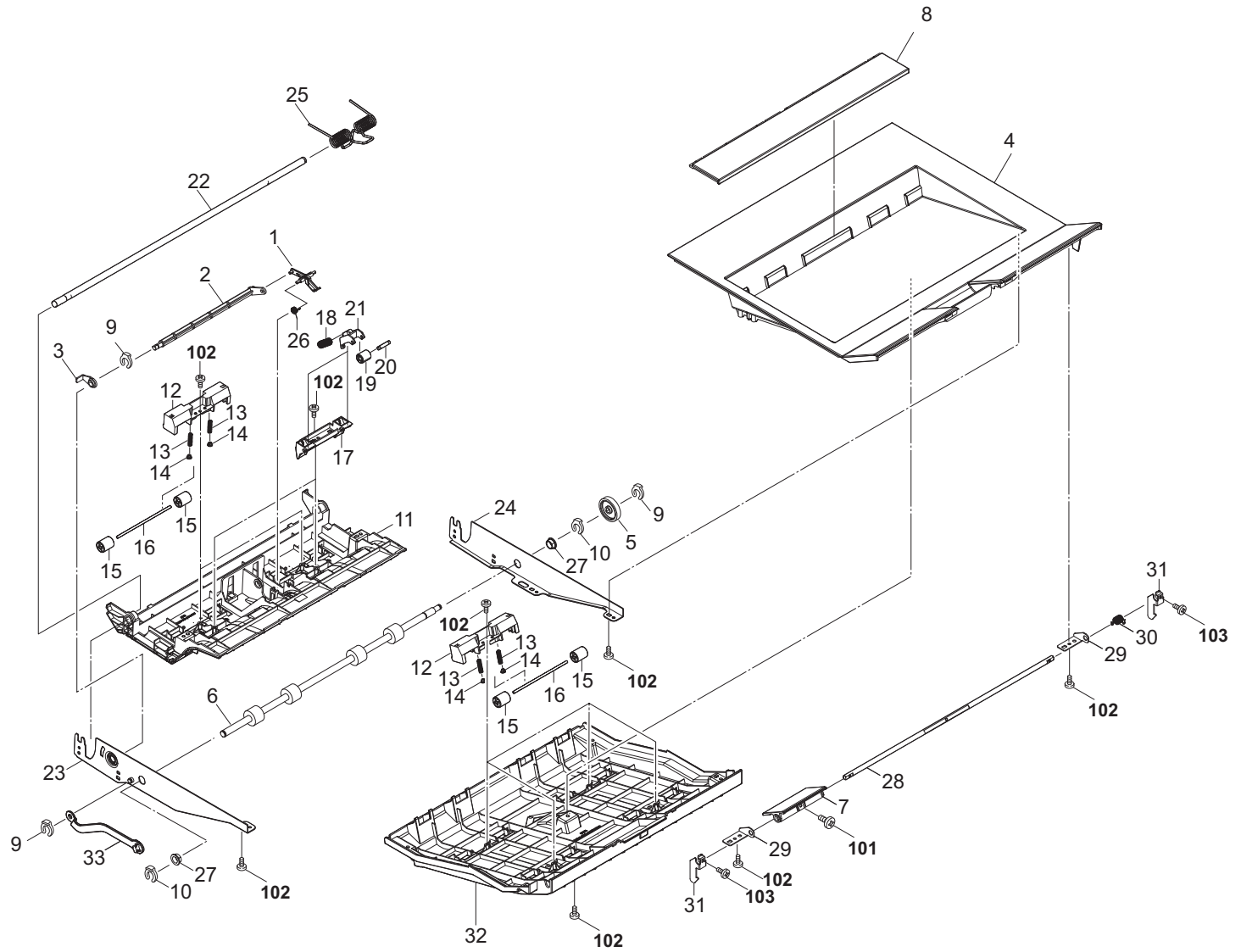


FIG. 5 Exit Section

Ref. No. 番号	Part.No. 部品番号	Alternative. 代替部品番号	Description 部品名称	Notes 備考	Revision 改訂	Quantity 個数			
						100(日本)	120	230	240
1	303NL06110	3NL06110	ACTUATOR PI EXIT			1	1	1	1
2	303NL06380	3NL06380	ACTUATOR PI EXIT B			1	1	1	1
3	303NL06390	3NL06390	ACTUATOR PI EXIT C			1	1	1	1
4	303NL04070	3NL04070	COVER UP			1	1	1	1
5	303NF31050	3NF31050	GEAR Z35L			1	1	1	1
6	303NL94030	3NL94030	PARTS ROLLER EXIT B SP			1	1	1	1
7	303NL04100	3NL04100	HANDLE TOP COVER			1	1	1	1
8	303NL04060	3NL04060	LID COVER UP			1	1	1	1
9	5MVX111DN003	2A806250	RING STOPPER /A-49 FEED A4			3	3	3	3
10	2BC06910	2BC06910	STOPPER 6			2	2	2	2
11	303NL06170	3NL06170	GUIDE FEED UP B			1	1	1	1
12	302K906640	2K906640	HOLDER FEED LOW PULLEY			6	6	6	6
13	303NL06500	3NL06500	SPRING FEED PULLEY			12	12	12	12
14	302ND24290	2ND24290	CAP SPRING			12	12	12	12
15	302F929260	2F929260	PULLEY DU LOW			12	12	12	12
16	302NH06980	2NH06980	SHAFT FEED LOW			6	6	6	6
17	303NL06340	3NL06340	MOUNT HOLDER PULLEY			2	2	2	2
18	303NL06480	3NL06480	SPRING HOLDER PULLEY			4	4	4	4
19	3HL08080	3HL08080	PULLEY CONVEYING			4	4	4	4
20	3H608150	3H608150	SHAFT C PULLEY			4	4	4	4
21	303H608091	3H608091	HOLDER C PULLEY			4	4	4	4
22	303NL02170	3NL02170	SHAFT FEED UP			1	1	1	1
23	303NL06420	3NL06420	PLATE HINGE FRONT			1	1	1	1
24	303NL06430	3NL06430	PLATE HINGE REAR			1	1	1	1
25	303NL02240	3NL02240	SPRING UP COVER			1	1	1	1
26	302H729120	2H729120	SPRING ACT DU			1	1	1	1
27	28107310	49028101	BUSH 8			2	2	2	2
28	303NL06320	3NL06320	SHAFT COVER HOOK			1	1	1	1
29	303NL06350	3NL06350	MOUNT COVER HOOK			2	2	2	2
30	303NL06490	3NL06490	SPRING COVER HOOK			1	1	1	1
31	303NL06400	3NL06400	HOOK TOP COVER			2	2	2	2
32	303NL06160	3NL06160	GUIDE FEED UP A			1	1	1	1
33	303NL06470	3NL06470	STRAP CONVEYING			1	1	1	1
101	7BB702308H	BB107060	+TP-FLAT T.T S SCREW 3X8 SR						
102	7BB200308H	BB105660	+BIND T.T P SCREW 3X8						
103	7BB000306H	BB106880	+BIND M SCREW 3X6						

• Parts with a Ref.No. of 500 and above in the illustration indicate they are not selected for service parts.

• イラスト中で 500 番台の Ref 番号が付いている部品はサービスパーツに選定されていません。

FIG. 6 Electrical Component

Ref. No. 番号	Part.No. 部品番号	Alternative. 代替部品番号	Description 部品名称	Notes 備考	Revision 改訂	Quantity 個数			
						100(日本)	120	230	240
1	303NL06460	3NL06460	ACTUATOR PI			1	1	1	1
2	303S094040	3S094040	PARTS PWB SMT ASSY SP			1	1	1	1
3	303NG02270	3NG02270	LEVER ATTACHMENT			1	1	1	1
4	302K394190	2K394190	PARTS MOTOR LIFT ASSY SP			1	1	1	1
5	302K994370	2K994370	PARTS SOLENOID FEED SHIFT SP			1	1	1	1
6	303ND37090	3ND37090	ACTUATOR PI			1	1	1	1
7	303NL46140	3NL46140	WIRE SUB PF I/F			1	1	1	1
8	303S046050	3S046050	WIRE INTERFACE B			1	1	1	1
9	7SP03072001+H01	SP121030	SW.PUSH			1	1	1	1
10	7SP01000006+H01	SP121020	SW.PUSH			3	3	3	3
A01	303M494190	3M494190	PARTS PWB TX-RX SET SP			1	1	1	1
11	*303M494150	3M494150	PARTS PWB TX ASSY SP			1	1	1	1
12	*303M494160	3M494160	PARTS PWB RX ASSY SP			1	1	1	1
13	303M894260	3M894260	PARTS SENSOR OPT SP			5	5	5	5
14	2FB27160	2FB27160	INTER LOCK SWITCH			1	1	1	1
15	5MVX111DN003	2A806250	RING STOPPER /A-49 FEED A4			2	2	2	2
16	303S006150	3S006150	GUIDE EXIT UP			1	1	1	1
17	303NL06010	3NL06010	GUIDE CONVEYING A			1	1	1	1
18	303NL46160	3NL46160	WIRE SSW			1	1	1	1
19	303NL46150	3NL46150	WIRE INTERLOCK			1	1	1	1
20	303NL46180	3NL46180	WIRE SSW JOINT			1	1	1	1
21	7YZM610008++H01	YZ037940	ACCESS SADDLE			9	9	9	9
22	7YZM210006++H01	YZ038000	ACCESS.EDGING			7	7	7	7
23	7YZM130002++H01	YZ152050	ACCESS.BUSHING			2	2	2	2
24	303S006040	3S006040	GUIDE EXIT LOW			1	1	1	1
25	303NL06030	3NL06030	GUIDE CONVEYING C			1	1	1	1
26	2FB07330	2FB07330	STOPPER BYPASS TABLE			2	2	2	2
27	302FB17700	2FB17700	SPRING BYPASS TEBLE			2	2	2	2
28	303NL06440	3NL06440	CASE STOPPER			2	2	2	2
29	302K906640	2K906640	HOLDER FEED LOW PULLEY			2	2	2	2
30	2DC12170	2DC12170	SPRING TENSION			4	4	4	4
31	302ND24290	2ND24290	CAP SPRING			4	4	4	4
32	302F929260	2F929260	PULLEY DU LOW			4	4	4	4
33	302NH06980	2NH06980	SHAFT FEED LOW			2	2	2	2
34	303ND37100	3ND37100	HOLDER FEED PI			1	1	1	1
35	303NL06510	3NL06510	SPRING ACTUATOR PI			1	1	1	1
36	303S046020	3S046020	WIRE CONVEYING			1	1	1	1
37	7YZM610007++H01	YZ023340	ACCESS.SADDLE			5	5	5	5
38	303NL02200	3NL02200	HOLDER PI EXIT			1	1	1	1
39	302K931080	2K931080	WIRE STOPPER			3	3	3	3
40	303NL06450	3NL06450	HOLDER FEED PI			1	1	1	1
41	302H729120	2H729120	SPRING ACT DU			1	1	1	1
42	303NL06020	3NL06020	GUIDE CONVEYING B			1	1	1	1
43	303NG02290	3NG02290	SHAFT ATTACHMENT			1	1	1	1
44	303NG02310	3NG02310	HOOK ATTACHMENT			2	2	2	2
45	303NG02280	3NG02280	KNOB ATTACHMENT			1	1	1	1

• Parts with a Ref.No. of 500 and above in the illustration indicate they are not selected for service parts.

• イラスト中で 500 番台の Ref 番号が付いている部品はサービスパーツに選定されていません。

FIG. 6 Electrical Component

3S0

Ref. No. 番号	Part.No. 部品番号	Alternative. 代替部品番号	Description 部 品 名 称	Notes 備 考	Revision 改 訂	Quantity 個数			
						100(日本)	120	230	240
46	303NG02240	3NG02240	SPRING KNOB			1	1	1	1
47	302K909510	2K909510	MOUNT PAPER LEVEL SENSOR			1	1	1	1
48	302K946420	2K946420	WIRE PAPER SENSOR			1	1	1	1
49	303S046040	3S046040	WIRE FEED			1	1	1	1
50	302K909520	2K909520	MOUNT SIZE SENSOR			1	1	1	1
51	302K909541	2K909541	HOLDER SIZE DETECTION			1	1	1	1
52	302K909580	2K909580	PIN PAPER SIZE A			1	1	1	1
53	302K909590	2K909590	PIN PAPER SIZE B			1	1	1	1
54	302K909600	2K909600	PIN PAPER SIZE C			1	1	1	1
55	303NL06240	3NL06240	GUIDE CONVEYING R			1	1	1	1
56	303NL46120	3NL46120	WIRE COVER SW			1	1	1	1
57	303NL06360	3NL06360	GUIDE FEED UP C			1	1	1	1
58	303NL06410	3NL06410	HOLDER SENSOR			1	1	1	1
59	7YZM130001++H01	YZ152060	ACCESS.BUSHING			1	1	1	1
60	303NL06340	3NL06340	MOUNT HOLDER PULLEY			2	2	2	2
61	303H608091	3H608091	HOLDER C PULLEY			4	4	4	4
62	3HL08080	3HL08080	PULLEY CONVEYING			4	4	4	4
63	3H608150	3H608150	SHAFT C PULLEY			4	4	4	4
64	303NL06480	3NL06480	SPRING HOLDER PULLEY			4	4	4	4
65	303NL06070	3NL06070	MOUNT SOLENOID			1	1	1	1
66	303NL06080	3NL06080	LEVER SOLENOID			1	1	1	1
67	5MVX111DN007	2BT11070	STOPPER 3/2BT1107 A4			1	1	1	1
68	302FZ08190	2FZ08190	SPRING HOLDER MPT			1	1	1	1
69	303NL04140	3NL04140	COVER SOLENOID			1	1	1	1
70	303NL06050	3NL06050	GUIDE CHANGE			1	1	1	1
71	302K939230	2K939230	HOLDER PWB			2	2	2	2
72	7YZM610001++H01	YZ010230	ACCESS SADDLE			5	5	5	5
73	303H321120	3H321120	CUSHION HOLDER			2	2	2	2
74	303NL46200	3NL46200	WIRE SOLENOID			1	1	1	1
75	303NL46020	3NL46020	WIRE PAPER SIZE			1	1	1	1
76	7YZM420003++H01	YZ052580	ACCESS.BAND			1	1	1	1
77	303NG02180	3NG02180	MOUNT INLET			1	1	1	1
78	303NL46090	3NL46090	WIRE HEATER MAIN			1	1	1	1
79	7YZM420004++H01	YZ059720	ACCESS.BAND			1	1	1	1
80	303NL02150	3NL02150	MOUNT INTERFACE			1	1	1	1
81	302K906290	2K906290	HOLDER SENSOR FEED			1	1	1	1
82	302K994580	2K994580	PARTS SENSOR OPT. SP			1	1	1	1
101	7BB000304H	BB105720	+BIND M SCREW 3X4						
102	7BB000306H	BB106880	+BIND M SCREW 3X6						
103	7BB200308H	BB105660	+BIND T.T P SCREW 3X8						
104	7BB102308H1	BB112490	+TP-FLAT T.T S SCREW 3X8						
105	7BB700316H	BB106910	+BIND T.T S SCREW 3X16 SR						
106	7BB700412H	BB106830	+BIND T.T S SCREW 4X12 SR						
107	7BB700408H	BB105640	+BIND T.T S SCREW 4X8 SR						
108	7BB700308H	BB105600	+BIND T.T S SCREW 3X8 SR						

• Parts with a Ref.No. of 500 and above in the illustration indicate they are not selected for service parts.

• イラスト中で 500 番台の Ref 番号が付いている部品はサービスパーツに選定されていません。

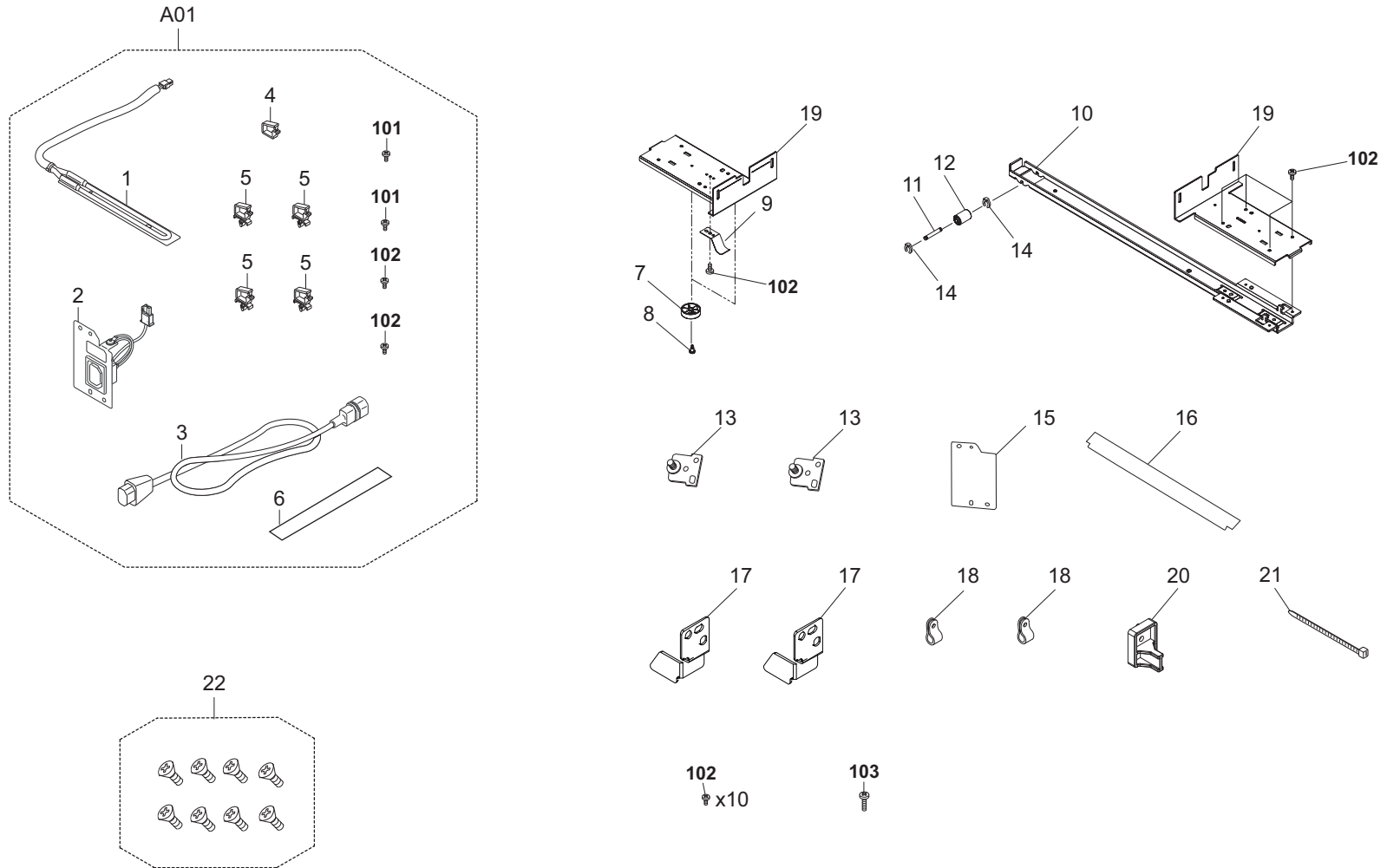



FIG. 7 Accessories 1


Ref. No. 番号	Part.No. 部品番号	Alternative. 代替部品番号	Description 部 品 名 称	Notes 備 考	Revision 改 訂	Quantity 個数			
						100(日本)	120	230	240
A01	303NG94071	3NG94071	PARTS DEHUMIDIFINR 100 SET SP			1			
A01	303NG94081	3NG94081	PARTS DEHUMIDIFINR 120 SET SP				1		
A01	303NG94091	3NG94091	PARTS DEHUMIDIFINR 240 SET SP					1	1
1	*302H745070	2H745070	CASSETTE HEATER 100			1			
1	*302H745090	2H745090	HEATER DEHUMIDIFIER 120				1		
1	*302H745080	2H745080	HEATER DEHUMIDIFIER 240					1	1
2	*303NG94110	3NG94110	PARTS DEHUMIDIFINR 100 ASSY SP			1			
2	*303NG94120	3NG94120	PARTS DEHUMIDIFINR 120 ASSY SP				1		
2	*303NG94130	3NG94130	PARTS DEHUMIDIFINR 240 ASSY SP					1	1
3	*303NS46081	3NS46081	WIRE AC CORD			1	1	1	1
4	*7YZM210005++H01	YZ037990	ACCESS.EDGING			1	1	1	1
5	*7YZM610001++H01	YZ010230	ACCESS SADDLE			4	4	4	4
6	*302KP34220	2KP34220	LABEL HIGH TEMPERATURE CAUTION			1	1	1	1
7	303NG02540	3NG02540	PULLEY SLIDER			2	2	2	2
8	3CG02041	3CG02041	PIN,RELEASE LEVER			2	2	2	2
9	303JY02400	3JY02400	PLATE EARTH RAIL			1	1	1	1
10	303LT03080	3LT03080	BASE SLIDER S			1	1	1	1
11	303JY02270	3JY02270	SHAFT SLIDER			1	1	1	1
12	303LT03090	3LT03090	PULLEY SLIDER S			1	1	1	1
13	303NG02520	3NG02520	PLATE LOCK ATTACHMENT			2	2	2	2
14	5MVX111DN003	2A806250	RING STOPPER /A-49 FEED A4			2	2	2	2
15	303NG02550	3NG02550	PLATE COVER			1	1	1	1
16	303NG06370	3NG06370	FILM GUIDE			1	1	1	1
17	303NL02231	3NL02231	STOPPER CASTER			2	2	2	2
18	M2105040	M2105040	NYLON CLAMP 6N,NK-6N			2	2	2	2
19	303NG02502	3NG02502	MOUNT RAIL			2	2	2	2
20	303NG02530	3NG02530	LEVER SWITCH			1	1	1	1
21	7YZM420003++H01	YZ052580	ACCESS.BAND			1	1	1	1
22	302N494220	2N494220	PARTS CURSOR SCREW SET SP			1	1	1	1
101	7BB700308H	BB105600	+BIND T.T S SCREW 3X8 SR						
102	7BB700408H	BB105640	+BIND T.T S SCREW 4X8 SR						
103	7BB200410H	BB105700	+BIND T.T P SCREW 4X10						

• Parts with a Ref.No. of 500 and above in the illustration indicate they are not selected for service parts.

• イラスト中で 500 番台の Ref 番号が付いている部品はサービスパーツに選定されていません。

front (表面)	8开 <input type="checkbox"/> 16开 <input type="checkbox"/> 16开 <input type="checkbox"/>	自定义 自定义 사용자 사용자	信箋紙 信箋紙 信箋紙	再生紙 普通紙 普通紙	8开 <input type="checkbox"/> B5 <input type="checkbox"/> A4 <input type="checkbox"/> B5 <input type="checkbox"/> A5 <input type="checkbox"/> B5 <input type="checkbox"/> A3 <input type="checkbox"/> B4 <input type="checkbox"/> A4 <input type="checkbox"/>
	Espesso Comum Cuché	Espesso Comum Cuché	Espesso Comum Cuché	Espesso Comum Cuché	Espesso Comum Cuché
	Espesso Comum Cuché	Espesso Comum Cuché	Espesso Comum Cuché	Espesso Comum Cuché	Espesso Comum Cuché
	Espesso Comum Cuché	Espesso Comum Cuché	Espesso Comum Cuché	Espesso Comum Cuché	Espesso Comum Cuché
	Espesso Comum Cuché	Espesso Comum Cuché	Espesso Comum Cuché	Espesso Comum Cuché	Espesso Comum Cuché
back (裏面)	Personalizado Personalizzato Personalise	Personalizado Personalizzato Personalise	Personalizado Personalizzato Personalise	Personalizado Personalizzato Personalise	Personalizado Personalizzato Personalise
	Personalizado Personalizzato Personalise	Personalizado Personalizzato Personalise	Personalizado Personalizzato Personalise	Personalizado Personalizzato Personalise	Personalizado Personalizzato Personalise
	Personalizado Personalizzato Personalise	Personalizado Personalizzato Personalise	Personalizado Personalizzato Personalise	Personalizado Personalizzato Personalise	Personalizado Personalizzato Personalise
	Personalizado Personalizzato Personalise	Personalizado Personalizzato Personalise	Personalizado Personalizzato Personalise	Personalizado Personalizzato Personalise	Personalizado Personalizzato Personalise
	Personalizado Personalizzato Personalise	Personalizado Personalizzato Personalise	Personalizado Personalizzato Personalise	Personalizado Personalizzato Personalise	Personalizado Personalizzato Personalise

2 — 

3 — 

Part.No. 部品番号	Alternative. 代替部品番号	Description 部品名称	Fig.No.
28107310	49028101	BUSH 8	4,5
29812291	29812291	CUSHION,CONTACT GLASS	3
34806040	34806040	LOWER BUSHING,PAPER FEED	3
75714210	75714210	COLLAR DEVELOPING UNIT	4
2BC06910	2BC06910	STOPPER 6	4,5
2BC21420	2BC21420	PULLEY 20,SWITCH BACK	4
2DC12170	2DC12170	SPRING TENSION	1,6
2FB07330	2FB07330	STOPPER BYPASS TABLE	6
2FB27160	2FB27160	INTER LOCK SWITCH	6
302BM07410	2BM07410	GEAR GUIDE SIDE	2
302F708310	2F708310	SPRING LOCK MPF	3
302F929260	2F929260	PULLEY DU LOW	3,5,6
302FB17700	2FB17700	SPRING BYPASS TEBLE	6
302FZ02600	2FZ02600	FOOT	3
302FZ08190	2FZ08190	SPRING HOLDER MPT	6
302FZ20021	2FZ20021	SPRING LID	1
302GR09991	2GR09991	LIFT LOCK	2
302H708150	2H708150	SPONGE WIRE MPT	3
302H722760	2H722760	PULLEY MIDDLE A	1
302H728100	2H728100	SPRING EXIT PULLEY	2
302H729120	2H729120	SPRING ACT DU	5,6
302H745070	2H745070	CASSETTE HEATER 100	7
302H745080	2H745080	HEATER DEHUMIDIFIER 240	7
302H745090	2H745090	HEATER DEHUMIDIFIER 120	7
302HN09190	2HN09190	SPRING FIX	2
302HN09240	2HN09240	SIZE FIX	2
302JZ31170	2JZ31170	GEAR Z27L MAIN	4
302K324450	2K324450	BUSH 6	3,4
302K394190	2K394190	PARTS MOTOR LIFT ASSY SP	6
302K906051	2K906051	GUIDE PRIMARY FEED	3
302K906080	2K906080	PIN PICK UP IDLE	3
302K906100	2K906100	MOUNT PRIMARY FEED	3
302K906111	2K906111	PLATE PRIMARY FEED DRIVE	3
302K906230	2K906230	GEAR PRIMARY FEED IDLE Z20R Z16L	3
302K906240	2K906240	GEAR FEED DRIVE Z20L	3
302K906250	2K906250	GUIDE PRIM FEED WIRE	3
302K906260	2K906260	SPRING PICK UP	3
302K906270	2K906270	MOUNT PRIMARY FEED R	3
302K906280	2K906280	HOLDER PRIM FEED PULLEY	3
302K906290	2K906290	HOLDER SENSOR FEED	3,6
302K906321	2K906321	ACTUATOR PAPER EMPTY	3
302K906420	2K906420	PLATE RETARD ADJUST	3
302K906640	2K906640	HOLDER FEED LOW PULLEY	1,5,6
302K906660	2K906660	HANDLE FEED LOW	1
302K906670	2K906670	HOOK FEED LOW	1
302K906681	2K906681	SHAFT FEED LOW HOOK	1
302K906700	2K906700	HOLDER PULLEY	3
302K906721	2K906721	SHEET PRIMARY FEED HI	3
302K906750	2K906750	TORQUE-LIMITER 390	3
302K909060	2K909060	RACK CURSOR	2
302K909082	2K909082	PLATE PAPER BOTTOM	2

Part.No. 部品番号	Alternative. 代替部品番号	Description 部品名称	Fig.No.
302K909090	2K909090	PLATE WORK	2
302K909121	2K909121	LEVER CURSOR LOCK REAR	2
302K909140	2K909140	CAP TURN PLATE	2
302K909190	2K909190	SHAFT WORK PLATE	2
302K909251	2K909251	LEVER SIDE SW	2
302K909260	2K909260	PAD BOTTOM	2
302K909270	2K909270	ACTUATOR PAPER LEVEL DETECTION	2
302K909510	2K909510	MOUNT PAPER LEVEL SENSOR	6
302K909520	2K909520	MOUNT SIZE SENSOR	6
302K909541	2K909541	HOLDER SIZE DETECTION	6
302K909580	2K909580	PIN PAPER SIZE A	6
302K909590	2K909590	PIN PAPER SIZE B	6
302K909600	2K909600	PIN PAPER SIZE C	6
302K924820	2K924820	CUT-WASHER 4	2,3,4
302K931080	2K931080	WIRE STOPPER	3,4,6
302K931530	2K931530	COUPLING DRIVE	4
302K934011	2K934011	LABEL PAPER SIZE A	2
302K934021	2K934021	LABEL PAPER SIZE B	2
302K934100	2K934100	LABEL CASSETTE CURSOR LOCK	2
302K939230	2K939230	HOLDER PWB	6
302K946420	2K946420	WIRE PAPER SENSOR	6
302K994333	2K994333	PARTS MOTOR-BL W30 SP	4
302K994370	2K994370	PARTS SOLENOID FEED SHIFT SP	6
302K994550	2K994550	PARTS GEAR CURSOR SP	2
302K994580	2K994580	PARTS SENSOR OPT. SP	3,6
302K994B90	2K994B90	PARTS GUIDE PRIMARY FEED SET SP	3
302KP34220	2KP34220	LABEL HIGH TEMPERATURE CAUTION	7
302KS61240	2KS61240	SPACER LCD A	2
302LC04380	2LC04380	HANDLE CASSETTE	2
302LC28240	2LC28240	SPRING SWITCHBACK	3
302N209011	2N209011	CASSETTE BASE	2
302N209020	2N209020	CURSOR END	2
302N209030	2N209030	ARM SIZE DETECTION	2
302N209040	2N209040	SPRING CASSETTE EARTH	2
302N209050	2N209050	CUSHION BOTTOM PLATE	2
302N209501	2N209501	SLIDER CASSETTE RIGHT	3
302N209511	2N209511	SLIDER CASSETTE LEFT	3
302N209521	2N209521	STAY CASSETTE FRONT	3
302N404211	2N404211	COVER CASSETTE B	2
302N406010	2N406010	PLATE FRAME UPPER	3
302N406030	2N406030	PULLEY FEED	3
302N406040	2N406040	PULLEY RETARD	3
302N406050	2N406050	HOLDER PICKUP	3
302N406060	2N406060	GUIDE FRONT LOWER	3
302N406070	2N406070	SHAFT PICKUP PRIMARY	3
302N406100	2N406100	GEAR Z32 FEED OW	3
302N406110	2N406110	GEAR Z32 PICKUP	3
302N406120	2N406120	ONEWAY-CLUTCH 6	3
302N406130	2N406130	LEVER RETARD RELEASE	3
302N406140	2N406140	SPRING RETARD LOCK	3
302N406150	2N406150	FULCRUM-PIN RETARD	3

Part.No. 部品番号	Alternative. 代替部品番号	Description 部品名称	Fig.No.
302N406160	2N406160	LEVER RETARD LOCK	3
302N406170	2N406170	GEAR Z28 FEED	3
302N494220	2N494220	PARTS CURSOR SCREW SET SP	7
302N494230	2N494230	PARTS PULLEY SET SP	3
302ND09050	2ND09050	COVER CURSOR F	2
302ND09060	2ND09060	LEVER CURSOR F	2
302ND09070	2ND09070	SPRING RELEASE CURSOR	2
302ND09080	2ND09080	RACK CURSOR F	2
302ND09130	2ND09130	LEVER CURSOR SET	2
302ND24290	2ND24290	CAP SPRING	1,3,5,6
302NH06070	2NH06070	HOLDER RETARD	3
302NH06090	2NH06090	PLATE RETARD HOLDER	3
302NH06100	2NH06100	SPRING RETARD	3
302NH06980	2NH06980	SHAFT FEED LOW	1,3,5,6
302NH06990	2NH06990	SHAFT ASSIST PULLEY	3
302NH09020	2NH09020	RAIL CURSOR	2
302NH09030	2NH09030	CURSOR FRONT	2
302NH09040	2NH09040	CURSOR REAR	2
302NH09100	2NH09100	CAM CURSOR RAIL	2
302NH09130	2NH09130	SHAFT CURSOR GEAR	2
302NH09150	2NH09150	LOCK REAR CURSOR	2
302NH09360	2NH09360	PLATE CURSOR	2
302NH34730	2NH34730	LABEL CASSETTE PAPER MAX	2
302NH44090	2NH44090	CLUTCH 50 Z35R	4
302NH94140	2NH94140	PARTS MOTOR-BL INNER W10 SP	4
302NT09060	2NT09060	SPRING CURSOR SET	2
303H321120	3H321120	CUSHION HOLDER	6
303H608091	3H608091	HOLDER C PULLEY	5,6
303JY02270	3JY02270	SHAFT SLIDER	7
303JY02400	3JY02400	PLATE EARTH RAIL	7
303LT03080	3LT03080	BASE SLIDER S	7
303LT03090	3LT03090	PULLEY SLIDER S	7
303M494150	3M494150	PARTS PWB TX ASSY SP	6
303M494160	3M494160	PARTS PWB RX ASSY SP	6
303M494190	3M494190	PARTS PWB TX-RX SET SP	6
303M894260	3M894260	PARTS SENSOR OPT SP	3,6
303ND31220	3ND31220	GEAR Z12 PRESS	4
303ND37090	3ND37090	ACTUATOR PI	6
303ND37100	3ND37100	HOLDER FEED PI	6
303NF06350	3NF06350	SHEET SOLENOID	3
303NF31050	3NF31050	GEAR Z35L	5
303NF31060	3NF31060	GEAR Z35R	4
303NF31160	3NF31160	GEAR Z36R	4
303NG02031	3NG02031	STAY LOWER SIDE	3
303NG02180	3NG02180	MOUNT INLET	6
303NG02240	3NG02240	SPRING KNOB	6
303NG02270	3NG02270	LEVER ATTACHMENT	6
303NG02280	3NG02280	KNOB ATTACHMENT	6
303NG02290	3NG02290	SHAFT ATTACHMENT	6
303NG02310	3NG02310	HOOK ATTACHMENT	6
303NG02502	3NG02502	MOUNT RAIL	7

Part.No. 部品番号	Alternative. 代替部品番号	Description 部品名称	Fig.No.
303NG02520	3NG02520	PLATE LOCK ATTACHMENT	7
303NG02530	3NG02530	LEVER SWITCH	7
303NG02540	3NG02540	PULLEY SLIDER	7
303NG02550	3NG02550	PLATE COVER	7
303NG06370	3NG06370	FILM GUIDE	7
303NG94071	3NG94071	PARTS DEHUMIDIFINR 100 SET SP	7
303NG94081	3NG94081	PARTS DEHUMIDIFINR 120 SET SP	7
303NG94091	3NG94091	PARTS DEHUMIDIFINR 240 SET SP	7
303NG94110	3NG94110	PARTS DEHUMIDIFINR 100 ASSY SP	7
303NG94120	3NG94120	PARTS DEHUMIDIFINR 120 ASSY SP	7
303NG94130	3NG94130	PARTS DEHUMIDIFINR 240 ASSY SP	7
303NJ06040	3NJ06040	GEAR PRIMARY FEED Z17L OW	3
303NJ31031	3NJ31031	BRACKET GEAR CHANGE	4
303NJ31060	3NJ31060	GEAR Z60R	4
303NJ31070	3NJ31070	GEAR Z56L-Z40R	4
303NJ31080	3NJ31080	GEAR Z75L-Z32L	4
303NJ31120	3NJ31120	PIN FEED DRIVE	4
303NJ31130	3NJ31130	GEAR Z28R	4
303NJ31140	3NJ31140	GEAR Z40R-Z34L	4
303NJ46160	3NJ46160	WIRE PRIMARY FEED UNIT	3
303NJ94050	3NJ94050	PARTS ROLLER ASSIST SP	3
303NL02150	3NL02150	MOUNT INTERFACE	6
303NL02170	3NL02170	SHAFT FEED UP	5
303NL02180	3NL02180	STAY TORQUE LIMITER	4
303NL02190	3NL02190	GEAR Z12S FEED UP	4
303NL02200	3NL02200	HOLDER PI EXIT	6
303NL02210	3NL02210	SHAFT TORQUE LIMITER	4
303NL02220	3NL02220	STAY UP	3
303NL02231	3NL02231	STOPPER CASTER	7
303NL02240	3NL02240	SPRING UP COVER	5
303NL02251	3NL02251	FILM FRAME A	3
303NL02261	3NL02261	FILM FRAME B	3
303NL04010	3NL04010	COVER TOP F	1
303NL04021	3NL04021	COVER FRONT R	1
303NL04031	3NL04031	COVER RIGHT R	1
303NL04040	3NL04040	COVER FRONT UP	1
303NL04050	3NL04050	COVER REAR	1
303NL04060	3NL04060	LID COVER UP	5
303NL04070	3NL04070	COVER UP	5
303NL04080	3NL04080	COVER FEED RIGHT	1
303NL04091	3NL04091	COVER RIGHT F	1
303NL04100	3NL04100	HANDLE TOP COVER	5
303NL04110	3NL04110	COVER TOP R	1
303NL04120	3NL04120	COVER TOP L	1
303NL04130	3NL04130	COVER UP R	1
303NL04140	3NL04140	COVER SOLENOID	6
303NL06010	3NL06010	GUIDE CONVEYING A	6
303NL06020	3NL06020	GUIDE CONVEYING B	6
303NL06030	3NL06030	GUIDE CONVEYING C	6
303NL06050	3NL06050	GUIDE CHANGE	6
303NL06070	3NL06070	MOUNT SOLENOID	6

Part.No. 部品番号	Alternative. 代替部品番号	Description 部品名称	Fig.No.
303NL06080	3NL06080	LEVER SOLENOID	6
303NL06110	3NL06110	ACTUATOR PI EXIT	5
303NL06160	3NL06160	GUIDE FEED UP A	5
303NL06170	3NL06170	GUIDE FEED UP B	5
303NL06240	3NL06240	GUIDE CONVEYING R	6
303NL06320	3NL06320	SHAFT COVER HOOK	5
303NL06340	3NL06340	MOUNT HOLDER PULLEY	5,6
303NL06350	3NL06350	MOUNT COVER HOOK	5
303NL06360	3NL06360	GUIDE FEED UP C	6
303NL06370	3NL06370	GUIDE FEED R	1
303NL06380	3NL06380	ACTUATOR PI EXIT B	5
303NL06390	3NL06390	ACTUATOR PI EXIT C	5
303NL06400	3NL06400	HOOK TOP COVER	5
303NL06410	3NL06410	HOLDER SENSOR	6
303NL06420	3NL06420	PLATE HINGE FRONT	5
303NL06430	3NL06430	PLATE HINGE REAR	5
303NL06440	3NL06440	CASE STOPPER	6
303NL06450	3NL06450	HOLDER FEED PI	6
303NL06460	3NL06460	ACTUATOR PI	6
303NL06470	3NL06470	STRAP CONVEYING	5
303NL06480	3NL06480	SPRING HOLDER PULLEY	5,6
303NL06490	3NL06490	SPRING COVER HOOK	5
303NL06500	3NL06500	SPRING FEED PULLEY	5
303NL06510	3NL06510	SPRING ACTUATOR PI	6
303NL09020	3NL09020	MOUNT SLIDER LR	3
303NL09030	3NL09030	MOUNT SLIDER LF	3
303NL31010	3NL31010	MOUNT FEED DRIVE	4
303NL31020	3NL31020	LID FEED DRIVE	4
303NL31040	3NL31040	MOUNT DRIVE B	4
303NL31050	3NL31050	MOUNT DRIVE C	4
303NL31060	3NL31060	STOPPER CLUTCH	4
303NL31070	3NL31070	PULLEY 20 Z35L	4
303NL31080	3NL31080	PULLEY 20 Z35R	4
303NL31090	3NL31090	BELT 40S2M276	4
303NL31100	3NL31100	BELT 40S2M524	4
303NL31120	3NL31120	SHAFT FEED DRIVE B	4
303NL31130	3NL31130	SHAFT FEED DRIVE C	4
303NL31140	3NL31140	SHAFT FEED DRIVE D	4
303NL31150	3NL31150	SHAFT EXIT JOINT	4
303NL31160	3NL31160	PLATE EARTH DRIVE	4
303NL46020	3NL46020	WIRE PAPER SIZE	6
303NL46090	3NL46090	WIRE HEATER MAIN	6
303NL46120	3NL46120	WIRE COVER SW	6
303NL46140	3NL46140	WIRE SUB PF I/F	6
303NL46150	3NL46150	WIRE INTERLOCK	6
303NL46160	3NL46160	WIRE SSW	6
303NL46180	3NL46180	WIRE SSW JOINT	6
303NL46200	3NL46200	WIRE SOLENOID	6
303NL94030	3NL94030	PARTS ROLLER EXIT B SP	5
303NL94040	3NL94040	PARTS ROLLER CONVEYING A SP	4
303NL94050	3NL94050	PARTS ROLLER CONVEYING B SP	4

Part.No. 部品番号	Alternative. 代替部品番号	Description 部品名称	Fig.No.
303NS46081	3NS46081	WIRE AC CORD	7
303RL31020	3RL31020	GEAR Z35R	4
303S004010	3S004010	EMBLEM CASSETTE	2
303S006040	3S006040	GUIDE EXIT LOW	6
303S006150	3S006150	GUIDE EXIT UP	6
303S031010	3S031010	GEAR Z67R-Z35L	4
303S031030	3S031030	MOUNT DRIVE	4
303S034010	3S034010	LABEL CASSETTE NUMBER 5	2
303S034020	3S034020	LABEL CASSETTE NUMBER 6	2,8
303S034030	3S034030	LABEL CASSETTE NUMBER 7	2,8
303S034040	3S034040	SHEET CASSETTE PAPER MEDIA	8
303S034050	3S034050	LABEL CASSETTE OPERATION	2
303S046020	3S046020	WIRE CONVEYING	6
303S046030	3S046030	WIRE CLUTCH	4
303S046040	3S046040	WIRE FEED	6
303S046050	3S046050	WIRE INTERFACE B	6
303S093010	3S093010	CT-8721	2
303S094010	3S094010	PARTS DRIVE FEED UNIT SP	4
303S094020	3S094020	PARTS PRIMARY FEED UNIT SP	3
303S094030	3S094030	PARTS ROLLER CONVEYING SP	4
303S094040	3S094040	PARTS PWB SMT ASSY SP	6
3B816970	3B816970	TOP TORQUE LIMITER,RELEASE	4
3CG02041	3CG02041	PIN,RELEASE LEVER	7
3H608150	3H608150	SHAFT C PULLEY	5,6
3HL08080	3HL08080	PULLEY CONVEYING	5,6
5MVX111DN003	2A806250	RING STOPPER /A-49 FEED A4	2,3,4,5,6,7
5MVX111DN007	2BT11070	STOPPER 3 /2BT1107 A4	3,6
7SP01000006+H01	SP121020	SW.PUSH	6
7SP03072001+H01	SP121030	SW.PUSH	6
7YZM130001++H01	YZ152060	ACCESS.BUSHING	6
7YZM130002++H01	YZ152050	ACCESS.BUSHING	6
7YZM210005++H01	YZ037990	ACCESS.EDGING	7
7YZM210006++H01	YZ038000	ACCESS.EDGING	6
7YZM420003++H01	YZ052580	ACCESS.BAND	6,7
7YZM420004++H01	YZ059720	ACCESS.BAND	6
7YZM610001++H01	YZ010230	ACCESS.SADDLE	6,7
7YZM610007++H01	YZ023340	ACCESS.SADDLE	6
7YZM610008++H01	YZ037940	ACCESS.SADDLE	4,6
M2105040	M2105040	NYLON CLAMP 6N,NK-6N	7

DF-7110

Rev.3
March 2017

—— CONTENTS / 目次 ——

FIG. 1	Covers	2
FIG. 2	Frames	5
FIG. 3	Paper Feed Section 1	7
FIG. 4	Paper Feed Section 2	10
FIG. 5	Paper Feed Section 3	13
FIG. 6	Main Exit Section	15
FIG. 7	Drive Section	17
FIG. 8	Electrical Components	19
FIG. 9	Wire Section.....	21
FIG. 10	Accessories.....	23
	• INDEX / 索引	25

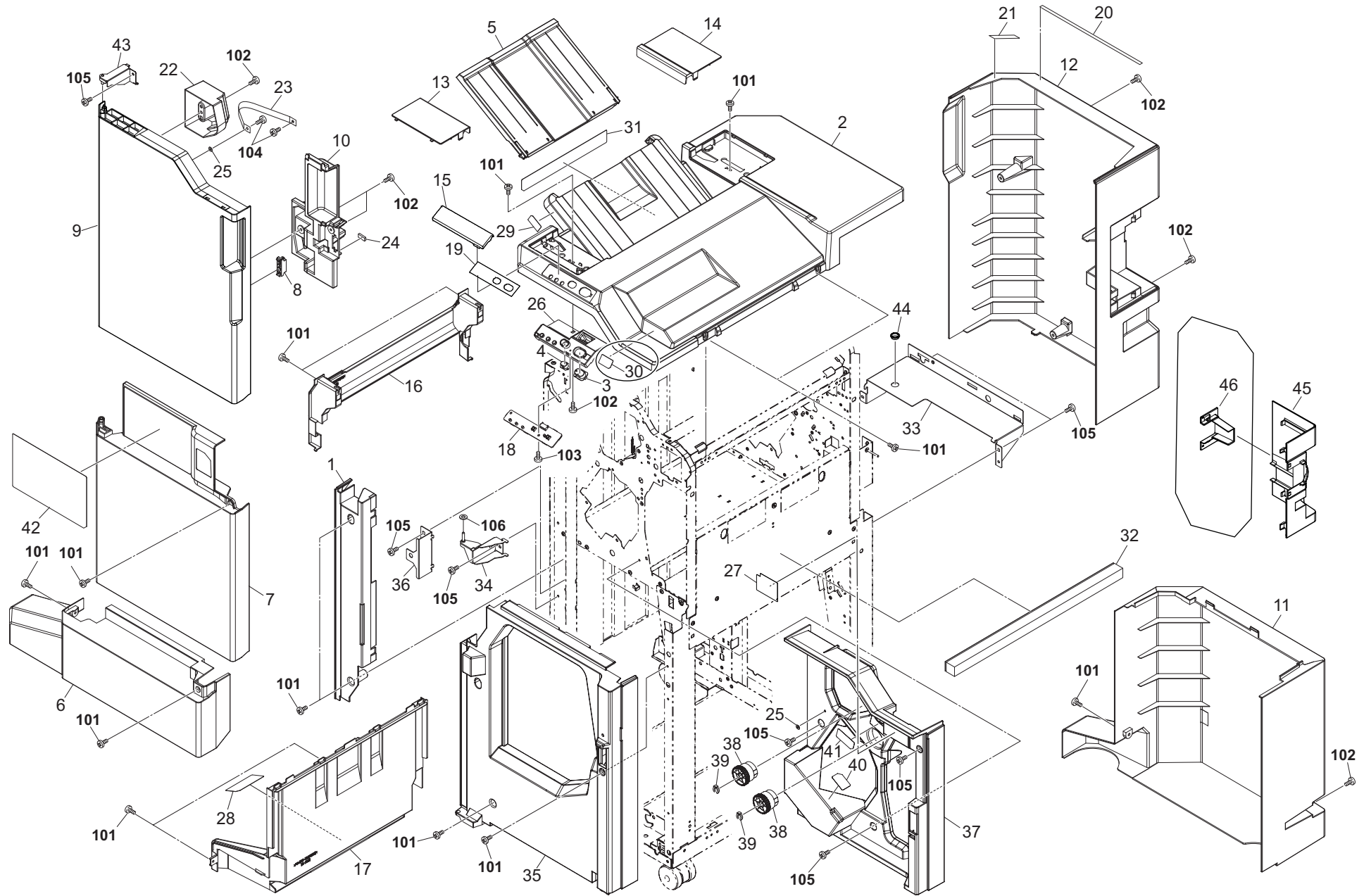


FIG. 1 Covers

3RW

Ref. No. 番号	Part.No. 部品番号	Alternative. 代替部品番号	Description 部品名称	Notes 備考	Revision 改訂	Quantity 個数			
						100(日本)	120	230	240
1	303NB04050	3NB04050	COVER FRONT LEFT UPPER			1	1	1	
2	303RW04010	3RW04010	COVER TOP			1	1	1	
3	303PG04090	3PG04090	KEY STAPLER			1	1	1	
4	303NB04240	3NB04240	KEY SELECT			1	1	1	
5	303RW04060	3RW04060	TRAY B SLIDE			1	1	1	
6	303RW04140	3RW04140	COVER FRONT LOWER			1	1	1	
7	303RW04130	3RW04130	COVER FRONT MIDDLE			1	1	1	
8	302H004660	2H004660	MAGNET CATCH			1	1	1	
9	303RW04110	3RW04110	COVER FRONT UPPER			1	1	1	
10	303NB04171	3NB04171	COVER HANDLE			1	1	1	
11	303NB04091	3NB04091	COVER REAR LOWER			1	1	1	
12	303NB04081	3NB04081	COVER REAR UPPER			1	1	1	
13	303RW04070	3RW04070	LID TOP FRONT			1	1	1	
14	303RW04080	3RW04080	LID TOP REAR			1	1	1	
15	303RW04020	3RW04020	COVER OPERATION			1	1	1	
16	303NB04142	3NB04142	COVER MAIN EXIT			1	1	1	
17	303NB04152	3NB04152	COVER LEFT LOWER			1	1	1	
18	303NB94030	3NB94030	PARTS PWB OPERATION ASSY SP			1	1	1	
19	303RW04120	3RW04120	SHEET OPERATION			1	1	1	
20	302H715300	2H715300	FILM MAG COVER C			1	1	1	
21	302HN02930	2HN02930	SHEET HOUSING LEFT			1	1	1	
22	303NB04320	3NB04320	STOPPER FRONT COVER			1	1	1	
23	302BL04681	2BL04681	STRAP COVER			1	1	1	
24	63213320	63213320	CUSHION,ORIGINAL COLLECTION			1	1	1	
25	302LW04260	2LW04260	SPACER USB			2	2	2	
26	303RW04100	3RW04100	MOUNT OPERATION			1	1	1	
27	303NB34250	3NB34250	LABEL D1			1	1	1	
28	303NB34220	3NB34220	LABEL CAUTION MAIN TRAY			1	1	1	
29	303RW34010	3RW34010	LABEL B			1	1	1	
30	303RW34020	3RW34020	LABEL C			1	1	1	
31	303RW34030	3RW34030	LABEL MANUAL STAPLER			1	1	1	
32	303NB02310	3NB02310	SPONGE JOINT			1	1	1	
33	303NB04310	3NB04310	MOUNT REAR COVER			1	1	1	
34	303NB04260	3NB04260	FULCRUM-PLATE COVER MIDDLE			1	1	1	
35	303NB04071	3NB04071	COVER INNER LOWER			1	1	1	
36	303NB04330	3NB04330	REINFORCEMENT FULCRUM MIDDLE			1	1	1	
37	303NB04065	3NB04065	COVER INNER UPPER			1	1	1	
38	303NB04200	3NB04200	HANDLE JAM REMOVAL			2	2	2	
39	2BC06910	2BC06910	STOPPER 6			2	2	2	
40	303NB34240	3NB34240	LABEL A STAPLER			1	1	1	
41	303NB34210	3NB34210	LABEL D3 D5			1	1	1	
42	303NB34200	3NB34200	LABEL OPERATION			1	1	1	
43	303NB04250	3NB04250	FULCRUM-PLATE COVER UPPER			1	1	1	
44	7YZM110001++H01	YZ009420	ACCESS BUSHING			1	1	1	
45	303NC04063	3NC04063	COVER LID REAR			1	1	1	
46	303NC04190	3NC04190	COVER LID REAR S			1	1	1	

• Parts with a Ref.No. of 500 and above in the illustration indicate they are not selected for service parts.

• イラスト中で 500 番台の Ref 番号が付いている部品はサービスパーツに選定されていません。

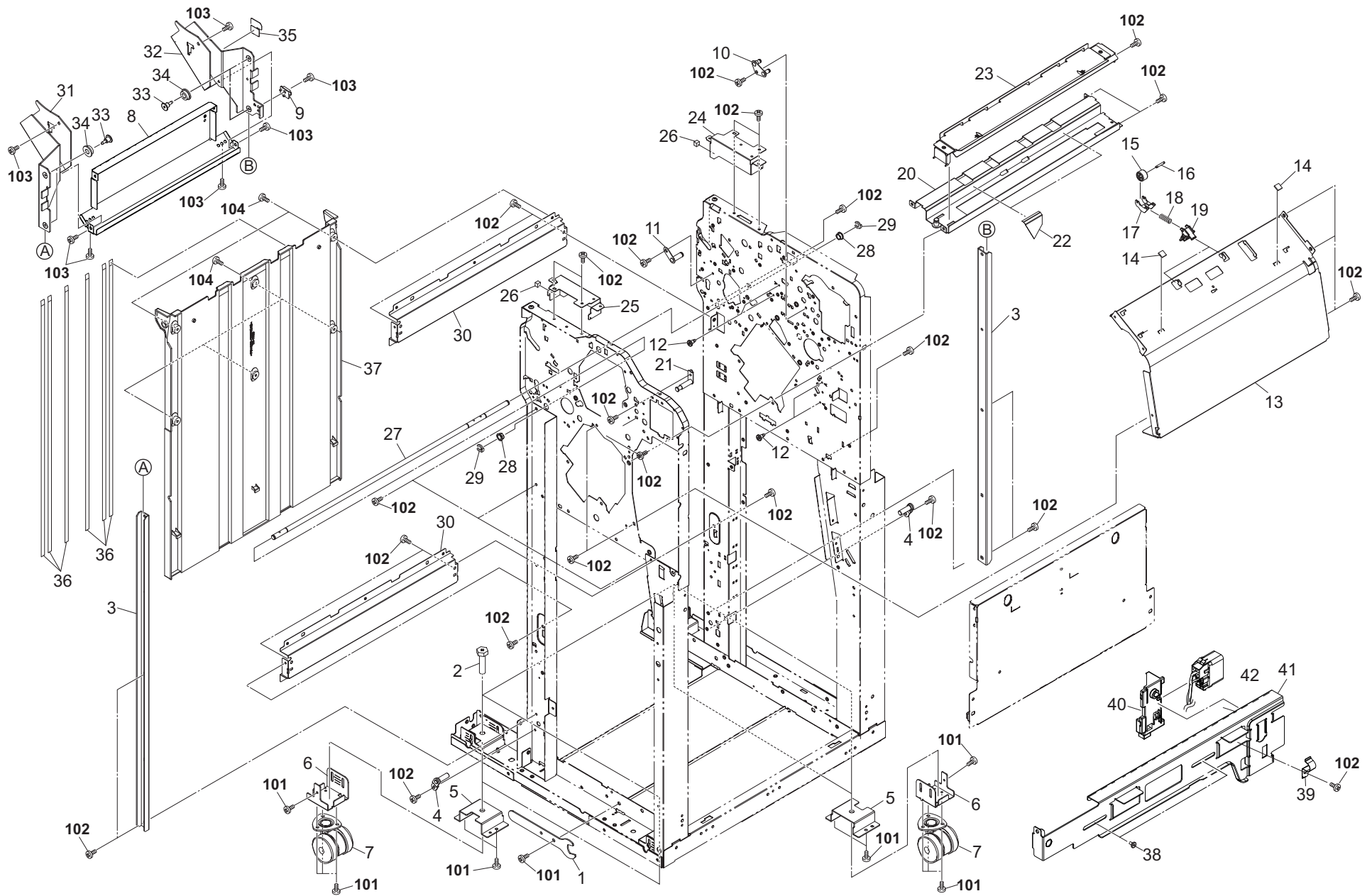


FIG. 2 Frames

3RW-3

Ref. No. 番号	Part.No. 部品番号	Alternative. 代替部品番号	Description 部 品 名 称	Notes 備 考	Revision 改 訂	Quantity 個数			
						100(日本)	120	230	240
1	303LT03130	3LT03130	SPANNER			1	1	1	
2	303LT03140	3LT03140	BOLT M10L40			4	4	4	
3	303NB37180	3NB37180	RAIL MAIN TRAY			2	2	2	
4	303ND02360	3ND02360	PIN HOOK BOOKLET			2	2	2	
5	303NB02220	3NB02220	PLATE HOLDER CASTER			4	4	4	
6	303NB02211	3NB02211	PLATE CASTER			4	4	4	
7	302N202011	2N202011	CASTER 100 CN			4	4	4	
8	303NB37110	3NB37110	FRAME MAIN TRAY CENTER			1	1	1	
9	303NB37090	3NB37090	LEVER SENSOR			1	1	1	
10	303NB31030	3NB31030	MOUNT FEED IDLE			1	1	1	
11	303NB31110	3NB31110	PIN EJECT DRIVE			1	1	1	
12	302GR25241	2GR25241	PIN GUIDE CHUTE			4	4	4	
13	303NB24090	3NB24090	GUIDE BOOKLET LEFT			1	1	1	
14	303H321120	3H321120	CUSHION HOLDER			2	2	2	
15	303NB36661	3NB36661	PULLEY MIDDLE		3:Others	2	2	2	
16	303NB36110	3NB36110	SHAFT MIDDLE PULLEY			2	2	2	
17	303NB36100	3NB36100	HOLDER MIDDLE PULLEY			2	2	2	
18	303NB36670	3NB36670	SPRING PULLEY			2	2	2	
19	303NB36120	3NB36120	MOUNT MIDDLE PULLEY			2	2	2	
20	303RW07020	3RW07020	STAY PUNCH			1	1	1	
21	303NB04290	3NB04290	PLATE PIN HANDLE			1	1	1	
22	303NB07140	3NB07140	SHEET ROLLER FEED			2	2	2	
23	303NB07040	3NB07040	GUIDE PUNCH			1	1	1	
24	303NB02240	3NB02240	MOUNT MAIL REAR			1	1	1	
25	303NB02230	3NB02230	MOUNT MAIL FRONT			1	1	1	
26	303JY24AD0	3JY24AD0	CUSHION B			2	2	2	
27	303NB37070	3NB37070	SHAFT MAIN TRAY			1	1	1	
28	28107310	49028101	BUSH 8			2	2	2	
29	2BC06910	2BC06910	STOPPER 6			2	2	2	
30	303NB02180	3NB02180	STAY PARTITION			2	2	2	
31	303NB37100	3NB37100	FRAME MAIN TRAY FRONT			1	1	1	
32	303NB37120	3NB37120	FRAME MAIN TRAY REAR			1	1	1	
33	303NB37130	3NB37130	PIN RAIL			4	4	4	
34	3AK20200	3AK20200	PULLEY,MAIN TRAY			4	4	4	
35	303NB37190	3NB37190	FILM FRAME TRAY			1	1	1	
36	303NB02200	3NB02200	FILM PARTITION			6	6	6	
37	303NB02171	3NB02171	PARTITION FINISHER			1	1	1	
38	3CZ02230	3CZ02230	PIN,HOOK FULCRUM			2	2	2	
39	303NB02131	3NB02131	SPRING-PLATE JUNCTION			1	1	1	
40	303NB02360	3NB02360	GUIDE DRAWER			1	1	1	
41	303NB02341	3NB02341	PLATE LOCK JUNCTION D			1	1	1	
42	303NB46190	3NB46190	WIRE INTERFACE B			1	1	1	
101	7BB700412H	BB106830	+BIND T.T S SCREW 4X12 SR						
102	7BB700408H	BB105640	+BIND T.T S SCREW 4X8 SR						
103	7BB782410H	BB111310	+TP-FLAT T.T S SCREW 4X10 SR(BLACK)						
104	7BB782308H	BB111300	+TP-FLAT T.T S SCREW 3X8 SR(BLACK)						

• Parts with a Ref.No. of 500 and above in the illustration indicate they are not selected for service parts.

• イラスト中で 500 番台の Ref 番号が付いている部品はサービスパーツに選定されていません。

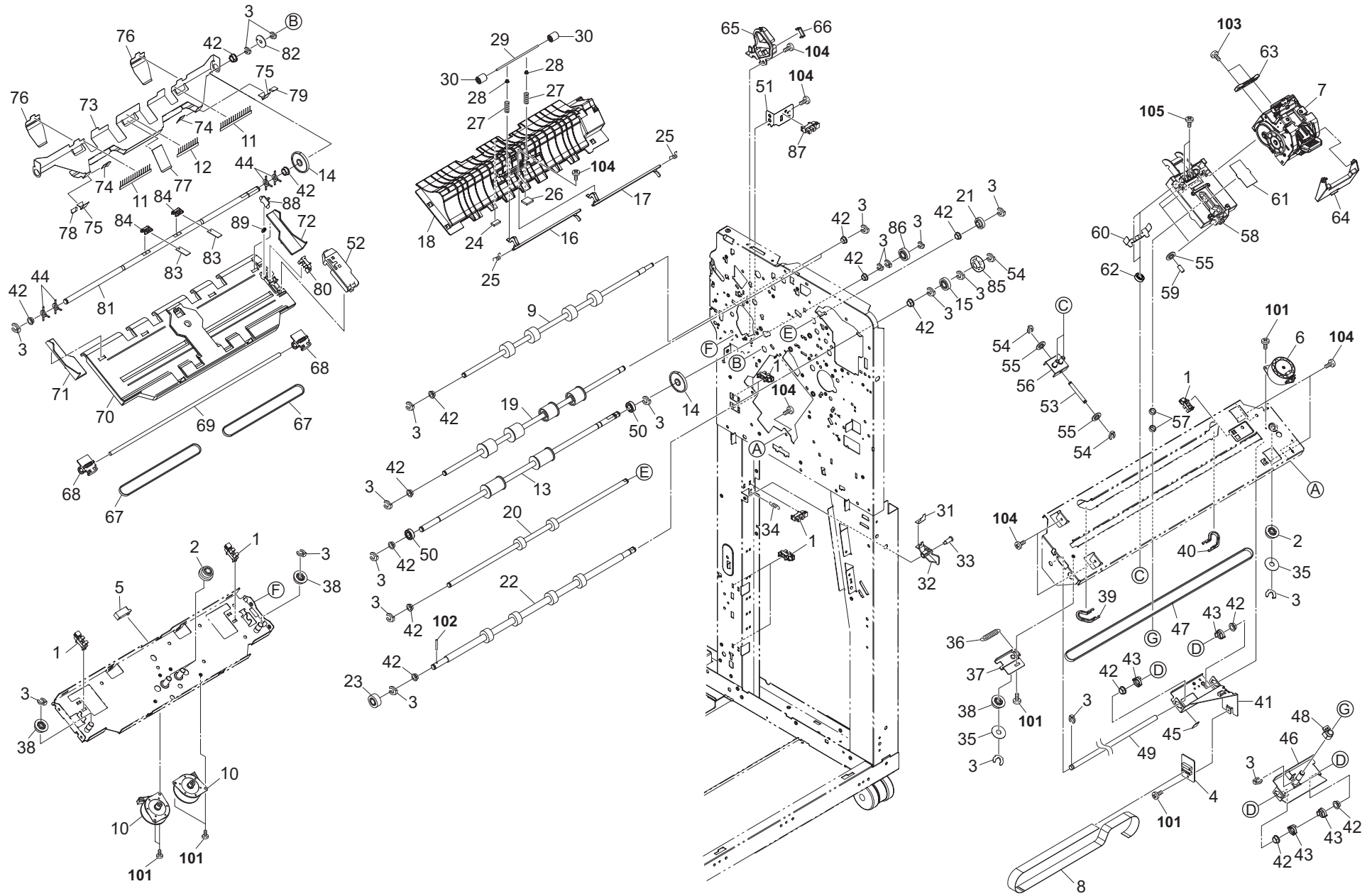


FIG. 3 Paper Feed Section 1

3RW-3

Ref. No. 番号	Part.No. 部品番号	Alternative. 代替部品番号	Description 部品名称	Notes 備考	Revision 改訂	Quantity 個数			
						100(日本)	120	230	240
1	303M894260	3M894260	PARTS SENSOR OPT SP			8	8	8	
2	303NB28130	3NB28130	GEAR Z45-P30			3	3	3	
3	2BC06910	2BC06910	STOPPER 6			22	22	22	
4	303NB94020	3NB94020	PARTS PWB STAPLER ASSY SP			1	1	1	
5	303NW94060	3NW94060	PARTS SENSOR OPT. SP			1	1	1	
6	303NB94040	3NB94040	PARTS MOTOR-PM MOVING SP			1	1	1	
7	303NB94131	3NB94131	PARTS STAPLER EH600 SP			1	1	1	
8	303NB46110	3NB46110	WIRE FFC			1	1	1	
9	303NB94090	3NB94090	PARTS ROLLER EXIT SP			1	1	1	
10	302HN44100	2HN44100	MOTOR REVERSE			2	2	2	
11	303NB36580	3NB36580	STATIC-ELIMINATOR PAPER STOPPER			2	2	2	
12	303NB36460	3NB36460	STATIC-ELIMINATOR EJECT			1	1	1	
13	303RW94050	3RW94050	PARTS ROLLER MIDDLE SP			1	1	1	
14	303NB36150	3NB36150	GEAR 41 PADDLE A			2	2	2	
15	303NB31010	3NB31010	GEAR Z35R			1	1	1	
16	303NB24182	3NB24182	ACTUATOR MIDDLE		3:Design-chg.	1	1	1	
17	303RW24111	3RW24111	ACTUATOR DRUM		3:Design-chg.	1	1	1	
18	303RW24060	3RW24060	GUIDE MIDDLE CONVEYING LOWER			1	1	1	
19	303NB94060	3NB94060	PARTS ROLLER SUB EXIT SP			1	1	1	
20	303RW94040	3RW94040	PARTS ROLLER SUB CONVEYING SP			1	1	1	
21	303NB31020	3NB31020	GEAR Z35L			1	1	1	
22	303RW94020	3RW94020	PARTS ROLLER FEED LOWER SP			1	1	1	
23	302KS08110	2KS08110	GEAR 18			1	1	1	
24	63213320	63213320	CUSHION,ORIGINAL COLLECTION			1	1	1	
25	302K928190	2K928190	SPRING-TORSION SWITCHBACK			2	2	2	
26	303H321120	3H321120	CUSHION HOLDER			1	1	1	
27	302H728100	2H728100	SPRING EXIT PULLEY			2	2	2	
28	2FM04150	2FM04150	CAP SPRING /B-11 ENCLOSURE A4			2	2	2	
29	303RW24170	3RW24170	SHAFT FEED			1	1	1	
30	303B817020	3B817020	PULLEY SUB EJECT			2	2	2	
31	303NB37161	3NB37161	FILM SENSOR			1	1	1	
32	303NB37172	3NB37172	PLATE DETECTION			1	1	1	
33	303J902280	3J902280	PIN PAPER FEED			1	1	1	
34	302F902180	2F902180	SPRING LEVER EF			1	1	1	
35	303JY38240	3JY38240	SPACER 25			2	2	2	
36	72418140	72418140	SPRING, BLADE			1	1	1	
37	303NB38100	3NB38100	PLATE STAPLER UNIT TENSION			1	1	1	
38	3AP02040	3AP02040	PULLEY 30,DUPLEX			3	3	3	
39	303NB38071	3NB38071	RAIL STAPLER SHIFT FRONT			1	1	1	
40	303NB38121	3NB38121	RAIL STAPLER SHIFT REAR			1	1	1	
41	303NB38131	3NB38131	MOUNT PRINT STAPLER			1	1	1	
42	28107310	49028101	BUSH 8			16	16	16	
43	303NB38150	3NB38150	STOPPER BUSH			4	4	4	
44	303NB36550	3NB36550	RUBBER FEED			4	4	4	
45	302KK24390	2KK24390	FILM DU GUIDE			1	1	1	
46	303NB38051	3NB38051	PLATE STAPLER SHIFT			1	1	1	
47	303NB38030	3NB38030	BELT STAPLER SHIFT			1	1	1	
48	303NB38110	3NB38110	STOPPER DRIVE BELT			1	1	1	
49	303NB38040	3NB38040	SHAFT STAPLER SHIFT			1	1	1	

• Parts with a Ref.No. of 500 and above in the illustration indicate they are not selected for service parts.

• イラスト中で 500 番台の Ref 番号が付いている部品はサービスパーツに選定されていません。

FIG. 3 Paper Feed Section 1

3RW-3

Ref. No. 番号	Part.No. 部品番号	Alternative. 代替部品番号	Description 部 品 名 称	Notes 備 考	Revision 改 訂	Quantity 個数			
						100(日本)	120	230	240
50	7BE008165431H01	BE119730	BEARING 688ZZ			2	2	2	
51	303PW36240	3PW36240	MOUNT PI UPPER GUIDE			1	1	1	
52	303RW36050	3RW36050	COVER MIDDLE TRAY WIRE		3:Part No.-chg.	1	1	1	
53	303NB38080	3NB38080	SHAFT STOPPER PULLEY			1	1	1	
54	5MVX111DN003	2A806250	RING STOPPER /A-49 FEED A4			3	3	3	
55	5MVM176DN001	3B706020	PULLEY RAIL CASS /40283V0034 A4			5	5	5	
56	303NB38060	3NB38060	STOPPER STAPLER MOUNT			1	1	1	
57	3B807230	3B807230	COLLAR,MIDDLE BELT			2	2	2	
58	303NB38021	3NB38021	MOUNT STAPLER			1	1	1	
59	303NB38090	3NB38090	SHAFT MOUNT PULLEY			3	3	3	
60	303NB38190	3NB38190	PLATE EARTH STAPLER			1	1	1	
61	303NB38160	3NB38160	FILM STAPLER			1	1	1	
62	7BE006124431H01	BE119720	BEARING MR126ZZ			2	2	2	
63	303NB38180	3NB38180	GUIDE STAPLER			1	1	1	
64	303NB38140	3NB38140	COVER STAPLER			1	1	1	
65	303NB36050	3NB36050	DUCT UPPER GUIDE WIRE 1			1	1	1	
66	303LL02330	3LL02330	HOLDER WIRE D			1	1	1	
67	302FB09720	2FB09720	BELT FRONT DRIVE			2	2	2	
68	303NB36070	3NB36070	HOLDER CURSOR			2	2	2	
69	303NB36060	3NB36060	SHAFT CURSOR			1	1	1	
70	303rw36020	3rw36020	GUIDE MIDDLE TRAY			1	1	1	
71	303NB36031	3NB36031	CURSOR F MIDDLE TRAY			1	1	1	
72	303NB36041	3NB36041	CURSOR R MIDDLE TRAY			1	1	1	
73	303NB36082	3NB36082	GUIDE PAPER STOPPER			1	1	1	
74	303NB36420	3NB36420	FILM GUIDE STOPPER			2	2	2	
75	303NB36510	3NB36510	FILM GUIDE STOPPER B			2	2	2	
76	303NB36442	3NB36442	FILM GUIDE STOPPER S			2	2	2	
77	303NB36430	3NB36430	FILM GUIDE STOPPER C			1	1	1	
78	303NB36650	3NB36650	FILM GUIDE STOPPER E			1	1	1	
79	303NB36640	3NB36640	FILM GUIDE STOPPER D			1	1	1	
80	303M894260	3M894260	PARTS SENSOR OPT SP		3:Part No.-chg.	1	1	1	
81	303NB36141	3NB36141	SHAFT PADDLE A			1	1	1	
82	303NB36160	3NB36160	PLATE PULSE PADDLE A			1	1	1	
83	303NB36130	3NB36130	SHEET PADDLE A			2	2	2	
84	303NB36240	3NB36240	HOLDER PADDLE			2	2	2	
85	302HN22070	2HN22070	GEAR Z22L TC ROLL			1	1	1	
86	303JX31390	3JX31390	GEAR 22 R			1	1	1	
87	302P794010	2P794010	PARTS SENSOR OPT. SP			1	1	1	
88	303RW36040	3RW36040	ACTUATOR EXIT		3:Add	1	1	1	
89	302LC28150	2LC28150	SPRING-COMPRESSION		3:Add	1	1	1	
101	7BB700308H	BB105600	+BIND T.T S SCREW 3X8 SR						
102	5MBP2012WXSP	E0020120	SPRING PIN/M2 X 12 S-BLK						
103	7BB202306H	BB106940	+TP-FLAT T.T P SCREW 3X6						
104	7BB700408H	BB105640	+BIND T.T S SCREW 4X8 SR						
105	7BB607410H	BB106870	+TP-CUP M SCREW 4X10 R						

• Parts with a Ref.No. of 500 and above in the illustration indicate they are not selected for service parts.

• イラスト中で 500 番台の Ref 番号が付いている部品はサービスパーツに選定されていません。

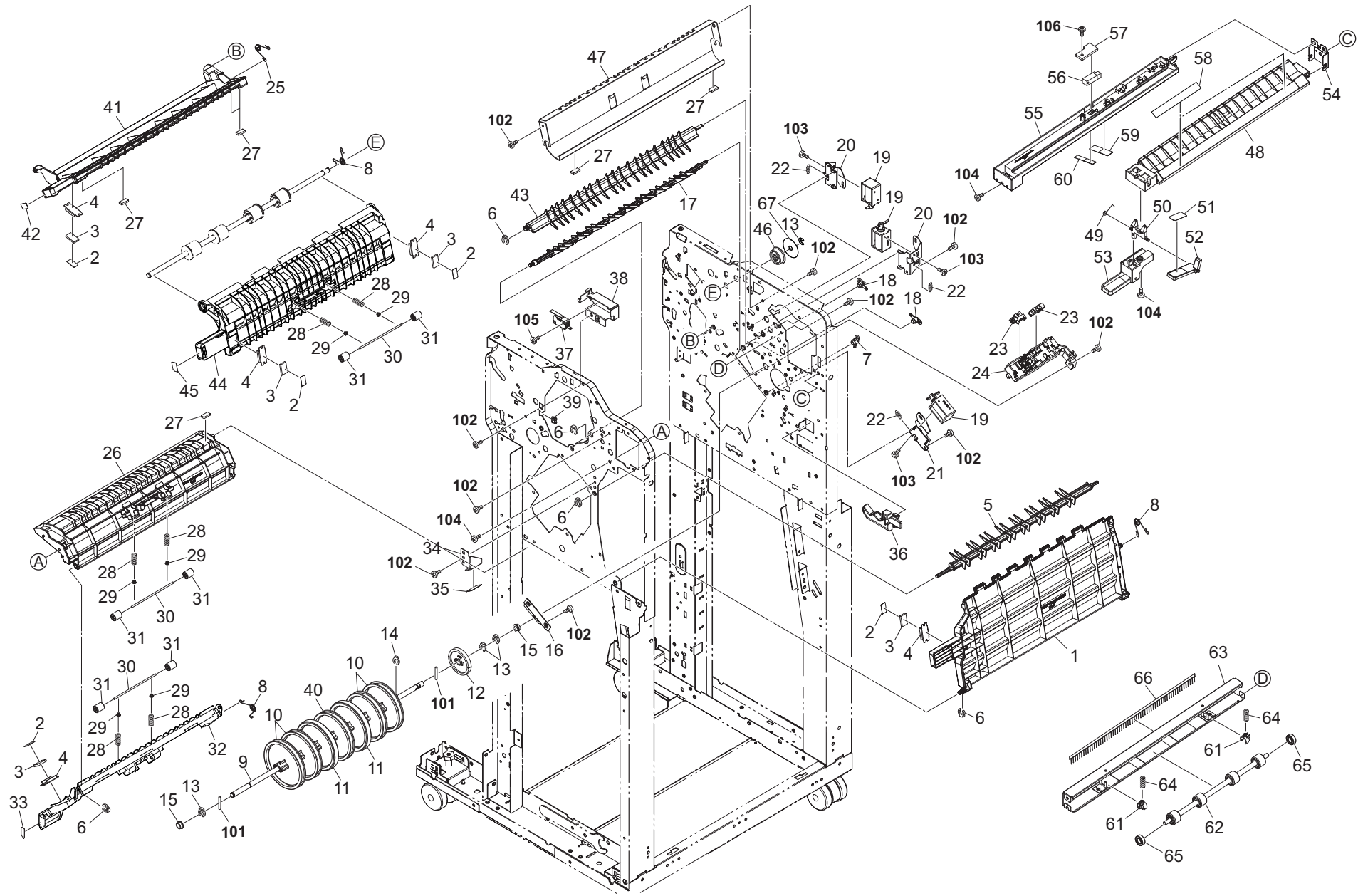


FIG. 4 Paper Feed Section 2

3RW-2

Ref. No. 番号	Part.No. 部品番号	Alternative. 代替部品番号	Description 部 品 名 称	Notes 備 考	Revision 改 訂	Quantity 個数			
						100(日本)	120	230	240
1	303NB24080	3NB24080	GUIDE BOOKLET RIGHT			1	1	1	
2	302GR04380	2GR04380	SEAL MAGNET			5	5	5	
3	302GR04370	2GR04370	MAGNET CLIP DISH			5	5	5	
4	303NB24210	3NB24210	HOLDER MAGNET			5	5	5	
5	303RW24120	3RW24120	GUIDE FEED SHIFT BOOKLET			1	1	1	
6	5MVX111DN003	2A806250	RING STOPPER /A-49 FEED A4			5	5	5	
7	303NB24160	3NB24160	LEVER SOLENOID C			1	1	1	
8	303NB24220	3NB24220	SPRING GUIDE HOLD			3	3	3	
9	303RW24101	3RW24101	SHAFT DRUM		2:Design-chg.	1	1	1	
10	303H316390	3H316390	GUIDE WHEEL DRUM			4	4	4	
11	303H316370	3H316370	GUIDE DRUM ASS'Y			2	2	2	
12	3H316050	3H316050	GEAR 46 DRUM DRIVE			1	1	1	
13	2BC06910	2BC06910	STOPPER 6			4	4	4	
14	33973300	33973300	STOPPER 7,CARTRIDGE			1	1	1	
15	28107310	49028101	BUSH 8			2	2	2	
16	303NB24290	3NB24290	MOUNT GUIDE DRUM			1	1	1	
17	303RW24130	3RW24130	GUIDE FEED SHIFT DRUM			1	1	1	
18	303NB24140	3NB24140	LEVER SOLENOID AB			2	2	2	
19	302K994370	2K994370	PARTS SOLENOID FEED SHIFT SP			3	3	3	
20	303NB24130	3NB24130	MOUNT SOLENOID AB			2	2	2	
21	303NB24150	3NB24150	MOUNT SOLENOID C			1	1	1	
22	302FZ08190	2FZ08190	SPRING HOLDER MPT			3	3	3	
23	303M894260	3M894260	PARTS SENSOR OPT SP			2	2	2	
24	303NB24200	3NB24200	MOUNT PI ACTUATOR			1	1	1	
25	303RW24160	3RW24160	SPRING GUIDE HOLD			1	1	1	
26	303RW24070	3RW24070	GUIDE DRUM UPPER			1	1	1	
27	63213320	63213320	CUSHION,ORIGINAL COLLECTION			5	5	5	
28	302H728100	2H728100	SPRING EXIT PULLEY			6	6	6	
29	2FM04150	2FM04150	CAP SPRING /B-11 ENCLOSURE A4			6	6	6	
30	303RW24170	3RW24170	SHAFT FEED			3	3	3	
31	303B817020	3B817020	PULLEY SUB EJECT			6	6	6	
32	303RW24080	3RW24080	GUIDE DRUM LOWER			1	1	1	
33	303NB34170	3NB34170	LABEL D6 NEW			1	1	1	
34	303NB24280	3NB24280	MOUNT MAGNET			1	1	1	
35	303NB24330	3NB24330	FILM MAGNET			1	1	1	
36	303NB24320	3NB24320	STOPPER GUIDE			1	1	1	
37	2FB27160	2FB27160	INTER LOCK SWITCH			1	1	1	
38	303NB36330	3NB36330	MOUNT INTERLOCK UPPER GUIDE			1	1	1	
39	7YZM210014++H01	YZ152040	ACCESS.EDGING			1	1	1	
40	303RW24090	3RW24090	GUIDE WHEEL DRUM			1	1	1	
41	303NB24040	3NB24040	GUIDE MIDDLE CONVEYING UPPER			1	1	1	
42	303NB34040	3NB34040	LABEL D4			1	1	1	
43	303NB24100	3NB24100	GUIDE FEED SHIFT SUB			1	1	1	
44	303RW24031	3RW24031	GUIDE SUB LEFT OPEN			1	1	1	
45	303NB34020	3NB34020	LABEL D2			1	1	1	
46	303NB31130	3NB31130	PULLEY P42 EXIT			1	1	1	
47	303RW24010	3RW24010	GUIDE SUB RIGHT			1	1	1	
48	303NB07021	3NB07021	GUIDE FEED LOWER			1	1	1	

• Parts with a Ref.No. of 500 and above in the illustration indicate they are not selected for service parts.

• イラスト中で 500 番台の Ref 番号が付いている部品はサービスパーツに選定されていません。

FIG. 4 Paper Feed Section 2

3RW

Ref. No. 番号	Part.No. 部品番号	Alternative. 代替部品番号	Description 部品名称	Notes 備考	Revision 改訂	Quantity 個数			
						100(日本)	120	230	240
49	303NB07120	3NB07120	SPRING-TORSION GUIDE HOOK			1	1	1	
50	303NB07100	3NB07100	HOOK GUIDE FEED LOWER			1	1	1	
51	303NC34020	3NC34020	LABEL D1			1	1	1	
52	303NB07110	3NB07110	LEVER GUIDE FEED LOWER			1	1	1	
53	303NB07092	3NB07092	HANDLE GUIDE FEED LOWER			1	1	1	
54	303NB07080	3NB07080	MOUNT LOWER GUIDE FEED			1	1	1	
55	303NB07011	3NB07011	GUIDE FEED UPPER			1	1	1	
56	303NW94060	3NW94060	PARTS SENSOR OPT. SP			1	1	1	
57	303NB07150	3NB07150	LID SENSOR			1	1	1	
58	303NB07190	3NB07190	SHEET FEED IN C			2	2	2	
59	303NB07170	3NB07170	SHEET FEED IN A			1	1	1	
60	303NB07180	3NB07180	SHEET FEED IN B			1	1	1	
61	303NB07160	3NB07160	HOLDER BEARING			2	2	2	
62	303RW94030	3RW94030	PARTS ROLLER FEED UPPER SP			1	1	1	
63	303RW07040	3RW07040	GUIDE FEED ROLLER			1	1	1	
64	302H724030	2H724030	SPRING REGIST F			2	2	2	
65	7BE006124431H01	BE119720	BEARING MR126ZZ			2	2	2	
66	63212210	63212210	STATIC ELIMINATOR,EJECT			1	1	1	
67	303H322140	3H322140	FLANGE 36			1	1	1	
101	7BP512514B0CH01	BP126560	PARALLEL PIN 2.5X14						
102	7BB700408H	BB105640	+BIND T.T S SCREW 4X8 SR						
103	7BB007303H	BB105750	+TP-CUP M SCREW 3X3						
104	7BB200410H	BB105700	+BIND T.T P SCREW 4X10						
105	7BB700316H	BB106910	+BIND T.T S SCREW 3X16 SR						
106	7BB282308H	BB111240	+TP-FLAT T.T P SCREW 3X8(BLACK)						

• Parts with a Ref.No. of 500 and above in the illustration indicate they are not selected for service parts.

• イラスト中で 500 番台の Ref 番号が付いている部品はサービスパーツに選定されていません。

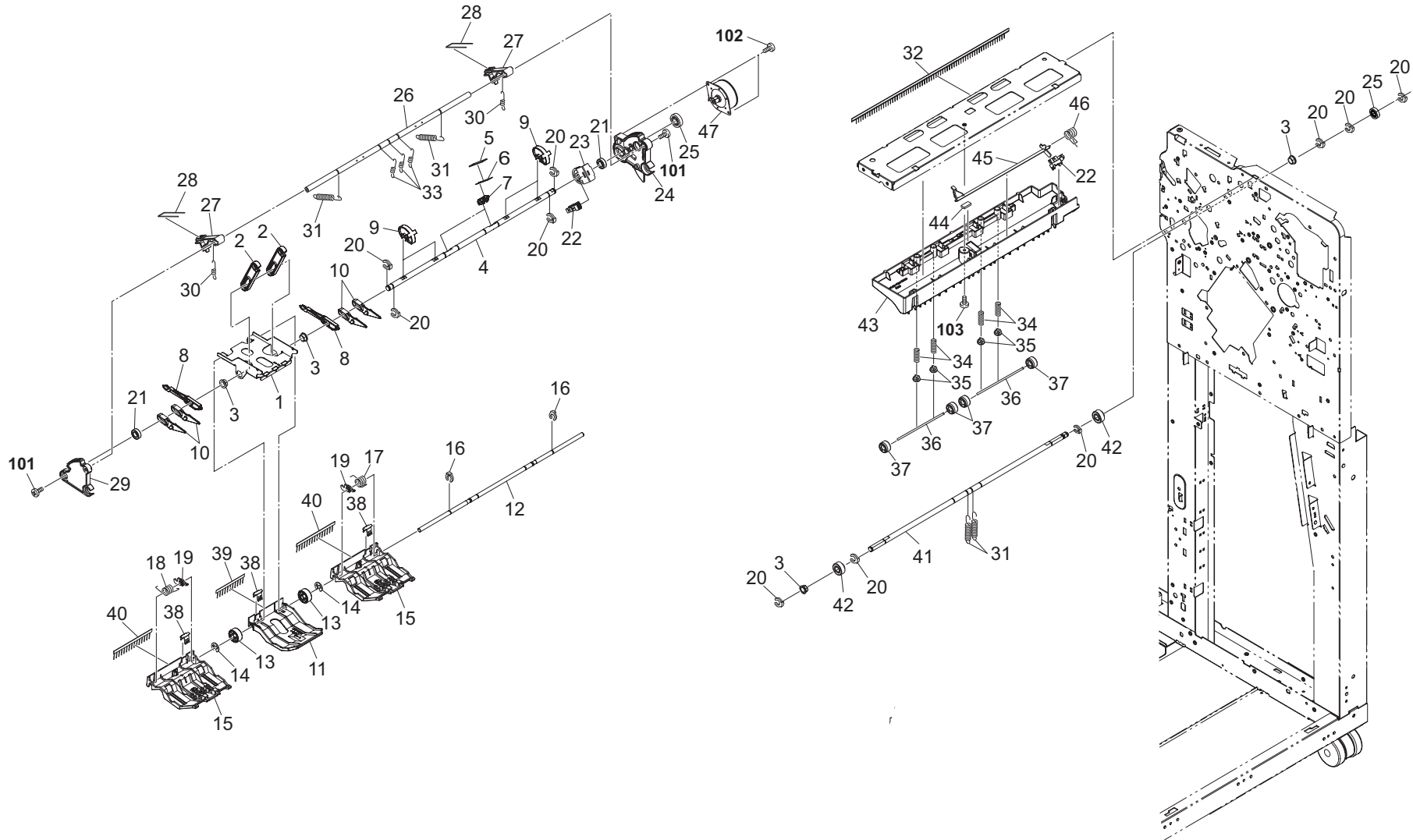


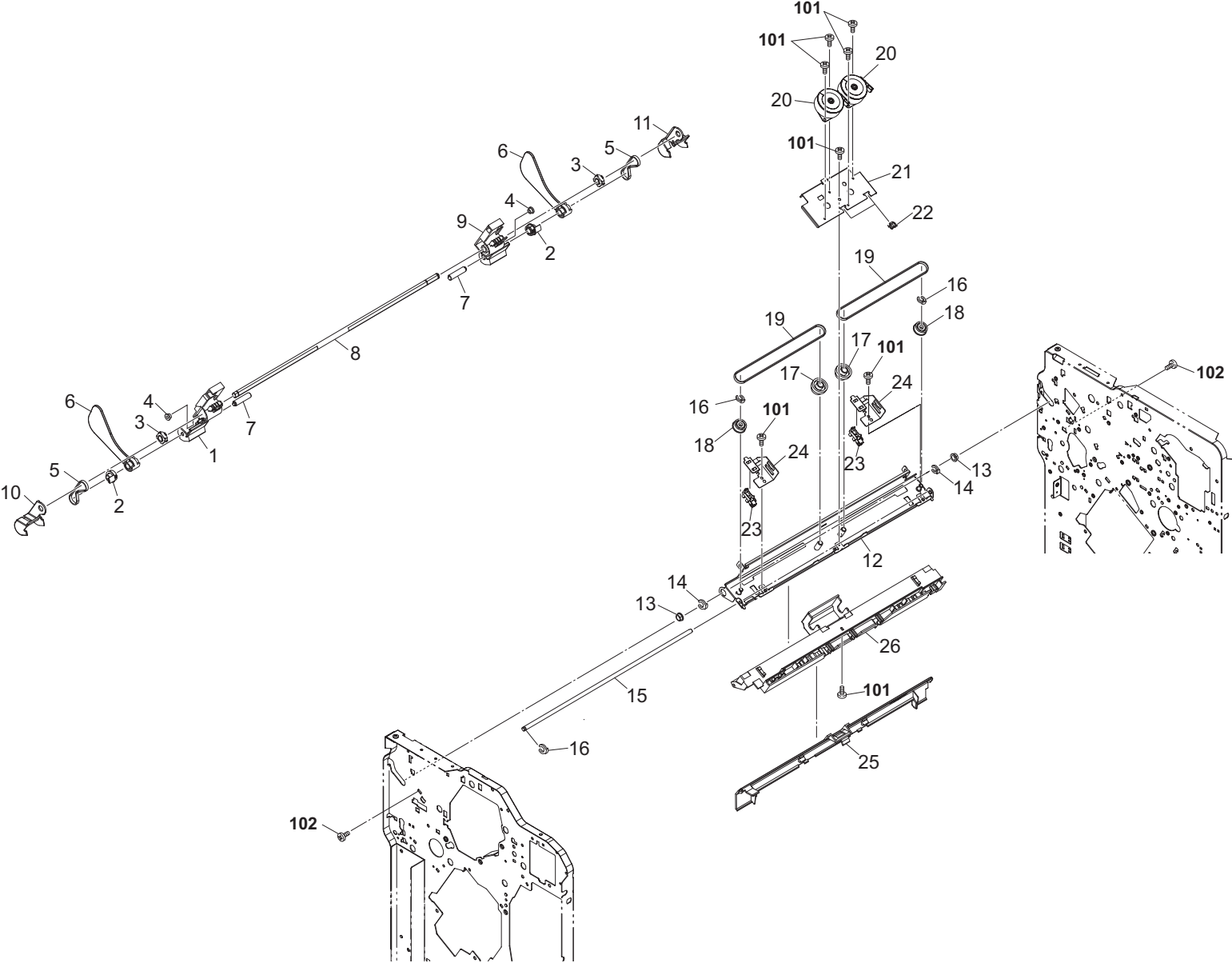
FIG. 5 Paper Feed Section 3

3RW

Ref. No. 番号	Part.No. 部品番号	Alternative. 代替部品番号	Description 部品名称	Notes 備考	Revision 改訂	Quantity 個数			
						100(日本)	120	230	240
1	303NB36190	3NB36190	MOUNT EXIT PULLEY			1	1	1	
2	303NB36370	3NB36370	LEVER UPPER EXIT			2	2	2	
3	28107310	49028101	BUSH 8			4	4	4	
4	303NB36271	3NB36271	SHAFT PADDLE B			1	1	1	
5	303NB36260	3NB36260	SHEET PADDLE B			2	2	2	
6	303NB36480	3NB36480	FILM PADDLE B			2	2	2	
7	303NB36240	3NB36240	HOLDER PADDLE			2	2	2	
8	303NB36380	3NB36380	BRAKE EXIT			2	2	2	
9	303NB36600	3NB36600	CAM PADDLE			4	4	4	
10	303NB36591	3NB36591	LEVER PAPER PRESS			4	4	4	
11	303NB36350	3NB36350	GUIDE CENTER			1	1	1	
12	303NB36230	3NB36230	SHAFT PAPER PRESS			1	1	1	
13	303NB36200	3NB36200	PULLEY EXIT			2	2	2	
14	302FB09830	2FB09830	CUT WASHER 4			2	2	2	
15	303NB36224	3NB36224	GUIDE PAPER PRESS			2	2	2	
16	5MVX111DN003	2A806250	RING STOPPER /A-49 FEED A4			2	2	2	
17	303NB36540	3NB36540	SPRING EXIT R			1	1	1	
18	303NB36530	3NB36530	SPRING EXIT F			1	1	1	
19	303NB36521	3NB36521	GUIDE PAPER EXIT			2	2	2	
20	2BC06910	2BC06910	STOPPER 6			10	10	10	
21	7BE008165431H01	BE119730	BEARING 688ZZ			2	2	2	
22	303M894260	3M894260	PARTS SENSOR OPT SP			2	2	2	
23	303NB36250	3NB36250	MOUNT PI PADDLE B			1	1	1	
24	303NB36180	3NB36180	FRAME EXIT REAR			1	1	1	
25	303NB31010	3NB31010	GEAR Z35R			2	2	2	
26	303NB36210	3NB36210	SHAFT UPPER GUIDE			1	1	1	
27	303NB36390	3NB36390	LEVER BRAKE EXIT			2	2	2	
28	303NB36410	3NB36410	SPRING LEVER BRAKE			2	2	2	
29	303NB36170	3NB36170	FRAME EXIT FRONT			1	1	1	
30	303NB36290	3NB36290	SPRING EXIT PULLEY			2	2	2	
31	303NB36300	3NB36300	SPRING GUIDE PAPER PRESS			4	4	4	
32	303NB24300	3NB24300	STATIC-ELIMINATOR SUB EJECT			1	1	1	
33	303NB36630	3NB36630	SPRING EXIT PRESS			3	3	3	
34	302H728100	2H728100	SPRING EXIT PULLEY			4	4	4	
35	2FM04150	2FM04150	CAP SPRING /B-11 ENCLOSURE A4			4	4	4	
36	303RW24180	3RW24180	SHAFT EJECT			2	2	2	
37	303NB24310	3NB24310	PULLEY SUB EJECT			4	4	4	
38	303NB36471	3NB36471	PLATE EARTH EJECT			3	3	3	
39	303NB36500	3NB36500	STATIC-ELIMINATOR EJECT CENTER			1	1	1	
40	303NB36490	3NB36490	STATIC-ELIMINATOR EJECT SIDE			2	2	2	
41	303NB36310	3NB36310	SHAFT UPPER EXIT DRIVE			1	1	1	
42	2BL21430	2BL21430	GEAR EXIT Z20			2	2	2	
43	303RW24020	3RW24020	GUIDE SUB EJECT			1	1	1	
44	63213320	63213320	CUSHION,ORIGINAL COLLECTION			1	1	1	
45	303NB24170	3NB24170	ACTUATOR SUB			1	1	1	
46	302K928190	2K928190	SPRING-TORSION SWITCHBACK			1	1	1	
47	302HN44100	2HN44100	MOTOR REVERSE			1	1	1	
101	7BB607410H	BB106870	+TP-CUP M SCREW 4X10 R						
102	7BB200308H	BB105660	+BIND T.T P SCREW 3X8						
103	7BB700408H	BB105640	+BIND T.T S SCREW 4X8 SR						

• Parts with a Ref.No. of 500 and above in the illustration indicate they are not selected for service parts.

• イラスト中で 500 番台の Ref 番号が付いている部品はサービスパーツに選定されていません。



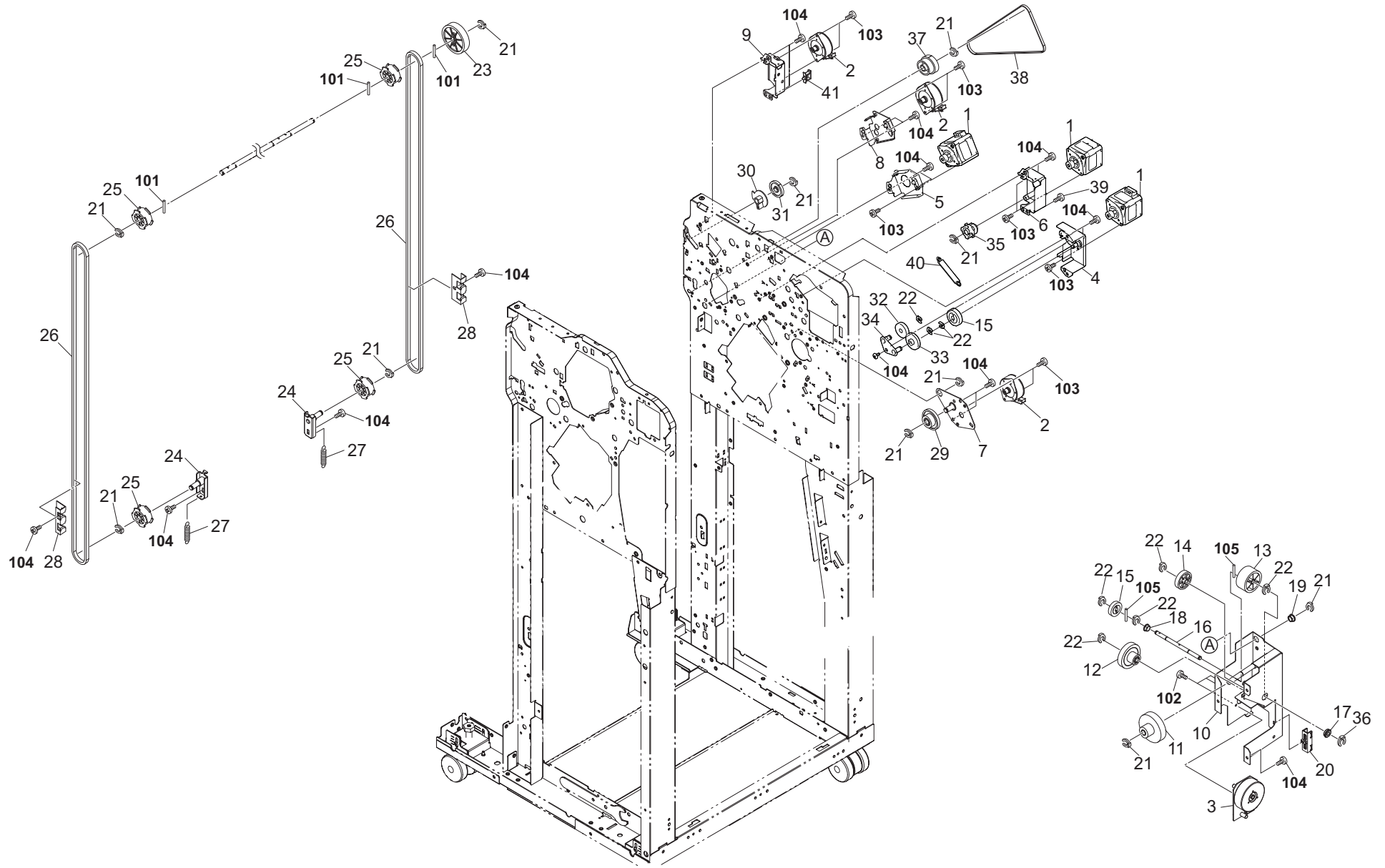


FIG. 7 Drive Section

3RW

Ref. No. 番号	Part.No. 部品番号	Alternative. 代替部品番号	Description 部品名称	Notes 備考	Revision 改訂	Quantity 個数			
						100(日本)	120	230	240
1	303NV94010	3NV94010	PARTS MOTOR DP SP			3	3	3	
2	302HN44100	2HN44100	MOTOR REVERSE			3	3	3	
3	303NB94052	3NB94052	PARTS MOTOR-BL BRAKE SP			1	1	1	
4	303RW31010	303RW3101	MOUNT FEED IN DRIVE			1	1	1	
5	303RW31020	303RW3102	MOUNT CONVEYING			1	1	1	
6	303RW31030	303RW3103	MOUNT EJECT DRIVE			1	1	1	
7	303NB31060	3NB31060	MOUNT DRUM DRIVE			1	1	1	
8	303NB31120	3NB31120	MOUNT CONVEYING			1	1	1	
9	303NB28190	3NB28190	MOUNT TURN DRIVE			1	1	1	
10	303NB37011	3NB37011	MOUNT DRIVE			1	1	1	
11	3AK20080	3AK20080	GEAR 18/50			1	1	1	
12	303NB37030	3NB37030	GEAR Z34L Z52L			1	1	1	
13	303NB37040	3NB37040	GEAR WORM			1	1	1	
14	303NB37050	3NB37050	GEAR Z60R			1	1	1	
15	302H731280	2H731280	GEAR Z29R MIDDLE			2	2	2	
16	303NB37020	3NB37020	SHAFT WORM			1	1	1	
17	74808080	74808080	BEARING,686ZZNR			1	1	1	
18	302K324450	2K324450	BUSH 6			1	1	1	
19	28107310	49028101	BUSH 8			1	1	1	
20	302LF39050	2LF39050	GUIDE WIRE FRONT PWB			1	1	1	
21	2BC06910	2BC06910	STOPPER 6			11	11	11	
22	5MVX111DN003	2A806250	RING STOPPER /A-49 FEED A4			8	8	8	
23	3AK20090	3AK20090	GEAR 51			1	1	1	
24	303NB37060	3NB37060	PLATE TENSION			2	2	2	
25	303NB37200	3NB37200	PULLEY 20S5M			4	4	4	
26	303NB37080	3NB37080	BELT LIFT			2	2	2	
27	303JY28200	3JY28200	SPRING MAIN TRAY			2	2	2	
28	3AK20050	3AK20050	HOLDER,TIMING BELT			2	2	2	
29	303NB31050	3NB31050	GEAR Z70R-Z20			1	1	1	
30	303NB28170	3NB28170	PLATE TURN PULSE			1	1	1	
31	303NB28180	3NB28180	GEAR Z55R			1	1	1	
32	303K531040	3K531040	GEAR 42			1	1	1	
33	303K531120	3K531120	GEAR 48 LOOP ROLLER			1	1	1	
34	303NB31030	3NB31030	MOUNT FEED IDLE			1	1	1	
35	303RW31040	3RW31040	GEAR Z22R-P35			1	1	1	
36	302FZ25740	2FZ25740	STOPPER 4			1	1	1	
37	303NB31100	3NB31100	GEAR Z35L-P42			1	1	1	
38	303NB31090	3NB31090	BELT 504			1	1	1	
39	3CZ02230	3CZ02230	PIN,HOOK FULCRUM			1	1	1	
40	27302160	48527301	SPRING,RELEASE LEVER			1	1	1	
41	7YZM610007++H01	YZ023340	ACCESS.SADDLE			1	1	1	
101	E5125200	E5125200	PARALLEL PIN H7A 2.5X20 SUS						
102	7BB007304H	BB105810	+TP-CUP M SCREW 3X4						
103	7BB700308H	BB105600	+BIND T.T S SCREW 3X8 SR						
104	7BB700408H	BB105640	+BIND T.T S SCREW 4X8 SR						
105	5MBP2012WPLD	E5120120	PARALLEL PIN/M2 X 12 SUS-DP						

• Parts with a Ref.No. of 500 and above in the illustration indicate they are not selected for service parts.

• イラスト中で 500 番台の Ref 番号が付いている部品はサービスパーツに選定されていません。

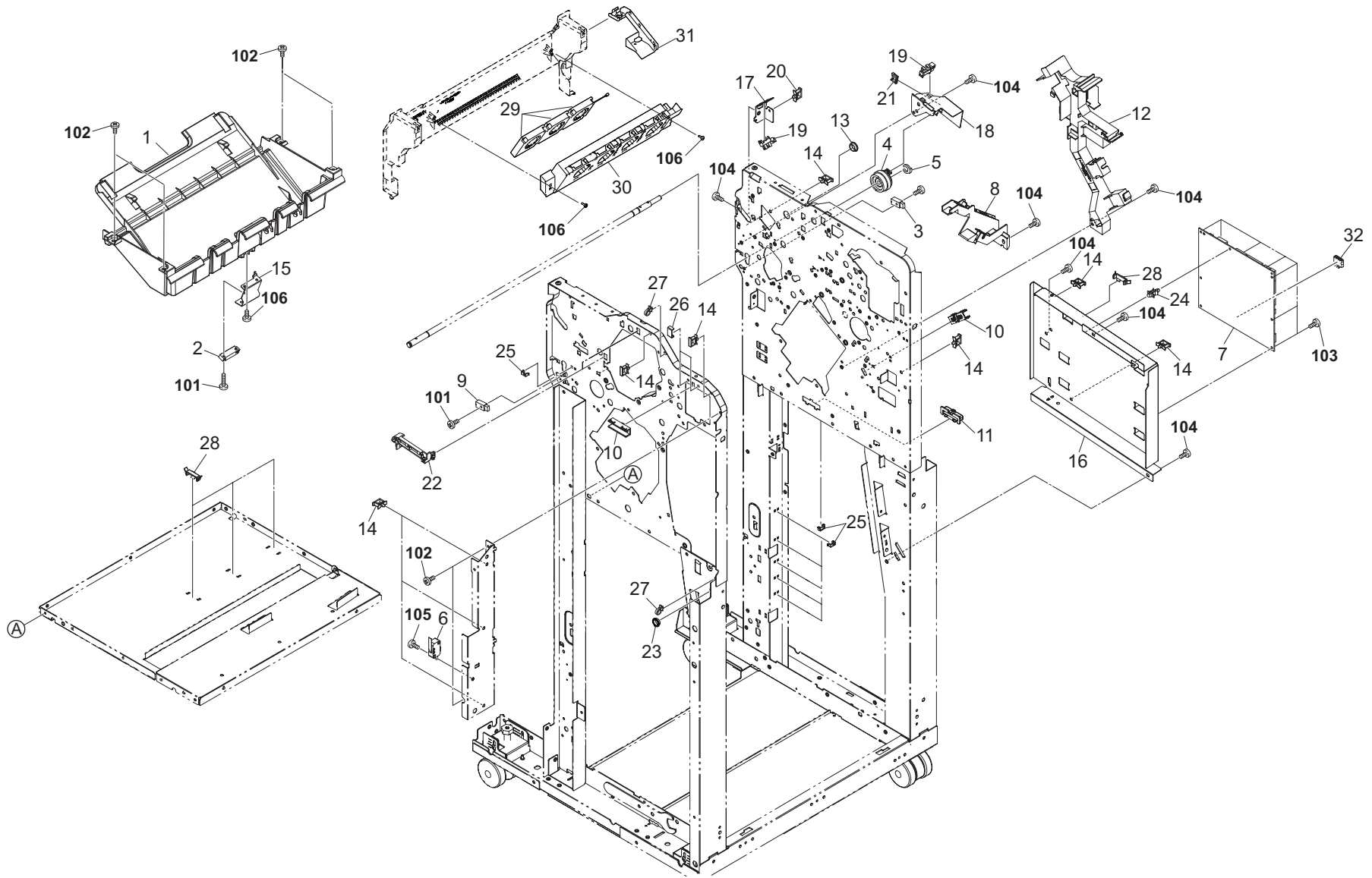


FIG. 8 Electrical Components

3RW

Ref. No. 番号	Part.No. 部品番号	Alternative. 代替部品番号	Description 部品名称	Notes 備考	Revision 改訂	Quantity 個数			
						100(日本)	120	230	240
1	303RW04030	3RW04030	COVER TRAY B EJECT			1	1	1	
2	303NW94050	3NW94050	PARTS SENSOR OPT. SP			1	1	1	
3	303NB94140	3NB94140	PARTS SENSOR OPT. SP			1	1	1	
4	302KV44041	2KV44041	CLUTCH 50 Z35R			1	1	1	
5	5MVX111DN003	2A806250	RING STOPPER /A-49 FEED A4			1	1	1	
6	2FB27160	2FB27160	INTER LOCK SWITCH			1	1	1	
7	303RW94010	3RW94010	PARTS PWB DF MAIN ASSY SP			1	1	1	
8	303NB39021	3NB39021	GUIDE WIRE REAR LEFT			1	1	1	
9	303H327460	3H327460	SENSOR A,SEPARATION			1	1	1	
10	302LF39050	2LF39050	GUIDE WIRE FRONT PWB			2	2	2	
11	303JY38601	3JY38601	EDGING FFC			1	1	1	
12	303RW39010	3RW39010	GUIDE WIRE REAR RIGHT			1	1	1	
13	7YZM110001++H01	YZ009420	ACCESS.BUSHING			1	1	1	
14	7YZM610001++H01	YZ010230	ACCESS SADDLE			9	9	9	
15	303NB24250	3NB24250	MOUNT LIMIT SENSOR SUB			1	1	1	
16	303NB39011	3NB39011	MOUNT PWB			1	1	1	
17	303NB28210	3NB28210	MOUNT PI HOME			1	1	1	
18	303NB28200	3NB28200	MOUNT PI SET			1	1	1	
19	303M894260	3M894260	PARTS SENSOR OPT SP			2	2	2	
20	7YZM610007++H01	YZ023340	ACCESS.SADDLE			1	1	1	
21	7YZM210014++H01	YZ152040	ACCESS.EDGING			1	1	1	
22	303NB39040	3NB39040	GUIDE WIRE FRONT			2	2	2	
23	7YZM110003++H01	YZ034780	ACCESS.BUSHING			1	1	1	
24	7YZM510007++H01	YZ042780	ACCESS.SPACER			1	1	1	
25	302K931080	2K931080	WIRE STOPPER			7	7	7	
26	303LL02330	3LL02330	HOLDER WIRE D			2	2	2	
27	7YZM410002++H01	YZ042720	ACCESS BAND			2	2	2	
28	7YZM390015++H01	YZ124850	ACCESS.CLAMP			4	4	4	
29	302K994A50	2K994A50	PARTS FAN COOLING LSU 50 SP			3	3	3	
30	303RW04040	3RW04040	HOUSING FAN			1	1	1	
31	303RW04050	3RW04050	GUIDE FAN			1	1	1	
32	7UMDEC002K81HQ2	NCQA5050	IC.EEPROM			1	1	1	
101	7BB700312H	BB106820	+BIND T.T S SCREW 3X12 SR						
102	7BB782410H	BB111310	+TP-FLAT T.T S SCREW 4X10 SR(BLACK)						
103	7BB700308H	BB105600	+BIND T.T S SCREW 3X8 SR						
104	7BB700408H	BB105640	+BIND T.T S SCREW 4X8 SR						
105	7BB600314H	BB112160	+BIND M SCREW 3X14 R						
106	7BB200308H	BB105660	+BIND T.T P SCREW 3X8						

• Parts with a Ref.No. of 500 and above in the illustration indicate they are not selected for service parts.

• イラスト中で 500 番台の Ref 番号が付いている部品はサービスパーツに選定されていません。

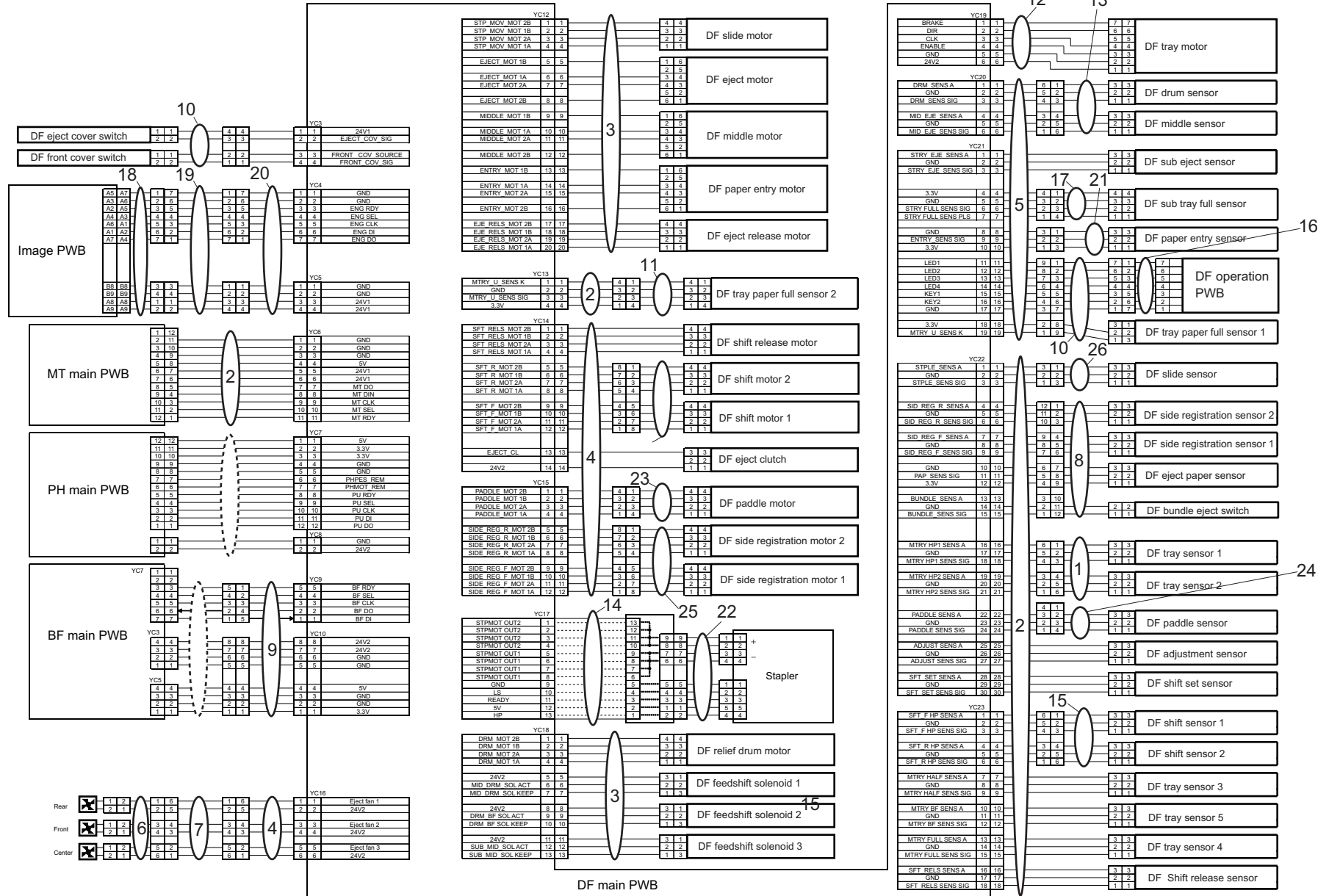


FIG. 9 Wire Section

3RW-3

Ref. No. 番号	Part.No. 部品番号	Alternative. 代替部品番号	Description 部 品 名 称	Notes 備 考	Revision 改 訂	Quantity 個数			
						100(日本)	120	230	240
1	303RW46010	3RW46010	WIRE SENSOR 1			1	1	1	
2	303RW46020	3RW46020	WIRE SENSOR 2			1	1	1	
3	303RW46030	3RW46030	WIRE MOTOR 1			1	1	1	
4	303RW46040	3RW46040	WIRE MOTOR 2			1	1	1	
5	303RW46050	3RW46050	WIRE SENSOR 3			1	1	1	
6	303RW46060	3RW46060	WIRE FAN UNIT			1	1	1	
7	303RW46070	3RW46070	WIRE FAN JOINT			1	1	1	
8	303RV46080	3RV46080	CONN.CORD ASSY MID TRAY SENSOR		3:Part No.-chg.	1	1	1	
9	303NB46060	3NB46060	WIRE BOOKLET			1	1	1	
10	303NB46070	3NB46070	WIRE FRONT			1	1	1	
11	303NB46080	3NB46080	WIRE MTRAY SURF			1	1	1	
12	303NB46090	3NB46090	WIRE MTRAY MOTOR			1	1	1	
13	303NB46100	3NB46100	WIRE ME SENSOR			1	1	1	
14	303NB46110	3NB46110	WIRE FFC			1	1	1	
15	303NB46140	3NB46140	WIRE SHIFT			1	1	1	
16	303NB46160	3NB46160	WIRE OPERATION			1	1	1	
17	303NB46170	3NB46170	WIRE B-TRAY FULL			1	1	1	
18	303NB46180	3NB46180	WIRE INTERFACE A			1	1	1	
19	303NB46190	3NB46190	WIRE INTERFACE B			1	1	1	
20	303NB46200	3NB46200	WIRE INTERFACE C			1	1	1	
21	303NC46080	3NC46080	WIRE CI SENSOR			1	1	1	
22	303NC46100	3NC46100	WIRE STAPLER			1	1	1	
23	303NC46110	3NC46110	WIRE NCK MOTOR			1	1	1	
24	303NC46120	3NC46120	WIRE PADDLE SENSOR			1	1	1	
25	303NC46150	3NC46150	WIRE MID TRAY MOTOR			1	1	1	
26	303NC46160	3NC46160	WIRE STP HP SENSOR			1	1	1	

• Parts with a Ref.No. of 500 and above in the illustration indicate they are not selected for service parts.

• イラスト中で 500 番台の Ref 番号が付いている部品はサービスパーツに選定されていません。

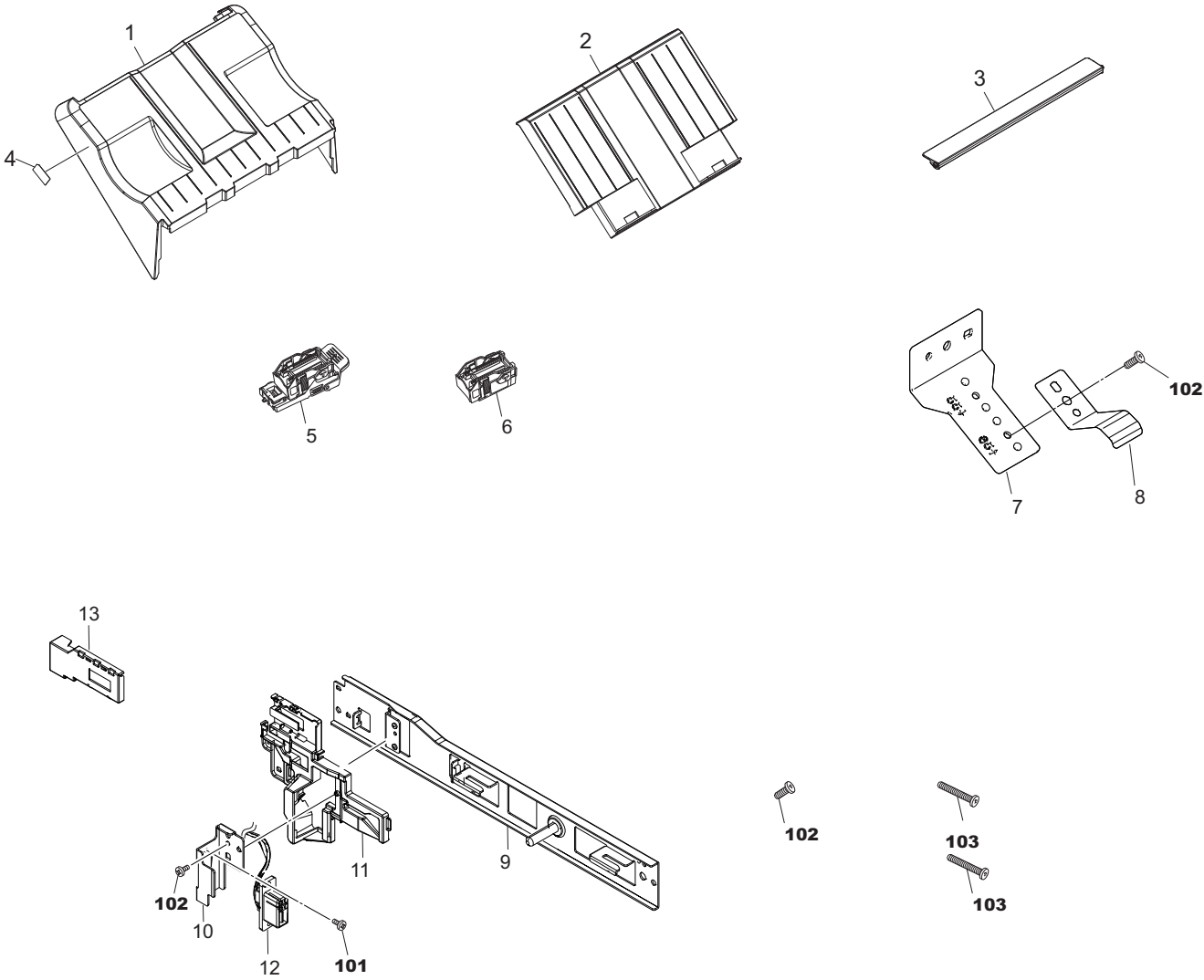


FIG. 10 Accessories

3RW

Ref. No. 番号	Part.No. 部品番号	Alternative. 代替部品番号	Description 部品名称	Notes 備考	Revision 改訂	Quantity 個数			
						100(日本)	120	230	240
1	303RW37010	3RW37010	TRAY MAIN UP			1	1	1	
2	303RW37020	3RW37020	TRAY MAIN LOW			1	1	1	
3	303RW04090	3RW04090	COVER JUNCTION TRAY C			1	1	1	
4	303RW34020	3RW34020	LABEL A			1	1	1	
5	303NB38200	3NB38200	CARTRIDGE EH600			1	1	1	
6	1903NB0UN0	093NB0UN	SH-12/STAPLE HOLDER	OPTION		1	1	1	
7	303NB02120	3NB02120	PLATE HOLDER EARTH			1	1	1	
8	303JY02400	3JY02400	PLATE EARTH RAIL			1	1	1	
9	303NB02370	3NB02370	PLATE JUNCTION D			1	1	1	
10	303NB02381	3NB02381	MOUNT DRAWER			1	1	1	
11	303NB02390	3NB02390	SLIDER DRAWER			1	1	1	
12	303NB46180	3NB46180	WIRE INTERFACE A			1	1	1	
13	303NB02420	3NB02420	COVER INTERFACE			1	1	1	
101	7BB700412H	BB106830	+BIND T.T S SCREW 4X12 SR						
102	7BB700408H	BB105640	+BIND T.T S SCREW 4X8 SR						
103	7BB780420H	BB116060	+BIND T.T S SCREW 4X20 SR(BLACK)						

• Parts with a Ref.No. of 500 and above in the illustration indicate they are not selected for service parts.

• イラスト中で 500 番台の Ref 番号が付いている部品はサービスパーツに選定されていません。

Part.No. 部品番号	Alternative. 代替部品番号	Description 部品名称	Fig.No.
1903NB0UN0	093NB0UN	SH-12/STAPLE HOLDER	10
27302160	48527301	SPRING,RELEASE LEVER	7
28107310	49028101	BUSH 8	23,4,5,6,7
2BC06910	2BC06910	STOPPER 6	1,2,3,4,5,6,7
2BL21430	2BL21430	GEAR EXIT Z20	5
2C902520	2C902520	COLLAR LEVER CONT.	6
2FB27160	2FB27160	INTER LOCK SWITCH	4,8
2FM04150	2FM04150	CAP SPRING /B-11 ENCLOSURE A4	3,4,5
302BL04681	2BL04681	STRAP COVER	1
302F902180	2F902180	SPRING LEVER EF	3
302FB09610	2FB09610	PULLEY 30 DU	6
302FB09720	2FB09720	BELT FRONT DRIVE	3
302FB09830	2FB09830	CUT WASHER 4	5
302FZ08190	2FZ08190	SPRING HOLDER MPT	4
302FZ25740	2FZ25740	STOPPER 4	7
302GR04370	2GR04370	MAGNET CLIP DISH	4
302GR04380	2GR04380	SEAL MAGNET	4
302GR25241	2GR25241	PIN GUIDE CHUTE	2
302H004660	2H004660	MAGNET CATCH	1
302H029110	2H029110	PULLEY 26 DU	6
302H715300	2H715300	FILM MAG COVER C	1
302H724030	2H724030	SPRING REGIST F	4
302H728100	2H728100	SPRING EXIT PULLEY	3,4,5
302H731280	2H731280	GEAR Z29R MIDDLE	7
302HN02930	2HN02930	SHEET HOUSING LEFT	1
302HN22070	2HN22070	GEAR Z22L TC ROLL	3
302HN44100	2HN44100	MOTOR REVERSE	3,5,6,7
302K324450	2K324450	BUSH 6	7
302K928190	2K928190	SPRING-TORSION SWITCHBACK	3,5
302K931080	2K931080	WIRE STOPPER	8
302K994370	2K994370	PARTS SOLENOID FEED SHIFT SP	4
302K994A50	2K994A50	PARTS FAN COOLING LSU 50 SP	8
302KK24390	2KK24390	FILM DU GUIDE	3
302KS08110	2KS08110	GEAR 18	3
302KV44041	2KV44041	CLUTCH 50 Z35R	8
302LC28150	2LC28150	SPRING-COMPRESSION	3
302LF39050	2LF39050	GUIDE WIRE FRONT PWB	7,8
302LW04260	2LW04260	SPACER USB	1
302N202011	2N202011	CASTER 100 CN	2
302P794010	2P794010	PARTS SENSOR OPT. SP	3
303B817020	3B817020	PULLEY SUB EJECT	3,4
303H316370	3H316370	GUIDE DRUM ASS'Y	4
303H316390	3H316390	GUIDE WHEEL DRUM	4
303H321120	3H321120	CUSHION HOLDER	2,3
303H322140	3H322140	FLANGE 36	4
303H327460	3H327460	SENSOR A,SEPARATION	8
303J902280	3J902280	PIN PAPER FEED	3
303JX31390	3JX31390	GEAR 22 R	3
303JY02400	3JY02400	PLATE EARTH RAIL	10
303JY24AD0	3JY24AD0	CUSHION B	2
303JY28200	3JY28200	SPRING MAIN TRAY	7

Part.No. 部品番号	Alternative. 代替部品番号	Description 部品名称	Fig.No.
303JY38240	3JY38240	SPACER 25	3
303JY38601	3JY38601	EDGING FFC	8
303K531040	3K531040	GEAR 42	7
303K531120	3K531120	GEAR 48 LOOP ROLLER	7
303LL02330	3LL02330	HOLDER WIRE D	3,8
303LT03130	3LT03130	SPANNER	2
303LT03140	3LT03140	BOLT M10L40	2
303M894260	3M894260	PARTS SENSOR OPT SP	3,4,5,6,8
303NB02120	3NB02120	PLATE HOLDER EARTH	10
303NB02131	3NB02131	SPRING-PLATE JUNCTION	2
303NB02171	3NB02171	PARTITION FINISHER	2
303NB02180	3NB02180	STAY PARTITION	2
303NB02200	3NB02200	FILM PARTITION	2
303NB02211	3NB02211	PLATE CASTER	2
303NB02220	3NB02220	PLATE HOLDER CASTER	2
303NB02230	3NB02230	MOUNT MAIL FRONT	2
303NB02240	3NB02240	MOUNT MAIL REAR	2
303NB02310	3NB02310	SPONGE JOINT	1
303NB02341	3NB02341	PLATE LOCK JUNCTION D	2
303NB02360	3NB02360	GUIDE DRAWER	2
303NB02370	3NB02370	PLATE JUNCTION D	10
303NB02381	3NB02381	MOUNT DRAWER	10
303NB02390	3NB02390	SLIDER DRAWER	10
303NB02420	3NB02420	COVER INTERFACE	10
303NB04050	3NB04050	COVER FRONT LEFT UPPER	1
303NB04065	3NB04065	COVER INNER UPPER	1
303NB04071	3NB04071	COVER INNER LOWER	1
303NB04081	3NB04081	COVER REAR UPPER	1
303NB04091	3NB04091	COVER REAR LOWER	1
303NB04142	3NB04142	COVER MAIN EXIT	1
303NB04152	3NB04152	COVER LEFT LOWER	1
303NB04171	3NB04171	COVER HANDLE	1
303NB04200	3NB04200	HANDLE JAM REMOVAL	1
303NB04240	3NB04240	KEY SELECT	1
303NB04250	3NB04250	FULCRUM-PLATE COVER UPPER	1
303NB04260	3NB04260	FULCRUM-PLATE COVER MIDDLE	1
303NB04290	3NB04290	PLATE PIN HANDLE	2
303NB04310	3NB04310	MOUNT REAR COVER	1
303NB04320	3NB04320	STOPPER FRONT COVER	1
303NB04330	3NB04330	REINFORCEMENT FULCRUM MIDDLE	1
303NB07011	3NB07011	GUIDE FEED UPPER	4
303NB07021	3NB07021	GUIDE FEED LOWER	4
303NB07040	3NB07040	GUIDE PUNCH	2
303NB07080	3NB07080	MOUNT LOWER GUIDE FEED	4
303NB07092	3NB07092	HANDLE GUIDE FEED LOWER	4
303NB07100	3NB07100	HOOK GUIDE FEED LOWER	4
303NB07110	3NB07110	LEVER GUIDE FEED LOWER	4
303NB07120	3NB07120	SPRING-TORSION GUIDE HOOK	4
303NB07140	3NB07140	SHEET ROLLER FEED	2
303NB07150	3NB07150	LID SENSOR	4
303NB07160	3NB07160	HOLDER BEARING	4

Part.No. 部品番号	Alternative. 代替部品番号	Description 部品名称	Fig.No.
303NB07170	3NB07170	SHEET FEED IN A	4
303NB07180	3NB07180	SHEET FEED IN B	4
303NB07190	3NB07190	SHEET FEED IN C	4
303NB24040	3NB24040	GUIDE MIDDLE CONVEYING UPPER	4
303NB24080	3NB24080	GUIDE BOOKLET RIGHT	4
303NB24090	3NB24090	GUIDE BOOKLET LEFT	2
303NB24100	3NB24100	GUIDE FEED SHIFT SUB	4
303NB24130	3NB24130	MOUNT SOLENOID AB	4
303NB24140	3NB24140	LEVER SOLENOID AB	4
303NB24150	3NB24150	MOUNT SOLENOID C	4
303NB24160	3NB24160	LEVER SOLENOID C	4
303NB24170	3NB24170	ACTUATOR SUB	5
303NB24182	3NB24182	ACTUATOR MIDDLE	3
303NB24200	3NB24200	MOUNT PI ACTUATOR	4
303NB24210	3NB24210	HOLDER MAGNET	4
303NB24220	3NB24220	SPRING GUIDE HOLD	4
303NB24250	3NB24250	MOUNT LIMIT SENSOR SUB	8
303NB24280	3NB24280	MOUNT MAGNET	4
303NB24290	3NB24290	MOUNT GUIDE DRUM	4
303NB24300	3NB24300	STATIC-ELIMINATOR SUB EJECT	5
303NB24310	3NB24310	PULLEY SUB EJECT	5
303NB24320	3NB24320	STOPPER GUIDE	4
303NB24330	3NB24330	FILM MAGNET	4
303NB28010	3NB28010	CURSOR MAIN EXIT	6
303NB28020	3NB28020	SLIDER F MAIN EXIT	6
303NB28030	3NB28030	SLIDER R MAIN EXIT	6
303NB28040	3NB28040	CAP F MAIN EXIT	6
303NB28050	3NB28050	CAP R MAIN EXIT	6
303NB28060	3NB28060	PULLEY 26 TURN	6
303NB28070	3NB28070	BELT 138	6
303NB28080	3NB28080	SHAFT CURSOR	6
303NB28090	3NB28090	SHAFT DRIVE	6
303NB28100	3NB28100	SHAFT GUIDE	6
303NB28110	3NB28110	BELT 396	6
303NB28120	3NB28120	STAY MAIN EXIT	6
303NB28130	3NB28130	GEAR Z45-P30	3,6
303NB28140	3NB28140	MOUNT SLIDE DRIVE	6
303NB28150	3NB28150	MOUNT PI SLIDE	6
303NB28160	3NB28160	GUIDE RETAINING	6
303NB28170	3NB28170	PLATE TURN PULSE	7
303NB28180	3NB28180	GEAR Z55R	7
303NB28190	3NB28190	MOUNT TURN DRIVE	7
303NB28200	3NB28200	MOUNT PI SET	8
303NB28210	3NB28210	MOUNT PI HOME	8
303NB28222	3NB28222	GUIDE TURN	6
303NB31010	3NB31010	GEAR Z35R	3,5
303NB31020	3NB31020	GEAR Z35L	3
303NB31030	3NB31030	MOUNT FEED IDLE	2,7
303NB31050	3NB31050	GEAR Z70R-Z20	7
303NB31060	3NB31060	MOUNT DRUM DRIVE	7
303NB31090	3NB31090	BELT 504	7

Part.No. 部品番号	Alternative. 代替部品番号	Description 部品名称	Fig.No.
303NB31100	3NB31100	GEAR Z35L-P42	7
303NB31110	3NB31110	PIN EJECT DRIVE	2
303NB31120	3NB31120	MOUNT CONVEYING	7
303NB31130	3NB31130	PULLEY P42 EXIT	4
303NB34020	3NB34020	LABEL D2	4
303NB34040	3NB34040	LABEL D4	4
303NB34170	3NB34170	LABEL D6 NEW	4
303NB34200	3NB34200	LABEL OPERATION	1
303NB34210	3NB34210	LABEL D3 D5	1
303NB34220	3NB34220	LABEL CAUTION MAIN TRAY	1
303NB34240	3NB34240	LABEL A STAPLER	1
303NB34250	3NB34250	LABEL D1	1
303NB36031	3NB36031	CURSOR F MIDDLE TRAY	3
303NB36041	3NB36041	CURSOR R MIDDLE TRAY	3
303NB36050	3NB36050	DUCT UPPER GUIDE WIRE 1	3
303NB36060	3NB36060	SHAFT CURSOR	3
303NB36070	3NB36070	HOLDER CURSOR	3
303NB36082	3NB36082	GUIDE PAPER STOPPER	3
303NB36100	3NB36100	HOLDER MIDDLE PULLEY	2
303NB36110	3NB36110	SHAFT MIDDLE PULLEY	2
303NB36120	3NB36120	MOUNT MIDDLE PULLEY	2
303NB36130	3NB36130	SHEET PADDLE A	3
303NB36141	3NB36141	SHAFT PADDLE A	3
303NB36150	3NB36150	GEAR 41 PADDLE A	3
303NB36160	3NB36160	PLATE PULSE PADDLE A	3
303NB36170	3NB36170	FRAME EXIT FRONT	5
303NB36180	3NB36180	FRAME EXIT REAR	5
303NB36190	3NB36190	MOUNT EXIT PULLEY	5
303NB36200	3NB36200	PULLEY EXIT	5
303NB36210	3NB36210	SHAFT UPPER GUIDE	5
303NB36224	3NB36224	GUIDE PAPER PRESS	5
303NB36230	3NB36230	SHAFT PAPER PRESS	5
303NB36240	3NB36240	HOLDER PADDLE	3,5
303NB36250	3NB36250	MOUNT PI PADDLE B	5
303NB36260	3NB36260	SHEET PADDLE B	5
303NB36271	3NB36271	SHAFT PADDLE B	5
303NB36290	3NB36290	SPRING EXIT PULLEY	5
303NB36300	3NB36300	SPRING GUIDE PAPER PRESS	5
303NB36310	3NB36310	SHAFT UPPER EXIT DRIVE	5
303NB36330	3NB36330	MOUNT INTERLOCK UPPER GUIDE	4
303NB36350	3NB36350	GUIDE CENTER	5
303NB36370	3NB36370	LEVER UPPER EXIT	5
303NB36380	3NB36380	BRAKE EXIT	5
303NB36390	3NB36390	LEVER BRAKE EXIT	5
303NB36410	3NB36410	SPRING LEVER BRAKE	5
303NB36420	3NB36420	FILM GUIDE STOPPER	3
303NB36430	3NB36430	FILM GUIDE STOPPER C	3
303NB36442	3NB36442	FILM GUIDE STOPPER S	3
303NB36460	3NB36460	STATIC-ELIMINATOR EJECT	3
303NB36471	3NB36471	PLATE EARTH EJECT	5
303NB36480	3NB36480	FILM PADDLE B	5

Part.No. 部品番号	Alternative. 代替部品番号	Description 部品名称	Fig.No.
303NB36490	3NB36490	STATIC-ELIMINATOR EJECT SIDE	5
303NB36500	3NB36500	STATIC-ELIMINATOR EJECT CENTER	5
303NB36510	3NB36510	FILM GUIDE STOPPER B	3
303NB36521	3NB36521	GUIDE PAPER EXIT	5
303NB36530	3NB36530	SPRING EXIT F	5
303NB36540	3NB36540	SPRING EXIT R	5
303NB36550	3NB36550	RUBBER FEED	3
303NB36580	3NB36580	STATIC-ELIMINATOR PAPER STOPPER	3
303NB36591	3NB36591	LEVER PAPER PRESS	5
303NB36600	3NB36600	CAM PADDLE	5
303NB36630	3NB36630	SPRING EXIT PRESS	5
303NB36640	3NB36640	FILM GUIDE STOPPER D	3
303NB36650	3NB36650	FILM GUIDE STOPPER E	3
303NB36661	3NB36661	PULLEY MIDDLE	2
303NB36670	3NB36670	SPRING PULLEY	2
303NB37011	3NB37011	MOUNT DRIVE	7
303NB37020	3NB37020	SHAFT WORM	7
303NB37030	3NB37030	GEAR Z34L Z52L	7
303NB37040	3NB37040	GEAR WORM	7
303NB37050	3NB37050	GEAR Z60R	7
303NB37060	3NB37060	PLATE TENSION	7
303NB37070	3NB37070	SHAFT MAIN TRAY	2
303NB37080	3NB37080	BELT LIFT	7
303NB37090	3NB37090	LEVER SENSOR	2
303NB37100	3NB37100	FRAME MAIN TRAY FRONT	2
303NB37110	3NB37110	FRAME MAIN TRAY CENTER	2
303NB37120	3NB37120	FRAME MAIN TRAY REAR	2
303NB37130	3NB37130	PIN RAIL	2
303NB37161	3NB37161	FILM SENSOR	3
303NB37172	3NB37172	PLATE DETECTION	3
303NB37180	3NB37180	RAIL MAIN TRAY	2
303NB37190	3NB37190	FILM FRAME TRAY	2
303NB37200	3NB37200	PULLEY 20S5M	7
303NB38021	3NB38021	MOUNT STAPLER	3
303NB38030	3NB38030	BELT STAPLER SHIFT	3
303NB38040	3NB38040	SHAFT STAPLER SHIFT	3
303NB38051	3NB38051	PLATE STAPLER SHIFT	3
303NB38060	3NB38060	STOPPER STAPLER MOUNT	3
303NB38071	3NB38071	RAIL STAPLER SHIFT FRONT	3
303NB38080	3NB38080	SHAFT STOPPER PULLEY	3
303NB38090	3NB38090	SHAFT MOUNT PULLEY	3
303NB38100	3NB38100	PLATE STAPLER UNIT TENSION	3
303NB38110	3NB38110	STOPPER DRIVE BELT	3
303NB38121	3NB38121	RAIL STAPLER SHIFT REAR	3
303NB38131	3NB38131	MOUNT PRINT STAPLER	3
303NB38140	3NB38140	COVER STAPLER	3
303NB38150	3NB38150	STOPPER BUSH	3
303NB38160	3NB38160	FILM STAPLER	3
303NB38180	3NB38180	GUIDE STAPLER	3
303NB38190	3NB38190	PLATE EARTH STAPLER	3
303NB38200	3NB38200	CARTRIDGE EH600	10

Part.No. 部品番号	Alternative. 代替部品番号	Description 部品名称	Fig.No.
303NB39011	3NB39011	MOUNT PWB	8
303NB39021	3NB39021	GUIDE WIRE REAR LEFT	8
303NB39040	3NB39040	GUIDE WIRE FRONT	8
303NB46060	3NB46060	WIRE BOOKLET	9
303NB46070	3NB46070	WIRE FRONT	9
303NB46080	3NB46080	WIRE MTRAY SURF	9
303NB46090	3NB46090	WIRE MTRAY MOTOR	9
303NB46100	3NB46100	WIRE ME SENSOR	9
303NB46110	3NB46110	WIRE FFC	3,9
303NB46140	3NB46140	WIRE SHIFT	9
303NB46160	3NB46160	WIRE OPERATION	9
303NB46170	3NB46170	WIRE B-TRAY FULL	9
303NB46180	3NB46180	WIRE INTERFACE A	9,10
303NB46190	3NB46190	WIRE INTERFACE B	2,9
303NB46200	3NB46200	WIRE INTERFACE C	9
303NB94020	3NB94020	PARTS PWB STAPLER ASSY SP	3
303NB94030	3NB94030	PARTS PWB OPERATION ASSY SP	1
303NB94040	3NB94040	PARTS MOTOR-PM MOVING SP	3
303NB94052	3NB94052	PARTS MOTOR-BL BRAKE SP	7
303NB94060	3NB94060	PARTS ROLLER SUB EXIT SP	3
303NB94090	3NB94090	PARTS ROLLER EXIT SP	3
303NB94131	3NB94131	PARTS STAPLER EH600 SP	3
303NB94140	3NB94140	PARTS SENSOR OPT. SP	8
303NC04063	3NC04063	COVER LID REAR	1
303NC04190	3NC04190	COVER LID REAR S	1
303NC34020	3NC34020	LABEL D1	4
303NC46080	3NC46080	WIRE CI SENSOR	9
303NC46100	3NC46100	WIRE STAPLER	9
303NC46110	3NC46110	WIRE NCK MOTOR	9
303NC46120	3NC46120	WIRE PADDLE SENSOR	9
303NC46150	3NC46150	WIRE MID TRAY MOTOR	9
303NC46160	3NC46160	WIRE STP HP SENSOR	9
303ND02360	3ND02360	PIN HOOK BOOKLET	2
303NV94010	3NV94010	PARTS MOTOR DP SP	7
303NW94050	3NW94050	PARTS SENSOR OPT. SP	8
303NW94060	3NW94060	PARTS SENSOR OPT. SP	3,4
303PG04090	3PG04090	KEY STAPLER	1
303PW36240	3PW36240	MOUNT PI UPPER GUIDE	3
303RV46080	3RV46080	CONN.CORD ASSY MID TRAY SENSOR	9
303RW04010	3RW04010	COVER TOP	1
303RW04020	3RW04020	COVER OPERATION	1
303RW04030	3RW04030	COVER TRAY B EJECT	8
303RW04040	3RW04040	HOUSING FAN	8
303RW04050	3RW04050	GUIDE FAN	8
303RW04060	3RW04060	TRAY B SLIDE	1
303RW04070	3RW04070	LID TOP FRONT	1
303RW04080	3RW04080	LID TOP REAR	1
303RW04090	3RW04090	COVER JUNCTION TRAY C	10
303RW04100	3RW04100	MOUNT OPERATION	1
303RW04110	3RW04110	COVER FRONT UPPER	1
303RW04120	3RW04120	SHEET OPERATION	1

Part.No. 部品番号	Alternative. 代替部品番号	Description 部品名称	Fig.No.
303RW04130	3RW04130	COVER FRONT MIDDLE	1
303RW04140	3RW04140	COVER FRONT LOWER	1
303RW07020	3RW07020	STAY PUNCH	2
303RW07040	3RW07040	GUIDE FEED ROLLER	4
303RW24010	3RW24010	GUIDE SUB RIGHT	4
303RW24020	3RW24020	GUIDE SUB EJECT	5
303RW24031	3RW24031	GUIDE SUB LEFT OPEN	4
303RW24060	3RW24060	GUIDE MIDDLE CONVEYING LOWER	3
303RW24070	3RW24070	GUIDE DRUM UPPER	4
303RW24080	3RW24080	GUIDE DRUM LOWER	4
303RW24090	3RW24090	GUIDE WHEEL DRUM	4
303RW24101	3RW24101	SHAFT DRUM	4
303RW24111	3RW24111	ACTUATOR DRUM	3
303RW24120	3RW24120	GUIDE FEED SHIFT BOOKLET	4
303RW24130	3RW24130	GUIDE FEED SHIFT DRUM	4
303RW24160	3RW24160	SPRING GUIDE HOLD	4
303RW24170	3RW24170	SHAFT FEED	3,4
303RW24180	3RW24180	SHAFT EJECT	5
303RW31010	303RW3101	MOUNT FEED IN DRIVE	7
303RW31020	303RW3102	MOUNT CONVEYING	7
303RW31030	303RW3103	MOUNT EJECT DRIVE	7
303RW31040	3RW31040	GEAR Z22R-P35	7
303RW34010	3RW34010	LABEL B	1
303RW34020	3RW34020	LABEL C	1,10
303RW34030	3RW34030	LABEL MANUAL STAPLER	1
303RW36020	3RW36020	GUIDE MIDDLE TRAY	3
303RW36040	3RW36040	ACTUATOR EXIT	3
303RW36050	3RW36050	COVER MIDDLE TRAY WIRE	3
303RW37010	3RW37010	TRAY MAIN UP	10
303RW37020	3RW37020	TRAY MAIN LOW	10
303RW39010	3RW39010	GUIDE WIRE REAR RIGHT	8
303RW46010	3RW46010	WIRE SENSOR 1	9
303RW46020	3RW46020	WIRE SENSOR 2	9
303RW46030	3RW46030	WIRE MOTOR 1	9
303RW46040	3RW46040	WIRE MOTOR 2	9
303RW46050	3RW46050	WIRE SENSOR 3	9
303RW46060	3RW46060	WIRE FAN UNIT	9
303RW46070	3RW46070	WIRE FAN JOINT	9
303RW94010	3RW94010	PARTS PWB DF MAIN ASSY SP	8
303RW94020	3RW94020	PARTS ROLLER FEED LOWER SP	3
303RW94030	3RW94030	PARTS ROLLER FEED UPPER SP	4
303RW94040	3RW94040	PARTS ROLLER SUB CONVEYING SP	3
303RW94050	3RW94050	PARTS ROLLER MIDDLE SP	3
33973300	33973300	STOPPER 7,CARTRIDGE	4
3AK20050	3AK20050	HOLDER,TIMING BELT	7
3AK20080	3AK20080	GEAR 18/50	7
3AK20090	3AK20090	GEAR 51	7
3AK20200	3AK20200	PULLEY,MAIN TRAY	2
3AP02040	3AP02040	PULLEY 30,DUPLX	3
3B807230	3B807230	COLLAR,MIDDLE BELT	3
3CZ02230	3CZ02230	PIN,HOOK FULCRUM	2,7

Part.No. 部品番号	Alternative. 代替部品番号	Description 部品名称	Fig.No.
3H316050	3H316050	GEAR 46 DRUM DRIVE	4
5MVM176DN001	3B706020	PULLEY RAIL CASS /40283V0034 A4	3
5MVX111DN003	2A806250	RING STOPPER /A-49 FEED A4	3,4,5,6,7,8
63212210	63212210	STATIC ELIMINATOR,EJECT	4
63213320	63213320	CUSHION,ORIGINAL COLLECTION	1,3,4,5
72418140	72418140	SPRING, BLADE	3
74808080	74808080	BEARING 686ZZNR	7
7BE006124431H01	BE119720	BEARING MR126ZZ	3,4
7BE008165431H01	BE119730	BEARING 688ZZ	3,5
7UMDEC002K81HQ2	NCQA5050	IC.EEPROM	8
7YZM110001++H01	YZ009420	ACCESS.BUSHING	1,8
7YZM110003++H01	YZ034780	ACCESS.BUSHING	8
7YZM210014++H01	YZ152040	ACCESS.EDGING	4,6,8
7YZM390015++H01	YZ124850	ACCESS.CLAMP	8
7YZM410002++H01	YZ042720	ACCESS.BAND	8
7YZM510007++H01	YZ042780	ACCESS.SPACER	8
7YZM610001++H01	YZ010230	ACCESS.SADDLE	8
7YZM610007++H01	YZ023340	ACCESS.SADDLE	7,8

BF-730

Rev.5
July 2017

———— CONTENTS ————

FIG. 1 Booklet Folder 1 2
FIG. 2 Booklet Folder 2 5
FIG. 3 Booklet Folder 3 8
FIG. 4 Booklet Folder 4 11
FIG. 5 Accessories 13

• INDEX 16

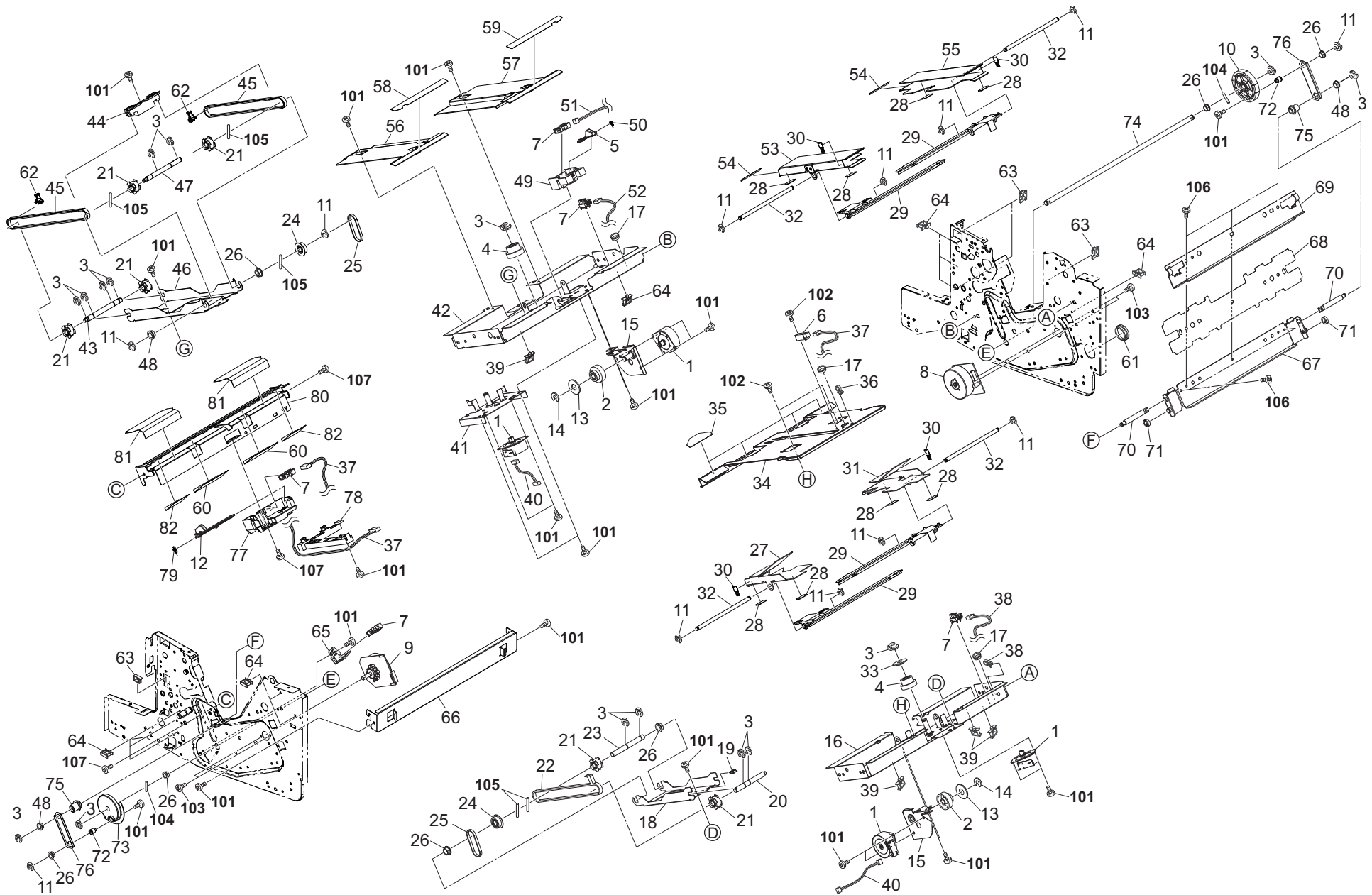


FIG. 1 Booklet Folder 1

3ND-4

Ref. No. 番号	Part.No. 部品番号	Alternative. 代替部品番号	Description 部 品 名 称	Notes 備 考	Revision 改 訂	Quantity 個数			
						100(日本)	120	230	240
1	302HN44100	2HN44100	MOTOR REVERSE			4	4	4	4
2	303ND24070	3ND24070	GEAR Z54-P30			2	2	2	2
3	2BC06910	2BC06910	STOPPER 6			16	16	16	16
4	303ND24060	3ND24060	GEAR Z56R-Z26S			2	2	2	2
5	303ND24140	3ND24140	ACTUATOR HOLDER SENSOR			1	1	1	1
6	303NW94060	NX124090	SENSOR OPT.			1	1	1	1
7	303M894260	NX120700	SENSOR OPT.			5	5	5	5
8	303NB94051	3NB94051	PARTS MOTOR-BL BRAKE SP			1	1	1	1
9	302LC94281	2LC94281	PARTS MOTOR-BL W40 SP			1	1	1	1
10	303J124170	3J124170	GEAR 55 BLADE PRESSURE			1	1	1	1
11	5MVX111DN003	2A806250	RING STOPPER /A-49 FEED A4			12	12	12	12
12	303ND24160	3ND24160	ACTUATOR PAPER			1	1	1	1
13	303JY38240	3JY38240	SPACER 25			2	2	2	2
14	302K921420	2K921420	CUT-WASHER 6			2	2	2	2
15	303ND24030	3ND24030	MOUNT MOTOR			2	2	2	2
16	303ND24010	3ND24010	STAY SIDE REGIST UP			1	1	1	1
17	7YZM110001++H01	YZ009420	ACCESS.BUSHING			3	3	3	3
18	303J124481	3J124481	MOUNT BELT R			1	1	1	1
19	M2104390	M2104390	EDGING,EDS-0607L(KITAGAWA)			1	1	1	1
20	303J124080	3J124080	SHAFT CONVEYING IDLE R			1	1	1	1
21	3AK07230	3AK07230	PULLEY 20S3M			6	6	6	6
22	303J124110	3J124110	BELT CONVEYING REGIST			1	1	1	1
23	303J124070	3J124070	SHAFT CONVEYING DRIVE R			1	1	1	1
24	3AP02040	3AP02040	PULLEY 30,DUPLEX			2	2	2	2
25	302H017260	2H017260	BELT SCANNER			2	2	2	2
26	28107310	49028101	BUSH 8			7	7	7	7
27	303J124020	3J124020	CURSOR FRONT			1	1	1	1
28	3B807640	3B807640	PAD,CURSOR			8	8	8	8
29	303J124370	3J124370	RACK CURSOR			4	4	4	4
30	303JY37220	3JY37220	STATIC ELIMINATOR CURSOR			4	4	4	4
31	303J124030	3J124030	CURSOR REAR			1	1	1	1
32	303J124050	3J124050	SHAFT LOWER CURSOR			4	4	4	4
33	303ND24080	3ND24080	SPACER CURSOR			1	1	1	1
34	303J124041	3J124041	GUIDE REGIST			1	1	1	1
35	303J124562	3J124562	SHEET GUIDE REGIST			4	4	4	4
36	7YZM410004++H01	YZ148350	ACCESS.BAND		4:Part No.-chg.	6	6	6	6
37	303ND46210	3ND46210	WIRE PAPER SENSOR			2	2	2	2
38	303ND46220	3ND46220	WIRE UPPER WIDTH SENSOR			1	1	1	1
39	7YZM610001++H01	YZ010230	ACCESS SADDLE			4	4	4	4
40	303ND46090	3ND46090	WIRE WIDTH MOTOR			2	2	2	2
41	303ND24040	3ND24040	PLATE ADJUST			1	1	1	1
42	303ND24020	3ND24020	STAY SIDE REGIST LOW			1	1	1	1
43	303J124440	3J124440	SHAFT CONVEYING IDLE			1	1	1	1
44	303J124460	3J124460	HOLDER CONVEYING LIFT			1	1	1	1
45	303ND24320	3ND24320	BELT CONVEYING POSITIONING			2	2	2	2
46	303J124490	3J124490	MOUNT BELT L			1	1	1	1
47	303ND24230	3ND24230	SHAFT CONVEYING DRIVE L			1	1	1	1
48	302K324450	2K324450	BUSH 6			3	3	3	3

• Parts with a Ref.No. of 500 and above in the illustration indicate they are not selected for service parts.

• イラスト中で 500 番台の Ref 番号が付いている部品はサービスパーツに選定されていません。

FIG. 1 Booklet Folder 1

3ND-3

Ref. No. 番号	Part.No. 部品番号	Alternative. 代替部品番号	Description 部 品 名 称	Notes 備 考	Revision 改 訂	Quantity 個数			
						100(日本)	120	230	240
49	303ND24130	3ND24130	MOUNT HOLDER SENSOR			1	1	1	1
50	302K928190	2K928190	SPRING-TORSION SWITCHBACK			1	1	1	1
51	303ND46170	3ND46170	WIRE BUNDUP SENSOR			1	1	1	1
52	303ND46180	3ND46180	WIRE UNDER WIDTH SENSOR			1	1	1	1
53	303J124341	3J124341	CURSOR FW FRONT			1	1	1	1
54	303J124660	3J124660	SHEET CURSOR FW			2	2	2	2
55	303J124351	3J124351	CURSOR FW REAR			1	1	1	1
56	303J124231	3J124231	GUIDE CONVEYING LOWER F			1	1	1	1
57	303J124241	3J124241	GUIDE CONVEYING LOWER R			1	1	1	1
58	303ND24270	3ND24270	FILM BLADE F			1	1	1	1
59	303ND24280	3ND24280	FILM BLADE R			1	1	1	1
60	303ND24300	3ND24300	SHEET STAY SADDLE UP M			2	2	2	2
61	7YZM110003++H01	YZ034780	ACCESS,BUSHING			1	1	1	1
62	303ND24330	3ND24330	JOINT CONVEYING BELT			2	2	2	2
63	7YZM210006++H01	YZ038000	ACCESS.EDGING			4	4	4	4
64	7YZM610007++H01	YZ023340	ACCESS.SADDLE			10	10	10	10
65	303J131340	3J131340	MOUNT BLADE PI			1	1	1	1
66	303ND02320	3ND02320	STAY RIGHT			1	1	1	1
67	303J124151	3J124151	PLATE BLADE SUPPORT			1	1	1	1
68	303J124142	3J124142	BLADE MID PRESSING			1	1	1	1
69	303J124160	3J124160	HOLDER BLADE			1	1	1	1
70	303J124450	3J124450	SHAFT BLADE			2	2	2	2
71	303J124210	3J124210	BUSHING BLADE			2	2	2	2
72	303ND31340	3ND31340	PIN BLADE DRIVE			2	2	2	2
73	303ND31280	3ND31280	CAM BLADE			1	1	1	1
74	303J131040	3J131040	SHAFT BLADE DRIVE L			1	1	1	1
75	303J124670	3J124670	SPACER BLADE			2	2	2	2
76	303ND31040	3ND31040	ARM BLADE PRESS			2	2	2	2
77	303ND24150	3ND24150	MOUNT PAPER SENSOR			1	1	1	1
78	303LV24010	3LV24010	COVER WIRE			1	1	1	1
79	303ND24310	3ND24310	SPRING ACT			1	1	1	1
80	303J124221	3J124221	STAY SADDLE			1	1	1	1
81	303J124550	3J124550	SHEET STAY SADDLE LOW			2	2	2	2
82	303ND24290	3ND24290	SHEET STAY SADDLE UP			2	2	2	2
101	7BB700308H	BB105600	+BIND T.T S SCREW 3X8 SR						
102	7BB700316H	BB106910	+BIND T.T S SCREW 3X16 SR						
103	7BB000304H	BB105720	+BIND M SCREW 3X4						
104	7BP512516B0CH01	BP126540	PARALLEL PIN 2.5X16						
105	7BP512512B0CH01	BP126420	PARALLEL PIN 2.5X12						
106	7BB000406H	BB112100	+BIND M SCREW 4X6						
107	7BB700408H	BB105640	+BIND T.T S SCREW 4X8 SR						

• Parts with a Ref.No. of 500 and above in the illustration indicate they are not selected for service parts.

• イラスト中で 500 番台の Ref 番号が付いている部品はサービスパーツに選定されていません。

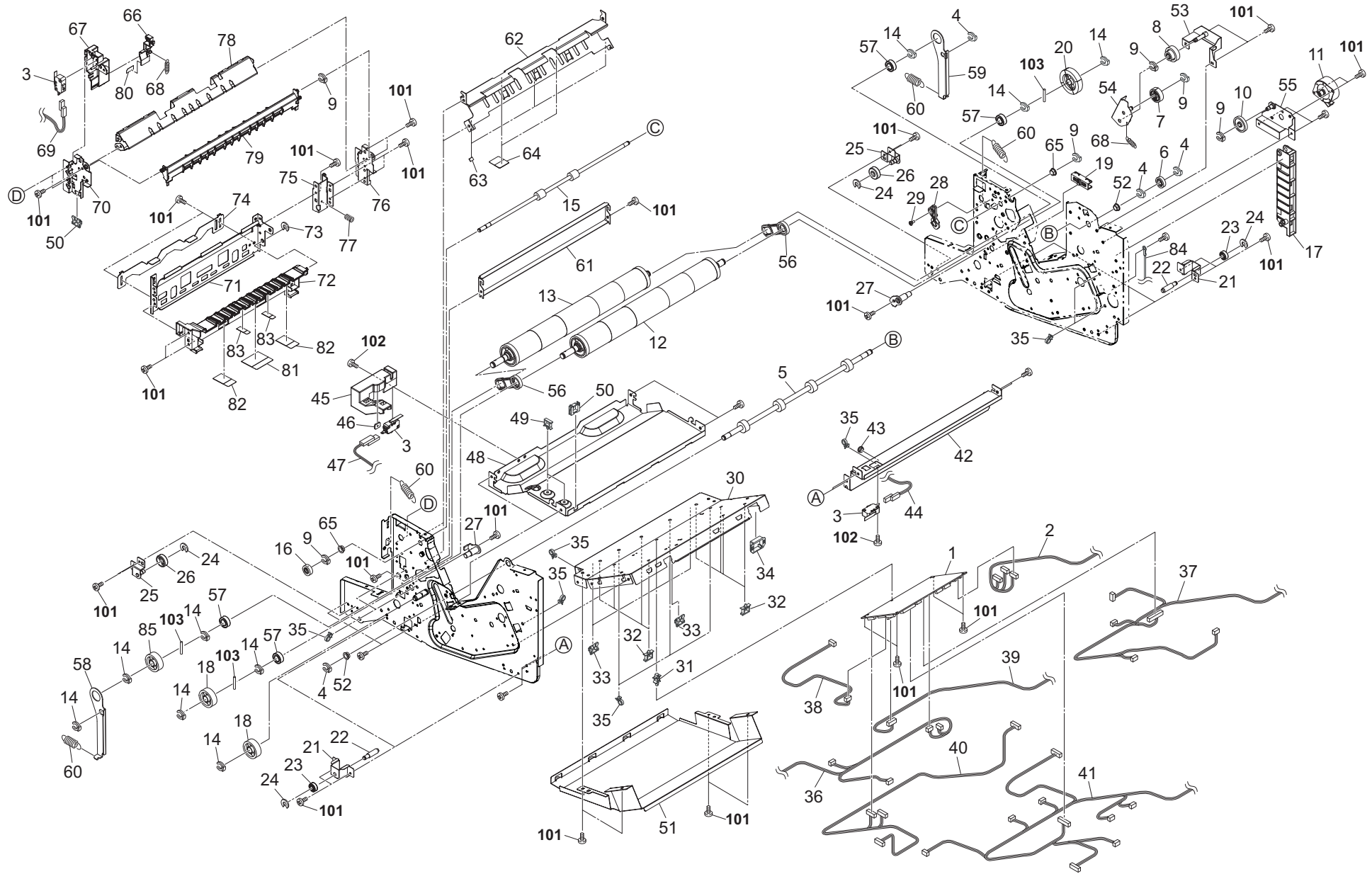


FIG. 2 Booklet Folder 2

3ND-5

Ref. No. 番号	Part.No. 部品番号	Alternative. 代替部品番号	Description 部 品 名 称	Notes 備 考	Revision 改 訂	Quantity 個数			
						100(日本)	120	230	240
1	303ND94011	3ND94011	PARTS PWB MAIN ASSY SP			1	1	1	1
2	303ND46010	3ND46010	WIRE INTERFACE			1	1	1	1
3	2FB27160	2FB27160	INTER LOCK SWITCH			3	3	3	3
4	2BC06910	2BC06910	STOPPER 6			4	4	4	4
5	303ND94020	3ND24180	ROLLER FEED IN			1	1	1	1
6	303NB31010	3NB31010	GEAR Z35R			1	1	1	1
7	302K931490	2K931490	GEAR Z28L			1	1	1	1
8	303ND31510	3ND31510	GEAR Z30R Z30R			1	1	1	1
9	5MVX111DN003	2A806250	RING STOPPER /A-49 FEED A4			5	5	5	5
10	303ND31520	3ND31520	GEAR Z52L			1	1	1	1
11	302HN44100	2HN44100	MOTOR REVERSE			1	1	1	1
12	303ND94050	3ND94050	ROLLER PRESS A			1	1	1	1
13	303ND94060	3ND94060	ROLLER PRESS B			1	1	1	1
14	302K921120	2K921120	STOPPER 8			9	9	9	9
15	303ND94040	3ND28260	ROLLER EJECT 3 FOLD			1	1	1	1
16	302K031740	2K031740	GEAR BELT CLEANING DRIVE Z20L			1	1	1	1
x	303ND04060	3ND04060	COVER FRONT SUB						1
17	303ND02291	3ND02291	GUIDE WIRE			1	1	1	1
18	303ND31200	3ND31200	GEAR Z30 PRESS		4:Quantity-chg.	2	2	2	2
19	302LF39050	2LF39050	GUIDE WIRE FRONT PWB			1	1	1	1
20	303ND31210	3ND31210	GEAR Z16 PRESS			1	1	1	1
21	303ND02060	3ND02060	MOUNT SHAFT RAIL			4	4	4	4
22	303ND02070	3ND02070	SHAFT RAIL			4	4	4	4
23	302FG07020	2FG07020	PULLEY,CASSETTE RAIL			4	4	4	4
24	302FB09830	2FB09830	CUT WASHER 4			6	6	6	6
25	303ND02200	3ND02200	MOUNT PULLEY RAIL			2	2	2	2
26	34907150	34907150	PULLEY,CASSETTE			2	2	2	2
27	303ND02281	3ND02281	FULCRUM PLATE RELEASE			2	2	2	2
28	303ND28220	3ND28220	LEVER SOL GUIDE EXIT			1	1	1	1
29	2FB20860	2FB20860	PIN FUSER COVER			1	1	1	1
30	303ND02170	3ND02170	STAY BLADE LOWER			1	1	1	1
31	7YZM510007++H01	YZ042780	ACCESS.SPACER			1	1	1	1
32	7YZM610004++H01	YZ012210	ACCESS SADDLE			8	8	8	8
33	7YZM210005++H01	YZ037990	ACCESS.EDGING			3	3	3	3
34	7YZM210011++H01	YZ145260	ACCESS.EDGING		5: Part No.-chg.	1	1	1	1
35	7YZM410004++H01	YZ148350	ACCESS.BAND		4:Part No.-chg.	10	10	10	10
36	303ND46020	3ND46020	WIRE INTERLOCK SWITCH			1	1	1	1
37	303ND46060	3ND46060	WIRE MOTOR ST ALL			1	1	1	1
38	303ND46100	3ND46100	WIRE SOLENOID1			1	1	1	1
39	303ND46110	3ND46110	WIRE STP MOTOR			1	1	1	1
40	303ND46120	3ND46120	WIRE MOTOR			1	1	1	1
41	303ND46160	3ND46160	WIRE SENSOR ALL			1	1	1	1
42	303ND02160	3ND02160	STAY RIGHT LOW			1	1	1	1
43	7YZM110001++H01	YZ009420	ACCESS.BUSHING			1	1	1	1
44	303ND46040	3ND46040	WIRE UNITSET SWITCH			1	1	1	1
45	303ND02180	3ND02180	MOUNT INTERLOCK TRAY			1	1	1	1
46	302K926050	2K926050	NUT FUSER			1	1	1	1
47	303ND46050	3ND46050	WIRE TRY SWITCH			1	1	1	1
48	303ND02030	3ND02030	BASE LEFT			1	1	1	1

• Parts with a Ref.No. of 500 and above in the illustration indicate they are not selected for service parts.

• イラスト中で 500 番台の Ref 番号が付いている部品はサービスパーツに選定されていません。

FIG. 2 Booklet Folder 2

3ND-4

Ref. No. 番号	Part.No. 部品番号	Alternative. 代替部品番号	Description 部 品 名 称	Notes 備 考	Revision 改 訂	Quantity 個数			
						100(日本)	120	230	240
49	7YZM610007++H01	YZ023340	ACCESS.SADDLE			2	2	2	2
50	7YZM210006++H01	YZ038000	ACCESS.EDGING			2	2	2	2
51	303ND02350	3ND02350	PLATE COVER PWB			1	1	1	1
52	28107310	49028101	BUSH 8			2	2	2	2
53	303ND31540	3ND31540	PLATE JOINT FULCRUM			1	1	1	1
54	303ND31500	3ND31500	PLATE JOINT DRIVE			1	1	1	1
55	303ND31530	3ND31530	MOUNT MOTOR LOW			1	1	1	1
56	303ND31100	3ND31100	SPACER ROLLER			2	2	2	2
57	7BE010197431H01	BE119740	BEARING 6800ZZ(7MM)			4	4	4	4
58	303ND31060	3ND31060	LEVER PRESSURE B FRONT			1	1	1	1
59	303ND31070	3ND31070	LEVER PRESSURE B REAR			1	1	1	1
60	303LV28051	3LV28051	SPRING PRESSURE			4	4	4	4
61	303ND02050	3ND02050	STAY LEFT			1	1	1	1
62	303ND28061	3ND28061	GUIDE CONVEYING EXIT			1	1	1	1
63	303ND28310	3ND28310	CUSHION GUIDE			3	3	3	3
64	303ND28340	3ND28340	FILM EXIT GUIDE			2	2	2	2
65	302K324450	2K324450	BUSH 6			2	2	2	2
66	303ND28150	3ND28150	LEVER LEFT			1	1	1	1
67	303ND28180	3ND28180	MOUNT INTERLOCK LEFT			1	1	1	1
68	303J102210	3J102210	SPRING RELEASE			2	2	2	2
69	303ND46030	3ND46030	WIRE GIDE L SWITCH			1	1	1	1
70	303ND28130	3ND28130	FRAME LEFT FRONT			1	1	1	1
71	303ND28010	3ND28010	GUIDE STOP UP			1	1	1	1
72	303ND28021	3ND28021	GUIDE STOP LOW			1	1	1	1
73	2BL16290	2BL16290	CUT WASHER 3			1	1	1	1
74	303ND28030	3ND28030	GUIDE STOP			1	1	1	1
75	303ND28200	3ND28200	HINGE LEFT			1	1	1	1
76	303ND28140	3ND28140	FRAME LEFT REAR			1	1	1	1
77	303ND28290	3ND28290	SPRING LEFT			1	1	1	1
78	303ND28050	3ND28050	GUIDE EXIT			1	1	1	1
79	303ND28040	3ND28040	GUIDE EXIT SHIFT			1	1	1	1
80	303ND34050	3ND34050	LABEL UP			1	1	1	1
81	303ND28360	3ND28360	FILM STOP LOW A			1	1	1	1
82	303ND28370	3ND28370	FILM STOP LOW B			2	2	2	2
83	303ND28380	3ND28380	FILM STOP LOW C			2	2	2	2
84	303ND46250	3ND46250	WIRE EARTH			1	1	1	1
85	303ND31350	3ND31350	GEAR Z30 PRESS B		4:Add	1	1	1	1
101	7BB700308H	BB105600	+BIND T.T S SCREW 3X8 SR						
102	7BB700316H	BB106910	+BIND T.T S SCREW 3X16 SR						
103	7BP513022B0CH01	BP126790	PARALLEL PIN 3X22						

• Parts with a Ref.No. of 500 and above in the illustration indicate they are not selected for service parts.

• イラスト中で 500 番台の Ref 番号が付いている部品はサービスパーツに選定されていません。

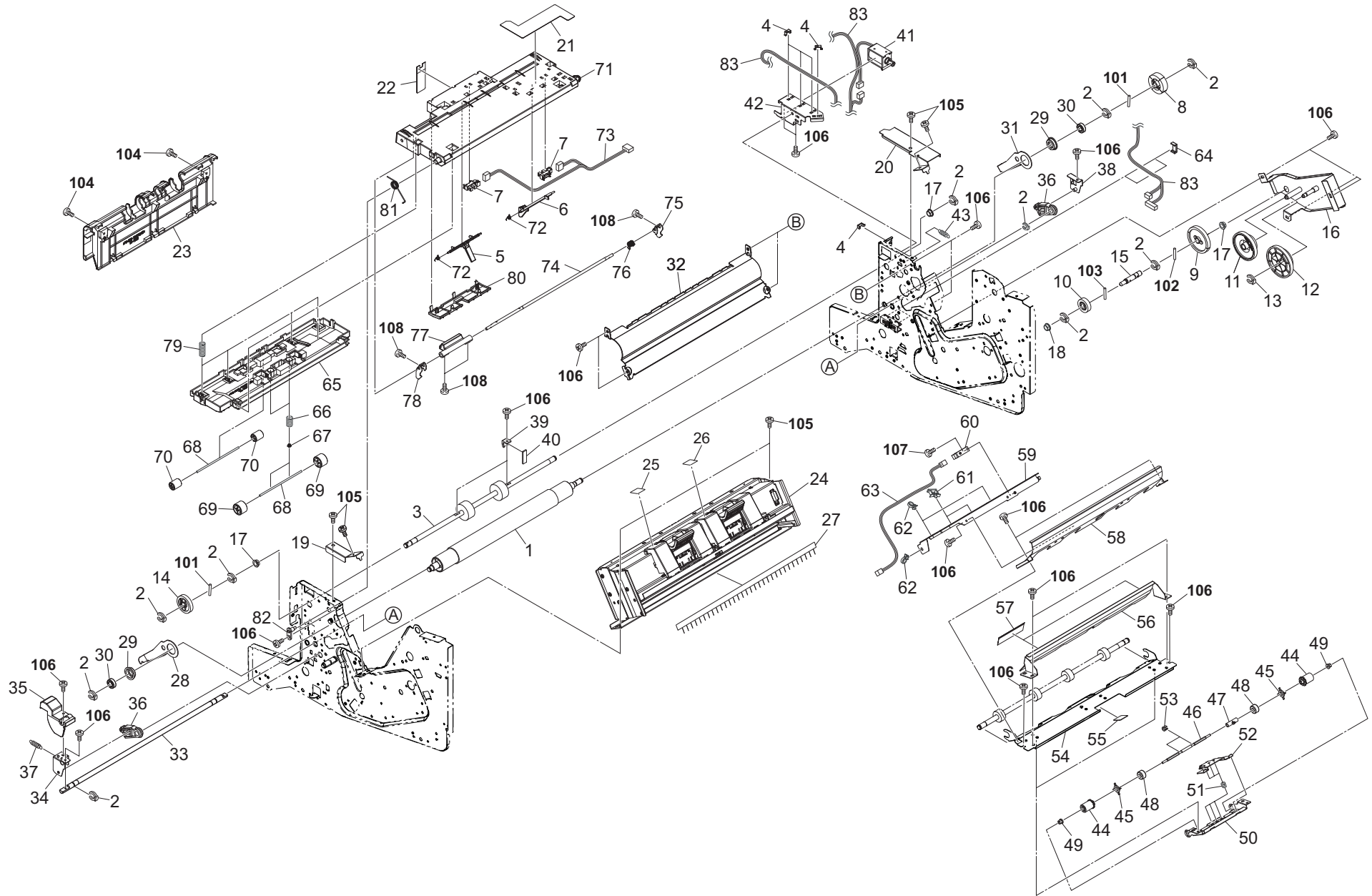


FIG. 3 Booklet Folder 3

3ND-3

Ref. No. 番号	Part.No. 部品番号	Alternative. 代替部品番号	Description 部品名称	Notes 備考	Revision 改訂	Quantity 個数			
						100(日本)	120	230	240
1	303ND94070	3ND31032	ROLLER PRESS C			1	1	1	1
2	2BC06910	2BC06910	STOPPER 6			10	10	10	10
3	303ND94030	3ND28120	ROLLER EJECT			1	1	1	1
4	302K931080	2K931080	WIRE STOPPER			5	5	5	5
5	303ND28252	3ND28252	ACTUATOR STACK LIMIT			1	1	1	1
6	303ND28170	3ND28170	ACTUATOR EXIT			1	1	1	1
7	303M894260	NX120700	SENSOR OPT.			2	2	2	2
8	303ND31220	3ND31220	GEAR Z12 PRESS			1	1	1	1
9	3H316050	3H316050	GEAR 46 DRUM DRIVE			1	1	1	1
10	33414050	33414050	GEAR 22,SLEEVE			1	1	1	1
11	303ND31120	3ND31120	GEAR Z28 Z62			1	1	1	1
12	303ND31150	3ND31150	GEAR Z53Z120R			1	1	1	1
13	5MVX111DN003	2A806250	RING STOPPER /A-49 FEED A4			1	1	1	1
14	303ND31260	3ND31260	GEAR Z30 EXIT			1	1	1	1
15	303ND31160	3ND31160	SHAFT BLADE DRIVE			1	1	1	1
16	303ND31110	3ND31110	MOUNT BLADE DRIVE			1	1	1	1
17	28107310	49028101	BUSH 8			3	3	3	3
18	302K324450	2K324450	BUSH 6			1	1	1	1
19	303ND02130	3ND02130	MOUNT STAPLER FRONT			1	1	1	1
20	303ND02140	3ND02140	MOUNT STAPLER REAR			1	1	1	1
21	303ND28330	3ND28330	SHEET EXIT OPEN			1	1	1	1
22	303ND28351	3ND28351	FILM STACK PAPER			1	1	1	1
23	303ND04051	3ND04051	COVER LEFT			1	1	1	1
24	303J144010	3J144010	STAPLER EH280			1	1	1	1
25	3B805070	3B805070	LABEL B			1	1	1	1
26	3B805080	3B805080	LABEL C			1	1	1	1
27	303JY37400	3JY37400	DISCHARGER GUIDE UP			1	1	1	1
28	303ND31080	3ND31080	LEVER PRESSURE C FRONT			1	1	1	1
29	302K931960	2K931960	HOLDER BEARING 688ZZ			2	2	2	2
30	7BE008165431H01	BE119730	BEARING 688ZZ			2	2	2	2
31	303ND31090	3ND31090	LEVER PRESSURE C REAR			1	1	1	1
32	303ND28090	3ND28090	GUIDE CONVEYING 3 FOLD			1	1	1	1
33	303ND02150	3ND02150	SHAFT RELEASE			1	1	1	1
34	303ND02110	3ND02110	WORK PLATE RELEASE FRONT			1	1	1	1
35	303ND02100	3ND02100	LEVER RELEASE			1	1	1	1
36	303ND02190	3ND02190	HOOK RELEASE FRONT			2	2	2	2
37	303JY37260	3JY37260	SPRING SOL A			1	1	1	1
38	303ND02120	3ND02120	WORK PLATE RELEASE REAR			1	1	1	1
39	3CA16220	3CA16220	HOLDER,PAPER EJECT REGISTRATION BRUSH			2	2	2	2
40	303ND28300	3ND28300	BRUSH PAPER EJ REGIST			2	2	2	2
41	302K994370	2K944120	SOLENOID FEED SHIFT			1	1	1	1
42	303ND28211	3ND28211	MOUNT SOLENOID			1	1	1	1
43	2FG20350	2FG20350	SPRING CLAW			1	1	1	1
44	303J124610	3J124610	PULLEY FEED IN			4	4	4	4
45	303ND24240	3ND24240	RUBBER FEED IN			4	4	4	4
46	303J124640	3J124640	SHAFT PULLEY FEED IN			2	2	2	2
47	303J124700	3J124700	COLLAR FEED IN			2	2	2	2
48	66321290	66321290	PULLEY,EJECT			4	4	4	4

• Parts with a Ref.No. of 500 and above in the illustration indicate they are not selected for service parts.

• イラスト中で 500 番台の Ref 番号が付いている部品はサービスパーツに選定されていません。

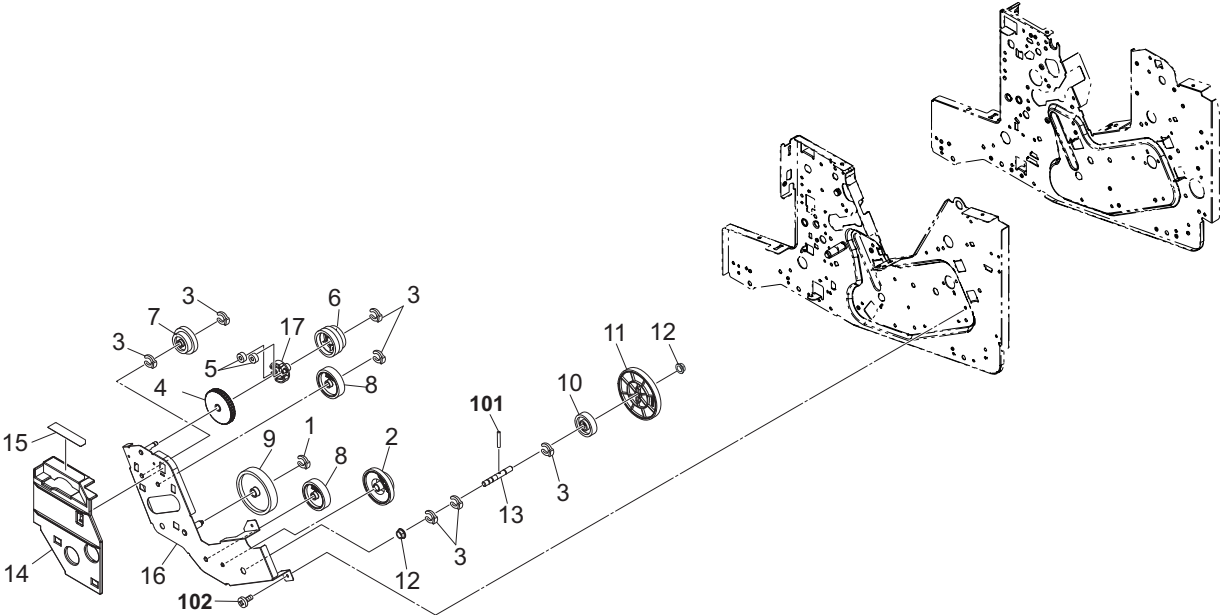
FIG. 3 Booklet Folder 3

3ND-4

Ref. No. 番号	Part.No. 部品番号	Alternative. 代替部品番号	Description 部 品 名 称	Notes 備 考	Revision 改 訂	Quantity 個数			
						100(日本)	120	230	240
49	303J124720	3J124720	BUSHING FEED IN			4	4	4	4
50	303J124630	3J124630	HOLDER PULLEY FEED IN			2	2	2	2
51	303JX24190	3JX24190	SPRING CONVEYING			6	6	6	6
52	303J124620	3J124620	MOUNT PULLEY FEED IN			2	2	2	2
53	303J124710	3J124710	SPACER FEED IN			4	4	4	4
54	303ND24171	3ND24171	GUIDE FEED IN			1	1	1	1
55	303ND24210	3ND24210	PAD SENSOR			1	1	1	1
56	303ND24110	3ND24110	GUIDE FEED LOW			1	1	1	1
57	303ND24260	3ND24260	FILM FEED IN			2	2	2	2
58	303ND24120	3ND24120	GUIDE FEED UP			1	1	1	1
59	303ND24220	3ND24220	GUIDE WIRE FEED			1	1	1	1
60	303NW94060	NX124090	SENSOR OPT.			1	1	1	1
61	7YZM610007++H01	YZ023340	ACCESS.SADDLE			2	2	2	2
62	7YZM410004++H01	YZ148350	ACCESS.BAND		4:Part No.-chg.	3	3	3	3
63	303ND46240	3ND46240	WIRE CARRY SENSOR			1	1	1	1
64	303LL02330	3LL02330	HOLDER WIRE D			2	2	2	2
65	303ND28071	3ND28071	GUIDE EXIT OPEN			1	1	1	1
66	2C907360	2C907360	SPRING CURSOR R			2	2	2	2
67	2FM04150	2FM04150	CAP SPRING /B-11 ENCLOSURE A4		4:Others	2	2	2	2
68	302K324460	2K324460	SHAFT FEED			2	2	2	2
69	302KV06330	2KV06330	PULLEY MIDDLE			2	2	2	2
70	302F929260	2F929260	PULLEY DU LOW			2	2	2	2
71	303ND28080	3ND28080	COVER EXIT OPEN			1	1	1	1
72	302H725A00	2H725A00	SPRING FUSER ACTUATOR			2	2	2	2
73	303ND46190	3ND46190	WIRE MID SENSOR			1	1	1	1
74	303ND28190	3ND28190	SHAFT LEFT UP OPEN			1	1	1	1
75	303J128160	3J128160	PLATE EXIT REAR			1	1	1	1
76	303J128170	3J128170	SPRING EXIT HOOK			1	1	1	1
77	303ND28110	3ND28110	HANDLE EXIT			1	1	1	1
78	303J128150	3J128150	PLATE EXIT FRONT			1	1	1	1
79	303ND28410	3ND28410	SPRING EJECT			4	4	4	4
80	303ND28280	3ND28280	LID COVER EXIT			1	1	1	1
81	2BL16200	2BL16200	SPRING CONVEYING			1	1	1	1
82	303J902330	3J902330	PIN TABLE FULCRUM B			1	1	1	1
83	303ND46130	3ND46130	WIRE SOLENOID2			1	1	1	1
101	7BP512016B0CH01	BP126140	PARALLEL PIN 2.0X16						
102	7BP512514B0CH01	BP126560	PARALLEL PIN 2.5X14						
103	5MBP2012WXSP	E0020120	SPRING PIN/ M2 X 12 S-BLK						
104	7BB782308H	BB111300	+TP-FLAT T.T S SCREW 3X8 SR(BLACK)						
105	7BB700408H	BB105640	+BIND T.T S SCREW 4X8 SR						
106	7BB700308H	BB105600	+BIND T.T S SCREW 3X8 SR						
107	7BB700316H	BB106910	+BIND T.T S SCREW 3X16 SR						
108	7BB6BB306H	BB105730	+BIND M SCREW 3X6 R						

• Parts with a Ref.No. of 500 and above in the illustration indicate they are not selected for service parts.

• イラスト中で 500 番の Ref 番号が付いている部品はサービスパーツに選定されていません。



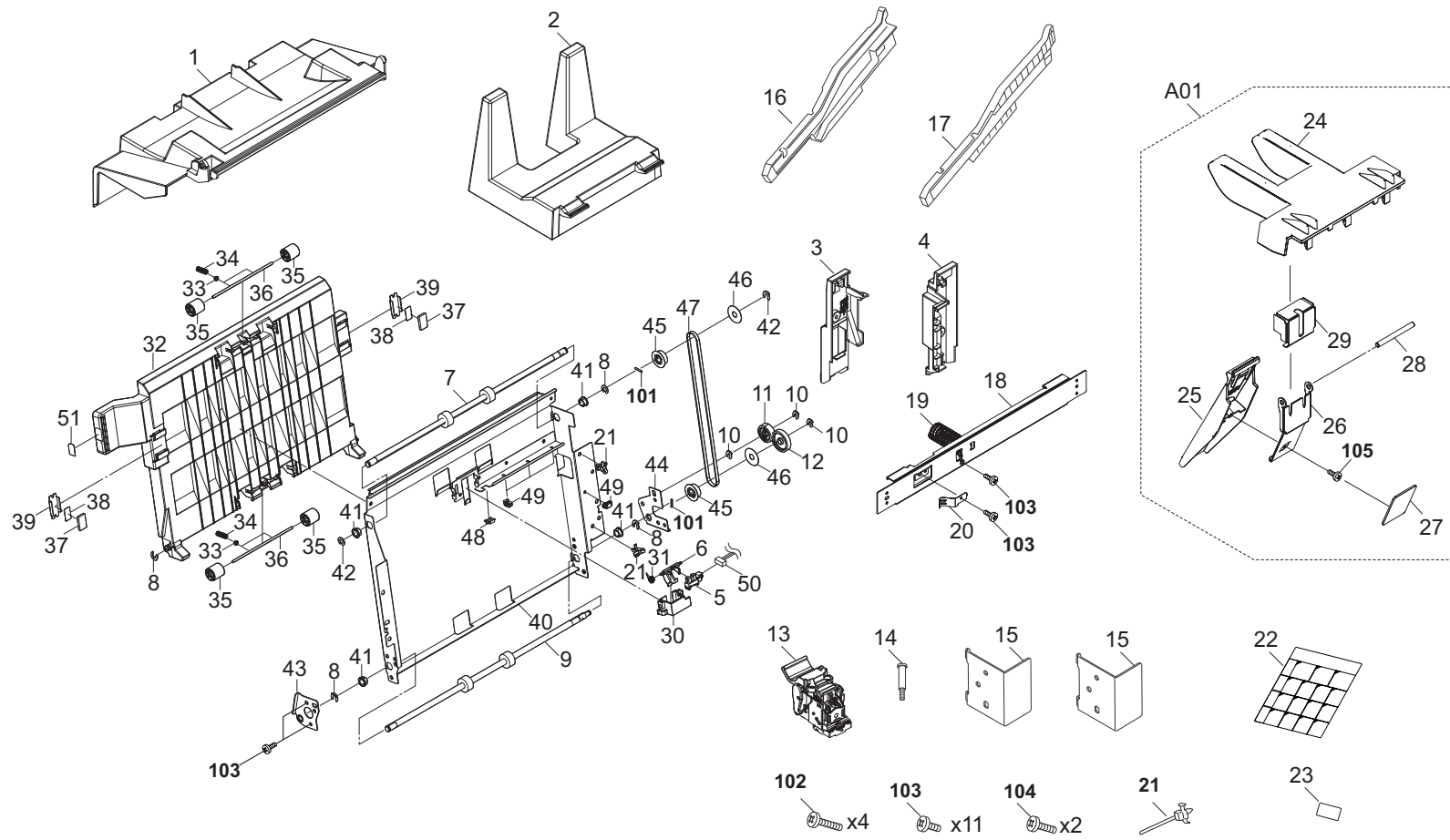


FIG. 5 Accessories

3ND-4

Ref. No. 番号	Part.No. 部品番号	Alternative. 代替部品番号	Description 部 品 名 称	Notes 備 考	Revision 改 訂	Quantity 個数			
						100(日本)	120	230	240
1	303ND04010	3ND04010	TRAY EJECT BASE			1	1	1	1
2	303ND04020	3ND04020	TRAY EJECT STOCK			1	1	1	1
3	303ND04030	3ND04030	COVER SADDLE F			1	1	1	1
4	303ND04041	3ND04041	COVER SADDLE R			1	1	1	1
5	303M894260	NX120700	SENSOR OPT.			1	1	1	1
6	303ND37090	3ND37090	ACTUATOR PI			1	1	1	1
7	303ND94080	3ND37030	ROLLER BRIDGE UP			1	1	1	1
8	2BC06910	2BC06910	STOPPER 6			4	4	4	4
9	303ND94090	3ND37040	ROLLER BRIDGE LOW			1	1	1	1
10	5MVX111DN003	2A806250	RING STOPPER /A-49 FEED A4			3	3	3	3
11	303NJ31130	3NJ31130	GEAR Z28R			1	1	1	1
12	303NF31050	3NF31050	GEAR Z35L			1	1	1	1
13	303J138010	3J138010	CARTRIDGE EH280			1	1	1	1
14	3CY02240	3CY02240	REAR PIN,HOOK			1	1	1	1
15	303ND02310	3ND02310	LOCK MAIN TRAY			2	2	2	2
16	303ND02090	3ND02090	RAIL REAR			1	1	1	1
17	303ND02080	3ND02080	RAIL FRONT			1	1	1	1
18	303ND02230	3ND02230	RETAINER PLATE			1	1	1	1
19	303ND02330	3ND02330	SPRING UNIT SET			1	1	1	1
20	302FB09810	2FB09810	GROUND PLATE DU REAR			1	1	1	1
21	7YZM410004++H01	YZ148350	ACCESS.BAND		4:Part No.-chg.	3	3	3	3
22	303ND34110	3ND34110	LABEL OPERATION			1	1	1	1
23	303ND34020	3ND34020	LABEL D7			1	1	1	1
A01	303ND94100	3ND94100	PARTS ARM PAPER EJECT HOLDER ASSY SP			1	1	1	1
24	*303ND28101	3ND28101	ARM PAPER EJECT HOLDER			1	1	1	1
25	*303J128290	3J128290	COVER EJECT PAPER HOLDER			1	1	1	1
26	*303J128260	3J128260	AUXILIARY PLATE EJECT ARM			1	1	1	1
27	*303J128280	3J128280	PAD EJECT PAPER HOLDER			1	1	1	1
28	*303J128251	3J128251	SHAFT EXIT PAPER HOLDER			1	1	1	1
29	*303ND28320	3ND28320	STOPPER ARM HOLDER			1	1	1	1
30	303ND37100	3ND37100	HOLDER FEED PI			1	1	1	1
31	302H729120	2H729120	SPRING ACT DU			1	1	1	1
32	303ND37010	3ND37010	GUIDE BRIDGE LEFT			1	1	1	1
33	2FM04150	2FM04150	CAP SPRING /B-11 ENCLOSURE A4		4:Others	4	4	4	4
34	302H728100	2H728100	SPRING EXIT PULLEY			4	4	4	4
35	302H722760	2H722760	PULLEY MIDDLE A			4	4	4	4
36	302K324460	2K324460	SHAFT FEED			2	2	2	2
37	302GR04380	2GR04380	SEAL MAGNET			2	2	2	2
38	302GR04370	2GR04370	MAGNET CLIP DISH			2	2	2	2
39	303NB24210	3NB24210	HOLDER MAGNET			2	2	2	2
40	303ND37020	3ND37020	GUIDE BRIDGE RIGHT			1	1	1	1
41	28107310	49028101	BUSH 8			4	4	4	4
42	302K921420	2K921420	CUT-WASHER 6			2	2	2	2
43	303ND37060	3ND37060	PLATE GUIDE FULCRUM			1	1	1	1
44	303ND37050	3ND37050	PLATE BRIDGE DRIVE			1	1	1	1
45	3AP02040	3AP02040	PULLEY 30,DUPLEX			2	2	2	2
46	303JY38240	3JY38240	SPACER 25			2	2	2	2
47	303ND37080	3ND37080	BELT 40S2M486			1	1	1	1

• Parts with a Ref.No. of 500 and above in the illustration indicate they are not selected for service parts.

• イラスト中で 500 番の Ref 番号が付いている部品はサービスパーツに選定されていません。

FIG. 5 Accessories

3ND-3

Ref. No. 番号	Part.No. 部品番号	Alternative. 代替部品番号	Description 部品名称	Notes 備考	Revision 改訂	Quantity 個数			
						100(日本)	120	230	240
48	7YZM210006++H01	YZ038000	ACCESS.EDGING			1	1	1	1
49	7YZM610007++H01	YZ023340	ACCESS.SADDLE			3	3	3	3
50	303ND46200	3ND46200	WIRE TRANSPORT SENSOR			1	1	1	1
51	303ND34030	3ND34030	LABEL D8			1	1	1	1
101	5MBP2012WXSP	E0020120	SPRING PIN/ M2 X 12 S-BLK						
102	7BB700412H	BB106830	+BIND T.T S SCREW 4X12 SR						
103	7BB700408H	BB105640	+BIND T.T S SCREW 4X8 SR						
104	7BB782410H	BB111310	+TP-FLAT T.T S SCREW 4X10 SR(BLACK)						
105	7BB200308H	BB105660	+BIND T.T P SCREW 3X8						

• Parts with a Ref.No. of 500 and above in the illustration indicate they are not selected for service parts.

・イラスト中で 500 番台の Ref 番号が付いている部品はサービスパーツに選定されていません。

Part.No. 部品番号	Alternative. 代替部品番号	Description 部品名称	Fig.No.
28107310	49028101	BUSH 8	1,2,3,5
33414050	33414050	GEAR 22,SLEEVE	3
34907150	34907150	PULLEY,CASSETTE	2
66321290	66321290	PULLEY,EJECT	3
2BC06910	2BC06910	STOPPER 6	1,2,3,4,5
2BL16200	2BL16200	SPRING CONVEYING	3
2BL16290	2BL16290	CUT WASHER 3	2
2C907360	2C907360	SPRING CURSOR R	3
2FB20860	2FB20860	PIN FUSER COVER	2
2FB27160	2FB27160	INTER LOCK SWITCH	2
2FG20350	2FG20350	SPRING CLAW	3
2FM04150	2FM04150	CAP SPRING /B-11 ENCLOSURE A4	3,5
302F929260	2F929260	PULLEY DU LOW	3
302FB09810	2FB09810	GROUND PLATE DU REAR	5
302FB09830	2FB09830	CUT WASHER 4	2
302FG07020	2FG07020	PULLEY,CASSETTE RAIL	2
302GR04370	2GR04370	MAGNET CLIP DISH	5
302GR04380	2GR04380	SEAL MAGNET	5
302H017260	2H017260	BELT SCANNER	1
302H722760	2H722760	PULLEY MIDDLE A	5
302H725A00	2H725A00	SPRING FUSER ACTUATOR	3
302H728100	2H728100	SPRING EXIT PULLEY	5
302H729120	2H729120	SPRING ACT DU	5
302HN44100	2HN44100	MOTOR REVERSE	1,2
302K031740	2K031740	GEAR BELT CLEANING DRIVE Z20L	2
302K324450	2K324450	BUSH 6	1,2,3,4
302K324460	2K324460	SHAFT FEED	3,5
302K921120	2K921120	STOPPER 8	2
302K921420	2K921420	CUT-WASHER 6	1,5
302K926050	2K926050	NUT FUSER	2
302K928190	2K928190	SPRING-TORSION SWITCHBACK	1
302K931080	2K931080	WIRE STOPPER	3
302K931490	2K931490	GEAR Z28L	2
302K931960	2K931960	HOLDER BEARING 688ZZ	3
302K994370	2K944120	SOLENOID FEED SHIFT	3
302KV06330	2KV06330	PULLEY MIDDLE	3
302LC94281	2LC94281	PARTS MOTOR-BL W40 SP	1
302LF39050	2LF39050	GUIDE WIRE FRONT PWB	2
303J102210	3J102210	SPRING RELEASE	2
303J124020	3J124020	CURSOR FRONT	1
303J124030	3J124030	CURSOR REAR	1
303J124041	3J124041	GUIDE REGIST	1
303J124050	3J124050	SHAFT LOWER CURSOR	1
303J124070	3J124070	SHAFT CONVEYING DRIVE R	1
303J124080	3J124080	SHAFT CONVEYING IDLE R	1
303J124110	3J124110	BELT CONVEYING REGIST	1
303J124142	3J124142	BLADE MID PRESSING	1
303J124151	3J124151	PLATE BLADE SUPPORT	1
303J124160	3J124160	HOLDER BLADE	1
303J124170	3J124170	GEAR 55 BLADE PRESSURE	1
303J124210	3J124210	BUSHING BLADE	1

Part.No. 部品番号	Alternative. 代替部品番号	Description 部品名称	Fig.No.
303J124221	3J124221	STAY SADDLE	1
303J124231	3J124231	GUIDE CONVEYING LOWER F	1
303J124241	3J124241	GUIDE CONVEYING LOWER R	1
303J124341	3J124341	CURSOR FW FRONT	1
303J124351	3J124351	CURSOR FW REAR	1
303J124370	3J124370	RACK CURSOR	1
303J124440	3J124440	SHAFT CONVEYING IDLE	1
303J124450	3J124450	SHAFT BLADE	1
303J124460	3J124460	HOLDER CONVEYING LIFT	1
303J124481	3J124481	MOUNT BELT R	1
303J124490	3J124490	MOUNT BELT L	1
303J124550	3J124550	SHEET STAY SADDLE LOW	1
303J124562	3J124562	SHEET GUIDE REGIST	1
303J124610	3J124610	PULLEY FEED IN	3
303J124620	3J124620	MOUNT PULLEY FEED IN	3
303J124630	3J124630	HOLDER PULLEY FEED IN	3
303J124640	3J124640	SHAFT PULLEY FEED IN	3
303J124660	3J124660	SHEET CURSOR FW	1
303J124670	3J124670	SPACER BLADE	1
303J124700	3J124700	COLLAR FEED IN	3
303J124710	3J124710	SPACER FEED IN	3
303J124720	3J124720	BUSHING FEED IN	3
303J128150	3J128150	PLATE EXIT FRONT	3
303J128160	3J128160	PLATE EXIT REAR	3
303J128170	3J128170	SPRING EXIT HOOK	3
303J128251	3J128251	SHAFT EXIT PAPER HOLDER	5
303J128260	3J128260	AUXILIARY PLATE EJECT ARM	5
303J128280	3J128280	PAD EJECT PAPER HOLDER	5
303J128290	3J128290	COVER EJECT PAPER HOLDER	5
303J131040	3J131040	SHAFT BLADE DRIVE L	1
303J131340	3J131340	MOUNT BLADE PI	1
303J138010	3J138010	CARTRIDGE EH280	5
303J144010	3J144010	STAPLER EH280	3
303J902330	3J902330	PIN TABLE FULCRUM B	3
303JX24190	3JX24190	SPRING CONVEYING	3
303JY37220	3JY37220	STATIC ELIMINATOR CURSOR	1
303JY37260	3JY37260	SPRING SOL A	3
303JY37400	3JY37400	DISCHARGER GUIDE UP	3
303JY38240	3JY38240	SPACER 25	1,5
303LL02330	3LL02330	HOLDER WIRE D	3
303LV24010	3LV24010	COVER WIRE	1
303LV28051	3LV28051	SPRING PRESSURE	2
303M894260	NX120700	SENSOR OPT.	1,3,5
303NB24210	3NB24210	HOLDER MAGNET	5
303NB31010	3NB31010	GEAR Z35R	2
303NB94051	3NB94051	PARTS MOTOR-BL BRAKE SP	1
303ND02030	3ND02030	BASE LEFT	2
303ND02050	3ND02050	STAY LEFT	2
303ND02060	3ND02060	MOUNT SHAFT RAIL	2
303ND02070	3ND02070	SHAFT RAIL	2
303ND02080	3ND02080	RAIL FRONT	5

Part.No. 部品番号	Alternative. 代替部品番号	Description 部品名称	Fig.No.
303ND02090	3ND02090	RAIL REAR	5
303ND02100	3ND02100	LEVER RELEASE	3
303ND02110	3ND02110	WORK PLATE RELEASE FRONT	3
303ND02120	3ND02120	WORK PLATE RELEASE REAR	3
303ND02130	3ND02130	MOUNT STAPLER FRONT	3
303ND02140	3ND02140	MOUNT STAPLER REAR	3
303ND02150	3ND02150	SHAFT RELEASE	3
303ND02160	3ND02160	STAY RIGHT LOW	2
303ND02170	3ND02170	STAY BLADE LOWER	2
303ND02180	3ND02180	MOUNT INTERLOCK TRAY	2
303ND02190	3ND02190	HOOK RELEASE FRONT	3
303ND02200	3ND02200	MOUNT PULLEY RAIL	2
303ND02230	3ND02230	RETAINER PLATE	5
303ND02281	3ND02281	FULCRUM PLATE RELEASE	2
303ND02291	3ND02291	GUIDE WIRE	2
303ND02310	3ND02310	LOCK MAIN TRAY	5
303ND02320	3ND02320	STAY RIGHT	1
303ND02330	3ND02330	SPRING UNIT SET	5
303ND02350	3ND02350	PLATE COVER PWB	2
303ND04010	3ND04010	TRAY EJECT BASE	5
303ND04020	3ND04020	TRAY EJECT STOCK	5
303ND04030	3ND04030	COVER SADDLE F	5
303ND04041	3ND04041	COVER SADDLE R	5
303ND04051	3ND04051	COVER LEFT	3
303ND24010	3ND24010	STAY SIDE REGIST UP	1
303ND24020	3ND24020	STAY SIDE REGIST LOW	1
303ND24030	3ND24030	MOUNT MOTOR	1
303ND24040	3ND24040	PLATE ADJUST	1
303ND24060	3ND24060	GEAR Z56R-Z26S	1
303ND24070	3ND24070	GEAR Z54-P30	1
303ND24080	3ND24080	SPACER CURSOR	1
303ND24110	3ND24110	GUIDE FEED LOW	3
303ND24120	3ND24120	GUIDE FEED UP	3
303ND24130	3ND24130	MOUNT HOLDER SENSOR	1
303ND24140	3ND24140	ACTUATOR HOLDER SENSOR	1
303ND24150	3ND24150	MOUNT PAPER SENSOR	1
303ND24160	3ND24160	ACTUATOR PAPER	1
303ND24171	3ND24171	GUIDE FEED IN	3
303ND24210	3ND24210	PAD SENSOR	3
303ND24220	3ND24220	GUIDE WIRE FEED	3
303ND24230	3ND24230	SHAFT CONVEYING DRIVE L	1
303ND24240	3ND24240	RUBBER FEED IN	3
303ND24260	3ND24260	FILM FEED IN	3
303ND24270	3ND24270	FILM BLADE F	1
303ND24280	3ND24280	FILM BLADE R	1
303ND24290	3ND24290	SHEET STAY SADDLE UP	1
303ND24300	3ND24300	SHEET STAY SADDLE UP M	1
303ND24310	3ND24310	SPRING ACT	1
303ND24320	3ND24320	BELT CONVEYING POSITIONING	1
303ND24330	3ND24330	JOINT CONVEYING BELT	1
303ND28010	3ND28010	GUIDE STOP UP	2

Part.No. 部品番号	Alternative. 代替部品番号	Description 部品名称	Fig.No.
303ND28021	3ND28021	GUIDE STOP LOW	2
303ND28030	3ND28030	GUIDE STOP	2
303ND28040	3ND28040	GUIDE EXIT SHIFT	2
303ND28050	3ND28050	GUIDE EXIT	2
303ND28061	3ND28061	GUIDE CONVEYING EXIT	2
303ND28071	3ND28071	GUIDE EXIT OPEN	3
303ND28080	3ND28080	COVER EXIT OPEN	3
303ND28090	3ND28090	GUIDE CONVEYING 3 FOLD	3
303ND28101	3ND28101	ARM PAPER EJECT HOLDER	5
303ND28110	3ND28110	HANDLE EXIT	3
303ND28130	3ND28130	FRAME LEFT FRONT	2
303ND28140	3ND28140	FRAME LEFT REAR	2
303ND28150	3ND28150	LEVER LEFT	2
303ND28170	3ND28170	ACTUATOR EXIT	3
303ND28180	3ND28180	MOUNT INTERLOCK LEFT	2
303ND28190	3ND28190	SHAFT LEFT UP OPEN	3
303ND28200	3ND28200	HINGE LEFT	2
303ND28211	3ND28211	MOUNT SOLENOID	3
303ND28220	3ND28220	LEVER SOL GUIDE EXIT	2
303ND28252	3ND28252	ACTUATOR STACK LIMIT	3
303ND28280	3ND28280	LID COVER EXIT	3
303ND28290	3ND28290	SPRING LEFT	2
303ND28300	3ND28300	BRUSH PAPER EJ REGIST	3
303ND28310	3ND28310	CUSHION GUIDE	2
303ND28320	3ND28320	STOPPER ARM HOLDER	5
303ND28330	3ND28330	SHEET EXIT OPEN	3
303ND28340	3ND28340	FILM EXIT GUIDE	2
303ND28351	3ND28351	FILM STACK PAPER	3
303ND28360	3ND28360	FILM STOP LOW A	2
303ND28370	3ND28370	FILM STOP LOW B	2
303ND28380	3ND28380	FILM STOP LOW C	2
303ND28410	3ND28410	SPRING EJECT	3
303ND31040	3ND31040	ARM BLADE PRESS	1
303ND31060	3ND31060	LEVER PRESSURE B FRONT	2
303ND31070	3ND31070	LEVER PRESSURE B REAR	2
303ND31080	3ND31080	LEVER PRESSURE C FRONT	3
303ND31090	3ND31090	LEVER PRESSURE C REAR	3
303ND31100	3ND31100	SPACER ROLLER	2
303ND31110	3ND31110	MOUNT BLADE DRIVE	3
303ND31120	3ND31120	GEAR Z28 Z62	3,4
303ND31130	3ND31130	GEAR Z126R PRESS	4
303ND31150	3ND31150	GEAR Z53Z120R	3
303ND31160	3ND31160	SHAFT BLADE DRIVE	3
303ND31170	3ND31170	GEAR Z38 PRESS	4
303ND31180	3ND31180	GEAR Z36 PRESS	4
303ND31190	3ND31190	GEAR Z56 PRESS	4
303ND31200	3ND31200	GEAR Z30 PRESS	2
303ND31210	3ND31210	GEAR Z16 PRESS	2
303ND31220	3ND31220	GEAR Z12 PRESS	3
303ND31230	3ND31230	GEAR Z24 Z32	4
303ND31250	3ND31250	PLATE PRESS DRIVE	4

Part.No. 部品番号	Alternative. 代替部品番号	Description 部品名称	Fig.No.
303ND31260	3ND31260	GEAR Z30 EXIT	3
303ND31270	3ND31270	SHAFT PRESS DRIVE	4
303ND31280	3ND31280	CAM BLADE	1
303ND31290	3ND31290	COVER PRESS DRIVE	4
303ND31300	3ND31300	GEAR Z28S Z40R	4
303ND31310	3ND31310	GEAR Z12S	4
303ND31320	3ND31320	PLATE HANDLE DRIVE	4
303ND31330	3ND31330	HANDLE PRESS DRIVE	4
303ND31340	3ND31340	PIN BLADE DRIVE	1
303ND31350	3ND31350	GEAR Z30 PRESS B	2
303ND31500	3ND31500	PLATE JOINT DRIVE	2
303ND31510	3ND31510	GEAR Z30R Z30R	2
303ND31520	3ND31520	GEAR Z52L	2
303ND31530	3ND31530	MOUNT MOTOR LOW	2
303ND31540	3ND31540	PLATE JOINT FULCRUM	2
303ND34020	3ND34020	LABEL D7	5
303ND34030	3ND34030	LABEL D8	5
303ND34040	3ND34040	LABEL D9	4
303ND34050	3ND34050	LABEL UP	2
303ND34110	3ND34110	LABEL OPERATION	5
303ND37010	3ND37010	GUIDE BRIDGE LEFT	5
303ND37020	3ND37020	GUIDE BRIDGE RIGHT	5
303ND37050	3ND37050	PLATE BRIDGE DRIVE	5
303ND37060	3ND37060	PLATE GUIDE FULCRUM	5
303ND37080	3ND37080	BELT 40S2M486	5
303ND37090	3ND37090	ACTUATOR PI	5
303ND37100	3ND37100	HOLDER FEED PI	5
303ND46010	3ND46010	WIRE INTERFACE	2
303ND46020	3ND46020	WIRE INTERLOCK SWITCH	2
303ND46030	3ND46030	WIRE GIDE L SWITCH	2
303ND46040	3ND46040	WIRE UNITSET SWITCH	2
303ND46050	3ND46050	WIRE TRY SWITCH	2
303ND46060	3ND46060	WIRE MOTOR ST ALL	2
303ND46090	3ND46090	WIRE WIDTH MOTOR	1
303ND46100	3ND46100	WIRE SOLENOID1	2
303ND46110	3ND46110	WIRE STP MOTOR	2
303ND46120	3ND46120	WIRE MOTOR	2
303ND46130	3ND46130	WIRE SOLENOID2	3
303ND46160	3ND46160	WIRE SENSOR ALL	2
303ND46170	3ND46170	WIRE BUNDUP SENSOR	1
303ND46180	3ND46180	WIRE UNDER WIDTH SENSOR	1
303ND46190	3ND46190	WIRE MID SENSOR	3
303ND46200	3ND46200	WIRE TRANSPORT SENSOR	5
303ND46210	3ND46210	WIRE PAPER SENSOR	1
303ND46220	3ND46220	WIRE UPPER WIDTH SENSOR	1
303ND46240	3ND46240	WIRE CARRY SENSOR	3
303ND46250	3ND46250	WIRE EARTH	2
303ND94011	3ND94011	PARTS PWB MAIN ASSY SP	2
303ND94020	3ND24180	ROLLER FEED IN	2
303ND94030	3ND28120	ROLLER EJECT	3
303ND94040	3ND28260	ROLLER EJECT 3 FOLD	2

Part.No. 部品番号	Alternative. 代替部品番号	Description 部品名称	Fig.No.
303ND94050	3ND94050	ROLLER PRESS A	2
303ND94060	3ND94060	ROLLER PRESS B	2
303ND94070	3ND31032	ROLLER PRESS C	3
303ND94080	3ND37030	ROLLER BRIDGE UP	5
303ND94090	3ND37040	ROLLER BRIDGE LOW	5
303ND94100	3ND94100	PARTS ARM PAPER EJECT HOLDER ASSY SP	5
303NF31050	3NF31050	GEAR Z35L	5
303NJ31130	3NJ31130	GEAR Z28R	5
303NW94060	NX124090	SENSOR OPT.	1,3
3AK07230	3AK07230	PULLEY 20S3M	1
3AP02040	3AP02040	PULLEY 30,DUPLEX	1,5
3B805070	3B805070	LABEL B	3
3B805080	3B805080	LABEL C	3
3B807640	3B807640	PAD,CURSOR	1
3CA16220	3CA16220	HOLDER,PAPER EJECT REGISTRATION BRUSH	3
3CY02240	3CY02240	REAR PIN,HOOK	5
3H316050	3H316050	GEAR 46 DRUM DRIVE	3
5MVX111DN003	2A806250	RING STOPPER /A-49 FEED A4	1,2,3,4,5
7BE008165431H01	BE119730	BEARING 688ZZ	3
7BE010197431H01	BE119740	BEARING 6800ZZ(7MM)	2
7YZM110001++H01	YZ009420	ACCESS BUSHING	1,2
7YZM110003++H01	YZ034780	ACCESS,BUSHING	1
7YZM210005++H01	YZ037990	ACCESS.EDGING	2
7YZM210006++H01	YZ038000	ACCESS.EDGING	1,2,5
7YZM210011++H01	YZ145260	ACCESS.EDGING	2
7YZM410004++H01	YZ148350	ACCESS BAND	1,2,3,5
7YZM510007++H01	YZ042780	ACCESS.SPACER	2
7YZM610001++H01	YZ010230	ACCESS SADDLE	1
7YZM610004++H01	YZ012210	ACCESS SADDLE	2
7YZM610007++H01	YZ023340	ACCESS.SADDLE	1,2,3,5
M2104390	M2104390	EDGING,EDS-0607L(KITAGAWA)	1

MT-730(B)

Rev.5
June 2017

———— CONTENTS/ 目次 ————

FIG. 1	Covers	2
FIG. 2	Paper Conveying Section 1	4
FIG. 3	Paper Conveying Section 2	7
FIG. 4	Accessories	9
FIG. 5	Options (AK-736) (MT-730(B))	11
	• INDEX/ 索引.....	13

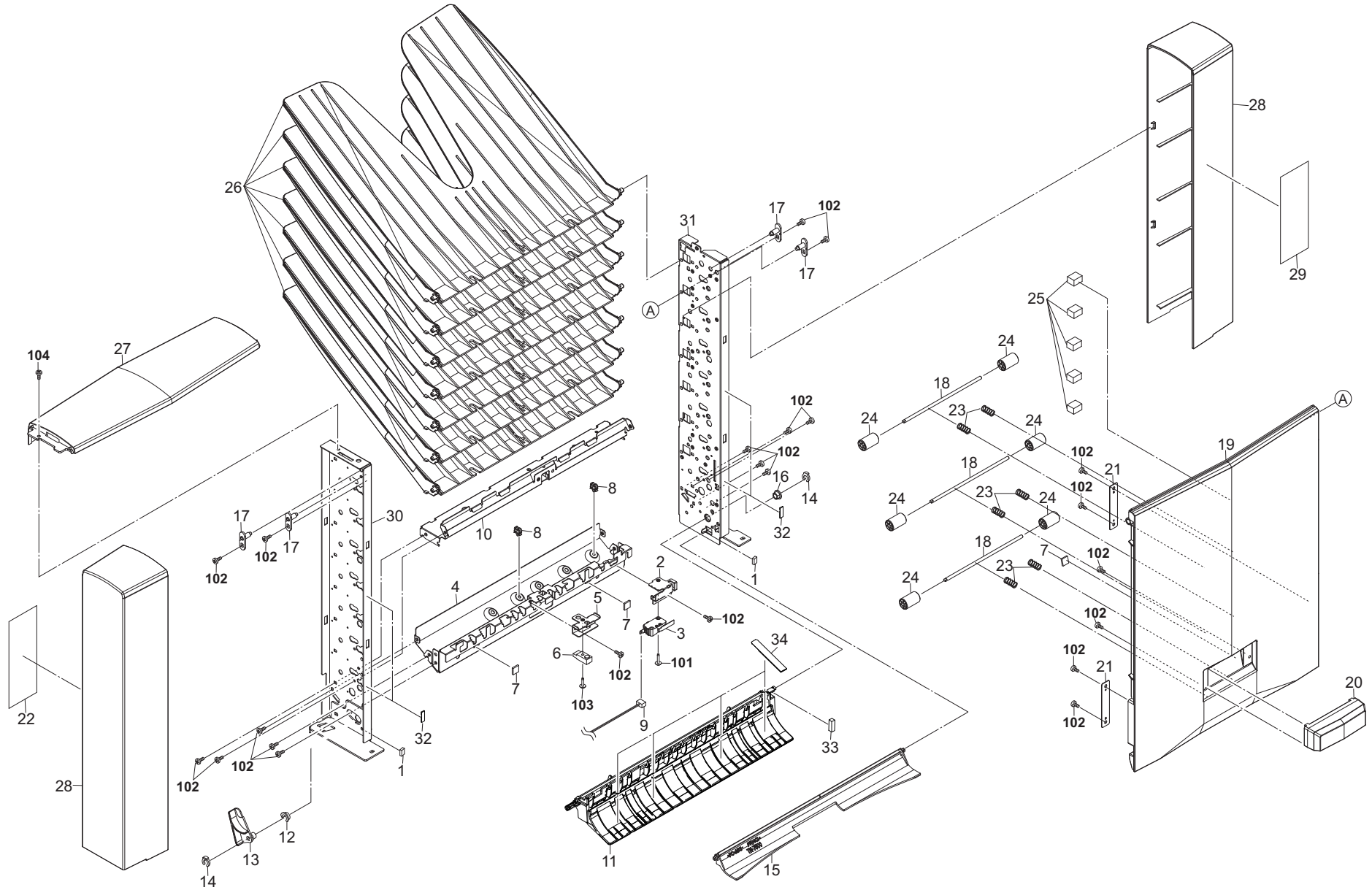


FIG. 1 Covers

3N0-4

Ref. No. 番号	Part.No. 部品番号	Alternative. 代替部品番号	Description 部 品 名 称	Notes 備 考	Revision 改 訂	Quantity 個数			
						100(日本)	120	230	240
1	303JY28280	3JY28280	CUSHION EJECT GUIDE B			2	2	2	2
2	303LW24110	3LW24110	MOUNT INTER ROCK			1	1	1	1
3	2FB27160	2FB27160	INTER LOCK SWITCH			1	1	1	1
4	303LW24031	3LW24031	STAY EJECT DF			1	1	1	1
5	303LW24100	3LW24100	MOUNT SENSOR EJECT			1	1	1	1
6	303H327460	3H327460	SENSOR A.SEPARATION			1	1	1	1
7	303H321120	3H321120	CUSHION HOLDER			3	3	3	3
8	7YZM610007++H01	YZ023340	ACCESS.SADDLE			2	2	2	2
9	303LW46040	3LW46040	WIRE MIDDLE			1	1	1	1
10	303LW24040	3LW24040	STAY EJECT			1	1	1	1
11	303N024021	3N024021	GUIDE FEED IN	4:Design-chg.		1	1	1	1
12	303LW02130	3LW02130	BUSH LEVER			1	1	1	1
13	303LW24550	3LW24550	LEVER SEPARATE CLAW B			1	1	1	1
14	5MVX111DN003	2A806250	RING STOPPER /A-49 FEED A4			2	2	2	2
15	303LW24141	3LW24141	UPPER GUIDE ADMISSION			1	1	1	1
16	302H702590	2H702590	BUSH SCREW			1	1	1	1
17	303J902291	3J902291	PIN TABLE FULCRUM			4	4	4	4
18	303LW24190	3LW24190	SHAFT FEED PULLEY			3	3	3	3
19	303LW04030	3LW04030	COVER VERTICAL			1	1	1	1
20	303LW04070	3LW04070	LEVER VERTICAL COVER			1	1	1	1
21	5MMS626SD003	2BM04100	PLATE MAGCHATCH			2	2	2	2
22	303LW34030	3LW34030	LABEL PAPER CAUTION			1	1	1	1
23	2FG06070	2FG06070	SPRING FEED JOINT			6	6	6	6
24	302H008220	2H008220	PULLEY 15 MPF FEED			6	6	6	6
25	303J128320	3J128320	SPONGE EJECT			5	5	5	5
26	303J204070	3J204070	BIN EJECT S			7	7	7	7
27	303LW04020	3LW04020	COVER TOP			1	1	1	1
28	303LW04010	3LW04010	COVER SIDE			2	2	2	2
29	303LW34020	3LW34020	LABEL JAM			1	1	1	1
30	303LW02011	3LW02011	FRAME FRONT			1	1	1	1
31	303LW02021	3LW02021	FRAME REAR			1	1	1	1
32	302J002100	2J002100	SHEET GUIDE			4	4	4	4
33	303JY24AA0	3JY24AA0	CUSHION FEED			1	1	1	1
34	303N024060	3N024060	FILM FEED IN			4	4	4	4
101	7BB600320H	BB105740	+BIND M SCREW 3X20 R						
102	7BB700308H	BB105600	+BIND T.T S SCREW 3X8 SR						
103	7BB607312H	BB107140	+TP-CUP M SCREW 3X12 R						
104	7BB702308H	BB107060	+TP-FLAT T.T S SCREW 3X8 SR						

• Parts with a Ref.No. of 500 and above in the illustration indicate they are not selected for service parts.

• イラスト中で 500 番台の Ref 番号が付いている部品はサービスパーツに選定されていません。

FIG. 2 Paper Conveying Section 1

3N0-5

Ref. No. 番号	Part.No. 部品番号	Alternative. 代替部品番号	Description 部 品 名 称	Notes 備 考	Revision 改 訂	Quantity 個数			
						100(日本)	120	230	240
1	303JY38180	3JY38180	SHAFT PULLEY SC			7	7	7	7
2	303LW24050	3LW24050	UPPER GUIDE EJECT			7	7	7	7
3	303JY28280	3JY28280	CUSHION EJECT GUIDE B			7	7	7	7
4	303LW24160	3LW24160	SPRING EXIT			14	14	14	14
5	303LW24060	3LW24060	PULLEY EJECT			14	14	14	14
6	303LW24170	3LW24170	FILM EJECT			14	14	14	14
7	303LW24070	3LW24070	ACTUATOR OVERFLOW			7	7	7	7
8	2C927210	2C927210	SENSOR 248NL1			8	8	8	8
9	303LW24040	3LW24040	STAY EJECT			7	7	7	7
10	63212210	63212210	STATIC ELIMINATOR.EJECT			7	7	7	7
11	303LW24100	3LW24100	MOUNT SENSOR EJECT			1	1	1	1
12	303H327470	3H327470	SENSOR B SEPARATION			1	1	1	1
13	303LW94020	3LW94020	PARTS ROLLER EJECT A			6	6	6	6
14	303N094020	3N094020	PARTS ROLLER EJECT C SP			1	1	1	1
15	303LW24520	3LW24520	SHAFT SEPARATE DRIVE			1	1	1	1
16	303LW94010	3LW94010	PARTS ROLLER CONVEYING			3	3	3	3
17	3CY07080	3CY07080	BUSHING 6			20	20	20	20
18	5MVX111DN003	2A806250	RING STOPPER /A-49 FEED A4			43	43	43	43
19	28107310	49028101	BUSH 8			2	2	2	2
20	2BC06910	2BC06910	STOPPER 6			2	2	2	2
21	3AK07230	3AK07230	PULLEY 20S3M			1	1	1	1
22	3BC08101	3BC08101	PULLEY,REGISTRATION			6	6	6	6
23	75722252	75722252	IDLE PULLEY 15			1	1	1	1
24	3B807380	3B807380	LOWER BELT,MIDDLE TRAY			1	1	1	1
25	303LW24530	3LW24530	SUPPORTPLATE BELT			1	1	1	1
26	303LW24540	3LW24540	MOUNT SEPARATE PI			1	1	1	1
27	7YZM210006++H01	YZ038000	ACCESS.EDGING			2	2	2	2
28	7YZM610007++H01	YZ023340	ACCESS.SADDLE			4	4	4	4
29	303LW46050	3LW46050	WIRE HP SENSOR			1	1	1	1
30	36706900	36706900	TORQUE LIMITER,PAPER FEED			1	1	1	1
31	3CG22030	3CG22030	JOINT,TORQUE LIMITER			1	1	1	1
32	E9000080	E9000080	PIN SNAP P8			1	1	1	1
33	7YZM410002++H01	YZ042720	ACCESS.BAND		5: Part No.-chg.	3	3	3	3
34	3H622320	3H622320	GEAR 20 LIFT			7	7	7	7
35	66018180	66018180	GEAR 26,SPIRAL ROLLER			3	3	3	3
36	2BL06190	2BL06190	GEAR Z25 FEED			5	5	5	5
37	302F909540	2F909540	GEAR Z49			4	4	4	4
38	3HK22040	3HK22040	GR 33 CONV			1	1	1	1
39	303N031010	3N031010	MOUNT MOTOR			1	1	1	1
40	7YZM610008++H01	YZ037940	ACCESS.SADDLE			2	2	2	2
41	2FB27110	2FB27110	MOTOR FEED			1	1	1	1
42	303LW46030	3LW46030	WIRE MOTOR			1	1	1	1
43	303LW46070	3LW46070	WIRE SENSOR			1	1	1	1
44	3036006141	36006141	PIN,JAM REMOVEMENT DIAL			1	1	1	1
45	303N031020	3N031020	GEAR Z22			1	1	1	1
46	303N031030	3N031030	GEAR Z28 Z21			1	1	1	1

• Parts with a Ref.No. of 500 and above in the illustration indicate they are not selected for service parts.

• イラスト中で 500 番台の Ref 番号が付いている部品はサービスパーツに選定されていません。

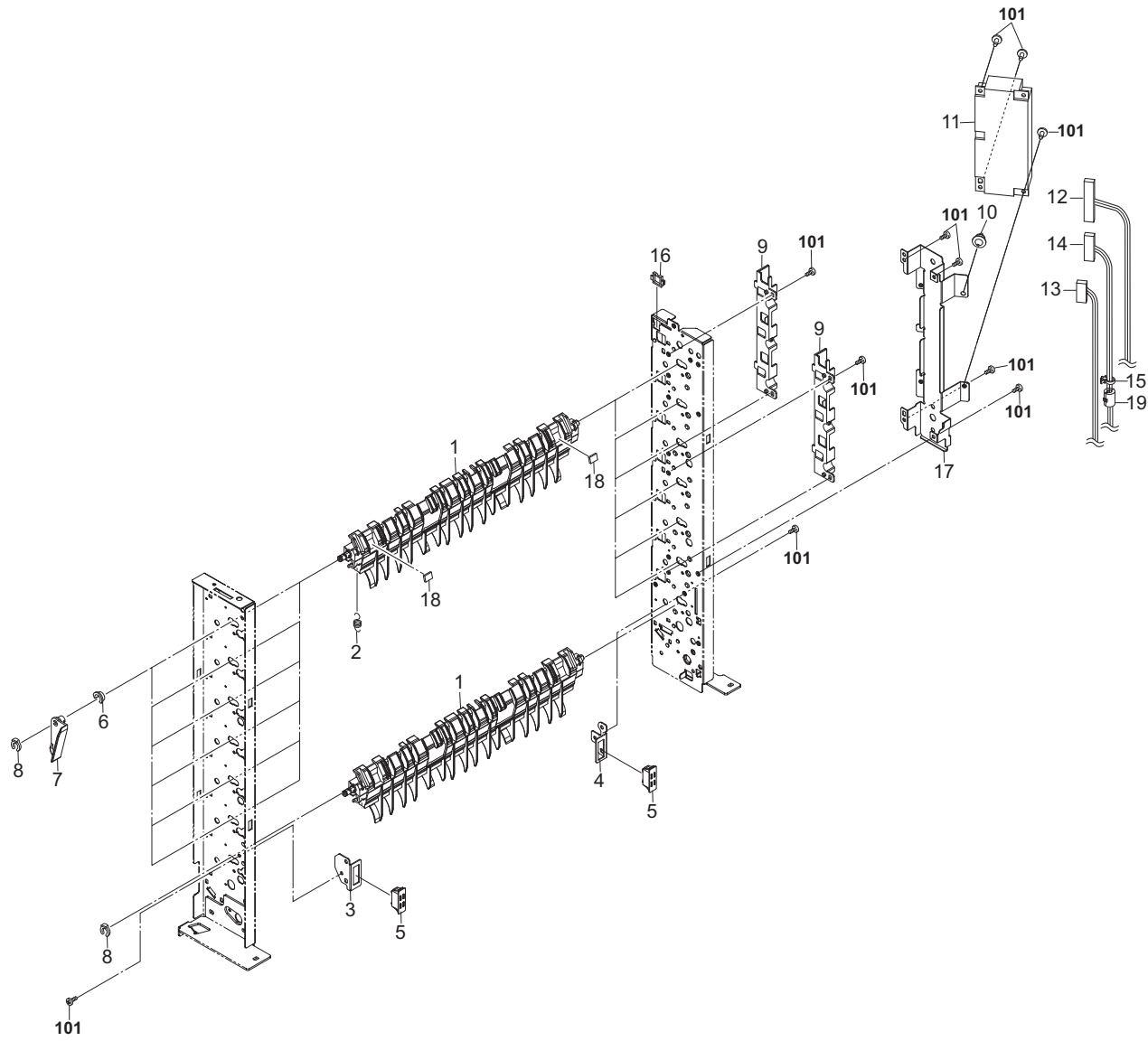


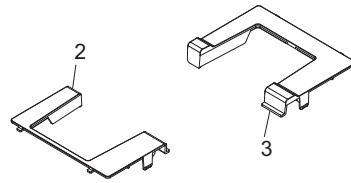
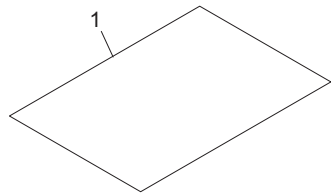
FIG. 3 Paper Conveying Section 2

3N0-5

Ref. No. 番号	Part.No. 部品番号	Alternative. 代替部品番号	Description 部品名称	Notes 備考	Revision 改訂	Quantity 個数			
						100(日本)	120	230	240
1	303LW24011	3LW24011	GUIDE CONVEYING			7	7	7	7
2	303LW24180	3LW24180	SPRING PULL GUIDE			6	6	6	6
3	303LW02070	3LW02070	MOUNT MAGNET FRONT			1	1	1	1
4	303LW02080	3LW02080	MOUNT MAGNET REAR			1	1	1	1
5	2FB17200	2FB17200	MAGNET UPPER REG GUIDE			2	2	2	2
6	303LW02130	3LW02130	BUSH LEVER			6	6	6	6
7	303LW24510	3LW24510	LEVER SEPARATE CLAW			6	6	6	6
8	5MVX111DN003	2A806250	RING STOPPER /A-49 FEED A4			7	7	7	7
9	303LW02110	3LW02110	GUIDE WIRE			2	2	2	2
10	M2108000	49628603	SPACER,KGLS-3S			1	1	1	1
11	303N094040	3N094040	PARTS PWB MAIN ASSY B SP			1	1	1	1
12	303LW46010	3LW46010	WIRE MAIN			1	1	1	1
13	303LW46060	3LW46060	WIRE INTERROCK SW			1	1	1	1
14	303LW46020	3LW46020	WIRE INTERFACE			1	1	1	1
15	7YZM410002++H01	YZ042720	ACCESS.BAND		5: Part No.-chg.	1	1	1	1
16	7YZM210006++H01	YZ038000	ACCESS.EDGING			1	1	1	1
17	303LW02030	3LW02030	PLATE PWB			1	1	1	1
18	303JY24AB0	3JY24AB0	CUSHION C ON			12	12	12	12
19	7YBEJ0J0D001H01	YB045400	FERRITE CORE			1	1	1	1
101	7BB700308H	BB105600	+BIND T.T S SCREW 3X8 SR						

• Parts with a Ref.No. of 500 and above in the illustration indicate they are not selected for service parts.

• イラスト中で 500 番台の Ref 番号が付いている部品はサービスパーツに選定されていません。



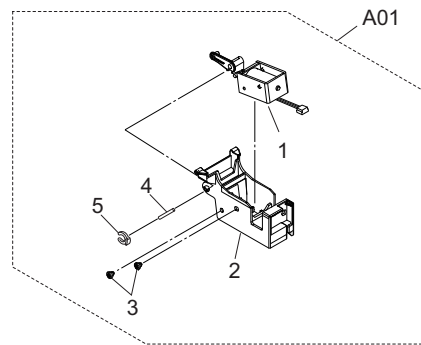
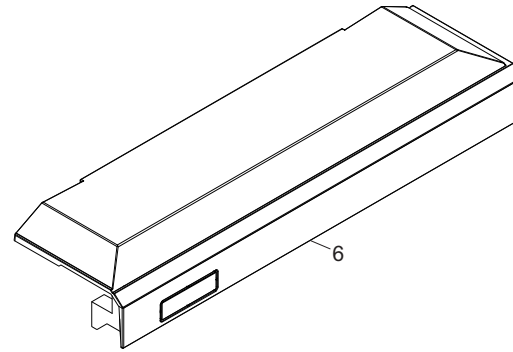
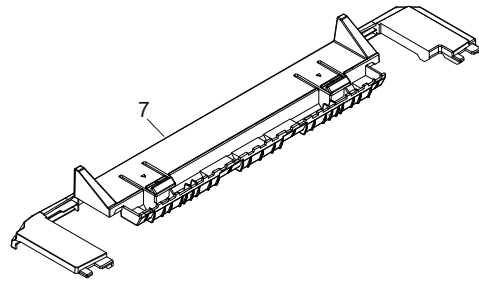


FIG. 5 Options (AK-736) (MT-730(B))

3N0-1

Ref. No. 番号	Part.No. 部品番号	Alternative. 代替部品番号	Description 部品名称	Notes 備考	Revision 改訂	Quantity 個数			
						100(日本)	120	230	240
A01	303N094030	3N094030	PARTS AK-736 SOLENOID ASSY SP			1	1	1	1
1	*303N094050	3N094050	PARTS LEVER SOLENOID ASSY SP			1	1	1	1
2	*303N024030	3N024030	HOLDER SOLENOID			1	1	1	1
3	*302F325090	2F325090	STUD SCREW M3			2	2	2	2
4	*303N024050	3N024050	SHAFT LEVER			1	1	1	1
5	*5MVX111DN007	2BT11070	STOPPER 3 /2BT1107 A4			1	1	1	1
6	303N004030	3N004030	COVER RIGHT			1	1	1	1
7	303N004040	3N004040	COVER LEFT			1	1	1	1
101	7BB700412H	BB106830	+BIND T.T S SCREW 4X12 SR						

• Parts with a Ref.No. of 500 and above in the illustration indicate they are not selected for service parts.

・イラスト中で 500 番台の Ref 番号が付いている部品はサービスパーツに選定されていません。

Part.No. 部品番号	Alternative. 代替部品番号	Description 部品名称	Fig.No.
28107310	49028101	BUSH 8	2
36706900	36706900	TORQUE LIMITER,PAPER FEED	2
63212210	63212210	STATIC ELIMINATOR,EJECT	2
66018180	66018180	GEAR 26, SPIRAL ROLLER	2
75722252	75722252	IDLE PULLEY 15	2
3036006141	36006141	PIN,JAM REMOVED DIAL	2
2BC06910	2BC06910	STOPPER 6	2
2BL06190	2BL06190	GEAR Z25 FEED	2
2C927210	2C927210	SENSOR 248NL1	2
2FB17200	2FB17200	MAGNET UPPER REG GUIDE	3
2FB27110	2FB27110	MOTOR FEED	2
2FB27160	2FB27160	INTER LOCK SWITCH	1
2FG06070	2FG06070	SPRING FEED JOINT	1
302F325090	2F325090	STUD SCREW M3	5
302F909540	2F909540	GEAR Z49	2
302H008220	2H008220	PULLEY 15 MPF FEED	1
302H702590	2H702590	BUSH SCREW	1
302J002100	2J002100	SHEET GUIDE	1
303H321120	3H321120	CUSHION HOLDER	1
303H327460	3H327460	SENSOR A, SEPARATION	1
303H327470	3H327470	SENSOR B SEPARATION	2
303J128320	3J128320	SPONGE EJECT	1
303J204070	3J204070	BIN EJECT S	1
303J234010	3J234010	LABEL BIN	4
303J902291	3J902291	PIN TABLE FULCRUM	1
303JY24AA0	3JY24AA0	CUSHION FEED	1
303JY24AB0	3JY24AB0	CUSHION C ON	3
303JY28280	3JY28280	CUSHION EJECT GUIDE B	1,2
303JY38180	3JY38180	SHAFT PULLEY SC	2
303LW02011	3LW02011	FRAME FRONT	1
303LW02021	3LW02021	FRAME REAR	1
303LW02030	3LW02030	PLATE PWB	3
303LW02070	3LW02070	MOUNT MAGNET FRONT	3
303LW02080	3LW02080	MOUNT MAGNET REAR	3
303LW02110	3LW02110	GUIDE WIRE	3
303LW02130	3LW02130	BUSH LEVER	1,3
303LW04010	3LW04010	COVER SIDE	1
303LW04020	3LW04020	COVER TOP	1
303LW04030	3LW04030	COVER VERTICAL	1
303LW04070	3LW04070	LEVER VERTICAL COVER	1
303LW24011	3LW24011	GUIDE CONVEYING	3
303LW24031	3LW24031	STAY EJECT DF	1
303LW24040	3LW24040	STAY EJECT	1,2
303LW24050	3LW24050	UPPER GUIDE EJECT	2
303LW24060	3LW24060	PULLEY EJECT	2
303LW24070	3LW24070	ACTUATOR OVERFLOW	2
303LW24100	3LW24100	MOUNT SENSOR EJECT	1,2
303LW24110	3LW24110	MOUNT INTER ROCK	1
303LW24141	3LW24141	UPPER GUIDE ADMISSION	1
303LW24160	3LW24160	SPRING EXIT	2
303LW24170	3LW24170	FILM EJECT	2

Part.No. 部品番号	Alternative. 代替部品番号	Description 部品名称	Fig.No.
303LW24180	3LW24180	SPRING PULL GUIDE	3
303LW24190	3LW24190	SHAFT FEED PULLEY	1
303LW24510	3LW24510	LEVER SEPARATE CLAW	3
303LW24520	3LW24520	SHAFT SEPARATE DRIVE	2
303LW24530	3LW24530	SUPPORTPLATE BELT	2
303LW24540	3LW24540	MOUNT SEPARATE PI	2
303LW24550	3LW24550	LEVER SEPARATE CLAW B	1
303LW34020	3LW34020	LABEL JAM	1
303LW34030	3LW34030	LABEL PAPER CAUTION	1
303LW46010	3LW46010	WIRE MAIN	3
303LW46020	3LW46020	WIRE INTERFACE	3
303LW46030	3LW46030	WIRE MOTOR	2
303LW46040	3LW46040	WIRE MIDDLE	1
303LW46050	3LW46050	WIRE HP SENSOR	2
303LW46060	3LW46060	WIRE INTERLOCK SW	3
303LW46070	3LW46070	WIRE SENSOR	2
303LW94010	3LW94010	PARTS ROLLER CONVEYING	2
303LW94020	3LW94020	PARTS ROLLER EJECT A	2
303N004010	3N004010	COVER LID FRONT	4
303N004020	3N004020	COVER LID REAR	4
303N004030	3N004030	COVER RIGHT	5
303N004040	3N004040	COVER LEFT	5
303N024021	3N024021	GUIDE FEED IN	1
303N024030	3N024030	HOLDER SOLENOID	5
303N024050	3N024050	SHAFT LEVER	5
303N024060	3N024060	FILM FEED IN	1
303N031010	3N031010	MOUNT MOTOR	2
303N031020	3N031020	GEAR Z22	2
303N031030	3N031030	GEAR Z28 Z21	2
303N094020	3N094020	PARTS ROLLER EJECT C SP	2
303N094030	3N094030	PARTS AK-736 SOLENOID ASSY SP	5
303N094040	3N094040	PARTS PWB MAIN ASSY B SP	3
303N094050	3N094050	PARTS LEVER SOLENOID ASSY SP	5
3AK07230	3AK07230	PULLEY 20S3M	2
3B807380	3B807380	LOWER BELT,MIDDLE TRAY	2
3BC08101	3BC08101	PULLEY,REGISTRATION	2
3CG22030	3CG22030	JOINT,TORQUE LIMITER	2
3CY07080	3CY07080	BUSHING 6	2
3H622320	3H622320	GEAR 20 LIFT	2
3HK22040	3HK22040	GR 33 CONV	2
5MMSG26SD003	2BM04100	PLATE MAGCHATCH	1
5MVX111DN003	2A806250	RING STOPPER /A-49 FEED A4	1,2,3
5MVX111DN007	2BT11070	STOPPER 3 /2BT1107 A4	5
7YBEJ0J0D001H01	YB045400	FERRITE CORE	3
7YZM210006++H01	YZ038000	ACCESS.EDGING	2,3
7YZM410002++H01	YZ042720	ACCESS.BAND	2,3
7YZM610007++H01	YZ023340	ACCESS.SADDLE	1,2
E9000080	E9000080	PIN SNAP P8	2
M2108000	49628603	SPACER,KGLS-3S	3

PF-730/PF-730(B)

Rev.4
July 2017

———— CONTENTS/ 目次 ————

FIG. 1	Covers	2
FIG. 2	Frame.....	4
FIG. 3	Paper Cassettes (PF-730)	6
FIG. 3	Paper Cassettes (PF-730(B))	9
FIG. 4	Paper Feed Section (PF-730)	12
FIG. 4	Paper Feed Section (PF-730/PF-730(B))	15
FIG. 5	Electrical Components	18
FIG. 6	Accessories & Options	21
• INDEX/ 索引		23

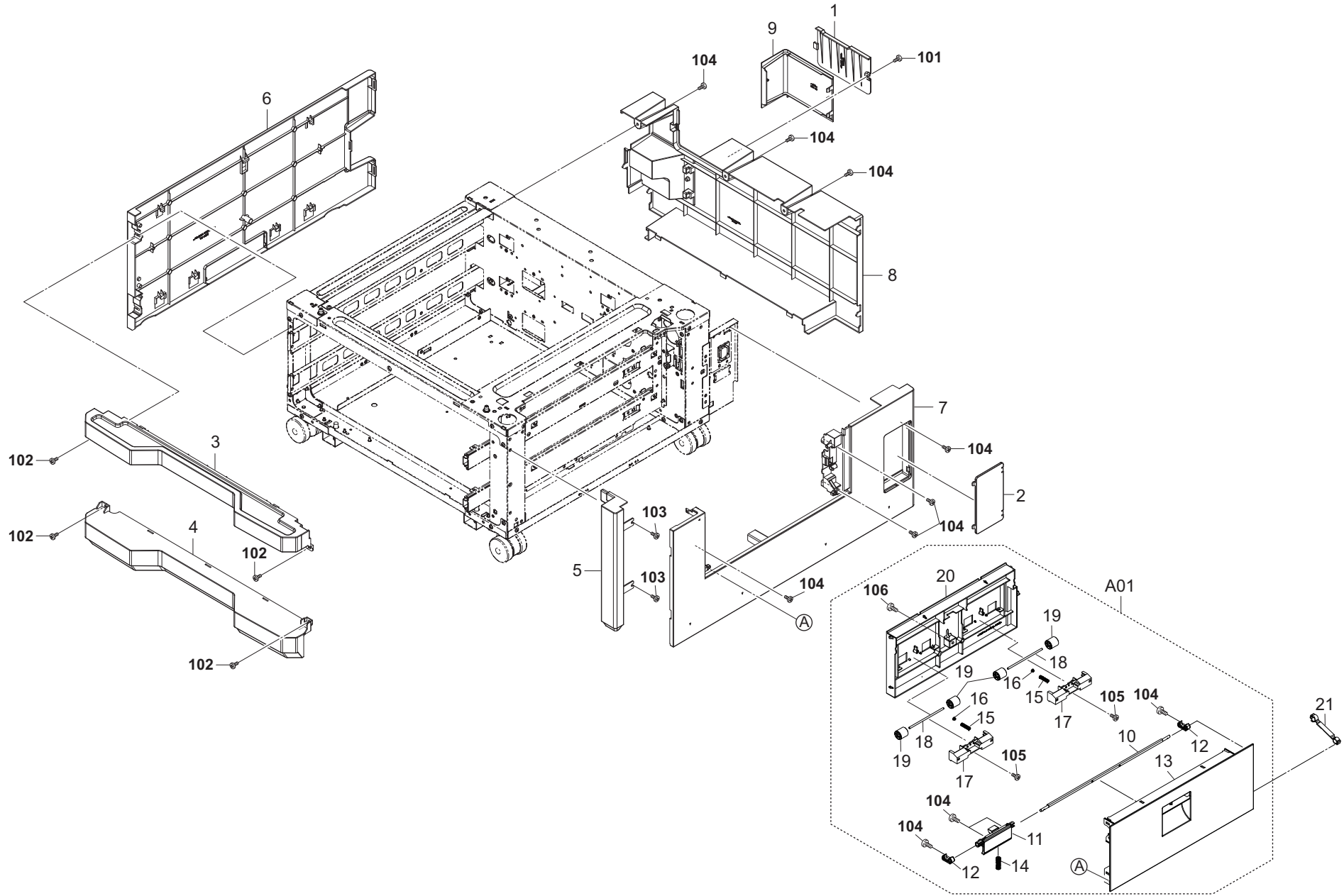


FIG. 1 Covers

3NJ-3

Ref. No. 番号	Part.No. 部品番号	Alternative. 代替部品番号	Description 部品名称	Notes 備考	Revision 改訂	Quantity 個数			
						100(日本)	120	230	240
1	303LM04090	3LM04090	COVER CONNECTOR			1	1	1	1
2	303NF04121	3NF04121	COVER INTERFACE			1	1	1	1
3	303NJ04012	3NJ04012	COVER UPPER FRONT			1	1	1	1
4	303NJ04021	3NJ04021	COVER FRONT LOWER			1	1	1	1
5	303NJ04031	3NJ04031	COVER RIGHT FRONT			1	1	1	1
6	303NJ04041	3NJ04041	COVER LEFT			1	1	1	1
7	303NJ04053	3NJ04053	COVER RIGHT			1	1	1	1
8	303NJ04071	3NJ04071	COVER REAR			1	1	1	1
9	303NJ04081	3NJ04081	COVER CORD			1	1	1	1
A01	303NJ94011	3NJ94011	PARTS COVER FEED LOW ASSY SP			1	1	1	1
10	*302K906681	2K906681	SHAFT FEED LOW HOOK			1	1	1	1
11	*302K906660	2K906660	HANDLE FEED LOW			1	1	1	1
12	*302K906670	2K906670	HOOK FEED LOW			2	2	2	2
13	*303NJ06010	3NJ06010	COVER FEED LOW			1	1	1	1
14	*302FZ20021	2FZ20021	SPRING LID			1	1	1	1
15	*2DC12170	2DC12170	SPRING TENSION			2	2	2	2
16	*2FM04150	5MVM163DN005	CAP SPRING /B-11 ENCLOSURE A4			2	2	2	2
17	*302K906640	2K906640	HOLDER FEED LOW PULLEY			2	2	2	2
18	*302K906510	2K906510	SHAFT FEED LOW			2	2	2	2
19	*302H722760	2H722760	PULLEY MIDDLE A			4	4	4	4
20	*303NJ06021	3NJ06021	GUIDE FEED LOW			1	1	1	1
21	303NJ06050	3NJ06050	STRAP			1	1	1	1
101	7BB282408H	BB111260	+TP-FLAT T.T P SCREW 4X8(BLACK)						
102	7BB782414H	BB111230	+TP-FLAT T.T S SCREW 4X14 SR(BLACK)						
103	7BB700410H	BB107090	+BIND T.T S SCREW 4X10 SR						
104	7BB180408H	BB111210	+BIND T.T S SCREW 4X8(BLACK)						
105	7BB200308H	BB105660	+BIND T.T P SCREW 3X8						
106	7BB280410H	BB111250	+BIND T.T P SCREW 4X10(BLACK)						

• Parts with a Ref.No. of 500 and above in the illustration indicate they are not selected for service parts.

• イラスト中で 500 番台の Ref 番号が付いている部品はサービスパーツに選定されていません。

FIG. 2 Frames

3NJ-4

Ref. No. 番号	Part.No. 部品番号	Alternative. 代替部品番号	Description 部 品 名 称	Notes 備 考	Revision 改 訂	Quantity 個数			
						100(日本)	120	230	240
1	303NJ02121	3NJ02121	STAY CASSETTE RAIL LEFT	PF-730		2	2	2	2
2	302K909620	2K909620	PULLEY CASSETTE	PF-730		4	4	4	4
3	2FB16270	2FB16270	PIN DRAWER A	PF-730		4	4	4	4
4	303NJ02100	3NJ02100	STAY UPPER LEFT			1	1	1	1
5	302K909630	2K909630	SHAFT HOOK PULLEY			4	4	4	4
6	302K909640	2K909640	LEVER CASSETTE HOOK			4	4	4	4
7	302LH02050	2LH02050	SPRING CASSETTE HOOK			4	4	4	4
8	303LW24060	3LW24060	PULLEY EJECT			4	4	4	4
9	303NF02280	3NF02280	SHAFT HOOK FULCRUM			4	4	4	4
10	303NF02301	3NF02301	HOLDER DECK HOOK			4	4	4	4
11	5MVX111DN003	2A806250	RING STOPPER / A-49 FEED A4			8	8	8	8
12	5MVX111DN007	2BT11070	STOPPER 3 / 2BT1107 A4			4	4	4	4
13	303NJ39020	3NJ39020	SHEET PWB LEFT			1	1	1	1
14	303NJ39030	3NJ39030	SHEET PWB RIGHT			1	1	1	1
15	7YZM610008++H01	YZ037940	ACCESS.SADDLE			12	12	12	12
16	7YZM610001++H01	YZ010230	ACCESS SADDLE			6	6	6	6
17	7YZM610002++H01	YZ010240	ACCESS SADDLE			8	8	8	8
18	302K909650	2K909650	SLIDER CASSETTE 500	PF-730		2	2	2	2
19	303NF02060	3NF02060	STAY UPPER RIGHT			1	1	1	1
20	303NJ02130	3NJ02130	MOUNT CONNECTOR			1	1	1	1
21	303NJ02160	3NJ02160	PLATE BOLT			2	2	2	2
22	303LM02132	3LM02132	BOLT STOPPER			4	4	4	4
23	303LM02170	3LM02170	RUBBER BOLT			4	4	4	4
24	303LM02230	3LM02230	SHEET BOLT RUBBER			4	4	4	4
25	303NJ02140	3NJ02140	MOUNT FOOT REAR			1	1	1	1
26	303LM02181	3LM02181	PIN STAY			2	2	2	2
27	303NJ02110	3NJ02110	PLATE LOW			1	1	1	1
28	302N202011	2N202011	CASTER 100 CN		4: Part No.-chg.	4	4	4	4
29	303LM02240	3LM02240	PLATE BOLT			2	2	2	2
30	302N209511	2N209511	SLIDER CASSETTE LEFT	PF-730(B)	4: Design-chg.	2	2	2	2
31	303NJ09020	3NJ09020	MOUNT SLIDER LR	PF-730(B)		2	2	2	2
32	303NJ09030	3NJ09030	MOUNT SLIDER LF	PF-730(B)		2	2	2	2
33	302N209501	2N209501	SLIDER CASSETTE RIGHT	PF-730(B)	4: Design-chg.	2	2	2	2
34	302N209521	2N209521	STAY CASSETTE FRONT	PF-730(B)	4: Design-chg.	2	2	2	2
35					4: Del				
36					4: Del				
101	7BB700410H	BB107090	+BIND T.T S SCREW 4X10 SR						
102	7BB700408H	BB105640	+BIND T.T S SCREW 4X8 SR						
103	7BB606512H	BB105300	+BIND M SCREW WITH SW W 5X12 R						
104	7BB000305H	BB063450	+BIND M SCREW 3X5						

• Parts with a Ref.No. of 500 and above in the illustration indicate they are not selected for service parts.

• イラスト中で 500 番台の Ref 番号が付いている部品はサービスパーツに選定されていません。

FIG. 3 Paper Cassettes (PF730)

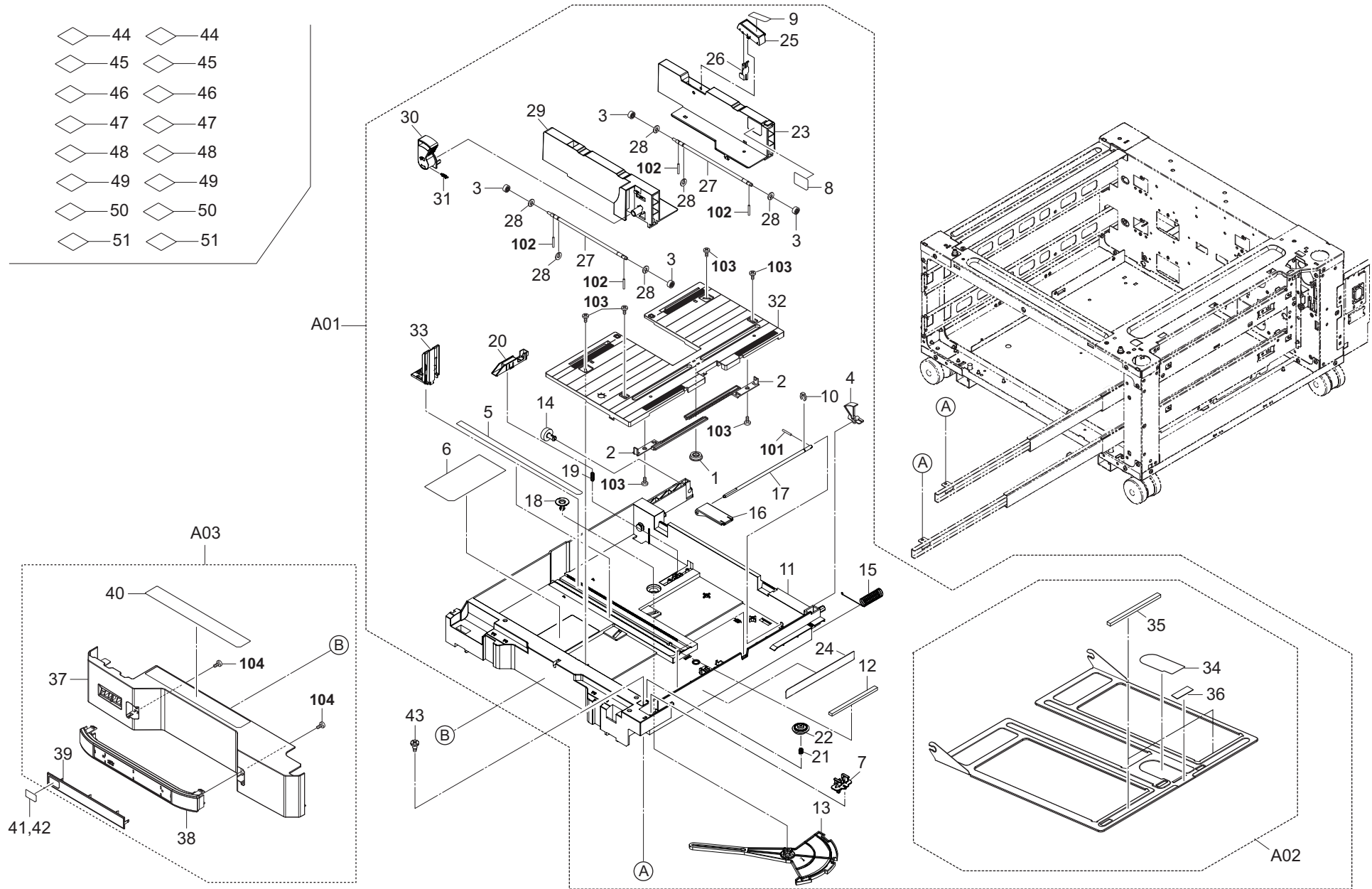


FIG. 3 Paper Cassettes (PF-730)

3NJ-3

Ref. No. 番号	Part.No. 部品番号	Alternative. 代替部品番号	Description 部品名称	Notes 備考	Revision 改訂	Quantity 個数			
						100(日本)	120	230	240
A01	302K993012	2K993012	CT-8705			2	2	2	2
1	*302BM07410	2BM07410	GEAR GUIDE SIDE			2	2	2	2
2	*302K909060	2K909060	RACK CURSOR			4	4	4	4
3	*302K994550	2K994550	PARTS GEAR CURSOR SP			8	8	8	8
4	*302K909270	2K909270	ACTUATOR PAPER LEVEL DETECTION			2	2	2	2
5	*302K934011	2K934011	LABEL PAPER SIZE A			2	2	2	2
6	*302K934021	2K934021	LABEL PAPER SIZE B			2	2	2	2
7	*302GR09991	2GR09991	LIFT LOCK			2	2	2	2
8	*302K934090	2K934090	LABEL CASSETTE PAPER MAX			2	2	2	2
9	*302K934100	2K934100	LABEL CASSETTE CURSOR LOCK			2	2	2	2
10	*5MVX1111DN003	2A806250	RING STOPPER /A-49 FEED A4			2	2	2	2
11	*302K909012	2K909012	CASSETTE			2	2	2	2
12	*33907210	33907210	CUSHION,CASSETTE WORK PLATE			4	4	4	4
13	*302K909110	2K909110	PLATE TURN			2	2	2	2
14	*302K909170	2K909170	PULLEY CASSETTE RAIL REAR			2	2	2	2
15	*302K309300	2K309300	SPRING CASSETTE LIFT EARTH			2	2	2	2
16	*302K909090	2K909090	PLATE WORK			2	2	2	2
17	*302K909190	2K909190	SHAFT WORK PLATE			2	2	2	2
18	*302K909140	2K909140	CAP TURN PLATE			2	2	2	2
19	*302H728100	2H728100	SPRING EXIT PULLEY			2	2	2	2
20	*302K909251	2K909251	LEVER SIDE SW			2	2	2	2
21	*302FZ29131	2FZ29131	SPRING DU			2	2	2	2
22	*302K909100	2K909100	CAM CURSOR RAIL			2	2	2	2
23	*302K909041	2K909041	CURSOR REAR			2	2	2	2
24	*302K934501	2K934501	LABEL CASSETTE RELEASE			2	2	2	2
25	*302K909121	2K909121	LEVER CURSOR LOCK REAR			2	2	2	2
26	*302K909151	2K909151	LOCK REAR CURSOR			2	2	2	2
27	*302K909131	2K909131	SHAFT CURSOR GEAR			4	4	4	4
28	*302K924820	2K924820	CUT-WASHER 4			12	12	12	12
29	*302K909031	2K909031	CURSOR FRONT			2	2	2	2
30	*302K909050	2K909050	LEVER CURSOR			2	2	2	2
31	*303JC02050	3JC02050	SPRING LOOP SOLENOID			2	2	2	2
32	*302K909021	2K909021	RAIL CURSOR			2	2	2	2
33	*302K909071	2K909071	CURSOR END			2	2	2	2
A02	*302K994C20	2K994C20	PARTS PLATE PAPER BOTTOM UNIT SP			2	2	2	2
34	**302K934040	2K934040	LABEL SET PAPER			2	2	2	2
35	**33907210	33907210	CUSHION,CASSETTE WORK PLATE			4	4	4	4
36	**302K909260	2K909260	PAD BOTTOM			2	2	2	2
A03	302LC94490	2LC94490	PARTS COVER CASSETTE A ASSY SP			2	2	2	2
37	*302LC04361	2LC04361	COVER CASSETTE A			2	2	2	2
38	*302LC04380	2LC04380	HANDLE CASSETTE			2	2	2	2
39	*302LC04390	2LC04390	EMBLEM CASSETTE			2	2	2	2
40	*302K934030	2K934030	LABEL CASSETTE OPERATION			2	2	2	2
41	302K934070	2K934070	LABEL CASSETTE NUMBER 3			1	1	1	1
42	302K934080	2K934080	LABEL CASSETTE NUMBER 4			1	1	1	1
43	302GR25241	2GR25241	PIN GUIDE CHUTE			2	2	2	2
44	302K934700	2K934700	SHEET CASSETTE PAPER SIZE A	Metric		2	2	2	2
45	302K934710	2K934710	SHEET CASSETTE PAPER SIZE B	Inch		2	2	2	2
46	302K934720	2K934720	SHEET CASSETTE PAPER MEDIA JP	Japanese		2			

• Parts with a Ref.No. of 500 and above in the illustration indicate they are not selected for service parts.

• イラスト中で 500 番台の Ref 番号が付いている部品はサービスパーツに選定されていません。

FIG. 3 Paper Cassettes (PF-730B)

- | | |
|------|------|
| ◇—43 | ◇—43 |
| ◇—44 | ◇—44 |
| ◇—45 | ◇—45 |
| ◇—46 | ◇—46 |
| ◇—47 | ◇—47 |
| ◇—48 | ◇—48 |
| ◇—49 | ◇—49 |
| ◇—50 | ◇—50 |

120V

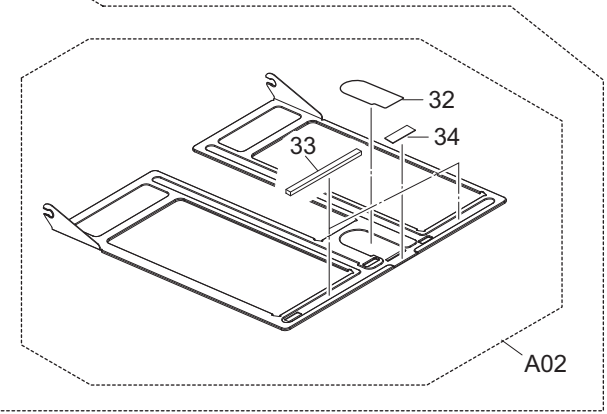
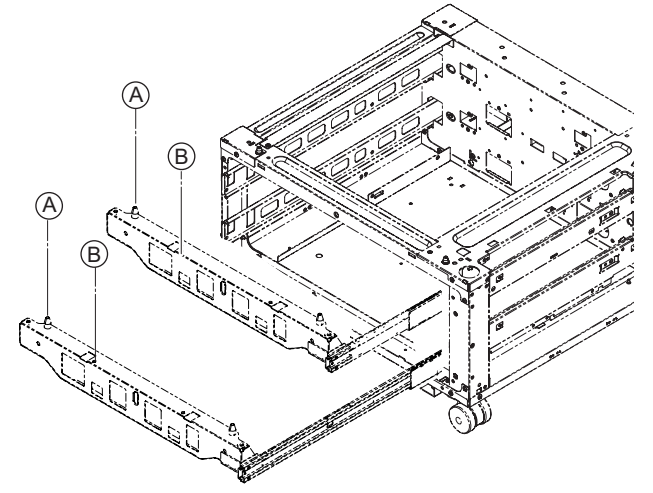
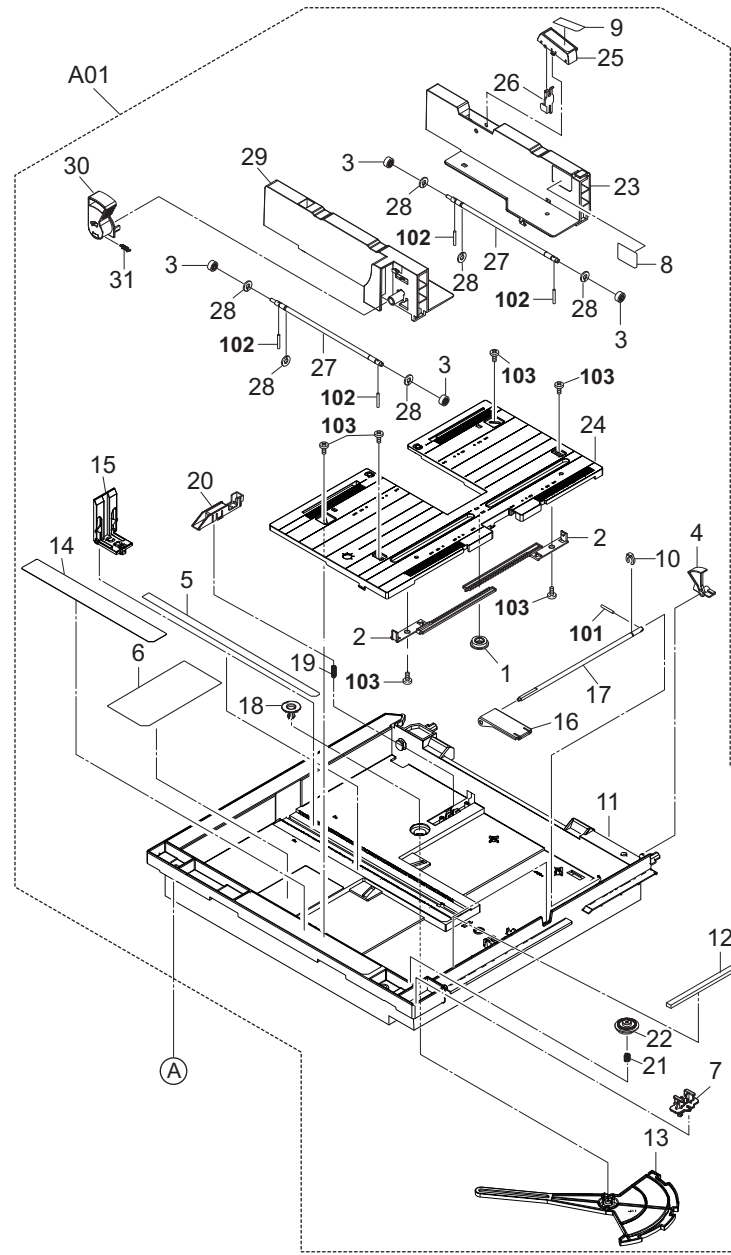
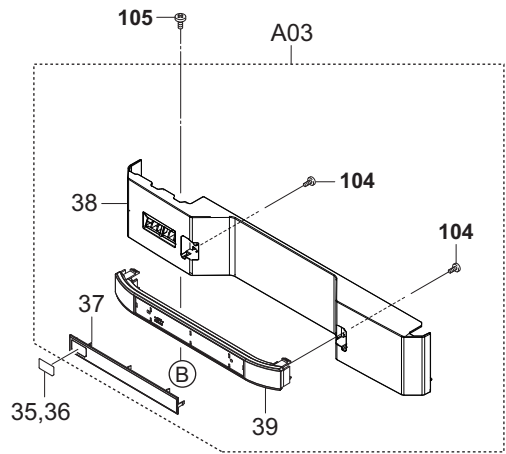
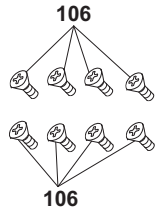


FIG. 3 Paper Cassettes (PF-730B)

3NJ-4

Ref. No. 番号	Part.No. 部品番号	Alternative. 代替部品番号	Description 部品名称	Notes 備考	Revision 改訂	Quantity 個数			
						100(日本)	120	230	240
A01	302N293010	2N293010	CT-8706			2	2	2	2
1	*302BM07410	2BM07410	GEAR GUIDE SIDE			2	2	2	2
2	*302K909060	2K909060	RACK CURSOR			4	4	4	4
3	*302K994550	2K994550	PARTS GEAR CURSOR SP			8	8	8	8
4	*302K909270	2K909270	ACTUATOR PAPER LEVEL DETECTION			2	2	2	2
5	*302K934011	2K934011	LABEL PAPER SIZE A			2	2	2	2
6	*302K934021	2K934021	LABEL PAPER SIZE B			2	2	2	2
7	*302GR09991	2GR09991	LIFT LOCK			2	2	2	2
8	*302K934090	2K934090	LABEL CASSETTE PAPER MAX			2	2	2	2
9	*302K934100	2K934100	LABEL CASSETTE CURSOR LOCK			2	2	2	2
10	*5MVX1111DN003	2A806250	RING STOPPER /A-49 FEED A4			2	2	2	2
11	*302N209011	2N209011	CASSETTE BASE		4: Design-chg.	2	2	2	2
12	*33907210	33907210	CUSHION,CASSETTE WORK PLATE			4	4	4	4
13	*302N209030	2N209030	ARM SIZE DETECTION			2	2	2	2
14	*302K934030	2K934030	LABEL CASSETTE OPERATION			2	2	2	2
15	*302N209020	2N209020	CURSOR END			2	2	2	2
16	*302K909090	2K909090	PLATE WORK			2	2	2	2
17	*302K909190	2K909190	SHAFT WORK PLATE			2	2	2	2
18	*302K909140	2K909140	CAP TURN PLATE			2	2	2	2
19	*302H728100	2H728100	SPRING EXIT PULLEY			2	2	2	2
20	*302K909251	2K909251	LEVER SIDE SW			2	2	2	2
21	*302FZ29131	2FZ29131	SPRING DU			2	2	2	2
22	*302K909100	2K909100	CAM CURSOR RAIL			2	2	2	2
23	*302K909041	2K909041	CURSOR REAR			2	2	2	2
24	*302K909021	2K909021	RAIL CURSOR			2	2	2	2
25	*302K909121	2K909121	LEVER CURSOR LOCK REAR			2	2	2	2
26	*302K909151	2K909151	LOCK REAR CURSOR			2	2	2	2
27	*302K909131	2K909131	SHAFT CURSOR GEAR			4	4	4	4
28	*302K924820	2K924820	CUT-WASHER 4			12	12	12	12
29	*302K909031	2K909031	CURSOR FRONT			2	2	2	2
30	*302K909050	2K909050	LEVER CURSOR			2	2	2	2
31	*303JC02050	3JC02050	SPRING LOOP SOLENOID			2	2	2	2
A02	*302K994C20	2K994C20	PARTS PLATE PAPER BOTTOM UNIT SP			2	2	2	2
32	**302K934040	2K934040	LABEL SET PAPER			2	2	2	2
33	**33907210	33907210	CUSHION,CASSETTE WORK PLATE			4	4	4	4
34	**302K909260	2K909260	PAD BOTTOM			2	2	2	2
35	302K934070	2K934070	LABEL CASSETTE NUMBER 3			1	1	1	1
36	302K934080	2K934080	LABEL CASSETTE NUMBER 4			1	1	1	1
A03	302N494040	2N494040	PARTS COVER CASSETTE A ASSY SP		4: Quantity-chg.	2	2	2	2
37	*302LC04390	2LC04390	EMBLEM CASSETTE		4: Quantity-chg.	2	2	2	2
38	*302N404201	2N404201	COVER CASSETTE A		4:Design-chg./Quantity-chg.	2	2	2	2
39	*302LC04380	2LC04380	HANDLE CASSETTE		4: Quantity-chg.	2	2	2	2
A04					4: Del				
40					4: Del				
41					4: Del				
42					4: Del				
43	302K934700	2K934700	SHEET CASSETTE PAPER SIZE A	Metric		2	2	2	2
44	302K934710	2K934710	SHEET CASSETTE PAPER SIZE B	Inch		2	2	2	2

* Parts with a Ref.No. of 500 and above in the illustration indicate they are not selected for service parts.

* イラスト中で 500 番台の Ref 番号が付いている部品はサービスパーツに選定されていません。

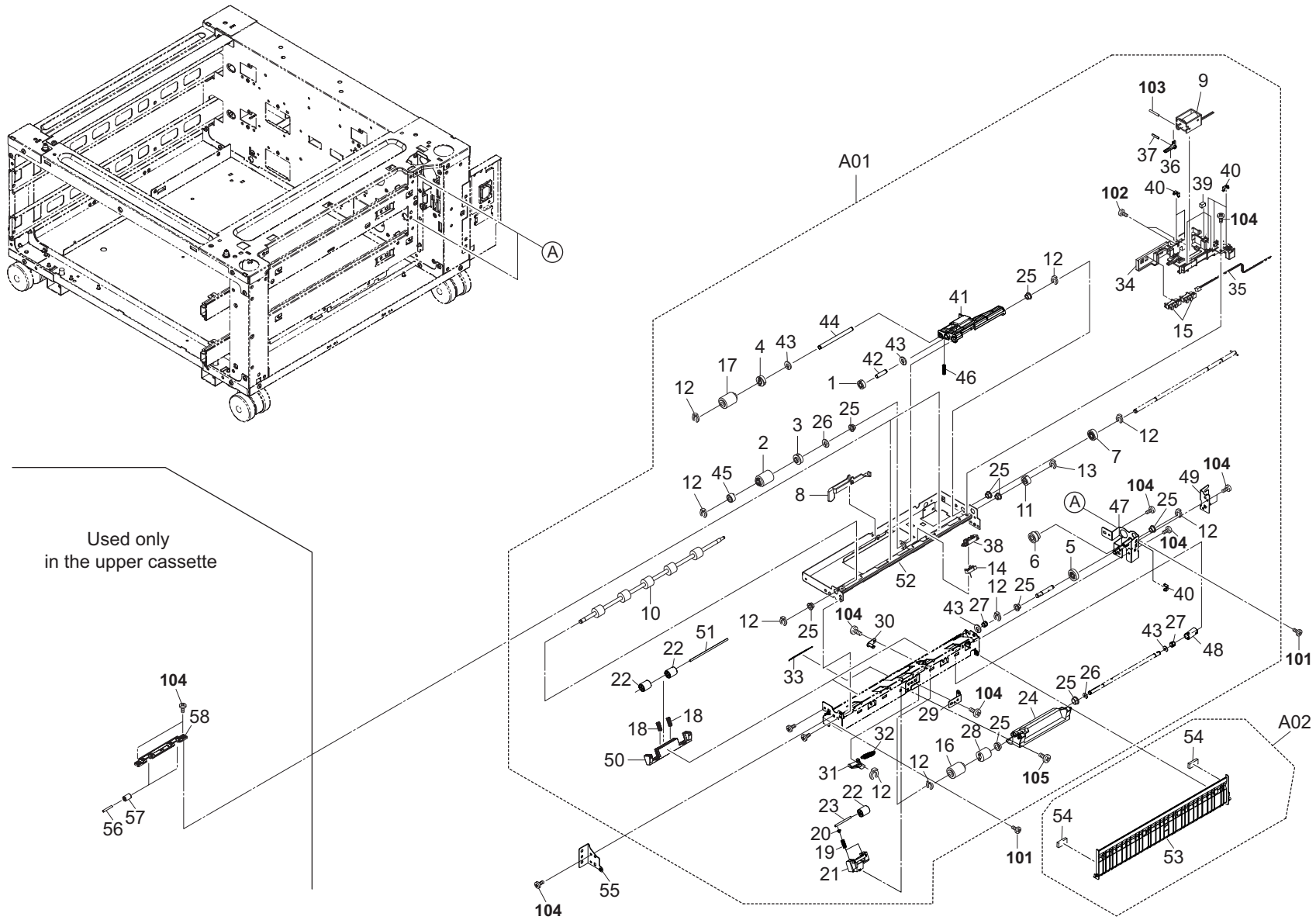


FIG. 4 Paper Feed Section (PF-730)

3NJ-4

Ref. No. 番号	Part.No. 部品番号	Alternative. 代替部品番号	Description 部 品 名 称	Notes 備 考	Revision 改 訂	Quantity 個数			
						100(日本)	120	230	240
A01	303NJ94033	3NJ94033	PARTS PRIMARY FEED UNIT HI SP			2	2	2	2
1	*302F906030	2F906030	GEAR FEED Z26H			2	2	2	2
2	*302K906350	2K906350	PULLEY FEED			2	2	2	2
3	*302K994530	2K994530	PARTS GEAR Z30R FEED OW SP			2	2	2	2
4	*302K906200	2K906200	GEAR Z30R PICKUP			2	2	2	2
5	*302K906220	2K906220	GEAR FEED DRIVE Z22L			2	2	2	2
6	*302K906230	2K906230	GEAR PRIMARY FEED IDLE Z20R Z16L			2	2	2	2
7	*302K906240	2K906240	GEAR FEED DRIVE Z20L			2	2	2	2
8	*302K906321	2K906321	ACTUATOR PAPER EMPTY			2	2	2	2
9	*302K994380	2K994380	PARTS SOLENOID FEED SHIFT SP			2	2	2	2
10	*303NJ94050	3NJ94050	PARTS ROLLER ASSIST SP			2	2	2	2
11	*303NJ06040	3NJ06040	GEAR PRIMARY FEED Z17L OW			2	2	2	2
12	*5MVX111DN003	2A806250	RING STOPPER /A-49 FEED A4			18	18	18	18
13	*5MVX111DN007	2BT11070	STOPPER 3 /2BT1107 A4			2	2	2	2
14	*302K994580	2K994580	PARTS SENSOR OPT. SP			2	2	2	2
15	*303M894260	3M894260	PARTS SENSOR OPT SP			4	4	4	4
16	*302K906360	2K906360	PULLEY RETARD			2	2	2	2
17	*302K906370	2K906370	PULLEY PICKUP			2	2	2	2
18	*302LC28240	2LC28240	SPRING SWITCHBACK			8	8	8	8
19	*302F708310	2F708310	SPRING LOCK MPF			4	4	4	4
20	*2FM04150	5MVM163DN005	CAP SPRING /B-11 ENCLOSURE A4			4	4	4	4
21	*302K906700	2K906700	HOLDER PULLEY			2	2	2	2
22	*302F929260	2F929260	PULLEY DU LOW			10	10	10	10
23	*302K906710	2K906710	SHAFT ASSIST PULLEY			2	2	2	2
24	*302K906151	2K906151	HOLDER RETARD		4: Design-chg.	2	2	2	2
25	*302K324450	2K324450	BUSH 6			18	18	18	18
26	*302FB09830	2FB09830	CUT WASHER 4			4	4	4	4
27	*302K906180	2K906180	JOINT RETARD DRIVE			4	4	4	4
28	*303LL07521	3LL07521	TORQUE-LIMITER 400			2	2	2	2
29	*302K906300	2K906300	PLATE RETARD HOLDER			2	2	2	2
30	*302K906330	2K906330	FULCRUM-PIN RETARD			2	2	2	2
31	*302K906161	2K906161	LEVER RETARD RELEASE			2	2	2	2
32	*302K906410	2K906410	SPRING RETARD B			2	2	2	2
33	*302K906721	2K906721	SHEET PRIMARY FEED HI			2	2	2	2
34	*302K906250	2K906250	GUIDE PRIM FEED WIRE			2	2	2	2
35	*303NJ46130	3NJ46130	WIRE PRIMARY FEED UNIT			2	2	2	2
36	*302K906210	2K906210	LEVER PICK RELEASE			2	2	2	2
37	*302K906310	2K906310	PIN PICK RELEASE			2	2	2	2
38	*302K906290	2K906290	HOLDER SENSOR FEED			2	2	2	2
39	*302H708150	2H708150	SPONGE WIRE MPT			6	6	6	6
40	*302K931080	2K931080	WIRE STOPPER			12	12	12	12
41	*302K906090	2K906090	HOLDER PICKUP			2	2	2	2
42	*302K906080	2K906080	PIN PICK UP IDLE			2	2	2	2
43	*302K924820	2K924820	CUT-WASHER 4			8	8	8	8
44	*302K906060	2K906060	SHAFT PICKUP PRIMARY			2	2	2	2
45	*3BC07130	3BC07130	ONE-WAY CLUTCH 6			2	2	2	2
46	*302K906260	2K906260	SPRING PICK UP			2	2	2	2
47	*302K906111	2K906111	PLATE PRIMARY FEED DRIVE		4: Design-chg.	2	2	2	2
48	*302K906140	2K906140	COUPLING PRIMARY FEED DRIVE			2	2	2	2

• Parts with a Ref.No. of 500 and above in the illustration indicate they are not selected for service parts.

• イラスト中で 500 番台の Ref 番号が付いている部品はサービスパーツに選定されていません。

FIG. 4 Paper Feed Section (PF-730)

3NJ-3

Ref. No. 番号	Part.No. 部品番号	Alternative. 代替部品番号	Description 部品名称	Notes 備考	Revision 改訂	Quantity 個数			
						100(日本)	120	230	240
49	*302K906270	2K906270	MOUNT PRIMARY FEED R			2	2	2	2
50	*302K906280	2K906280	HOLDER PRIM FEED PULLEY			4	4	4	4
51	*302K906510	2K906510	SHAFT FEED LOW			4	4	4	4
52	*302K906021	2K906021	PLATE FRAME UPPER			2	2	2	2
A02	302K994B90	2K994B90	PARTS GUIDE PRIMARY FEED SET SP			2	2	2	2
53	*302K906051	2K906051	GUIDE PRIMARY FEED			2	2	2	2
54	*29812291	29812291	CUSHION,CONTACT GLASS			4	4	4	4
55	302K906100	2K906100	MOUNT PRIMARY FEED			2	2	2	2
56	303NJ06080	3NJ06080	SHAFT PULLEY PF			4	4	4	4
57	303NJ06070	3NJ06070	PULLEY FEED PF			4	4	4	4
58	303NJ06060	3NJ06060	HOLDER PULLEY PF			2	2	2	2
101	7BB700410H	BB107090	+BIND T.T S SCREW 4X10 SR						
102	7BB600306H	BB105730	+BIND M SCREW 3X6 R						
103	5MBP2010WXSP	E0020100	SPRING PIN / M2 X 10 S-BLK						
104	7BB700308H	BB105600	+BIND T.T S SCREW 3X8 SR						
105	7BB200308H	BB105660	+BIND T.T P SCREW 3X8						

• Parts with a Ref.No. of 500 and above in the illustration indicate they are not selected for service parts.

• イラスト中で 500 番台の Ref 番号が付いている部品はサービスパーツに選定されていません。

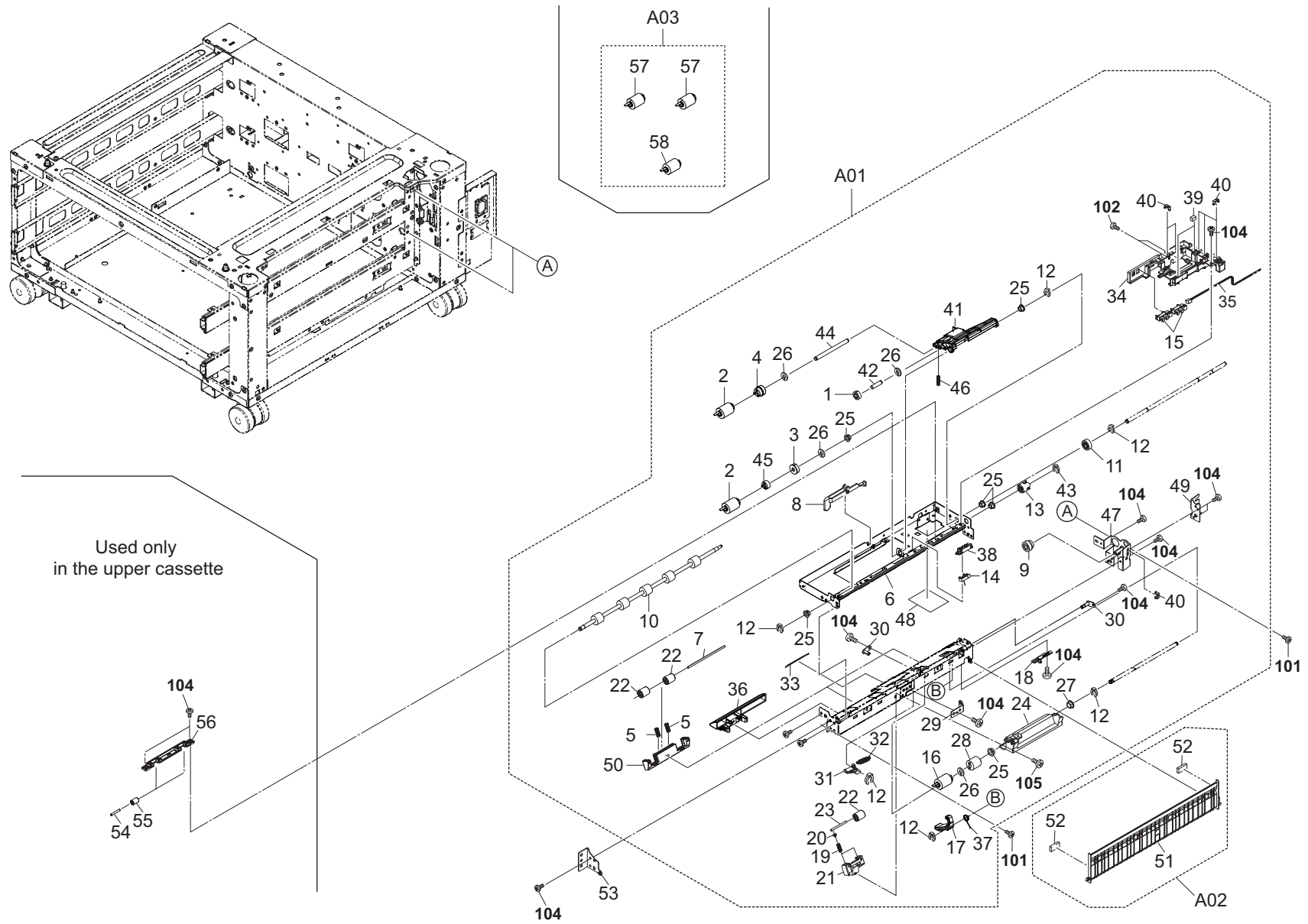


FIG. 4 Paper Feed Section (PF-730/PF-730B)

3NJ-4

Ref. No. 番号	Part.No. 部品番号	Alternative. 代替部品番号	Description 部品名称	Notes 備考	Revision 改訂	Quantity 個数			
						100(日本)	120	230	240
A01	303NJ94110	3NJ94110	PARTS PRIMARY FEED UNIT HI D SP		4: Part No.-chg.	2	2	2	2
1	*302N406170	2N406170	GEAR Z28 FEED			2	2	2	2
2	*302N406030	2N406030	PULLEY FEED			4	4	4	4
3	*302N406100	2N406100	GEAR Z32 FEED OW			2	2	2	2
4	*302N406110	2N406110	GEAR Z32 PICKUP			2	2	2	2
5	*302LC28240	2LC28240	SPRING SWITCHBACK			8	8	8	8
6	*302N406010	2N406010	PLATE FRAME UPPER			2	2	2	2
7	*302K906510	2K906510	SHAFT FEED LOW			4	4	4	4
8	*302K906321	2K906321	ACTUATOR PAPER EMPTY			2	2	2	2
9	*302K906230	2K906230	GEAR PRIMARY FEED IDLE Z20R Z16L			2	2	2	2
10	*303NJ94050	3NJ94050	PARTS ROLLER ASSIST SP			2	2	2	2
11	*302K906240	2K906240	GEAR FEED DRIVE Z20L			2	2	2	2
12	*5MVX111DN003	2A806250	RING STOPPER /A-49 FEED A4			12	12	12	12
13	*303NJ06040	3NJ06040	GEAR PRIMARY FEED Z17L OW			2	2	2	2
14	*302K994580	2K994580	PARTS SENSOR OPT. SP			2	2	2	2
15	*303M894260	3M894260	PARTS SENSOR OPT SP			4	4	4	4
16	*302N406040	2N406040	PULLEY RETARD			2	2	2	2
17	*302N406160	2N406160	LEVER RETARD LOCK			2	2	2	2
18	*302K906420	2K906420	PLATE RETARD ADJUST			2	2	2	2
19	*302F708310	2F708310	SPRING LOCK MPF			4	4	4	4
20	*2FM04150	5MVM163DN005	CAP SPRING /B-11 ENCLOSURE A4			4	4	4	4
21	*302K906700	2K906700	HOLDER PULLEY			2	2	2	2
22	*302F929260	2F929260	PULLEY DU LOW			10	10	10	10
23	*302K906710	2K906710	SHAFT ASSIST PULLEY			2	2	2	2
24	*302K906151	2K906151	HOLDER RETARD			2	2	2	2
25	*302K324450	2K324450	BUSH 6			12	12	12	12
26	*302K924820	2K924820	CUT-WASHER 4			8	8	8	8
27	*34806040	34806040	LOWER BUSHING,PAPER FEED			2	2	2	2
28	*302K906750	2K906750	TORQUE-LIMITER 390			2	2	2	2
29	*302K906300	2K906300	PLATE RETARD HOLDER			2	2	2	2
30	*302N406150	2N406150	FULCRUM-PIN RETARD			4	4	4	4
31	*302N406130	2N406130	LEVER RETARD RELEASE			2	2	2	2
32	*302N406200	2N406200	SPRING RETARD			2	2	2	2
33	*302K906721	2K906721	SHEET PRIMARY FEED HI			2	2	2	2
34	*302K906250	2K906250	GUIDE PRIM FEED WIRE			2	2	2	2
35	*303NJ46160	3NJ46160	WIRE PRIMARY FEED UNIT			2	2	2	2
36	*302N406060	2N406060	GUIDE FRONT LOWER			2	2	2	2
37	*302N406140	2N406140	SPRING RETARD LOCK			2	2	2	2
38	*302K906290	2K906290	HOLDER SENSOR FEED			2	2	2	2
39	*302H708150	2H708150	SPONGE WIRE MPT			4	4	4	4
40	*302K931080	2K931080	WIRE STOPPER			12	12	12	12
41	*302N406050	2N406050	HOLDER PICKUP			2	2	2	2
42	*302K906080	2K906080	PIN PICK UP IDLE			2	2	2	2
43	*5MVX111DN007	2BT11070	STOPPER 3 /2BT1107 A4			2	2	2	2
44	*302N406070	2N406070	SHAFT PICKUP PRIMARY			2	2	2	2
45	*302N406120	2N406120	ONEWAY-CLUTCH 6			2	2	2	2
46	*302K906260	2K906260	SPRING PICK UP			2	2	2	2
47	*302K906111	2K906111	PLATE PRIMARY FEED DRIVE			2	2	2	2
48	*303NF06350	3NF06350	SHEET SOLENOID			2	2	2	2

• Parts with a Ref.No. of 500 and above in the illustration indicate they are not selected for service parts.

• イラスト中で 500 番台の Ref 番号が付いている部品はサービスパーツに選定されていません。

FIG. 4 Paper Feed Section (PF-730/PF-730B)

3NJ-4

Ref. No. 番号	Part.No. 部品番号	Alternative. 代替部品番号	Description 部品名称	Notes 備考	Revision 改訂	Quantity 個数			
						100(日本)	120	230	240
49	*302K906270	2K906270	MOUNT PRIMARY FEED R			2	2	2	2
50	*302K906280	2K906280	HOLDER PRIM FEED PULLEY			4	4	4	4
A02	302K994B90	2K994B90	PARTS GUIDE PRIMARY FEED SET SP			2	2	2	2
51	*302K906051	2K906051	GUIDE PRIMARY FEED			2	2	2	2
52	*29812291	29812291	CUSHION,CONTACT GLASS			4	4	4	4
53	302K906100	2K906100	MOUNT PRIMARY FEED			2	2	2	2
54	303NJ06080	3NJ06080	SHAFT PULLEY PF			4	4	4	4
55	303NJ06070	3NJ06070	PULLEY FEED PF			4	4	4	4
56	303NJ06060	3NJ06060	HOLDER PULLEY PF			2	2	2	2
A03	302N494230	2N494230	PARTS PULLEY SET SP		4: Add	2	2	2	2
57	*302N406030	2N406030	PULLEY FEED		4: Add	4	4	4	4
58	*302N406040	2N406040	PULLEY RETARD		4: Add	2	2	2	2
101	7BB700410H	BB107090	+BIND T.T S SCREW 4X10 SR						
102	7BB600306H	BB105730	+BIND M SCREW 3X6 R						
103	5MBP2010WXSP	E0020100	SPRING PIN / M2 X 10 S-BLK						
104	7BB700308H	BB105600	+BIND T.T S SCREW 3X8 SR						
105	7BB200308H	BB105660	+BIND T.T P SCREW 3X8						

• Parts with a Ref.No. of 500 and above in the illustration indicate they are not selected for service parts.

• イラスト中で 500 番台の Ref 番号が付いている部品はサービスパーツに選定されていません。

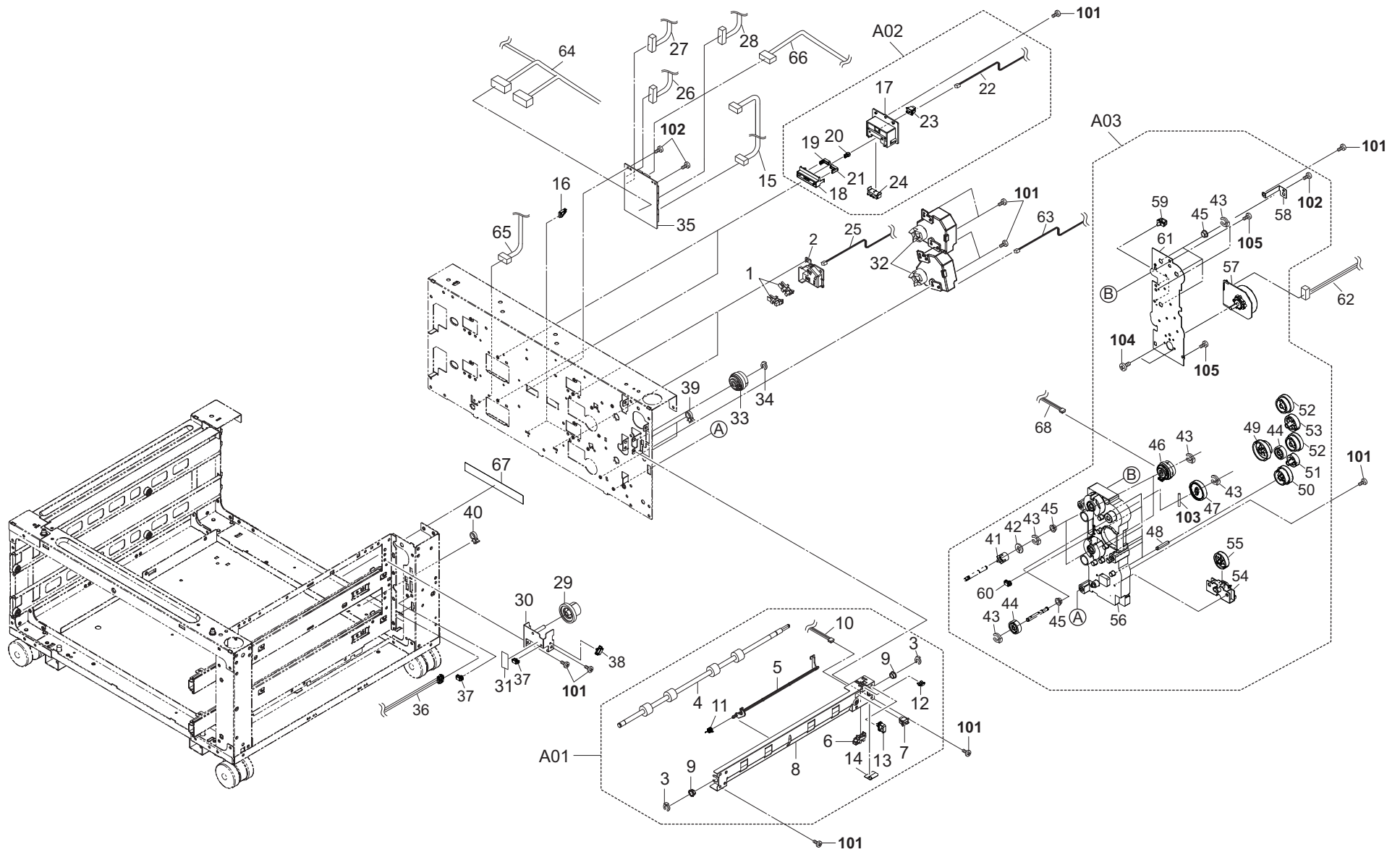


FIG. 5 Electrical Components

3NJ-4

Ref. No. 番号	Part.No. 部品番号	Alternative. 代替部品番号	Description 部品名称	Notes 備考	Revision 改訂	Quantity 個数			
						100(日本)	120	230	240
1	303M894260	3M894260	PARTS SENSOR OPT SP			4	4	4	4
2	302K909510	2K909510	MOUNT PAPER LEVEL SENSOR			2	2	2	2
A01	302K994132	2K994132	PARTS GUIDE FEED MIDDLE ASSY SP		4: Design-chg.	1	1	1	1
3	*2BC06910	2BC06910	STOPPER 6			2	2	2	2
4	*302K994430	2K994430	PARTS ROLLER FEED LOW SP			1	1	1	1
5	*302N706500	2N706500	ACTUATOR FEED LOW		4: Part No.-chg.	1	1	1	1
6	*303M894260	3M894260	PARTS SENSOR OPT SP			1	1	1	1
7	*7SP01000006+H01	SP121020	SW.PUSH			1	1	1	1
8	*302K906500	2K906500	PLATE FEED LOW			1	1	1	1
9	*28107310	49028101	BUSH 8			2	2	2	2
10	*302K946430	2K946430	WIRE GUIDE FEED LOW			1	1	1	1
11	*302K906520	2K906520	SPRING FEED ACT			1	1	1	1
12	*7YZM210006++H01	YZ038000	ACCESS.EDGING			1	1	1	1
13	*7YZM610002++H01	YZ010240	ACCESS SADDLE			1	1	1	1
14	*302LC06210	2LC06210	GUIDE WIRE FEED LOW			1	1	1	1
15	303NJ46010	3NJ46010	WIRE ENGINE I/F			1	1	1	1
16	302K939230	2K939230	HOLDER PWB			2	2	2	2
A02	302K994121	2K994121	PARTS SIZE DETECTION ASSY SP		4: Design-chg.	2	2	2	2
17	*302K909520	2K909520	MOUNT SIZE SENSOR			2	2	2	2
18	*302K909541	2K909541	HOLDER SIZE DETECTION			2	2	2	2
19	*302K909580	2K909580	PIN PAPER SIZE A			2	2	2	2
20	*302K909590	2K909590	PIN PAPER SIZE B			2	2	2	2
21	*302K909600	2K909600	PIN PAPER SIZE C			2	2	2	2
22	*302K946400	2K946400	WIRE CASSETTE SIZE			2	2	2	2
23	*7SP01000006+H01	SP121020	SW.PUSH			2	2	2	2
24	*7SP03072001+H01	SP121030	SW.PUSH			2	2	2	2
25	302K946420	2K946420	WIRE PAPER SENSOR			2	2	2	2
26	303NJ46090	3NJ46090	WIRE UPPER DECK	PF-730		1	1	1	1
26	303NJ46140	3NJ46140	WIRE UPPER DECK	PF-730(B)		1	1	1	1
27	303NJ46100	3NJ46100	WIRE UNDER DECK	PF-730		1	1	1	1
27	303NJ46150	3NJ46150	WIRE UNDER DECK	PF-730(B)		1	1	1	1
28	303NJ46050	3NJ46050	WIRE CLUTCH			1	1	1	1
29	303NJ31100	3NJ31100	GEAR Z44L-Z28L			1	1	1	1
30	303NJ31041	3NJ31041	PLATE DECK JOINT			1	1	1	1
31	302K002E00	2K002E00	SHEET GUIDE CASSETTE			1	1	1	1
32	302K394190	2K394190	PARTS MOTOR LIFT ASSY SP			2	2	2	2
33	302KV44041	2KV44041	CLUTCH 50 Z35R			1	1	1	1
34	5MVX111DN003	2A806250	RING STOPPER /A-49 FEED A4			1	1	1	1
35	303NJ94040	3NJ94040	PARTS PWB CASSETTE DECK ASSY SP			1	1	1	1
36	303NJ46120	3NJ46120	WIRE VERTICAL 2			1	1	1	1
37	7YZM610007++H01	YZ023340	ACCESS.SADDLE			2	2	2	2
38	7YZM610008++H01	YZ037940	ACCESS.SADDLE			1	1	1	1
39	7YZM410001++H01	YZ037950	ACCESS.BAND			2	2	2	2
40	7YZM420003++H01	YZ052580	ACCESS.BAND			1	1	1	1
A03	303NJ94021	3NJ94021	PARTS DECK DRIVE UNIT SP		4: Design-chg.	1	1	1	1
41	*302K931530	2K931530	COUPLING DRIVE			2	2	2	2
42	*302K924820	2K924820	CUT-WASHER 4			2	2	2	2
43	*5MVX111DN003	2A806250	RING STOPPER /A-49 FEED A4			9	9	9	9
44	*303NJ31130	3NJ31130	GEAR Z28R			2	2	2	2

• Parts with a Ref.No. of 500 and above in the illustration indicate they are not selected for service parts.

• イラスト中で 500 番台の Ref 番号が付いている部品はサービスパーツに選定されていません。

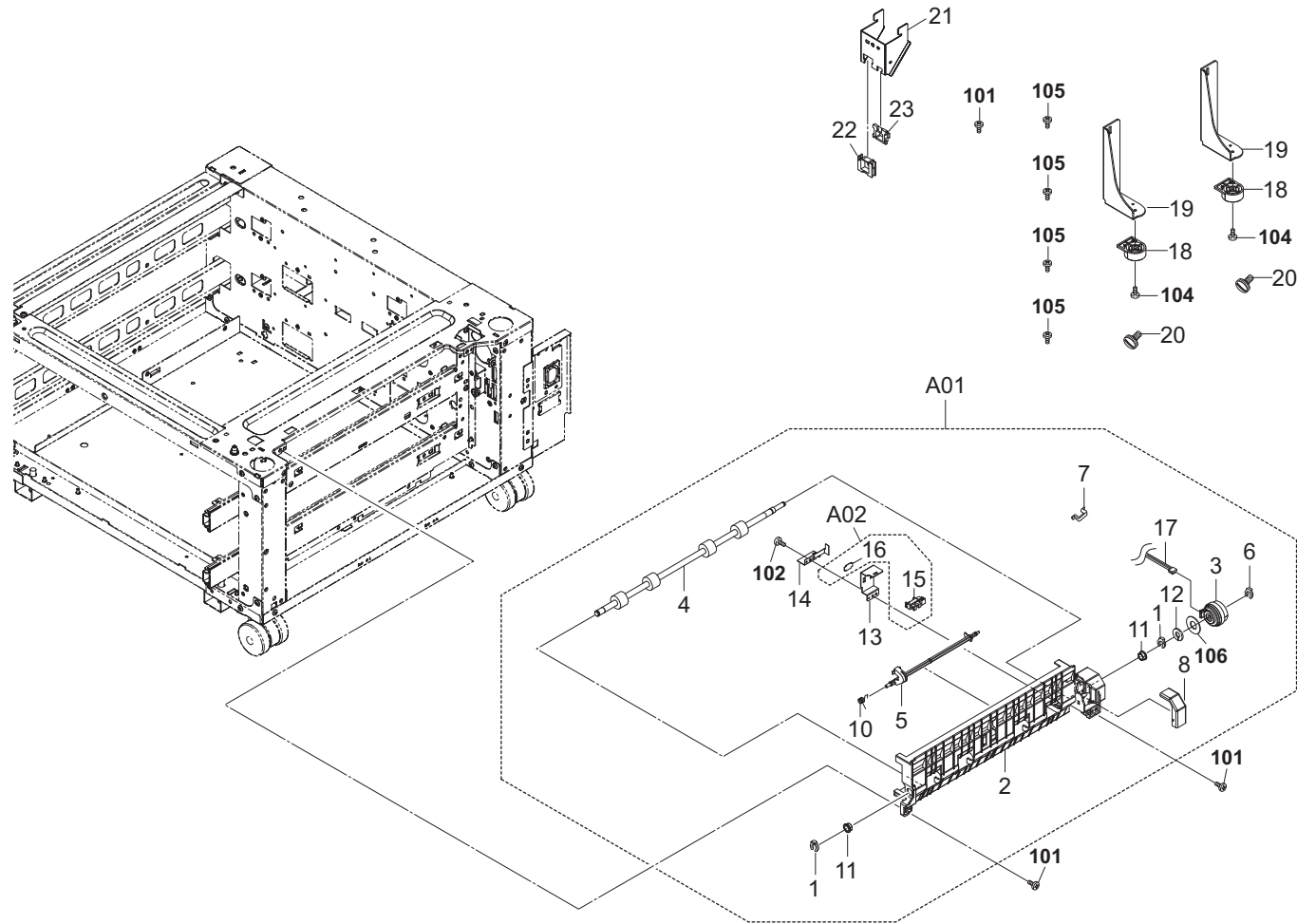
FIG. 5 Electrical Components

3NJ-4

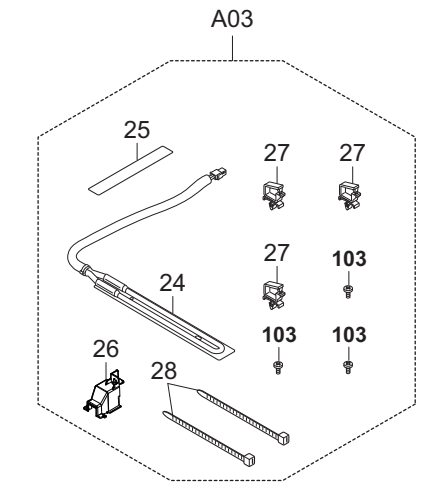
Ref. No. 番号	Part.No. 部品番号	Alternative. 代替部品番号	Description 部品名称	Notes 備考	Revision 改訂	Quantity 個数			
						100(日本)	120	230	240
45	*302H702590	2H702590	BUSH SCREW			6	6	6	6
46	*302KV44041	2KV44041	CLUTCH 50 Z35R			2	2	2	2
47	*303NJ31090	3NJ31090	GEAR Z44R			1	1	1	1
48	*303NJ31120	3NJ31120	PIN FEED DRIVE			7	7	7	7
49	*303NJ31080	3NJ31080	GEAR Z75L-Z32L			1	1	1	1
50	*303NJ31070	3NJ31070	GEAR Z56L-Z40R			1	1	1	1
51	*302JZ31170	2JZ31170	GEAR Z27L MAIN			1	1	1	1
52	*303NJ31140	3NJ31140	GEAR Z40R-Z34L			2	2	2	2
53	*302H731500	2H731500	GEAR Z36L MAIN			1	1	1	1
54	*303NJ31031	3NJ31031	BRACKET GEAR CHANGE			1	1	1	1
55	*303NJ31060	3NJ31060	GEAR Z60R			1	1	1	1
56	*303NJ31010	3NJ31010	HOLDER DECK DRIVE			1	1	1	1
57	*302K994333	2K994333	PARTS MOTOR-BL W30 SP		4: Design-chg.	1	1	1	1
58	*303NJ31150	3NJ31150	PLATE EARTH FEED			1	1	1	1
59	*7YZM610001++H01	YZ010230	ACCESS SADDLE			2	2	2	2
60	*7YZM610007++H01	YZ023340	ACCESS.SADDLE			1	1	1	1
61	*303NJ31020	3NJ31020	PLATE DECK DRIVE			1	1	1	1
62	303NJ46110	3NJ46110	WIRE MAIN MOTOR			1	1	1	1
63	303NJ46060	3NJ46060	WIRE LIFTMOTOR			1	1	1	1
64	303NJ46070	3NJ46070	WIRE SIZE			1	1	1	1
65	303NJ46020	3NJ46020	WIRE HEATER			1	1	1	1
66	303NJ46040	3NJ46040	WIRE SMT POWER			1	1	1	1
67	302K024220	2K024220	SHEET REGIST R			1	1	1	1
68	303NJ46030	3NJ46030	WIRE FEED CLUTCH			1	1	1	1
101	7BB700410H	BB107090	+BIND T.T S SCREW 4X10 SR						
102	7BB700308H	BB105600	+BIND T.T S SCREW 3X8 SR						
103	5MBP2012WXSP	E0020120	SPRING PIN / M2 X 12 S-BLK						
104	7BB000305H	BB063450	+BIND M SCREW 3X5						
105	7BB200410H	BB105700	+BIND T.T P SCREW 4X10						

• Parts with a Ref.No. of 500 and above in the illustration indicate they are not selected for service parts.

• イラスト中で 500 番台の Ref 番号が付いている部品はサービスパーツに選定されていません。



Options



PF-730(B)

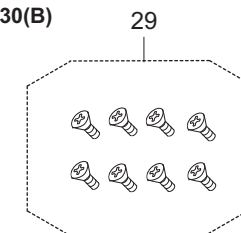


FIG. 6 Accessories & Options

3NJ-4

Ref. No. 番号	Part.No. 部品番号	Alternative. 代替部品番号	Description 部品名称	Notes 備考	Revision 改訂	Quantity 個数			
						100(日本)	120	230	240
A01	303NF94011	3NF94011	PARTS MIDDLE ROLLER UNIT SP		4: Design-chg.	1	1	1	1
1	*2BC06910	2BC06910	STOPPER 6			2	2	2	2
2	*303NF06090	3NF06090	GUIDE JUNCTION VF			1	1	1	1
3	*302NH44090	2NH44090	CLUTCH 50 Z35R		4: Part No.-chg.	1	1	1	1
4	*303NF94070	3NF94070	PARTS ROLLER CONVEYING VF SP			1	1	1	1
5	*303NF06210	3NF06210	ACTUATOR VF SENSOR			1	1	1	1
6	*5MVX111DN003	2A806250	RING STOPPER /A-49 FEED A4			1	1	1	1
7	*302K931080	2K931080	WIRE STOPPER			1	1	1	1
8	*303NF06240	3NF06240	COVER MIDDLE			1	1	1	1
10	*302H729120	2H729120	SPRING ACT DU			1	1	1	1
11	*28107310	49028101	BUSH 8			2	2	2	2
12	*302K924820	2K924820	CUT-WASHER 4			1	1	1	1
13	*303NF06220	3NF06220	MOUNT SENSOR VF			1	1	1	1
14	*303NF06230	3NF06230	PLATE EARTH VF			1	1	1	1
A02	*303NF94080	3NF94080	PARTS SENSOR OPT. SET SP			1	1	1	1
15	**303M894260	3M894260	PARTS SENSOR OPT SP			1	1	1	1
16	**302GR17970	2GR17970	STOPPER PI			1	1	1	1
17	*303NJ46080	3NJ46080	WIRE VERTICAL 1			1	1	1	1
18	302FZ02600	2FZ02600	FOOT			2	2	2	2
19	303NF02330	3NF02330	PLATE FULCRUM			2	2	2	2
20	303NS24410	3NS24410	SCREW PLATE DF			2	2	2	2
21	303NF02230	3NF02230	MOUNT MACHINE			1	1	1	1
22	7YZM210005++H01	YZ037990	ACCESS.EDGING			1	1	1	1
23	7YZM210006++H01	YZ038000	ACCESS.EDGING			1	1	1	1
A03	303NJ94061	3NJ94061	PARTS DEHUMIDIFINR 100 SET SP			1			
A03	303NJ94071	3NJ94071	PARTS DEHUMIDIFINR 120 SET SP				1		
A03	303NJ94081	3NJ94081	PARTS DEHUMIDIFINR 240 SET SP					1	1
24	*302H794380	2H794380	PARTS CASSETTE HEATER 100			1			
24	*302H794620	2H794620	PARTS HEATER DEHUMIDIFIER 120				1		
24	*302H794610	2H794610	PARTS HEATER DEHUMIDIFIER 240					1	1
25	*302KP34220	2KP34220	LABEL HIGH TEMPERATURE CAUTION			1	1	1	1
26	*303LM02220	3LM02220	COVER CONNECTER HEATER			1	1	1	1
27	*7YZM610001++H01	YZ010230	ACCESS SADDLE			3	3	3	3
28	*7YZM420003++H01	YZ052580	ACCESS.BAND			2	2	2	2
29	302N494220	2N494220	PARTS CURSOR SCREW SET SP	PF-730(B)		1	1	1	1
101	7BB180408H	BB111210	+BIND T.T S SCREW 4X8(BLACK)						
102	7BB200312H	BB105680	+BIND T.T P SCREW 3X12						
103	7BB700408H	BB105640	+BIND T.T S SCREW 4X8 SR						
104	7BB782410H	BB111310	+TP-FLAT T.T S SCREW 4X10 SR(BLACK)						
105	7BB780420H	BB116060	+BIND T.T S SCREW 4X20 SR(BLACK)						
106	7BC040621250H01	BC129400	WASHER 6.2X12X0.5T						

• Parts with a Ref.No. of 500 and above in the illustration indicate they are not selected for service parts.

• イラスト中で 500 番台の Ref 番号が付いている部品はサービスパーツに選定されていません。

Part.No. 部品番号	Alternative. 代替部品番号	Description 部品名称	Fig.No.
28107310	49028101	BUSH 8	5,6
29812291	29812291	CUSHION,CONTACT GLASS	4
33907210	33907210	CUSHION,CASSETTE WORK PLATE	3
34806040	34806040	LOWER BUSHING,PAPER FEED	4
2BC06910	2BC06910	STOPPER 6	5,6
2DC12170	2DC12170	SPRING TENSION	1
2FB16270	2FB16270	PIN DRAWER A	2
2FM04150	5MVM163DN005	CAP SPRING /B-11 ENCLOSURE A4	1,4
302BM07410	2BM07410	GEAR GUIDE SIDE	3
302F708310	2F708310	SPRING LOCK MPF	4
302F906030	2F906030	GEAR FEED Z26H	4
302F929260	2F929260	PULLEY DU LOW	4
302FB09830	2FB09830	CUT WASHER 4	4
302FZ02600	2FZ02600	FOOT	6
302FZ20021	2FZ20021	SPRING LID	1
302FZ29131	2FZ29131	SPRING DU	3
302GR09991	2GR09991	LIFT LOCK	3
302GR17970	2GR17970	STOPPER PI	6
302GR25241	2GR25241	PIN GUIDE CHUTE	3
302H702590	2H702590	BUSH SCREW	5
302H708150	2H708150	SPONGE WIRE MPT	4
302H722760	2H722760	PULLEY MIDDLE A	1
302H728100	2H728100	SPRING EXIT PULLEY	3
302H729120	2H729120	SPRING ACT DU	6
302H731500	2H731500	GEAR Z36L MAIN	5
302H794380	2H794380	PARTS CASSETTE HEATER 100	6
302H794610	2H794610	PARTS HEATER DEHUMIDIFIER 240	6
302H794620	2H794620	PARTS HEATER DEHUMIDIFIER 120	6
302JZ31170	2JZ31170	GEAR Z27L MAIN	5
302K002E00	2K002E00	SHEET GUIDE CASSETTE	5
302K024220	2K024220	SHEET REGIST R	5
302K309300	2K309300	SPRING CASSETTE LIFT EARTH	3
302K324450	2K324450	BUSH 6	4
302K394190	2K394190	PARTS MOTOR LIFT ASSY SP	5
302K906021	2K906021	PLATE FRAME UPPER	4
302K906051	2K906051	GUIDE PRIMARY FEED	4
302K906060	2K906060	SHAFT PICKUP PRIMARY	4
302K906080	2K906080	PIN PICK UP IDLE	4
302K906090	2K906090	HOLDER PICKUP	4
302K906100	2K906100	MOUNT PRIMARY FEED	4
302K906111	2K906111	PLATE PRIMARY FEED DRIVE	4
302K906140	2K906140	COUPLING PRIMARY FEED DRIVE	4
302K906151	2K906151	HOLDER RETARD	4
302K906161	2K906161	LEVER RETARD RELEASE	4
302K906180	2K906180	JOINT RETARD DRIVE	4
302K906200	2K906200	GEAR Z30R PICKUP	4
302K906210	2K906210	LEVER PICK RELEASE	4
302K906220	2K906220	GEAR FEED DRIVE Z22L	4
302K906230	2K906230	GEAR PRIMARY FEED IDLE Z20R Z16L	4
302K906240	2K906240	GEAR FEED DRIVE Z20L	4
302K906250	2K906250	GUIDE PRIM FEED WIRE	4

Part.No. 部品番号	Alternative. 代替部品番号	Description 部品名称	Fig.No.
302K906260	2K906260	SPRING PICK UP	4
302K906270	2K906270	MOUNT PRIMARY FEED R	4
302K906280	2K906280	HOLDER PRIM FEED PULLEY	4
302K906290	2K906290	HOLDER SENSOR FEED	4
302K906300	2K906300	PLATE RETARD HOLDER	4
302K906310	2K906310	PIN PICK RELEASE	4
302K906321	2K906321	ACTUATOR PAPER EMPTY	4
302K906330	2K906330	FULCRUM-PIN RETARD	4
302K906350	2K906350	PULLEY FEED	4
302K906360	2K906360	PULLEY RETARD	4
302K906370	2K906370	PULLEY PICKUP	4
302K906410	2K906410	SPRING RETARD B	4
302K906420	2K906420	PLATE RETARD ADJUST	4
302K906500	2K906500	PLATE FEED LOW	5
302K906510	2K906510	SHAFT FEED LOW	1,4
302K906520	2K906520	SPRING FEED ACT	5
302K906640	2K906640	HOLDER FEED LOW PULLEY	1
302K906660	2K906660	HANDLE FEED LOW	1
302K906670	2K906670	HOOK FEED LOW	1
302K906681	2K906681	SHAFT FEED LOW HOOK	1
302K906700	2K906700	HOLDER PULLEY	4
302K906710	2K906710	SHAFT ASSIST PULLEY	4
302K906721	2K906721	SHEET PRIMARY FEED HI	4
302K906750	2K906750	TORQUE-LIMITER 390	4
302K909012	2K909012	CASSETTE	3
302K909021	2K909021	RAIL CURSOR	3
302K909031	2K909031	CURSOR FRONT	3
302K909041	2K909041	CURSOR REAR	3
302K909050	2K909050	LEVER CURSOR	3
302K909060	2K909060	RACK CURSOR	3
302K909071	2K909071	CURSOR END	3
302K909090	2K909090	PLATE WORK	3
302K909100	2K909100	CAM CURSOR RAIL	3
302K909110	2K909110	PLATE TURN	3
302K909121	2K909121	LEVER CURSOR LOCK REAR	3
302K909131	2K909131	SHAFT CURSOR GEAR	3
302K909140	2K909140	CAP TURN PLATE	3
302K909151	2K909151	LOCK REAR CURSOR	3
302K909170	2K909170	PULLEY CASSETTE RAIL REAR	3
302K909190	2K909190	SHAFT WORK PLATE	3
302K909251	2K909251	LEVER SIDE SW	3
302K909260	2K909260	PAD BOTTOM	3
302K909270	2K909270	ACTUATOR PAPER LEVEL DETECTION	3
302K909510	2K909510	MOUNT PAPER LEVEL SENSOR	5
302K909520	2K909520	MOUNT SIZE SENSOR	5
302K909541	2K909541	HOLDER SIZE DETECTION	5
302K909580	2K909580	PIN PAPER SIZE A	5
302K909590	2K909590	PIN PAPER SIZE B	5
302K909600	2K909600	PIN PAPER SIZE C	5
302K909620	2K909620	PULLEY CASSETTE	2
302K909630	2K909630	SHAFT HOOK PULLEY	2

Part.No. 部品番号	Alternative. 代替部品番号	Description 部品名称	Fig.No.
302K909640	2K909640	LEVER CASSETTE HOOK	2
302K909650	2K909650	SLIDER CASSETTE 500	2
302K924820	2K924820	CUT-WASHER 4	3,4,5,6
302K931080	2K931080	WIRE STOPPER	4,6
302K931530	2K931530	COUPLING DRIVE	5
302K934011	2K934011	LABEL PAPER SIZE A	3
302K934021	2K934021	LABEL PAPER SIZE B	3
302K934030	2K934030	LABEL CASSETTE OPERATION	3
302K934040	2K934040	LABEL SET PAPER	3
302K934070	2K934070	LABEL CASSETTE NUMBER 3	3
302K934080	2K934080	LABEL CASSETTE NUMBER 4	3
302K934090	2K934090	LABEL CASSETTE PAPER MAX	3
302K934100	2K934100	LABEL CASSETTE CURSOR LOCK	3
302K934501	2K934501	LABEL CASSETTE RELEASE	3
302K934700	2K934700	SHEET CASSETTE PAPER SIZE A	3
302K934710	2K934710	SHEET CASSETTE PAPER SIZE B	3
302K934720	2K934720	SHEET CASSETTE PAPER MEDIA JP	3
302K934730	2K934730	SHEET CASSETTE PAPER MEDIA KL-A	3
302K934740	2K934740	SHEET CASSETTE PAPER MEDIA KL-B	3
302K934750	2K934750	SHEET CASSETTE PAPER MEDIA KL-C	3
302K934760	2K934760	SHEET CASSETTE PAPER MEDIA KL-D	3
302K934770	2K934770	SHEET CASSETTE PAPER MEDIA KL-E	3
302K934780	2K934780	SHEET CASSETTE PAPER MEDIA CN-A	3
302K939230	2K939230	HOLDER PWB	5
302K946400	2K946400	WIRE CASSETTE SIZE	5
302K946420	2K946420	WIRE PAPER SENSOR	5
302K946430	2K946430	WIRE GUIDE FEED LOW	5
302K993012	2K993012	CT-8705	3
302K994121	2K994121	PARTS SIZE DETECTION ASSY SP	5
302K994132	2K994132	PARTS GUIDE FEED MIDDLE ASSY SP	5
302K994333	2K994333	PARTS MOTOR-BL W30 SP	5
302K994380	2K994380	PARTS SOLENOID FEED SHIFT SP	4
302K994430	2K994430	PARTS ROLLER FEED LOW SP	5
302K994530	2K994530	PARTS GEAR Z30R FEED OW SP	4
302K994550	2K994550	PARTS GEAR CURSOR SP	3
302K994580	2K994580	PARTS SENSOR OPT. SP	4
302K994B90	2K994B90	PARTS GUIDE PRIMARY FEED SET SP	4
302K994C20	2K994C20	PARTS PLATE PAPER BOTTOM UNIT SP	3
302KP34220	2KP34220	LABEL HIGH TEMPERATURE CAUTION	6
302KV44041	2KV44041	CLUTCH 50 Z35R	5
302LC04361	2LC04361	COVER CASSETTE A	3
302LC04380	2LC04380	HANDLE CASSETTE	3
302LC04390	2LC04390	EMBLEM CASSETTE	3
302LC06210	2LC06210	GUIDE WIRE FEED LOW	5
302LC28240	2LC28240	SPRING SWITCHBACK	4
302LC94490	2LC94490	PARTS COVER CASSETTE A ASSY SP	3
302LH02050	2LH02050	SPRING CASSETTE HOOK	2
302N202011	2N202011	CASTER 100 CN	2
302N209011	2N209011	CASSETTE BASE	3
302N209020	2N209020	CURSOR END	3
302N209030	2N209030	ARM SIZE DETECTION	3

Part.No. 部品番号	Alternative. 代替部品番号	Description 部品名称	Fig.No.
302N209501	2N209501	SLIDER CASSETTE RIGHT	2
302N209511	2N209511	SLIDER CASSETTE LEFT	2
302N209521	2N209521	STAY CASSETTE FRONT	2
302N293010	2N293010	CT-8706	3
302N404201	2N404201	COVER CASSETTE A	3
302N406010	2N406010	PLATE FRAME UPPER	4
302N406030	2N406030	PULLEY FEED	4
302N406040	2N406040	PULLEY RETARD	4
302N406050	2N406050	HOLDER PICKUP	4
302N406060	2N406060	GUIDE FRONT LOWER	4
302N406070	2N406070	SHAFT PICKUP PRIMARY	4
302N406100	2N406100	GEAR Z32 FEED OW	4
302N406110	2N406110	GEAR Z32 PICKUP	4
302N406120	2N406120	ONEWAY-CLUTCH 6	4
302N406130	2N406130	LEVER RETARD RELEASE	4
302N406140	2N406140	SPRING RETARD LOCK	4
302N406150	2N406150	FULCRUM-PIN RETARD	4
302N406160	2N406160	LEVER RETARD LOCK	4
302N406170	2N406170	GEAR Z28 FEED	4
302N406200	2N406200	SPRING RETARD	4
302N494040	2N494040	PARTS COVER CASSETTE A ASSY SP	3
302N494220	2N494220	PARTS CURSOR SCREW SET SP	6
302N494230	2N494230	PARTS PULLEY SET SP	4
302N706500	2N706500	ACTUATOR FEED LOW	5
302NH44090	2NH44090	CLUTCH 50 Z35R	6
303JC02050	3JC02050	SPRING LOOP SOLENOID	3
303LL07521	3LL07521	TORQUE-LIMITER 400	4
303LM02132	3LM02132	BOLT STOPPER	2
303LM02170	3LM02170	RUBBER BOLT	2
303LM02181	3LM02181	PIN STAY	2
303LM02220	3LM02220	COVER CONNECTER HEATER	6
303LM02230	3LM02230	SHEET BOLT RUBBER	2
303LM02240	3LM02240	PLATE BOLT	2
303LM04090	3LM04090	COVER CONNECTOR	1
303LW24060	3LW24060	PULLEY EJECT	2
303M894260	3M894260	PARTS SENSOR OPT SP	4,5,6
303NF02060	3NF02060	STAY UPPER RIGHT	2
303NF02230	3NF02230	MOUNT MACHINE	6
303NF02280	3NF02280	SHAFT HOOK FULCRUM	2
303NF02301	3NF02301	HOLDER DECK HOOK	2
303NF02330	3NF02330	PLATE FULCRUM	6
303NF04121	3NF04121	COVER INTERFACE	1
303NF06090	3NF06090	GUIDE JUNCTION VF	6
303NF06210	3NF06210	ACTUATOR VF SENSOR	6
303NF06220	3NF06220	MOUNT SENSOR VF	6
303NF06230	3NF06230	PLATE EARTH VF	6
303NF06240	3NF06240	COVER MIDDLE	6
303NF06350	3NF06350	SHEET SOLENOID	4
303NF94011	3NF94011	PARTS MIDDLE ROLLER UNIT SP	6
303NF94070	3NF94070	PARTS ROLLER CONVEYING VF SP	6
303NF94080	3NF94080	PARTS SENSOR OPT. SET SP	6

Part.No. 部品番号	Alternative. 代替部品番号	Description 部品名称	Fig.No.
303NJ02100	3NJ02100	STAY UPPER LEFT	2
303NJ02110	3NJ02110	PLATE LOW	2
303NJ02121	3NJ02121	STAY CASSETTE RAIL LEFT	2
303NJ02130	3NJ02130	MOUNT CONNECTOR	2
303NJ02140	3NJ02140	MOUNT FOOT REAR	2
303NJ02160	3NJ02160	PLATE BOLT	2
303NJ04012	3NJ04012	COVER UPPER FRONT	1
303NJ04021	3NJ04021	COVER FRONT LOWER	1
303NJ04031	3NJ04031	COVER RIGHT FRONT	1
303NJ04041	3NJ04041	COVER LEFT	1
303NJ04053	3NJ04053	COVER RIGHT	1
303NJ04071	3NJ04071	COVER REAR	1
303NJ04081	3NJ04081	COVER CORD	1
303NJ06010	3NJ06010	COVER FEED LOW	1
303NJ06021	3NJ06021	GUIDE FEED LOW	1
303NJ06040	3NJ06040	GEAR PRIMARY FEED Z17L OW	4
303NJ06050	3NJ06050	STRAP	1
303NJ06060	3NJ06060	HOLDER PULLEY PF	4
303NJ06070	3NJ06070	PULLEY FEED PF	4
303NJ06080	3NJ06080	SHAFT PULLEY PF	4
303NJ09020	3NJ09020	MOUNT SLIDER LR	2
303NJ09030	3NJ09030	MOUNT SLIDER LF	2
303NJ31010	3NJ31010	HOLDER DECK DRIVE	5
303NJ31020	3NJ31020	PLATE DECK DRIVE	5
303NJ31031	3NJ31031	BRACKET GEAR CHANGE	5
303NJ31041	3NJ31041	PLATE DECK JOINT	5
303NJ31060	3NJ31060	GEAR Z60R	5
303NJ31070	3NJ31070	GEAR Z56L-Z40R	5
303NJ31080	3NJ31080	GEAR Z75L-Z32L	5
303NJ31090	3NJ31090	GEAR Z44R	5
303NJ31100	3NJ31100	GEAR Z44L-Z28L	5
303NJ31120	3NJ31120	PIN FEED DRIVE	5
303NJ31130	3NJ31130	GEAR Z28R	5
303NJ31140	3NJ31140	GEAR Z40R-Z34L	5
303NJ31150	3NJ31150	PLATE EARTH FEED	5
303NJ39020	3NJ39020	SHEET PWB LEFT	2
303NJ39030	3NJ39030	SHEET PWB RIGHT	2
303NJ46010	3NJ46010	WIRE ENGINE I/F	5
303NJ46020	3NJ46020	WIRE HEATER	5
303NJ46030	3NJ46030	WIRE FEED CLUTCH	5
303NJ46040	3NJ46040	WIRE SMT POWER	5
303NJ46050	3NJ46050	WIRE CLUTCH	5
303NJ46060	3NJ46060	WIRE LIFTMOTOR	5
303NJ46070	3NJ46070	WIRE SIZE	5
303NJ46080	3NJ46080	WIRE VERTICAL 1	6
303NJ46090	3NJ46090	WIRE UPPER DECK	5
303NJ46100	3NJ46100	WIRE UNDER DECK	5
303NJ46110	3NJ46110	WIRE MAIN MOTOR	5
303NJ46120	3NJ46120	WIRE VERTICAL 2	5
303NJ46130	3NJ46130	WIRE PRIMARY FEED UNIT	4
303NJ46140	3NJ46140	WIRE UPPER DECK	5

Part.No. 部品番号	Alternative. 代替部品番号	Description 部品名称	Fig.No.
303NJ46150	3NJ46150	WIRE UNDER DECK	5
303NJ46160	3NJ46160	WIRE PRIMARY FEED UNIT	4
303NJ94011	3NJ94011	PARTS COVER FEED LOW ASSY SP	1
303NJ94021	3NJ94021	PARTS DECK DRIVE UNIT SP	5
303NJ94033	3NJ94033	PARTS PRIMARY FEED UNIT HI SP	4
303NJ94040	3NJ94040	PARTS PWB CASSETTE DECK ASSY SP	5
303NJ94050	3NJ94050	PARTS ROLLER ASSIST SP	4
303NJ94061	3NJ94061	PARTS DEHUMIDIFINR 100 SET SP	6
303NJ94071	3NJ94071	PARTS DEHUMIDIFINR 120 SET SP	6
303NJ94081	3NJ94081	PARTS DEHUMIDIFINR 240 SET SP	6
303NJ94110	3NJ94110	PARTS PRIMARY FEED UNIT HI D SP	4
303NS24410	3NS24410	SCREW PLATE DF	6
3BC07130	3BC07130	ONE-WAY CLUTCH 6	4
5MVX111DN003	2A806250	RING STOPPER / A-49 FEED A4	2,3,4,5,6
5MVX111DN007	2BT11070	STOPPER 3 /2BT1107 A4	2,4
7SP01000006+H01	SP121020	SW.PUSH	5
7SP03072001+H01	SP121030	SW.PUSH	5
7YZM210005++H01	YZ037990	ACCESS.EDGING	6
7YZM210006++H01	YZ038000	ACCESS.EDGING	5,6
7YZM410001++H01	YZ037950	ACCESS.BAND	5
7YZM420003++H01	YZ052580	ACCESS.BAND	5,6
7YZM610001++H01	YZ010230	ACCESS.SADDLE	2,5,6
7YZM610002++H01	YZ010240	ACCESS.SADDLE	2,5
7YZM610007++H01	YZ023340	ACCESS.SADDLE	5
7YZM610008++H01	YZ037940	ACCESS.SADDLE	2,5

PF-740/PF-740(B)

Rev.4
July 2017

———— CONTENTS/ 目次 ————

FIG. 1	Covers	2
FIG. 2	Frame.....	4
FIG. 3	Paper Cassettes	6
FIG. 4	Paper Feed Section 1 (PF-740)	9
FIG. 4	Paper Feed Section 1 (PF-740/PF-740(B))	12
FIG. 5	Paper Feed Section 2	15
FIG. 6	Paper Feed Section 3 (PF-740)	17
FIG. 6	Paper Feed Section 3 (PF-740/PF-740(B))	20
FIG. 7	Drive Section	23
FIG. 8	Electrical Components	25
FIG. 9	Accessories & Options	27
• INDEX/ 索引		29

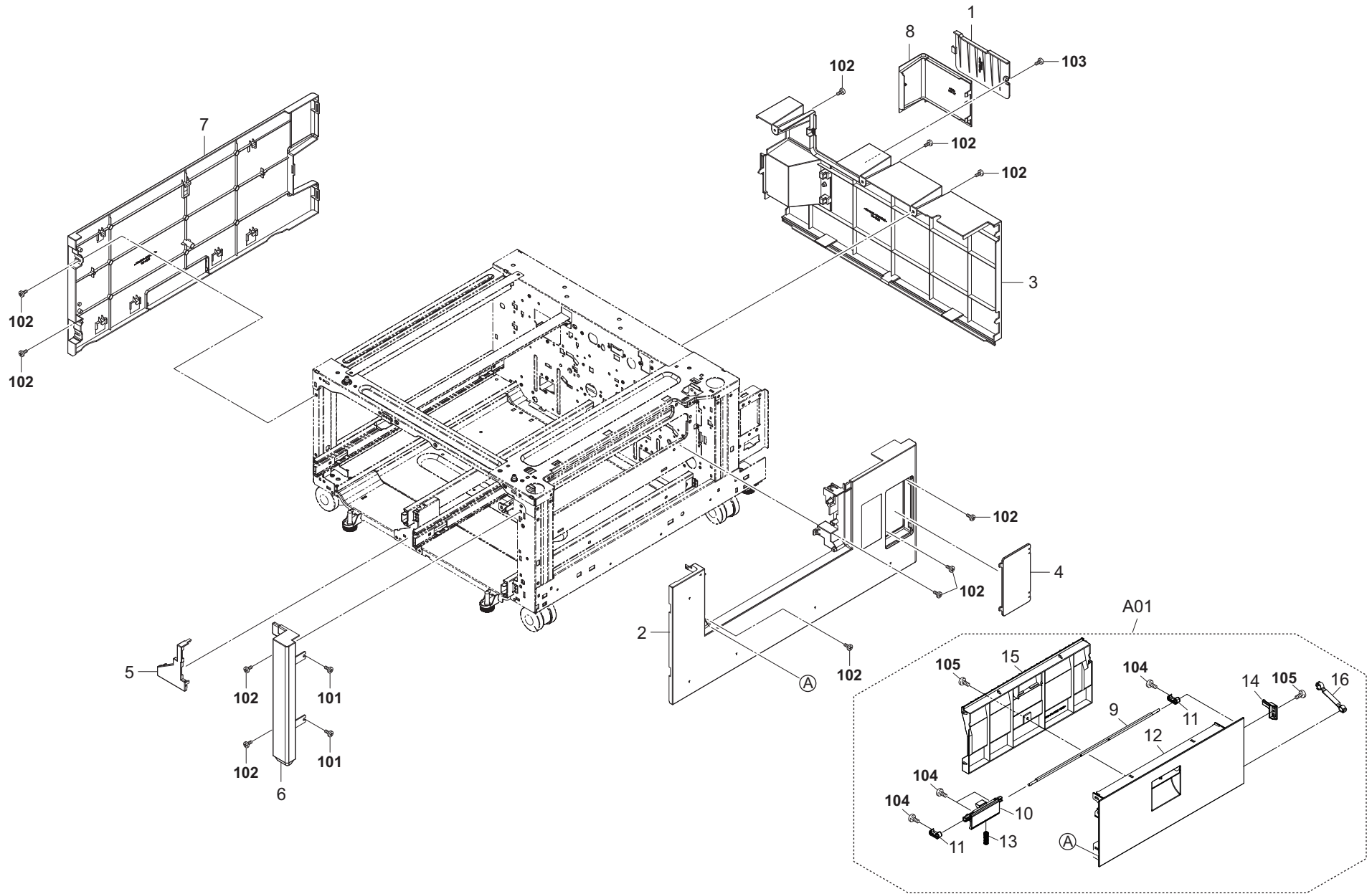


FIG. 1 Covers

3NF-4

Ref. No. 番号	Part.No. 部品番号	Alternative. 代替部品番号	Description 部品名称	Notes 備考	Revision 改訂	Quantity 個数			
						100(日本)	120	230	240
1	303LM04090	3LM04090	COVER CONNECTOR			1	1	1	1
2	303NF04034	3NF04034	COVER RIGHT		4: Design-chg.	1	1	1	1
3	303NF04051	3NF04051	COVER REAR		4: Design-chg.	1	1	1	1
4	303NF04121	3NF04121	COVER INTERFACE			1	1	1	1
5	303NF04130	3NF04130	COVER MOUNT SLIDER			1	1	1	1
6	303NF04150	3NF04150	COVER RIGHT FRONT		4: Part No.-chg.	1	1	1	1
7	303NJ04041	3NJ04041	COVER LEFT		4: Design-chg.	1	1	1	1
8	303NJ04080	3NJ04080	COVER CORD			1	1	1	1
A01	303NF94030	3NF94030	PARTS VERTICAL CONVEYING UNIT SP			1	1	1	1
9	*302K906681	2K906681	SHAFT FEED LOW HOOK			1	1	1	1
10	*302K906660	2K906660	HANDLE FEED LOW			1	1	1	1
11	*302K906670	2K906670	HOOK FEED LOW			2	2	2	2
12	*303NJ06010	3NJ06010	COVER FEED LOW			1	1	1	1
13	*302FZ20021	2FZ20021	SPRING LID			1	1	1	1
14	*303NF06170	3NF06170	LEVER SW			1	1	1	1
15	*303NF06141	3NF06141	GUIDE VERTICAL			1	1	1	1
16	*303NJ06050	3NJ06050	STRAP			1	1	1	1
101	7BB700410H	BB107090	+BIND T.T S SCREW 4X10 SR						
102	7BB180408H	BB111210	+BIND T.T S SCREW 4X8(BLACK)						
103	7BB282408H	BB111260	+TP-FLAT T.T P SCREW 4X8(BLACK)						
104	7BB600306H	BB105730	+BIND M SCREW 3X6 R						
105	7BB200410H	BB105700	+BIND T.T P SCREW 4X10						

• Parts with a Ref.No. of 500 and above in the illustration indicate they are not selected for service parts.

• イラスト中で 500 番台の Ref 番号が付いている部品はサービスパーツに選定されていません。

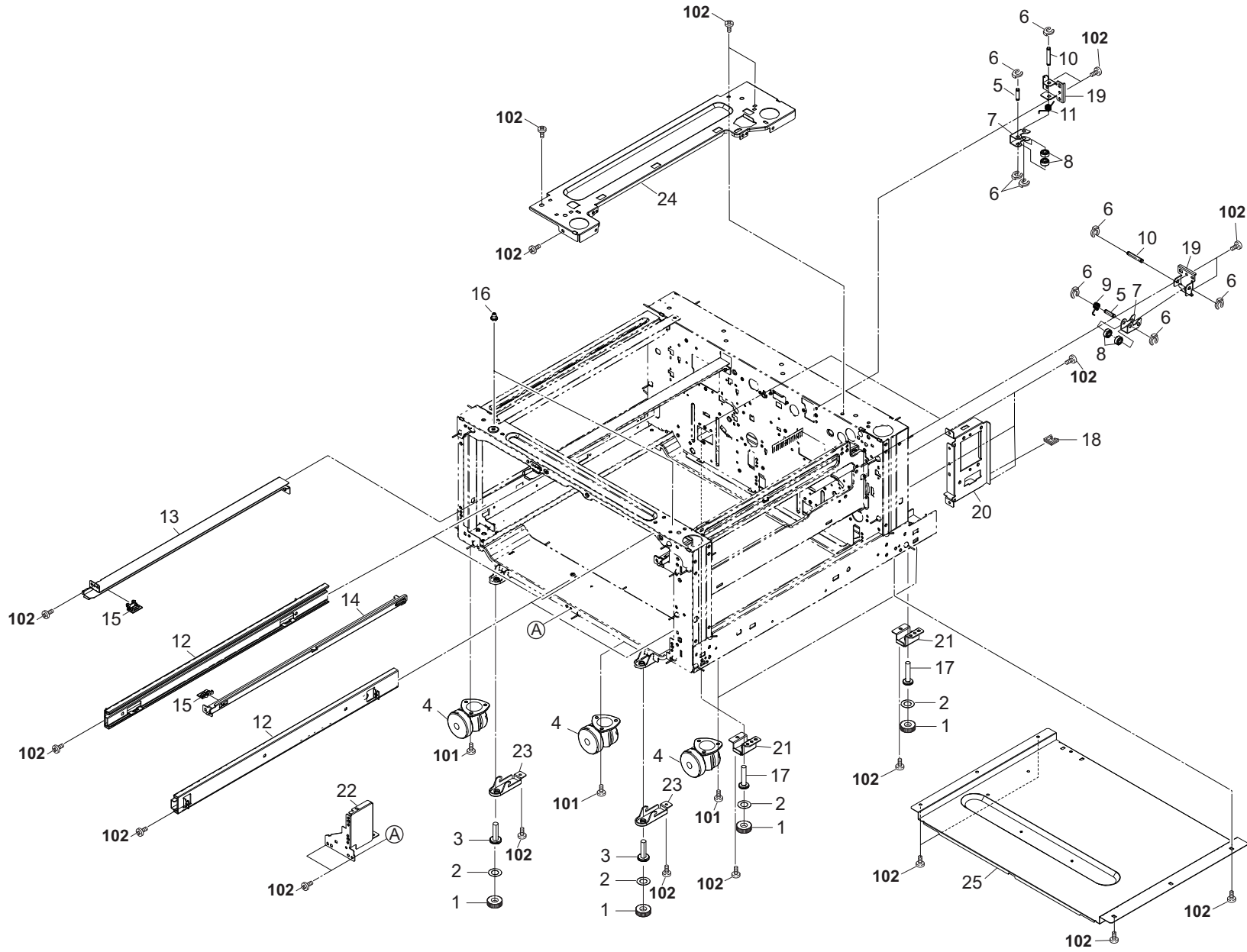


FIG. 3 Paper Cassettes

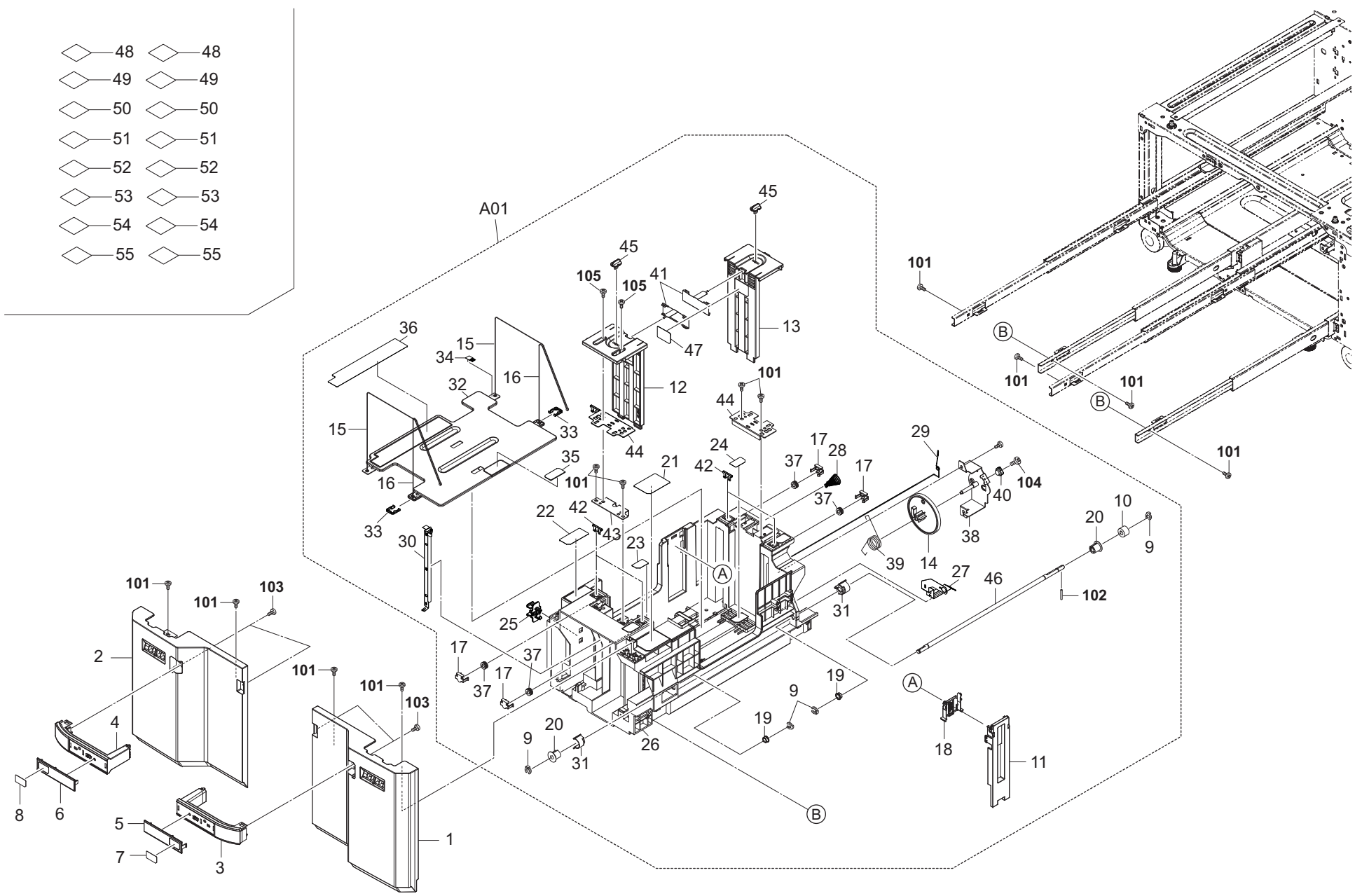


FIG. 3 Paper Cassettes

3NF-4

Ref. No. 番号	Part.No. 部品番号	Alternative. 代替部品番号	Description 部品名称	Notes 備考	Revision 改訂	Quantity 個数			
						100(日本)	120	230	240
1	303NF04010	3NF04010	COVER FRONT RIGHT			1	1	1	1
2	303NF04020	3NF04020	COVER FRONT LEFT			1	1	1	1
3	303NF04070	3NF04070	HANDLE DECK RIGHT			1	1	1	1
4	303NF04080	3NF04080	HANDLE DECK LEFT			1	1	1	1
5	303NF04090	3NF04090	EMBLEM DECK RIGHT			1	1	1	1
6	303NF04100	3NF04100	EMBLEM DECK LEFT			1	1	1	1
7	302K934070	2K934070	LABEL CASSETTE NUMBER 3			1	1	1	1
8	302K934080	2K934080	LABEL CASSETTE NUMBER 4			1	1	1	1
A01	303NF94111	3NF94111	PARTS DECK UNIT(INCHI) SP	Inch			2		
A01	303NF94023	3NF94023	PARTS DECK UNIT SP	Metric	4: Design-chg.	2		2	2
9	*2BC06980	2BC06980	STOPPER 5			8	8	8	8
10	*2BC07110	2BC07110	GEAR 20			2	2	2	2
11	*303NF10070	3NF10070	CURSOR END DECK	Metric		2		2	2
12	*303NF10080	3NF10080	CURSOR DECK FRONT			2	2	2	2
13	*303NF10090	3NF10090	CURSOR DECK REAR			2	2	2	2
14	*303NF10550	3NF10550	GEAR DAMPER 100		4: Part No.-chg.	2	2	2	2
15	*303NF10180	3NF10180	WIRE LIFT A			4	4	4	4
16	*303NF10190	3NF10190	WIRE LIFT B			4	4	4	4
17	*303NF10220	3NF10220	STOPPER PULLEY			8	8	8	8
18	*303NF10410	3NF10410	CURSOR END SUB	Metric		2		2	2
19	*28107310	49028101	BUSH 8			4	4	4	4
20	*2BC07020	2BC07020	FRONT PULLEY,LIFT DRIVE			4	4	4	4
21	*303NF34030	3NF34030	LABEL DECK PAPER DIRECTION			2	2	2	2
22	*303NF34020	3NF34020	LABEL DECK OPERATION B			2	2	2	2
23	*303NF34060	3NF34060	LABEL DECK SIZE B	Metric		2		2	2
24	*303NF34080	3NF34080	LABEL DECK SIZE D	Metric		2		2	2
25	*302GR09991	2GR09991	LIFT LOCK			2	2	2	2
26	*303NF10012	3NF10012	DECK CASSETTE		4: Design-chg.	2	2	2	2
27	*303NF10430	3NF10430	PLATE EARTH REAR			2	2	2	2
28	*303NF10450	3NF10450	WIRE EARTH B			2	2	2	2
29	*303NF10440	3NF10440	WIRE EARTH A			2	2	2	2
30	*303NF10420	3NF10420	PLATE EARTH FRONT			2	2	2	2
31	*303NF10320	3NF10320	HOLDER PULLEY			4	4	4	4
32	*303NF10051	3NF10051	PLATE LIFT DECK			2	2	2	2
33	*2BC07120	2BC07120	SPACER,DECK LIFT			4	4	4	4
34	*303JY37220	3JY37220	STATIC ELIMINATOR CURSOR			2	2	2	2
35	*303NF10020	3NF10020	PAD BOTTOM DECK		4: Part No.-chg.	2	2	2	2
36	*303NF34011	3NF34011	LABEL DECK OPERATION A	Metric		2		2	2
37	*303NF10300	3NF10300	PULLEY LIFT WIRE			8	8	8	8
38	*303NF10560	3NF10560	MOUNT DECK DAMPER		4: Part No.-chg.	2	2	2	2
39	*303NF10570	3NF10570	SPRING LIFT STOPPER		4: Part No.-chg.	2	2	2	2
40	*302G404160	2G404160	DAMPER			2	2	2	2
41	*303NF10100	3NF10100	PLATE DECK SUB			4	4	4	4
42	*303NF10150	3NF10150	PLATE WIRE LOCK			8	8	8	8
43	*303NF10390	3NF10390	MOUNT CURSOR ADJUST			2	2	2	2
44	*303NF10110	3NF10110	MOUNT CURSOR			4	4	4	4
45	*303NF10250	3NF10250	PIN CURSOR LOCK			4	4	4	4
46	*303NF10130	3NF10130	SHAFT DECK LIFT			2	2	2	2
47	*303NF34040	3NF34040	LABEL DECK PAPER LIMIT			2	2	2	2

• Parts with a Ref.No. of 500 and above in the illustration indicate they are not selected for service parts.

• イラスト中で 500 番台の Ref 番号が付いている部品はサービスパーツに選定されていません。

FIG. 3 Paper Cassettes

3NF-3

Ref. No. 番号	Part.No. 部品番号	Alternative. 代替部品番号	Description 部品名称	Notes 備考	Revision 改訂	Quantity 個数			
						100(日本)	120	230	240
48	302K934700	2K934700	SHEET CASSETTE PAPER SIZE A	Metric		2	2	2	2
49	302K934710	2K934710	SHEET CASSETTE PAPER SIZE B	Inch		2	2	2	2
50	302K934730	2K934730	SHEET CASSETTE PAPER MEDIA KL-A	English			2	2	2
51	302K934740	2K934740	SHEET CASSETTE PAPER MEDIA KL-B	Spanish			2	2	2
52	302K934750	2K934750	SHEET CASSETTE PAPER MEDIA KL-C	French/Portuguese(Brazil)			2	2	2
53	302K934760	2K934760	SHEET CASSETTE PAPER MEDIA KL-D	German/Dutch				2	2
54	302K934770	2K934770	SHEET CASSETTE PAPER MEDIA KL-E	Italian/Russian				2	2
55	302K934780	2K934780	SHEET CASSETTE PAPER MEDIA CN-A	Simplified Chinese/Korean				2	2
101	7BB200410H	BB105700	+BIND T.T P SCREW 4X10						
102	E0030240	48129504	SPRING PIN 3X24						
103	7BB200310H	BB105670	+BIND T.T P SCREW 3X10						
104	7BB007304H	BB105810	+TP-CUP M SCREW 3X4						
105	7BB700410H	BB107090	+BIND T.T S SCREW 4X10 SR						

• Parts with a Ref.No. of 500 and above in the illustration indicate they are not selected for service parts.

• イラスト中で 500 番台の Ref 番号が付いている部品はサービスパーツに選定されていません。

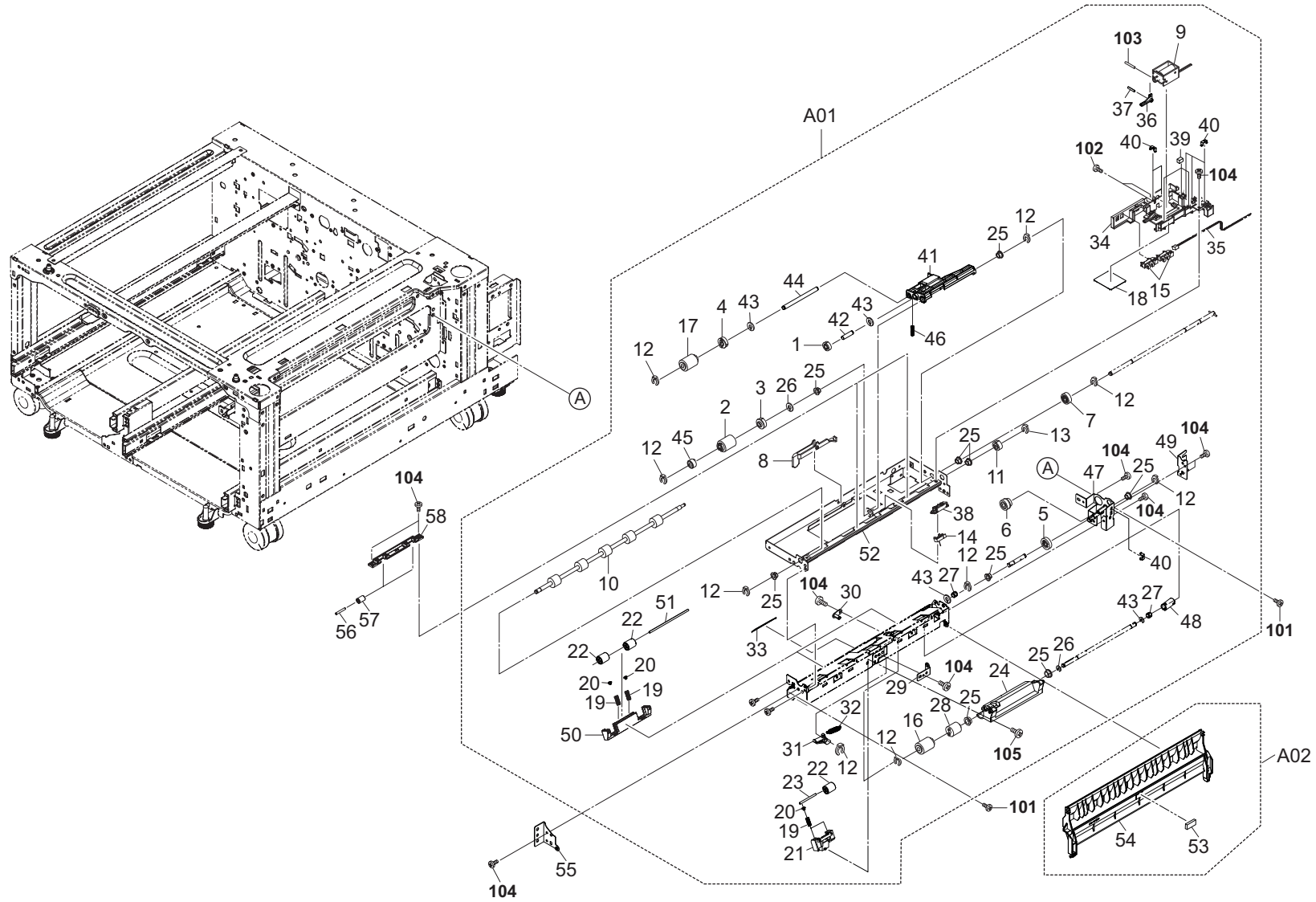


FIG. 4 Paper Feed Section 1 (PF-740)

3NF-4

Ref. No. 番号	Part.No. 部品番号	Alternative. 代替部品番号	Description 部品名称	Notes 備考	Revision 改訂	Quantity 個数			
						100(日本)	120	230	240
A01	303NF94153	3NF94153	PARTS PRIMARY FEED UNIT HI SP			1	1	1	1
1	*302F906030	2F906030	GEAR FEED Z26H			1	1	1	1
2	*302K906350	2K906350	PULLEY FEED			1	1	1	1
3	*302K994530	2K994530	PARTS GEAR Z30R FEED OW SP			1	1	1	1
4	*302K906200	2K906200	GEAR Z30R PICKUP			1	1	1	1
5	*302K906220	2K906220	GEAR FEED DRIVE Z22L			1	1	1	1
6	*302K906230	2K906230	GEAR PRIMARY FEED IDLE Z20R Z16L			1	1	1	1
7	*302K906240	2K906240	GEAR FEED DRIVE Z20L			1	1	1	1
8	*302K906321	2K906321	ACTUATOR PAPER EMPTY			1	1	1	1
9	*302K994380	2K994380	PARTS SOLENOID FEED SHIFT SP			1	1	1	1
10	*303NJ94050	3NJ94050	PARTS ROLLER ASSIST SP			1	1	1	1
11	*303NJ06040	3NJ06040	GEAR PRIMARY FEED Z17L OW			1	1	1	1
12	*5MVX111DN003	2A806250	RING STOPPER /A-49 FEED A4			9	9	9	9
13	*5MVX111DN007	2BT11070	STOPPER 3 /2BT1107 A4			1	1	1	1
14	*302K994580	2K994580	PARTS SENSOR OPT. SP			1	1	1	1
15	*303M894260	3M894260	PARTS SENSOR OPT SP			2	2	2	2
16	*302K906360	2K906360	PULLEY RETARD			1	1	1	1
17	*302K906370	2K906370	PULLEY PICKUP			1	1	1	1
18	*303NF06350	3NF06350	SHEET SOLENOID			1	1	1	1
19	*302F925780	2F925780	SPRING DU			6	6	6	6
20	*2FM04150	5MVM163DN005	CAP SPRING /B-11 ENCLOSURE A4			6	6	6	6
21	*302K906700	2K906700	HOLDER PULLEY			1	1	1	1
22	*302F929260	2F929260	PULLEY DU LOW			5	5	5	5
23	*302K906710	2K906710	SHAFT ASSIST PULLEY			1	1	1	1
24	*302K906151	2K906151	HOLDER RETARD			1	1	1	1
25	*302K324450	2K324450	BUSH 6			9	9	9	9
26	*302FB09830	2FB09830	CUT WASHER 4			2	2	2	2
27	*302K906180	2K906180	JOINT RETARD DRIVE			2	2	2	2
28	*303LL07521	3LL07521	TORQUE-LIMITER 400			1	1	1	1
29	*302K906300	2K906300	PLATE RETARD HOLDER			1	1	1	1
30	*302K906330	2K906330	FULCRUM-PIN RETARD			1	1	1	1
31	*302K906161	2K906161	LEVER RETARD RELEASE			1	1	1	1
32	*302K906410	2K906410	SPRING RETARD B		4: Design-chg.	1	1	1	1
33	*302K906721	2K906721	SHEET PRIMARY FEED HI			1	1	1	1
34	*302K906250	2K906250	GUIDE PRIM FEED WIRE			1	1	1	1
35	*303NJ46130	3NJ46130	WIRE PRIMARY FEED UNIT			1	1	1	1
36	*302K906210	2K906210	LEVER PICK RELEASE			1	1	1	1
37	*302K906310	2K906310	PIN PICK RELEASE			1	1	1	1
38	*302K906290	2K906290	HOLDER SENSOR FEED			1	1	1	1
39	*302H708150	2H708150	SPONGE WIRE MPT			3	3	3	3
40	*302K931080	2K931080	WIRE STOPPER			6	6	6	6
41	*302K906090	2K906090	HOLDER PICKUP			1	1	1	1
42	*302K906080	2K906080	PIN PICK UP IDLE			1	1	1	1
43	*302K924820	2K924820	CUT-WASHER 4			4	4	4	4
44	*302K906060	2K906060	SHAFT PICKUP PRIMARY			1	1	1	1
45	*3BC07130	3BC07130	ONE-WAY CLUTCH 6			1	1	1	1
46	*302K906260	2K906260	SPRING PICK UP			1	1	1	1
47	*302K906111	2K906111	PLATE PRIMARY FEED DRIVE			1	1	1	1
48	*302K906140	2K906140	COUPLING PRIMARY FEED DRIVE			1	1	1	1

• Parts with a Ref.No. of 500 and above in the illustration indicate they are not selected for service parts.

• イラスト中で 500 番台の Ref 番号が付いている部品はサービスパーツに選定されていません。

FIG. 4 Paper Feed Section 1 (PF-740)

3NF-4

Ref. No. 番号	Part.No. 部品番号	Alternative. 代替部品番号	Description 部品名称	Notes 備考	Revision 改訂	Quantity 個数			
						100(日本)	120	230	240
49	+302K906270	2K906270	MOUNT PRIMARY FEED R			1	1	1	1
50	+302K906280	2K906280	HOLDER PRIM FEED PULLEY			2	2	2	2
51	+302K906510	2K906510	SHAFT FEED LOW			2	2	2	2
52	+302K906021	2K906021	PLATE FRAME UPPER			1	1	1	1
A02	303NF94162	3NF94162	PARTS GUIDE VF RIGHT SET SP		4: Part No.-chg.	1	1	1	1
53	+302H715070	2H715070	FRONT SPONGE CASE STAY		4: Part No.-chg.	1	1	1	1
54	+303NF06131	3NF06131	GUIDE VF RIGHT			1	1	1	1
55	302K906100	2K906100	MOUNT PRIMARY FEED			1	1	1	1
56	303NJ06080	3NJ06080	SHAFT PULLEY PF			4	4	4	4
57	303NJ06070	3NJ06070	PULLEY FEED PF			4	4	4	4
58	303NJ06060	3NJ06060	HOLDER PULLEY PF			2	2	2	2
101	7BB700410H	BB107090	+BIND T.T S SCREW 4X10 SR						
102	7BB600306H	BB105730	+BIND M SCREW 3X6 R						
103	5MBP2010WXSP	E0020100	SPRING PIN / M2 X 10 S-BLK						
104	7BB700308H	BB105600	+BIND T.T S SCREW 3X8 SR						
105	7BB200308H	BB105660	+BIND T.T P SCREW 3X8						

• Parts with a Ref.No. of 500 and above in the illustration indicate they are not selected for service parts.

• イラスト中で 500 番台の Ref 番号が付いている部品はサービスパーツに選定されていません。

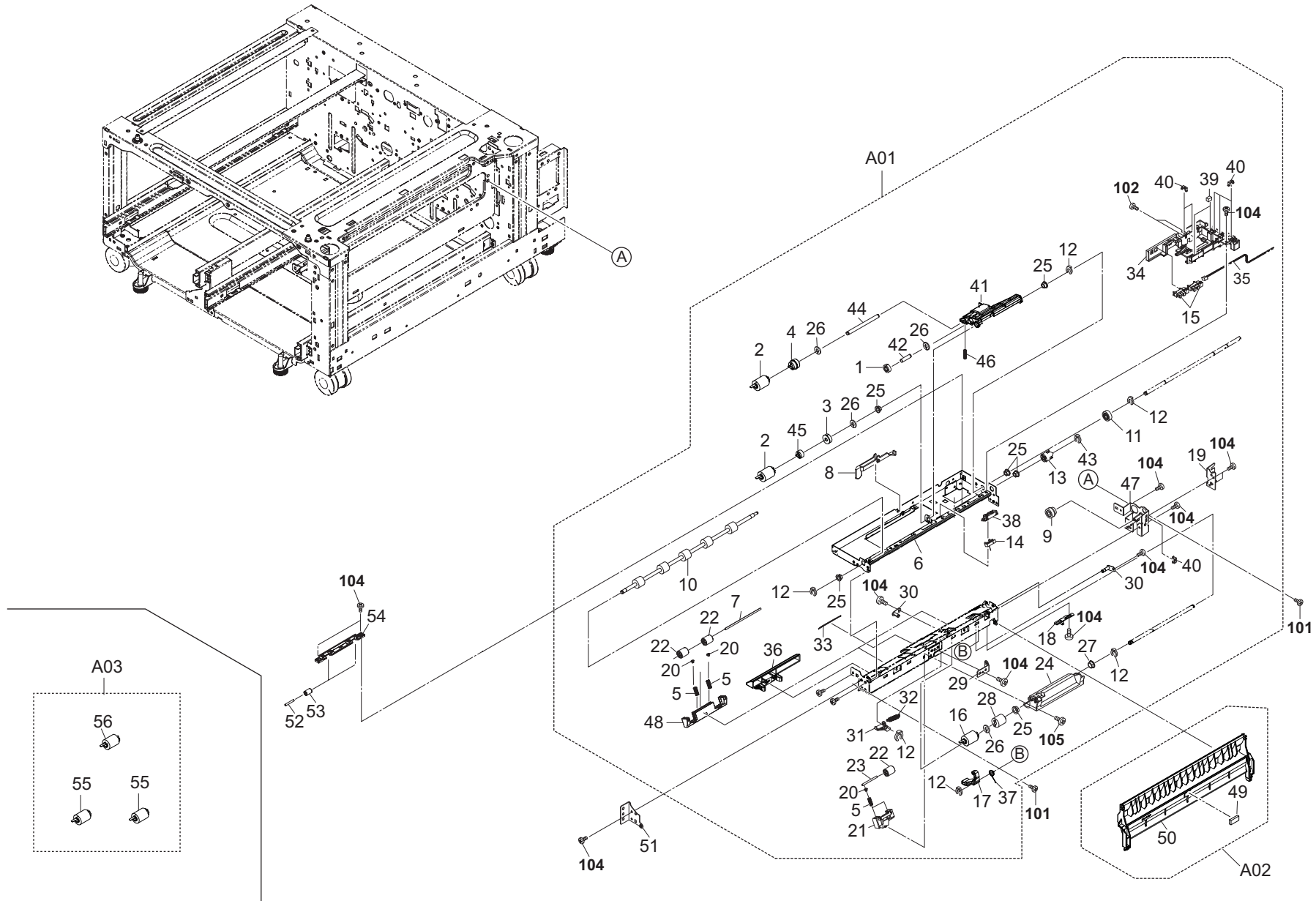


FIG. 4 Paper Feed Section 1 (PF-740/PF-740(B))

3NF-4

Ref. No. 番号	Part.No. 部品番号	Alternative. 代替部品番号	Description 部品名称	Notes 備考	Revision 改訂	Quantity 個数			
						100(日本)	120	230	240
A01	302N294030	2N294030	PARTS PRIMARY FEED UNIT DECK SP			1	1	1	1
1	*302N406170	2N406170	GEAR Z28 FEED			1	1	1	1
2	*302N406030	2N406030	PULLEY FEED			2	2	2	2
3	*302N406100	2N406100	GEAR Z32 FEED OW			1	1	1	1
4	*302N406110	2N406110	GEAR Z32 PICKUP			1	1	1	1
5	*302F925780	2F925780	SPRING DU			6	6	6	6
6	*302N406010	2N406010	PLATE FRAME UPPER			1	1	1	1
7	*302K906510	2K906510	SHAFT FEED LOW			2	2	2	2
8	*302K906321	2K906321	ACTUATOR PAPER EMPTY			1	1	1	1
9	*302K906230	2K906230	GEAR PRIMARY FEED IDLE Z20R Z16L			1	1	1	1
10	*303NJ94050	3NJ94050	PARTS ROLLER ASSIST SP			1	1	1	1
11	*302K906240	2K906240	GEAR FEED DRIVE Z20L			1	1	1	1
12	*5MVX111DN003	2A806250	RING STOPPER /A-49 FEED A4			6	6	6	6
13	*303NJ06040	3NJ06040	GEAR PRIMARY FEED Z17L OW			1	1	1	1
14	*302K994580	2K994580	PARTS SENSOR OPT. SP			1	1	1	1
15	*303M894260	3M894260	PARTS SENSOR OPT SP			2	2	2	2
16	*302N406040	2N406040	PULLEY RETARD			1	1	1	1
17	*302N406160	2N406160	LEVER RETARD LOCK			1	1	1	1
18	*302K906420	2K906420	PLATE RETARD ADJUST			1	1	1	1
19	*302K906270	2K906270	MOUNT PRIMARY FEED R			1	1	1	1
20	*2FM04150	5MVM163DN005	CAP SPRING /B-11 ENCLOSURE A4			6	6	6	6
21	*302K906700	2K906700	HOLDER PULLEY			1	1	1	1
22	*302F929260	2F929260	PULLEY DU LOW			5	5	5	5
23	*302K906710	2K906710	SHAFT ASSIST PULLEY			1	1	1	1
24	*302K906151	2K906151	HOLDER RETARD			1	1	1	1
25	*302K324450	2K324450	BUSH 6			6	6	6	6
26	*302K924820	2K924820	CUT-WASHER 4			4	4	4	4
27	*34806040	34806040	LOWER BUSHING,PAPER FEED			1	1	1	1
28	*302K906750	2K906750	TORQUE-LIMITER 390			1	1	1	1
29	*302K906300	2K906300	PLATE RETARD HOLDER			1	1	1	1
30	*302N406150	2N406150	FULCRUM-PIN RETARD			2	2	2	2
31	*302N406130	2N406130	LEVER RETARD RELEASE			1	1	1	1
32	*302N406200	2N406200	SPRING RETARD			1	1	1	1
33	*302K906721	2K906721	SHEET PRIMARY FEED HI			1	1	1	1
34	*302K906250	2K906250	GUIDE PRIM FEED WIRE			1	1	1	1
35	*303NJ46160	3NJ46160	WIRE PRIMARY FEED UNIT			1	1	1	1
36	*302N406060	2N406060	GUIDE FRONT LOWER			1	1	1	1
37	*302N406140	2N406140	SPRING RETARD LOCK			1	1	1	1
38	*302K906290	2K906290	HOLDER SENSOR FEED			1	1	1	1
39	*302H708150	2H708150	SPONGE WIRE MPT			2	2	2	2
40	*302K931080	2K931080	WIRE STOPPER			6	6	6	6
41	*302N406050	2N406050	HOLDER PICKUP			1	1	1	1
42	*302K906080	2K906080	PIN PICK UP IDLE			1	1	1	1
43	*5MVX111DN007	2BT11070	STOPPER 3 /2BT1107 A4			1	1	1	1
44	*302N406070	2N406070	SHAFT PICKUP PRIMARY			1	1	1	1
45	*302N406120	2N406120	ONEWAY-CLUTCH 6			1	1	1	1
46	*302K906260	2K906260	SPRING PICK UP			1	1	1	1
47	*302K906111	2K906111	PLATE PRIMARY FEED DRIVE			1	1	1	1
48	*302K906280	2K906280	HOLDER PRIM FEED PULLEY			2	2	2	2

• Parts with a Ref.No. of 500 and above in the illustration indicate they are not selected for service parts.

• イラスト中で 500 番台の Ref 番号が付いている部品はサービスパーツに選定されていません。

FIG. 4 Paper Feed Section 1 (PF-740/PF-740(B))

3NF-4

Ref. No. 番号	Part.No. 部品番号	Alternative. 代替部品番号	Description 部品名称	Notes 備考	Revision 改訂	Quantity 個数			
						100(日本)	120	230	240
A02	303NF94162	3NF94162	PARTS GUIDE VF RIGHT SET SP		4: Part No.-chg.	1	1	1	1
49	*302H715070	2H715070	FRONT SPONGE CASE STAY		4: Part No.-chg.	1	1	1	1
50	*303NF06131	3NF06131	GUIDE VF RIGHT			1	1	1	1
51	302K906100	2K906100	MOUNT PRIMARY FEED			1	1	1	1
52	303NJ06080	3NJ06080	SHAFT PULLEY PF			4	4	4	4
53	303NJ06070	3NJ06070	PULLEY FEED PF			4	4	4	4
54	303NJ06060	3NJ06060	HOLDER PULLEY PF			2	2	2	2
A03	302N494230	2N494230	PARTS PULLEY SET SP		4: Add	1	1	1	1
55	*302N406030	2N406030	PULLEY FEED		4: Others	2	2	2	2
56	*302N406040	2N406040	PULLEY RETARD		4: Others	1	1	1	1
101	7BB700410H	BB107090	+BIND T.T S SCREW 4X10 SR						
102	7BB600306H	BB105730	+BIND M SCREW 3X6 R						
103	5MBP2010WXSP	E0020100	SPRING PIN / M2 X 10 S-BLK						
104	7BB700308H	BB105600	+BIND T.T S SCREW 3X8 SR						
105	7BB200308H	BB105660	+BIND T.T P SCREW 3X8						

• Parts with a Ref.No. of 500 and above in the illustration indicate they are not selected for service parts.

・イラスト中で 500 番台の Ref 番号が付いている部品はサービスパーツに選定されていません。

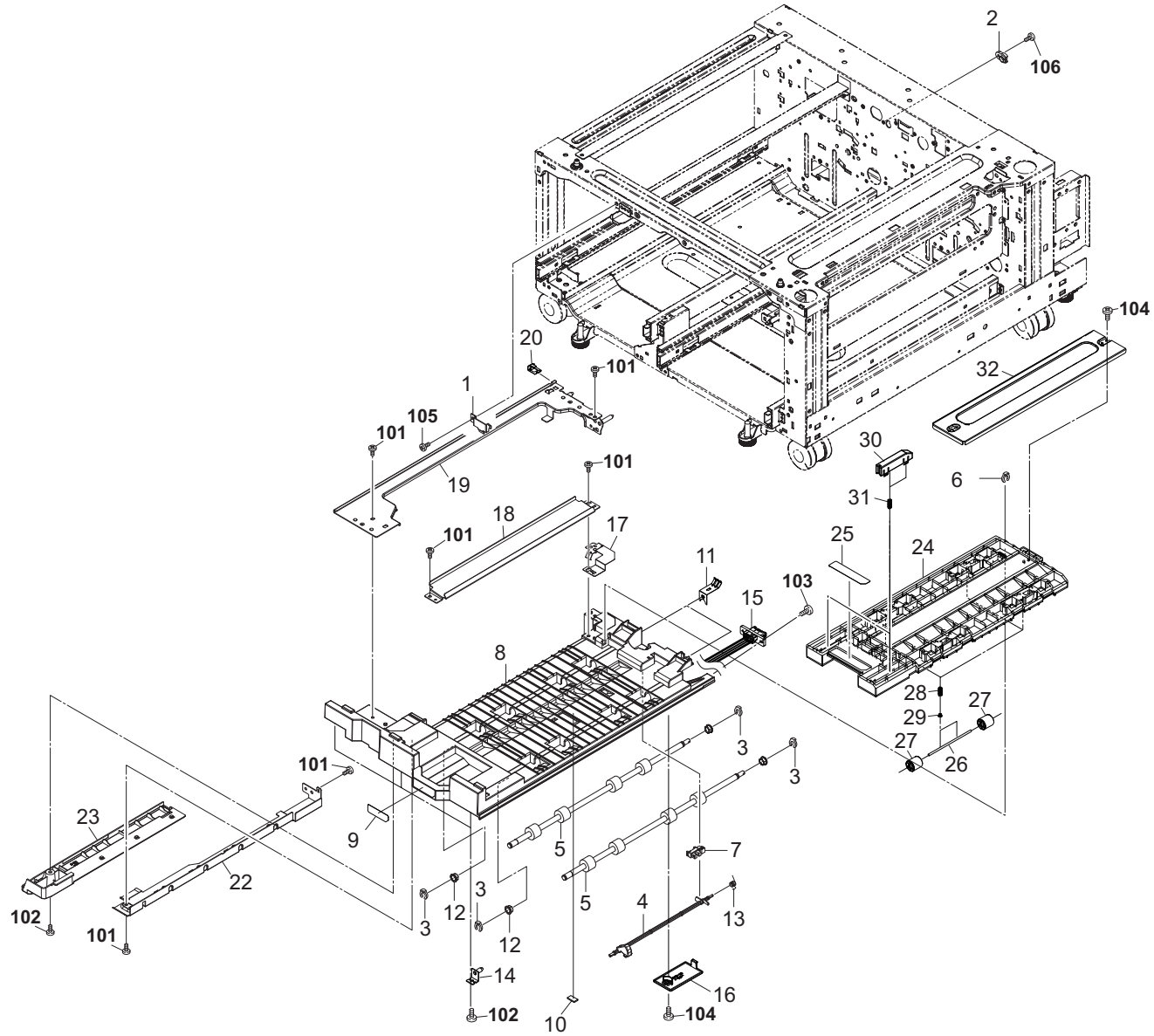


FIG. 5 Paper Feed Section 2

3NF-4

Ref. No. 番号	Part.No. 部品番号	Alternative. 代替部品番号	Description 部品名称	Notes 備考	Revision 改訂	Quantity 個数			
						100(日本)	120	230	240
1	303NF06150	3NF06150	STOPPER HF			1	1	1	1
2	303NF06330	3NF06330	BUSH FEED HF			1	1	1	1
3	2BC06910	2BC06910	STOPPER 6			4	4	4	4
4	303NF06040	3NF06040	ACTUATOR HF			1	1	1	1
5	303NF94100	3NF94100	PARTS ROLLER CONVEYING DECK SP			2	2	2	2
6	5MVX111DN003	2A806250	RING STOPPER /A-49 FEED A4			1	1	1	1
7	303M894260	3M894260	PARTS SENSOR OPT SP			1	1	1	1
8	303NF06011	3NF06011	GUIDE HF LOWER		4: Design-chg.	1	1	1	1
9	303NF34100	3NF34100	LABEL DECK B1			1	1	1	1
10	303NF06340	3NF06340	CUSHION ACTUATOR			1	1	1	1
11	303NF06060	3NF06060	PLATE HF ROLLER			2	2	2	2
12	28107310	49028101	BUSH 8			2	2	2	2
13	302H729120	2H729120	SPRING ACT DU			1	1	1	1
14	303NF06270	3NF06270	PIN HF LOWER			3	3	3	3
15	303NF46160	3NF46160	WIRE LEFT DECK 2	PF-740		1	1	1	1
15	303NF46220	3NF46220	WIRE LEFT DECK 2	PF-740(B)		1	1	1	1
16	303NF06260	3NF06260	LID WIRE			1	1	1	1
17	303NF06050	3NF06050	PLATE HF L			1	1	1	1
18	303NF06030	3NF06030	GUIDE HF LEFT			1	1	1	1
19	303NF06020	3NF06020	RAIL HF LEFT			1	1	1	1
20	303NF06070	3NF06070	SLIDER HF RAIL			1	1	1	1
21					4: Del				
22	303NF06282	3NF06282	RAIL HF LOWER		4: Design-chg.	1	1	1	1
23	303NF06302	3NF06302	SLIDER HF FRONT		4: Design-chg.	1	1	1	1
24	303NF06080	3NF06080	GUIDE HF UPPER			1	1	1	1
25	303NF34110	3NF34110	LABEL DECK B2			1	1	1	1
26	302K906510	2K906510	SHAFT FEED LOW			4	4	4	4
27	302H722760	2H722760	PULLEY MIDDLE A			8	8	8	8
28	303NF06320	3NF06320	SPRING DECK FEED			8	8	8	8
29	2FM04150	5MVM163DN005	CAP SPRING /B-11 ENCLOSURE A4			8	8	8	8
30	303NF06180	3NF06180	LEVER HF UPPER			2	2	2	2
31	302F708310	2F708310	SPRING LOCK MPF			4	4	4	4
32	303NF06310	3NF06310	STAY GUIDE UPPER			1	1	1	1
101	7BB200412H	BB105710	+BIND T.T P SCREW 4X12						
102	7BB200410H	BB105700	+BIND T.T P SCREW 4X10						
103	7BB200312H	BB105680	+BIND T.T P SCREW 3X12						
104	7BB202308H	BB105690	+TP-FLAT T.T P SCREW 3X8						
105	7BB700410H	BB107090	+BIND T.T S SCREW 4X10 SR						
106	7BB102308H	BB046210	+TP-FLAT T.T S SCREW 3X8						
107					4: Del				

• Parts with a Ref.No. of 500 and above in the illustration indicate they are not selected for service parts.

• イラスト中で 500 番台の Ref 番号が付いている部品はサービスパーツに選定されていません。

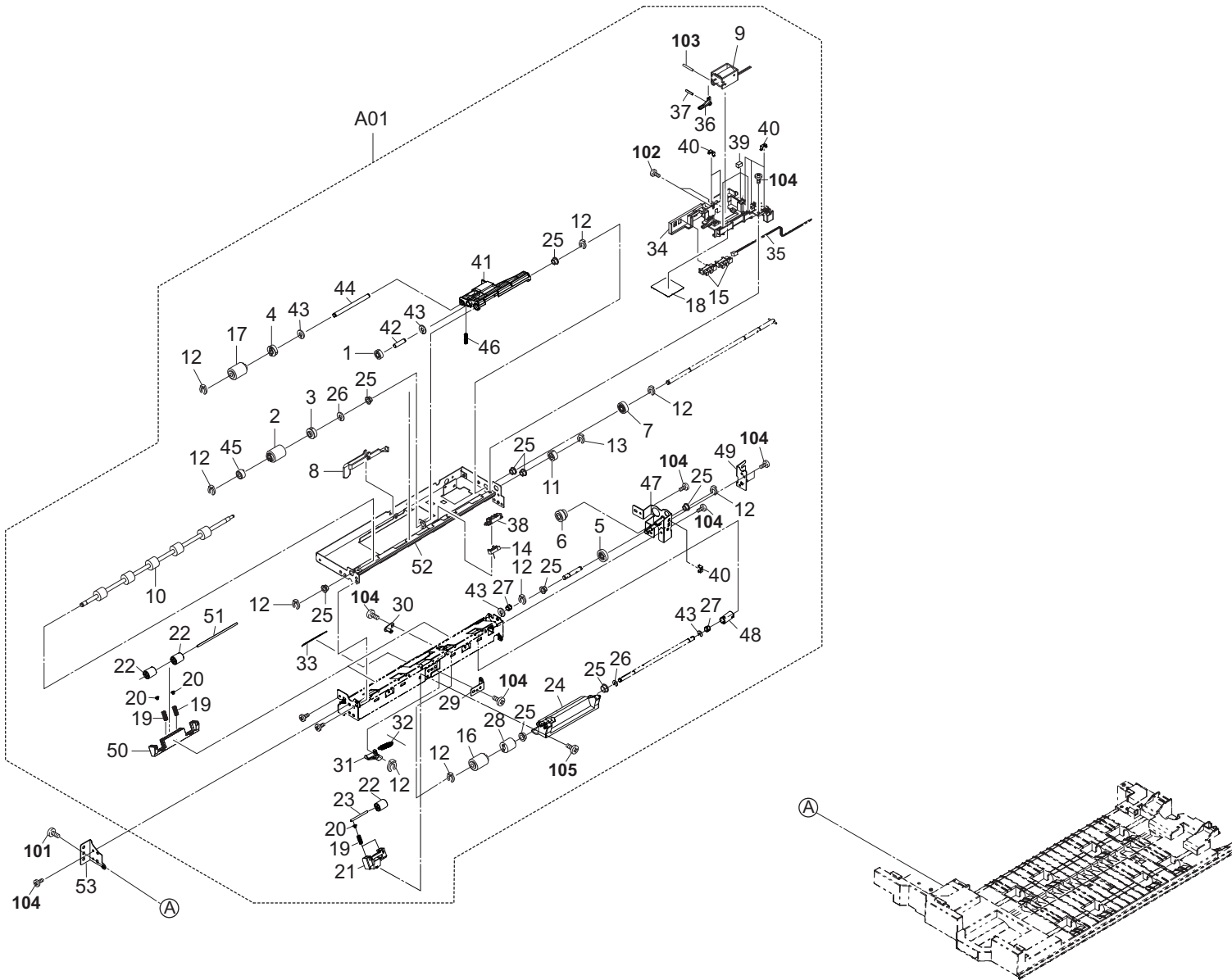


FIG. 6 Paper Feed Section 3 (PF-740)

3NF-4

Ref. No. 番号	Part.No. 部品番号	Alternative. 代替部品番号	Description 部品名称	Notes 備考	Revision 改訂	Quantity 個数			
						100(日本)	120	230	240
A01	303NF94153	3NF94153	PARTS PRIMARY FEED UNIT HI SP			1	1	1	1
1	*302F906030	2F906030	GEAR FEED Z26H			1	1	1	1
2	*302K906350	2K906350	PULLEY FEED			1	1	1	1
3	*302K994530	2K994530	PARTS GEAR Z30R FEED OW SP			1	1	1	1
4	*302K906200	2K906200	GEAR Z30R PICKUP			1	1	1	1
5	*302K906220	2K906220	GEAR FEED DRIVE Z22L			1	1	1	1
6	*302K906230	2K906230	GEAR PRIMARY FEED IDLE Z20R Z16L			1	1	1	1
7	*302K906240	2K906240	GEAR FEED DRIVE Z20L			1	1	1	1
8	*302K906321	2K906321	ACTUATOR PAPER EMPTY			1	1	1	1
9	*302K994380	2K994380	PARTS SOLENOID FEED SHIFT SP			1	1	1	1
10	*303NJ94050	3NJ94050	PARTS ROLLER ASSIST SP			1	1	1	1
11	*303NJ06040	3NJ06040	GEAR PRIMARY FEED Z17L OW			1	1	1	1
12	*5MVX111DN003	2A806250	RING STOPPER /A-49 FEED A4			9	9	9	9
13	*5MVX111DN007	2BT11070	STOPPER 3 /2BT1107 A4			1	1	1	1
14	*302K994580	2K994580	PARTS SENSOR OPT. SP			1	1	1	1
15	*303M894260	3M894260	PARTS SENSOR OPT SP			2	2	2	2
16	*302K906360	2K906360	PULLEY RETARD			1	1	1	1
17	*302K906370	2K906370	PULLEY PICKUP			1	1	1	1
18	*303NF06350	3NF06350	SHEET SOLENOID			1	1	1	1
19	*302F925780	2F925780	SPRING DU			6	6	6	6
20	*2FM04150	5MVM163DN005	CAP SPRING /B-11 ENCLOSURE A4			6	6	6	6
21	*302K906700	2K906700	HOLDER PULLEY			1	1	1	1
22	*302F929260	2F929260	PULLEY DU LOW			5	5	5	5
23	*302K906710	2K906710	SHAFT ASSIST PULLEY			1	1	1	1
24	*302K906151	2K906151	HOLDER RETARD			1	1	1	1
25	*302K324450	2K324450	BUSH 6			9	9	9	9
26	*302FB09830	2FB09830	CUT WASHER 4			2	2	2	2
27	*302K906180	2K906180	JOINT RETARD DRIVE			2	2	2	2
28	*303LL07521	3LL07521	TORQUE-LIMITER 400			1	1	1	1
29	*302K906300	2K906300	PLATE RETARD HOLDER			1	1	1	1
30	*302K906330	2K906330	FULCRUM-PIN RETARD			1	1	1	1
31	*302K906161	2K906161	LEVER RETARD RELEASE		4: Design-chg.	1	1	1	1
32	*302K906410	2K906410	SPRING RETARD B			1	1	1	1
33	*302K906721	2K906721	SHEET PRIMARY FEED HI			1	1	1	1
34	*302K906250	2K906250	GUIDE PRIM FEED WIRE			1	1	1	1
35	*303NJ46130	3NJ46130	WIRE PRIMARY FEED UNIT			1	1	1	1
36	*302K906210	2K906210	LEVER PICK RELEASE			1	1	1	1
37	*302K906310	2K906310	PIN PICK RELEASE			1	1	1	1
38	*302K906290	2K906290	HOLDER SENSOR FEED			1	1	1	1
39	*302H708150	2H708150	SPONGE WIRE MPT			3	3	3	3
40	*302K931080	2K931080	WIRE STOPPER			6	6	6	6
41	*302K906090	2K906090	HOLDER PICKUP			1	1	1	1
42	*302K906080	2K906080	PIN PICK UP IDLE			1	1	1	1
43	*302K924820	2K924820	CUT-WASHER 4			4	4	4	4
44	*302K906060	2K906060	SHAFT PICKUP PRIMARY			1	1	1	1
45	*3BC07130	3BC07130	ONE-WAY CLUTCH 6			1	1	1	1
46	*302K906260	2K906260	SPRING PICK UP			1	1	1	1
47	*302K906111	2K906111	PLATE PRIMARY FEED DRIVE			1	1	1	1
48	*302K906140	2K906140	COUPLING PRIMARY FEED DRIVE			1	1	1	1

• Parts with a Ref.No. of 500 and above in the illustration indicate they are not selected for service parts.

• イラスト中で 500 番台の Ref 番号が付いている部品はサービスパーツに選定されていません。

FIG. 6 Paper Feed Section 3 (PF-740)

3NF-3

Ref. No. 番号	Part.No. 部品番号	Alternative. 代替部品番号	Description 部品名称	Notes 備考	Revision 改訂	Quantity 個数			
						100(日本)	120	230	240
49	*302K906270	2K906270	MOUNT PRIMARY FEED R			1	1	1	1
50	*302K906280	2K906280	HOLDER PRIM FEED PULLEY			2	2	2	2
51	*302K906510	2K906510	SHAFT FEED LOW			2	2	2	2
52	*302K906021	2K906021	PLATE FRAME UPPER			1	1	1	1
53	302K906100	2K906100	MOUNT PRIMARY FEED			1	1	1	1
101	7BB200412H	BB105710	+BIND T.T P SCREW 4X12						
102	7BB600306H	BB105730	+BIND M SCREW 3X6 R						
103	5MBP2010WXSP	E0020100	SPRING PIN / M2 X 10 S-BLK						
104	7BB700308H	BB105600	+BIND T.T S SCREW 3X8 SR						
105	7BB200308H	BB105660	+BIND T.T P SCREW 3X8						

• Parts with a Ref.No. of 500 and above in the illustration indicate they are not selected for service parts.

・イラスト中で 500 番台の Ref 番号が付いている部品はサービスパーツに選定されていません。

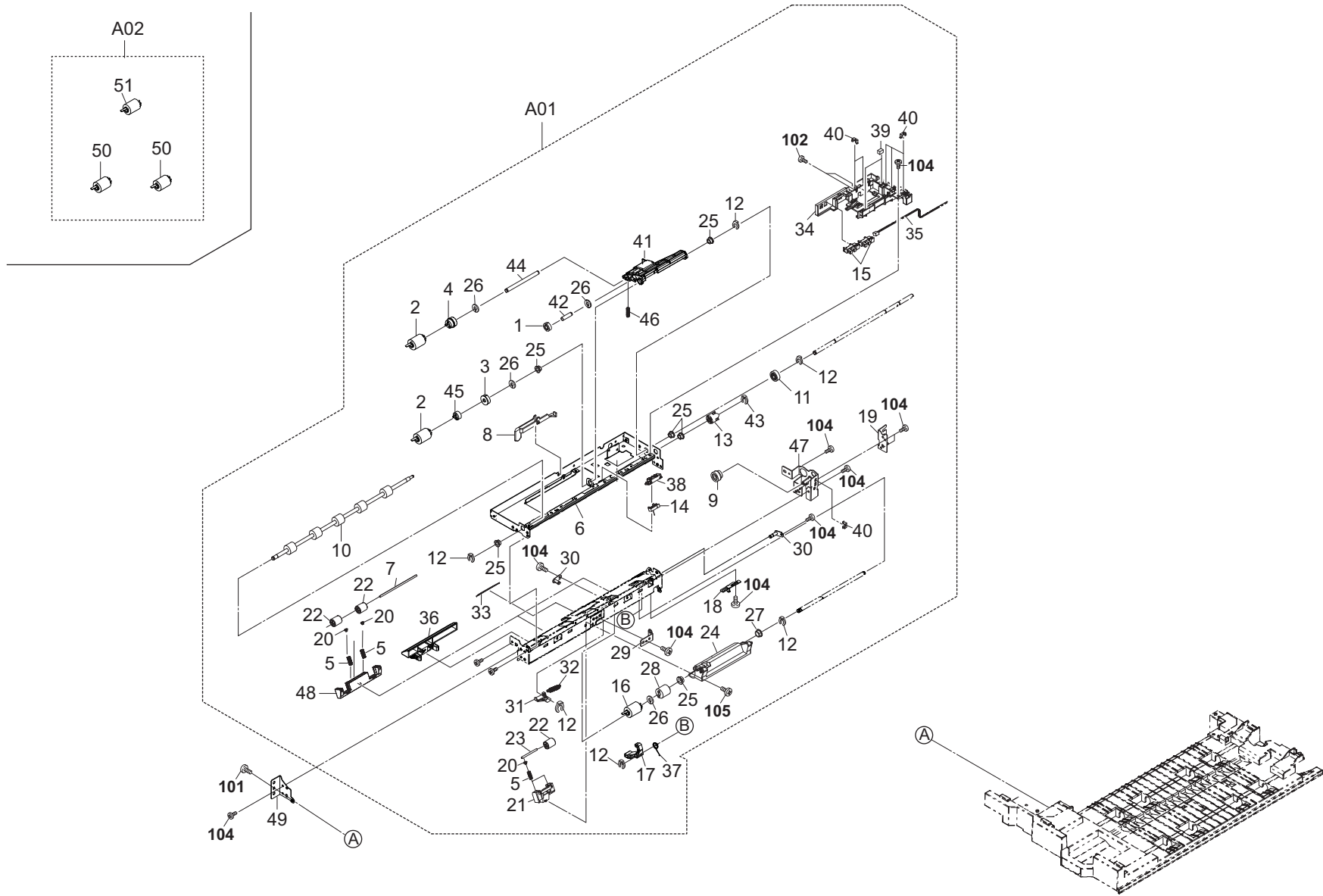


FIG. 6 Paper Feed Section 3 (PF-740/PF-740(B))

3NF-4

Ref. No. 番号	Part.No. 部品番号	Alternative. 代替部品番号	Description 部品名称	Notes 備考	Revision 改訂	Quantity 個数			
						100(日本)	120	230	240
A01	302N294030	2N294030	PARTS PRIMARY FEED UNIT DECK SP			1	1	1	1
1	*302N406170	2N406170	GEAR Z28 FEED			1	1	1	1
2	*302N406030	2N406030	PULLEY FEED			2	2	2	2
3	*302N406100	2N406100	GEAR Z32 FEED OW			1	1	1	1
4	*302N406110	2N406110	GEAR Z32 PICKUP			1	1	1	1
5	*302F925780	2F925780	SPRING DU			6	6	6	6
6	*302N406010	2N406010	PLATE FRAME UPPER			1	1	1	1
7	*302K906510	2K906510	SHAFT FEED LOW			2	2	2	2
8	*302K906321	2K906321	ACTUATOR PAPER EMPTY			1	1	1	1
9	*302K906230	2K906230	GEAR PRIMARY FEED IDLE Z20R Z16L			1	1	1	1
10	*303NJ94050	3NJ94050	PARTS ROLLER ASSIST SP			1	1	1	1
11	*302K906240	2K906240	GEAR FEED DRIVE Z20L			1	1	1	1
12	*5MVX111DN003	2A806250	RING STOPPER /A-49 FEED A4			6	6	6	6
13	*303NJ06040	3NJ06040	GEAR PRIMARY FEED Z17L OW			1	1	1	1
14	*302K994580	2K994580	PARTS SENSOR OPT. SP			1	1	1	1
15	*303M894260	3M894260	PARTS SENSOR OPT SP			2	2	2	2
16	*302N406040	2N406040	PULLEY RETARD			1	1	1	1
17	*302N406160	2N406160	LEVER RETARD LOCK			1	1	1	1
18	*302K906420	2K906420	PLATE RETARD ADJUST			1	1	1	1
19	*302K906270	2K906270	MOUNT PRIMARY FEED R			1	1	1	1
20	*2FM04150	5MVM163DN005	CAP SPRING /B-11 ENCLOSURE A4			6	6	6	6
21	*302K906700	2K906700	HOLDER PULLEY			1	1	1	1
22	*302F929260	2F929260	PULLEY DU LOW			5	5	5	5
23	*302K906710	2K906710	SHAFT ASSIST PULLEY			1	1	1	1
24	*302K906151	2K906151	HOLDER RETARD			1	1	1	1
25	*302K324450	2K324450	BUSH 6			6	6	6	6
26	*302K924820	2K924820	CUT-WASHER 4			4	4	4	4
27	*34806040	34806040	LOWER BUSHING,PAPER FEED			1	1	1	1
28	*302K906750	2K906750	TORQUE-LIMITER 390			1	1	1	1
29	*302K906300	2K906300	PLATE RETARD HOLDER			1	1	1	1
30	*302N406150	2N406150	FULCRUM-PIN RETARD			2	2	2	2
31	*302N406130	2N406130	LEVER RETARD RELEASE			1	1	1	1
32	*302N406200	2N406200	SPRING RETARD			1	1	1	1
33	*302K906721	2K906721	SHEET PRIMARY FEED HI			1	1	1	1
34	*302K906250	2K906250	GUIDE PRIM FEED WIRE			1	1	1	1
35	*303NJ46160	3NJ46160	WIRE PRIMARY FEED UNIT			1	1	1	1
36	*302N406060	2N406060	GUIDE FRONT LOWER			1	1	1	1
37	*302N406140	2N406140	SPRING RETARD LOCK			1	1	1	1
38	*302K906290	2K906290	HOLDER SENSOR FEED			1	1	1	1
39	*302H708150	2H708150	SPONGE WIRE MPT			2	2	2	2
40	*302K931080	2K931080	WIRE STOPPER			6	6	6	6
41	*302N406050	2N406050	HOLDER PICKUP			1	1	1	1
42	*302K906080	2K906080	PIN PICK UP IDLE			1	1	1	1
43	*5MVX111DN007	2BT11070	STOPPER 3 /2BT1107 A4			1	1	1	1
44	*302N406070	2N406070	SHAFT PICKUP PRIMARY			1	1	1	1
45	*302N406120	2N406120	ONEWAY-CLUTCH 6			1	1	1	1
46	*302K906260	2K906260	SPRING PICK UP			1	1	1	1
47	*302K906111	2K906111	PLATE PRIMARY FEED DRIVE			1	1	1	1
48	*302K906280	2K906280	HOLDER PRIM FEED PULLEY			2	2	2	2

• Parts with a Ref.No. of 500 and above in the illustration indicate they are not selected for service parts.

• イラスト中で 500 番台の Ref 番号が付いている部品はサービスパーツに選定されていません。

FIG. 6 Paper Feed Section 3 (PF-740/PF-740(B))

3NF-4

Ref. No. 番号	Part.No. 部品番号	Alternative. 代替部品番号	Description 部品名称	Notes 備考	Revision 改訂	Quantity 個数			
						100(日本)	120	230	240
49	302K906100	2K906100	MOUNT PRIMARY FEED			1	1	1	1
A02	302N494230	2N494230	PARTS PULLEY SET SP		4: Add	1	1	1	1
50	*302N406030	2N406030	PULLEY FEED		4: Others	2	2	2	2
51	*302N406040	2N406040	PULLEY RETARD		4: Others	1	1	1	1
101	7BB700410H	BB107090	+BIND T.T S SCREW 4X10 SR						
102	7BB600306H	BB105730	+BIND M SCREW 3X6 R						
103	5MBP2010WXSP	E0020100	SPRING PIN / M2 X 10 S-BLK						
104	7BB700308H	BB105600	+BIND T.T S SCREW 3X8 SR						
105	7BB200308H	BB105660	+BIND T.T P SCREW 3X8						

• Parts with a Ref.No. of 500 and above in the illustration indicate they are not selected for service parts.

・イラスト中で 500 番台の Ref 番号が付いている部品はサービスパーツに選定されていません。

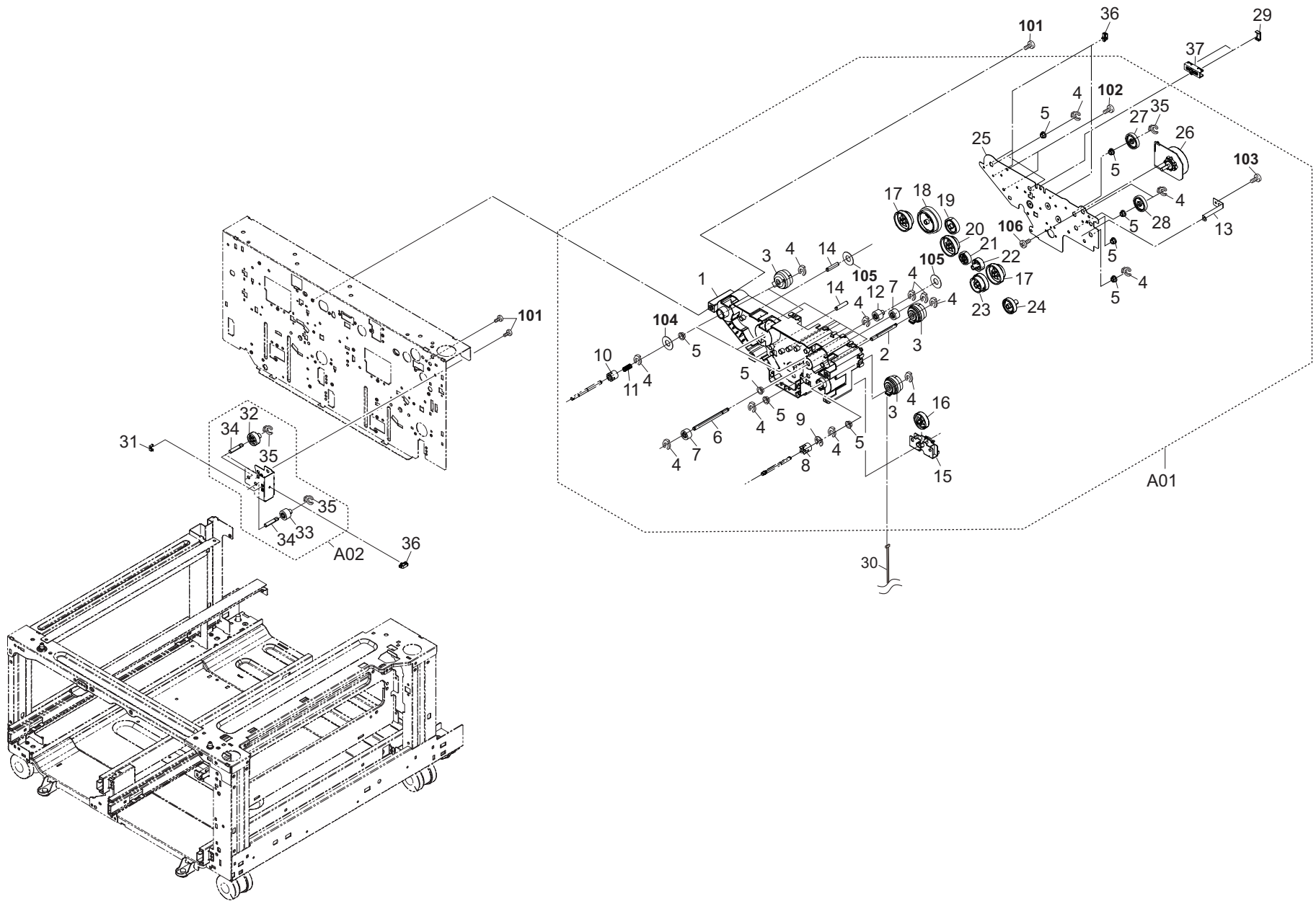


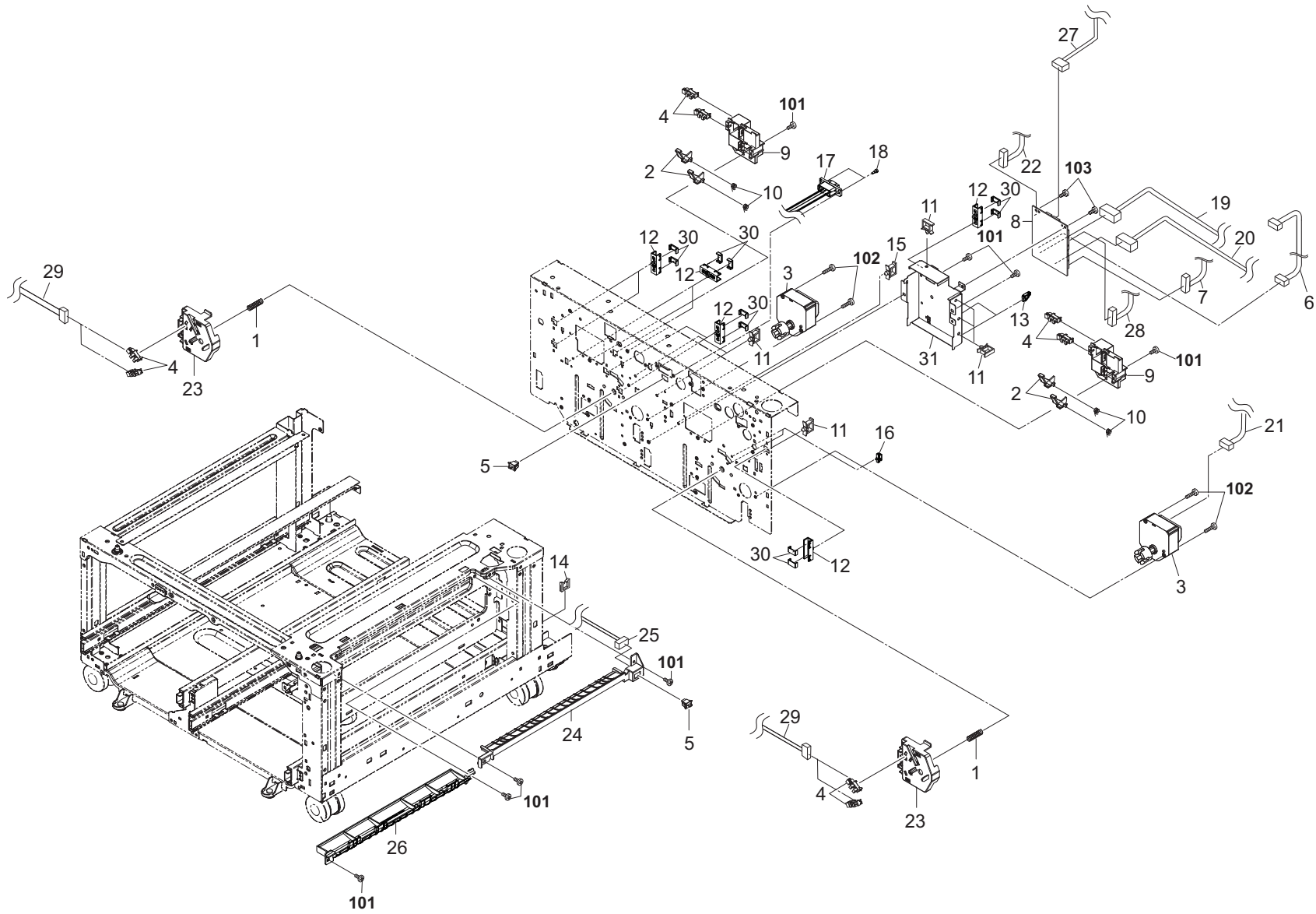
FIG. 7 Drive Section

3NF-4

Ref. No. 番号	Part.No. 部品番号	Alternative. 代替部品番号	Description 部品名称	Notes 備考	Revision 改訂	Quantity 個数			
						100(日本)	120	230	240
A01	303NF94042	3NF94042	PARTS DRIVE UNIT SP		4: Design-chg.	1	1	1	1
1	*303NF31011	3NF31011	HOUSING MAIN DRIVE		4: Design-chg.	1	1	1	1
2	*303NF31090	3NF31090	SHAFT CLUTCH CONVEYING A			1	1	1	1
3	*302NH44090	2NH44090	CLUTCH 50 Z35R		4: Part No.-chg.	4	4	4	4
4	*5MVX111DN003	2A806250	RING STOPPER /A-49 FEED A4			18	18	18	18
5	*302H702590	2H702590	BUSH SCREW			12	12	12	12
6	*303NF31110	3NF31110	SHAFT FEED DRIVE B			1	1	1	1
7	*303NF31080	3NF31080	GEAR Z20RD			2	2	2	2
8	*302K931530	2K931530	COUPLING DRIVE			1	1	1	1
9	*302K924820	2K924820	CUT-WASHER 4			1	1	1	1
10	*303NF31180	3NF31180	COUPLING DRIVE			3	3	3	3
11	*303NF31170	3NF31170	SPRING DRIVE			3	3	3	3
12	*303NF31070	3NF31070	GEAR Z20R			1	1	1	1
13	*303NF31030	3NF31030	PLATE EARTH FEED			1	1	1	1
14	*303NJ31120	3NJ31120	PIN FEED DRIVE			9	9	9	9
15	*303NJ31031	3NJ31031	BRACKET GEAR CHANGE			1	1	1	1
16	*303NJ31060	3NJ31060	GEAR Z60R			1	1	1	1
17	*303NJ31140	3NJ31140	GEAR Z40R-Z34L			2	2	2	2
18	*303NF31040	3NF31040	GEAR Z51L Z60L			1	1	1	1
19	*303NF31160	3NF31160	GEAR Z36R			1	1	1	1
20	*303NJ31080	3NJ31080	GEAR Z75L-Z32L			1	1	1	1
21	*303NJ31130	3NJ31130	GEAR Z28R			1	1	1	1
22	*302JZ31170	2JZ31170	GEAR Z27L MAIN			1	1	1	1
23	*303NJ31070	3NJ31070	GEAR Z56L-Z40R			1	1	1	1
24	*303NF31150	3NF31150	GEAR Z34L			1	1	1	1
25	*303NF31020	3NF31020	PLATE DRIVE L			1	1	1	1
26	*302K994333	2K994333	PARTS MOTOR-BL W30 SP		4: Design-chg.	1	1	1	1
27	*303NF31050	3NF31050	GEAR Z35L			1	1	1	1
28	*303NF31060	3NF31060	GEAR Z35R			1	1	1	1
29	303LL02330	3LL02330	HOLDER WIRE D			2	2	2	2
30	303NF46070	3NF46070	WIRE CLUTCH			1	1	1	1
31	302K931080	2K931080	WIRE STOPPER			1	1	1	1
A02	303NF94050	3NF94050	PARTS DRIVE SUB UNIT SP			1	1	1	1
32	*302JZ31170	2JZ31170	GEAR Z27L MAIN			2	2	2	2
33	*303NF31070	3NF31070	GEAR Z20R			1	1	1	1
34	*303NF31130	3NF31130	PIN FEED DRIVE			3	3	3	3
35	*5MVX111DN003	2A806250	RING STOPPER /A-49 FEED A4			3	3	3	3
36	7YZM610008++H01	YZ037940	ACCESS.SADDLE			4	4	4	4
37	302LF39050	2LF39050	GUIDE WIRE FRONT PWB			1	1	1	1
101	7BB700410H	BB107090	+BIND T.T S SCREW 4X10 SR						
102	7BB200410H	BB105700	+BIND T.T P SCREW 4X10						
103	7BB700308H	BB105600	+BIND T.T S SCREW 3X8 SR						
104	7BC06062C020H01	BC045240	POLY SLIDER WASHER M6.2X12X0.2T						
105	5MBWK62955NN	C2892950	POLY SLIDER /M6.2X9.5X0.5T PLASTC						
106	7BB000305H	BB063450	+BIND M SCREW 3X5						

• Parts with a Ref.No. of 500 and above in the illustration indicate they are not selected for service parts.

• イラスト中で 500 番台の Ref 番号が付いている部品はサービスパーツに選定されていません。



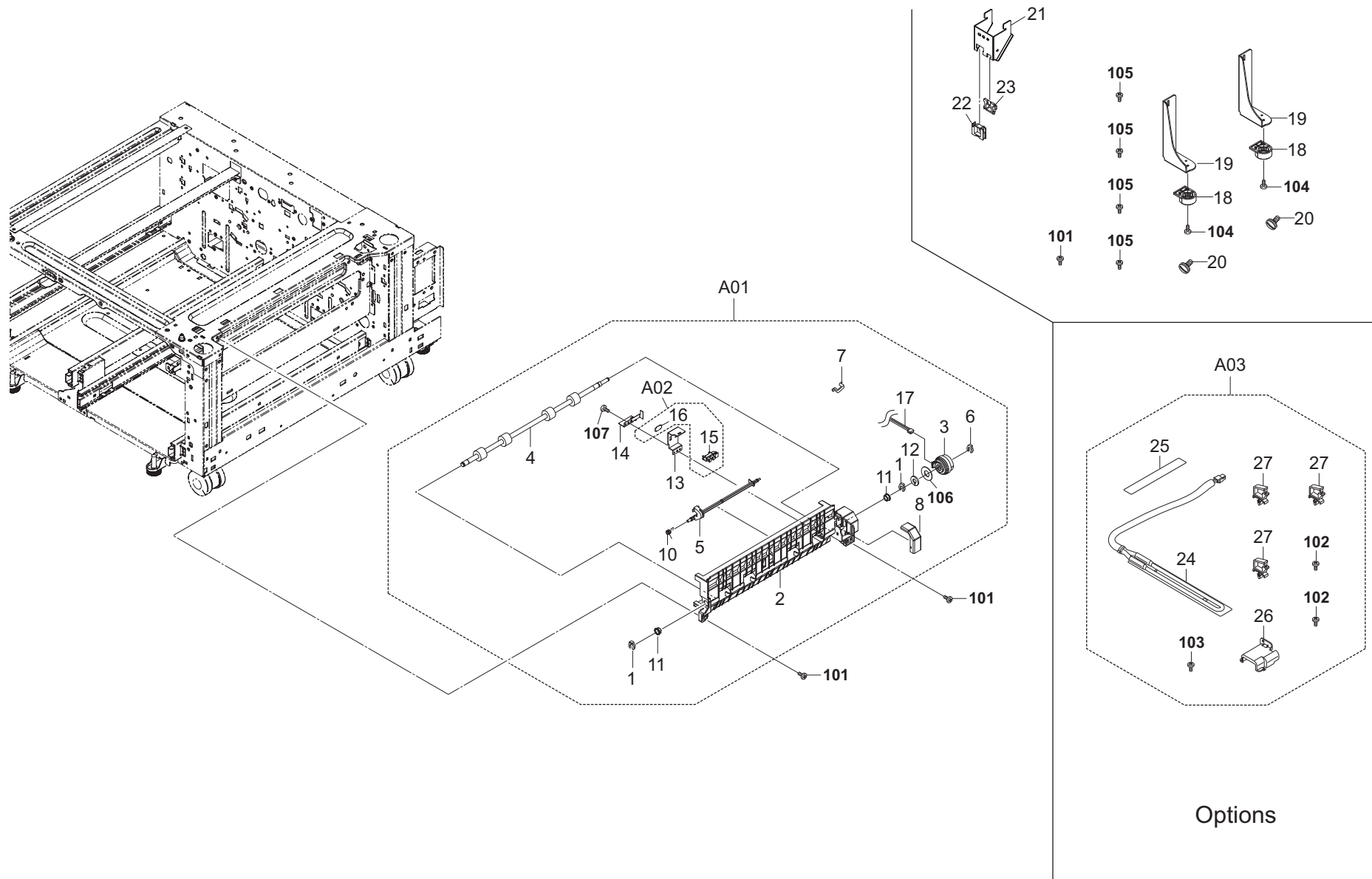


FIG. 9 Accessories & Options

3NF-4

Ref. No. 番号	Part.No. 部品番号	Alternative. 代替部品番号	Description 部品名称	Notes 備考	Revision 改訂	Quantity 個数			
						100(日本)	120	230	240
A01	303NF94010	3NF94010	PARTS MIDDLE ROLLER UNIT SP			1	1	1	1
1	*2BC06910	2BC06910	STOPPER 6			2	2	2	2
2	*303NF06090	3NF06090	GUIDE JUNCTION VF			1	1	1	1
3	*302NH44090	2NH44090	CLUTCH 50 Z35R		4: Part No.-chg.	1	1	1	1
4	*303NF94070	3NF94070	PARTS ROLLER CONVEYING VF SP			1	1	1	1
5	*303NF06210	3NF06210	ACTUATOR VF SENSOR			1	1	1	1
6	*5MVX111DN003	2A806250	RING STOPPER /A-49 FEED A4			1	1	1	1
7	*302K931080	2K931080	WIRE STOPPER			1	1	1	1
8	*303NF06240	3NF06240	COVER MIDDLE			1	1	1	1
10	*302H729120	2H729120	SPRING ACT DU			1	1	1	1
11	*28107310	49028101	BUSH 8			2	2	2	2
12	*302K924820	2K924820	CUT-WASHER 4			1	1	1	1
13	*303NF06220	3NF06220	MOUNT SENSOR VF			1	1	1	1
14	*303NF06230	3NF06230	PLATE EARTH VF			1	1	1	1
A02	*303NF94080	3NF94080	PARTS SENSOR OPT. SET SP			1	1	1	1
15	**303M894260	3M894260	PARTS SENSOR OPT SP			1	1	1	1
16	**302GR17970	2GR17970	STOPPER PI			1	1	1	1
17	*303NJ46080	3NJ46080	WIRE VERTICAL 1			1	1	1	1
18	302FZ02600	2FZ02600	FOOT			2	2	2	2
19	303NF02330	3NF02330	PLATE FULCRUM			2	2	2	2
20	303NS24410	3NS24410	SCREW PLATE DF			2	2	2	2
21	303NF02230	3NF02230	MOUNT MACHINE			1	1	1	1
22	7YZM210005++H01	YZ037990	ACCESS.EDGING			1	1	1	1
23	7YZM210006++H01	YZ038000	ACCESS.EDGING			1	1	1	1
A03	303NF94120	3NF94120	PARTS DEHUMIDIFINR 100 SET SP			1			
A03	303NF94130	3NF94130	PARTS DEHUMIDIFINR 120 SET SP				1		
A03	303NF94140	3NF94140	PARTS DEHUMIDIFINR 240 SET SP					1	1
24	*302H794380	2H794380	PARTS CASSETTE HEATER 100			1			
24	*302H794620	2H794620	PARTS HEATER DEHUMIDIFIER 120				1		
24	*302H794610	2H794610	PARTS HEATER DEHUMIDIFIER 240					1	1
25	*302KP34220	2KP34220	LABEL HIGH TEMPERATURE CAUTION			1	1	1	1
26	*303NF04140	3NF04140	COVER CONNECTOR HEATER			1	1	1	1
27	*7YZM610001++H01	YZ010230	ACCESS SADDLE			3	3	3	3
101	7BB180408H	BB111210	+BIND T.T S SCREW 4X8(BLACK)						
102	7BB700308H	BB105600	+BIND T.T S SCREW 3X8 SR						
103	7BB700408H	BB105640	+BIND T.T S SCREW 4X8 SR						
104	7BB782410H	BB111310	+TP-FLAT T.T S SCREW 4X10 SR(BLACK)						
105	7BB780420H	BB116060	+BIND T.T S SCREW 4X20 SR(BLACK)						
106	7BC040621250H01	BC129400	WASHER 6.2X12X0.5T						

• Parts with a Ref.No. of 500 and above in the illustration indicate they are not selected for service parts.

• イラスト中で 500 番台の Ref 番号が付いている部品はサービスパーツに選定されていません。

Part.No. 部品番号	Alternative. 代替部品番号	Description 部品名称	Fig.No.
28107310	49028101	BUSH 8	3
34806040	34806040	LOWER BUSHING,PAPER FEED	4
63213320	63213320	CUSHION,ORIGINAL COLLECTION	4
2BC06910	2BC06910	STOPPER 6	5
2BC06980	2BC06980	STOPPER 5	3
2BC07020	2BC07020	FRONT PULLEY,LIFT DRIVE	3
2BC07110	2BC07110	GEAR 20	3
2BC07120	2BC07120	SPACER,DECK LIFT	3
2C902080	2C902080	SPRING DEV PUSH	8
2FM04150	5MVM163DN005	CAP SPRING /B-11 ENCLOSURE A4	4
302F708310	2F708310	SPRING LOCK MPF	5
302F906030	2F906030	GEAR FEED Z26H	4
302F925780	2F925780	SPRING DU	4
302F929260	2F929260	PULLEY DU LOW	4
302FB09830	2FB09830	CUT WASHER 4	4
302FG07020	2FG07020	PULLEY,CASSETTE RAIL	2
302FZ02600	2FZ02600	FOOT	9
302FZ09050	2FZ09050	SLIDER CASSETTE	2
302FZ20021	2FZ20021	SPRING LID	1
302G404160	2G404160	DAMPER	3
302GR09991	2GR09991	LIFT LOCK	3
302GR17970	2GR17970	STOPPER PI	9
302H702590	2H702590	BUSH SCREW	7
302H708150	2H708150	SPONGE WIRE MPT	4
302H715070	2H715070	FRONT SPONGE CASE STAY	4
302H722760	2H722760	PULLEY MIDDLE A	5
302H729120	2H729120	SPRING ACT DU	5
302H794380	2H794380	PARTS CASSETTE HEATER 100	9
302H794610	2H794610	PARTS HEATER DEHUMIDIFIER 240	9
302H794620	2H794620	PARTS HEATER DEHUMIDIFIER 120	9
302JZ31170	2JZ31170	GEAR Z27L MAIN	7
302K324450	2K324450	BUSH 6	4
302K906021	2K906021	PLATE FRAME UPPER	4
302K906060	2K906060	SHAFT PICKUP PRIMARY	4
302K906080	2K906080	PIN PICK UP IDLE	4
302K906090	2K906090	HOLDER PICKUP	4
302K906100	2K906100	MOUNT PRIMARY FEED	4
302K906111	2K906111	PLATE PRIMARY FEED DRIVE	4
302K906140	2K906140	COUPLING PRIMARY FEED DRIVE	4
302K906151	2K906151	HOLDER RETARD	4
302K906161	2K906161	LEVER RETARD RELEASE	4
302K906180	2K906180	JOINT RETARD DRIVE	4
302K906200	2K906200	GEAR Z30R PICKUP	4
302K906210	2K906210	LEVER PICK RELEASE	4
302K906220	2K906220	GEAR FEED DRIVE Z22L	4
302K906230	2K906230	GEAR PRIMARY FEED IDLE Z20R Z16L	4
302K906240	2K906240	GEAR FEED DRIVE Z20L	4
302K906250	2K906250	GUIDE PRIM FEED WIRE	4
302K906260	2K906260	SPRING PICK UP	4
302K906270	2K906270	MOUNT PRIMARY FEED R	4
302K906280	2K906280	HOLDER PRIM FEED PULLEY	4

Part.No. 部品番号	Alternative. 代替部品番号	Description 部品名称	Fig.No.
302K906290	2K906290	HOLDER SENSOR FEED	4
302K906300	2K906300	PLATE RETARD HOLDER	4
302K906310	2K906310	PIN PICK RELEASE	4
302K906321	2K906321	ACTUATOR PAPER EMPTY	4
302K906330	2K906330	FULCRUM-PIN RETARD	4
302K906350	2K906350	PULLEY FEED	4
302K906360	2K906360	PULLEY RETARD	4
302K906370	2K906370	PULLEY PICKUP	4
302K906410	2K906410	SPRING RETARD B	4
302K906420	2K906420	PLATE RETARD ADJUST	4
302K906510	2K906510	SHAFT FEED LOW	4
302K906660	2K906660	HANDLE FEED LOW	1
302K906670	2K906670	HOOK FEED LOW	1
302K906681	2K906681	SHAFT FEED LOW HOOK	1
302K906700	2K906700	HOLDER PULLEY	4
302K906710	2K906710	SHAFT ASSIST PULLEY	4
302K906721	2K906721	SHEET PRIMARY FEED HI	4
302K906750	2K906750	TORQUE-LIMITER 390	4
302K924820	2K924820	CUT-WASHER 4	4
302K931080	2K931080	WIRE STOPPER	4
302K931530	2K931530	COUPLING DRIVE	7
302K934070	2K934070	LABEL CASSETTE NUMBER 3	3
302K934080	2K934080	LABEL CASSETTE NUMBER 4	3
302K934700	2K934700	SHEET CASSETTE PAPER SIZE A	3
302K934710	2K934710	SHEET CASSETTE PAPER SIZE B	3
302K934720	2K934720	SHEET CASSETTE PAPER MEDIA JP	3
302K934730	2K934730	SHEET CASSETTE PAPER MEDIA KL-A	3
302K934740	2K934740	SHEET CASSETTE PAPER MEDIA KL-B	3
302K934750	2K934750	SHEET CASSETTE PAPER MEDIA KL-C	3
302K934760	2K934760	SHEET CASSETTE PAPER MEDIA KL-D	3
302K934770	2K934770	SHEET CASSETTE PAPER MEDIA KL-E	3
302K934780	2K934780	SHEET CASSETTE PAPER MEDIA CN-A	3
302K939230	2K939230	HOLDER PWB	8
302K994333	2K994333	PARTS MOTOR-BL W30 SP	7
302K994380	2K994380	PARTS SOLENOID FEED SHIFT SP	4
302K994530	2K994530	PARTS GEAR Z30R FEED OW SP	4
302K994580	2K994580	PARTS SENSOR OPT. SP	4
302KP34220	2KP34220	LABEL HIGH TEMPERATURE CAUTION	9
302LF39050	2LF39050	GUIDE WIRE FRONT PWB	7
302LH02050	2LH02050	SPRING CASSETTE HOOK	2
302N202011	2N202011	CASTER 100 CN	2
302N294030	2N294030	PARTS PRIMARY FEED UNIT DECK SP	4
302N406010	2N406010	PLATE FRAME UPPER	4
302N406030	2N406030	PULLEY FEED	4
302N406040	2N406040	PULLEY RETARD	4
302N406050	2N406050	HOLDER PICKUP	4
302N406060	2N406060	GUIDE FRONT LOWER	4
302N406070	2N406070	SHAFT PICKUP PRIMARY	4
302N406100	2N406100	GEAR Z32 FEED OW	4
302N406110	2N406110	GEAR Z32 PICKUP	4
302N406120	2N406120	ONEWAY-CLUTCH 6	4

Part.No. 部品番号	Alternative. 代替部品番号	Description 部品名称	Fig.No.
302N406130	2N406130	LEVER RETARD RELEASE	4
302N406140	2N406140	SPRING RETARD LOCK	4
302N406150	2N406150	FULCRUM-PIN RETARD	4
302N406160	2N406160	LEVER RETARD LOCK	4
302N406170	2N406170	GEAR Z28 FEED	4
302N406200	2N406200	SPRING RETARD	4
302N494230	2N494230	PARTS PULLEY SET SP	4,6
302NH44090	2NH44090	CLUTCH 50 Z35R	7
303JY37220	3JY37220	STATIC ELIMINATOR CURSOR	3
303LL02330	3LL02330	HOLDER WIRE D	7
303LL07521	3LL07521	TORQUE-LIMITER 400	4
303LM02132	3LM02132	BOLT STOPPER	2
303LM02170	3LM02170	RUBBER BOLT	2
303LM02181	3LM02181	PIN STAY	2
303LM02230	3LM02230	SHEET BOLT RUBBER	2
303LM04090	3LM04090	COVER CONNECTOR	1
303M894260	3M894260	PARTS SENSOR OPT SP	4
303NF02060	3NF02060	STAY UPPER RIGHT	2
303NF02120	3NF02120	PLATE LOW	2
303NF02130	3NF02130	PLATE BOLT FRONT	2
303NF02150	3NF02150	RAIL DECK FEED	2
303NF02171	3NF02171	MOUNT SLIDER DECK	2
303NF02190	3NF02190	MOUNT FOOT REAR	2
303NF02210	3NF02210	BOLT DECK STOPPER	2
303NF02230	3NF02230	MOUNT MACHINE	9
303NF02260	3NF02260	RAIL CONVEYING	2
303NF02270	3NF02270	LEVER DECK HOOK	2
303NF02280	3NF02280	SHAFT HOOK FULCRUM	2
303NF02290	3NF02290	SHAFT HOOK PULLEY	2
303NF02301	3NF02301	HOLDER DECK HOOK	2
303NF02310	3NF02310	SPRING DECK HOOK	2
303NF02330	3NF02330	PLATE FULCRUM	9
303NF04010	3NF04010	COVER FRONT RIGHT	3
303NF04020	3NF04020	COVER FRONT LEFT	3
303NF04034	3NF04034	COVER RIGHT	1
303NF04051	3NF04051	COVER REAR	1
303NF04070	3NF04070	HANDLE DECK RIGHT	3
303NF04080	3NF04080	HANDLE DECK LEFT	3
303NF04090	3NF04090	EMBLEM DECK RIGHT	3
303NF04100	3NF04100	EMBLEM DECK LEFT	3
303NF04121	3NF04121	COVER INTERFACE	1
303NF04130	3NF04130	COVER MOUNT SLIDER	1
303NF04140	3NF04140	COVER CONNECTOR HEATER	9
303NF04150	3NF04150	COVER RIGHT FRONT	1
303NF06011	3NF06011	GUIDE HF LOWER	5
303NF06020	3NF06020	RAIL HF LEFT	5
303NF06030	3NF06030	GUIDE HF LEFT	5
303NF06040	3NF06040	ACTUATOR HF	5
303NF06050	3NF06050	PLATE HF L	5
303NF06060	3NF06060	PLATE HF ROLLER	5
303NF06070	3NF06070	SLIDER HF RAIL	5

Part.No. 部品番号	Alternative. 代替部品番号	Description 部品名称	Fig.No.
303NF06080	3NF06080	GUIDE HF UPPER	5
303NF06090	3NF06090	GUIDE JUNCTION VF	9
303NF06110	3NF06110	GUIDE UPPER MID	8
303NF06120	3NF06120	GUIDE LOWER MID	8
303NF06131	3NF06131	GUIDE VF RIGHT	4
303NF06141	3NF06141	GUIDE VERTICAL	1
303NF06150	3NF06150	STOPPER HF	5
303NF06170	3NF06170	LEVER SW	1
303NF06180	3NF06180	LEVER HF UPPER	5
303NF06210	3NF06210	ACTUATOR VF SENSOR	9
303NF06220	3NF06220	MOUNT SENSOR VF	9
303NF06230	3NF06230	PLATE EARTH VF	9
303NF06240	3NF06240	COVER MIDDLE	9
303NF06260	3NF06260	LID WIRE	5
303NF06270	3NF06270	PIN HF LOWER	5
303NF06282	3NF06282	RAIL HF LOWER	5
303NF06302	3NF06302	SLIDER HF FRONT	5
303NF06310	3NF06310	STAY GUIDE UPPER	5
303NF06320	3NF06320	SPRING DECK FEED	5
303NF06330	3NF06330	BUSH FEED HF	5
303NF06340	3NF06340	CUSHION ACTUATOR	5
303NF06350	3NF06350	SHEET SOLENOID	4
303NF10012	3NF10012	DECK CASSETTE	3
303NF10020	3NF10020	PAD BOTTOM DECK	3
303NF10030	3NF10030	SLIDER DECK	2
303NF10051	3NF10051	PLATE LIFT DECK	3
303NF10070	3NF10070	CURSOR END DECK	3
303NF10080	3NF10080	CURSOR DECK FRONT	3
303NF10090	3NF10090	CURSOR DECK REAR	3
303NF10100	3NF10100	PLATE DECK SUB	3
303NF10110	3NF10110	MOUNT CURSOR	3
303NF10130	3NF10130	SHAFT DECK LIFT	3
303NF10150	3NF10150	PLATE WIRE LOCK	3
303NF10180	3NF10180	WIRE LIFT A	3
303NF10190	3NF10190	WIRE LIFT B	3
303NF10220	3NF10220	STOPPER PULLEY	3
303NF10230	3NF10230	ACTUATOR CASSETTE	8
303NF10240	3NF10240	MOUNT ACTUATOR CASSETTE	8
303NF10250	3NF10250	PIN CURSOR LOCK	3
303NF10300	3NF10300	PULLEY LIFT WIRE	3
303NF10320	3NF10320	HOLDER PULLEY	3
303NF10330	3NF10330	HOLDER DECK SENSOR	8
303NF10390	3NF10390	MOUNT CURSOR ADJUST	3
303NF10410	3NF10410	CURSOR END SUB	3
303NF10420	3NF10420	PLATE EARTH FRONT	3
303NF10430	3NF10430	PLATE EARTH REAR	3
303NF10440	3NF10440	WIRE EARTH A	3
303NF10450	3NF10450	WIRE EARTH B	3
303NF10550	3NF10550	GEAR DAMPER 100	3
303NF10560	3NF10560	MOUNT DECK DAMPER	3
303NF10570	3NF10570	SPRING LIFT STOPPER	3

Part.No. 部品番号	Alternative. 代替部品番号	Description 部品名称	Fig.No.
303NF31011	3NF31011	HOUSING MAIN DRIVE	7
303NF31020	3NF31020	PLATE DRIVE L	7
303NF31030	3NF31030	PLATE EARTH FEED	7
303NF31040	3NF31040	GEAR Z51L Z60L	7
303NF31050	3NF31050	GEAR Z35L	7
303NF31060	3NF31060	GEAR Z35R	7
303NF31070	3NF31070	GEAR Z20R	7
303NF31080	3NF31080	GEAR Z20RD	7
303NF31090	3NF31090	SHAFT CLUTCH CONVEYING A	7
303NF31110	3NF31110	SHAFT FEED DRIVE B	7
303NF31130	3NF31130	PIN FEED DRIVE	7
303NF31150	3NF31150	GEAR Z34L	7
303NF31160	3NF31160	GEAR Z36R	7
303NF31170	3NF31170	SPRING DRIVE	7
303NF31180	3NF31180	COUPLING DRIVE	7
303NF34011	3NF34011	LABEL DECK OPERATION A	3
303NF34020	3NF34020	LABEL DECK OPERATION B	3
303NF34030	3NF34030	LABEL DECK PAPER DIRECTION	3
303NF34040	3NF34040	LABEL DECK PAPER LIMIT	3
303NF34060	3NF34060	LABEL DECK SIZE B	3
303NF34080	3NF34080	LABEL DECK SIZE D	3
303NF34100	3NF34100	LABEL DECK B1	5
303NF34110	3NF34110	LABEL DECK B2	5
303NF39010	3NF39010	MOUNT BRACKET DESK	2
303NF39050	3NF39050	MOUNT PWB MAIN	8
303NF46010	3NF46010	WIRE ENGINE I/F	8
303NF46030	3NF46030	WIRE HEATER	8
303NF46060	3NF46060	WIRE SMT POWER	8
303NF46070	3NF46070	WIRE CLUTCH	7
303NF46080	3NF46080	WIRE LIFTMOTOR	8
303NF46090	3NF46090	WIRE LEFT	8
303NF46100	3NF46100	WIRE PAPER SENSOR	8
303NF46110	3NF46110	WIRE RIGHT	8
303NF46120	3NF46120	WIRE RIGHT DECK	8
303NF46130	3NF46130	WIRE VERTICAL 1	8
303NF46150	3NF46150	WIRE LEFT DECK 1	8
303NF46160	3NF46160	WIRE LEFT DECK 2	5
303NF46170	3NF46170	WIRE MAIN MOTOR	8
303NF46210	3NF46210	WIRE RIGHT DECK	8
303NF46220	3NF46220	WIRE LEFT DECK 2	5
303NF46230	3NF46230	WIRE LEFT DECK 1	8
303NF94010	3NF94010	PARTS MIDDLE ROLLER UNIT SP	9
303NF94023	3NF94023	PARTS DECK UNIT SP	3
303NF94030	3NF94030	PARTS VERTICAL CONVEYING UNIT SP	1
303NF94042	3NF94042	PARTS DRIVE UNIT SP	7
303NF94050	3NF94050	PARTS DRIVE SUB UNIT SP	7
303NF94060	3NF94060	PARTS PWB FRONT DECK ASSY SP	8
303NF94070	3NF94070	PARTS ROLLER CONVEYING VF SP	9
303NF94080	3NF94080	PARTS SENSOR OPT. SET SP	9
303NF94091	3NF94091	PARTS MOTOR LIFT DECK SP	8
303NF94100	3NF94100	PARTS ROLLER CONVEYING DECK SP	5

Part.No. 部品番号	Alternative. 代替部品番号	Description 部品名称	Fig.No.
303NF94111	3NF94111	PARTS DECK UNIT(INCHI) SP	3
303NF94120	3NF94120	PARTS DEHUMIDIFINR 100 SET SP	9
303NF94130	3NF94130	PARTS DEHUMIDIFINR 120 SET SP	9
303NF94140	3NF94140	PARTS DEHUMIDIFINR 240 SET SP	9
303NF94153	3NF94153	PARTS PRIMARY FEED UNIT HI SP	4
303NF94162	3NF94162	PARTS GUIDE VF RIGHT SET SP	4
303NJ04041	3NJ04041	COVER LEFT	1
303NJ04080	3NJ04080	COVER CORD	1
303NJ06010	3NJ06010	COVER FEED LOW	1
303NJ06040	3NJ06040	GEAR PRIMARY FEED Z17L OW	4
303NJ06050	3NJ06050	STRAP	1
303NJ06060	3NJ06060	HOLDER PULLEY PF	4
303NJ06070	3NJ06070	PULLEY FEED PF	4
303NJ06080	3NJ06080	SHAFT PULLEY PF	4
303NJ31031	3NJ31031	BRACKET GEAR CHANGE	7
303NJ31060	3NJ31060	GEAR Z60R	7
303NJ31070	3NJ31070	GEAR Z56L-Z40R	7
303NJ31080	3NJ31080	GEAR Z75L-Z32L	7
303NJ31120	3NJ31120	PIN FEED DRIVE	7
303NJ31130	3NJ31130	GEAR Z28R	7
303NJ31140	3NJ31140	GEAR Z40R-Z34L	7
303NJ46080	3NJ46080	WIRE VERTICAL 1	9
303NJ46130	3NJ46130	WIRE PRIMARY FEED UNIT	4
303NJ46160	3NJ46160	WIRE PRIMARY FEED UNIT	4
303NJ94050	3NJ94050	PARTS ROLLER ASSIST SP	4
303NS24410	3NS24410	SCREW PLATE DF	9
3BC07130	3BC07130	ONE-WAY CLUTCH 6	4
3CZ02240	3CZ02240	PIN,DRAWER SIDE CONVEYING	8
5MVX111DN003	2A806250	RING STOPPER /A-49 FEED A4	2
5MVX111DN007	2BT11070	STOPPER 3 /2BT1107 A4	4
7SP01000006++H01	SP121020	SW.PUSH	8
7YZM210005++H01	YZ037990	ACCESS.EDGING	2
7YZM210006++H01	YZ038000	ACCESS.EDGING	9
7YZM610001++H01	YZ010230	ACCESS SADDLE	9
7YZM610002++H01	YZ010240	ACCESS SADDLE	8
7YZM610003++H01	YZ010250	ACCESS SADDLE	8
7YZM610008++H01	YZ037940	ACCESS.SADDLE	7

PH-7B

PH-7A

PH-7C

PH-7D

Rev.5
May 2017

———— CONTENTS/ 目次 ————

FIG. 1	PH-7B	2
FIG. 2	PH-7A	5
FIG. 3	PH-7C	8
FIG. 4	PH-7D	11

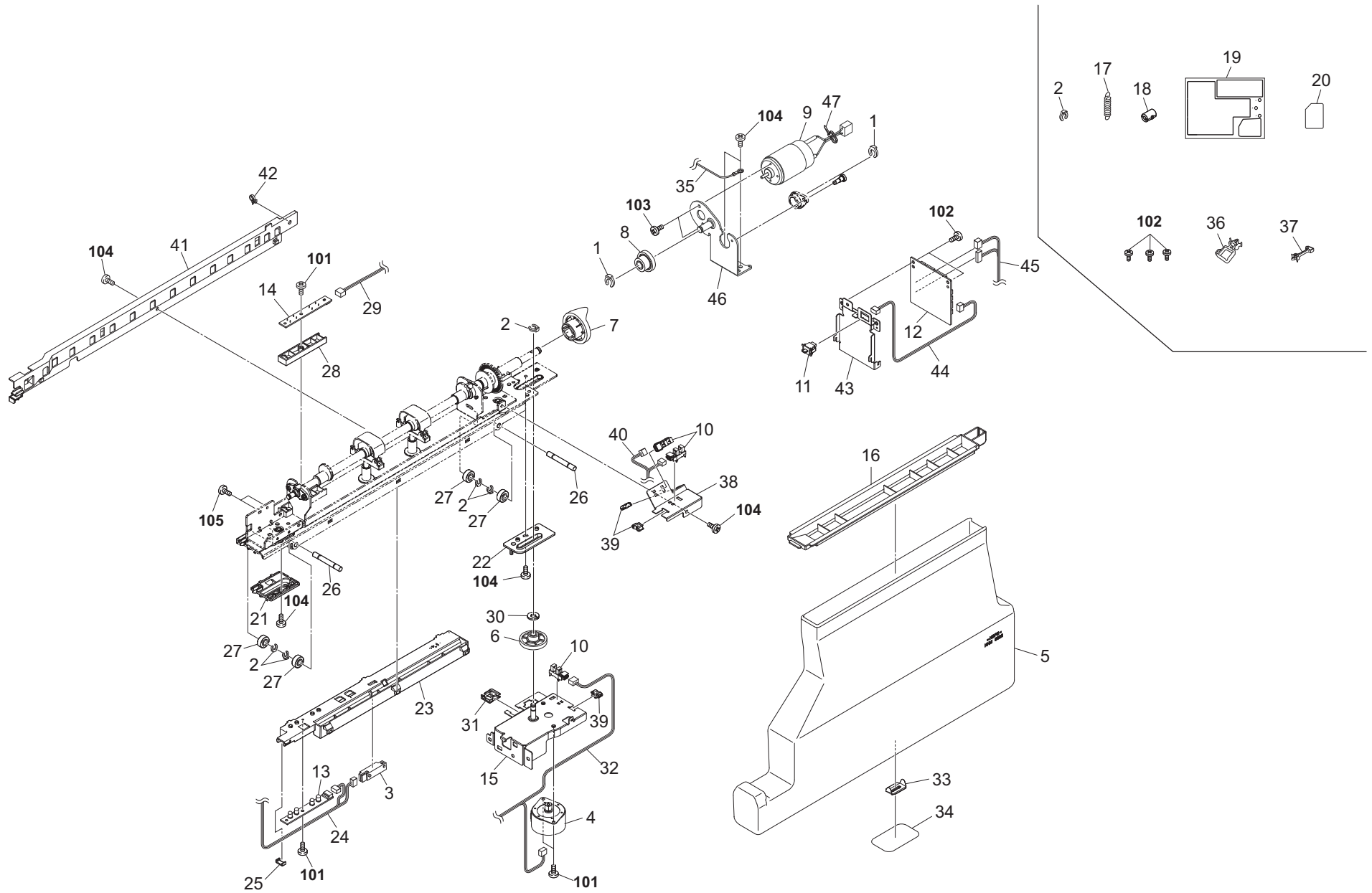


FIG. 1 PH-7B

3NK-4

Ref. No. 番号	Part.No. 部品番号	Alternative. 代替部品番号	Description 部品名称	Notes 備考	Revision 改訂	Quantity 個数			
						100(日本)	120	230	240
1	2BC06910	2BC06910	STOPPER 6			2			
2	2BC06980	2BC06980	STOPPER 5			6			
3	303H327500	3H327500	SENSOR FEED B			1			
4	303NB94040	3NB94040	PARTS MOTOR-PM MOVING SP			1			
5	303NK02010	3NK02010	TANK DISPOSAL			1			
6	303NK31020	3NK31020	GEAR Z63R-Z24S			1			
7	3H416110	3H416110	GEAR 40 CAM DRIVE			1			
8	3H416120	3H416120	GEAR 16-51 IDLE			1			
9	303PW94020	3PW94020	PARTS MOTOR PUNCH SP		4:Part No.-chg.	1			
10	303M894260	3M894260	PARTS SENSOR OPT SP			3			
11	7SP01000006+H01	SP121020	SW.PUSH			1			
12	303NK94012	3NK94012	PARTS PWB PUNCH ASSY SP		4:Design-chg.	1			
13	303NK94020	3NK94020	PARTS PWB SENSOR A ASSY SP			1			
14	303NK94030	3NK94030	PARTS PWB SENSOR B ASSY SP			1			
15	303NK31010	3NK31010	MOUNT PUNCH MOVING MOTOR			1			
16	303NK02020	3NK02020	GUIDE DISPOSAL TANK			1			
17	303NK02070	3NK02070	SPRING PUNCH			1			
18	M70CA010	M70CA010	FERRITE CORE,SFT-72SN(TAKEUCHI)			1			
19	303NK34012	3NK34012	LABEL DISPOSAL TANK			1			
20	303NK02080	3NK02080	SHEET MOTOR			1			
21	303NK35080	3NK35080	GUIDE PUNCH FRONT			1			
22	303NK35090	3NK35090	GUIDE PUNCH REAR			1			
23	303NK35060	3NK35060	GUIDE WIRE A			1			
24	303NK46070	3NK46070	WIRE PH UNIT J			1			
25	303LL02330	3LL02330	HOLDER WIRE D			1			
26	303NK35100	3NK35100	SHAFT PULLEY			2			
27	302FG07020	2FG07020	PULLEY,CASSETTE RAIL			4			
28	303NK35070	3NK35070	COVER PAPER DETECTION SENSOR			1			
29	303NK46040	3NK46040	WIRE PH PTR			1			
30	2C904550	2C904550	CUT WASHER 5			1			
31	7YZM210005++H01	YZ037990	ACCESS.EDGING			1			
32	303NK46090	3NK46090	WIRE PH MOT 2		4:Part No.-chg.	1			
33	303H402040	3H402040	GROUND PLATE TANK			1			
34	303H402050	3H402050	FILM GROUND PLATE			1			
35	303NK46080	3NK46080	WIRE EARTH			1			
36	7YZM610017++H01	YZ049360	ACCESS.SADDLE			1			
37	7YZM610023++H01	YZ128180	ACCESS.SADDLE			1			
38	303NK35040	3NK35040	MOUNT PULSE DETECTION			1			
39	M2104260	M2104260	EDGING,EDS-0607U(KITAGAWA)			3			
40	303NK46050	3NK46050	WIRE PH PI			1			
41	303NK35280	3NK35280	GUIDE WIRE B			1			
42	7YZM410002++H01	YZ042720	ACCESS.BAND			1			
43	303NK02030	3NK02030	MOUNT PWB			1			
44	303NK46060	3NK46060	WIRE PH TANK SW			1			
45	303NK46010	3NK46010	WIRE PH IF			1			
46	303RW35010	3RW35010	MOUNT DRIVE B		4:Add	1			
47	7YZM420003++H01	YZ052580	ACCESS.BAND		4:Add	1			

• Parts with a Ref.No. of 500 and above in the illustration indicate they are not selected for service parts.

• イラスト中で 500 番台の Ref 番号が付いている部品はサービスパーツに選定されていません。

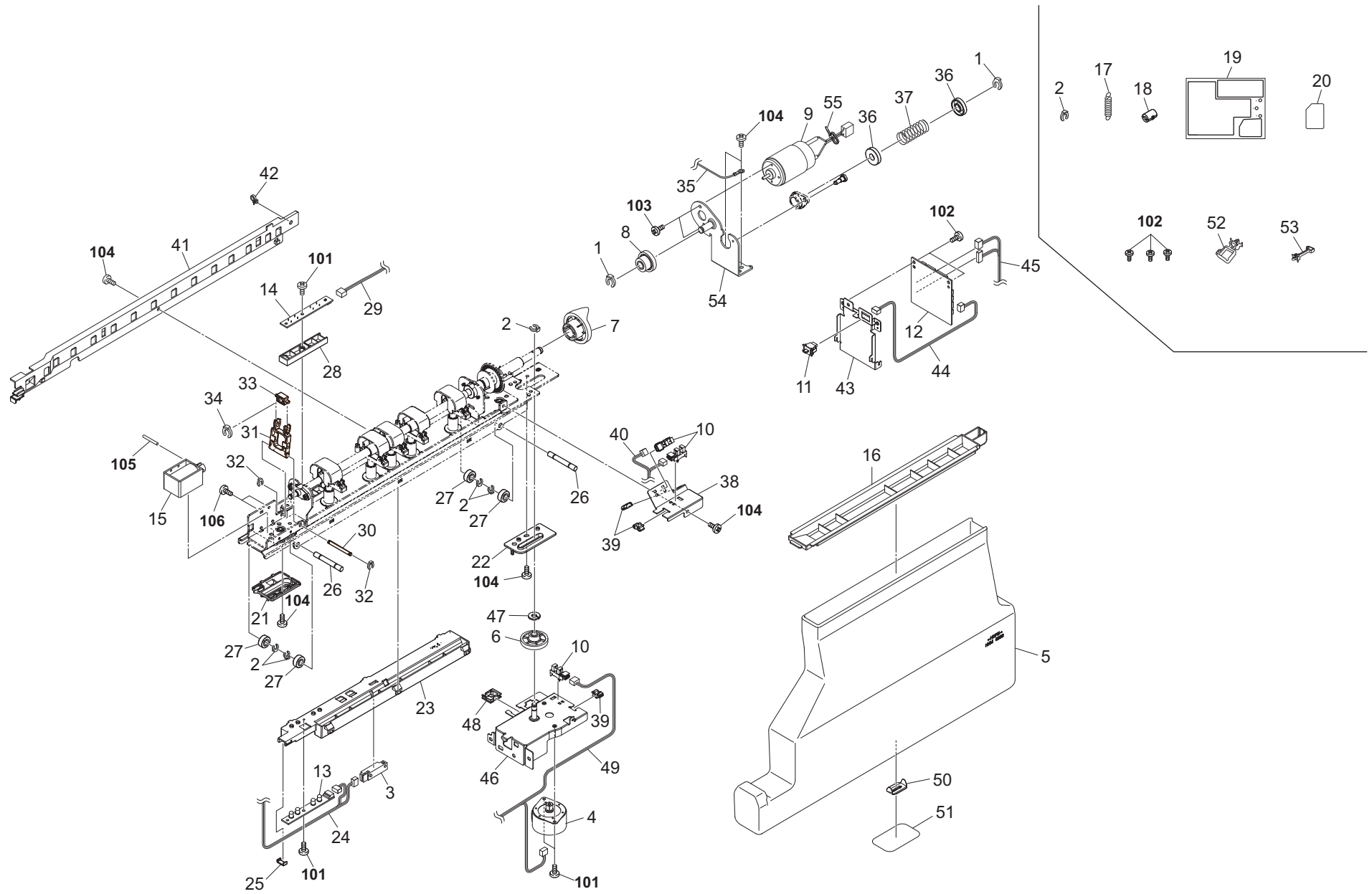


FIG. 2 PH-7A

3NK-4

Ref. No. 番号	Part.No. 部品番号	Alternative. 代替部品番号	Description 部品名称	Notes 備考	Revision 改訂	Quantity 個数			
						100(日本)	120	230	240
1	2BC06910	2BC06910	STOPPER 6				2		
2	2BC06980	2BC06980	STOPPER 5				6		
3	303H327500	3H327500	SENSOR FEED B				1		
4	303NB94040	3NB94040	PARTS MOTOR-PM MOVING SP				1		
5	303NK02010	3NK02010	TANK DISPOSAL				1		
6	303NK31020	3NK31020	GEAR Z63R-Z24S				1		
7	3H416110	3H416110	GEAR 40 CAM DRIVE				1		
8	3H416120	3H416120	GEAR 16-51 IDLE				1		
9	303PW94020	3PW94020	PARTS MOTOR PUNCH SP		4:Part No.-chg.		1		
10	303M894260	3M894260	PARTS SENSOR OPT SP				3		
11	7SP01000006+H01	SP121020	SW.PUSH				1		
12	303NK94012	3NK94012	PARTS PWB PUNCH ASSY SP		4:Design-chg.		1		
13	303NK94020	3NK94020	PARTS PWB SENSOR A ASSY SP				1		
14	303NK94030	3NK94030	PARTS PWB SENSOR B ASSY SP				1		
15	3H427060	3H427060	SOLENOID PUNCH				1		
16	303NK02020	3NK02020	GUIDE DISPOSAL TANK				1		
17	303NK02070	3NK02070	SPRING PUNCH				1		
18	M70CA010	M70CA010	FERRITE CORE,SFT-72SN(TAKEUCHI)				1		
19	303NK34012	3NK34012	LABEL DISPOSAL TANK				1		
20	303NK02080	3NK02080	SHEET MOTOR				1		
21	303NK35080	3NK35080	GUIDE PUNCH FRONT				1		
22	303NK35090	3NK35090	GUIDE PUNCH REAR				1		
23	303NK35060	3NK35060	GUIDE WIRE A				1		
24	303NK46030	3NK46030	WIRE PH UNIT				1		
25	303LL02330	3LL02330	HOLDER WIRE D				1		
26	303NK35100	3NK35100	SHAFT PULLEY				2		
27	302FG07020	2FG07020	PULLEY,CASSETTE RAIL				4		
28	303NK35070	3NK35070	COVER PAPER DETECTION SENSOR				1		
29	303NK46040	3NK46040	WIRE PH PTR				1		
30	3H416170	3H416170	SHAFT SHIFT				1		
31	3H416080	3H416080	LEVER SHIFT				1		
32	5MVX111DN007	2BT11070	STOPPER 3 /2BT1107 A4				2		
33	3H416380	3H416380	COLLAR SHIFT				1		
34	5MVX111DN003	2A806250	RING STOPPER /A-49 FEED A4				1		
35	303NK46080	3NK46080	WIRE EARTH				1		
36	3H416070	3H416070	COLLAR PRESSURE				2		
37	3H416190	3H416190	SPRING SHIFT				1		
38	303NK35040	3NK35040	MOUNT PULSE DETECTION				1		
39	M2104260	M2104260	EDGING,EDS-0607U(KITAGAWA)				3		
40	303NK46050	3NK46050	WIRE PH PI				1		
41	303NK35280	3NK35280	GUIDE WIRE B				1		
42	7YZM410002++H01	YZ042720	ACCESS.BAND				1		
43	303NK02030	3NK02030	MOUNT PWB				1		
44	303NK46060	3NK46060	WIRE PH TANK SW				1		
45	303NK46010	3NK46010	WIRE PH IF				1		

• Parts with a Ref.No. of 500 and above in the illustration indicate they are not selected for service parts.

• イラスト中で 500 番台の Ref 番号が付いている部品はサービスパーツに選定されていません。

FIG. 2 PH-7A

3NK-4

Ref. No. 番号	Part.No. 部品番号	Alternative. 代替部品番号	Description 部品名称	Notes 備考	Revision 改訂	Quantity 個数			
						100(日本)	120	230	240
46	303NK31010	3NK31010	MOUNT PUNCH MOVING MOTOR				1		
47	2C904550	2C904550	CUT WASHER 5				1		
48	7YZM210005++H01	YZ037990	ACCESS.EDGING				1		
49	303NK46090	3NK46090	WIRE PH MOT 2		4:Part No.-chg.		1		
50	303H402040	3H402040	GROUND PLATE TANK				1		
51	303H402050	3H402050	FILM GROUND PLATE				1		
52	7YZM610017++H01	YZ049360	ACCESS.SADDLE				1		
53	7YZM610023++H01	YZ128180	ACCESS.SADDLE				1		
54	303RW35010	3RW35010	MOUNT DRIVE B		4:Add		1		
55	7YZM420003++H01	YZ052580	ACCESS.BAND		4:Add		1		
101	7BB200308H	BB105660	+BIND T.T P SCREW 3X8						
102	7BB700308H	BB105600	+BIND T.T S SCREW 3X8 SR						
103	7BB607306H	BB105770	+TP-CUP M SCREW 3X6 R						
104	7BB700408H	BB105640	+BIND T.T S SCREW 4X8 SR						
105	E0130240	E0130240	SPRING PIN 3X24(SUS)						
106	7BB007305H	BB107020	+TP-CUP M SCREW 3X5						

• Parts with a Ref.No. of 500 and above in the illustration indicate they are not selected for service parts.

• イラスト中で 500 番台の Ref 番号が付いている部品はサービスパーツに選定されていません。

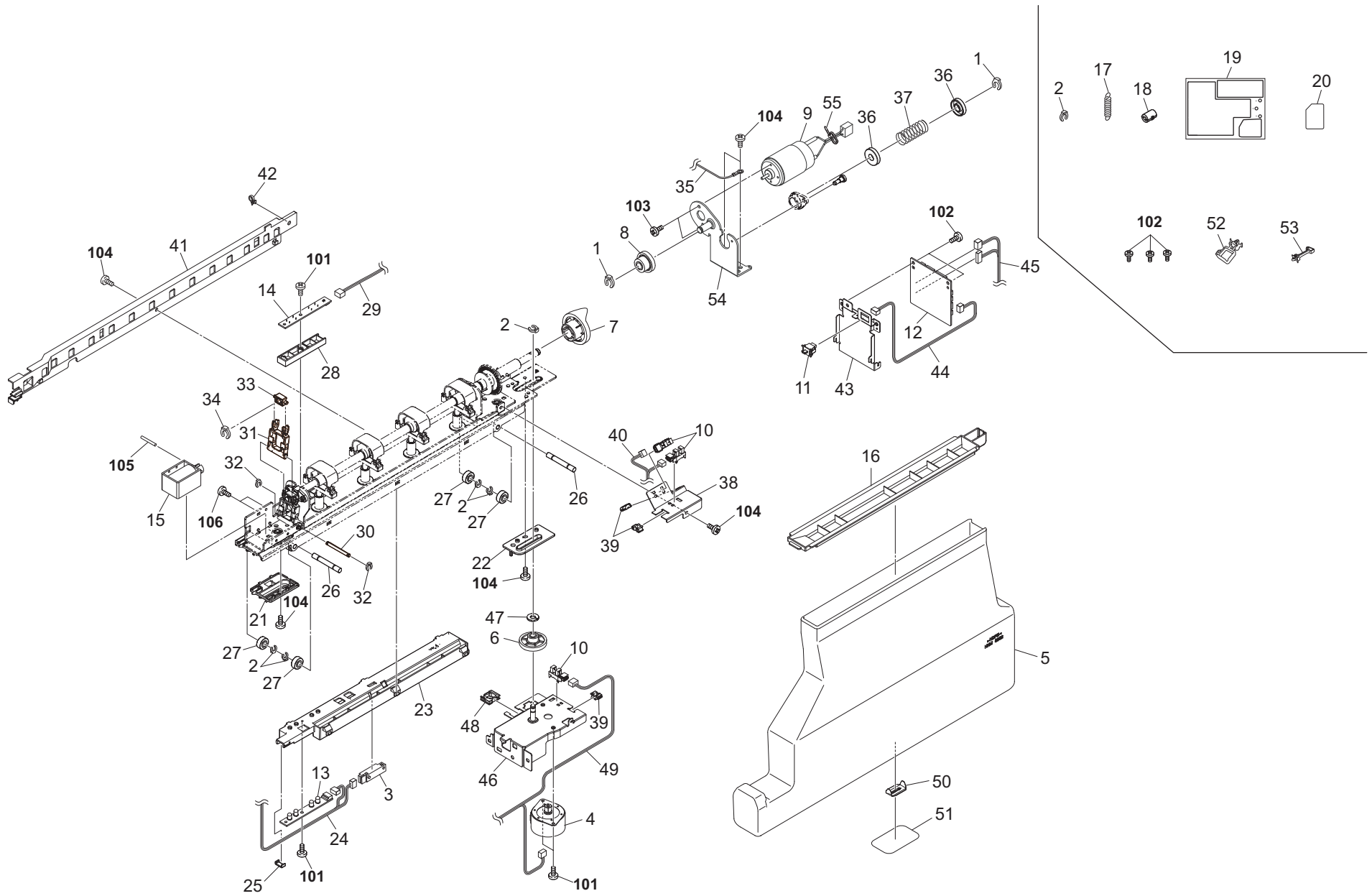


FIG. 3 PH-7C

3NK-4

Ref. No. 番号	Part.No. 部品番号	Alternative. 代替部品番号	Description 部品名称	Notes 備考	Revision 改訂	Quantity 個数			
						100(日本)	120	230	240
1	2BC06910	2BC06910	STOPPER 6					2	2
2	2BC06980	2BC06980	STOPPER 5					6	6
3	303H327500	3H327500	SENSOR FEED B					1	1
4	303NB94040	3NB94040	PARTS MOTOR-PM MOVING SP					1	1
5	303NK02010	3NK02010	TANK DISPOSAL					1	1
6	303NK31020	3NK31020	GEAR Z63R-Z24S					1	1
7	3H416110	3H416110	GEAR 40 CAM DRIVE					1	1
8	3H416120	3H416120	GEAR 16-51 IDLE					1	1
9	303PW94020	3PW94020	PARTS MOTOR PUNCH SP		4:Part No.-chg.			1	1
10	303M894260	3M894260	PARTS SENSOR OPT SP					3	3
11	7SP01000006+H01	SP121020	SW,PUSH					1	1
12	303NK94012	3NK94012	PARTS PWB PUNCH ASSY SP		4:Design-chg.			1	1
13	303NK94020	3NK94020	PARTS PWB SENSOR A ASSY SP					1	1
14	303NK94030	3NK94030	PARTS PWB SENSOR B ASSY SP					1	1
15	3H427060	3H427060	SOLENOID PUNCH					1	1
16	303NK02020	3NK02020	GUIDE DISPOSAL TANK					1	1
17	303NK02070	3NK02070	SPRING PUNCH					1	1
18	M70CA010	M70CA010	FERRITE CORE,SFT-72SN(TAKEUCHI)					1	1
19	303NK34012	3NK34012	LABEL DISPOSAL TANK					1	1
20	303NK02080	3NK02080	SHEET MOTOR					1	1
21	303NK35080	3NK35080	GUIDE PUNCH FRONT					1	1
22	303NK35090	3NK35090	GUIDE PUNCH REAR					1	1
23	303NK35060	3NK35060	GUIDE WIRE A					1	1
24	303NK46030	3NK46030	WIRE PH UNIT					1	1
25	303LL02330	3LL02330	HOLDER WIRE D					1	1
26	303NK35100	3NK35100	SHAFT PULLEY					2	2
27	302FG07020	2FG07020	PULLEY,CASSETTE RAIL					4	4
28	303NK35070	3NK35070	COVER PAPER DETECTION SENSOR					1	1
29	303NK46040	3NK46040	WIRE PH PTR					1	1
30	3H416170	3H416170	SHAFT SHIFT					1	1
31	3H416080	3H416080	LEVER SHIFT					1	1
32	5MVX111DN007	2BT11070	STOPPER 3 /2BT1107 A4					2	2
33	3H416380	3H416380	COLLAR SHIFT					1	1
34	5MVX111DN003	2A806250	RING STOPPER /A-49 FEED A4					1	1
35	303NK46080	3NK46080	WIRE EARTH					1	1
36	3H416070	3H416070	COLLAR PRESSURE					2	2
37	3H416190	3H416190	SPRING SHIFT					1	1
38	303NK35040	3NK35040	MOUNT PULSE DETECTION					1	1
39	M2104260	M2104260	EDGING,EDS-0607U(KITAGAWA)					3	3
40	303NK46050	3NK46050	WIRE PH PI					1	1
41	303NK35280	3NK35280	GUIDE WIRE B					1	1
42	7YZM410002++H01	YZ042720	ACCESS.BAND					1	1
43	303NK02030	3NK02030	MOUNT PWB					1	1
44	303NK46060	3NK46060	WIRE PH TANK SW					1	1
45	303NK46010	3NK46010	WIRE PH IF					1	1

• Parts with a Ref.No. of 500 and above in the illustration indicate they are not selected for service parts.

• イラスト中で 500 番台の Ref 番号が付いている部品はサービスパーツに選定されていません。

FIG. 3 PH-7C

3NK-4

Ref. No. 番号	Part.No. 部品番号	Alternative. 代替部品番号	Description 部品名称	Notes 備考	Revision 改訂	Quantity 個数			
						100(日本)	120	230	240
46	303NK31010	3NK31010	MOUNT PUNCH MOVING MOTOR					1	1
47	2C904550	2C904550	CUT WASHER 5					1	1
48	7YZM210005++H01	YZ037990	ACCESS.EDGING					1	1
49	303NK46090	3NK46090	WIRE PH MOT 2		4:Part No.-chg.			1	1
50	303H402040	3H402040	GROUND PLATE TANK					1	1
51	303H402050	3H402050	FILM GROUND PLATE					1	1
52	7YZM610017++H01	YZ049360	ACCESS SADDLE					1	1
53	7YZM610023++H01	YZ128180	ACCESS.SADDLE					1	1
54	303RW35010	3RW35010	MOUNT DRIVE B		4:Add			1	1
55	7YZM420003++H01	YZ052580	ACCESS.BAND		4:Add			1	1
101	7BB200308H	BB105660	+BIND T.T P SCREW 3X8						
102	7BB700308H	BB105600	+BIND T.T S SCREW 3X8 SR						
103	7BB607306H	BB105770	+TP-CUP M SCREW 3X6 R						
104	7BB700408H	BB105640	+BIND T.T S SCREW 4X8 SR						
105	E0130240	E0130240	SPRING PIN 3X24(SUS)						
106	7BB007305H	BB107020	+TP-CUP M SCREW 3X5						

• Parts with a Ref.No. of 500 and above in the illustration indicate they are not selected for service parts.

・イラスト中で 500 番台の Ref 番号が付いている部品はサービスパーツに選定されていません。

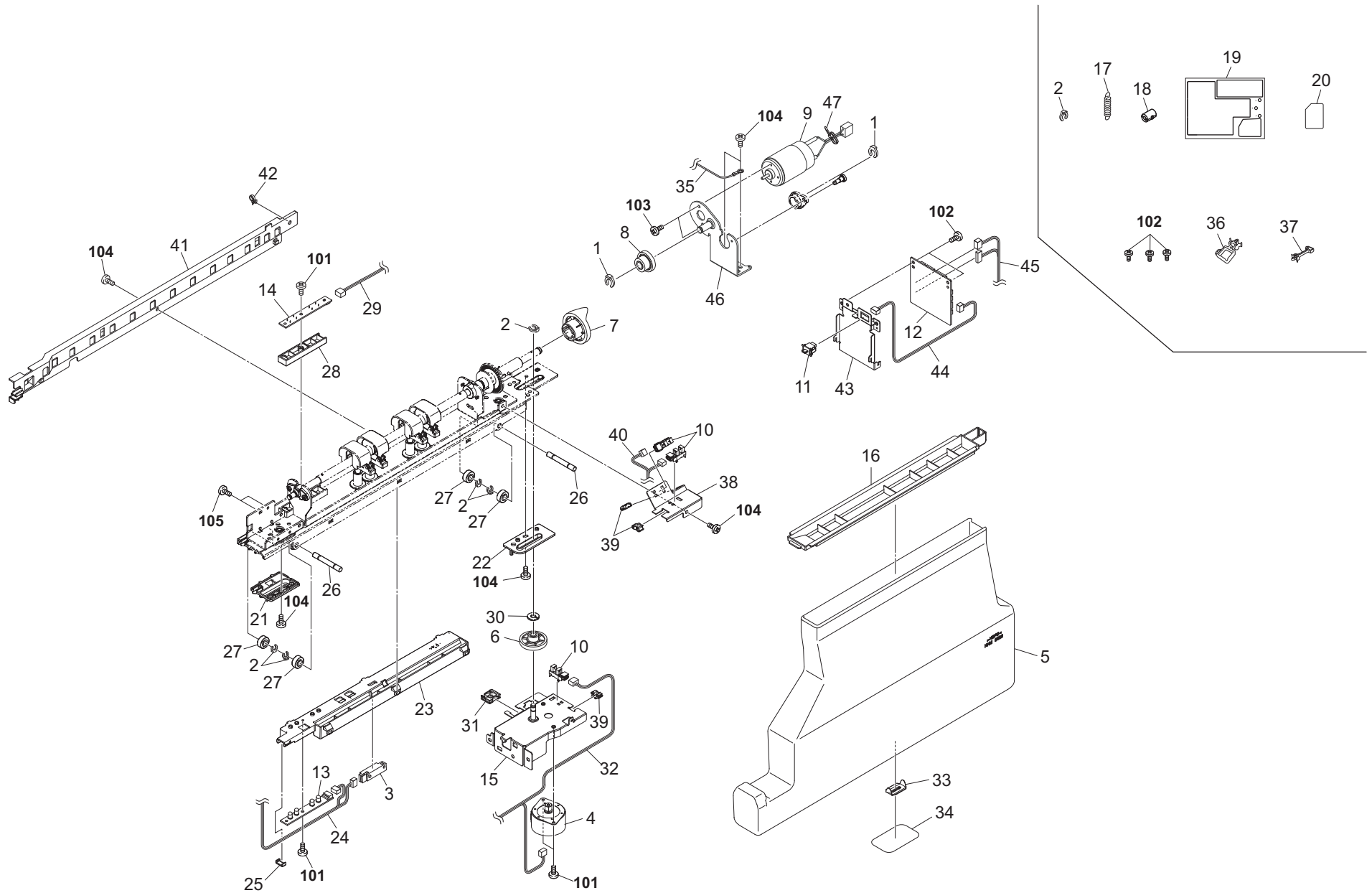


FIG. 4 PH-7D

3NK-4

Ref. No. 番号	Part.No. 部品番号	Alternative. 代替部品番号	Description 部品名称	Notes 備考	Revision 改訂	Quantity 個数			
						100(日本)	120	230	240
1	2BC06910	2BC06910	STOPPER 6					2	
2	2BC06980	2BC06980	STOPPER 5					6	
3	303H327500	3H327500	SENSOR FEED B					1	
4	303NB94040	3NB94040	PARTS MOTOR-PM MOVING SP					1	
5	303NK02010	3NK02010	TANK DISPOSAL					1	
6	303NK31020	3NK31020	GEAR Z63R-Z24S					1	
7	3H416110	3H416110	GEAR 40 CAM DRIVE					1	
8	3H416120	3H416120	GEAR 16-51 IDLE					1	
9	303PW94020	3PW94020	PARTS MOTOR PUNCH SP		4:Part No.-chg.			1	
10	303M894260	3M894260	PARTS SENSOR OPT SP					3	
11	7SP01000006+H01	SP121020	SW,PUSH					1	
12	303NK94012	3NK94012	PARTS PWB PUNCH ASSY SP		4:Design-chg.			1	
13	303NK94020	3NK94020	PARTS PWB SENSOR A ASSY SP					1	
14	303NK94030	3NK94030	PARTS PWB SENSOR B ASSY SP					1	
15	303NK31010	3NK31010	MOUNT PUNCH MOVING MOTOR					1	
16	303NK02020	3NK02020	GUIDE DISPOSAL TANK					1	
17	303NK02070	3NK02070	SPRING PUNCH					1	
18	M70CA010	M70CA010	FERRITE CORE,SFT-72SN(TAKEUCHI)					1	
19	303NK34012	3NK34012	LABEL DISPOSAL TANK					1	
20	303NK02080	3NK02080	SHEET MOTOR					1	
21	303NK35080	3NK35080	GUIDE PUNCH FRONT					1	
22	303NK35090	3NK35090	GUIDE PUNCH REAR					1	
23	303NK35060	3NK35060	GUIDE WIRE A					1	
24	303NK46070	3NK46070	WIRE PH UNIT J					1	
25	303LL02330	3LL02330	HOLDER WIRE D					1	
26	303NK35100	3NK35100	SHAFT PULLEY					2	
27	302FG07020	2FG07020	PULLEY,CASSETTE RAIL					4	
28	303NK35070	3NK35070	COVER PAPER DETECTION SENSOR					1	
29	303NK46040	3NK46040	WIRE PH PTR					1	
30	2C904550	2C904550	CUT WASHER 5					1	
31	7YZM210005++H01	YZ037990	ACCESS.EDGING					1	
32	303NK46090	3NK46090	WIRE PH MOT 2		4:Part No.-chg.			1	
33	303H402040	3H402040	GROUND PLATE TANK					1	
34	303H402050	3H402050	FILM GROUND PLATE					1	
35	303NK46080	3NK46080	WIRE EARTH					1	
36	7YZM610017++H01	YZ049360	ACCESS.SADDLE					1	
37	7YZM610023++H01	YZ128180	ACCESS.SADDLE					1	
38	303NK35040	3NK35040	MOUNT PULSE DETECTION					1	
39	M2104260	M2104260	EDGING,EDS-0607U(KITAGAWA)					3	
40	303NK46050	3NK46050	WIRE PH PI					1	
41	303NK35280	3NK35280	GUIDE WIRE B					1	
42	7YZM410002++H01	YZ042720	ACCESS.BAND					1	
43	303NK02030	3NK02030	MOUNT PWB					1	
44	303NK46060	3NK46060	WIRE PH TANK SW					1	
45	303NK46010	3NK46010	WIRE PH IF					1	
46	303RW35010	3RW35010	MOUNT DRIVE B		4:Add			1	
47	7YZM420003++H01	YZ052580	ACCESS.BAND		4:Add			1	

• Parts with a Ref.No. of 500 and above in the illustration indicate they are not selected for service parts.

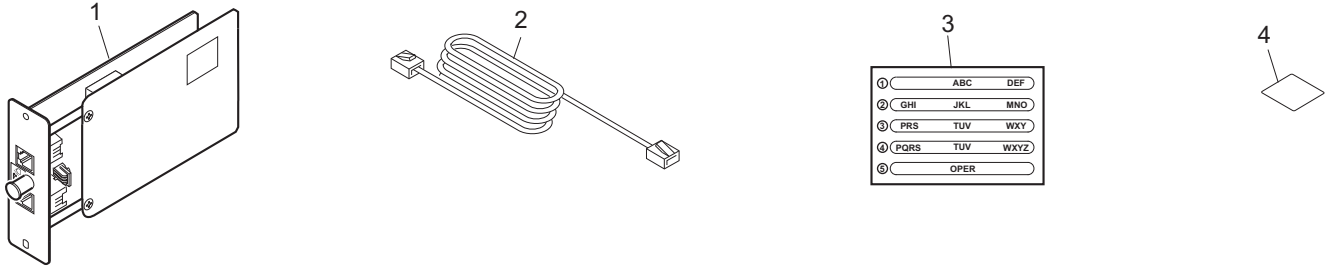
• イラスト中で 500 番台の Ref 番号が付いている部品はサービスパーツに選定されていません。

FAX System 12

Rev.2
November 2016

—— CONTENTS / 目次 ——

FIG. 1 FAX System 12 2



KYOCERA Document Solutions America, Inc.**Headquarters**

225 Sand Road,
Fairfield, New Jersey 07004-0008, USA
Phone: +1-973-808-8444
Fax: +1-973-882-6000

Latin America

8240 NW 52nd Terrace Dawson Building, Suite 100
Miami, Florida 33166, USA
Phone: +1-305-421-6640
Fax: +1-305-421-6666

KYOCERA Document Solutions Canada, Ltd.

6120 Kestrel Rd., Mississauga, ON L5T 1S8,
Canada
Phone: +1-905-670-4425
Fax: +1-905-670-8116

KYOCERA Document Solutions**Mexico, S.A. de C.V.**

Calle Arquimedes No. 130, 4 Piso, Colonia Polanco
Chapultepec, Delegacion Miguel Hidalgo,
Distrito Federal, C.P. 11560, México
Phone: +52-555-383-2741
Fax: +52-555-383-7804

KYOCERA Document Solutions Brazil, Ltda.

Alameda África, 545, Pólo Empresarial Consbrás,
Tamboré, Santana de Parnaíba, State of São Paulo,
CEP 06543-306, Brazil
Phone: +55-11-2424-5353
Fax: +55-11-2424-5304

KYOCERA Document Solutions Chile SpA

Jose Ananias 505, Macul. Santiago, Chile
Phone: +562-2350-7000
Fax: +562-2350-7150

KYOCERA Document Solutions**Australia Pty. Ltd.**

Level 3, 6-10 Talavera Road North Ryde N.S.W, 2113,
Australia
Phone: +61-2-9888-9999
Fax: +61-2-9888-9588

KYOCERA Document Solutions**New Zealand Ltd.**

Ground Floor, 19 Byron Avenue, Takapuna, Auckland,
New Zealand
Phone: +64-9-415-4517
Fax: +64-9-415-4597

KYOCERA Document Solutions Asia Limited

13/F.,Mita Centre, 552-566, Castle Peak Road Tsuen
Wan, New Territories, Hong Kong
Phone: +852-2496-5678
Fax: +852-2610-2063

KYOCERA Document Solutions**(China) Corporation**

8F, No. 288 Nanjing Road West, Huangpu District,
Shanghai,200003, China
Phone: +86-21-5301-1777
Fax: +86-21-5302-8300

KYOCERA Document Solutions**(Thailand) Corp., Ltd.**

335 Ratchadapisek Road, Wongsawang, Bangsue,
Bangkok 10800,
Thailand
Phone: +66-2-586-0333
Fax: +66-2-586-0278

KYOCERA Document Solutions**Singapore Pte. Ltd.**

12 Tai Seng Street #04-01A,
Luxasia Building, Singapore 534118
Phone: +65-6741-8733
Fax: +65-6748-3788

KYOCERA Document Solutions**Hong Kong Limited**

16/F.,Mita Centre, 552-566, Castle Peak Road Tsuen
Wan, New Territories, Hong Kong
Phone: +852-3582-4000
Fax: +852-3185-1399

KYOCERA Document Solutions**Taiwan Corporation**

6F., No.37, Sec. 3, Minquan E. Rd.,
Zhongshan Dist., Taipei 104, Taiwan R.O.C.
Phone: +886-2-2507-6709
Fax: +886-2-2507-8432

KYOCERA Document Solutions Korea Co., Ltd.

#10F Daewoo Foundation Bldg 18, Toegye-ro, Jung-gu,
Seoul, Korea
Phone: +822-6933-4050
Fax: +822-747-0084

KYOCERA Document Solutions**India Private Limited**

Second Floor, Centrum Plaza, Golf Course Road,
Sector-53, Gurgaon, Haryana 122002, India
Phone: +91-0124-4671000
Fax: +91-0124-4671001

KYOCERA Document Solutions Europe B.V.

Bloemlaan 4, 2132 NP Hoofddorp,
The Netherlands
Phone: +31-20-654-0000
Fax: +31-20-653-1256

KYOCERA Document Solutions Nederland B.V.

Beechavenue 25, 1119 RA Schiphol-Rijk,
The Netherlands
Phone: +31-20-5877200
Fax: +31-20-5877260

KYOCERA Document Solutions (U.K.) Limited

Eldon Court, 75-77 London Road,
Reading, Berkshire RG1 5BS,
United Kingdom
Phone: +44-118-931-1500
Fax: +44-118-931-1108

KYOCERA Document Solutions Italia S.p.A.

Via Monfalcone 15, 20132, Milano, Italy,
Phone: +39-02-921791
Fax: +39-02-92179-600

KYOCERA Document Solutions Belgium N.V.

Sint-Martinusweg 199-201 1930 Zaventem,
Belgium
Phone: +32-2-7209270
Fax: +32-2-7208748

KYOCERA Document Solutions France S.A.S.

Espace Technologique de St Aubin
Route de l'Orme 91195 Gif-sur-Yvette CEDEX,
France
Phone: +33-1-69852600
Fax: +33-1-69853409

KYOCERA Document Solutions Espana, S.A.

Edificio Kyocera, Avda. de Manacor No.2,
28290 Las Matas (Madrid), Spain
Phone: +34-91-6318392
Fax: +34-91-6318219

© 2017 KYOCERA Document Solutions Inc.

 is a trademark of KYOCERA Corporation

KYOCERA Document Solutions Finland Oy

Atomitie 5C, 00370 Helsinki,
Finland
Phone: +358-9-47805200
Fax: +358-9-47805212

**KYOCERA Document Solutions
Europe B.V., Amsterdam (NL) Zürich Branch**

Hohlstrasse 614, 8048 Zürich,
Switzerland
Phone: +41-44-9084949
Fax: +41-44-9084950

**KYOCERA Bilgitas Document Solutions
Turkey A.S.**

Gülbahar Mahallesi Otello Kamil Sk. No:6 Mecidiyeköy
34394 Şişli İstanbul, Turkey
Phone: +90-212-356-7000
Fax: +90-212-356-6725

KYOCERA Document Solutions**Deutschland GmbH**

Otto-Hahn-Strasse 12, 40670 Meerbusch,
Germany
Phone: +49-2159-9180
Fax: +49-2159-918100


KYOCERA Document Solutions Austria GmbH

Wienerbergstraße 11, Turm A, 18. OG, 1100 Wien,
Austria
Phone: +43-1-863380
Fax: +43-1-86338-400

KYOCERA Document Solutions Nordic AB

Esbogatan 16B 164 75 Kista, Sweden
Phone: +46-8-546-550-00
Fax: +46-8-546-550-10

京セラドキュメントソリューションズ株式会社
京セラドキュメントソリューションズジャパン株式会社

 は京セラ株式会社の登録商標です。

KYOCERA Document Solutions Norge Nuf

Olaf Helsetsv. 6, 0619 Oslo, Norway
Phone: +47-22-62-73-00
Fax: +47-22-62-72-00

KYOCERA Document Solutions Danmark A/S

Ejby Industrivej 60, DK-2600 Glostrup,
Denmark
Phone: +45-70223880
Fax: +45-45765850

KYOCERA Document Solutions Portugal Lda.

Rua do Centro Cultural, 41 (Alvalade) 1700-106 Lisboa,
Portugal
Phone: +351-21-843-6780
Fax: +351-21-849-3312

**KYOCERA Document Solutions
South Africa (Pty) Ltd.**

KYOCERA House, Hertford Office Park,
90 Bekker Road (Cnr. Allandale), Midrand, South Africa
Phone: +27-11-540-2600
Fax: +27-11-466-3050

KYOCERA Document Solutions Russia LLC.

Building 2, 51/4, Schepkina St., 129110, Moscow,
Russia
Phone: +7(495)741-0004
Fax: +7(495)741-0018

KYOCERA Document Solutions Middle East

Dubai Internet City, Bldg. 17,
Office 157 P.O. Box 500817, Dubai,
United Arab Emirates
Phone: +971-04-433-0412

KYOCERA Document Solutions Inc.

2-28, 1-chome, Tamatsukuri, Chuo-ku
Osaka 540-8585, Japan
Phone: +81-6-6764-3555
<http://www.kyoceradocumentsolutions.com>