



TASKalfa 6551ci

TASKalfa 7551ci

PARTS LIST

Published in January 2014
2N2PL073
Rev.3

CONTENTS

FIG. 1 Covers 1	2	FIG. 25 Drive Section 1	52
FIG. 2 Covers 2	4	FIG. 26 Drive Section 2	54
FIG. 3 Covers 3	6	FIG. 27 Cooling Section	56
FIG. 4 Frames	8	FIG. 28 Exit Section	58
FIG. 5 Paper Cassettes	10	FIG. 29 Job Separator Section	60
FIG. 6 Paper Deck Covers	12	FIG. 30 Bridge Section 1	62
FIG. 7 Paper Deck Frames	14	FIG. 31 Bridge Section 2	64
FIG. 8 Paper Deck Cassettes	16	FIG. 32 Bridge Section 3	66
FIG. 9 Paper Deck Feed Section 1	18	FIG. 33 Electrical Components 1	68
FIG. 10 Paper Deck Feed Section 2	20	FIG. 34 Electrical Components 2	70
FIG. 11 Paper Deck Feed Section 3	22	FIG. 35 Electrical Components 3	72
FIG. 12 Paper Deck Drive Section	24	FIG. 36 Operation Panel Section	74
FIG. 13 Paper Deck Electrical Components	26	FIG. 37 Operation Arm Section	76
FIG. 14 Paper Feed Section 1	28	FIG. 38 Covers(DP)	78
FIG. 15 Paper Feed Section 2	30	FIG. 39 Frames(DP)	80
FIG. 16 Paper Conveying Section 1-1	32	FIG. 40 Table Assy(DP)	82
FIG. 16 Paper Conveying Section 1-2	34	FIG. 41 Paper Conveying Section(DP)	84
FIG. 17 Paper Conveying Section 2	36	FIG. 42 Paper Feed Section 1(DP)	86
FIG. 18 Paper Conveying Section 3	38	FIG. 43 Paper Feed Section 2(DP)	88
FIG. 19 Scanner Section	40	FIG. 44 Drive Section & Electrical Components(DP)	90
FIG. 20 Laser Scanner Section	42	FIG. 45 Options 1	92
FIG. 21 Image Formation & Developer Section	44	FIG. 46 Options 2	94
FIG. 22 Inner Section	46	FIG. 47 Maintenance Kits	96
FIG. 23 Transfer Section	48		
FIG. 24 Fuser Section	50	• INDEX	97

<Notation of products>

For the purpose of this parts list, products are identified as following.

TASKalfa 6551ci : 65ppm

TASKalfa 7551ci : 75ppm

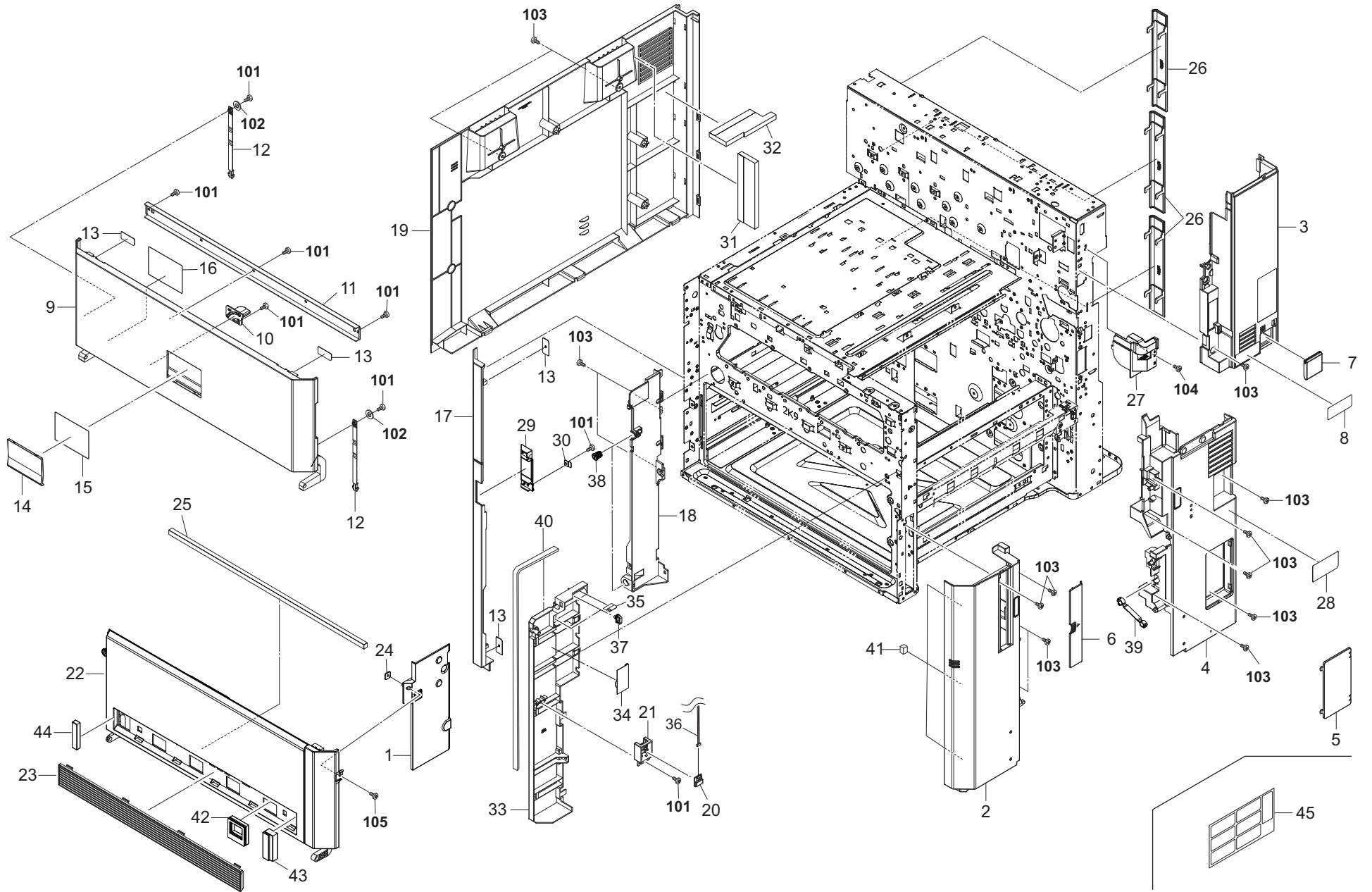


FIG. 1 Covers 1

2N2/2N3-3

Ref. No.	Part.No.	Alternative.	Description	Notes	Quantity		
					120	230	240
⊙ 1	302K904243	2K904243	COVER INNER FEED F		1	1	1
⊙ 2	302K904092	2K904092	COVER RIGHT LOWER F		1	1	1
⊙ 3	302LC04064	2LC04064	COVER RIGHT MIDDLE R		1	1	1
⊙ 4	302K904103	2K904103	COVER RIGHT LOWER R		1	1	1
⊙ 5	303NF04121	3NF04121	COVER INTERFACE		1	1	1
⊙ 6	302LC04280	2LC04280	COVER HANDLE		1	1	1
⊙ 7	302LC04290	2LC04290	COVER MAIN SWITCH		1	1	1
8	302LC34620	2LC34620	LABEL SW CAUTION EN		1	1	1
⊙ 9	302K904011	2K904011	COVER FRONT UPPER		1	1	1
10	302K904320	2K904320	STOPPER CONTAINER		1	1	1
11	302K904510	2K904510	PLATE FRONT COVER		1	1	1
12	302K904560	2K904560	STRAP FRONT COVER		2	2	2
13	2FB04270	2FB04270	PLATE MAGNET		4	4	4
14	302LC04272	2LC04272	EMBLEM		1	1	1
15	302N304010	2N304010	SHEET EMBLEM 6551	65ppm	1	1	1
15	302N204190	2N204190	SHEET EMBLEM 7551	75ppm	1	1	1
16	302K934670	2K934670	LABEL TONER OPERATION		1	1	1
⊙ 17	302K904040	2K904040	COVER WASTE BOTTLE		1	1	1
⊙ 18	302K904250	2K904250	COVER INNER CASSETTE L		1	1	1
⊙ 19	302K904073	2K904073	COVER LEFT LOWER		1	1	1
⊙ 20	302H094300	2H094300	PARTS,HUMIDITY SENSOR,SP		1	1	1
⊙ 21	302LC02710	2LC02710	COVER HUMIDITY SENSOR		1	1	1
⊙ 22	302K904021	2K904021	COVER FRONT MIDDLE		1	1	1
⊙ 23	302K904170	2K904170	DUCT FRONT COVER		1	1	1
24	3CY06030	3CY06030	RETAINER M4		1	1	1
25	302K933960	2K933960	SPONGE FRONT COVER		1	1	1
⊙ 26	302K904390	2K904390	LID RIGHT COVER		3	3	3
27	302K939521	2K939521	COVER WIRE FUSER		1	1	1
28	302K934620	2K934620	LABEL POWER CABLE CAUTION EN		1	1	1
29	302K904650	2K904650	LEVER BOTTLE COVER		1	1	1
30	2BL06890	2BL06890	PLATE BYPASS HOLD		1	1	1
31	302K933810	2K933810	SPONGE COVER LEFT LOWER A		1	1	1
32	302K933820	2K933820	SPONGE COVER LEFT LOWER B		1	1	1
33	302K904262	2K904262	COVER INNER CASSETTE R		1	1	1
34	302K902980	2K902980	SHEET HUMIDITY SENSOR		1	1	1
35	302LC06210	2LC06210	GUIDE WIRE FEED LOW		1	1	1
36	302LF46230	2LF46230	WIRE FRONT LOW		1	1	1
37	7YZM610007++H01	YZ023340	ACCESS.SADDLE		2	2	2
38	302K904620	2K904620	MAGNET CATCH		2	2	2
39	303NJ06050	3NJ06050	STRAP		1	1	1
40	302K933G50	2K933G50	SPONGE INNER CASSETTE		1	1	1
41	302K933G40	2K933G40	SPONGE COVER RIGHT LOWER F		3	3	3
42	302K903B90	2K903B90	SPONGE COVER FRONT MIDDLE		1	1	1
43	302K903F80	2K903F80	SPONGE FRONT COVER A		1	1	1
44	302K903F90	2K903F90	SPONGE FRONT COVER B		1	1	1
45	302LC34630	2LC34630	LABEL SW CAUTION SET A		1	1	1

Ref. No.	Part.No.	Alternative.	Description	Notes	Quantity		
					120	230	240
101	7BB200308H	BB105660	+BIND T.T P SCREW 3X8				
102	7BC00030A080H01	BC046150	WASHER M3X10X0.8T				
103	7BB180408H	BB111210	+BIND T.T S SCREW 4X8(BLACK)				
104	7BB700308H	BB105600	+BIND T.T S SCREW 3X8 SR				
105	7BB780410H	BB111220	+BIND T.T S SCREW 4X10 SR(BLACK)				

- Parts with "*" are component parts or sub-assemblies of the assembly appearing immediately above them.
- Parts with "⊙" indicate regular maintenance parts.

- Parts with Ref.No. indicate maintenance parts and the ones without it indicate out of the above.

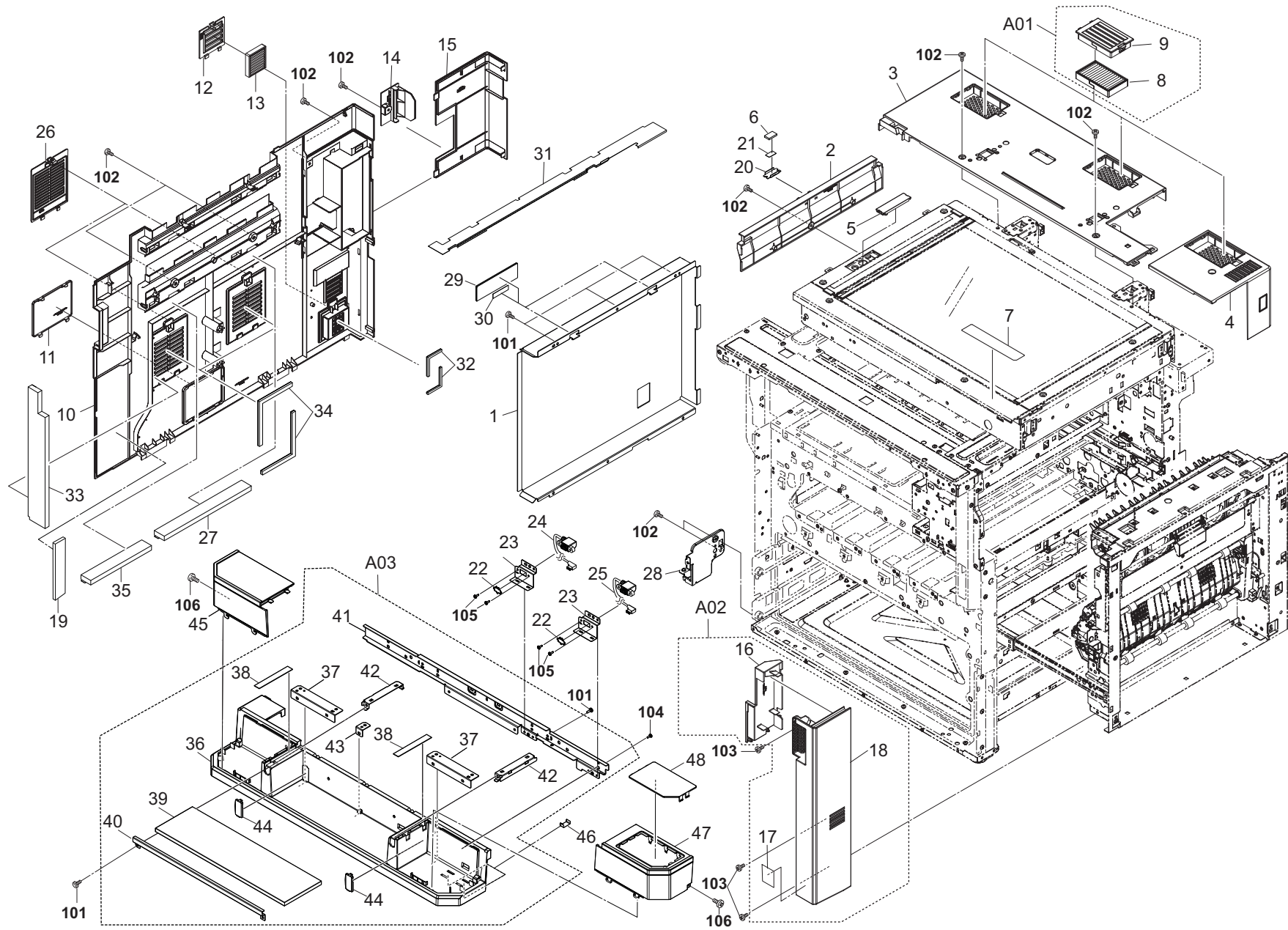


FIG. 2 Covers 2

2N2/2N3-1

Ref. No.	Part.No.	Alternative.	Description	Notes	Quantity		
					120	230	240
⊙ 1	302K904490	2K904490	CASE WASTE BOTTLE		1	1	1
⊙ 2	302K904050	2K904050	COVER ISU LEFT INNER		1	1	1
⊙ 3	302K904121	2K904121	COVER ISU REAR		1	1	1
⊙ 4	302K904571	2K904571	COVER OPERATION MOUNT C		1	1	1
⊙ 5	302LC04340	2LC04340	COVER ISU LEFT SUB		1	1	1
⊙ 6	302GR04370	2GR04370	MAGNET CLIP DISH		1	1	1
⊙ 7	302LC34031	2LC34031	LABEL OPERATION CAUTION B		1	1	1
⊙ A01	302K994101	2K994101	PARTS FILTER EXIT UNIT SP		3	3	3
8	*302N433010	2N433010	FILTER TOP		3	3	3
9	*302K933181	2K933181	COVER FILTER EXIT		3	3	3
⊙ 10	302K904064	2K904064	COVER LEFT UPPER		1	1	1
11	302LC04311	2LC04311	LID LEFT COVER		1	1	1
⊙ 12	302LC04110	2LC04110	LID LEFT COVER REAR		1	1	1
13	302LC33370	2LC33370	FILTER LEFT SIDE		1	1	1
⊙ 14	302K904150	2K904150	LID CONTROLLER		1	1	1
⊙ 15	302K904140	2K904140	COVER CONTROLLER		1	1	1
⊙ A02	302K994970	2K994970	PARTS COVER RIGHT FRONT SP		1	1	1
⊙ 16	*302N729671	2N729671	COVER INNER CONVEYING FRONT		1	1	1
17	*302N434050	2N434050	LABEL ENERGY STAR		1	1	1
⊙ 18	*302K929391	2K929391	COVER RIGHT FRONT		1	1	1
19	302K933G20	2K933G20	SPONGE LEFT COVER		1	1	1
20	303NB24210	3NB24210	HOLDER MAGNET		1	1	1
21	302GR04380	2GR04380	SEAL MAGNET		1	1	1
22	302K905900	2K905900	SPRING USB HOLD		2	2	2
23	302N204090	2N204090	MOUNT USB		2	2	2
24	302N246120	2N246120	WIRE USB KEYBOARD		1	1	1
25	302N246130	2N246130	WIRE USB CARD READER		1	1	1
⊙ 26	302K994E20	2K994E20	PARTS FILTER BELT UNIT(M2) SP		2	2	2
27	302K933930	2K933930	SPONGE COVER LEFT UPPER D		1	1	1
28	302K904340	2K904340	MOUNT WASTE BOTTLE COVER		1	1	1
29	302K933910	2K933910	SEAL FRAME LEFT		2	2	2
30	302J502020	2J502020	SHEET FRAME CENTER		2	2	2
31	302K933840	2K933840	FILM SEAL TONER C		1	1	1
32	302K933330	2K933330	SPONGE DUCT DLP C		2	2	2
33	302K933790	2K933790	SPONGE COVER LEFT UPPER A		1	1	1
34	302K933800	2K933800	SPONGE COVER LEFT UPPER B		4	4	4
35	302K933920	2K933920	SPONGE COVER LEFT UPPER C		1	1	1
⊙ A03	302N794070	2N794070	PARTS GLASS TABLE ASSY SP		1	1	1
36	*302N204010	2N204010	COVER FRONT TOP		1	1	1
37	*302N204020	2N204020	MOUNT TABLE		2	2	2
38	*302N204130	2N204130	SHEET GLASS TABLE		2	2	2
39	*302N204060	2N204060	GLASS TABLE		1	1	1
40	*302N204070	2N204070	MOUNT GLASS TABLE		1	1	1
41	*302N204080	2N204080	STAY TABLE GLASS		1	1	1
42	*302N204100	2N204100	RETAINER GLASS TABLE		2	2	2
43	*302N204110	2N204110	MOUNT TABLE MIDDLE		1	1	1
⊙ 44	*302N204120	2N204120	LID TOP KEYBOARD	2pcs	1	1	1
⊙ 45	302N204050	2N204050	LID TOP LEFT		1	1	1
46	303LL02330	3LL02330	HOLDER WIRE D		2	2	2

Ref. No.	Part.No.	Alternative.	Description	Notes	Quantity		
					120	230	240
⊙ 47	302N204040	2N204040	LID TOP RIGHT		1	1	1
⊙ 48	302N204170	2N204170	COVER TOP LID RIGHT		1	1	1
101	7BB700408H	BB105640	+BIND T.T S SCREW 4X8 SR				
102	7BB180408H	BB111210	+BIND T.T S SCREW 4X8(BLACK)				
103	7BB780410H	BB111220	+BIND T.T S SCREW 4X10 SR(BLACK)				
104	7BB200308H	BB105660	+BIND T.T P SCREW 3X8				
105	7BB600306H	BB105730	+BIND M SCREW 3X6 R				
106	7BB282308H	BB111240	+TP-FLAT T.T P SCREW 3X8(BLACK)				

- Parts with "*" are component parts or sub-assemblies of the assembly appearing immediately above them.
- Parts with "⊙" indicate regular maintenance parts.

- Parts with Ref.No. indicate maintenance parts and the ones without it indicate out of the above.

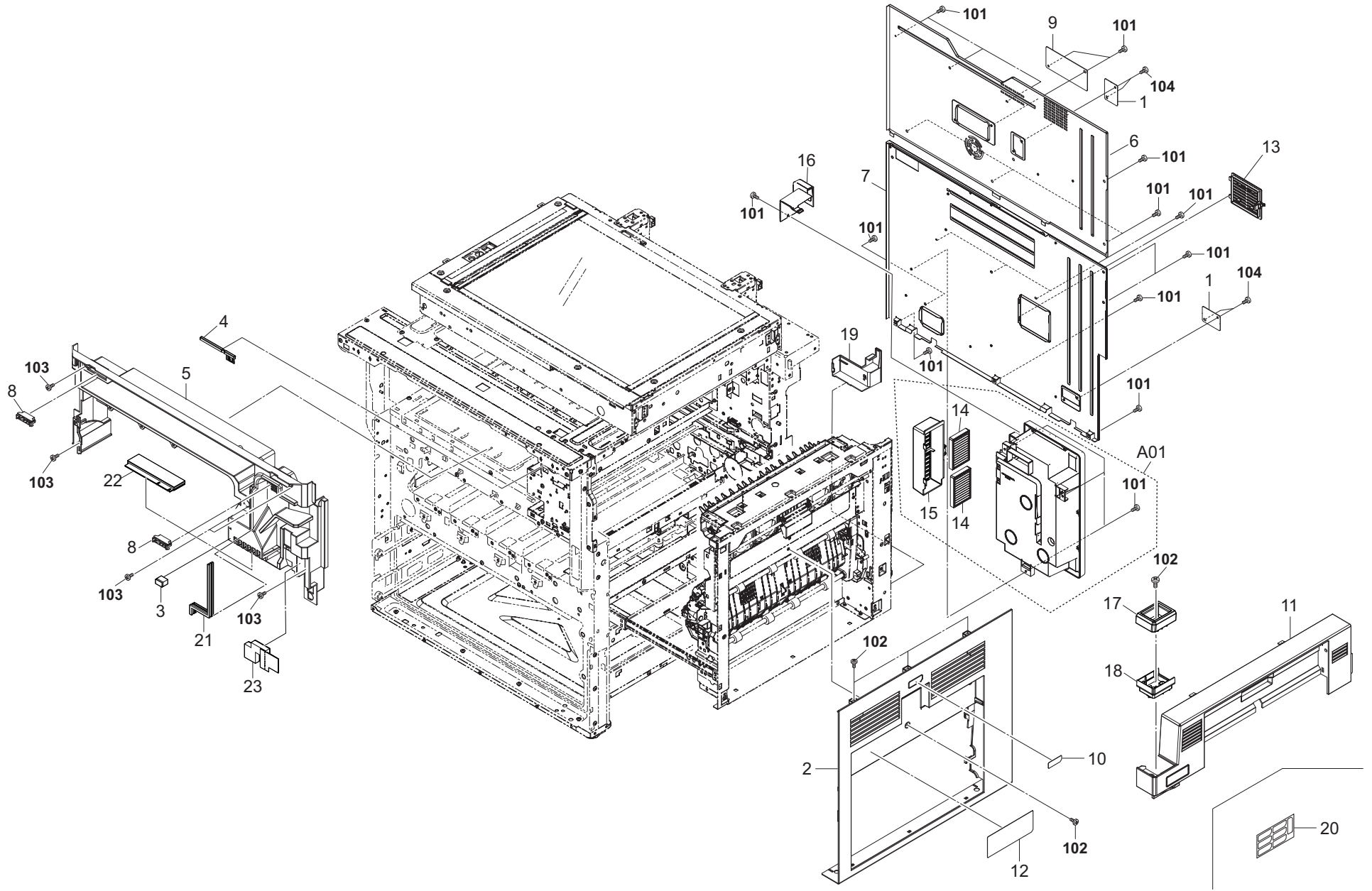


FIG. 3 Covers 3

2N2/2N3-3

	Ref. No.	Part.No.	Alternative.	Description	Notes	Quantity		
						120	230	240
⊙	1	2C912430	2C912430	LID KMAS		2	2	2
	2	302K929201	2K929201	COVER RIGHT		1	1	1
	3	302LF33B10	2LF33B10	SPONGE LOWER RIGHT SP		1	1	1
	4	2BL16220	5AAVBRUSH036	BRUSH CLEANER		1	1	1
	5	302K904232	2K904232	COVER INNER		1	1	1
⊙	6	302N404391	2N404391	COVER REAR UPPER		1	1	1
⊙	7	302N204200	2N204200	COVER REAR LOWER		1	1	1
	8	302LF04130	2LF04130	MAGNET CATCH		2	2	2
	9	302LC04471	2LC04471	LID FAX BOARD		1	1	1
	10	302LC34110	2LC34110	LABEL MPF PUSH		1	1	1
⊙	11	302N204140	2N204140	COVER RIGHT UPPER		1	1	1
	12	302LC34070	2LC34070	LABEL MPF CAUTION B		1	1	1
	13	302LC04511	2LC04511	LID REAR COVER		1	1	1
⊙	A01	302N294120	2N294120	PARTS DISPOSAL UNIT(M2) SP		1	1	1
	14	*302K933A80	2K933A80	FILTER LEFT SIDE		2	2	2
	15	*302N233020	2N233020	COVER FILTER LEFT SIDE		1	1	1
	16	302K933A50	2K933A50	LID DISPOSAL B		1	1	1
⊙	17	302K904210	2K904210	HOLDER CLIP A		1	1	1
	18	302K904220	2K904220	HOLDER CLIP B		1	1	1
	19	302K929590	2K929590	COVER INNER CONVEYING B		1	1	1
	20	302LC34180	2LC34180	LABEL MPF SET A		1	1	1
	21	302K903E00	2K903E00	SEAL COVER INNER A		1	1	1
	22	302K933F30	2K933F30	SHEET INNER UPPER		1	1	1
	23	302K933F80	2K933F80	SEAL FRONT COVER R B		1	1	1

	Ref. No.	Part.No.	Alternative.	Description	Notes	Quantity		
						120	230	240
	101	7BB782308H	BB111300	+TP-FLAT T.T S SCREW 3X8 SR(BLACK)				
	102	7BB180408H	BB111210	+BIND T.T S SCREW 4X8(BLACK)				
	103	7BB700408H	BB105640	+BIND T.T S SCREW 4X8 SR				
	104	7BB700308H	BB105600	+BIND T.T S SCREW 3X8 SR				

- Parts with "*" are component parts or sub-assemblies of the assembly appearing immediately above them.
- Parts with "⊙" indicate regular maintenance parts.

- Parts with Ref.No. indicate maintenance parts and the ones without it indicate out of the above.

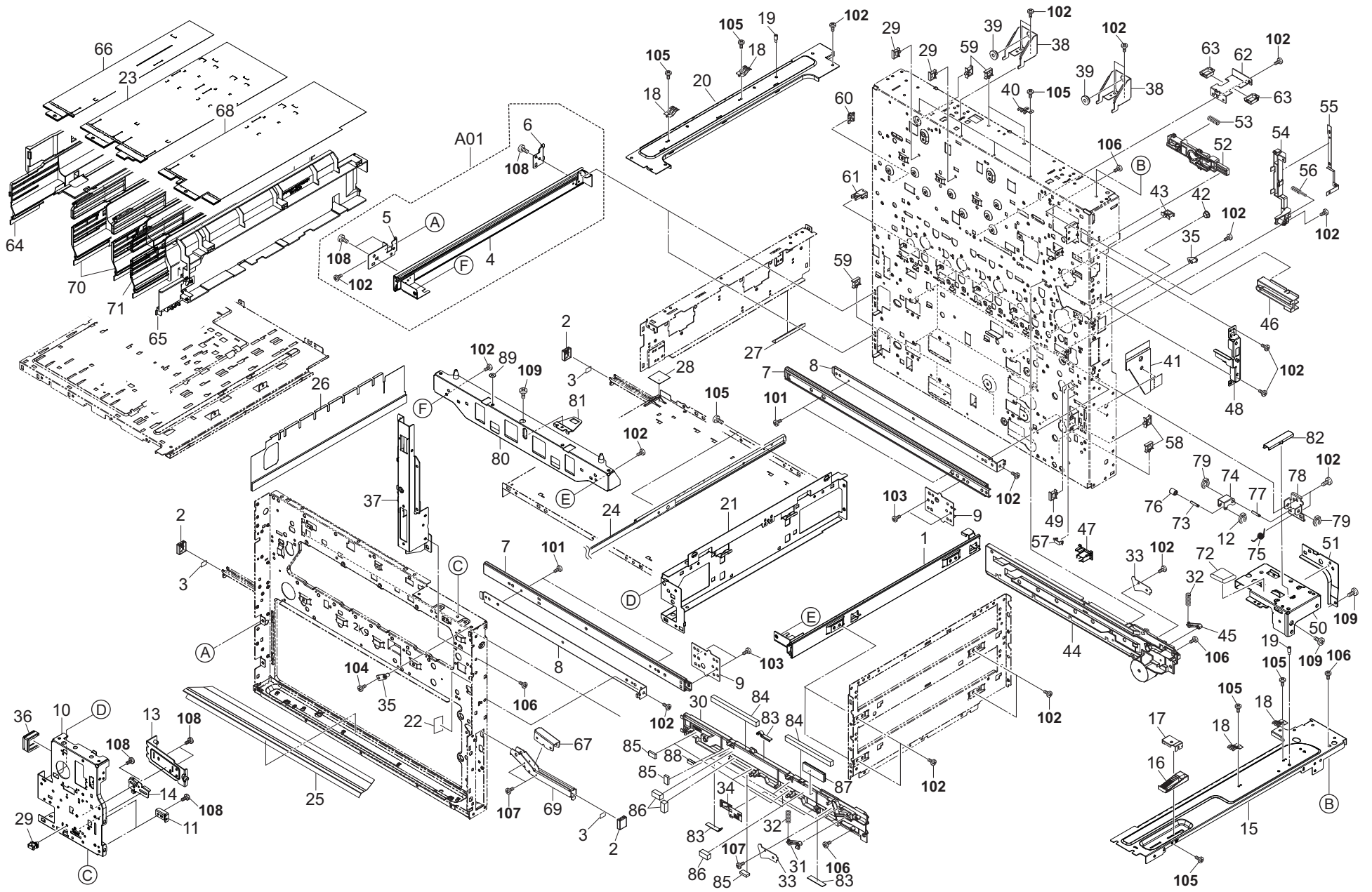


FIG. 4 Frames

2N2/2N3-3

Ref. No.	Part.No.	Alternative.	Description	Notes	Quantity		
					120	230	240
1	302N209501	2N209501	SLIDER CASSETTE RIGHT		2	2	2
2	302FZ02580	2FZ02580	CAP HANDLE		3	3	3
3	302FZ03110	2FZ03110	SEAL HANDLE		3	3	3
⊙ A01	302N294020	2N294020	PARTS SLIDER CASSETTE LEFT ASSY SP		2	2	2
4	*302N209511	2N209511	SLIDER CASSETTE LEFT		2	2	2
5	*302N209530	2N209530	MOUNT SLIDER LF		2	2	2
6	*302N209540	2N209540	MOUNT SLIDER LR		2	2	2
7	302K924300	2K924300	SLIDER CONVEYING		2	2	2
8	302K924311	2K924311	MOUNT SLIDER CONVEYING		2	2	2
9	302K924320	2K924320	MOUNT CONVEYING		2	2	2
10	302K902150	2K902150	FRAME FRONT FUSER A		1	1	1
11	302N204150	2N204150	NUT ADJUST M2		2	2	2
12	5MVX111DN007	2BT11070	STOPPER 3 /2BT1107 A4		4	4	4
13	302K902261	2K902261	MOUNT FUSER ADJUST		1	1	1
14	302K902270	2K902270	PLATE FUSER ADJUST		1	1	1
15	302K902220	2K902220	STAY UPPER TOP RIGHT		1	1	1
16	302K902950	2K902950	ADJUSTER SCANNER		1	1	1
17	302K902960	2K902960	MOUNT RUBBER SCANNER		1	1	1
18	302H017310	2H017310	GROUND SCANNER REAR		4	4	4
19	302FB16320	2FB16320	PIN ROLLER RELEASE LEVER		2	2	2
20	302K902230	2K902230	STAY UPPER TOP LEFT		1	1	1
21	302K902171	2K902171	FRAME FUSER UNIT		1	1	1
22	302HS08310	2HS08310	FILM TE SENSOR		1	1	1
23	302K902590	2K902590	FILM FRAME UPPER MC		1	1	1
24	302LF28720	2LF28720	SLIDER RELEASE		1	1	1
25	302K902571	2K902571	FILM BASE CASSETTE		1	1	1
26	302N233A10	2N233A10	FILM DLP RAIL LEFT		1	1	1
27	302K902810	2K902810	SHEET LSU LEFT		1	1	1
28	302FB26540	2FB26540	FILM S-BOX C		1	1	1
29	7YZM610002++H01	YZ010240	ACCESS SADDLE		3	3	3
30	302K902770	2K902770	RAIL MIDDLE TRANSFER FRONT		1	1	1
31	302K902790	2K902790	STOPPER RAIL FRONT		1	1	1
32	302FZ02300	2FZ02300	SPRING STOPPER		2	2	2
33	302K902830	2K902830	PLATE RAIL		2	2	2
34	302K902930	2K902930	PLATE EARTH IMAGE F		1	1	1
35	302K924450	2K924450	PIN HOOK		2	2	2
36	302LF33530	2LF33530	SEAL DUCT EXIT		1	1	1
37	302K902162	2K902162	FRAME FRONT FUSER B		1	1	1
38	302K902250	2K902250	PLATE MOUNT DP		2	2	2
39	2AV12280	2AV12280	BASE RUBBER,SCANNER SECTION		2	2	2
40	302H017380	2H017380	GROUND BASE SCANNER		4	4	4
41	302K902990	2K902990	SHEET COVER PWB FEED		1	1	1
42	7YZM110001++H01	YZ009420	ACCESS.BUSHING		1	1	1
43	7YZM610001++H01	YZ010230	ACCESS SADDLE		1	1	1
44	302K902761	2K902761	RAIL MIDDLE TRANSFER REAR		1	1	1
45	302K902780	2K902780	STOPPER RAIL REAR		1	1	1
46	302K902850	2K902850	RAIL EXIT REAR		1	1	1
47	302K933C40	2K933C40	DUCT TONER FRONT		4	4	4
48	302K902970	2K902970	PLATE BRACKET FUSER		1	1	1
49	7YZM610007++H01	YZ023340	ACCESS.SADDLE		1	1	1

Ref. No.	Part.No.	Alternative.	Description	Notes	Quantity		
					120	230	240
50	302K905532	2K905532	RETAINER OPERATION ARM		1	1	1
51	302K902920	2K902920	REINFORCEMENT UPPER REAR		1	1	1
52	302K931690	2K931690	LEVER RELEASE FUSER DRIVE		1	1	1
53	302K931980	2K931980	SPRING LEVER RELEASE		1	1	1
54	302K939340	2K939340	GUIDE HV SEPARATION		1	1	1
55	302K939350	2K939350	PLATE HV SEPARATION		1	1	1
56	302K939360	2K939360	SPRING HV		1	1	1
57	302K931080	2K931080	WIRE STOPPER		2	2	2
58	7YZM610008++H01	YZ037940	ACCESS.SADDLE		2	2	2
59	7YZM610003++H01	YZ010250	ACCESS SADDLE		5	5	5
60	7YZM210006++H01	YZ038000	ACCESS.EDGING		1	1	1
61	302FZ02591	2FZ02591	HOOK DLP		4	4	4
62	302K939080	2K939080	PLATE SHIELD BOX		1	1	1
63	7YZM210003++H01	YZ037970	ACCESS.EDGING		2	2	2
64	302K903370	2K903370	RAIL CONTAINER L		1	1	1
65	302K903340	2K903340	RAIL CONTAINER R		1	1	1
66	302K902600	2K902600	FILM FRAME UPPER Y		1	1	1
67	302LC02810	2LC02810	PROTECTOR PLATE HANDLE		1	1	1
68	302K902580	2K902580	FILM FRAME UPPER K		1	1	1
69	302LC02561	2LC02561	HANDLE RIGHT		1	1	1
70	302K903350	2K903350	RAIL CONTAINER C		2	2	2
71	302K903360	2K903360	RAIL CONTAINER RC		1	1	1
72	7ZGSSTG58014H01	ZG128680	SHIELD GASKET		1	1	1
73	302K909630	2K909630	SHAFT HOOK PULLEY		4	4	4
74	302K909640	2K909640	LEVER CASSETTE HOOK		4	4	4
75	302LH02050	2LH02050	SPRING CASSETTE HOOK		4	4	4
76	303LW24060	3LW24060	PULLEY EJECT		4	4	4
77	303NF02280	3NF02280	SHAFT HOOK FULCRUM		4	4	4
78	303NF02301	3NF02301	HOLDER DECK HOOK		4	4	4
79	5MVX111DN003	2A806250	RING STOPPER /A-49 FEED A4		8	8	8
80	302N209521	2N209521	STAY CASSETTE FRONT		2	2	2
81	302N209550	2N209550	PLATE CASSETTE HOLD		2	2	2
82	303JY28390	3JY28390	COVER WIRE EJECT		1	1	1
83	302N433D80	2N433D80	SPONGE FRAME LOWER LEFT A		3	3	3
84	302N433E60	2N433E60	SEAL MIDDLE TRANSFER C		2	2	2
85	302N433E70	2N433E70	SEAL MIDDLE TRANSFER D		8	8	8
86	302N433E90	2N433E90	SEAL MIDDLE TRANSFER F		3	3	3
87	302N403040	2N403040	SEAL INNER COVER B		1	1	1
88	302N433A70	2N433A70	SEAL MIDDLE TRANSFER F		1	1	1
89	302C907660	2C907660	SPACER RIGHT GUIDE		2	2	2
101	7BB100306H1	BB105820	+BIND T.T S SCREW 3X6				
102	7BB700408H	BB105640	+BIND T.T S SCREW 4X8 SR				
103	7BB607406H	BB107150	+TP-CUP M SCREW 4X6 R				
104	7BB200408H	BB106960	+BIND T.T P SCREW 4X8				
105	7BB700308H	BB105600	+BIND T.T S SCREW 3X8 SR				
106	7BB200410H	BB105700	+BIND T.T P SCREW 4X10				
107	7BB200308H	BB105660	+BIND T.T P SCREW 3X8				
108	7BB700306H	BB105590	+BIND T.T S SCREW 3X6 SR				
109	7BB700412H	BB106830	+BIND T.T S SCREW 4X12 SR				
110	7BB180408H	BB111210	+BIND T.T S SCREW 4X8(BLACK)				

- Parts with "*" are component parts or sub-assemblies of the assembly appearing immediately above them.
- Parts with "⊙" indicate regular maintenance parts.

- Parts with Ref.No. indicate maintenance parts and the ones without it indicate out of the above.

FIG. 5 Paper Cassettes

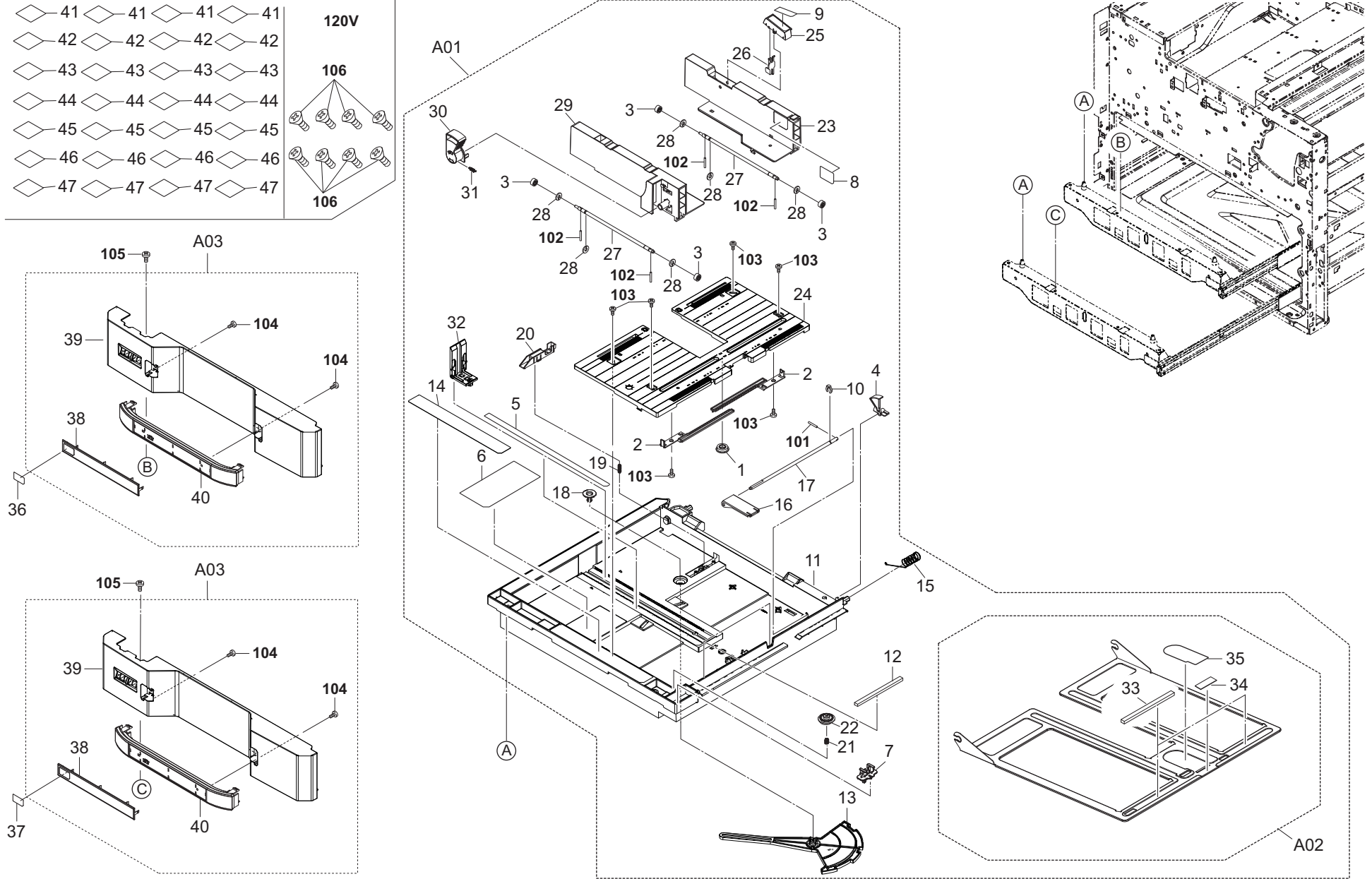


FIG. 5 Paper Cassettes

2N2/2N3-3

	Ref. No.	Part.No.	Alternative.	Description	Notes	Quantity		
						120	230	240
⊙	A01	302N293010	2N293010	CT-8706		2	2	2
⊙	1	*302BM07410	2BM07410	GEAR GUIDE SIDE		2	2	2
	2	*302K909060	2K909060	RACK CURSOR		4	4	4
⊙	3	*302K994550	2K994550	PARTS GEAR CURSOR SP		8	8	8
	4	*302K909270	2K909270	ACTUATOR PAPER LEVEL DETECTION		2	2	2
	5	*302K934011	2K934011	LABEL PAPER SIZE A		2	2	2
	6	*302K934021	2K934021	LABEL PAPER SIZE B		2	2	2
	7	*302GR09991	2GR09991	LIFT LOCK		2	2	2
	8	*302K934090	2K934090	LABEL CASSETTE PAPER MAX		2	2	2
	9	*302K934100	2K934100	LABEL CASSETTE CURSOR LOCK		2	2	2
	10	*5MVX111DN003	2A806250	RING STOPPER /A-49 FEED A4		2	2	2
	11	*302N209011	2N209011	CASSETTE BASE		2	2	2
	12	*302N209050	2N209050	CUSHION BOTTOM PLATE		4	4	4
	13	*302N209030	2N209030	ARM SIZE DETECTION		2	2	2
	14	*302K934030	2K934030	LABEL CASSETTE OPERATION		2	2	2
	15	*302N209040	2N209040	SPRING CASSETTE EARTH		2	2	2
	16	*302K909090	2K909090	PLATE WORK		2	2	2
	17	*302K909190	2K909190	SHAFT WORK PLATE		2	2	2
	18	*302K909140	2K909140	CAP TURN PLATE		2	2	2
	19	*302H728100	2H728100	SPRING EXIT PULLEY		2	2	2
	20	*302K909251	2K909251	LEVER SIDE SW		2	2	2
	21	*302FZ29131	2FZ29131	SPRING DU		2	2	2
	22	*302K909100	2K909100	CAM CURSOR RAIL		2	2	2
	23	*302K909041	2K909041	CURSOR REAR		2	2	2
	24	*302K909021	2K909021	RAIL CURSOR		2	2	2
	25	*302K909121	2K909121	LEVER CURSOR LOCK REAR		2	2	2
	26	*302K909151	2K909151	LOCK REAR CURSOR		2	2	2
	27	*302K909131	2K909131	SHAFT CURSOR GEAR		4	4	4
	28	*302K924820	2K924820	CUT-WASHER 4		12	12	12
	29	*302K909031	2K909031	CURSOR FRONT		2	2	2
	30	*302K909050	2K909050	LEVER CURSOR		2	2	2
	31	*303JC02050	3JC02050	SPRING LOOP SOLENOID		2	2	2
	32	*302N209020	2N209020	CURSOR END		2	2	2
⊙	A02	*302K994C20	2K994C20	PARTS PLATE PAPER BOTTOM UNIT SP		2	2	2
	33	**302N209050	2N209050	CUSHION BOTTOM PLATE		4	4	4
	34	**302K909260	2K909260	PAD BOTTOM		2	2	2
	35	**302K934040	2K934040	LABEL SET PAPER		2	2	2
	36	302K934050	2K934050	LABEL CASSETTE NUMBER 1		1	1	1
	37	302K934060	2K934060	LABEL CASSETTE NUMBER 2		1	1	1
⊙	A03	302N294040	2N294040	PARTS COVER CASSETTE ASSY SP		2	2	2
⊙	38	*302K904200	2K904200	EMBLEM CASSETTE		2	2	2
⊙	39	*302N204180	2N204180	COVER CASSETTE		2	2	2
⊙	40	*302K904190	2K904190	HANDLE CASSETTE		2	2	2
	41	302K934700	2K934700	SHEET CASSETTE PAPER SIZE A	Metric	4	4	4
	42	302K934710	2K934710	SHEET CASSETTE PAPER SIZE B	Inch	4	4	4
	43	302K934730	2K934730	SHEET CASSETTE PAPER MEDIA KL-A	English	4	4	4
	44	302K934740	2K934740	SHEET CASSETTE PAPER MEDIA KL-B	Spanish	4	4	4
	45	302K934750	2K934750	SHEET CASSETTE PAPER MEDIA KL-C	French/ Portu guese(Bra	4	4	4

	Ref. No.	Part.No.	Alternative.	Description	Notes	Quantity		
						120	230	240
	46	302K934760	2K934760	SHEET CASSETTE PAPER MEDIA KL-D	z) German/ Dutch			4
	47	302K934770	2K934770	SHEET CASSETTE PAPER MEDIA KL-E	Italian/ Russian			4
	101	7BP512525B0CH01	BP124910	PARALLEL PIN 2.5X25				
	102	7BP512008B0CH01	BP126150	PARALLEL PIN 2.0X8				
	103	7BB282308H	BB111240	+TP-FLAT T.T P SCREW 3X8(BLACK)				
	104	7BB200308H	BB105660	+BIND T.T P SCREW 3X8				
	105	7BB180408H	BB111210	+BIND T.T S SCREW 4X8(BLACK)				
	106	7BB203308H	BB106950	+FLAT HEAD T.T P SCREW 3X8				

- Parts with "*" are component parts or sub-assemblies of the assembly appearing immediately above them.
- Parts with "⊙" indicate regular maintenance parts.

- Parts with Ref.No. indicate maintenance parts and the ones without it indicate out of the above.

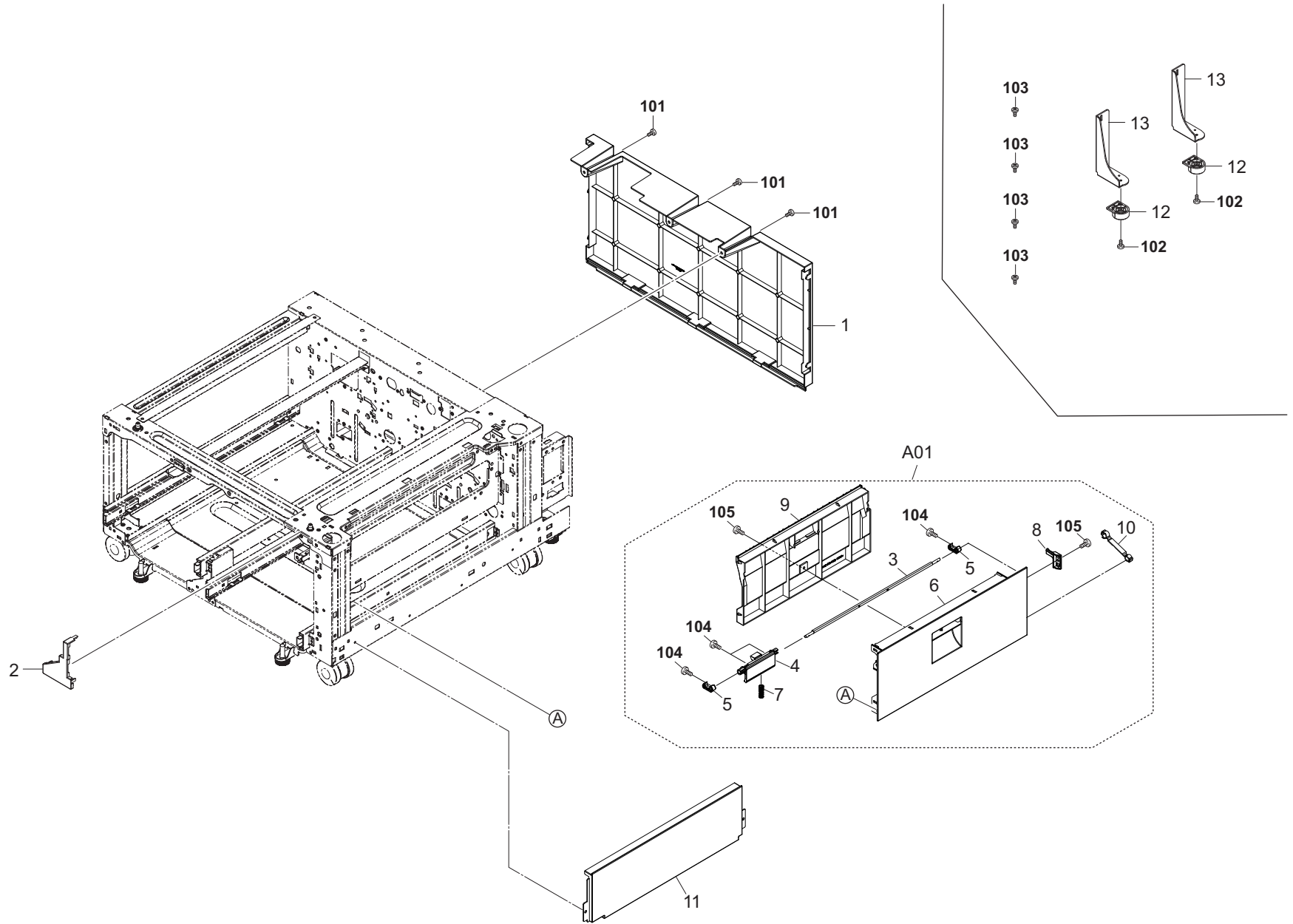


FIG. 6 Paper Deck Covers

2N2/2N3

Ref. No.	Part.No.	Alternative.	Description	Notes	Quantity		
					120	230	240
⊙	1	302K904131	2K904131		1	1	1
⊙	2	303NF04130	3NF04130		1	1	1
⊙	A01	303NF94030	3NF94030		1	1	1
	3	*302K906681	2K906681		1	1	1
	4	*302K906660	2K906660		1	1	1
	5	*302K906670	2K906670		2	2	2
	6	*303NJ06010	3NJ06010		1	1	1
	7	*302FZ20021	2FZ20021		1	1	1
	8	*303NF06170	3NF06170		1	1	1
	9	*303NF06141	3NF06141		1	1	1
	10	*303NJ06050	3NJ06050		1	1	1
⊙	11	302K904162	2K904162		1	1	1
	12	302FZ02600	2FZ02600		2	2	2
	13	303NF02330	3NF02330		2	2	2
	101	7BB180408H	BB111210				
	102	7BB782410H	BB111310				
	103	7BB780420H	BB116060				
	104	7BB600306H	BB105730				
	105	7BB200410H	BB105700				

Ref. No.	Part.No.	Alternative.	Description	Notes	Quantity		
					120	230	240

- Parts with "*" are component parts or sub-assemblies of the assembly appearing immediately above them.
- Parts with "⊙" indicate regular maintenance parts.

- Parts with Ref.No. indicate maintenance parts and the ones without it indicate out of the above.

FIG. 7 Paper Deck Frames

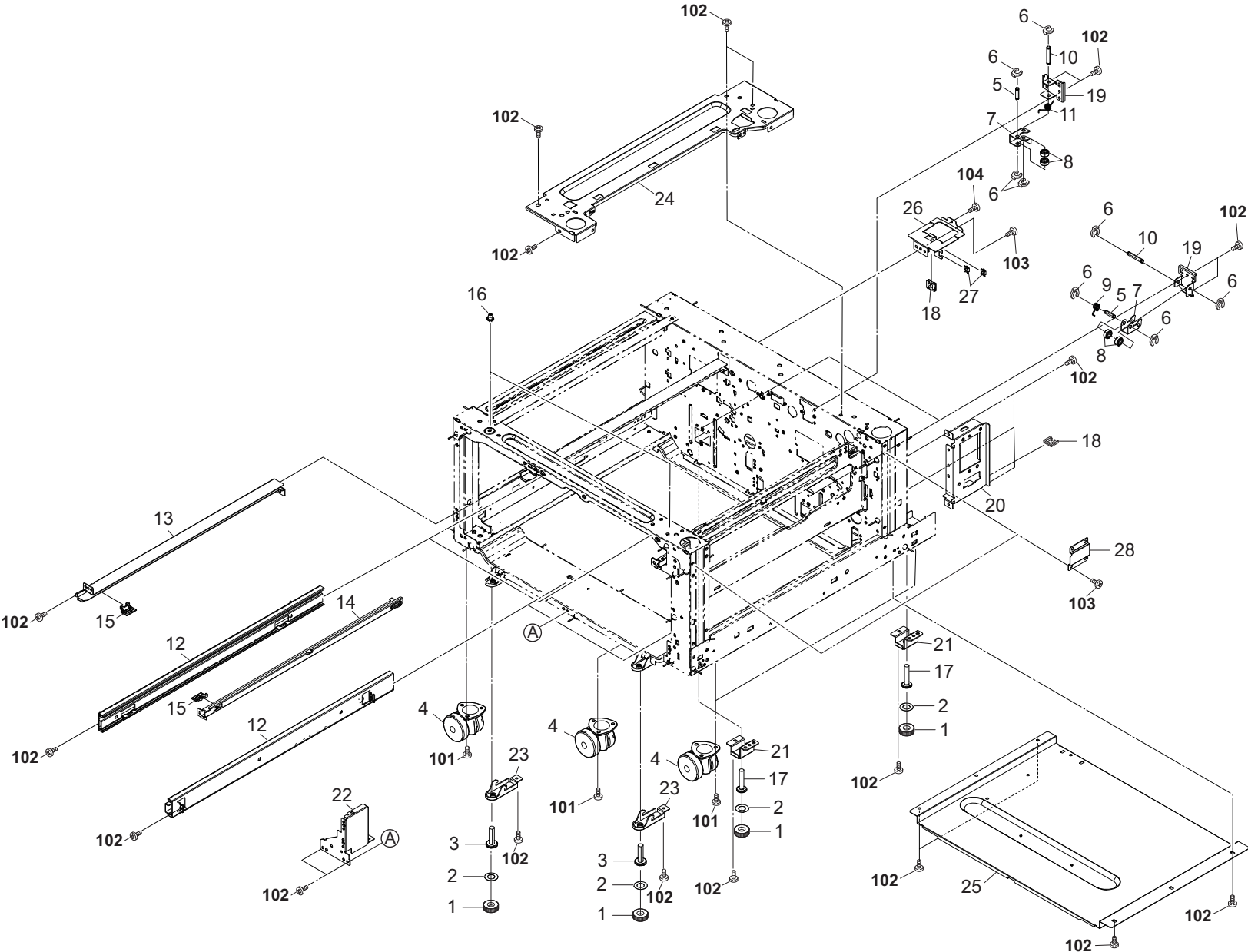


FIG. 7 Paper Deck Frames

2N2/2N3-1

Ref. No.	Part.No.	Alternative.	Description	Notes	Quantity		
					120	230	240
1	303LM02170	3LM02170	RUBBER BOLT		4	4	4
2	303LM02230	3LM02230	SHEET BOLT RUBBER		4	4	4
3	303NF02210	3NF02210	BOLT DECK STOPPER		2	2	2
4	302A002171	2A002171	CASTER UA		4	4	4
5	303NF02290	3NF02290	SHAFT HOOK PULLEY		3	3	3
6	5MVX111DN003	2A806250	RING STOPPER /A-49 FEED A4		12	12	12
7	303NF02270	3NF02270	LEVER DECK HOOK		3	3	3
8	302FG07020	2FG07020	PULLEY,CASSETTE RAIL		6	6	6
9	303NF02310	3NF02310	SPRING DECK HOOK		2	2	2
10	303NF02280	3NF02280	SHAFT HOOK FULCRUM		3	3	3
11	302LH02050	2LH02050	SPRING CASSETTE HOOK		1	1	1
12	303NF10030	3NF10030	SLIDER DECK		4	4	4
13	303NF02150	3NF02150	RAIL DECK FEED		1	1	1
14	303NF02260	3NF02260	RAIL CONVEYING		1	1	1
15	302FZ09050	2FZ09050	SLIDER CASSETTE		2	2	2
16	303LM02181	3LM02181	PIN STAY		2	2	2
17	303LM02132	3LM02132	BOLT STOPPER		2	2	2
18	7YZM210005++H01	YZ037990	ACCESS.EDGING		2	2	2
19	303NF02301	3NF02301	HOLDER DECK HOOK		3	3	3
20	303NF39010	3NF39010	MOUNT BRACKET DESK		1	1	1
21	303NF02190	3NF02190	MOUNT FOOT REAR		2	2	2
22	303NF02171	3NF02171	MOUNT SLIDER DECK		1	1	1
23	303NF02130	3NF02130	PLATE BOLT FRONT		2	2	2
24	303NF02060	3NF02060	STAY UPPER RIGHT		1	1	1
25	303NF02121	3NF02121	PLATE LOW		1	1	1
26	303NF02340	3NF02340	MOUNT EARTH REAR		1	1	1
27	7YZM210006++H01	YZ038000	ACCESS.EDGING		2	2	2
28	302K902290	2K902290	PLATE JOINT RIGHT		2	2	2

Ref. No.	Part.No.	Alternative.	Description	Notes	Quantity		
					120	230	240
101	7BB606512H	BB105300	+BIND M SCREW WITH SW W 5X12 R				
102	7BB700410H	BB107090	+BIND T.T S SCREW 4X10 SR				
103	7BB700408H	BB105640	+BIND T.T S SCREW 4X8 SR				
104	7BB700308H	BB105600	+BIND T.T S SCREW 3X8 SR				

- Parts with "*" are component parts or sub-assemblies of the assembly appearing immediately above them.
- Parts with "⊙" indicate regular maintenance parts.

- Parts with Ref.No. indicate maintenance parts and the ones without it indicate out of the above.

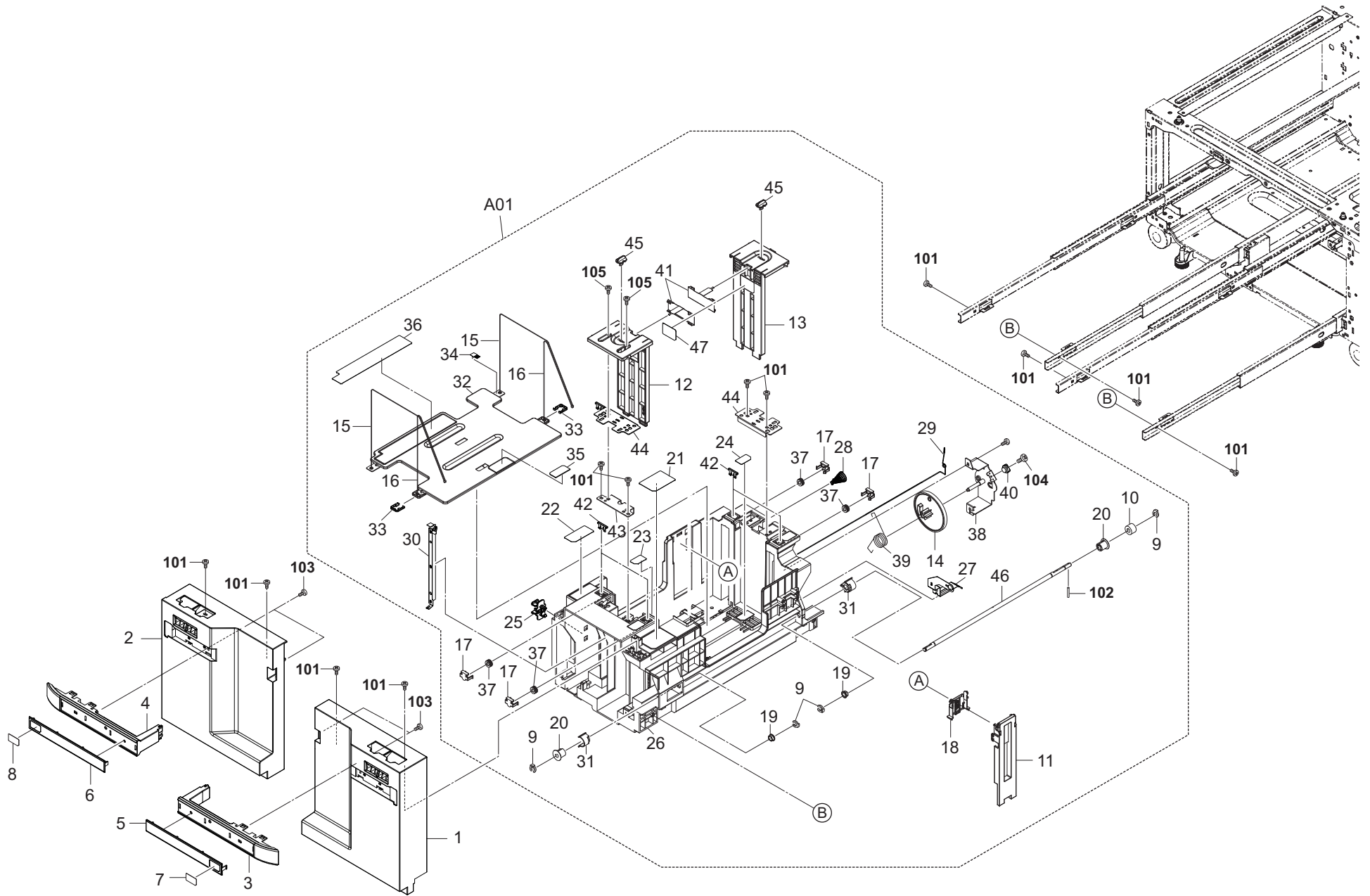


FIG. 8 Paper Deck Cassettes

2N2/2N3-3

Ref. No.	Part.No.	Alternative.	Description	Notes	Quantity		
					120	230	240
⊙ 1	302K904270	2K904270	COVER DECK RIGHT		1	1	1
⊙ 2	302K904300	2K904300	COVER DECK LEFT		1	1	1
⊙ 3	302K904280	2K904280	HANDLE DECK RIGHT		1	1	1
⊙ 4	302K904310	2K904310	HANDLE DECK LEFT		1	1	1
⊙ 5	302K904290	2K904290	EMBLEM DECK RIGHT		1	1	1
⊙ 6	302K904550	2K904550	EMBLEM DECK LEFT		1	1	1
7	302K934070	2K934070	LABEL CASSETTE NUMBER 3		1	1	1
8	302K934080	2K934080	LABEL CASSETTE NUMBER 4		1	1	1
A01	302N294060	2N294060	PARTS DECK UNIT(INCHI) SP	Inch	2		
⊙ A01	302N294050	2N294050	PARTS DECK UNIT SP	Metric		2	2
9	*2BC06980	2BC06980	STOPPER 5		8	8	8
⊙ 10	*2BC07110	2BC07110	GEAR 20		2	2	2
11	*303NF10070	3NF10070	CURSOR END DECK	Metric		2	2
12	*303NF10080	3NF10080	CURSOR DECK FRONT		2	2	2
13	*303NF10090	3NF10090	CURSOR DECK REAR		2	2	2
⊙ 14	*303NF10160	3NF10160	GEAR DAMPER 100		2	2	2
15	*303NF10180	3NF10180	WIRE LIFT A		4	4	4
16	*303NF10190	3NF10190	WIRE LIFT B		4	4	4
17	*303NF10220	3NF10220	STOPPER PULLEY		8	8	8
18	*303NF10410	3NF10410	CURSOR END SUB	Metric		2	2
19	*28107310	49028101	BUSH 8		4	4	4
20	*2BC07020	2BC07020	FRONT PULLEY,LIFT DRIVE		4	4	4
21	*303NF34030	3NF34030	LABEL DECK PAPER DIRECTION		2	2	2
22	*303NF34020	3NF34020	LABEL DECK OPERATION B		2	2	2
23	*303NF34060	3NF34060	LABEL DECK SIZE B	Metric		2	2
24	*303NF34080	3NF34080	LABEL DECK SIZE D	Metric		2	2
25	*302GR09991	2GR09991	LIFT LOCK		2	2	2
26	*303NF10012	3NF10012	DECK CASSETTE		2	2	2
27	*303NF10430	3NF10430	PLATE EARTH REAR		2	2	2
28	*303NF10450	3NF10450	WIRE EARTH B		2	2	2
29	*303NF10440	3NF10440	WIRE EARTH A		2	2	2
30	*303NF10420	3NF10420	PLATE EARTH FRONT		2	2	2
31	*303NF10320	3NF10320	HOLDER PULLEY		4	4	4
32	*303NF10051	3NF10051	PLATE LIFT DECK		2	2	2
33	*2BC07120	2BC07120	SPACER,DECK LIFT		4	4	4
34	*303JY37220	3JY37220	STATIC ELIMINATOR CURSOR		2	2	2
35	*303NF10020	3NF10020	PAD BOTTOM DECK		2	2	2
36	*303NF34011	3NF34011	LABEL DECK OPERATION A	Metric		2	2
37	*303NF10300	3NF10300	PULLEY LIFT WIRE		8	8	8
38	*303NF10140	3NF10140	MOUNT DECK DAMPER		2	2	2
39	*303NF10170	3NF10170	SPRING LIFT STOPPER		2	2	2
40	*302G404160	2G404160	DAMPER		2	2	2
41	*303NF10100	3NF10100	PLATE DECK SUB		4	4	4
42	*303NF10150	3NF10150	PLATE WIRE LOCK		8	8	8
43	*303NF10390	3NF10390	MOUNT CURSOR ADJUST		2	2	2
44	*303NF10110	3NF10110	MOUNT CURSOR		4	4	4
45	*303NF10250	3NF10250	PIN CURSOR LOCK		4	4	4
46	*303NF10130	3NF10130	SHAFT DECK LIFT		2	2	2
47	*303NF34040	3NF34040	LABEL DECK PAPER LIMIT		2	2	2

Ref. No.	Part.No.	Alternative.	Description	Notes	Quantity		
					120	230	240
101	7BB200410H	BB105700	+BIND T.T P SCREW 4X10				
102	E0030240	48129504	SPRING PIN 3X24				
103	7BB200310H	BB105670	+BIND T.T P SCREW 3X10				
104	7BB007304H	BB105810	+TP-CUP M SCREW 3X4				
105	7BB700410H	BB107090	+BIND T.T S SCREW 4X10 SR				

- Parts with "*" are component parts or sub-assemblies of the assembly appearing immediately above them.
- Parts with "⊙" indicate regular maintenance parts.

- Parts with Ref.No. indicate maintenance parts and the ones without it indicate out of the above.

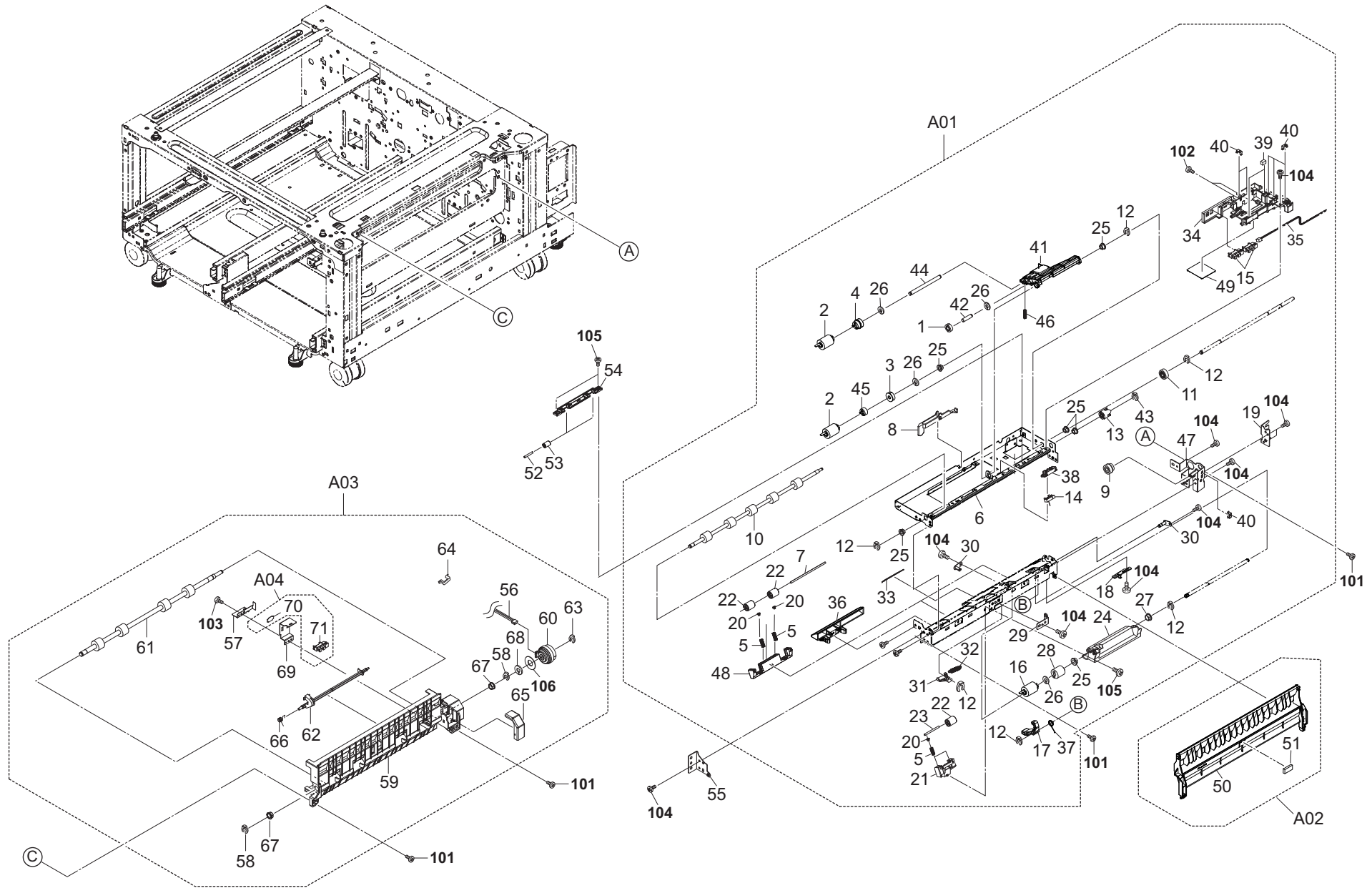


FIG. 9 Paper Deck Feed Section 1

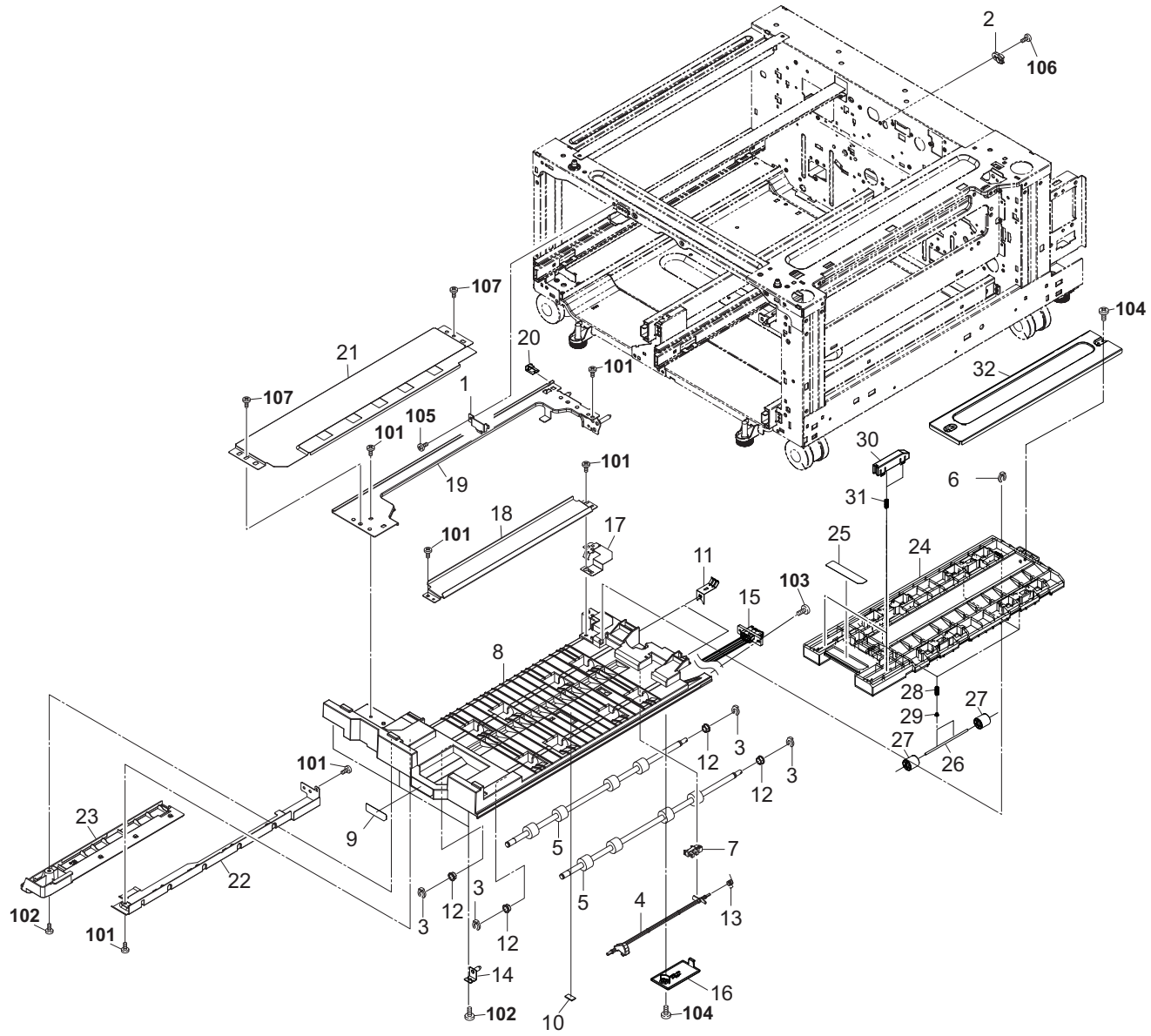
2N2/2N3

	Ref. No.	Part.No.	Alternative.	Description	Notes	Quantity		
						120	230	240
⊙	A01	302N294030	2N294030	PARTS PRIMARY FEED UNIT DECK SP		1	1	1
⊙	1	*302N406170	2N406170	GEAR Z28 FEED		1	1	1
⊙	2	*302N406030	2N406030	PULLEY FEED		2	2	2
⊙	3	*302N406100	2N406100	GEAR Z32 FEED OW		1	1	1
⊙	4	*302N406110	2N406110	GEAR Z32 PICKUP		1	1	1
	5	*302F925780	2F925780	SPRING DU		6	6	6
	6	*302N406010	2N406010	PLATE FRAME UPPER		1	1	1
	7	*302K906510	2K906510	SHAFT FEED LOW		2	2	2
	8	*302K906321	2K906321	ACTUATOR PAPER EMPTY		1	1	1
⊙	9	*302K906230	2K906230	GEAR PRIMARY FEED IDLE Z20R Z16L		1	1	1
⊙	10	*303NJ94050	3NJ94050	PARTS ROLLER ASSIST SP		1	1	1
⊙	11	*302K906240	2K906240	GEAR FEED DRIVE Z20L		1	1	1
	12	*5MVX111DN003	2A806250	RING STOPPER /A-49 FEED A4		6	6	6
⊙	13	*303NJ06040	3NJ06040	GEAR PRIMARY FEED Z17L OW		1	1	1
⊙	14	*302K994580	2K994580	PARTS SENSOR OPT. SP		1	1	1
⊙	15	*303M894260	3M894260	PARTS SENSOR OPT SP		2	2	2
⊙	16	*302N406040	2N406040	PULLEY RETARD		1	1	1
	17	*302N406160	2N406160	LEVER RETARD LOCK		1	1	1
	18	*302K906420	2K906420	PLATE RETARD ADJUST		1	1	1
	19	*302K906270	2K906270	MOUNT PRIMARY FEED R		1	1	1
	20	*2FM04150	5MVM163DN005	CAP SPRING /B-11 ENCLOSURE A4		6	6	6
	21	*302K906700	2K906700	HOLDER PULLEY		1	1	1
	22	*302F929260	2F929260	PULLEY DU LOW		5	5	5
	23	*302K906710	2K906710	SHAFT ASSIST PULLEY		1	1	1
	24	*302K906151	2K906151	HOLDER RETARD		1	1	1
	25	*302K324450	2K324450	BUSH 6		6	6	6
	26	*302K924820	2K924820	CUT-WASHER 4		4	4	4
	27	*34806040	34806040	LOWER BUSHING,PAPER FEED		1	1	1
	28	*302K906750	2K906750	TORQUE-LIMITER 390		1	1	1
	29	*302K906300	2K906300	PLATE RETARD HOLDER		1	1	1
	30	*302N406150	2N406150	FULCRUM-PIN RETARD		2	2	2
	31	*302N406130	2N406130	LEVER RETARD RELEASE		1	1	1
	32	*302N406200	2N406200	SPRING RETARD		1	1	1
	33	*302K906721	2K906721	SHEET PRIMARY FEED HI		1	1	1
	34	*302K906250	2K906250	GUIDE PRIM FEED WIRE		1	1	1
	35	*303NJ46160	3NJ46160	WIRE PRIMARY FEED UNIT		1	1	1
	36	*302N406060	2N406060	GUIDE FRONT LOWER		1	1	1
	37	*302N406140	2N406140	SPRING RETARD LOCK		1	1	1
	38	*302K906290	2K906290	HOLDER SENSOR FEED		1	1	1
	39	*302H708150	2H708150	SPONGE WIRE MPT		2	2	2
	40	*302K931080	2K931080	WIRE STOPPER		6	6	6
	41	*302N406050	2N406050	HOLDER PICKUP		1	1	1
	42	*302K906080	2K906080	PIN PICK UP IDLE		1	1	1
	43	*5MVX111DN007	2BT11070	STOPPER 3 /2BT1107 A4		1	1	1
	44	*302N406070	2N406070	SHAFT PICKUP PRIMARY		1	1	1
	45	*302N406120	2N406120	ONEWAY-CLUTCH 6		1	1	1
	46	*302K906260	2K906260	SPRING PICK UP		1	1	1
	47	*302K906111	2K906111	PLATE PRIMARY FEED DRIVE		1	1	1
	48	*302K906280	2K906280	HOLDER PRIM FEED PULLEY		2	2	2

	Ref. No.	Part.No.	Alternative.	Description	Notes	Quantity		
						120	230	240
⊙	49	*303NF06350	3NF06350	SHEET SOLENOID		1	1	1
⊙	A02	*303NF94162	3NF94162	PARTS GUIDE VF RIGHT SET SP		1	1	1
	50	*303NF06131	3NF06131	GUIDE VF RIGHT		1	1	1
	51	*302H715070	2H715070	FRONT SPONGE CASE STAY		1	1	1
	52	*303NJ06080	3NJ06080	SHAFT PULLEY PF		4	4	4
	53	*303NJ06070	3NJ06070	PULLEY FEED PF		4	4	4
	54	*303NJ06060	3NJ06060	HOLDER PULLEY PF		2	2	2
	55	*302K906100	2K906100	MOUNT PRIMARY FEED		1	1	1
⊙	A03	*303NF94010	3NF94010	PARTS MIDDLE ROLLER UNIT SP		1	1	1
	56	*303NJ46080	3NJ46080	WIRE VERTICAL 1		1	1	1
	57	*303NF06230	3NF06230	PLATE EARTH VF		1	1	1
	58	*2BC06910	2BC06910	STOPPER 6		2	2	2
	59	*303NF06090	3NF06090	GUIDE JUNCTION VF		1	1	1
⊙	60	*302KV44041	2KV44041	CLUTCH 50 Z35R		1	1	1
⊙	61	*303NF94070	3NF94070	PARTS ROLLER CONVEYING VF SP		1	1	1
	62	*303NF06210	3NF06210	ACTUATOR VF SENSOR		1	1	1
	63	*5MVX111DN003	2A806250	RING STOPPER /A-49 FEED A4		1	1	1
	64	*302K931080	2K931080	WIRE STOPPER		1	1	1
	65	*303NF06240	3NF06240	COVER MIDDLE		1	1	1
	66	*302H729120	2H729120	SPRING ACT DU		1	1	1
	67	*28107310	49028101	BUSH 8		2	2	2
	68	*302K924820	2K924820	CUT-WASHER 4		1	1	1
	69	*303NF06220	3NF06220	MOUNT SENSOR VF		1	1	1
⊙	A04	*303NF94080	3NF94080	PARTS SENSOR OPT. SET SP		1	1	1
	70	**302GR17970	2GR17970	STOPPER PI		1	1	1
	71	**303M894260	3M894260	PARTS SENSOR OPT SP		1	1	1
	101	7BB700410H	BB107090	+BIND T.T S SCREW 4X10 SR				
	102	7BB600306H	BB105730	+BIND M SCREW 3X6 R				
	103	7BB200312H	BB105680	+BIND T.T P SCREW 3X12				
	104	7BB700308H	BB105600	+BIND T.T S SCREW 3X8 SR				
	105	7BB200308H	BB105660	+BIND T.T P SCREW 3X8				
	106	7BC040621250H01	BC129400	WASHER 6.2X12X0.5T				

- Parts with "*" are component parts or sub-assemblies of the assembly appearing immediately above them.
- Parts with "⊙" indicate regular maintenance parts.

- Parts with Ref.No. indicate maintenance parts and the ones without it indicate out of the above.



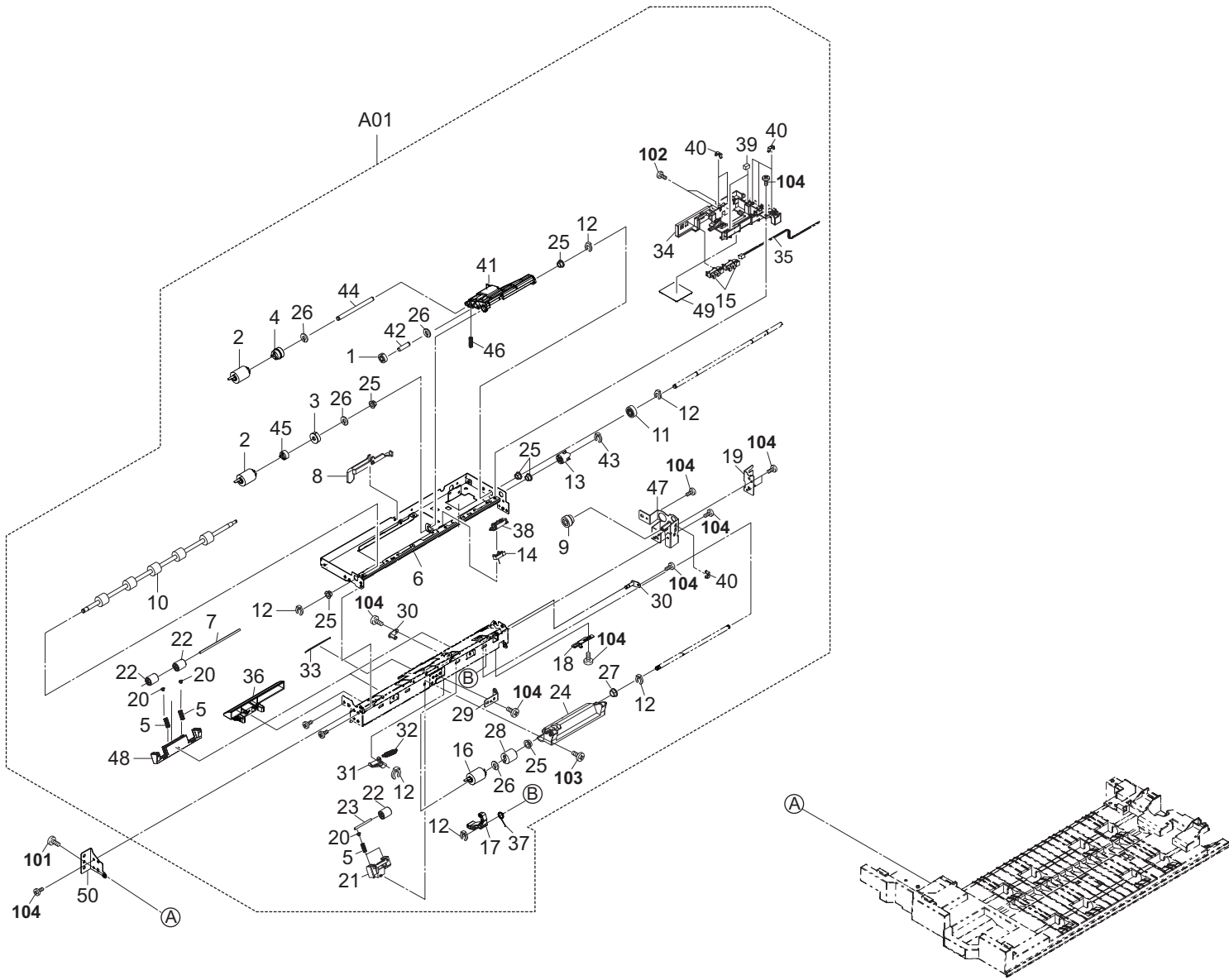


FIG. 11 Paper Deck Feed Section 3

2N2/2N3

	Ref. No.	Part.No.	Alternative.	Description	Notes	Quantity		
						120	230	240
⊙	A01	302N294030	2N294030	PARTS PRIMARY FEED UNIT DECK SP		1	1	1
⊙	1	*302N406170	2N406170	GEAR Z28 FEED		1	1	1
⊙	2	*302N406030	2N406030	PULLEY FEED		2	2	2
⊙	3	*302N406100	2N406100	GEAR Z32 FEED OW		1	1	1
⊙	4	*302N406110	2N406110	GEAR Z32 PICKUP		1	1	1
	5	*302F925780	2F925780	SPRING DU		6	6	6
	6	*302N406010	2N406010	PLATE FRAME UPPER		1	1	1
	7	*302K906510	2K906510	SHAFT FEED LOW		2	2	2
	8	*302K906321	2K906321	ACTUATOR PAPER EMPTY		1	1	1
⊙	9	*302K906230	2K906230	GEAR PRIMARY FEED IDLE Z20R Z16L		1	1	1
⊙	10	*303NJ94050	3NJ94050	PARTS ROLLER ASSIST SP		1	1	1
⊙	11	*302K906240	2K906240	GEAR FEED DRIVE Z20L		1	1	1
	12	*5MVX111DN003	2A806250	RING STOPPER /A-49 FEED A4		6	6	6
⊙	13	*303NJ06040	3NJ06040	GEAR PRIMARY FEED Z17L OW		1	1	1
⊙	14	*302K994580	2K994580	PARTS SENSOR OPT. SP		1	1	1
⊙	15	*303M894260	3M894260	PARTS SENSOR OPT SP		2	2	2
⊙	16	*302N406040	2N406040	PULLEY RETARD		1	1	1
	17	*302N406160	2N406160	LEVER RETARD LOCK		1	1	1
	18	*302K906420	2K906420	PLATE RETARD ADJUST		1	1	1
	19	*302K906270	2K906270	MOUNT PRIMARY FEED R		1	1	1
	20	*2FM04150	5MVM163DN005	CAP SPRING /B-11 ENCLOSURE A4		6	6	6
	21	*302K906700	2K906700	HOLDER PULLEY		1	1	1
	22	*302F929260	2F929260	PULLEY DU LOW		5	5	5
	23	*302K906710	2K906710	SHAFT ASSIST PULLEY		1	1	1
	24	*302K906151	2K906151	HOLDER RETARD		1	1	1
	25	*302K324450	2K324450	BUSH 6		6	6	6
	26	*302K924820	2K924820	CUT-WASHER 4		4	4	4
	27	*34806040	34806040	LOWER BUSHING,PAPER FEED		1	1	1
	28	*302K906750	2K906750	TORQUE-LIMITER 390		1	1	1
	29	*302K906300	2K906300	PLATE RETARD HOLDER		1	1	1
	30	*302N406150	2N406150	FULCRUM-PIN RETARD		2	2	2
	31	*302N406130	2N406130	LEVER RETARD RELEASE		1	1	1
	32	*302N406200	2N406200	SPRING RETARD		1	1	1
	33	*302K906721	2K906721	SHEET PRIMARY FEED HI		1	1	1
	34	*302K906250	2K906250	GUIDE PRIM FEED WIRE		1	1	1
	35	*303NJ46160	3NJ46160	WIRE PRIMARY FEED UNIT		1	1	1
	36	*302N406060	2N406060	GUIDE FRONT LOWER		1	1	1
	37	*302N406140	2N406140	SPRING RETARD LOCK		1	1	1
	38	*302K906290	2K906290	HOLDER SENSOR FEED		1	1	1
	39	*302H708150	2H708150	SPONGE WIRE MPT		2	2	2
	40	*302K931080	2K931080	WIRE STOPPER		6	6	6
	41	*302N406050	2N406050	HOLDER PICKUP		1	1	1
	42	*302K906080	2K906080	PIN PICK UP IDLE		1	1	1
	43	*5MVX111DN007	2BT11070	STOPPER 3 /2BT1107 A4		1	1	1
	44	*302N406070	2N406070	SHAFT PICKUP PRIMARY		1	1	1
	45	*302N406120	2N406120	ONEWAY-CLUTCH 6		1	1	1
	46	*302K906260	2K906260	SPRING PICK UP		1	1	1
	47	*302K906111	2K906111	PLATE PRIMARY FEED DRIVE		1	1	1
	48	*302K906280	2K906280	HOLDER PRIM FEED PULLEY		2	2	2

	Ref. No.	Part.No.	Alternative.	Description	Notes	Quantity		
						120	230	240
	49	*303NF06350	3NF06350	SHEET SOLENOID		1	1	1
	50	302K906100	2K906100	MOUNT PRIMARY FEED		1	1	1
	101	7BB200412H	BB105710	+BIND T.T P SCREW 4X12				
	102	7BB600306H	BB105730	+BIND M SCREW 3X6 R				
	103	7BB200308H	BB105660	+BIND T.T P SCREW 3X8				
	104	7BB700308H	BB105600	+BIND T.T S SCREW 3X8 SR				

- Parts with "*" are component parts or sub-assemblies of the assembly appearing immediately above them.
- Parts with "⊙" indicate regular maintenance parts.

- Parts with Ref.No. indicate maintenance parts and the ones without it indicate out of the above.

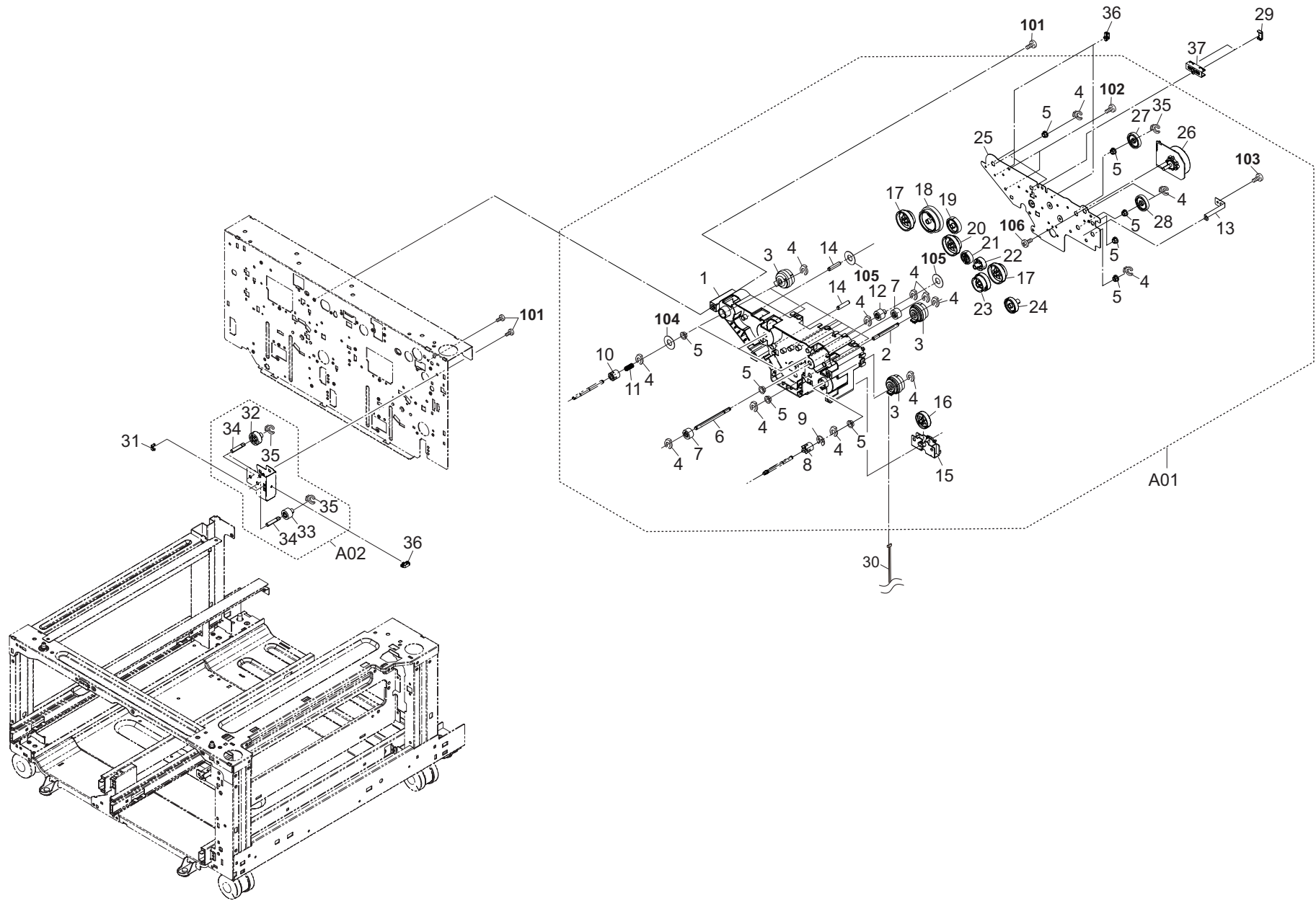


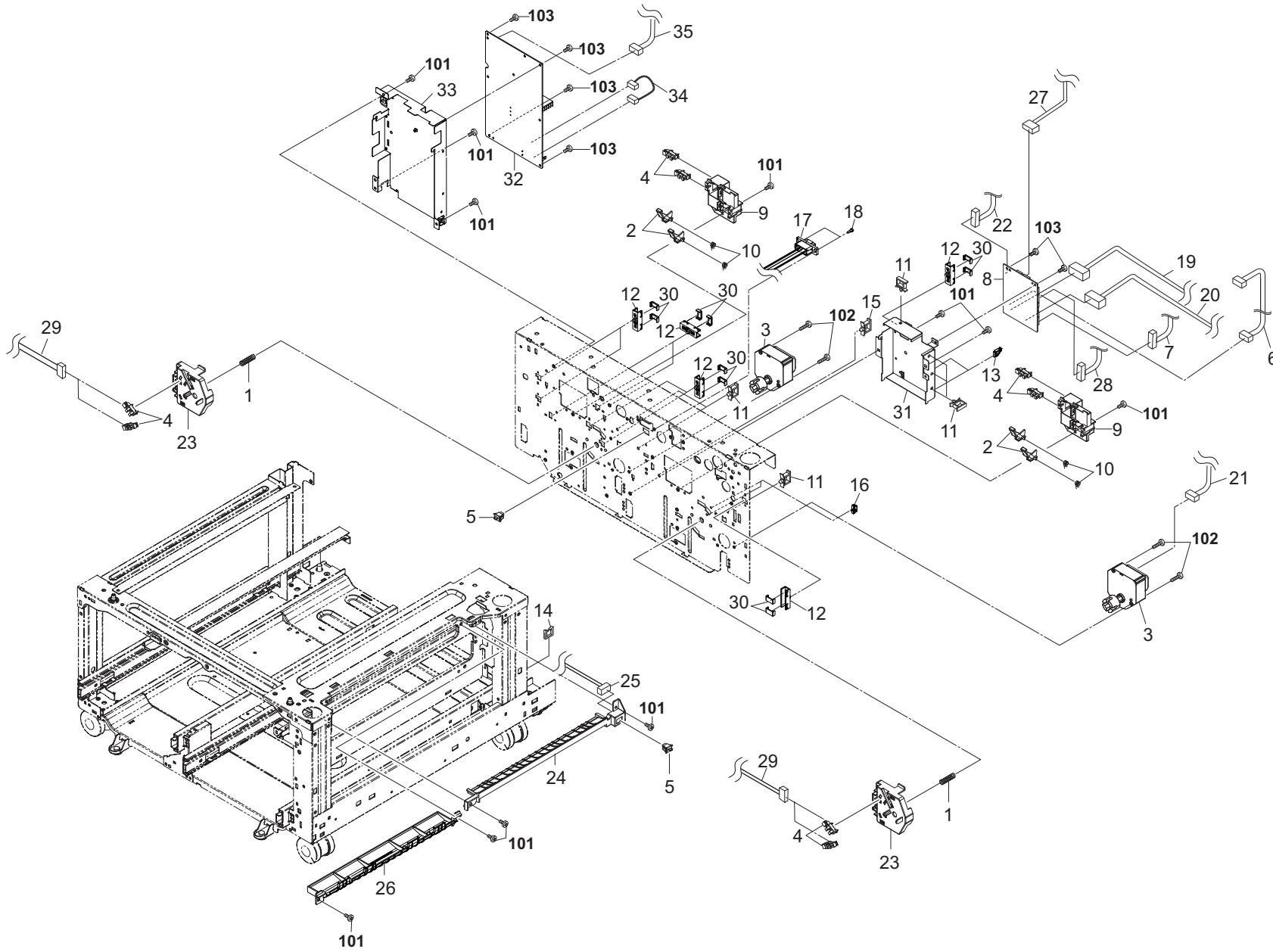
FIG. 12 Paper Deck Drive Section

2N2/2N3

Ref. No.	Part.No.	Alternative.	Description	Notes	Quantity			Ref. No.	Part.No.	Alternative.	Description	Notes	Quantity			
					120	230	240						120	230	240	
⊙ A01	303NF94040	3NF94040	PARTS DRIVE UNIT SP		1	1	1									
1	*303NF31010	3NF31010	HOUSING MAIN DRIVE		1	1	1									
2	*303NF31090	3NF31090	SHAFT CLUTCH CONVEYING A		1	1	1									
⊙ 3	*302KV44041	2KV44041	CLUTCH 50 Z35R		4	4	4									
4	*5MVX111DN003	2A806250	RING STOPPER /A-49 FEED A4		18	18	18									
5	*302H702590	2H702590	BUSH SCREW		12	12	12									
6	*303NF31110	3NF31110	SHAFT FEED DRIVE B		1	1	1									
⊙ 7	*303NF31080	3NF31080	GEAR Z20RD		2	2	2									
8	*302K931530	2K931530	COUPLING DRIVE		1	1	1									
9	*302K924820	2K924820	CUT-WASHER 4		1	1	1									
10	*303NF31180	3NF31180	COUPLING DRIVE		3	3	3									
11	*303NF31170	3NF31170	SPRING DRIVE		3	3	3									
⊙ 12	*303NF31070	3NF31070	GEAR Z20R		1	1	1									
13	*303NF31030	3NF31030	PLATE EARTH FEED		1	1	1									
14	*303NJ31120	3NJ31120	PIN FEED DRIVE		9	9	9									
15	*303NJ31031	3NJ31031	BRACKET GEAR CHANGE		1	1	1									
⊙ 16	*303NJ31060	3NJ31060	GEAR Z60R		1	1	1									
⊙ 17	*303NJ31140	3NJ31140	GEAR Z40R-Z34L		2	2	2									
⊙ 18	*303NF31040	3NF31040	GEAR Z51L Z60L		1	1	1									
⊙ 19	*303NF31160	3NF31160	GEAR Z36R		1	1	1									
⊙ 20	*303NJ31080	3NJ31080	GEAR Z75L-Z32L		1	1	1									
⊙ 21	*303NJ31130	3NJ31130	GEAR Z28R		1	1	1									
⊙ 22	*302JZ31170	2JZ31170	GEAR Z27L MAIN		1	1	1									
⊙ 23	*303NJ31070	3NJ31070	GEAR Z56L-Z40R		1	1	1									
⊙ 24	*303NF31150	3NF31150	GEAR Z34L		1	1	1									
25	*303NF31020	3NF31020	PLATE DRIVE L		1	1	1									
⊙ 26	*302K994331	2K994331	PARTS MOTOR-BL W30 SP		1	1	1									
⊙ 27	*303NF31050	3NF31050	GEAR Z35L		1	1	1									
⊙ 28	*303NF31060	3NF31060	GEAR Z35R		1	1	1									
29	303LL02330	3LL02330	HOLDER WIRE D		2	2	2									
30	303NF46070	3NF46070	WIRE CLUTCH		1	1	1									
31	302K931080	2K931080	WIRE STOPPER		1	1	1									
⊙ A02	303NF94050	3NF94050	PARTS DRIVE SUB UNIT SP		1	1	1									
⊙ 32	*302JZ31170	2JZ31170	GEAR Z27L MAIN		2	2	2									
⊙ 33	*303NF31070	3NF31070	GEAR Z20R		1	1	1									
34	*303NF31130	3NF31130	PIN FEED DRIVE		3	3	3									
35	*5MVX111DN003	2A806250	RING STOPPER /A-49 FEED A4		3	3	3									
36	7YZM610008++H01	YZ037940	ACCESS.SADDLE		4	4	4									
37	302LF39050	2LF39050	GUIDE WIRE FRONT PWB		1	1	1									
101	7BB700410H	BB107090	+BIND T.T S SCREW 4X10 SR													
102	7BB200410H	BB105700	+BIND T.T P SCREW 4X10													
103	7BB700308H	BB105600	+BIND T.T S SCREW 3X8 SR													
104	7BC06062C020H01	BC045240	POLY SLIDER WASHER M6.2X12X0.2T													
105	5MBWK62955NN	C2892950	POLY SLIDER /M6.2X9.5X0.5T PLASTC													
106	7BB000305H	BB063450	+BIND M SCREW 3X5													

- Parts with "*" are component parts or sub-assemblies of the assembly appearing immediately above them.
- Parts with "⊙" indicate regular maintenance parts.

- Parts with Ref.No. indicate maintenance parts and the ones without it indicate out of the above.



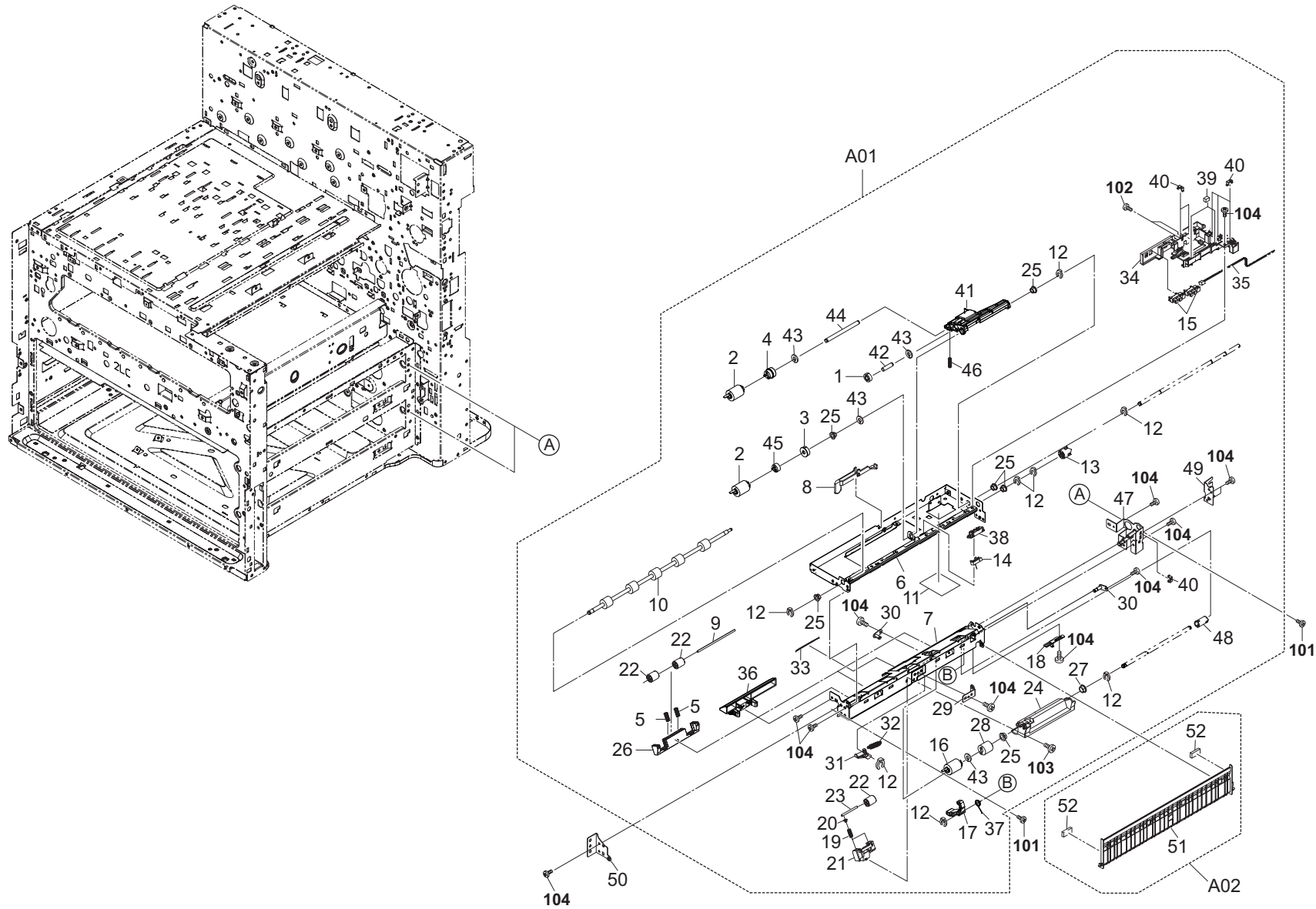


FIG. 14 Paper Feed Section 1

2N2/2N3-3

Ref. No.	Part.No.	Alternative.	Description	Notes	Quantity		
					120	230	240
⊙ A01	302N494020	2N494020	PARTS PRIMARY FEED UNIT HI SP		2	2	2
⊙ 1	*302N406170	2N406170	GEAR Z28 FEED		2	2	2
⊙ 2	*302N406030	2N406030	PULLEY FEED		4	4	4
⊙ 3	*302N406100	2N406100	GEAR Z32 FEED OW		2	2	2
⊙ 4	*302N406110	2N406110	GEAR Z32 PICKUP		2	2	2
⊙ 5	*302LC28240	2LC28240	SPRING SWITCHBACK		8	8	8
⊙ 6	*302N406010	2N406010	PLATE FRAME UPPER		2	2	2
⊙ 7	*302N406020	2N406020	PLATE FRAME LOWER		2	2	2
⊙ 8	*302K906321	2K906321	ACTUATOR PAPER EMPTY		2	2	2
⊙ 9	*302K906510	2K906510	SHAFT FEED LOW		4	4	4
⊙ 10	*302K994420	2K994420	PARTS ROLLER ASSIST SP		2	2	2
⊙ 11	*303NF06350	3NF06350	SHEET SOLENOID		2	2	2
⊙ 12	*5MVX111DN003	2A806250	RING STOPPER /A-49 FEED A4		16	16	16
⊙ 13	*302K931530	2K931530	COUPLING DRIVE		2	2	2
⊙ 14	*302K994580	2K994580	PARTS SENSOR OPT. SP		2	2	2
⊙ 15	*303M894260	3M894260	PARTS SENSOR OPT SP		4	4	4
⊙ 16	*302N406040	2N406040	PULLEY RETARD		2	2	2
⊙ 17	*302N406160	2N406160	LEVER RETARD LOCK		2	2	2
⊙ 18	*302K906420	2K906420	PLATE RETARD ADJUST		2	2	2
⊙ 19	*302F708310	2F708310	SPRING LOCK MPF		4	4	4
⊙ 20	*2FM04150	5MVM163DN005	CAP SPRING /B-11 ENCLOSURE A4		4	4	4
⊙ 21	*302K906700	2K906700	HOLDER PULLEY		2	2	2
⊙ 22	*302F929260	2F929260	PULLEY DU LOW		10	10	10
⊙ 23	*302K906710	2K906710	SHAFT ASSIST PULLEY		2	2	2
⊙ 24	*302K906151	2K906151	HOLDER RETARD		2	2	2
⊙ 25	*302K324450	2K324450	BUSH 6		12	12	12
⊙ 26	*302K906280	2K906280	HOLDER PRIM FEED PULLEY		4	4	4
⊙ 27	*34806040	34806040	LOWER BUSHING,PAPER FEED		2	2	2
⊙ 28	*302K906750	2K906750	TORQUE-LIMITER 390		2	2	2
⊙ 29	*302K906300	2K906300	PLATE RETARD HOLDER		2	2	2
⊙ 30	*302N406150	2N406150	FULCRUM-PIN RETARD		4	4	4
⊙ 31	*302N406130	2N406130	LEVER RETARD RELEASE		2	2	2
⊙ 32	*302N406200	2N406200	SPRING RETARD		2	2	2
⊙ 33	*302K906721	2K906721	SHEET PRIMARY FEED HI		2	2	2
⊙ 34	*302K906250	2K906250	GUIDE PRIM FEED WIRE		2	2	2
⊙ 35	*302N446280	2N446280	WIRE PRIMARY FEED UNIT		2	2	2
⊙ 36	*302N406060	2N406060	GUIDE FRONT LOWER		2	2	2
⊙ 37	*302N406140	2N406140	SPRING RETARD LOCK		2	2	2
⊙ 38	*302K906290	2K906290	HOLDER SENSOR FEED		2	2	2
⊙ 39	*302H708150	2H708150	SPONGE WIRE MPT		4	4	4
⊙ 40	*302K931080	2K931080	WIRE STOPPER		12	12	12
⊙ 41	*302N406050	2N406050	HOLDER PICKUP		2	2	2
⊙ 42	*302K906080	2K906080	PIN PICK UP IDLE		2	2	2
⊙ 43	*302K924820	2K924820	CUT-WASHER 4		8	8	8
⊙ 44	*302N406070	2N406070	SHAFT PICKUP PRIMARY		2	2	2
⊙ 45	*302N406120	2N406120	ONEWAY-CLUTCH 6		2	2	2
⊙ 46	*302K906260	2K906260	SPRING PICK UP		2	2	2
⊙ 47	*302K906111	2K906111	PLATE PRIMARY FEED DRIVE		2	2	2
⊙ 48	*302K906140	2K906140	COUPLING PRIMARY FEED DRIVE		2	2	2

Ref. No.	Part.No.	Alternative.	Description	Notes	Quantity		
					120	230	240
⊙ 49	*302K906270	2K906270	MOUNT PRIMARY FEED R		2	2	2
⊙ 50	302K906100	2K906100	MOUNT PRIMARY FEED		2	2	2
⊙ A02	302K994B90	2K994B90	PARTS GUIDE PRIMARY FEED SET SP		2	2	2
⊙ 51	*302K906051	2K906051	GUIDE PRIMARY FEED		2	2	2
⊙ 52	*29812291	29812291	CUSHION,CONTACT GLASS		4	4	4
101	7BB700410H	BB107090	+BIND T.T S SCREW 4X10 SR				
102	7BB600306H	BB105730	+BIND M SCREW 3X6 R				
103	7BB200308H	BB105660	+BIND T.T P SCREW 3X8				
104	7BB700308H	BB105600	+BIND T.T S SCREW 3X8 SR				

- Parts with "*" are component parts or sub-assemblies of the assembly appearing immediately above them.
- Parts with "⊙" indicate regular maintenance parts.

- Parts with Ref.No. indicate maintenance parts and the ones without it indicate out of the above.

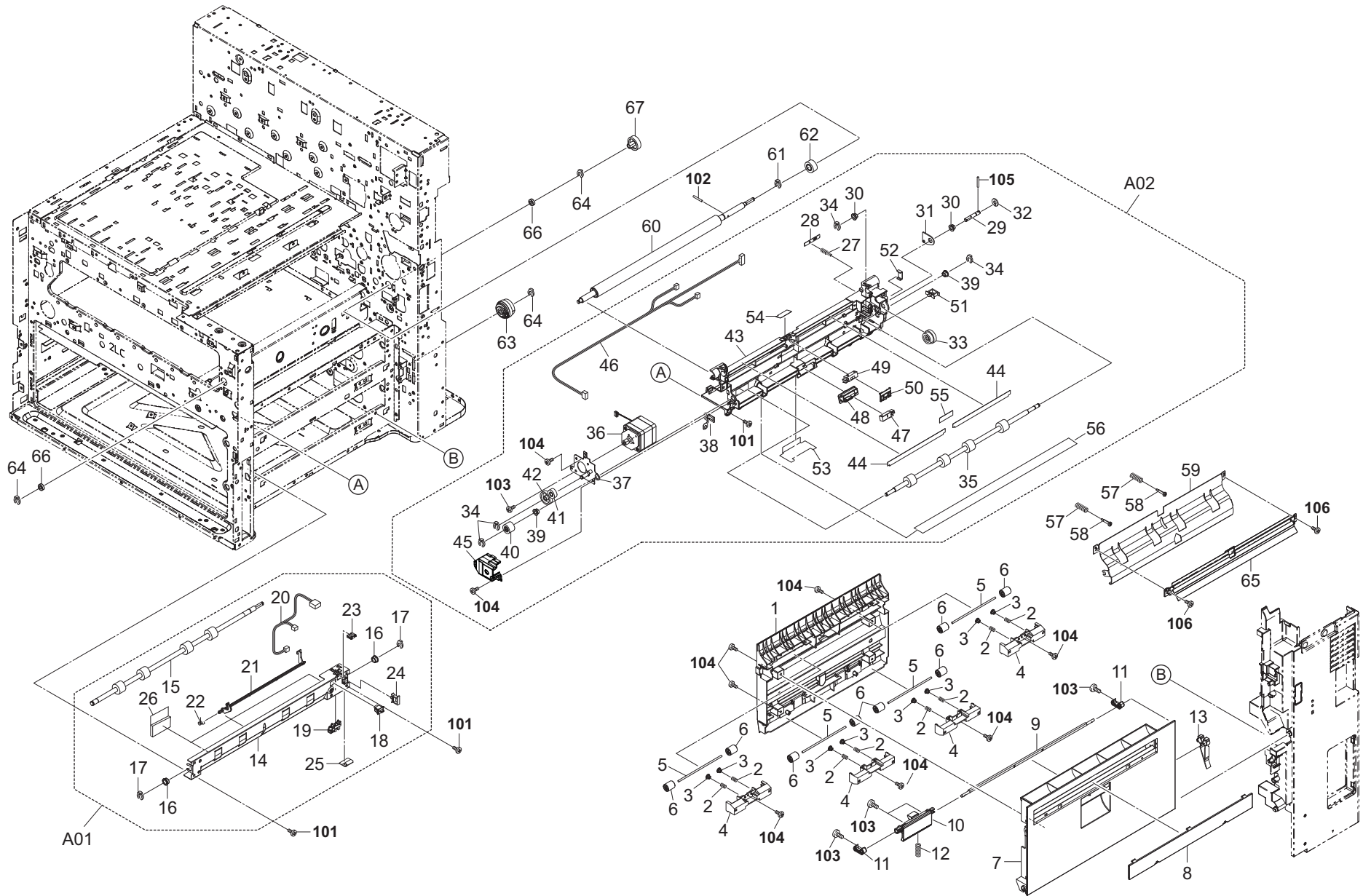


FIG. 15 Paper Feed Section 2

2N2/2N3

Ref. No.	Part.No.	Alternative.	Description	Notes	Quantity		
					120	230	240
1	302K906610	2K906610	GUIDE FEED LOW		1	1	1
2	2DC12170	2DC12170	SPRING TENSION		8	8	8
3	2FM04150	5MVM163DN005	CAP SPRING /B-11 ENCLOSURE A4		8	8	8
4	302K906640	2K906640	HOLDER FEED LOW PULLEY		4	4	4
5	302K906510	2K906510	SHAFT FEED LOW		4	4	4
6	302H722760	2H722760	PULLEY MIDDLE A		8	8	8
7	302K906600	2K906600	COVER FEED LOW		1	1	1
8	302K906691	2K906691	LID SIDE FEED		1	1	1
9	302K906681	2K906681	SHAFT FEED LOW HOOK		1	1	1
10	302K906660	2K906660	HANDLE FEED LOW		1	1	1
11	302K906670	2K906670	HOOK FEED LOW		2	2	2
12	302FZ20021	2FZ20021	SPRING LID		1	1	1
13	2BG06480	2BG06480	BAND B		1	1	1
A01	302K994132	2K994132	PARTS GUIDE FEED MIDDLE ASSY SP		1	1	1
14	*302K906500	2K906500	PLATE FEED LOW		1	1	1
15	*302K994430	2K994430	PARTS ROLLER FEED LOW SP		1	1	1
16	*28107310	49028101	BUSH 8		2	2	2
17	*2BC06910	2BC06910	STOPPER 6		2	2	2
18	*7SP0100006+H01	SP121020	SW.PUSH		1	1	1
19	*303M894260	3M894260	PARTS SENSOR OPT SP		1	1	1
20	*302K946430	2K946430	WIRE GUIDE FEED LOW		1	1	1
21	*302N706500	2N706500	ACTUATOR FEED LOW		1	1	1
22	*302K906520	2K906520	SPRING FEED ACT		1	1	1
23	*7YZM210006++H01	YZ038000	ACCESS.EDGING		1	1	1
24	*7YZM610002++H01	YZ010240	ACCESS SADDLE		1	1	1
25	*302LC06210	2LC06210	GUIDE WIRE FEED LOW		1	1	1
26	*302K994D70	2K994D70	PARTS PAD ROLLER SET SP		1	1	1
A02	302K994953	2K994953	PARTS GUIDE FEED REGIST ASSY SP	2pcs set	1	1	1
27	*302K939360	2K939360	SPRING HV		1	1	1
28	*302K924620	2K924620	PLATE HV		1	1	1
29	*302N224010	2N224010	SHAFT DRIVE MIDDLE		1	1	1
30	*302H702590	2H702590	BUSH SCREW		2	2	2
31	*302K924660	2K924660	BRACKET KEY MIDDLE A		1	1	1
32	*302K924820	2K924820	CUT WASHER 4		1	1	1
33	*302K924690	2K924690	GEAR Z27L Z24L		1	1	1
34	*5MVX111DN003	2A806250	RING STOPPER /A-49 FEED A4		4	4	4
35	*302LC94550	2LC94550	PARTS ROLLER MIDDLE L SP		1	1	1
36	*302K994A80	2K994A80	PARTS MOTOR HB MID SP		1	1	1
37	*302K924650	2K924650	PLATE MIDDLE MOUNT A		1	1	1
38	*302K924570	2K924570	PLATE EARTH MIDDLE		1	1	1
39	*302K324450	2K324450	BUSH 6		2	2	2
40	*302K924600	2K924600	GEAR Z20S		1	1	1
41	*302K924640	2K924640	GEAR Z19S IDLE		1	1	1
42	*302K924630	2K924630	GEAR Z42R Z23S		1	1	1
43	*302K924530	2K924530	FRAME MIDDLE FEED		1	1	1
44	*302K924560	2K924560	SHEET REGIST L A		2	2	2
45	*302N724020	2N724020	COVER MOTOR MIDDLE		1	1	1
46	*302K946451	2K946451	WIRE GUIDE FEED MIDDLE		1	1	1
47	*2FG27110	2FG27110	SWITCH REGISTRATION		1	1	1

Ref. No.	Part.No.	Alternative.	Description	Notes	Quantity		
					120	230	240
48	*302K924870	2K924870	HOLDER SENSOR MIDDLE		1	1	1
49	*3H327410	3H327410	SENSOR,CONVEYING		1	1	1
50	*302K924861	2K924861	HOLDER SENSOR REGIST		1	1	1
51	*7YZM610007++H01	YZ023340	ACCESS.SADDLE		1	1	1
52	*303LL02330	3LL02330	HOLDER WIRE D		1	1	1
53	*302LF33580	2LF33580	FILM FEED UPPER		1	1	1
54	*302K924890	2K924890	SHEET COVER SENSOR		1	1	1
55	*302K924881	2K924881	SHEET REGIST L C		1	1	1
56	*302LF33910	2LF33910	SEAL MIDDLE FEED		1	1	1
57	302FZ20040	2FZ20040	SPRING LSU		2	2	2
58	302K902410	2K902410	PIN LSU RETAINER		2	2	2
59	302K924542	2K924542	PLATE MIDDLE FEED		1	1	1
60	302K994A00	2K994A00	PARTS ROLLER REGIST H SP		1	1	1
61	302K921120	2K921120	STOPPER 8		1	1	1
62	302K924510	2K924510	GEAR Z24L		1	1	1
63	302K44041	2K44041	CLUTCH 50 Z35R		1	1	1
64	5MVX111DN003	2A806250	RING STOPPER /A-49 FEED A4		3	3	3
65	302LC94680	2LC94680	PARTS REGIST GUIDE ASSY SP		1	1	1
66	7BE006124431H01	BE119720	BEARING MR126ZZ		2	2	2
67	302K994560	2K994560	PARTS GEAR Z48R SP		1	1	1
101	7BB700408H	BB105640	+BIND T.T S SCREW 4X8 SR				
102	7BP512014B0CH01	BP126450	PARALLEL PIN 2.0X14				
103	7BB600306H	BB105730	+BIND M SCREW 3X6 R				
104	7BB200308H	BB105660	+BIND T.T P SCREW 3X8				
105	5MBP2014WXSP	E0020140	SPRING PIN / M2 X 14 S-BLK				
106	7BB200310H	BB105670	+BIND T.T P SCREW 3X10				

- Parts with "*" are component parts or sub-assemblies of the assembly appearing immediately above them.
- Parts with "⊙" indicate regular maintenance parts.

- Parts with Ref.No. indicate maintenance parts and the ones without it indicate out of the above.

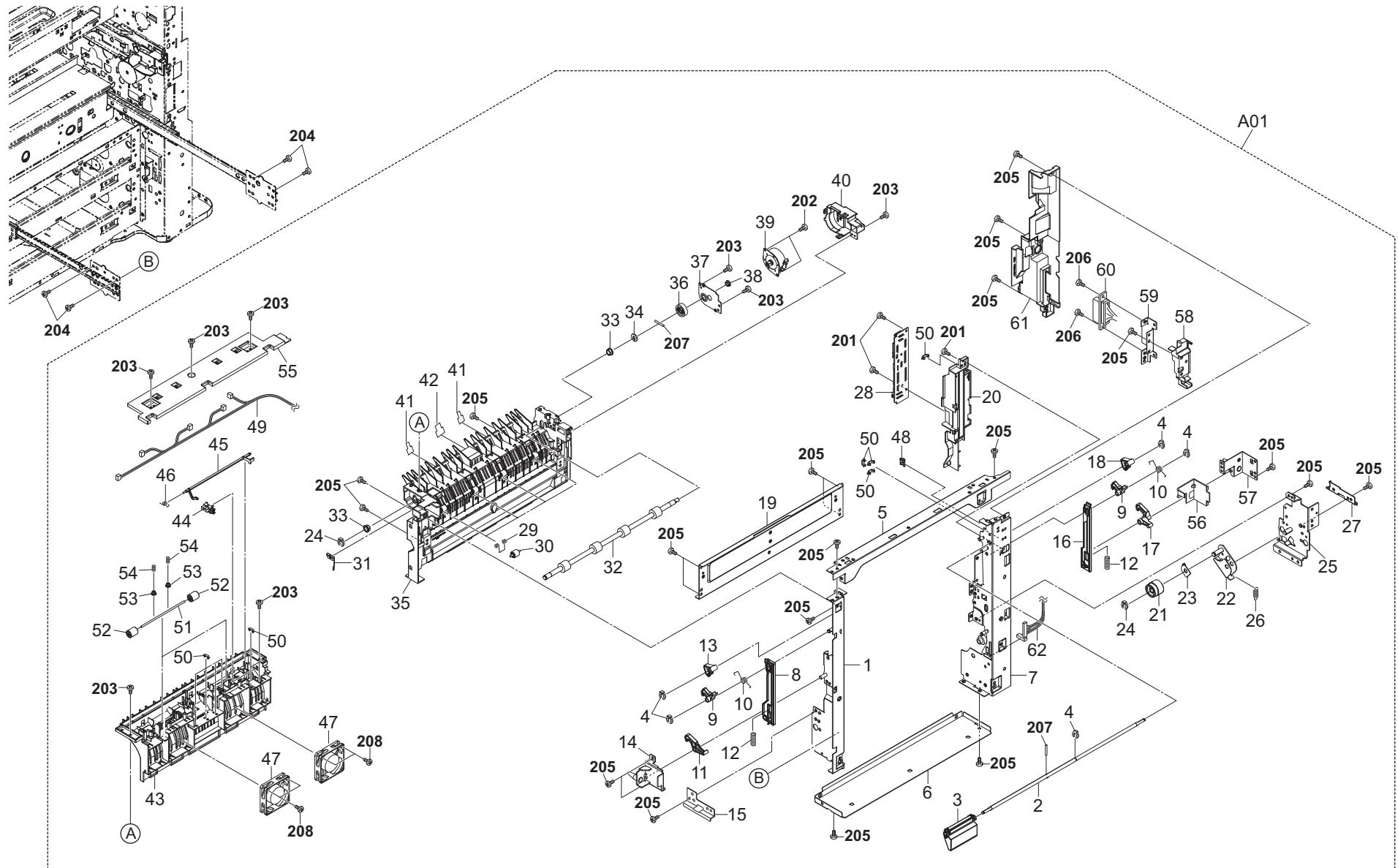


FIG. 16 Paper Conveying Section 1-1

2N2/2N3

Ref. No.	Part.No.	Alternative.	Description	Notes	Quantity		
					120	230	240
⊙ A01	302K994654	2K994654	PARTS CONVEYING UNIT(MERCURY) SP		1	1	1
1	*302K929011	2K929011	FRAME CONVEYING F		1	1	1
2	*302K929100	2K929100	SHAFT CONVEYING HOOK UP		1	1	1
3	*302K929090	2K929090	LEVER COVER RIGHT		1	1	1
4	*5MVX111DN003	2A806250	RING STOPPER /A-49 FEED A4		5	5	5
5	*302K929051	2K929051	PLATE CONVEYING TOP		1	1	1
6	*302K929040	2K929040	PLATE CONVEYING LOW		1	1	1
7	*302K929020	2K929020	FRAME CONVEYING R		1	1	1
8	*302K929400	2K929400	ARM HOOK F		1	1	1
9	*302K929120	2K929120	HOOK CONVEYING UP		2	2	2
10	*302K929190	2K929190	SPRING HOOK UP		2	2	2
11	*302K929140	2K929140	HOOK CONVEYING LOW F		1	1	1
12	*3HL07240	3HL07240	SPRING HOOK		2	2	2
13	*302K929170	2K929170	CAM HOOK FRONT		1	1	1
14	*302K929630	2K929630	PIN CONVEYING F		1	1	1
15	*302K929570	2K929570	GUIDE UNIT F		1	1	1
16	*302K929410	2K929410	ARM HOOK R		1	1	1
17	*302K929150	2K929150	HOOK CONVEYING LOW R		1	1	1
18	*302K929160	2K929160	CAM HOOK REAR		1	1	1
19	*302K929030	2K929030	PLATE CONVEYING UP		1	1	1
20	*302K929710	2K929710	COVER ARM		1	1	1
⊙ 21	*302K929240	2K929240	GEAR Z30R-Z27L		1	1	1
22	*302K929600	2K929600	PLATE JOINT		1	1	1
23	*302K929610	2K929610	GUIDE GEAR		1	1	1
24	*2BC06910	2BC06910	STOPPER 6		2	2	2
25	*302K929062	2K929062	MOUNT DU DRIVE		1	1	1
26	*302F902180	2F902180	SPRING LEVER EF		1	1	1
27	*302K929580	2K929580	GUIDE UNIT R		1	1	1
⊙ 28	*302K994201	2K994201	PARTS PWB JUNCTION ASSY SP		1	1	1
29	*302K924770	2K924770	SPRING HOLDER PULLEY		4	4	4
30	*302FZ07020	2FZ07020	PULLEY MPT BYPASS		4	4	4
31	*302K929690	2K929690	PLATE EARTH DU		1	1	1
⊙ 32	*302K994491	2K994491	PARTS ROLLER DU UP SP		1	1	1
33	*28107310	49028101	BUSH 8		2	2	2
34	*302HG12310	2HG12310	CUT WASHER 4		1	1	1
35	*302K929441	2K929441	GUIDE DU LOWER A		1	1	1
⊙ 36	*302K929740	2K929740	GEAR Z43R		1	1	1
37	*302K929730	2K929730	MOUNT MOTOR DU UP		1	1	1
38	*302K924830	2K924830	BUSH DU EW		1	1	1
⊙ 39	*302K994300	2K994300	PARTS MOTOR PM FEED SP		1	1	1
40	*302K929540	2K929540	COVER CLUTCH A		1	1	1
41	*302K929790	2K929790	FILM GUIDE DU A		2	2	2
42	*302K929800	2K929800	FILM GUIDE DU B		1	1	1
43	*302K929431	2K929431	GUIDE DU UPPER A		1	1	1
⊙ 44	*7NXGP1A173LCH01	NX115300	SENSOR OPT.		1	1	1
45	*302K929470	2K929470	ACTUATOR DU A		1	1	1
46	*302K928190	2K928190	SPRING-TORSION SWITCHBACK		1	1	1
⊙ 47	*302FZ94420	2FZ94420	PARTS,FAN COOLING CONVEYING SP		2	2	2
48	*7YZM210006++H01	YZ038000	ACCESS.EDGING		1	1	1

Ref. No.	Part.No.	Alternative.	Description	Notes	Quantity		
					120	230	240
49	*302K946240	2K946240	WIRE DU UPPER		1	1	1
50	*302K931080	2K931080	WIRE STOPPER		10	10	10
51	*302K324460	2K324460	SHAFT FEED		2	2	2
52	*302F929260	2F929260	PULLEY DU LOW		4	4	4
53	*2FM04150	5MVM163DN005	CAP SPRING /B-11 ENCLOSURE A4		4	4	4
54	*302K929780	2K929780	SPRING-COMPRESSION DU UP		4	4	4
55	*302K929490	2K929490	COVER RIGHT GUIDE		1	1	1
56	*302K929750	2K929750	COVER WIRE		1	1	1
57	*302K929640	2K929640	PIN CONVEYING R		1	1	1
58	*302K924390	2K924390	HOLDER DRAWER		1	1	1
59	*302K929620	2K929620	PLATE DRAWER		1	1	1
60	*302K946520	2K946520	WIRE CONVEYING		1	1	1
61	*302K929371	2K929371	COVER INNER CONVEYING A		1	1	1
62	*302LC46480	2LC46480	WIRE MPF JOINT		1	1	1
201	7BB700308H	BB105600	+BIND T.T S SCREW 3X8 SR				
202	7BB700306H	BB105590	+BIND T.T S SCREW 3X6 SR				
203	7BB200308H	BB105660	+BIND T.T P SCREW 3X8				
204	7BB180408H	BB111210	+BIND T.T S SCREW 4X8(BLACK)				
205	7BB700408H	BB105640	+BIND T.T S SCREW 4X8 SR				
206	7BB700312H	BB106820	+BIND T.T S SCREW 3X12 SR				
207	7BP512012B0CH01	BP126440	PARALLEL PIN 2.0X12				
208	7BB200322H	BB129220	+BIND T.T P SCREW 3X22				

- Parts with "*" are component parts or sub-assemblies of the assembly appearing immediately above them.
- Parts with "⊙" indicate regular maintenance parts.

- Parts with Ref.No. indicate maintenance parts and the ones without it indicate out of the above.

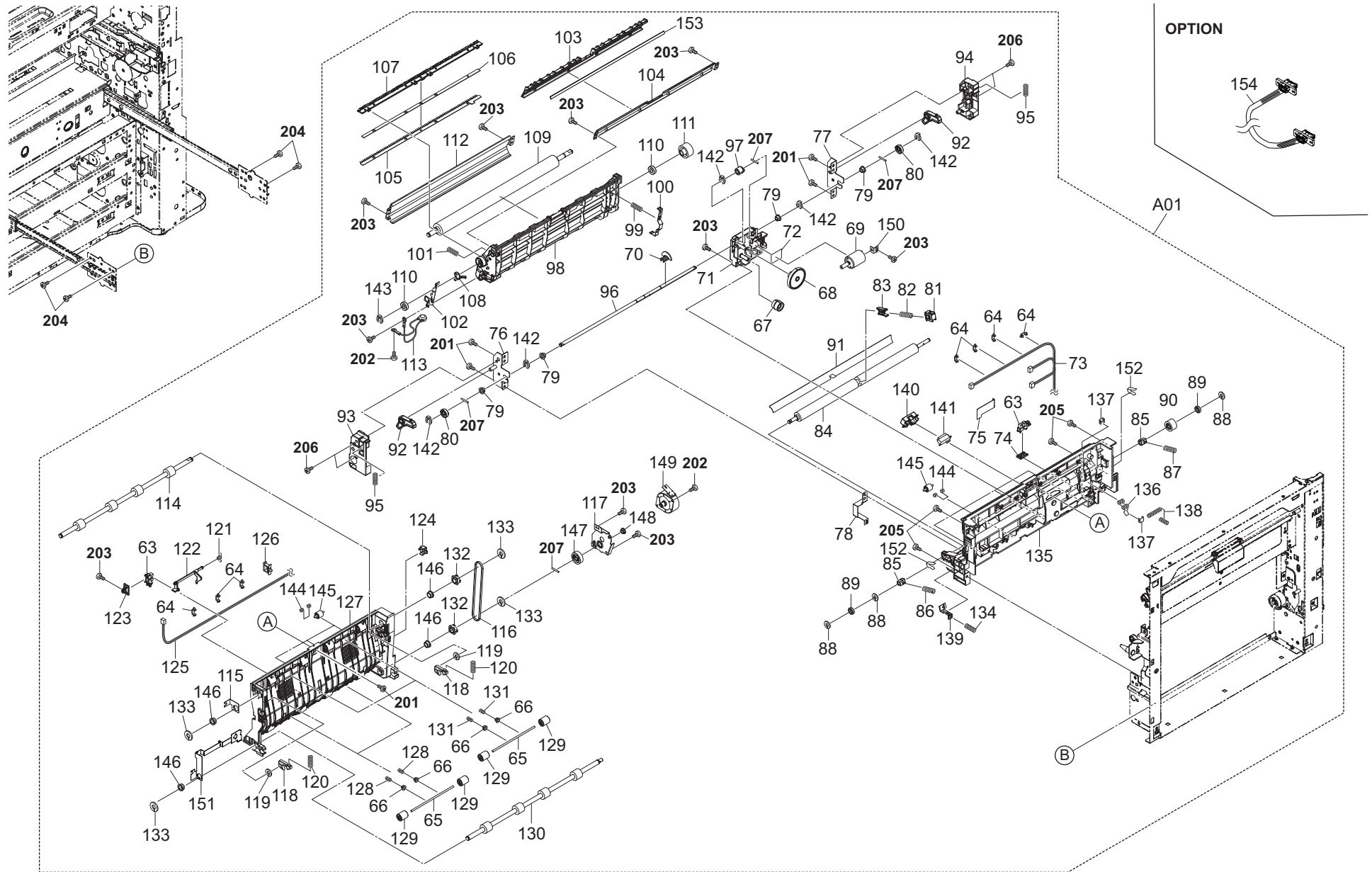


FIG. 16 Paper Conveying Section 1-2

2N2/2N3-3

Ref. No.	Part.No.	Alternative.	Description	Notes	Quantity		
					120	230	240
⊙ A01	302K994654	2K994654	PARTS CONVEYING UNIT(MERCURY) SP		1	1	1
⊙ 63	*7NXGP1A173LCH01	NX115300	SENSOR OPT.		2	2	2
64	*302K931080	2K931080	WIRE STOPPER		7	7	7
65	*302K324460	2K324460	SHAFT FEED		4	4	4
66	*2FM04150	5MVM163DN005	CAP SPRING /B-11 ENCLOSURE A4		8	8	8
⊙ 67	*302K924800	2K924800	WORM WHEEL Z31S Z33L		1	1	1
⊙ 68	*302K924790	2K924790	GEAR RELEASE Z10R Z83S		1	1	1
⊙ 69	*302LC94190	2LC94190	PARTS CONV RELEASE MOTOR ASSY SP		1	1	1
70	*302K921380	2K921380	ACTUATOR RELEASE		1	1	1
71	*302K924782	2K924782	HOUSING RELEASE DRIVE		1	1	1
72	*302LC31511	2LC31511	SEAL MOTOR DC		1	1	1
73	*302K946310	2K946310	WIRE DU LOW		1	1	1
74	*302K908460	2K908460	MOUNT PI		1	1	1
75	*302K924910	2K924910	SHEET HOLD PI		1	1	1
76	*302K924710	2K924710	MOUNT LEVER RELEASE F		1	1	1
77	*302K924720	2K924720	MOUNT LEVER RELEASE R		1	1	1
78	*302K924810	2K924810	PLATE EARTH RELEASE		1	1	1
79	*302H024370	2H024370	BUSH 6 EW		4	4	4
80	*302K924210	2K924210	CAM RELEASE TRANSFER		2	2	2
81	*302K924440	2K924440	HOLDER BUSH REGIST		1	1	1
82	*302H724020	2H724020	SPRING REGIST C		1	1	1
83	*302K924430	2K924430	BUSH REGIST CENTER		1	1	1
⊙ 84	*302K994440	2K994440	PARTS ROLLER REGIST R SP		1	1	1
85	*302K924901	2K924901	BUSH REGIST		2	2	2
86	*302K924040	2K924040	SPRING-COMPRESSION REGIST F		1	1	1
87	*302K924050	2K924050	SPRING-COMPRESSION REGIST R		1	1	1
88	*302K924820	2K924820	CUT-WASHER 4		3	3	3
89	*7BE006103431H01	BE122720	BEARING MR106ZZ		2	2	2
⊙ 90	*302K924060	2K924060	GEAR Z22R		1	1	1
91	*302LF24190	2LF24190	SHEET REGIST R		1	1	1
92	*302K924140	2K924140	LEVER RELEASE TRANSFER		2	2	2
93	*302K924731	2K924731	COVER LEVER RELEASE F		1	1	1
94	*302K924740	2K924740	COVER LEVER RELEASE R		1	1	1
95	*302K924120	2K924120	SPRING-COMPRESSION TRANSFER F		2	2	2
96	*302K924200	2K924200	SHAFT RELEASE CAM		1	1	1
⊙ 97	*302K921180	2K921180	GEAR RELEASE Z10R		1	1	1
98	*302LK22020	2LK22020	FRAME SECONDLY TRANSFER		1	1	1
99	*302K922200	2K922200	SPRING-COMPRESSION DISCHARGER		1	1	1
100	*302K922190	2K922190	PLATE CONTACT DISCHARGER		1	1	1
101	*302H707110	2H707110	SPRING EARTH BYPASS F		1	1	1
102	*302K922230	2K922230	PLATE EARTH GUIDE TC		1	1	1
103	*302K924090	2K924090	GUIDE CONVEYING TC		1	1	1
104	*302K924081	2K924081	PLATE GUIDE CONVEYING		1	1	1
105	*302K922120	2K922120	HOLDER DISCHARGER		1	1	1
106	*302K922280	2K922280	TAPE DISCHARGER		1	1	1
107	*302K922130	2K922130	PLATE DISCHARGER		1	1	1
108	*302K922240	2K922240	PLATE EARTH TRANSFER		1	1	1
⊙ 109	*302LK94050	2LK94050	PARTS ROLLER SECONDLY TRANSFER SP		1	1	1
110	*7BE008165431H01	BE119730	BEARING 688ZZ		2	2	2

Ref. No.	Part.No.	Alternative.	Description	Notes	Quantity		
					120	230	240
⊙ 111	*302K922160	2K922160	GEAR Z29R		1	1	1
112	*302K922210	2K922210	GUIDE TRANSFER R		1	1	1
113	*302FZ01310	2FZ01310	VARIATOR TC ASSY		1	1	1
⊙ 114	*302K994480	2K994480	PARTS ROLLER DU MID SP		1	1	1
115	*302K929660	2K929660	PLATE EARTH DU MIDDLE		1	1	1
116	*302K929310	2K929310	BELT S2M A145		1	1	1
117	*302K929720	2K929720	MOUNT MOTOR DU MIDDLE		1	1	1
118	*5MVX421DN003	2BL06490	LOCK COVER R /40283V0068 A4		2	2	2
119	*302FZ21720	2FZ21720	POLYSLIDER CUT WASHER 4		2	2	2
120	*302K929680	2K929680	SPRING-COMPRESSION COVER DU		2	2	2
121	*302H729120	2H729120	SPRING ACT DU		1	1	1
122	*302K929330	2K929330	ACTUATOR DU		1	1	1
123	*302K924841	2K924841	MOUNT PI		1	1	1
⊙ 124	*66127010	66127010	SWITCH,COVER OPEN		1	1	1
125	*302K946460	2K946460	WIRE DU SENSOR		1	1	1
126	*7YZM610001++H01	YZ010230	ACCESS SADDLE		1	1	1
127	*302K924410	2K924410	FRAME DU		1	1	1
128	*302F925780	2F925780	SPRING DU		4	4	4
129	*302H722760	2H722760	PULLEY MIDDLE A		8	8	8
⊙ 130	*302K994470	2K994470	PARTS ROLLER DU LOW SP		1	1	1
131	*302K929770	2K929770	SPRING DU		4	4	4
132	*302H029110	2H029110	PULLEY 26 DU		2	2	2
133	*302K921420	2K921420	CUT-WASHER 6		4	4	4
134	*302LF22600	2LF22600	SPRING EARTH CONVEYING		1	1	1
135	*302K924011	2K924011	BASE CONVEYING		1	1	1
136	*302K924270	2K924270	SPRING-TORSION DISCHARGER		1	1	1
137	*302K924290	2K924290	PLATE CONTACT HV		2	2	2
138	*302K924280	2K924280	SPRING CONTACT DISCHARGER		1	1	1
139	*302K924250	2K924250	PLATE EARTH REGIST		1	1	1
⊙ 140	*302K924100	2K924100	RETAINER LOOP SENSOR		1	1	1
141	*302LC94410	2LC94410	PARTS SENSOR OPT. SP		1	1	1
142	*5MVX111DN003	2A806250	RING STOPPER /A-49 FEED A4		5	5	5
143	*2BC06910	2BC06910	STOPPER 6		1	1	1
144	*302K924770	2K924770	SPRING HOLDER PULLEY		7	7	7
145	*302FZ07020	2FZ07020	PULLEY MPT BYPASS		7	7	7
146	*28107310	49028101	BUSH 8		4	4	4
⊙ 147	*302K929740	2K929740	GEAR Z43R		1	1	1
148	*302K924830	2K924830	BUSH DU EW		1	1	1
⊙ 149	*302K994300	2K994300	PARTS MOTOR PM FEED SP		1	1	1
150	*302K908660	2K908660	PLATE DC MOTOR 6		1	1	1
151	*302K924920	2K924920	PLATE EARTH DU2		1	1	1
152	*302N424010	2N424010	SPONGE REGIST		2	2	2
153	*302KK25140	2KK25140	SEAL DISCHARGER		1	1	1
154	302K946BA0	2K946BA0	WIRE CONVEYING JOINT		1	1	1
201	7BB700308H	BB105600	+BIND T.T S SCREW 3X8 SR				
202	7BB700306H	BB105590	+BIND T.T S SCREW 3X6 SR				
203	7BB200308H	BB105660	+BIND T.T P SCREW 3X8				
204	7BB180408H	BB111210	+BIND T.T S SCREW 4X8(BLACK)				
205	7BB700408H	BB105640	+BIND T.T S SCREW 4X8 SR				
206	7BB700312H	BB106820	+BIND T.T S SCREW 3X12 SR				
207	7BP512012B0CH01	BP126440	PARALLEL PIN 2.0X12				

- Parts with "*" are component parts or sub-assemblies of the assembly appearing immediately above them.
- Parts with "⊙" indicate regular maintenance parts.

- Parts with Ref.No. indicate maintenance parts and the ones without it indicate out of the above.

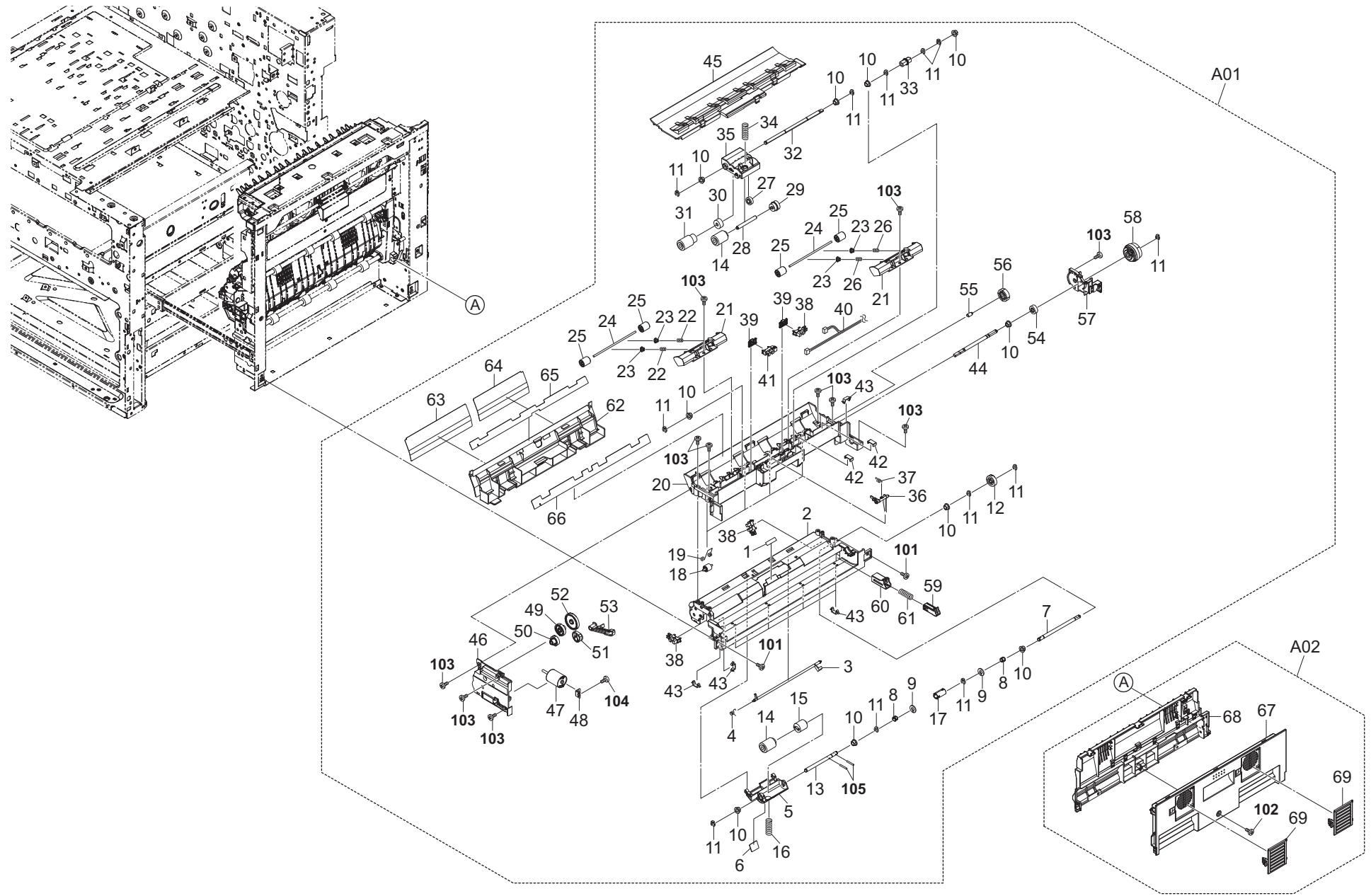


FIG. 17 Paper Conveying Section 2

2N2/2N3

	Ref. No.	Part.No.	Alternative.	Description	Notes	Quantity		
						120	230	240
⊙	A01	302K994012	2K994012	PARTS MPT ASSY SP		1	1	1
	1	*302K908610	2K908610	FILM RETARD		1	1	1
	2	*302K908021	2K908021	BASE MPF LOWER		1	1	1
	3	*302K908280	2K908280	ACTUATOR FEED MPF		1	1	1
	4	*302FZ22870	2FZ22870	SPRING ACTUATOR BYPASS		1	1	1
	5	*302K908240	2K908240	HOLDER RETARD MPF		1	1	1
	6	*3H610240	3H610240	FELT DUPLEX		1	1	1
	7	*302K908501	2K908501	SHAFT RETARD MPF B		1	1	1
	8	*302K906180	2K906180	JOINT RETARD DRIVE		2	2	2
	9	*302K924820	2K924820	CUT-WASHER 4		2	2	2
	10	*302H702590	2H702590	BUSH SCREW		10	10	10
	11	*5MVX1111DN003	2A806250	RING STOPPER /A-49 FEED A4		12	12	12
⊙	12	*302K908420	2K908420	GEAR RETARD MPF Z24L		1	1	1
	13	*302K908491	2K908491	SHAFT RETARD MPF A		1	1	1
	14	*2AR07230	2AR07230	PULLEY,SEPARATION		2	2	2
	15	*302K906750	2K906750	TORQUE-LIMITER 390		1	1	1
	16	*302K908540	2K908540	SPRING RETARD MPF		1	1	1
	17	*302K906140	2K906140	COUPLING PRIMARY FEED DRIVE		1	1	1
	18	*302F925160	2F925160	PULLEY FACE UP		4	4	4
	19	*302K924770	2K924770	SPRING HOLDER PULLEY		4	4	4
	20	*302K908012	2K908012	BASE MPF UPPER		1	1	1
	21	*302K908250	2K908250	HOLDER MIDDLE PULLEY		2	2	2
	22	*302LF08010	2LF08010	SPRING MIDDLE		2	2	2
	23	*2FM04150	5MVM163DN005	CAP SPRING /B-11 ENCLOSURE A4		4	4	4
	24	*302K324460	2K324460	SHAFT FEED		2	2	2
	25	*302H722760	2H722760	PULLEY MIDDLE A		4	4	4
	26	*302K908700	2K908700	SPRING MIDDLE R		2	2	2
⊙	27	*302F906030	2F906030	GEAR FEED Z26H		1	1	1
	28	*302K908300	2K908300	SHAFT PICKUP MPF		1	1	1
⊙	29	*302K908350	2K908350	GEAR Z30R PICKUP		1	1	1
⊙	30	*302K994540	2K994540	PARTS GEAR Z30R ONE-WAY SP		1	1	1
	31	*2AR07220	2AR07220	PULLEY,PAPER FEED		1	1	1
	32	*302K908471	2K908471	SHAFT FEED MPF A		1	1	1
	33	*302FB06151	2FB06151	JOINT DRIVE		1	1	1
	34	*302K908530	2K908530	SPRING PICKUP MPF		1	1	1
	35	*302K908230	2K908230	HOLDER FEED MPF		1	1	1
	36	*302K908290	2K908290	ACTUATOR PAPER SET		1	1	1
	37	*302K908570	2K908570	SPRING PAPER SET		1	1	1
⊙	38	*7NXGP1A173LCH01	NX115300	SENSOR OPT.		3	3	3
	39	*302K908460	2K908460	MOUNT PI		2	2	2
	40	*302K946370	2K946370	WIRE MPF		1	1	1
⊙	41	*303M894260	3M894260	PARTS SENSOR OPT SP		1	1	1
	42	*303LL02330	3LL02330	HOLDER WIRE D		2	2	2
	43	*302K931080	2K931080	WIRE STOPPER		7	7	7
	44	*302K908480	2K908480	SHAFT FEED MPF B		1	1	1
	45	*302K908320	2K908320	GUIDE DU LOWER		1	1	1
	46	*302K908261	2K908261	CASE LIFT MOTOR A		1	1	1
⊙	47	*302LC94200	2LC94200	PARTS MPT LIFT MOTOR ASSY SP		1	1	1
	48	*302K908660	2K908660	PLATE DC MOTOR 6		1	1	1

	Ref. No.	Part.No.	Alternative.	Description	Notes	Quantity		
						120	230	240
⊙	49	*302K908370	2K908370	GEAR Z46S-Z18S		1	1	1
⊙	50	*302K908360	2K908360	WORM-WHEEL 36 Z18S		1	1	1
⊙	51	*302K908390	2K908390	GEAR LIFT Z25S		1	1	1
⊙	52	*302K908380	2K908380	GEAR LIFT Z64S		1	1	1
	53	*302K908310	2K908310	LEVER LIFT		1	1	1
⊙	54	*302K908410	2K908410	GEAR RETARD MPF Z17L		1	1	1
	55	*302K908450	2K908450	PIN RETARD MPF		1	1	1
⊙	56	*303LL31440	3LL31440	GEAR Z27R ONEWAY		1	1	1
	57	*302K908270	2K908270	COVER CLUTCH		1	1	1
⊙	58	*302KV44041	2KV44041	CLUTCH 50 Z35R		1	1	1
	59	*302K908630	2K908630	DAMPER MPF B		1	1	1
	60	*302K908620	2K908620	DAMPER MPF A		1	1	1
	61	*302K908640	2K908640	SPRING DAMPER		1	1	1
	62	*302K908440	2K908440	GUIDE MIDDLE MPF		1	1	1
	63	*302N408010	2N408010	SHEET MPF F		1	1	1
	64	*302N408020	2N408020	SHEET MPF R		1	1	1
	65	*302K908590	2K908590	FILM MIDDLE GUIDE		1	1	1
	66	*302K908692	2K908692	FILM DU GUIDE B		1	1	1
⊙	A02	302LC94470	2LC94470	PARTS COVER GUIDE DU L ASSY SP		1	1	1
	67	*302K929071	2K929071	COVER DU		1	1	1
	68	*302K929080	2K929080	GUIDE COVER DU		1	1	1
	69	*302K929380	2K929380	LID FILTER DU		2	2	2
	101	7BB180408H	BB111210	+BIND T.T S SCREW 4X8(BLACK)				
	102	7BB280410H	BB111250	+BIND T.T P SCREW 4X10(BLACK)				
	103	7BB200410H	BB105700	+BIND T.T P SCREW 4X10				
	104	7BB200308H	BB105660	+BIND T.T P SCREW 3X8				
	105	5MBP2012WXSP	E0020120	SPRING PIN / M2 X 12 S-BLK				

- Parts with "*" are component parts or sub-assemblies of the assembly appearing immediately above them.
- Parts with "⊙" indicate regular maintenance parts.

- Parts with Ref.No. indicate maintenance parts and the ones without it indicate out of the above.

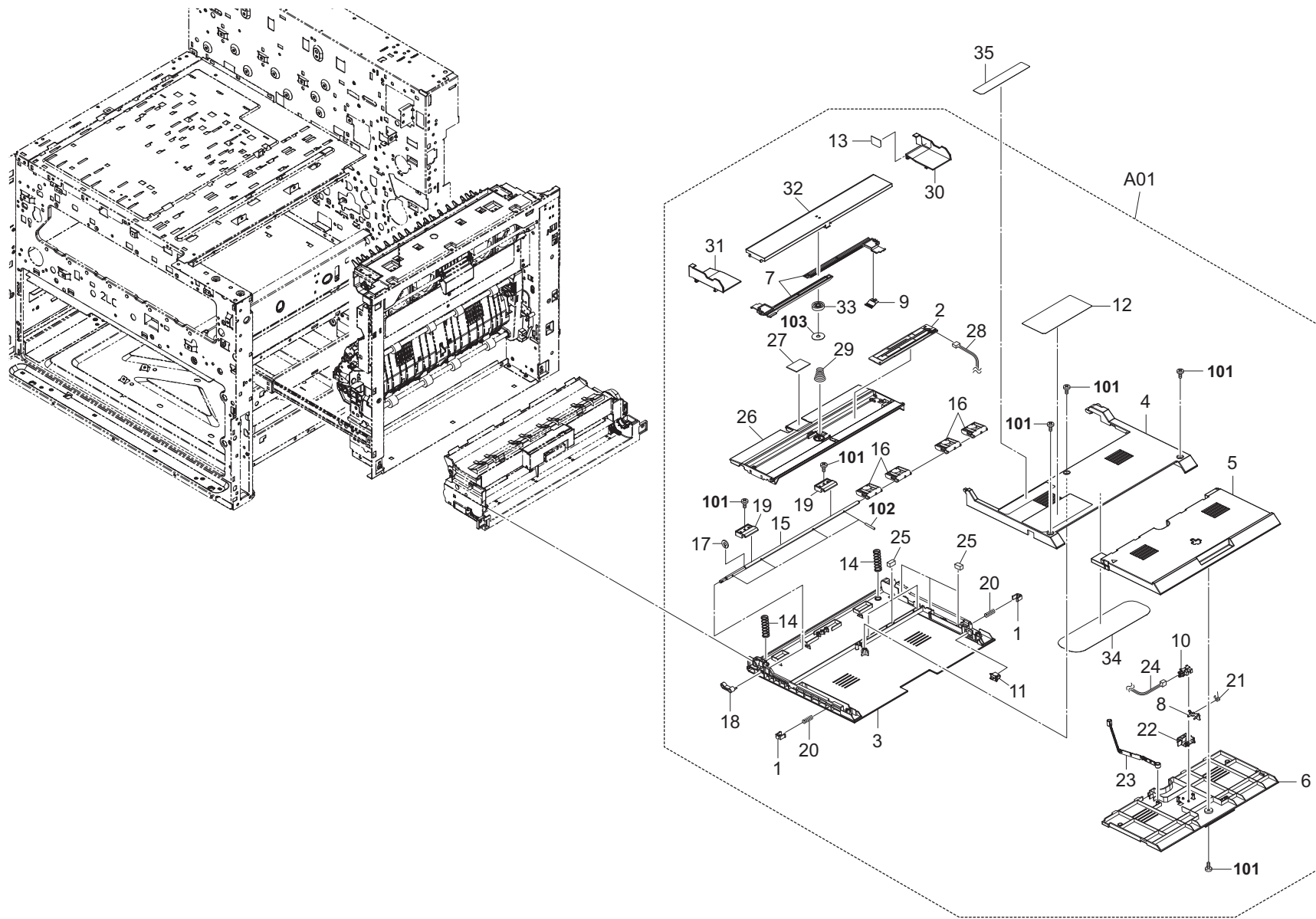


FIG. 18 Paper Conveying Section 3

2N2/2N3

Ref. No.	Part.No.	Alternative.	Description	Notes	Quantity			Ref. No.	Part.No.	Alternative.	Description	Notes	Quantity			
					120	230	240						120	230	240	
⊙ A01	302K994051	2K994051	PARTS MPT TRAY UNIT SP		1	1	1									
1	*2FB07330	2FB07330	STOPPER BYPASS TABLE		2	2	2									
⊙ 2	*302K994620	2K994620	PARTS PWB MPF SIZE ASSY SP		1	1	1									
3	*302K908030	2K908030	TRAY MPF A		1	1	1									
4	*302K908040	2K908040	TRAY MPF B		1	1	1									
5	*302K908050	2K908050	TRAY MPF C		1	1	1									
6	*302K908060	2K908060	TRAY MPF D		1	1	1									
7	*302K908120	2K908120	RACK CURSOR MPF		2	2	2									
8	*302K908211	2K908211	ACTUATOR SIZE DETECTION		1	1	1									
9	*3HL06110	3HL06110	TERMINAL PAPER SIZE		1	1	1									
⊙ 10	*7NXGP1A173LCH01	NX115300	SENSOR OPT.		1	1	1									
⊙ 11	*7SP01000006+H01	SP121020	SW.PUSH		1	1	1									
12	*302LC34061	2LC34061	LABEL MPF CAUTION A		1	1	1									
13	*302LC34080	2LC34080	LABEL MPF PAPER LIMIT		1	1	1									
14	*302K908200	2K908200	SPRING-COMPRESSION LIFT		2	2	2									
15	*302K908190	2K908190	SHAFT LIFT MPF		1	1	1									
16	*302K908130	2K908130	ARM LIFT A		4	4	4									
17	*302FB09830	2FB09830	CUT WASHER 4		1	1	1									
18	*302K908140	2K908140	ARM LIFT B		1	1	1									
19	*302K908650	2K908650	HOLDER MPF TABLE		2	2	2									
20	*303LL07471	3LL07471	SPRING PF		2	2	2									
21	*302K908220	2K908220	SPRING-TORSION SIZE DETECTION		1	1	1									
22	*302K908580	2K908580	HOLDER SIZE DETECTION		1	1	1									
23	*302K908160	2K908160	GUIDE WIRE TRAY		1	1	1									
24	*302K946600	2K946600	WIRE MPF SIZE DETECTION		1	1	1									
25	*302H708150	2H708150	SPONGE WIRE MPT		6	6	6									
26	*302K908080	2K908080	BASE LIFT		1	1	1									
27	*302F909210	2F909210	PAD BOTTOM		1	1	1									
28	*302K946380	2K946380	WIRE MPF TRAY		1	1	1									
29	*302H712650	2H712650	SPRING DRUM JOINT		1	1	1									
30	*302K908110	2K908110	CURSOR MPF R		1	1	1									
31	*302K908100	2K908100	CURSOR MPF F		1	1	1									
32	*302K908090	2K908090	COVER CURSOR		1	1	1									
⊙ 33	*65815060	65815060	IDLE GEAR 40,TONER SUPPLY		1	1	1									
34	*302K917100	2K917100	SEAL FRAME ISU		1	1	1									
35	302LC34100	2LC34100	LABEL MPF SIZE INDICATOR IN		1											
35	302LC34090	2LC34090	LABEL MPF SIZE INDICATOR ME			1	1									
101	7BB282308H	BB111240	+TP-FLAT T.T P SCREW 3X8(BLACK)													
102	7BP512014B0CH01	BP126450	PARALLEL PIN 2.0X14													
103	7BC06062N050H01	BC125260	POLYSLIDER 6.2X22X0.5T													

- Parts with "*" are component parts or sub-assemblies of the assembly appearing immediately above them.
- Parts with "⊙" indicate regular maintenance parts.

- Parts with Ref.No. indicate maintenance parts and the ones without it indicate out of the above.

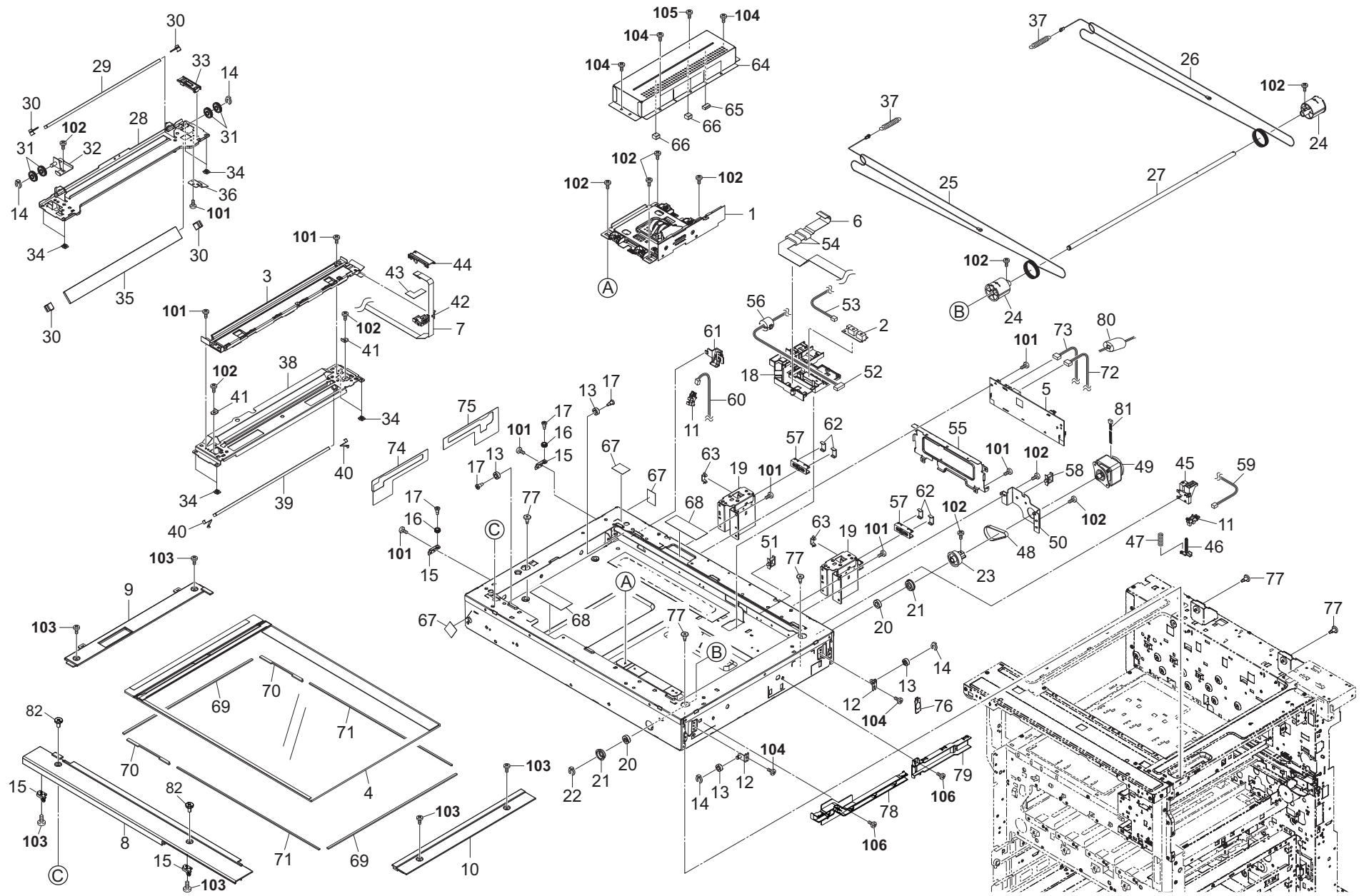


FIG. 19 Scanner Section

2N2/2N3-3

Ref. No.	Part.No.	Alternative.	Description	Notes	Quantity		
					120	230	240
⊙ 1	302N493120	2N493120	PARTS IMAGE SCANNER H SP		1	1	1
⊙ 2	302H044110	2H044110	SENSOR ORIGINAL		1	1	1
⊙ 3	302N493040	2N493040	PARTS MOUNT LED ASSY SP		1	1	1
⊙ 4	302K994030	2K994030	PARTS CONTACT-GLASS ASSY(I) SP		1		
⊙ 4	302K994040	2K994040	PARTS CONTACT-GLASS ASSY(C) SP			1	1
⊙ 5	302N494201	2N494201	PARTS PWB ISC ASSY SP		1	1	1
6	302K946670	2K946670	WIRE FFC CCD		1	1	1
7	302K946710	2K946710	WIRE FFC LED		1	1	1
8	302K904113	2K904113	COVER ISU FRONT		1	1	1
9	302LC04130	2LC04130	COVER ISU LEFT		1	1	1
10	302LC04141	2LC04141	COVER ISU RIGHT		1	1	1
⊙ 11	7NXGP1S173LCH01	NX116910	SENSOR OPT.		2	2	2
12	302KK17031	2KK17031	MOUNT LEFT PULLEY		2	2	2
13	302H717160	2H717160	PULLEY SCANNER		4	4	4
14	2BC06980	2BC06980	STOPPER 5		4	4	4
15	302GR17861	2GR17861	PLATE PULLEY		4	4	4
16	302K917150	2K917151	PULLEY LEFT FRAME		2	2	2
17	302GR17350	2GR17350	PIN WIRE PULLEY B		4	4	4
18	302K917381	2K917381	GUIDE WIRE ISU		1	1	1
19	302N217010	2N217010	MOUNT DP HINGE		2	2	2
20	7BE008165431H01	BE119730	BEARING 688ZZ		2	2	2
21	302K931960	2K931960	HOLDER BEARING 688ZZ		2	2	2
22	2BC06910	2BC06910	STOPPER 6		1	1	1
23	302K917021	2K917021	PULLEY ISU Z59		1	1	1
24	302H717252	2H717252	DRUM PULLEY		2	2	2
25	302H717381	2H717381	WIRE SCANNER FRONT		1	1	1
26	302H717391	2H717391	WIRE SCANNER REAR		1	1	1
27	302K917060	2K917060	SHAFT ISU		1	1	1
28	302K917091	2K917091	FRAME MIRROR B		1	1	1
29	302GR17281	2GR17281	MIRROR B		1	1	1
30	75712080	75712080	MIRROR HOLDER		4	4	4
31	302H017180	2H017180	PULLEY SCANNER		4	4	4
32	302K317830	2K317830	PLATE ADJUST B		1	1	1
33	302K317160	2K317160	GUIDE FFC LED B		1	1	1
34	2DC12230	2DC12230	SLIDER SCANNER		8	8	8
35	302GR17961	2GR17961	MIRROR C		1	1	1
36	302K917080	2K917080	PLATE SLIT PI		1	1	1
37	302C912291	2C912291	SPRING SCANNER TENSION		2	2	2
38	302K317062	2K317062	FRAME MIRROR A		1	1	1
39	302KK17320	2KK17320	MIRROR A		1	1	1
40	2BC12190	2BC12190	SPRING,MIRROR HOLDER		2	2	2
41	2C912150	2C912150	RETAINER WIRE		2	2	2
42	302K317172	2K317172	GUIDE FFC LED C		1	1	1
43	302K317791	2K317791	SHEET FFC LED		1	1	1
44	302K317310	2K317310	GUIDE FFC LED D		1	1	1
45	302K917130	2K917130	MOUNT RELEASE SWITCH		1	1	1
46	302K917120	2K917120	SWITCH RELEASE		1	1	1
47	302GR17380	2GR17380	SPRING RELEASE SWITCH		1	1	1
48	302K917040	2K917040	BELT ISU		1	1	1

Ref. No.	Part.No.	Alternative.	Description	Notes	Quantity		
					120	230	240
⊙ 49	302N294010	2N294010	PARTS MOTOR ISU SP		1	1	1
50	302K917030	2K917030	MOUNT ISU DRIVE		1	1	1
51	7YZM610003++H01	YZ010250	ACCESS SADDLE		1	1	1
52	302K946680	2K946680	WIRE CCD POWER JOINT		1	1	1
53	302K946750	2K946750	WIRE ORIGINAL SENSOR		1	1	1
54	7YBFZZ65C001H01	YB110990	FERRITE CORE		2	2	2
55	302K917230	2K917230	MOUNT PWB		1	1	1
56	65027470	65027470	CORE,7-15X18		1	1	1
57	302LF39050	2LF39050	GUIDE WIRE FRONT PWB		2	2	2
58	7YZM610001++H01	YZ010230	ACCESS SADDLE		1	1	1
59	302K946730	2K946730	WIRE OPEN SENSOR		1	1	1
60	302K946A90	2K946A90	WIRE HP SENSOR		1	1	1
61	302K317330	2K317330	MOUNT PI		1	1	1
62	303LL02330	3LL02330	HOLDER WIRE D		4	4	4
63	302K931080	2K931080	WIRE STOPPER		2	2	2
64	302K917400	2K917400	COVER ISU		1	1	1
65	7ZGSSG58014H01	ZG128680	SHIELD GASKET		1	1	1
66	7ZG65TSV+010H01	ZG111180	SHIELD GASKET		2	2	2
67	302H717440	2H717440	SEAL FRAME SIDE B		3	3	3
68	302K317660	2K317660	FILM FRAME		2	2	2
69	302K317650	2K317650	SEAL FRAME ISU C		2	2	2
70	302K317450	2K317450	SEAL FRAME ISU A		2	2	2
71	302K317460	2K317460	SEAL FRAME ISU B		2	2	2
72	302K946700	2K946700	WIRE CCD DATA		1	1	1
73	302K946720	2K946720	WIRE ISC-MAIN		1	1	1
74	302K917170	2K917170	FILM FRAME SIDE F		1	1	1
75	302K917180	2K917180	FILM FRAME SIDE R		1	1	1
76	302K917240	2K917240	CAP PULLEY ISU		1	1	1
77	302GR17180	2GR17180	PIN SCANNER RETAINING		5	5	5
78	302N239010	2N239010	GUIDE WIRE USB		1	1	1
79	302LC05350	2LC05350	GUIDE WIRE OPERATION		1	1	1
80	7YBEG6G6U001H01	YB045290	FERRITE CORE		1	1	1
81	302N446240	2N446240	WIRE SCANNER MOTOR		1	1	1
82	302N404410	2N404410	PIN ISU FRONT		2	2	2
101	7BB700308H	BB105600	+BIND T.T S SCREW 3X8 SR				
102	7BB606308H	BB105280	+PAN M SCREW WITH SW W 3X8 R				
103	7BB180408H	BB111210	+BIND T.T S SCREW 4X8(BLACK)				
104	7BB700306H	BB105590	+BIND T.T S SCREW 3X6 SR				
105	7BB200308H	BB105660	+BIND T.T P SCREW 3X8				
106	7BB700408H	BB105640	+BIND T.T S SCREW 4X8 SR				

- Parts with "*" are component parts or sub-assemblies of the assembly appearing immediately above them.
- Parts with "⊙" indicate regular maintenance parts.

- Parts with Ref.No. indicate maintenance parts and the ones without it indicate out of the above.

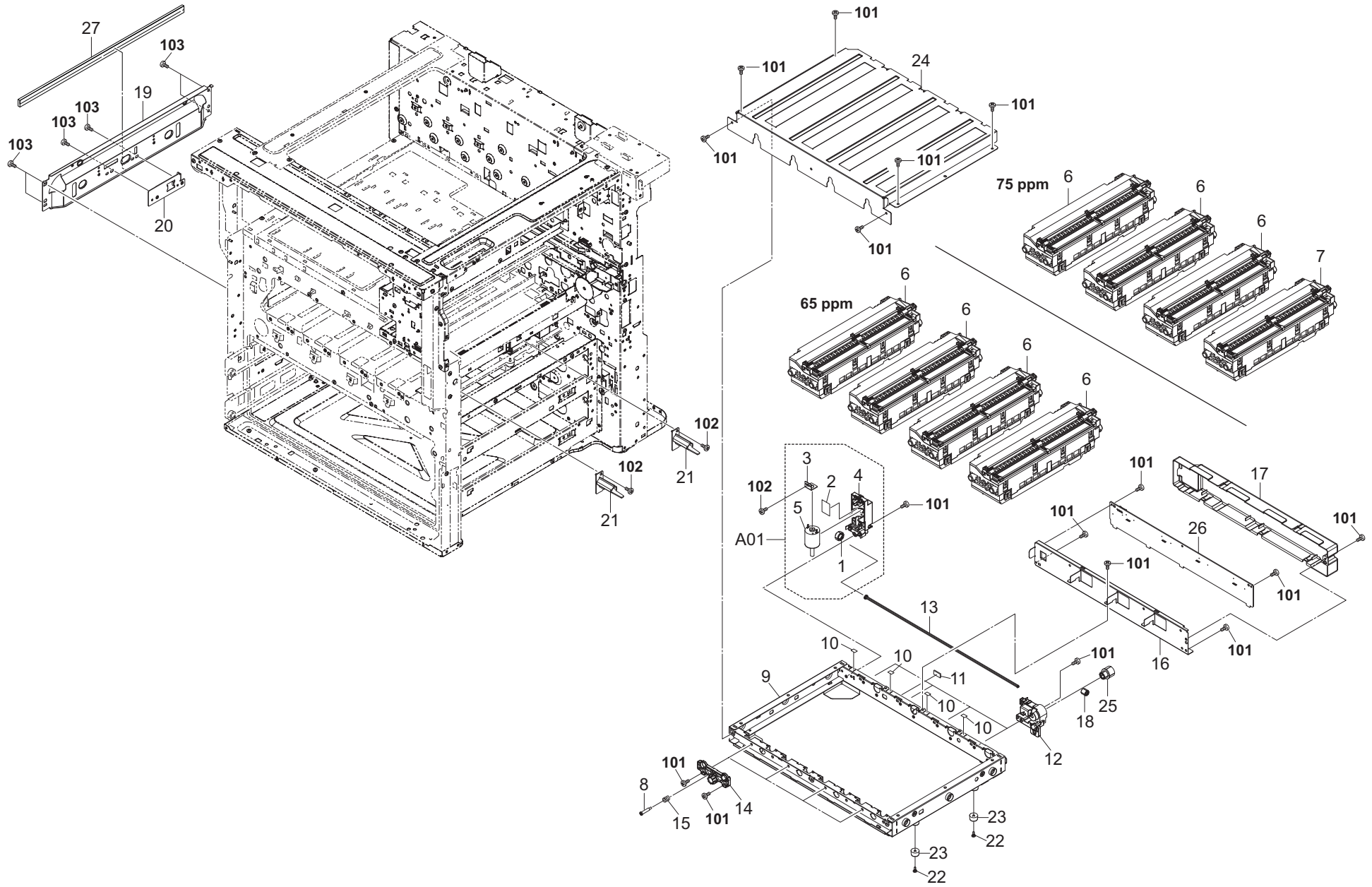


FIG. 20 Laser Scanner Section

2N2/2N3

Ref. No.	Part.No.	Alternative.	Description	Notes	Quantity			Ref. No.	Part.No.	Alternative.	Description	Notes	Quantity			
					120	230	240						120	230	240	
⊙ A01	302K994140	2K994140	PARTS LSU RETAINER MOTOR ASSY SP		1	1	1									
⊙ 1	*302K994520	2K994520	PARTS GEAR Z32L SP		1	1	1									
2	*302LC31511	2LC31511	SEAL MOTOR DC		1	1	1									
3	*302K902610	2K902610	PLATE DC MOTOR 10		1	1	1									
4	*302K902A00	2K902A00	HOLDER MOTOR		1	1	1									
⊙ 5	*302K994D00	2K994D00	PARTS DC MOTOR ASSY B SP		1	1	1									
⊙ 6	302N493130	2N493130	LK-8708	65ppm	4	4	4									
⊙ 6	302N493130	2N493130	LK-8708	75ppm	3	3	3									
⊙ 7	302N293090	2K993190	LK-8707	75ppm	1	1	1									
8	302K902470	2K902470	PIN LSU RETAINING		4	4	4									
9	302K900021	2K900021	LSU RETAINER FRAME ASSY		1	1	1									
10	302K019140	2K019140	SHEET LSU FRAME		4	4	4									
11	7ZGSTGR55010H01	ZG110970	SHIELD GASKET		1	1	1									
12	302K902460	2K902460	HOLDER LSU REAR		4	4	4									
13	302K902490	2K902490	SHAFT GLASS CLN		1	1	1									
14	302K902380	2K902380	HOLDER LSU FRONT		4	4	4									
15	302K902480	2K902480	SPRING-COMPRESSION LSU RETAINING		4	4	4									
16	302K902370	2K902370	MOUNT LSU PWB		1	1	1									
17	302K902511	2K902511	COVER LSU PWB		1	1	1									
⊙ 18	302K994500	2K994500	PARTS GEAR Z14R SP		4	4	4									
19	302K902320	2K902320	PLATE LSU ADJUST		1	1	1									
20	302K902310	2K902310	MOUNT LSU LEFT		1	1	1									
21	302K902910	2K902910	GUIDE LSU PIN		2	2	2									
22	2FB20860	2FB20860	PIN FUSER COVER		2	2	2									
23	3CG02030	3CG02030	BASE RUBBER,FRAME		2	2	2									
24	302K902550	2K902550	MOUNT LSU LID		1	1	1									
⊙ 25	302K994510	2K994510	PARTS GEAR Z27S Z27R SP		4	4	4									
⊙ 26	302N494190	2N494190	PARTS PWB LSU JUNC CLR ASSY SP		1	1	1									
27	302K933950	2K933950	SPONGE LSU LEFT		1	1	1									
101	7BB700308H	BB105600	+BIND T.T S SCREW 3X8 SR													
102	7BB200308H	BB105660	+BIND T.T P SCREW 3X8													
103	7BB700408H	BB105640	+BIND T.T S SCREW 4X8 SR													

- Parts with "*" are component parts or sub-assemblies of the assembly appearing immediately above them.
- Parts with "⊙" indicate regular maintenance parts.

- Parts with Ref.No. indicate maintenance parts and the ones without it indicate out of the above.

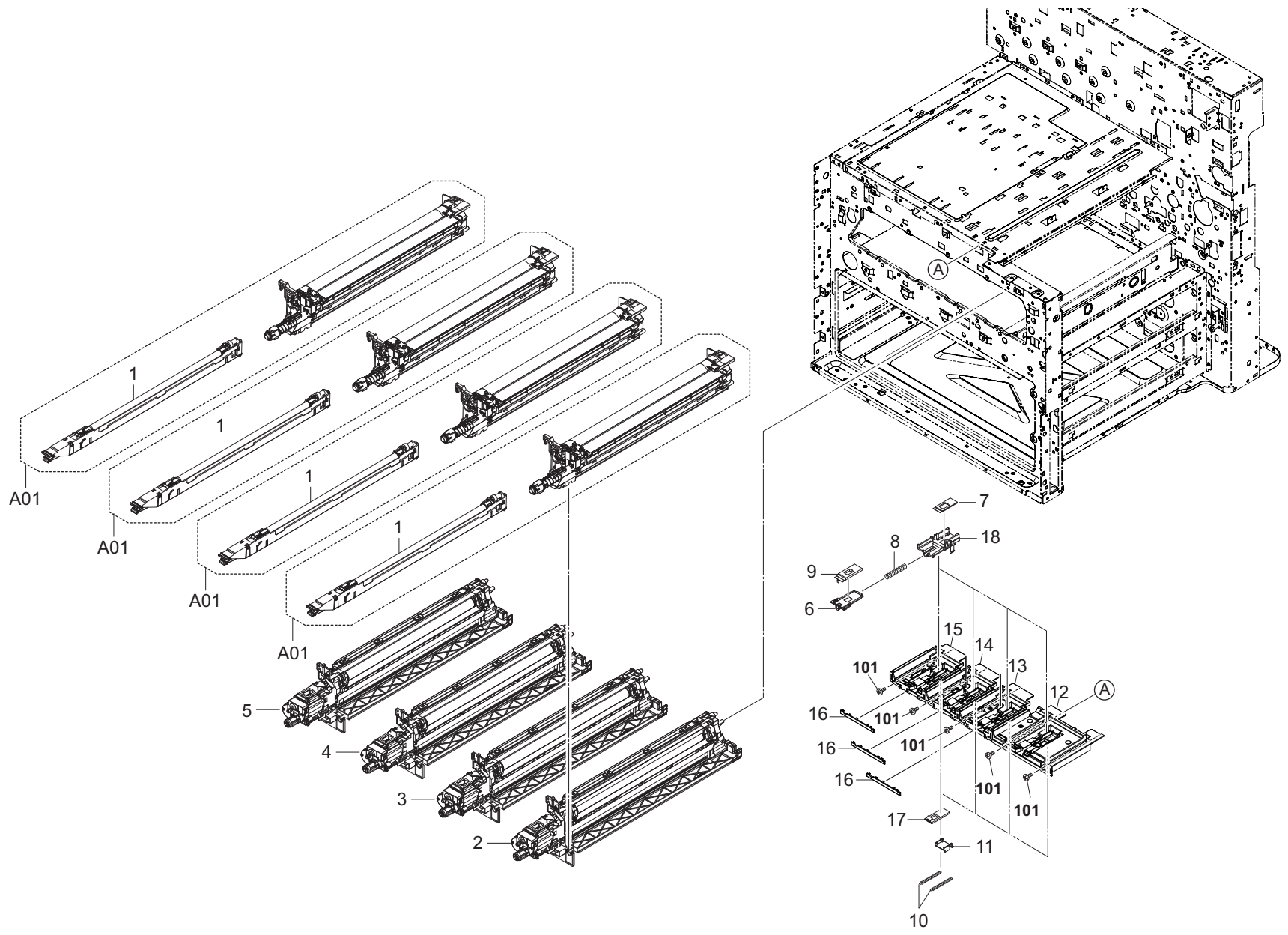


FIG. 21 Image Formation & Developer Section

2N2/2N3

Ref. No.	Part.No.	Alternative.	Description	Notes	Quantity		
					120	230	240
⊙ A01	302K993056	2K993056	DK-8705		4	4	4
⊙ 1	*302K993061	2K993061	MC-8705		4	4	4
⊙ 2	302K993073	2K993073	DV-8705K		1	1	1
⊙ 3	302K993093	2K993093	DV-8705M		1	1	1
⊙ 4	302K993083	2K993083	DV-8705C		1	1	1
⊙ 5	302K993103	2K993103	DV-8705Y		1	1	1
6	302H703100	2H703100	SHUTTER PIPE UP		4	4	4
7	302H703130	2H703130	SEAL PIPE DLP UP		4	4	4
8	302H703240	2H703240	SPRING PIPE UP		4	4	4
9	302H703570	2H703570	SEAL CONT SHUTTER		4	4	4
10	302K914370	2K914370	SPRING SHUTTER		8	8	8
11	302K915240	2K915240	SHUTTER HOPPER UP		4	4	4
12	302K915250	2K915250	GUIDE CONTAINER K		1	1	1
13	302K915260	2K915260	GUIDE CONTAINER M		1	1	1
14	302K915270	2K915270	GUIDE CONTAINER C		1	1	1
15	302K915280	2K915280	GUIDE CONTAINER Y		1	1	1
16	302K915300	2K915300	COVER CONTAINER GUIDE		3	3	3
17	302K915320	2K915320	SEAL SHUTTER		4	4	4
18	302H703542	2H703542	PIPE DLP UP		4	4	4
101	7BB700408H	BB105640	+BIND T.T S SCREW 4X8 SR				

Ref. No.	Part.No.	Alternative.	Description	Notes	Quantity		
					120	230	240

- Parts with "*" are component parts or sub-assemblies of the assembly appearing immediately above them.
- Parts with "⊙" indicate regular maintenance parts.

- Parts with Ref.No. indicate maintenance parts and the ones without it indicate out of the above.

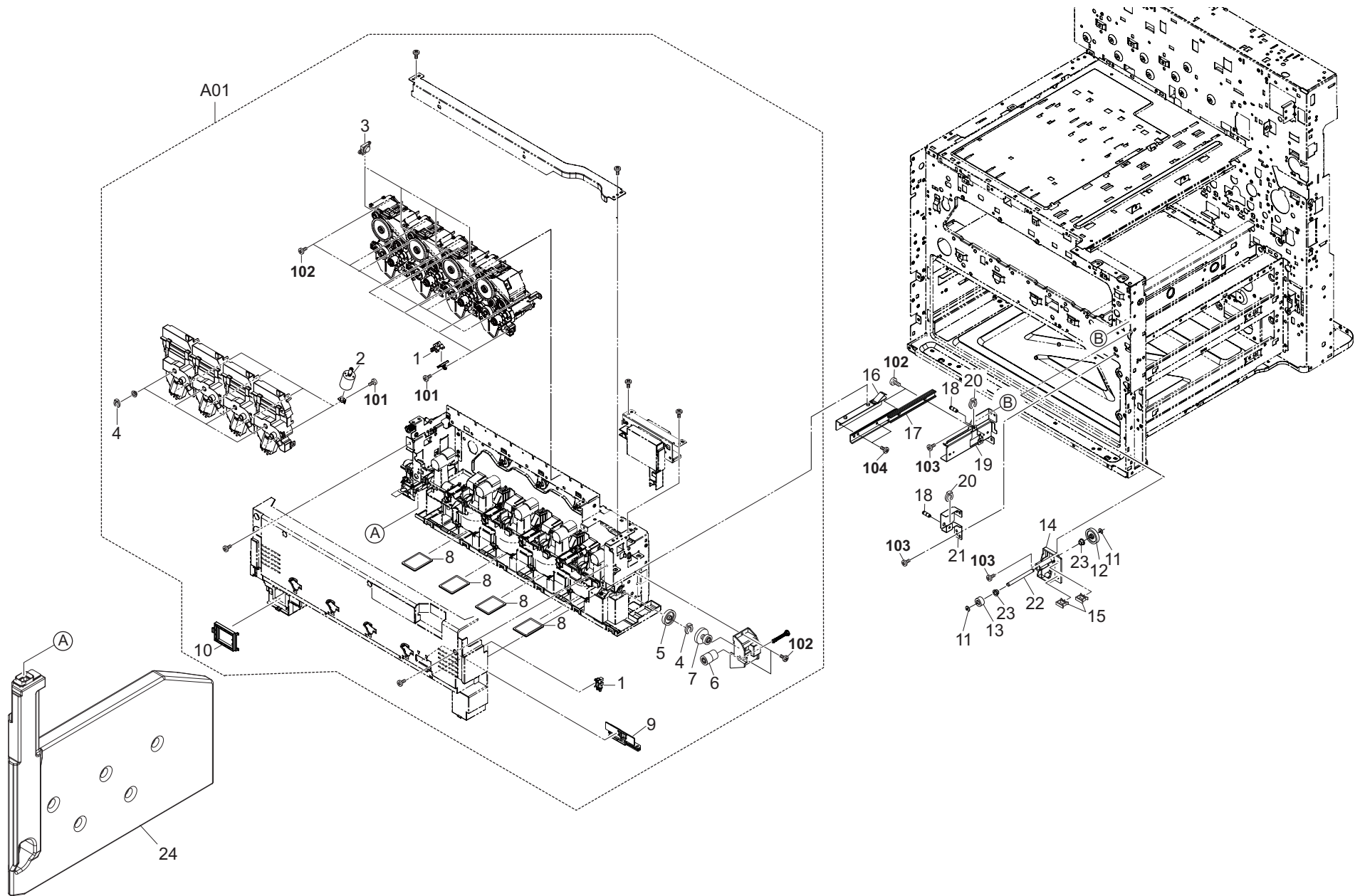


FIG. 22 Inner Section

2N2/2N3-3

Ref. No.	Part.No.	Alternative.	Description	Notes	Quantity		
					120	230	240
⊙ A01	302K994643	2K994643	PARTS INNER UNIT SP		1	1	1
⊙ 1	*7NXGP1A173LCH01	NX115300	SENSOR OPT.		5	5	5
⊙ 2	*302LC94190	2LC94190	PARTS CONV RELEASE MOTOR ASSY SP		4	4	4
⊙ 3	*3033915181	33915181	TONER EMPTY DETECTION SENSOR		4	4	4
⊙ 4	*5MVX111DN003	2A806250	RING STOPPER /A-49 FEED A4		5	5	5
⊙ 5	*302K903130	2K903130	GEAR Z35S		1	1	1
⊙ 6	*302K903180	2K903180	GEAR IDLE Z20S-Z15R		1	1	1
⊙ 7	*302K903240	2K903240	GEAR Z36S-Z15R		1	1	1
⊙ 8	*302K994A20	2K994A20	PARTS FILTER DUST PU SP		4	4	4
⊙ 9	*302K994B60	2K994B60	PARTS WORK PLATE CASS B ASSY SP		1	1	1
⊙ 10	*302K994761	2K994761	PARTS COVER FILTER LSU ASSY SP		1	1	1
⊙ 11	302FB09830	2FB09830	CUT WASHER 4		2	2	2
⊙ 12	302K903130	2K903130	GEAR Z35S		1	1	1
⊙ 13	302K903140	2K903140	GEAR Z18S		1	1	1
14	302K903160	2K903160	MOUNT DRIVE		1	1	1
15	7YZM610008++H01	YZ037940	ACCESS.SADDLE		2	2	2
16	302K903680	2K903680	PLATE SLIDER R		1	1	1
17	302K903380	2K903380	SLIDER PU		1	1	1
18	302K903390	2K903390	PIN PLATE HOOK		2	2	2
19	302K903530	2K903530	MOUNT PU SLIDER R		1	1	1
20	5MVX111DN003	2A806250	RING STOPPER /A-49 FEED A4		2	2	2
21	302K903310	2K903310	PLATE HOOK		1	1	1
22	302K903150	2K903150	SHAFT DRIVE A		1	1	1
23	302H702590	2H702590	BUSH SCREW		2	2	2
24	1902K90UN0	092K90UN	WT-861/WASTE TONER BOTTLE	OPTION	1	1	1
101	7BB200308H	BB105660	+BIND T.T P SCREW 3X8				
102	7BB700308H	BB105600	+BIND T.T P SCREW 3X8 SR				
103	7BB700408H	BB105640	+BIND T.T S SCREW 4X8 SR				
104	7BB000304H	BB105720	+BIND M SCREW 3X4				

Ref. No.	Part.No.	Alternative.	Description	Notes	Quantity		
					120	230	240

- Parts with "*" are component parts or sub-assemblies of the assembly appearing immediately above them.
- Parts with "⊙" indicate regular maintenance parts.

- Parts with Ref.No. indicate maintenance parts and the ones without it indicate out of the above.

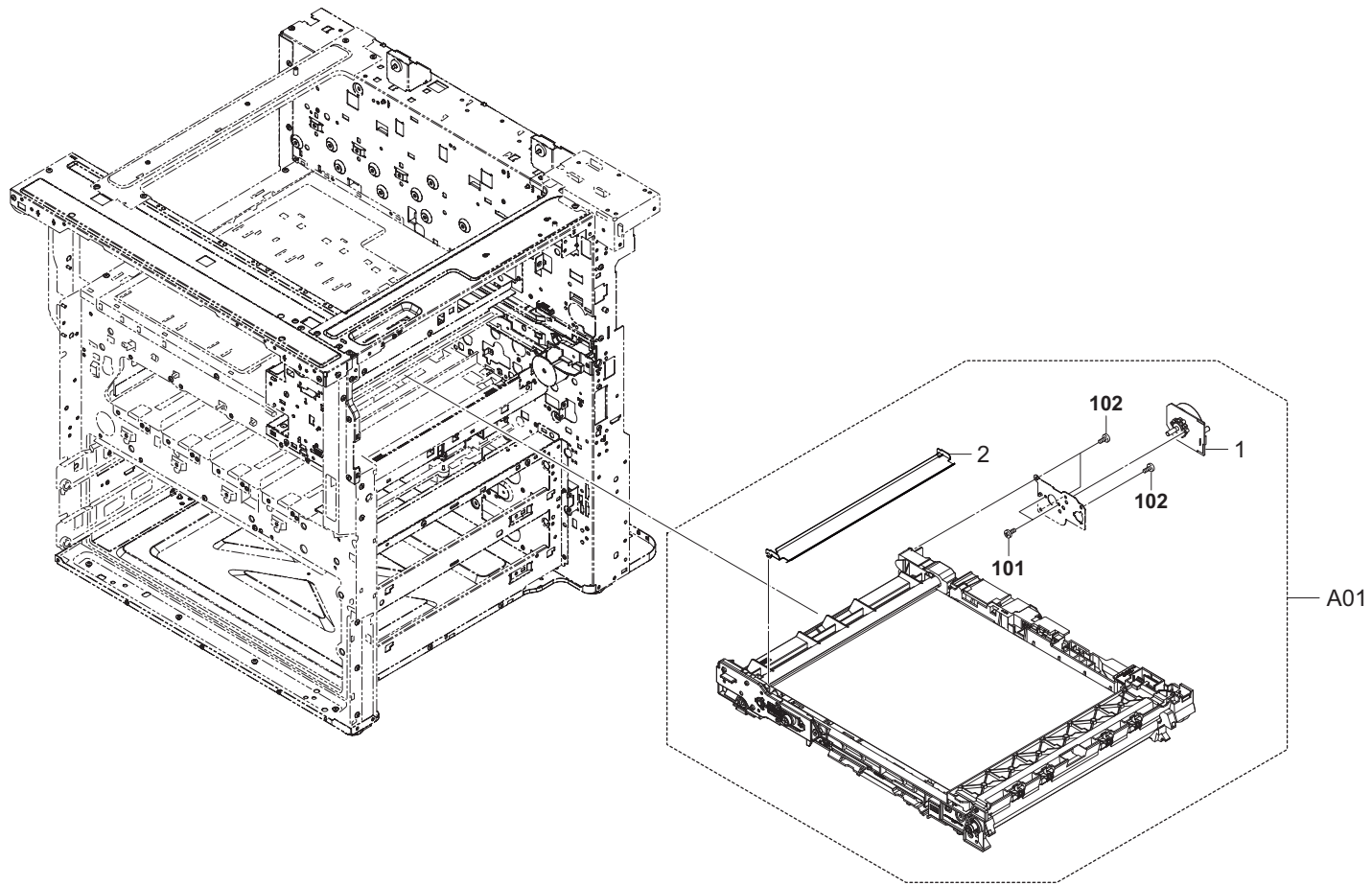


FIG. 23 Transfer Section

2N2/2N3-3

	Ref. No.	Part.No.	Alternative.	Description	Notes	Quantity		
						120	230	240
⊙	A01	302LC93108	2LC93108	TR-8505		1	1	1
⊙	1	*302K994321	2K994321	PARTS MOTOR-BL W20 SP		1	1	1
⊙	2	*302K994A10	2K994A10	PARTS PRE BELT CLN ASSY SP		1	1	1
	101	7BB600306H	BB105730	+BIND M SCREW 3X6 R				
	102	7BB200410H	BB105700	+BIND T.T P SCREW 4X10				

	Ref. No.	Part.No.	Alternative.	Description	Notes	Quantity		
						120	230	240

- Parts with "*" are component parts or sub-assemblies of the assembly appearing immediately above them.
- Parts with "⊙" indicate regular maintenance parts.

- Parts with Ref.No. indicate maintenance parts and the ones without it indicate out of the above.

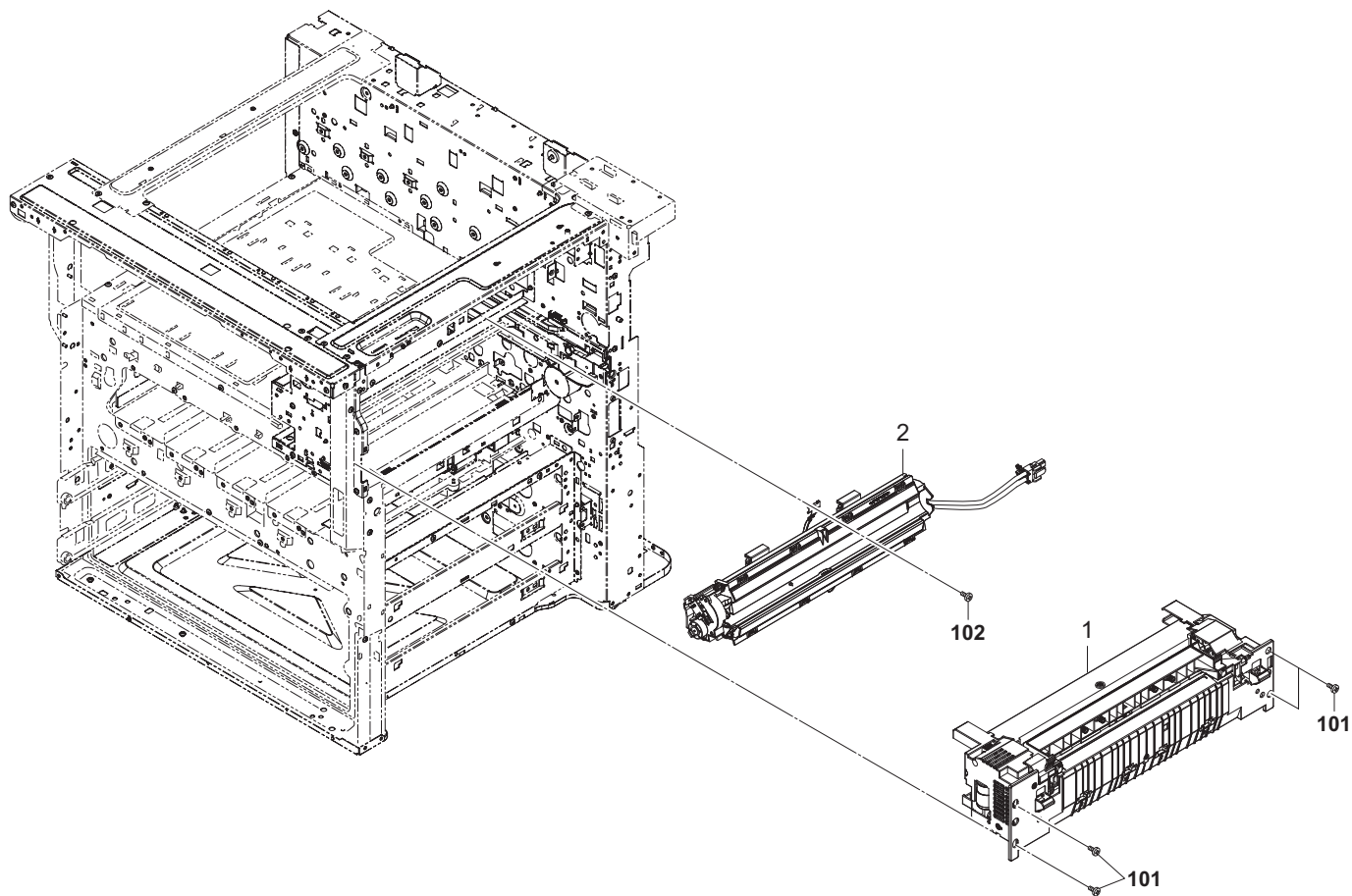


FIG. 24 Fuser Section

2N2/2N3

	Ref. No.	Part.No.	Alternative.	Description	Notes	Quantity		
						120	230	240
⊙	1	302N293030	2N293030	FK-8701		1		
⊙	1	302N293040	2N293040	FK-8702			1	1
⊙	2	302K993140	2K993140	FK-8708 IH		1		
⊙	2	302K993150	2K993150	FK-8709 IH			1	1
	101	7BB700412H	BB106830	+BIND T.T S SCREW 4X12 SR				
	102	7BB700408H	BB105640	+BIND T.T S SCREW 4X8 SR				

	Ref. No.	Part.No.	Alternative.	Description	Notes	Quantity		
						120	230	240

- Parts with "*" are component parts or sub-assemblies of the assembly appearing immediately above them.
- Parts with "⊙" indicate regular maintenance parts.

- Parts with Ref.No. indicate maintenance parts and the ones without it indicate out of the above.

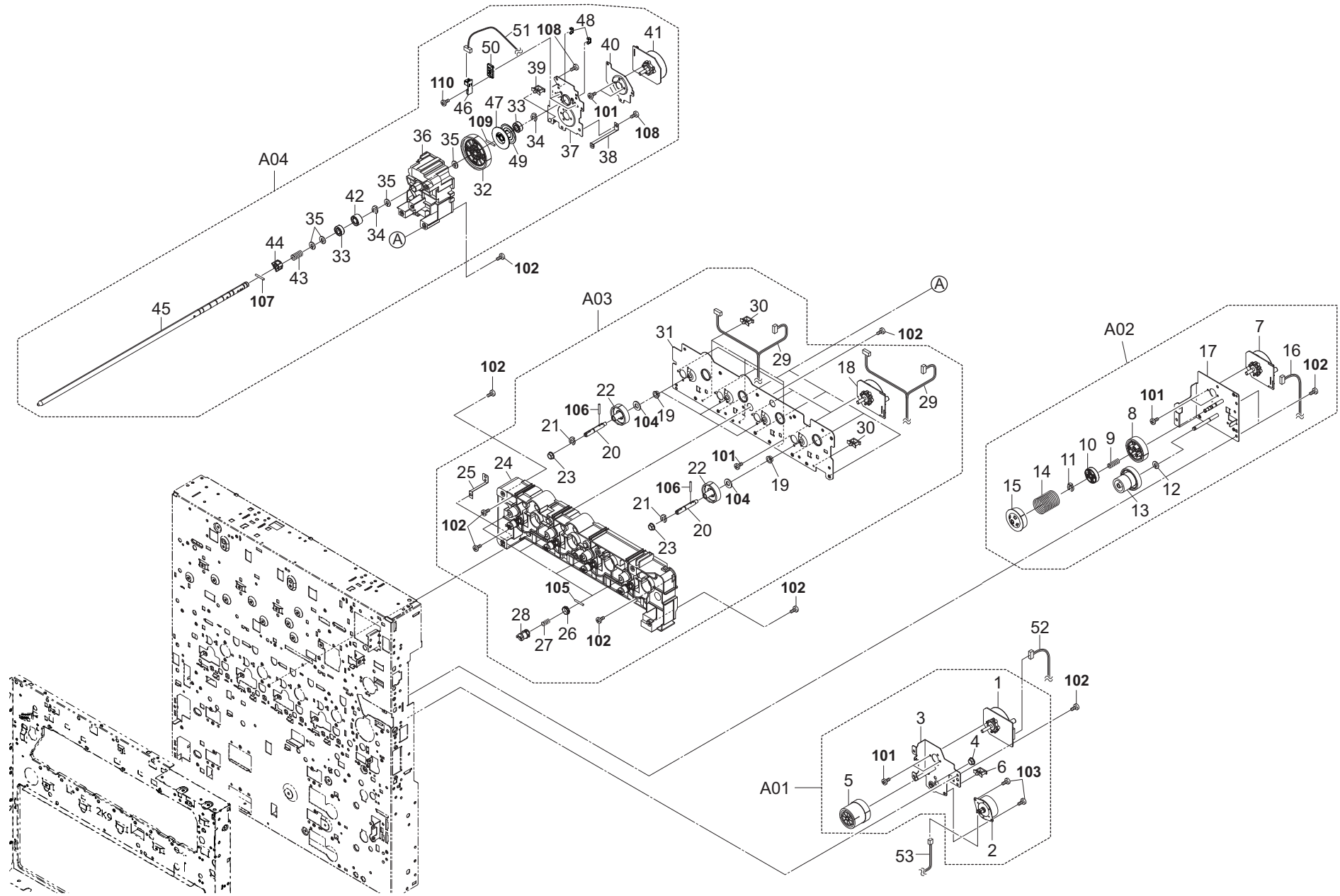


FIG. 25 Drive Section 1

2N2/2N3

	Ref. No.	Part.No.	Alternative.	Description	Notes	Quantity		
						120	230	240
⊙	A01	302K994060	2K994060	PARTS TRANSFER DRIVE UNIT SP		1	1	1
⊙	1	*302K994290	2K994290	PARTS MOTOR-BL W30 DRUM SP		1	1	1
⊙	2	*302K994300	2K994300	PARTS MOTOR PM FEED SP		1	1	1
	3	*302K931910	2K931910	PLATE TRANSFER DRIVE		1	1	1
	4	*2A116180	2A116180	BUSHING,TRANSFER		1	1	1
⊙	5	*302K931920	2K931920	GEAR Z100R Z48R		1	1	1
	6	*7YZM610007++H01	YZ202340	ACCESS.SADDLE		1	1	1
⊙	A02	302K994692	2K994692	PARTS FUSER DRIVE UNIT SP		1	1	1
⊙	7	*302K994331	2K994331	PARTS MOTOR-BL W30 SP		1	1	1
⊙	8	*302K931620	2K931620	GEAR Z90R JOINT		1	1	1
	9	*302H731650	2H731650	SPRING PADDLE CONT D		1	1	1
	10	*302K931640	2K931640	JOINT FUSER DRIVE		1	1	1
	11	*5MVX111DN003	2A806250	RING STOPPER /A-49 FEED A4		1	1	1
	12	*302LC31640	2LC31640	CUT WASHER 5X10		1	1	1
⊙	13	*302K931670	2K931670	GEAR Z67S-Z25S		1	1	1
	14	*302K931660	2K931660	SPRING JOINT		1	1	1
⊙	15	*302K931630	2K931630	GEAR Z50S JOINT		1	1	1
	16	*302K946100	2K946100	WIRE FUSER MOTOR H		1	1	1
	17	*302K931612	2K931612	PLATE FUSER DRIVE		1	1	1
⊙	A03	302K993161	2K993161	DR-8705		1	1	1
⊙	18	*302K994891	2K994891	PARTS MOTOR-BL W30 DLP SP		4	4	4
	19	*302H702590	2H702590	BUSH SCREW		4	4	4
	20	*302K931180	2K931180	SHAFT DLP DRIVE		4	4	4
	21	*2BC06910	2BC06910	STOPPER 6		4	4	4
⊙	22	*302K931190	2K931190	GEAR Z74R		4	4	4
	23	*302H024830	2H024830	BUSH 8		4	4	4
	24	*302K931162	2K931162	HOLDER MAIN DRIVE		1	1	1
	25	*302K931170	2K931170	PLATE EARTH MAIN		1	1	1
	26	*302FZ31280	2FZ31280	COLLAR DLP COUPLING		4	4	4
	27	*302BG22531	2BG22531	SPRING COUPLING DLP		4	4	4
	28	*302FZ31250	2FZ31250	COUPLING DLP DRIVE		4	4	4
	29	*302K946280	2K946280	WIRE DLP MOT		2	2	2
	30	*7YZM610008++H01	YZ037940	ACCESS.SADDLE		4	4	4
	31	*302K931232	2K931232	PLATE MAIN DRIVE		1	1	1
⊙	A04	302K993171	2K993171	PARTS DRUM DRIVE H SP		4	4	4
⊙	32	*302K931030	2K931030	GEAR Z160R		4	4	4
	33	*7BE010197431H01	BE119740	BEARING 6800ZZ(7MM)		8	8	8
	34	*302K921120	2K921120	STOPPER 8		8	8	8
	35	*302K931840	2K931840	CUT-WASHER 8X17		16	16	16
	36	*302K931013	2K931013	HOLDER DRUM DRIVE		4	4	4
	37	*302K931022	2K931022	PLATE DRUM DRIVE		4	4	4
	38	*302K931070	2K931070	PLATE EARTH DRUM		4	4	4
	39	*7YZM610001++H01	YZ010230	ACCESS SADDLE		4	4	4
	40	*302K931100	2K931100	PLATE MOTOR DRUM		4	4	4
⊙	41	*302K994290	2K994290	PARTS MOTOR-BL W30 DRUM SP		4	4	4
	42	*302K931060	2K931060	HOLDER BEARING SUPPORT		4	4	4
	43	*302LC31070	2LC31070	SPRING DRUM JOINT		4	4	4
	44	*302K931130	2K931130	COUPLING DRUM		4	4	4
	45	*302K931041	2K931041	SHAFT DRUM DRIVE		4	4	4

	Ref. No.	Part.No.	Alternative.	Description	Notes	Quantity		
						120	230	240
	46	*302K994D50	2K994D50	PARTS PWB ENCODER ASSY SP		8	8	8
	47	*302K931050	2K931050	BRACKET ENCODER		4	4	4
	48	*302K931080	2K931080	WIRE STOPPER		8	8	8
	49	*302K931090	2K931090	ENCORDER DRUM		4	4	4
	50	*302K931150	2K931150	HOLDER SENSOR DRUM		8	8	8
	51	*302K946300	2K946300	WIRE ENCODER		4	4	4
	52	302K946160	2K946160	WIRE MIDDLE TRANSFER MOTOR		1	1	1
	53	302K946550	2K946550	WIRE REGIST MOTOR		1	1	1
	101	7BB000304H	BB105720	+BIND M SCREW 3X4				
	102	7BB700408H	BB105640	+BIND T.T S SCREW 4X8 SR				
	103	7BB700308H	BB105600	+BIND T.T S SCREW 3X8 SR				
	104	C2891120	C2891120	POLYESTER SLIDER WASHER				
	105	7BP512512B0CH01	BP126420	6.2X12X0.25T				
	106	7BP512516B0CH01	BP126540	PARALLEL PIN 2.5X12				
	107	7BP512522B0CH01	BP126460	PARALLEL PIN 2.5X16				
	108	7BB200410H	BB105700	PARALLEL PIN 2.5X22				
	109	7BP513040B0CH01	BP126470	+BIND T.T P SCREW 4X10				
	110	7BB200205H	BB127790	PARALLEL PIN 3.0X40				
				BIND T.T P SCREW 2X5				

- Parts with "*" are component parts or sub-assemblies of the assembly appearing immediately above them.
- Parts with "⊙" indicate regular maintenance parts.

- Parts with Ref.No. indicate maintenance parts and the ones without it indicate out of the above.

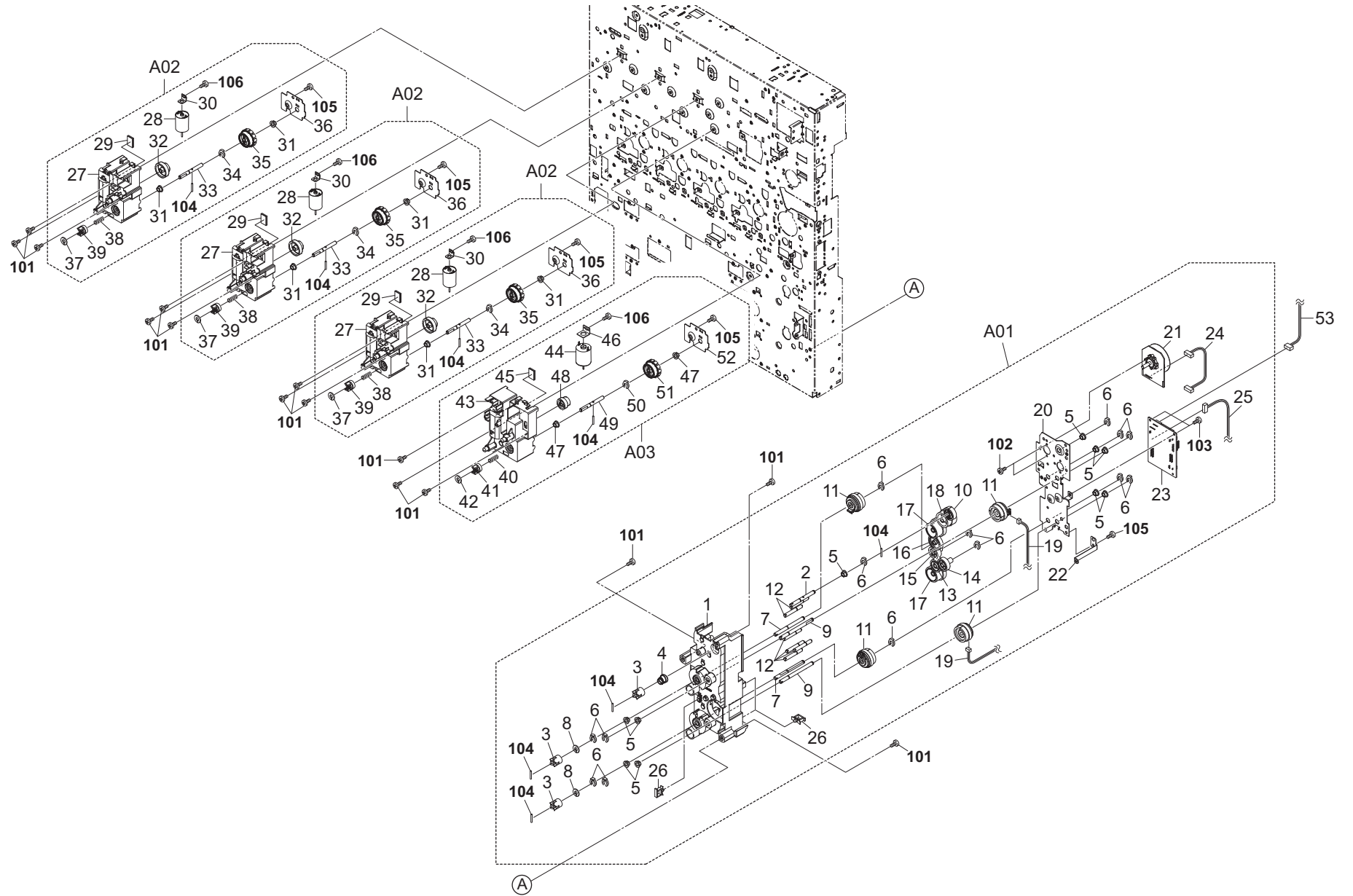


FIG. 26 Drive Section 2

2N2/2N3

	Ref. No.	Part.No.	Alternative.	Description	Notes	Quantity		
						120	230	240
⊙	A01	302N493030	2N493030	PARTS FEED DRIVE H UNIT SP		1	1	1
	1	*302K931411	2K931411	HOLDER FEED DRIVE		1	1	1
	2	*302K931441	2K931441	SHAFT MID DRIVE		1	1	1
	3	*302K931530	2K931530	COUPLING DRIVE		3	3	3
	4	*302H712650	2H712650	SPRING DRUM JOINT		1	1	1
	5	*302H702590	2H702590	BUSH SCREW		10	10	10
	6	*5MVX111DN003	2A806250	RING STOPPER /A-49 FEED A4		14	14	14
	7	*302K931431	2K931431	SHAFT FEED DRIVE		2	2	2
	8	*302K924820	2K924820	CUT-WASHER 4		2	2	2
	9	*302K931480	2K931480	SHAFT ASSIST DRIVE		2	2	2
⊙	10	*302K931490	2K931490	GEAR Z28L		1	1	1
⊙	11	*302KV44041	2KV44041	CLUTCH 50 Z35R		4	4	4
	12	*302K931450	2K931450	PIN FEED DRIVE		6	6	6
⊙	13	*302K931500	2K931500	GEAR Z28R		1	1	1
⊙	14	*302K931550	2K931550	GEAR Z27L		1	1	1
⊙	15	*302JZ31170	2JZ31170	GEAR Z27L MAIN		1	1	1
⊙	16	*302K931510	2K931510	GEAR Z35R		1	1	1
⊙	17	*302K931520	2K931520	GEAR Z40L-Z34L		2	2	2
⊙	18	*302K931470	2K931470	GEAR Z61R-Z34R		1	1	1
	19	*302K946690	2K946690	WIRE ASSIST CLUTCH		2	2	2
	20	*302K931420	2K931420	PLATE FEED DRIVE		1	1	1
⊙	21	*302K994331	2K994331	PARTS MOTOR-BL W30 SP		1	1	1
	22	*302K931540	2K931540	PLATE EARTH FEED		1	1	1
⊙	23	*302N494170	2N494170	PARTS PWB FEED 2 ASSY SP		1	1	1
	24	*302K946441	2K946441	WIRE FEED MOTOR		1	1	1
	25	*302K946AB0	2K946AB0	WIRE FEED CLUTCH		1	1	1
	26	*7YZM610007++H01	YZ023340	ACCESS.SADDLE		3	3	3
⊙	A02	302K994680	2K994680	PARTS CONT DRIVE UNIT COL SP		3	3	3
	27	*302K931740	2K931740	HOLDER CONT DRIVE C		3	3	3
⊙	28	*302LC94190	302LC94190	PARTS CONV RELEASE MOTOR ASSY SP		3	3	3
	29	*302LC31511	2LC31511	SEAL MOTOR DC		3	3	3
	30	*302K908660	2K908660	PLATE DC MOTOR 6		3	3	3
	31	*302H702590	2H702590	BUSH SCREW		6	6	6
⊙	32	*302K931810	2K931810	WORM WHEEL Z40L-Z20S		3	3	3
	33	*302K931780	2K931780	SHAFT CONT DRIVE		3	3	3
	34	*5MVX111DN003	2A806250	RING STOPPER /A-49 FEED A4		3	3	3
⊙	35	*302K931830	2K931830	GEAR Z34S JOINT		3	3	3
	36	*302K931720	2K931720	PLATE CONT DRIVE		3	3	3
	37	*2BG22990	2BG22990	CUT WASHER 4		3	3	3
	38	*302H731650	2H731650	SPRING PADDLE CONT D		3	3	3
	39	*302H731640	2H731640	COUPLING CONT D		3	3	3
⊙	A03	302K994670	2K994670	PARTS CONT DRIVE UNIT K SP		1	1	1
	40	*302H731650	2H731650	SPRING PADDLE CONT D		1	1	1
	41	*302H731640	2H731640	COUPLING CONT D		1	1	1
	42	*2BG22990	2BG22990	CUT WASHER 4		1	1	1
	43	*302K931710	2K931710	HOLDER CONT DRIVE K		1	1	1
⊙	44	*302K994D00	2K994D00	PARTS DC MOTOR ASSY B SP		1	1	1
	45	*302LC31511	2LC31511	SEAL MOTOR DC		1	1	1
	46	*302K902610	2K902610	PLATE DC MOTOR 10		1	1	1

	Ref. No.	Part.No.	Alternative.	Description	Notes	Quantity		
						120	230	240
⊙	47	*302H702590	2H702590	BUSH SCREW		2	2	2
	48	*302K931760	2K931760	WORM WHEEL Z56L-Z20S		1	1	1
	49	*302K931780	2K931780	SHAFT CONT DRIVE		1	1	1
⊙	50	*5MVX111DN003	2A806250	RING STOPPER /A-49 FEED A4		1	1	1
	51	*302K931830	2K931830	GEAR Z34S JOINT		1	1	1
	52	*302K931720	2K931720	PLATE CONT DRIVE		1	1	1
	53	302K946930	2K946930	WIRE FEED POWER		1	1	1
	101	7BB700408H	BB105640	+BIND T.T S SCREW 4X8 SR				
	102	7BB000304H	BB105720	+BIND M SCREW 3X4				
	103	7BB700308H	BB105600	+BIND T.T S SCREW 3X8 SR				
	104	5MBP2012WXSP	E0020120	SPRING PIN / M2 X 12 S-BLK				
	105	7BB200410H	BB105700	+BIND T.T P SCREW 4X10				
	106	7BB200308H	BB105660	+BIND T.T P SCREW 3X8				

- Parts with "*" are component parts or sub-assemblies of the assembly appearing immediately above them.
- Parts with "⊙" indicate regular maintenance parts.

- Parts with Ref.No. indicate maintenance parts and the ones without it indicate out of the above.

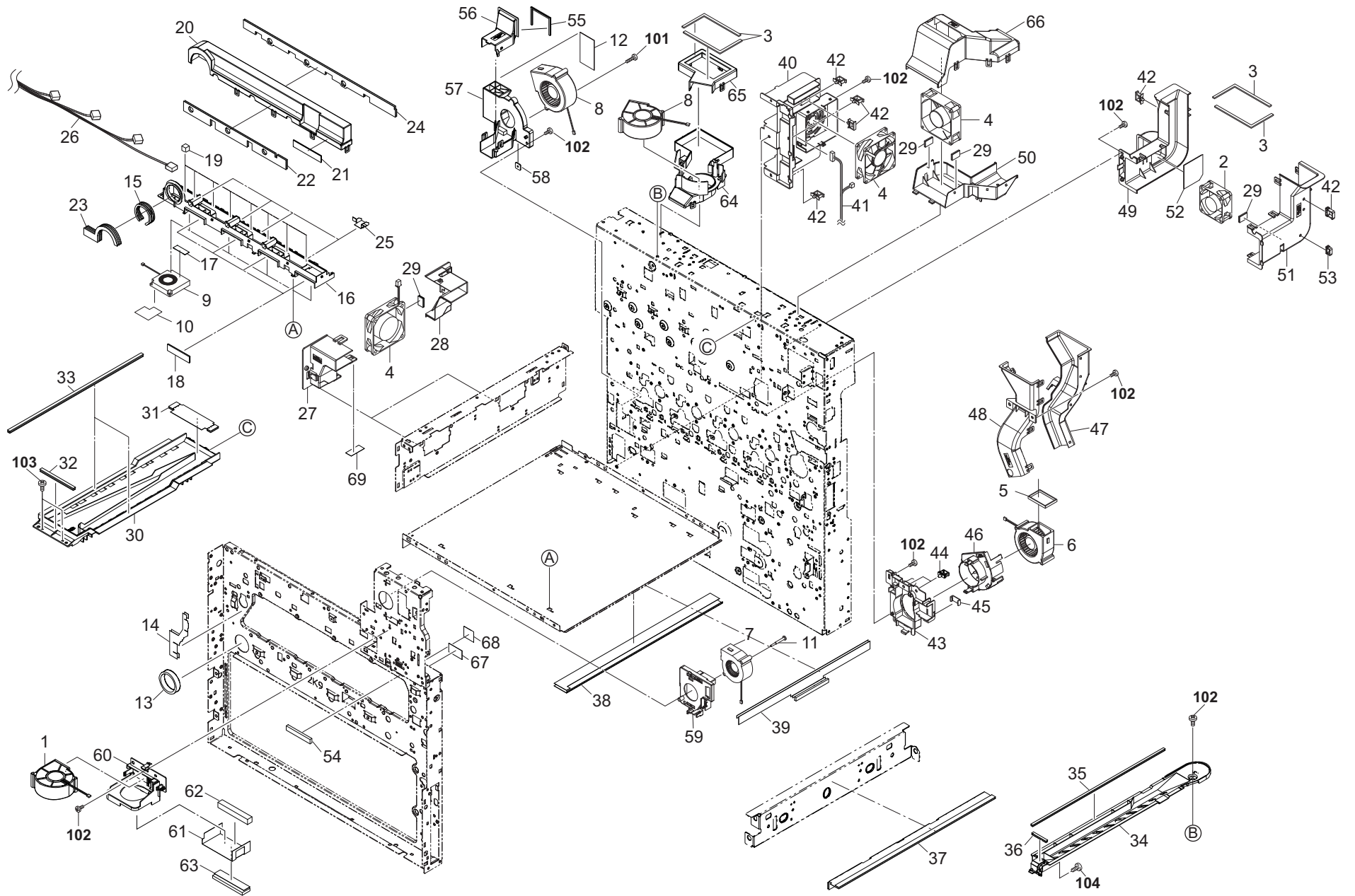


FIG. 27 Cooling Section

2N2/2N3-3

Ref. No.	Part.No.	Alternative.	Description	Notes	Quantity		
					120	230	240
⊙ 1	302K994090	2K994090	PARTS FAN FUSER FRONT UNIT SP		1	1	1
⊙ 2	302GR44080	2GR44080	FAN LSU 60-25		1	1	1
3	302K933580	2K933580	SEAL DUCT EXIT		4	4	4
⊙ 4	302HN44010	2HN44010	FAN MOTOR		4	4	4
5	302HG02450	2HG02450	SEAL FRAME MIDDLE A		1	1	1
⊙ 6	302K994350	2K994350	PARTS FAN COOLING DLP 70 SP		1	1	1
⊙ 7	302LC94380	2LC94380	PARTS FAN COOLING LSU 60 SP		1	1	1
⊙ 8	302FZ94380	2FZ94380	PARTS,FAN COOLING DLP 70 SP		2	2	2
⊙ 9	302K994A50	2K994A50	PARTS FAN COOLING LSU 50 SP		4	4	4
10	302K933370	2K933370	SHEET DUCT LSU		4	4	4
11	302H733430	2H733430	SCREW FAN		1	1	1
12	302K933320	2K93332	SHEET DUCT DLP C		1	1	1
13	302K933340	2K933340	SPONGE DUCT LSU A		1	1	1
14	302K933A00	2K933A00	FILM FRONT FRAME		1	1	1
15	302K933551	2K933551	SEAL LSU DUCT		1	1	1
16	302K933610	2K933610	DUCT LSU FRONT A		1	1	1
17	302K933850	2K933850	FILM LSU FRONT A		4	4	4
18	302K933350	2K933350	SPONGE DUCT LSU B		4	4	4
19	302K319080	2K319080	SPONGE WIRE		8	8	8
20	302K933620	2K933620	DUCT LSU FRONT B		1	1	1
21	302K914A50	2K914A50	SEAL CASE DLP		1	1	1
22	302K933880	2K933880	SEAL DUCT LSU A		1	1	1
23	302K933900	2K933900	SEAL DUCT LSU C		1	1	1
24	302K933890	2K933890	SEAL DUCT LSU B		1	1	1
25	302K933860	2K933860	FILM LSU FRONT B		4	4	4
26	302K946AM0	2K946AM0	WIRE LSU FAN		1	1	1
27	302K933591	2K933591	DUCT FAN BELT A		2	2	2
28	302K933601	2K933601	DUCT FAN BELT B		2	2	2
29	302LC31511	2LC31511	SEAL MOTOR DC		5	5	5
30	302LF33500	2LF33500	DUCT ISU LOWER RIGHT		1	1	1
31	302LF33571	2LF33571	FILM ISU DUCT		1	1	1
32	302LF33560	2LF33560	SPONGE ISU LOWER D		1	1	1
33	302LF33550	2LF33550	SPONGE ISU LOWER C		2	2	2
34	302LF33410	2LF33410	DUCT ISU LOWER LEFT		1	1	1
35	302LF33440	2LF33440	SPONGE ISU LOWER A		1	1	1
36	302LF33450	2LF33450	SPONGE ISU LOWER B		1	1	1
37	302K933740	2K933740	FILM SEAL TONER B		1	1	1
38	302K933970	2K933970	SEAL LSU RIGHT		1	1	1
39	302K933360	2K933360	SHEET FUSER GUARD		1	1	1
40	302K933281	2K933281	HOLDER FAN LOW VOLT		1	1	1
41	302K946640	2K946640	WIRE LVU FAN		1	1	1
42	7YZM610003++H01	YZ010250	ACCESS SADDLE		6	6	6
43	302K933190	2K933190	DUCT FUSER REAR		1	1	1
44	7YZM610002++H01	YZ010240	ACCESS SADDLE		2	2	2
45	303LL02330	3LL02330	HOLDER WIRE D		1	1	1
46	302LC33471	2LC33471	DUCT FUSER LOW		1	1	1
47	302K933560	2K933560	DUCT FUSER RIGHT		1	1	1
48	302K933572	2K933572	DUCT FUSER LEFT		1	1	1
49	302K933151	2K933151	DUCT EXIT RIGHT		1	1	1

- Parts with "*" are component parts or sub-assemblies of the assembly appearing immediately above them.
- Parts with "⊙" indicate regular maintenance parts.

Ref. No.	Part.No.	Alternative.	Description	Notes	Quantity		
					120	230	240
50	302LF33510	2LF33510	DUCT ISU RIGHT LOWER		1	1	1
51	302K933161	2K933161	DUCT EXIT LEFT		1	1	1
52	302LC33510	2LC33510	FILM FUSER DUCT		1	1	1
53	7YZM610001++H01	YZ010230	ACCESS SADDLE		1	1	1
54	302LF33350	2LF33350	SPONGE INNER LOWER		1	1	1
55	302K933380	2K933380	SPONGE DUCT DLP B		1	1	1
56	302K933660	2K933660	DUCT DLP B		1	1	1
57	302K933670	2K933670	DUCT DLP C		1	1	1
58	3CY06030	3CY06030	RETAINER M4		1	1	1
59	302K933250	2K933250	DUCT EXIT FRONT		1	1	1
60	302K933241	2K933241	DUCT FUSER FRONT		1	1	1
61	302LF33630	2LF33630	FILM FRONT FAN		1	1	1
62	302LF33640	2LF33640	SPONGE FRONT FAN A		1	1	1
63	302LF33650	2LF33650	SPONGE FRONT FAN B		1	1	1
64	302LF33420	2LF33420	DUCT ISU REAR LEFT A		1	1	1
65	302LF33430	2LF33430	DUCT ISU REAR LEFT B		1	1	1
66	302LF33520	2LF33520	DUCT ISU RIGHT UPPER		1	1	1
67	302H733300	2H733300	REAR FILM FRAME MID		1	1	1
			SPONGE RAIL MIDDLE TRANSFER FRONT		1	1	1
68	302N433D10	2N433D10	FRONT		1	1	1
69	302HN02930	2HN02930	SHEET HOUSING LEFT		2	2	2
101	7BB700435H	BB112520	+BIND T.T S SCREW 4X35 SR				
102	7BB700408H	BB105640	+BIND T.T S SCREW 4X8 SR				
103	7BB700308H	BB105600	+BIND T.T S SCREW 3X8 SR				
104	7BB200308H	BB105660	+BIND T.T P SCREW 3X8				

- Parts with Ref.No. indicate maintenance parts and the ones without it indicate out of the above.

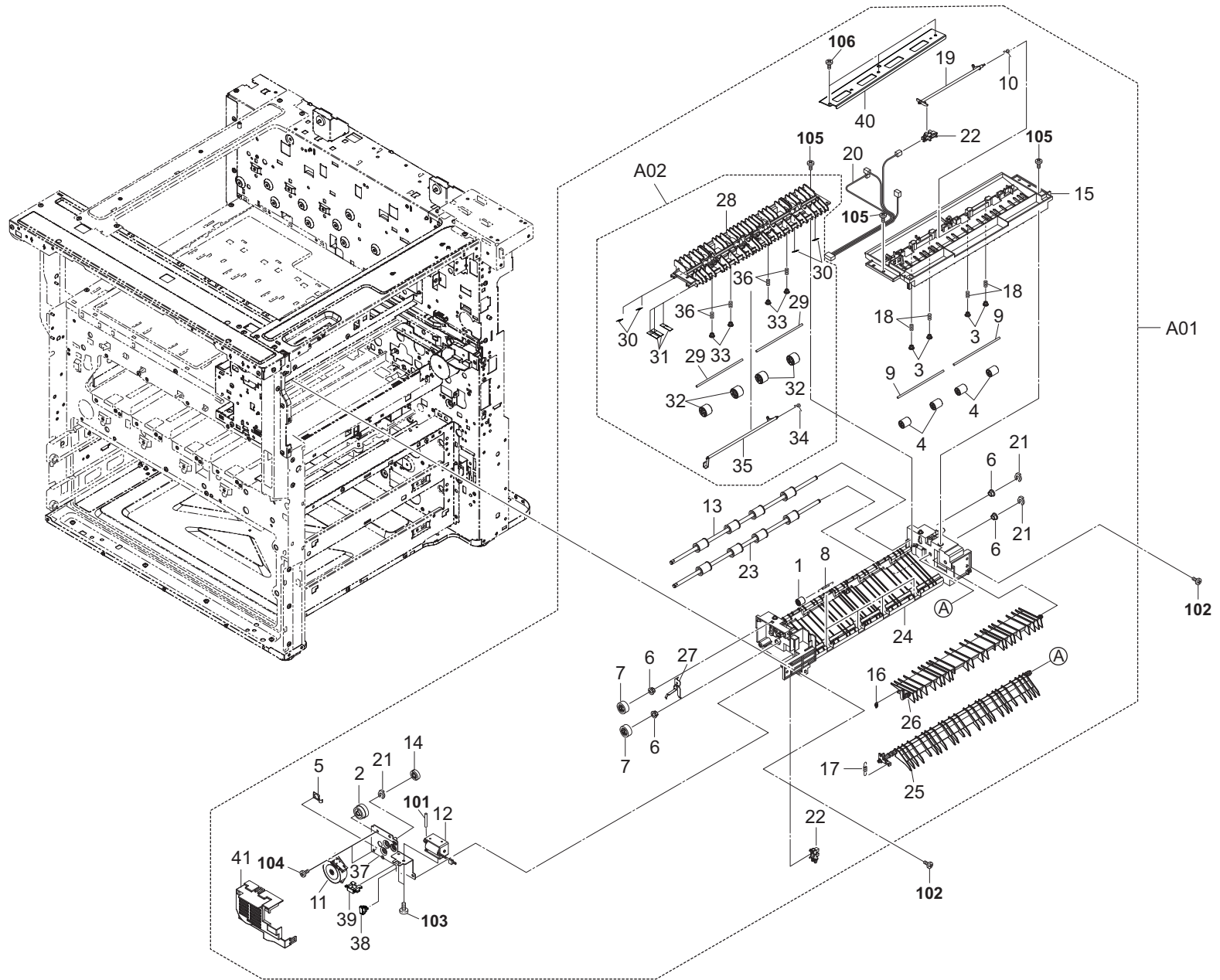


FIG. 28 Exit Section

2N2/2N3

Ref. No.	Part.No.	Alternative.	Description	Notes	Quantity		
					120	230	240
⊙ A01	302K994662	2K994662	PARTS EXIT UNIT A SP		1	1	1
1	*2FM02210	5MVM274DN002	PULLEY MID /B-11 FRAMEA4		4	4	4
⊙ 2	*302K928110	2K928110	GEAR Z40R-Z28S		1	1	1
3	*2FM04150	5MVM163DN005	CAP SPRING /B-11 ENCLOSUREA4		4	4	4
4	*302F929260	2F929260	PULLEY DU LOW		4	4	4
5	*302K928200	2K928200	PLATE EARTH FD		1	1	1
6	*302K324450	2K324450	BUSH 6		4	4	4
⊙ 7	*302H728080	2H728080	GEAR Z23S EXIT		2	2	2
8	*302HN28120	2HN28120	SPRING PULLEY A		4	4	4
9	*302K324460	2K324460	SHAFT FEED		2	2	2
10	*302K928190	2K928190	SPRING-TORSION SWITCHBACK		1	1	1
⊙ 11	*302K994300	2K994300	PARTS MOTOR PM FEED SP		1	1	1
⊙ 12	*302K994370	2K994370	PARTS SOLENOID FEED SHIFT SP		1	1	1
⊙ 13	*302K994910	2K994910	PARTS ROLLER EXIT SP		1	1	1
⊙ 14	*302H006120	2H006120	GEAR Z20S JOINT FEED B		1	1	1
15	*302K928021	2K928021	FRAME EXIT UPPER		1	1	1
16	*302K928070	2K928070	SPRING-EXTENSION FEED SHIFT		1	1	1
17	*302LC28110	2LC28110	SPRING-EXTENSION		1	1	1
18	*302F928170	2F928170	SPRING PULLEY		4	4	4
19	*302K928091	2K928091	ACTUATOR SWITCHBACK		1	1	1
20	*302K946360	2K946360	WIRE EXIT		1	1	1
21	*5MVX111DN003	2A806250	RING STOPPER/A-49 FEED A4		3	3	3
⊙ 22	*7NXGP1A173LCH01	NX115300	SENSOR OPT.		2	2	2
⊙ 23	*302K994A40	2K994A40	PARTS ROLLER EXIT B SP		1	1	1
24	*302K928011	2K928011	FRAME EXIT LOWER		1	1	1
25	*302K928213	2K928213	GUIDE CHANGE LOWER		1	1	1
26	*302K928030	2K928030	GUIDE SHIFT UPPER		1	1	1
27	*302K928170	2K928170	PLATE EARTH ROLLER		1	1	1
⊙ A02	*302K994B80	2K994B80	PARTS GUIDE EXIT MIDDLE SP		1	1	1
28	**302K928051	2K928051	GUIDE EXIT MIDDLE		1	1	1
29	**302K324460	2K324460	SHAFT FEED		2	2	2
30	**302K928290	2K928290	SHEET EXIT MIDDLE A		4	4	4
31	**302K928300	2K928300	SHEET EXIT MIDDLE B		3	3	3
32	**302JF22010	2JF22010	PULLEY MIDDLE		4	4	4
33	**2FM04150	5MVM163DN005	CAP SPRING /B-11 ENCLOSUREA4		4	4	4
34	**302K928190	2K928190	SPRING-TORSION SWITCHBACK		1	1	1
35	**302K928121	2K928121	ACTUATOR EXIT SENSOR		1	1	1
36	**302F928170	2F928170	SPRING PULLEY		4	4	4
37	*302K928131	2K928131	PLATE DRIVE FD		1	1	1
38	*7YZM390002+++H01	YZ012140	ACCESS.CLAMP		1	1	1
39	*7YZM210006+++H01	YZ038000	ACCESS.EDGING		1	1	1
40	*302K928230	2K928230	STAY EXIT HIGH		1	1	1
41	*302K928141	2K928141	COVER FRONT		1	1	1

Ref. No.	Part.No.	Alternative.	Description	Notes	Quantity		
					120	230	240
101	E0130240	E0130240	SPRING PIN 3X24(SUS)				
102	7BB700408H	BB105640	+BIND T.T S SCREW 4X8 SR				
103	7BB000303H	BB107000	+BIND M SCREW 3X3				
104	7BB700308H	BB105600	+BIND T.T S SCREW 3X8 SR				
105	7BB200410H	BB105700	+BIND T.T P SCREW 4X10				
106	7BB200308H	BB105660	+BIND T.T P SCREW 3X8				

- Parts with "*" are component parts or sub-assemblies of the assembly appearing immediately above them.
- Parts with "⊙" indicate regular maintenance parts.

- Parts with Ref.No. indicate maintenance parts and the ones without it indicate out of the above.

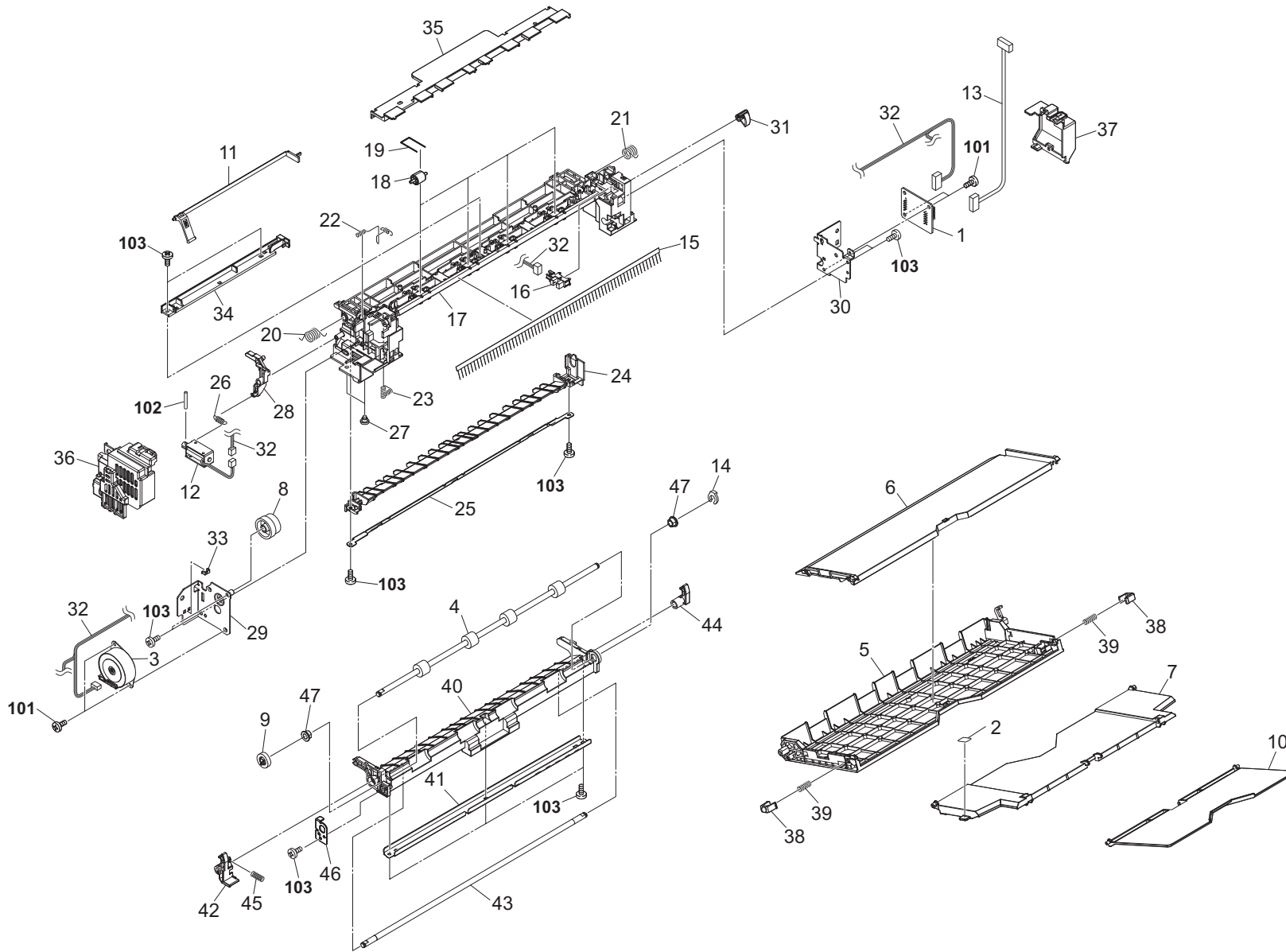


FIG. 29 Job Separator Section

2N2/2N3

Ref. No.	Part.No.	Alternative.	Description	Notes	Quantity		
					120	230	240
⊙ 1	302K994600	2K994600	PARTS PWB JOB SEPA ASSY SP		1	1	1
2	302K934190	2K934190	LABEL JOB SEPARATOR		1	1	1
⊙ 3	302K994300	2K994300	PARTS MOTOR PM FEED SP		1	1	1
⊙ 4	303NM94010	3NM94010	PARTS ROLLER EXIT RIGHT SP		1	1	1
⊙ 5	303NM16101	3NM16101	TRAY EXIT A		1	1	1
⊙ 6	303NM16111	3NM16111	TRAY EXIT B		1	1	1
⊙ 7	303NM16120	3NM16120	TRAY EXIT C		1	1	1
⊙ 8	303NM16130	3NM16130	GEAR Z46R Z21S IDLE		1	1	1
⊙ 9	303NM16140	3NM16140	GEAR Z15S		1	1	1
⊙ 10	303NM16230	3NM16230	TRAY EXIT D		1	1	1
11	303NM16280	3NM16280	ACTUATOR EXIT		1	1	1
⊙ 12	303NM94020	3NM94020	PARTS SOLENOID JS SP		1	1	1
⊙ 13	303NM46010	3NM46010	WIRE INTERFACE		1	1	1
14	5MVX111DN003	2A806250	RING STOPPER /A-49 FEED A4		1	1	1
15	63212210	63212210	STATIC ELIMINATOR,EJECT		1	1	1
⊙ 16	7NXGP1A173LCH01	NX115300	SENSOR OPT.		1	1	1
17	303NM16010	3NM16010	FRAME EXIT		1	1	1
18	302FZ07020	2FZ07020	PULLEY MPT BYPASS		4	4	4
19	303MA16290	3MA16290	SPRING PULLEY JS		4	4	4
20	303NM16170	3NM16170	SPRING-TORSION GUIDE F		1	1	1
21	303NM16180	3NM16180	SPRING-TORSION GUIDE R		1	1	1
22	303NM16190	3NM16190	SPRING EARTH A		1	1	1
23	303NM16240	3NM16240	SPRING EARTH B		1	1	1
24	303NM16030	3NM16030	GUIDE EXIT B		1	1	1
25	303NM16250	3NM16250	PLATE GUIDE LOWER		1	1	1
26	303NM16210	3NM16210	SPRING-EXTENSION		1	1	1
27	302F325010	2F325010	STUD SCREW M3		2	2	2
28	303NM16200	3NM16200	ARM FEED SHIFT		1	1	1
29	303NM16041	3NM16041	PLATE EXIT F		1	1	1
30	303NM16050	3NM16050	PLATE EXIT R		1	1	1
31	303NM16300	3NM16300	ARM SENSOR		1	1	1
32	303NM46020	3NM46020	WIRE JOB SEPARATOR		1	1	1
33	302K931080	2K931080	WIRE STOPPER		1	1	1
34	303NM16290	3NM16290	HOLDER SENSOR		1	1	1
35	303NM16271	3NM16271	COVER UPPER		1	1	1
36	303NM16220	3NM16220	COVER EXIT F		1	1	1
37	303NM16150	3NM16150	COVER PWB EXIT		1	1	1
38	2FB07330	2FB07330	STOPPER BYPASS TABLE		2	2	2
39	303JY24640	3JY24640	SPRING RELEASE COVER		2	2	2
40	303NM16020	3NM16020	GUIDE EXIT A		1	1	1
41	303NM16260	3NM16260	STAY GUIDE LOWER		1	1	1
42	303NM16080	3NM16080	LEVER EXIT RIGHT		1	1	1
43	303NM16070	3NM16070	SHAFT LEVER EXIT		1	1	1
44	303MA16570	3MA16570	HOOK LEVER JAM JS F		1	1	1
45	302FZ28270	2FZ28270	SPRING EXIT PUSH		1	1	1
46	303NM16060	3NM16060	PLATE EXIT LOWER		1	1	1
47	302K324450	2K324450	BUSH 6		2	2	2

Ref. No.	Part.No.	Alternative.	Description	Notes	Quantity		
					120	230	240
101	7BB700308H	BB105600	+BIND T.T S SCREW 3X8 SR				
102	E0025140	E0025140	SPRING PIN 2.5X14				
103	7BB200308H	BB105660	+BIND T.T P SCREW 3X8				

- Parts with "*" are component parts or sub-assemblies of the assembly appearing immediately above them.
- Parts with "⊙" indicate regular maintenance parts.

- Parts with Ref.No. indicate maintenance parts and the ones without it indicate out of the above.

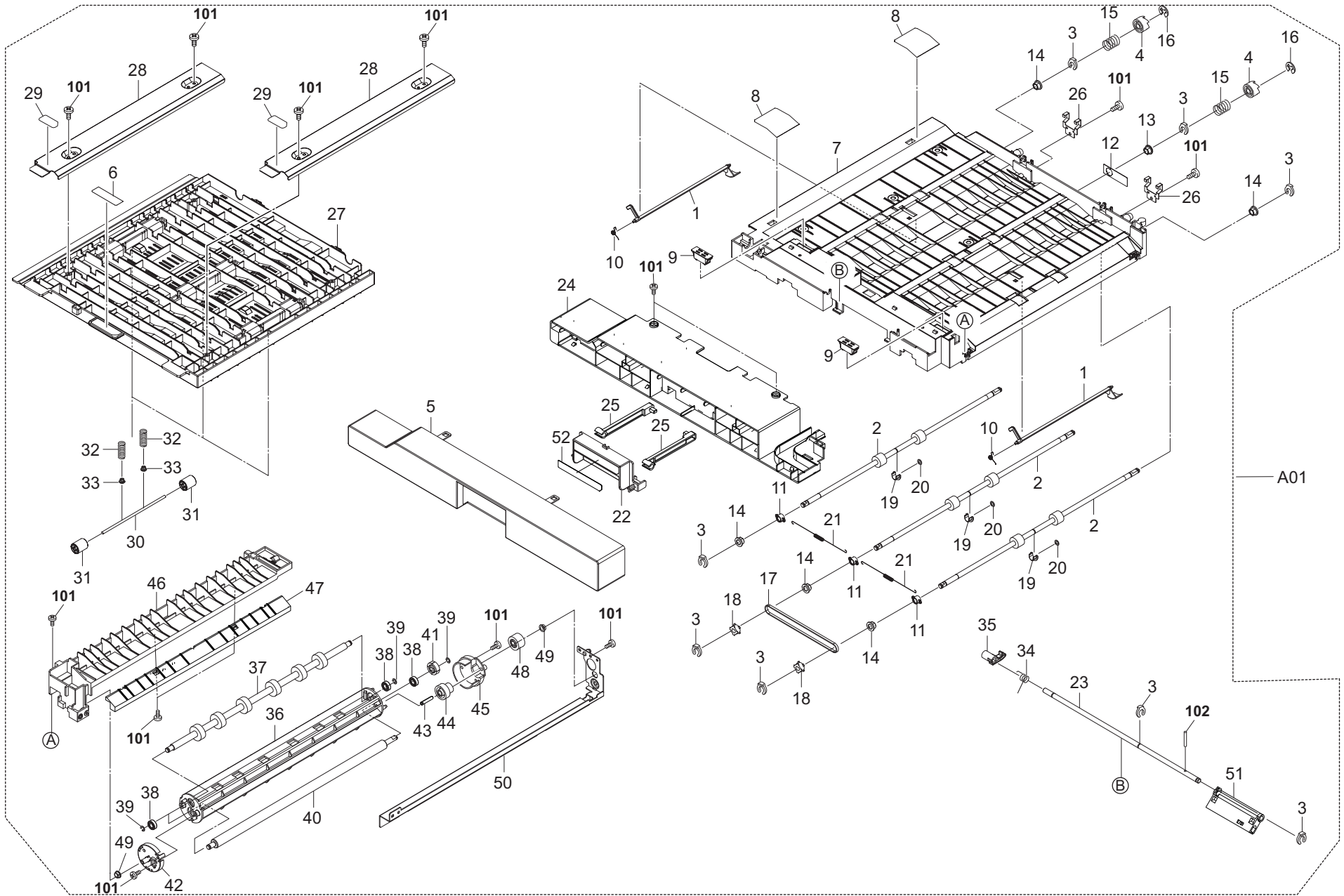


FIG. 30 Bridge Section 1

2N2/2N3-1

Ref. No.	Part.No.	Alternative.	Description	Notes	Quantity		
					120	230	240
⊙ A01	302K994C33	2K994C33	PARTS GUIDE RELAY UPPER UNIT SP		1	1	1
1	302LF28060	2LF28060	ACTUATOR RELAY		2	2	2
⊙ 2	302LF94430	2LF94430	PARTS ROLLER RELAY MIDDLE B SP		3	3	3
3	5MVX111DN003	2A806250	RING STOPPER /A-49 FEED A4		8	8	8
4	302LF28121	2LF28121	JOINT DRIVE		2	2	2
⊙ 5	302LF28521	2LF28521	COVER RELAY		1	1	1
6	302K934180	2K934180	LABEL RELAY A4		1	1	1
7	302LF28023	2LF28023	GUIDE RELAY LOWER		1	1	1
8	302LF28820	2LF28820	SHEET RELAY LOWER		2	2	2
9	2FB17200	2FB17200	MAGNET UPPER REG GUIDE		2	2	2
10	302K928190	2K928190	SPRING-TORSION SWITCHBACK		2	2	2
11	302FZ07310	2FZ07310	BUSH CONTACT MPT B		3	3	3
12	302LF28161	2LF28161	PLATE EARTH ROLLER		1	1	1
13	302K324450	2K324450	BUSH 6		1	1	1
14	302H702590	2H702590	BUSH SCREW		5	5	5
15	302LF28441	2LF28441	SPRING-COMPRESSION JOINT		2	2	2
16	302FB09830	2FB09830	CUT WASHER 4		2	2	2
17	302LF28130	2LF28130	BELT S2M-Z133		1	1	1
18	302LF28342	2LF28342	PULLEY P18-S2M		2	2	2
19	302FZ07540	2FZ07540	HOLDER SHAFT OUT		3	3	3
20	2BG22990	2BG22990	CUT WASHER 4		3	3	3
21	302LF28500	2LF28500	SPRING-EXTENSION EARTH		2	2	2
⊙ 22	302LF28510	2LF28510	HANDLE FRONT		1	1	1
23	302LF28181	2LF28181	SHAFT HANDLE		1	1	1
24	302LF28201	2LF28201	JOINT RELAY		1	1	1
25	302LF28190	2LF28190	ARM LEVER RELAY		2	2	2
26	302LF28780	2LF28780	PLATE HINGE STOPPER		2	2	2
27	302LF28011	2LF28011	GUIDE RELAY UPPER		1	1	1
28	302LF28050	2LF28050	PLATE REINFORCEMENT		2	2	2
29	302K934150	2K934150	LABEL HIGH TEMP		2	2	2
30	302K324460	2K324460	SHAFT FEED		3	3	3
31	302F929260	2F929260	PULLEY DU LOW		6	6	6
32	302F928170	2F928170	SPRING PULLEY		6	6	6
33	2FM04150	5MVM163DN005	CAP SPRING /B-11 ENCLOSURE A4		6	6	6
34	302LF28580	2LF28580	SPRING-TORSION HOOK		1	1	1
35	303MA16580	3MA16580	HOOK LEVER JAM JS R		1	1	1
36	302LF28380	2LF28380	GUIDE PRESS ROTARY		1	1	1
⊙ 37	302LF94280	2LF94280	PARTS ROLLER PRESS SP		1	1	1
38	7BE006124431H01	BE119720	BEARING MR126ZZ		4	4	4
39	302K924820	2K924820	CUT-WASHER 4		4	4	4
⊙ 40	302LF94270	2LF94270	PARTS ROLLER PRESS DRIVE SP		1	1	1
⊙ 41	302LF28650	2LF28650	GEAR Z30L DECURLER		1	1	1
42	302LF28370	2LF28370	CAP PRESS UNIT		1	1	1
43	303NJ31120	3NJ31120	PIN FEED DRIVE		1	1	1
⊙ 44	302LF28330	2LF28330	GEAR Z14S-Z35R		1	1	1
⊙ 45	302LF28360	2LF28360	GEAR PRESS DRIVE		1	1	1
46	302LF28071	2LF28071	GUIDE RIGHT UPPER		1	1	1
47	302LF28082	2LF28082	GUIDE RIGHT LOWER		1	1	1
⊙ 48	302LF28280	2LF28280	GEAR Z21S		1	1	1

Ref. No.	Part.No.	Alternative.	Description	Notes	Quantity		
					120	230	240
49	302H702590	2H702590	BUSH SCREW		2	2	2
50	302LF28170	2LF28170	PLATE SUPPORT SLIDER		1	1	1
51	302LF28210	2LF28210	JOINT HANDLE		1	1	1
52	302K934170	2K934170	LABEL RELAY A3		1	1	1
101	7BB200308H	BB105660	+BIND T.T P SCREW 3X8				
102	5MBP2010WXSP	E0020100	SPRING PIN / M2 X 10 S-BLK				

- Parts with "*" are component parts or sub-assemblies of the assembly appearing immediately above them.
- Parts with "⊙" indicate regular maintenance parts.

- Parts with Ref.No. indicate maintenance parts and the ones without it indicate out of the above.

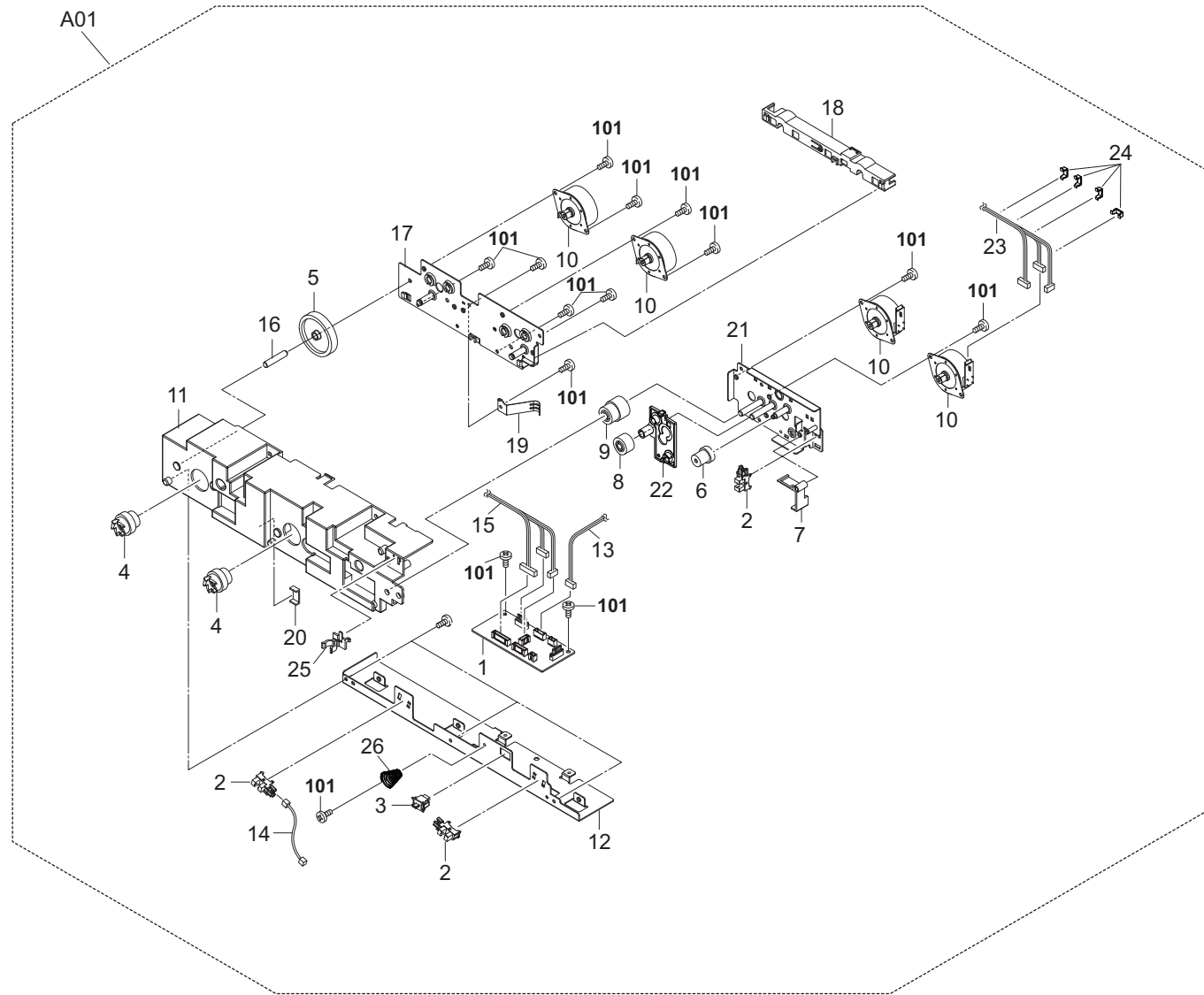


FIG. 31 Bridge Section 2

2N2/2N3

Ref. No.	Part.No.	Alternative.	Description	Notes	Quantity		
					120	230	240
⊙ A01	302K994C00	2K994C00	PARTS RELAY DRIVE UNIT SP		1	1	1
⊙ 1	*302K994830	2K994830	PARTS PWB BRIDGE ASSY SP		1	1	1
⊙ 2	*7NXGP1A173LCH01	NX115300	SENSOR OPT.		3	3	3
⊙ 3	*7SP01000006+H01	SP121020	SW.PUSH		1	1	1
⊙ 4	*302LF28140	2LF28140	GEAR Z31R-Z20R		2	2	2
⊙ 5	*302LF28150	2LF28150	GEAR Z42L		1	1	1
⊙ 6	*302LF28300	2LF28300	GEAR Z14S-Z30R		1	1	1
⊙ 7	*302LF28470	2LF28470	ACTUATOR PRESS		1	1	1
⊙ 8	*302LF28280	2LF28280	GEAR Z21S		1	1	1
⊙ 9	*302LF28290	2LF28290	GEAR Z21S-Z40R		1	1	1
⊙ 10	*302K994300	2K994300	PARTS MOTOR PM FEED SP		4	4	4
11	*302LF28093	2LF28093	FRAME DRIVE		1	1	1
12	*302LF28101	2LF28101	PLATE DRIVE A		1	1	1
13	*302LF46B40	2LF46B40	WIRE OPEN SWITCH		1	1	1
14	*302LF46B50	2LF46B50	WIRE FEED SENSOR		1	1	1
15	*302LF46B10	2LF46B10	WIRE INTERFACE		1	1	1
16	*303NJ31120	3NJ31120	PIN FEED DRIVE		1	1	1
17	*302LF28113	2LF28113	PLATE MOTOR DRIVE		1	1	1
18	*302LF28560	2LF28560	GUIDE HARNESS		1	1	1
19	*302FB09320	2FB09320	GROUND PLATE DECK UNIT		1	1	1
20	*303LL02330	3LL02330	HOLDER WIRE D		1	1	1
21	*302LF28461	2LF28461	PLATE MOTOR PRESS DRIVE		1	1	1
22	*302LF28600	2LF28600	GUIDE DECURLER PIN		1	1	1
23	*302LF46B30	2LF46B30	WIRE GUIDE MOTOR		1	1	1
24	*302K931080	2K931080	WIRE STOPPER		4	4	4
25	*302LF28590	2LF28590	STOPPER RELAY		1	1	1
26	*302LF28610	2LF28610	SPRING COMPRESSION RELAY		1	1	1
101	7BB700308H	BB105600	+BIND T.T S SCREW 3X8 SR				

Ref. No.	Part.No.	Alternative.	Description	Notes	Quantity		
					120	230	240

- Parts with "*" are component parts or sub-assemblies of the assembly appearing immediately above them.
- Parts with "⊙" indicate regular maintenance parts.

- Parts with Ref.No. indicate maintenance parts and the ones without it indicate out of the above.

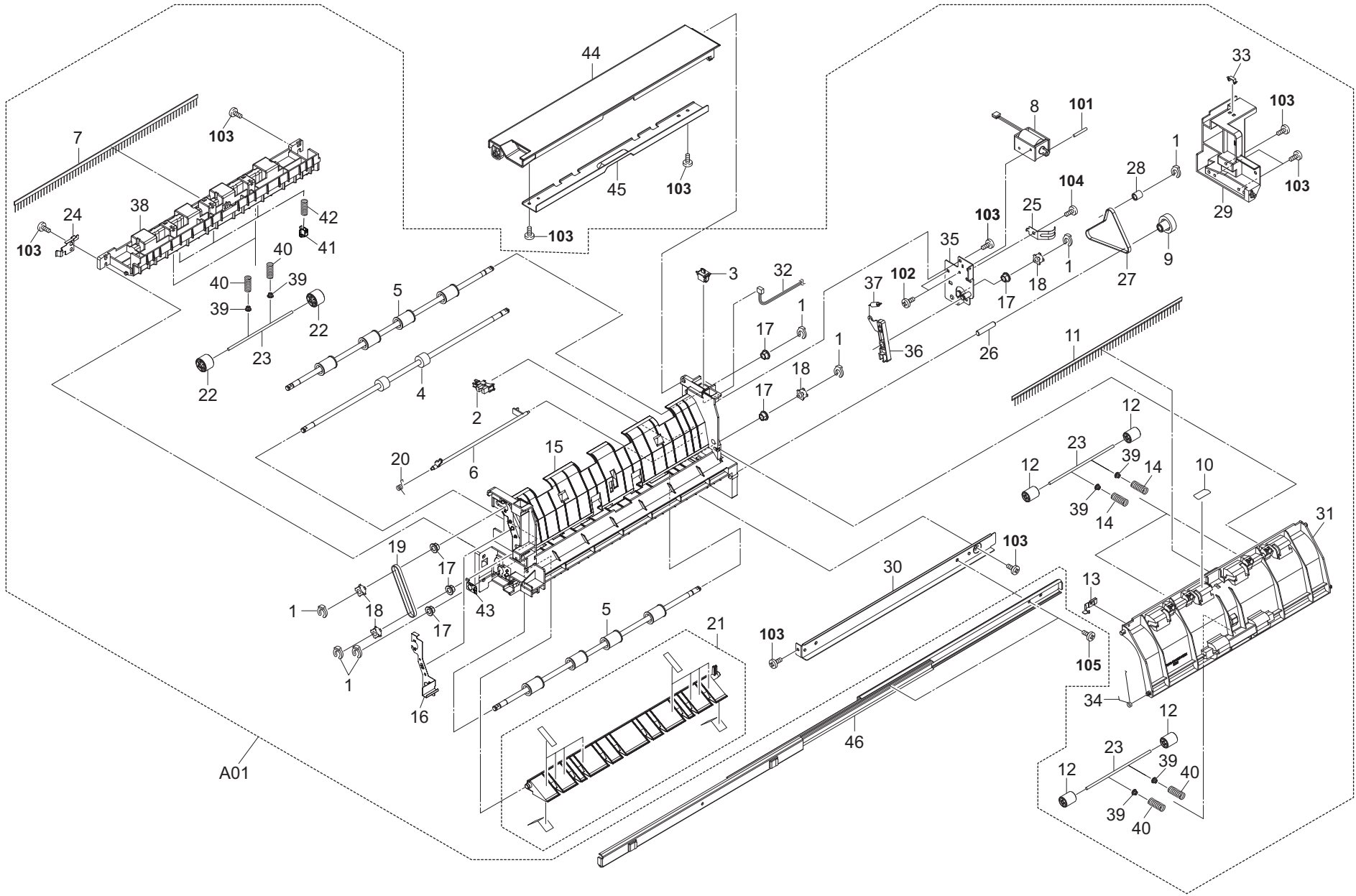


FIG. 32 Bridge Section 3

2N2/2N3

Ref. No.	Part.No.	Alternative.	Description	Notes	Quantity		
					120	230	240
⊙ A01	302LF94385	2LF94385	PARTS RELAY EXIT UNIT SP		1	1	1
1	*5MVX111DN003	2A806250	RING STOPPER /A-49 FEED A4		7	7	7
⊙ 2	*7NXGP1A173LCH01	NX115300	SENSOR OPT.		1	1	1
⊙ 3	*7SP01000006+H01	SP121020	SW.PUSH		1	1	1
⊙ 4	*302LF94030	2LF94030	PARTS ROLLER RELAY EXIT MIDDLE SP		1	1	1
⊙ 5	*302LF94440	2LF94440	PARTS ROLLER RELAY EXIT LOWER B SP		2	2	2
6	*302LF28350	2LF28350	ACTUATOR RELAY EXIT SW		1	1	1
7	*63212210	63212210	STATIC ELIMINATOR,EJECT		1	1	1
⊙ 8	*302K994370	2K994370	PARTS SOLENOID FEED SHIFT SP		1	1	1
⊙ 9	*302LF28420	2LF28420	GEAR Z20R-P18		1	1	1
10	*302K934160	2K934160	LABEL EXIT A2		1	1	1
11	*302LF28640	2LF28640	STATIC-ELIMINATOR EJECT		1	1	1
12	*302F929260	2F929260	PULLEY DU LOW		6	6	6
13	*302LF28630	2LF28630	PLATE EARTH EXIT		1	1	1
14	*302LF28840	2LF28840	SPRING-COMPRESSION RELAY EXIT		4	4	4
15	*302LF28222	2LF28222	HOUSING RELAY EXIT		1	1	1
16	*302LF28541	2LF28541	PLATE EARTH ROLLER A		1	1	1
17	*7BE006103R31H01	BE134710	BEARING MF106ZZ		6	6	6
18	*302LF28342	2LF28342	PULLEY P18-S2M		4	4	4
⊙ 19	*3HL07190	3HL07190	BELT 150S2M,PAPER FEED		1	1	1
20	*302K928190	2K928190	SPRING-TORSION SWITCHBACK		1	1	1
⊙ 21	*303NB94190	3NB94190	PARTS GUIDE RELAY EXIT SHEFT SP		1	1	1
22	*302JF22010	2JF22010	PULLEY MIDDLE		4	4	4
23	*302K324460	2K324460	SHAFT FEED		5	5	5
24	*302LF28531	2LF28531	PLATE EARTH EXIT		1	1	1
25	*2C912690	2C912690	GROUND PLATE SCANNER B		1	1	1
26	*303NJ31120	3NJ31120	PIN FEED DRIVE		1	1	1
⊙ 27	*302LF28450	2LF28450	BELT S2M-Z112		1	1	1
28	*302FZ07150	2FZ07150	PULLEY TENSION BELT		1	1	1
29	*302LF28250	2LF28250	MOUNT RELAY EXIT		1	1	1
30	*302LF28800	2LF28800	PLATE REINFORCEMENT		1	1	1
31	*302LF28241	2LF28241	GUIDE RELAY EXIT RIGHT		1	1	1
32	*302LF46B60	2LF46B60	WIRE EXIT SENSOR		1	1	1
33	*302K931080	2K931080	WIRE STOPPER		1	1	1
34	*302LF28810	2LF28810	SPRING-TORSION RELAY EXIT		1	1	1
35	*302LF28401	2LF28401	PLATE RELAY SOLENOID		1	1	1
36	*302LF28410	2LF28410	LEVER RELAY SOLENOID		1	1	1
37	*3HL10090	3HL10090	SPRING,LF SHIFT GUIDE		1	1	1
38	*302LF28230	2LF28230	GUIDE RELAY EXIT UPPER		1	1	1
39	*2FM04150	5MVM163DN005	CAP SPRING /B-11 ENCLOSURE A4		10	10	10
40	*302F928170	2F928170	SPRING PULLEY		6	6	6
41	*302FZ28260	2FZ28260	EXIT PUSH		3	3	3
42	*302FZ28270	2FZ28270	SPRING EXIT PUSH		3	3	3
43	*302LF28661	2LF28661	PLATE EARTH RELAY B		1	1	1
⊙ 44	302LF28272	2LF28272	COVER RELAY EXIT		1	1	1
45	302LF28621	2LF28621	PLATE REINFORCEMENT EXIT		1	1	1
46	302LF28720	2LF28720	SLIDER RELEASE		1	1	1

Ref. No.	Part.No.	Alternative.	Description	Notes	Quantity		
					120	230	240
101	E0130240	E0130240	SPRING PIN 3X24(SUS)				
102	7BB000303H	BB107000	+BIND M SCREW 3X3				
103	7BB200308H	BB105660	+BIND T.T P SCREW 3X8				
104	7BB100304H	BB105580	+BIND T.T S SCREW 3X4				
105	7BB700308H	BB105600	+BIND T.T S SCREW 3X8 SR				

- Parts with "*" are component parts or sub-assemblies of the assembly appearing immediately above them.
- Parts with "⊙" indicate regular maintenance parts.

- Parts with Ref.No. indicate maintenance parts and the ones without it indicate out of the above.

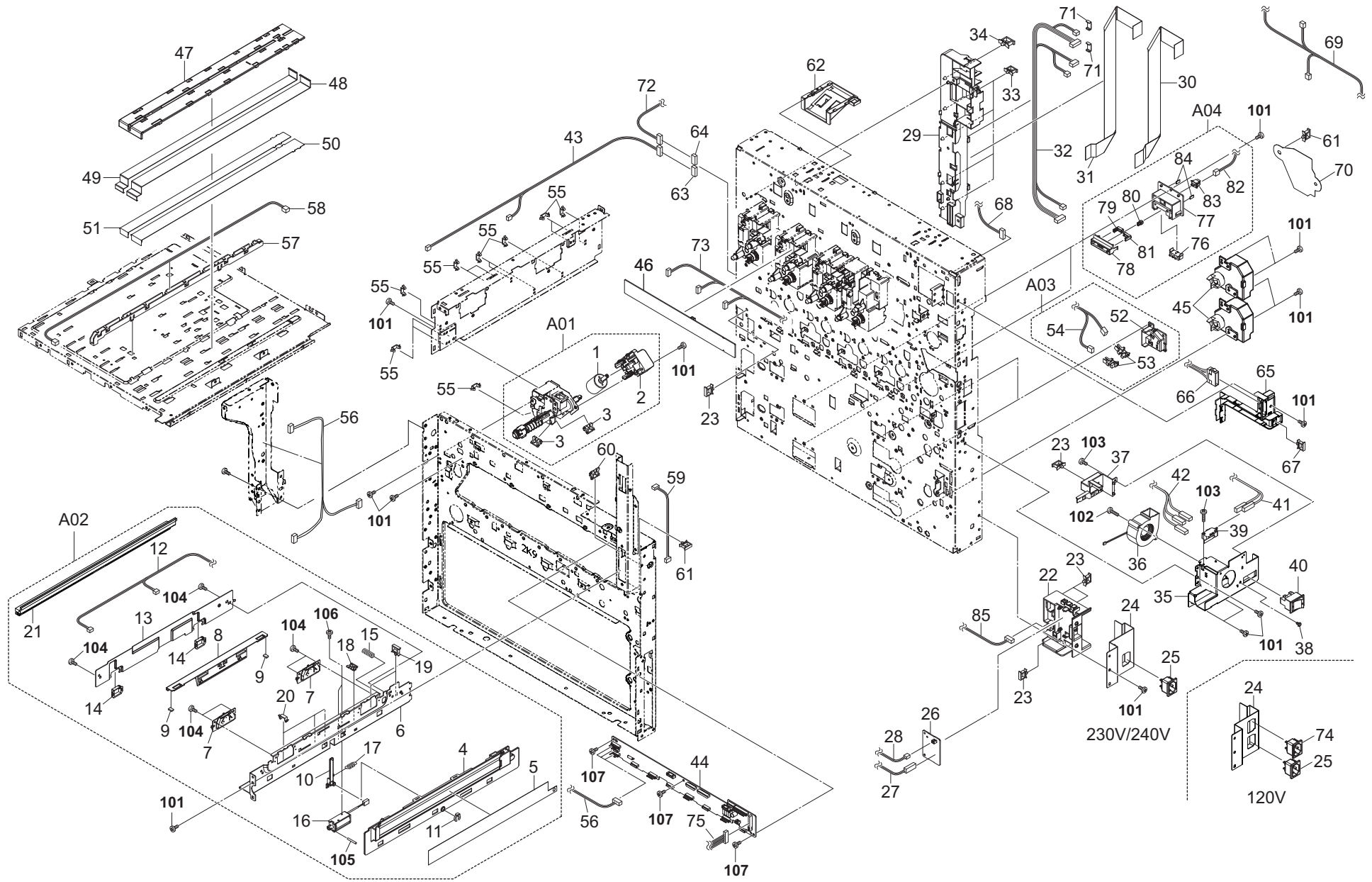


FIG. 33 Electrical Components 1

2N2/2N3-3

Ref. No.	Part.No.	Alternative.	Description	Notes	Quantity		
					120	230	240
⊙ A01	302K994B01	2K994B01	PARTS CLN WT UNIT(M) SP		1	1	1
⊙ 1	*302K994B10	2K994B10	PARTS CLN WT MOTOR ASSY (M) SP		1	1	1
⊙ 2	*302K923520	2K923520	HOLDER MOTOR CLN		1	1	1
⊙ 3	*7YZM210006++H01	YZ038000	ACCESS.EDGING		2	2	2
⊙ A02	302K994990	2K994990	PARTS ID SENSOR UNIT (M) SP		1	1	1
⊙ 4	*302K902700	2K902700	GUIDE TRANSFER L		1	1	1
⊙ 5	*302K902750	2K902750	SHEET GUIDE TRANSFER		1	1	1
⊙ 6	*302K902720	2K902720	RAIL DRUM RIGHT		1	1	1
⊙ 7	*302K994160	2K994160	PARTS ID SENSOR ASSY SP		2	2	2
⊙ 8	*302K902731	2K902731	SHUTTER ID SENSOR		1	1	1
⊙ 9	*302HN02970	2HN02970	FELT CLEANER ID		2	2	2
⊙ 10	*302K902870	2K902870	ARM ID SOLENOID		1	1	1
⊙ 11	*5MVX111DN003	2A806250	RING STOPPER /A-49 FEED A4		1	1	1
⊙ 12	*302K946490	2K946490	WIRE ID SENSOR		1	1	1
⊙ 13	*302K902710	2K902710	PLATE COVER ID SENSOR		1	1	1
⊙ 14	*7YZM210003++H01	YZ037970	ACCESS.EDGING		2	2	2
⊙ 15	*302K911210	2K911210	SPRING PRESS		1	1	1
⊙ 16	*302K994390	2K994390	PARTS SOLENOID ID SENSOR SP		1	1	1
⊙ 17	*303JY37260	3JY37260	SPRING SOL A		1	1	1
⊙ 18	*7YZM210006++H01	YZ038000	ACCESS.EDGING		1	1	1
⊙ 19	*7YZM610001++H01	YZ010230	ACCESS SADDLE		2	2	2
⊙ 20	*302K931080	2K931080	WIRE STOPPER		3	3	3
⊙ 21	*302K933760	2K933760	FILM SEAL TONER A		1	1	1
⊙ 22	302K939381	2K939381	GUIDE WIRE INLET		1	1	1
⊙ 23	7YZM610001++H01	YZ010230	ACCESS SADDLE		5	5	5
⊙ 24	302N739020	2N739020	PLATE INLET A2		1		
⊙ 25	302N446270	2N446270	PLATE INLET B2			1	1
⊙ 26	302N446270	2N446270	WIRE INLET ASSY 1		1	1	1
⊙ 27	302LH46150	2LH46150	PARTS PWB CURRENT AVE ASSY SP		1	1	1
⊙ 28	302LH46160	2LH46160	PARTS PWB CURRENT AVE 100 ASSY SP		1	1	1
⊙ 29	302LH46160	2LH46160	WIRE CURRENT PWB POWER		1	1	1
⊙ 30	302K939132	2K939132	WIRE CURRENT PWB		1	1	1
⊙ 31	302N446150	2N446150	GUIDE FFC LSU		1	1	1
⊙ 32	302N446160	2N446160	WIRE FFC LSU1		1	1	1
⊙ 33	302N446160	2N446160	WIRE FFC LSU2		1	1	1
⊙ 34	302N246140	2N246140	WIRE HVU MAIN		1	1	1
⊙ 35	7YZM610003++H01	YZ010250	ACCESS SADDLE		4	4	4
⊙ 36	7YZM610004++H01	YZ012210	ACCESS SADDLE		1	1	1
⊙ 37	302N439050	2N439050	PLATE MAIN SW		1	1	1
⊙ 38	302K994360	2K994360	PARTS FAN COOLING LSU 60 SP		1	1	1
⊙ 39	302K939560	2K939560	DUCT FAN IH		1	1	1
⊙ 40	7YZM510022++H01	YZ127850	ACCESS.SPACER		1	1	1
⊙ 41	2FB27160	2FB27160	INTER LOCK SWITCH		1	1	1
⊙ 42	7SC020403++H01	SC136170	SW.SEE SAW		1	1	1
⊙ 43	302K946530	2K946530	WIRE INTERLOCK		1	1	1
⊙ 44	302N246180	2N246180	WIRE MAIN SWITCH		1	1	1
⊙ 45	302K946650	2K946650	WIRE BELT FAN		1	1	1
⊙ 46	302N294210	2N294210	PARTS PWB FRONT CLR ASSY SP		1	1	1
⊙ 47	302K394190	2K394190	PARTS MOTOR LIFT ASSY SP		2	2	2

Ref. No.	Part.No.	Alternative.	Description	Notes	Quantity		
					120	230	240
⊙ 46	302K994260	2K994260	PARTS PWB RFID ASSY SP		1	1	1
⊙ 47	302K939091	2K939091	GUIDE FFC FRONT		1	1	1
⊙ 48	302N446200	2N446200	WIRE FFC FRONT1		1	1	1
⊙ 49	302N446210	2N446210	WIRE FFC FRONT2		1	1	1
⊙ 50	302K939110	2K939110	SHEET FRONT FFC 45		1	1	1
⊙ 51	302K939100	2K939100	SHEET FRONT FFC 40		1	1	1
⊙ A03	302K994C80	2K994C80	PARTS PAPER LEVEL SENSOR ASSY SP		2	2	2
⊙ 52	*302K909510	2K909510	MOUNT PAPER LEVEL SENSOR		2	2	2
⊙ 53	*303M894260	3M894260	PARTS SENSOR OPT SP		4	4	4
⊙ 54	*302K946420	2K946420	WIRE PAPER SENSOR		2	2	2
⊙ 55	302K931080	2K931080	WIRE STOPPER		12	12	12
⊙ 56	302K946190	2K946190	WIRE HUMIDITY SENSOR		1	1	1
⊙ 57	302K939120	2K939120	GUIDE WIRE FRONT		1	1	1
⊙ 58	302K946940	2K946940	WIRE FRONT POWER		1	1	1
⊙ 59	302K946AL0	2K946AL0	WIRE SENSOR JOINT		1	1	1
⊙ 60	7YZM210006++H01	YZ038000	ACCESS.EDGING		1	1	1
⊙ 61	7YZM610008++H01	YZ037940	ACCESS.SADDLE		3	3	3
⊙ 62	302K939550	2K939550	GUIDE WIRE ISU		1	1	1
⊙ 63	7YCC04B1106+H01	YC122790	CONNECTOR		1	1	1
⊙ 64	7YCC05B1106+H01	YC047310	CONNECTOR		1	1	1
⊙ 65	302K939630	2K939630	GUIDE WIRE IH M		1	1	1
⊙ 66	302N246170	2N246170	WIRE FUSER JOINT		1	1	1
⊙ 67	7YZM610002++H01	YZ010240	ACCESS SADDLE		1	1	1
⊙ 68	302K946580	2K946580	WIRE JOBSEPARATOR JOINT		1	1	1
⊙ 69	302K946410	2K946410	WIRE LIFT MOTOR		1	1	1
⊙ 70	302K939610	2K939610	SHEET WIRE CASSETTE		1	1	1
⊙ 71	303LL02180	3LL02180	HOLDER WIRE A		2	2	2
⊙ 72	302N246150	2N246150	WIRE TONER DUCT FAN A		1	1	1
⊙ 73	302K946350	2K946350	WIRE CONTAINER MOTOR		1	1	1
⊙ 74	302N246080	2N246080	WIRE INLET ASSY		1		
⊙ 75	302K946140	2K946140	WIRE EXIT FAN		1	1	1
⊙ A04	302K994121	2K994121	PARTS SIZE DETECTION ASSY SP		2	2	2
⊙ 76	*7SP03072001+H01	SP121030	SW.PUSH		2	2	2
⊙ 77	*302K909520	2K909520	MOUNT SIZE SENSOR		2	2	2
⊙ 78	*302K909541	2K909541	HOLDER SIZE DETECTION		2	2	2
⊙ 79	*302K909580	2K909580	PIN PAPER SIZE A		2	2	2
⊙ 80	*302K909590	2K909590	PIN PAPER SIZE B		2	2	2
⊙ 81	*302K909600	2K909600	PIN PAPER SIZE C		2	2	2
⊙ 82	*302K946400	2K946400	WIRE CASSETTE SIZE		2	2	2
⊙ 83	*7SP01000006+H01	SP121020	SW.PUSH		2	2	2
⊙ 84	*302F729080	2F729080	SPACER DU		4	4	4
⊙ 85	302K946AC1	2K946AC1	WIRE CASSETTE HEATER SELECT		1	1	1
101	7BB700408H	BB105640	+BIND T.T S SCREW 4X8 SR				
102	7BB700330H	BB106840	+BIND T.T S SCREW 3X30 SR				
103	7BB607320H	BB106890	+TP-CUP M SCREW 3X20 R				
104	7BB200308H	BB105660	+BIND T.T P SCREW 3X8				
105	5MBP2010WXSP	E0020100	SPRING PIN / M2 X 10 S-BLK				
106	7BB007303H	BB105750	+TP-CUP M SCREW 3X3				
107	7BB700308H	BB105600	+BIND T.T S SCREW 3X8 SR				

- Parts with "*" are component parts or sub-assemblies of the assembly appearing immediately above them.
- Parts with "⊙" indicate regular maintenance parts.

- Parts with Ref.No. indicate maintenance parts and the ones without it indicate out of the above.

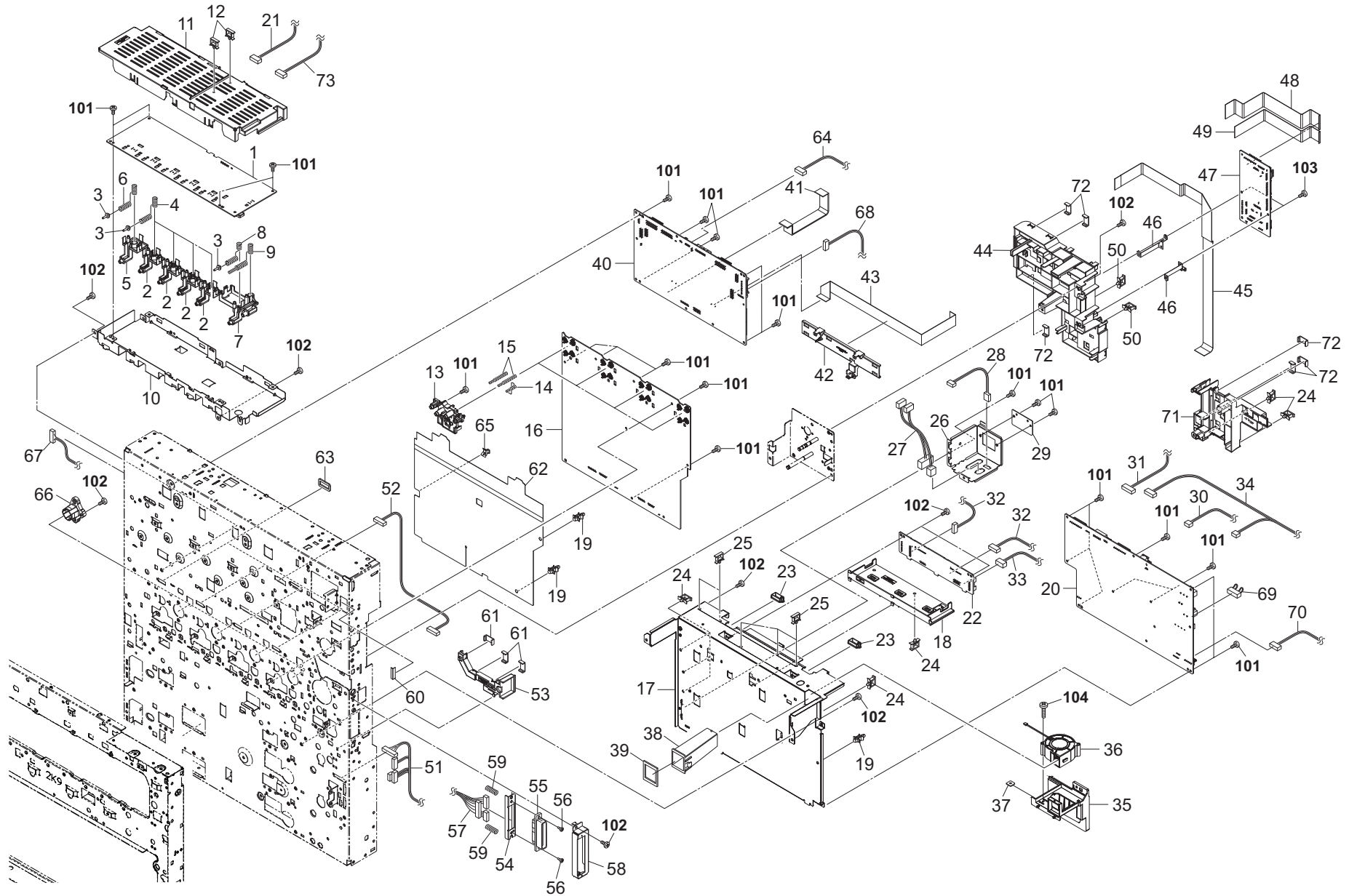


FIG. 34 Electrical Components 2

2N2/2N3

Ref. No.	Part.No.	Alternative.	Description	Notes	Quantity		
					120	230	240
⊙ 1	302K994401	2K994401	PARTS UNIT HIGH VOLTAGE TRANSFER SP		1	1	1
2	302K939270	2K939270	TERMINAL HV TRANS		4	4	4
3	302K939260	2K939260	PIN HV CONTACT		6	6	6
4	302K939280	2K939280	SPRING HV TRANS		4	4	4
5	302K939320	2K939320	TERMINAL HV CL		1	1	1
6	302K939330	2K939330	SPRING HV CL		1	1	1
7	302K939290	2K939290	TERMINAL HV DRIVE		1	1	1
8	302K939300	2K939300	SPRING HV DRIVE		1	1	1
9	302K939310	2K939310	SPRING HV SEPARATION		1	1	1
10	302K939240	2K939240	PLATE HVU TRANS		1	1	1
11	302K939250	2K939250	COVER HVU TRANS		1	1	1
12	7YZM610010++H01	YZ042990	ACCESS.SADDLE		2	2	2
13	302K939180	2K939180	TERMINAL HV MAIN		4	4	4
14	302K939190	2K939190	SPRING HV MC		4	4	4
15	302K939200	2K939200	SPRING HV		8	8	8
⊙ 16	302LC94330	2LC94330	PARTS UNIT HIGH VOLTAGE MAIN SP		1	1	1
17	302K939401	2K939401	PLATE PWB LVU		1	1	1
18	302K939410	2K939410	GUIDE WIRE LVU		1	1	1
19	7YZM510007++H01	YZ042780	ACCESS.SPACER		3	3	3
⊙ 20	302N494080	2N494080	PARTS UNIT LOW VOLTAGE SP		1	1	1
21	302K946260	2K946260	WIRE HVU T1		1	1	1
⊙ 22	302K994171	2K994171	PARTS PWB MOTOR CONTROL ASSY SP		1	1	1
23	7YZM210003++H01	YZ037970	ACCESS.EDGING		2	2	2
24	7YZM610003++H01	YZ010250	ACCESS SADDLE		7	7	7
25	7YZM610001++H01	YZ010230	ACCESS SADDLE		5	5	5
26	302K939431	2K939431	PLATE OPTION COIN-VENDOR		1	1	1
27	302K946A70	2K946A70	WIRE PF JOINT		1	1	1
28	302K946A60	2K946A60	WIRE PF CASSETTE HEATER		1	1	1
29	302FB26290	2FB26290	LID VENDOR		1	1	1
30	302N446070	2N446070	WIRE MAIN-LVU		1	1	1
31	302K946970	2K946970	WIRE MOTOR-LVU		1	1	1
32	302K946290	2K946290	WIRE DRUM MOT		2	2	2
33	302K946270	2K946270	WIRE MOTOR CONTROL		1	1	1
34	302N446110	2N446110	WIRE LVU RIGHT		1	1	1
35	302LC33441	2LC33441	DUCT DLP B		1	1	1
⊙ 36	302LC94380	2LC94380	PARTS FAN COOLING LSU 60 SP		1	1	1
37	3CY06030	3CY06030	RETAINER M4		1	1	1
38	302K933651	2K933651	DUCT DLP A		1	1	1
39	302LC33480	2LC33480	SPONGE DLP COOLING A		1	1	1
⊙ 40	302N294180	2N294180	PARTS PWB ENGINE ASSY SP		1	1	1
41	302N246040	2N246040	WIRE FFC MAIN-ENGINE		1	1	1
42	302K939601	2K939601	GUIDE FFC BRIDGE		1	1	1
43	302N446250	2N446250	WIRE FFC EFI-ENGINE		1	1	1
44	302K939141	2K939141	GUIDE FFC FEED 1		1	1	1
45	302N446190	2N446190	WIRE FFC FEED3		1	1	1
46	302K939150	2K939150	PLATE PWB FEED		2	2	2
⊙ 47	302N494160	2N494160	PARTS PWB FEED 1 ASSY SP		1	1	1
48	302N446170	2N446170	WIRE FFC FEED1		1	1	1

Ref. No.	Part.No.	Alternative.	Description	Notes	Quantity		
					120	230	240
49	302N446180	2N446180	WIRE FFC FEED2		1	1	1
50	7YZM610004++H01	YZ012210	ACCESS SADDLE		2	2	2
51	302K946571	2K946571	WIRE FEED JOINT		1	1	1
52	302K946630	2K946630	WIRE TRANSFER JOINT		1	1	1
53	302K902820	2K902820	GUIDE WIRE ID		1	1	1
54	302K924340	2K924340	MOUNT DRAWER A		1	1	1
55	7YCC60M2199+H01	YC125800	CONNECTOR		1	1	1
56	302K924350	2K924350	PIN DRAWER		2	2	2
57	302K946610	2K946610	WIRE DU JOINT		1	1	1
58	302K924380	2K924380	MOUNT DRAWER B		1	1	1
59	302K924360	2K924360	SPRING DRAWER		2	2	2
60	302LC02780	2LC02780	SHEET COVER FUSER PWB		1	1	1
61	303LL02330	3LL02330	HOLDER WIRE D		3	3	3
62	302K939220	2K939220	SHEET PWB HVU MAIN		1	1	1
63	302K933D20	2K933D20	SPONGE PIPE FRONT		4	4	4
64	302K946AJ0	2K946AJ0	WIRE KEY COUNTER		1	1	1
65	7YZM510021++H01	YZ127660	ACCESS.SPACER		1	1	1
66	302K931210	2K931210	HOLDER ATTACHMENT		4	4	4
67	302N446290	2N446290	WIRE BRIDGE JOINT		1	1	1
68	302K946960	2K946960	WIRE ENGINE POWER		1	1	1
69	302K946260	2K946260	WIRE HVU T1		1	1	1
70	302LF46890	2LF46890	WIRE CASSETTE HEATER		1	1	1
71	302K939170	2K939170	GUIDE FFC FEED 2		1	1	1
72	303LL02180	3LL02180	HOLDER WIRE A		6	6	6
73	302K946950	2K946950	WIRE T1 POWER		1	1	1
101	7BB700308H	BB105600	+BIND T.T S SCREW 3X8 SR				
102	7BB700408H	BB105640	+BIND T.T S SCREW 4X8 SR				
103	7BB200308H	BB105660	+BIND T.T P SCREW 3X8				
104	7BB600430H	BB112620	+BIND M SCREW 4X30 R				

- Parts with "•" are component parts or sub-assemblies of the assembly appearing immediately above them.
- Parts with "⊙" indicate regular maintenance parts.

- Parts with Ref.No. indicate maintenance parts and the ones without it indicate out of the above.

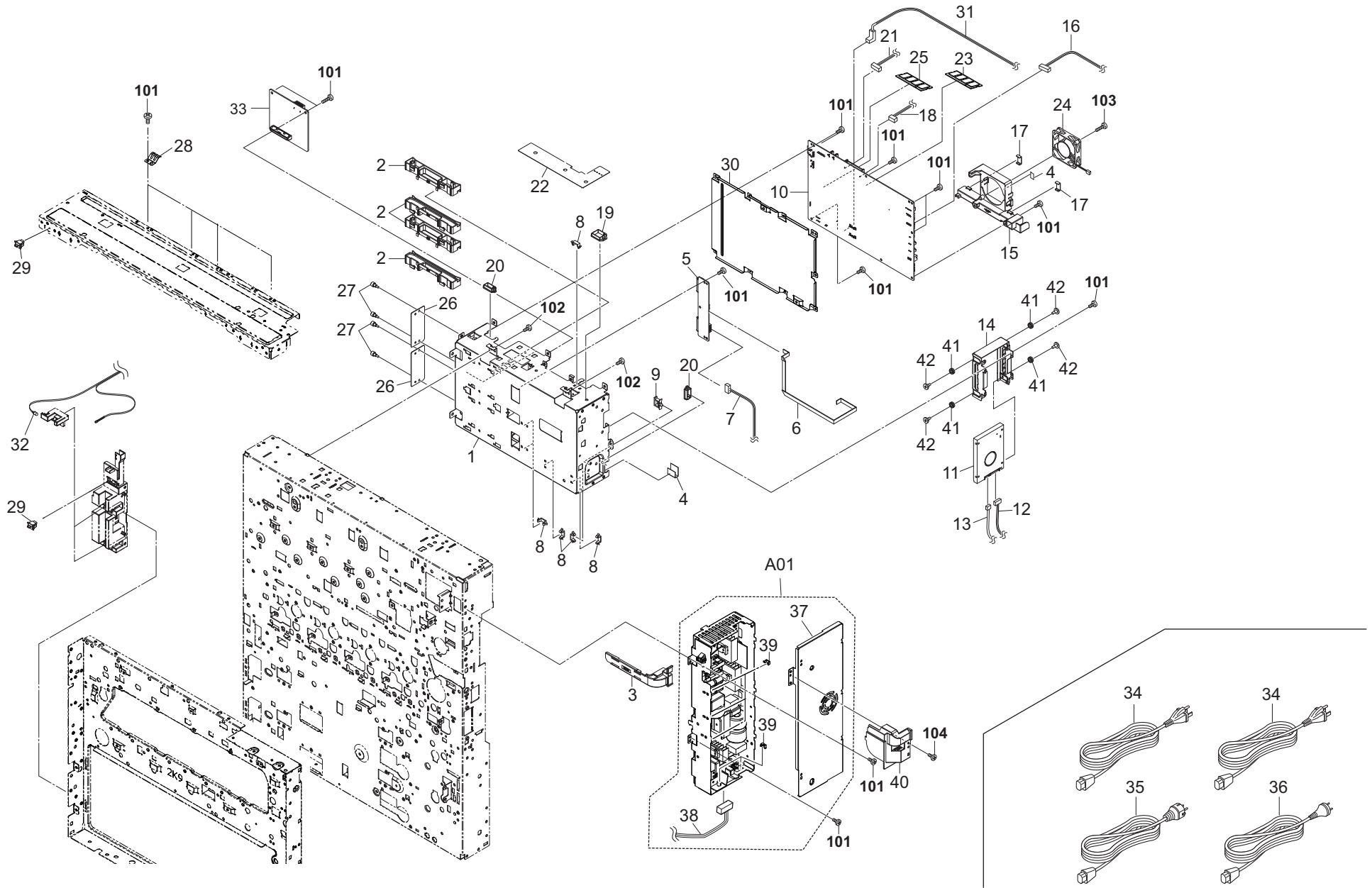


FIG. 35 Electrical Components 3

2N2/2N3-3

	Ref. No.	Part.No.	Alternative.	Description	Notes	Quantity		
						120	230	240
	1	302N439011	2N439011	SHIELD BOX		1	1	1
	2	302K939030	2K939030	RAIL PWB		4	4	4
	3	302K939470	2K939470	COVER WIRE IH		1	1	1
	4	303LJ02260	3LJ02260	CUSHION GUIDE		1	1	1
⊙	5	302K994270	2K994270	PARTS PWB KUIO ASSY SP		1	1	1
	6	302N446090	2N446090	WIRE FFC KUIO		1	1	1
	7	302K946910	2K946910	WIRE KUIO POWER		1	1	1
	8	7YZM390011++H01	YZ050250	ACCESS.CLAMP		6	6	6
	9	7YZM610003++H01	YZ010250	ACCESS SADDLE		1	1	1
⊙	10	302N294190	2N294190	PARTS PWB MAIN ASSY SP		1	1	1
⊙	10	302N294200	2N294200	PARTS PWB MAIN ASSY SP EU			1	
⊙	11	302N293050	2N293050	PARTS STORAGE DEVICE SP		1	1	1
	12	302K946A10	2K946A10	WIRE HDD POWER		1	1	1
	13	302N446130	2N446130	WIRE HDD DATA 1		1	1	1
	14	302N439020	2N439020	BRACKET HDD		1	1	1
	15	302K939043	2K939043	HOLDER FAN MAIN		1	1	1
	16	302K946770	2K946770	WIRE PANEL-LVU		1	1	1
	17	303LL02330	3LL02330	HOLDER WIRE D		2	2	2
	18	302N246010	2N246010	WIRE PANEL DATA JOINT		1	1	1
	19	7YZM210002++H01	YZ004730	ACCESS.EDGING		1	1	1
	20	7YZM210003++H01	YZ037970	ACCESS.EDGING		2	2	2
	21	302N246020	2N246020	WIRE MAIN-OPERATION		1	1	1
	22	302N439060	2N439060	FILM SHIELD BOX		1	1	1
	23	302LH94230	2LH94230	PARTS MEMORY MODULE SP		1	1	1
⊙	24	302FZ44040	2FZ44040	FAN BOX COOLING		1	1	1
⊙	25	302LC94390	2LC94390	PARTS MEMORY MODULE SP		1	1	1
	26	302K339050	2K339050	PLATE OPTION		2	2	2
	27	5MMT263SN012++R	2D903100	SCREW OP / M3 X 8 CRFREE A4		4	4	4
	28	302H017380	2H017380	GROUND BASE SCANNER		4	4	4
⊙	29	7SP01000006+H01	SP121020	SW.PUSH		2	2	2
	30	302N439030	2N439030	BRACKET MAIN		1	1	1
	31	302N246100	2N246100	WIRE USB HOST JOINT		1	1	1
⊙	32	302K994150	2K994150	PARTS TONER FULL DETECT ASSY SP		1	1	1
⊙	33	303P294010	3P294010	PARTS PWB DPIF ASSY SP		1	1	1
	34	3019527401	19527401	POWER CORD(120)		2		
	35	302AR94050	2AR94050	PARTS AC CORD EU SP			1	
	36	7AAACCAS+10H001	AA063380	AC CORD ASSY AS				1
⊙	A01	302N294070	2N294070	PARTS IH BOX ASSY J SP		1		
⊙	A01	302N294080	2N294080	PARTS IH BOX ASSY E SP			1	1
	37	*302K939450	2K939450	COVER PWB IH		1	1	1
	38	*302N946010	2N946010	WIRE HEATER PWB		1	1	1
	39	*302K931080	2K931080	WIRE STOPPER		5	5	5
	40	302K939521	2K939521	COVER WIRE FUSER		1	1	1
	41	302JD19140	2JD19140	BUSHING FAN		4	4	4
	42	302MV39340	2MV39340	PIN HDD		4	4	4

	Ref. No.	Part.No.	Alternative.	Description	Notes	Quantity		
						120	230	240
	101	7BB700308H	BB105600	+BIND T.T S SCREW 3X8 SR				
	102	7BB700408H	BB105640	+BIND T.T S SCREW 4X8 SR				
	103	7BB200320H	BB113430	+BIND T.T P SCREW 3X20				
	104	7BB700308H	BB105600	+BIND T.T S SCREW 3X8 SR				

- Parts with "*" are component parts or sub-assemblies of the assembly appearing immediately above them.
- Parts with "⊙" indicate regular maintenance parts.

- Parts with Ref.No. indicate maintenance parts and the ones without it indicate out of the above.

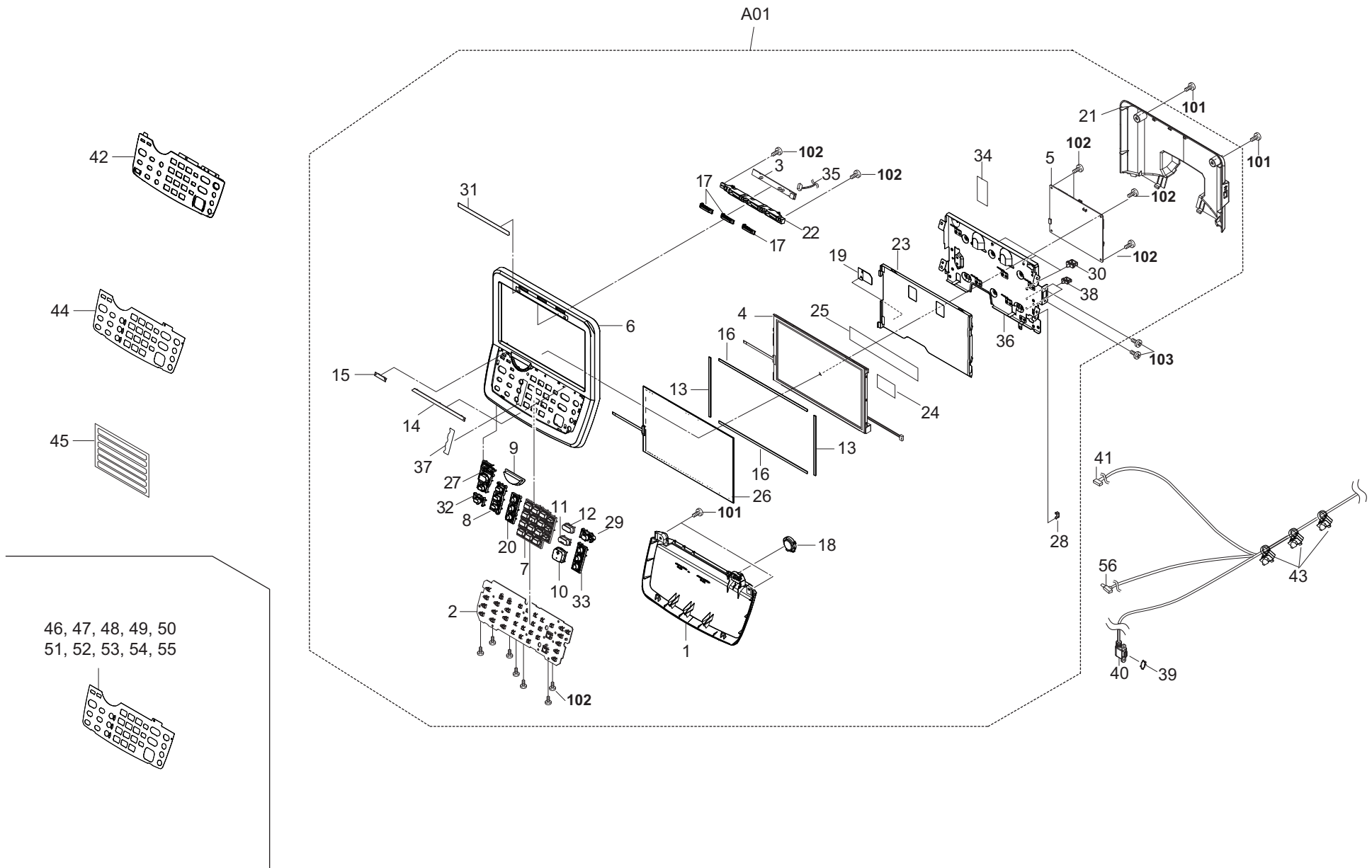


FIG. 36 Operation Panel Section

2N2/2N3-3

	Ref. No.	Part.No.	Alternative.	Description	Notes	Quantity		
						120	230	240
⊙	A01	302N294091	2N294091	PARTS OPERATION UNIT SP		1	1	1
⊙	1	*302N205030	2N205030	COVER OPERATION B		1	1	1
⊙	2	*302N294160	2N294160	PARTS PWB OPERATION ASSY SP		1	1	1
⊙	3	*302N294170	2N294170	PARTS PWB OPERATION LED ASSY SP		1	1	1
⊙	4	*302N294140	2N294140	PARTS LCD OPERATION SP		1	1	1
⊙	5	*302N294150	2N294150	PARTS PWB PANEL MAIN ASSY SP		1	1	1
⊙	6	*302N205020	2N205020	COVER OPERATION A		1	1	1
	7	*302LC05050	2LC05050	KEY 10		1	1	1
	8	*302N405070	2N405070	KEY FUNCTION		1	1	1
	9	*302N405100	2N405100	KEY HOME		1	1	1
	10	*302N205190	2N205190	KEY START B		1	1	1
	11	*302LC05100	2LC05100	KEY STOP		1	1	1
	12	*302LC05110	2LC05110	KEY RESET		1	1	1
	13	*302N205062	2N205062	SPONGE LCD A		2	2	2
	14	*302LC05150	2LC05150	LID OPERATION SHEET A		1	1	1
	15	*302LC05160	2LC05160	LID OPERATION SHEET B		1	1	1
	16	*302N205072	2N205072	SPONGE LCD B		2	2	2
	17	*302N205040	2N205040	LENS LED		3	3	3
⊙	18	*302LC94370	2LC94370	PARTS SPEAKER SP		1	1	1
	19	*302N205080	2N205080	FILM WIRE LCD		1	1	1
	20	*302N405060	2N405060	KEY COLOR		1	1	1
	21	*302K905030	2K905030	LID OPERATION REAR		1	1	1
	22	*302N205050	2N205050	HOLDER LED		1	1	1
	23	*302N205150	2N205150	PLATE LCD		1	1	1
	24	*302FB09410	2FB09410	FILM FEED C		1	1	1
	25	*302N205160	2N205160	TAPE SHIELDING LCD		1	1	1
⊙	26	*302N294130	2N294130	PARTS TABLET OPERATION SP		1	1	1
	27	*302N405080	2N405080	KEY MENU		1	1	1
	28	*302K931080	2K931080	WIRE STOPPER		1	1	1
	29	*302N405090	2N405090	KEY POWER		1	1	1
	30	*7YZM610002++H01	YZ010240	ACCESS SADDLE		3	3	3
	31	*302K905610	2K905610	LABEL LED EN		1	1	1
	32	*302N405110	2N405110	KEY DISPLAY		1	1	1
	33	*302N405120	2N405120	KEY RIGHT SIDE		1	1	1
	34	*302N246050	2N246050	WIRE FFC KEY PWB		1	1	1
	35	*302N246090	2N246090	WIRE LED PWB		1	1	1
	36	*302N205010	2N205010	MOUNT MAIN PWB		1	1	1
	37	*302N405520	2N405520	SHEET COLOR		1	1	1
	38	*7YZM610008++H01	YZ037940	ACCESS.SADDLE		2	2	2
	39	302K905900	2K905900	SPRING USB HOLD		1	1	1
	40	302K946801	2K946801	WIRE USB HOST		1	1	1
	41	302N246030	2N246030	WIRE PANEL JOINT		1	1	1
⊙	42	302N405130	2N405130	PANEL OPERATION		1	1	1
	43	7YZM410002++H01	YZ042720	ACCESS.BAND		3	3	3
	44	302N205630	2N205630	SHEET OPERATION KDA EN		1		
	44	302N205510	2N205510	SHEET OPERATION EN			1	1
	45	302N205670	2N205670	LABEL LED SET A		1	1	
	46	302N205530	2N205530	SHEET OPERATION DE			1	
	47	302N205540	2N205540	SHEET OPERATION FR			1	

	Ref. No.	Part.No.	Alternative.	Description	Notes	Quantity		
						120	230	240
	48	302N205550	2N205550	SHEET OPERATION TL				1
	49	302N205560	2N205560	SHEET OPERATION ES				1
	50	302N205570	2N205570	SHEET OPERATION PT				1
	51	302N205580	2N205580	SHEET OPERATION NL				1
	52	302N205590	2N205590	SHEET OPERATION RU				1
	53	302N205640	2N205640	SHEET OPERATION KDA FR				1
	54	302N205650	2N205650	SHEET OPERATION KDA ES				1
	55	302N205660	2N205660	SHEET OPERATION KDA PT				1
	56	302N446010	2N446010	WIRE PANEL DATA				1
	101	7BB180408H	BB111210	+BIND T.T S SCREW 4X8(BLACK)				
	102	7BB200308H	BB105660	+BIND T.T P SCREW 3X8				
	103	7BB600306H	BB105730	+BIND M SCREW 3X6 R				

- Parts with "*" are component parts or sub-assemblies of the assembly appearing immediately above them.
- Parts with "⊙" indicate regular maintenance parts.

- Parts with Ref.No. indicate maintenance parts and the ones without it indicate out of the above.

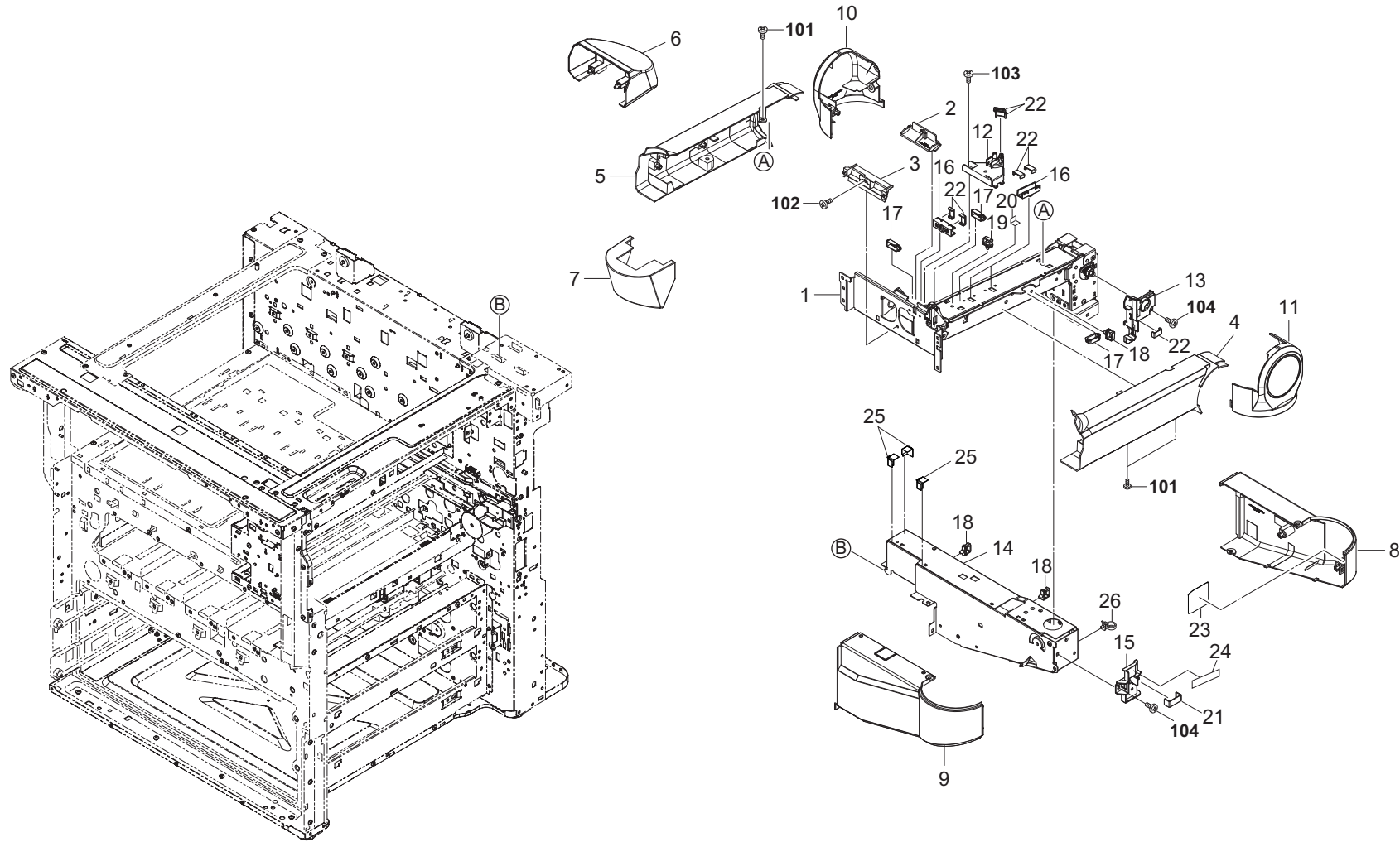


FIG. 37 Operation Arm Section

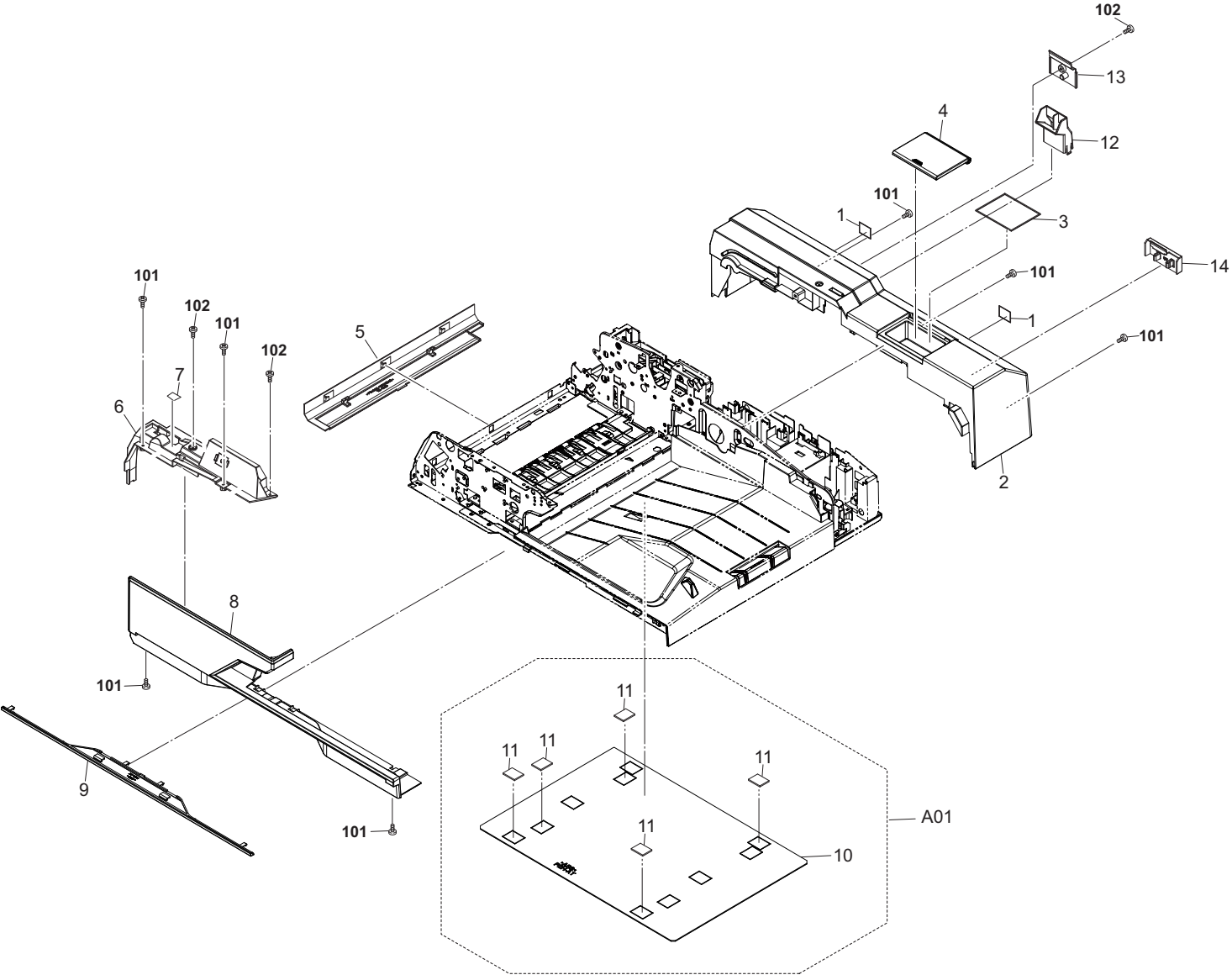
2N2/2N3-3

Ref. No.	Part.No.	Alternative.	Description	Notes	Quantity		
					120	230	240
1	302K905500	2K905500	HINGE OPERATION ARM		1	1	1
2	302K905150	2K905150	LID OPERATION HINGE B		1	1	1
3	302K905140	2K905140	LID OPERATION HINGE A		1	1	1
⊙ 4	302N205090	2N205090	COVER OPERATION ARM A		1	1	1
⊙ 5	302N205100	2N205100	COVER OPERATION ARM B		1	1	1
⊙ 6	302N205110	2N205110	COVER OPERATION HINGE A		1	1	1
⊙ 7	302N205120	2N205120	COVER OPERATION HINGE B		1	1	1
⊙ 8	302K904400	2K904400	COVER OPERATION MOUNT A		1	1	1
⊙ 9	302K904410	2K904410	COVER OPERATION MOUNT B		1	1	1
⊙ 11	302N205140	2N205140	COVER HINGE FULCRUM B		1	1	1
⊙ 10	302N205130	2N205130	COVER HINGE FULCRUM A		1	1	1
12	302K905540	2K905540	GUIDE WIRE OPERATION A		1	1	1
13	302K905550	2K905550	GUIDE WIRE OPERATION B		1	1	1
14	302K905591	2K905591	MOUNT OPERATION ARM		1	1	1
15	302K905641	2K905641	GUIDE OPERATION MOUNT		1	1	1
16	302LF39050	2LF39050	GUIDE WIRE FRONT PWB		3	3	3
17	7YZM210003++H01	YZ037970	ACCESS.EDGING		3	3	3
18	7YZM610002++H01	YZ010240	ACCESS SADDLE		3	3	3
19	7YZM610001++H01	YZ010230	ACCESS SADDLE		1	1	1
20	302F902450	2F902450	SHEET WIRE		1	1	1
21	303LL02180	3LL02180	HOLDER WIRE A		1	1	1
22	303LL02330	3LL02330	HOLDER WIRE D		9	9	9
23	303JX07350	3JX07350	SHEET LEFT GUIDE A		1	1	1
24	302K914A50	2K914A50	SEAL CASE DLP		1	1	1
25	302N205180	2N205180	SEAL OPERATION ARM		3	3	3
26	7YZM410002++H01	YZ042720	ACCESS.BAND		1	1	1

Ref. No.	Part.No.	Alternative.	Description	Notes	Quantity		
					120	230	240
101	7BB180408H	BB111210	+BIND T.T S SCREW 4X8(BLACK)				
102	7BB200308H	BB105660	+BIND T.T P SCREW 3X8				
103	7BB100406H	BB106920	+BIND T.T S SCREW 4X6				
104	7BB700408H	BB105640	+BIND T.T S SCREW 4X8 SR				

- Parts with "*" are component parts or sub-assemblies of the assembly appearing immediately above them.
- Parts with "⊙" indicate regular maintenance parts.

- Parts with Ref.No. indicate maintenance parts and the ones without it indicate out of the above.



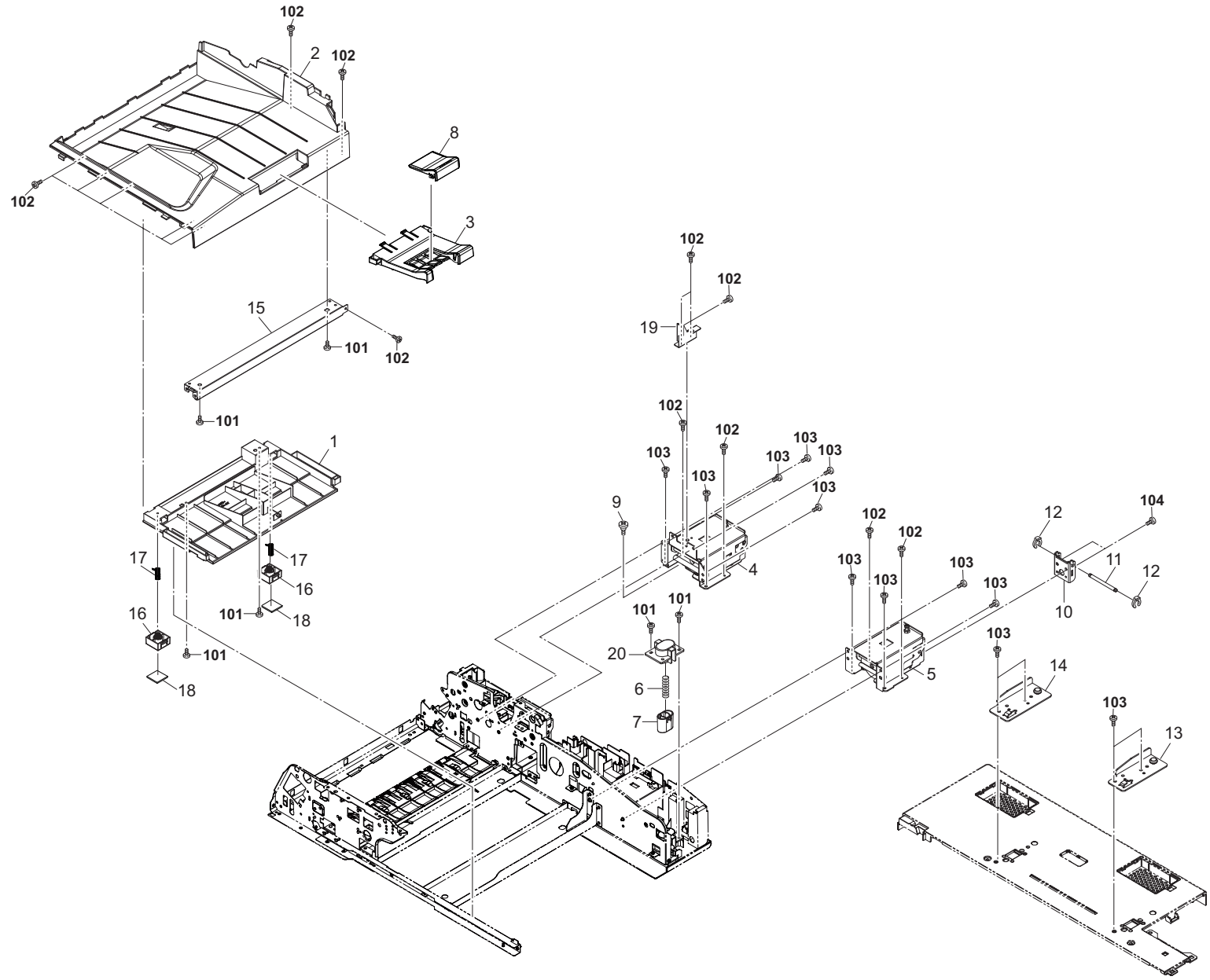


FIG. 39 Frames(DP)

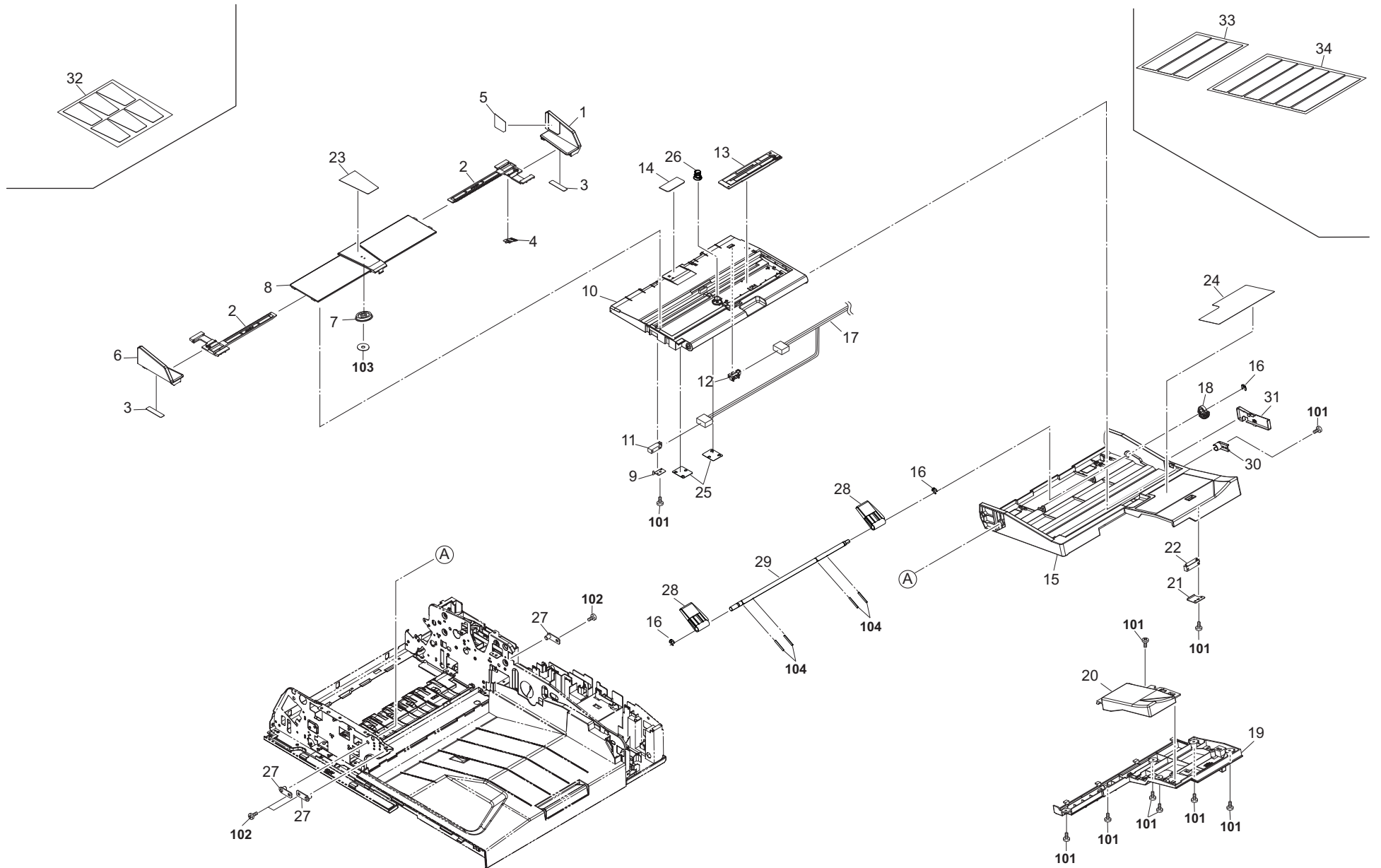
2N2/2N3

Ref. No.	Part.No.	Alternative.	Description	Notes	Quantity		
					120	230	240
⊙ 1	303M404100	3M404100	COVER BOTTOM RIGHT		1	1	1
⊙ 2	303M404040	3M404040	TRAY EJECT		1	1	1
3	303M404121	3M404121	TRAY SLIDE		1	1	1
4	303M402021	3M402021	HINGE LEFT		1	1	1
5	303M402031	3M402031	HINGE RIGHT		1	1	1
6	303JX02090	3JX02090	SPRING PUSH SW		1	1	1
⊙ 7	303LL02390	3LL02390	PUSH SW		1	1	1
8	303M404170	3M404170	STOPPER EJECT		1	1	1
9	303JX02260	3JX02260	PIN HINGE		1	1	1
10	303M402170	3M402170	PLATE ANGLE		1	1	1
11	303JX02391	3JX02391	SHAFT ANGLE RESTRICTION		1	1	1
12	5MVX111DN003	2A806250	RING STOPPER /A-49 FEED A4		2	2	2
13	303LL02380	3LL02380	PLATE GUIDE HINGE		1	1	1
14	303M402200	3M402200	PLATE GUIDE HINGE		1	1	1
15	303M402190	3M402190	STAY EJECT TRAY		1	1	1
16	303LL02410	3LL02410	MOUNT CUSHION		2	2	2
17	303LL02430	3LL02430	SPRING PUSH MAT		2	2	2
18	303LL02530	3LL02530	CUSHION ORIGINAL MAT		2	2	2
19	303M402180	3M402180	PLATE HINGE UPPER		1	1	1
20	303LL02150	3LL02150	HOLDER SPRING PUSH SW		1	1	1
101	7BB200308H	BB105660	+BIND T.T P SCREW 3X8				
102	7BB700308H	BB105600	+BIND T.T S SCREW 3X8 SR				
103	7BB700408H	BB105640	+BIND T.T S SCREW 4X8 SR				
104	7BB607414H	BB107160	+TP-CUP M SCREW 4X14 R				

Ref. No.	Part.No.	Alternative.	Description	Notes	Quantity		
					120	230	240

- Parts with "*" are component parts or sub-assemblies of the assembly appearing immediately above them.
- Parts with "⊙" indicate regular maintenance parts.

- Parts with Ref.No. indicate maintenance parts and the ones without it indicate out of the above.



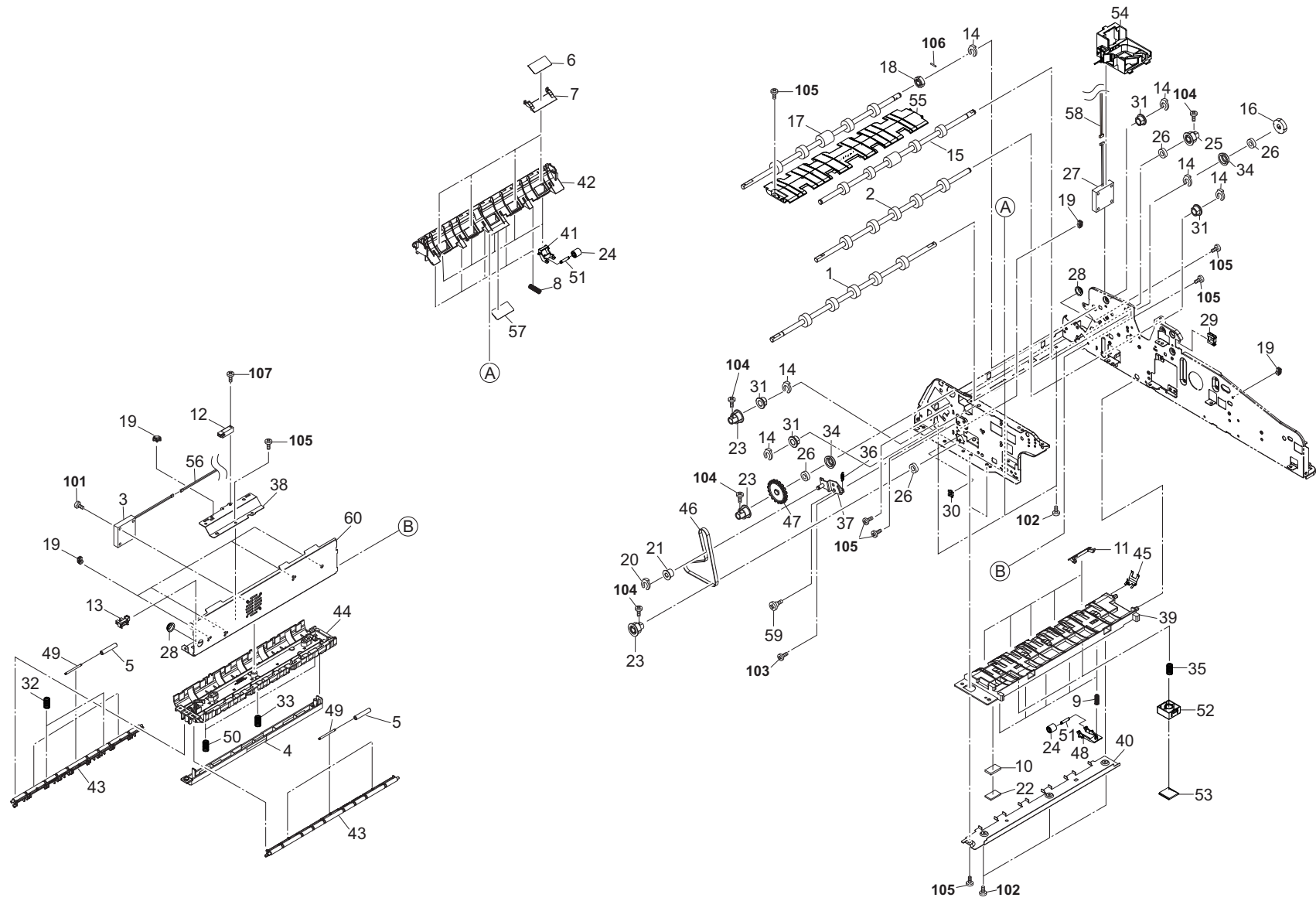


FIG. 41 Paper Conveying Section(DP)

2N2/2N3

Ref. No.	Part.No.	Alternative.	Description	Notes	Quantity		
					120	230	240
⊙ 1	303M494090	3M494090	PARTS ROLLER CONVEYING LEFT SP		1	1	1
⊙ 2	303M494100	3M494100	PARTS ROLLER CONVEYING RIGHT SP		1	1	1
⊙ 3	302H794490	2H794490	PARTS FAN COOLING CONV		1	1	1
⊙ 4	303M424251	3M424251	GUIDE READING		1	1	1
5	303LL24190	3LL24190	PULLEY GUIDE READING		6	6	6
6	303M424200	3M424200	SHEET LEFT READING		4	4	4
7	303M424210	3M424210	GUIDE LEFT READING		4	4	4
8	302H008140	2H008140	SPRING BYPASSFFED		5	5	5
9	303NA06110	3NA06110	SPRING PICK UP		5	5	5
10	303M802320	3M802320	SPONGE ORIGINAL MAT A		1	1	1
11	303M824160	3M824160	GUIDE RIGHT READING		5	5	5
⊙ 12	303NW94040	3NW94040	PARTS SENSOR OPT. SP		1	1	1
⊙ 13	303M894260	3M894260	PARTS SENSOR OPT SP		1	1	1
14	2BC06910	2BC06910	STOPPER 6		6	6	6
⊙ 15	303M494070	3M494070	PARTS ROLLER REGISTRATION SP		1	1	1
⊙ 16	303M431110	3M431110	GEAR Z26		1	1	1
⊙ 17	303M494080	3M494080	PARTS ROLLER CONVEYING UPPER SP		1	1	1
⊙ 18	303M431340	3M431340	GEAR 22 CIS IDLE		1	1	1
19	7YZM610007++H01	YZ2023340	ACCESS.SADDLE		7	7	7
20	5MVX111DN003	2A806250	RING STOPPER/A-49 FEED A4		1	1	1
⊙ 21	28801190	48928800	PULLEY,TIMING BELT		1	1	1
22	303J902370	3J902370	CUSHION ORIGINAL MAT		1	1	1
⊙ 23	303LL31330	3LL31330	PULLEY 38 CONVEYING		3	3	3
24	303M824210	3M824210	PULLEY CONVEYING BK		10	10	10
25	303M431320	3M431320	PULLEY 48 CONV HIGH		1	1	1
26	7BE008165431H01	BE119730	BEARING 688ZZ		4	4	4
⊙ 27	302H044120	2H044120	FAN COOLING 40-15		1	1	1
28	7YZM110001++H01	YZ009420	ACCESS.BUSHING		2	2	2
29	7YZM210005++H01	YZ037990	ACCESS.EDGING		1	1	1
30	7YZM210006++H01	YZ038000	ACCESS.EDGING		1	1	1
⊙ 31	28107310	49028101	BUSH 8		4	4	4
32	302HNO4250	2HNO4250	SPRING SIDE COVER		2	2	2
33	302K309370	2K309370	SPRING CURSOR SET		1	1	1
34	302K931960	2K931960	HOLDER BEARING 688ZZ		2	2	2
35	303LL02430	3LL02430	SPRING PUSH MAT		2	2	2
36	303LL31390	3LL31390	SPRING TENSION CONV		1	1	1
37	303LL31520	3LL31520	PLATE TENSION EJECT		1	1	1
38	303M402100	3M402100	MOUNT TIMING SW		1	1	1
39	303M424170	3M424170	GUIDE CONV RIGHT		1	1	1
40	303M424180	3M424180	STAY CONV RIGHT		1	1	1
41	303M424190	3M424190	HOLDER LEFT PULLEY		5	5	5
42	303M424221	3M424221	GUIDE CONV LEFT		1	1	1
43	303M424261	3M424261	HOLDER READ PULLEY		2	2	2
44	303M424270	3M424270	GUIDE CONVEYING LOW		1	1	1
45	303M424280	3M424280	PLATE EARTH CONV LOWER		1	1	1
⊙ 46	303M431270	3M431270	BELT 60S1.5M326		1	1	1
47	303M431280	3M431280	KNOB JAM REMOUREMENT		1	1	1
48	303M824121	3M824121	HOLDER RIGHT PULLEY		5	5	5
49	303M824130	3M824130	SHAFT GUIDE READING		6	6	6

Ref. No.	Part.No.	Alternative.	Description	Notes	Quantity		
					120	230	240
50	303M824140	3M824140	SPRING GUIDE READING		2	2	2
51	303M824200	3M824200	SHAFT PULLEY		10	10	10
52	303LL02410	3LL02410	MOUNT CUSHION		2	2	2
53	303LL02530	3LL02530	CUSHION ORIGINAL MAT		2	2	2
54	303M402111	3M402111	HOLDER FAN		1	1	1
55	303M424060	3M424060	GUIDE REGIST LOWER		1	1	1
56	303M446100	3M446100	WIRE CIS FAN		1	1	1
57	303M424440	3M424440	SHEET GUIDE CONV LEFT		1	1	1
58	303M446150	3M446150	WIRE FAN		1	1	1
59	3CZ02230	3CZ02230	PIN,HOOK FULCRUM		1	1	1
60	303M402060	3M402060	STAY CONVEYING		1	1	1
101	7BB100316H1	BB107080	+BIND T.T S SCREW 3X16				
102	7BB200308H	BB105660	+BIND T.T P SCREW 3X8				
103	7BB606308H	BB105280	+PAN M SCREW WITH SW W 3X8 R				
104	7BB607308H	BB112190	+TP-CUP M SCREW 3X8 R				
105	7BB700308H	BB105600	+BIND T.T S SCREW 3X8 SR				
106	5MBP2012WXSP	E0020120	SPRING PIN / M2 X 12 S-BLK				
107	7BB100312H1	BB112480	+BIND T.T S SCREW 3X12				

- Parts with "*" are component parts or sub-assemblies of the assembly appearing immediately above them.
- Parts with "⊙" indicate regular maintenance parts.

- Parts with Ref.No. indicate maintenance parts and the ones without it indicate out of the above.

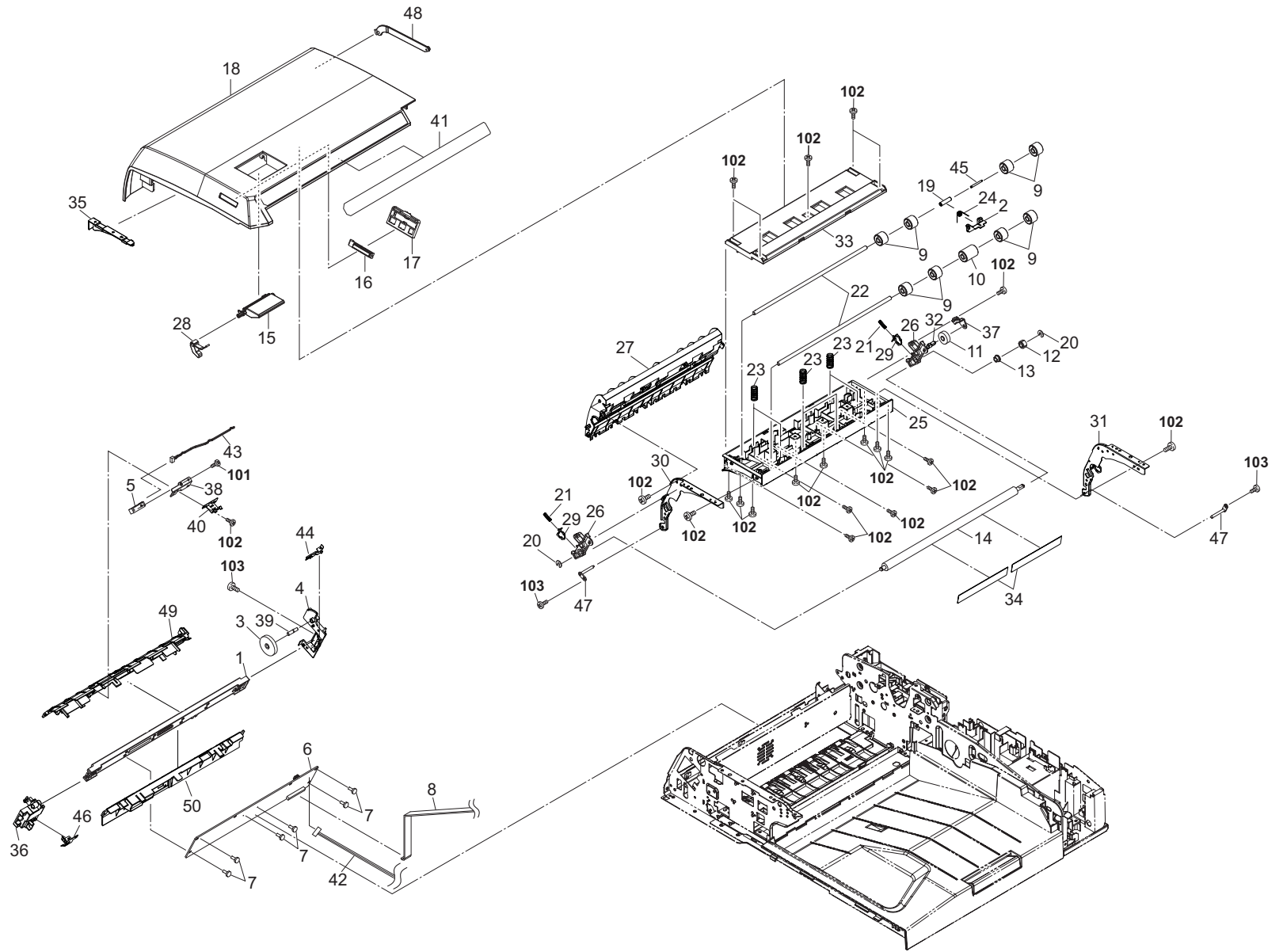


FIG. 42 Paper Feed Section 1(DP)

2N2/2N3-1

Ref. No.	Part.No.	Alternative.	Description	Notes	Quantity		
					120	230	240
⊙ 1	303M494171	3M494171	PARTS SENSOR A3 COLOR CIS(T) SP		1	1	1
2	303M424350	3M424350	HOLDER CIS PULLEY		1	1	1
⊙ 3	2BL06170	2BL06170	GEAR Z42 FEED		1	1	1
4	303M424090	3M424090	HOLDER CIS REAR		1	1	1
⊙ 5	303NW94040	3NW94040	PARTS SENSOR OPT. SP		1	1	1
⊙ 6	303M494142	3M494142	PARTS PWB SHD(T) ASSY SP		1	1	1
7	7YZM510019++H01	YZ123830	ACCESS.SPACER		6	6	6
8	303M446020	3M446020	WIRE INTERFACE VIDEO		1	1	1
9	303M424300	3M424300	PULLEY REGISTRATION BK		8	8	8
10	303M424310	3M424310	PULLEY REG B BK		1	1	1
⊙ 11	302FZ08370	2FZ08370	GEAR JOINT MPT UNIT		1	1	1
⊙ 12	2CK17050	2CK17050	GEAR IDLE Z14S		1	1	1
13	302K324450	2K324450	BUSH 6		1	1	1
⊙ 14	303M494060	3M494060	PARTS ROLLER CIS SP		1	1	1
15	303M404140	3M404140	HANDLE COVER PF		1	1	1
16	303M407300	3M407300	LENS LED		1	1	1
17	303M407400	3M407400	HOLDER LENS		1	1	1
⊙ 18	303M404031	3M404031	COVER PF		1	1	1
19	303M424400	3M424400	PULLY CIS ROLLER		1	1	1
20	302FB09830	2FB09830	CUT WASHER 4		2	2	2
21	303H316360	3H316360	SPRING CONVEYING		2	2	2
22	303LL07130	3LL07130	SHAFT REGISTRATION PULLEY		2	2	2
23	303LL07170	3LL07170	SPRING REGISTRATION		6	6	6
24	303M424420	3M424420	SPRING CIS PULLEY		1	1	1
25	303M407260	3M407260	GUIDE REGIST UPPER		1	1	1
26	303M407270	3M407270	ARM CIS ROLLER FRONT		2	2	2
27	303M407291	3M407291	GUIDE CIS ROLLER		1	1	1
28	303M407310	3M407310	LEVER HANDLE		1	1	1
29	303M407330	3M407330	PLATE EARTH CIS ROLLER		2	2	2
30	303M407340	3M407340	PLATE PF COVER FRONT		1	1	1
31	303M407350	3M407350	PLATE PF COVER REAR		1	1	1
32	303M407360	3M407360	SHAFT CIS IDLE		1	1	1
33	303M407370	3M407370	HOLDER REGIST PULLEY		1	1	1
34	303M407410	3M407410	SHEET CIS ROLLER		2	2	2
35	303M407510	3M407510	COVER PF FRONT		1	1	1
36	303M424080	3M424080	HOLDER CIS FRONT		1	1	1
37	303M407530	3M407530	HOLDER GEAR		1	1	1
38	303M424130	3M424130	MOUNT CIS SW		1	1	1
39	303M424240	3M424240	SHAFT CIS IDLE		1	1	1
40	303M424290	3M424290	PLATE EARTH SHD PWB		1	1	1
41	303P234010	3P234010	LABEL SIZE INDICATOR		1	1	1
42	303M446110	3M446110	WIRE SHD		1	1	1
43	303M446120	3M446120	WIRE CISTMG		1	1	1
44	303M424430	3M424430	PLATE EARTH CIS REAR		1	1	1
45	303M424340	3M424340	SHAFT CIS PULLEY		1	1	1
46	303M424100	3M424100	PLATE EARTH CIS T		1	1	1
47	303LL02190	3LL02190	PIN PF COVER		2	2	2
48	303M407380	3M407380	STRAP PF COVER		1	1	1
49	303M424110	3M424110	GUIDE CIS UPPER		1	1	1

Ref. No.	Part.No.	Alternative.	Description	Notes	Quantity		
					120	230	240
50	303M424120	3M424120	GUIDE CIS LOWER		1	1	1
101	7BB600312H	BB112150	+BIND M SCREW 3X12 R				
102	7BB200308H	BB105660	+BIND T.T P SCREW 3X8				
103	7BB700308H	BB105600	+BIND T.T S SCREW 3X8 SR				

- Parts with "*" are component parts or sub-assemblies of the assembly appearing immediately above them.
- Parts with "⊙" indicate regular maintenance parts.

- Parts with Ref.No. indicate maintenance parts and the ones without it indicate out of the above.

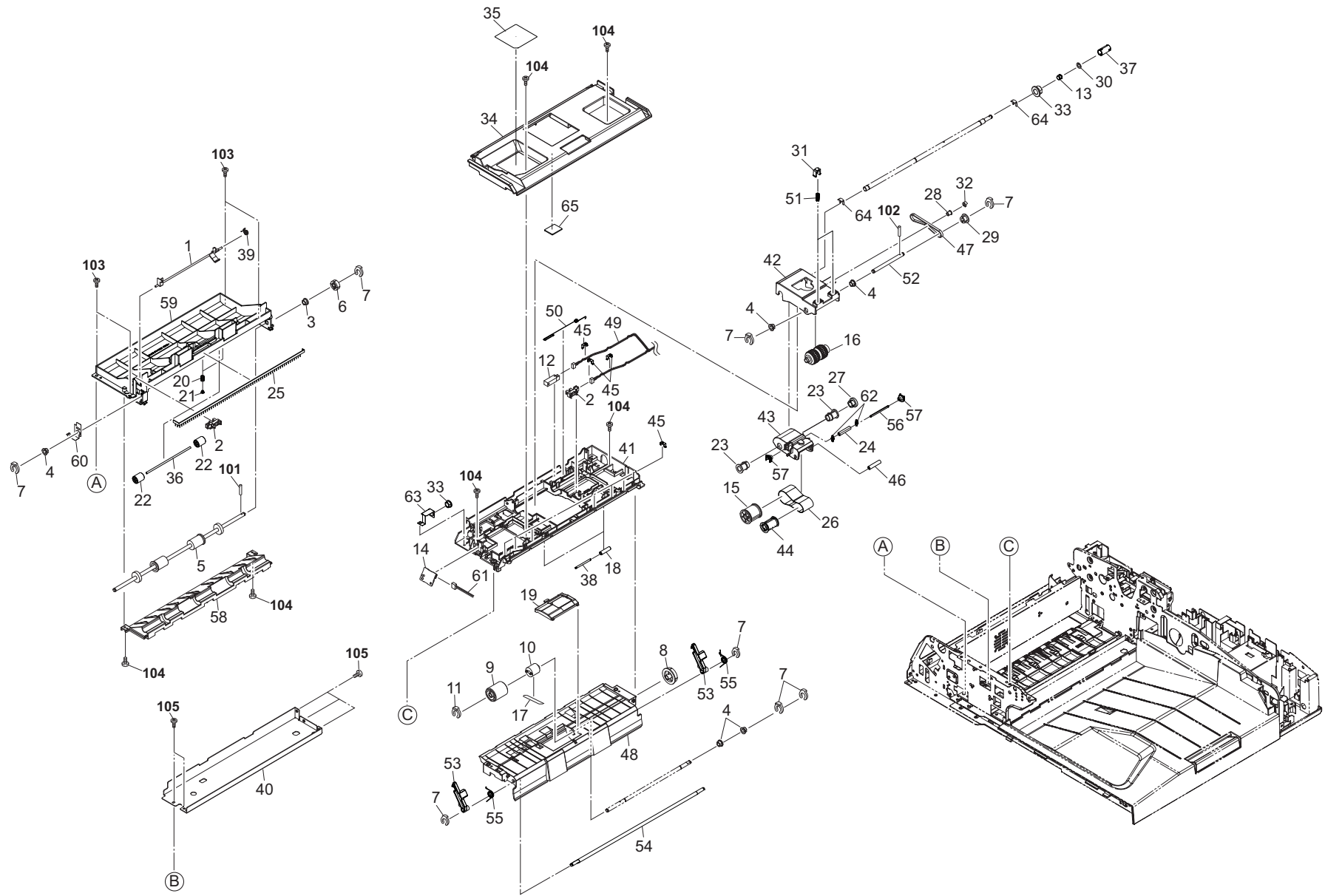


FIG. 43 Paper Feed Section 2(DP)

2N2/2N3-3

Ref. No.	Part.No.	Alternative.	Description	Notes	Quantity		
					120	230	240
1	303M429040	3M429040	ACTUATOR EJECT SW		1	1	1
2	303M894260	3M894260	PARTS SENSOR OPT SP		2	2	2
3	302H702590	2H702590	BUSH SCREW		1	1	1
4	302K324450	2K324450	BUSH 6		5	5	5
5	303M494110	3M494110	PARTS ROLLER EJECT SP		1	1	1
6	3H622020	3H622020	GEAR CIS ROLLER 20		1	1	1
7	5MVX111DN003	2A806250	RING STOPPER/A-49 FEED A4		8	8	8
8	303M407110	3M407110	GEAR Z33		1	1	1
9	303LL07190	3LL07190	PULLEY SEPARATION		1	1	1
10	303JX07400	3JX07400	TORQUE LIMITER FEED		1	1	1
11	5MVL177DN001	2FB06810	RING STOPPER 4		1	1	1
12	303NW94040	3NW94040	PARTS SENSOR OPT. SP		1	1	1
13	302K906180	2K906180	JOINT RETARD DRIVE		1	1	1
14	303M894100	3M894100	PARTS PWB LED ASSY SP		1	1	1
15	303NV07020	3NV07020	COLLAR PF C		1	1	1
16	303M407480	3M407480	PULLEY LF		1	1	1
17	303MW07060	3MW07060	FILM TORQUE LIMITER		1	1	1
18	303LL24190	3LL24190	PULLEY GUIDE READING		2	2	2
19	303M494200	3M494200	PARTS GUIDE SEPARATE ASSY SP		1	1	1
20	2C907360	2C907360	SPRING CURSOR R		2	2	2
21	2FM04150	5MVM163DN005	CAP SPRING /B-11 ENCLOSURE A4		2	2	2
22	302F929260	2F929260	PULLEY DU LOW		2	2	2
23	303H607131	3H607131	BUSHING PF HOLDER		2	2	2
24	303H607280	3H607280	PULLEY TENSION		1	1	1
25	303K502130	3K502130	STATIC ELIMINATOR EJECT		1	1	1
26	303LL07531	3LL07531	BELT PF		1	1	1
27	303M407080	3M407080	PULLEY 20		1	1	1
28	303M407200	3M407200	PULLEY HOLDER LF		1	1	1
29	303M407220	3M407220	PULLEY 20 LF		1	1	1
30	2BG22990	2BG22990	CUT WASHER 4		1	1	1
31	2FB07330	2FB07330	STOPPER BYPASS TABLE		2	2	2
32	5MVX111DN007	2BT11070	STOPPER 3 /2BT1107 A4		1	1	1
33	28107310	49028101	BUSH 8		2	2	2
34	303M407021	3M407021	COVER PF ROLLER		1	1	1
35	303M434051	3M434051	LABEL JAM		1	1	1
36	302K324460	2K324460	SHAFT FEED		1	1	1
37	302K906140	2K906140	COUPLING PRIMARY FEED DRIVE		1	1	1
38	303M824130	3M824130	SHAFT GUIDE READING		2	2	2
39	302K928190	2K928190	SPRING-TORSION SWITCHBACK		1	1	1
40	303M402070	3M402070	STAY LOOP UPPER		1	1	1
41	303M407011	3M407011	GUIDE UPPER		1	1	1
42	303M407030	3M407030	HOLDER LF		1	1	1
43	303M407040	3M407040	HOLDER PF		1	1	1
44	303M407050	3M407050	COLLAR PF B		1	1	1
45	302K931080	2K931080	WIRE STOPPER		9	9	9
46	303M407060	3M407060	SHAFT BELT		1	1	1
47	303M407090	3M407090	BELT 172 LF		1	1	1
48	303M407101	3M407101	GUIDE LOWER PF		1	1	1
49	303M446030	3M446030	WIRE FEED UNIT		1	1	1

Ref. No.	Part.No.	Alternative.	Description	Notes	Quantity		
					120	230	240
50	303M407150	3M407150	SPRING EARTH		1	1	1
51	303M407160	3M407160	SPRING HOLDER LF		2	2	2
52	303M407210	3M407210	SHAFT LF		1	1	1
53	303M407231	3M407231	HOOK COVER		2	2	2
54	303M407240	3M407240	SHAFT HOOK		1	1	1
55	303M407421	3M407421	SPRING HOOK FRONT		2	2	2
56	303M407440	3M407440	SHAFT PULLEY TENSION		1	1	1
57	303M407450	3M407450	SLIDER TENSION		2	2	2
58	303M424231	3M424231	GUIDE EJECT LOWER		1	1	1
59	303M429020	3M429020	GUIDE EJECT UPPER		1	1	1
60	303M429030	3M429030	PLATE EARTH EJECT		1	1	1
61	303M446070	3M446070	WIRE LED		1	1	1
62	303M407540	3M407540	SPRING BELT TENTION		2	2	2
63	303M407550	3M407550	PLATE EARTH SHAFT PF		1	1	1
64	5MVL177DN002	2FB06820	RING STOPPER 6		2	2	2
65	303JX04150	3JX04150	FELT PF COVER		1	1	1
101	5MBP2010WXSP	E0020100	SPRING PIN / M2 X 10 S-BLK				
102	E0020080	48100208	SPRING PIN 2X8				
103	7BB100306H1	BB105820	+BIND T.T S SCREW 3X6				
104	7BB200308H	BB105660	+BIND T.T P SCREW 3X8				
105	7BB700308H	BB105600	+BIND T.T S SCREW 3X8 SR				

- Parts with "*" are component parts or sub-assemblies of the assembly appearing immediately above them.
- Parts with "⊙" indicate regular maintenance parts.

- Parts with Ref.No. indicate maintenance parts and the ones without it indicate out of the above.

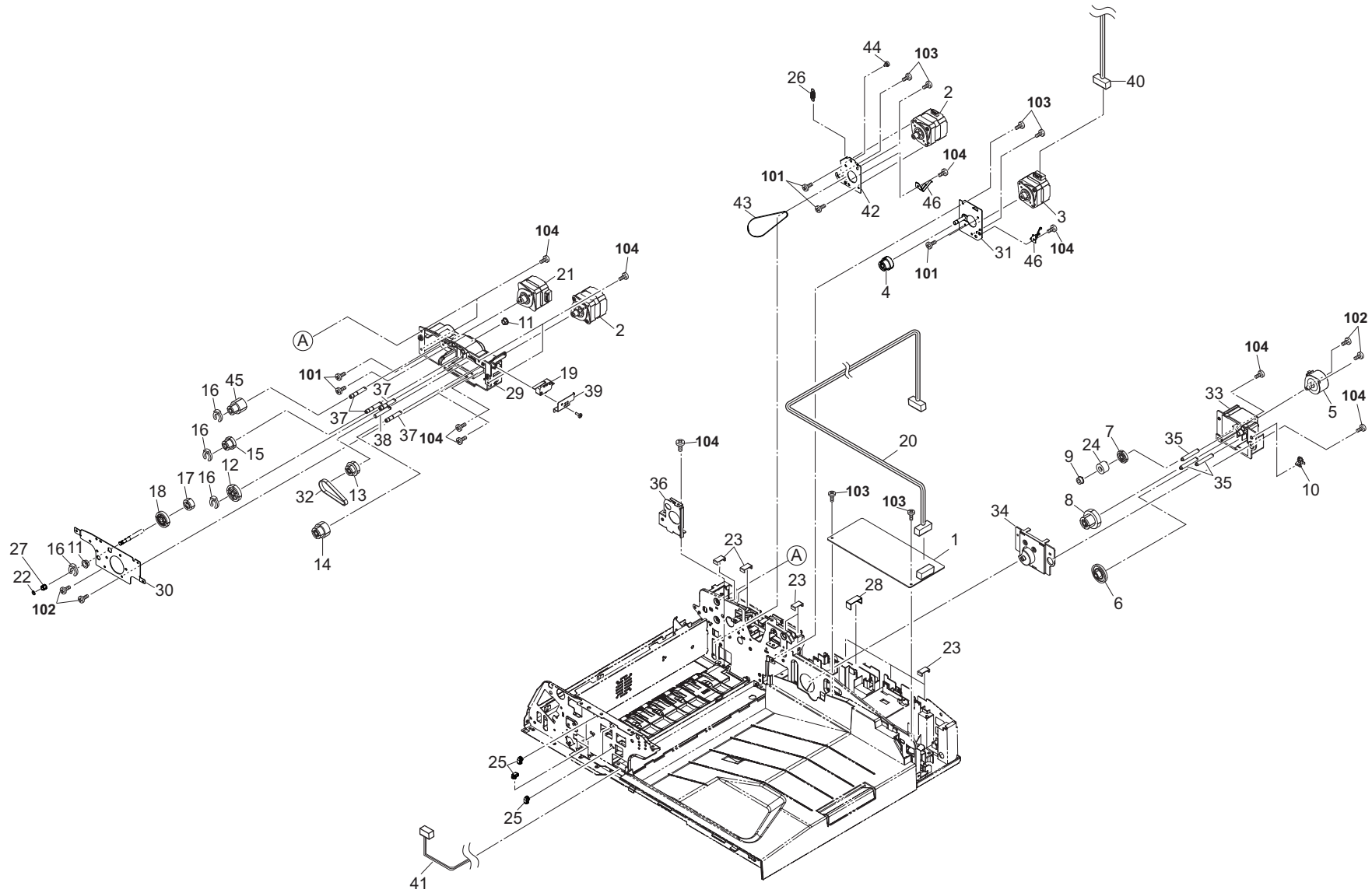


FIG. 44 Drive Section & Electrical Components(DP)

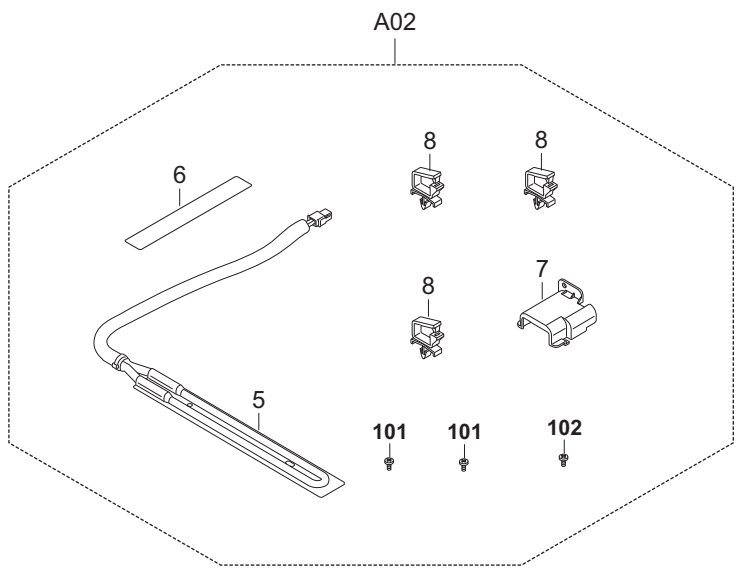
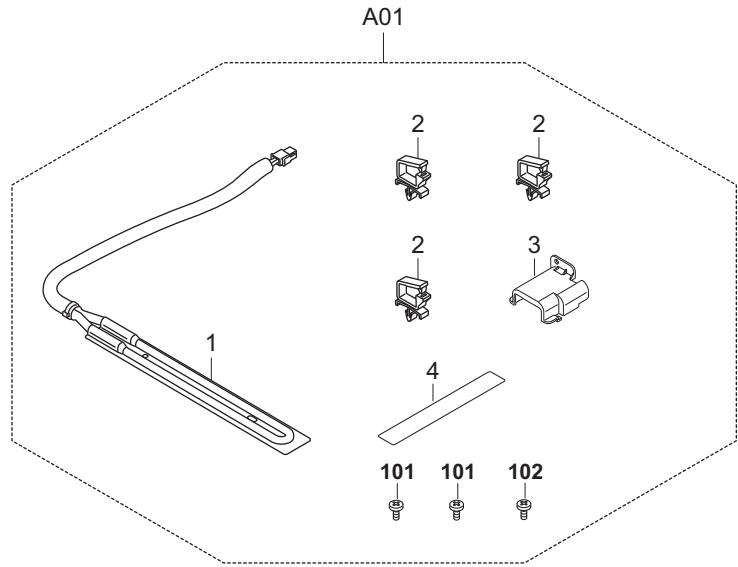
2N2/2N3-1

Ref. No.	Part.No.	Alternative.	Description	Notes	Quantity		
					120	230	240
⊙	1	303P694010	3P694010	PARTS PWB DRIVER ASSY SP	1	1	1
⊙	2	303M494040	3M494040	PARTS MOTOR CONVEYING SP	2	2	2
⊙	3	302KY94070	2KY94070	PARTS MOTOR DU SP	1	1	1
⊙	4	303M431440	3M431440	GEAR EXIT Z43 Z20	1	1	1
⊙	5	302H794310	2H794310	PARTS MOTOR ROTARY GUIDE	1	1	1
⊙	6	303H622331	3H622331	GEAR 20/65 IDLE	1	1	1
⊙	7	303M494120	3M494120	PARTS GEAR Z42 SP	1	1	1
⊙	8	303M494130	3M494130	PARTS GEAR JOINT Z20 Z65 SP	1	1	1
⊙	9	3H622160	3H622160	GEAR 20 JOINT	1	1	1
⊙	10	M21AH010	M21AH010	BAND,RSG-130-V0(KITAGAWA)	1	1	1
⊙	11	302K324450	2K324450	BUSH 6	2	2	2
⊙	12	303M431050	3M431050	GEAR Z35	1	1	1
⊙	13	303M431060	3M431060	GEAR Z20 P48	1	1	1
⊙	14	303M431090	3M431090	GEAR Z30 Z23	1	1	1
⊙	15	303M431400	3M431400	GEAR Z25 Z19	1	1	1
⊙	16	5MVX111DN003	2A806250	RING STOPPER /A-49 FEED A4	4	4	4
⊙	17	303M431040	3M431040	GEAR Z22 ONEWAY	1	1	1
⊙	18	3HK22040	3HK22040	GR 33 CONV	1	1	1
⊙	19	2FB27160	2FB27160	INTER LOCK SWITCH	1	1	1
⊙	20	303M446010	3M446010	WIRE INTERFACE	1	1	1
⊙	21	303M494181	3M494181	PARTS MOTOR REGISTRATION SP	1	1	1
⊙	22	2BG22990	2BG22990	CUT WASHER 4	1	1	1
⊙	23	303LL02330	3LL02330	HOLDER WIRE D	8	8	8
⊙	24	303M406160	3M406160	TORQUE-LIMITER 1000	1	1	1
⊙	25	7YZM610007++H01	YZ023340	ACCESS.SADDLE	6	6	6
⊙	26	2BC16470	2BC16470	SPRING,CONVEYING HOOK	1	1	1
⊙	27	302K906180	2K906180	JOINT RETARD DRIVE	1	1	1
⊙	28	303LL02180	3LL02180	HOLDER WIRE A	1	1	1
⊙	29	303M431013	3M431013	MOUNT PF DRIVE	1	1	1
⊙	30	303M431021	3M431021	PLATE PF DRIVE	1	1	1
⊙	31	303M431200	3M431200	MOUNT LOOP DRIVE	1	1	1
⊙	32	303M431120	3M431120	BELT 146	1	1	1
⊙	33	303M431141	3M431141	MOUNT LIFT DRIVE	1	1	1
⊙	34	303M431150	3M431150	COVER LIFT DRIVE	1	1	1
⊙	35	303M431230	3M431230	PIN LIFT DRIVE A	3	3	3
⊙	36	303M431311	3M431311	MOUNT CONV MOTOR B	1	1	1
⊙	37	303M431360	3M431360	SHAFT PF DRIVE C	4	4	4
⊙	38	303M431390	3M431390	SHAFT PF DRIVE F	1	1	1
⊙	39	303M431410	3M431410	MOUNT INTERLOCK SW	1	1	1
⊙	40	303M446050	3M446050	WIRE MOTOR1	1	1	1
⊙	41	303M446080	3M446080	WIRE FRONT	1	1	1
⊙	42	303M431300	3M431300	MOUNT CONV MOTOR A	1	1	1
⊙	43	303M431290	3M431290	BELT 60S1.5M161	1	1	1
⊙	44	3CZ02230	3CZ02230	PIN,HOOK FULCRUM	1	1	1
⊙	45	303M431101	3M431101	GEAR Z43 Z22	1	1	1
⊙	46	303M431420	3M431420	PLATE EARTH CONV MOTOR	2	2	2

Ref. No.	Part.No.	Alternative.	Description	Notes	Quantity		
					120	230	240
101	7BB000306H	BB106880	+BIND M SCREW 3X6				
102	7BB200308H	BB105660	+BIND T.T P SCREW 3X8				
103	7BB606308H	BB105280	+PAN M SCREW WITH SW W 3X8 R				
104	7BB700308H	BB105600	+BIND T.T S SCREW 3X8 SR				

- Parts with "*" are component parts or sub-assemblies of the assembly appearing immediately above them.
- Parts with "⊙" indicate regular maintenance parts.

- Parts with Ref.No. indicate maintenance parts and the ones without it indicate out of the above.



Printing System Interface Kit(B)

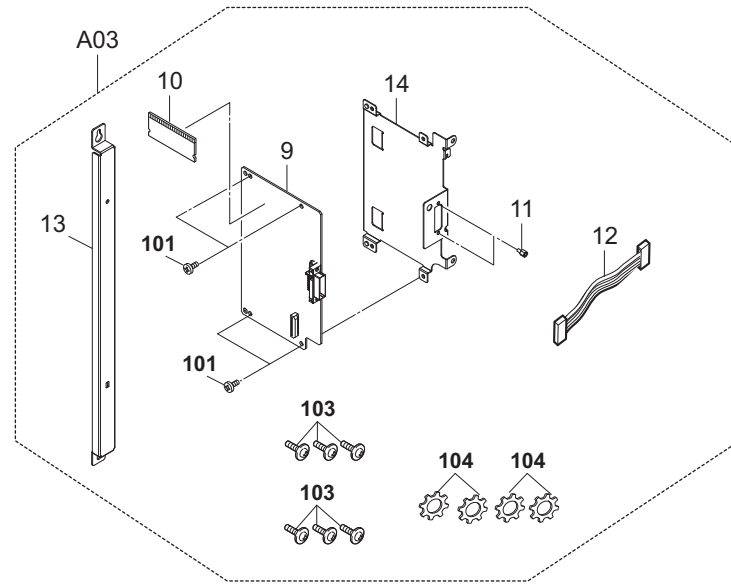


FIG. 45 Options 1

2N2/2N3

	Ref. No.	Part.No.	Alternative.	Description	Notes	Quantity		
						120	230	240
⊙	A01	302K994931	2K994931	PARTS DEHUMIDIFINR 120 SET SP		1		
⊙	A01	302K994941	2K994941	PARTS DEHUMIDIFINR 240 SET SP			1	1
⊙	1	*302H794620	2H794620	PARTS HEATER DEHUMIDIFIER 120		1		
⊙	1	*302H794610	2H794610	PARTS HEATER DEHUMIDIFIER 240			1	1
	2	*7YZM610001++H01	YZ010230	ACCESS SADDLE		3	3	3
	3	*303NF04140	3NF04140	COVER CONNECTOR HEATER		1	1	1
	4	*302KP34220	2KP34220	LABEL HIGH TEMPERATURE CAUTION		1	1	1
⊙	A02	303NF94130	3NF94130	PARTS DEHUMIDIFINR 120 SET SP	for Deck	1		
⊙	A02	303NF94140	3NF94140	PARTS DEHUMIDIFINR 240 SET SP	for Deck		1	1
⊙	5	*302H794620	2H794620	PARTS HEATER DEHUMIDIFIER 120		1		
⊙	5	*302H794610	2H794610	PARTS HEATER DEHUMIDIFIER 240			1	1
	6	*302KP34220	2KP34220	LABEL HIGH TEMPERATURE CAUTION		1	1	1
	7	*303NF04140	3NF04140	COVER CONNECTOR HEATER		1	1	1
	8	*7YZM610001++H01	YZ010230	ACCESS SADDLE		3	3	3
	A03	1503N90KL1	053N90K1	PRINTING SYSTEM INTERFACE KIT(B)	OPTION	1	1	1
⊙	9	*303N994010	3N994010	PARTS PWB FIERYBB ASSY SP		1	1	1
⊙	10	*302LC94390	2LC94390	PARTS MEMORY MODULE SP		1	1	1
	11	*7YZM810001++H01	YZ125840	ACCESS.SCREW		2	2	2
	12	*303NR46010	3NR46010	WIRE FIERYBB POWER		1	1	1
	13	*303NR39040	3NR39040	MOUNT CONTROLLER B		1	1	1
	14	*303NR39021	3NR39021	PLATE PWB BRIDGE		1	1	1

	Ref. No.	Part.No.	Alternative.	Description	Notes	Quantity		
						120	230	240
	101	7BB700308H	BB105600	+BIND T.T S SCREW 3X8 SR				
	102	7BB700408H	BB105640	+BIND T.T S SCREW 4X8 SR				
	103	7BB782308H	BB111300	+TP-FLAT T.T S SCREW 3X8 SR(BLACK)				
	104	7BC600306545H01	BC114580	TOOTHED LOCK WASHER M3X6.5X0.45T				

- Parts with "*" are component parts or sub-assemblies of the assembly appearing immediately above them.
- Parts with "⊙" indicate regular maintenance parts.

- Parts with Ref.No. indicate maintenance parts and the ones without it indicate out of the above.

Key Counter

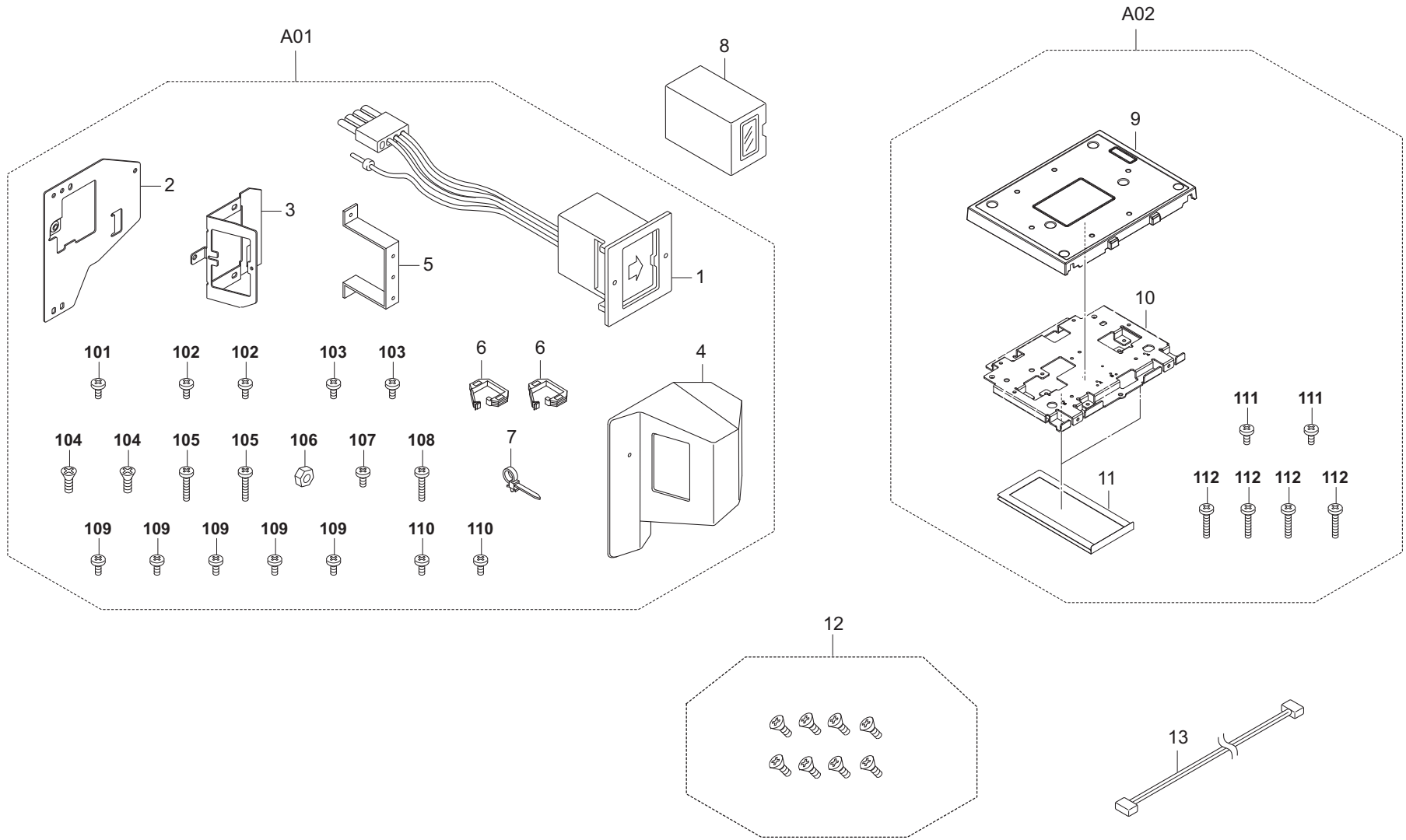


FIG. 46 Options 2

2N2/2N3

Ref. No.	Part.No.	Alternative.	Description	Notes	Quantity		
					120	230	240
⊙ A01	302A369709	2A369709	SET PARTS KEYCOUNTER NEW COLOR		1	1	1
1	*3029236241	29236241	SOCKET ASS'Y,KEY COUNTER		1	1	1
2	*302GR03010	2GR03010	RETAINER KEY COUNTER COVER		1	1	1
3	*302GR03020	2GR03020	RETAINER KEY COUNTER		1	1	1
4	*3066060011	66060011	COVER,KEY COUNTER		1	1	1
5	*3066060041	66060041	MOUNT,KEY COUNTER		1	1	1
6	*7YZM210006++H01	YZ038000	ACCESS,EDGING		2	2	2
7	*M21AH010	M21AH010	BAND,RSG-130-V0(KITAGAWA)		1	1	1
8	3025418011	25418011	KEY COUNTER		1	1	1
⊙ A02	302LF94291	2LF94291	PARTS MOUNT TRAY SET SP		1	1	1
9	*302LC04601	2LC04601	COVER TRAY		1	1	1
10	*302LC04621	2LC04621	MOUNT TRAY		1	1	1
11	*302K904590	2K904590	FILM TRAY		1	1	1
12	302N494220	2N494220	PARTS CURSOR SCREW SET SP		1	1	1
13	302K946AJ0	2K946AJ0	WIRE KEY COUNTER		1	1	1

Ref. No.	Part.No.	Alternative.	Description	Notes	Quantity		
					120	230	240
101	5MBTPB3008PW++R	B1A63080	BIND T.T SCREW(+)/ M3 X 8 CRFREE P-T				
102	5MBTPB4010PW++R	B1A64100	BIND T.T SCREW(+)/ M4 X 10 CRFREE P-T				
103	5MBTPB4010TW++R	B1A54100	BIND T.T SCREW(+)/ M4 X 10 CRFREE S-T				
104	7BB003306H	BB040750	+COUNTER-SUNK HEAD SCREW M3X6 CRFREE				
105	7BB100420H	BB040740	+BIND TAP-TITE S SCREW M4X20 CRFREE				
106	7BC1003055++H01	BC018230	HEXA NUT M3				
107	B1B03080	B1B03080	+BIND SCREW M3X08				
108	B1B54300	B1B54300	+BIND TAP-TITE S SCREW M4X30 (TRIVALENT C				
109	B4A04060	B4A04060	+TP-A SCREW M4X06(TRIVALENT CHROMATING)				
110	B4A04100	B4A04100	+TP-A SCREW M4X10(TRIVALENT CHROMATING)				
111	7BB700408H	BB105640	+BIND T.T S SCREW 4X8 SR				
112	7BB700420H	BB112510	+BIND T.T S SCREW 4X20 SR				

- Parts with "*" are component parts or sub-assemblies of the assembly appearing immediately above them.
- Parts with "⊙" indicate regular maintenance parts.

- Parts with Ref.No. indicate maintenance parts and the ones without it indicate out of the above.

FIG. 47 Maintenance Kits

2N2/2N3-3

Ref. No.	Part.No.	Alternative.	Description	Notes	Quantity		
					120	230	240
	1702N20UN0	072N20UN	MK-8715A/MAINTENANCE KIT PARTS DISPOSAL UNIT(M2) SP DK-8705(K) DV-8705K TR-8505 PARTS ROLLER SECONDLY TRANSFER SP	OPTION	1	1	1
	1702N20UN1	072N20U1	MK-8715B/MAINTENANCE KIT DK-8705(C) DK-8705(M) DK-8705(Y) DV-8705C DV-8705M DV-8705Y	OPTION	1	1	1
	1702N27US0	072N27US	MK-8715C/MAINTENANCE KIT FILTER LEFT SIDE FK-8701 FILTER TOP PARTS PRE BELT CLN ASSY SP	OPTION	1		
	1702N28NL0	072N28NL	MK-8715C/MAINTENANCE KIT FILTER LEFT SIDE FK-8702 FILTER TOP PARTS PRE BELT CLN ASSY SP	OPTION		1	1
	1702N20UN2	072N20U2	MK-8715D/MAINTENANCE KIT MC-8705 DV-8705K PARTS DISPOSAL UNIT(M2) SP	OPTION	1	1	1
	1702N20UN3	072N20U3	MK-8715E/MAINTENANCE KIT MC-8705 DV-8705C DV-8705M DV-8705Y	OPTION	1	1	1

Ref. No.	Part.No.	Alternative.	Description	Notes	Quantity		
					120	230	240

- Parts with "*" are component parts or sub-assemblies of the assembly appearing immediately above them.
- Parts with "⊙" indicate regular maintenance parts.

- Parts with Ref.No. indicate maintenance parts and the ones without it indicate out of the above.

INDEX

2N2/2N3-3

Part.No.	Alternative.	Description	Fig.No.
1702N20UN0	072N20UN	MK-8715A/MAINTENANCE KIT	47
1702N20UN1	072N20U1	MK-8715B/MAINTENANCE KIT	47
1702N20UN2	072N20U2	MK-8715D/MAINTENANCE KIT	47
1702N20UN3	072N20U3	MK-8715E/MAINTENANCE KIT	47
1702N27US0	072N27US	MK-8715C/MAINTENANCE KIT	47
1702N28NL0	072N28NL	MK-8715C/MAINTENANCE KIT	47
1902K90UN0	092K90UN	WT-861/WASTE TONER BOTTLE	22
28107310	49028101	BUSH 8	8,9,10,15,16,41
⊙ 28801190	48928800	PULLEY,TIMING BELT	41
29812291	29812291	CUSHION,CONTACT GLASS	14
3019527401	19527401	POWER CORD(120)	35
⊙ 3025418011	25418011	KEY COUNTER	46
3029236241	29236241	SOCKET ASSY,KEY COUNTER	46
⊙ 3033915181	33915181	TONER EMPTY DETECTION SENSOR	22
3066060011	66060011	COVER,KEY COUNTER	46
3066060041	66060041	MOUNT,KEY COUNTER	46
1503N90KL1	053N90K1	PRINTING SYSTEM INTERFACE KIT(B)	45
2A116180	2A116180	BUSHING,TRANSFER	25
2AR07220	2AR07220	PULLEY,PAPER FEED	17
2AR07230	2AR07230	PULLEY,SEPARATION	17
2AV12280	2AV12280	BASE RUBBER,SCANNER SECTION	4
2BC06910	2BC06910	STOPPER 6	9,10,15,16,19,2
			5,40,41
2BC06980	2BC06980	STOPPER 5	8,19
2BC07020	2BC07020	FRONT PULLEY,LIFT DRIVE	8
⊙ 2BC07110	2BC07110	GEAR 20	8
2BC07120	2BC07120	SPACER,DECK LIFT	8
2BC12190	2BC12190	SPRING,MIRROR HOLDER	19
2BC16470	2BC16470	SPRING,CONVEYING HOOK	44
2BG06480	2BG06480	BAND B	15
2BG22990	2BG22990	CUT WASHER 4	26,30,43,44
⊙ 2BL06170	2BL06170	GEAR Z42 FEED	42
2BL06890	2BL06890	PLATE BYPASS HOLD	1
2BL16220	5AAVBRUSH036	BRUSH CLEANER	3
2C902080	2C902080	SPRING DEV PUSH	13
2C907360	2C907360	SPRING CURSOR R	43
2C912150	2C912150	RETAINER WIRE	19
2C912430	2C912430	LID KMAS	3
2C912690	2C912690	GROUND PLATE SCANNER B	32
⊙ 2CK17050	2CK17050	GEAR IDLE Z14S	42
2DC12170	2DC12170	SPRING TENSION	15
2DC12230	2DC12230	SLIDER SCANNER	19
2FB04270	2FB04270	PLATE MAGNET	1
2FB07330	2FB07330	STOPPER BYPASS TABLE	18,29,43
2FB17200	2FB17200	MAGNET UPPER REG GUIDE	30
2FB20860	2FB20860	PIN FUSER COVER	20
⊙ 2FB27160	2FB27160	INTER LOCK SWITCH	33,44
⊙ 2FG27110	2FG27110	SWITCH REGISTRATION	15
2FM02210	5MVM274DN002	PULLEY MID /B-11 FRAMEA4	28

Part.No.	Alternative.	Description	Fig.No.
2FM04150	5MVM163DN005	CAP SPRING /B-11 ENCLOSURE A4	9,10,11,14,15,1
			6,17,28,30,32,4
			3
			7
⊙ 302A002171	2A002171	CASTER UA	46
302A369709	2A369709	SET PARTS KEYCOUNTER NEW COLOR	35
302AR94050	2AR94050	PARTS AC CORD EU SP	25
302BG22531	2BG22531	SPRING COUPLING DLP	5
⊙ 302BM07410	2BM07410	GEAR GUIDE SIDE	4
302C907660	2C907660	SPACER RIGHT GUIDE	19
302C912291	2C912291	SPRING SCANNER TENSION	29
302F325010	2F325010	STUD SCREW M3	10,14
302F708310	2F708310	SPRING LOCK MPF	33
302F729080	2F729080	SPACER DU	16
302F902180	2F902180	SPRING LEVER EF	37
302F902450	2F902450	SHEET WIRE	17
⊙ 302F906030	2F906030	GEAR FEED Z26H	18
302F909210	2F909210	PAD BOTTOM	17
302F925160	2F925160	PULLEY FACE UP	9,11,16
302F925780	2F925780	SPRING DU	28,30,32
302F928170	2F928170	SPRING PULLEY	9,11,14,16,28,
302F929260	2F929260	PULLEY DU LOW	30,32,43
			17
302FB06151	2FB06151	JOINT DRIVE	31
302FB09320	2FB09320	GROUND PLATE DECK UNIT	36
302FB09410	2FB09410	FILM FEED C	18,22,30,42
302FB09830	2FB09830	CUT WASHER 4	4
302FB16320	2FB16320	PIN ROLLER RELEASE LEVER	34
302FB26290	2FB26290	LID VENDOR	4
302FB26540	2FB26540	FILM S-BOX C	7
302FG07020	2FG07020	PULLEY,CASSETTE RAIL	16
302FZ01310	2FZ01310	VARIATOR TC ASSY	4
302FZ02300	2FZ02300	SPRING STOPPER	4
302FZ02580	2FZ02580	CAP HANDLE	4
302FZ02591	2FZ02591	HOOK DLP	6
302FZ02600	2FZ02600	FOOT	4
302FZ03110	2FZ03110	SEAL HANDLE	16,29
302FZ07020	2FZ07020	PULLEY MPT BYPASS	32
302FZ07150	2FZ07150	PULLEY TENSION BELT	30
302FZ07310	2FZ07310	BUSH CONTACT MPT B	30
302FZ07540	2FZ07540	HOLDER SHAFT OUT	42
⊙ 302FZ08370	2FZ08370	GEAR JOINT MPT UNIT	7
302FZ09050	2FZ09050	SLIDER CASSETTE	6,15
302FZ20021	2FZ20021	SPRING LID	15
302FZ20040	2FZ20040	SPRING LSU	16
302FZ21720	2FZ21720	POLYSLIDER CUT WASHER 4	17
302FZ22870	2FZ22870	SPRING ACTUATOR BYPASS	32
302FZ28260	2FZ28260	EXIT PUSH	29,32
302FZ28270	2FZ28270	SPRING EXIT PUSH	5
302FZ29131	2FZ29131	SPRING DU	25
302FZ31250	2FZ31250	COUPLING DLP DRIVE	

• Parts with "⊙" indicate regular maintenance parts.

	Part.No.	Alternative.	Description	Fig.No.
	302FZ31280	2FZ31280	COLLAR DLP COUPLING	25
⊙	302FZ44040	2FZ44040	FAN BOX COOLING	35
⊙	302FZ94380	2FZ94380	PARTS,FAN COOLING DLP 70 SP	27
⊙	302FZ94420	2FZ94420	PARTS,FAN COOLING CONVEYING SP	16
	302G404160	2G404160	DAMPER	8
	302GR03010	2GR03010	RETAINER KEY COUNTER COVER	46
	302GR03020	2GR03020	RETAINER KEY COUNTER	46
	302GR04370	2GR04370	MAGNET CLIP DISH	2
	302GR04380	2GR04380	SEAL MAGNET	2
	302GR09991	2GR09991	LIFT LOCK	5,8
	302GR17180	2GR17180	PIN SCANNER RETAINING	19
	302GR17281	2GR17281	MIRROR B	19
	302GR17350	2GR17350	PIN WIRE PULLEY B	19
	302GR17380	2GR17380	SPRING RELEASE SWITCH	19
	302GR17861	2GR17861	PLATE PULLEY	19
	302GR17961	2GR17961	MIRROR C	19
	302GR17970	2GR17970	STOPPER PI	9
⊙	302GR44080	2GR44080	FAN LSU 60-25	27
⊙	302H006120	2H006120	GEAR Z20S JOINT FEED B	28
	302H008140	2H008140	SPRING BYPASSFFED	41
	302H017180	2H017180	PULLEY SCANNER	19
	302H017310	2H017310	GROUND SCANNER REAR	4
	302H017380	2H017380	GROUND BASE SCANNER	4,35
	302H024370	2H024370	BUSH 6 EW	16
	302H024830	2H024830	BUSH 8	25
	302H029110	2H029110	PULLEY 26 DU	16
⊙	302H044110	2H044110	SENSOR ORIGINAL	19
⊙	302H044120	2H044120	FAN COOLING 40-15	41
⊙	302H094300	2H094300	PARTS,HUMIDITY SENSOR,SP	1
	302H702540	2H702540	FILM WIRE OPE	40
	302H702590	2H702590	BUSH SCREW	12,15,17,22,25, 26,30,43
	302H703100	2H703100	SHUTTER PIPE UP	21
	302H703130	2H703130	SEAL PIPE DLP UP	21
	302H703240	2H703240	SPRING PIPE UP	21
	302H703542	2H703542	PIPE DLP UP	21
	302H703570	2H703570	SEAL CONT SHUTTER	21
	302H707110	2H707110	SPRING EARTH BYPASS F	16
	302H708150	2H708150	SPONGE WIRE MPT	9,11,14,18
	302H712650	2H712650	SPRING DRUM JOINT	18,26,40
	302H715070	2H715070	FRONT SPONGE CASE STAY	9
	302H717160	2H717160	PULLEY SCANNER	19
	302H717252	2H717252	DRUM PULLEY	19
	302H717381	2H717381	WIRE SCANNER FRONT	19
	302H717391	2H717391	WIRE SCANNER REAR	19
	302H717440	2H717440	SEAL FRAME SIDE B	19
	302H722760	2H722760	PULLEY MIDDLE A	10,15,16,17
	302H724020	2H724020	SPRING REGIST C	16
⊙	302H728080	2H728080	GEAR Z23S EXIT	28
	302H728100	2H728100	SPRING EXIT PULLEY	5

	Part.No.	Alternative.	Description	Fig.No.
	302H729120	2H729120	SPRING ACT DU	9,10,13,16
	302H731640	2H731640	COUPLING CONT D	26
	302H731650	2H731650	SPRING PADDLE CONT D	25
	302H733300	2H733300	REAR FILM FRAME MID	27
	302H733430	2H733430	SCREW FAN	27
⊙	302H794310	2H794310	PARTS MOTOR ROTARY GUIDE	44
⊙	302H794490	2H794490	PARTS FAN COOLING CONV	41
⊙	302H794610	2H794610	PARTS HEATER DEHUMIDIFIER 240	45
⊙	302H794620	2H794620	PARTS HEATER DEHUMIDIFIER 120	45
	302HG02450	2HG02450	SEAL FRAME MIDDLE A	27
	302HG12310	2HG12310	CUT WASHER 4	16
	302HNO2930	2HNO2930	SHEET HOUSING LEFT	27
	302HNO2970	2HNO2970	FELT CLEANER ID	33
	302HN04250	2HN04250	SPRING SIDE COVER	41
	302HN28120	2HN28120	SPRING PULLEY A	28
⊙	302HN44010	2HN44010	FAN MOTOR	27
	302HS08310	2HS08310	FILM TE SENSOR	4
	302J502020	2J502020	SHEET FRAME CENTER	2
	302JD19140	2JD19140	BUSHING FAN	35
	302JF22010	2JF22010	PULLEY MIDDLE	28,32
⊙	302JZ31170	2JZ31170	GEAR Z27L MAIN	12,26
	302K019140	2K019140	SHEET LSU FRAME	20
⊙	302K094240	2K094240	PARTS LVU MAIN 100 SP	13
⊙	302K094250	2K094250	PARTS LVU MAIN 200 SP	13
	302K309370	2K309370	SPRING CURSOR SET	41
	302K317062	2K317062	FRAME MIRROR A	19
	302K317160	2K317160	GUIDE FFC LED B	19
	302K317172	2K317172	GUIDE FFC LED C	19
	302K317310	2K317310	GUIDE FFC LED D	19
	302K317330	2K317330	MOUNT PI	19
	302K317450	2K317450	SEAL FRAME ISU A	19
	302K317460	2K317460	SEAL FRAME ISU B	19
	302K317650	2K317650	SEAL FRAME ISU C	19
	302K317660	2K317660	FILM FRAME	19
	302K317791	2K317791	SHEET FFC LED	19
	302K317830	2K317830	PLATE ADJUST B	19
	302K319080	2K319080	SPONGE WIRE	27
	302K324450	2K324450	BUSH 6	9,11,14,15,28,2 9,30,42,43,44
	302K324460	2K324460	SHAFT FEED	16,17,28,30,32, 43
	302K339050	2K339050	PLATE OPTION	35
⊙	302K394190	2K394190	PARTS MOTOR LIFT ASSY SP	33
	302K900021	2K900021	LSU RETAINER FRAME ASSY	20
	302K902150	2K902150	FRAME FRONT FUSER A	4
	302K902162	2K902162	FRAME FRONT FUSER B	4
	302K902171	2K902171	FRAME FUSER UNIT	4
	302K902220	2K902220	STAY UPPER TOP RIGHT	4
	302K902230	2K902230	STAY UPPER TOP LEFT	4
	302K902250	2K902250	PLATE MOUNT DP	4

• Parts with "⊙" indicate regular maintenance parts.

Part.No.	Alternative.	Description	Fig.No.
302K902261	2K902261	MOUNT FUSER ADJUST	4
302K902270	2K902270	PLATE FUSER ADJUST	4
302K902290	2K902290	PLATE JOINT RIGHT	7
302K902310	2K902310	MOUNT LSU LEFT	20
302K902320	2K902320	PLATE LSU ADJUST	20
302K902370	2K902370	MOUNT LSU PWB	20
302K902380	2K902380	HOLDER LSU FRONT	20
302K902410	2K902410	PIN LSU RETAINER	15
302K902460	2K902460	HOLDER LSU REAR	20
302K902470	2K902470	PIN LSU RETAINING	20
302K902480	2K902480	SPRING-COMPRESSION LSU RETAINING	20
302K902490	2K902490	SHAFT GLASS CLN	20
302K902511	2K902511	COVER LSU PWB	20
302K902550	2K902550	MOUNT LSU LID	20
302K902571	2K902571	FILM BASE CASSETTE	4
302K902580	2K902580	FILM FRAME UPPER K	4
302K902590	2K902590	FILM FRAME UPPER MC	4
302K902600	2K902600	FILM FRAME UPPER Y	4
302K902610	2K902610	PLATE DC MOTOR 10	20,26
302K902700	2K902700	GUIDE TRANSFER L	33
302K902710	2K902710	PLATE COVER ID SENSOR	33
302K902720	2K902720	RAIL DRUM RIGHT	33
302K902731	2K902731	SHUTTER ID SENSOR	33
302K902750	2K902750	SHEET GUIDE TRANSFER	33
302K902761	2K902761	RAIL MIDDLE TRANSFER REAR	4
302K902770	2K902770	RAIL MIDDLE TRANSFER FRONT	4
302K902780	2K902780	STOPPER RAIL REAR	4
302K902790	2K902790	STOPPER RAIL FRONT	4
302K902810	2K902810	SHEET LSU LEFT	4
302K902820	2K902820	GUIDE WIRE ID	34
302K902830	2K902830	PLATE RAIL	4
302K902850	2K902850	RAIL EXIT REAR	4
302K902870	2K902870	ARM ID SOLENOID	33
302K902910	2K902910	GUIDE LSU PIN	20
302K902920	2K902920	REINFORCEMENT UPPER REAR	4
302K902930	2K902930	PLATE EARTH IMAGE F	4
302K902950	2K902950	ADJUSTER SCANNER	4
302K902960	2K902960	MOUNT RUBBER SCANNER	4
302K902970	2K902970	PLATE BRACKET FUSER	4
302K902980	2K902980	SHEET HUMIDITY SENSOR	1
302K902990	2K902990	SHEET COVER PWB FEED	4
302K902A00	2K902A00	HOLDER MOTOR	20
⊙ 302K903130	2K903130	GEAR Z35S	22
⊙ 302K903140	2K903140	GEAR Z18S	22
302K903150	2K903150	SHAFT DRIVE A	22
302K903160	2K903160	MOUNT DRIVE	22
⊙ 302K903180	2K903180	GEAR IDLE Z20S-Z15R	22
⊙ 302K903240	2K903240	GEAR Z36S-Z15R	22
302K903310	2K903310	PLATE HOOK	22
302K903340	2K903340	RAIL CONTAINER R	4

Part.No.	Alternative.	Description	Fig.No.
302K903350	2K903350	RAIL CONTAINER C	4
302K903360	2K903360	RAIL CONTAINER RC	4
302K903370	2K903370	RAIL CONTAINER L	4
302K903380	2K903380	SLIDER PU	22
302K903390	2K903390	PIN PLATE HOOK	22
302K903530	2K903530	MOUNT PU SLIDER R	22
302K903680	2K903680	PLATE SLIDER R	22
302K903B90	2K903B90	SPONGE COVER FRONT MIDDLE	1
302K903E00	2K903E00	SEAL COVER INNER A	3
302K903F80	2K903F80	SPONGE FRONT COVER A	1
302K903F90	2K903F90	SPONGE FRONT COVER B	1
⊙ 302K904011	2K904011	COVER FRONT UPPER	1
⊙ 302K904021	2K904021	COVER FRONT MIDDLE	1
⊙ 302K904040	2K904040	COVER WASTE BOTTLE	1
⊙ 302K904050	2K904050	COVER ISU LEFT INNER	2
⊙ 302K904064	2K904064	COVER LEFT UPPER	2
⊙ 302K904073	2K904073	COVER LEFT LOWER	1
⊙ 302K904092	2K904092	COVER RIGHT LOWER F	1
⊙ 302K904103	2K904103	COVER RIGHT LOWER R	1
302K904113	2K904113	COVER ISU FRONT	19
⊙ 302K904121	2K904121	COVER ISU REAR	2
⊙ 302K904131	2K904131	COVER DECK REAR	6
⊙ 302K904140	2K904140	COVER CONTROLLER	2
⊙ 302K904150	2K904150	LID CONTROLLER	2
⊙ 302K904162	2K904162	COVER RIGHT LOWER M	6
⊙ 302K904170	2K904170	DUCT FRONT COVER	1
⊙ 302K904190	2K904190	HANDLE CASSETTE	5
⊙ 302K904200	2K904200	EMBLEM CASSETTE	5
⊙ 302K904210	2K904210	HOLDER CLIP A	3
302K904220	2K904220	HOLDER CLIP B	3
302K904232	2K904232	COVER INNER	3
⊙ 302K904243	2K904243	COVER INNER FEED F	1
⊙ 302K904250	2K904250	COVER INNER CASSETTE L	1
302K904262	2K904262	COVER INNER CASSETTE R	1
⊙ 302K904270	2K904270	COVER DECK RIGHT	8
⊙ 302K904280	2K904280	HANDLE DECK RIGHT	8
⊙ 302K904290	2K904290	EMBLEM DECK RIGHT	8
⊙ 302K904300	2K904300	COVER DECK LEFT	8
⊙ 302K904310	2K904310	HANDLE DECK LEFT	8
302K904320	2K904320	STOPPER CONTAINER	1
302K904340	2K904340	MOUNT WASTE BOTTLE COVER	2
⊙ 302K904390	2K904390	LID RIGHT COVER	1
⊙ 302K904400	2K904400	COVER OPERATION MOUNT A	37
⊙ 302K904410	2K904410	COVER OPERATION MOUNT B	37
302K904490	2K904490	CASE WASTE BOTTLE	2
302K904510	2K904510	PLATE FRONT COVER	1
⊙ 302K904550	2K904550	EMBLEM DECK LEFT	8
302K904560	2K904560	STRAP FRONT COVER	1
⊙ 302K904571	2K904571	COVER OPERATION MOUNT C	2
302K904590	2K904590	FILM TRAY	46

• Parts with "⊙" indicate regular maintenance parts.

Part.No.	Alternative.	Description	Fig.No.
302K904620	2K904620	MAGNET CATCH	1
302K904650	2K904650	LEVER BOTTLE COVER	1
302K905030	2K905030	LID OPERATION REAR	36
302K905140	2K905140	LID OPERATION HINGE A	37
302K905150	2K905150	LID OPERATION HINGE B	37
302K905500	2K905500	HINGE OPERATION ARM	37
302K905532	2K905532	RETAINER OPERATION ARM	4
302K905540	2K905540	GUIDE WIRE OPERATION A	37
302K905550	2K905550	GUIDE WIRE OPERATION B	37
302K905591	2K905591	MOUNT OPERATION ARM	37
302K905610	2K905610	LABEL LED EN	36
302K905641	2K905641	GUIDE OPERATION MOUNT	37
302K905900	2K905900	SPRING USB HOLD	2,36
302K906051	2K906051	GUIDE PRIMARY FEED	14
302K906080	2K906080	PIN PICK UP IDLE	9,11,14
302K906100	2K906100	MOUNT PRIMARY FEED	9,11,14
302K906111	2K906111	PLATE PRIMARY FEED DRIVE	9,11,14
302K906140	2K906140	COUPLING PRIMARY FEED DRIVE	14,17,43
302K906151	2K906151	HOLDER RETARD	9,11,14
302K906180	2K906180	JOINT RETARD DRIVE	17,43,44
⊙ 302K906230	2K906230	GEAR PRIMARY FEED IDLE Z20R Z16L	9,11
⊙ 302K906240	2K906240	GEAR FEED DRIVE Z20L	9,11
302K906250	2K906250	GUIDE PRIM FEED WIRE	9,11,14
302K906260	2K906260	SPRING PICK UP	9,11,14
302K906270	2K906270	MOUNT PRIMARY FEED R	9,11,14
302K906280	2K906280	HOLDER PRIM FEED PULLEY	9,11,14
302K906290	2K906290	HOLDER SENSOR FEED	9,11,14
302K906300	2K906300	PLATE RETARD HOLDER	9,11,14
302K906321	2K906321	ACTUATOR PAPER EMPTY	9,11,14
302K906420	2K906420	PLATE RETARD ADJUST	9,11,14
302K906500	2K906500	PLATE FEED LOW	15
302K906510	2K906510	SHAFT FEED LOW	9,10,11,14,15
302K906520	2K906520	SPRING FEED ACT	15
⊙ 302K906600	2K906600	COVER FEED LOW	15
302K906610	2K906610	GUIDE FEED LOW	15
302K906640	2K906640	HOLDER FEED LOW PULLEY	15
302K906660	2K906660	HANDLE FEED LOW	6,15
302K906670	2K906670	HOOK FEED LOW	6,15
302K906681	2K906681	SHAFT FEED LOW HOOK	6,15
⊙ 302K906691	2K906691	LID SIDE FEED	15
302K906700	2K906700	HOLDER PULLEY	9,11,14
302K906710	2K906710	SHAFT ASSIST PULLEY	9,11,14
302K906721	2K906721	SHEET PRIMARY FEED HI	9,11,14
302K906750	2K906750	TORQUE-LIMITER 390	9,11,14,17
302K908012	2K908012	BASE MPF UPPER	17
302K908021	2K908021	BASE MPF LOWER	17
302K908030	2K908030	TRAY MPF A	18
302K908040	2K908040	TRAY MPF B	18
302K908050	2K908050	TRAY MPF C	18
302K908060	2K908060	TRAY MPF D	18

Part.No.	Alternative.	Description	Fig.No.
302K908080	2K908080	BASE LIFT	18
302K908090	2K908090	COVER CURSOR	18
302K908100	2K908100	CURSOR MPF F	18
302K908110	2K908110	CURSOR MPF R	18
302K908120	2K908120	RACK CURSOR MPF	18
302K908130	2K908130	ARM LIFT A	18
302K908140	2K908140	ARM LIFT B	18
302K908160	2K908160	GUIDE WIRE TRAY	18
302K908190	2K908190	SHAFT LIFT MPF	18
302K908200	2K908200	SPRING-COMPRESSION LIFT	18
302K908211	2K908211	ACTUATOR SIZE DETECTION	18
302K908220	2K908220	SPRING-TORSION SIZE DETECTION	18
302K908230	2K908230	HOLDER FEED MPF	17
302K908240	2K908240	HOLDER RETARD MPF	17
302K908250	2K908250	HOLDER MIDDLE PULLEY	17
302K908261	2K908261	CASE LIFT MOTOR A	17
302K908270	2K908270	COVER CLUTCH	17
302K908280	2K908280	ACTUATOR FEED MPF	17
302K908290	2K908290	ACTUATOR PAPER SET	17
302K908300	2K908300	SHAFT PICKUP MPF	17
302K908310	2K908310	LEVER LIFT	17
302K908320	2K908320	GUIDE DU LOWER	17
⊙ 302K908350	2K908350	GEAR Z30R PICKUP	17
⊙ 302K908360	2K908360	WORM-WHEEL 36 Z18S	17
⊙ 302K908370	2K908370	GEAR Z46S-Z18S	17
⊙ 302K908380	2K908380	GEAR LIFT Z64S	17
⊙ 302K908390	2K908390	GEAR LIFT Z25S	17
⊙ 302K908410	2K908410	GEAR RETARD MPF Z17L	17
⊙ 302K908420	2K908420	GEAR RETARD MPF Z24L	17
302K908440	2K908440	GUIDE MIDDLE MPF	17
302K908450	2K908450	PIN RETARD MPF	17
302K908460	2K908460	MOUNT PI	16,17
302K908471	2K908471	SHAFT FEED MPF A	17
302K908480	2K908480	SHAFT FEED MPF B	17
302K908491	2K908491	SHAFT RETARD MPF A	17
302K908501	2K908501	SHAFT RETARD MPF B	17
302K908530	2K908530	SPRING PICKUP MPF	17
302K908540	2K908540	SPRING RETARD MPF	17
302K908570	2K908570	SPRING PAPER SET	17
302K908580	2K908580	HOLDER SIZE DETECTION	18
302K908590	2K908590	FILM MIDDLE GUIDE	17
302K908610	2K908610	FILM RETARD	17
302K908620	2K908620	DAMPER MPF A	17
302K908630	2K908630	DAMPER MPF B	17
302K908640	2K908640	SPRING DAMPER	17
302K908650	2K908650	HOLDER MPF TABLE	18
302K908660	2K908660	PLATE DC MOTOR 6	16,26
302K908692	2K908692	FILM DU GUIDE B	17
302K908700	2K908700	SPRING MIDDLE R	17
302K909021	2K909021	RAIL CURSOR	5

• Parts with "⊙" indicate regular maintenance parts.

Part.No.	Alternative.	Description	Fig.No.
302K909031	2K909031	CURSOR FRONT	5
302K909041	2K909041	CURSOR REAR	5
302K909050	2K909050	LEVER CURSOR	5
302K909060	2K909060	RACK CURSOR	5
302K909090	2K909090	PLATE WORK	5
302K909100	2K909100	CAM CURSOR RAIL	5
302K909121	2K909121	LEVER CURSOR LOCK REAR	5
302K909131	2K909131	SHAFT CURSOR GEAR	5
302K909140	2K909140	CAP TURN PLATE	5
302K909151	2K909151	LOCK REAR CURSOR	5
302K909190	2K909190	SHAFT WORK PLATE	5
302K909251	2K909251	LEVER SIDE SW	5
302K909260	2K909260	PAD BOTTOM	5
302K909270	2K909270	ACTUATOR PAPER LEVEL DETECTION	5
302K909510	2K909510	MOUNT PAPER LEVEL SENSOR	33
302K909520	2K909520	MOUNT SIZE SENSOR	33
302K909541	2K909541	HOLDER SIZE DETECTION	33
302K909580	2K909580	PIN PAPER SIZE A	33
302K909590	2K909590	PIN PAPER SIZE B	33
302K909600	2K909600	PIN PAPER SIZE C	33
302K909630	2K909630	SHAFT HOOK PULLEY	4
302K909640	2K909640	LEVER CASSETTE HOOK	4
302K911210	2K911210	SPRING PRESS	33
302K914370	2K914370	SPRING SHUTTER	21
302K914A50	2K914A50	SEAL CASE DLP	27,37
302K915240	2K915240	SHUTTER HOPPER UP	21
302K915250	2K915250	GUIDE CONTAINER K	21
302K915260	2K915260	GUIDE CONTAINER M	21
302K915270	2K915270	GUIDE CONTAINER C	21
302K915280	2K915280	GUIDE CONTAINER Y	21
302K915300	2K915300	COVER CONTAINER GUIDE	21
302K915320	2K915320	SEAL SHUTTER	21
302K917021	2K917021	PULLEY ISU Z59	19
302K917030	2K917030	MOUNT ISU DRIVE	19
302K917040	2K917040	BELT ISU	19
302K917060	2K917060	SHAFT ISU	19
302K917080	2K917080	PLATE SLIT PI	19
302K917091	2K917091	FRAME MIRROR B	19
302K917100	2K917100	SEAL FRAME ISU	18
302K917120	2K917120	SWITCH RELEASE	19
302K917130	2K917130	MOUNT RELEASE SWITCH	19
302K917150	2K917151	PULLEY LEFT FRAME	19
302K917170	2K917170	FILM FRAME SIDE F	19
302K917180	2K917180	FILM FRAME SIDE R	19
302K917230	2K917230	MOUNT PWB	19
302K917240	2K917240	CAP PULLEY ISU	19
302K917381	2K917381	GUIDE WIRE ISU	19
302K917400	2K917400	COVER ISU	19
302K921120	2K921120	STOPPER 8	15,25
302K921180	2K921180	GEAR RELEASE Z10R	16

Part.No.	Alternative.	Description	Fig.No.
302K921380	2K921380	ACTUATOR RELEASE	16
302K921420	2K921420	CUT-WASHER 6	16
302K922120	2K922120	HOLDER DISCHARGER	16
302K922130	2K922130	PLATE DISCHARGER	16
302K922160	2K922160	GEAR Z29R	16
302K922190	2K922190	PLATE CONTACT DISCHARGER	16
302K922200	2K922200	SPRING-COMPRESSION DISCHARGER	16
302K922210	2K922210	GUIDE TRANSFER R	16
302K922230	2K922230	PLATE EARTH GUIDE TC	16
302K922240	2K922240	PLATE EARTH TRANSFER	16
302K922280	2K922280	TAPE DISCHARGER	16
302K923520	2K923520	HOLDER MOTOR CLN	33
302K924011	2K924011	BASE CONVEYING	16
302K924040	2K924040	SPRING-COMPRESSION REGIST F	16
302K924050	2K924050	SPRING-COMPRESSION REGIST R	16
302K924060	2K924060	GEAR Z22R	16
302K924081	2K924081	PLATE GUIDE CONVEYING	16
302K924090	2K924090	GUIDE CONVEYING TC	16
302K924100	2K924100	RETAINER LOOP SENSOR	16
302K924120	2K924120	SPRING-COMPRESSION TRANSFER F	16
302K924140	2K924140	LEVER RELEASE TRANSFER	16
302K924200	2K924200	SHAFT RELEASE CAM	16
302K924210	2K924210	CAM RELEASE TRANSFER	16
302K924250	2K924250	PLATE EARTH REGIST	16
302K924270	2K924270	SPRING-TORSION DISCHARGER	16
302K924280	2K924280	SPRING CONTACT DISCHARGER	16
302K924290	2K924290	PLATE CONTACT HV	16
302K924300	2K924300	SLIDER CONVEYING	4
302K924311	2K924311	MOUNT SLIDER CONVEYING	4
302K924320	2K924320	MOUNT CONVEYING	4
302K924340	2K924340	MOUNT DRAWER A	34
302K924350	2K924350	PIN DRAWER	34
302K924360	2K924360	SPRING DRAWER	34
302K924380	2K924380	MOUNT DRAWER B	34
302K924390	2K924390	HOLDER DRAWER	16
302K924410	2K924410	FRAME DU	16
302K924430	2K924430	BUSH REGIST CENTER	16
302K924440	2K924440	HOLDER BUSH REGIST	16
302K924450	2K924450	PIN HOOK	4
302K924510	2K924510	GEAR Z24L	15
302K924530	2K924530	FRAME MIDDLE FEED	15
302K924542	2K924542	PLATE MIDDLE FEED	15
302K924560	2K924560	SHEET REGIST L A	15
302K924570	2K924570	PLATE EARTH MIDDLE	15
302K924600	2K924600	GEAR Z20S	15
302K924620	2K924620	PLATE HV	15
302K924630	2K924630	GEAR Z42R Z23S	15
302K924640	2K924640	GEAR Z19S IDLE	15
302K924650	2K924650	PLATE MIDDLE MOUNT A	15
302K924660	2K924660	BRACKET KEY MIDDLE A	15

• Parts with "⊙" indicate regular maintenance parts.

Part.No.	Alternative.	Description	Fig.No.
⊙ 302K924690	2K924690	GEAR Z27L Z24L	15
302K924710	2K924710	MOUNT LEVER RELEASE F	16
302K924720	2K924720	MOUNT LEVER RELEASE R	16
302K924731	2K924731	COVER LEVER RELEASE F	16
302K924740	2K924740	COVER LEVER RELEASE R	16
302K924770	2K924770	SPRING HOLDER PULLEY	16,17
302K924782	2K924782	HOUSING RELEASE DRIVE	16
⊙ 302K924790	2K924790	GEAR RELEASE Z10R Z83S	16
⊙ 302K924800	2K924800	WORM WHEEL Z31S Z33L	16
302K924810	2K924810	PLATE EARTH RELEASE	16
302K924820	2K924820	CUT-WASHER 4	5,9,11,12,14,15 ,16,17,26,30
302K924830	2K924830	BUSH DU EW	16
302K924841	2K924841	MOUNT PI	16
302K924861	2K924861	HOLDER SENSOR REGIST	15
302K924870	2K924870	HOLDER SENSOR MIDDLE	15
302K924881	2K924881	SHEET REGIST L C	15
302K924890	2K924890	SHEET COVER SENSOR	15
302K924901	2K924901	BUSH REGIST	16
302K924910	2K924910	SHEET HOLD PI	16
302K924920	2K924920	PLATE EARTH DU2	16
302K928011	2K928011	FRAME EXIT LOWER	28
302K928021	2K928021	FRAME EXIT UPPER	28
302K928030	2K928030	GUIDE SHIFT UPPER	28
302K928051	2K928051	GUIDE EXIT MIDDLE	28
302K928070	2K928070	SPRING-EXTENSION FEED SHIFT	28
302K928091	2K928091	ACTUATOR SWITCHBACK	28
⊙ 302K928110	2K928110	GEAR Z40R-Z28S	28
302K928121	2K928121	ACTUATOR EXIT SENSOR	28
302K928131	2K928131	PLATE DRIVE FD	28
302K928141	2K928141	COVER FRONT	28
302K928170	2K928170	PLATE EARTH ROLLER	28
302K928190	2K928190	SPRING-TORSION SWITCHBACK	16,28,30,32,43
302K928200	2K928200	PLATE EARTH FD	28
302K928213	2K928213	GUIDE CHANGE LOWER	28
302K928230	2K928230	STAY EXIT HIGH	28
302K928290	2K928290	SHEET EXIT MIDDLE A	28
302K928300	2K928300	SHEET EXIT MIDDLE B	28
302K929011	2K929011	FRAME CONVEYING F	16
302K929020	2K929020	FRAME CONVEYING R	16
302K929030	2K929030	PLATE CONVEYING UP	16
302K929040	2K929040	PLATE CONVEYING LOW	16
302K929051	2K929051	PLATE CONVEYING TOP	16
302K929062	2K929062	MOUNT DU DRIVE	16
302K929071	2K929071	COVER DU	17
302K929080	2K929080	GUIDE COVER DU	17
302K929090	2K929090	LEVER COVER RIGHT	16
302K929100	2K929100	SHAFT CONVEYING HOOK UP	16
302K929120	2K929120	HOOK CONVEYING UP	16
302K929140	2K929140	HOOK CONVEYING LOW F	16

Part.No.	Alternative.	Description	Fig.No.
302K929150	2K929150	HOOK CONVEYING LOW R	16
302K929160	2K929160	CAM HOOK REAR	16
302K929170	2K929170	CAM HOOK FRONT	16
302K929190	2K929190	SPRING HOOK UP	16
⊙ 302K929201	2K929201	COVER RIGHT	3
⊙ 302K929240	2K929240	GEAR Z30R-Z27L	16
302K929310	2K929310	BELT S2M A145	16
302K929330	2K929330	ACTUATOR DU	16
302K929371	2K929371	COVER INNER CONVEYING A	16
302K929380	2K929380	LID FILTER DU	17
⊙ 302K929391	2K929391	COVER RIGHT FRONT	2
302K929400	2K929400	ARM HOOK F	16
302K929410	2K929410	ARM HOOK R	16
302K929431	2K929431	GUIDE DU UPPER A	16
302K929441	2K929441	GUIDE DU LOWER A	16
302K929470	2K929470	ACTUATOR DU A	16
302K929490	2K929490	COVER RIGHT GUIDE	16
302K929540	2K929540	COVER CLUTCH A	16
302K929570	2K929570	GUIDE UNIT F	16
302K929580	2K929580	GUIDE UNIT R	16
302K929590	2K929590	COVER INNER CONVEYING B	3
302K929600	2K929600	PLATE JOINT	16
302K929610	2K929610	GUIDE GEAR	16
302K929620	2K929620	PLATE DRAWER	16
302K929630	2K929630	PIN CONVEYING F	16
302K929640	2K929640	PIN CONVEYING R	16
302K929660	2K929660	PLATE EARTH DU MIDDLE	16
302K929680	2K929680	SPRING-COMPRESSION COVER DU	16
302K929690	2K929690	PLATE EARTH DU	16
302K929710	2K929710	COVER ARM	16
302K929720	2K929720	MOUNT MOTOR DU MIDDLE	16
302K929730	2K929730	MOUNT MOTOR DU UP	16
⊙ 302K929740	2K929740	GEAR Z43R	16
302K929750	2K929750	COVER WIRE	16
302K929770	2K929770	SPRING DU	16
302K929780	2K929780	SPRING-COMPRESSION DU UP	16
302K929790	2K929790	FILM GUIDE DU A	16
302K929800	2K929800	FILM GUIDE DU B	16
302K931013	2K931013	HOLDER DRUM DRIVE	25
302K931022	2K931022	PLATE DRUM DRIVE	25
⊙ 302K931030	2K931030	GEAR Z160R	25
302K931041	2K931041	SHAFT DRUM DRIVE	25
302K931050	2K931050	BRACKET ENCORDER	25
302K931060	2K931060	HOLDER BEARING SUPPORT	25
302K931070	2K931070	PLATE EARTH DRUM	25
302K931080	2K931080	WIRE STOPPER	4,9,11,12,14,16 ,17,19,25,29,31 ,32,33,35,36,43
302K931090	2K931090	ENCORDER DRUM	25
302K931100	2K931100	PLATE MOTOR DRUM	25

• Parts with "⊙" indicate regular maintenance parts.

Part.No.	Alternative.	Description	Fig.No.
302K931130	2K931130	COUPLING DRUM	25
302K931150	2K931150	HOLDER SENSOR DRUM	25
302K931162	2K931162	HOLDER MAIN DRIVE	25
302K931170	2K931170	PLATE EARTH MAIN	25
302K931180	2K931180	SHAFT DLP DRIVE	25
⊙ 302K931190	2K931190	GEAR Z74R	25
302K931210	2K931210	HOLDER ATTACHMENT	34
302K931232	2K931232	PLATE MAIN DRIVE	25
302K931411	2K931411	HOLDER FEED DRIVE	26
302K931420	2K931420	PLATE FEED DRIVE	26
302K931431	2K931431	SHAFT FEED DRIVE	26
302K931441	2K931441	SHAFT MID DRIVE	26
302K931450	2K931450	PIN FEED DRIVE	26
⊙ 302K931470	2K931470	GEAR Z61R-Z34R	26
302K931480	2K931480	SHAFT ASSIST DRIVE	26
⊙ 302K931490	2K931490	GEAR Z28L	26
⊙ 302K931500	2K931500	GEAR Z28R	26
⊙ 302K931510	2K931510	GEAR Z35R	26
⊙ 302K931520	2K931520	GEAR Z40L-Z34L	26
302K931530	2K931530	COUPLING DRIVE	12, 14, 26
302K931540	2K931540	PLATE EARTH FEED	26
⊙ 302K931550	2K931550	GEAR Z27L	26
302K931612	2K931612	PLATE FUSER DRIVE	25
⊙ 302K931620	2K931620	GEAR Z90R JOINT	25
⊙ 302K931630	2K931630	GEAR Z50S JOINT	25
302K931640	2K931640	JOINT FUSER DRIVE	25
302K931660	2K931660	SPRING JOINT	25
⊙ 302K931670	2K931670	GEAR Z67S-Z25S	25
302K931690	2K931690	LEVER RELEASE FUSER DRIVE	4
302K931710	2K931710	HOLDER CONT DRIVE K	26
302K931720	2K931720	PLATE CONT DRIVE	26
302K931740	2K931740	HOLDER CONT DRIVE C	26
⊙ 302K931760	2K931760	WORM WHEEL Z56L-Z20S	26
302K931780	2K931780	SHAFT CONT DRIVE	26
⊙ 302K931810	2K931810	WORM WHEEL Z40L-Z20S	26
⊙ 302K931830	2K931830	GEAR Z34S JOINT	26
302K931840	2K931840	CUT-WASHER 8X17	25
302K931910	2K931910	PLATE TRANSFER DRIVE	25
⊙ 302K931920	2K931920	GEAR Z100R Z48R	25
302K931960	2K931960	HOLDER BEARING 688ZZ	19, 41
302K931980	2K931980	SPRING LEVER RELEASE	4
302K933151	2K933151	DUCT EXIT RIGHT	27
302K933161	2K933161	DUCT EXIT LEFT	27
302K933181	2K933181	COVER FILTER EXIT	2
302K933190	2K933190	DUCT FUSER REAR	27
302K933241	2K933241	DUCT FUSER FRONT	27
302K933250	2K933250	DUCT EXIT FRONT	27
302K933281	2K933281	HOLDER FAN LOW VOLT	27
302K933320	2K93332	SHEET DUCT DLP C	27
302K933330	2K933330	SPONGE DUCT DLP C	2

Part.No.	Alternative.	Description	Fig.No.
302K933340	2K933340	SPONGE DUCT LSU A	27
302K933350	2K933350	SPONGE DUCT LSU B	27
302K933360	2K933360	SHEET FUSER GUARD	27
302K933370	2K933370	SHEET DUCT LSU	27
302K933380	2K933380	SPONGE DUCT DLP B	27
302K933551	2K933551	SEAL LSU DUCT	27
302K933560	2K933560	DUCT FUSER RIGHT	27
302K933572	2K933572	DUCT FUSER LEFT	27
302K933580	2K933580	SEAL DUCT EXIT	27
302K933591	2K933591	DUCT FAN BELT A	27
302K933601	2K933601	DUCT FAN BELT B	27
302K933610	2K933610	DUCT LSU FRONT A	27
302K933620	2K933620	DUCT LSU FRONT B	27
302K933651	2K933651	DUCT DLP A	34
302K933660	2K933660	DUCT DLP B	27
302K933670	2K933670	DUCT DLP C	27
302K933740	2K933740	FILM SEAL TONER B	27
302K933760	2K933760	FILM SEAL TONER A	33
302K933790	2K933790	SPONGE COVER LEFT UPPER A	2
302K933800	2K933800	SPONGE COVER LEFT UPPER B	2
302K933810	2K933810	SPONGE COVER LEFT LOWER A	1
302K933820	2K933820	SPONGE COVER LEFT LOWER B	1
302K933840	2K933840	FILM SEAL TONER C	2
302K933850	2K933850	FILM LSU FRONT A	27
302K933860	2K933860	FILM LSU FRONT B	27
302K933880	2K933880	SEAL DUCT LSU A	27
302K933890	2K933890	SEAL DUCT LSU B	27
302K933900	2K933900	SEAL DUCT LSU C	27
302K933910	2K933910	SEAL FRAME LEFT	2
302K933920	2K933920	SPONGE COVER LEFT UPPER C	2
302K933930	2K933930	SPONGE COVER LEFT UPPER D	2
302K933950	2K933950	SPONGE LSU LEFT	20
302K933960	2K933960	SPONGE FRONT COVER	1
302K933970	2K933970	SEAL LSU RIGHT	27
302K933A00	2K933A00	FILM FRONT FRAME	27
302K933A50	2K933A50	LID DISPOSAL B	3
302K933A80	2K933A80	FILTER LEFT SIDE	3
302K933C40	2K933C40	DUCT TONER FRONT	4
302K933D20	2K933D20	SPONGE PIPE FRONT	34
302K933F30	2K933F30	SHEET INNER UPPER	3
302K933F80	2K933F80	COVER FILTER LEFT SIDE	3
302K933G20	2K933G20	SPONGE LEFT COVER	2
302K933G40	2K933G40	SPONGE COVER RIGHT LOWER F	1
302K933G50	2K933G50	SPONGE INNER CASSETTE	1
302K934011	2K934011	LABEL PAPER SIZE A	5
302K934021	2K934021	LABEL PAPER SIZE B	5
302K934030	2K934030	LABEL CASSETTE OPERATION	5
302K934040	2K934040	LABEL SET PAPER	5
302K934050	2K934050	LABEL CASSETTE NUMBER 1	5
302K934060	2K934060	LABEL CASSETTE NUMBER 2	5

• Parts with "⊙" indicate regular maintenance parts.

Part.No.	Alternative.	Description	Fig.No.
302K934070	2K934070	LABEL CASSETTE NUMBER 3	8
302K934080	2K934080	LABEL CASSETTE NUMBER 4	8
302K934090	2K934090	LABEL CASSETTE PAPER MAX	5
302K934100	2K934100	LABEL CASSETTE CURSOR LOCK	5
302K934150	2K934150	LABEL HIGH TEMP	30
302K934160	2K934160	LABEL EXIT A2	32
302K934170	2K934170	LABEL RELAY A3	30
302K934180	2K934180	LABEL RELAY A4	30
302K934190	2K934190	LABEL JOB SEPARATOR	29
302K934620	2K934620	LABEL POWER CABLE CAUTION EN	1
302K934670	2K934670	LABEL TONER OPERATION	1
302K934700	2K934700	SHEET CASSETTE PAPER SIZE A	5
302K934710	2K934710	SHEET CASSETTE PAPER SIZE B	5
302K934730	2K934730	SHEET CASSETTE PAPER MEDIA KL-A	5
302K934740	2K934740	SHEET CASSETTE PAPER MEDIA KL-B	5
302K934750	2K934750	SHEET CASSETTE PAPER MEDIA KL-C	5
302K934760	2K934760	SHEET CASSETTE PAPER MEDIA KL-D	5
302K934770	2K934770	SHEET CASSETTE PAPER MEDIA KL-E	5
302K939030	2K939030	RAIL PWB	35
302K939043	2K939043	HOLDER FAN MAIN	35
302K939080	2K939080	PLATE SHIELD BOX	4
302K939091	2K939091	GUIDE FFC FRONT	33
302K939100	2K939100	SHEET FRONT FFC 40	33
302K939110	2K939110	SHEET FRONT FFC 45	33
302K939120	2K939120	GUIDE WIRE FRONT	33
302K939132	2K939132	GUIDE FFC LSU	33
302K939141	2K939141	GUIDE FFC FEED 1	34
302K939150	2K939150	PLATE PWB FEED	34
302K939170	2K939170	GUIDE FFC FEED 2	34
302K939180	2K939180	TERMINAL HV MAIN	34
302K939190	2K939190	SPRING HV MC	34
302K939200	2K939200	SPRING HV	34
302K939220	2K939220	SHEET PWB HVU MAIN	34
302K939230	2K939230	HOLDER PWB	13
302K939240	2K939240	PLATE HVU TRANS	34
302K939250	2K939250	COVER HVU TRANS	34
302K939260	2K939260	PIN HV CONTACT	34
302K939270	2K939270	TERMINAL HV TRANS	34
302K939280	2K939280	SPRING HV TRANS	34
302K939290	2K939290	TERMINAL HV DRIVE	34
302K939300	2K939300	SPRING HV DRIVE	34
302K939310	2K939310	SPRING HV SEPARATION	34
302K939320	2K939320	TERMINAL HV CL	34
302K939330	2K939330	SPRING HV CL	34
302K939340	2K939340	GUIDE HV SEPARATION	4
302K939350	2K939350	PLATE HV SEPARATION	4
302K939360	2K939360	SPRING HV	4,15
302K939381	2K939381	GUIDE WIRE INLET	33
302K939401	2K939401	PLATE PWB LVU	34
302K939410	2K939410	GUIDE WIRE LVU	34

Part.No.	Alternative.	Description	Fig.No.
302K939431	2K939431	PLATE OPTION COIN-VENDOR	34
302K939450	2K939450	COVER PWB IH	35
302K939470	2K939470	COVER WIRE IH	35
302K939521	2K939521	COVER WIRE FUSER	1,35
302K939550	2K939550	GUIDE WIRE ISU	33
302K939560	2K939560	DUCT FAN IH	33
302K939601	2K939601	GUIDE FFC BRIDGE	34
302K939610	2K939610	SHEET WIRE CASSETTE	33
302K939630	2K939630	GUIDE WIRE IH M	33
302K946100	2K946100	WIRE FUSER MOTOR H	25
302K946140	2K946140	WIRE EXIT FAN	33
302K946160	2K946160	WIRE MIDDLE TRANSFER MOTOR	25
302K946190	2K946190	WIRE HUMIDITY SENSOR	33
302K946240	2K946240	WIRE DU UPPER	16
302K946260	2K946260	WIRE HVU T1	34
302K946270	2K946270	WIRE MOTOR CONTROL	34
302K946280	2K946280	WIRE DLP MOT	25
302K946290	2K946290	WIRE DRUM MOT	34
302K946300	2K946300	WIRE ENCODER	25
302K946310	2K946310	WIRE DU LOW	16
302K946350	2K946350	WIRE CONTAINER MOTOR	33
302K946360	2K946360	WIRE EXIT	28
302K946370	2K946370	WIRE MPF	17
302K946380	2K946380	WIRE MPF TRAY	18
302K946400	2K946400	WIRE CASSETTE SIZE	33
302K946410	2K946410	WIRE LIFT MOTOR	33
302K946420	2K946420	WIRE PAPER SENSOR	33
302K946430	2K946430	WIRE GUIDE FEED LOW	15
302K946441	2K946441	WIRE FEED MOTOR	26
302K946451	2K946451	WIRE GUIDE FEED MIDDLE	15
302K946460	2K946460	WIRE DU SENSOR	16
302K946490	2K946490	WIRE ID SENSOR	33
302K946520	2K946520	WIRE CONVEYING	16
302K946530	2K946530	WIRE INTERLOCK	33
302K946550	2K946550	WIRE REGIST MOTOR	25
302K946571	2K946571	WIRE FEED JOINT	34
302K946580	2K946580	WIRE JOBSEPARATOR JOINT	33
302K946600	2K946600	WIRE MPF SIZE DETECTION	18
302K946610	2K946610	WIRE DU JOINT	34
302K946630	2K946630	WIRE TRANSFER JOINT	34
302K946640	2K946640	WIRE LVU FAN	27
302K946650	2K946650	WIRE BELT FAN	33
302K946670	2K946670	WIRE FFC CCD	19
302K946680	2K946680	WIRE CCD POWER JOINT	19
302K946690	2K946690	WIRE ASSIST CLUTCH	26
302K946700	2K946700	WIRE CCD DATA	19
302K946710	2K946710	WIRE FFC LED	19
302K946720	2K946720	WIRE ISC-MAIN	19
302K946730	2K946730	WIRE OPEN SENSOR	19
302K946750	2K946750	WIRE ORIGINAL SENSOR	19

• Parts with "⊙" indicate regular maintenance parts.

Part.No.	Alternative.	Description	Fig.No.
302K946770	2K946770	WIRE PANEL-LVU	35
302K946801	2K946801	WIRE USB HOST	36
302K946910	2K946910	WIRE KUIO POWER	35
302K946930	2K946930	WIRE FEED POWER	26
302K946940	2K946940	WIRE FRONT POWER	33
302K946950	2K946950	WIRE T1 POWER	34
302K946960	2K946960	WIRE ENGINE POWER	34
302K946970	2K946970	WIRE MOTOR-LVU	34
302K946A10	2K946A10	WIRE HDD POWER	35
302K946A60	2K946A60	WIRE PF CASSETTE HEATER	34
302K946A70	2K946A70	WIRE PF JOINT	34
302K946A90	2K946A90	WIRE HP SENSOR	19
302K946AB0	2K946AB0	WIRE FEED CLUTCH	26
302K946AC1	2K946AC1	WIRE CASSETTE HEATER SELECT	33
302K946AJ0	2K946AJ0	WIRE KEY COUNTER	34,46
302K946AL0	2K946AL0	WIRE SENSOR JOINT	33
302K946AM0	2K946AM0	WIRE LSU FAN	27
302K946BA0	2K946BA0	WIRE CONVEYING JOINT	16
⊙ 302K993056	2K993056	DK-8705	21
⊙ 302K993061	2K993061	MC-8705	21
⊙ 302K993073	2K993073	DV-8705K	21
⊙ 302K993083	2K993083	DV-8705C	21
⊙ 302K993093	2K993093	DV-8705M	21
⊙ 302K993103	2K993103	DV-8705Y	21
⊙ 302K993140	2K993140	FK-8708 IH	24
⊙ 302K993150	2K993150	FK-8709 IH	24
⊙ 302K993161	2K993161	DR-8705	25
⊙ 302K993171	2K993171	PARTS DRUM DRIVE H SP	25
⊙ 302K994012	2K994012	PARTS MPT ASSY SP	17
⊙ 302K994030	2K994030	PARTS CONTACT-GLASS ASSY(I) SP	19
⊙ 302K994040	2K994040	PARTS CONTACT-GLASS ASSY(C) SP	19
⊙ 302K994051	2K994051	PARTS MPT TRAY UNIT SP	18
⊙ 302K994060	2K994060	PARTS TRANSFER DRIVE UNIT SP	25
⊙ 302K994090	2K994090	PARTS FAN FUSER FRONT UNIT SP	27
⊙ 302K994101	2K994101	PARTS FILTER EXIT UNIT SP	2
⊙ 302K994121	2K994121	PARTS SIZE DETECTION ASSY SP	33
⊙ 302K994132	2K994132	PARTS GUIDE FEED MIDDLE ASSY SP	15
⊙ 302K994140	2K994140	PARTS LSU RETAINER MOTOR ASSY SP	20
⊙ 302K994150	2K994150	PARTS TONER FULL DETECT ASSY SP	35
⊙ 302K994160	2K994160	PARTS ID SENSOR ASSY SP	33
⊙ 302K994171	2K994171	PARTS PWB MOTOR CONTROL ASSY SP	34
⊙ 302K994201	2K994201	PARTS PWB JUNCTION ASSY SP	16
⊙ 302K994260	2K994260	PARTS PWB RFID ASSY SP	33
⊙ 302K994270	2K994270	PARTS PWB KUIO ASSY SP	35
⊙ 302K994290	2K994290	PARTS MOTOR-BL W30 DRUM SP	25
⊙ 302K994300	2K994300	PARTS MOTOR PM FEED SP	16,25,28,29,31
⊙ 302K994321	2K994321	PARTS MOTOR-BL W20 SP	23
⊙ 302K994331	2K994331	PARTS MOTOR-BL W30 SP	12,25,26
⊙ 302K994350	2K994350	PARTS FAN COOLING DLP 70 SP	27
⊙ 302K994360	2K994360	PARTS FAN COOLING LSU 60 SP	33

Part.No.	Alternative.	Description	Fig.No.
⊙ 302K994370	2K994370	PARTS SOLENOID FEED SHIFT SP	28,32
⊙ 302K994390	2K994390	PARTS SOLENOID ID SENSOR SP	33
⊙ 302K994401	2K994401	PARTS UNIT HIGH VOLTAGE TRANSFER SP	34
⊙ 302K994420	2K994420	PARTS ROLLER ASSIST SP	14
⊙ 302K994430	2K994430	PARTS ROLLER FEED LOW SP	15
⊙ 302K994440	2K994440	PARTS ROLLER REGIST R SP	16
⊙ 302K994470	2K994470	PARTS ROLLER DU LOW SP	16
⊙ 302K994480	2K994480	PARTS ROLLER DU MID SP	16
⊙ 302K994491	2K994491	PARTS ROLLER DU UP SP	16
⊙ 302K994500	2K994500	PARTS GEAR Z14R SP	20
⊙ 302K994510	2K994510	PARTS GEAR Z27S Z27R SP	20
⊙ 302K994520	2K994520	PARTS GEAR Z32L SP	20
⊙ 302K994540	2K994540	PARTS GEAR Z30R ONE-WAY SP	17
⊙ 302K994550	2K994550	PARTS GEAR CURSOR SP	5
⊙ 302K994560	2K994560	PARTS GEAR Z48R SP	15
⊙ 302K994580	2K994580	PARTS SENSOR OPT. SP	9,11,14
⊙ 302K994600	2K994600	PARTS PWB JOB SEPA ASSY SP	29
⊙ 302K994620	2K994620	PARTS PWB MPF SIZE ASSY SP	18
⊙ 302K994643	2K994643	PARTS INNER UNIT SP	22
⊙ 302K994654	2K994654	PARTS CONVEYING UNIT(MERCURY) SP	16
⊙ 302K994662	2K994662	PARTS EXIT UNIT A SP	28
⊙ 302K994670	2K994670	PARTS CONT DRIVE UNIT K SP	26
⊙ 302K994680	2K994680	PARTS CONT DRIVE UNIT COL SP	26
⊙ 302K994692	2K994692	PARTS FUSER DRIVE UNIT SP	25
⊙ 302K994761	2K994761	PARTS COVER FILTER LSU ASSY SP	22
⊙ 302K994830	2K994830	PARTS PWB BRIDGE ASSY SP	31
⊙ 302K994891	2K994891	PARTS MOTOR-BL W30 DLP SP	25
⊙ 302K994910	2K994910	PARTS ROLLER EXIT SP	28
⊙ 302K994931	2K994931	PARTS DEHUMIDIFINR 120 SET SP	45
⊙ 302K994941	2K994941	PARTS DEHUMIDIFINR 240 SET SP	45
⊙ 302K994953	2K994953	PARTS GUIDE FEED REGIST ASSY SP	15
⊙ 302K994970	2K994970	PARTS COVER RIGHT FRONT SP	2
⊙ 302K994990	2K994990	PARTS ID SENSOR UNIT (M) SP	33
⊙ 302K994A00	2K994A00	PARTS ROLLER REGIST H SP	15
⊙ 302K994A10	2K994A10	PARTS PRE BELT CLN ASSY SP	23
⊙ 302K994A20	2K994A20	PARTS FILTER DUST PU SP	22
⊙ 302K994A40	2K994A40	PARTS ROLLER EXIT B SP	28
⊙ 302K994A50	2K994A50	PARTS FAN COOLING LSU 50 SP	27
⊙ 302K994A80	2K994A80	PARTS MOTOR HB MID SP	15
⊙ 302K994B01	2K994B01	PARTS CLN WT UNIT(M) SP	33
⊙ 302K994B10	2K994B10	PARTS CLN WT MOTOR ASSY (M) SP	33
⊙ 302K994B60	2K994B60	PARTS WORK PLATE CASS B ASSY SP	22
⊙ 302K994B80	2K994B80	PARTS GUIDE EXIT MIDDLE SP	28
⊙ 302K994B90	2K994B90	PARTS GUIDE PRIMARY FEED SET SP	14
⊙ 302K994C00	2K994C00	PARTS RELAY DRIVE UNIT SP	31
⊙ 302K994C20	2K994C20	PARTS PLATE PAPER BOTTOM UNIT SP	5
⊙ 302K994C33	2K994C33	PARTS GUIDE RELAY UPPER UNIT SP	30
⊙ 302K994C80	2K994C80	PARTS PAPER LEVEL SENSOR ASSY SP	33
⊙ 302K994D00	2K994D00	PARTS DC MOTOR ASSY B SP	20,26
⊙ 302K994D50	2K994D50	PARTS PWB ENCODER ASSY SP	25

• Parts with "⊙" indicate regular maintenance parts.

	Part.No.	Alternative.	Description	Fig.No.
⊙	302K994D70	2K994D70	PARTS PAD ROLLER SET SP	15
	302K994E20	2K994E20	PARTS FILTER BELT UNIT(M2) SP	2
	302KK17031	2KK17031	MOUNT LEFT PULLEY	19
	302KK17320	2KK17320	MIRROR A	19
	302KK25140	2KK25140	SEAL DISCHARGER	16
	302KP34220	2KP34220	LABEL HIGH TEMPERATURE CAUTION	45
⊙	302KV44041	2KV44041	CLUTCH 50 Z35R	9,12,15,17,26
⊙	302KY94070	2KY94070	PARTS MOTOR DU SP	44
	302LC02561	2LC02561	HANDLE RIGHT	4
⊙	302LC02710	2LC02710	COVER HUMIDITY SENSOR	1
	302LC02780	2LC02780	SHEET COVER FUSER PWB	34
	302LC02810	2LC02810	PROTECTOR PLATE HANDLE	4
⊙	302LC04064	2LC04064	COVER RIGHT MIDDLE R	1
⊙	302LC04110	2LC04110	LID LEFT COVER REAR	2
	302LC04130	2LC04130	COVER ISU LEFT	19
	302LC04141	2LC04141	COVER ISU RIGHT	19
	302LC04272	2LC04272	EMBLEM	1
⊙	302LC04280	2LC04280	COVER HANDLE	1
⊙	302LC04290	2LC04290	COVER MAIN SWITCH	1
	302LC04311	2LC04311	LID LEFT COVER	2
⊙	302LC04340	2LC04340	COVER ISU LEFT SUB	2
	302LC04471	2LC04471	LID FAX BOARD	3
	302LC04511	2LC04511	LID REAR COVER	3
	302LC04601	2LC04601	COVER TRAY	46
	302LC04621	2LC04621	MOUNT TRAY	46
	302LC05050	2LC05050	KEY 10	36
	302LC05100	2LC05100	KEY STOP	36
	302LC05110	2LC05110	KEY RESET	36
	302LC05150	2LC05150	LID OPERATION SHEET A	36
	302LC05160	2LC05160	LID OPERATION SHEET B	36
	302LC05350	2LC05350	GUIDE WIRE OPERATION	19
	302LC06210	2LC06210	GUIDE WIRE FEED LOW	1,15
	302LC28110	2LC28110	SPRING-EXTENSION	28
	302LC28240	2LC28240	SPRING SWITCHBACK	14
	302LC31070	2LC31070	SPRING DRUM JOINT	25
	302LC31511	2LC31511	SEAL MOTOR DC	16,20,26,27
	302LC31640	2LC31640	CUT WASHER 5X10	25
	302LC33370	2LC33370	FILTER LEFT SIDE	2
	302LC33441	2LC33441	DUCT DLP B	34
	302LC33471	2LC33471	DUCT FUSER LOW	27
	302LC33480	2LC33480	SPONGE DLP COOLING A	34
	302LC33510	2LC33510	FILM FUSER DUCT	27
	302LC34031	2LC34031	LABEL OPERATION CAUTION B	2
	302LC34061	2LC34061	LABEL MPF CAUTION A	18
	302LC34070	2LC34070	LABEL MPF CAUTION B	3
	302LC34080	2LC34080	LABEL MPF PAPER LIMIT	18
	302LC34090	2LC34090	LABEL MPF SIZE INDICATOR ME	18
	302LC34100	2LC34100	LABEL MPF SIZE INDICATOR IN	18
	302LC34110	2LC34110	LABEL MPF PUSH	3
	302LC34180	2LC34180	LABEL MPF SET A	3

	Part.No.	Alternative.	Description	Fig.No.
	302LC34620	2LC34620	LABEL SW CAUTION EN	1
	302LC34630	2LC34630	LABEL SW CAUTION SET A	1
	302LC46480	2LC46480	WIRE MPF JOINT	16
⊙	302LC93108	2LC93108	TR-8505	23
⊙	302LC94190	2LC94190	PARTS CONV RELEASE MOTOR ASSY SP	16,22,26
⊙	302LC94200	2LC94200	PARTS MPT LIFT MOTOR ASSY SP	17
⊙	302LC94270	2LC94270	PARTS PWB CURRENT AVE ASSY SP	33
⊙	302LC94330	2LC94330	PARTS UNIT HIGH VOLTAGE MAIN SP	34
⊙	302LC94370	2LC94370	PARTS SPEAKER SP	36
⊙	302LC94380	2LC94380	PARTS FAN COOLING LSU 60 SP	27,34
⊙	302LC94390	2LC94390	PARTS MEMORY MODULE SP	35,45
⊙	302LC94410	2LC94410	PARTS SENSOR OPT. SP	16
⊙	302LC94470	2LC94470	PARTS COVER GUIDE DU L ASSY SP	17
⊙	302LC94550	2LC94550	PARTS ROLLER MIDDLE L SP	15
⊙	302LC94680	2LC94680	PARTS REGIST GUIDE ASSY SP	15
	302LF04130	2LF04130	MAGNET CATCH	3
	302LF08010	2LF08010	SPRING MIDDLE	17
	302LF22600	2LF22600	SPRING EARTH CONVEYING	16
	302LF24190	2LF24190	SHEET REGIST R	16
	302LF28011	2LF28011	GUIDE RELAY UPPER	30
	302LF28023	2LF28023	GUIDE RELAY LOWER	30
	302LF28050	2LF28050	PLATE REINFORCEMENT	30
	302LF28060	2LF28060	ACTUATOR RELAY	30
	302LF28071	2LF28071	GUIDE RIGHT UPPER	30
	302LF28082	2LF28082	GUIDE RIGHT LOWER	30
	302LF28093	2LF28093	FRAME DRIVE	31
	302LF28101	2LF28101	PLATE DRIVE A	31
	302LF28113	2LF28113	PLATE MOTOR DRIVE	31
	302LF28121	2LF28121	JOINT DRIVE	30
	302LF28130	2LF28130	BELT S2M-Z133	30
⊙	302LF28140	2LF28140	GEAR Z31R-Z20R	31
⊙	302LF28150	2LF28150	GEAR Z42L	31
	302LF28161	2LF28161	PLATE EARTH ROLLER	30
	302LF28170	2LF28170	PLATE SUPPORT SLIDER	30
	302LF28181	2LF28181	SHAFT HANDLE	30
	302LF28190	2LF28190	ARM LEVER RELAY	30
	302LF28201	2LF28201	JOINT RELAY	30
	302LF28210	2LF28210	JOINT HANDLE	30
	302LF28222	2LF28222	HOUSING RELAY EXIT	32
	302LF28230	2LF28230	GUIDE RELAY EXIT UPPER	32
	302LF28241	2LF28241	GUIDE RELAY EXIT RIGHT	32
	302LF28250	2LF28250	MOUNT RELAY EXIT	32
⊙	302LF28272	2LF28272	COVER RELAY EXIT	32
⊙	302LF28280	2LF28280	GEAR Z21S	30,31
⊙	302LF28290	2LF28290	GEAR Z21S-Z40R	31
⊙	302LF28300	2LF28300	GEAR Z14S-Z30R	31
⊙	302LF28330	2LF28330	GEAR Z14S-Z35R	30
	302LF28342	2LF28342	PULLEY P18-S2M	30,32
⊙	302LF28350	2LF28350	ACTUATOR RELAY EXIT SW	32
⊙	302LF28360	2LF28360	GEAR PRESS DRIVE	30

• Parts with "⊙" indicate regular maintenance parts.

	Part.No.	Alternative.	Description	Fig.No.
	302LF28370	2LF28370	CAP PRESS UNIT	30
	302LF28380	2LF28380	GUIDE PRESS ROTARY	30
	302LF28401	2LF28401	PLATE RELAY SOLENOID	32
	302LF28410	2LF28410	LEVER RELAY SOLENOID	32
⊙	302LF28420	2LF28420	GEAR Z20R-P18	32
	302LF28441	2LF28441	SPRING-COMPRESSION JOINT	30
⊙	302LF28450	2LF28450	BELT S2M-Z112	32
	302LF28461	2LF28461	PLATE MOTOR PRESS DRIVE	31
	302LF28470	2LF28470	ACTUATOR PRESS	31
	302LF28500	2LF28500	SPRING-EXTENSION EARTH	30
⊙	302LF28510	2LF28510	HANDLE FRONT	30
⊙	302LF28521	2LF28521	COVER RELAY	30
	302LF28531	2LF28531	PLATE EARTH EXIT	32
	302LF28541	2LF28541	PLATE EARTH ROLLER A	32
	302LF28560	2LF28560	GUIDE HARNESS	31
	302LF28580	2LF28580	SPRING-TORSION HOOK	30
	302LF28590	2LF28590	STOPPER RELAY	31
	302LF28600	2LF28600	GUIDE DECURLER PIN	31
	302LF28610	2LF28610	SPRING COMPRESSION RELAY	31
	302LF28621	2LF28621	PLATE REINFORCEMENT EXIT	32
	302LF28630	2LF28630	PLATE EARTH EXIT	32
	302LF28640	2LF28640	STATIC-ELIMINATOR EJECT	32
⊙	302LF28650	2LF28650	GEAR Z30L DECURLER	30
	302LF28661	2LF28661	PLATE EARTH RELAY B	32
	302LF28720	2LF28720	SLIDER RELEASE	4,32
	302LF28780	2LF28780	PLATE HINGE STOPPER	30
	302LF28800	2LF28800	PLATE REINFORCEMENT	32
	302LF28810	2LF28810	SPRING-TORSION RELAY EXIT	32
	302LF28820	2LF28820	SHEET RELAY LOWER	30
	302LF28840	2LF28840	SPRING-COMPRESSION RELAY EXIT	32
	302LF33350	2LF33350	SPONGE INNER LOWER	27
	302LF33410	2LF33410	DUCT ISU LOWER LEFT	27
	302LF33420	2LF33420	DUCT ISU REAR LEFT A	27
	302LF33430	2LF33430	DUCT ISU REAR LEFT B	27
	302LF33440	2LF33440	SPONGE ISU LOWER A	27
	302LF33450	2LF33450	SPONGE ISU LOWER B	27
	302LF33500	2LF33500	DUCT ISU LOWER RIGHT	27
	302LF33510	2LF33510	DUCT ISU RIGHT LOWER	27
	302LF33520	2LF33520	DUCT ISU RIGHT UPPER	27
	302LF33530	2LF33530	SEAL DUCT EXIT	4
	302LF33550	2LF33550	SPONGE ISU LOWER C	27
	302LF33560	2LF33560	SPONGE ISU LOWER D	27
	302LF33571	2LF33571	FILM ISU DUCT	27
	302LF33580	2LF33580	FILM FEED UPPER	15
	302LF33630	2LF33630	FILM FRONT FAN	27
	302LF33640	2LF33640	SPONGE FRONT FAN A	27
	302LF33650	2LF33650	SPONGE FRONT FAN B	27
	302LF33910	2LF33910	SEAL MIDDLE FEED	15
	302LF33B10	2LF33B10	SPONGE LOWER RIGHT SP	3
	302LF39050	2LF39050	GUIDE WIRE FRONT PWB	12,13,19,37

	Part.No.	Alternative.	Description	Fig.No.
	302LF46230	2LF46230	WIRE FRONT LOW	1
	302LF46890	2LF46890	WIRE CASSETTE HEATER	34
	302LF46B10	2LF46B10	WIRE INTERFACE	31
	302LF46B30	2LF46B30	WIRE GUIDE MOTOR	31
	302LF46B40	2LF46B40	WIRE OPEN SWITCH	31
	302LF46B50	2LF46B50	WIRE FEED SENSOR	31
	302LF46B60	2LF46B60	WIRE EXIT SENSOR	32
⊙	302LF94030	2LF94030	PARTS ROLLER RELAY EXIT MIDDLE SP	32
⊙	302LF94270	2LF94270	PARTS ROLLER PRESS DRIVE SP	30
⊙	302LF94280	2LF94280	PARTS ROLLER PRESS SP	30
⊙	302LF94291	2LF94291	PARTS MOUNT TRAY SET SP	46
⊙	302LF94385	2LF94385	PARTS RELAY EXIT UNIT SP	32
⊙	302LF94430	2LF94430	PARTS ROLLER RELAY MIDDLE B SP	30
⊙	302LF94440	2LF94440	PARTS ROLLER RELAY EXIT LOWER B SP	32
	302LH02050	2LH02050	SPRING CASSETTE HOOK	4,7
	302LH46150	2LH46150	WIRE CURRENT PWB POWER	33
	302LH46160	2LH46160	WIRE CURRENT PWB	33
	302LH94230	2LH94230	PARTS MEMORY MODULE SP	35
	302LK22020	2LK22020	FRAME SECONDLY TRANSFER	16
⊙	302LK94050	2LK94050	PARTS ROLLER SECONDLY TRANSFER SP	16
	302MV39340	2MV39340	PIN HDD	35
	302N204010	2N204010	COVER FRONT TOP	2
	302N204020	2N204020	MOUNT TABLE	2
⊙	302N204040	2N204040	LID TOP RIGHT	2
⊙	302N204050	2N204050	LID TOP LEFT	2
⊙	302N204060	2N204060	GLASS TABLE	2
	302N204070	2N204070	MOUNT GLASS TABLE	2
	302N204080	2N204080	STAY TABLE GLASS	2
	302N204090	2N204090	MOUNT USB	2
	302N204100	2N204100	RETAINER GLASS TABLE	2
	302N204110	2N204110	MOUNT TABLE MIDDLE	2
	302N204120	2N204120	LID TOP KEYBOARD	2
	302N204130	2N204130	SHEET GLASS TABLE	2
⊙	302N204140	2N204140	COVER RIGHT UPPER	3
	302N204150	2N204150	NUT ADJUST M2	4
⊙	302N204170	2N204170	COVER TOP LID RIGHT	2
⊙	302N204180	2N204180	COVER CASSETTE	5
	302N204190	2N204190	SHEET EMBLEM 7551	1
⊙	302N204200	2N204200	COVER REAR LOWER	3
	302N205010	2N205010	MOUNT MAIN PWB	36
⊙	302N205020	2N205020	COVER OPERATION A	36
⊙	302N205030	2N205030	COVER OPERATION B	36
	302N205040	2N205040	LENS LED	36
	302N205050	2N205050	HOLDER LED	36
	302N205062	2N205062	SPONGE LCD A	36
	302N205072	2N205072	SPONGE LCD B	36
	302N205080	2N205080	FILM WIRE LCD	36
⊙	302N205090	2N205090	COVER OPERATION ARM A	37
⊙	302N205100	2N205100	COVER OPERATION ARM B	37
⊙	302N205110	2N205110	COVER OPERATION HINGE A	37

• Parts with "⊙" indicate regular maintenance parts.

	Part.No.	Alternative.	Description	Fig.No.
⊙	302N205120	2N205120	COVER OPERATION HINGE B	37
⊙	302N205130	2N205130	COVER HINGE FULCRUM A	37
⊙	302N205140	2N205140	COVER HINGE FULCRUM B	37
	302N205150	2N205150	PLATE LCD	36
	302N205160	2N205160	TAPE SHIELDING LCD	36
	302N205180	2N205180	SEAL OPERATION ARM	37
	302N205190	2N205190	KEY START B	36
	302N205510	2N205510	SHEET OPERATION EN	36
	302N205530	2N205530	SHEET OPERATION DE	36
	302N205540	2N205540	SHEET OPERATION FR	36
	302N205550	2N205550	SHEET OPERATION TL	36
	302N205560	2N205560	SHEET OPERATION ES	36
	302N205570	2N205570	SHEET OPERATION PT	36
	302N205580	2N205580	SHEET OPERATION NL	36
	302N205590	2N205590	SHEET OPERATION RU	36
	302N205630	2N205630	SHEET OPERATION KDA EN	36
	302N205640	2N205640	SHEET OPERATION KDA FR	36
	302N205650	2N205650	SHEET OPERATION KDA ES	36
	302N205660	2N205660	SHEET OPERATION KDA PT	36
	302N205670	2N205670	LABEL LED SET A	36
	302N209011	2N209011	CASSETTE BASE	5
	302N209020	2N209020	CURSOR END	5
	302N209030	2N209030	ARM SIZE DETECTION	5
	302N209040	2N209040	SPRING CASSETTE EARTH	5
	302N209050	2N209050	CUSHION BOTTOM PLATE	5
	302N209501	2N209501	SLIDER CASSETTE RIGHT	4
	302N209511	2N209511	SLIDER CASSETTE LEFT	4
	302N209521	2N209521	STAY CASSETTE FRONT	4
	302N209530	2N209530	MOUNT SLIDER LF	4
	302N209540	2N209540	MOUNT SLIDER LR	4
	302N209550	2N209550	PLATE CASSETTE HOLD	4
	302N217010	2N217010	MOUNT DP HINGE	19
	302N224010	2N224010	SHAFT DRIVE MIDDLE	15
	302N233020	2N233020	COVER FILTER LEFT SIDE	3
	302N233A10	2N233A10	FILM DLP RAIL LEFT	4
	302N239010	2N239010	GUIDE WIRE USB	19
	302N246010	2N246010	WIRE PANEL DATA JOINT	35
	302N246020	2N246020	WIRE MAIN-OPERATION	35
	302N246030	2N246030	WIRE PANEL JOINT	36
	302N246040	2N246040	WIRE FFC MAIN-ENGINE	34
	302N246050	2N246050	WIRE FFC KEY PWB	36
	302N246080	2N246080	WIRE INLET ASSY	33
	302N246090	2N246090	WIRE LED PWB	36
	302N246100	2N246100	WIRE USB HOST JOINT	35
	302N246120	2N246120	WIRE USB KEYBOARD	2
	302N246130	2N246130	WIRE USB CARD READER	2
	302N246140	2N246140	WIRE HVU MAIN	33
	302N246150	2N246150	WIRE TONER DUCT FAN A	33
	302N246170	2N246170	WIRE FUSER JOINT	33
	302N246180	2N246180	WIRE MAIN SWITCH	33

	Part.No.	Alternative.	Description	Fig.No.
⊙	302N293010	2N293010	CT-8706	5
⊙	302N293030	2N293030	FK-8701	24
⊙	302N293040	2N293040	FK-8702	24
⊙	302N293050	2N293050	PARTS STORAGE DEVICE SP	35
⊙	302N293090	2K993190	LK-8707	20
⊙	302N294010	2N294010	PARTS MOTOR ISU SP	19
⊙	302N294020	2N294020	PARTS SLIDER CASSETTE LEFT ASSY SP	4
⊙	302N294030	2N294030	PARTS PRIMARY FEED UNIT DECK SP	9,11
⊙	302N294040	2N294040	PARTS COVER CASSETTE ASSY SP	5
⊙	302N294050	2N294050	PARTS DECK UNIT SP	8
⊙	302N294060	2N294060	PARTS DECK UNIT(INCHI) SP	8
⊙	302N294070	2N294070	PARTS IH BOX ASSY J SP	35
⊙	302N294080	2N294080	PARTS IH BOX ASSY E SP	35
⊙	302N294091	2N294091	PARTS OPERATION UNIT SP	36
⊙	302N294120	2N294120	PARTS DISPOSAL UNIT(M2) SP	3
⊙	302N294130	2N294130	PARTS TABLET OPERATION SP	36
⊙	302N294140	2N294140	PARTS LCD OPERATION SP	36
⊙	302N294150	2N294150	PARTS PWB PANEL MAIN ASSY SP	36
⊙	302N294160	2N294160	PARTS PWB OPERATION ASSY SP	36
⊙	302N294170	2N294170	PARTS PWB OPERATION LED ASSY SP	36
⊙	302N294180	2N294180	PARTS PWB ENGINE ASSY SP	34
⊙	302N294190	2N294190	PARTS PWB MAIN ASSY SP	35
⊙	302N294200	2N294200	PARTS PWB MAIN ASSY SP EU	35
⊙	302N294210	2N294210	PARTS PWB FRONT CLR ASSY SP	33
	302N304010	2N304010	SHEET EMBLEM 6551	1
	302N403040	2N403040	SEAL INNER COVER B	4
⊙	302N404391	2N404391	COVER REAR UPPER	3
	302N404410	2N404410	PIN ISU FRONT	19
	302N405060	2N405060	KEY COLOR	36
	302N405070	2N405070	KEY FUNCTION	36
	302N405080	2N405080	KEY MENU	36
	302N405090	2N405090	KEY POWER	36
	302N405100	2N405100	KEY HOME	36
	302N405110	2N405110	KEY DISPLAY	36
	302N405120	2N405120	KEY RIGHT SIDE	36
⊙	302N405130	2N405130	PANEL OPERATION	36
	302N405520	2N405520	SHEET COLOR	36
	302N406010	2N406010	PLATE FRAME UPPER	9,11,14
	302N406020	2N406020	PLATE FRAME LOWER	14
⊙	302N406030	2N406030	PULLEY FEED	9,11,14
⊙	302N406040	2N406040	PULLEY RETARD	9,11,14
	302N406050	2N406050	HOLDER PICKUP	9,11,14
	302N406060	2N406060	GUIDE FRONT LOWER	9,11,14
	302N406070	2N406070	SHAFT PICKUP PRIMARY	9,11,14
⊙	302N406100	2N406100	GEAR Z32 FEED OW	9,11,14
⊙	302N406110	2N406110	GEAR Z32 PICKUP	9,11,14
	302N406120	2N406120	ONEWAY-CLUTCH 6	9,11,14
	302N406130	2N406130	LEVER RETARD RELEASE	9,11,14
	302N406140	2N406140	SPRING RETARD LOCK	9,11,14
	302N406150	2N406150	FULCRUM-PIN RETARD	9,11,14

• Parts with "⊙" indicate regular maintenance parts.

	Part.No.	Alternative.	Description	Fig.No.
⊙	302N406160	2N406160	LEVER RETARD LOCK	9,11,14
	302N406170	2N406170	GEAR Z28 FEED	9,11,14
	302N406200	2N406200	SPRING RETARD	9,11,14
	302N408010	2N408010	SHEET MPF F	17
	302N408020	2N408020	SHEET MPF R	17
	302N424010	2N424010	SPONGE REGIST	16
	302N433010	2N433010	FILTER TOP	2
	302N433A70	2N433A70	SEAL MIDDLE TRANSFER F	4
	302N433D10	2N433D10	SPONGE RAIL MIDDLE TRANSFER FRONT	27
	302N433D80	2N433D80	SPONGE FRAME LOWER LEFT A	4
	302N433E60	2N433E60	SEAL MIDDLE TRANSFER C	4
	302N433E70	2N433E70	SEAL MIDDLE TRANSFER D	4
	302N433E90	2N433E90	SEAL MIDDLE TRANSFER F	4
	302N434050	2N434050	LABEL ENERGY STAR	2
	302N439011	2N439011	SHIELD BOX	35
	302N439020	2N439020	BRACKET HDD	35
	302N439030	2N439030	BRACKET MAIN	35
	302N439050	2N439050	PLATE MAIN SW	33
	302N439060	2N439060	FILM SHIELD BOX	35
	302N439070	2N439070	PLATE INLET B2	33
	302N446010	2N446010	WIRE PANEL DATA	36
	302N446070	2N446070	WIRE MAIN-LVU	34
	302N446090	2N446090	WIRE FFC KUJO	35
	302N446110	2N446110	WIRE LVU RIGHT	34
	302N446130	2N446130	WIRE HDD DATA 1	35
	302N446150	2N446150	WIRE FFC LSU1	33
	302N446160	2N446160	WIRE FFC LSU2	33
	302N446170	2N446170	WIRE FFC FEED1	34
	302N446180	2N446180	WIRE FFC FEED2	34
	302N446190	2N446190	WIRE FFC FEED3	34
	302N446200	2N446200	WIRE FFC FRONT1	33
	302N446210	2N446210	WIRE FFC FRONT2	33
	302N446240	2N446240	WIRE SCANNER MOTOR	19
	302N446250	2N446250	WIRE FFC EFI-ENGINE	34
	302N446270	2N446270	WIRE INLET ASSY 1	33
	302N446280	2N446280	WIRE PRIMARY FEED UNIT	14
	302N446290	2N446290	WIRE BRIDGE JOINT	34
⊙	302N493030	2N493030	PARTS FEED DRIVE H UNIT SP	26
⊙	302N493040	2N493040	PARTS MOUNT LED ASSY SP	19
⊙	302N493120	2N493120	PARTS IMAGE SCANNER H SP	19
⊙	302N493130	2N493130	LK-8708	20
⊙	302N494020	2N494020	PARTS PRIMARY FEED UNIT HI SP	14
⊙	302N494080	2N494080	PARTS UNIT LOW VOLTAGE SP	34
⊙	302N494160	2N494160	PARTS PWB FEED 1 ASSY SP	34
⊙	302N494170	2N494170	PARTS PWB FEED 2 ASSY SP	26
⊙	302N494190	2N494190	PARTS PWB LSU JUNC CLR ASSY SP	20
⊙	302N494201	2N494201	PARTS PWB ISC ASSY SP	19
	302N494210	2N494210	PARTS PWB CURRENT AVE 100 ASSY SP	33
	302N494220	2N494220	PARTS CURSOR SCREW SET SP	46
	302N706500	2N706500	ACTUATOR FEED LOW	15

	Part.No.	Alternative.	Description	Fig.No.
⊙	302N724020	2N724020	COVER MOTOR MIDDLE	15
	302N729671	2N729671	COVER INNER CONVEYING FRONT	2
	302N739020	2N739020	PLATE INLET A2	33
⊙	302N794070	2N794070	PARTS GLASS TABLE ASSY SP	2
⊙	302N904100	2N904100	CLEANER CLOTH	38
	302N946010	2N946010	WIRE HEATER PWB	35
	303H316360	3H316360	SPRING CONVEYING	42
	303H607131	3H607131	BUSHING PF HOLDER	43
	303H607280	3H607280	PULLEY TENSION	43
⊙	303H622331	3H622331	GEAR 20/65 IDLE	44
	303J902370	3J902370	CUSHION ORIGINAL MAT	41
	303JC02050	3JC02050	SPRING LOOP SOLENOID	5
	303JC04201	3JC04201	PLATE ORIGINAL	38
	303JX02090	3JX02090	SPRING PUSH SW	39
	303JX02260	3JX02260	PIN HINGE	39
	303JX02391	3JX02391	SHAFT ANGLE RESTRICTION	39
	303JX04150	3JX04150	FELT PF COVER	43
	303JX06070	3JX06070	PINION GEAR	40
	303JX06090	3JX06090	SENSOR EARTH	40
⊙	303JX07350	3JX07350	SHEET LEFT GUIDE A	37
	303JX07400	3JX07400	TORQUE LIMITER FEED	43
	303JY24640	3JY24640	SPRING RELEASE COVER	29
	303JY28390	3JY28390	COVER WIRE EJECT	4
	303JY37220	3JY37220	STATIC ELIMINATOR CURSOR	8
	303JY37260	3JY37260	SPRING SOL A	33
	303K502130	3K502130	STATIC ELIMINATOR EJECT	43
	303LJ02260	3LJ02260	CUSHION GUIDE	35
	303LL02150	3LL02150	HOLDER SPRING PUSH SW	39
	303LL02180	3LL02180	HOLDER WIRE A	33,34,37,44
	303LL02190	3LL02190	PIN PF COVER	42
	303LL02330	3LL02330	HOLDER WIRE D	2,12,13,15,17,19,27,31,34,35,37,44
	303LL02380	3LL02380	PLATE GUIDE HINGE	39
⊙	303LL02390	3LL02390	PUSH SW	39
	303LL02410	3LL02410	MOUNT CUSHION	39,41
	303LL02430	3LL02430	SPRING PUSH MAT	39,41
	303LL02530	3LL02530	CUSHION ORIGINAL MAT	39,41
	303LL06090	3LL06090	MOUNT ORIGINAL SENSOR	40
	303LL07130	3LL07130	SHAFT REGISTRATION PULLEY	42
	303LL07170	3LL07170	SPRING REGISTRATION	42
	303LL07190	3LL07190	PULLEY SEPARATION	43
	303LL07471	3LL07471	SPRING PF	18
⊙	303LL07531	3LL07531	BELT PF	43
	303LL24190	3LL24190	PULLEY GUIDE READING	41,43
⊙	303LL31330	3LL31330	PULLEY 38 CONVEYING	41
	303LL31390	3LL31390	SPRING TENSION CONV	41
⊙	303LL31440	3LL31440	GEAR Z27R ONEWAY	17
	303LL31520	3LL31520	PLATE TENSION EJECT	41
⊙	303LL94032	3LL94032	PARTS MAT ASSY	38

• Parts with "⊙" indicate regular maintenance parts.

Part.No.	Alternative.	Description	Fig.No.
303LM02132	3LM02132	BOLT STOPPER	7
303LM02170	3LM02170	RUBBER BOLT	7
303LM02181	3LM02181	PIN STAY	7
303LM02230	3LM02230	SHEET BOLT RUBBER	7
303LW24060	3LW24060	PULLEY EJECT	4
303M402021	3M402021	HINGE LEFT	39
303M402031	3M402031	HINGE RIGHT	39
303M402060	3M402060	STAY CONVEYING	41
303M402070	3M402070	STAY LOOP UPPER	43
303M402100	3M402100	MOUNT TIMING SW	41
303M402111	3M402111	HOLDER FAN	41
303M402170	3M402170	PLATE ANGLE	39
303M402180	3M402180	PLATE HINGE UPPER	39
303M402190	3M402190	STAY EJECT TRAY	39
303M402200	3M402200	PLATE GUIDE HINGE	39
303M402210	3M402210	PIN TABLE	40
⊙ 303M404011	3M404011	COVER FRONT	38
⊙ 303M404021	3M404021	COVER REAR	38
⊙ 303M404031	3M404031	COVER PF	42
⊙ 303M404040	3M404040	TRAY EJECT	39
⊙ 303M404051	3M404051	COVER LEFT	38
⊙ 303M404060	3M404060	COVER INNER	38
⊙ 303M404070	3M404070	COVER HINGE LEFT	38
⊙ 303M404080	3M404080	COVER HINGE RIGHT	38
⊙ 303M404100	3M404100	COVER BOTTOM RIGHT	39
⊙ 303M404111	3M404111	COVER WIRE INTERFACE	38
303M404121	3M404121	TRAY SLIDE	39
⊙ 303M404130	3M404130	HANDLE FRONT COVER	38
303M404140	3M404140	HANDLE COVER PF	42
⊙ 303M404161	3M404161	LID REAR COVER	38
303M404170	3M404170	STOPPER EJECT	39
⊙ 303M406011	3M406011	CURSOR FRONT	40
⊙ 303M406021	3M406021	CURSOR REAR	40
303M406031	3M406031	RACK TABLE	40
303M406040	3M406040	COVER CURSOR	40
303M406050	3M406050	LEVER LIFT	40
303M406060	3M406060	SHAFT LIFT	40
⊙ 303M406070	3M406070	GEAR LIFT Z30	40
303M406080	3M406080	BUSH TABLE	40
303M406090	3M406090	TABLE LIFT	40
303M406100	3M406100	BASE TABLE	40
303M406110	3M406110	COVER TABLE	40
303M406121	3M406121	SUB TABLE	40
303M406130	3M406130	COVER TABLE REAR	40
303M406160	3M406160	TORQUE-LIMITER 1000	44
303M407011	3M407011	GUIDE UPPER	43
303M407021	3M407021	COVER PF ROLLER	43
303M407030	3M407030	HOLDER LF	43
303M407040	3M407040	HOLDER PF	43
303M407050	3M407050	COLLAR PF B	43

Part.No.	Alternative.	Description	Fig.No.
303M407060	3M407060	SHAFT BELT	43
303M407080	3M407080	PULLEY 20	43
⊙ 303M407090	3M407090	BELT 172 LF	43
303M407101	3M407101	GUIDE LOWER PF	43
⊙ 303M407110	3M407110	GEAR Z33	43
303M407150	3M407150	SPRING EARTH	43
303M407160	3M407160	SPRING HOLDER LF	43
303M407200	3M407200	PULLEY HOLDER LF	43
303M407210	3M407210	SHAFT LF	43
303M407220	3M407220	PULLEY 20 LF	43
303M407231	3M407231	HOOK COVER	43
303M407240	3M407240	SHAFT HOOK	43
303M407260	3M407260	GUIDE REGIST UPPER	42
303M407270	3M407270	ARM CIS ROLLER FRONT	42
303M407291	3M407291	GUIDE CIS ROLLER	42
303M407300	3M407300	LENS LED	42
303M407310	3M407310	LEVER HANDLE	42
303M407330	3M407330	PLATE EARTH CIS ROLLER	42
303M407340	3M407340	PLATE PF COVER FRONT	42
303M407350	3M407350	PLATE PF COVER REAR	42
303M407360	3M407360	SHAFT CIS IDLE	42
303M407370	3M407370	HOLDER REGIST PULLEY	42
303M407380	3M407380	STRAP PF COVER	42
303M407400	3M407400	HOLDER LENS	42
303M407410	3M407410	SHEET CIS ROLLER	42
303M407421	3M407421	SPRING HOOK FRONT	43
303M407440	3M407440	SHAFT PULLEY TENSION	43
303M407450	3M407450	SLIDER TENSION	43
303M407480	3M407480	PULLEY LF	43
303M407510	3M407510	COVER PF FRONT	42
303M407530	3M407530	HOLDER GEAR	42
303M407540	3M407540	SPRING BELT TENTION	43
303M407550	3M407550	PLATE EARTH SHAFT PF	43
303M424060	3M424060	GUIDE REGIST LOWER	41
303M424080	3M424080	HOLDER CIS FRONT	42
303M424090	3M424090	HOLDER CIS REAR	42
303M424100	3M424100	PLATE EARTH CIS T	42
303M424110	3M424110	GUIDE CIS UPPER	42
303M424120	3M424120	GUIDE CIS LOWER	42
303M424130	3M424130	MOUNT CIS SW	42
303M424170	3M424170	GUIDE CONV RIGHT	41
303M424180	3M424180	STAY CONV RIGHT	41
303M424190	3M424190	HOLDER LEFT PULLEY	41
303M424200	3M424200	SHEET LEFT READING	41
303M424210	3M424210	GUIDE LEFT READING	41
303M424221	3M424221	GUIDE CONV LEFT	41
303M424231	3M424231	GUIDE EJECT LOWER	43
303M424240	3M424240	SHAFT CIS IDLE	42
303M424251	3M424251	GUIDE READING	41
303M424261	3M424261	HOLDER READ PULLEY	41

• Parts with "⊙" indicate regular maintenance parts.

Part.No.	Alternative.	Description	Fig.No.
303M424270	3M424270	GUIDE CONVEYING LOW	41
303M424280	3M424280	PLATE EARTH CONV LOWER	41
303M424290	3M424290	PLATE EARTH SHD PWB	42
303M424300	3M424300	PULLEY REGISTRATION BK	42
303M424310	3M424310	PULLEY REG B BK	42
303M424340	3M424340	SHAFT CIS PULLEY	42
303M424350	3M424350	HOLDER CIS PULLEY	42
303M424400	3M424400	PULLY CIS ROLLER	42
303M424420	3M424420	SPRING CIS PULLEY	42
303M424430	3M424430	PLATE EARTH CIS REAR	42
303M424440	3M424440	SHEET GUIDE CONV LEFT	41
303M429020	3M429020	GUIDE EJECT UPPER	43
303M429030	3M429030	PLATE EARTH EJECT	43
303M429040	3M429040	ACTUATOR EJECT SW	43
303M431013	3M431013	MOUNT PF DRIVE	44
303M431021	3M431021	PLATE PF DRIVE	44
⊙ 303M431040	3M431040	GEAR Z22 ONEWAY	44
⊙ 303M431050	3M431050	GEAR Z35	44
⊙ 303M431060	3M431060	GEAR Z20 P48	44
⊙ 303M431090	3M431090	GEAR Z30 Z23	44
⊙ 303M431101	3M431101	GEAR Z43 Z22	44
⊙ 303M431110	3M431110	GEAR Z26	41
⊙ 303M431120	3M431120	BELT 146	44
303M431141	3M431141	MOUNT LIFT DRIVE	44
303M431150	3M431150	COVER LIFT DRIVE	44
303M431200	3M431200	MOUNT LOOP DRIVE	44
303M431230	3M431230	PIN LIFT DRIVE A	44
⊙ 303M431270	3M431270	BELT 60S1.5M326	41
303M431280	3M431280	KNOB JAM REMOVAL	41
⊙ 303M431290	3M431290	BELT 60S1.5M161	44
303M431300	3M431300	MOUNT CONV MOTOR A	44
303M431311	3M431311	MOUNT CONV MOTOR B	44
303M431320	3M431320	PULLEY 48 CONV HIGH	41
⊙ 303M431340	3M431340	GEAR 22 CIS IDLE	41
303M431360	3M431360	SHAFT PF DRIVE C	44
303M431390	3M431390	SHAFT PF DRIVE F	44
⊙ 303M431400	3M431400	GEAR Z25 Z19	44
303M431410	3M431410	MOUNT INTERLOCK SW	44
303M431420	3M431420	PLATE EARTH CONV MOTOR	44
⊙ 303M431440	3M431440	GEAR EXIT Z43 Z20	44
303M434020	3M434020	LABEL CAUTION IN	40
303M434030	3M434030	LABEL CAUTION ME	40
303M434040	3M434040	LABEL C	38
303M434051	3M434051	LABEL JAM	43
303M434100	3M434100	LABEL FACE UP EN	40
303M434110	3M434110	LABEL CAUTION SET IN	40
303M434120	3M434120	LABEL CAUTION SET ME	40
303M434130	3M434130	LABEL FACE UP SET	40
303M434230	3M434230	LABEL CAUTION B	38
303M446010	3M446010	WIRE INTERFACE	44

Part.No.	Alternative.	Description	Fig.No.
303M446020	3M446020	WIRE INTERFACE VIDEO	42
303M446030	3M446030	WIRE FEED UNIT	43
303M446040	3M446040	WIRE TABLE UNIT	40
303M446050	3M446050	WIRE MOTOR1	44
303M446070	3M446070	WIRE LED	43
303M446080	3M446080	WIRE FRONT	44
303M446100	3M446100	WIRE CIS FAN	41
303M446110	3M446110	WIRE SHD	42
303M446120	3M446120	WIRE CISTMG	42
303M446150	3M446150	WIRE FAN	41
⊙ 303M494040	3M494040	PARTS MOTOR CONVEYING SP	44
⊙ 303M494060	3M494060	PARTS ROLLER CIS SP	42
⊙ 303M494070	3M494070	PARTS ROLLER REGISTRATION SP	41
⊙ 303M494080	3M494080	PARTS ROLLER CONVEYING UPPER SP	41
⊙ 303M494090	3M494090	PARTS ROLLER CONVEYING LEFT SP	41
⊙ 303M494100	3M494100	PARTS ROLLER CONVEYING RIGHT SP	41
⊙ 303M494110	3M494110	PARTS ROLLER EJECT SP	43
⊙ 303M494120	3M494120	PARTS GEAR Z42 SP	44
⊙ 303M494130	3M494130	PARTS GEAR JOINT Z20 Z65 SP	44
⊙ 303M494142	3M494142	PARTS PWB SHD(T) ASSY SP	42
⊙ 303M494171	3M494171	PARTS SENSOR A3 COLOR CIS(T) SP	42
⊙ 303M494181	3M494181	PARTS MOTOR REGISTRATION SP	44
⊙ 303M494200	3M494200	PARTS GUIDE SEPARATE ASSY SP	43
303M802320	3M802320	SPONGE ORIGINAL MAT A	41
303M824121	3M824121	HOLDER RIGHT PULLEY	41
303M824130	3M824130	SHAFT GUIDE READING	41,43
303M824140	3M824140	SPRING GUIDE READING	41
303M824160	3M824160	GUIDE RIGHT READING	41
303M824200	3M824200	SHAFT PULLEY	41
303M824210	3M824210	PULLEY CONVEYING BK	41
⊙ 303M894100	3M894100	PARTS PWB LED ASSY SP	43
⊙ 303M894260	3M894260	PARTS SENSOR OPT SP	9,10,11,13,14,15,17,33,40,41,43
⊙ 303M894270	3M894270	PARTS PWB SIZE DETECTION ASSY SP	40
303MA16290	3MA16290	SPRING PULLEY JS	29
303MA16570	3MA16570	HOOK LEVER JAM JS F	29
303MA16580	3MA16580	HOOK LEVER JAM JS R	30
303MW07060	3MW07060	FILM TORQUE LIMITER	43
303MX02021	3MX02021	CUSHION ORIGINAL MAT A	38
⊙ 303N994010	3N994010	PARTS PWB FIERYBB ASSY SP	45
303NA06110	3NA06110	SPRING PICK UP	41
303NB24210	3NB24210	HOLDER MAGNET	2
⊙ 303NB94190	3NB94190	PARTS GUIDE RELAY EXIT SHEFT SP	32
303NF02060	3NF02060	STAY UPPER RIGHT	7
303NF02121	3NF02121	PLATE LOW	7
303NF02130	3NF02130	PLATE BOLT FRONT	7
303NF02150	3NF02150	RAIL DECK FEED	7
303NF02171	3NF02171	MOUNT SLIDER DECK	7
303NF02190	3NF02190	MOUNT FOOT REAR	7

• Parts with "⊙" indicate regular maintenance parts.

Part.No.	Alternative.	Description	Fig.No.
303NF02210	3NF02210	BOLT DECK STOPPER	7
303NF02260	3NF02260	RAIL CONVEYING	7
303NF02270	3NF02270	LEVER DECK HOOK	7
303NF02280	3NF02280	SHAFT HOOK FULCRUM	4,7
303NF02290	3NF02290	SHAFT HOOK PULLEY	7
303NF02301	3NF02301	HOLDER DECK HOOK	4,7
303NF02310	3NF02310	SPRING DECK HOOK	7
303NF02330	3NF02330	PLATE FULCRUM	6
303NF02340	3NF02340	MOUNT EARTH REAR	7
⊙ 303NF04121	3NF04121	COVER INTERFACE	1
⊙ 303NF04130	3NF04130	COVER MOUNT SLIDER	6
303NF04140	3NF04140	COVER CONNECTOR HEATER	45
303NF06010	3NF06010	GUIDE HF LOWER	10
303NF06020	3NF06020	RAIL HF LEFT	10
303NF06030	3NF06030	GUIDE HF LEFT	10
303NF06040	3NF06040	ACTUATOR HF	10
303NF06050	3NF06050	PLATE HF L	10
303NF06060	3NF06060	PLATE HF ROLLER	10
303NF06070	3NF06070	SLIDER HF RAIL	10
303NF06080	3NF06080	GUIDE HF UPPER	10
303NF06090	3NF06090	GUIDE JUNCTION VF	9
303NF06110	3NF06110	GUIDE UPPER MID	13
303NF06120	3NF06120	GUIDE LOWER MID	13
303NF06131	3NF06131	GUIDE VF RIGHT	9
303NF06141	3NF06141	GUIDE VERTICAL	6
303NF06150	3NF06150	STOPPER HF	10
303NF06170	3NF06170	LEVER SW	6
303NF06180	3NF06180	LEVER HF UPPER	10
303NF06210	3NF06210	ACTUATOR VF SENSOR	9
303NF06220	3NF06220	MOUNT SENSOR VF	9
303NF06230	3NF06230	PLATE EARTH VF	9
303NF06240	3NF06240	COVER MIDDLE	9
303NF06250	3NF06250	COVER FEED LEFT	10
303NF06260	3NF06260	LID WIRE	10
303NF06270	3NF06270	PIN HF LOWER	10
303NF06282	3NF06282	RAIL HF LOWER	10
303NF06301	3NF06301	SLIDER HF FRONT	10
303NF06310	3NF06310	STAY GUIDE UPPER	10
303NF06320	3NF06320	SPRING DECK FEED	10
303NF06330	3NF06330	BUSH FEED HF	10
303NF06340	3NF06340	CUSHION ACTUATOR	10
303NF06350	3NF06350	SHEET SOLENOID	9,11,14
303NF10012	3NF10012	DECK CASSETTE	8
303NF10020	3NF10020	PAD BOTTOM DECK	8
303NF10030	3NF10030	SLIDER DECK	7
303NF10051	3NF10051	PLATE LIFT DECK	8
303NF10070	3NF10070	CURSOR END DECK	8
303NF10080	3NF10080	CURSOR DECK FRONT	8
303NF10090	3NF10090	CURSOR DECK REAR	8
303NF10100	3NF10100	PLATE DECK SUB	8

Part.No.	Alternative.	Description	Fig.No.
303NF10110	3NF10110	MOUNT CURSOR	8
303NF10130	3NF10130	SHAFT DECK LIFT	8
303NF10140	3NF10140	MOUNT DECK DAMPER	8
303NF10150	3NF10150	PLATE WIRE LOCK	8
⊙ 303NF10160	3NF10160	GEAR DAMPER 100	8
303NF10170	3NF10170	SPRING LIFT STOPPER	8
303NF10180	3NF10180	WIRE LIFT A	8
303NF10190	3NF10190	WIRE LIFT B	8
303NF10220	3NF10220	STOPPER PULLEY	8
303NF10230	3NF10230	ACTUATOR CASSETTE	13
303NF10240	3NF10240	MOUNT ACTUATOR CASSETTE	13
303NF10250	3NF10250	PIN CURSOR LOCK	8
303NF10300	3NF10300	PULLEY LIFT WIRE	8
303NF10320	3NF10320	HOLDER PULLEY	8
303NF10330	3NF10330	HOLDER DECK SENSOR	13
303NF10390	3NF10390	MOUNT CURSOR ADJUST	8
303NF10410	3NF10410	CURSOR END SUB	8
303NF10420	3NF10420	PLATE EARTH FRONT	8
303NF10430	3NF10430	PLATE EARTH REAR	8
303NF10440	3NF10440	WIRE EARTH A	8
303NF10450	3NF10450	WIRE EARTH B	8
303NF31010	3NF31010	HOUSING MAIN DRIVE	12
303NF31020	3NF31020	PLATE DRIVE L	12
303NF31030	3NF31030	PLATE EARTH FEED	12
⊙ 303NF31040	3NF31040	GEAR Z51L Z60L	12
⊙ 303NF31050	3NF31050	GEAR Z35L	12
⊙ 303NF31060	3NF31060	GEAR Z35R	12
⊙ 303NF31070	3NF31070	GEAR Z20R	12
⊙ 303NF31080	3NF31080	GEAR Z20RD	12
303NF31090	3NF31090	SHAFT CLUTCH CONVEYING A	12
303NF31110	3NF31110	SHAFT FEED DRIVE B	12
303NF31130	3NF31130	PIN FEED DRIVE	12
⊙ 303NF31150	3NF31150	GEAR Z34L	12
⊙ 303NF31160	3NF31160	GEAR Z36R	12
303NF31170	3NF31170	SPRING DRIVE	12
303NF31180	3NF31180	COUPLING DRIVE	12
303NF34011	3NF34011	LABEL DECK OPERATION A	8
303NF34020	3NF34020	LABEL DECK OPERATION B	8
303NF34030	3NF34030	LABEL DECK PAPER DIRECTION	8
303NF34040	3NF34040	LABEL DECK PAPER LIMIT	8
303NF34060	3NF34060	LABEL DECK SIZE B	8
303NF34080	3NF34080	LABEL DECK SIZE D	8
303NF34100	3NF34100	LABEL DECK B1	10
303NF34110	3NF34110	LABEL DECK B2	10
303NF39010	3NF39010	MOUNT BRACKET DESK	7
303NF39020	3NF39020	MOUNT PWB POWER	13
303NF39050	3NF39050	MOUNT PWB MAIN	13
303NF46010	3NF46010	WIRE ENGINE I/F	13
303NF46030	3NF46030	WIRE HEATER	13
303NF46060	3NF46060	WIRE SMT POWER	13

• Parts with "⊙" indicate regular maintenance parts.

Part.No.	Alternative.	Description	Fig.No.
303NF46070	3NF46070	WIRE CLUTCH	12
303NF46080	3NF46080	WIRE LIFTMOTOR	13
303NF46090	3NF46090	WIRE LEFT	13
303NF46100	3NF46100	WIRE PAPER SENSOR	13
303NF46110	3NF46110	WIRE RIGHT	13
303NF46130	3NF46130	WIRE VERTICAL 1	13
303NF46170	3NF46170	WIRE MAIN MOTOR	13
303NF46180	3NF46180	WIRE SLEEP	13
303NF46190	3NF46190	WIRE LVU SHORT	13
303NF46210	3NF46210	WIRE RIGHT DECK	13
303NF46220	3NF46220	WIRE LEFT DECK 2	10
303NF46230	3NF46230	WIRE LEFT DECK 1	13
⊙ 303NF94010	3NF94010	PARTS MIDDLE ROLLER UNIT SP	9
⊙ 303NF94030	3NF94030	PARTS VERTICAL CONVEYING UNIT SP	6
⊙ 303NF94040	3NF94040	PARTS DRIVE UNIT SP	12
⊙ 303NF94050	3NF94050	PARTS DRIVE SUB UNIT SP	12
⊙ 303NF94060	3NF94060	PARTS PWB FRONT DECK ASSY SP	13
⊙ 303NF94070	3NF94070	PARTS ROLLER CONVEYING VF SP	9
⊙ 303NF94080	3NF94080	PARTS SENSOR OPT. SET SP	9
⊙ 303NF94090	3NF94090	PARTS MOTOR LIFT DECK SP	13
⊙ 303NF94100	3NF94100	PARTS ROLLER CONVEYING DECK SP	10
⊙ 303NF94130	3NF94130	PARTS DEHUMIDIFINR 120 SET SP	45
⊙ 303NF94140	3NF94140	PARTS DEHUMIDIFINR 240 SET SP	45
⊙ 303NF94162	3NF94162	PARTS GUIDE VF RIGHT SET SP	9
303NJ06010	3NJ06010	COVER FEED LOW	6
⊙ 303NJ06040	3NJ06040	GEAR PRIMARY FEED Z17L OW	9,11
303NJ06050	3NJ06050	STRAP	1,6
303NJ06060	3NJ06060	HOLDER PULLEY PF	9
303NJ06070	3NJ06070	PULLEY FEED PF	9
303NJ06080	3NJ06080	SHAFT PULLEY PF	9
303NJ31031	3NJ31031	BRACKET GEAR CHANGE	12
⊙ 303NJ31060	3NJ31060	GEAR Z60R	12
⊙ 303NJ31070	3NJ31070	GEAR Z56L-Z40R	12
⊙ 303NJ31080	3NJ31080	GEAR Z75L-Z32L	12
303NJ31120	3NJ31120	PIN FEED DRIVE	12,30,31,32
⊙ 303NJ31130	3NJ31130	GEAR Z28R	12
⊙ 303NJ31140	3NJ31140	GEAR Z40R-Z34L	12
303NJ46080	3NJ46080	WIRE VERTICAL 1	9
303NJ46160	3NJ46160	WIRE PRIMARY FEED UNIT	9,11
⊙ 303NJ94050	3NJ94050	PARTS ROLLER ASSIST SP	9,11
303NM16010	3NM16010	FRAME EXIT	29
303NM16020	3NM16020	GUIDE EXIT A	29
303NM16030	3NM16030	GUIDE EXIT B	29
303NM16041	3NM16041	PLATE EXIT F	29
303NM16050	3NM16050	PLATE EXIT R	29
303NM16060	3NM16060	PLATE EXIT LOWER	29
303NM16070	3NM16070	SHAFT LEVER EXIT	29
303NM16080	3NM16080	LEVER EXIT RIGHT	29
⊙ 303NM16101	3NM16101	TRAY EXIT A	29
⊙ 303NM16111	3NM16111	TRAY EXIT B	29

Part.No.	Alternative.	Description	Fig.No.
⊙ 303NM16120	3NM16120	TRAY EXIT C	29
⊙ 303NM16130	3NM16130	GEAR Z46R Z21S IDLE	29
⊙ 303NM16140	3NM16140	GEAR Z15S	29
303NM16150	3NM16150	COVER PWB EXIT	29
303NM16170	3NM16170	SPRING-TORSION GUIDE F	29
303NM16180	3NM16180	SPRING-TORSION GUIDE R	29
303NM16190	3NM16190	SPRING EARTH A	29
303NM16200	3NM16200	ARM FEED SHIFT	29
303NM16210	3NM16210	SPRING-EXTENSION	29
303NM16220	3NM16220	COVER EXIT F	29
⊙ 303NM16230	3NM16230	TRAY EXIT D	29
303NM16240	3NM16240	SPRING EARTH B	29
303NM16250	3NM16250	PLATE GUIDE LOWER	29
303NM16260	3NM16260	STAY GUIDE LOWER	29
303NM16271	3NM16271	COVER UPPER	29
303NM16280	3NM16280	ACTUATOR EXIT	29
303NM16290	3NM16290	HOLDER SENSOR	29
303NM16300	3NM16300	ARM SENSOR	29
⊙ 303NM46010	3NM46010	WIRE INTERFACE	29
303NM46020	3NM46020	WIRE JOB SEPARATOR	29
⊙ 303NM94010	3NM94010	PARTS ROLLER EXIT RIGHT SP	29
⊙ 303NM94020	3NM94020	PARTS SOLENOID JS SP	29
303NR39021	3NR39021	PLATE PWB BRIDGE	45
303NR39040	3NR39040	MOUNT CONTROLLER B	45
303NR46010	3NR46010	WIRE FIERYBB POWER	45
303NV07020	3NV07020	COLLAR PF C	43
⊙ 303NW94040	3NW94040	PARTS SENSOR OPT. SP	41,42,43
⊙ 303NW94050	3NW94050	PARTS SENSOR OPT. SP	40
⊙ 303NW94060	3NW94060	PARTS SENSOR OPT. SP	40
303P234010	3P234010	LABEL SIZE INDICATOR	42
⊙ 303P294010	3P294010	PARTS PWB DPIF ASSY SP	35
303P634010	3P634010	LABEL ORIGINAL MAX	40
⊙ 303P694010	3P694010	PARTS PWB DRIVER ASSY SP	44
34806040	34806040	LOWER BUSHING,PAPER FEED	9,11,14
3A707290	3A707290	PAD,LIFT	40
3CG02030	3CG02030	BASE RUBBER,FRAME	20
3CY06030	3CY06030	RETAINER M4	1,27,34
3CZ02230	3CZ02230	PIN,HOOK FULCRUM	41,44
3CZ02240	3CZ02240	PIN,DRAWER SIDE CONVEYING	13
⊙ 3H327410	3H327410	SENSOR,CONVEYING	15
3H610240	3H610240	FELT DUPLEX	17
⊙ 3H622020	3H622020	GEAR CIS ROLLER 20	43
⊙ 3H622160	3H622160	GEAR 20 JOINT	44
⊙ 3HK22040	3HK22040	GR 33 CONV	44
3HL06090	3HL06090	CUSHION CURSOR	40
3HL06110	3HL06110	TERMINAL PAPER SIZE	18,40
⊙ 3HL07190	3HL07190	BELT 150S2M,PAPER FEED	32
3HL07240	3HL07240	SPRING HOOK	16
3HL10090	3HL10090	SPRING,LF SHIFT GUIDE	32
5MMT263SN012++R	2D903100	SCREW OP / M3 X 8 CRFREE A4	35

• Parts with "⊙" indicate regular maintenance parts.

Part.No.	Alternative.	Description	Fig.No.
5MVL177DN001	2FB06810	RING STOPPER 4	43
5MVL177DN002	2FB06820	RING STOPPER 6	43
5MVX111DN003	2A806250	RING STOPPER /A-49 FEED A4	4,5,7,9,10,11,1 2,14,15,16,17,2 2,25,26,28,29,3 0,32,33,39,41,4 3,44
5MVX111DN007	2BT11070	STOPPER 3 /2BT1107 A4	4,9,11,43
5MVX421DN003	2BL06490	LOCK COVER R /40283V0068 A4	16
63212210	63212210	STATIC ELIMINATOR,EJECT	29,32
65027470	65027470	CORE,7-15X18	19
65815060	65815060	IDLE GEAR 40,TONER SUPPLY	18
66127010	66127010	SWITCH,COVER OPEN	16
75712080	75712080	MIRROR HOLDER	19
7AAACCAS+10H001	AA063380	AC CORD ASSY AS	35
7BE006103431H01	BE122720	BEARING MR106ZZ	16
7BE006103R31H01	BE134710	BEARING MF106ZZ	32
7BE006124431H01	BE119720	BEARING MR126ZZ	15,30
7BE008165431H01	BE119730	BEARING 688ZZ	16,19,41
7BE010197431H01	BE119740	BEARING 6800ZZ(7MM)	25
7NXGP1A173LCH01	NX115300	SENSOR OPT.	16,17,18,22,28, 29,31,32
7NXGP1S173LCH01	NX116910	SENSOR OPT.	19
7SC020403+++H01	SC136170	SW.SEESAW	33
7SP01000006+H01	SP121020	SW.PUSH	13,15,18,31,32, 33,35
7SP03072001+H01	SP121030	SW.PUSH	33
7YBEG6G6U001H01	YB045290	FERRITE CORE	19
7YBFZZ65C001H01	YB110990	FERRITE CORE	19
7YCC04B1106+H01	YC122790	CONNECTOR	33
7YCC05B1106+H01	YC047310	CONNECTOR	33
7YCC60M2199+H01	YC125800	CONNECTOR	34
7YZM110001++H01	YZ009420	ACCESS.BUSHING	4,41
7YZM210002++H01	YZ004730	ACCESS.EDGING	35
7YZM210003++H01	YZ037970	ACCESS.EDGING	4,33,34,35,37
7YZM210005++H01	YZ037990	ACCESS.EDGING	7,13,41
7YZM210006++H01	YZ038000	ACCESS.EDGING	4,7,15,16,28,33, ,41,46
7YZM390002++H01	YZ012140	ACCESS.CLAMP	28
7YZM390011++H01	YZ050250	ACCESS.CLAMP	35
7YZM410002++H01	YZ042720	ACCESS.BAND	36,37
7YZM510007++H01	YZ042780	ACCESS.SPACER	34
7YZM510019++H01	YZ123830	ACCESS.SPACER	42
7YZM510021++H01	YZ127660	ACCESS.SPACER	34
7YZM510022++H01	YZ127850	ACCESS.SPACER	33
7YZM610001++H01	YZ010230	ACCESS SADDLE	4,16,19,25,27,3 3,34,37,45
7YZM610002++H01	YZ010240	ACCESS SADDLE	4,13,15,27,33,3 6,37

Part.No.	Alternative.	Description	Fig.No.
7YZM610003++H01	YZ010250	ACCESS SADDLE	4,13,19,27,33,3 4,35
7YZM610004++H01	YZ012210	ACCESS SADDLE	33,34
7YZM610007++H01	YZ023340	ACCESS.SADDLE	1,4,15,25,26,41 ,44
7YZM610008++H01	YZ037940	ACCESS.SADDLE	4,12,13,22,25,3 3,36
7YZM610010++H01	YZ042990	ACCESS.SADDLE	34
7YZM810001++H01	YZ125840	ACCESS.SCREW	45
7ZG65TSV+010H01	ZG111180	SHIELD GASKET	19
7ZGSSTG58014H01	ZG128680	SHIELD GASKET	4,19
7ZGSTGR55010H01	ZG110970	SHIELD GASKET	20
M21AH010	M21AH010	BAND,RSG-130-V0(KITAGAWA)	44,46

• Parts with "⊙" indicate regular maintenance parts.

KYOCERA Document Solutions America, Inc.**Headquarters**

225 Sand Road,
Fairfield, New Jersey 07004-0008, USA
Phone: +1-973-808-8444
Fax: +1-973-882-6000

Latin America

8240 NW 52nd Terrace Dawson Building, Suite 100
Miami, Florida 33166, USA
Phone: +1-305-421-6640
Fax: +1-305-421-6666

KYOCERA Document Solutions Canada, Ltd.

6120 Kestrel Rd., Mississauga, ON L5T 1S8,
Canada
Phone: +1-905-670-4425
Fax: +1-905-670-8116

KYOCERA Document Solutions**Mexico, S.A. de C.V.**

Calle Arquimedes No. 130, 4 Piso, Colonia Polanco
Chapultepec, Delegacion Miguel Hidalgo,
Distrito Federal, C.P. 11560, México
Phone: +52-555-383-2741
Fax: +52-555-383-7804

KYOCERA Document Solutions Brazil, Ltda.

Alameda África, 545, Pólo Empresarial Consbrás,
Tamboré, Santana de Parnaíba-SP, CEP 06543-306,
Brazil
Phone: +55-11-4195-8496
Fax: +55-11-4195-6167

KYOCERA Document Solutions**Australia Pty. Ltd.**

Level 3, 6-10 Talavera Road North Ryde N.S.W, 2113,
Australia
Phone: +61-2-9888-9999
Fax: +61-2-9888-9588

KYOCERA Document Solutions**New Zealand Ltd.**

Ground Floor, 19 Byron Avenue, Takapuna, Auckland,
New Zealand
Phone: +64-9-415-4517
Fax: +64-9-415-4597

KYOCERA Document Solutions Asia Limited

16/F., Mita Centre, 552-566, Castle Peak Road
Tsuenwan, NT, Hong Kong
Phone: +852-2610-2181
Fax: +852-2610-2063

KYOCERA Document Solutions**(China) Corporation**

8F, No. 288 Nanjing Road West, Huangpu District,
Shanghai, 200003, China
Phone: +86-21-5301-1777
Fax: +86-21-5302-8300

KYOCERA Document Solutions**(Thailand) Corp., Ltd.**

335 Ratchadapisek Road, Bangsue, Bangkok 10800,
Thailand
Phone: +66-2-586-0333
Fax: +66-2-586-0278

KYOCERA Document Solutions**Singapore Pte. Ltd.**

12 Tai Seng Street #04-01A,
Luxasia Building, Singapore 534118
Phone: +65-6741-8733
Fax: +65-6748-3788

KYOCERA Document Solutions**Hong Kong Limited**

16/F., Mita Centre, 552-566, Castle Peak Road
Tsuenwan, NT, Hong Kong
Phone: +852-3582-4000
Fax: +852-3185-1399

KYOCERA Document Solutions**Taiwan Corporation**

6F., No.37, Sec. 3, Minquan E. Rd.,
Zhongshan Dist., Taipei 104, Taiwan R.O.C.
Phone: +886-2-2507-6709
Fax: +886-2-2507-8432

KYOCERA Document Solutions Korea Co., Ltd.

18F, Kangnam bldg, 1321-1,
Seocho-Dong, Seocho-Gu, Seoul, Korea
Phone: +822-6933-4050
Fax: +822-747-0084

KYOCERA Document Solutions**India Private Limited**

First Floor, ORCHID CENTRE
Sector-53, Golf Course Road, Gurgaon 122 002,
India
Phone: +91-0124-4671000
Fax: +91-0124-4671001

KYOCERA Document Solutions Europe B.V.

Bloemlaan 4, 2132 NP Hoofddorp,
The Netherlands
Phone: +31-20-654-0000
Fax: +31-20-653-1256

KYOCERA Document Solutions Nederland B.V.

Beechavenue 25, 1119 RA Schiphol-Rijk,
The Netherlands
Phone: +31-20-5877200
Fax: +31-20-5877260

KYOCERA Document Solutions (U.K.) Limited

Eldon Court, 75-77 London Road,
Reading, Berkshire RG1 5BS,
United Kingdom
Phone: +44-118-931-1500
Fax: +44-118-931-1108

KYOCERA Document Solutions Italia S.p.A.

Via Verdi, 89/91 20063 Cernusco s/N.(MI),
Italy
Phone: +39-02-921791
Fax: +39-02-92179-600

KYOCERA Document Solutions Belgium N.V.

Sint-Martinusweg 199-201 1930 Zaventem,
Belgium
Phone: +32-2-7209270
Fax: +32-2-7208748

KYOCERA Document Solutions France S.A.S.

Espace Technologique de St Aubin
Route de l'Orme 91195 Gif-sur-Yvette CEDEX,
France
Phone: +33-1-69852600
Fax: +33-1-69853409

KYOCERA Document Solutions Espana, S.A.

Edificio Kyocera, Avda. de Manacor No.2,
28290 Las Matas (Madrid), Spain
Phone: +34-91-6318392
Fax: +34-91-6318219

KYOCERA Document Solutions Finland Oy

Atomitie 5C, 00370 Helsinki,
Finland
Phone: +358-9-47805200
Fax: +358-9-47805390

**KYOCERA Document Solutions
Europe B.V., Amsterdam (NL) Zürich Branch**

Hohlstrasse 614, 8048 Zürich,
Switzerland
Phone: +41-44-9084949
Fax: +41-44-9084950

**KYOCERA Document Solutions
Deutschland GmbH**

Otto-Hahn-Strasse 12, 40670 Meerbusch,
Germany
Phone: +49-2159-9180
Fax: +49-2159-918100

KYOCERA Document Solutions Austria GmbH

Eduard-Kittenberger-Gasse 95, 1230 Vienna,
Austria
Phone: +43-1-863380
Fax: +43-1-86338-400

KYOCERA Document Solutions Nordic AB

Esbogatan 16B 164 75 Kista, Sweden
Phone: +46-8-546-550-00
Fax: +46-8-546-550-10

KYOCERA Document Solutions Norge Nuf

Postboks 150 Oppsal, 0619 Oslo,
Norway
Phone: +47-22-62-73-00
Fax: +47-22-62-72-00

KYOCERA Document Solutions Danmark A/S

Ejby Industrivej 60, DK-2600 Glostrup,
Denmark
Phone: +45-70223880
Fax: +45-45765850

KYOCERA Document Solutions Portugal Lda.

Rua do Centro Cultural, 41 (Alvalade) 1700-106 Lisboa,
Portugal
Phone: +351-21-843-6780
Fax: +351-21-849-3312

**KYOCERA Document Solutions
South Africa (Pty) Ltd.**

KYOCERA House, Hertford Office Park,
90 Bekker Road (Cnr. Allandale), Midrand, South Africa.
Phone: +27-11-540-2600
Fax: +27-11-466-3050

KYOCERA Document Solutions Russia LLC

Botanichesky pereulok 5, Moscow, 129090,
Russia
Phone: +7(495)741-0004
Fax: +7(495)741-0018

KYOCERA Document Solutions Middle East

Dubai Internet City, Bldg. 17,
Office 157 P.O. Box 500817, Dubai,
United Arab Emirates
Phone: +971-04-433-0412

KYOCERA Document Solutions Inc.

2-28, 1-chome, Tamatsukuri, Chuo-ku
Osaka 540-8585, Japan
Phone: +81-6-6764-3555
<http://www.kyoceradocumentsolutions.com>

© 2014 KYOCERA Document Solutions Inc.

 is a trademark of KYOCERA Corporation