



TASKalfa 620/820

PARTS LIST

Published in January 2009

2KPPL070

842KP120

First Edition

NOTES

1. Indicate parts number and parts description together with the machine model name when placing an order.

e.g.	Parts Number	Parts Name	Machine Model	Quantity
	302KP94270	PARTS ENBLEM ASSY SP (82ppm)	TASKalfa 820	1
	302KN94010	PARTS ENBLEM ASSY SP (62ppm)	TASKalfa 620	1

2. Symbols in the "Parts Number" column.

- Parts with "•" are component parts or sub-assemblies of the assembly appearing immediately above them.

e.g.	Parts Number	Parts Name	Parts Number	Parts Name
	302FB94140	PARTS,REAR DLP FILTER B ASS'Y	• 302FB23550	GUIDE REAR DLP FILTER
			• 302FB23560	REAR DLP FILTER

- Parts with "••" are component parts or sub-assembly with "•" appearing immediately above them.

e.g.	Parts Number	Parts Name	Parts Number	Parts Name
	•302FB93300	PARTS SEPARATION CLAW ASS'Y	••2A118370	PULLEY,DRUM SEPARATION
			••2AR18240	CLAW,SEPARATION

- Parts with "⊙" indicate regular maintenance parts.

3. Items indicated in Description column as (OPTION) are Consumable parts.

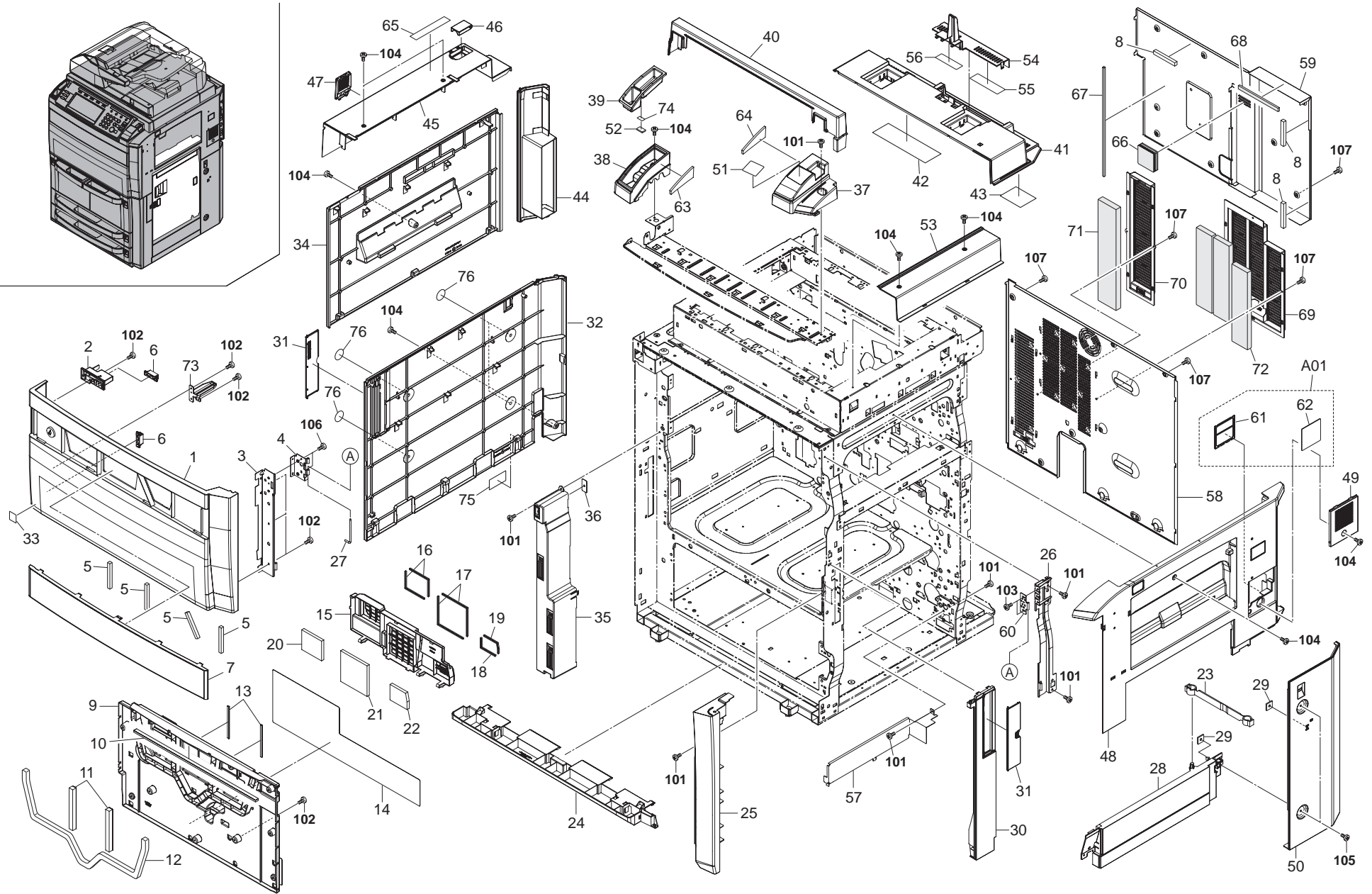


FIG. 1 Covers

2KP/2KN

Ref. No.	Part.No.	Alternative.	Description	Quantity			
				120	230	240	
⊙	1	302KP04010	2KP04010	COVER FRONT	1	1	1
	2	302KP04370	2KP04370	MOUNT MAGNET	1	1	1
	3	2FB04210	2FB04210	MOUNT FRONT COVER	1	1	1
	4	2FB04390	2FB04390	MOUNT PLATE F COVER	1	1	1
⊙	5	302KP04470	2KP04470	SPONGE FRONT COVER	4	4	4
	6	302H004660	2H004660	MAGNET CATCH	2	2	2
⊙	7	302KP94270	2KP94270	PARTS ENBLEM ASSY SP (82ppm)	1	1	1
⊙	7	302KN94010	2KN94010	PARTS ENBLEM ASSY SP (62ppm)	1	1	1
	8	7ZGSSTG55050H01	ZG020570	SHIELD GASKET	3	3	3
⊙	9	302FB04803	2FB04803	COVER INNER FRONT	1	1	1
	10	302FB04880	2FB04880	SPONGE INNER FRONT C	1	1	1
	11	302FB04860	2FB04860	SPONGE INNER FRONT B	2	2	2
	12	302FB04850	2FB04850	SPONGE INNER FRONT A	1	1	1
	13	302FB04910	2FB04910	SPONGE INNER FRONT D	2	2	2
⊙	14	302KP04360	2KP04360	SHEET OPE FRONT	1	1	1
	15	302FB04920	2FB04920	DUCT INNER FRONT	1	1	1
	16	302FB23360	2FB23360	SPONGE FRONT DUCT A	2	2	2
	17	302FB23370	2FB23370	SPONGE FRONT DUCT B	2	2	2
	18	302FB23380	2FB23380	SPONGE FRONT DUCT C	1	1	1
	19	302FB23390	2FB23390	SPONGE FRONT DUCT D	1	1	1
⊙	20	302FB23470	2FB23470	FILTER FRONT COVER D	1	1	1
⊙	21	302FB23480	2FB23480	FILTER FRONT COVER E	1	1	1
⊙	22	302FB23490	2FB23490	FILTER FRONT COVER F	1	1	1
	23	2BG06480	2BG06480	BAND B	1	1	1
⊙	24	302KP04130	2KP04130	COVER LOWER FRONT	1	1	1
⊙	25	302FB04061	2FB04061	COVER LOWER FRONT R	1	1	1
	26	302FB04231	2FB04231	SUPPORT PLATE F COVER	1	1	1
	27	2FB04400	2FB04400	PIN FULCRUM F COVER	1	1	1
⊙	28	302FB04101	2FB04101	COVER LOWER RIGHT M	1	1	1
	29	3CY06030	3CY06030	RETAINER M4	2	2	2
⊙	30	302FB04092	2FB04092	COVER LOWER RIGHT F	1	1	1
⊙	31	2FB04190	2FB04190	COVER HANDLE R	2	2	2
⊙	32	302KP04150	2KP04150	COVER LOWER LEFT	1	1	1
⊙	33	302G634070	2G634070	LABEL ENERGY STAR	1	1	1
⊙	34	302KP04140	2KP04140	COVER M DDLE LEFT	1	1	1
⊙	35	302FB04261	2FB04261	COVER INNER LEFT	1	1	1
	36	2FB04270	2FB04270	PLATE MAGNET	1	1	1
⊙	37	302KP04030	2KP04030	COVER OPE SIDE RIGHT	1	1	1
⊙	38	302KP04050	2KP04050	COVER OPE SIDE LEFT	1	1	1
⊙	39	302KP04060	2KP04060	CLIP DISH	1	1	1
⊙	40	302KP04070	2KP04070	COVER OPERATION S DE	1	1	1
⊙	41	302KP04110	2KP04110	COVER UPPER REAR	1	1	1
	42	302FB04930	2FB04930	FILTER DUST UR COVER A	1	1	1
	43	302FB04940	2FB04940	FILTER DUST UR COVER B	1	1	1
⊙	44	302KP04160	2KP04160	COVER M DDLE LEFT R	1	1	1
⊙	45	302KP04090	2KP04090	COVER UPPER LEFT	1	1	1
⊙	46	2FB04370	2FB04370	L D MAIN SW	1	1	1
⊙	47	302KP04340	2KP04340	COVER ISU FAN	1	1	1
⊙	48	302FB04121	2FB04121	COVER MIDDLE RIGHT	1	1	1
⊙	49	302FB04172	2FB04172	COVER FAN	1	1	1

- Parts with "*" are component parts or sub-assemblies of the assembly appearing immediately above them.
- Parts with "⊙" indicate regular maintenance parts.

Ref. No.	Part.No.	Alternative.	Description	Quantity			
				120	230	240	
⊙	50	302FB04111	2FB04111	COVER LOWER RIGHT R	1	1	1
	51	302KP34020	2KP34020	LABEL OPE MOVE	1	1	1
	52	302GR04370	2GR04370	MAGNET CLIP DISH	1	1	1
⊙	53	302KP04100	2KP04100	COVER UPPER RIGHT	1	1	1
⊙	54	302KP04120	2KP04120	COVER DP CABLE	1	1	1
	55	302FB04950	2FB04950	FILTER DUST DP COVER A	1	1	1
	56	302FB04960	2FB04960	FILTER DUST DP COVER B	1	1	1
	57	302FB07880	2FB07880	COVER VERTICAL FEED MOTOR	1	1	1
⊙	58	302KP04180	2KP04180	COVER LOWER REAR	1	1	1
⊙	59	302KP04170	2KP04170	COVER UPPER REAR B	1	1	1
	60	302FB04890	2FB04890	PLATE FULCRUM F COVER	1	1	1
⊙	A01	302FB94140	2FB94140	PARTS,REAR DLP F LTER B ASSY	1	1	1
	61	*302FB23550	2FB23550	GUIDE REAR DLP FILTER	1	1	1
	62	*302FB23560	2FB23560	REAR DLP FILTER	1	1	1
	63	302KP04380	2KP04380	SEAL OPERATION LEFT	1	1	1
	64	302KP04390	2KP04390	SEAL OPERATION RIGHT	1	1	1
⊙	65	302KP34080	2KP34080	LABEL MAIN SW E	1	1	1
⊙	66	302FB26450	2FB26450	FILTER S-BOX FAN	1	1	1
	67	7ZGSSTG51140H01	ZG022880	SHIELD GASKET	1	1	1
	68	7ZGSSTG55330H01	ZG022870	SHIELD GASKET	1	1	1
⊙	69	302KP04200	2KP04200	REAR DUCT A	1	1	1
⊙	70	302KP04210	2KP04210	REAR DUCT B	1	1	1
⊙	71	302FB23580	2FB23580	OZONE FILTER B	1	1	1
	72	302FB23590	2FB23590	OZONE FILTER C	3	3	3
	73	302KP04350	2KP04350	HOLDER FRONT COVER	1	1	1
	74	302GR04380	2GR04380	SEAL MAGNET	1	1	1
	75	302H734030	2H734030	LABEL CAUTION HG	1		
	76	302KP04440	2KP04440	LABEL LEFT COVER	4	4	4
	101	7BB100408H1	BB105830	+BIND T.T S SCREW 4X8			
	102	7BB282308H	BB111240	+TP-FLAT T.T P SCREW 3X8(BLACK)			
	103	7BB100306H1	BB105820	+BIND T.T S SCREW 3X6			
	104	7BB180408H	BB111210	+BIND T.T S SCREW 4X8(BLACK)			
	105	7BB782414H	BB111230	+TP-FLAT T.T S SCREW 4X14 SR(BLACK)			
	106	7BB180306H	BB111190	+BIND T.T S SCREW 3X6(BLACK)			
	107	7BB182306H	BB112660	+TP-FLAT T.T S SCREW 3X6(BLACK)			

- Parts with "*•" are component parts or sub-assembly with "*" appearing immediately above them.

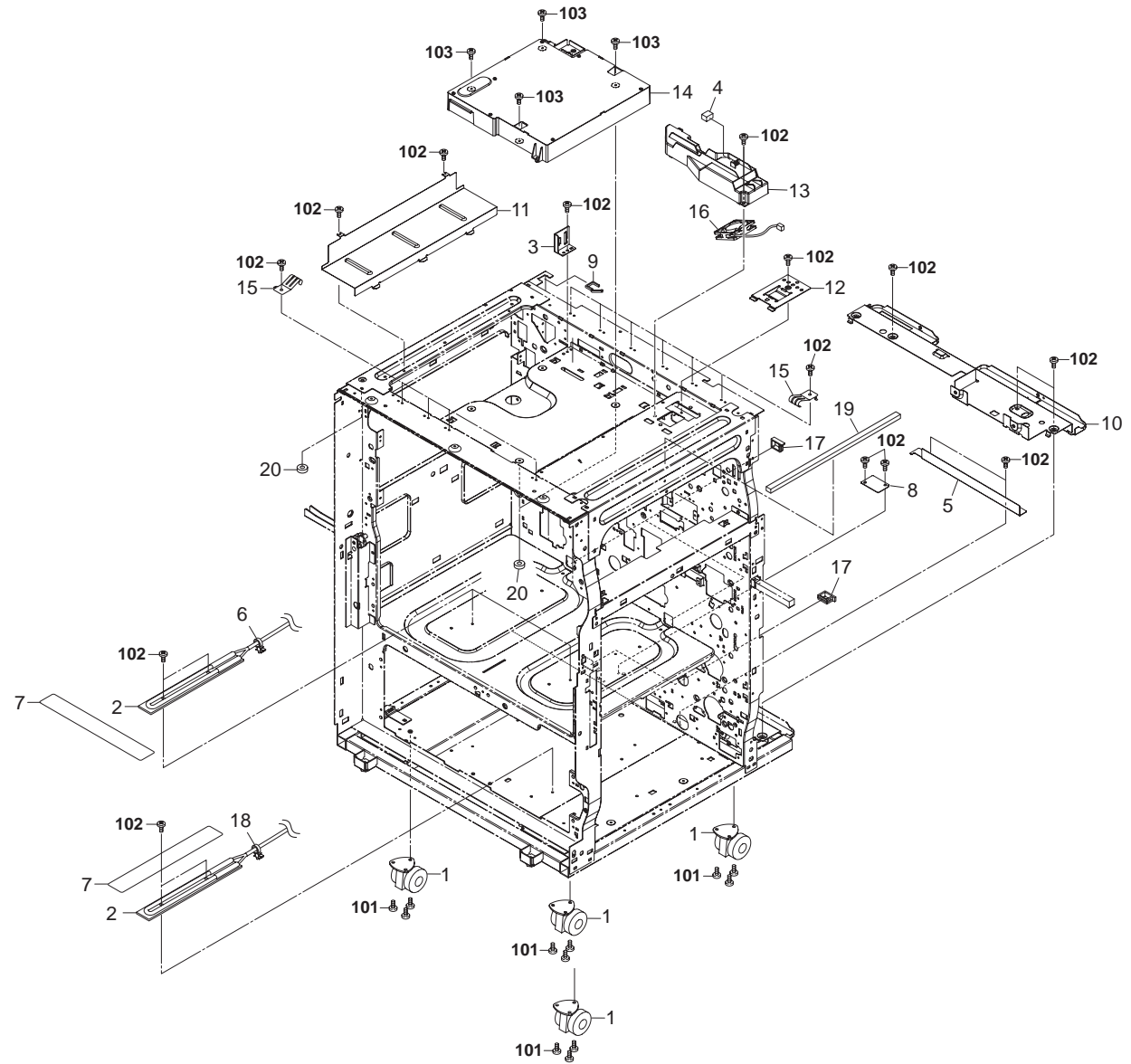
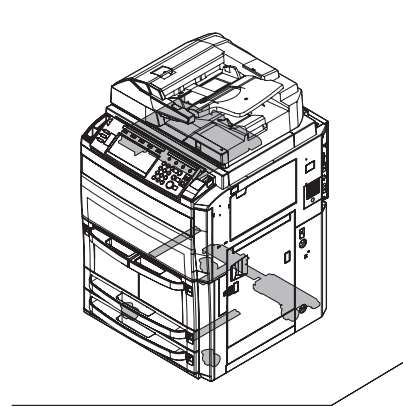


FIG. 2 Frames 1

2KP/2KN

Ref. No.	Part.No.	Alternative.	Description	Quantity		
				120	230	240
⊙ 1	302A002171	2A002171	CASTER UA	4	4	4
⊙ 2	302FB25052	2FB25052	HEATER DEHUMIDIFIER 120	3		
⊙ 2	302FB25061	2FB25061	HEATER DEHUMIDIFIER 240		3	3
⊙ 3	302FB26300	2FB26300	MOUNT LSU CONNECTOR	1	1	1
4	7YCC02B1001+H01	YC014610	CONNECTOR	1	1	1
5	302BC02241	2BC02241	SHIELD PLATE BASE	1	1	1
6	M2107250	M2107250	BAND,RSG-100(KITAGAWA)	2	2	2
⊙ 7	302KP34220	2KP34220	LABEL HIGH TEMPERATURE CAUTION	3	3	3
8	302FB26270	2FB26270	L D KMAS	1	1	1
9	M2104250	M2104250	EDGING,EDS-17L(KITAGAWA)	1	1	1
10	302FB02111	2FB02111	REAR REINFORCEMENT BASE	1	1	1
11	2FB23070	2FB23070	PARTITION PLATE FIXING	1	1	1
12	302KP02730	2KP02730	PROJECTION PLATE G	1		
12	302KP02710	2KP02710	PROJECTION PLATE E		1	
12	302KP02740	2KP02740	PROJECTION PLATE I			1
13	302FB23052	2FB23052	REAR DUCT LSU	1	1	1
⊙ 14	302KP93030	2KP93030	PARTS LK-660	1	1	1
15	2A026180	2A026180	GROUND PLATE,SCANNER FRAME	10	10	10
⊙ 16	302FB25130	2FB25130	FAN COOLING(60-15TH)	1	1	1
17	7YZM210003++H01	YZ037970	ACCESS.EDGING	3	3	3
18	M21AH010	M21AH010	BAND,RSG-130-V0(KITAGAWA)	1	1	1
19	7ZGSSTG77300H01	ZG020590	SHIELD GASKET	1	1	1
⊙ 20	302H002380	2H002380	SHIELD SCREW	3	3	3

Ref. No.	Part.No.	Alternative.	Description	Quantity		
				120	230	240
101	B1A25100	B1A25100	+BINDING SCREW WITH SW.W M5X10			
102	7BB100408H1	BB105830	+BIND T.T S SCREW 4X8			
103	7BB100412H1	BB112670	+BIND T.T S SCREW 4X12			

- Parts with "*" are component parts or sub-assemblies of the assembly appearing immediately above them.
- Parts with "⊙" indicate regular maintenance parts.

- Parts with "••" are component parts or sub-assembly with "•" appearing immediately above them.

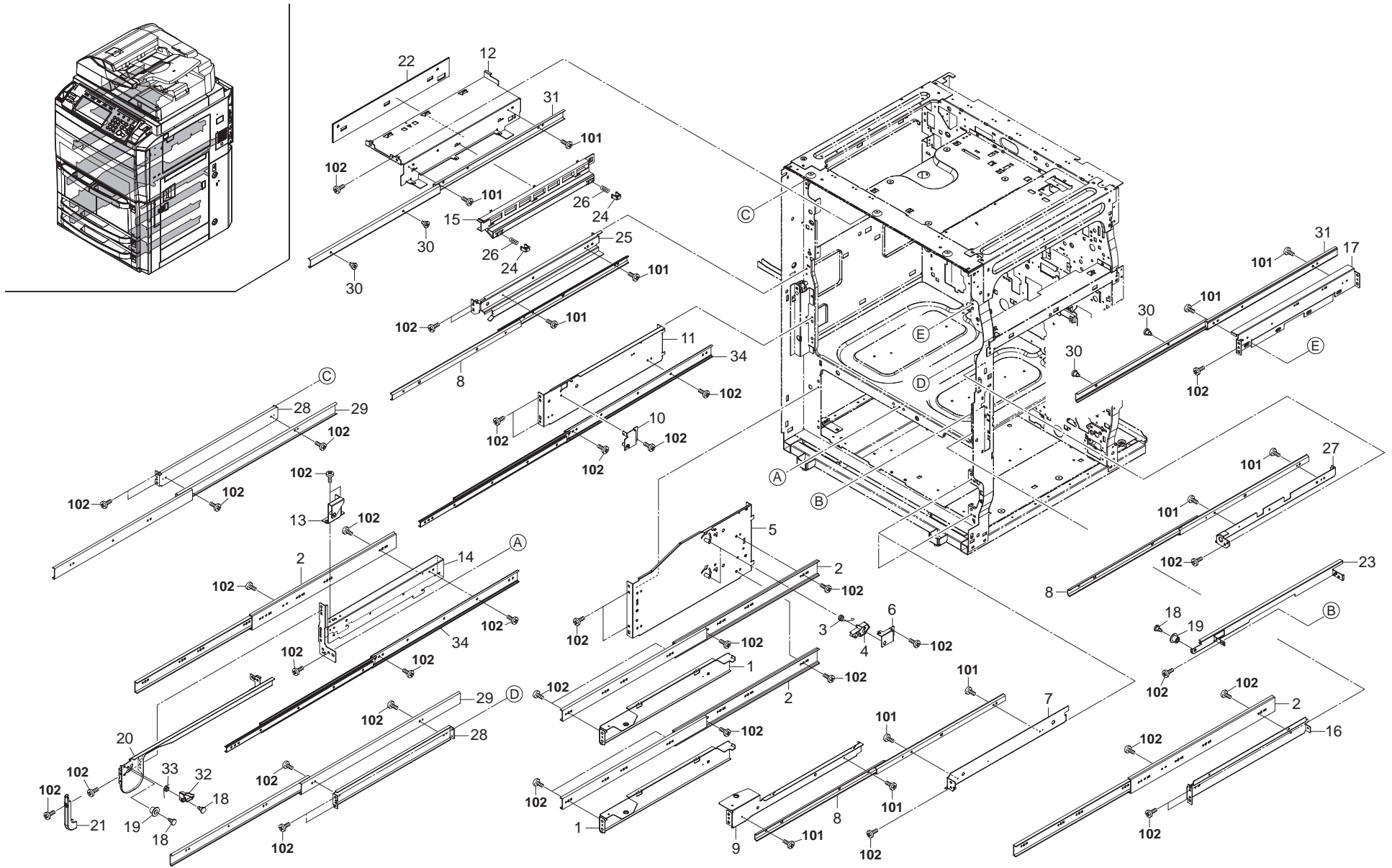


FIG. 3 Frames 2

2KP/2KN

Ref. No.	Part.No.	Alternative.	Description	Quantity		
				120	230	240
1	302FB07900	2FB07900	RAIL CASSETTE LEFT	2	2	2
2	302FB07910	2FB07910	SLIDER DECK	4	4	4
3	2BG06720	2BG06720	SPRING CASS HOOK	2	2	2
4	2BG06420	2BG06420	HOOK CASSETTE	2	2	2
5	2FB07090	2FB07090	LEFT CASSETTE STAY	1	1	1
6	302FB07350	2FB07350	RETA NER CASSETTE HOOK	2	2	2
7	2FB07220	2FB07220	MOUNT CASSETTE SL DER R	2	2	2
8	302FB07480	2FB07480	SLIDER CASSETTE B	4	4	4
9	2FB07070	2FB07070	RAIL CASSETTE R	2	2	2
10	2FB04600	2FB04600	RETA NER DECK RELEASE L	1	1	1
11	302KP10200	2KP10200	LOWER LEFT REINFORCEMENT	1	1	1
12	2FB08510	2FB08510	LEFT MOUNT IMAGE SLIDER	1	1	1
13	302FB04591	2FB04591	RETA NER DECK RELEASE R	1	1	1
14	302KP10110	2KP10110	RIGHT MOUNT DECK SLIDER	1	1	1
15	2FB23040	2FB23040	LEFT DUCT CLEANING	1	1	1
16	302FB02180	2FB02180	RIGHT MOUNT DECK SLIDER	1	1	1
17	2FB08530	2FB08530	RIGHT MOUNT IMAGE SLIDER	1	1	1
18	2FB06710	2FB06710	PIN CASSETTE RAIL	3	3	3
⊙ 19	2FB06900	2FB06900	PULLEY CASSETTE RA L	2	2	2
20	2FB06930	2FB06930	LEFT RAIL FRAME	1	1	1
⊙ 21	2FB06950	2FB06950	COVER LEFT RAIL FRAME	1	1	1
22	302FB08680	2FB08680	FILM LEFT IMAGE SLIDER	1	1	1
23	2FB06940	2FB06940	RIGHT RAIL FRAME	1	1	1
⊙ 24	2FB07330	2FB07330	STOPPER BYPASS TABLE	2	2	2
25	2FB19530	2FB19530	LEFT SLIDER	1	1	1
26	2FB19810	2FB19810	SPRING A LOWER GUIDE	2	2	2
27	2FB19520	2FB19520	RIGHT SLIDER	1	1	1
28	2BC16310	2BC16310	MOUNT, CONVEYING SLIDER	2	2	2
29	302FB16310	2FB16310	SLIDER COVEY NG	2	2	2
30	2FB08450	2FB08450	PIN IMAGE FORMATION	4	4	4
31	2FB08500	2FB08500	SLIDER MAGE FORMATION	2	2	2
32	302FB07440	2FB07440	STOPPER DECK FEED	1	1	1
33	302FB07450	2FB07450	SPRING DECK FEED STOPPER	1	1	1
34	302KP10120	2KP10120	SLIDER DECK LEFT	2	2	2

Ref. No.	Part.No.	Alternative.	Description	Quantity		
				120	230	240
101	7BB100306H1	BB105820	+BIND T.T S SCREW 3X6			
102	7BB100408H1	BB105830	+BIND T.T S SCREW 4X8			

- Parts with "•" are component parts or sub-assemblies of the assembly appearing immediately above them.
- Parts with "⊙" indicate regular maintenance parts.

- Parts with "••" are component parts or sub-assembly with "•" appearing immediately above them.

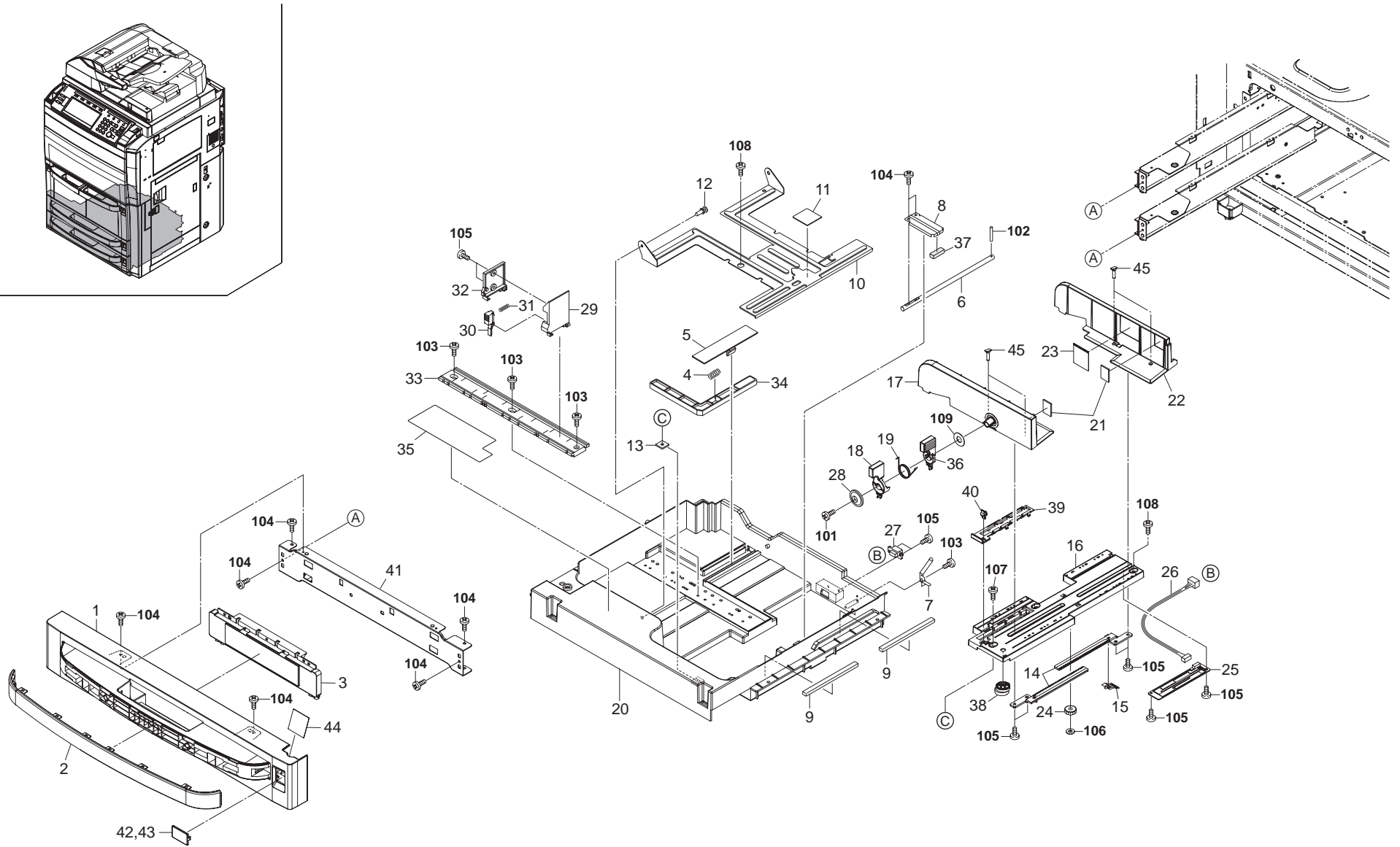


FIG. 4 Paper Cassette

2KP/2KN

Ref. No.	Part.No.	Alternative.	Description	Quantity		
				120	230	240
⊙ 1	302KP04280	2KP04280	COVER CASSETTE	2	2	2
2	302KP04290	2KP04290	COVER HANDLE CASS	2	2	2
3	302KP04300	2KP04300	L D HANDLE COVER	2	2	2
4	66106080	66106080	SPRING,PAD	2	2	2
5	302KP09080	2KP09080	L D PAPER SIZE DETECTION	2	2	2
6	2BC06710	2BC06710	SHAFT,LIFT CASSETTE	2	2	2
7	2BC07830	2BC07830	GROUND PLATE,CASSETTE	2	2	2
8	302H009070	2H009070	WORK PLATE LIFT CASSETTE	2	2	2
9	33907210	33907210	CUSHION,CASSETTE WORK PLATE	4	4	4
10	3033907021	33907021	WORK PLATE,CASSETTE	2	2	2
11	66107100	66107100	PAD,CASSETTE	2	2	2
12	66007310	66007310	PIN,CASSETTE WORK PLATE	2	2	2
13	3CY06030	3CY06030	RETAINER M4	2	2	2
14	3CY06090	3CY06090	RACK CURSOR	4	4	4
15	302BC07861	2BC07861	TERMINAL,PAPER SIZE DETECTION	2	2	2
16	302KP09020	2KP09020	RAIL CURSOR A	2	2	2
17	302KP09030	2KP09030	FRONT CURSOR CASSETTE	2	2	2
18	302FB07032	2FB07032	LEVER CURSOR A	2	2	2
19	2FB07060	2FB07060	SPRING CURSOR	2	2	2
20	302KP09010	2KP09010	CASSETTE	2	2	2
21	60907170	60907170	CUSHION,CASSETTE R	4	4	4
22	302KP09040	2KP09040	REAR CURSOR CASSETTE	2	2	2
23	302H734080	2H734080	LABEL PAPER UPPER LIMIT	2	2	2
⊙ 24	3CY06100	3CY06100	GEAR 20,CURSOR	2	2	2
⊙ 25	2FG01020	2FG01020	SIZE DETECTION ASS'Y	2	2	2
26	302FB27662	2FB27662	WIRE CASSETTE UNIT	2	2	2
27	7YCC08B2046+H01	YC026110	CONNECTOR	2	2	2
28	2FB07050	2FB07050	PIN CURSOR	2	2	2
29	302KP09090	2KP09090	CURSOR C CASSETTE	2	2	2
30	33907080	33907080	LEVER,CASSETTE CURSOR	2	2	2
31	2BC06950	2BC06950	SPRING,CURSOR	2	2	2
32	302KP09100	2KP09100	L D C CURSOR	2	2	2
33	302KP09060	2KP09060	RAIL C CURSOR	2	2	2
34	302KP09070	2KP09070	DETECTION PLATE PAPER SIZE	2	2	2
⊙ 35	302KP34030	2KP34030	LABEL CASSETTE	2	2	2
36	302FB07042	2FB07042	LEVER CURSOR B	2	2	2
37	302FB07470	2FB07470	SPONGE LIFT CASSETTE	2	2	2
38	302H709080	2H709080	ADJUST NG PLATE CASSETTE	2	2	2
39	302KP09050	2KP09050	SUPPORT PLATE CASSETTE	2	2	2
40	302FB07420	2FB07420	PIN CASSETTE	2	2	2
41	2BG06430	2BG06430	RAIL CASSETTE C	2	2	2
⊙ 42	5MVX321CE001	3CF04050	PLATE NUMBER 3 /3CF0405 A4	1	1	1
⊙ 43	3CF04060	3CF04060	PLATE NUMBER4	1	1	1
⊙ 44	302FB05210	2FB05210	PLATE SIZE IN	2		
⊙ 44	302FB05200	2FB05200	PLATE SIZE C		2	2
45	302GR09220	2GR09220	PIN CURSOR	8	8	8

Ref. No.	Part.No.	Alternative.	Description	Quantity		
				120	230	240
101	7BB200308H	BB105660	+BIND T.T P SCREW 3X8			
102	5MBP2514WXSP	E0025250	SPRING PIN /M2 5 X 14 S-BLK			
103	7BB200408H	BB106960	+BIND T.T P SCREW 4X8			
104	7BB100408H1	BB105830	+BIND T.T S SCREW 4X8			
105	7BB202308H	BB105690	+TP-FLAT T.T P SCREW 3X8			
106	5MBCS4025XSP	D4000400	CS STOP RING /X 4 X .25T S-BLK			
107	7BB607408H	BB107040	+TP-CUP M SCREW 4X8 R			
108	7BB202408H	BB106990	+TP-FLAT T.T P SCREW 4X8			
109	C2604080	C2604080	PLAIN WASHER M4-8 (BRASS,N:)			

- Parts with "*" are component parts or sub-assemblies of the assembly appearing immediately above them.
- Parts with "⊙" indicate regular maintenance parts.

- Parts with "••" are component parts or sub-assembly with "•" appearing immediately above them.

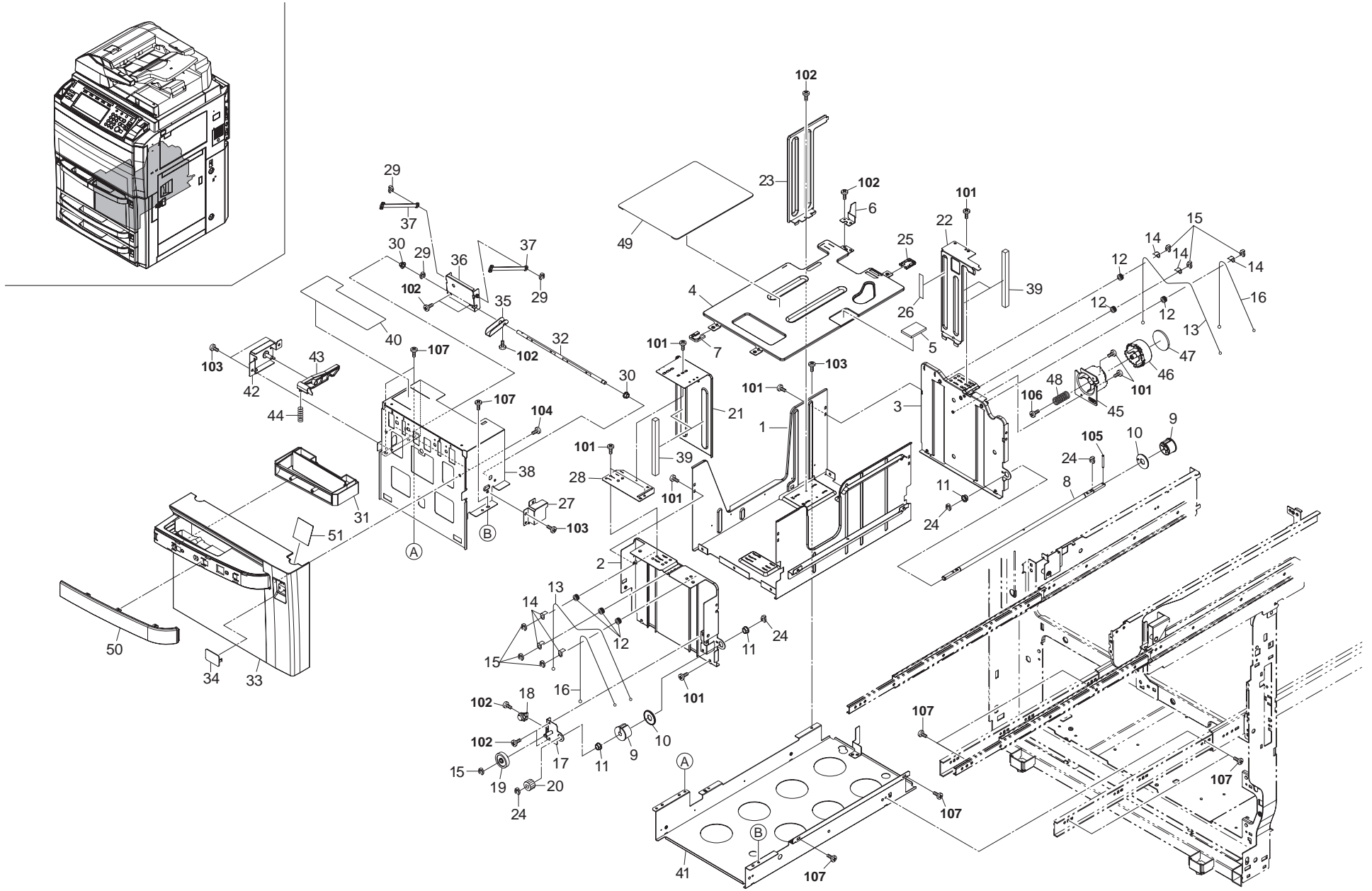


FIG. 5 Paper Deck 1

2KP/2KN

	Ref. No.	Part.No.	Alternative.	Description	Quantity		
					120	230	240
	1	302KP10010	2KP10010	BASE DECK	1	1	1
	2	302KP10150	2KP10150	FRONT FRAME DECK	1	1	1
	3	302BC07242	2BC07242	REAR FRAME B DECK	1	1	1
	4	302KP10170	2KP10170	L FT PLATE DECK	1	1	1
⊙	5	3BC07320	3BC07320	PAD,LIFT	1	1	1
	6	302FB07890	2FB07890	ACTUATOR REM DETECTION	1	1	1
	7	2BC07120	2BC07120	SPACER,DECK LIFT	1	1	1
	8	302KP10140	2KP10140	SHAFT LCF L FT	1	1	1
⊙	9	302KP10070	2KP10070	PULLEY L FT W RE DRUM	2	2	2
	10	302KP10080	2KP10080	HOLDER PULLEY	2	2	2
	11	302H024360	2H024360	BUSH 8 EW	3	3	3
⊙	12	2BC07050	2BC07050	PULLEY,L FT WIRE	6	6	6
⊙	13	2BC07340	2BC07340	LEFT WIRE B,LIFT	2	2	2
	14	2BC07060	2BC07060	HOLDER,WIRE PULLEY	6	6	6
	15	5MVX111DN003	2A806250	R NG STOPPER /A-49 FEED A4	7	7	7
⊙	16	2BC07330	2BC07330	LEFT WIRE A,LIFT	2	2	2
	17	302KP10060	2KP10060	MOUNT DECK DAMPER	1	1	1
⊙	18	302G404160	2G404160	DAMPER	1	1	1
⊙	19	5MVG148DN077	2BM22610	GEAR Z36	1	1	1
⊙	20	2BC07110	2BC07110	GEAR 20	1	1	1
	21	302KP10030	2KP10030	FRONT CURSOR DECK	1	1	1
	22	302KP10040	2KP10040	REAR CURSOR DECK	1	1	1
	23	302BC07312	2BC07312	STOPPER B TRAIL NG EDGE HOLDER DECK	1	1	1
	24	2BC06980	2BC06980	STOPPER 5	4	4	4
⊙	25	302KP10090	2KP10090	SPACER DECK LIFT R	1	1	1
	26	302KP34040	2KP34040	LABEL UPPER LIMIT	1	1	1
	27	2BC07890	2BC07890	PROTECTING PLATE,DECK DAMPER	1	1	1
	28	302KP10190	2KP10190	MOUNT FRONT CURSOR	1	1	1
	29	5MVX111DN003	2A806250	R NG STOPPER /A-49 FEED A4	3	3	3
⊙	30	302H024370	2H024370	BUSH 6 EW	2	2	2
	31	302KP10050	2KP10050	ARM HANDLE DECK	1	1	1
⊙	32	302KP04260	2KP04260	SHAFT DECK RELEASE	1	1	1
⊙	33	302KP04220	2KP04220	COVER DECK A	1	1	1
⊙	34	2BL04310	2BL04310	PLATE NUMBER	1	1	1
	35	2FB04610	2FB04610	LEVER DECK RELEASE	1	1	1
	36	302KP04270	2KP04270	WORK PLATE DECK SHAFT	1	1	1
	37	302KP04250	2KP04250	STICK DECK RELEASE	2	2	2
	38	302FB04341	2FB04341	MOUNT DECK COVER	1	1	1
	39	302KP10220	2KP10220	SPONGE DECK CURSOL	4	4	4
	40	302KP34050	2KP34050	LABEL DECK	1	1	1
	41	302KP10020	2KP10020	MOUNT BASE DECK SLIDER	1	1	1
	42	2FB04580	2FB04580	MOUNT DECK HOOK	1	1	1
	43	302KP10180	2KP10180	HOOK DECK RELEASE	1	1	1
	44	302FB04680	2FB04680	SPRING DECK RELEASE	1	1	1
	45	302FB07360	2FB07360	REAR REINFORCEMENT A DECK	1	1	1
	46	302FB07370	2FB07370	REAR REINFORCEMENT B DECK	1	1	1
	47	302FB07380	2FB07380	SHEET DECK RE NFORCEMENT	1	1	1
	48	302FB07410	2FB07410	SPRING DECK DAMPER	1	1	1
	49	2BC07200	2BC07200	FILM,LIFT PLATE	1	1	1
⊙	50	302KP04240	2KP04240	COVER HANDLE DECK	1	1	1

	Ref. No.	Part.No.	Alternative.	Description	Quantity		
					120	230	240
⊙	51	302FB05210	2FB05210	PLATE SIZE IN	1		
⊙	51	302FB05200	2FB05200	PLATE SIZE C		1	1
	101	7BB007306H	BB112570	+TP-CUP M SCREW 3X6			
	102	7BB100306H1	BB105820	+BIND T.T S SCREW 3X6			
	103	7BB100408H1	BB105830	+BIND T.T S SCREW 4X8			
	104	7BB200408H	BB106960	+BIND T.T P SCREW 4X8			
	105	E0030240	48129504	SPRING PIN 3X24			
	106	BAB64080	BAB64080	+TP TAP-TITE P SCREW M4X8			
	107	7BB600406H	BB107030	+BIND M SCREW 4X6 R			

- Parts with "*" are component parts or sub-assemblies of the assembly appearing immediately above them.
- Parts with "⊙" indicate regular maintenance parts.

- Parts with "••" are component parts or sub-assembly with "•" appearing immediately above them.

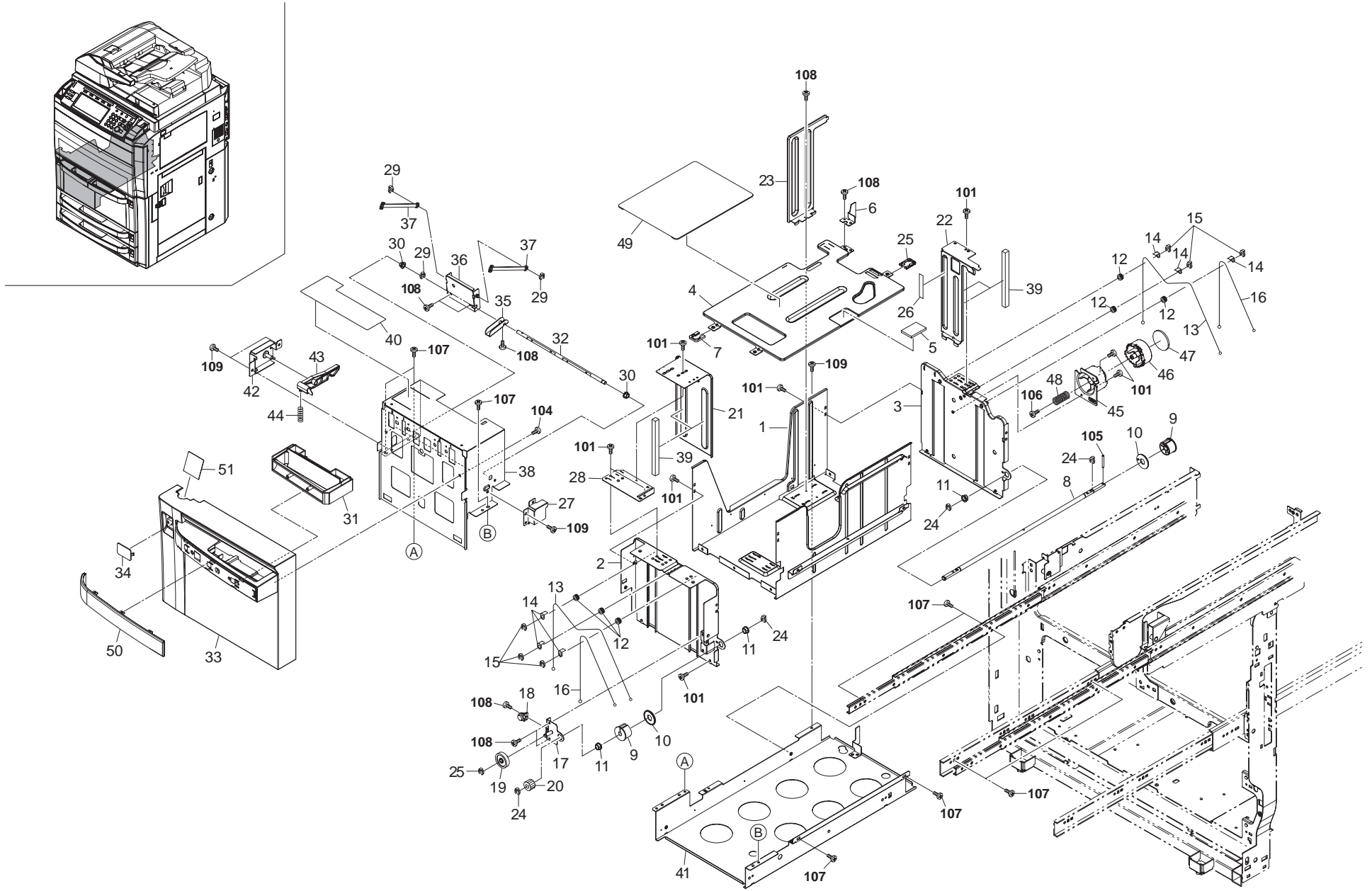


FIG. 6 Paper Deck 2

2KP/2KN

	Ref. No.	Part.No.	Alternative.	Description	Quantity		
					120	230	240
	1	302KP10010	2KP10010	BASE DECK	1	1	1
	2	302KP10150	2KP10150	FRONT FRAME DECK	1	1	1
	3	302BC07242	2BC07242	REAR FRAME B DECK	1	1	1
	4	302KP10170	2KP10170	L FT PLATE DECK	1	1	1
⊙	5	3BC07320	3BC07320	PAD,LIFT	1	1	1
	6	302FB07890	2FB07890	ACTUATOR REM DETECTION	1	1	1
	7	2BC07120	2BC07120	SPACER,DECK LIFT	1	1	1
	8	302KP10140	2KP10140	SHAFT LCF L FT	1	1	1
⊙	9	302KP10070	2KP10070	PULLEY L FT W RE DRUM	2	2	2
	10	302KP10080	2KP10080	HOLDER PULLEY	2	2	2
	11	302H024360	2H024360	BUSH 8 EW	3	3	3
⊙	12	2BC07050	2BC07050	PULLEY,L FT WIRE	6	6	6
⊙	13	2BC07340	2BC07340	LEFT WIRE B,LIFT	2	2	2
	14	2BC07060	2BC07060	HOLDER,WIRE PULLEY	6	6	6
	15	5MVX111DN003	2A806250	R NG STOPPER /A-49 FEED A4	7	7	7
⊙	16	2BC07330	2BC07330	LEFT WIRE A,LIFT	2	2	2
	17	302KP10060	2KP10060	MOUNT DECK DAMPER	1	1	1
⊙	18	302G404160	2G404160	DAMPER	1	1	1
⊙	19	5MVG148DN077	2BM22610	GEAR Z36	1	1	1
⊙	20	2BC07110	2BC07110	GEAR 20	1	1	1
	21	302KP10030	2KP10030	FRONT CURSOR DECK	1	1	1
	22	302KP10040	2KP10040	REAR CURSOR DECK	1	1	1
	23	302BC07312	2BC07312	STOPPER B TRAIL NG EDGE HOLDER DECK	1	1	1
	24	2BC06980	2BC06980	STOPPER 5	4	4	4
⊙	25	302KP10090	2KP10090	SPACER DECK LIFT R	1	1	1
	26	302KP34040	2KP34040	LABEL UPPER LIMIT	1	1	1
	27	2BC07890	2BC07890	PROTECTING PLATE,DECK DAMPER	1	1	1
	28	302KP10190	2KP10190	MOUNT FRONT CURSOR	1	1	1
	29	5MVX111DN003	2A806250	R NG STOPPER /A-49 FEED A4	3	3	3
⊙	30	302H024370	2H024370	BUSH 6 EW	2	2	2
	31	302KP10050	2KP10050	ARM HANDLE DECK	1	1	1
⊙	32	302KP04260	2KP04260	SHAFT DECK RELEASE	1	1	1
⊙	33	302KP04230	2KP04230	COVER DECK B	1	1	1
	34	2BL04370	2BL04370	PLATE NUMBER 2	1	1	1
	35	2FB04610	2FB04610	LEVER DECK RELEASE	1	1	1
	36	302KP04270	2KP04270	WORK PLATE DECK SHAFT	1	1	1
	37	302KP04250	2KP04250	STICK DECK RELEASE	2	2	2
	38	302FB04341	2FB04341	MOUNT DECK COVER	1	1	1
	39	302KP10220	2KP10220	SPONGE DECK CURSOL	4	4	4
	40	302KP34050	2KP34050	LABEL DECK	1	1	1
	41	302KP10020	2KP10020	MOUNT BASE DECK SLIDER	1	1	1
	42	2FB04580	2FB04580	MOUNT DECK HOOK	1	1	1
	43	302KP10180	2KP10180	HOOK DECK RELEASE	1	1	1
	44	302FB04680	2FB04680	SPRING DECK RELEASE	1	1	1
	45	302FB07360	2FB07360	REAR REINFORCEMENT A DECK	1	1	1
	46	302FB07370	2FB07370	REAR REINFORCEMENT B DECK	1	1	1
	47	302FB07380	2FB07380	SHEET DECK RE NFORCEMENT	1	1	1
	48	302FB07410	2FB07410	SPRING DECK DAMPER	1	1	1
	49	2BC07200	2BC07200	FILM,LIFT PLATE	1	1	1
⊙	50	302KP04240	2KP04240	COVER HANDLE DECK	1	1	1

	Ref. No.	Part.No.	Alternative.	Description	Quantity		
					120	230	240
⊙	51	302FB05210	2FB05210	PLATE SIZE IN	1		
⊙	51	302FB05200	2FB05200	PLATE SIZE C		1	1
	101	7BB007306H	BB112570	+TP-CUP M SCREW 3X6			
	102	7BB100306H1	BB105820	+BIND T.T S SCREW 3X6			
	103	7BB100408H1	BB105830	+BIND T.T S SCREW 4X8			
	104	7BB200408H	BB106960	+BIND T.T P SCREW 4X8			
	105	E0030240	48129504	SPRING PIN 3X24			
	106	BAB64080	BAB64080	+TP TAP-TITE P SCREW M4X8			
	107	7BB600406H	BB107030	+BIND M SCREW 4X6 R			

- Parts with "*" are component parts or sub-assemblies of the assembly appearing immediately above them.
- Parts with "⊙" indicate regular maintenance parts.

- Parts with "••" are component parts or sub-assembly with "•" appearing immediately above them.

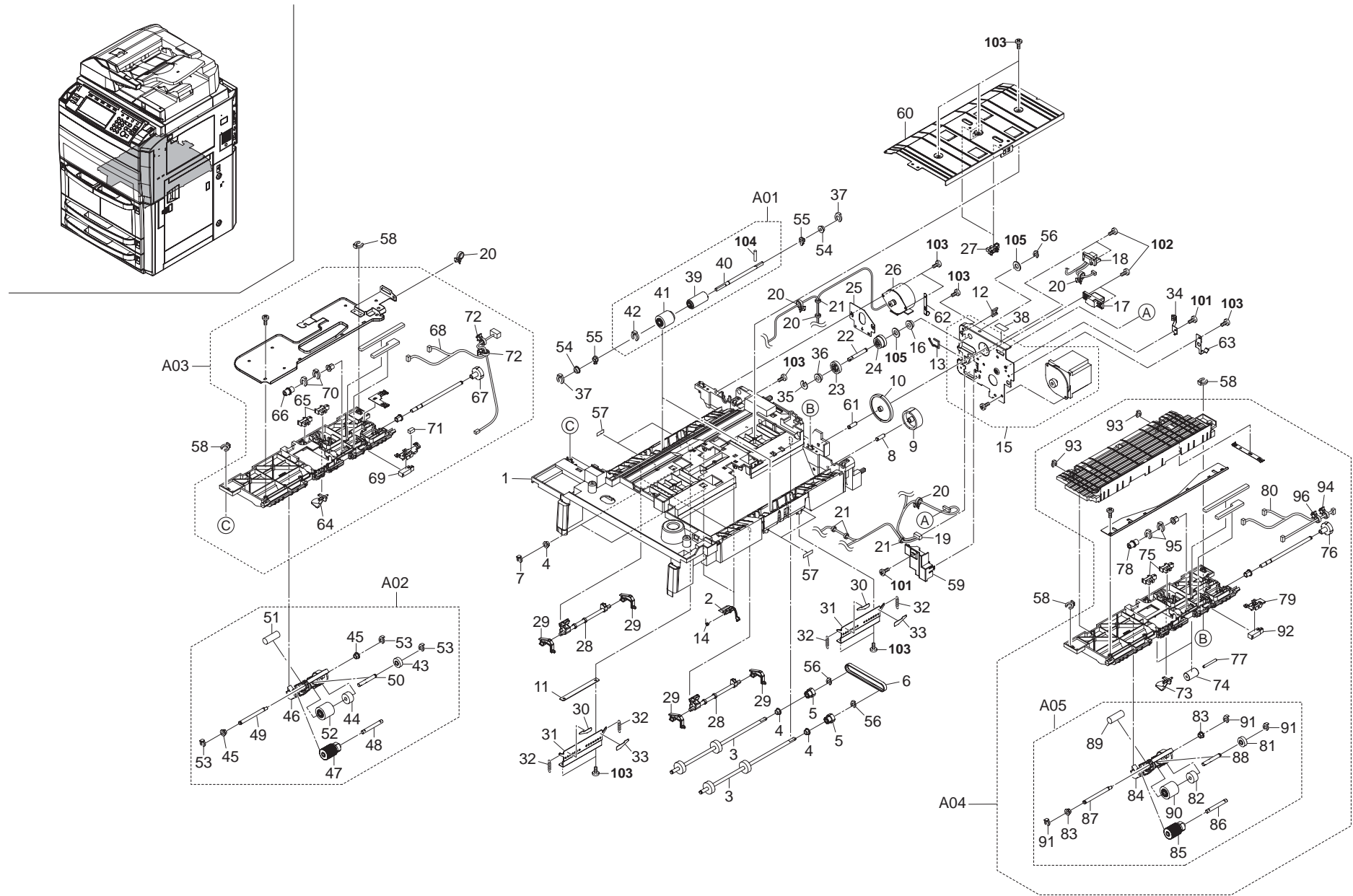


FIG. 7 Paper Deck Feed Section 1-1

2KP/2KN

Ref. No.	Part.No.	Alternative.	Description	Quantity		
				120	230	240
1	302FB06503	2FB06503	HOUSING DECK FEED	1	1	1
2	2FB06620	2FB06620	LEVER D FEED SW	2	2	2
3	2FB06550	2FB06550	ROLLER DECK FEED	2	2	2
4	3CY07080	3CY07080	BUSH NG 6	4	4	4
5	2FB06600	2FB06600	PULLEY DECK	2	2	2
6	2FB06670	2FB06670	BELT DECK FEED	1	1	1
7	5MVL177DN001	2FB06810	R NG STOPPER 4	2	2	2
8	2FB06530	2FB06530	SHAFT LOWER DECK A	1	1	1
9	302FB09300	2FB09300	GEAR DLE 50	1	1	1
10	2FB06570	2FB06570	GEAR DLE B	1	1	1
11	302FB09880	2FB09880	FILM DECK SEPARATION B	1	1	1
12	M2104390	M2104390	EDGING,EDS-0607L(KITAGAWA)	1	1	1
13	M2104250	M2104250	EDGING,EDS-17L(KITAGAWA)	1	1	1
14	2BL21260	2BL21260	SPRING ACTUATOR L	2	2	2
15	302KP93090	2KP93090	PARTS MOTER DECK FEED ASSY	1	1	1
16	68822330	68822330	BEARING,DRIVE	1	1	1
17	7YCC22K2001+H01	YC014640	CONNECTOR	1	1	1
18	302KP46280	2KP46280	WIRE DECK MOTOR	1	1	1
19	302KP46270	2KP46270	WIRE DECK UNIT SW	1	1	1
20	M21AH010	M21AH010	BAND,RSG-130-V0(KITAGAWA)	5	5	5
21	7YZM420003++H01	YZ052580	ACCESS.BAND	4	4	4
22	302FB06541	2FB06541	SHAFT LOWER DECK B	1	1	1
23	302FB06591	2FB06591	GEAR DECK	1	1	1
24	2FB19620	2FB19620	GEAR 27/24 ONE-WAY L	1	1	1
25	2FB06160	2FB06160	MOUNT MOTOR	1	1	1
26	2FB27110	2FB27110	MOTOR FEED	1	1	1
27	2C927210	2C927210	SENSOR 248NL1	2	2	2
28	2FB06170	2FB06170	LEVER SEPARATION RE	2	2	2
29	2FB06180	2FB06180	LEVER SEPARATION	4	4	4
30	302FB09451	2FB09451	FILM FEED SPR NG F	2	2	2
31	302FB09251	2FB09251	MOUNT SPRING	2	2	2
32	302FB09260	2FB09260	SPRING SEPARATION	4	4	4
33	302FB09461	2FB09461	FILM FEED SPR NG R	2	2	2
34	302FB09320	2FB09320	GROUND PLATE DECK UNIT	1	1	1
35	2BL16290	2BL16290	CUT WASHER 3	1	1	1
36	74808080	74808080	BEARING,686ZZNR	1	1	1
37	5MVX111DN007	2BT11070	STOPPER 3 /2BT1107 A4	4	4	4
38	302FB05430	2FB05430	LABEL DECK TEMP	1	1	1
A01	302KP94020	2KP94020	PARTS LOWER PULLEY FEED ASSY SP	2	2	2
39	*2FB17610	2FB17610	TORQUE LIMITER MP	2	2	2
40	*302FB06091	2FB06091	LOWER SHAFT FEED	2	2	2
41	*303KZ06280	3KZ06280	LOWER PULLEY FEED LCF	2	2	2
42	*5MVL177DN001	2FB06810	R NG STOPPER 4	2	2	2
A02	302KP94010	2KP94010	PARTS UPPER PULLEY FEED ASSY SP	1	1	1
43	*2AV22310	2AV22310	GEAR,16 IDLE	1	1	1
44	*2BC06790	2BC06790	UPPER GEAR,PAPER FEED	1	1	1
45	*2BG22970	2BG22970	BUSH 6 EW	2	2	2
46	*2FB06030	2FB06030	HOUSING LEAD NG FEED	1	1	1
47	*2FB06040	2FB06040	PULLEY LEADING FEED	1	1	1
48	*2FB06050	2FB06050	SHAFT LEADING FEED	1	1	1

- Parts with "*" are component parts or sub-assemblies of the assembly appearing immediately above them.
- Parts with "⊙" indicate regular maintenance parts.

Ref. No.	Part.No.	Alternative.	Description	Quantity			
				120	230	240	
49	*2FB06070	2FB06070	SHAFT FEED	1	1	1	
50	*2FB06110	2FB06110	SHAFT IDLE	1	1	1	
51	*2FB06120	2FB06120	SHAFT WEIGHT	1	1	1	
⊙	52	*303KZ06270	3KZ06270	PULLEY FEED LCF	1	1	1
53	*5MVL177DN001	2FB06810	RING STOPPER 4	3	3	3	
⊙	54	2BG15540	BEAR NG MR74ZZ	4	4	4	
55	302FB06831	2FB06831	BUSHING LOWER PULLEY	4	4	4	
56	5MVX111DN003	2A806250	RING STOPPER /A-49 FEED A4	3	3	3	
57	302FB09430	2FB09430	FILM SEPARATION	4	4	4	
58	2BC06910	2BC06910	STOPPER 6	4	4	4	
59	302KP10520	2KP10520	COVER DECK W RE	1	1	1	
60	302FB09120	2FB09120	GUIDE DECK FEED	1	1	1	
61	302FB09310	2FB09310	SHAFT LOWER DECK C	1	1	1	
62	302FB09150	2FB09150	GROUND PLATE MOTOR	1	1	1	
63	302FB09140	2FB09140	GROUND PLATE FEED	1	1	1	
⊙	A03	302KP93100	PARTS UPPER LEFT DECK FEED ASSY	1	1	1	
64	*2BC06380	2BC06380	ACTUATOR,PAPER EMPTY	1	1	1	
⊙	65	*2C927210	2C927210	SENSOR 248NL1	2	2	2
⊙	66	*302FB06151	2FB06151	JOINT DRIVE	1	1	1
⊙	67	*302FB06230	2FB06230	GEAR FEED 27	1	1	1
68	*302KP46030	2KP46030	WIRE PAPER SET SW	1	1	1	
⊙	69	*3H327410	3H327410	SENSOR,CONVEYING	1	1	1
70	*5MVL177DN001	2FB06810	RING STOPPER 4	2	2	2	
71	*7ZGSSTG77015H01	ZG020580	SHIELD GASKET	1	1	1	
72	*M21AH010	M21AH010	BAND,RSG-130-V0(KITAGAWA)	2	2	2	
⊙	A04	302KP93110	PARTS UPPER RIGHT DECK FEED ASSY	1	1	1	
73	*2BC06380	2BC06380	ACTUATOR,PAPER EMPTY	1	1	1	
74	*2BC07520	2BC07520	UPPER PULLEY,DECK CONVEY NG	2	2	2	
75	*2C927210	2C927210	SENSOR 248NL1	2	2	2	
⊙	76	*2FB06130	2FB06130	GEAR FEED	1	1	1
77	*2FB06220	2FB06220	SHAFT GUIDE PULLEY	2	2	2	
⊙	78	*302FB06151	2FB06151	JOINT DRIVE	1	1	1
79	*302KP10510	2KP10510	MOUNT DECK PI R	1	1	1	
80	*302KP46030	2KP46030	WIRE PAPER SET SW	1	1	1	

- Parts with "••" are component parts or sub-assembly with "•" appearing immediately above them.

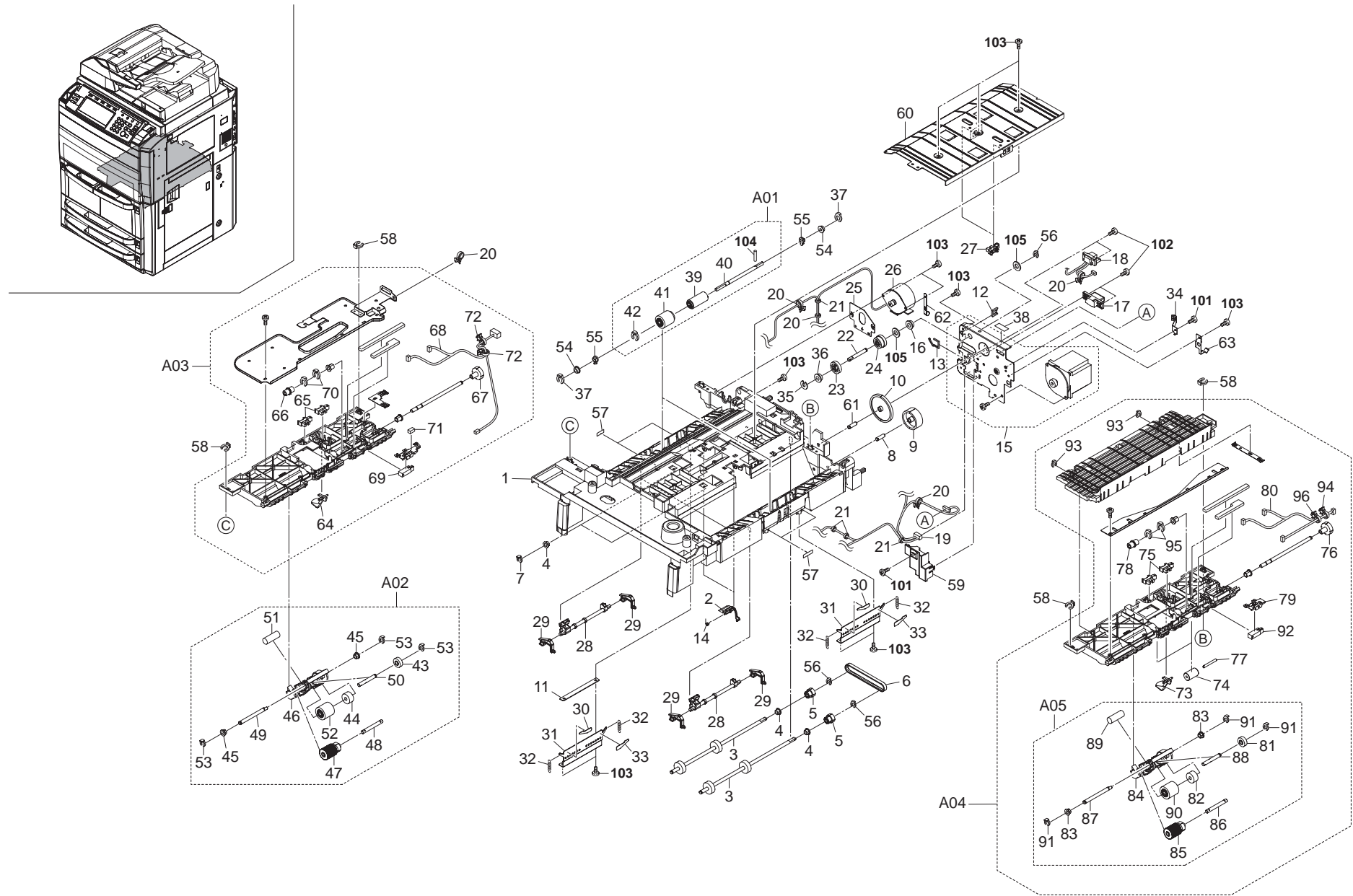


FIG. 7 Paper Deck Feed Section 1-2

2KP/2KN

Ref. No.	Part.No.	Alternative.	Description	Quantity		
				120	230	240
⊙ A05	*302KP94010	2KP94010	PARTS UPPER PULLEY FEED ASSY SP	1	1	1
⊙ 81	**2AV22310	2AV22310	GEAR,16 IDLE	1	1	1
⊙ 82	**2BC06790	2BC06790	UPPER GEAR,PAPER FEED	1	1	1
⊙ 83	**2BG22970	2BG22970	BUSH 6 EW	2	2	2
⊙ 84	**2FB06030	2FB06030	HOUSING LEAD NG FEED	1	1	1
⊙ 85	**2FB06040	2FB06040	PULLEY LEADING FEED	1	1	1
⊙ 86	**2FB06050	2FB06050	SHAFT LEADING FEED	1	1	1
⊙ 87	**2FB06070	2FB06070	SHAFT FEED	1	1	1
⊙ 88	**2FB06110	2FB06110	SHAFT IDLE	1	1	1
⊙ 89	**2FB06120	2FB06120	SHAFT WEIGHT	1	1	1
⊙ 90	**303KZ06270	3KZ06270	PULLEY FEED LCF	1	1	1
⊙ 91	**5MVL177DN001	2FB06810	R NG STOPPER 4	3	3	3
⊙ 92	*3H327410	3H327410	SENSOR,CONVEYING	1	1	1
93	*5MVX1111DN003	2A806250	R NG STOPPER /A-49 FEED A4	2	2	2
94	*M21AH010	M21AH010	BAND,RSG-130-V0(KITAGAWA)	1	1	1
95	*5MVL177DN001	2FB06810	R NG STOPPER 4	2	2	2
96	*7YZM420003++H01	YZ052580	ACCESS.BAND	1	1	1

Ref. No.	Part.No.	Alternative.	Description	Quantity		
				120	230	240
101	7BB100306H1	BB105820	+BIND T.T S SCREW 3X6			
102	7BB100310H	BB112470	+BIND T.T S SCREW 3X10			
103	7BB200308H	BB105660	+BIND T.T P SCREW 3X8			
104	5MBP2010WXSP	E0020100	SPRING PIN / M2 X 10 S-BLK			
105	C2891120	C2891120	POLYESTER SLIDER WASHER 6.2X12X0 25T			

- Parts with "*" are component parts or sub-assemblies of the assembly appearing immediately above them.
- Parts with "⊙" indicate regular maintenance parts.

- Parts with "*•" are component parts or sub-assembly with "*" appearing immediately above them.

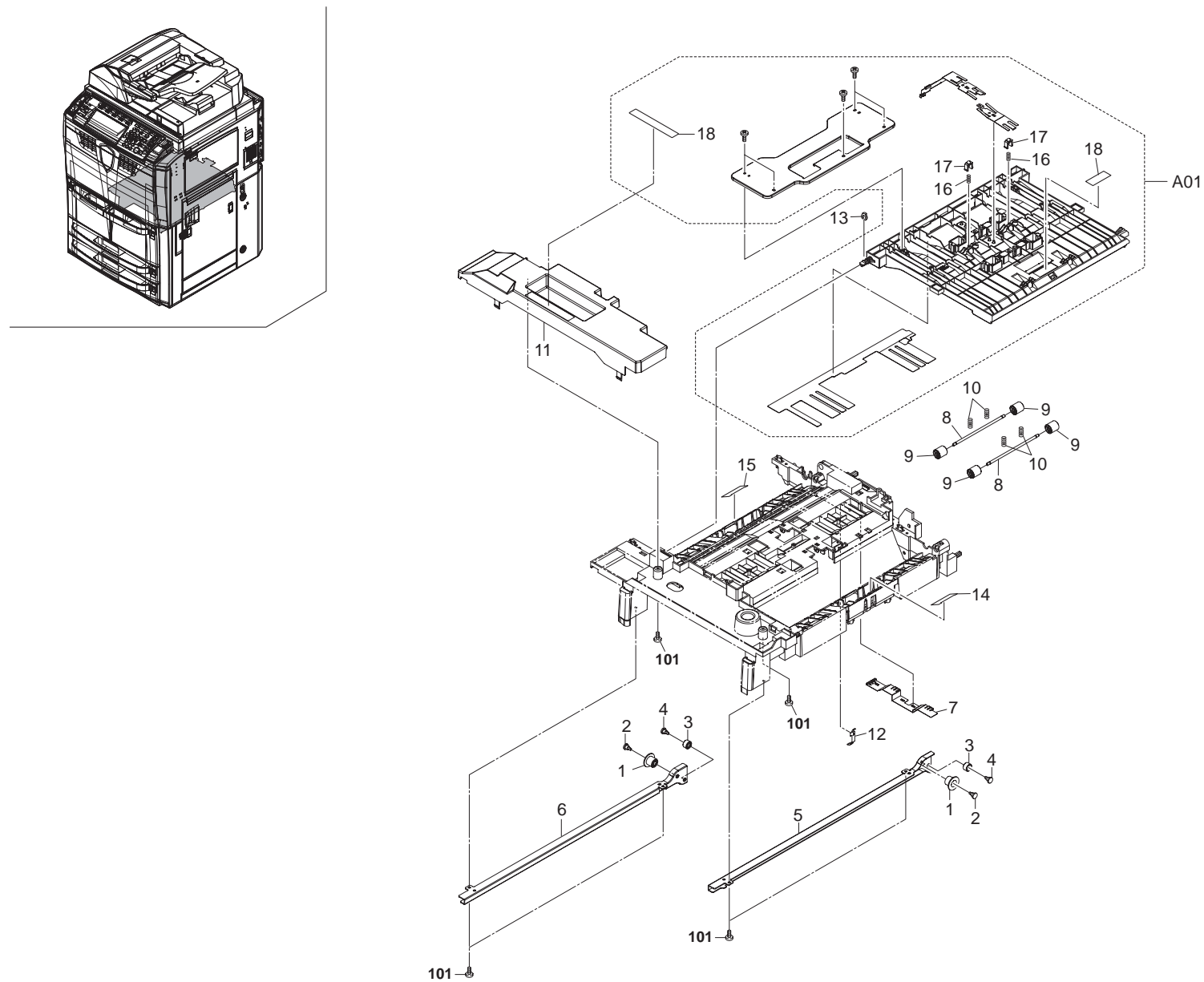


FIG. 8 Paper Deck Feed Section 2

2KP/2KN

Ref. No.	Part.No.	Alternative.	Description	Quantity		
				120	230	240
⊙ 1	2FB06900	2FB06900	PULLEY CASSETTE RA L	2	2	2
2	2FB06710	2FB06710	PIN CASSETTE RAIL	2	2	2
3	2BG02240	2BG02240	PULLEY RA L	2	2	2
4	2BG20350	2BG20350	PIN PULLEY	2	2	2
5	302FB06921	2FB06921	RIGHT RAIL DECK FEED	1	1	1
6	302FB06911	2FB06911	LEFT RAIL DECK FEED	1	1	1
7	302FB09331	2FB09331	GROUND PLATE ROLLER	1	1	1
8	2FB06650	2FB06650	SHAFT PULLEY FEED	2	2	2
⊙ 9	2BL21330	2BL21330	PULLEY FEED SHIFT	4	4	4
10	2FB06690	2FB06690	SPRING DECK FEED B	4	4	4
⊙ 11	302FB06961	2FB06961	COVER DECK FEED	1	1	1
12	302FB09130	2FB09130	GROUND PLATE DECK GU DE	1	1	1
13	2BC06910	2BC06910	STOPPER 6	1	1	1
14	302FB09410	2FB09410	FILM FEED C	1	1	1
⊙ 15	302FB09360	2FB09360	FILM FEED B	1	1	1
⊙ A01	302FB93261	2FB93261	PARTS,UPPER GUIDE DECK ASS'Y	1	1	1
16	*2FB06680	2FB06680	SPRING DECK FEED A	2	2	2
⊙ 17	*2FB07330	2FB07330	STOPPER BYPASS TABLE	2	2	2
18	*302FB05170	2FB05170	LABEL JAM C	1	1	1

Ref. No.	Part.No.	Alternative.	Description	Quantity		
				120	230	240
101	7BB200308H	BB105660	+BIND T.T P SCREW 3X8			

- Parts with "*" are component parts or sub-assemblies of the assembly appearing immediately above them.
- Parts with "⊙" indicate regular maintenance parts.

- Parts with "*•" are component parts or sub-assembly with "*" appearing immediately above them.

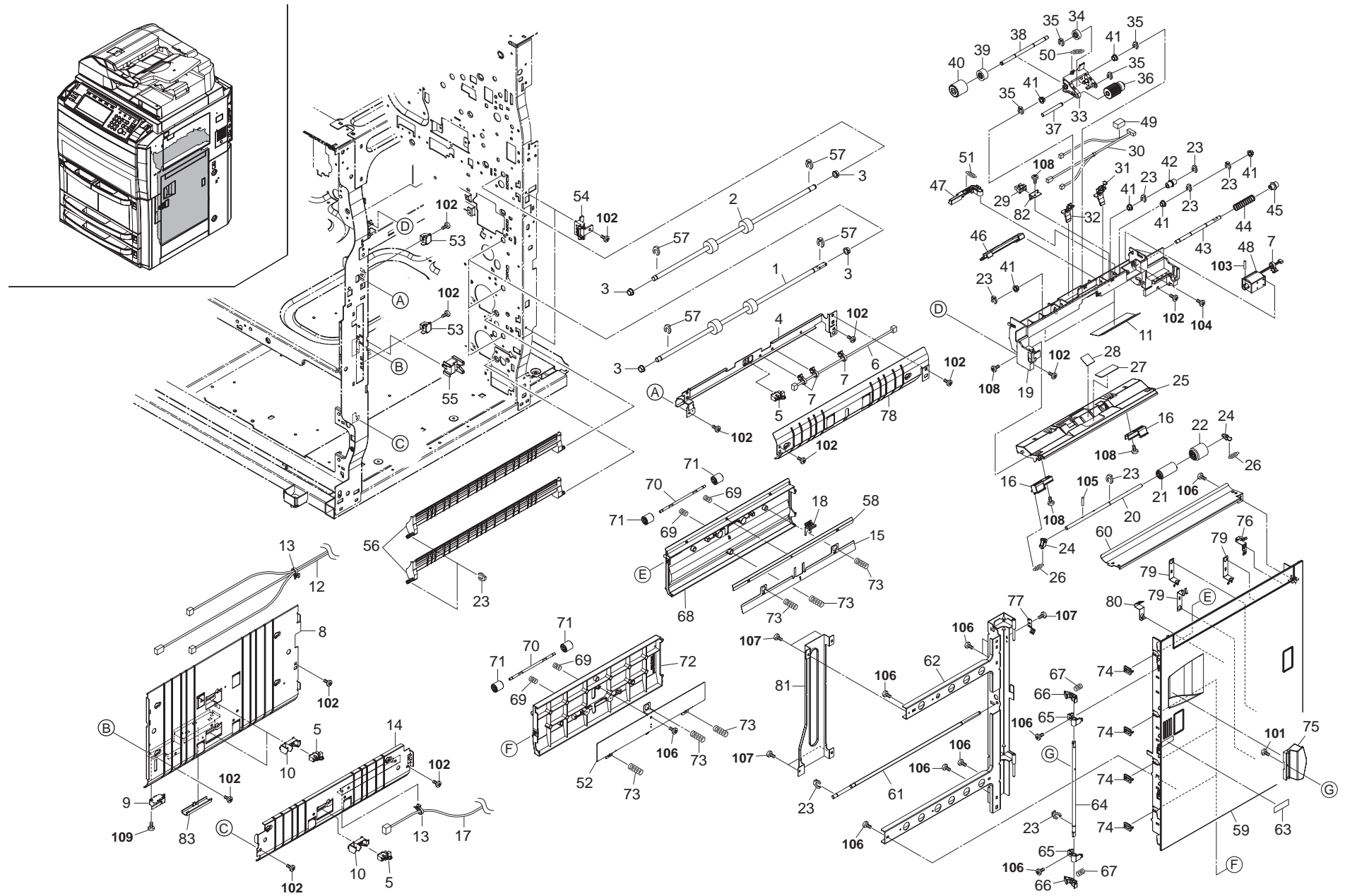


FIG. 9 Paper Feed Section 1

2KP/2KN

Ref. No.	Part.No.	Alternative.	Description	Quantity			
				120	230	240	
⊙	1	302FB09380	2FB09380	ROLLER FEED VERTICAL	3	3	3
⊙	2	302FB09390	2FB09390	ROLLER FEED VERTICAL C	1	1	1
⊙	3	2BC06510	2BC06510	BUSH NG 8	8	8	8
⊙	4	302FB07640	2FB07640	MOUNT FEED GUIDE A	1	1	1
⊙	5	302FB27241	2FB27241	SWITCH FEED A	4	4	4
⊙	6	302KP46080	2KP46080	WIRE CONVEYING SW 1	1	1	1
⊙	7	7YZM420003++H01	YZ052580	ACCESS BAND	4	4	4
⊙	8	302FB00091	2FB00091	LEFT GUIDE B ASSY	1	1	1
⊙	9	2FB27160	2FB27160	INTER LOCK SWITCH	1	1	1
⊙	10	302FB07741	2FB07741	MOUNT FEED SW	3	3	3
⊙	11	302FB17790	2FB17790	SHEET MP HOUSING	2	2	2
⊙	12	302KP46090	2KP46090	WIRE CONVEYING SW 2	1	1	1
⊙	13	M2107250	M2107250	BAND,RSG-100(KITAGAWA)	2	2	2
⊙	14	2FB00100	2FB00100	LEFT GUIDE C ASSY	1	1	1
⊙	15	302FB07662	2FB07662	GROUND RIGHT GU DE B	1	1	1
⊙	16	302FB17810	2FB17810	ADJUSTMENT PLATE MP	2	2	2
⊙	17	302KP46170	2KP46170	WIRE CONVEYING SW 3	1	1	1
⊙	18	302FB07690	2FB07690	GROUND RIGHT GU DE E	1	1	1
⊙	19	302FB17503	2FB17503	HOUSING MP	1	1	1
⊙	20	2FB17530	2FB17530	LOWER SHAFT MP	1	1	1
⊙	21	302FB17840	2FB17840	TORQUE LIMITER BYPASS	1	1	1
⊙	22	2FB06080	2FB06080	LOWER PULLEY FEED	1	1	1
⊙	23	5MVL177DN001	2FB06810	R NG STOPPER 4	10	10	10
⊙	24	2FB17620	2FB17620	SUPPORT PAD ROLLER	2	2	2
⊙	25	2FB17510	2FB17510	LOWER GUIDE MP	1	1	1
⊙	26	2FB17630	2FB17630	SPRING MP PAD	2	2	2
⊙	27	33906400	33906400	FRICTION PLATE,BYPASS	1	1	1
⊙	28	302FB17760	2FB17760	PAD MP	1	1	1
⊙	29	2C927210	2C927210	SENSOR 248NL1	1	1	1
⊙	30	302KP46050	2KP46050	WIRE BYPASS PAPER FEED	1	1	1
⊙	31	302FB17582	2FB17582	LEVER PE	1	1	1
⊙	32	2FB17570	2FB17570	STOPPER PAPER	1	1	1
⊙	33	2FB17540	2FB17540	SUPPORT PLATE MP	1	1	1
⊙	34	29822230	29822230	GEAR 16T,PF IDLE	1	1	1
⊙	35	5MVX111DN003	2A806250	R NG STOPPER /A-49 FEED A4	4	4	4
⊙	36	2FB06040	2FB06040	PULLEY LEADING FEED	1	1	1
⊙	37	2FB17600	2FB17600	SHAFT LEADING MP	1	1	1
⊙	38	2FB17650	2FB17650	SHAFT FEED MP	1	1	1
⊙	39	2BC06790	2BC06790	UPPER GEAR,PAPER FEED	1	1	1
⊙	40	2FB06060	2FB06060	PULLEY FEED	1	1	1
⊙	41	2BG22970	2BG22970	BUSH 6 EW	6	6	6
⊙	42	302FB06151	2FB06151	JOINT DRIVE	1	1	1
⊙	43	2FB17520	2FB17520	SHAFT MP FEED	1	1	1
⊙	44	2FB17670	2FB17670	SPRING JOINT MP	1	1	1
⊙	45	2FB17640	2FB17640	JOINT MP	1	1	1
⊙	46	302FB17561	2FB17561	LEVER STOPPER RELEASE	1	1	1
⊙	47	2FB17550	2FB17550	LEVER MP SOLENOID	1	1	1
⊙	48	302FB25180	2FB25180	SOLENOID LEADING FEED	1	1	1
⊙	49	302H012330	2H012330	SEAL WIRE A	1	1	1
⊙	50	2FB17680	2FB17680	SPRING LEADING FEED MP	1	1	1

- Parts with "*" are component parts or sub-assemblies of the assembly appearing immediately above them.
- Parts with "⊙" indicate regular maintenance parts.

Ref. No.	Part.No.	Alternative.	Description	Quantity			
				120	230	240	
⊙	51	2FB17690	2FB17690	SPRING SOLENOID	1	1	1
⊙	52	302FB07680	2FB07680	GROUND RIGHT GUIDE D	3	3	3
⊙	53	2FB07790	2FB07790	LATCH PLATE HOOK	2	2	2
⊙	54	2FB07760	2FB07760	HINGE VERTICAL FEED	2	2	2
⊙	55	302FB07771	2FB07771	HOLDER VERTICAL CONVEYING	1	1	1
⊙	56	302FB07731	2FB07731	LEFT OPEN GU DE	2	2	2
⊙	57	5MVL177DN002	2FB06820	RING STOPPER 6	8	8	8
⊙	58	302FB07650	2FB07650	GROUND RIGHT GUIDE A	1	1	1
⊙	59	302FB07501	2FB07501	COVER VERTICAL FEED	1	1	1
⊙	60	2FB07540	2FB07540	UPPER GUIDE S DE DECK	1	1	1
⊙	61	2FB07610	2FB07610	SHAFT SIDE DECK	1	1	1
⊙	62	2FB07510	2FB07510	REAR FRAME V FEED	1	1	1
⊙	63	302FB05380	2FB05380	LABEL VFEEED CAUTION	1	1	1
⊙	64	2FB07570	2FB07570	SHAFT RELEASE HOOK	1	1	1
⊙	65	2FB07620	2FB07620	HOLDER RELEASE SHAFT	2	2	2
⊙	66	2FB07560	2FB07560	HOOK VERTICAL FEED	2	2	2
⊙	67	3H608230	3H608230	SPRING C PULLEY	2	2	2
⊙	68	302FB07522	2FB07522	RIGHT GUIDE A VF	1	1	1
⊙	69	2FB07800	2FB07800	SPRING FEED PULLEY	8	8	8
⊙	70	2FB07600	2FB07600	SHAFT FEED PULLEY	4	4	4
⊙	71	2BL21330	2BL21330	PULLEY FEED SHIFT	8	8	8
⊙	72	2FB07530	2FB07530	RIGHT GUIDE B VF	3	3	3
⊙	73	2FB07810	2FB07810	SPRING FEED GUIDE	12	12	12
⊙	74	302FB07870	2FB07870	BUSHING FEED GUIDE	4	4	4
⊙	75	2FB07590	2FB07590	RIGHT HANDLE FEED RELEASE	1	1	1
⊙	76	302FB07920	2FB07920	PLATE EARTH VF A	1	1	1
⊙	77	302FB07930	2FB07930	PLATE EARTH VF B	1	1	1
⊙	78	2FB07700	2FB07700	LEFT GUIDE A	1	1	1
⊙	79	302FB07940	2FB07940	GROUND PLATE VFC A	3	3	3
⊙	80	302FB07950	2FB07950	GROUND PLATE VTC B	1	1	1
⊙	81	302FB07960	2FB07960	STAY V FEED COVER	1	1	1
⊙	82	302FB17851	2FB17851	HOLDER MP PE SW	1	1	1
⊙	83	303JY28390	3JY28390	COVER WIRE EJECT	1	1	1
⊙	101	7BB607310H	BB106860	+TP-CUP M SCREW 3X10 R			
⊙	102	7BB100408H1	BB105830	+BIND T.T S SCREW 4X8			
⊙	103	E0030140	48126628	SPRING PIN 3X14			
⊙	104	7BB007306H	BB112570	+TP-CUP M SCREW 3X6			
⊙	105	5MBP2010WXSP	E0020100	SPRING PIN / M2 X 10 S-BLK			
⊙	106	7BB200308H	BB105660	+BIND T.T P SCREW 3X8			
⊙	107	7BB100306H1	BB105820	+BIND T.T S SCREW 3X6			
⊙	108	7BB202308H	BB105690	+TP-FLAT T.T P SCREW 3X8			
⊙	109	7BB100320H	BB112650	+BIND T.T S SCREW 3X20			

- Parts with "••" are component parts or sub-assembly with "•" appearing immediately above them.

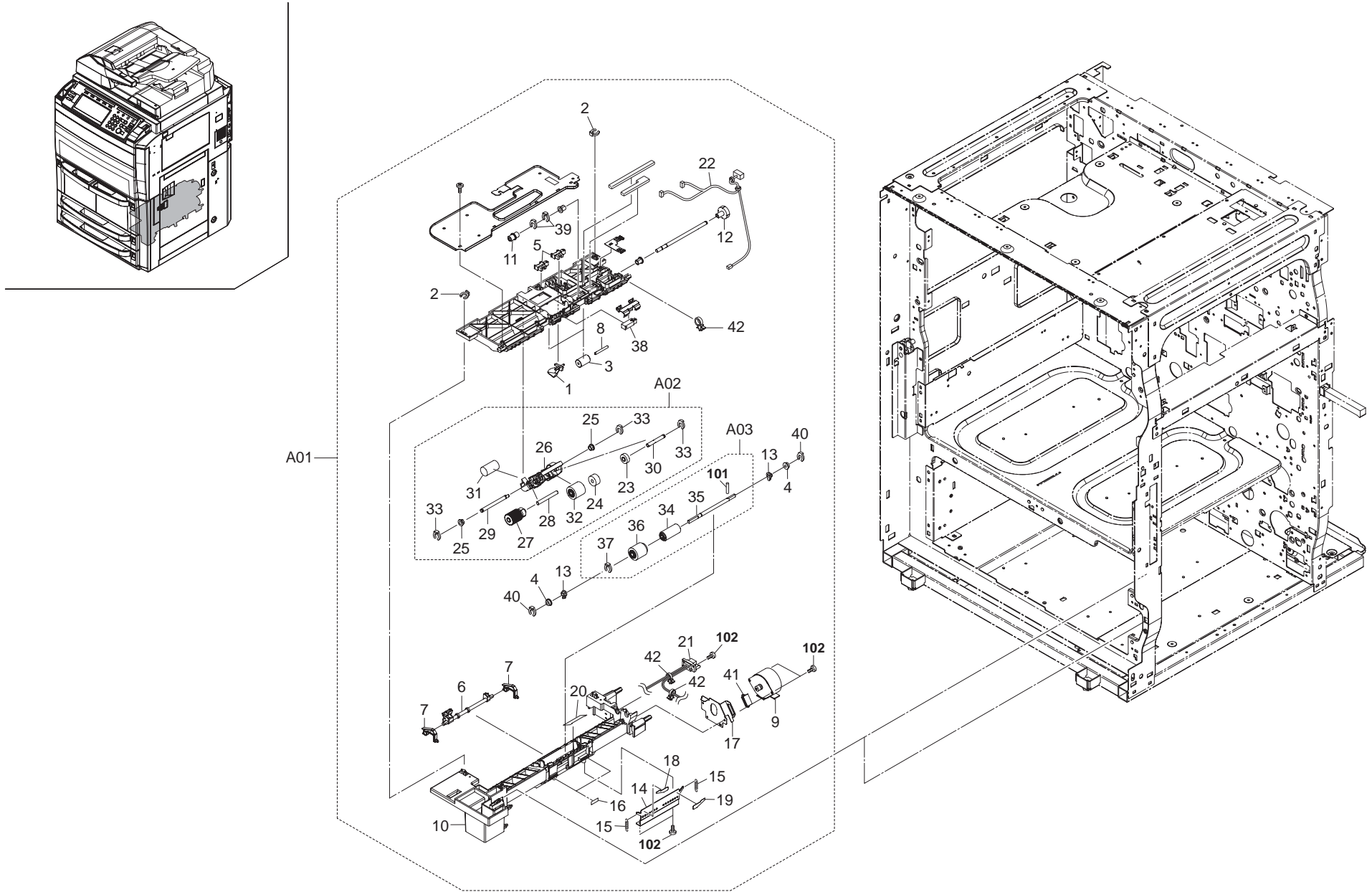


FIG. 10 Paper Feed Section 2

2KP/2KN

Ref. No.	Part.No.	Alternative.	Description	Quantity		
				120	230	240
⊙ A01	302KP93080	2KP93080	PARTS CASSETTE FEED ASSY	2	2	2
1	*2BC06380	2BC06380	ACTUATOR,PAPER EMPTY	2	2	2
2	*2BC06910	2BC06910	STOPPER 6	4	4	4
3	*2BC07520	2BC07520	UPPER PULLEY,DECK CONVEYING	4	4	4
⊙ 4	*2BG15540	2BG15540	BEARING MR74ZZ	4	4	4
⊙ 5	*2C927210	2C927210	SENSOR 248NL1	4	4	4
⊙ 6	*2FB06170	2FB06170	LEVER SEPARATION RE	2	2	2
7	*2FB06180	2FB06180	LEVER SEPARATION	4	4	4
8	*2FB06220	2FB06220	SHAFT GUIDE PULLEY	4	4	4
⊙ 9	*2FB27110	2FB27110	MOTOR FEED	2	2	2
10	*302FB06024	2FB06024	LOWER HOUSING FEED	2	2	2
⊙ 11	*302FB06151	2FB06151	JOINT DRIVE	2	2	2
⊙ 12	*302FB06230	2FB06230	GEAR FEED 27	2	2	2
13	*302FB06831	2FB06831	BUSH NG LOWER PULLEY	4	4	4
14	*302FB09251	2FB09251	MOUNT SPRING	2	2	2
15	*302FB09260	2FB09260	SPRING SEPARATION	4	4	4
16	*302FB09430	2FB09430	FILM SEPARATION	4	4	4
17	*302FB09440	2FB09440	MOUNT MOTOR B	2	2	2
18	*302FB09451	2FB09451	FILM FEED SPR NG F	2	2	2
19	*302FB09461	2FB09461	FILM FEED SPR NG R	2	2	2
⊙ 20	*302FB09870	2FB09870	FILM FEED D	2	2	2
21	*302KP46200	2KP46200	WIRE PRIMARY PF UNIT	2	2	2
22	*302KP46260	2KP46260	WIRE PRIMARY PF UNIT 2	2	2	2
⊙ A02	*302KP94010	2KP94010	PARTS UPPER PULLEY FEED ASSY SP	2	2	2
⊙ 23	**2AV22310	2AV22310	GEAR,16 IDLE	2	2	2
⊙ 24	**2BC06790	2BC06790	UPPER GEAR,PAPER FEED	2	2	2
⊙ 25	**2BG22970	2BG22970	BUSH 6 EW	4	4	4
26	**2FB06030	2FB06030	HOUSING LEAD NG FEED	2	2	2
⊙ 27	**2FB06040	2FB06040	PULLEY LEADING FEED	2	2	2
28	**2FB06050	2FB06050	SHAFT LEADING FEED	2	2	2
29	**2FB06070	2FB06070	SHAFT FEED	2	2	2
30	**2FB06110	2FB06110	SHAFT IDLE	2	2	2
31	**2FB06120	2FB06120	SHAFT WEIGHT	2	2	2
⊙ 32	**303KZ06270	3KZ06270	PULLEY FEED LCF	2	2	2
33	**5MVL177DN001	2FB06810	R NG STOPPER 4	6	6	6
⊙ A03	*302KP94020	2KP94020	PARTS LOWER PULLEY FEED ASSY SP	2	2	2
⊙ 34	**2FB17610	2FB17610	TORQUE LIMITER MP	2	2	2
35	**302FB06091	2FB06091	LOWER SHAFT FEED	2	2	2
36	**303KZ06280	3KZ06280	LOWER PULLEY FEED LCF	2	2	2
37	**5MVL177DN001	2FB06810	R NG STOPPER 4	2	2	2
⊙ 38	*3H327410	3H327410	SENSOR,CONVEYING	2	2	2
39	*5MVL177DN001	2FB06810	R NG STOPPER 4	4	4	4
40	*5MVX111DN007	2BT11070	STOPPER 3 /2BT1107 A4	4	4	4
41	*7YCC08B1003+H01	YC013920	CONNECTOR 292254-8	2	2	2
42	*7YZM420003++H01	YZ052580	ACCESS.BAND	6	6	6

Ref. No.	Part.No.	Alternative.	Description	Quantity		
				120	230	240
101	5MBP2010WXSP	E0020100	SPRING PIN / M2 X 10 S-BLK			
102	7BB200308H	BB105660	+BIND T.T P SCREW 3X8			

- Parts with "*" are component parts or sub-assemblies of the assembly appearing immediately above them.
- Parts with "⊙" indicate regular maintenance parts.

- Parts with "••" are component parts or sub-assembly with "•" appearing immediately above them.

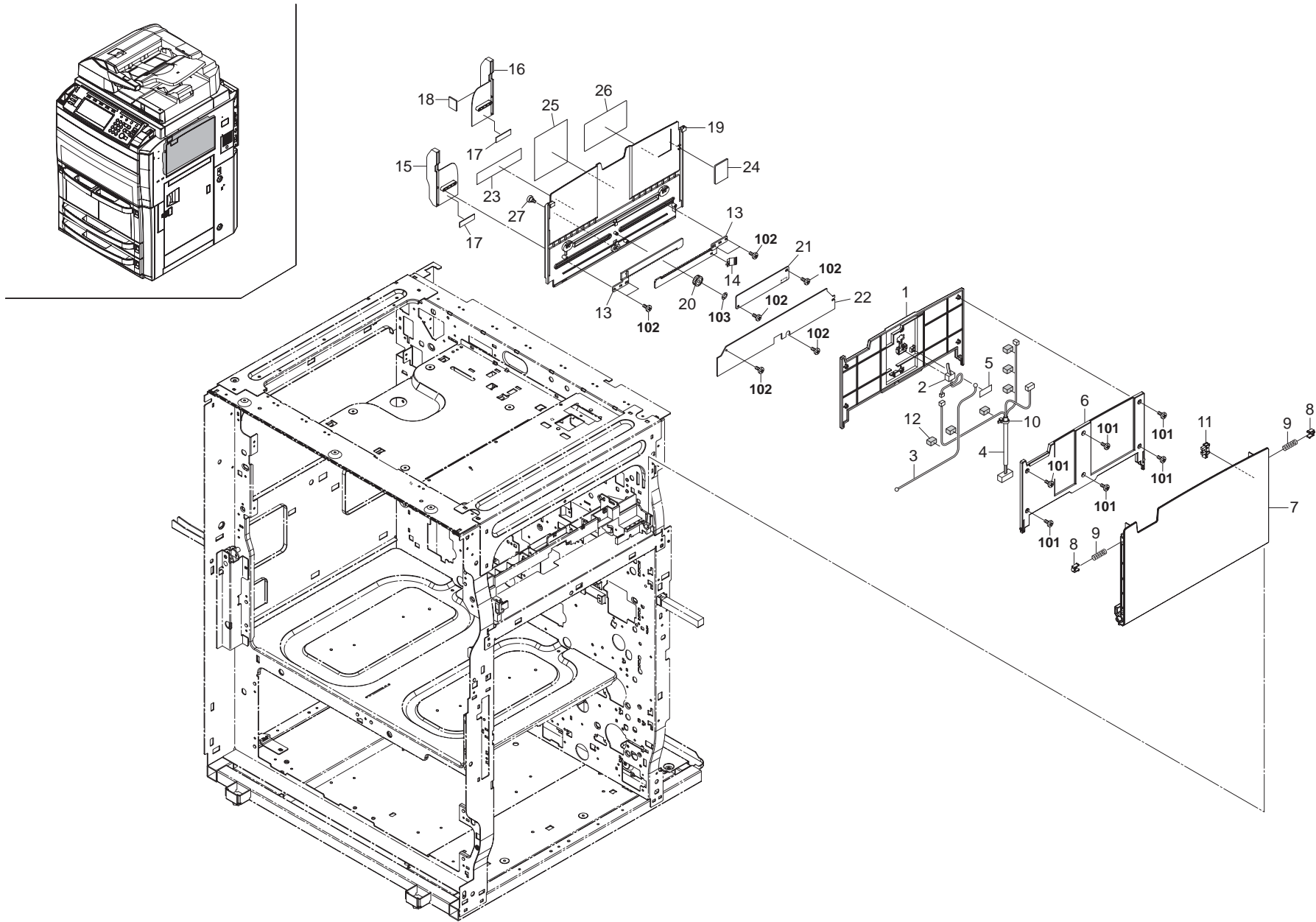


FIG. 11 Paper Feed Section 3

2KP/2KN

Ref. No.	Part.No.	Alternative.	Description	Quantity			
				120	230	240	
⊙	1	302BC06052	2BC06052	TABLE C,BYPASS	1	1	1
⊙	2	302FB25140	2FB25140	SWITCH BYPASS SIZE	1	1	1
⊙	3	2BC07340	2BC07340	LEFT WIRE B,LIFT	1	1	1
⊙	4	2FB27400	2FB27400	WIRE BYPASS TRAY	1	1	1
⊙	5	302FB17730	2FB17730	SEAL BYPASS TABLE	1	1	1
⊙	6	302BC06061	2BC06061	TABLE D,BYPASS	1	1	1
⊙	7	302BC06035	2BC06035	TABLE A,BYPASS	1	1	1
⊙	8	2FB07330	2FB07330	STOPPER BYPASS TABLE	2	2	2
⊙	9	302FB17700	2FB17700	SPRING BYPASS TABLE	2	2	2
⊙	10	7YZM420003++H01	YZ052580	ACCESS.BAND	1	1	1
⊙	11	76727010	76727010	ORIGINAL SIZE SWITCH	1	1	1
⊙	12	302H708150	2H708150	SPONGE W RE MPT	6	6	6
⊙	13	2BC06750	2BC06750	RACK,CURSOR	2	2	2
⊙	14	302BC07861	2BC07861	TERMINAL,PAPER SIZE DETECTION	1	1	1
⊙	15	302FB17770	2FB17770	FRONT CURSOR MP	1	1	1
⊙	16	302FB17780	2FB17780	REAR CURSOR MP	1	1	1
⊙	17	33906220	33906220	PAD,BYPASS CURSOR	2	2	2
⊙	18	302H708070	2H708070	LABEL ORIGINAL MAX	1	1	1
⊙	19	302BC06046	2BC06046	TABLE B,BYPASS	1	1	1
⊙	20	302FB17710	2FB17710	GEAR 18 IDLE DEVELOPING	1	1	1
⊙	21	2FG01020	2FG01020	SIZE DETECTION ASS'Y	1	1	1
⊙	22	33906900	33906900	COVER,CURSOR	1	1	1
⊙	23	302FB17750	2FB17750	SIZE INDICATOR BYPASS(I)	1		
⊙	23	302FB17740	2FB17740	SIZE INDICATOR BYPASS(M)		1	1
⊙	24	3BC07320	3BC07320	PAD,LIFT	1	1	1
⊙	25	302FZ08500	2FZ08500	PAD MP L	1	1	1
⊙	26	302KP34120	2KP34120	LABEL MP CAUTION E	1	1	1
⊙	27	302FB17800	2FB17800	PIN BYPASS TABLE	1	1	1

Ref. No.	Part.No.	Alternative.	Description	Quantity		
				120	230	240
101	7BB202306H	BB106940	+TP-FLAT T.T P SCREW 3X6			
102	7BB202308H	BB105690	+TP-FLAT T.T P SCREW 3X8			
103	5MBCS4025XSP	D4000400	CS STOP RING /X 4 X .25T S-BLK			

- Parts with "*" are component parts or sub-assemblies of the assembly appearing immediately above them.
- Parts with "⊙" indicate regular maintenance parts.

- Parts with "••" are component parts or sub-assembly with "•" appearing immediately above them.

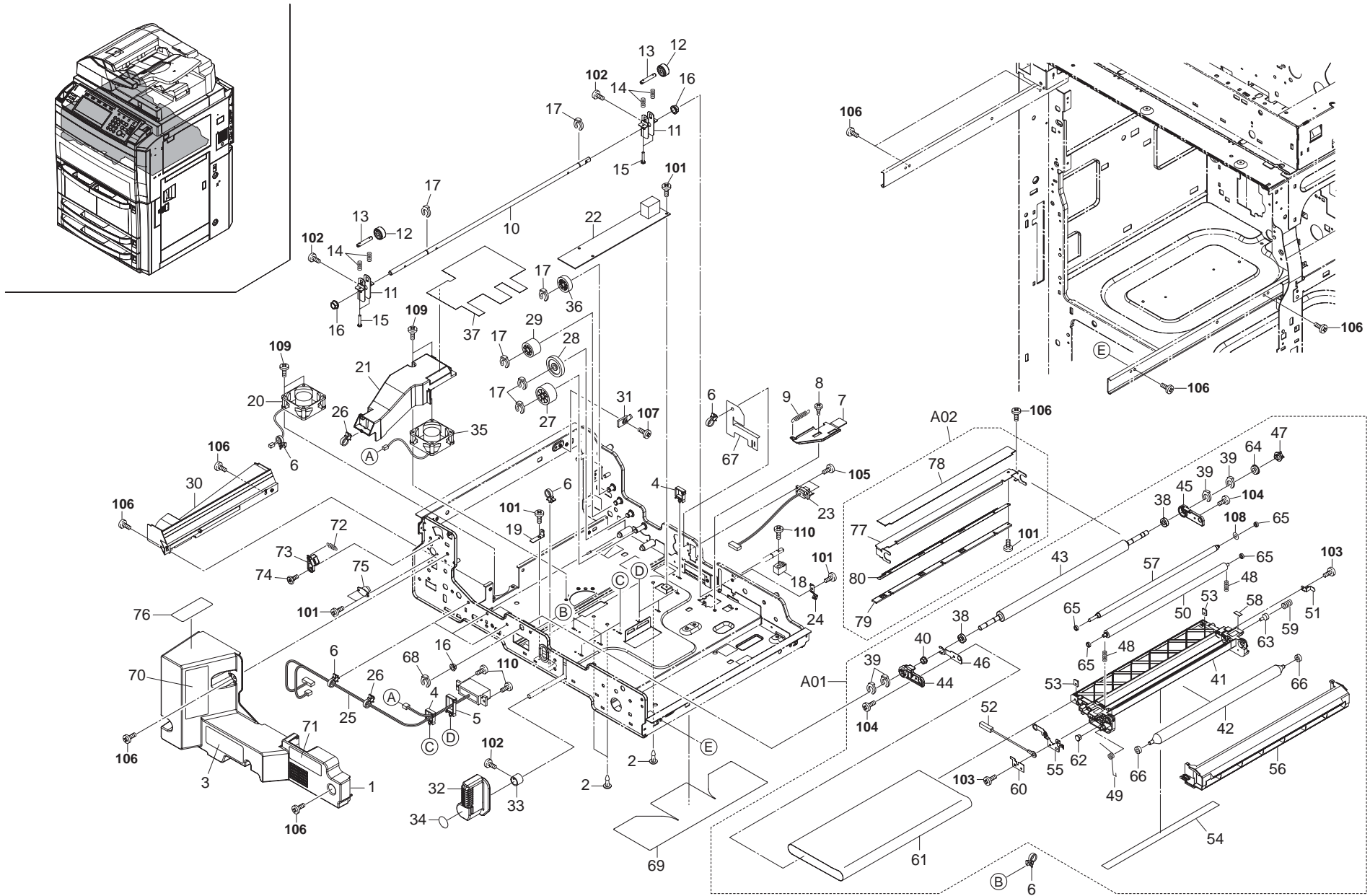


FIG. 12 Paper Conveying Section 1

2KP/2KN

Ref. No.	Part.No.	Alternative.	Description	Quantity		
				120	230	240
⊙ 1	302FB04521	2FB04521	LEFT COVER CONVEYING	1	1	1
2	M2108930	M2108930	SPACER,KGLS-8RT(KITAGAWA)	3	3	3
⊙ 3	302FB05090	2FB05090	LABEL JAM A1	1	1	1
4	M21AK010	M21AK010	WIRE SADDLE,RLWS-1T V0(KITAGAWA)	5	5	5
5	M21AK050	M21AK050	WIRE SADDLE,RLWS-1515T V0(KITAGAWA)	3	3	3
6	M2107250	M2107250	BAND,RSG-100(KITAGAWA)	7	7	7
7	302FB16171	2FB16171	HOOK CONVEYING RELEASE	1	1	1
8	2FB16280	2FB16280	PIN DRUM LIFT	1	1	1
9	302FB16340	2FB16340	SPRING CONVEY NG RELEASE	1	1	1
10	302FB16191	2FB16191	SHAFT TRANSFER RELEASE	1	1	1
11	2BC16171	2BC16171	SUPPORT PLATE,TRANSFER RELEASE	2	2	2
12	27307190	48927324	PULLEY,CLEANING UNIT	2	2	2
13	2BC16660	2BC16660	SHAFT,TRANSFER RELEASE PULLEY	2	2	2
14	302FB16380	2FB16380	SPRING TRANSFER RELEASE	4	4	4
15	302BC16651	2BC16651	PIN,TRANSFER RELEASE	4	4	4
16	2BC06510	2BC06510	BUSH NG 8	3	3	3
17	2BC06910	2BC06910	STOPPER 6	6	6	6
18	302FB16650	2FB16650	PIN RELEASE LEVER	1	1	1
19	61716260	61716260	TERMINAL A,TC CATCHER	1	1	1
⊙ 20	2FB27190	2FB27190	FAN 60 COOL NG	1	1	1
21	302FB23101	2FB23101	DUCT CONVEYING	1	1	1
⊙ 22	2FB28160	2FB28160	HIGH VOLTAGE PWB TC	1	1	1
23	302KP46060	2KP46060	WIRE REG MOT JUNCTION	1	1	1
24	302FB07930	2FB07930	PLATE EARTH VF B	1	1	1
25	302KP46040	2KP46040	WIRE CONVEYING UNIT	1	1	1
26	7YZM420003++H01	YZ052580	ACCESS.BAND	2	2	2
⊙ 27	2FB20700	2FB20700	GEAR 33 CONVEYING IDLE	1	1	1
⊙ 28	28902020	45728900	GEAR 38T	1	1	1
⊙ 29	2BC22250	2BC22250	GEAR 27,FEED	1	1	1
30	2BC20500	2BC20500	LOWER DUCT,FIXING EJECT	1	1	1
31	2BC20250	2BC20250	STOPPER,FIX NG EJECT GU DE	1	1	1
32	2FB16260	2FB16260	HANDLE CONVEYING	1	1	1
33	302FB16330	2FB16330	SPACER CONVEYING HANDLE	1	1	1
34	302FB05100	2FB05100	LABEL JAM A2	1	1	1
⊙ 35	302FB25130	2FB25130	FAN COOLING(60-15TH)	1	1	1
⊙ 36	2FB21110	2FB21110	GEAR FUSER EJECT JOINT	1	1	1
37	302FB16350	2FB16350	FILM HIGH VOLTAGE PWB	1	1	1
⊙ A01	302KP93150	2KP93150	PARTS TC BELT ASSY	1	1	1
38	*27505290	45592554	BEARING,DEVELOPING UNIT	2	2	2
39	*2BC06910	2BC06910	STOPPER 6	4	4	4
⊙ 40	*2BG22950	2BG22950	BUSH 8 EW	1	1	1
41	*2FB16040	2FB16040	STAY TRANSFER	1	1	1
⊙ 42	*2FB16050	2FB16050	IDLE BELT ROLLER	1	1	1
⊙ 43	*2FB16060	2FB16060	ROLLER BELT DRIVE	1	1	1
44	*2FB16090	2FB16090	FRONT FRAME TURN	1	1	1
45	*2FB16100	2FB16100	REAR FRAME TURN	1	1	1
46	*2FB16120	2FB16120	GROUND PLATE TURN	1	1	1
47	*2FB16130	2FB16130	JOINT TRANSFER DRIVE	1	1	1
48	*2FB16210	2FB16210	SPRING TRANSFER ROLLER	2	2	2
49	*2FB16220	2FB16220	SPRING PRE TRANSFER	1	1	1

- Parts with "*" are component parts or sub-assemblies of the assembly appearing immediately above them.
- Parts with "⊙" indicate regular maintenance parts.

Ref. No.	Part.No.	Alternative.	Description	Quantity		
				120	230	240
⊙ 50	*2FB16240	2FB16240	ROLLER TRANSFER	1	1	1
51	*2FB16250	2FB16250	ELECTRODE TRANSFER	1	1	1
52	*2FB27460	2FB27460	WIRE TC FRAME GND	1	1	1
53	*302AR09201	2AR09201	MOUNT M3A	2	2	2
54	*302FB05080	2FB05080	LABEL UNIT REPLACEMENT	1	1	1
55	*302FB16111	2FB16111	GROUND PLATE TRANSFER	1	1	1
56	*302FB16181	2FB16181	LOWER FRONT GUIDE TRANS	1	1	1
⊙ 57	*302FB16370	2FB16370	TC GROUND ROLLER	1	1	1
58	*302FB16410	2FB16410	FILM TRANSFER	1	1	1
59	*302FB16420	2FB16420	SPRING TRANS ELECTRODE	1	1	1
⊙ 60	*302FB16430	2FB16430	ADJUSTING PLATE GROUND	1	1	1
⊙ 61	*302FB93220	2FB93220	PARTS TC BELT SP	1	1	1
⊙ 62	*36716240	36716240	BUSHING,IDLE ROLLER	1	1	1
63	*36716290	36716290	ELECTRODE,TRANSFER	1	1	1
⊙ 64	*60912270	60912270	BEARING,688ZZ	1	1	1
⊙ 65	*63520170	63520170	BUSHING,PRESSING ROLLER	4	4	4
⊙ 66	*G3001360	G3001360	BEAR NG 686ZZ	2	2	2
67	302KP02040	2KP02040	FILM GUARD WIRE CONV	1	1	1
68	5MVL177DN002	2FB06820	RING STOPPER 6	1	1	1
69	302FB09760	2FB09760	SHEET UPPER DU	1	1	1
⊙ 70	302KP34230	2KP34230	LABEL CAUTION FUSER	1	1	1
⊙ 71	302KP34250	2KP34250	LABEL HIGH VOLTAGE CAUTION	1	1	1
72	28122160	48528108	SPRING,JO NT	1	1	1
73	302FB21420	2FB21420	STOPPER HOOK	1	1	1
74	2FB20860	2FB20860	P N FUSER COVER	1	1	1
⊙ 75	302FB21430	2FB21430	DAMPER EJECT COVER	1	1	1
⊙ 76	302FB05390	2FB05390	LABEL JAM A4-A6	1	1	1
⊙ A02	302FB94170	2FB94170	PARTS,REAR TRANSFER GUIDE ASS'Y	1	1	1
77	*302FB16290	2FB16290	REAR GUIDE TRANSFER	1	1	1
⊙ 78	*302FB16300	2FB16300	REAR FILM TRANSFER	1	1	1
79	*302FB16390	2FB16390	REAR HOLDER TRANSFER CLEANING	1	1	1
⊙ 80	*302FB16400	2FB16400	REAR BRUSH TRANSFER CLEANING	1	1	1
101	7BB100306H1	BB105820	+BIND T.T S SCREW 3X6			
102	7BB607414H	BB107160	+TP-CUP M SCREW 4X14 R			
103	7BB200308H	BB105660	+BIND T.T P SCREW 3X8			
104	7BB607310H	BB106860	+TP-CUP M SCREW 3X10 R			
105	7BB100310H	BB112470	+BIND T.T S SCREW 3X10			
106	7BB100408H1	BB105830	+BIND T.T S SCREW 4X8			
107	7BB100406H	BB106920	+BIND T.T S SCREW 4X6			
108	C2898800		SHIM 5.2-0.5T			
109	7BB700435H	BB112520	+BIND T.T S SCREW 4X35 SR			
110	7BB100412H1	BB112670	+BIND T.T S SCREW 4X12			

- Parts with "••" are component parts or sub-assembly with "•" appearing immediately above them.

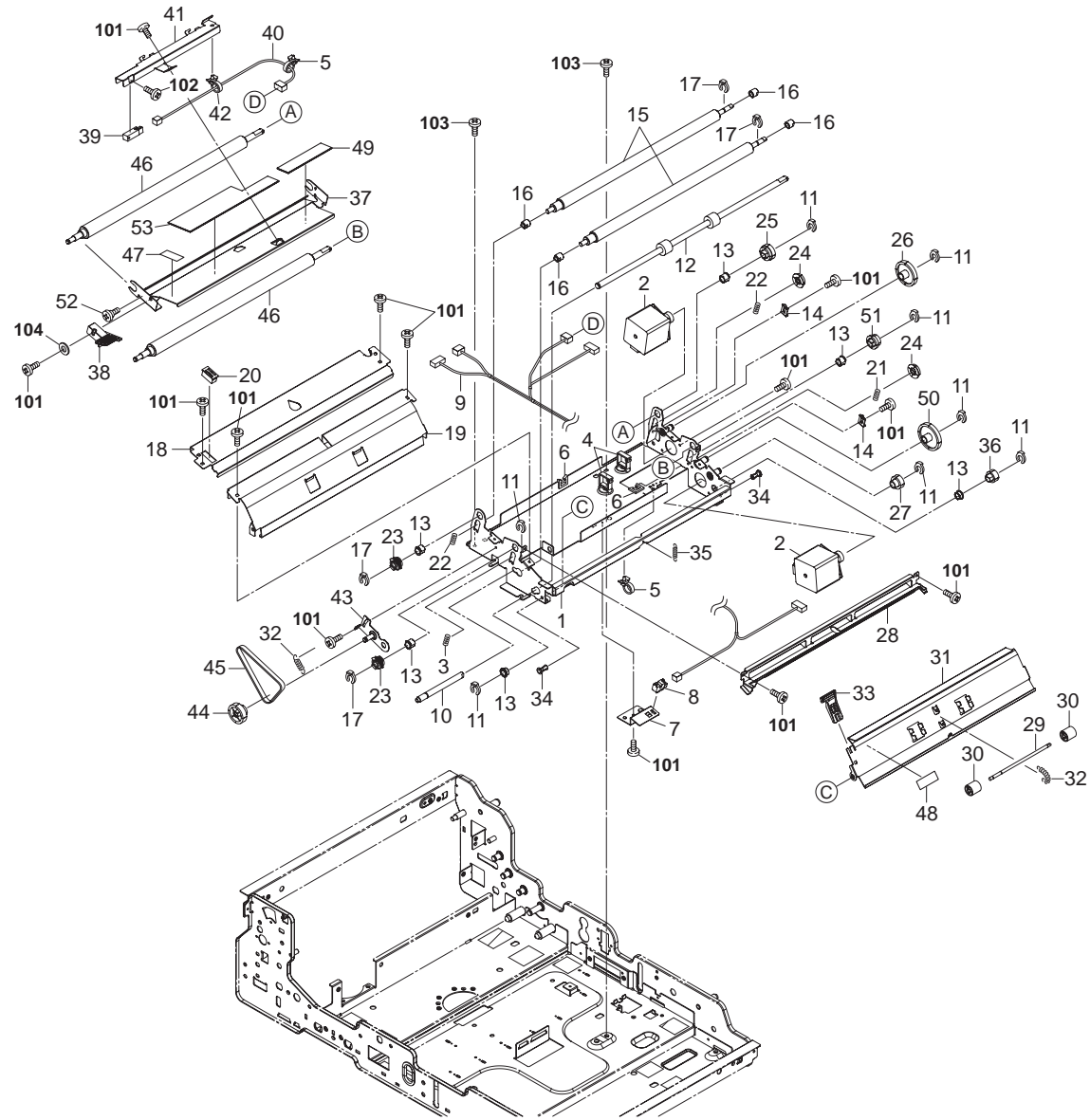
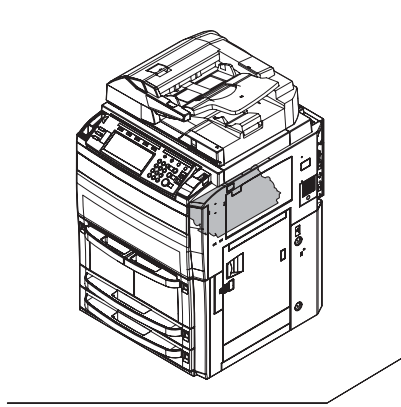


FIG. 13 Paper Conveying Section 2

2KP/2KN

Ref. No.	Part.No.	Alternative.	Description	Quantity		
				120	230	240
1	2FB17010	2FB17010	HOUSING REGIST	1	1	1
2	302KP44020	2KP44020	MOTOR REGISTRATION	2	2	2
3	302KP22020	2KP22020	SPRING FEED F	1	1	1
4	7YZM610001++H01	YZ010230	ACCESS SADDLE	2	2	2
5	M2107250	M2107250	BAND,RSG-100(KITAGAWA)	2	2	2
6	7YZM210001++H01	YZ004370	ACCESS.EDGING	2	2	2
7	302FB17311	2FB17311	MOUNT PLATE FEED SWITCH	1	1	1
8	302FB27241	2FB27241	SWITCH FEED A	1	1	1
9	302KP46190	2KP46190	WIRE FEED UNIT	1	1	1
10	2FB17240	2FB17240	SHAFT FEED HANDLE	1	1	1
11	2BC06910	2BC06910	STOPPER 6	8	8	8
12	2FB17040	2FB17040	ROLLER FEED B	1	1	1
13	2BC06510	2BC06510	BUSH NG 8	6	6	6
14	302FB17300	2FB17300	ADJUST PLATE FEED	2	2	2
15	2FB17030	2FB17030	LOWER ROLLER REGIST	2	2	2
16	302FB17270	2FB17270	BUSH NG REGIST	4	4	4
17	5MVX111DN003	2A806250	R NG STOPPER /A-49 FEED A4	4	4	4
18	2FB17060	2FB17060	LOWER GUIDE REGIST	1	1	1
19	2FB17070	2FB17070	LOWER GUIDE FEED	1	1	1
20	2FB17200	2FB17200	MAGNET UPPER REG GUIDE	1	1	1
21	2FB17150	2FB17150	SPRING REGIST	1	1	1
22	302FB17320	2FB17320	SPRING REGIST A	2	2	2
23	2FB17220	2FB17220	PULLEY 26 ONEWAY FEED	2	2	2
24	2FB22200	2FB22200	GEAR 16 REGIST	2	2	2
25	2FB22830	2FB22830	GEAR 25 FEED A	1	1	1
26	2FB22810	2FB22810	GEAR 43 FEED	1	1	1
27	2FB22820	2FB22820	GEAR 21 FEED	1	1	1
28	302FB17091	2FB17091	UPPER GUIDE FEED A	1	1	1
29	2FB17050	2FB17050	SHAFT FEED PULLEY	1	1	1
30	2BL21330	2BL21330	PULLEY FEED SHIFT	2	2	2
31	302FB17101	2FB17101	UPPER GUIDE FEED B	1	1	1
32	2FB17160	2FB17160	SPRING FEED PULLEY	2	2	2
33	302FB17290	2FB17290	LEVER RELEASE FEED	1	1	1
34	66007310	66007310	PIN,CASSETTE WORK PLATE	2	2	2
35	2FB17170	2FB17170	SPRING FEED GUIDE	1	1	1
36	302FB17370	2FB17370	GEAR Z18H FEED	1	1	1
37	2FB17080	2FB17080	UPPER GUIDE REG	1	1	1
38	302FB17280	2FB17280	LEVER RELEASE REGIST	1	1	1
39	3H327410	3H327410	SENSOR,CONVEYING	1	1	1
40	302KP46070	2KP46070	WIRE REG SWITCH	1	1	1
41	2FB17210	2FB17210	COVER UPPER REG GUIDE	1	1	1
42	7YZM420003++H01	YZ052580	ACCESS.BAND	1	1	1
43	2FB17250	2FB17250	TENSION PLATE FEED	1	1	1
44	2FB17110	2FB17110	GEAR 26/34 FEED	1	1	1
45	2FB17260	2FB17260	BELT FEED HANDLE	1	1	1
46	302KP22010	2KP22010	UPPER ROLLER REGIST	2	2	2
47	302FB05150	2FB05150	LABEL JAM A7	1	1	1
48	302FB05190	2FB05190	LABEL JAM A8	1	1	1
49	302FB17830	2FB17830	FILM UPPER REGIST B	1	1	1
50	302FB17350	2FB17350	GEAR Z47H FEED	1	1	1

Ref. No.	Part.No.	Alternative.	Description	Quantity		
				120	230	240
51	302FB17360	2FB17360	GEAR Z18H-Z18S FEED	1	1	1
52	2FB21610	2FB21610	P N FEED SHIFT	1	1	1
53	302FB17820	2FB17820	FILM UPPER REGIST A	1	1	1
101	7BB100306H1	BB105820	+BIND T.T S SCREW 3X6			
102	7BB100314H	BB112130	+BIND T.T S SCREW 3X14			
103	7BB100408H1	BB105830	+BIND T.T S SCREW 4X8			
104	C2603080	C2603080	PLAIN WASHER M3-8 (BRASS,N:)			

- Parts with "*" are component parts or sub-assemblies of the assembly appearing immediately above them.
- Parts with "⊙" indicate regular maintenance parts.

- Parts with "••" are component parts or sub-assembly with "•" appearing immediately above them.

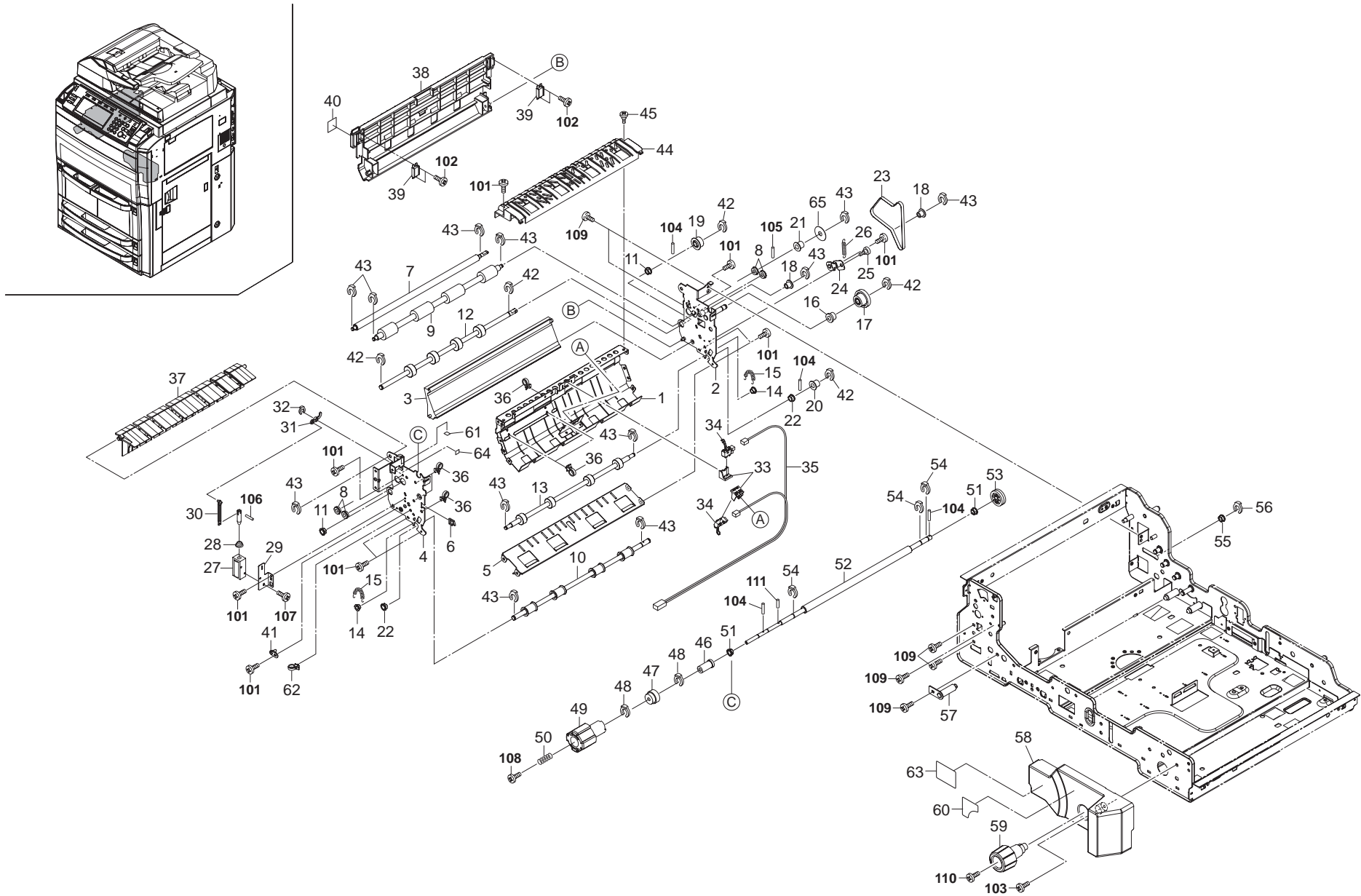


FIG. 14 Paper Conveying Section 3

2KP/2KN

Ref. No.	Part.No.	Alternative.	Description	Quantity			
				120	230	240	
1	302KP27010	2KP27010	LOWER RIGHT GU DE FEED SHIFT	1	1	1	
2	302FB21222	2FB21222	REAR FRAME FEED SHIFT	1	1	1	
3	2BC21320	2BC21320	LEFT GU DE,FEED SHIFT M DDLE	1	1	1	
4	302FB21213	2FB21213	FRONT FRAME FEED SH FT	1	1	1	
5	302FB21181	2FB21181	LOWER LEFT GUIDE	1	1	1	
6	M2104390	M2104390	EDGING,EDS-0607L(KITAGAWA)	1	1	1	
7	302FB21240	2FB21240	LEFT ROLLER FEED SHIFT	1	1	1	
⊙	8	74808080	74808080	BEARING,686ZZNR	4	4	4
9	302FB21380	2FB21380	RIGHT ROLLER FEED SH FT	1	1	1	
10	302KP28050	2KP28050	LOWER RIGHT ROLLER FEED SHIFT	1	1	1	
⊙	11	302FB11160	2FB11160	BEARING MF128ZZ	2	2	2
12	302FB21361	2FB21361	RIGHT ROLLER TURN OVER FEED	1	1	1	
13	302FB21370	2FB21370	UPPER LEFT ROLLER FEED EJECT	1	1	1	
14	72107160	72107160	BUSH NG 6,LOWER REGISTRATION ROLLER	2	2	2	
15	29717220	29717220	PRESS NG SPRING B,SB	2	2	2	
⊙	16	2AC21650	2AC21650	PULLEY 22,FEED SHIFT	1	1	1
17	302FB21310	2FB21310	GEAR FEED SHIFT	1	1	1	
⊙	18	3A722090	3A722090	PULLEY,DRIVE	2	2	2
⊙	19	2FB21130	2FB21130	PULLEY 30	1	1	1
⊙	20	65722250	65722250	PULLEY 20,EJECT	1	1	1
⊙	21	35911520	35911520	PULLEY 16,ADF	1	1	1
⊙	22	68822330	68822330	BEARING,DRIVE	2	2	2
⊙	23	302FB21080	2FB21080	BELT FEED SHIFT	1	1	1
24	302FB21400	2FB21400	TENSION PLATE FEED SHIFT	1	1	1	
25	2FB21610	2FB21610	PIN FEED SH FT	1	1	1	
26	72418140	72418140	SPRING, BLADE	1	1	1	
⊙	27	302FB25020	2FB25020	SOLENOID STOPPER	1	1	1
28	73226040	73226040	SPRING,REVERSE SOLENOID	1	1	1	
29	2BC21450	2BC21450	MOUNT,FEED SHIFT SOLENOID	1	1	1	
30	3068720121	68720121	LEVER B,FEED SH FT SOLENOID	1	1	1	
31	2FB21630	2FB21630	LEVER A FEED SOLENOID	1	1	1	
32	5MVX111DN007	2BT11070	STOPPER 3 /2BT1107 A4	1	1	1	
⊙	33	302FB21270	2FB21270	HOLDER SW FEED SHIFT	2	2	2
34	2FB27050	2FB27050	SWITCH FEED	2	2	2	
35	302KP46360	2KP46360	WIRE FEED SH FT UNIT	1	1	1	
36	M2107250	M2107250	BAND,RSG-100(KITAGAWA)	5	5	5	
37	2FB21070	2FB21070	GU DE FEED SHIFT	1	1	1	
38	302BC21341	2BC21341	RIGHT GUIDE,TURN OVER	1	1	1	
39	302FB19961	2FB19961	MAGNET LOWER GUIDE	2	2	2	
40	302FB05120	2FB05120	LABEL JAM A4	1	1	1	
41	302FB21250	2FB21250	SUPPORT PLATE COVER	1	1	1	
42	2BC06910	2BC06910	STOPPER 6	5	5	5	
43	5MVX111DN003	2A806250	R NG STOPPER /A-49 FEED A4	12	12	12	
44	302FB21290	2FB21290	LOWER GUIDE FEED SHIFT	1	1	1	
45	2FB21600	2FB21600	PIN FUSER EJECT	1	1	1	
46	302FB21300	2FB21300	GEAR WORM THRUST	1	1	1	
⊙	47	33920320	33920320	JOINT,FIXING DRIVE	1	1	1
48	5MVX111DN003	2A806250	R NG STOPPER /A-49 FEED A4	2	2	2	
⊙	49	33920310	33920310	DIAL,FIX NG DRIVE	1	1	1
50	302FB21330	2FB21330	SPRING FUSER HANDLE	1	1	1	

Ref. No.	Part.No.	Alternative.	Description	Quantity			
				120	230	240	
⊙	51	302FB11160	2FB11160	BEAR NG MF128ZZ	2	2	2
52	302FB21261	2FB21261	LOWER ROLLER FUSER EJECT	1	1	1	
53	302FB21320	2FB21320	GEAR 32	1	1	1	
54	2BC06910	2BC06910	STOPPER 6	3	3	3	
55	2BC06510	2BC06510	BUSHING 8	1	1	1	
56	33973300	33973300	STOPPER 7,CARTRIDGE	1	1	1	
57	2BC21430	2BC21430	FULCRUM PIN,FEED SHIFT	1	1	1	
⊙	58	302FB04511	2FB04511	RIGHT COVER CONVEYING	1	1	1
⊙	59	2FB17140	2FB17140	HANDLE FEED	1	1	1
60	302FB05350	2FB05350	LABEL JAM A3 A	1	1	1	
61	302FB21191	2FB21191	SPONGE FEED SHIFT	1	1	1	
62	7YZM420003++H01	YZ052580	ACCESS.BAND	1	1	1	
63	302FB05340	2FB05340	LABEL JAM A3 B	1	1	1	
64	302FB21440	2FB21440	SPONGE B	1	1	1	
65	C2806120	C2806120	POLYESTER SLIDER WASHER 6.2X12X0 5T	1	1	1	
101	7BB100306H1	BB105820	+BIND T.T S SCREW 3X6				
102	7BB200306H	BB105650	+BIND T.T P SCREW 3X6				
103	7BB700410H	BB107090	+BIND T.T S SCREW 4X10 SR				
104	5MBP2012WXSP	E0020120	SPRING PIN / M2 X 12 S-BLK				
105	E0020080	48100208	SPRING PIN 2X8				
106	E0120240	E0120240	SPRING PIN 2X24(SUS)				
107	7BB007303H	BB105750	+TP-CUP M SCREW 3X3				
108	5MBS43006NW++R	B4A03060	TP HEAD SCREW(+) / M3 X 6 DRFREE				
109	7BB100408H1	BB105830	+BIND T.T S SCREW 4X8				
110	7BB007406H	BB112710	+TP-CUP M SCREW 4X6				
111	5MBP2010WXSP	E0020100	SPRING PIN / M2 X 10 S-BLK				

- Parts with "*" are component parts or sub-assemblies of the assembly appearing immediately above them.
- Parts with "⊙" indicate regular maintenance parts.

- Parts with "••" are component parts or sub-assembly with "•" appearing immediately above them.

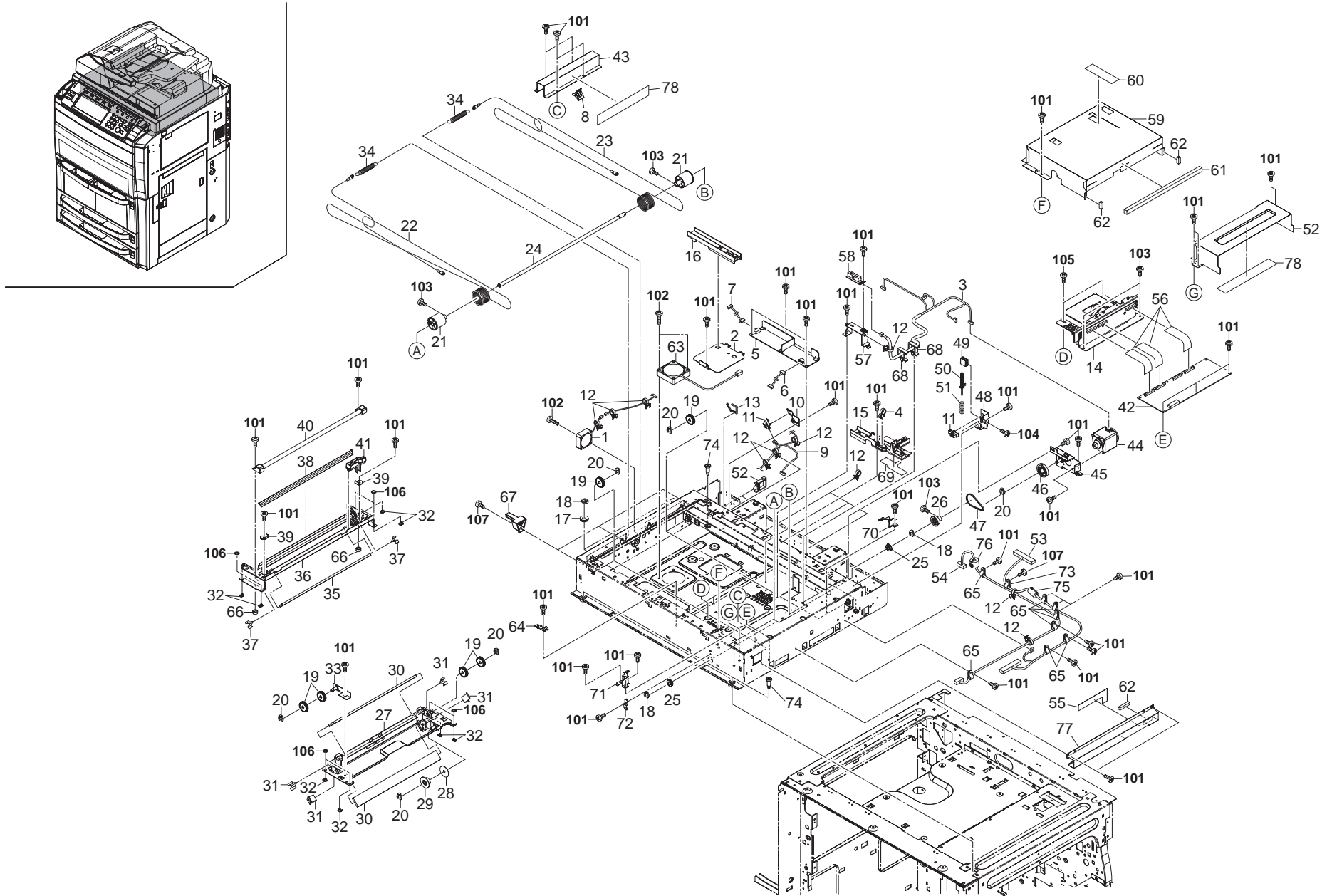


FIG. 15 Scanner Section 1

2KP/2KN

Ref. No.	Part.No.	Alternative.	Description	Quantity			
				120	230	240	
⊙	1	3H627280	3H627280	FAN DP	1	1	1
	2	2FB12270	2FB12270	COVER BASE	1	1	1
	3	302KP46510	2KP46510	WIRE ORIGINAL SIZE SENSOR	1	1	1
	4	M21AH010	M21AH010	BAND,RSG-130-V0(KITAGAWA)	1	1	1
⊙	5	302FB28231	2FB28231	INVERTER PCB YG	1	1	1
	6	2FB27830	2FB27830	WIRE SCANNER LAMP	1	1	1
	7	302KP46130	2KP46130	WIRE LAMP INVERTER	1	1	1
	8	302FB12890	2FB12890	GROUND PLATE SCANNER D	1	1	1
	9	302KP46350	2KP46350	WIRE SCANNER HP SW	1	1	1
	10	2FB12320	2FB12320	MOUNT SCANNER PI	1	1	1
⊙	11	2C927210	2C927210	SENSOR 248NL1	2	2	2
	12	M2107250	M2107250	BAND,RSG-100(KITAGAWA)	12	12	12
	13	7YZM610001++H01	YZ010230	ACCESS SADDLE	1	1	1
⊙	14	302KP93120	2KP93120	PARTS ISU ASSY	1	1	1
	15	302FB12360	2FB12360	JUNCTION BASE LAMP WIRE	1	1	1
	16	302FB12351	2FB12351	FEED GUIDE LAMP WIRE	1	1	1
⊙	17	2FB12410	2FB12410	PULLEY MOVING IDLE	2	2	2
	18	2BC06910	2BC06910	STOPPER 6	4	4	4
⊙	19	2BC12120	2BC12120	PULLEY,SCANNER	8	8	8
	20	5MVX111DN003	2A806250	R NG STOPPER /A-49 FEED A4	8	8	8
⊙	21	302H717250	2H717250	DRUM PULLEY	2	2	2
⊙	22	2FB12240	2FB12240	FRONT W RE SCANNER	1	1	1
⊙	23	2FB12250	2FB12250	REAR WIRE SCANNER	1	1	1
⊙	24	2FB12230	2FB12230	SHAFT SCANNER DRIVE	1	1	1
⊙	25	28107400	28107400	BEARING,688ZZNR	2	2	2
⊙	26	2C912320	2C912320	GEAR Z36	1	1	1
	27	2FB12160	2FB12160	MIRROR FRAME B	1	1	1
	28	302FB12310	2FB12310	FLANGE 30 W RE	1	1	1
⊙	29	2FB12190	2FB12190	PULLEY LAMP WIRE	1	1	1
⊙	30	2FB12180	2FB12180	MIRROR B	2	2	2
	31	75712080	75712080	MIRROR HOLDER	4	4	4
	32	2AV12450	2AV12450	SLIDER,SCANNER	8	8	8
	33	2FB12170	2FB12170	ADJUST NG PLATE B	1	1	1
⊙	34	72112520	72112520	TENSION SPR NG,SCANNER WIRE	2	2	2
⊙	35	2FB12140	2FB12140	MIRROR A	1	1	1
	36	2FB12110	2FB12110	MIRROR FRAME A	1	1	1
	37	2BC12190	2BC12190	SPRING,M RROR HOLDER	2	2	2
	38	2FB12130	2FB12130	REFLECTOR SCANNER	1	1	1
	39	2C912150	2C912150	RETAINER WIRE	2	2	2
⊙	40	302FB12440	2FB12440	LAMP SCANNER YG	1	1	1
	41	302FB12151	2FB12151	GU DE LAMP W RE	1	1	1
⊙	42	302KP01130	2KP01130	SHD PWB ASSY	1	1	1
	43	302FB12940	2FB12940	SHIELD SCANNER SHAFT	1	1	1
⊙	44	2FB12210	2FB12210	MOTOR SCANNER	1	1	1
	45	302FB12221	2FB12221	MOUNT SCANNER MOTOR	1	1	1
⊙	46	2C912310	2C912310	GEAR Z18/39	1	1	1
⊙	47	2C912260	2C912260	BELT SCANNER	1	1	1
	48	302FB12340	2FB12340	MOUNT RELEASE SWITCH	1	1	1
	49	2C912620	2C912620	GU DE RELEASE SWITCH	1	1	1
	50	2C912640	2C912640	SHAFT RELEASE SWITCH	1	1	1

- Parts with "*" are component parts or sub-assemblies of the assembly appearing immediately above them.
- Parts with "⊙" indicate regular maintenance parts.

Ref. No.	Part.No.	Alternative.	Description	Quantity			
				120	230	240	
	51	2C912650	2C912650	SPRING RELEASE SWITCH	1	1	1
	52	2FB12590	2FB12590	COVER SHD PCB	1	1	1
	53	2FB27550	2FB27550	WIRE CCD DATA	1	1	1
	54	302KP46100	2KP46100	WIRE CCD-SCANNER PWB	1	1	1
	55	302FB12960	2FB12960	FILM SHIELD WIRE	1	1	1
	56	302FB27960	2FB27960	WIRE CCD	3	3	3
	57	2FB12260	2FB12260	MOUNT ORIGINAL DETECTION	1	1	1
⊙	58	2C927090	2C927090	SENSOR ORIGINAL	1	1	1
	59	2FB12660	2FB12660	COVER ISU	1	1	1
⊙	60	302KP34260	2KP34260	LABEL GLASS CAUTION	1	1	1
	61	7ZGSSTG55263H01	ZG020440	SHIELD GASKET	1	1	1
	62	7ZGSSTG55020H01	ZG020460	SHIELD GASKET	3	3	3
⊙	63	302FB25130	2FB25130	FAN COOLING(60-15TH)	1	1	1
	64	302FB12840	2FB12840	GROUND PLATE SCANNER A	3	3	3
	65	M7005030	M7005030	CLAMP,EMT-5N(TAKEUCHI)	8	8	8
⊙	66	302H002380	2H002380	SHIELD SCREW	2	2	2
	67	302FB12760	2FB12760	GUIDE PIN	3	3	3
	68	7YZM390002++H01	YZ012140	ACCESS.CLAMP	2	2	2
	69	302FB12810	2FB12810	SHIELD LAMP W RE	1	1	1
	70	302FB12850	2FB12850	GROUND PLATE SCANNER B	1	1	1
	71	302FB12860	2FB12860	GROUND PLATE SCANNER C	1	1	1
	72	302FB12870	2FB12870	GROUND PLATE SHAFT SCANNER	1	1	1
	73	7YZM320002++H01	YZ106280	ACCESS.CLAMP	1	1	1
	74	302FB12970	2FB12970	P N SCANNER RETAIN B	4	4	4
	75	65027480	65027480	CORE,9-20X32	1	1	1
	76	2AV27440	2AV27440	CORE 15-26X13	1	1	1
	77	302FB12820	2FB12820	SHIELD WIRE SCANNER	1	1	1
	78	302FB12740	2FB12740	SHIELD WIRE CCD	2	2	2
	101	7BB100306H1	BB105820	+BIND T.T S SCREW 3X6			
	102	7BB100320H	BB112650	+BIND T.T S SCREW 3X20			
	103	7BB606308H	BB105280	+PAN M SCREW WITH SW W 3X8 R			
	104	7BB200308H	BB105660	+BIND T.T P SCREW 3X8			
	105	7BB007306H	BB112570	+TP-CUP M SCREW 3X6			
	106	5MBCS5025XSP	D4000500	CS STOP RING /X 5 X .25T S-BLK			
	107	7BB100408H1	BB105830	+BIND T.T S SCREW 4X8			

- Parts with "••" are component parts or sub-assembly with "•" appearing immediately above them.

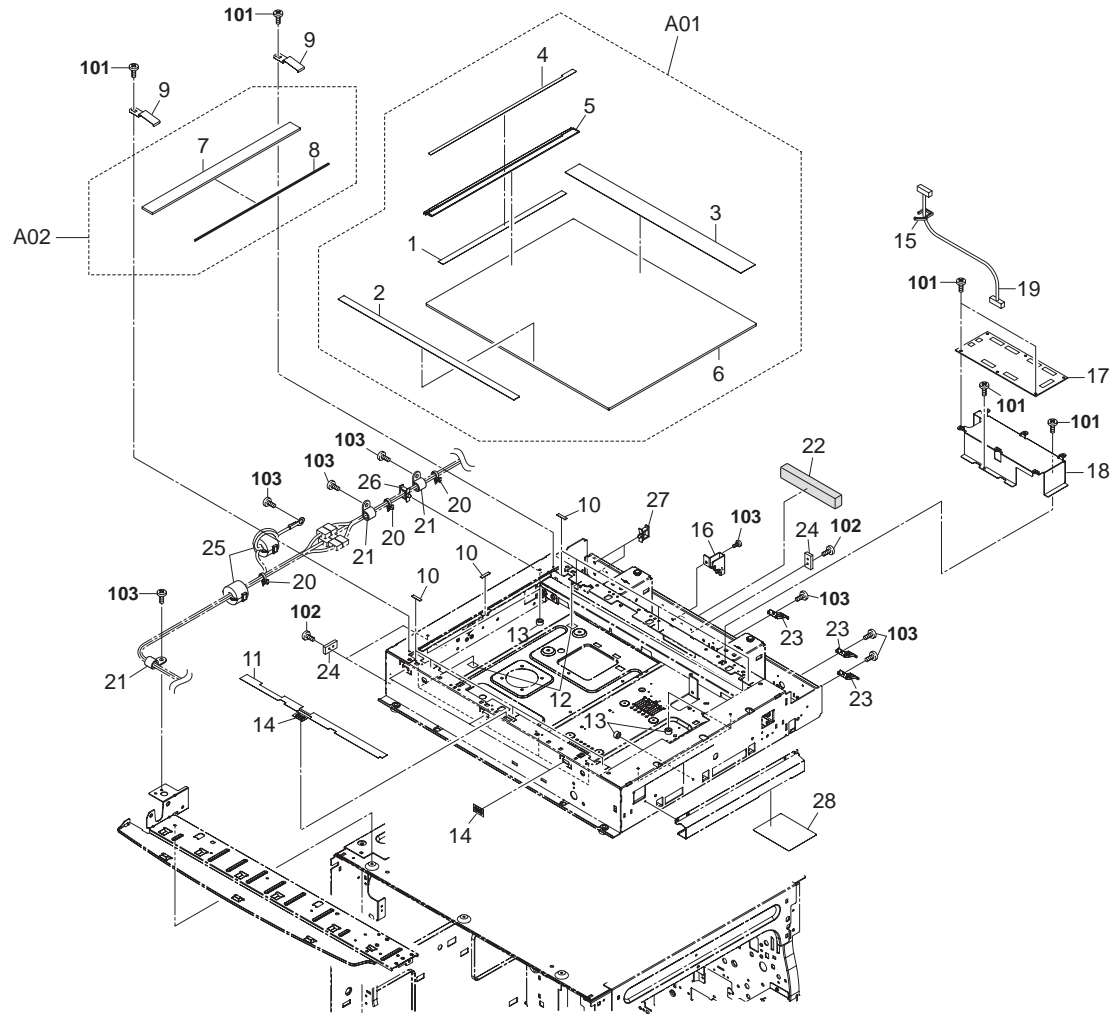
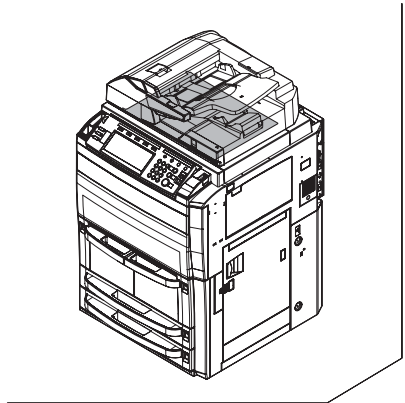


FIG. 16 Scanner Section 2

2KP/2KN

Ref. No.	Part.No.	Alternative.	Description	Quantity		
				120	230	240
⊙ A01	302KP93070	2KP93070	PARTS CONTACT GLASS ASSY(I)	1		
⊙ A01	302KP93060	2KP93060	PARTS CONTACT GLASS ASSY(C)			
1	*302FB12390	2FB12390	STANDARD PLATE SHAD NG	1	1	1
2	*302H717180	2H717180	FRONT SIZE INDICATOR	1	1	1
3	*302H717190	2H717190	REAR SIZE INDICATOR (I)	1		
3	*302H717220	2H717220	REAR SIZE INDICATOR (C)		1	1
4	*302H717200	2H717200	LABEL SIZE (I)	1		
4	*302H717230	2H717230	LABEL SIZE (C)		1	1
5	*302KP17010	2KP17010	LEFT ORIGINAL SIZE INDICATOR	1	1	1
6	*35912010	35912010	CONTACT GLASS	1	1	1
⊙ A02	302FB93211	2FB93211	PARTS,CONTACT GLASS ADF ASS'Y	1	1	1
7	*2BC12170	2BC12170	CONTACT GLASS,ADF	1	1	1
8	*302FB12460	2FB12460	SPONGE DUST SHIELD	1	1	1
9	2AC12280	2AC12280	HOLDER,ADF CONTACT GLASS	2	2	2
⊙ 10	29812291	29812291	CUSHION,CONTACT GLASS	9	9	9
11	302BC12161	2BC12161	UPPER FILM,SCANNER	1	1	1
12	302FB12780	2FB12780	UPPER FILM SCANNER A	6	6	6
⊙ 13	302H002380	2H002380	SHIELD SCREW	5	5	5
14	302FB12790	2FB12790	UPPER FILM SCANNER B	4	4	4
15	7YZM610001++H01	YZ010230	ACCESS SADDLE	1	1	1
16	302FB26530	2FB26530	MOUNT S-BOX C	1	1	1
⊙ 17	302KP94180	2KP94180	PARTS PWB SCANNER ASSY SP	1	1	1
18	2FB12280	2FB12280	COVER INVERTER	1	1	1
19	302KP46250	2KP46250	WIRE SCANNER CONTROL	1	1	1
20	M2107250	M2107250	BAND,RSG-100(KITAGAWA)	3	3	3
21	M7005030	M7005030	CLAMP,EMT-5N(TAKEUCHI)	3	3	3
22	7ZGSSTG42160H01	ZG021630	SHIELD GASKET	1	1	1
23	302FB26400	2FB26400	EARTH S-BOX B	3	3	3
24	7YZM310001++H01	YZ012680	ACCESS.CLAMP	3	3	3
25	2AV27440	2AV27440	CORE 15-26X13	2	2	2
26	7YZM610003++H01	YZ010250	ACCESS SADDLE	1	1	1
27	7YZM610005++H01	YZ012220	ACCESS SADDLE	2	2	2
28	302KP02070	2KP02070	FILM GUARD W RE ISU	1	1	1

Ref. No.	Part.No.	Alternative.	Description	Quantity		
				120	230	240
101	7BB100306H1	BB105820	+BIND T.T S SCREW 3X6			
102	7BB100310H	BB112470	+BIND T.T S SCREW 3X10			
103	7BB100408H1	BB105830	+BIND T.T S SCREW 4X8			

- Parts with "*" are component parts or sub-assemblies of the assembly appearing immediately above them.
- Parts with "⊙" indicate regular maintenance parts.

- Parts with "••" are component parts or sub-assembly with "•" appearing immediately above them.

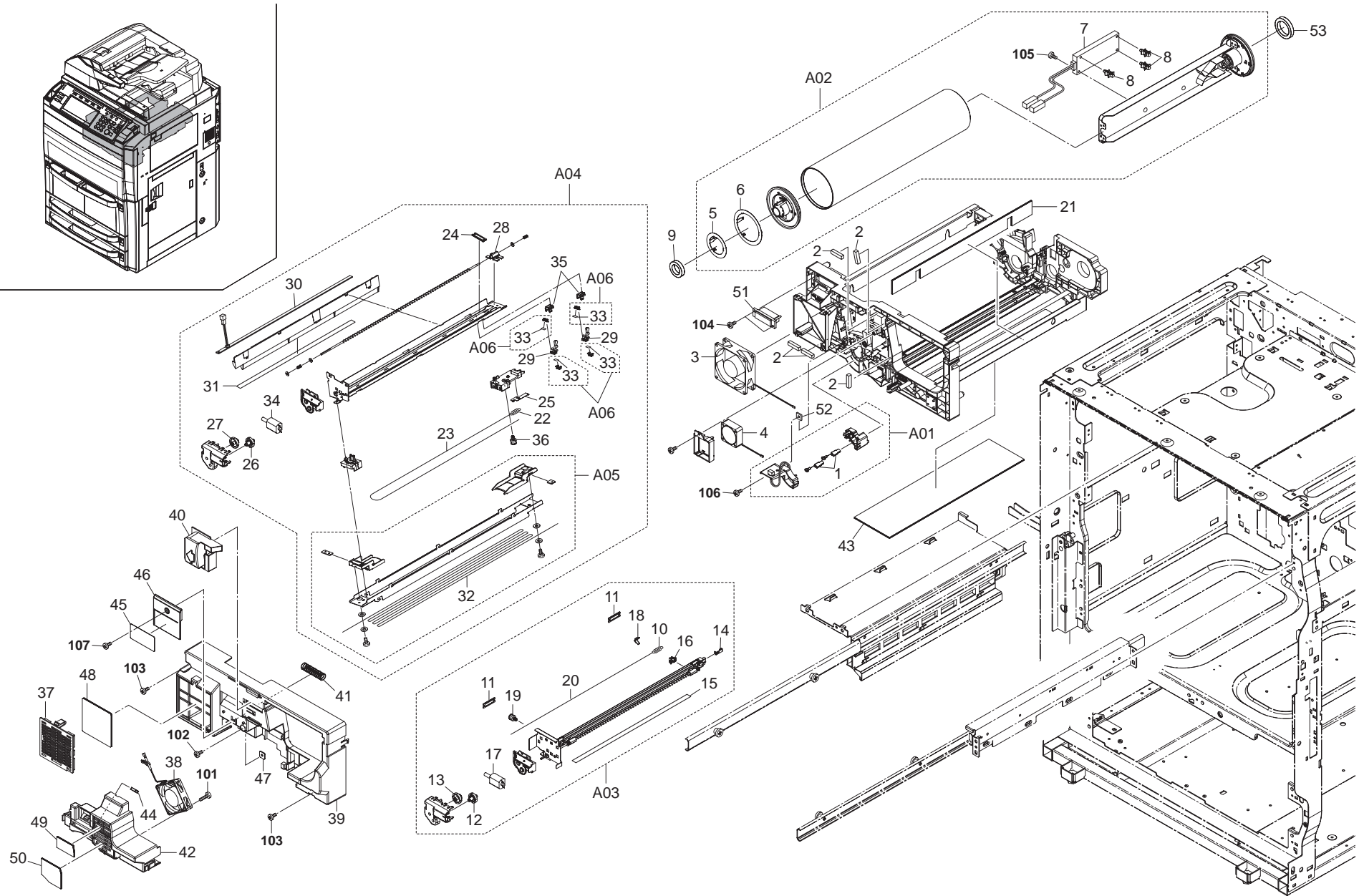


FIG. 17 Image Formation Section

2KP/2KN

	Ref. No.	Part.No.	Alternative.	Description	Quantity		
					120	230	240
⊙	A01	302FB93160	2FB93160	PARTS,DRUM ELECTRODE ASS'Y	1	1	1
⊙	1	*2FB08100	2FB08100	ELECTRODE DRUM	2	2	2
⊙	2	302H012330	2H012330	SEAL WIRE A	5	5	5
⊙	3	302FB25330	2FB25330	FAN 80 FRONT COOLING	1	1	1
⊙	4	3H627280	3H627280	FAN DP	1	1	1
⊙	A02	302FB93010	2FB93010	PARTS,DRUM ASS'Y	1	1	1
⊙	5	*2FB08080	2FB08080	ELECTRODE A DRUM HEATER	1	1	1
⊙	6	*2FB08090	2FB08090	ELECTRODE B DRUM HEATER	1	1	1
⊙	7	*302FB01111	2FB01111	DRUM PWB ASS'Y	1	1	1
⊙	8	*M2108000	49628603	SPACER,KGLS-3S	3	3	3
⊙	9	2FB08050	2FB08050	FRONT RETAINER DRUM	1	1	1
⊙	A03	302FB93021	2FB93021	PARTS,PTC ASS'Y	1	1	1
⊙	10	*27203060	48527200	SPRING,CHARGER	1	1	1
⊙	11	*2FB08790	2FB08790	L D PTC HOUSING	2	2	2
⊙	12	*2FB10200	2FB10200	GEAR 35 MC	1	1	1
⊙	13	*2FB10210	2FB10210	GEAR 40/20 MC	1	1	1
⊙	14	*302C910071	2C910071	HOOK WIRE	1	1	1
⊙	15	*302FB05080	2FB05080	LABEL UNIT REPLACEMENT	1	1	1
⊙	16	*302FB08761	2FB08761	SLIDER PTC CLEANING	1	1	1
⊙	17	*302FB94070	2FB94070	PARTS,MOTOR CLEANING ASS'Y SP	1	1	1
⊙	18	*302FB94110	2FB94110	PARTS,PTC CLEANIG PAD ASS'Y SP	1	1	1
⊙	19	*5MVT263NN001	33910230	PIN CHARGER /A-49 CHARGER A4	1	1	1
⊙	20	*74669000	74669000	TUNGSTEN WIRE(OX) SP (50M)	1	1	1
⊙	21	302FB08670	2FB08670	FILM RIGHT MAGE	1	1	1
⊙	A04	302FB93031	2FB93031	PARTS,MC-650	1	1	1
⊙	22	*27203060	48527200	SPRING,CHARGER	1	1	1
⊙	23	*2A068240	2A068240	WIRE,MA N CHARGER	1	1	1
⊙	24	*2FB08790	2FB08790	L D PTC HOUSING	1	1	1
⊙	25	*2FB10080	2FB10080	TERMINAL MC	1	1	1
⊙	26	*2FB10200	2FB10200	GEAR 35 MC	1	1	1
⊙	27	*2FB10210	2FB10210	GEAR 40/20 MC	1	1	1
⊙	28	*2FB10260	2FB10260	WORK PLATE MC	1	1	1
⊙	29	*2FB10290	2FB10290	LEVER MC CLEANING	2	2	2
⊙	30	*2FB27200	2FB27200	LAMP CLEANING	1	1	1
⊙	31	*302FB05080	2FB05080	LABEL UNIT REPLACEMENT	1	1	1
⊙	A05	*302FB94040	2FB94040	PARTS,GRID ASS'Y SP	1	1	1
⊙	32	*61710330	61710330	WIRE,GRID(SUS)	1	1	1
⊙	A06	*302FB94050	2FB94050	PARTS,MC CLEANING PAD ASS'Y SP	4	4	4
⊙	33	*2A010180	2A010180	PAD,MC WIRE CLEANING	4	4	4
⊙	34	*302FB94070	2FB94070	PARTS,MOTOR CLEANING ASS'Y SP	1	1	1
⊙	35	*36710111	36710111	SLIDER,MC CLEANING PAD	2	2	2
⊙	36	*5MVT263NN001	33910230	PIN CHARGER /A-49 CHARGER A4	1	1	1
⊙	37	2FB08390	2FB08390	COVER CLN FAN	1	1	1
⊙	38	302FB25130	2FB25130	FAN COOLING(60-15TH)	1	1	1
⊙	39	302FB04531	2FB04531	COVER A IMAGE FORM	1	1	1
⊙	40	2FB08370	2FB08370	LEVER CONT RELEASE	1	1	1
⊙	41	2FB08380	2FB08380	SPRING CONT RELEASE	1	1	1
⊙	42	302FB04541	2FB04541	COVER B IMAGE FORM	1	1	1
⊙	43	302FB08660	2FB08660	FILM LOWER IMAGE A	1	1	1
⊙	44	7YCC02B1001+H01	YC014610	CONNECTOR	1	1	1

	Ref. No.	Part.No.	Alternative.	Description	Quantity		
					120	230	240
⊙	45	302KP34060	2KP34060	LABEL TONER SUPPLY	1	1	1
⊙	46	302FB04560	2FB04560	COVER C IMAGE FORM	1	1	1
⊙	47	3CY06030	3CY06030	RETA NER M4	1	1	1
⊙	48	302FB08630	2FB08630	FILTER MC FAN	1	1	1
⊙	49	302FB08640	2FB08640	FRONT F LTER DLP FAN	1	1	1
⊙	50	302FB23570	2FB23570	FRONT F LTER IMAGE FAN	1	1	1
⊙	51	302KP46430	2KP46430	WIRE MAGE FORMATION UNIT	1	1	1
⊙	52	302AR09201	2AR09201	MOUNT M3A	1	1	1
⊙	53	2FB08040	2FB08040	REAR RETAINER DRUM	1	1	1
	101	7BB200425H	BB106980	+BIND T.T P SCREW 4X25			
	102	7BB200408H	BB106960	+BIND T.T P SCREW 4X8			
	103	7BB100408H1	BB105830	+BIND T.T S SCREW 4X8			
	104	7BB200312H	BB105680	+BIND T.T P SCREW 3X12			
	105	7BB100306H1	BB105820	+BIND T.T S SCREW 3X6			
	106	7BB100310H	BB112470	+BIND T.T S SCREW 3X10			
	107	7BB100412H1	BB112670	+BIND T.T S SCREW 4X12			

- Parts with "*" are component parts or sub-assemblies of the assembly appearing immediately above them.
- Parts with "⊙" indicate regular maintenance parts.

- Parts with "••" are component parts or sub-assembly with "•" appearing immediately above them.

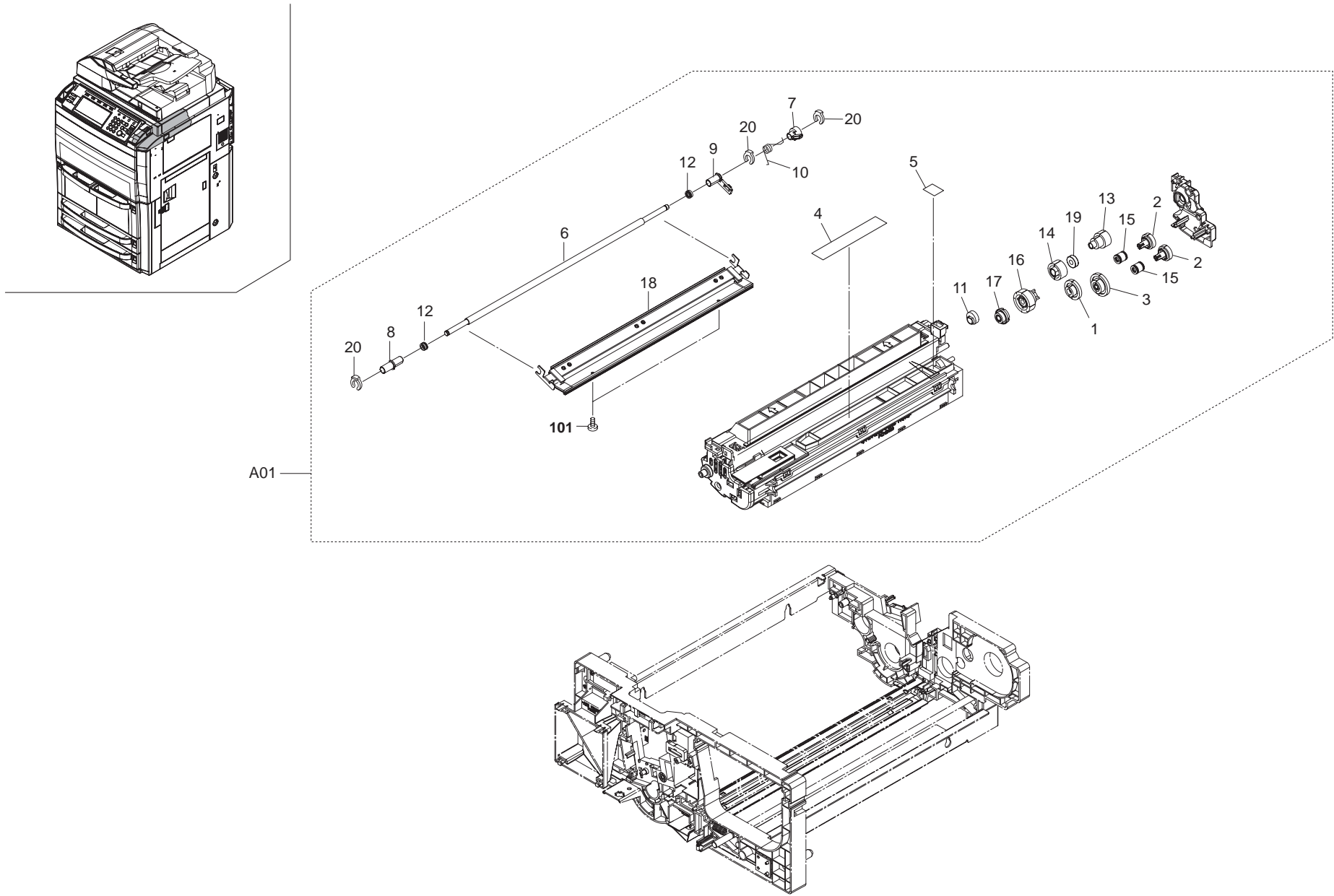


FIG. 18 Developing Section

2KP/2KN

	Ref. No.	Part.No.	Alternative.	Description	Quantity		
					120	230	240
⊙	A01	302KP93140	2KP93140	PARTS DV-660	1	1	1
⊙	1	*2C914160	2C914160	GEAR Z30S-Z15S	1	1	1
⊙	2	*2FB14080	2FB14080	GEAR MIXER Z22S	2	2	2
⊙	3	*2FB14100	2FB14100	GEAR MIXER IDLE Z35S/Z20S	1	1	1
	4	*2FB14250	2FB14250	UPPER FILM A DLP	1	1	1
	5	*2FB14260	2FB14260	UPPER FILM B DLP	1	1	1
⊙	6	*302FB14331	2FB14331	LOWER SHAFT DLP	1	1	1
⊙	7	*302FB14340	2FB14340	LEVER DLP LOWER ROLLER	1	1	1
⊙	8	*302FB14370	2FB14370	FRONT BUSH DLP ROLLER	1	1	1
⊙	9	*302FB14380	2FB14380	REAR BUSH DLP ROLLER	1	1	1
	10	*302FB14390	2FB14390	SPRING COLLECT ROLLER	1	1	1
⊙	11	*302FB14400	2FB14400	CAM DLP LOWER ROLLER	1	1	1
⊙	12	*302FB14430	2FB14430	SEAL DLP LOWER ROLLER	2	2	2
⊙	13	*302FB14580	2FB14580	GEAR DLP DLE Z22H/Z15H	1	1	1
⊙	14	*302FB14590	2FB14590	GEAR MAGNET ROLLER Z25H	1	1	1
⊙	15	*302FB14711	2FB14711	FELT MIXER	2	2	2
⊙	16	*302FB14750	2FB14750	GEAR DLP NPUT 32H	1	1	1
⊙	17	*302FB14760	2FB14760	GEAR DLP NPUT 15S	1	1	1
⊙	18	*302FB94080	2FB94080	PARTS,DLP LOWER ROLLER ASS'Y SP	1	1	1
⊙	19	*35914820	35914820	BEARING,DEVELOPING	1	1	1
⊙	20	*5MVX111DN003	2A806250	R NG STOPPER /A-49 FEED A4	3	3	3

	Ref. No.	Part.No.	Alternative.	Description	Quantity		
					120	230	240
	101	7BB200308H	BB105660	+BIND T.T P SCREW 3X8			

- Parts with "*" are component parts or sub-assemblies of the assembly appearing immediately above them.
- Parts with "⊙" indicate regular maintenance parts.

- Parts with "••" are component parts or sub-assembly with "•" appearing immediately above them.

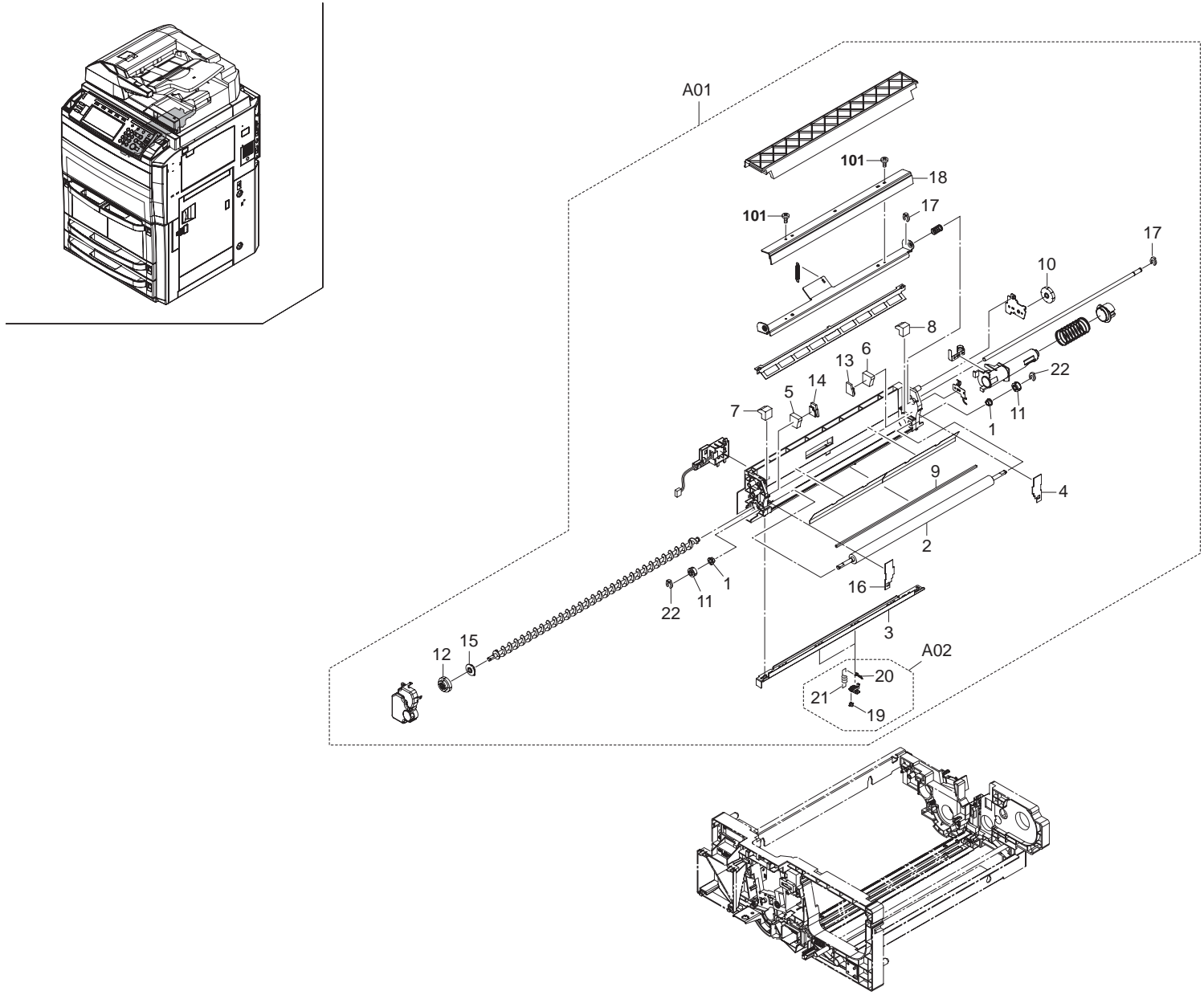


FIG. 19 Cleaning Section 1

2KP/2KN

Ref. No.	Part.No.	Alternative.	Description	Quantity		
				120	230	240
⊙ A01	302KP93160	2KP93160	PARTS CLEANING ASSY	1	1	1
⊙ 1	•2BG22970	2BG22970	BUSH 6 EW	2	2	2
⊙ 2	•2FB18030	2FB18030	BRUSH CLEANING	1	1	1
⊙ 3	•2FB18050	2FB18050	LOWER SEAL CLEANING	1	1	1
⊙ 4	•2FB18140	2FB18140	REAR SEAL CLEANING	1	1	1
⊙ 5	•2FB18150	2FB18150	FRONT SPONGE CLN	1	1	1
⊙ 6	•2FB18160	2FB18160	REAR SPONGE CLN	1	1	1
⊙ 7	•2FB18170	2FB18170	FRONT SPONGE CLN S DE	1	1	1
⊙ 8	•2FB18180	2FB18180	REAR SPONGE CLN S DE	1	1	1
⊙ 9	•2FB18210	2FB18210	SPONGE LOWER SEAL	1	1	1
⊙ 10	•2FB18220	2FB18220	GEAR 31 CLN DRIVE	1	1	1
⊙ 11	•2FB18230	2FB18230	GEAR 16 FUR BRUSH	2	2	2
⊙ 12	•2FB18240	2FB18240	GEAR 29/20 SP RAL	1	1	1
⊙ 13	•2FB18450	2FB18450	REAR SPONGE BLADE BACK	1	1	1
⊙ 14	•2FB18460	2FB18460	FRONT SPONGE BLADE BACK	1	1	1
⊙ 15	•2FB18560	2FB18560	BUSH NG B DISPOSAL	1	1	1
⊙ 16	•302FB18131	2FB18131	FRONT SEAL CLEANING	1	1	1
⊙ 17	•302FB20900	2FB20900	STOPPER 5 FUSER	2	2	2
⊙ 18	•302FB68240	2FB68240	BLADE CLEANING SP	1	1	1
⊙ A02	•302FB93300	2FB93300	PARTS SEPARATION CLAW ASS'Y	2	2	2
⊙ 19	••2A118370	2A118370	PULLEY,DRUM SEPARATION	2	2	2
⊙ 20	••2AR18240	2AR18240	CLAW,SEPARATION	2	2	2
⊙ 21	••2AR18280	2AR18280	SPRING,CLAW SEPARATION	2	2	2
⊙ 22	•5MVX111DN003	2A806250	R NG STOPPER /A-49 FEED A4	2	2	2

Ref. No.	Part.No.	Alternative.	Description	Quantity		
				120	230	240
101	7BB007306H	BB112570	+TP-CUP M SCREW 3X6			

- Parts with "•" are component parts or sub-assemblies of the assembly appearing immediately above them.
- Parts with "⊙" indicate regular maintenance parts.

- Parts with "••" are component parts or sub-assembly with "•" appearing immediately above them.

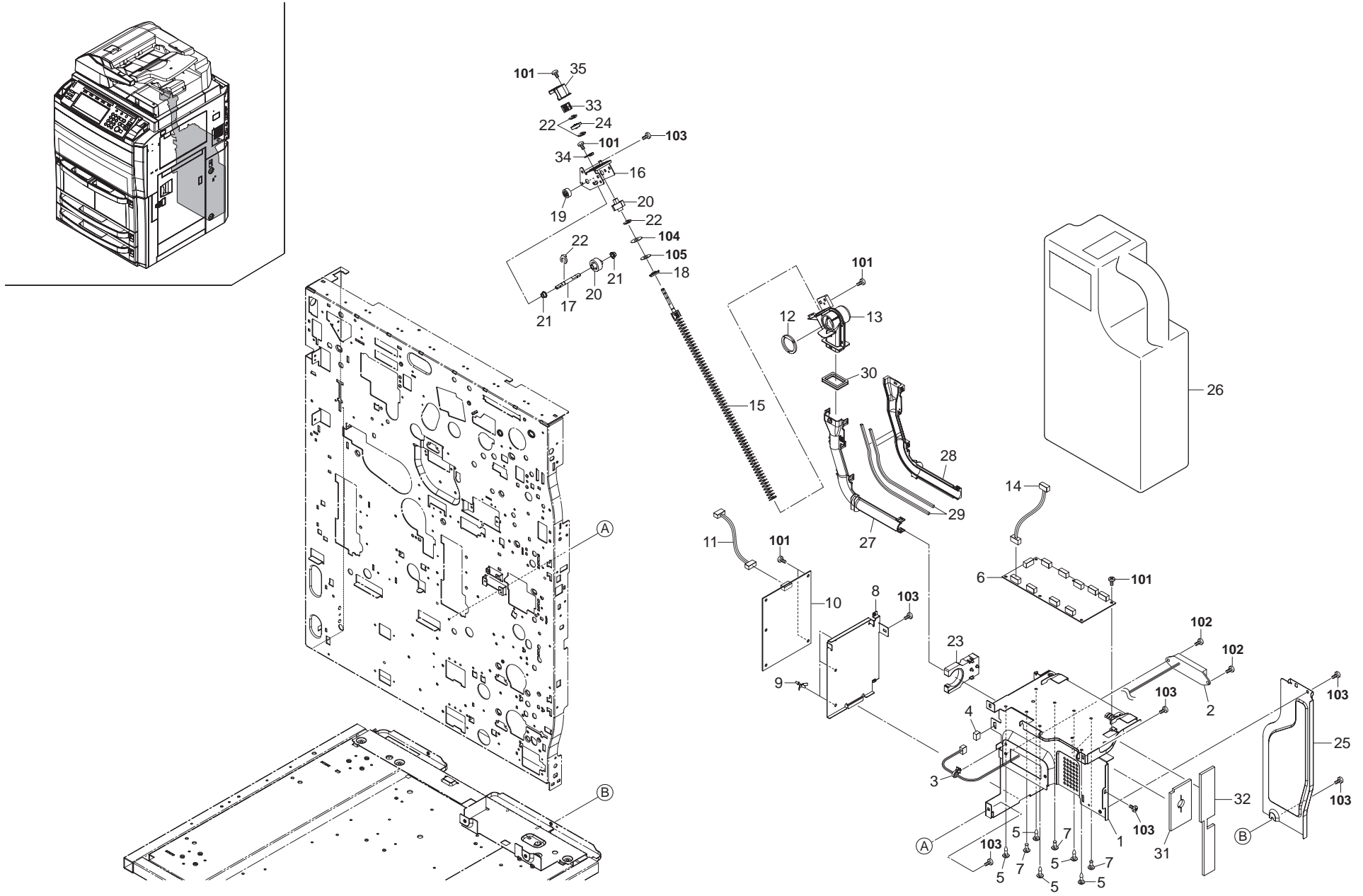


FIG. 20 Cleaning Section 2

2KP/2KN

Ref. No.	Part.No.	Alternative.	Description	Quantity		
				120	230	240
1	302FB26183	2FB26183	MOUNT DK PWB	1	1	1
2	302GR01250	2GR01250	TONER SENSOR ASSY	1	1	1
3	M2107250	M2107250	BAND,RSG-100(KITAGAWA)	1	1	1
4	7YCC03B1002+H01	YC014620	CONNECTOR	1	1	1
5	M2108610	M2108610	SPACER,KGLS-6RT	5	5	5
6	302KP94190	2KP94190	PARTS PWB DECK ASSY SP	1	1	1
7	M2108670	M2108670	SPACER,KGPS-6RF(KITAGAWA)	4	4	4
8	302FB26190	2FB26190	MOUNT CS PWB	1	1	1
9	M2108000	49628603	SPACER,KGLS-3S	3	3	3
10	302KP94160	2KP94160	PARTS PWB CASSETTE ASSY SP	1	1	1
11	302KP46150	2KP46150	WIRE TRANSFER MOTOR	1	1	1
12	2FB18420	2FB18420	SPONGE SHUTTER	1	1	1
13	2FB18510	2FB18510	HOUSING TONER DISPOSAL	1	1	1
14	302KP46140	2KP46140	WIRE FUSER MOTOR	1	1	1
15	2FB18530	2FB18530	SP RAL DISPOSAL	1	1	1
16	2FB18540	2FB18540	MOUNT DISPOSAL DRIVE	1	1	1
17	2FB18550	2FB18550	SHAFT DISPOSAL DRIVE	1	1	1
18	2FB18560	2FB18560	BUSH NG B DISPOSAL	1	1	1
19	2FB18570	2FB18570	GEAR 30 DISPOSAL	1	1	1
20	2FB18580	2FB18580	GEAR 15 DISPOSAL	2	2	2
21	3CY07080	3CY07080	BUSH NG 6	2	2	2
22	5MVX111DN003	2A806250	R NG STOPPER /A-49 FEED A4	4	4	4
23	2FB18630	2FB18630	MOUNT DISPOSAL PIPE	1	1	1
24	302FB18720	2FB18720	COUPLING DISPOSAL	1	1	1
25	302FB26210	2FB26210	COVER V FEED	1	1	1
26	2BC60010	2BC60010	DISPOSAL TANK ASS'Y (OPTION)	1	1	1
27	302FB18590	2FB18590	PIPE DISPOSAL A	1	1	1
28	302FB18600	2FB18600	PIPE DISPOSAL B	1	1	1
29	302FB18680	2FB18680	SPONGE DISPOSAL PIPE A	2	2	2
30	302FB18690	2FB18690	SPONGE DISPOSAL PIPE B	1	1	1
31	302FB18660	2FB18660	SPONGE DISPOSAL TANK A	1	1	1
32	302KP02120	2KP02120	SPONGE DISPOSAL TANK	1	1	1
33	2BC18820	2BC18820	SPRING,DISPOSAL SPIRAL THRUST	1	1	1
34	2BC18830	2BC18830	BUSH NG,DISPOSAL SPIRAL	1	1	1
35	302FB18710	2FB18710	HOLDER DISPOSAL SP RAL THRUST	1	1	1

Ref. No.	Part.No.	Alternative.	Description	Quantity		
				120	230	240
101	7BB100306H1	BB105820	+BIND T.T S SCREW 3X6			
102	7BB100310H	BB112470	+BIND T.T S SCREW 3X10			
103	7BB100408H1	BB105830	+BIND T.T S SCREW 4X8			
104	C2893140	C2893140	SHIM 6.2X14X0.25T			
105	C2806120	C2806120	POLYESTER SLIDER WASHER 6.2X12X0 5T			

- Parts with "*" are component parts or sub-assemblies of the assembly appearing immediately above them.
- Parts with "⊙" indicate regular maintenance parts.

- Parts with "••" are component parts or sub-assembly with "•" appearing immediately above them.

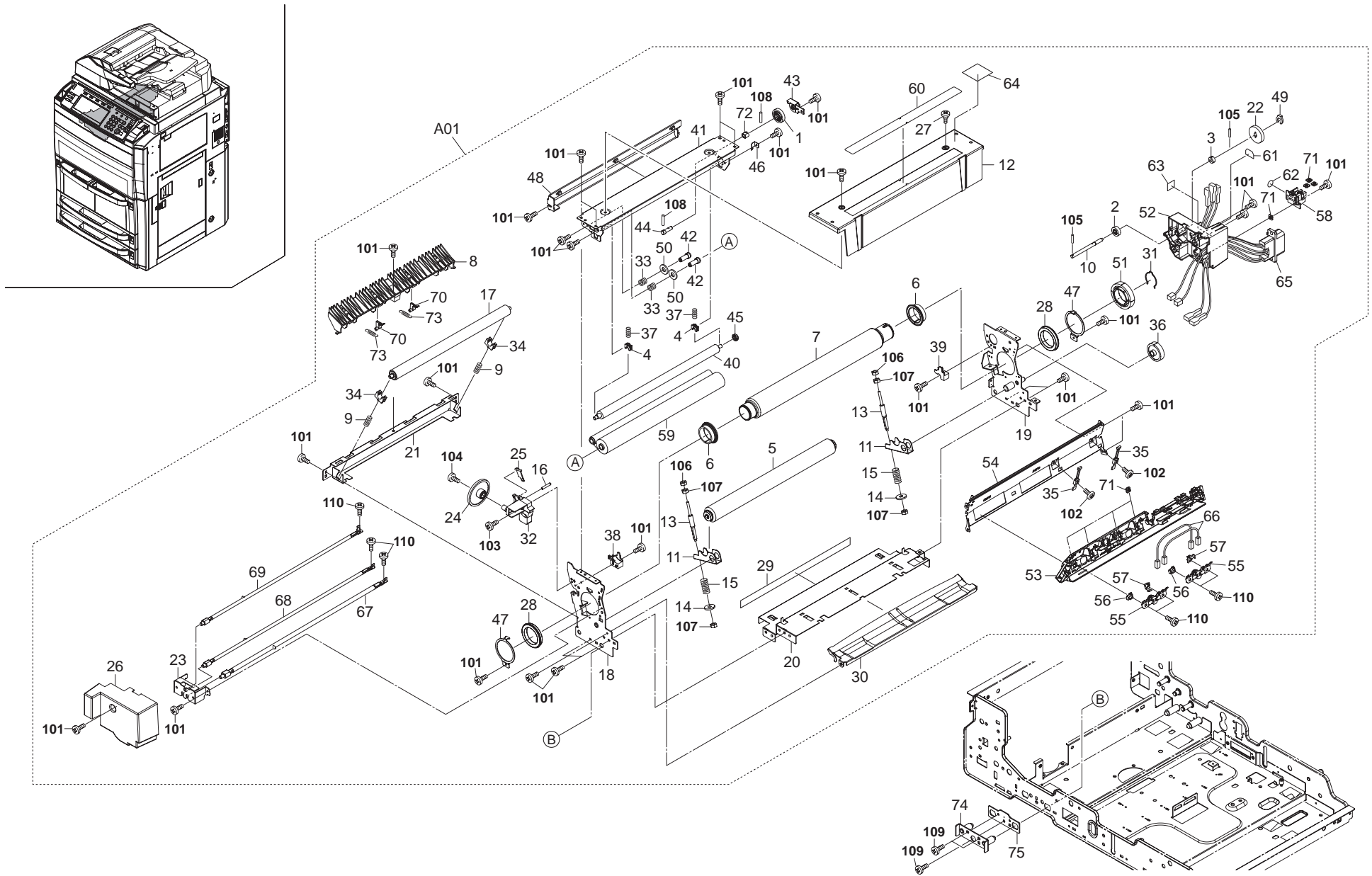


FIG. 21 Fuser Section 1

2KP/2KN

	Ref. No.	Part.No.	Alternative.	Description	Quantity		
					120	230	240
⊙	A01	302KP93010	2KP93010	PARTS FK-660(A)	1		
⊙	A01	302KP93020	2KP93020	PARTS FK-660(E)			
⊙	1	*2BC20660	2BC20660	GEAR, FIX NG CLEANING DRIVE	1	1	1
⊙	2	*2BC20730	2BC20730	GEAR B, FIXING CLEANING DRIVE	1	1	1
	3	*2BG20520	2BG20520	CLUTCH CLN	1	1	1
	4	*2BY20070	5MVX221XN004	BUSH PRESS /49523A0152 A4	2	2	2
⊙	5	*2FB20020	2FB20020	ROLLER PRESSURE	1	1	1
⊙	6	*2FB20040	2FB20040	BUSH NG HEAT ROLLER	2	2	2
⊙	7	*2FB20060	2FB20060	ROLLER HEAT	1	1	1
	8	*2FB20100	2FB20100	LOWER GUIDE FUSER EJECT	1	1	1
	9	*2FB20240	2FB20240	SPRING FUSER CLEANING	2	2	2
	10	*2FB20290	2FB20290	SHAFT FUSER WEB DRIVE A	1	1	1
	11	*2FB20310	2FB20310	LEVER PRESSURE	2	2	2
⊙	12	*2FB20350	2FB20350	UPPER COVER FUSER	1	1	1
	13	*2FB20390	2FB20390	PIN PRESSURE	2	2	2
	14	*2FB20400	2FB20400	MOUNT PRESSURE	2	2	2
	15	*2FB20420	2FB20420	SPRING PRESSURE	2	2	2
	16	*2FB20430	2FB20430	PIN CLAW THRUST	1	1	1
⊙	17	*2FB20450	2FB20450	LOWER ROLLER CLEANING	1	1	1
	18	*2FB20520	2FB20520	FRONT FRAME FUSER	1	1	1
	19	*2FB20530	2FB20530	REAR FRAME FUSER	1	1	1
	20	*2FB20540	2FB20540	BASE FUSER	1	1	1
	21	*2FB20550	2FB20550	MOUNT GUIDE FUSER EJECT	1	1	1
⊙	22	*2FB20620	2FB20620	GEAR 30 WEB ROLLER	1	1	1
	23	*2FB20630	2FB20630	FRONT MOUNT HEATER	1	1	1
⊙	24	*2FB20640	2FB20640	GEAR CLAW THRUST	1	1	1
	25	*2FB20650	2FB20650	LEVER CLAW THRUST	1	1	1
⊙	26	*2FB20670	2FB20670	FRONT COVER FUSER	1	1	1
	27	*2FB20860	2FB20860	PIN FUSER COVER	1	1	1
⊙	28	*2FG20230	2FG20230	BEARING HEAT ROLLER	2	2	2
	29	*302FB05080	2FB05080	LABEL UNIT REPLACEMENT	1	1	1
	30	*302FB20010	2FB20010	FRONT GUIDE FUSER A	1	1	1
	31	*302FB20070	2FB20070	STOPPER HEAT ROLLER	1	1	1
	32	*302FB20131	2FB20131	FRONT GUIDE FUSER CLAW	1	1	1
	33	*302FB20160	2FB20160	SPRING WEB RETAIN NG	2	2	2
	34	*302FB20170	2FB20170	BUSH CLEANING ROLLER	2	2	2
	35	*302FB20200	2FB20200	THERMISTOR FUSER	2	2	2
⊙	36	*302FB20220	2FB20220	GEAR FUSER JOINT B	1	1	1
	37	*302FB20320	2FB20320	SPRING FUSER WEB	2	2	2
	38	*302FB20750	2FB20750	FRONT STOPPER COVER	1	1	1
	39	*302FB20760	2FB20760	REAR STOPPER COVER	1	1	1
⊙	40	*302FB20770	2FB20770	ROLLER PRESSURE WEB	1	1	1
	41	*302FB20780	2FB20780	SUPPORT PLATE FUSER CLEANING	1	1	1
	42	*302FB20790	2FB20790	PIN FUSER CLEANING RETAINING	2	2	2
	43	*302FB20800	2FB20800	RETAINER CLEANING GEAR	1	1	1
	44	*302FB20810	2FB20810	SHAFT FUSER WEB DRIVE	1	1	1
⊙	45	*302FB20820	2FB20820	RATCHET FUSER CLEANING	1	1	1
	46	*302FB20830	2FB20830	STOPPER FUSER RATCHET	1	1	1
	47	*302FB20840	2FB20840	STOPPER ROLLER BEARING	2	2	2
	48	*302FB20850	2FB20850	COVER FUSER CLEANING	1	1	1

	Ref. No.	Part.No.	Alternative.	Description	Quantity		
					120	230	240
	49	*302FB20900	2FB20900	STOPPER 5 FUSER	1	1	1
	50	*302FB20940	2FB20940	WASHER 6	2	2	2
⊙	51	*302FB20950	2FB20950	GEAR 50 HEAT ROLLER B	1	1	1
	52	*302KP25010	2KP25010	MOUNT FUSER DRAWER	1	1	1
	53	*302KP25020	2KP25020	UPPER GUIDE FUSER	1	1	1
	54	*302KP25030	2KP25030	STAY FUSER	1	1	1
⊙	55	*302KP25040	2KP25040	THERMOSTAT 210 FUSER	2	2	2
	56	*302KP25140	2KP25140	SPACER PLATE	2	2	2
	57	*302KP25150	2KP25150	SPACER PLATE R	2	2	2
	58	*302KP25160	2KP25160	MOUNT HEATER	1	1	1
⊙	59	*302KP25170	2KP25170	FELT CLEANING	1	1	1
	60	*302KP34240	2KP34240	LABEL CAUTION FUSER UNIT	1	1	1
	61	*302KP34300	2KP34300	LABEL FUSER RED	1	1	1
	62	*302KP34310	2KP34310	LABEL FUSER WHITE	1	1	1
	63	*302KP34320	2KP34320	LABEL FUSER BLACK	1	1	1
	64	*302KP34330	2KP34330	LABEL FUSER CONNECTOR	1	1	1
	65	*302KP46300	2KP46300	WIRE FIXING UNIT	1	1	1
	66	*302KP46500	2KP46500	WIRE FIXING UNIT 2	2	2	2
⊙	67	*302KP94060	2KP94060	PARTS HEATER M120 FUSER SP	1		
⊙	67	*302KP94090	2KP94090	PARTS HEATER M240 FUSER SP		1	1
⊙	68	*302KP94070	2KP94070	PARTS HEATER S120 FUSER SP	1		
⊙	68	*302KP94100	2KP94100	PARTS HEATER S240 FUSER SP		1	1
⊙	69	*302KP94080	2KP94080	PARTS HEATER L120 FUSER SP	1		
⊙	69	*302KP94110	2KP94110	PARTS HEATER L240 FUSER SP		1	1
	70	*36720493	36720493	CLAW,PRESS ROLLER	2	2	2
	71	*5MMS111SL002	2BY20050	NUT FUSER A /FS-1800/3800 A4	8	8	8
	72	*61720460	61720460	BUSH, FIXING CLEANING	1	1	1
	73	*68320310	68320310	SPRING, SEPARATION CLAW	2	2	2
	74	302FB16201	2FB16201	ADJUSTING PLATE FUSER	1	1	1
	75	302FB16231	2FB16231	LOCK PLATE FUSER	1	1	1
	101	7BB100306H1	BB105820	+BIND T.T S SCREW 3X6			
	102	7BB100310H	BB112470	+BIND T.T S SCREW 3X10			
	103	7BB100320H	BB112650	+BIND T.T S SCREW 3X20			
	104	7BB202410H	BB106850	+TP-FLAT T.T P SCREW 4X10			
	105	5MBP2010WXSP	E0020100	SPRING PIN / M2 X 10 S-BLK			
	106	C1B14070	C1B14070	NUT SNM4(TRIVALENT CHROMATING)			
	107	C1B04030	C1B04030	NUT M4(TRIVALENT CHROMATING)			
	108	5MBP2012WXSP	E0020120	SPRING PIN / M2 X 12 S-BLK			
	109	7BB100408H1	BB105830	+BIND T.T S SCREW 4X8			
	110	7BB606308H	BB105280	+PAN M SCREW WITH SW W 3X8 R			

- Parts with "*" are component parts or sub-assemblies of the assembly appearing immediately above them.
- Parts with "⊙" indicate regular maintenance parts.

- Parts with "••" are component parts or sub-assembly with "•" appearing immediately above them.

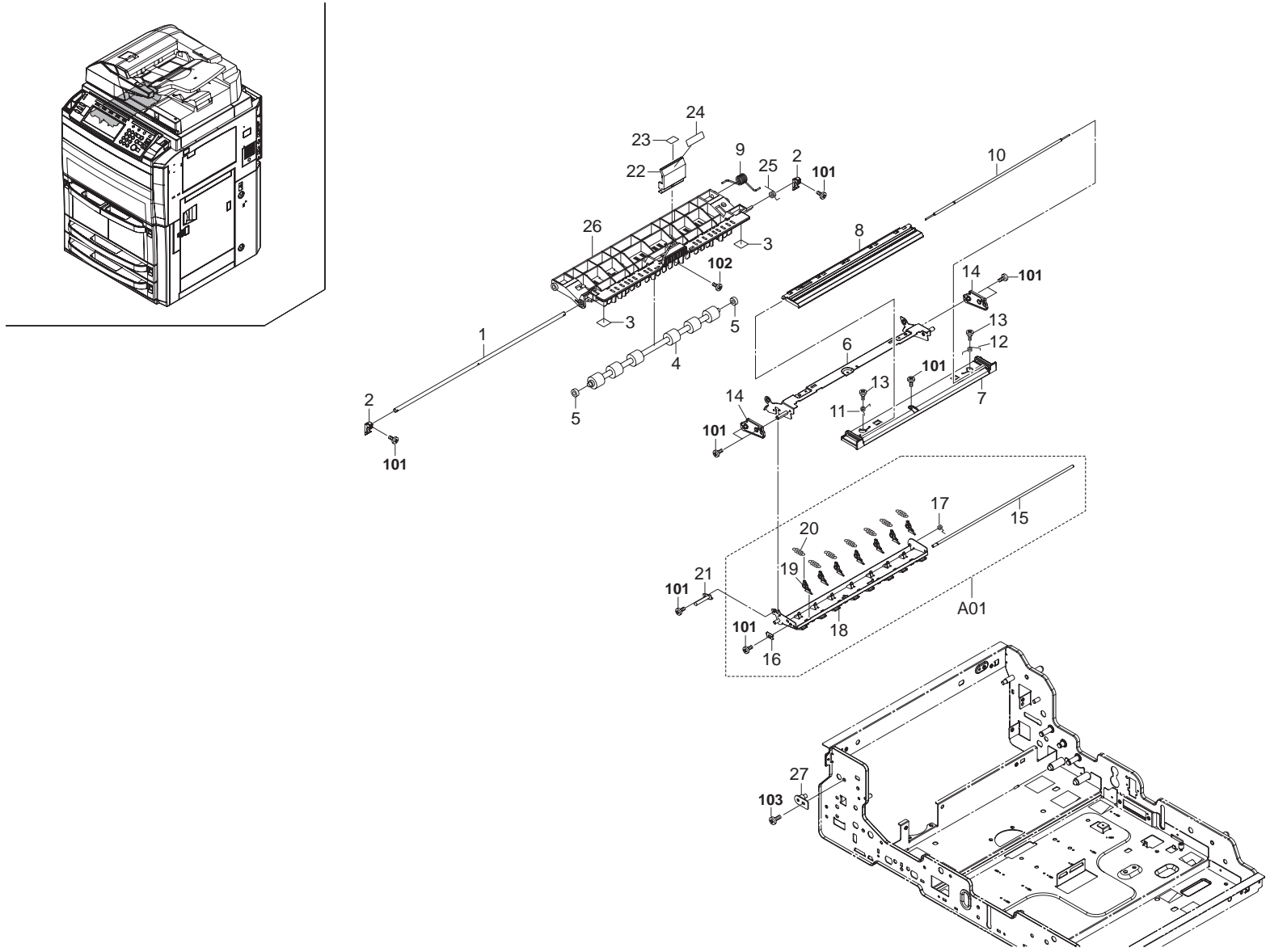


FIG. 22 Fuser Section 2

2KP/2KN

Ref. No.	Part.No.	Alternative.	Description	Quantity			
				120	230	240	
	1	302FB21340	2FB21340	SHAFT FUSER EJECT RELEASE	1	1	1
	2	2FB20690	2FB20690	RIGHT HOOK FEED RELEASE	2	2	2
	3	302FB05140	2FB05140	LABEL JAM A6	2	2	2
	4	302FB21230	2FB21230	UPPER ROLLER FUSER EJECT	1	1	1
⊙	5	G3001360	G3001360	BEARING 686ZZ	2	2	2
	6	2FB20210	2FB20210	UPPER PLATE FUSER EJECT	1	1	1
⊙	7	302FB20722	2FB20722	UPPER COVER B FUSER EJECT	1	1	1
⊙	8	302FB20712	2FB20712	UPPER COVER A FUSER EJECT	1	1	1
	9	302FB20190	2FB20190	SPRING FUSER EJECT DAMPER	1	1	1
	10	302FB20731	2FB20731	SHAFT FUSER EJECT COVER	1	1	1
	11	302FB20881	2FB20881	LEFT SPRING COVER	1	1	1
	12	302FB20871	2FB20871	RIGHT SPRING COVER	1	1	1
	13	2FB20860	2FB20860	PIN FUSER COVER	2	2	2
	14	2FB20110	2FB20110	UPPER HOLDER FUSER EJECT	2	2	2
⊙	A01	302FB93290	2FB93290	PARTS HEAT CLAW ASS'Y	1	1	1
	15	*2BC20190	2BC20190	SHAFT,SEPARATION CLAW	1	1	1
	16	*2BC20380	2BC20380	STOPPER,SEPARATION CLAW	1	1	1
	17	*2BC20480	2BC20480	SPRING,SEPARATION CLAW THRUST	1	1	1
	18	*2FB20150	2FB20150	UPPER GUIDE FUSER EJECT	1	1	1
	19	*302FB20250	2FB20250	SEPARATOR FUSER ASSY	7	7	7
⊙	20	*302FB20890	2FB20890	SPRING SEPARATION CLAW	7	7	7
	21	2FB20570	2FB20570	HOLDER FUSER EJECT	1	1	1
⊙	22	302BC20401	2BC20401	HANDLE, FIXING EJECT RELEASE	1	1	1
⊙	23	2BC05140	2BC05140	LABEL, FIXING EJECT RELEASE	1	1	1
	24	302FB05130	2FB05130	LABEL JAM A5	1	1	1
	25	302FB20141	2FB20141	SPRING FUSER EJECT RELEASE	1	1	1
	26	302FB21280	2FB21280	UPPER GUIDE FEED SHIFT	1	1	1
	27	2BC20420	2BC20420	UPPER FULCRUM PIN, FEED SHIFT	1	1	1

Ref. No.	Part.No.	Alternative.	Description	Quantity		
				120	230	240
101	7BB100306H1	BB105820	+BIND T.T S SCREW 3X6			
102	7BB607310H	BB106860	+TP-CUP M SCREW 3X10 R			
103	7BB100408H1	BB105830	+BIND T.T S SCREW 4X8			

- Parts with "*" are component parts or sub-assemblies of the assembly appearing immediately above them.
- Parts with "⊙" indicate regular maintenance parts.

- Parts with "••" are component parts or sub-assembly with "•" appearing immediately above them.

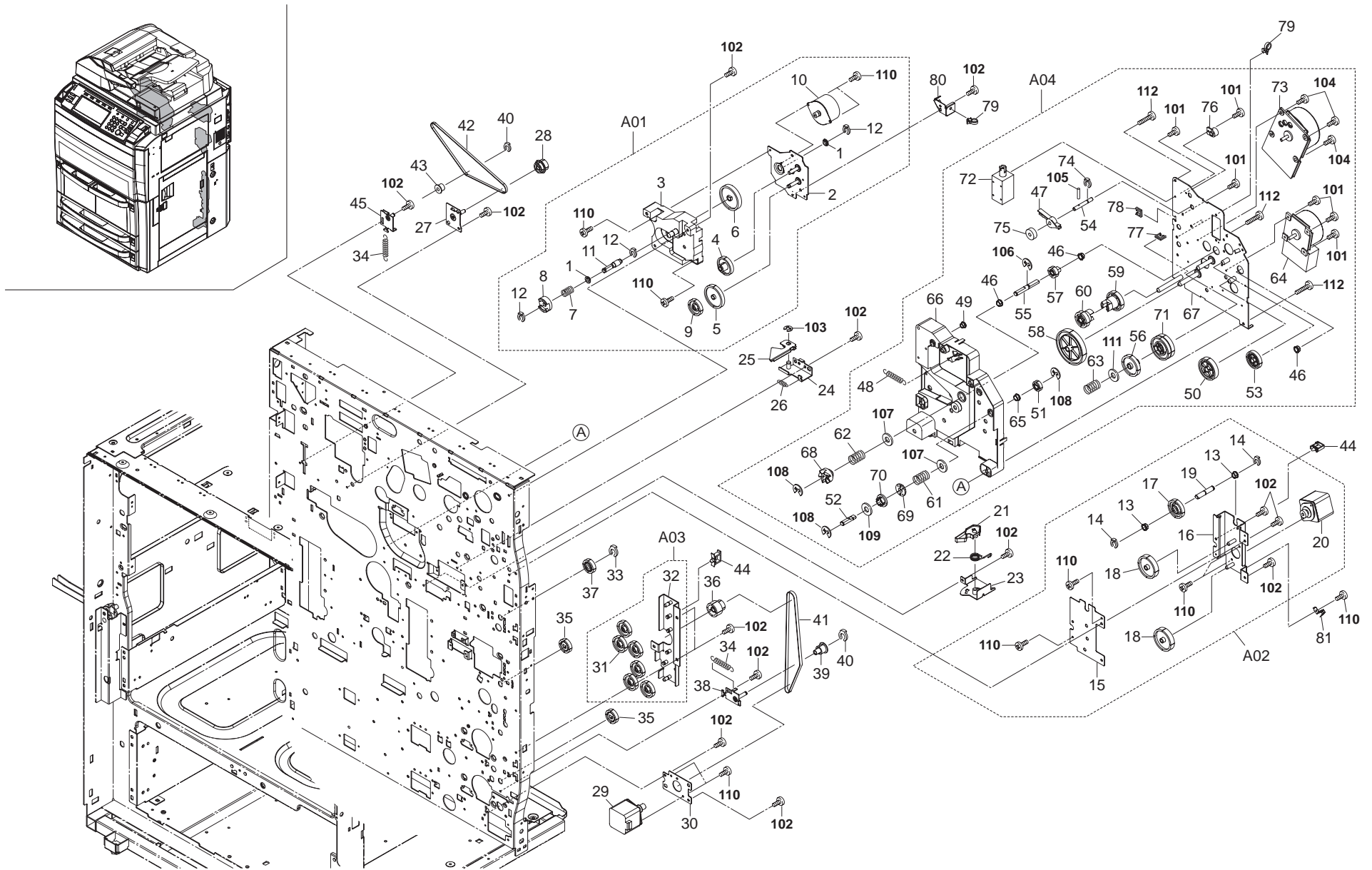


FIG. 23 Drive Section 1

2KP/2KN

Ref. No.	Part.No.	Alternative.	Description	Quantity		
				120	230	240
⊙ A01	302FB93110	2FB93110	PARTS,CONT DRIVE ASS'Y	1	1	1
⊙ 1	*2BL22570	2BL22570	BUSH DRIVE CONT 8	2	2	2
⊙ 2	*2FB22320	2FB22320	PLATE CONT DRIVE	1	1	1
⊙ 3	*2FB22330	2FB22330	HOLDER CONT DRIVE	1	1	1
⊙ 4	*2FB22340	2FB22340	GEAR Z70S/Z16S	1	1	1
⊙ 5	*2FB22350	2FB22350	GEAR Z56S/Z20S	1	1	1
⊙ 6	*2FB22360	2FB22360	GEAR JO NT CONT	1	1	1
⊙ 7	*2FB22370	2FB22370	SPRING CONT DRIVE	1	1	1
⊙ 8	*2FB22380	2FB22380	COUPLING CONTAINER	1	1	1
⊙ 9	*2FB22640	2FB22640	GEAR 38 VERTICAL FEED	1	1	1
⊙ 10	*2FB27040	2FB27040	MOTOR TONER SUPPLY	1	1	1
⊙ 11	*302FB11070	2FB11070	SHAFT DRIVE CONT	1	1	1
⊙ 12	*5MVX111DN003	2A806250	R NG STOPPER /A-49 FEED A4	3	3	3
⊙ A02	302FB93150	2FB93150	PARTS,BYPASS DRIVE ASS'Y	1	1	1
⊙ 13	*2BC06510	2BC06510	BUSH NG 8	2	2	2
⊙ 14	*2BC06910	2BC06910	STOPPER 6	2	2	2
⊙ 15	*2FB22610	2FB22610	MOUNT BYPASS DRIVE	1	1	1
⊙ 16	*2FB22620	2FB22620	RETAINER BYPASS DRIVE	1	1	1
⊙ 17	*2FB22670	2FB22670	GEAR 44 BYPASS	1	1	1
⊙ 18	*2FB22680	2FB22680	GEAR 54 BYPASS	2	2	2
⊙ 19	*2FB22780	2FB22780	SHAFT BYPASS DRIVE	1	1	1
⊙ 20	*2FB27120	2FB27120	MOTOR BYPASS	1	1	1
⊙ 21	2BG06420	2BG06420	HOOK CASSETTE	1	1	1
⊙ 22	2FB06640	2FB06640	SPRING DECK F HOOK	1	1	1
⊙ 23	2FB06630	2FB06630	MOUNT D FEED HOOK	1	1	1
⊙ 24	2BC16450	2BC16450	MOUNT,CONVEYING HOOK	1	1	1
⊙ 25	2BC16460	2BC16460	HOOK,CONVEYING RETAINING	1	1	1
⊙ 26	2BC16470	2BC16470	SPRING,CONVEYING HOOK	1	1	1
⊙ 27	2FB22600	2FB22600	MOUNT EJECT PULLEY	1	1	1
⊙ 28	2FB22590	2FB22590	GEAR 19/33 EJECT	1	1	1
⊙ 29	2FB27170	2FB27170	MOTOR VERTICAL FEED	1	1	1
⊙ 30	2FB22870	2FB22870	MOUNT VF MOTOR	1	1	1
⊙ A03	302FB93140	2FB93140	PARTS,VERTICAL FEED DRIVE ASS'Y	1	1	1
⊙ 31	*2FB22640	2FB22640	GEAR 38 VERTICAL FEED	6	6	6
⊙ 32	*302FB22631	2FB22631	RETAINER VF DRIVE	1	1	1
⊙ 33	2BC06910	2BC06910	STOPPER 6	1	1	1
⊙ 34	72418140	72418140	SPRING, BLADE	2	2	2
⊙ 35	302FB22651	2FB22651	GEAR 32 VERTICAL FEED	2	2	2
⊙ 36	2FB22860	2FB22860	PULLEY 32 VERTICAL FEED	1	1	1
⊙ 37	2FB22660	2FB22660	GEAR 32 FEED C	1	1	1
⊙ 38	2FB22880	2FB22880	TENSION PLATE VF DRIVE	1	1	1
⊙ 39	2FB22890	2FB22890	PULLEY 26 VERTICAL FEED	1	1	1
⊙ 40	5MVX111DN003	2A806250	R NG STOPPER /A-49 FEED A4	2	2	2
⊙ 41	2FB22850	2FB22850	BELT VERTICAL FEED	1	1	1
⊙ 42	2FB22730	2FB22730	BELT EJECT DRIVE	1	1	1
⊙ 43	68721640	68721640	PULLEY 20,DUPLEX CONVEYING	1	1	1
⊙ 44	7YZM610003++H01	YZ010250	ACCESS SADDLE	2	2	2
⊙ 45	2FB22740	2FB22740	TENSION PLATE EJECT DRIVE	1	1	1
⊙ A04	302FB93132	2FB93132	PARTS,FIXING DRIVE ASS'Y	1	1	1
⊙ 46	*28107400	28107400	BEARING,688ZZNR	3	3	3

- Parts with "*" are component parts or sub-assemblies of the assembly appearing immediately above them.
- Parts with "⊙" indicate regular maintenance parts.

Ref. No.	Part.No.	Alternative.	Description	Quantity		
				120	230	240
47	*2A022340	2A022340	LEVER,FIX NG CLEANING DRIVE	1	1	1
48	*2AC18300	2AC18300	SPRING,CLEAN NG	1	1	1
⊙ 49	*2BG22970	2BG22970	BUSH 6 EW	1	1	1
⊙ 50	*2FB22230	2FB22230	GEAR 82 TFR	1	1	1
⊙ 51	*2FB22240	2FB22240	GEAR 36 TFR	1	1	1
⊙ 52	*2FB22250	2FB22250	SHAFT TFR	1	1	1
⊙ 53	*2FB22260	2FB22260	GEAR 65 DISPOSAL	1	1	1
⊙ 54	*2FB22530	2FB22530	SHAFT FUSER CL DRIVE	1	1	1
⊙ 55	*2FB22540	2FB22540	SHAFT FUSER DRIVE	1	1	1
⊙ 56	*2FB22560	2FB22560	GEAR 40 FIXING	1	1	1
⊙ 57	*2FB22580	2FB22580	GEAR 19 FIXING	1	1	1
⊙ 58	*2FB22700	2FB22700	GEAR 133 DUPLEX	1	1	1
⊙ 59	*2FB22710	2FB22710	GEAR 71 DUPLEX	1	1	1
⊙ 60	*2FB22720	2FB22720	GEAR 29 DUPLEX	1	1	1
⊙ 61	*2FB22770	2FB22770	SPRING FIXING DRIVE	1	1	1
⊙ 62	*2FB22910	2FB22910	SPRING FUSER DRIVE	1	1	1
⊙ 63	*2FB22920	2FB22920	SPRING FUSER JOINT	1	1	1
⊙ 64	*2FB27090	2FB27090	MOTOR TFR	1	1	1
⊙ 65	*302FB11160	2FB11160	BEAR NG MF128ZZ	1	1	1
⊙ 66	*302FB22472	2FB22472	HOUS NG FUSER DRIVE	1	1	1
⊙ 67	*302FB22483	2FB22483	PLATE FUSER DRIVE	1	1	1
⊙ 68	*302FB22491	2FB22491	COUPLING FIX NG JO NT	1	1	1
⊙ 69	*302FB22940	2FB22940	JOINT TC DRIVE	1	1	1
⊙ 70	*302FB22950	2FB22950	COUPLING TC DRIVE	1	1	1
⊙ 71	*302FB22960	2FB22960	GEAR 88 FUSER SMF	1	1	1
⊙ 72	*302FB25250	2FB25250	SOLENO D FUSER WEB	1	1	1
⊙ 73	*302FB25350	2FB25350	MOTOR FIXING N	1	1	1
⊙ 74	*5MVX111DN003	2A806250	RING STOPPER /A-49 FEED A4	1	1	1
⊙ 75	*66018160	66018160	GEAR 19,SPIRAL ROLLER	1	1	1
⊙ 76	*66222140	66222140	BUSHING,BYPASS CAM	1	1	1
⊙ 77	*M2104240	M2104240	EDGING,EDS-1208U	1	1	1
⊙ 78	*M2104260	M2104260	EDGING,EDS-0607U(KITAGAWA)	1	1	1
⊙ 79	M2107250	M2107250	BAND,RSG-100(KITAGAWA)	3	3	3
⊙ 80	302FB11120	2FB11120	PLATE DLP MOTOR	1	1	1
⊙ 81	302FB07970	2FB07970	GROUND PLATE MP MOTOR	1	1	1
101	5MBTPB3006TW++R	B1A53060	B ND T.T SCREW(+) / M3 X 6 CRFREE S-T			
102	7BB100408H1	BB105830	+BIND T.T S SCREW 4X8			
103	D1A00700	D1A00700	STOP R NG E-7(TRIVALENT CHROMAT NG)			
104	B0A23080	B0A23080	+ROUND HEAD SCREW WITH SW.W M3X8			
105	5MBP2010WXSP	E0020100	SPRING PIN / M2 X 10 S-BLK			
106	D1A00600	D1A00600	STOP R NG E-6(TRIVALENT CHROMAT NG)			
107	C2808200	C2808200	POLYESTER SLIDER WASHER 8X20X0.5T			
108	7BD105060+++H01	BD018620	E STOP R NG E-5			
109	C2891180	C2891180	SHIM 12.2X18X0.25T			
110	7BB100306H1	BB105820	+BIND T.T S SCREW 3X6			
111	C2890180	C2890180	POLYESTER SLIDER WASHER 12.2X18X0.5T			
112	7BB100440H	BB112680	+BIND T.T S SCREW 4X40			

- Parts with "••" are component parts or sub-assembly with "•" appearing immediately above them.

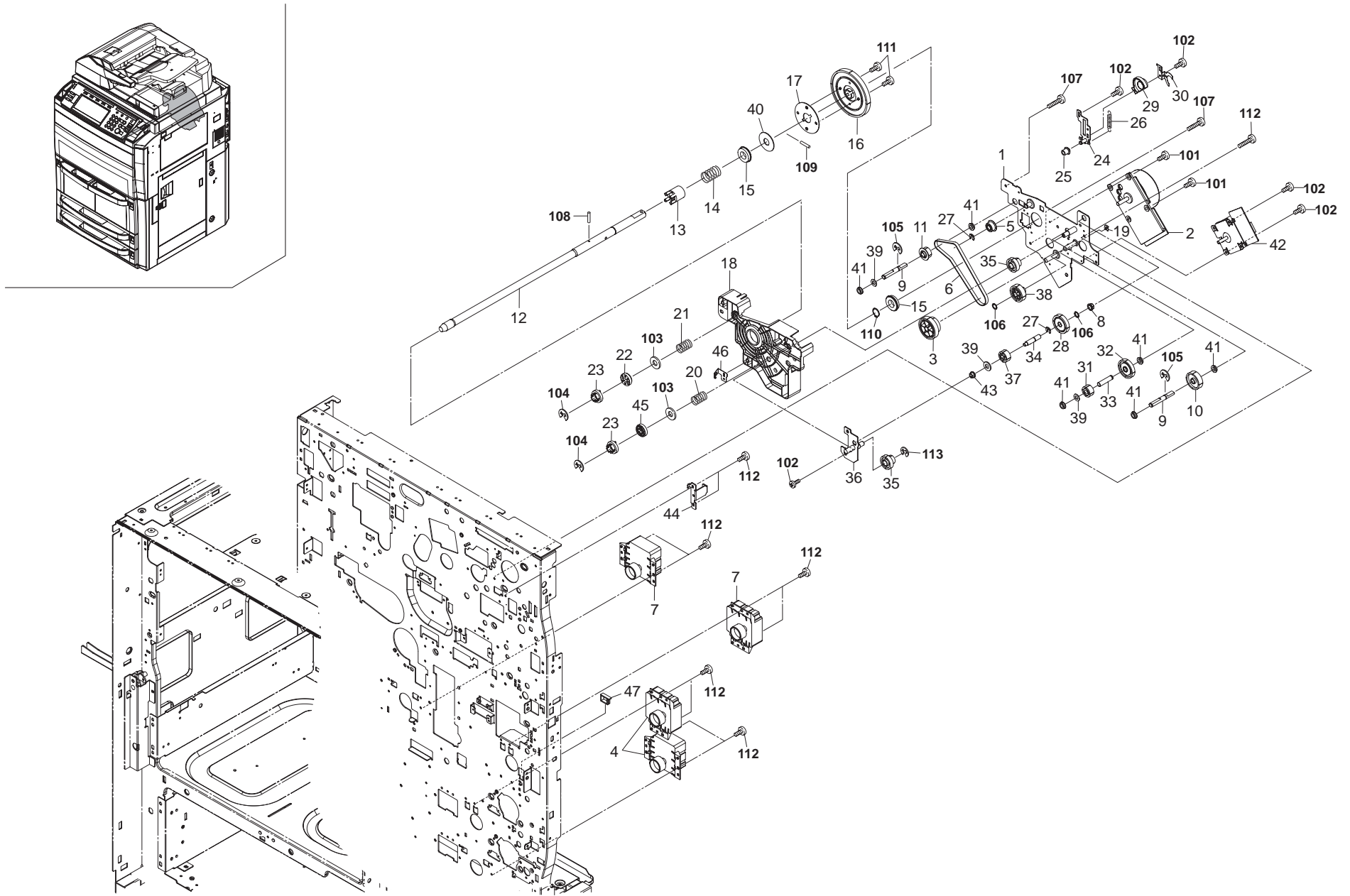


FIG. 24 Drive Section 2

2KP/2KN

	Ref. No.	Part.No.	Alternative.	Description	Quantity		
					120	230	240
	1	2FB22060	2FB22060	PLATE DRIVE MAIN R	1	1	1
⊙	2	2FB27020	2FB27020	MOTOR MA N	1	1	1
⊙	3	2FB22110	2FB22110	GEAR 82/33 CLD	1	1	1
⊙	4	302FB07251	2FB07251	MOTOR L FT CASSETTE	2	2	2
⊙	5	2FB22900	2FB22900	PULLEY 19 DRIVE	1	1	1
⊙	6	2FB22120	2FB22120	BELT CLEANING DRIVE	1	1	1
⊙	7	302FB07300	2FB07300	MOTOR L FT DECK	2	2	2
	8	2BC06510	2BC06510	BUSH NG 8	1	1	1
	9	2FB22450	2FB22450	SHAFT CLEANING DRIVE	2	2	2
⊙	10	2FB22100	2FB22100	GEAR 64 DLP	1	1	1
⊙	11	2FB22410	2FB22410	PULLEY 22 CL	1	1	1
	12	2FB22010	2FB22010	SHAFT DRUM DRIVE	1	1	1
	13	2FB22020	2FB22020	COUPLING DRUM DRIVE	1	1	1
	14	2FB22070	2FB22070	SPRING DRUM DRIVE	1	1	1
	15	302FB08550	2FB08550	BEARING 15/28 DRUM	2	2	2
⊙	16	2FB22030	2FB22030	GEAR 183 DRUM DRIVE	1	1	1
	17	2FB22270	2FB22270	PLATE DRUM DRIVE	1	1	1
	18	302FB22041	2FB22041	HOLDER MAIN DRIVE	1	1	1
	19	5MVX111DN003	2A806250	R NG STOPPER /A-49 FEED A4	1	1	1
	20	2FB22430	2FB22430	SPRING DLP DRIVE	1	1	1
	21	2FB22460	2FB22460	SPRING CL DRIVE	1	1	1
	22	33922400	33922400	JOINT,DEVELOPING DRIVE	1	1	1
	23	2FB22760	2FB22760	COUPLING DLP DRIVE	2	2	2
	24	2FB22440	2FB22440	TENSION PLATE CL	1	1	1
⊙	25	2FB22280	2FB22280	PULLEY TENSION	1	1	1
	26	72418140	72418140	SPRING, BLADE	1	1	1
	27	2BC06910	2BC06910	STOPPER 6	2	2	2
⊙	28	2FB22670	2FB22670	GEAR 44 BYPASS	1	1	1
	29	302FB08560	2FB08560	BUSH NG DRUM EARTH	1	1	1
⊙	30	302FB08570	2FB08570	GROUND PLATE DRUM B	1	1	1
⊙	31	302FB11100	2FB11100	GEAR 25 DLP	1	1	1
⊙	32	302FB11020	2FB11020	GEAR 70 DLP	1	1	1
	33	302FB11030	2FB11030	SHAFT DLP ONEWAY	1	1	1
	34	302FB11040	2FB11040	SHAFT DLP JO NT	1	1	1
⊙	35	302FB11050	2FB11050	GEAR 30/50 DLP JOINT	2	2	2
	36	302FB11060	2FB11060	PLATE DLP JOINT	1	1	1
⊙	37	302FB11080	2FB11080	GEAR 40 DLP JOINT	1	1	1
⊙	38	302FB11110	2FB11110	GEAR 40 DLP	1	1	1
⊙	39	302FB11140	2FB11140	POLY WASHER 8.2X9.5X0 5	3	3	3
	40	302FB11150	2FB11150	SPACER MA N DRIVE	1	1	1
⊙	41	302FB11160	2FB11160	BEARING MF128ZZ	6	6	6
⊙	42	302FB25300	2FB25300	MOTOR DLP	1	1	1
⊙	43	3CY07080	3CY07080	BUSH NG 6	1	1	1
	44	302FB11130	2FB11130	MOUNT DLP DRIVE	1	1	1
	45	302FB11170	2FB11170	JOINT DEVELOPING DRIVE	1	1	1
	46	302FB11180	2FB11180	GROUND PLATE DLP INPUT	1	1	1
	47	7YZM210006++H01	YZ038000	ACCESS.EDGING	1	1	1

	Ref. No.	Part.No.	Alternative.	Description	Quantity		
					120	230	240
	101	B0A23080	B0A23080	+ROUND HEAD SCREW WITH SW.W M3X8			
	102	5MBTPB3006TW++R	B1A53060	B ND T.T SCREW(+) / M3 X 6 CRFREE S-T			
	103	C2891180	C2891180	SHIM 12.2X18X0.25T			
	104	7BD105060+++H01	BD018620	E STOP R NG E-5			
	105	D1A00700	D1A00700	STOP R NG E-7(TRIVALENT CHROMAT NG)			
	106	C2895120	C2895120	SHIM 8.2-0.25T			
	107	7BB100440H	BB112680	+BIND T.T S SCREW 4X40			
	108	E5130200	E5130200	PARALLEL P N H7A 3X20 SUS			
	109	E5140300	E5140300	PARALLEL P N 4X30 SUS			
	110	D2001500	48402150	STOP R NG C-15			
	111	5MBTPB3010TW++R	B1A53100	B ND T.T SCREW(+) / M3 X 10 CRFREE S-T			
	112	7BB100408H1	BB105830	+BIND T.T S SCREW 4X8			
	113	D1A00600	D1A00600	STOP R NG E-6(TRIVALENT CHROMAT NG)			

- Parts with "*" are component parts or sub-assemblies of the assembly appearing immediately above them.
- Parts with "⊙" indicate regular maintenance parts.

- Parts with "••" are component parts or sub-assembly with "•" appearing immediately above them.

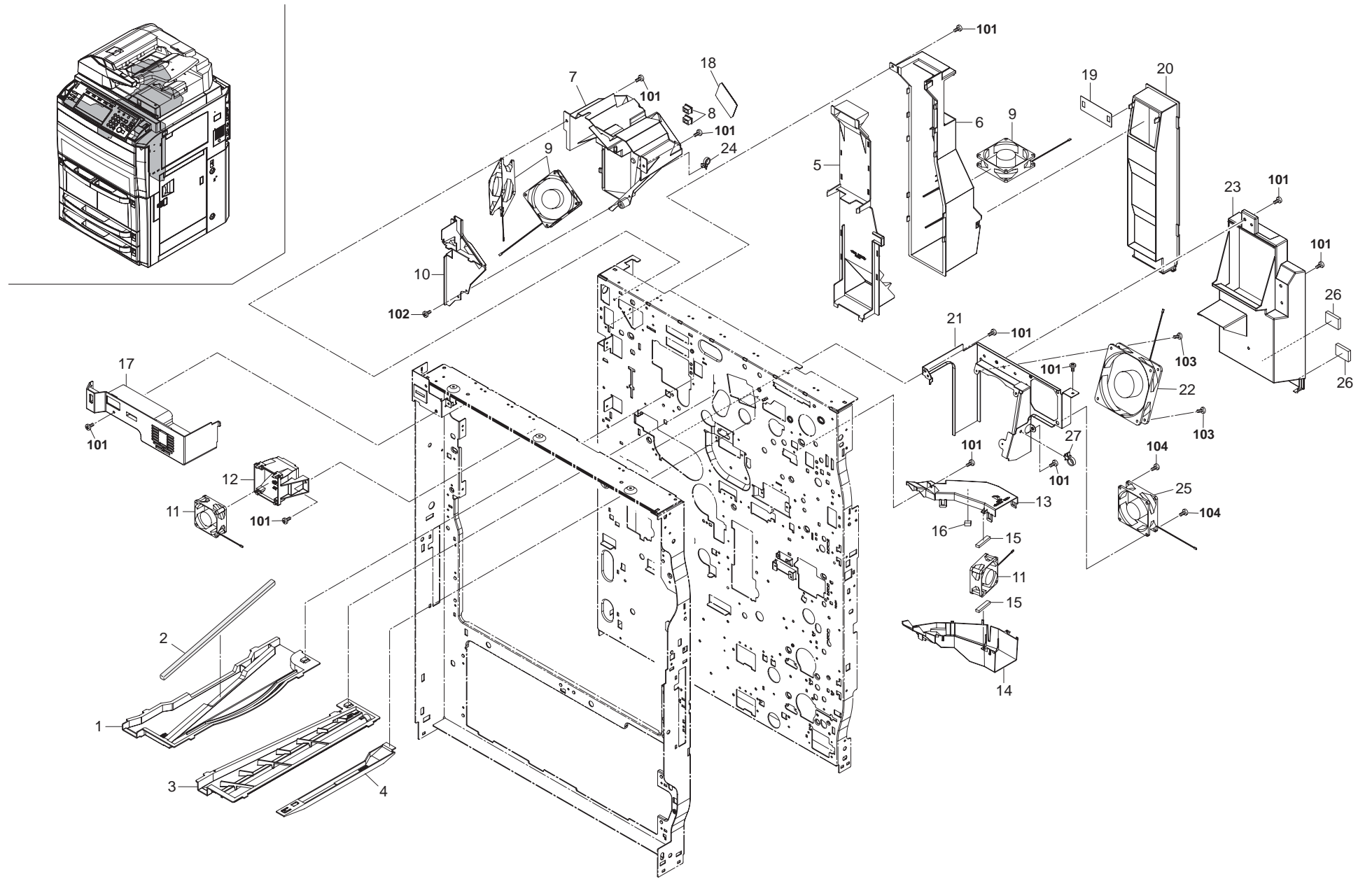


FIG. 25 Cooling Section

2KP/2KN

Ref. No.	Part.No.	Alternative.	Description	Quantity		
				120	230	240
1	2FB23080	2FB23080	UPPER DUCT FIX NG	1	1	1
2	2FB23090	2FB23090	SPONGE UPPER DUCT FIXING	1	1	1
3	2FB23060	2FB23060	DUCT MAIN CHARGER	1	1	1
4	302FB23031	2FB23031	UPPER DUCT DEV	1	1	1
5	302FB23222	2FB23222	REAR CENTER DUCT A	1	1	1
6	302FB23232	2FB23232	REAR CENTER DUCT B	1	1	1
7	302FB23300	2FB23300	CENTER REAR DUCT C	1	1	1
8	7YCC02B1001+H01	YC014610	CONNECTOR	2	2	2
9	302FB25330	2FB25330	FAN 80 FRONT COOLING	3	3	3
10	302FB23290	2FB23290	UPPER REAR DUCT B	1	1	1
11	2FB27190	2FB27190	FAN 60 COOL NG	2	2	2
12	302FB23280	2FB23280	FRONT DUCT LSU B	1	1	1
13	302FB23321	2FB23321	REAR DUCT DLP A	1	1	1
14	302FB23331	2FB23331	REAR DUCT DLP B	1	1	1
15	302FB23450	2FB23450	SPONGE DLP DUCT	2	2	2
16	7YCC02B1001+H01	YC014610	CONNECTOR	1	1	1
17	302FB04251	2FB04251	COVER SAFETY SWITCH	1	1	1
18	302FB23340	2FB23340	FILM UPPER REAR DUCT	1	1	1
19	302KP02130	2KP02130	FILM HOLDER WIRE DUCT	1	1	1
20	302FB23242	2FB23242	LOWER REAR DUCT	1	1	1
21	302FB23523	2FB23523	MOUNT REAR FAN	1	1	1
22	302FB25341	2FB25341	FAN COOLING 120	1	1	1
23	302FB23512	2FB23512	DUCT REAR FAN	1	1	1
24	7YZM420003+++H01	YZ052580	ACCESS.BAND	1	1	1
25	302FB25320	2FB25320	FAN 80 CENTER COOLING	1	1	1
26	302FB23600	2FB23600	SPONGE REAR DUCT FAN	2	2	2
27	M2107250	M2107250	BAND,RSG-100(KITAGAWA)	1	1	1

Ref. No.	Part.No.	Alternative.	Description	Quantity		
				120	230	240
101	7BB100408H1	BB105830	+BIND T.T S SCREW 4X8			
102	7BB200308H	BB105660	+BIND T.T P SCREW 3X8			
103	7BB700330H	BB106840	+BIND T.T S SCREW 3X30 SR			
104	7BB700435H	BB112520	+BIND T.T S SCREW 4X35 SR			

- Parts with "*" are component parts or sub-assemblies of the assembly appearing immediately above them.
- Parts with "⊙" indicate regular maintenance parts.

- Parts with "••" are component parts or sub-assembly with "•" appearing immediately above them.

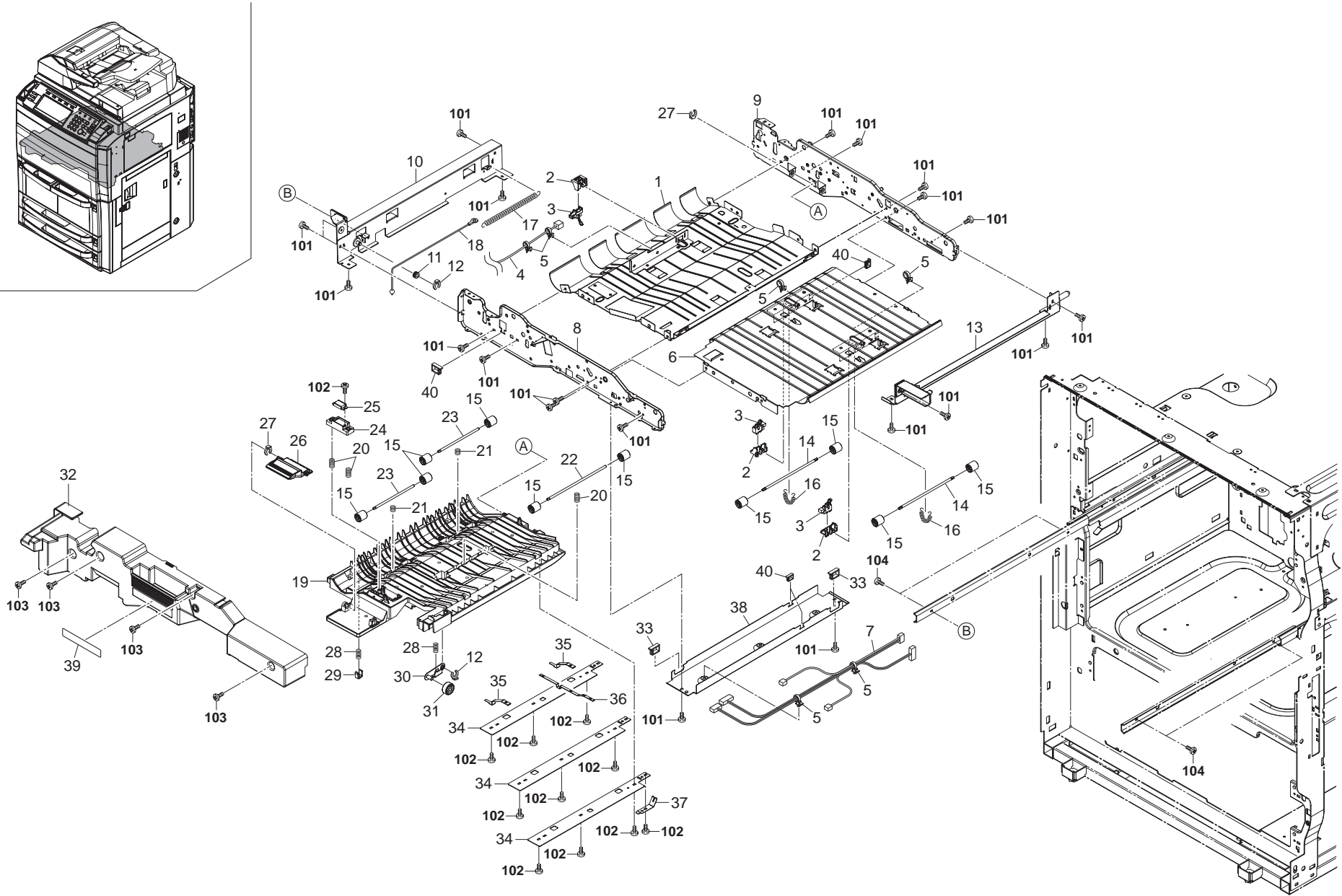


FIG. 26 Duplex Section 1

2KP/2KN

Ref. No.	Part.No.	Alternative.	Description	Quantity		
				120	230	240
1	302KP29040	2KP29040	UPPER GUIDE DU CONVEY NG	1	1	1
2	302FB21270	2FB21270	HOLDER SW FEED SHIFT	3	3	3
3	2FB27050	2FB27050	SWITCH FEED	3	3	3
4	302KP46320	2KP46320	WIRE DU FRONT	1	1	1
5	M2107250	M2107250	BAND,RSG-100(KITAGAWA)	6	6	6
6	302KP29030	2KP29030	LOWER GUIDE CONVEYING	1	1	1
7	302KP46330	2KP46330	WIRE DU MIDDLE	1	1	1
8	302KP29010	2KP29010	FRONT FRAME DU	1	1	1
9	302KP29020	2KP29020	REAR FRAME DU	1	1	1
10	2FB19470	2FB19470	LEFT MOUNT GUIDE RAIL	1	1	1
11	2BC07050	2BC07050	PULLEY,L FT WIRE	1	1	1
12	5MVX111DN003	2A806250	R NG STOPPER /A-49 FEED A4	2	2	2
13	2FB19460	2FB19460	RIGHT MOUNT GU DE RA L	1	1	1
14	2FB19550	2FB19550	SHAFT C DU CONVEYING	2	2	2
15	2BL21330	2BL21330	PULLEY FEED SHIFT	10	10	10
16	2FB19860	2FB19860	SPRING CONVEY NG	2	2	2
17	2FB19870	2FB19870	SPRING C LOWER GU DE	1	1	1
18	2FB19980	2FB19980	WIRE JAM LIFT	1	1	1
19	2FB19030	2FB19030	LOWER GUIDE DU 1/2	1	1	1
20	2FB19580	2FB19580	SPRING RETAIN NG	3	3	3
21	2FB19570	2FB19570	SPRING RETAIN NG 2	2	2	2
22	2FB19540	2FB19540	SHAFT B DU CONVEYING	1	1	1
23	2FB19510	2FB19510	SHAFT A DU CONVEYING	2	2	2
24	2FB19950	2FB19950	HOLDER MAGNET	1	1	1
25	302FB19961	2FB19961	MAGNET LOWER GUIDE	1	1	1
26	2FB19480	2FB19480	LEVER GUIDE DU	1	1	1
27	2BC06910	2BC06910	STOPPER 6	2	2	2
28	2FB19810	2FB19810	SPRING A LOWER GUIDE	2	2	2
29	2FB07330	2FB07330	STOPPER BYPASS TABLE	1	1	1
30	302FB19500	2FB19500	MOUNT PULLEY LIFT	1	1	1
31	27307190	48927324	PULLEY,CLEANING UNIT	1	1	1
32	302KP04410	2KP04410	COVER DU	1	1	1
33	7YZM210003++H01	YZ037970	ACCESS.EDGING	2	2	2
34	302FB09710	2FB09710	MOUNT GROUND LOWER GUIDE	3	3	3
35	302FB09730	2FB09730	GROUND PLATE LOWER GUIDE A	2	2	2
36	302FB09740	2FB09740	GROUND PLATE LOWER GUIDE B	1	1	1
37	302FB09750	2FB09750	GROUND PLATE LOWER GUIDE C	1	1	1
38	302KP29340	2KP29340	LOWER COVER DU	1	1	1
39	302FB05160	2FB05160	LABEL JAM B	1	1	1
40	M2104390	M2104390	EDGING,EDS-0607L(KITAGAWA)	4	4	4

Ref. No.	Part.No.	Alternative.	Description	Quantity		
				120	230	240
101	7BB700308H	BB105600	+BIND T.T S SCREW 3X8 SR			
102	7BB200308H	BB105660	+BIND T.T P SCREW 3X8			
103	7BB100408H1	BB105830	+BIND T.T S SCREW 4X8			
104	7BB100306H1	BB105820	+BIND T.T S SCREW 3X6			

- Parts with "*" are component parts or sub-assemblies of the assembly appearing immediately above them.
- Parts with "⊙" indicate regular maintenance parts.

- Parts with "••" are component parts or sub-assembly with "•" appearing immediately above them.

FIG. 27 Duplex Section 2

2KP/2KN

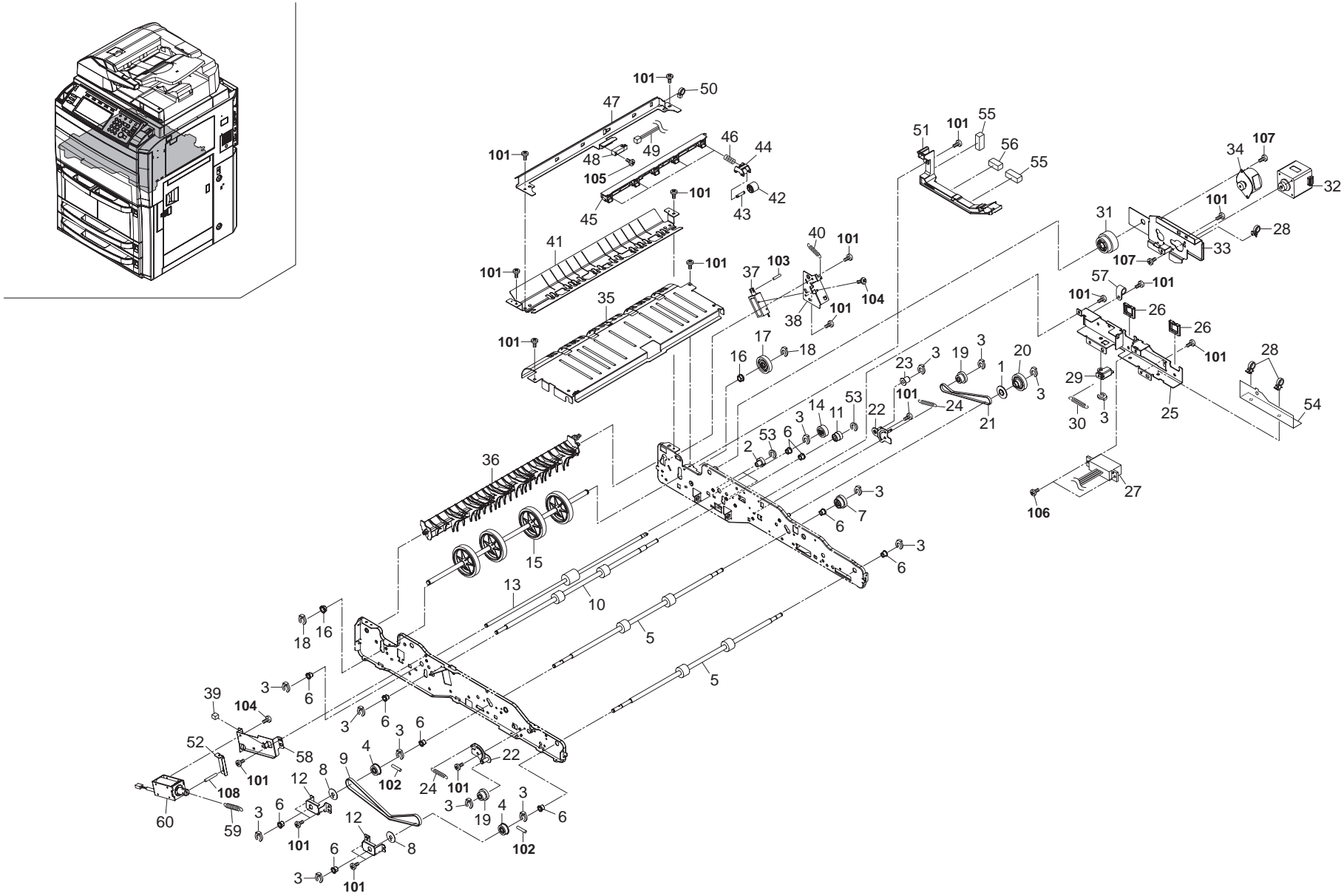


FIG. 27 Duplex Section 2

2KP/2KN

Ref. No.	Part.No.	Alternative.	Description	Quantity			
				120	230	240	
⊙	1	302FB09640	2FB09640	COLLAR DU PULLEY	1	1	1
⊙	2	302KP29090	2KP29090	GEAR DLE Z18S	2	2	2
⊙	3	5MVX111DN003	2A806250	R NG STOPPER /A-49 FEED A4	14	14	14
⊙	4	302FB09610	2FB09610	PULLEY 30 DU	2	2	2
⊙	5	302FB19211	2FB19211	ROLLER B DU CONVEYING	2	2	2
⊙	6	2BC06520	2BC06520	BUSH NG 6,REGISTRATION	10	10	10
⊙	7	2FB19620	2FB19620	GEAR 27/24 ONE-WAY L	1	1	1
⊙	8	302FB09670	2FB09670	SPACER DU PULLEY	2	2	2
⊙	9	302FB09720	2FB09720	BELT FRONT DRIVE	1	1	1
⊙	10	302FB19371	2FB19371	ROLLER A DU CONVEYING	1	1	1
⊙	11	302FB09631	2FB09631	GEAR DU 17	1	1	1
⊙	12	302FB09620	2FB09620	PLATE DU ROLLER	2	2	2
⊙	13	302KP94130	2KP94130	PARTS ROLLER SWITCHBACK DU SP	1	1	1
⊙	14	2FB19140	2FB19140	GEAR 24 DU CONVEYING	1	1	1
⊙	15	2FB00040	2FB00040	ROLLER REFEED ASS'Y	1	1	1
⊙	16	2BC06510	2BC06510	BUSH NG 8	2	2	2
⊙	17	302FB09680	2FB09680	GEAR DU 30 ONEWAY	1	1	1
⊙	18	2BC06910	2BC06910	STOPPER 6	2	2	2
⊙	19	2FB19630	2FB19630	PULLEY 24/24 DU CONVEYING	2	2	2
⊙	20	2FB19680	2FB19680	GEAR 37/24 DU CONVEY NG	1	1	1
⊙	21	2FB19640	2FB19640	BELT REAR FEED	1	1	1
⊙	22	2FB19280	2FB19280	TENSION PLATE DU	2	2	2
⊙	23	2FB19290	2FB19290	PULLEY DU TENSION	1	1	1
⊙	24	2FB19600	2FB19600	SPRING TENSION	2	2	2
⊙	25	302KP29100	2KP29100	MOUNT PLATE DU DRAWER	1	1	1
⊙	26	7YZM210003++H01	YZ037970	ACCESS.EDGING	2	2	2
⊙	27	302KP46310	2KP46310	WIRE DU MA N	1	1	1
⊙	28	M2107250	M2107250	BAND,RSG-100(KITAGAWA)	3	3	3
⊙	29	2BC21500	2BC21500	HOOK,DUPLEX RETA NING	1	1	1
⊙	30	2FB19850	2FB19850	SPRING DU HOOK	1	1	1
⊙	31	2FB19170	2FB19170	GEAR 28/35	1	1	1
⊙	32	302FB25310	2FB25310	MOTOR DU CONVEY NG	1	1	1
⊙	33	302KP29050	2KP29050	MOUNT PLATE DU DRIVE	1	1	1
⊙	34	2FB27130	2FB27130	MOTOR DUPLEX	1	1	1
⊙	35	302KP29060	2KP29060	LOWER GUIDE REVERSE	1	1	1
⊙	36	2FB19100	2FB19100	GU DE TURN OVER DU	1	1	1
⊙	37	302FB25020	2FB25020	SOLENOID STOPPER	1	1	1
⊙	38	302KP29080	2KP29080	MOUNT FEED SHIFT SOLENO D	1	1	1
⊙	39	302KP29330	2KP29330	SPONGE SWB LEVER	1	1	1
⊙	40	63213360	63213360	SPRING,PAPER EJECT HOLDER	1	1	1
⊙	41	2FB19590	2FB19590	GU DE DU REFEED	1	1	1
⊙	42	3H608200	3H608200	PULLEY CONVEY NG	4	4	4
⊙	43	3H608150	3H608150	SHAFT C PULLEY	4	4	4
⊙	44	2FB19740	2FB19740	HOLDER PULLEY	4	4	4
⊙	45	302KP29360	2KP29360	MOUNT C PULLEY	1	1	1
⊙	46	302FB19710	2FB19710	SPRING C PULLEY	4	4	4
⊙	47	302FB19121	2FB19121	MOUNT REFEED PULLEY	1	1	1
⊙	48	2FG27110	2FG27110	SWITCH REGISTRATION	1	1	1
⊙	49	302KP46530	2KP46530	WIRE DUPLEX UNIT F	1	1	1
⊙	50	7YZM420003++H01	YZ052580	ACCESS.BAND	1	1	1

Ref. No.	Part.No.	Alternative.	Description	Quantity			
				120	230	240	
⊙	51	302KP29350	2KP29350	COVER WIRE REAR	1	1	1
⊙	52	302KP29380	2KP29380	LEVER SWITCHBACK SOL	1	1	1
⊙	53	302FB09830	2FB09830	CUT WASHER 4	3	3	3
⊙	54	302KP29110	2KP29110	FILM DRAWER	1	1	1
⊙	55	302KP29390	2KP29390	SPONGE WIRE REAR L	2	2	2
⊙	56	302KP29400	2KP29400	SPONGE WIRE REAR S	1	1	1
⊙	57	M2105010	M2105010	NYLON CLAMP 3N,NK-3N	1	1	1
⊙	58	302KP29310	2KP29310	MOUNT SOLENOID	1	1	1
⊙	59	302KP29320	2KP29320	SPRING SWITCHBACK SOL	1	1	1
⊙	60	302KP94140	2KP94140	PARTS SOLENO D SWITCHBACK SP	1	1	1
⊙	101	7BB700308H	BB105600	+BIND T.T S SCREW 3X8 SR			
⊙	102	5MBP2012WXSP	E0020120	SPRING PIN / M2 X 12 S-BLK			
⊙	103	E0120240	E0120240	SPRING PIN 2X24(SUS)			
⊙	104	7BB007303H	BB105750	+TP-CUP M SCREW 3X3			
⊙	105	7BB100314H	BB112130	+BIND T.T S SCREW 3X14			
⊙	106	7BB100412H1	BB112670	+BIND T.T S SCREW 4X12			
⊙	107	7BB100306H1	BB105820	+BIND T.T S SCREW 3X6			
⊙	108	E0130280	E0130280	SPRING PIN 3X28(SUS)			

- Parts with "*" are component parts or sub-assemblies of the assembly appearing immediately above them.
- Parts with "⊙" indicate regular maintenance parts.

- Parts with "••" are component parts or sub-assembly with "•" appearing immediately above them.

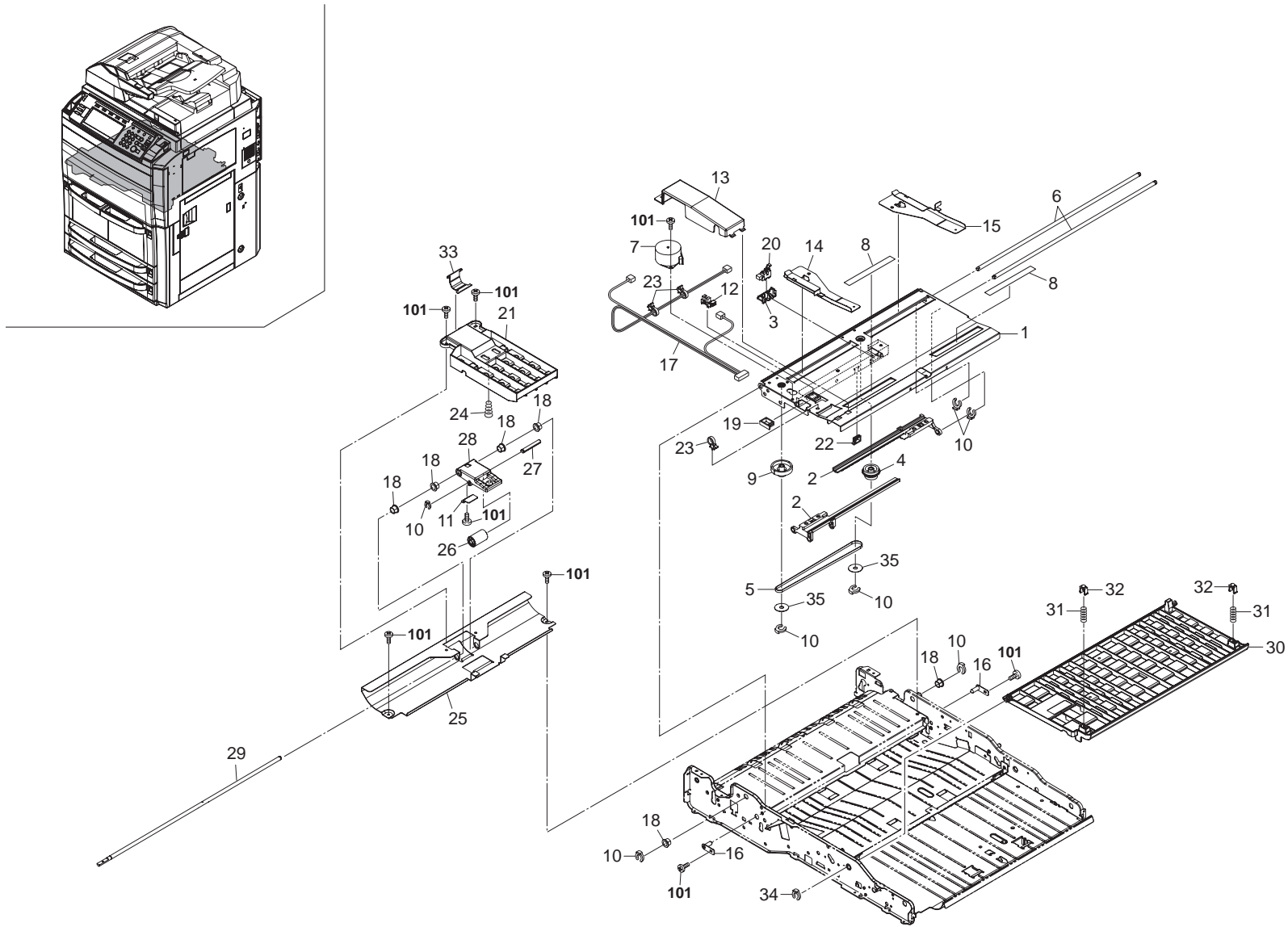


FIG. 28 Duplex Section 3

2KP/2KN

Ref. No.	Part.No.	Alternative.	Description	Quantity		
				120	230	240
1	302KP29120	2KP29120	GU DE SIDE REGIST	1	1	1
2	302KP29130	2KP29130	RACK S DE REGIST	2	2	2
3	2FB19770	2KP19770	HOLDER SW DU	1	1	1
4	302KP29160	2KP29160	GEAR Z30S-P33 S2M DU	1	1	1
5	302KP29150	2KP29150	BELT SIDE REGIST	1	1	1
6	302KP29140	2KP29140	SHAFT S DE REGIST	2	2	2
7	302FB25100	2FB25100	MOTOR EJECT	1	1	1
8	302KP29200	2KP29200	FILM SIDE REGIST	2	2	2
9	302KP29190	2KP29190	GEAR Z68S-P21 S2M DU	1	1	1
10	5MVX111DN003	2A806250	R NG STOPPER /A-49 FEED A4	7	7	7
11	302KP29250	2KP29250	LEVER HOLDER LIFT	1	1	1
12	2C927210	2C927210	SENSOR 248NL1	1	1	1
13	302KP29170	2KP29170	COVER SIDE REGIST	1	1	1
14	2FB19780	2FB19780	LEFT GU DE SIDE B	1	1	1
15	2FB19790	2FB19790	RIGHT GUIDE SIDE B	1	1	1
16	302KP29370	2KP29370	POSITIONING PLATE S DE REGIST	2	2	2
17	302KP46340	2KP46340	WIRE DU S REG	1	1	1
18	3CG22020	3CG22020	BUSH NG 6	6	6	6
19	7YZM210003++H01	YZ037970	ACCESS.EDGING	1	1	1
20	302FB27241	2FB27241	SWITCH FEED A	1	1	1
21	302KP29280	2KP29280	COVER SWITCHBACK	1	1	1
22	M2104390	M2104390	EDGING,EDS-0607L(KITAGAWA)	1	1	1
23	M2107250	M2107250	BAND,RSG-100(KITAGAWA)	3	3	3
24	302KP29240	2KP29240	SPRING REVERSE PULLEY	1	1	1
25	302KP29210	2KP29210	UPPER GUIDE REVERSE	1	1	1
26	2FB19390	2FB19390	PULLEY DU SWITCHBACK	1	1	1
27	302KP29230	2KP29230	SHAFT REVERSE PULLEY	1	1	1
28	302KP29270	2KP29270	HOLDER REVERSE PULLEY	1	1	1
29	302KP29220	2KP29220	SHAFT SWITCHBACK	1	1	1
30	2FB19060	2FB19060	RIGHT GUIDE MIDDLE TRAY	1	1	1
31	302FB19180	2FB19180	SPRING RIGHT GUIDE	2	2	2
32	2FB07330	2FB07330	STOPPER BYPASS TABLE	2	2	2
33	302KP29290	2KP29290	FLAP SWITCHBACK	1	1	1
34	2BC06910	2BC06910	STOPPER 6	1	1	1
35	302FB19700	2FB19700	SPACER REGIST DRIVE	2	2	2

Ref. No.	Part.No.	Alternative.	Description	Quantity		
				120	230	240
101	7BB700308H	BB105600	+BIND T.T S SCREW 3X8 SR			

- Parts with "*" are component parts or sub-assemblies of the assembly appearing immediately above them.
- Parts with "⊙" indicate regular maintenance parts.

- Parts with "••" are component parts or sub-assembly with "•" appearing immediately above them.

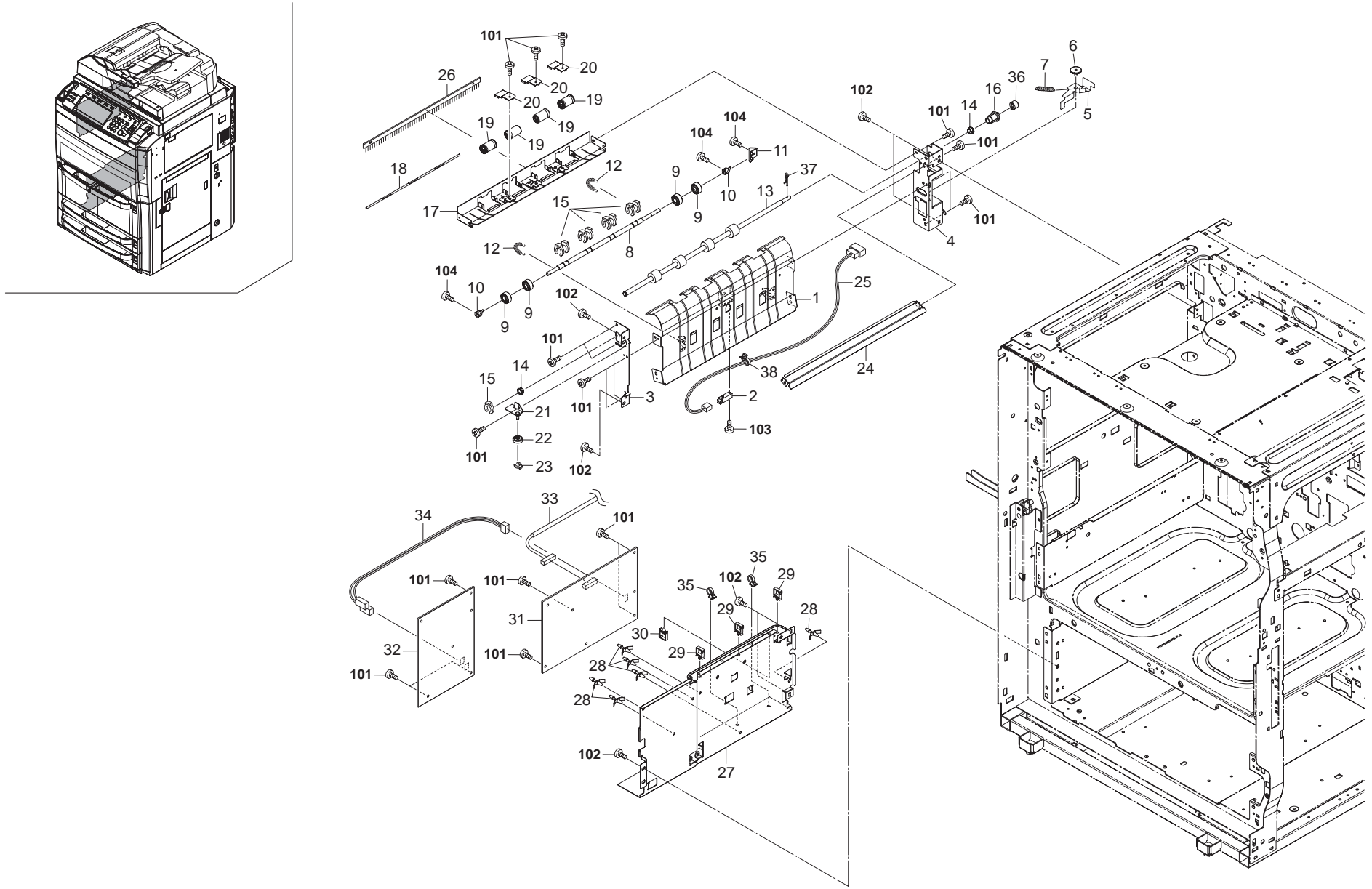


FIG. 29 Exit Section

2KP/2KN

Ref. No.	Part.No.	Alternative.	Description	Quantity		
				120	230	240
1	302KP28040	2KP28040	LEFT GU DE SWITCH BACK	1	1	1
2	2FG27110	2FG27110	SWITCH REGISTRATION	1	1	1
3	2FB21090	2FB21090	FRONT FRAME EJECT	1	1	1
4	2FB21100	2FB21100	REAR FRAME EJECT	1	1	1
5	2BC21140	2BC21140	LEVER, SWITCH BACK ROLLER RELEASE	1	1	1
6	2FB21620	2FB21620	PIN EJECT	1	1	1
7	2BC21150	2BC21150	SPRING, TURN OVER ROLLER RELEASE	1	1	1
8	302FB21390	2FB21390	LEFT SHAFT TURN OVER	1	1	1
9	2FB21120	2FB21120	PULLEY ARM LARGE	4	4	4
10	2BC21100	2BC21100	LIFT PLATE, TURN OVER ROLLER RELEASE	2	2	2
11	2BC21090	2BC21090	WORK PLATE, SWITCH BACK ROLLER RELEASE	1	1	1
12	29717220	29717220	PRESS NG SPRING B, SB	2	2	2
13	302KP94120	2KP94120	PARTS ROLLER EJECT SP	1	1	1
14	28107400	28107400	BEARING, 688ZZNR	2	2	2
15	2BC06910	2BC06910	STOPPER 6	9	9	9
16	302KP28010	2KP28010	PULLEY P24 S2M EJECT	1	1	1
17	302FB21022	2FB21022	UPPER GUIDE EJECT	1	1	1
18	302FB21450	2FB21450	SHAFT EJECT PULLEY	1	1	1
19	2FB21060	2FB21060	PULLEY EJECT	4	4	4
20	302FB21200	2FB21200	PLATE SPRING EJECT	3	3	3
21	2BC21120	2BC21120	MOUNT, RELEASE PULLEY	1	1	1
22	66321430	66321430	FEEDBACK PULLEY	1	1	1
23	5MVX111DN007	2BT11070	STOPPER 3 /2BT1107 A4	1	1	1
24	2FB21150	2FB21150	LOWER GUIDE EJECT	1	1	1
25	302KP46120	2KP46120	WIRE EJECT	1	1	1
26	2AC21250	2AC21250	STATIC ELIMINATOR, EJECT	1	1	1
27	302FB26340	2FB26340	MOUNT POWER SOURCE AC J	1	1	1
28	M2108000	49628603	SPACER, KGLS-3S	6	6	6
29	7YZM610003++H01	YZ010250	ACCESS SADDLE	3	3	3
30	7YZM610004++H01	YZ012210	ACCESS SADDLE	1	1	1
31	302FB28210	2FB28210	AC POWER SOURCE PWB 100	1		
31	302FB28220	2FB28220	AC POWER SOURCE PWB 200		1	1
32	302FB28241	2FB28241	DF POWER SOURCE PWB 100	1		
32	302FB28251	2FB28251	DF POWER SOURCE PWB 200		1	1
33	2FB27950	2FB27950	WIRE DEHUMIDIFIER HEATER	1	1	1
34	302FB28760	2FB28760	WIRE OPTION PS PWB	1	1	1
35	M2107250	M2107250	BAND, RSG-100(KITAGAWA)	2	2	2
36	302KP28030	2KP28030	TORQUE LIMITER EJECT	1	1	1
37	E9000080	E9000080	PIN SNAP P8	1	1	1
38	M2107250	M2107250	BAND, RSG-100(KITAGAWA)	1	1	1

Ref. No.	Part.No.	Alternative.	Description	Quantity		
				120	230	240
101	7BB100306H1	BB105820	+BIND T.T S SCREW 3X6			
102	7BB100408H1	BB105830	+BIND T.T S SCREW 4X8			
103	7BB100314H	BB112130	+BIND T.T S SCREW 3X14			
104	7BB007306H	BB112570	+TP-CUP M SCREW 3X6			

- Parts with "*" are component parts or sub-assemblies of the assembly appearing immediately above them.
- Parts with "⊙" indicate regular maintenance parts.

- Parts with "••" are component parts or sub-assembly with "•" appearing immediately above them.

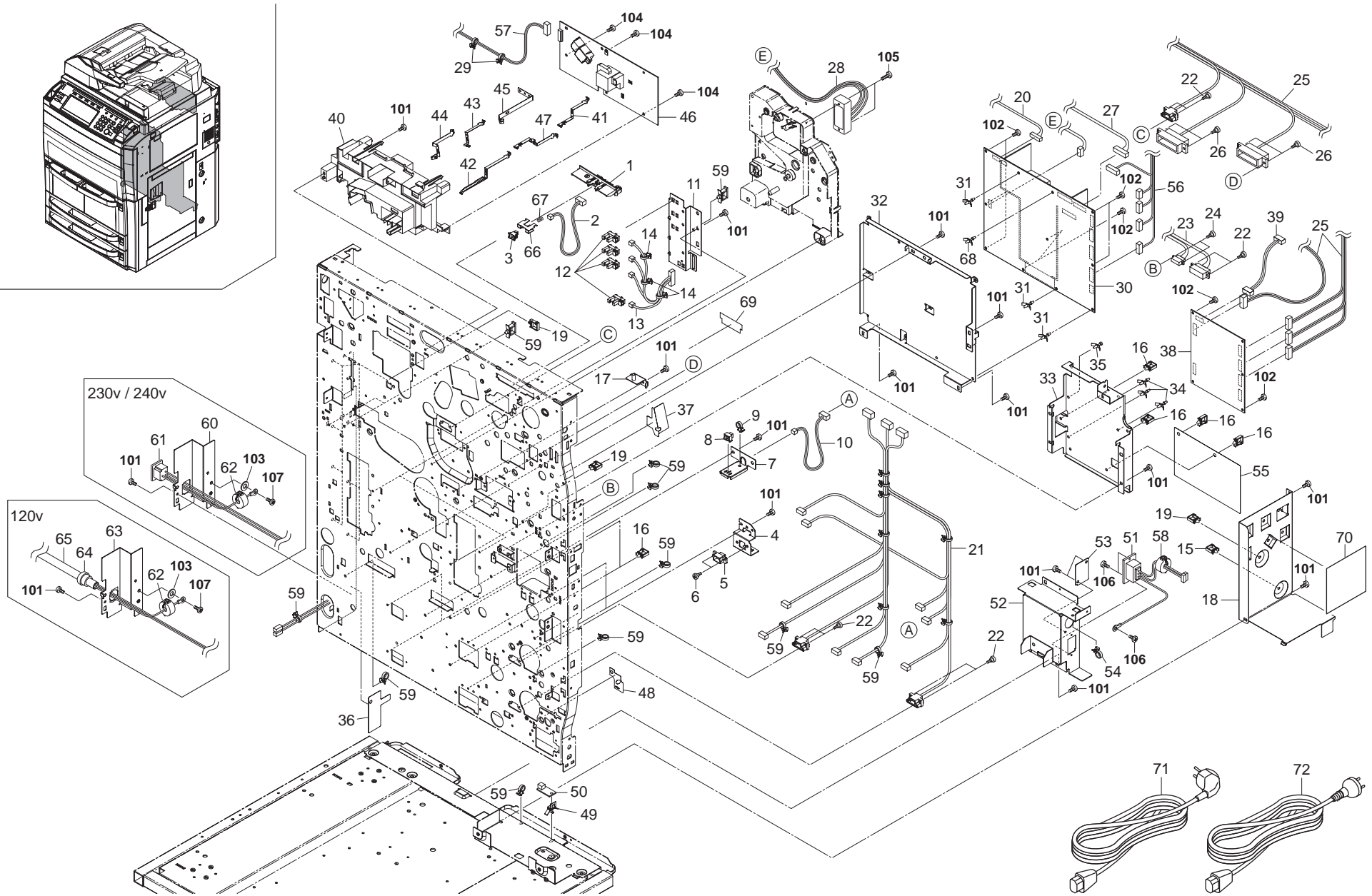


FIG. 30 Electrical Components 1

2KP/2KN

Ref. No.	Part.No.	Alternative.	Description	Quantity		
				120	230	240
1	302FB02620	2FB02620	HOLDER CONT SW2	1		1
1	302FB02630	2FB02630	HOLDER CONT SW3		1	
2	2FB27510	2FB27510	WIRE CASSETTE LENGTH SW	1	1	1
3	35927420	35927420	SWITCH,SIZE	1	1	1
4	2FB07240	2FB07240	MOUNT CASSETTE DRAWER	2	2	2
5	7YCC08B2046+H02	YC026130	CONNECTOR	2	2	2
6	2BG02420	2BG02420	SCREW B	4	4	4
7	302FB07281	2FB07281	HOLDER CASSETTE SW	2	2	2
8	66127010	66127010	SWITCH,COVER OPEN	2	2	2
9	M2107250	M2107250	BAND,RSG-100(KITAGAWA)	2	2	2
10	2FB27510	2FB27510	WIRE CASSETTE LENGTH SW	2	2	2
11	2FB07270	2FB07270	MOUNT PAPER DETECTION	2	2	2
12	2FB27070	2FB27070	SWITCH PAPER DETECTION	8	8	8
13	302KP46110	2KP46110	WIRE DECK REMA NDER SW	2	2	2
14	M2107250	M2107250	BAND,RSG-100(KITAGAWA)	6	6	6
15	7YZM610001++H01	YZ010230	ACCESS SADDLE	1	1	1
16	7YZM610004++H01	YZ012210	ACCESS SADDLE	6	6	6
17	2FB19230	2FB19230	SUPPORT PLATE HOOK SHAFT	1	1	1
18	302FB26223	2FB26223	COVER POWER SOURCE	1	1	1
19	7YZM610003++H01	YZ010250	ACCESS SADDLE	10	10	10
20	302KP46160	2KP46160	WIRE HEATER CONTROL	1	1	1
21	302KP46520	2KP46520	WIRE CASSETTE PWB	1	1	1
22	302FB08462	2FB08462	PIN CONNECTOR	8	8	8
23	302KP46370	2KP46370	WIRE DECK PWB 1	1	1	1
24	3CZ02240	3CZ02240	PIN,DRAWER SIDE CONVEYING	2	2	2
25	302KP46440	2KP46440	WIRE MAIN	1	1	1
26	302FB16440	2FB16440	PIN DRAWER B	4	4	4
27	302KP46290	2KP46290	WIRE SCANNER POWER	1	1	1
28	302KP46180	2KP46180	WIRE PRIMARY	1	1	1
29	7YZM420003++H01	YZ052580	ACCESS.BAND	2	2	2
30	2FB28130	2FB28130	DC POWER SOURCE PWB 100	1		
30	2FB28140	2FB28140	DC POWER SOURCE PWB 200		1	1
31	M2108000	49628603	SPACER,KGLS-3S	3	3	3
32	2FB26040	2FB26040	MOUNT POWER SOURCE	1	1	1
33	302FB26171	2FB26171	MOUNT DU PWB	1	1	1
34	M2108000	49628603	SPACER,KGLS-3S	3	3	3
35	M2108080	49628604	SPACER,KGPS-3S	1	1	1
36	302KP02020	2KP02020	FILM GUARD W RE A	1	1	1
37	302KP02030	2KP02030	FILM GUARD W RE B	1	1	1
38	302KP94170	2KP94170	PARTS PWB DUPLEX ASSY SP	1	1	1
39	302KP46140	2KP46140	WIRE FUSER MOTOR	1	1	1
40	2FB08240	2FB08240	CASE HIGH VOLTAGE CATCH	1	1	1
41	2FB08250	2FB08250	TERMINAL PTC CATCH	1	1	1
42	2FB08270	2FB08270	TERMINAL DB CATCH	1	1	1
43	2FB08350	2FB08350	TERMINAL MAIN	1	1	1
44	2FB08360	2FB08360	TERMINAL GRID	1	1	1
45	2FB08400	2FB08400	GROUND PLATE HV	1	1	1
46	2FB28150	2FB28150	HIGH VOLTAGE PWB MC	1	1	1
47	302FB08490	2FB08490	TERMINAL DLP CATCH	1	1	1
48	302KP02050	2KP02050	FILM GUARD W RE VF	1	1	1

- Parts with "*" are component parts or sub-assemblies of the assembly appearing immediately above them.
- Parts with "⊙" indicate regular maintenance parts.

Ref. No.	Part.No.	Alternative.	Description	Quantity		
				120	230	240
49	7YZM510001++H01	YZ004380	ACCESS.SPACER	1	1	1
50	2FB27060	2FB27060	SENSOR HUMIDITY	1	1	1
51	2FB27810	2FB27810	WIRE OPTION DECK	1	1	1
52	302FB26201	2FB26201	MOUNT SIDE CONNECTOR	1	1	1
53	302FB26270	2FB26270	LID KMAS	1	1	1
54	M2107250	M2107250	BAND,RSG-100(KITAGAWA)	1	1	1
55	302KP02110	2KP02110	FILM GUARD WIRE PS	1	1	1
56	302KP46390	2KP46390	WIRE POWER SOURCE 100V (82ppm)	1	1	1
56	302KN46010	2KN46010	WIRE POWER SOURCE (62ppm)	1	1	1
57	302KP46490	2KP46490	WIRE HIGH VOLTAGE PWB	1	1	1
58	2AV27440	2AV27440	CORE 15-26X13	1	1	1
59	M2107250	M2107250	BAND,RSG-100(KITAGAWA)	12	12	12
60	302FB26021	2FB26021	MOUNT POWER SOURCE SUPPLY	1	1	1
61	302KP46460	2KP46460	INLET ASSY	1	1	1
62	61727600	61727600	CORE,13-30X34	1	1	1
63	302FB26321	2FB26321	MOUNT POWER SOURCE SUPPLY 120	1		
64	7YZM120001++H01	YZ004390	ACCESS.BUSHING	1		
65	7AAACCUS+20H001	AA112020	POWER CORD(120)	1		
66	302FB02810	2FB02810	MOUNT CONT SW	1	1	1
67	302FB02820	2FB02820	SPRING CONT SW	1	1	1
68	7YZM510003++H01	YZ020600	ACCESS.SPACER	1	1	1
69	302FB26460	2FB26460	FILM DU HOOK	1	1	1
70	302KP02140	2KP02140	FILM COVER POWER SOURCE	1	1	1
71	2AR27800	2AR27800	POWER CORD(230)	1		
72	7AAACCAS+10H001	AA063380	AC CORD ASSY AS			1
101	7BB100408H1	BB105830	+BIND T.T S SCREW 4X8			
102	7BB100306H1	BB105820	+BIND T.T S SCREW 3X6			
103	C42A4000	C42A4000	OT LOCK WASHER M4X8.5X0.4T			
104	7BB200308H	BB105660	+BIND T.T P SCREW 3X8			
105	7BB100412H1	BB112670	+BIND T.T S SCREW 4X12			
106	7BB100310H	BB112470	+BIND T.T S SCREW 3X10			
107	B1A54080	B1A54080	+BIND TAP-TITE S SCREW M4X08			

- Parts with "••" are component parts or sub-assembly with "•" appearing immediately above them.

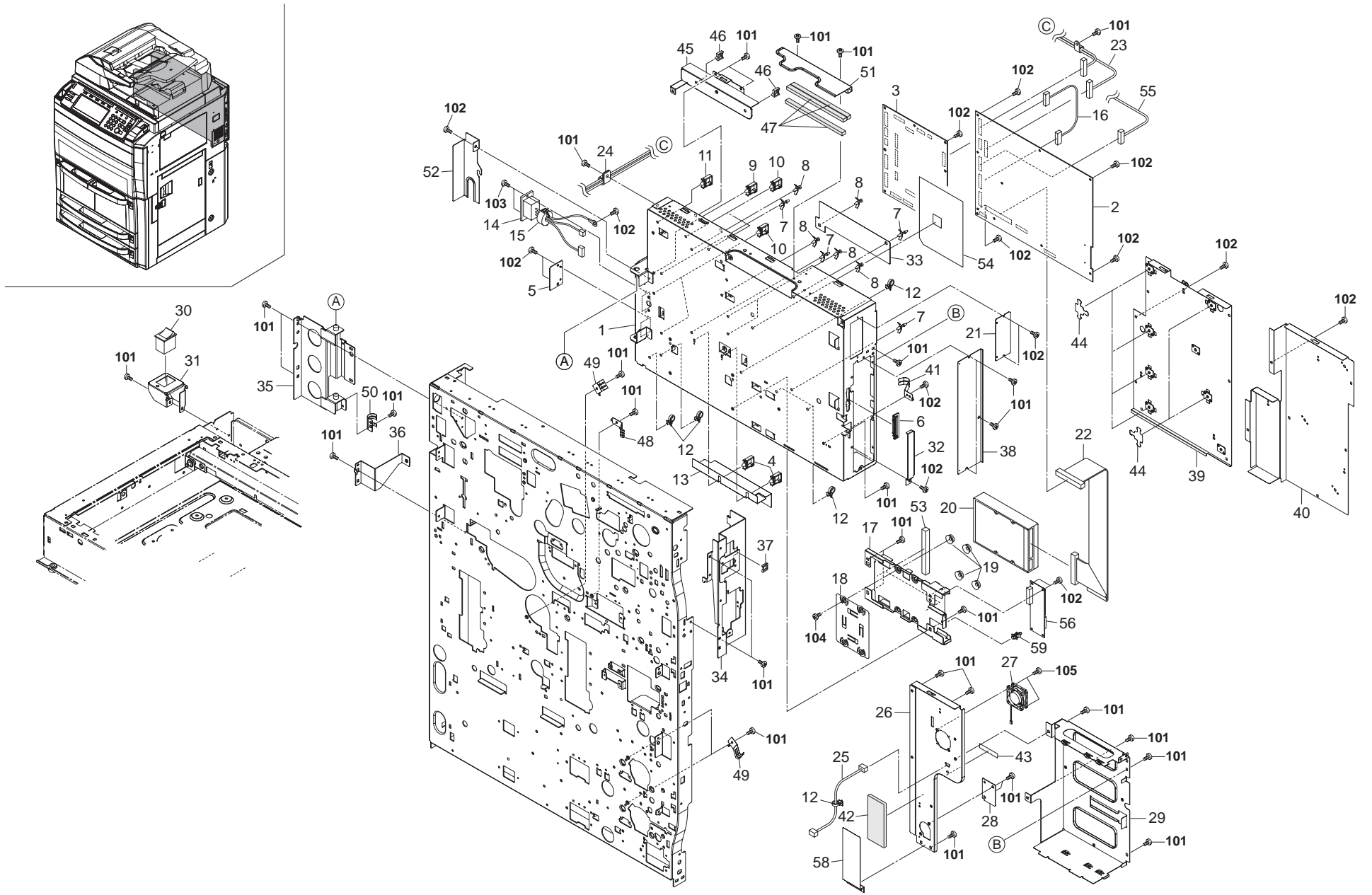


FIG. 31 Electrical Components 2

2KP/2KN

Ref. No.	Part.No.	Alternative.	Description	Quantity		
				120	230	240
1	302FB26062	2FB26062	MOUNT SEQUENCE	1	1	1
2	302KP94240	2KP94240	PARTS PWB MAIN ASSY SP (82ppm)	1	1	1
2	302KN94060	2KN94060	PARTS PWB MAIN ASSY SP (62ppm)	1	1	1
3	302KP94150	2KP94150	PARTS PWB ENGINE ASSY SP	1	1	1
4	M21AK050	M21AK050	WIRE SADDLE,RLWS-1515T V0(KITAGAWA)	2	2	2
5	302FB26290	2FB26290	L D VENDOR	1	1	1
6	2DA26520	2DA26520	GU DE CF	1	1	1
7	M2108000	49628603	SPACER,KGLS-3S	4	4	4
8	M2108080	49628604	SPACER,KGPS-3S	6	6	6
9	7YZM610005++H01	YZ012220	ACCESS SADDLE	1	1	1
10	7YZM610004++H01	YZ012210	ACCESS SADDLE	4	4	4
11	7YZM610003++H01	YZ010250	ACCESS SADDLE	1	1	1
12	M2107250	M2107250	BAND,RSG-100(KITAGAWA)	6	6	6
13	302KP02100	2KP02100	FILM HDD	1	1	1
14	2FB27800	2FB27800	WIRE FINISHER	1	1	1
15	2AV27440	2AV27440	CORE 15-26X13	1	1	1
16	302KP46420	2KP46420	WIRE MAIN PWB	1	1	1
17	302KP39010	2KP39010	MOUNT HDD	1	1	1
18	2BC26280	2BC26280	GROUND PLATE,HDD	1	1	1
19	302FB26330	2FB26330	V R NG 6	4	4	4
20	7NH3M160G002H01	NH111920	STORAGE DEVICE	1	1	1
21	2DA26540	2DA26540	L D NETWORK	1	1	1
22	2FB27390	2FB27390	WIRE HDD	1	1	1
23	302KP46020	2KP46020	WIRE OPERATION	1	1	1
24	7YZM320002++H01	YZ106280	ACCESS.CLAMP	1	1	1
25	302KP46240	2KP46240	WIRE SHIELD BOX FAN	1	1	1
26	302FB26260	2FB26260	STAY SEQUENCE	1	1	1
27	302FB25260	2FB25260	FAN 40-15(5V)	1	1	1
28	302FB26270	2FB26270	L D KMAS	1	1	1
29	302FB26240	2FB26240	RAIL CONTROLLER	1	1	1
30	2BL27430	2BL27430	SWITCH MAIN	1	1	1
31	2FB26160	2FB26160	MOUNT MAIN SW	1	1	1
32	302FB26360	2FB26360	L D CF GUIDE	1	1	1
33	302KP02090	2KP02090	FILM GUARD W RE SB	1	1	1
34	2FB26150	2FB26150	RETAINER SEQUENCE	1	1	1
35	302FB26071	2FB26071	SUPPORT PLATE SEQUENCE	1	1	1
36	302FB02170	2FB02170	MOUNT REAR COVER	1	1	1
37	7YZM210001++H01	YZ004370	ACCESS.EDGING	1	1	1
38	302FB26250	2FB26250	L D CONTROLLER	1	1	1
39	302FB26092	2FB26092	UPPER LID SEQUENCE	1	1	1
40	302FB26100	2FB26100	RIGHT LID SEQUENCE	1	1	1
41	302FB26380	2FB26380	EARTH CONTROLLER PCB	1	1	1
42	302FB26440	2FB26440	SPONGE HDD WIRE	1	1	1
43	7ZGSSTG55050H01	ZG020570	SHIELD GASKET	1	1	1
44	302KP02080	2KP02080	FILM GUARD W RE C	6	6	6
45	302FB26471	2FB26471	COVER MA N W RE	1	1	1
46	7YZM610003++H01	YZ010250	ACCESS SADDLE	2	2	2
47	7ZGSTG810150H01	ZG021640	SHIELD GASKET	3	3	3
48	302FB09810	2FB09810	GROUND PLATE DU REAR	1	1	1
49	302FB09500	2FB09500	GROUND PLATE FEED MOTOR	3	3	3

Ref. No.	Part.No.	Alternative.	Description	Quantity		
				120	230	240
50	302FB26410	2FB26410	EARTH S-BOX C	1	1	1
51	302FB26480	2FB26480	SHIELD SCANNER WIRE	1	1	1
52	302FB26490	2FB26490	COVER INTERFACE WIRE	1	1	1
53	7ZGSTG101100H01	ZG022070	SHIELD GASKET	2	2	2
54	302FB27270	2FB27270	SHEET GM05	1	1	1
55	302KP46400	2KP46400	WIRE APC JUNCTION	1	1	1
56	302KP94210	2KP94210	PARTS PWB SATA IF ASSY SP	1	1	1
57	M7005020	M7005020	CLAMP,EMT-6N(TAKEUCHI)	1	1	1
58	302KP02150	2KP02150	FILM GUARD WIRE SATA	1	1	1
59	M2108870	M2108870	SPACER,KGPS-10RF(KITAGAWA)	1	1	1
101	7BB100408H1	BB105830	+BIND T.T S SCREW 4X8			
102	7BB100306H1	BB105820	+BIND T.T S SCREW 3X6			
103	7BB100310H	BB112470	+BIND T.T S SCREW 3X10			
104	B9A90010	B9A90010	+PAN SCREW 6-32X0 25			
105	7BB100320H	BB112650	+BIND T.T S SCREW 3X20			

- Parts with "*" are component parts or sub-assemblies of the assembly appearing immediately above them.
- Parts with "⊙" indicate regular maintenance parts.

- Parts with "••" are component parts or sub-assembly with "•" appearing immediately above them.

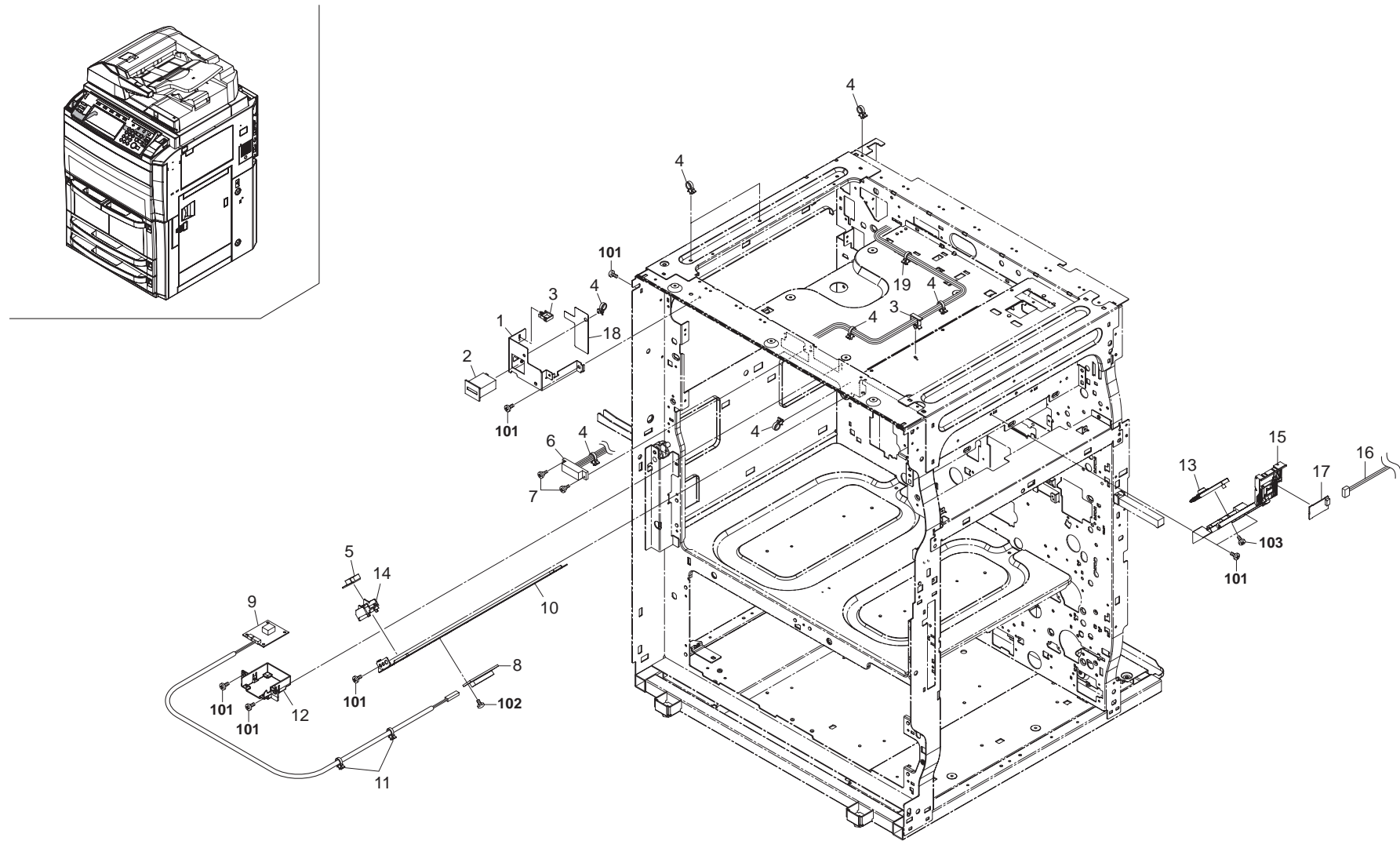


FIG. 32 Electrical Components 3

2KP/2KN

Ref. No.	Part.No.	Alternative.	Description	Quantity		
				120	230	240
1	2FB26030	2FB26030	MOUNT SAFETY SWITCH	1	1	1
2	2FB27210	2FB27210	SWITCH FRONT COVER	1	1	1
3	M21AK030	M21AK030	WIRE SADDLE,RLWS-3T V0(KITAGAWA)	2	2	2
4	M2107250	M2107250	BAND,RSG-100(KITAGAWA)	8	8	8
5	2FB27060	2FB27060	SENSOR HUMIDITY	1	1	1
6	302KP46450	2KP46450	WIRE ENGINE PWB	1	1	1
7	302FB08462	2FB08462	PIN CONNECTOR	2	2	2
8	2BC10070	2BC10070	MOUNT BASE,POTENTIAL SENSOR	1	1	1
9	302FB25090	2FB25090	SENSOR SURFACE POTENTIAL	1	1	1
10	302FB08541	2FB08541	MOUNT POTENTIAL SENSOR	1	1	1
11	7YZM420003++H01	YZ052580	ACCESS.BAND	2	2	2
12	2FB08410	2FB08410	COVER SENSOR SP	1	1	1
13	302KP94220	2KP94220	PARTS SENSOR TONER ASSY SP	1	1	1
14	302FB10340	2FB10340	HOLDER HUMIDITY SENSOR	1	1	1
15	302KP13010	2KP13010	COVER TONER SENSOR	1	1	1
16	302KP46480	2KP46480	WIRE RF D	1	1	1
17	302KP94200	2KP94200	PARTS PWB RFID ASSY SP	1	1	1
18	302KP02020	2KP02020	FILM GUARD W RE A	1	1	1
19	7YZM420003++H01	YZ052580	ACCESS.BAND	1	1	1

Ref. No.	Part.No.	Alternative.	Description	Quantity		
				120	230	240
101	7BB100408H1	BB105830	+BIND T.T S SCREW 4X8			
102	7BB100306H1	BB105820	+BIND T.T S SCREW 3X6			
103	7BB202308H	BB105690	+TP-FLAT T.T P SCREW 3X8			

- Parts with "*" are component parts or sub-assemblies of the assembly appearing immediately above them.
- Parts with "⊙" indicate regular maintenance parts.

- Parts with "••" are component parts or sub-assembly with "•" appearing immediately above them.

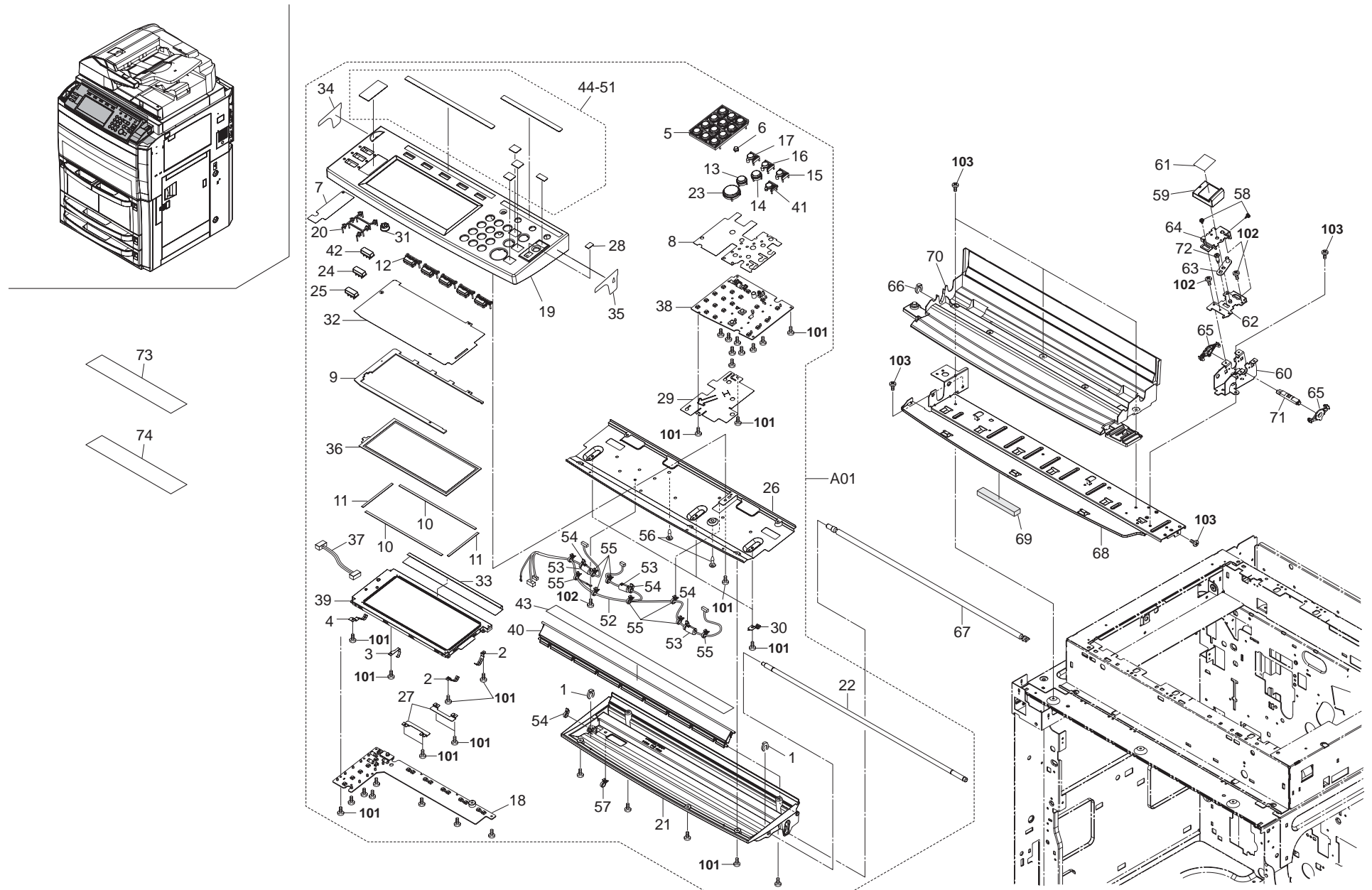


FIG. 33 Operation Section

2KP/2KN

Ref. No.	Part.No.	Alternative.	Description	Quantity		
				120	230	240
⊙ A01	302KP93050	2KP93050	PARTS OPERATION UNIT	1	1	1
1	*2BC06910	2BC06910	STOPPER 6	2	2	2
2	*2BJ04220	2BJ04220	GROUND PLATE LCD A	2	2	2
3	*2BJ04230	2BJ04230	GROUND PLATE LCD B	1	1	1
4	*2BJ04240	2BJ04240	GROUND PLATE LCD C	1	1	1
⊙ 5	*2BJ25020	2BJ25020	KEY OPERATION 10	1	1	1
6	*2BJ25090	2BJ25090	KEY INIT	1	1	1
7	*2BJ25210	2BJ25210	LEFT DUST SHIELD	1	1	1
8	*2BJ25230	2BJ25230	RIGHT DUST SHIELD	1	1	1
9	*2BJ25240	2BJ25240	BARR ER TABLET	1	1	1
10	*2BJ25270	2BJ25270	SPONGE LCD A	2	2	2
11	*2BJ25280	2BJ25280	SPONGE LCD B	2	2	2
⊙ 12	*2FB24150	2FB24150	KEY FUNCTION J	5	5	5
⊙ 13	*302BJ25041	2BJ25041	KEY STOP	1	1	1
⊙ 14	*302BJ25051	2BJ25051	KEY RESET	1	1	1
⊙ 15	*302BJ25061	2BJ25061	KEY SAVER	1	1	1
16	*302BJ25071	2BJ25071	KEY INTERRUPT	1	1	1
17	*302BJ25081	2BJ25081	KEY CONTROL	1	1	1
⊙ 18	*302FB01220	2FB01220	OPERATION UNIT PCB ASS'Y A	1	1	1
⊙ 19	*302FB24012	2FB24012	COVER OPERATION E	1	1	1
⊙ 20	*302FB24160	2FB24160	LENS LED	1	1	1
⊙ 21	*302FB24170	2FB24170	COVER BASE OPERATION	1	1	1
⊙ 22	*302FB24180	2FB24180	SHAFT OPERATION	1	1	1
⊙ 23	*302FB24200	2FB24200	KEY PRINT	1	1	1
⊙ 24	*302FB24220	2FB24220	LEFT KEY PRINTER	1	1	1
⊙ 25	*302FB24230	2FB24230	LEFT KEY SCANNER	1	1	1
⊙ 26	*302FB24241	2FB24241	SHIELD BASE OPE	1	1	1
⊙ 27	*302FB24250	2FB24250	RETAINER LCD	2	2	2
28	*302FB24290	2FB24290	LABEL MAIN POWER E	1	1	1
29	*302FB24450	2FB24450	SHEET OPE PCB	1	1	1
30	*302FB24460	2FB24460	PLATE EARTH OPE SHIELD	3	3	3
31	*302FB24470	2FB24470	KEY VOLUME	1	1	1
32	*302FB24850	2FB24850	SHEET TABLET	1	1	1
33	*302FB24860	2FB24860	SHEET LCD	1	1	1
⊙ 34	*302FB24980	2FB24980	FILM OPERATION S DE L	1	1	1
⊙ 35	*302FB24990	2FB24990	FILM OPERATION S DE R	1	1	1
⊙ 36	*302FB25191	2FB25191	TABLET OPERATION	1	1	1
37	*302FB28750	2FB28750	WIRE LCD	1	1	1
⊙ 38	*302FG01111	2FG01111	OPE PCB ASS'Y B(BA)	1	1	1
⊙ 39	*302JB45010	2JB45010	LCD OPERATION	1	1	1
⊙ 40	*302KP04310	2KP04310	REAR SHIELD OPE	1	1	1
⊙ 41	*302KP05010	2KP05010	KEY POWER SUPPLY	1	1	1
⊙ 42	*302KP05080	2KP05080	KEY COPY	1	1	1
43	*302KP05090	2KP05090	SHEET OPERATION REAR	1	1	1
44	*302KP34140	2KP34140	LABEL OPE SET E	1	1	1
45	*302KP34150	2KP34150	LABEL OPE SET J	1	1	1
46	*302KP34160	2KP34160	LABEL OPE SET ITA	1	1	1
47	*302KP34170	2KP34170	LABEL OPE SET DEU	1	1	1
48	*302KP34180	2KP34180	LABEL OPE SET ESP	1	1	1
49	*302KP34190	2KP34190	LABEL OPE SET FRA	1	1	1

Ref. No.	Part.No.	Alternative.	Description	Quantity		
				120	230	240
50	*302KP34200	2KP34200	LABEL OPE SET POR(BRA)	1	1	1
51	*302KP34210	2KP34210	LABEL OPE SET CHN	1	1	1
52	*302KP46220	2KP46220	WIRE OPERATION JUNCTION	1	1	1
53	*65027470	65027470	CORE,7-15X18	3	3	3
54	*7YZM420003++H01	YZ052580	ACCESS.BAND	4	4	4
55	*M2107250	M2107250	BAND,RSG-100(KITAGAWA)	8	8	8
56	*M2108870	M2108870	SPACER,KGPS-10RF(KITAGAWA)	2	2	2
57	*M21AH010	M21AH010	BAND,RSG-130-V0(KITAGAWA)	1	1	1
58	2FB21610	2FB21610	P N FEED SHIFT	2	2	2
⊙ 59	302KP04040	2KP04040	LEVER OPE MOVE	1	1	1
60	302FB04750	2FB04750	RIGHT PLATE OPE	1	1	1
61	302FB05240	2FB05240	LABEL OPE LEVER	1	1	1
62	302FB24800	2FB24800	PLATE FULCRUM OPE	1	1	1
63	302FB24810	2FB24810	PLATE FULCRUM OPE MOVE	1	1	1
64	302FB24820	2FB24820	PLATE FULCRUM OPE LEVER	1	1	1
65	302FB24830	2FB24830	BUSH 10 D8	2	2	2
66	2BC06910	2BC06910	STOPPER 6	1	1	1
67	302FB24840	2FB24840	SHAFT OPE MOVE A	1	1	1
68	2FB04360	2FB04360	MOUNT BASE OPERATION	1	1	1
69	302FB23440	2FB23440	SPONGE LSU DUCT	1	1	1
⊙ 70	302KP04080	2KP04080	COVER BASE OPERATION	1	1	1
71	302FB04500	2FB04500	SHAFT OPE MOVE	1	1	1
72	2FB12290	2FB12290	P N SCANNER RETAIN NG	1	1	1
73	302KP34270	2KP34270	LABEL OPE SET NED	1	1	1
74	302KP34280	2KP34280	LABEL OPE SET RUS	1	1	1
101	7BB200308H	BB105660	+BIND T.T P SCREW 3X8			
102	7BB100306H1	BB105820	+BIND T.T S SCREW 3X6			
103	7BB100408H1	BB105830	+BIND T.T S SCREW 4X8			

- Parts with "*" are component parts or sub-assemblies of the assembly appearing immediately above them.
- Parts with "⊙" indicate regular maintenance parts.

- Parts with "••" are component parts or sub-assembly with "•" appearing immediately above them.

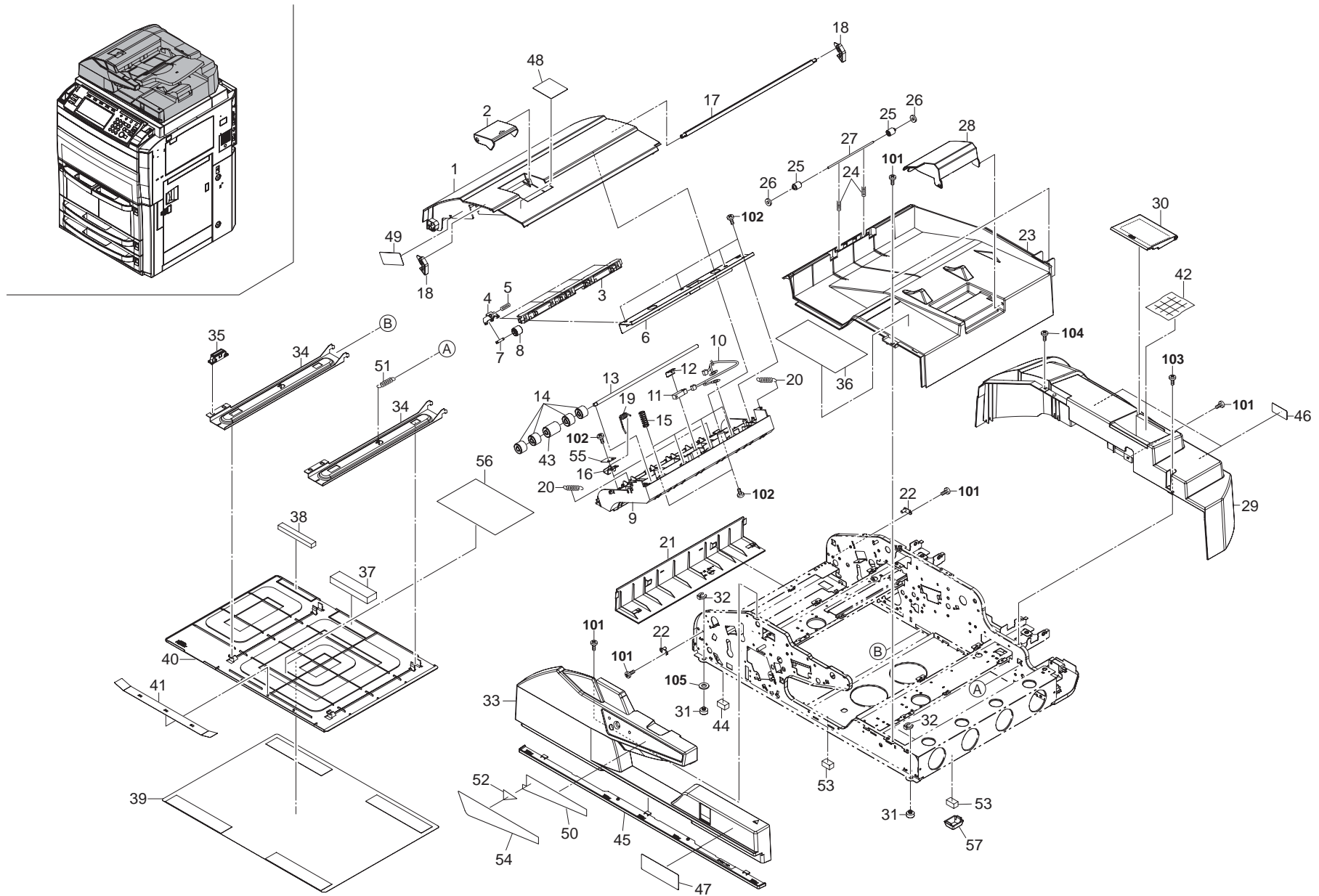


FIG. 34 Covers (DP)

2KP/2KN

Ref. No.	Part.No.	Alternative.	Description	Quantity			
				120	230	240	
⊙	1	303MW04040	3MW04040	COVER CONVEYING	1	1	1
	2	303MW04110	3MW04110	HANDLE C COVER	1	1	1
	3	303H608102	3H608102	MOUNT C PULLEY	1	1	1
	4	303H608091	3H608091	HOLDER C PULLEY	5	5	5
	5	3H608230	3H608230	SPRING C PULLEY	5	5	5
	6	303MW24050	3MW24050	STAY C COVER	1	1	1
⊙	7	3H608150	3H608150	SHAFT C PULLEY	5	5	5
⊙	8	3H608200	3H608200	PULLEY CONVEY NG	5	5	5
	9	303MW24020	3MW24020	GU DE C COVER	1	1	1
	10	3H627090	3H627090	WIRE,REGIST	1	1	1
⊙	11	2FG27110	2FG27110	SWITCH REGISTRATION	1	1	1
	12	3H608260	3H608260	SPRING PLATE REG SW	1	1	1
	13	303LL07130	3LL07130	SHAFT REGISTRATION PULLEY	1	1	1
	14	303JX07080	3JX07080	PULLEY REGISTRATION	4	4	4
	15	303MW24070	3MW24070	SPRING REGISTRATION	4	4	4
	16	3H608250	3H608250	PLATA TORQUE SPRING	2	2	2
	17	3H608170	3H608170	SHAFT HANDLE	1	1	1
	18	3H608190	3H608190	HOOK HANDLE	2	2	2
	19	3H608240	3H608240	SPRING COVER TORQUE	2	2	2
	20	3HL07240	3HL07240	SPRING HOOK	2	2	2
⊙	21	303MW04050	3MW04050	LEFT COVER	1	1	1
	22	3H608160	3H608160	FULCRUM C COVER	2	2	2
⊙	23	303MW04030	3MW04030	TRAY EJECT	1	1	1
	24	3HK08070	3HK08070	SPRING CONV	2	2	2
⊙	25	3HK10030	3HK10030	PULLEY EJECT	2	2	2
⊙	26	3HK10060	3HK10060	SPONGE EJECT	2	2	2
	27	3H602130	3H602130	SHAFT EJECT PULLEY	1	1	1
⊙	28	303H604062	3H604062	STOPPER EJECT	1	1	1
⊙	29	303MW04020	3MW04020	REAR COVER	1	1	1
⊙	30	303MW04060	3MW04060	L D REAR COVER	1	1	1
⊙	31	3H602250	3H602250	CUSHION RUBBER	2	2	2
	32	5MVX111DN003	2A806250	R NG STOPPER /A-49 FEED A4	2	2	2
⊙	33	303MW04010	3MW04010	FRONT COVER	1	1	1
	34	3H602060	3H602060	REINFORCEMENT PLATE MAT	2	2	2
⊙	35	2FB04220	2FB04220	MAGNET CATCH	1	1	1
⊙	36	303MW34080	3MW34080	LABEL CAUTION A	1	1	1
	37	303H602360	3H602360	CUSHION MAT A	1	1	1
	38	303H602370	3H602370	CUSHION MAT B	1	1	1
⊙	39	3H602210	3H602210	MAT ORIGINAL	1	1	1
⊙	40	303H602051	3H602051	PLATE MAT	1	1	1
	41	303H602390	3H602390	GROUND PLATE MAT	1	1	1
⊙	42	303H604090	3H604090	CLOTH CLEANING	1	1	1
	43	303JX07340	3JX07340	PULLEY REG B	1	1	1
	44	7ZGSGT101015H01	ZG011800	SHIELD GASKET	1	1	1
⊙	45	303MW04080	3MW04080	HANDLE DP	1	1	1
	46	303LL34050	3LL34050	LABEL CAUTION	2	2	2
⊙	47	303MW34010	3MW34010	LABEL OPENING ANGLE	1	1	1
	48	303MW34100	3MW34100	LABEL ORIG NAL OR ENTATION I	1		
	48	303MW34110	3MW34110	LABEL ORIG NAL OR ENTATION M		1	1
⊙	49	303MW34020	3MW34020	LABEL JAM REMOVENT B	1	1	1

Ref. No.	Part.No.	Alternative.	Description	Quantity			
				120	230	240	
	50	303MW04130	3MW04130	TAPE COVER LED A	1	1	1
	51	303H602400	3H602400	SPRING MAT HANGING	1	1	1
	52	303MW04140	3MW04140	TAPE COVER LED B	1	1	1
	53	7ZGSGT131015H01	ZG019080	SHIELD GASKET	2	2	2
⊙	54	303MW04150	3MW04150	COVER LED	1	1	1
	55	303MW24080	3MW24080	SHEET TORQUE SPR NG	2	2	2
⊙	56	303MW34030	3MW34030	LABEL CIS CLEANING	1	1	1
	57	303H602430	3H602430	COVER GASKET	1	1	1
	101	7BB100306H1	BB105820	+BIND T.T S SCREW 3X6			
	102	7BB200308H	BB105660	+BIND T.T P SCREW 3X8			
	103	7BB180306H	BB111960	+BIND T.T S SCREW 3X6(BLACK)			
	104	7BB182306H	BB112660	+TP-FLAT T.T S SCREW 3X6(BLACK)			
	105	C2B06130	C2B06130	WASHER 6X13X1.0(TRIVALENT CHROMATING)			

- Parts with "*" are component parts or sub-assemblies of the assembly appearing immediately above them.
- ⊙ Parts with "⊙" indicate regular maintenance parts.

- Parts with "••" are component parts or sub-assembly with "•" appearing immediately above them.

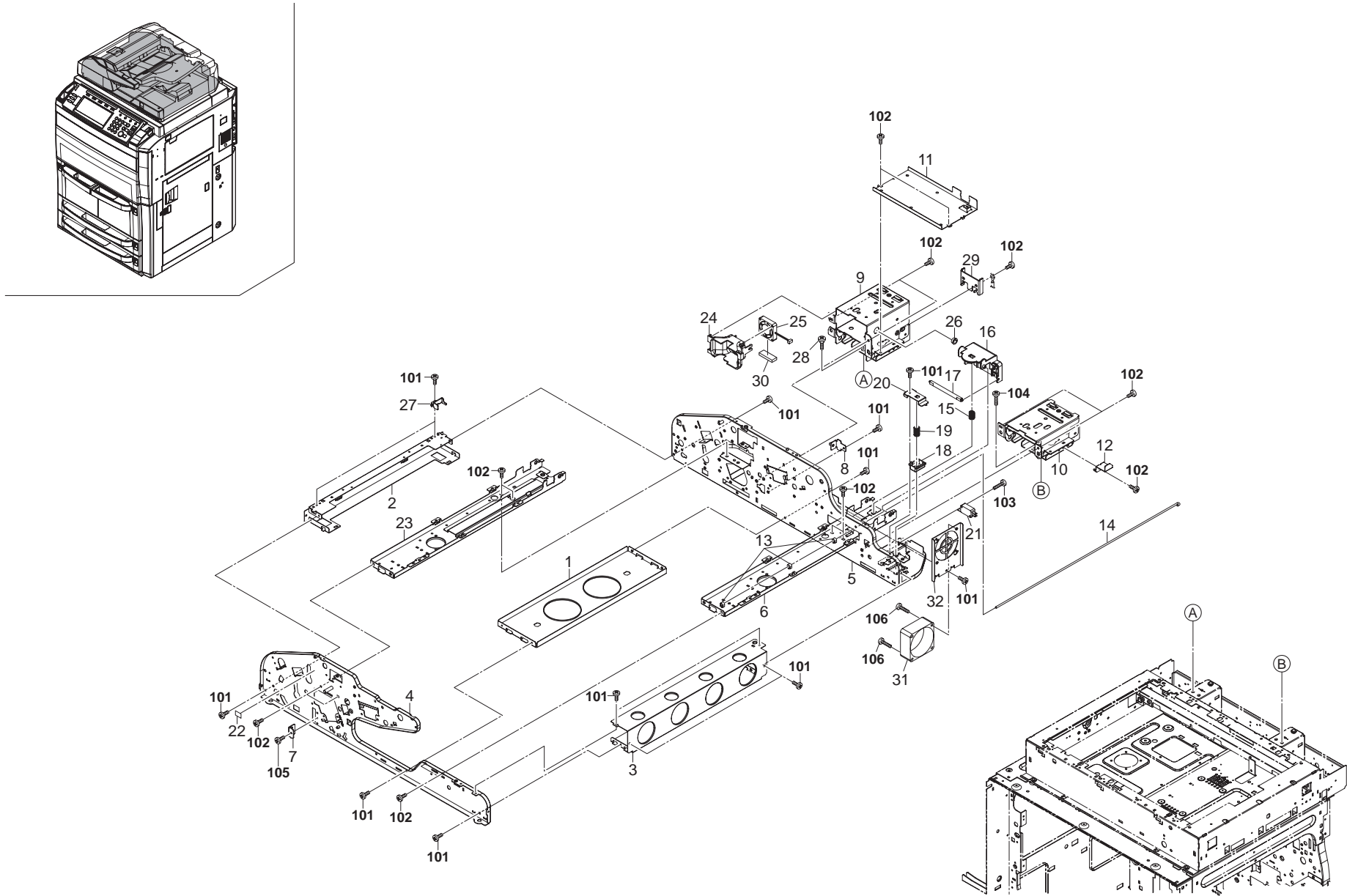


FIG. 35 Frames (DP)

2KP/2KN

Ref. No.	Part.No.	Alternative.	Description	Quantity		
				120	230	240
1	3H602030	3H602030	LOWER STAY	1	1	1
2	3H602590	3H602590	LEFT STAY FRAME	1	1	1
3	303H602541	3H602541	RIGHT STAY	1	1	1
4	303H600022	3H600022	FRONT FRAME ASS'Y	1	1	1
5	303H600033	3H600033	REAR FRAME ASS'Y	1	1	1
6	303H602042	3H602042	LEFT STAY	1	1	1
7	3H610250	3H610250	FRONT GUIDE D FRAME	1	1	1
8	3H610220	3H610220	FULCRUM PLATE D RACK	1	1	1
9	3H603010	3H603010	H NGE L	1	1	1
10	303H603021	3H603021	H NGE R	1	1	1
11	3H602140	3H602140	MOUNT MAIN PCB	1	1	1
12	3H602100	3H602100	PLATE PUSH SW	1	1	1
13	3H602320	3H602320	SPACER SHAFT	3	3	3
14	303H602201	3H602201	SHAFT LEVER ADJUST	1	1	1
15	63722190	63722190	SPRING,SWITCHING LEVER	1	1	1
16	303MW04070	3MW04070	ADJUST PLATE HINGE	1	1	1
17	3H602260	3H602260	SHAFT ADJUST PLATE B	1	1	1
18	3H602330	3H602330	STOPPER ORIGINAL SW	1	1	1
19	3H602310	3H602310	SPRING PUSH SW	1	1	1
20	3H602090	3H602090	HOLDER SPRING	1	1	1
21	2FB27160	2FB27160	INTER LOCK SWITCH	1	1	1
22	33405050	33405050	LABEL,HIGH VOLTAGE CAUTION(JPN)	1	1	1
23	303H602350	3H602350	LEFT STAY ASSY	1	1	1
24	303H602380	3H602380	DUCT CIS	1	1	1
25	3H627280	3H627280	FAN DP	1	1	1
26	7YZM110001++H01	YZ009420	ACCESS.BUSHING	1	1	1
27	303H602420	3H602420	REINFORCEMENT LEFT STAY	2	2	2
28	3H602280	3H602280	PIN HINGEBASE	1	1	1
29	3H603030	3H603030	STOPPER HINGE	1	1	1
30	303H602450	3H602450	VIBRATION INSULATOR,FAN	1	1	1
31	302GR44080	2GR44080	FAN LSU 60-25	1	1	1
32	303MW02010	3MW02010	MOUNT FAN DP	1	1	1

Ref. No.	Part.No.	Alternative.	Description	Quantity		
				120	230	240
101	7BB100306H1	BB105820	+BIND T.T S SCREW 3X6			
102	7BB700408H	BB105640	+BIND T.T S SCREW 4X8 SR			
103	7BB100320H	BB112650	+BIND T.T S SCREW 3X20			
104	B1B35140	B1B35140	+BIND SCREW WITH W M5X14(TRIVALENT CH			
105	7BB700306H	BB105590	+BIND T.T S SCREW 3X6 SR			
106	7BB700330H	BB106840	+BIND T.T S SCREW 3X30 SR			

- Parts with "*" are component parts or sub-assemblies of the assembly appearing immediately above them.
- Parts with "⊙" indicate regular maintenance parts.

- Parts with "••" are component parts or sub-assembly with "•" appearing immediately above them.

FIG. 36 Paper Feed Section (DP)

2KP/2KN

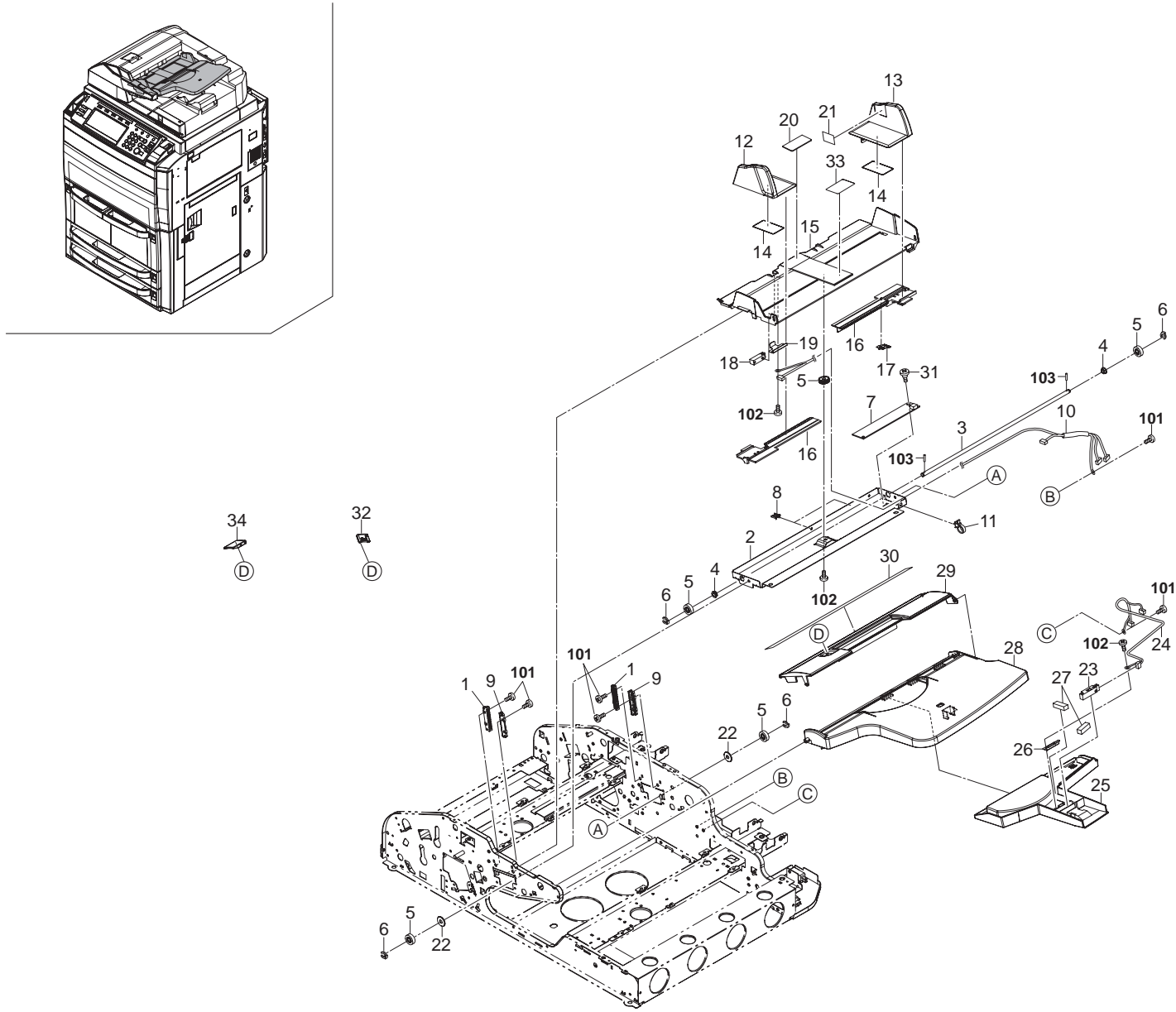


FIG. 36 Paper Feed Section (DP)

2KP/2KN

Ref. No.	Part.No.	Alternative.	Description	Quantity			
				120	230	240	
⊙	1	303MW06060	3MW06060	RACK LIFT LEFT	2	2	2
	2	303MW06020	3MW06020	COVER CURSOR	1	1	1
	3	3H606040	3H606040	SHAFT TABLE	1	1	1
	4	2A116180	2A116180	BUSH NG,TRANSFER	2	2	2
⊙	5	3H622320	3H622320	GEAR 20 LIFT	5	5	5
	6	5MVX111DN003	2A806250	R NG STOPPER /A-49 FEED A4	4	4	4
⊙	7	2C901050	2C901050	PCB MPF SIZE ASSY	1	1	1
	8	M70AK010	M70AK010	WIRE SADDLE,RMS-1V0(TAKEUCHI)	2	2	2
⊙	9	303MW06070	3MW06070	RACK LIFT RIGHT	2	2	2
	10	3H627140	3H627140	WIRE,ORG W SIZE	1	1	1
	11	M2107250	M2107250	BAND,RSG-100(KITAGAWA)	1	1	1
⊙	12	303MW06030	3MW06030	FRONT CURSOR	1	1	1
⊙	13	303MW06040	3MW06040	REAR CURSOR	1	1	1
⊙	14	33906400	33906400	FRICTION PLATE,BYPASS	2	2	2
⊙	15	303MW06010	3MW06010	TABLE LIFT	1	1	1
	16	303MW06050	3MW06050	RACK TABLE	2	2	2
⊙	17	3HL06110	3HL06110	TERMINAL PAPER SIZE	1	1	1
⊙	18	3H327410	3H327410	SENSOR,CONVEYING	1	1	1
	19	3H606130	3H606130	PLATE ORIGINAL SW	1	1	1
⊙	20	3A707290	3A707290	PAD,LIFT	1	1	1
⊙	21	302H708070	2H708070	LABEL ORIG NAL MAX	1	1	1
	22	75714210	75714210	COLLAR DEVELOP NG UNIT	2	2	2
	23	303LL44050	3LL44050	SENSOR ORIG NAL 4P	1	1	1
	24	303MW46070	3MW46070	WIRE TABLE	1	1	1
⊙	25	303H606190	3H606190	COVER ORIGINAL TABLE	1	1	1
	26	3H606120	3H606120	PLATE SIZE SW	1	1	1
⊙	27	302H012330	2H012330	SEAL WIRE A	2	2	2
⊙	28	303H606101	3H606101	TABLE ORIGINAL	1	1	1
⊙	29	303H606061	3H606061	JOINT TABLE	1	1	1
⊙	30	303H605201	3H605201	LABEL SIZE DIRECTIONS	1	1	1
	31	2FB20860	2FB20860	PIN FUSER COVER	1	1	1
	32	303H606171	3H606171	LEVER SUPPORT		1	1
	33	303H605110	3H605110	LABEL MSP A	1	1	1
	34	303H606181	3H606181	COVER JOINT	1		

Ref. No.	Part.No.	Alternative.	Description	Quantity		
				120	230	240
101	7BB100306H1	BB105820	+BIND T.T S SCREW 3X6			
102	7BB200308H	BB105660	+BIND T.T P SCREW 3X8			
103	5MBP2010WXSP	E0020100	SPRING PIN / M2 X 10 S-BLK			
104	7BB700306H	BB105590	+BIND T.T S SCREW 3X6 SR			

- Parts with "*" are component parts or sub-assemblies of the assembly appearing immediately above them.
- Parts with "⊙" indicate regular maintenance parts.

- Parts with "••" are component parts or sub-assembly with "•" appearing immediately above them.

FIG. 37 Paper Conveying Section (DP)

2KP/2KN

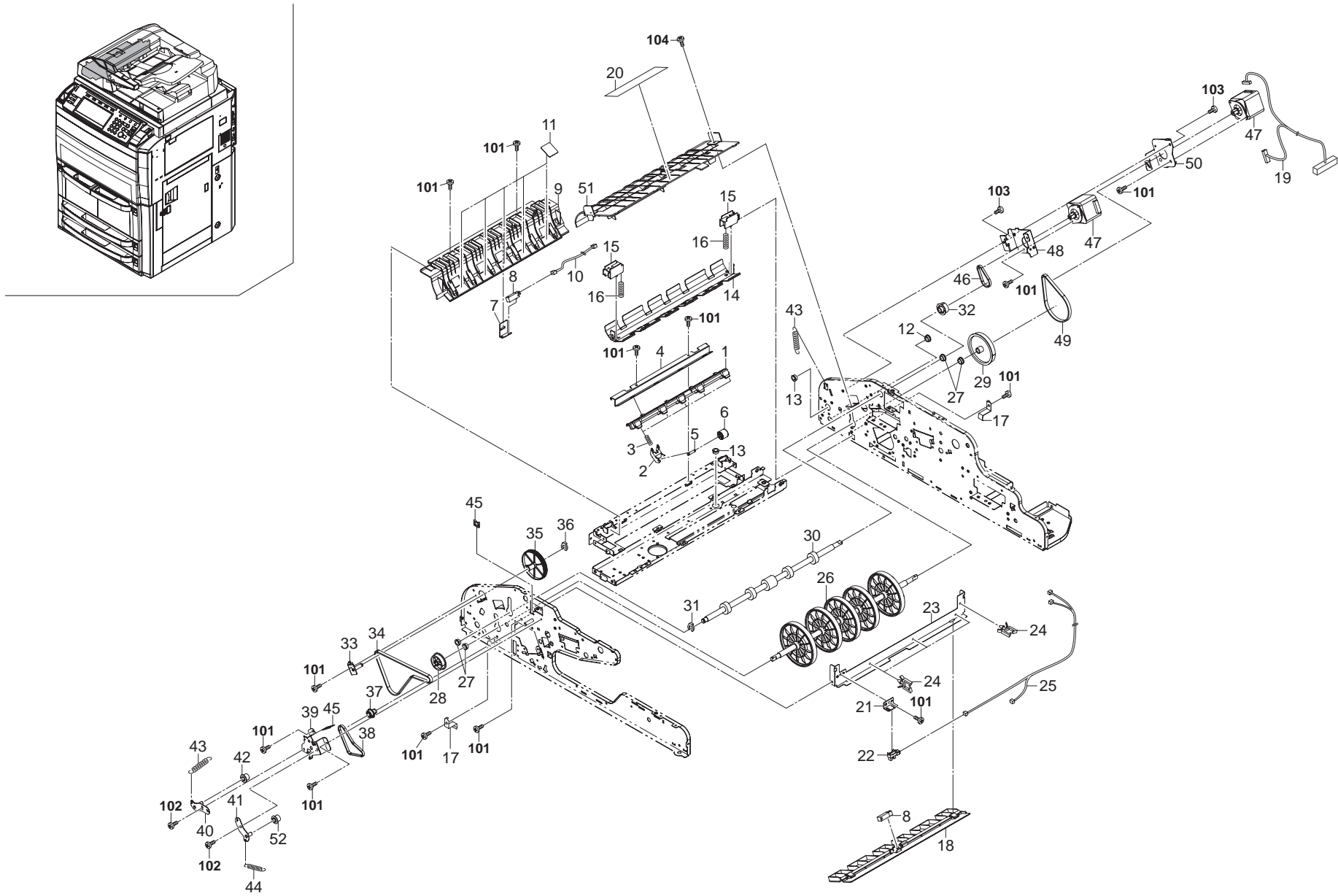


FIG. 37 Paper Conveying Section (DP)

2KP/2KN

	Ref. No.	Part.No.	Alternative.	Description	Quantity		
					120	230	240
	1	303H608102	3H608102	MOUNT C PULLEY	1	1	1
	2	303H608091	3H608091	HOLDER C PULLEY	5	5	5
	3	3H608230	3H608230	SPRING C PULLEY	5	5	5
	4	3H608130	3H608130	MOUNT LEFT PULLEY	1	1	1
⊙	5	3H608150	3H608150	SHAFT C PULLEY	5	5	5
⊙	6	3H608200	3H608200	PULLEY CONVEY NG	5	5	5
	7	3H608140	3H608140	MOUNT TIMING SWITCH	1	1	1
⊙	8	2FG27110	2FG27110	SWITCH REGISTRATION	2	2	2
⊙	9	303MW24030	3MW24030	LEFT GU DE CONVEYING	1	1	1
	10	3H627100	3H627100	WIRE, TMG A	1	1	1
⊙	11	303H608270	3H608270	SHEET CONVEYING	5	5	5
	12	M1203200	49481317	OPEN BUSHING, OCB-375	1	1	1
	13	7YZM110001++H01	YZ009420	ACCESS.BUSHING	2	2	2
⊙	14	303H602113	3H602113	GU DE READING	1	1	1
	15	303H602121	3H602121	HOLDER GU DE READING	2	2	2
	16	3H602230	3H602230	SPRING READING	2	2	2
⊙	17	3H602290	3H602290	GROUND PLATE READ NG	2	2	2
	18	303MW29020	3MW29020	LEFT GU DE CIS	1	1	1
	19	303MW46020	3MW46020	JUNCTION W RING MOT B	1	1	1
⊙	20	303H608310	3H608310	SHEET REGIST LOOP	1	1	1
	21	3H610290	3H610290	MOUNT D SWITCH	1	1	1
⊙	22	2C927210	2C927210	SENSOR 248NL1	1	1	1
	23	3H610110	3H610110	LEFT STAY CIS	1	1	1
	24	M70AK010	M70AK010	WIRE SADDLE,RMS-1V0(TAKEUCHI)	4	4	4
	25	303MW46040	3MW46040	WIRE TMG B	1	1	1
⊙	26	3H600010	3H600010	ROLLER CONVEY NG ASS'Y	1	1	1
⊙	27	60912270	60912270	BEARING,688ZZ	4	4	4
⊙	28	3H622230	3H622230	PULLEY C ROLLER 48	1	1	1
⊙	29	303MW31010	3MW31010	PULLEY C ROLLER 113	1	1	1
⊙	30	303MW24040	3MW24040	ROLLER REGISTRATION	1	1	1
	31	2BC06910	2BC06910	STOPPER 6	1	1	1
⊙	32	3H622060	3H622060	PULLEY R ROLLER 32	1	1	1
	33	3H622210	3H622210	MOUNT JAM DIAL	1	1	1
⊙	34	3H622120	3H622120	TIMING BELT C IDLE 376	1	1	1
⊙	35	3H622220	3H622220	DIAL JAM REMOVENT	1	1	1
	36	5MVX111DN003	2A806250	R NG STOPPER /A-49 FEED A4	1	1	1
⊙	37	3H622080	3H622080	PULLEY C IDLE 16/24	1	1	1
⊙	38	3H622130	3H622130	TIMING BELT E ROLLOR 174	1	1	1
	39	3H622050	3H622050	MOUNT C IDLE	1	1	1
	40	3H622250	3H622250	TENSION PLATE C IDLE	1	1	1
	41	3H622240	3H622240	TENSION PLATE E IDLE	1	1	1
⊙	42	303H622360	3H622360	PULLEY TENSION	1	1	1
	43	3H622270	3H622270	SPRING C MOTOR	2	2	2
	44	3HL07240	3HL07240	SPRING HOOK	1	1	1
	45	M2104260	M2104260	EDGING,EDS-0607U(KITAGAWA)	2	2	2
⊙	46	3H622100	3H622100	TIMING BELT R MOTOR 102	1	1	1
⊙	47	3H627220	3H627220	MOTOR DP	2	2	2
	48	3H622030	3H622030	MOUNT C MOTOR	1	1	1
⊙	49	303MW31020	3MW31020	TIMING BELT C MOTOR 262	1	1	1
	50	3H622040	3H622040	ADJUST PLATE C MOTOR	1	1	1

	Ref. No.	Part.No.	Alternative.	Description	Quantity		
					120	230	240
	51	303MW24010	3MW24010	GUIDE REGISTRATION	1	1	1
⊙	52	66015270	66015270	PULLEY 10,TONER RECYCLE	1	1	1
	101	7BB100306H1	BB105820	+BIND T.T S SCREW 3X6			
	102	B0A23080	B0A23080	+ROUND HEAD SCREW WITH SW.W M3X8			
	103	7BB700306H	BB105590	+BIND T.T S SCREW 3X6 SR			
	104	7BB180306H	BB111190	+BIND T.T S SCREW 3X6(BLACK)			

- Parts with "*" are component parts or sub-assemblies of the assembly appearing immediately above them.
- Parts with "⊙" indicate regular maintenance parts.

- Parts with "••" are component parts or sub-assembly with "•" appearing immediately above them.

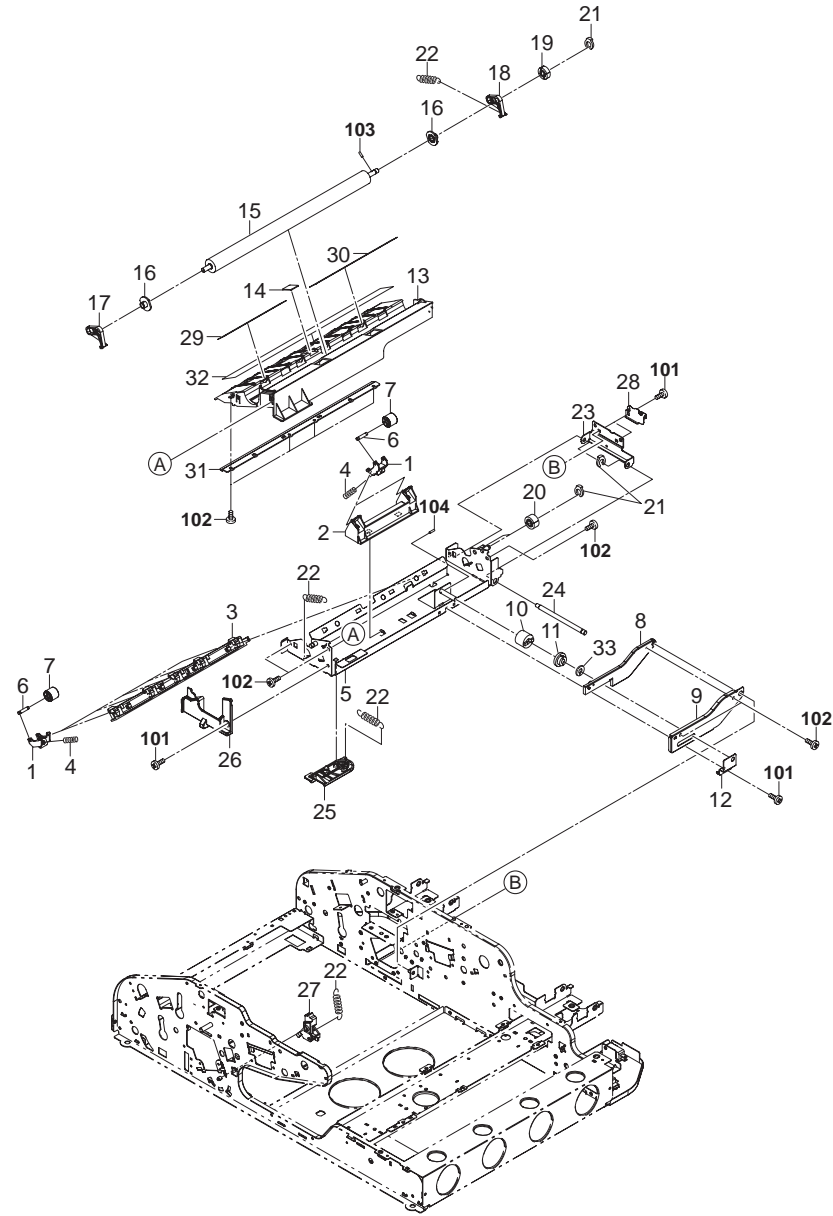
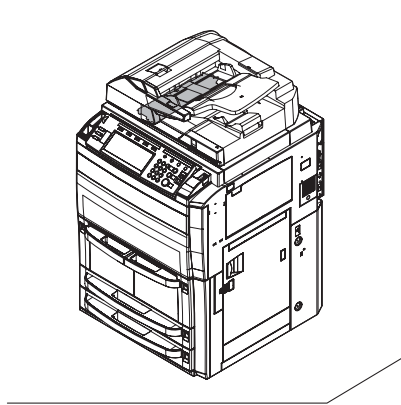


FIG. 38 Duplex Section (DP)

2KP/2KN

Ref. No.	Part.No.	Alternative.	Description	Quantity		
				120	230	240
1	303H608091	3H608091	HOLDER C PULLEY	7	7	7
2	3H610050	3H610050	MOUNT DUPLEX PULLEY	1	1	1
3	303H608102	3H608102	MOUNT C PULLEY	1	1	1
4	3H608230	3H608230	SPRING C PULLEY	7	7	7
5	303H610031	3H610031	FRAME DUPLEX	1	1	1
⊙	6	3H608150	SHAFT C PULLEY	7	7	7
⊙	7	3H608200	PULLEY CONVEY NG	7	7	7
8	3H610210	3H610210	RACK DUPLEX UNIT	1	1	1
9	3H610230	3H610230	REINFORCEMENT D RACK	1	1	1
⊙	10	3H610280	TORQUE LIMITER DUPLEX	1	1	1
11	303H622261	3H622261	GEAR DUPLEX UNIT	1	1	1
12	303H610191	3H610191	MOUNT D RACK	1	1	1
13	303MW29010	3MW29010	GU DE DUPLEX	1	1	1
⊙	14	3H610240	FELT DUPLEX	1	1	1
⊙	15	3H610020	ROLLER CIS	1	1	1
⊙	16	3H610150	BUSH CIS ROLLER	2	2	2
17	3H610080	3H610080	FRONT HOOK CIS ROLLER	1	1	1
18	3H610090	3H610090	REAR HOOK CIS ROLLER	1	1	1
⊙	19	3H622020	GEAR CIS ROLLER 20	1	1	1
⊙	20	3H622010	GEAR CIS IDLE 21	2	2	2
21	5MVX111DN003	2A806250	R NG STOPPER /A-49 FEED A4	4	4	4
22	3HL07240	3HL07240	SPRING HOOK	4	4	4
23	3H610060	3H610060	MOUNT DUPLEX UNIT	1	1	1
24	3H610070	3H610070	FULCRUM SHAFT D UNIT	1	1	1
25	3H602080	3H602080	LOWER FRONT LEVER	1	1	1
26	303MW29030	3MW29030	COVER D UNIT	1	1	1
27	3H610180	3H610180	STOPPER D UNIT	1	1	1
28	303H610370	3H610370	GROUND PLATE CIS ROLLER	1	1	1
⊙	29	303H610340	FRONT SHEET DUPLEX	1	1	1
⊙	30	303H610350	REAR SHEET DUPLEX	1	1	1
31	303H610360	3H610360	REINFORCEMENT DUPLEX	1	1	1
⊙	32	303H610380	LOWER SHEET DUPLEX	1	1	1
33	2C904550	2C904550	CUT WASHER 5	1	1	1

Ref. No.	Part.No.	Alternative.	Description	Quantity		
				120	230	240
101	7BB100306H1	BB105820	+BIND T.T S SCREW 3X6			
102	7BB200308H	BB105660	+BIND T.T P SCREW 3X8			
103	5MBP2010WXSP	E0020100	SPRING PIN / M2 X 10 S-BLK			
104	E5120080	E5120080	PARALLEL P N H7A 2X8 SUS			

- Parts with "*" are component parts or sub-assemblies of the assembly appearing immediately above them.
- Parts with "⊙" indicate regular maintenance parts.

- Parts with "••" are component parts or sub-assembly with "•" appearing immediately above them.

FIG. 39 Exit Section (DP)

2KP/2KN

Ref. No.	Part.No.	Alternative.	Description	Quantity		
				120	230	240
1	303H610161	3H610161	GU DE EJECT	1	1	1
2	303H610330	3H610330	STATIC ELIMINATOR EJECT	1	1	1
3	303H610302	3H610302	COVER EJECT	1	1	1
4	3H610010	3H610010	ROLLER EJECT	2	2	2
5	3H622020	3H622020	GEAR CIS ROLLER 20	1	1	1
6	5MVL177DN001	2FB06810	R NG STOPPER 4	1	1	1
7	2BC06520	2BC06520	BUSH NG 6,REGISTRATION	6	6	6
8	303H622350	3H622350	PULLEY E ROLLER ASSY	2	2	2
9	5MVX111DN003	2A806250	R NG STOPPER /A-49 FEED A4	8	8	8
10	3H606080	3H606080	SHAFT LIFT	1	1	1
11	2BC06510	2BC06510	BUSH NG 8	3	3	3
12	303H622181	3H622181	GEAR LIFT 55	1	1	1
13	303MW06090	3MW06090	STOPPER LIFT LEVER	1	1	1
14	303H606071	3H606071	LEVER LIFT	1	1	1
15	3H602180	3H602180	MOUNT LEVER ADJUST	1	1	1
16	3H602240	3H602240	PLATE SPRING LEVER	1	1	1
17	3H602190	3H602190	HOOK LEVER ADJUST	1	1	1
18	303MW04100	3MW04100	LEVER ADJUSTMENT	1	1	1
19	3H607170	3H607170	LOWER GUIDE PF	1	1	1
20	303MW07010	3MW07010	GU DE LIFT	2	2	2
21	303H607141	3H607141	SHAFT SEPARATION	1	1	1
22	2FB06100	2FB06100	TORQUE LIMITER FEED	1	1	1
23	3H607120	3H607120	PULLEY SEPARATION	1	1	1
24	2C922110	2C922110	GEAR 32 DPX	1	1	1
25	303MW07050	3MW07050	GU DE SEPARATION	1	1	1
26	3H607080	3H607080	COVER SEPARATION	1	1	1
27	303H607300	3H607300	FILM SEPARATION	1	1	1
28	303H607161	3H607161	UPPER GUIDE PF	1	1	1
29	2FG27110	2FG27110	SWITCH REGISTRATION	1	1	1
30	2FB27160	2FB27160	INTER LOCK SWITCH	1	1	1
31	2C927210	2C927210	SENSOR 248NL1	1	1	1
32	303MW07030	3MW07030	HOLDER LF	1	1	1
33	303H607270	3H607270	WEIGHT LF PULLEY	1	1	1
34	3H607020	3H607020	PULLEY LF	1	1	1
35	3H607100	3H607100	SHAFT LF	1	1	1
36	3CY07080	3CY07080	BUSH NG 6	2	2	2
37	68721640	68721640	PULLEY 20,DUPLEX CONVEYING	1	1	1
38	303MW07040	3MW07040	HOLDER PF	1	1	1
39	3H607240	3H607240	GU DE PF SPRING	2	2	2
40	3H607150	3H607150	SPRING PF	2	2	2
41	3H607090	3H607090	SHAFT BELT	1	1	1
42	3H607040	3H607040	COLLAR PF B	1	1	1
43	3H607010	3H607010	BELT PF	1	1	1
44	3H607030	3H607030	COLLAR PF A	1	1	1
45	3H607110	3H607110	SHAFT PF	1	1	1
46	3H607130	3H607130	BUSH NG PF HOLDER	2	2	2
47	2BC21420	2BC21420	PULLEY 20,SWITCH BACK	1	1	1
48	5MVL177DN002	2FB06820	R NG STOPPER 6	2	2	2
49	3H607190	3H607190	BELT 170 LF	1	1	1
50	3H607070	3H607070	LEVER PRESS	1	1	1

Ref. No.	Part.No.	Alternative.	Description	Quantity		
				120	230	240
51	3H607220	3H607220	ROLLER TENSION	1	1	1
52	303MW07020	3MW07020	COVER PF	1	1	1
53	3H610240	3H610240	FELT DUPLEX	1	1	1
54	302H012330	2H012330	SEAL WIRE A	3	3	3
55	303H607280	3H607280	PULLEY TENSION	1	1	1
56	303H607290	3H607290	REINFORCEMENT LF	1	1	1
101	7BB100306H1	BB105820	+BIND T.T S SCREW 3X6			
102	7BB200308H	BB105660	+BIND T.T P SCREW 3X8			
103	7BB100320H	BB112650	+BIND T.T S SCREW 3X20			
104	E0020080	48100208	SPRING PIN 2X8			
105	5MBP2010WXSP	E0020100	SPRING PIN / M2 X 10 S-BLK			
106	7BB100314H	BB112130	+BIND T.T S SCREW 3X14			
107	C2895150	C2895150	SHIM 8.2X1.0T			
108	5MBP2012WXSP	E0020120	SPRING PIN / M2 X 12 S-BLK			
109	7BB180306H	BB111190	+BIND T.T S SCREW 3X6(BLACK)			

- Parts with "*" are component parts or sub-assemblies of the assembly appearing immediately above them.
- Parts with "⊙" indicate regular maintenance parts.

- Parts with "••" are component parts or sub-assembly with "•" appearing immediately above them.

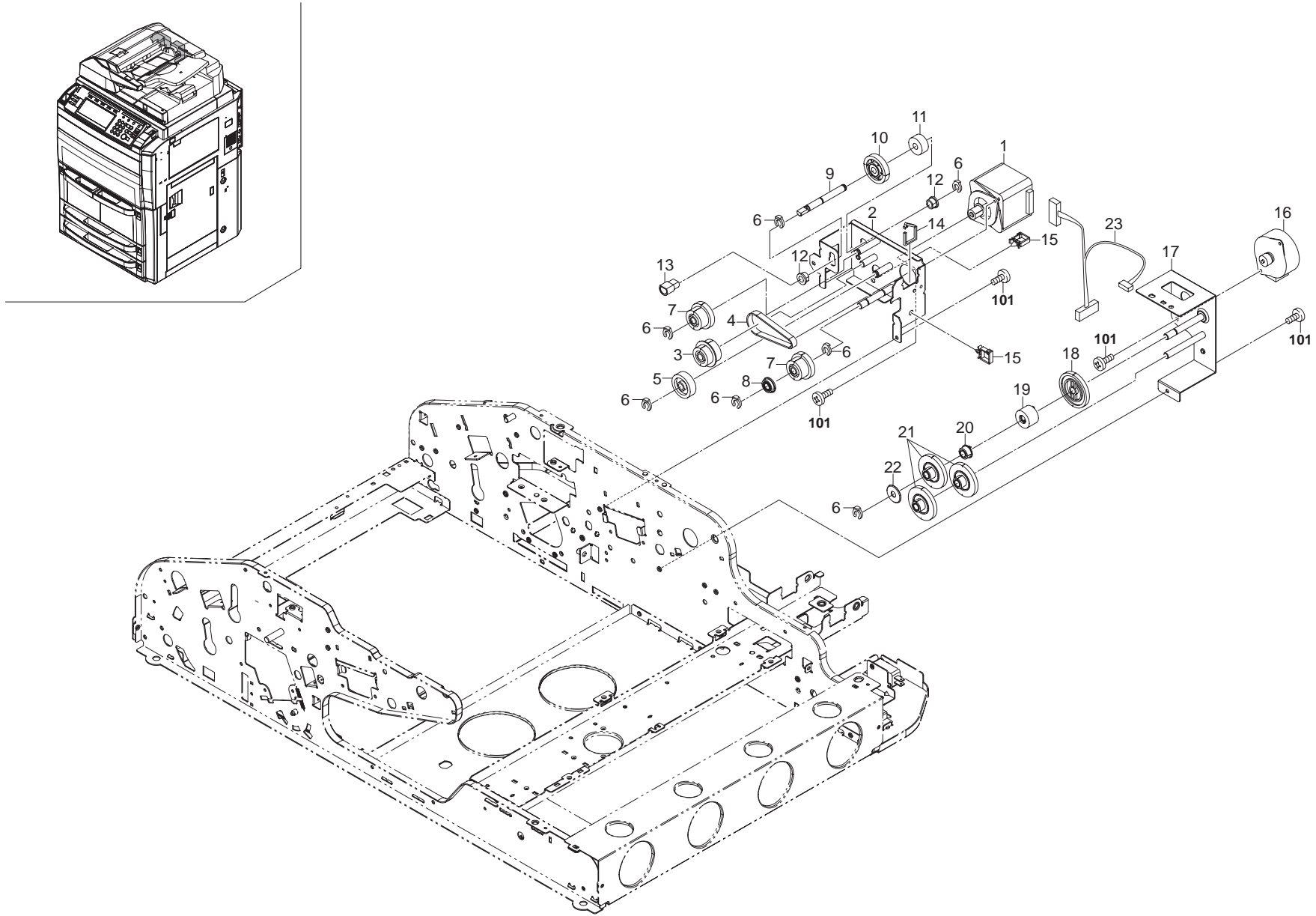


FIG. 40 Drive Section (DP)

2KP/2KN

Ref. No.	Part.No.	Alternative.	Description	Quantity		
				120	230	240
⊙ 1	3H627220	3H627220	MOTOR DP	1	1	1
2	3H622150	3H622150	MNT PF DRIVE	1	1	1
⊙ 3	3H622190	3H622190	GEAR Z22 P35	1	1	1
⊙ 4	3H607260	3H607260	BELT 138 FEED	1	1	1
⊙ 5	3H622340	3H622340	GEAR 28	1	1	1
6	5MVX111DN003	2A806250	R NG STOPPER /A-49 FEED A4	7	7	7
⊙ 7	2C922070	2C922070	GEAR 30/23	2	2	2
8	3H622310	3H622310	COLLAR PF DRIVE	1	1	1
9	3H622200	3H622200	SHAFT PF DRIVE	1	1	1
⊙ 10	3HK22040	3HK22040	GR 33 CONV	1	1	1
⊙ 11	35911790	35911790	GEAR 20,PAPER FEED PULLEY	1	1	1
⊙ 12	2BC06520	2BC06520	BUSH NG 6,REGISTRATION	2	2	2
13	3H622300	3H622300	JOINT PF DRIVE	1	1	1
14	M2104250	M2104250	EDGING,EDS-17L(KITAGAWA)	1	1	1
15	7YZM610001++H01	YZ010230	ACCESS SADDLE	2	2	2
⊙ 16	3H627230	3H627230	MOTOR L FT	1	1	1
17	3H622140	3H622140	MNT LIFT DRIVE	1	1	1
⊙ 18	3H622170	3H622170	GEAR 69 JOINT	1	1	1
⊙ 19	3H622290	3H622290	TORQUE LIMITER 300	1	1	1
⊙ 20	3H622160	3H622160	GEAR 20 JOINT	1	1	1
⊙ 21	303H622331	3H622331	GEAR 20/65 IDLE	3	3	3
22	75714210	75714210	COLLAR DEVELOP NG UNIT	1	1	1
23	303MW46090	3MW46090	JUNCTION W RING MOT A	1	1	1

Ref. No.	Part.No.	Alternative.	Description	Quantity		
				120	230	240
101	7BB100306H1	BB105820	+BIND T.T S SCREW 3X6			

- Parts with "*" are component parts or sub-assemblies of the assembly appearing immediately above them.
- Parts with "⊙" indicate regular maintenance parts.

- Parts with "••" are component parts or sub-assembly with "•" appearing immediately above them.

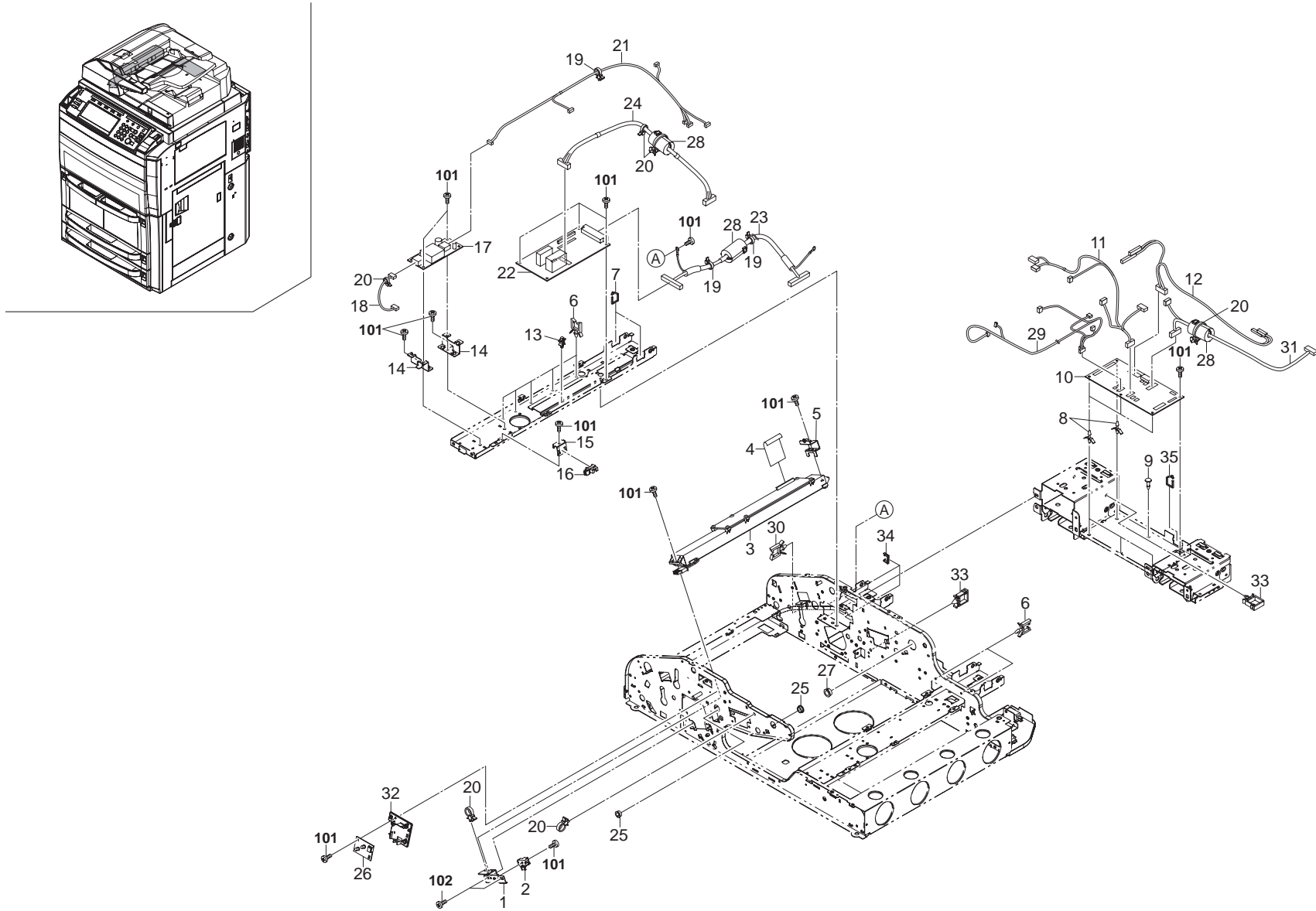


FIG. 41 Electrical Components (DP)

2KP/2KN

	Ref. No.	Part.No.	Alternative.	Description	Quantity		
					120	230	240
	1	303H610131	3H610131	FRONT MOUNT CIS	1	1	1
	2	3H610170	3H610170	GU DE CIS ROLLER	1	1	1
⊙	3	3H627210	3H627210	SENSOR A3 CIS	1	1	1
⊙	4	3H627190	3H627190	FFC CIS	1	1	1
	5	3H610140	3H610140	REAR MOUNT CIS	1	1	1
	6	M70AK010	M70AK010	WIRE SADDLE,RMS-1V0(TAKEUCHI)	7	7	7
	7	M2104250	M2104250	EDGING,EDS-17L(KITAGAWA)	2	2	2
	8	M2108000	49628603	SPACER,KGLS-3S	4	4	4
	9	M2108080	49628604	SPACER,KGPS-3S	1	1	1
⊙	10	303MW94020	3MW94020	PARTS PWB MAIN ASSY SP	1	1	1
	11	303MW46060	3MW46060	JUNCTION W RING CONVEYING	1	1	1
	12	303MW46100	3MW46100	WIRE INTERLOCK	1	1	1
	13	M2108150	M2108150	SPACER,KGPS-6S	1	1	1
	14	3H602270	3H602270	MOUNT CIS INV PCB	2	2	2
⊙	15	303MW06080	3MW06080	MNT LIFT SW	1	1	1
⊙	16	2C927210	2C927210	SENSOR 248NL1	1	1	1
⊙	17	3H628040	3H628040	INVERTER PCB	1	1	1
	18	3H627260	3H627260	WIRE,INVERTER	1	1	1
	19	7YZM420003++H01	YZ052580	ACCESS.BAND	3	3	3
	20	M2107250	M2107250	BAND,RSG-100(KITAGAWA)	6	6	6
⊙	21	303MW46030	3MW46030	WIRE CIS LAMP REMORT	1	1	1
	22	303MW94030	3MW94030	PARTS PWB SHD ASSY SP	1	1	1
	23	303H627201	3H627201	WIRE,CIS DATA	1	1	1
	24	3H627180	3H627180	WIRE,CIS JUNCTION PCB IF	1	1	1
⊙	25	7YZM110001++H01	YZ009420	ACCESS.BUSHING	2	2	2
	26	3H601030	3H601030	LED PCB ASS'Y	1	1	1
	27	7YZM110002++H01	YZ010100	ACCESS.BUSHING	1	1	1
	28	65027480	65027480	CORE,9-20X32	3	3	3
	29	303H627042	3H627042	JUNCTION W RING,ORG. SET	1	1	1
	30	M21AK010	M21AK010	WIRE SADDLE,RLWS-1T V0(KITAGAWA)	1	1	1
	31	303MW46080	3MW46080	WIRE SCANNER IF	1	1	1
	32	303MW04120	3MW04120	MOUNT LED	1	1	1
	33	7YZM610002++H01	YZ010240	ACCESS SADDLE	2	2	2
	34	7YZM210001++H01	YZ004370	ACCESS.EDGING	2	2	2
	35	7YZM210002++H01	YZ004730	ACCESS.EDGING	1	1	1

	Ref. No.	Part.No.	Alternative.	Description	Quantity		
					120	230	240
	101	7BB100306H1	BB105820	+BIND T.T S SCREW 3X6			
	102	7BB700306H	BB105590	+BIND T.T S SCREW 3X6 SR			

- Parts with "*" are component parts or sub-assemblies of the assembly appearing immediately above them.
- Parts with "⊙" indicate regular maintenance parts.

- Parts with "••" are component parts or sub-assembly with "•" appearing immediately above them.

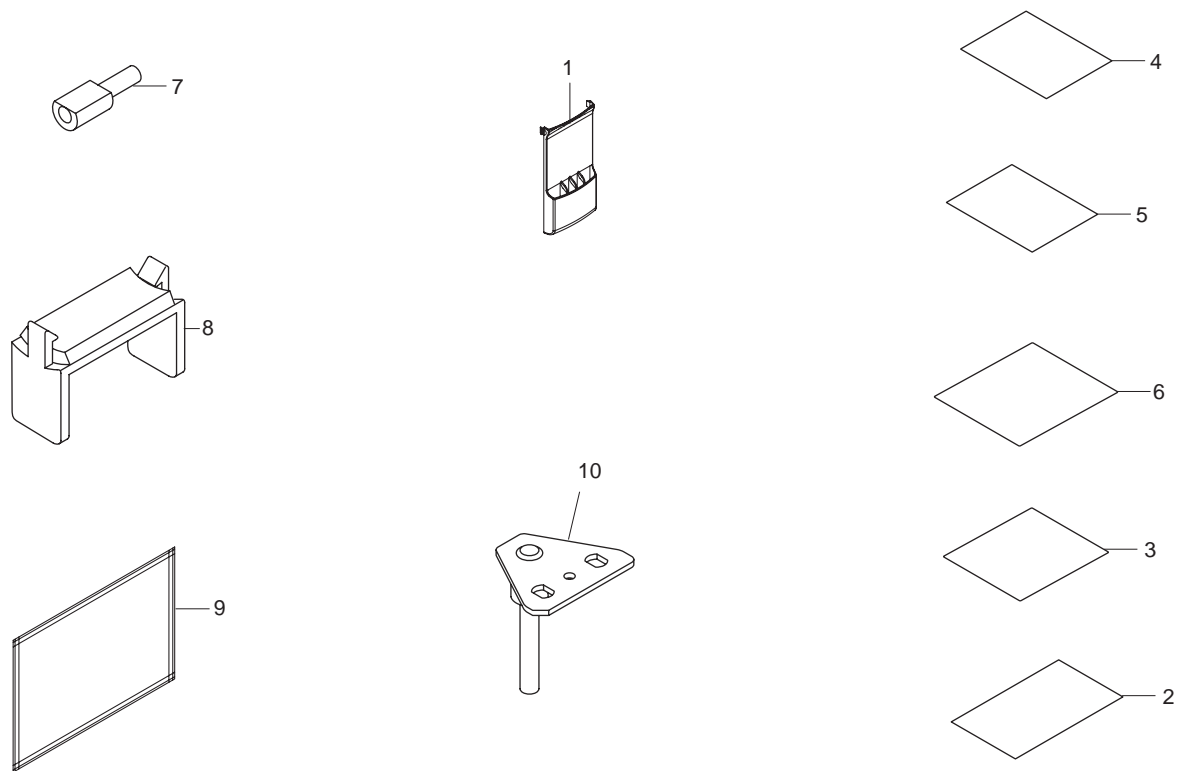


FIG. 42 Accesories & Tools

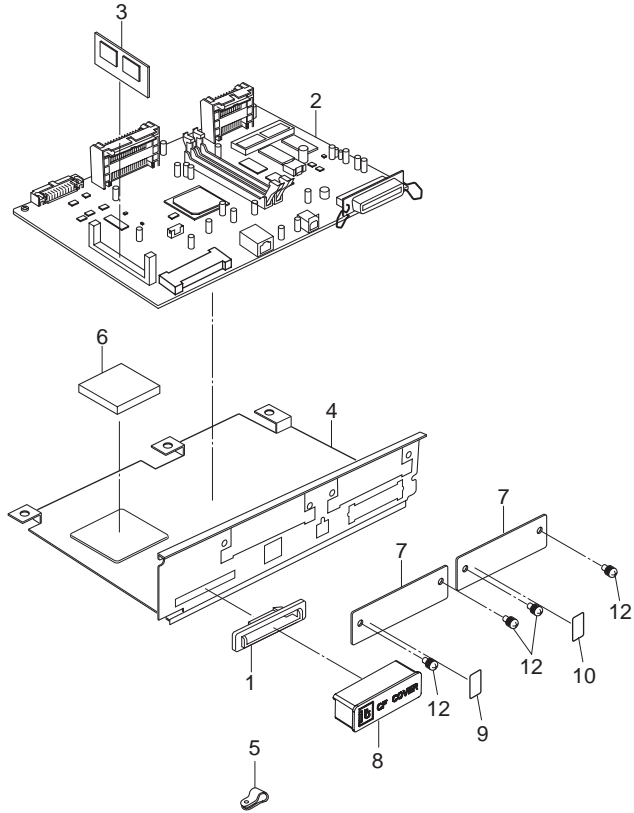
2KP/2KN

	Ref. No.	Part.No.	Alternative.	Description	Quantity		
					120	230	240
	1	302FB04970	2FB04970	GU DE CASE	1	1	1
	2	302FB05441	2FB05441	LABEL VFEEED CAUTION	1	1	1
⊙	3	302KP34090	2KP34090	LABEL MAIN SW SET	1	1	1
	4	302KP34130	2KP34130	LABEL MP CAUTION 9NATIONS	1	1	1
	5	303LL34190	3LL34190	LABEL FACE UP 7NATIONS	1	1	1
	6	303MW34070	3MW34070	LABEL CAUTION 9NATIONS	1	1	1
	7	18568120	18568120	PIN B,POSITIONING	2	2	2
	8	35968110	35968110	STOPPER WIRE ASSY SP	2	2	2
	9	2A068021	2A068021	SHEET,DF ADJUSTMENT	1	1	1
⊙	10	302FB68290	2FB68290	SPECIAL TOOL FRAME RETAIN NG	2	2	2

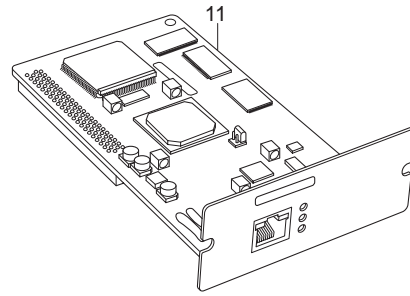
- Parts with "•" are component parts or sub-assemblies of the assembly appearing immediately above them.
- Parts with "⊙" indicate regular maintenance parts.

- Parts with "••" are component parts or sub-assembly with "•" appearing immediately above them.

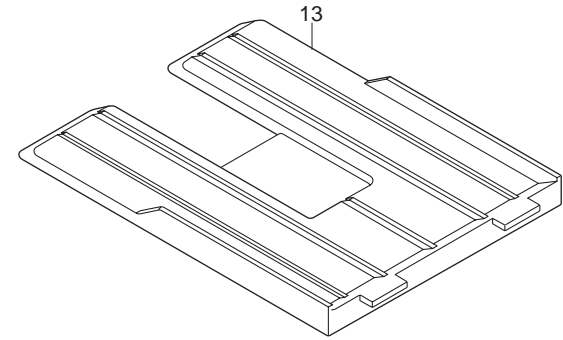
Printing System(W)



Scan System(H)



Copy Tray(EXP)



Key Counter

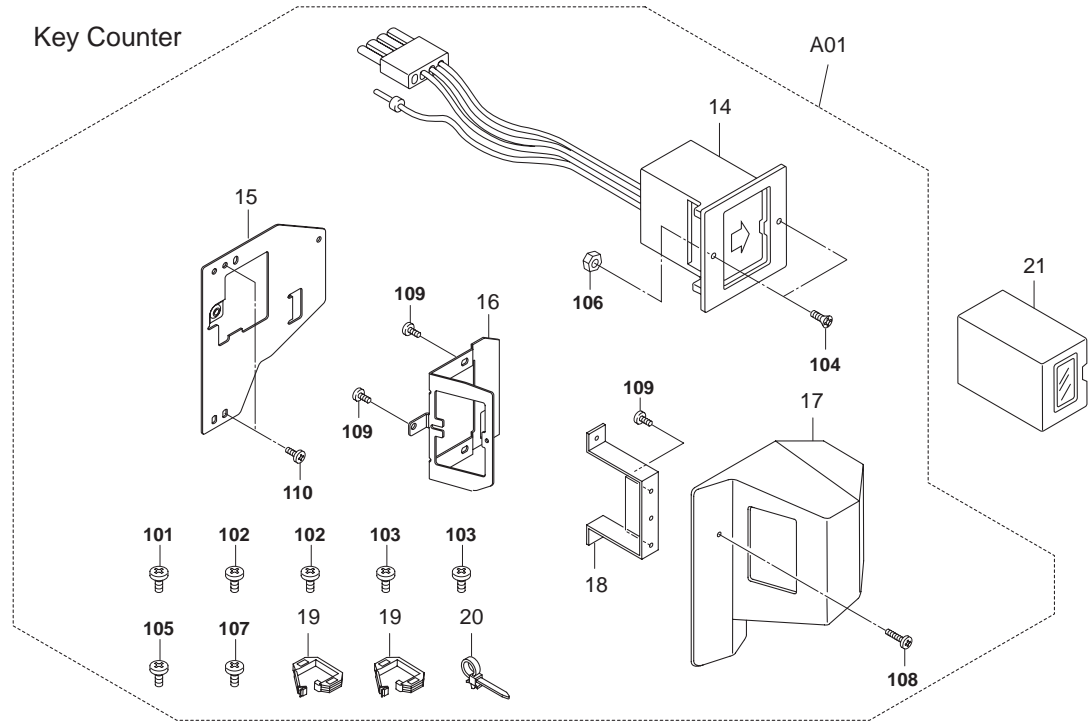


FIG. 43 Options

2KP/2KN

Ref. No.	Part.No.	Alternative.	Description	Quantity		
				120	230	240
1	2DA26520	2DA26520	GU DE CF	1	1	1
2	303JT47010	3JT47010	CONTROLLER ASS'Y	1	1	1
3	303M101020	3M101020	PWB DIMM ASSY WITH SOFTWARE	1	1	1
4	303JT26010	3JT26010	MOUNT CONTROLLER PCB	1	1	1
5	7YZM320001++H01	YZ021440	ACCESS.CLAMP	1	1	1
6	3H827010	3H827010	SHEET RADIATOR (40set)	1	1	1
7	303BH26021	3BH26021	PLATE,OPTION	2	2	2
8	303JT39020	3JT39020	COVER CF	1	1	1
9	303JT34010	3JT34010	LABEL OPT1	1	1	1
10	303JT34020	3JT34020	LABEL HDD	1	1	1
11	303JR01012	3JR01012	SCANNER NIC ASS'Y	1	1	1
12	5MMT263SN012++R	2D903100	SCREW OP / M3 X 8 CRFREE A4	4	4	4
13	302KP04500	2KP04500	COPY TRAY	1	1	1
A01	302A369708	2A369708	SET PARTS KEYCOUNTER NEW COLOR	1	1	1
14	*3029236241	29236241	SOCKET ASS'Y,KEY COUNTER	1	1	1
15	*302GR03010	2GR03010	RETA NER KEY COUNTER COVER	1	1	1
16	*302GR03020	2GR03020	RETA NER KEY COUNTER	1	1	1
17	*3066060011	66060011	COVER,KEY COUNTER	1	1	1
18	*3066060041	66060041	MOUNT,KEY COUNTER	1	1	1
19	*7YZM210006++H01	YZ038000	ACCESS.EDGING	2	2	2
20	*M21AH010	M21AH010	BAND,RSG-130-V0(KITAGAWA)	1	1	1
21	82142540	82142540	KEY COUNTER	1	1	1

Ref. No.	Part.No.	Alternative.	Description	Quantity		
				120	230	240
101	5MBTPB3008PW++R	B1A63080	B ND T.T SCREW(+)/ M3 X 8 CRFREE P-T			
102	5MBTPB4010PW++R	B1A64100	B ND T.T SCREW(+)/ M4 X 10 CRFREE P-T			
103	5MBTPB4010TW++R	B1A54100	B ND T.T SCREW(+)/ M4 X 10 CRFREE S-T			
104	7BB003306H	BB040750	+COUNTER-SUNK HEAD SCREW M3X6 CRFREE			
105	7BB100420H	BB040740	+BIND TAP-TITE S SCREW M4X20 CRFREE			
106	7BC1003055++H01	BC018230	HEXA NUT M3			
107	B1B03080	B1B03080	+BIND SCREW M3X08			
108	B1B54300	B1B54300	+BIND TAP-TITE S SCREW M4X30(TRIVALENT C			
109	B4A04060	B4A04060	+TP-A SCREW M4X06(TRIVALENT CHROMATI			
110	B4A04100	B4A04100	+TP-A SCREW M4X10(TRIVALENT CHROMATI			

- Parts with "*" are component parts or sub-assemblies of the assembly appearing immediately above them.
- Parts with "⊙" indicate regular maintenance parts.

- Parts with "••" are component parts or sub-assembly with "•" appearing immediately above them.

FIG. 44 Maintenance Kits

2KP/2KN

Ref. No.	Part.No.	Alternative.	Description	Quantity		
				120	230	240
	1702KP0UN0	072KP0UN	MK-660B/MAINTENANCE KIT (OPTION)	1	1	1
			•CLEANING ASS'Y	1	1	1
			•DISPOSAL TANK ASS'Y	1	1	1
			•FILTER MC FAN	1	1	1
			•FRONT F LTER DLP FAN	1	1	1
			•COVER CLN PROTECTION	1	1	1
			•UPPER ROLLER FUSER EJECT	1	1	1
			•OZONE FILTER	1	1	1
			•FILTER FRONT COVER D	1	1	1
			•FILTER FRONT COVER E	1	1	1
			•FILTER FRONT COVER F	1	1	1
			•FRONT F LTER MAGE FAN	1	1	1
			•OZONE FILTER B	1	1	1
			•OZONE FILTER C	3	3	3
			•DEVELOPING ASS'Y (SP)	1	1	1
			•REAR DLP FILTER ASS'Y	1	1	1
			•REAR DLP FILTER B ASS'Y	1	1	1
			•PARTS,DRUM ELECTRODE ASS'Y	1	1	1
			•LOWER PULLEY FEED LCF	4	4	4
			•BELT PF	1	1	1
			•PULLEY LF	1	1	1
	•PULLEY SEPARATION	1	1	1		
	1702KP0UN1	072KP0U1	PM-660A/PM KIT (OPTION)	1	1	1
			•CLEANING ASS'Y	1	1	1
			•DISPOSAL TANK ASS'Y	1	1	1
			•FILTER MC FAN	1	1	1
			•FRONT F LTER DLP FAN	1	1	1
			•COVER CLN PROTECTION	1	1	1
			•UPPER ROLLER FUSER EJECT	1	1	1
			•OZONE FILTER	1	1	1
			•FILTER FRONT COVER D	1	1	1
			•FILTER FRONT COVER E	1	1	1
			•FILTER FRONT COVER F	1	1	1
			•FRONT F LTER MAGE FAN	1	1	1
			•OZONE FILTER B	1	1	1
			•OZONE FILTER C	3	3	3
			•DEVELOPING ASS'Y (SP)	1	1	1
			•REAR DLP FILTER ASS'Y	1	1	1
			•REAR DLP FILTER B ASS'Y	1	1	1
			•PARTS,DRUM ELECTRODE ASS'Y	1	1	1
			•LOWER PULLEY FEED LCF	4	4	4
			•BELT PF	1	1	1
•PULLEY LF			1	1	1	
•PULLEY SEPARATION	1	1	1			
•FELT,CLEANING	1	1	1			
•PULLEY LEAD NG FEED	4	4	4			
•ROLLER TRANSFER	1	1	1			
•ROLLER PRESSURE	1	1	1			
•ROLLER HEAT	1	1	1			
•LOWER ROLLER CLEANING	1	1	1			

- Parts with "•" are component parts or sub-assemblies of the assembly appearing immediately above them.
- Parts with "⊙" indicate regular maintenance parts.

Ref. No.	Part.No.	Alternative.	Description	Quantity				
				120	230	240		
	1702KP0UN2	072KP0U2	•GEAR FUSER JOINT B		1	1		
			•SEPARATOR FUSER ASSY		7	7		
			•GEAR 50 HEAT ROLLER B		1	1		
			•GRID ASS'Y		1	1		
			•MC CLEANING PAD ASS'Y		4	4		
			•PTC CLEANING PAD ASS'Y		1	1		
			•PARTS TC BELT SP		1	1		
			•PULLEY FEED LCF		4	4		
			PM-660B/PM KIT (OPTION)	1	1	1		
			•FELT,CLEAN NG	1	1	1		
			•PULLEY LEADING FEED	4	4	4		
			•ROLLER TRANSFER	1	1	1		
			•ROLLER PRESSURE	1	1	1		
			•ROLLER HEAT	1	1	1		
			•LOWER ROLLER CLEANING	1	1	1		
			•GEAR FUSER JOINT B	1	1	1		
			•SEPARATOR FUSER ASSY	7	7	7		
			•GEAR 50 HEAT ROLLER B	1	1	1		
			•GRID ASS'Y	1	1	1		
			•MC CLEANING PAD ASS'Y	4	4	4		
			•PTC CLEANING PAD ASS'Y	1	1	1		
	•PARTS TC BELT SP	1	1	1				
	•PULLEY FEED LCF	4	4	4				
	1702KP7US0	072KP7US	MK-660A/MAINTENANCE KIT (OPTION)	1				
			•TC BELT ASS'Y	1				
			•PTC ASS'Y	1				
			•MCH ASS'Y	1				
			•HEAT CLAW ASS'Y	1				
			•REAR TRANSFER GUIDE ASS'Y (SP)	1				
			•FUSER ASSY 120	1				
			•UPPER PULLEY FEED ASSY	4				
			1702KP8NL0	072KP8NL	MK-660A/MAINTENANCE KIT (OPTION)	1	1	
					•TC BELT ASS'Y	1	1	
					•PTC ASS'Y	1	1	
					•MCH ASS'Y	1	1	
	•HEAT CLAW ASS'Y	1			1			
	•REAR TRANSFER GUIDE ASS'Y (SP)	1			1			
	•FUSER ASSY 240	1			1			
	•UPPER PULLEY FEED ASSY	4			4			

- Parts with "••" are component parts or sub-assembly with "•" appearing immediately above them.

INDEX

2KP/2KN

Part.No.	Alternative.	Description	Fig.No.
1702KP0UN0	072KP0UN	MK-660B/MAINTENANCE KIT	44
1702KP0UN1	072KP0U1	PM-660A/PM KIT	44
1702KP0UN2	072KP0U2	PM-660B/PM KIT	44
1702KP7US0	072KP7US	MK-660A/MAINTENANCE KIT	44
1702KP8NL0	072KP8NL	MK-660A/MAINTENANCE KIT	44
18568120	18568120	PIN B,POSITIONING	42
27203060	48527200	SPR NG,CHARGER	17
27307190	48927324	PULLEY,CLEAN NG UNIT	12,26
27505290	45592554	BEARING,DEVELOP NG UNIT	12
⊙ 28107400	28107400	BEARING,688ZZNR	15,23,29
28122160	48528108	SPR NG,JOINT	12
⊙ 28902020	45728900	GEAR 38T	12
29717220	29717220	PRESSING SPRING B,SB	14,29
⊙ 29812291	29812291	CUSHION,CONTACT GLASS	16
⊙ 29822230	29822230	GEAR 16T,PF IDLE	9
⊙ 2A010180	2A010180	PAD,MC WIRE CLEANING	17
2A022340	2A022340	LEVER,FIX NG CLEAN NG DRIVE	23
2A026180	2A026180	GROUND PLATE, SCANNER FRAME	2
2A068021	2A068021	SHEET,DF ADJUSTMENT	42
⊙ 2A068240	2A068240	W RE,MAIN CHARGER	17
2A116180	2A116180	BUSHING,TRANSFER	36
⊙ 2A118370	2A118370	PULLEY,DRUM SEPARATION	19
2AC12280	2AC12280	HOLDER,ADF CONTACT GLASS	16
2AC18300	2AC18300	SPR NG,CLEAN NG	23
⊙ 2AC21250	2AC21250	STATIC ELIMINATOR,EJECT	29
⊙ 2AC21650	2AC21650	PULLEY 22,FEED SHIFT	14
⊙ 2AR18240	2AR18240	CLAW,SEPARATION	19
2AR18280	2AR18280	SPR NG,CLAW SEPARATION	19
2AR27800	2AR27800	POWER CORD(230)	30
2AV12450	2AV12450	SLIDER,SCANNER	15
⊙ 2AV22310	2AV22310	GEAR,16 IDLE	7,10
2AV27440	2AV27440	CORE 15-26X13	15,16,30,31
⊙ 2BC05140	2BC05140	LABEL,FIXING EJECT RELEASE	22
2BC06380	2BC06380	ACTUATOR,PAPER EMPTY	7,10
2BC06510	2BC06510	BUSHING 8	9,12,13,14,23,24,27
⊙ 2BC06520	2BC06520	BUSHING 6,REGISTRATION	27,39,40
2BC06710	2BC06710	SHAFT,LIFT CASSETTE	4
2BC06750	2BC06750	RACK,CURSOR	11
⊙ 2BC06790	2BC06790	UPPER GEAR,PAPER FEED	7,9,10
2BC06910	2BC06910	STOPPER 6	7,8,10,12,13,14,15,24,26,27,28,29,33,37
2BC06950	2BC06950	SPR NG,CURSOR	4
2BC06980	2BC06980	STOPPER 5	5,6
⊙ 2BC07050	2BC07050	PULLEY,LIFT WIRE	5,6,26
2BC07060	2BC07060	HOLDER,W RE PULLEY	5,6
⊙ 2BC07110	2BC07110	GEAR 20	5,6
2BC07120	2BC07120	SPACER,DECK LIFT	5,6
2BC07200	2BC07200	F LM,LIFT PLATE	5,6

Part.No.	Alternative.	Description	Fig.No.
⊙ 2BC07330	2BC07330	LEFT WIRE A,L FT	5,6
⊙ 2BC07340	2BC07340	LEFT WIRE B,L FT	5,6,11
2BC07520	2BC07520	UPPER PULLEY,DECK CONVEYING	7,10
2BC07830	2BC07830	GROUND PLATE,CASSETTE	4
2BC07890	2BC07890	PROTECTING PLATE,DECK DAMPER	5,6
2BC10070	2BC10070	MOUNT BASE,POTENTIAL SENSOR	32
⊙ 2BC12120	2BC12120	PULLEY,SCANNER	15
2BC12170	2BC12170	CONTACT GLASS,ADF	16
2BC12190	2BC12190	SPRING,MIRROR HOLDER	15
2BC16171	2BC16171	SUPPORT PLATE,TRANSFER RELEASE	12
2BC16310	2BC16310	MOUNT,CONVEY NG SLIDER	3
2BC16450	2BC16450	MOUNT,CONVEY NG HOOK	23
2BC16460	2BC16460	HOOK,CONVEY NG RETAINING	23
2BC16470	2BC16470	SPRING,CONVEY NG HOOK	23
2BC16660	2BC16660	SHAFT,TRANSFER RELEASE PULLEY	12
2BC18820	2BC18820	SPRING,DISPOSAL SP RAL THRUST	20
2BC18830	2BC18830	BUSHING,DISPOSAL SPIRAL	20
2BC20190	2BC20190	SHAFT,SEPARATION CLAW	22
2BC20250	2BC20250	STOPPER,FIXING EJECT GUIDE	12
2BC20380	2BC20380	STOPPER,SEPARATION CLAW	22
2BC20420	2BC20420	UPPER FULCRUM PIN,FEED SHIFT	22
2BC20480	2BC20480	SPRING,SEPARATION CLAW THRUST	22
2BC20500	2BC20500	LOWER DUCT,FIXING EJECT	12
⊙ 2BC20660	2BC20660	GEAR,FIXING CLEANING DRIVE	21
⊙ 2BC20730	2BC20730	GEAR B,FIXING CLEANING DRIVE	21
2BC21090	2BC21090	WORK PLATE,SWITCH BACK ROLLER RELEASE	29
2BC21100	2BC21100	LIFT PLATE,TURN OVER ROLLER RELEASE	29
2BC21120	2BC21120	MOUNT,RELEASE PULLEY	29
2BC21140	2BC21140	LEVER,SWITCH BACK ROLLER RELEASE	29
2BC21150	2BC21150	SPRING,TURN OVER ROLLER RELEASE	29
2BC21320	2BC21320	LEFT GUIDE,FEED SHIFT MIDDLE	14
⊙ 2BC21420	2BC21420	PULLEY 20,SWITCH BACK	39
2BC21430	2BC21430	FULCRUM P N,FEED SHIFT	14
2BC21450	2BC21450	MOUNT,FEED SHIFT SOLENO D	14
⊙ 2BC21500	2BC21500	HOOK,DUPLEX RETAIN NG	27
⊙ 2BC22250	2BC22250	GEAR 27,FEED	12
2BC26280	2BC26280	GROUND PLATE,HDD	31
⊙ 2BC60010	2BC60010	DISPOSAL TANK ASS'Y	20
2BG02240	2BG02240	PULLEY RAIL	8
2BG02420	2BG02420	SCREW B	30
2BG06420	2BG06420	HOOK CASSETTE	3,23
2BG06430	2BG06430	RA L CASSETTE C	4
2BG06480	2BG06480	BAND B	1
2BG06720	2BG06720	SPRING CASS HOOK	3
⊙ 2BG15540	2BG15540	BEARING MR74ZZ	7,10
2BG20350	2BG20350	PIN PULLEY	8
2BG20520	2BG20520	CLUTCH CLN	21
⊙ 2BG22950	2BG22950	BUSH 8 EW	12
⊙ 2BG22970	2BG22970	BUSH 6 EW	7,9,10,19,23
2BJ04220	2BJ04220	GROUND PLATE LCD A	33

• Parts with "⊙" indicate regular maintenance parts.

	Part.No.	Alterna ive.	Description	Fig.No.
	2BJ04230	2BJ04230	GROUND PLATE LCD B	33
	2BJ04240	2BJ04240	GROUND PLATE LCD C	33
⊙	2BJ25020	2BJ25020	KEY OPERATION 10	33
	2BJ25090	2BJ25090	KEY INIT	33
	2BJ25210	2BJ25210	LEFT DUST SHIELD	33
	2BJ25230	2BJ25230	RIGHT DUST SHIELD	33
	2BJ25240	2BJ25240	BARRIER TABLET	33
	2BJ25270	2BJ25270	SPONGE LCD A	33
	2BJ25280	2BJ25280	SPONGE LCD B	33
⊙	2BL04310	2BL04310	PLATE NUMBER	5
⊙	2BL04370	2BL04370	PLATE NUMBER 2	6
	2BL16290	2BL16290	CUT WASHER 3	7
	2BL21260	2BL21260	SPR NG ACTUATOR L	7
⊙	2BL21330	2BL21330	PULLEY FEED SH FT	8,9,13,26
⊙	2BL22570	2BL22570	BUSH DRIVE CONT 8	23
⊙	2BL27430	2BL27430	SWITCH MA N	31
⊙	2BY20070	5MVX221XN004	BUSH PRESS /49523A0152 A4	21
⊙	2C901050	2C901050	PCB MPF SIZE ASSY	36
	2C904550	2C904550	CUT WASHER 5	38
	2C912150	2C912150	RETAINER W RE	15
⊙	2C912260	2C912260	BELT SCANNER	15
⊙	2C912310	2C912310	GEAR Z18/39	15
⊙	2C912320	2C912320	GEAR Z36	15
	2C912620	2C912620	GUIDE RELEASE SWITCH	15
	2C912640	2C912640	SHAFT RELEASE SWITCH	15
	2C912650	2C912650	SPR NG RELEASE SWITCH	15
⊙	2C914160	2C914160	GEAR Z30S-Z15S	18
⊙	2C922070	2C922070	GEAR 30/23	40
⊙	2C922110	2C922110	GEAR 32 DPX	39
⊙	2C927090	2C927090	SENSOR ORIGINAL	15
⊙	2C927210	2C927210	SENSOR 248NL1	7,9,10,15,28,37,39
	2DA26520	2DA26520	GUIDE CF	31,43
	2DA26540	2DA26540	LID NETWORK	31
⊙	2FB00040	2FB00040	ROLLER REFEED ASS'Y	27
	2FB00100	2FB00100	LEFT GUIDE C ASSY	9
⊙	2FB04190	2FB04190	COVER HANDLE R	1
	2FB04210	2FB04210	MOUNT FRONT COVER	1
⊙	2FB04220	2FB04220	MAGNET CATCH	34
	2FB04270	2FB04270	PLATE MAGNET	1
	2FB04360	2FB04360	MOUNT BASE OPERATION	33
⊙	2FB04370	2FB04370	LID MA N SW	1
	2FB04390	2FB04390	MOUNT PLATE F COVER	1
	2FB04400	2FB04400	PIN FULCRUM F COVER	1
	2FB04580	2FB04580	MOUNT DECK HOOK	5,6
	2FB04600	2FB04600	RETAINER DECK RELEASE L	3
	2FB04610	2FB04610	LEVER DECK RELEASE	5,6
	2FB06030	2FB06030	HOUSING LEADING FEED	7,10
⊙	2FB06040	2FB06040	PULLEY LEADING FEED	7,9,10
	2FB06050	2FB06050	SHAFT LEADING FEED	7,10

	Part.No.	Alternative.	Description	Fig.No.
⊙	2FB06060	2FB06060	PULLEY FEED	9
	2FB06070	2FB06070	SHAFT FEED	7,10
⊙	2FB06080	2FB06080	LOWER PULLEY FEED	9
⊙	2FB06100	2FB06100	TORQUE LIMITER FEED	39
	2FB06110	2FB06110	SHAFT IDLE	7,10
	2FB06120	2FB06120	SHAFT WEIGHT	7,10
	2FB06130	2FB06130	GEAR FEED	7
	2FB06160	2FB06160	MOUNT MOTOR	7
⊙	2FB06170	2FB06170	LEVER SEPARATION RE	7,10
	2FB06180	2FB06180	LEVER SEPARATION	7,10
	2FB06220	2FB06220	SHAFT GU DE PULLEY	7,10
	2FB06530	2FB06530	SHAFT LOWER DECK A	7
⊙	2FB06550	2FB06550	ROLLER DECK FEED	7
⊙	2FB06570	2FB06570	GEAR IDLE B	7
⊙	2FB06600	2FB06600	PULLEY DECK	7
⊙	2FB06620	2FB06620	LEVER D FEED SW	7
	2FB06630	2FB06630	MOUNT D FEED HOOK	23
	2FB06640	2FB06640	SPRING DECK F HOOK	23
	2FB06650	2FB06650	SHAFT PULLEY FEED	8
⊙	2FB06670	2FB06670	BELT DECK FEED	7
	2FB06680	2FB06680	SPRING DECK FEED A	8
	2FB06690	2FB06690	SPRING DECK FEED B	8
⊙	2FB06710	2FB06710	PIN CASSETTE RAIL	3,8
⊙	2FB06900	2FB06900	PULLEY CASSETTE RAIL	3,8
	2FB06930	2FB06930	LEFT RAIL FRAME	3
	2FB06940	2FB06940	RIGHT RAIL FRAME	3
⊙	2FB06950	2FB06950	COVER LEFT RAIL FRAME	3
	2FB07050	2FB07050	PIN CURSOR	4
	2FB07060	2FB07060	SPRING CURSOR	4
	2FB07070	2FB07070	RA L CASSETTE R	3
	2FB07090	2FB07090	LEFT CASSETTE STAY	3
	2FB07220	2FB07220	MOUNT CASSETTE SLIDER R	3
	2FB07240	2FB07240	MOUNT CASSETTE DRAWER	30
	2FB07270	2FB07270	MOUNT PAPER DETECTION	30
⊙	2FB07330	2FB07330	STOPPER BYPASS TABLE	3,8,11,26,28
	2FB07510	2FB07510	REAR FRAME V FEED	9
	2FB07530	2FB07530	RIGHT GU DE B VF	9
	2FB07540	2FB07540	UPPER GU DE SIDE DECK	9
	2FB07560	2FB07560	HOOK VERTICAL FEED	9
	2FB07570	2FB07570	SHAFT RELEASE HOOK	9
	2FB07590	2FB07590	RIGHT HANDLE FEED RELEASE	9
	2FB07600	2FB07600	SHAFT FEED PULLEY	9
	2FB07610	2FB07610	SHAFT SIDE DECK	9
	2FB07620	2FB07620	HOLDER RELEASE SHAFT	9
	2FB07700	2FB07700	LEFT GUIDE A	9
	2FB07760	2FB07760	HINGE VERTICAL FEED	9
	2FB07790	2FB07790	LATCH PLATE HOOK	9
	2FB07800	2FB07800	SPRING FEED PULLEY	9
	2FB07810	2FB07810	SPRING FEED GU DE	9
	2FB08040	2FB08040	REAR RETAINER DRUM	17

• Parts with "⊙" indicate regular maintenance parts.

	Part.No.	Alternative.	Description	Fig.No.		Part.No.	Alternative.	Description	Fig.No.
	2FB08050	2FB08050	FRONT RETAINER DRUM	17		2FB16090	2FB16090	FRONT FRAME TURN	12
⊙	2FB08080	2FB08080	ELECTRODE A DRUM HEATER	17		2FB16100	2FB16100	REAR FRAME TURN	12
⊙	2FB08090	2FB08090	ELECTRODE B DRUM HEATER	17		2FB16120	2FB16120	GROUND PLATE TURN	12
⊙	2FB08100	2FB08100	ELECTRODE DRUM	17		2FB16130	2FB16130	JOINT TRANSFER DRIVE	12
	2FB08240	2FB08240	CASE HIGH VOLTAGE CATCH	30		2FB16210	2FB16210	SPRING TRANSFER ROLLER	12
	2FB08250	2FB08250	TERMINAL PTC CATCH	30		2FB16220	2FB16220	SPRING PRE TRANSFER	12
	2FB08270	2FB08270	TERMINAL DB CATCH	30	⊙	2FB16240	2FB16240	ROLLER TRANSFER	12
	2FB08350	2FB08350	TERMINAL MA N	30		2FB16250	2FB16250	ELECTRODE TRANSFER	12
	2FB08360	2FB08360	TERMINAL GR D	30		2FB16260	2FB16260	HANDLE CONVEY NG	12
⊙	2FB08370	2FB08370	LEVER CONT RELEASE	17		2FB16280	2FB16280	PIN DRUM LIFT	12
	2FB08380	2FB08380	SPR NG CONT RELEASE	17		2FB17010	2FB17010	HOUSING REGIST	13
⊙	2FB08390	2FB08390	COVER CLN FAN	17	⊙	2FB17030	2FB17030	LOWER ROLLER REGIST	13
	2FB08400	2FB08400	GROUND PLATE HV	30	⊙	2FB17040	2FB17040	ROLLER FEED B	13
	2FB08410	2FB08410	COVER SENSOR SP	32		2FB17050	2FB17050	SHAFT FEED PULLEY	13
	2FB08450	2FB08450	PIN IMAGE FORMATION	3		2FB17060	2FB17060	LOWER GUIDE REGIST	13
	2FB08500	2FB08500	SLIDER IMAGE FORMATION	3		2FB17070	2FB17070	LOWER GUIDE FEED	13
	2FB08510	2FB08510	LEFT MOUNT MAGE SLIDER	3		2FB17080	2FB17080	UPPER GU DE REG	13
	2FB08530	2FB08530	RIGHT MOUNT IMAGE SLIDER	3	⊙	2FB17110	2FB17110	GEAR 26/34 FEED	13
⊙	2FB08790	2FB08790	LID PTC HOUS NG	17	⊙	2FB17140	2FB17140	HANDLE FEED	14
⊙	2FB10080	2FB10080	TERMINAL MC	17		2FB17150	2FB17150	SPRING REGIST	13
⊙	2FB10200	2FB10200	GEAR 35 MC	17		2FB17160	2FB17160	SPRING FEED PULLEY	13
⊙	2FB10210	2FB10210	GEAR 40/20 MC	17		2FB17170	2FB17170	SPRING FEED GU DE	13
⊙	2FB10260	2FB10260	WORK PLATE MC	17		2FB17200	2FB17200	MAGNET UPPER REG GU DE	13
⊙	2FB10290	2FB10290	LEVER MC CLEANING	17		2FB17210	2FB17210	COVER UPPER REG GUIDE	13
	2FB12110	2FB12110	MIRROR FRAME A	15	⊙	2FB17220	2FB17220	PULLEY 26 ONEWAY FEED	13
	2FB12130	2FB12130	REFLECTOR SCANNER	15		2FB17240	2FB17240	SHAFT FEED HANDLE	13
⊙	2FB12140	2FB12140	MIRROR A	15		2FB17250	2FB17250	TENSION PLATE FEED	13
	2FB12160	2FB12160	MIRROR FRAME B	15	⊙	2FB17260	2FB17260	BELT FEED HANDLE	13
	2FB12170	2FB12170	ADJUSTING PLATE B	15		2FB17510	2FB17510	LOWER GUIDE MP	9
⊙	2FB12180	2FB12180	MIRROR B	15		2FB17520	2FB17520	SHAFT MP FEED	9
⊙	2FB12190	2FB12190	PULLEY LAMP WIRE	15		2FB17530	2FB17530	LOWER SHAFT MP	9
⊙	2FB12210	2FB12210	MOTOR SCANNER	15		2FB17540	2FB17540	SUPPORT PLATE MP	9
	2FB12230	2FB12230	SHAFT SCANNER DRIVE	15		2FB17550	2FB17550	LEVER MP SOLENO D	9
⊙	2FB12240	2FB12240	FRONT WIRE SCANNER	15		2FB17570	2FB17570	STOPPER PAPER	9
⊙	2FB12250	2FB12250	REAR WIRE SCANNER	15		2FB17600	2FB17600	SHAFT LEAD NG MP	9
	2FB12260	2FB12260	MOUNT ORIG NAL DETECTION	15	⊙	2FB17610	2FB17610	TORQUE LIMITER MP	7,10
	2FB12270	2FB12270	COVER BASE	15		2FB17620	2FB17620	SUPPORT PAD ROLLER	9
	2FB12280	2FB12280	COVER INVERTER	16		2FB17630	2FB17630	SPRING MP PAD	9
	2FB12290	2FB12290	PIN SCANNER RETA NING	33	⊙	2FB17640	2FB17640	JOINT MP	9
	2FB12320	2FB12320	MOUNT SCANNER PI	15		2FB17650	2FB17650	SHAFT FEED MP	9
⊙	2FB12410	2FB12410	PULLEY MOV NG DLE	15		2FB17670	2FB17670	SPRING JOINT MP	9
	2FB12590	2FB12590	COVER SHD PCB	15		2FB17680	2FB17680	SPRING LEADING FEED MP	9
	2FB12660	2FB12660	COVER ISU	15		2FB17690	2FB17690	SPRING SOLENOID	9
⊙	2FB14080	2FB14080	GEAR MIXER Z22S	18	⊙	2FB18030	2FB18030	BRUSH CLEAN NG	19
⊙	2FB14100	2FB14100	GEAR MIXER IDLE Z35S/Z20S	18	⊙	2FB18050	2FB18050	LOWER SEAL CLEANING	19
	2FB14250	2FB14250	UPPER FILM A DLP	18	⊙	2FB18140	2FB18140	REAR SEAL CLEANING	19
	2FB14260	2FB14260	UPPER FILM B DLP	18	⊙	2FB18150	2FB18150	FRONT SPONGE CLN	19
	2FB16040	2FB16040	STAY TRANSFER	12	⊙	2FB18160	2FB18160	REAR SPONGE CLN	19
⊙	2FB16050	2FB16050	DLE BELT ROLLER	12	⊙	2FB18170	2FB18170	FRONT SPONGE CLN SIDE	19
⊙	2FB16060	2FB16060	ROLLER BELT DRIVE	12	⊙	2FB18180	2FB18180	REAR SPONGE CLN SIDE	19

• Parts with "⊙" indicate regular maintenance parts.

	Part.No.	Alterna ive.	Description	Fig.No.		Part.No.	Alternative.	Description	Fig.No.
⊙	2FB18210	2FB18210	SPONGE LOWER SEAL	19	⊙	2FB20020	2FB20020	ROLLER PRESSURE	21
⊙	2FB18220	2FB18220	GEAR 31 CLN DRIVE	19	⊙	2FB20040	2FB20040	BUSHING HEAT ROLLER	21
⊙	2FB18230	2FB18230	GEAR 16 FUR BRUSH	19	⊙	2FB20060	2FB20060	ROLLER HEAT	21
⊙	2FB18240	2FB18240	GEAR 29/20 SPIRAL	19	⊙	2FB20100	2FB20100	LOWER GUIDE FUSER EJECT	21
⊙	2FB18420	2FB18420	SPONGE SHUTTER	20	⊙	2FB20110	2FB20110	UPPER HOLDER FUSER EJECT	22
⊙	2FB18450	2FB18450	REAR SPONGE BLADE BACK	19	⊙	2FB20150	2FB20150	UPPER GUIDE FUSER EJECT	22
⊙	2FB18460	2FB18460	FRONT SPONGE BLADE BACK	19	⊙	2FB20210	2FB20210	UPPER PLATE FUSER EJECT	22
⊙	2FB18510	2FB18510	HOUSING TONER DISPOSAL	20	⊙	2FB20240	2FB20240	SPRING FUSER CLEANING	21
⊙	2FB18530	2FB18530	SPIRAL DISPOSAL	20	⊙	2FB20290	2FB20290	SHAFT FUSER WEB DRIVE A	21
⊙	2FB18540	2FB18540	MOUNT DISPOSAL DRIVE	20	⊙	2FB20310	2FB20310	LEVER PRESSURE	21
⊙	2FB18550	2FB18550	SHAFT DISPOSAL DRIVE	20	⊙	2FB20350	2FB20350	UPPER COVER FUSER	21
⊙	2FB18560	2FB18560	BUSHING B DISPOSAL	19,20	⊙	2FB20390	2FB20390	PIN PRESSURE	21
⊙	2FB18570	2FB18570	GEAR 30 DISPOSAL	20	⊙	2FB20400	2FB20400	MOUNT PRESSURE	21
⊙	2FB18580	2FB18580	GEAR 15 DISPOSAL	20	⊙	2FB20420	2FB20420	SPRING PRESSURE	21
⊙	2FB18630	2FB18630	MOUNT DISPOSAL PIPE	20	⊙	2FB20430	2FB20430	PIN CLAW THRUST	21
⊙	2FB19030	2FB19030	LOWER GUIDE DU 1/2	26	⊙	2FB20450	2FB20450	LOWER ROLLER CLEAN NG	21
⊙	2FB19060	2FB19060	RIGHT GUIDE MIDDLE TRAY	28	⊙	2FB20520	2FB20520	FRONT FRAME FUSER	21
⊙	2FB19100	2FB19100	GUIDE TURN OVER DU	27	⊙	2FB20530	2FB20530	REAR FRAME FUSER	21
⊙	2FB19140	2FB19140	GEAR 24 DU CONVEYING	27	⊙	2FB20540	2FB20540	BASE FUSER	21
⊙	2FB19170	2FB19170	GEAR 28/35	27	⊙	2FB20550	2FB20550	MOUNT GUIDE FUSER EJECT	21
⊙	2FB19230	2FB19230	SUPPORT PLATE HOOK SHAFT	30	⊙	2FB20570	2FB20570	HOLDER FUSER EJECT	22
⊙	2FB19280	2FB19280	TENSION PLATE DU	27	⊙	2FB20620	2FB20620	GEAR 30 WEB ROLLER	21
⊙	2FB19290	2FB19290	PULLEY DU TENSION	27	⊙	2FB20630	2FB20630	FRONT MOUNT HEATER	21
⊙	2FB19390	2FB19390	PULLEY DU SWITCHBACK	28	⊙	2FB20640	2FB20640	GEAR CLAW THRUST	21
⊙	2FB19460	2FB19460	RIGHT MOUNT GUIDE RAIL	26	⊙	2FB20650	2FB20650	LEVER CLAW THRUST	21
⊙	2FB19470	2FB19470	LEFT MOUNT GUIDE RAIL	26	⊙	2FB20670	2FB20670	FRONT COVER FUSER	21
⊙	2FB19480	2FB19480	LEVER GUIDE DU	26	⊙	2FB20690	2FB20690	RIGHT HOOK FEED RELEASE	22
⊙	2FB19510	2FB19510	SHAFT A DU CONVEYING	26	⊙	2FB20700	2FB20700	GEAR 33 CONVEY NG DLE	12
⊙	2FB19520	2FB19520	RIGHT SL DER	3	⊙	2FB20860	2FB20860	PIN FUSER COVER	12,21,22,36
⊙	2FB19530	2FB19530	LEFT SLIDER	3	⊙	2FB21060	2FB21060	PULLEY EJECT	29
⊙	2FB19540	2FB19540	SHAFT B DU CONVEYING	26	⊙	2FB21070	2FB21070	GUIDE FEED SHIFT	14
⊙	2FB19550	2FB19550	SHAFT C DU CONVEY NG	26	⊙	2FB21090	2FB21090	FRONT FRAME EJECT	29
⊙	2FB19570	2FB19570	SPR NG RETAINING 2	26	⊙	2FB21100	2FB21100	REAR FRAME EJECT	29
⊙	2FB19580	2FB19580	SPR NG RETA NING	26	⊙	2FB21110	2FB21110	GEAR FUSER EJECT JOINT	12
⊙	2FB19590	2FB19590	GUIDE DU REFEED	27	⊙	2FB21120	2FB21120	PULLEY ARM LARGE	29
⊙	2FB19600	2FB19600	SPR NG TENSION	27	⊙	2FB21130	2FB21130	PULLEY 30	14
⊙	2FB19620	2FB19620	GEAR 27/24 ONE-WAY L	7,27	⊙	2FB21150	2FB21150	LOWER GUIDE EJECT	29
⊙	2FB19630	2FB19630	PULLEY 24/24 DU CONVEYING	27	⊙	2FB21600	2FB21600	PIN FUSER EJECT	14
⊙	2FB19640	2FB19640	BELT REAR FEED	27	⊙	2FB21610	2FB21610	PIN FEED SHIFT	13,14,33
⊙	2FB19680	2FB19680	GEAR 37/24 DU CONVEYING	27	⊙	2FB21620	2FB21620	PIN EJECT	29
⊙	2FB19740	2FB19740	HOLDER PULLEY	27	⊙	2FB21630	2FB21630	LEVER A FEED SOLENOID	14
⊙	2FB19770	2FB19770	HOLDER SW DU	28	⊙	2FB22010	2FB22010	SHAFT DRUM DRIVE	24
⊙	2FB19780	2FB19780	LEFT GUIDE S DE B	28	⊙	2FB22020	2FB22020	COUPL NG DRUM DRIVE	24
⊙	2FB19790	2FB19790	RIGHT GUIDE SIDE B	28	⊙	2FB22030	2FB22030	GEAR 183 DRUM DRIVE	24
⊙	2FB19810	2FB19810	SPR NG A LOWER GU DE	3,26	⊙	2FB22060	2FB22060	PLATE DRIVE MAIN R	24
⊙	2FB19850	2FB19850	SPR NG DU HOOK	27	⊙	2FB22070	2FB22070	SPRING DRUM DRIVE	24
⊙	2FB19860	2FB19860	SPR NG CONVEYING	26	⊙	2FB22100	2FB22100	GEAR 64 DLP	24
⊙	2FB19870	2FB19870	SPR NG C LOWER GUIDE	26	⊙	2FB22110	2FB22110	GEAR 82/33 CLD	24
⊙	2FB19950	2FB19950	HOLDER MAGNET	26	⊙	2FB22120	2FB22120	BELT CLEANING DRIVE	24
⊙	2FB19980	2FB19980	W RE JAM L FT	26	⊙	2FB22200	2FB22200	GEAR 16 REGIST	13

• Parts with "⊙" indicate regular maintenance parts.

	Part.No.	Alternative.	Description	Fig.No.		Part.No.	Alternative.	Description	Fig.No.
⊙	2FB22230	2FB22230	GEAR 82 TFR	23		2FB23060	2FB23060	DUCT MAIN CHARGER	25
⊙	2FB22240	2FB22240	GEAR 36 TFR	23		2FB23070	2FB23070	PARTITION PLATE FIX NG	2
	2FB22250	2FB22250	SHAFT TFR	23		2FB23080	2FB23080	UPPER DUCT FIXING	25
⊙	2FB22260	2FB22260	GEAR 65 DISPOSAL	23		2FB23090	2FB23090	SPONGE UPPER DUCT FIXING	25
	2FB22270	2FB22270	PLATE DRUM DRIVE	24	⊙	2FB24150	2FB24150	KEY FUNCTION J	33
⊙	2FB22280	2FB22280	PULLEY TENSION	24		2FB26030	2FB26030	MOUNT SAFETY SWITCH	32
	2FB22320	2FB22320	PLATE CONT DRIVE	23		2FB26040	2FB26040	MOUNT POWER SOURCE	30
	2FB22330	2FB22330	HOLDER CONT DRIVE	23		2FB26150	2FB26150	RETAINER SEQUENCE	31
⊙	2FB22340	2FB22340	GEAR Z70S/Z16S	23		2FB26160	2FB26160	MOUNT MAIN SW	31
⊙	2FB22350	2FB22350	GEAR Z56S/Z20S	23	⊙	2FB27020	2FB27020	MOTOR MAIN	24
⊙	2FB22360	2FB22360	GEAR JOINT CONT	23	⊙	2FB27040	2FB27040	MOTOR TONER SUPPLY	23
	2FB22370	2FB22370	SPRING CONT DRIVE	23	⊙	2FB27050	2FB27050	SWITCH FEED	14,26
	2FB22380	2FB22380	COUPLING CONTAINER	23	⊙	2FB27060	2FB27060	SENSOR HUMIDITY	30,32
⊙	2FB22410	2FB22410	PULLEY 22 CL	24	⊙	2FB27070	2FB27070	SWITCH PAPER DETECTION	30
	2FB22430	2FB22430	SPRING DLP DRIVE	24	⊙	2FB27090	2FB27090	MOTOR TFR	23
	2FB22440	2FB22440	TENSION PLATE CL	24	⊙	2FB27110	2FB27110	MOTOR FEED	7,10
	2FB22450	2FB22450	SHAFT CLEANING DRIVE	24	⊙	2FB27120	2FB27120	MOTOR BYPASS	23
	2FB22460	2FB22460	SPRING CL DRIVE	24	⊙	2FB27130	2FB27130	MOTOR DUPLEX	27
	2FB22530	2FB22530	SHAFT FUSER CL DRIVE	23	⊙	2FB27160	2FB27160	INTER LOCK SWITCH	9,35,39
	2FB22540	2FB22540	SHAFT FUSER DRIVE	23	⊙	2FB27170	2FB27170	MOTOR VERTICAL FEED	23
⊙	2FB22560	2FB22560	GEAR 40 FIX NG	23	⊙	2FB27190	2FB27190	FAN 60 COOLING	12,25
⊙	2FB22580	2FB22580	GEAR 19 FIX NG	23	⊙	2FB27200	2FB27200	LAMP CLEANING	17
⊙	2FB22590	2FB22590	GEAR 19/33 EJECT	23	⊙	2FB27210	2FB27210	SWITCH FRONT COVER	32
	2FB22600	2FB22600	MOUNT EJECT PULLEY	23		2FB27390	2FB27390	WIRE HDD	31
	2FB22610	2FB22610	MOUNT BYPASS DRIVE	23		2FB27400	2FB27400	WIRE BYPASS TRAY	11
⊙	2FB22620	2FB22620	RETAINER BYPASS DRIVE	23		2FB27460	2FB27460	WIRE TC FRAME GND	12
⊙	2FB22640	2FB22640	GEAR 38 VERTICAL FEED	23		2FB27510	2FB27510	WIRE CASSETTE LENGTH SW	30
⊙	2FB22660	2FB22660	GEAR 32 FEED C	23		2FB27550	2FB27550	WIRE CCD DATA	15
⊙	2FB22670	2FB22670	GEAR 44 BYPASS	23,24		2FB27800	2FB27800	WIRE FINISHER	31
⊙	2FB22680	2FB22680	GEAR 54 BYPASS	23		2FB27810	2FB27810	WIRE OPTION DECK	30
⊙	2FB22700	2FB22700	GEAR 133 DUPLEX	23		2FB27830	2FB27830	WIRE SCANNER LAMP	15
⊙	2FB22710	2FB22710	GEAR 71 DUPLEX	23		2FB27950	2FB27950	WIRE DEHUMIDIFIER HEATER	29
⊙	2FB22720	2FB22720	GEAR 29 DUPLEX	23	⊙	2FB28130	2FB28130	DC POWER SOURCE PWB 100	30
⊙	2FB22730	2FB22730	BELT EJECT DRIVE	23	⊙	2FB28140	2FB28140	DC POWER SOURCE PWB 200	30
	2FB22740	2FB22740	TENSION PLATE EJECT DRIVE	23	⊙	2FB28150	2FB28150	HIGH VOLTAGE PWB MC	30
	2FB22760	2FB22760	COUPLING DLP DRIVE	24	⊙	2FB28160	2FB28160	HIGH VOLTAGE PWB TC	12
	2FB22770	2FB22770	SPRING FIXING DRIVE	23	⊙	2FG01020	2FG01020	SIZE DETECTION ASS'Y	4,11
	2FB22780	2FB22780	SHAFT BYPASS DRIVE	23	⊙	2FG20230	2FG20230	BEARING HEAT ROLLER	21
⊙	2FB22810	2FB22810	GEAR 43 FEED	13	⊙	2FG27110	2FG27110	SWITCH REGISTRATION	27,29,34,37,39
⊙	2FB22820	2FB22820	GEAR 21 FEED	13		3029236241	29236241	SOCKET ASS'Y,KEY COUNTER	43
⊙	2FB22830	2FB22830	GEAR 25 FEED A	13	⊙	302A002171	2A002171	CASTER UA	2
⊙	2FB22850	2FB22850	BELT VERTICAL FEED	23	⊙	302A369708	2A369708	SET PARTS KEYCOUNTER NEW COLOR	43
⊙	2FB22860	2FB22860	PULLEY 32 VERTICAL FEED	23		302AR09201	2AR09201	MOUNT M3A	12,17
	2FB22870	2FB22870	MOUNT VF MOTOR	23		302BC02241	2BC02241	SH ELD PLATE BASE	2
	2FB22880	2FB22880	TENSION PLATE VF DRIVE	23	⊙	302BC06035	2BC06035	TABLE A,BYPASS	11
⊙	2FB22890	2FB22890	PULLEY 26 VERTICAL FEED	23	⊙	302BC06046	2BC06046	TABLE B,BYPASS	11
⊙	2FB22900	2FB22900	PULLEY 19 DRIVE	24	⊙	302BC06052	2BC06052	TABLE C,BYPASS	11
	2FB22910	2FB22910	SPRING FUSER DRIVE	23	⊙	302BC06061	2BC06061	TABLE D,BYPASS	11
	2FB22920	2FB22920	SPRING FUSER JOINT	23		302BC07242	2BC07242	REAR FRAME B DECK	5,6
	2FB23040	2FB23040	LEFT DUCT CLEANING	3		302BC07312	2BC07312	STOPPER B TRAILING EDGE HOLDER DECK	5,6

• Parts with "⊙" indicate regular maintenance parts.

	Part.No.	Alternative.	Description	Fig.No.		Part.No.	Alternative.	Description	Fig.No.
	302BC07861	2BC07861	TERMINAL,PAPER SIZE DETECTION	4,11		302FB04960	2FB04960	F LTER DUST DP COVER B	1
	302BC12161	2BC12161	UPPER FILM,SCANNER	16		302FB04970	2FB04970	GUIDE CASE	42
	302BC16651	2BC16651	PIN,TRANSFER RELEASE	12		302FB05080	2FB05080	LABEL UNIT REPLACEMENT	12,17,21
⊙	302BC20401	2BC20401	HANDLE, FIXING EJECT RELEASE	22	⊙	302FB05090	2FB05090	LABEL JAM A1	12
	302BC21341	2BC21341	RIGHT GUIDE,TURN OVER	14		302FB05100	2FB05100	LABEL JAM A2	12
⊙	302BJ25041	2BJ25041	KEY STOP	33		302FB05120	2FB05120	LABEL JAM A4	14
⊙	302BJ25051	2BJ25051	KEY RESET	33		302FB05130	2FB05130	LABEL JAM A5	22
	302BJ25061	2BJ25061	KEY SAVER	33		302FB05140	2FB05140	LABEL JAM A6	22
	302BJ25071	2BJ25071	KEY INTERRUPT	33		302FB05150	2FB05150	LABEL JAM A7	13
	302BJ25081	2BJ25081	KEY CONTROL	33		302FB05160	2FB05160	LABEL JAM B	26
⊙	302C910071	2C910071	HOOK WIRE	17		302FB05170	2FB05170	LABEL JAM C	8
	302FB00091	2FB00091	LEFT GUIDE B ASSY	9		302FB05190	2FB05190	LABEL JAM A8	13
⊙	302FB01111	2FB01111	DRUM PWB ASS'Y	17	⊙	302FB05200	2FB05200	PLATE SIZE C	4,5,6
⊙	302FB01220	2FB01220	OPERATION UNIT PCB ASS'Y A	33	⊙	302FB05210	2FB05210	PLATE SIZE N	4,5,6
	302FB02111	2FB02111	REAR RE NFORCEMENT BASE	2		302FB05240	2FB05240	LABEL OPE LEVER	33
	302FB02170	2FB02170	MOUNT REAR COVER	31		302FB05340	2FB05340	LABEL JAM A3 B	14
	302FB02180	2FB02180	RIGHT MOUNT DECK SL DER	3		302FB05350	2FB05350	LABEL JAM A3 A	14
	302FB02620	2FB02620	HOLDER CONT SW2	30		302FB05380	2FB05380	LABEL VFEED CAUTION	9
	302FB02630	2FB02630	HOLDER CONT SW3	30	⊙	302FB05390	2FB05390	LABEL JAM A4-A6	12
	302FB02810	2FB02810	MOUNT CONT SW	30		302FB05430	2FB05430	LABEL DECK TEMP	7
	302FB02820	2FB02820	SPR NG CONT SW	30		302FB05441	2FB05441	LABEL VFEED CAUTION	42
⊙	302FB04061	2FB04061	COVER LOWER FRONT R	1		302FB06024	2FB06024	LOWER HOUSING FEED	10
⊙	302FB04092	2FB04092	COVER LOWER RIGHT F	1		302FB06091	2FB06091	LOWER SHAFT FEED	7,10
⊙	302FB04101	2FB04101	COVER LOWER RIGHT M	1	⊙	302FB06151	2FB06151	JOINT DRIVE	7,9,10
⊙	302FB04111	2FB04111	COVER LOWER RIGHT R	1	⊙	302FB06230	2FB06230	GEAR FEED 27	7,10
⊙	302FB04121	2FB04121	COVER MIDDLE RIGHT	1		302FB06503	2FB06503	HOUSING DECK FEED	7
⊙	302FB04172	2FB04172	COVER FAN	1		302FB06541	2FB06541	SHAFT LOWER DECK B	7
	302FB04231	2FB04231	SUPPORT PLATE F COVER	1	⊙	302FB06591	2FB06591	GEAR DECK	7
⊙	302FB04251	2FB04251	COVER SAFETY SWITCH	25		302FB06831	2FB06831	BUSHING LOWER PULLEY	7,10
⊙	302FB04261	2FB04261	COVER NNER LEFT	1		302FB06911	2FB06911	LEFT RAIL DECK FEED	8
	302FB04341	2FB04341	MOUNT DECK COVER	5,6		302FB06921	2FB06921	RIGHT RAIL DECK FEED	8
	302FB04500	2FB04500	SHAFT OPE MOVE	33	⊙	302FB06961	2FB06961	COVER DECK FEED	8
⊙	302FB04511	2FB04511	RIGHT COVER CONVEY NG	14		302FB07032	2FB07032	LEVER CURSOR A	4
⊙	302FB04521	2FB04521	LEFT COVER CONVEYING	12		302FB07042	2FB07042	LEVER CURSOR B	4
⊙	302FB04531	2FB04531	COVER A MAGE FORM	17	⊙	302FB07251	2FB07251	MOTOR LIFT CASSETTE	24
⊙	302FB04541	2FB04541	COVER B MAGE FORM	17		302FB07281	2FB07281	HOLDER CASSETTE SW	30
⊙	302FB04560	2FB04560	COVER C IMAGE FORM	17	⊙	302FB07300	2FB07300	MOTOR LIFT DECK	24
	302FB04591	2FB04591	RETAINER DECK RELEASE R	3		302FB07350	2FB07350	RETAINER CASSETTE HOOK	3
	302FB04680	2FB04680	SPR NG DECK RELEASE	5,6		302FB07360	2FB07360	REAR REINFORCEMENT A DECK	5,6
	302FB04750	2FB04750	RIGHT PLATE OPE	33		302FB07370	2FB07370	REAR REINFORCEMENT B DECK	5,6
⊙	302FB04803	2FB04803	COVER NNER FRONT	1		302FB07380	2FB07380	SHEET DECK RE NFORCEMENT	5,6
	302FB04850	2FB04850	SPONGE INNER FRONT A	1		302FB07410	2FB07410	SPRING DECK DAMPER	5,6
	302FB04860	2FB04860	SPONGE INNER FRONT B	1		302FB07420	2FB07420	PIN CASSETTE	4
	302FB04880	2FB04880	SPONGE INNER FRONT C	1		302FB07440	2FB07440	STOPPER DECK FEED	3
	302FB04890	2FB04890	PLATE FULCRUM F COVER	1		302FB07450	2FB07450	SPRING DECK FEED STOPPER	3
	302FB04910	2FB04910	SPONGE INNER FRONT D	1		302FB07470	2FB07470	SPONGE LIFT CASSETTE	4
	302FB04920	2FB04920	DUCT INNER FRONT	1		302FB07480	2FB07480	SL DER CASSETTE B	3
	302FB04930	2FB04930	F LTER DUST UR COVER A	1	⊙	302FB07501	2FB07501	COVER VERTICAL FEED	9
	302FB04940	2FB04940	F LTER DUST UR COVER B	1		302FB07522	2FB07522	RIGHT GU DE A VF	9
	302FB04950	2FB04950	F LTER DUST DP COVER A	1		302FB07640	2FB07640	MOUNT FEED GU DE A	9

• Parts with "⊙" indicate regular maintenance parts.

	Part.No.	Alternative.	Description	Fig.No.		Part.No.	Alternative.	Description	Fig.No.
	302FB07650	2FB07650	GROUND RIGHT GUIDE A	9		302FB09620	2FB09620	PLATE DU ROLLER	27
	302FB07662	2FB07662	GROUND RIGHT GUIDE B	9	⊙	302FB09631	2FB09631	GEAR DU 17	27
	302FB07680	2FB07680	GROUND RIGHT GUIDE D	9	⊙	302FB09640	2FB09640	COLLAR DU PULLEY	27
	302FB07690	2FB07690	GROUND RIGHT GUIDE E	9		302FB09670	2FB09670	SPACER DU PULLEY	27
	302FB07731	2FB07731	LEFT OPEN GU DE	9	⊙	302FB09680	2FB09680	GEAR DU 30 ONEWAY	27
	302FB07741	2FB07741	MOUNT FEED SW	9		302FB09710	2FB09710	MOUNT GROUND LOWER GU DE	26
	302FB07771	2FB07771	HOLDER VERTICAL CONVEYING	9	⊙	302FB09720	2FB09720	BELT FRONT DRIVE	27
	302FB07870	2FB07870	BUSHING FEED GUIDE	9		302FB09730	2FB09730	GROUND PLATE LOWER GUIDE A	26
	302FB07880	2FB07880	COVER VERTICAL FEED MOTOR	1		302FB09740	2FB09740	GROUND PLATE LOWER GUIDE B	26
	302FB07890	2FB07890	ACTUATOR REM DETECTION	5,6		302FB09750	2FB09750	GROUND PLATE LOWER GUIDE C	26
	302FB07900	2FB07900	RAIL CASSETTE LEFT	3		302FB09760	2FB09760	SHEET UPPER DU	12
	302FB07910	2FB07910	SLIDER DECK	3		302FB09810	2FB09810	GROUND PLATE DU REAR	31
	302FB07920	2FB07920	PLATE EARTH VF A	9		302FB09830	2FB09830	CUT WASHER 4	27
	302FB07930	2FB07930	PLATE EARTH VF B	9,12	⊙	302FB09870	2FB09870	F LM FEED D	10
	302FB07940	2FB07940	GROUND PLATE VFC A	9		302FB09880	2FB09880	F LM DECK SEPARATION B	7
	302FB07950	2FB07950	GROUND PLATE VTC B	9		302FB10340	2FB10340	HOLDER HUMIDITY SENSOR	32
	302FB07960	2FB07960	STAY V FEED COVER	9	⊙	302FB11020	2FB11020	GEAR 70 DLP	24
	302FB07970	2FB07970	GROUND PLATE MP MOTOR	23		302FB11030	2FB11030	SHAFT DLP ONEWAY	24
	302FB08462	2FB08462	PIN CONNECTOR	30,32		302FB11040	2FB11040	SHAFT DLP JOINT	24
	302FB08490	2FB08490	TERMINAL DLP CATCH	30	⊙	302FB11050	2FB11050	GEAR 30/50 DLP JOINT	24
	302FB08541	2FB08541	MOUNT POTENTIAL SENSOR	32		302FB11060	2FB11060	PLATE DLP JOINT	24
	302FB08550	2FB08550	BEAR NG 15/28 DRUM	24		302FB11070	2FB11070	SHAFT DRIVE CONT	23
	302FB08560	2FB08560	BUSHING DRUM EARTH	24	⊙	302FB11080	2FB11080	GEAR 40 DLP JOINT	24
⊙	302FB08570	2FB08570	GROUND PLATE DRUM B	24	⊙	302FB11100	2FB11100	GEAR 25 DLP	24
	302FB08630	2FB08630	F LTER MC FAN	17	⊙	302FB11110	2FB11110	GEAR 40 DLP	24
	302FB08640	2FB08640	FRONT FILTER DLP FAN	17		302FB11120	2FB11120	PLATE DLP MOTOR	23
	302FB08660	2FB08660	F LM LOWER MAGE A	17		302FB11130	2FB11130	MOUNT DLP DRIVE	24
	302FB08670	2FB08670	F LM RIGHT IMAGE	17	⊙	302FB11140	2FB11140	POLY WASHER 8 2X9.5X0.5	24
	302FB08680	2FB08680	F LM LEFT IMAGE SL DER	3		302FB11150	2FB11150	SPACER MAIN DRIVE	24
⊙	302FB08761	2FB08761	SLIDER PTC CLEANING	17	⊙	302FB11160	2FB11160	BEARING MF128ZZ	14,23,24
	302FB09120	2FB09120	GUIDE DECK FEED	7		302FB11170	2FB11170	JOINT DEVELOP NG DRIVE	24
	302FB09130	2FB09130	GROUND PLATE DECK GUIDE	8		302FB11180	2FB11180	GROUND PLATE DLP NPUT	24
	302FB09140	2FB09140	GROUND PLATE FEED	7		302FB12151	2FB12151	GUIDE LAMP WIRE	15
	302FB09150	2FB09150	GROUND PLATE MOTOR	7		302FB12221	2FB12221	MOUNT SCANNER MOTOR	15
	302FB09251	2FB09251	MOUNT SPRING	7,10		302FB12310	2FB12310	FLANGE 30 WIRE	15
	302FB09260	2FB09260	SPR NG SEPARATION	7,10		302FB12340	2FB12340	MOUNT RELEASE SWITCH	15
	302FB09300	2FB09300	GEAR IDLE 50	7		302FB12351	2FB12351	FEED GUIDE LAMP WIRE	15
	302FB09310	2FB09310	SHAFT LOWER DECK C	7		302FB12360	2FB12360	JUNCTION BASE LAMP W RE	15
	302FB09320	2FB09320	GROUND PLATE DECK UNIT	7	⊙	302FB12390	2FB12390	STANDARD PLATE SHADING	16
	302FB09331	2FB09331	GROUND PLATE ROLLER	8		302FB12440	2FB12440	LAMP SCANNER YG	15
⊙	302FB09360	2FB09360	F LM FEED B	8		302FB12460	2FB12460	SPONGE DUST SHIELD	16
⊙	302FB09380	2FB09380	ROLLER FEED VERTICAL	9		302FB12740	2FB12740	SH ELD WIRE CCD	15
⊙	302FB09390	2FB09390	ROLLER FEED VERTICAL C	9		302FB12760	2FB12760	GUIDE P N	15
	302FB09410	2FB09410	F LM FEED C	8		302FB12780	2FB12780	UPPER FILM SCANNER A	16
	302FB09430	2FB09430	F LM SEPARATION	7,10		302FB12790	2FB12790	UPPER FILM SCANNER B	16
	302FB09440	2FB09440	MOUNT MOTOR B	10		302FB12810	2FB12810	SH ELD LAMP WIRE	15
	302FB09451	2FB09451	F LM FEED SPRING F	7,10		302FB12820	2FB12820	SH ELD WIRE SCANNER	15
	302FB09461	2FB09461	F LM FEED SPRING R	7,10		302FB12840	2FB12840	GROUND PLATE SCANNER A	15
	302FB09500	2FB09500	GROUND PLATE FEED MOTOR	31		302FB12850	2FB12850	GROUND PLATE SCANNER B	15
⊙	302FB09610	2FB09610	PULLEY 30 DU	27		302FB12860	2FB12860	GROUND PLATE SCANNER C	15

• Parts with "⊙" indicate regular maintenance parts.

Part.No.	Alternative.	Description	Fig.No.
302FB12870	2FB12870	GROUND PLATE SHAFT SCANNER	15
302FB12890	2FB12890	GROUND PLATE SCANNER D	15
302FB12940	2FB12940	SHIELD SCANNER SHAFT	15
302FB12960	2FB12960	F LM SHIELD WIRE	15
302FB12970	2FB12970	PIN SCANNER RETA N B	15
⊙ 302FB14331	2FB14331	LOWER SHAFT DLP	18
⊙ 302FB14340	2FB14340	LEVER DLP LOWER ROLLER	18
⊙ 302FB14370	2FB14370	FRONT BUSH DLP ROLLER	18
⊙ 302FB14380	2FB14380	REAR BUSH DLP ROLLER	18
302FB14390	2FB14390	SPR NG COLLECT ROLLER	18
⊙ 302FB14400	2FB14400	CAM DLP LOWER ROLLER	18
⊙ 302FB14430	2FB14430	SEAL DLP LOWER ROLLER	18
⊙ 302FB14580	2FB14580	GEAR DLP IDLE Z22H/Z15H	18
⊙ 302FB14590	2FB14590	GEAR MAGNET ROLLER Z25H	18
⊙ 302FB14711	2FB14711	FELT MIXER	18
⊙ 302FB14750	2FB14750	GEAR DLP INPUT 32H	18
⊙ 302FB14760	2FB14760	GEAR DLP INPUT 15S	18
302FB16111	2FB16111	GROUND PLATE TRANSFER	12
302FB16171	2FB16171	HOOK CONVEYING RELEASE	12
302FB16181	2FB16181	LOWER FRONT GUIDE TRANS	12
302FB16191	2FB16191	SHAFT TRANSFER RELEASE	12
302FB16201	2FB16201	ADJUSTING PLATE FUSER	21
302FB16231	2FB16231	LOCK PLATE FUSER	21
302FB16290	2FB16290	REAR GUIDE TRANSFER	12
302FB16300	2FB16300	REAR FILM TRANSFER	12
302FB16310	2FB16310	SLIDER COVEYING	3
302FB16330	2FB16330	SPACER CONVEYING HANDLE	12
302FB16340	2FB16340	SPR NG CONVEYING RELEASE	12
⊙ 302FB16350	2FB16350	F LM HIGH VOLTAGE PWB	12
⊙ 302FB16370	2FB16370	TC GROUND ROLLER	12
302FB16380	2FB16380	SPR NG TRANSFER RELEASE	12
302FB16390	2FB16390	REAR HOLDER TRANSFER CLEANING	12
⊙ 302FB16400	2FB16400	REAR BRUSH TRANSFER CLEANING	12
302FB16410	2FB16410	F LM TRANSFER	12
302FB16420	2FB16420	SPR NG TRANS ELECTRODE	12
⊙ 302FB16430	2FB16430	ADJUSTING PLATE GROUND	12
302FB16440	2FB16440	PIN DRAWER B	30
302FB16650	2FB16650	PIN RELEASE LEVER	12
302FB17091	2FB17091	UPPER GU DE FEED A	13
302FB17101	2FB17101	UPPER GU DE FEED B	13
302FB17270	2FB17270	BUSHING REGIST	13
⊙ 302FB17280	2FB17280	LEVER RELEASE REGIST	13
⊙ 302FB17290	2FB17290	LEVER RELEASE FEED	13
302FB17300	2FB17300	ADJUST PLATE FEED	13
302FB17311	2FB17311	MOUNT PLATE FEED SWITCH	13
302FB17320	2FB17320	SPR NG REGIST A	13
⊙ 302FB17350	2FB17350	GEAR Z47H FEED	13
⊙ 302FB17360	2FB17360	GEAR Z18H-Z18S FEED	13
⊙ 302FB17370	2FB17370	GEAR Z18H FEED	13
302FB17503	2FB17503	HOUSING MP	9

Part.No.	Alternative.	Description	Fig.No.
302FB17561	2FB17561	LEVER STOPPER RELEASE	9
302FB17582	2FB17582	LEVER PE	9
⊙ 302FB17700	2FB17700	SPRING BYPASS TEBLE	11
⊙ 302FB17710	2FB17710	GEAR 18 IDLE DEVELOP NG	11
302FB17730	2FB17730	SEAL BYPASS TABLE	11
302FB17740	2FB17740	SIZE NDICATOR BYPASS(M)	11
302FB17750	2FB17750	SIZE NDICATOR BYPASS(I)	11
⊙ 302FB17760	2FB17760	PAD MP	9
⊙ 302FB17770	2FB17770	FRONT CURSOR MP	11
⊙ 302FB17780	2FB17780	REAR CURSOR MP	11
302FB17790	2FB17790	SHEET MP HOUSING	9
302FB17800	2FB17800	PIN BYPASS TABLE	11
302FB17810	2FB17810	ADJUSTMENT PLATE MP	9
302FB17820	2FB17820	FILM UPPER REGIST A	13
302FB17830	2FB17830	FILM UPPER REGIST B	13
⊙ 302FB17840	2FB17840	TORQUE LIMITER BYPASS	9
302FB17851	2FB17851	HOLDER MP PE SW	9
⊙ 302FB18131	2FB18131	FRONT SEAL CLEANING	19
302FB18590	2FB18590	PIPE DISPOSAL A	20
302FB18600	2FB18600	PIPE DISPOSAL B	20
302FB18660	2FB18660	SPONGE DISPOSAL TANK A	20
302FB18680	2FB18680	SPONGE DISPOSAL PIPE A	20
302FB18690	2FB18690	SPONGE DISPOSAL PIPE B	20
302FB18710	2FB18710	HOLDER DISPOSAL SPIRAL THRUST	20
302FB18720	2FB18720	COUPL NG DISPOSAL	20
302FB19121	2FB19121	MOUNT REFEED PULLEY	27
302FB19180	2FB19180	SPRING RIGHT GUIDE	28
⊙ 302FB19211	2FB19211	ROLLER B DU CONVEYING	27
⊙ 302FB19371	2FB19371	ROLLER A DU CONVEYING	27
302FB19500	2FB19500	MOUNT PULLEY LIFT	26
302FB19700	2FB19700	SPACER REGIST DRIVE	28
302FB19710	2FB19710	SPRING C PULLEY	27
302FB19961	2FB19961	MAGNET LOWER GU DE	14,26
302FB20010	2FB20010	FRONT GU DE FUSER A	21
302FB20070	2FB20070	STOPPER HEAT ROLLER	21
302FB20131	2FB20131	FRONT GU DE FUSER CLAW	21
302FB20141	2FB20141	SPRING FUSER EJECT RELEASE	22
302FB20160	2FB20160	SPRING WEB RETAINING	21
302FB20170	2FB20170	BUSH CLEANING ROLLER	21
302FB20190	2FB20190	SPRING FUSER EJECT DAMPER	22
302FB20200	2FB20200	THERMISTOR FUSER	21
⊙ 302FB20220	2FB20220	GEAR FUSER JO NT B	21
302FB20250	2FB20250	SEPARATOR FUSER ASSY	22
302FB20320	2FB20320	SPRING FUSER WEB	21
⊙ 302FB20712	2FB20712	UPPER COVER A FUSER EJECT	22
⊙ 302FB20722	2FB20722	UPPER COVER B FUSER EJECT	22
302FB20731	2FB20731	SHAFT FUSER EJECT COVER	22
302FB20750	2FB20750	FRONT STOPPER COVER	21
302FB20760	2FB20760	REAR STOPPER COVER	21
⊙ 302FB20770	2FB20770	ROLLER PRESSURE WEB	21

• Parts with "⊙" indicate regular maintenance parts.

	Part.No.	Alternative.	Description	Fig.No.
	302FB20780	2FB20780	SUPPORT PLATE FUSER CLEANING	21
	302FB20790	2FB20790	PIN FUSER CLEANING RETAINING	21
	302FB20800	2FB20800	RETAINER CLEAN NG GEAR	21
⊙	302FB20810	2FB20810	SHAFT FUSER WEB DRIVE	21
	302FB20820	2FB20820	RATCHET FUSER CLEAN NG	21
	302FB20830	2FB20830	STOPPER FUSER RATCHET	21
	302FB20840	2FB20840	STOPPER ROLLER BEARING	21
	302FB20850	2FB20850	COVER FUSER CLEANING	21
	302FB20871	2FB20871	RIGHT SPRING COVER	22
	302FB20881	2FB20881	LEFT SPR NG COVER	22
⊙	302FB20890	2FB20890	SPR NG SEPARATION CLAW	22
	302FB20900	2FB20900	STOPPER 5 FUSER	19,21
	302FB20940	2FB20940	WASHER 6	21
⊙	302FB20950	2FB20950	GEAR 50 HEAT ROLLER B	21
	302FB21022	2FB21022	UPPER GU DE EJECT	29
⊙	302FB21080	2FB21080	BELT FEED SHIFT	14
	302FB21181	2FB21181	LOWER LEFT GUIDE	14
	302FB21191	2FB21191	SPONGE FEED SH FT	14
	302FB21200	2FB21200	PLATE SPRING EJECT	29
	302FB21213	2FB21213	FRONT FRAME FEED SHIFT	14
	302FB21222	2FB21222	REAR FRAME FEED SHIFT	14
	302FB21230	2FB21230	UPPER ROLLER FUSER EJECT	22
	302FB21240	2FB21240	LEFT ROLLER FEED SHIFT	14
	302FB21250	2FB21250	SUPPORT PLATE COVER	14
	302FB21261	2FB21261	LOWER ROLLER FUSER EJECT	14
	302FB21270	2FB21270	HOLDER SW FEED SH FT	14,26
	302FB21280	2FB21280	UPPER GU DE FEED SHIFT	22
	302FB21290	2FB21290	LOWER GUIDE FEED SHIFT	14
	302FB21300	2FB21300	GEAR WORM THRUST	14
	302FB21310	2FB21310	GEAR FEED SHIFT	14
	302FB21320	2FB21320	GEAR 32	14
	302FB21330	2FB21330	SPR NG FUSER HANDLE	14
	302FB21340	2FB21340	SHAFT FUSER EJECT RELEASE	22
	302FB21361	2FB21361	RIGHT ROLLER TURN OVER FEED	14
	302FB21370	2FB21370	UPPER LEFT ROLLER FEED EJECT	14
	302FB21380	2FB21380	RIGHT ROLLER FEED SHIFT	14
	302FB21390	2FB21390	LEFT SHAFT TURN OVER	29
	302FB21400	2FB21400	TENSION PLATE FEED SHIFT	14
	302FB21420	2FB21420	STOPPER HOOK	12
⊙	302FB21430	2FB21430	DAMPER EJECT COVER	12
	302FB21440	2FB21440	SPONGE B	14
	302FB21450	2FB21450	SHAFT EJECT PULLEY	29
	302FB22041	2FB22041	HOLDER MAIN DRIVE	24
	302FB22472	2FB22472	HOUSING FUSER DRIVE	23
	302FB22483	2FB22483	PLATE FUSER DRIVE	23
	302FB22491	2FB22491	COUPLING FIXING JOINT	23
⊙	302FB22631	2FB22631	RETAINER VF DRIVE	23
	302FB22651	2FB22651	GEAR 32 VERTICAL FEED	23
	302FB22940	2FB22940	JO NT TC DRIVE	23
	302FB22950	2FB22950	COUPLING TC DRIVE	23

	Part.No.	Alternative.	Description	Fig.No.
	302FB22960	2FB22960	GEAR 88 FUSER SMF	23
	302FB23031	2FB23031	UPPER DUCT DEV	25
	302FB23052	2FB23052	REAR DUCT LSU	2
	302FB23101	2FB23101	DUCT CONVEY NG	12
	302FB23222	2FB23222	REAR CENTER DUCT A	25
	302FB23232	2FB23232	REAR CENTER DUCT B	25
	302FB23242	2FB23242	LOWER REAR DUCT	25
	302FB23280	2FB23280	FRONT DUCT LSU B	25
	302FB23290	2FB23290	UPPER REAR DUCT B	25
	302FB23300	2FB23300	CENTER REAR DUCT C	25
	302FB23321	2FB23321	REAR DUCT DLP A	25
	302FB23331	2FB23331	REAR DUCT DLP B	25
	302FB23340	2FB23340	FILM UPPER REAR DUCT	25
	302FB23360	2FB23360	SPONGE FRONT DUCT A	1
	302FB23370	2FB23370	SPONGE FRONT DUCT B	1
	302FB23380	2FB23380	SPONGE FRONT DUCT C	1
	302FB23390	2FB23390	SPONGE FRONT DUCT D	1
	302FB23440	2FB23440	SPONGE LSU DUCT	33
	302FB23450	2FB23450	SPONGE DLP DUCT	25
⊙	302FB23470	2FB23470	FILTER FRONT COVER D	1
⊙	302FB23480	2FB23480	FILTER FRONT COVER E	1
⊙	302FB23490	2FB23490	FILTER FRONT COVER F	1
	302FB23512	2FB23512	DUCT REAR FAN	25
	302FB23523	2FB23523	MOUNT REAR FAN	25
	302FB23550	2FB23550	GUIDE REAR DLP F LTER	1
	302FB23560	2FB23560	REAR DLP FILTER	1
	302FB23570	2FB23570	FRONT FILTER IMAGE FAN	17
	302FB23580	2FB23580	OZONE FILTER B	1
	302FB23590	2FB23590	OZONE FILTER C	1
	302FB23600	2FB23600	SPONGE REAR DUCT FAN	25
⊙	302FB24012	2FB24012	COVER OPERATION E	33
⊙	302FB24160	2FB24160	LENS LED	33
⊙	302FB24170	2FB24170	COVER BASE OPERATION	33
⊙	302FB24180	2FB24180	SHAFT OPERATION	33
⊙	302FB24200	2FB24200	KEY PRINT	33
⊙	302FB24220	2FB24220	LEFT KEY PRINTER	33
⊙	302FB24230	2FB24230	LEFT KEY SCANNER	33
⊙	302FB24241	2FB24241	SH ELD BASE OPE	33
⊙	302FB24250	2FB24250	RETAINER LCD	33
	302FB24290	2FB24290	LABEL MA N POWER E	33
	302FB24450	2FB24450	SHEET OPE PCB	33
	302FB24460	2FB24460	PLATE EARTH OPE SHIELD	33
	302FB24470	2FB24470	KEY VOLUME	33
	302FB24800	2FB24800	PLATE FULCRUM OPE	33
	302FB24810	2FB24810	PLATE FULCRUM OPE MOVE	33
	302FB24820	2FB24820	PLATE FULCRUM OPE LEVER	33
	302FB24830	2FB24830	BUSH 10 D8	33
⊙	302FB24840	2FB24840	SHAFT OPE MOVE A	33
	302FB24850	2FB24850	SHEET TABLET	33
	302FB24860	2FB24860	SHEET LCD	33

• Parts with "⊙" indicate regular maintenance parts.

	Part.No.	Alterna ive.	Description	Fig.No.
⊙	302FB24980	2FB24980	F LM OPERATION SIDE L	33
⊙	302FB24990	2FB24990	F LM OPERATION SIDE R	33
⊙	302FB25020	2FB25020	SOLENOID STOPPER	14,27
⊙	302FB25052	2FB25052	HEATER DEHUMIDIFIER 120	2
⊙	302FB25061	2FB25061	HEATER DEHUMIDIFIER 240	2
⊙	302FB25090	2FB25090	SENSOR SURFACE POTENTIAL	32
⊙	302FB25100	2FB25100	MOTOR EJECT	28
⊙	302FB25130	2FB25130	FAN COOLING(60-15TH)	2,12,15,17
⊙	302FB25140	2FB25140	SWITCH BYPASS SIZE	11
⊙	302FB25180	2FB25180	SOLENOID LEADING FEED	9
⊙	302FB25191	2FB25191	TABLET OPERATION	33
⊙	302FB25250	2FB25250	SOLENOID FUSER WEB	23
	302FB25260	2FB25260	FAN 40-15(5V)	31
⊙	302FB25300	2FB25300	MOTOR DLP	24
⊙	302FB25310	2FB25310	MOTOR DU CONVEYING	27
⊙	302FB25320	2FB25320	FAN 80 CENTER COOLING	25
⊙	302FB25330	2FB25330	FAN 80 FRONT COOL NG	17,25
⊙	302FB25341	2FB25341	FAN COOLING 120	25
⊙	302FB25350	2FB25350	MOTOR FIXING N	23
	302FB26021	2FB26021	MOUNT POWER SOURCE SUPPLY	30
	302FB26062	2FB26062	MOUNT SEQUENCE	31
	302FB26071	2FB26071	SUPPORT PLATE SEQUENCE	31
	302FB26092	2FB26092	UPPER L D SEQUENCE	31
	302FB26100	2FB26100	RIGHT LID SEQUENCE	31
	302FB26171	2FB26171	MOUNT DU PWB	30
	302FB26183	2FB26183	MOUNT DK PWB	20
	302FB26190	2FB26190	MOUNT CS PWB	20
	302FB26201	2FB26201	MOUNT S DE CONNECTOR	30
	302FB26210	2FB26210	COVER V FEED	20
	302FB26223	2FB26223	COVER POWER SOURCE	30
	302FB26240	2FB26240	RAIL CONTROLLER	31
	302FB26250	2FB26250	LID CONTROLLER	31
	302FB26260	2FB26260	STAY SEQUENCE	31
	302FB26270	2FB26270	LID KMAS	2,30,31
	302FB26290	2FB26290	LID VENDOR	31
	302FB26300	2FB26300	MOUNT LSU CONNECTOR	2
	302FB26321	2FB26321	MOUNT POWER SOURCE SUPPLY 120	30
	302FB26330	2FB26330	V RING 6	31
	302FB26340	2FB26340	MOUNT POWER SOURCE AC J	29
	302FB26360	2FB26360	LID CF GU DE	31
	302FB26380	2FB26380	EARTH CONTROLLER PCB	31
	302FB26400	2FB26400	EARTH S-BOX B	16
	302FB26410	2FB26410	EARTH S-BOX C	31
	302FB26440	2FB26440	SPONGE HDD W RE	31
⊙	302FB26450	2FB26450	F LTER S-BOX FAN	1
	302FB26460	2FB26460	FILM DU HOOK	30
	302FB26471	2FB26471	COVER MAIN WIRE	31
	302FB26480	2FB26480	SHIELD SCANNER WIRE	31
	302FB26490	2FB26490	COVER INTERFACE W RE	31
	302FB26530	2FB26530	MOUNT S-BOX C	16

	Part.No.	Alternative.	Description	Fig.No.
⊙	302FB27241	2FB27241	SWITCH FEED A	9,13,28
	302FB27270	2FB27270	SHEET GM05	31
	302FB27662	2FB27662	WIRE CASSETTE UNIT	4
	302FB27960	2FB27960	WIRE CCD	15
⊙	302FB28210	2FB28210	AC POWER SOURCE PWB 100	29
⊙	302FB28220	2FB28220	AC POWER SOURCE PWB 200	29
⊙	302FB28231	2FB28231	INVERTER PCB YG	15
⊙	302FB28241	2FB28241	DF POWER SOURCE PWB 100	29
⊙	302FB28251	2FB28251	DF POWER SOURCE PWB 200	29
	302FB28750	2FB28750	WIRE LCD	33
	302FB28760	2FB28760	WIRE OPTION PS PWB	29
⊙	302FB68240	2FB68240	BLADE CLEANING SP	19
⊙	302FB68290	2FB68290	SPECIAL TOOL FRAME RETAINING	42
⊙	302FB93010	2FB93010	PARTS,DRUM ASS'Y	17
⊙	302FB93021	2FB93021	PARTS,PTC ASS'Y	17
⊙	302FB93031	2FB93031	PARTS,MC-650	17
⊙	302FB93110	2FB93110	PARTS,CONT DRIVE ASS'Y	23
⊙	302FB93132	2FB93132	PARTS,FIXING DRIVE ASS'Y	23
⊙	302FB93140	2FB93140	PARTS,VERTICAL FEED DRIVE ASS'Y	23
⊙	302FB93150	2FB93150	PARTS,BYPASS DRIVE ASS'Y	23
⊙	302FB93160	2FB93160	PARTS,DRUM ELECTRODE ASS'Y	17
⊙	302FB93211	2FB93211	PARTS,CONTACT GLASS ADF ASS'Y	16
⊙	302FB93220	2FB93220	PARTS TC BELT SP	12
⊙	302FB93261	2FB93261	PARTS,UPPER GUIDE DECK ASS'Y	8
⊙	302FB93290	2FB93290	PARTS HEAT CLAW ASS'Y	22
⊙	302FB93300	2FB93300	PARTS SEPARATION CLAW ASS'Y	19
⊙	302FB94040	2FB94040	PARTS,GRID ASS'Y SP	17
⊙	302FB94050	2FB94050	PARTS,MC CLEAN NG PAD ASS'Y SP	17
⊙	302FB94070	2FB94070	PARTS,MOTOR CLEANING ASS'Y SP	17
⊙	302FB94080	2FB94080	PARTS,DLP LOWER ROLLER ASS'Y SP	18
⊙	302FB94110	2FB94110	PARTS,PTC CLEANIG PAD ASS'Y SP	17
⊙	302FB94140	2FB94140	PARTS,REAR DLP FILTER B ASS'Y	1
⊙	302FB94170	2FB94170	PARTS,REAR TRANSFER GUIDE ASS'Y	12
⊙	302FG01111	2FG01111	OPE PCB ASS'Y B(BA)	33
⊙	302FZ08500	2FZ08500	PAD MP L	11
⊙	302G404160	2G404160	DAMPER	5,6
⊙	302G634070	2G634070	LABEL ENERGY STAR	1
⊙	302GR01250	2GR01250	TONER SENSOR ASSY	20
	302GR03010	2GR03010	RETAINER KEY COUNTER COVER	43
	302GR03020	2GR03020	RETAINER KEY COUNTER	43
	302GR04370	2GR04370	MAGNET CL P DISH	1
	302GR04380	2GR04380	SEAL MAGNET	1
	302GR09220	2GR09220	PIN CURSOR	4
⊙	302GR44080	2GR44080	FAN LSU 60-25	35
⊙	302H002380	2H002380	SH ELD SCREW	2,15,16
	302H004660	2H004660	MAGNET CATCH	1
	302H009070	2H009070	WORK PLATE LIFT CASSETTE	4
⊙	302H012330	2H012330	SEAL W RE A	9,17,36,39
	302H024360	2H024360	BUSH 8 EW	5,6
	302H024370	2H024370	BUSH 6 EW	5,6

• Parts with "⊙" indicate regular maintenance parts.

	Part.No.	Alternative.	Description	Fig.No.		Part.No.	Alternative.	Description	Fig.No.
⊙	302H708070	2H708070	LABEL ORIGINAL MAX	11,36	⊙	302KP04210	2KP04210	REAR DUCT B	1
	302H708150	2H708150	SPONGE WIRE MPT	11	⊙	302KP04220	2KP04220	COVER DECK A	5
	302H709080	2H709080	ADJUSTING PLATE CASSETTE	4	⊙	302KP04230	2KP04230	COVER DECK B	6
	302H717180	2H717180	FRONT SIZE INDICATOR	16	⊙	302KP04240	2KP04240	COVER HANDLE DECK	5,6
	302H717190	2H717190	REAR SIZE INDICATOR (I)	16		302KP04250	2KP04250	STICK DECK RELEASE	5,6
	302H717200	2H717200	LABEL SIZE (I)	16		302KP04260	2KP04260	SHAFT DECK RELEASE	5,6
	302H717220	2H717220	REAR SIZE INDICATOR (C)	16		302KP04270	2KP04270	WORK PLATE DECK SHAFT	5,6
	302H717230	2H717230	LABEL SIZE (C)	16	⊙	302KP04280	2KP04280	COVER CASSETTE	4
⊙	302H717250	2H717250	DRUM PULLEY	15		302KP04290	2KP04290	COVER HANDLE CASS	4
	302H734030	2H734030	LABEL CAUTION HG	1		302KP04300	2KP04300	LID HANDLE COVER	4
	302H734080	2H734080	LABEL PAPER UPPER LIMIT	4	⊙	302KP04310	2KP04310	REAR SHIELD OPE	33
⊙	302JB45010	2JB45010	LCD OPERATION	33	⊙	302KP04340	2KP04340	COVER ISU FAN	1
	302KN46010	2KN46010	W RE POWER SOURCE	30		302KP04350	2KP04350	HOLDER FRONT COVER	1
⊙	302KN94010	2KN94010	PARTS ENBLEM ASSY SP	1	⊙	302KP04360	2KP04360	SHEET OPE FRONT	1
⊙	302KN94060	2KN94060	PARTS PWB MAIN ASSY SP	31		302KP04370	2KP04370	MOUNT MAGNET	1
⊙	302KP01130	2KP01130	SHD PWB ASSY	15		302KP04380	2KP04380	SEAL OPERATION LEFT	1
	302KP02020	2KP02020	F LM GUARD WIRE A	30,32		302KP04390	2KP04390	SEAL OPERATION RIGHT	1
	302KP02030	2KP02030	F LM GUARD WIRE B	30	⊙	302KP04410	2KP04410	COVER DU	26
	302KP02040	2KP02040	FILM GUARD WIRE CONV	12		302KP04440	2KP04440	LABEL LEFT COVER	1
	302KP02050	2KP02050	F LM GUARD WIRE VF	30	⊙	302KP04470	2KP04470	SPONGE FRONT COVER	1
	302KP02070	2KP02070	F LM GUARD WIRE ISU	16	⊙	302KP04500	2KP04500	COPY TRAY	43
	302KP02080	2KP02080	F LM GUARD WIRE C	31	⊙	302KP05010	2KP05010	KEY POWER SUPPLY	33
	302KP02090	2KP02090	F LM GUARD WIRE SB	31	⊙	302KP05080	2KP05080	KEY COPY	33
	302KP02100	2KP02100	F LM HDD	31		302KP05090	2KP05090	SHEET OPERATION REAR	33
	302KP02110	2KP02110	FILM GUARD WIRE PS	30		302KP09010	2KP09010	CASSETTE	4
	302KP02120	2KP02120	SPONGE DISPOSAL TANK	20		302KP09020	2KP09020	RA L CURSOR A	4
	302KP02130	2KP02130	F LM HOLDER W RE DUCT	25		302KP09030	2KP09030	FRONT CURSOR CASSETTE	4
	302KP02140	2KP02140	F LM COVER POWER SOURCE	30		302KP09040	2KP09040	REAR CURSOR CASSETTE	4
	302KP02150	2KP02150	F LM GUARD WIRE SATA	31		302KP09050	2KP09050	SUPPORT PLATE CASSETTE	4
	302KP02710	2KP02710	PROJECTION PLATE E	2		302KP09060	2KP09060	RA L C CURSOR	4
	302KP02730	2KP02730	PROJECTION PLATE G	2		302KP09070	2KP09070	DETECTION PLATE PAPER SIZE	4
	302KP02740	2KP02740	PROJECTION PLATE I	2		302KP09080	2KP09080	LID PAPER SIZE DETECTION	4
⊙	302KP04010	2KP04010	COVER FRONT	1		302KP09090	2KP09090	CURSOR C CASSETTE	4
⊙	302KP04030	2KP04030	COVER OPE SIDE RIGHT	1		302KP09100	2KP09100	LID C CURSOR	4
⊙	302KP04040	2KP04040	LEVER OPE MOVE	33		302KP10010	2KP10010	BASE DECK	5,6
⊙	302KP04050	2KP04050	COVER OPE SIDE LEFT	1		302KP10020	2KP10020	MOUNT BASE DECK SLIDER	5,6
⊙	302KP04060	2KP04060	CL P DISH	1		302KP10030	2KP10030	FRONT CURSOR DECK	5,6
⊙	302KP04070	2KP04070	COVER OPERATION SIDE	1		302KP10040	2KP10040	REAR CURSOR DECK	5,6
⊙	302KP04080	2KP04080	COVER BASE OPERATION	33	⊙	302KP10050	2KP10050	ARM HANDLE DECK	5,6
⊙	302KP04090	2KP04090	COVER UPPER LEFT	1		302KP10060	2KP10060	MOUNT DECK DAMPER	5,6
⊙	302KP04100	2KP04100	COVER UPPER RIGHT	1	⊙	302KP10070	2KP10070	PULLEY LIFT WIRE DRUM	5,6
⊙	302KP04110	2KP04110	COVER UPPER REAR	1		302KP10080	2KP10080	HOLDER PULLEY	5,6
⊙	302KP04120	2KP04120	COVER DP CABLE	1		302KP10090	2KP10090	SPACER DECK L FT R	5,6
⊙	302KP04130	2KP04130	COVER LOWER FRONT	1		302KP10110	2KP10110	RIGHT MOUNT DECK SLIDER	3
⊙	302KP04140	2KP04140	COVER MIDDLE LEFT	1		302KP10120	2KP10120	SL DER DECK LEFT	3
⊙	302KP04150	2KP04150	COVER LOWER LEFT	1		302KP10140	2KP10140	SHAFT LCF LIFT	5,6
⊙	302KP04160	2KP04160	COVER MIDDLE LEFT R	1		302KP10150	2KP10150	FRONT FRAME DECK	5,6
⊙	302KP04170	2KP04170	COVER UPPER REAR B	1		302KP10170	2KP10170	LIFT PLATE DECK	5,6
⊙	302KP04180	2KP04180	COVER LOWER REAR	1		302KP10180	2KP10180	HOOK DECK RELEASE	5,6
⊙	302KP04200	2KP04200	REAR DUCT A	1		302KP10190	2KP10190	MOUNT FRONT CURSOR	5,6

• Parts with "⊙" indicate regular maintenance parts.

	Part.No.	Alterna ive.	Description	Fig.No.
	302KP10200	2KP10200	LOWER LEFT REINFORCEMENT	3
	302KP10220	2KP10220	SPONGE DECK CURSOL	5,6
	302KP10510	2KP10510	MOUNT DECK PI R	7
	302KP10520	2KP10520	COVER DECK WIRE	7
⊙	302KP13010	2KP13010	COVER TONER SENSOR	32
	302KP17010	2KP17010	LEFT ORIGINAL SIZE INDICATOR	16
⊙	302KP22010	2KP22010	UPPER ROLLER REGIST	13
	302KP22020	2KP22020	SPR NG FEED F	13
	302KP25010	2KP25010	MOUNT FUSER DRAWER	21
	302KP25020	2KP25020	UPPER GU DE FUSER	21
	302KP25030	2KP25030	STAY FUSER	21
⊙	302KP25040	2KP25040	THERMOSTAT 210 FUSER	21
	302KP25140	2KP25140	SPACER PLATE	21
	302KP25150	2KP25150	SPACER PLATE R	21
	302KP25160	2KP25160	MOUNT HEATER	21
⊙	302KP25170	2KP25170	FELT CLEANING	21
	302KP27010	2KP27010	LOWER RIGHT GUIDE FEED SH FT	14
	302KP28010	2KP28010	PULLEY P24 S2M EJECT	29
	302KP28030	2KP28030	TORQUE L MITER EJECT	29
	302KP28040	2KP28040	LEFT GUIDE SWITCH BACK	29
	302KP28050	2KP28050	LOWER RIGHT ROLLER FEED SHIFT	14
	302KP29010	2KP29010	FRONT FRAME DU	26
	302KP29020	2KP29020	REAR FRAME DU	26
	302KP29030	2KP29030	LOWER GUIDE CONVEY NG	26
	302KP29040	2KP29040	UPPER GU DE DU CONVEYING	26
	302KP29050	2KP29050	MOUNT PLATE DU DRIVE	27
	302KP29060	2KP29060	LOWER GUIDE REVERSE	27
⊙	302KP29080	2KP29080	MOUNT FEED SH FT SOLENOID	27
	302KP29090	2KP29090	GEAR IDLE Z18S	27
	302KP29100	2KP29100	MOUNT PLATE DU DRAWER	27
	302KP29110	2KP29110	FILM DRAWER	27
	302KP29120	2KP29120	GUIDE SIDE REGIST	28
	302KP29130	2KP29130	RACK SIDE REGIST	28
	302KP29140	2KP29140	SHAFT SIDE REGIST	28
⊙	302KP29150	2KP29150	BELT SIDE REGIST	28
⊙	302KP29160	2KP29160	GEAR Z30S-P33 S2M DU	28
⊙	302KP29170	2KP29170	COVER SIDE REGIST	28
⊙	302KP29190	2KP29190	GEAR Z68S-P21 S2M DU	28
	302KP29200	2KP29200	F LM SIDE REGIST	28
	302KP29210	2KP29210	UPPER GU DE REVERSE	28
	302KP29220	2KP29220	SHAFT SWITCHBACK	28
	302KP29230	2KP29230	SHAFT REVERSE PULLEY	28
	302KP29240	2KP29240	SPR NG REVERSE PULLEY	28
	302KP29250	2KP29250	LEVER HOLDER LIFT	28
	302KP29270	2KP29270	HOLDER REVERSE PULLEY	28
⊙	302KP29280	2KP29280	COVER SWITCHBACK	28
⊙	302KP29290	2KP29290	FLAP SWITCHBACK	28
	302KP29310	2KP29310	MOUNT SOLENO D	27
	302KP29320	2KP29320	SPR NG SWITCHBACK SOL	27
	302KP29330	2KP29330	SPONGE SWB LEVER	27

	Part.No.	Alternative.	Description	Fig.No.
	302KP29340	2KP29340	LOWER COVER DU	26
	302KP29350	2KP29350	COVER WIRE REAR	27
	302KP29360	2KP29360	MOUNT C PULLEY	27
	302KP29370	2KP29370	POSITIONING PLATE SIDE REGIST	28
	302KP29380	2KP29380	LEVER SWITCHBACK SOL	27
	302KP29390	2KP29390	SPONGE WIRE REAR L	27
	302KP29400	2KP29400	SPONGE WIRE REAR S	27
	302KP34020	2KP34020	LABEL OPE MOVE	1
⊙	302KP34030	2KP34030	LABEL CASSETTE	4
⊙	302KP34040	2KP34040	LABEL UPPER LIMIT	5,6
	302KP34050	2KP34050	LABEL DECK	5,6
	302KP34060	2KP34060	LABEL TONER SUPPLY	17
⊙	302KP34080	2KP34080	LABEL MA N SW E	1
⊙	302KP34090	2KP34090	LABEL MA N SW SET	42
⊙	302KP34120	2KP34120	LABEL MP CAUTION E	11
	302KP34130	2KP34130	LABEL MP CAUTION 9NATIONS	42
	302KP34140	2KP34140	LABEL OPE SET E	33
	302KP34150	2KP34150	LABEL OPE SET J	33
	302KP34160	2KP34160	LABEL OPE SET ITA	33
	302KP34170	2KP34170	LABEL OPE SET DEU	33
	302KP34180	2KP34180	LABEL OPE SET ESP	33
	302KP34190	2KP34190	LABEL OPE SET FRA	33
	302KP34200	2KP34200	LABEL OPE SET POR(BRA)	33
	302KP34210	2KP34210	LABEL OPE SET CHN	33
⊙	302KP34220	2KP34220	LABEL HIGH TEMPERATURE CAUTION	2
⊙	302KP34230	2KP34230	LABEL CAUTION FUSER	12
⊙	302KP34240	2KP34240	LABEL CAUTION FUSER UNIT	21
⊙	302KP34250	2KP34250	LABEL HIGH VOLTAGE CAUTION	12
⊙	302KP34260	2KP34260	LABEL GLASS CAUTION	15
	302KP34270	2KP34270	LABEL OPE SET NED	33
	302KP34280	2KP34280	LABEL OPE SET RUS	33
	302KP34300	2KP34300	LABEL FUSER RED	21
	302KP34310	2KP34310	LABEL FUSER WHITE	21
	302KP34320	2KP34320	LABEL FUSER BLACK	21
	302KP34330	2KP34330	LABEL FUSER CONNECTOR	21
	302KP39010	2KP39010	MOUNT HDD	31
⊙	302KP44020	2KP44020	MOTOR REGISTRATION	13
	302KP46020	2KP46020	WIRE OPERATION	31
	302KP46030	2KP46030	WIRE PAPER SET SW	7
	302KP46040	2KP46040	WIRE CONVEY NG UNIT	12
	302KP46050	2KP46050	WIRE BYPASS PAPER FEED	9
	302KP46060	2KP46060	WIRE REG MOT JUNCTION	12
	302KP46070	2KP46070	WIRE REG SWITCH	13
	302KP46080	2KP46080	WIRE CONVEY NG SW 1	9
	302KP46090	2KP46090	WIRE CONVEY NG SW 2	9
	302KP46100	2KP46100	WIRE CCD-SCANNER FWB	15
	302KP46110	2KP46110	WIRE DECK REMAINDER SW	30
	302KP46120	2KP46120	WIRE EJECT	29
	302KP46130	2KP46130	WIRE LAMP INVERTER	15
	302KP46140	2KP46140	WIRE FUSER MOTOR	20,30

• Parts with "⊙" indicate regular maintenance parts.

Part.No.	Alternative.	Description	Fig.No.	Part.No.	Alternative.	Description	Fig.No.
302KP46150	2KP46150	W RE TRANSFER MOTOR	20	⊙ 302KP94060	2KP94060	PARTS HEATER M120 FUSER SP	21
302KP46160	2KP46160	W RE HEATER CONTROL	30	⊙ 302KP94070	2KP94070	PARTS HEATER S120 FUSER SP	21
302KP46170	2KP46170	W RE CONVEYING SW 3	9	⊙ 302KP94080	2KP94080	PARTS HEATER L120 FUSER SP	21
302KP46180	2KP46180	W RE PR MARY	30	⊙ 302KP94090	2KP94090	PARTS HEATER M240 FUSER SP	21
302KP46190	2KP46190	W RE FEED UNIT	13	⊙ 302KP94100	2KP94100	PARTS HEATER S240 FUSER SP	21
302KP46200	2KP46200	W RE PR MARY PF UNIT	10	⊙ 302KP94110	2KP94110	PARTS HEATER L240 FUSER SP	21
302KP46220	2KP46220	W RE OPERATION JUNCTION	33	⊙ 302KP94120	2KP94120	PARTS ROLLER EJECT SP	29
302KP46240	2KP46240	W RE SH ELD BOX FAN	31	⊙ 302KP94130	2KP94130	PARTS ROLLER SWITCHBACK DU SP	27
302KP46250	2KP46250	W RE SCANNER CONTROL	16	⊙ 302KP94140	2KP94140	PARTS SOLENOID SWITCHBACK SP	27
302KP46260	2KP46260	W RE PR MARY PF UNIT 2	10	⊙ 302KP94150	2KP94150	PARTS PWB ENGINE ASSY SP	31
302KP46270	2KP46270	W RE DECK UNIT SW	7	⊙ 302KP94160	2KP94160	PARTS PWB CASSETTE ASSY SP	20
302KP46280	2KP46280	W RE DECK MOTOR	7	⊙ 302KP94170	2KP94170	PARTS PWB DUPLEX ASSY SP	30
302KP46290	2KP46290	W RE SCANNER POWER	30	⊙ 302KP94180	2KP94180	PARTS PWB SCANNER ASSY SP	16
302KP46300	2KP46300	W RE FIX NG UNIT	21	⊙ 302KP94190	2KP94190	PARTS PWB DECK ASSY SP	20
302KP46310	2KP46310	W RE DU MAIN	27	⊙ 302KP94200	2KP94200	PARTS PWB RFID ASSY SP	32
302KP46320	2KP46320	W RE DU FRONT	26	⊙ 302KP94210	2KP94210	PARTS PWB SATA IF ASSY SP	31
302KP46330	2KP46330	W RE DU MIDDLE	26	⊙ 302KP94220	2KP94220	PARTS SENSOR TONER ASSY SP	32
302KP46340	2KP46340	W RE DU S REG	28	⊙ 302KP94240	2KP94240	PARTS PWB MA N ASSY SP	31
302KP46350	2KP46350	W RE SCANNER HP SW	15	⊙ 302KP94270	2KP94270	PARTS ENBLEM ASSY SP	1
302KP46360	2KP46360	W RE FEED SHIFT UNIT	14	3033907021	33907021	WORK PLATE,CASSETTE	4
302KP46370	2KP46370	W RE DECK PWB 1	30	303BH26021	3BH26021	PLATE,OPTION	43
302KP46390	2KP46390	W RE POWER SOURCE 100V	30	303H600022	3H600022	FRONT FRAME ASS'Y	35
302KP46400	2KP46400	W RE APC JUNCTION	31	303H600033	3H600033	REAR FRAME ASSY	35
302KP46420	2KP46420	W RE MAIN PWB	31	303H602042	3H602042	LEFT STAY	35
302KP46430	2KP46430	W RE IMAGE FORMATION UNIT	17	⊙ 303H602051	3H602051	PLATE MAT	34
302KP46440	2KP46440	W RE MAIN	30	⊙ 303H602113	3H602113	GUIDE READING	37
302KP46450	2KP46450	W RE ENGINE PWB	32	303H602121	3H602121	HOLDER GUIDE READING	37
⊙ 302KP46460	2KP46460	NLET ASSY	30	303H602201	3H602201	SHAFT LEVER ADJUST	35
302KP46480	2KP46480	W RE RFID	32	303H602350	3H602350	LEFT STAY ASSY	35
302KP46490	2KP46490	W RE HIGH VOLTAGE PWB	30	303H602360	3H602360	CUSHION MAT A	34
302KP46500	2KP46500	W RE FIX NG UNIT 2	21	303H602370	3H602370	CUSHION MAT B	34
302KP46510	2KP46510	W RE ORIGINAL SIZE SENSOR	15	303H602380	3H602380	DUCT CIS	35
302KP46520	2KP46520	W RE CASSETTE PWB	30	303H602390	3H602390	GROUND PLATE MAT	34
302KP46530	2KP46530	W RE DUPLEX UNIT F	27	303H602400	3H602400	SPRING MAT HANGING	34
⊙ 302KP93010	2KP93010	PARTS FK-660(A)	21	303H602420	3H602420	RE NFORCEMENT LEFT STAY	35
⊙ 302KP93020	2KP93020	PARTS FK-660(E)	21	303H602430	3H602430	COVER GASKET	34
⊙ 302KP93030	2KP93030	PARTS LK-660	2	⊙ 303H602450	3H602450	VIBRATION INSULATOR,FAN	35
⊙ 302KP93050	2KP93050	PARTS OPERATION UNIT	33	303H602541	3H602541	RIGHT STAY	35
⊙ 302KP93060	2KP93060	PARTS CONTACT GLASS ASSY(C)	16	⊙ 303H603021	3H603021	HINGE R	35
⊙ 302KP93070	2KP93070	PARTS CONTACT GLASS ASSY(I)	16	⊙ 303H604062	3H604062	STOPPER EJECT	34
⊙ 302KP93080	2KP93080	PARTS CASSETTE FEED ASSY	10	⊙ 303H604090	3H604090	CLOTH CLEANING	34
⊙ 302KP93090	2KP93090	PARTS MOTER DECK FEED ASSY	7	303H605110	3H605110	LABEL MSP A	36
⊙ 302KP93100	2KP93100	PARTS UPPER LEFT DECK FEED ASSY	7	⊙ 303H605201	3H605201	LABEL SIZE DIRECTIONS	36
⊙ 302KP93110	2KP93110	PARTS UPPER RIGHT DECK FEED ASSY	7	⊙ 303H606061	3H606061	JOINT TABLE	36
⊙ 302KP93120	2KP93120	PARTS ISU ASSY	15	⊙ 303H606071	3H606071	LEVER L FT	39
⊙ 302KP93140	2KP93140	PARTS DV-660	18	⊙ 303H606101	3H606101	TABLE ORIGINAL	36
⊙ 302KP93150	2KP93150	PARTS TC BELT ASSY	12	303H606171	3H606171	LEVER SUPPORT	36
⊙ 302KP93160	2KP93160	PARTS CLEAN NG ASSY	19	303H606181	3H606181	COVER JOINT	36
⊙ 302KP94010	2KP94010	PARTS UPPER PULLEY FEED ASSY SP	7,10	⊙ 303H606190	3H606190	COVER ORIGINAL TABLE	36
⊙ 302KP94020	2KP94020	PARTS LOWER PULLEY FEED ASSY SP	7,10	303H607141	3H607141	SHAFT SEPARATION	39

• Parts with "⊙" indicate regular maintenance parts.

	Part.No.	Alterna ive.	Description	Fig.No.
	303H607161	3H607161	UPPER GUIDE PF	39
	303H607270	3H607270	WEIGHT LF PULLEY	39
⊙	303H607280	3H607280	PULLEY TENSION	39
	303H607290	3H607290	REINFORCEMENT LF	39
⊙	303H607300	3H607300	F LM SEPARATION	39
	303H608091	3H608091	HOLDER C PULLEY	34,37,38
	303H608102	3H608102	MOUNT C PULLEY	34,37,38
⊙	303H608270	3H608270	SHEET CONVEYING	37
⊙	303H608310	3H608310	SHEET REGIST LOOP	37
	303H610031	3H610031	FRAME DUPLEX	38
	303H610131	3H610131	FRONT MOUNT CIS	41
	303H610161	3H610161	GUIDE EJECT	39
	303H610191	3H610191	MOUNT D RACK	38
	303H610302	3H610302	COVER EJECT	39
⊙	303H610330	3H610330	STATIC EL MINATOR EJECT	39
⊙	303H610340	3H610340	FRONT SHEET DUPLEX	38
⊙	303H610350	3H610350	REAR SHEET DUPLEX	38
	303H610360	3H610360	REINFORCEMENT DUPLEX	38
	303H610370	3H610370	GROUND PLATE CIS ROLLER	38
⊙	303H610380	3H610380	LOWER SHEET DUPLEX	38
⊙	303H622181	3H622181	GEAR L FT 55	39
	303H622261	3H622261	GEAR DUPLEX UNIT	38
⊙	303H622331	3H622331	GEAR 20/65 DLE	40
⊙	303H622350	3H622350	PULLEY E ROLLER ASSY	39
⊙	303H622360	3H622360	PULLEY TENSION	37
	303H627042	3H627042	JUNCTION WIRING,ORG. SET	41
	303H627201	3H627201	W RE,CIS DATA	41
⊙	303JR01012	3JR01012	SCANNER NIC ASSY	43
	303JT26010	3JT26010	MOUNT CONTROLLER PCB	43
⊙	303JT34010	3JT34010	LABEL OPT1	43
⊙	303JT34020	3JT34020	LABEL HDD	43
⊙	303JT39020	3JT39020	COVER CF	43
⊙	303JT47010	3JT47010	CONTROLLER ASSY	43
	303JX07080	3JX07080	PULLEY REGISTRATION	34
	303JX07340	3JX07340	PULLEY REG B	34
	303JY28390	3JY28390	COVER W RE EJECT	9
⊙	303KZ06270	3KZ06270	PULLEY FEED LCF	7,10
	303KZ06280	3KZ06280	LOWER PULLEY FEED LCF	7,10
	303LL07130	3LL07130	SHAFT REGISTRATION PULLEY	34
	303LL34050	3LL34050	LABEL CAUTION	34
	303LL34190	3LL34190	LABEL FACE UP 7NATIONS	42
	303LL44050	3LL44050	SENSOR ORIGINAL 4P	36
⊙	303M101020	3M101020	PWB DIMM ASSY WITH SOFTWARE	43
	303MW02010	3MW02010	MOUNT FAN DP	35
⊙	303MW04010	3MW04010	FRONT COVER	34
⊙	303MW04020	3MW04020	REAR COVER	34
⊙	303MW04030	3MW04030	TRAY EJECT	34
⊙	303MW04040	3MW04040	COVER CONVEYING	34
⊙	303MW04050	3MW04050	LEFT COVER	34
⊙	303MW04060	3MW04060	LID REAR COVER	34

	Part.No.	Alternative.	Description	Fig.No.
	303MW04070	3MW04070	ADJUST PLATE HINGE	35
⊙	303MW04080	3MW04080	HANDLE DP	34
⊙	303MW04100	3MW04100	LEVER ADJUSTMENT	39
	303MW04110	3MW04110	HANDLE C COVER	34
	303MW04120	3MW04120	MOUNT LED	41
	303MW04130	3MW04130	TAPE COVER LED A	34
	303MW04140	3MW04140	TAPE COVER LED B	34
⊙	303MW04150	3MW04150	COVER LED	34
⊙	303MW06010	3MW06010	TABLE L FT	36
	303MW06020	3MW06020	COVER CURSOR	36
⊙	303MW06030	3MW06030	FRONT CURSOR	36
⊙	303MW06040	3MW06040	REAR CURSOR	36
	303MW06050	3MW06050	RACK TABLE	36
⊙	303MW06060	3MW06060	RACK L FT LEFT	36
⊙	303MW06070	3MW06070	RACK L FT RIGHT	36
	303MW06080	3MW06080	MNT LIFT SW	41
	303MW06090	3MW06090	STOPPER LIFT LEVER	39
	303MW07010	3MW07010	GUIDE LIFT	39
⊙	303MW07020	3MW07020	COVER PF	39
	303MW07030	3MW07030	HOLDER LF	39
	303MW07040	3MW07040	HOLDER PF	39
	303MW07050	3MW07050	GUIDE SEPARATION	39
	303MW24010	3MW24010	GUIDE REGISTRATION	37
	303MW24020	3MW24020	GUIDE C COVER	34
⊙	303MW24030	3MW24030	LEFT GU DE CONVEYING	37
⊙	303MW24040	3MW24040	ROLLER REGISTRATION	37
	303MW24050	3MW24050	STAY C COVER	34
	303MW24070	3MW24070	SPRING REGISTRATION	34
	303MW24080	3MW24080	SHEET TORQUE SPRING	34
	303MW29010	3MW29010	GUIDE DUPLEX	38
	303MW29020	3MW29020	LEFT GUIDE CIS	37
	303MW29030	3MW29030	COVER D UNIT	38
⊙	303MW31010	3MW31010	PULLEY C ROLLER 113	37
	303MW31020	3MW31020	TIMING BELT C MOTOR 262	37
⊙	303MW34010	3MW34010	LABEL OPENING ANGLE	34
⊙	303MW34020	3MW34020	LABEL JAM REMOVENT B	34
⊙	303MW34030	3MW34030	LABEL CIS CLEANING	34
	303MW34070	3MW34070	LABEL CAUTION 9NATIONS	42
⊙	303MW34080	3MW34080	LABEL CAUTION A	34
	303MW34100	3MW34100	LABEL ORIGINAL ORIENTATION I	34
	303MW34110	3MW34110	LABEL ORIGINAL ORIENTATION M	34
	303MW46020	3MW46020	JUNCTION WIR NG MOT B	37
	303MW46030	3MW46030	WIRE CIS LAMP REMORT	41
	303MW46040	3MW46040	WIRE TMG B	37
	303MW46060	3MW46060	JUNCTION WIR NG CONVEYING	41
	303MW46070	3MW46070	WIRE TABLE	36
	303MW46080	3MW46080	WIRE SCANNER F	41
	303MW46090	3MW46090	JUNCTION WIR NG MOT A	40
	303MW46100	3MW46100	WIRE INTERLOCK	41
⊙	303MW94020	3MW94020	PARTS PWB MA N ASSY SP	41

• Parts with "⊙" indicate regular maintenance parts.

	Part.No.	Alternative.	Description	Fig.No.		Part.No.	Alternative.	Description	Fig.No.
⊙	303MW94030	3MW94030	PARTS PWB SHD ASSY SP	41		3H602260	3H602260	SHAFT ADJUST PLATE B	35
	3066060011	66060011	COVER,KEY COUNTER	43		3H602270	3H602270	MOUNT CIS INV PCB	41
	3066060041	66060041	MOUNT,KEY COUNTER	43		3H602280	3H602280	PIN H NGBASE	35
	3068720121	68720121	LEVER B,FEED SHIFT SOLENO D	14	⊙	3H602290	3H602290	GROUND PLATE READING	37
⊙	33405050	33405050	LABEL,HIGH VOLTAGE CAUTION(JPN)	35		3H602310	3H602310	SPRING PUSH SW	35
⊙	33906220	33906220	PAD,BYPASS CURSOR	11		3H602320	3H602320	SPACER SHAFT	35
⊙	33906400	33906400	FRICITION PLATE,BYPASS	9,36		3H602330	3H602330	STOPPER ORIG NAL SW	35
	33906900	33906900	COVER,CURSOR	11		3H602590	3H602590	LEFT STAY FRAME	35
	33907080	33907080	LEVER,CASSETTE CURSOR	4	⊙	3H603010	3H603010	HINGE L	35
	33907210	33907210	CUSHION,CASSETTE WORK PLATE	4		3H603030	3H603030	STOPPER HINGE	35
⊙	33920310	33920310	DIAL, FIXING DRIVE	14		3H606040	3H606040	SHAFT TABLE	36
⊙	33920320	33920320	JO NT, FIX NG DRIVE	14		3H606080	3H606080	SHAFT LIFT	39
	33922400	33922400	JOINT,DEVELOP NG DRIVE	24		3H606120	3H606120	PLATE SIZE SW	36
	33973300	33973300	STOPPER 7,CARTRIDGE	14		3H606130	3H606130	PLATE ORIGINAL SW	36
⊙	35911520	35911520	PULLEY 16,ADF	14	⊙	3H607010	3H607010	BELT PF	39
⊙	35911790	35911790	GEAR 20,PAPER FEED PULLEY	40	⊙	3H607020	3H607020	PULLEY LF	39
	35912010	35912010	CONTACT GLASS	16	⊙	3H607030	3H607030	COLLAR PF A	39
⊙	35914820	35914820	BEARING,DEVELOP NG	18	⊙	3H607040	3H607040	COLLAR PF B	39
⊙	35927420	35927420	SWITCH,SIZE	30		3H607070	3H607070	LEVER PRESS	39
	35968110	35968110	STOPPER WIRE ASS'Y SP	42		3H607080	3H607080	COVER SEPARATION	39
⊙	36710111	36710111	SLIDER,MC CLEAN NG PAD	17		3H607090	3H607090	SHAFT BELT	39
⊙	36716240	36716240	BUSHING,IDLE ROLLER	12		3H607100	3H607100	SHAFT LF	39
	36716290	36716290	ELECTRODE,TRANSFER	12		3H607110	3H607110	SHAFT PF	39
	36720493	36720493	CLAW,PRESS ROLLER	21	⊙	3H607120	3H607120	PULLEY SEPARATION	39
⊙	3A707290	3A707290	PAD,LIFT	36	⊙	3H607130	3H607130	BUSHING PF HOLDER	39
⊙	3A722090	3A722090	PULLEY,DRIVE	14		3H607150	3H607150	SPRING PF	39
⊙	3BC07320	3BC07320	PAD,LIFT	5,6,11		3H607170	3H607170	LOWER GUIDE PF	39
⊙	3CF04060	3CF04060	PLATE NUMBER4	4	⊙	3H607190	3H607190	BELT 170 LF	39
	3CG22020	3CG22020	BUSHING 6	28		3H607220	3H607220	ROLLER TENSION	39
	3CY06030	3CY06030	RETAINER M4	1,4,17		3H607240	3H607240	GUIDE PF SPRING	39
	3CY06090	3CY06090	RACK CURSOR	4	⊙	3H607260	3H607260	BELT 138 FEED	40
⊙	3CY06100	3CY06100	GEAR 20,CURSOR	4		3H608130	3H608130	MOUNT LEFT PULLEY	37
⊙	3CY07080	3CY07080	BUSHING 6	7,20,24,39		3H608140	3H608140	MOUNT T M NG SWITCH	37
	3CZ02240	3CZ02240	PIN,DRAWER S DE CONVEYING	30	⊙	3H608150	3H608150	SHAFT C PULLEY	27,34,37,38
⊙	3H327410	3H327410	SENSOR,CONVEYING	7,10,13,36		3H608160	3H608160	FULCRUM C COVER	34
⊙	3H600010	3H600010	ROLLER CONVEYING ASS'Y	37		3H608170	3H608170	SHAFT HANDLE	34
⊙	3H601030	3H601030	LED PCB ASS'Y	41		3H608190	3H608190	HOOK HANDLE	34
	3H602030	3H602030	LOWER STAY	35	⊙	3H608200	3H608200	PULLEY CONVEYING	27,34,37,38
	3H602060	3H602060	REINFORCEMENT PLATE MAT	34		3H608230	3H608230	SPRING C PULLEY	9,34,37,38
	3H602080	3H602080	LOWER FRONT LEVER	38		3H608240	3H608240	SPRING COVER TORQUE	34
	3H602090	3H602090	HOLDER SPR NG	35		3H608250	3H608250	PLATA TORQUE SPRING	34
	3H602100	3H602100	PLATE PUSH SW	35		3H608260	3H608260	SPRING PLATE REG SW	34
	3H602130	3H602130	SHAFT EJECT PULLEY	34	⊙	3H610010	3H610010	ROLLER EJECT	39
	3H602140	3H602140	MOUNT MAIN PCB	35	⊙	3H610020	3H610020	ROLLER CIS	38
	3H602180	3H602180	MOUNT LEVER ADJUST	39		3H610050	3H610050	MOUNT DUPLEX PULLEY	38
	3H602190	3H602190	HOOK LEVER ADJUST	39		3H610060	3H610060	MOUNT DUPLEX UNIT	38
⊙	3H602210	3H602210	MAT ORIGINAL	34		3H610070	3H610070	FULCRUM SHAFT D UNIT	38
	3H602230	3H602230	SPR NG READING	37		3H610080	3H610080	FRONT HOOK CIS ROLLER	38
	3H602240	3H602240	PLATE SPRING LEVER	39		3H610090	3H610090	REAR HOOK CIS ROLLER	38
⊙	3H602250	3H602250	CUSHION RUBBER	34		3H610110	3H610110	LEFT STAY CIS	37

• Parts with "⊙" indicate regular maintenance parts.

	Part.No.	Alternative.	Description	Fig.No.
⊙	3H610140	3H610140	REAR MOUNT CIS	41
	3H610150	3H610150	BUSH CIS ROLLER	38
	3H610170	3H610170	GUIDE CIS ROLLER	41
	3H610180	3H610180	STOPPER D UNIT	38
	3H610210	3H610210	RACK DUPLEX UNIT	38
	3H610220	3H610220	FULCRUM PLATE D RACK	35
	3H610230	3H610230	REINFORCEMENT D RACK	38
⊙	3H610240	3H610240	FELT DUPLEX	38,39
	3H610250	3H610250	FRONT GU DE D FRAME	35
⊙	3H610280	3H610280	TORQUE L MITER DUPLEX	38
	3H610290	3H610290	MOUNT D SWITCH	37
⊙	3H622010	3H622010	GEAR CIS IDLE 21	38
⊙	3H622020	3H622020	GEAR CIS ROLLER 20	38,39
	3H622030	3H622030	MOUNT C MOTOR	37
	3H622040	3H622040	ADJUST PLATE C MOTOR	37
	3H622050	3H622050	MOUNT C DLE	37
⊙	3H622060	3H622060	PULLEY R ROLLER 32	37
⊙	3H622080	3H622080	PULLEY C IDLE 16/24	37
⊙	3H622100	3H622100	T MING BELT R MOTOR 102	37
⊙	3H622120	3H622120	T MING BELT C DLE 376	37
⊙	3H622130	3H622130	T MING BELT E ROLLOR 174	37
	3H622140	3H622140	MNT L FT DRIVE	40
	3H622150	3H622150	MNT PF DRIVE	40
⊙	3H622160	3H622160	GEAR 20 JOINT	40
⊙	3H622170	3H622170	GEAR 69 JOINT	40
⊙	3H622190	3H622190	GEAR Z22 P35	40
	3H622200	3H622200	SHAFT PF DRIVE	40
	3H622210	3H622210	MOUNT JAM DIAL	37
⊙	3H622220	3H622220	DIAL JAM REMOVENT	37
⊙	3H622230	3H622230	PULLEY C ROLLER 48	37
	3H622240	3H622240	TENSION PLATE E IDLE	37
	3H622250	3H622250	TENSION PLATE C IDLE	37
	3H622270	3H622270	SPR NG C MOTOR	37
⊙	3H622290	3H622290	TORQUE L MITER 300	40
	3H622300	3H622300	JOINT PF DRIVE	40
	3H622310	3H622310	COLLAR PF DRIVE	40
⊙	3H622320	3H622320	GEAR 20 LIFT	36
⊙	3H622340	3H622340	GEAR 28	40
	3H627090	3H627090	W RE,REGIST	34
	3H627100	3H627100	W RE,TMG A	37
	3H627140	3H627140	W RE,ORG W SIZE	36
	3H627180	3H627180	W RE,CIS JUNCTION PCB IF	41
⊙	3H627190	3H627190	FFC CIS	41
⊙	3H627210	3H627210	SENSOR A3 CIS	41
⊙	3H627220	3H627220	MOTOR DP	37,40
⊙	3H627230	3H627230	MOTOR LIFT	40
	3H627260	3H627260	W RE,INVERTER	41
⊙	3H627280	3H627280	FAN DP	15,17,35
⊙	3H628040	3H628040	NVERTER PCB	41
	3H827010	3H827010	SHEET RADIATOR	43

	Part.No.	Alternative.	Description	Fig.No.
⊙	3HK08070	3HK08070	SPRING CONV	34
⊙	3HK10030	3HK10030	PULLEY EJECT	34
⊙	3HK10060	3HK10060	SPONGE EJECT	34
⊙	3HK22040	3HK22040	GR 33 CONV	40
⊙	3HL06110	3HL06110	TERMINAL PAPER SIZE	36
	3HL07240	3HL07240	SPRING HOOK	34,37,38
	5MMS111SL002	2BY20050	NUT FUSER A /FS-1800/3800 A4	21
	5MMT263SN012++R	2D903100	SCREW OP / M3 X 8 CRFREE A4	43
⊙	5MVG148DN077	2BM22610	GEAR Z36	5,6
	5MVL177DN001	2FB06810	RING STOPPER 4	7,9,10,39
	5MVL177DN002	2FB06820	RING STOPPER 6	9,12,39
⊙	5MVT263NN001	33910230	PIN CHARGER /A-49 CHARGER A4	17
	5MVX111DN003	2A806250	RING STOPPER /A-49 FEED A4	5,6,7,9,13,14,15,19,20,23,24,26,27,28,34,36,37,38,39,40
	5MVX111DN007	2BT11070	STOPPER 3 /2BT1107 A4	7,10,14,29
⊙	5MVX321CE001	3CF04050	PLATE NUMBER 3 /3CF0405 A4	4
	60907170	60907170	CUSHION,CASSETTE R	4
⊙	60912270	60912270	BEARING,688ZZ	12,37
	61710330	61710330	WIRE,GR D(SUS)	17
	61716260	61716260	TERMINAL A,TC CATCHER	12
	61720460	61720460	BUSH,FIXING CLEANING	21
	61727600	61727600	CORE,13-30X34	30
	63213360	63213360	SPRING,PAPER EJECT HOLDER	27
⊙	63520170	63520170	BUSHING,PRESSING ROLLER	12
	63722190	63722190	SPRING,SWITCHING LEVER	35
	65027470	65027470	CORE,7-15X18	33
	65027480	65027480	CORE,9-20X32	15,41
⊙	65722250	65722250	PULLEY 20,EJECT	14
	66007310	66007310	PIN,CASSETTE WORK PLATE	4,13
⊙	66015270	66015270	PULLEY 10,TONER RECYCLE	37
⊙	66018160	66018160	GEAR 19,SP RAL ROLLER	23
	66106080	66106080	SPRING,PAD	4
	66107100	66107100	PAD,CASSETTE	4
⊙	66127010	66127010	SWITCH,COVER OPEN	30
⊙	66222140	66222140	BUSHING,BYPASS CAM	23
⊙	66321430	66321430	FEEDBACK PULLEY	29
	68320310	68320310	SPRING,SEPARATION CLAW	21
⊙	68721640	68721640	PULLEY 20,DUPLEX CONVEYING	23,39
⊙	68822330	68822330	BEARING,DRIVE	7,14
	72107160	72107160	BUSHING 6,LOWER REGISTRATION ROLLER	14
	72112520	72112520	TENSION SPRING,SCANNER WIRE	15
	72418140	72418140	SPRING, BLADE	14,23,24
	73226040	73226040	SPRING,REVERSE SOLENOID	14
⊙	74669000	74669000	TUNGSTEN WIRE(OX) SP (50M)	17
⊙	74808080	74808080	BEARING,686ZZNR	7,14
	75712080	75712080	MIRROR HOLDER	15
	75714210	75714210	COLLAR DEVELOPING UNIT	36,40

• Parts with "⊙" indicate regular maintenance parts.

	Part.No.	Alternative.	Description	Fig.No.
⊙	76727010	76727010	ORIGINAL SIZE SWITCH	11
	7AAACCAS+10H001	AA063380	AC CORD ASSY AS	30
	7AAACCU+20H001	AA112020	POWER CORD(120)	30
	7NH3M160G002H01	NH111920	STORAGE DEVICE	31
	7YCC02B1001+H01	YC014610	CONNECTOR	2,17,25
	7YCC03B1002+H01	YC014620	CONNECTOR	20
	7YCC08B1003+H01	YC013920	CONNECTOR 292254-8	10
	7YCC08B2046+H01	YC026110	CONNECTOR	4
⊙	7YCC08B2046+H02	YC026130	CONNECTOR	30
	7YCC22K2001+H01	YC014640	CONNECTOR	7
	7YZM110001++H01	YZ009420	ACCESS.BUSH NG	35,37,41
	7YZM110002++H01	YZ010100	ACCESS.BUSH NG	41
	7YZM120001++H01	YZ004390	ACCESS.BUSH NG	30
	7YZM210001++H01	YZ004370	ACCESS.EDGING	13,31,41
	7YZM210002++H01	YZ004730	ACCESS.EDGING	41
	7YZM210003++H01	YZ037970	ACCESS.EDGING	2,26,27,28
	7YZM210006++H01	YZ038000	ACCESS.EDGING	24,43
	7YZM310001++H01	YZ012680	ACCESS.CLAMP	16
	7YZM320001++H01	YZ021440	ACCESS.CLAMP	43
	7YZM320002++H01	YZ106280	ACCESS.CLAMP	15,31
	7YZM390002++H01	YZ012140	ACCESS.CLAMP	15
	7YZM420003++H01	YZ052580	ACCESS.BAND	7,9,10,11,12 ,13,14,27,30 ,32,33,41
	7YZM510001++H01	YZ004380	ACCESS.SPACER	30
	7YZM510003++H01	YZ020600	ACCESS.SPACER	30
	7YZM610001++H01	YZ010230	ACCESS SADDLE	13,15,16,30,40
	7YZM610002++H01	YZ010240	ACCESS SADDLE	41
	7YZM610003++H01	YZ010250	ACCESS SADDLE	16,23,29,30,31
	7YZM610004++H01	YZ012210	ACCESS SADDLE	29,30,31
	7YZM610005++H01	YZ012220	ACCESS SADDLE	16,31
	7ZGSSTG42160H01	ZG021630	SHIELD GASKET	16
	7ZGSSTG51140H01	ZG022880	SHIELD GASKET	1
	7ZGSSTG55020H01	ZG020460	SHIELD GASKET	15
	7ZGSSTG55050H01	ZG020570	SHIELD GASKET	1,31
	7ZGSSTG55263H01	ZG020440	SHIELD GASKET	15
	7ZGSSTG55330H01	ZG022870	SHIELD GASKET	1
	7ZGSSTG77015H01	ZG020580	SHIELD GASKET	7
	7ZGSSTG77300H01	ZG020590	SHIELD GASKET	2
	7ZGSTG101015H01	ZG011800	SHIELD GASKET	34
	7ZGSTG101100H01	ZG022070	SHIELD GASKET	31
	7ZGSTG131015H01	ZG019080	SHIELD GASKET	34
	7ZGSTG810150H01	ZG021640	SHIELD GASKET	31
⊙	82142540	82142540	KEY COUNTER	43
	C2806120	C2806120	POLYESTER SLIDER WASHER 6 2X12X0.5T	14
	E9000080	E9000080	PIN SNAP P8	29
⊙	G3001360	G3001360	BEARING 686ZZ	12,22
	M1203200	49481317	OPEN BUSH NG,OCB-375	37
	M2104240	M2104240	EDGING,EDS-1208U	23
	M2104260	M2104260	EDGING,EDS-0607U(KITAGAWA)	23,37

	Part.No.	Alternative.	Description	Fig.No.
	M2104390	M2104390	EDG NG,EDS-0607L(KITAGAWA)	7,14,26,28
	M2105010	M2105010	NYLON CLAMP 3N,NK-3N	27
	M2107250	M2107250	BAND,RSG-100(KITAGAWA)	2,9,12,13,14 ,15,16,23,25 ,26,27,28,29 ,30,31,32,33 ,36,41
	M2108000	49628603	SPACER,KGLS-3S	17,20,29,30,31 ,41
	M2108080	49628604	SPACER,KGPS-3S	30,31,41
	M2108150	M2108150	SPACER,KGPS-6S	41
	M2108610	M2108610	SPACER,KGLS-6RT	20
	M2108670	M2108670	SPACER,KGPS-6RF(KITAGAWA)	20
	M2108870	M2108870	SPACER,KGPS-10RF(KITAGAWA)	31,33
	M2108930	M2108930	SPACER,KGLS-8RT(KITAGAWA)	12
	M21AH010	M21AH010	BAND,RSG-130-V0(KITAGAWA)	2,7,15,33,43
	M21AK010	M21AK010	WIRE SADDLE,RLWS-1T V0(KITAGAWA)	12,41
	M21AK030	M21AK030	WIRE SADDLE,RLWS-3T V0(KITAGAWA)	32
	M21AK050	M21AK050	WIRE SADDLE,RLWS-1515T V0(KITAGAWA)	12,31
	M7005020	M7005020	CLAMP,EMT-6N(TAKEUCHI)	31
	M7005030	M7005030	CLAMP,EMT-5N(TAKEUCHI)	15,16
	M70AK010	M70AK010	WIRE SADDLE,RMS-1V0(TAKEUCHI)	36,37,41

• Parts with "⊙" indicate regular maintenance parts.