

PARTS LIST

TASKalfa 4054ci

TASKalfa 5054ci

TASKalfa 6054ci

TASKalfa 7054ci

AK-7110 / AK-7120 / BF-730 / BF-9100

DF-7100 / DF-7120 / DF-7140 / DF-7150

DP-7150 / DP-7160 / DP-7170 / FAX System 12

IS-7100 / JS-7100 / JS-7110 / MT-730(B)

PF-7120 / PF-7140 / PF-7150

PH-7100 / PH-7120 / PH-7130

PH-7A / PH-7C / PH-7D

ZF-7100

パーツリスト

TASKalfa 4054ci

TASKalfa 5054ci

TASKalfa 6054ci

TASKalfa 7054ci

AK-7110 / AK-7120 / BF-730 / BF-9100

DF-7100 / DF-7120 / DF-7140 / DF-7150

DP-7150 / DP-7160 / DP-7170 / FAX System 12

IS-7100 / JS-7100 / JS-7110 / MT-730(B)

PF-7120 / PF-7140 / PF-7150

PH-7110

PH-7B

ZF-7100



[CONFIDENTIAL]

FOR AUTHORIZED KYOCERA ENGINEERS ONLY. DO NOT DISTRIBUTE TO NON-AUTHORIZED PARTIES.

Cover page revision history

Version	Date	Remarks
Draft	May 2021	Draft
2.0	July 2021	Ordinary revision
3.0	July 2021	Extraordinary revision (Correction for Color 70ppm)

Individual parts list Version

	Version	Remarks
Main Body(Color 40ppm,50ppm,60ppm)	2.0	
Main Body(Color 70ppm)	3.0	Revised from 2.0 to 3.0
AK-7110	1	
AK-7120	2.0	
BF-730	E	
BF-9100	5	
DF-7100	7	
DF-7120	A	
DF-7140	2.0	
DF-7150	2.0	
DP-7150	2.0	
DP-7160	3.0	
DP-7170	3.0	
FAX System 12	3	
IS-7100	2.0	
JS-7100	2	
JS-7110	2.0	
MT-730(B)	8	
PF-7120	B	
PF-7140	3.0	
PF-7150	2.0	
PH-7100 / PH-71200 / PH-7130	2	
PH-7A / PH-7C / PH-7D	6	
ZF-7100	2.0	

Precautions when replacing parts

When replacing the parts, please use the parts that Kyocera Document Solutions Inc. is specified. Please do not use the unspecified parts since there might be the possibility to occur the incident such as the malfunction of the product, the fire, etc.

[CONFIDENTIAL]

京セラドキュメントソリューションズ株式会社の許可なく、本資料を配布することを禁じます。

表紙改訂履歴

Version	改版日	備考
Draft	2021年5月	ドラフト版
2.0	2021年7月	通常改訂
3.0	2021年7月	特別改訂 (Color 70ppm 誤記訂正)

各パーツリストの Version

	Version	備考
本体(Color 40ppm,50ppm,60ppm)	2.0	
本体(Color 70ppm)	3.0	改訂(2.0→3.0)
AK-7110	1	
AK-7120	2.0	
BF-730	E	
BF-9100	5	
DF-7100	7	
DF-7120	A	
DF-7140	2.0	
DF-7150	2.0	
DP-7150	2.0	
DP-7160	3.0	
DP-7170	3.0	
FAX System 12	3	
IS-7100	2.0	
JS-7100	2	
JS-7110	2.0	
MT-730(B)	8	
PF-7120	B	
PF-7140	3.0	
PF-7150	2.0	
PH-7110	2	
PH-7B	6	
ZF-7100	2.0	

部品交換時における注意

部品交換時は、必ず京セラドキュメントソリューションズ株式会社指定の部品を使用してください。指定外の部品を使用すると、故障や火災などの事故が発生する可能性がありますので、絶対に行わないでください。

TASKalfa 4054ci

TASKalfa 5054ci

TASKalfa 6054ci

[CONFIDENTIAL]

FOR AUTHORIZED KYOCERA ENGINEERS ONLY. DO NOT DISTRIBUTE TO NON-AUTHORIZED PARTIES.

Symbols in the parts list

- Parts without a Ref.No. in the illustration indicate they are not supplied.
- Parts with "*" are component parts or sub-assemblies of the assembly appearing immediately above them.
- Parts with "**" are component parts or sub-assembly with "*" appearing immediately above them.

Classification of the screws

- See the last page of this parts list for the classification of the screws in the illustrations.

<Notation of products>

For the purpose of this parts list, products are identified as following.

TASKalfa 4054ci : 40ppm

TASKalfa 5054ci : 50ppm

TASKalfa 6054ci : 60ppm

[CONFIDENTIAL]

京セラドキュメントソリューションズ株式会社の許可なく、本資料を配布することを禁じます。

記号の見方

イラスト中で Ref 番号がない部品は供給できません。

部品番号欄の・印は、組立部品の単品部品及び準組立部品を表わします。

部品番号欄の**印は、準組立部品の単品部品を表わします。

ビスの種別

イラスト中のビスの種別は最終ページに記載しています。

< 本体機種区別表記 >

パーツリスト中の本体機種区別は、以下の様に記載します。

TASKalfa 4054ci : 40ppm

TASKalfa 5054ci : 50ppm

TASKalfa 6054ci : 60ppm

CONTENTS

FIG. 1	Covers (Outer).....	2
FIG. 2	Covers (Top&Inner).....	4
FIG. 3	Covers (Labels).....	6
FIG. 4	Frame Front.....	8
FIG. 5	Frame Base.....	10
FIG. 6	Frame Top.....	12
FIG. 7	Frame Right.....	14
FIG. 8	Paper Cassette 1.....	16
FIG. 9	Paper Cassette 2.....	18
FIG. 10	Paper Feed Section (Regist).....	20
FIG. 11	Paper Feed Section (Pick Up).....	22
FIG. 12	Paper Feed Section (Primary).....	24
FIG. 13	Paper Conveying Section (Right Cover).....	26
FIG. 14	Paper Conveying Section (Duplex).....	28
FIG. 15	Paper Conveying Section (MP Pick Up).....	30
FIG. 16	Paper Conveying Section (MP Feed).....	32
FIG. 17	Paper Conveying Section (2nd Transfer Housing).....	34
FIG. 18	Paper Conveying Section (Roller Regist R).....	36
FIG. 19	Paper Conveying Section (MP tray).....	38
FIG. 20	Paper Conveying Section (2nd Transfer Roller).....	40
FIG. 21	Scanner Section (Optical).....	42
FIG. 22	Scanner Section (Drive & PWB).....	44
FIG. 23	Laser Scanner Section.....	46
FIG. 24	Developer Section.....	48
FIG. 25	Image Formation Section.....	50
FIG. 26	Transfer Belt Section.....	52
FIG. 27	Fuser Section.....	54
FIG. 28	Exit Section (Guide & Pully).....	56
FIG. 29	Exit Section (Elect. Parts).....	58
FIG. 30	Drive Section (DK & DV).....	60
FIG. 31	Drive Section (Toner).....	62
FIG. 32	Drive Section (Fuser).....	64
FIG. 33	Drive Section (Paper Conveyng).....	66
FIG. 34	Operation Section.....	68
FIG. 35	Electrical Components (Cont. Box).....	70
FIG. 36	Electrical Components (Low & High Voltage).....	72
FIG. 37	Electrical Components (HV Transfer).....	74
FIG. 38	Accessories.....	76
FIG. 39	Options (Platen Cover).....	78
FIG. 40	Options (Other Accesory).....	80
FIG. 41	Options (DT-730(B)).....	82
FIG. 42	Options (Waste Toner Bottle).....	84
FIG. 43	Options (Cassette Heater).....	86
FIG. 44	Maintenance Kits.....	88

Wire

Wire Section (EN).....	90
Wire. 1 Wire Section 1 (HVU) (EN).....	90
Wire. 2 Wire Section 2 (LSU) (EN).....	92
Wire. 3 Wire Section 3 (IMAGE) (EN).....	94
Wire. 4 Wire Section 4 (IMAGE_FRONT) (EN).....	96
Wire. 5 Wire Section 5 (FEED1) (EN).....	98
Wire. 6 Wire Section 6 (FEED2) (EN).....	100
Wire. 7 Wire Section 7 (Drum_Developer) (EN).....	102
Wire. 8 Wire Section 8 (FUSER) (EN).....	104
Wire. 9 Wire Section 9 (LVU 100V 40,50,60ppm) (EN).....	106
Wire. 10 Wire Section 10 (LVU 120,230,240V 40,50,60ppm) (EN).....	108
Wire. 11 Wire Section 11 (PANEL) (EN).....	110
Wire. 12 Wire Section 12 (ISU) (EN).....	112
Wire. 13 Wire Section 13 (AK_DF) (EN).....	114
Wire. 14 Wire Section 14 (OPTION) (EN).....	116
Wire Section (JA).....	118
Wire. 1 Wire Section 1 (HVU) (JA).....	118
Wire. 2 Wire Section 2 (LSU) (JA).....	120
Wire. 3 Wire Section 3 (IMAGE)(JA).....	122
Wire. 4 Wire Section 4 (IMAGE_FRONT) (JA).....	124
Wire. 5 Wire Section 5 (FEED1) (JA).....	126
Wire. 6 Wire Section 6 (FEED2) (JA).....	128
Wire. 7 Wire Section 7 (Drum_Developer) (JA).....	130
Wire. 8 Wire Section 8 (FUSER) (JA).....	132
Wire. 9 Wire Section 9 (LVU 100V 40,50,60ppm) (JA).....	134
Wire. 10 Wire Section 10 (LVU 120,230,240V 40,50,60ppm) (JA).....	136
Wire. 11 Wire Section 11 (PANEL) (JA).....	138
Wire. 12 Wire Section 12 (ISU) (JA).....	140
Wire. 13 Wire Section 13 (AK_DF) (JA).....	142
Wire. 14 Wire Section 14 (OPTION) (JA).....	144

FIG. 1 Covers (Outer)

2YN/2YM/2YL-2.0

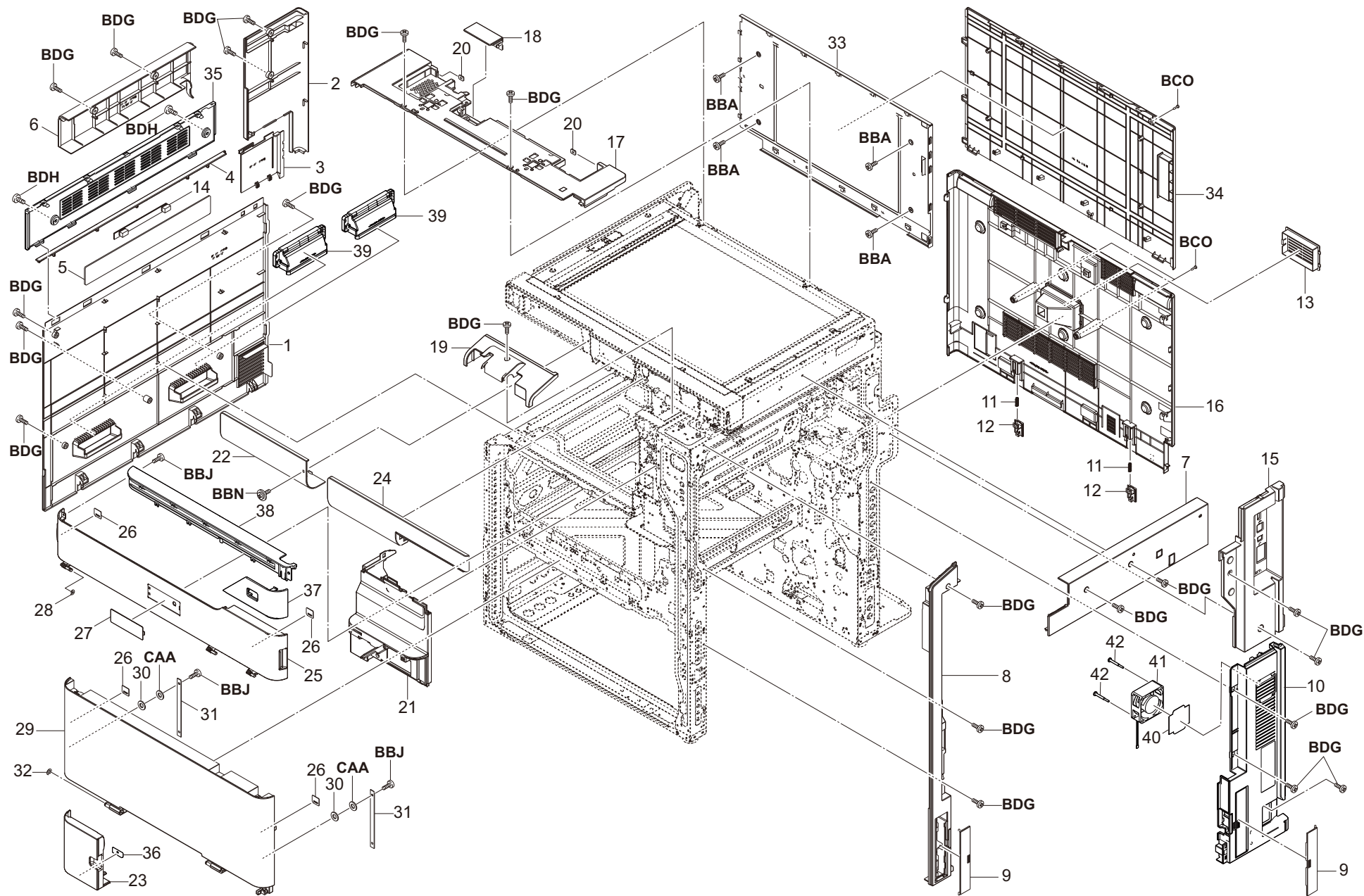


FIG. 1 Covers (Outer)

Ref No.	Part.No.	Description	Notes	Revision	Quantity			
					100	120	230	240
1	302ND04060	COVER LEFT			1	1	1	1
2	302ND04180	COVER LEFT REAR			1	1	1	1
3	302ND04310	COVER LEFT B			1	1	1	1
4	302XC04220	LID TRAY LEFT			1	1	1	1
5	302ND33240	FILTER TRANSFER			1	1	1	1
6	302ND04070	COVER LEFT UP			1	1	1	1
7	302ND04130	COVER ISU RIGHT			1	1	1	1
8	302XC04230	COVER RIGHT FRONT			1	1	1	1
9	302ND04691	COVER HANDLE			2	2	2	2
10	302XC04200	COVER RIGHT REAR			1	1	1	1
11	302ND04380	SPRING SLIDER			2	2	2	2
12	302ND04300	SLIDER COVER			2	2	2	2
13	302ND04980	COVER FILTER EXIT			1	1	1	1
14	302ND04A40	CUSHION COVER LEFT			1	1	1	1
15	302XC04180	COVER RIGHT REAR UPPER			1	1	1	1
16	302XC04240	COVER REAR LOWER			1	1	1	1
17	302V804050	COVER ISU REAR			1	1	1	1
18	302RH04330	LID DP			1	1	1	1
19	302XC04251	COVER OPERATION REAR			1	1	1	1
20	302K926050	NUT FUSER			2	2	2	2
21	302XC04041	COVER FRONT RIGHT			1	1	1	1
22	302ND04700	COVER KEYBOARD			1	1	1	1
23	302XC04030	COVER WASTE			1	1	1	1
24	302ND04710	LID CARD-READER RIGHT			1	1	1	1
25	302XC04020	COVER FRONT UPPER			1	1	1	1
26	302NL04270	PLATE MAGNET			4	4	4	4
27	302DY04220	EMBLEM KC 1SG 85 B			1	1	1	1
28	302FB09830	CUT WASHER 4			1	1	1	1
29	302XC04010	COVER FRONT			1	1	1	1
30	302LW04260	SPACER USB			2	2	2	2
31	302ND04570	STRAP FRONT COVER			2	2	2	2
32	302K921420	CUT-WASHER 6			1	1	1	1
33	302ND04340	PLATE SHIELD			1	1	1	1
34	302ND04080	COVER REAR UPPER			1	1	1	1
35	302XC04140	COVER LEFT LID			1	1	1	1
36	302XC04110	PLATE MAGNET			1	1	1	1
37	302XC04050	COVER FRONT RIGHT UPPER			1	1	1	1
38	302XC04190	COVER FRONT LID			1	1	1	1
39	302XC02070	CASE HANDLE			2	2	2	2
40	302V833010	FILTER COVER RIGHT			1	1	1	1
41	302ND94590	PARTS FAN CENTER 60 25 SP			1	1	1	1
42	302H733430	SCREW FAN			2	2	2	2

FIG. 2 Covers (Top&Inner)

2YN/2YM/2YL-2.0

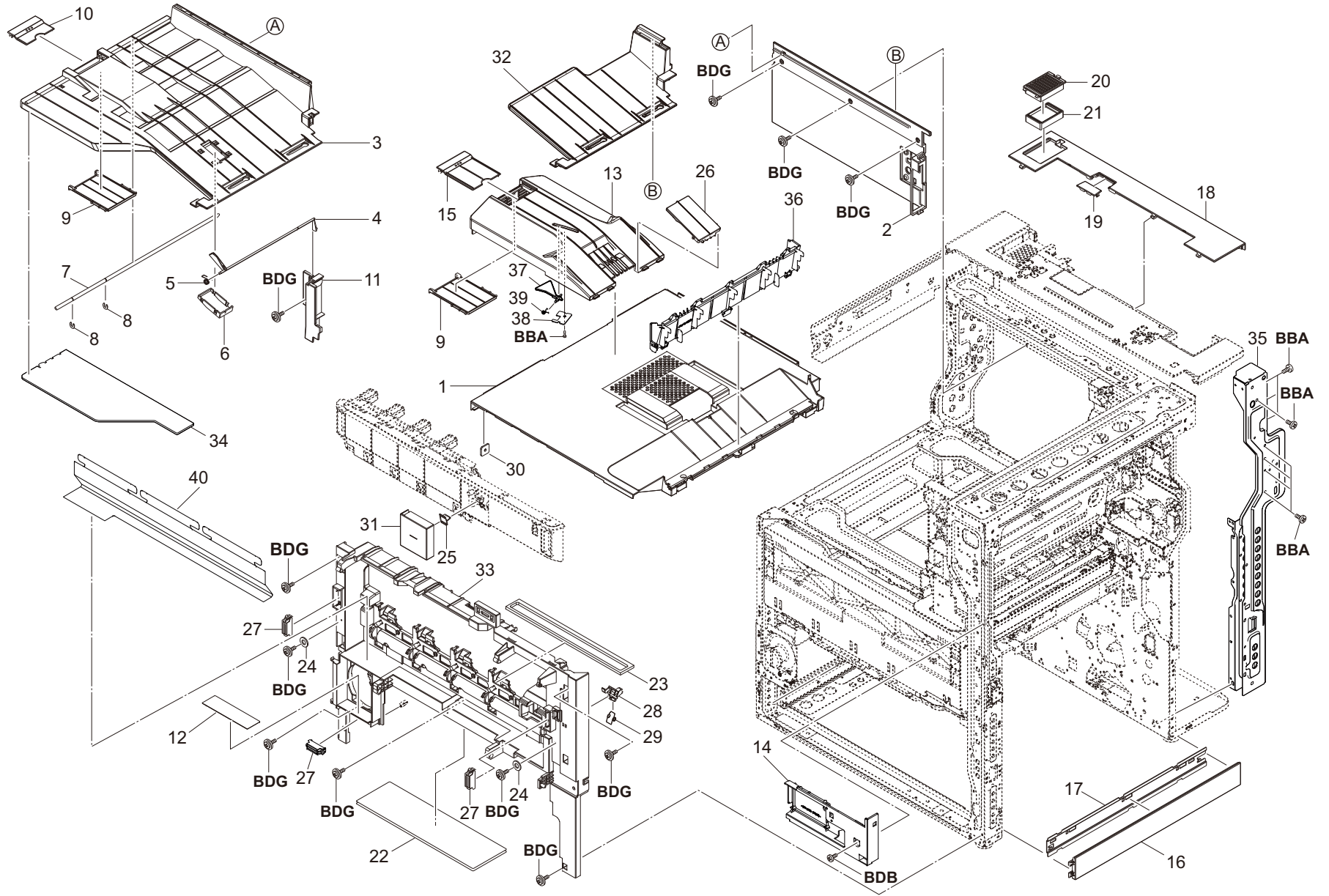


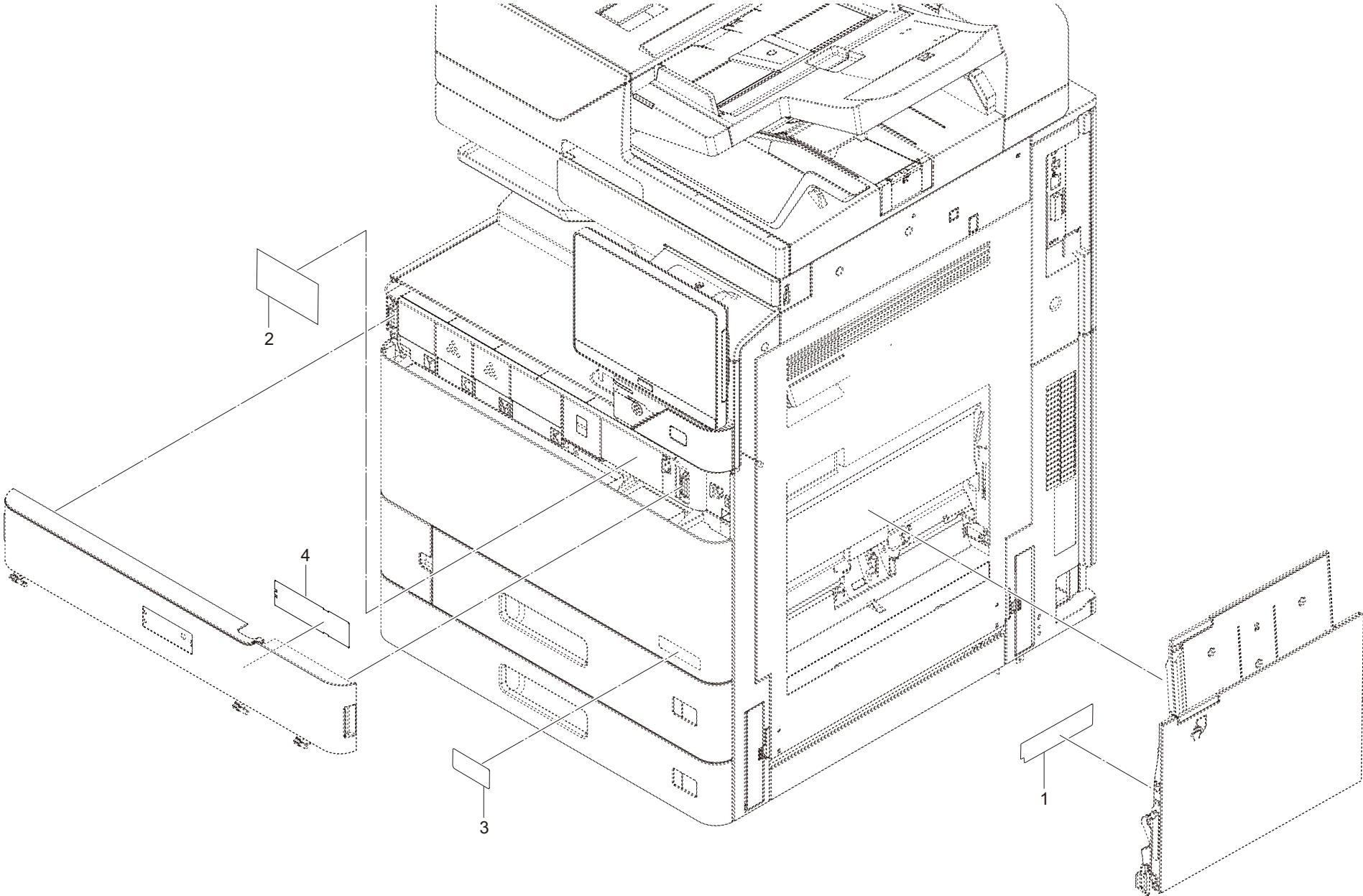
FIG. 2 Covers (Top&Inner)

2YN/2YM/2YL-2.0

Ref No.	Part.No.	Description	Notes	Revision	Quantity			
					100	120	230	240
1	302XC04150	COVER TRAY BASE			1	1	1	1
2	302V804040	COVER TOP REAR			1	1	1	1
3	302ND04250	TRAY INNER UPPER			1			
4	302ND04271	ACTUATOR TRAY INNER			1			
5	302ND04421	SPRING ACTUATOR			1			
6	302ND04350	COVER ACTUATOR			1			
7	302ND04261	SHAFT TRAY			1			
8	5MVX111DN003	RING STOPPER / A-49 FEED A4			2			
9	302ND04280	STOPPER PAPER OUTER			2	1	1	1
10	302ND04290	STOPPER PAPER INNER			1			
11	302ND04730	COVER INNER			1	1	1	1
12	302ND34410	LABEL OPERATION TONER JP			1			
12	302ND34420	LABEL OPERATION TONER ENG				1	1	1
13	302ND04101	COVER TRAY TOP			1	1	1	1
14	302XC04120	COVER INNER FRONT UP			1	1	1	1
15	302ND04961	STOPPER PAPER INNER			1	1	1	1
16	302ND04430	COVER RIGHT LOWER			1	1	1	1
17	302ND04560	PLATE COVER LOWER			1	1	1	1
18	302ND04720	COVER DP			1	1	1	1
19	302ND04610	COVER DP B			1	1	1	1
20	302ND04940	COVER FILTER			1	1	1	1
21	302ND33250	FILTER TOP			1	1	1	1
22	302ND04B80	SHEET DUCT PU H			1	1	1	1
23	302XC04290	SEAL DUCT PU			1	1	1	1
24	302LW04260	SPACER USB			2	2	2	2
25	302ND04480	SPRING COVER LOCK			1	1	1	1
26	302ND04580	TRAY SUB ENVELOPE			1	1	1	1
27	302V804600	MAGNET CATCH			3	3	3	3
28	302ND04331	LEVER SWITCH			1	1	1	1
29	302ND04390	SPRING LEVER SWITCH			1	1	1	1
30	3CY06030	RETAINER M4			1	1	1	1
31	302ND04820	COVER OUTER CONTAINER			1	1	1	1
32	302ND28560	TRAY INNER SUB				1	1	1
33	302XC04170	COVER INNER FRONT HIGH			1	1	1	1
34	302ND04590	SEAL TRAY INNER			1			
35	302XC02090	FRAME REAR RIGHT STAY			1	1	1	1
36	302XC04160	COVER BASE EXIT			1	1	1	1
37	302ND04A60	STOPPER PAPER			1	1	1	1
38	302ND04A70	PLATE SUPPORT STOPPER PAPER			1	1	1	1
39	302ND04A90	SPRING ACTUATOR TRAY			1	1	1	1
40	302XC03320	SHEET RETAINER			1	1	1	1

FIG. 3 Covers (Labels)

2YN/2YM/2YL-2.0



2YN/2YM/2YL-2.0

FIG. 3 Covers (Labels)

Ref No.	Part.No.	Description	Notes	Revision	Quantity			
					100	120	230	240
1	302ND08720	LABEL MPF SIZE INDICATOR ME			1		1	1
1	302ND08710	LABEL MPF SIZE INDICATOR IN				1		
2	302ND34310	SHEET OPERATION TONER B			1	1	1	1
3	302YN34010	LABEL EMBLEM 4054C	40ppm		1			
3	302YM34010	LABEL EMBLEM 5054C	50ppm		1			
3	302YL34010	LABEL EMBLEM 6054C	60ppm		1			
4	302XC34020	SHEET OPERATION TONER A			1	1	1	1

FIG. 4 Frame Front

2YN/2YM/2YL-2.0

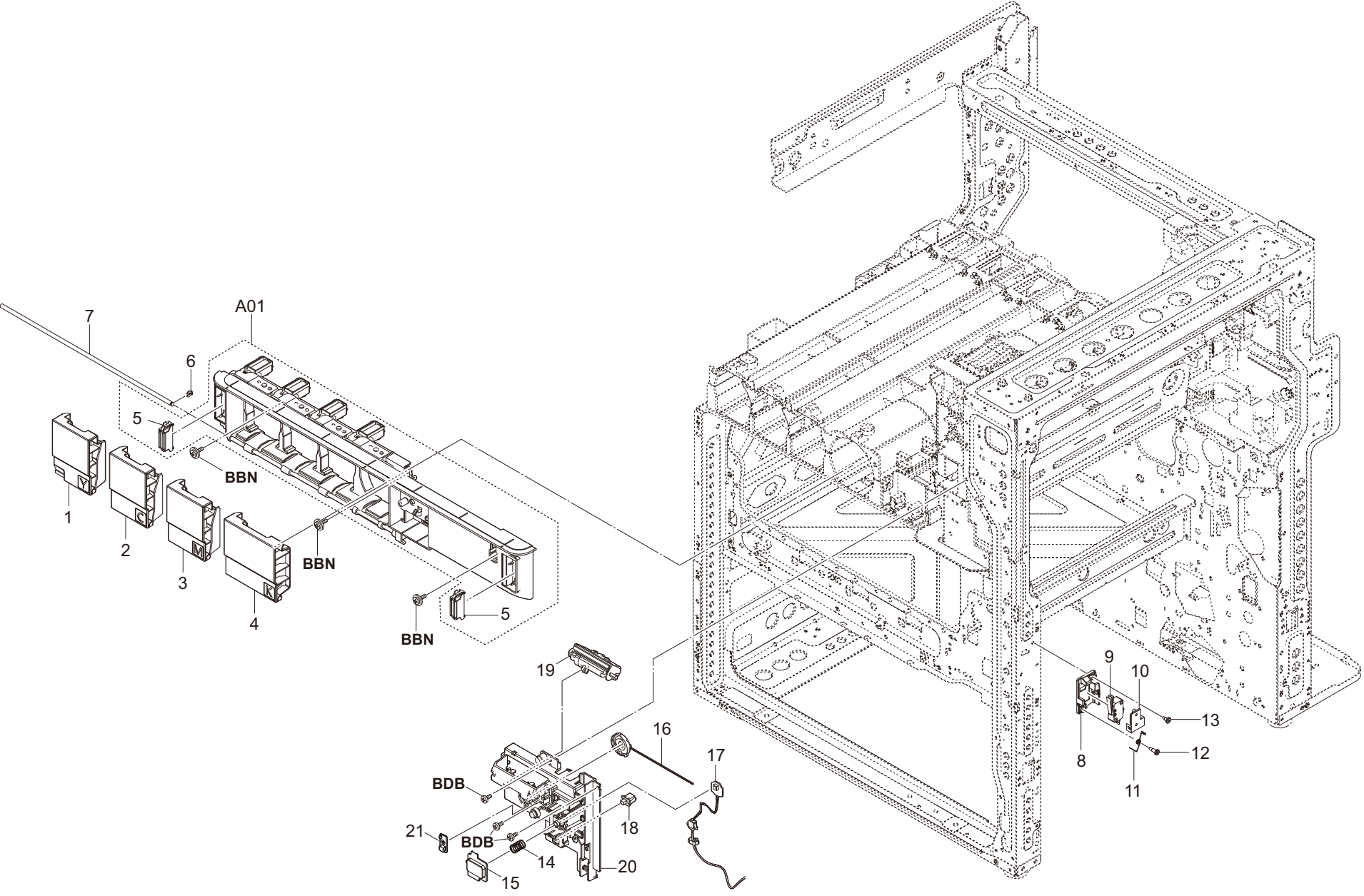


FIG. 4 Frame Front

2YN/2YM/2YL-2.0

Ref No.	Part.No.	Description	Notes	Revision	Quantity			
					100	120	230	240
1	302ND04750	COVER CONTAINER Y			1	1	1	1
2	302ND04760	COVER CONTAINER C			1	1	1	1
3	302ND04770	COVER CONTAINER M			1	1	1	1
4	302ND04781	COVER CONTAINER K			1	1	1	1
A01	302L794201	PARTS COVER FRONT CONT CLR L ASSY SP			1	1	1	1
5	*302H004660	MAGNET CATCH			2	2	2	2
6	302LF12410	STOPPER 3			1	1	1	1
7	302ND04950	SHAFT COVER CONTAINER			1	1	1	1
8	302ND04321	MOUNT INTERLOCK			1	1	1	1
9	2FB27160	INTER LOCK SWITCH			1	1	1	1
10	302ND04460	PLATE INTERLOCK			1	1	1	1
11	302ND04370	SPRING INTERLOCK			1	1	1	1
12	302ND04510	PIN INTERLOCK			1	1	1	1
13	302GR25241	PIN GUIDE CHUTE			1	1	1	1
14	302F931270	SPRING FUSER			1	1	1	1
15	302XC04090	KEY POWER			1	1	1	1
16	302ND94790	PARTS SPEAKER SP			1	1	1	1
17	302NG94300	PARTS PWB SWITCH ASSY SP			1	1	1	1
18	7SP01000007+H01	SW.PUSH			1	1	1	1
19	302V894071	PARTS HUMAN DETECT ASSY SP			1	1	1	1
20	302XC04070	HOLDER HUMAN DETECT SENSOR			1	1	1	1
21	302XC94070	PARTS PWB LED ASSY SP			1	1	1	1

FIG. 5 Frame Base

2YN/2YM/2YL-2.0

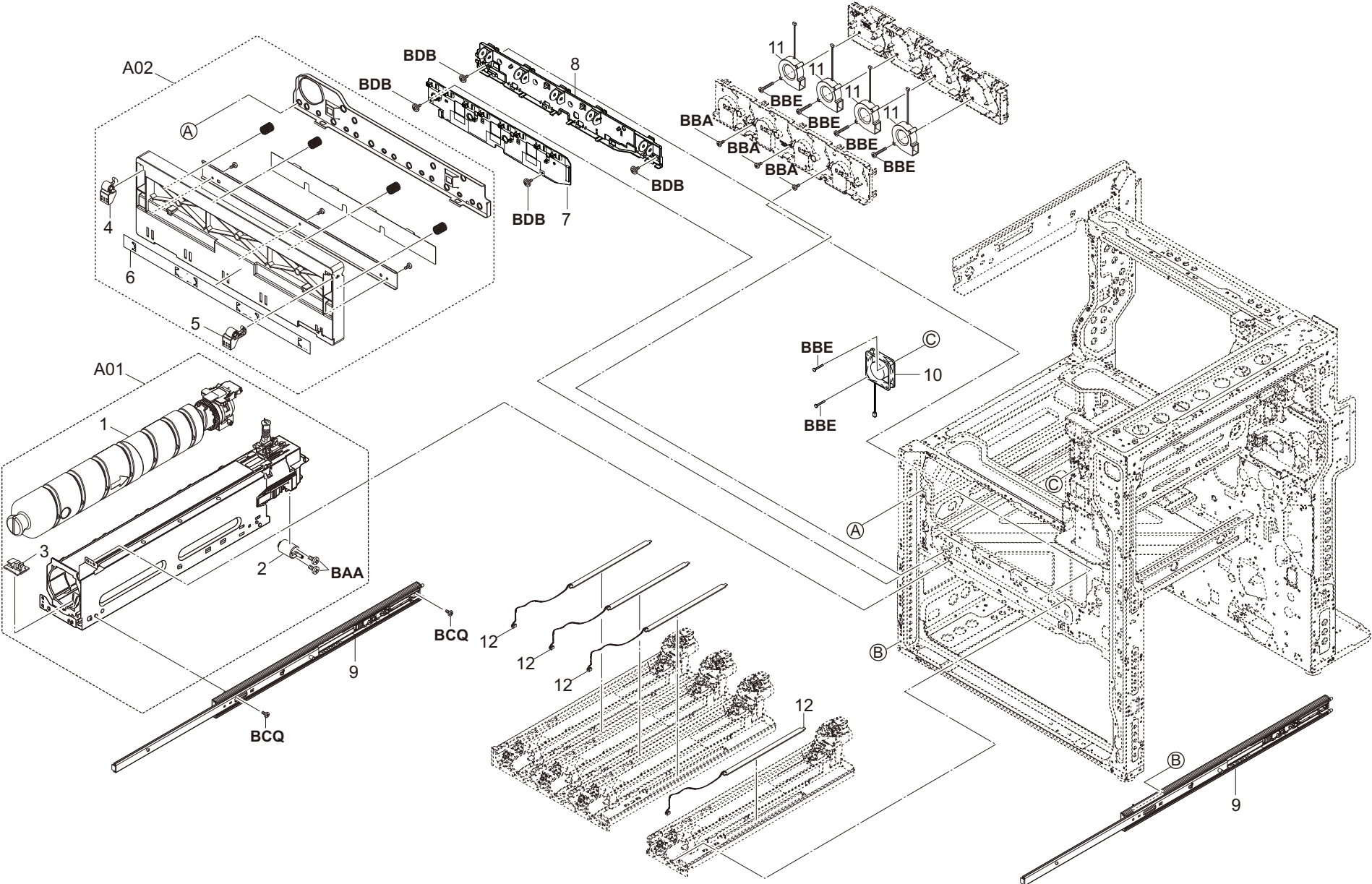


FIG. 5 Frame Base

2YN/2YM/2YL-2.0

Ref No.	Part.No.	Description	Notes	Revision	Quantity			
					100	120	230	240
A01	302XC94210	PARTS WTB UNIT SP			1	1	1	1
1	*1902ND0UN0	WT-8500/WASTE TONER BOTTLE	OPTION		1	1	1	1
2	*302ND94870	PARTS DC MOTOR ASSY B SP			1	1	1	1
3	*302K994210	PARTS PWB EDGE SENSOR ASSY SP			1	1	1	1
A02	302XC94410	PARTS RETAINER H ASSY SP			1	1	1	1
4	*302ND03090	HOOK RETAINER L			1	1	1	1
5	*302ND03080	HOOK RETAINER R			1	1	1	1
6	*302XC03330	SHEET RETAINER HOLDER			1	1	1	1
7	302XC94100	PARTS PWB DRUM DLP CONNECT ASSY SP			1	1	1	1
8	302XC94230	PARTS HINGE H ASSY SP			1	1	1	1
9	302ND09521	SLIDER CASSETTE LEFT			2	2	2	2
10	302ND94600	PARTS FAN CENTER 60 15 SP			1	1	1	1
11	302FZ94660	PARTS,FAN IMAGE SP			4	4	4	4
12	302XC94010	PARTS PWB DRUM HEATER ASSY SP			4	4	4	4

FIG. 6 Frame Top

2YN/2YM/2YL-2.0

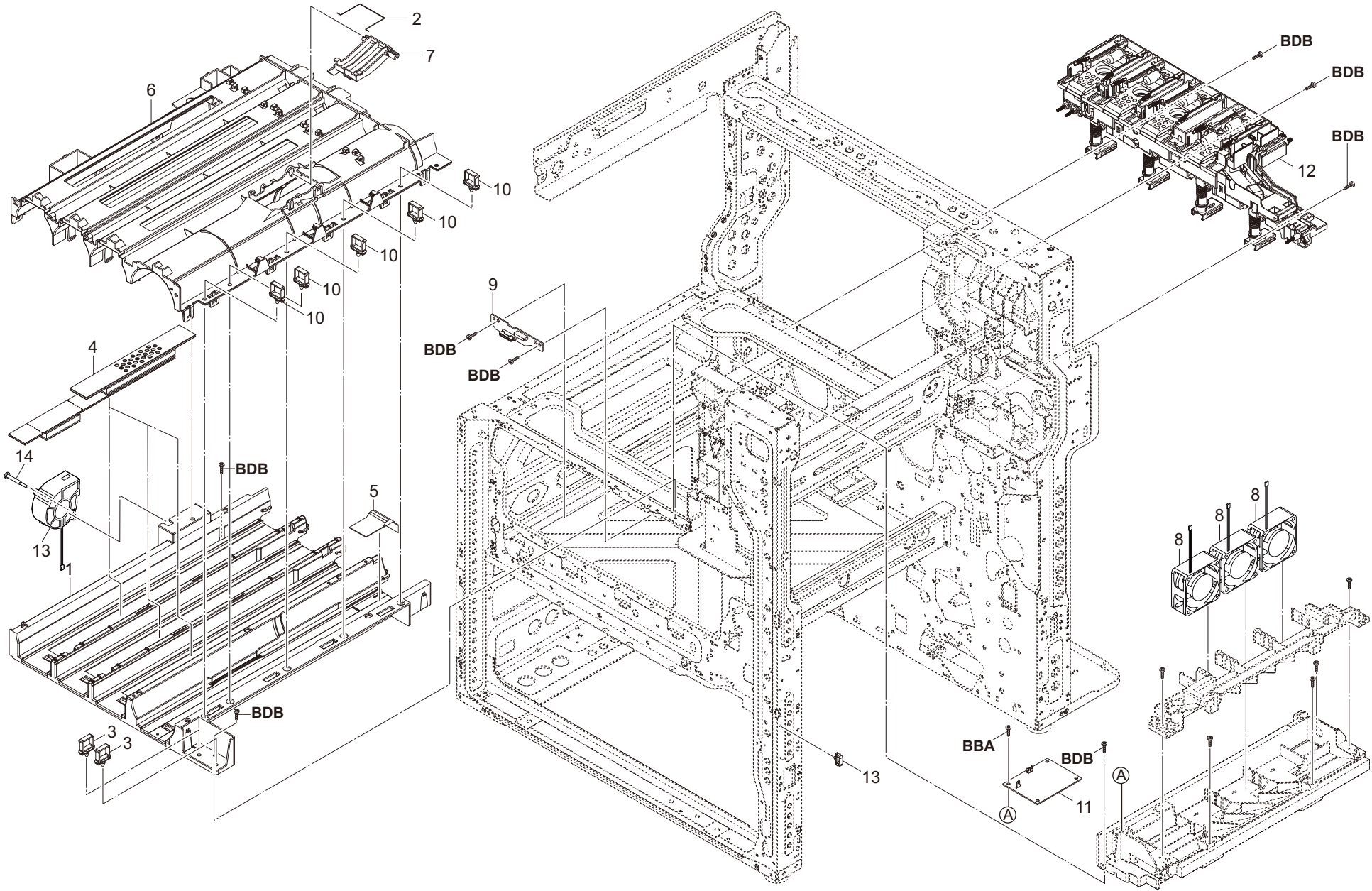


FIG. 6 Frame Top

2YN/2YM/2YL-2.0

Ref No.	Part.No.	Description	Notes	Revision	Quantity			
					100	120	230	240
1	302ND15622	LOWER RAIL CONTAINER			1	1	1	1
2	302ND15700	SPRING STOPPER			1	1	1	1
3	7YZM610002++H01	ACCESS SADDLE			2	2	2	2
4	302ND15730	SPONGE CONTAINER RAIL CL			3	3	3	3
5	302ND15720	SPONGE CONTAINER RAIL K			1	1	1	1
6	302ND15613	UPPER RAIL CONTAINER			1	1	1	1
7	302ND15640	STOPPER CONTAINER			1	1	1	1
8	302ND94590	PARTS FAN CENTER 60 25 SP			2	2	2	2
9	302ND94290	PARTS PWB TRANSFER CONNECT ASSY SP			1	1	1	1
10	7YZM610002++H01	ACCESS SADDLE			5	5	5	5
11	302XC94060	PARTS UNIT HIGH VOLTAGE FUSER SP			1	1	1	1
12	302XC94200	PARTS TONER HOPPER H UNIT SP			1	1	1	1
13	7YZM610008++H01	ACCESS.SADDLE			1	1	1	1
14	302K994360	PARTS FAN COOLING LSU 60 SP			1	1	1	1

FIG. 7 Frame Right

2YN/2YM/2YL-2.0

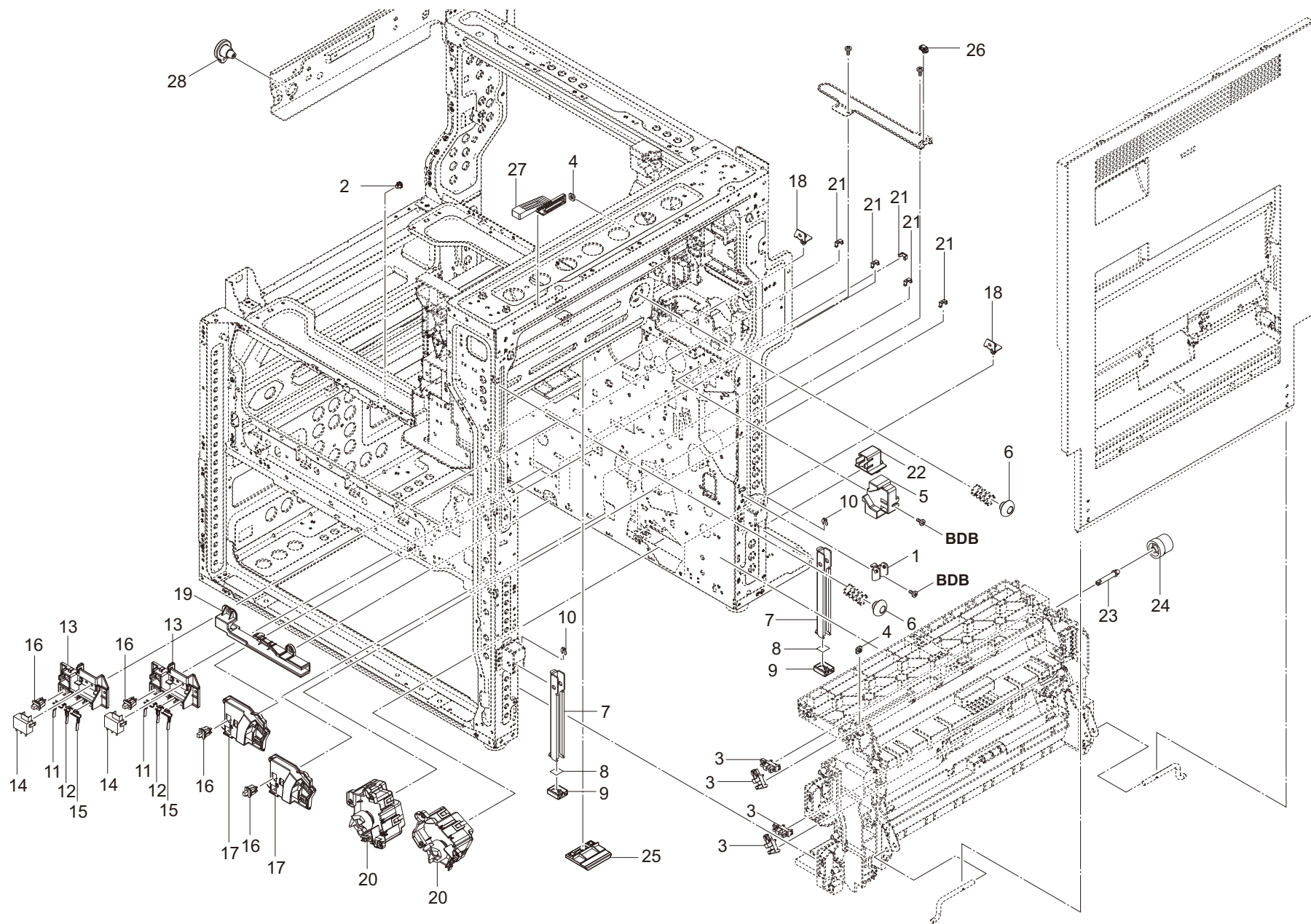


FIG. 7 Frame Right

2YN/2YM/2YL-2.0

Ref No.	Part.No.	Description	Notes	Revision	Quantity			
					100	120	230	240
1	302ND29490	PLATE DAMPER C			1	1	1	1
2	7YZM590001++H01	ACCESS.SPACER			1	1	1	1
3	302P794010	PARTS SENSOR OPT. SP			4	4	4	4
4	5MMS111SL002	NUT FUSER A / FS-1800/3800 A4			2	2	2	2
5	302ND24420	RAIL SECONDLY TRANSFER R			1	1	1	1
6	302LK26050	CAP SPRING			2	2	2	2
7	302JF02160	HANDLE			2	2	2	2
8	302FZ03110	SEAL HANDLE			2	2	2	2
9	302FZ02580	CAP HANDLE			2	2	2	2
10	302FZ25740	STOPPER 4			2	2	2	2
11	302ND09300	LEVER SIZE B			2	2	2	2
12	302ND09290	LEVER SIZE A			2	2	2	2
13	302ND09280	HOLDER SIDE SWITCH			2	2	2	2
14	7SP03090001+H01	SW.PUSH			2	2	2	2
15	302ND09310	LEVER SIZE C			2	2	2	2
16	7SP01000007+H01	SW.PUSH			4	4	4	4
17	302ND09360	MOUNT PAPER SENSOR			2	2	2	2
18	302ND02490	MOUNT PF PIN			2	2	2	2
19	302ND02531	HOLDER HEATER CONNECTOR			1	1	1	1
20	302ND94481	PARTS MOTOR LIFT ASSY SP			2	2	2	2
21	302K931080	WIRE STOPPER			5	5	5	5
22	302ND39110	CAP DECK PIN			1	1	1	1
23	302ND06590	PIN DRIVE MIDDLE			1	1	1	1
24	302ND06610	GEAR Z29L-Z27L			1	1	1	1
25	302ND02790	STOPPER GUIDE PAPER			1	1	1	1
26	7YZM610007++H01	ACCESS.SADDLE			1	1	1	1
27	302ND17191	MOUNT ISU C			1	1	1	1
28	302ND17290	MOUNT ISU F			1	1	1	1

FIG. 8 Paper Cassette 1

2YN/2YM/2YL-2.0

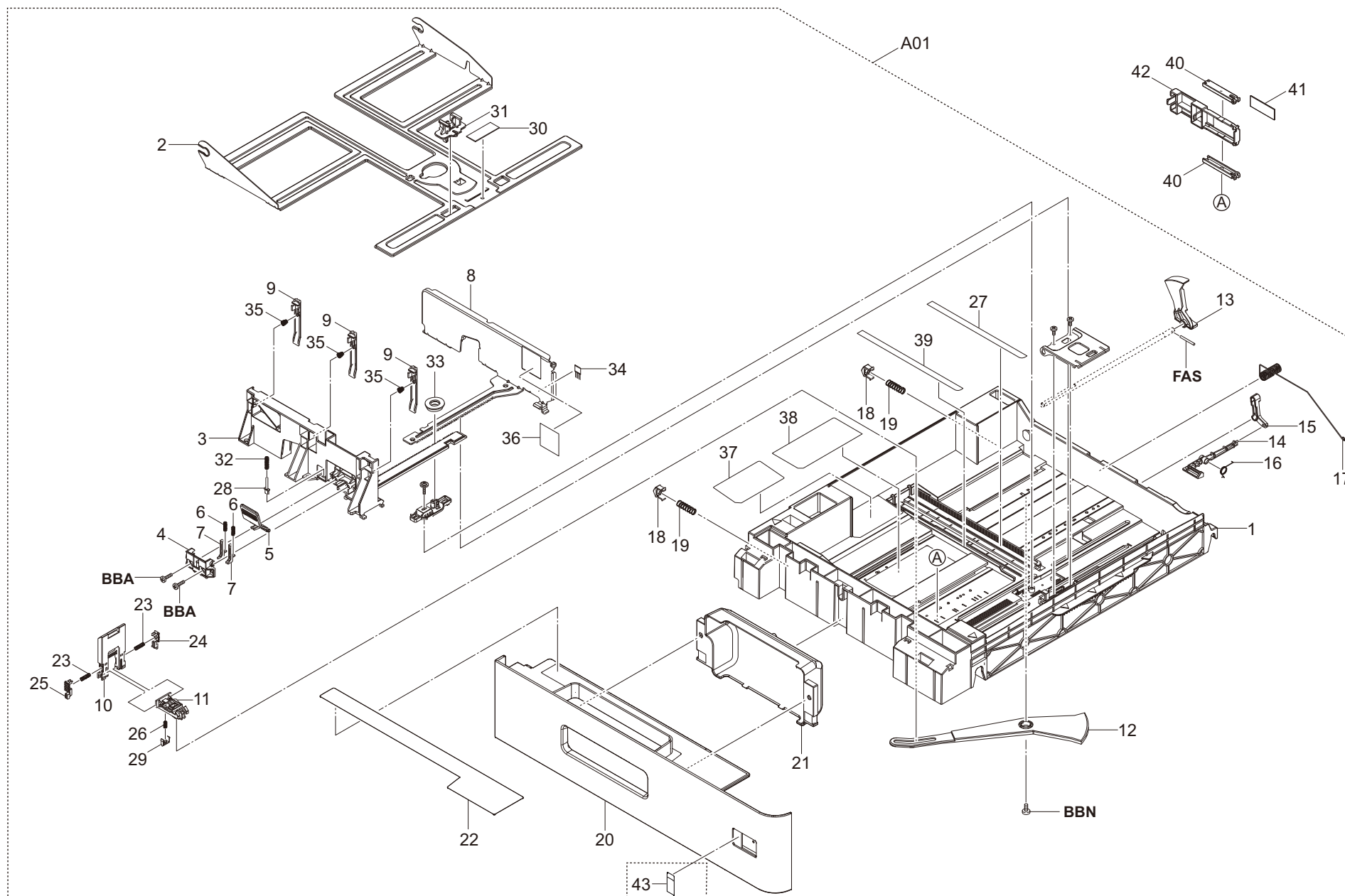


FIG. 8 Paper Cassette 1

2YN/2YM/2YL-2.0

Ref No.	Part.No.	Description	Notes	Revision	Quantity			
					100	120	230	240
A01	302XC93010	CT-8570			1	1	1	1
1	*302ND09014	CASSETTE BASE 1ST			1	1	1	1
2	*302ND09030	PLATE PAPER BOTTOM			1	1	1	1
3	*302ND09040	CURSOR FRONT			1	1	1	1
4	*302ND09050	COVER CURSOR F			1	1	1	1
5	*302ND09060	LEVER CURSOR F			1	1	1	1
6	*302ND09070	SPRING RELEASE CURSOR			2	2	2	2
7	*302ND09080	RACK CURSOR F			2	2	2	2
8	*302ND09090	PLATE CURSOR REAR			1	1	1	1
9	*302ND09130	LEVER CURSOR SET			3	3	3	3
10	*302ND09150	CURSOR END			1	1	1	1
11	*302ND09160	CURSOR END SUB			1	1	1	1
12	*302ND09171	ARM SIZE DETECTION 1ST			1	1	1	1
13	*302ND09190	ACTUATOR PAPER LEVEL			1	1	1	1
14	*302ND09201	LEVER SIDE SWITCH A			1	1	1	1
15	*302ND09211	LEVER SIDE SWITCH B			1	1	1	1
16	*302ND09220	SPRING SIDE SWITCH			1	1	1	1
17	*302ND09230	SPRING EARTH CASSETTE			1	1	1	1
18	*302ND09240	LEVER CASSETTE SET			2	2	2	2
19	*302ND09250	SPRING CASSETTE SET			2	2	2	2
20	*302XC09010	COVER CASSETTE 1ST			1	1	1	1
21	*302XC09050	COVER CASSETTE HANDLE 1ST			1	1	1	1
22	*302XC34030	LABEL CASSETTE OPERATION 1ST			1	1	1	1
23	*302ND09320	SPRING CURSOR RACK			2	2	2	2
24	*302ND09330	CURSOR END RACK R			1	1	1	1
25	*302ND09340	CURSOR END RACK L			1	1	1	1
26	*302ND09350	SPRING SIZE FIX E			1	1	1	1
27	*302ND34060	LABEL PAPER SIZE A			1	1	1	1
28	*302HN09240	SIZE FIX			1	1	1	1
29	*302K309350	STOPPER SIZE SET			1	1	1	1
30	*302K909261	PAD BOTTOM			1	1	1	1
31	*302GR09991	LIFT LOCK			1	1	1	1
32	*302HN09190	SPRING FIX			1	1	1	1
33	*302BM07410	GEAR GUIDE SIDE			1	1	1	1
34	*303JY37220	STATIC ELIMINATOR CURSOR			1	1	1	1
35	*302NT09060	SPRING CURSOR SET			3	3	3	3
36	*302ND34010	LABEL CASSETTE PAPER MAX			1	1	1	1
37	*302ND34040	LABEL CASSETTE CURSOR OPERATION A			1	1	1	1
38	*302ND34100	LABEL PAPER SIZE E			1	1	1	1
39	*302ND34070	LABEL PAPER SIZE B			1	1	1	1
40	302ND09480	ARM ENVELOPE			2	2	2	2
41	302K909261	PAD BOTTOM			1	1	1	1
42	302ND09470	GUIDE ENVELOPE			1	1	1	1
43	302XC34050	LABEL CASSETTE 1			1	1	1	1

FIG. 9 Paper Cassette 2

2YN/2YM/2YL-2.0

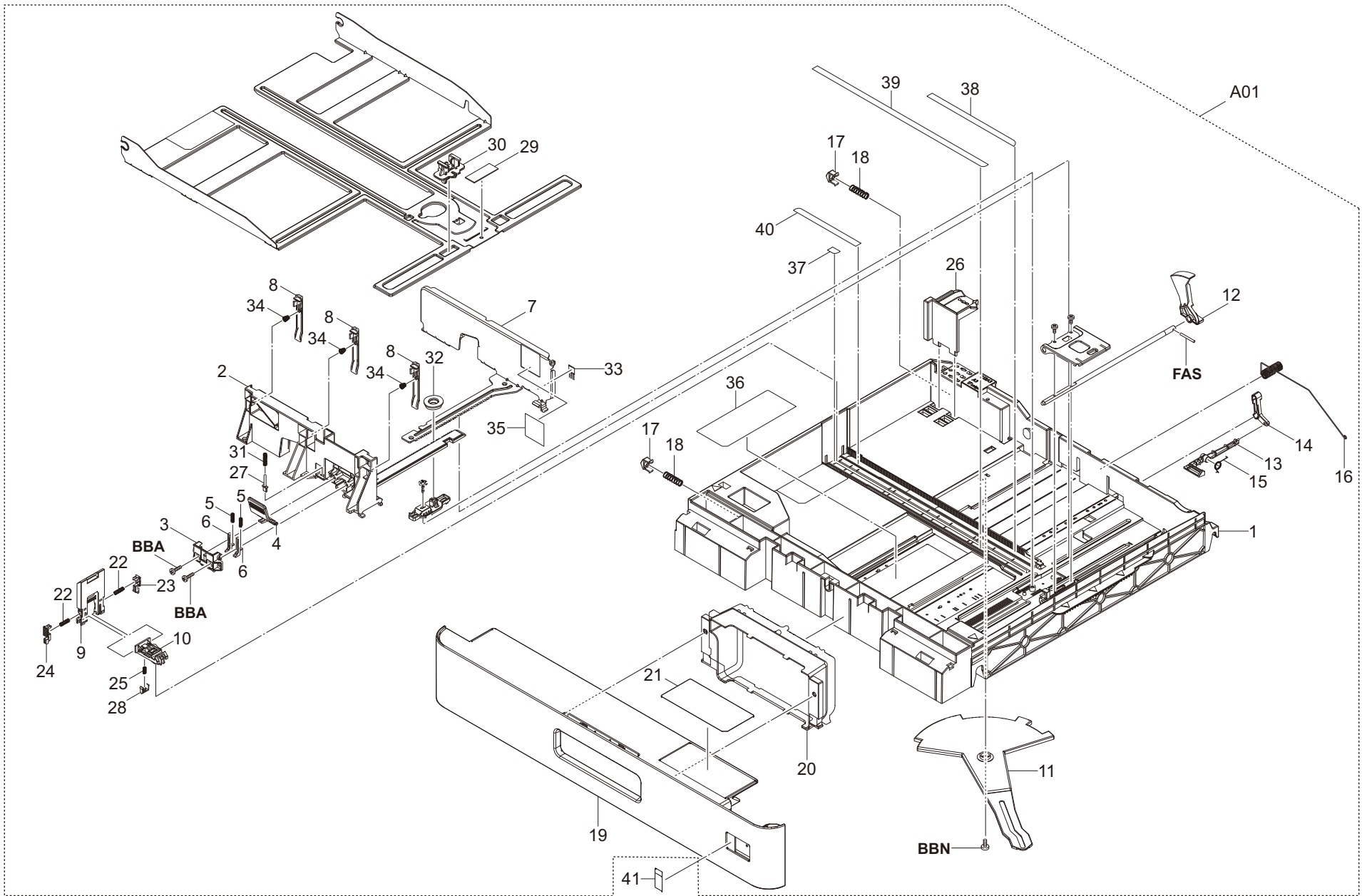


FIG. 9 Paper Cassette 2

2YN/2YM/2YL-2.0

Ref No.	Part.No.	Description	Notes	Revision	Quantity			
					100	120	230	240
A01	302XC93020	CT-8580			1	1	1	1
1	*302ND09024	CASSETTE BASE 2ND			1	1	1	1
2	*302ND09040	CURSOR FRONT			1	1	1	1
3	*302ND09050	COVER CURSOR F			1	1	1	1
4	*302ND09060	LEVER CURSOR F			1	1	1	1
5	*302ND09070	SPRING RELEASE CURSOR			2	2	2	2
6	*302ND09080	RACK CURSOR F			2	2	2	2
7	*302ND09090	PLATE CURSOR REAR			1	1	1	1
8	*302ND09130	LEVER CURSOR SET			3	3	3	3
9	*302ND09150	CURSOR END			1	1	1	1
10	*302ND09160	CURSOR END SUB			1	1	1	1
11	*302ND09181	ARM SIZE DETECTION 2ND			1	1	1	1
12	*302ND09190	ACTUATOR PAPER LEVEL			1	1	1	1
13	*302ND09201	LEVER SIDE SWITCH A			1	1	1	1
14	*302ND09211	LEVER SIDE SWITCH B			1	1	1	1
15	*302ND09220	SPRING SIDE SWITCH			1	1	1	1
16	*302ND09230	SPRING EARTH CASSETTE			1	1	1	1
17	*302ND09240	LEVER CASSETTE SET			2	2	2	2
18	*302ND09250	SPRING CASSETTE SET			2	2	2	2
19	*302XC09020	COVER CASSETTE 2ND			1	1	1	1
20	*302XC09030	COVER HANDLE			1	1	1	1
21	*302XC34040	LABEL CASSETTE OPERATION 2ND			1	1	1	1
22	*302ND09320	SPRING CURSOR RACK			2	2	2	2
23	*302ND09330	CURSOR END RACK R			1	1	1	1
24	*302ND09340	CURSOR END RACK L			1	1	1	1
25	*302ND09350	SPRING SIZE FIX E			1	1	1	1
26	*302ND09380	GUIDE PAPER SET SUB			1	1	1	1
27	*302HN09240	SIZE FIX			1	1	1	1
28	*302K309350	STOPPER SIZE SET			1	1	1	1
29	*302K909261	PAD BOTTOM			1	1	1	1
30	*302GR09991	LIFT LOCK			1	1	1	1
31	*302HN09190	SPRING FIX			1	1	1	1
32	*302BM07410	GEAR GUIDE SIDE			1	1	1	1
33	*303JY37220	STATIC ELIMINATOR CURSOR			1	1	1	1
34	*302NT09060	SPRING CURSOR SET			3	3	3	3
35	*302ND34010	LABEL CASSETTE PAPER MAX			1	1	1	1
36	*302ND34110	LABEL PAPER SIZE F			1	1	1	1
37	*302ND34340	LABEL PAPER SIZE G			1	1	1	1
38	*302ND34060	LABEL PAPER SIZE A			1	1	1	1
39	*302ND34090	LABEL PAPER SIZE D			1	1	1	1
40	*302ND34080	LABEL PAPER SIZE C			1	1	1	1
41	302XC34060	LABEL CASSETTE 2			1	1	1	1

FIG. 10 Paper Feed Section (Regist)

2YN/2YM/2YL-2.0

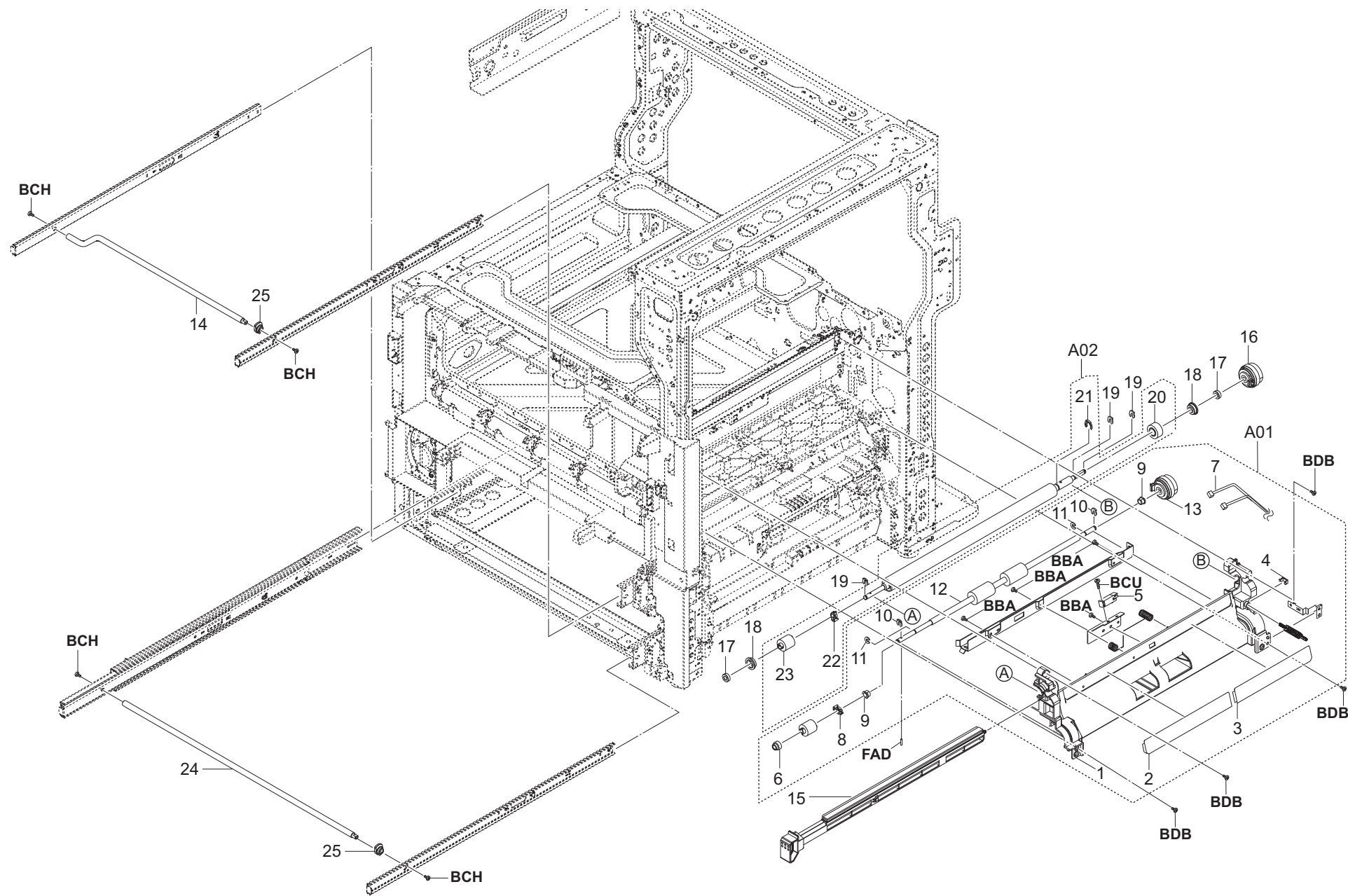


FIG. 10 Paper Feed Section (Regist)

2YN/2YM/2YL-2.0

Ref No.	Part.No.	Description	Notes	Revision	Quantity			
					100	120	230	240
A01	302ND94161	PARTS REGIST FEED ASSY SP			1	1	1	1
1	*302ND24620	FRAME FEED REGIST			1	1	1	1
2	*302ND24670	SHEET REGIST F			1	1	1	1
3	*302ND24680	SHEET REGIST R			1	1	1	1
4	*302K931080	WIRE STOPPER			1	1	1	1
5	*303NW94040	PARTS SENSOR OPT. SP			1	1	1	1
6	*303NG06320	STOPPER RETARD			1	1	1	1
7	*302ND46090	CONN.CORD ASSY MID FEED UNIT			1	1	1	1
8	*302ND24730	HOLDER TORQUE LIMITER			1	1	1	1
9	*302HG24200	BUSH METAL REGIST			2	2	2	2
10	*5MVX111DN003	RING STOPPER / A-49 FEED A4			2	2	2	2
11	*302FB09830	CUT WASHER 4			2	2	2	2
12	*302ND94410	PARTS ROLLER MIDDLE L SP			1	1	1	1
13	*302RH94090	PARTS CLUTCH 35 Z35R SP			1	1	1	1
14	302ND09570	SHAFT CASSETTE FRONT 1ST			1	1	1	1
15	302ND94020	PARTS CLEANER REGIST ASSY SP			1	1	1	1
16	302RH94090	PARTS CLUTCH 35 Z35R SP			1	1	1	1
17	7BE006124431H01	BEARING MR126ZZ			2	2	2	2
18	302K931970	HOLDER BEARING MR126ZZ			2	2	2	2
19	5MVX111DN003	RING STOPPER / A-49 FEED A4			3	3	3	3
A02	302ND94101	PARTS ROLLER REGIST H ASSY SP			1	1	1	1
20	*302K924510	GEAR Z24L			1	1	1	1
21	*302K921120	STOPPER 8			1	1	1	1
22	*302ND24730	HOLDER TORQUE LIMITER			1	1	1	1
23	*303LL07522	TORQUE-LIMITER 400			1	1	1	1
24	302ND09540	SHAFT CASSETTE FRONT			1	1	1	1
25	302ND09530	GUIDE CASSETTE SET			2	2	2	2

FIG. 11 Paper Feed Section (Pick Up)

2YN/2YM/2YL-2.0

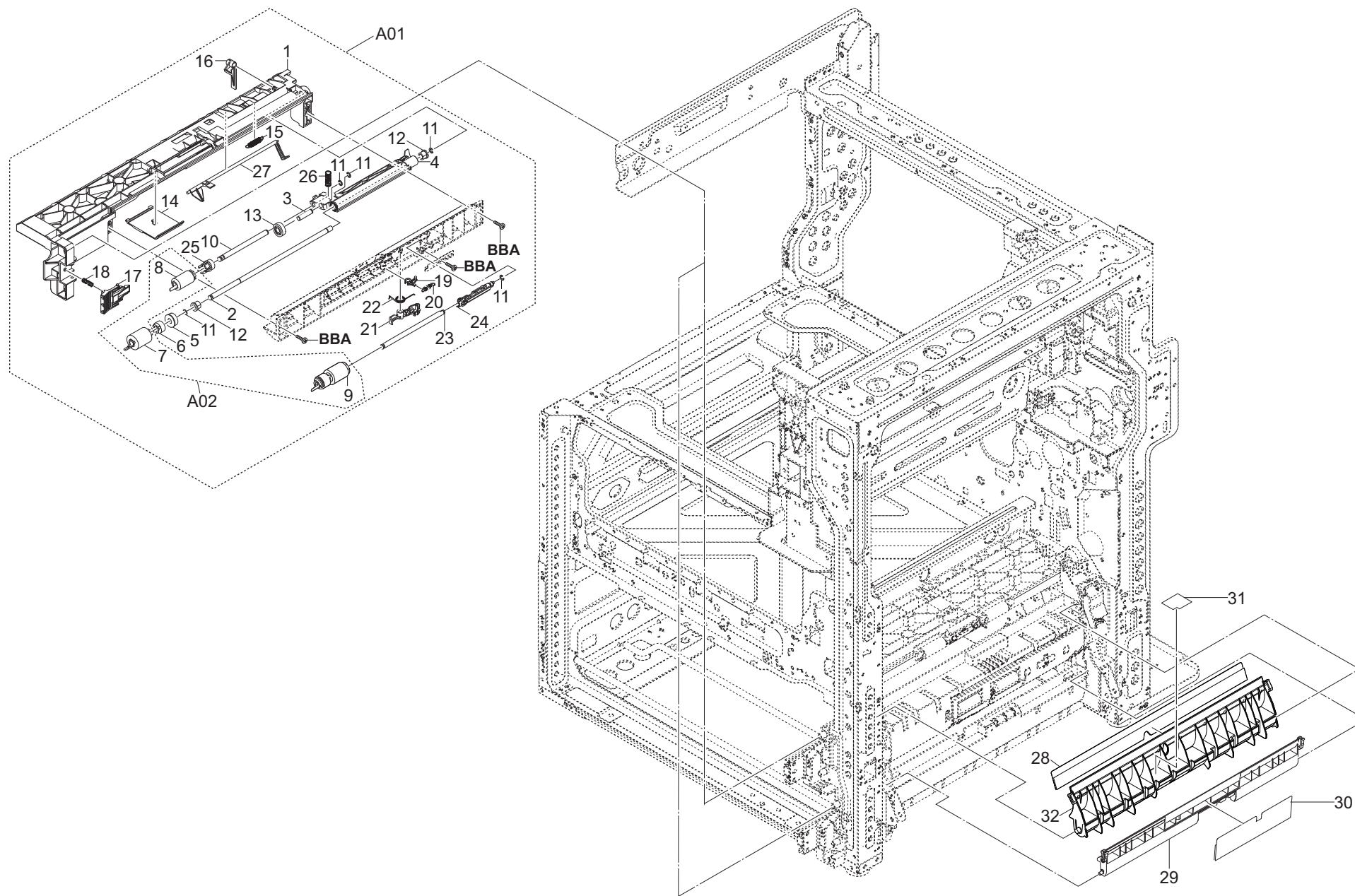


FIG. 11 Paper Feed Section (Pick Up)

2YN/2YM/2YL-2.0

Ref No.	Part.No.	Description	Notes	Revision	Quantity			
					100	120	230	240
A01	302ND94212	PARTS PRIMARY FEED ASSY SP			2	2	2	2
1	*302ND06010	FRAME FEED UPPER			1	1	1	1
2	*302ND06030	SHAFT PRIMARY FEED			1	1	1	1
3	*302K906080	PIN PICK UP IDLE			1	1	1	1
4	*302ND06020	HOLDER PICKUP			1	1	1	1
5	*302ND06040	GEAR Z30 FEED OW			1	1	1	1
6	*302N406120	ONEWAY-CLUTCH 6			1	1	1	1
A02	*302ND94701	PARTS PULLEY SET SP			1	1	1	1
7	**302N494310	PARTS PULLEY FEED P ASSY SP			1	1	1	1
8	**302ND94340	PARTS PULLEY PICKUP SP			1	1	1	1
9	**302ND94351	PARTS ROLLER RETARD ASSY SP			1	1	1	1
10	*302N406070	SHAFT PICKUP PRIMARY			1	1	1	1
11	*302K924820	CUT-WASHER 4			5	5	5	5
12	*2BC06520	BUSHING 6,REGISTRATION			2	2	2	2
13	*302ND06060	GEAR Z32 FEED			1	1	1	1
14	*302ND06240	GUIDE PRIMARY FEED SUB			1	1	1	1
15	*302ND06100	SPRING PICKUP RELEASE			1	1	1	1
16	*302ND06090	LEVER PICKUP RELEASE			1	1	1	1
17	*302ND06220	LEVER FEED LOCK			1	1	1	1
18	*302ND06230	SPRING FEED LOCK			1	1	1	1
19	*302ND06160	LEVER RETARD			1	1	1	1
20	*302ND06150	SPRING RETARD			1	1	1	1
21	*302ND06181	LEVER RETARD RELEASE			1	1	1	1
22	*302ND06191	SPRING RETARD RELEASE			1	1	1	1
23	*302ND06140	SHAFT RETARD			1	1	1	1
24	*302ND06130	HOLDER RETARD			1	1	1	1
25	*302ND06050	GEAR Z24 PICKUP			1	1	1	1
26	*302ND06080	SPRING PICKUP			1	1	1	1
27	*302ND06070	ACTUATOR PAPER EMPTY			1	1	1	1
28	302XC06070	FILM FEED LOW			1	1	1	1
29	302ND06530	GUIDE PRIMARY FEED B			1	1	1	1
30	302ND06780	FILM FEED LOW B			1	1	1	1
31	302ND34270	LABEL A3			1	1	1	1
32	302XC06060	GUIDE PRIMARY FEED A			1	1	1	1

FIG. 12 Paper Feed Section (Primary)

2YN/2YM/2YL-2.0

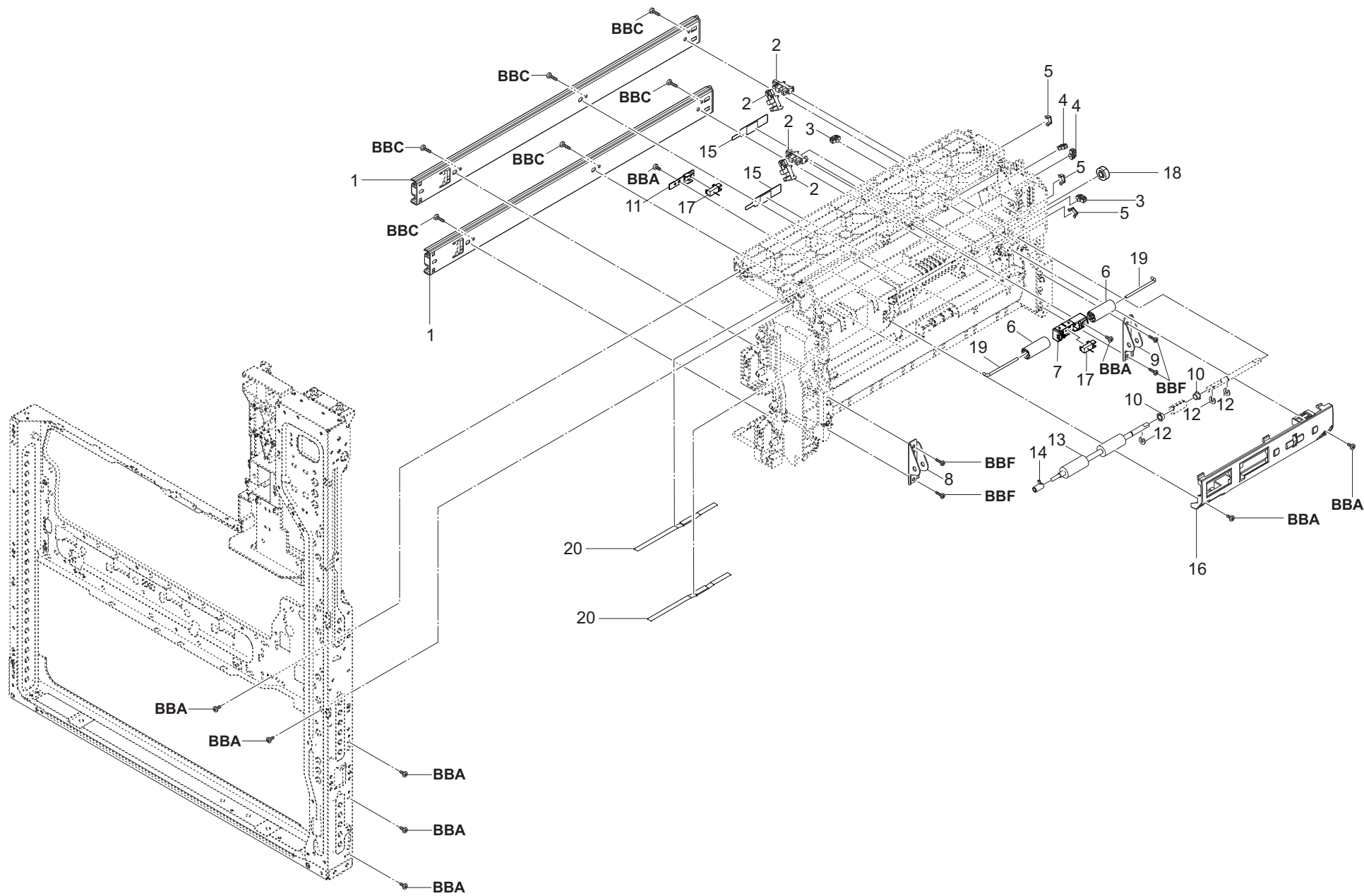


FIG. 12 Paper Feed Section (Primary)

2YN/2YM/2YL-2.0

Ref No.	Part.No.	Description	Notes	Revision	Quantity			
					100	120	230	240
1	302ND09511	SLIDER CASSETTE RIGHT			2	2	2	2
2	302P794010	PARTS SENSOR OPT. SP			4	4	4	4
3	7YZM610007++H01	ACCESS.SADDLE			1	1	1	1
4	7YZM610008++H01	ACCESS.SADDLE			2	2	2	2
5	302K931080	WIRE STOPPER			3	3	3	3
6	302RV08111	PULLEY MIDDLE			2	2	2	2
7	302XC06050	MOUNT SENSOR OPT B			1	1	1	1
8	302ND06770	MOUNT FULCRUM			1	1	1	1
9	302ND06800	MOUNT FULCRUM R			1	1	1	1
10	302H431070	BUSH DRIVE 6			2	2	2	2
11	303V406020	PLATE SENSOR			1	1	1	1
12	302FB09830	CUT WASHER 4			3	3	3	3
13	302ND94370	PARTS ROLLER FEED LOW B SP			1	1	1	1
14	302K329270	BUSH DU			1	1	1	1
15	302ND06270	SHEET FEED A			2	2	2	2
16	302XC06120	MOUNT SENSOR			1	1	1	1
17	302K994580	PARTS SENSOR OPT. SP			2	2	2	2
18	302K314380	GEAR DLP Z18L			1	1	1	1
19	302V806010	SHAFT FEED PULLEY			2	2	2	2
20	302XC06130	SHEET FEED			2	2	2	2

FIG. 13 Paper Conveying Section (Right Cover)

2YN/2YM/2YL-2.0

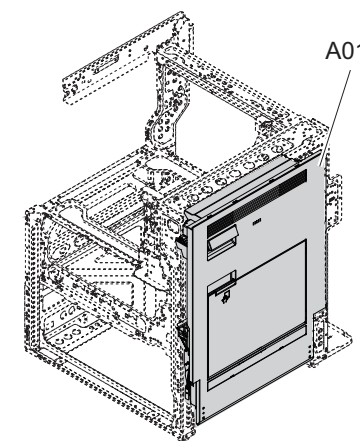
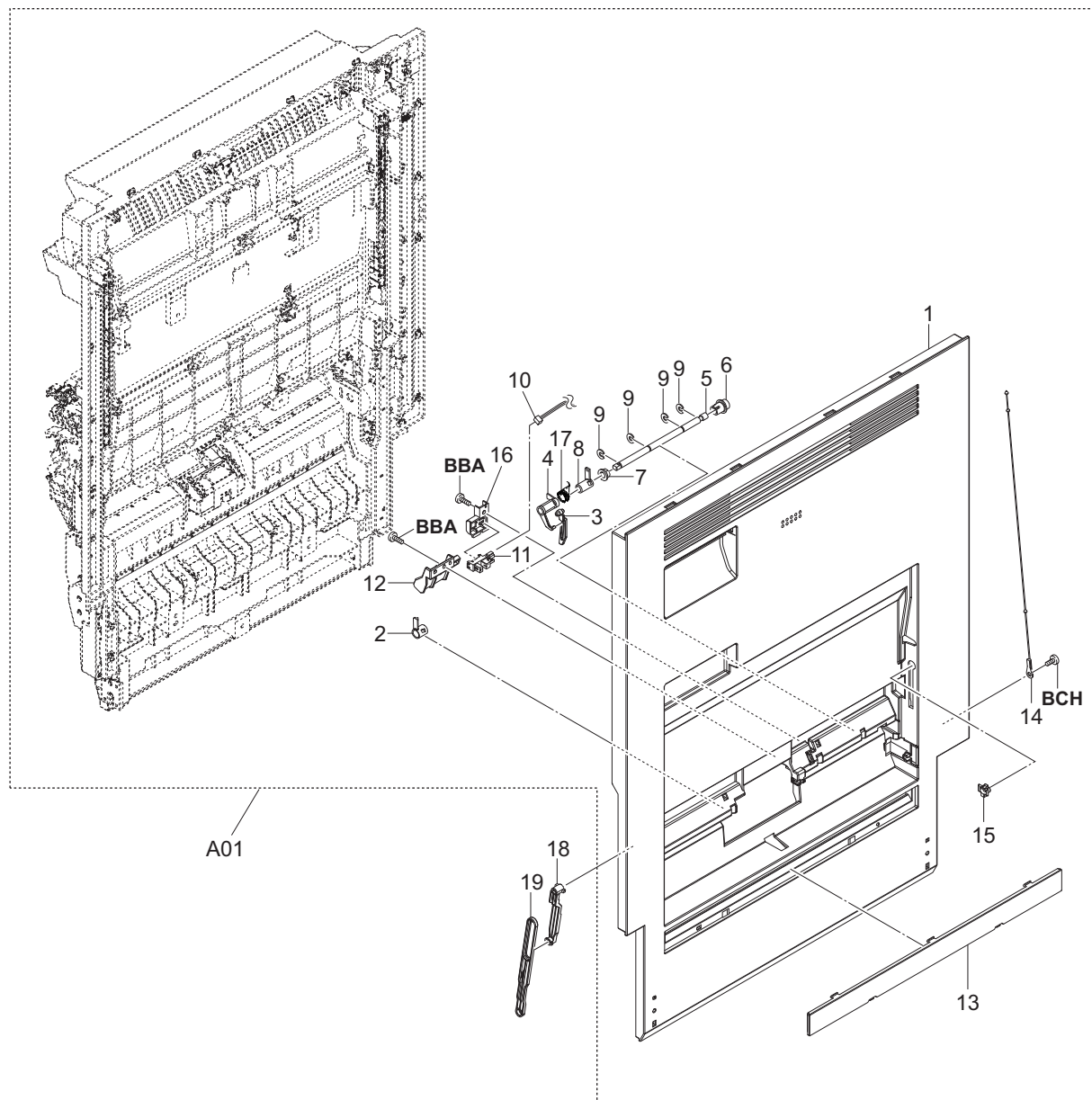


FIG. 13 Paper Conveying Section (Right Cover)

2YN/2YM/2YL-2.0

Ref No.	Part.No.	Description	Notes	Revision	Quantity			
					100	120	230	240
A01	302XC94390	PARTS COVER RIGHT ASSY SP	Components of A01: 302 XC94390 PARTS COVER RIGHT ASSY SP are listed in FIG.13 to 19 separately. A01:302XC94390PARTSCOVERRIGHTASSYSPの構成部品は、FIG.13～FIG.19に分割して記載しております。		1	1	1	1
1	*302ND29790	COVER RIGHT			1	1	1	1
2	*302NG08250	BUSH 8			1	1	1	1
3	*302ND08390	ACTUATOR PAPER SET			1	1	1	1
4	*302ND08560	ACTUATOR PAPER LINK			1	1	1	1
5	*302ND08300	SHAFT FEED MPF			1	1	1	1
6	*302HN31660	JOINT SHAFT CASSETTE			1	1	1	1
7	*302H024370	BUSH 6 EW			1	1	1	1
8	*302ND08590	BUSH 6 R			1	1	1	1
9	*302ND08670	CUT-WASHER 4			4	4	4	4
10	*302ND46651	CONN.CORD ASSY MPF SET SENSOR			1	1	1	1
11	*302P794010	PARTS SENSOR OPT. SP			1	1	1	1
12	*302ND29600	HOLDER SENSOR MPF			1	1	1	1
13	*302ND29320	COVER SIDE DECK			1	1	1	1
14	*302V808010	WIRE MPF			1	1	1	1
15	*302ND08920	HOOK WIRE MPF			1	1	1	1
16	*302ND08581	MOUNT PI			1	1	1	1
17	*302ND08570	SPRING PAPER SET			1	1	1	1
18	*302ND29170	STRAP RIGHT COVER A			1	1	1	1
19	*302ND29610	STRAP RIGHT COVER B			1	1	1	1

FIG. 14 Paper Conveying Section (Duplex)

2YN/2YM/2YL-2.0

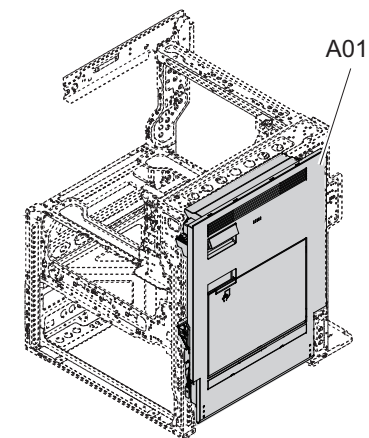
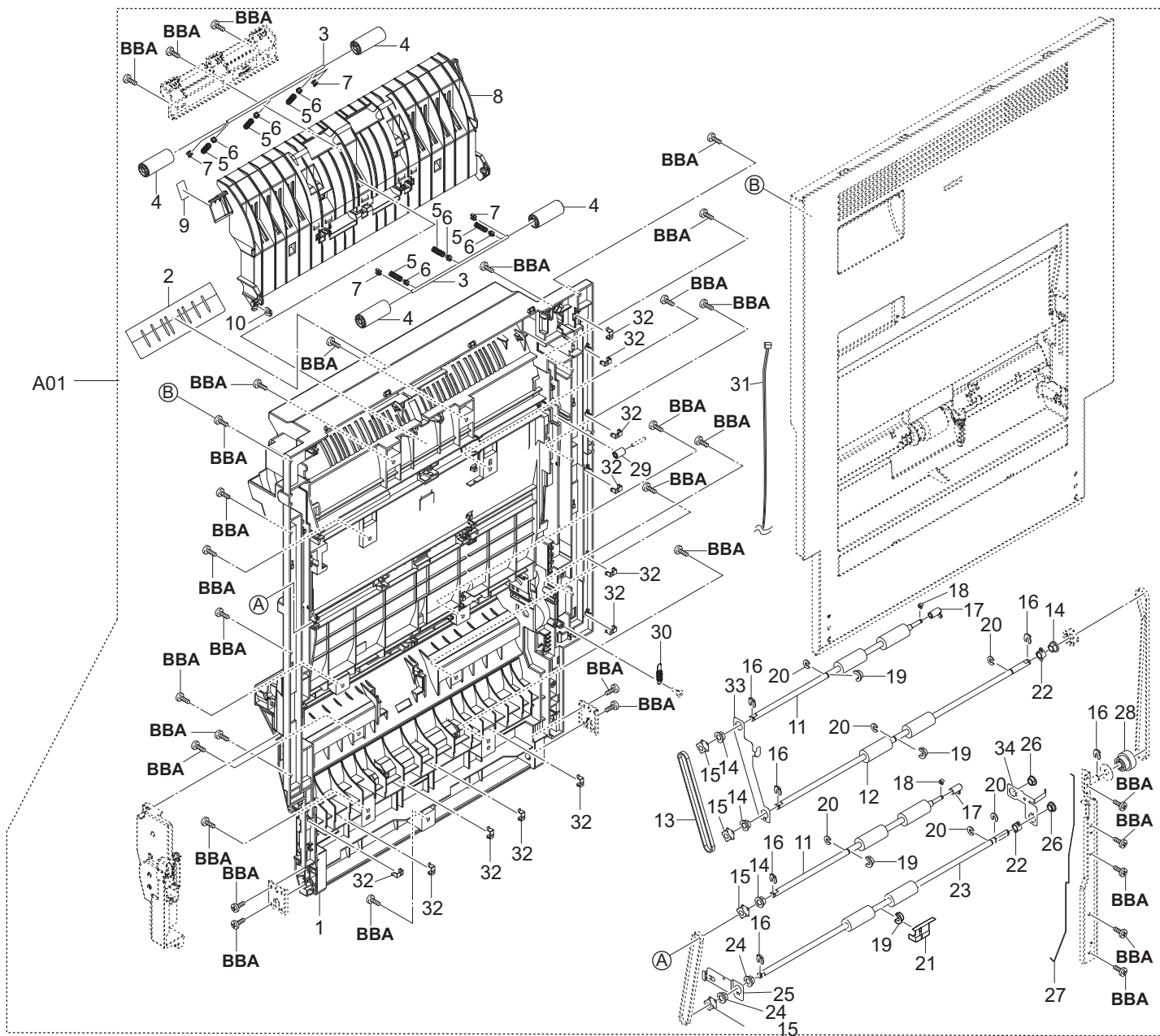


FIG. 14 Paper Conveying Section (Duplex)

2YN/2YM/2YL-2.0

Ref No.	Part.No.	Description	Notes	Revision	Quantity			
					100	120	230	240
1	•302XC29010	GUIDE DU RIGHT			1	1	1	1
2	•302ND29720	SHEET GUIDE DU			1	1	1	1
3	•302ND29280	SHAFT FEED			2	2	2	2
4	•302ND29260	PULLEY FEED 16			4	4	4	4
5	•302ND29300	SPRING-COMPRESSION PULLEY FEED			6	6	6	6
6	•302ND24290	CAP SPRING			6	6	6	6
7	•302ND29630	CAP HOLDER SHAFT			4	4	4	4
8	•302ND29040	GUIDE DU UPPER LEFT			1	1	1	1
9	•302ND34280	LABEL A4			1	1	1	1
10	•5MVL177DN001	RING STOPPER 4			1	1	1	1
11	•302ND94450	PARTS ROLLER DU UP SP			2	2	2	2
12	•302ND94460	PARTS ROLLER DU MIDDLE SP			1	1	1	1
13	•302ND29130	BELT S2M-Z123			1	1	1	1
14	•302H024370	BUSH 6 EW			4	4	4	4
15	•302LF28342	PULLEY P18-S2M			4	4	4	4
16	•5MVX111DN003	RING STOPPER / A-49 FEED A4			6	6	6	6
17	•302K329270	BUSH DU			2	2	2	2
18	•5MVX111DN007	STOPPER 3 / 2BT1107 A4			2	2	2	2
19	•302FZ07540	HOLDER SHAFT OUT			4	4	4	4
20	•302ND08670	CUT-WASHER 4			6	6	6	6
21	•302ND29770	FILM DU REGIST ROLLER			1	1	1	1
22	•302FZ07310	BUSH CONTACT MPT B			2	2	2	2
23	•302ND94A40	PARTS ROLLER DU REGIST SP			1	1	1	1
24	•3CY07080	BUSHING 6			2	2	2	2
25	•302ND29470	PLATE EARTH CONVEYING			1	1	1	1
26	•303P031160	BUSH 6			2	2	2	2
27	•302ND29440	WIRE EARTH DU			1	1	1	1
28	•302ND29230	PULLEY P26-S2M Z23R			1	1	1	1
29	•303NJ06070	PULLEY FEED PF			1	1	1	1
30	•302ND08900	SPRING WIRE MPF			1	1	1	1
31	•302ND46120	CONN.CORD ASSY RIGHT COVER			1	1	1	1
32	•302K931080	WIRE STOPPER			11	11	11	11
33	•302ND29450	PLATE EARTH DU UPPER			1	1	1	1
34	•302ND29460	PLATE EARTH DU			1	1	1	1

FIG. 15 Paper Conveying Section (MP Pick Up)

2YN/2YM/2YL-2.0

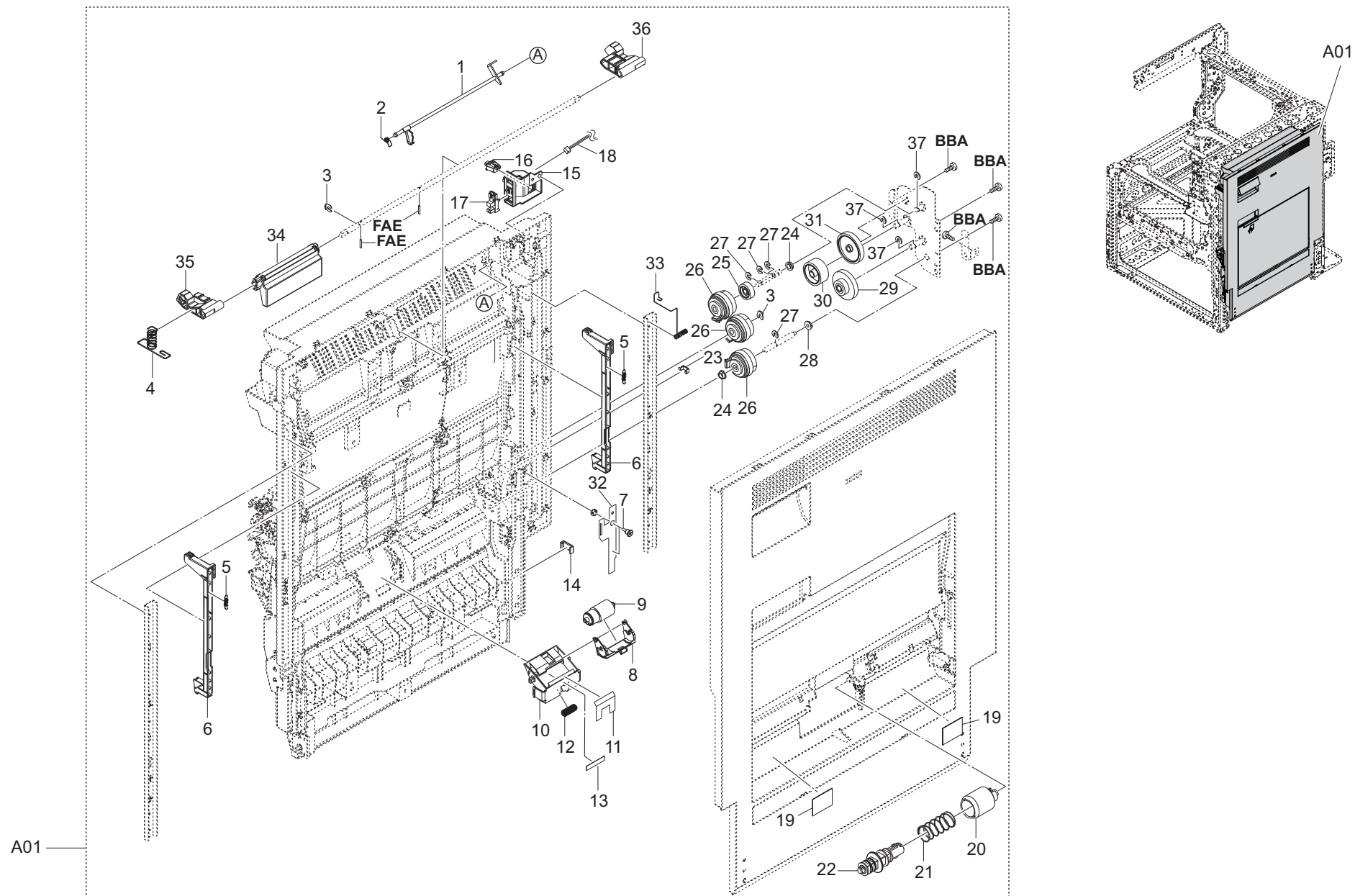


FIG. 15 Paper Conveying Section (MP Pick Up)

2YN/2YM/2YL-2.0

Ref No.	Part.No.	Description	Notes	Revision	Quantity			
					100	120	230	240
1	*302ND29500	ACTUATOR DU UPPER			1	1	1	1
2	*302ND29780	SPRING ACTUATOR PI			1	1	1	1
3	*5MVX111DN003	RING STOPPER / A-49 FEED A4			2	2	2	2
4	*302ND29750	SPRING HOOK UPPER			1	1	1	1
5	*302K304540	SPRING HOOK			2	2	2	2
6	*302ND29240	JOINT COVER HOOK			2	2	2	2
7	*302ND08950	STUD SCREW			2	2	2	2
8	*302ND08400	HOLDER RETARD MPF			1	1	1	1
9	*302F909320	ROLLER RETARD P ASSY			1	1	1	1
10	*302ND08500	GUIDE RETARD MPF			1	1	1	1
11	*302ND08800	SHEET GUIDE RETARD			1	1	1	1
12	*302XC08010	SPRING RETARD B			1	1	1	1
13	*302ND08850	SHEET GUIDE RETARD A			1	1	1	1
14	*303LL02330	HOLDER WIRE D			1	1	1	1
15	*302ND29590	HOLDER SENSOR DU			1	1	1	1
16	*7SP01000007+H01	SW.PUSH			1	1	1	1
17	*302P794010	PARTS SENSOR OPT. SP			1	1	1	1
18	*302ND46140	CONN.CORD ASSY DU SENSOR			1	1	1	1
19	*303RC10260	SHEET PAD BOTTOM			2	2	2	2
20	*302ND94380	PARTS PULLEY FEED ASSY SP			1	1	1	1
21	*302ND08550	SPRING FEED MPF			1	1	1	1
22	*302ND08530	PIN FEED ROLLER			1	1	1	1
23	*302K931080	WIRE STOPPER			1	1	1	1
24	*302K924830	BUSH DU EW			2	2	2	2
25	*302ND29210	GEAR Z23R			1	1	1	1
26	*302ND94680	PARTS CLUTCH 35 Z35R SPRING SP			3	3	3	3
27	*302ND08670	CUT-WASHER 4			4	4	4	4
28	*3V2F929140	BUSH DU			1	1	1	1
29	*302ND29200	GEAR Z44R-Z22L			1	1	1	1
30	*302ND29190	GEAR Z35L			1	1	1	1
31	*302ND29220	GEAR Z47L			1	1	1	1
32	*302H017120	PULLEY LEFT FRAME			1	1	1	1
33	*302ND29680	SPRING EARTH SW			1	1	1	1
34	*302ND29560	LEVER COVER RIGHT			1	1	1	1
35	*302ND29140	HOOK COVER RIGHT F			1	1	1	1
36	*302ND29550	HOOK COVER RIGHT R			1	1	1	1
37	*302K924820	CUT-WASHER 4			3	3	3	3

FIG. 16 Paper Conveying Section (MP Feed)

2YN/2YM/2YL-2.0

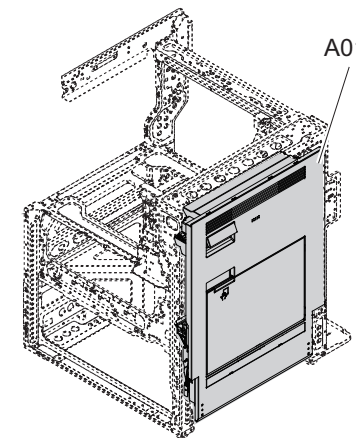
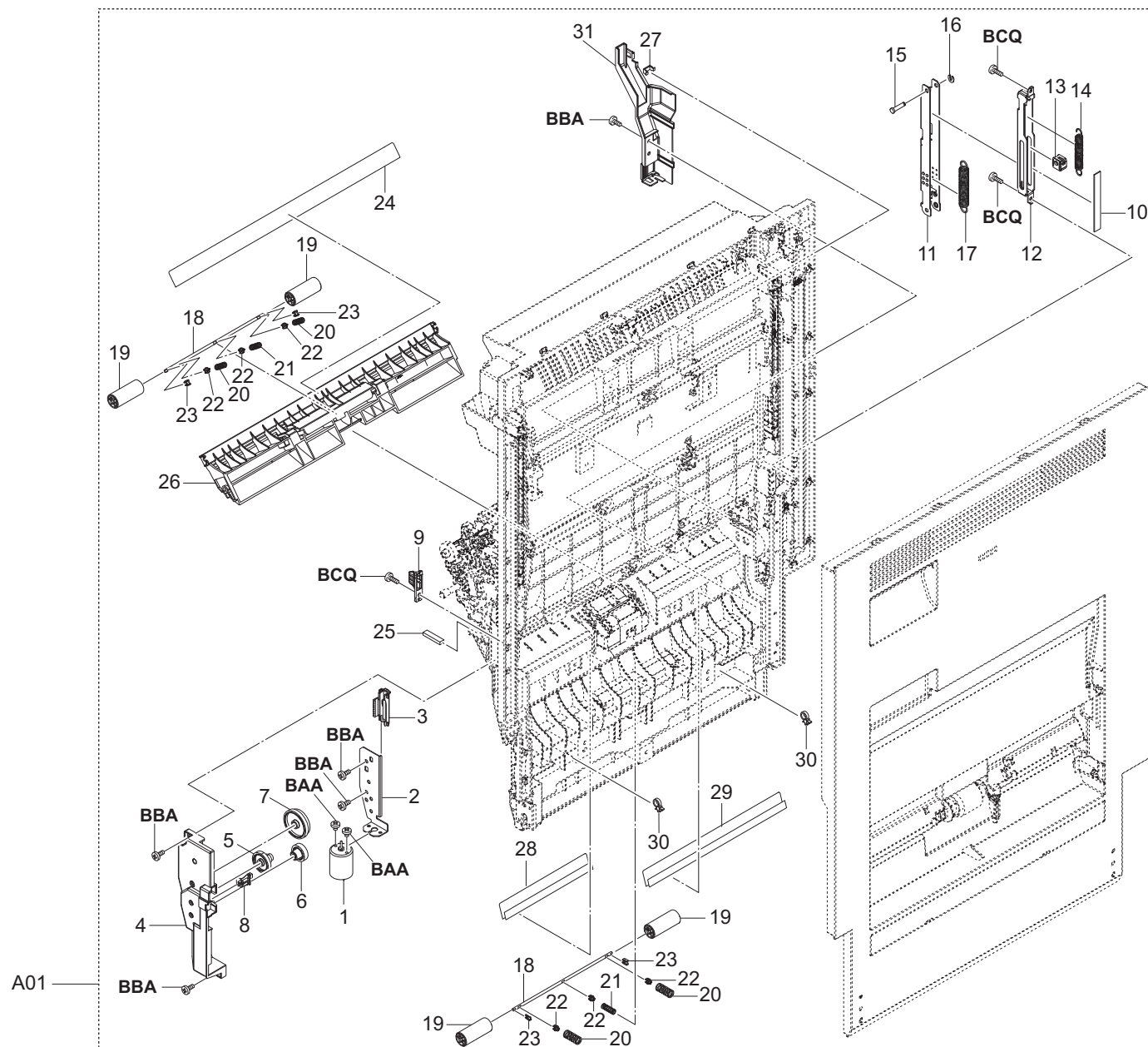


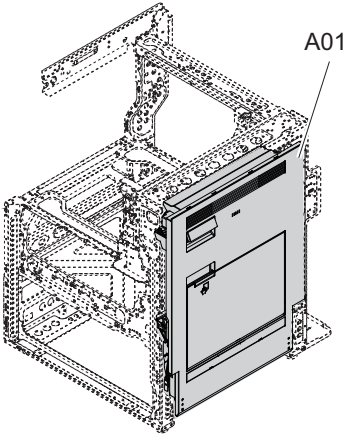
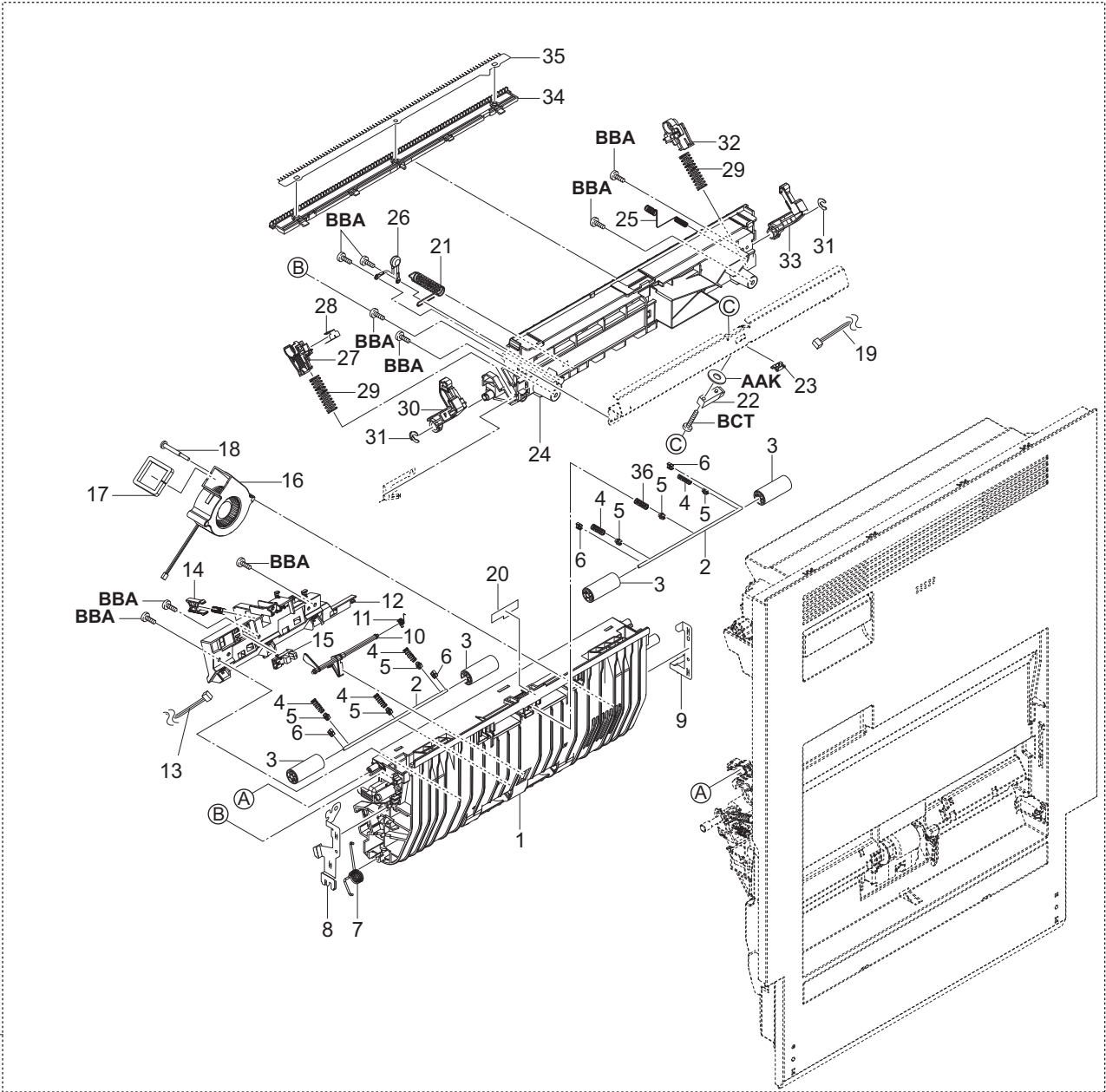
FIG. 16 Paper Conveying Section (MP Feed)

2YN/2YM/2YL-2.0

Ref No.	Part.No.	Description	Notes	Revision	Quantity			
					100	120	230	240
1	*302ND94040	PARTS DC MOTOR ASSY A SP			1	1	1	1
2	*302ND08600	PLATE LIFT MPF			1	1	1	1
3	*302ND08630	RACK LIFT MPF			1	1	1	1
4	*302ND08610	CASE LIFT MPF			1	1	1	1
5	*302ND08650	GEAR Z46S-Z18S			1	1	1	1
6	*302ND08640	WORM-WHEEL 36 Z18S			1	1	1	1
7	*302ND08620	GEAR LIFT Z35S-Z64S			1	1	1	1
8	*7SP0100007+H01	SW.PUSH			1	1	1	1
9	*302ND29621	ARM INTERLOCK COVER RIGHT			1	1	1	1
10	*302ND29710	SHEET DAMPER A			1	1	1	1
11	*302ND29410	MOUNT DAMPER B			1	1	1	1
12	*302ND29400	MOUNT DAMPER A			1	1	1	1
13	*302ND29670	SLIDER DAMPER			1	1	1	1
14	*302ND29660	SPRING-EXTENSION DAMPER B			1	1	1	1
15	*302ND29420	PIN COVER DAMPER			1	1	1	1
16	*302LF12410	STOPPER 3			1	1	1	1
17	*302ND29430	SPRING-EXTENSION DAMPER			1	1	1	1
18	*302ND29280	SHAFT FEED			2	2	2	2
19	*302ND29260	PULLEY FEED 16			4	4	4	4
20	*302ND29300	SPRING-COMPRESSION PULLEY FEED			4	4	4	4
21	*302ND29690	SPRING-COMPRESSION PULLEY MIDDLE			2	2	2	2
22	*302ND24290	CAP SPRING			6	6	6	6
23	*302ND29630	CAP HOLDER SHAFT			4	4	4	4
24	*302ND29310	SHEET GUIDE FEED			1	1	1	1
25	*302GR05080	CUSHION HANDLE A			1	1	1	1
26	*302ND29030	GUIDE MIDDLE RIGHT			1	1	1	1
27	*302K931080	WIRE STOPPER			1	1	1	1
28	*302XC29020	SHEET GUIDE FEED F			1	1	1	1
29	*302XC29030	SHEET GUIDE FEED R			1	1	1	1
30	*7YZM420003++H01	ACCESS.BAND			2	2	2	2
31	*302ND29340	COVER DU WIRE			1	1	1	1

FIG. 17 Paper Conveying Section (2nd Transfer Housing)

2YN/2YM/2YL-2.0



A01

FIG. 17 Paper Conveying Section (2nd Transfer Housing)

2YN/2YM/2YL-2.0

Ref No.	Part.No.	Description	Notes	Revision	Quantity			
					100	120	230	240
1	*302ND24010	BASE CONVEYING			1	1	1	1
2	*302ND29280	SHAFT FEED			2	2	2	2
3	*302ND29260	PULLEY FEED 16			4	4	4	4
4	*302ND29300	SPRING-COMPRESSION PULLEY FEED			6	6	6	6
5	*302ND24290	CAP SPRING			5	5	5	5
6	*302ND29630	CAP HOLDER SHAFT			4	4	4	4
7	*302ND24440	SPRING SEPARATE CONVEYING			1	1	1	1
8	*302ND24050	PLATE EARTH CONVEYING			1	1	1	1
9	*302ND24040	PLATE HV CONVEYING			1	1	1	1
10	*302ND24070	ACTUATOR DU			1	1	1	1
11	*302ND24430	SPRING ACTUATOR DU			1	1	1	1
12	*302ND24200	HOLDER PUSH REGIST			1	1	1	1
13	*302ND46130	CONN.CORD ASSY CONVEYING			1	1	1	1
14	*302K924430	BUSH REGIST CENTER			1	1	1	1
15	*302P794010	PARTS SENSOR OPT. SP			1	1	1	1
16	*302K994360	PARTS FAN COOLING LSU 60 SP			1	1	1	1
17	*302K903560	SEAL COOLING FAN C			1	1	1	1
18	*302H733430	SCREW FAN			1	1	1	1
19	*302ND46620	CONN.CORD ASSY TRANSFER BELT SENSOR			1	1	1	1
20	*302ND34290	LABEL A5			1	1	1	1
21	*302ND22120	SPRING EARTH CONVEYING			1	1	1	1
22	*303NW94060	PARTS SENSOR OPT. SP			1	1	1	1
23	*7YZM210006++H01	ACCESS.EDGING			1	1	1	1
24	*302ND22040	HOLDER SECONDLY TRANSFER			1	1	1	1
25	*302ND24130	SPRING HV CONVEYING			1	1	1	1
26	*302FZ01311	VARISTOR TC ASS'Y			1	1	1	1
27	*302ND24160	BUSH SECONDLY TRANSFER F			1	1	1	1
28	*302ND22110	PLATE EARTH SECONDLY TRANSFER B			1	1	1	1
29	*302XC24050	SPRING SECONDLY TRANSFER R			2	2	2	2
30	*302ND24020	ARM PRESS RELEASE F			1	1	1	1
31	*2BC06910	STOPPER 6			2	2	2	2
32	*302ND24170	BUSH SECONDLY TRANSFER R			1	1	1	1
33	*302ND24030	ARM PRESS RELEASE R			1	1	1	1
34	*302ND22060	HOLDER DISCHARGER			1	1	1	1
35	*302ND22050	PLATE DISCHARGER			1	1	1	1
36	*302ND29690	SPRING-COMPRESSION PULLEY MIDDLE			1	1	1	1

FIG. 18 Paper Conveying Section (Roller Regist R)

2YN/2YM/2YL-2.0

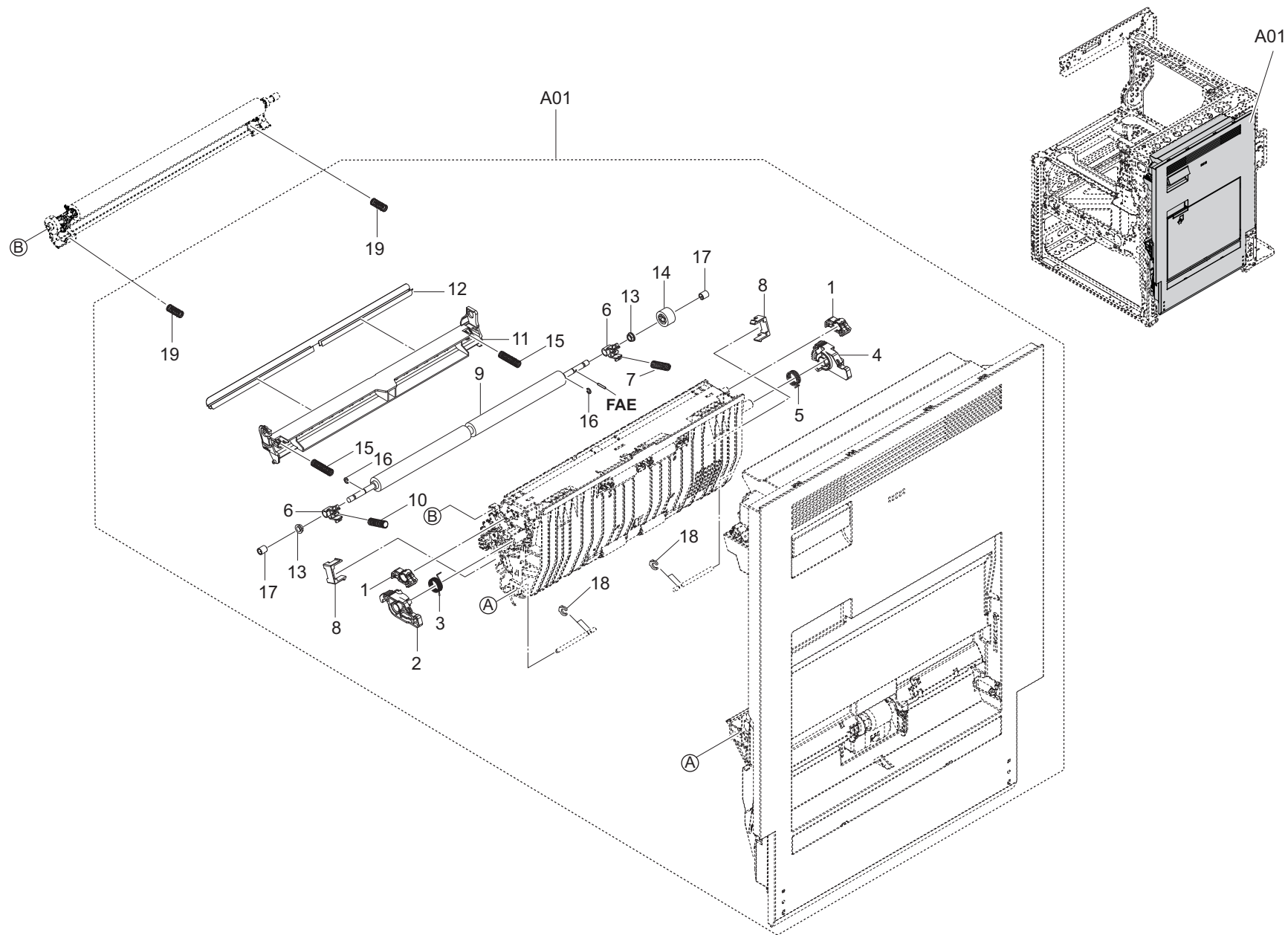


FIG. 18 Paper Conveying Section (Roller Regist R)

2YN/2YM/2YL-2.0

Ref No.	Part.No.	Description	Notes	Revision	Quantity			
					100	120	230	240
1	*302ND24110	ARM LINK PRESS RELEASE			2	2	2	2
2	*302ND24090	LEVER BASE CONVEYING F			1	1	1	1
3	*302ND24460	SPRING HOOK CONVEYING F			1	1	1	1
4	*302ND24100	LEVER BASE CONVEYING R			1	1	1	1
5	*302ND24470	SPRING HOOK CONVEYING R			1	1	1	1
6	*302ND24350	BUSH REGIST			2	2	2	2
7	*302K924050	SPRING-COMPRESSION REGIST R			1	1	1	1
8	*302ND24390	HOLDER REGIST			2	2	2	2
9	*302ND94400	PARTS ROLLER REGIST R SP			1	1	1	1
10	*302K924040	SPRING-COMPRESSION REGIST F			1	1	1	1
11	*302ND24320	GUIDE REGIST R			1	1	1	1
12	*302ND24340	SHEET REGIST R			1	1	1	1
13	*302K924830	BUSH DU EW			2	2	2	2
14	*302K924060	GEAR Z22R			1	1	1	1
15	*302ND24360	SPRING GUIDE REGIST			2	2	2	2
16	*302K924820	CUT-WASHER 4			2	2	2	2
17	*302NG24350	COLLAR ROLLER			2	2	2	2
18	*302LF12410	STOPPER 3			4	4	4	4
19	*302ND22150	SPRING GUIDE TRANSFER			2	2	2	2

FIG. 19 Paper Conveying Section (MP tray)

2YN/2YM/2YL-2.0

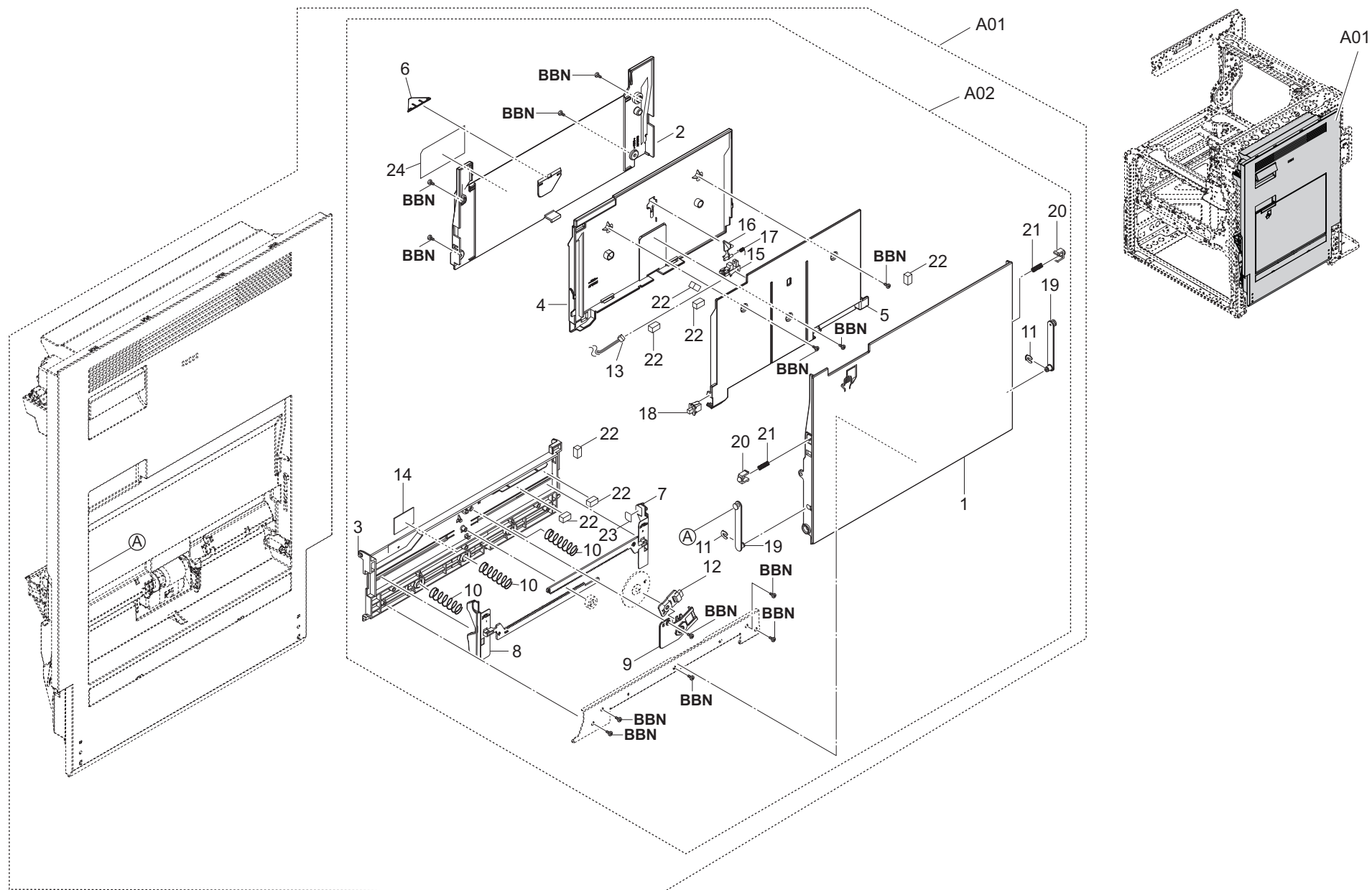


FIG. 19 Paper Conveying Section (MP tray)

2YN/2YM/2YL-2.0

Ref No.	Part.No.	Description	Notes	Revision	Quantity			
					100	120	230	240
A02	•302ND94202	PARTS MPT TRAY ASSY SP			1	1	1	1
1	••302ND08100	COVER MPF			1	1	1	1
2	••302ND08111	TABLE MPF			1	1	1	1
3	••302ND08121	BASE LIFT MPF			1	1	1	1
4	••302ND08171	TRAY MPF A			1	1	1	1
5	••302ND08181	TRAY MPF B			1	1	1	1
6	••302R408170	STOPPER MULTI			1	1	1	1
7	••302ND08140	CURSOR MPF R			1	1	1	1
8	••302ND08130	CURSOR MPF F			1	1	1	1
9	••302ND08200	HOLDER DETECTION			1	1	1	1
10	••302ND08160	SPRING-COMPRESSION LIFT			3	3	3	3
11	••302FB09830	CUT WASHER 4			2	2	2	2
12	••303R394050	PARTS PWB PAPER SIZE SENSOR ASSY SP			1	1	1	1
13	••302ND46150	CONN.CORD ASSY MPF TABLE			1	1	1	1
14	••302ND08821	PAD BOTTOM			1	1	1	1
15	••302P794010	PARTS SENSOR OPT. SP			1	1	1	1
16	••302K908211	ACTUATOR SIZE DETECTION			1	1	1	1
17	••302K908220	SPRING-TORSION SIZE DETECTION			1	1	1	1
18	••7SP01000007+H01	SW.PUSH			1	1	1	1
19	••302R408230	STRAP LINK MPF			2	2	2	2
20	••302R408220	STOPPER BYPASS TABLE			2	2	2	2
21	••302ND08830	SPRING BYPASS TABLE F			2	2	2	2
22	••302H708150	SPONGE WIRE MPT			7	7	7	7
23	••302ND08700	LABEL MPF PAPER LIMIT			1	1	1	1
24	••302ND08740	LABEL OPERATION			1	1	1	1

FIG. 20 Paper Conveying Section (2nd Transfer Roller)

2YN/2YM/2YL-2.0

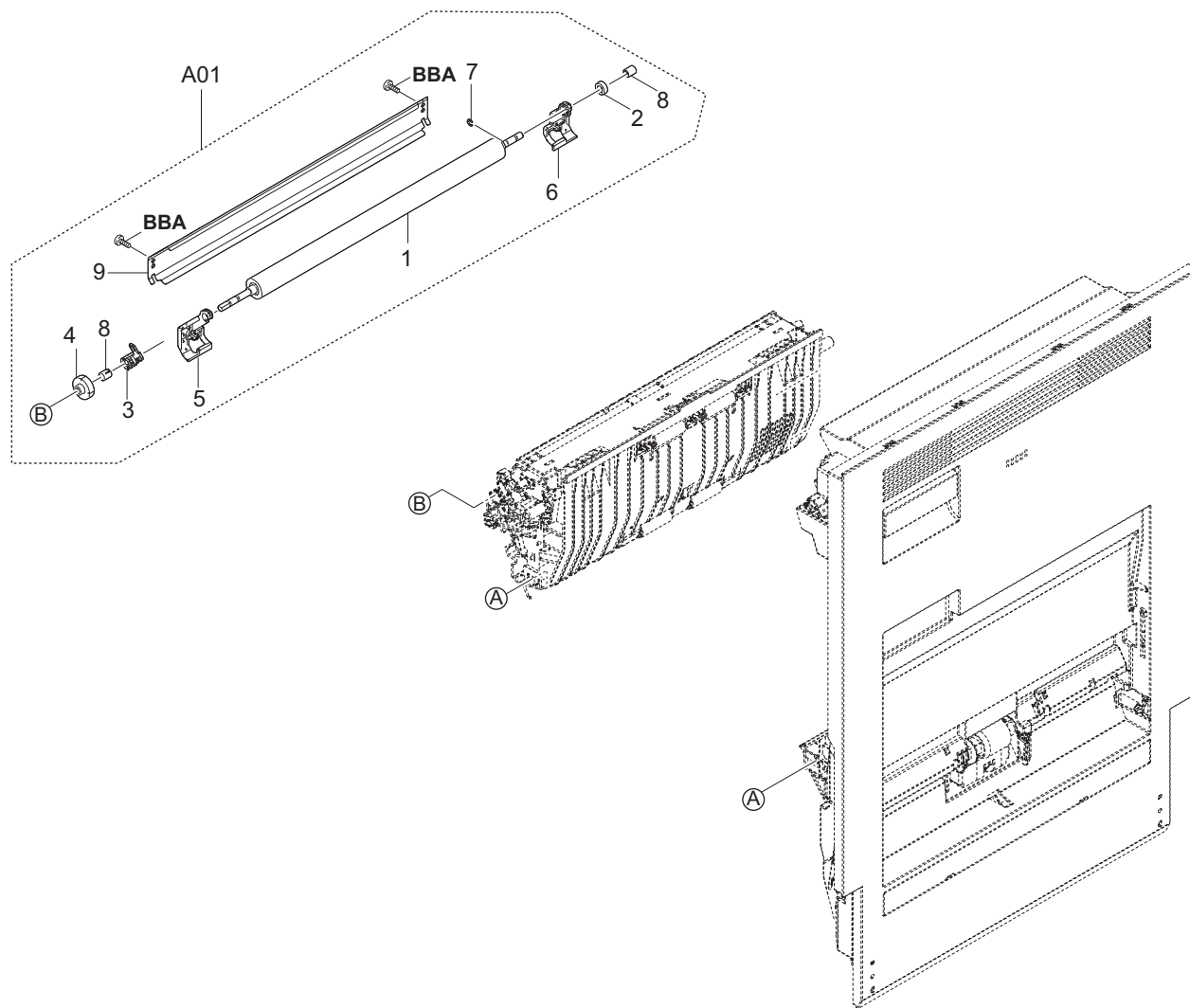


FIG. 20 Paper Conveying Section (2nd Transfer Roller)

2YN/2YM/2YL-2.0

Ref No.	Part.No.	Description	Notes	Revision	Quantity			
					100	120	230	240
A01	302ND94180	PARTS ROLLER SECONDRY TRANSFER ASSY SP			1	1	1	1
1	*302ND94390	PARTS ROLLER SECONDLY TRANSFER SP			1	1	1	1
2	*7BE006124431H01	BEARING MR126ZZ			1	1	1	1
3	*302ND22100	MOUNT SECONDLY TRANSFER F			1	1	1	1
4	*302ND22030	GEAR SECONDLY TRANSFER Z25			1	1	1	1
5	*302ND22130	ARM GUIDE TRANSFER F			1	1	1	1
6	*302ND22140	ARM GUIDE TRANSFER R			1	1	1	1
7	*302K924820	CUT-WASHER 4			1	1	1	1
8	*302NG24350	COLLAR ROLLER			2	2	2	2
9	*302ND22090	GUIDE SECONDLY TRANSFER			1	1	1	1

FIG. 21 Scanner Section (Optical)

2YN/2YM/2YL-2.0

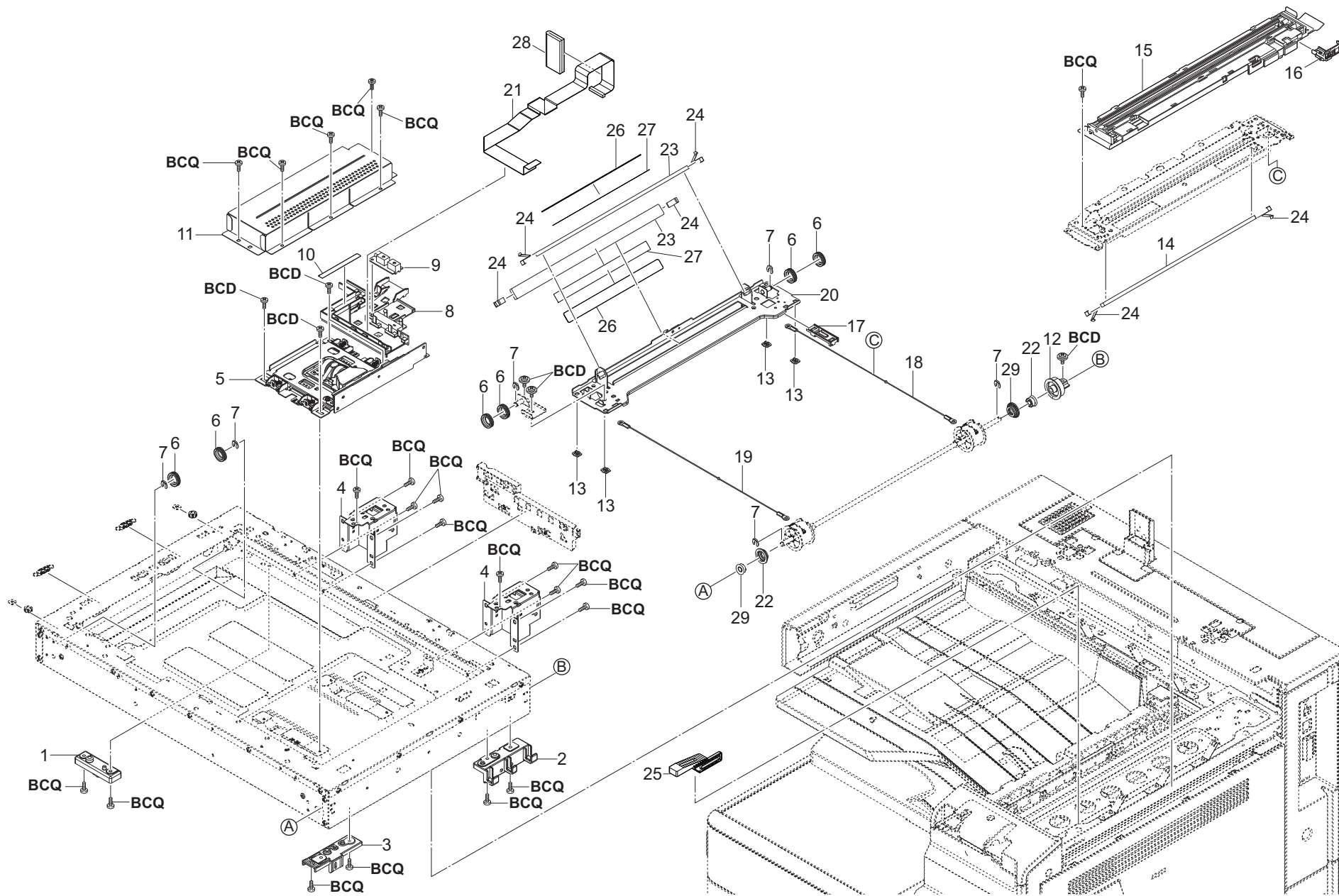


FIG. 21 Scanner Section (Optical)

Ref No.	Part.No.	Description	Notes	Revision	Quantity			
					100	120	230	240
1	302ND17180	MOUNT ISU A2			1	1	1	1
2	302ND17200	MOUNT ISU D4			1	1	1	1
3	302ND17310	MOUNT ISU E			1	1	1	1
4	302ND17010	MOUNT DP			2	2	2	2
5	302XC93040	PARTS ISU ASSY SP			1	1	1	1
6	302ND17060	PULLEY SCANNER			6	6	6	6
7	2BC06980	STOPPER 5			6	6	6	6
8	302ND17130	GUIDE FFC			1	1	1	1
9	302ND94800	PARTS SENSOR OPT SP			1	1	1	1
10	302ND17430	SHEET LED FFC			1	1	1	1
11	302MV17030	COVER LENS			1	1	1	1
12	302ND17160	GEAR P59			1	1	1	1
13	2DC12230	SLIDER SCANNER			4	4	4	4
14	302KK94720	PARTS MIRROR A SP			1	1	1	1
15	302XC93030	PARTS MOUNT LED ASSY SP			1	1	1	1
16	302V617080	GUIDE FFC LED			1	1	1	1
17	302K317160	GUIDE FFC LED B			1	1	1	1
18	302V817010	WIRE SCANNER BLACK			1	1	1	1
19	302V817020	WIRE SCANNER GRAY			1	1	1	1
20	302K317111	FRAME MIRROR B			1	1	1	1
21	302XC46210	CONN.CORD ASSY FFC MAIN CCD			1	1	1	1
22	7BE006135442H01	BEARING 686ZZ			2	2	2	2
23	302KK94730	PARTS MIRROR B SP			2	2	2	2
24	2BC12190	SPRING,MIRROR HOLDER			6	6	6	6
25	302ND17191	MOUNT ISU C			1	1	1	1
26	302GR17830	PLATE MIRROR B			2	2	2	2
27	302GR17840	SEAL PLATE MIRROR B			2	2	2	2
28	302XC39120	SEAL FFC GUIDE			1	1	1	1
29	302ND17330	HOLDER BEARING			2	2	2	2

FIG. 22 Scanner Section (Drive & PWB)

2YN/2YM/2YL-2.0

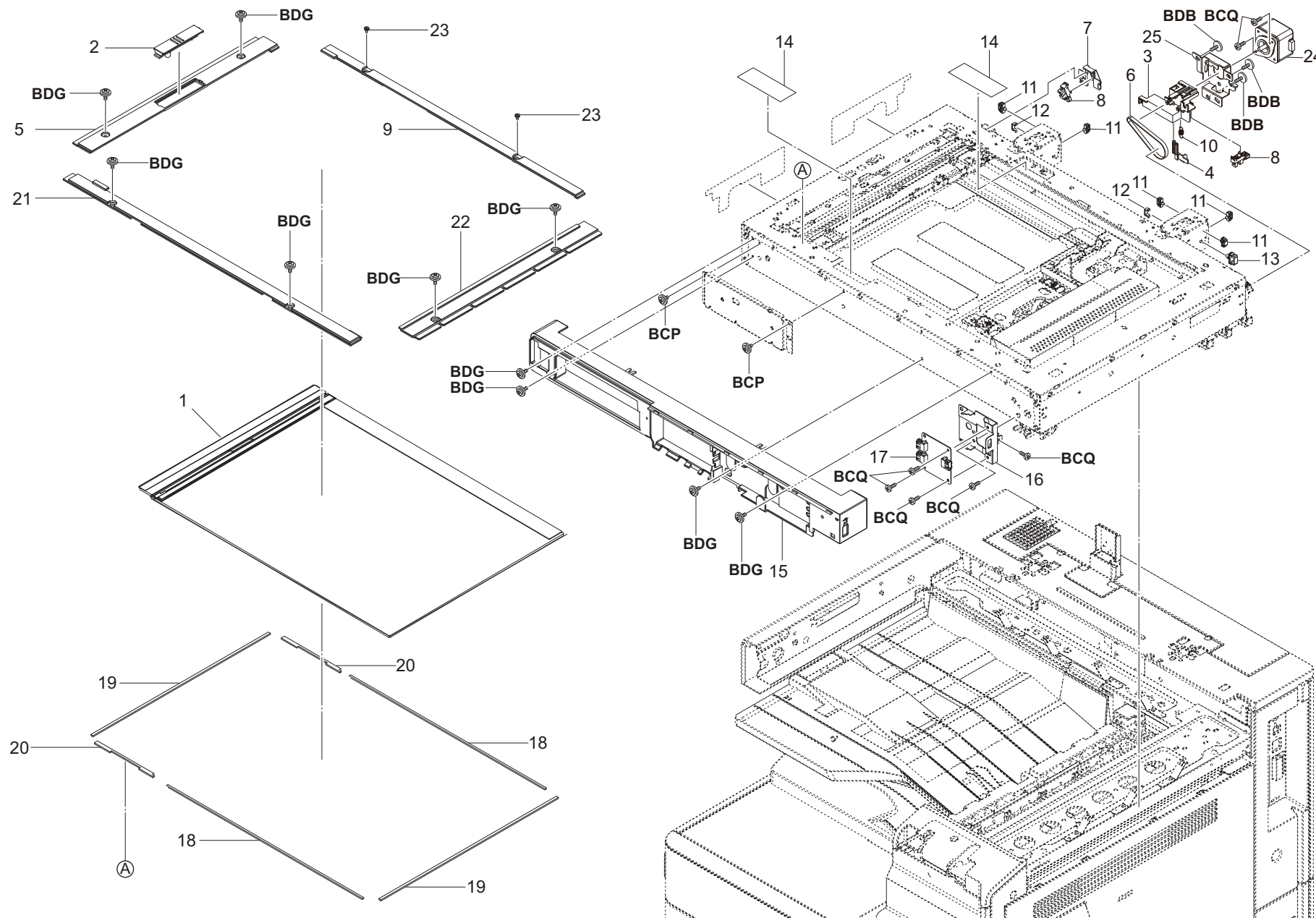


FIG. 22 Scanner Section (Drive & PWB)

2YN/2YM/2YL-2.0

Ref No.	Part.No.	Description	Notes	Revision	Quantity			
					100	120	230	240
1	302RH94150	PARTS CONTACT-GLASS ASSY(I) SP				1		
1	302RH94160	PARTS CONTACT-GLASS ASSY(C) SP			1		1	1
2	302RH04230	COVER ISU LEFT SUB			1	1	1	1
3	302ND17270	HOLDER SWITCH			1	1	1	1
4	302ND17280	SWITCH RELEASE			1	1	1	1
5	302ND04200	COVER ISU CONTACT LEFT			1	1	1	1
6	302ND17210	BELT ISU			1	1	1	1
7	302K317330	MOUNT PI			1	1	1	1
8	302P794010	PARTS SENSOR OPT. SP			2	2	2	2
9	302ND04220	COVER ISU CONTACT REAR			1	1	1	1
10	302GR17380	SPRING RELEASE SWITCH			1	1	1	1
11	7YZM610007++H01	ACCESS.SADDLE			5	5	5	5
12	302K931080	WIRE STOPPER			2	2	2	2
13	7YZM610002++H01	ACCESS SADDLE			1	1	1	1
14	302K317660	FILM FRAME			2	2	2	2
15	302XC04100	COVER ISU FRONT			1	1	1	1
16	302ND04860	MOUNT PWB USB			1	1	1	1
17	302XC94040	PARTS PWB USB HUB ASSY SP			1	1	1	1
18	302K317460	SEAL FRAME ISU B			2	2	2	2
19	302K317650	SEAL FRAME ISU C			2	2	2	2
20	302K317450	SEAL FRAME ISU A			2	2	2	2
21	302ND04210	COVER ISU CONTACT FRONT			1	1	1	1
22	302ND04190	COVER ISU CONTACT RIGHT			1	1	1	1
23	302LV25420	PIN FUSER			2	2	2	2
24	302N294010	PARTS MOTOR ISU SP			1	1	1	1
25	302ND17140	MOUNT DRIVE			1	1	1	1

FIG. 23 Laser Scanner Section

2YN/2YM/2YL-2.0

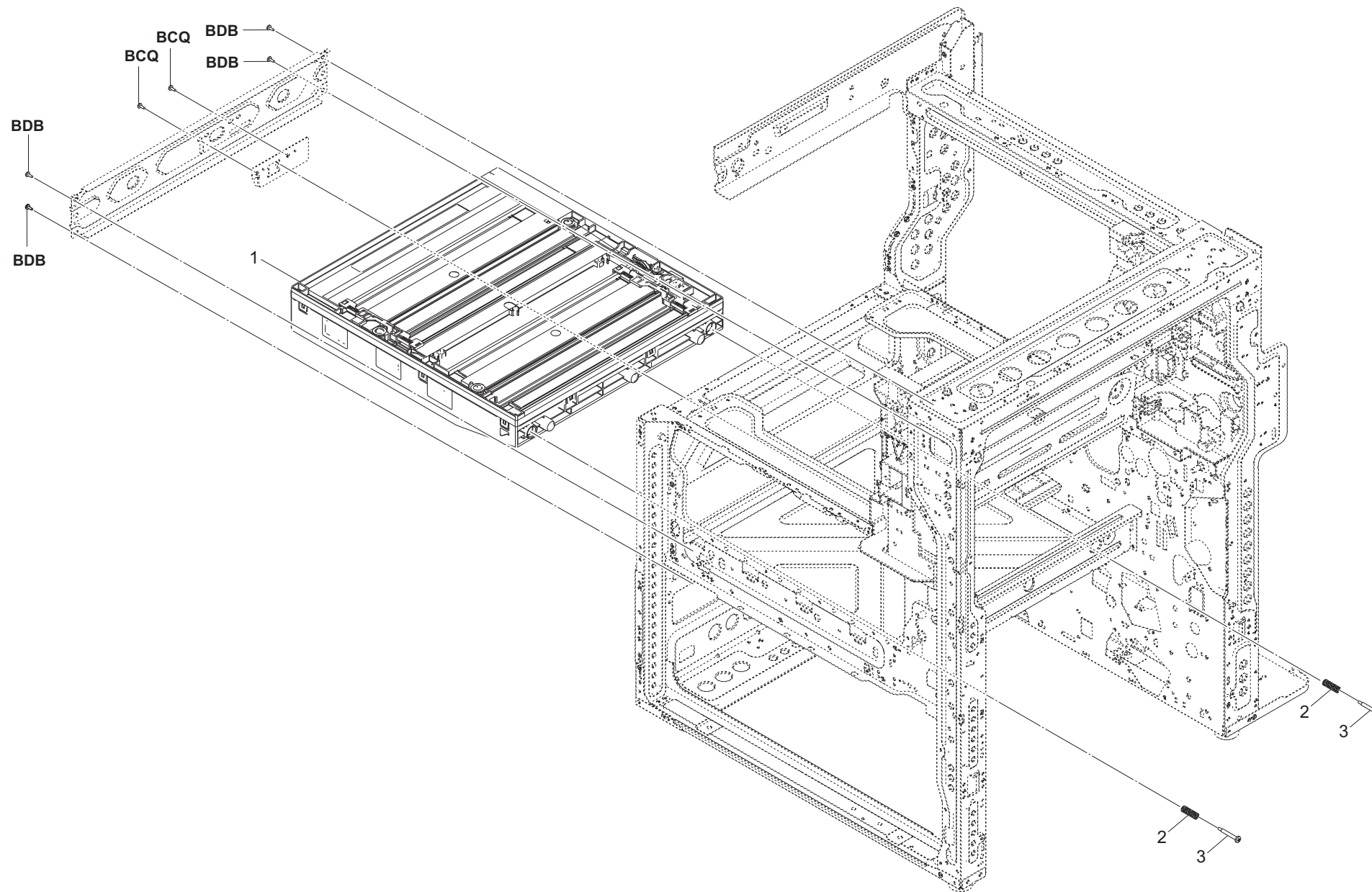


FIG. 24 Developer Section

2YN/2YM/2YL-2.0

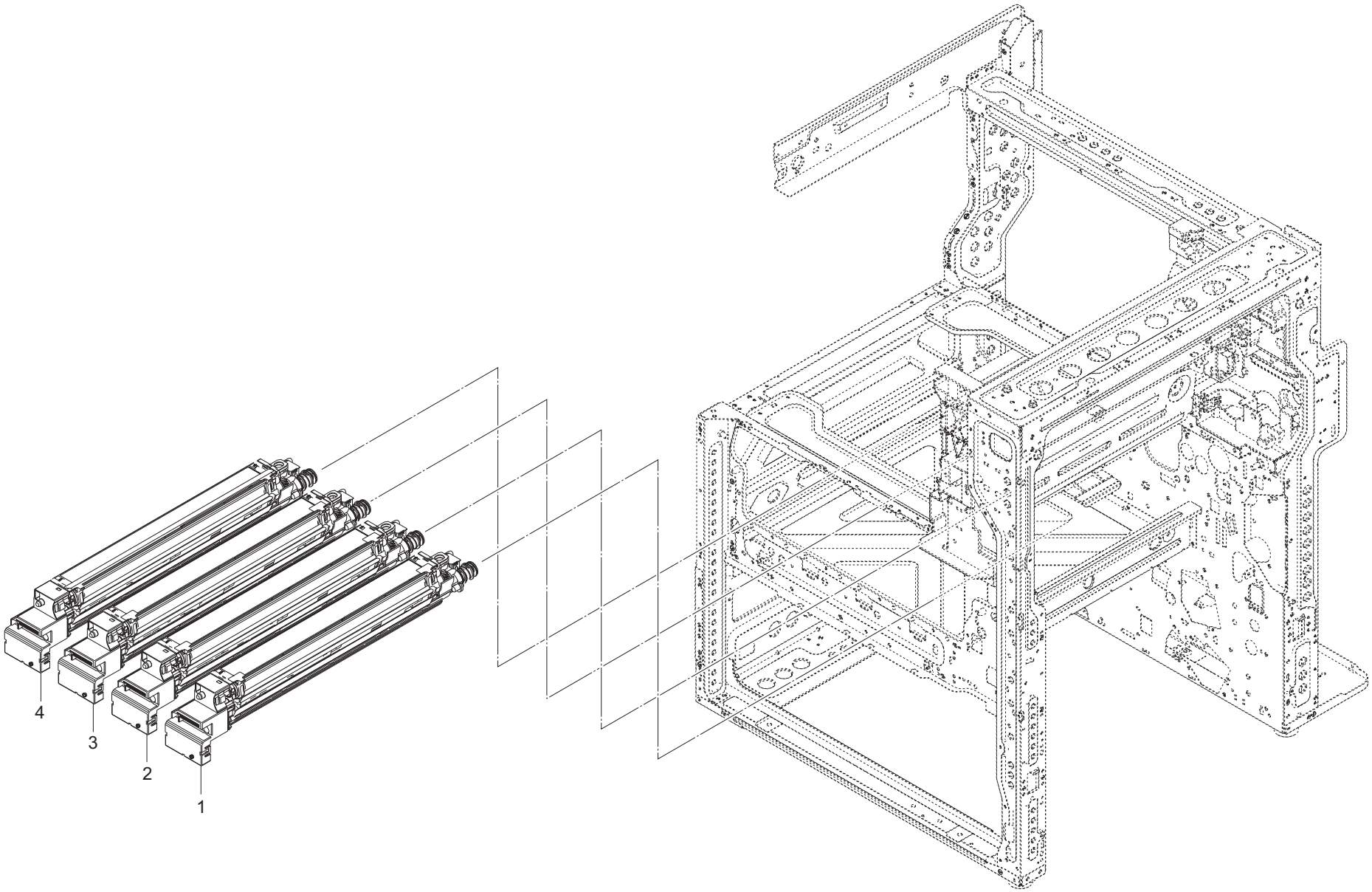


FIG. 25 Image Formation Section

2YN/2YM/2YL-2.0

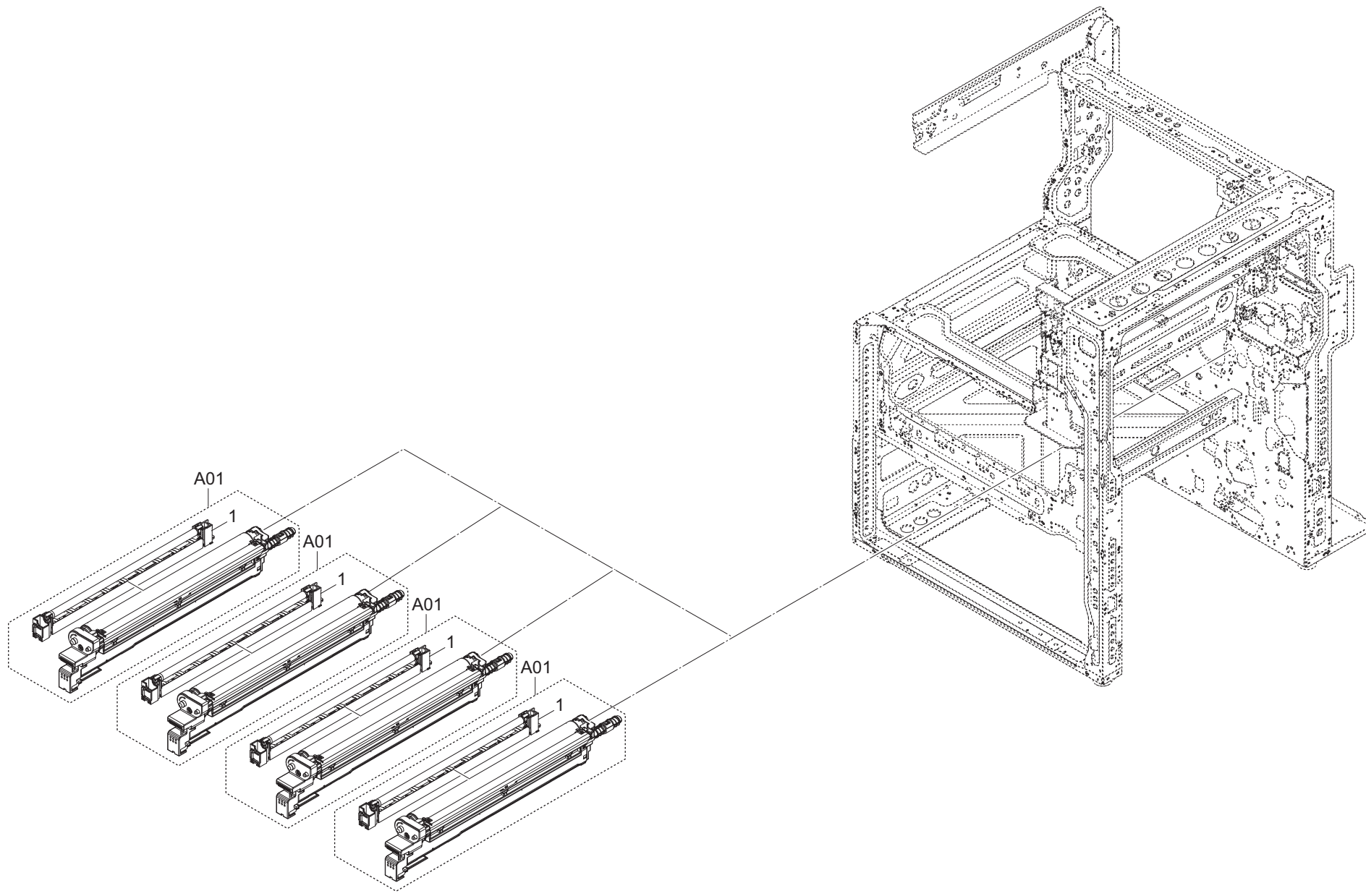


FIG. 26 Transfer Belt Section

2YN/2YM/2YL-2.0

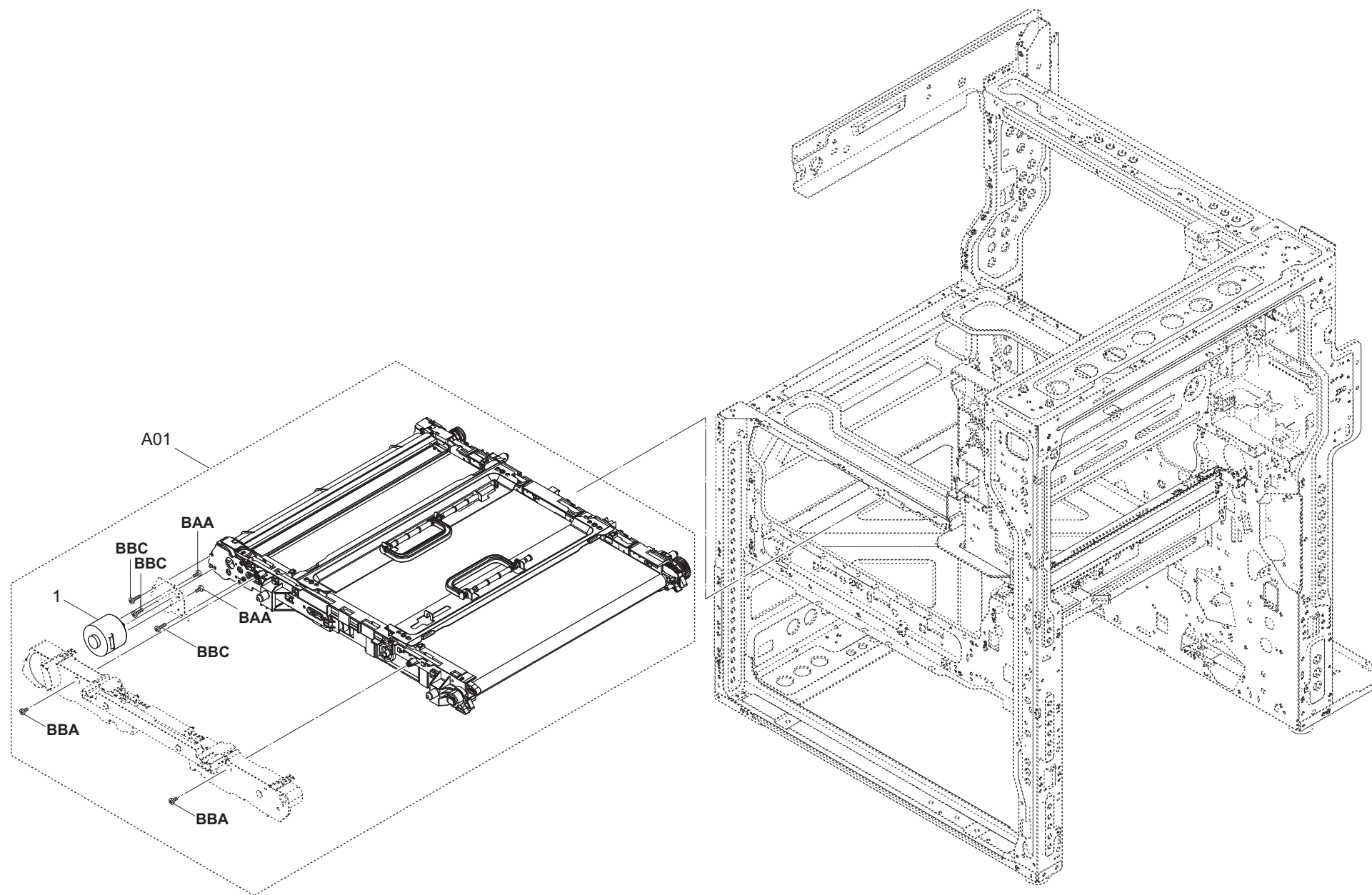


FIG. 27 Fuser Section

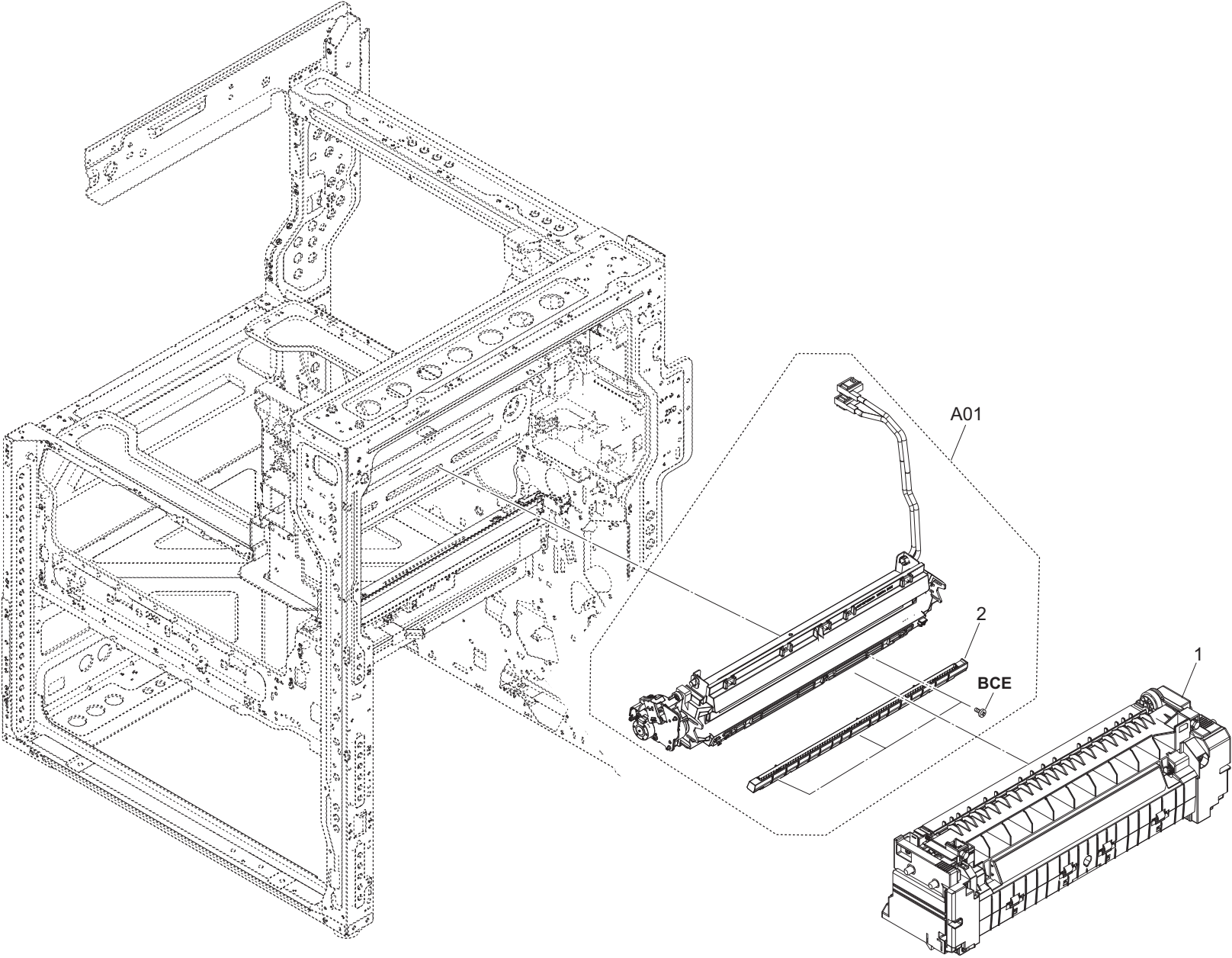


FIG. 28 Exit Section (Guide & Pully)

2YN/2YM/2YL-2.0

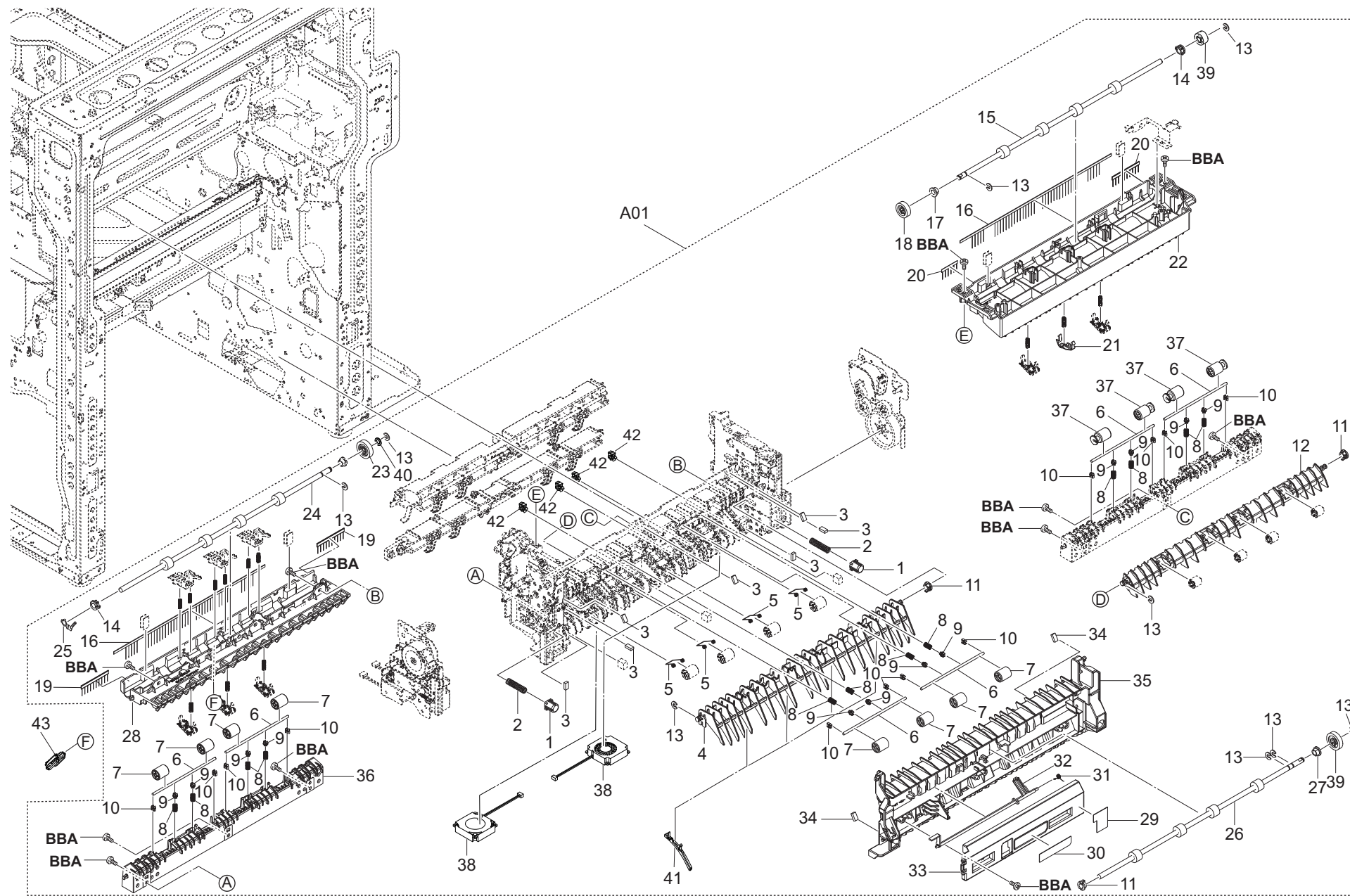


FIG. 28 Exit Section (Guide & Pully)

2YN/2YM/2YL-2.0

Ref No.	Part.No.	Description	Notes	Revision	Quantity			
					100	120	230	240
A01	302XC94090	PARTS EXIT UNIT H1 SP			1	1	1	1
1	*302K925360	CAP SPRING			2	2	2	2
2	*302F914560	SPRING LEVER DLP			2	2	2	2
3	*303H321050	CUSHION EJECT GUIDE			7	7	7	7
4	*302XC28200	GUIDE CHANGE LOWER			1	1	1	1
5	*302ND28641	SPRING HOLDER PULLEY C			4	4	4	4
6	*303RG24110	SHAFT PULLEY			6	6	6	6
7	*302ND28580	PULLEY EXIT			8	8	8	8
8	*302F928170	SPRING PULLEY			12	12	12	12
9	*302ND24290	CAP SPRING			12	12	12	12
10	*302ND29630	CAP HOLDER SHAFT			12	12	12	12
11	*302ND28270	BUSH SLIDE			3	3	3	3
12	*302ND28091	GUIDE CHANGE SWITCHBACK			1	1	1	1
13	*302ND08670	CUT-WASHER 4			9	9	9	9
14	*302ND28450	BUSH SLIDE EW			2	2	2	2
15	*302XC94120	PARTS ROLLER SWITCHBACK SP			1	1	1	1
16	*302ND28410	STATIC-ELIMINATOR EXIT			2	2	2	2
17	*302H702590	BUSH SCREW			1	1	1	1
18	*302ND28260	GEAR Z23S			1	1	1	1
19	*303NB36460	STATIC-ELIMINATOR EJECT			2	2	2	2
20	*303N816340	STATIC-ELIMINATOR EJECT			2	2	2	2
21	*302NL28010	GUIDE EXIT PUSH JS			1	1	1	1
22	*302XC28020	GUIDE INNER EXIT UPPER			1	1	1	1
23	*302XC28120	GEAR Z41L ONEWAY			1	1	1	1
24	*302XC94110	PARTS ROLLER LOW SP			1	1	1	1
25	*302ND28660	PLATE EARTH FRONT MAIN			1	1	1	1
26	*302XC94130	PARTS ROLLER FEED EXIT SP			1	1	1	1
27	*302H024370	BUSH 6 EW			1	1	1	1
28	*302XC28220	GUIDE MAIN EXIT UPPER			1	1	1	1
29	*302ND34320	LABEL CAUTION			1	1	1	1
30	*302ND34250	LABEL A1			1	1	1	1
31	*302K928190	SPRING-TORSION SWITCHBACK			1	1	1	1
32	*302ND28330	ACTUATOR SWITCHBACK			1	1	1	1
33	*302ND28430	COVER RIGHT EXIT			1	1	1	1
34	*302ND28650	CUSHION EJECT GUIDE			2	2	2	2
35	*302ND28280	GUIDE RIGHT EXIT			1	1	1	1
36	*302XC28160	GUIDE MAIN EXIT LOWER			1	1	1	1
37	*302V828020	ROLLER SWITCHBACK B			4	4	4	4
38	*302XC94140	PARTS FAN BLOWER 40 10 SP			2	2	2	2
39	*302K903140	GEAR Z18S			2	2	2	2
40	*7BC06062A0A0H01	POLY SLIDER WASHER 6.2X10X1.0T			1	1	1	1
41	*302XC28230	GUIDE EXIT			4	4	4	4
42	*7YZM610006++H01	ACCESS.SADDLE			4	4	4	4
43	302ND28190	ATTACHMENT ACT			1			

FIG. 29 Exit Section (Elect. Parts)

2YN/2YM/2YL-2.0

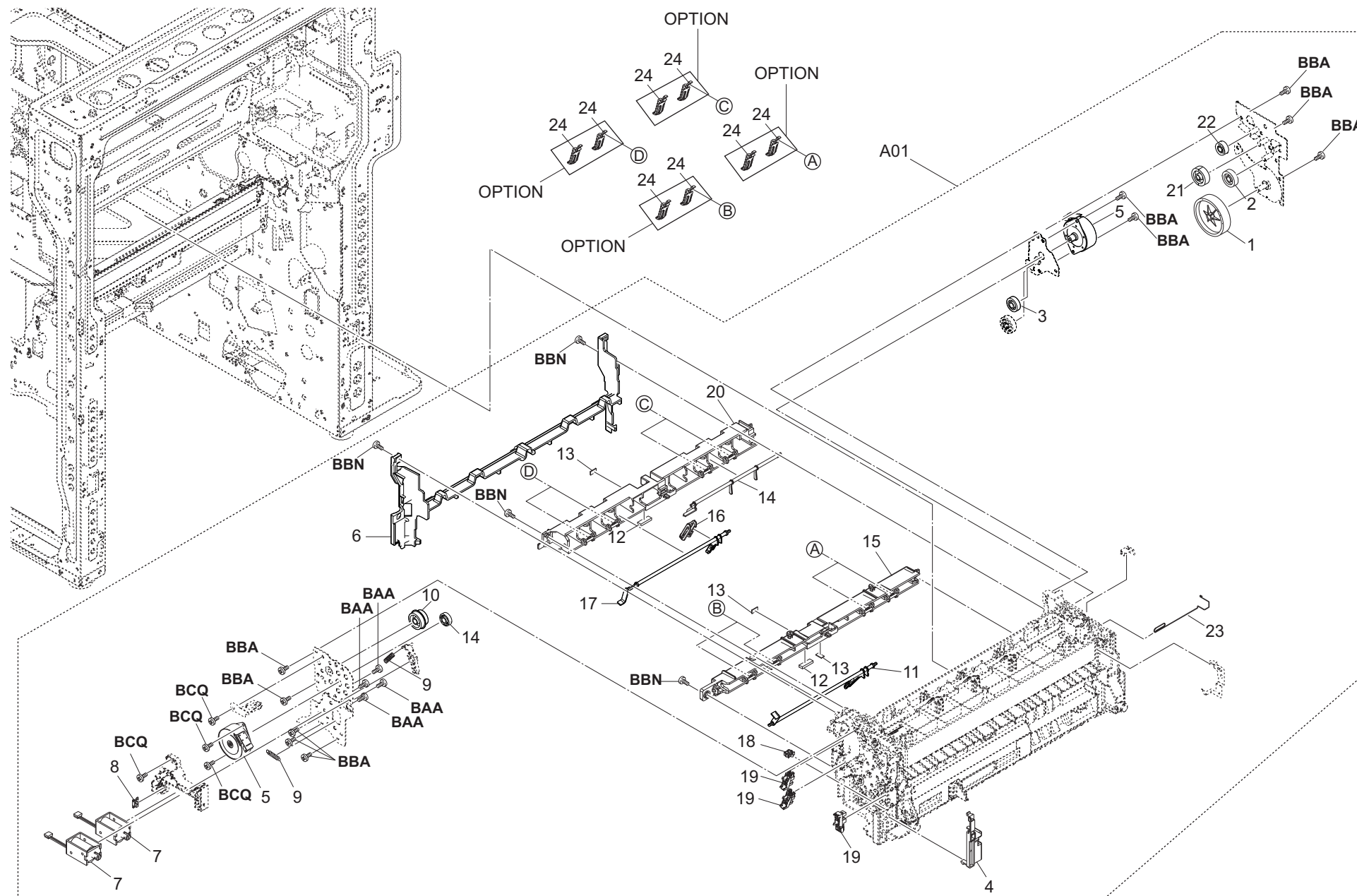


FIG. 29 Exit Section (Elect. Parts)

2YN/2YM/2YL-2.0

Ref No.	Part.No.	Description	Notes	Revision	Quantity			
					100	120	230	240
A01	302XC94090	PARTS EXIT UNIT H1 SP			1	1	1	1
1	*302ND28170	GEAR Z63S T0.05P			1	1	1	1
2	*302XC28140	GEAR Z23S			1	1	1	1
3	*302XC28130	GEAR Z34R			1	1	1	1
4	*302XC28150	COVER SENSOR			1	1	1	1
5	*302ND94490	PARTS MOTOR SWITCHBACK SP			2	2	2	2
6	*302XC28030	COVER EXIT			1	1	1	1
7	*302K994380	PARTS SOLENOID FEED SHIFT SP			2	2	2	2
8	*7YZM210006++H01	ACCESS.EDGING			1	1	1	1
9	*63706260	SPRING,STACK BYPASS GEAR			2	2	2	2
10	*302XC28090	GEAR Z41L Z23S			1	1	1	1
11	*302XC28190	ACTUATOR MAIN EXIT FULL			1	1	1	1
12	*302GR05080	CUSHION HANDLE A			2	2	2	2
13	*303H321070	CUSHION FEED SHIFT GUIDE			2	2	2	2
14	*302XC28080	GEAR Z30R			1	1	1	1
15	*302ND28070	COVER MAIN EXIT			1	1	1	1
16	*302ND28190	ATTACHMENT ACT			1	1	1	1
17	*302XC28180	ACTUATOR INNER EXIT FULL			1	1	1	1
18	*7YZM610006++H01	ACCESS.SADDLE			1	1	1	1
19	*302P794010	PARTS SENSOR OPT. SP			3	3	3	3
20	*302ND28210	COVER INNER EXIT			1	1	1	1
21	*302K331170	GEAR Z28S			1	1	1	1
22	*302K924640	GEAR Z19S IDLE			1	1	1	1
23	*302XC28170	SPRING EARTH MAIN EXIT			1	1	1	1
24	302ND28320	GUIDE EXIT OVER FLOW	OPTION		8	8	8	8

FIG. 30 Drive Section (DK & DV)

2YN/2YM/2YL-2.0

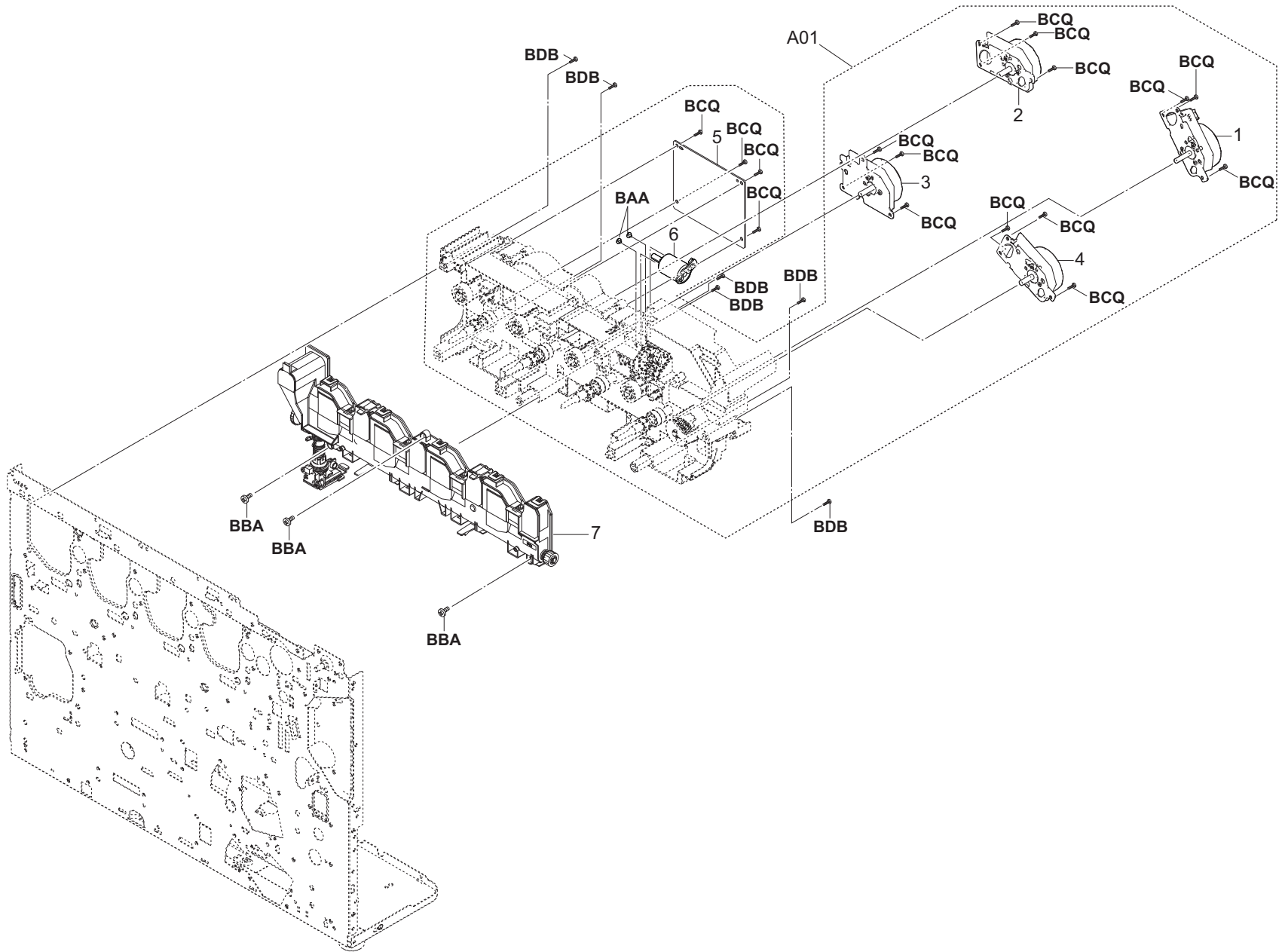


FIG. 31 Drive Section (Toner)

2YN/2YM/2YL-2.0

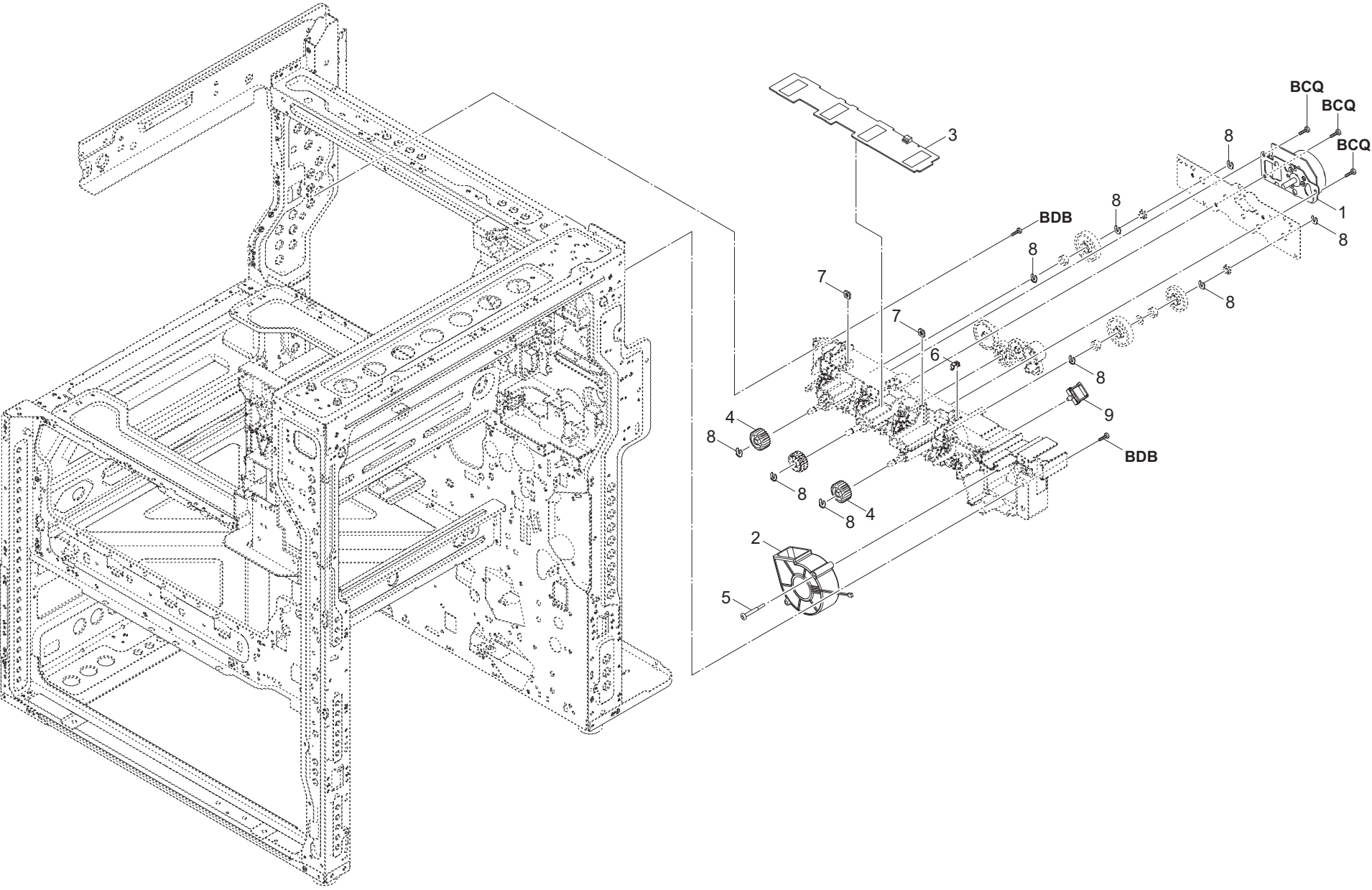


FIG. 31 Drive Section (Toner)

2YN/2YM/2YL-2.0

Ref No.	Part.No.	Description	Notes	Revision	Quantity			
					100	120	230	240
1	302ND94781	PARTS MOTOR-BL W20 ASSY SP			1	1	1	1
2	302K994350	PARTS FAN COOLING DLP 70 SP			1	1	1	1
3	302ND94260	PARTS PWB RFID ASSY SP			1	1	1	1
4	302ND15430	GEAR Z23S CONTAINER JOINT			2	2	2	2
5	302H733430	SCREW FAN			1	1	1	1
6	302K931080	WIRE STOPPER			1	1	1	1
7	5MMS111SL002	NUT FUSER A / FS-1800/3800 A4			2	2	2	2
8	5MVX111DN003	RING STOPPER / A-49 FEED A4			9	9	9	9
9	7YZM610004++H01	ACCESS SADDLE			1	1	1	1

FIG. 32 Drive Section (Fuser)

2YN/2YM/2YL-2.0

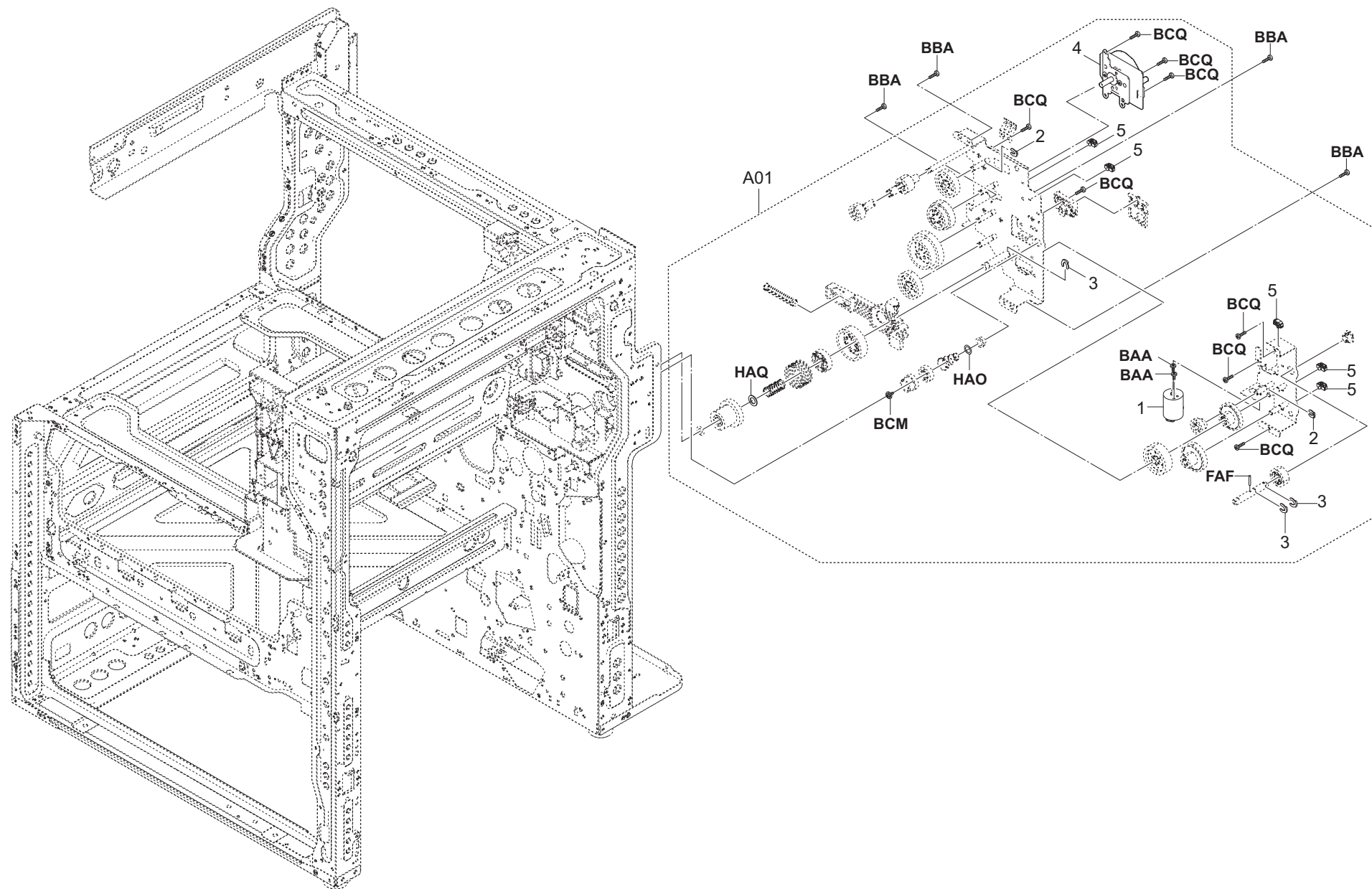


FIG. 32 Drive Section (Fuser)

2YN/2YM/2YL-2.0

Ref No.	Part.No.	Description	Notes	Revision	Quantity			
					100	120	230	240
A01	302XC94240	PARTS FUSER DRIVE H ASSY SP			1	1	1	1
1	*302ND94050	PARTS DC MOTOR ASSY B SP			1	1	1	1
2	*5MVX111DN003	RING STOPPER / A-49 FEED A4			2	2	2	2
3	*2BC06910	STOPPER 6			3	3	3	3
4	*302ND94771	PARTS MOTOR-BL W30 ASSY SP			1	1	1	1
5	*7YZM610007++H01	ACCESS.SADDLE			5	5	5	5

FIG. 33 Drive Section (Paper Conveyng)

2YN/2YM/2YL-2.0

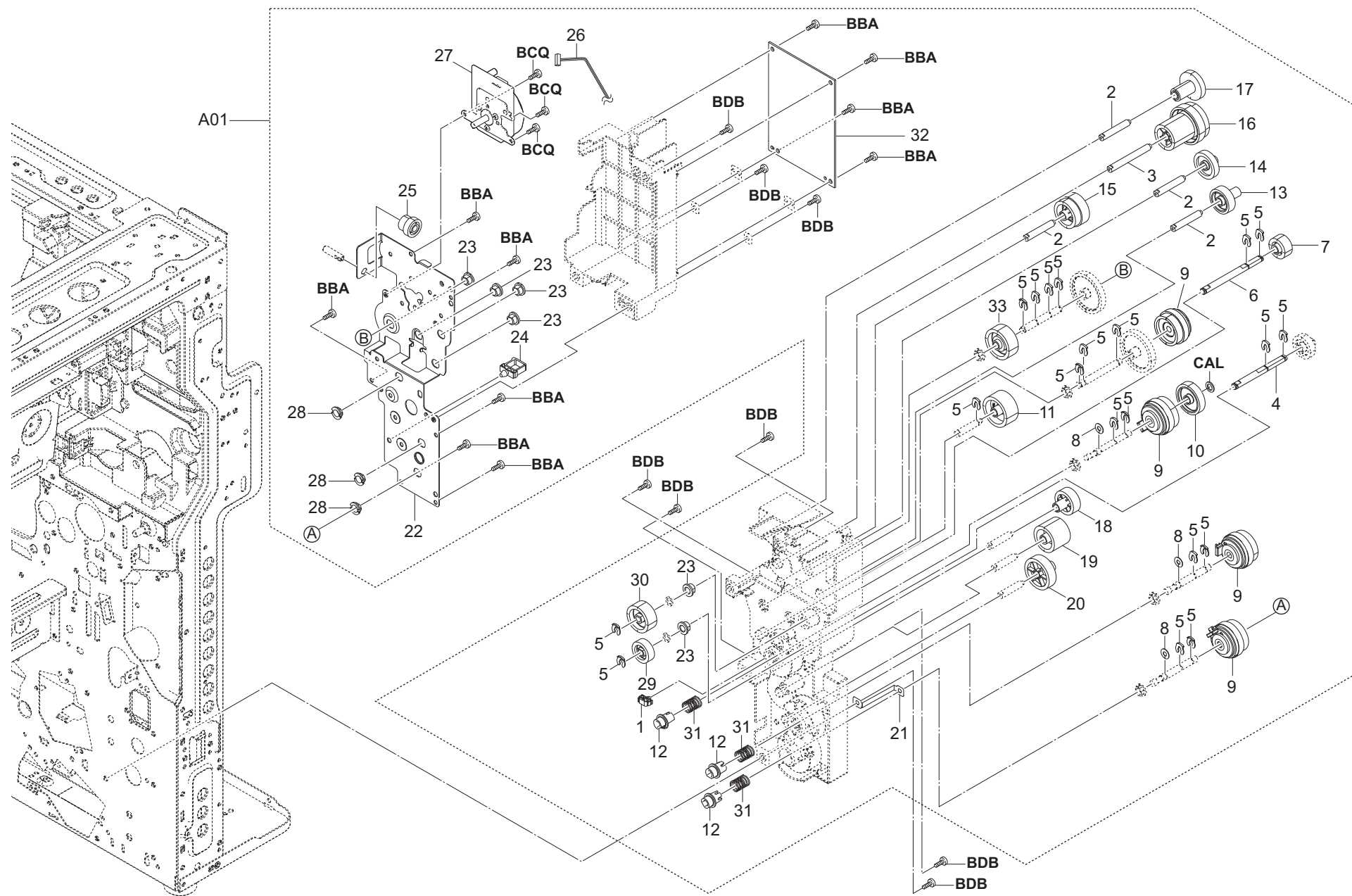


FIG. 33 Drive Section (Paper Conveyng)

2YN/2YM/2YL-2.0

Ref No.	Part.No.	Description	Notes	Revision	Quantity			
					100	120	230	240
A01	302XC94180	PARTS FEED DRIVE ASSY SP			1	1	1	1
1	*7YZM610007++H01	ACCESS.SADDLE			1	1	1	1
2	*302ND31700	PIN FEED			4	4	4	4
3	*302ND31730	PIN REGIST			1	1	1	1
4	*302ND31711	SHAFT JOINT MID			1	1	1	1
5	*5MVX111DN003	RING STOPPER / A-49 FEED A4			20	20	20	20
6	*302ND31721	SHAFT JOINT DU			1	1	1	1
7	*302ND31630	GEAR Z23R			1	1	1	1
8	*302HG12310	CUT WASHER 4			3	3	3	3
9	*302RH94090	PARTS CLUTCH 35 Z35R SP			4	4	4	4
10	*302K931510	GEAR Z35R			1	1	1	1
11	*302HN31200	GEAR Z35L			1	1	1	1
12	*302HN31660	JOINT SHAFT CASSETTE			3	3	3	3
13	*302K931550	GEAR Z27L			1	1	1	1
14	*302K031310	GEAR MIDDLE CLN Z30R			1	1	1	1
15	*302ND31780	GEAR Z56R-Z31R			1	1	1	1
16	*302ND31580	GEAR Z71R-Z29L-Z42S			1	1	1	1
17	*302ND31660	GEAR Z16R-Z33S			1	1	1	1
18	*302JZ31170	GEAR Z27L MAIN			1	1	1	1
19	*302K331140	GEAR Z30R IDLE			1	1	1	1
20	*302H731500	GEAR Z36L MAIN			1	1	1	1
21	*302ND31760	PLATE EARTH FEED			1	1	1	1
22	*302ND31571	PLATE FEED DRIVE			1	1	1	1
23	*302H702590	BUSH SCREW			6	6	6	6
24	*7YZM610001++H01	ACCESS SADDLE			1	1	1	1
25	*302ND31670	GEAR Z16S-Z24R			1	1	1	1
26	*302ND46160	CONN.CORD ASSY FEED MOTOR			1	1	1	1
27	*302ND94771	PARTS MOTOR-BL W30 ASSY SP			1	1	1	1
28	*302ND28270	BUSH SLIDE			3	3	3	3
29	*302ND31600	GEAR Z24R			1	1	1	1
30	*302ND31640	GEAR Z31R			1	1	1	1
31	*302HN31410	SPRING FEED			3	3	3	3
32	*302XC94020	PARTS PWB FEED DRIVE ASSY SP			1	1	1	1
33	*302ND94570	PARTS ONE WAY CLUTCH ASSY SP			1	1	1	1

FIG. 34 Operation Section

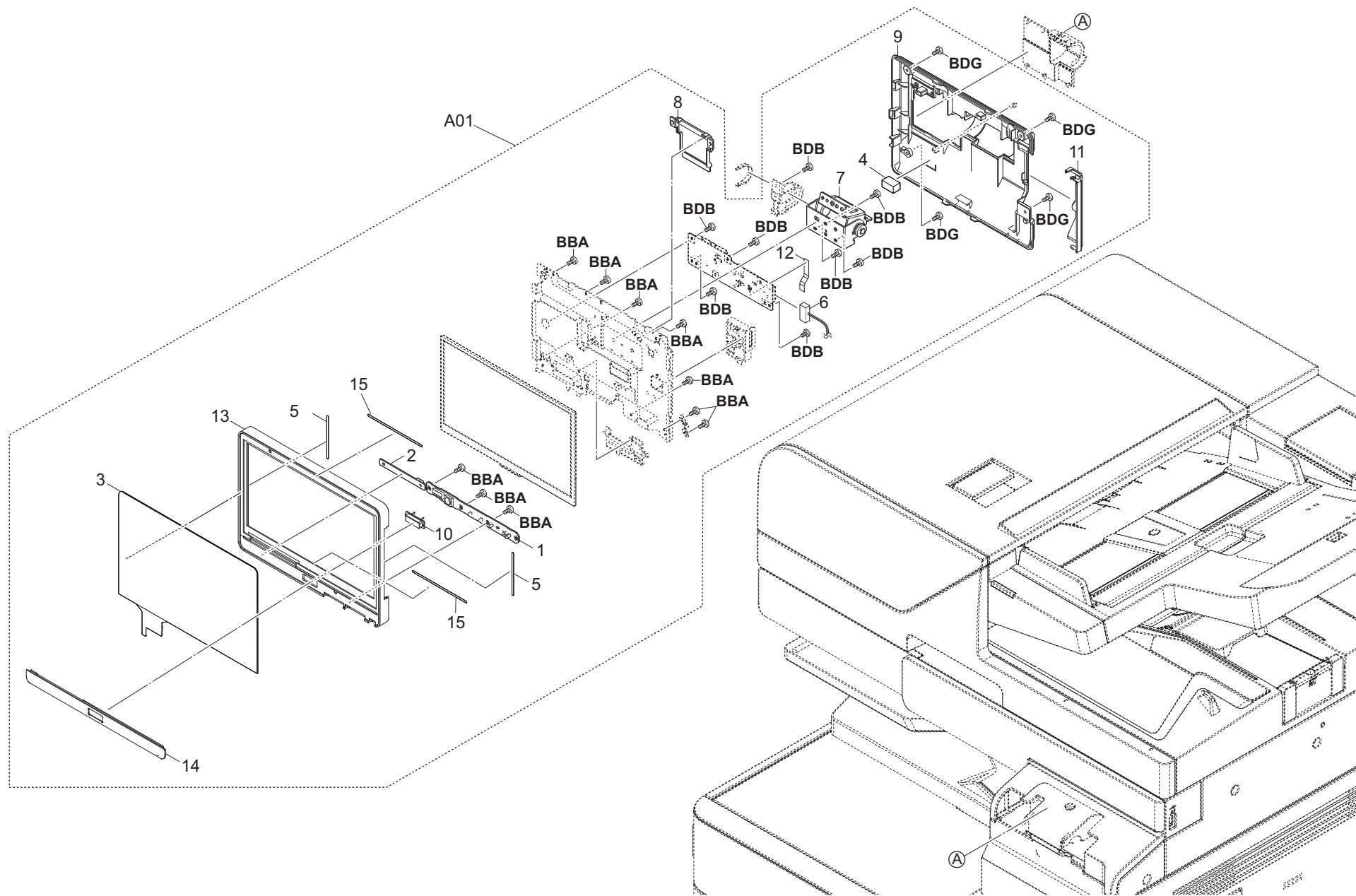


FIG. 34 Operation Section

2YN/2YM/2YL-2.0

Ref No.	Part.No.	Description	Notes	Revision	Quantity			
					100	120	230	240
A01	302XC94220	PARTS OPERATION UNIT H SP			1	1	1	1
1	*302XC94050	PARTS PWB OPERATION ASSY SP			1	1	1	1
2	*302RH94050	PARTS PWB NFC ASSY SP			1	1	1	1
3	*302V894081	PARTS TABLET OPERATION SP			1	1	1	1
4	*302V805220	SPONGE PANEL			1	1	1	1
5	*302V805260	SPONGE LCD D			2	2	2	2
6	*302V846080	CONN.CORD ASSY 10KEY JOINT			1	1	1	1
7	*302V805240	HINGE OPERATION ASSY			1	1	1	1
8	*302V805031	COVER OPERATION C			1	1	1	1
9	*302V805021	COVER OPERATION B			1	1	1	1
10	*302XC05061	KEY HOME			1	1	1	1
11	*302XC05080	LID OPERATION A			1	1	1	1
12	*302XC46240	CONN.CORD ASSY FFC OPERATION			1	1	1	1
13	*302XC05010	COVER OPERATION			1	1	1	1
14	*302XC05030	PANEL OPERATION			1	1	1	1
15	*302V805250	SPONGE LCD C			2	2	2	2

FIG. 35 Electrical Components (Cont. Box)

2YN/2YM/2YL-2.0

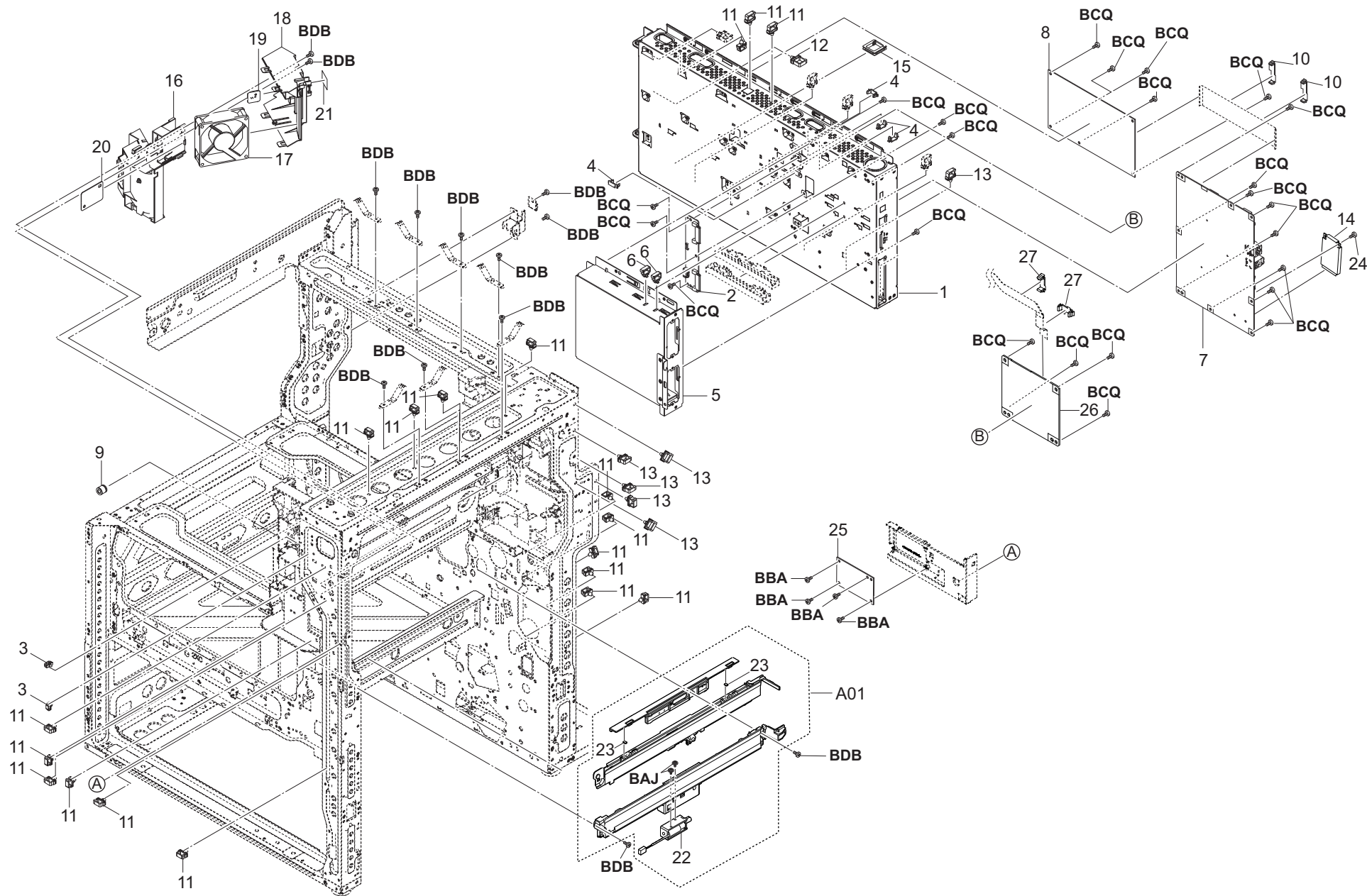


FIG. 35 Electrical Components (Cont. Box)

2YN/2YM/2YL-2.0

Ref No.	Part.No.	Description	Notes	Revision	Quantity			
					100	120	230	240
1	302XC39010	CONT BOX			1	1	1	1
2	302XN94010	PARTS PWB KUJO ASSY SP			1	1	1	1
3	7YZM610007++H01	ACCESS.SADDLE			2	2	2	2
4	7YZM390011++H01	ACCESS.CLAMP			4	4	4	4
5	302ND39021	CONT BOX SUB			1	1	1	1
6	7YZM610010++H01	ACCESS.SADDLE			2	2	2	2
7	302XC94251	PARTS PWB MAIN ASSY EU SP					1	
7	302XC94261	PARTS PWB MAIN ASSY SP			1	1		
7	302XC94381	PARTS PWB MAIN ASSY SP						1
8	302XC94281	PARTS PWB ENGINE ASSY SP			1	1	1	1
9	302K903620	SHIELD SCREW			1	1	1	1
10	7YZM390003++H01	ACCESS.CLAMP			2	2	2	2
11	7YZM610001++H01	ACCESS SADDLE			19	19	19	19
12	7YZM610004++H01	ACCESS SADDLE			1	1	1	1
13	7YZM610002++H01	ACCESS SADDLE			6	6	6	6
14	302XD94010	PARTS SSD SP			1	1		
14	302XC94270	PARTS SSD SP					1	1
15	7YZM210013++H01	ACCESS.EDGING			1	1	1	1
16	302ND33030	DUCT LVU FAN B			1	1	1	1
17	302TJ94H40	PARTS FAN CENTER 80 25 3 SP			1	1	1	1
18	302ND33020	DUCT LVU FAN A			1	1	1	1
19	302M294130	PARTS PWB ASSY THERMISTOR SP			1	1	1	1
20	2C912430	LID KMAS			1	1	1	1
21	302HN02720	SEAL SQUARE 25-20			1	1	1	1
A01	302XC94400	PARTS ID SENSOR H ASSY SP			1	1	1	1
22	*302K994390	PARTS SOLENOID ID SENSOR SP			1	1	1	1
23	*302HN02970	FELT CLEANER ID			2	2	2	2
24	302ND94A80	PARTS BIND M SCREW 2X4 SP			1	1	1	1
25	302XC94300	PARTS PWB FRONT DRIVE ASSY SP			1	1	1	1
26	302XC94310	PARTS PWB VIDEO ASSY SP			1	1	1	1
27	7YZM390006++H01	ACCESS.CLAMP			2	2	2	2

FIG. 36 Electrical Components (Low & High Voltage)

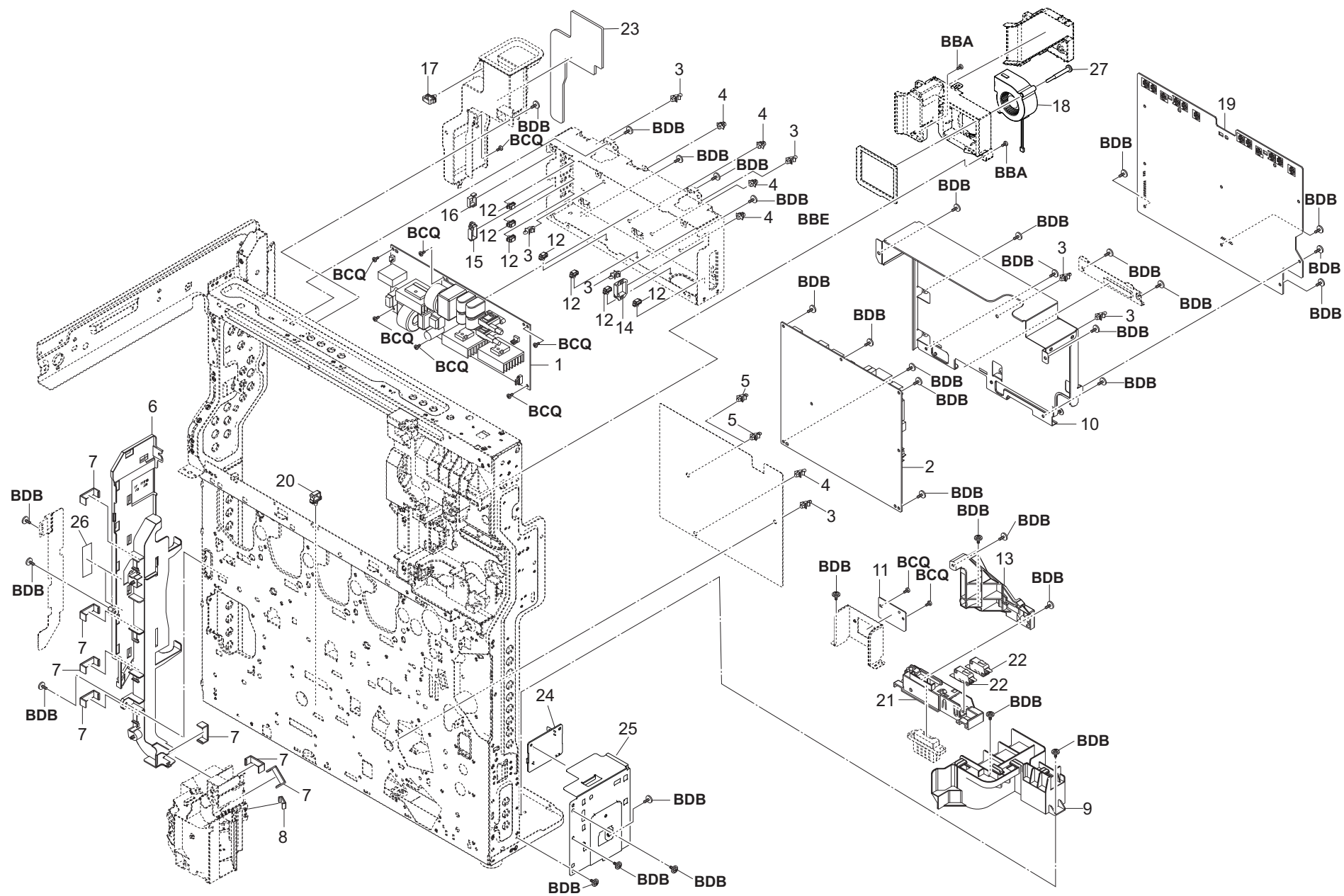


FIG. 36 Electrical Components (Low & High Voltage)

2YN/2YM/2YL-2.0

Ref No.	Part.No.	Description	Notes	Revision	Quantity			
					100	120	230	240
1	302ND94300	PARTS PWB IH 100 ASSY SP				1		
1	302ND94300	PARTS PWB IH 100 ASSY SP			1			
1	302ZK94020	PARTS PWB IH 200 ASSY SP					1	1
2	302XC94160	PARTS UNIT LOW VOLTAGE SP			1	1	1	1
3	7YZM510007++H01	ACCESS.SPACER			7	7	7	7
4	7YZM510021++H01	ACCESS.SPACER			5	5	5	5
5	7YZM510023++H01	ACCESS.SPACER			2	2	2	2
6	302ND39100	GUIDE WIRE MAIN A			1	1	1	1
7	303LL02180	HOLDER WIRE A			7	7	7	7
8	303LL02330	HOLDER WIRE D			1	1	1	1
9	302ND39140	GUIDE WIRE LVU			1	1	1	1
10	302ND39060	SHIELD LVU PWB				1	1	1
10	302ND39060	SHIELD LVU PWB			1			
11	302FB26290	LID VENDOR			1	1	1	1
12	7YZM610007++H01	ACCESS.SADDLE			7	7	7	7
13	302ND02620	REINFORCEMENT REAR FRAME			1	1	1	1
14	7YZM210011++H01	ACCESS.EDGING			1	1	1	1
15	7YZM210010++H01	ACCESS.EDGING			1	1	1	1
16	7YZM210009++H01	ACCESS.EDGING			1	1	1	1
17	7YZM610001++H01	ACCESS SADDLE			1	1	1	1
18	302K994360	PARTS FAN COOLING LSU 60 SP			1	1	1	1
19	302XC94150	PARTS UNIT HIGH VOLTAGE MAIN SP			1	1	1	1
20	7YZM610002++H01	ACCESS SADDLE			1	1	1	1
21	302ND02820	MOUNT DRAWER			1	1	1	1
22	2FB27160	INTER LOCK SWITCH			2	2	2	2
23	302XC33140	FILM DUCT IH PWB			1	1	1	1
24	302N494211	PARTS PWB CURRENT AVE 100 ASSY SP	60ppm		1			
24	302N494211	PARTS PWB CURRENT AVE 100 ASSY SP				1		
25	302XC39270	PLATE INLET CURRENT			1	1		
26	302KV03330	SHEET WASTE SCREW INNER			2	2	2	2
27	302H733430	SCREW FAN			1	1	1	1

FIG. 37 Electrical Components (HV Transfer)

2YN/2YM/2YL-2.0

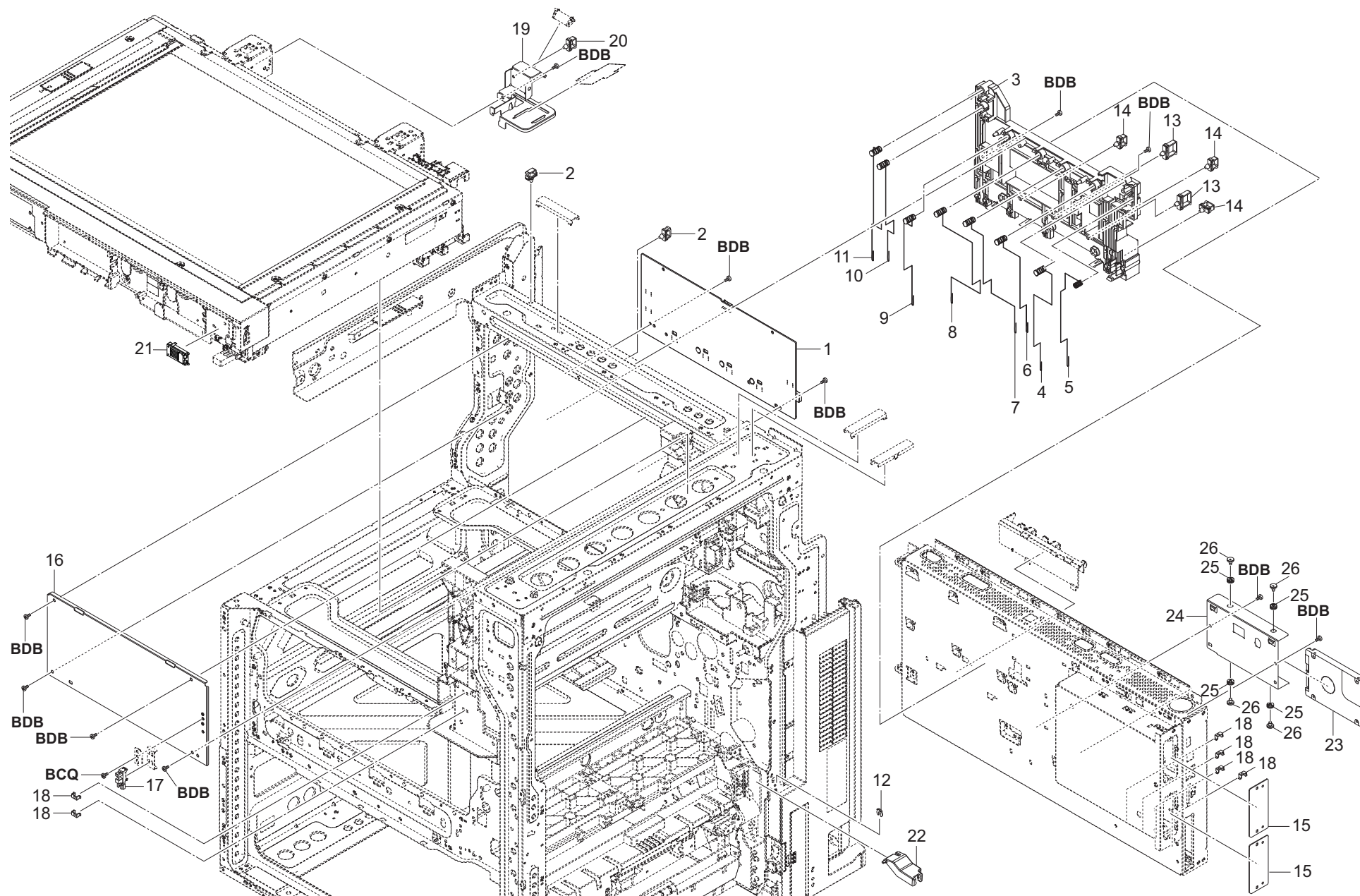


FIG. 37 Electrical Components (HV Transfer)

2YN/2YM/2YL-2.0

Ref No.	Part.No.	Description	Notes	Revision	Quantity			
					100	120	230	240
1	302XC94030	PARTS UNIT HIGH VOLTAGE TRANSFER SP			1	1	1	1
2	7YZM610001++H01	ACCESS SADDLE			2	2	2	2
3	302XC39050	BASE TERMINAL TC			1	1	1	1
4	302XC39110	SPRING HV SEPARATION			1	1	1	1
5	302XC39100	SPRING HV DRIVE			1	1	1	1
6	302XC39060	SPRING HV TC BK			1	1	1	1
7	302XC39070	SPRING HV TC M			1	1	1	1
8	302XC39080	SPRING HV TC C			1	1	1	1
9	302XC39090	SPRING HV TC Y			1	1	1	1
10	302ND39190	SPRING HV CLN			1	1	1	1
11	302ND39180	SPRING TRANSFER CLN BIAS			1	1	1	1
12	302LF12410	STOPPER 3			1	1	1	1
13	7YZM610004++H01	ACCESS SADDLE			2	2	2	2
14	7YZM610002++H01	ACCESS SADDLE			3	3	3	3
15	302K339050	PLATE OPTION			2	2	2	2
16	302ND39050	LID SHIELD IH PWB			1	1	1	1
17	302P794010	PARTS SENSOR OPT. SP			1	1	1	1
18	302K931080	WIRE STOPPER			6	6	6	6
19	302ND17350	MOUNT CONNECTOR			1	1	1	1
20	7YZM610008++H01	ACCESS.SADDLE			1	1	1	1
21	302XC94330	PARTS WIFI MODULE ASSY SP				1		
22	302ND29700	COVER CONNECTOR FEED			1	1	1	1
23	302NH93190	PARTS STORAGE DEVICE SP				1		
24	302XC39610	BRACKET HDD				1		
25	302JD19140	BUSHING FAN				4		
26	302MV39341	PIN HDD				4		

FIG. 38 Accessories

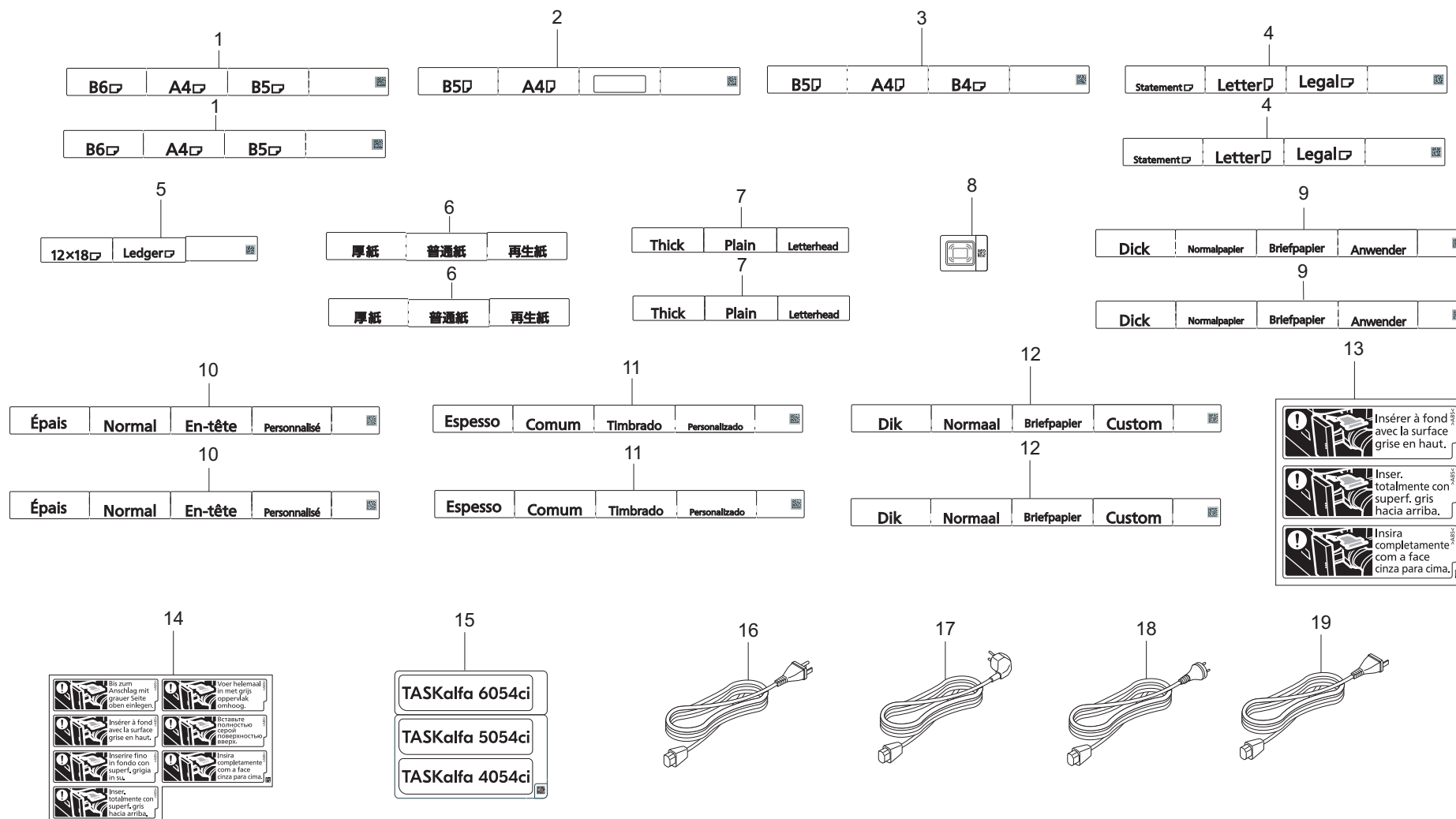


FIG. 38 Accessories

2YN/2YM/2YL-2.0

Ref No.	Part.No.	Description	Notes	Revision	Quantity			
					100	120	230	240
1	302ND34120	SHEET PAPER SIZE M A			2		2	2
2	302ND34130	SHEET PAPER SIZE M B			1		1	1
3	302ND34140	SHEET PAPER SIZE M C			1		1	1
4	302ND34150	SHEET PAPER SIZE I A				2		
5	302ND34160	SHEET PAPER SIZE I B				1		
6	302ND34170	SHEET PAPER SIZE M JP	Japanese		2			
7	302ND34180	SHEET PAPER MEDIA EN	English			2	2	2
8	302ND34230	LABEL CARD-READER			1	1	1	1
9	302ND34370	SHEET PAPER MEDIA GER ITA	German/Italian				2	
10	302ND34380	SHEET PAPER MEDIA FRA SPA	French/Spanish			2	2	
11	302ND34390	SHEET PAPER MEDIA PTB	Brazilian Portuguese			2	2	
12	302ND34400	SHEET PAPER MEDIA DUT RUS	Dutch/Russian				2	
13	302ND34430	LABEL OPERATION TONER US	French/Spanish/Brazilian Portuguese			1		
14	302ND34440	LABEL OPERATION TONER NL	German/Italian/Dutch/Russian/French/Spanish/Brazilian Portuguese				1	
15	302YN34020	LABEL EMBLEM SET					1	1
16	7AAACCUS+15H002	AC CORD ASSY SIDE US	40ppm			1		
17	302ND94650	PARTS AC CORD EU SP					1	
18	7AAACCAS+10H002	AC CORD ASSY AS						1
19	7AAACCJP+15H009	AC CORD ASSY SIDE JP			1			

PLATEN COVER TYPE(E)

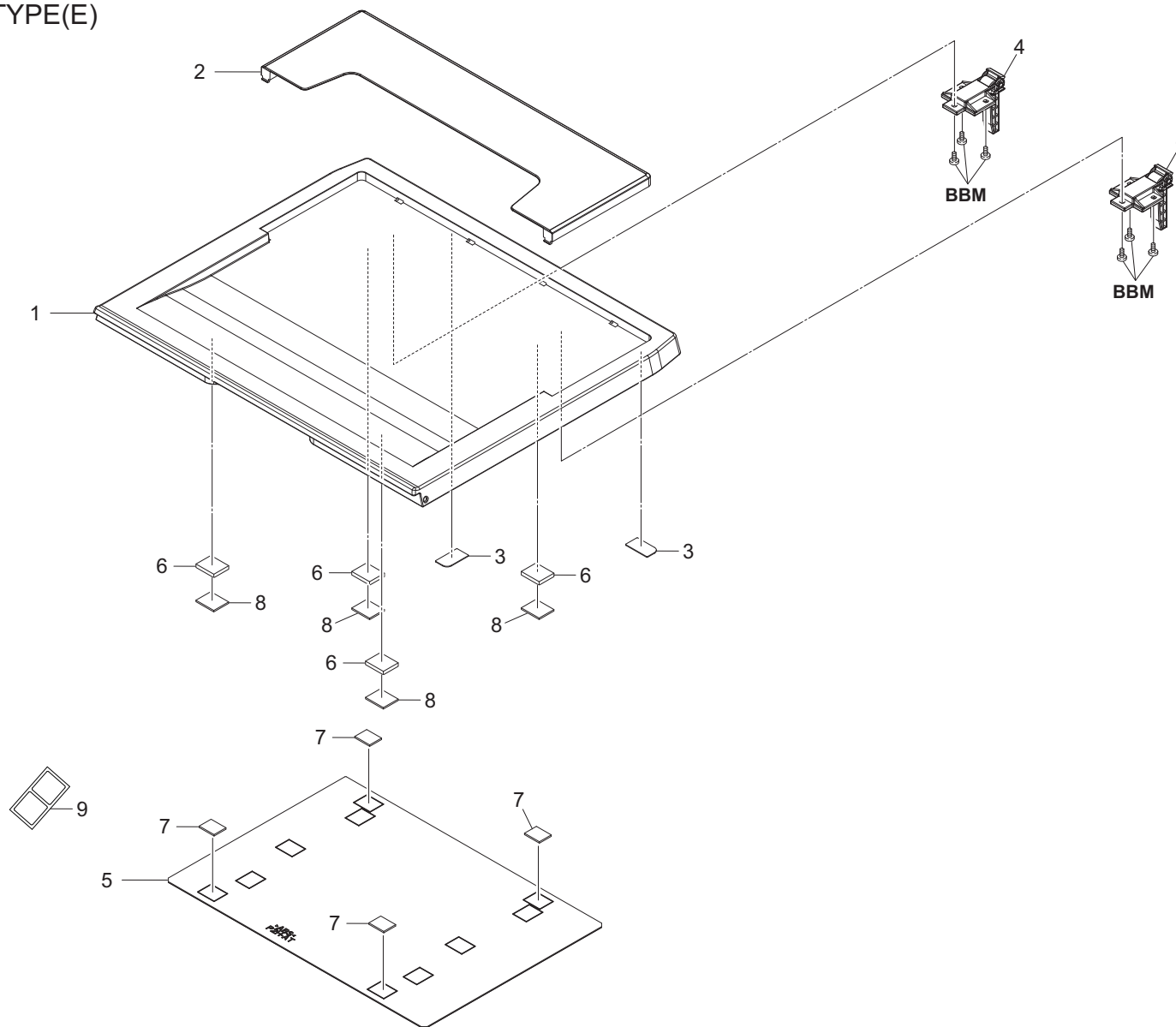
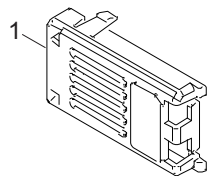


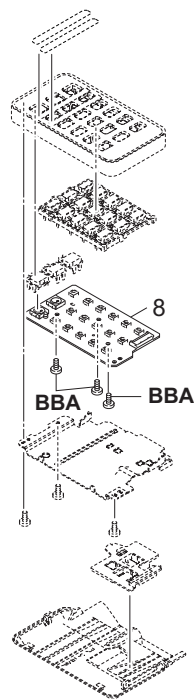
FIG. 40 Options (Other Accesory)

2YN/2YM/2YL-2.0

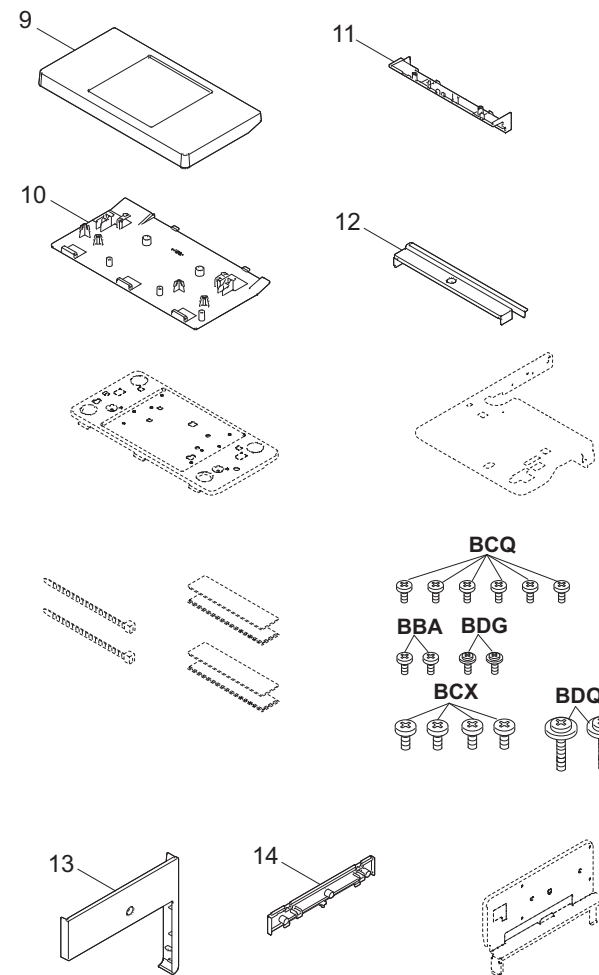
IB-38




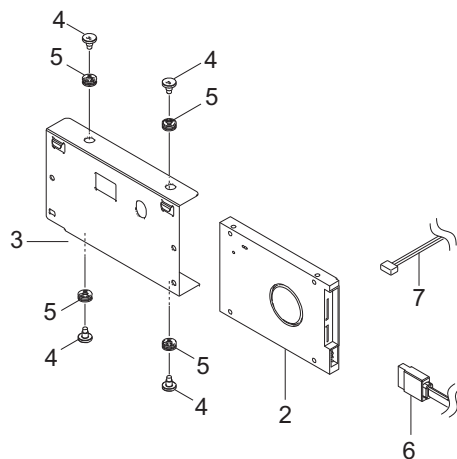
NK-7120/NK-7130



KEYBOARD HOLDER 10



HD-15



DT-730(B)

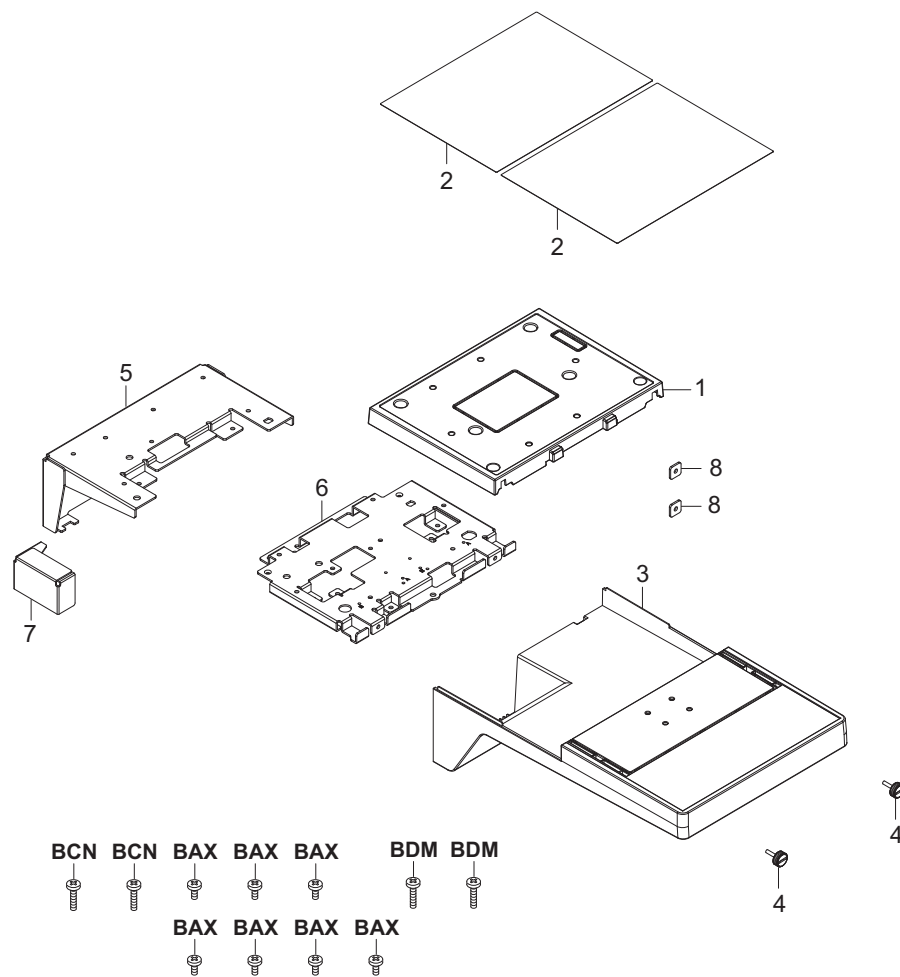


FIG. 42 Options (Waste Toner Bottle)

2YN/2YM/2YL-2.0

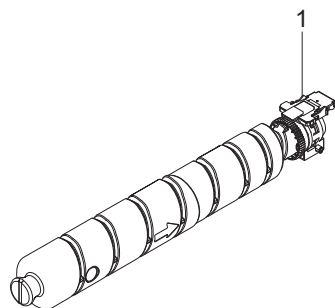


FIG. 43 Options (Cassette Heater)

2YN/2YM/2YL-2.0

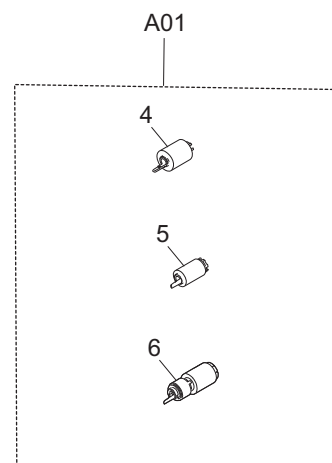
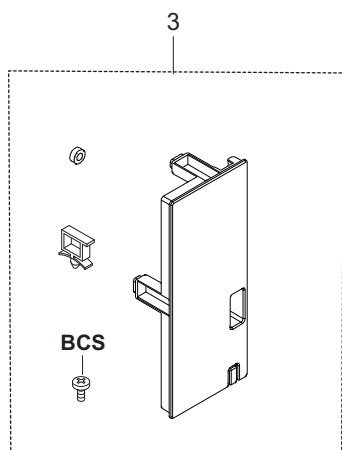

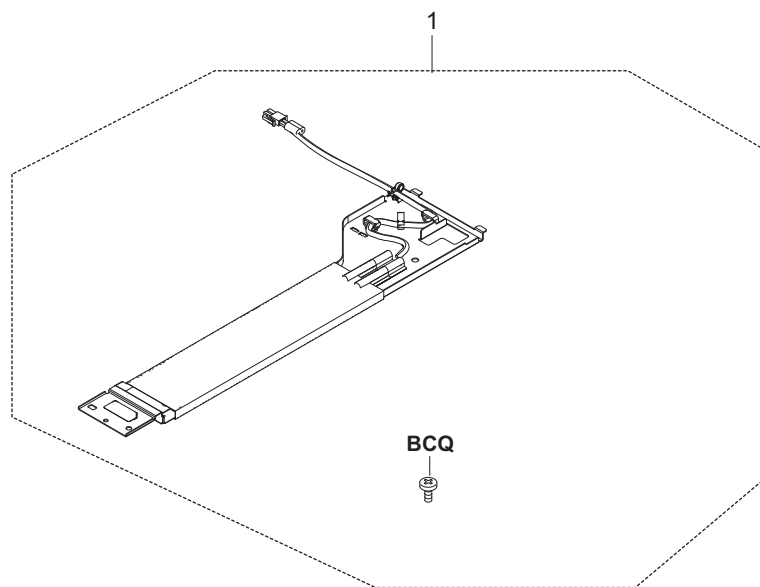


FIG. 43 Options (Cassette Heater)

2YN/2YM/2YL-2.0

Ref No.	Part.No.	Description	Notes	Revision	Quantity			
					100	120	230	240
1	302ND94970	PARTS HEATER DEHUMIDIFIER 100 ASSY			1			
1	302ND94980	PARTS HEATER DEHUMIDIFIER 120 ASSY				1		
1	302ND94990	PARTS HEATER DEHUMIDIFIER 240 ASSY						
2	302ND28320	GUIDE EXIT OVER FLOW					1	1
3	302XC94080	PARTS INTERFACE COVER SET SP			8	8	8	8
A01	302ND94701	PARTS PULLEY SET SP			1			
4	*302N494310	PARTS PULLEY FEED P ASSY SP			1	1	1	1
5	*302ND94340	PARTS PULLEY PICKUP SP			1	1	1	1
6	*302ND94351	PARTS ROLLER RETARD ASSY SP			1	1	1	1

FIG. 44 Maintenance Kits

2YN/2YM/2YL-2.0

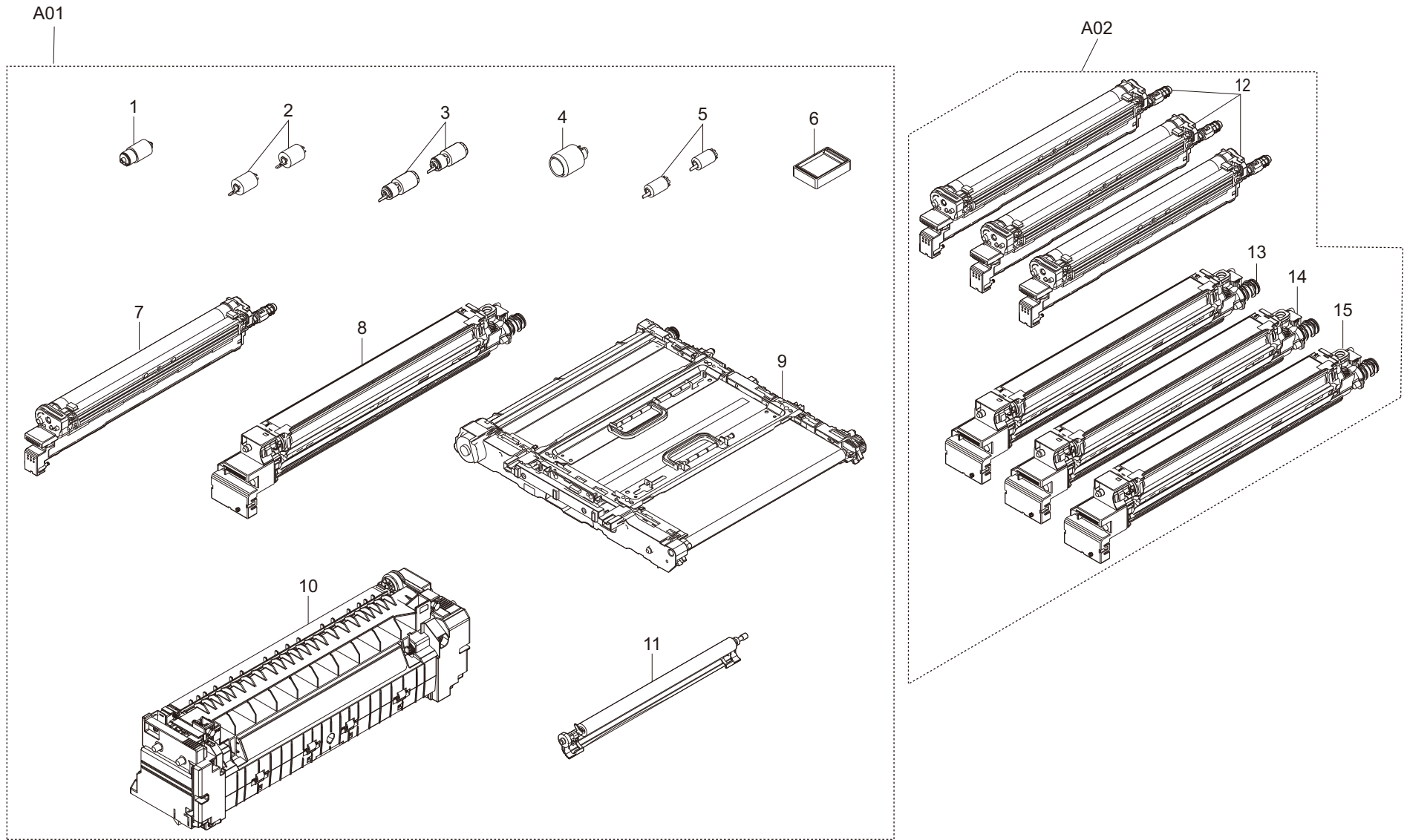
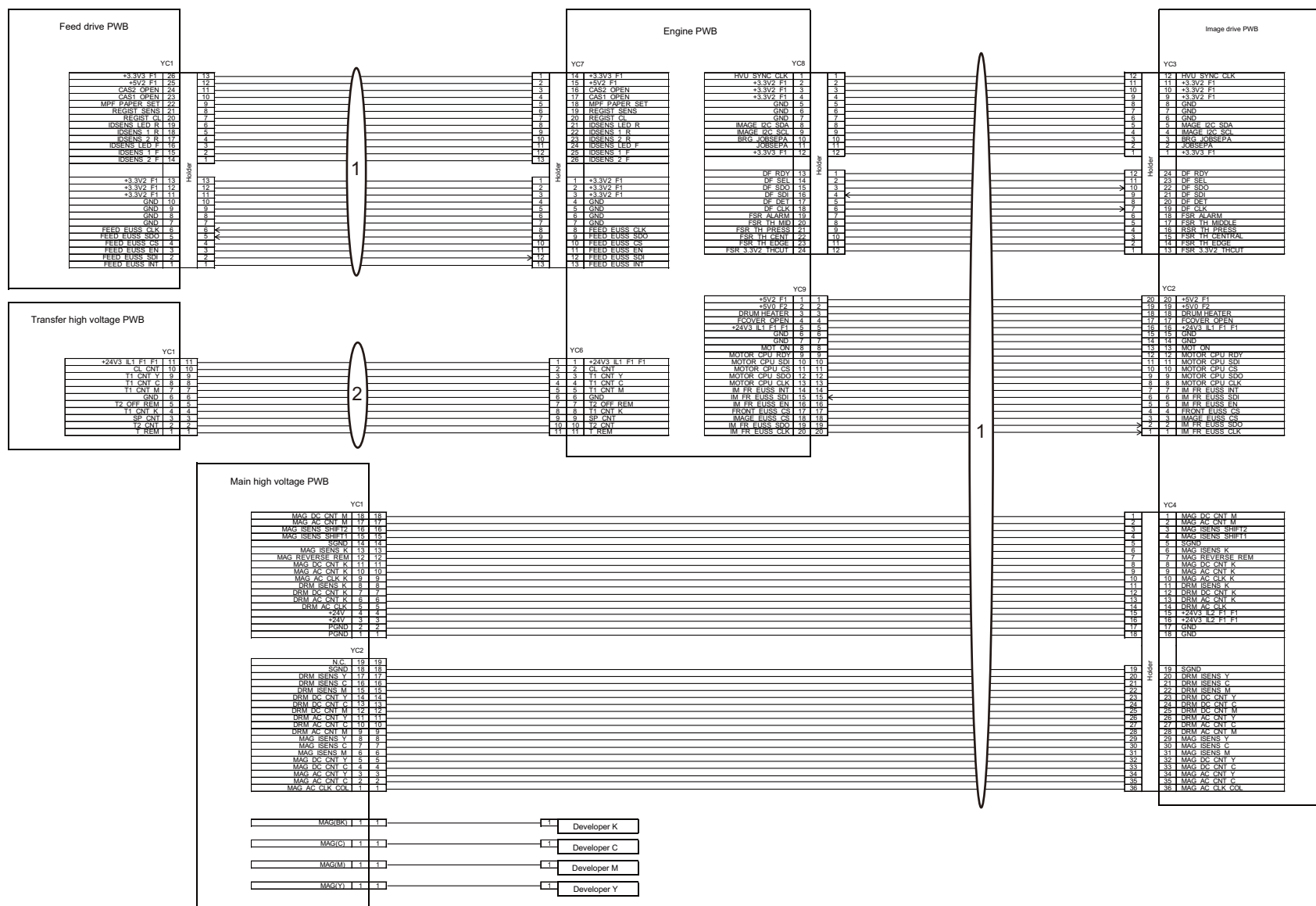


FIG. 44 Maintenance Kits

2YN/2YM/2YL-2.0

Ref No.	Part.No.	Description	Notes	Revision	Quantity			
					100	120	230	240
A01	1702YL0JP0	MK-8535A/MAINTENANCE KIT	OPTION		1			
1	*302F909320	ROLLER RETARD P ASSY			1			
2	*302N494310	PARTS PULLEY FEED P ASSY SP			2			
3	*302ND94351	PARTS ROLLER RETARD ASSY SP			2			
4	*302ND94380	PARTS PULLEY FEED ASSY SP			1			
5	*302ND94340	PARTS PULLEY PICKUP SP			2			
6	*302ND33250	FILTER TOP			1			
7	*302XC93050	DK-8560			1			
8	*302XC9J070	DV-8570K(J)			1			
9	*302XC93120	TR-8560			1			
10	*302YL93010	FK-8570			1			
11	*302ND94180	PARTS ROLLER SECONDRY TRANSFER ASSY SP			1			
A01	1702YL0KL0	MK-8535A/MAINTENANCE KIT	OPTION			1	1	1
1	*302F909320	ROLLER RETARD P ASSY				1	1	1
2	*302N406030	PULLEY FEED				2	2	2
3	*302ND94351	PARTS ROLLER RETARD ASSY SP				2	2	2
4	*302ND94380	PARTS PULLEY FEED ASSY SP				1	1	1
5	*302ND94340	PARTS PULLEY PICKUP SP				2	2	2
6	*302ND33250	FILTER TOP				1	1	1
7	*302XC93050	DK-8560				1	1	1
8	*302XC93070	DV-8570K				1	1	1
9	*302XC93120	TR-8560				1	1	1
10	*302YL93010	FK-8570				1	1	1
11	*302ND94180	PARTS ROLLER SECONDRY TRANSFER ASSY SP				1	1	1
A02	1702YL0JP1	MK-8535B/MAINTENANCE KIT	OPTION		1			
12	*302XC93050	DK-8560			3			
13	*302XC9J070	DV-8570K(J)			1			
14	*302XC9J090	DV-8570C(J)			1			
15	*302XC9J100	DV-8570Y(J)			1			
A02	1702YL0KL1	MK-8535B/MAINTENANCE KIT	OPTION			1	1	1
12	*302XC93050	DK-8560				3	3	3
13	*302XC93080	DV-8570M				1	1	1
14	*302XC93090	DV-8570C				1	1	1
15	*302XC93100	DV-8570Y				1	1	1



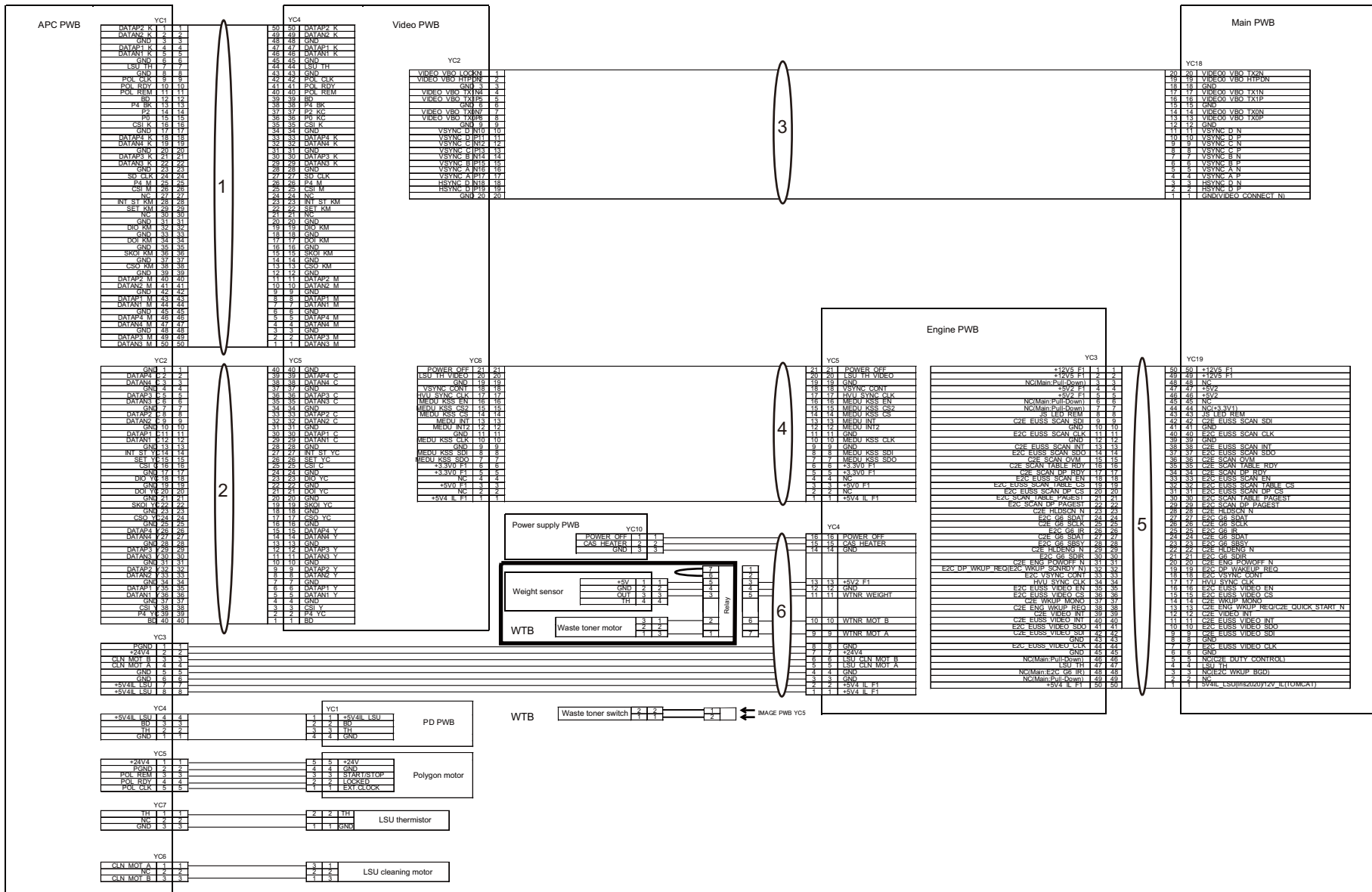
WIRE. 1 Wire Section1 (HVU)(EN)

2YN/2YM/2YL-2.0

Ref No.	Part.No.	Description	Notes	Revision	Quantity			
					100	120	230	240
1	302XC46010	CONN.CORD ASSY MAIN	Also refer to Wire.2-Ref.6 and Wire.9-Ref.1, Wire.10-Ref.1		1	1	1	1
2	302XC46110	CONN.CORD ASSY ENGINE IH	Also refer to Wire.8-Ref.2		1	1	1	1

• Wire Section indicates all the wires/FFCs containing them in other FIGs.

• Wire Section には全ての電線 /FFC (他 FIG の電線 /FFC 含む) を掲載しています。



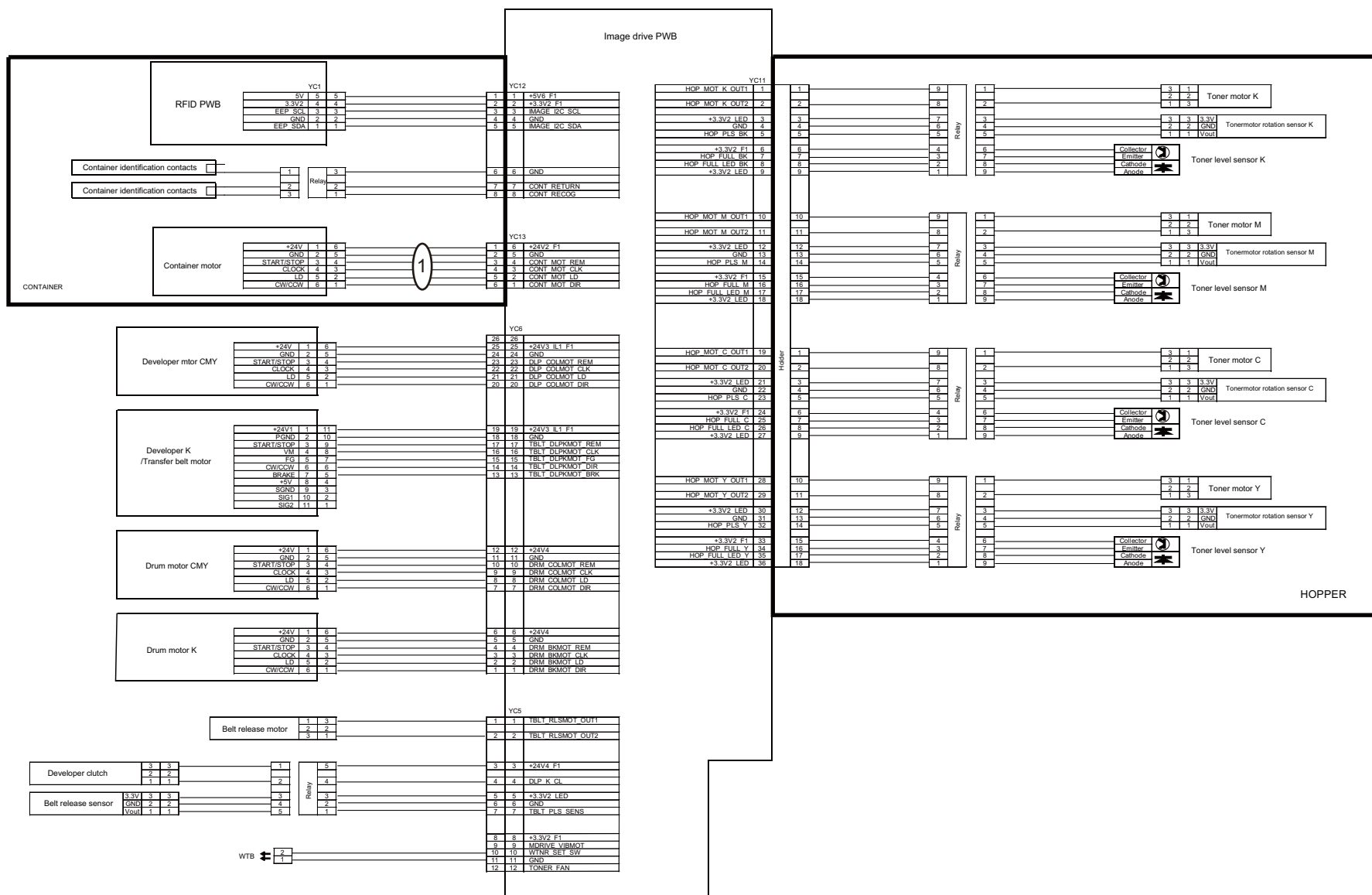
WIRE. 2 Wire Section2 (LSU)(EN)

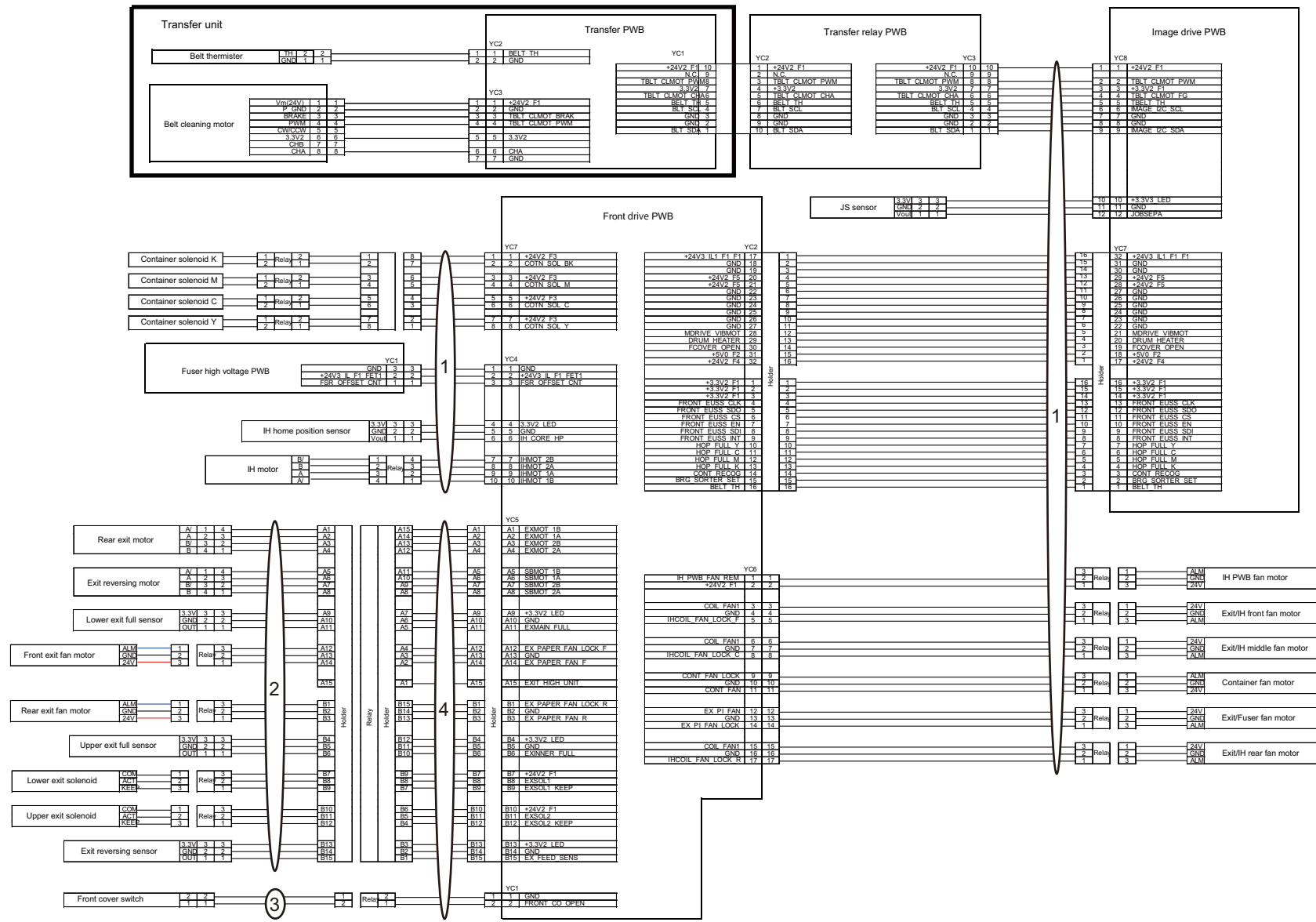
2YN/2YM/2YL-2.0

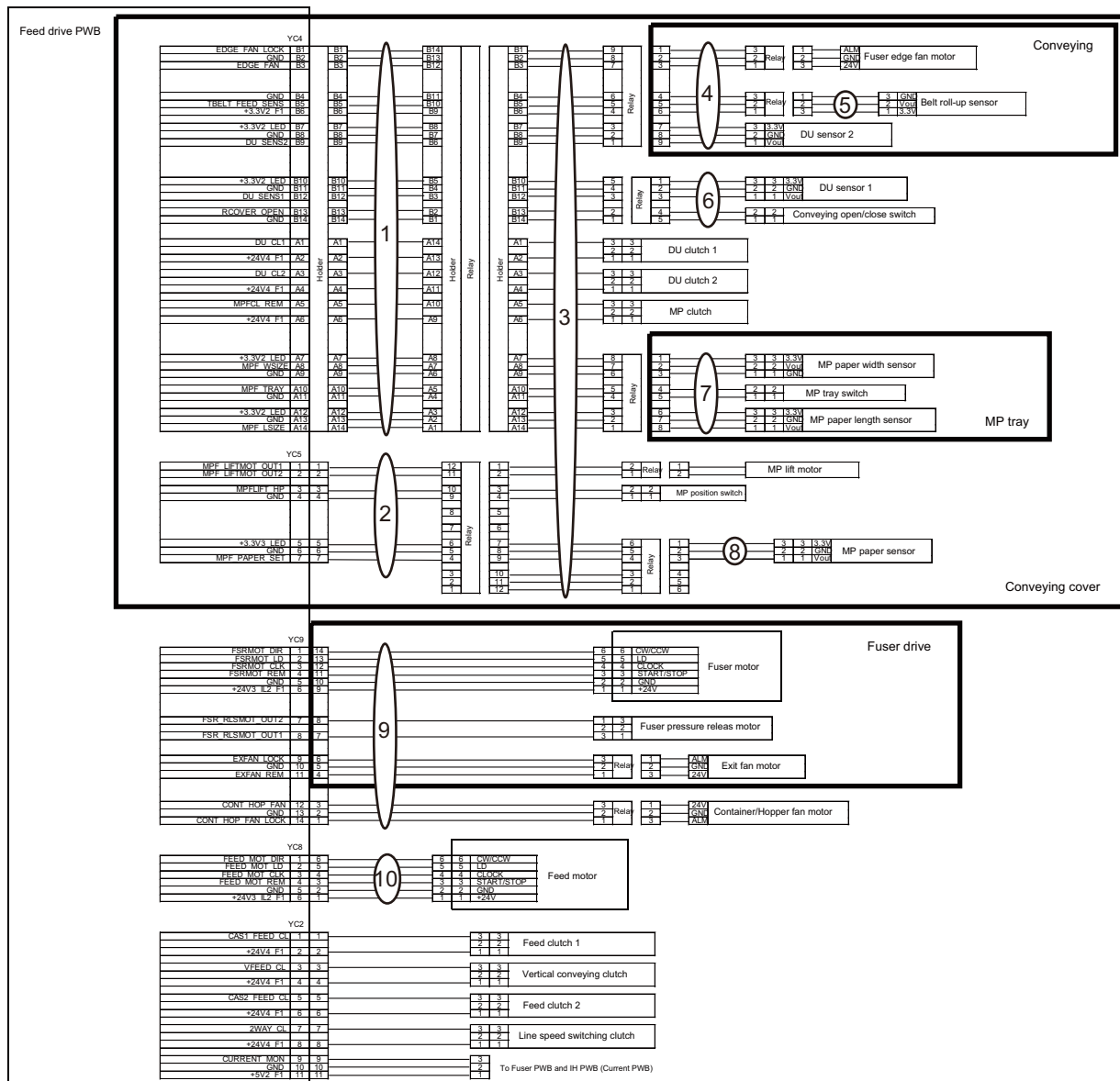
Ref No.	Part.No.	Description	Notes	Revision	Quantity			
					100	120	230	240
1	302XC94350	PARTS FFC ENGINE LSU1 SET SP			1	1	1	1
2	302XC94360	PARTS FFC ENGINE LSU2 SET SP			1	1	1	1
3	302XC46200	CONN.CORD ASSY FFC MAIN VIDEO			1	1	1	1
4	302XC46080	CONN.CORD ASSY FFC ENGINE VIDEO			1	1	1	1
5	302XC46070	CONN.CORD ASSY FFC MAIN ENGINE			1	1	1	1
6	302XC46010	CONN.CORD ASSY MAIN	Also refer to Wire.1-Ref.1 and Wire.9-Ref.1, Wire.10-Ref.1		-	-	-	-

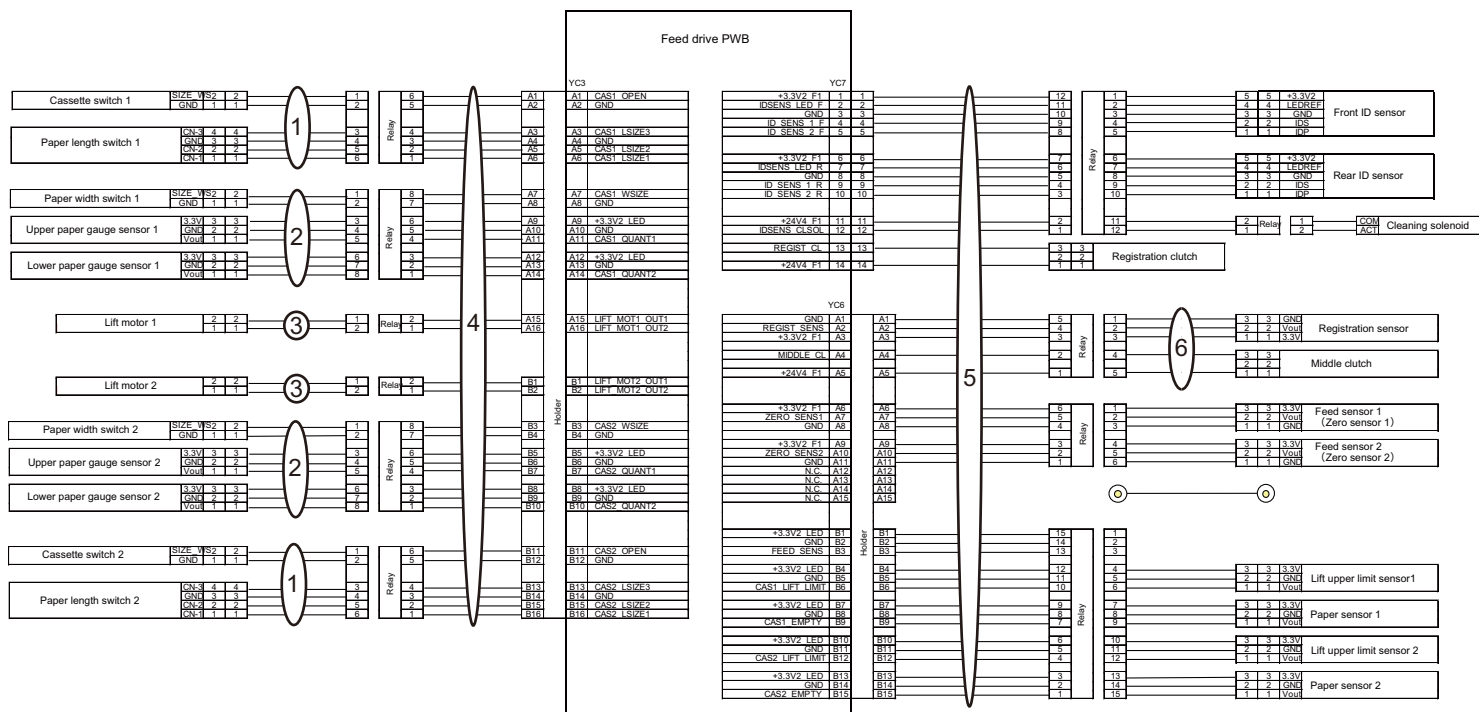
• Wire Section indicates all the wires/FFCs containing them in other FIGs.

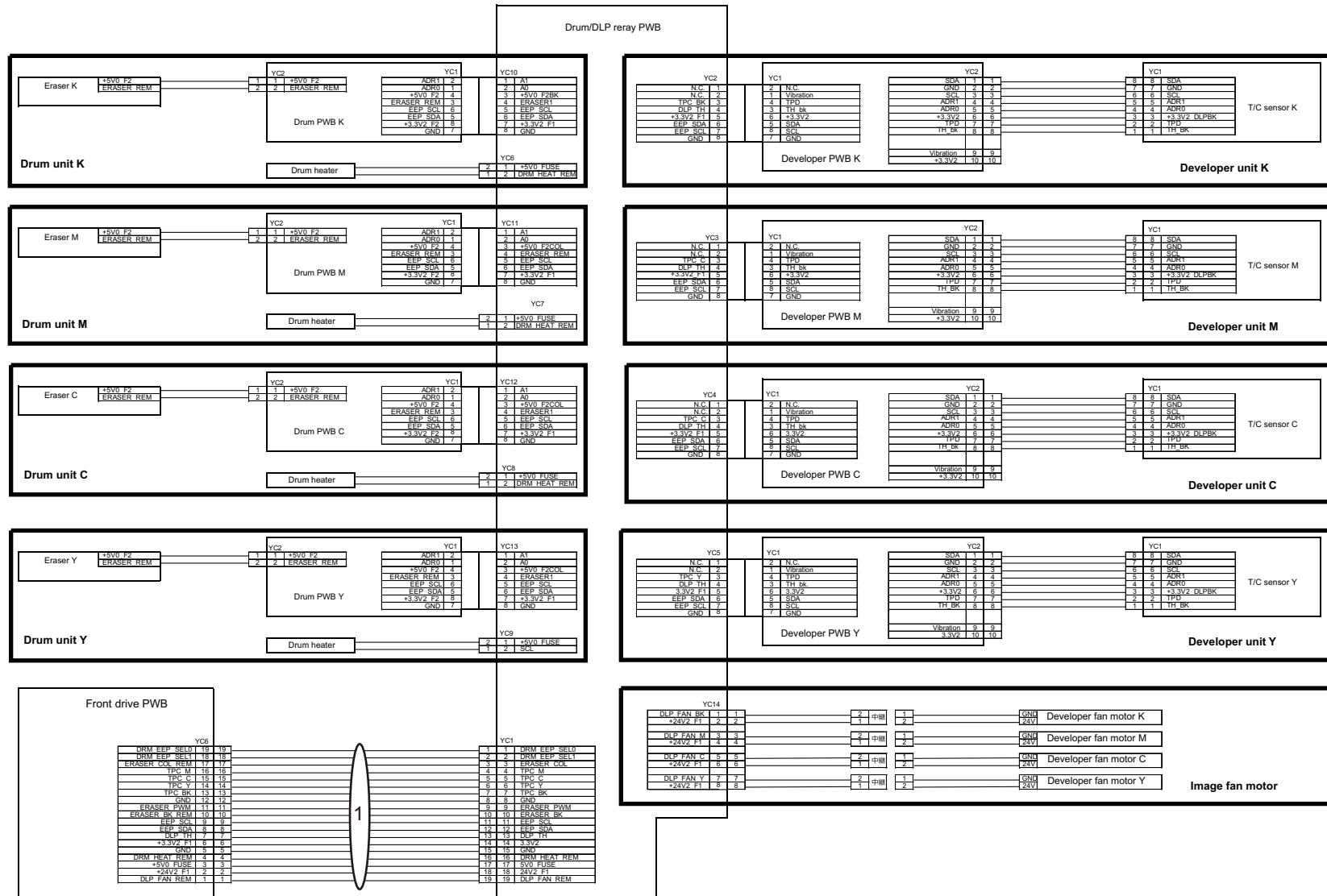
• Wire Section には全ての電線 /FFC (他 FIG の電線 /FFC 含む) を掲載しています。











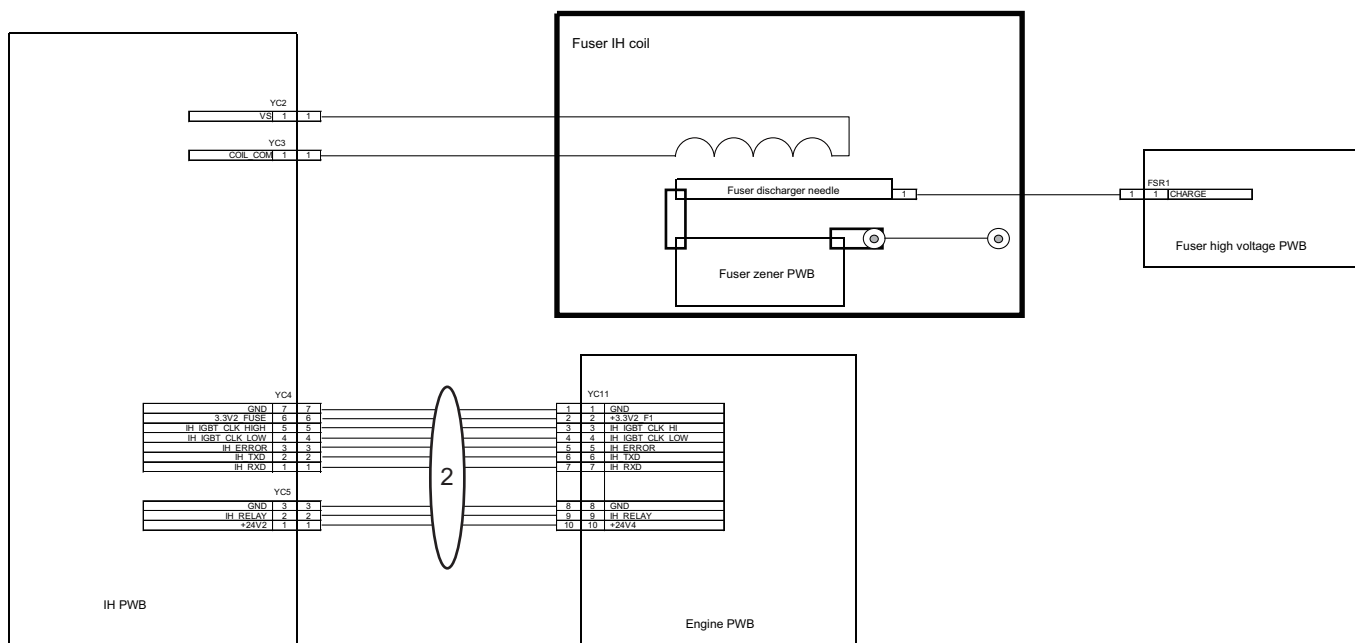
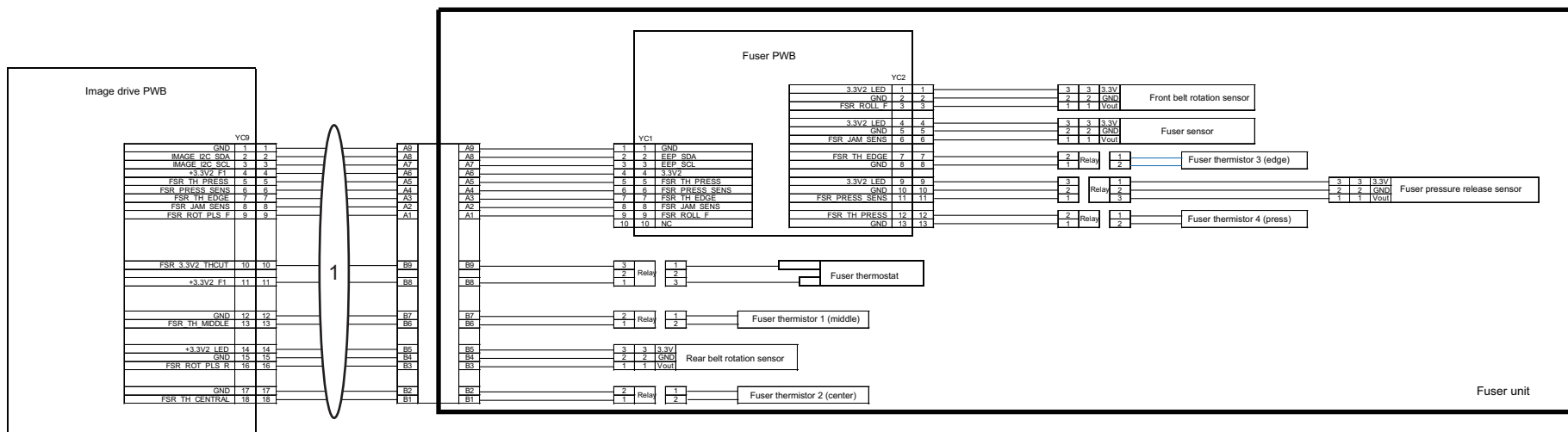
WIRE. 7 Wire Section7 (Drum_Developer)(EN)

2YN/2YM/2YL-2.0

Ref No.	Part.No.	Description	Notes	Revision	Quantity			
					100	120	230	240
1	302XC46140	CONN.CORD ASSY FRONT EXIT DD	Also refer to Wire.4-Ref.4		-	-	-	-

• Wire Section indicates all the wires/FFCs containing them in other FIGs.

• Wire Section には全ての電線 /FFC (他 FIG の電線 /FFC 含む) を掲載しています。



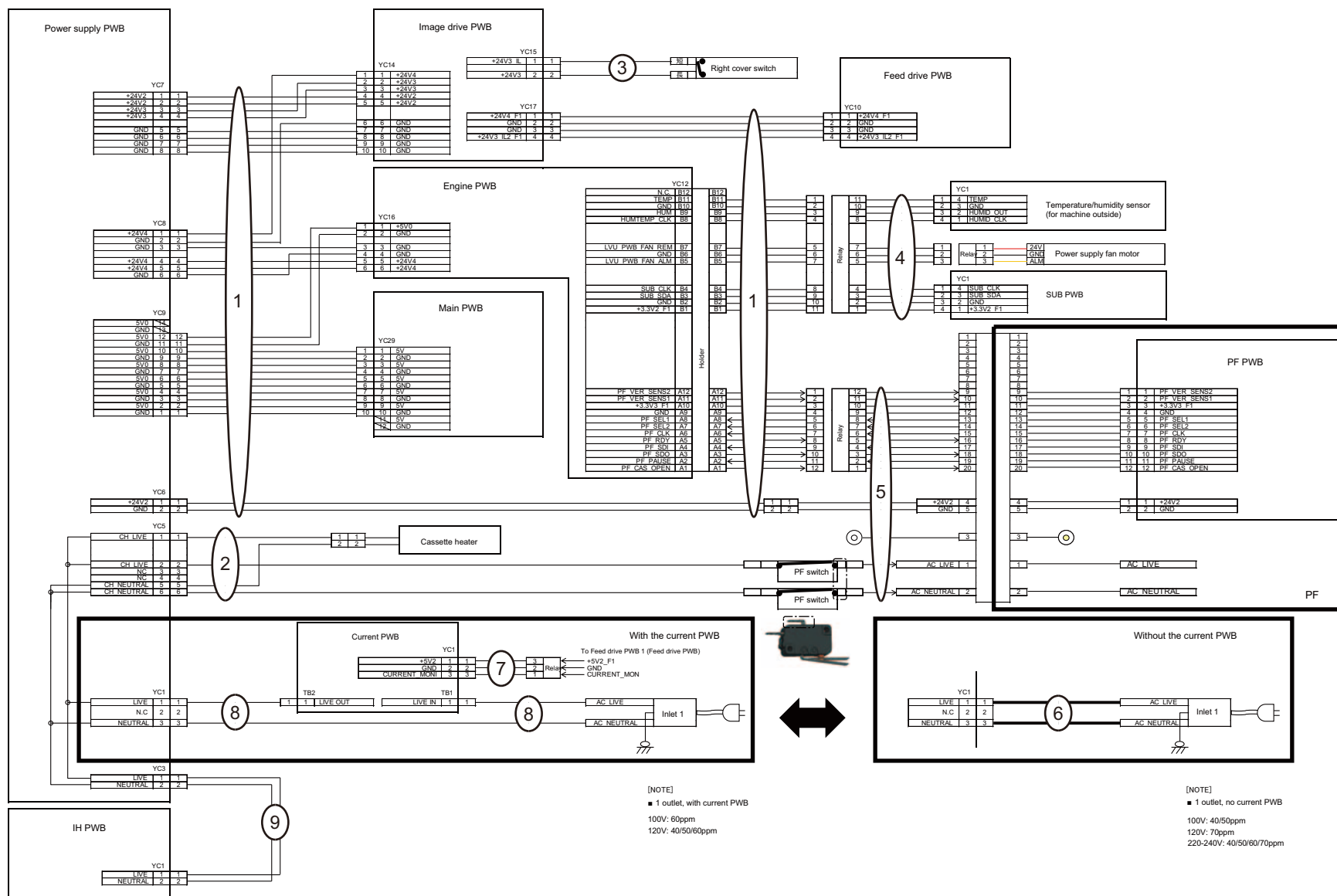
WIRE. 8 Wire Section8 (FUSER)(EN)

2YN/2YM/2YL-2.0

Ref No.	Part.No.	Description	Notes	Revision	Quantity			
					100	120	230	240
1	302XC46170	CONN.CORD ASSY IMAGE FUSER JOINT			1	1	1	1
2	302XC46110	CONN.CORD ASSY ENGINE IH	Also refer to Wire.1-Ref.2		-	-	-	-

• Wire Section indicates all the wires/FFCs containing them in other FIGs.

• Wire Section には全ての電線 /FFC（他 FIG の電線 /FFC 含む）を掲載しています。



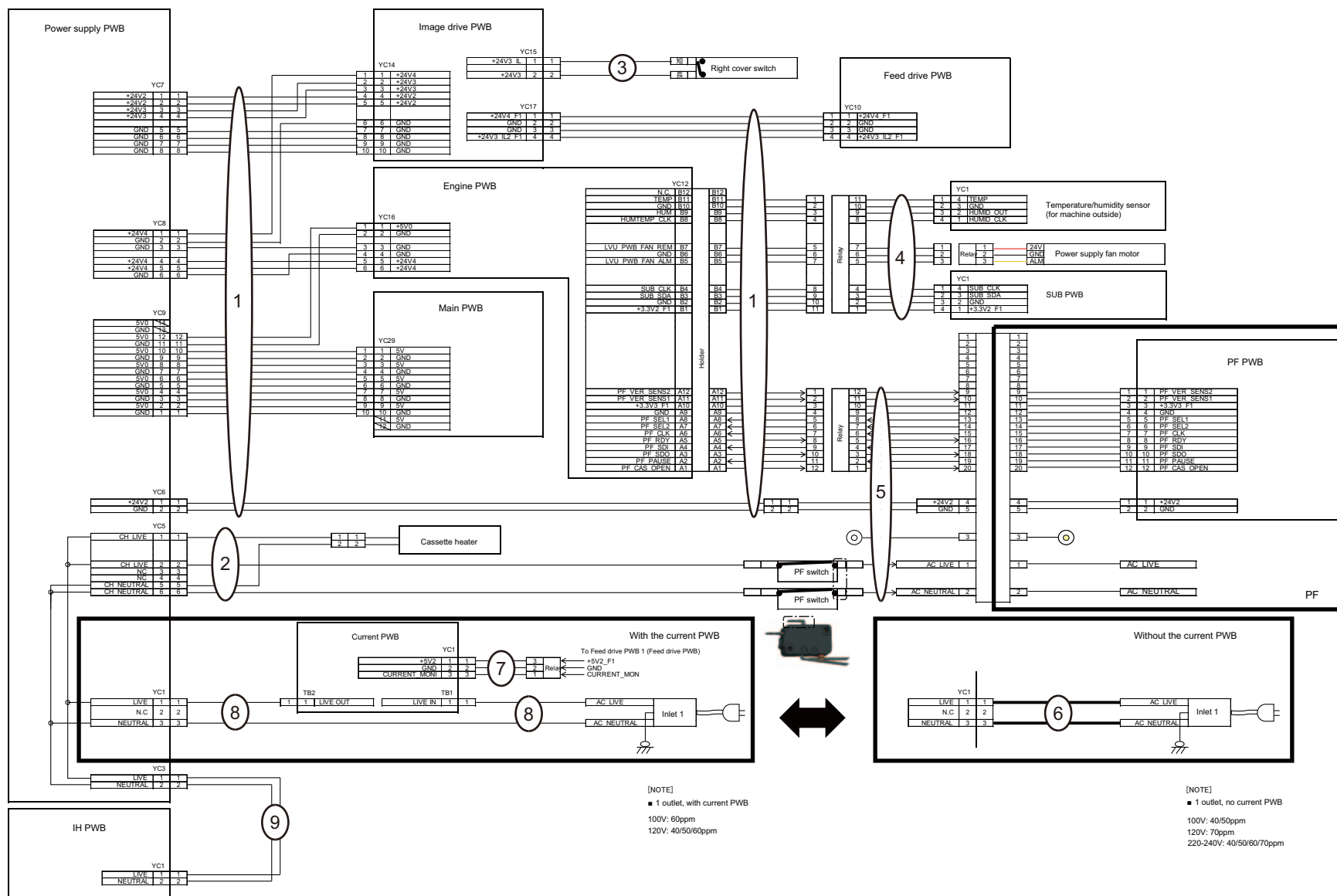
WIRE. 9 Wire Section9 (LVU 100V 40.50.60ppm)(EN)

2YN/2YM/2YL-2.0

Ref No.	Part.No.	Description	Notes	Revision	Quantity			
					100	120	230	240
1	302XC46010	CONN.CORD ASSY MAIN	Also refer to Wire.1-Ref.1 and Wire.2-Ref.6		-			
2	302ND46670	CONN.CORD ASSY CASSETTE HEATER			1			
3	302XC46130	CONN.CORD ASSY IMAGE FRONT	Also refer to Wire.4-Ref.1		-			
4	302ND46630	CONN.CORD ASSY LVU FAN			1			
5	302XC46360	CONN.CORD ASSY PF DRAWER			1			
6	302XC46340	CONN.CORD ASSY INLET ASSY	100V:only for 40,50ppm		1			
7	302XC46470	CONN.CORD ASSY RELAY CURRENT	100V:only for 60ppm		1			
8	302XC46350	CONN.CORD ASSY INLET ASSY C	100V:only for 60ppm		1			
9	302ND46340	CONN.CORD ASSY LVU IH			1			

• Wire Section indicates all the wires/FFCs containing them in other FIGs.

• Wire Section には全ての電線 /FFC（他 FIG の電線 /FFC 含む）を掲載しています。



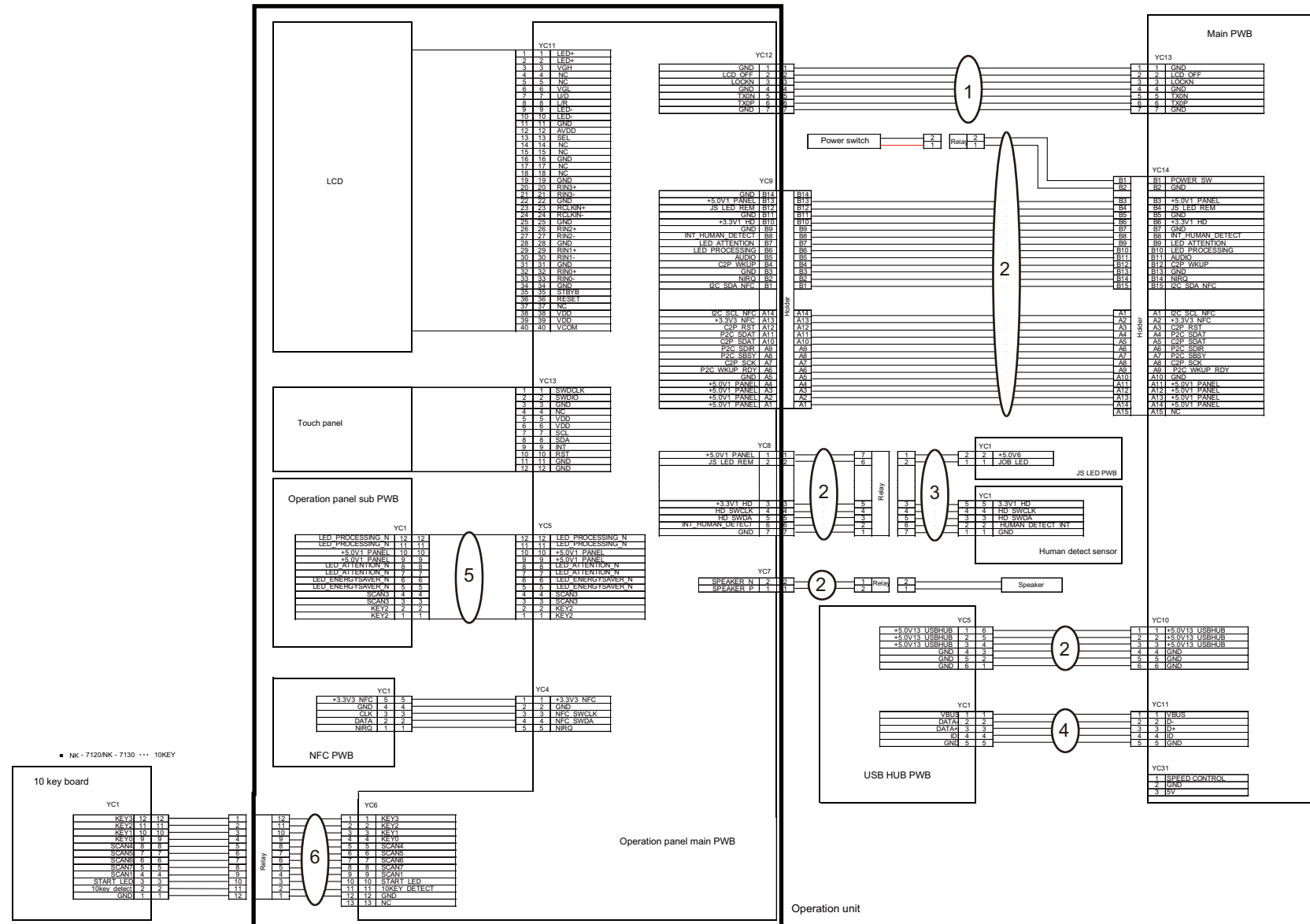
WIRE. 10 Wire Section10 (LVU 120,230,240V 40,50,60ppm)(EN)

2YN/2YM/2YL-2.0

Ref No.	Part.No.	Description	Notes	Revision	Quantity			
					100	120	230	240
1	302XC46010	CONN.CORD ASSY MAIN	Also refer to Wire.1-Ref.1 and Wire.2-Ref.6			-	-	-
2	302ND46670	CONN.CORD ASSY CASSETTE HEATER				1	1	1
3	302XC46130	CONN.CORD ASSY IMAGE FRONT	Also refer to Wire.4-Ref.1			-	-	-
4	302ND46630	CONN.CORD ASSY LVU FAN				1	1	1
5	302XC46360	CONN.CORD ASSY PF DRAWER				1	1	1
6	302XC46340	CONN.CORD ASSY INLET ASSY					1	1
7	302XC46470	CONN.CORD ASSY RELAY CURRENT				1		
8	302XC46350	CONN.CORD ASSY INLET ASSY C				1		
9	302ND46340	CONN.CORD ASSY LVU IH				1	1	1

• Wire Section indicates all the wires/FFCs containing them in other FIGs.

• Wire Section には全ての電線 /FFC（他 FIG の電線 /FFC 含む）を掲載しています。



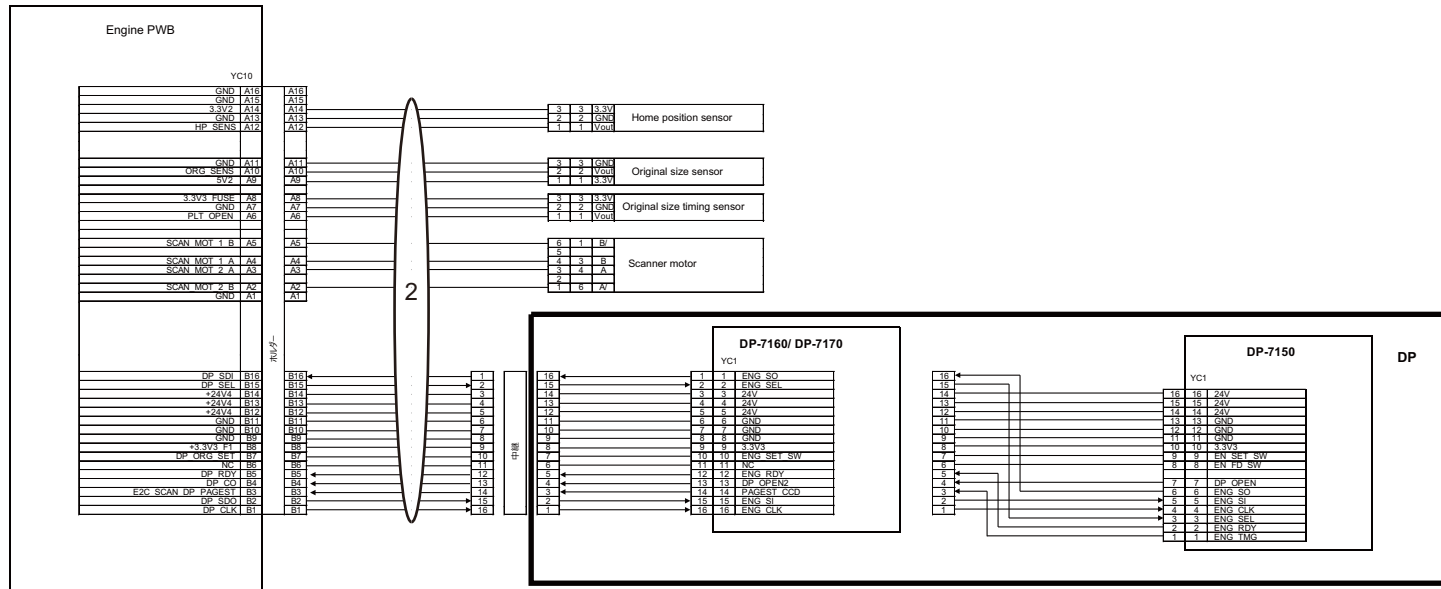
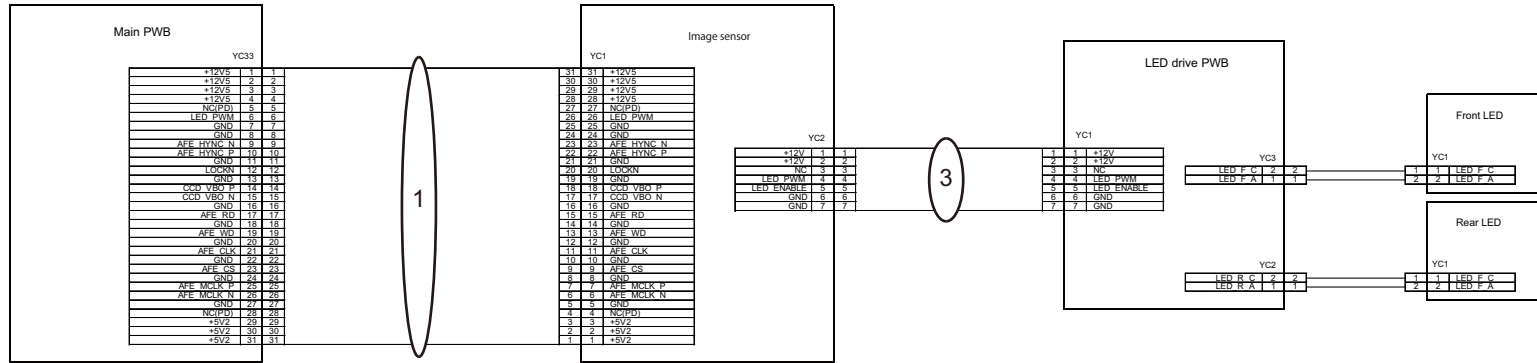
WIRE. 11 Wire Section11 (PANEL)(EN)

2YN/2YM/2YL-2.0

Ref No.	Part.No.	Description	Notes	Revision	Quantity			
					100	120	230	240
1	302V846060	CONN.CORD ASSY PANEL DATA			1	1	1	1
2	302XC46230	CONN.CORD ASSY PANEL MAIN			1	1	1	1
3	302XC46120	CONN.CORD ASSY HUMAN SENSOR	Also refer to Wire.4-Ref.3		1	1	1	1
4	302XC46310	CONN.CORD ASSY USB HUB			-	-	-	-
5	302XC46240	CONN.CORD ASSY FFC OPERATION			1	1	1	1
6	302V846080	CONN.CORD ASSY 10KEY JOINT			1	1	1	1

• Wire Section indicates all the wires/FFCs containing them in other FIGs.

• Wire Section には全ての電線 /FFC（他 FIG の電線 /FFC 含む）を掲載しています。



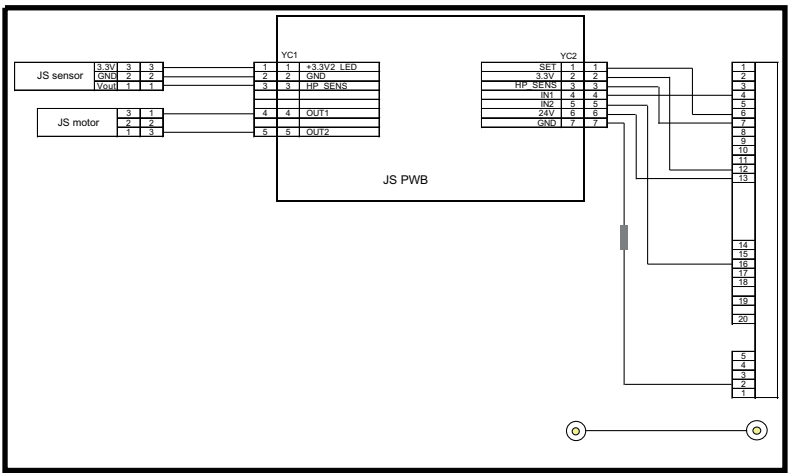
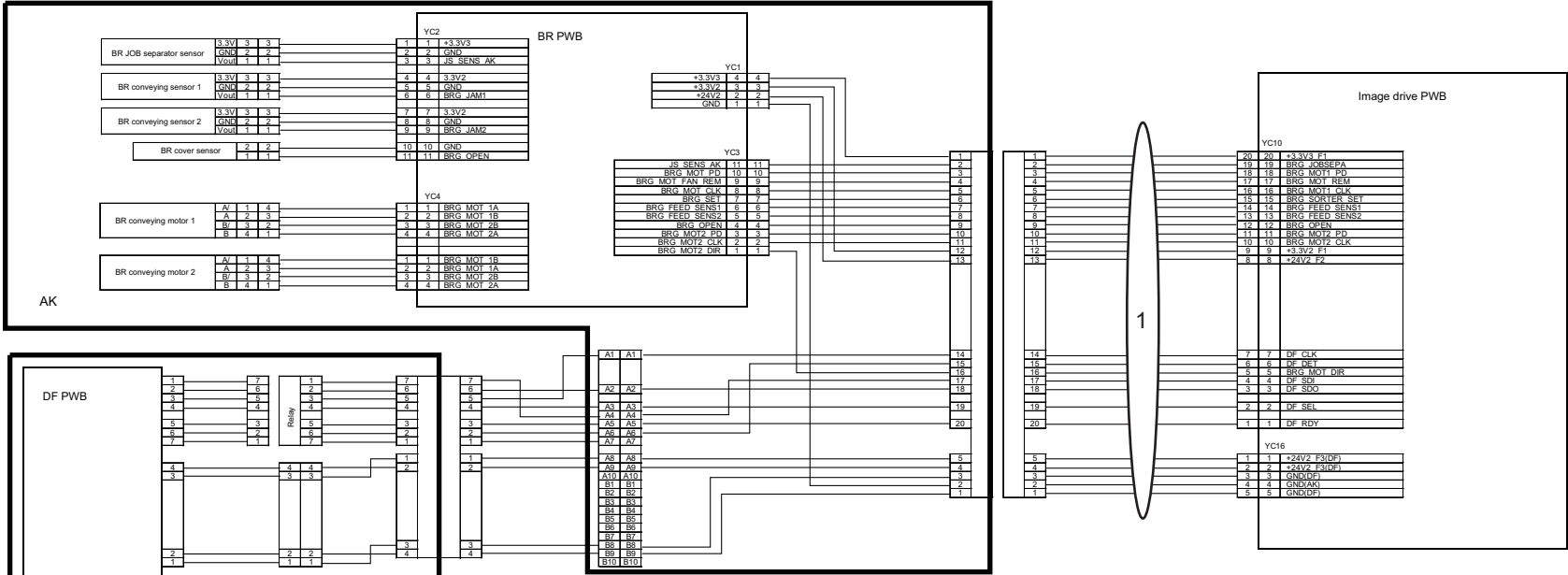
WIRE. 12 Wire Section12 (ISU)(EN)

2YN/2YM/2YL-2.0

Ref No.	Part.No.	Description	Notes	Revision	Quantity			
					100	120	230	240
1	302XC46210	CONN.CORD ASSY FFC MAIN CCD			1	1	1	1
2	302XC46220	CONN.CORD ASSY ISU			1	1	1	1
3	302V646110	CONN.CORD ASSY FFC LED			1	1	1	1

• Wire Section indicates all the wires/FFCs containing them in other FIGs.

• Wire Section には全ての電線 /FFC（他 FIG の電線 /FFC 含む）を掲載しています。



- 1: +3.3V3 F1
- 2: BRG_JOBSEPA
- 3: BRG_MOT1_PD
- 4: BRG_MOT1_REM
- 5: BRG_MOT1_CLK
- 6: BRG_SORTER_SET
- 7: BRG_FEED_SENS1
- 8: BRG_FEED_SENS2
- 9: BRG_OPEN
- 10: BRG_MOT2_PD
- 11: BRG_MOT2_CLK
- 12: +3.3V2_F1
- 13: +24V2_F2
- 14: DF_CLK
- 15: DF_DET
- 16: BRG_MOT_DIR
- 17: DF_SDI
- 18: DF_SDO
- 19: DF_SEL
- 20: DF_RDY
- 21: +24V2_F3(DF)
- 22: +24V2_F3(DF)
- 23: GND(DF)
- 24: GND(AK)
- 25: GND(DF)

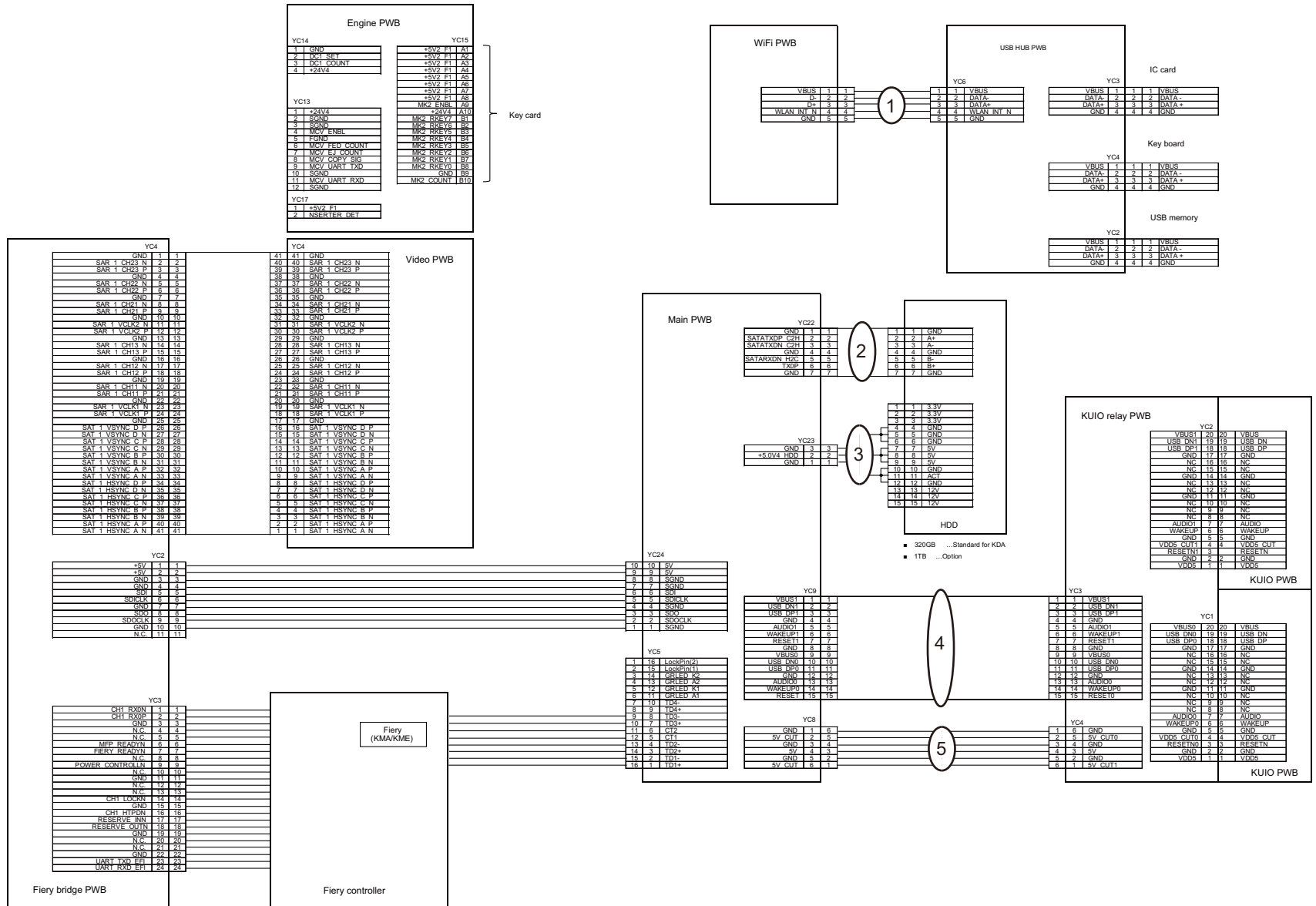
WIRE. 13 Wire Section13 (AK_DF)(EN)

2YN/2YM/2YL-2.0

Ref No.	Part.No.	Description	Notes	Revision	Quantity			
					100	120	230	240
1	302XC46270	CONN.CORD ASSY IMAGE AK	Also refer to Wire.3-Ref.1		-	-	-	-

• Wire Section indicates all the wires/FFCs containing them in other FIGs.

• Wire Section には全ての電線 /FFC (他 FIG の電線 /FFC 含む) を掲載しています。



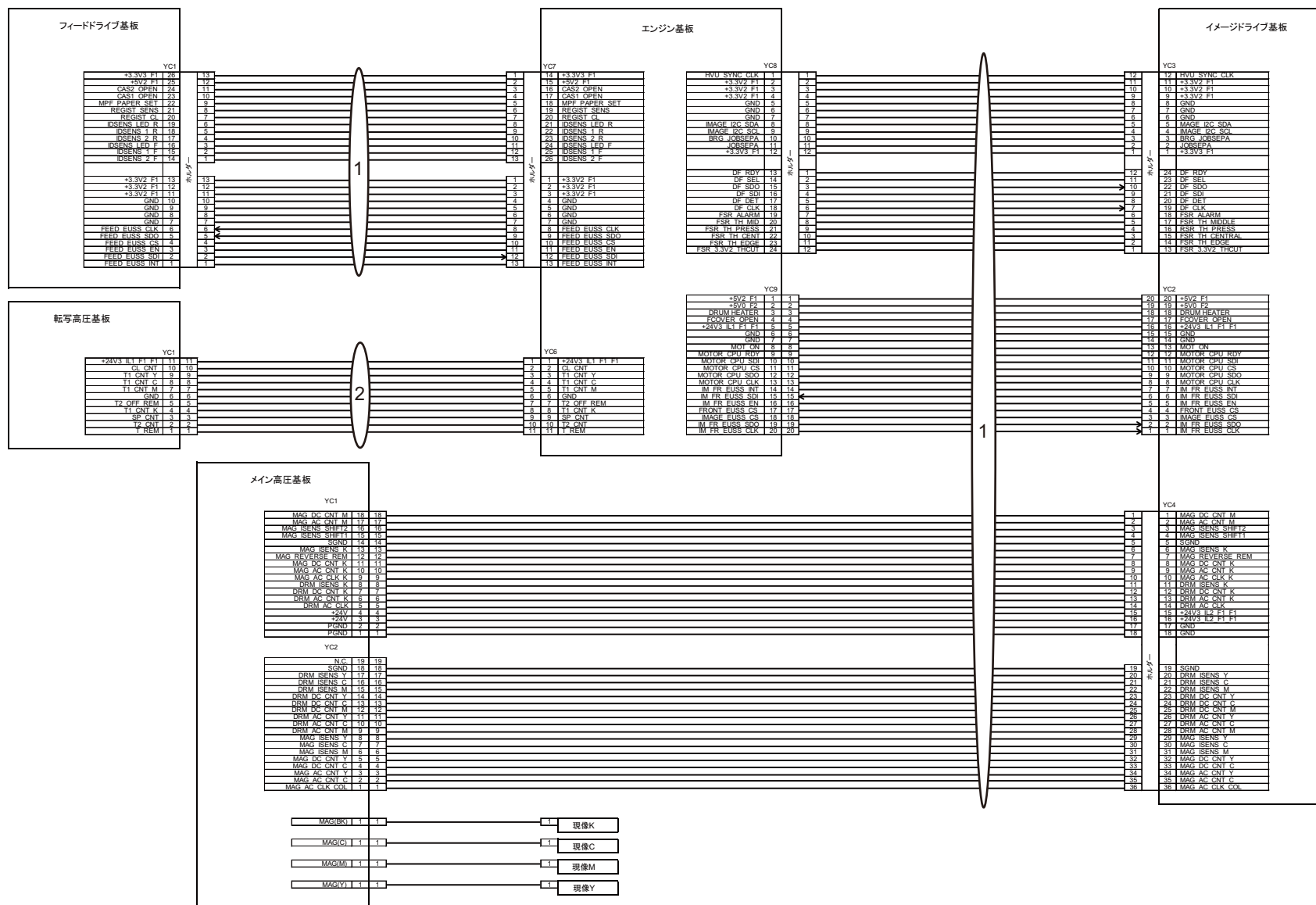
WIRE. 14 Wire Section14 (OPTION)(EN)

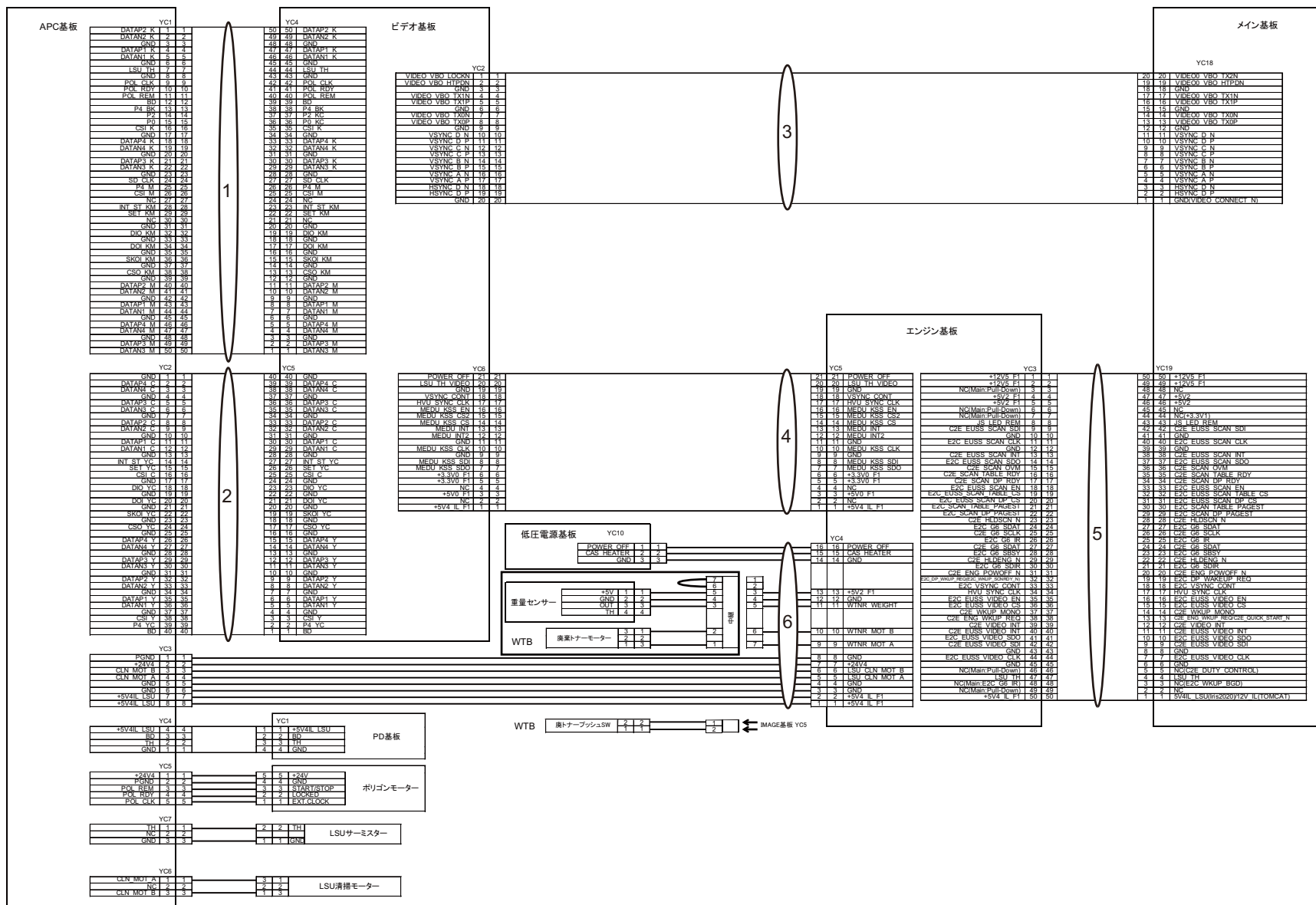
2YN/2YM/2YL-2.0

Ref No.	Part.No.	Description	Notes	Revision	Quantity			
					100	120	230	240
1	302XC46320	CONN.CORD ASSY USB WIFI			1	1	1	1
2	302XC46370	CONN.CORD ASSY HDD DATA 1			1	1		
3	302RH46360	WIRE HDD POWER			1	1		
4	302XC46090	CONN.CORD ASSY FFC MAIN KUIO			1	1	1	1
5	302XC46060	CONN.CORD ASSY MAIN KUIO POWER			1	1	1	1

• Wire Section indicates all the wires/FFCs containing them in other FIGs.

• Wire Section には全ての電線 /FFC (他 FIG の電線 /FFC 含む) を掲載しています。





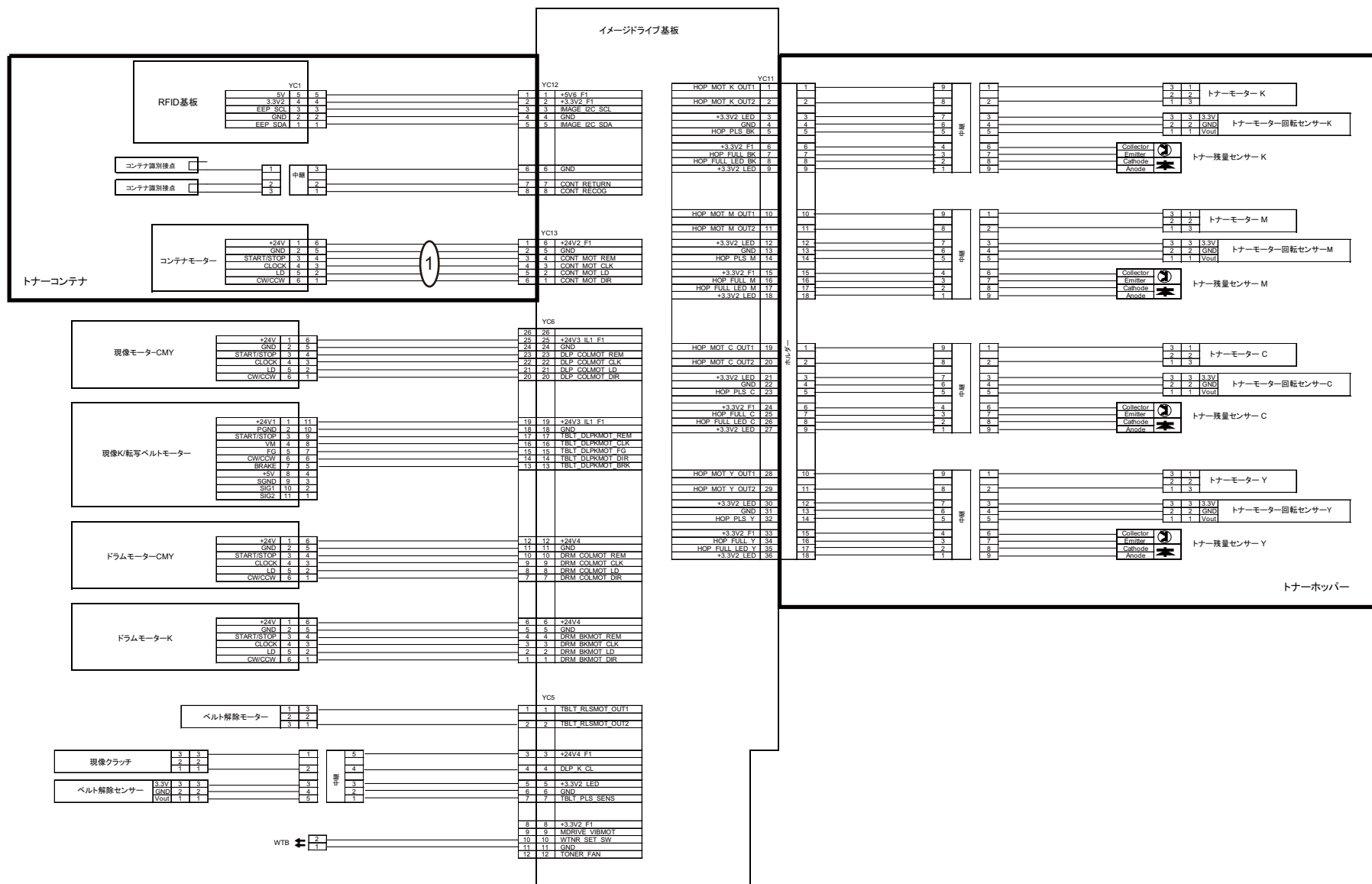
WIRE. 2 Wire Section2 (LSU)(JA)

2YN/2YM/2YL-2.0

Ref No.	Part.No.	Description	Notes	Revision	Quantity			
					100	120	230	240
1	302XC94350	PARTS FFC ENGINE LSU1 SET SP			1	1	1	1
2	302XC94360	PARTS FFC ENGINE LSU2 SET SP			1	1	1	1
3	302XC46200	CONN.CORD ASSY FFC MAIN VIDEO			1	1	1	1
4	302XC46080	CONN.CORD ASSY FFC ENGINE VIDEO			1	1	1	1
5	302XC46070	CONN.CORD ASSY FFC MAIN ENGINE			1	1	1	1
6	302XC46010	CONN.CORD ASSY MAIN	Wire.1-Ref.1 and Wire.9-Ref.1, Wire.10-Ref.1も参照ください		-	-	-	-

• Wire Section indicates all the wires/FFCs containing them in other FIGs.

• Wire Section には全ての電線 / FFC (他 FIG の電線 / FFC 含む) を掲載しています。



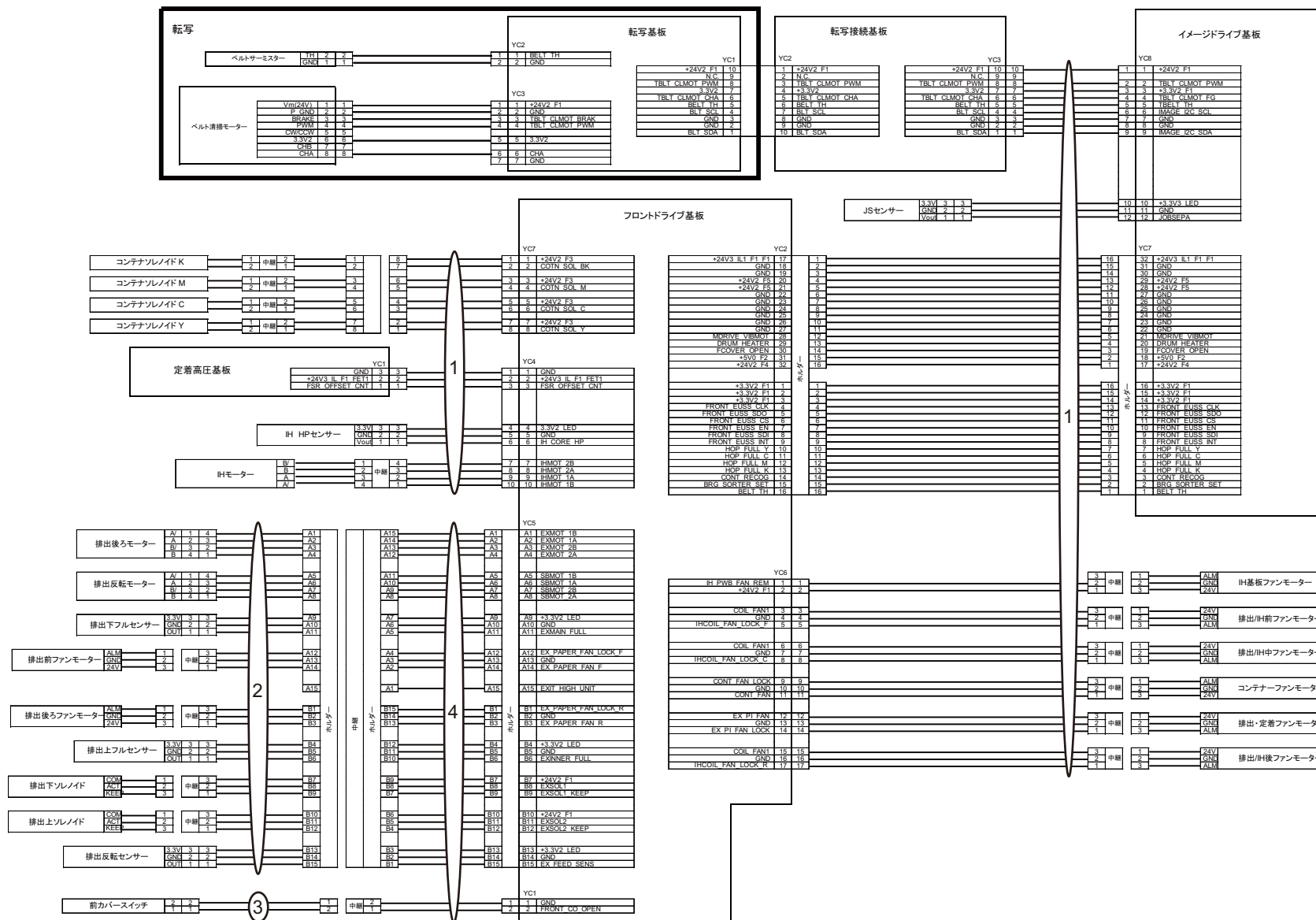
WIRE. 3 Wire Section3 (IMAGE)(JA)

2YN/2YM/2YL-2.0

Ref No.	Part.No.	Description	Notes	Revision	Quantity			
					100	120	230	240
1	302XC46270	CONN.CORD ASSY IMAGE AK	Wire.13-Ref.1も参照ください		1	1	1	1

• Wire Section indicates all the wires/FFCs containing them in other FIGs.

• Wire Section には全ての電線 /FFC (他 FIG の電線 /FFC 含む) を掲載しています。




WIRE. 4 Wire Section4 (IMAGE_FRONT)(JA)

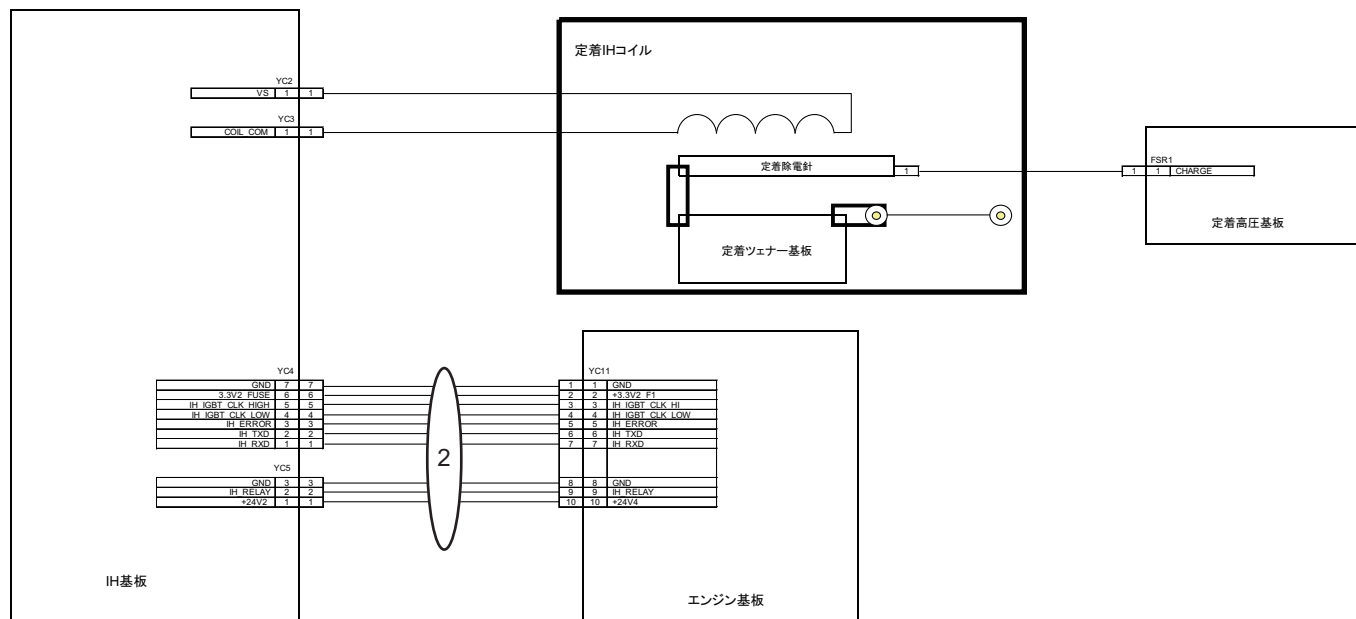
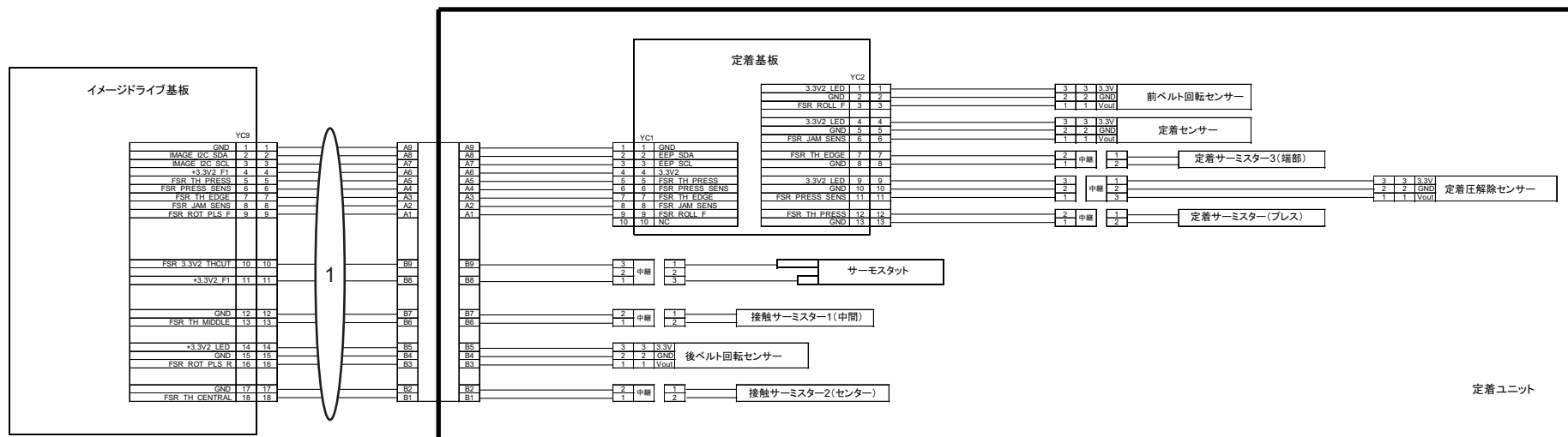
2YN/2YM/2YL-2.0

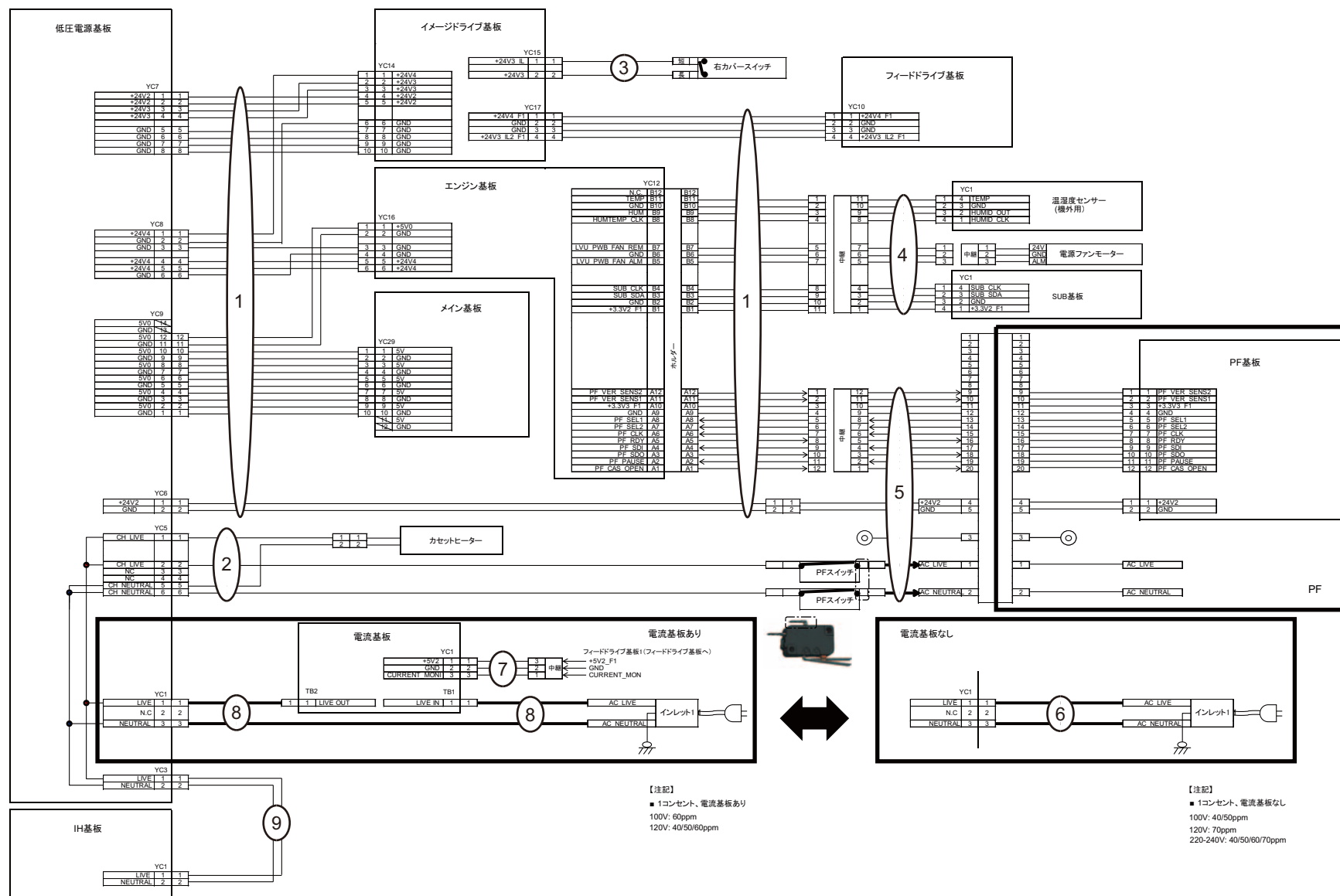
Ref No.	Part.No.	Description	Notes	Revision	Quantity			
					100	120	230	240
1	302XC46130	CONN.CORD ASSY IMAGE FRONT	Wire.9-Ref.3 and Wire.10-Ref.3も参照ください		1	1	1	1
2	302XC46380	CONN.CORD ASSY EXIT H FAN			1	1	1	1
3	302XC46120	CONN.CORD ASSY HUMAN SENSOR	Wire.11-Ref.3も参照ください		1	1	1	1
4	302XC46140	CONN.CORD ASSY FRONT EXIT DD	Wire.7-Ref.1も参照ください		1	1	1	1

• Wire Section indicates all the wires/FFCs containing them in other FIGs.

• Wire Section には全ての電線 /FFC (他 FIG の電線 /FFC 含む) を掲載しています。







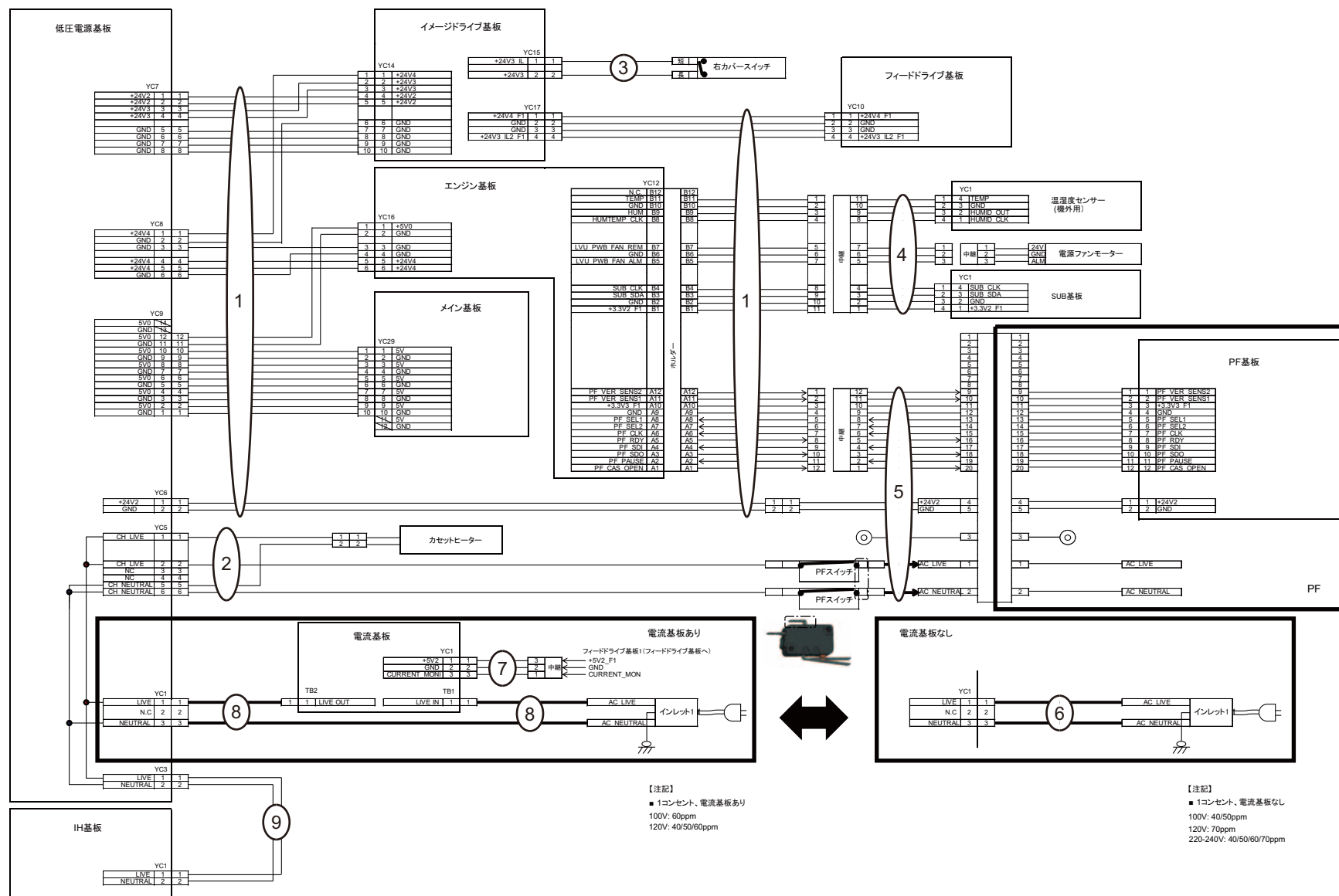
WIRE. 9 Wire Section9 (LVU 100V 40.50.60ppm)(JA)

2YN/2YM/2YL-2.0

Ref No.	Part.No.	Description	Notes	Revision	Quantity			
					100	120	230	240
1	302XC46010	CONN.CORD ASSY MAIN	Wire.1-Ref.1 and Wire.2-Ref.6も参照ください		-			
2	302ND46670	CONN.CORD ASSY CASSETTE HEATER			1			
3	302XC46130	CONN.CORD ASSY IMAGE FRONT	Wire.4-Ref.1も参照ください		-			
4	302ND46630	CONN.CORD ASSY LVU FAN			1			
5	302XC46360	CONN.CORD ASSY PF DRAWER			1			
6	302XC46340	CONN.CORD ASSY INLET ASSY	100V:only for 40,50ppm		1			
7	302XC46470	CONN.CORD ASSY RELAY CURRENT	100V:only for 60ppm		1			
8	302XC46350	CONN.CORD ASSY INLET ASSY C	100V:only for 60ppm		1			
9	302ND46340	CONN.CORD ASSY LVU IH			1			

• Wire Section indicates all the wires/FFCs containing them in other FIGs.

• Wire Section には全ての電線 /FFC (他 FIG の電線 /FFC 含む) を掲載しています。



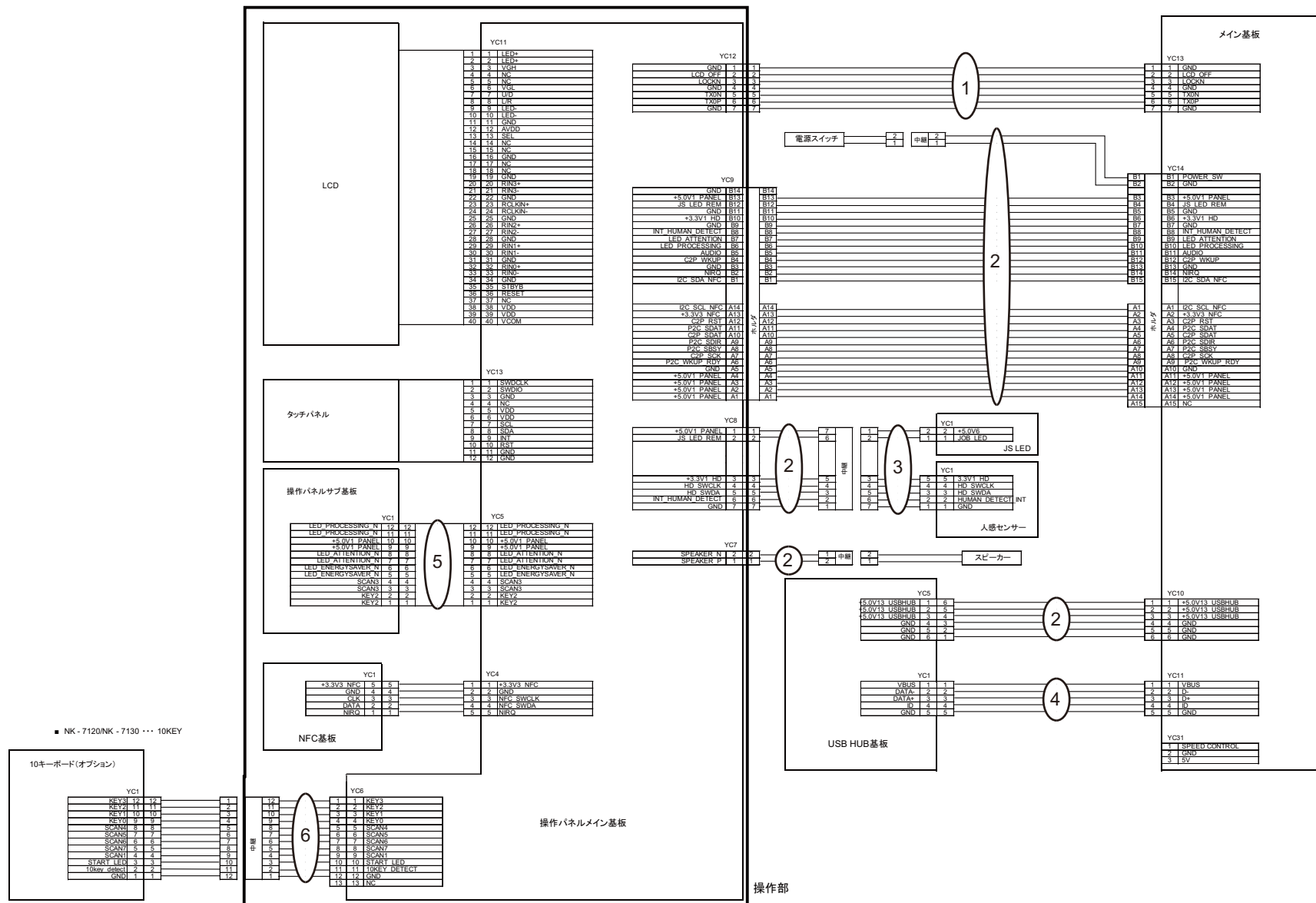
WIRE. 10 Wire Section10 (LVU 120,230,240V 40,50,60ppm)(JA)

2YN/2YM/2YL-2.0

Ref No.	Part.No.	Description	Notes	Revision	Quantity			
					100	120	230	240
1	302XC46010	CONN.CORD ASSY MAIN	Wire.1-Ref.1 and Wire.2-Ref.6も参照ください		-	-	-	-
2	302ND46670	CONN.CORD ASSY CASSETTE HEATER			1	1	1	1
3	302XC46130	CONN.CORD ASSY IMAGE FRONT	Wire.4-Ref.1も参照ください		-	-	-	-
4	302ND46630	CONN.CORD ASSY LVU FAN			1	1	1	1
5	302XC46360	CONN.CORD ASSY PF DRAWER			1	1	1	1
6	302XC46340	CONN.CORD ASSY INLET ASSY				1	1	1
7	302XC46470	CONN.CORD ASSY RELAY CURRENT			1			
8	302XC46350	CONN.CORD ASSY INLET ASSY C			1			
9	302ND46340	CONN.CORD ASSY LVU IH			1	1	1	1

• Wire Section indicates all the wires/FPCs containing them in other FIGs.

• Wire Section には全ての電線 /FPC (他 FIG の電線 /FPC 含む) を掲載しています。



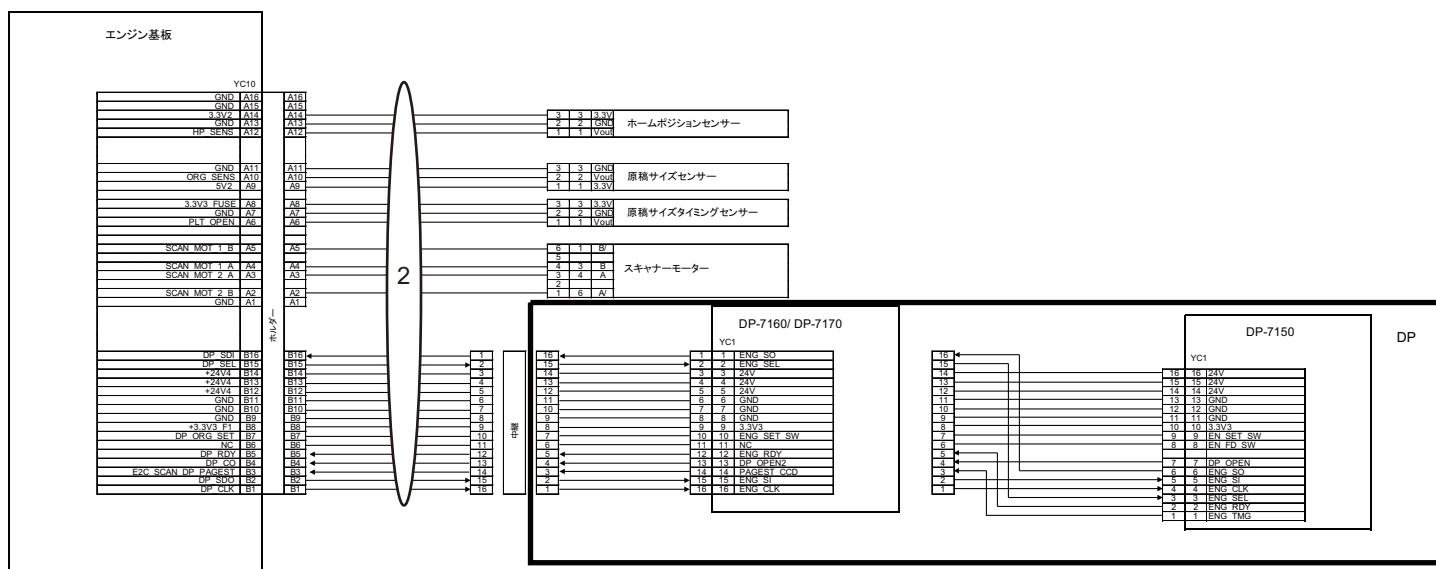
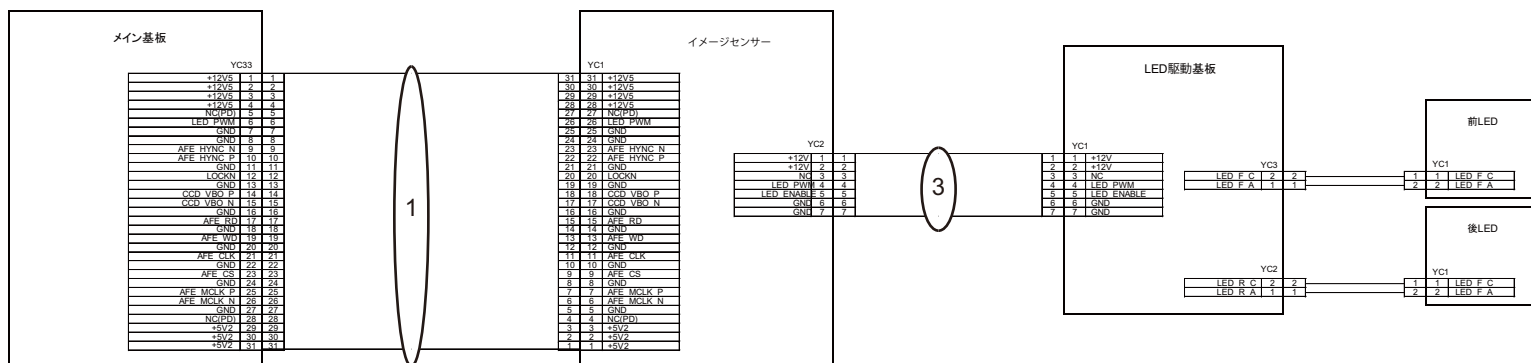
WIRE. 11 Wire Section11 (PANEL)(JA)

2YN/2YM/2YL-2.0

Ref No.	Part.No.	Description	Notes	Revision	Quantity			
					100	120	230	240
1	302V846060	CONN.CORD ASSY PANEL DATA			1	1	1	1
2	302XC46230	CONN.CORD ASSY PANEL MAIN			1	1	1	1
3	302XC46120	CONN.CORD ASSY HUMAN SENSOR	Wire.4-Ref.3も参照ください		-	-	-	-
4	302XC46310	CONN.CORD ASSY USB HUB			1	1	1	1
5	302XC46240	CONN.CORD ASSY FFC OPERATION			1	1	1	1
6	302V846080	CONN.CORD ASSY 10KEY JOINT			1	1	1	1

• Wire Section indicates all the wires/FFCs containing them in other FIGs.

• Wire Section には全ての電線 /FFC（他 FIG の電線 /FFC 含む）を掲載しています。



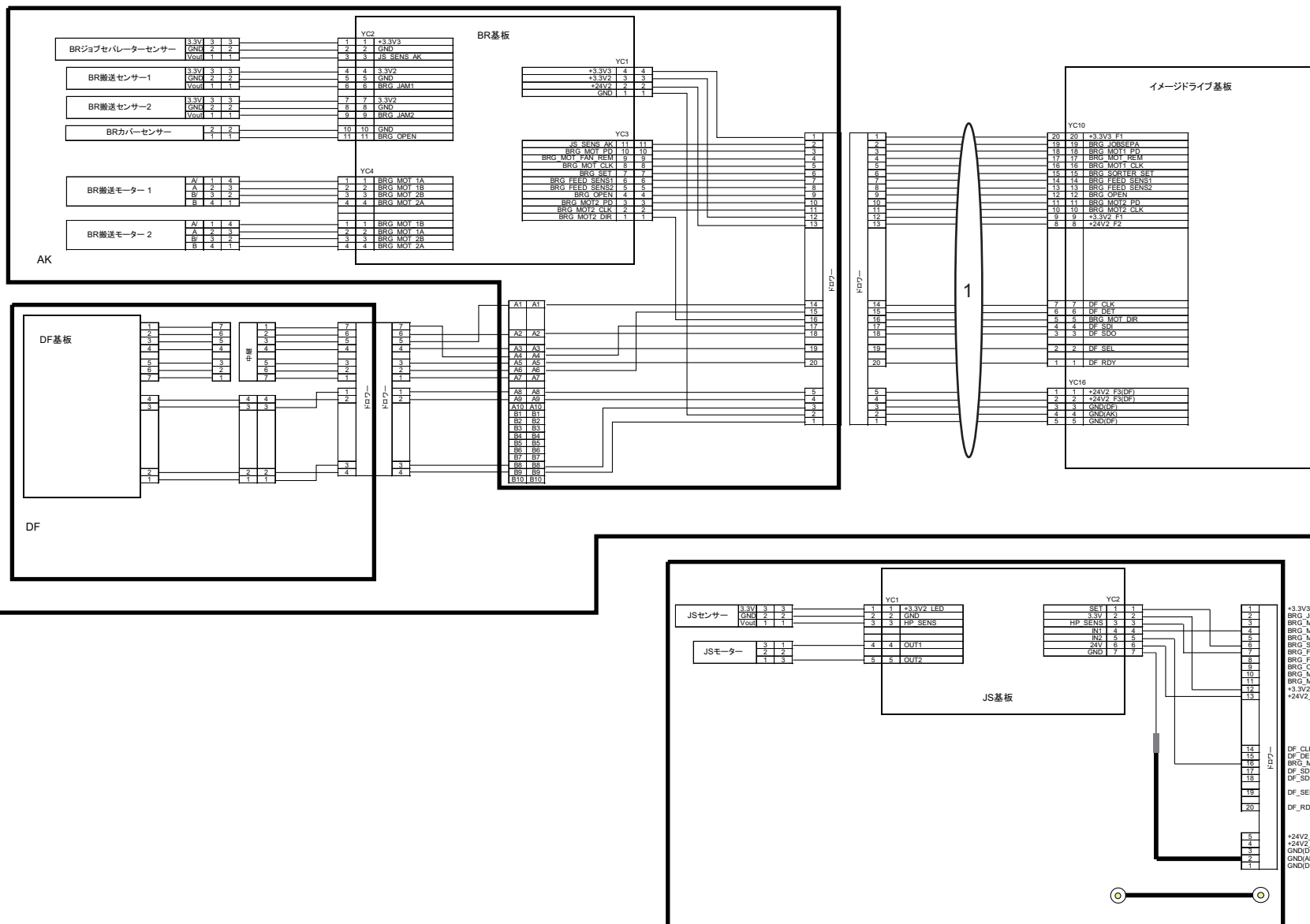
WIRE. 12 Wire Section12 (ISU)(JA)

2YN/2YM/2YL-2.0

Ref No.	Part.No.	Description	Notes	Revision	Quantity			
					100	120	230	240
1	302XC46210	CONN.CORD ASSY FFC MAIN CCD			1	1	1	1
2	302XC46220	CONN.CORD ASSY ISU			1	1	1	1
3	302V646110	CONN.CORD ASSY FFC LED			1	1	1	1

• Wire Section indicates all the wires/FFCs containing them in other FIGs.

• Wire Section には全ての電線 / FFC（他 FIG の電線 / FFC 含む）を掲載しています。



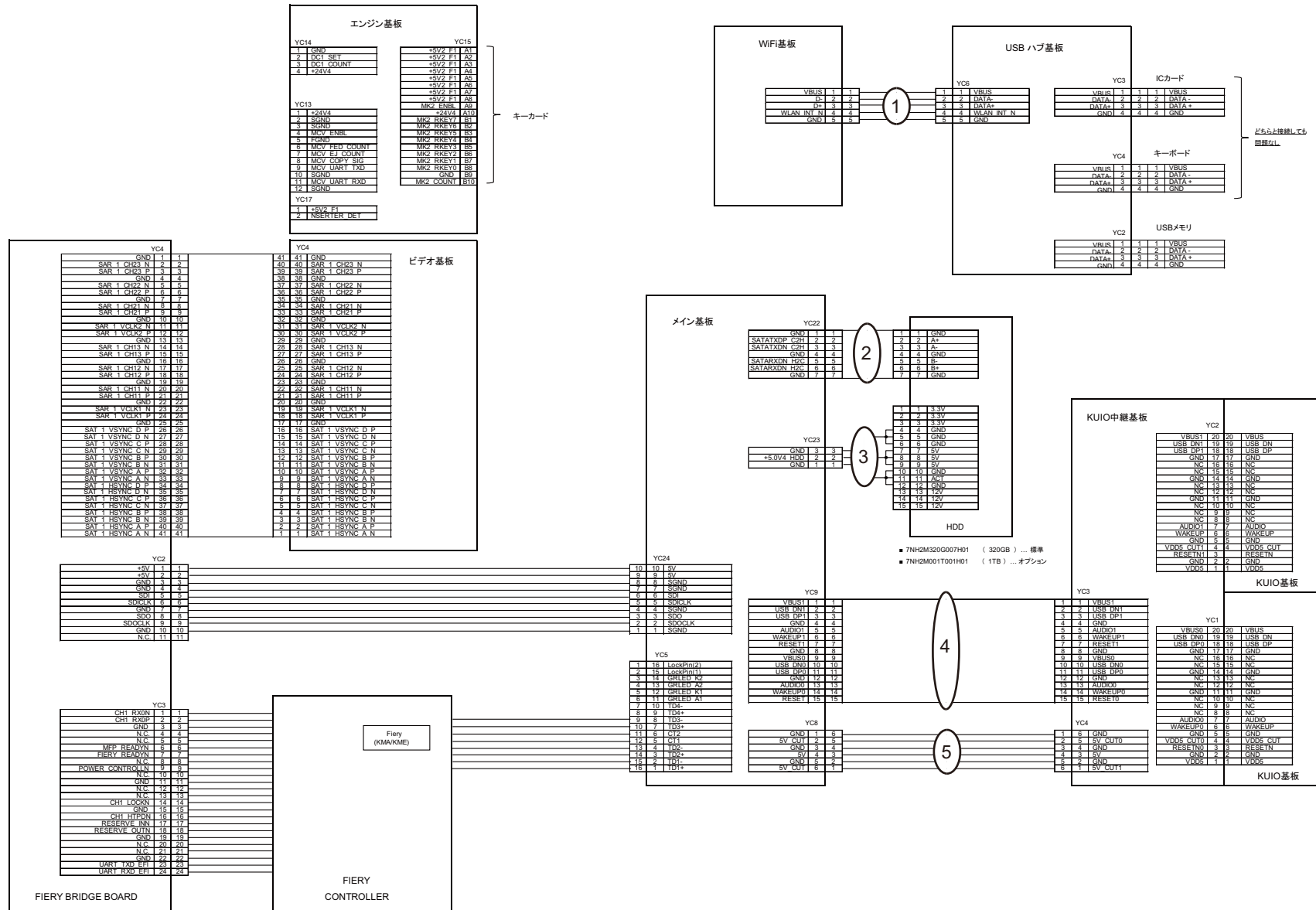
WIRE. 13 Wire Section13 (AK_DF)(JA)

2YN/2YM/2YL-2.0

Ref No.	Part.No.	Description	Notes	Revision	Quantity			
					100	120	230	240
1	302XC46270	CONN.CORD ASSY IMAGE AK	Wire.3-Ref.1も参照ください		-	-	-	-

• Wire Section indicates all the wires/FFCs containing them in other FIGs.

• Wire Section には全ての電線 /FFC（他 FIG の電線 /FFC 含む）を掲載しています。



WIRE. 14 Wire Section14 (OPTION)(JA)

2YN/2YM/2YL-2.0

Ref No.	Part.No.	Description	Notes	Revision	Quantity			
					100	120	230	240
1	302XC46320	CONN.CORD ASSY USB WIFI			1	1	1	1
2	302XC46370	CONN.CORD ASSY HDD DATA 1			1	1		
3	302RH46360	WIRE HDD POWER			1	1		
4	302XC46090	CONN.CORD ASSY FFC MAIN KUIO			1	1	1	1
5	302XC46060	CONN.CORD ASSY MAIN KUIO POWER			1	1	1	1

• Wire Section indicates all the wires/FFCs containing them in other FIGs.

• Wire Section には全ての電線 /FFC (他 FIG の電線 /FFC 含む) を掲載しています。

CLASSIFICATION OF THE SCREWS IN ILLUSTRATION / ビス種別表

Ref No.	Part.No.	Description	Notes
AAA	5MBCS3025XSP	CS STOP RING /X 3 X .25T S-BLK	
AAB	5MBP1612WWLD	SPRING PIN 1.6X12	
AAC	5MBP2010WXSP	SPRING PIN /M2 X 10 S-BLK	
AAD	5MBP2012WPLD	PARALLEL PIN / M2 X 12 SUS-DP	
AAE	5MBP2012WXSP	SPRING PIN 2X12	
AAF	5MBP2014WXSP	SPRING PIN / M2 X 14 S-BLK	
AAG	5MBP2020WWLD	SPRING PIN / M2 X 20 SUS-DP XX	
AAH	5MBP2516WXSP	SPRING PIN(2.5x16)	
AAI	5MBP2518WXSP	SPRING PIN(2.5x18)	
AAJ	5MBTPB4006TW++R	BIND T.T SCREW(+)/M4x6 CRFREE S-T	
AAK	5MBWK32808NN	POLY SLIDER /M3.2X 8 X0.8T XX	
AAL	5MBWK41A03NN	POLY-SLIDER WASHER 4.1X10X0.3T	
AAM	5MBWK6295+NN	POLY WASHER M6.2X9.5X0.25T	
AAN	5MBWK62955NN	POLY SLIDER/M6.2X9.5X0.5T PLASTC	
AAO	5MBWL72B05NN	POLY CUT WASER /M7.2X 11X0.5T PA XX	
AAP	5MBWN62D0+NN	POLY WASHER 6.2X13X0.25T	
AAQ	5MBWN62D05NB	POLY WASHER /M6.2X13X0.5T PA-BLK	
AAR	5MBP2010WWLD	SPRING PIN /M2 X 10 SUS-DP XX	
BAA	7BB000303H	+BIND M SCREW 3X3	
BAB	7BB000304H	+BIND M SCREW 3X4	
BAC	7BB000305H	+BIND M SCREW 3x5	
BAD	7BB000306H	+BIND M SCREW 3X6	
BAE	7BB000406H	+BIND M SCREW 4X6	
BAF	7BB000P03H	+BIND M SCREW 2.6X3	
BAG	7BB001303H	+PAN M SCREW 3x3	
BAH	7BB001P03H1	PAN M SCREW 2.6X3	
BAI	7BB007303H	+TP-CUP M SCREW 3X3	
BAJ	7BB007304H	+TP-CUP M SCREW 3x4	
BAK	7BB008305H	+FLAT FILLESTER M SCREW 3x5	
BAL	7BB00B306H	+PAN M SCREW WITH T.L.WASHER 3X6	
BAM	7BB060305H1	+BIND M SCREW 3X5(BLUE)	
BAN	7BB100304H	+BIND T.T S SCREW 3x4	
BAO	7BB100306H	+BIND T.T S SCREW 3x6	
BAP	7BB100306H1	+BIND T.T S SCREW 3X6	
BAQ	7BB100308H1	+BIND T.T S SCREW 3X8	
BAR	7BB100320H	+BIND T.T S SCREW 3x20	
BAS	7BB100408H	+BIND T.T S SCREW 4x8	
BAT	7BB100408H1	+BIND T.T S SCREW 4X8	
BAU	7BB100440H	+BIND T.T S SCREW 4X40	
BAV	7BB102308H1	+TP-FLAT T.T S SCREW 3X8	
BAW	7BB180306H	+BIND T.T S SCREW 3X6(BLACK)	
BAX	7BB180408H	+BIND T.T S SCREW 4x8(BLACK)	
BAY	7BB200205H	BIND T.T P SCREW 2X5	
BAZ	7BB200306H	+BIND T.T P SCREW 3x6	
BBA	7BB200308H	+BIND T.T P SCREW 3X8	
BBB	7BB200310H	+BIND T.T P SCREW 3x10	
BBC	7BB200312H	+BIND T.T P SCREW 3X12	
BBD	7BB200320H	BIND T.T P SCREW 3X20	
BBE	7BB200322H	BIND T.T P SCREW 3X22	
BBF	7BB200410H	+BIND T.T P SCREW 4X10	
BBG	7BB200412H	+BIND T.T P SCREW 4x12	
BBH	7BB200416H	+BIND T.T P SCREW 4x16	

Ref No.	Part.No.	Description	Notes
BBI	7BB202306H	+TP-FLAT T.T P SCREW 3X6	
BBJ	7BB202308H	+TP-FLAT T.T P SCREW 3X8	
BBK	7BB202310H	+TP-FLAT T.T P SCREW 3X10	
BBL	7BB203308H	+FLAT HEAD T.T P SCREW 3X8	
BBM	7BB280410H	+BIND T.T P SCREW 4X10(BLACK)	
BBN	7BB282308H	+TP-FLAT T.T P SCREW 3X8(BLACK)	
BBO	7BB300310H	+BIND TAP-TITE B SCREW M3X10	
BBP	7BB300323H	+BIND T.T B SCREW 3x23	
BBQ	7BB600306H	+BIND M SCREW 3X6 R	
BBR	7BB600308H	+BIND M SCREW 3x8 R	
BBS	7BB600308H1	+BIND M SCREW 3X8 R	
BBT	7BB600310H	+BIND M SCREW 3X10 R	
BBU	7BB600314H	+BIND M SCREW 3X14 R	
BBW	7BB600320H	+BIND M SCREW 3x20 R	
BBX	7BB600406H	+BIND M SCREW 4X6 R	
BBY	7BB600425H	+BIND M SCREW 4X25 R	
BBZ	7BB600430H	+BIND M SCREW 4X30 R	
BCA	7BB600P08H	+BIND M SCREW 2.6X8 R	
BCB	7BB601306H	+PAN M SCREW 3x6 R	
BCC	7BB606306H	+PAN M SCREW WITH SW W 3X6 R	
BCD	7BB606308H	+PAN M SCREW WITH SW W 3X8 R	
BCE	7BB606312H	+PAN M SCREW WITH SW W 3X12 R	
BCF	7BB606408H	+BIND M SCREW WITH SW W 4X8 R	
BCG	7BB606512H	+BIND M SCREW WITH SW W 5X12 R	
BCH	7BB607306H	+TP-CUP M SCREW 3X6 R	
BCI	7BB607310H	+TP-CUP M SCREW 3X10 R	
BCK	7BB607312H	+TP-CUP M SCREW 3X12 R	
BCL	7BB607320H	+TP-CUP M SCREW 3X20 R	
BCM	7BB607406H	+TP-CUP M SCREW 4X6 R	
BCN	7BB607414H	+TP-CUP M SCREW 4X14 R	
BCO	7BB687310H	+TP-CUP M SCREW 3X10 R(BLACK)	
BCP	7BB700306H	+BIND T.T S SCREW 3X6 SR	
BCQ	7BB700308H	+BIND T.T S SCREW 3X8 SR	
BCR	7BB700310H	+BIND T.T S SCREW 3X10 SR	
BCS	7BB700312H	+BIND T.T S SCREW 3X12 SR	
BCT	7BB700314H	+BIND T.T S SCREW 3X14 SR	
BCU	7BB700316H	+BIND T.T S SCREW 3X16 SR	
BCV	7BB700320H	+BIND T.T S SCREW 3X20 SR	
BCW	7BB700330H	+BIND T.T S SCREW 3X30 SR	
BCX	7BB700408H	+BIND T.T S SCREW 4X8 SR	
BCY	7BB700410H	+BIND T.T S SCREW 4X10 SR	
BCZ	7BB700412H	+BIND T.T S SCREW 4X12 SR	
BDA	7BB702306H	+TP-FLAT T.T S SCREW 3x6 SR	
BDB	7BB702308H	+TP-FLAT T.T S SCREW 3X8 SR	
BDC	7BB760408H	+BIND T.T S SCREW 4X8 SR(BLUE)	
BDD	7BB780308H	+BIND T.T S SCREW 3X8 SR(BLACK)	
BDE	7BB780410H	+BIND T.T S SCREW 4X10 SR(BLACK)	
BDF	7BB780420H	+BIND T.T S SCREW 4X20 SR(BLACK)	
B DG	7BB782308H	+TP-FLAT T.T S SCREW 3X8 SR(BLACK)	
BDH	7BB782410H	+TP-FLAT T.T S SCREW 4X10 SR(BLACK)	
BDI	B1A25100	+BINDING SCREW WITH SW.W M5X10	
BDJ	B9A90010	+PAN SCREW 6-32X0.25	

CLASSIFICATION OF THE SCREWS IN ILLUSTRATION / ビス種別表

Ref No.	Part.No.	Description	Notes
BDK	7BB202410H	+TP-FLAT T.T P SCREW 4X10	
BDL	7BB607308H	+TP-CUP M SCREW 3X8 R	
BDM	7BB607410H	+TP-CUP M SCREW 4X10 R	
BDN	7BB200408H	+BIND T.T P SCREW 4X8	
BDO	7BB702320H	+TP-FLAT T.T S SCREW 3X20 SR	
BDP	7BB007406H	+TP-CUP M SCREW 4X6	
BDQ	7BB702420H	+TP-FLAT T.T S SCREW 4X20 SR	
BDR	7BB100316H1	+BIND T.T S SCREW 3X16	
BDS	7BB702410H	+TP-FLAT T.T S SCREW 4X10 SR	
BDT	7BB700430H	+BIND T.T S SCREW 4X30 SR	
BDU	7BB282408H	+TP-FLAT T.T P SCREW 4X8(BLACK)	
BDV	7BB0A0222H	BIND M SCREW 2X22 SUS	
BQH		BIND M SCREW 3X4 3M2510	Obtained locally
BQI		BIND M SCREW 2X4	Obtained locally
CAA	7BC00030A080H01	WASHER M3X10X0.8T	
CAB	7BC000336040H01	WASHER 3.3X6X0.4T	
CAC	7BC000357050H01	WASHER M3.5X7.0X0.5T	
CAD	7BC00045C080H01	WASHER M4.5X12X0.8T CRFREE	
CAE	7BC00060D0A+H01	WASHER M6X13X1T	
CAF	7BC040538050H01	FLAT A WASHER	
CAG	7BC040621250H01	WASHER 6.2X12X0.5T	
CAH	7BC04085E0A0C01	WASHER 8.5X14X1.0T SUS	
CAI	7BC060429020H01	POLY SLIDER WASHER M4.2X9X0.2T	
CAJ	7BC06051C020H01	POLY SLIDER WASHER M5.1X1.2X0.2T	
CAK	7BC06052G050H01	POLY SLIDER WASHER 5.2X16X0.5T	
CAL	7BC06062A0A0H01	POLY SLIDER WASHER 6.2X10X1.0T	
CAM	7BC06062C020H01	POLY SLIDER WASHER M6.2X12X0.2T	
CAN	7BC06062N050H01	POLYSLIDER 6.2X22X0.5T	
CAO	7BC06082G020H01	POLY SLIDER WASHER M8.2X16X0.2T	
CAP	7BC1003055++H01	HEXA NUT M3	
CAQ	7BC460326050H01	CUT WASHER 3.2X6.0X0.5T(BLACK)	
CAR	7BC46042A050H01	CUT WASHER 4.2X10.0X0.5T	
CAS	7BC5004176A0H01	SPRING WASHER M4	
CAT	7BC600306545H01	TOOTHED LOCK WASHER M3X6.5X0.45T	
CAU	7BCW7085D020H01	WAVE WASHER SUS WW8.5X13X0.2	
CAV	7BCW80619001H01	POLY WASHER 6.1X9X0.13T	
CAW	7BCW8082C025H01	POLY WASHER 8.2X12X0.25T	
CAX	7BC060629540H01	POLY SLIDER WASHER 6.2X9.5X0.4T	
CAY		CUT-WASHER 4.2X12.0X0.5T(BLACK)	Obtained locally
DAA	7BD103060+++H01	E STOP RING E-3	
DAB	7BD104060+++H01	E STOP RING E-4	
DAC	7BD105060+++H01	E STOP RING E-5	
DAD	7BD107080+++H01	E STOP RING E-7	
EAA	7BL020003H	TUBE 4-7 PHARMED BPT	
EAB	7BL020004H	TUBE 4-6 TH-2000	
EAC	7BL020005H	TUBE 3-5 TH-2000	
FAA	7BP01204000JH01	SPRING PIN 2.0X40	
FAB	7BP013030+++H01	SPRING PIN 3X30(SUS)	
FAC	7BP512008B0CH01	PARALLEL PIN 2.0X8	
FAD	7BP512010B0CH01	PARALLEL PIN 2.0X10	
FAE	7BP512012B0CH01	PARALLEL PIN 2.0X12	
FAF	7BP512014B0CH01	PARALLEL PIN 2.0X14	

Ref No.	Part.No.	Description	Notes
FAG	7BP512016B0CH01	PARALLEL PIN 2.0X16	
FAH	7BP512018B0CH01	PARALLEL PIN 2X18	
FAI	7BP512512B0CH01	PARALLEL PIN H7A 2.5X12 SUS	
FAJ	7BP512514B0CH01	PARALLEL PIN 2.5X14	
FAK	7BP512516B0CH01	PARALLEL PIN 2.5X16	
FAL	7BP512520B0CH01	PARALLEL PIN 2.5X20	
FAM	7BP512522B0CH01	PARALLEL PIN 2.5X22	
FAN	7BP512525B0CH01	PARALLEL PIN 2.5X25	
FAO	7BP513012B0CH01	PARALLEL PIN H7A 3X12 SUS	
FAP	7BP513022B0CH01	PARALLEL PIN 3X22	
FAQ	7BP513025B0CH01	PARALLEL PIN 3X25	
FAR	7BP513040B0CH01	PARALLEL PIN 3X40	
FAS	7BP00252500JH01	SPRING PIN 2.5X25	
FAT	5MBP1208WXSP	SPRING PIN /M1.2 X 8 XX	
GAA	7YTJ010001++H01	TERMINAL	
GAB	7YTJ010002++H01	TERMINAL	
HAA	C1B04030	NUT M4(TRIVALENT CHROMATING)	
HAB	C2604080	PLAIN WASHER M3-8 (BRASS,N.)	
HAC	C2803050	POLYESTER SLIDER WASHER 3.1X5.4X0.13T	
HAD	C2804100	POLYESTER SLIDER WASHER 4.1X10X0.5T	
HAE	C2805090	POLYESTER SLIDER WASHER 5.1X9.5X0.3T	
HAF	C2806120	POLYESTER SLIDER WASHER 6.2X12X0.5T	
HAG	C2808200	POLYESTER SLIDER WASHER 8X20X0.5T	
HAH	C2890180	*POLYESTER SLIDER WASHER12.2X18X0.5T	
HAI	C2891120	POLYESTER SLIDER WASHER 6.2X12X0.25T	
HAK	C2893140	SHIM 6.2X14X0.25T	
HAL	C2893950	SHIM 6.2-0.5T	
HAM	C2893960	SHIM 6.2-13-0.13T	
HAN	C2894950	SHIM 6.2-0.13T	
HAO	C2895110	SHIM 8.2-0.13T	
HAP	C2895120	SHIM 8.2-0.25T	
HAQ	C2895140	SHIM 8.2X14X0.8T	
HAR	C2895150	SHIM 8.2-1.0T	
JAA	E0020080	SPRING PIN 2X8	
JAB	E0025140	SPRING PIN 2.5X14	
JAC	E0030140	SPRING PIN 3X14	
JAD	E0130240	SPRING PIN 3X24(SUS)	
JAE	E0130280	SPRING PIN 3X28(SUS)	
JAF	E5120100	PARALLEL PIN H7A 2X10 SUS	
JAG	E5125120	PIN H7A 2.5X12 SUS	
JAH	E5125160	PARALLEL PIN H7A 2.5X16 SUS	
JAI	E5125200	PARALLEL PIN H7A 2.5X20 SUS	
JAJ	E0030240	SPRING PIN 3X24	

TASKalfa 7054ci

[CONFIDENTIAL]

FOR AUTHORIZED KYOCERA ENGINEERS ONLY. DO NOT DISTRIBUTE TO NON-AUTHORIZED PARTIES.

Symbols in the parts list

- Parts without a Ref.No. in the illustration indicate they are not supplied.
- Parts with "•" are component parts or sub-assemblies of the assembly appearing immediately above them.
- Parts with "••" are component parts or sub-assembly with "•" appearing immediately above them.

Classification of the screws

- See the last page of this parts list for the classification of the screws in the illustrations.

[CONFIDENTIAL]

京セラドキュメントソリューションズ株式会社の許可なく、本資料を配布することを禁じます。

記号の見方

- イラスト中で Ref 番号がない部品は供給できません。
- 部品番号欄の • 印は、組立部品の単品部品及び準組立部品を表わします。
- 部品番号欄の •• 印は、準組立部品の単品部品を表わします。

ビスの種別

- イラスト中のビスの種別は最終ページに記載しています。

CONTENTS

FIG. 1	Covers (Outer).....	2
FIG. 2	Covers (Top&Inner).....	4
FIG. 3	Covers (Labels).....	6
FIG. 4	Frame Front.....	8
FIG. 5	Frame Base.....	10
FIG. 6	Frame Top.....	12
FIG. 7	Frame Right.....	14
FIG. 8	Paper Cassette 1.....	16
FIG. 9	Paper Cassette 2.....	18
FIG. 10	Paper Feed Section (Regist).....	20
FIG. 11	Paper Feed Section (Pick Up).....	22
FIG. 12	Paper Feed Section (Primary).....	24
FIG. 13	Paper Conveying Section (Right Cover).....	26
FIG. 14	Paper Conveying Section (Duplex).....	28
FIG. 15	Paper Conveying Section (MP Pick Up).....	30
FIG. 16	Paper Conveying Section (MP Feed).....	32
FIG. 17	Paper Conveying Section (2nd Transfer Housing).....	34
FIG. 18	Paper Conveying Section (Roller Regist R).....	36
FIG. 19	Paper Conveying Section (MP tray).....	38
FIG. 20	Paper Conveying Section (2nd Transfer Roller).....	40
FIG. 21	Scanner Section (Optical).....	42
FIG. 22	Scanner Section (Drive & PWB).....	44
FIG. 23	Laser Scanner Section.....	46
FIG. 24	Developer Section.....	48
FIG. 25	Image Formation Section.....	50
FIG. 26	Transfer Belt Section.....	52
FIG. 27	Fuser Section.....	54
FIG. 28	Exit Section (Guide & Pully).....	56
FIG. 29	Exit Section (Elect. Parts).....	58
FIG. 30	Drive Section (DK & DV).....	60
FIG. 31	Drive Section (Toner).....	62
FIG. 32	Drive Section (Fuser).....	64
FIG. 33	Drive Section (Paper Conveyng).....	66
FIG. 34	Operation Section.....	68
FIG. 35	Electrical Components (Cont. Box).....	70
FIG. 36	Electrical Components (Low & High Voltage).....	72
FIG. 37	Electrical Components (HV Transfer).....	74
FIG. 38	Accessories.....	76
FIG. 39	Options (Platen Cover).....	78
FIG. 40	Options (Other Accesory).....	80
FIG. 41	Options (DT-730(B)).....	82
FIG. 42	Options (Waste Toner Bottle).....	84
FIG. 43	Options (Cassette Heater).....	86
FIG. 44	Maintenance Kits.....	88

Wire

Wire Section (EN).....	90
Wire. 1 Wire Section1 (HVU) (EN).....	90
Wire. 2 Wire Section2 (LSU) (EN).....	92
Wire. 3 Wire Section3 (IMAGE) (EN).....	94
Wire. 4 Wire Section4 (IMAGE_FRONT) (EN).....	96
Wire. 5 Wire Section5 (FEED1) (EN).....	98
Wire. 6 Wire Section6 (FEED2) (EN).....	100
Wire. 7 Wire Section7 (Drum_Developer) (EN).....	102
Wire. 8 Wire Section8 (FUSER) (EN).....	104
Wire. 9 Wire Section9 (LVU 100V 70ppm) (EN).....	106
Wire. 10 Wire Section10 (LVU 120,230,240V 70ppm).....	108
Wire. 11 Wire Section11 (PANEL) (EN).....	110
Wire. 12 Wire Section12 (ISU) (EN).....	112
Wire. 13 Wire Section13 (AK_DF) (EN).....	114
Wire. 14 Wire Section14 (OPTION) (EN).....	116
Wire Section (JA).....	118
Wire. 1 Wire Section1 (HVU) (JA).....	118
Wire. 2 Wire Section2 (LSU) (JA).....	120
Wire. 3 Wire Section3 (IMAGE) (JA).....	122
Wire. 4 Wire Section4 (IMAGE_FRONT) (JA).....	124
Wire. 5 Wire Section5 (FEED1) (JA).....	126
Wire. 6 Wire Section6 (FEED2) (JA).....	128
Wire. 7 Wire Section7 (Drum_Developer) (JA).....	130
Wire. 8 Wire Section8 (FUSER) (JA).....	132
Wire. 9 Wire Section9 (LVU 100V 70ppm) (JA).....	134
Wire. 10 Wire Section10 (LVU 120,230,240V 70ppm).....	136
Wire. 11 Wire Section11 (PANEL) (JA).....	138
Wire. 12 Wire Section12 (ISU) (JA).....	140
Wire. 13 Wire Section13 (AK_DF) (JA).....	142
Wire. 14 Wire Section14 (OPTION) (JA).....	144

FIG. 1 Covers (Outer)

2XC-2.0

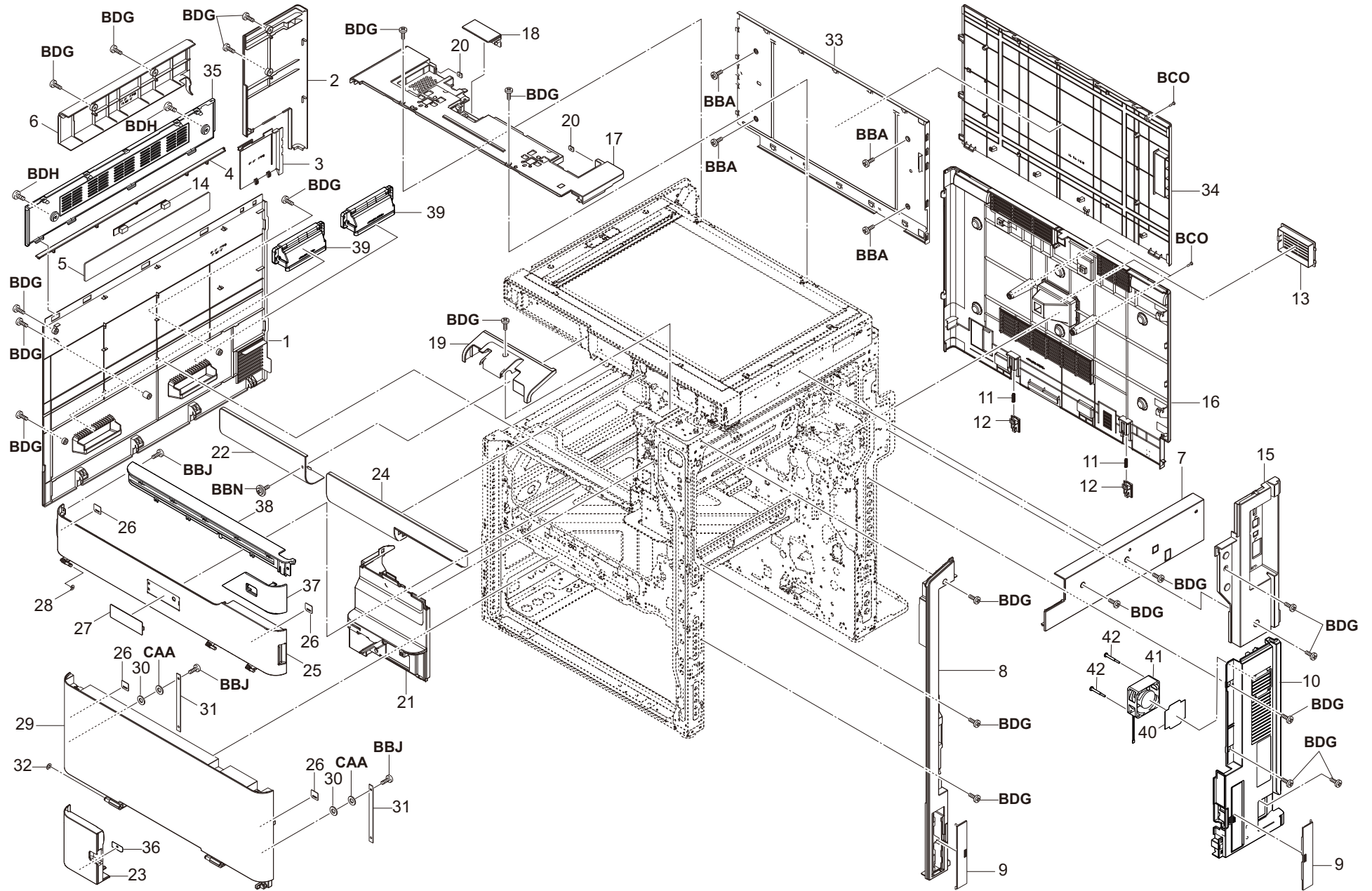


FIG. 1 Covers (Outer)

Ref No.	Part.No.	Description	Notes	Revision	Quantity			
					100	120	230	240
1	302ND04060	COVER LEFT			1	1	1	1
2	302ND04180	COVER LEFT REAR			1	1	1	1
3	302ND04310	COVER LEFT B			1	1	1	1
4	302XC04220	LID TRAY LEFT			1	1	1	1
5	302ND33240	FILTER TRANSFER			1	1	1	1
6	302ND04070	COVER LEFT UP			1	1	1	1
7	302ND04130	COVER ISU RIGHT			1	1	1	1
8	302XC04230	COVER RIGHT FRONT			1	1	1	1
9	302ND04691	COVER HANDLE			2	2	2	2
10	302XC04200	COVER RIGHT REAR			1	1	1	1
11	302ND04380	SPRING SLIDER			2	2	2	2
12	302ND04300	SLIDER COVER			2	2	2	2
13	302ND04980	COVER FILTER EXIT			1	1	1	1
14	302ND04A40	CUSHION COVER LEFT			1	1	1	1
15	302XC04180	COVER RIGHT REAR UPPER			1	1	1	1
16	302XC04240	COVER REAR LOWER			1	1	1	1
17	302V804050	COVER ISU REAR			1	1	1	1
18	302RH04330	LID DP			1	1	1	1
19	302XC04251	COVER OPERATION REAR			1	1	1	1
20	302K926050	NUT FUSER			2	2	2	2
21	302XC04041	COVER FRONT RIGHT			1	1	1	1
22	302ND04700	COVER KEYBOARD			1	1	1	1
23	302XC04030	COVER WASTE			1	1	1	1
24	302ND04710	LID CARD-READER RIGHT			1	1	1	1
25	302XC04020	COVER FRONT UPPER			1	1	1	1
26	302NL04270	PLATE MAGNET			4	4	4	4
27	302DY04220	EMBLEM KC 1SG 85 B			1	1	1	1
28	302FB09830	CUT WASHER 4			1	1	1	1
29	302XC04010	COVER FRONT			1	1	1	1
30	302LW04260	SPACER USB			2	2	2	2
31	302ND04570	STRAP FRONT COVER			2	2	2	2
32	302K921420	CUT-WASHER 6			1	1	1	1
33	302ND04340	PLATE SHIELD			1	1	1	1
34	302ND04080	COVER REAR UPPER			1	1	1	1
35	302XC04140	COVER LEFT LID			1	1	1	1
36	302XC04110	PLATE MAGNET			1	1	1	1
37	302XC04050	COVER FRONT RIGHT UPPER			1	1	1	1
38	302XC04190	COVER FRONT LID			1	1	1	1
39	302XC02070	CASE HANDLE			2	2	2	2
40	302V833010	FILTER COVER RIGHT			1	1	1	1
41	302ND94590	PARTS FAN CENTER 60 25 SP			1	1	1	1
42	302H733430	SCREW FAN			2	2	2	2

FIG. 2 Covers (Top&Inner)

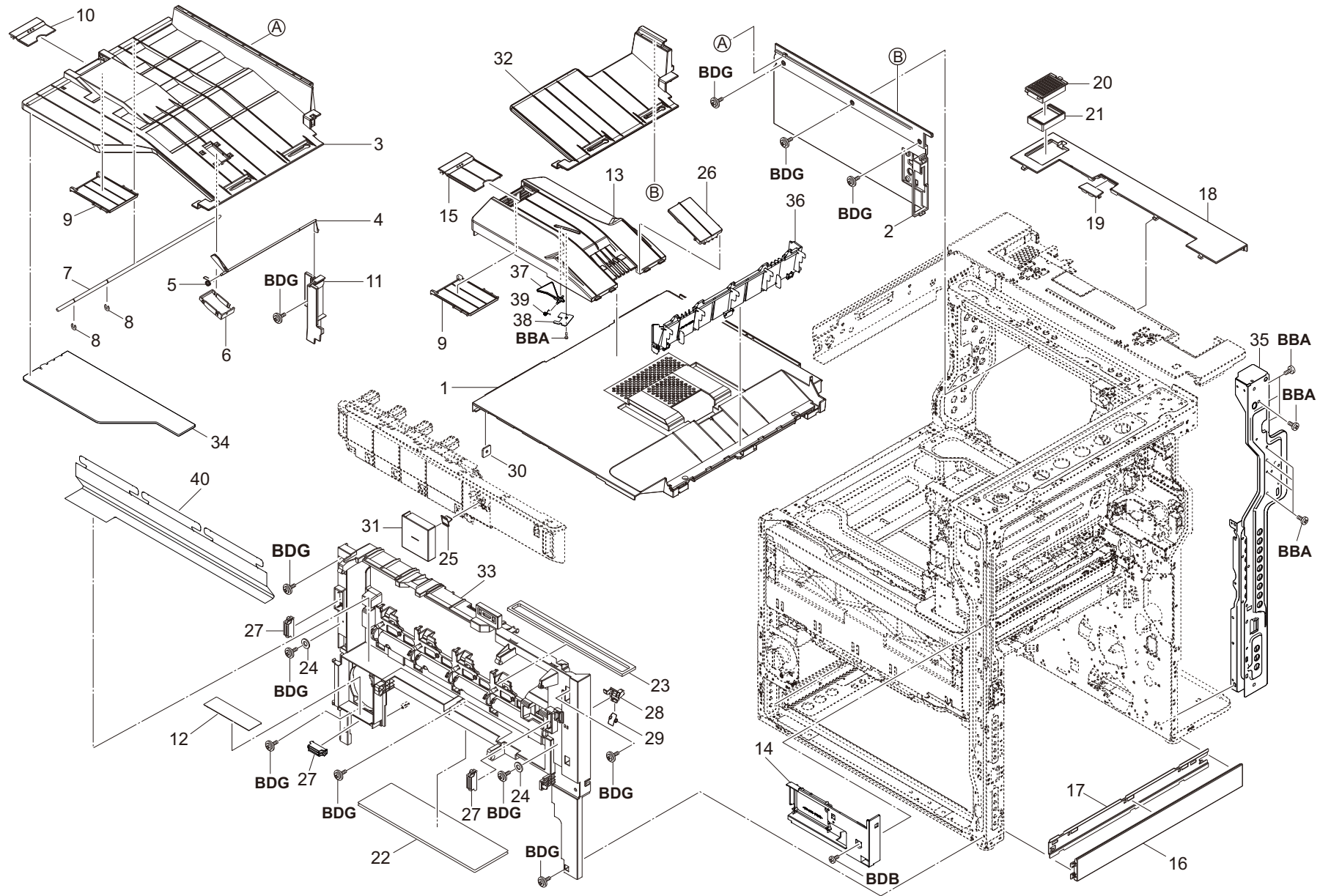


FIG. 2 Covers (Top&Inner)

Ref No.	Part.No.	Description	Notes	Revision	Quantity			
					100	120	230	240
1	302XC04150	COVER TRAY BASE			1	1	1	1
2	302V804040	COVER TOP REAR			1	1	1	1
3	302ND04250	TRAY INNER UPPER			1			
4	302ND04271	ACTUATOR TRAY INNER			1			
5	302ND04421	SPRING ACTUATOR			1			
6	302ND04350	COVER ACTUATOR			1			
7	302ND04261	SHAFT TRAY			1			
8	5MVX111DN003	RING STOPPER / A-49 FEED A4			2			
9	302ND04280	STOPPER PAPER OUTER			2	1	1	1
10	302ND04290	STOPPER PAPER INNER			1			
11	302ND04730	COVER INNER			1	1	1	1
12	302ND34410	LABEL OPERATION TONER JP			1			
12	302ND34420	LABEL OPERATION TONER ENG				1	1	1
13	302ND04101	COVER TRAY TOP			1	1	1	1
14	302XC04120	COVER INNER FRONT UP			1	1	1	1
15	302ND04961	STOPPER PAPER INNER			1	1	1	1
16	302ND04430	COVER RIGHT LOWER			1	1	1	1
17	302ND04560	PLATE COVER LOWER			1	1	1	1
18	302ND04720	COVER DP			1	1	1	1
19	302ND04610	COVER DP B			1	1	1	1
20	302ND04940	COVER FILTER			1	1	1	1
21	302ND33250	FILTER TOP			1	1	1	1
22	302ND04B80	SHEET DUCT PU H			1	1	1	1
23	302XC04290	SEAL DUCT PU			1	1	1	1
24	302LW04260	SPACER USB			2	2	2	2
25	302ND04480	SPRING COVER LOCK			1	1	1	1
26	302ND04580	TRAY SUB ENVELOPE			1	1	1	1
27	302V804600	MAGNET CATCH			3	3	3	3
28	302ND04331	LEVER SWITCH			1	1	1	1
29	302ND04390	SPRING LEVER SWITCH			1	1	1	1
30	3CY06030	RETAINER M4			1	1	1	1
31	302ND04820	COVER OUTER CONTAINER			1	1	1	1
32	302ND28560	TRAY INNER SUB				1	1	1
33	302XC04170	COVER INNER FRONT HIGH			1	1	1	1
34	302ND04590	SEAL TRAY INNER			1			
35	302XC02090	FRAME REAR RIGHT STAY			1	1	1	1
36	302XC04160	COVER BASE EXIT			1	1	1	1
37	302ND04A60	STOPPER PAPER			1	1	1	1
38	302ND04A70	PLATE SUPPORT STOPPER PAPER			1	1	1	1
39	302ND04A90	SPRING ACTUATOR TRAY			1	1	1	1
40	302XC03320	SHEET RETAINER			1	1	1	1

FIG. 3 Covers (Labels)

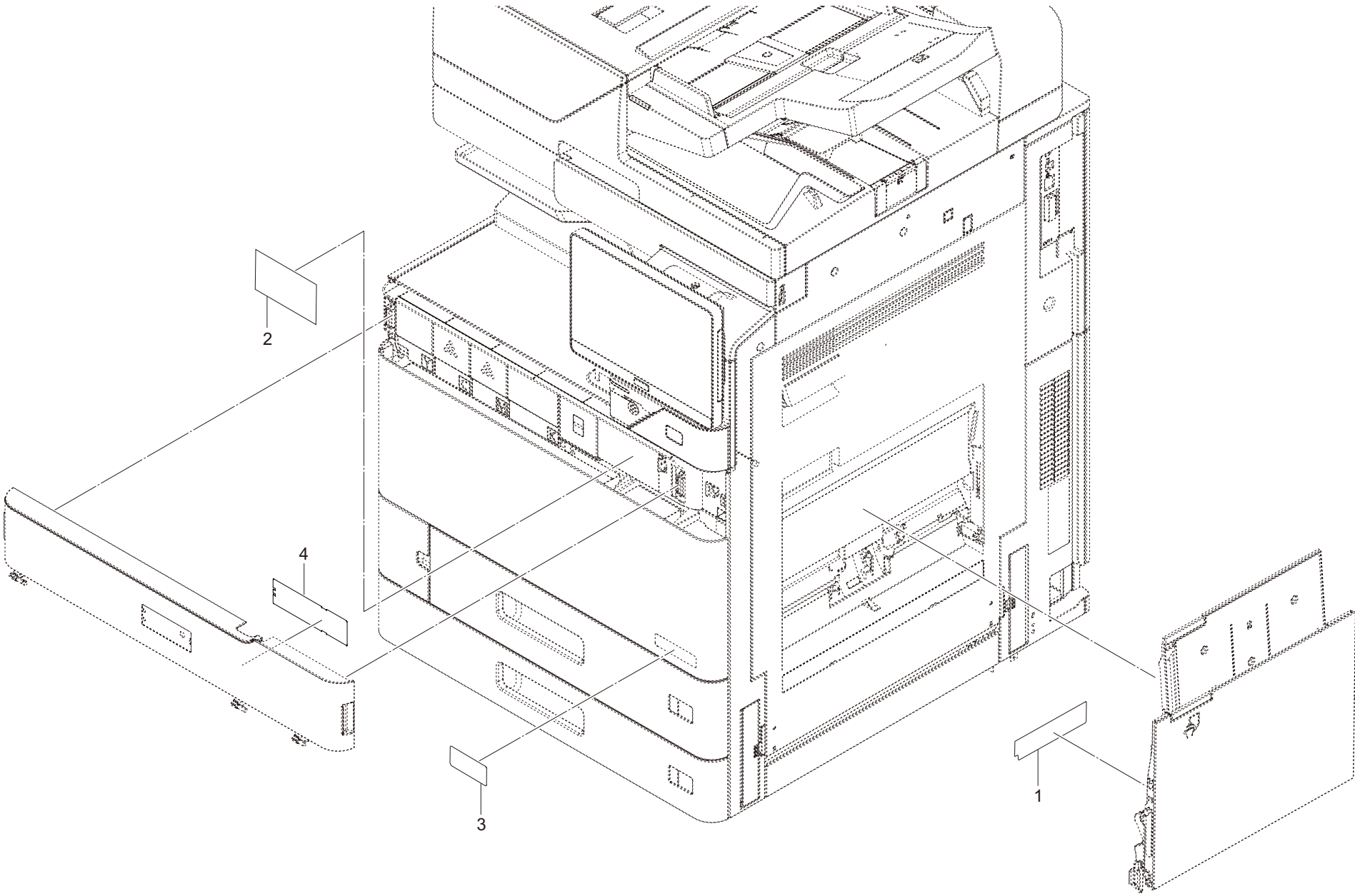


FIG. 4 Frame Front

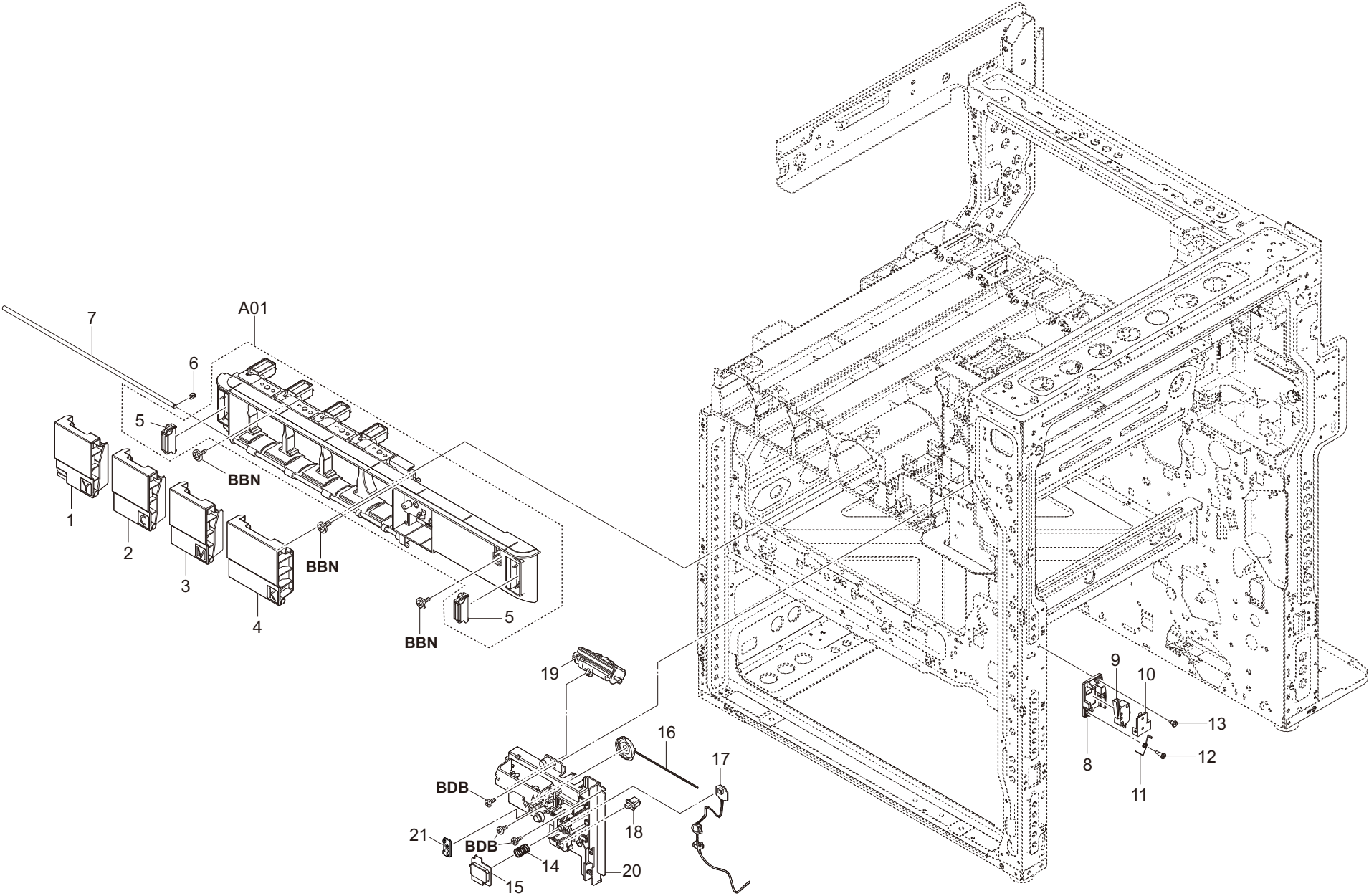


FIG. 4 Frame Front

Ref No.	Part.No.	Description	Notes	Revision	Quantity			
					100	120	230	240
1	302ND04750	COVER CONTAINER Y			1	1	1	1
2	302ND04760	COVER CONTAINER C			1	1	1	1
3	302ND04770	COVER CONTAINER M			1	1	1	1
4	302ND04781	COVER CONTAINER K			1	1	1	1
A01	302L794201	PARTS COVER FRONT CONT CLR L ASSY SP			1	1	1	1
5	*302H004660	MAGNET CATCH			2	2	2	2
6	302LF12410	STOPPER 3			1	1	1	1
7	302ND04950	SHAFT COVER CONTAINER			1	1	1	1
8	302ND04321	MOUNT INTERLOCK			1	1	1	1
9	2FB27160	INTER LOCK SWITCH			1	1	1	1
10	302ND04460	PLATE INTERLOCK			1	1	1	1
11	302ND04370	SPRING INTERLOCK			1	1	1	1
12	302ND04510	PIN INTERLOCK			1	1	1	1
13	302GR25241	PIN GUIDE CHUTE			1	1	1	1
14	302F931270	SPRING FUSER			1	1	1	1
15	302XC04090	KEY POWER			1	1	1	1
16	302ND94790	PARTS SPEAKER SP			1	1	1	1
17	302NG94300	PARTS PWB SWITCH ASSY SP			1	1	1	1
18	7SP01000007+H01	SW.PUSH			1	1	1	1
19	302V894071	PARTS HUMAN DETECT ASSY SP			1	1	1	1
20	302XC04070	HOLDER HUMAN DETECT SENSOR			1	1	1	1
21	302XC94070	PARTS PWB LED ASSY SP			1	1	1	1

FIG. 5 Frame Base

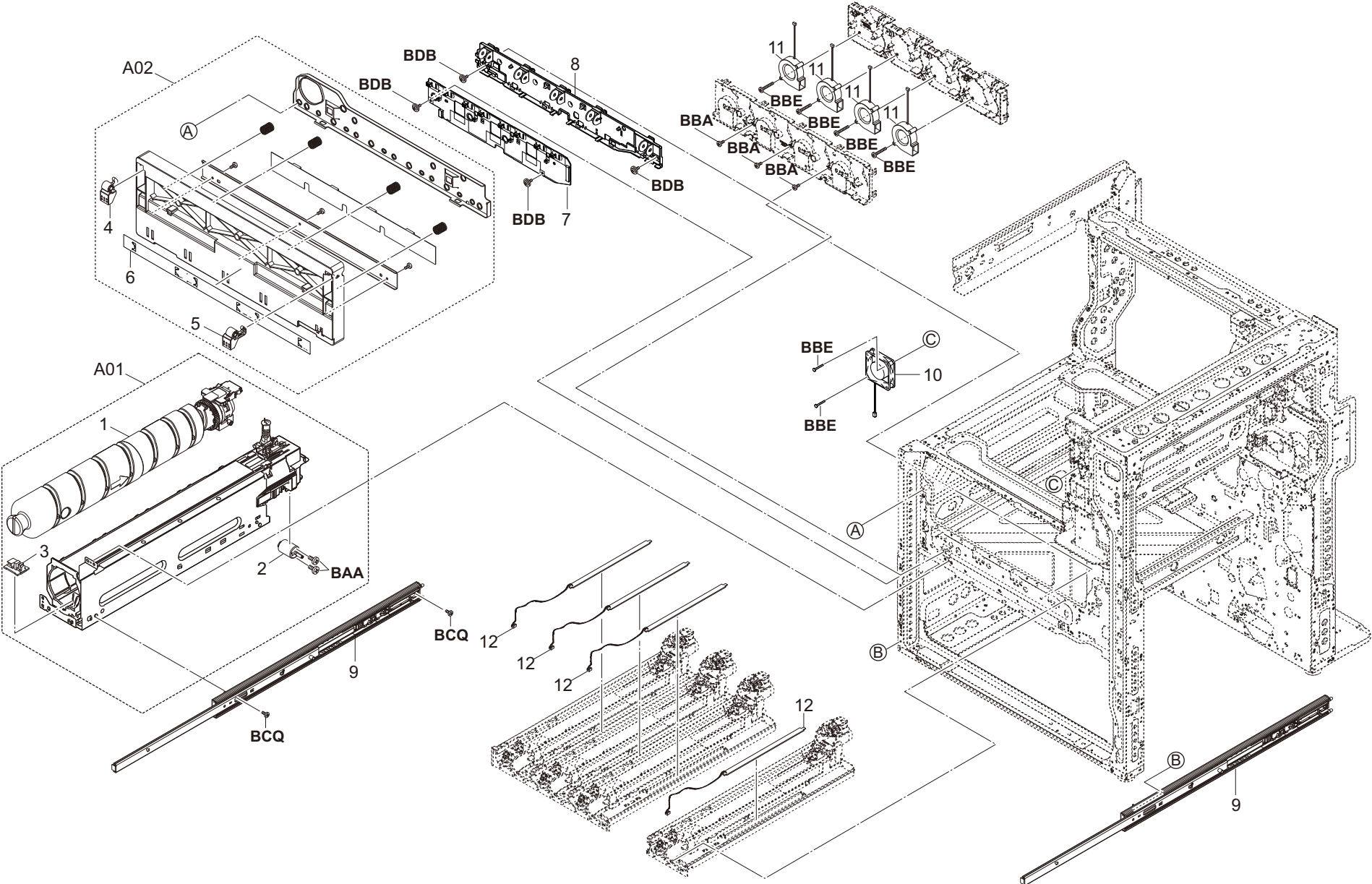


FIG. 5 Frame Base

Ref No.	Part.No.	Description	Notes	Revision	Quantity			
					100	120	230	240
A01	302XC94210	PARTS WTB UNIT SP			1	1	1	1
1	*1902ND0UN0	WT-8500/WASTE TONER BOTTLE	OPTION		1	1	1	1
2	*302ND94870	PARTS DC MOTOR ASSY B SP			1	1	1	1
3	*302K994210	PARTS PWB EDGE SENSOR ASSY SP			1	1	1	1
A02	302XC94410	PARTS RETAINER H ASSY SP			1	1	1	1
4	*302ND03090	HOO K RETAINER L			1	1	1	1
5	*302ND03080	HOO K RETAINER R			1	1	1	1
6	*302XC03330	SHEET RETAINER HOLDER			1	1	1	1
7	302XC94100	PARTS PWB DRUM DLP CONNECT ASSY SP			1	1	1	1
8	302XC94230	PARTS HINGE H ASSY SP			1	1	1	1
9	302ND09521	SLIDER CASSETTE LEFT			2	2	2	2
10	302ND94600	PARTS FAN CENTER 60 15 SP			1	1	1	1
11	302FZ94660	PARTS,FAN IMAGE SP			4	4	4	4
12	302XC94010	PARTS PWB DRUM HEATER ASSY SP			4	4	4	4

FIG. 6 Frame Top

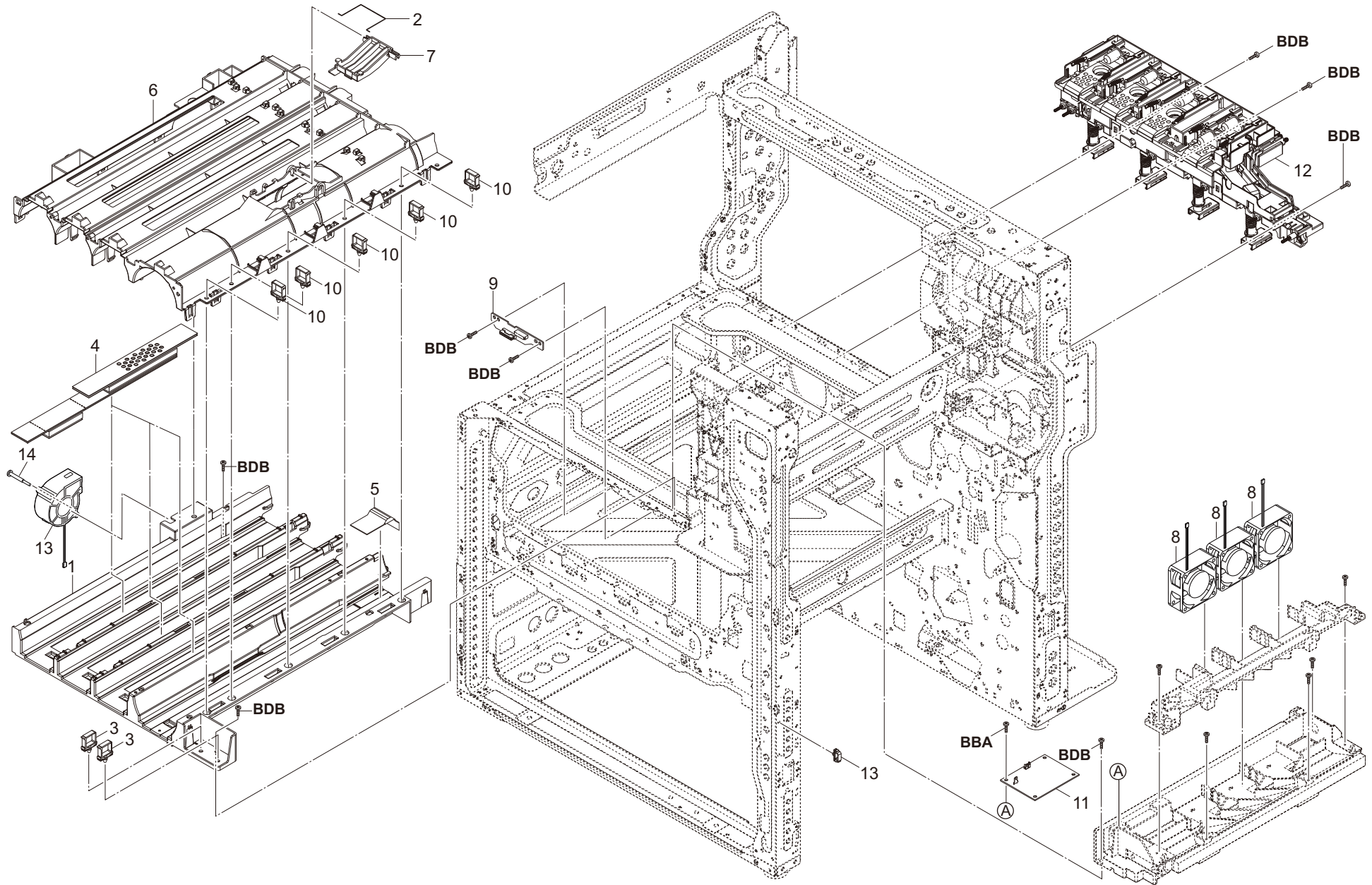


FIG. 6 Frame Top

Ref No.	Part.No.	Description	Notes	Revision	Quantity			
					100	120	230	240
1	302ND15622	LOWER RAIL CONTAINER			1	1	1	1
2	302ND15700	SPRING STOPPER			1	1	1	1
3	7YZM610002++H01	ACCESS SADDLE			2	2	2	2
4	302ND15730	SPONGE CONTAINER RAIL CL			3	3	3	3
5	302ND15720	SPONGE CONTAINER RAIL K			1	1	1	1
6	302ND15613	UPPER RAIL CONTAINER			1	1	1	1
7	302ND15640	STOPPER CONTAINER			1	1	1	1
8	302ND94590	PARTS FAN CENTER 60 25 SP			3	3	3	3
9	302ND94290	PARTS PWB TRANSFER CONNECT ASSY SP			1	1	1	1
10	7YZM610002++H01	ACCESS SADDLE			5	5	5	5
11	302XC94060	PARTS UNIT HIGH VOLTAGE FUSER SP			1	1	1	1
12	302XC94200	PARTS TONER HOPPER H UNIT SP			1	1	1	1
13	7YZM610008++H01	ACCESS.SADDLE			1	1	1	1
14	302K994360	PARTS FAN COOLING LSU 60 SP			1	1	1	1

FIG. 7 Frame Right

2XC-2.0

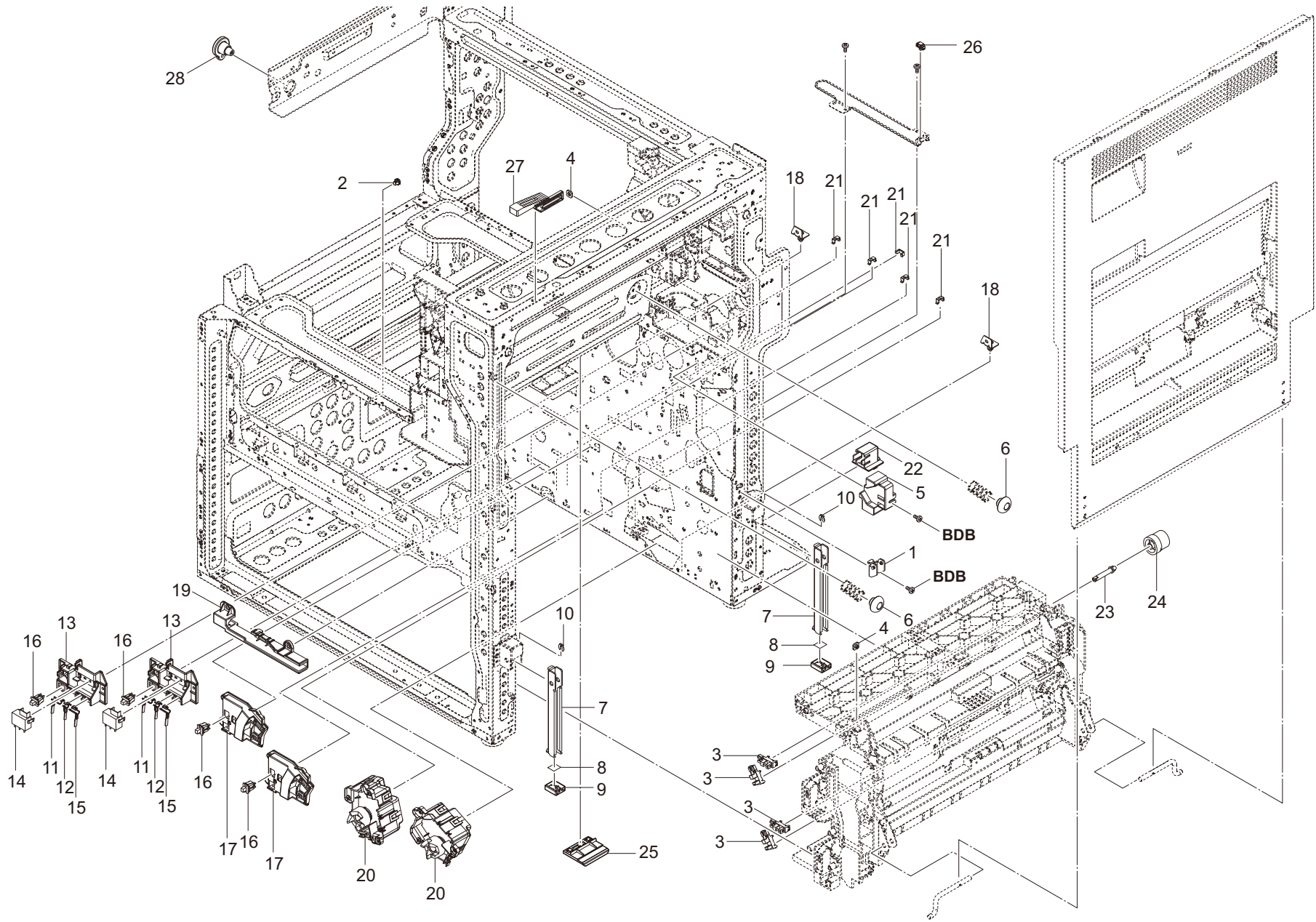


FIG. 7 Frame Right

2XC-2.0

Ref No.	Part.No.	Description	Notes	Revision	Quantity			
					100	120	230	240
1	302ND29490	PLATE DAMPER C			1	1	1	1
2	7YZM590001++H01	ACCESS.SPACER			1	1	1	1
3	302P794010	PARTS SENSOR OPT. SP			4	4	4	4
4	5MMS111SL002	NUT FUSER A / FS-1800/3800 A4			2	2	2	2
5	302ND24420	RAIL SECONDLY TRANSFER R			1	1	1	1
6	302LK26050	CAP SPRING			2	2	2	2
7	302JF02160	HANDLE			2	2	2	2
8	302FZ03110	SEAL HANDLE			2	2	2	2
9	302FZ02580	CAP HANDLE			2	2	2	2
10	302FZ25740	STOPPER 4			2	2	2	2
11	302ND09300	LEVER SIZE B			2	2	2	2
12	302ND09290	LEVER SIZE A			2	2	2	2
13	302ND09280	HOLDER SIDE SWITCH			2	2	2	2
14	7SP03090001+H01	SW.PUSH			2	2	2	2
15	302ND09310	LEVER SIZE C			2	2	2	2
16	7SP01000007+H01	SW.PUSH			4	4	4	4
17	302ND09360	MOUNT PAPER SENSOR			2	2	2	2
18	302ND02490	MOUNT PF PIN			2	2	2	2
19	302ND02531	HOLDER HEATER CONNECTOR			1	1	1	1
20	302ND94481	PARTS MOTOR LIFT ASSY SP			2	2	2	2
21	302K931080	WIRE STOPPER			5	5	5	5
22	302ND39110	CAP DECK PIN			1	1	1	1
23	302ND06590	PIN DRIVE MIDDLE			1	1	1	1
24	302ND06610	GEAR Z29L-Z27L			1	1	1	1
25	302ND02790	STOPPER GUIDE PAPER			1	1	1	1
26	7YZM610007++H01	ACCESS.SADDLE			1	1	1	1
27	302ND17191	MOUNT ISU C			1	1	1	1
28	302ND17290	MOUNT ISU F			1	1	1	1

FIG. 8 Paper Cassette 1

2XC-2.0

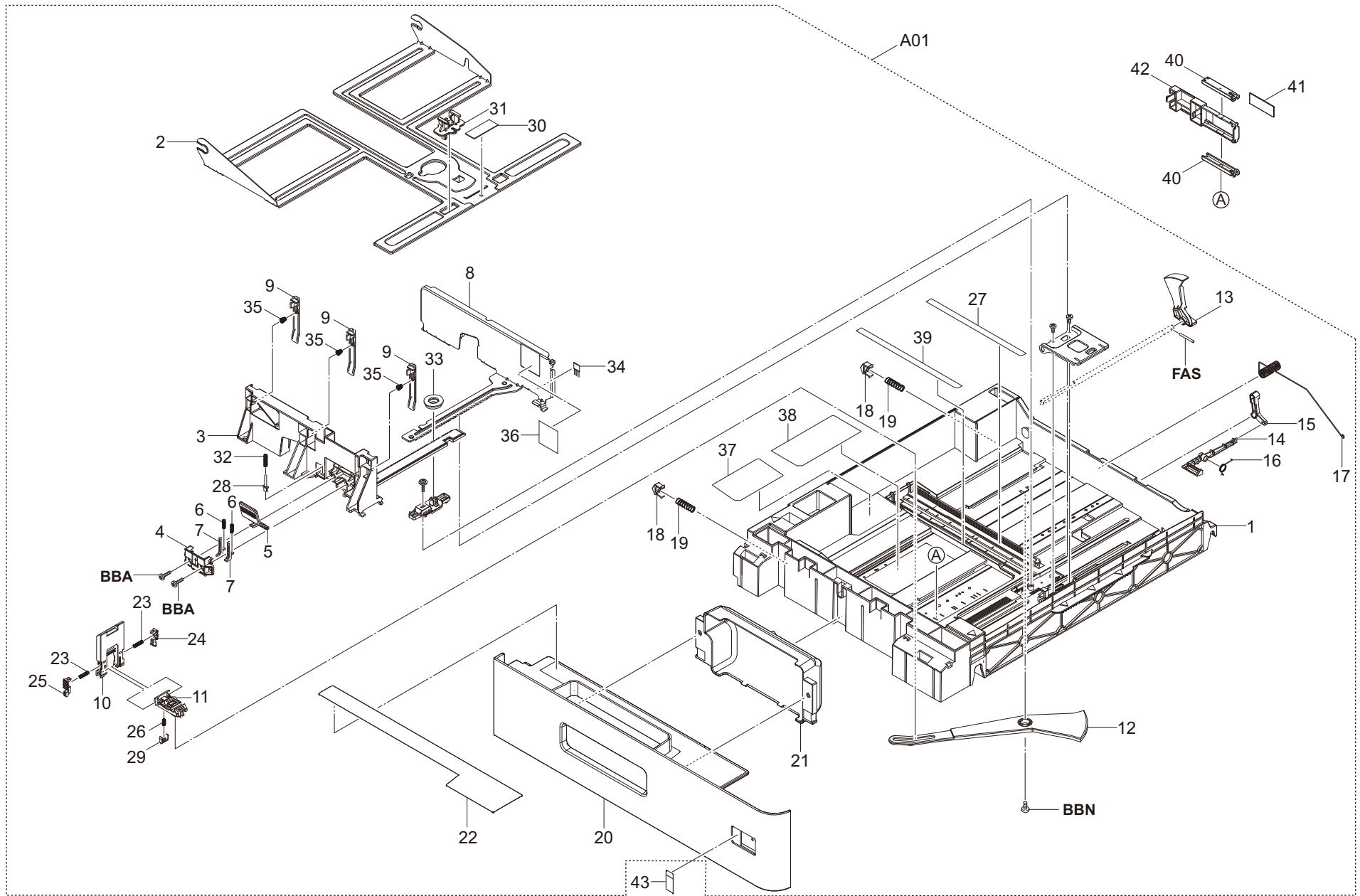


FIG. 8 Paper Cassette 1

2XC-2.0

Ref No.	Part.No.	Description	Notes	Revision	Quantity			
					100	120	230	240
A01	302XC93010	CT-8570			1	1	1	1
1	*302ND09014	CASSETTE BASE 1ST			1	1	1	1
2	*302ND09030	PLATE PAPER BOTTOM			1	1	1	1
3	*302ND09040	CURSOR FRONT			1	1	1	1
4	*302ND09050	COVER CURSOR F			1	1	1	1
5	*302ND09060	LEVER CURSOR F			1	1	1	1
6	*302ND09070	SPRING RELEASE CURSOR			2	2	2	2
7	*302ND09080	RACK CURSOR F			2	2	2	2
8	*302ND09090	PLATE CURSOR REAR			1	1	1	1
9	*302ND09130	LEVER CURSOR SET			3	3	3	3
10	*302ND09150	CURSOR END			1	1	1	1
11	*302ND09160	CURSOR END SUB			1	1	1	1
12	*302ND09171	ARM SIZE DETECTION 1ST			1	1	1	1
13	*302ND09190	ACTUATOR PAPER LEVEL			1	1	1	1
14	*302ND09201	LEVER SIDE SWITCH A			1	1	1	1
15	*302ND09211	LEVER SIDE SWITCH B			1	1	1	1
16	*302ND09220	SPRING SIDE SWITCH			1	1	1	1
17	*302ND09230	SPRING EARTH CASSETTE			1	1	1	1
18	*302ND09240	LEVER CASSETTE SET			2	2	2	2
19	*302ND09250	SPRING CASSETTE SET			2	2	2	2
20	*302XC09010	COVER CASSETTE 1ST			1	1	1	1
21	*302XC09050	COVER CASSETTE HANDLE 1ST			1	1	1	1
22	*302XC34030	LABEL CASSETTE OPERATION 1ST			1	1	1	1
23	*302ND09320	SPRING CURSOR RACK			2	2	2	2
24	*302ND09330	CURSOR END RACK R			1	1	1	1
25	*302ND09340	CURSOR END RACK L			1	1	1	1
26	*302ND09350	SPRING SIZE FIX E			1	1	1	1
27	*302ND34060	LABEL PAPER SIZE A			1	1	1	1
28	*302HN09240	SIZE FIX			1	1	1	1
29	*302K309350	STOPPER SIZE SET			1	1	1	1
30	*302K909261	PAD BOTTOM			1	1	1	1
31	*302GR09991	LIFT LOCK			1	1	1	1
32	*302HN09190	SPRING FIX			1	1	1	1
33	*302BM07410	GEAR GUIDE SIDE			1	1	1	1
34	*303JY37220	STATIC ELIMINATOR CURSOR			1	1	1	1
35	*302NT09060	SPRING CURSOR SET			3	3	3	3
36	*302ND34010	LABEL CASSETTE PAPER MAX			1	1	1	1
37	*302ND34040	LABEL CASSETTE CURSOR OPERATION A			1	1	1	1
38	*302ND34100	LABEL PAPER SIZE E			1	1	1	1
39	*302ND34070	LABEL PAPER SIZE B			1	1	1	1
40	302ND09480	ARM ENVELOPE			2	2	2	2
41	302K909261	PAD BOTTOM			1	1	1	1
42	302ND09470	GUIDE ENVELOPE			1	1	1	1
43	302XC34050	LABEL CASSETTE 1			1	1	1	1

FIG. 9 Paper Cassette 2

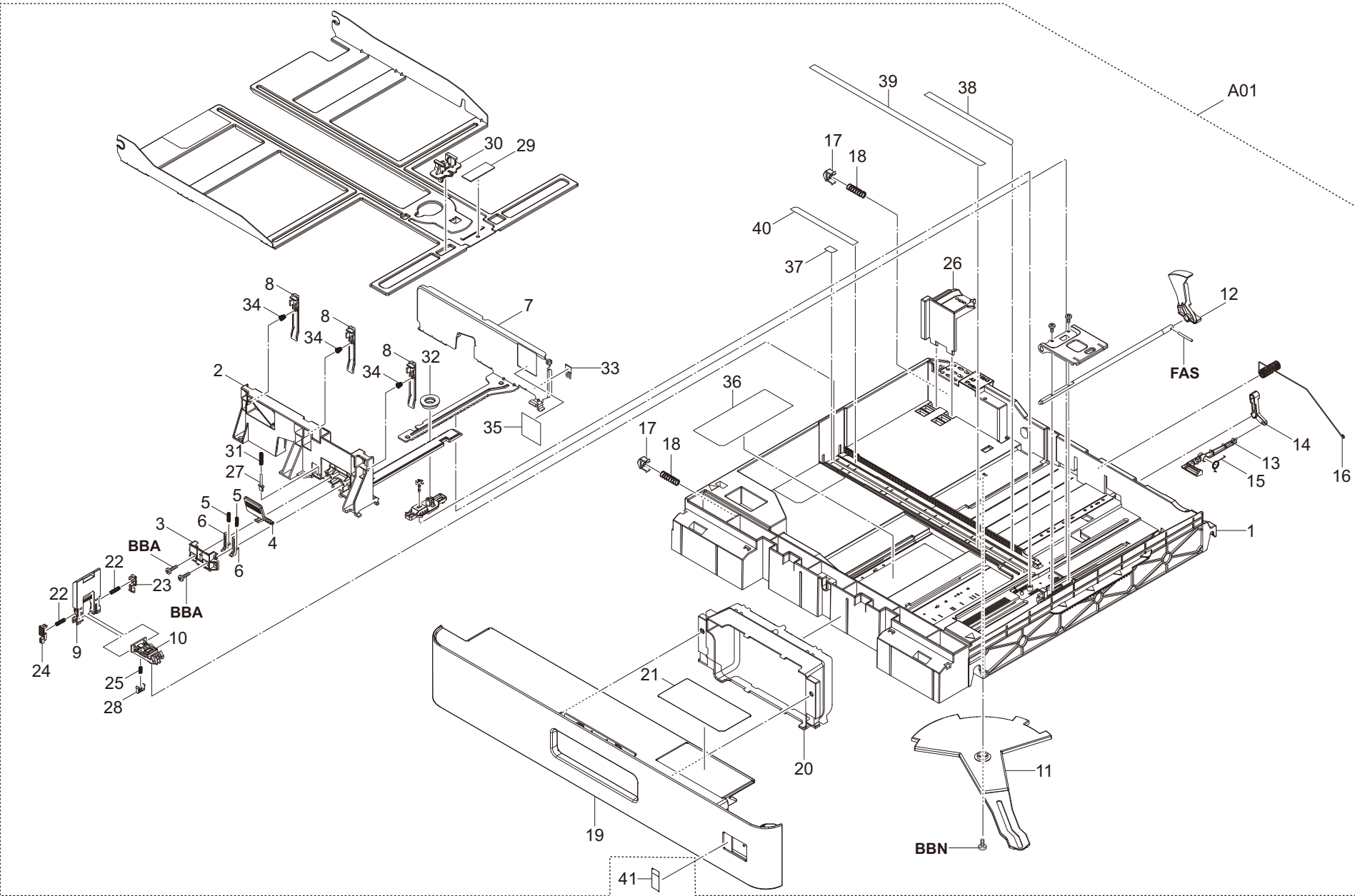


FIG. 9 Paper Cassette 2

2XC-2.0

Ref No.	Part.No.	Description	Notes	Revision	Quantity			
					100	120	230	240
A01	302XC93020	CT-8580			1	1	1	1
1	*302ND09024	CASSETTE BASE 2ND			1	1	1	1
2	*302ND09040	CURSOR FRONT			1	1	1	1
3	*302ND09050	COVER CURSOR F			1	1	1	1
4	*302ND09060	LEVER CURSOR F			1	1	1	1
5	*302ND09070	SPRING RELEASE CURSOR			2	2	2	2
6	*302ND09080	RACK CURSOR F			2	2	2	2
7	*302ND09090	PLATE CURSOR REAR			1	1	1	1
8	*302ND09130	LEVER CURSOR SET			3	3	3	3
9	*302ND09150	CURSOR END			1	1	1	1
10	*302ND09160	CURSOR END SUB			1	1	1	1
11	*302ND09181	ARM SIZE DETECTION 2ND			1	1	1	1
12	*302ND09190	ACTUATOR PAPER LEVEL			1	1	1	1
13	*302ND09201	LEVER SIDE SWITCH A			1	1	1	1
14	*302ND09211	LEVER SIDE SWITCH B			1	1	1	1
15	*302ND09220	SPRING SIDE SWITCH			1	1	1	1
16	*302ND09230	SPRING EARTH CASSETTE			1	1	1	1
17	*302ND09240	LEVER CASSETTE SET			2	2	2	2
18	*302ND09250	SPRING CASSETTE SET			2	2	2	2
19	*302XC09020	COVER CASSETTE 2ND			1	1	1	1
20	*302XC09030	COVER HANDLE			1	1	1	1
21	*302XC34040	LABEL CASSETTE OPERATION 2ND			1	1	1	1
22	*302ND09320	SPRING CURSOR RACK			2	2	2	2
23	*302ND09330	CURSOR END RACK R			1	1	1	1
24	*302ND09340	CURSOR END RACK L			1	1	1	1
25	*302ND09350	SPRING SIZE FIX E			1	1	1	1
26	*302ND09380	GUIDE PAPER SET SUB			1	1	1	1
27	*302HN09240	SIZE FIX			1	1	1	1
28	*302K309350	STOPPER SIZE SET			1	1	1	1
29	*302K909261	PAD BOTTOM			1	1	1	1
30	*302GR09991	LIFT LOCK			1	1	1	1
31	*302HN09190	SPRING FIX			1	1	1	1
32	*302BM07410	GEAR GUIDE SIDE			1	1	1	1
33	*303JY37220	STATIC ELIMINATOR CURSOR			1	1	1	1
34	*302NT09060	SPRING CURSOR SET			3	3	3	3
35	*302ND34010	LABEL CASSETTE PAPER MAX			1	1	1	1
36	*302ND34110	LABEL PAPER SIZE F			1	1	1	1
37	*302ND34340	LABEL PAPER SIZE G			1	1	1	1
38	*302ND34060	LABEL PAPER SIZE A			1	1	1	1
39	*302ND34090	LABEL PAPER SIZE D			1	1	1	1
40	*302ND34080	LABEL PAPER SIZE C			1	1	1	1
41	302XC34060	LABEL CASSETTE 2			1	1	1	1

FIG. 10 Paper Feed Section (Regist)

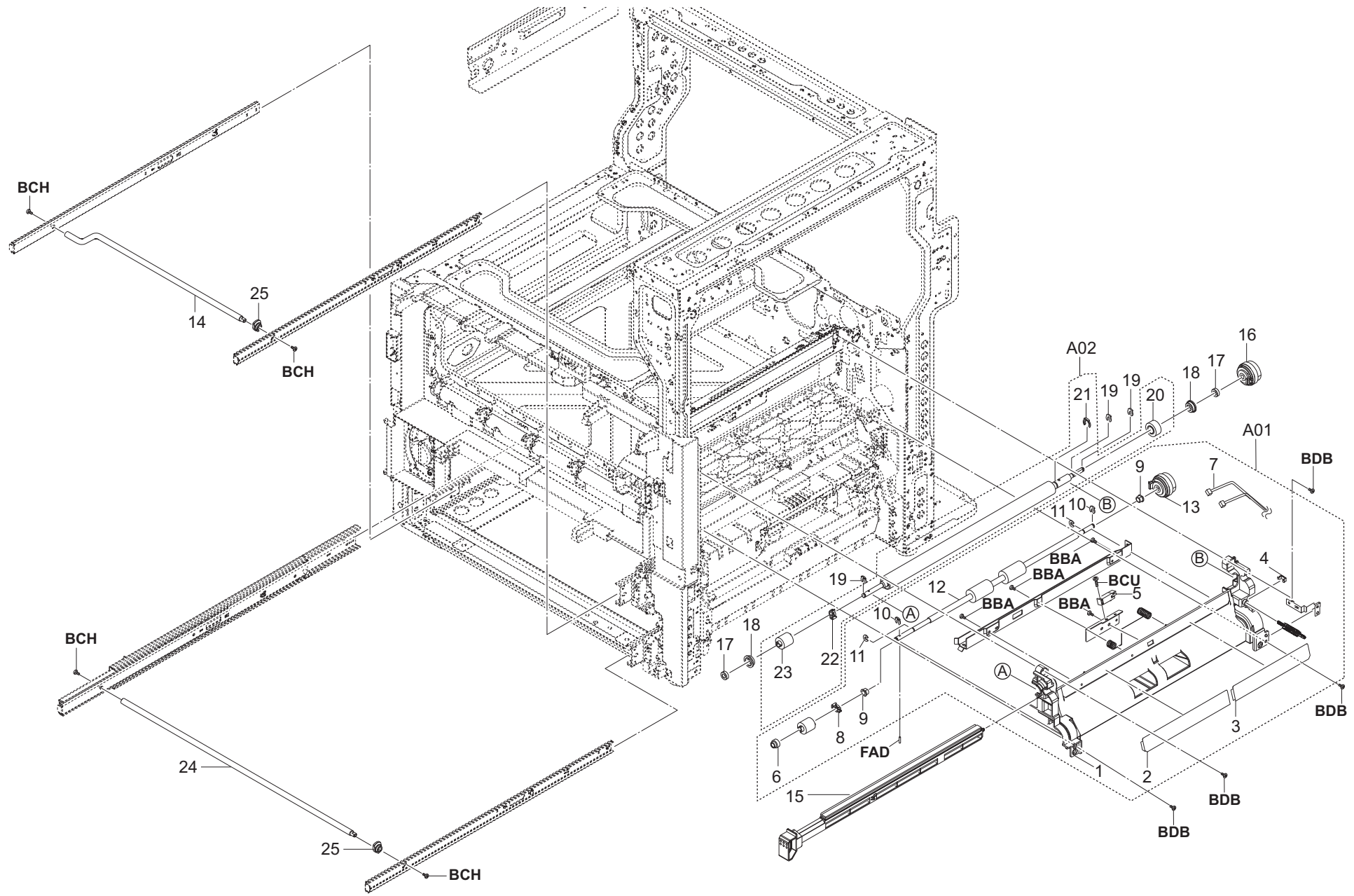


FIG. 10 Paper Feed Section (Regist)

Ref No.	Part.No.	Description	Notes	Revision	Quantity			
					100	120	230	240
A01	302ND94161	PARTS REGIST FEED ASSY SP			1	1	1	1
1	*302ND24620	FRAME FEED REGIST			1	1	1	1
2	*302ND24670	SHEET REGIST F			1	1	1	1
3	*302ND24680	SHEET REGIST R			1	1	1	1
4	*302K931080	WIRE STOPPER			1	1	1	1
5	*303NW94040	PARTS SENSOR OPT. SP			1	1	1	1
6	*303NG06320	STOPPER RETARD			1	1	1	1
7	*302ND46090	CONN.CORD ASSY MID FEED UNIT			1	1	1	1
8	*302ND24730	HOLDER TORQUE LIMITER			1	1	1	1
9	*302HG24200	BUSH METAL REGIST			2	2	2	2
10	*5MVX111DN003	RING STOPPER / A-49 FEED A4			2	2	2	2
11	*302FB09830	CUT WASHER 4			2	2	2	2
12	*302ND94410	PARTS ROLLER MIDDLE L SP			1	1	1	1
13	*302RH94090	PARTS CLUTCH 35 Z35R SP			1	1	1	1
14	302ND09570	SHAFT CASSETTE FRONT 1ST			1	1	1	1
15	302ND94020	PARTS CLEANER REGIST ASSY SP			1	1	1	1
16	302RH94090	PARTS CLUTCH 35 Z35R SP			1	1	1	1
17	7BE006124431H01	BEARING MR126ZZ			2	2	2	2
18	302K931970	HOLDER BEARING MR126ZZ			2	2	2	2
19	5MVX111DN003	RING STOPPER / A-49 FEED A4			3	3	3	3
A02	302ND94101	PARTS ROLLER REGIST H ASSY SP			1	1	1	1
20	*302K924510	GEAR Z24L			1	1	1	1
21	*302K921120	STOPPER 8			1	1	1	1
22	*302ND24730	HOLDER TORQUE LIMITER			1	1	1	1
23	*303LL07522	TORQUE-LIMITER 400			1	1	1	1
24	302ND09540	SHAFT CASSETTE FRONT			1	1	1	1
25	302ND09530	GUIDE CASSETTE SET			2	2	2	2

FIG. 11 Paper Feed Section (Pick Up)

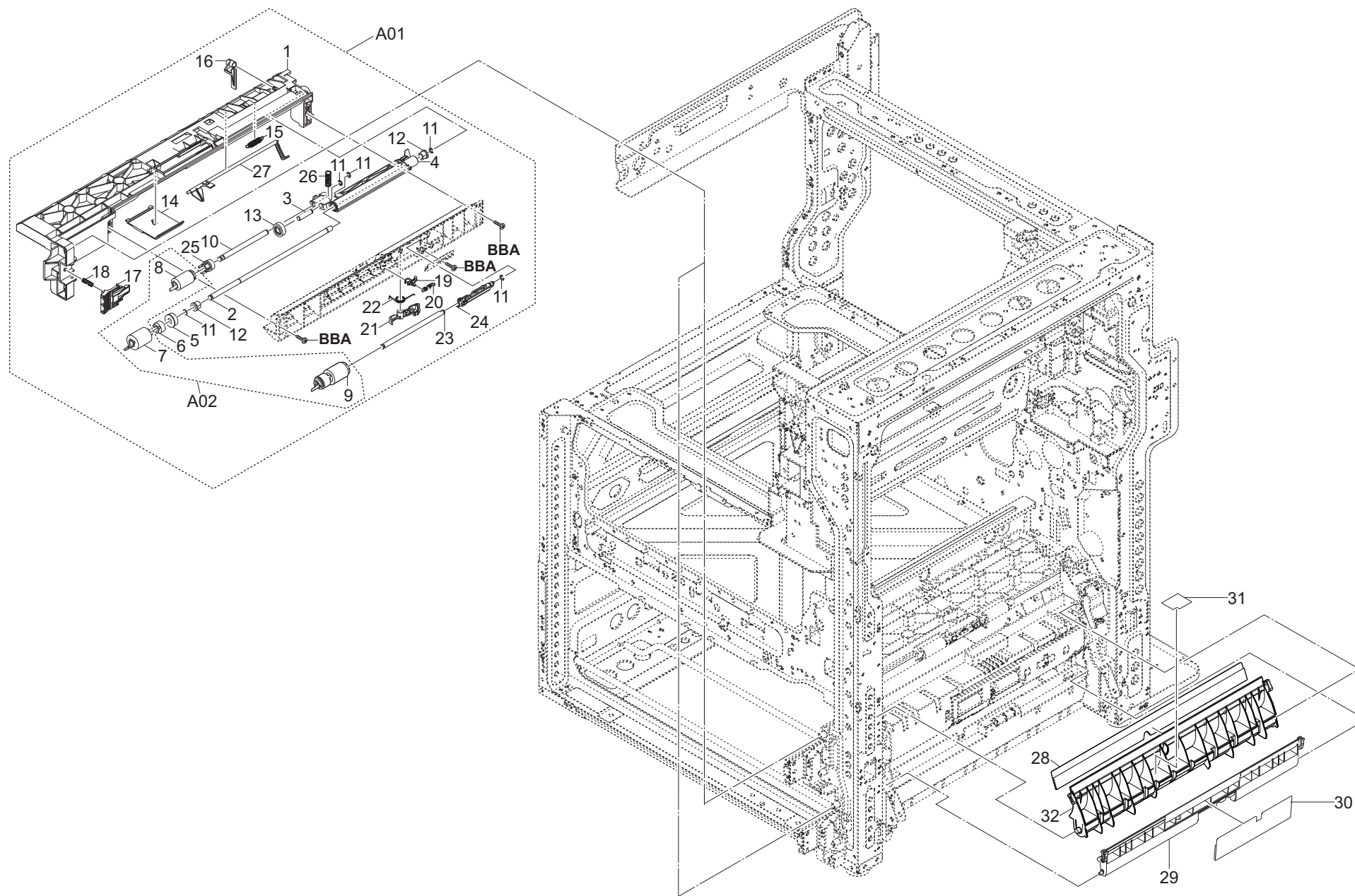


FIG. 11 Paper Feed Section (Pick Up)

Ref No.	Part.No.	Description	Notes	Revision	Quantity			
					100	120	230	240
A01	302ND94212	PARTS PRIMARY FEED ASSY SP			2	2	2	2
1	*302ND06010	FRAME FEED UPPER			1	1	1	1
2	*302ND06030	SHAFT PRIMARY FEED			1	1	1	1
3	*302K906080	PIN PICK UP IDLE			1	1	1	1
4	*302ND06020	HOLDER PICKUP			1	1	1	1
5	*302ND06040	GEAR Z30 FEED OW			1	1	1	1
6	*302N406120	ONEWAY-CLUTCH 6			1	1	1	1
A02	*302ND94701	PARTS PULLEY SET SP			1	1	1	1
7	**302N494310	PARTS PULLEY FEED P ASSY SP			1	1	1	1
8	**302ND94340	PARTS PULLEY PICKUP SP			1	1	1	1
9	**302ND94351	PARTS ROLLER RETARD ASSY SP			1	1	1	1
10	*302N406070	SHAFT PICKUP PRIMARY			1	1	1	1
11	*302K924820	CUT-WASHER 4			5	5	5	5
12	*2BC06520	BUSHING 6,REGISTRATION			2	2	2	2
13	*302ND06060	GEAR Z32 FEED			1	1	1	1
14	*302ND06240	GUIDE PRIMARY FEED SUB			1	1	1	1
15	*302ND06100	SPRING PICKUP RELEASE			1	1	1	1
16	*302ND06090	LEVER PICKUP RELEASE			1	1	1	1
17	*302ND06220	LEVER FEED LOCK			1	1	1	1
18	*302ND06230	SPRING FEED LOCK			1	1	1	1
19	*302ND06160	LEVER RETARD			1	1	1	1
20	*302ND06150	SPRING RETARD			1	1	1	1
21	*302ND06181	LEVER RETARD RELEASE			1	1	1	1
22	*302ND06191	SPRING RETARD RELEASE			1	1	1	1
23	*302ND06140	SHAFT RETARD			1	1	1	1
24	*302ND06130	HOLDER RETARD			1	1	1	1
25	*302ND06050	GEAR Z24 PICKUP			1	1	1	1
26	*302ND06080	SPRING PICKUP			1	1	1	1
27	*302ND06070	ACTUATOR PAPER EMPTY			1	1	1	1
28	302XC06070	FILM FEED LOW			1	1	1	1
29	302ND06530	GUIDE PRIMARY FEED B			1	1	1	1
30	302ND06780	FILM FEED LOW B			1	1	1	1
31	302ND34270	LABEL A3			1	1	1	1
32	302XC06060	GUIDE PRIMARY FEED A			1	1	1	1

FIG. 12 Paper Feed Section (Primary)

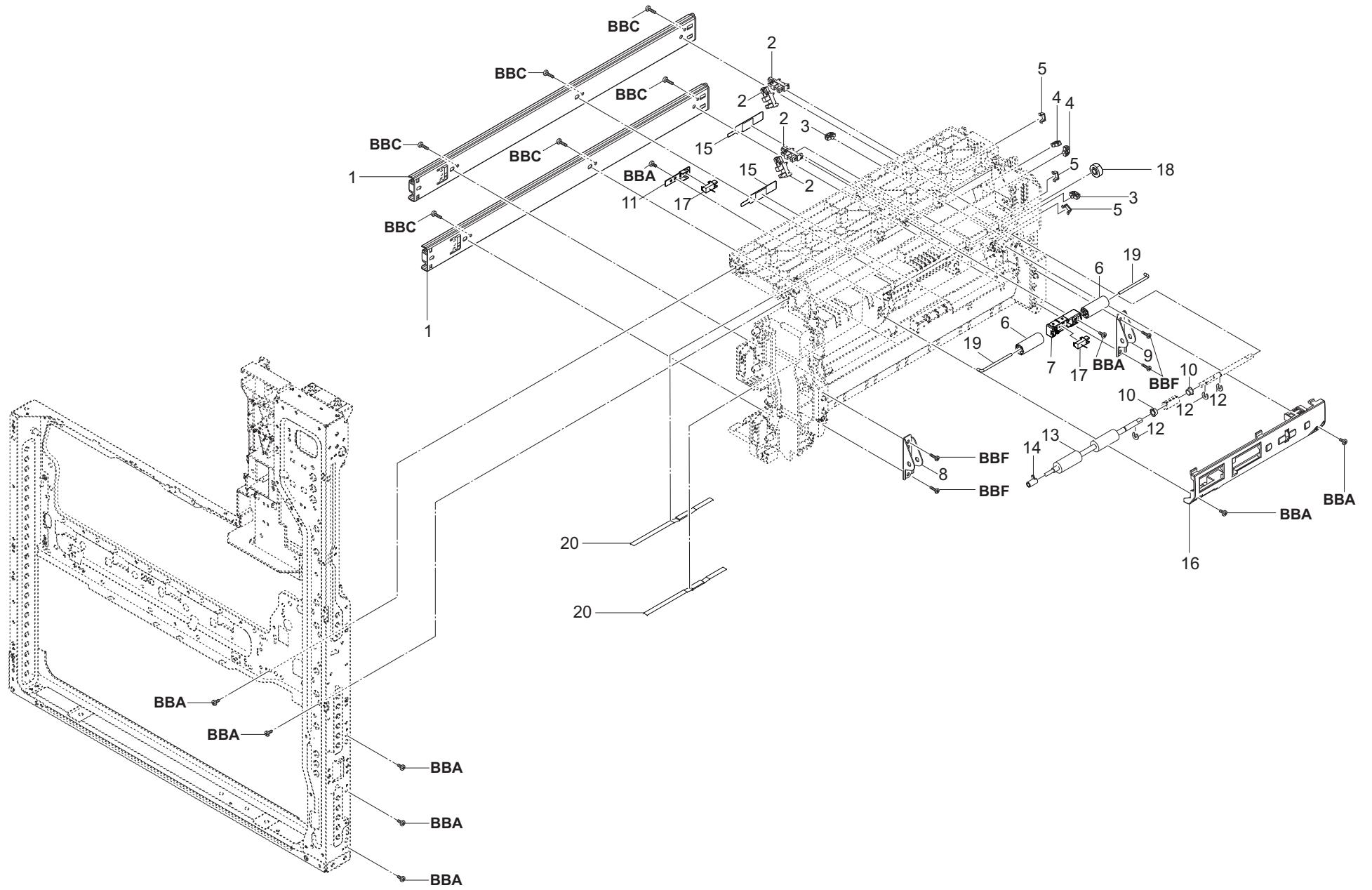


FIG. 12 Paper Feed Section (Primary)

2XC-2.0

Ref No.	Part.No.	Description	Notes	Revision	Quantity			
					100	120	230	240
1	302ND09511	SLIDER CASSETTE RIGHT			2	2	2	2
2	302P794010	PARTS SENSOR OPT. SP			4	4	4	4
3	7YZM610007++H01	ACCESS.SADDLE			1	1	1	1
4	7YZM610008++H01	ACCESS.SADDLE			2	2	2	2
5	302K931080	WIRE STOPPER			3	3	3	3
6	302RV08111	PULLEY MIDDLE			2	2	2	2
7	302XC06050	MOUNT SENSOR OPT B			1	1	1	1
8	302ND06770	MOUNT FULCRUM			1	1	1	1
9	302ND06800	MOUNT FULCRUM R			1	1	1	1
10	302H431070	BUSH DRIVE 6			2	2	2	2
11	303V406020	PLATE SENSOR			1	1	1	1
12	302FB09830	CUT WASHER 4			3	3	3	3
13	302ND94370	PARTS ROLLER FEED LOW B SP			1	1	1	1
14	302K329270	BUSH DU			1	1	1	1
15	302ND06270	SHEET FEED A			2	2	2	2
16	302XC06120	MOUNT SENSOR			1	1	1	1
17	302K994580	PARTS SENSOR OPT. SP			2	2	2	2
18	302K314380	GEAR DLP Z18L			1	1	1	1
19	302V806010	SHAFT FEED PULLEY			2	2	2	2
20	302XC06130	SHEET FEED			2	2	2	2

FIG. 13 Paper Conveying Section (Right Cover)

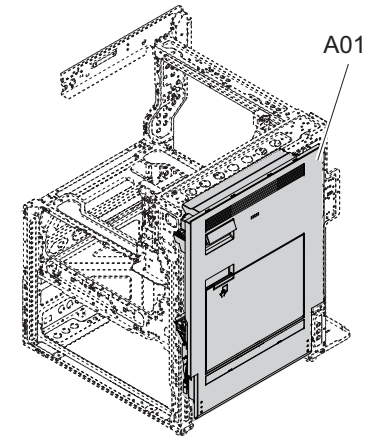
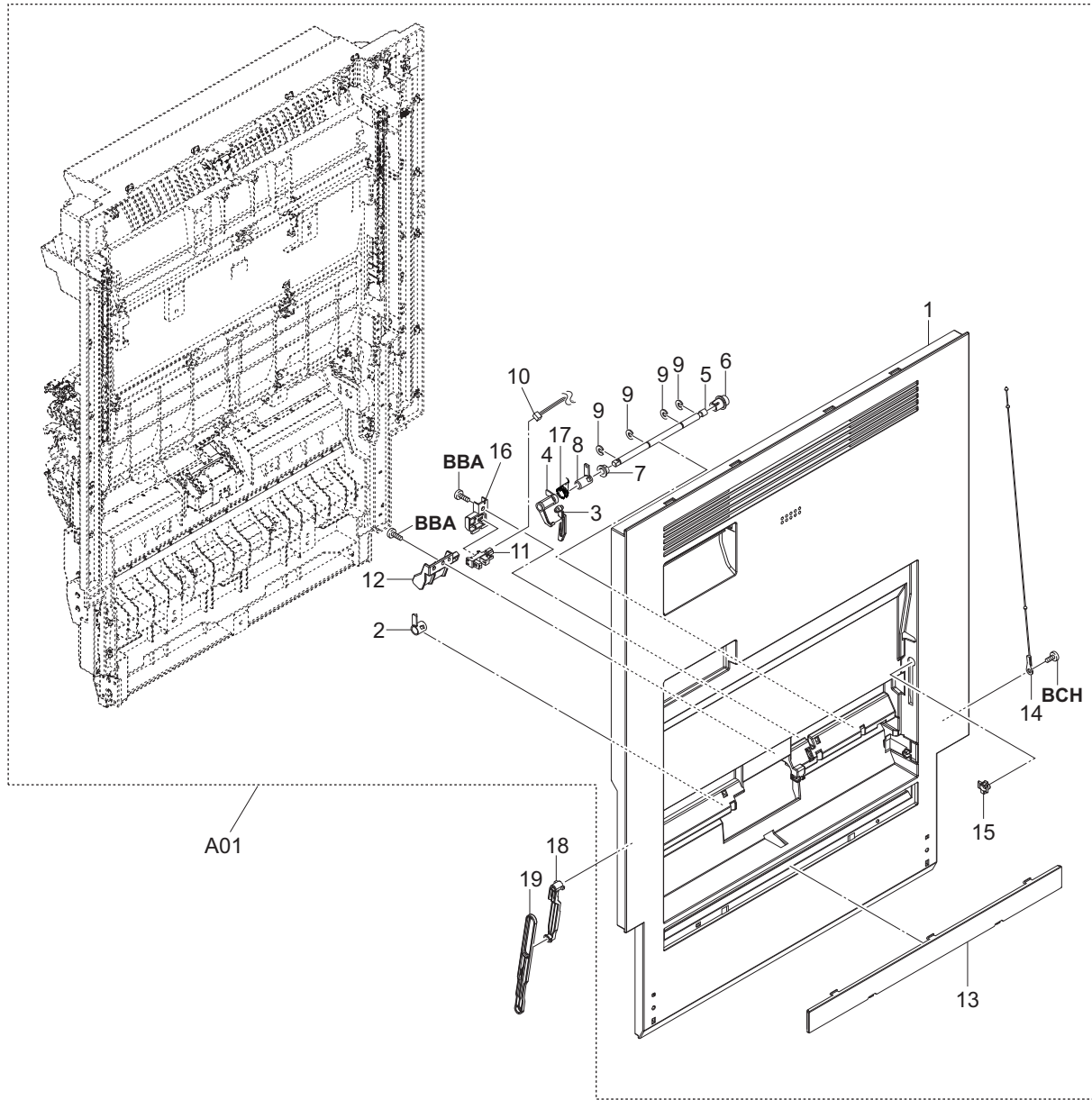


FIG. 13 Paper Conveying Section (Right Cover)

Ref No.	Part.No.	Description	Notes	Revision	Quantity			
					100	120	230	240
A01	302XC94390	PARTS COVER RIGHT ASSY SP	Components of A01: 302 XC94390 PARTS COVER RIGHT ASSY SP are listed in FIG.13 to 19 separately. A01:302XC94390PARTSCOVERRIGHTASSYSPの構成部品は、FIG.13～FIG.19に分割して記載しております。		1	1	1	1
1	*302ND29790	COVER RIGHT			1	1	1	1
2	*302NG08250	BUSH 8			1	1	1	1
3	*302ND08390	ACTUATOR PAPER SET			1	1	1	1
4	*302ND08560	ACTUATOR PAPER LINK			1	1	1	1
5	*302ND08300	SHAFT FEED MPF			1	1	1	1
6	*302HN31660	JOINT SHAFT CASSETTE			1	1	1	1
7	*302H024370	BUSH 6 EW			1	1	1	1
8	*302ND08590	BUSH 6 R			1	1	1	1
9	*302ND08670	CUT-WASHER 4			4	4	4	4
10	*302ND46651	CONN.CORD ASSY MPF SET SENSOR			1	1	1	1
11	*302P794010	PARTS SENSOR OPT. SP			1	1	1	1
12	*302ND29600	HOLDER SENSOR MPF			1	1	1	1
13	*302ND29320	COVER SIDE DECK			1	1	1	1
14	*302V808010	WIRE MPF			1	1	1	1
15	*302ND08920	HOOK WIRE MPF			1	1	1	1
16	*302ND08581	MOUNT PI			1	1	1	1
17	*302ND08570	SPRING PAPER SET			1	1	1	1
18	*302ND29170	STRAP RIGHT COVER A			1	1	1	1
19	*302ND29610	STRAP RIGHT COVER B			1	1	1	1

FIG. 14 Paper Conveying Section (Duplex)

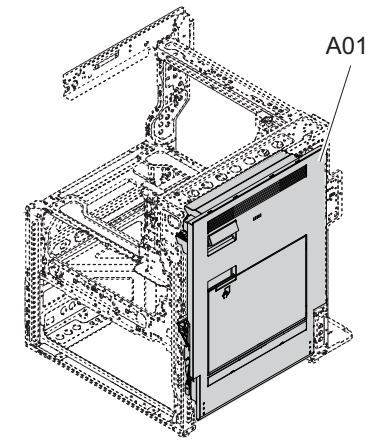
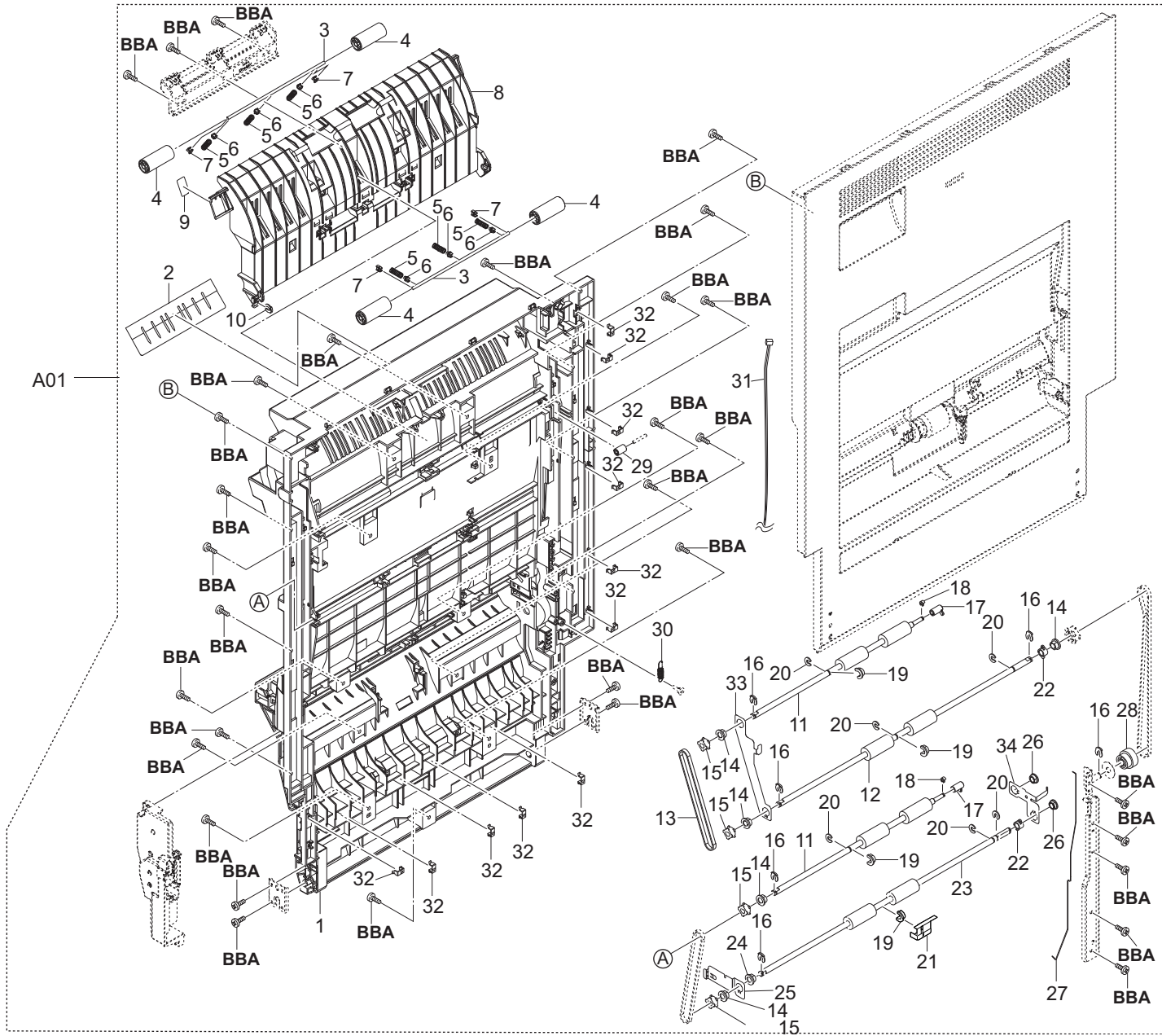


FIG. 14 Paper Conveying Section (Duplex)

Ref No.	Part.No.	Description	Notes	Revision	Quantity			
					100	120	230	240
1	*302XC29010	GUIDE DU RIGHT			1	1	1	1
2	*302ND29720	SHEET GUIDE DU			1	1	1	1
3	*302ND29280	SHAFT FEED			2	2	2	2
4	*302ND29260	PULLEY FEED 16			4	4	4	4
5	*302ND29300	SPRING-COMPRESSION PULLEY FEED			6	6	6	6
6	*302ND24290	CAP SPRING			6	6	6	6
7	*302ND29630	CAP HOLDER SHAFT			4	4	4	4
8	*302ND29040	GUIDE DU UPPER LEFT			1	1	1	1
9	*302ND34280	LABEL A4			1	1	1	1
10	*5MVL177DN001	RING STOPPER 4			1	1	1	1
11	*302ND94450	PARTS ROLLER DU UP SP			2	2	2	2
12	*302ND94460	PARTS ROLLER DU MIDDLE SP			1	1	1	1
13	*302ND29130	BELT S2M-Z123			1	1	1	1
14	*302H024370	BUSH 6 EW			5	5	5	5
15	*302LF28342	PULLEY P18-S2M			4	4	4	4
16	*5MVX111DN003	RING STOPPER / A-49 FEED A4			6	6	6	6
17	*302K329270	BUSH DU			2	2	2	2
18	*5MVX111DN007	STOPPER 3 / 2BT1107 A4			2	2	2	2
19	*302FZ07540	HOLDER SHAFT OUT			4	4	4	4
20	*302ND08670	CUT-WASHER 4			6	6	6	6
21	*302ND29770	FILM DU REGIST ROLLER			1	1	1	1
22	*302FZ07310	BUSH CONTACT MPT B			2	2	2	2
23	*302ND94A40	PARTS ROLLER DU REGIST SP			1	1	1	1
24	*3CY07080	BUSHING 6			1	1	1	1
25	*302ND29470	PLATE EARTH CONVEYING			1	1	1	1
26	*303P031160	BUSH 6			2	2	2	2
27	*302ND29440	WIRE EARTH DU			1	1	1	1
28	*302ND29230	PULLEY P26-S2M Z23R			1	1	1	1
29	*303NJ06070	PULLEY FEED PF			1	1	1	1
30	*302ND08900	SPRING WIRE MPF			1	1	1	1
31	*302ND46120	CONN.CORD ASSY RIGHT COVER			1	1	1	1
32	*302K931080	WIRE STOPPER			11	11	11	11
33	*302ND29450	PLATE EARTH DU UPPER			1	1	1	1
34	*302ND29460	PLATE EARTH DU			1	1	1	1

FIG. 15 Paper Conveying Section (MP Pick Up)

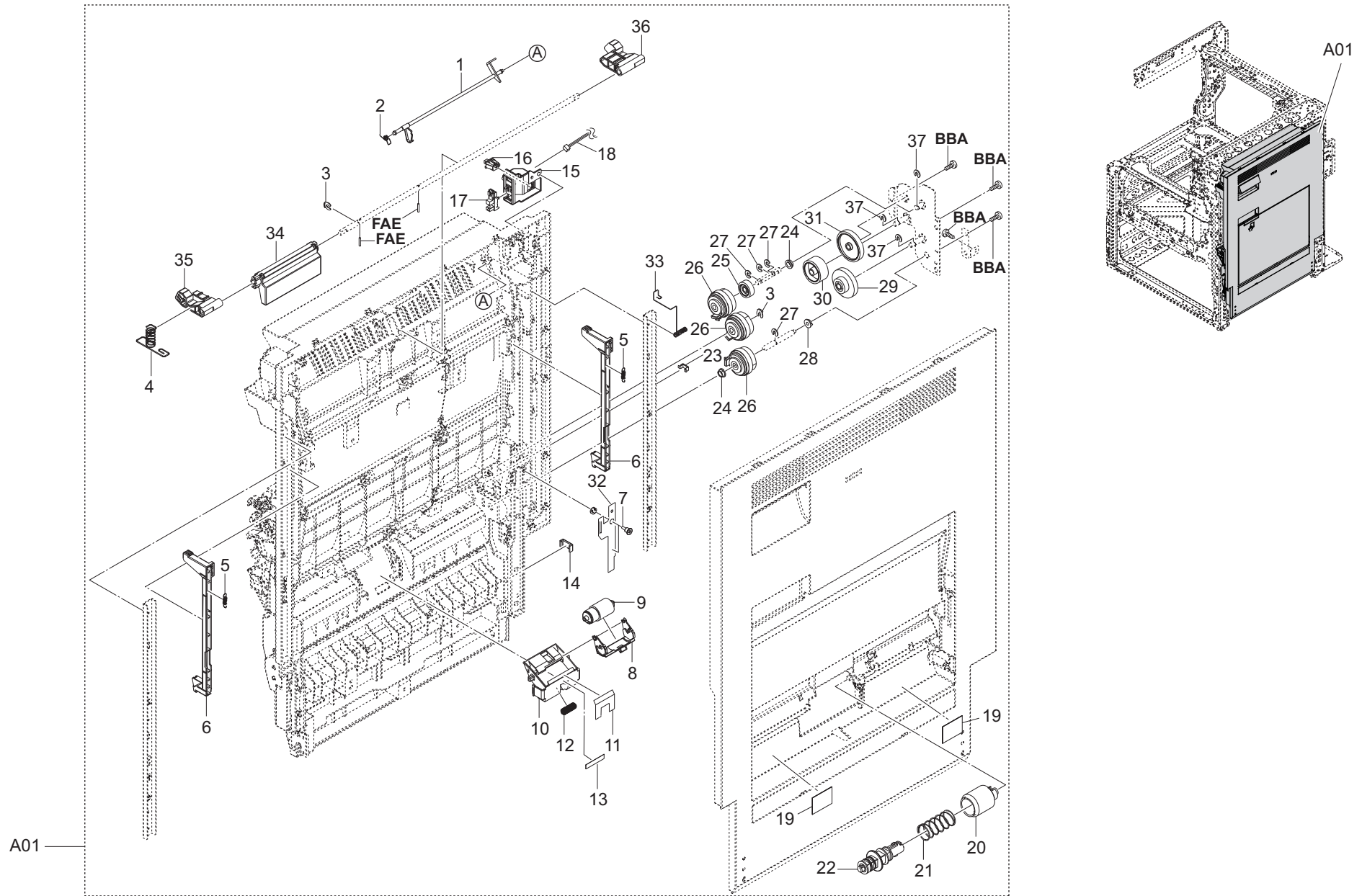


FIG. 15 Paper Conveying Section (MP Pick Up)

Ref No.	Part.No.	Description	Notes	Revision	Quantity			
					100	120	230	240
1	*302ND29500	ACTUATOR DU UPPER			1	1	1	1
2	*302ND29780	SPRING ACTUATOR PI			1	1	1	1
3	*5MVX111DN003	RING STOPPER / A-49 FEED A4			2	2	2	2
4	*302ND29750	SPRING HOOK UPPER			1	1	1	1
5	*302K304540	SPRING HOOK			2	2	2	2
6	*302ND29240	JOINT COVER HOOK			2	2	2	2
7	*302ND08950	STUD SCREW			2	2	2	2
8	*302ND08400	HOLDER RETARD MPF			1	1	1	1
9	*302F909320	ROLLER RETARD P ASSY			1	1	1	1
10	*302ND08500	GUIDE RETARD MPF			1	1	1	1
11	*302ND08800	SHEET GUIDE RETARD			1	1	1	1
12	*302XC08010	SPRING RETARD B			1	1	1	1
13	*302ND08850	SHEET GUIDE RETARD A			1	1	1	1
14	*303LL02330	HOLDER WIRE D			1	1	1	1
15	*302ND29590	HOLDER SENSOR DU			1	1	1	1
16	*7SP01000007+H01	SW.PUSH			1	1	1	1
17	*302P794010	PARTS SENSOR OPT. SP			1	1	1	1
18	*302ND46140	CONN.CORD ASSY DU SENSOR			1	1	1	1
19	*303RC10260	SHEET PAD BOTTOM			2	2	2	2
20	*302ND94380	PARTS PULLEY FEED ASSY SP			1	1	1	1
21	*302ND08550	SPRING FEED MPF			1	1	1	1
22	*302ND08530	PIN FEED ROLLER			1	1	1	1
23	*302K931080	WIRE STOPPER			1	1	1	1
24	*302K924830	BUSH DU EW			2	2	2	2
25	*302ND29210	GEAR Z23R			1	1	1	1
26	*302ND94680	PARTS CLUTCH 35 Z35R SPRING SP			3	3	3	3
27	*302ND08670	CUT-WASHER 4			4	4	4	4
28	*3V2F929140	BUSH DU			1	1	1	1
29	*302ND29200	GEAR Z44R-Z22L			1	1	1	1
30	*302ND29190	GEAR Z35L			1	1	1	1
31	*302ND29220	GEAR Z47L			1	1	1	1
32	*302H017120	PULLEY LEFT FRAME			1	1	1	1
33	*302ND29680	SPRING EARTH SW			1	1	1	1
34	*302ND29560	LEVER COVER RIGHT			1	1	1	1
35	*302ND29140	HOOK COVER RIGHT F			1	1	1	1
36	*302ND29550	HOOK COVER RIGHT R			1	1	1	1
37	*302K924820	CUT-WASHER 4			3	3	3	3

FIG. 16 Paper Conveying Section (MP Feed)

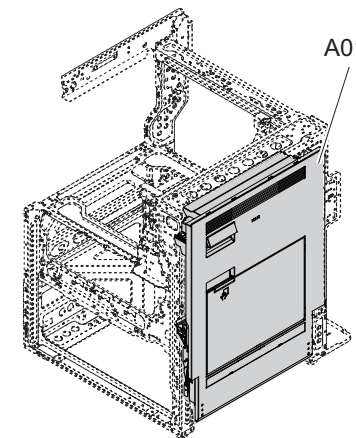
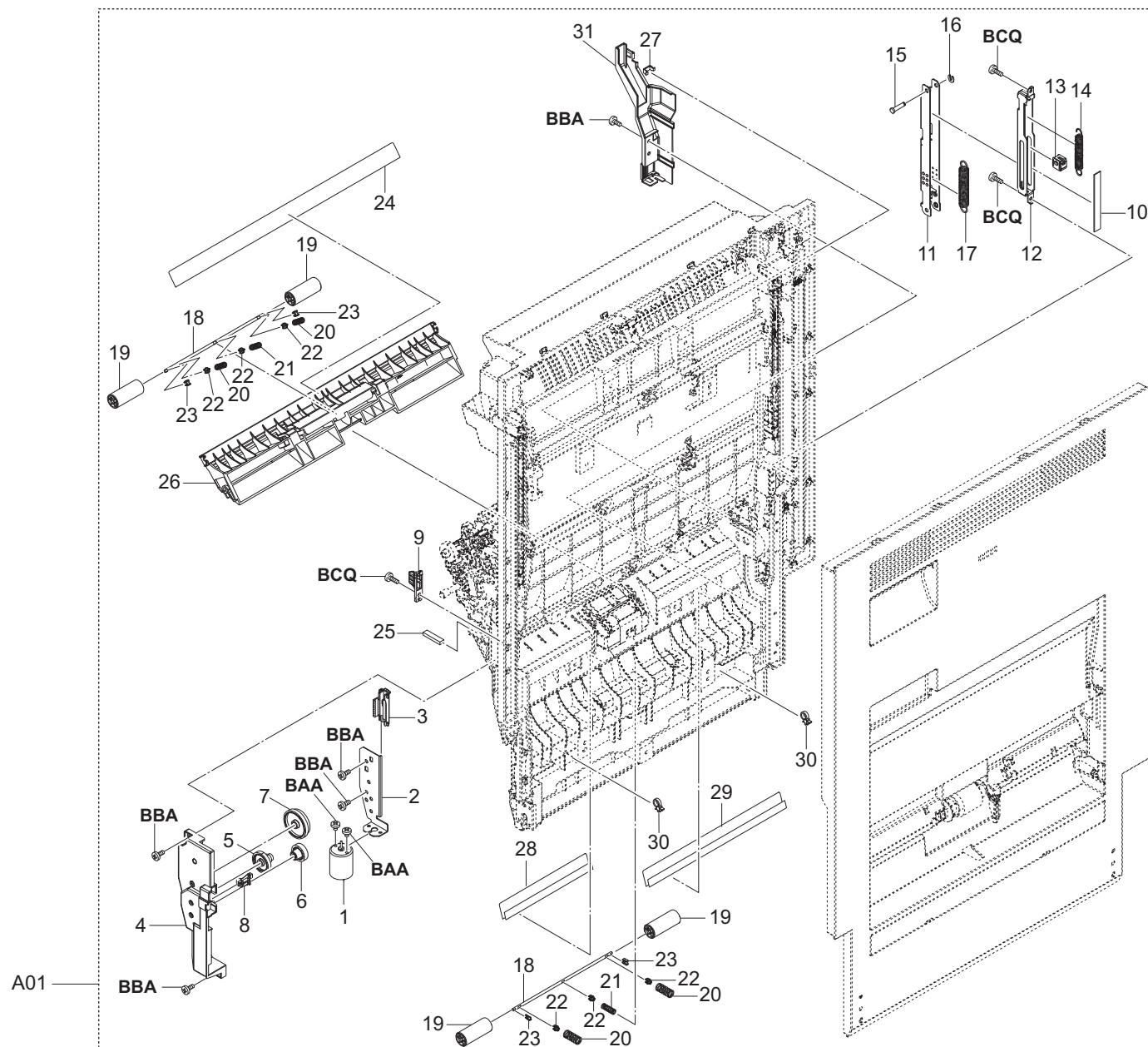
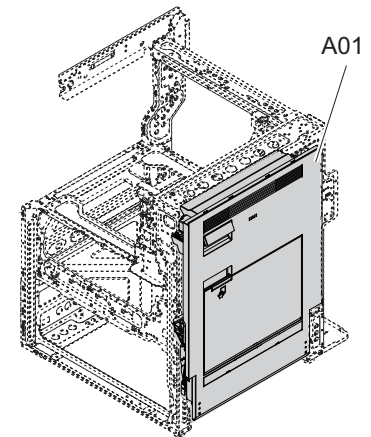
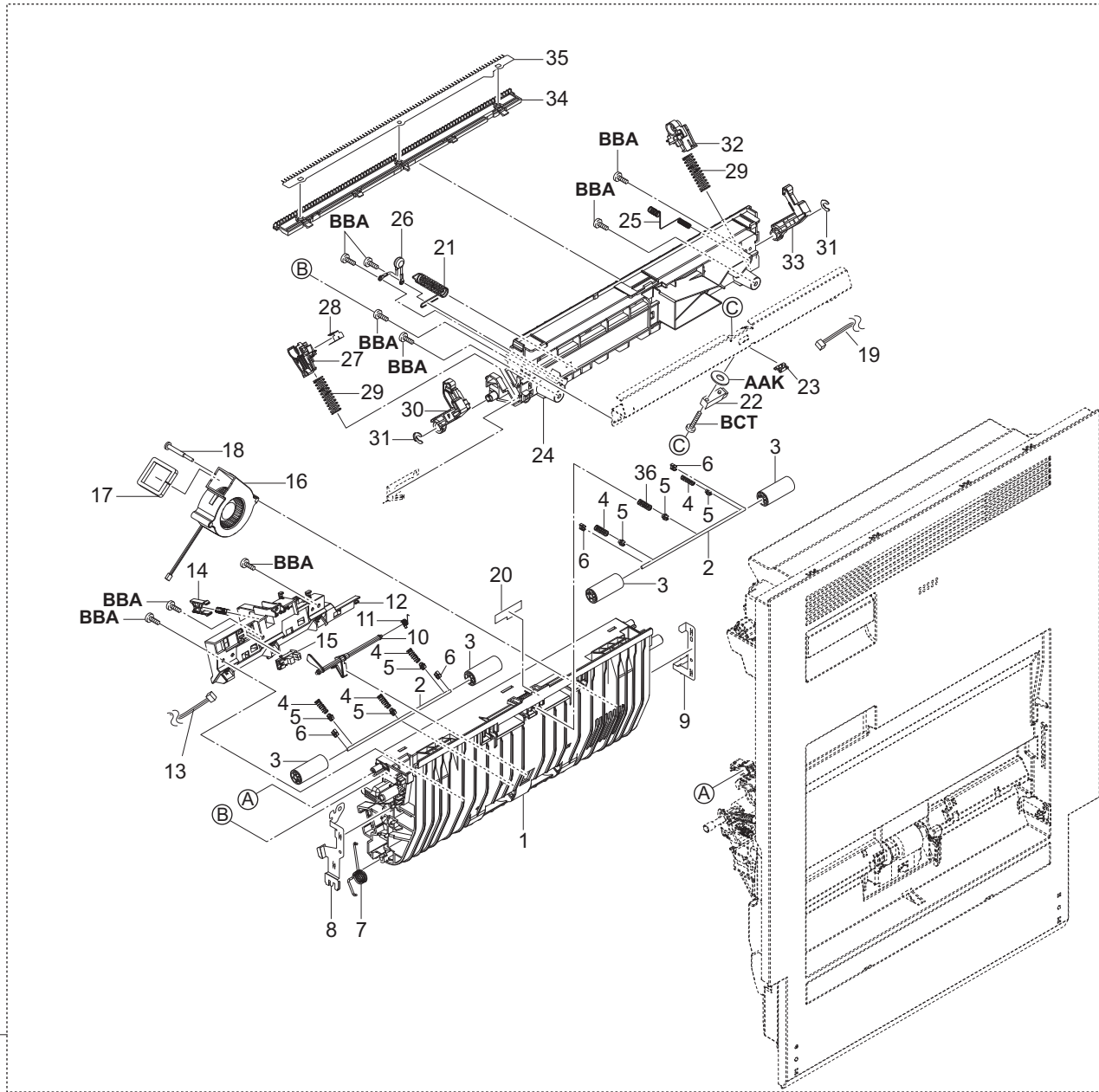


FIG. 16 Paper Conveying Section (MP Feed)

Ref No.	Part.No.	Description	Notes	Revision	Quantity			
					100	120	230	240
1	*302ND94040	PARTS DC MOTOR ASSY A SP			1	1	1	1
2	*302ND08600	PLATE LIFT MPF			1	1	1	1
3	*302ND08630	RACK LIFT MPF			1	1	1	1
4	*302ND08610	CASE LIFT MPF			1	1	1	1
5	*302ND08650	GEAR Z46S-Z18S			1	1	1	1
6	*302ND08640	WORM-WHEEL 36 Z18S			1	1	1	1
7	*302ND08620	GEAR LIFT Z35S-Z64S			1	1	1	1
8	*7SP0100007+H01	SW.PUSH			1	1	1	1
9	*302ND29621	ARM INTERLOCK COVER RIGHT			1	1	1	1
10	*302ND29710	SHEET DAMPER A			1	1	1	1
11	*302ND29410	MOUNT DAMPER B			1	1	1	1
12	*302ND29400	MOUNT DAMPER A			1	1	1	1
13	*302ND29670	SLIDER DAMPER			1	1	1	1
14	*302ND29660	SPRING-EXTENSION DAMPER B			1	1	1	1
15	*302ND29420	PIN COVER DAMPER			1	1	1	1
16	*302LF12410	STOPPER 3			1	1	1	1
17	*302ND29430	SPRING-EXTENSION DAMPER			1	1	1	1
18	*302ND29280	SHAFT FEED			2	2	2	2
19	*302ND29260	PULLEY FEED 16			4	4	4	4
20	*302ND29300	SPRING-COMPRESSION PULLEY FEED			4	4	4	4
21	*302ND29690	SPRING-COMPRESSION PULLEY MIDDLE			2	2	2	2
22	*302ND24290	CAP SPRING			6	6	6	6
23	*302ND29630	CAP HOLDER SHAFT			4	4	4	4
24	*302ND29310	SHEET GUIDE FEED			1	1	1	1
25	*302GR05080	CUSHION HANDLE A			1	1	1	1
26	*302ND29030	GUIDE MIDDLE RIGHT			1	1	1	1
27	*302K931080	WIRE STOPPER			1	1	1	1
28	*302XC29020	SHEET GUIDE FEED F			1	1	1	1
29	*302XC29030	SHEET GUIDE FEED R			1	1	1	1
30	*7YZM420003++H01	ACCESS.BAND			2	2	2	2
31	*302ND29340	COVER DU WIRE			1	1	1	1

FIG. 17 Paper Conveying Section (2nd Transfer Housing)



A01

FIG. 17 Paper Conveying Section (2nd Transfer Housing)

Ref No.	Part.No.	Description	Notes	Revision	Quantity			
					100	120	230	240
1	*302ND24010	BASE CONVEYING			1	1	1	1
2	*302ND29280	SHAFT FEED			2	2	2	2
3	*302ND29260	PULLEY FEED 16			4	4	4	4
4	*302ND29300	SPRING-COMPRESSION PULLEY FEED			5	5	5	5
5	*302ND24290	CAP SPRING			6	6	6	6
6	*302ND29630	CAP HOLDER SHAFT			4	4	4	4
7	*302ND24440	SPRING SEPARATE CONVEYING			1	1	1	1
8	*302ND24050	PLATE EARTH CONVEYING			1	1	1	1
9	*302ND24040	PLATE HV CONVEYING			1	1	1	1
10	*302ND24070	ACTUATOR DU			1	1	1	1
11	*302ND24430	SPRING ACTUATOR DU			1	1	1	1
12	*302ND24200	HOLDER PUSH REGIST			1	1	1	1
13	*302ND46130	CONN.CORD ASSY CONVEYING			1	1	1	1
14	*302K924430	BUSH REGIST CENTER			1	1	1	1
15	*302P794010	PARTS SENSOR OPT. SP			1	1	1	1
16	*302K994360	PARTS FAN COOLING LSU 60 SP			1	1	1	1
17	*302K903560	SEAL COOLING FAN C			1	1	1	1
18	*302H733430	SCREW FAN			1	1	1	1
19	*302ND46620	CONN.CORD ASSY TRANSFER BELT SENSOR			1	1	1	1
20	*302ND34290	LABEL A5			1	1	1	1
21	*302ND22120	SPRING EARTH CONVEYING			1	1	1	1
22	*303NW94060	PARTS SENSOR OPT. SP			1	1	1	1
23	*7YZM210006++H01	ACCESS.EDGING			1	1	1	1
24	*302ND22040	HOLDER SECONDLY TRANSFER			1	1	1	1
25	*302ND24130	SPRING HV CONVEYING			1	1	1	1
26	*302FZ01311	VARISTOR TC ASS'Y			1	1	1	1
27	*302ND24160	BUSH SECONDLY TRANSFER F			1	1	1	1
28	*302ND22110	PLATE EARTH SECONDLY TRANSFER B			1	1	1	1
29	*302XC24050	SPRING SECONDLY TRANSFER R			2	2	2	2
30	*302ND24020	ARM PRESS RELEASE F			1	1	1	1
31	*2BC06910	STOPPER 6			2	2	2	2
32	*302ND24170	BUSH SECONDLY TRANSFER R			1	1	1	1
33	*302ND24030	ARM PRESS RELEASE R			1	1	1	1
34	*302ND22060	HOLDER DISCHARGER			1	1	1	1
35	*302ND22050	PLATE DISCHARGER			1	1	1	1
36	*302ND29690	SPRING-COMPRESSION PULLEY MIDDLE			1	1	1	1

FIG. 18 Paper Conveying Section (Roller Regist R)

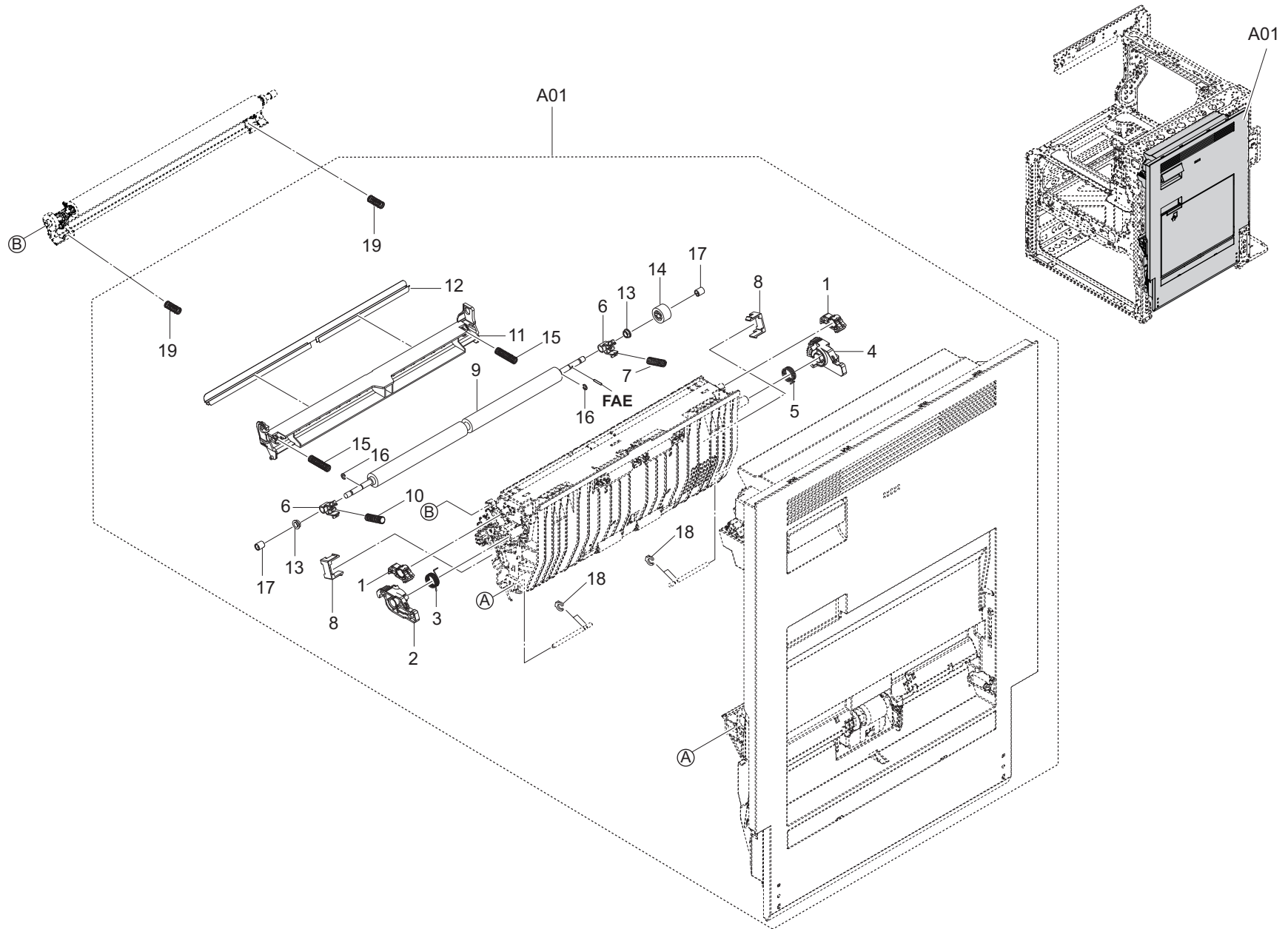


FIG. 18 Paper Conveying Section (Roller Regist R)

Ref No.	Part.No.	Description	Notes	Revision	Quantity			
					100	120	230	240
1	*302ND24110	ARM LINK PRESS RELEASE			2	2	2	2
2	*302ND24090	LEVER BASE CONVEYING F			1	1	1	1
3	*302ND24460	SPRING HOOK CONVEYING F			1	1	1	1
4	*302ND24100	LEVER BASE CONVEYING R			1	1	1	1
5	*302ND24470	SPRING HOOK CONVEYING R			1	1	1	1
6	*302ND24350	BUSH REGIST			2	2	2	2
7	*302K924050	SPRING-COMPRESSION REGIST R			1	1	1	1
8	*302ND24390	HOLDER REGIST			2	2	2	2
9	*302ND94400	PARTS ROLLER REGIST R SP			1	1	1	1
10	*302K924040	SPRING-COMPRESSION REGIST F			1	1	1	1
11	*302ND24320	GUIDE REGIST R			1	1	1	1
12	*302ND24340	SHEET REGIST R			1	1	1	1
13	*302K924830	BUSH DU EW			2	2	2	2
14	*302K924060	GEAR Z22R			1	1	1	1
15	*302ND24360	SPRING GUIDE REGIST			2	2	2	2
16	*302K924820	CUT-WASHER 4			2	2	2	2
17	*302NG24350	COLLAR ROLLER			2	2	2	2
18	*302LF12410	STOPPER 3			4	4	4	4
19	*302ND22150	SPRING GUIDE TRANSFER			2	2	2	2

FIG. 19 Paper Conveying Section (MP tray)

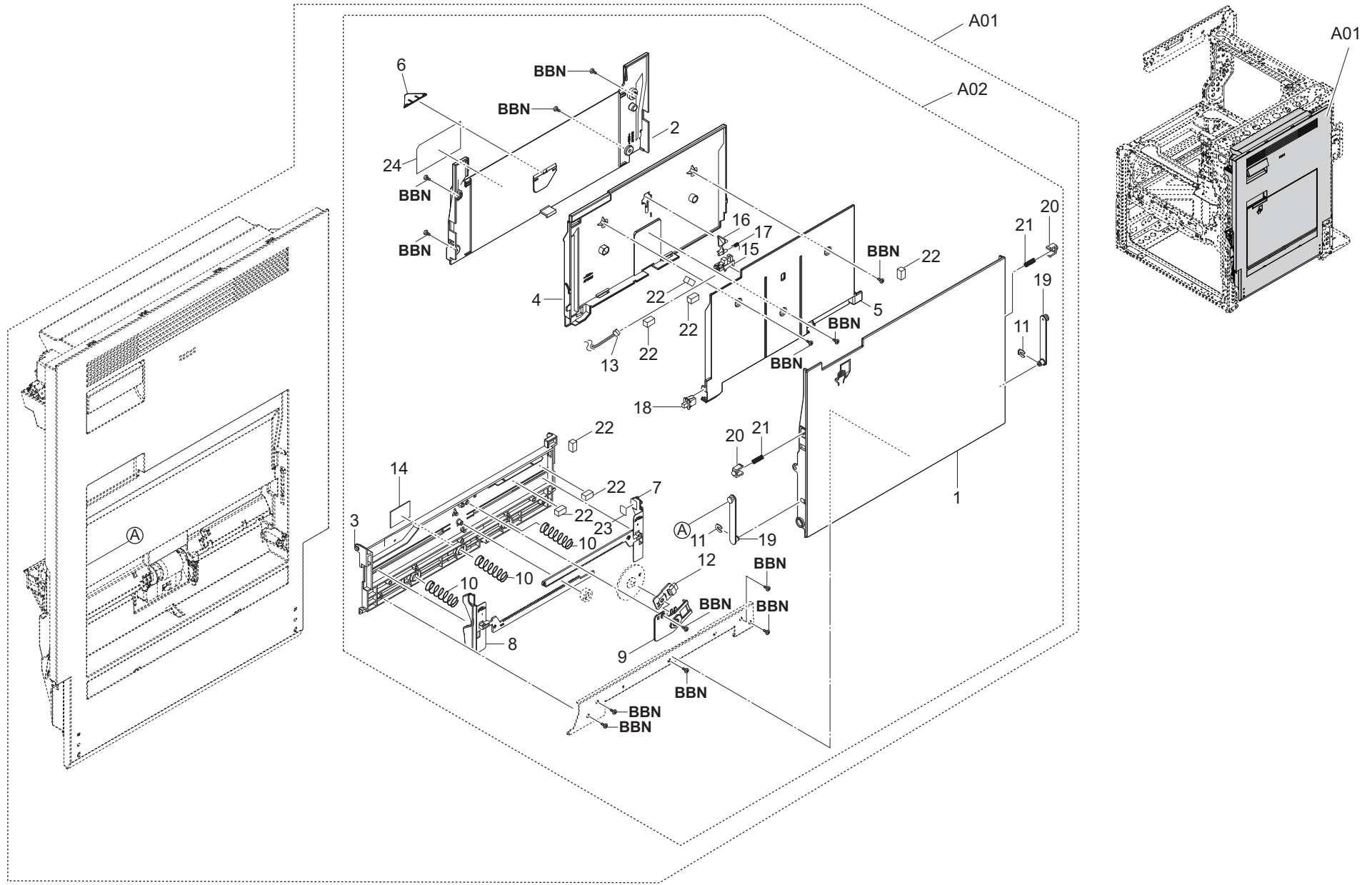


FIG. 19 Paper Conveying Section (MP tray)

Ref No.	Part.No.	Description	Notes	Revision	Quantity			
					100	120	230	240
A02	•302ND94202	PARTS MPT TRAY ASSY SP			1	1	1	1
1	••302ND08100	COVER MPF			1	1	1	1
2	••302ND08111	TABLE MPF			1	1	1	1
3	••302ND08121	BASE LIFT MPF			1	1	1	1
4	••302ND08171	TRAY MPF A			1	1	1	1
5	••302ND08181	TRAY MPF B			1	1	1	1
6	••302R408170	STOPPER MULTI			1	1	1	1
7	••302ND08140	CURSOR MPF R			1	1	1	1
8	••302ND08130	CURSOR MPF F			1	1	1	1
9	••302ND08200	HOLDER DETECTION			1	1	1	1
10	••302ND08160	SPRING-COMPRESSION LIFT			3	3	3	3
11	••302FB09830	CUT WASHER 4			2	2	2	2
12	••303R394050	PARTS PWB PAPER SIZE SENSOR ASSY SP			1	1	1	1
13	••302ND46150	CONN.CORD ASSY MPF TABLE			1	1	1	1
14	••302ND08821	PAD BOTTOM			1	1	1	1
15	••302P794010	PARTS SENSOR OPT. SP			1	1	1	1
16	••302K908211	ACTUATOR SIZE DETECTION			1	1	1	1
17	••302K908220	SPRING-TORSION SIZE DETECTION			1	1	1	1
18	••7SP01000007+H01	SW.PUSH			1	1	1	1
19	••302R408230	STRAP LINK MPF			2	2	2	2
20	••302R408220	STOPPER BYPASS TABLE			2	2	2	2
21	••302ND08830	SPRING BYPASS TABLE F			2	2	2	2
22	••302H708150	SPONGE WIRE MPT			7	7	7	7
23	••302ND08700	LABEL MPF PAPER LIMIT			1	1	1	1
24	••302ND08740	LABEL OPERATION			1	1	1	1

FIG. 20 Paper Conveying Section (2nd Transfer Roller)

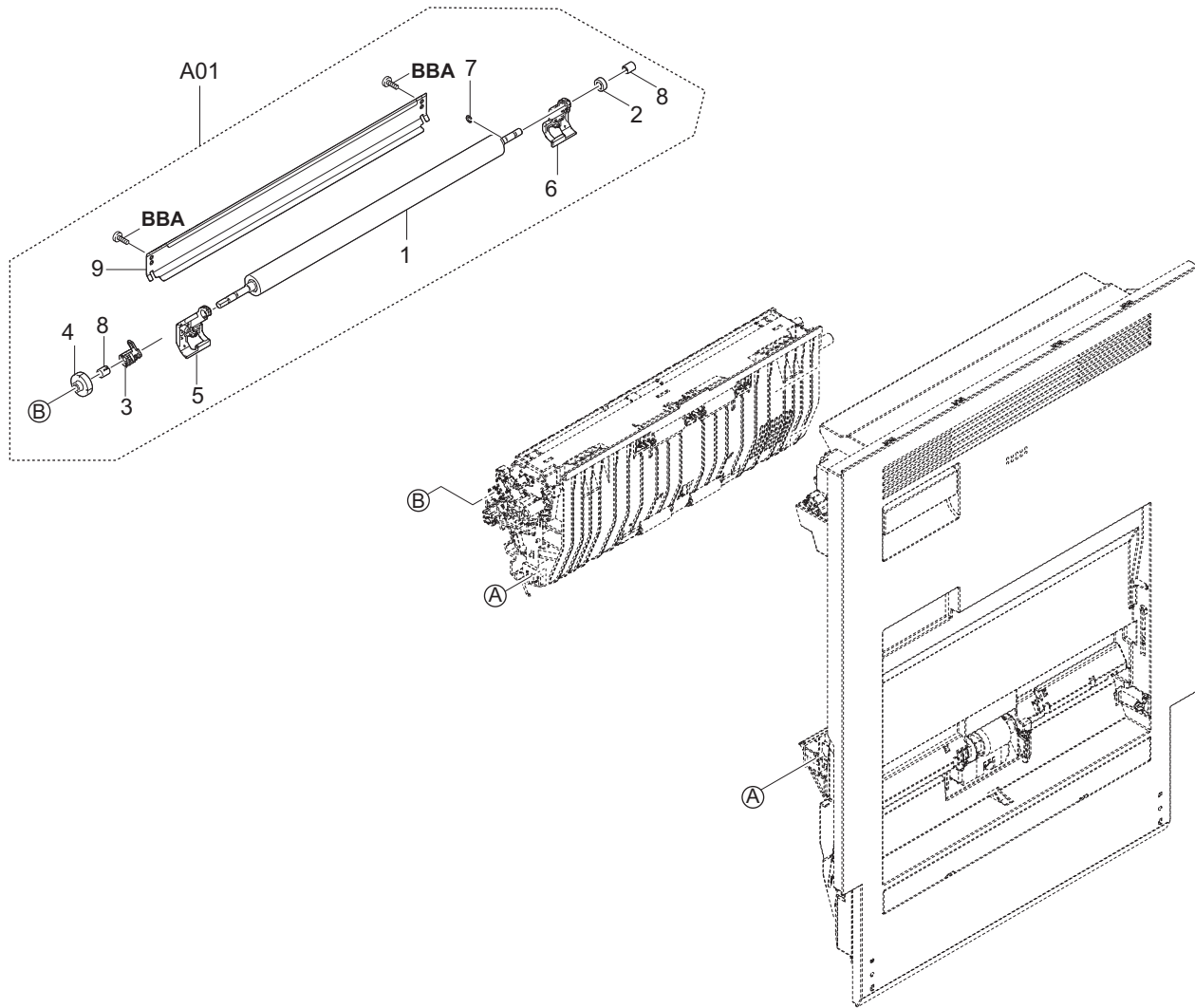


FIG. 21 Scanner Section (Optical)

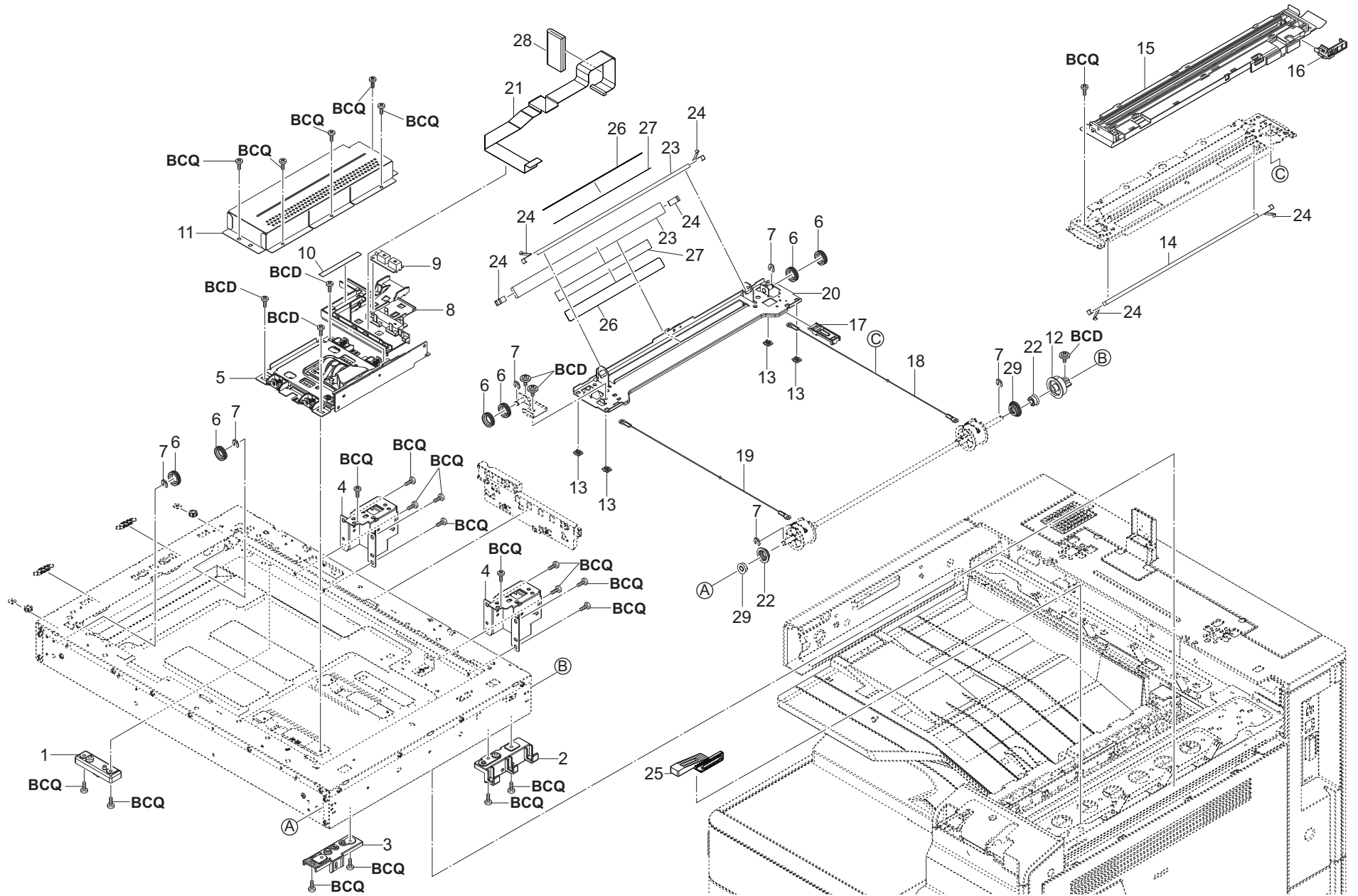


FIG. 21 Scanner Section (Optical)

Ref No.	Part.No.	Description	Notes	Revision	Quantity			
					100	120	230	240
1	302ND17180	MOUNT ISU A2			1	1	1	1
2	302ND17200	MOUNT ISU D4			1	1	1	1
3	302ND17310	MOUNT ISU E			1	1	1	1
4	302ND17010	MOUNT DP			2	2	2	2
5	302XC93040	PARTS ISU ASSY SP			1	1	1	1
6	302ND17060	PULLEY SCANNER			6	6	6	6
7	2BC06980	STOPPER 5			6	6	6	6
8	302ND17130	GUIDE FFC			1	1	1	1
9	302ND94800	PARTS SENSOR OPT SP			1	1	1	1
10	302ND17430	SHEET LED FFC			1	1	1	1
11	302MV17030	COVER LENS			1	1	1	1
12	302ND17160	GEAR P59			1	1	1	1
13	2DC12230	SLIDER SCANNER			4	4	4	4
14	302KK94720	PARTS MIRROR A SP			1	1	1	1
15	302XC93030	PARTS MOUNT LED ASSY SP			1	1	1	1
16	302V617080	GUIDE FFC LED			1	1	1	1
17	302K317160	GUIDE FFC LED B			1	1	1	1
18	302V817010	WIRE SCANNER BLACK			1	1	1	1
19	302V817020	WIRE SCANNER GRAY			1	1	1	1
20	302K317111	FRAME MIRROR B			1	1	1	1
21	302XC46210	CONN.CORD ASSY FFC MAIN CCD			1	1	1	1
22	7BE006135442H01	BEARING 686ZZ			2	2	2	2
23	302KK94730	PARTS MIRROR B SP			2	2	2	2
24	2BC12190	SPRING,MIRROR HOLDER			6	6	6	6
25	302ND17191	MOUNT ISU C			1	1	1	1
26	302GR17830	PLATE MIRROR B			2	2	2	2
27	302GR17840	SEAL PLATE MIRROR B			2	2	2	2
28	302XC39120	SEAL FFC GUIDE			1	1	1	1
29	302ND17330	HOLDER BEARING			2	2	2	2

FIG. 22 Scanner Section (Drive & PWB)

2XC-2.0

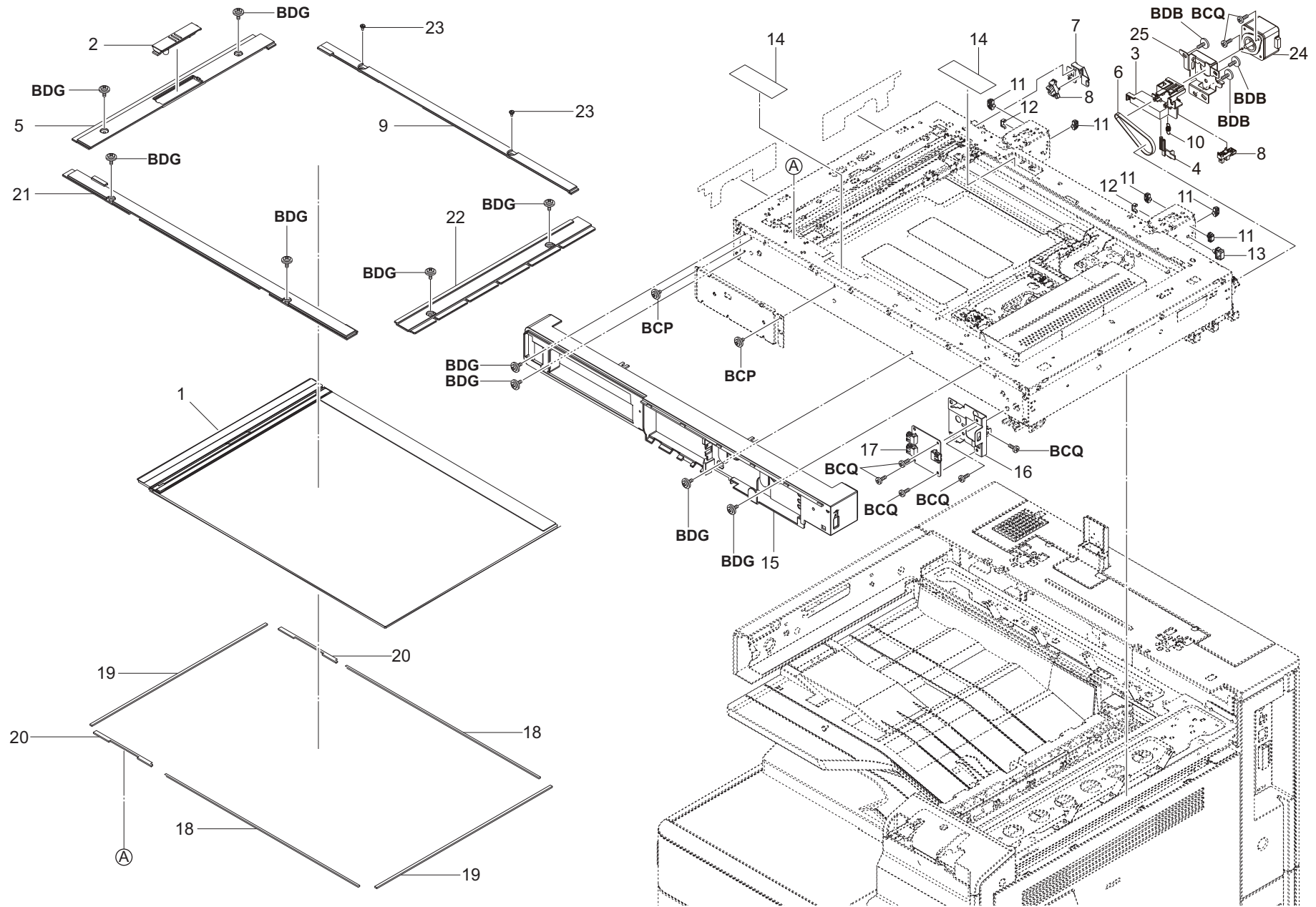


FIG. 22 Scanner Section (Drive & PWB)

2XC-2.0

Ref No.	Part.No.	Description	Notes	Revision	Quantity			
					100	120	230	240
1	302RH94150	PARTS CONTACT-GLASS ASSY(I) SP				1		
1	302RH94160	PARTS CONTACT-GLASS ASSY(C) SP			1		1	1
2	302RH04230	COVER ISU LEFT SUB			1	1	1	1
3	302ND17270	HOLDER SWITCH			1	1	1	1
4	302ND17280	SWITCH RELEASE			1	1	1	1
5	302ND04200	COVER ISU CONTACT LEFT			1	1	1	1
6	302ND17210	BELT ISU			1	1	1	1
7	302K317330	MOUNT PI			1	1	1	1
8	302P794010	PARTS SENSOR OPT. SP			2	2	2	2
9	302ND04220	COVER ISU CONTACT REAR			1	1	1	1
10	302GR17380	SPRING RELEASE SWITCH			1	1	1	1
11	7YZM610007++H01	ACCESS.SADDLE			5	5	5	5
12	302K931080	WIRE STOPPER			2	2	2	2
13	7YZM610002++H01	ACCESS SADDLE			1	1	1	1
14	302K317660	FILM FRAME			2	2	2	2
15	302XC04100	COVER ISU FRONT			1	1	1	1
16	302ND04860	MOUNT PWB USB			1	1	1	1
17	302XC94040	PARTS PWB USB HUB ASSY SP			1	1	1	1
18	302K317460	SEAL FRAME ISU B			2	2	2	2
19	302K317650	SEAL FRAME ISU C			2	2	2	2
20	302K317450	SEAL FRAME ISU A			2	2	2	2
21	302ND04210	COVER ISU CONTACT FRONT			1	1	1	1
22	302ND04190	COVER ISU CONTACT RIGHT			1	1	1	1
23	302LV25420	PIN FUSER			2	2	2	2
24	302N294010	PARTS MOTOR ISU SP			1	1	1	1
25	302ND17140	MOUNT DRIVE			1	1	1	1

FIG. 23 Laser Scanner Section

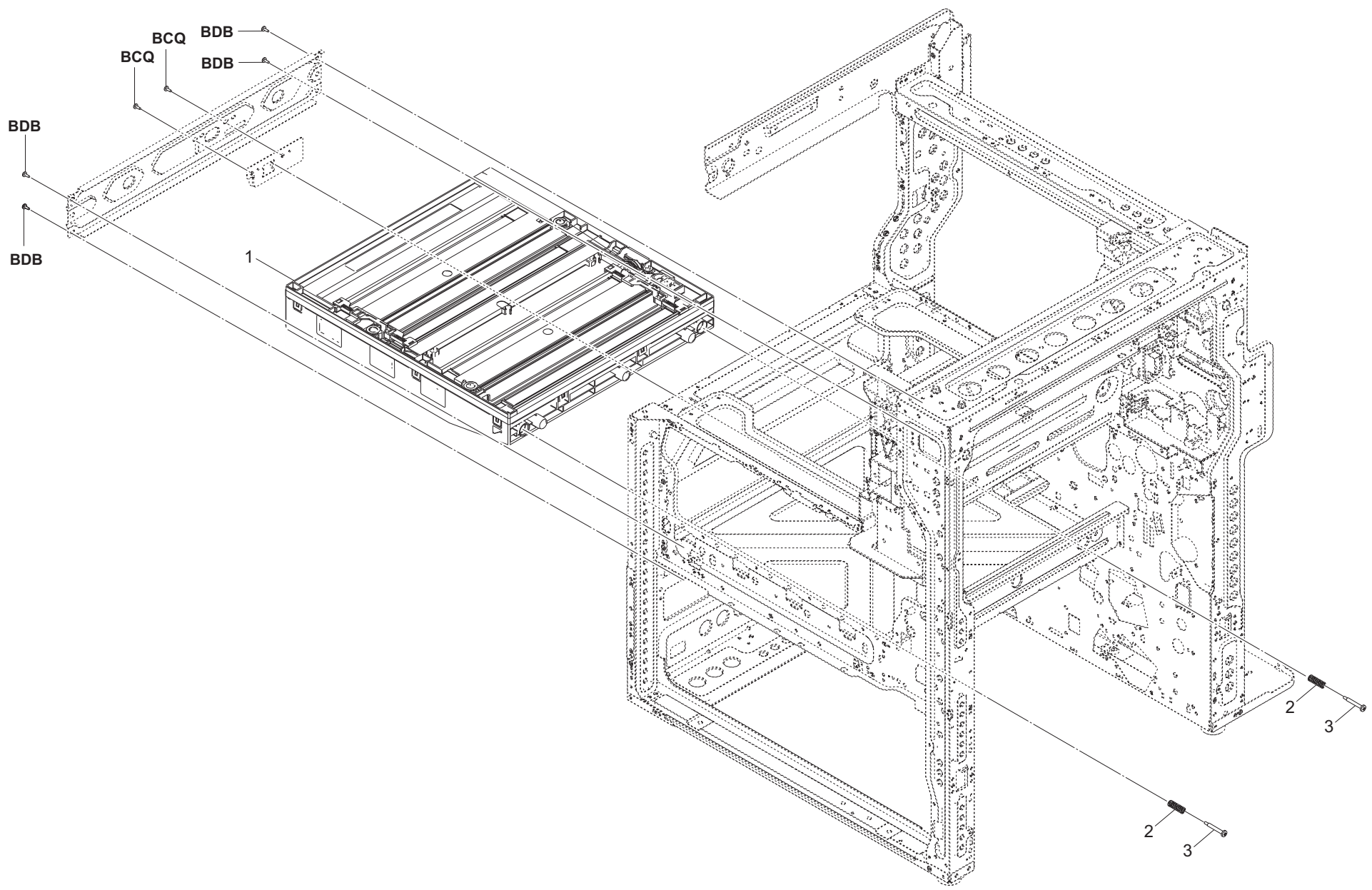


FIG. 23 Laser Scanner Section

Ref No.	Part.No.	Description	Notes	Revision	Quantity			
					100	120	230	240
1	302XC93130	LK-8560			1	1	1	1
2	302H024331	SPRING REGIST R			2	2	2	2
3	302JF19011	PIN LSU			2	2	2	2

FIG. 24 Developer Section

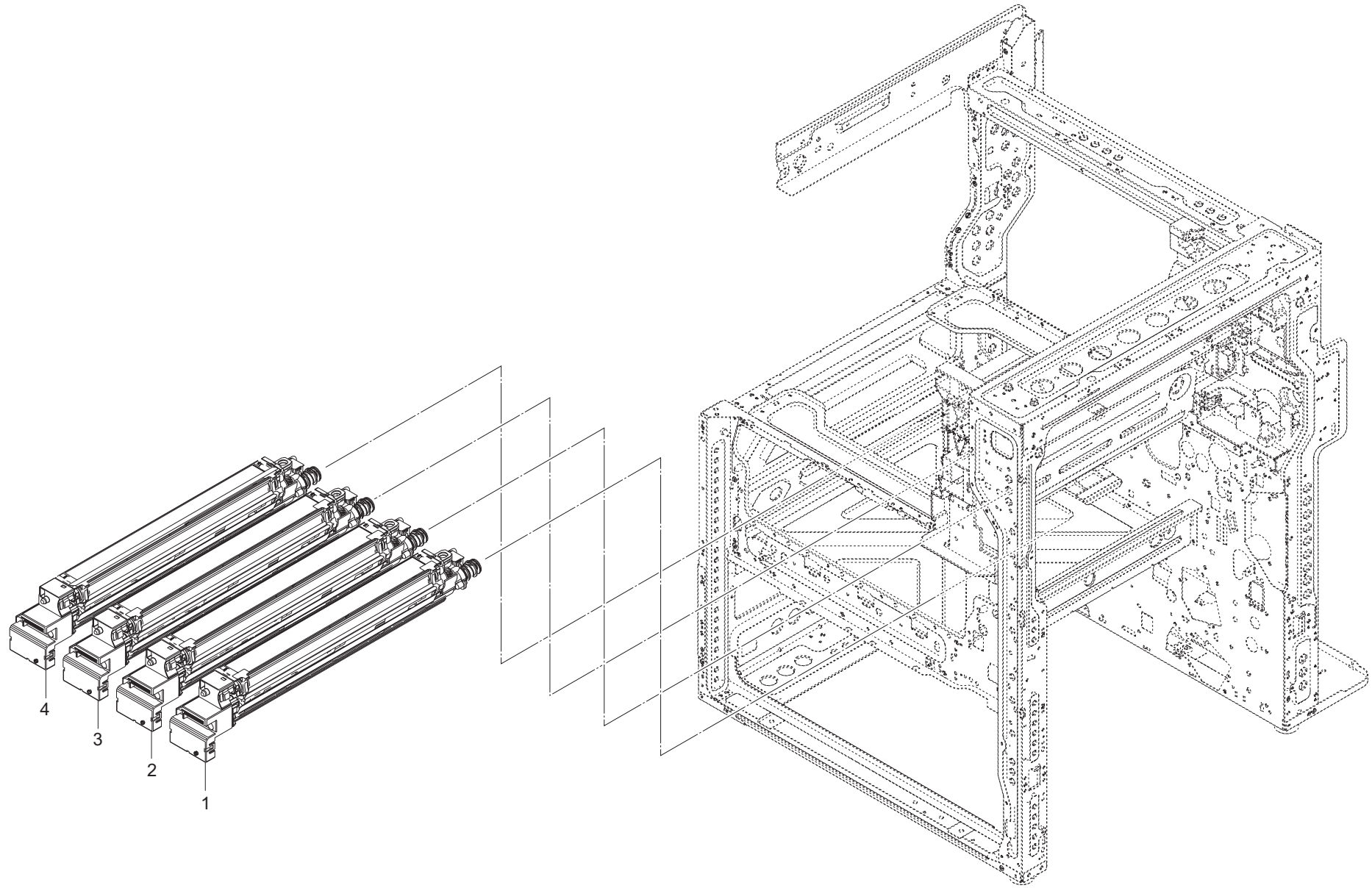


FIG. 25 Image Formation Section

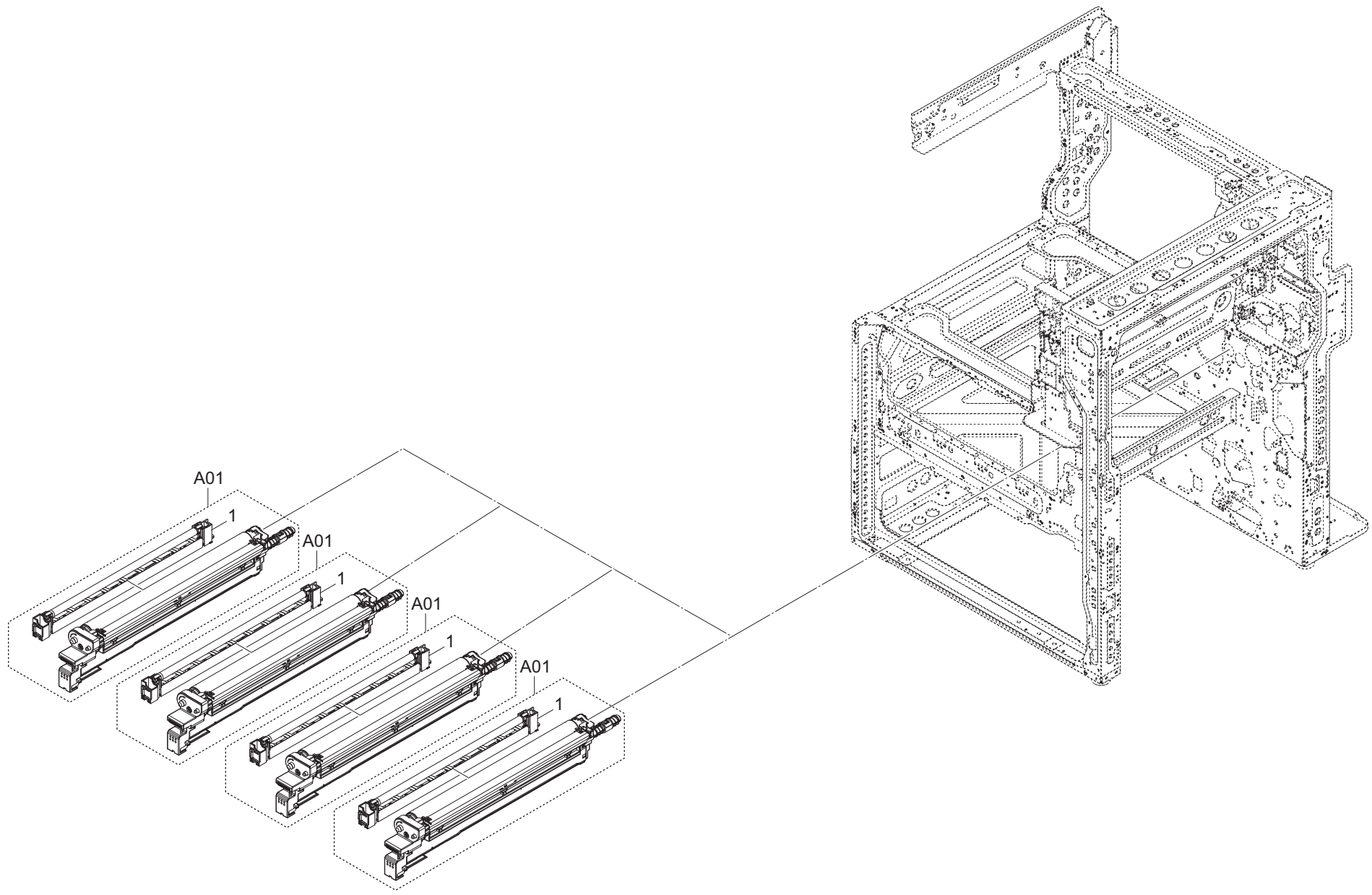


FIG. 25 Image Formation Section

Ref No.	Part.No.	Description	Notes	Revision	Quantity				
					100	120	230	240	
A01	302XC93050	DK-8560			4	4	4	4	
1	*302XC93060	MC-8560			4	4	4	4	

FIG. 26 Transfer Belt Section

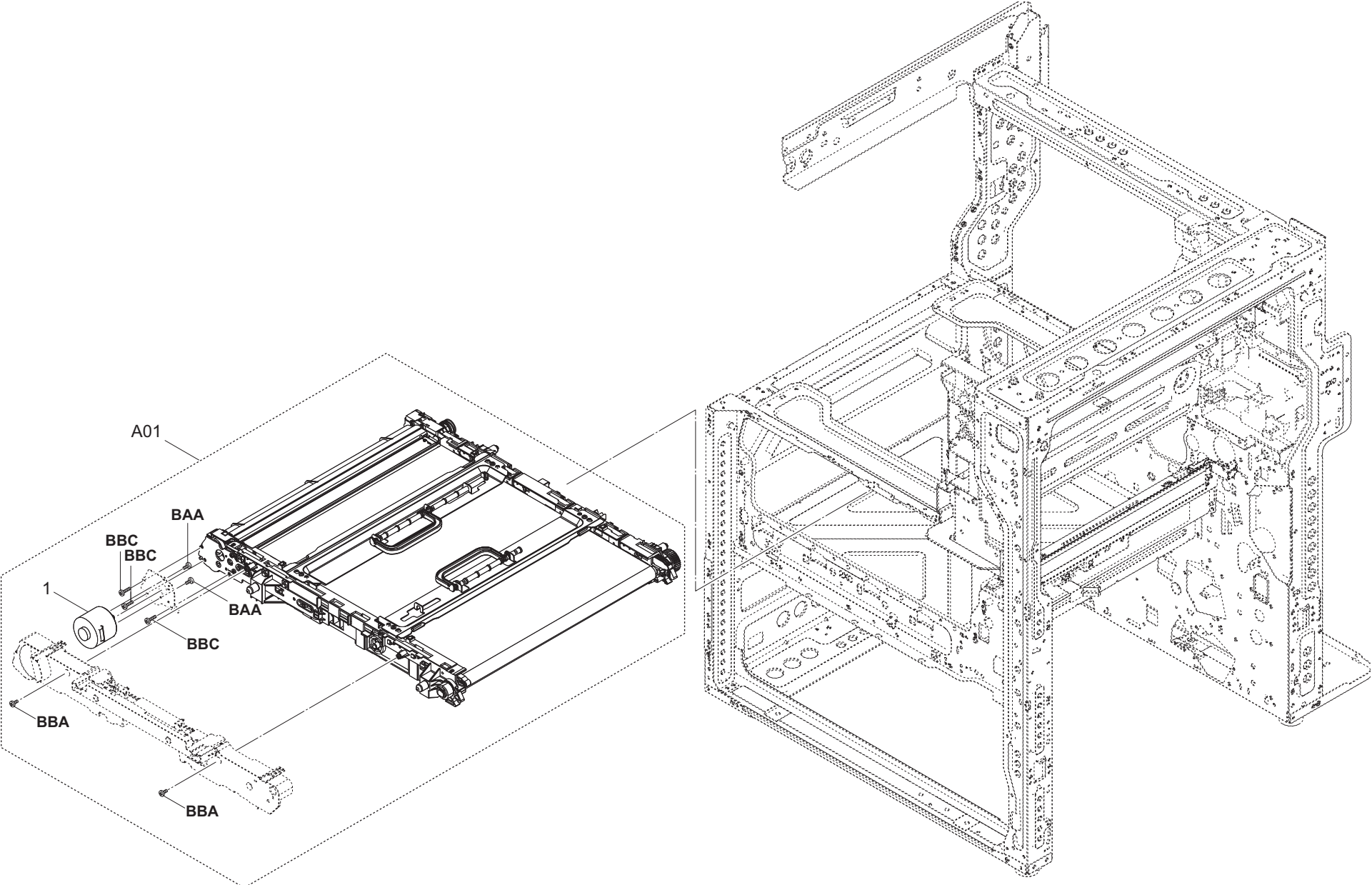


FIG. 27 Fuser Section

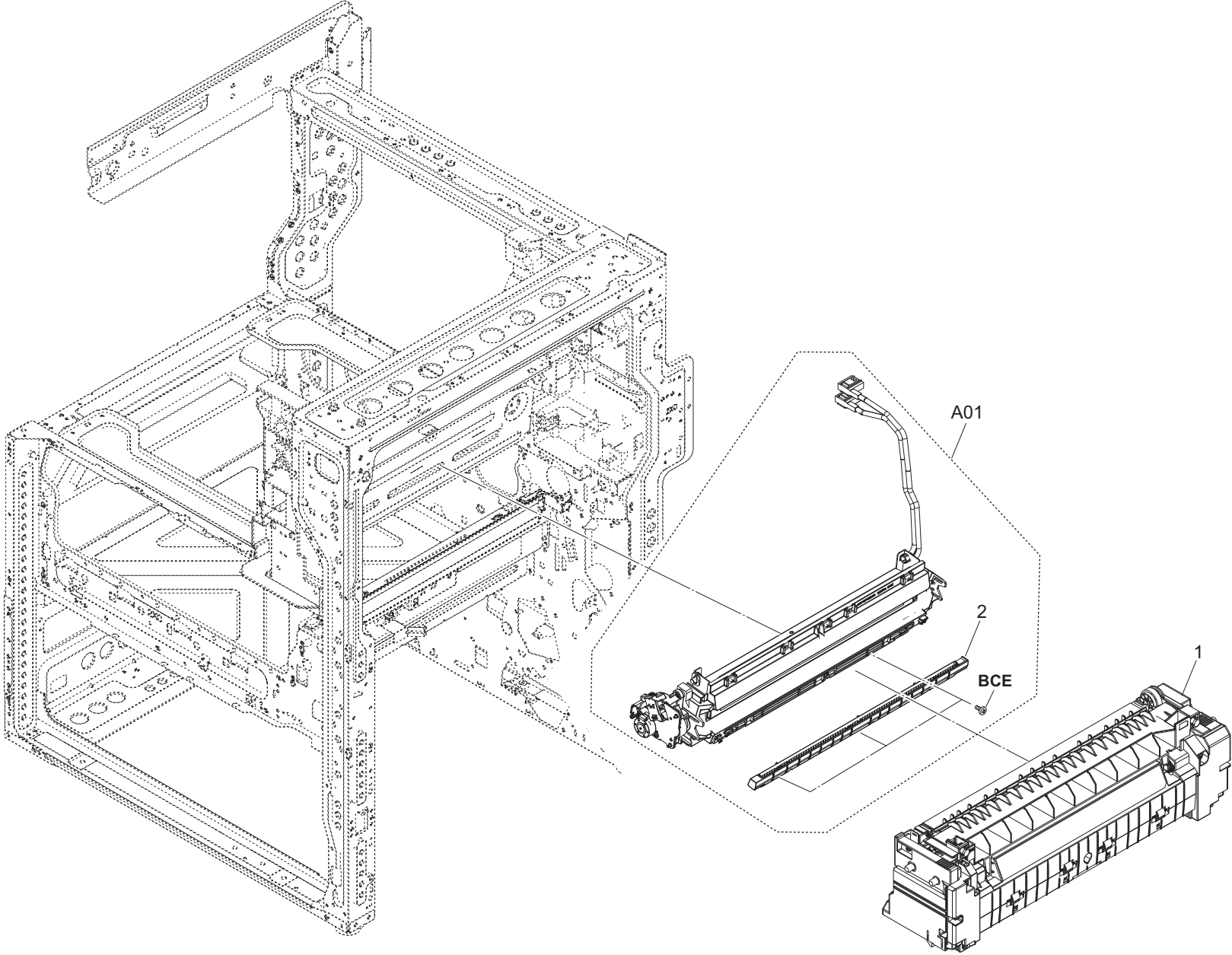


FIG. 27 Fuser Section

2XC-2.0

Ref No.	Part.No.	Description	Notes	Revision	Quantity			
					100	120	230	240
1	302XC93160	FK-8620			1	1	1	1
A01	302XC93140	FK-8610 IH			1	1		
A01	302XC93150	FK-8615 IH					1	1
2	*302ND94810	PARTS BELT CHARGER ASSY SP			1	1	1	1

FIG. 28 Exit Section (Guide & Pully)

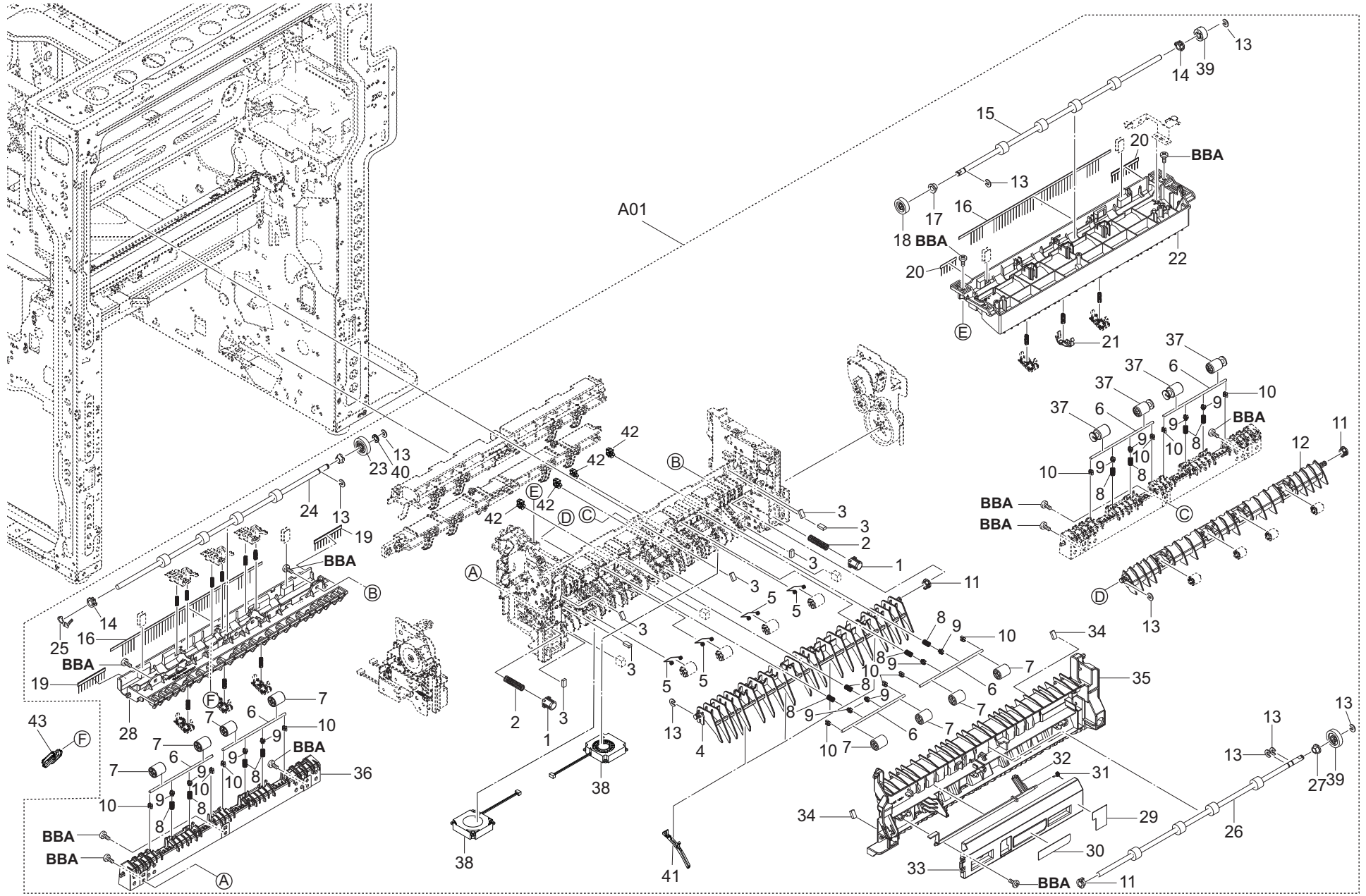


FIG. 28 Exit Section (Guide & Pully)

Ref No.	Part.No.	Description	Notes	Revision	Quantity			
					100	120	230	240
A01	302XC94090	PARTS EXIT UNIT H1 SP			1	1	1	1
1	*302K925360	CAP SPRING			2	2	2	2
2	*302F914560	SPRING LEVER DLP			2	2	2	2
3	*303H321050	CUSHION EJECT GUIDE			7	7	7	7
4	*302XC28200	GUIDE CHANGE LOWER			1	1	1	1
5	*302ND28641	SPRING HOLDER PULLEY C			4	4	4	4
6	*303RG24110	SHAFT PULLEY			6	6	6	6
7	*302ND28580	PULLEY EXIT			8	8	8	8
8	*302F928170	SPRING PULLEY			12	12	12	12
9	*302ND24290	CAP SPRING			12	12	12	12
10	*302ND29630	CAP HOLDER SHAFT			12	12	12	12
11	*302ND28270	BUSH SLIDE			3	3	3	3
12	*302ND28091	GUIDE CHANGE SWITCHBACK			1	1	1	1
13	*302ND08670	CUT-WASHER 4			9	9	9	9
14	*302ND28450	BUSH SLIDE EW			2	2	2	2
15	*302XC94120	PARTS ROLLER SWITCHBACK SP			1	1	1	1
16	*302ND28410	STATIC-ELIMINATOR EXIT			2	2	2	2
17	*302H702590	BUSH SCREW			1	1	1	1
18	*302ND28260	GEAR Z23S			1	1	1	1
19	*303NB36460	STATIC-ELIMINATOR EJECT			2	2	2	2
20	*303N816340	STATIC-ELIMINATOR EJECT			2	2	2	2
21	*302NL28010	GUIDE EXIT PUSH JS			1	1	1	1
22	*302XC28020	GUIDE INNER EXIT UPPER			1	1	1	1
23	*302XC28120	GEAR Z41L ONEWAY			1	1	1	1
24	*302XC94110	PARTS ROLLER LOW SP			1	1	1	1
25	*302ND28660	PLATE EARTH FRONT MAIN			1	1	1	1
26	*302XC94130	PARTS ROLLER FEED EXIT SP			1	1	1	1
27	*302H024370	BUSH 6 EW			1	1	1	1
28	*302XC28220	GUIDE MAIN EXIT UPPER			1	1	1	1
29	*302ND34320	LABEL CAUTION			1	1	1	1
30	*302ND34250	LABEL A1			1	1	1	1
31	*302K928190	SPRING-TORSION SWITCHBACK			1	1	1	1
32	*302ND28330	ACTUATOR SWITCHBACK			1	1	1	1
33	*302ND28430	COVER RIGHT EXIT			1	1	1	1
34	*302ND28650	CUSHION EJECT GUIDE			2	2	2	2
35	*302ND28280	GUIDE RIGHT EXIT			1	1	1	1
36	*302XC28160	GUIDE MAIN EXIT LOWER			1	1	1	1
37	*302V828020	ROLLER SWITCHBACK B			4	4	4	4
38	*302XC94140	PARTS FAN BLOWER 40 10 SP			2	2	2	2
39	*302K903140	GEAR Z18S			2	2	2	2
40	*7BC06062A0A0H01	POLY SLIDER WASHER 6.2X10X1.0T			1	1	1	1
41	*302XC28230	GUIDE EXIT			4	4	4	4
42	*7YZM610006++H01	ACCESS.SADDLE			4	4	4	4
43	302ND28190	ATTACHMENT ACT			1			

FIG. 29 Exit Section (Elect. Parts)

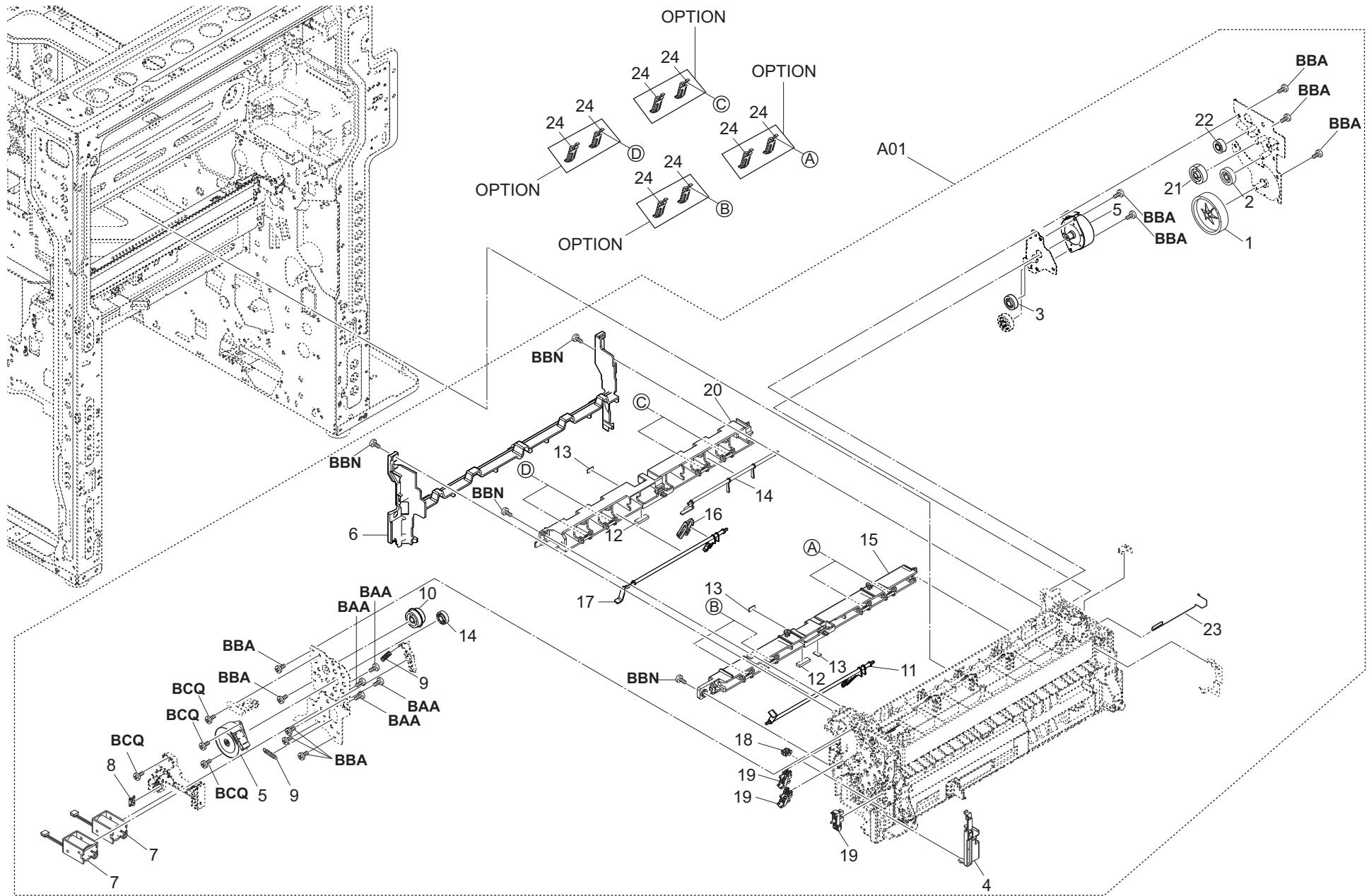


FIG. 29 Exit Section (Elect. Parts)

Ref No.	Part.No.	Description	Notes	Revision	Quantity			
					100	120	230	240
A01	302XC94090	PARTS EXIT UNIT H1 SP			1	1	1	1
1	*302ND28170	GEAR Z63S T0.05P			1	1	1	1
2	*302XC28140	GEAR Z23S			1	1	1	1
3	*302XC28130	GEAR Z34R			1	1	1	1
4	*302XC28150	COVER SENSOR			1	1	1	1
5	*302ND94490	PARTS MOTOR SWITCHBACK SP			2	2	2	2
6	*302XC28030	COVER EXIT			1	1	1	1
7	*302K994380	PARTS SOLENOID FEED SHIFT SP			2	2	2	2
8	*7YZM210006++H01	ACCESS.EDGING			1	1	1	1
9	*63706260	SPRING,STACK BYPASS GEAR			2	2	2	2
10	*302XC28090	GEAR Z41L Z23S			1	1	1	1
11	*302XC28190	ACTUATOR MAIN EXIT FULL			1	1	1	1
12	*302GR05080	CUSHION HANDLE A			2	2	2	2
13	*303H321070	CUSHION FEED SHIFT GUIDE			2	2	2	2
14	*302XC28080	GEAR Z30R			1	1	1	1
15	*302ND28070	COVER MAIN EXIT			1	1	1	1
16	*302ND28190	ATTACHMENT ACT			1	1	1	1
17	*302XC28180	ACTUATOR INNER EXIT FULL			1	1	1	1
18	*7YZM610006++H01	ACCESS.SADDLE			1	1	1	1
19	*302P794010	PARTS SENSOR OPT. SP			3	3	3	3
20	*302ND28210	COVER INNER EXIT			1	1	1	1
21	*302K331170	GEAR Z28S			1	1	1	1
22	*302K924640	GEAR Z19S IDLE			1	1	1	1
23	*302XC28170	SPRING EARTH MAIN EXIT			1	1	1	1
24	302ND28320	GUIDE EXIT OVER FLOW	OPTION		8	8	8	8

FIG. 30 Drive Section (DK & DV)

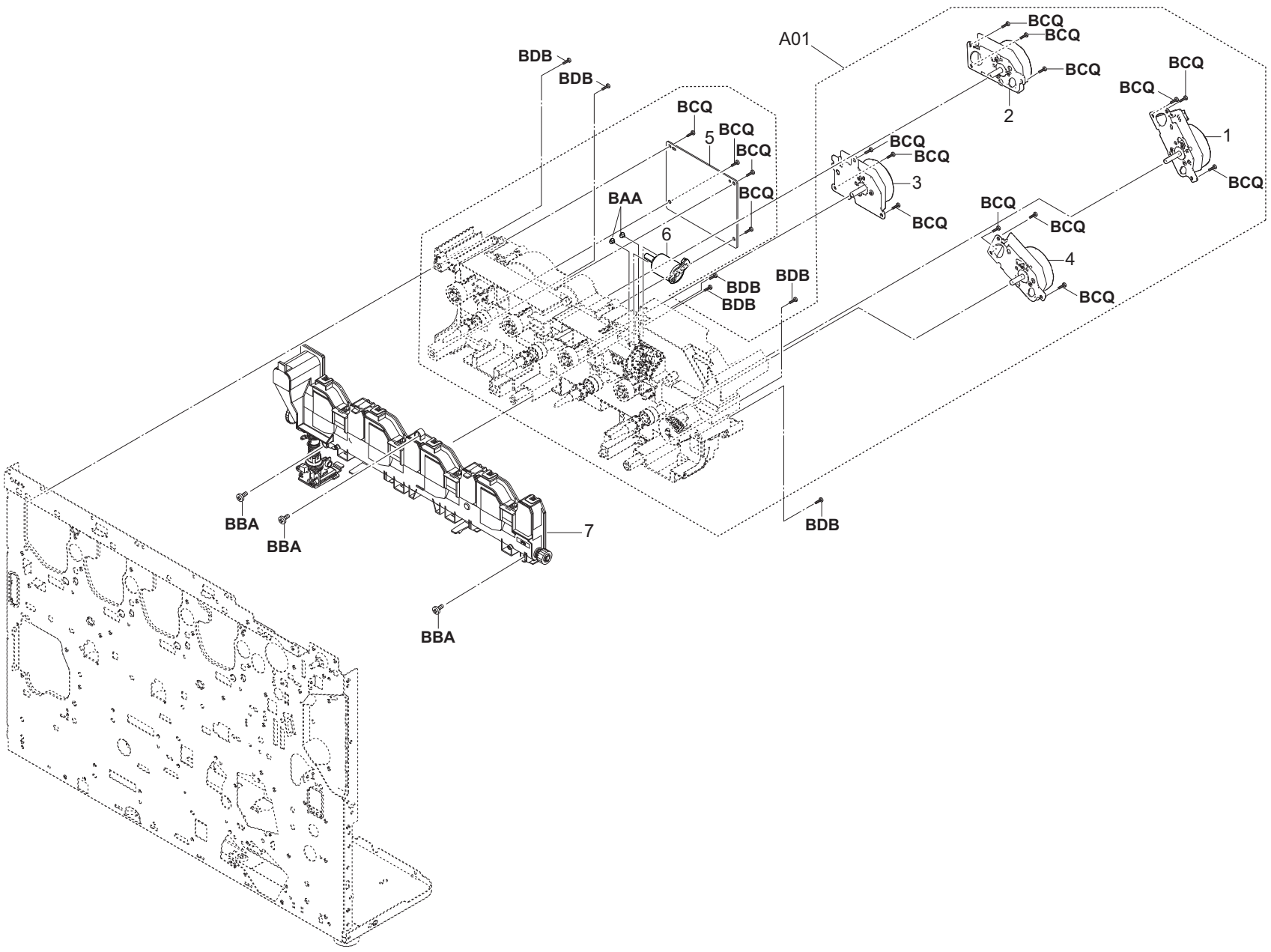


FIG. 30 Drive Section (DK & DV)

2XC-2.0

Ref No.	Part.No.	Description	Notes	Revision	Quantity			
					100	120	230	240
A01	302XC93110	DR-8570			1	1	1	1
1	*302ND94552	PARTS MOTOR-BL W30 DRUM ASSY SP			1	1	1	1
2	*302V894170	PARTS MOTOR-BL W40 ASSY SP			1	1	1	1
3	*302ND94521	PARTS MOTOR-BL W30 ASSY SP			1	1	1	1
4	*302ND94532	PARTS MOTOR-BL W20 DRUM Z11 ASSY SP			1	1	1	1
5	*302XC94290	PARTS PWB IMAGE DRIVE ASSY SP			1	1	1	1
6	*303TB94010	PARTS DC MOTOR ASSY C SP			1	1	1	1
7	302XC94190	PARTS BOX WASTE H ASSY SP			1	1	1	1

FIG. 31 Drive Section (Toner)

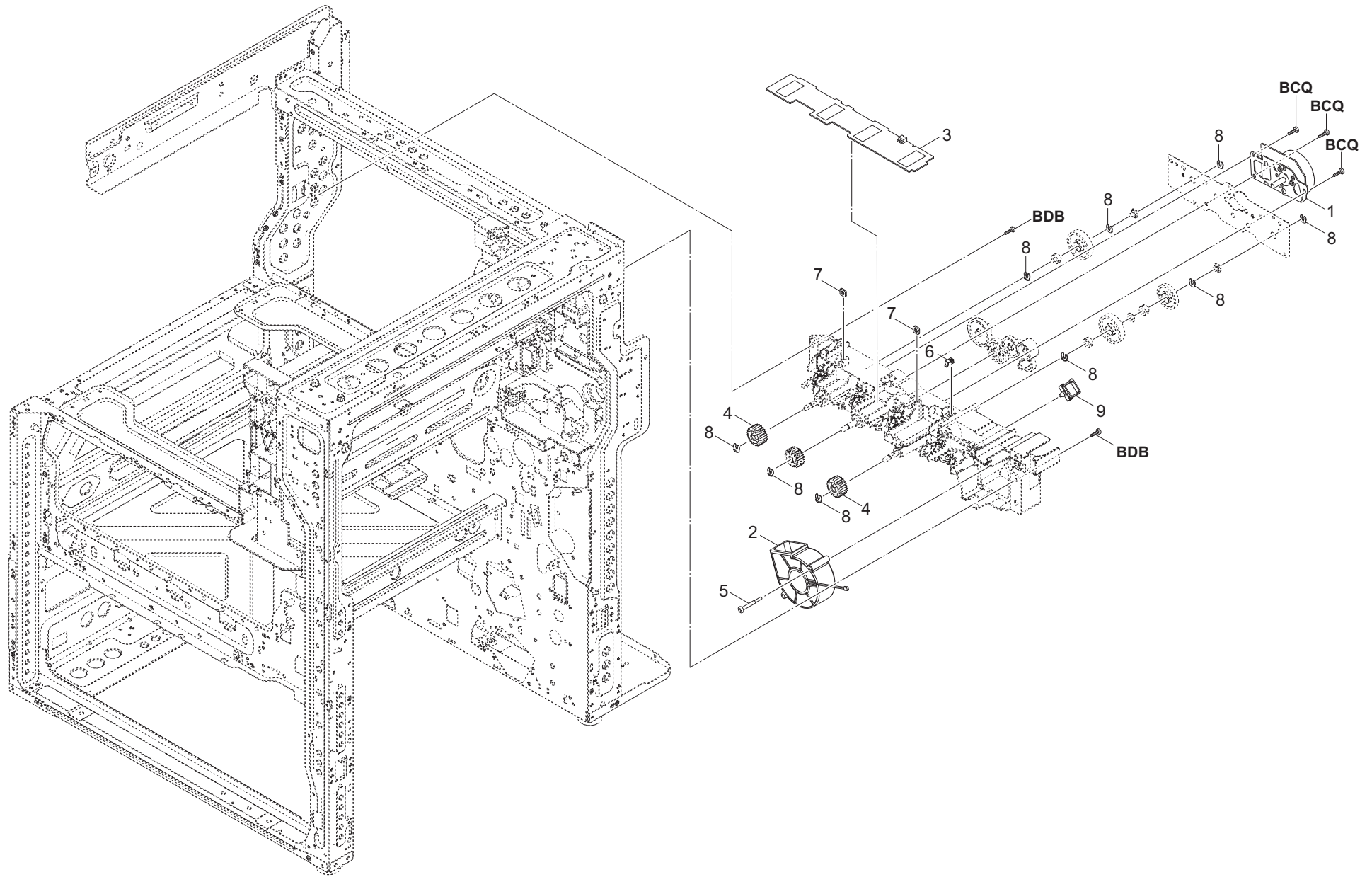


FIG. 31 Drive Section (Toner)

Ref No.	Part.No.	Description	Notes	Revision	Quantity			
					100	120	230	240
1	302ND94781	PARTS MOTOR-BL W20 ASSY SP			1	1	1	1
2	302K994350	PARTS FAN COOLING DLP 70 SP			1	1	1	1
3	302ND94260	PARTS PWB RFID ASSY SP			1	1	1	1
4	302ND15430	GEAR Z23S CONTAINER JOINT			2	2	2	2
5	302H733430	SCREW FAN			1	1	1	1
6	302K931080	WIRE STOPPER			1	1	1	1
7	5MMS111SL002	NUT FUSER A / FS-1800/3800 A4			2	2	2	2
8	5MVX111DN003	RING STOPPER / A-49 FEED A4			9	9	9	9
9	7YZM610004++H01	ACCESS SADDLE			1	1	1	1

FIG. 32 Drive Section (Fuser)

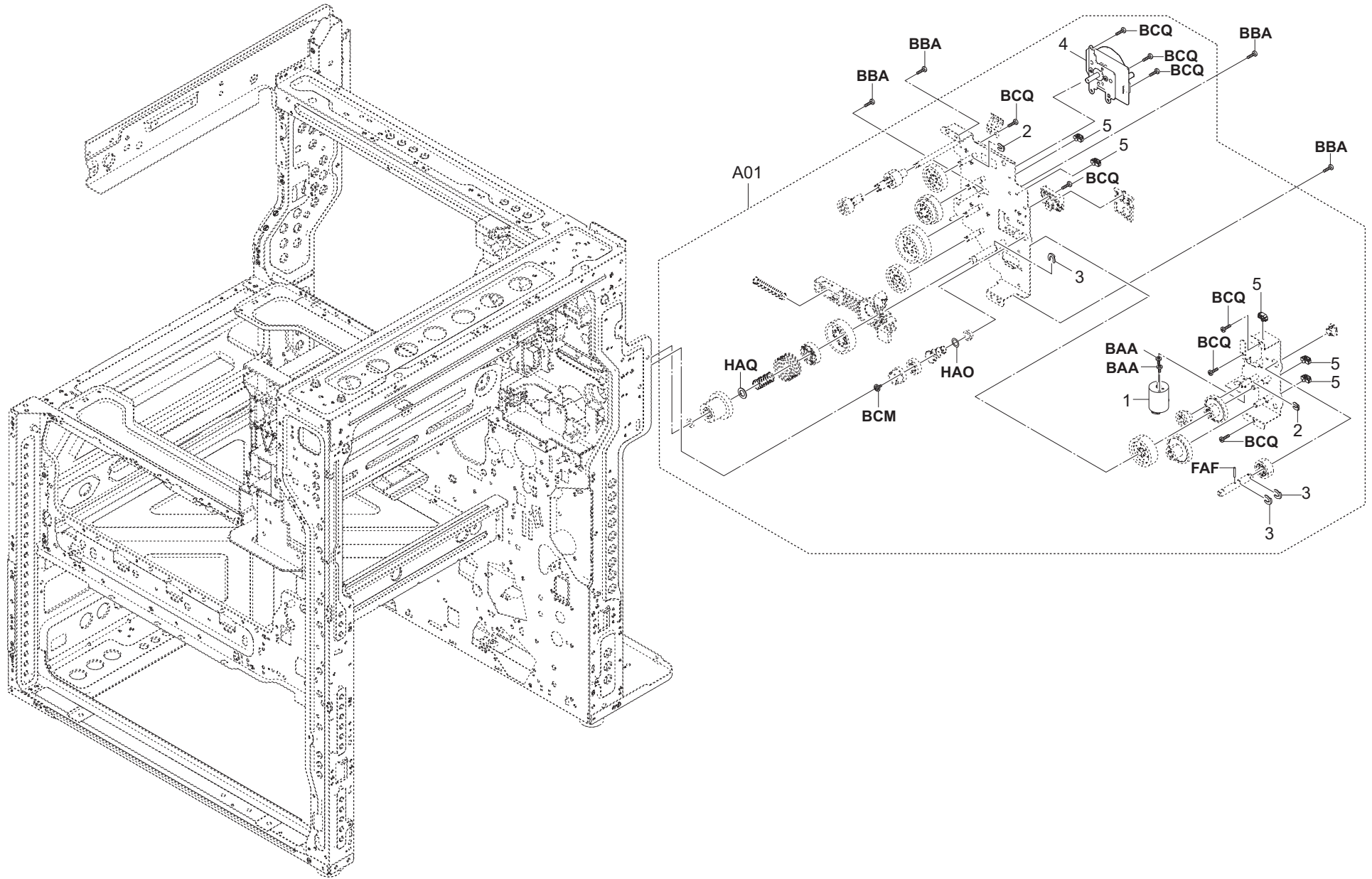


FIG. 33 Drive Section (Paper Conveyng)

2XC-2.0

Ref No.	Part.No.	Description	Notes	Revision	Quantity			
					100	120	230	240
A01	302XC94180	PARTS FEED DRIVE ASSY SP			1	1	1	1
1	*7YZM610007++H01	ACCESS.SADDLE			1	1	1	1
2	*302ND31700	PIN FEED			4	4	4	4
3	*302ND31730	PIN REGIST			1	1	1	1
4	*302ND31711	SHAFT JOINT MID			1	1	1	1
5	*5MVX111DN003	RING STOPPER / A-49 FEED A4			20	20	20	20
6	*302ND31721	SHAFT JOINT DU			1	1	1	1
7	*302ND31630	GEAR Z23R			1	1	1	1
8	*302HG12310	CUT WASHER 4			3	3	3	3
9	*302RH94090	PARTS CLUTCH 35 Z35R SP			4	4	4	4
10	*302K931510	GEAR Z35R			1	1	1	1
11	*302HN31200	GEAR Z35L			1	1	1	1
12	*302HN31660	JOINT SHAFT CASSETTE			3	3	3	3
13	*302K931550	GEAR Z27L			1	1	1	1
14	*302K031310	GEAR MIDDLE CLN Z30R			1	1	1	1
15	*302ND31780	GEAR Z56R-Z31R			1	1	1	1
16	*302ND31580	GEAR Z71R-Z29L-Z42S			1	1	1	1
17	*302ND31660	GEAR Z16R-Z33S			1	1	1	1
18	*302JZ31170	GEAR Z27L MAIN			1	1	1	1
19	*302K331140	GEAR Z30R IDLE			1	1	1	1
20	*302H731500	GEAR Z36L MAIN			1	1	1	1
21	*302ND31760	PLATE EARTH FEED			1	1	1	1
22	*302ND31571	PLATE FEED DRIVE			1	1	1	1
23	*302H702590	BUSH SCREW			6	6	6	6
24	*7YZM610001++H01	ACCESS SADDLE			1	1	1	1
25	*302ND31670	GEAR Z16S-Z24R			1	1	1	1
26	*302ND46160	CONN.CORD ASSY FEED MOTOR			1	1	1	1
27	*302ND94771	PARTS MOTOR-BL W30 ASSY SP			1	1	1	1
28	*302ND28270	BUSH SLIDE			3	3	3	3
29	*302ND31600	GEAR Z24R			1	1	1	1
30	*302ND31640	GEAR Z31R			1	1	1	1
31	*302HN31410	SPRING FEED			3	3	3	3
32	*302XC94020	PARTS PWB FEED DRIVE ASSY SP			1	1	1	1
33	*302ND94570	PARTS ONE WAY CLUTCH ASSY SP			1	1	1	1

FIG. 34 Operation Section

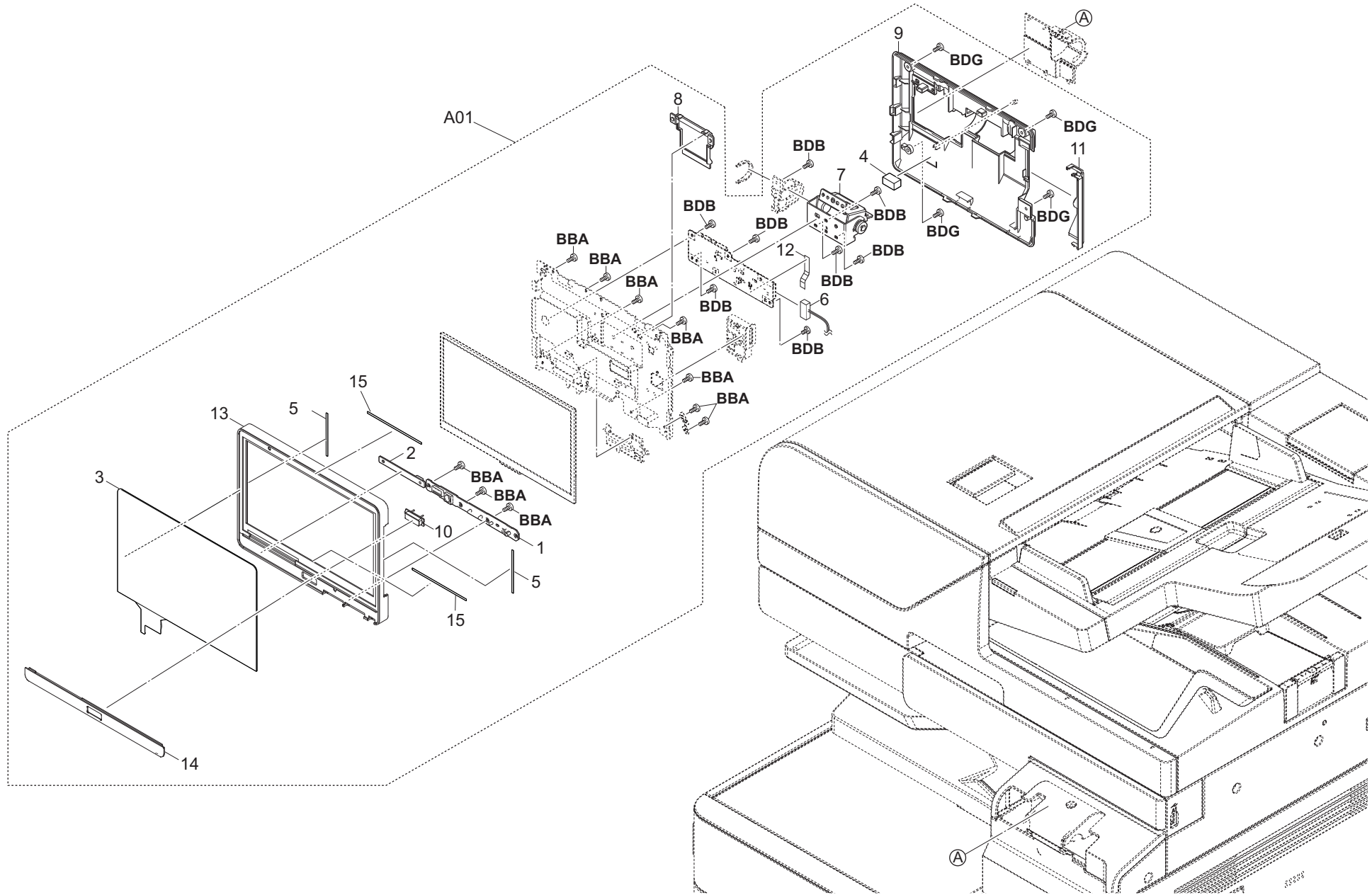


FIG. 34 Operation Section

Ref No.	Part.No.	Description	Notes	Revision	Quantity			
					100	120	230	240
A01	302XC94220	PARTS OPERATION UNIT H SP			1	1	1	1
1	*302XC94050	PARTS PWB OPERATION ASSY SP			1	1	1	1
2	*302RH94050	PARTS PWB NFC ASSY SP			1	1	1	1
3	*302V894081	PARTS TABLET OPERATION SP			1	1	1	1
4	*302V805220	SPONGE PANEL			1	1	1	1
5	*302V805260	SPONGE LCD D			2	2	2	2
6	*302V846080	CONN.CORD ASSY 10KEY JOINT			1	1	1	1
7	*302V805240	HINGE OPERATION ASSY			1	1	1	1
8	*302V805031	COVER OPERATION C			1	1	1	1
9	*302V805021	COVER OPERATION B			1	1	1	1
10	*302XC05061	KEY HOME			1	1	1	1
11	*302XC05080	LID OPERATION A			1	1	1	1
12	*302XC46240	CONN.CORD ASSY FFC OPERATION			1	1	1	1
13	*302XC05010	COVER OPERATION			1	1	1	1
14	*302XC05030	PANEL OPERATION			1	1	1	1
15	*302V805250	SPONGE LCD C			2	2	2	2

FIG. 35 Electrical Components (Cont. Box)

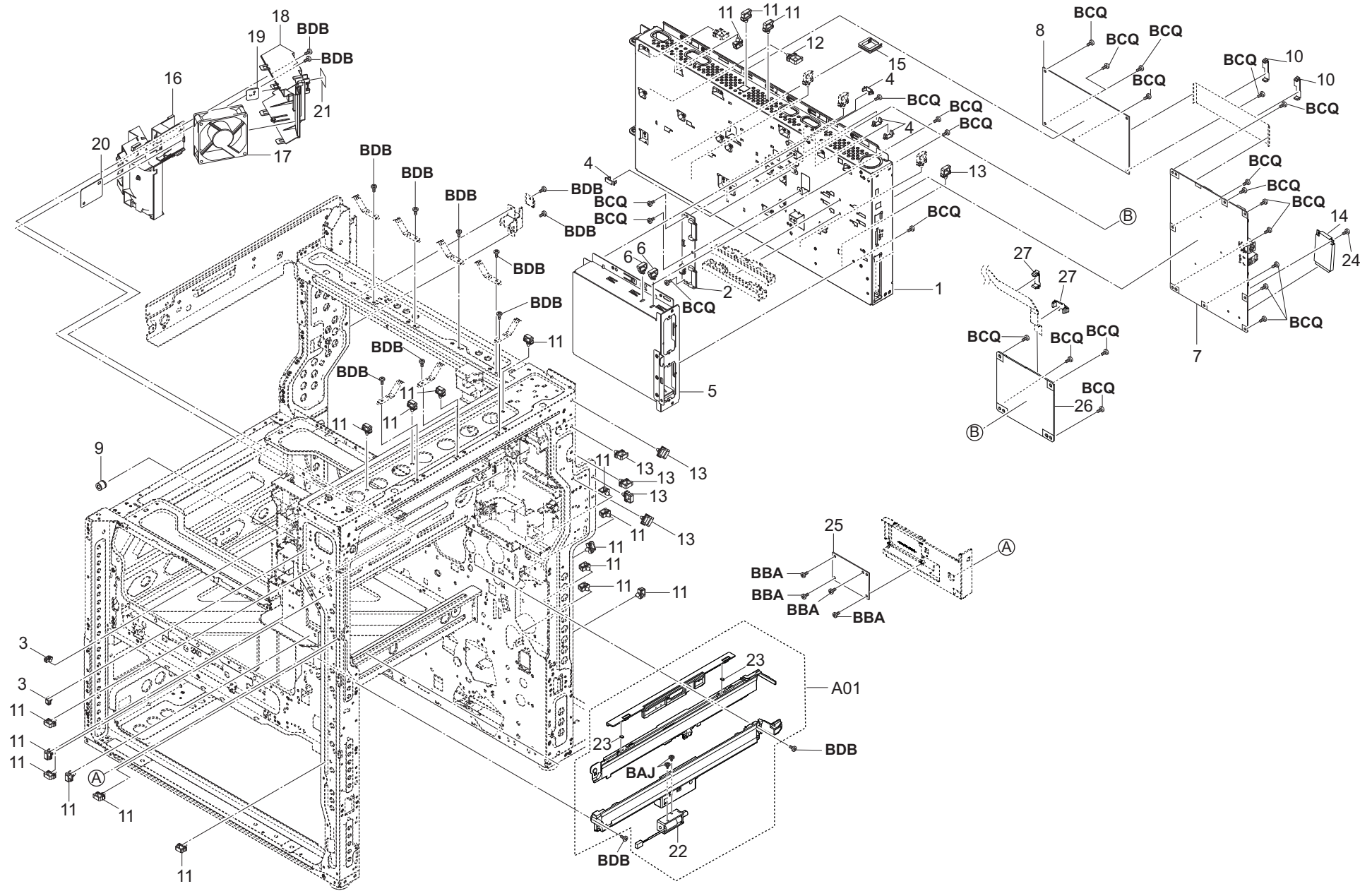


FIG. 35 Electrical Components (Cont. Box)

Ref No.	Part.No.	Description	Notes	Revision	Quantity			
					100	120	230	240
1	302XC39010	CONT BOX			1	1	1	1
2	302XN94010	PARTS PWB KUJO ASSY SP			1	1	1	1
3	7YZM610007++H01	ACCESS.SADDLE			2	2	2	2
4	7YZM390011++H01	ACCESS.CLAMP			4	4	4	4
5	302ND39021	CONT BOX SUB			1	1	1	1
6	7YZM610010++H01	ACCESS.SADDLE			2	2	2	2
7	302XC94251	PARTS PWB MAIN ASSY EU SP					1	
7	302XC94261	PARTS PWB MAIN ASSY SP			1	1		
7	302XC94381	PARTS PWB MAIN ASSY SP						1
8	302XC94281	PARTS PWB ENGINE ASSY SP			1	1	1	1
9	302K903620	SHIELD SCREW			1	1	1	1
10	7YZM390003++H01	ACCESS.CLAMP			2	2	2	2
11	7YZM610001++H01	ACCESS SADDLE			19	19	19	19
12	7YZM610004++H01	ACCESS SADDLE			1	1	1	1
13	7YZM610002++H01	ACCESS SADDLE			6	6	6	6
14	302XD94010	PARTS SSD SP			1	1		
14	302XC94270	PARTS SSD SP					1	1
15	7YZM210013++H01	ACCESS.EDGING			1	1	1	1
16	302ND33030	DUCT LVU FAN B			1	1	1	1
17	302TJ94H40	PARTS FAN CENTER 80 25 3 SP			1	1	1	1
18	302ND33020	DUCT LVU FAN A			1	1	1	1
19	302M294130	PARTS PWB ASSY THERMISTOR SP			1	1	1	1
20	2C912430	LID KMAS			1	1	1	1
21	302HN02720	SEAL SQUARE 25-20			1	1	1	1
A01	302XC94400	PARTS ID SENSOR H ASSY SP			1	1	1	1
22	*302K994390	PARTS SOLENOID ID SENSOR SP			1	1	1	1
23	*302HN02970	FELT CLEANER ID			2	2	2	2
24	302ND94A80	PARTS BIND M SCREW 2X4 SP			1	1	1	1
25	302XC94300	PARTS PWB FRONT DRIVE ASSY SP			1	1	1	1
26	302XC94310	PARTS PWB VIDEO ASSY SP			1	1	1	1
27	7YZM390006++H01	ACCESS.CLAMP			2	2	2	2

FIG. 36 Electrical Components (Low & High Voltage)

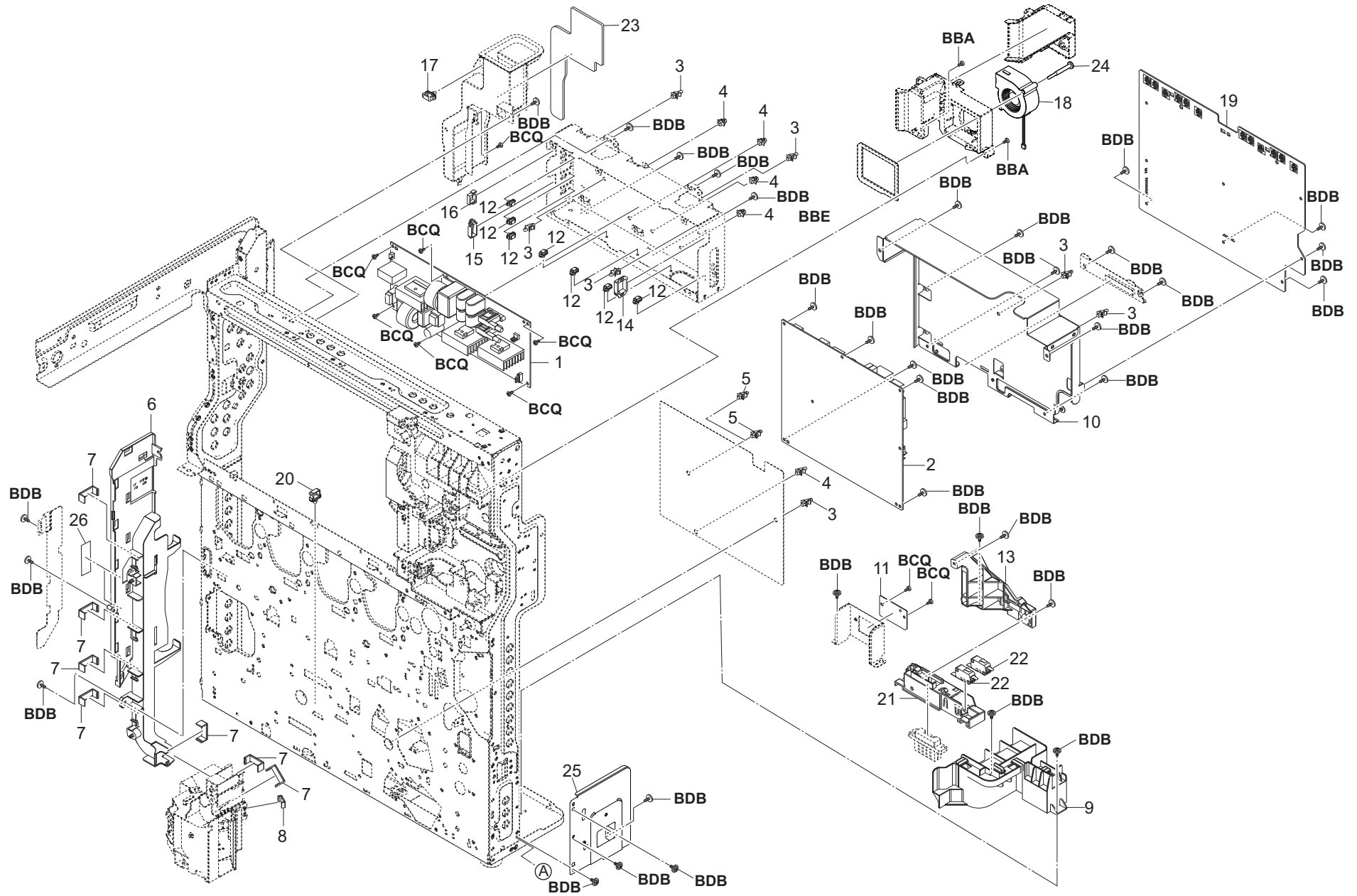


FIG. 36 Electrical Components (Low & High Voltage)

Ref No.	Part.No.	Description	Notes	Revision	Quantity			
					100	120	230	240
1	302ND94300	PARTS PWB IH 100 ASSY SP				1		
1	302XC94340	PARTS PWB IH 100 ASSY SP			1			
1	302ZK94020	PARTS PWB IH 200 ASSY SP					1	1
2	302XC94160	PARTS UNIT LOW VOLTAGE SP			1	1	1	1
3	7YZM510007++H01	ACCESS.SPACER			7	7	7	7
4	7YZM510021++H01	ACCESS.SPACER			5	5	5	5
5	7YZM510023++H01	ACCESS.SPACER			2	2	2	2
6	302ND39100	GUIDE WIRE MAIN A			1	1	1	1
7	303LL02180	HOLDER WIRE A			7	7	7	7
8	303LL02330	HOLDER WIRE D			1	1	1	1
9	302ND39140	GUIDE WIRE LVU			1	1	1	1
10	302ND39060	SHIELD LVU PWB				1	1	1
10	302XC39240	SHIELD LVU PWB			1			
11	302FB26290	LID VENDOR			1	1	1	1
12	7YZM610007++H01	ACCESS.SADDLE			7	7	7	7
13	302ND02620	REINFORCEMENT REAR FRAME			1	1	1	1
14	7YZM210011++H01	ACCESS.EDGING			1	1	1	1
15	7YZM210010++H01	ACCESS.EDGING			1	1	1	1
16	7YZM210009++H01	ACCESS.EDGING			1	1	1	1
17	7YZM610001++H01	ACCESS SADDLE			1	1	1	1
18	302K994360	PARTS FAN COOLING LSU 60 SP			1	1	1	1
19	302XC94150	PARTS UNIT HIGH VOLTAGE MAIN SP			1	1	1	1
20	7YZM610002++H01	ACCESS SADDLE			1	1	1	1
21	302ND02820	MOUNT DRAWER			1	1	1	1
22	2FB27160	INTER LOCK SWITCH			2	2	2	2
23	302XC33140	FILM DUCT IH PWB			1	1	1	1
24	302H733430	SCREW FAN			1	1	1	1
25	302XC39300	PLATE INLET B				1		
26	302KV03330	SHEET WASTE SCREW INNER			2	2	2	2

FIG. 37 Electrical Components (HV Transfer)

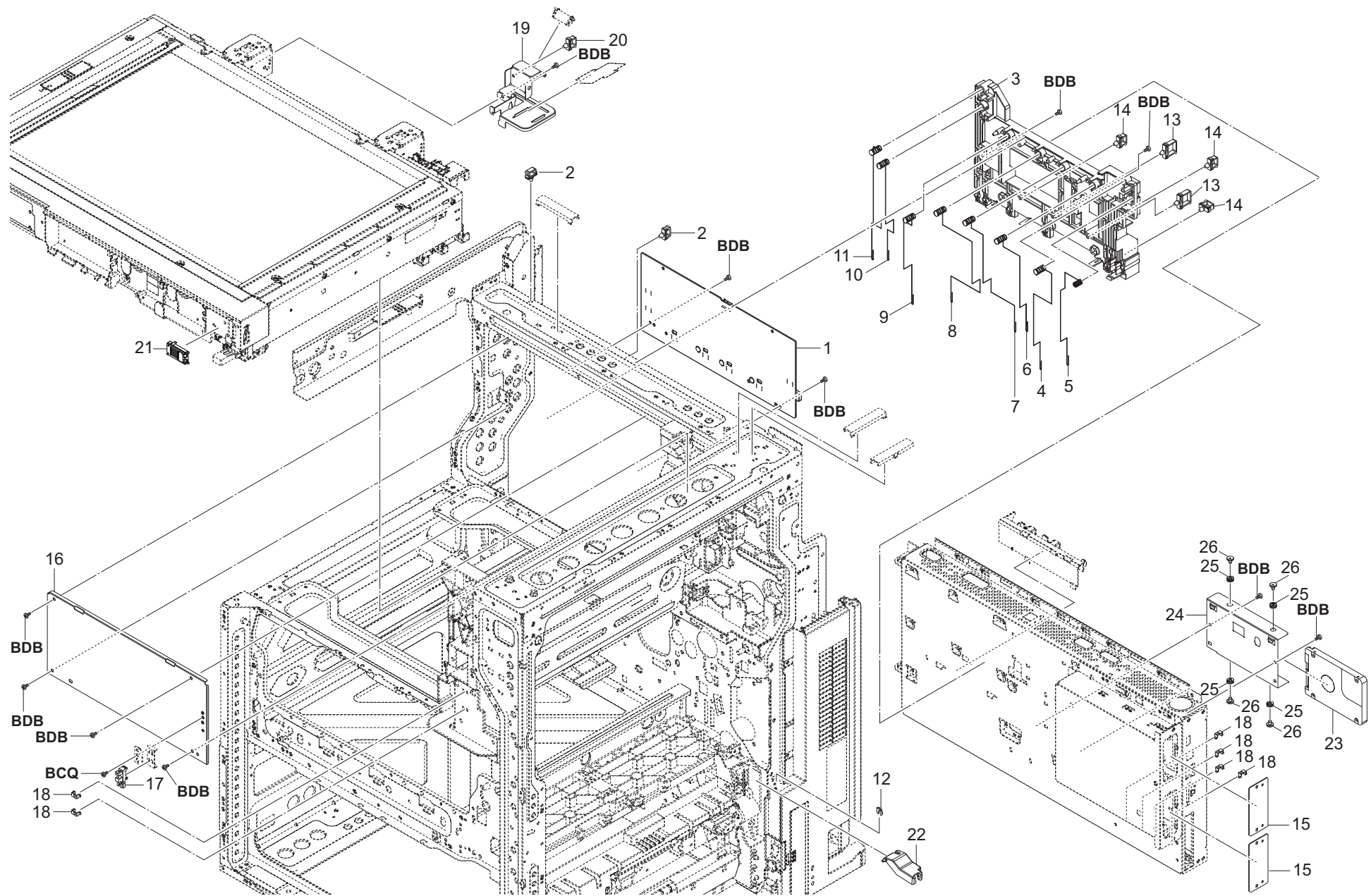


FIG. 37 Electrical Components (HV Transfer)

Ref No.	Part.No.	Description	Notes	Revision	Quantity			
					100	120	230	240
1	302XC94030	PARTS UNIT HIGH VOLTAGE TRANSFER SP			1	1	1	1
2	7YZM610001++H01	ACCESS SADDLE			2	2	2	2
3	302XC39050	BASE TERMINAL TC			1	1	1	1
4	302XC39110	SPRING HV SEPARATION			1	1	1	1
5	302XC39100	SPRING HV DRIVE			1	1	1	1
6	302XC39060	SPRING HV TC BK			1	1	1	1
7	302XC39070	SPRING HV TC M			1	1	1	1
8	302XC39080	SPRING HV TC C			1	1	1	1
9	302XC39090	SPRING HV TC Y			1	1	1	1
10	302ND39190	SPRING HV CLN			1	1	1	1
11	302ND39180	SPRING TRANSFER CLN BIAS			1	1	1	1
12	302LF12410	STOPPER 3			1	1	1	1
13	7YZM610004++H01	ACCESS SADDLE			2	2	2	2
14	7YZM610002++H01	ACCESS SADDLE			3	3	3	3
15	302K339050	PLATE OPTION			2	2	2	2
16	302ND39050	LID SHIELD IH PWB			1	1	1	1
17	302P794010	PARTS SENSOR OPT. SP			1	1	1	1
18	302K931080	WIRE STOPPER			6	6	6	6
19	302ND17350	MOUNT CONNECTOR			1	1	1	1
20	7YZM610008++H01	ACCESS.SADDLE			1	1	1	1
21	302XC94330	PARTS WIFI MODULE ASSY SP				1		
22	302ND29700	COVER CONNECTOR FEED			1	1	1	1
23	302NH93190	PARTS STORAGE DEVICE SP				1		
24	302XC39610	BRACKET HDD				1		
25	302JD19140	BUSHING FAN				4		
26	302MV39341	PIN HDD				4		

FIG. 38 Accessories

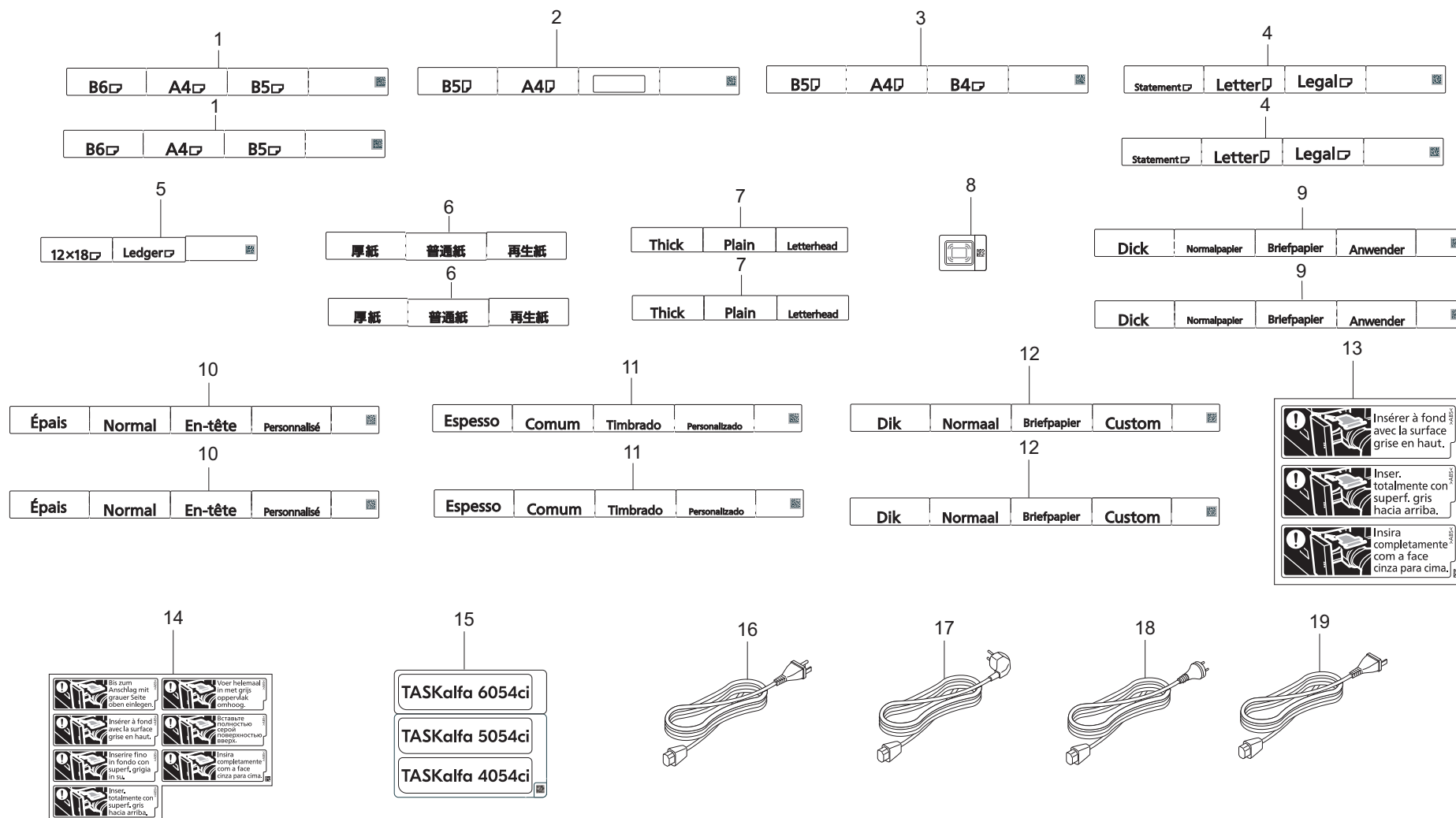


FIG. 38 Accessories

Ref No.	Part.No.	Description	Notes	Revision	Quantity			
					100	120	230	240
1	302ND34120	SHEET PAPER SIZE M A			2		2	2
2	302ND34130	SHEET PAPER SIZE M B			1		1	1
3	302ND34140	SHEET PAPER SIZE M C			1		1	1
4	302ND34150	SHEET PAPER SIZE I A				2		
5	302ND34160	SHEET PAPER SIZE I B				1		
6	302ND34170	SHEET PAPER SIZE M JP	Japanese		2			
7	302ND34180	SHEET PAPER MEDIA EN	English			2	2	2
8	302ND34230	LABEL CARD-READER			1	1	1	1
9	302ND34370	SHEET PAPER MEDIA GER ITA	German/Italian				2	
10	302ND34380	SHEET PAPER MEDIA FRA SPA	French/Spanish			2	2	
11	302ND34390	SHEET PAPER MEDIA PTB	Brazilian Portuguese			2	2	
12	302ND34400	SHEET PAPER MEDIA DUT RUS	Dutch/Russian				2	
13	302ND34430	LABEL OPERATION TONER US	French/Spanish/Brazilian Portuguese			1		
14	302ND34440	LABEL OPERATION TONER NL	German/Italian/Dutch/Russian/French/Spanish/Brazilian Portuguese				1	
15	302YN34020	LABEL EMBLEM SET					1	1
16	7AAACCUS+20H004	AC CORD ASSY SIDE US				1		
17	302ND94650	PARTS AC CORD EU SP					1	
18	7AAACCAS+10H002	AC CORD ASSY AS						1
19	7AAACCJP+15H009	AC CORD ASSY SIDE JP			1			

FIG. 39 Options (Platen Cover)

PLATEN COVER TYPE(E)

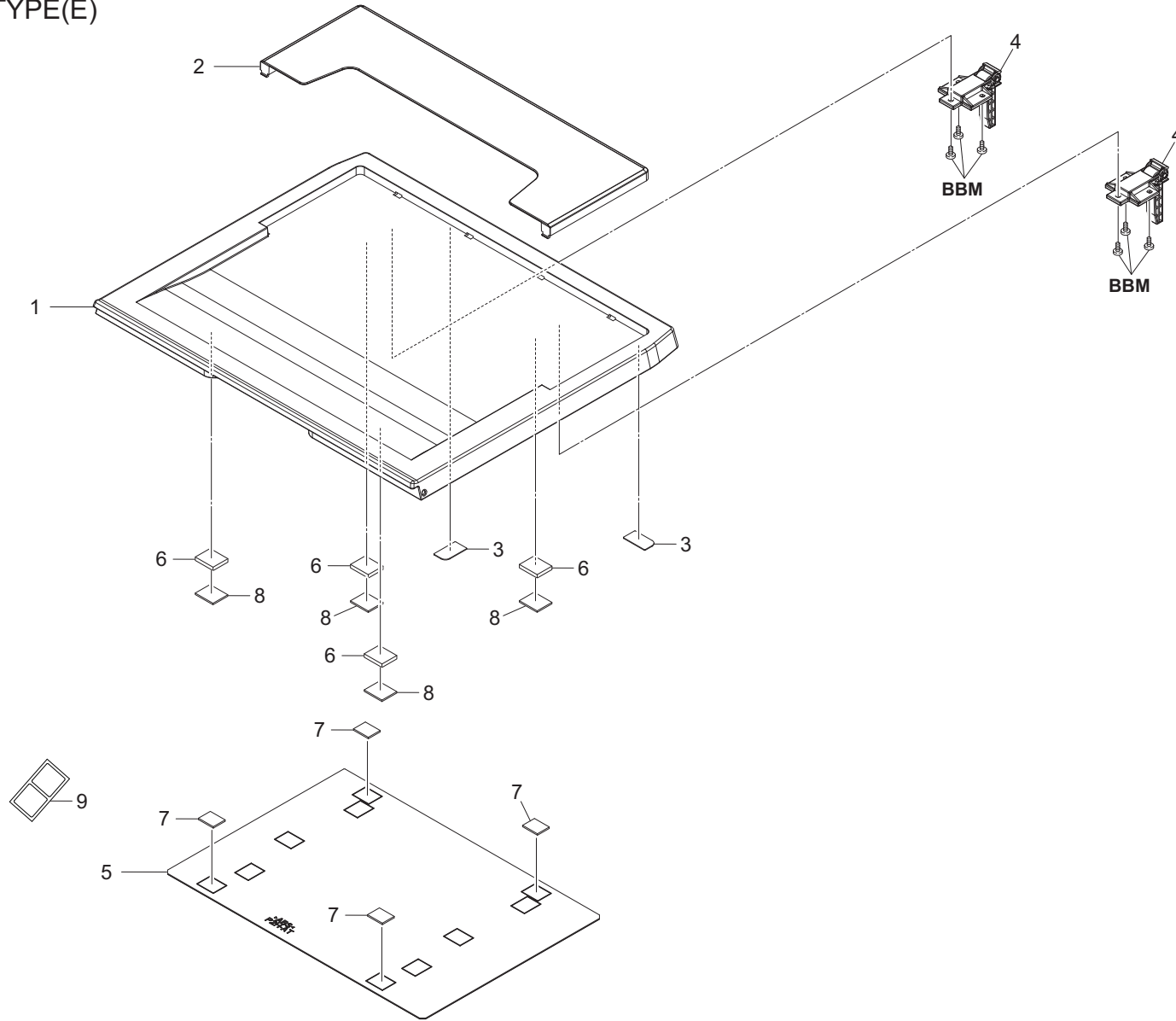
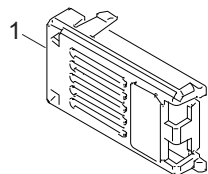
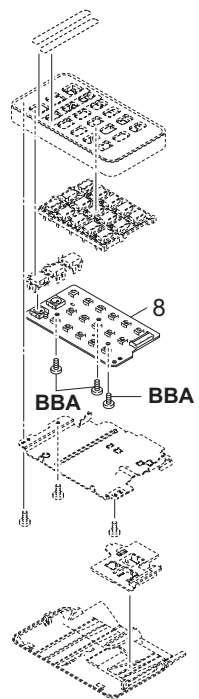


FIG. 40 Options (Other Accesory)

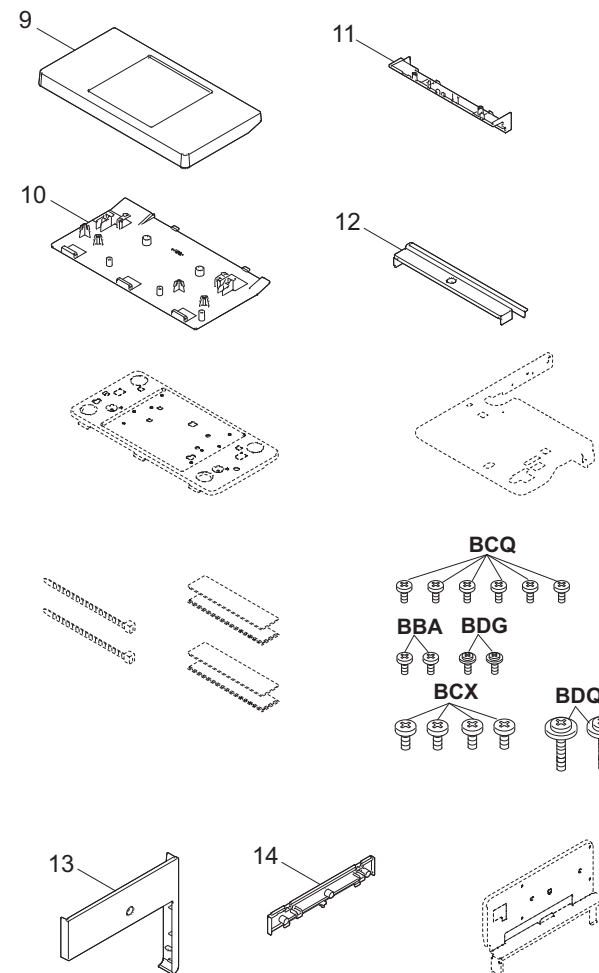
IB-38



NK-7120/NK-7130



KEYBOARD HOLDER 10



HD-15

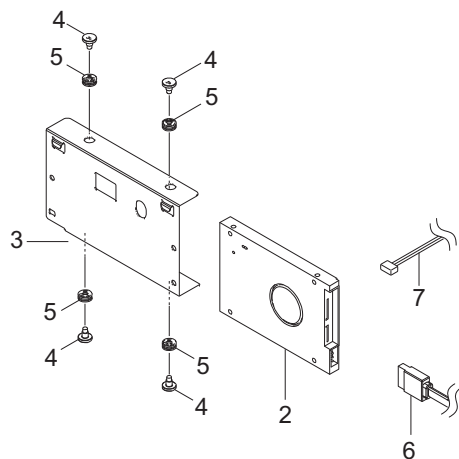


FIG. 40 Options (Other Accessory)

Ref No.	Part.No.	Description	Notes	Revision	Quantity			
					100	120	230	240
1	302XC94330	PARTS WIFI MODULE ASSY SP					1	
2	302NH93190	PARTS STORAGE DEVICE SP					1	1
3	302XC39610	BRACKET HDD					1	1
4	302MV39341	PIN HDD					4	4
5	302JD19140	BUSHING FAN					4	4
6	302XC46370	CONN.CORD ASSY HDD DATA 1					1	1
7	302RH46360	WIRE HDD POWER					1	1
8	303T094010	PARTS PWB 10KEY ASSY SP				1	1	1
9	309AN02030	COVER KEYBOARD TOP				1	1	1
10	309AN02040	COVER KEYBOARD BOTTOM				1	1	1
11	309AN02060	COVER REAR BOTTOM A				1	1	1
12	309AN02080	COVER REAR TOP B				1	1	1
13	309AN02050	COVER REAR TOP A				1	1	1
14	309AN02070	COVER REAR BOTTOM B				1	1	1

DT-730(B)

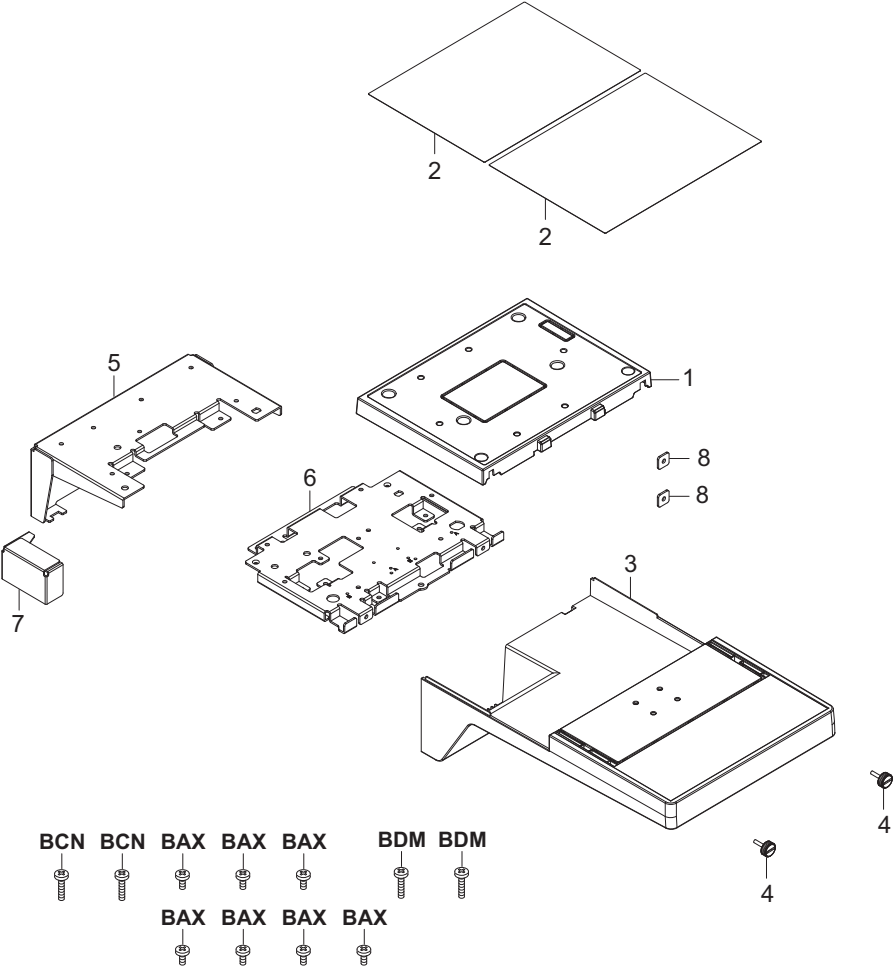


FIG. 42 Options (Waste Toner Bottle)

2XC-2.0

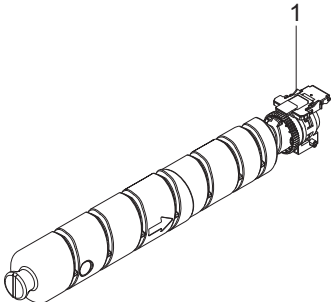


FIG. 42 Options (Waste Toner Bottle)

2XC-2.0

Ref No.	Part.No.	Description	Notes	Revision	Quantity			
					100	120	230	240
1	1902ND0UN0	WT-8500/WASTE TONER BOTTLE			1	1	1	1

FIG. 43 Options (Cassette Heater)

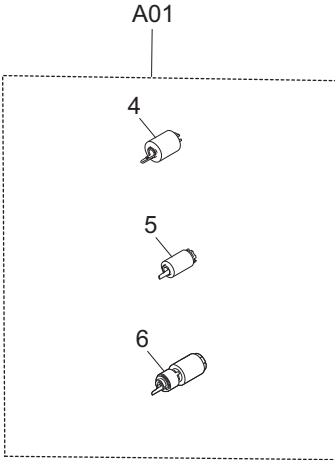
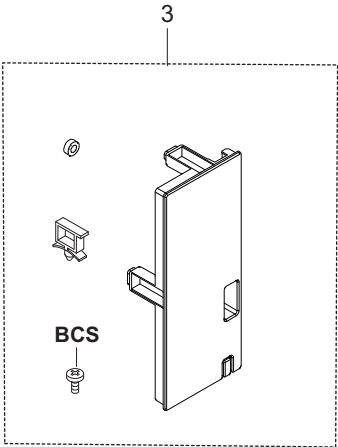

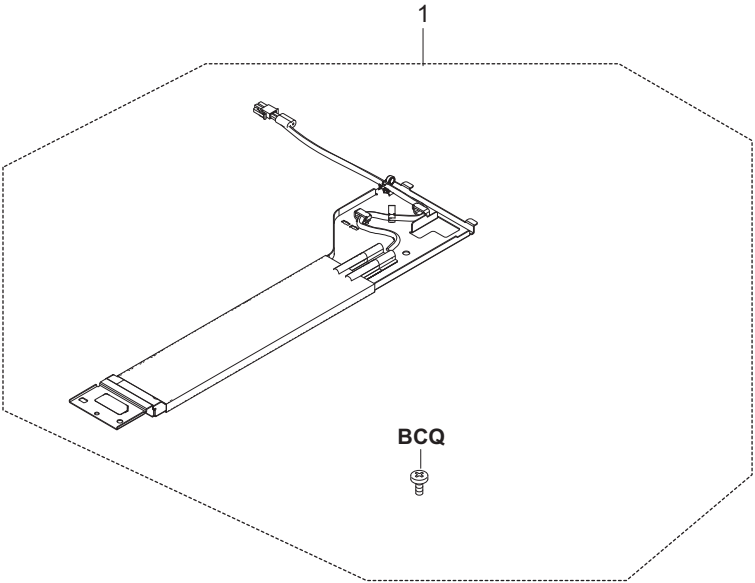


FIG. 43 Options (Cassette Heater)

2XC-2.0

Ref No.	Part.No.	Description	Notes	Revision	Quantity			
					100	120	230	240
1	302ND94970	PARTS HEATER DEHUMIDIFIER 100 ASSY			1			
1	302ND94980	PARTS HEATER DEHUMIDIFIER 120 ASSY				1		
1	302ND94990	PARTS HEATER DEHUMIDIFIER 240 ASSY						
2	302ND28320	GUIDE EXIT OVER FLOW			8	8	1	1
3	302XC94080	PARTS INTERFACE COVER SET SP			1		8	8
A01	302ND94701	PARTS PULLEY SET SP			1	1	1	1
4	•302N494310	PARTS PULLEY FEED P ASSY SP			1	1	1	1
5	•302ND94340	PARTS PULLEY PICKUP SP			1	1	1	1
6	•302ND94351	PARTS ROLLER RETARD ASSY SP			1	1	1	1

FIG. 44 Maintenance Kits

2XC-2.0

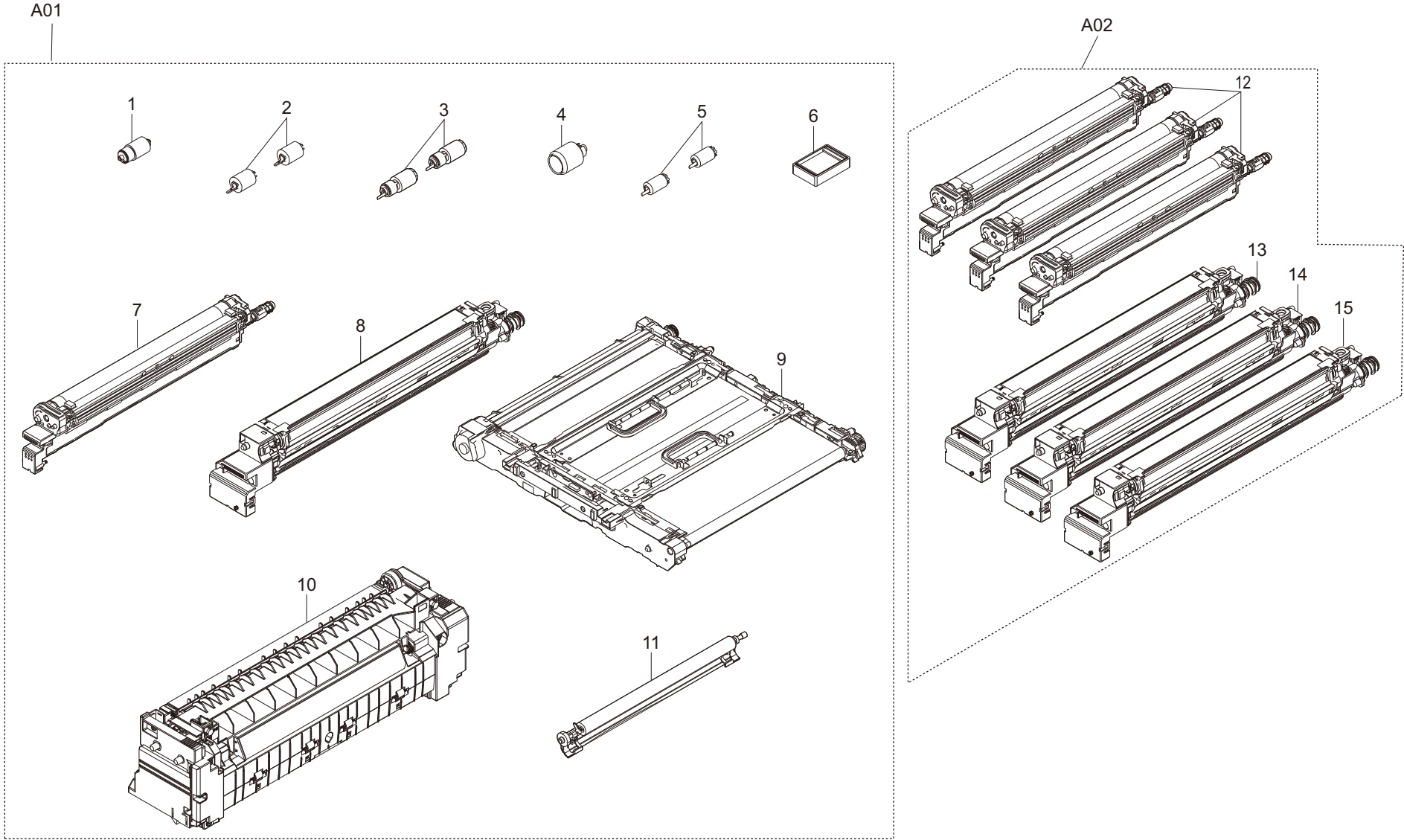
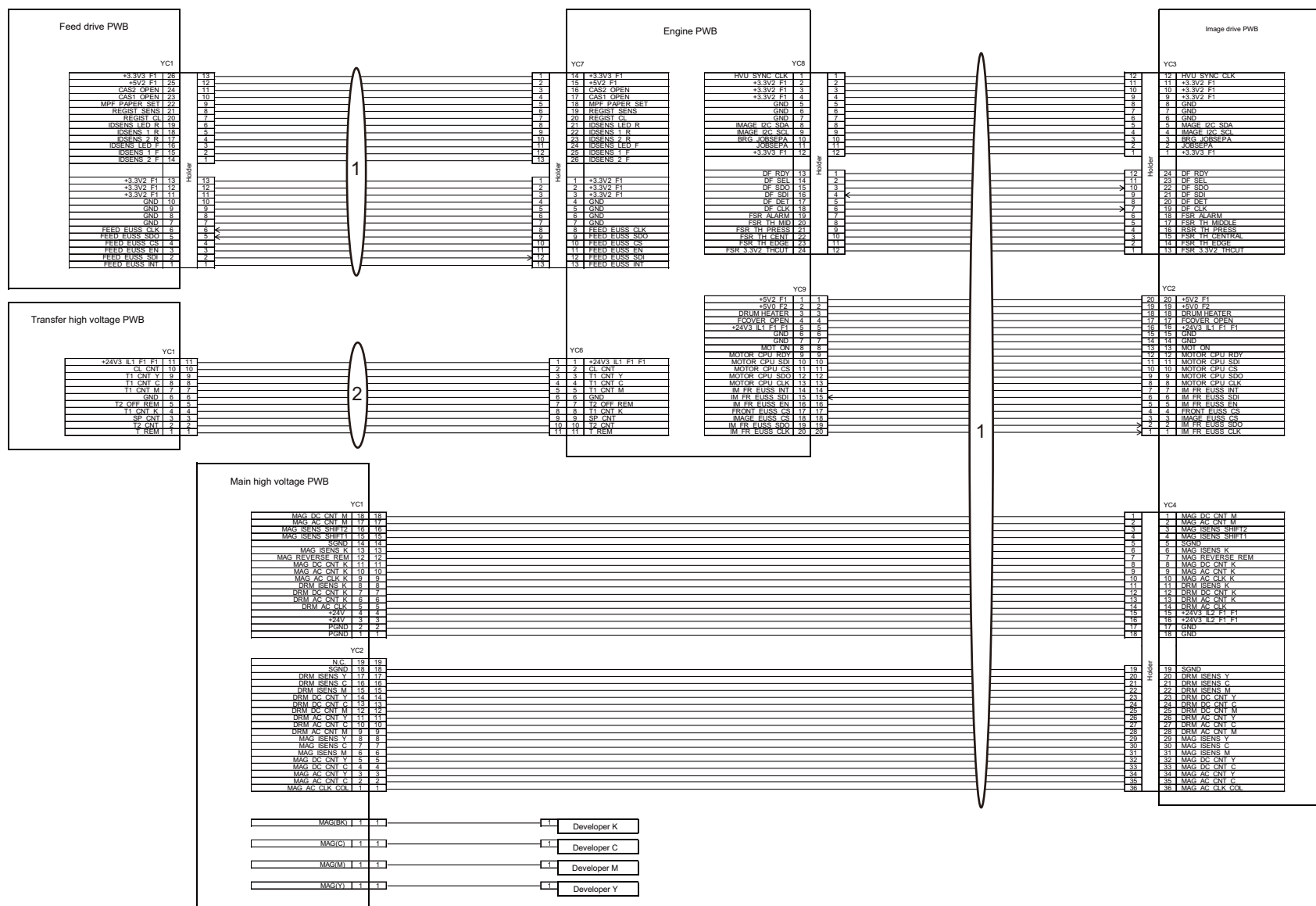
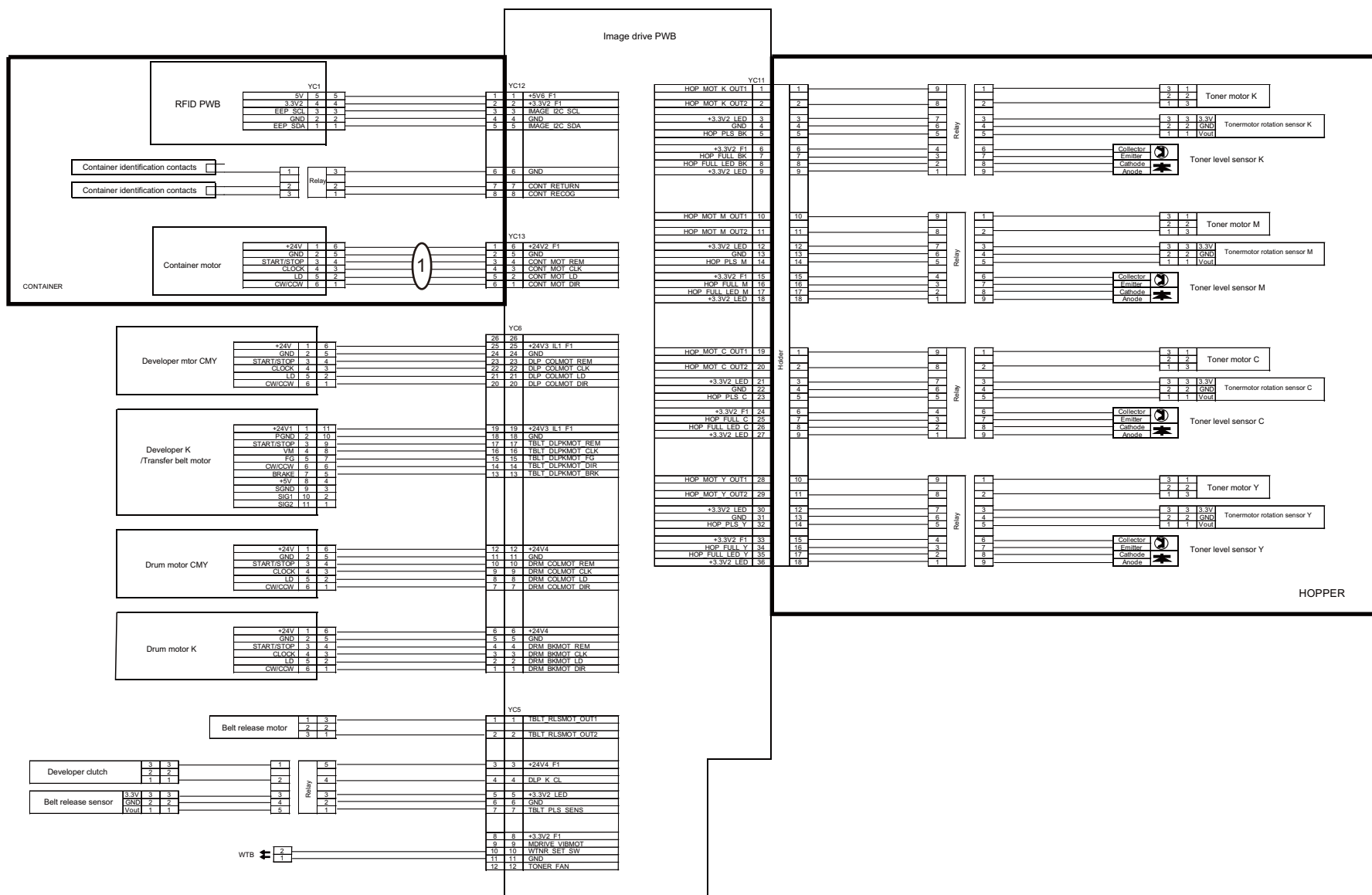
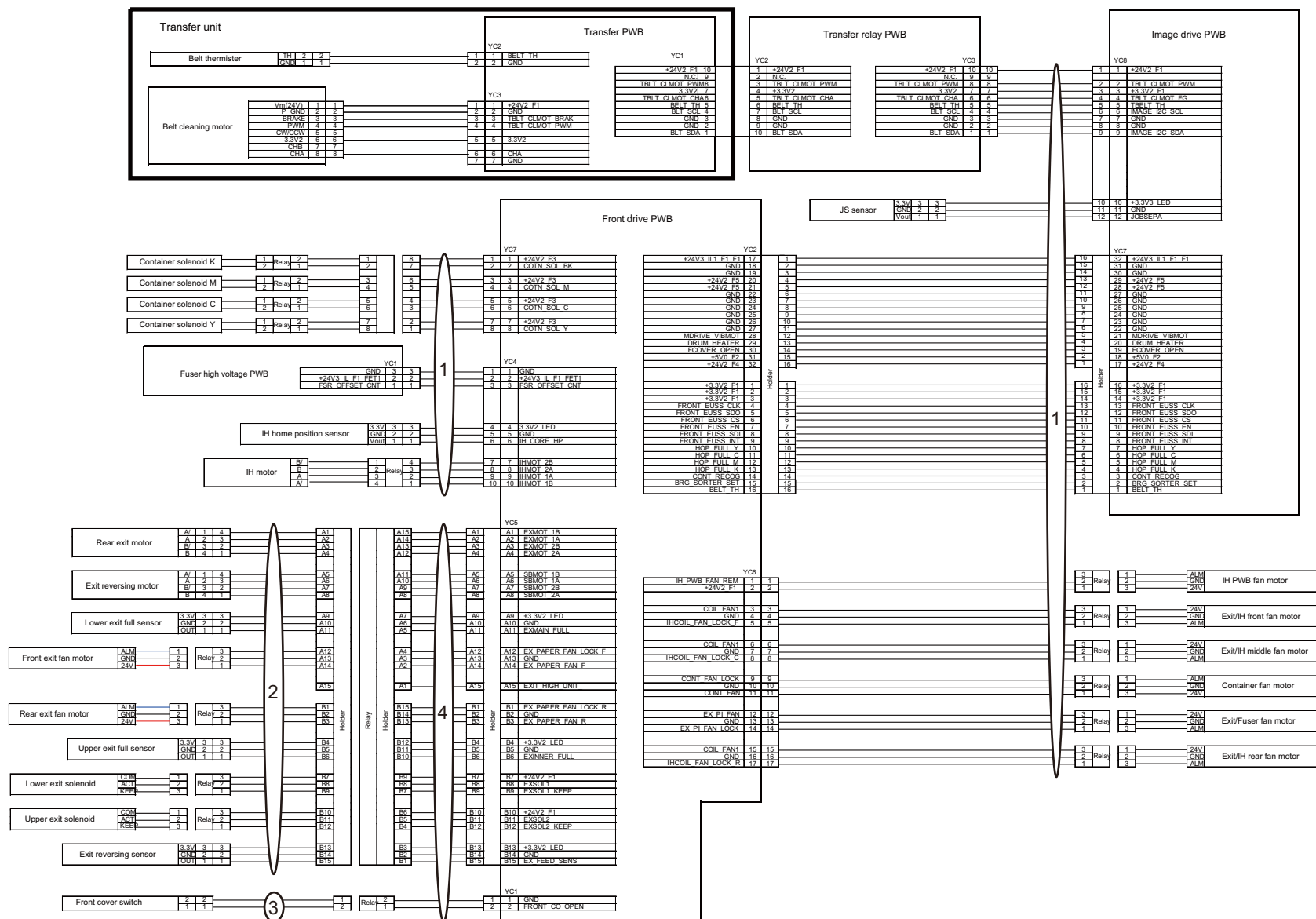


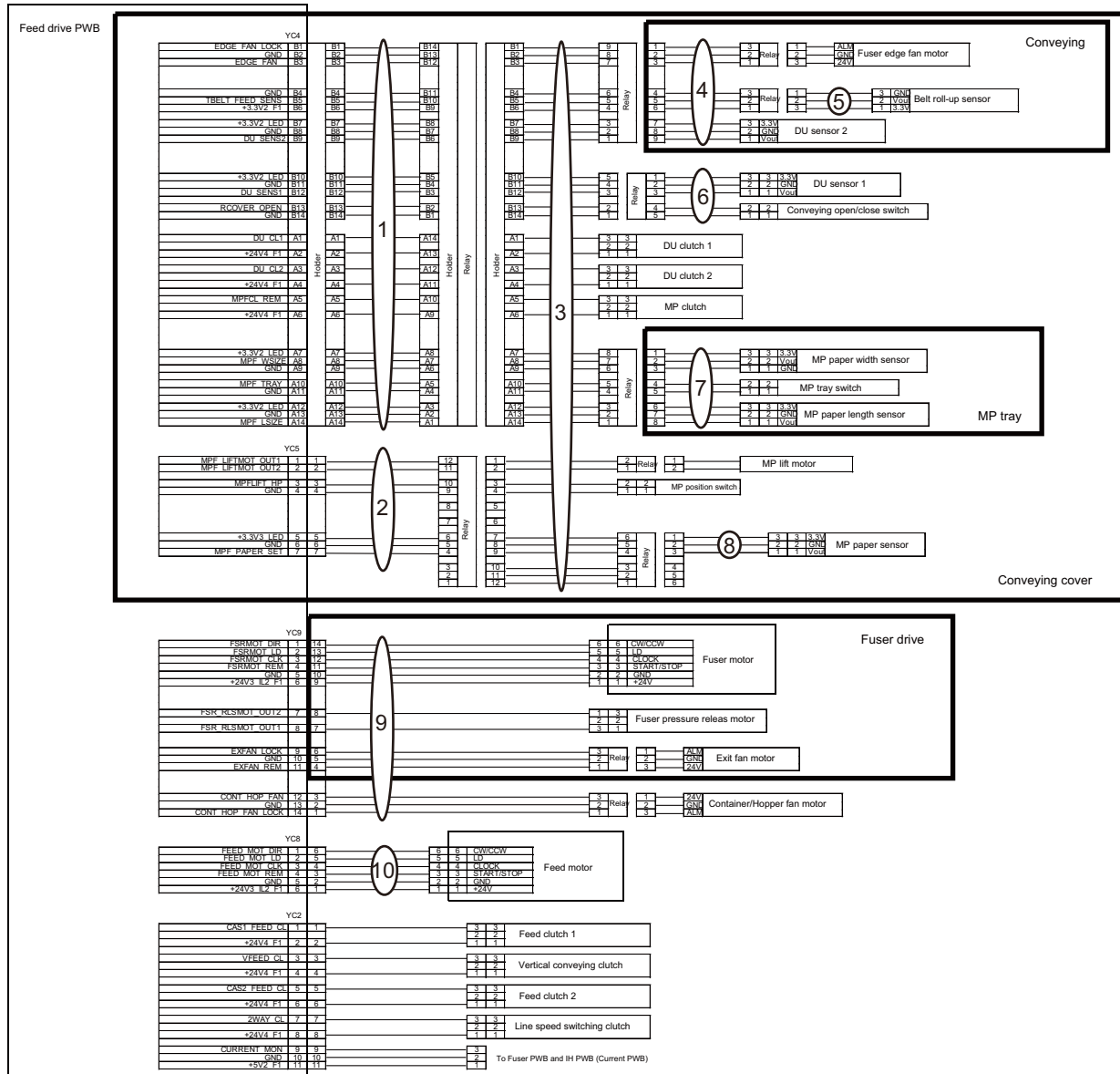
FIG. 44 Maintenance Kits

Ref No.	Part.No.	Description	Notes	Revision	Quantity			
					100	120	230	240
A01	1702XC0JP0	MK-8545A/MAINTENANCE KIT	OPTION		1			
1	*302F909320	ROLLER RETARD P ASSY			1			
2	*302N494310	PARTS PULLEY FEED P ASSY SP			2			
3	*302ND94351	PARTS ROLLER RETARD ASSY SP			2			
4	*302ND94380	PARTS PULLEY FEED ASSY SP			1			
5	*302ND94340	PARTS PULLEY PICKUP SP			2			
6	*302ND33250	FILTER TOP			1			
7	*302XC93050	DK-8560			1			
8	*302XC9J070	DV-8570K(J)			1			
9	*302XC93120	TR-8560			1			
10	*302XC93160	FK-8620			1			
11	*302ND94180	PARTS ROLLER SECONDRY TRANSFER ASSY SP			1			
A01	1702XC0KL0	MK-8545A/MAINTENANCE KIT	OPTION			1	1	1
1	*302F909320	ROLLER RETARD P ASSY				1	1	1
2	*302N494310	PARTS PULLEY FEED P ASSY SP				2	2	2
3	*302ND94351	PARTS ROLLER RETARD ASSY SP				2	2	2
4	*302ND94380	PARTS PULLEY FEED ASSY SP				1	1	1
5	*302ND94340	PARTS PULLEY PICKUP SP				2	2	2
6	*302ND33250	FILTER TOP				1	1	1
7	*302XC93050	DK-8560				1	1	1
8	*302XC93070	DV-8570K				1	1	1
9	*302XC93120	TR-8560				1	1	1
10	*302XC93160	FK-8620				1	1	1
11	*302ND94180	PARTS ROLLER SECONDRY TRANSFER ASSY SP				1	1	1
A02	1702YL0JP1	MK-8535B/MAINTENANCE KIT	OPTION		1			
12	*302XC93050	DK-8560			3			
13	*302XC9J070	DV-8570K(J)			1			
14	*302XC9J090	DV-8570C(J)			1			
15	*302XC9J100	DV-8570Y(J)			1			
A02	1702YL0KL1	MK-8535B/MAINTENANCE KIT	OPTION			1	1	1
12	*302XC93050	DK-8560				3	3	3
13	*302XC93080	DV-8570M				1	1	1
14	*302XC93090	DV-8570C				1	1	1
15	*302XC93100	DV-8570Y				1	1	1









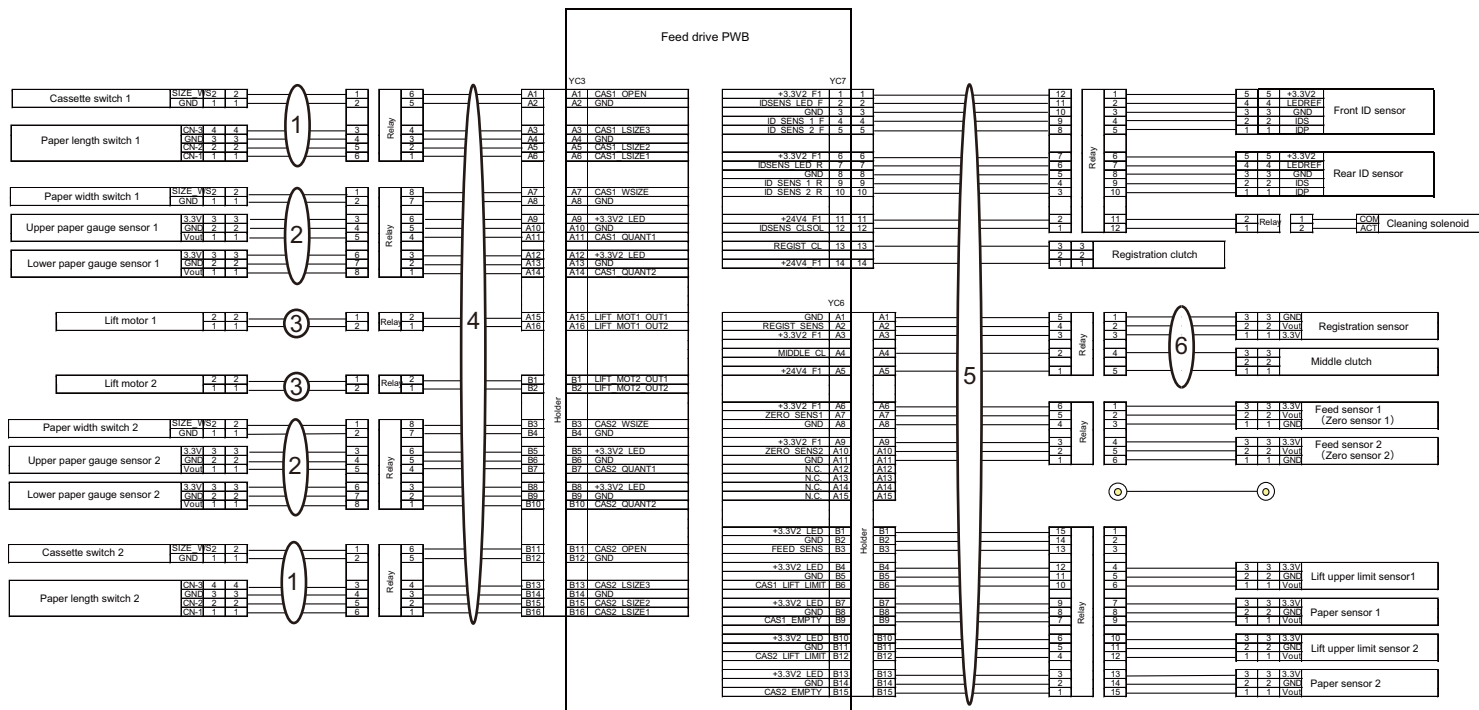
WIRE. 5 Wire Section5 (FEED1)(EN)

2XC-2.0

Ref No.	Part.No.	Description	Notes	Revision	Quantity			
					100	120	230	240
1	302ND46080	CONN.CORD ASSY FEED DRIVE RIGHT COVER 1			1	1	1	1
2	302XC46280	CONN.CORD ASSY FEED DRIVE RIGHT COVER 2			1	1	1	1
3	302ND46120	CONN.CORD ASSY RIGHT COVER			1	1	1	1
4	302ND46130	CONN.CORD ASSY CONVEYING			1	1	1	1
5	302ND46620	CONN.CORD ASSY TRANSFER BELT SENSOR			1	1	1	1
6	302ND46140	CONN.CORD ASSY DU SENSOR			1	1	1	1
7	302ND46150	CONN.CORD ASSY MPF TABLE			1	1	1	1
8	302ND46651	CONN.CORD ASSY MPF SET SENSOR			1	1	1	1
9	302XC46290	CONN.CORD ASSY FUSER MOTOR H			1	1	1	1
10	302ND46160	CONN.CORD ASSY FEED MOTOR			1	1	1	1

• Wire Section indicates all the wires/FFCs containing them in other FIGs.

• Wire Section には全ての電線 /FFC (他 FIG の電線 /FFC 含む) を掲載しています。



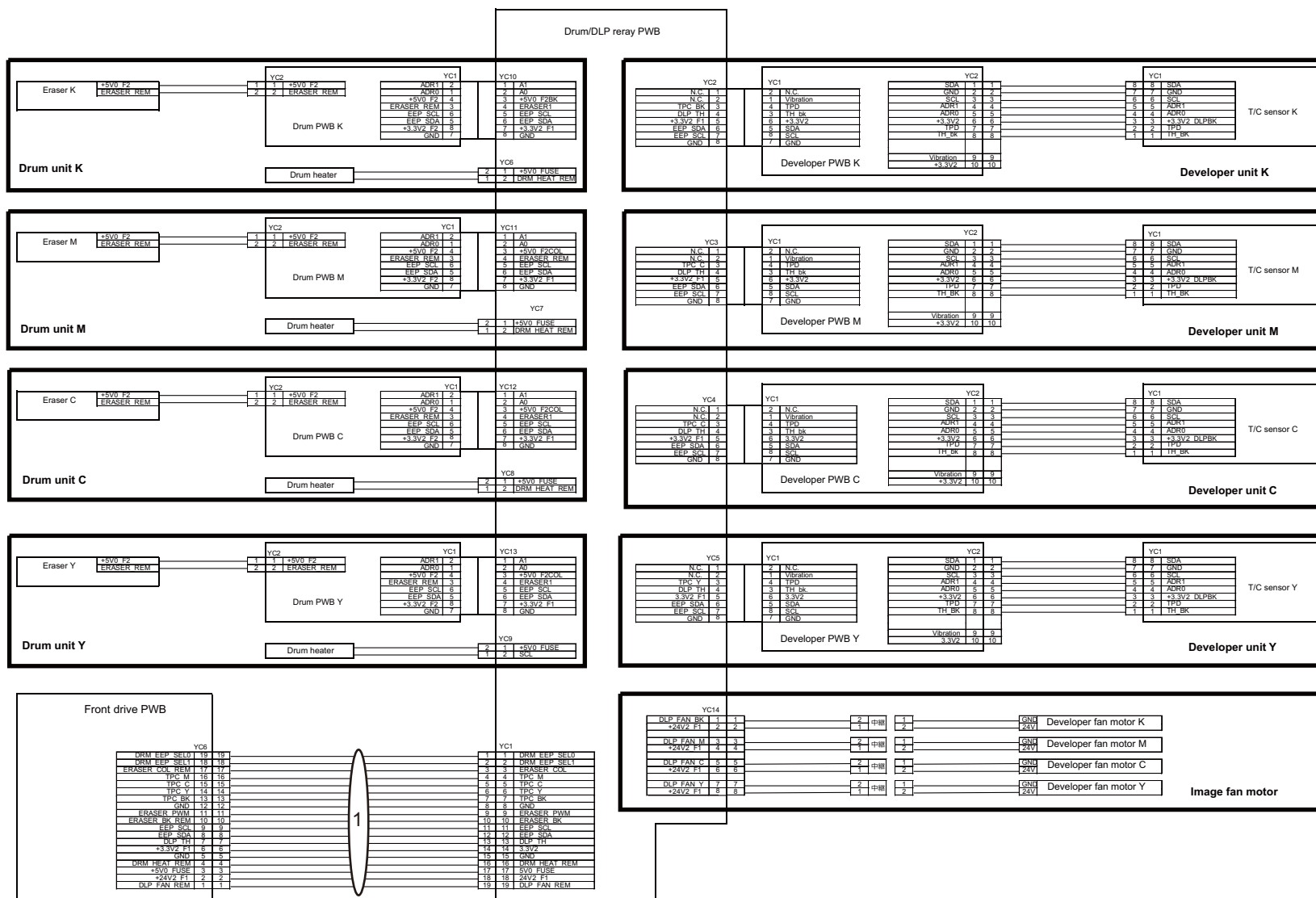
WIRE. 6 Wire Section6 (FEED2)(EN)

2XC-2.0

Ref No.	Part.No.	Description	Notes	Revision	Quantity			
					100	120	230	240
1	302ND46590	CONN.CORD ASSY CASSETTE LSIZE			2	2	2	2
2	302ND46600	CONN.CORD ASSY CASSETTE WSIZE			2	2	2	2
3	302ND46610	CONN.CORD ASSY LIFT MOTOR			2	2	2	2
4	302XC46520	CONN.CORD ASSY CASSETTE			1	1	1	1
5	302XC46260	CONN.CORD ASSY FEED PRIMARY ZONE JOINT H			1	1	1	1
6	302ND46090	CONN.CORD ASSY MID FEED UNIT			1	1	1	1

• Wire Section indicates all the wires/FFCs containing them in other FIGs.

• Wire Section には全ての電線 /FFC (他 FIG の電線 /FFC 含む) を掲載しています。

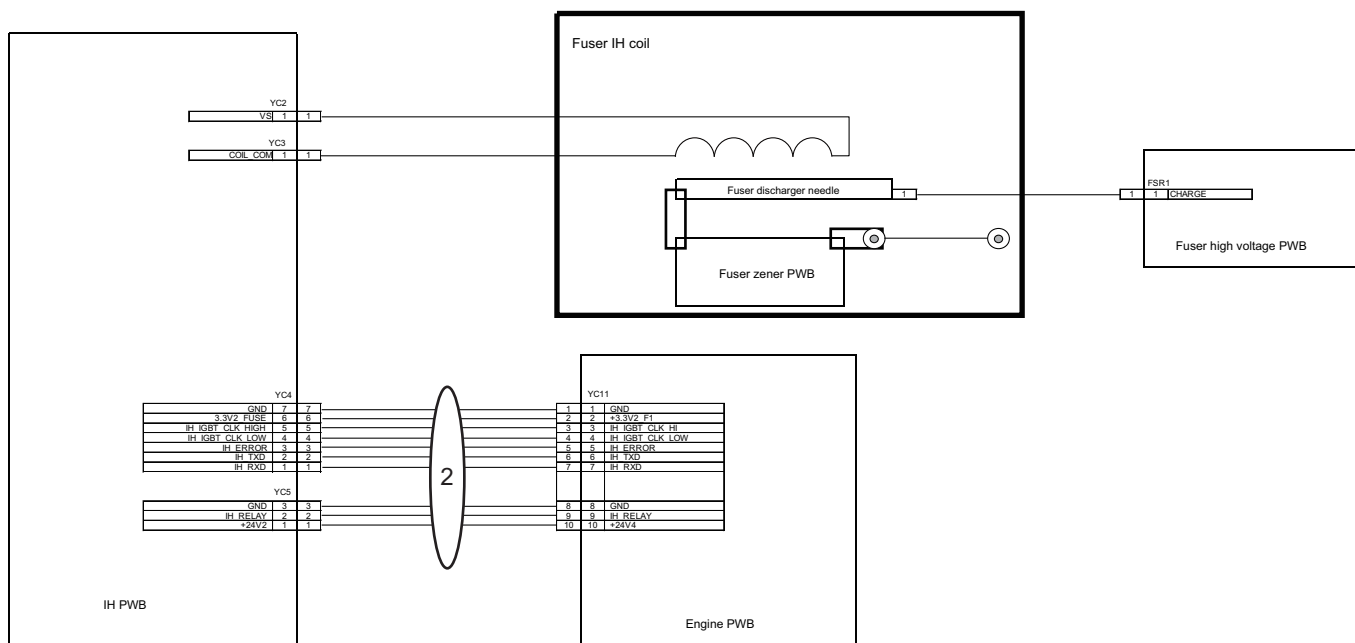
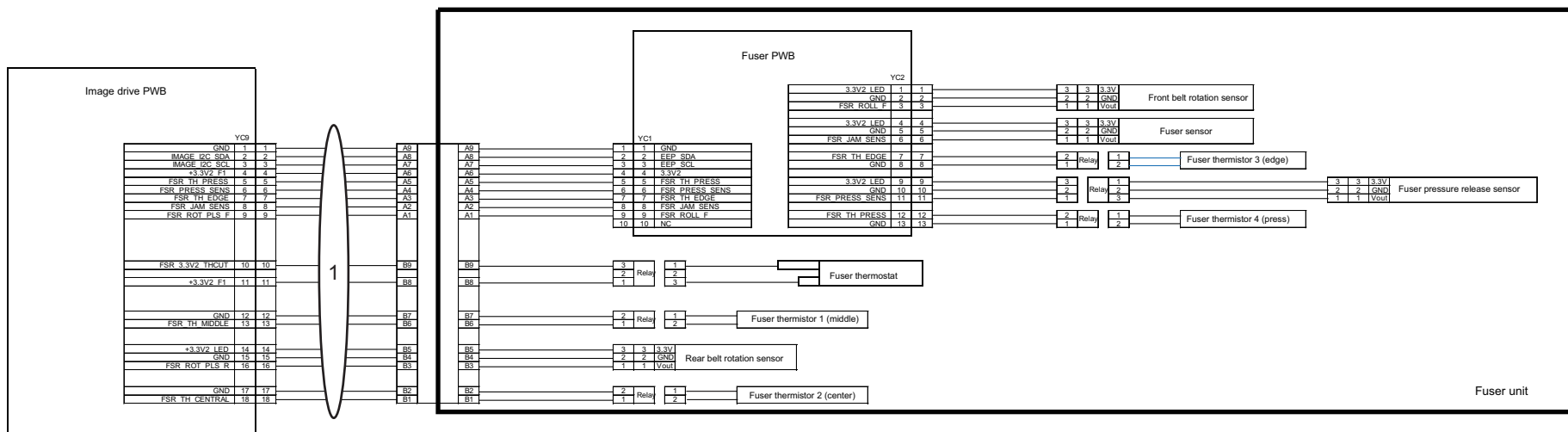


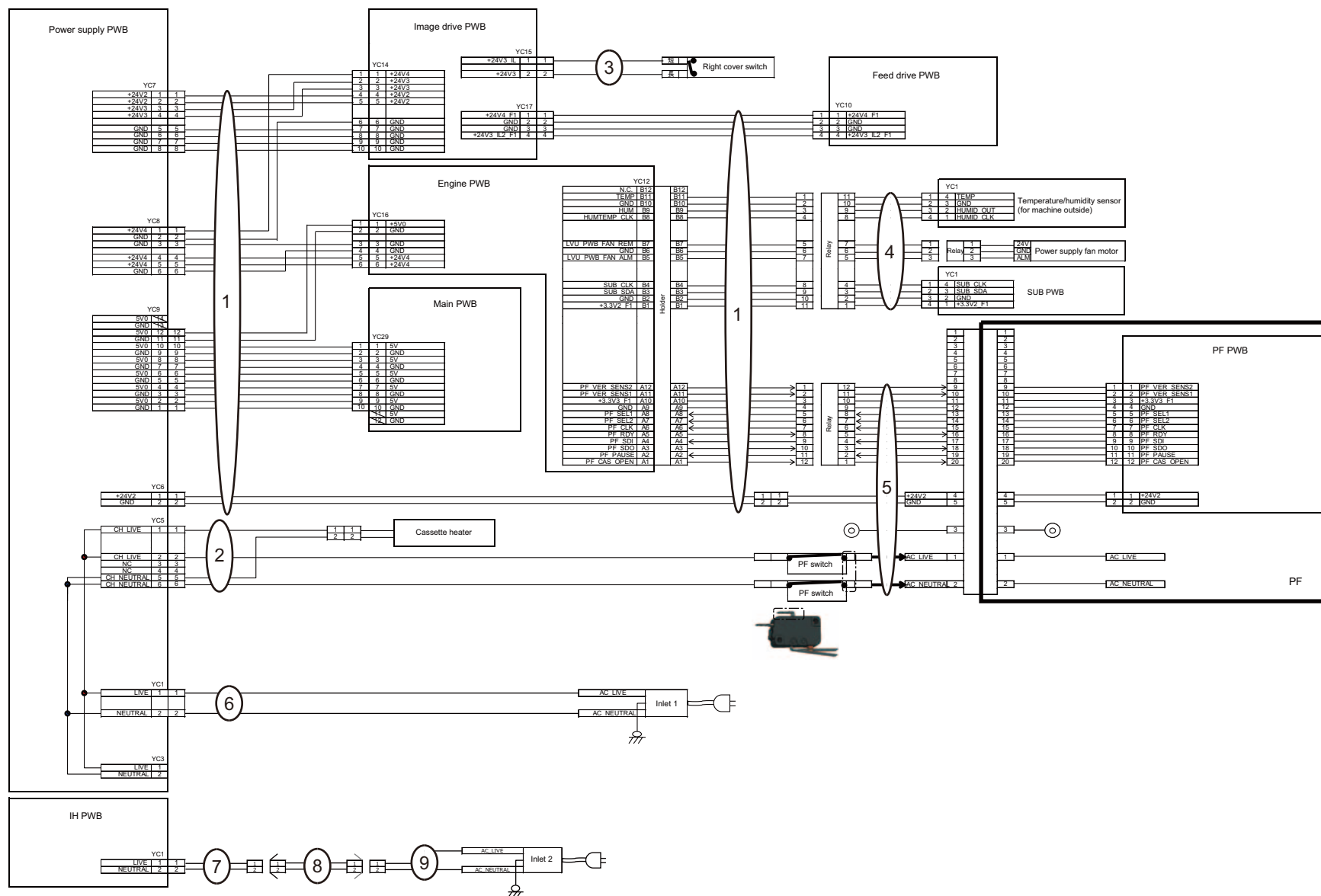
WIRE. 7 Wire Section7 (Drum_Developer)(EN)

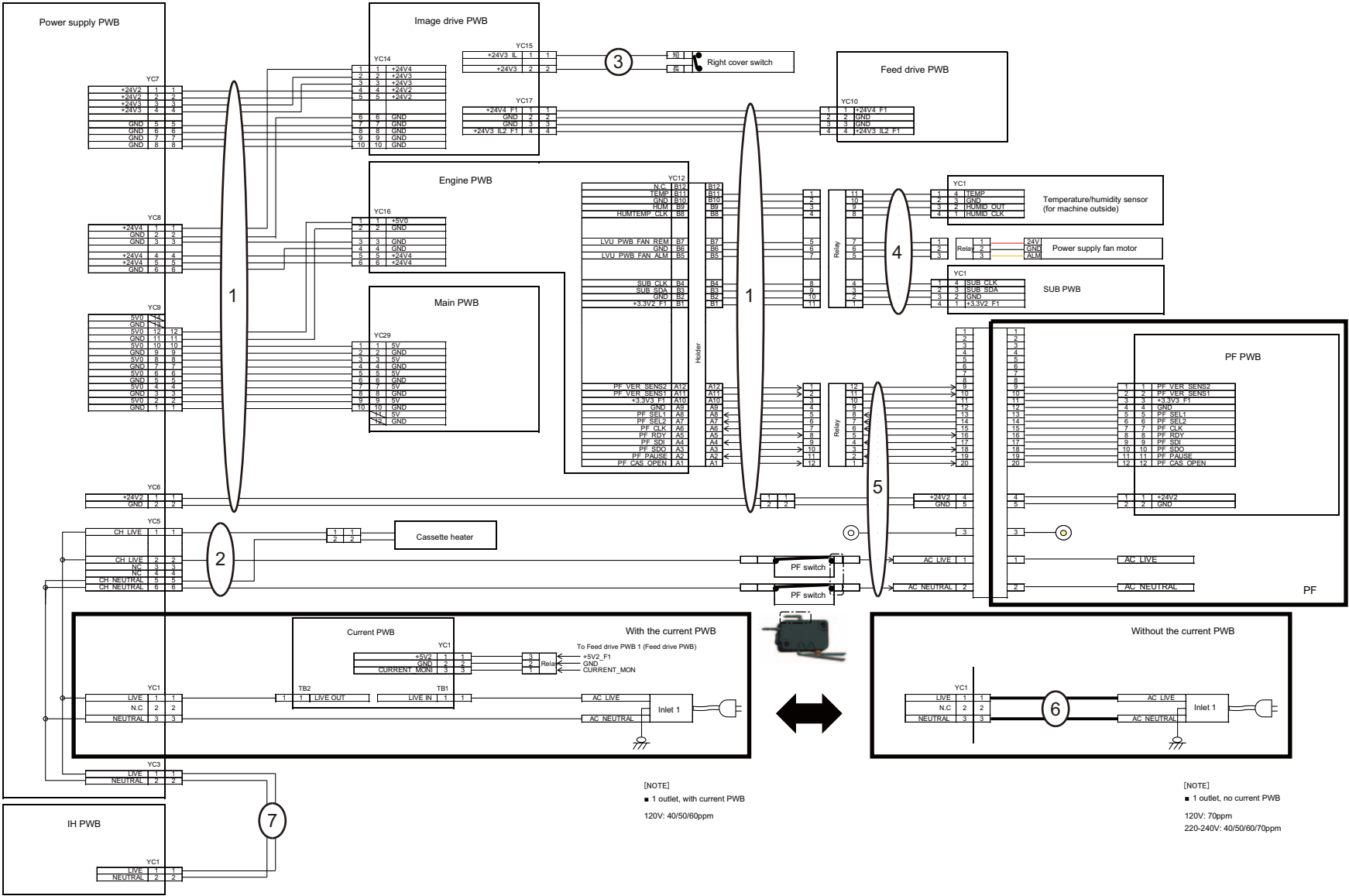
Ref No.	Part.No.	Description	Notes	Revision	Quantity			
					100	120	230	240
1	302XC46140	CONN.CORD ASSY FRONT EXIT DD	Also refer to Wire.4-Ref.4		-	-	-	-

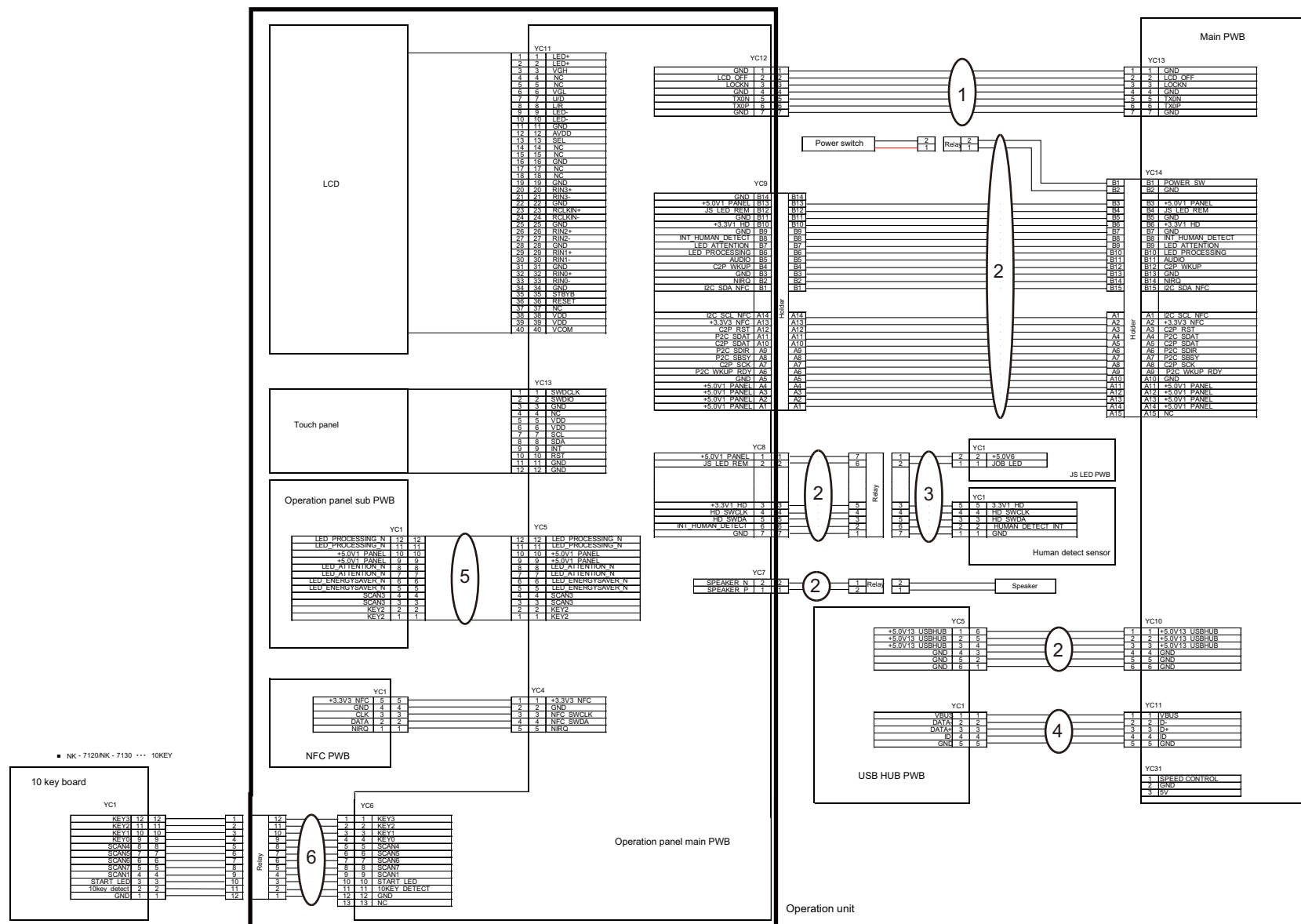
• Wire Section indicates all the wires/FFCs containing them in other FIGs.

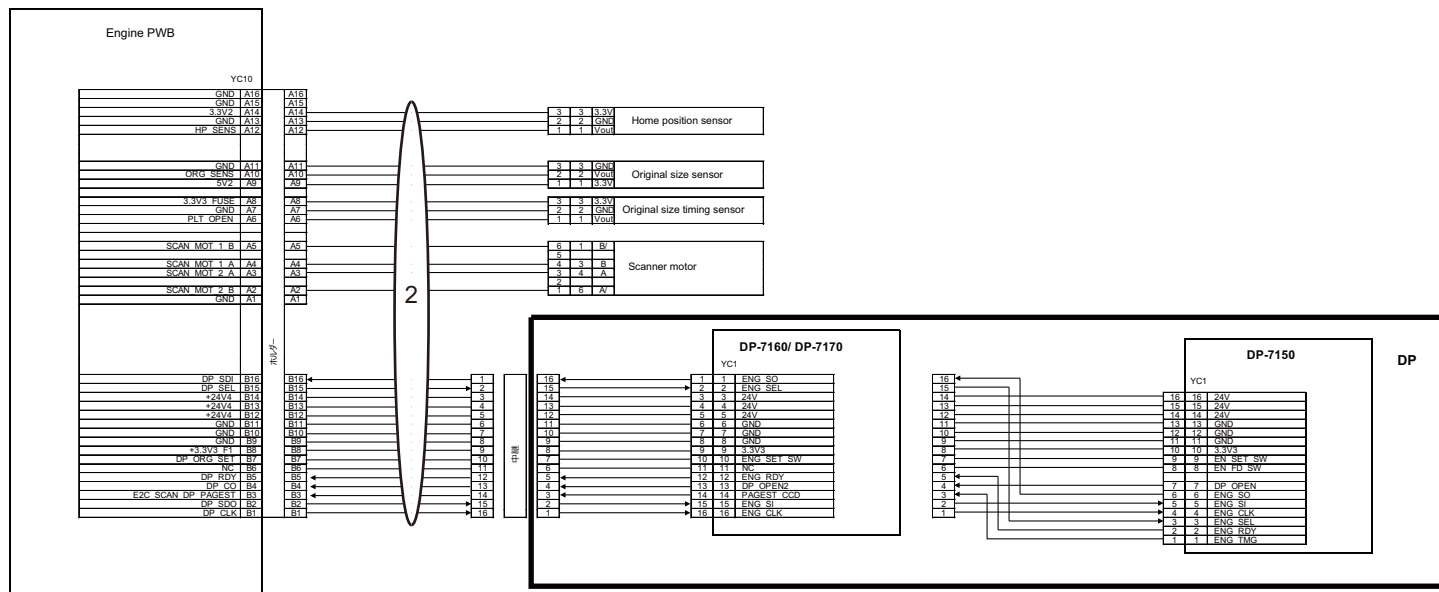
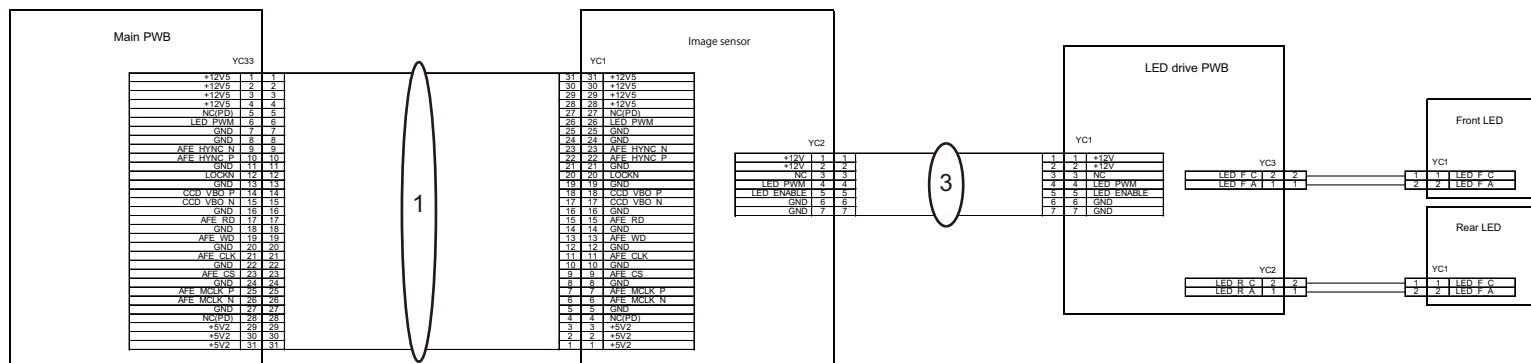
• Wire Section には全ての電線 /FFC (他 FIG の電線 /FFC 含む) を掲載しています。











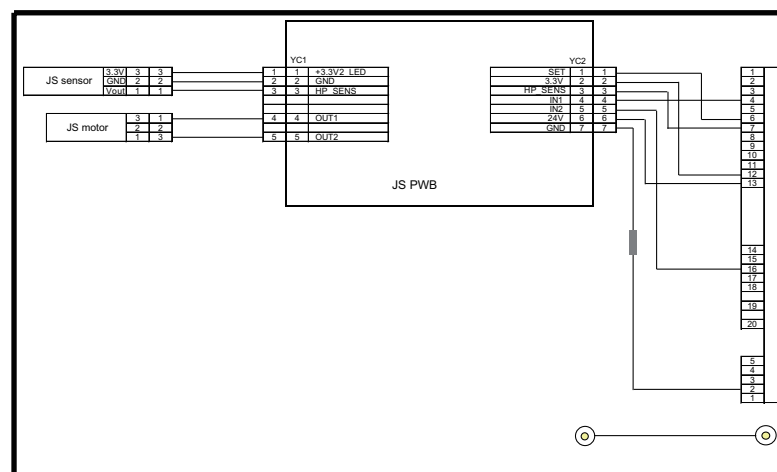
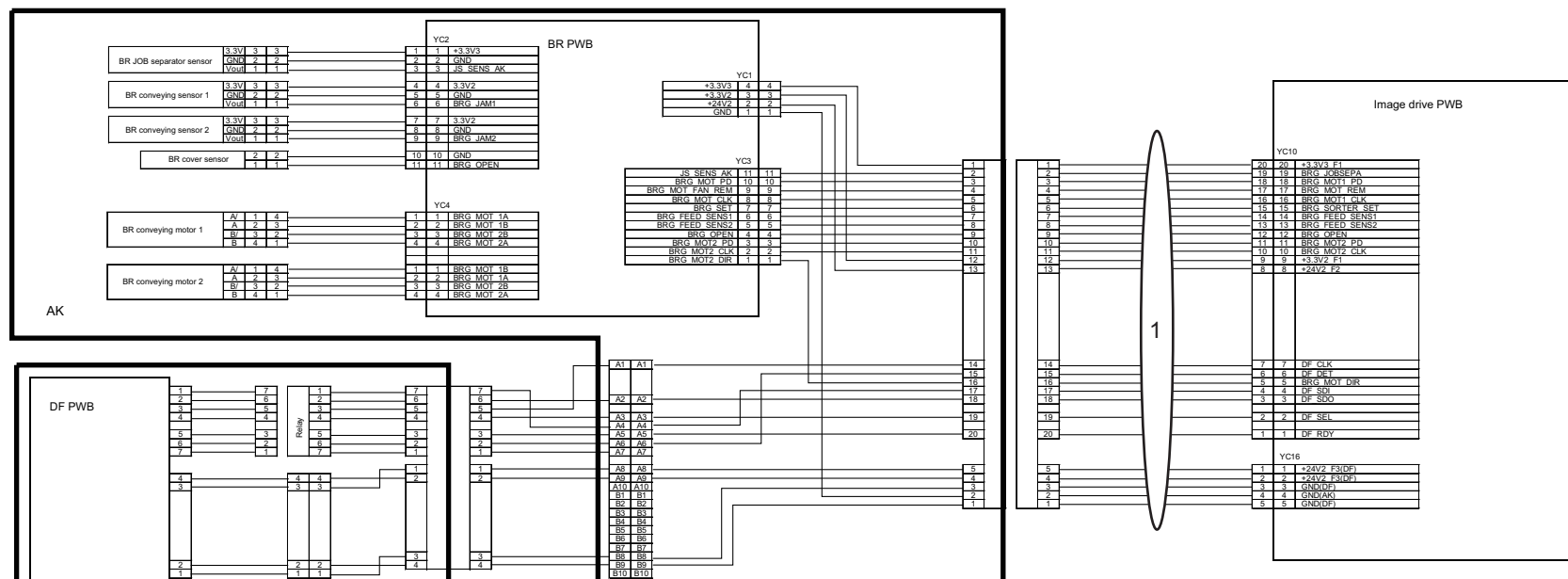
WIRE. 12 Wire Section12 (ISU)(EN)

2XC-2.0

Ref No.	Part.No.	Description	Notes	Revision	Quantity			
					100	120	230	240
1	302XC46210	CONN.CORD ASSY FFC MAIN CCD			1	1	1	1
2	302XC46220	CONN.CORD ASSY ISU			1	1	1	1
3	302V646110	CONN.CORD ASSY FFC LED			1	1	1	1

• Wire Section indicates all the wires/FFCs containing them in other FIGs.

• Wire Section には全ての電線 /FFC（他 FIG の電線 /FFC 含む）を掲載しています。



- +3.3V3_F1
- BRG_JOBSEPA
- BRG_MOT1_PD
- BRG_MOT1_REL
- BRG_MOT1_CLK
- BRG_SORTER_SET
- BRG_FEED_SENS1
- BRG_FEED_SENS2
- BRG_OPEN
- BRG_MOT2_PD
- BRG_MOT2_CLK
- +3.3V2_F1
- +24V2_F2
- DF_CLK
- DF_DET
- BRG_MOT_DIR
- DF_SEL
- DF_SDO
- DF_SDI
- DF_SDO
- DF_SEL
- DF_RDY
- +24V2_F3(DF)
- +24V2_F3(DF)
- GND(DF)
- GND(AK)
- GND(DF)

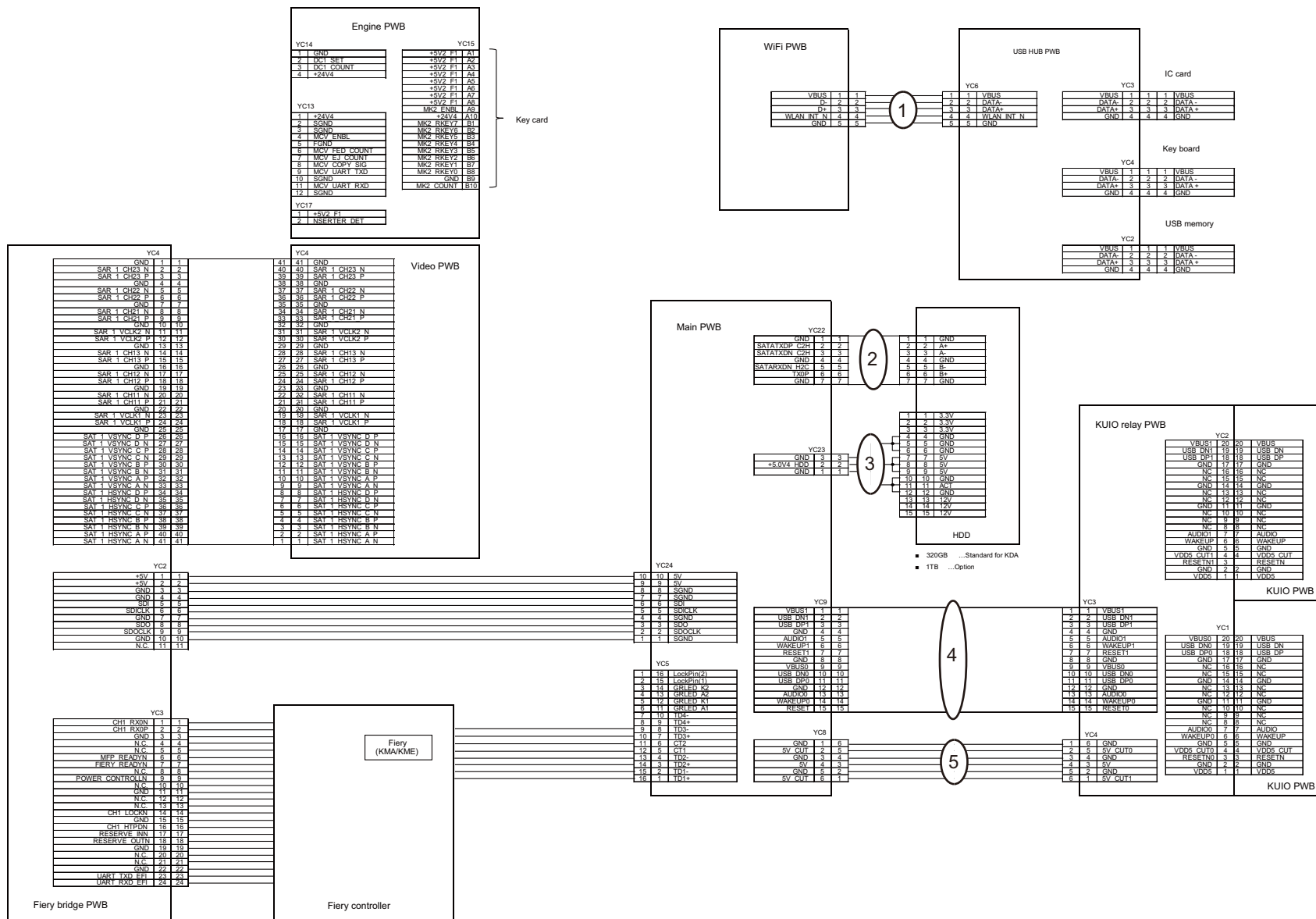
WIRE. 13 Wire Section13 (AK_DF)(EN)

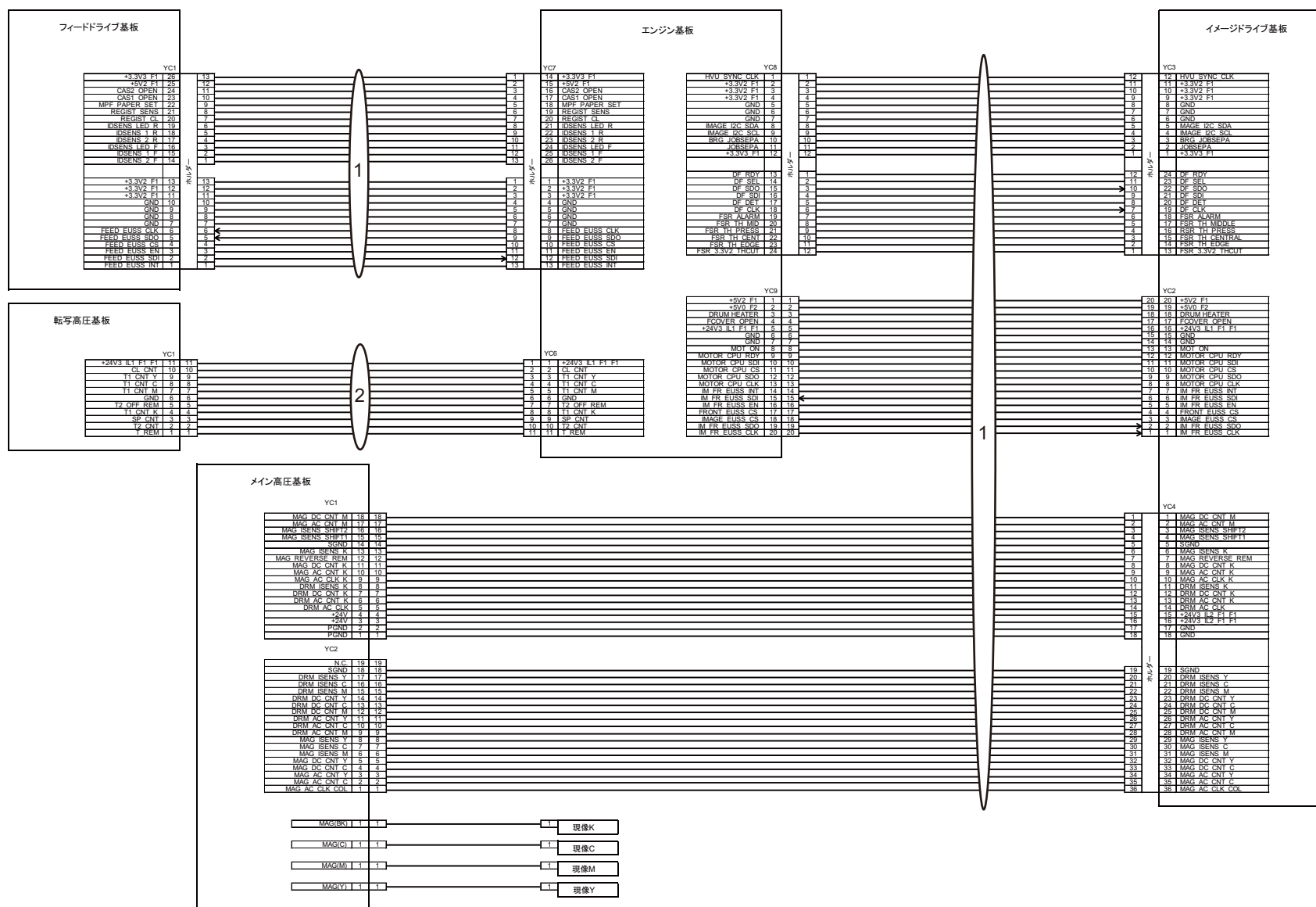
2XC-2.0

Ref No.	Part.No.	Description	Notes	Revision	Quantity			
					100	120	230	240
1	302XC46270	CONN.CORD ASSY IMAGE AK	Also refer to Wire.3-Ref.1		-	-	-	-

• Wire Section indicates all the wires/FFCs containing them in other FIGs.

• Wire Section には全ての電線 /FFC (他 FIG の電線 /FFC 含む) を掲載しています。





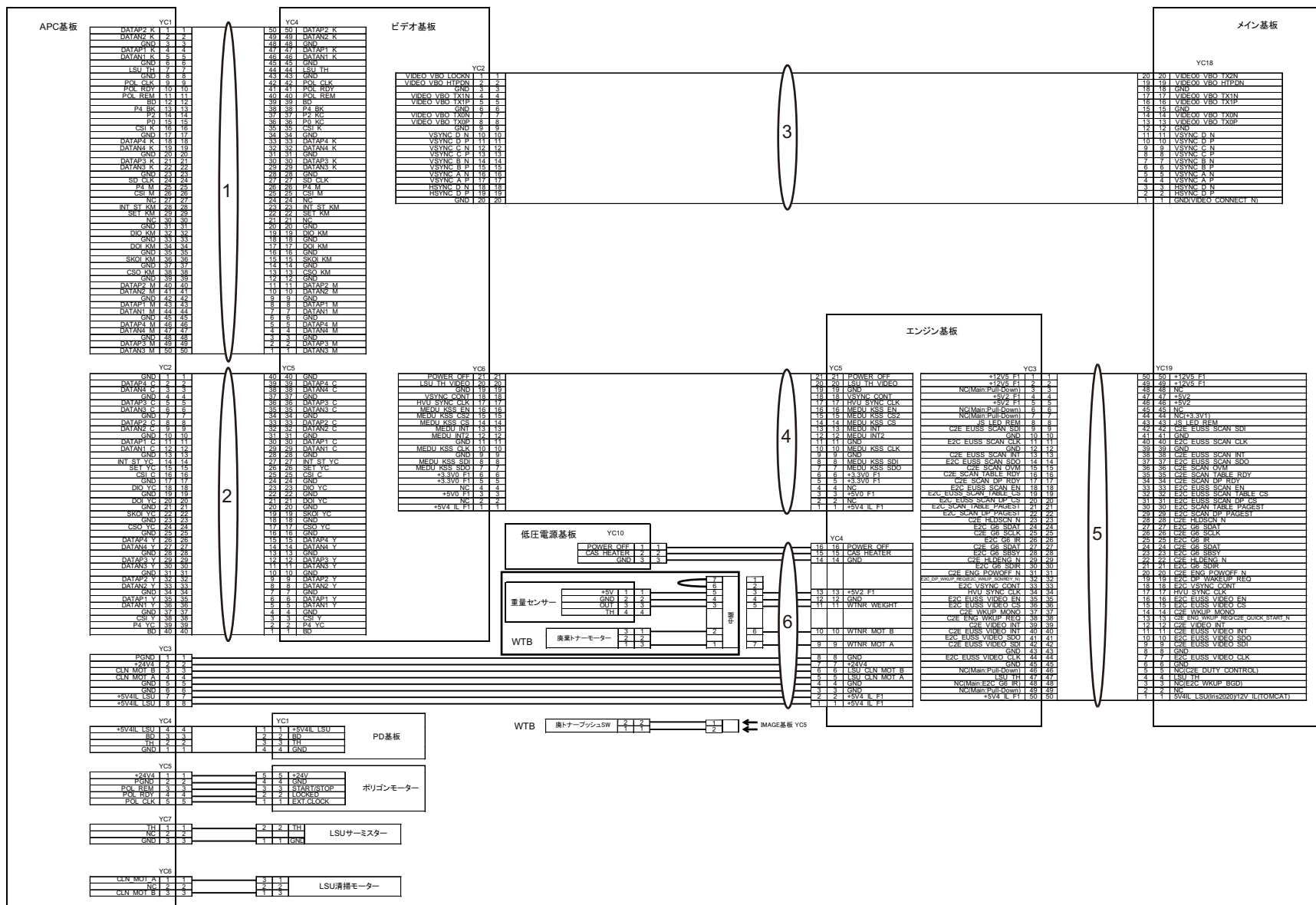
WIRE. 1 Wire Section1 (HVU)(JA)

2XC-2.0

Ref No.	Part.No.	Description	Notes	Revision	Quantity			
					100	120	230	240
1	302XC46010	CONN.CORD ASSY MAIN	Wire.2-Ref.6 and Wire.9-Ref.1, Wire.10-Ref.1も参照ください		1	1	1	1
2	302XC46110	CONN.CORD ASSY ENGINE IH	Wire.8-Ref.2も参照ください		1	1	1	1

• Wire Section indicates all the wires/FFCs containing them in other FIGs.

• Wire Section には全ての電線 /FFC (他 FIG の電線 /FFC 含む) を掲載しています。



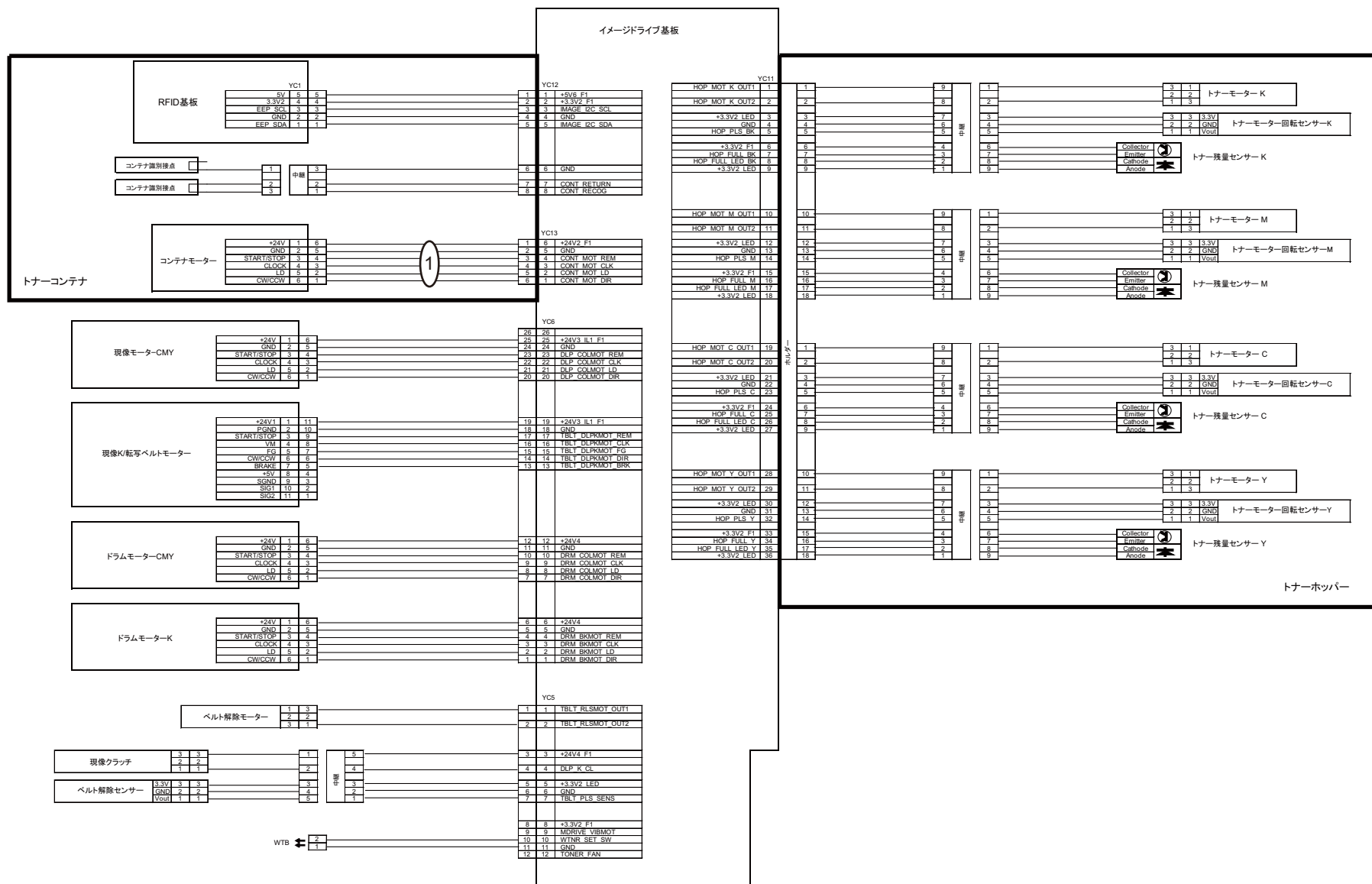
WIRE. 2 Wire Section2 (LSU)(JA)

2XC-2.0

Ref No.	Part.No.	Description	Notes	Revision	Quantity			
					100	120	230	240
1	302XC94350	PARTS FFC ENGINE LSU1 SET SP			1	1	1	1
2	302XC94360	PARTS FFC ENGINE LSU2 SET SP			1	1	1	1
3	302XC46200	CONN.CORD ASSY FFC MAIN VIDEO			1	1	1	1
4	302XC46080	CONN.CORD ASSY FFC ENGINE VIDEO			1	1	1	1
5	302XC46070	CONN.CORD ASSY FFC MAIN ENGINE			1	1	1	1
6	302XC46010	CONN.CORD ASSY MAIN	Wire.1-Ref.1 and Wire.9-Ref.1, Wire.10-Ref.1も参照ください		-	-	-	-

• Wire Section indicates all the wires/FFCs containing them in other FIGs.

• Wire Section には全ての電線 / FFC (他 FIG の電線 / FFC 含む) を掲載しています。



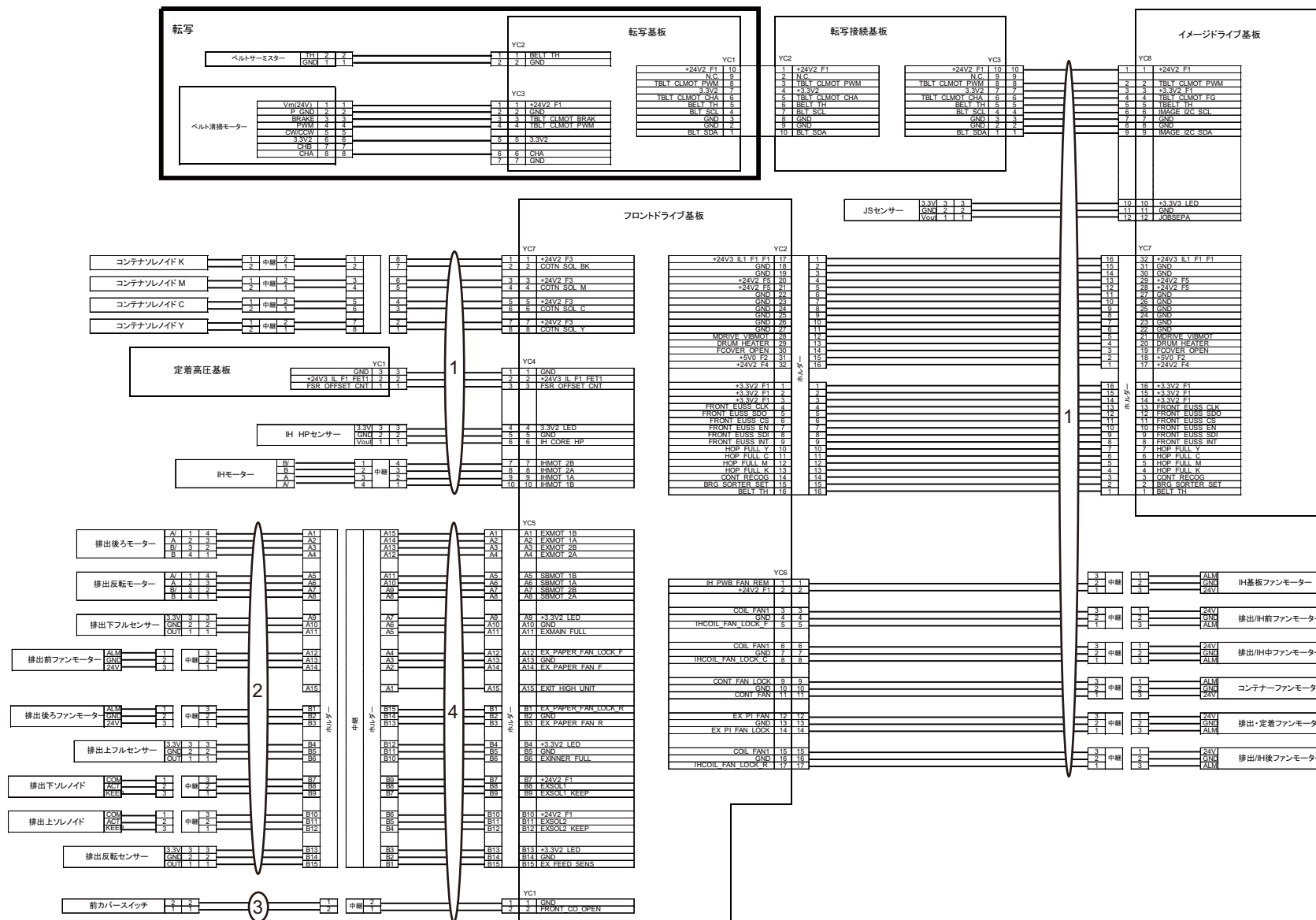
WIRE. 3 Wire Section3 (IMAGE)(JA)

2XC-2.0

Ref No.	Part.No.	Description	Notes	Revision	Quantity			
					100	120	230	240
1	302XC46270	CONN.CORD ASSY IMAGE AK	Wire.13-Ref.1も参照ください		1	1	1	1

• Wire Section indicates all the wires/FFCs containing them in other FIGs.

• Wire Section には全ての電線 /FFC (他 FIG の電線 /FFC 含む) を掲載しています。

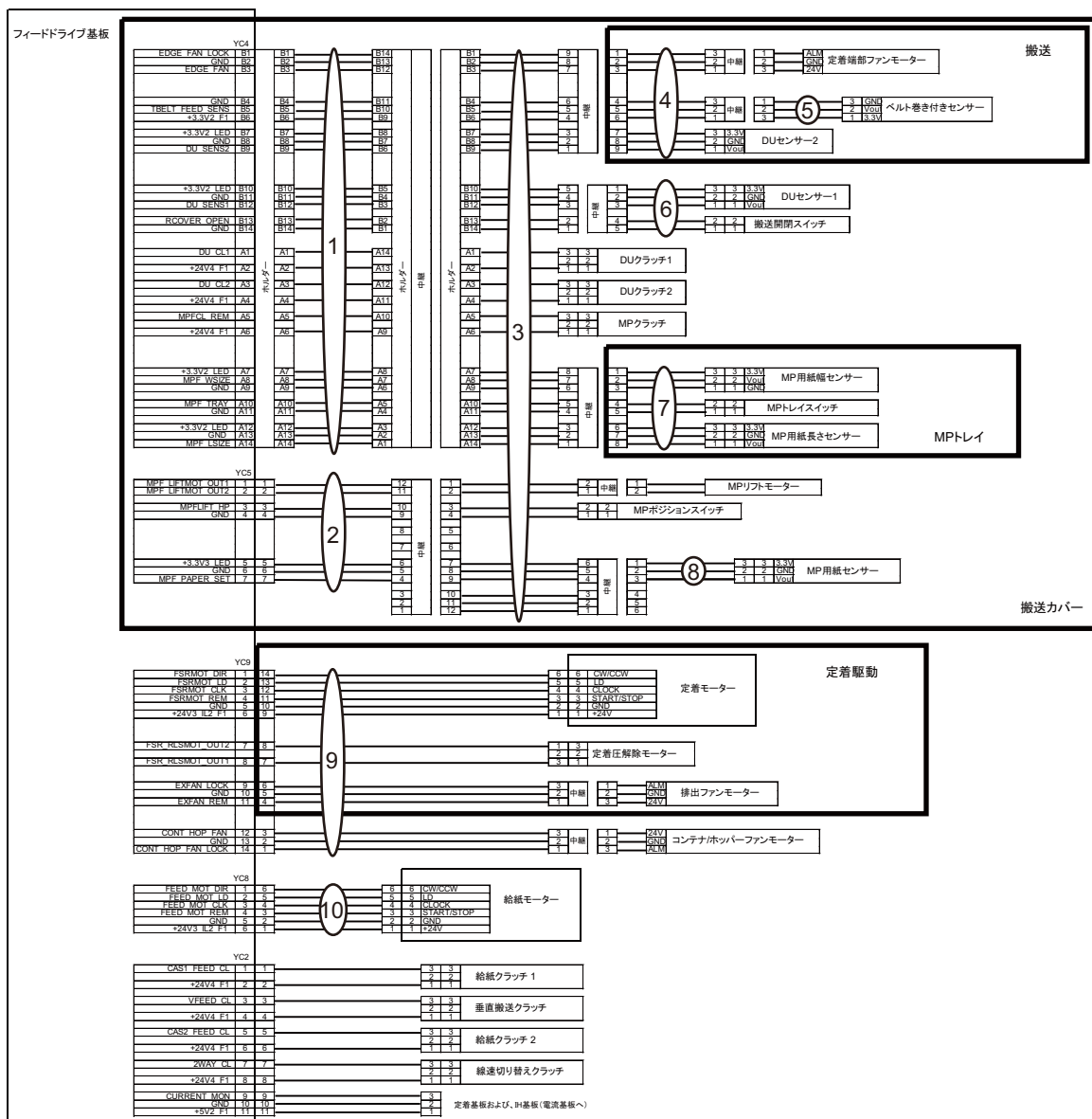


WIRE. 4 Wire Section4 (IMAGE_FRONT)(JA)

Ref No.	Part.No.	Description	Notes	Revision	Quantity			
					100	120	230	240
1	302XC46130	CONN.CORD ASSY IMAGE FRONT	Wire.9-Ref.3 and Wire.10-Ref.3も参照ください		1	1	1	1
2	302XC46380	CONN.CORD ASSY EXIT H FAN			1	1	1	1
3	302XC46120	CONN.CORD ASSY HUMAN SENSOR	Wire.11-Ref.3も参照ください		1	1	1	1
4	302XC46140	CONN.CORD ASSY FRONT EXIT DD	Wire.7-Ref.1も参照ください		1	1	1	1

• Wire Section indicates all the wires/FFCs containing them in other FIGs.

• Wire Section には全ての電線 /FFC (他 FIG の電線 /FFC 含む) を掲載しています。



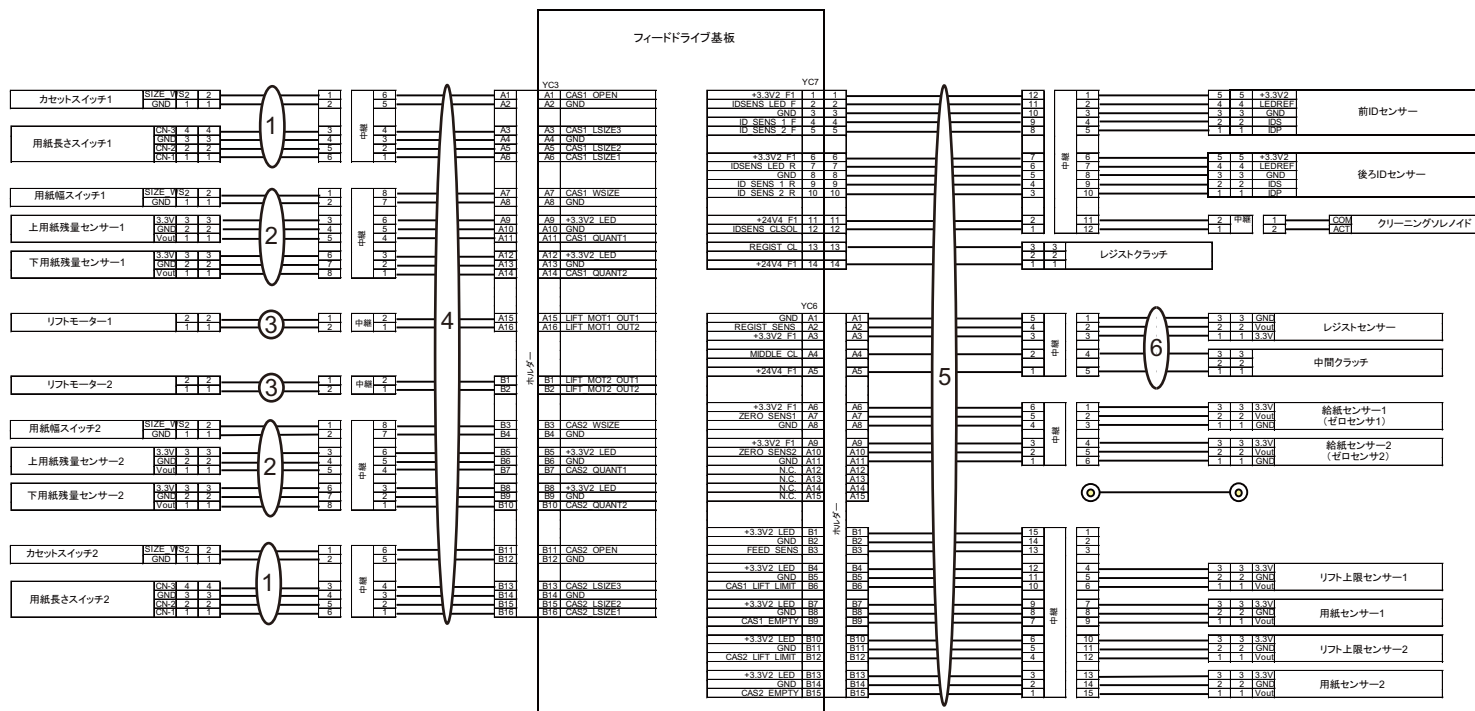
WIRE. 5 Wire Section5 (FEED1)(JA)

2XC-2.0

Ref No.	Part.No.	Description	Notes	Revision	Quantity			
					100	120	230	240
1	302ND46080	CONN.CORD ASSY FEED DRIVE RIGHT COVER 1			1	1	1	1
2	302XC46280	CONN.CORD ASSY FEED DRIVE RIGHT COVER 2			1	1	1	1
3	302ND46120	CONN.CORD ASSY RIGHT COVER			1	1	1	1
4	302ND46130	CONN.CORD ASSY CONVEYING			1	1	1	1
5	302ND46620	CONN.CORD ASSY TRANSFER BELT SENSOR			1	1	1	1
6	302ND46140	CONN.CORD ASSY DU SENSOR			1	1	1	1
7	302ND46150	CONN.CORD ASSY MPF TABLE			1	1	1	1
8	302ND46651	CONN.CORD ASSY MPF SET SENSOR			1	1	1	1
9	302XC46290	CONN.CORD ASSY FUSER MOTOR H			1	1	1	1
10	302ND46160	CONN.CORD ASSY FEED MOTOR			1	1	1	1

• Wire Section indicates all the wires/FFCs containing them in other FIGs.

• Wire Section には全ての電線 /FFC (他 FIG の電線 /FFC 含む) を掲載しています。



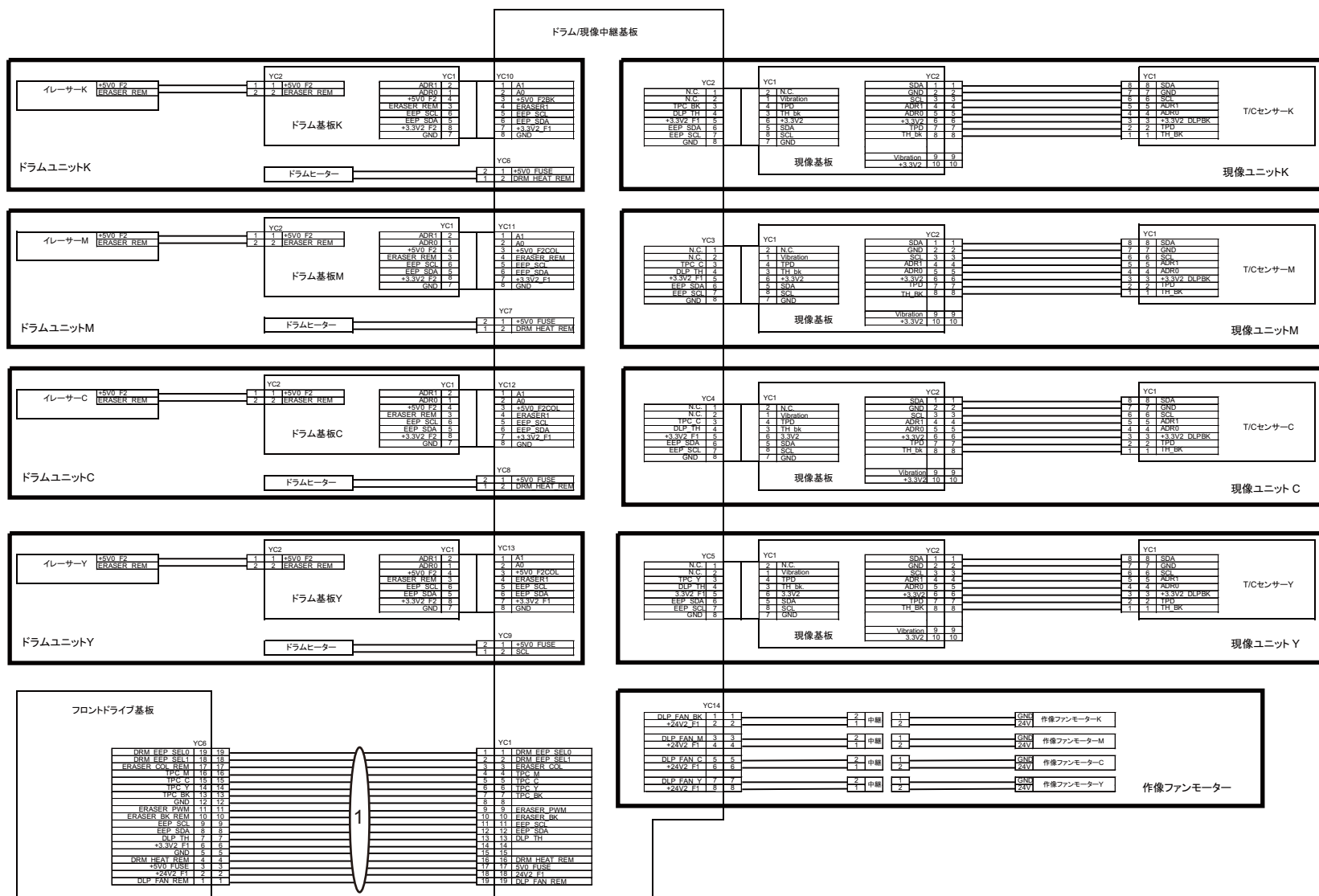
WIRE. 6 Wire Section6 (FEED2)(JA)

2XC-2.0

Ref No.	Part.No.	Description	Notes	Revision	Quantity			
					100	120	230	240
1	302ND46590	CONN.CORD ASSY CASSETTE LSIZE			2	2	2	2
2	302ND46600	CONN.CORD ASSY CASSETTE WSIZE			2	2	2	2
3	302ND46610	CONN.CORD ASSY LIFT MOTOR			2	2	2	2
4	302XC46520	CONN.CORD ASSY CASSETTE			1	1	1	1
5	302XC46260	CONN.CORD ASSY FEED PRIMARY ZONE JOINT H			1	1	1	1
6	302ND46090	CONN.CORD ASSY MID FEED UNIT			1	1	1	1

• Wire Section indicates all the wires/FFCs containing them in other FIGs.

• Wire Section には全ての電線 /FFC (他 FIG の電線 /FFC 含む) を掲載しています。



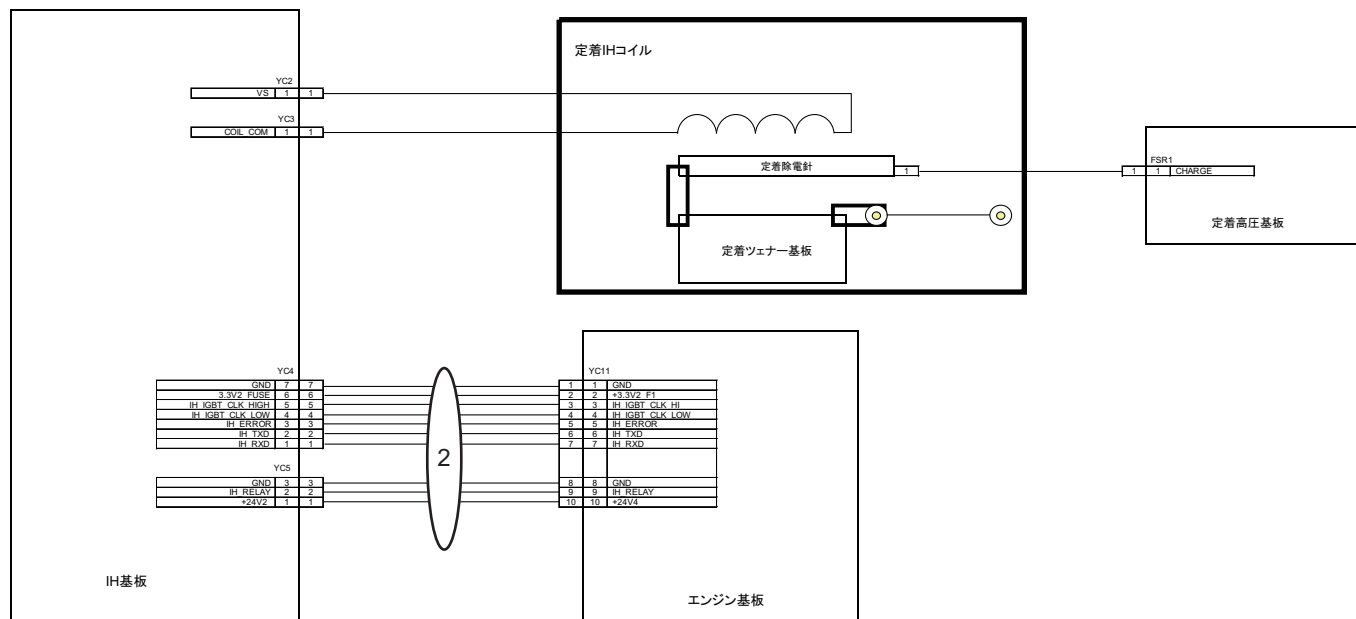
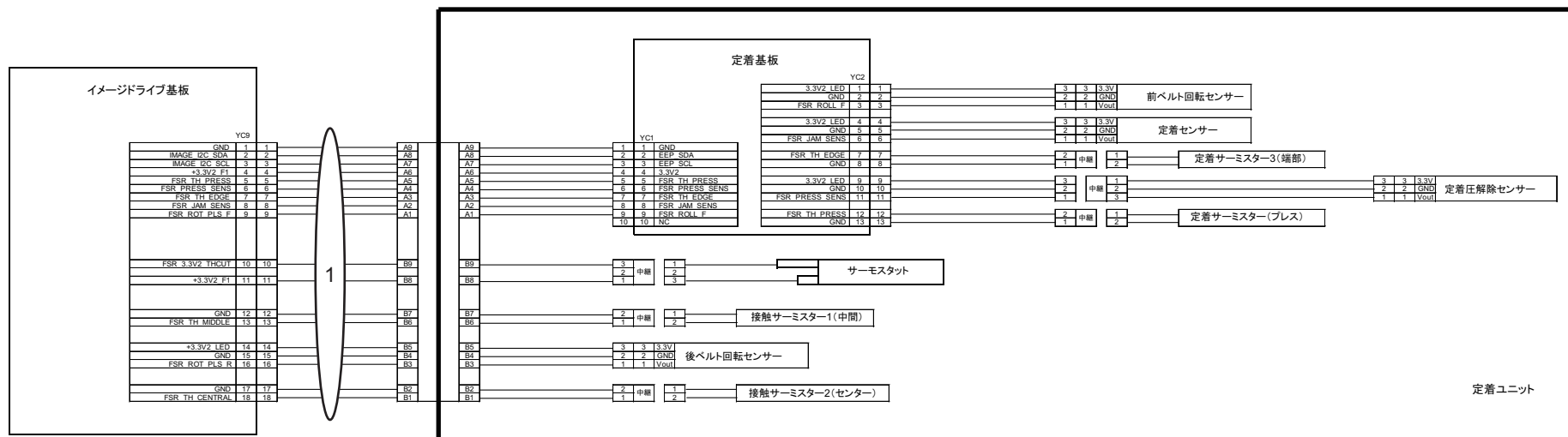
WIRE. 7 Wire Section7 (Drum_Developer)(JA)

2XC-2.0

Ref No.	Part.No.	Description	Notes	Revision	Quantity			
					100	120	230	240
1	302XC46140	CONN.CORD ASSY FRONT EXIT DD	Wire.4-Ref.4も参照ください		-	-	-	-

• Wire Section indicates all the wires/FFCs containing them in other FIGs.

• Wire Section には全ての電線 /FFC (他 FIG の電線 /FFC 含む) を掲載しています。



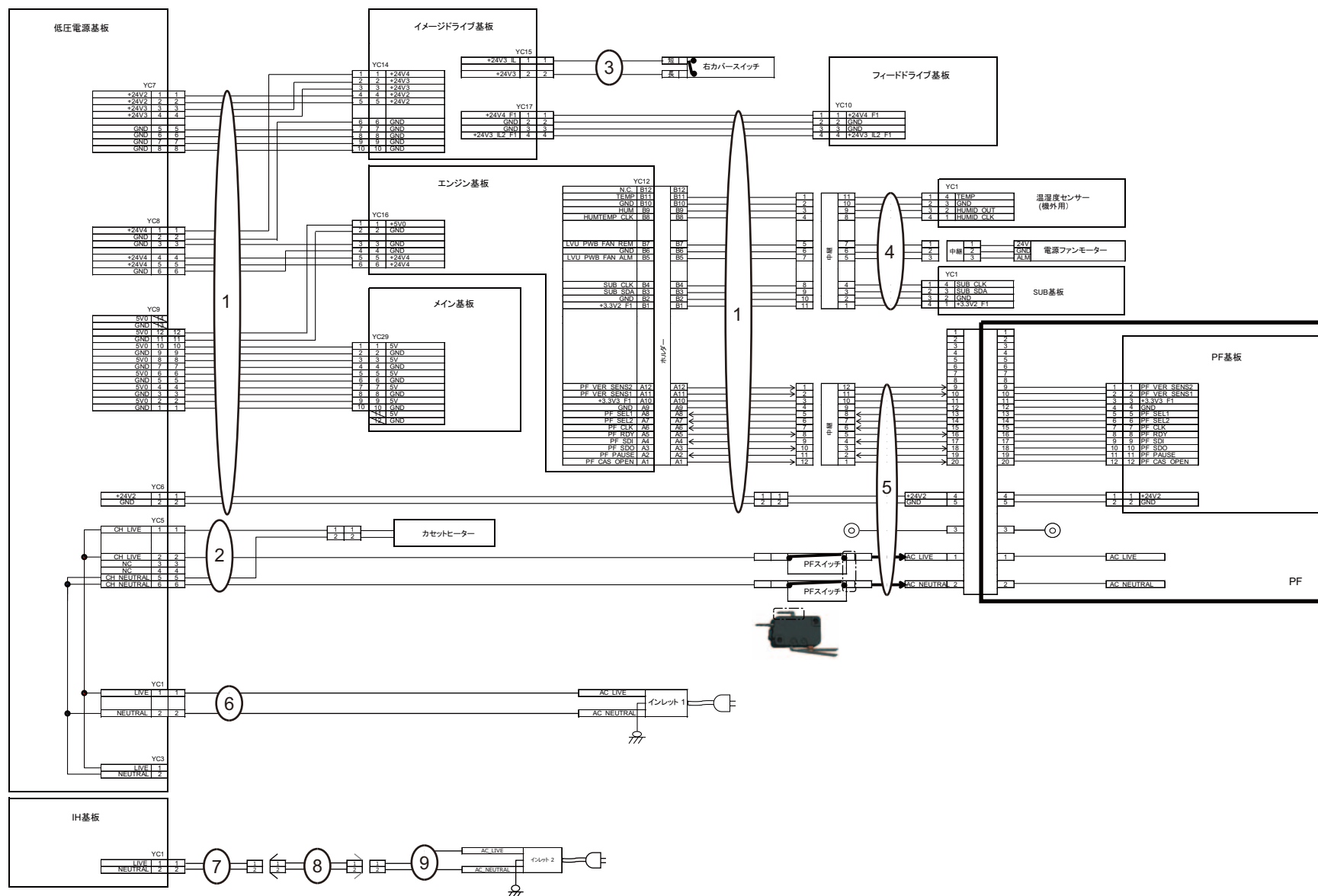
WIRE. 8 Wire Section8 (FUSER)(JA)

2XC-2.0

Ref No.	Part.No.	Description	Notes	Revision	Quantity			
					100	120	230	240
1	302XC46170	CONN.CORD ASSY IMAGE FUSER JOINT			1	1	1	1
2	302XC46110	CONN.CORD ASSY ENGINE IH	Wire.1-Ref.2も参照ください		-	-	-	-

• Wire Section indicates all the wires/FPCs containing them in other FIGs.

• Wire Section には全ての電線 /FPC（他 FIG の電線 /FPC 含む）を掲載しています。



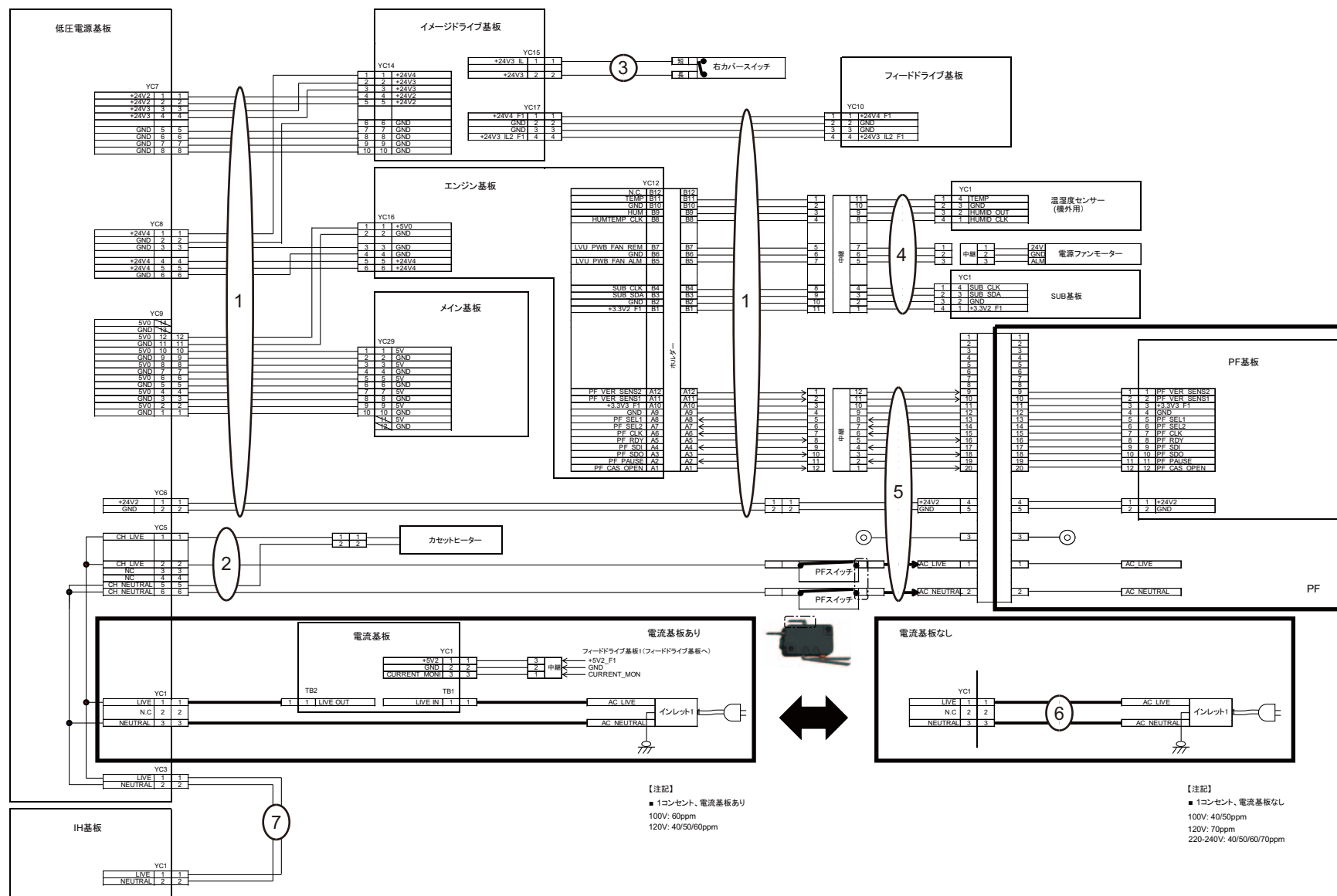
WIRE. 9 Wire Section9 (LVU 100V 70ppm)(JA)

2XC-2.0

Ref No.	Part.No.	Description	Notes	Revision	Quantity			
					100	120	230	240
1	302XC46010	CONN.CORD ASSY MAIN	Wire.1-Ref.1 and Wire.2-Ref.6も参照ください		-			
2	302ND46670	CONN.CORD ASSY CASSETTE HEATER			1			
3	302XC46130	CONN.CORD ASSY IMAGE FRONT	Wire.4-Ref.1も参照ください		-			
4	302ND46630	CONN.CORD ASSY LVU FAN			1			
5	302XC46360	CONN.CORD ASSY PF DRAWER			1			
6	302XC46340	CONN.CORD ASSY INLET ASSY			1			
7	302XC46440	CONN.CORD ASSY LVU IH J			1			
8	302XC46430	CONN.CORD ASSY INLET ASSY J RELAY			1			
9	302XC46420	CONN.CORD ASSY INLET ASSY J			1			

• Wire Section indicates all the wires/FFCs containing them in other FIGs.

• Wire Section には全ての電線 /FFC (他 FIG の電線 /FFC 含む) を掲載しています。



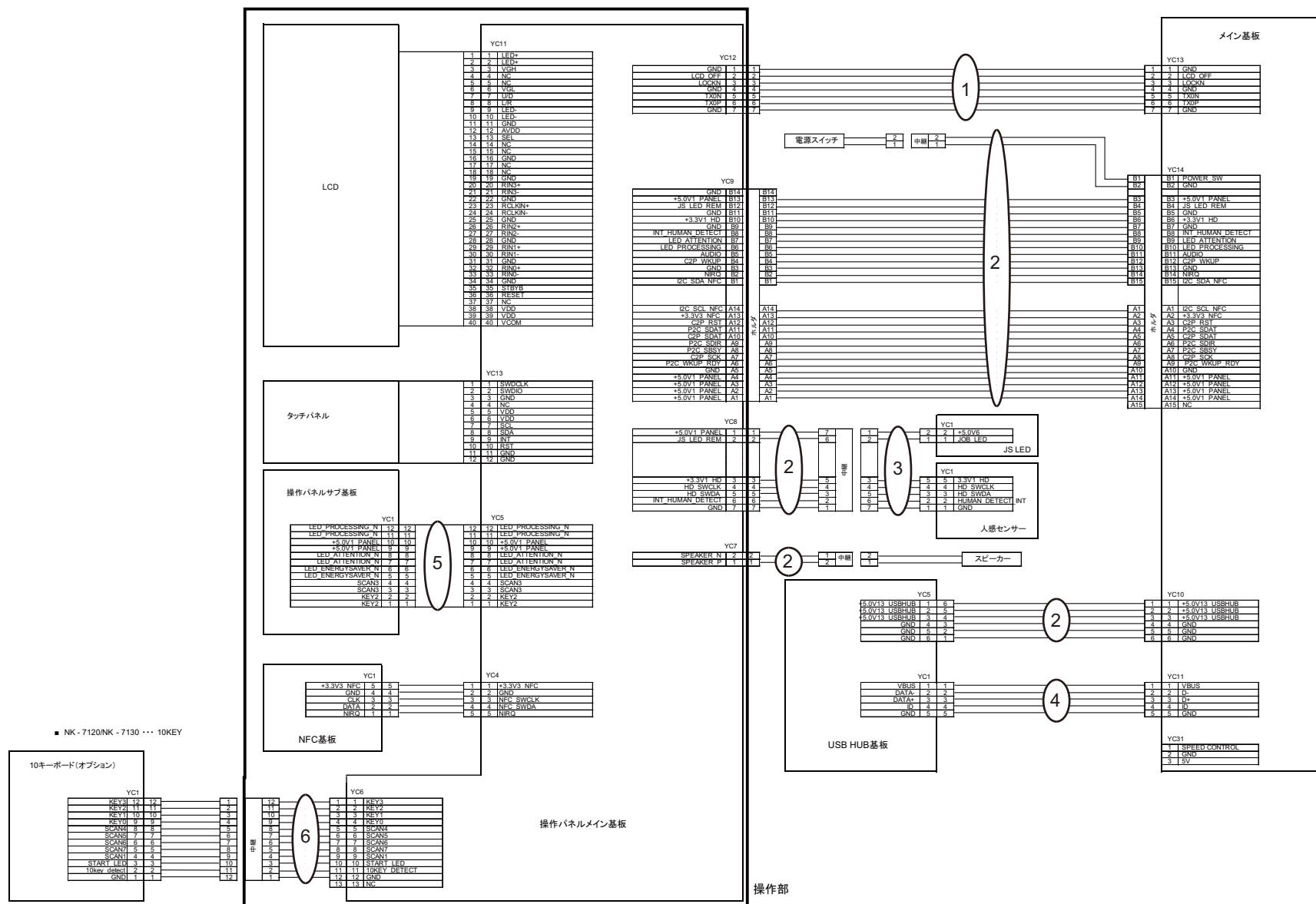
WIRE. 10 Wire Section10 (LVU 120,230,240V 70ppm)(JA)

2XC-2.0

Ref No.	Part.No.	Description	Notes	Revision	Quantity			
					100	120	230	240
1	302XC46010	CONN.CORD ASSY MAIN	Wire.1-Ref.1 and Wire.2-Ref.6も参照ください		-	-	-	
2	302ND46670	CONN.CORD ASSY CASSETTE HEATER			1	1	1	
3	302XC46130	CONN.CORD ASSY IMAGE FRONT	Wire.4-Ref.1も参照ください		-	-	-	
4	302ND46630	CONN.CORD ASSY LVU FAN			1	1	1	
5	302XC46360	CONN.CORD ASSY PF DRAWER			1	1	1	
6	302XC46340	CONN.CORD ASSY INLET ASSY				1	1	
6	302XC46410	CONN.CORD ASSY INLET ASSY A			1			
7	302ND46340	CONN.CORD ASSY LVU IH			1	1	1	

• Wire Section indicates all the wires/FFCs containing them in other FIGs.

• Wire Section には全ての電線 /FFC (他 FIG の電線 /FFC 含む) を掲載しています。



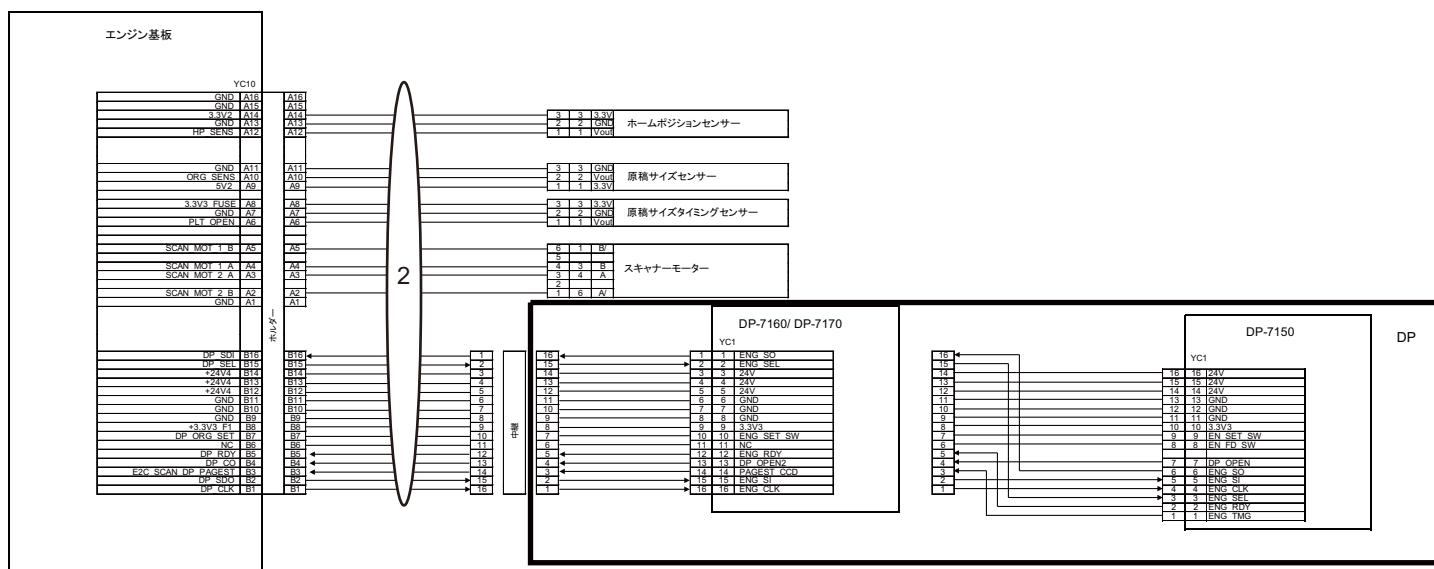
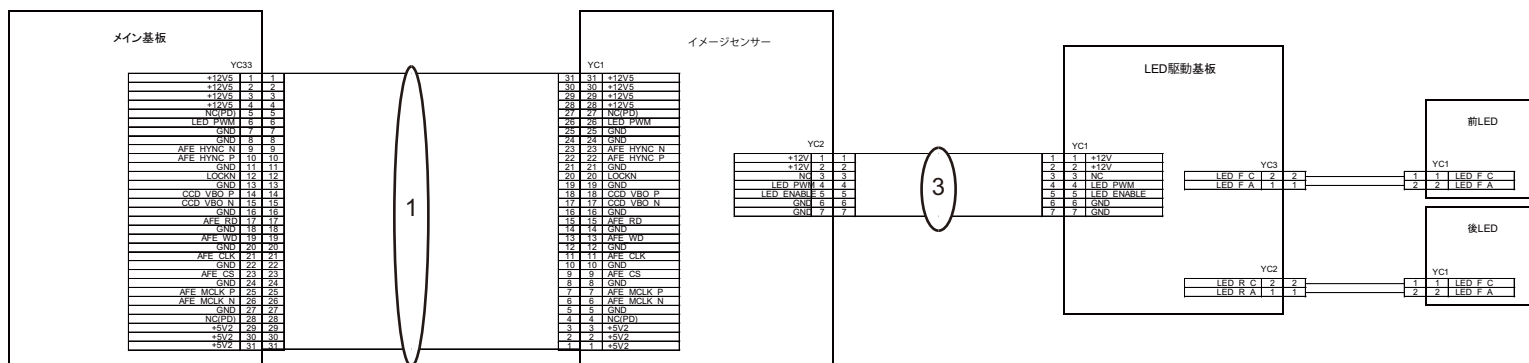
WIRE. 11 Wire Section11 (PANEL)(JA)

2XC-2.0

Ref No.	Part.No.	Description	Notes	Revision	Quantity			
					100	120	230	240
1	302V846060	CONN.CORD ASSY PANEL DATA			1	1	1	1
2	302XC46230	CONN.CORD ASSY PANEL MAIN			1	1	1	1
3	302XC46120	CONN.CORD ASSY HUMAN SENSOR	Wire.4-Ref.3も参照ください		-	-	-	-
4	302XC46310	CONN.CORD ASSY USB HUB			1	1	1	1
5	302XC46240	CONN.CORD ASSY FFC OPERATION			1	1	1	1
6	302V846080	CONN.CORD ASSY 10KEY JOINT			1	1	1	1

• Wire Section indicates all the wires/FFCs containing them in other FIGs.

• Wire Section には全ての電線 / FFC（他 FIG の電線 / FFC 含む）を掲載しています。



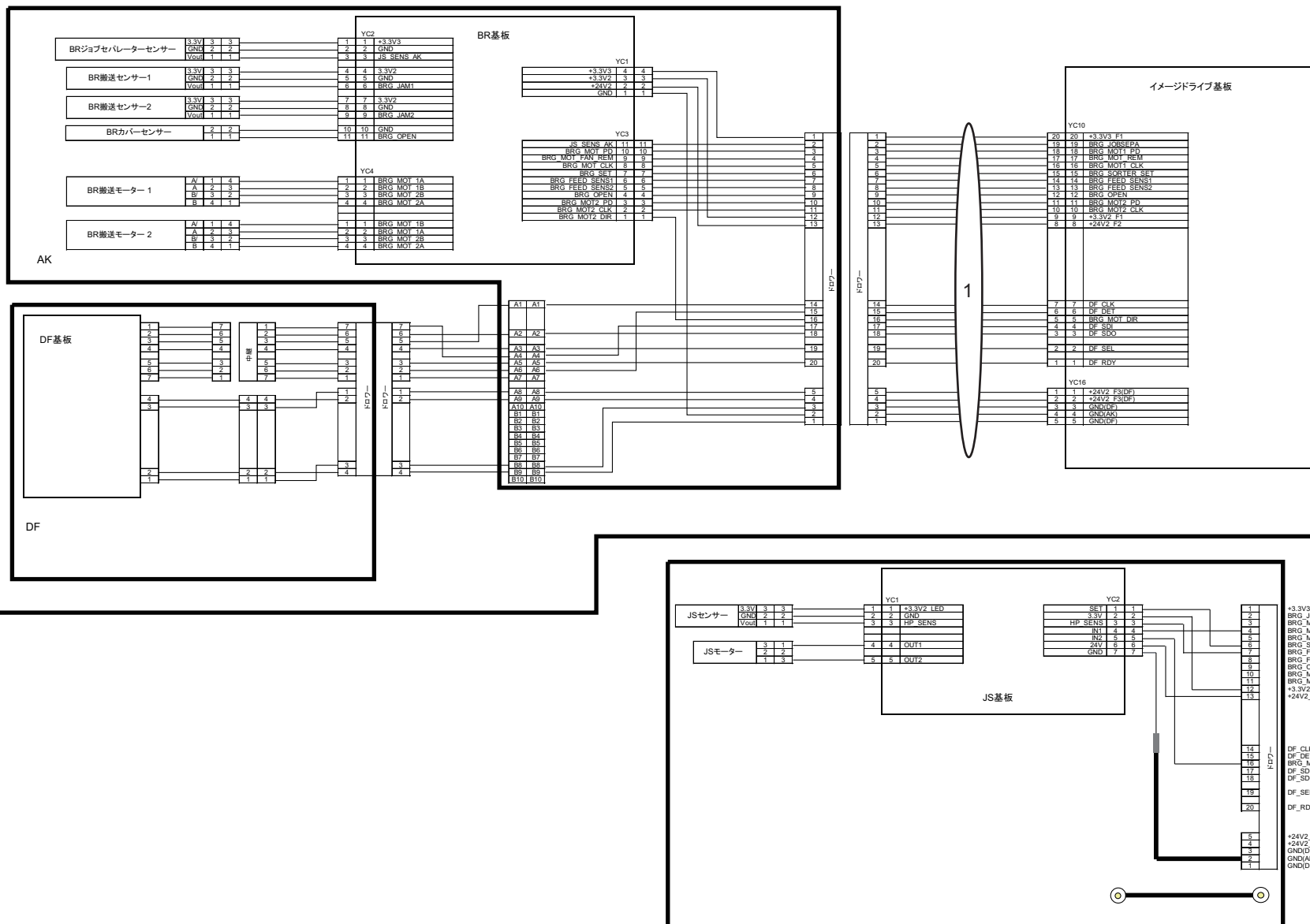
WIRE. 12 Wire Section12 (ISU)(JA)

2XC-2.0

Ref No.	Part.No.	Description	Notes	Revision	Quantity			
					100	120	230	240
1	302XC46210	CONN.CORD ASSY FFC MAIN CCD			1	1	1	1
2	302XC46220	CONN.CORD ASSY ISU			1	1	1	1
3	302V646110	CONN.CORD ASSY FFC LED			1	1	1	1

• Wire Section indicates all the wires/FFCs containing them in other FIGs.

• Wire Section には全ての電線 /FFC (他 FIG の電線 /FFC 含む) を掲載しています。



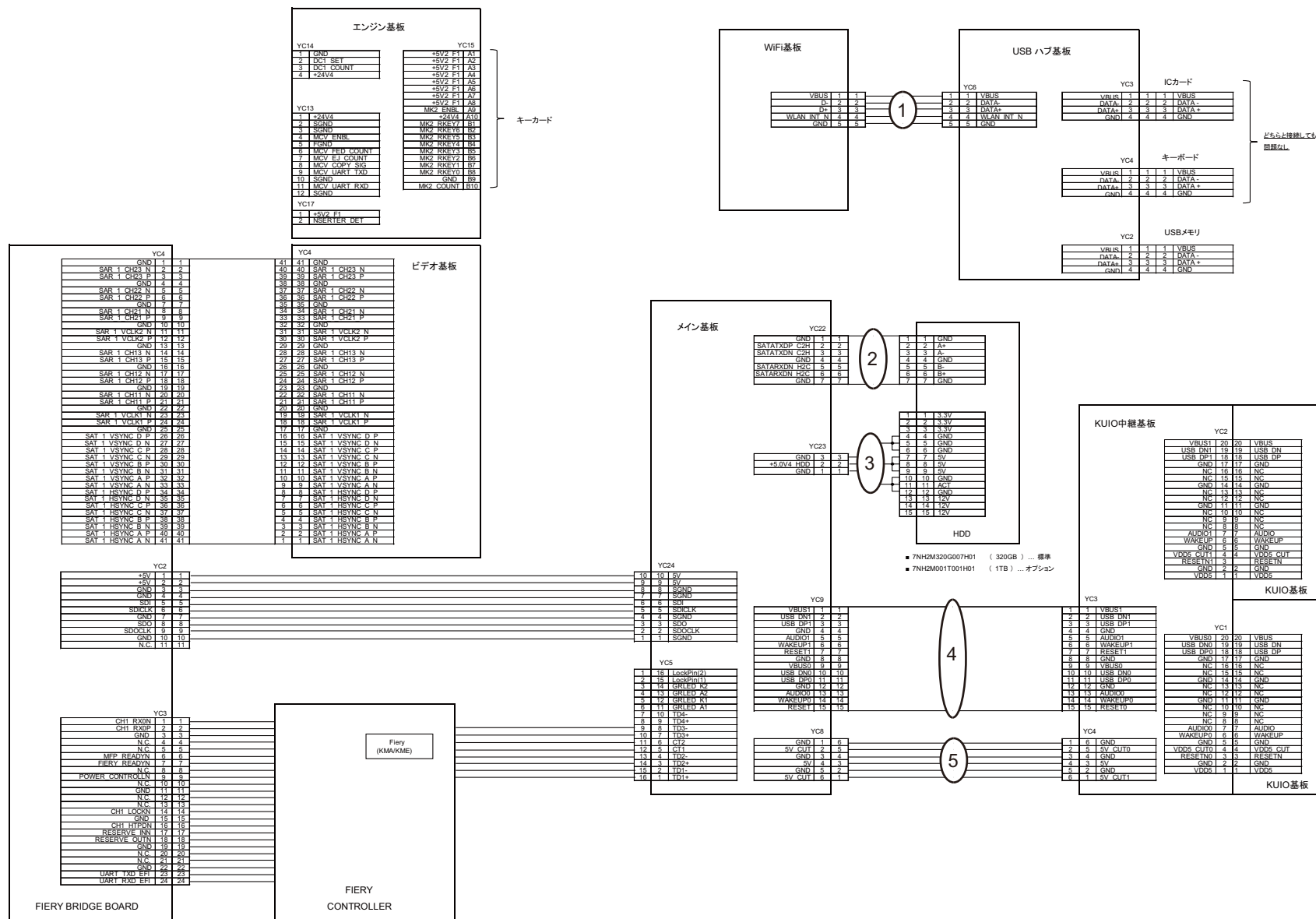
WIRE. 13 Wire Section13 (AK_DF)(JA)

2XC-2.0

Ref No.	Part.No.	Description	Notes	Revision	Quantity			
					100	120	230	240
1	302XC46270	CONN.CORD ASSY IMAGE AK	Wire.3-Ref.1も参照ください		-	-	-	-

• Wire Section indicates all the wires/FFCs containing them in other FIGs.

• Wire Section には全ての電線 / FFC (他 FIG の電線 / FFC 含む) を掲載しています。



WIRE. 14 Wire Section14 (OPTION)(JA)

2XC-2.0

Ref No.	Part.No.	Description	Notes	Revision	Quantity			
					100	120	230	240
1	302XC46320	CONN.CORD ASSY USB WIFI			1	1	1	1
2	302XC46370	CONN.CORD ASSY HDD DATA 1			1	1		
3	302RH46360	WIRE HDD POWER			1	1		
4	302XC46090	CONN.CORD ASSY FFC MAIN KUIO			1	1	1	1
5	302XC46060	CONN.CORD ASSY MAIN KUIO POWER			1	1	1	1

• Wire Section indicates all the wires/FFCs containing them in other FIGs.

• Wire Section には全ての電線 /FFC（他 FIG の電線 /FFC 含む）を掲載しています。

CLASSIFICATION OF THE SCREWS IN ILLUSTRATION / ビス種別表

Ref No.	Part.No.	Description	Notes
AAA	5MBCS3025XSP	CS STOP RING /X 3 X .25T S-BLK	
AAB	5MBP1612WWLD	SPRING PIN 1.6X12	
AAC	5MBP2010WXSP	SPRING PIN /M2 X 10 S-BLK	
AAD	5MBP2012WPLD	PARALLEL PIN / M2 X 12 SUS-DP	
AAE	5MBP2012WXSP	SPRING PIN 2X12	
AAF	5MBP2014WXSP	SPRING PIN / M2 X 14 S-BLK	
AAG	5MBP2020WWLD	SPRING PIN / M2 X 20 SUS-DP XX	
AAH	5MBP2516WXSP	SPRING PIN(2.5x16)	
AAI	5MBP2518WXSP	SPRING PIN(2.5x18)	
AAJ	5MBTPB4006TW++R	BIND T.T SCREW(+)/M4x6 CRFREE S-T	
AAK	5MBWK32808NN	POLY SLIDER /M3.2X 8 X0.8T XX	
AAL	5MBWK41A03NN	POLY-SLIDER WASHER 4.1X10X0.3T	
AAM	5MBWK6295+NN	POLY WASHER M6.2X9.5X0.25T	
AAN	5MBWK62955NN	POLY SLIDER/M6.2X9.5X0.5T PLASTC	
AAO	5MBWL72B05NN	POLY CUT WASER /M7.2X 11X0.5T PA XX	
AAP	5MBWN62D0+NN	POLY WASHER 6.2X13X0.25T	
AAQ	5MBWN62D05NB	POLY WASHER /M6.2X13X0.5T PA-BLK	
AAR	5MBP2010WWLD	SPRING PIN /M2 X 10 SUS-DP XX	
BAA	7BB000303H	+BIND M SCREW 3X3	
BAB	7BB000304H	+BIND M SCREW 3X4	
BAC	7BB000305H	+BIND M SCREW 3x5	
BAD	7BB000306H	+BIND M SCREW 3X6	
BAE	7BB000406H	+BIND M SCREW 4X6	
BAF	7BB000P03H	+BIND M SCREW 2.6X3	
BAG	7BB001303H	+PAN M SCREW 3x3	
BAH	7BB001P03H1	PAN M SCREW 2.6X3	
BAI	7BB007303H	+TP-CUP M SCREW 3X3	
BAJ	7BB007304H	+TP-CUP M SCREW 3x4	
BAK	7BB008305H	+FLAT FILLESTER M SCREW 3x5	
BAL	7BB00B306H	+PAN M SCREW WITH T.L.WASHER 3X6	
BAM	7BB060305H1	+BIND M SCREW 3X5(BLUE)	
BAN	7BB100304H	+BIND T.T S SCREW 3x4	
BAO	7BB100306H	+BIND T.T S SCREW 3x6	
BAP	7BB100306H1	+BIND T.T S SCREW 3X6	
BAQ	7BB100308H1	+BIND T.T S SCREW 3X8	
BAR	7BB100320H	+BIND T.T S SCREW 3x20	
BAS	7BB100408H	+BIND T.T S SCREW 4x8	
BAT	7BB100408H1	+BIND T.T S SCREW 4X8	
BAU	7BB100440H	+BIND T.T S SCREW 4X40	
BAV	7BB102308H1	+TP-FLAT T.T S SCREW 3X8	
BAW	7BB180306H	+BIND T.T S SCREW 3X6(BLACK)	
BAX	7BB180408H	+BIND T.T S SCREW 4x8(BLACK)	
BAY	7BB200205H	BIND T.T P SCREW 2X5	
BAZ	7BB200306H	+BIND T.T P SCREW 3x6	
BBA	7BB200308H	+BIND T.T P SCREW 3X8	
BBB	7BB200310H	+BIND T.T P SCREW 3x10	
BBC	7BB200312H	+BIND T.T P SCREW 3X12	
BBD	7BB200320H	BIND T.T P SCREW 3X20	
BBE	7BB200322H	BIND T.T P SCREW 3X22	
BBF	7BB200410H	+BIND T.T P SCREW 4X10	
BBG	7BB200412H	+BIND T.T P SCREW 4x12	
BBH	7BB200416H	+BIND T.T P SCREW 4x16	

Ref No.	Part.No.	Description	Notes
BBI	7BB202306H	+TP-FLAT T.T P SCREW 3X6	
BBJ	7BB202308H	+TP-FLAT T.T P SCREW 3X8	
BBK	7BB202310H	+TP-FLAT T.T P SCREW 3X10	
BBL	7BB203308H	+FLAT HEAD T.T P SCREW 3X8	
BBM	7BB280410H	+BIND T.T P SCREW 4X10(BLACK)	
BBN	7BB282308H	+TP-FLAT T.T P SCREW 3X8(BLACK)	
BBO	7BB300310H	+BIND TAP-TITE B SCREW M3X10	
BBP	7BB300323H	+BIND T.T B SCREW 3x23	
BBQ	7BB600306H	+BIND M SCREW 3X6 R	
BBR	7BB600308H	+BIND M SCREW 3x8 R	
BBS	7BB600308H1	+BIND M SCREW 3X8 R	
BBT	7BB600310H	+BIND M SCREW 3X10 R	
BBU	7BB600314H	+BIND M SCREW 3X14 R	
BBW	7BB600320H	+BIND M SCREW 3x20 R	
BBX	7BB600406H	+BIND M SCREW 4X6 R	
BBY	7BB600425H	+BIND M SCREW 4X25 R	
BBZ	7BB600430H	+BIND M SCREW 4X30 R	
BCA	7BB600P08H	+BIND M SCREW 2.6X8 R	
BCB	7BB601306H	+PAN M SCREW 3x6 R	
BCC	7BB606306H	+PAN M SCREW WITH SW W 3X6 R	
BCD	7BB606308H	+PAN M SCREW WITH SW W 3X8 R	
BCE	7BB606312H	+PAN M SCREW WITH SW W 3X12 R	
BCF	7BB606408H	+BIND M SCREW WITH SW W 4X8 R	
BCG	7BB606512H	+BIND M SCREW WITH SW W 5X12 R	
BCH	7BB607306H	+TP-CUP M SCREW 3X6 R	
BCI	7BB607310H	+TP-CUP M SCREW 3X10 R	
BCK	7BB607312H	+TP-CUP M SCREW 3X12 R	
BCL	7BB607320H	+TP-CUP M SCREW 3X20 R	
BCM	7BB607406H	+TP-CUP M SCREW 4X6 R	
BCN	7BB607414H	+TP-CUP M SCREW 4X14 R	
BCO	7BB687310H	+TP-CUP M SCREW 3X10 R(BLACK)	
BCP	7BB700306H	+BIND T.T S SCREW 3X6 SR	
BCQ	7BB700308H	+BIND T.T S SCREW 3X8 SR	
BCR	7BB700310H	+BIND T.T S SCREW 3X10 SR	
BCS	7BB700312H	+BIND T.T S SCREW 3X12 SR	
BCT	7BB700314H	+BIND T.T S SCREW 3X14 SR	
BCU	7BB700316H	+BIND T.T S SCREW 3X16 SR	
BCV	7BB700320H	+BIND T.T S SCREW 3X20 SR	
BCW	7BB700330H	+BIND T.T S SCREW 3X30 SR	
BCX	7BB700408H	+BIND T.T S SCREW 4X8 SR	
BCY	7BB700410H	+BIND T.T S SCREW 4X10 SR	
BCZ	7BB700412H	+BIND T.T S SCREW 4X12 SR	
BDA	7BB702306H	+TP-FLAT T.T S SCREW 3x6 SR	
BDB	7BB702308H	+TP-FLAT T.T S SCREW 3X8 SR	
BDC	7BB760408H	+BIND T.T S SCREW 4X8 SR(BLUE)	
BDD	7BB780308H	+BIND T.T S SCREW 3X8 SR(BLACK)	
BDE	7BB780410H	+BIND T.T S SCREW 4X10 SR(BLACK)	
BDF	7BB780420H	+BIND T.T S SCREW 4X20 SR(BLACK)	
BDG	7BB782308H	+TP-FLAT T.T S SCREW 3X8 SR(BLACK)	
BDH	7BB782410H	+TP-FLAT T.T S SCREW 4X10 SR(BLACK)	
BDI	B1A25100	+BINDING SCREW WITH SW.W M5X10	
BDJ	B9A90010	+PAN SCREW 6-32X0.25	

CLASSIFICATION OF THE SCREWS IN ILLUSTRATION / ビス種別表

Ref No.	Part.No.	Description	Notes
BDK	7BB202410H	+TP-FLAT T.T P SCREW 4X10	
BDL	7BB607308H	+TP-CUP M SCREW 3X8 R	
BDM	7BB607410H	+TP-CUP M SCREW 4X10 R	
BDN	7BB200408H	+BIND T.T P SCREW 4X8	
BDO	7BB702320H	+TP-FLAT T.T S SCREW 3X20 SR	
BDP	7BB007406H	+TP-CUP M SCREW 4X6	
BDQ	7BB702420H	+TP-FLAT T.T S SCREW 4X20 SR	
BDR	7BB100316H1	+BIND T.T S SCREW 3X16	
BDS	7BB702410H	+TP-FLAT T.T S SCREW 4X10 SR	
BDT	7BB700430H	+BIND T.T S SCREW 4X30 SR	
BDU	7BB282408H	+TP-FLAT T.T P SCREW 4X8(BLACK)	
BDV	7BB0A0222H	BIND M SCREW 2X22 SUS	
BQH		BIND M SCREW 3X4 3M2510	Obtained locally
BQI		BIND M SCREW 2X4	Obtained locally
CAA	7BC00030A080H01	WASHER M3X10X0.8T	
CAB	7BC000336040H01	WASHER 3.3X6X0.4T	
CAC	7BC000357050H01	WASHER M3.5X7.0X0.5T	
CAD	7BC00045C080H01	WASHER M4.5X12X0.8T CRFREE	
CAE	7BC00060D0A+H01	WASHER M6X13X1T	
CAF	7BC040538050H01	FLAT A WASHER	
CAG	7BC040621250H01	WASHER 6.2X12X0.5T	
CAH	7BC04085E0A0C01	WASHER 8.5X14X1.0T SUS	
CAI	7BC060429020H01	POLY SLIDER WASHER M4.2X9X0.2T	
CAJ	7BC06051C020H01	POLY SLIDER WASHER M5.1X1.2X0.2T	
CAK	7BC06052G050H01	POLY SLIDER WASHER 5.2X16X0.5T	
CAL	7BC06062A0A0H01	POLY SLIDER WASHER 6.2X10X1.0T	
CAM	7BC06062C020H01	POLY SLIDER WASHER M6.2X12X0.2T	
CAN	7BC06062N050H01	POLYSLIDER 6.2X22X0.5T	
CAO	7BC06082G020H01	POLY SLIDER WASHER M8.2X16X0.2T	
CAP	7BC1003055++H01	HEXA NUT M3	
CAQ	7BC460326050H01	CUT WASHER 3.2X6.0X0.5T(BLACK)	
CAR	7BC46042A050H01	CUT WASHER 4.2X10.0X0.5T	
CAS	7BC5004176A0H01	SPRING WASHER M4	
CAT	7BC600306545H01	TOOTHED LOCK WASHER M3X6.5X0.45T	
CAU	7BCW7085D020H01	WAVE WASHER SUS WW8.5X13X0.2	
CAV	7BCW80619001H01	POLY WASHER 6.1X9X0.13T	
CAW	7BCW8082C025H01	POLY WASHER 8.2X12X0.25T	
CAX	7BC060629540H01	POLY SLIDER WASHER 6.2X9.5X0.4T	
CAY		CUT-WASHER 4.2X12.0X0.5T(BLACK)	Obtained locally
DAA	7BD103060+++H01	E STOP RING E-3	
DAB	7BD104060+++H01	E STOP RING E-4	
DAC	7BD105060+++H01	E STOP RING E-5	
DAD	7BD107080+++H01	E STOP RING E-7	
EAA	7BL020003H	TUBE 4-7 PHARMED BPT	
EAB	7BL020004H	TUBE 4-6 TH-2000	
EAC	7BL020005H	TUBE 3-5 TH-2000	
FAA	7BP01204000JH01	SPRING PIN 2.0X40	
FAB	7BP013030+++H01	SPRING PIN 3X30(SUS)	
FAC	7BP512008B0CH01	PARALLEL PIN 2.0X8	
FAD	7BP512010B0CH01	PARALLEL PIN 2.0X10	
FAE	7BP512012B0CH01	PARALLEL PIN 2.0X12	
FAF	7BP512014B0CH01	PARALLEL PIN 2.0X14	

Ref No.	Part.No.	Description	Notes
FAG	7BP512016B0CH01	PARALLEL PIN 2.0X16	
FAH	7BP512018B0CH01	PARALLEL PIN 2X18	
FAI	7BP512512B0CH01	PARALLEL PIN H7A 2.5X12 SUS	
FAJ	7BP512514B0CH01	PARALLEL PIN 2.5X14	
FAK	7BP512516B0CH01	PARALLEL PIN 2.5X16	
FAL	7BP512520B0CH01	PARALLEL PIN 2.5X20	
FAM	7BP512522B0CH01	PARALLEL PIN 2.5X22	
FAN	7BP512525B0CH01	PARALLEL PIN 2.5X25	
FAO	7BP513012B0CH01	PARALLEL PIN H7A 3X12 SUS	
FAP	7BP513022B0CH01	PARALLEL PIN 3X22	
FAQ	7BP513025B0CH01	PARALLEL PIN 3X25	
FAR	7BP513040B0CH01	PARALLEL PIN 3X40	
FAS	7BP00252500JH01	SPRING PIN 2.5X25	
FAT	5MBP1208WXSP	SPRING PIN /M1.2 X 8 XX	
GAA	7YTJ010001++H01	TERMINAL	
GAB	7YTJ010002++H01	TERMINAL	
HAA	C1B04030	NUT M4(TRIVALENT CHROMATING)	
HAB	C2604080	PLAIN WASHER M3-8 (BRASS,N.)	
HAC	C2803050	POLYESTER SLIDER WASHER 3.1X5.4X0.13T	
HAD	C2804100	POLYESTER SLIDER WASHER 4.1X10X0.5T	
HAE	C2805090	POLYESTER SLIDER WASHER 5.1X9.5X0.3T	
HAF	C2806120	POLYESTER SLIDER WASHER 6.2X12X0.5T	
HAG	C2808200	POLYESTER SLIDER WASHER 8X20X0.5T	
HAH	C2890180	*POLYESTER SLIDER WASHER12.2X18X0.5T	
HAI	C2891120	POLYESTER SLIDER WASHER 6.2X12X0.25T	
HAK	C2893140	SHIM 6.2X14X0.25T	
HAL	C2893950	SHIM 6.2-0.5T	
HAM	C2893960	SHIM 6.2-13-0.13T	
HAN	C2894950	SHIM 6.2-0.13T	
HAO	C2895110	SHIM 8.2-0.13T	
HAP	C2895120	SHIM 8.2-0.25T	
HAQ	C2895140	SHIM 8.2X14X0.8T	
HAR	C2895150	SHIM 8.2-1.0T	
JAA	E0020080	SPRING PIN 2X8	
JAB	E0025140	SPRING PIN 2.5X14	
JAC	E0030140	SPRING PIN 3X14	
JAD	E0130240	SPRING PIN 3X24(SUS)	
JAE	E0130280	SPRING PIN 3X28(SUS)	
JAF	E5120100	PARALLEL PIN H7A 2X10 SUS	
JAG	E5125120	PIN H7A 2.5X12 SUS	
JAH	E5125160	PARALLEL PIN H7A 2.5X16 SUS	
JAI	E5125200	PARALLEL PIN H7A 2.5X20 SUS	
JAJ	E0030240	SPRING PIN 3X24	

AK-7110

[CONFIDENTIAL]

FOR AUTHORIZED KYOCERA ENGINEERS ONLY. DO NOT DISTRIBUTE TO NON-AUTHORIZED PARTIES.

Items listed in the revision columns are defined as follows.

Item	Description
Add	Add a new part
Del	Delete a part
Design-chg.	A design changed part (Parts number version up)
Part No.-chg.	A part number is changed to other one.
Quantity-chg.	Change Quantity of parts to use
Others	Other changes
Correction	Correction

Revision history

Rev.	Date	Remarks
1	June 2021	Design change

Symbols in the parts list

- Parts without a Ref.No. in the illustration indicate they are not supplied.
- Parts with "*" are component parts or sub-assemblies of the assembly appearing immediately above them.
- Parts with "**" are component parts or sub-assembly with "*" appearing immediately above them.

[CONFIDENTIAL]

京セラドキュメントソリューションズ株式会社の許可なく、本資料を配布することを禁じます。

改訂欄記載項目の内容は以下の通りです。

記載項目	内容
Add	新規部品の追加
Del	部品の削除
Design-chg.	部品の設変(版数アップ)
Part No.-chg.	部品番号の変更
Quantity-chg.	部品の個数変更
Others	その他の変更
Correction	誤記訂正

改訂履歴

Rev.	改訂日	備考
1	2021年6月	設変対応

記号の見方

- イラスト中で Ref 番号がない部品は供給できません。
- 部品番号欄の・印は、組立部品の単品部品及び準組立部品を表わします。
- 部品番号欄の**印は、準組立部品の単品部品を表わします。

———— **CONTENTS** ————

FIG. 1 AK-7110 2
FIG. 2 AK-7110 5
FIG. 3 Accessories 7

WIRE

Wire Section (EN)..... 9
Wire. 1 Wire Section (EN) 9

Wire Section (JA) 11
Wire. 1 Wire Section (JA) 11

Fig. 1 AK-7110

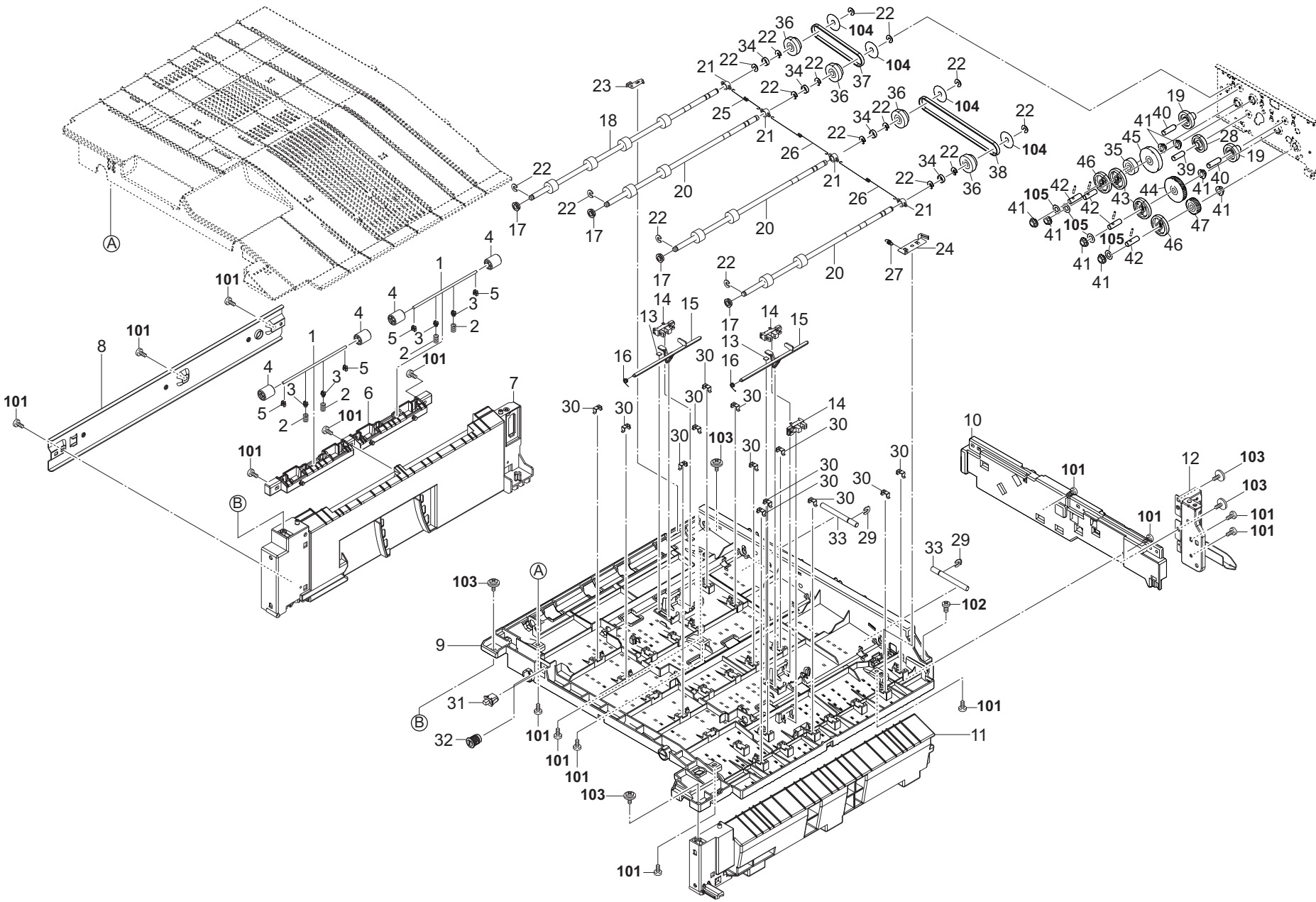


Fig. 1 AK-7110

Ref No.	Part.No.	Description	Notes	Revision	Quantity			
					100	120	230	240
1	303RG24110	SHAFT PULLEY			2	2	2	2
2	302F928170	SPRING PULLEY			4	4	4	4
3	302ND24290	CAP SPRING			4	4	4	4
4	302F929260	PULLEY DU LOW			4	4	4	4
5	302ND29630	CAP HOLDER SHAFT			4	4	4	4
6	303RG24070	HOLDER PULLEY			1	1	1	1
7	303RG24050	GUIDE LEFT LOWER			1	1	1	1
8	303RG02020	STAY LEFT			1	1	1	1
9	303SZ02030	GUIDE UPPER			1	1	1	1
10	303SZ02010	BASE LOWER			1	1	1	1
11	303RG24040	GUIDE RIGHT LOWER			1	1	1	1
12	303RG02040	PLATE RIGHT LOWER			1	1	1	1
13	303RG24140	CUSHION ACTUATOR			2	2	2	2
14	302P794010	PARTS SENSOR OPT. SP			3	3	3	3
15	303RG24100	ACTUATOR FEED			2	2	2	2
16	303RG24120	SPRING ACTUATOR FEED			2	2	2	2
17	7BE006103R31H01	BEARING MF106ZZ			4	4	4	4
18	303RG94040	PARTS ROLLER FEED C SP			1	1	1	1
19	303SZ31070	GEAR Z26R IDLE			2	2	2	2
20	303RG94020	PARTS ROLLER FEED A SP			3	3	3	3
21	302FZ07310	BUSH CONTACT MPT B			4	4	4	4
22	302ND08670	CUT-WASHER 4			16	16	16	16
23	303RG02130	PLATE EARTH EXIT			1	1	1	1
24	303RG02120	PLATE EARTH FEED			1	1	1	1
25	303RG02160	SPRING EARTH B			1	1	1	1
26	303RG02150	SPRING EARTH A			2	2	2	2
27	302K928070	SPRING-EXTENSION FEED SHIFT			1	1	1	1
28	303SZ31080	GEAR Z41R IDLE			1	1	1	1
29	5MVX111DN003	RING STOPPER /A-49 FEED A4			2	2	2	2
30	302K931080	WIRE STOPPER			13	13	13	13
31	7SP01000007+H01	SW.PUSH			1	1	1	1
32	302K904620	MAGNET CATCH			1	1	1	1
33	303RG02100	SHAFT HINGE			2	2	2	2
34	7BE006103431H01	BEARING MR106ZZ			4	4	4	4
35	303SZ31040	GEAR Z37L OW			1	1	1	1
36	303SZ31090	PULLEY BELT ONEWAY P28 S2M			4	4	4	4
37	303RG31060	BELT 40 S2M 196			1	1	1	1
38	303RG31040	BELT 40 S2M 296			1	1	1	1
39	303SZ31110	PIN DRIVE A			1	1	1	1
40	303SZ31120	PIN DRIVE B			2	2	2	2
41	302LV31480	BUSH DRIVE POM		Part No.-chg.	8	8	8	8
42	303SZ31100	SHAFT RELAY DRIVE OW			4	4	4	4
43	303SZ31050	GEAR Z31L			2	2	2	2
44	303SZ31010	GEAR Z61R OW			1	1	1	1
45	303SZ31020	GEAR Z61L OW			1	1	1	1
46	303SZ31060	GEAR Z31R			2	2	2	2
47	303SZ31030	GEAR Z37R OW			1	1	1	1

Fig. 2 AK-7110

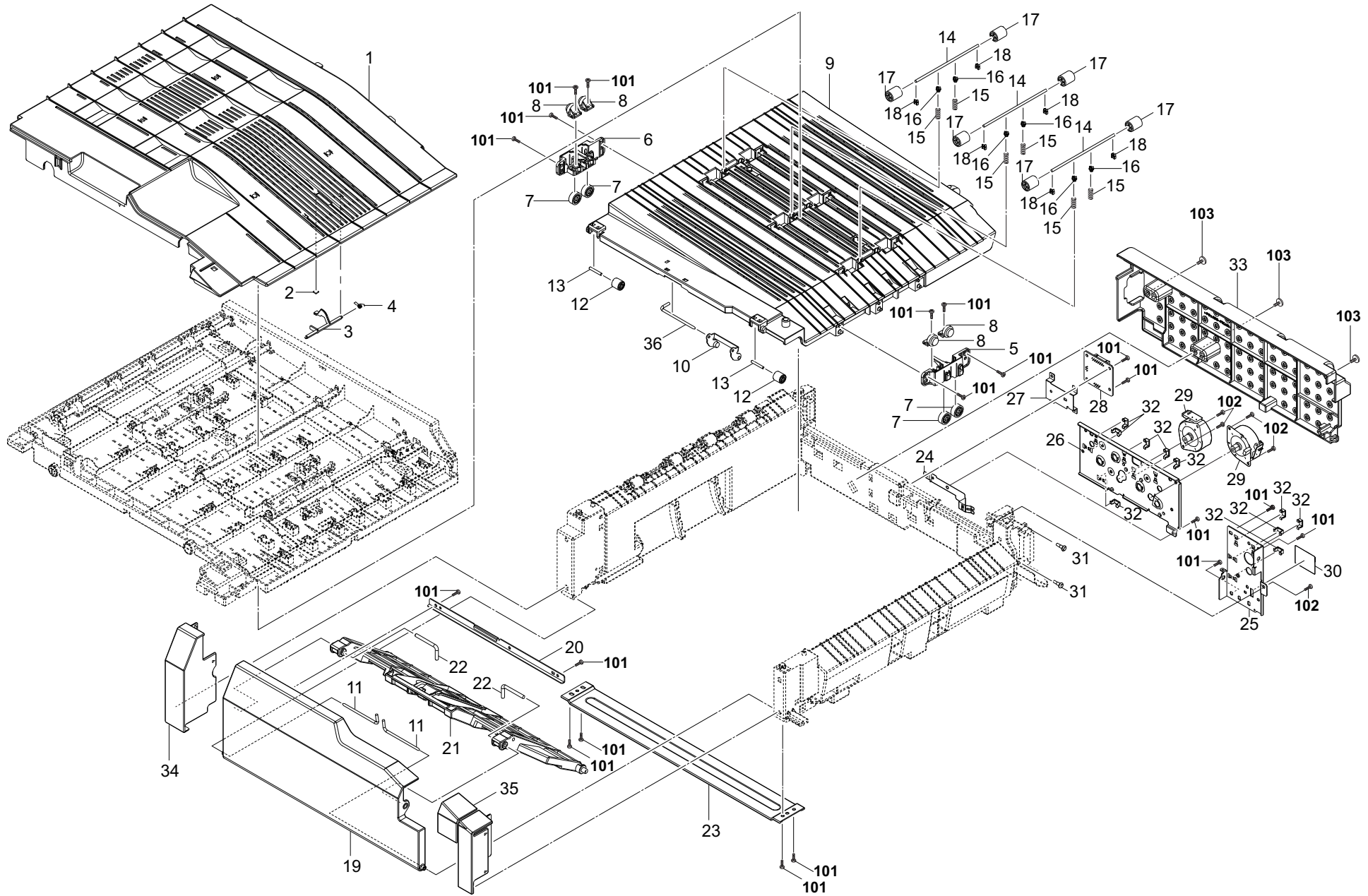


Fig. 2 AK-7110

3SZ

Ref No.	Part.No.	Description	Notes	Revision	Quantity			
					100	120	230	240
1	303RG04010	COVER UPPER TRAY			1	1	1	1
2	303RG24140	CUSHION ACTUATOR			1	1	1	1
3	303RG24060	ACTUATOR FAX PAPER			1	1	1	1
4	303RG02250	SPRING ACTUATOR FAX			1	1	1	1
5	303RG02180	MOUNT DAMPER RIGHT			1	1	1	1
6	303RG02190	MOUNT DAMPER LEFT			1	1	1	1
7	303RG02170	GEAR Z18S DAMPER			4	4	4	4
8	302G404160	DAMPER			4	4	4	4
9	303RG24080	GUIDE LOWER			1	1	1	1
10	303RG02200	STRAP COVER			1	1	1	1
11	2FB04400	PIN FULCRUM F COVER			2	2	2	2
12	2FM02210	PULLEY MID /B-11 FRAME A4			2	2	2	2
13	302ND29360	SHAFT GUIDE BELT			2	2	2	2
14	303RG24110	SHAFT PULLEY			3	3	3	3
15	302F928170	SPRING PULLEY			6	6	6	6
16	302ND24290	CAP SPRING			6	6	6	6
17	302F929260	PULLEY DU LOW			6	6	6	6
18	302ND29630	CAP HOLDER SHAFT			6	6	6	6
19	303RG04050	COVER FRONT LOWER			1	1	1	1
20	303RD24140	PLATE REINFORCEMENT			1	1	1	1
21	303RG02220	ARM GUIDE			1	1	1	1
22	303RG02260	SHAFT OPEN			2	2	2	2
23	303RG02030	STAY LOW			1	1	1	1
24	303RG02241	PLATE EARTH PWB			1	1	1	1
25	303RG31010	MOUNT DRIVE			1	1	1	1
26	303SZ31130	MOUNT DRIVE			1	1	1	1
27	303SZ02020	BRACKET PWB			1	1	1	1
28	303SZ94010	PARTS PWB BRIDGE ASSY SP			1	1	1	1
29	302ND94490	PARTS MOTOR SWITCHBACK SP			2	2	2	2
30	302FZ14960	SEAL CASE C DLP			1	1	1	1
31	302R402250	PIN CONNECTOR			2	2	2	2
32	302K931080	WIRE STOPPER			10	10	10	10
33	303SZ04010	COVER REAR			1	1	1	1
34	303RG04020	COVER LEFT			1	1	1	1
35	303RG04030	COVER RIGHT			1	1	1	1
36	303RG02280	PIN FULCRUM			1	1	1	1
101	7BB200308H	+BIND T.T P SCREW 3X8						
102	7BB700308H	+BIND T.T S SCREW 3X8 SR						
103	7BB282308H	+TP-FLAT T.T P SCREW 3X8(BLACK)						

Fig. 3 Accessories

3SZ

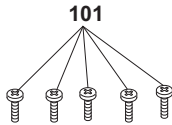
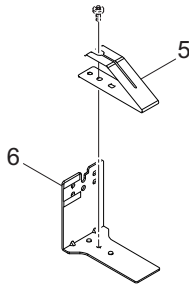
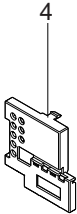
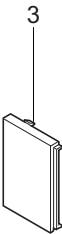
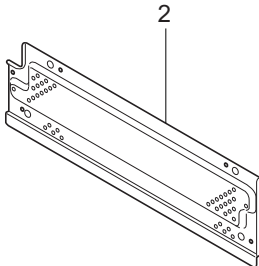
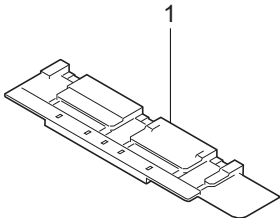
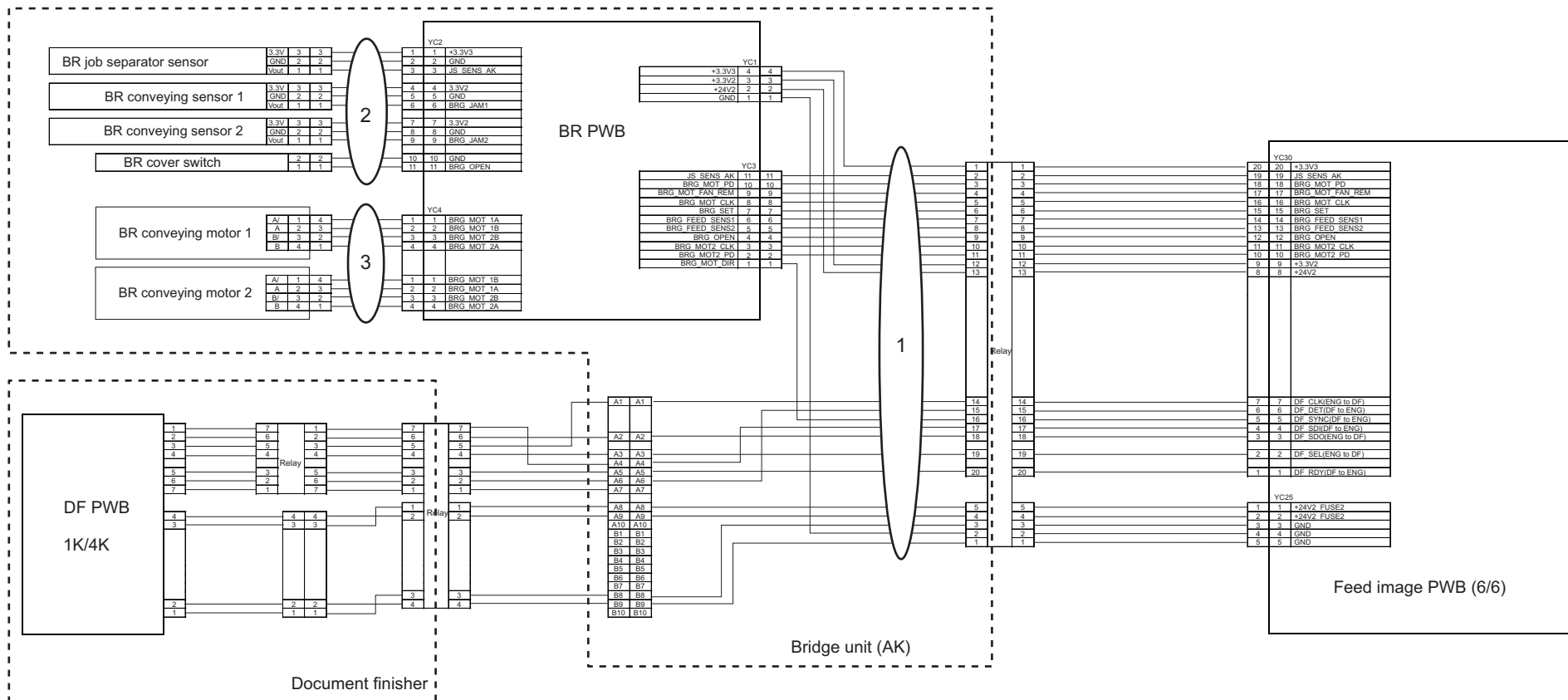


Fig. 3 Accessories

3SZ

Ref No.	Part.No.	Description	Notes	Revision	Quantity			
					100	120	230	240
1	303RG02080	RAIL RELAY			1	1	1	1
2	303RG02090	PLATE JUNCTION			1	1	1	1
3	303RG04070	COVER LEFT SIDE			1	1	1	1
4	303RG04081	COVER CONNECTOR			1	1	1	1
5	303PG02050	PLATE EARTH			1	1	1	1
6	303PW02200	PLATE HOLDER EARTH			1	1	1	1
101	7BB700412H	+BIND T.T S SCREW 4X12 SR						



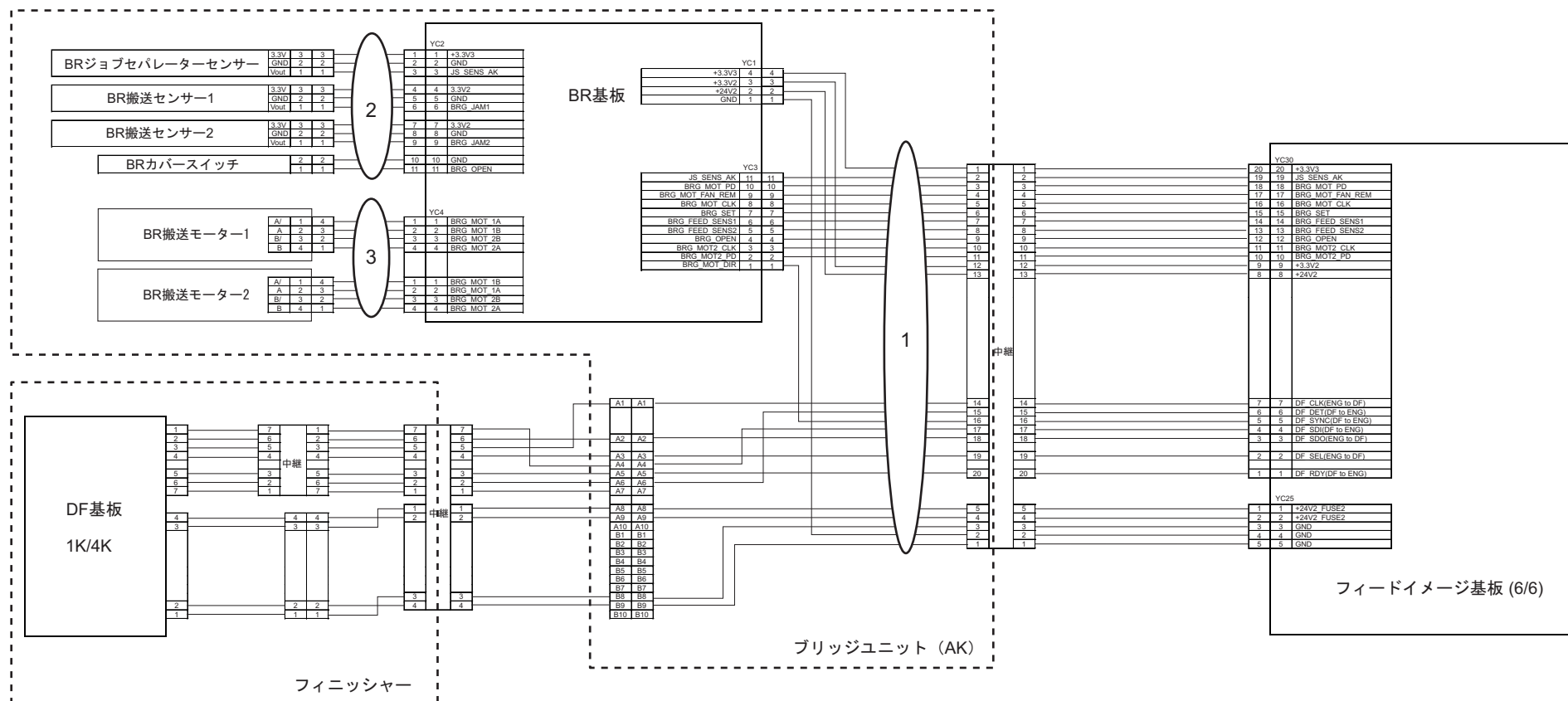
Wire. 1 Wire Section(EN)

3SZ

Ref No.	Part.No.	Description	Notes	Revision	Quantity			
					100	120	230	240
1	303SZ46010	CONN.CORD ASSY AK DF			1	1	1	1
2	303SZ46020	CONN.CORD ASSY AK			1	1	1	1
3	303SZ46030	CONN.CORD ASSY AK MOT			1	1	1	1

• Wire Section indicates all the wires/FFCs containing them in other FIGs.

• Wire Section には全ての電線/FFC（他 FIG の電線/FFC 含む）を掲載しています。



Wire. 1 Wire Section (JA)

3SZ

Ref No.	Part.No.	Description	Notes	Revision	Quantity			
					100	120	230	240
1	303SZ46010	CONN.CORD ASSY AK DF			1	1	1	1
2	303SZ46020	CONN.CORD ASSY AK			1	1	1	1
3	303SZ46030	CONN.CORD ASSY AK MOT			1	1	1	1

• Wire Section indicates all the wires/FFCs containing them in other FIGs.

• Wire Section には全ての電線 /FFC (他 FIG の電線 /FFC 含む) を掲載しています。

AK-7120

[CONFIDENTIAL]

FOR AUTHORIZED KYOCERA ENGINEERS ONLY. DO NOT DISTRIBUTE TO NON-AUTHORIZED PARTIES.

Symbols in the parts list

- Parts without a Ref.No. in the illustration indicate they are not supplied.
- Parts with "•" are component parts or sub-assemblies of the assembly appearing immediately above them.
- Parts with "••" are component parts or sub-assembly with "•" appearing immediately above them.

Classification of the screws

- See the last page of this parts list for the classification of the screws in the illustrations.

[CONFIDENTIAL]

京セラドキュメントソリューションズ株式会社の許可なく、本資料を配布することを禁じます。

記号の見方

- イラスト中で Ref 番号がない部品は供給できません。
- 部品番号欄の • 印は、組立部品の単品部品及び準組立部品を表わします。
- 部品番号欄の •• 印は、準組立部品の単品部品を表わします。

ビスの種別

- イラスト中のビスの種別は最終ページに記載しています。

———— CONTENTS ————

FIG. 1 Junction Section 2
FIG. 2 Deck Section 4
FIG. 3 Exit Section..... 6
FIG. 4 Accessories 1 (Mechanical Parts) 8
FIG. 5 Accessories 2 (Wire) 10

FIG. 1 Junction Section

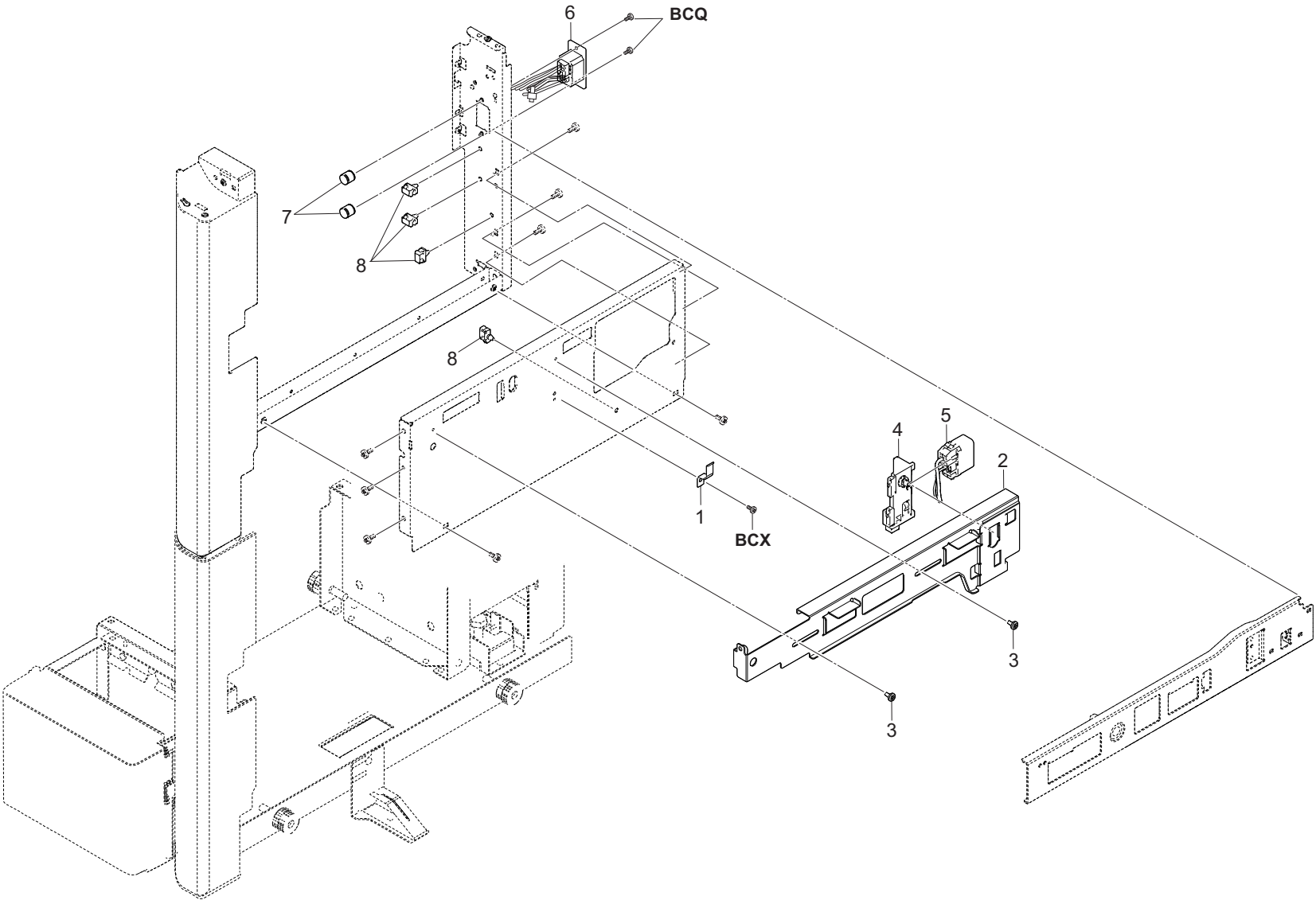


FIG. 1 Junction Section

3V7

Ref No.	Part.No.	Description	Notes	Revision	Quantity			
					100	120	230	240
1	303NB02131	SPRING-PLATE JUNCTION			1	1	1	1
2	303NB02341	PLATE LOCK JUNCTION D			1	1	1	1
3	3CZ02230	PIN,HOOK FULCRUM			2	2	2	2
4	303NB02361	GUIDE DRAWER			1	1	1	1
5	303NB46190	WIRE INTERFACE B			1	1	1	1
6	303V746070	CONN.CORD ASSY INTERFACE DF 4			1	1	1	1
7	302K903620	SHIELD SCREW			2	2	2	2
8	7YZM610001++H01	ACCESS SADDLE			4	4	4	4

FIG. 2 Deck Section

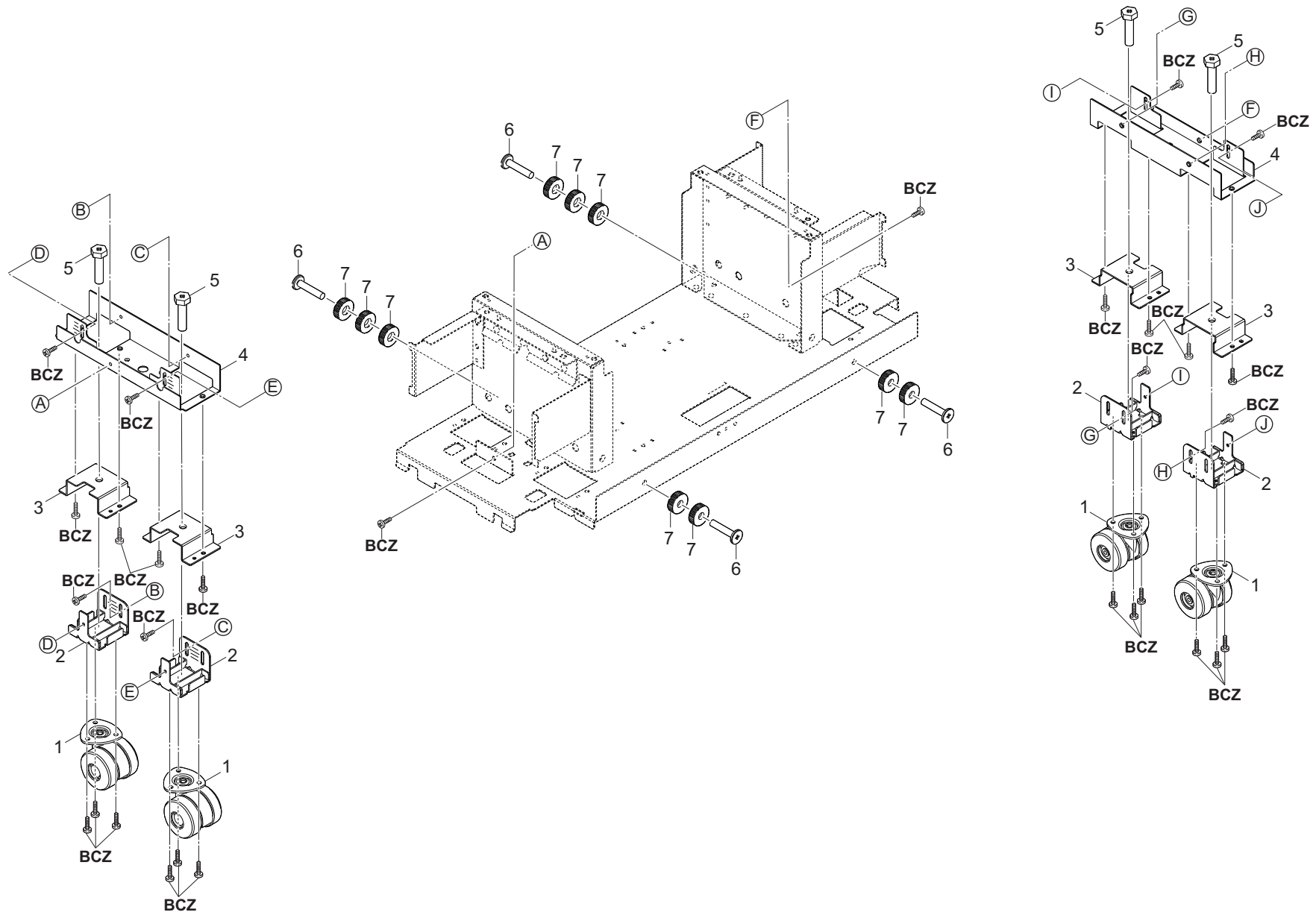


FIG. 2 Deck Section

Ref No.	Part.No.	Description	Notes	Revision	Quantity			
					100	120	230	240
1	302N202011	CASTER 100 CN			4	4	4	4
2	303S802220	PLATE CASTER			4	4	4	4
3	303NB02220	PLATE HOLDER CASTER			4	4	4	4
4	303TF02180	PLATE CASTER STAY			2	2	2	2
5	303LT03140	BOLT M10L40			4	4	4	4
6	303LM02132	BOLT STOPPER			4	4	4	4
7	303LM02170	RUBBER BOLT			10	10	10	10

FIG. 3 Exit Section

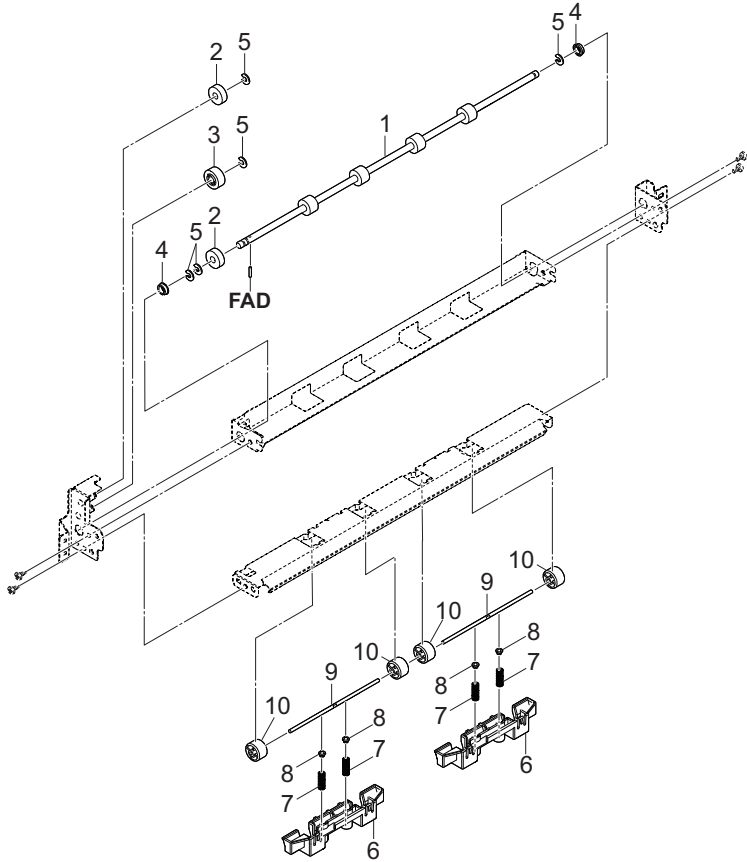
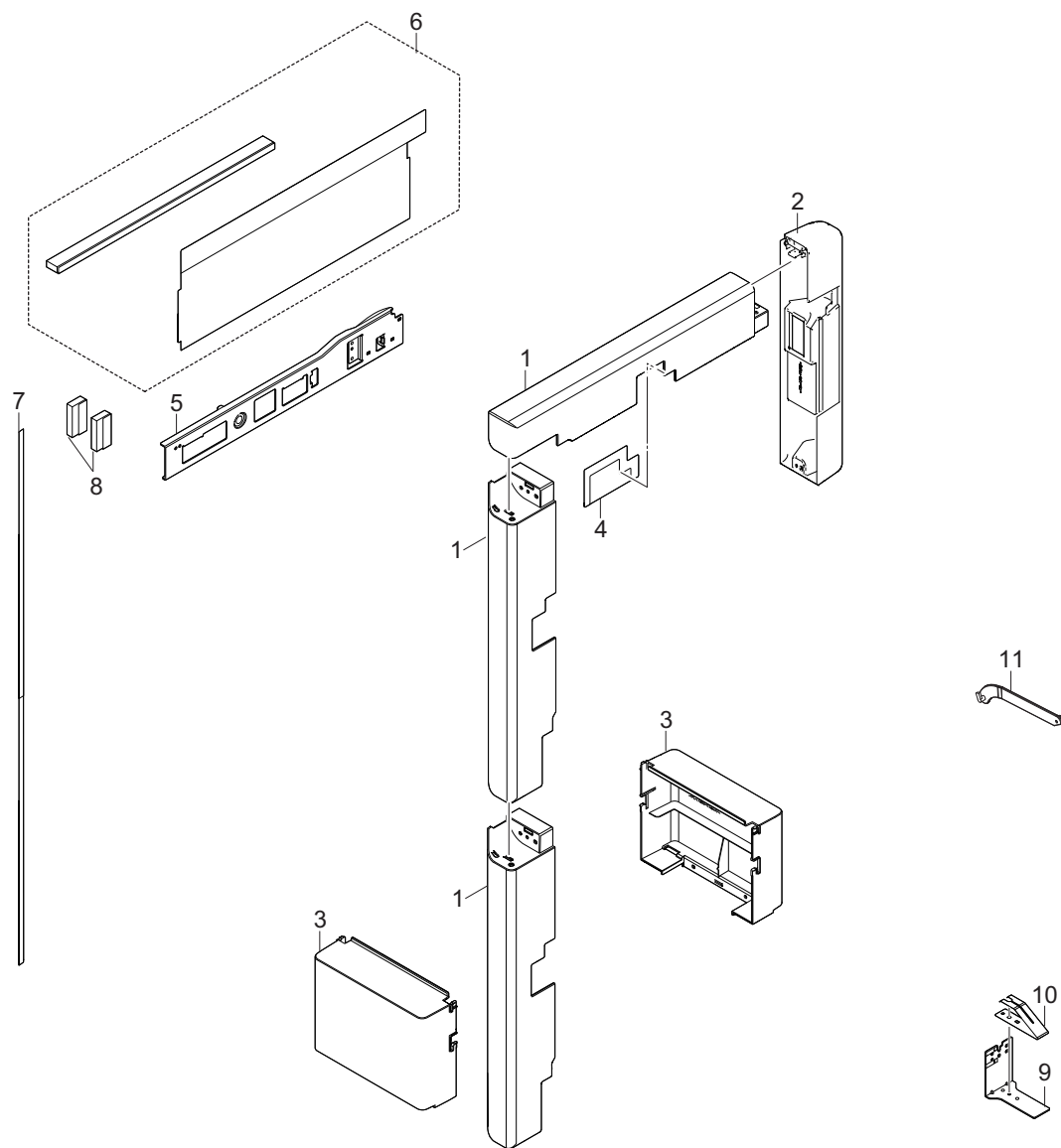


FIG. 3 Exit Section

Ref No.	Part.No.	Description	Notes	Revision	Quantity			
					100	120	230	240
1	303V794010	PARTS ROLLER EXIT SP			1	1	1	1
2	34922420	GEAR 15			2	2	2	2
3	29807100	GEAR 16,BYPASS			1	1	1	1
4	7BE006103R31H01	BEARING MF106ZZ			2	2	2	2
5	302FB09830	CUT WASHER 4			5	5	5	5
6	303TF24250	MOUNT EXIT PULLEY			2	2	2	2
7	302H728100	SPRING EXIT PULLEY			4	4	4	4
8	2FM04150	CAP SPRING /B-11 ENCLOSURE A4			4	4	4	4
9	303S824180	SHAFT FEED			2	2	2	2
10	303S824290	PULLEY FEED			4	4	4	4

FIG. 4 Accessories 1 (Mechanical Parts)



BBF



BCQ BCQ



BCX BCX BCX BCX BCX BCX BCX BCX BCX BCX BCX



BCX BCX BCX BCX BCX BCX BCX BCX BCX BCX



BDG BDG BDG BDG BDG BDG BDG



BDH BDH



FIG. 4 Accessories 1 (Mechanical Parts)

Ref No.	Part.No.	Description	Notes	Revision	Quantity			
					100	120	230	240
1	303V704140	COVER FRONT			3	3	3	3
2	303V704130	COVER REAR			1	1	1	1
3	303V704150	COVER DECK			2	2	2	2
4	303V704120	FILM COVER FRONT		Part No.-chg.	1	1	1	1
5	303NB02371	PLATE JUNCTION D			1	1	1	1
6	303V794020	PARTS JOINT SPONGE SHEET ASSY SP			1	1	1	1
7	303V728080	SHEET HOLDER			1	1	1	1
8	302NH03780	SEAL STAY INNER FRONT CENTER			2	2	2	2
9	303PW02200	PLATE HOLDER EARTH			1	1	1	1
10	303PG02050	PLATE EARTH			1	1	1	1
11	303TC07230	STRAP PF COVER			1	1	1	1

FIG. 5 Accessories 2 (Wire)

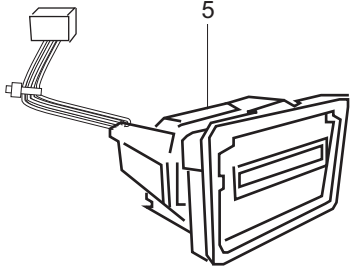
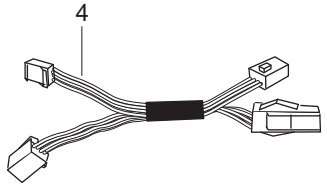
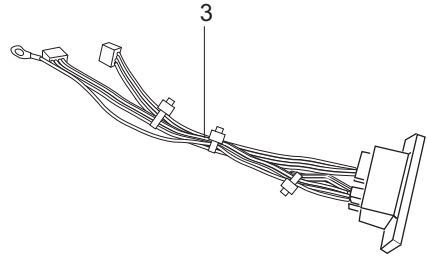
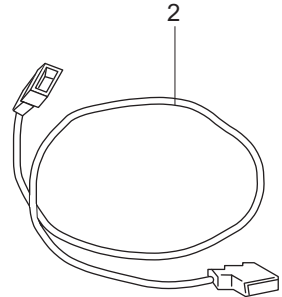
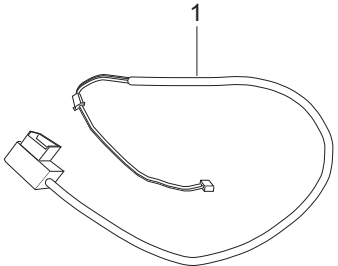


FIG. 5 Accessories 2 (Wire)

Ref No.	Part.No.	Description	Notes	Revision	Quantity			
					100	120	230	240
1	303V746010	CONN.CORD ASSY INTERFACE CABLE FOLDING			1	1	1	1
2	303V746020	CONN.CORD ASSY INTERFACE CABLE MFP			1	1	1	1
3	303V746030	CONN.CORD ASSY INTERFACE DF 1			1	1	1	1
4	303V746040	CONN.CORD ASSY INTERFACE DF 2			1	1	1	1
5	303TF46020	CONN.CORD ASSY INTERFACE FOLDING			1	1	1	1

CLASSIFICATION OF THE SCREWS IN ILLUSTRATION / ビス種別表

Ref No.	Part.No.	Description	Notes
AAA	5MBCS3025XSP	CS STOP RING /X 3 X .25T S-BLK	
AAB	5MBP1612WWLD	SPRING PIN 1.6X12	
AAC	5MBP2010WXSP	SPRING PIN /M2 X 10 S-BLK	
AAD	5MBP2012WPLD	PARALLEL PIN / M2 X 12 SUS-DP	
AAE	5MBP2012WXSP	SPRING PIN 2X12	
AAF	5MBP2014WXSP	SPRING PIN / M2 X 14 S-BLK	
AAG	5MBP2020WWLD	SPRING PIN / M2 X 20 SUS-DP XX	
AAH	5MBP2516WXSP	SPRING PIN(2.5x16)	
AAI	5MBP2518WXSP	SPRING PIN(2.5x18)	
AAJ	5MBTPB4006TW++R	BIND T.T SCREW(+)/M4x6 CRFREE S-T	
AAK	5MBWK32808NN	POLY SLIDER /M3.2X 8 X0.8T XX	
AAL	5MBWK41A03NN	POLY-SLIDER WASHER 4.1X10X0.3T	
AAM	5MBWK6295+NN	POLY WASHER M6.2X9.5X0.25T	
AAN	5MBWK62955NN	POLY SLIDER/M6.2X9.5X0.5T PLASTC	
AAO	5MBWL72B05NN	POLY CUT WASER /M7.2X 11X0.5T PA XX	
AAP	5MBWN62D0+NN	POLY WASHER 6.2X13X0.25T	
AAQ	5MBWN62D05NB	POLY WASHER /M6.2X13X0.5T PA-BLK	
AAR	5MBP2010WWLD	SPRING PIN /M2 X 10 SUS-DP XX	
BAA	7BB000303H	+BIND M SCREW 3X3	
BAB	7BB000304H	+BIND M SCREW 3X4	
BAC	7BB000305H	+BIND M SCREW 3x5	
BAD	7BB000306H	+BIND M SCREW 3X6	
BAE	7BB000406H	+BIND M SCREW 4X6	
BAF	7BB000P03H	+BIND M SCREW 2.6X3	
BAG	7BB001303H	+PAN M SCREW 3x3	
BAH	7BB001P03H1	PAN M SCREW 2.6X3	
BAI	7BB007303H	+TP-CUP M SCREW 3X3	
BAJ	7BB007304H	+TP-CUP M SCREW 3x4	
BAK	7BB008305H	+FLAT FILLESTER M SCREW 3x5	
BAL	7BB00B306H	+PAN M SCREW WITH T.L.WASHER 3X6	
BAM	7BB060305H1	+BIND M SCREW 3X5(BLUE)	
BAN	7BB100304H	+BIND T.T S SCREW 3x4	
BAO	7BB100306H	+BIND T.T S SCREW 3x6	
BAP	7BB100306H1	+BIND T.T S SCREW 3X6	
BAQ	7BB100308H1	+BIND T.T S SCREW 3X8	
BAR	7BB100320H	+BIND T.T S SCREW 3x20	
BAS	7BB100408H	+BIND T.T S SCREW 4x8	
BAT	7BB100408H1	+BIND T.T S SCREW 4X8	
BAU	7BB100440H	+BIND T.T S SCREW 4X40	
BAV	7BB102308H1	+TP-FLAT T.T S SCREW 3X8	
BAW	7BB180306H	+BIND T.T S SCREW 3X6(BLACK)	
BAX	7BB180408H	+BIND T.T S SCREW 4x8(BLACK)	
BAY	7BB200205H	BIND T.T P SCREW 2X5	
BAZ	7BB200306H	+BIND T.T P SCREW 3x6	
BBA	7BB200308H	+BIND T.T P SCREW 3X8	
BBB	7BB200310H	+BIND T.T P SCREW 3x10	
BBC	7BB200312H	+BIND T.T P SCREW 3X12	
BBD	7BB200320H	BIND T.T P SCREW 3X20	
BBE	7BB200322H	BIND T.T P SCREW 3X22	
BBF	7BB200410H	+BIND T.T P SCREW 4X10	
BBG	7BB200412H	+BIND T.T P SCREW 4x12	
BBH	7BB200416H	+BIND T.T P SCREW 4x16	

Ref No.	Part.No.	Description	Notes
BBI	7BB202306H	+TP-FLAT T.T P SCREW 3X6	
BBJ	7BB202308H	+TP-FLAT T.T P SCREW 3X8	
BBK	7BB202310H	+TP-FLAT T.T P SCREW 3X10	
BBL	7BB203308H	+FLAT HEAD T.T P SCREW 3X8	
BBM	7BB280410H	+BIND T.T P SCREW 4X10(BLACK)	
BBN	7BB282308H	+TP-FLAT T.T P SCREW 3X8(BLACK)	
BBO	7BB300310H	+BIND TAP-TITE B SCREW M3X10	
BBP	7BB300323H	+BIND T.T B SCREW 3x23	
BBQ	7BB600306H	+BIND M SCREW 3X6 R	
BBR	7BB600308H	+BIND M SCREW 3x8 R	
BBS	7BB600308H1	+BIND M SCREW 3X8 R	
BBT	7BB600310H	+BIND M SCREW 3X10 R	
BBU	7BB600314H	+BIND M SCREW 3X14 R	
BBW	7BB600320H	+BIND M SCREW 3x20 R	
BBX	7BB600406H	+BIND M SCREW 4X6 R	
BBY	7BB600425H	+BIND M SCREW 4X25 R	
BBZ	7BB600430H	+BIND M SCREW 4X30 R	
BCA	7BB600P08H	+BIND M SCREW 2.6X8 R	
BCB	7BB601306H	+PAN M SCREW 3x6 R	
BCC	7BB606306H	+PAN M SCREW WITH SW W 3X6 R	
BCD	7BB606308H	+PAN M SCREW WITH SW W 3X8 R	
BCE	7BB606312H	+PAN M SCREW WITH SW W 3X12 R	
BCF	7BB606408H	+BIND M SCREW WITH SW W 4X8 R	
BCG	7BB606512H	+BIND M SCREW WITH SW W 5X12 R	
BCH	7BB607306H	+TP-CUP M SCREW 3X6 R	
BCI	7BB607310H	+TP-CUP M SCREW 3X10 R	
BCK	7BB607312H	+TP-CUP M SCREW 3X12 R	
BCL	7BB607320H	+TP-CUP M SCREW 3X20 R	
BCM	7BB607406H	+TP-CUP M SCREW 4X6 R	
BCN	7BB607414H	+TP-CUP M SCREW 4X14 R	
BCO	7BB687310H	+TP-CUP M SCREW 3X10 R(BLACK)	
BCP	7BB700306H	+BIND T.T S SCREW 3X6 SR	
BCQ	7BB700308H	+BIND T.T S SCREW 3X8 SR	
BCR	7BB700310H	+BIND T.T S SCREW 3X10 SR	
BCS	7BB700312H	+BIND T.T S SCREW 3X12 SR	
BCT	7BB700314H	+BIND T.T S SCREW 3X14 SR	
BCU	7BB700316H	+BIND T.T S SCREW 3X16 SR	
BCV	7BB700320H	+BIND T.T S SCREW 3X20 SR	
BCW	7BB700330H	+BIND T.T S SCREW 3X30 SR	
BCX	7BB700408H	+BIND T.T S SCREW 4X8 SR	
BCY	7BB700410H	+BIND T.T S SCREW 4X10 SR	
BCZ	7BB700412H	+BIND T.T S SCREW 4X12 SR	
BDA	7BB702306H	+TP-FLAT T.T S SCREW 3x6 SR	
BDB	7BB702308H	+TP-FLAT T.T S SCREW 3X8 SR	
BDC	7BB760408H	+BIND T.T S SCREW 4X8 SR(BLUE)	
BDD	7BB780308H	+BIND T.T S SCREW 3X8 SR(BLACK)	
BDE	7BB780410H	+BIND T.T S SCREW 4X10 SR(BLACK)	
BDF	7BB780420H	+BIND T.T S SCREW 4X20 SR(BLACK)	
B DG	7BB782308H	+TP-FLAT T.T S SCREW 3X8 SR(BLACK)	
BDH	7BB782410H	+TP-FLAT T.T S SCREW 4X10 SR(BLACK)	
B DI	B1A25100	+BINDING SCREW WITH SW.W M5X10	
B DJ	B9A90010	+PAN SCREW 6-32X0.25	

CLASSIFICATION OF THE SCREWS IN ILLUSTRATION / ビス種別表

Ref No.	Part.No.	Description	Notes
BDK	7BB202410H	+TP-FLAT T.T P SCREW 4X10	
BDL	7BB607308H	+TP-CUP M SCREW 3X8 R	
BDM	7BB607410H	+TP-CUP M SCREW 4X10 R	
BDN	7BB200408H	+BIND T.T P SCREW 4X8	
BDO	7BB702320H	+TP-FLAT T.T S SCREW 3X20 SR	
BDP	7BB007406H	+TP-CUP M SCREW 4X6	
BDQ	7BB702420H	+TP-FLAT T.T S SCREW 4X20 SR	
BDR	7BB100316H1	+BIND T.T S SCREW 3X16	
BDS	7BB702410H	+TP-FLAT T.T S SCREW 4X10 SR	
BDT	7BB700430H	+BIND T.T S SCREW 4X30 SR	
BDU	7BB282408H	+TP-FLAT T.T P SCREW 4X8(BLACK)	
BDV	7BB0A0222H	BIND M SCREW 2X22 SUS	
BQH		BIND M SCREW 3X4 3M2510	Obtained locally
BQI		BIND M SCREW 2X4	Obtained locally
CAA	7BC00030A080H01	WASHER M3X10X0.8T	
CAB	7BC000336040H01	WASHER 3.3X6X0.4T	
CAC	7BC000357050H01	WASHER M3.5X7.0X0.5T	
CAD	7BC00045C080H01	WASHER M4.5X12X0.8T CRFREE	
CAE	7BC00060D0A+H01	WASHER M6X13X1T	
CAF	7BC040538050H01	FLAT A WASHER	
CAG	7BC040621250H01	WASHER 6.2X12X0.5T	
CAH	7BC04085E0A0C01	WASHER 8.5X14X1.0T SUS	
CAI	7BC060429020H01	POLY SLIDER WASHER M4.2X9X0.2T	
CAJ	7BC06051C020H01	POLY SLIDER WASHER M5.1X1.2X0.2T	
CAK	7BC06052G050H01	POLY SLIDER WASHER 5.2X16X0.5T	
CAL	7BC06062A0A0H01	POLY SLIDER WASHER 6.2X10X1.0T	
CAM	7BC06062C020H01	POLY SLIDER WASHER M6.2X12X0.2T	
CAN	7BC06062N050H01	POLYSLIDER 6.2X22X0.5T	
CAO	7BC06082G020H01	POLY SLIDER WASHER M8.2X16X0.2T	
CAP	7BC1003055++H01	HEXA NUT M3	
CAQ	7BC460326050H01	CUT WASHER 3.2X6.0X0.5T(BLACK)	
CAR	7BC46042A050H01	CUT WASHER 4.2X10.0X0.5T	
CAS	7BC5004176A0H01	SPRING WASHER M4	
CAT	7BC600306545H01	TOOTHED LOCK WASHER M3X6.5X0.45T	
CAU	7BCW7085D020H01	WAVE WASHER SUS WW8.5X13X0.2	
CAV	7BCW80619001H01	POLY WASHER 6.1X9X0.13T	
CAW	7BCW8082C025H01	POLY WASHER 8.2X12X0.25T	
CAX	7BC060629540H01	POLY SLIDER WASHER 6.2X9.5X0.4T	
CAY		CUT-WASHER 4.2X12.0X0.5T(BLACK)	Obtained locally
DAA	7BD103060+++H01	E STOP RING E-3	
DAB	7BD104060+++H01	E STOP RING E-4	
DAC	7BD105060+++H01	E STOP RING E-5	
DAD	7BD107080+++H01	E STOP RING E-7	
EAA	7BL020003H	TUBE 4-7 PHARMED BPT	
EAB	7BL020004H	TUBE 4-6 TH-2000	
EAC	7BL020005H	TUBE 3-5 TH-2000	
FAA	7BP01204000JH01	SPRING PIN 2.0X40	
FAB	7BP013030+++H01	SPRING PIN 3X30(SUS)	
FAC	7BP512008B0CH01	PARALLEL PIN 2.0X8	
FAD	7BP512010B0CH01	PARALLEL PIN 2.0X10	
FAE	7BP512012B0CH01	PARALLEL PIN 2.0X12	
FAF	7BP512014B0CH01	PARALLEL PIN 2.0X14	

Ref No.	Part.No.	Description	Notes
FAG	7BP512016B0CH01	PARALLEL PIN 2.0X16	
FAH	7BP512018B0CH01	PARALLEL PIN 2X18	
FAI	7BP512512B0CH01	PARALLEL PIN H7A 2.5X12 SUS	
FAJ	7BP512514B0CH01	PARALLEL PIN 2.5X14	
FAK	7BP512516B0CH01	PARALLEL PIN 2.5X16	
FAL	7BP512520B0CH01	PARALLEL PIN 2.5X20	
FAM	7BP512522B0CH01	PARALLEL PIN 2.5X22	
FAN	7BP512525B0CH01	PARALLEL PIN 2.5X25	
FAO	7BP513012B0CH01	PARALLEL PIN H7A 3X12 SUS	
FAP	7BP513022B0CH01	PARALLEL PIN 3X22	
FAQ	7BP513025B0CH01	PARALLEL PIN 3X25	
FAR	7BP513040B0CH01	PARALLEL PIN 3X40	
FAS	7BP00252500JH01	SPRING PIN 2.5X25	
FAT	5MBP1208WXSP	SPRING PIN /M1.2 X 8 XX	
GAA	7YTJ010001++H01	TERMINAL	
GAB	7YTJ010002++H01	TERMINAL	
HAA	C1B04030	NUT M4(TRIVALENT CHROMATING)	
HAB	C2604080	PLAIN WASHER M3-8 (BRASS,N.)	
HAC	C2803050	POLYESTER SLIDER WASHER 3.1X5.4X0.13T	
HAD	C2804100	POLYESTER SLIDER WASHER 4.1X10X0.5T	
HAE	C2805090	POLYESTER SLIDER WASHER 5.1X9.5X0.3T	
HAF	C2806120	POLYESTER SLIDER WASHER 6.2X12X0.5T	
HAG	C2808200	POLYESTER SLIDER WASHER 8X20X0.5T	
HAH	C2890180	*POLYESTER SLIDER WASHER12.2X18X0.5T	
HAI	C2891120	POLYESTER SLIDER WASHER 6.2X12X0.25T	
HAK	C2893140	SHIM 6.2X14X0.25T	
HAL	C2893950	SHIM 6.2-0.5T	
HAM	C2893960	SHIM 6.2-13-0.13T	
HAN	C2894950	SHIM 6.2-0.13T	
HAO	C2895110	SHIM 8.2-0.13T	
HAP	C2895120	SHIM 8.2-0.25T	
HAQ	C2895140	SHIM 8.2X14X0.8T	
HAR	C2895150	SHIM 8.2-1.0T	
JAA	E0020080	SPRING PIN 2X8	
JAB	E0025140	SPRING PIN 2.5X14	
JAC	E0030140	SPRING PIN 3X14	
JAD	E0130240	SPRING PIN 3X24(SUS)	
JAE	E0130280	SPRING PIN 3X28(SUS)	
JAF	E5120100	PARALLEL PIN H7A 2X10 SUS	
JAG	E5125120	PIN H7A 2.5X12 SUS	
JAH	E5125160	PARALLEL PIN H7A 2.5X16 SUS	
JAI	E5125200	PARALLEL PIN H7A 2.5X20 SUS	
JAJ	E0030240	SPRING PIN 3X24	

BF-730

[CONFIDENTIAL]

FOR AUTHORIZED KYOCERA ENGINEERS ONLY. DO NOT DISTRIBUTE TO NON-AUTHORIZED PARTIES.

Items listed in the revision columns are defined as follows.

Item	Description
Add	Add a new part
Del	Delete a part
Design-chg.	A design changed part (Parts number version up)
Part No.-chg.	A part number is changed to other one.
Quantity-chg.	Change Quantity of parts to use
Others	Other changes
Correction	Correction

Revision history

Rev.	Date	Remarks
9	August 2018	Design change
A	October 2018	Design change & Correction
B	February 2019	Correction
C	September 2019	Design change
D	December 2019	Design change
E	March 2021	Design change

Symbols in the parts list

- Parts without a Ref.No. in the illustration indicate they are not supplied.
- Parts with "*" are component parts or sub-assemblies of the assembly appearing immediately above them.
- Parts with "**" are component parts or sub-assembly with "*" appearing immediately above them.

[CONFIDENTIAL]

京セラドキュメントソリューションズ株式会社の許可なく、本資料を配布することを禁じます。

Revision 欄記載項目の内容は以下の通りです。

記載項目	内容
Add	新規部品の追加
Del	部品の削除
Design-chg.	部品の設変(版数アップ)
Part No.-chg.	部品番号の変更
Quantity-chg.	部品の個数変更
Others	その他の変更
Correction	誤記訂正

改版履歴

Rev.	改訂日	備考
9	2018年8月	設変対応
A	2018年10月	設変対応および誤記訂正
B	2019年2月	誤記訂正
C	2019年9月	設変対応
D	2019年12月	設変対応
E	2021年3月	設変対応

記号の見方

- イラスト中で Ref 番号がない部品は供給できません。
- 部品番号欄の・印は、組立部品の単品部品及び準組立部品を表わします。
- 部品番号欄の**印は、準組立部品の単品部品を表わします。

— CONTENTS —

FIG. 1	Booklet Folder 1	2
FIG. 2	Booklet Folder 2	5
FIG. 3	Booklet Folder 3	8
FIG. 4	Booklet Folder 4	11
FIG. 5	Accessories	13

FIG. 1 Booklet Folder 1

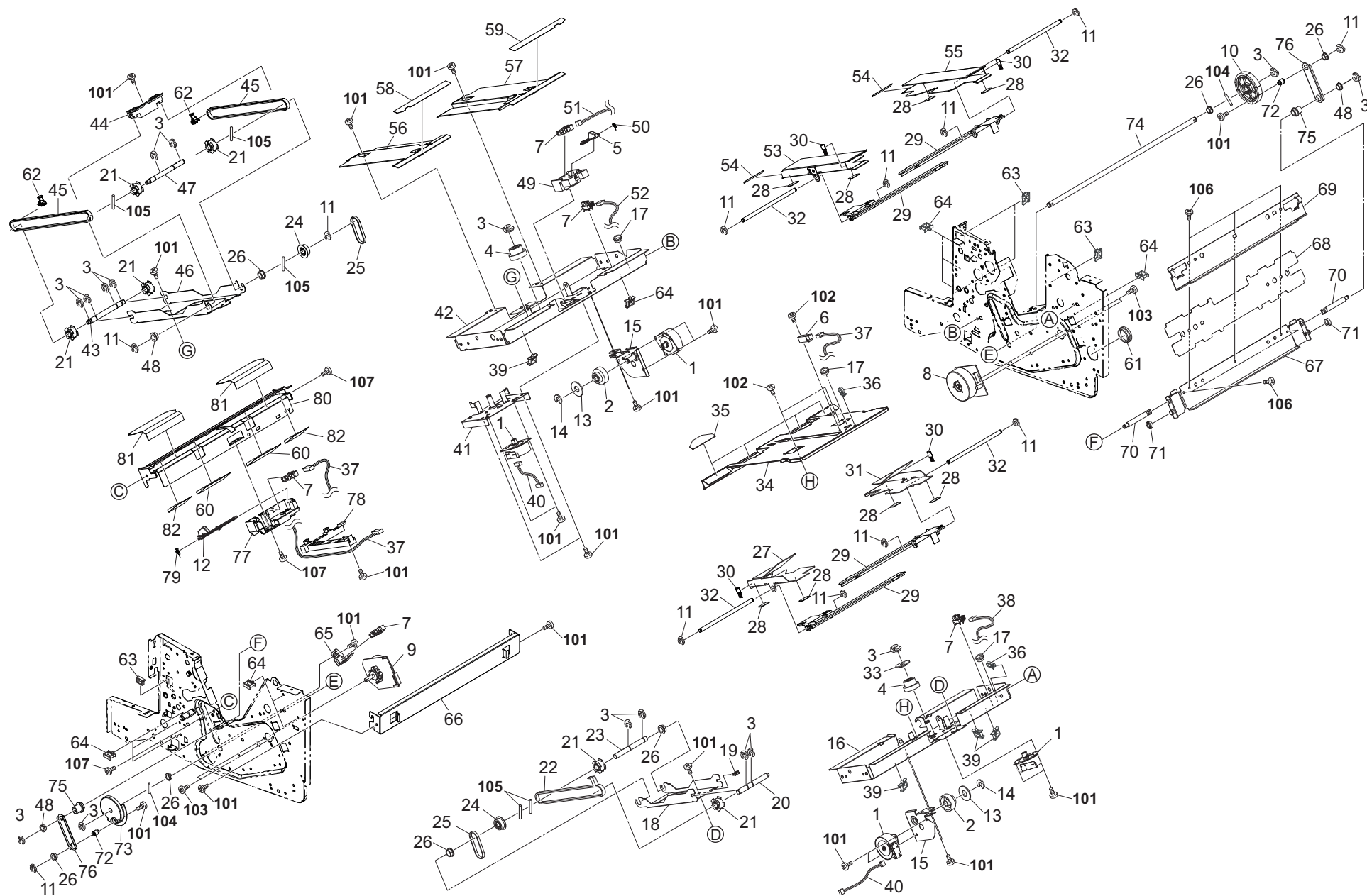


FIG. 1 Booklet Folder 1

3ND

Ref No.	Part.No.	Description	Notes	Revision	Quantity			
					100	120	230	240
1	302HN44100	MOTOR REVERSE			4	4	4	4
2	303ND24070	GEAR Z54-P30			2	2	2	2
3	2BC06910	STOPPER 6			16	16	16	16
4	303ND24060	GEAR Z56R-Z26S			2	2	2	2
5	303ND24140	ACTUATOR HOLDER SENSOR			1	1	1	1
6	303NW94060	PARTS SENSOR OPT. SP			1	1	1	1
7	303M894260	PARTS SENSOR OPT SP			5	5	5	5
8	303NB94053	PARTS MOTOR-BL BRAKE SP			1	1	1	1
9	302LC94284	PARTS MOTOR-BL W40 SP			1	1	1	1
10	303J124170	GEAR 55 BLADE PRESSURE			1	1	1	1
11	5MVX111DN003	RING STOPPER /A-49 FEED A4			12	12	12	12
12	303ND24160	ACTUATOR PAPER			1	1	1	1
13	303JY38240	SPACER 25			2	2	2	2
14	302K921420	CUT-WASHER 6			2	2	2	2
15	303ND24030	MOUNT MOTOR			2	2	2	2
16	303ND24010	STAY SIDE REGIST UP			1	1	1	1
17	7YZM110001++H01	ACCESS.BUSHING			3	3	3	3
18	303J124481	MOUNT BELT R			1	1	1	1
19	M2104390	EDGING,EDS-0607L(KITAGAWA)			1	1	1	1
20	303J124080	SHAFT CONVEYING IDLE R			1	1	1	1
21	3AK07230	PULLEY 20S3M			6	6	6	6
22	303J124110	BELT CONVEYING REGIST			1	1	1	1
23	303J124070	SHAFT CONVEYING DRIVE R			1	1	1	1
24	3AP02040	PULLEY 30,DUPLICATE			2	2	2	2
25	302H017260	BELT SCANNER			2	2	2	2
26	28107310	BUSH 8			7	7	7	7
27	303J124020	CURSOR FRONT			1	1	1	1
28	3B807640	PAD,CURSOR			8	8	8	8
29	303J124370	RACK CURSOR			4	4	4	4
30	303JY37220	STATIC ELIMINATOR CURSOR			4	4	4	4
31	303J124030	CURSOR REAR			1	1	1	1
32	303J124050	SHAFT LOWER CURSOR			4	4	4	4
33	303ND24080	SPACER CURSOR			1	1	1	1
34	303J124041	GUIDE REGIST			1	1	1	1
35	303J124562	SHEET GUIDE REGIST			4	4	4	4
36	7YZM410004++H01	ACCESS.BAND			2	2	2	2
37	303ND46210	WIRE PAPER SENSOR			2	2	2	2
38	303ND46220	WIRE UPPER WIDTH SENSOR			1	1	1	1
39	7YZM610001++H01	ACCESS SADDLE			4	4	4	4
40	303ND46090	WIRE WIDTH MOTOR			2	2	2	2
41	303ND24040	PLATE ADJUST			1	1	1	1
42	303ND24020	STAY SIDE REGIST LOW			1	1	1	1
43	303J124440	SHAFT CONVEYING IDLE			1	1	1	1
44	303J124460	HOLDER CONVEYING LIFT			1	1	1	1
45	303ND24320	BELT CONVEYING POSITIONING			2	2	2	2
46	303J124490	MOUNT BELT L			1	1	1	1
47	303ND24230	SHAFT CONVEYING DRIVE L			1	1	1	1
48	302K324450	BUSH 6			3	3	3	3
49	303ND24130	MOUNT HOLDER SENSOR			1	1	1	1
50	302K928190	SPRING-TORSION SWITCHBACK			1	1	1	1

FIG. 1 Booklet Folder 1

3ND

Ref No.	Part.No.	Description	Notes	Revision	Quantity			
					100	120	230	240
51	303ND46170	WIRE BUNDUP SENSOR			1	1	1	1
52	303ND46180	WIRE UNDER WIDTH SENSOR			1	1	1	1
53	303J124341	CURSOR FW FRONT			1	1	1	1
54	303J124660	SHEET CURSOR FW			2	2	2	2
55	303J124351	CURSOR FW REAR			1	1	1	1
56	303J124231	GUIDE CONVEYING LOWER F			1	1	1	1
57	303J124241	GUIDE CONVEYING LOWER R			1	1	1	1
58	303ND24270	FILM BLADE F			1	1	1	1
59	303ND24280	FILM BLADE R			1	1	1	1
60	303ND24300	SHEET STAY SADDLE UP M			2	2	2	2
61	7YZM110003++H01	ACCESS.BUSHING			1	1	1	1
62	303ND24330	JOINT CONVEYING BELT			2	2	2	2
63	7YZM210006++H01	ACCESS.EDGING			4	4	4	4
64	7YZM610007++H01	ACCESS.SADDLE			10	10	10	10
65	303J131340	MOUNT BLADE PI			1	1	1	1
66	303ND02320	STAY RIGHT			1	1	1	1
67	303J124151	PLATE BLADE SUPPORT			1	1	1	1
68	303J124142	BLADE MID PRESSING			1	1	1	1
69	303J124160	HOLDER BLADE			1	1	1	1
70	303J124450	SHAFT BLADE			2	2	2	2
71	303J124210	BUSHING BLADE			2	2	2	2
72	303ND31340	PIN BLADE DRIVE			2	2	2	2
73	303ND31280	CAM BLADE			1	1	1	1
74	303J131040	SHAFT BLADE DRIVE L			1	1	1	1
75	303J124670	SPACER BLADE			2	2	2	2
76	303ND31040	ARM BLADE PRESS			2	2	2	2
77	303ND24150	MOUNT PAPER SENSOR			1	1	1	1
78	303LV24010	COVER WIRE			1	1	1	1
79	303ND24310	SPRING ACT			1	1	1	1
80	303J124221	STAY SADDLE			1	1	1	1
81	303J124550	SHEET STAY SADDLE LOW			2	2	2	2
82	303ND24290	SHEET STAY SADDLE UP			2	2	2	2
101	7BB700308H	+BIND T.T S SCREW 3X8 SR						
102	7BB700316H	+BIND T.T S SCREW 3X16 SR						
103	7BB000304H	+BIND M SCREW 3X4						
104	7BP512516B0CH01	PARALLEL PIN 2.5X16						
105	7BP512512B0CH01	PARALLEL PIN 2.5X12						
106	7BB000406H	+BIND M SCREW 4X6						
107	7BB700408H	+BIND T.T S SCREW 4X8 SR						

FIG. 2 Booklet Folder 2

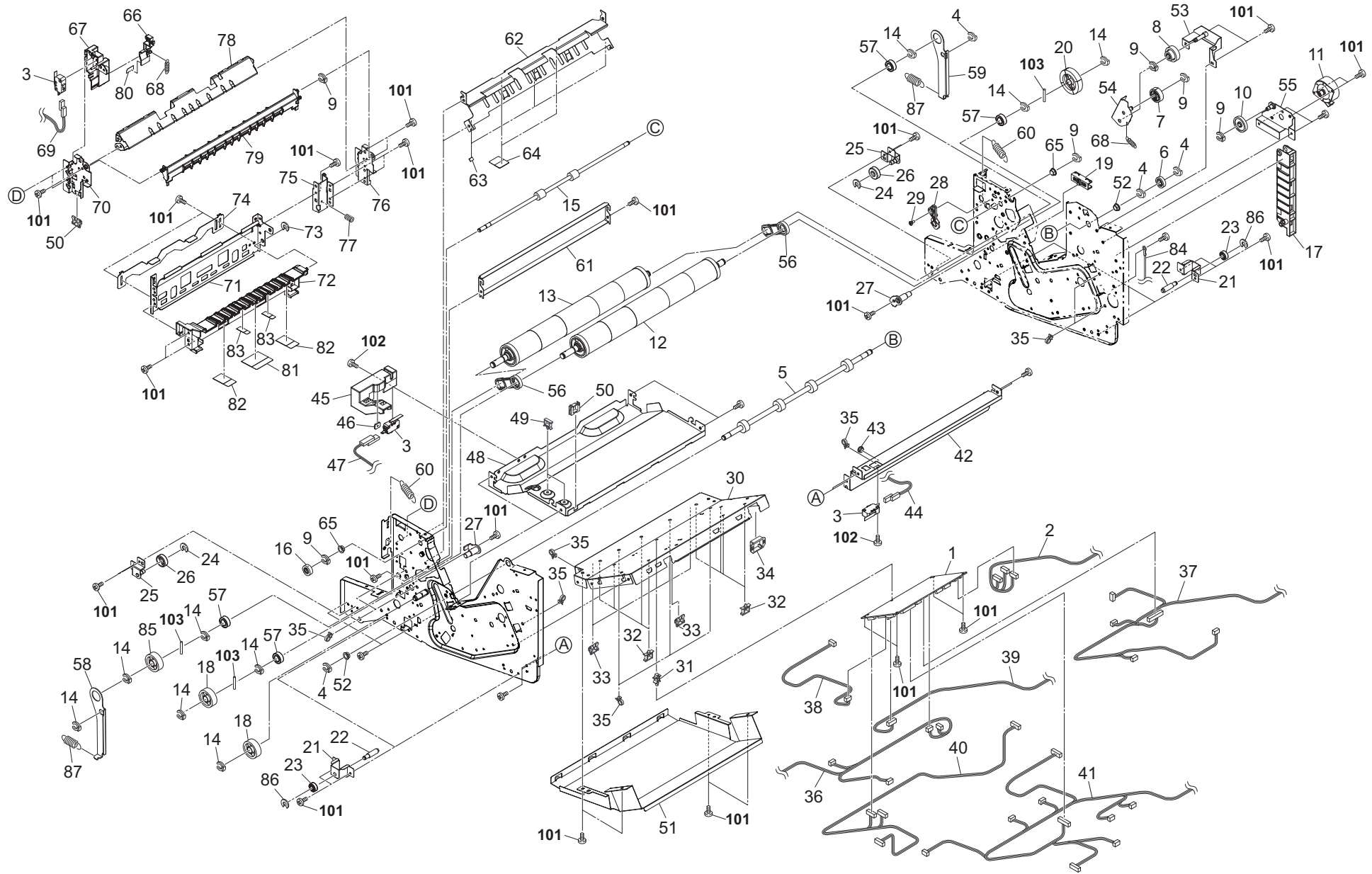


FIG. 2 Booklet Folder 2

3ND

Ref No.	Part.No.	Description	Notes	Revision	Quantity			
					100	120	230	240
1	303ND94011	PARTS PWB MAIN ASSY SP			1	1	1	1
2	303ND46010	WIRE INTERFACE			1	1	1	1
3	2FB27160	INTER LOCK SWITCH			3	3	3	3
4	2BC06910	STOPPER 6			4	4	4	4
5	303ND94020	PARTS ROLLER FEED IN SP			1	1	1	1
6	303NB31010	GEAR Z35R			1	1	1	1
7	302K931490	GEAR Z28L			1	1	1	1
8	303ND31510	GEAR Z30R Z30R			1	1	1	1
9	5MVX111DN003	RING STOPPER /A-49 FEED A4			6	6	6	6
10	303ND31520	GEAR Z52L			1	1	1	1
11	302HN44100	MOTOR REVERSE			1	1	1	1
12	303ND94051	PARTS ROLLER PRESS A SP			1	1	1	1
13	303ND94061	PARTS ROLLER PRESS B SP			1	1	1	1
14	302K921120	STOPPER 8			9	9	9	9
15	303ND94040	PARTS ROLLER EJECT 3 FOLD SP			1	1	1	1
16	302K031740	GEAR BELT CLEANING DRIVE Z20L			1	1	1	1
17	303ND02291	GUIDE WIRE			1	1	1	1
18	303ND31200	GEAR Z30 PRESS			2	2	2	2
19	302LF39050	GUIDE WIRE FRONT PWB			1	1	1	1
20	303ND31210	GEAR Z16 PRESS			1	1	1	1
21	303ND02060	MOUNT SHAFT RAIL			4	4	4	4
22	303ND02070	SHAFT RAIL			4	4	4	4
23	302FG07020	PULLEY,CASSETTE RAIL			4	4	4	4
24	302FB09830	CUT WASHER 4			2	2	2	2
25	303ND02200	MOUNT PULLEY RAIL			2	2	2	2
26	34907150	PULLEY,CASSETTE			2	2	2	2
27	303ND02281	FULCRUM PLATE RELEASE			2	2	2	2
28	303ND28220	LEVER SOL GUIDE EXIT			1	1	1	1
29	2FB20860	PIN FUSER COVER			1	1	1	1
30	303ND02170	STAY BLADE LOWER			1	1	1	1
31	7YZM510007++H01	ACCESS.SPACER			1	1	1	1
32	7YZM610004++H01	ACCESS SADDLE			8	8	8	8
33	7YZM210005++H01	ACCESS.EDGING			3	3	3	3
34	7YZM210011++H01	ACCESS.EDGING			1	1	1	1
35	7YZM410004++H01	ACCESS.BAND			10	10	10	10
36	303ND46020	WIRE INTERLOCK SWITCH			1	1	1	1
37	303ND46060	WIRE MOTOR ST ALL			1	1	1	1
38	303ND46100	WIRE SOLENOID1			1	1	1	1
39	303ND46110	WIRE STP MOTOR			1	1	1	1
40	303ND46120	WIRE MOTOR			1	1	1	1
41	303ND46161	WIRE SENSOR ALL			1	1	1	1
42	303ND02160	STAY RIGHT LOW			1	1	1	1
43	7YZM110001++H01	ACCESS.BUSHING			1	1	1	1
44	303ND46040	WIRE UNITSET SWITCH			1	1	1	1
45	303ND02180	MOUNT INTERLOCK TRAY			1	1	1	1
46	302K926050	NUT FUSER			1	1	1	1
47	303ND46050	WIRE TRY SWITCH			1	1	1	1
48	303ND02030	BASE LEFT			1	1	1	1
49	7YZM610007++H01	ACCESS.SADDLE			2	2	2	2
50	7YZM210006++H01	ACCESS.EDGING			2	2	2	2

FIG. 2 Booklet Folder 2

3ND

Ref No.	Part.No.	Description	Notes	Revision	Quantity			
					100	120	230	240
51	303ND02350	PLATE COVER PWB			1	1	1	1
52	28107310	BUSH 8			2	2	2	2
53	303ND31540	PLATE JOINT FULCRUM			1	1	1	1
54	303ND31500	PLATE JOINT DRIVE			1	1	1	1
55	303ND31530	MOUNT MOTOR LOW			1	1	1	1
56	303ND31100	SPACER ROLLER			2	2	2	2
57	7BE010197431H01	BEARING 6800ZZ(7MM)			4	4	4	4
58	303ND31060	LEVER PRESSURE B FRONT			1	1	1	1
59	303ND31070	LEVER PRESSURE B REAR			1	1	1	1
60	303LV28051	SPRING PRESSURE			2	2	2	2
61	303ND02050	STAY LEFT			1	1	1	1
62	303ND28061	GUIDE CONVEYING EXIT			1	1	1	1
63	303ND28310	CUSHION GUIDE			3	3	3	3
64	303ND28340	FILM EXIT GUIDE			2	2	2	2
65	302K324450	BUSH 6			2	2	2	2
66	303ND28150	LEVER LEFT			1	1	1	1
67	303ND28180	MOUNT INTERLOCK LEFT			1	1	1	1
68	303J102210	SPRING RELEASE			2	2	2	2
69	303ND46030	WIRE GIDE L SWITCH			1	1	1	1
70	303ND28130	FRAME LEFT FRONT			1	1	1	1
71	303ND28010	GUIDE STOP UP			1	1	1	1
72	303ND28021	GUIDE STOP LOW			1	1	1	1
73	2BL16290	CUT WASHER 3			1	1	1	1
74	303ND28030	GUIDE STOP			1	1	1	1
75	303ND28200	HINGE LEFT			1	1	1	1
76	303ND28140	FRAME LEFT REAR			1	1	1	1
77	303ND28290	SPRING LEFT			1	1	1	1
78	303ND28050	GUIDE EXIT			1	1	1	1
79	303ND28040	GUIDE EXIT SHIFT			1	1	1	1
80	303ND34050	LABEL UP			1	1	1	1
81	303ND28360	FILM STOP LOW A			1	1	1	1
82	303ND28370	FILM STOP LOW B			2	2	2	2
83	303ND28380	FILM STOP LOW C			2	2	2	2
84	303ND46250	WIRE EARTH			1	1	1	1
85	303ND31350	GEAR Z30 PRESS B			1	1	1	1
86	7BC46042A050H01	CUT WASHER 4.2X10.0X0.5T			4	4	4	4
87	303SP31140	SPRING PRESSURE			2	2	2	2
101	7BB700308H	+BIND T.T S SCREW 3X8 SR						
102	7BB700316H	+BIND T.T S SCREW 3X16 SR						
103	7BP513022B0CH01	PARALLEL PIN 3X22						

FIG. 3 Booklet Folder 3

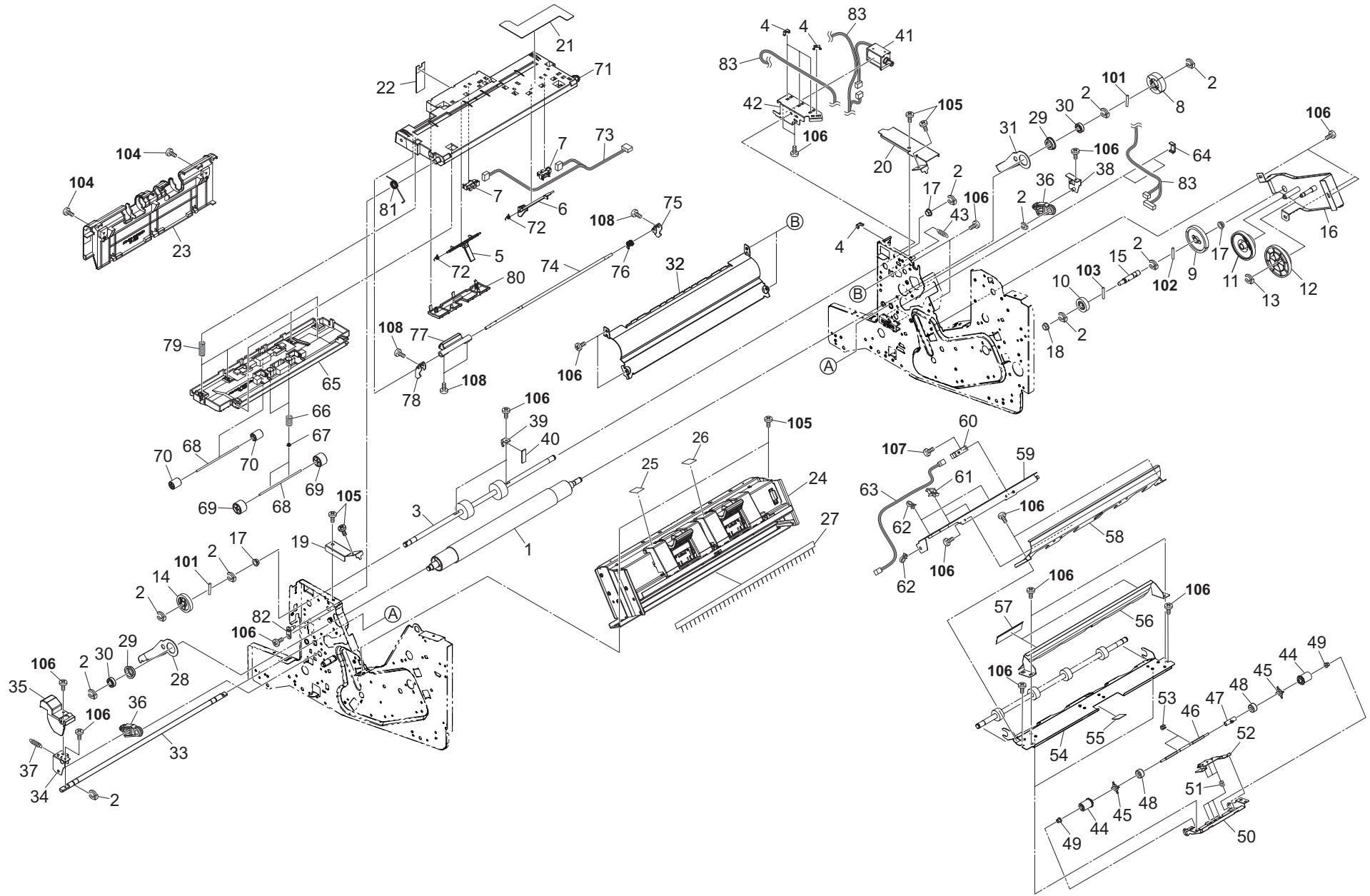


FIG. 3 Booklet Folder 3

3ND

Ref No.	Part.No.	Description	Notes	Revision	Quantity			
					100	120	230	240
1	303ND94070	PARTS ROLLER PRESS C SP			1	1	1	1
2	2BC06910	STOPPER 6			10	10	10	10
3	303ND94030	PARTS ROLLER EJECT SP			1	1	1	1
4	302K931080	WIRE STOPPER			5	5	5	5
5	303ND28252	ACTUATOR STACK LIMIT			1	1	1	1
6	303ND28170	ACTUATOR EXIT			1	1	1	1
7	303M894260	PARTS SENSOR OPT SP			2	2	2	2
8	303ND31220	GEAR Z12 PRESS			1	1	1	1
9	3H316050	GEAR 46 DRUM DRIVE			1	1	1	1
10	33414050	GEAR 22,SLEEVE			1	1	1	1
11	303ND31120	GEAR Z28 Z62			1	1	1	1
12	303ND31150	GEAR Z53Z120R			1	1	1	1
13	5MVX111DN003	RING STOPPER /A-49 FEED A4			1	1	1	1
14	303ND31260	GEAR Z30 EXIT			1	1	1	1
15	303ND31160	SHAFT BLADE DRIVE			1	1	1	1
16	303ND31110	MOUNT BLADE DRIVE			1	1	1	1
17	28107310	BUSH 8			3	3	3	3
18	302K324450	BUSH 6			1	1	1	1
19	303ND02130	MOUNT STAPLER FRONT			1	1	1	1
20	303ND02140	MOUNT STAPLER REAR			1	1	1	1
21	303ND28330	SHEET EXIT OPEN			1	1	1	1
22	303ND28351	FILM STACK PAPER			1	1	1	1
23	303ND04051	COVER LEFT			1	1	1	1
24	303J144011	STAPLER EH280			1	1	1	1
25	3B805070	LABEL B			1	1	1	1
26	3B805080	LABEL C			1	1	1	1
27	303JY37400	DISCHARGER GUIDE UP			1	1	1	1
28	303ND31080	LEVER PRESSURE C FRONT			1	1	1	1
29	302K931960	HOLDER BEARING 688ZZ			2	2	2	2
30	7BE008165431H11	BEARING 688ZZ			2	2	2	2
31	303ND31090	LEVER PRESSURE C REAR			1	1	1	1
32	303ND28090	GUIDE CONVEYING 3 FOLD			1	1	1	1
33	303ND02150	SHAFT RELEASE			1	1	1	1
34	303ND02110	WORK PLATE RELEASE FRONT			1	1	1	1
35	303ND02100	LEVER RELEASE			1	1	1	1
36	303ND02190	HOOK RELEASE FRONT			2	2	2	2
37	303JY37260	SPRING SOL A			1	1	1	1
38	303ND02120	WORK PLATE RELEASE REAR			1	1	1	1
39	3CA16220	HOLDER,PAPER EJECT REGISTRATION BRUSH			2	2	2	2
40	303ND28300	BRUSH PAPER EJ REGIST			2	2	2	2
41	302K994370	PARTS SOLENOID FEED SHIFT SP			1	1	1	1
42	303ND28211	MOUNT SOLENOID			1	1	1	1
43	2FG20350	SPRING CLAW			1	1	1	1
44	303J124610	PULLEY FEED IN			4	4	4	4
45	303ND24240	RUBBER FEED IN			4	4	4	4
46	303J124640	SHAFT PULLEY FEED IN			2	2	2	2
47	303J124700	COLLAR FEED IN			2	2	2	2
48	66321290	PULLEY,EJECT			4	4	4	4
49	303J124720	BUSHING FEED IN			4	4	4	4
50	303J124630	HOLDER PULLEY FEED IN			2	2	2	2

FIG. 3 Booklet Folder 3

3ND-E

Ref No.	Part.No.	Description	Notes	Revision	Quantity			
					100	120	230	240
51	303ND24340	SPRING FEED IN			6	6	6	6
52	303J124620	MOUNT PULLEY FEED IN			2	2	2	2
53	303J124710	SPACER FEED IN			4	4	4	4
54	303ND24171	GUIDE FEED IN			1	1	1	1
55	303ND24210	PAD SENSOR			1	1	1	1
56	303ND24110	GUIDE FEED LOW			1	1	1	1
57	303ND24260	FILM FEED IN			2	2	2	2
58	303ND24120	GUIDE FEED UP			1	1	1	1
59	303ND24222	GUIDE WIRE FEED			1	1	1	1
60	303NW94060	PARTS SENSOR OPT. SP		Design-chg.	1	1	1	1
61	7YZM610007++H01	ACCESS.SADDLE			2	2	2	2
62	7YZM410004++H01	ACCESS.BAND			3	3	3	3
63	303ND46240	WIRE CARRY SENSOR			1	1	1	1
64	303LL02330	HOLDER WIRE D			2	2	2	2
65	303ND28071	GUIDE EXIT OPEN			1	1	1	1
66	2C907360	SPRING CURSOR R			2	2	2	2
67	2FM04150	CAP SPRING /B-11 ENCLOSURE A4			2	2	2	2
68	302K324460	SHAFT FEED			2	2	2	2
69	302KV06330	PULLEY MIDDLE			2	2	2	2
70	302F929260	PULLEY DU LOW			2	2	2	2
71	303ND28080	COVER EXIT OPEN			1	1	1	1
72	302H725A00	SPRING FUSER ACTUATOR			2	2	2	2
73	303ND46190	WIRE MID SENSOR			1	1	1	1
74	303ND28190	SHAFT LEFT UP OPEN			1	1	1	1
75	303J128160	PLATE EXIT REAR			1	1	1	1
76	303J128170	SPRING EXIT HOOK			1	1	1	1
77	303ND28110	HANDLE EXIT			1	1	1	1
78	303J128150	PLATE EXIT FRONT			1	1	1	1
79	303ND28410	SPRING EJECT			4	4	4	4
80	303ND28280	LID COVER EXIT			1	1	1	1
81	2BL16200	SPRING CONVEYING			1	1	1	1
82	303J902330	PIN TABLE FULCRUM B			1	1	1	1
83	303ND46130	WIRE SOLENOID2			1	1	1	1
101	7BP512016B0CH01	PARALLEL PIN 2.0X16						
102	7BP512514B0CH01	PARALLEL PIN 2.5X14						
103	5MBP2012WXSP	SPRING PIN/ M2 X 12 S-BLK						
104	7BB782308H	+TP-FLAT T.T S SCREW 3X8 SR(BLACK)						
105	7BB700408H	+BIND T.T S SCREW 4X8 SR						
106	7BB700308H	+BIND T.T S SCREW 3X8 SR						
107	7BB700316H	+BIND T.T S SCREW 3X16 SR						
108	7BB600306H	+BIND M SCREW 3X6 R						

FIG. 4 Booklet Folder 4

3ND

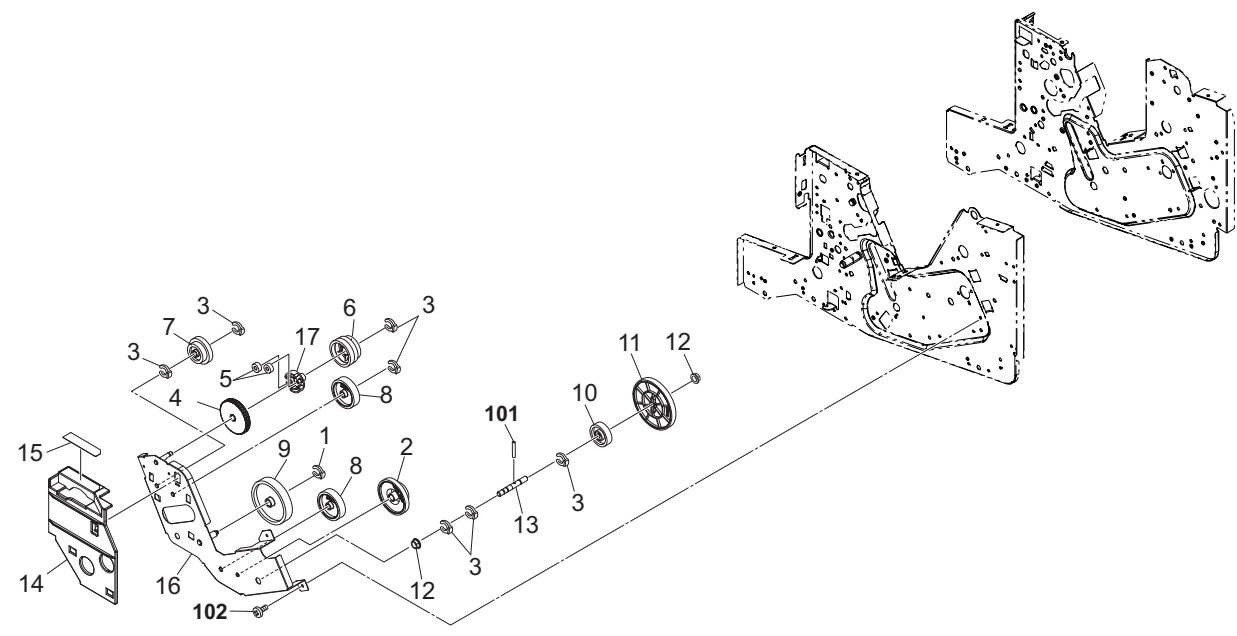


FIG. 4 Booklet Folder 4

3ND

Ref No.	Part.No.	Description	Notes	Revision	Quantity			
					100	120	230	240
1	2BC06910	STOPPER 6			1	1	1	1
2	303ND31120	GEAR Z28 Z62			1	1	1	1
3	5MVX111DN003	RING STOPPER /A-49 FEED A4			7	7	7	7
4	303ND31330	HANDLE PRESS DRIVE			1	1	1	1
5	303ND31310	GEAR Z12S			2	2	2	2
6	303ND31300	GEAR Z28S Z40R			1	1	1	1
7	303ND31230	GEAR Z24 Z32			1	1	1	1
8	303ND31180	GEAR Z36 PRESS			2	2	2	2
9	303ND31190	GEAR Z56 PRESS			1	1	1	1
10	303ND31170	GEAR Z38 PRESS			1	1	1	1
11	303ND31130	GEAR Z126R PRESS			1	1	1	1
12	302K324450	BUSH 6			2	2	2	2
13	303ND31270	SHAFT PRESS DRIVE			1	1	1	1
14	303ND31290	COVER PRESS DRIVE			1	1	1	1
15	303ND34040	LABEL D9			1	1	1	1
16	303ND31250	PLATE PRESS DRIVE			1	1	1	1
17	303ND31320	PLATE HANDLE DRIVE			1	1	1	1
101	7BP512016B0CH01	PARALLEL PIN 2.0X16						
102	7BB700308H	+BIND T.T S SCREW 3X8 SR						

FIG. 5 Accessories

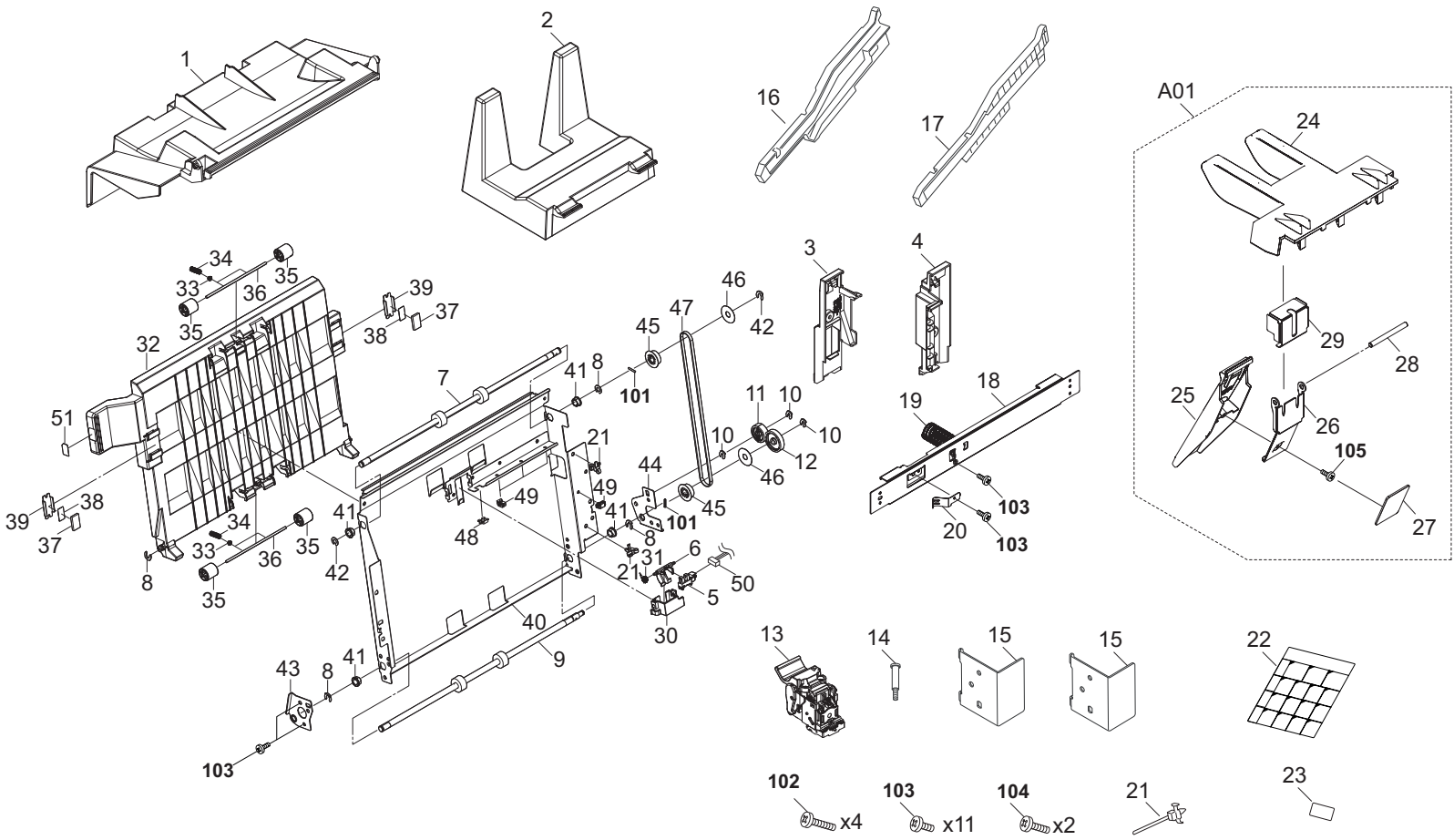


FIG. 5 Accessories

3ND

Ref No.	Part.No.	Description	Notes	Revision	Quantity			
					100	120	230	240
1	303ND04010	TRAY EJECT BASE			1	1	1	1
2	303ND04020	TRAY EJECT STOCK			1	1	1	1
3	303ND04030	COVER SADDLE F			1	1	1	1
4	303ND04041	COVER SADDLE R			1	1	1	1
5	303M894260	PARTS SENSOR OPT SP			1	1	1	1
6	303ND37090	ACTUATOR PI			1	1	1	1
7	303ND94080	PARTS ROLLER BRIDGE UP SP			1	1	1	1
8	2BC06910	STOPPER 6			4	4	4	4
9	303ND94090	PARTS ROLLER BRIDGE LOW SP			1	1	1	1
10	5MVX111DN003	RING STOPPER /A-49 FEED A4			3	3	3	3
11	303NJ31130	GEAR Z28R			1	1	1	1
12	303NF31050	GEAR Z35L			1	1	1	1
13	303J138010	CARTRIDGE EH280			1	1	1	1
14	3CY02240	REAR PIN,HOOK			1	1	1	1
15	303ND02310	LOCK MAIN TRAY			2	2	2	2
16	303ND02090	RAIL REAR			1	1	1	1
17	303ND02080	RAIL FRONT			1	1	1	1
18	303ND02230	RETAINER PLATE			1	1	1	1
19	303ND02330	SPRING UNIT SET			1	1	1	1
20	302FB09810	GROUND PLATE DU REAR			1	1	1	1
21	7YZM410004++H01	ACCESS.BAND			3	3	3	3
22	303ND34110	LABEL OPERATION			1	1	1	1
23	303ND34020	LABEL D7			1	1	1	1
A01	303ND94100	PARTS ARM PAPER EJECT HOLDER ASSY SP			1	1	1	1
24	*303ND28101	ARM PAPER EJECT HOLDER			1	1	1	1
25	*303J128290	COVER EJECT PAPER HOLDER			1	1	1	1
26	*303J128260	AUXILIARY PLATE EJECT ARM			1	1	1	1
27	*303J128280	PAD EJECT PAPER HOLDER			1	1	1	1
28	*303J128251	SHAFT EXIT PAPER HOLDER			1	1	1	1
29	*303ND28320	STOPPER ARM HOLDER			1	1	1	1
30	303ND37100	HOLDER FEED PI			1	1	1	1
31	302H729120	SPRING ACT DU			1	1	1	1
32	303ND37010	GUIDE BRIDGE LEFT			1	1	1	1
33	2FM04150	CAP SPRING /B-11 ENCLOSURE A4			4	4	4	4
34	302H728100	SPRING EXIT PULLEY			4	4	4	4
35	302H722760	PULLEY MIDDLE A			4	4	4	4
36	302K324460	SHAFT FEED			2	2	2	2
37	302GR04380	SEAL MAGNET			2	2	2	2
38	302GR04370	MAGNET CLIP DISH			2	2	2	2
39	303NB24210	HOLDER MAGNET			2	2	2	2
40	303ND37020	GUIDE BRIDGE RIGHT			1	1	1	1
41	28107310	BUSH 8			4	4	4	4
42	302K921420	CUT-WASHER 6			2	2	2	2
43	303ND37060	PLATE GUIDE FULCRUM			1	1	1	1
44	303ND37050	PLATE BRIDGE DRIVE			1	1	1	1
45	3AP02040	PULLEY 30,DUPLEX			2	2	2	2
46	303JY38240	SPACER 25			2	2	2	2
47	303ND37080	BELT 40S2M486			1	1	1	1
48	7YZM210006++H01	ACCESS.EDGING			1	1	1	1
49	7YZM610007++H01	ACCESS.SADDLE			4	4	4	4

FIG. 5 Accessories

3ND

Ref No.	Part.No.	Description	Notes	Revision	Quantity			
					100	120	230	240
50	303ND46200	WIRE TRANSPORT SENSOR			1	1	1	1
51	303ND34030	LABEL D8			1	1	1	1
101	5MBP2012WXSP	SPRING PIN/ M2 X 12 S-BLK						
102	7BB700412H	+BIND T.T S SCREW 4X12 SR						
103	7BB700408H	+BIND T.T S SCREW 4X8 SR						
104	7BB782410H	+TP-FLAT T.T S SCREW 4X10 SR(BLACK)						
105	7BB200308H	+BIND T.T P SCREW 3X8						

BF-9100

[CONFIDENTIAL]

FOR AUTHORIZED KYOCERA ENGINEERS ONLY. DO NOT DISTRIBUTE TO NON-AUTHORIZED PARTIES.

Items listed in the revision columns are defined as follows.

Item	Description
Add	Add a new part
Del	Delete a part
Design-chg.	A design changed part (Parts number version up)
Part No.-chg.	A part number is changed to other one.
Quantity-chg.	Change Quantity of parts to use
Others	Other changes
Correction	Correction

Revision history

Rev.	Date	Remarks
1	November 2018	Correction
2	January 2018	Design change
3	September 2019	Design change
4	September 2020	Design change
5	June 2021	Design change

Symbols in the parts list

- Parts without a Ref.No. in the illustration indicate they are not supplied.
- Parts with "*" are component parts or sub-assemblies of the assembly appearing immediately above them.
- Parts with "**" are component parts or sub-assembly with "*" appearing immediately above them.

[CONFIDENTIAL]

京セラドキュメントソリューションズ株式会社の許可なく、本資料を配布することを禁じます。

改訂欄記載項目の内容は以下の通りです。

記載項目	内容
Add	新規部品の追加
Del	部品の削除
Design-chg.	部品の設変(版数アップ)
Part No.-chg.	部品番号の変更
Quantity-chg.	部品の個数変更
Others	その他の変更
Correction	誤記訂正

改訂履歴

Rev.	改訂日	備考
1	2018年11月	誤記訂正
2	2019年1月	設変対応
3	2019年9月	設変対応
4	2020年9月	設変対応
5	2021年6月	設変対応

記号の見方

- イラスト中で Ref 番号がない部品は供給できません。
- 部品番号欄の・印は、組立部品の単品部品及び準組立部品を表わします。
- 部品番号欄の**印は、準組立部品の単品部品を表わします。

—— CONTENTS ——

FIG. 1	Conveying Section 1 (Paper Entry)	2
FIG. 2	Conveying Section 2 (Side Registration Upper)	4
FIG. 3	Conveying Section 3 (Side Registration Lower)	6
FIG. 4	Conveying Section 4 (Folded Paper).....	8
FIG. 5	Folding Section.....	10
FIG. 6	Paddle Section	12
FIG. 7	Exit Section.....	14
FIG. 8	Drive Section 1	16
FIG. 9	Drive Section 2	18
FIG. 10	Accessories 1	20
FIG. 11	Accessories 2 (Bridge)	22
FIG. 12	Accessories 3 (Exit Tray).....	24

WIRE

Wire Section (EN)	26
Wire. 1 Wire Section (EN).....	26
Wire Section (JA)	28
Wire. 1 Wire Section (JA).....	28

FIG. 1 Conveying Section 1 (Paper Entry)

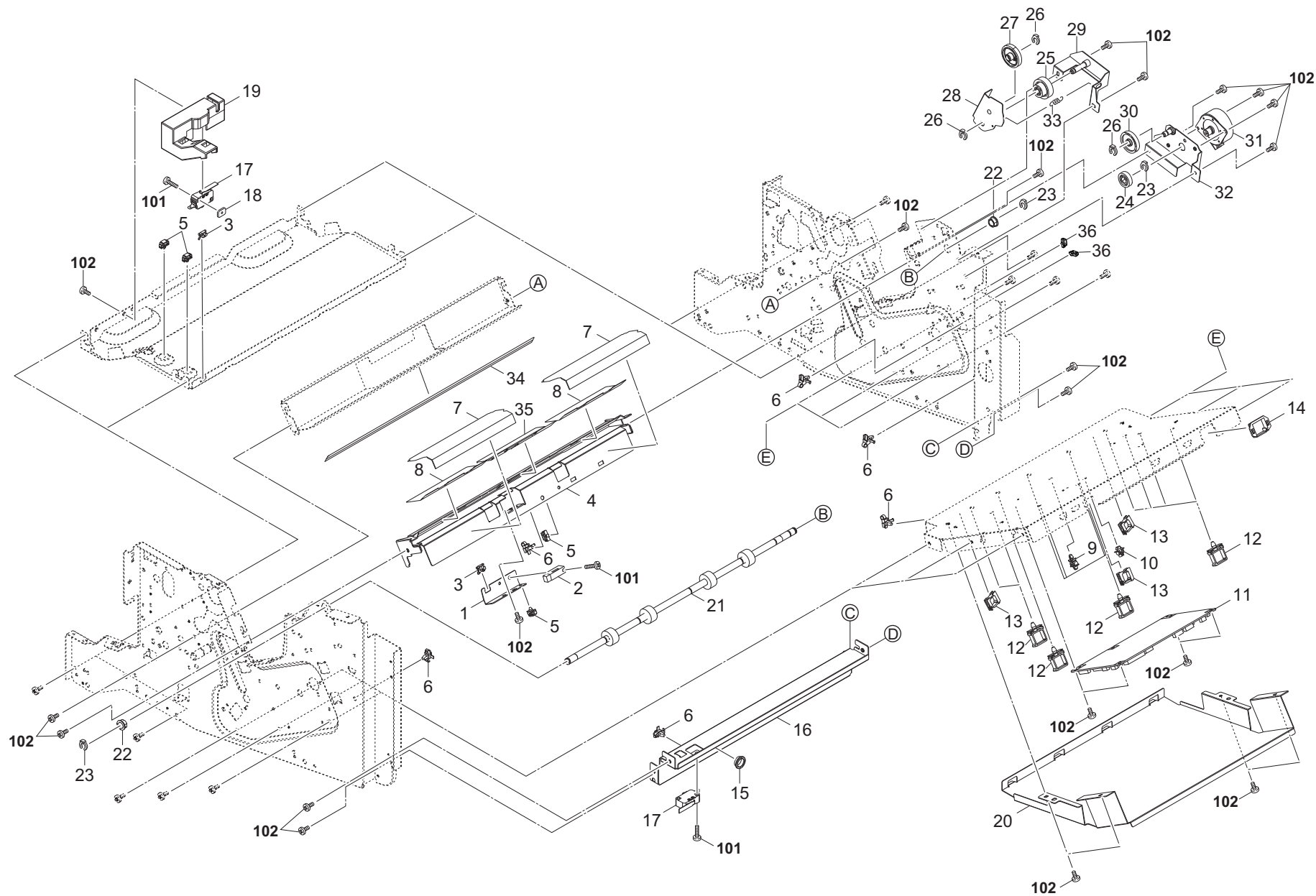


FIG. 1 Conveying Section 1 (Paper Entry)

Ref No.	Part.No.	Description	Notes	Revision	Quantity			
					100	120	230	240
1	303SP24850	MOUNT CONVEYING SENSOR			1	1	1	1
2	303NW94060	PARTS SENSOR OPT. SP			1	1	1	1
3	7YZM210006+++H01	ACCESS.EDGING			2	2	2	2
4	303SP24810	STAY SADDLE			1	1	1	1
5	7YZM610007+++H01	ACCESS.SADDLE			4	4	4	4
6	7YZM410004+++H01	ACCESS.BAND			6	6	6	6
7	303SP24880	SHEET STAY SADDLE LOW			2	2	2	2
8	303SP24860	FILM STAY SADDLE UP			2	2	2	2
9	7YZM510007+++H01	ACCESS.SPACER			1	1	1	1
10	7YZM510021+++H01	ACCESS.SPACER			1	1	1	1
11	303SP94010	PARTS PWB BF MAIN ASSY WITH SW (SP)			1	1	1	1
12	7YZM610004+++H01	ACCESS SADDLE			11	11	11	11
13	7YZM210005+++H01	ACCESS.EDGING			3	3	3	3
14	7YZM210011+++H01	ACCESS.EDGING			1	1	1	1
15	7YZM110001+++H01	ACCESS.BUSHING			1	1	1	1
16	303ND02160	STAY RIGHT LOW			1	1	1	1
17	7SM010102+++H01	SW.MICRO			2	2	2	2
18	302K926050	NUT FUSER			1	1	1	1
19	303ND02180	MOUNT INTERLOCK TRAY			1	1	1	1
20	303ND02350	PLATE COVER PWB			1	1	1	1
21	303SP94070	PARTS ROLLER FEED IN (SP)			1	1	1	1
22	28107310	BUSH 8			2	2	2	2
23	2BC06910	STOPPER 6			3	3	3	3
24	303NB31010	GEAR Z35R			1	1	1	1
25	303ND31510	GEAR Z30R Z30R			1	1	1	1
26	5MVX111DN003	RING STOPPER/A-49 FEED A4			3	3	3	3
27	303P731090	GEAR Z34L			1	1	1	1
28	303SP31060	PLATE JOINT DRIVE			1	1	1	1
29	303ND31540	PLATE JOINT FULCRUM			1	1	1	1
30	303ND31520	GEAR Z52L			1	1	1	1
31	302HN44100	MOTOR REVERSE			1	1	1	1
32	303ND31530	MOUNT MOTOR LOW			1	1	1	1
33	303J102210	SPRING RELEASE			1	1	1	1
34	303SP24650	FILM STAY LEFT			1	1	1	1
35	303SP24870	FILM STAY SADDLE UP CENTER			1	1	1	1
36	7YZM610008+++H01	ACCESS.SADDLE			2	2	2	2
101	7BB700316H	+BIND T.T S SCREW 3X16 SR						
102	7BB700308H	+BIND T.T S SCREW 3X8 SR						

FIG. 2 Conveying Section 2 (Side Registration Upper)

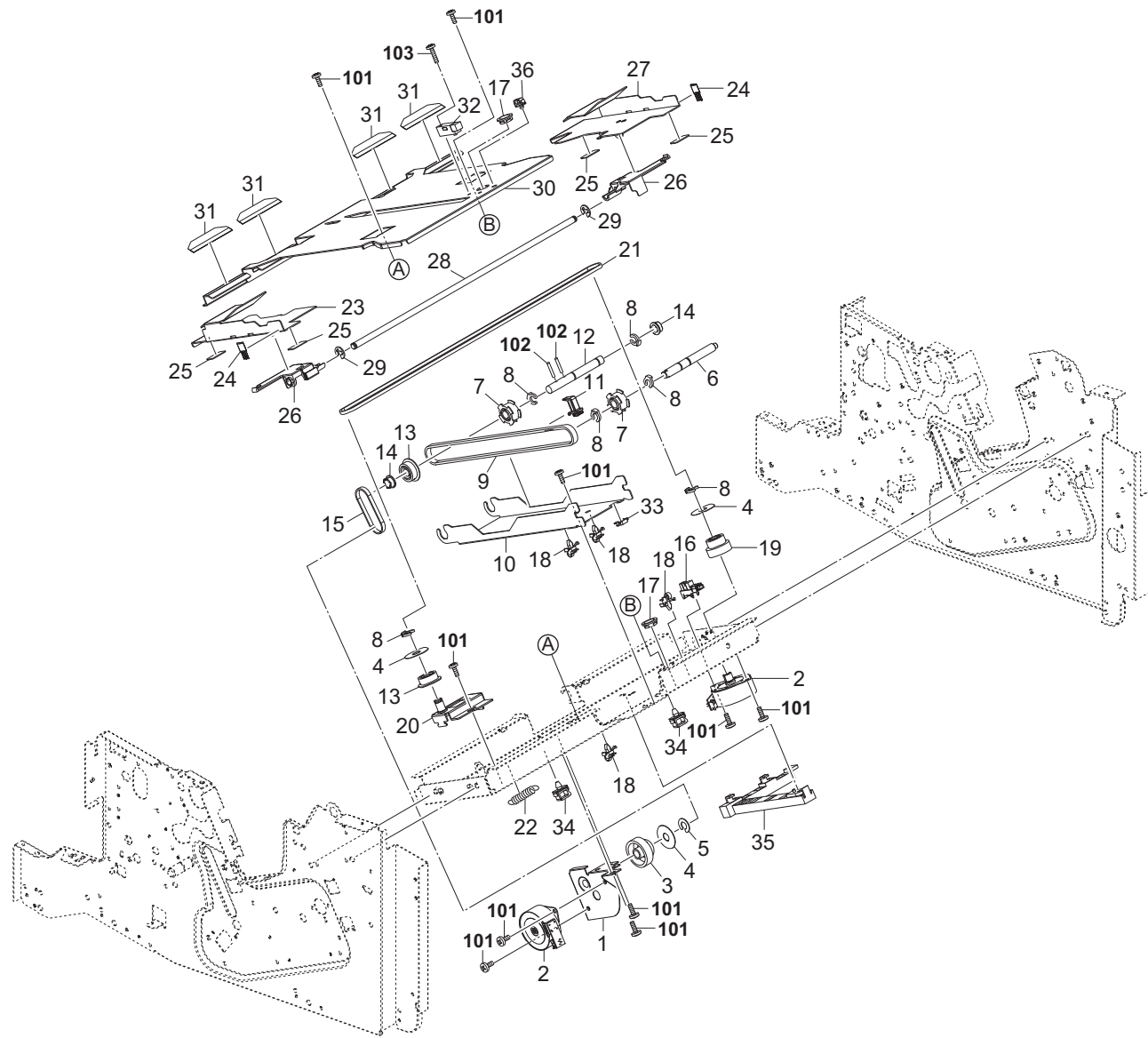


FIG. 2 Conveying Section 2 (Side Registration Upper)

Ref No.	Part.No.	Description	Notes	Revision	Quantity			
					100	120	230	240
1	303ND24030	MOUNT MOTOR			1	1	1	1
2	302HN44100	MOTOR REVERSE			2	2	2	2
3	303ND24070	GEAR Z54-P30			1	1	1	1
4	303JY38240	SPACER 25			3	3	3	3
5	302K921420	CUT-WASHER 6			1	1	1	1
6	303J124080	SHAFT CONVEYING IDLE R			1	1	1	1
7	3AK07230	PULLEY 20S3M			2	2	2	2
8	2BC06910	STOPPER 6			6	6	6	6
9	303SP24330	BELT CONVEYING UP			1	1	1	1
10	303SP24250	MOUNT BELT R			1	1	1	1
11	303SP24300	HOLDER CONVEYING UP			1	1	1	1
12	303J124070	SHAFT CONVEYING DRIVE R			1	1	1	1
13	3AP02040	PULLEY 30,DUPLEX			2	2	2	2
14	28107310	BUSH 8			2	2	2	2
15	302H017260	BELT SCANNER			1	1	1	1
16	302P794010	PARTS SENSOR OPT. SP			1	1	1	1
17	7YZM110001++H01	ACCESS.BUSHING			2	2	2	2
18	7YZM410004++H01	ACCESS.BAND			4	4	4	4
19	303SP24280	GEAR Z45-P30			1	1	1	1
20	303SP24310	PLATE CURSOR TENSION			1	1	1	1
21	302KV02A90	BELT S2M Z371			1	1	1	1
22	72418140	SPRING, BLADE			1	1	1	1
23	303SP24210	CURSOR FRONT			1	1	1	1
24	303JY37220	STATIC ELIMINATOR CURSOR			2	2	2	2
25	3B807640	PAD,CURSOR			4	4	4	4
26	303SP24240	SLIDER CURSOR			2	2	2	2
27	303SP24220	CURSOR REAR			1	1	1	1
28	303SP24290	SHAFT CURSOR			1	1	1	1
29	302FB09830	CUT WASHER 4			2	2	2	2
30	303SP24230	GUIDE REGIST			1	1	1	1
31	303SP24320	SHEET GUIDE REGIST			4	4	4	4
32	303NW94060	PARTS SENSOR OPT. SP			1	1	1	1
33	7YZM210006++H01	ACCESS.EDGING			1	1	1	1
34	7YZM610001++H01	ACCESS SADDLE			2	2	2	2
35	303LV24010	COVER WIRE			1	1	1	1
36	7YZM610007++H01	ACCESS.SADDLE			1	1	1	1
101	7BB700308H	+BIND T.T S SCREW 3X8 SR						
102	7BP512512B0CH01	PARALLEL PIN2.5X12						
103	7BB700316H	+BIND T.T S SCREW 3X16 SR						

FIG. 3 Conveying Section 3 (Side Registration Lower)

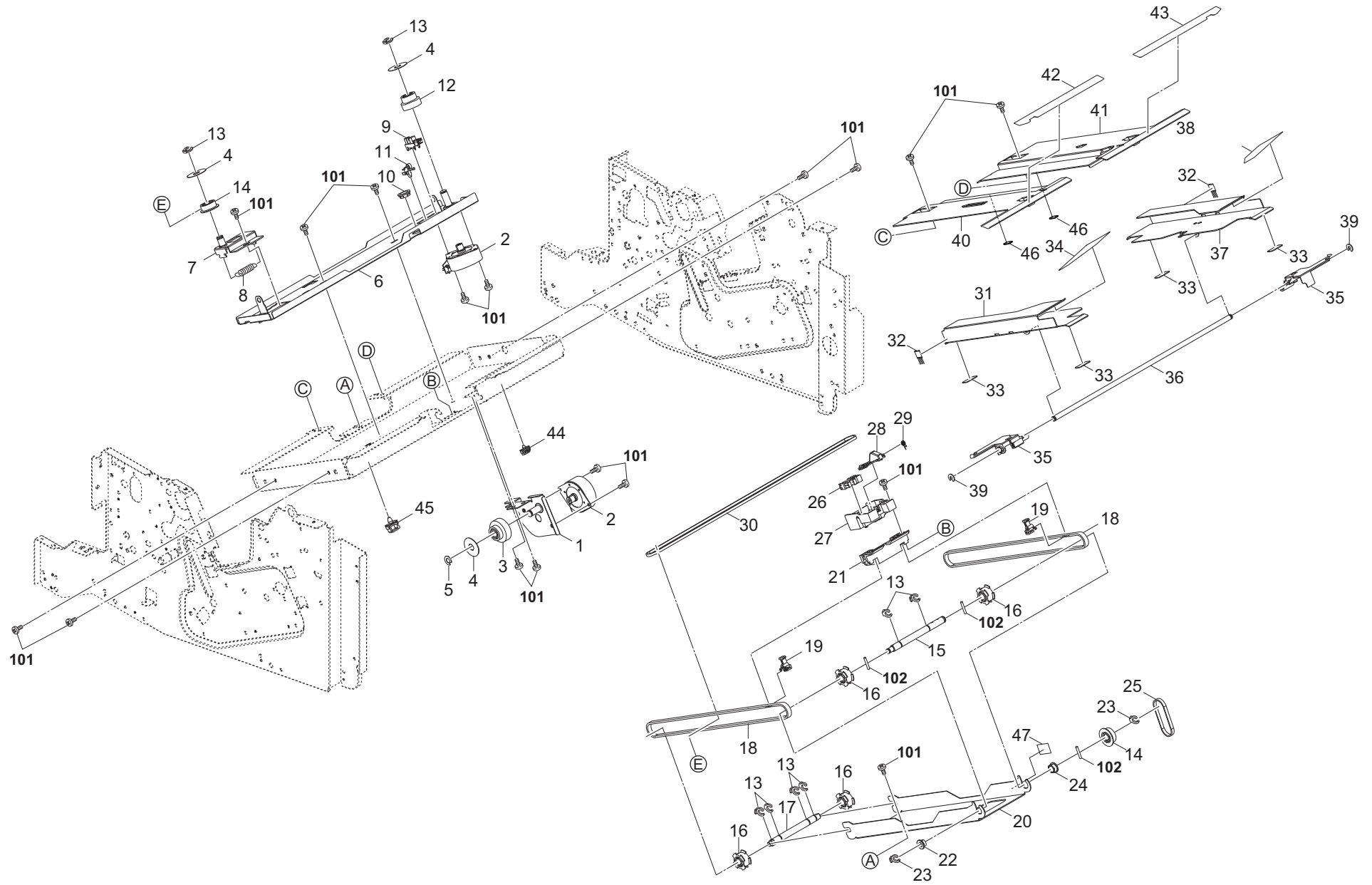


FIG. 3 Conveying Section 3 (Side Registration Lower)

3SP

Ref No.	Part.No.	Description	Notes	Revision	Quantity			
					100	120	230	240
1	303ND24030	MOUNT MOTOR			1	1	1	1
2	302HN44100	MOTOR REVERSE			2	2	2	2
3	303ND24070	GEAR Z54-P30			1	1	1	1
4	303JY38240	SPACER 25			3	3	3	3
5	302K921420	CUT-WASHER 6			1	1	1	1
6	303SP24600	PLATE CURSOR ADJUST			1	1	1	1
7	303SP24310	PLATE CURSOR TENSION			1	1	1	1
8	72418140	SPRING, BLADE			1	1	1	1
9	302P794010	PARTS SENSOR OPT. SP			1	1	1	1
10	7YZM110001++H01	ACCESS.BUSHING			1	1	1	1
11	7YZM410004++H01	ACCESS.BAND			1	1	1	1
12	303SP24280	GEAR Z45-P30			1	1	1	1
13	2BC06910	STOPPER 6			8	8	8	8
14	3AP02040	PULLEY 30,DUPLEX			2	2	2	2
15	303ND24230	SHAFT CONVEYING DRIVE L			1	1	1	1
16	3AK07230	PULLEY 20S3M			4	4	4	4
17	303J124440	SHAFT CONVEYING IDLE			1	1	1	1
18	303SP24630	BELT CONVEYING POSITIONING			2	2	2	2
19	303ND24330	JOINT CONVEYING BELT			2	2	2	2
20	303SP24570	MOUNT BELT L			1	1	1	1
21	303J124460	HOLDER CONVEYING LIFT			1	1	1	1
22	302K324450	BUSH 6			1	1	1	1
23	5MVX111DN003	RING STOPPER/A-49 FEED A4			2	2	2	2
24	28107310	BUSH 8			1	1	1	1
25	302H017260	BELT SCANNER			1	1	1	1
26	303M894260	PARTS SENSOR OPT. SP			1	1	1	1
27	303ND24130	MOUNT HOLDER SENSOR			1	1	1	1
28	303ND24140	ACTUATOR HOLDER SENSOR			1	1	1	1
29	302K928190	SPRING-TORSION SWITCHBACK			1	1	1	1
30	302KV02A90	BELT S2M Z371			1	1	1	1
31	303SP24530	CURSOR FW FRONT			1	1	1	1
32	303JY37220	STATIC ELIMINATOR CURSOR			2	2	2	2
33	3B807640	PAD,CURSOR			4	4	4	4
34	303SP24690	FILM CURSOR FW FRONT			1	1	1	1
35	303SP24240	SLIDER CURSOR			2	2	2	2
36	303SP24290	SHAFT CURSOR			1	1	1	1
37	303SP24540	CURSOR FW REAR			1	1	1	1
38	303SP24700	FILM CURSOR FW REAR			1	1	1	1
39	302FB09830	CUT WASHER 4			2	2	2	2
40	303SP24510	GUIDE CONVEYING LOWER F			1	1	1	1
41	303SP24520	GUIDE CONVEYING LOWER R			1	1	1	1
42	303SP24670	FILM BLADE F			1	1	1	1
43	303SP24680	FILM BLADE R			1	1	1	1
44	7YZM610007++H01	ACCESS.SADDLE			1	1	1	1
45	7YZM610001++H01	ACCESS SADDLE			1	1	1	1
46	302F729080	SPACER DU			2	2	2	2
47	303NG10350	SHEET SWITCH PUSH			1	1	1	1
101	7BB700308H	+BIND T.T S SCREW 3X8 SR						
102	7BP512512BOCH01	PARALLEL PIN 2.5X12						

FIG. 4 Conveying Section 4 (Folded Paper)

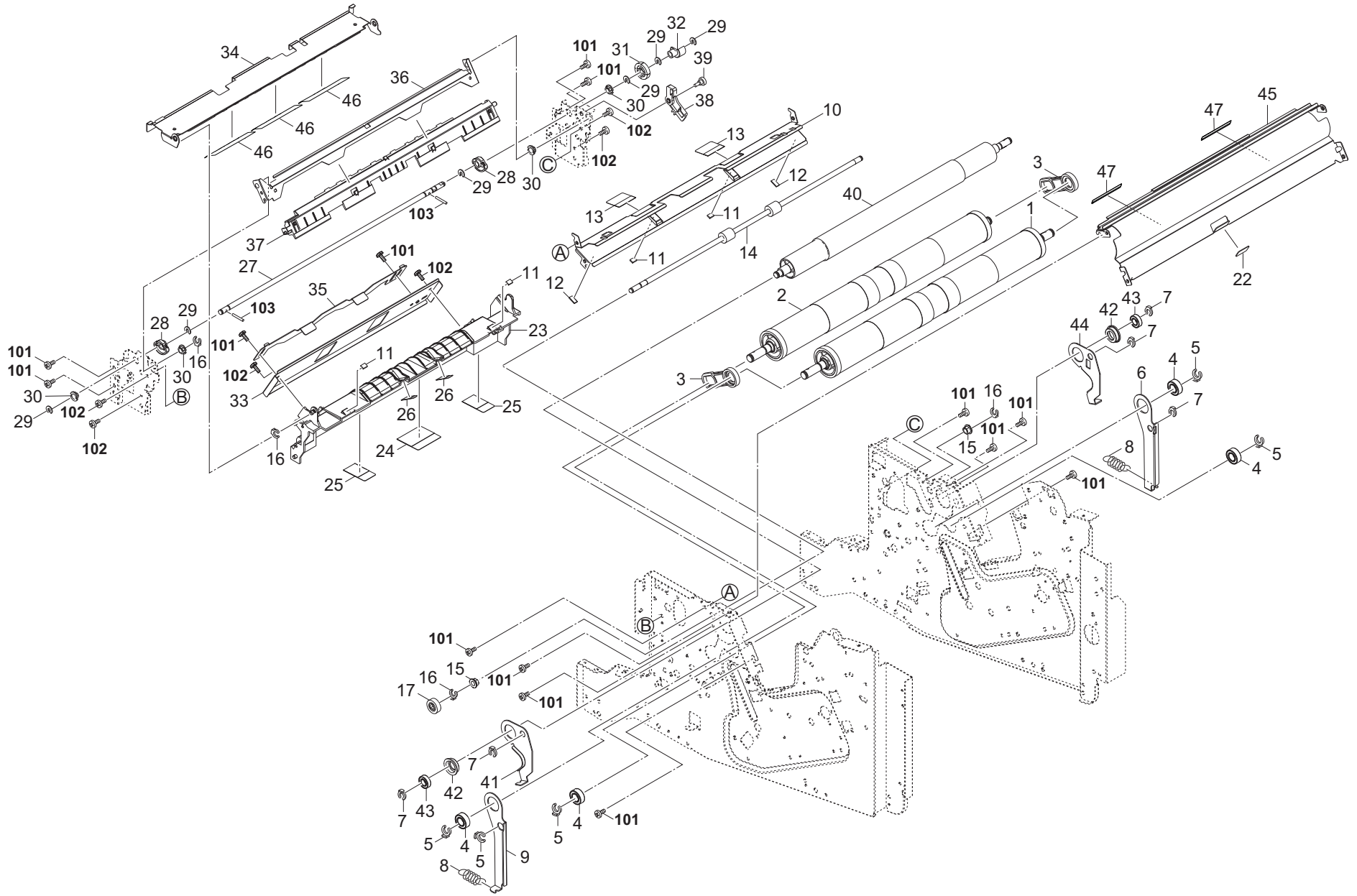


FIG. 4 Conveying Section 4 (Folded Paper)

Ref No.	Part.No.	Description	Notes	Revision	Quantity			
					100	120	230	240
1	303SP94040	PARTS ROLLER PRESS A (SP)			1	1	1	1
2	303SP94050	PARTS ROLLER PRESS B (SP)			1	1	1	1
3	303ND31100	SPACER ROLLER			2	2	2	2
4	7BE010197431H01	BEARING 6800ZZ(7MM)			4	4	4	4
5	302K921120	STOPPER 8			5	5	5	5
6	303ND31070	LEVER PRESSURE B REAR			1	1	1	1
7	2BC06910	STOPPER 6			5	5	5	5
8	303SP31140	SPRING PRESSURE			2	2	2	2
9	303ND31060	LEVER PRESSURE B FRONT			1	1	1	1
10	303SP28120	GUIDE CONVEYING EXIT			1	1	1	1
11	303ND28310	CUSHION GUIDE			4	4	4	4
12	303H321070	CUSHION FEED SHIFT GUIDE			2	2	2	2
13	303SP28320	FILM EXIT GUIDE			2	2	2	2
14	303SP94030	PARTS ROLLER EJECT 3 FOLD (SP)			1	1	1	1
15	302K324450	BUSH 6		Quantity-chg.	2	2	2	2
16	5MVX111DN003	RING STOPPER/A-49 FEED A4		Quantity-chg.	4	4	4	4
17	302K031740	GEAR BELT CLEANING DRIVE Z20L			1	1	1	1
18				Del				
19				Del				
20				Del				
21				Del				
22	3B807640	PAD,CURSOR			1	1	1	1
23	303SP28020	GUIDE STOP LOW			1	1	1	1
24	303ND28360	FILM STOP LOW A			1	1	1	1
25	303ND28370	FILM STOP LOW B			2	2	2	2
26	303ND28380	FILM STOP LOW C			2	2	2	2
27	303SP28300	SHAFT EXIT RELEASE			1	1	1	1
28	303SP28280	CAM EXIT RELEASE			2	2	2	2
29	302FB09830	CUT WASHER 4			6	6	6	6
30	302LV31480	BUSH DRIVE POM		Part No.-chg.	4	4	4	4
31	3HW22020	GEAR 25			1	1	1	1
32	303SP28290	DETECTION EXIT RELEASE			1	1	1	1
33	303SP28010	GUIDE STOP UP			1	1	1	1
34	303SP28060	GUIDE EXIT			1	1	1	1
35	303ND28030	GUIDE STOP			1	1	1	1
36	303SP28050	MOUNT GUIDE EXIT SHIFT			1	1	1	1
37	303SP28040	GUIDE EXIT SHIFT			1	1	1	1
38	303SP28150	LEVER SOL GUIDE EXIT			1	1	1	1
39	2FB20860	PIN FUSER COVER			1	1	1	1
40	303SP94060	PARTS ROLLER PRESS C (SP)			1	1	1	1
41	303SP31110	LEVER PRESSURE C FRONT			1	1	1	1
42	302K931960	HOLDER BEARING 688ZZ			2	2	2	2
43	7BE008165431H11	BEARING 688ZZ			2	2	2	2
44	303SP31120	LEVER PRESSURE C REAR			1	1	1	1
45	303SP28130	GUIDE CONVEYING 3 FOLD			1	1	1	1
46	303SP28340	SHEET GUIDE EXIT			3	3	3	3
47	303SP28180	SHEET GUIDE CONVEYING 3 FOLD			2	2	2	2
101	7BB700308H	+BIND T.T S SCREW 3X8 SR						
102	7BB200308H	+BIND T.T P SCREW 3X8						
103	7BP512012B0CH01	PARALLEL PIN2.0X12						

FIG. 5 Folding Section

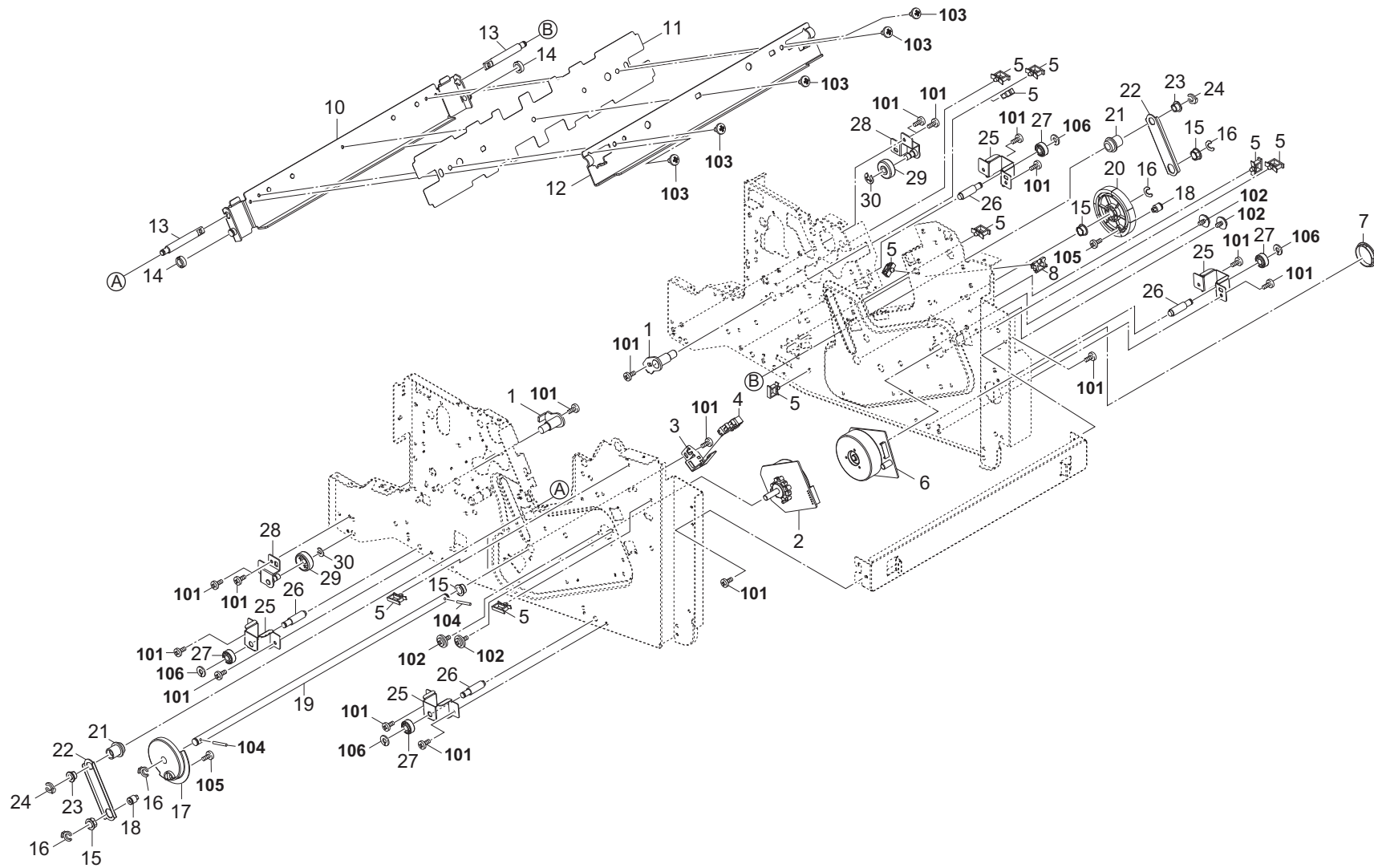


FIG. 5 Folding Section

Ref No.	Part.No.	Description	Notes	Revision	Quantity			
					100	120	230	240
1	303ND02281	FULCRUM PLATE RELEASE			2	2	2	2
2	302LC94284	PARTS MOTOR-BL W40 SP			1	1	1	1
3	303J131340	MOUNT BLADE PI			1	1	1	1
4	303M894260	PARTS SENSOR OPT SP			1	1	1	1
5	7YZM610007++H01	ACCESS.SADDLE			10	10	10	10
6	303NB94053	PARTS MOTOR-BL BRAKE SP			1	1	1	1
7	7YZM110003++H01	ACCESS,BUSHING			1	1	1	1
8	7YZM210006++H01	ACCESS.EDGING			1	1	1	1
9				Del				
10	303SP24830	PLATE BLADE SUPPORT			1	1	1	1
11	303SP24820	BLADE MID PRESSING			1	1	1	1
12	303SP24840	HOLDER BLADE			1	1	1	1
13	303J124450	SHAFT BLADE			2	2	2	2
14	303J124210	BUSHING BLADE			2	2	2	2
15	28107310	BUSH 8			4	4	4	4
16	2BC06910	STOPPER 6			4	4	4	4
17	303ND31280	CAM BLADE			1	1	1	1
18	303ND31340	PIN BLADE DRIVE			2	2	2	2
19	303SP31040	SHAFT BLADE DRIVE L			1	1	1	1
20	303J124170	GEAR 55 BLADE PRESSURE			1	1	1	1
21	303J124670	SPACER BLADE			2	2	2	2
22	303ND31040	ARM BLADE PRESS			2	2	2	2
23	302K324450	BUSH 6			2	2	2	2
24	5MVX111DN003	RING STOPPER/A-49 FEED A4			2	2	2	2
25	303ND02060	MOUNT SHAFT RAIL			4	4	4	4
26	303ND02070	SHAFT RAIL			4	4	4	4
27	302FG07020	PULLEY,CASSETTE RAIL			4	4	4	4
28	303ND02200	MOUNT PULLEY RAIL			2	2	2	2
29	34907150	PULLEY,CASSETTE			2	2	2	2
30	302FB09830	CUT WASHER 4			2	2	2	2
101	7BB700308H	+BIND T.T S SCREW 3X8 SR						
102		BIND M SCREW 3X4 3M2510	Obtained locally					
103	7BB000406H	+BIND M SCREW 4X6						
104	7BP512516B0CH01	PARALLEL PIN 2.5X16						
105	7BB000306H	+BIND M SCREW 3X6						
106	7BC46042A050H01	CUT WASHER 4.2X10.0X0.5T						

FIG. 6 Paddle Section

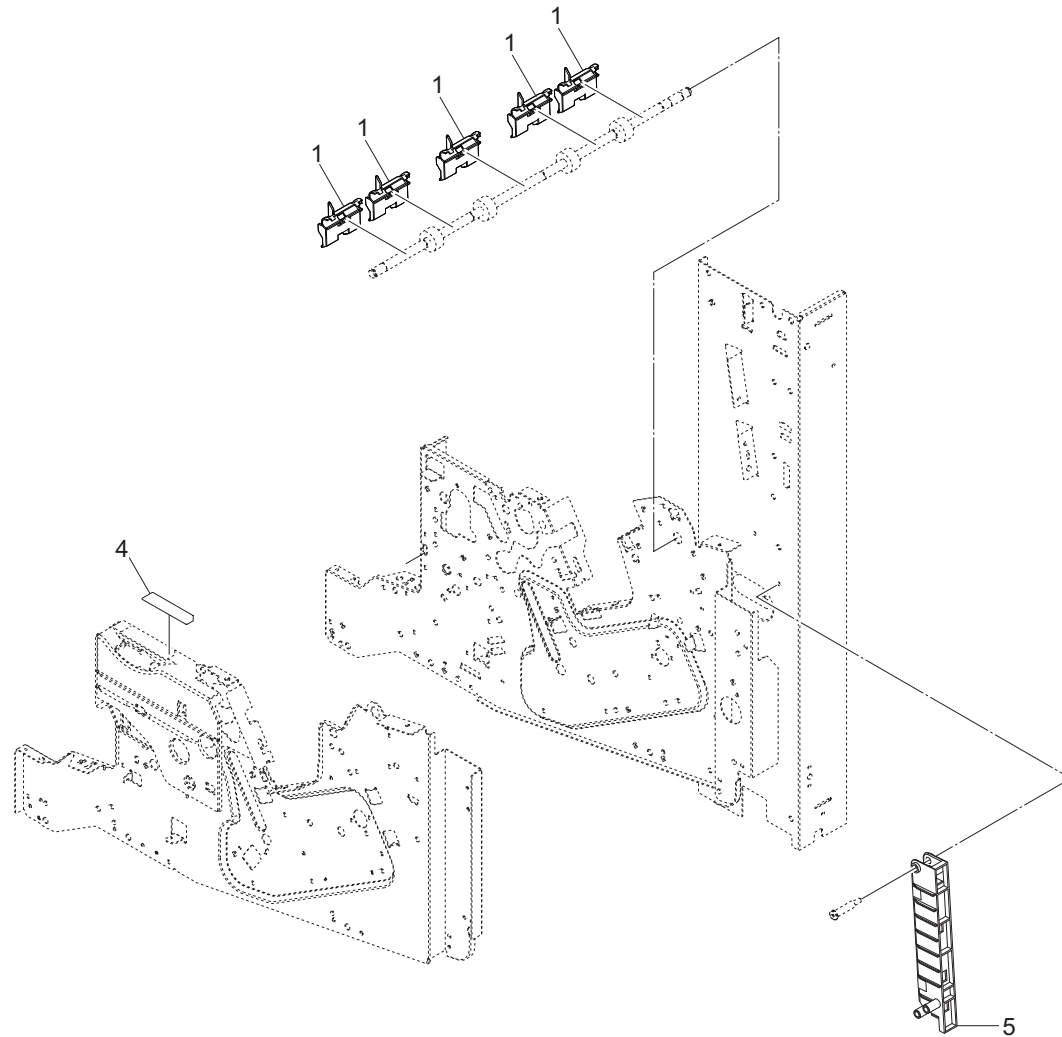


FIG. 7 Exit Section

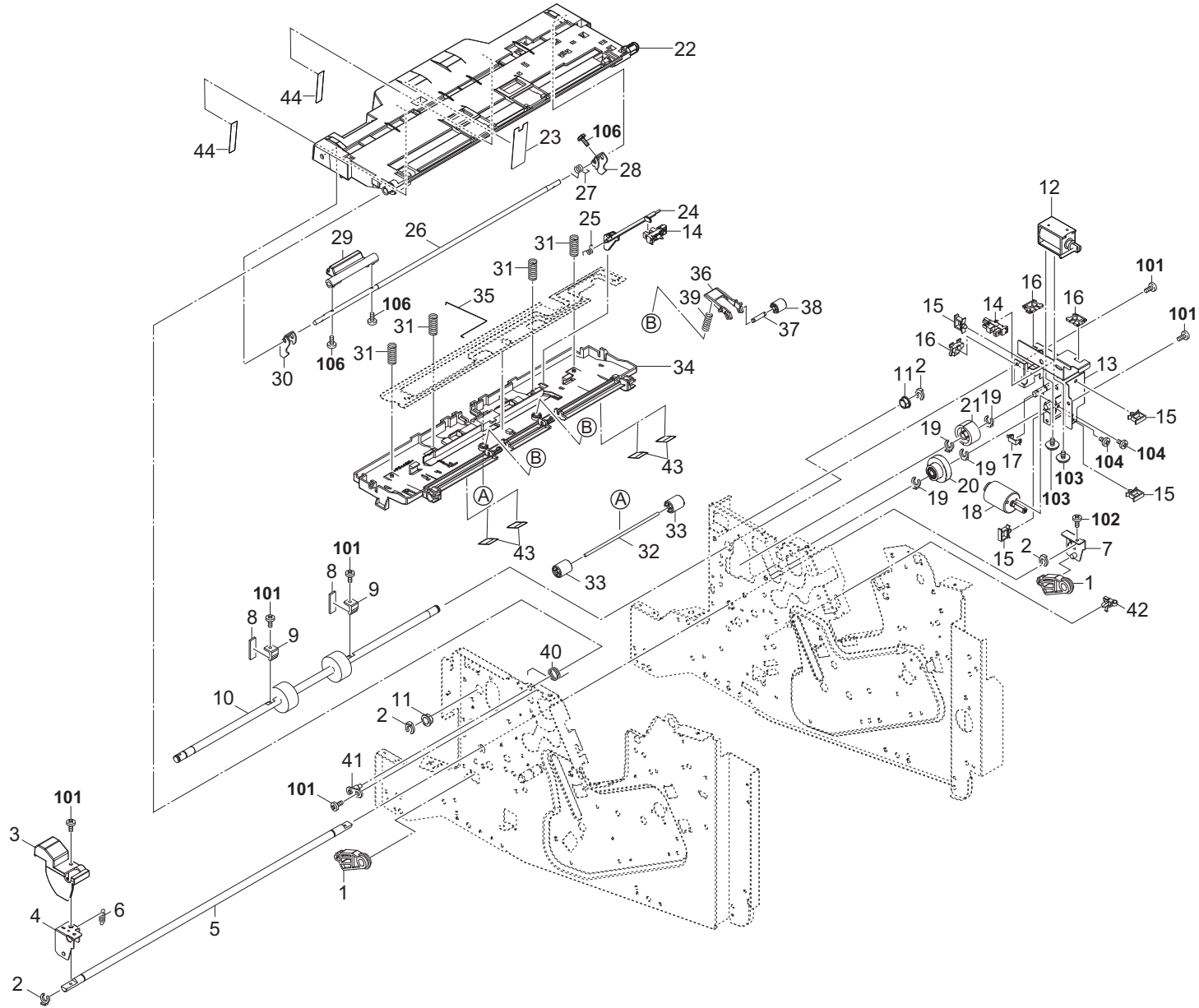


FIG. 7 Exit Section

3SP

Ref No.	Part.No.	Description	Notes	Revision	Quantity			
					100	120	230	240
1	303ND02190	HOOK RELEASE FRONT			2	2	2	2
2	2BC06910	STOPPER 6			4	4	4	4
3	303ND02100	LEVER RELEASE			1	1	1	1
4	303ND02110	WORK PLATE RELEASE FRONT			1	1	1	1
5	303SP02130	SHAFT RELEASE			1	1	1	1
6	303JY37260	SPRING SOLA			1	1	1	1
7	303ND02120	WORK PLATE RELEASE REAR			1	1	1	1
8	303ND28300	BRUSH PAPER EJ REGIST			2	2	2	2
9	3CA16220	HOLDER,PAPER EJECT REGISTRATION BRUSH			2	2	2	2
10	303SP94020	PARTS ROLLER EJECT (SP)			1	1	1	1
11	28107310	BUSH 8			2	2	2	2
12	303SP94110	PARTS SOLENOID FEED SHIFT ASSY SP			1	1	1	1
13	303SP28140	MOUNT SOLENOID			1	1	1	1
14	302P794010	PARTS SENSOR OPT. SP			2	2	2	2
15	7YZM610007++H01	ACCESS.SADDLE			4	4	4	4
16	7YZM210006++H01	ACCESS.EDGING			3	3	3	3
17	302K931080	WIRE STOPPER			1	1	1	1
18	302R494290	PARTS DC MOTOR ASSY C SP			1	1	1	1
19	5MVX111DN003	RING STOPPER/A-49 FEED A4			4	4	4	4
20	302K931760	WORM WHEEL Z56L-Z20S			1	1	1	1
21	302HG28060	GEAR IDLE Z28S			1	1	1	1
22	303SP28210	COVER EXIT OPEN			1	1	1	1
23	303ND28351	FILM STACK PAPER			1	1	1	1
24	303ND28170	ACTUATOR EXIT			1	1	1	1
25	302H725A00	SPRING FUSER ACTUATOR			1	1	1	1
26	303SP28260	SHAFT LEFT UP OPEN			1	1	1	1
27	303J128170	SPRING EXIT HOOK			1	1	1	1
28	303J128160	PLATE EXIT REAR			1	1	1	1
29	303ND28110	HANDLE EXIT			1	1	1	1
30	303J128150	PLATE EXIT FRONT			1	1	1	1
31	303ND28410	SPRING EJECT			4	4	4	4
32	302K324460	SHAFT FEED			1	1	1	1
33	302F929260	PULLEY DU LOW			2	2	2	2
34	303SP28200	GUIDE EXIT OPEN			1	1	1	1
35	303SP28330	SPRING EARTH EXIT GUIDE			1	1	1	1
36	303M824121	HOLDER RIGHT PULLEY			2	2	2	2
37	303M824200	SHAFT PULLEY			2	2	2	2
38	303JX29160	PULLEY CONVEYING			2	2	2	2
39	303NA06110	SPRING PICK UP			2	2	2	2
40	2BL16200	SPRING CONVEYING			1	1	1	1
41	303J902330	PIN TABLE FULCRUM B			1	1	1	1
42	7YZM410004++H01	ACCESS.BAND			1	1	1	1
43	303SP28350	FILM EXIT GUIDE OPEN			4	4	4	4
44	303SP28230	SHEET STACK PAPER			2	2	2	2
101	7BB700308H	+BIND T.T S SCREW 3X8 SR						
102	7BB607306H	+TP-CUP M SCREW 3X6 R						
103	7BB007303H	+TP-CUP M SCREW Q43						
104	7BB000304H	+BIND M SCREW 3X4						
106	7BB000306H	+BIND M SCREW 3X6						

FIG. 8 Drive Section 1

3SP-5

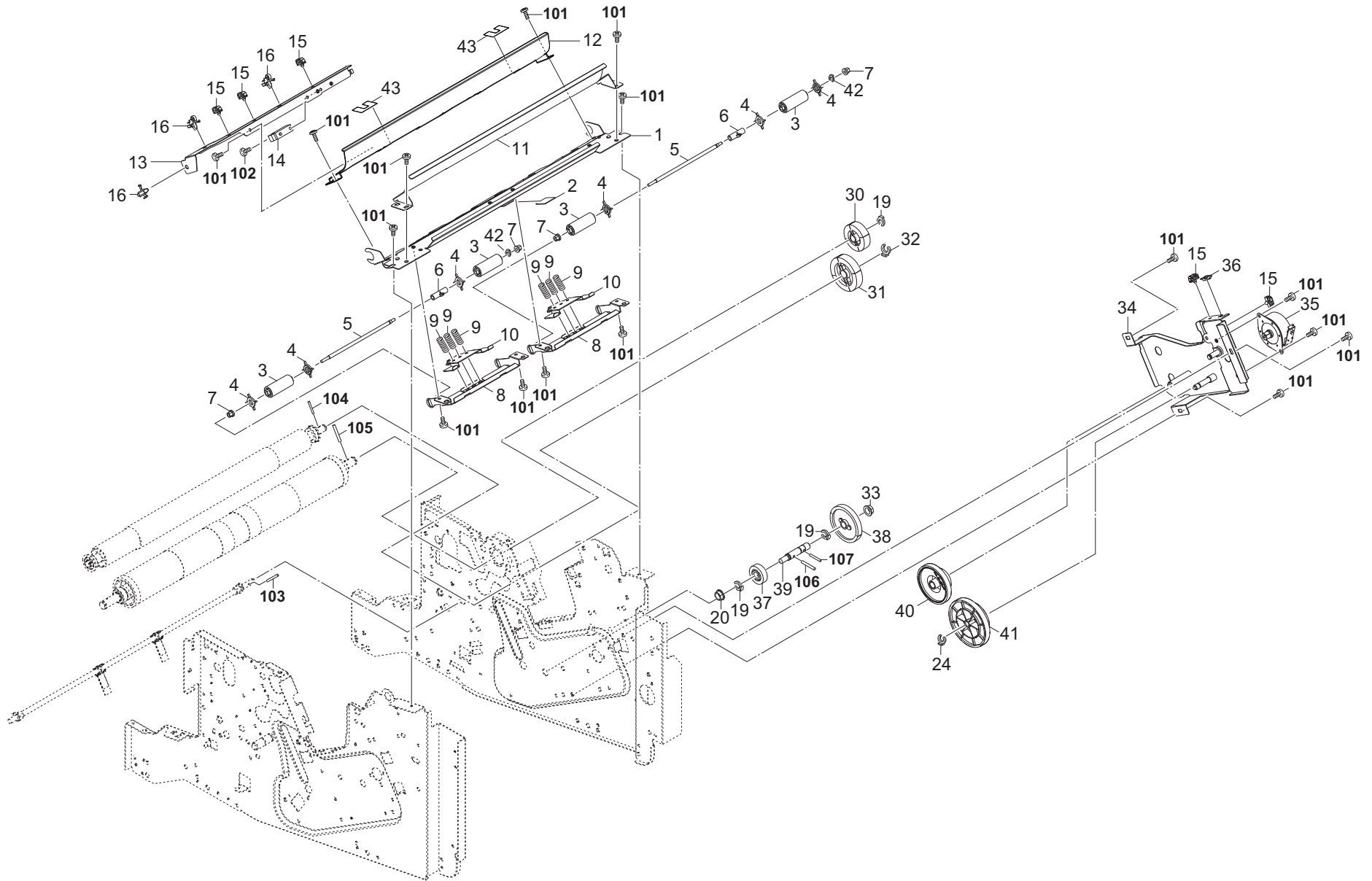


FIG. 8 Drive Section 1

3SP-5

Ref No.	Part.No.	Description	Notes	Revision	Quantity			
					100	120	230	240
1	303SP24060	GUIDE FEED IN			1	1	1	1
2	303ND24210	PAD SENSOR			1	1	1	1
3	303SP24010	PULLEY FEED IN			4	4	4	4
4	303ND24240	RUBBER FEED IN			6	6	6	6
5	303SP24080	SHAFT PULLEY FEED IN			2	2	2	2
6	303J124700	COLLAR FEED IN			2	2	2	2
7	303J124720	BUSHING FEED IN			4	4	4	4
8	303SP24030	HOLDER PULLEY FEED IN			2	2	2	2
9	303ND24340	SPRING FEED IN			6	6	6	6
10	303J124620	MOUNT PULLEY FEED IN			2	2	2	2
11	303SP24040	GUIDE FEED LOW			1	1	1	1
12	303SP24050	GUIDE FEED UP			1	1	1	1
13	303ND24222	GUIDE WIRE FEED			1	1	1	1
14	303NW94060	PARTS SENSOR OPT. SP			1	1	1	1
15	7YZM610007++H01	ACCESS.SADDLE			5	5	5	5
16	7YZM410004++H01	ACCESS.BAND			3	3	3	3
17				Del				
18				Del				
19	2BC06910	STOPPER 6		Quantity-chg.	3	3	3	3
20	302K324450	BUSH 6		Quantity-chg.	1	1	1	1
21				Del				
22				Del				
23				Del				
24	5MVX111DN003	RING STOPPER/A-49 FEED A4		Quantity-chg.	1	1	1	1
25				Del				
26				Del				
27				Del				
28				Del				
29				Del				
30	303ND31220	GEAR Z12 PRESS			1	1	1	1
31	303ND31210	GEAR Z16 PRESS			1	1	1	1
32	302K921120	STOPPER 8			1	1	1	1
33	28107310	BUSH 8		Quantity-chg.	1	1	1	1
34	303SP31070	MOUNT BLADE DRIVE			1	1	1	1
35	302HN44100	MOTOR REVERSE			1	1	1	1
36	7YZM210006++H01	ACCESS.EDGING			1	1	1	1
37	33414050	GEAR 22,SLEEVE			1	1	1	1
38	3H316050	GEAR 46 DRUM DRIVE			1	1	1	1
39	303ND31160	SHAFT BLADE DRIVE			1	1	1	1
40	303ND31120	GEAR Z28 Z62			1	1	1	1
41	303ND31150	GEAR Z53Z120R			1	1	1	1
42	302LF12410	STOPPER 3			2	2	2	2
43	303SP24160	FILM GUIDE FEED IN			2	2	2	2
101	7BB700308H	+BIND T.T S SCREW 3X8 SR						
102	7BB600314H	+BIND M SCREW 3X14 R						
103	7BP512010B0CH01	PARALLEL PIN 2.0X10						
104	7BP512016B0CH01	PARALLEL PIN 2.0X16						
105	7BP513022B0CH01	PARALLEL PIN 3.0X22						
106	5MBP2012WXSP	SPRING PIN / M2 X 12 S-BLK						
107	7BP512514B0CH01	PARALLEL PIN 2.5X14						

FIG. 9 Drive Section 2

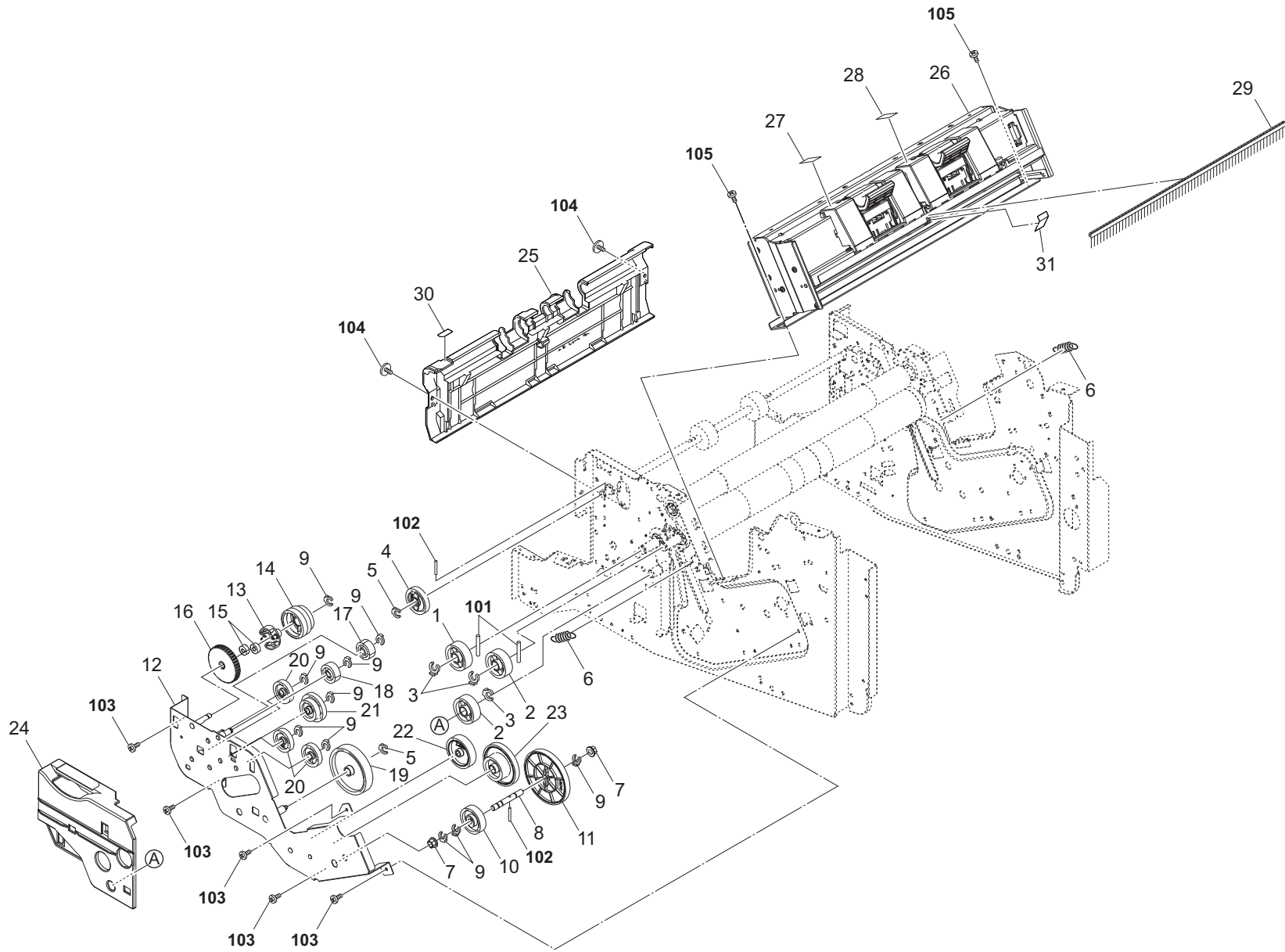


FIG. 9 Drive Section 2

3SP

Ref No.	Part.No.	Description	Notes	Revision	Quantity			
					100	120	230	240
1	303ND31350	GEAR Z30 PRESS B			1	1	1	1
2	303ND31200	GEAR Z30 PRESS			2	2	2	2
3	302K921120	STOPPER 8			3	3	3	3
4	303ND31260	GEAR Z30 EXIT			1	1	1	1
5	2BC06910	STOPPER 6			2	2	2	2
6	303LV28051	SPRING PRESSURE			2	2	2	2
7	302K324450	BUSH 6			2	2	2	2
8	303ND31270	SHAFT PRESS DRIVE			1	1	1	1
9	5MVX111DN003	RING STOPPER/A-49 FEED A4			10	10	10	10
10	303ND31170	GEAR Z38 PRESS			1	1	1	1
11	303ND31130	GEAR Z126R PRESS			1	1	1	1
12	303SP31080	PLATE PRESS DRIVE			1	1	1	1
13	303ND31320	PLATE HANDLE DRIVE			1	1	1	1
14	303ND31300	GEAR Z28S Z40R			1	1	1	1
15	303ND31310	GEAR Z12S			2	2	2	2
16	303ND31330	HANDLE PRESS DRIVE			1	1	1	1
17	302FZ22110	GEAR TC Z24H			1	1	1	1
18	302NG14450	GEAR Z25R RAIL			1	1	1	1
19	303ND31190	GEAR Z56 PRESS			1	1	1	1
20	302K031280	GEAR FUSER Z25			3	3	3	3
21	303ND31230	GEAR Z24 Z32			1	1	1	1
22	303ND31180	GEAR Z36 PRESS			1	1	1	1
23	303ND31120	GEAR Z28 Z62			1	1	1	1
24	303SP31090	COVER PRESS DRIVE			1	1	1	1
25	303SP04050	COVER LEFT			1	1	1	1
26	303J144011	STAPLER EH280			1	1	1	1
27	3B805070	LABEL B			1	1	1	1
28	3B805080	LABEL C			1	1	1	1
29	303JY37400	DISCHARGER GUIDE UP			1	1	1	1
30	303ND34050	LABEL UP			1	1	1	1
31	303SP24170	FILM STAPLER			1	1	1	1
101	7BP513022B0CH01	PARALLEL PIN 3.0X22						
102	7BP512016B0CH01	PARALLEL PIN 2.0X16						
103	7BB700308H	+BIND T.T S SCREW 3X8 SR						
104	7BB782308H	+TP-FLAT T.T S SCREW 3X8 SR(BLACK)						
105	7BB700408H	+BIND T.T S SCREW 4X8 SR						

FIG. 10 Accessories 1

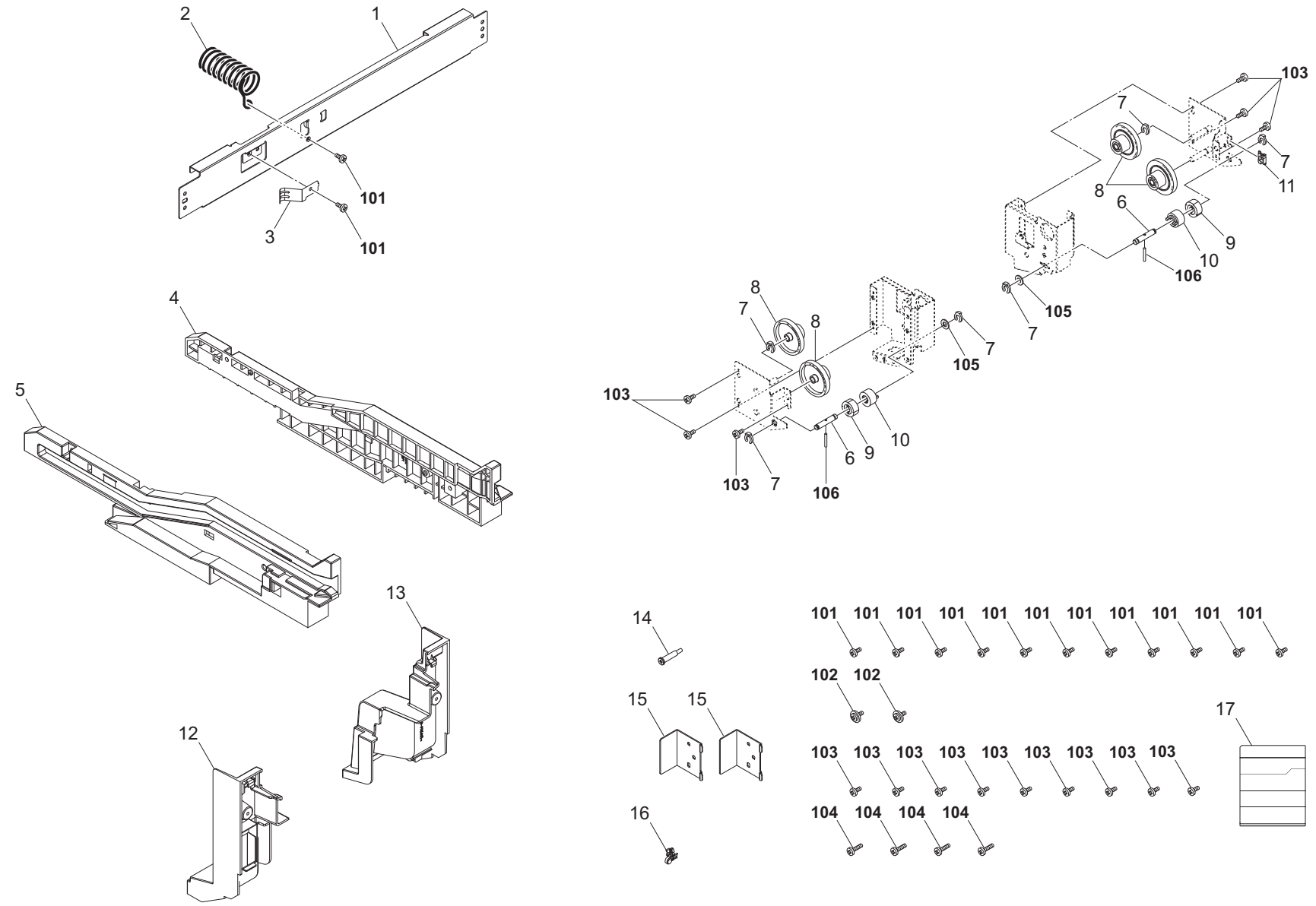


FIG. 10 Accessories 1

3SP

Ref No.	Part.No.	Description	Notes	Revision	Quantity			
					100	120	230	240
1	303SP02160	RETAINER PLATE			1	1	1	1
2	303ND02330	SPRING UNIT SET			1	1	1	1
3	302FB09810	GROUND PLATE DU REAR			1	1	1	1
4	303ND02080	RAIL FRONT			1	1	1	1
5	303ND02090	RAIL REAR			1	1	1	1
6	303SP28650	SHAFT RELEASE			2	2	2	2
7	5MVX111DN003	RING STOPPER/A-49 FEED A4			6	6	6	6
8	303SP28660	GEAR Z22S Z53S			4	4	4	4
9	303M431040	GEAR Z22 ONEWAY			2	2	2	2
10	303SP94100	PARTS TORQUE LIMITER 500 SP			2	2	2	2
11	7YZM210006++H01	ACCESS.EDGING			1	1	1	1
12	303SP04030	COVER SADDLE F			1	1	1	1
13	303SP04040	COVER SADDLE R			1	1	1	1
14	3CY02240	REAR PIN,HOOK			1	1	1	1
15	303ND02310	LOCK MAIN TRAY			2	2	2	2
16	7YZM410004++H01	ACCESS.BAND			1	1	1	1
17	303SP34010	LABEL OPERATION			1	1	1	1
101	7BB700408H	+BIND T.T S SCREW 4X8 SR						
102	7BB782308H	+TP-FLAT T.T S SCREW 3X8 SR(BLACK)						
103	7BB700308H	+BIND T.T S SCREW 3X8 SR						
104	7BB700412H	+BIND T.T S SCREW 4X12 SR						
105	C2806120	POLYESTER SLIDER WASHER 6.2X12X0.5T						
106	7BP512008B0CH01	PARALLEL PIN 2.0X8						

FIG. 11 Accessories 2 (Bridge)

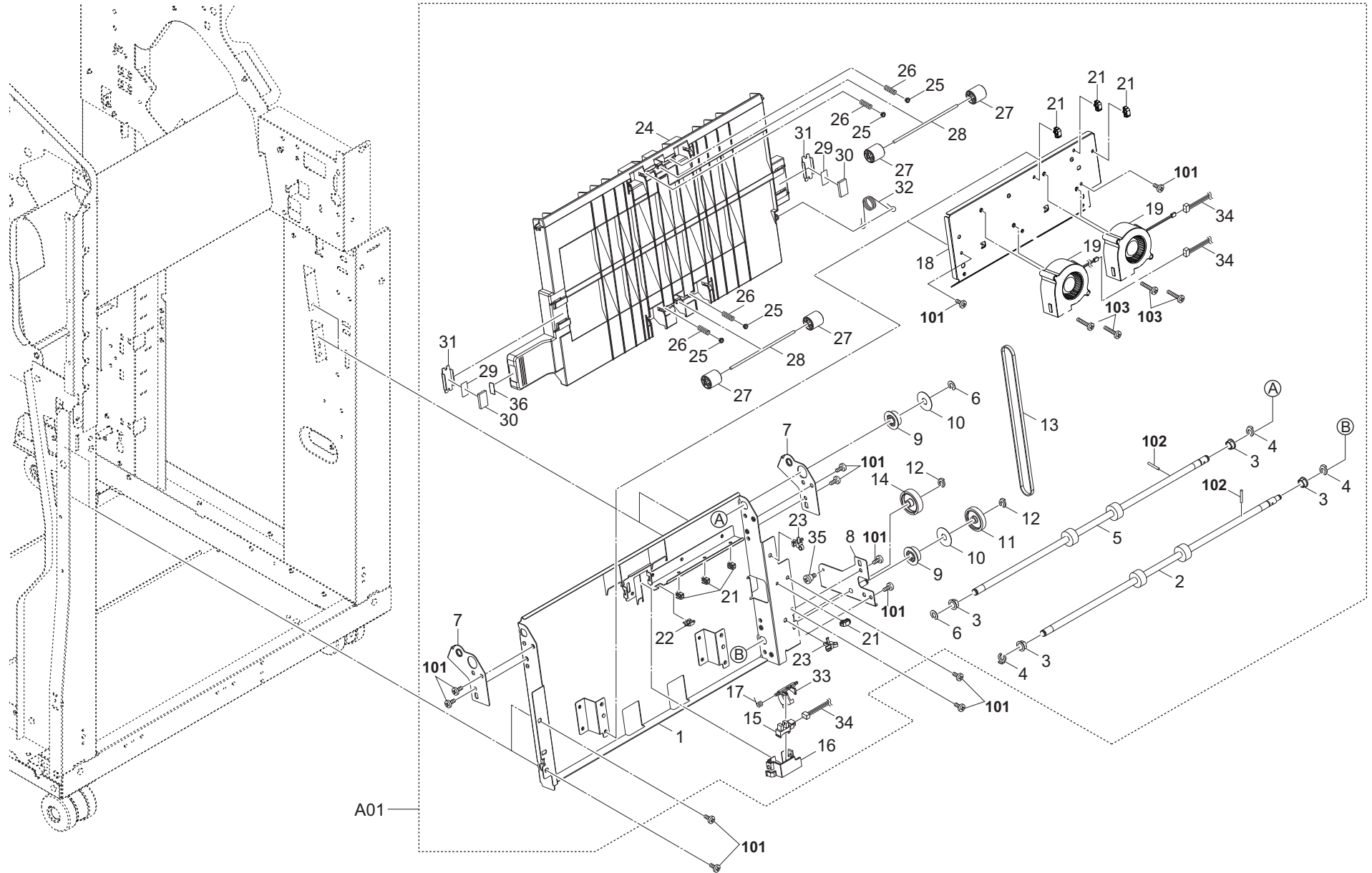


FIG. 11 Accessories 2 (Bridge)

Ref No.	Part.No.	Description	Notes	Revision	Quantity			
					100	120	230	240
A01	303SP93020	PARTS BRIDGE ASSY (SP)			1	1	1	1
1	•303SP37020	GUIDE BRIDGE RIGHT			1	1	1	1
2	•303SP94090	PARTS ROLLER BRIDGE LOW (SP)			1	1	1	1
3	•28107310	BUSH 8			4	4	4	4
4	•2BC06910	STOPPER 6			3	3	3	3
5	•303SP94080	PARTS ROLLER BRIDGE UP (SP)			1	1	1	1
6	•302K921420	CUT-WASHER 6			2	2	2	2
7	•303SP37060	PLATE GUIDE FULCRUM			2	2	2	2
8	•303SP37050	PLATE BRIDGE DRIVE			1	1	1	1
9	•3AP02040	PULLEY 30,DUPLEX			2	2	2	2
10	•303JY38240	SPACER 25			2	2	2	2
11	•303NF31050	GEAR Z35L			1	1	1	1
12	•5MVX111DN003	RING STOPPER/A-49 FEED A4			2	2	2	2
13	•2FB22730	BELT EJECT DRIVE			1	1	1	1
14	•303NF31160	GEAR Z36R			1	1	1	1
15	•303M894260	PARTS SENSOR OPT SP			1	1	1	1
16	•303ND37100	HOLDER FEED PI			1	1	1	1
17	•302H729120	SPRING ACT DU			1	1	1	1
18	•303SP02140	MOUNT CONVEYING FAN			1	1	1	1
19	•302LC94380	PARTS FAN COOLING LSU 60 SP			2	2	2	2
20				Del				
21	•7YZM610007++H01	ACCESS.SADDLE			7	7	7	7
22	•7YZM210006++H01	ACCESS.EDGING			1	1	1	1
23	•7YZM410004++H01	ACCESS.BAND			2	2	2	2
24	•303SP37010	GUIDE BRIDGE LEFT			1	1	1	1
25	•2FM04150	CAP SPRING/B-11 ENCLOSURE A4			4	4	4	4
26	•302H728100	SPRING EXIT PULLEY			4	4	4	4
27	•302H722760	PULLEY MIDDLE A			4	4	4	4
28	•302K324460	SHAFT FEED			2	2	2	2
29	•302GR04380	SEAL MAGNET			2	2	2	2
30	•302GR04370	MAGNET CLIP DISH			2	2	2	2
31	•303NB24210	HOLDER MAGNET			2	2	2	2
32	•303SP37070	SPRING BRIDGE GUIDE			1	1	1	1
33	•303ND37090	ACTUATOR PI			1	1	1	1
34	•303SP46150	CONN.CORD ASSY TRANSPORT UNIT			1	1	1	1
35	•302GR25241	PIN GUIDE CHUTE			1	1	1	1
36	•303SP34020	LABEL D8			1	1	1	1
101	7BB700408H	+BIND T.T S SCREW 4X8 SR						
102	5MBP2012WXSP	SPRING PIN / M2 X 12 S-BLK						
103	7BB700430H	+BIND T.T S SCREW 4X30 SR						
104	7BB700308H	+BIND T.T S SCREW 3X8 SR						

FIG. 12 Accessories 3 (Exit Tray)

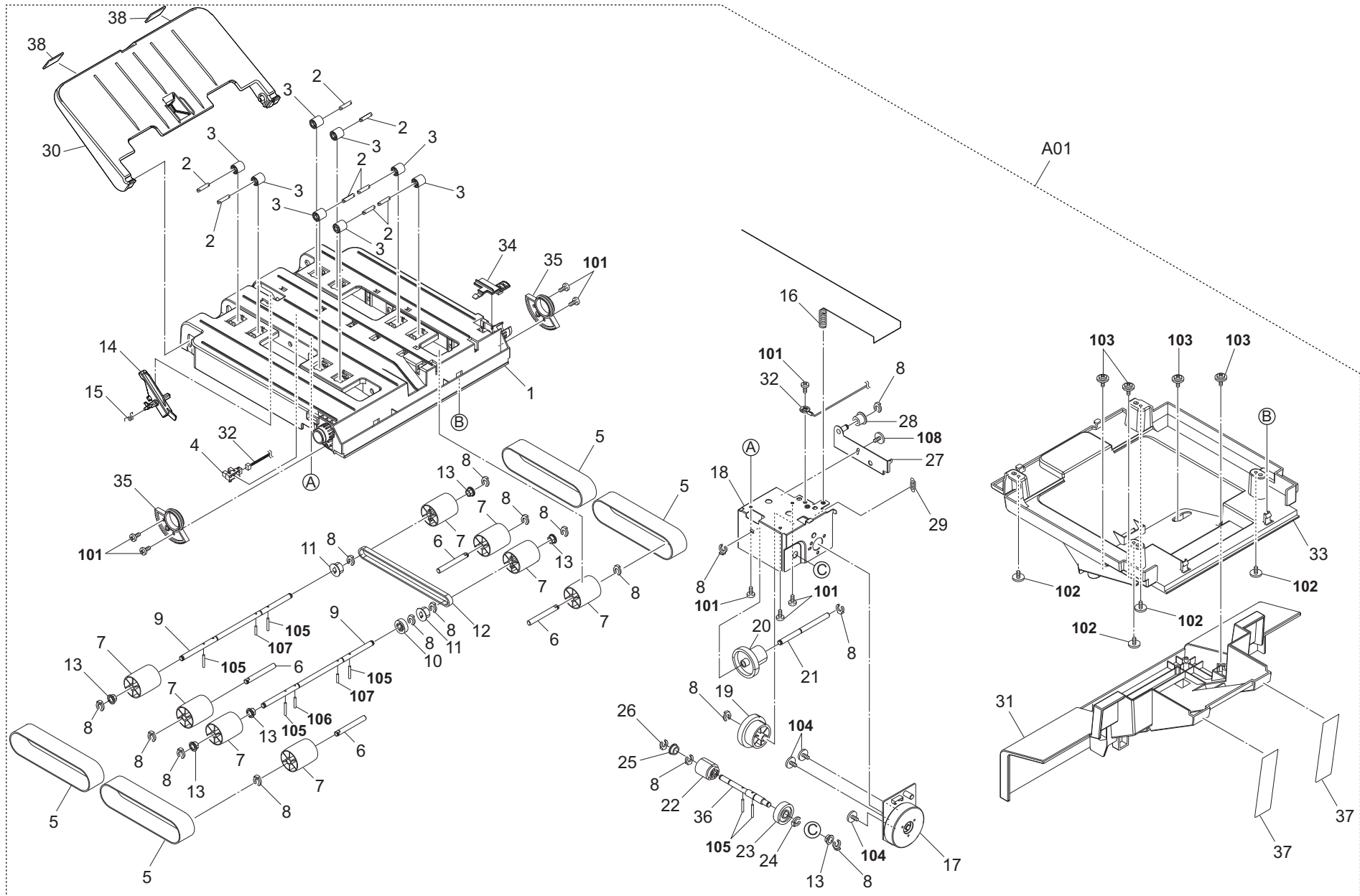




FIG. 12 Accessories 3 (Exit Tray)

3SP

Ref No.	Part.No.	Description	Notes	Revision	Quantity			
					100	120	230	240
A01	303SP93010	PARTS EXIT CONVEYING TRAY ASSY (SP)			1	1	1	1
1	•303SP04010	TRAY EJECT BASE			1	1	1	1
2	•303M824200	SHAFT PULLEY			8	8	8	8
3	•303M824210	PULLEY CONVEYING BK			8	8	8	8
4	•302P794010	PARTS SENSOR OPT. SP			1	1	1	1
5	•303SP28550	BELT EJECT CONVEYING			4	4	4	4
6	•303SP28580	SHAFT TRAY PULLEY B			4	4	4	4
7	•303SP28560	PULLEY CONVEYING TRAY			8	8	8	8
8	•5MVX111DN003	RING STOPPER/A-49 FEED A4			17	17	17	17
9	•303SP28570	SHAFT TRAY PULLEY A			2	2	2	2
10	•3H622320	GEAR 20 LIFT			1	1	1	1
11	•303SP28540	PULLEY TRAY BELT P15			2	2	2	2
12	•303SP28610	BELT DRIVE TRAY			1	1	1	1
13	•302K324450	BUSH 6			6	6	6	6
14	•303SP28620	ACTUATOR CONVEYING TRAY			1	1	1	1
15	•303ND24310	SPRING ACT			1	1	1	1
16	•303SP28640	SPRING EARTH SHAFT			1	1	1	1
17	•303NB94053	PARTS MOTOR-BL BRAKE SP			1	1	1	1
18	•303SP28510	MOUNT TRAY DRIVE			1	1	1	1
19	•303SP28520	GEAR TRAY Z60R Z50S			1	1	1	1
20	•303SP28530	GEAR TRAY Z20R Z47S			1	1	1	1
21	•303SP28600	SHAFT TRAY DRIVE			1	1	1	1
22	•3AK20130	GEAR,WORM MAIN TRAY			1	1	1	1
23	•302FB21320	GEAR 32			1	1	1	1
24	•2BC06910	STOPPER 6			1	1	1	1
25	•74808080	BEARING,686ZZNR			1	1	1	1
26	•302FZ25740	STOPPER 4			1	1	1	1
27	•303SP28630	PLATE TENSION BELT			1	1	1	1
28	•28801190	PULLEY,TIMING BELT			1	1	1	1
29	•303P702110	SPRING HOOK R			1	1	1	1
30	•303SP04100	TRAY EJECT STOPPER			1	1	1	1
31	•303SP04080	COVER TRAY LOW			1	1	1	1
32	•303SP46210	CONN.CORD ASSY CONVEYING TRAY			1	1	1	1
33	•303SP04090	COVER TRAY UPPER			1	1	1	1
34	•303SP04070	LID TRAY BASE			1	1	1	1
35	•303SP28670	RACK TRAY RELEASE			2	2	2	2
36	•303SP28590	SHAFT TRAY DRIVE WORM			1	1	1	1
37	•303SP24660	FILM CONVEYING LIFT			2	2	2	2
38	•303JX04150	FELT PF COVER			2	2	2	2
101	7BB200308H	+BIND T.T P SCREW 3X8						
102	7BB282308H	+TP-FLAT T.T P SCREW 3X8(BLACK)						
103	7BB202308H	+TP-FLAT T.T P SCREW 3X8						
104	7BB007304H	+TP-CUP M SCREW 3X4						
105	7BP512012B0CH01	PARALLEL PIN 2.0X12						
106	7BP512010B0CH01	PARALLEL PIN 2.0X10						
107	7BP512008B0CH01	PARALLEL PIN 2.0X8						
108	7BB782308H	3X8TPF(S)SR BLACK						




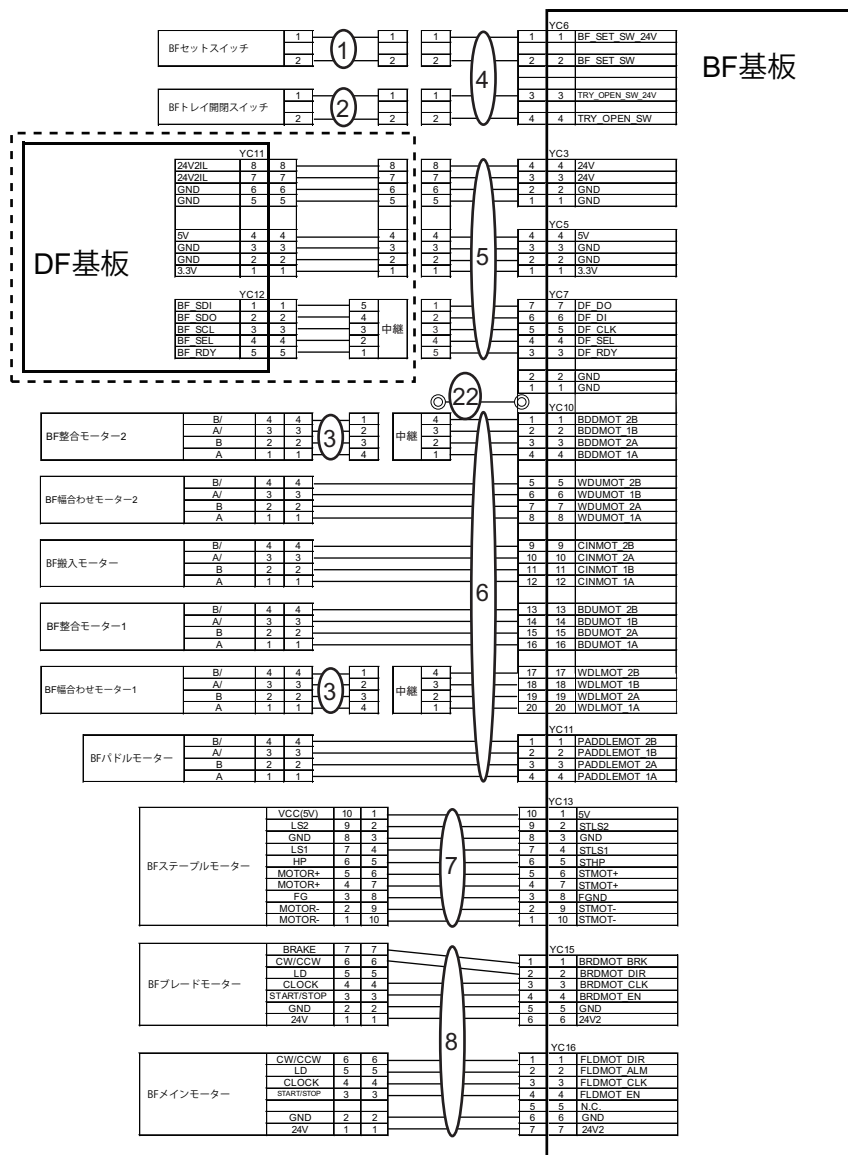
Wire. 1 Wire Section (EN)

3SP-5

Ref No.	Part.No.	Description	Notes	Revision	Quantity			
					100	120	230	240
1	303SP46030	CONN.CORD ASSY UNITSET SWITCH			1	1	1	1
2	303SP46040	CONN.CORD ASSY TRAY OPEN SWITCH			1	1	1	1
3	303SP46060	CONN.CORD ASSY WIDTH MOTOR			2	2	2	2
4	303SP46020	CONN.CORD ASSY INTERLOCK SWITCH			1	1	1	1
5	303SP46010	CONN.CORD ASSY INTERFACE			1	1	1	1
6	303SP46050	CONN.CORD ASSY MOTOR			1	1	1	1
7	303SP46080	CONN.CORD ASSY STP MOTOR			1	1	1	1
8	303SP46090	CONN.CORD ASSY MOTOR-BL			1	1	1	1
9	303SP46160	CONN.CORD ASSY PAPER SENSOR			1	1	1	1
10	303SP46230	CONN.CORD ASSY SENSOR 2		Part No.-chg.	1	1	1	1
11	303SP46120	CONN.CORD ASSY BUNDUP SENSOR			1	1	1	1
12	303SP46130	CONN.CORD ASSY UNDER WIDTH SENSOR			1	1	1	1
13	303SP46140	CONN.CORD ASSY EXIT SENSOR			1	1	1	1
14	303SP46150	CONN.CORD ASSY TRANSPORT UNIT			1	1	1	1
15	303SP46170	CONN.CORD ASSY UPPER WIDTH SENSOR			1	1	1	1
16	303SP46200	CONN.CORD ASSY BUNDDOWN SENSOR			1	1	1	1
17	303SP46180	CONN.CORD ASSY CARRY SENSOR			1	1	1	1
18	303SP46210	CONN.CORD ASSY CONVEYING TRAY			1	1	1	1
19	303SP46220	CONN.CORD ASSY TRAY JOINT			1	1	1	1
20	303SP46100	CONN.CORD ASSY SOLENOID JOINT			1	1	1	1
21	303SP46070	CONN.CORD ASSY EXIT DRIVE			1	1	1	1
22	303SP46190	CONN.CORD ASSY EARTH			1	1	1	1

• Wire Section indicates all the wires/FFCs containing them in other FIGs.

• Wire Section には全ての電線 /FFC (他 FIG の電線 /FFC 含む) を掲載しています。



Wire. 1 Wire Section (JA)

3SP-5

Ref No.	Part.No.	Description	Notes	Revision	Quantity			
					100	120	230	240
1	303SP46030	CONN.CORD ASSY UNITSET SWITCH			1	1	1	1
2	303SP46040	CONN.CORD ASSY TRAY OPEN SWITCH			1	1	1	1
3	303SP46060	CONN.CORD ASSY WIDTH MOTOR			2	2	2	2
4	303SP46020	CONN.CORD ASSY INTERLOCK SWITCH			1	1	1	1
5	303SP46010	CONN.CORD ASSY INTERFACE			1	1	1	1
6	303SP46050	CONN.CORD ASSY MOTOR			1	1	1	1
7	303SP46080	CONN.CORD ASSY STP MOTOR			1	1	1	1
8	303SP46090	CONN.CORD ASSY MOTOR-BL			1	1	1	1
9	303SP46160	CONN.CORD ASSY PAPER SENSOR			1	1	1	1
10	303SP46230	CONN.CORD ASSY SENSOR 2		Part No.-chg.	1	1	1	1
11	303SP46120	CONN.CORD ASSY BUNDUP SENSOR			1	1	1	1
12	303SP46130	CONN.CORD ASSY UNDER WIDTH SENSOR			1	1	1	1
13	303SP46140	CONN.CORD ASSY EXIT SENSOR			1	1	1	1
14	303SP46150	CONN.CORD ASSY TRANSPORT UNIT			1	1	1	1
15	303SP46170	CONN.CORD ASSY UPPER WIDTH SENSOR			1	1	1	1
16	303SP46200	CONN.CORD ASSY BUNDDOWN SENSOR			1	1	1	1
17	303SP46180	CONN.CORD ASSY CARRY SENSOR			1	1	1	1
18	303SP46210	CONN.CORD ASSY CONVEYING TRAY			1	1	1	1
19	303SP46220	CONN.CORD ASSY TRAY JOINT			1	1	1	1
20	303SP46100	CONN.CORD ASSY SOLENOID JOINT			1	1	1	1
21	303SP46070	CONN.CORD ASSY EXIT DRIVE			1	1	1	1
22	303SP46190	CONN.CORD ASSY EARTH			1	1	1	1

• Wire Section indicates all the wires/FFCs containing them in other FIGs.

• Wire Section には全ての電線 /FFC (他 FIG の電線 /FFC 含む) を掲載しています。

DF-7100

[CONFIDENTIAL]

FOR AUTHORIZED KYOCERA ENGINEERS ONLY. DO NOT DISTRIBUTE TO NON-AUTHORIZED PARTIES.

Items listed in the revision columns are defined as follows.

Item	Description
Add	Add a new part
Del	Delete a part
Design-chg.	A design changed part (Parts number version up)
Part No.-chg.	A part number is changed to other one.
Quantity-chg.	Change Quantity of parts to use
Others	Other changes
Correction	Correction

Revision history

Rev.	Date	Remarks
3	September 2018	Design change & Correction
4	February 2019	Design change
5	April 2020	Design change
6	October 2020	Design change
7	June 2021	Design change

Symbols in the parts list

- Parts without a Ref.No. in the illustration indicate they are not supplied.
- Parts with a Ref.No. of 500 and above in the illustration indicate they are not selected for service parts.
- Parts with "*" are component parts or sub-assemblies of the assembly appearing immediately above them.
- Parts with "**" are component parts or sub-assembly with "*" appearing immediately above them.

[CONFIDENTIAL]

京セラドキュメントソリューションズ株式会社の許可なく、本資料を配布することを禁じます。

改訂欄記載項目の内容は以下の通りです。

記載項目	内容
Add	新規部品の追加
Del	部品の削除
Design-chg.	部品の設変(版数アップ)
Part No.-chg.	部品番号の変更
Quantity-chg.	部品の個数変更
Others	その他の変更
Correction	誤記訂正

改訂履歴

Rev.	改訂日	備考
3	2018年9月	設変対応および誤記訂正
4	2019年2月	設変対応
5	2020年4月	設変対応
6	2020年10月	設変対応
7	2021年6月	設変対応

記号の見方

- イラスト中で Ref 番号がない部品は供給できません。
 イラスト中で 500 番台の Ref 番号が付いている部品はサービスパーツに選定されていません。
 部品番号欄の・印は、組立部品の単品部品及び準組立部品を表わします。
 部品番号欄の**印は、準組立部品の単品部品を表わします。

— CONTENTS —

FIG. 1	Covers	2
FIG. 2	Frames	4
FIG. 3	Paper Feed Section	6
FIG. 4	Paper Conveying Section 1	8
FIG. 5	Paper Conveying Section 2	10
FIG. 6	Staple Section	12
FIG. 7	Main Tray Section	14
FIG. 8	Drive Section & Electrical Components	16
FIG. 9	Wire Section	18

FIG. 1 Covers

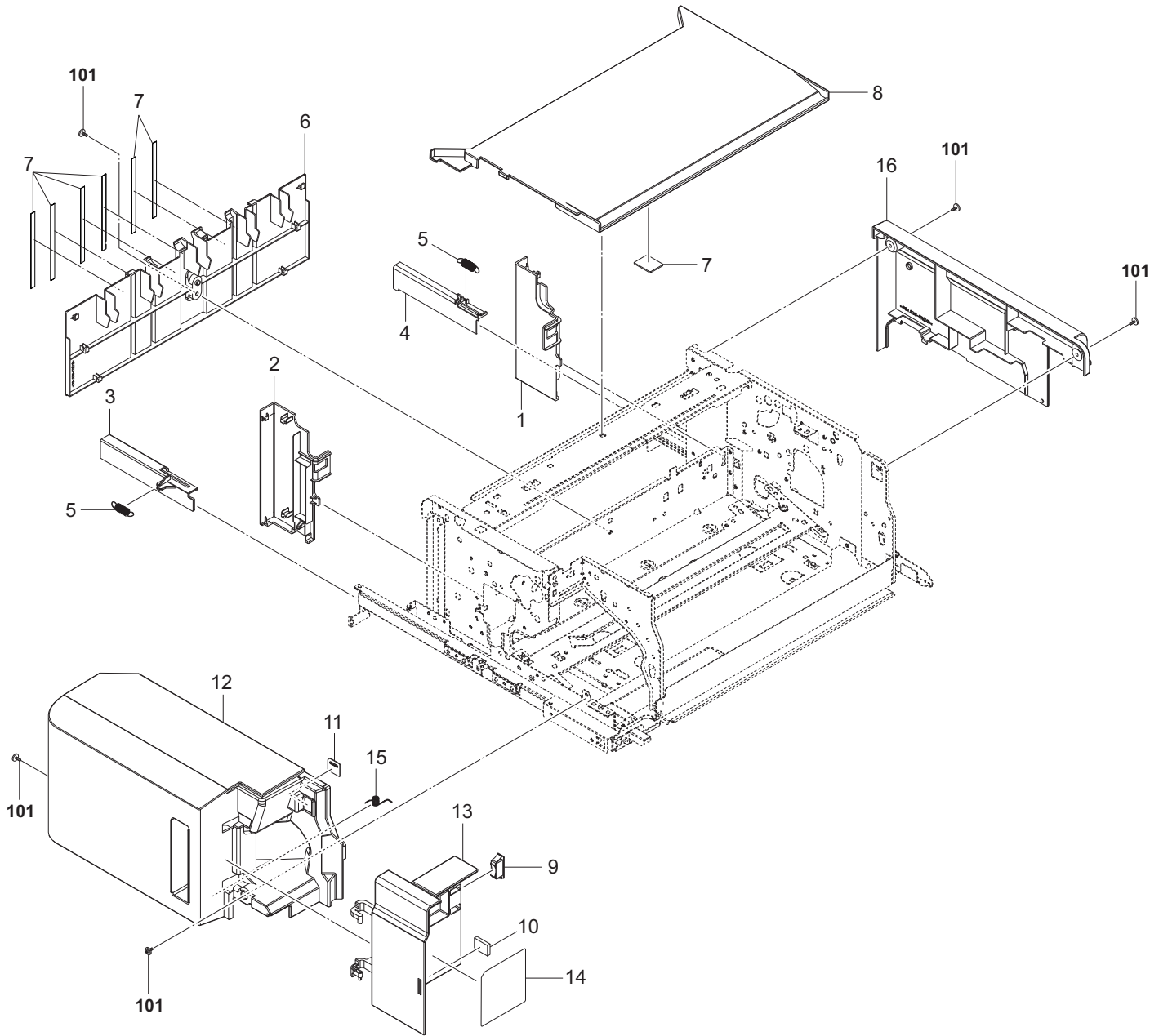


FIG. 1 Covers

3RD

Ref No.	Part.No.	Description	Notes	Revision	Quantity			
					100	120	230	240
1	303RD04050	PARTITION FINISHER B			1	1	1	1
2	303RD04060	PARTITION FINISHER C			1	1	1	1
3	303RD04080	COVER RAIL FRONT			1	1	1	1
4	303RD04090	COVER RAIL REAR			1	1	1	1
5	303RD04120	SPRING RAIL			2	2	2	2
6	303RD04040	PARTITION FINISHER A			1	1	1	1
7	303JX04150	FELT PF COVER			1	1	1	1
8	303RD04070	COVER UPPER			1	1	1	1
9	2FB17200	MAGNET UPPER REG GUIDE			1	1	1	1
10	302KV03460	SEAL FRAME FEED			1	1	1	1
11	302NL04270	PLATE MAGNET			1	1	1	1
12	303RD04010	COVER FRONT			1	1	1	1
13	303RD04020	COVER FRONT RIGHT			1	1	1	1
14	303RD34010	LABEL STAPLER			1	1	1	1
15	303RD04110	SPRING COVER FRONT			1	1	1	1
16	303RD04030	COVER REAR			1	1	1	1
17	303RD04130	FILM PARTITION			6	6	6	6
101	7BB782308H	+TP-FLAT T.T S SCREW 3X8 SR(BLACK)						

FIG. 2 Frames

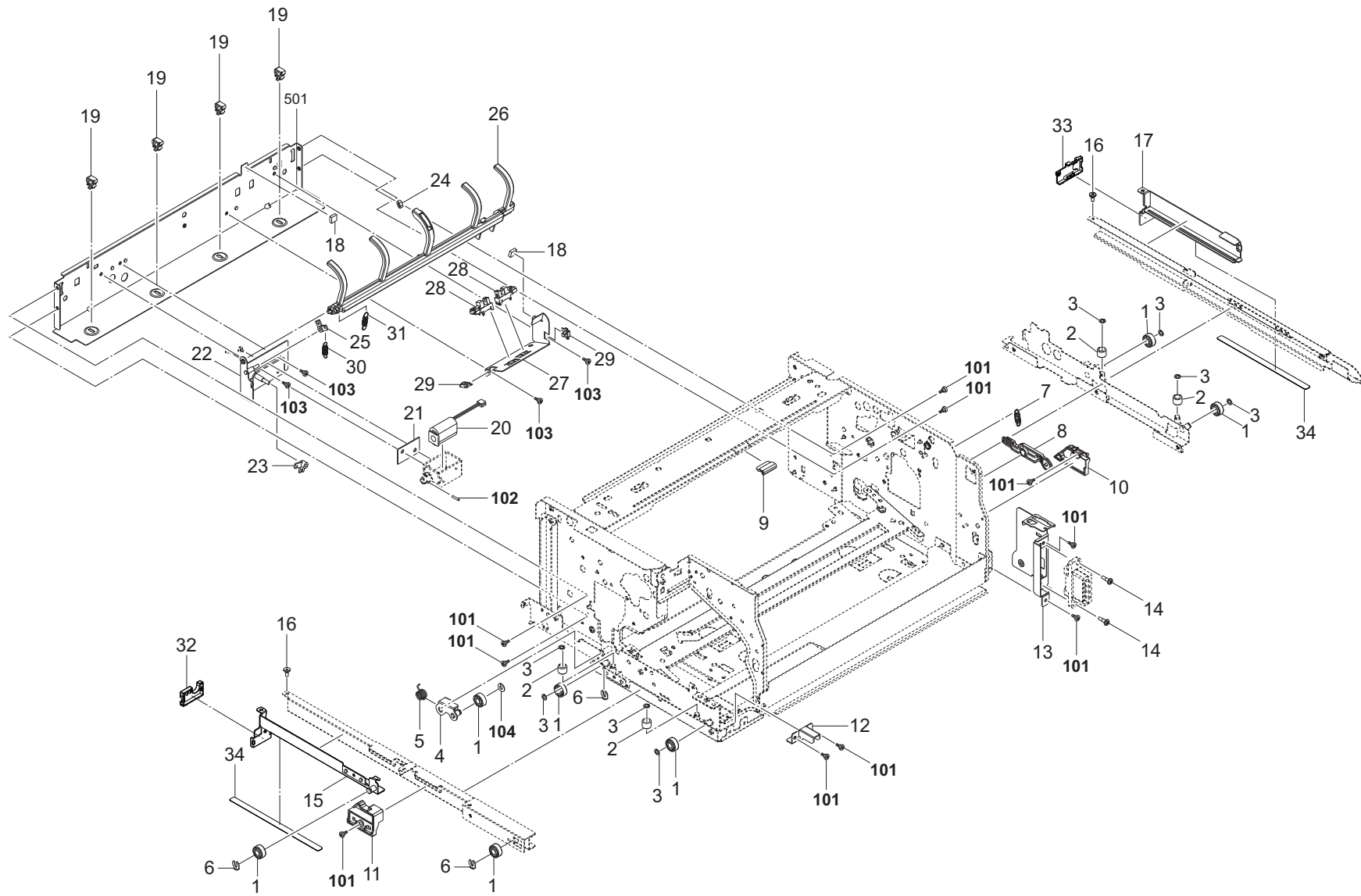


FIG. 2 Frames

3RD

Ref No.	Part.No.	Description	Notes	Revision	Quantity			
					100	120	230	240
1	302FG07020	PULLEY,CASSETTE RAIL			7	7	7	7
2	302LC03510	PULLEY WASTE TRAY			4	4	4	4
3	2BG22990	CUT WASHER 4			8	8	8	8
4	303PX02120	LEVER RELEASE HOOK			1	1	1	1
5	303PX02130	SPRING RELEASE HOOK			1	1	1	1
6	5MVX111DN003	RING STOPPER /A-49 FEED A4			3	3	3	3
7	303RD02260	SPRING TENSION			1	1	1	1
8	303RD02170	LEVER RELEASE R			1	1	1	1
9	303JX04150	FELT PF COVER			1	1	1	1
10	303RD02180	GUIDE HOOK R			1	1	1	1
11	303RD02120	GUIDE HOOK			1	1	1	1
12	303RD02160	PLATE BASE RAIL			1	1	1	1
13	303RD02150	MOUNT DRAWER			1	1	1	1
14	302R402250	PIN CONNECTOR			2	2	2	2
15	303RD02131	BASE RAIL B			1	1	1	1
16	303MH04040	PIN COVER			2	2	2	2
17	303RD02141	BASE RAIL C			1	1	1	1
18	302HN28220	SEAL ACTUATOR			2	2	2	2
19	7YZM610009++H01	ACCESS.SADDLE			4	4	4	4
20	302K994380	PARTS SOLENOID FEED SHIFT SP			1	1	1	1
21	303PX28130	SEAL SOLENOID			1	1	1	1
22	303PX28050	MOUNT SOLENOID			1	1	1	1
23	303PX28110	LEVER EXIT C			1	1	1	1
24	303PX28030	PAD EXIT			1	1	1	1
25	303PX28060	LEVER EXIT B			1	1	1	1
26	303RD37160	LEVER EXIT			1	1	1	1
27	303PX28070	MOUNT SENSOR			1	1	1	1
28	302P794010	PARTS SENSOR OPT. SP			2	2	2	2
29	7YZM210006++H01	ACCESS.EDGING			2	2	2	2
30	303PX28080	SPRING EXIT			1	1	1	1
31	303PX28100	SPRING LEVER EXIT			1	1	1	1
32	303RD02221	COVER BASE RAIL B			1	1	1	1
33	303RD02231	COVER BASE RAIL C			1	1	1	1
34	303RD02250	SHEET RAIL			2	2	2	2
101	7BB700308H	+BIND T.T S SCREW 3X8 SR						
102	5MBP2010WXSP	SPRING PIN / M2 X 10 S-BLK						
103	7BB100306H	+BIND T.T S SCREW 3X6						
104	7BC46042A050H01	CUT WASHER 4.2X10.0X0.5T						

FIG. 3 Paper Feed Section

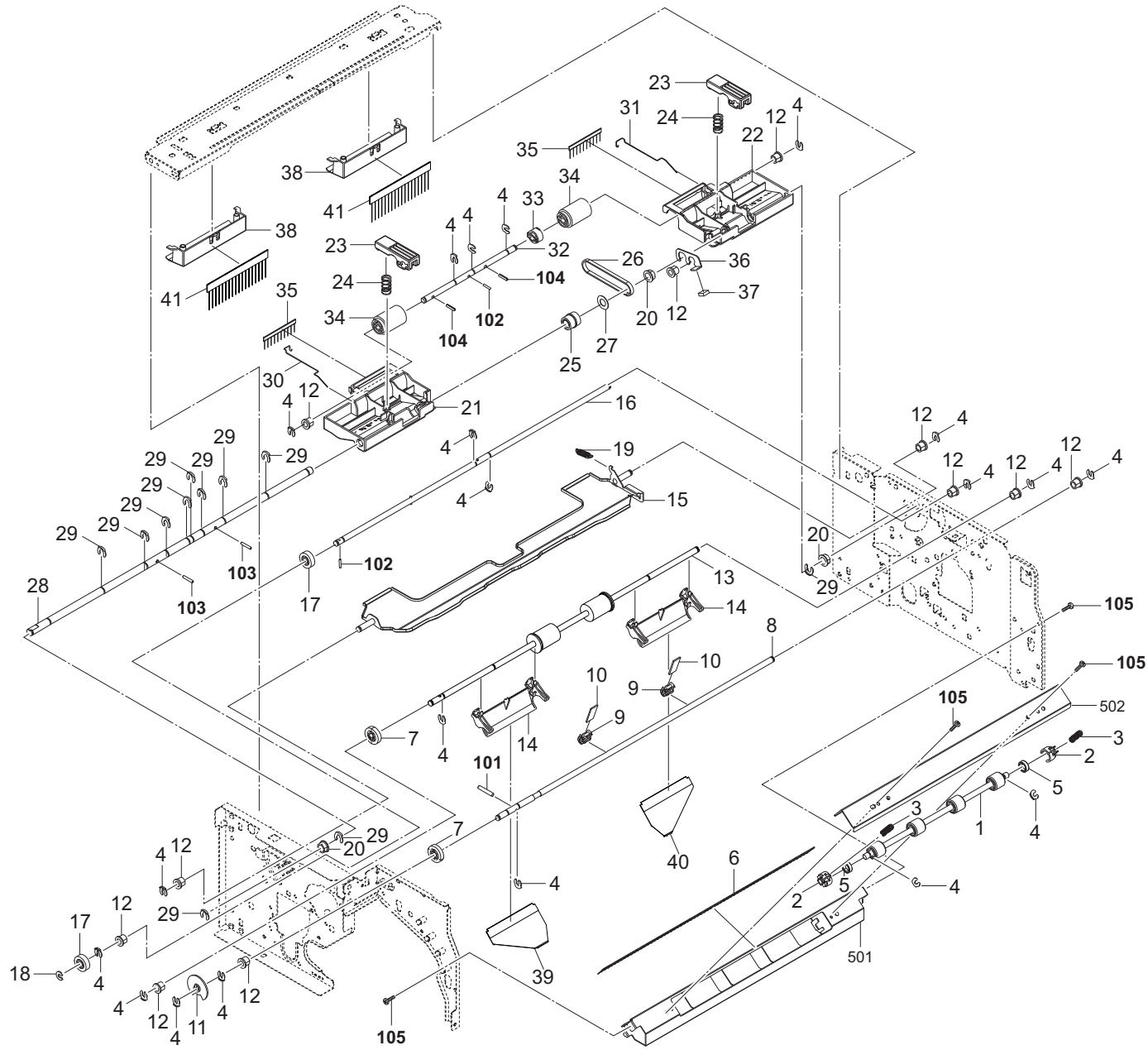


FIG. 3 Paper Feed Section

3RD

Ref No.	Part.No.	Description	Notes	Revision	Quantity			
					100	120	230	240
1	303RD94030	PARTS ROLLER FEED UPPER SP			1	1	1	1
2	303NB07160	HOLDER BEARING			2	2	2	2
3	303RD07040	SPRING-COMPRESSION REGIST			2	2	2	2
4	5MVX111DN003	RING STOPPER /A-49 FEED A4			20	20	20	20
5	7BE006124431H01	BEARING MR126ZZ			2	2	2	2
6	63212210	STATIC ELIMINATOR,EJECT			1	1	1	1
7	303PX31080	GEAR Z22S			2	2	2	2
8	303RD36060	SHAFT PADDLE			1	1	1	1
9	303PX36660	HOLDER PADDLE			2	2	2	2
10	303PX36700	SHEET PADDLE			2	2	2	2
11	303PX36670	PLATE PULSE PADDLE			1	1	1	1
12	2BC06520	BUSHING 6,REGISTRATION			11	11	11	11
13	303RD94060	PARTS ROLLER MIDDLE SP			1	1	1	1
14	303RD36120	GUIDE STOPPER FEED			2	2	2	2
15	303RD36090	GUIDE UPPER			1	1	1	1
16	303RD36080	SHAFT PULLEY DRIVE			1	1	1	1
17	3H622320	GEAR 20 LIFT			2	2	2	2
18	302FB09830	CUT WASHER 4			1	1	1	1
19	303PX36880	SPRING GUIDE UPPER			1	1	1	1
20	2BC06510	BUSHING 8			3	3	3	3
21	303PX36510	GUIDE CENTER F			1	1	1	1
22	303PX36530	GUIDE CENTER R			1	1	1	1
23	303PX36550	ARM PRESS			2	2	2	2
24	303PX36580	SPRING EXIT PULLEY			2	2	2	2
25	303PX36540	GEAR EXIT DRIVE			1	1	1	1
26	303PX36570	BELT EXIT PULLEY			1	1	1	1
27	303PX36900	SPACER BELT DRIVE			1	1	1	1
28	303RD36070	SHAFT GUIDE PRESS			1	1	1	1
29	2BC06910	STOPPER 6			11	11	11	11
30	303RD36260	SPRING EARTH EXIT F			1	1	1	1
31	303RD36270	SPRING EARTH EXIT R			1	1	1	1
32	303PX36630	SHAFT EXIT PULLEY			1	1	1	1
33	3A722040	PULLEY 24,CONVEYING			1	1	1	1
34	3BR07040	PULLEY,PAPER FEED			2	2	2	2
35	303NB36460	STATIC-ELIMINATOR EJECT			2	2	2	2
36	303PX36850	PLATE SHAFT HOLDER			1	1	1	1
37	302HN28220	SEAL ACTUATOR			1	1	1	1
38	303RD36100	GUIDE EXIT			2	2	2	2
39	303RD36220	FILM PAPER STOPPER F			1	1	1	1
40	303RD36230	FILM PAPER STOPPER R			1	1	1	1
41	303RD36200	STATIC-ELIMINATOR EJECT			2	2	2	2
101	7BP512012B0CH01	PARALLEL PIN 2.0X12						
102	7BP512010B0CH01	PARALLEL PIN 2.0X10						
103	7BP512514B0CH01	PARALLEL PIN 2.5X14						
104	7BP00251200JH01	SPRING PIN 2.5X12						
105	7BB700308H	+BIND T.T S SCREW 3X8 SR						

FIG. 4 Paper Conveying Section 1

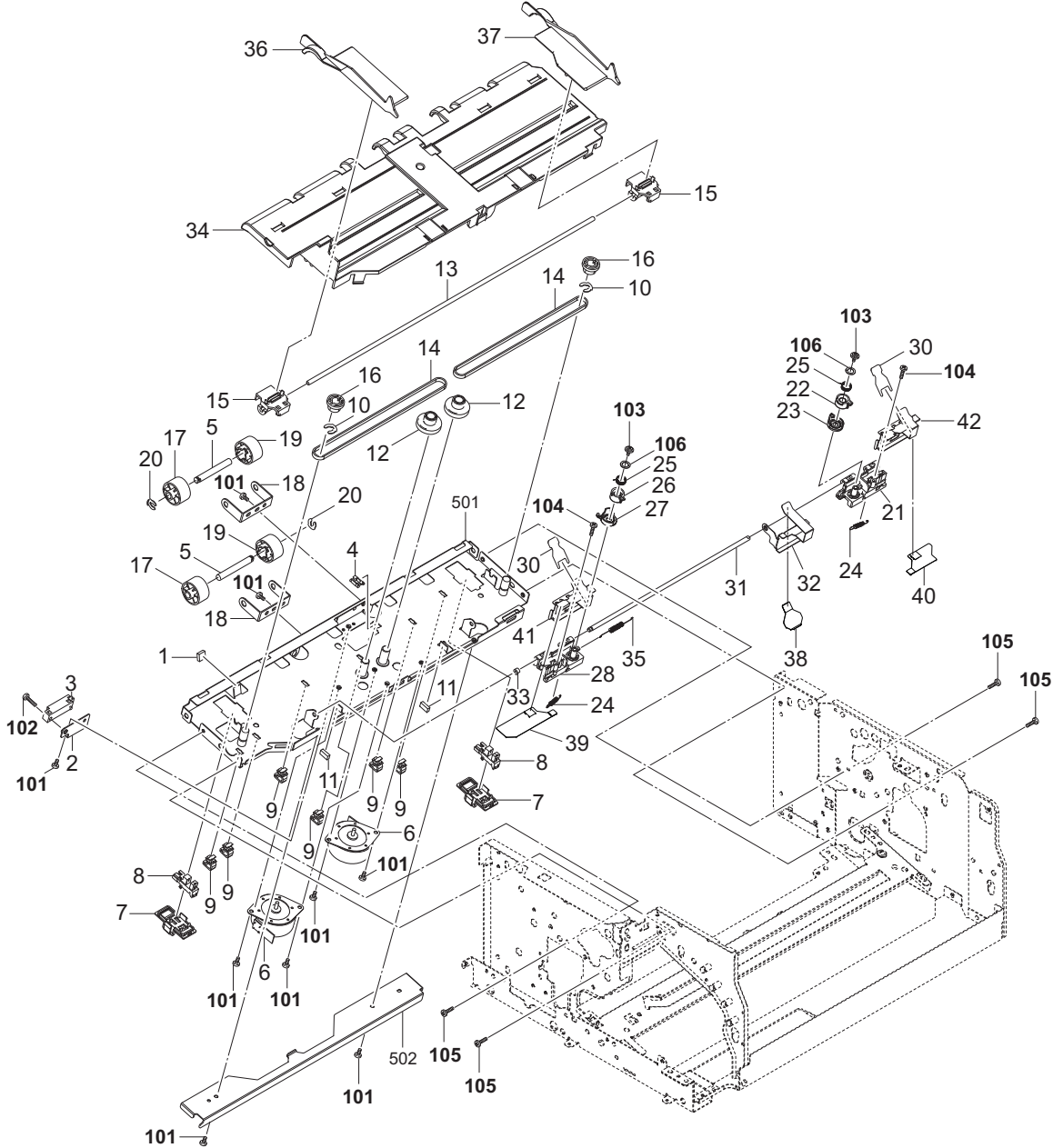


FIG. 4 Paper Conveying Section 1

3RD

Ref No.	Part.No.	Description	Notes	Revision	Quantity			
					100	120	230	240
1	302HN28220	SEAL ACTUATOR			1	1	1	1
2	303PX36110	MOUNT SENSOR A			1	1	1	1
3	303PX94030	PARTS SENSOR OPT SP			1	1	1	1
4	7YZM210006++H01	ACCESS.EDGING			1	1	1	1
5	303PX36140	SHAFT EXIT			2	2	2	2
6	302HN44100	MOTOR REVERSE			2	2	2	2
7	303PX36120	MOUNT SENSOR B			2	2	2	2
8	302P794010	PARTS SENSOR OPT. SP			2	2	2	2
9	7YZM610009++H01	ACCESS.SADDLE			6	6	6	6
10	2BC06910	STOPPER 6			2	2	2	2
11	303H321050	CUSHION EJECT GUIDE			2	2	2	2
12	303PX36080	GEAR Z45 P20			2	2	2	2
13	303RD36030	SHAFT CURSOR			1	1	1	1
14	303RD36040	BELT S2M-Z185			2	2	2	2
15	303RD36150	HOLDER CURSOR			2	2	2	2
16	303M407080	PULLEY 20			2	2	2	2
17	303RD36130	PULLEY EXIT			2	2	2	2
18	303RD36140	MOUNT EXIT PULLEY			2	2	2	2
19	303RD36180	PULLEY EXIT ONEWAYCLUTCH			2	2	2	2
20	5MVX111DN003	RING STOPPER /A-49 FEED A4			2	2	2	2
21	303PW36300	SLIDER PAPER STOPPER R			1	1	1	1
22	303PW36310	LEVER GUIDE STOPPER R			1	1	1	1
23	303PW36320	RATCHET LEVER GUIDE R			1	1	1	1
24	303PW36280	SPRING GUIDE LEVER			2	2	2	2
25	303PW36380	SPRING LEVER			2	2	2	2
26	303PW36260	LEVER GUIDE STOPPER F			1	1	1	1
27	303PW36270	RATCHET LEVER GUIDE F			1	1	1	1
28	303PW36290	SLIDER PAPER STOPPER F			1	1	1	1
30	303PX36840	FILM PAPER STOPPER			2	2	2	2
31	303PW36330	SHAFT PAPER STOPPER SHIFT			1	1	1	1
32	303PX36710	GUIDE PAPER STOPPER C			1	1	1	1
33	5MVX111DN007	STOPPER 3 /2BT1107 A4			1	1	1	1
34	303RD36020	GUIDE MIDDLE TRAY			1	1	1	1
35	303PW36360	SPRING GUIDE STOPPER			1	1	1	1
36	303RD36160	CURSOR FRONT			1	1	1	1
37	303RD36170	CURSOR REAR			1	1	1	1
38	303RD36210	FILM PAPER STOPPER C			1	1	1	1
39	303RD36240	FILM PAPER STOPPER GUIDE F			1	1	1	1
40	303RD36250	FILM PAPER STOPPER GUIDE R			1	1	1	1
41	303RD36280	GUIDE PAPER STOPPER F			1	1	1	1
42	303RD36290	GUIDE PAPER STOPPER R			1	1	1	1
101	7BB100306H	+BIND T.T S SCREW 3X6						
102	7BB700316H	+BIND T.T S SCREW 3X16 SR						
103	7BB202306H	+TP-FLAT T.T P SCREW 3X6						
104	7BB200308H	+BIND T.T P SCREW 3X8						
105	7BB700308H	+BIND T.T S SCREW 3X8 SR						
106	7BC060629540H01	POLY SLIDER WASHER 6.2X9.5X0.4T						

FIG. 5 Paper Conveying Section 2

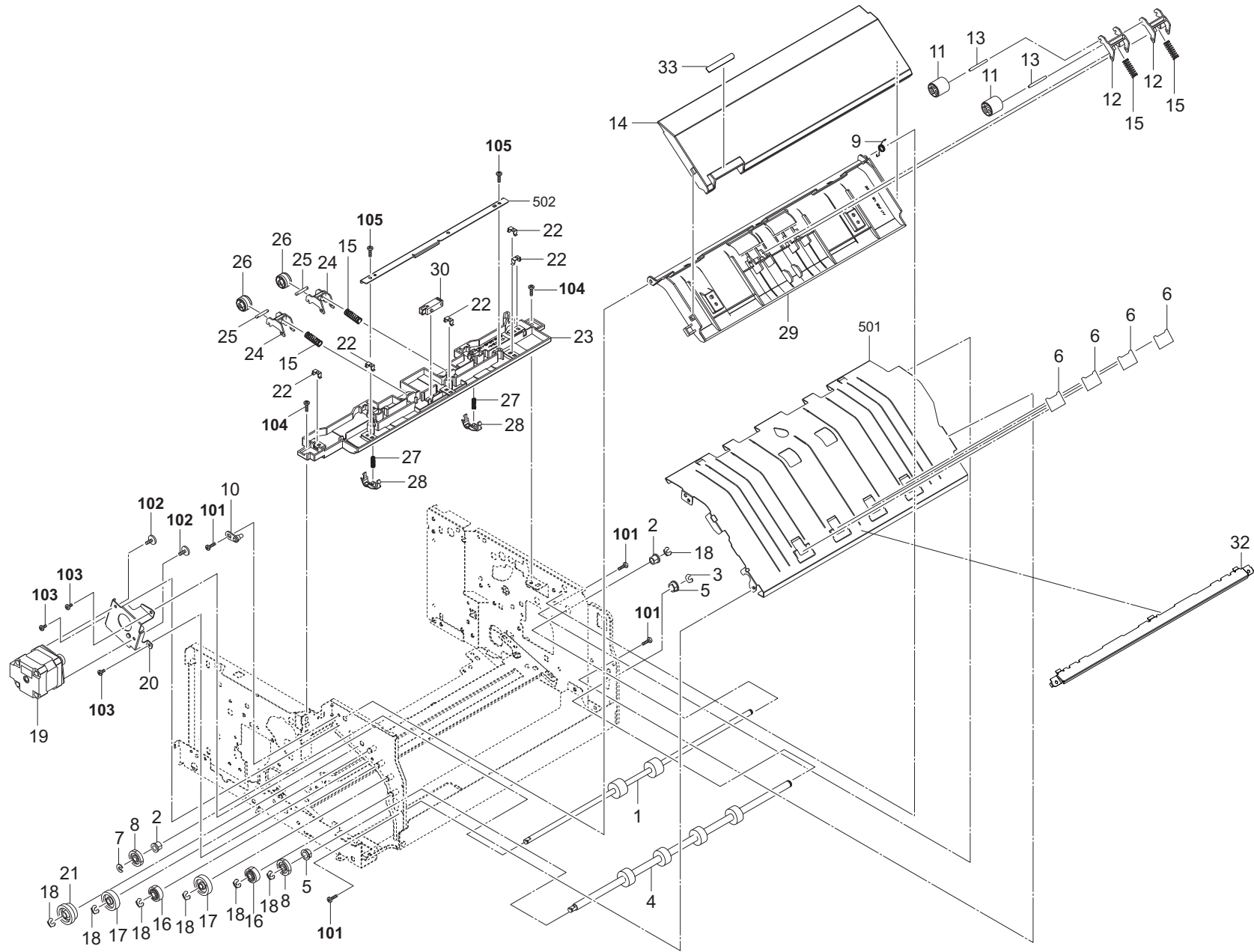


FIG. 5 Paper Conveying Section 2

3RD

Ref No.	Part.No.	Description	Notes	Revision	Quantity			
					100	120	230	240
1	303RD94050	PARTS ROLLER CONVEYING SP			1	1	1	1
2	2BC06520	BUSHING 6,REGISTRATION			2	2	2	2
3	2BC06910	STOPPER 6			1	1	1	1
4	303RD94040	PARTS ROLLER FEED SP			1	1	1	1
5	2BC06510	BUSHING 8			2	2	2	2
6	303RD24150	SHEET FEED IN			4	4	4	4
7	302FB09830	CUT WASHER 4			1	1	1	1
8	303JX31260	GEAR 22 L			2	2	2	2
9	303RD24070	SPRING-TORSION FEED R			1	1	1	1
10	303CG02021	SUPPORT PLATE,COVER			1	1	1	1
11	302H722760	PULLEY MIDDLE A			2	2	2	2
12	303PX07030	HOLDER FEED PULLEY			2	2	2	2
13	303PX07040	SHAFT FEED PULLEY			2	2	2	2
14	303RD24060	COVER UPPER B			1	1	1	1
15	303NB36670	SPRING PULLEY			4	4	4	4
16	302F928180	GEAR Z20H			2	2	2	2
17	302LK29030	GEAR Z27L			2	2	2	2
18	5MVX111DN003	RING STOPPER /A-49 FEED A4			9	9	9	9
19	303NV94010	PARTS MOTOR DP SP			1	1	1	1
20	303RD24040	MOUNT MOTOR FEED IN			1	1	1	1
21	303RD24100	GEAR Z28R-Z23R			1	1	1	1
22	302K931080	WIRE STOPPER			5	5	5	5
23	303RD24090	GUIDE FEED UP B			1	1	1	1
24	303NB36100	HOLDER MIDDLE PULLEY			2	2	2	2
25	303NB36110	SHAFT MIDDLE PULLEY			2	2	2	2
26	303NB36661	PULLEY MIDDLE			2	2	2	2
27	302K328260	SPRING GUIDE EXIT PUSH			2	2	2	2
28	302NL28010	GUIDE EXIT PUSH JS			2	2	2	2
29	303RD24050	GUIDE FEED UP			1	1	1	1
30	303NW94040	PARTS SENSOR OPT. SP			1	1	1	1
32	303RD24160	GUIDE FEED IN B			1	1	1	1
33	303RD34020	LABEL D			1	1	1	1
101	7BB700308H	+BIND T.T S SCREW 3X8 SR						
102	7BB607306H	+TP-CUP M SCREW 3X6 R						
103	7BB100306H	+BIND T.T S SCREW 3X6						
104	7BB702308H	+TP-FLAT T.T S SCREW 3X8 SR						
105	7BB200308H	+BIND T.T P SCREW 3X8						

FIG. 6 Staple Section

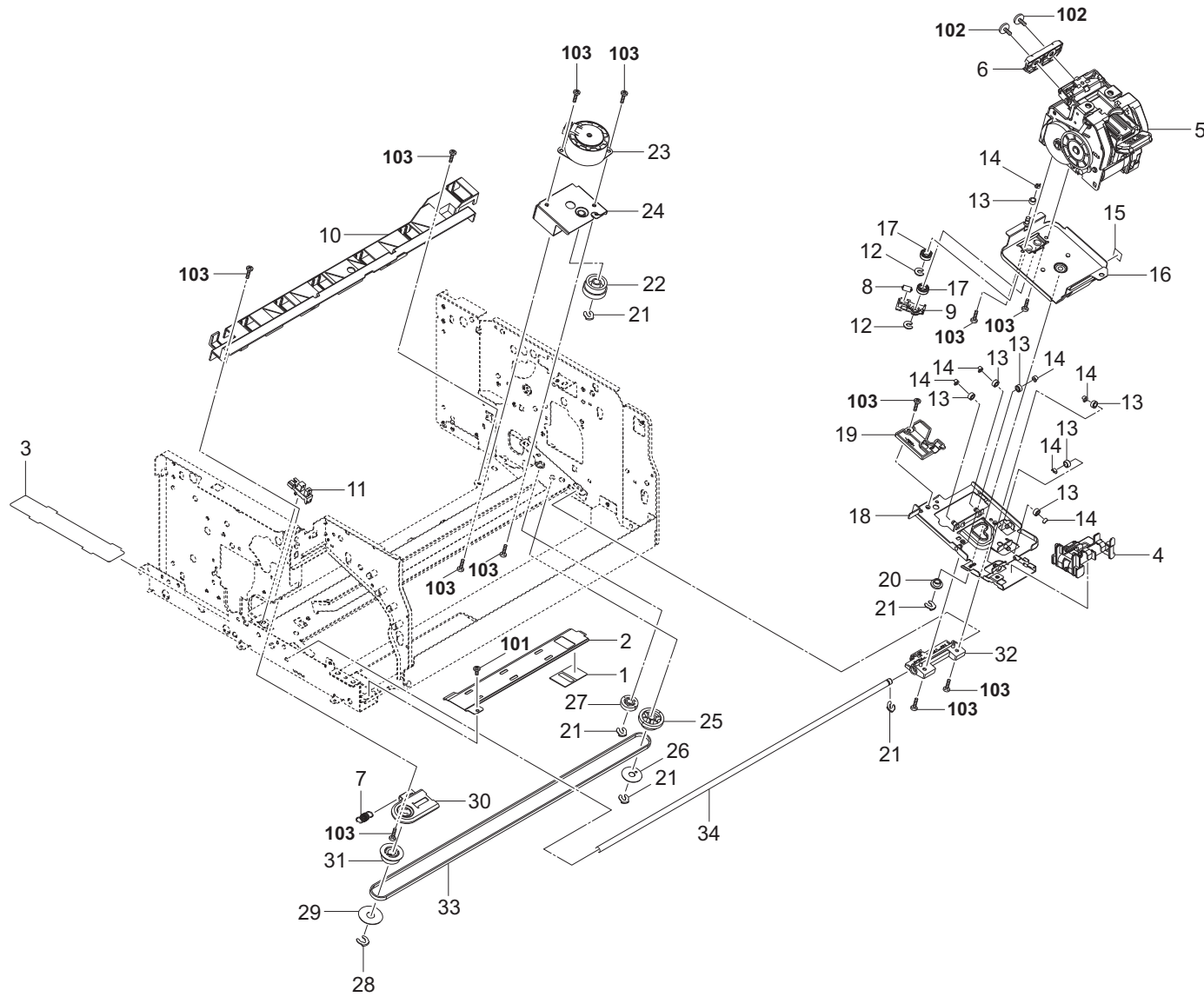


FIG. 6 Staple Section

3RD

Ref No.	Part.No.	Description	Notes	Revision	Quantity			
					100	120	230	240
1	303RD38070	FILM FFC B			1	1	1	1
2	303RD38080	PLATE FFC			1	1	1	1
3	303RD38060	FILM FFC			1	1	1	1
4	303PX38120	GUIDE STAPLER WIRE			1	1	1	1
5	303JY44012	STAPLER EH590			1	1	1	1
6	303PW38070	GUIDE STAPLER			1	1	1	1
7	302GR17540	SPRING CCD			1	1	1	1
8	303PX37170	PULLEY BELT STOPPER			1	1	1	1
9	303PX38050	STOPPER STAPLER MOUNT			1	1	1	1
10	303RD38030	RAIL STAPLER SHIFT			1	1	1	1
11	302P794010	PARTS SENSOR OPT. SP			1	1	1	1
12	302FB09830	CUT WASHER 4			2	2	2	2
13	303PX38070	PULLEY MOUNT STAPLER			7	7	7	7
14	5MVX111DN007	STOPPER 3 /2BT1107 A4			7	7	7	7
15	303JY37220	STATIC ELIMINATOR CURSOR			1	1	1	1
16	303RD38090	MOUNT STAPLER			1	1	1	1
17	7BE006124431H01	BEARING MR126ZZ			2	2	2	2
18	303RD38050	PLATE STAPLER SHIFT			1	1	1	1
19	303PX38150	HOLDER STAPLER			1	1	1	1
20	303PX38080	COLLAR STAPLER			1	1	1	1
21	5MVX111DN003	RING STOPPER /A-49 FEED A4			5	5	5	5
22	302K928110	GEAR Z40R-Z28S			1	1	1	1
23	303NB94040	PARTS MOTOR-PM MOVING SP			1	1	1	1
24	303PX38100	PLATE STAPLER DRIVE			1	1	1	1
25	2FB19260	GEAR Z30/B30			1	1	1	1
26	302FB09670	SPACER DU PULLEY			1	1	1	1
27	3HX22050	GEAR JOINT 20			1	1	1	1
28	2BC06910	STOPPER 6			1	1	1	1
29	303JY38240	SPACER 25			1	1	1	1
30	303PX38140	PLATE BELT TENSION			1	1	1	1
31	3AP02040	PULLEY 30,DUPLEX			1	1	1	1
32	303PX38060	SLIDER MOUNT STAPLER			1	1	1	1
33	303RD38010	BELT S2M-Z405			1	1	1	1
34	303RD38020	SHAFT STAPLER SHIFT			1	1	1	1
101	7BB100306H	+BIND T.T S SCREW 3X6						
102	7BB202306H	+TP-FLAT T.T P SCREW 3X6						
103	7BB700308H	+BIND T.T S SCREW 3X8 SR						

FIG. 7 Main Tray Section

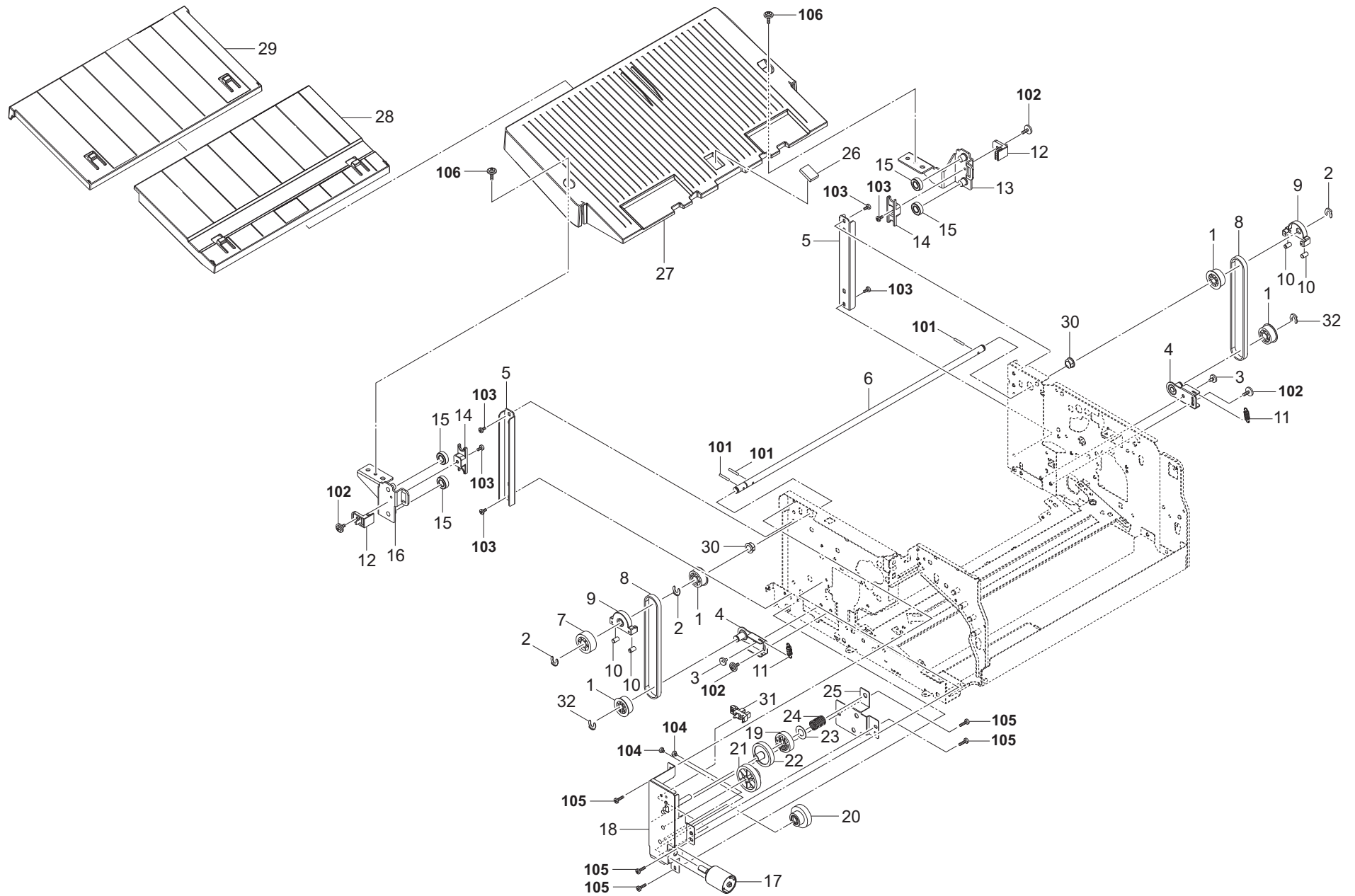


FIG. 7 Main Tray Section

3RD-7

Ref No.	Part.No.	Description	Notes	Revision	Quantity			
					100	120	230	240
1	303PX37150	PULLEY 24 S3M			4	4	4	4
2	2BC06910	STOPPER 6			3	3	3	3
3	302K317340	PIN RETAINER			2	2	2	2
4	303RD37140	PLATE PULLEY			2	2	2	2
5	303RD37070	RAIL TRAY			2	2	2	2
6	303RD37120	SHAFT TRAY			1	1	1	1
7	303PX37090	GEAR 24			1	1	1	1
8	303RD37130	BELT S3M-Z111			2	2	2	2
9	303RD37180	STOPPER BELT			2	2	2	2
10	303PX37170	PULLEY BELT STOPPER			4	4	4	4
11	303RD02260	SPRING TENSION			2	2	2	2
12	303RD37060	HOLDER BELT			2	2	2	2
13	303RD37050	FRAME TRAY REAR			1	1	1	1
14	303RD37170	PLATE TRAY RAIL			2	2	2	2
15	7BE008165431H11	BEARING 688ZZ			4	4	4	4
16	303RD37040	FRAME TRAY FRONT			1	1	1	1
17	303PX94010	PARTS DC MOTOR ASSY SP			1	1	1	1
18	303RD37080	MOUNT TRAY DRIVE A			1	1	1	1
19	302K031600	GEAR FUSER Z24			1	1	1	1
20	302K931760	WORM WHEEL Z56L-Z20S			1	1	1	1
21	303RD37100	GEAR Z42 Z20			1	1	1	1
22	303RD37110	GEAR Z38			1	1	1	1
23	302HS31430	POLYSLIDER 9.5			1	1	1	1
24	303PX37100	SPRING TRAY DRIVE			1	1	1	1
25	303RD37090	MOUNT TRAY DRIVE B			1	1	1	1
26	302KV03460	SEAL FRAME FEED			1	1	1	1
27	303RD37011	TRAY A		Design-chg.	1	1	1	1
28	303RD37021	TRAY B		Design-chg.	1	1	1	1
29	303RD37031	TRAY C		Design-chg.	1	1	1	1
30	2BC06510	BUSHING 8			2	2	2	2
31	302P794010	PARTS SENSOR OPT. SP			1	1	1	1
32	302K921420	CUT-WASHER 6			2	2	2	2
101	7BP512516B0CH01	PARALLEL PIN 2.5X16						
102	7BB702308H	+TP-FLAT T.T S SCREW 3X8 SR						
103	7BB100306H	+BIND T.T S SCREW 3X6						
104	7BB000303H	+BIND M SCREW 3X3						
105	7BB700308H	+BIND T.T S SCREW 3X8 SR						
106	7BB782410H	+TP-FLAT T.T S SCREW 4X10 SR(BLACK)						

FIG. 8 Drive Section & Electrical Components

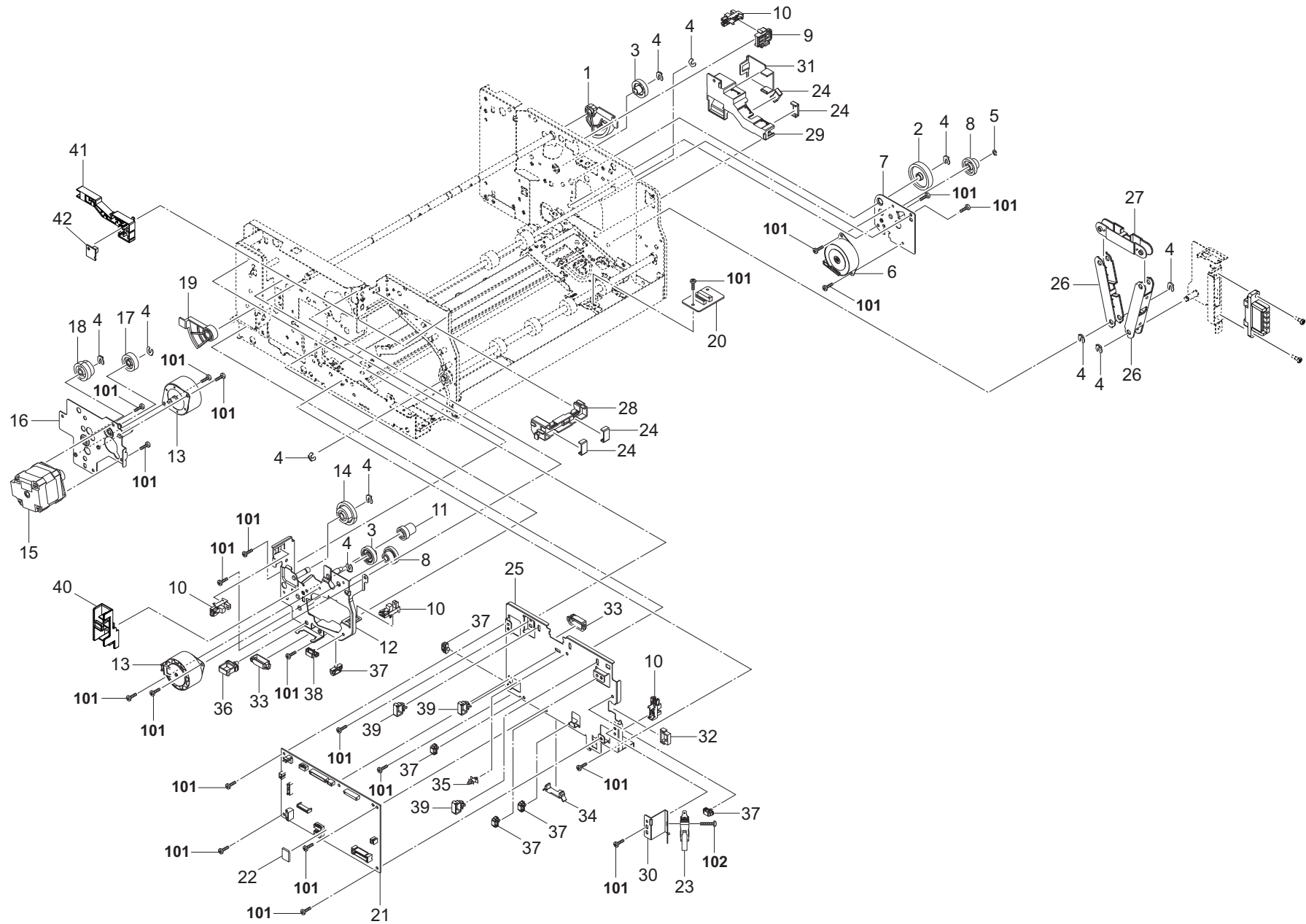


FIG. 8 Drive Section & Electrical Components

3RD

Ref No.	Part.No.	Description	Notes	Revision	Quantity			
					100	120	230	240
1	303RD31010	GEAR GUIDE UPPER			1	1	1	1
2	303JY31140	GEAR 41			1	1	1	1
3	303P031040	GEAR Z26S			2	2	2	2
4	5MVX111DN003	RING STOPPER /A-49 FEED A4			11	11	11	11
5	302K924820	CUT-WASHER 4			1	1	1	1
6	302K994300	PARTS MOTOR PM FEED SP			1	1	1	1
7	303RD31021	PLATE GUIDE DRIVE REAR			1	1	1	1
8	303PX31110	GEAR Z40R Z14S			2	2	2	2
9	303RD31030	MOUNT SENSOR C			1	1	1	1
10	302P794010	PARTS SENSOR OPT. SP			4	4	4	4
11	302LF28300	GEAR Z14S-Z30R			1	1	1	1
12	303PX31031	PLATE GUIDE DRIVE FRONT			1	1	1	1
13	303NB94040	PARTS MOTOR-PM MOVING SP			2	2	2	2
14	302H024400	GEAR FEED Z35SZ23S			1	1	1	1
15	303NV94010	PARTS MOTOR DP SP			1	1	1	1
16	303PX31090	MOUNT MOTOR F			1	1	1	1
17	302LC03100	GEAR Z25S			1	1	1	1
18	303PX31010	GEAR FEED Z28R Z23S			1	1	1	1
19	303PX36640	GEAR GUIDE PRESS			1	1	1	1
20	303NB94020	PARTS PWB STAPLER ASSY SP			1	1	1	1
21	303RD94020	PARTS PWB DF MAIN ASSY SP			1	1	1	1
22	7UMDEC002K81HQ2	IC.EEPROM			1	1	1	1
23	2FB27160	INTER LOCK SWITCH			1	1	1	1
24	303LL02330	HOLDER WIRE D			4	4	4	4
25	303RD39010	MOUNT PWB			1	1	1	1
26	303RD39020	GUIDE WIRE A			2	2	2	2
27	303RD39030	GUIDE WIRE B			1	1	1	1
28	303RD39040	GUIDE WIRE C			1	1	1	1
29	303RD39050	GUIDE WIRE D			1	1	1	1
30	303RD39060	MOUNT SENSOR			1	1	1	1
31	303RD39070	HOLDER WIRE			1	1	1	1
32	7YZM210009++H01	ACCESS.EDGING			1	1	1	1
33	7YZM210010++H01	ACCESS.EDGING			2	2	2	2
34	7YZM390015++H01	ACCESS.CLAMP			1	1	1	1
35	7YZM510011++H01	ACCESS.SPACER			1	1	1	1
36	7YZM610003++H01	ACCESS.SADDLE			1	1	1	1
37	7YZM610007++H01	ACCESS.SADDLE			6	6	6	6
38	7YZM610008++H01	ACCESS.SADDLE			1	1	1	1
39	7YZM610010++H01	ACCESS.SADDLE			3	3	3	3
40	303RD39080	GUIDE WIRE E			1	1	1	1
41	303RD02190	MOUNT LED			1	1	1	1
42	303RD94070	PARTS PWB LED ASSY SP			1	1	1	1
101	7BB700308H	+BIND T.T S SCREW 3X8 SR						
102	7BB700316H	+BIND T.T S SCREW 3X16 SR						

FIG. 9 Wire Section

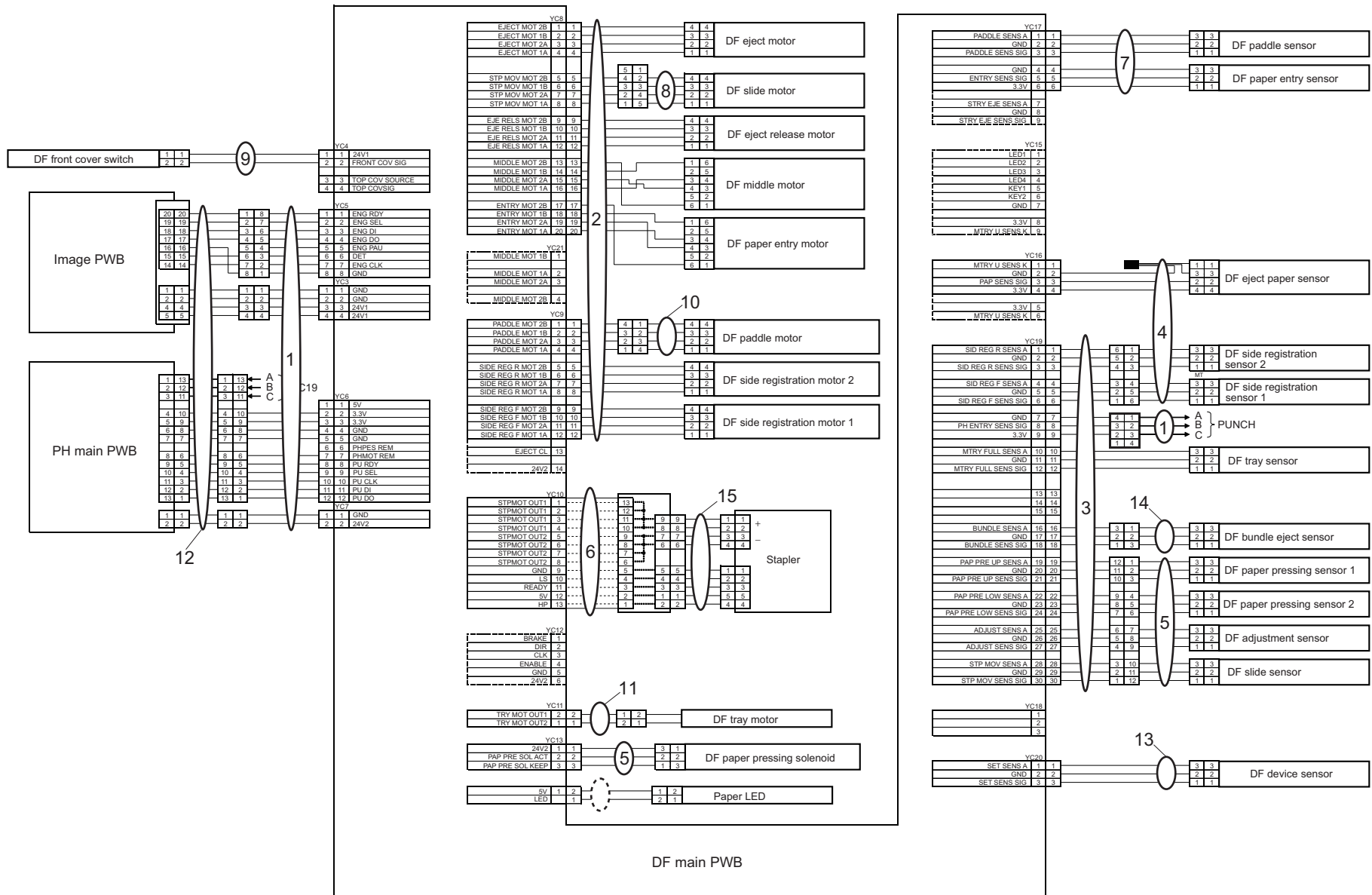


FIG. 9 Wire Section

3RD

Ref No.	Part.No.	Description	Notes	Revision	Quantity			
					100	120	230	240
1	303RD46010	WIRE INTERFACE			1	1	1	1
2	303RD46020	WIRE MOTOR			1	1	1	1
3	303RD46030	WIRE SENSOR			1	1	1	1
4	303RD46040	WIRE MID TRAY SENSOR			1	1	1	1
5	303RD46060	WIRE PAPER HOLD			1	1	1	1
6	303RD46070	WIRE FFC			1	1	1	1
7	303RD46100	WIRE CI SENSOR			1	1	1	1
8	303RD46110	WIRE STM MOTOR			1	1	1	1
9	303RD46120	WIRE INTERLOCK			1	1	1	1
10	303RD46130	WIRE NCK MOTOR			1	1	1	1
11	303RD46140	WIRE TRAY MOTOR			1	1	1	1
12	303RD46150	WIRE DRAWER			1	1	1	1
13	303M846070	WIRE HPSW			1	1	1	1
14	303PV46070	WIRE TRAY HP SENSOR			1	1	1	1
15	303PX46080	WIRE STAPLER			1	1	1	1

DF-7120

[CONFIDENTIAL]

FOR AUTHORIZED KYOCERA ENGINEERS ONLY. DO NOT DISTRIBUTE TO NON-AUTHORIZED PARTIES.

Items listed in the revision columns are defined as follows.

Item	Description
Add	Add a new part
Del	Delete a part
Design-chg.	A design changed part (Parts number version up)
Part No.-chg.	A part number is changed to other one.
Quantity-chg.	Change Quantity of parts to use
Others	Other changes
Correction	Correction

Revision history

Rev.	Date	Remarks
5	September 2018	Design change
6	December 2018	Design change
7	February 2019	Correction
8	December 2019	Design change
9	October 2020	Design change
A	March 2021	Design change

Symbols in the parts list

- Parts without a Ref.No. in the illustration indicate they are not supplied.
- Parts with "*" are component parts or sub-assemblies of the assembly appearing immediately above them.
- Parts with "**" are component parts or sub-assembly with "*" appearing immediately above them.

[CONFIDENTIAL]

京セラドキュメントソリューションズ株式会社の許可なく、本資料を配布することを禁じます。

Revision 欄記載項目の内容は以下の通りです。

記載項目	内容
Add	新規部品の追加
Del	部品の削除
Design-chg.	部品の設変(版数アップ)
Part No.-chg.	部品番号の変更
Quantity-chg.	部品の個数変更
Others	その他の変更
Correction	誤記訂正

改版履歴

Rev.	改訂日	備考
5	2018年9月	設変対応
6	2018年12月	設変対応
7	2019年2月	誤記訂正
8	2019年12月	設変対応
9	2020年10月	設変対応
A	2021年3月	設変対応

記号の見方

- イラスト中で Ref 番号がない部品は供給できません。
- 部品番号欄の・印は、組立部品の単品部品及び準組立部品を表わします。
- 部品番号欄の**印は、準組立部品の単品部品を表わします。

— CONTENTS —

FIG. 1	Covers	2
FIG. 2	Frames	4
FIG. 3	Paper Feed Section 1	6
FIG. 4	Paper Feed Section 2	9
FIG. 5	Paper Feed Section 3	11
FIG. 6	Drive Section & Electrical Components	13
FIG. 7	Wire Section	16
FIG. 8	Accessories	18

FIG. 1 Covers

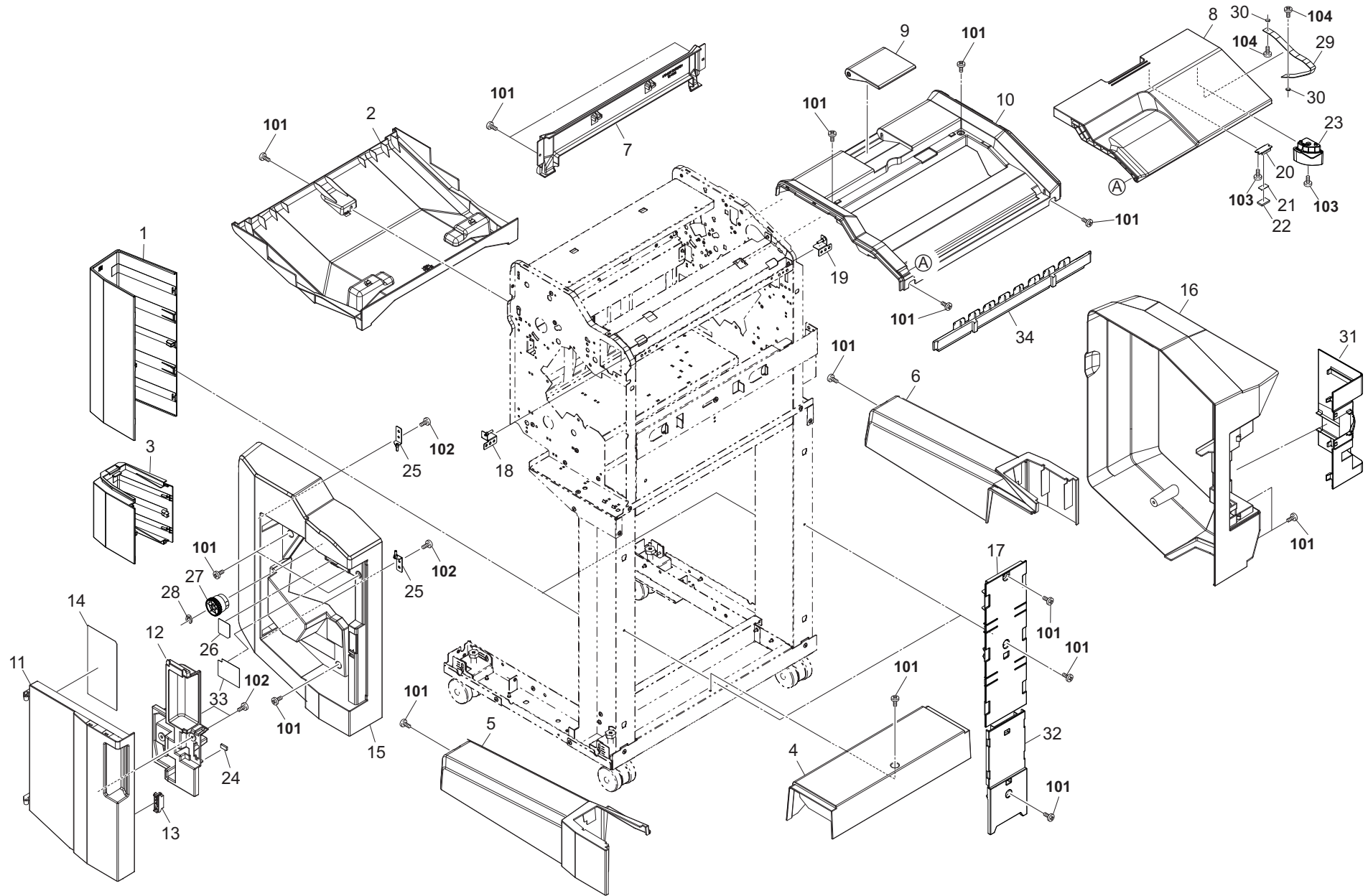


FIG. 1 Covers

3RV

Ref No.	Part.No.	Description	Notes	Revision	Quantity			
					100	120	230	240
1	303NC04200	COVER LEG UP			2	2	2	2
2	303NC04080	COVER BOTTOM			1	1	1	1
3	303NC04230	COVER LEG LOW			2	2	2	2
4	303NC04130	COVER FOOT MIDDLE			1	1	1	1
5	303NC04111	COVER FOOT LOWER FRONT			1	1	1	1
6	303NC04121	COVER FOOT LOWER REAR			1	1	1	1
7	303NC04070	COVER LEFT UPPER			1	1	1	1
8	303NC04022	COVER TOP OPEN			1	1	1	1
9	303NC04141	COVER PAPER STOPPER			1	1	1	1
10	303NC04011	COVER TOP			1	1	1	1
11	303NC04043	COVER FRONT OPEN			1	1	1	1
12	303NB04171	COVER HANDLE			1	1	1	1
13	302H004660	MAGNET CATCH			1	1	1	1
14	303NC34100	LABEL OPERATION			1	1	1	1
15	303NC04034	COVER FRONT			1	1	1	1
16	303NC04051	COVER REAR			1	1	1	1
17	303NC04220	LID LEG UP			2	2	2	2
18	303NC04160	FULCRUM-PLATE TOP FRONT			1	1	1	1
19	303NC04170	FULCRUM-PLATE TOP REAR			1	1	1	1
20	303NB24210	HOLDER MAGNET			1	1	1	1
21	302GR04380	SEAL MAGNET			1	1	1	1
22	302GR04370	MAGNET CLIP DISH			1	1	1	1
23	302LC04460	STOPPER CONTAINER			1	1	1	1
24	63213320	CUSHION,ORIGINAL COLLECTION			1	1	1	1
25	303NC04151	FULCRUM-PLATE FRONT			2	2	2	2
26	303NC34110	LABEL D3			1	1	1	1
27	303NB04200	HANDLE JAM REMOVAL			1	1	1	1
28	2BC06910	STOPPER 6			1	1	1	1
29	302BL04681	STRAP COVER			1	1	1	1
30	302LW04260	SPACER USB			2	2	2	2
31	303NC04063	COVER LID REAR			1	1	1	1
32	303NC04250	LID LEG LOW			1	1	1	1
33	303NB34250	LABEL D1			1	1	1	1
34	303RV04010	COVER TOP RIGHT			1	1	1	1
101	7BB782410H	+TP-FLAT T.T S SCREW 4X10 SR(BLACK)						
102	7BB200410H	+BIND T.T P SCREW 4X10						
103	7BB200308H	+BIND T.T P SCREW 3X8						
104	7BB282308H	+TP-FLAT T.T P SCREW 3X8(BLACK)						

FIG. 2 Frames

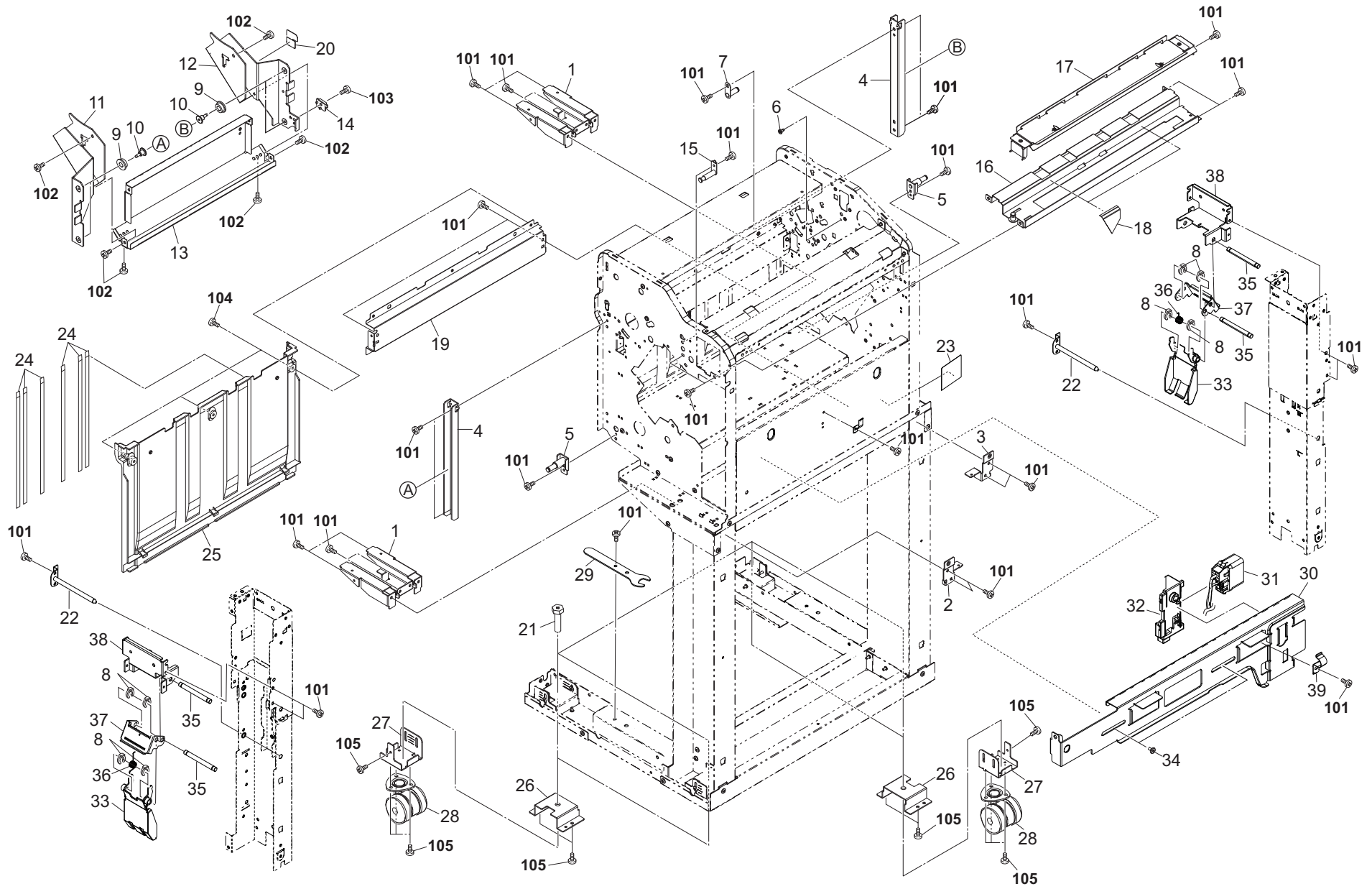


FIG. 2 Frames

3RV

Ref No.	Part.No.	Description	Notes	Revision	Quantity			
					100	120	230	240
1	303NC02150	PLATE LEFT			2	2	2	2
2	303NC02140	PLATE RIGHT F			1	1	1	1
3	303NC02160	PLATE RIGHT R			1	1	1	1
4	303NC37130	RAIL MAIN TRAY			2	2	2	2
5	303NC37050	PLATE PULLEY			2	2	2	2
6	302GR25241	PIN GUIDE CHUTE			1	1	1	1
7	303NB31110	PIN EJECT DRIVE			1	1	1	1
8	2BC06910	STOPPER 6			8	8	8	8
9	3AK20200	PULLEY,MAIN TRAY			4	4	4	4
10	303NB37130	PIN RAIL			4	4	4	4
11	303NC37080	FRAME MAIN TRAY FRONT			1	1	1	1
12	303NC37100	FRAME MAIN TRAY REAR			1	1	1	1
13	303NB37110	FRAME MAIN TRAY CENTER			1	1	1	1
14	303NC37031	LEVER SENSOR			1	1	1	1
15	303NB04290	PLATE PIN HANDLE			1	1	1	1
16	303RW07020	STAY PUNCH			1	1	1	1
17	303NB07040	GUIDE PUNCH			1	1	1	1
18	303NB07140	SHEET ROLLER FEED			2	2	2	2
19	303NB02180	STAY PARTITION			1	1	1	1
20	303NB37190	FILM FRAME TRAY			1	1	1	1
21	303LT03140	BOLT M10L40			4	4	4	4
22	303NC02250	STOPPER LEG			2	2	2	2
23	303NB02410	FILM DRAWER			1	1	1	1
24	303NC02110	FILM PARTITION			6	6	6	6
25	303NC02101	PARTITION FINISHER			1	1	1	1
26	303NB02220	PLATE HOLDER CASTER			4	4	4	4
27	303NB02211	PLATE CASTER			4	4	4	4
28	302N202011	CASTER UA			4	4	4	4
29	303LT03130	SPANNER			1	1	1	1
30	303NB02341	PLATE LOCK JUNCTION D			1	1	1	1
31	303NB46190	WIRE INTERFACE B			1	1	1	1
32	303NB02361	GUIDE DRAWER			1	1	1	1
33	303NC02300	PLATE HAND			2	2	2	2
34	3CZ02230	PIN,HOOK FULCRUM			2	2	2	2
35	303NC02230	SHAFT HANDLE			4	4	4	4
36	303NC02240	SPRING HANDLE B			2	2	2	2
37	303NC02220	PLATE HANDLE			2	2	2	2
38	303NC02210	PLATE LEG U			2	2	2	2
39	303NB02131	SPRING-PLATE JUNCTION			1	1	1	1
101	7BB700408H	+BIND T.T S SCREW 4X8 SR						
102	7BB782410H	+TP-FLAT T.T S SCREW 4X10 SR(BLACK)						
103	7BB700308H	+BIND T.T S SCREW 3X8 SR						
104	7BB782308H	+TP-FLAT T.T S SCREW 3X8 SR(BLACK)						
105	7BB700412H	+BIND T.T S SCREW 4X12 SR						

FIG. 3 Paper Feed Section 1

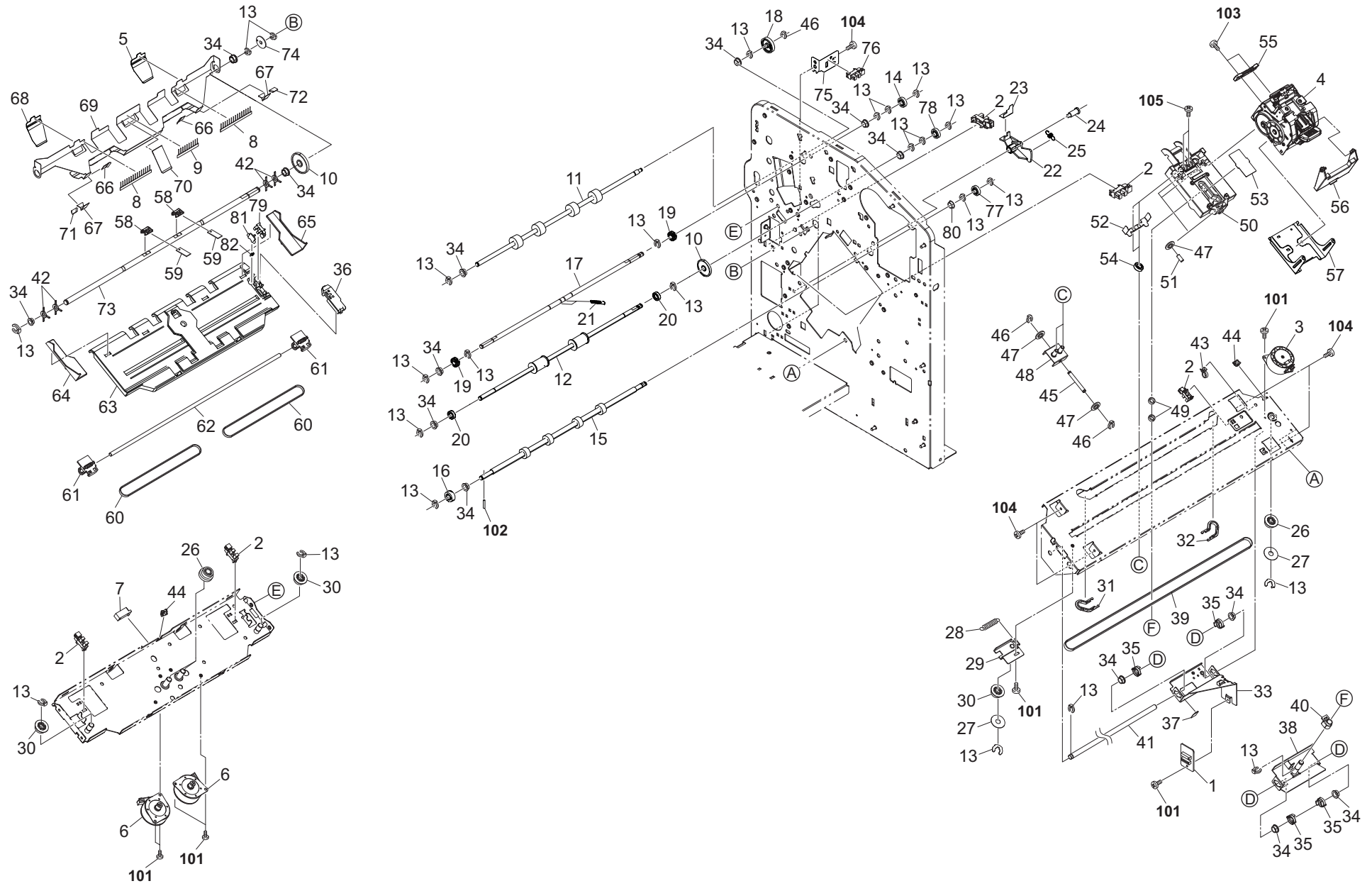


FIG. 3 Paper Feed Section 1

3RV

Ref No.	Part.No.	Description	Notes	Revision	Quantity			
					100	120	230	240
1	303NB94020	PARTS PWB STAPLER ASSY SP			1	1	1	1
2	303M894260	PARTS SENSOR OPT SP			6	6	6	6
3	303NB94040	PARTS MOTOR-PM MOVING SP			1	1	1	1
4	303JY44012	STAPLER EH590			1	1	1	1
5	303PG36020	FILM GUIDE STOPPER R			1	1	1	1
6	302HN44100	MOTOR REVERSE			2	2	2	2
7	303NW94060	PARTS SENSOR OPT. SP			1	1	1	1
8	303NB36580	STATIC-ELIMINATOR PAPER STOPPER			2	2	2	2
9	303NB36460	STATIC-ELIMINATOR EJECT			1	1	1	1
10	303NB36150	GEAR 41 PADDLE A			2	2	2	2
11	303NC36010	ROLLER EXIT			1	1	1	1
12	303RW94050	PARTS ROLLER MIDDLE SP			1	1	1	1
13	2BC06910	STOPPER 6			25	25	25	25
14	303NB31010	GEAR Z35R			1	1	1	1
15	303RW94020	PARTS ROLLER FEED LOWER SP			1	1	1	1
16	302KS08110	GEAR 18			1	1	1	1
17	303NB36310	SHAFT UPPER EXIT DRIVE			1	1	1	1
18	303NF31060	GEAR Z35R			1	1	1	1
19	2BL21430	GEAR EXIT Z20			2	2	2	2
20	7BE008165431H11	BEARING 688ZZ			2	2	2	2
21	303NB36300	SPRING GUIDE PAPER PRESS			2	2	2	2
22	303NB37172	PLATE DETECTION			1	1	1	1
23	303NB37161	FILM SENSOR			1	1	1	1
24	303J902280	PIN PAPER FEED			1	1	1	1
25	302F902180	SPRING LEVER EF			1	1	1	1
26	303NB28130	GEAR Z45-P30			3	3	3	3
27	303JY38240	SPACER 25			2	2	2	2
28	72418140	SPRING, BLADE			1	1	1	1
29	303NB38100	PLATE STAPLER UNIT TENSION			1	1	1	1
30	3AP02040	PULLEY 30,DUPLEX			3	3	3	3
31	303NB38071	RAIL STAPLER SHIFT FRONT			1	1	1	1
32	303NB38121	RAIL STAPLER SHIFT REAR			1	1	1	1
33	303NB38131	MOUNT PRINT STAPLER			1	1	1	1
34	28107310	BUSH 8			14	14	14	14
35	303NB38150	STOPPER BUSH			4	4	4	4
36	303RW36051	COVER MIDDLE TRAY WIRE			1	1	1	1
37	302KK24390	FILM DU GUIDE			1	1	1	1
38	303NB38051	PLATE STAPLER SHIFT			1	1	1	1
39	303NB38030	BELT STAPLER SHIFT			1	1	1	1
40	303NB38110	STOPPER DRIVE BELT			1	1	1	1
41	303NB38040	SHAFT STAPLER SHIFT			1	1	1	1
42	303NB36550	RUBBER FEED			4	4	4	4
43	7YZM410002++H01	ACCESS.BAND			1	1	1	1
44	7YZM210014++H01	ACCESS.EDGING			2	2	2	2
45	303NB38080	SHAFT STOPPER PULLEY			1	1	1	1
46	5MVX111DN003	RING STOPPER /A-49 FEED A4			3	3	3	3
47	5MVM176DN001	PULLEY RAIL CASS /40283V0034 A4			5	5	5	5
48	303NB38060	STOPPER STAPLER MOUNT			1	1	1	1
49	3B807230	COLLAR,MIDDLE BELT			2	2	2	2
50	303NB38021	MOUNT STAPLER			1	1	1	1

FIG. 4 Paper Feed Section 2

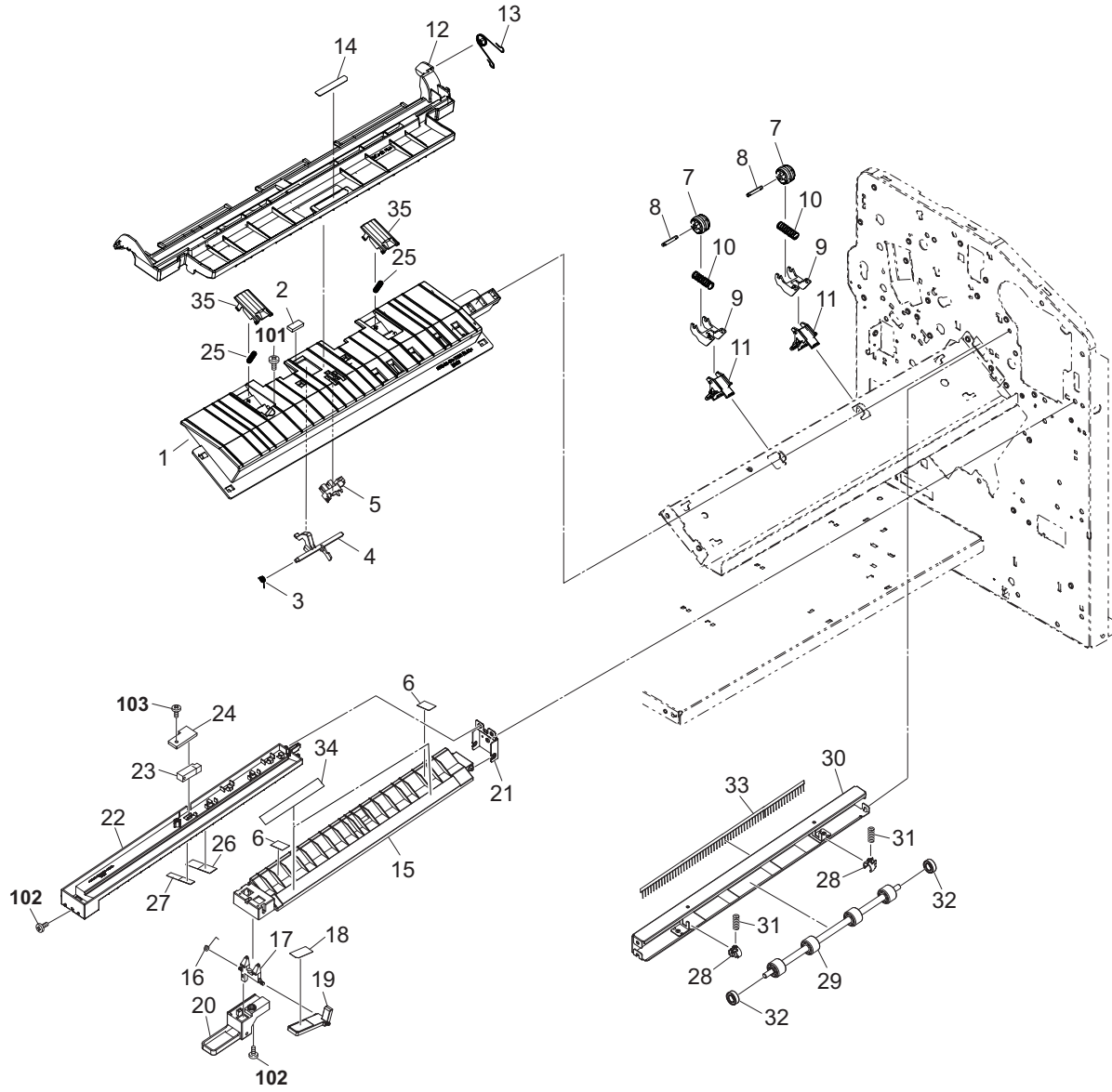


FIG. 5 Paper Feed Section 3

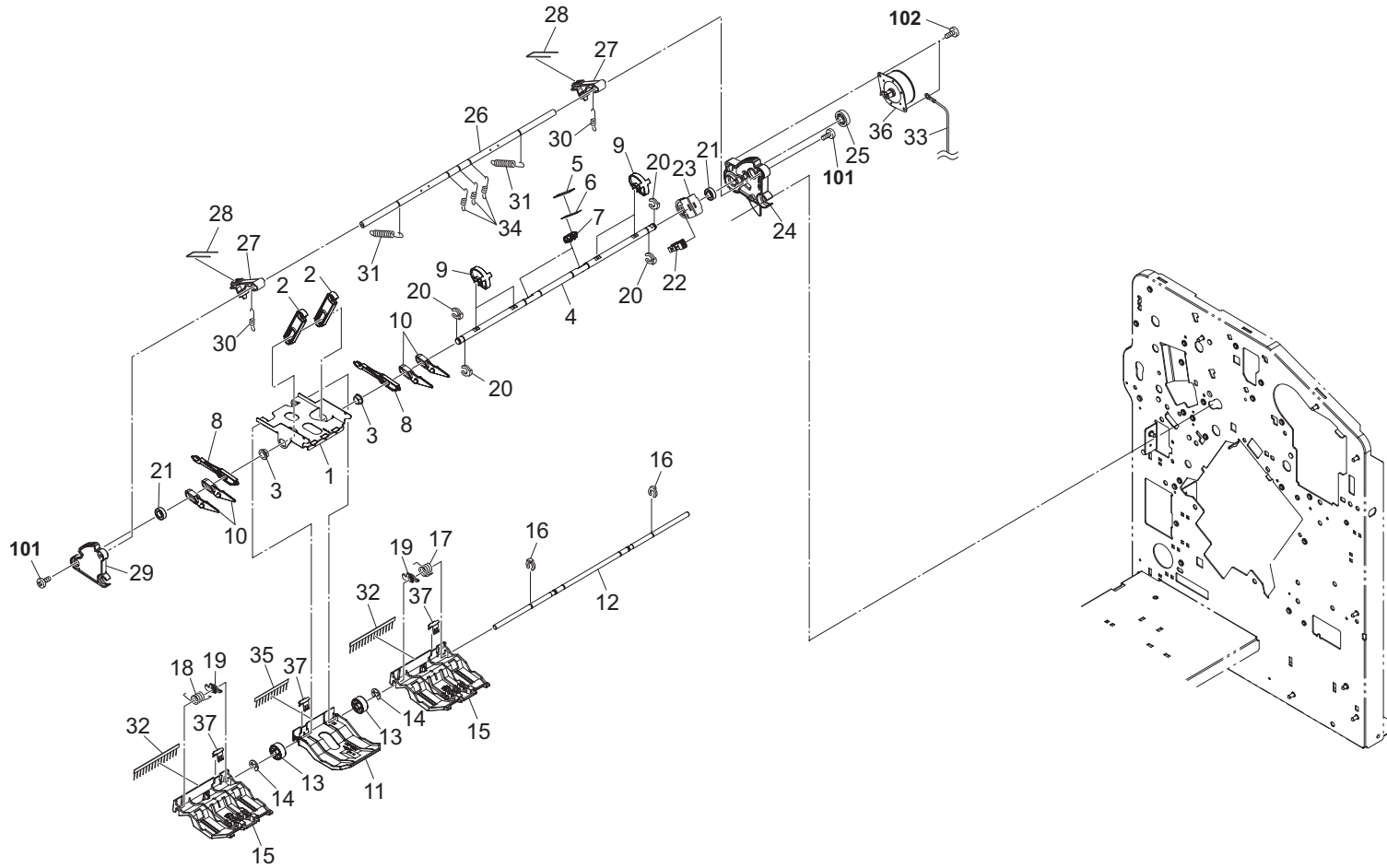


FIG. 6 Drive Section & Electrical Components

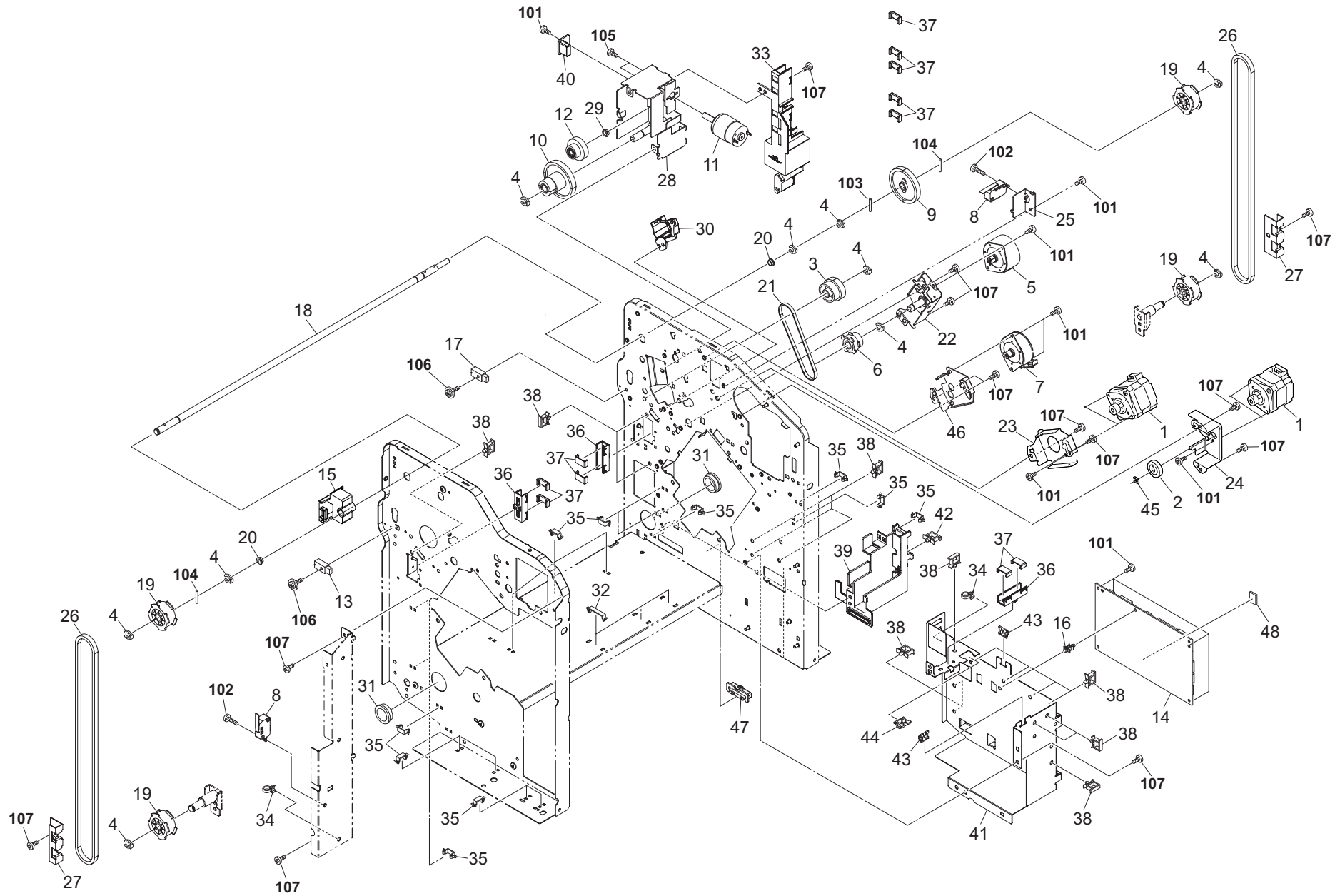


FIG. 6 Drive Section & Electrical Components

3RV

Ref No.	Part.No.	Description	Notes	Revision	Quantity			
					100	120	230	240
1	303NV94010	PARTS MOTOR DP SP			2	2	2	2
2	302H731280	GEAR Z29R MIDDLE			1	1	1	1
3	303NB31100	GEAR Z35L-P42			1	1	1	1
4	2BC06910	STOPPER 6			10	10	10	10
5	303NB94040	PARTS MOTOR-PM MOVING SP			1	1	1	1
6	303NB31070	GEAR Z35R-P35			1	1	1	1
7	302HN44100	MOTOR REVERSE			1	1	1	1
8	2FB27160	INTER LOCK SWITCH			2	2	2	2
9	3H316050	GEAR 46 DRUM DRIVE			1	1	1	1
10	303NC37020	GEAR Z60 Z18			1	1	1	1
11	303NC94020	PARTS DC MOTOR ASSY SP			1	1	1	1
12	302K931760	WORM WHEEL Z56L-Z20S			1	1	1	1
13	303H327460	SENSOR A,SEPARATION			1	1	1	1
14	303RV94010	PARTS PWB DF MAIN ASSY SP			1	1	1	1
15	303NC37180	STOPPER FRONT BELT			1	1	1	1
16	7YZM510007++H01	ACCESS.SPACER			1	1	1	1
17	303NB94140	PARTS SENSOR OPT. SP			1	1	1	1
18	303NC37060	SHAFT MAIN TRAY			1	1	1	1
19	303NC37140	PULLEY 32S3M			4	4	4	4
20	28107310	BUSH 8			2	2	2	2
21	303NC31010	BELT 236			1	1	1	1
22	303NB31080	MOUNT EJECT DRIVE			1	1	1	1
23	303NB31120	MOUNT CONVEYING			1	1	1	1
24	303RW31010	MOUNT FEED IN DRIVE			1	1	1	1
25	303NC04180	MOUNT TOP SW			1	1	1	1
26	303NC37150	BELT LIFT			2	2	2	2
27	303NC37160	HOLDER TIMING BELT			2	2	2	2
28	303NC37011	MOUNT DRIVE			1	1	1	1
29	302K324450	BUSH 6			1	1	1	1
30	303NC39020	DUCT UPPER GUIDE WIRE 1			1	1	1	1
31	7YZM110003++H01	ACCESS.BUSHING			2	2	2	2
32	7YZM390015++H01	ACCESS.CLAMP			3	3	3	3
33	303NC39032	DUCT UPPER GUIDE WIRE 2			1	1	1	1
34	7YZM410002++H01	ACCESS.BAND			2	2	2	2
35	302K931080	WIRE STOPPER			16	16	16	16
36	302LF39050	GUIDE WIRE FRONT PWB			3	3	3	3
37	303LL02330	HOLDER WIRE D			11	11	11	11
38	7YZM610001++H01	ACCESS SADDLE			16	16	16	16
39	303NC39050	GUIDE FFC			1	1	1	1
40	303NC37190	STOPPER REAR BELT			1	1	1	1
41	303NC39011	MOUNT PWB			1	1	1	1
42	7YZM610008++H01	ACCESS.SADDLE			1	1	1	1
43	7YZM210014++H01	ACCESS.EDGING			2	2	2	2
44	7YZM210005++H01	ACCESS.EDGING			1	1	1	1
45	5MVX111DN003	RING STOPPER /A-49 FEED A4			1	1	1	1
46	303RW31020	MOUNT CONVEYING			1	1	1	1
47	303JY38601	EDGING FFC			1	1	1	1
48	7UMDEC002K81HQ2	IC.EEPROM			1	1	1	1

FIG. 7 Wire Section

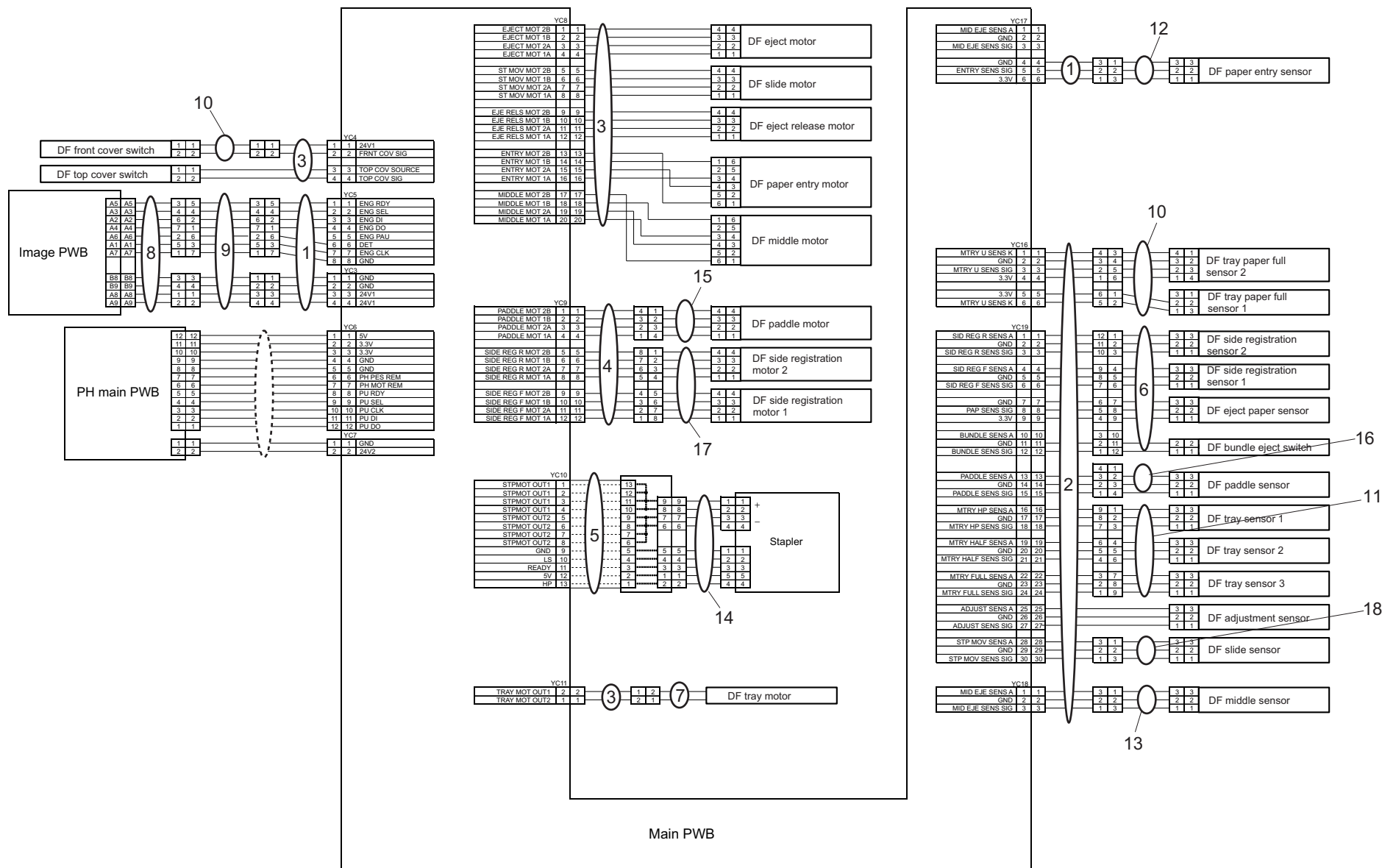


FIG. 7 Wire Section

3RV

Ref No.	Part.No.	Description	Notes	Revision	Quantity			
					100	120	230	240
1	303RV46010	WIRE SENSOR 1			1	1	1	1
2	303RV46020	WIRE SENSOR 2			1	1	1	1
3	303RV46030	WIRE MOTOR 1			1	1	1	1
4	303RV46040	WIRE MOTOR 2			1	1	1	1
5	303RV46050	WIRE FFC			1	1	1	1
6	303RV46080	CONN.CORD ASSY MID TRAY SENSOR			1	1	1	1
7	302K946AH0	WIRE DC MOTOR			1	1	1	1
8	303NB46180	WIRE INTERFACE A			1	1	1	1
9	303NB46190	WIRE INTERFACE B			1	1	1	1
10	303NC46060	WIRE FRONT			1	1	1	1
11	303NC46070	WIRE TRAY SENSOR			1	1	1	1
12	303NC46080	WIRE CI SENSOR			1	1	1	1
13	303NC46090	WIRE ME SENSOR			1	1	1	1
14	303NC46100	WIRE STAPLER			1	1	1	1
15	303NC46110	WIRE NCK MOTOR			1	1	1	1
16	303NC46120	WIRE PADDLE SENSOR			1	1	1	1
17	303NC46150	WIRE MID TRAY MOTOR			1	1	1	1
18	303NC46160	WIRE STP HP SENSOR			1	1	1	1

• Wire Section indicates all the wires/FFCs containing them in other FIGs.

• Wire Section には全ての電線 /FFC (他 FIG の電線 /FFC 含む) を掲載しています。

FIG. 8 Accessories

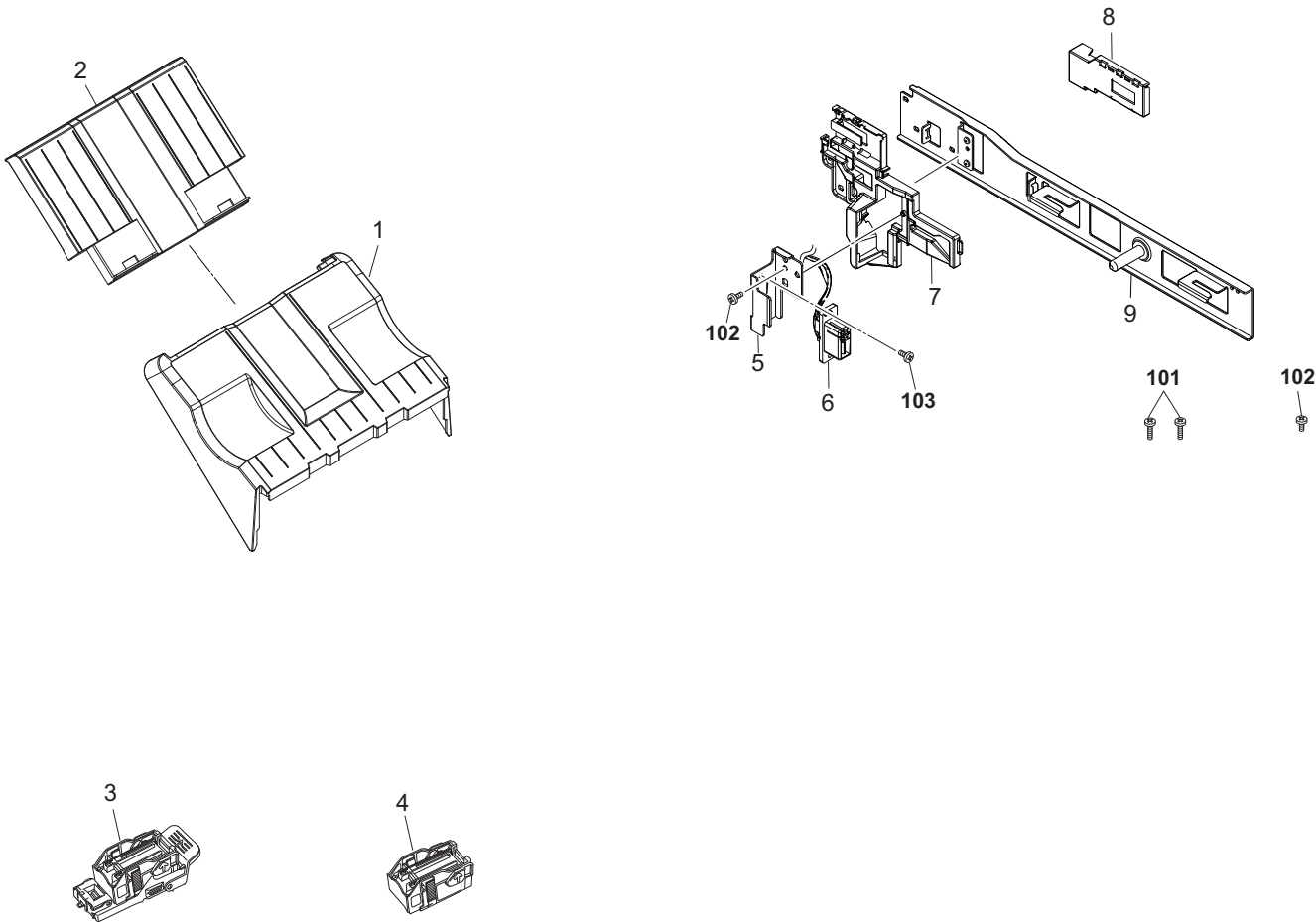


FIG. 8 Accessories

3RV-A

Ref No.	Part.No.	Description	Notes	Revision	Quantity			
					100	120	230	240
1	303RW37011	TRAY MAIN UP		Design-chg.	1	1	1	1
2	303RW37021	TRAY MAIN LOW		Design-chg.	1	1	1	1
3	303JY38750	CARTRIDGE EH590			1	1	1	1
4	1903JY0000	SH-10/STAPLE HOLDER	OPTION		1	1	1	1
5	303NB02381	MOUNT DRAWER			1	1	1	1
6	303NB46180	WIRE INTERFACE A			1	1	1	1
7	303NB02391	SLIDER DRAWER			1	1	1	1
8	303NB02421	COVER INTERFACE			1	1	1	1
9	303NB02371	PLATE JUNCTION D			1	1	1	1
101	7BB780420H	+BIND T.T S SCREW 4X20 SR(BLACK)						
102	7BB700408H	+BIND T.T S SCREW 4X8 SR						
103	7BB700412H	+BIND T.T S SCREW 4X12 SR						

DF-7140

[CONFIDENTIAL]

FOR AUTHORIZED KYOCERA ENGINEERS ONLY. DO NOT DISTRIBUTE TO NON-AUTHORIZED PARTIES.

Symbols in the parts list

- Parts without a Ref.No. in the illustration indicate they are not supplied.
- Parts with "•" are component parts or sub-assemblies of the assembly appearing immediately above them.
- Parts with "••" are component parts or sub-assembly with "•" appearing immediately above them.

Classification of the screws

- See the last page of this parts list for the classification of the screws in the illustrations.

[CONFIDENTIAL]

京セラドキュメントソリューションズ株式会社の許可なく、本資料を配布することを禁じます。

記号の見方

- イラスト中で Ref 番号がない部品は供給できません。
- 部品番号欄の • 印は、組立部品の単品部品及び準組立部品を表わします。
- 部品番号欄の •• 印は、準組立部品の単品部品を表わします。

ビスの種別

- イラスト中のビスの種別は最終ページに記載しています。

CONTENTS

FIG. 1	Covers 1 (Front and Rear).....	2
FIG. 2	Covers 2 (Top and Exit)	4
FIG. 3	Frames	6
FIG. 4	Paper Feed Section	8
FIG. 5	Conveying Section 1 (Booklet)	10
FIG. 6	Conveying Section 2 (Middle Conveying).....	12
FIG. 7	Processing Tray Section 1 (Middle Tray 1)	14
FIG. 8	Processing Tray Section 2 (Middle Tray 2)	16
FIG. 9	Processing Tray Section 3 (Exit)	18
FIG. 10	Staple Section	20
FIG. 11	Main Exit Section.....	22
FIG. 12	Exit Tray Section.....	24
FIG. 13	Drive Section	26
FIG. 14	Electrical Components 1 (PWB).....	28
FIG. 15	Electrical Components 2 (Wiring)	30
FIG. 16	Options (Product item)	32

WIRE

Wire Section (EN)	34
Wire. 1 Wire Section (EN).....	34
Wire Section (JA)	36
Wire. 1 Wire Section (JA).....	36

FIG. 1 Covers 1 (Front and Rear)

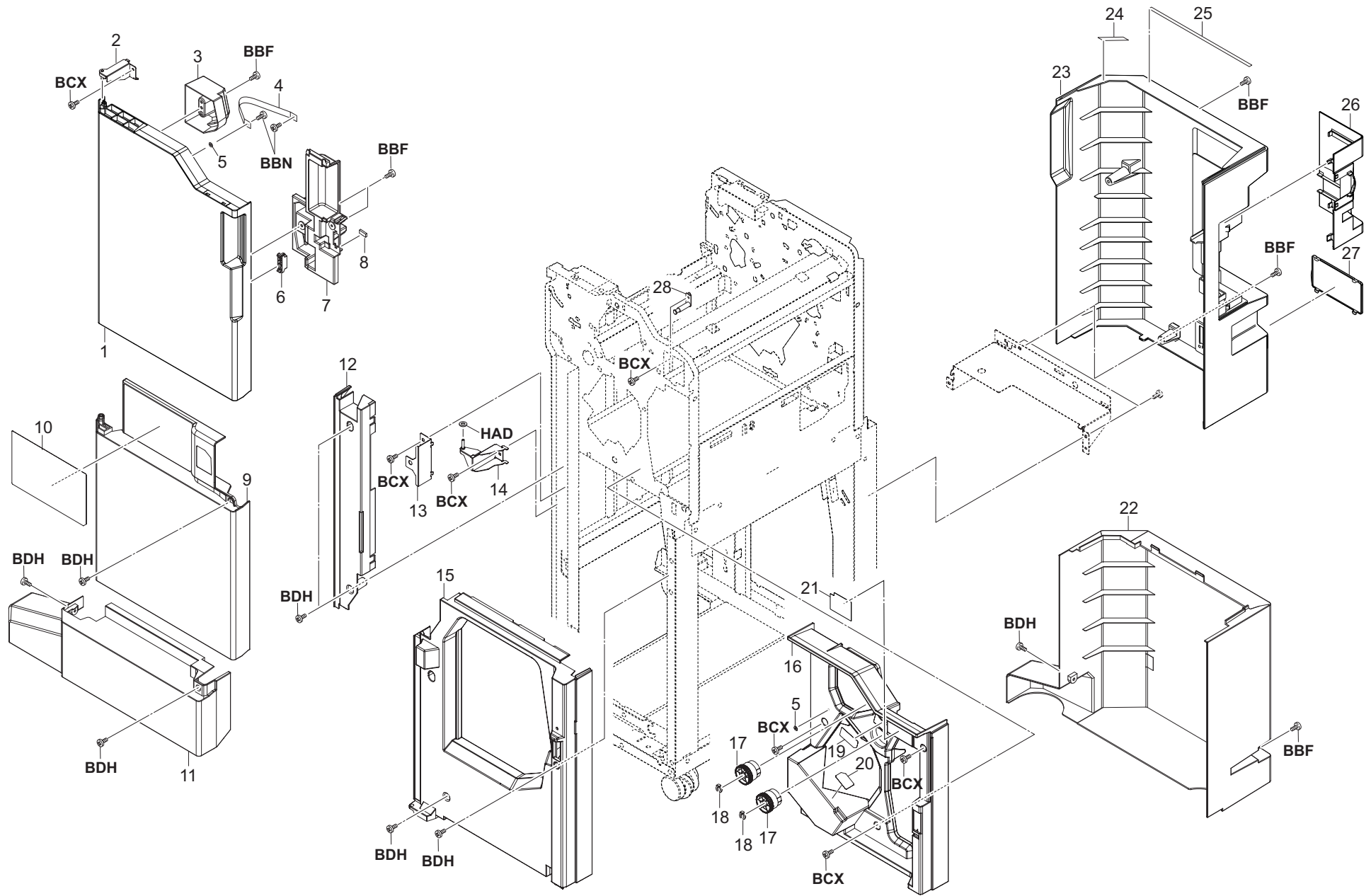


FIG. 2 Covers 2 (Top and Exit)

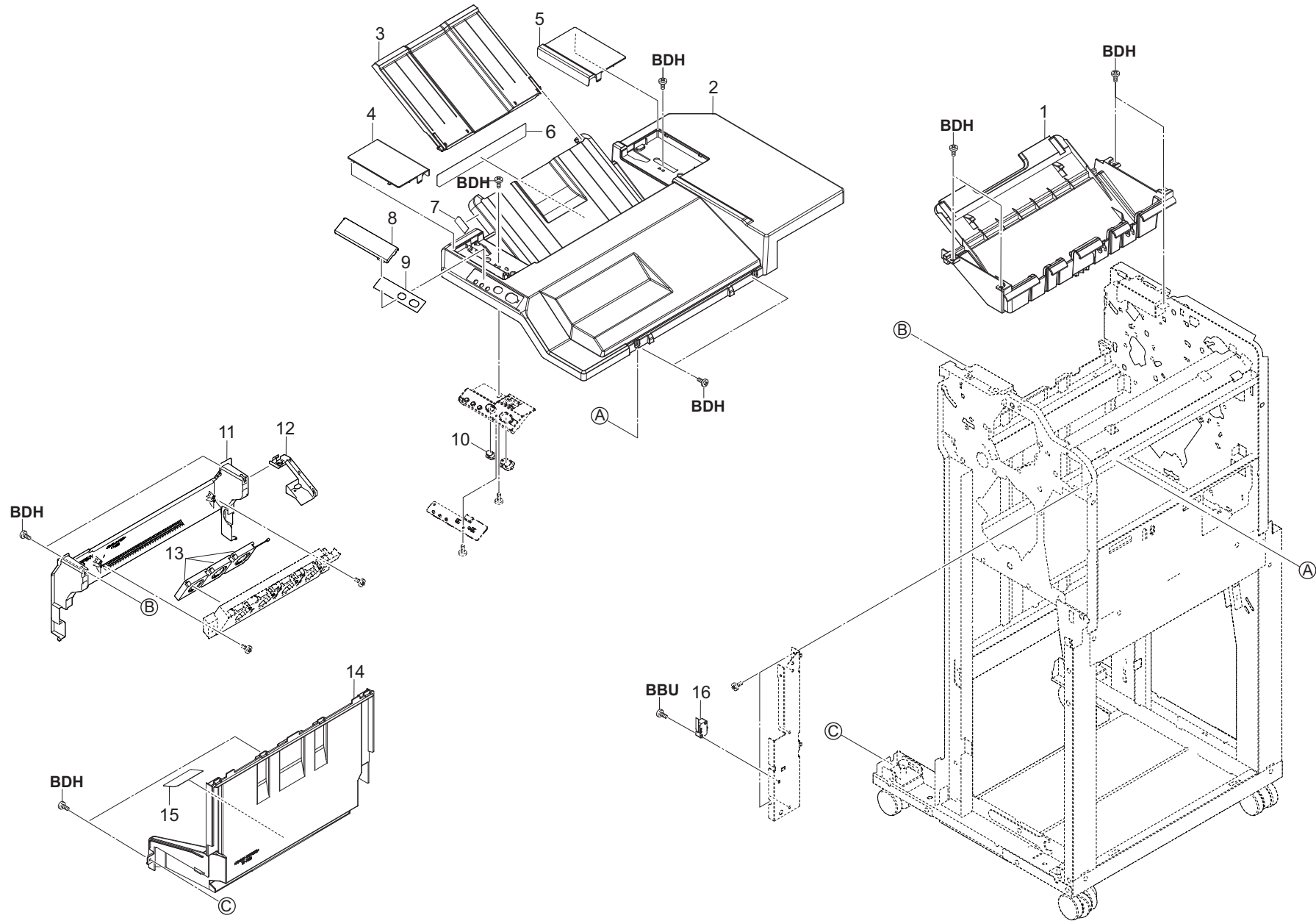


FIG. 3 Frames

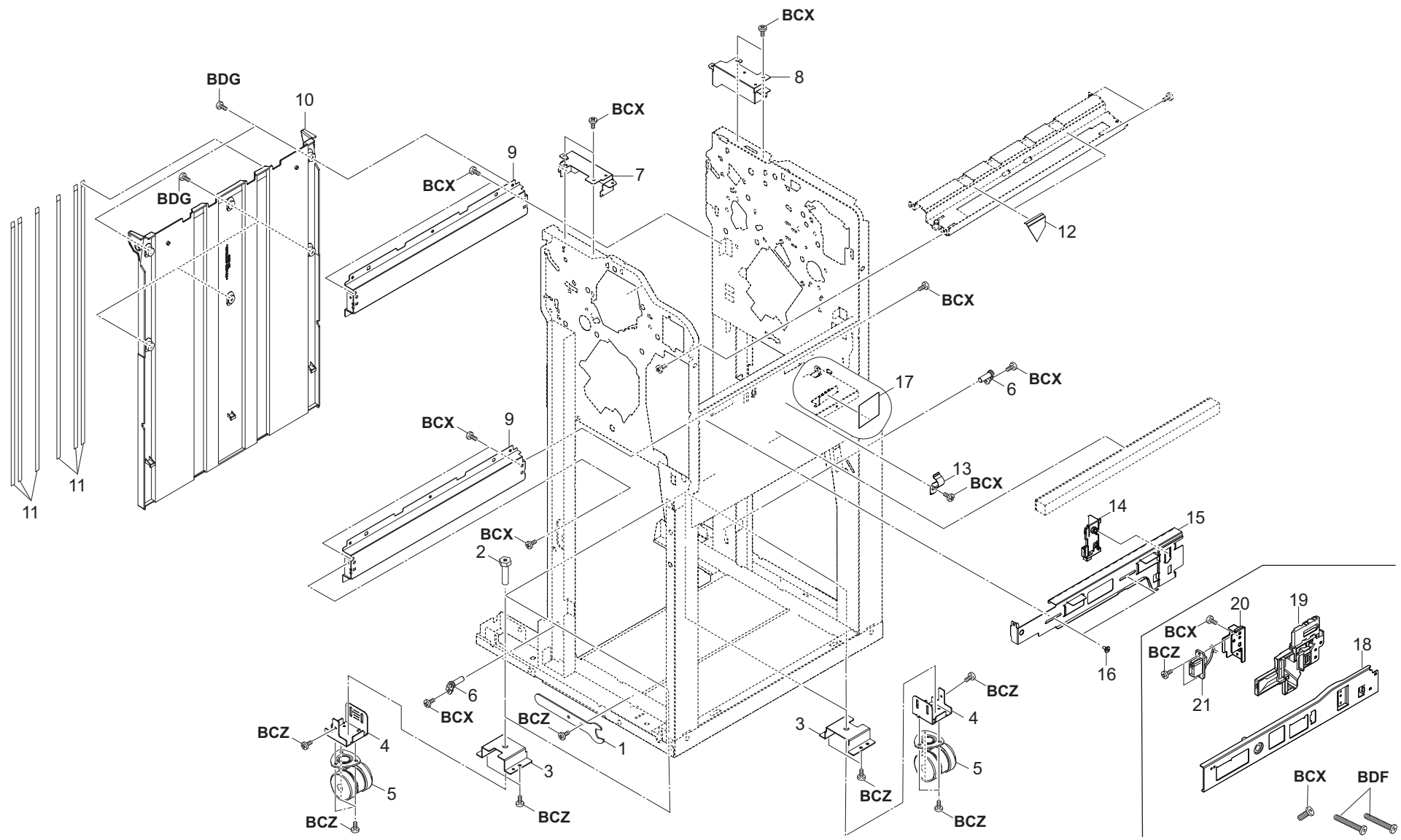


FIG. 3 Frames

Ref No.	Part.No.	Description	Notes	Revision	Quantity			
					100	120	230	240
1	303LT03130	SPANNER			1	1	1	1
2	303LT03140	BOLT M10L40			4	4	4	4
3	303NB02220	PLATE HOLDER CASTER			4	4	4	4
4	303NB02211	PLATE CASTER			4	4	4	4
5	302N202011	CASTER 100 CN			4	4	4	4
6	303ND02360	PIN HOOK BOOKLET			2	2	2	2
7	303NB02230	MOUNT MAIL FRONT			1	1	1	1
8	303NB02240	MOUNT MAIL REAR			1	1	1	1
9	303NB02180	STAY PARTITION			2	2	2	2
10	303NB02171	PARTITION FINISHER			1	1	1	1
11	303NB02200	FILM PARTITION			6	6	6	6
12	303NB07140	SHEET ROLLER FEED			2	2	2	2
13	303NB02131	SPRING-PLATE JUNCTION			1	1	1	1
14	303NB02361	GUIDE DRAWER			1	1	1	1
15	303NB02341	PLATE LOCK JUNCTION D			1	1	1	1
16	3CZ02230	PIN,HOOK FULCRUM			2	2	2	2
17	303NB02410	FILM DRAWER			1	1	1	1
18	303NB02371	PLATE JUNCTION D			1	1	1	1
19	303NB02391	SLIDER DRAWER			1	1	1	1
20	303NB02381	MOUNT DRAWER			1	1	1	1
21	303NB46180	WIRE INTERFACE A			1	1	1	1

FIG. 4 Paper Feed Section

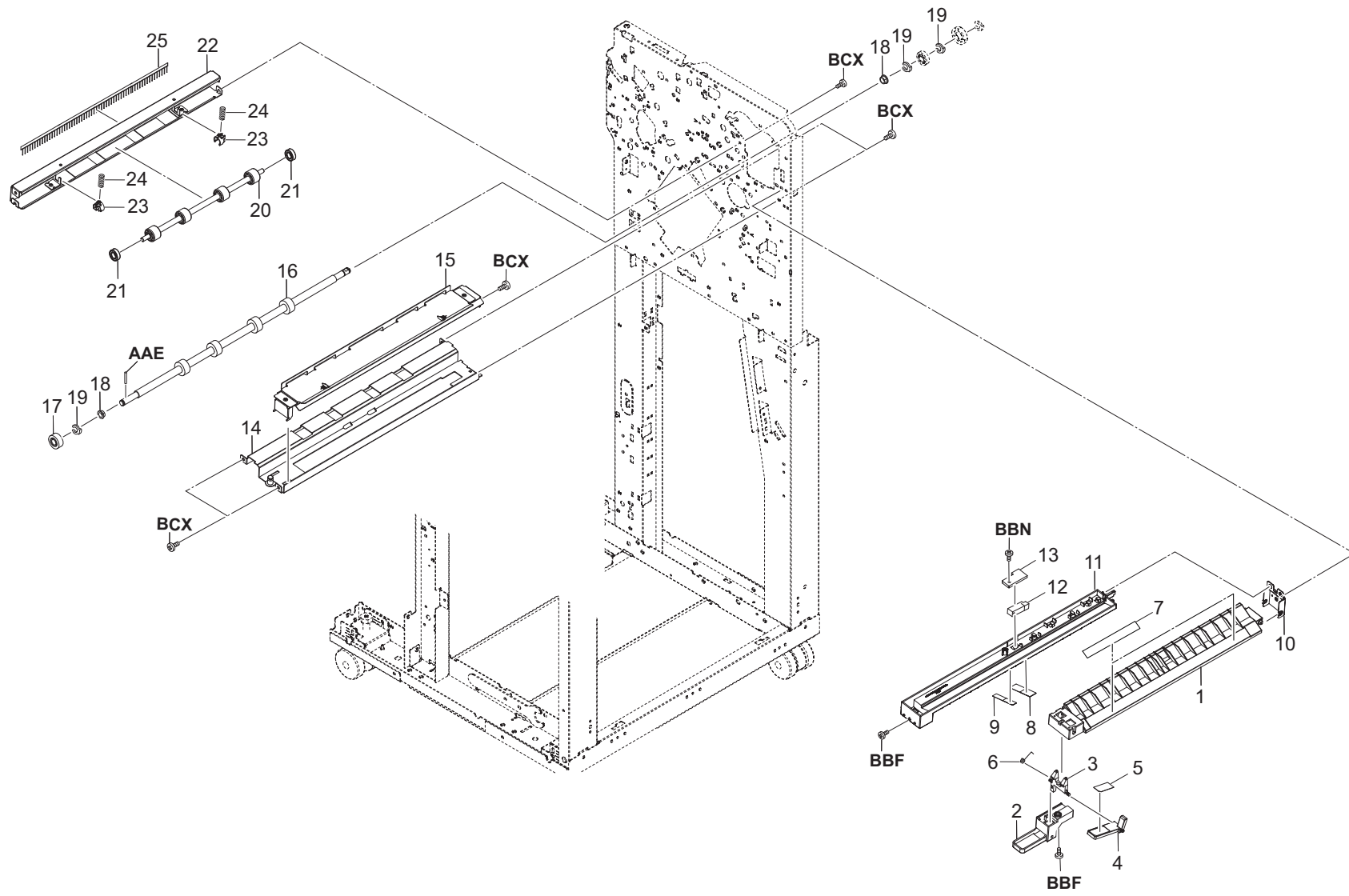


FIG. 5 Conveying Section 1 (Booklet)

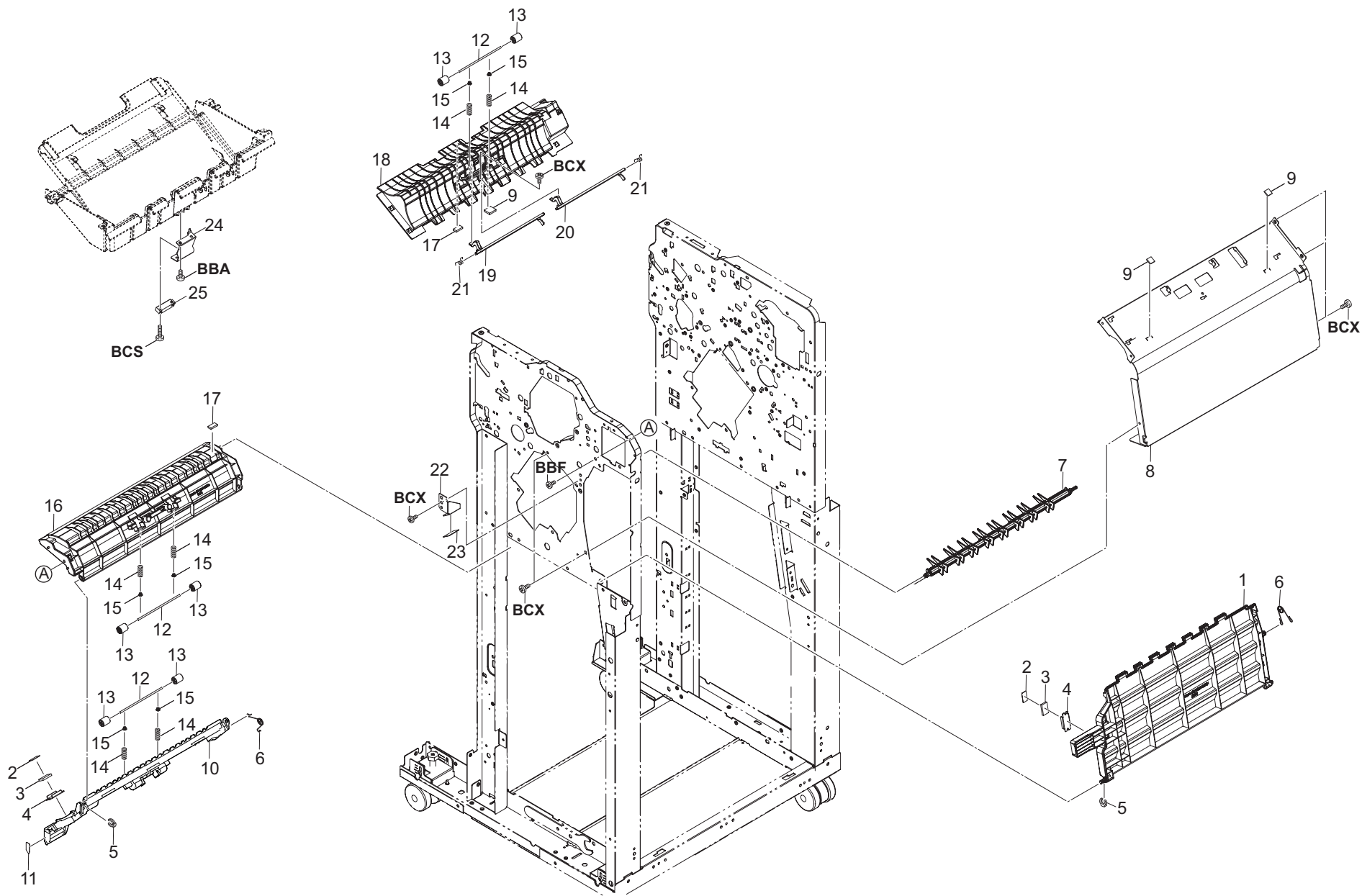


FIG. 5 Conveying Section 1 (Booklet)

3V8

Ref No.	Part.No.	Description	Notes	Revision	Quantity			
					100	120	230	240
1	303NB24080	GUIDE BOOKLET RIGHT			1	1	1	1
2	302GR04380	SEAL MAGNET			2	2	2	2
3	302GR04370	MAGNET CLIP DISH			2	2	2	2
4	303NB24210	HOLDER MAGNET			2	2	2	2
5	5MVX111DN003	RING STOPPER /A-49 FEED A4			2	2	2	2
6	303NB24220	SPRING GUIDE HOLD			2	2	2	2
7	303RW24120	GUIDE FEED SHIFT BOOKLET			1	1	1	1
8	303NB24090	GUIDE BOOKLET LEFT			1	1	1	1
9	303H321120	CUSHION HOLDER			3	3	3	3
10	303RW24081	GUIDE DRUM LOWER			1	1	1	1
11	303NB34170	LABEL D6 NEW			1	1	1	1
12	303RW24170	SHAFT FEED			3	3	3	3
13	303S824290	PULLEY FEED			6	6	6	6
14	302H728100	SPRING EXIT PULLEY			6	6	6	6
15	2FM04150	CAP SPRING /B-11 ENCLOSURE A4			6	6	6	6
16	303RW24070	GUIDE DRUM UPPER			1	1	1	1
17	63213320	CUSHION,ORIGINAL COLLECTION			2	2	2	2
18	303RW24060	GUIDE MIDDLE CONVEYING LOWER			1	1	1	1
19	303NB24182	ACTUATOR MIDDLE			1	1	1	1
20	303RW24111	ACTUATOR DRUM			1	1	1	1
21	302K928190	SPRING-TORSION SWITCHBACK			2	2	2	2
22	303NB24280	MOUNT MAGNET			1	1	1	1
23	303NB24330	FILM MAGNET			1	1	1	1
24	303NB24250	MOUNT LIMIT SENSOR SUB			1	1	1	1
25	303NW94050	PARTS SENSOR OPT. SP			1	1	1	1

FIG. 6 Conveying Section 2 (Middle Conveying)

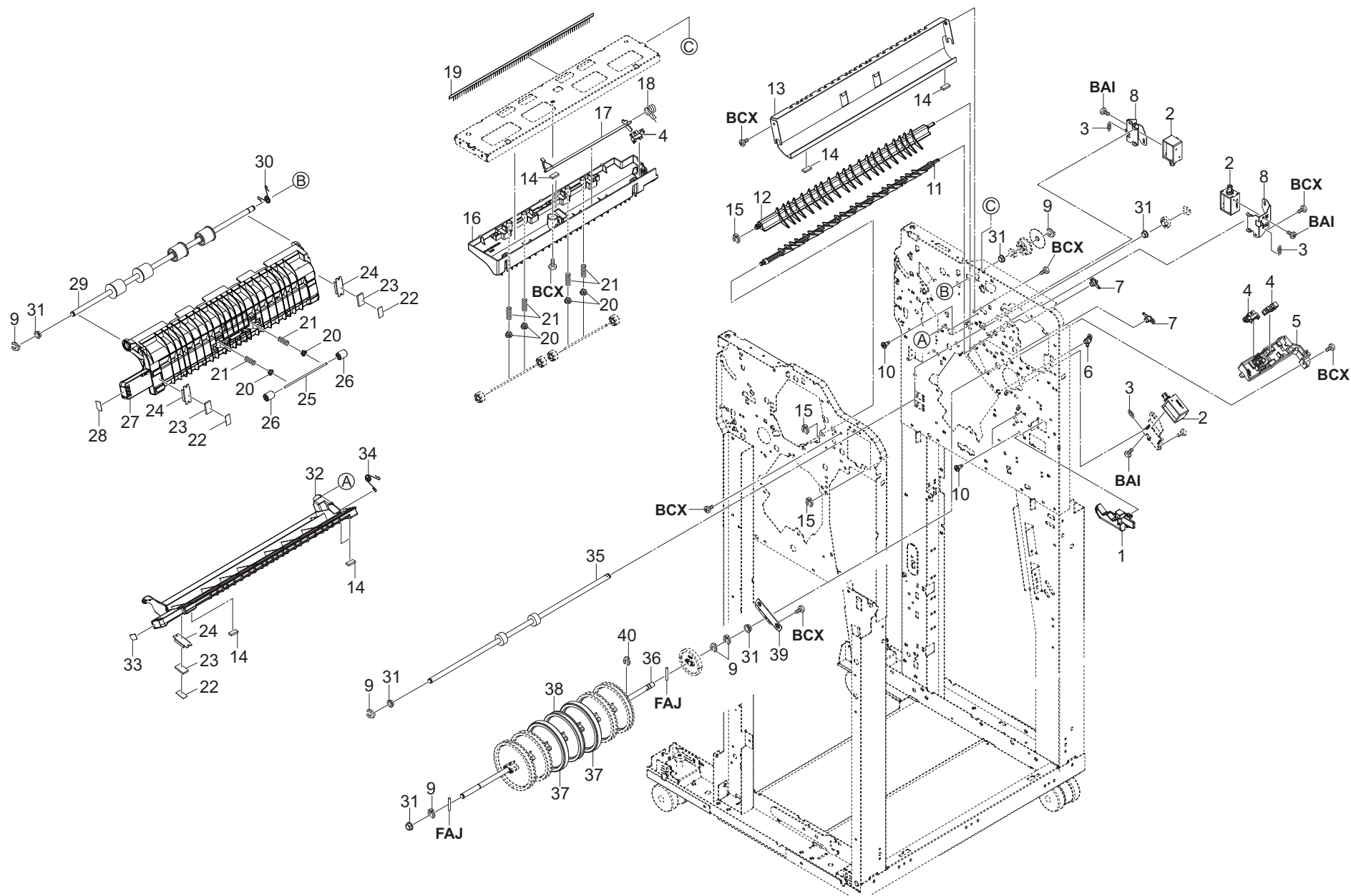


FIG. 6 Conveying Section 2 (Middle Conveying)

Ref No.	Part.No.	Description	Notes	Revision	Quantity			
					100	120	230	240
1	303NB24321	STOPPER GUIDE			1	1	1	1
2	302K994370	PARTS SOLENOID FEED SHIFT SP			3	3	3	3
3	302FZ08190	SPRING HOLDER MPT			3	3	3	3
4	303M894260	PARTS SENSOR OPT SP			3	3	3	3
5	303NB24200	MOUNT PI ACTUATOR			1	1	1	1
6	303NB24160	LEVER SOLENOID C			1	1	1	1
7	303NB24140	LEVER SOLENOID AB			2	2	2	2
8	303NB24130	MOUNT SOLENOID AB			2	2	2	2
9	2BC06910	STOPPER 6			6	6	6	6
10	302GR25241	PIN GUIDE CHUTE			4	4	4	4
11	303RW24130	GUIDE FEED SHIFT DRUM			1	1	1	1
12	303NB24100	GUIDE FEED SHIFT SUB			1	1	1	1
13	303RW24010	GUIDE SUB RIGHT			1	1	1	1
14	63213320	CUSHION,ORIGINAL COLLECTION			6	6	6	6
15	5MVX111DN003	RING STOPPER /A-49 FEED A4			3	3	3	3
16	303RW24020	GUIDE SUB EJECT			1	1	1	1
17	303NB24170	ACTUATOR SUB			1	1	1	1
18	302K928190	SPRING-TORSION SWITCHBACK			1	1	1	1
19	303NB24300	STATIC-ELIMINATOR SUB EJECT			1	1	1	1
20	2FM04150	CAP SPRING /B-11 ENCLOSURE A4			6	6	6	6
21	302H728100	SPRING EXIT PULLEY			6	6	6	6
22	302GR04380	SEAL MAGNET			3	3	3	3
23	302GR04370	MAGNET CLIP DISH			3	3	3	3
24	303NB24210	HOLDER MAGNET			3	3	3	3
25	303RW24170	SHAFT FEED			1	1	1	1
26	303S824290	PULLEY FEED			2	2	2	2
27	303RW24031	GUIDE SUB LEFT OPEN			1	1	1	1
28	303NB34020	LABEL D2			1	1	1	1
29	303NB94060	PARTS ROLLER SUB EXIT SP			1	1	1	1
30	303NB24220	SPRING GUIDE HOLD			1	1	1	1
31	28107310	BUSH 8			6	6	6	6
32	303NB24040	GUIDE MIDDLE CONVEYING UPPER			1	1	1	1
33	303NB34040	LABEL D4			1	1	1	1
34	303RW24160	SPRING GUIDE HOLD			1	1	1	1
35	303RW94040	PARTS ROLLER SUB CONVEYING SP			1	1	1	1
36	303RW24101	SHAFT DRUM			1	1	1	1
37	303H316370	GUIDE DRUM ASS'Y			2	2	2	2
38	303RW24090	GUIDE WHEEL DRUM			1	1	1	1
39	303NB24290	MOUNT GUIDE DRUM			1	1	1	1
40	33973300	STOPPER 7,CARTRIDGE			1	1	1	1

FIG. 7 Processing Tray Section 1 (Middle Tray 1)

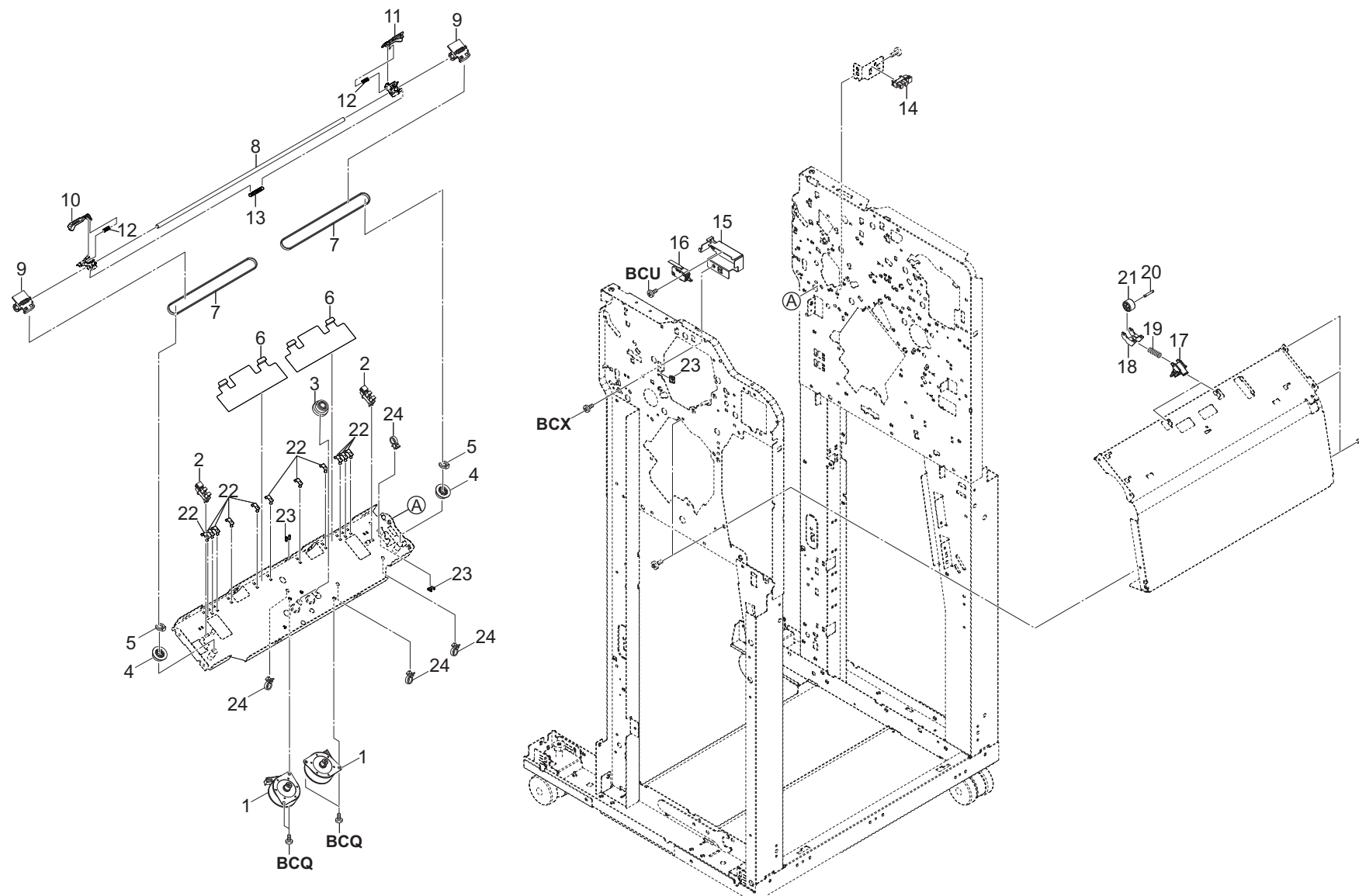


FIG. 7 Processing Tray Section 1 (Middle Tray 1)

Ref No.	Part.No.	Description	Notes	Revision	Quantity			
					100	120	230	240
1	302HN44100	MOTOR REVERSE			2	2	2	2
2	303M894260	PARTS SENSOR OPT SP			2	2	2	2
3	303NB28130	GEAR Z45-P30			2	2	2	2
4	3AP02040	PULLEY 30,DUPLEX			2	2	2	2
5	2BC06910	STOPPER 6			2	2	2	2
6	303V836630	FILM WIRE			2	2	2	2
7	302FB09720	BELT FRONT DRIVE			2	2	2	2
8	303NB36060	SHAFT CURSOR			1	1	1	1
9	303NB36070	HOLDER CURSOR			2	2	2	2
10	303V836580	HOOK CURSOR F			1	1	1	1
11	303V836590	HOOK CURSOR R			1	1	1	1
12	303P028140	SPRING-COMPRESSION EXIT B			2	2	2	2
13	303V836610	SPRING SLIDER			1	1	1	1
14	302P794010	PARTS SENSOR OPT. SP			1	1	1	1
15	303NB36330	MOUNT INTERLOCK UPPER GUIDE			1	1	1	1
16	2FB27160	INTER LOCK SWITCH			1	1	1	1
17	303NB36120	MOUNT MIDDLE PULLEY			2	2	2	2
18	303NB36100	HOLDER MIDDLE PULLEY			2	2	2	2
19	303NB36670	SPRING PULLEY			2	2	2	2
20	303NB36110	SHAFT MIDDLE PULLEY			2	2	2	2
21	303S824280	PULLEY MIDDLE			2	2	2	2
22	302K931080	WIRE STOPPER			11	11	11	11
23	7YZM210014++H01	ACCESS.EDGING			3	3	3	3
24	7YZM410002++H01	ACCESS.BAND			4	4	4	4

FIG. 8 Processing Tray Section 2 (Middle Tray 2)

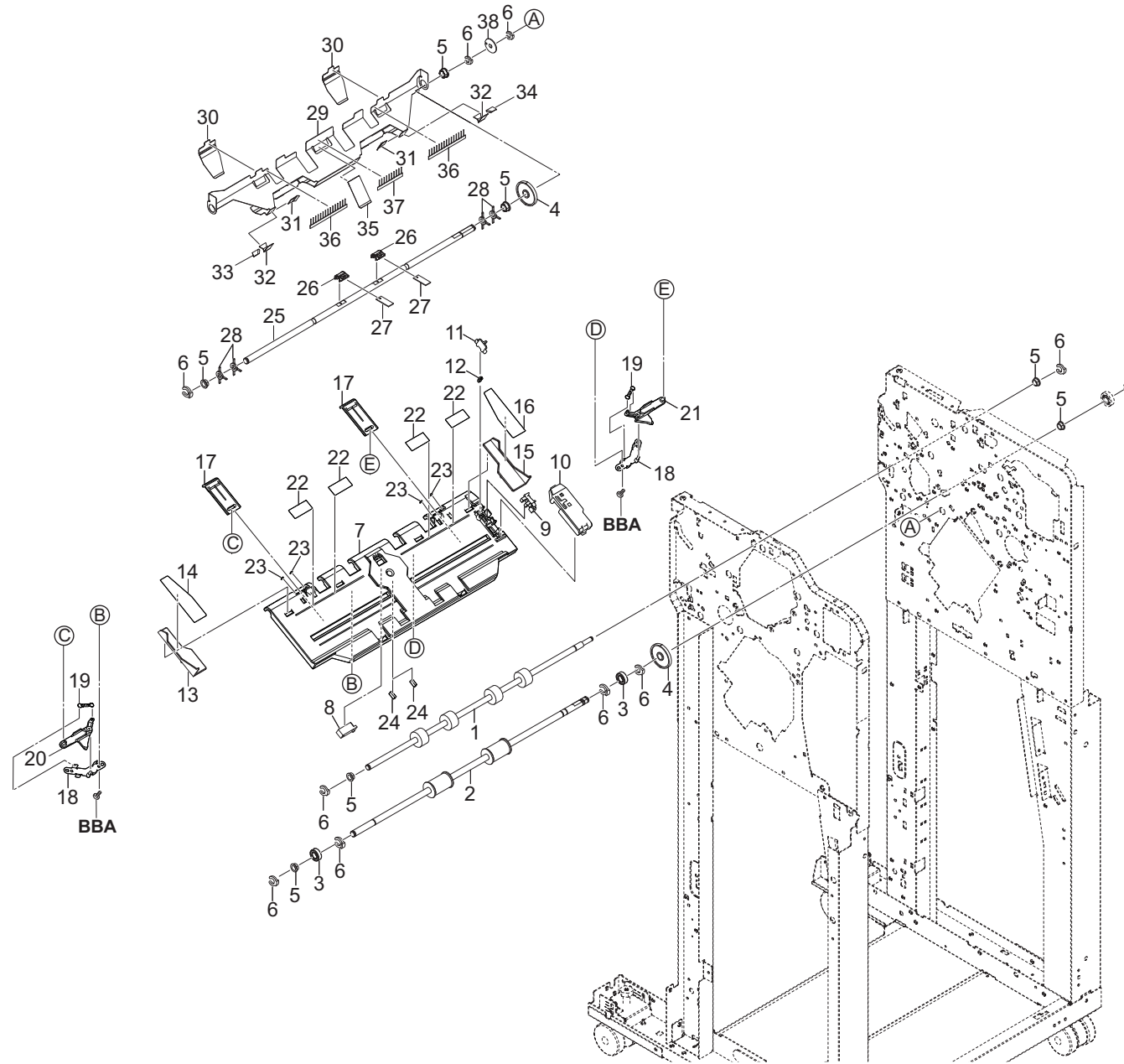


FIG. 8 Processing Tray Section 2 (Middle Tray 2)

Ref No.	Part.No.	Description	Notes	Revision	Quantity			
					100	120	230	240
1	303NB94090	PARTS ROLLER EXIT SP			1	1	1	1
2	303RW94050	PARTS ROLLER MIDDLE SP			1	1	1	1
3	7BE008165431H11	BEARING 688ZZ			2	2	2	2
4	303NB36150	GEAR 41 PADDLE A			2	2	2	2
5	28107310	BUSH 8			7	7	7	7
6	2BC06910	STOPPER 6			9	9	9	9
7	303V836520	GUIDE MIDDLE TRAY			1	1	1	1
8	303NW94060	PARTS SENSOR OPT. SP			1	1	1	1
9	303M894260	PARTS SENSOR OPT SP			1	1	1	1
10	303RW36051	COVER MIDDLE TRAY WIRE			1	1	1	1
11	303RW36040	ACTUATOR EXIT			1	1	1	1
12	302LC28150	SPRING-COMPRESSION			1	1	1	1
13	303NB36031	CURSOR F MIDDLE TRAY			1	1	1	1
14	303V836640	FILM CURSOR F			1	1	1	1
15	303NB36041	CURSOR R MIDDLE TRAY			1	1	1	1
16	303V836650	FILM CURSOR R			1	1	1	1
17	303V836530	GUIDE MOVE			2	2	2	2
18	303V836600	FULCRUM LEVER			2	2	2	2
19	303V836620	SPRING LEVER			2	2	2	2
20	303V836540	LEVER GUIDE F			1	1	1	1
21	303V836550	LEVER GUIDE R			1	1	1	1
22	302HN02930	SHEET HOUSING LEFT			4	4	4	4
23	303V836660	CUSHION GUIDE			4	4	4	4
24	303H321050	CUSHION EJECT GUIDE			2	2	2	2
25	303NB36141	SHAFT PADDLE A			1	1	1	1
26	303NB36240	HOLDER PADDLE			2	2	2	2
27	303NB36130	SHEET PADDLE A			2	2	2	2
28	303NB36550	RUBBER FEED			4	4	4	4
29	303NB36083	GUIDE PAPER STOPPER			1	1	1	1
30	303NB36442	FILM GUIDE STOPPER S			2	2	2	2
31	303NB36420	FILM GUIDE STOPPER			2	2	2	2
32	303NB36510	FILM GUIDE STOPPER B			2	2	2	2
33	303NB36650	FILM GUIDE STOPPER E			1	1	1	1
34	303NB36640	FILM GUIDE STOPPER D			1	1	1	1
35	303NB36430	FILM GUIDE STOPPER C			1	1	1	1
36	303NB36580	STATIC-ELIMINATOR PAPER STOPPER			2	2	2	2
37	303NB36460	STATIC-ELIMINATOR EJECT			1	1	1	1
38	303NB36160	PLATE PULSE PADDLE A			1	1	1	1

FIG. 9 Processing Tray Section 3 (Exit)

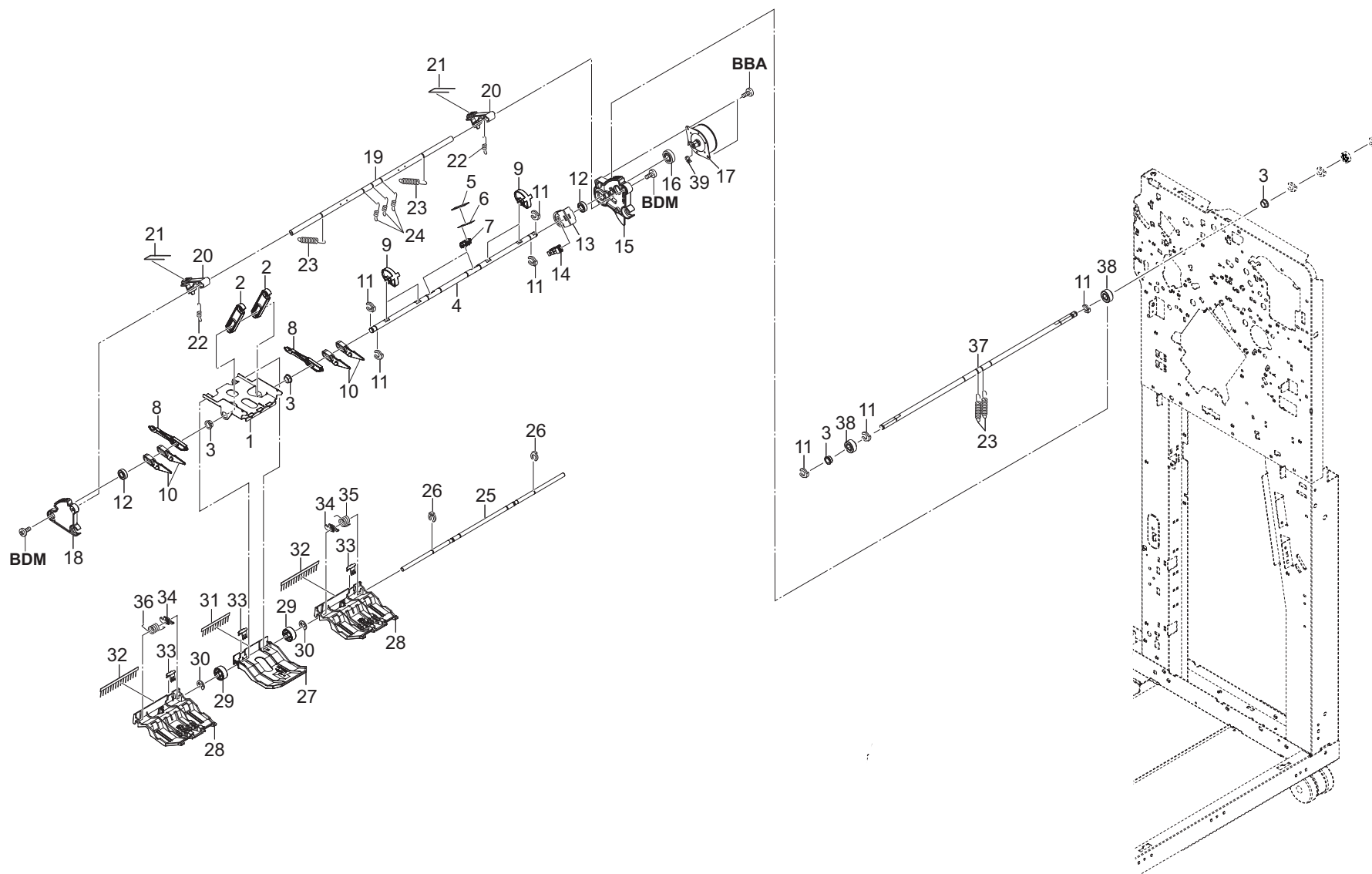


FIG. 9 Processing Tray Section 3 (Exit)

Ref No.	Part.No.	Description	Notes	Revision	Quantity			
					100	120	230	240
1	303NB36190	MOUNT EXIT PULLEY			1	1	1	1
2	303NB36370	LEVER UPPER EXIT			2	2	2	2
3	28107310	BUSH 8			4	4	4	4
4	303NB36271	SHAFT PADDLE B			1	1	1	1
5	303NB36260	SHEET PADDLE B			2	2	2	2
6	303NB36480	FILM PADDLE B			2	2	2	2
7	303NB36240	HOLDER PADDLE			2	2	2	2
8	303NB36380	BRAKE EXIT			2	2	2	2
9	303NB36600	CAM PADDLE			4	4	4	4
10	303NB36591	LEVER PAPER PRESS			4	4	4	4
11	2BC06910	STOPPER 6			7	7	7	7
12	7BE008165431H11	BEARING 688ZZ			2	2	2	2
13	303NB36250	MOUNT PI PADDLE B			1	1	1	1
14	303M894260	PARTS SENSOR OPT SP			1	1	1	1
15	303NB36180	FRAME EXIT REAR			1	1	1	1
16	303NB31010	GEAR Z35R			1	1	1	1
17	302HN44100	MOTOR REVERSE			1	1	1	1
18	303NB36170	FRAME EXIT FRONT			1	1	1	1
19	303NB36210	SHAFT UPPER GUIDE			1	1	1	1
20	303NB36390	LEVER BRAKE EXIT			2	2	2	2
21	303NB36410	SPRING LEVER BRAKE			2	2	2	2
22	303NB36290	SPRING EXIT PULLEY			2	2	2	2
23	303NB36300	SPRING GUIDE PAPER PRESS			4	4	4	4
24	303NB36630	SPRING EXIT PRESS			3	3	3	3
25	303NB36230	SHAFT PAPER PRESS			1	1	1	1
26	5MVX111DN003	RING STOPPER /A-49 FEED A4			2	2	2	2
27	303NB36350	GUIDE CENTER			1	1	1	1
28	303NB36224	GUIDE PAPER PRESS			2	2	2	2
29	303NB36200	PULLEY EXIT			2	2	2	2
30	302FB09830	CUT WASHER 4			2	2	2	2
31	303NB36500	STATIC-ELIMINATOR EJECT CENTER			1	1	1	1
32	303NB36490	STATIC-ELIMINATOR EJECT SIDE			2	2	2	2
33	303NB36471	PLATE EARTH EJECT			3	3	3	3
34	303NB36521	GUIDE PAPER EXIT			2	2	2	2
35	303NB36540	SPRING EXIT R			1	1	1	1
36	303NB36530	SPRING EXIT F			1	1	1	1
37	303NB36310	SHAFT UPPER EXIT DRIVE			1	1	1	1
38	2BL21430	GEAR EXIT Z20			2	2	2	2
39	7YZM420003++H01	ACCESS.BAND			1	1	1	1

FIG. 10 Staple Section

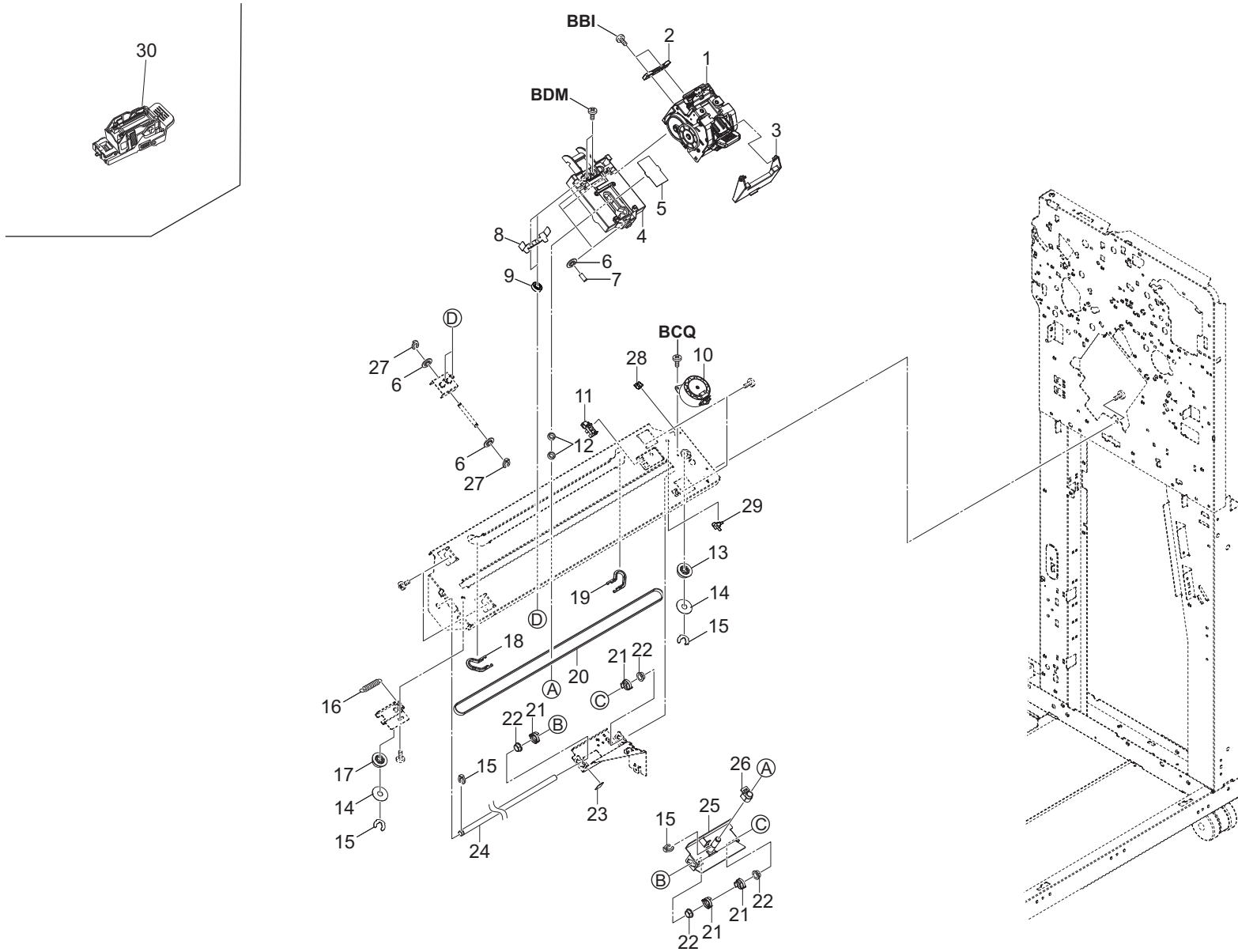


FIG. 10 Staple Section

Ref No.	Part.No.	Description	Notes	Revision	Quantity			
					100	120	230	240
1	303NB94131	PARTS STAPLER EH600 SP			1	1	1	1
2	303NB38180	GUIDE STAPLER			1	1	1	1
3	303NB38140	COVER STAPLER			1	1	1	1
4	303NB38021	MOUNT STAPLER			1	1	1	1
5	303NB38160	FILM STAPLER			1	1	1	1
6	5MVM176DN001	PULLEY RAIL CASS /40283V0034 A4			5	5	5	5
7	303NB38090	SHAFT MOUNT PULLEY			3	3	3	3
8	303NB38190	PLATE EARTH STAPLER			1	1	1	1
9	7BE006124431H01	BEARING MR126ZZ			2	2	2	2
10	303NB94040	PARTS MOTOR-PM MOVING SP			1	1	1	1
11	303M894260	PARTS SENSOR OPT SP			1	1	1	1
12	3B807230	COLLAR,MIDDLE BELT			2	2	2	2
13	303NB28130	GEAR Z45-P30			1	1	1	1
14	303JY38240	SPACER 25			2	2	2	2
15	2BC06910	STOPPER 6			4	4	4	4
16	72418140	SPRING, BLADE			1	1	1	1
17	3AP02040	PULLEY 30,DUPLEX			1	1	1	1
18	303NB38071	RAIL STAPLER SHIFT FRONT			1	1	1	1
19	303NB38121	RAIL STAPLER SHIFT REAR			1	1	1	1
20	303NB38030	BELT STAPLER SHIFT			1	1	1	1
21	303NB38150	STOPPER BUSH			4	4	4	4
22	28107310	BUSH 8			4	4	4	4
23	302KK24390	FILM DU GUIDE			1	1	1	1
24	303NB38040	SHAFT STAPLER SHIFT			1	1	1	1
25	303NB38051	PLATE STAPLER SHIFT			1	1	1	1
26	303NB38110	STOPPER DRIVE BELT			1	1	1	1
27	5MVX111DN003	RING STOPPER /A-49 FEED A4			2	2	2	2
28	7YZM210014++H01	ACCESS.EDGING			1	1	1	1
29	7YZM410002++H01	ACCESS.BAND			1	1	1	1
30	303NB38200	CARTRIDGE EH600			1	1	1	1

FIG. 11 Main Exit Section

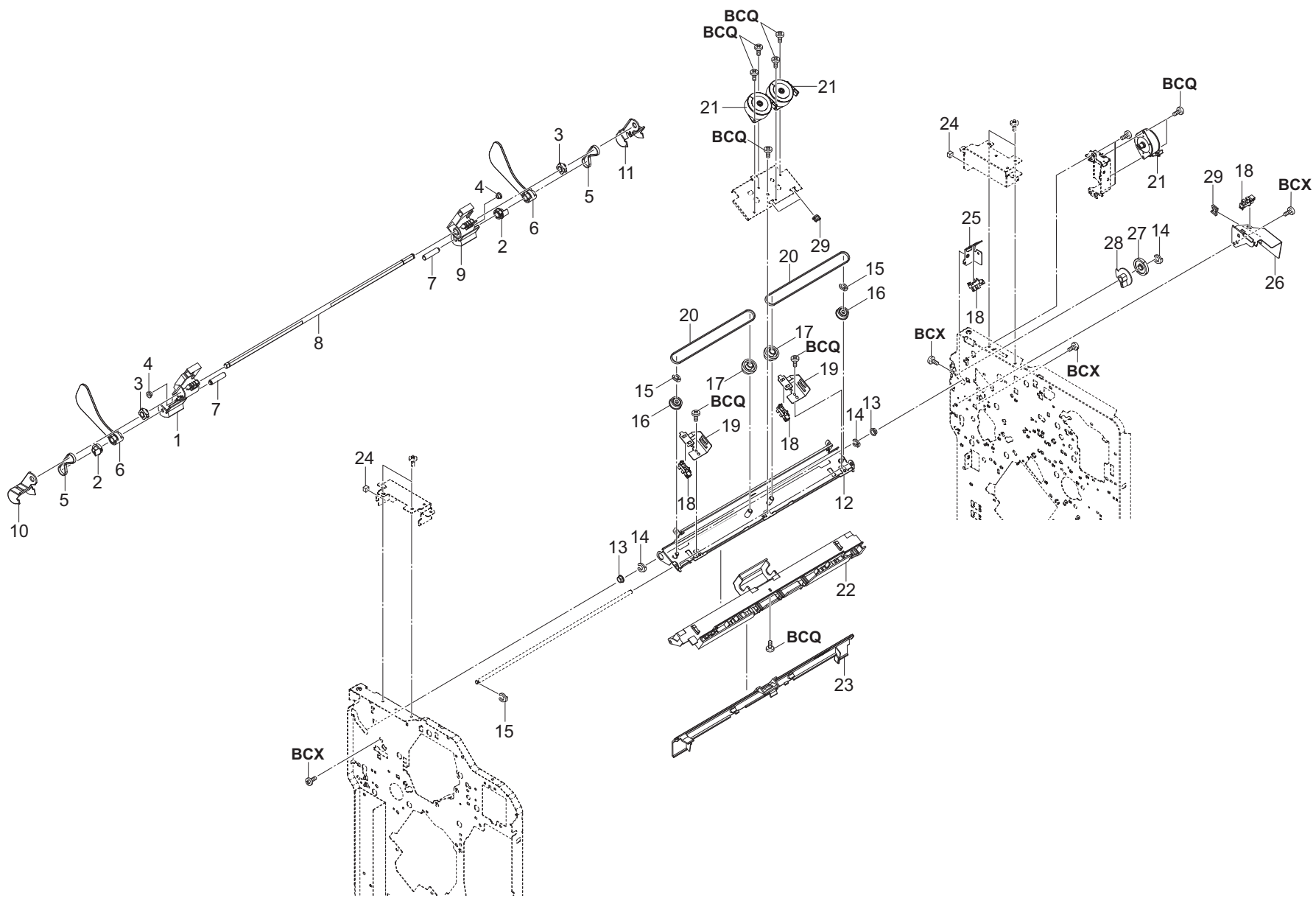


FIG. 11 Main Exit Section

Ref No.	Part.No.	Description	Notes	Revision	Quantity			
					100	120	230	240
1	303NB28020	SLIDER F MAIN EXIT			1	1	1	1
2	303NB28060	PULLEY 26 TURN			2	2	2	2
3	302H029110	PULLEY 26 DU			2	2	2	2
4	2C902520	COLLAR LEVER CONT.			2	2	2	2
5	303NB28070	BELT 138			2	2	2	2
6	303NB28010	CURSOR MAIN EXIT			2	2	2	2
7	303NB28080	SHAFT CURSOR			2	2	2	2
8	303NB28090	SHAFT DRIVE			1	1	1	1
9	303NB28030	SLIDER R MAIN EXIT			1	1	1	1
10	303NB28040	CAP F MAIN EXIT			1	1	1	1
11	303NB28050	CAP R MAIN EXIT			1	1	1	1
12	303NB28121	STAY MAIN EXIT			1	1	1	1
13	28107310	BUSH 8			2	2	2	2
14	2BC06910	STOPPER 6			3	3	3	3
15	5MVX111DN003	RING STOPPER /A-49 FEED A4			3	3	3	3
16	302FB09610	PULLEY 30 DU			2	2	2	2
17	303NB28130	GEAR Z45-P30			2	2	2	2
18	303M894260	PARTS SENSOR OPT SP			4	4	4	4
19	303NB28150	MOUNT PI SLIDE			2	2	2	2
20	303NB28110	BELT 396			2	2	2	2
21	302HN44100	MOTOR REVERSE			3	3	3	3
22	303NB28160	GUIDE RETAINING			1	1	1	1
23	303NB28222	GUIDE TURN			1	1	1	1
24	303JY24AD0	CUSHION B			2	2	2	2
25	303NB28210	MOUNT PI HOME			1	1	1	1
26	303NB28200	MOUNT PI SET			1	1	1	1
27	303NB28180	GEAR Z55R			1	1	1	1
28	303NB28170	PLATE TURN PULSE			1	1	1	1
29	7YZM210014+++H01	ACCESS.EDGING			3	3	3	3

FIG. 12 Exit Tray Section

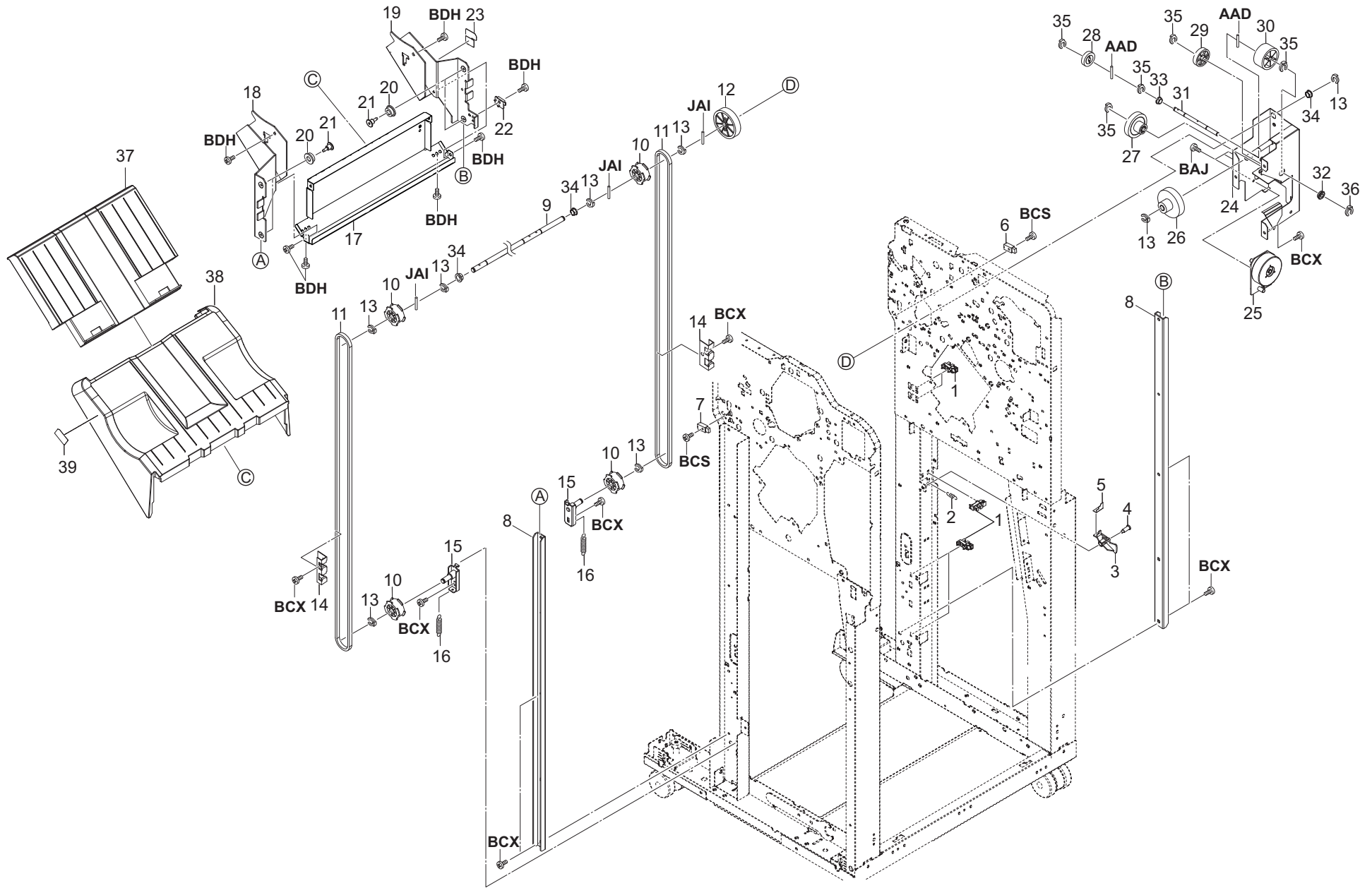


FIG. 12 Exit Tray Section

3V8

Ref No.	Part.No.	Description	Notes	Revision	Quantity			
					100	120	230	240
1	303M894260	PARTS SENSOR OPT SP			5	5	5	5
2	302F902180	SPRING LEVER EF			1	1	1	1
3	303NB37172	PLATE DETECTION			1	1	1	1
4	303J902280	PIN PAPER FEED			1	1	1	1
5	303NB37161	FILM SENSOR			1	1	1	1
6	303NB94140	PARTS SENSOR OPT. SP			1	1	1	1
7	303H327460	SENSOR A, SEPARATION			1	1	1	1
8	303NB37180	RAIL MAIN TRAY			2	2	2	2
9	303NB37070	SHAFT MAIN TRAY			1	1	1	1
10	303NB37200	PULLEY 20S5M			4	4	4	4
11	303NB37080	BELT LIFT			2	2	2	2
12	3AK20090	GEAR 51			1	1	1	1
13	2BC06910	STOPPER 6			8	8	8	8
14	3AK20050	HOLDER, TIMING BELT			2	2	2	2
15	303NB37060	PLATE TENSION			2	2	2	2
16	303JY28200	SPRING MAIN TRAY			2	2	2	2
17	303NB37110	FRAME MAIN TRAY CENTER			1	1	1	1
18	303NB37100	FRAME MAIN TRAY FRONT			1	1	1	1
19	303NB37120	FRAME MAIN TRAY REAR			1	1	1	1
20	3AK20200	PULLEY, MAIN TRAY			4	4	4	4
21	303NB37130	PIN RAIL			4	4	4	4
22	303NB37090	LEVER SENSOR			1	1	1	1
23	303NB37190	FILM FRAME TRAY			1	1	1	1
24	303NB37011	MOUNT DRIVE			1	1	1	1
25	303NB94053	PARTS MOTOR-BL BRAKE SP			1	1	1	1
26	3AK20080	GEAR 18/50			1	1	1	1
27	303NB37030	GEAR Z34L Z52L			1	1	1	1
28	302H731280	GEAR Z29R MIDDLE			1	1	1	1
29	303NB37050	GEAR Z60R			1	1	1	1
30	303NB37040	GEAR WORM			1	1	1	1
31	303NB37020	SHAFT WORM			1	1	1	1
32	74808080	BEARING, 686ZZNR			1	1	1	1
33	302K324450	BUSH 6			1	1	1	1
34	28107310	BUSH 8			3	3	3	3
35	5MVX111DN003	RING STOPPER /A-49 FEED A4			5	5	5	5
36	302FZ25740	STOPPER 4			1	1	1	1
37	303RW37021	TRAY MAIN LOW			1	1	1	1
38	303RW37011	TRAY MAIN UP			1	1	1	1
39	303PW34020	LABEL A			1	1	1	1

FIG. 13 Drive Section

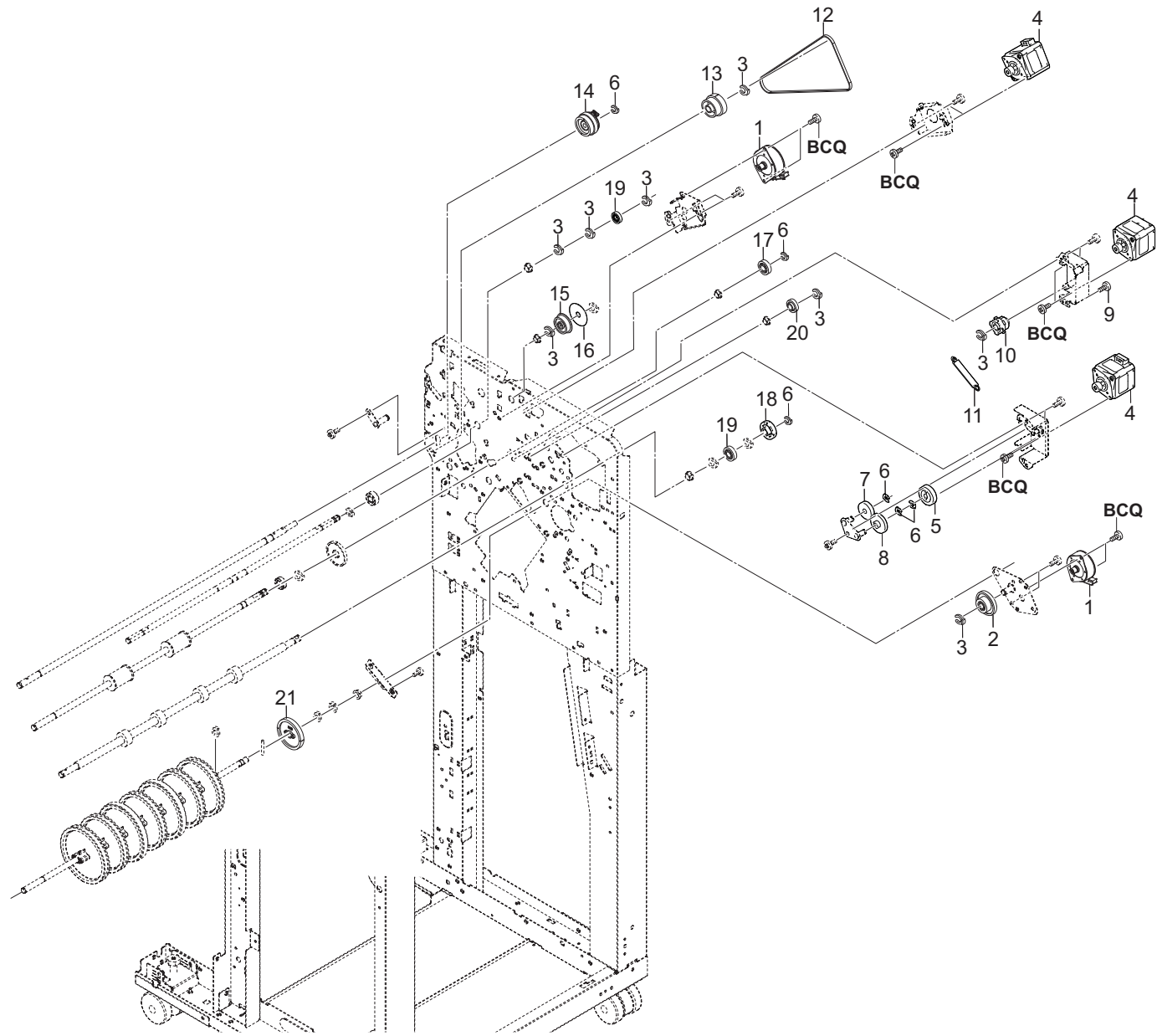


FIG. 13 Drive Section

Ref No.	Part.No.	Description	Notes	Revision	Quantity			
					100	120	230	240
1	302HN44100	MOTOR REVERSE			2	2	2	2
2	303NB31050	GEAR Z70R-Z20			1	1	1	1
3	2BC06910	STOPPER 6			8	8	8	8
4	303NV94010	PARTS MOTOR DP SP			3	3	3	3
5	302H731280	GEAR Z29R MIDDLE			1	1	1	1
6	5MVX111DN003	RING STOPPER /A-49 FEED A4			6	6	6	6
7	303K531040	GEAR 42			1	1	1	1
8	303K531120	GEAR 48 LOOP ROLLER			1	1	1	1
9	3CZ02230	PIN,HOOK FULCRUM			1	1	1	1
10	303RW31040	GEAR Z22R-P35			1	1	1	1
11	27302160	SPRING,RELEASE LEVER			1	1	1	1
12	303NB31090	BELT 504			1	1	1	1
13	303NB31100	GEAR Z35L-P42			1	1	1	1
14	302KV94520	PARTS CLUTCH 50 Z35R SP			1	1	1	1
15	303NB31130	PULLEY P42 EXIT			1	1	1	1
16	303H322140	FLANGE 36			1	1	1	1
17	303JX31390	GEAR 22 R			1	1	1	1
18	302HN22070	GEAR Z22L TC ROLL			1	1	1	1
19	303NB31010	GEAR Z35R			2	2	2	2
20	303NB31020	GEAR Z35L			1	1	1	1
21	3H316050	GEAR 46 DRUM DRIVE			1	1	1	1

FIG. 14 Electrical Components 1 (PWB)

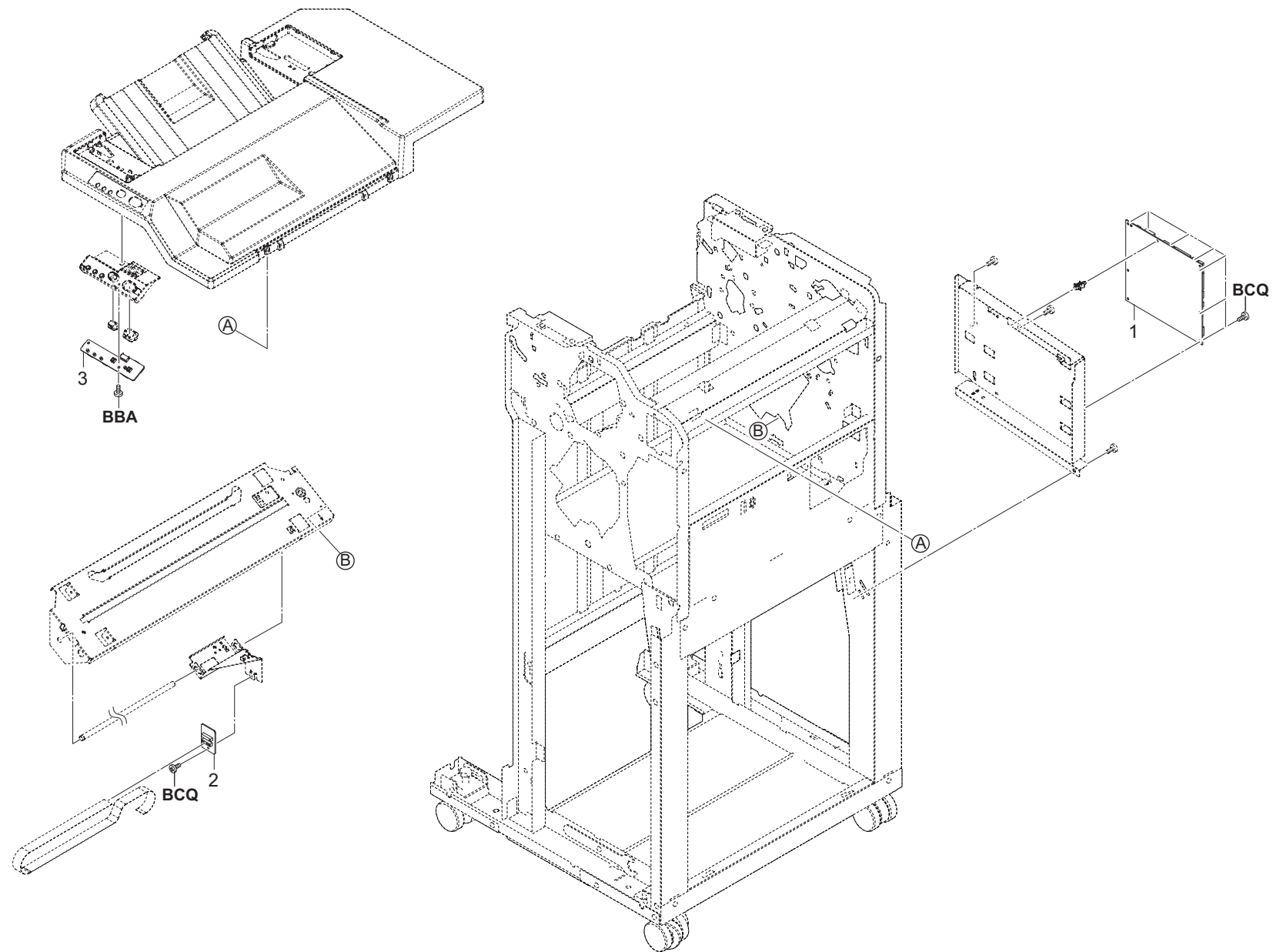


FIG. 15 Electrical Components 2 (Wiring)

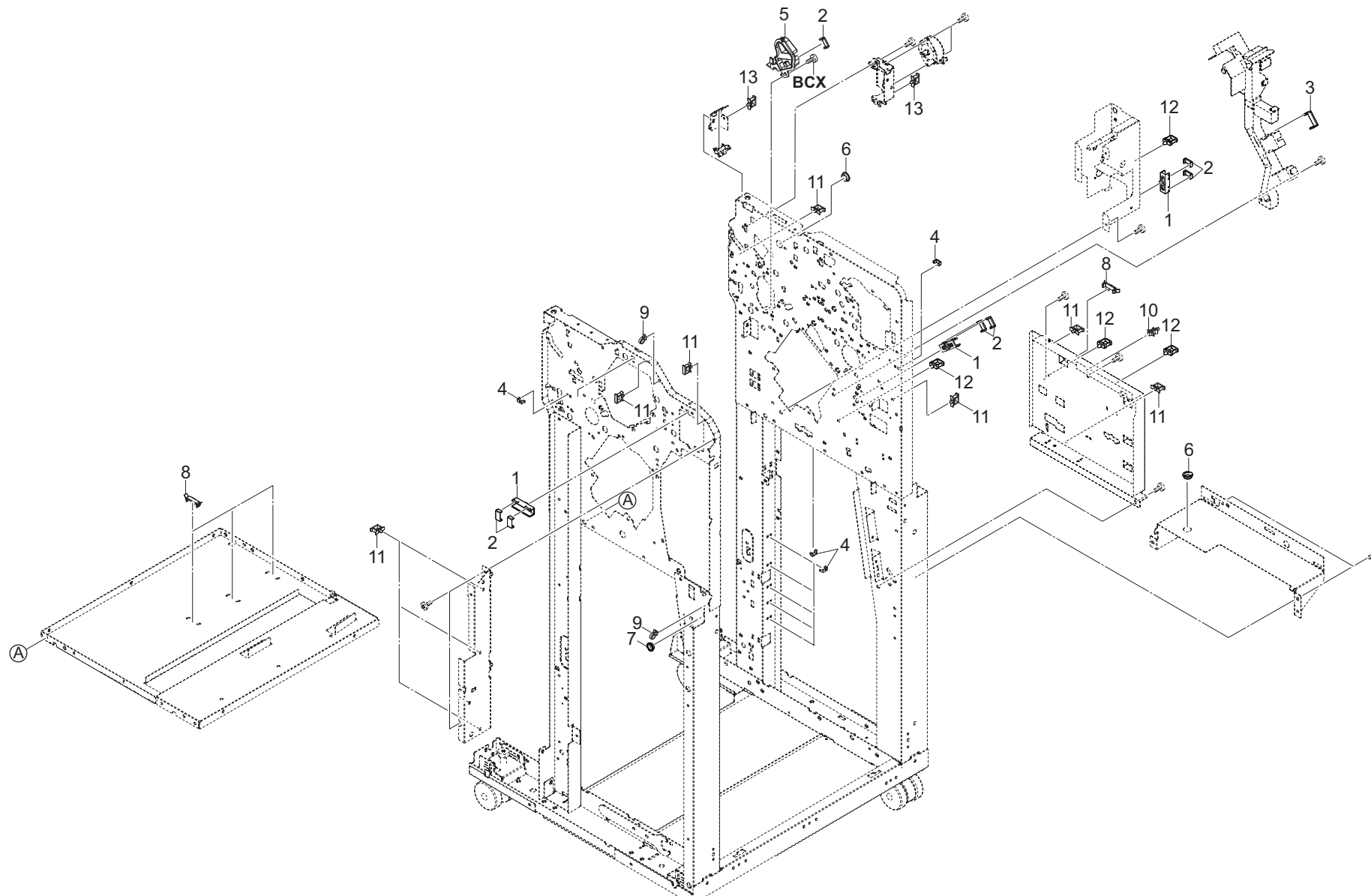
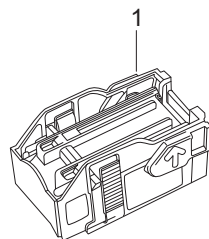
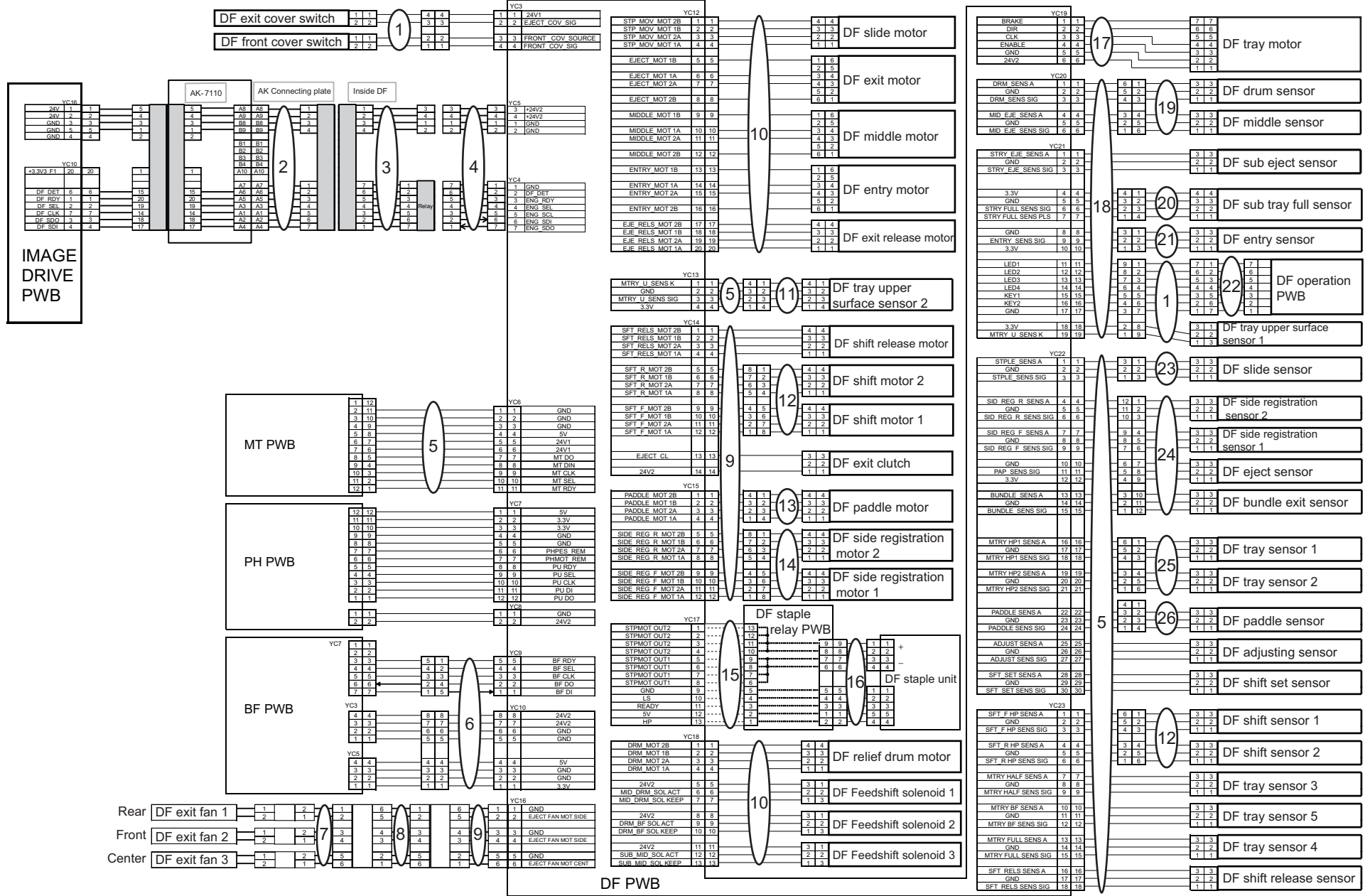


FIG. 16 Options (Product item)





Wire. 1 Wire Section (EN)

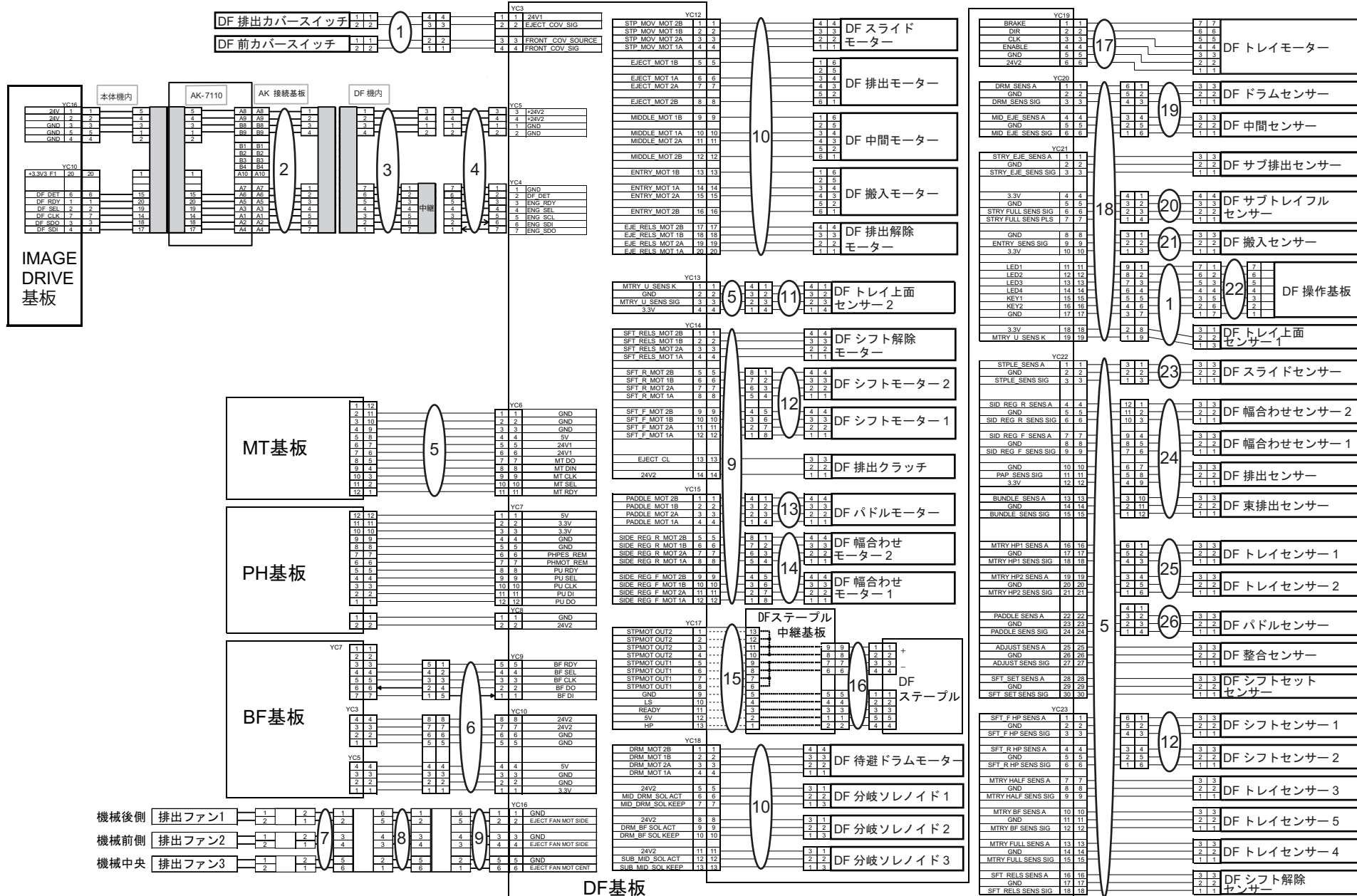
3V8

Ref No.	Part.No.	Description	Notes	Revision	Quantity			
					100	120	230	240
1	303NB46070	WIRE FRONT			1	1	1	1
2	303NB46180	WIRE INTERFACE A			1	1	1	1
3	303NB46190	WIRE INTERFACE B			1	1	1	1
4	303NB46200	WIRE INTERFACE C			1	1	1	1
5	303RW46020	WIRE SENSOR 2			1	1	1	1
6	303NB46060	WIRE BOOKLET			1	1	1	1
7	303RW46060	WIRE FAN UNIT			1	1	1	1
8	303RW46070	WIRE FAN JOINT			1	1	1	1
9	303RW46040	WIRE MOTOR 2			1	1	1	1
10	303RW46030	WIRE MOTOR 1			1	1	1	1
11	303NB46080	WIRE MTRAY SURF			1	1	1	1
12	303NB46140	WIRE SHIFT			1	1	1	1
13	303NC46110	WIRE NCK MOTOR			1	1	1	1
14	303NC46150	WIRE MID TRAY MOTOR			1	1	1	1
15	303NB46110	WIRE FFC			1	1	1	1
16	303NC46100	WIRE STAPLER			1	1	1	1
17	303NB46090	WIRE MTRAY MOTOR			1	1	1	1
18	303RW46050	WIRE SENSOR 3			1	1	1	1
19	303NB46100	WIRE ME SENSOR			1	1	1	1
20	303NB46170	WIRE B-TRAY FULL			1	1	1	1
21	303NC46080	WIRE CI SENSOR			1	1	1	1
22	303NB46160	WIRE OPERATION			1	1	1	1
23	303NC46160	WIRE STP HP SENSOR			1	1	1	1
24	303V846010	CONN.CORD ASSY MID TRAY SENSOR			1	1	1	1
25	303RW46010	WIRE SENSOR 1			1	1	1	1
26	303NC46120	WIRE PADDLE SENSOR			1	1	1	1
27	303NC46170	WIRE MOTOR EARTH			1	1	1	1

• Wire Section indicates all the wires/FFCs containing them in other FIGs.

• Wire Section には全ての電線 /FFC (他 FIG の電線 /FFC 含む) を掲載しています。

Wire. 1 Wire Section (JA)



Wire. 1 Wire Section (JA)

3V8

Ref No.	Part.No.	Description	Notes	Revision	Quantity			
					100	120	230	240
1	303NB46070	WIRE FRONT			1	1	1	1
2	303NB46180	WIRE INTERFACE A			1	1	1	1
3	303NB46190	WIRE INTERFACE B			1	1	1	1
4	303NB46200	WIRE INTERFACE C			1	1	1	1
5	303RW46020	WIRE SENSOR 2			1	1	1	1
6	303NB46060	WIRE BOOKLET			1	1	1	1
7	303RW46060	WIRE FAN UNIT			1	1	1	1
8	303RW46070	WIRE FAN JOINT			1	1	1	1
9	303RW46040	WIRE MOTOR 2			1	1	1	1
10	303RW46030	WIRE MOTOR 1			1	1	1	1
11	303NB46080	WIRE MTRAY SURF			1	1	1	1
12	303NB46140	WIRE SHIFT			1	1	1	1
13	303NC46110	WIRE NCK MOTOR			1	1	1	1
14	303NC46150	WIRE MID TRAY MOTOR			1	1	1	1
15	303NB46110	WIRE FFC			1	1	1	1
16	303NC46100	WIRE STAPLER			1	1	1	1
17	303NB46090	WIRE MTRAY MOTOR			1	1	1	1
18	303RW46050	WIRE SENSOR 3			1	1	1	1
19	303NB46100	WIRE ME SENSOR			1	1	1	1
20	303NB46170	WIRE B-TRAY FULL			1	1	1	1
21	303NC46080	WIRE CI SENSOR			1	1	1	1
22	303NB46160	WIRE OPERATION			1	1	1	1
23	303NC46160	WIRE STP HP SENSOR			1	1	1	1
24	303V846010	CONN.CORD ASSY MID TRAY SENSOR			1	1	1	1
25	303RW46010	WIRE SENSOR 1			1	1	1	1
26	303NC46120	WIRE PADDLE SENSOR			1	1	1	1
27	303NC46170	WIRE MOTOR EARTH			1	1	1	1

• Wire Section indicates all the wires/FFCs containing them in other FIGs.

• Wire Section には全ての電線 /FFC (他 FIG の電線 /FFC 含む) を掲載しています。

CLASSIFICATION OF THE SCREWS IN ILLUSTRATION / ビス種別表

Ref No.	Part.No.	Description	Notes
AAA	5MBCS3025XSP	CS STOP RING /X 3 X .25T S-BLK	
AAB	5MBP1612WWLD	SPRING PIN 1.6X12	
AAC	5MBP2010WXSP	SPRING PIN /M2 X 10 S-BLK	
AAD	5MBP2012WPLD	PARALLEL PIN / M2 X 12 SUS-DP	
AAE	5MBP2012WXSP	SPRING PIN 2X12	
AAF	5MBP2014WXSP	SPRING PIN / M2 X 14 S-BLK	
AAG	5MBP2020WWLD	SPRING PIN / M2 X 20 SUS-DP XX	
AAH	5MBP2516WXSP	SPRING PIN(2.5x16)	
AAI	5MBP2518WXSP	SPRING PIN(2.5x18)	
AAJ	5MBTPB4006TW++R	BIND T.T SCREW(+)/M4x6 CRFREE S-T	
AAK	5MBWK32808NN	POLY SLIDER /M3.2X 8 X0.8T XX	
AAL	5MBWK41A03NN	POLY-SLIDER WASHER 4.1X10X0.3T	
AAM	5MBWK6295+NN	POLY WASHER M6.2X9.5X0.25T	
AAN	5MBWK62955NN	POLY SLIDER/M6.2X9.5X0.5T PLASTC	
AAO	5MBWL72B05NN	POLY CUT WASER /M7.2X 11X0.5T PA XX	
AAP	5MBWN62D0+NN	POLY WASHER 6.2X13X0.25T	
AAQ	5MBWN62D05NB	POLY WASHER /M6.2X13X0.5T PA-BLK	
AAR	5MBP2010WWLD	SPRING PIN /M2 X 10 SUS-DP XX	
BAA	7BB000303H	+BIND M SCREW 3X3	
BAB	7BB000304H	+BIND M SCREW 3X4	
BAC	7BB000305H	+BIND M SCREW 3x5	
BAD	7BB000306H	+BIND M SCREW 3X6	
BAE	7BB000406H	+BIND M SCREW 4X6	
BAF	7BB000P03H	+BIND M SCREW 2.6X3	
BAG	7BB001303H	+PAN M SCREW 3x3	
BAH	7BB001P03H1	PAN M SCREW 2.6X3	
BAI	7BB007303H	+TP-CUP M SCREW 3X3	
BAJ	7BB007304H	+TP-CUP M SCREW 3x4	
BAK	7BB008305H	+FLAT FILLESTER M SCREW 3x5	
BAL	7BB00B306H	+PAN M SCREW WITH T.L.WASHER 3X6	
BAM	7BB060305H1	+BIND M SCREW 3X5(BLUE)	
BAN	7BB100304H	+BIND T.T S SCREW 3x4	
BAO	7BB100306H	+BIND T.T S SCREW 3x6	
BAP	7BB100306H1	+BIND T.T S SCREW 3X6	
BAQ	7BB100308H1	+BIND T.T S SCREW 3X8	
BAR	7BB100320H	+BIND T.T S SCREW 3x20	
BAS	7BB100408H	+BIND T.T S SCREW 4x8	
BAT	7BB100408H1	+BIND T.T S SCREW 4X8	
BAU	7BB100440H	+BIND T.T S SCREW 4X40	
BAV	7BB102308H1	+TP-FLAT T.T S SCREW 3X8	
BAW	7BB180306H	+BIND T.T S SCREW 3X6(BLACK)	
BAX	7BB180408H	+BIND T.T S SCREW 4x8(BLACK)	
BAY	7BB200205H	BIND T.T P SCREW 2X5	
BAZ	7BB200306H	+BIND T.T P SCREW 3x6	
BBA	7BB200308H	+BIND T.T P SCREW 3X8	
BBB	7BB200310H	+BIND T.T P SCREW 3x10	
BBC	7BB200312H	+BIND T.T P SCREW 3X12	
BBD	7BB200320H	BIND T.T P SCREW 3X20	
BBE	7BB200322H	BIND T.T P SCREW 3X22	
BBF	7BB200410H	+BIND T.T P SCREW 4X10	
BBG	7BB200412H	+BIND T.T P SCREW 4x12	
BBH	7BB200416H	+BIND T.T P SCREW 4x16	

Ref No.	Part.No.	Description	Notes
BBI	7BB202306H	+TP-FLAT T.T P SCREW 3X6	
BBJ	7BB202308H	+TP-FLAT T.T P SCREW 3X8	
BBK	7BB202310H	+TP-FLAT T.T P SCREW 3X10	
BBL	7BB203308H	+FLAT HEAD T.T P SCREW 3X8	
BBM	7BB280410H	+BIND T.T P SCREW 4X10(BLACK)	
BBN	7BB282308H	+TP-FLAT T.T P SCREW 3X8(BLACK)	
BBO	7BB300310H	+BIND TAP-TITE B SCREW M3X10	
BBP	7BB300323H	+BIND T.T B SCREW 3x23	
BBQ	7BB600306H	+BIND M SCREW 3X6 R	
BBR	7BB600308H	+BIND M SCREW 3x8 R	
BBS	7BB600308H1	+BIND M SCREW 3X8 R	
BBT	7BB600310H	+BIND M SCREW 3X10 R	
BBU	7BB600314H	+BIND M SCREW 3X14 R	
BBW	7BB600320H	+BIND M SCREW 3x20 R	
BBX	7BB600406H	+BIND M SCREW 4X6 R	
BBY	7BB600425H	+BIND M SCREW 4X25 R	
BBZ	7BB600430H	+BIND M SCREW 4X30 R	
BCA	7BB600P08H	+BIND M SCREW 2.6X8 R	
BCB	7BB601306H	+PAN M SCREW 3x6 R	
BCC	7BB606306H	+PAN M SCREW WITH SW W 3X6 R	
BCD	7BB606308H	+PAN M SCREW WITH SW W 3X8 R	
BCE	7BB606312H	+PAN M SCREW WITH SW W 3X12 R	
BCF	7BB606408H	+BIND M SCREW WITH SW W 4X8 R	
BCG	7BB606512H	+BIND M SCREW WITH SW W 5X12 R	
BCH	7BB607306H	+TP-CUP M SCREW 3X6 R	
BCI	7BB607310H	+TP-CUP M SCREW 3X10 R	
BCK	7BB607312H	+TP-CUP M SCREW 3X12 R	
BCL	7BB607320H	+TP-CUP M SCREW 3X20 R	
BCM	7BB607406H	+TP-CUP M SCREW 4X6 R	
BCN	7BB607414H	+TP-CUP M SCREW 4X14 R	
BCO	7BB687310H	+TP-CUP M SCREW 3X10 R(BLACK)	
BCP	7BB700306H	+BIND T.T S SCREW 3X6 SR	
BCQ	7BB700308H	+BIND T.T S SCREW 3X8 SR	
BCR	7BB700310H	+BIND T.T S SCREW 3X10 SR	
BCS	7BB700312H	+BIND T.T S SCREW 3X12 SR	
BCT	7BB700314H	+BIND T.T S SCREW 3X14 SR	
BCU	7BB700316H	+BIND T.T S SCREW 3X16 SR	
BCV	7BB700320H	+BIND T.T S SCREW 3X20 SR	
BCW	7BB700330H	+BIND T.T S SCREW 3X30 SR	
BCX	7BB700408H	+BIND T.T S SCREW 4X8 SR	
BCY	7BB700410H	+BIND T.T S SCREW 4X10 SR	
BCZ	7BB700412H	+BIND T.T S SCREW 4X12 SR	
BDA	7BB702306H	+TP-FLAT T.T S SCREW 3x6 SR	
BDB	7BB702308H	+TP-FLAT T.T S SCREW 3X8 SR	
BDC	7BB760408H	+BIND T.T S SCREW 4X8 SR(BLUE)	
BDD	7BB780308H	+BIND T.T S SCREW 3X8 SR(BLACK)	
BDE	7BB780410H	+BIND T.T S SCREW 4X10 SR(BLACK)	
BDF	7BB780420H	+BIND T.T S SCREW 4X20 SR(BLACK)	
B DG	7BB782308H	+TP-FLAT T.T S SCREW 3X8 SR(BLACK)	
BDH	7BB782410H	+TP-FLAT T.T S SCREW 4X10 SR(BLACK)	
B DI	B1A25100	+BINDING SCREW WITH SW.W M5X10	
B DJ	B9A90010	+PAN SCREW 6-32X0.25	

CLASSIFICATION OF THE SCREWS IN ILLUSTRATION / ビス種別表

Ref No.	Part.No.	Description	Notes
BDK	7BB202410H	+TP-FLAT T.T P SCREW 4X10	
BDL	7BB607308H	+TP-CUP M SCREW 3X8 R	
BDM	7BB607410H	+TP-CUP M SCREW 4X10 R	
BDN	7BB200408H	+BIND T.T P SCREW 4X8	
BDO	7BB702320H	+TP-FLAT T.T S SCREW 3X20 SR	
BDP	7BB007406H	+TP-CUP M SCREW 4X6	
BDQ	7BB702420H	+TP-FLAT T.T S SCREW 4X20 SR	
BDR	7BB100316H1	+BIND T.T S SCREW 3X16	
BDS	7BB702410H	+TP-FLAT T.T S SCREW 4X10 SR	
BDT	7BB700430H	+BIND T.T S SCREW 4X30 SR	
BDU	7BB282408H	+TP-FLAT T.T P SCREW 4X8(BLACK)	
BDV	7BB0A0222H	BIND M SCREW 2X22 SUS	
BQH		BIND M SCREW 3X4 3M2510	Obtained locally
BQI		BIND M SCREW 2X4	Obtained locally
CAA	7BC00030A080H01	WASHER M3X10X0.8T	
CAB	7BC000336040H01	WASHER 3.3X6X0.4T	
CAC	7BC000357050H01	WASHER M3.5X7.0X0.5T	
CAD	7BC00045C080H01	WASHER M4.5X12X0.8T CRFREE	
CAE	7BC00060D0A+H01	WASHER M6X13X1T	
CAF	7BC040538050H01	FLAT A WASHER	
CAG	7BC040621250H01	WASHER 6.2X12X0.5T	
CAH	7BC04085E0A0C01	WASHER 8.5X14X1.0T SUS	
CAI	7BC060429020H01	POLY SLIDER WASHER M4.2X9X0.2T	
CAJ	7BC06051C020H01	POLY SLIDER WASHER M5.1X1.2X0.2T	
CAK	7BC06052G050H01	POLY SLIDER WASHER 5.2X16X0.5T	
CAL	7BC06062A0A0H01	POLY SLIDER WASHER 6.2X10X1.0T	
CAM	7BC06062C020H01	POLY SLIDER WASHER M6.2X12X0.2T	
CAN	7BC06062N050H01	POLYSLIDER 6.2X22X0.5T	
CAO	7BC06082G020H01	POLY SLIDER WASHER M8.2X16X0.2T	
CAP	7BC1003055++H01	HEXA NUT M3	
CAQ	7BC460326050H01	CUT WASHER 3.2X6.0X0.5T(BLACK)	
CAR	7BC46042A050H01	CUT WASHER 4.2X10.0X0.5T	
CAS	7BC5004176A0H01	SPRING WASHER M4	
CAT	7BC600306545H01	TOOTHED LOCK WASHER M3X6.5X0.45T	
CAU	7BCW7085D020H01	WAVE WASHER SUS WW8.5X13X0.2	
CAV	7BCW80619001H01	POLY WASHER 6.1X9X0.13T	
CAW	7BCW8082C025H01	POLY WASHER 8.2X12X0.25T	
CAX	7BC060629540H01	POLY SLIDER WASHER 6.2X9.5X0.4T	
CAY		CUT-WASHER 4.2X12.0X0.5T(BLACK)	Obtained locally
DAA	7BD103060+++H01	E STOP RING E-3	
DAB	7BD104060+++H01	E STOP RING E-4	
DAC	7BD105060+++H01	E STOP RING E-5	
DAD	7BD107080+++H01	E STOP RING E-7	
EAA	7BL020003H	TUBE 4-7 PHARMED BPT	
EAB	7BL020004H	TUBE 4-6 TH-2000	
EAC	7BL020005H	TUBE 3-5 TH-2000	
FAA	7BP01204000JH01	SPRING PIN 2.0X40	
FAB	7BP013030+++H01	SPRING PIN 3X30(SUS)	
FAC	7BP512008B0CH01	PARALLEL PIN 2.0X8	
FAD	7BP512010B0CH01	PARALLEL PIN 2.0X10	
FAE	7BP512012B0CH01	PARALLEL PIN 2.0X12	
FAF	7BP512014B0CH01	PARALLEL PIN 2.0X14	

Ref No.	Part.No.	Description	Notes
FAG	7BP512016B0CH01	PARALLEL PIN 2.0X16	
FAH	7BP512018B0CH01	PARALLEL PIN 2X18	
FAI	7BP512512B0CH01	PARALLEL PIN H7A 2.5X12 SUS	
FAJ	7BP512514B0CH01	PARALLEL PIN 2.5X14	
FAK	7BP512516B0CH01	PARALLEL PIN 2.5X16	
FAL	7BP512520B0CH01	PARALLEL PIN 2.5X20	
FAM	7BP512522B0CH01	PARALLEL PIN 2.5X22	
FAN	7BP512525B0CH01	PARALLEL PIN 2.5X25	
FAO	7BP513012B0CH01	PARALLEL PIN H7A 3X12 SUS	
FAP	7BP513022B0CH01	PARALLEL PIN 3X22	
FAQ	7BP513025B0CH01	PARALLEL PIN 3X25	
FAR	7BP513040B0CH01	PARALLEL PIN 3X40	
FAS	7BP00252500JH01	SPRING PIN 2.5X25	
FAT	5MBP1208WXSP	SPRING PIN /M1.2 X 8 XX	
GAA	7YTJ010001++H01	TERMINAL	
GAB	7YTJ010002++H01	TERMINAL	
HAA	C1B04030	NUT M4(TRIVALENT CHROMATING)	
HAB	C2604080	PLAIN WASHER M3-8 (BRASS,N.)	
HAC	C2803050	POLYESTER SLIDER WASHER 3.1X5.4X0.13T	
HAD	C2804100	POLYESTER SLIDER WASHER 4.1X10X0.5T	
HAE	C2805090	POLYESTER SLIDER WASHER 5.1X9.5X0.3T	
HAF	C2806120	POLYESTER SLIDER WASHER 6.2X12X0.5T	
HAG	C2808200	POLYESTER SLIDER WASHER 8X20X0.5T	
HAH	C2890180	*POLYESTER SLIDER WASHER12.2X18X0.5T	
HAI	C2891120	POLYESTER SLIDER WASHER 6.2X12X0.25T	
HAK	C2893140	SHIM 6.2X14X0.25T	
HAL	C2893950	SHIM 6.2-0.5T	
HAM	C2893960	SHIM 6.2-13-0.13T	
HAN	C2894950	SHIM 6.2-0.13T	
HAO	C2895110	SHIM 8.2-0.13T	
HAP	C2895120	SHIM 8.2-0.25T	
HAQ	C2895140	SHIM 8.2X14X0.8T	
HAR	C2895150	SHIM 8.2-1.0T	
JAA	E0020080	SPRING PIN 2X8	
JAB	E0025140	SPRING PIN 2.5X14	
JAC	E0030140	SPRING PIN 3X14	
JAD	E0130240	SPRING PIN 3X24(SUS)	
JAE	E0130280	SPRING PIN 3X28(SUS)	
JAF	E5120100	PARALLEL PIN H7A 2X10 SUS	
JAG	E5125120	PIN H7A 2.5X12 SUS	
JAH	E5125160	PARALLEL PIN H7A 2.5X16 SUS	
JAI	E5125200	PARALLEL PIN H7A 2.5X20 SUS	
JAJ	E0030240	SPRING PIN 3X24	

DF-7150

[CONFIDENTIAL]

FOR AUTHORIZED KYOCERA ENGINEERS ONLY. DO NOT DISTRIBUTE TO NON-AUTHORIZED PARTIES.

Symbols in the parts list

- Parts without a Ref.No. in the illustration indicate they are not supplied.
- Parts with "•" are component parts or sub-assemblies of the assembly appearing immediately above them.
- Parts with "••" are component parts or sub-assembly with "•" appearing immediately above them.

Classification of the screws

- See the last page of this parts list for the classification of the screws in the illustrations.

[CONFIDENTIAL]

京セラドキュメントソリューションズ株式会社の許可なく、本資料を配布することを禁じます。

記号の見方

- イラスト中で Ref 番号がない部品は供給できません。
- 部品番号欄の • 印は、組立部品の単品部品及び準組立部品を表わします。
- 部品番号欄の •• 印は、準組立部品の単品部品を表わします。

ビスの種別

- イラスト中のビスの種別は最終ページに記載しています。

— CONTENTS —

FIG. 1	Covers 1 (Front and Rear)	2
FIG. 2	Covers 2 (Top and Exit).....	4
FIG. 3	Frames	6
FIG. 4	Paper Feed Section 1 (Middle Tray Upper 1)	8
FIG. 5	Paper Feed Section 2 (Middle Tray Upper 2)	10
FIG. 6	Paper Feed Section 3 (Middle Tray Upper 3)	12
FIG. 7	Paper Feed Section 4 (Middle Tray Lower)	14
FIG. 8	Conveying Section 1 (Side Track Upper).....	16
FIG. 9	Conveying Section 2 (Side Track Lower).....	18
FIG. 10	Conveying Section 3 (Middle / Sub Exit / Booklet).....	20
FIG. 11	Staple Section 1 (Staple Unit)	22
FIG. 12	Staple Section 2 (Drive)	24
FIG. 13	Staple Section 3 (Disposal).....	26
FIG. 14	Exit Section 1 (Main Tray Partition).....	28
FIG. 15	Exit Section 2 (Main Tray Up-Down Drive).....	30
FIG. 16	Exit Section 3 (Bundle Exit).....	32
FIG. 17	Exit Section 4 (Main Tray Cursor).....	34
FIG. 18	Exit Section 5 (Exit Unit Assy 1).....	36
FIG. 19	Exit Section 6 (Exit Unit Assy 2).....	38
FIG. 20	Exit Section 7 (Exit Unit Assy 3).....	40
FIG. 21	Cooling Section	42
FIG. 22	Drive Section.....	44
FIG. 23	Electrical Components 1 (PWB).....	46
FIG. 24	Electrical Components 2 (Wiring).....	48
FIG. 25	Accessories	50
FIG. 26	Options (Product item)	52

WIRE

Wire Section (EN)	54
Wire. 1 Wire Section (EN) 1 (Drum unit / Stapler / Main tray sensor)	54
Wire. 2 Wire Section (EN) 2 (Middle tray unit / Sub tray exit / Interface)	56
Wire. 3 Wire Section (EN) 3 (Stapler move unit / Main tray exit).....	58
Wire Section (JA)	60
Wire. 1 Wire Section (JA) 1 (Drum unit / Stapler / Main tray sensor)	60
Wire. 2 Wire Section (JA) 2 (Middle tray unit / Sub tray exit / Interface)	62
Wire. 3 Wire Section (JA) 3 (Stapler move unit / Main tray exit)	64

FIG. 1 Covers 1 (Front and Rear)

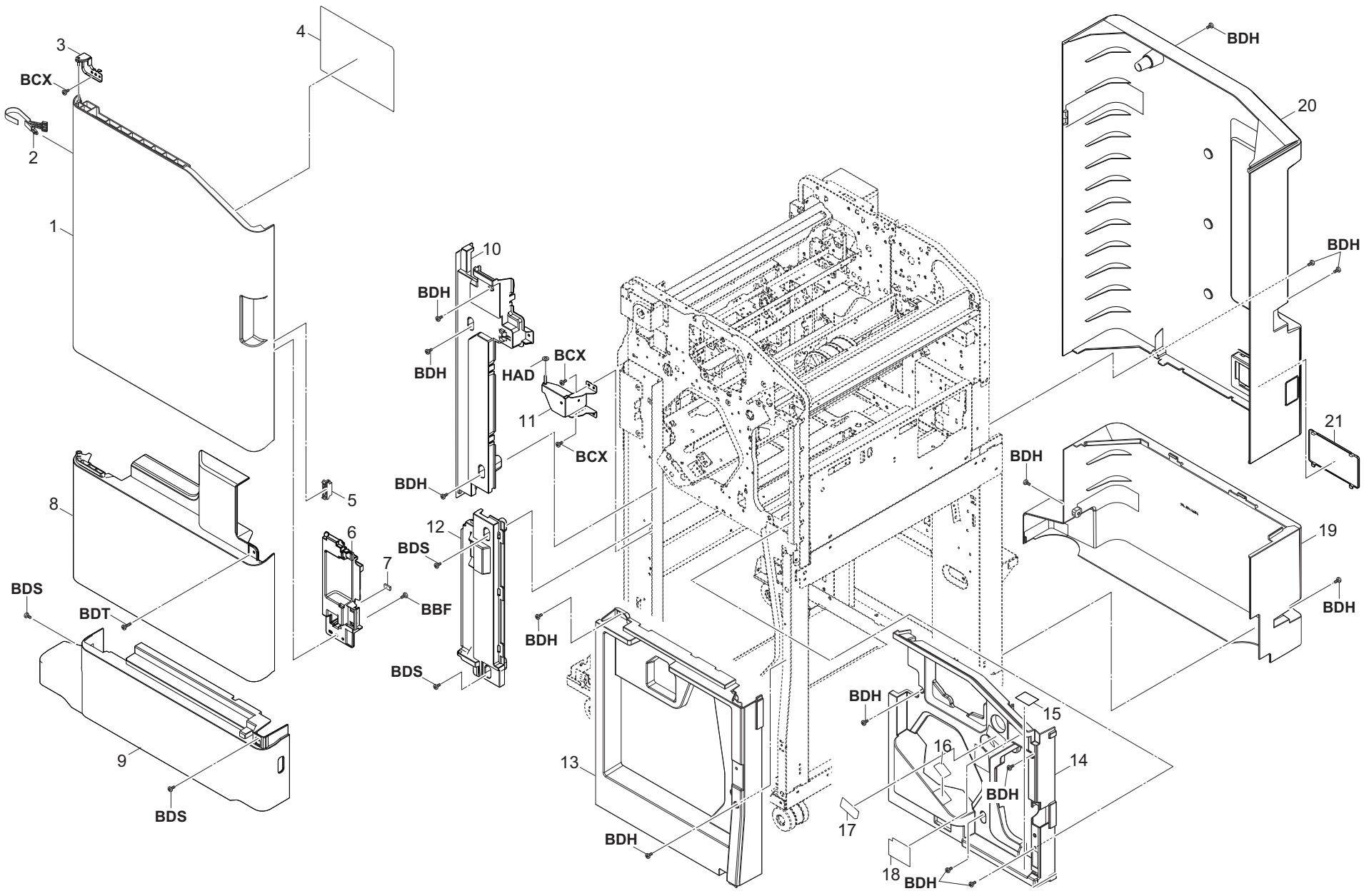


FIG. 1 Covers 1 (Front and Rear)

Ref No.	Part.No.	Description	Notes	Revision	Quantity			
					100	120	230	240
1	303SW04200	COVER FRONT UPPER		Part No.-chg.	1	1	1	1
2	302R404200	STRAP FRONT COVER			1	1	1	1
3	303SW04060	FULCRUM-PLATE COVER UPPER			1	1	1	1
4	303S834010	LABEL OPERATION			1	1	1	1
5	302H004660	MAGNET CATCH			1	1	1	1
6	303SW04020	COVER HANDLE			1	1	1	1
7	63213320	CUSHION,ORIGINAL COLLECTION			1	1	1	1
8	303SW04190	COVER FRONT MIDDLE		Part No.-chg.	1	1	1	1
9	303SW04160	COVER FRONT LOWER		Part No.-chg.	1	1	1	1
10	303SW04170	COVER FRONT LEFT UPPER		Part No.-chg.	1	1	1	1
11	303SW04070	FULCRUM-PLATE COVER MIDDLE			1	1	1	1
12	303SW04180	COVER FRONT LEFT LOWER		Part No.-chg.	1	1	1	1
13	303SW04220	COVER INNER LOWER		Part No.-chg.	1	1	1	1
14	303SW04210	COVER INNER UPPER		Part No.-chg.	1	1	1	1
15	303S804230	FILM COVER			1	1	1	1
16	303NB34240	LABEL A STAPLER			1	1	1	1
17	303S834050	LABEL D3-D5			1	1	1	1
18	303NB34250	LABEL D1			1	1	1	1
19	303S804070	COVER REAR LOWER			1	1	1	1
20	303V904020	COVER REAR UPPER		Part No.-chg.	1	1	1	1
21	302NH04590	COVER INTERFACE			1	1	1	1

FIG. 2 Covers 2 (Top and Exit)

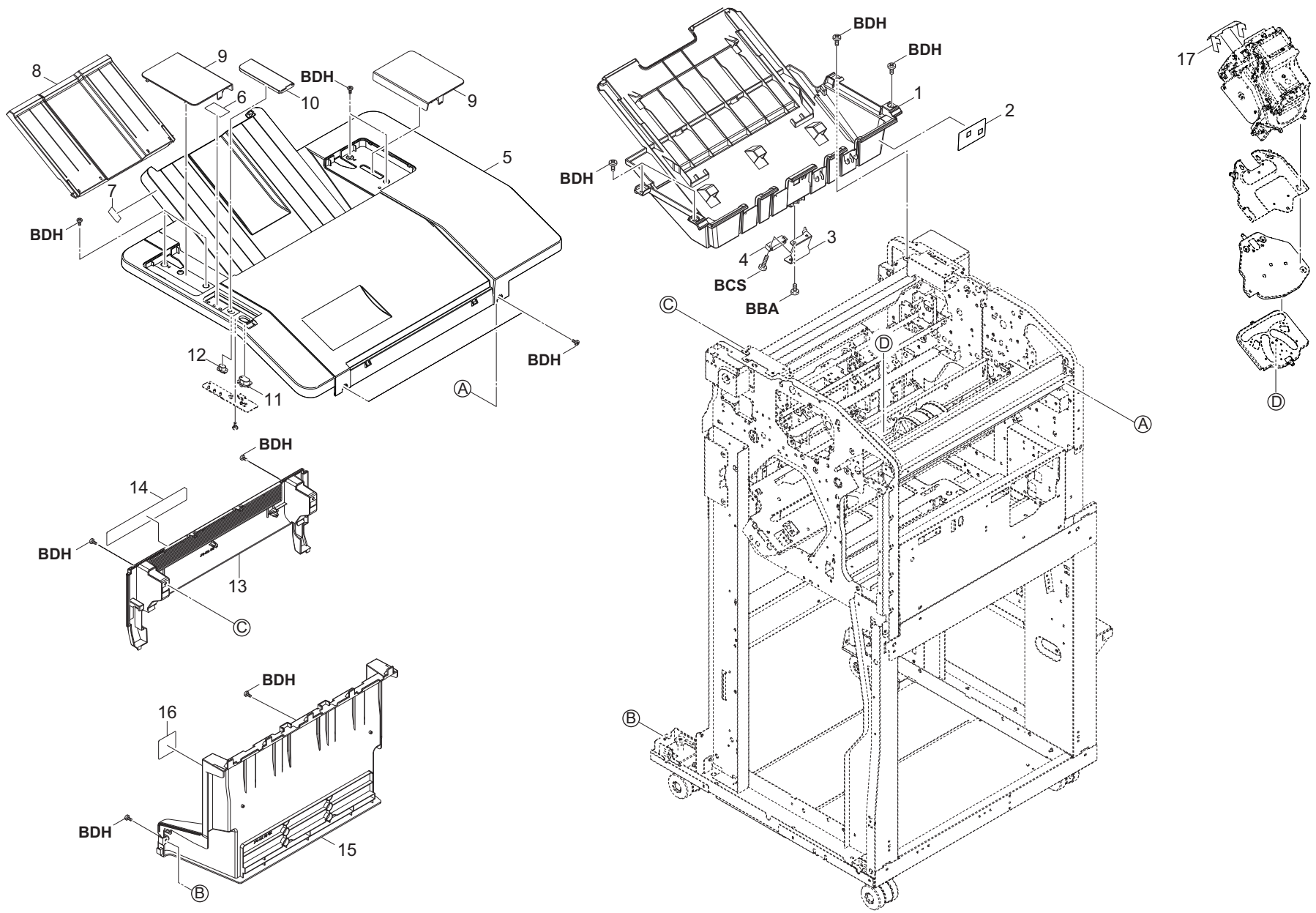


FIG. 2 Covers 2 (Top and Exit)

3V9-2.0

Ref No.	Part.No.	Description	Notes	Revision	Quantity			
					100	120	230	240
1	303S804140	COVER TRAY B EJECT			1	1	1	1
2	303S826090	FILM EXIT WIRE			1	1	1	1
3	303S826100	MOUNT SUB LIMIT SW			1	1	1	1
4	303NW94050	PARTS SENSOR OPT. SP			1	1	1	1
5	303SW04150	COVER TOP		Part No.-chg.	1	1	1	1
6	303S834040	SHEET OPERATION			1	1	1	1
7	303RW34010	LABEL B			1	1	1	1
8	303RW04061	TRAY B SLIDE			1	1	1	1
9	303S804150	LID TOP			2	2	2	2
10	303PW04090	COVER OPERATION			1	1	1	1
11	303PG04090	KEY STAPLER			1	1	1	1
12	303NB04240	KEY SELECT			1	1	1	1
13	303S804280	COVER MAIN EXIT		Part No.-chg.	1	1	1	1
14	303S834030	LABEL MANUAL STAPLER			1	1	1	1
15	303S804080	COVER LEFT LOWER			1	1	1	1
16	303S834020	LABEL CAUTION MAIN TRAY			1	1	1	1
17	303S838800	FILM COVER STAPLER			1	1	1	1

FIG. 3 Frames

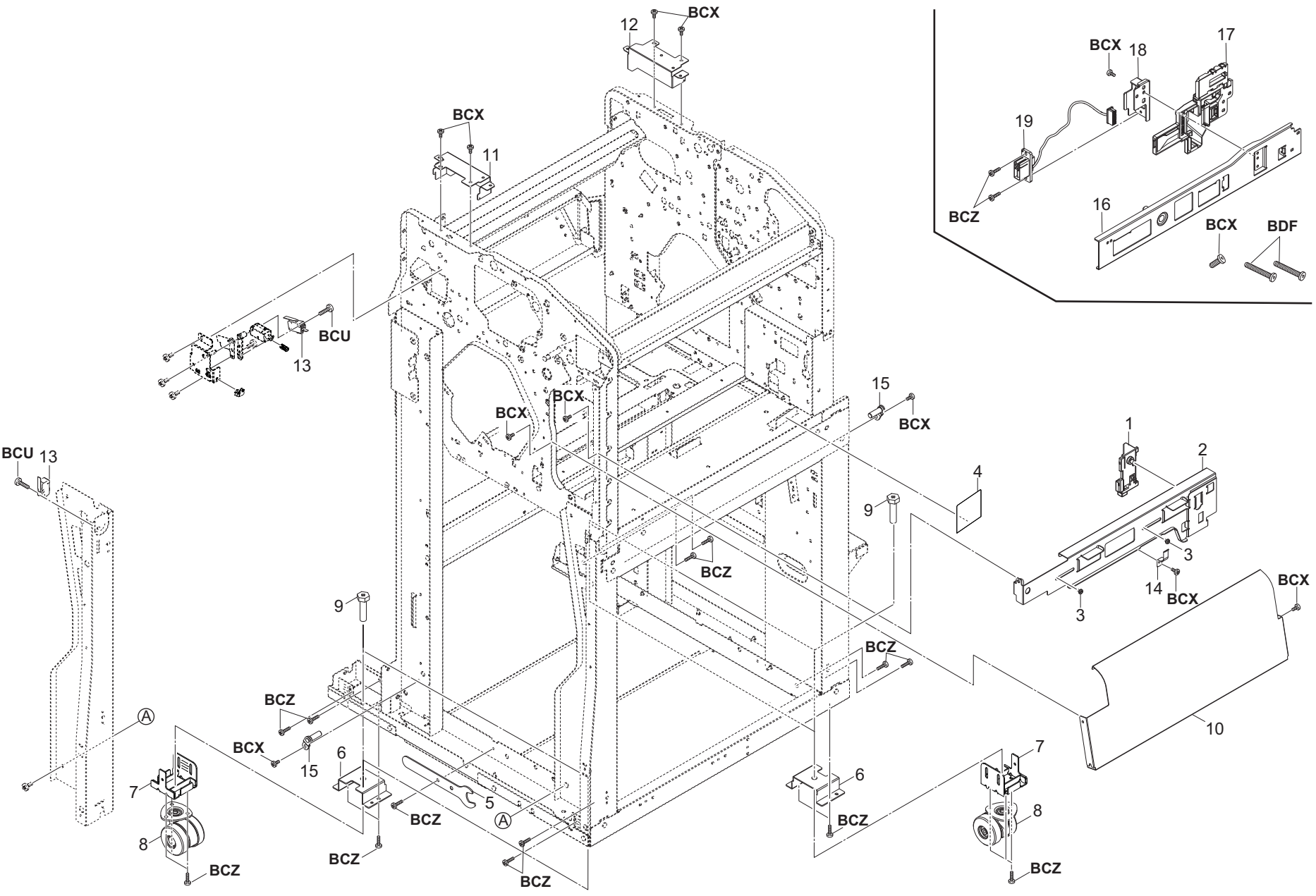


FIG. 3 Frames

Ref No.	Part.No.	Description	Notes	Revision	Quantity			
					100	120	230	240
1	303NB02361	GUIDE DRAWER			1	1	1	1
2	303NB02341	PLATE LOCK JUNCTION D			1	1	1	1
3	3CZ02230	PIN,HOOK FULCRUM			2	2	2	2
4	303NB02410	FILM DRAWER			1	1	1	1
5	303LT03130	SPANNER			1	1	1	1
6	303NB02220	PLATE HOLDER CASTER			4	4	4	4
7	303S802220	PLATE CASTER			4	4	4	4
8	302N202011	CASTER 100 CN			4	4	4	4
9	303LT03140	BOLT M10L40			4	4	4	4
10	303S827020	GUIDE BOOKLET LEFT			1	1	1	1
11	303NB02230	MOUNT MAIL FRONT			1	1	1	1
12	303NB02240	MOUNT MAIL REAR			1	1	1	1
13	7SM010102+++H01	SW.MICRO			2	2	2	2
14	303NB02131	SPRING-PLATE JUNCTION			1	1	1	1
15	303ND02360	PIN HOOK BOOKLET			2	2	2	2
16	303NB02371	PLATE JUNCTION D			1	1	1	1
17	303NB02391	SLIDER DRAWER			1	1	1	1
18	303NB02381	MOUNT DRAWER			1	1	1	1
19	303NB46180	WIRE INTERFACE A			1	1	1	1

FIG. 4 Paper Feed Section 1 (Middle Tray Upper 1)

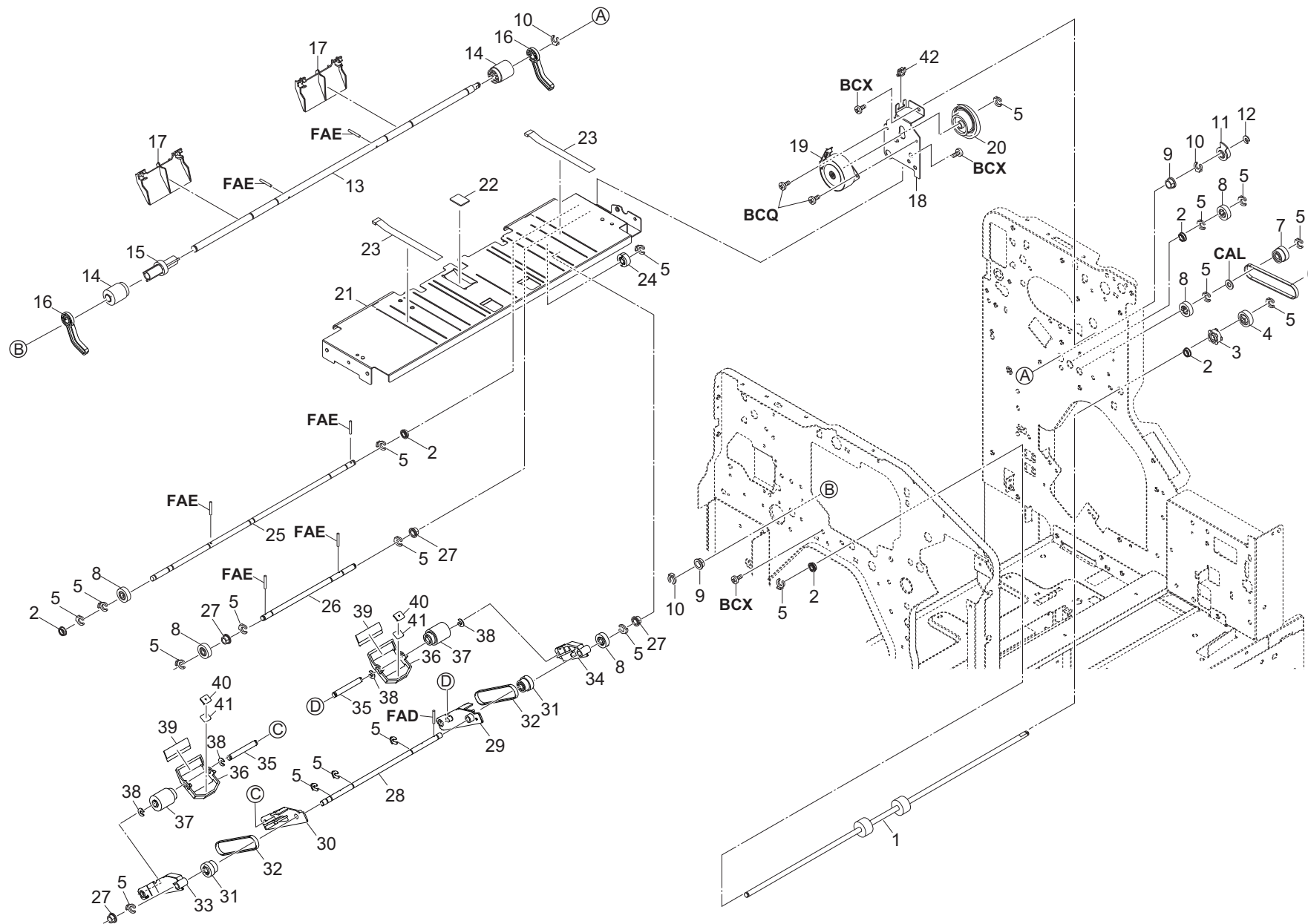


FIG. 4 Paper Feed Section 1 (Middle Tray Upper 1)

Ref No.	Part.No.	Description	Notes	Revision	Quantity			
					100	120	230	240
1	303S894100	PARTS ROLLER MIDDLE FEED LOW(SP)			1	1	1	1
2	7BE006103R31H01	BEARING MF106ZZ			5	5	5	5
3	302ND29330	PULLEY P26-S2M			1	1	1	1
4	303S836300	GEAR Z35L			1	1	1	1
5	5MVX111DN003	RING STOPPER /A-49 FEED A4			19	19	19	19
6	303JY36560	BELT MIDDLE TRAY MOTOR			1	1	1	1
7	303S836680	GEAR Z20S-P26			1	1	1	1
8	3H622320	GEAR 20 LIFT			5	5	5	5
9	28107310	BUSH 8			2	2	2	2
10	2BC06910	STOPPER 6			3	3	3	3
11	303S836370	GEAR Z28L ACTUATOR			1	1	1	1
12	302FB09830	CUT WASHER 4			1	1	1	1
13	303S836330	SHAFT MIDDLE LOWER			1	1	1	1
14	303S894110	PARTS PULLEY PAPER FEED B(SP)			2	2	2	2
15	303S836350	GEAR 20 MIDDLE ROLLER			1	1	1	1
16	303S836800	LEVER HOLDER			2	2	2	2
17	303S836340	GUIDE MIDDLE ROLLER			2	2	2	2
18	303S836480	MOUNT HOLDER MIDDLE DRIVE			1	1	1	1
19	302HN44100	MOTOR REVERSE			1	1	1	1
20	303S836490	GEAR Z50S-Z50R			1	1	1	1
21	303S836560	GUIDE CONVEYING LOW			1	1	1	1
22	3H610240	FELT DUPLEX			1	1	1	1
23	303S836630	SHEET CONVEYING GUIDE			2	2	2	2
24	302NH24640	GEAR Z18S IDLE			1	1	1	1
25	303S836460	SHAFT MIDDLE DRIVE			1	1	1	1
26	303S836400	SHAFT MIDDLE HOLDER DRIVE			1	1	1	1
27	302K324450	BUSH 6			4	4	4	4
28	303S836790	SHAFT HOLDER DRIVE			1	1	1	1
29	303S836830	HOLDER C			1	1	1	1
30	303S836820	HOLDER B			1	1	1	1
31	303S836390	GEAR Z20S-P24			2	2	2	2
32	303M407090	BELT 172 LF			2	2	2	2
33	303S836810	HOLDER A			1	1	1	1
34	303S836840	HOLDER D			1	1	1	1
35	303S836860	SHAFT HOLDER MIDDLE B			2	2	2	2
36	303S836850	GUIDE HOLDER LOW			2	2	2	2
37	303S894130	PARTS PULLEY FEED(SP)			2	2	2	2
38	302HG12310	CUT WASHER 4			4	4	4	4
39	303S836870	FILM GUIDE HOLDER			2	2	2	2
40	302K308500	WEIGHT PAD			2	2	2	2
41	302K308510	TAPE WEIGHT			2	2	2	2
42	7YZM210014++H01	ACCESS.EDGING			1	1	1	1

FIG. 5 Paper Feed Section 2 (Middle Tray Upper 2)

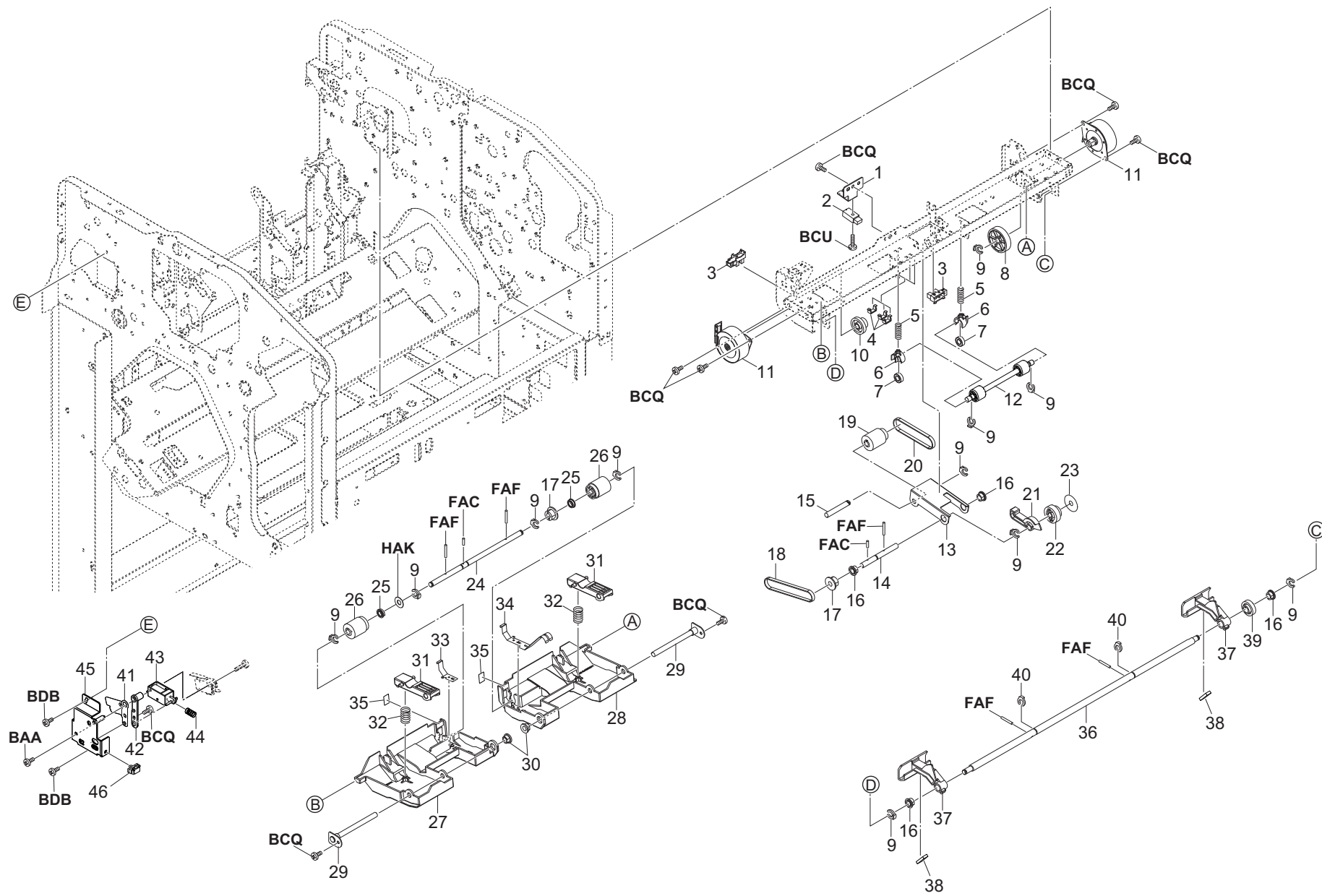


FIG. 5 Paper Feed Section 2 (Middle Tray Upper 2)

Ref No.	Part.No.	Description	Notes	Revision	Quantity			
					100	120	230	240
1	303S836640	PLATE SENSOR C			1	1	1	1
2	303H327460	SENSOR A,SEPARATION			1	1	1	1
3	302P794010	PARTS SENSOR OPT. SP			2	2	2	2
4	302K931080	WIRE STOPPER			3	3	3	3
5	303S836600	SPRING-C MIDDLE			2	2	2	2
6	303PW07110	HOLDER BEARING			2	2	2	2
7	7BE006124431H01	BEARING MR126ZZ			2	2	2	2
8	303NB37050	GEAR Z60R			1	1	1	1
9	5MVX111DN003	RING STOPPER /A-49 FEED A4			11	11	11	11
10	303PX31110	GEAR Z40R Z14S			1	1	1	1
11	302HN44100	MOTOR REVERSE			2	2	2	2
12	303S836260	ROLLER MIDDLE UPPER			1	1	1	1
13	303S836200	FRAME PULL			1	1	1	1
14	303S836210	SHAFT MIDDLE TRAY			1	1	1	1
15	303S836320	SHAFT PULL ROLLER			1	1	1	1
16	302K324450	BUSH 6			4	4	4	4
17	303M407220	PULLEY 20 LF			2	2	2	2
18	303H307210	BELT MIDDLE TRAY MOTOR			1	1	1	1
19	303S894130	PARTS PULLEY FEED(SP)			1	1	1	1
20	3HL07190	BELT 150S2M,PAPER FEED			1	1	1	1
21	303S836230	LEVER PICKUP			1	1	1	1
22	303S836220	GEAR Z25S-P24			1	1	1	1
23	302FG22110	COLLAR BYPASS BELT			1	1	1	1
24	303S836250	SHAFT EXIT UPPER			1	1	1	1
25	7BE006103R31H01	BEARING MF106ZZ			2	2	2	2
26	303S894090	PARTS PULLEY PAPER FEED(SP)			2	2	2	2
27	303S836010	GUIDE UPPER F			1	1	1	1
28	303S836020	GUIDE UPPER R			1	1	1	1
29	303S836140	PIN UPPER GUIDE			2	2	2	2
30	302H024370	BUSH 6 EW			2	2	2	2
31	303S836110	LEVER UPPER GUIDE			2	2	2	2
32	303PX36580	SPRING EXIT PULLEY			2	2	2	2
33	303S836650	PLATE EARTH B			1	1	1	1
34	303S836610	PLATE EARTH EXIT			1	1	1	1
35	302FZ22760	STOPPER EARTH MIDDLE			2	2	2	2
36	303S836080	SHAFT LEVER UPPER			1	1	1	1
37	303S836090	LEVER UPPER			2	2	2	2
38	303K529020	CUSHION LEVER PRESSURE			2	2	2	2
39	303NB31020	GEAR Z35L			1	1	1	1
40	2BC06910	STOPPER 6			2	2	2	2
41	303S836770	LEVER INTERLOCK SW A			1	1	1	1
42	303S836780	LEVER INTERLOCK SW B			1	1	1	1
43	303S894150	PARTS SOLENOID ASSY SP			1	1	1	1
44	302K328150	SPRING SOLENOID			1	1	1	1
45	303S836760	MOUNT INTERLOCK SW			1	1	1	1
46	7YZM610007++H01	ACCESS.SADDLE			1	1	1	1

FIG. 6 Paper Feed Section 3 (Middle Tray Upper 3)

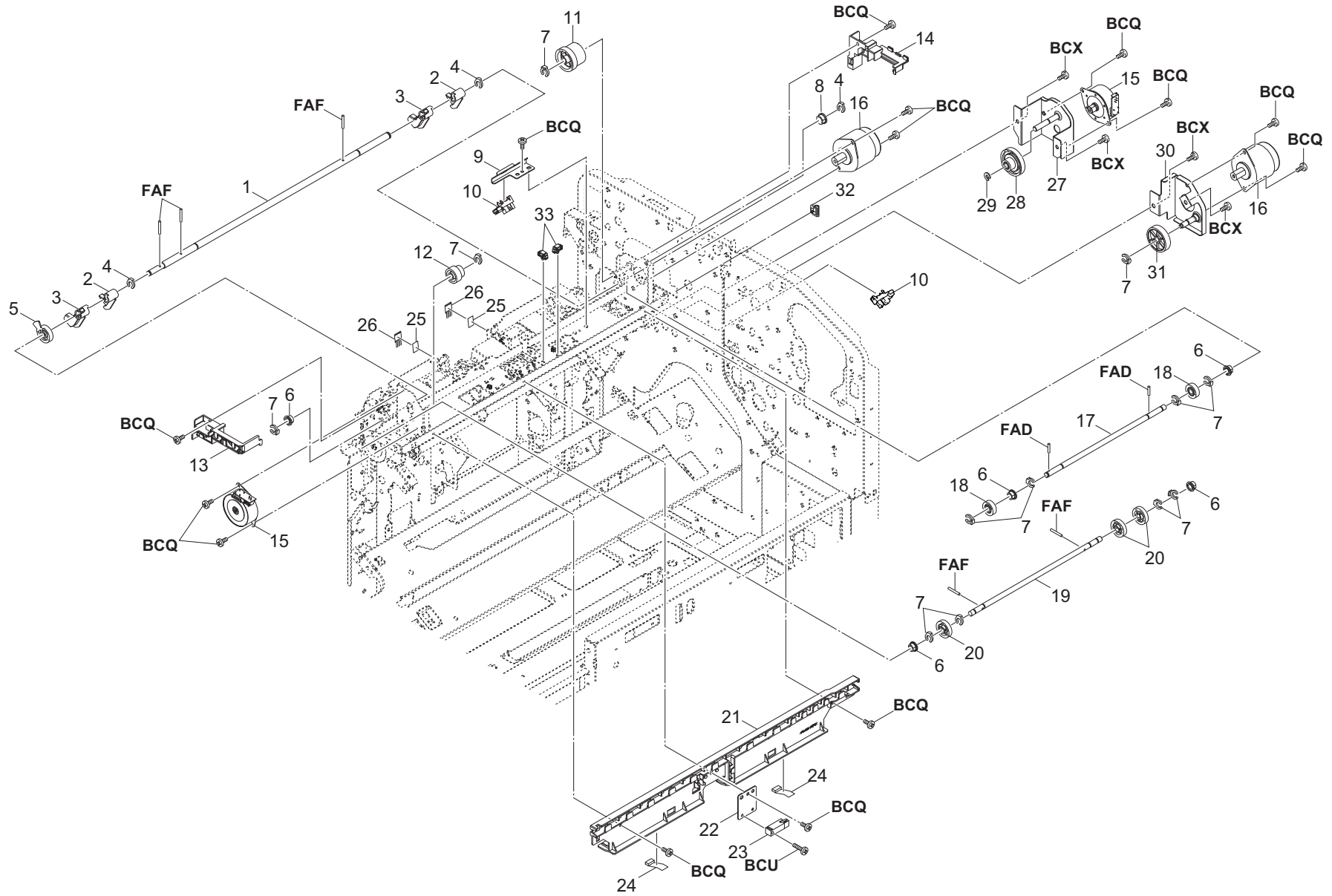


FIG. 6 Paper Feed Section 3 (Middle Tray Upper 3)

3V9

Ref No.	Part.No.	Description	Notes	Revision	Quantity			
					100	120	230	240
1	303S836120	SHAFT UPPER GUIDE			1	1	1	1
2	303S836730	LEVER PRESS B			2	2	2	2
3	303S836130	LEVER PRESS			2	2	2	2
4	2BC06910	STOPPER 6			3	3	3	3
5	303S836690	GEAR Z24S PULSE			1	1	1	1
6	302K324450	BUSH 6			5	5	5	5
7	5MVX111DN003	RING STOPPER /A-49 FEED A4			12	12	12	12
8	28107310	BUSH 8			1	1	1	1
9	303S836100	PLATE SENSOR			1	1	1	1
10	302P794010	PARTS SENSOR OPT. SP			2	2	2	2
11	303S836280	GEAR Z35S-Z49R			1	1	1	1
12	303S836270	GEAR Z35R-Z16S			1	1	1	1
13	303S836310	GUIDE WIRE B			1	1	1	1
14	303S836580	GUIDE WIRE C			1	1	1	1
15	302HN44100	MOTOR REVERSE			2	2	2	2
16	303RL94030	PARTS MOTOR-BL INNER W20 SP			2	2	2	2
17	303S836160	SHAFT PULL DRIVE			1	1	1	1
18	3H622320	GEAR 20 LIFT			2	2	2	2
19	303S836150	SHAFT PULL LEVER			1	1	1	1
20	2AL06110	GEAR 25			3	3	3	3
21	303S836170	GUIDE WIRE A			1	1	1	1
22	303S836190	MOUNT SENSOR			1	1	1	1
23	303NW94040	PARTS SENSOR OPT. SP			1	1	1	1
24	303S836720	SHEET CONVEYING GUIDE B			2	2	2	2
25	302FZ22760	STOPPER EARTH MIDDLE			2	2	2	2
26	303JY37220	STATIC ELIMINATOR CURSOR			2	2	2	2
27	303S836380	MOUNT MOTOR MIDDLE HOLDER			1	1	1	1
28	303S836740	GEAR Z65R-Z26R			1	1	1	1
29	302FB09830	CUT WASHER 4			1	1	1	1
30	303S836550	PLATE MIDDLE DRIVE			1	1	1	1
31	303NB37050	GEAR Z60R			1	1	1	1
32	7YZM210009++H01	ACCESS.EDGING			1	1	1	1
33	7YZM610007++H01	ACCESS.SADDLE			2	2	2	2

FIG. 7 Paper Feed Section 4 (Middle Tray Lower)

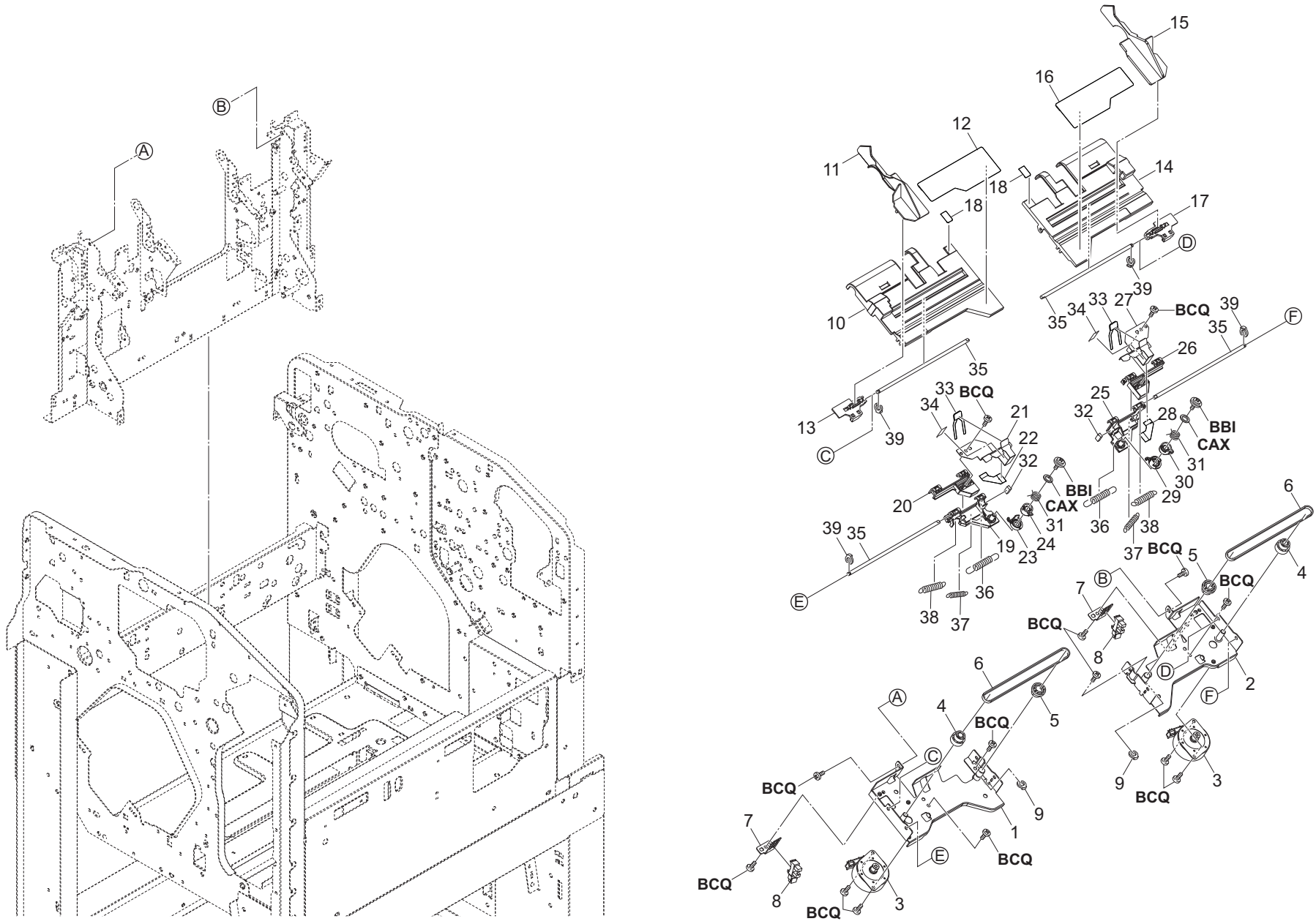


FIG. 7 Paper Feed Section 4 (Middle Tray Lower)

Ref No.	Part.No.	Description	Notes	Revision	Quantity			
					100	120	230	240
1	303S833531	STAY MIDDLE TRAY F			1	1	1	1
2	303S833541	STAY MIDDLE TRAY R			1	1	1	1
3	302HN44100	MOTOR REVERSE			2	2	2	2
4	303S833690	GEAR Z30 P20			2	2	2	2
5	303M407080	PULLEY 20			2	2	2	2
6	303S833610	BELT 40S2M300			2	2	2	2
7	303S833590	MOUNT PI			2	2	2	2
8	302P794010	PARTS SENSOR OPT. SP			2	2	2	2
9	2BC06910	STOPPER 6			2	2	2	2
10	303S833510	GUIDE MIDDLE TRAY F			1	1	1	1
11	303S833550	CURSOR F MIDDLE TRAY			1	1	1	1
12	303S833700	FILM MIDDLE TRAY			1	1	1	1
13	303S833570	HOLDER CURSOR F			1	1	1	1
14	303S833520	GUIDE MIDDLE TRAY R			1	1	1	1
15	303S833560	CURSOR R MIDDLE TRAY			1	1	1	1
16	303S833770	FILM MIDDLE TRAY R			1	1	1	1
17	303S833580	HOLDER CURSOR R			1	1	1	1
18	303S833780	FILM EJECT ROLLER			2	2	2	2
19	303S833641	SLIDER PAPER STOPPER F A			1	1	1	1
20	303S833650	SLIDER PAPER STOPPER F B			1	1	1	1
21	303S833620	GUIDE PAPER STOPPER F			1	1	1	1
22	303S833750	FILM PAPER STOPPER F B			1	1	1	1
23	303PW36270	RATCHET LEVER GUIDE F			1	1	1	1
24	303PW36260	LEVER GUIDE STOPPER F			1	1	1	1
25	303S833661	SLIDER PAPER STOPPER R A			1	1	1	1
26	303S833670	SLIDER PAPER STOPPER R B			1	1	1	1
27	303S833630	GUIDE PAPER STOPPER R			1	1	1	1
28	303S833760	FILM PAPER STOPPER R B			1	1	1	1
29	303PW36320	RATCHET LEVER GUIDE R			1	1	1	1
30	303PW36310	LEVER GUIDE STOPPER R			1	1	1	1
31	303PW36380	SPRING LEVER			2	2	2	2
32	303H321050	CUSHION EJECT GUIDE			2	2	2	2
33	303S833710	FILM PAPER STOPPER			2	2	2	2
34	303S833720	FILM GUIDE PAPER STOPPER			2	2	2	2
35	303S833600	SHAFT CURSOR			4	4	4	4
36	303S833680	SPRING GUIDE STOPPER			2	2	2	2
37	303S833740	SPRING GUIDE LEVER			2	2	2	2
38	303S833730	SPRING GUIDE SLIDER			2	2	2	2
39	5MVX111DN007	STOPPER 3 /2BT1107 A4			4	4	4	4

FIG. 8 Conveying Section 1 (Side Track Upper)

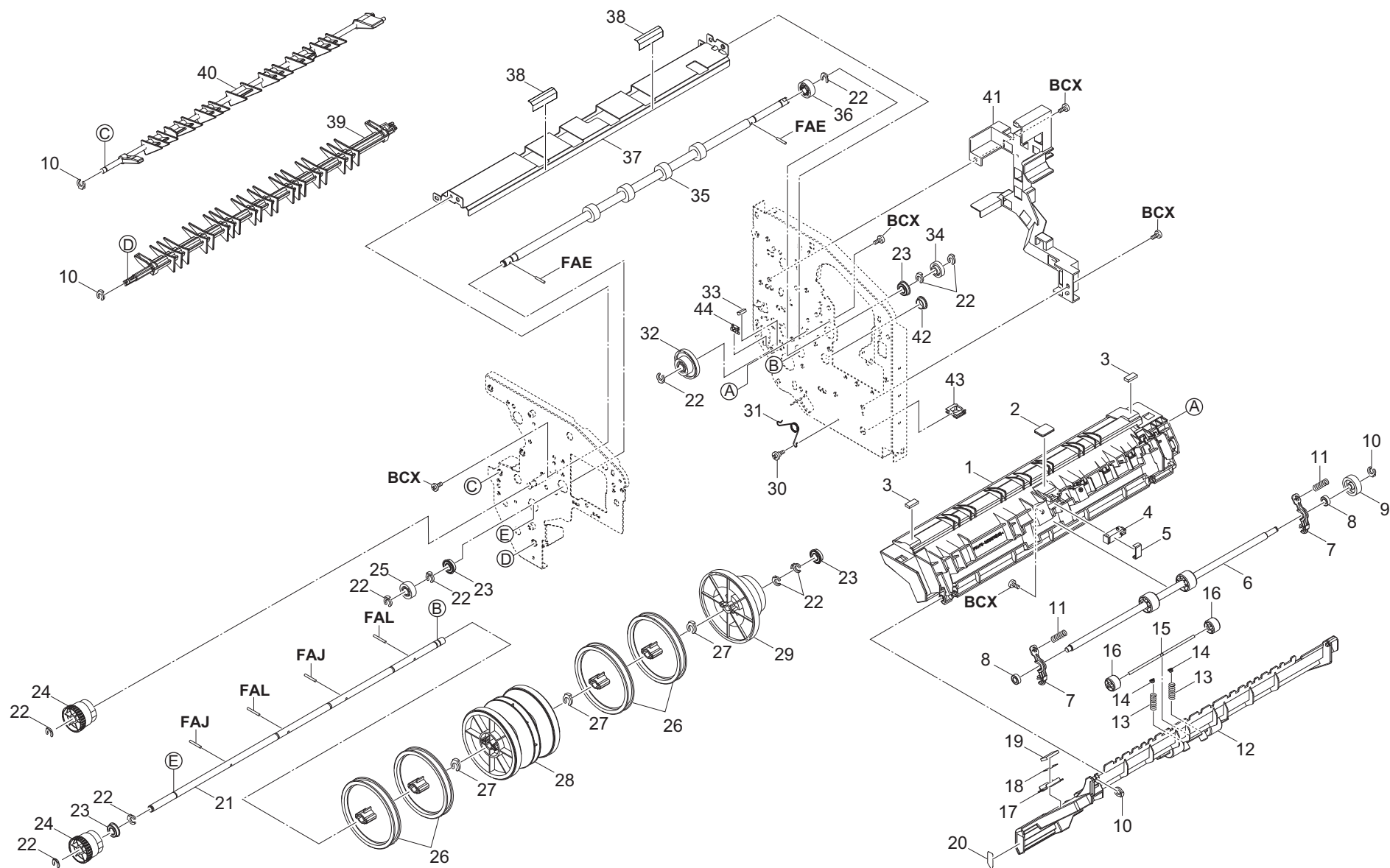


FIG. 8 Conveying Section 1 (Side Track Upper)

Ref No.	Part.No.	Description	Notes	Revision	Quantity			
					100	120	230	240
1	303S824030	GUIDE SIDETRACK UP			1	1	1	1
2	303S824080	FELT FEED			1	1	1	1
3	63213320	CUSHION,ORIGINAL COLLECTION			2	2	2	2
4	303NW94060	PARTS SENSOR OPT. SP			1	1	1	1
5	303LL02330	HOLDER WIRE D			1	1	1	1
6	303S824040	ROLLER SIDETRACK UP			1	1	1	1
7	303S824050	HOLDER SIDETRACK BEARING			2	2	2	2
8	7BE006124431H01	BEARING MR126ZZ			2	2	2	2
9	303S824060	GEAR Z28 SIDETRACK			1	1	1	1
10	5MVX111DN003	RING STOPPER /A-49 FEED A4			4	4	4	4
11	303S824070	SPRING SIDETRACK PULLEY			2	2	2	2
12	303S824200	GUIDE SIDETRACK OPEN			1	1	1	1
13	302H728100	SPRING EXIT PULLEY			2	2	2	2
14	2FM04150	CAP SPRING /B-11 ENCLOSURE A4			2	2	2	2
15	303S824180	SHAFT FEED			1	1	1	1
16	303S824290	PULLEY FEED			2	2	2	2
17	303NB24210	HOLDER MAGNET			1	1	1	1
18	302GR04380	SEAL MAGNET			1	1	1	1
19	302GR04370	MAGNET CLIP DISH			1	1	1	1
20	303NB34170	LABEL D6 NEW			1	1	1	1
21	303S824150	SHAFT SIDETRACK			1	1	1	1
22	2BC06910	STOPPER 6			11	11	11	11
23	7BE08165Z131H11	BEARING 688ZZNR			4	4	4	4
24	303NB04200	HANDLE JAM REMOVAL			2	2	2	2
25	302KS08110	GEAR 18			1	1	1	1
26	303H316390	GUIDE WHEEL DRUM			4	4	4	4
27	33973300	STOPPER 7,CARTRIDGE			3	3	3	3
28	303S894050	PARTS ROLLER SIDETRACK(SP)			1	1	1	1
29	303S824160	GEAR Z46-Z115			1	1	1	1
30	302GR25241	PIN GUIDE CHUTE			1	1	1	1
31	303S824330	SPRING GUIDE HOLD			1	1	1	1
32	303NB31050	GEAR Z70R-Z20			1	1	1	1
33	303H321050	CUSHION EJECT GUIDE			1	1	1	1
34	303NB31020	GEAR Z35L			1	1	1	1
35	303S894040	PARTS ROLLER FEED LOW(SP)			1	1	1	1
36	303PW31030	GEAR Z25 FEED LOWER			1	1	1	1
37	303S807070	GUIDE ROLLER LOW			1	1	1	1
38	303S807130	SHEET ROLLER FEED			2	2	2	2
39	303S824190	GUIDE SHIFT BOOKLET			1	1	1	1
40	303S824120	GUIDE SHIFT SIDETRACK			1	1	1	1
41	303S824270	GUIDE WIRE SIDETRACK			1	1	1	1
42	7YZM110001++H01	ACCESS.BUSHING			1	1	1	1
43	7YZM210005++H01	ACCESS.EDGING			1	1	1	1
44	7YZM210006++H01	ACCESS.EDGING			1	1	1	1

FIG. 9 Conveying Section 2 (Side Track Lower)

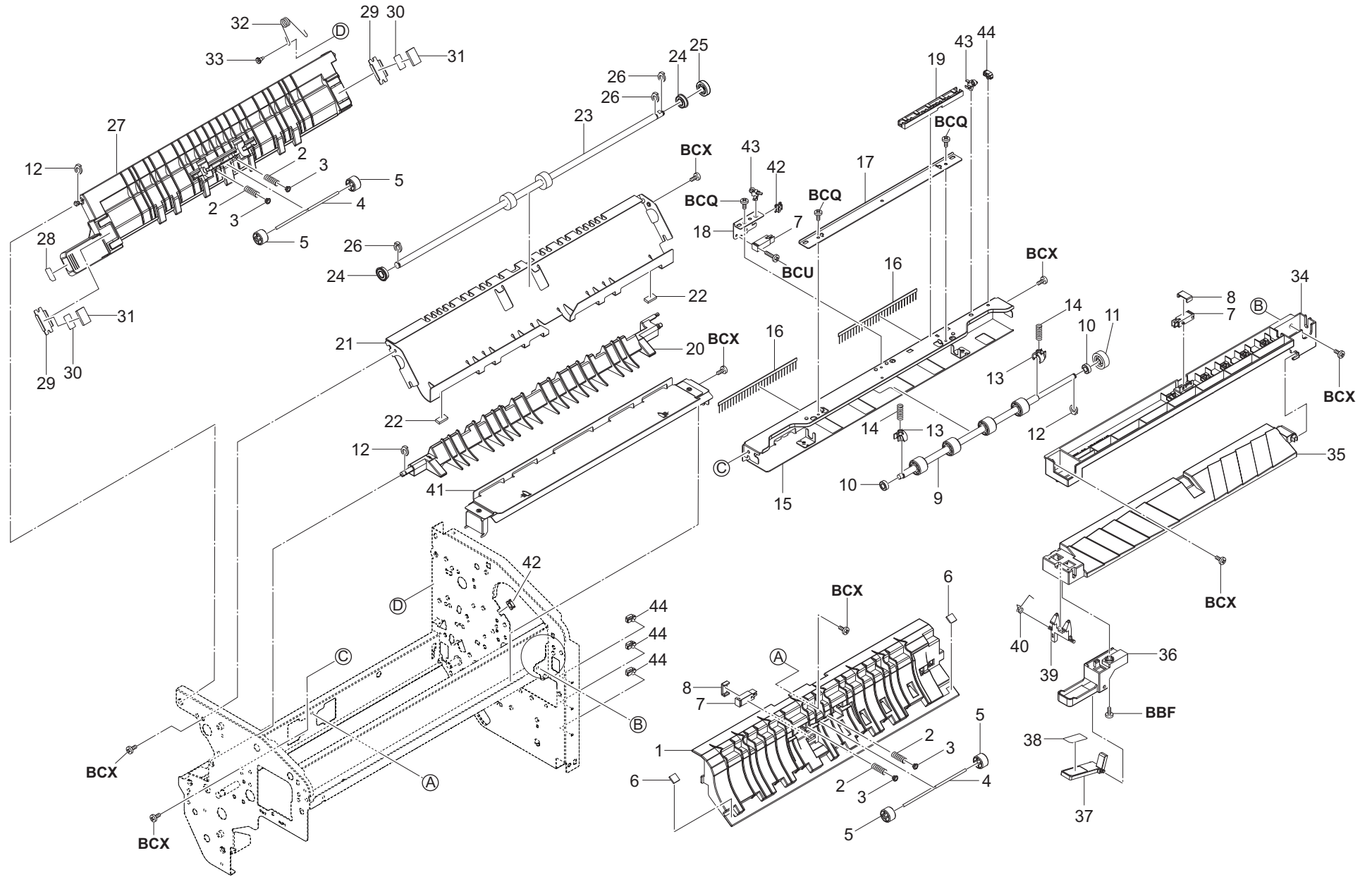


FIG. 9 Conveying Section 2 (Side Track Lower)

Ref No.	Part.No.	Description	Notes	Revision	Quantity			
					100	120	230	240
1	303S824170	GUIDE SIDETRACK LOW			1	1	1	1
2	302H728100	SPRING EXIT PULLEY			4	4	4	4
3	2FM04150	CAP SPRING /B-11 ENCLOSURE A4			4	4	4	4
4	303S824180	SHAFT FEED			2	2	2	2
5	303S824290	PULLEY FEED			4	4	4	4
6	303H321120	CUSHION HOLDER			2	2	2	2
7	303NW94060	PARTS SENSOR OPT. SP			3	3	3	3
8	303LL02330	HOLDER WIRE D			2	2	2	2
9	303S807030	ROLLER FEED UP			1	1	1	1
10	7BE006124431H01	BEARING MR126ZZ			2	2	2	2
11	303S807040	GEAR Z25 FEED UP			1	1	1	1
12	5MVX111DN003	RING STOPPER /A-49 FEED A4			3	3	3	3
13	303PW07110	HOLDER BEARING			2	2	2	2
14	302H724030	SPRING REGIST F			2	2	2	2
15	303S807060	GUIDE ROLLER UP			1	1	1	1
16	303S807110	STATIC ELIMINATOR			2	2	2	2
17	303PW07100	PLATE FEED REGIST			1	1	1	1
18	303S807080	MOUNT SENSOR			1	1	1	1
19	303S802210	HOLDER WIRE			1	1	1	1
20	303S824090	GUIDE SHIFT SUB			1	1	1	1
21	303S826050	GUIDE SUB RIGHT			1	1	1	1
22	63213320	CUSHION,ORIGINAL COLLECTION			2	2	2	2
23	303S894060	PARTS ROLLER SUB CONVEYING(SP)			1	1	1	1
24	7BE08165Z131H11	BEARING 688ZZNR			2	2	2	2
25	303NB31010	GEAR Z35R			1	1	1	1
26	2BC06910	STOPPER 6			3	3	3	3
27	303S824260	GUIDE SUB OPEN			1	1	1	1
28	303NB34020	LABEL D2			1	1	1	1
29	303NB24210	HOLDER MAGNET			2	2	2	2
30	302GR04380	SEAL MAGNET			2	2	2	2
31	302GR04370	MAGNET CLIP DISH			2	2	2	2
32	303RW24160	SPRING GUIDE HOLD			1	1	1	1
33	302GR25241	PIN GUIDE CHUTE			1	1	1	1
34	303S807010	GUIDE FEED UPPER			1	1	1	1
35	303S807020	GUIDE FEED LOWER			1	1	1	1
36	303NB07092	HANDLE GUIDE FEED LOWER			1	1	1	1
37	303NB07110	LEVER GUIDE FEED LOWER			1	1	1	1
38	303NC34020	LABEL D1			1	1	1	1
39	303S807120	HOOK GUIDE FEED LOWER			1	1	1	1
40	303NB07120	SPRING-TORSION GUIDE HOOK			1	1	1	1
41	303NB07040	GUIDE PUNCH			1	1	1	1
42	7YZM210006++H01	ACCESS.EDGING			2	2	2	2
43	7YZM410002++H01	ACCESS.BAND			2	2	2	2
44	7YZM610007++H01	ACCESS.SADDLE			4	4	4	4

FIG. 10 Conveying Section 3 (Middle / Sub Exit / Booklet)

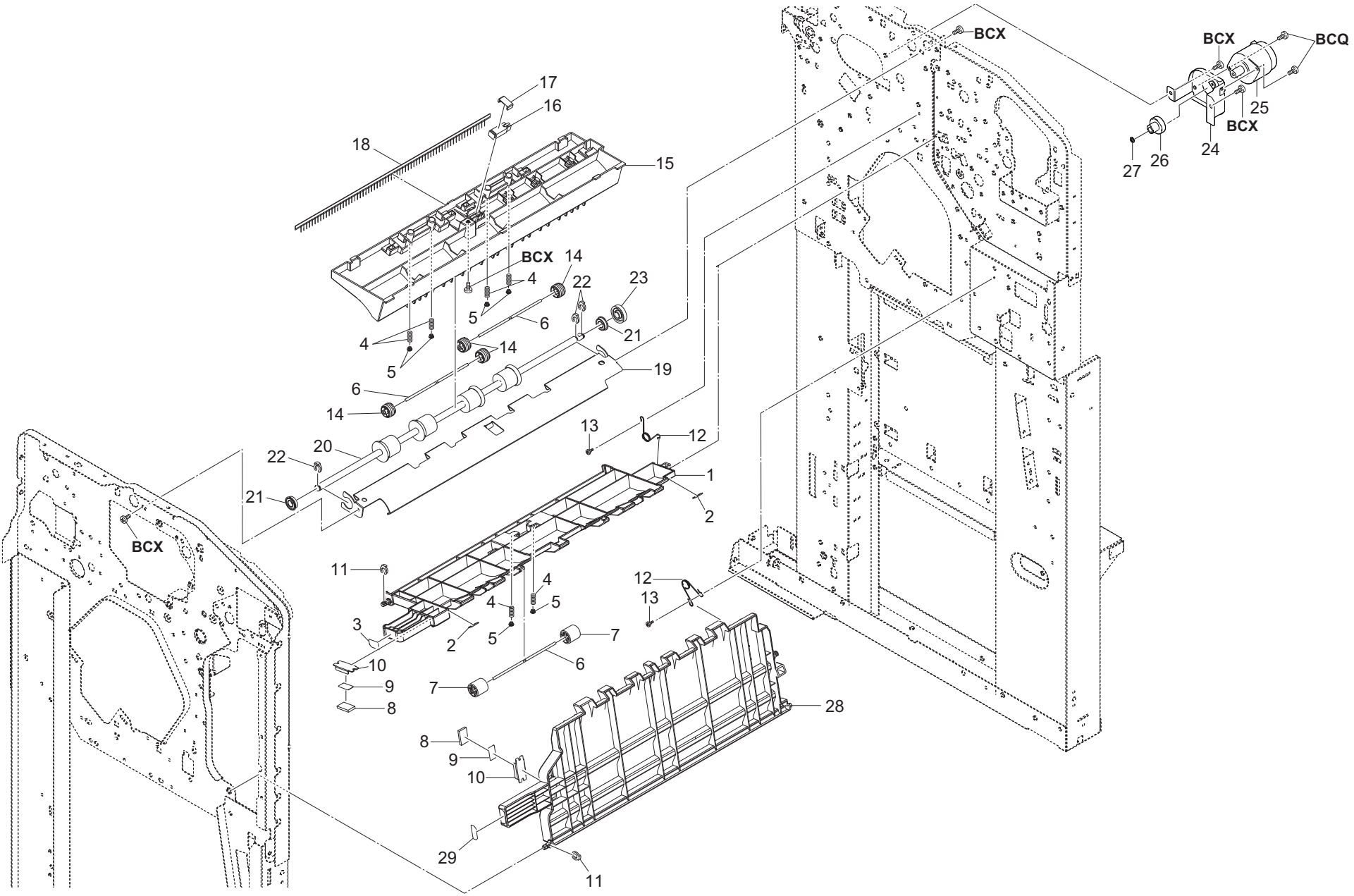


FIG. 10 Conveying Section 3 (Middle / Sub Exit / Booklet)

Ref No.	Part.No.	Description	Notes	Revision	Quantity			
					100	120	230	240
1	303S824510	GUIDE MIDDLE UP			1	1	1	1
2	303JY37710	CUSHION GUIDE BF			2	2	2	2
3	303NB34040	LABEL D4			1	1	1	1
4	302H728100	SPRING EXIT PULLEY			6	6	6	6
5	2FM04150	CAP SPRING /B-11 ENCLOSURE A4			6	6	6	6
6	303S824180	SHAFT FEED			3	3	3	3
7	302H722760	PULLEY MIDDLE A			2	2	2	2
8	302GR04370	MAGNET CLIP DISH			2	2	2	2
9	302GR04380	SEAL MAGNET			2	2	2	2
10	303NB24210	HOLDER MAGNET			2	2	2	2
11	5MVX111DN003	RING STOPPER /A-49 FEED A4			2	2	2	2
12	303RW24160	SPRING GUIDE HOLD			2	2	2	2
13	302GR25241	PIN GUIDE CHUTE			2	2	2	2
14	303S824280	PULLEY MIDDLE			4	4	4	4
15	303S826070	GUIDE SUB EJECT			1	1	1	1
16	303NW94060	PARTS SENSOR OPT. SP			1	1	1	1
17	303LL02330	HOLDER WIRE D			1	1	1	1
18	303NB24300	STATIC-ELIMINATOR SUB EJECT			1	1	1	1
19	303S826010	GUIDE SUB LOW			1	1	1	1
20	303S894070	PARTS ROLLER SUB EXIT(SP)			1	1	1	1
21	7BE08165Z131H11	BEARING 688ZZNR			2	2	2	2
22	2BC06910	STOPPER 6			3	3	3	3
23	303S826030	GEAR Z42L EXIT			1	1	1	1
24	303SW26010	MOUNT SUB EXIT DRIVE			1	1	1	1
25	303RL94030	PARTS MOTOR-BL INNER W20 SP			1	1	1	1
26	303SW24020	GEAR Z20R-Z40R FEED			1	1	1	1
27	2BG22990	CUT WASHER 4			1	1	1	1
28	303S827011	GUIDE BOOKLET RIGHT			1	1	1	1
29	303ND34020	LABEL D7			1	1	1	1

FIG. 11 Staple Section 1 (Staple Unit)

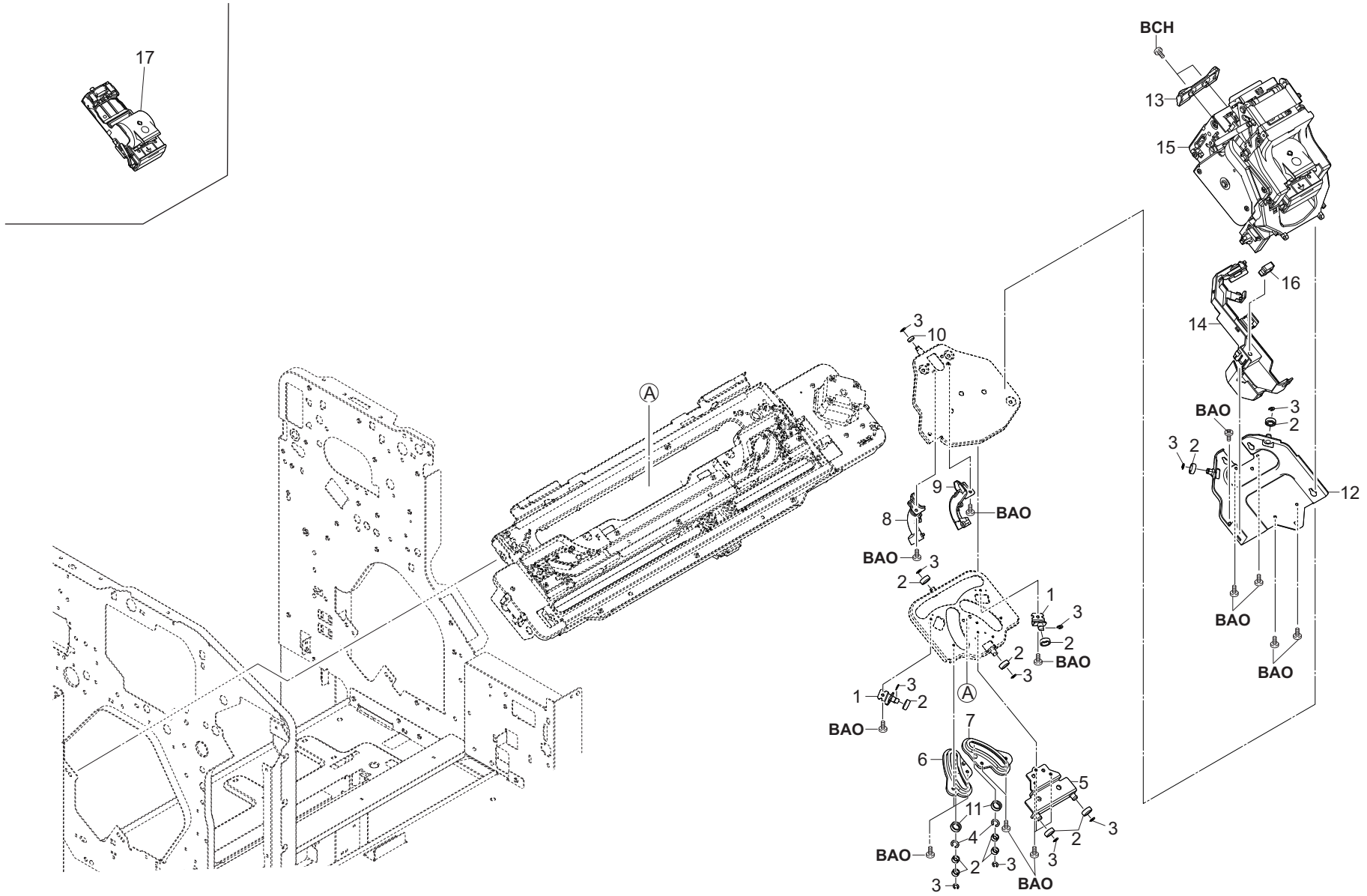


FIG. 11 Staple Section 1 (Staple Unit)

Ref No.	Part.No.	Description	Notes	Revision	Quantity			
					100	120	230	240
1	303S838540	MOUNT PULLEY L			2	2	2	2
2	7BE006124431H01	BEARING MR126ZZ			12	12	12	12
3	302K924820	CUT-WASHER 4			11	11	11	11
4	302KV19810	CUT-WASHER 6			2	2	2	2
5	303S838550	MOUNT PULLEY R			1	1	1	1
6	303S838570	GUIDE MOUNT TURN B			1	1	1	1
7	303S838560	GUIDE MOUNT TURN A			1	1	1	1
8	303S838700	GUIDE WIRE STAPLER B			1	1	1	1
9	303S838690	GUIDE WIRE STAPLER A			1	1	1	1
10	2FT18380	BALL BEARING 5			1	1	1	1
11	7BE008121431H01	BEARING MR128ZZ			2	2	2	2
12	303S838530	MOUNT STAPLER B			1	1	1	1
13	303S838170	GUIDE STAPLER			1	1	1	1
14	303S838680	GUIDE WIRE STAPLER UP			1	1	1	1
15	303S894120	PARTS STAPLER EH1200(SP)			1	1	1	1
16	7YZM610001++H01	ACCESS SADDLE			1	1	1	1
17	303S838350	CARTRIDGE EH1200			1	1	1	1

FIG. 12 Staple Section 2 (Drive)

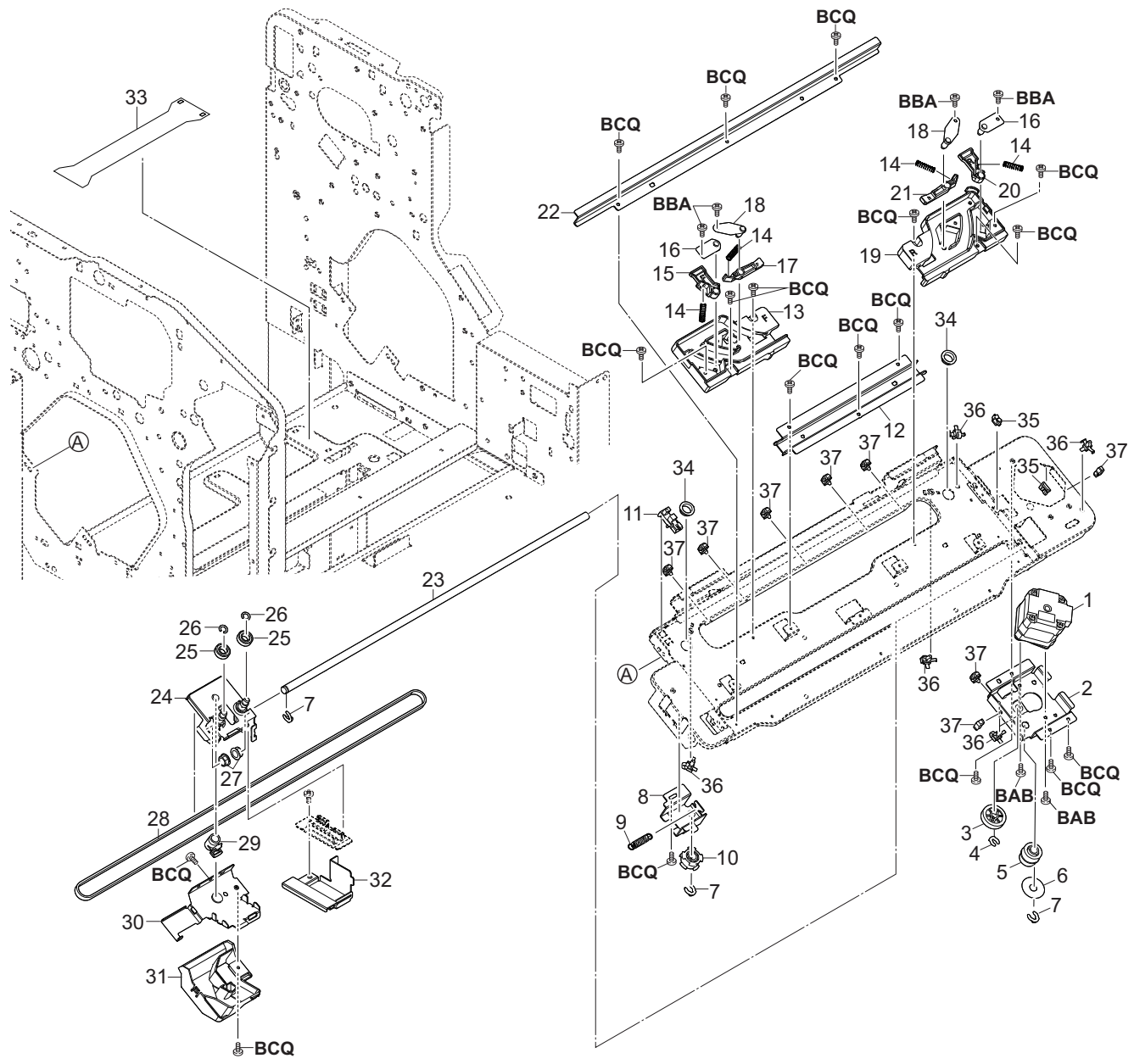


FIG. 12 Staple Section 2 (Drive)

Ref No.	Part.No.	Description	Notes	Revision	Quantity			
					100	120	230	240
1	303NV94010	PARTS MOTOR DP SP			1	1	1	1
2	303S838780	MOUNT DRIVE STAPLER			1	1	1	1
3	302H731280	GEAR Z29R MIDDLE			1	1	1	1
4	5MVX111DN003	RING STOPPER /A-49 FEED A4			1	1	1	1
5	303S838150	GEAR Z22L-P20			1	1	1	1
6	303JY38240	SPACER 25			1	1	1	1
7	2BC06910	STOPPER 6			3	3	3	3
8	303S838670	PLATE STAPLER TENSION B			1	1	1	1
9	72418140	SPRING, BLADE			1	1	1	1
10	3AK07230	PULLEY 20S3M			1	1	1	1
11	302P794010	PARTS SENSOR OPT. SP			1	1	1	1
12	303S838600	RAIL STAPLER MIDDLE			1	1	1	1
13	303S838580	RAIL STAPLER FRONT			1	1	1	1
14	302LC28100	SPRING-COMPRESSION			4	4	4	4
15	303S838740	LEVER STAPLER MOVE C			1	1	1	1
16	303S838760	FULCRUM STAPLER LEVER A			2	2	2	2
17	303S838750	LEVER STAPLER MOVE D			1	1	1	1
18	303S838770	FULCRUM STAPLER LEVER B			2	2	2	2
19	303S838590	RAIL STAPLER REAR			1	1	1	1
20	303S838720	LEVER STAPLER MOVE A			1	1	1	1
21	303S838730	LEVER STAPLER MOVE B			1	1	1	1
22	303S838610	RAIL STAPLER RIGHT			1	1	1	1
23	303S838660	SHAFT STAPLER SHIFT			1	1	1	1
24	303S838620	PLATE STAPLER SHIFT B			1	1	1	1
25	7BE008165431H11	BEARING 688ZZ			2	2	2	2
26	302KV19810	CUT-WASHER 6			2	2	2	2
27	28107310	BUSH 8			2	2	2	2
28	303S838030	BELT 60S3M1035			1	1	1	1
29	303S838650	STOPPER DRIVE BELT B			1	1	1	1
30	303S838640	COVER STAPLER SHAFT B			1	1	1	1
31	303S838710	GUIDE WIRE STAPLER LOW			1	1	1	1
32	303S838630	MOUNT PWB STAPLER			1	1	1	1
33	303S838790	SHEET COVER FFC			1	1	1	1
34	7YZM110001++H01	ACCESS.BUSHING			2	2	2	2
35	7YZM210014++H01	ACCESS.EDGING			2	2	2	2
36	7YZM410002++H01	ACCESS.BAND			6	6	6	6
37	7YZM610007++H01	ACCESS.SADDLE			8	8	8	8

FIG. 13 Staple Section 3 (Disposal)

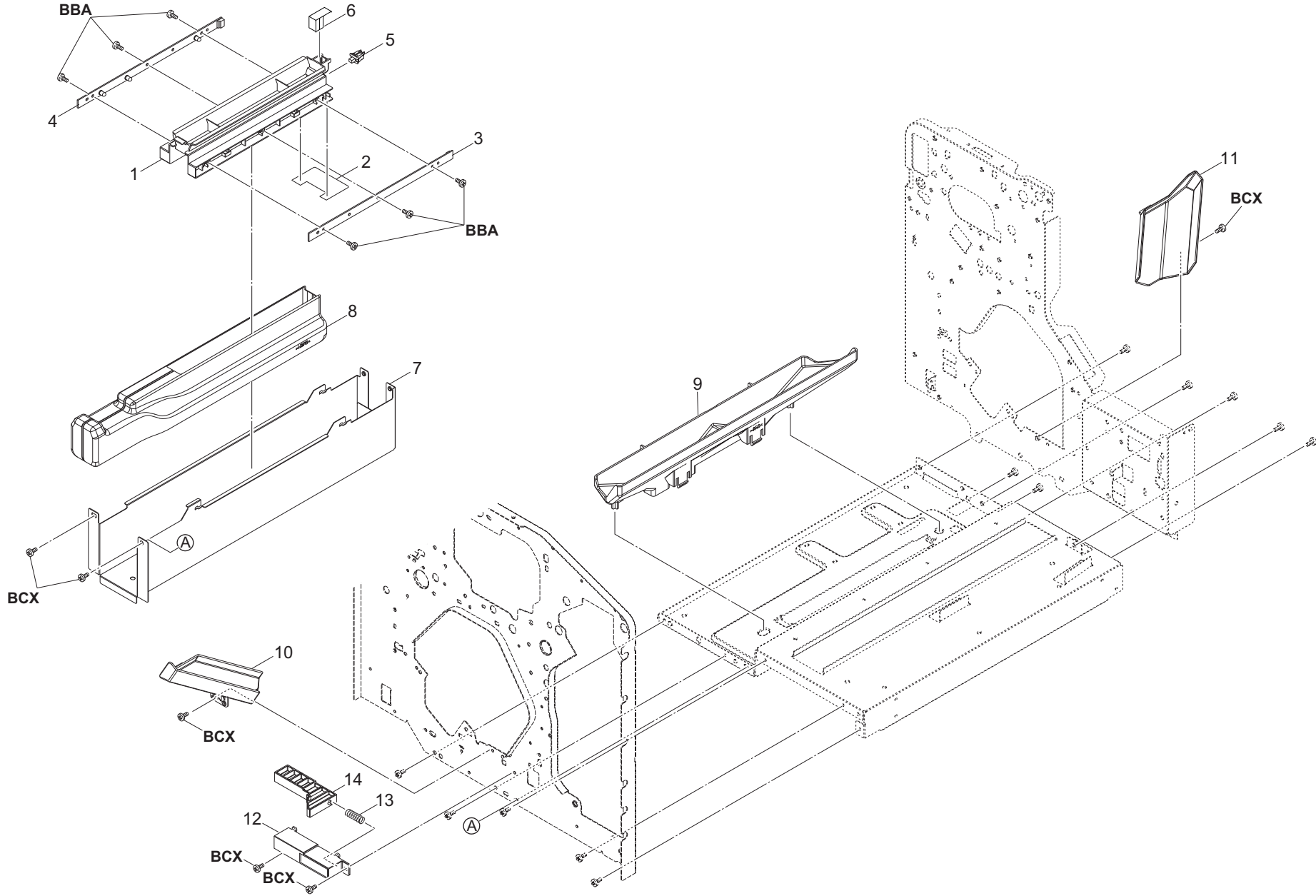


FIG. 13 Staple Section 3 (Disposal)

Ref No.	Part.No.	Description	Notes	Revision	Quantity			
					100	120	230	240
1	303PW35280	GUIDE DISPOSAL TANK			1	1	1	1
2	303S838340	FILM DISPOSAL TANK			1	1	1	1
3	303R194050	PARTS PWB SENSOR D ASSY SP			1	1	1	1
4	303R194040	PARTS PWB SENSOR C ASSY SP			1	1	1	1
5	7SP01000007+H01	SW.PUSH			1	1	1	1
6	303S838390	CUSHION GUIDE DISPOSAL TANK			1	1	1	1
7	303S838240	BASE DISPOSAL TANK			1	1	1	1
8	303S838200	TANK DISPOSAL			1	1	1	1
9	303S838230	DUCT DISPOSAL TANK C			1	1	1	1
10	303S838211	DUCT DISPOSAL TANK A			1	1	1	1
11	303S838221	DUCT DISPOSAL TANK B			1	1	1	1
12	303S838310	RAIL STAPLER LOCK			1	1	1	1
13	302LV08120	SPRING BOTTOM MPF L			1	1	1	1
14	303S838320	HOOK STAPLER LOCK			1	1	1	1

FIG. 14 Exit Section 1 (Main Tray Partition)

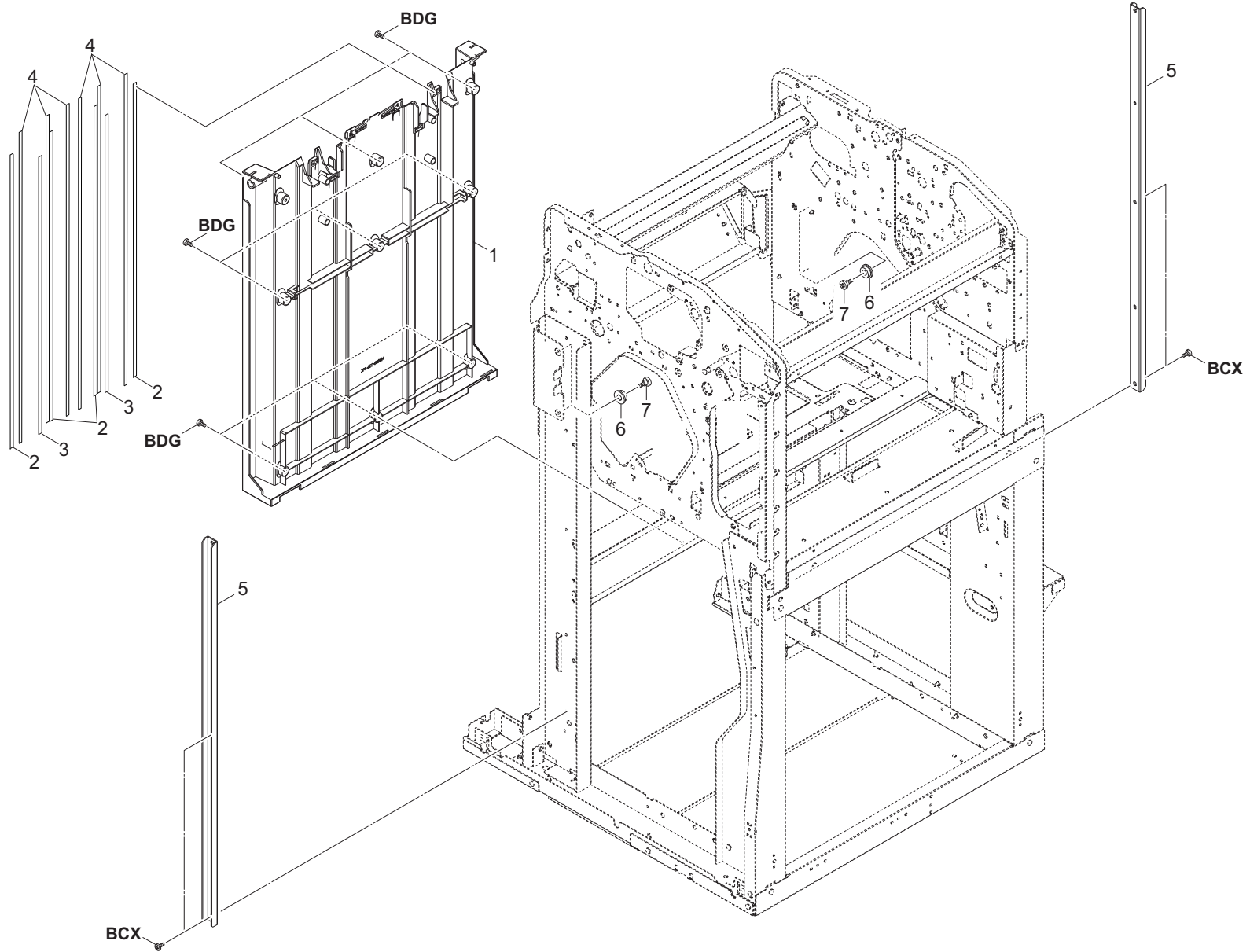


FIG. 14 Exit Section 1 (Main Tray Partitron)

3V9

Ref No.	Part.No.	Description	Notes	Revision	Quantity			
					100	120	230	240
1	303S837051	PARTITION FINISHER			1	1	1	1
2	303S837140	FILM PARTITION A			4	4	4	4
3	303S837150	FILM PARTITION B			2	2	2	2
4	303NB02200	FILM PARTITION			6	6	6	6
5	303NB37180	RAIL MAIN TRAY			2	2	2	2
6	3AK20200	PULLEY,MAIN TRAY			4	4	4	4
7	303NB37130	PIN RAIL			4	4	4	4

FIG. 15 Exit Section 2 (Main Tray Up-Down Drive)

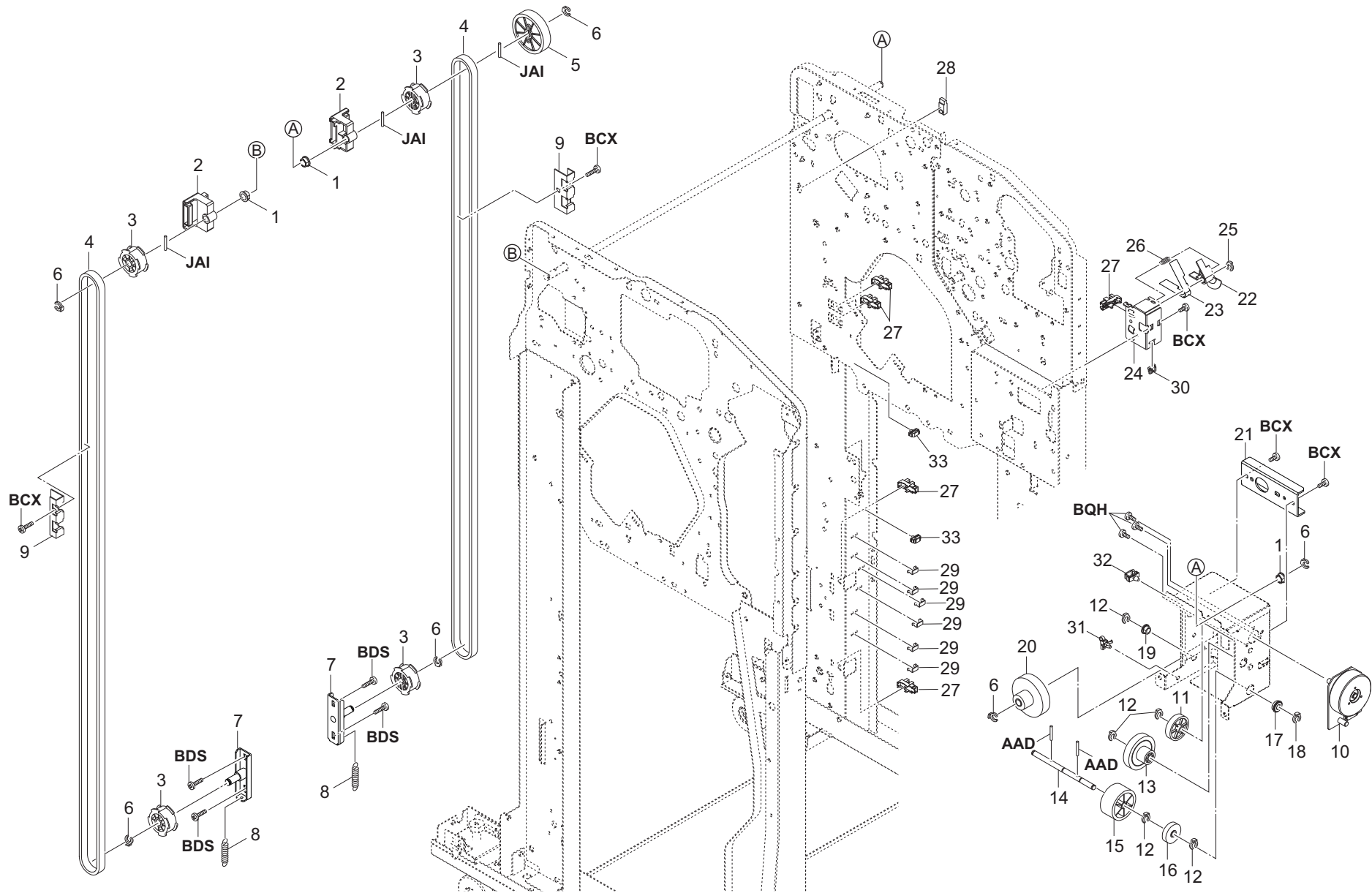


FIG. 15 Exit Section 2 (Main Tray Up-Down Drive)

Ref No.	Part.No.	Description	Notes	Revision	Quantity			
					100	120	230	240
1	28107310	BUSH 8			3	3	3	3
2	303S837060	STOPPER BELT			2	2	2	2
3	303NB37200	PULLEY 20S5M			4	4	4	4
4	303S837030	BELT LIFT			2	2	2	2
5	3AK20090	GEAR 51			1	1	1	1
6	2BC06910	STOPPER 6			6	6	6	6
7	303S837190	PLATE TENSION			2	2	2	2
8	303S837110	SPRING			2	2	2	2
9	3AK20050	HOLDER,TIMING BELT			2	2	2	2
10	303NB94053	PARTS MOTOR-BL BRAKE SP			1	1	1	1
11	303S837230	GEAR Z60R			1	1	1	1
12	5MVX111DN003	RING STOPPER /A-49 FEED A4			5	5	5	5
13	303NB37030	GEAR Z34L Z52L			1	1	1	1
14	303S837070	SHAFT WORM			1	1	1	1
15	303S837220	GEAR WORM			1	1	1	1
16	302H731280	GEAR Z29R MIDDLE			1	1	1	1
17	74808080	BEARING,686ZZNR			1	1	1	1
18	302FZ25740	STOPPER 4			1	1	1	1
19	302K324450	BUSH 6			1	1	1	1
20	3AK20080	GEAR 18/50			1	1	1	1
21	303S837200	PLATE REINFORCEMENT			1	1	1	1
22	3AK20150	DETECTION PLATE,MAIN TRAY SENSOR MIDDLE			1	1	1	1
23	303S837240	FILM MAIN TRAY SENSOR			1	1	1	1
24	303S837130	MOUNT MAIN TRAY SENSOR MIDDLE			1	1	1	1
25	302LF12410	STOPPER 3			1	1	1	1
26	3AK20250	SPRING,MAIN TRAY SENSOR MIDDLE			1	1	1	1
27	302P794010	PARTS SENSOR OPT. SP			5	5	5	5
28	303NB94140	PARTS SENSOR OPT. SP			1	1	1	1
29	302K931080	WIRE STOPPER			6	6	6	6
30	7YZM210014+++H01	ACCESS.EDGING			1	1	1	1
31	7YZM410002+++H01	ACCESS.BAND			1	1	1	1
32	7YZM610001+++H01	ACCESS SADDLE			1	1	1	1
33	7YZM610007+++H01	ACCESS.SADDLE			2	2	2	2

FIG. 16 Exit Section 3 (Bundle Exit)

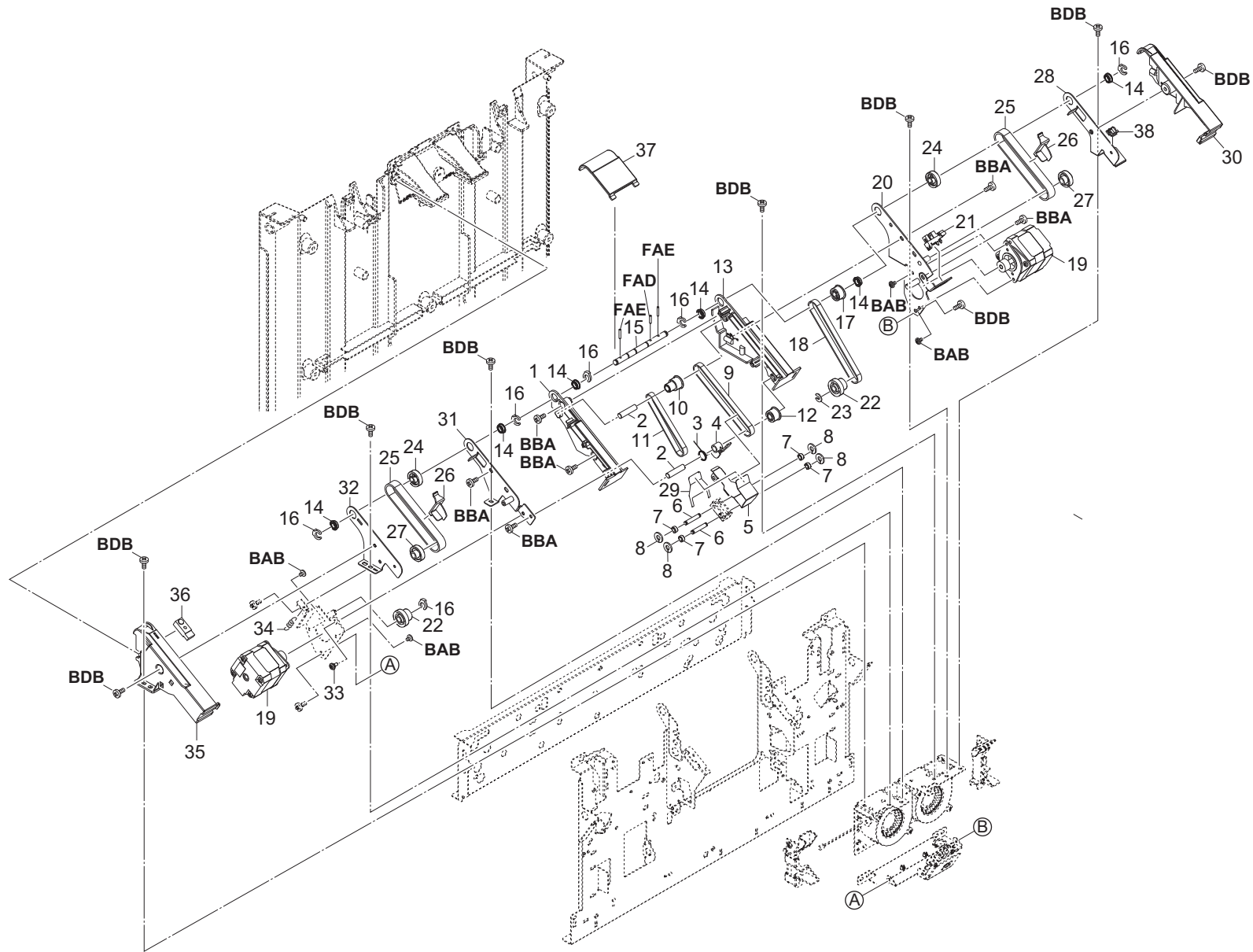


FIG. 16 Exit Section 3 (Bundle Exit)

Ref No.	Part.No.	Description	Notes	Revision	Quantity			
					100	120	230	240
1	303S833050	RAIL A			1	1	1	1
2	303S833160	SHAFT A			2	2	2	2
3	303S833330	SPRING-T LEVER A			1	1	1	1
4	303S833150	LEVER SENSOR A			1	1	1	1
5	303S833170	GUIDE PAPER STOPPER			1	1	1	1
6	303S833190	SHAFT PAPER STOPPER			2	2	2	2
7	303PX38070	PULLEY MOUNT STAPLER			4	4	4	4
8	302H722930	CUT WASHER 3			4	4	4	4
9	303S833120	BELT 60S2M220			1	1	1	1
10	303S833130	PULLEY P22 P16			1	1	1	1
11	303S833110	BELT 60S2M172			1	1	1	1
12	303S833140	PULLEY P22S2M			1	1	1	1
13	303S833060	RAIL B			1	1	1	1
14	7BE006103R31H01	BEARING MF106ZZ			6	6	6	6
15	303S833090	SHAFT EJECT			1	1	1	1
16	5MVX111DN003	RING STOPPER /A-49 FEED A4			6	6	6	6
17	303S833270	PULLEY P24S2M			1	1	1	1
18	303S833200	BELT 60S2M226			1	1	1	1
19	303NV94010	PARTS MOTOR DP SP			2	2	2	2
20	303S833250	COVER BELT D			1	1	1	1
21	302P794010	PARTS SENSOR OPT. SP			1	1	1	1
22	303S833100	GEAR Z22R P22			2	2	2	2
23	302FB09830	CUT WASHER 4			1	1	1	1
24	303S833280	PULLEY P20S3M			2	2	2	2
25	303S833210	BELT 100S3M213			2	2	2	2
26	303S833300	GUIDE PAPER			2	2	2	2
27	303S833290	PULLEY IDLE P20S3M			2	2	2	2
28	303S833240	COVER BELT C			1	1	1	1
29	303S833420	FILM PAPER STOPPER C			1	1	1	1
30	303S833020	COVER B			1	1	1	1
31	303S833230	COVER BELT B			1	1	1	1
32	303S833220	COVER BELT A			1	1	1	1
33	3CZ02230	PIN,HOOK FULCRUM			1	1	1	1
34	303LL31390	SPRING TENSION CONV			1	1	1	1
35	303S833010	COVER A			1	1	1	1
36	303NB94140	PARTS SENSOR OPT. SP			1	1	1	1
37	303S833260	GUIDE EJECT C			1	1	1	1
38	7YZM210014+++H01	ACCESS.EDGING			1	1	1	1

FIG. 17 Exit Section 4 (Main Tray Cursor)

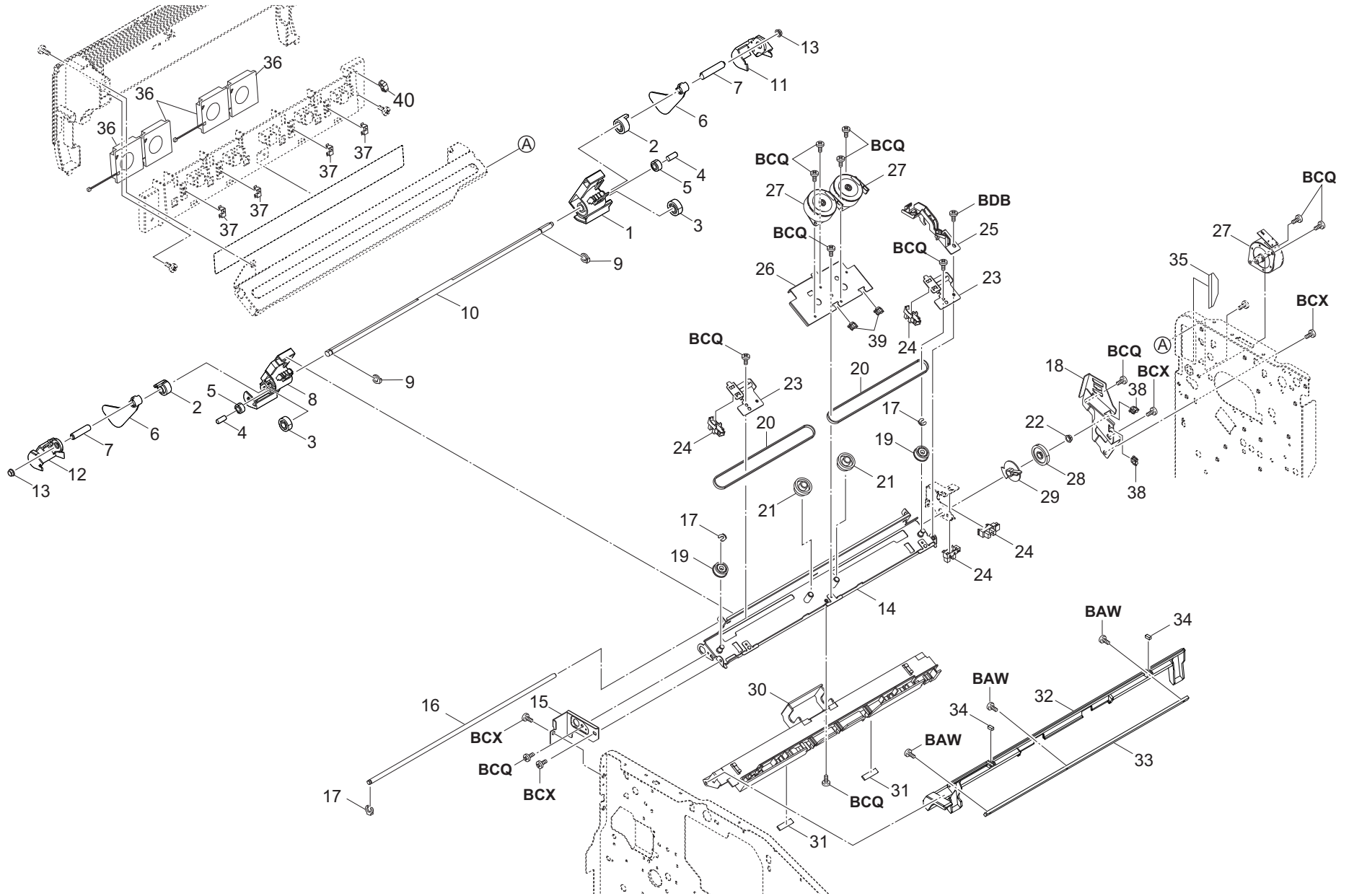


FIG. 17 Exit Section 4 (Main Tray Cursor)

Ref No.	Part.No.	Description	Notes	Revision	Quantity			
					100	120	230	240
1	303V928020	SLIDER R MAIN EXIT			1	1	1	1
2	303S828860	GEAR Z36S IDLE			2	2	2	2
3	303S828840	GEAR Z36S			2	2	2	2
4	303S828830	SHAFT CURSOR A			2	2	2	2
5	303S828850	GEAR Z24S			2	2	2	2
6	303NB28010	CURSOR MAIN EXIT			2	2	2	2
7	303S828870	SHAFT CURSOR B			2	2	2	2
8	303V928010	SLIDER F MAIN EXIT			1	1	1	1
9	2BC06910	STOPPER 6			2	2	2	2
10	303S828530	SHAFT DRIVE MAIN EXIT			1	1	1	1
11	303S828820	CAP R MAIN EXIT			1	1	1	1
12	303S828810	CAP F MAIN EXIT			1	1	1	1
13	28107310	BUSH 8			2	2	2	2
14	303NB28121	STAY MAIN EXIT			1	1	1	1
15	303S828560	MOUNT MAIN EXIT F			1	1	1	1
16	303NB28100	SHAFT GUIDE			1	1	1	1
17	5MVX111DN003	RING STOPPER /A-49 FEED A4			3	3	3	3
18	303S828570	MOUNT MAIN EXIT R			1	1	1	1
19	302FB09610	PULLEY 30 DU			2	2	2	2
20	303NB28110	BELT 396			2	2	2	2
21	303NB28130	GEAR Z45-P30			2	2	2	2
22	303P031160	BUSH 6			1	1	1	1
23	303S828580	MOUNT PI SLIDE			2	2	2	2
24	302P794010	PARTS SENSOR OPT. SP			4	4	4	4
25	303S828590	GUIDE FAN			1	1	1	1
26	303NB28140	MOUNT SLIDE DRIVE			1	1	1	1
27	302HN44100	MOTOR REVERSE			3	3	3	3
28	303NB28180	GEAR Z55R			1	1	1	1
29	303S828540	PLATE TURN PULSE			1	1	1	1
30	303NB28160	GUIDE RETAINING			1	1	1	1
31	302LW07120	CUSHION PAD			2	2	2	2
32	303S828480	GUIDE TURN			1	1	1	1
33	303S828890	REINFORCEMENT GUIDE TURN			1	1	1	1
34	302KV28170	SEAL ACTUATOR FD			2	2	2	2
35	303J124562	SHEET GUIDE REGIST			1	1	1	1
36	302K994A50	PARTS FAN COOLING LSU 50 SP			4	4	4	4
37	302K931080	WIRE STOPPER			4	4	4	4
38	7YZM210006++H01	ACCESS.EDGING			2	2	2	2
39	7YZM210014++H01	ACCESS.EDGING			2	2	2	2
40	7YZM610007++H01	ACCESS.SADDLE			1	1	1	1

FIG. 18 Exit Section 5 (Exit Unit Assy 1)

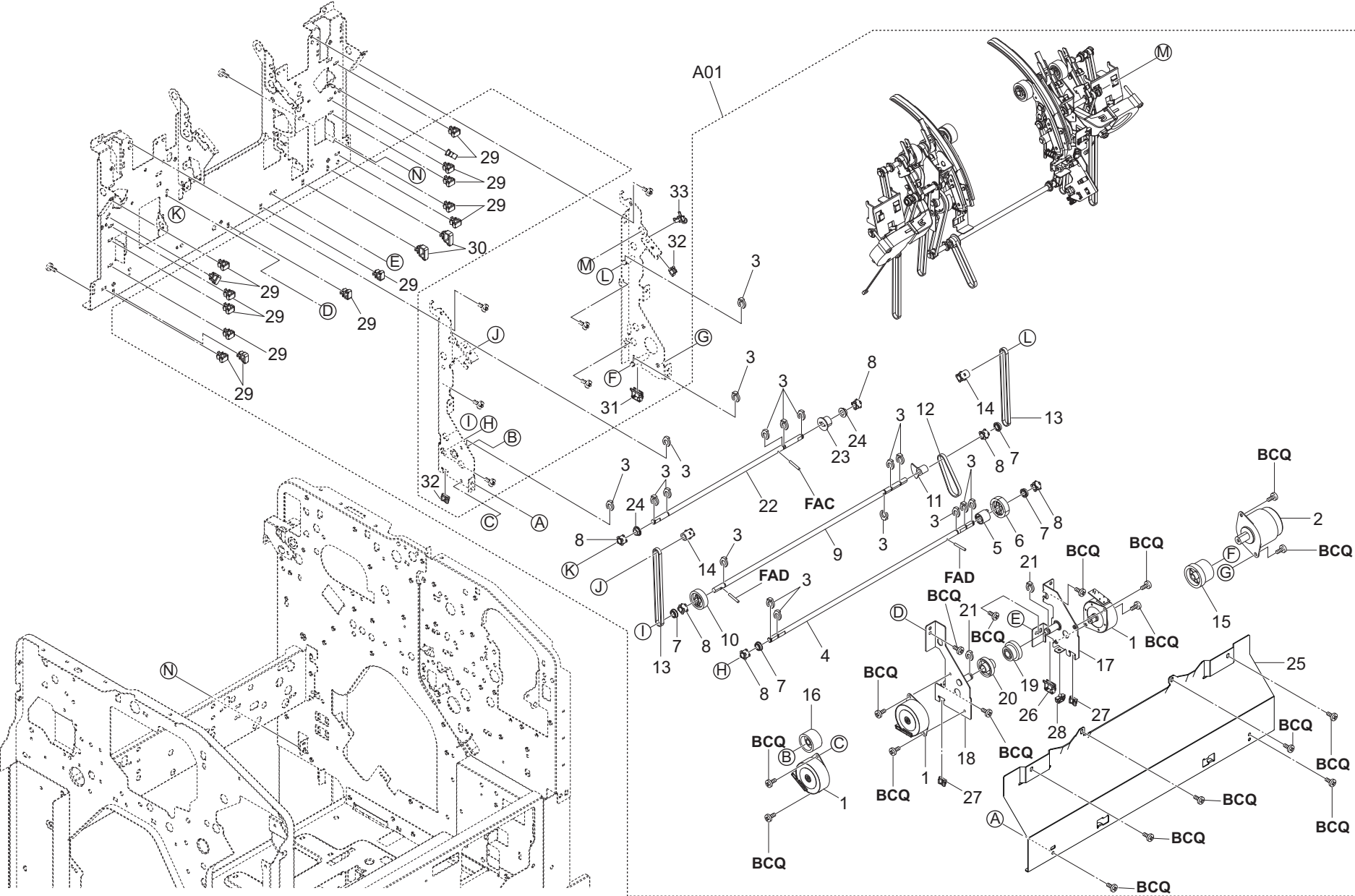


FIG. 18 Exit Section 5 (Exit Unit Assy 1)

Ref No.	Part.No.	Description	Notes	Revision	Quantity			
					100	120	230	240
A01	303SW93010	PARTS EJECT UNIT ASSY(SP)			1	1	1	1
1	*302HN44100	MOTOR REVERSE			3	3	3	3
2	*303RL94030	PARTS MOTOR-BL INNER W20 SP			1	1	1	1
3	*5MVX111DN003	RING STOPPER /A-49 FEED A4			18	18	18	18
4	*303S828040	SHAFT EJECT DRIVE			1	1	1	1
5	*302NR25750	TORQUE LIMITER 500			1	1	1	1
6	*303S828050	GEAR Z30S			1	1	1	1
7	*7BE006103R31H01	BEARING MF106ZZ			4	4	4	4
8	*303P024060	PULLEY P16			6	6	6	6
9	*303S828150	SHAFT PADDLE DRIVE			1	1	1	1
10	*302LC31760	GEAR Z45L			1	1	1	1
11	*303S828160	LEVER PADDLE			1	1	1	1
12	*303S828130	BELT 40S2M130			1	1	1	1
13	*303S828120	BELT 40S2M236			2	2	2	2
14	*303S828090	PULLEY P16 IDLE			2	2	2	2
15	*303S836280	GEAR Z35S-Z49R			1	1	1	1
16	*302ND15450	GEAR Z45R IDLE			1	1	1	1
17	*303S828170	MOUNT SLIDER MOTOR			1	1	1	1
18	*303S828340	MOUNT LEVER MOTOR			1	1	1	1
19	*303NB28130	GEAR Z45-P30			1	1	1	1
20	*303PX36080	GEAR Z45 P20			1	1	1	1
21	*2BC06910	STOPPER 6			2	2	2	2
22	*303S828240	SHAFT SLIDER DRIVE			1	1	1	1
23	*76514050	PULLEY 20 DRIVE			1	1	1	1
24	*303P031160	BUSH 6			2	2	2	2
25	*303S828420	STAY EJECT			1	1	1	1
26	*7YZM210009++H01	ACCESS.EDGING			1	1	1	1
27	*7YZM210014++H01	ACCESS.EDGING			2	2	2	2
28	*7YZM610007++H01	ACCESS.SADDLE			1	1	1	1
29	*7YZM610009++H01	ACCESS.SADDLE			15	15	15	15
30	*7YZM610010++H01	ACCESS.SADDLE			2	2	2	2
31	7YZM210009++H01	ACCESS.EDGING			1	1	1	1
32	7YZM210014++H01	ACCESS.EDGING			2	2	2	2
33	7YZM410002++H01	ACCESS.BAND			1	1	1	1

FIG. 19 Exit Section 6 (Exit Unit Assy 2)

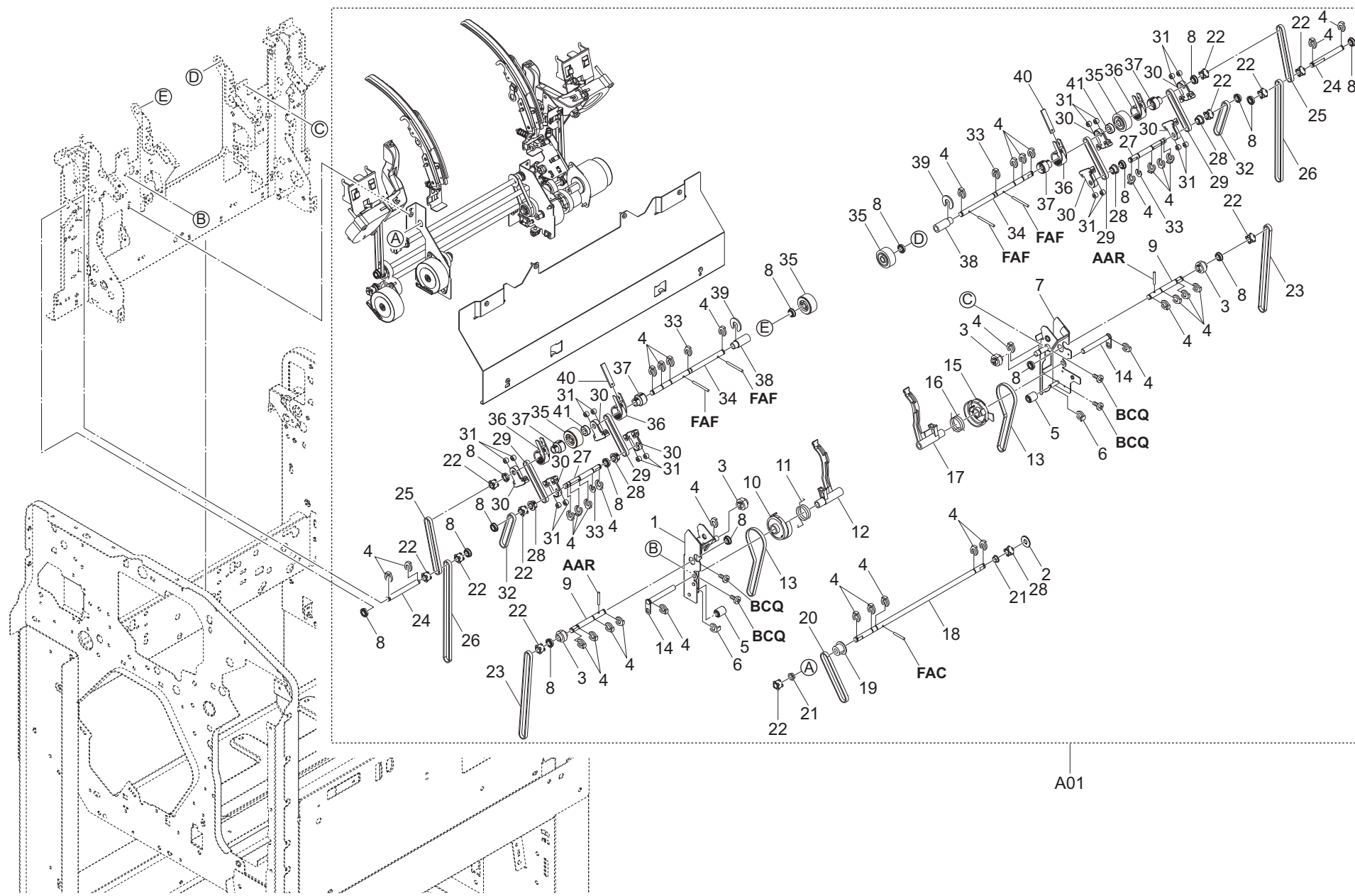


FIG. 19 Exit Section 6 (Exit Unit Assy 2)

Ref No.	Part.No.	Description	Notes	Revision	Quantity			
					100	120	230	240
A01	303SW93010	PARTS EJECT UNIT ASSY(SP)			1	1	1	1
1	*303S828400	MOUNT SLIDER F			1	1	1	1
2	*302HN21260	PULLEY BELT CLN			1	1	1	1
3	*303S828210	GEAR Z16S SLIDER			4	4	4	4
4	*5MVX111DN003	RING STOPPER /A-49 FEED A4			37	37	37	37
5	*303LW24060	PULLEY EJECT			2	2	2	2
6	*5MVX111DN007	STOPPER 3 /2BT1107 A4			2	2	2	2
7	*303S828410	MOUNT SLIDER R			1	1	1	1
8	*7BE006103R31H01	BEARING MF106ZZ			16	16	16	16
9	*303S828680	SHAFT SLIDER IDLE			2	2	2	2
10	*303S828290	PULLEY T50 EJECT LEVER F			1	1	1	1
11	*303S828430	SPRING LEVER			1	1	1	1
12	*303S828270	LEVER EJECT PAPER F			1	1	1	1
13	*303S828440	BELT 40S2M240			2	2	2	2
14	*303S828320	PIN EJECT LEVER IDLE			2	2	2	2
15	*303S828710	PULLEY T50 EJECT LEVER R			1	1	1	1
16	*303S828720	SPRING LEVER R			1	1	1	1
17	*303S828700	LEVER EJECT PAPER R			1	1	1	1
18	*303S828330	SHAFT EJECT LEVER DRIVE			1	1	1	1
19	*76514050	PULLEY 20 DRIVE			1	1	1	1
20	*303S828300	BELT 40S2M150			1	1	1	1
21	*303P031160	BUSH 6			2	2	2	2
22	*303P024060	PULLEY P16			11	11	11	11
23	*303S828140	BELT 40S2M284			2	2	2	2
24	*303S828640	SHAFT EJECT IDLE			2	2	2	2
25	*303S828110	BELT 40S2M168			2	2	2	2
26	*303S828030	BELT 40S2M318			2	2	2	2
27	*303S828100	SHAFT PADDLE IDLE			2	2	2	2
28	*303S828490	PULLEY P16			5	5	5	5
29	*303S828310	BELT 40S2M126			4	4	4	4
30	*303S828660	STOPPER BELT			8	8	8	8
31	*303S828670	PULLEY BELT STOPPER			16	16	16	16
32	*303S828130	BELT 40S2M130			2	2	2	2
33	*302FB09830	CUT WASHER 4			4	4	4	4
34	*303S828020	SHAFT EJECT			2	2	2	2
35	*303S894080	PARTS PULLEY EJECT ROLLER(SP)			4	4	4	4
36	*303S828060	HOLDER PADDLE			4	4	4	4
37	*303S828380	PULLEY BEARING			4	4	4	4
38	*303S828690	COLLAR SLIDER			2	2	2	2
39	*303S828220	COLLAR PADDLE			2	2	2	2
40	*303S828070	SHEET PADDLE			2	2	2	2
41	*7BE006124431H01	BEARING MR126ZZ			2	2	2	2

FIG. 20 Exit Section 7 (Exit Unit Assy 3)

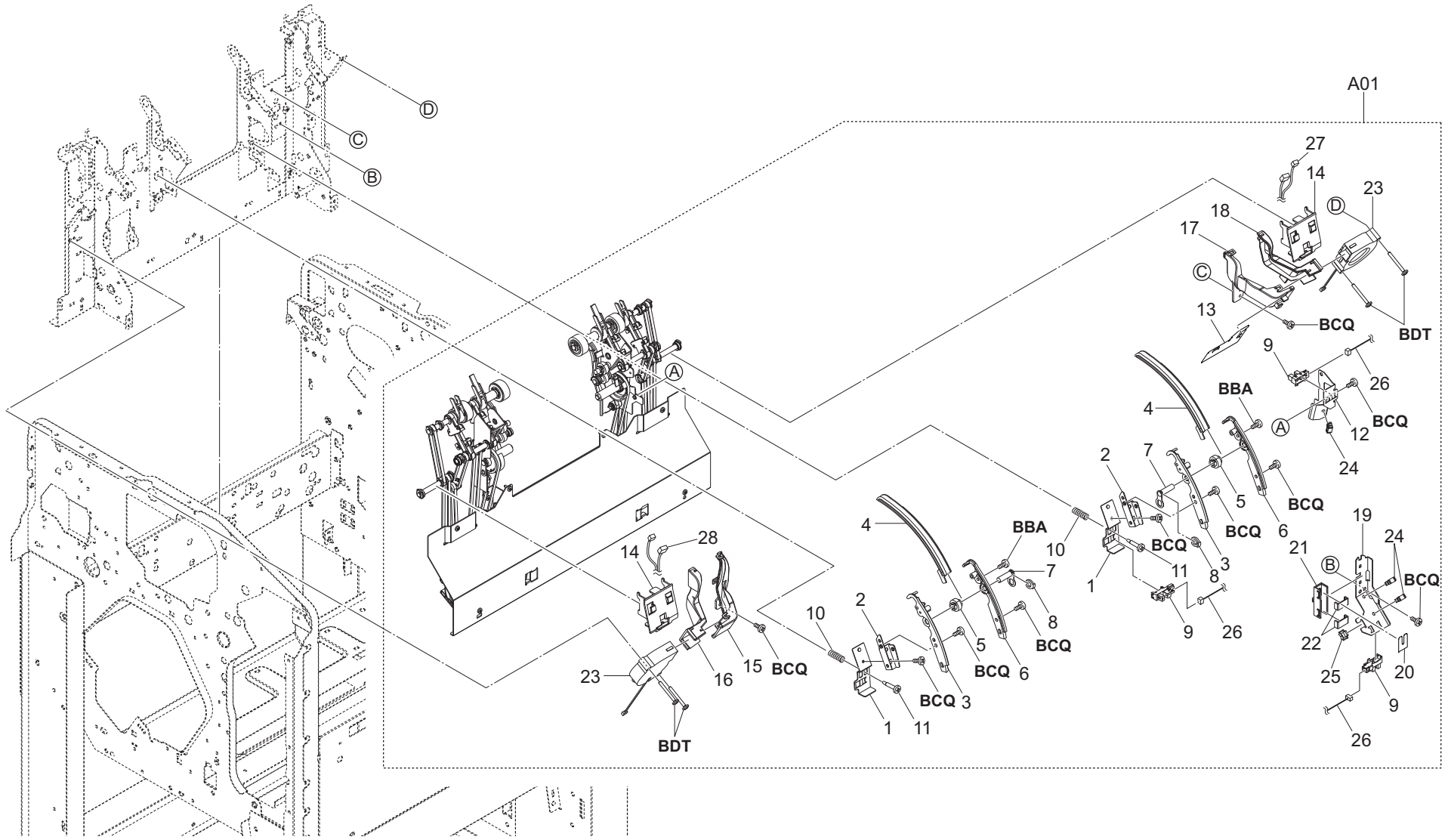


FIG. 20 Exit Section 7 (Exit Unit Assy 3)

Ref No.	Part.No.	Description	Notes	Revision	Quantity			
					100	120	230	240
A01	303SW93010	PARTS EJECT UNIT ASSY(SP)			1	1	1	1
1	*303S828260	MOUNT SLIDER PI			2	2	2	2
2	*303S828250	MOUNT GUIDE SLIDER			2	2	2	2
3	*303S828190	GUIDE SLIDER F			2	2	2	2
4	*303S828180	SLIDER EJECT			2	2	2	2
5	*303S828210	GEAR Z16S SLIDER			2	2	2	2
6	*303S828200	GUIDE SLIDER R			2	2	2	2
7	*303S828230	PIN SLIDER IDLE			2	2	2	2
8	*5MVX111DN003	RING STOPPER /A-49 FEED A4			2	2	2	2
9	*302P794010	PARTS SENSOR OPT. SP			3	3	3	3
10	*2FG06070	SPRING FEED JOINT			2	2	2	2
11	*302K902410	PIN LSU RETAINER			2	2	2	2
12	*303S828730	MOUNT LEVER PI			1	1	1	1
13	*303S828900	FILM EJECT A			1	1	1	1
14	*303S828750	COVER BELT			2	2	2	2
15	*303S828610	DUCT UPPER F			1	1	1	1
16	*303S828600	DUCT LOWER F			1	1	1	1
17	*303S828620	DUCT UPPER R			1	1	1	1
18	*303S828630	DUCT LOWER R			1	1	1	1
19	*303S828390	MOUNT PADDLE PI			1	1	1	1
20	*303S828910	FILM EJECT B			1	1	1	1
21	*302LF39050	GUIDE WIRE FRONT PWB			1	1	1	1
22	*303LL02330	HOLDER WIRE D			2	2	2	2
23	*302FZ94660	PARTS,FAN IMAGE SP			2	2	2	2
24	*7YZM610007+++H01	ACCESS.SADDLE			3	3	3	3
25	*7YZM210014+++H01	ACCESS.EDGING			1	1	1	1
26	*303S846020	CONN.CORD ASSY MID TRAY LOWER			1	1	1	1
27	*303S846190	CONN.CORD ASSY WIDTH CURSOR REAR			1	1	1	1
28	*303S846180	CONN.CORD ASSY WIDTH CURSOR FRONT			1	1	1	1

FIG. 21 Cooling Section

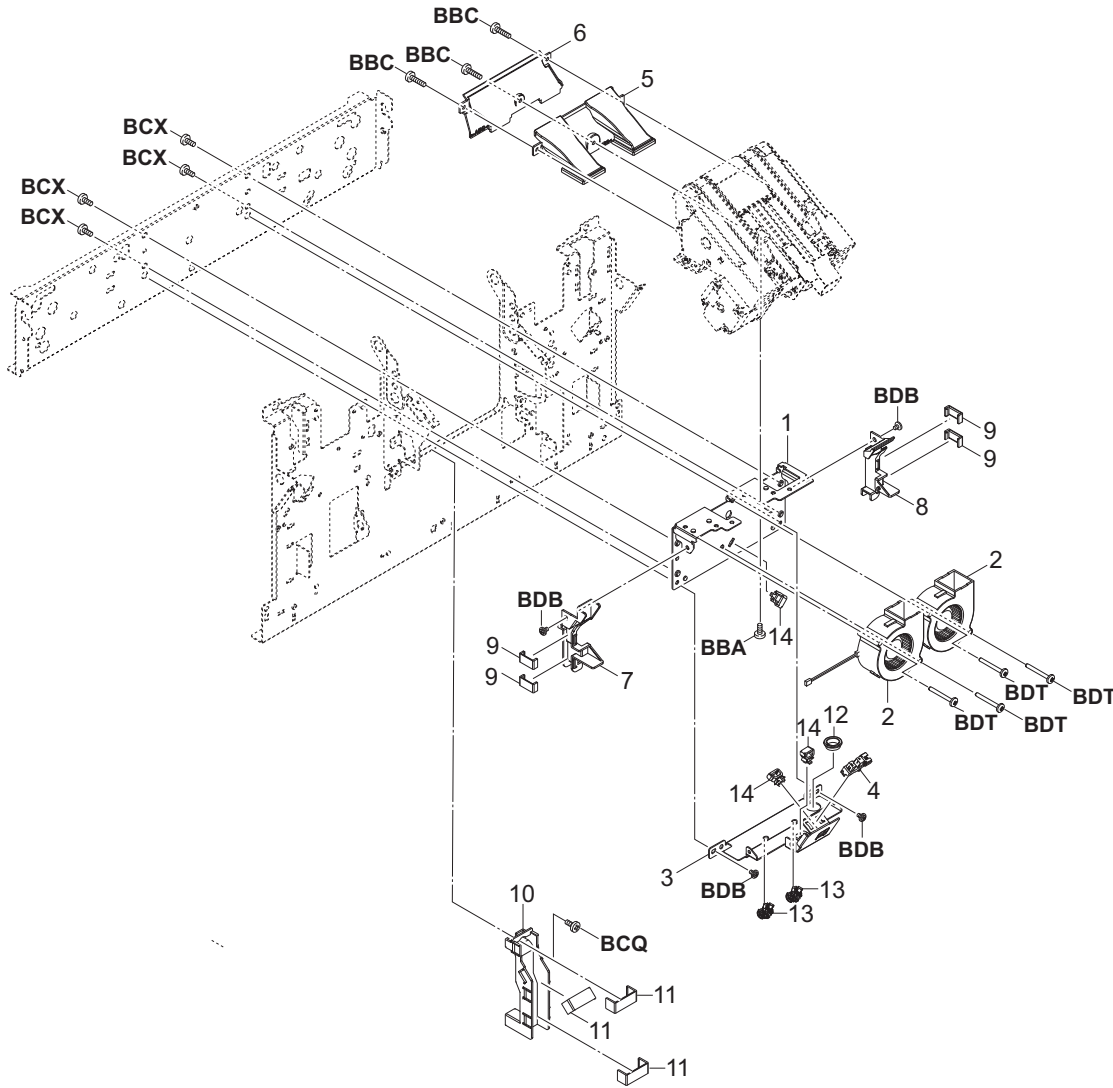


FIG. 21 Cooling Section

Ref No.	Part.No.	Description	Notes	Revision	Quantity			
					100	120	230	240
1	303S833040	MOUNT EJECT			1	1	1	1
2	302LC94380	PARTS FAN COOLING LSU 60 SP			2	2	2	2
3	303S833360	MOUNT SENSOR			1	1	1	1
4	302P794010	PARTS SENSOR OPT. SP			1	1	1	1
5	303S833370	DUCT A			1	1	1	1
6	303S833380	DUCT B			1	1	1	1
7	303S833400	GUIDE WIRE F			1	1	1	1
8	303S833410	GUIDE WIRE R			1	1	1	1
9	303LL02330	HOLDER WIRE D			4	4	4	4
10	303S833390	GUIDE WIRE			1	1	1	1
11	303LL02180	HOLDER WIRE A			3	3	3	3
12	7YZM110001++H01	ACCESS.BUSHING			1	1	1	1
13	7YZM410004++H01	ACCESS.BAND			2	2	2	2
14	7YZM610009++H01	ACCESS.SADDLE			3	3	3	3

FIG. 22 Drive Section

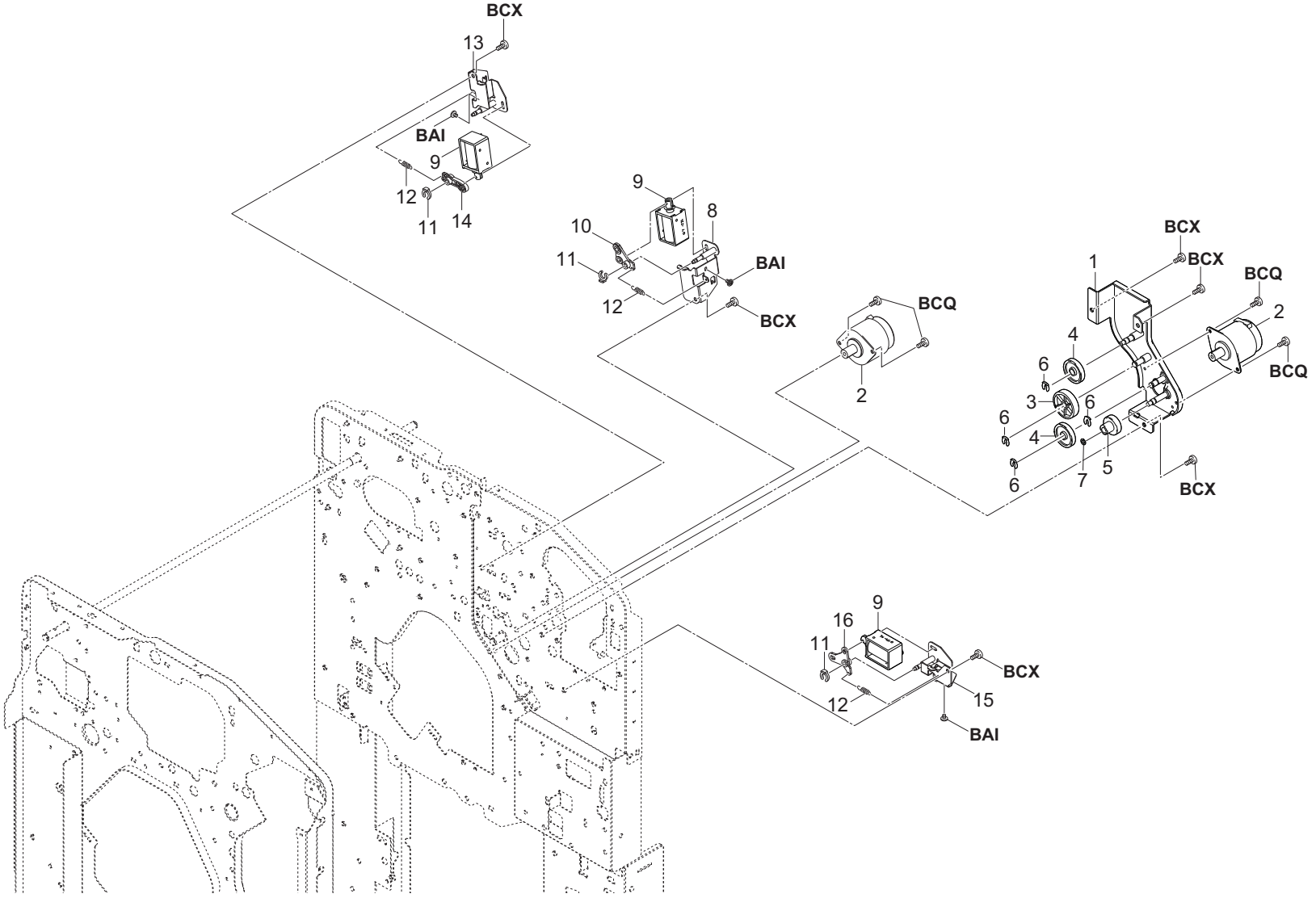


FIG. 22 Drive Section

Ref No.	Part.No.	Description	Notes	Revision	Quantity			
					100	120	230	240
1	303SW24010	MOUNT FEED DRIVE			1	1	1	1
2	303RL94030	PARTS MOTOR-BL INNER W20 SP			2	2	2	2
3	303NB37050	GEAR Z60R			1	1	1	1
4	303ND31520	GEAR Z52L			2	2	2	2
5	303SW24020	GEAR Z20R-Z40R FEED			1	1	1	1
6	5MVX111DN003	RING STOPPER /A-49 FEED A4			4	4	4	4
7	2BG22990	CUT WASHER 4			1	1	1	1
8	303S824110	MOUNT SOLENOID SUBEXIT			1	1	1	1
9	302K994370	PARTS SOLENOID FEED SHIFT SP			3	3	3	3
10	303S824100	LEVER SOLENOID SUBEXIT			1	1	1	1
11	302LF12410	STOPPER 3			3	3	3	3
12	302FZ08190	SPRING HOLDER MPT			3	3	3	3
13	303S824220	MOUNT SOLENOID SIDETRACK			1	1	1	1
14	303S824210	LEVER SOLENOID SIDETRACK			1	1	1	1
15	303S824240	MOUNT SOLENOID BF			1	1	1	1
16	303S824230	LEVER SOLENOID BF			1	1	1	1

FIG. 23 Electrical Components 1 (PWB)

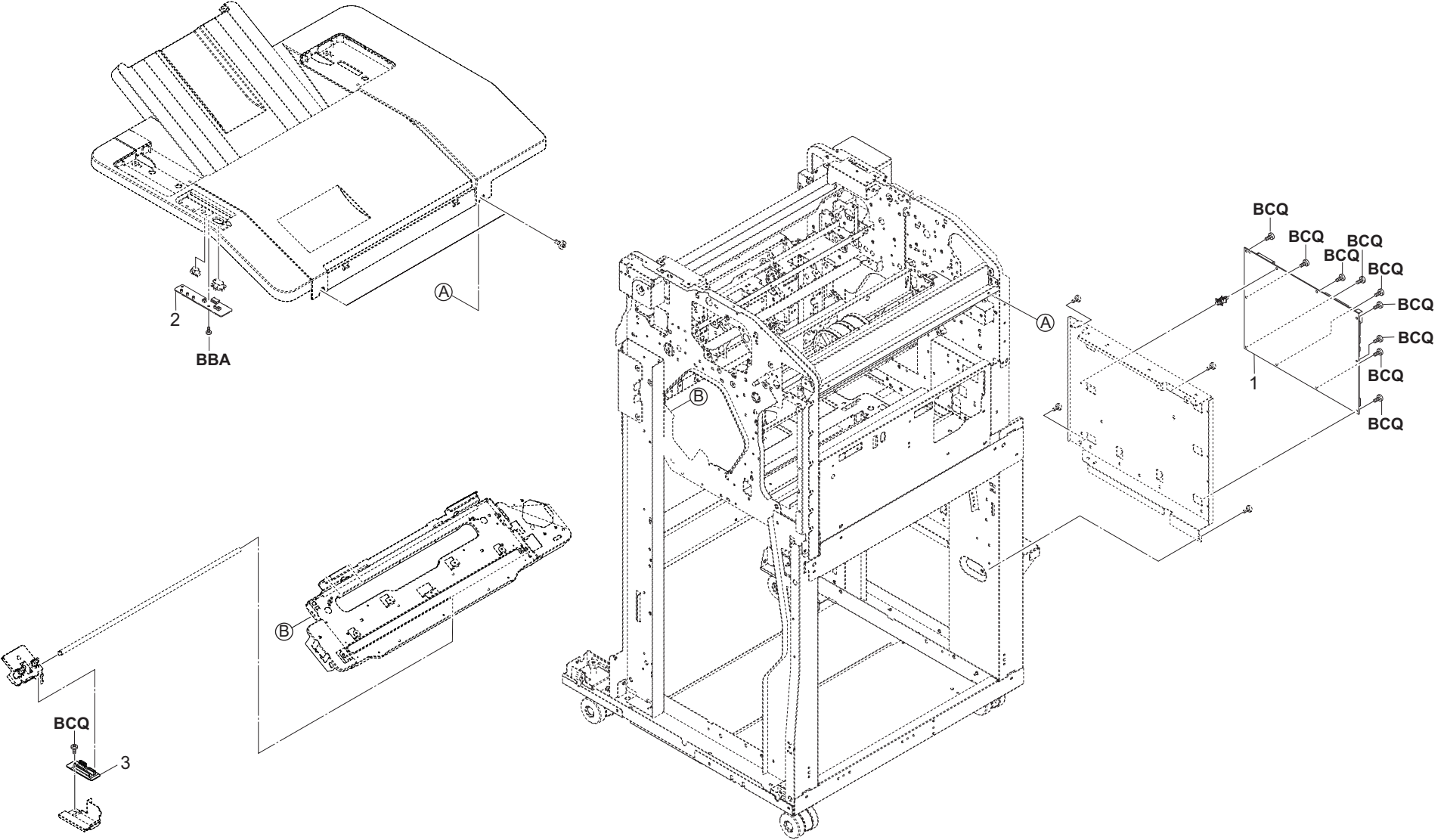


FIG. 23 Electrical Components 1 (PWB)

Ref No.	Part.No.	Description	Notes	Revision	Quantity			
					100	120	230	240
1	303V994010	PARTS PWB DF MAIN ASSY SP			1	1	1	1
2	303S894030	PARTS PWB OPERATION ASSY(SP)			1	1	1	1
3	303S894020	PARTS PWB STAPLE ASSY(SP)			1	1	1	1

FIG. 24 Electrical Components 2 (Wiring)

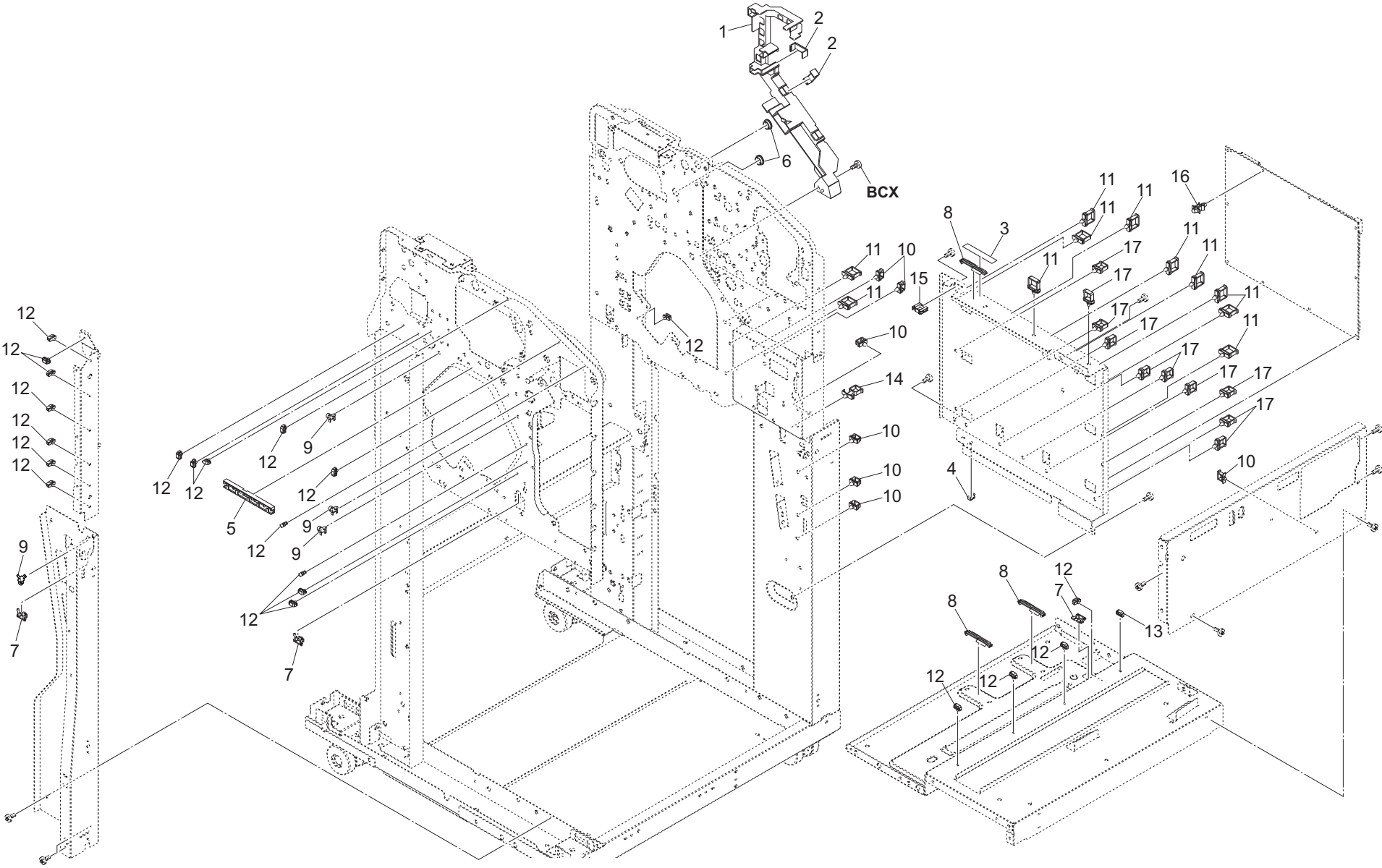


FIG. 24 Electrical Components 2 (Wiring)

3V9

Ref No.	Part.No.	Description	Notes	Revision	Quantity			
					100	120	230	240
1	303S839030	GUIDE WIRE REAR RIGHT			1	1	1	1
2	303LL02180	HOLDER WIRE A			2	2	2	2
3	302R605120	FILM FFC LCD			1	1	1	1
4	302K931080	WIRE STOPPER			1	1	1	1
5	303S802210	HOLDER WIRE			1	1	1	1
6	7YZM110001++H01	ACCESS.BUSHING			2	2	2	2
7	7YZM210006++H01	ACCESS.EDGING			3	3	3	3
8	7YZM390016++H01	ACCESS.CLAMP			3	3	3	3
9	7YZM410002++H01	ACCESS.BAND			4	4	4	4
10	7YZM610001++H01	ACCESS SADDLE			7	7	7	7
11	7YZM610004++H01	ACCESS SADDLE			11	11	11	11
12	7YZM610007++H01	ACCESS.SADDLE			21	21	21	21
13	7YZM610008++H01	ACCESS.SADDLE			1	1	1	1
14	7YZM610017++H01	ACCESS.SADDLE			1	1	1	1
15	7YZM210005++H01	ACCESS.EDGING			1	1	1	1
16	7YZM510007++H01	ACCESS.SPACER			1	1	1	1
17	7YZM610003++H01	ACCESS SADDLE			10	10	10	10

FIG. 25 Accessories

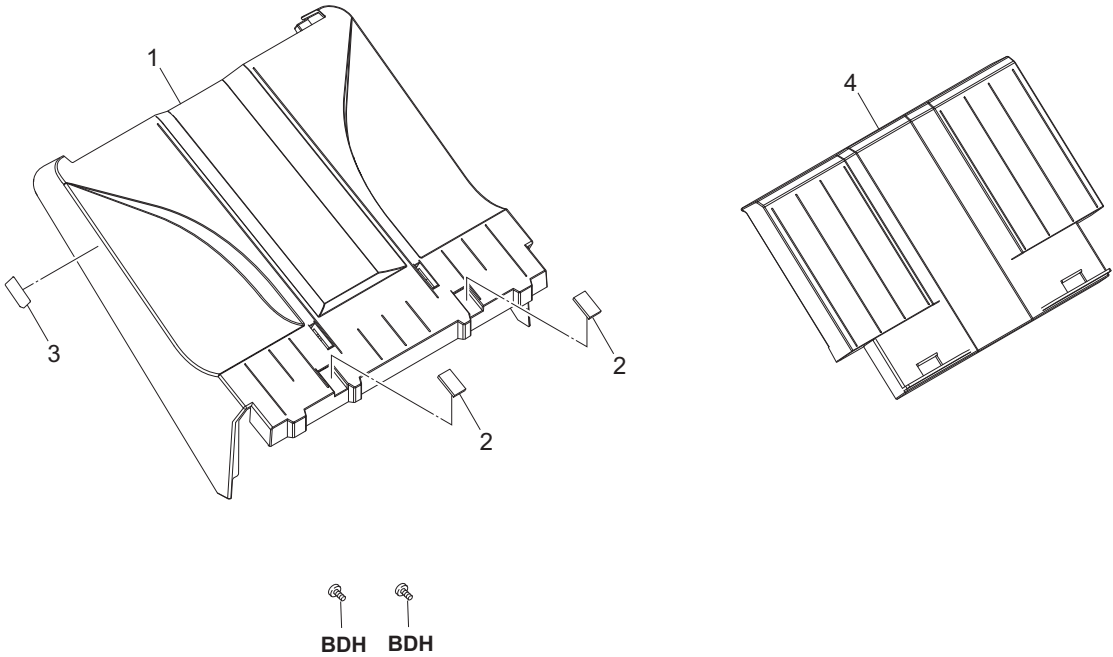


FIG. 25 Accessories

Ref No.	Part.No.	Description	Notes	Revision	Quantity			
					100	120	230	240
1	303S837041	TRAY MAIN UP			1	1	1	1
2	303S837170	CUSHION TRAY			2	2	2	2
3	303PW34020	LABEL A			1	1	1	1
4	303RW37021	TRAY MAIN LOW			1	1	1	1

FIG. 26 Options (Product item)

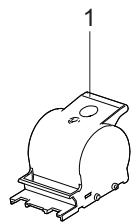
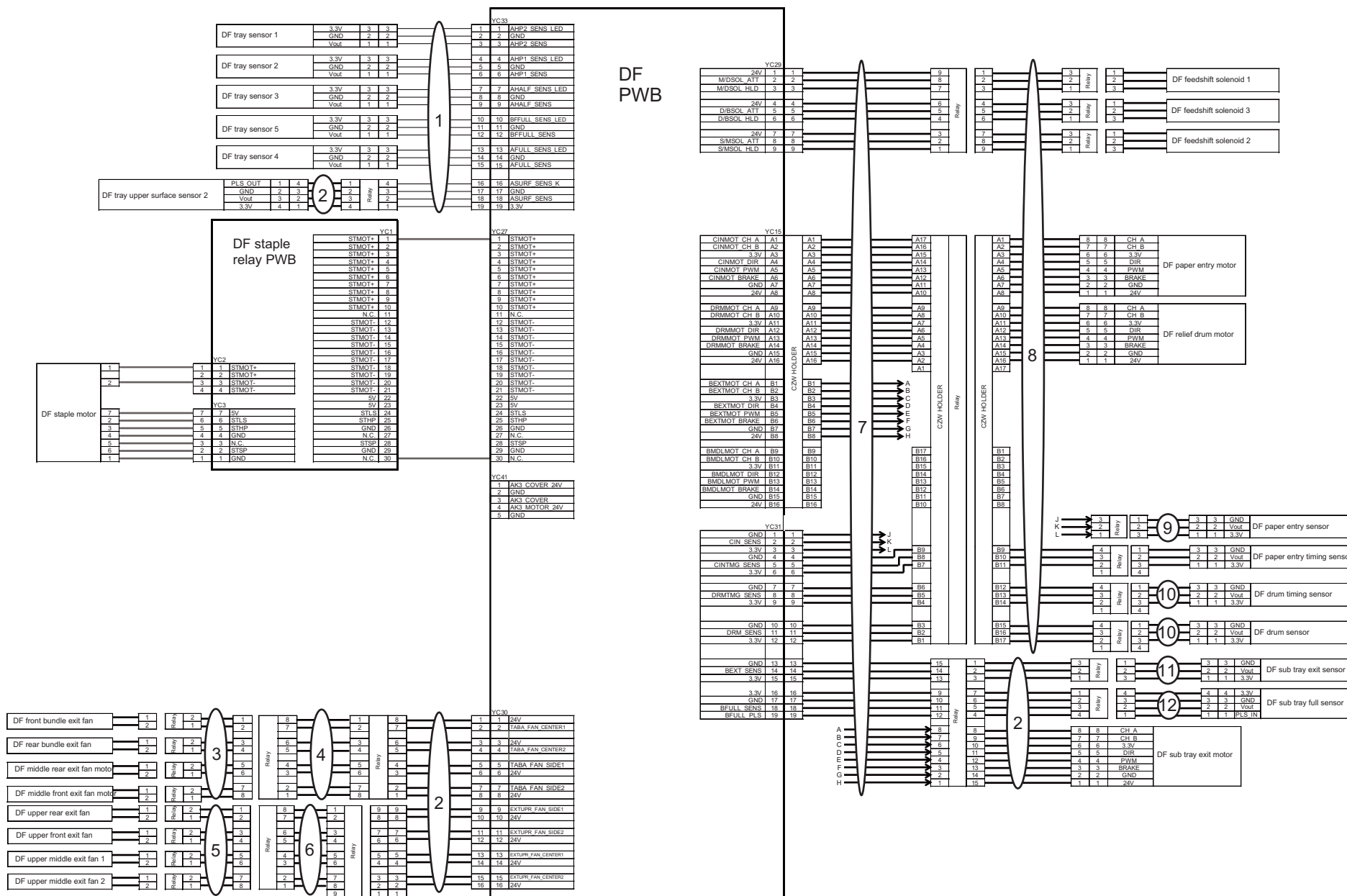


FIG. 26 Options (Product item)

Ref No.	Part.No.	Description	Notes	Revision	Quantity			
					100	120	230	240
1	1903S80UN0	SH-14/STAPLE HOLDER			1	1	1	1

Wire. 1 Wire Section (EN) 1 (Drum unit / Stapler / Main tray sensor)



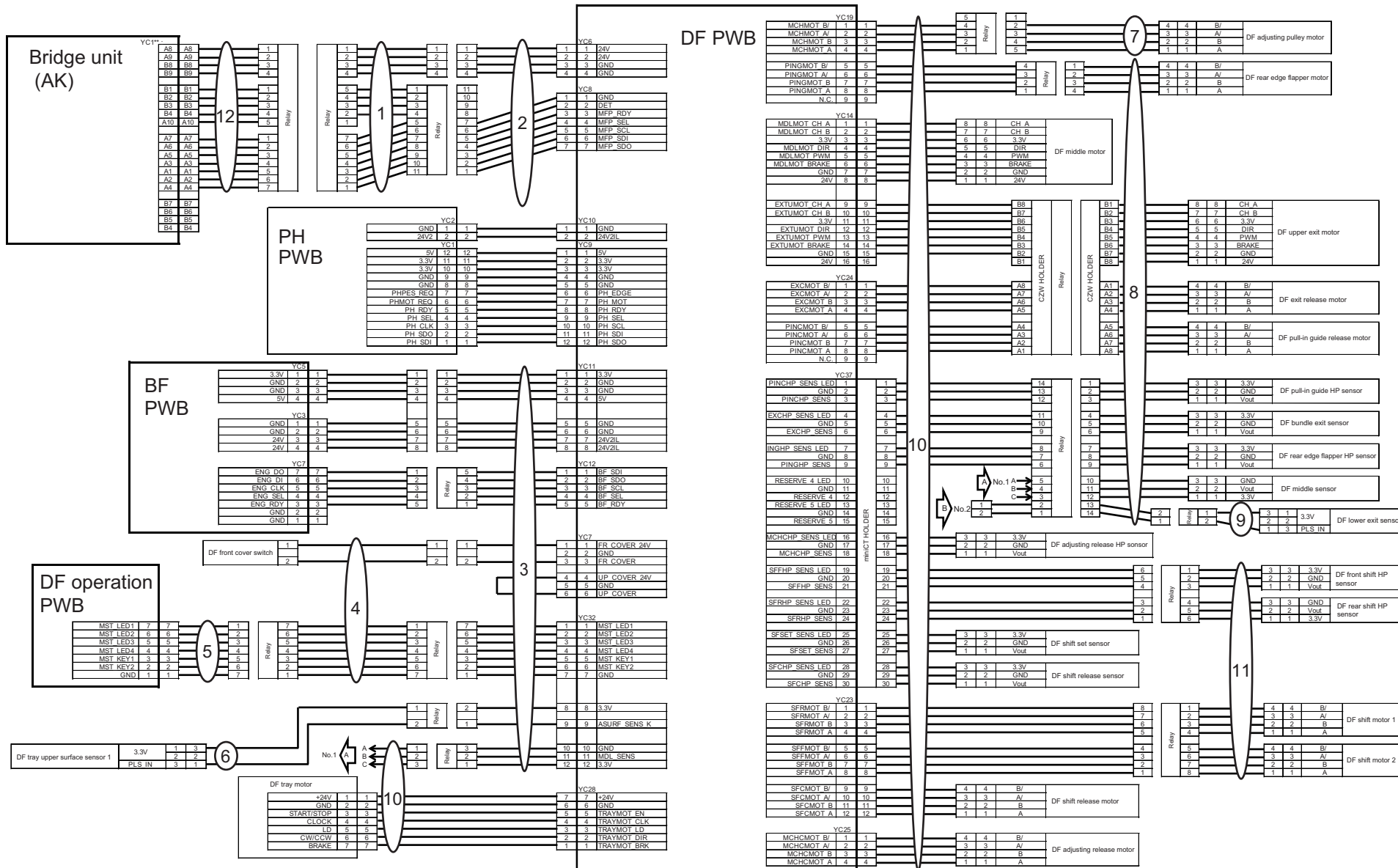
Wire. 1 Wire Section (EN) 1 (Drum unit / Stapler / Main tray sensor)

3V9

Ref No.	Part.No.	Description	Notes	Revision	Quantity			
					100	120	230	240
1	303S846120	CONN.CORD ASSY SENSOR			1	1	1	1
2	303S846150	CONN.CORD ASSY MIDDLE HOLDER DRIVE	Also refer to Wire.2-Ref.10		1	1	1	1
3	303S846020	CONN.CORD ASSY MID TRAY LOWER	Also refer to Wire.3-Ref.7		1	1	1	1
4	303S846170	CONN.CORD ASSY REAR LEFT	Also refer to Wire.3-Ref.8		1	1	1	1
5	303SW46040	CONN.CORD ASSY BLOW FAN			1	1	1	1
6	303S846240	CONN.CORD ASSY SHIFT UNIT	Also refer to Wire.2-Ref.11		1	1	1	1
7	303SW46030	CONN.CORD ASSY REAR RIGHT			1	1	1	1
8	303SW46010	CONN.CORD ASSY DRUM UNIT			1	1	1	1
9	303S846110	CONN.CORD ASSY CARRY IN			1	1	1	1
10	303S846060	CONN.CORD ASSY DRUM SENS			2	2	2	2
11	303S846250	CONN.CORD ASSY SUB EXIT			1	1	1	1
12	303S846070	CONN.CORD ASSY SUB EXIT FULL			1	1	1	1

• Wire Section indicates all the wires/FFCs containing them in other FIGs.

• Wire Section には全ての電線 /FFC (他 FIG の電線 /FFC 含む) を掲載しています。



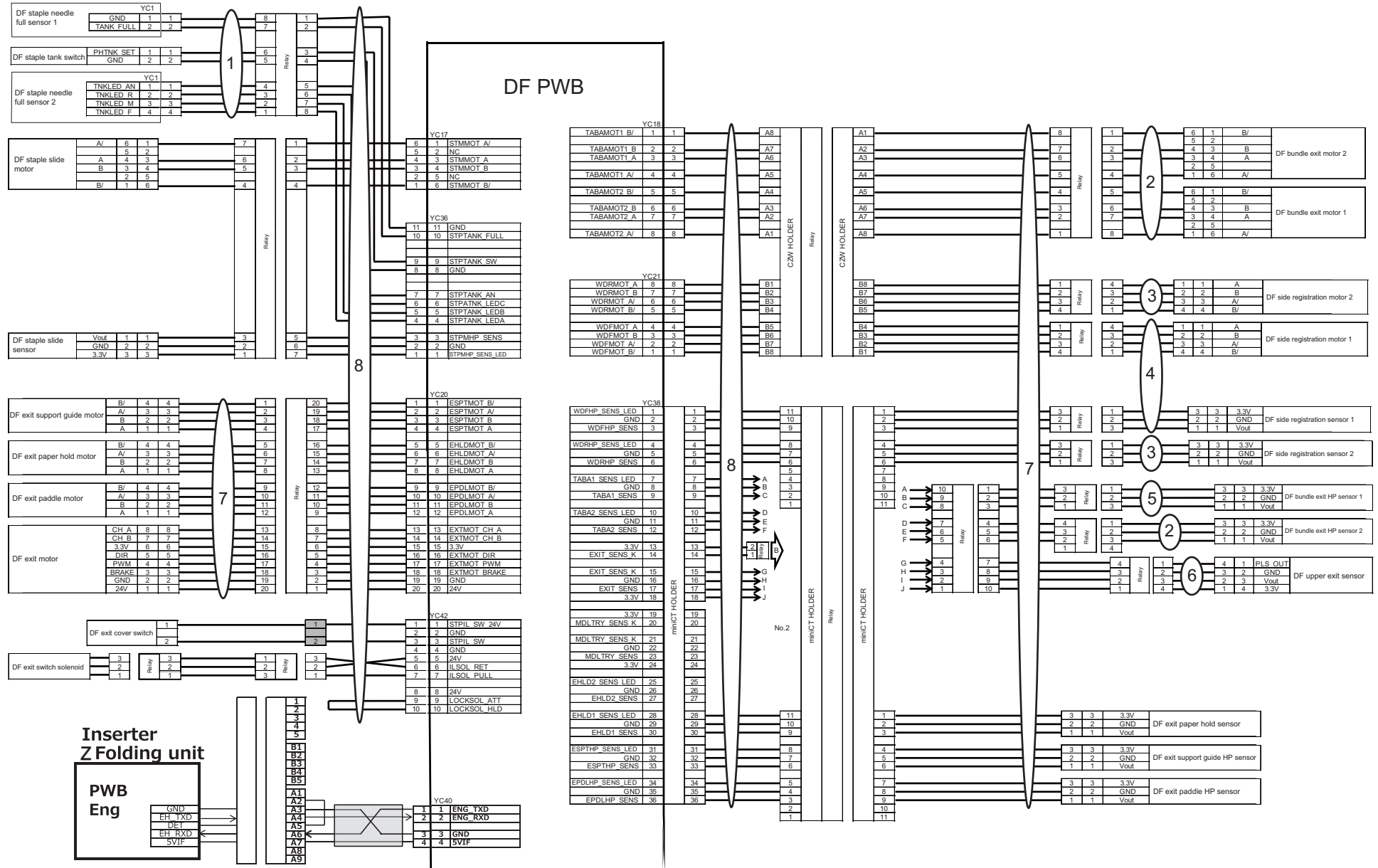
Wire. 2 Wire Section (EN) 2 (Middle tray unit / Sub tray exit / Interface)

3V9

Ref No.	Part.No.	Description	Notes	Revision	Quantity			
					100	120	230	240
1	303SW46050	CONN.CORD ASSY INTERFACE B			1	1	1	1
2	303SW46020	CONN.CORD ASSY INTERFACE JOINT			1	1	1	1
3	303S846200	CONN.CORD ASSY BOOKLET JOINT			1	1	1	1
4	303S846130	CONN.CORD ASSY FRONT1			1	1	1	1
5	303NB46160	WIRE OPERATION			1	1	1	1
6	303S846220	CONN.CORD ASSY FRONT2			1	1	1	1
7	303S846080	CONN.CORD ASSY MOTOR JOINT			1	1	1	1
8	303S846010	CONN.CORD ASSY MID TRAY UPPER			1	1	1	1
9	303S846230	CONN.CORD ASSY MAIN EXIT1			1	1	1	1
10	303S846150	CONN.CORD ASSY MIDDLE HOLDER DRIVE	Also refer to Wire.1-Ref.2		-	-	-	-
11	303S846240	CONN.CORD ASSY SHIFT UNIT	Also refer to Wire.1-Ref.6		-	-	-	-
12	303NB46180	WIRE INTERFACE A			1	1	1	1

• Wire Section indicates all the wires/FFCs containing them in other FIGs.

• Wire Section には全ての電線 /FFC (他 FIG の電線 /FFC 含む) を掲載しています。

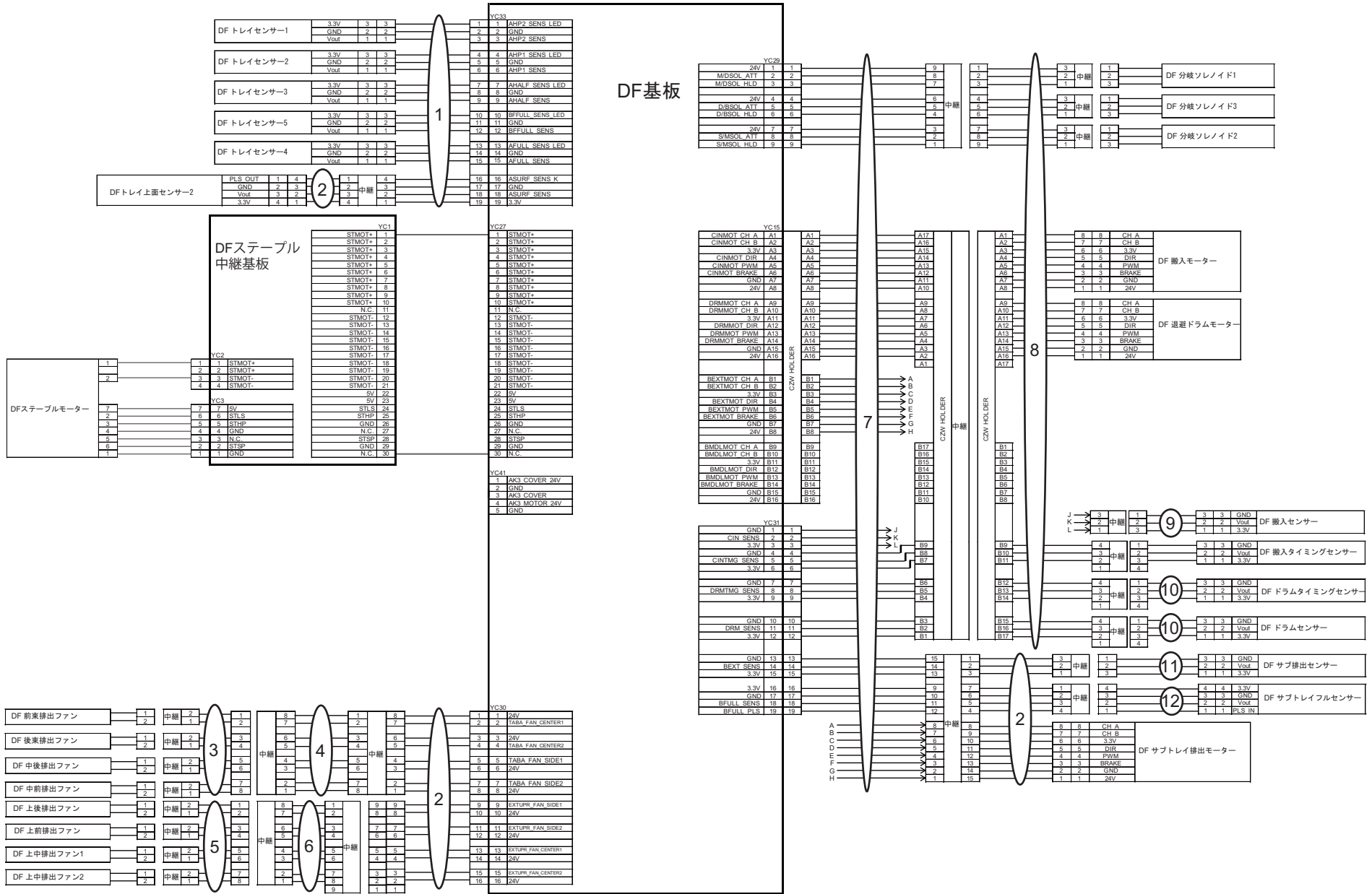


Wire. 3 Wire Section (EN) 3 (Stapler move unit / Main tray exit)

Ref No.	Part.No.	Description	Notes	Revision	Quantity			
					100	120	230	240
1	303S846210	CONN.CORD ASSY STAPLER DUST BOX			1	1	1	1
2	303S846030	CONN.CORD ASSY BUNDLE UNIT			1	1	1	1
3	303S846190	CONN.CORD ASSY WIDTH CURSOR REAR			1	1	1	1
4	303S846180	CONN.CORD ASSY WIDTH CURSOR FRONT			1	1	1	1
5	303S846310	CONN.CORD ASSY BUNDLE HP			1	1	1	1
6	303S846290	CONN.CORD ASSY MAIN EXIT2			1	1	1	1
7	303S846020	CONN.CORD ASSY MID TRAY LOWER	Also refer to Wire.1-Ref.3		-	-	-	-
8	303S846170	CONN.CORD ASSY REAR LEFT	Also refer to Wire.1-Ref.4		-	-	-	-

• Wire Section indicates all the wires/FFCs containing them in other FIGs.

• Wire Section には全ての電線 /FFC (他 FIG の電線 /FFC 含む) を掲載しています。




Wire. 1 Wire Section (JA) 1 (Drum unit / Stapler / Main tray sensor)

3V9

Ref No.	Part.No.	Description	Notes	Revision	Quantity			
					100	120	230	240
1	303S846120	CONN.CORD ASSY SENSOR			1	1	1	1
2	303S846150	CONN.CORD ASSY MIDDLE HOLDER DRIVE	Wire.2-Ref.10 も参照ください		1	1	1	1
3	303S846020	CONN.CORD ASSY MID TRAY LOWER	Wire.3-Ref.7 も参照ください		1	1	1	1
4	303S846170	CONN.CORD ASSY REAR LEFT	Wire.3-Ref.8 も参照ください		1	1	1	1
5	303SW46040	CONN.CORD ASSY BLOW FAN			1	1	1	1
6	303S846240	CONN.CORD ASSY SHIFT UNIT	Wire.2-Ref.11 も参照ください		1	1	1	1
7	303SW46030	CONN.CORD ASSY REAR RIGHT			1	1	1	1
8	303SW46010	CONN.CORD ASSY DRUM UNIT			1	1	1	1
9	303S846110	CONN.CORD ASSY CARRY IN			1	1	1	1
10	303S846060	CONN.CORD ASSY DRUM SENS			2	2	2	2
11	303S846250	CONN.CORD ASSY SUB EXIT			1	1	1	1
12	303S846070	CONN.CORD ASSY SUB EXIT FULL			1	1	1	1

• Wire Section indicates all the wires/FFCs containing them in other FIGs.

• Wire Section には全ての電線 /FFC (他 FIG の電線 /FFC 含む) を掲載しています。



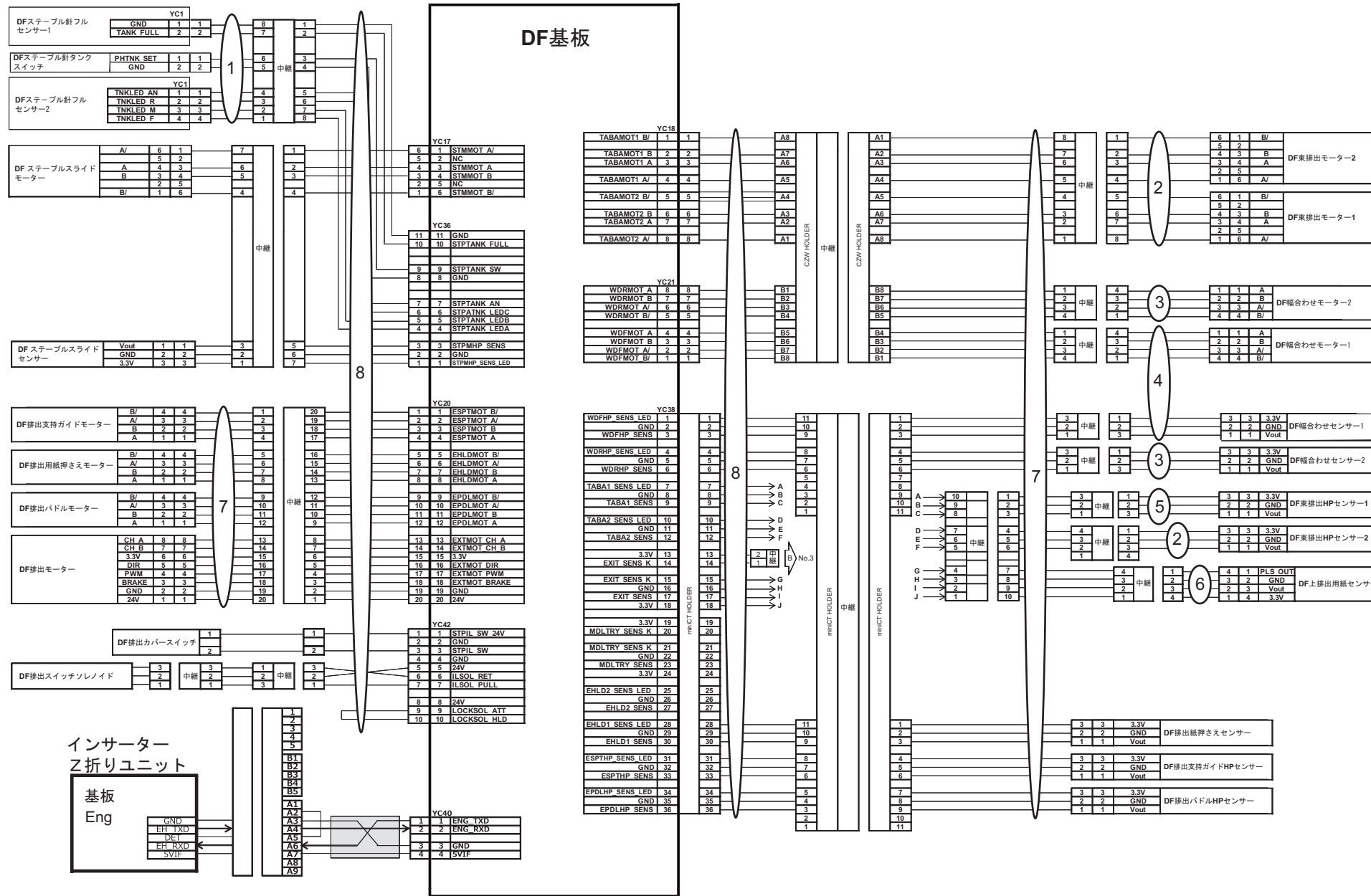
Wire. 2 Wire Section (JA) 2 (Middle tray unit / Sub tray exit / Interface)

3V9

Ref No.	Part.No.	Description	Notes	Revision	Quantity			
					100	120	230	240
1	303SW46050	CONN.CORD ASSY INTERFACE B			1	1	1	1
2	303SW46020	CONN.CORD ASSY INTERFACE JOINT			1	1	1	1
3	303S846200	CONN.CORD ASSY BOOKLET JOINT			1	1	1	1
4	303S846130	CONN.CORD ASSY FRONT1			1	1	1	1
5	303NB46160	WIRE OPERATION			1	1	1	1
6	303S846220	CONN.CORD ASSY FRONT2			1	1	1	1
7	303S846080	CONN.CORD ASSY MOTOR JOINT			1	1	1	1
8	303S846010	CONN.CORD ASSY MID TRAY UPPER			1	1	1	1
9	303S846230	CONN.CORD ASSY MAIN EXIT1			1	1	1	1
10	303S846150	CONN.CORD ASSY MIDDLE HOLDER DRIVE	Wire.1-Ref.2も参照ください		-	-	-	-
11	303S846240	CONN.CORD ASSY SHIFT UNIT	Wire.1-Ref.6も参照ください		-	-	-	-
12	303NB46180	WIRE INTERFACE A			1	1	1	1

• Wire Section indicates all the wires/FFCs containing them in other FIGs.

• Wire Section には全ての電線 / FFC（他 FIG の電線 / FFC 含む）を掲載しています。



Wire. 3 Wire Section (JA) 3 (Stapler move unit / Main tray exit)

3V9

Ref No.	Part.No.	Description	Notes	Revision	Quantity			
					100	120	230	240
1	303S846210	CONN.CORD ASSY STAPLER DUST BOX			1	1	1	1
2	303S846030	CONN.CORD ASSY BUNDLE UNIT			1	1	1	1
3	303S846190	CONN.CORD ASSY WIDTH CURSOR REAR			1	1	1	1
4	303S846180	CONN.CORD ASSY WIDTH CURSOR FRONT			1	1	1	1
5	303S846310	CONN.CORD ASSY BUNDLE HP			1	1	1	1
6	303S846290	CONN.CORD ASSY MAIN EXIT2			1	1	1	1
7	303S846020	CONN.CORD ASSY MID TRAY LOWER	Wire.1-Ref.3 も参照ください		-	-	-	-
8	303S846170	CONN.CORD ASSY REAR LEFT	Wire.1-Ref.4 も参照ください		-	-	-	-

• Wire Section indicates all the wires/FFCs containing them in other FIGs.

• Wire Section には全ての電線 / FFC (他 FIG の電線 / FFC 含む) を掲載しています。

CLASSIFICATION OF THE SCREWS IN ILLUSTRATION / ビス種別表

Ref No.	Part.No.	Description	Notes
AAA	5MBCS3025XSP	CS STOP RING /X 3 X .25T S-BLK	
AAB	5MBP1612WWLD	SPRING PIN 1.6X12	
AAC	5MBP2010WXSP	SPRING PIN /M2 X 10 S-BLK	
AAD	5MBP2012WPLD	PARALLEL PIN / M2 X 12 SUS-DP	
AAE	5MBP2012WXSP	SPRING PIN 2X12	
AAF	5MBP2014WXSP	SPRING PIN / M2 X 14 S-BLK	
AAG	5MBP2020WWLD	SPRING PIN / M2 X 20 SUS-DP XX	
AAH	5MBP2516WXSP	SPRING PIN(2.5x16)	
AAI	5MBP2518WXSP	SPRING PIN(2.5x18)	
AAJ	5MBTPB4006TW++R	BIND T.T SCREW(+)/M4x6 CRFREE S-T	
AAK	5MBWK32808NN	POLY SLIDER /M3.2X 8 X0.8T XX	
AAL	5MBWK41A03NN	POLY-SLIDER WASHER 4.1X10X0.3T	
AAM	5MBWK6295+NN	POLY WASHER M6.2X9.5X0.25T	
AAN	5MBWK62955NN	POLY SLIDER/M6.2X9.5X0.5T PLASTC	
AAO	5MBWL72B05NN	POLY CUT WASER /M7.2X 11X0.5T PA XX	
AAP	5MBWN62D0+NN	POLY WASHER 6.2X13X0.25T	
AAQ	5MBWN62D05NB	POLY WASHER /M6.2X13X0.5T PA-BLK	
AAR	5MBP2010WWLD	SPRING PIN /M2 X 10 SUS-DP XX	
BAA	7BB000303H	+BIND M SCREW 3X3	
BAB	7BB000304H	+BIND M SCREW 3X4	
BAC	7BB000305H	+BIND M SCREW 3x5	
BAD	7BB000306H	+BIND M SCREW 3X6	
BAE	7BB000406H	+BIND M SCREW 4X6	
BAF	7BB000P03H	+BIND M SCREW 2.6X3	
BAG	7BB001303H	+PAN M SCREW 3x3	
BAH	7BB001P03H1	PAN M SCREW 2.6X3	
BAI	7BB007303H	+TP-CUP M SCREW 3X3	
BAJ	7BB007304H	+TP-CUP M SCREW 3x4	
BAK	7BB008305H	+FLAT FILLESTER M SCREW 3x5	
BAL	7BB00B306H	+PAN M SCREW WITH T.L.WASHER 3X6	
BAM	7BB060305H1	+BIND M SCREW 3X5(BLUE)	
BAN	7BB100304H	+BIND T.T S SCREW 3x4	
BAO	7BB100306H	+BIND T.T S SCREW 3x6	
BAP	7BB100306H1	+BIND T.T S SCREW 3X6	
BAQ	7BB100308H1	+BIND T.T S SCREW 3X8	
BAR	7BB100320H	+BIND T.T S SCREW 3x20	
BAS	7BB100408H	+BIND T.T S SCREW 4x8	
BAT	7BB100408H1	+BIND T.T S SCREW 4X8	
BAU	7BB100440H	+BIND T.T S SCREW 4X40	
BAV	7BB102308H1	+TP-FLAT T.T S SCREW 3X8	
BAW	7BB180306H	+BIND T.T S SCREW 3X6(BLACK)	
BAX	7BB180408H	+BIND T.T S SCREW 4x8(BLACK)	
BAY	7BB200205H	BIND T.T P SCREW 2X5	
BAZ	7BB200306H	+BIND T.T P SCREW 3x6	
BBA	7BB200308H	+BIND T.T P SCREW 3X8	
BBB	7BB200310H	+BIND T.T P SCREW 3x10	
BBC	7BB200312H	+BIND T.T P SCREW 3X12	
BBD	7BB200320H	BIND T.T P SCREW 3X20	
BBE	7BB200322H	BIND T.T P SCREW 3X22	
BBF	7BB200410H	+BIND T.T P SCREW 4X10	
BBG	7BB200412H	+BIND T.T P SCREW 4x12	
BBH	7BB200416H	+BIND T.T P SCREW 4x16	

Ref No.	Part.No.	Description	Notes
BBI	7BB202306H	+TP-FLAT T.T P SCREW 3X6	
BBJ	7BB202308H	+TP-FLAT T.T P SCREW 3X8	
BBK	7BB202310H	+TP-FLAT T.T P SCREW 3X10	
BBL	7BB203308H	+FLAT HEAD T.T P SCREW 3X8	
BBM	7BB280410H	+BIND T.T P SCREW 4X10(BLACK)	
BBN	7BB282308H	+TP-FLAT T.T P SCREW 3X8(BLACK)	
BBO	7BB300310H	+BIND TAP-TITE B SCREW M3X10	
BBP	7BB300323H	+BIND T.T B SCREW 3x23	
BBQ	7BB600306H	+BIND M SCREW 3X6 R	
BBR	7BB600308H	+BIND M SCREW 3x8 R	
BBS	7BB600308H1	+BIND M SCREW 3X8 R	
BBT	7BB600310H	+BIND M SCREW 3X10 R	
BBU	7BB600314H	+BIND M SCREW 3X14 R	
BBW	7BB600320H	+BIND M SCREW 3x20 R	
BBX	7BB600406H	+BIND M SCREW 4X6 R	
BBY	7BB600425H	+BIND M SCREW 4X25 R	
BBZ	7BB600430H	+BIND M SCREW 4X30 R	
BCA	7BB600P08H	+BIND M SCREW 2.6X8 R	
BCB	7BB601306H	+PAN M SCREW 3x6 R	
BCC	7BB606306H	+PAN M SCREW WITH SW W 3X6 R	
BCD	7BB606308H	+PAN M SCREW WITH SW W 3X8 R	
BCE	7BB606312H	+PAN M SCREW WITH SW W 3X12 R	
BCF	7BB606408H	+BIND M SCREW WITH SW W 4X8 R	
BCG	7BB606512H	+BIND M SCREW WITH SW W 5X12 R	
BCH	7BB607306H	+TP-CUP M SCREW 3X6 R	
BCI	7BB607310H	+TP-CUP M SCREW 3X10 R	
BCK	7BB607312H	+TP-CUP M SCREW 3X12 R	
BCL	7BB607320H	+TP-CUP M SCREW 3X20 R	
BCM	7BB607406H	+TP-CUP M SCREW 4X6 R	
BCN	7BB607414H	+TP-CUP M SCREW 4X14 R	
BCO	7BB687310H	+TP-CUP M SCREW 3X10 R(BLACK)	
BCP	7BB700306H	+BIND T.T S SCREW 3X6 SR	
BCQ	7BB700308H	+BIND T.T S SCREW 3X8 SR	
BCR	7BB700310H	+BIND T.T S SCREW 3X10 SR	
BCS	7BB700312H	+BIND T.T S SCREW 3X12 SR	
BCT	7BB700314H	+BIND T.T S SCREW 3X14 SR	
BCU	7BB700316H	+BIND T.T S SCREW 3X16 SR	
BCV	7BB700320H	+BIND T.T S SCREW 3X20 SR	
BCW	7BB700330H	+BIND T.T S SCREW 3X30 SR	
BCX	7BB700408H	+BIND T.T S SCREW 4X8 SR	
BCY	7BB700410H	+BIND T.T S SCREW 4X10 SR	
BCZ	7BB700412H	+BIND T.T S SCREW 4X12 SR	
BDA	7BB702306H	+TP-FLAT T.T S SCREW 3x6 SR	
BDB	7BB702308H	+TP-FLAT T.T S SCREW 3X8 SR	
BDC	7BB760408H	+BIND T.T S SCREW 4X8 SR(BLUE)	
BDD	7BB780308H	+BIND T.T S SCREW 3X8 SR(BLACK)	
BDE	7BB780410H	+BIND T.T S SCREW 4X10 SR(BLACK)	
BDF	7BB780420H	+BIND T.T S SCREW 4X20 SR(BLACK)	
B DG	7BB782308H	+TP-FLAT T.T S SCREW 3X8 SR(BLACK)	
BDH	7BB782410H	+TP-FLAT T.T S SCREW 4X10 SR(BLACK)	
BDI	B1A25100	+BINDING SCREW WITH SW.W M5X10	
BDJ	B9A90010	+PAN SCREW 6-32X0.25	

CLASSIFICATION OF THE SCREWS IN ILLUSTRATION / ビス種別表

Ref No.	Part.No.	Description	Notes
BDK	7BB202410H	+TP-FLAT T.T P SCREW 4X10	
BDL	7BB607308H	+TP-CUP M SCREW 3X8 R	
BDM	7BB607410H	+TP-CUP M SCREW 4X10 R	
BDN	7BB200408H	+BIND T.T P SCREW 4X8	
BDO	7BB702320H	+TP-FLAT T.T S SCREW 3X20 SR	
BDP	7BB007406H	+TP-CUP M SCREW 4X6	
BDQ	7BB702420H	+TP-FLAT T.T S SCREW 4X20 SR	
BDR	7BB100316H1	+BIND T.T S SCREW 3X16	
BDS	7BB702410H	+TP-FLAT T.T S SCREW 4X10 SR	
BDT	7BB700430H	+BIND T.T S SCREW 4X30 SR	
BDU	7BB282408H	+TP-FLAT T.T P SCREW 4X8(BLACK)	
BDV	7BB0A0222H	BIND M SCREW 2X22 SUS	
BQH		BIND M SCREW 3X4 3M2510	Obtained locally
BQI		BIND M SCREW 2X4	Obtained locally
CAA	7BC00030A080H01	WASHER M3X10X0.8T	
CAB	7BC000336040H01	WASHER 3.3X6X0.4T	
CAC	7BC000357050H01	WASHER M3.5X7.0X0.5T	
CAD	7BC00045C080H01	WASHER M4.5X12X0.8T CRFREE	
CAE	7BC00060D0A+H01	WASHER M6X13X1T	
CAF	7BC040538050H01	FLAT A WASHER	
CAG	7BC040621250H01	WASHER 6.2X12X0.5T	
CAH	7BC04085E0A0C01	WASHER 8.5X14X1.0T SUS	
CAI	7BC060429020H01	POLY SLIDER WASHER M4.2X9X0.2T	
CAJ	7BC06051C020H01	POLY SLIDER WASHER M5.1X1.2X0.2T	
CAK	7BC06052G050H01	POLY SLIDER WASHER 5.2X16X0.5T	
CAL	7BC06062A0A0H01	POLY SLIDER WASHER 6.2X10X1.0T	
CAM	7BC06062C020H01	POLY SLIDER WASHER M6.2X12X0.2T	
CAN	7BC06062N050H01	POLYSLIDER 6.2X22X0.5T	
CAO	7BC06082G020H01	POLY SLIDER WASHER M8.2X16X0.2T	
CAP	7BC1003055++H01	HEXA NUT M3	
CAQ	7BC460326050H01	CUT WASHER 3.2X6.0X0.5T(BLACK)	
CAR	7BC46042A050H01	CUT WASHER 4.2X10.0X0.5T	
CAS	7BC5004176A0H01	SPRING WASHER M4	
CAT	7BC600306545H01	TOOTHED LOCK WASHER M3X6.5X0.45T	
CAU	7BCW7085D020H01	WAVE WASHER SUS WW8.5X13X0.2	
CAV	7BCW80619001H01	POLY WASHER 6.1X9X0.13T	
CAW	7BCW8082C025H01	POLY WASHER 8.2X12X0.25T	
CAX	7BC060629540H01	POLY SLIDER WASHER 6.2X9.5X0.4T	
CAY		CUT-WASHER 4.2X12.0X0.5T(BLACK)	Obtained locally
DAA	7BD103060+++H01	E STOP RING E-3	
DAB	7BD104060+++H01	E STOP RING E-4	
DAC	7BD105060+++H01	E STOP RING E-5	
DAD	7BD107080+++H01	E STOP RING E-7	
EAA	7BL020003H	TUBE 4-7 PHARMED BPT	
EAB	7BL020004H	TUBE 4-6 TH-2000	
EAC	7BL020005H	TUBE 3-5 TH-2000	
FAA	7BP01204000JH01	SPRING PIN 2.0X40	
FAB	7BP013030+++H01	SPRING PIN 3X30(SUS)	
FAC	7BP512008B0CH01	PARALLEL PIN 2.0X8	
FAD	7BP512010B0CH01	PARALLEL PIN 2.0X10	
FAE	7BP512012B0CH01	PARALLEL PIN 2.0X12	
FAF	7BP512014B0CH01	PARALLEL PIN 2.0X14	

Ref No.	Part.No.	Description	Notes
FAG	7BP512016B0CH01	PARALLEL PIN 2.0X16	
FAH	7BP512018B0CH01	PARALLEL PIN 2X18	
FAI	7BP512512B0CH01	PARALLEL PIN H7A 2.5X12 SUS	
FAJ	7BP512514B0CH01	PARALLEL PIN 2.5X14	
FAK	7BP512516B0CH01	PARALLEL PIN 2.5X16	
FAL	7BP512520B0CH01	PARALLEL PIN 2.5X20	
FAM	7BP512522B0CH01	PARALLEL PIN 2.5X22	
FAN	7BP512525B0CH01	PARALLEL PIN 2.5X25	
FAO	7BP513012B0CH01	PARALLEL PIN H7A 3X12 SUS	
FAP	7BP513022B0CH01	PARALLEL PIN 3X22	
FAQ	7BP513025B0CH01	PARALLEL PIN 3X25	
FAR	7BP513040B0CH01	PARALLEL PIN 3X40	
FAS	7BP00252500JH01	SPRING PIN 2.5X25	
FAT	5MBP1208WXSP	SPRING PIN /M1.2 X 8 XX	
GAA	7YTJ010001++H01	TERMINAL	
GAB	7YTJ010002++H01	TERMINAL	
HAA	C1B04030	NUT M4(TRIVALENT CHROMATING)	
HAB	C2604080	PLAIN WASHER M3-8 (BRASS,N.)	
HAC	C2803050	POLYESTER SLIDER WASHER 3.1X5.4X0.13T	
HAD	C2804100	POLYESTER SLIDER WASHER 4.1X10X0.5T	
HAE	C2805090	POLYESTER SLIDER WASHER 5.1X9.5X0.3T	
HAF	C2806120	POLYESTER SLIDER WASHER 6.2X12X0.5T	
HAG	C2808200	POLYESTER SLIDER WASHER 8X20X0.5T	
HAH	C2890180	*POLYESTER SLIDER WASHER12.2X18X0.5T	
HAI	C2891120	POLYESTER SLIDER WASHER 6.2X12X0.25T	
HAK	C2893140	SHIM 6.2X14X0.25T	
HAL	C2893950	SHIM 6.2-0.5T	
HAM	C2893960	SHIM 6.2-13-0.13T	
HAN	C2894950	SHIM 6.2-0.13T	
HAO	C2895110	SHIM 8.2-0.13T	
HAP	C2895120	SHIM 8.2-0.25T	
HAQ	C2895140	SHIM 8.2X14X0.8T	
HAR	C2895150	SHIM 8.2-1.0T	
JAA	E0020080	SPRING PIN 2X8	
JAB	E0025140	SPRING PIN 2.5X14	
JAC	E0030140	SPRING PIN 3X14	
JAD	E0130240	SPRING PIN 3X24(SUS)	
JAE	E0130280	SPRING PIN 3X28(SUS)	
JAF	E5120100	PARALLEL PIN H7A 2X10 SUS	
JAG	E5125120	PIN H7A 2.5X12 SUS	
JAH	E5125160	PARALLEL PIN H7A 2.5X16 SUS	
JAI	E5125200	PARALLEL PIN H7A 2.5X20 SUS	
JAJ	E0030240	SPRING PIN 3X24	

DP-7150

[CONFIDENTIAL]

FOR AUTHORIZED KYOCERA ENGINEERS ONLY. DO NOT DISTRIBUTE TO NON-AUTHORIZED PARTIES.

Symbols in the parts list

- Parts without a Ref.No. in the illustration indicate they are not supplied.
- Parts with "*" are component parts or sub-assemblies of the assembly appearing immediately above them.
- Parts with "**" are component parts or sub-assembly with "*" appearing immediately above them.

Classification of the screws

- See the last page of this parts list for the classification of the screws in the illustrations.

[CONFIDENTIAL]

京セラドキュメントソリューションズ株式会社の許可なく、本資料を配布することを禁じます。

記号の見方

イラスト中で Ref 番号がない部品は供給できません。
部品番号欄の・印は、組立部品の単品部品及び準組立部品を表わします。
部品番号欄の**印は、準組立部品の単品部品を表わします。

ビスの種別

イラスト中のビスの種別は最終ページに記載しています。

CONTENTS

FIG. 1	Covers	2
FIG. 2	Frames	4
FIG. 3	Table Assy	6
FIG. 4	Paper Conveying Section	8
FIG. 5	Paper Feed Section 1	10
FIG. 6	Paper Feed Section 2.....	12
FIG. 7	Paper Feed Section 3.....	14
FIG. 8	Drive Section and Electrical Components	16
FIG. 9	Accessories	18

WIRE

Wire Section (EN).....		20
Wire. 1	Wire Section (EN)	20
Wire Section (JA)		22
Wire. 1	Wire Section (JA)	22

FIG. 1 Covers

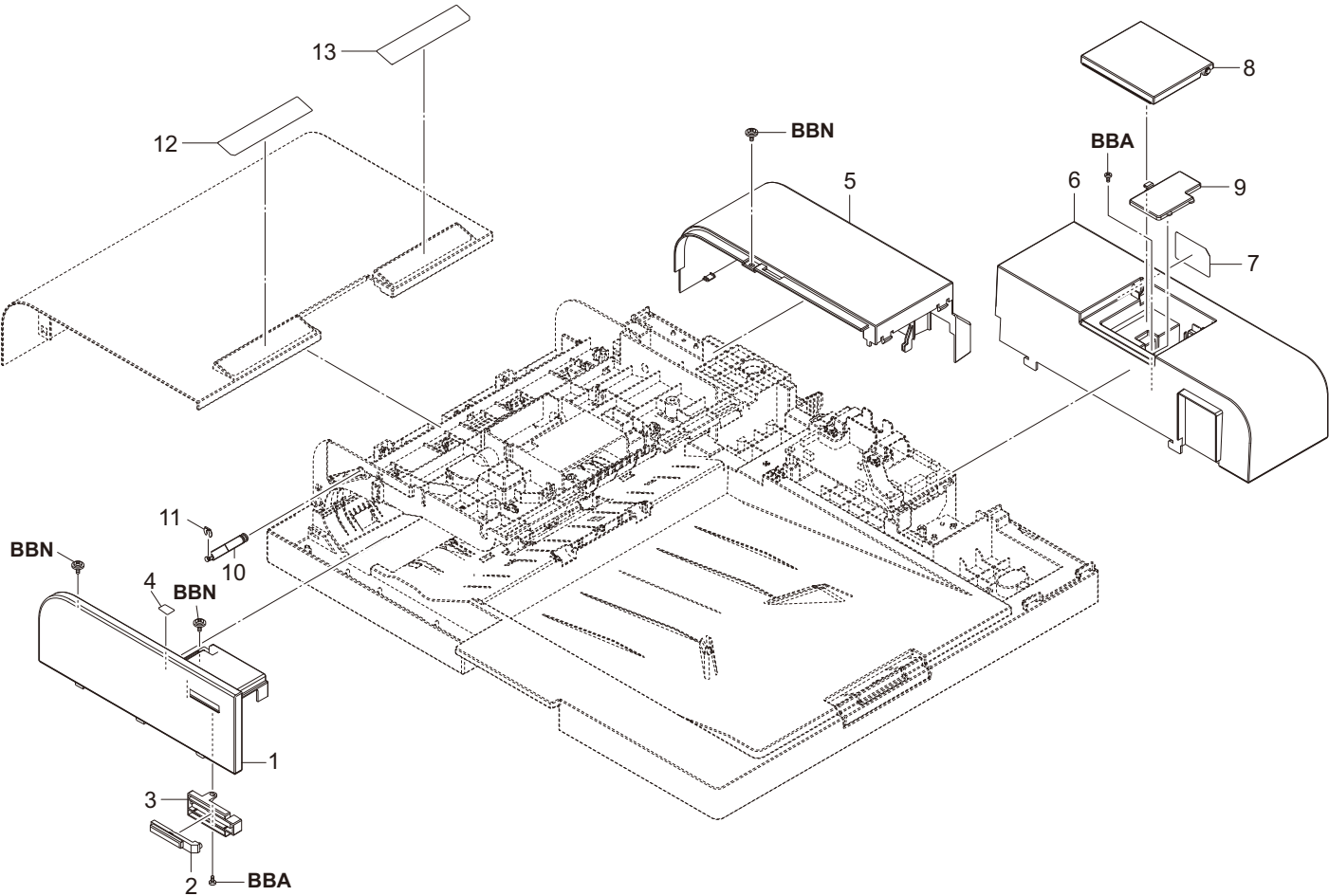


FIG. 1 Covers

Ref No.	Part.No.	Description	Notes	Revision	Quantity			
					100	120	230	240
1	303R704010	COVER FRONT			1	1	1	1
2	303M407300	LENS LED			1	1	1	1
3	303R724150	HOLDER LENS			1	1	1	1
4	303R734090	LABEL C1			1	1	1	1
5	303R704020	COVER REAR LEFT			1	1	1	1
6	303R704030	COVER REAR RIGHT			1	1	1	1
7	303R834011	LABEL CAUTION HINGE			1	1	1	1
8	303R704070	LID REAR COVER			1	1	1	1
9	303V304040	LID INNER COVER			1	1	1	1
10	303R302040	ARM PF COVER			1	1	1	1
11	302FZ25740	STOPPER 4			1	1	1	1
12	303R734010	LABEL SIZE DIRECTION METRIC			1	1	1	1
13	303R734020	LABEL SIZE DIRECTION INCH			1	1	1	1

FIG. 2 Frames

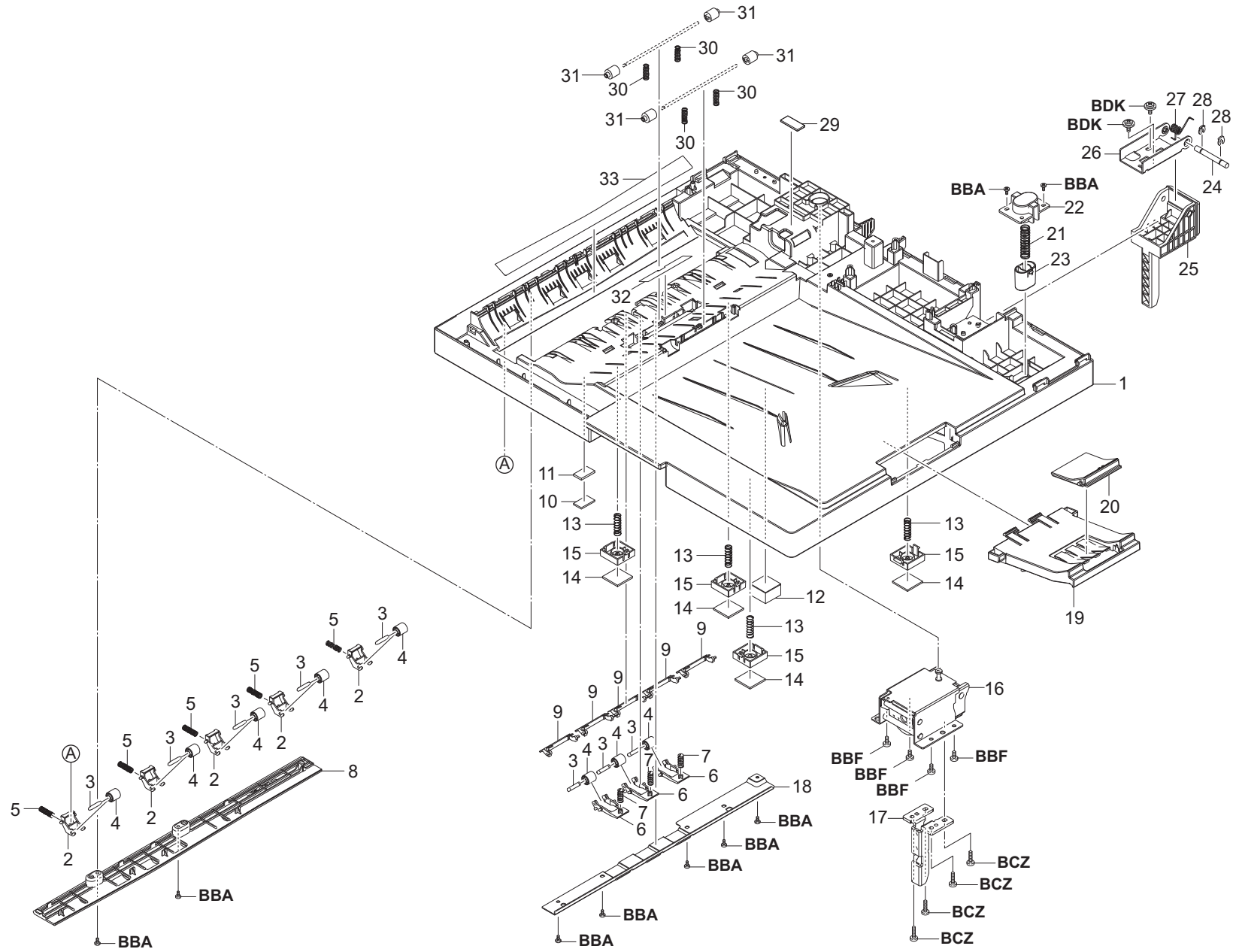


FIG. 2 Frames

Ref No.	Part.No.	Description	Notes	Revision	Quantity			
					100	120	230	240
1	303R702012	BASE DP			1	1	1	1
2	303M424191	HOLDER LEFT PULLEY			5	5	5	5
3	303M824200	SHAFT PULLEY			8	8	8	8
4	303M824210	PULLEY CONVEYING BK			8	8	8	8
5	302H008140	SPRING BYPASSFFED			5	5	5	5
6	303M824121	HOLDER RIGHT PULLEY			3	3	3	3
7	303NA06110	SPRING PICK UP			3	3	3	3
8	303R704050	COVER LEFT			1	1	1	1
9	303M824160	GUIDE RIGHT READING			5	5	5	5
10	303J902371	CUSHION ORIGINAL MAT			1	1	1	1
11	303R702180	SPONGE ORIGINAL MAT A			1	1	1	1
12	303P202010	SPONGE MAT			1	1	1	1
13	302KA28040	SPRING SOL			4	4	4	4
14	303LL02531	CUSHION ORIGINAL MAT			4	4	4	4
15	303R702051	MOUNT CUSHION			4	4	4	4
16	303R702160	HINGE LEFT B			1	1	1	1
17	303R702030	STAY HINGE			1	1	1	1
18	303R702040	STAY BASE LOWER			1	1	1	1
19	303R702100	TRAY SLIDE			1	1	1	1
20	303R702110	STOPPER EJECT			1	1	1	1
21	303JX02090	SPRING PUSH SW			1	1	1	1
22	303LL02150	HOLDER SPRING PUSH SW			1	1	1	1
23	303LL02390	PUSH SW			1	1	1	1
24	303M802150	SHAFT HINGE			1	1	1	1
25	303R702070	HINGE RIGHT BASE			1	1	1	1
26	303R702080	HINGE RIGHT MOUNT			1	1	1	1
27	303R702130	SPRING HINGE RIGHT			1	1	1	1
28	5MVX111DN003	RING STOPPER /A-49 FEED A4			2	2	2	2
29	303R702170	CUSHION DRIVE			1	1	1	1
30	303J906031	SPRING SEPARATION			4	4	4	4
31	3HK10030	PULLEY EJECT			4	4	4	4
32	303R702140	SHEET SHIFT PULLEY			1	1	1	1
33	303R724120	SHEET LEFT GUIDE			1	1	1	1

FIG. 3 Table Assy

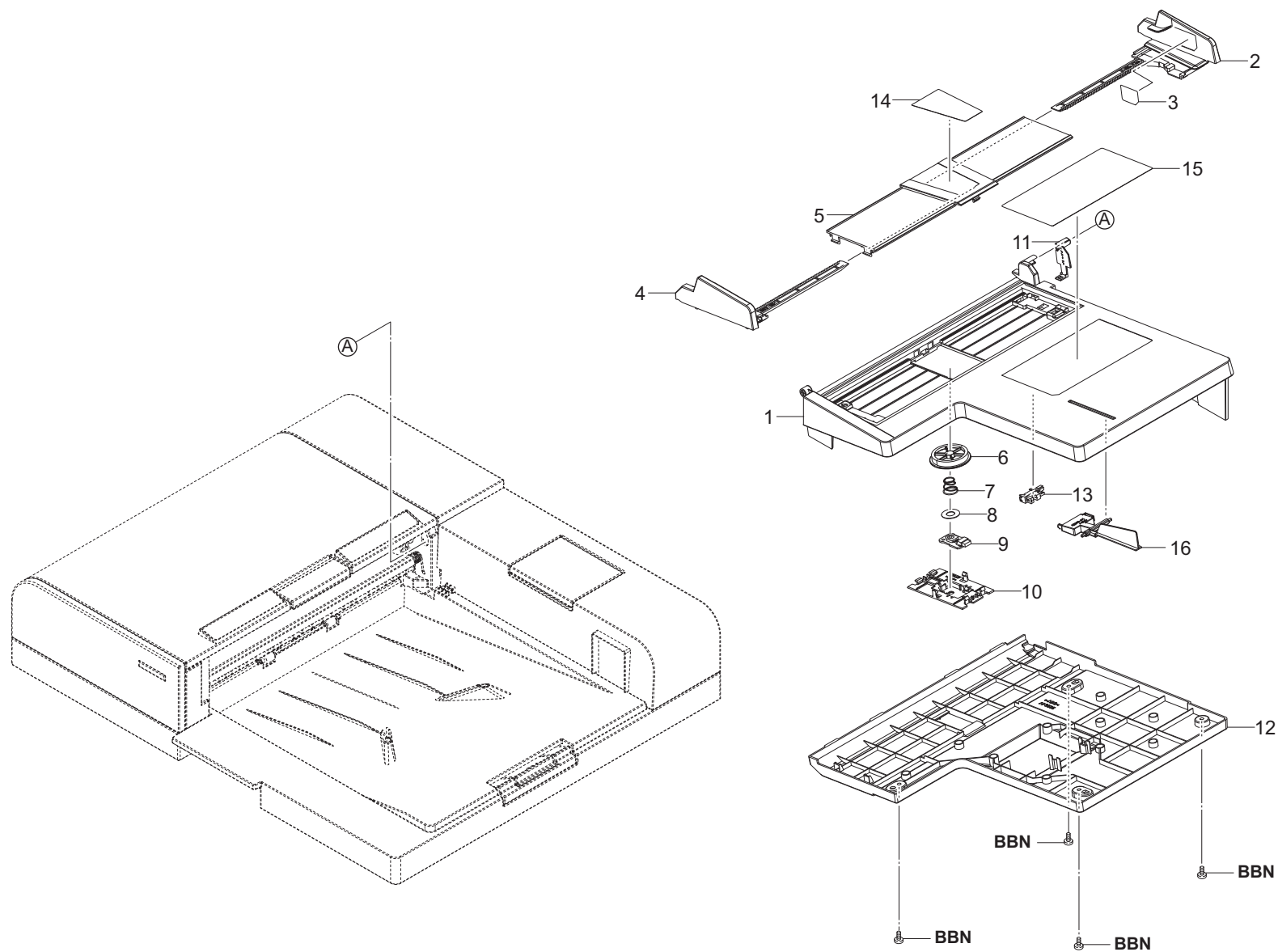


FIG. 3 Table Assy

3V3

Ref No.	Part.No.	Description	Notes	Revision	Quantity			
					100	120	230	240
1	303R706011	TABLE MAIN			1	1	1	1
2	303R706040	CURSOR REAR			1	1	1	1
3	303R734030	LABEL ORIGINAL MAX			1	1	1	1
4	303R706030	CURSOR FRONT			1	1	1	1
5	303R706050	COVER CURSOR			1	1	1	1
6	303R706060	GEAR DETECTION			1	1	1	1
7	302H712650	SPRING DRUM JOINT			1	1	1	1
8	2FT18370	POLYSLIDER WASHER			1	1	1	1
9	303R394050	PARTS PWB PAPER SIZE SENSOR ASSY SP			1	1	1	1
10	303R706080	COVER SIZE SWITCH			1	1	1	1
11	303R706090	COVER TABLE WIRE			1	1	1	1
12	303V306040	COVER TABLE			1	1	1	1
13	302P794010	PARTS SENSOR OPT. SP			1	1	1	1
14	303R834040	LABEL FACE UP JP			1			
14	303R834050	LABEL FACE UP EN				1	1	1
15	303R734040	LABEL CAUTION JP			1			
15	303R734060	LABEL CAUTION IN				1		
15	303R734070	LABEL CAUTION ME					1	1
16	303R706070	ACTUATOR SIZE DETECTION			1	1	1	1

FIG. 4 Paper Conveying Section

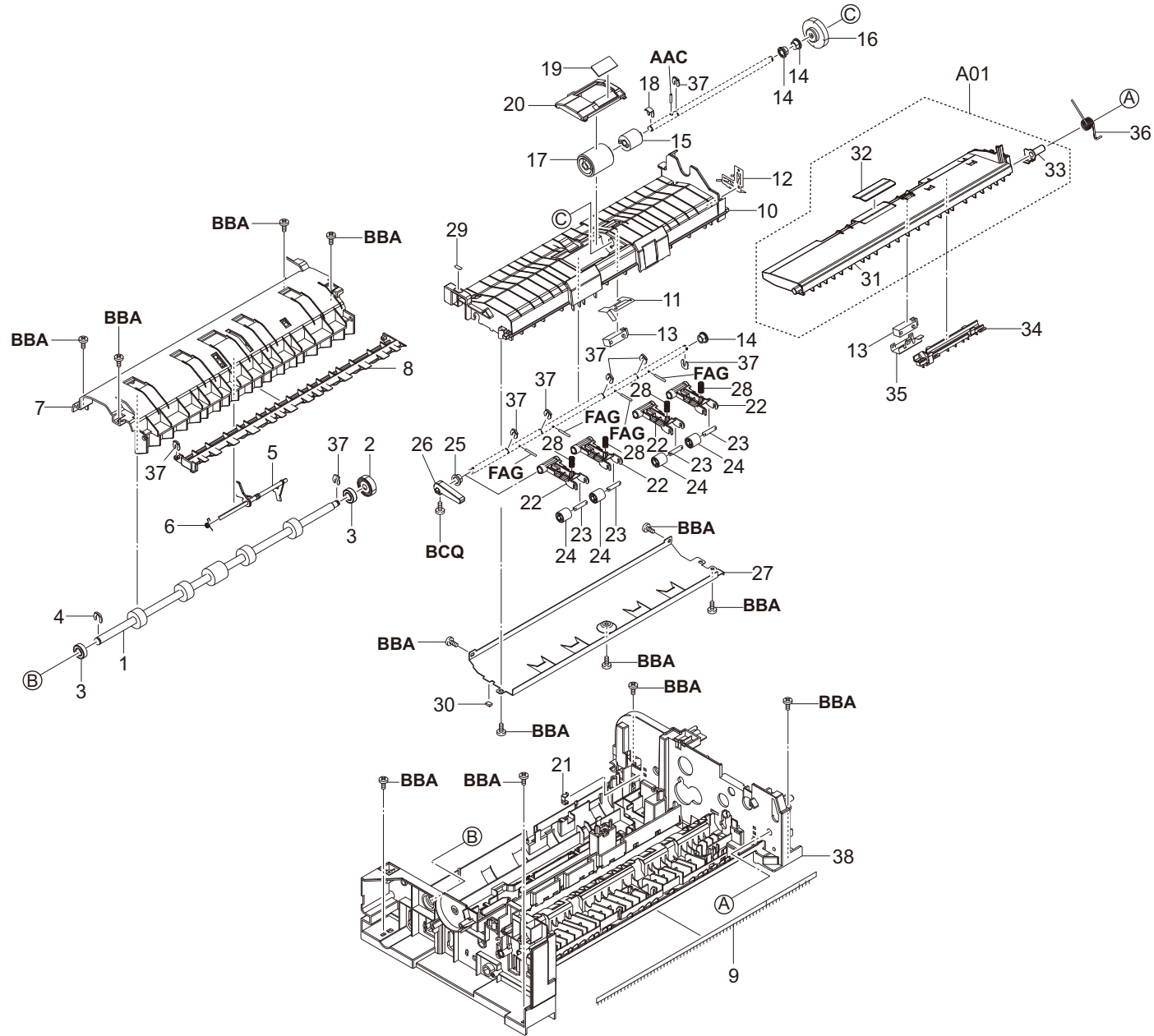


FIG. 4 Paper Conveying Section

Ref No.	Part.No.	Description	Notes	Revision	Quantity			
					100	120	230	240
1	303R794020	PARTS ROLLER REGISTRATION SP			1	1	1	1
2	303LL31190	GEAR Z25L REGISTRATION			1	1	1	1
3	7BE008165431H11	BEARING 688ZZ			2	2	2	2
4	2BC06910	STOPPER 6			1	1	1	1
5	303R724070	ACTUATOR REGIST SW			1	1	1	1
6	302K928190	SPRING-TORSION SWITCHBACK			1	1	1	1
7	303R724051	GUIDE REGIST			1	1	1	1
8	303R729050	GUIDE LOOP SHIFT			1	1	1	1
9	303K502131	STATIC ELIMINATOR EJECT			1	1	1	1
10	303R707090	GUIDE LOWER PF			1	1	1	1
11	303R707120	EARTH SENSOR A			1	1	1	1
12	303R707150	EARTH SENSOR B			1	1	1	1
13	303NW94060	PARTS SENSOR OPT. SP			2	2	2	2
14	302K324450	BUSH 6			3	3	3	3
15	303LL07522	TORQUE-LIMITER 400			1	1	1	1
16	303R731050	GEAR Z30L			1	1	1	1
17	303TC07140	PULLEY SEPARATION			1	1	1	1
18	5MVL177DN001	RING STOPPER 4			1	1	1	1
19	303R707340	FILM SEPARATION			1	1	1	1
20	303R707100	GUIDE SEPARATION			1	1	1	1
21	302K931080	WIRE STOPPER			1	1	1	1
22	303R707130	HOLDER DU PRESS			4	4	4	4
23	303M824200	SHAFT PULLEY			4	4	4	4
24	303M824210	PULLEY CONVEYING BK			4	4	4	4
25	302H702590	BUSH SCREW			1	1	1	1
26	303R707301	LEVER DU PRESS			1	1	1	1
27	303R707290	STAY GUIDE LOWER PF			1	1	1	1
28	302F925780	SPRING DU			4	4	4	4
29	303R734100	LABEL C2			1	1	1	1
30	303JY28280	CUSHION EJECT GUIDE B			1	1	1	1
A01	303R794110	PARTS LIFT GUIDE ASSY SP			1	1	1	1
31	*303R707022	GUIDE LIFT			1	1	1	1
32	*303JX06260	PAD LIFT			1	1	1	1
33	*303R707350	PIN LIFT			1	1	1	1
34	303R707310	COVER GUIDE LIFT			1	1	1	1
35	303R707320	HOLDER GUIDE SENSOR			1	1	1	1
36	303R707250	SPRING GUIDE LIFT			1	1	1	1
37	5MVX111DN003	RING STOPPER /A-49 FEED A4			8	8	8	8
38	303R724011	HOUSING CONVEYING			1	1	1	1

FIG. 5 Paper Feed Section 1

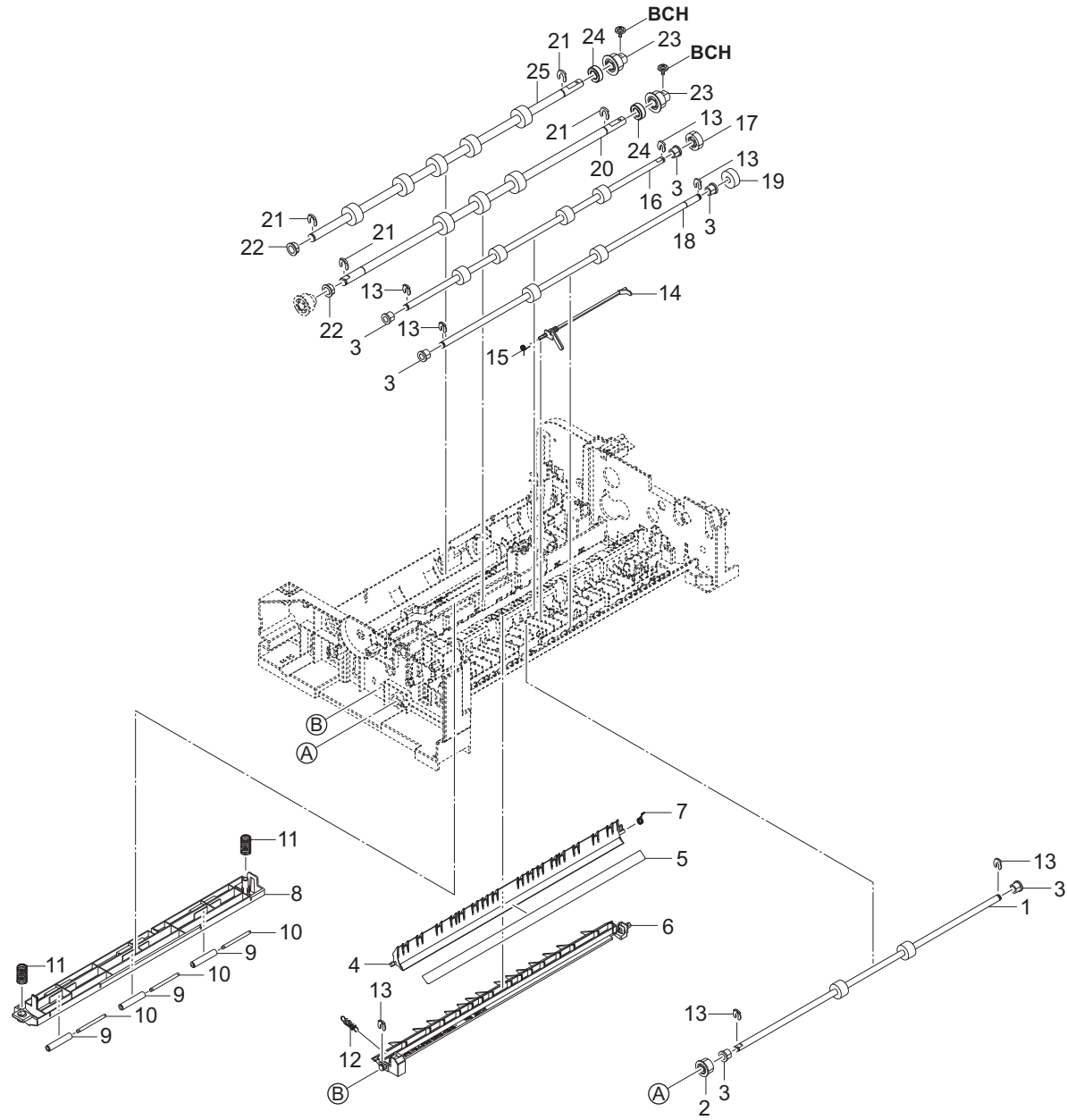


FIG. 5 Paper Feed Section 1

3V3

Ref No.	Part.No.	Description	Notes	Revision	Quantity			
					100	120	230	240
1	303R794070	PARTS ROLLER SHIFT SP			1	1	1	1
2	303R731180	PULLEY 24 S2M			1	1	1	1
3	2BC06520	BUSHING 6,REGISTRATION			6	6	6	6
4	303R729040	GUIDE EJECT SHIFT B			1	1	1	1
5	303R729060	SHEET SHIFT GUIDE			1	1	1	1
6	303R729030	GUIDE EJECT SHIFT A			1	1	1	1
7	303R729070	SPRING SHIFT GUIDE			1	1	1	1
8	303R724060	GUIDE READING			1	1	1	1
9	303LL24190	PULLEY GUIDE READING			3	3	3	3
10	303M824130	SHAFT GUIDE READING			3	3	3	3
11	303M824140	SPRING GUIDE READING			2	2	2	2
12	303R729080	SPRING GUIDE EJECT			1	1	1	1
13	5MVX111DN003	RING STOPPER /A-49 FEED A4			7	7	7	7
14	303R724080	ACTUATOR EJECT SW			1	1	1	1
15	302K928190	SPRING-TORSION SWITCHBACK			1	1	1	1
16	303R794060	PARTS ROLLER LOOP SP			1	1	1	1
17	303R731110	GEAR Z20R			1	1	1	1
18	303R794050	PARTS ROLLER EXIT SP			1	1	1	1
19	303JX31170	GEAR 20 R ONEWAY			1	1	1	1
20	303R794040	PARTS ROLLER CONVEYING RIGHT SP			1	1	1	1
21	2BC06910	STOPPER 6			4	4	4	4
22	28107310	BUSH 8			2	2	2	2
23	303LL31330	PULLEY 38 CONVEYING			2	2	2	2
24	7BE008165431H11	BEARING 688ZZ			2	2	2	2
25	303R794030	PARTS ROLLER CONVEYING LEFT SP			1	1	1	1

FIG. 6 Paper Feed Section 2

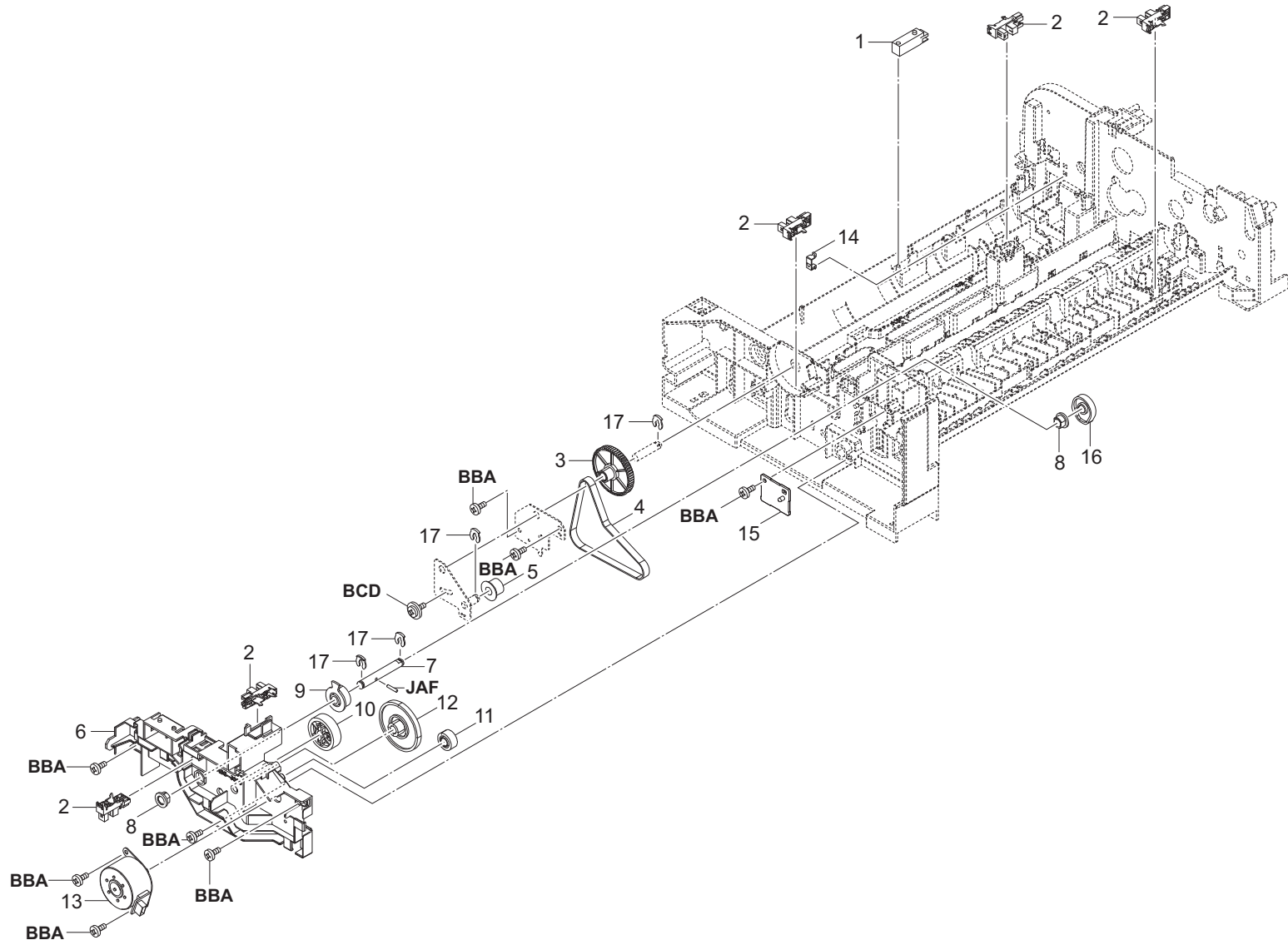


FIG. 6 Paper Feed Section 2

Ref No.	Part.No.	Description	Notes	Revision	Quantity			
					100	120	230	240
1	303NW94040	PARTS SENSOR OPT. SP			1	1	1	1
2	302P794010	PARTS SENSOR OPT. SP			5	5	5	5
3	303NV31010	DIAL JAM REMOVAL			1	1	1	1
4	303R731230	BELT 234			1	1	1	1
5	28801190	PULLEY,TIMING BELT			1	1	1	1
6	303R731160	GUIDE FRONT WIRE			1	1	1	1
7	303R731220	SHAFT CAM SHIFT			1	1	1	1
8	302H702590	BUSH SCREW			2	2	2	2
9	303LL31260	GEAR Z32S LIFT			1	1	1	1
10	302H721210	GEAR RELEASE Z52S			1	1	1	1
11	302NG06180	GEAR FEED Z27			1	1	1	1
12	303R731210	GEAR Z80 Z20			1	1	1	1
13	302H794310	PARTS MOTOR ROTARY GUIDE			1	1	1	1
14	302K931080	WIRE STOPPER			1	1	1	1
15	302TJ94100	PARTS PWB LED ASSY SP			1	1	1	1
16	303R731150	CAM SHIFT			1	1	1	1
17	5MVX111DN003	RING STOPPER /A-49 FEED A4			4	4	4	4

FIG. 7 Paper Feed Section 3

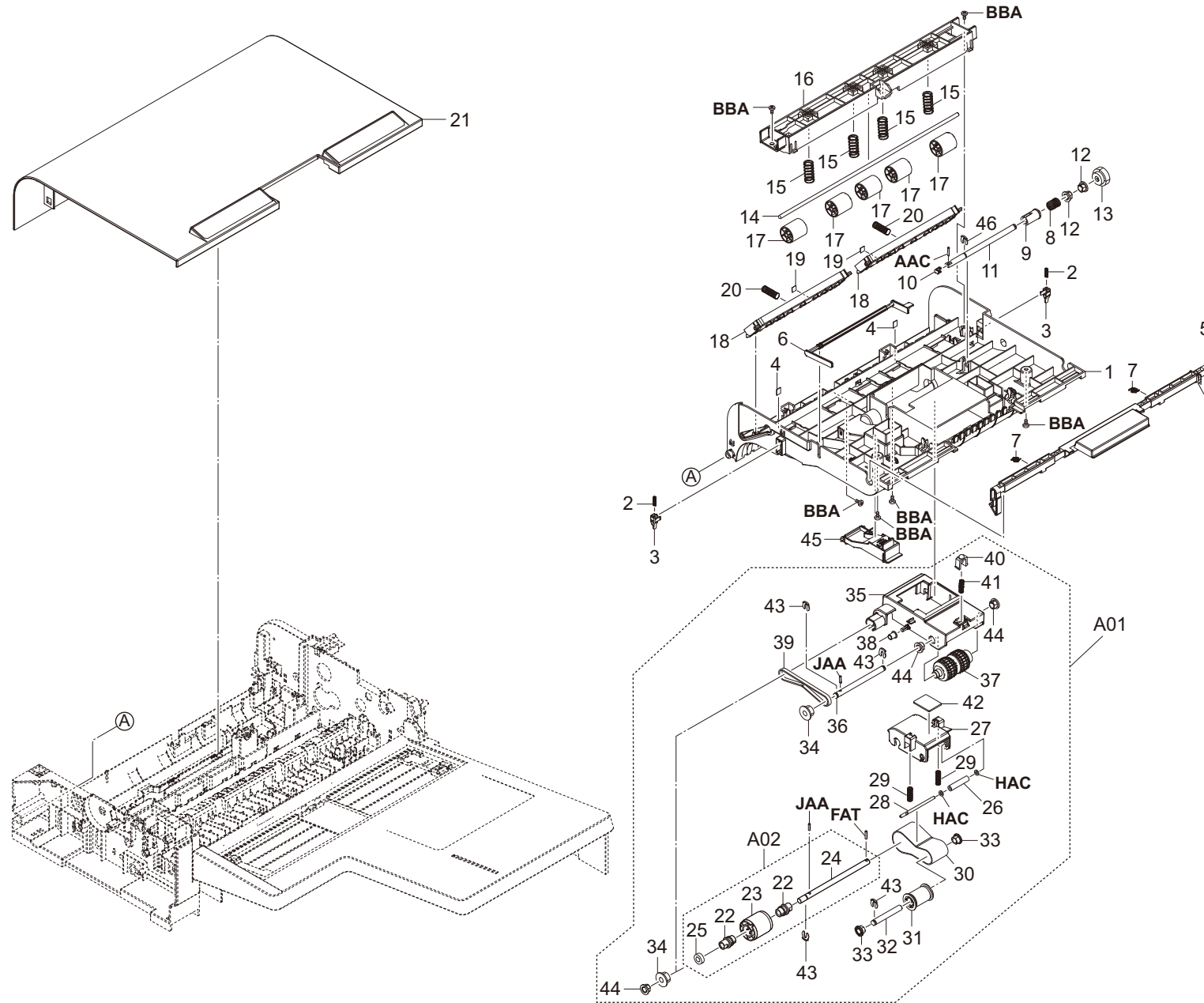


FIG. 7 Paper Feed Section 3

Ref No.	Part.No.	Description	Notes	Revision	Quantity			
					100	120	230	240
1	303R707011	GUIDE FEED			1	1	1	1
2	302LV12110	SPRING CLN ROLL L			2	2	2	2
3	303LJ07060	LEVER PUSH DU			2	2	2	2
4	303JY28280	CUSHION EJECT GUIDE B			2	2	2	2
5	303R707031	HANDLE PF COVER			1	1	1	1
6	303R707050	ACTUATOR HOLDER LF			1	1	1	1
7	302FZ08430	SPRING SOLENOID MPT			2	2	2	2
8	2BL22510	SPRING DRIVE CONT.			1	1	1	1
9	303M807090	JOINT PF DRIVE B			1	1	1	1
10	303M807190	CAP SHAFT			1	1	1	1
11	303R707190	SHAFT PF DRIVE			1	1	1	1
12	302H702590	BUSH SCREW			2	2	2	2
13	303LL31170	GEAR Z18L PF			1	1	1	1
14	303R707210	SHAFT REGISTRATION			1	1	1	1
15	303LL07170	SPRING REGISTRATION			4	4	4	4
16	303R707040	MOUNT PULLEY REGISTRATION			1	1	1	1
17	303P724170	PULLEY REGISTRATION			5	5	5	5
18	303R707080	GUIDE PRESS			2	2	2	2
19	302HN24360	SPONGE A			2	2	2	2
20	302R406050	SPRING PICKUP			2	2	2	2
21	303R704040	COVER PF			1	1	1	1
A01	303R794101	PARTS PAPER FEED ROLLER ASSY SP			1	1	1	1
A02	*303R794090	PARTS PAPER FEED ASSY SP			1	1	1	1
22	**303R707160	BUSHING PF HOLDER			2	2	2	2
23	**303R707200	SHAFT PF			1	1	1	1
24	**303R707330	PULLEY PF A			1	1	1	1
25	**7BE006124431H01	BEARING MR126ZZ			1	1	1	1
26	*303H607280	PULLEY TENSION			1	1	1	1
27	*303R707140	HOLDER PF			1	1	1	1
28	*303R707220	SHAFT PULLEY TENSION			1	1	1	1
29	*303R707260	SPRING BELT TENSION			2	2	2	2
30	*303LL07531	BELT PF			1	1	1	1
31	*303M407050	COLLAR PF B			1	1	1	1
32	*303M407060	SHAFT BELT			1	1	1	1
33	*302K324450	BUSH 6			2	2	2	2
34	*303M407220	PULLEY 20 LF			2	2	2	2
35	*303R707110	HOLDER LF			1	1	1	1
36	*303M407210	SHAFT LF			1	1	1	1
37	*303M407480	PULLEY LF			1	1	1	1
38	*303M407200	PULLEY HOLDER LF			1	1	1	1
39	*303R707180	BELT 176 LF			1	1	1	1
40	*2FB07330	STOPPER BYPASS TABLE			1	1	1	1
41	*303M407160	SPRING HOLDER LF			1	1	1	1
42	*303JX04150	FELT PF COVER			2	2	2	2
43	*5MVX111DN003	RING STOPPER /A-49 FEED A4			4	4	4	4
44	*302H702590	BUSH SCREW			3	3	3	3
45	303R707070	LEVER PF RELEASE			1	1	1	1
46	5MVX111DN003	RING STOPPER /A-49 FEED A4			1	1	1	1

FIG. 8 Drive Section and Electrical Components

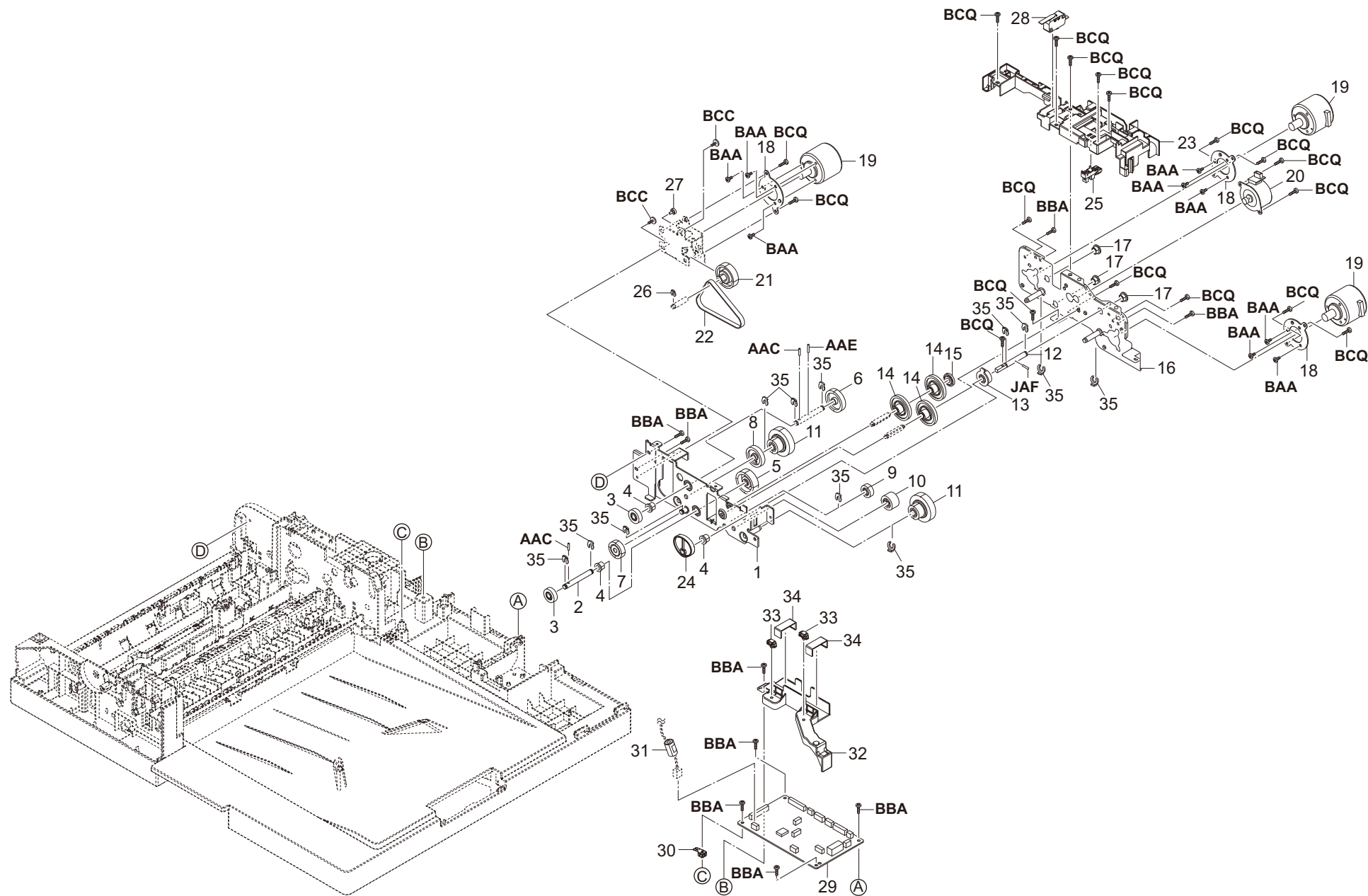


FIG. 8 Drive Section and Electrical Components

3V3

Ref No.	Part.No.	Description	Notes	Revision	Quantity			
					100	120	230	240
1	303R731021	MOUNT DRIVE B			1	1	1	1
2	303R731140	SHAFT SEPARATION DRIVE			1	1	1	1
3	302LK28130	GEAR Z16R			2	2	2	2
4	2BC06520	BUSHING 6,REGISTRATION			3	3	3	3
5	303R731060	GEAR Z35R ONEWAY			1	1	1	1
6	303R731040	GEAR Z34R			1	1	1	1
7	303R731270	GEAR Z20L ONEWAY			1	1	1	1
8	302K031180	GEAR DLP Z31R			1	1	1	1
9	302K314380	GEAR DLP Z18L			1	1	1	1
10	302K924060	GEAR Z22R			1	1	1	1
11	303R731071	GEAR Z69R Z21L			2	2	2	2
12	303R731100	SHAFT CAM LIFT			1	1	1	1
13	303LL31260	GEAR Z32S LIFT			1	1	1	1
14	303H622331	GEAR 20/65 IDLE			3	3	3	3
15	303M807130	COLLAR FEED			1	1	1	1
16	303R731012	MOUNT DRIVE A			1	1	1	1
17	302H702590	BUSH SCREW			3	3	3	3
18	303R731300	MOUNT MOTOR			3	3	3	3
19	303R794080	PARTS MOTOR-BL INNER W10 SP			3	3	3	3
20	302H794310	PARTS MOTOR ROTARY GUIDE			1	1	1	1
21	303R731120	GEAR Z59R T22			1	1	1	1
22	303R731290	BELT 201			1	1	1	1
23	303R702060	GUIDE WIRE DRIVE			1	1	1	1
24	303R731090	CAM LIFT			1	1	1	1
25	302P794010	PARTS SENSOR OPT. SP			1	1	1	1
26	302LF12410	STOPPER 3			1	1	1	1
27	3CZ02230	PIN,HOOK FULCRUM			1	1	1	1
28	2FB27160	INTER LOCK SWITCH			1	1	1	1
29	303V394010	PARTS PWB DRIVER ASSY SP			1	1	1	1
30	303R702190	PLATE EARTH PWB			1	1	1	1
31	7YBEJ0J0D002H01	FERRITE CORE			1	1	1	1
32	303R702120	GUIDE WIRE PWB			1	1	1	1
33	7YZM610007++H01	ACCESS.SADDLE			2	2	2	2
34	303LL02180	HOLDER WIRE A			2	2	2	2
35	5MVX111DN003	RING STOPPER /A-49 FEED A4			12	12	12	12

FIG. 9 Accessories

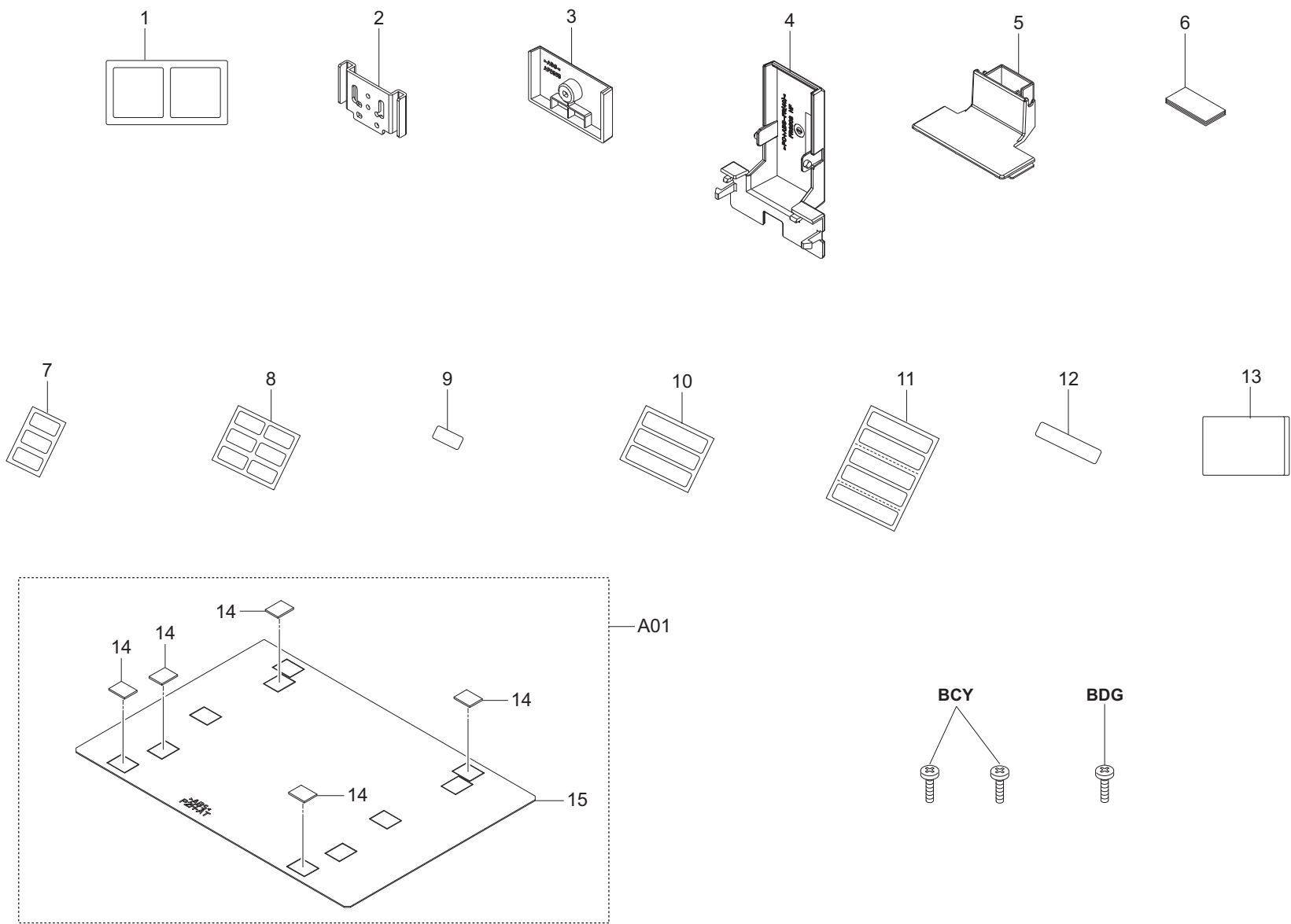
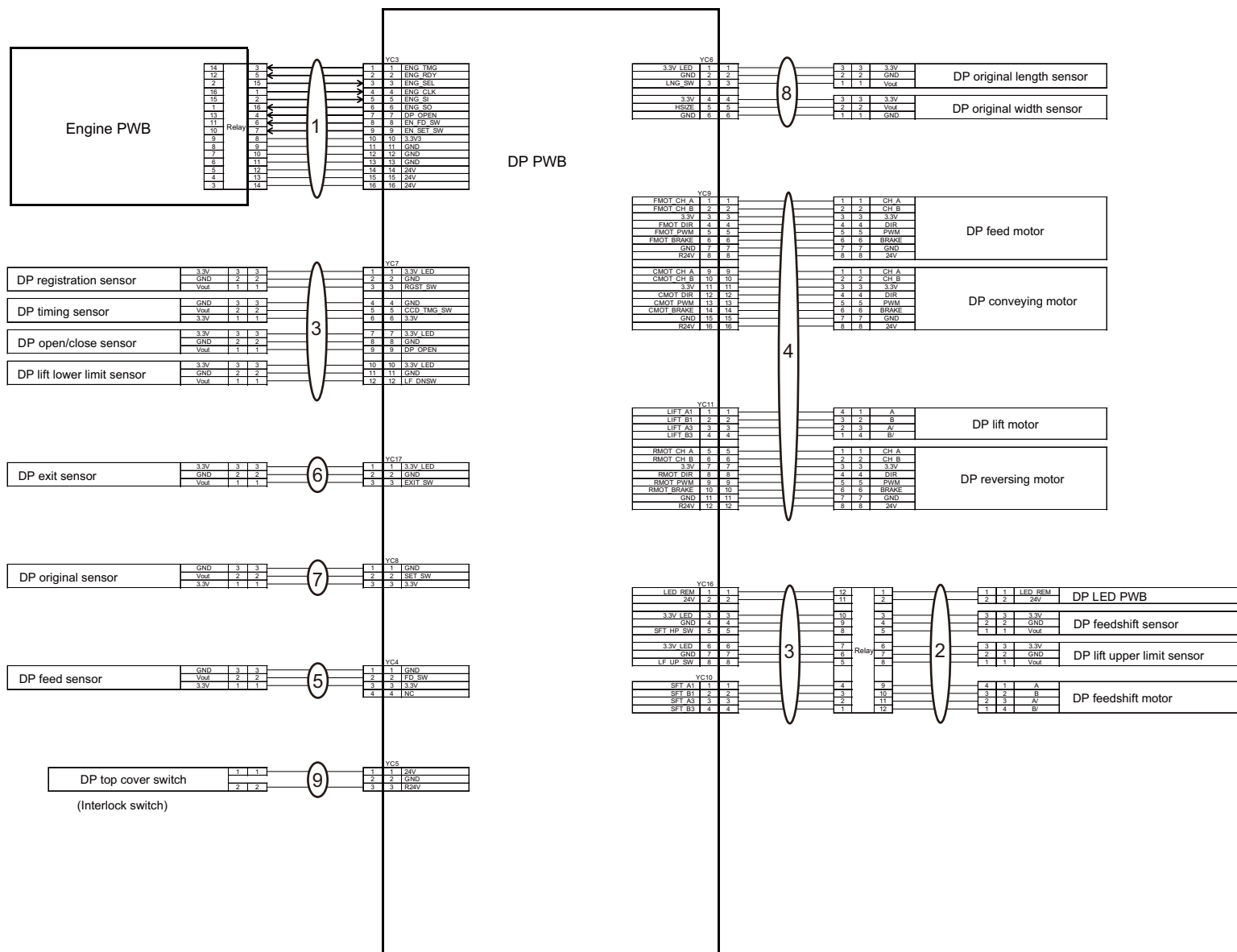


FIG. 9 Accessories

Ref No.	Part.No.	Description	Notes	Revision	Quantity			
					100	120	230	240
1	303R734080	LABEL ISU COVER			1	1	1	1
2	303R702150	PLATE HINGE STOPPER			1	1	1	1
3	303R704060	COVER HINGE LEFT			1	1	1	1
4	303R704101	COVER WIRE INTERFACE A			1	1	1	1
5	303R704110	COVER WIRE INTERFACE B			1	1	1	1
6	302N904100	CLEANER CLOTH			1	1	1	1
7	303R834060	LABEL FACE UP US				1		
8	303R834130	LABEL FACE UP NL					1	
9	303R834150	LABEL FACE UP KS						1
10	303R734050	LABEL CAUTION US				1		
11	303R734110	LABEL CAUTION NL					1	
12	303R734130	LABEL CAUTION TW						1
13	303R734160	LABEL CLEANING			1			
A01	303LL94032	PARTS MAT ASSY			1	1	1	1
14	*303MX02022	CUSHION ORIGINAL MAT A			5	5	5	5
15	*303JC04201	PLATE ORIGINAL			1	1	1	1



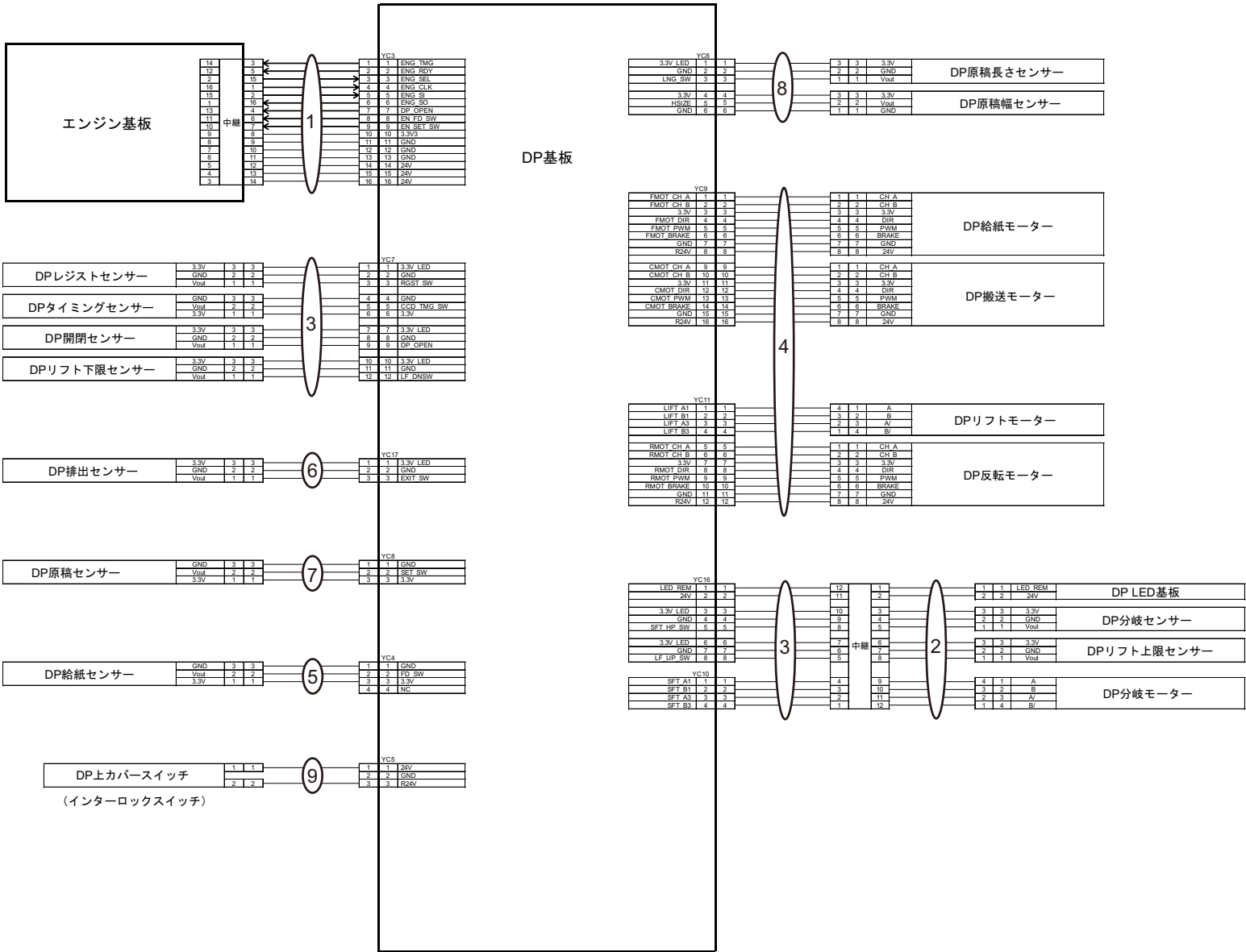
WIRE. 1 Wire Section (EN)

3V3

Ref No.	Part.No.	Description	Notes	Revision	Quantity			
					100	120	230	240
1	303R746010	WIRE INTERFACE			1	1	1	1
2	303R746020	WIRE FRONT			1	1	1	1
3	303R746030	WIRE SENSOR			1	1	1	1
4	303R746040	WIRE MOTOR			1	1	1	1
5	303R746050	WIRE FEED SENSOR			1	1	1	1
6	303R746060	WIRE EXIT SENSOR			1	1	1	1
7	303R746070	WIRE ORIGINAL SENSOR			1	1	1	1
8	303R746080	WIRE TABLE			1	1	1	1
9	303R746090	WIRE INTERLOCK			1	1	1	1

• Wire Section indicates all the wires/FFCs containing them in other FIGs.

• Wire Section には全ての電線 /FFC（他 FIG の電線 /FFC 含む）を掲載しています。



CLASSIFICATION OF THE SCREWS IN ILLUSTRATION / ビス種別表

Ref No.	Part.No.	Description	Notes
AAA	5MBCS3025XSP	CS STOP RING /X 3 X .25T S-BLK	
AAB	5MBP1612WWLD	SPRING PIN 1.6X12	
AAC	5MBP2010WXSP	SPRING PIN /M2 X 10 S-BLK	
AAD	5MBP2012WPLD	PARALLEL PIN / M2 X 12 SUS-DP	
AAE	5MBP2012WXSP	SPRING PIN 2X12	
AAF	5MBP2014WXSP	SPRING PIN / M2 X 14 S-BLK	
AAG	5MBP2020WWLD	SPRING PIN / M2 X 20 SUS-DP XX	
AAH	5MBP2516WXSP	SPRING PIN(2.5x16)	
AAI	5MBP2518WXSP	SPRING PIN(2.5x18)	
AAJ	5MBTPB4006TW++R	BIND T.T SCREW(+)/M4x6 CRFREE S-T	
AAK	5MBWK32808NN	POLY SLIDER /M3.2X 8 X0.8T XX	
AAL	5MBWK41A03NN	POLY-SLIDER WASHER 4.1X10X0.3T	
AAM	5MBWK6295+NN	POLY WASHER M6.2X9.5X0.25T	
AAN	5MBWK62955NN	POLY SLIDER/M6.2X9.5X0.5T PLASTC	
AAO	5MBWL72B05NN	POLY CUT WASER /M7.2X 11X0.5T PA XX	
AAP	5MBWN62D0+NN	POLY WASHER 6.2X13X0.25T	
AAQ	5MBWN62D05NB	POLY WASHER /M6.2X13X0.5T PA-BLK	
AAR	5MBP2010WWLD	SPRING PIN /M2 X 10 SUS-DP XX	
BAA	7BB000303H	+BIND M SCREW 3X3	
BAB	7BB000304H	+BIND M SCREW 3X4	
BAC	7BB000305H	+BIND M SCREW 3x5	
BAD	7BB000306H	+BIND M SCREW 3X6	
BAE	7BB000406H	+BIND M SCREW 4X6	
BAF	7BB000P03H	+BIND M SCREW 2.6X3	
BAG	7BB001303H	+PAN M SCREW 3x3	
BAH	7BB001P03H1	PAN M SCREW 2.6X3	
BAI	7BB007303H	+TP-CUP M SCREW 3X3	
BAJ	7BB007304H	+TP-CUP M SCREW 3x4	
BAK	7BB008305H	+FLAT FILLESTER M SCREW 3x5	
BAL	7BB00B306H	+PAN M SCREW WITH T.L.WASHER 3X6	
BAM	7BB060305H1	+BIND M SCREW 3X5(BLUE)	
BAN	7BB100304H	+BIND T.T S SCREW 3x4	
BAO	7BB100306H	+BIND T.T S SCREW 3x6	
BAP	7BB100306H1	+BIND T.T S SCREW 3X6	
BAQ	7BB100308H1	+BIND T.T S SCREW 3X8	
BAR	7BB100320H	+BIND T.T S SCREW 3x20	
BAS	7BB100408H	+BIND T.T S SCREW 4x8	
BAT	7BB100408H1	+BIND T.T S SCREW 4X8	
BAU	7BB100440H	+BIND T.T S SCREW 4X40	
BAV	7BB102308H1	+TP-FLAT T.T S SCREW 3X8	
BAW	7BB180306H	+BIND T.T S SCREW 3X6(BLACK)	
BAX	7BB180408H	+BIND T.T S SCREW 4x8(BLACK)	
BAY	7BB200205H	BIND T.T P SCREW 2X5	
BAZ	7BB200306H	+BIND T.T P SCREW 3x6	
BBA	7BB200308H	+BIND T.T P SCREW 3X8	
BBB	7BB200310H	+BIND T.T P SCREW 3x10	
BBC	7BB200312H	+BIND T.T P SCREW 3X12	
BBD	7BB200320H	BIND T.T P SCREW 3X20	
BBE	7BB200322H	BIND T.T P SCREW 3X22	
BBF	7BB200410H	+BIND T.T P SCREW 4X10	
BBG	7BB200412H	+BIND T.T P SCREW 4x12	
BBH	7BB200416H	+BIND T.T P SCREW 4x16	

Ref No.	Part.No.	Description	Notes
BBI	7BB202306H	+TP-FLAT T.T P SCREW 3X6	
BBJ	7BB202308H	+TP-FLAT T.T P SCREW 3X8	
BBK	7BB202310H	+TP-FLAT T.T P SCREW 3X10	
BBL	7BB203308H	+FLAT HEAD T.T P SCREW 3X8	
BBM	7BB280410H	+BIND T.T P SCREW 4X10(BLACK)	
BBN	7BB282308H	+TP-FLAT T.T P SCREW 3X8(BLACK)	
BBO	7BB300310H	+BIND TAP-TITE B SCREW M3X10	
BBP	7BB300323H	+BIND T.T B SCREW 3x23	
BBQ	7BB600306H	+BIND M SCREW 3X6 R	
BBR	7BB600308H	+BIND M SCREW 3x8 R	
BBS	7BB600308H1	+BIND M SCREW 3X8 R	
BBT	7BB600310H	+BIND M SCREW 3X10 R	
BBU	7BB600314H	+BIND M SCREW 3X14 R	
BBW	7BB600320H	+BIND M SCREW 3x20 R	
BBX	7BB600406H	+BIND M SCREW 4X6 R	
BBY	7BB600425H	+BIND M SCREW 4X25 R	
BBZ	7BB600430H	+BIND M SCREW 4X30 R	
BCA	7BB600P08H	+BIND M SCREW 2.6X8 R	
BCB	7BB601306H	+PAN M SCREW 3x6 R	
BCC	7BB606306H	+PAN M SCREW WITH SW W 3X6 R	
BCD	7BB606308H	+PAN M SCREW WITH SW W 3X8 R	
BCE	7BB606312H	+PAN M SCREW WITH SW W 3X12 R	
BCF	7BB606408H	+BIND M SCREW WITH SW W 4X8 R	
BCG	7BB606512H	+BIND M SCREW WITH SW W 5X12 R	
BCH	7BB607306H	+TP-CUP M SCREW 3X6 R	
BCI	7BB607310H	+TP-CUP M SCREW 3X10 R	
BCK	7BB607312H	+TP-CUP M SCREW 3X12 R	
BCL	7BB607320H	+TP-CUP M SCREW 3X20 R	
BCM	7BB607406H	+TP-CUP M SCREW 4X6 R	
BCN	7BB607414H	+TP-CUP M SCREW 4X14 R	
BCO	7BB687310H	+TP-CUP M SCREW 3X10 R(BLACK)	
BCP	7BB700306H	+BIND T.T S SCREW 3X6 SR	
BCQ	7BB700308H	+BIND T.T S SCREW 3X8 SR	
BCR	7BB700310H	+BIND T.T S SCREW 3X10 SR	
BCS	7BB700312H	+BIND T.T S SCREW 3X12 SR	
BCT	7BB700314H	+BIND T.T S SCREW 3X14 SR	
BCU	7BB700316H	+BIND T.T S SCREW 3X16 SR	
BCV	7BB700320H	+BIND T.T S SCREW 3X20 SR	
BCW	7BB700330H	+BIND T.T S SCREW 3X30 SR	
BCX	7BB700408H	+BIND T.T S SCREW 4X8 SR	
BCY	7BB700410H	+BIND T.T S SCREW 4X10 SR	
BCZ	7BB700412H	+BIND T.T S SCREW 4X12 SR	
BDA	7BB702306H	+TP-FLAT T.T S SCREW 3x6 SR	
BDB	7BB702308H	+TP-FLAT T.T S SCREW 3X8 SR	
BDC	7BB760408H	+BIND T.T S SCREW 4X8 SR(BLUE)	
BDD	7BB780308H	+BIND T.T S SCREW 3X8 SR(BLACK)	
BDE	7BB780410H	+BIND T.T S SCREW 4X10 SR(BLACK)	
BDF	7BB780420H	+BIND T.T S SCREW 4X20 SR(BLACK)	
BDG	7BB782308H	+TP-FLAT T.T S SCREW 3X8 SR(BLACK)	
BDH	7BB782410H	+TP-FLAT T.T S SCREW 4X10 SR(BLACK)	
BDI	B1A25100	+BINDING SCREW WITH SW.W M5X10	
BDJ	B9A90010	+PAN SCREW 6-32X0.25	

CLASSIFICATION OF THE SCREWS IN ILLUSTRATION / ビス種別表

Ref No.	Part.No.	Description	Notes
BDK	7BB202410H	+TP-FLAT T.T P SCREW 4X10	
BDL	7BB607308H	+TP-CUP M SCREW 3X8 R	
BDM	7BB607410H	+TP-CUP M SCREW 4X10 R	
BDN	7BB200408H	+BIND T.T P SCREW 4X8	
BDO	7BB702320H	+TP-FLAT T.T S SCREW 3X20 SR	
BDP	7BB007406H	+TP-CUP M SCREW 4X6	
BDQ	7BB702420H	+TP-FLAT T.T S SCREW 4X20 SR	
BDR	7BB100316H1	+BIND T.T S SCREW 3X16	
BDS	7BB702410H	+TP-FLAT T.T S SCREW 4X10 SR	
BDT	7BB700430H	+BIND T.T S SCREW 4X30 SR	
BDU	7BB282408H	+TP-FLAT T.T P SCREW 4X8(BLACK)	
BDV	7BB0A0222H	BIND M SCREW 2X22 SUS	
BQH		BIND M SCREW 3X4 3M2510	Obtained locally
BQI		BIND M SCREW 2X4	Obtained locally
CAA	7BC00030A080H01	WASHER M3X10X0.8T	
CAB	7BC000336040H01	WASHER 3.3X6X0.4T	
CAC	7BC000357050H01	WASHER M3.5X7.0X0.5T	
CAD	7BC00045C080H01	WASHER M4.5X12X0.8T CRFREE	
CAE	7BC00060D0A+H01	WASHER M6X13X1T	
CAF	7BC040538050H01	FLAT A WASHER	
CAG	7BC040621250H01	WASHER 6.2X12X0.5T	
CAH	7BC04085E0A0C01	WASHER 8.5X14X1.0T SUS	
CAI	7BC060429020H01	POLY SLIDER WASHER M4.2X9X0.2T	
CAJ	7BC06051C020H01	POLY SLIDER WASHER M5.1X1.2X0.2T	
CAK	7BC06052G050H01	POLY SLIDER WASHER 5.2X16X0.5T	
CAL	7BC06062A0A0H01	POLY SLIDER WASHER 6.2X10X1.0T	
CAM	7BC06062C020H01	POLY SLIDER WASHER M6.2X12X0.2T	
CAN	7BC06062N050H01	POLYSLIDER 6.2X22X0.5T	
CAO	7BC06082G020H01	POLY SLIDER WASHER M8.2X16X0.2T	
CAP	7BC1003055++H01	HEXA NUT M3	
CAQ	7BC460326050H01	CUT WASHER 3.2X6.0X0.5T(BLACK)	
CAR	7BC46042A050H01	CUT WASHER 4.2X10.0X0.5T	
CAS	7BC5004176A0H01	SPRING WASHER M4	
CAT	7BC600306545H01	TOOTHED LOCK WASHER M3X6.5X0.45T	
CAU	7BCW7085D020H01	WAVE WASHER SUS WW8.5X13X0.2	
CAV	7BCW80619001H01	POLY WASHER 6.1X9X0.13T	
CAW	7BCW8082C025H01	POLY WASHER 8.2X12X0.25T	
CAX	7BC060629540H01	POLY SLIDER WASHER 6.2X9.5X0.4T	
CAY		CUT-WASHER 4.2X12.0X0.5T(BLACK)	Obtained locally
DAA	7BD103060+++H01	E STOP RING E-3	
DAB	7BD104060+++H01	E STOP RING E-4	
DAC	7BD105060+++H01	E STOP RING E-5	
DAD	7BD107080+++H01	E STOP RING E-7	
EAA	7BL020003H	TUBE 4-7 PHARMED BPT	
EAB	7BL020004H	TUBE 4-6 TH-2000	
EAC	7BL020005H	TUBE 3-5 TH-2000	
FAA	7BP01204000JH01	SPRING PIN 2.0X40	
FAB	7BP013030+++H01	SPRING PIN 3X30(SUS)	
FAC	7BP512008B0CH01	PARALLEL PIN 2.0X8	
FAD	7BP512010B0CH01	PARALLEL PIN 2.0X10	
FAE	7BP512012B0CH01	PARALLEL PIN 2.0X12	
FAF	7BP512014B0CH01	PARALLEL PIN 2.0X14	

Ref No.	Part.No.	Description	Notes
FAG	7BP512016B0CH01	PARALLEL PIN 2.0X16	
FAH	7BP512018B0CH01	PARALLEL PIN 2X18	
FAI	7BP512512B0CH01	PARALLEL PIN H7A 2.5X12 SUS	
FAJ	7BP512514B0CH01	PARALLEL PIN 2.5X14	
FAK	7BP512516B0CH01	PARALLEL PIN 2.5X16	
FAL	7BP512520B0CH01	PARALLEL PIN 2.5X20	
FAM	7BP512522B0CH01	PARALLEL PIN 2.5X22	
FAN	7BP512525B0CH01	PARALLEL PIN 2.5X25	
FAO	7BP513012B0CH01	PARALLEL PIN H7A 3X12 SUS	
FAP	7BP513022B0CH01	PARALLEL PIN 3X22	
FAQ	7BP513025B0CH01	PARALLEL PIN 3X25	
FAR	7BP513040B0CH01	PARALLEL PIN 3X40	
FAS	7BP00252500JH01	SPRING PIN 2.5X25	
FAT	5MBP1208WXSP	SPRING PIN /M1.2 X 8 XX	
GAA	7YTJ010001++H01	TERMINAL	
GAB	7YTJ010002++H01	TERMINAL	
HAA	C1B04030	NUT M4(TRIVALENT CHROMATING)	
HAB	C2604080	PLAIN WASHER M3-8 (BRASS,N.)	
HAC	C2803050	POLYESTER SLIDER WASHER 3.1X5.4X0.13T	
HAD	C2804100	POLYESTER SLIDER WASHER 4.1X10X0.5T	
HAE	C2805090	POLYESTER SLIDER WASHER 5.1X9.5X0.3T	
HAF	C2806120	POLYESTER SLIDER WASHER 6.2X12X0.5T	
HAG	C2808200	POLYESTER SLIDER WASHER 8X20X0.5T	
HAH	C2890180	*POLYESTER SLIDER WASHER12.2X18X0.5T	
HAI	C2891120	POLYESTER SLIDER WASHER 6.2X12X0.25T	
HAK	C2893140	SHIM 6.2X14X0.25T	
HAL	C2893950	SHIM 6.2-0.5T	
HAM	C2893960	SHIM 6.2-13-0.13T	
HAN	C2894950	SHIM 6.2-0.13T	
HAO	C2895110	SHIM 8.2-0.13T	
HAP	C2895120	SHIM 8.2-0.25T	
HAQ	C2895140	SHIM 8.2X14X0.8T	
HAR	C2895150	SHIM 8.2-1.0T	
JAA	E0020080	SPRING PIN 2X8	
JAB	E0025140	SPRING PIN 2.5X14	
JAC	E0030140	SPRING PIN 3X14	
JAD	E0130240	SPRING PIN 3X24(SUS)	
JAE	E0130280	SPRING PIN 3X28(SUS)	
JAF	E5120100	PARALLEL PIN H7A 2X10 SUS	
JAG	E5125120	PIN H7A 2.5X12 SUS	
JAH	E5125160	PARALLEL PIN H7A 2.5X16 SUS	
JAI	E5125200	PARALLEL PIN H7A 2.5X20 SUS	
JAJ	E0030240	SPRING PIN 3X24	

DP-7160

[CONFIDENTIAL]

FOR AUTHORIZED KYOCERA ENGINEERS ONLY. DO NOT DISTRIBUTE TO NON-AUTHORIZED PARTIES.

Symbols in the parts list

- Parts without a Ref.No. in the illustration indicate they are not supplied.
- Parts with "•" are component parts or sub-assemblies of the assembly appearing immediately above them.
- Parts with "••" are component parts or sub-assembly with "•" appearing immediately above them.

Classification of the screws

- See the last page of this parts list for the classification of the screws in the illustrations.

[CONFIDENTIAL]

京セラドキュメントソリューションズ株式会社の許可なく、本資料を配布することを禁じます。

記号の見方

イラスト中で Ref 番号がない部品は供給できません。
部品番号欄の • 印は、組立部品の単品部品及び準組立部品を表わします。
部品番号欄の •• 印は、準組立部品の単品部品を表わします。

ビスの種別

イラスト中のビスの種別は最終ページに記載しています。

CONTENTS

FIG. 1	Covers	2
FIG. 2	Frames	4
FIG. 3	Table Assy	6
FIG. 4	Paper Conveying Section 1	8
FIG. 5	Paper Conveying Section 2	10
FIG. 6	CIS Section	12
FIG. 7	Paper Feed Section 1	14
FIG. 8	Paper Feed Section 2	16
FIG. 9	Paper Feed Section 3	18
FIG. 10	Paper Feed Section 4	20
FIG. 11	EXIT Section 1	22
FIG. 12	EXIT Section 2	24
FIG. 13	DRIVE Section	26
FIG. 14	Electrical Components	28
FIG. 15	Accessories	30

Wire

Wire Section (EN)	32
Wire. 1 Wire Section (EN) 1	32
Wire. 2 Wire Section (EN) 2	34
Wire Section (JA)	36
Wire. 1 Wire Section (JA) 1	36
Wire. 2 Wire Section (JA) 2	38

FIG. 1 Covers

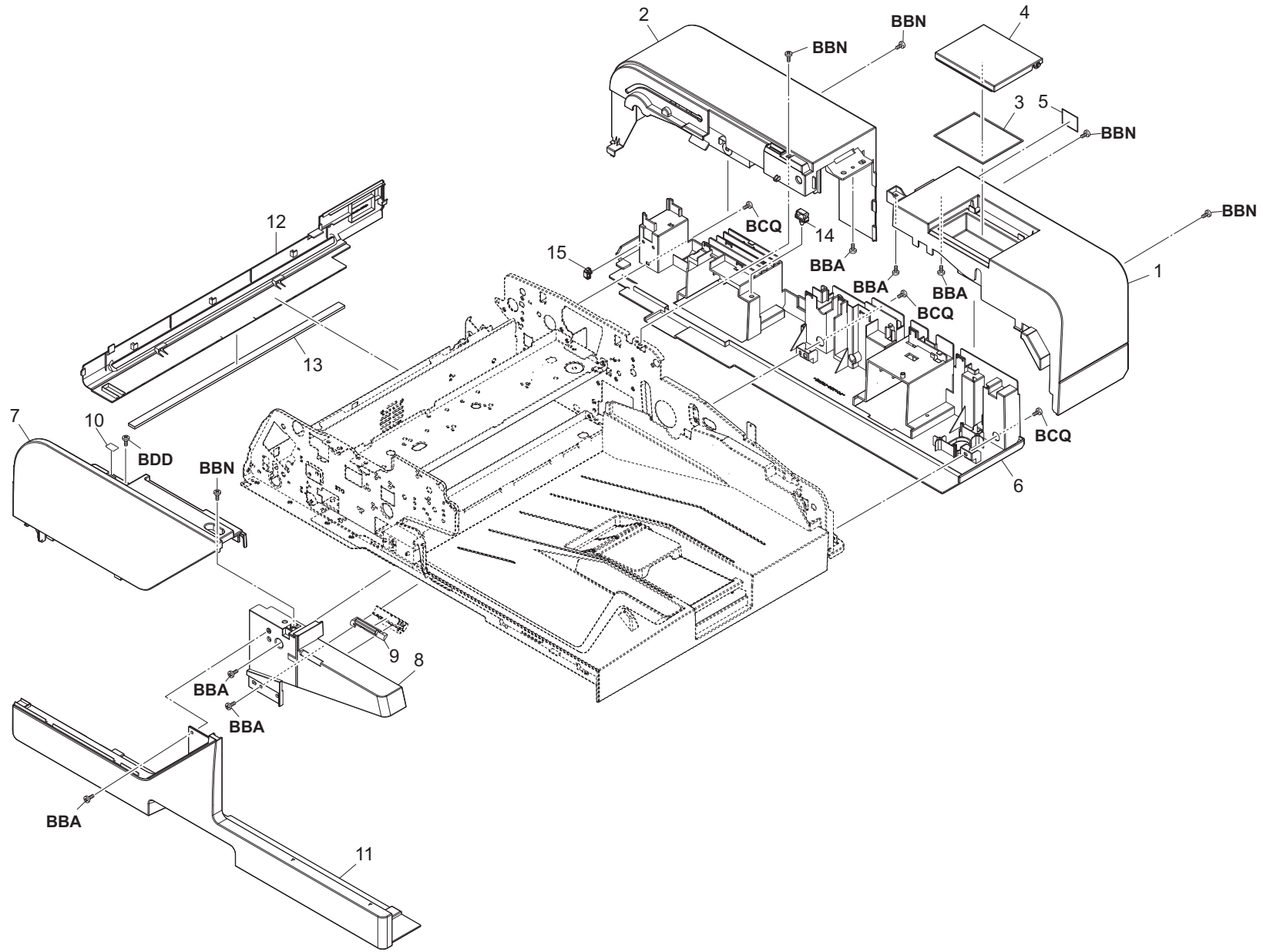


FIG. 1 Covers

3TC

Ref No.	Part.No.	Description	Notes	Revision	Quantity			
					100	120	230	240
1	303TC04160	COVER REAR RIGHT			1	1	1	1
2	303TC04030	COVER REAR LEFT			1	1	1	1
3	302N904100	CLEANER CLOTH			1	1	1	1
4	303R704070	LID REAR COVER			1	1	1	1
5	303R834011	LABEL CAUTION HINGE			1	1	1	1
6	303TC04060	COVER HINGE BOTTOM			1	1	1	1
7	303TC04070	COVER FRONT TOP			1	1	1	1
8	303TC04080	COVER INNER			1	1	1	1
9	303TC04090	COVER LED			1	1	1	1
10	303M434040	LABEL C			1	1	1	1
11	303TC04050	COVER FRONT BOTTOM			1	1	1	1
12	303TC04040	COVER LEFT			1	1	1	1
13	303TC04230	SPONGE LEFT COVER			1	1	1	1
14	7YZM610001++H01	ACCESS SADDLE			1	1	1	1
15	7YZM610007++H01	ACCESS.SADDLE			1	1	1	1

FIG. 2 Frames

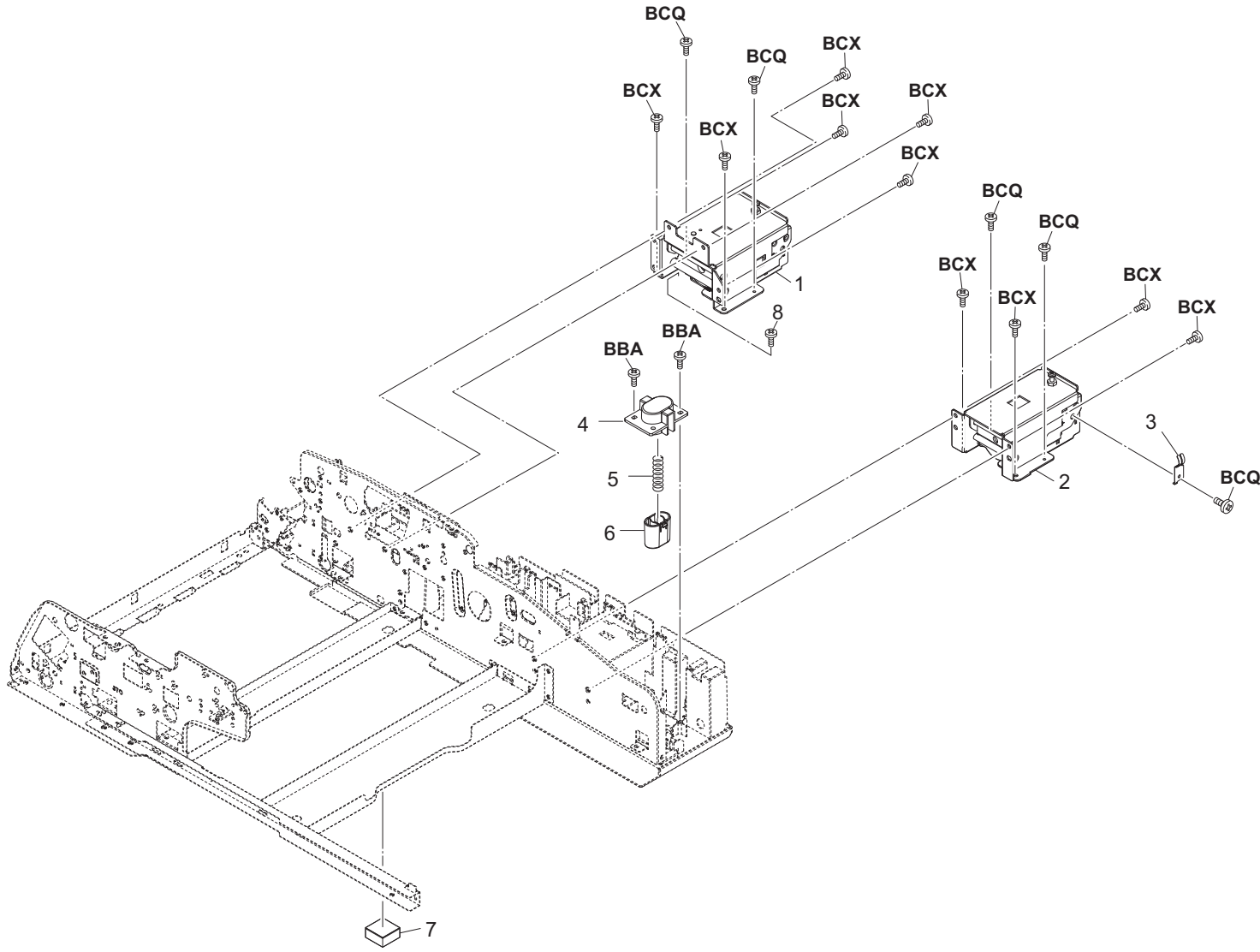


FIG. 2 Frames

Ref No.	Part.No.	Description	Notes	Revision	Quantity			
					100	120	230	240
1	303M402021	HINGE LEFT			1	1	1	1
2	303TC02030	HINGE RIGHT			1	1	1	1
3	303LL02520	GROUND PLATE HINGE			1	1	1	1
4	303LL02150	HOLDER SPRING PUSH SW			1	1	1	1
5	303JX02090	SPRING PUSH SW			1	1	1	1
6	303LL02390	PUSH SW			1	1	1	1
7	303TC02160	SPONGE MAT			1	1	1	1
8	303JX02260	PIN HINGE			1	1	1	1

FIG. 3 TableAssy

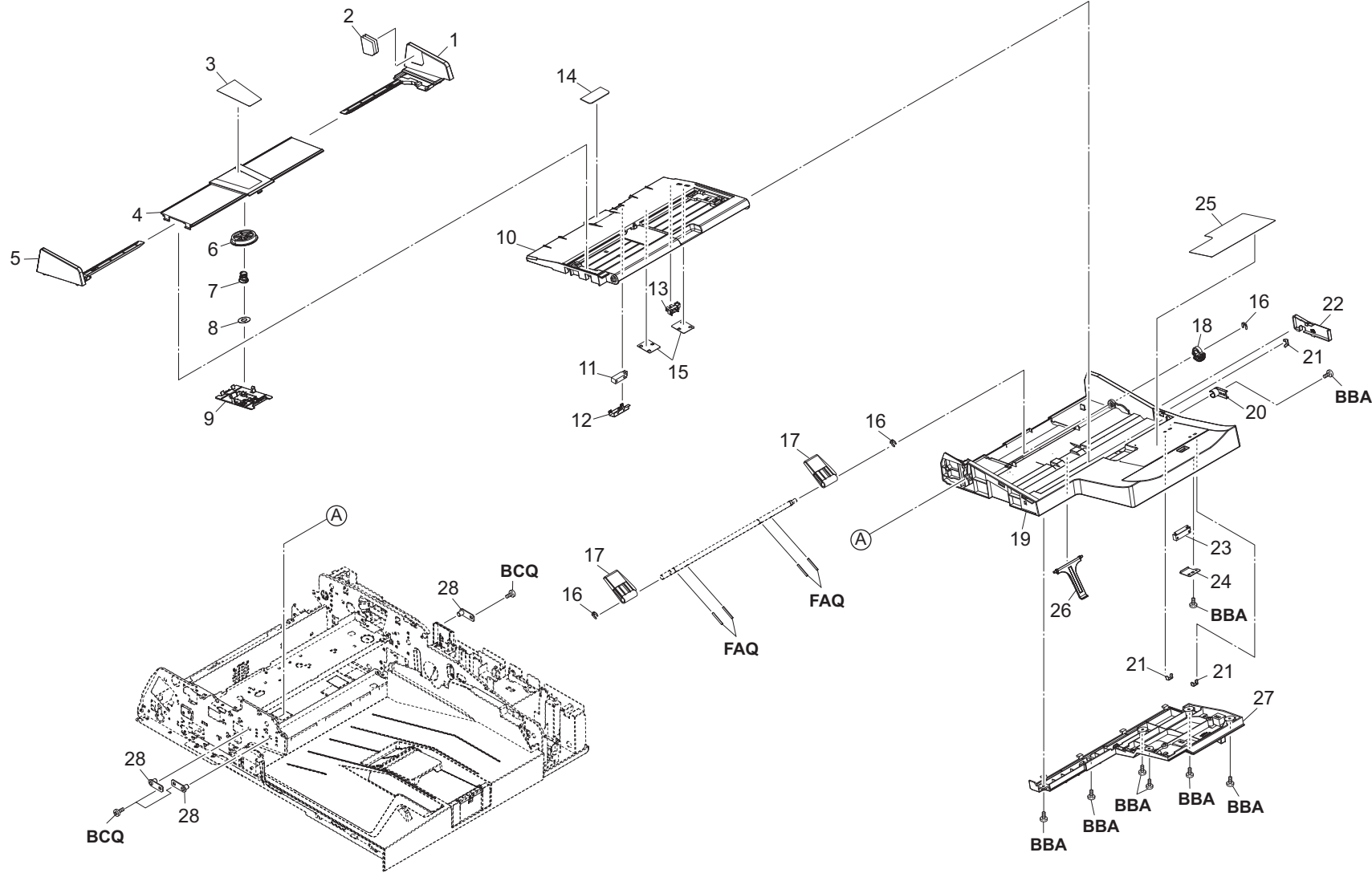


FIG. 3 Table Assy

3TC

Ref No.	Part.No.	Description	Notes	Revision	Quantity			
					100	120	230	240
1	303TC06040	CURSOR REAR			1	1	1	1
2	303TC34010	LABEL ORIGINAL MAX			1	1	1	1
3	303R834040	LABEL FACE UP JP			1			
3	303R834050	LABEL FACE UP EN				1	1	1
4	303R706050	COVER CURSOR			1	1	1	1
5	303TC06030	CURSOR FRONT			1	1	1	1
6	303R706060	GEAR DETECTION			1	1	1	1
7	302H712650	SPRING DRUM JOINT			1	1	1	1
8	2FT18370	POLYSLIDER WASHER			1	1	1	1
9	303R706080	COVER SIZE SWITCH			1	1	1	1
10	303TC06020	TABLE LIFT			1	1	1	1
11	303NW94060	PARTS SENSOR OPT. SP			1	1	1	1
12	303R707320	HOLDER GUIDE SENSOR			1	1	1	1
13	302P794010	PARTS SENSOR OPT. SP			1	1	1	1
14	3A707290	PAD LIFT			1	1	1	1
15	302H702540	FILM WIRE OPE			2	2	2	2
16	2BC06910	STOPPER 6			3	3	3	3
17	303M406050	LEVER LIFT			2	2	2	2
18	303M406070	GEAR LIFT Z30			1	1	1	1
19	303TC06010	BASE TABLE			1	1	1	1
20	303M406081	BUSH TABLE			1	1	1	1
21	302K931080	WIRE STOPPER			3	3	3	3
22	303M406130	COVER TABLE REAR			1	1	1	1
23	303NW94050	PARTS SENSOR OPT. SP			1	1	1	1
24	303LL06090	MOUNT ORIGINAL SENSOR			1	1	1	1
25	303R834070	LABEL CAUTION JP			1			
25	303R834090	LABEL CAUTION IN				1		
25	303R834100	LABEL CAUTION ME					1	1
26	303TC06080	GUIDE EXIT			1	1	1	1
27	303TC06090	COVER TABLE			1	1	1	1
28	303M402210	PIN TABLE			3	3	3	3

FIG. 4 Paper Conveying Section 1

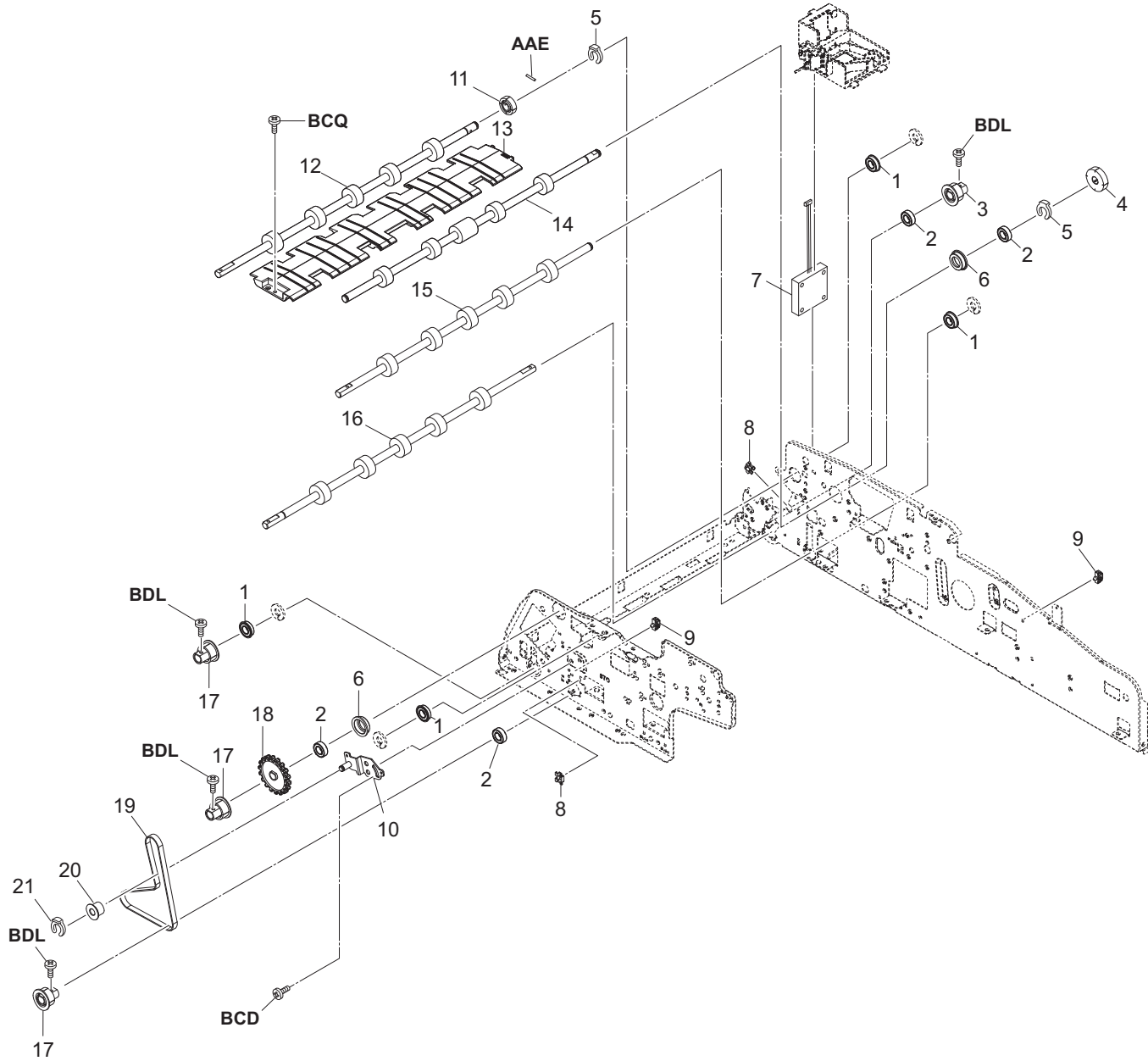


FIG. 4 Paper Conveying Section 1

Ref No.	Part.No.	Description	Notes	Revision	Quantity			
					100	120	230	240
1	7BE008165J42H11	BEARING 688ZZNR			4	4	4	4
2	7BE008165431H11	BEARING 688ZZ			4	4	4	4
3	303M431320	PULLEY 48 CONV HIGH			1	1	1	1
4	303M431110	GEAR Z26			1	1	1	1
5	2BC06910	STOPPER 6			2	2	2	2
6	302K931960	HOLDER BEARING 688ZZ			2	2	2	2
7	302H044120	FAN COOLING 40-15			1	1	1	1
8	7YZM210006++H01	ACCESS.EDGING			2	2	2	2
9	7YZM610007++H01	ACCESS.SADDLE			2	2	2	2
10	303LL31520	PLATE TENSION EJECT			1	1	1	1
11	303M431340	GEAR 22 CIS IDLE			1	1	1	1
12	303TC94050	PARTS ROLLER CONVEYING UPPER SP			1	1	1	1
13	303TC24030	GUIDE REGIST LOWER			1	1	1	1
14	303TC94040	PARTS ROLLER REGISTRATION SP			1	1	1	1
15	303M494100	PARTS ROLLER CONVEYING RIGHT SP			1	1	1	1
16	303M494090	PARTS ROLLER CONVEYING LEFT SP			1	1	1	1
17	303LL31330	PULLEY 38 CONVEYING			3	3	3	3
18	303M431280	KNOB JAM REMOVAL			1	1	1	1
19	303M431270	BELT 217ST1.5-6.0			1	1	1	1
20	28801190	PULLEY,TIMING BELT			1	1	1	1
21	5MVX111DN003	RING STOPPER/A-49 FEED A4			1	1	1	1

FIG. 5 Paper Conveying Section 2

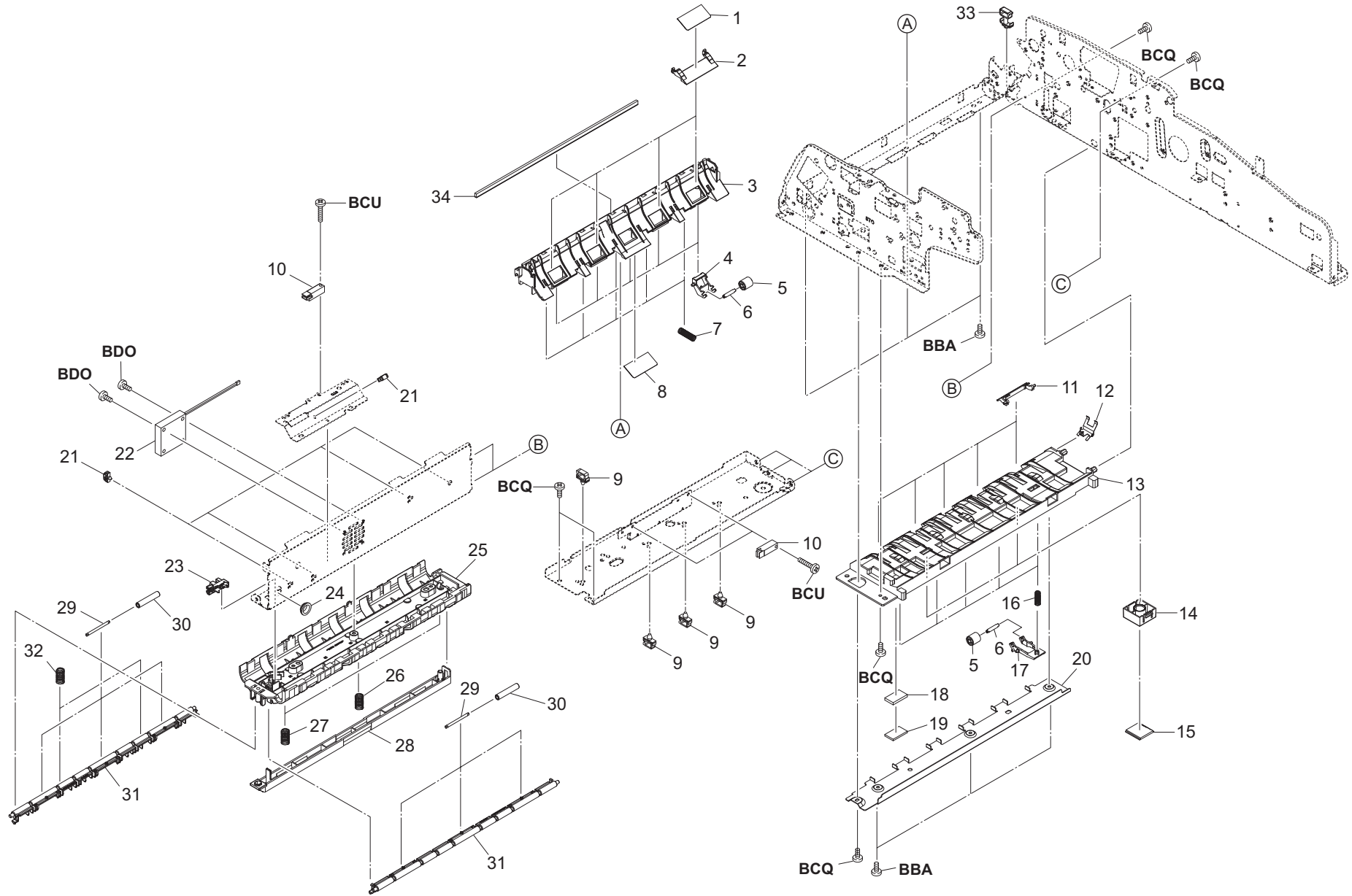


FIG. 5 Paper Conveying Section 2

Ref No.	Part.No.	Description	Notes	Revision	Quantity			
					100	120	230	240
1	303M424200	SHEET LEFT READING			4	4	4	4
2	303M424210	GUIDE LEFT READING			4	4	4	4
3	303M424221	GUIDE CONV LEFT			1	1	1	1
4	303M424191	HOLDER LEFT PULLEY			5	5	5	5
5	303M824210	PULLEY CONVEYING BK			10	10	10	10
6	303M824200	SHAFT PULLEY			10	10	10	10
7	302H008140	SPRING BYPASSFFED			5	5	5	5
8	303M424440	SHEET GUIDE CONV LEFT			1	1	1	1
9	7YZM610001++H01	ACCESS SADDLE			4	4	4	4
10	303NW94040	PARTS SENSOR OPT. SP			2	2	2	2
11	303M824160	GUIDE RIGHT READING			5	5	5	5
12	303M424280	PLATE EARTH CONV LOWER			1	1	1	1
13	303M424170	GUIDE CONV RIGHT			1	1	1	1
14	303LL02410	MOUNT CUSHION			2	2	2	2
15	303LL02531	CUSHION ORIGINAL MAT			2	2	2	2
16	303NA06110	SPRING PICK UP			5	5	5	5
17	303M824121	HOLDER RIGHT PULLEY			5	5	5	5
18	303R702180	SPONGE ORIGINAL MAT A			1	1	1	1
19	303J902371	CUSHION ORIGINAL MAT			1	1	1	1
20	303M424180	STAY CONV RIGHT			1	1	1	1
21	7YZM610007++H01	ACCESS.SADDLE			5	5	5	5
22	302H044120	FAN COOLING 40-15			1	1	1	1
23	302P794010	PARTS SENSOR OPT. SP			1	1	1	1
24	7YZM110001++H01	ACCESS.BUSHING			1	1	1	1
25	303TC24040	GUIDE CONVEYING LOW			1	1	1	1
26	302K309370	SPRING CURSOR SET			1	1	1	1
27	303M824140	SPRING GUIDE READING			2	2	2	2
28	303M424251	GUIDE READING			1	1	1	1
29	303M824130	SHAFT GUIDE READING			6	6	6	6
30	303LL24190	PULLEY GUIDE READING			6	6	6	6
31	303M424261	HOLDER READ PULLEY			2	2	2	2
32	302HN04250	SPRING SIDE COVER			2	2	2	2
33	7YZM610038++H01	ACCESS.SADDLE			1	1	1	1
34	303TC07180	SPONGE PF COVER A			1	1	1	1

FIG. 6 CIS Section

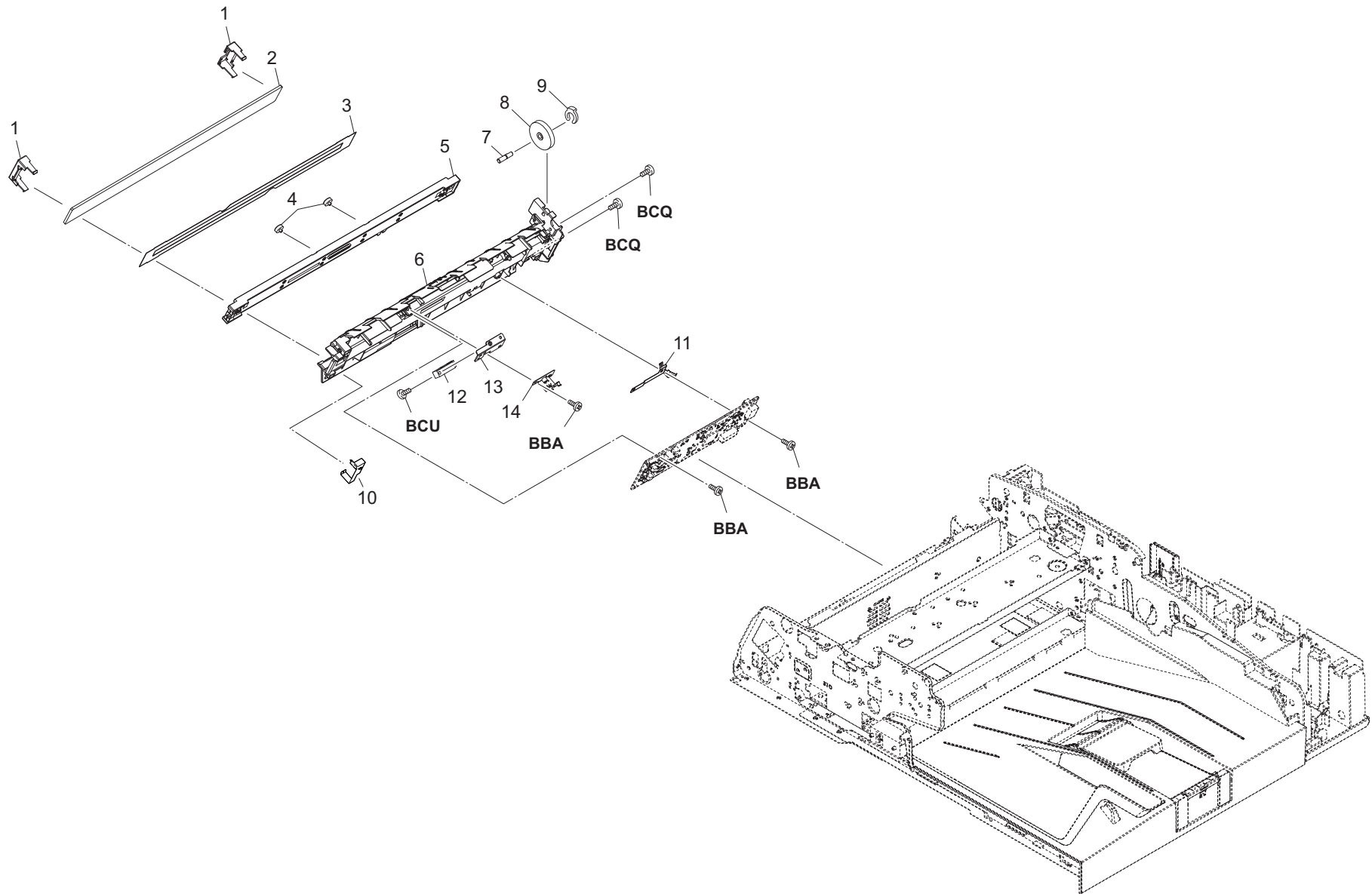


FIG. 6 CIS Section

3TC

Ref No.	Part.No.	Description	Notes	Revision	Quantity			
					100	120	230	240
1	303NW24030	STOPPER CIS GLASS			2	2	2	2
2	303NW24020	GLASS CIS			1	1	1	1
3	303P624020	SHEET CIS GLASS			1	1	1	1
4	303NW24050	SPACER CIS			2	2	2	2
5	303TC94080	PARTS CIS HIGH SP			1	1	1	1
6	303TC24050	HOUSING CIS			1	1	1	1
7	303M424240	SHAFT CIS IDLE			1	1	1	1
8	2BL06170	GEAR Z42 FEED			1	1	1	1
9	5MVX111DN003	RING STOPPER/A-49 FEED A4			1	1	1	1
10	303TC24070	PLATE EARTH CIS FRONT			1	1	1	1
11	303TC24060	PLATE EARTH CIS REAR			1	1	1	1
12	303NW94040	PARTS SENSOR OPT. SP			1	1	1	1
13	303M424130	MOUNT CIS SW			1	1	1	1
14	303M424290	PLATE EARTH SHD PWB			1	1	1	1

FIG. 7 Paper Feed Section 1

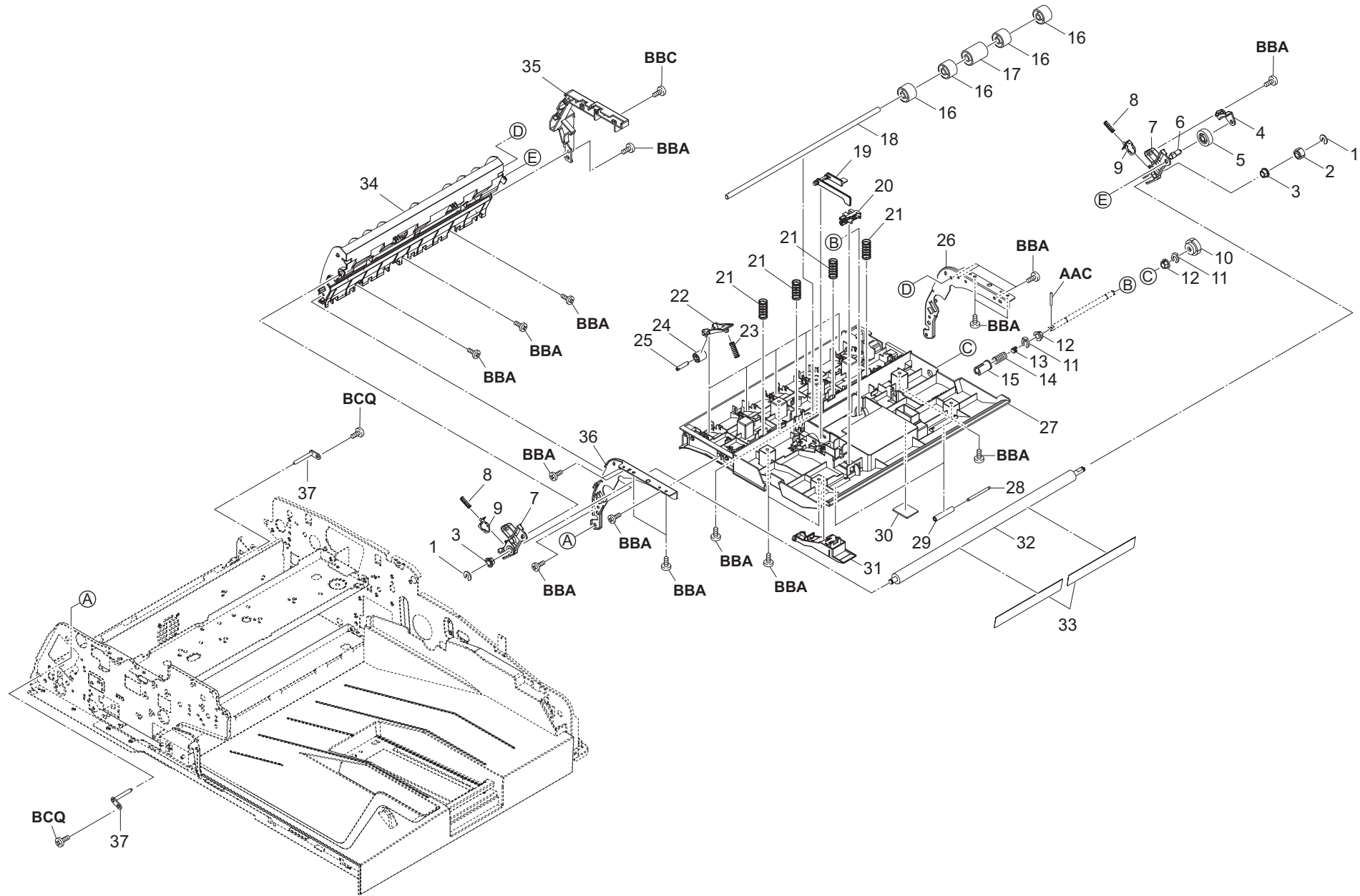


FIG. 7 Paper Feed Section 1

3TC

Ref No.	Part.No.	Description	Notes	Revision	Quantity			
					100	120	230	240
1	302FB09830	CUT WASHER 4			2	2	2	2
2	2CK17050	GEAR IDLE Z14S			1	1	1	1
3	302K324450	BUSH 6			2	2	2	2
4	303M407530	HOLDER GEAR			1	1	1	1
5	303TC07150	GEAR JOINT CIS Z24S			1	1	1	1
6	303M407360	SHAFT CIS IDLE			1	1	1	1
7	303M407270	ARM CIS ROLLER FRONT			2	2	2	2
8	303H316360	SPRING CONVEYING			2	2	2	2
9	303M407330	PLATE EARTH CIS ROLLER			2	2	2	2
10	303LL31170	GEAR Z18L PF			1	1	1	1
11	5MVX111DN003	RING STOPPER /A-49 FEED A4			2	2	2	2
12	302H702590	BUSH SCREW			2	2	2	2
13	303M807190	CAP SHAFT			1	1	1	1
14	2BL22510	SPRING DRIVE CONT.			1	1	1	1
15	303M807090	JOINT PF DRIVE B			1	1	1	1
16	303M424300	PULLEY REGISTRATION BK			4	4	4	4
17	303M424310	PULLEY REG B BK			1	1	1	1
18	303LL07130	SHAFT REGISTRATION PULLEY			1	1	1	1
19	303TC07050	ACTUATOR HOLDER LF			1	1	1	1
20	302P794010	PARTS SENSOR OPT. SP			1	1	1	1
21	303LL07170	SPRING REGISTRATION			4	4	4	4
22	303M824121	HOLDER RIGHT PULLEY			5	5	5	5
23	303J906031	SPRING SEPARATION			5	5	5	5
24	303M824210	PULLEY CONVEYING BK			5	5	5	5
25	303M824200	SHAFT PULLEY			5	5	5	5
26	303M407350	PLATE PF COVER REAR			1	1	1	1
27	303TC07010	GUIDE UPPER			1	1	1	1
28	303M824130	SHAFT GUIDE READING			2	2	2	2
29	303LL24190	PULLEY GUIDE READING			2	2	2	2
30	303JX04150	FELT PF COVER			1	1	1	1
31	303TC07040	LEVER PF RELEASE			1	1	1	1
32	303M494060	PARTS ROLLER CIS SP			1	1	1	1
33	303M407410	SHEET CIS ROLLER			2	2	2	2
34	303M407291	GUIDE CIS ROLLER			1	1	1	1
35	303TC07060	GUIDE WIRE PF			1	1	1	1
36	303M407340	PLATE PF COVER FRONT			1	1	1	1
37	303LL02190	PIN PF COVER			2	2	2	2

FIG. 8 Paper Feed Section 2

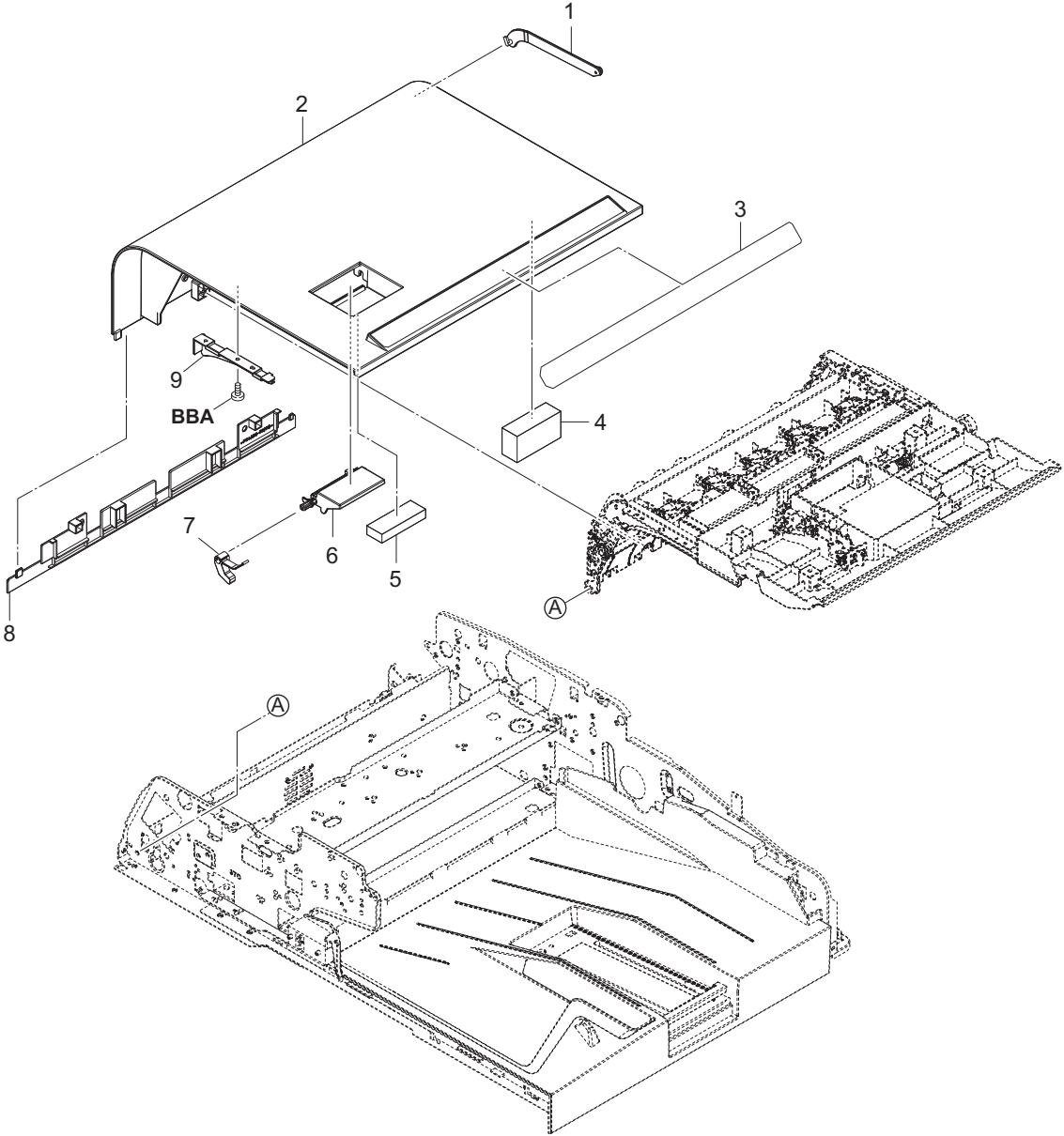


FIG. 9 Paper Feed Section 3

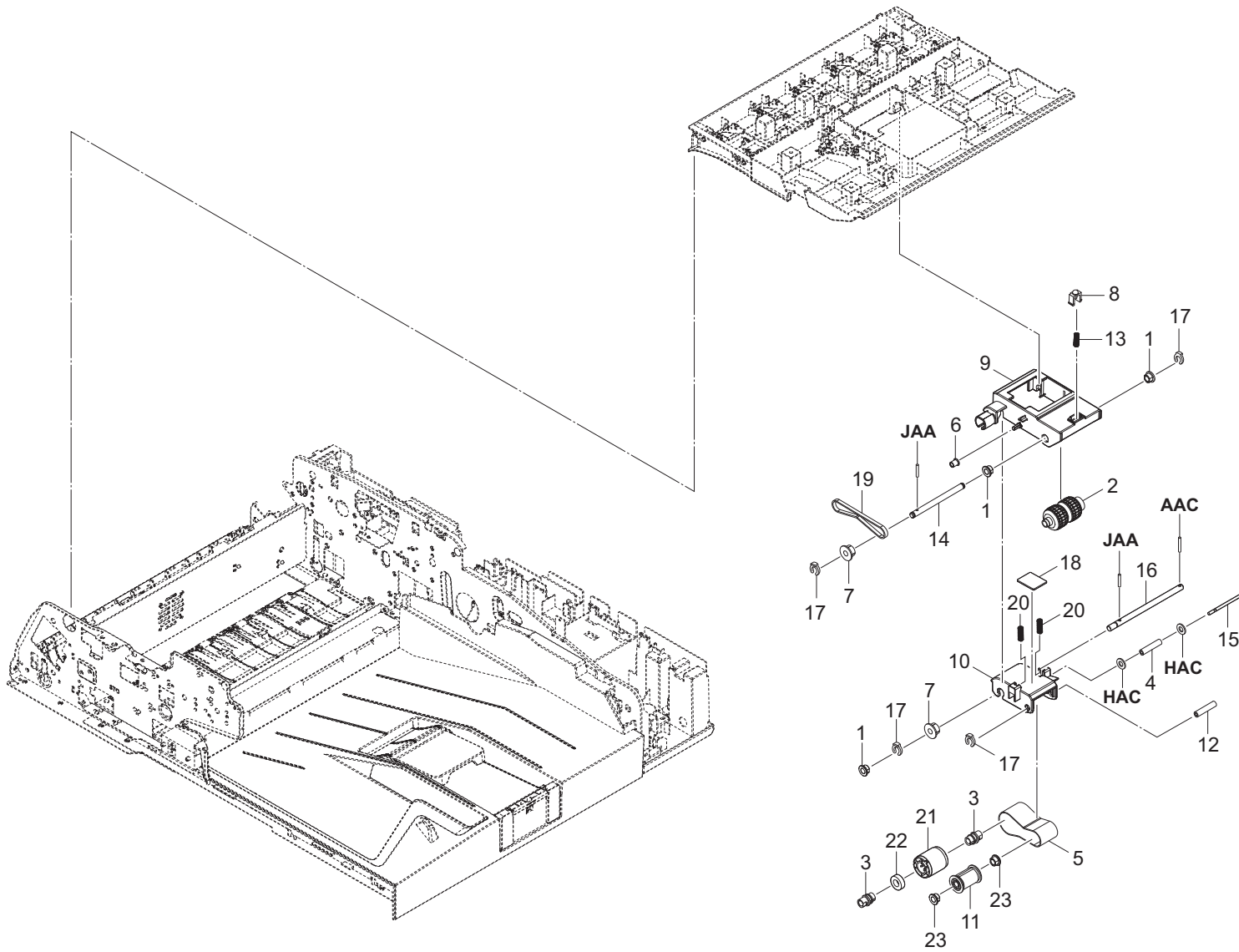


FIG. 9 Paper Feed Section 3

3TC

Ref No.	Part.No.	Description	Notes	Revision	Quantity			
					100	120	230	240
1	302H702590	BUSH SCREW			3	3	3	3
2	303M407480	PULLEY LF			1	1	1	1
3	303R707160	BUSHING PF HOLDER			2	2	2	2
4	303H607280	PULLEY TENSION			1	1	1	1
5	303LL07531	BELT PF			1	1	1	1
6	303M407200	PULLEY HOLDER LF			1	1	1	1
7	303M407220	PULLEY 20 LF			2	2	2	2
8	2FB07330	STOPPER BYPASS TABLE			1	1	1	1
9	303TC07160	HOLDER LF			1	1	1	1
10	303R707140	HOLDER PF			1	1	1	1
11	303M407050	COLLAR PF B			1	1	1	1
12	303M407060	SHAFT BELT			1	1	1	1
13	303TC07220	SPRING HOLDER LF			1	1	1	1
14	303M407210	SHAFT LF			1	1	1	1
15	303R707220	SHAFT PULLEY TENSION			1	1	1	1
16	303R707200	SHAFT PF			1	1	1	1
17	5MVX111DN003	RING STOPPER /A-49 FEED A4			4	4	4	4
18	303JX04150	FELT PF COVER			1	1	1	1
19	303R707180	BELT 176 LF			1	1	1	1
20	303R707260	SPRING BELT TENSION			2	2	2	2
21	303R707330	PULLEY PF A			1	1	1	1
22	7BE006124431H01	BEARING MR126ZZ			1	1	1	1
23	302K324450	BUSH 6			2	2	2	2

FIG. 10 Paper Feed Section 4

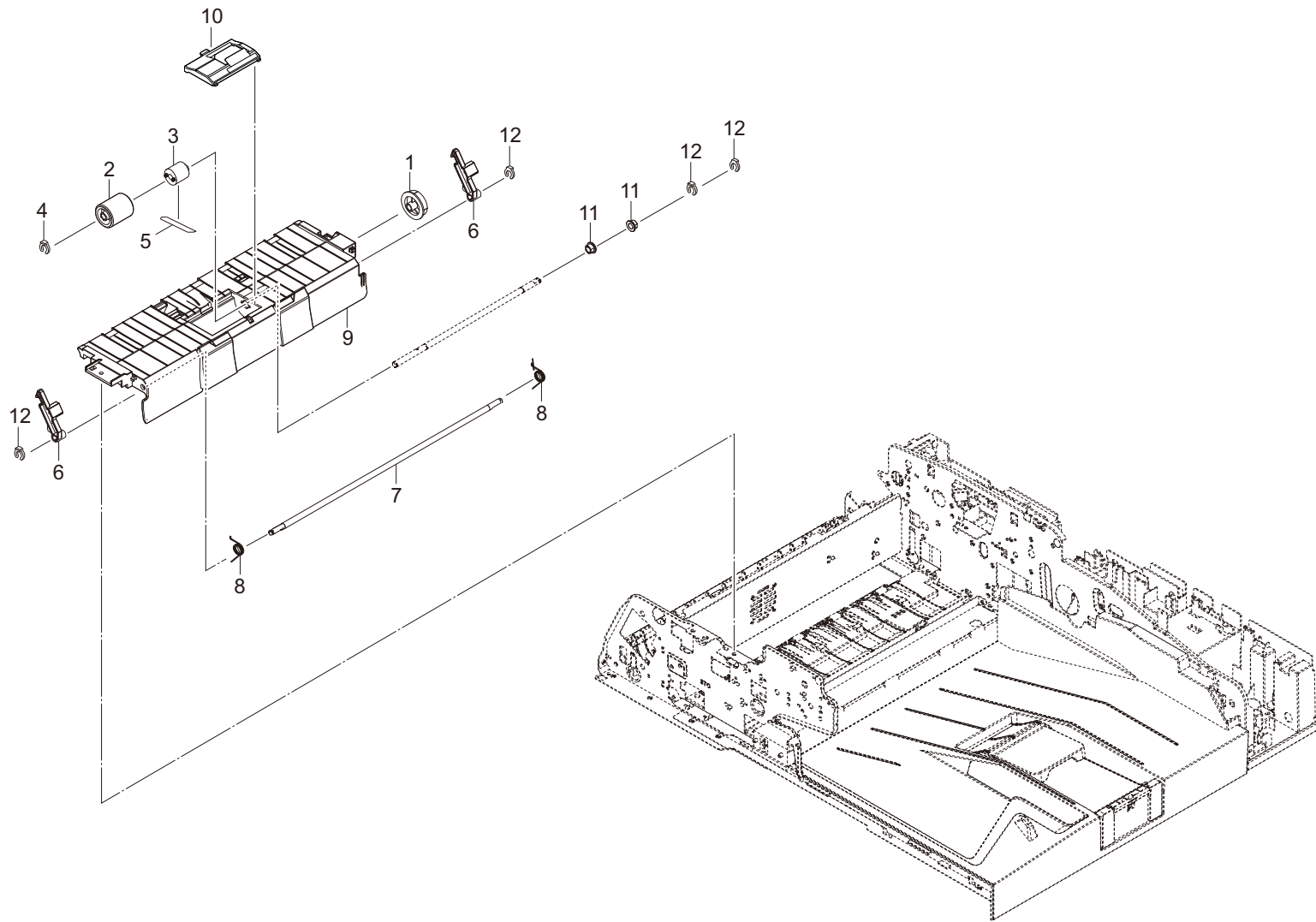


FIG. 10 Paper Feed Section 4

3TC

Ref No.	Part.No.	Description	Notes	Revision	Quantity			
					100	120	230	240
1	303M407110	GEAR Z33			1	1	1	1
2	303TC94100	PARTS PULLEY SEPARATION SP			1	1	1	1
3	303JX07401	TORQUE LIMITER FEED			1	1	1	1
4	5MVL177DN001	RING STOPPER 4			1	1	1	1
5	303MW07060	FILM TORQUE LIMITER			1	1	1	1
6	303M407231	HOOK COVER			2	2	2	2
7	303M407240	SHAFT HOOK			1	1	1	1
8	303M407421	SPRING HOOK FRONT			2	2	2	2
9	303TC07080	GUIDE PF LOWER			1	1	1	1
10	303TC94110	PARTS GUIDE SEPARATION ASSY SP			1	1	1	1
11	302K324450	BUSH 6			2	2	2	2
12	5MVX111DN003	RING STOPPER /A-49 FEED A4			4	4	4	4

FIG. 11 EXIT Section 1

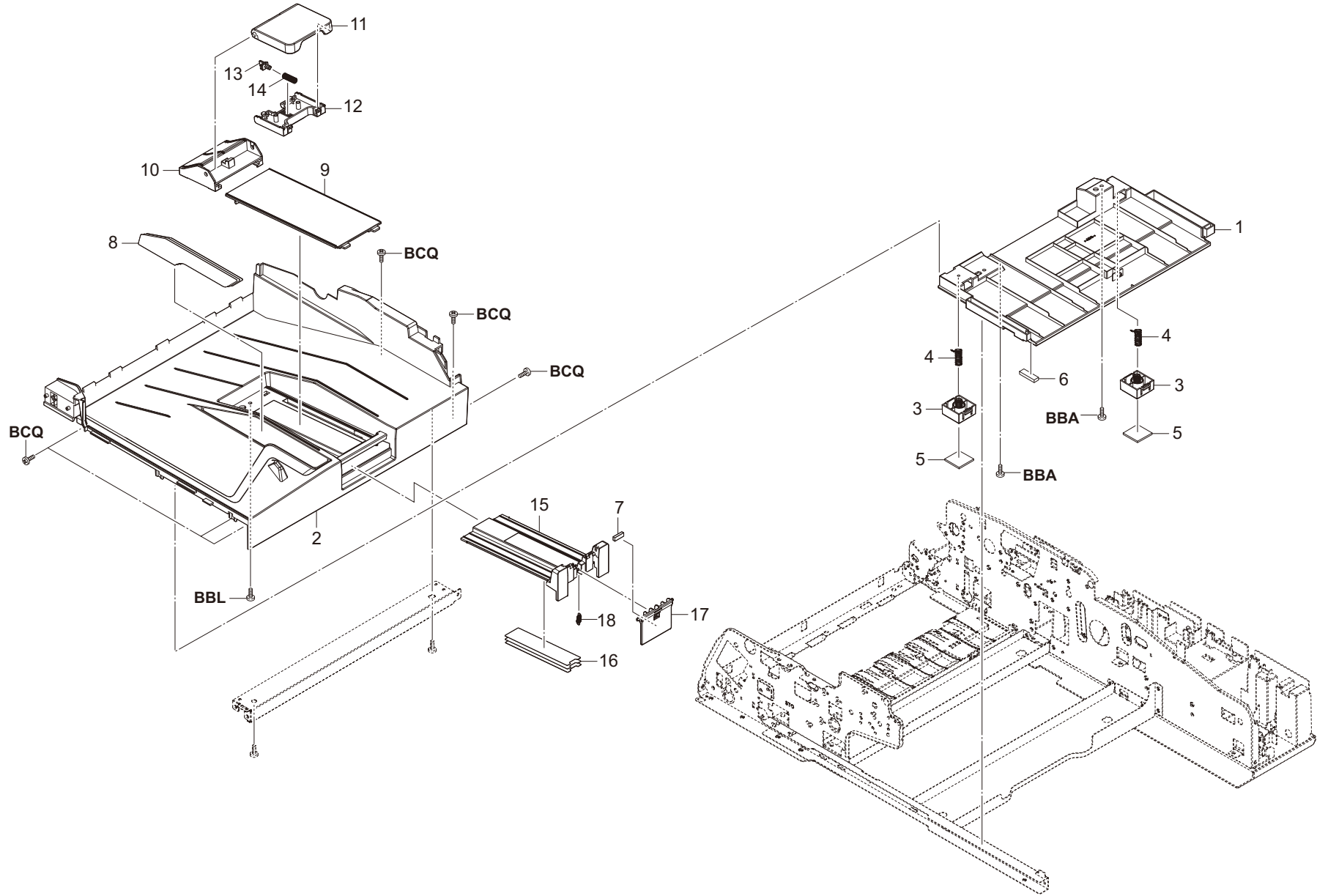


FIG. 11 EXIT Section 1

3TC

Ref No.	Part.No.	Description	Notes	Revision	Quantity			
					100	120	230	240
1	303TC04220	COVER BOTTOM RIGHT			1	1	1	1
2	303TC04100	TRAY EJECT			1	1	1	1
3	303LL02410	MOUNT CUSHION			2	2	2	2
4	303LL02430	SPRING PUSH MAT			2	2	2	2
5	303LL02531	CUSHION ORIGINAL MAT			2	2	2	2
6	303NV02070	CUSHION BASE			1	1	1	1
7	302R718780	CUSHION PAD			1	1	1	1
8	303TC34020	LABEL SIZE STOPPER UPPER			1	1	1	1
9	303TC04110	GUIDE STOPPER UPPER			1	1	1	1
10	303TC04120	HOLDER STOPPER UPPER			1	1	1	1
11	303TC04130	STOPPER UPPER			1	1	1	1
12	303TC04140	COVER STOPPER UPPER			1	1	1	1
13	303TC04150	SLIDER STOPPER INNER			1	1	1	1
14	303TC04180	SPRING STOPPER UPPER			1	1	1	1
15	303TC04190	HOLDER STOPPER LOWER			1	1	1	1
16	303TC34030	LABEL SIZE STOPPER LOWER			1	1	1	1
17	303TC04200	STOPPER LOWER			1	1	1	1
18	303TC04210	SPRING STOPPER LOWER			1	1	1	1

FIG. 12 EXIT Section 2

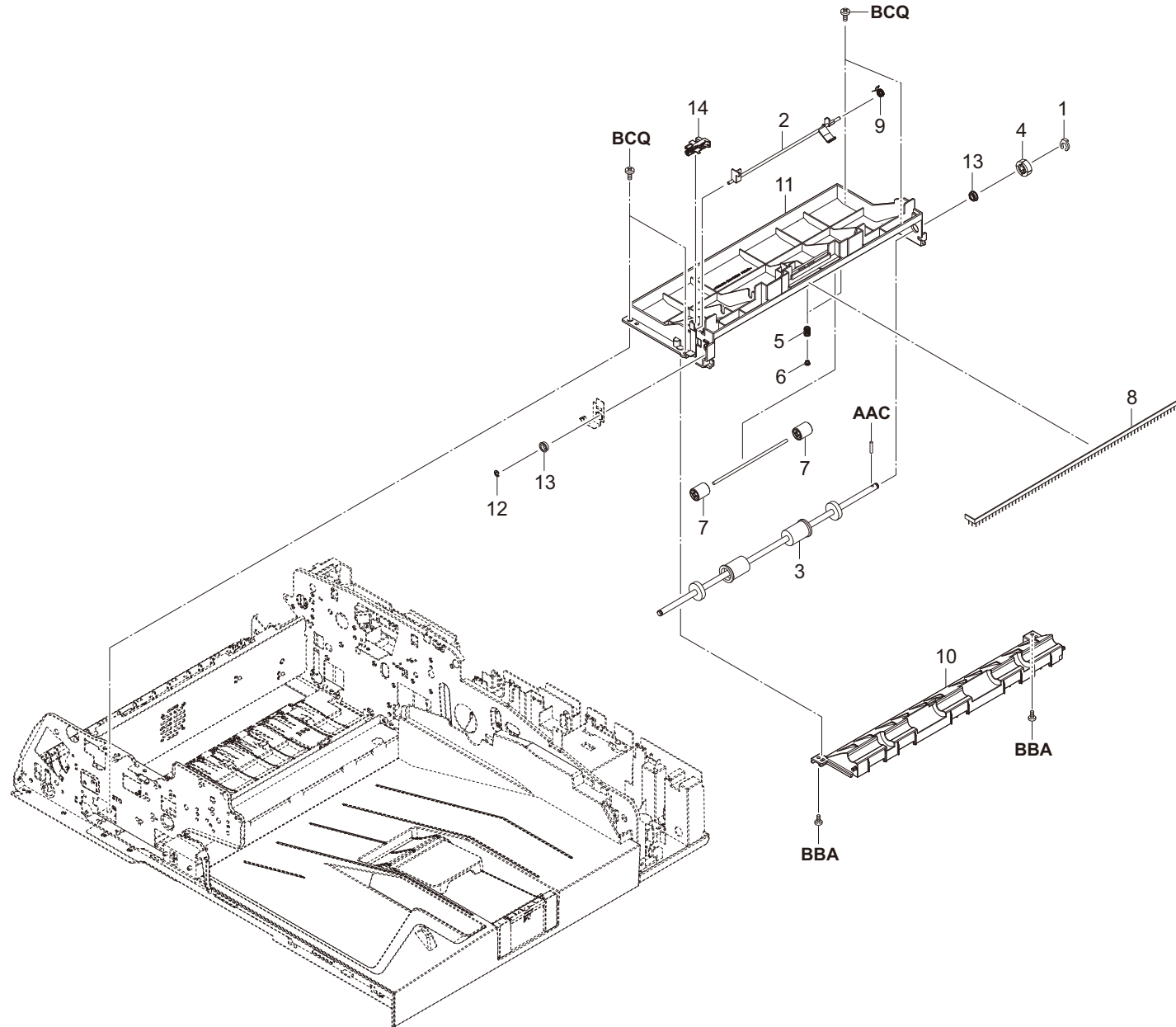


FIG. 13 DRIVE Section

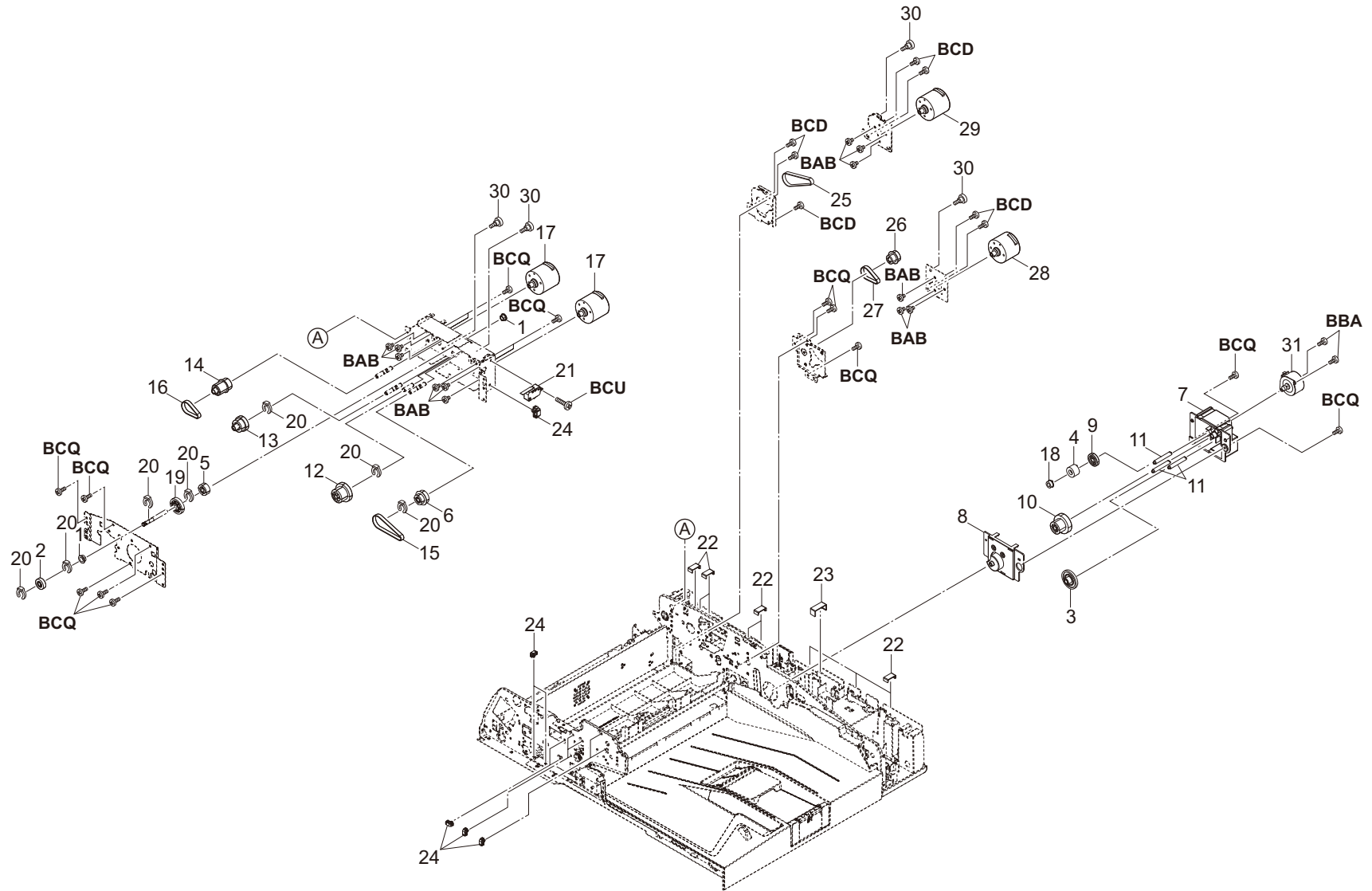


FIG. 13 DRIVE Section

3TC

Ref No.	Part.No.	Description	Notes	Revision	Quantity			
					100	120	230	240
1	302K324450	BUSH 6			2	2	2	2
2	302LK28130	GEAR Z16R			1	1	1	1
3	303H622331	GEAR 20/65 IDLE			1	1	1	1
4	303M406160	TORQUE-LIMITER 1000			1	1	1	1
5	303M431040	GEAR Z22 ONEWAY			1	1	1	1
6	303M431060	GEAR Z20 P48			1	1	1	1
7	303M431141	MOUNT LIFT DRIVE			1	1	1	1
8	303M431150	COVER LIFT DRIVE			1	1	1	1
9	303M494120	PARTS GEAR Z42 SP			1	1	1	1
10	303M494130	PARTS GEAR JOINT Z20 Z65 SP			1	1	1	1
11	303M431230	PIN LIFT DRIVE A			3	3	3	3
12	303TC31030	GEAR Z39S Z28S			1	1	1	1
13	303TC31040	GEAR Z30S Z25S			1	1	1	1
14	303TC31060	GEAR P43 Z22S			1	1	1	1
15	303TC31100	BELT 100ST1.5-6.0			1	1	1	1
16	303TC31110	BELT 61ST1.5-6.0			1	1	1	1
17	303TC94060	PARTS MOTOR BL INNER W20 SP			2	2	2	2
18	3H622160	GEAR 20 JOINT			1	1	1	1
19	3HK22040	GR 33 CONV			1	1	1	1
20	5MVX111DN003	RING STOPPER/A-49 FEED A4			7	7	7	7
21	2FB27160	INTER LOCK SWITCH			1	1	1	1
22	303LL02330	HOLDER WIRE D			8	8	8	8
23	303LL02180	HOLDER WIRE A			1	1	1	1
24	7YZM610007++H01	ACCESS.SADDLE			10	10	10	10
25	303M431290	BELT 107ST1.5-6.0			1	1	1	1
26	303TC31070	GEAR EXIT P40 Z17S			1	1	1	1
27	303TC31110	BELT 61ST1.5-6.0			1	1	1	1
28	303TC94070	PARTS MOTOR BL INNER W10 SP			1	1	1	1
29	303TC94060	PARTS MOTOR BL INNER W20 SP			1	1	1	1
30	3CZ02230	PIN,HOOK FULCRUM			4	4	4	4
31	302H794310	PARTS MOTOR ROTARY GUIDE			1	1	1	1

FIG. 14 Electrical Components

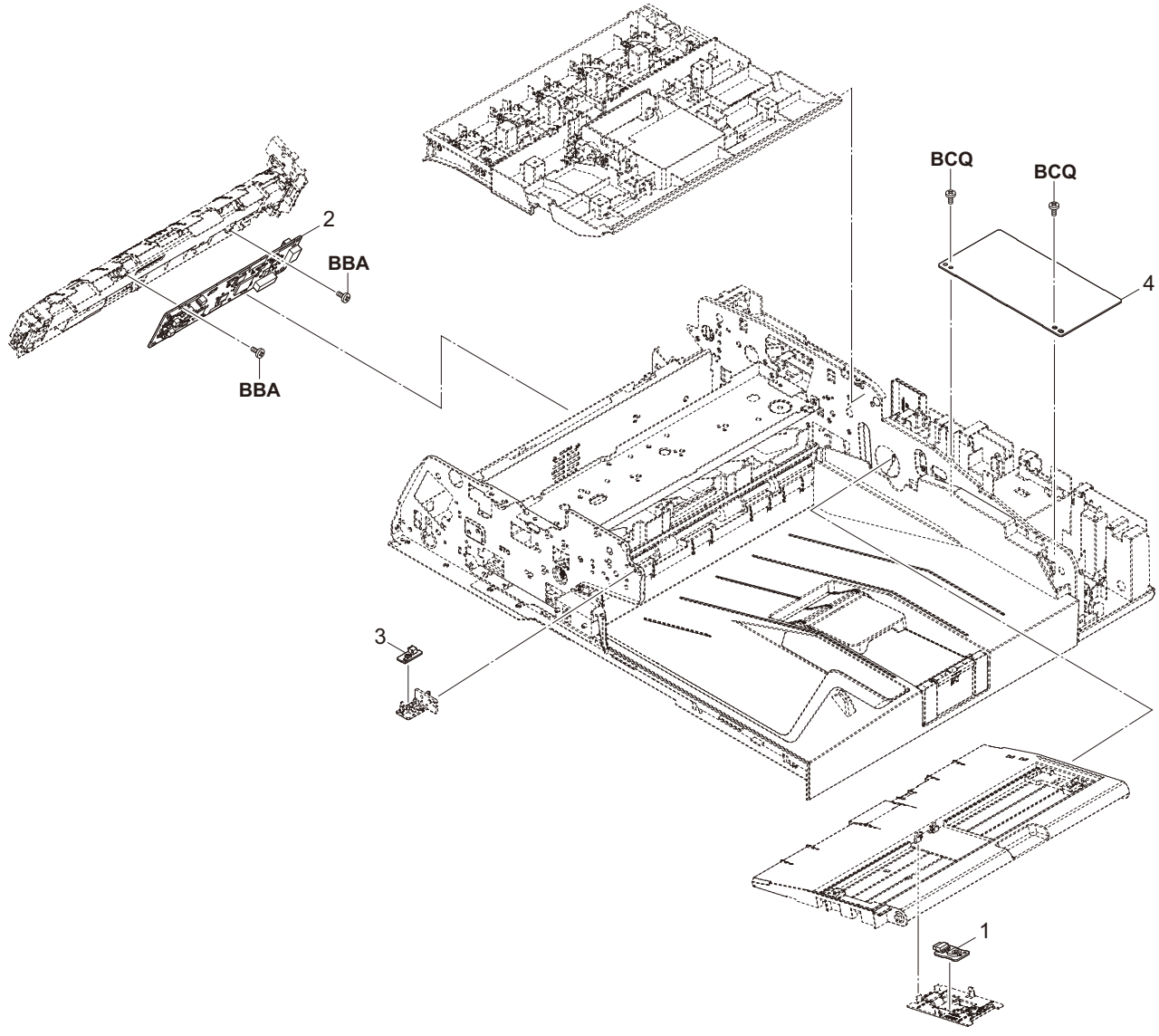


FIG. 14 Electrical Components

3TC-3.0

Ref No.	Part.No.	Description	Notes	Revision	Quantity			
					100	120	230	240
1	303R394050	PARTS PWB PAPER SIZE SENSOR ASSY SP			1	1	1	1
2	303TC94011	PARTS PWB SHD ASSY SP		Design-chg.	1	1	1	1
3	303TC94030	PARTS PWB LED ASSY SP			1	1	1	1
4	303TC94091	PARTS PWB DRIVER ASSY SP		Design-chg.	1	1	1	1

FIG. 15 Accessories

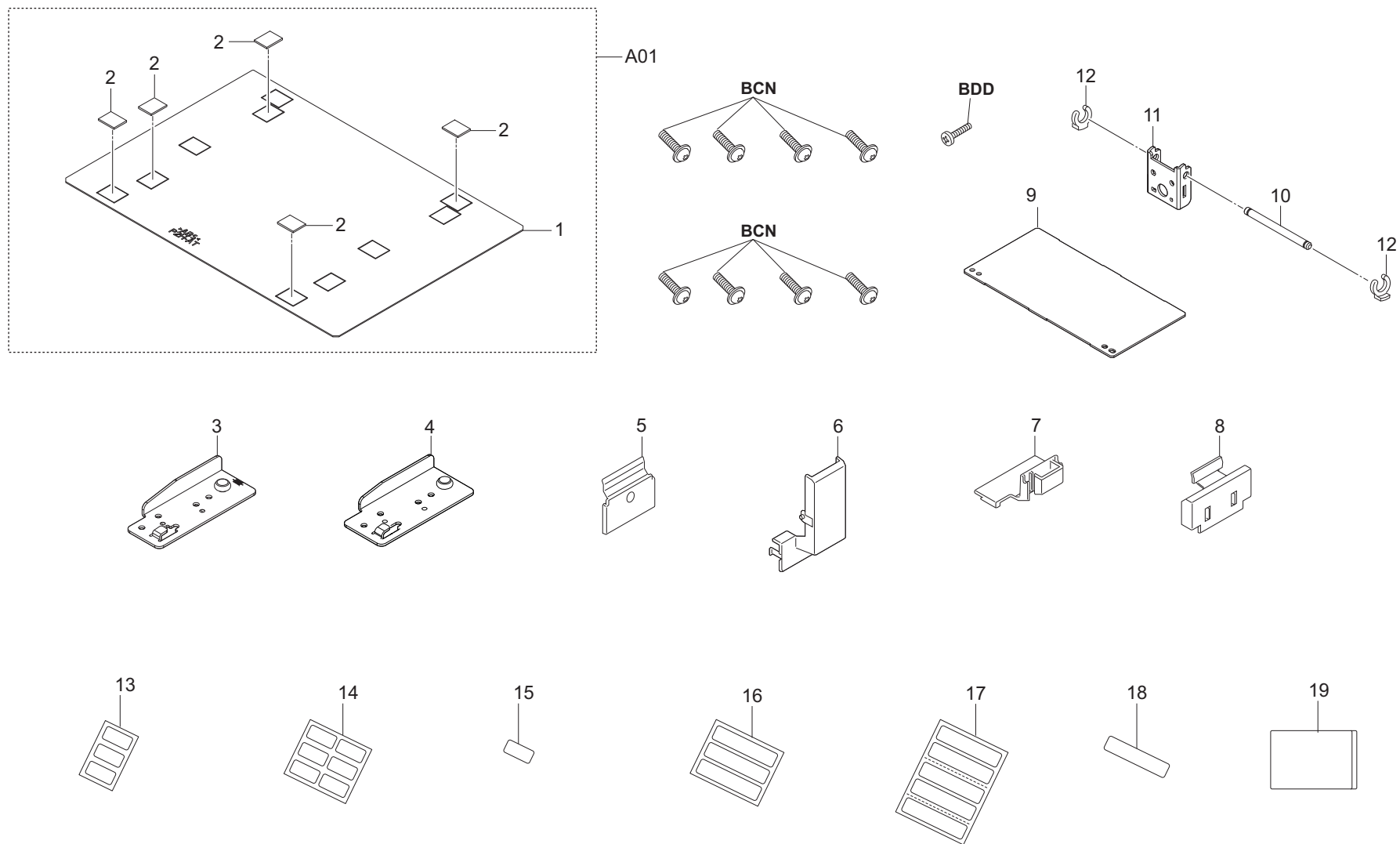
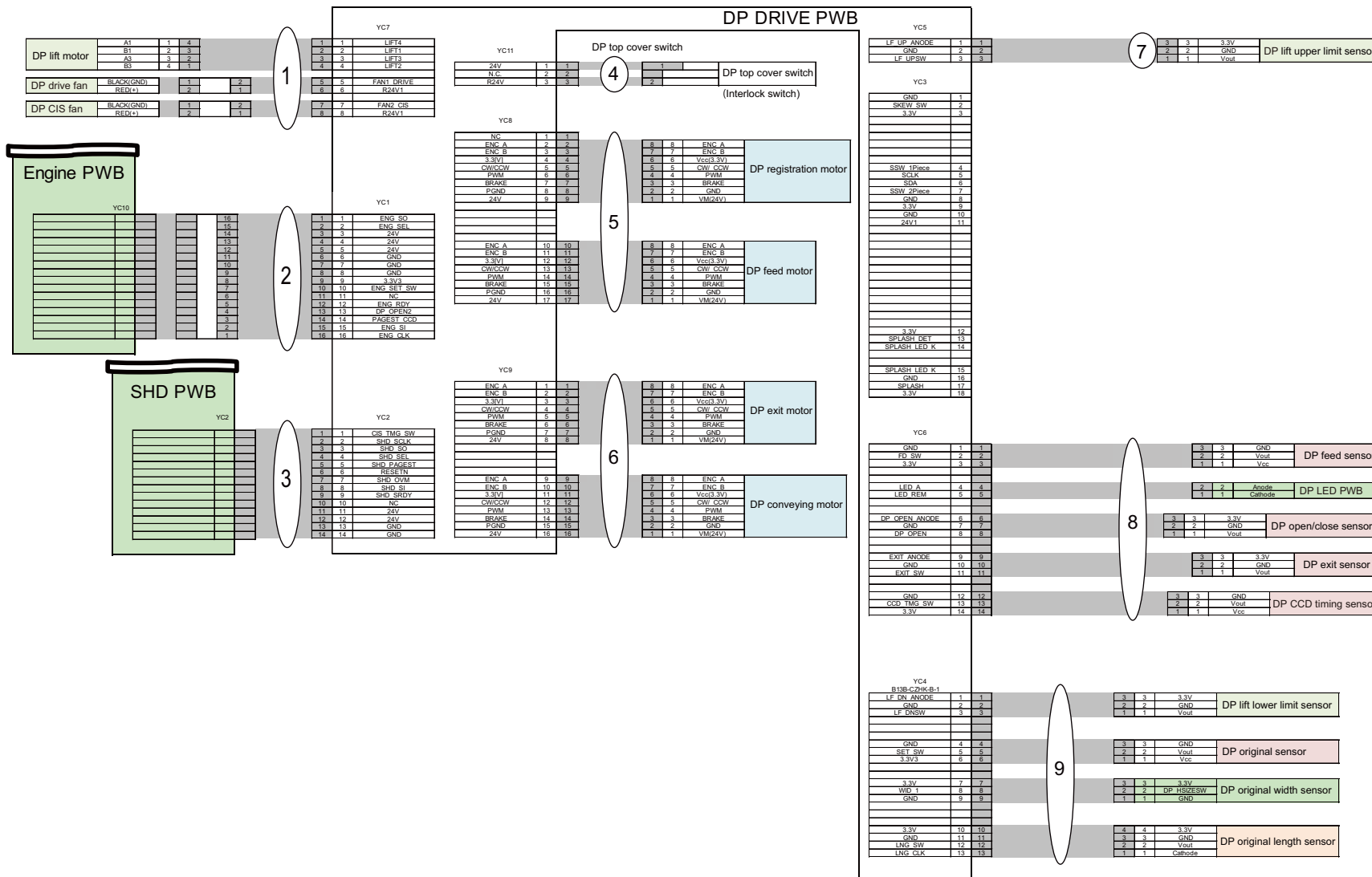
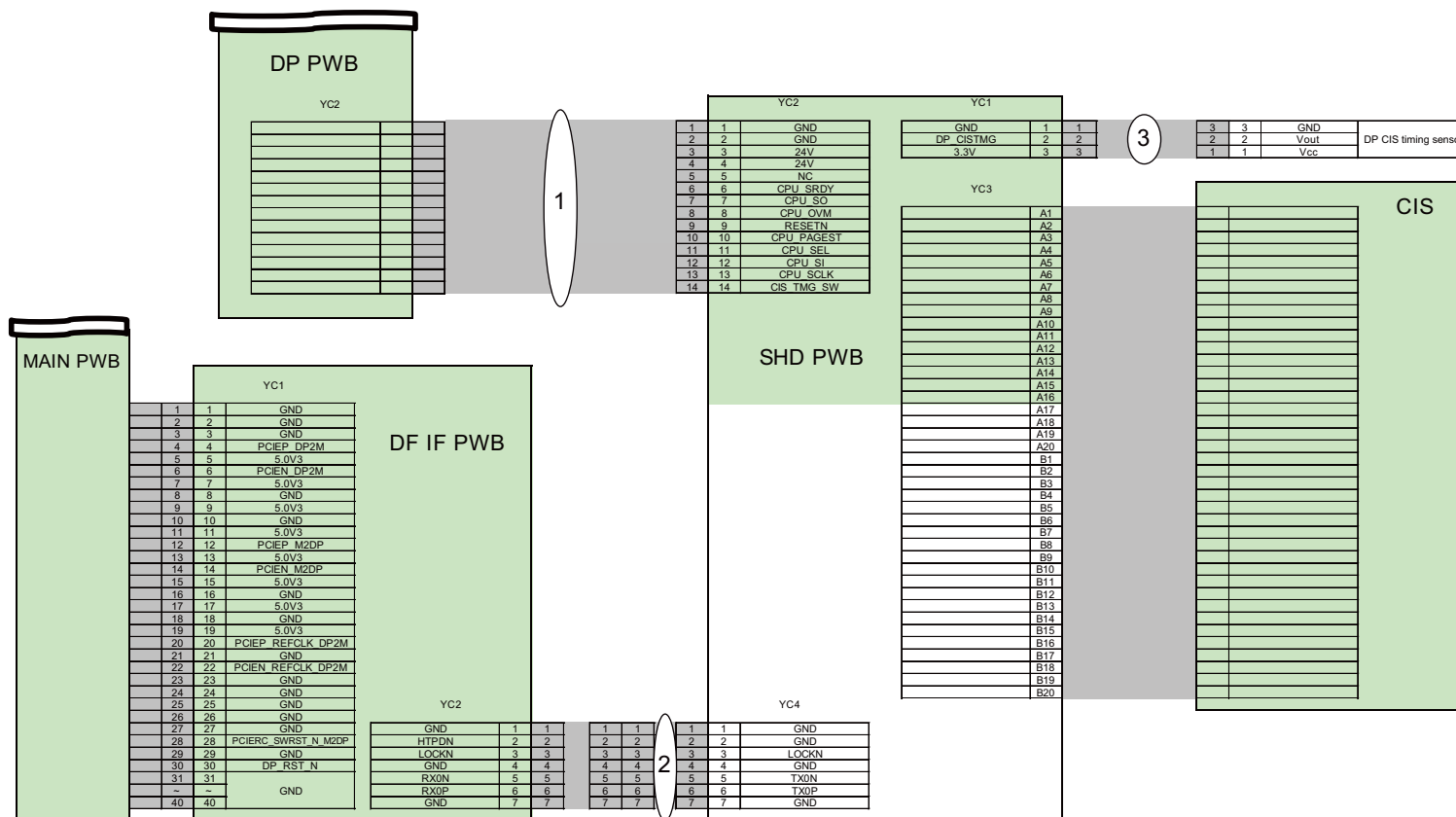


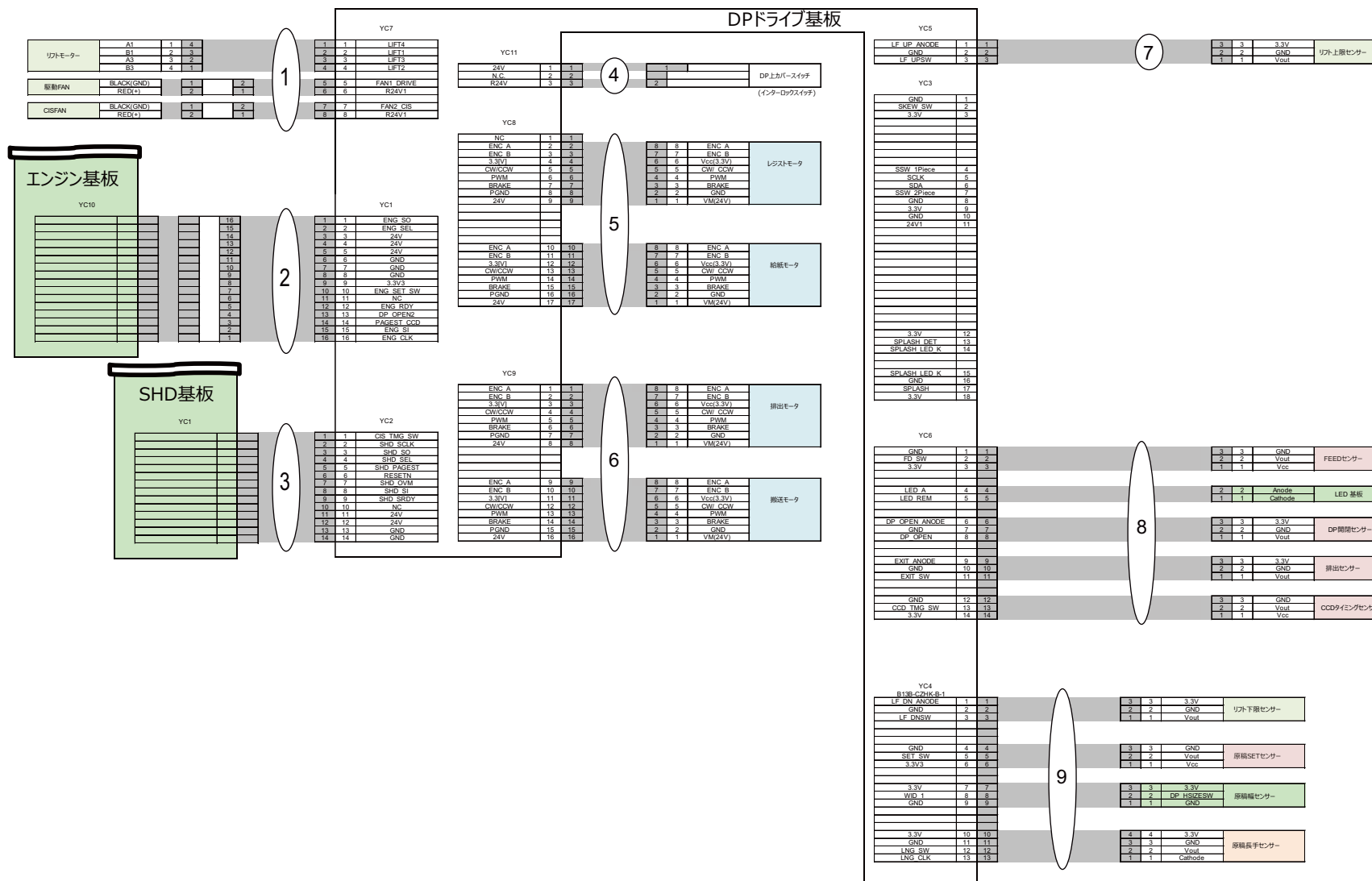
FIG. 15 Accessories

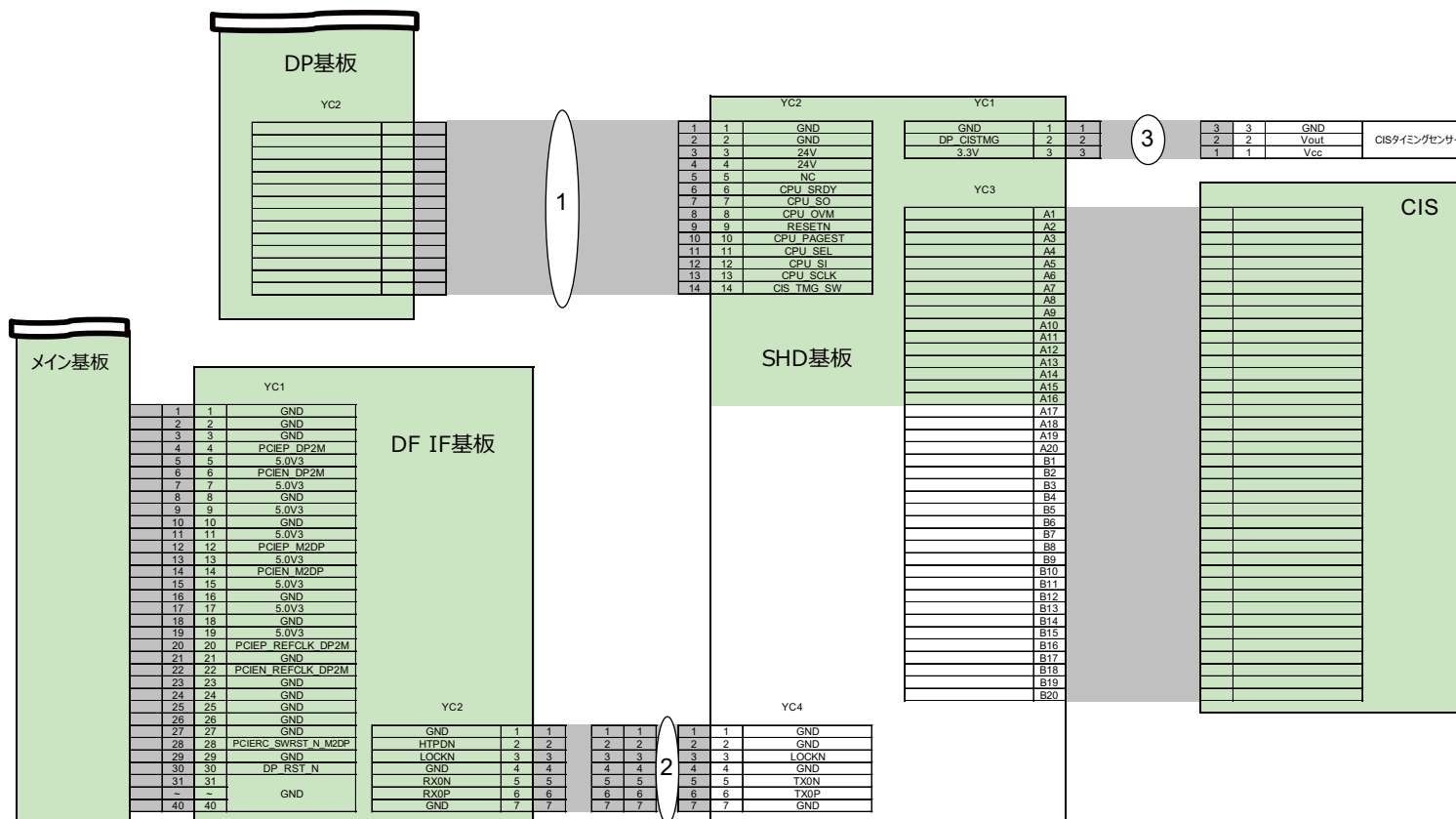
3TC

Ref No.	Part.No.	Description	Notes	Revision	Quantity			
					100	120	230	240
A01	303LL94032	PARTS MAT ASSY			1	1	1	1
1	*303JC04201	PLATE ORIGINAL			1	1	1	1
2	*303MX02022	CUSHION ORIGINAL MAT A			5	5	5	5
3	303TC02060	PLATE GUIDE HINGE			1	1	1	1
4	303M402200	PLATE GUIDE HINGE			1	1	1	1
5	303M404070	COVER HINGE LEFT			1	1	1	1
6	303R704101	COVER WIRE INTERFACE A			1	1	1	1
7	303R704110	COVER WIRE INTERFACE B			1	1	1	1
8	303R804120	COVER HINGE RIGHT			1	1	1	1
9	303TC94020	PARTS PWB DP IF ASSY SP			1	1	1	1
10	303JX02391	SHAFT ANGLE RESTRICTION			1	1	1	1
11	303TC02070	PLATE ANGLE			1	1	1	1
12	5MVX111DN003	RING STOPPER /A-49 FEED A4			2	2	2	2
13	303R834060	LABEL FACE UP US				1		
14	303R834130	LABEL FACE UP NL					1	
15	303R834150	LABEL FACE UP KS						1
16	303R834080	LABEL CAUTION US				1		
17	303R834120	LABEL CAUTION NL					1	
18	303R834160	LABEL CAUTION TW						1
19	303R834190	LABEL CLEANING			1			









CLASSIFICATION OF THE SCREWS IN ILLUSTRATION / ビス種別表

Ref No.	Part.No.	Description	Notes
AAA	5MBCS3025XSP	CS STOP RING /X 3 X .25T S-BLK	
AAB	5MBP1612WWLD	SPRING PIN 1.6X12	
AAC	5MBP2010WXSP	SPRING PIN /M2 X 10 S-BLK	
AAD	5MBP2012WPLD	PARALLEL PIN / M2 X 12 SUS-DP	
AAE	5MBP2012WXSP	SPRING PIN 2X12	
AAF	5MBP2014WXSP	SPRING PIN / M2 X 14 S-BLK	
AAG	5MBP2020WWLD	SPRING PIN / M2 X 20 SUS-DP XX	
AAH	5MBP2516WXSP	SPRING PIN(2.5x16)	
AAI	5MBP2518WXSP	SPRING PIN(2.5x18)	
AAJ	5MBTPB4006TW++R	BIND T.T SCREW(+)/M4x6 CRFREE S-T	
AAK	5MBWK32808NN	POLY SLIDER /M3.2X 8 X0.8T XX	
AAL	5MBWK41A03NN	POLY-SLIDER WASHER 4.1X10X0.3T	
AAM	5MBWK6295+NN	POLY WASHER M6.2X9.5X0.25T	
AAN	5MBWK62955NN	POLY SLIDER/M6.2X9.5X0.5T PLASTC	
AAO	5MBWL72B05NN	POLY CUT WASER /M7.2X 11X0.5T PA XX	
AAP	5MBWN62D0+NN	POLY WASHER 6.2X13X0.25T	
AAQ	5MBWN62D05NB	POLY WASHER /M6.2X13X0.5T PA-BLK	
AAR	5MBP2010WWLD	SPRING PIN /M2 X 10 SUS-DP XX	
BAA	7BB000303H	+BIND M SCREW 3X3	
BAB	7BB000304H	+BIND M SCREW 3X4	
BAC	7BB000305H	+BIND M SCREW 3x5	
BAD	7BB000306H	+BIND M SCREW 3X6	
BAE	7BB000406H	+BIND M SCREW 4X6	
BAF	7BB000P03H	+BIND M SCREW 2.6X3	
BAG	7BB001303H	+PAN M SCREW 3x3	
BAH	7BB001P03H1	PAN M SCREW 2.6X3	
BAI	7BB007303H	+TP-CUP M SCREW 3X3	
BAJ	7BB007304H	+TP-CUP M SCREW 3x4	
BAK	7BB008305H	+FLAT FILLESTER M SCREW 3x5	
BAL	7BB00B306H	+PAN M SCREW WITH T.L.WASHER 3X6	
BAM	7BB060305H1	+BIND M SCREW 3X5(BLUE)	
BAN	7BB100304H	+BIND T.T S SCREW 3x4	
BAO	7BB100306H	+BIND T.T S SCREW 3x6	
BAP	7BB100306H1	+BIND T.T S SCREW 3X6	
BAQ	7BB100308H1	+BIND T.T S SCREW 3X8	
BAR	7BB100320H	+BIND T.T S SCREW 3x20	
BAS	7BB100408H	+BIND T.T S SCREW 4x8	
BAT	7BB100408H1	+BIND T.T S SCREW 4X8	
BAU	7BB100440H	+BIND T.T S SCREW 4X40	
BAV	7BB102308H1	+TP-FLAT T.T S SCREW 3X8	
BAW	7BB180306H	+BIND T.T S SCREW 3X6(BLACK)	
BAX	7BB180408H	+BIND T.T S SCREW 4x8(BLACK)	
BAY	7BB200205H	BIND T.T P SCREW 2X5	
BAZ	7BB200306H	+BIND T.T P SCREW 3x6	
BBA	7BB200308H	+BIND T.T P SCREW 3X8	
BBB	7BB200310H	+BIND T.T P SCREW 3x10	
BBC	7BB200312H	+BIND T.T P SCREW 3X12	
BBD	7BB200320H	BIND T.T P SCREW 3X20	
BBE	7BB200322H	BIND T.T P SCREW 3X22	
BBF	7BB200410H	+BIND T.T P SCREW 4X10	
BBG	7BB200412H	+BIND T.T P SCREW 4x12	
BBH	7BB200416H	+BIND T.T P SCREW 4x16	

Ref No.	Part.No.	Description	Notes
BBI	7BB202306H	+TP-FLAT T.T P SCREW 3X6	
BBJ	7BB202308H	+TP-FLAT T.T P SCREW 3X8	
BBK	7BB202310H	+TP-FLAT T.T P SCREW 3X10	
BBL	7BB203308H	+FLAT HEAD T.T P SCREW 3X8	
BBM	7BB280410H	+BIND T.T P SCREW 4X10(BLACK)	
BBN	7BB282308H	+TP-FLAT T.T P SCREW 3X8(BLACK)	
BBO	7BB300310H	+BIND TAP-TITE B SCREW M3X10	
BBP	7BB300323H	+BIND T.T B SCREW 3x23	
BBQ	7BB600306H	+BIND M SCREW 3X6 R	
BBR	7BB600308H	+BIND M SCREW 3x8 R	
BBS	7BB600308H1	+BIND M SCREW 3X8 R	
BBT	7BB600310H	+BIND M SCREW 3X10 R	
BBU	7BB600314H	+BIND M SCREW 3X14 R	
BBW	7BB600320H	+BIND M SCREW 3x20 R	
BBX	7BB600406H	+BIND M SCREW 4X6 R	
BBY	7BB600425H	+BIND M SCREW 4X25 R	
BBZ	7BB600430H	+BIND M SCREW 4X30 R	
BCA	7BB600P08H	+BIND M SCREW 2.6X8 R	
BCB	7BB601306H	+PAN M SCREW 3x6 R	
BCC	7BB606306H	+PAN M SCREW WITH SW W 3X6 R	
BCD	7BB606308H	+PAN M SCREW WITH SW W 3X8 R	
BCE	7BB606312H	+PAN M SCREW WITH SW W 3X12 R	
BCF	7BB606408H	+BIND M SCREW WITH SW W 4X8 R	
BCG	7BB606512H	+BIND M SCREW WITH SW W 5X12 R	
BCH	7BB607306H	+TP-CUP M SCREW 3X6 R	
BCI	7BB607310H	+TP-CUP M SCREW 3X10 R	
BCK	7BB607312H	+TP-CUP M SCREW 3X12 R	
BCL	7BB607320H	+TP-CUP M SCREW 3X20 R	
BCM	7BB607406H	+TP-CUP M SCREW 4X6 R	
BCN	7BB607414H	+TP-CUP M SCREW 4X14 R	
BCO	7BB687310H	+TP-CUP M SCREW 3X10 R(BLACK)	
BCP	7BB700306H	+BIND T.T S SCREW 3X6 SR	
BCQ	7BB700308H	+BIND T.T S SCREW 3X8 SR	
BCR	7BB700310H	+BIND T.T S SCREW 3X10 SR	
BCS	7BB700312H	+BIND T.T S SCREW 3X12 SR	
BCT	7BB700314H	+BIND T.T S SCREW 3X14 SR	
BCU	7BB700316H	+BIND T.T S SCREW 3X16 SR	
BCV	7BB700320H	+BIND T.T S SCREW 3X20 SR	
BCW	7BB700330H	+BIND T.T S SCREW 3X30 SR	
BCX	7BB700408H	+BIND T.T S SCREW 4X8 SR	
BCY	7BB700410H	+BIND T.T S SCREW 4X10 SR	
BCZ	7BB700412H	+BIND T.T S SCREW 4X12 SR	
BDA	7BB702306H	+TP-FLAT T.T S SCREW 3x6 SR	
BDB	7BB702308H	+TP-FLAT T.T S SCREW 3X8 SR	
BDC	7BB760408H	+BIND T.T S SCREW 4X8 SR(BLUE)	
BDD	7BB780308H	+BIND T.T S SCREW 3X8 SR(BLACK)	
BDE	7BB780410H	+BIND T.T S SCREW 4X10 SR(BLACK)	
BDF	7BB780420H	+BIND T.T S SCREW 4X20 SR(BLACK)	
BDG	7BB782308H	+TP-FLAT T.T S SCREW 3X8 SR(BLACK)	
BDH	7BB782410H	+TP-FLAT T.T S SCREW 4X10 SR(BLACK)	
BDI	B1A25100	+BINDING SCREW WITH SW.W M5X10	
BDJ	B9A90010	+PAN SCREW 6-32X0.25	

CLASSIFICATION OF THE SCREWS IN ILLUSTRATION / ビス種別表

Ref No.	Part.No.	Description	Notes
BDK	7BB202410H	+TP-FLAT T.T P SCREW 4X10	
BDL	7BB607308H	+TP-CUP M SCREW 3X8 R	
BDM	7BB607410H	+TP-CUP M SCREW 4X10 R	
BDN	7BB200408H	+BIND T.T P SCREW 4X8	
BDO	7BB702320H	+TP-FLAT T.T S SCREW 3X20 SR	
BDP	7BB007406H	+TP-CUP M SCREW 4X6	
BDQ	7BB702420H	+TP-FLAT T.T S SCREW 4X20 SR	
BDR	7BB100316H1	+BIND T.T S SCREW 3X16	
BDS	7BB702410H	+TP-FLAT T.T S SCREW 4X10 SR	
BDT	7BB700430H	+BIND T.T S SCREW 4X30 SR	
BDU	7BB282408H	+TP-FLAT T.T P SCREW 4X8(BLACK)	
BDV	7BB0A0222H	BIND M SCREW 2X22 SUS	
BQH		BIND M SCREW 3X4 3M2510	Obtained locally
BQI		BIND M SCREW 2X4	Obtained locally
CAA	7BC00030A080H01	WASHER M3X10X0.8T	
CAB	7BC000336040H01	WASHER 3.3X6X0.4T	
CAC	7BC000357050H01	WASHER M3.5X7.0X0.5T	
CAD	7BC00045C080H01	WASHER M4.5X12X0.8T CRFREE	
CAE	7BC00060D0A+H01	WASHER M6X13X1T	
CAF	7BC040538050H01	FLAT A WASHER	
CAG	7BC040621250H01	WASHER 6.2X12X0.5T	
CAH	7BC04085E0A0C01	WASHER 8.5X14X1.0T SUS	
CAI	7BC060429020H01	POLY SLIDER WASHER M4.2X9X0.2T	
CAJ	7BC06051C020H01	POLY SLIDER WASHER M5.1X1.2X0.2T	
CAK	7BC06052G050H01	POLY SLIDER WASHER 5.2X16X0.5T	
CAL	7BC06062A0A0H01	POLY SLIDER WASHER 6.2X10X1.0T	
CAM	7BC06062C020H01	POLY SLIDER WASHER M6.2X12X0.2T	
CAN	7BC06062N050H01	POLYSLIDER 6.2X22X0.5T	
CAO	7BC06082G020H01	POLY SLIDER WASHER M8.2X16X0.2T	
CAP	7BC1003055++H01	HEXA NUT M3	
CAQ	7BC460326050H01	CUT WASHER 3.2X6.0X0.5T(BLACK)	
CAR	7BC46042A050H01	CUT WASHER 4.2X10.0X0.5T	
CAS	7BC5004176A0H01	SPRING WASHER M4	
CAT	7BC600306545H01	TOOTHED LOCK WASHER M3X6.5X0.45T	
CAU	7BCW7085D020H01	WAVE WASHER SUS WW8.5X13X0.2	
CAV	7BCW80619001H01	POLY WASHER 6.1X9X0.13T	
CAW	7BCW8082C025H01	POLY WASHER 8.2X12X0.25T	
CAX	7BC060629540H01	POLY SLIDER WASHER 6.2X9.5X0.4T	
CAY		CUT-WASHER 4.2X12.0X0.5T(BLACK)	Obtained locally
DAA	7BD103060+++H01	E STOP RING E-3	
DAB	7BD104060+++H01	E STOP RING E-4	
DAC	7BD105060+++H01	E STOP RING E-5	
DAD	7BD107080+++H01	E STOP RING E-7	
EAA	7BL020003H	TUBE 4-7 PHARMED BPT	
EAB	7BL020004H	TUBE 4-6 TH-2000	
EAC	7BL020005H	TUBE 3-5 TH-2000	
FAA	7BP01204000JH01	SPRING PIN 2.0X40	
FAB	7BP013030+++H01	SPRING PIN 3X30(SUS)	
FAC	7BP512008B0CH01	PARALLEL PIN 2.0X8	
FAD	7BP512010B0CH01	PARALLEL PIN 2.0X10	
FAE	7BP512012B0CH01	PARALLEL PIN 2.0X12	
FAF	7BP512014B0CH01	PARALLEL PIN 2.0X14	

Ref No.	Part.No.	Description	Notes
FAG	7BP512016B0CH01	PARALLEL PIN 2.0X16	
FAH	7BP512018B0CH01	PARALLEL PIN 2X18	
FAI	7BP512512B0CH01	PARALLEL PIN H7A 2.5X12 SUS	
FAJ	7BP512514B0CH01	PARALLEL PIN 2.5X14	
FAK	7BP512516B0CH01	PARALLEL PIN 2.5X16	
FAL	7BP512520B0CH01	PARALLEL PIN 2.5X20	
FAM	7BP512522B0CH01	PARALLEL PIN 2.5X22	
FAN	7BP512525B0CH01	PARALLEL PIN 2.5X25	
FAO	7BP513012B0CH01	PARALLEL PIN H7A 3X12 SUS	
FAP	7BP513022B0CH01	PARALLEL PIN 3X22	
FAQ	7BP513025B0CH01	PARALLEL PIN 3X25	
FAR	7BP513040B0CH01	PARALLEL PIN 3X40	
FAS	7BP00252500JH01	SPRING PIN 2.5X25	
FAT	5MBP1208WXSP	SPRING PIN /M1.2 X 8 XX	
GAA	7YTJ010001++H01	TERMINAL	
GAB	7YTJ010002++H01	TERMINAL	
HAA	C1B04030	NUT M4(TRIVALENT CHROMATING)	
HAB	C2604080	PLAIN WASHER M3-8 (BRASS,N.)	
HAC	C2803050	POLYESTER SLIDER WASHER 3.1X5.4X0.13T	
HAD	C2804100	POLYESTER SLIDER WASHER 4.1X10X0.5T	
HAE	C2805090	POLYESTER SLIDER WASHER 5.1X9.5X0.3T	
HAF	C2806120	POLYESTER SLIDER WASHER 6.2X12X0.5T	
HAG	C2808200	POLYESTER SLIDER WASHER 8X20X0.5T	
HAH	C2890180	*POLYESTER SLIDER WASHER12.2X18X0.5T	
HAI	C2891120	POLYESTER SLIDER WASHER 6.2X12X0.25T	
HAK	C2893140	SHIM 6.2X14X0.25T	
HAL	C2893950	SHIM 6.2-0.5T	
HAM	C2893960	SHIM 6.2-13-0.13T	
HAN	C2894950	SHIM 6.2-0.13T	
HAO	C2895110	SHIM 8.2-0.13T	
HAP	C2895120	SHIM 8.2-0.25T	
HAQ	C2895140	SHIM 8.2X14X0.8T	
HAR	C2895150	SHIM 8.2-1.0T	
JAA	E0020080	SPRING PIN 2X8	
JAB	E0025140	SPRING PIN 2.5X14	
JAC	E0030140	SPRING PIN 3X14	
JAD	E0130240	SPRING PIN 3X24(SUS)	
JAE	E0130280	SPRING PIN 3X28(SUS)	
JAF	E5120100	PARALLEL PIN H7A 2X10 SUS	
JAG	E5125120	PIN H7A 2.5X12 SUS	
JAH	E5125160	PARALLEL PIN H7A 2.5X16 SUS	
JAI	E5125200	PARALLEL PIN H7A 2.5X20 SUS	
JAJ	E0030240	SPRING PIN 3X24	

DP-7170

[CONFIDENTIAL]

FOR AUTHORIZED KYOCERA ENGINEERS ONLY. DO NOT DISTRIBUTE TO NON-AUTHORIZED PARTIES.

Symbols in the parts list

- Parts without a Ref.No. in the illustration indicate they are not supplied.
- Parts with "*" are component parts or sub-assemblies of the assembly appearing immediately above them.
- Parts with "**" are component parts or sub-assembly with "*" appearing immediately above them.

Classification of the screws

- See the last page of this parts list for the classification of the screws in the illustrations.

[CONFIDENTIAL]

京セラドキュメントソリューションズ株式会社の許可なく、本資料を配布することを禁じます。

記号の見方

イラスト中で Ref 番号がない部品は供給できません。
部品番号欄の・印は、組立部品の単品部品及び準組立部品を表わします。
部品番号欄の**印は、準組立部品の単品部品を表わします。

ビスの種別

イラスト中のビスの種別は最終ページに記載しています。

CONTENTS

FIG. 1	Covers	2
FIG. 2	Frames	4
FIG. 3	Table Assy	6
FIG. 4	Paper Conveying Section 1	8
FIG. 5	Paper Conveying Section 2	10
FIG. 6	CIS Section	12
FIG. 7	Paper Feed Section 1	14
FIG. 8	Paper Feed Section 2	16
FIG. 9	Paper Feed Section 3	18
FIG. 10	Paper Feed Section 4	20
FIG. 11	EXIT Section 1	22
FIG. 12	EXIT Section 2	24
FIG. 13	DRIVE Section	26
FIG. 14	Electrical Components	28
FIG. 15	Accessories	30

Wire

Wire Section (EN)	32
Wire. 1 Wire Section (EN) 1	32
Wire. 2 Wire Section (EN) 2	34
Wire Section (JA)	36
Wire. 1 Wire Section (JA) 1	36
Wire. 2 Wire Section (JA) 2	38

FIG. 1 Covers

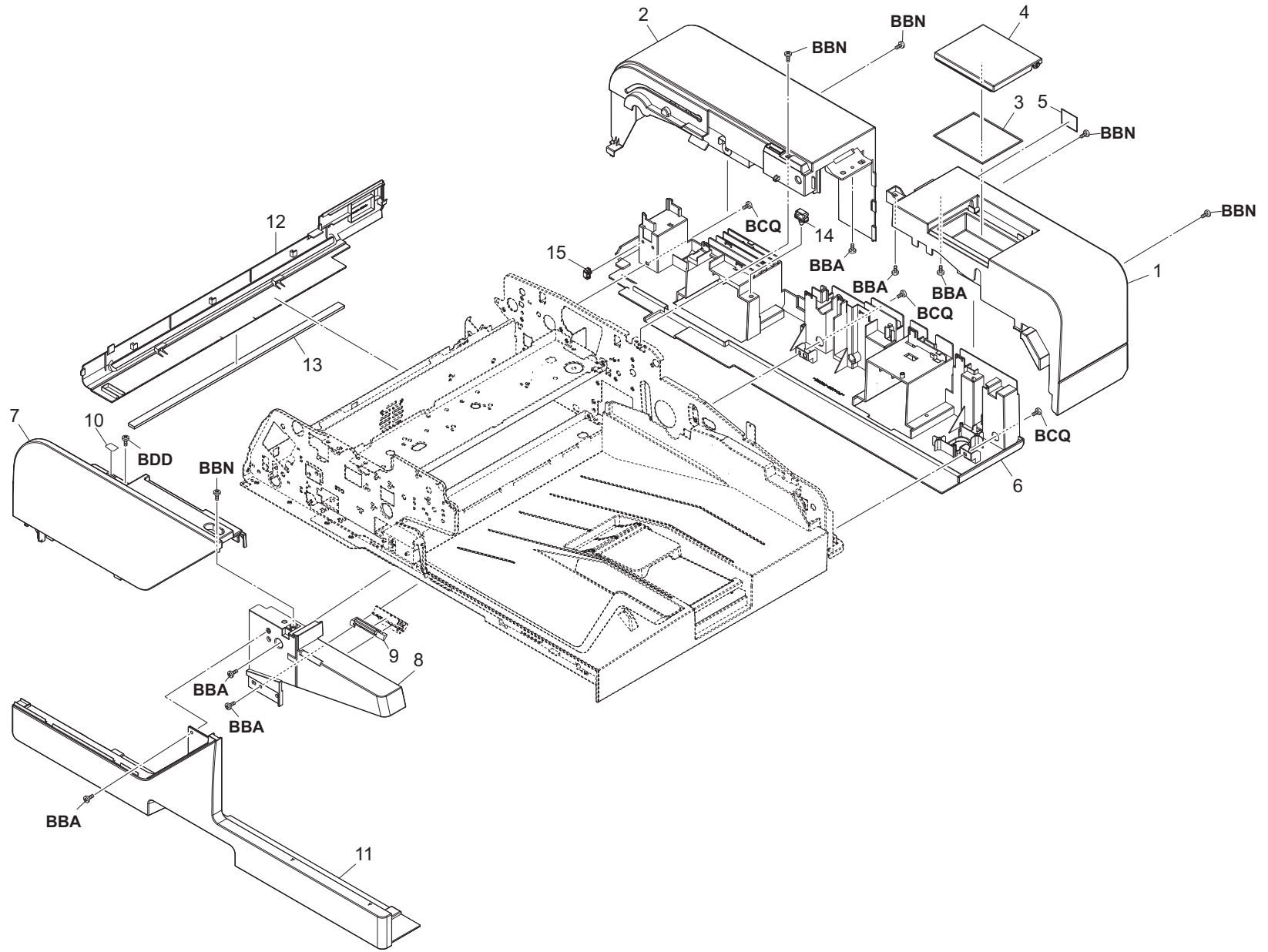


FIG. 1 Covers

3TD

Ref No.	Part.No.	Description	Notes	Revision	Quantity			
					100	120	230	240
1	303TC04160	COVER REAR RIGHT			1	1	1	1
2	303TC04030	COVER REAR LEFT			1	1	1	1
3	302N904100	CLEANER CLOTH			1	1	1	1
4	303R704070	LID REAR COVER			1	1	1	1
5	303R834011	LABEL CAUTION HINGE			1	1	1	1
6	303TC04060	COVER HINGE BOTTOM			1	1	1	1
7	303TC04070	COVER FRONT TOP			1	1	1	1
8	303TC04080	COVER INNER			1	1	1	1
9	303TC04090	COVER LED			1	1	1	1
10	303M434040	LABEL C			1	1	1	1
11	303TC04050	COVER FRONT BOTTOM			1	1	1	1
12	303TC04040	COVER LEFT			1	1	1	1
13	303TC04230	SPONGE LEFT COVER			1	1	1	1
14	7YZM610001++H01	ACCESS SADDLE			1	1	1	1
15	7YZM610007++H01	ACCESS.SADDLE			1	1	1	1

FIG. 2 Frames

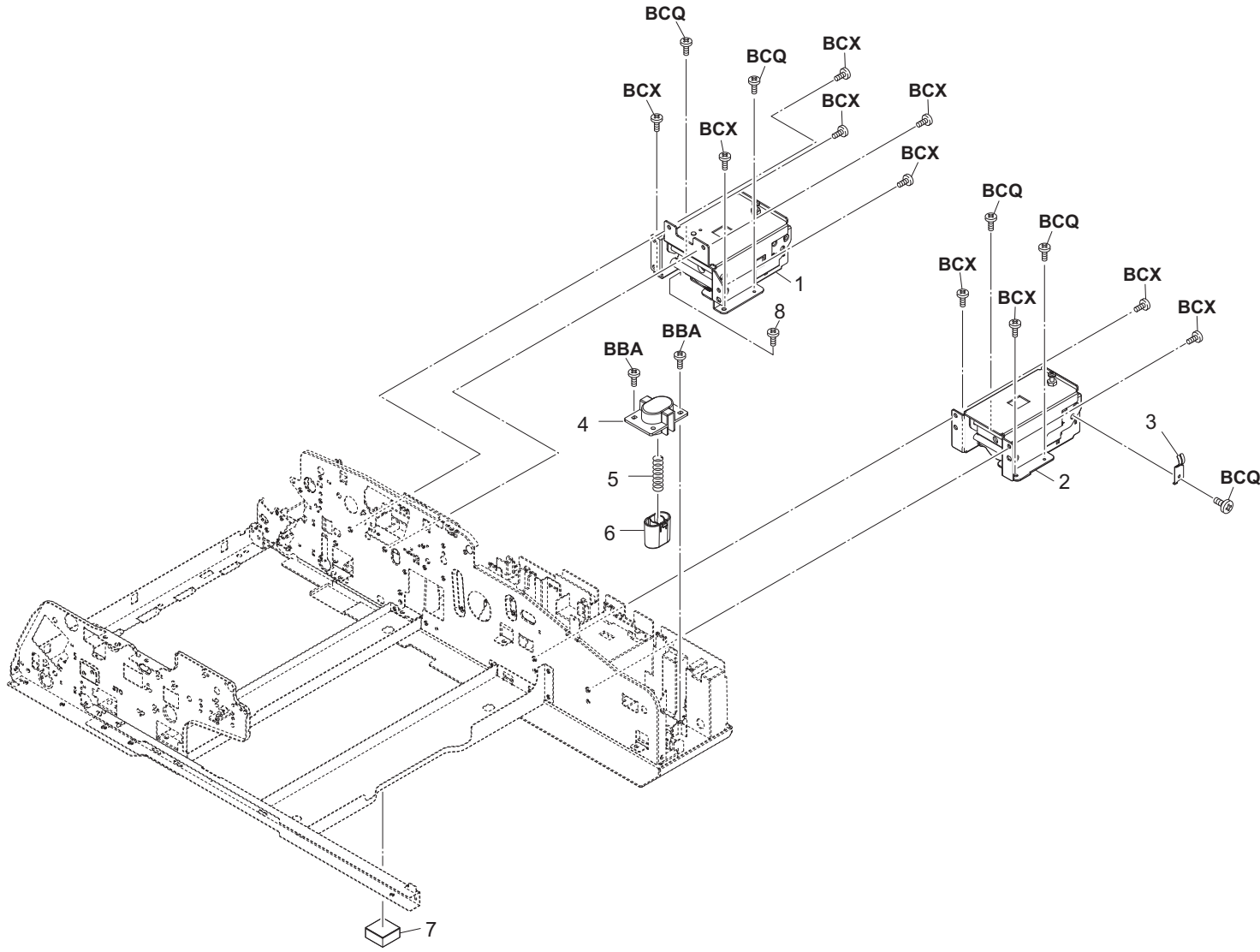


FIG. 3 TableAssy

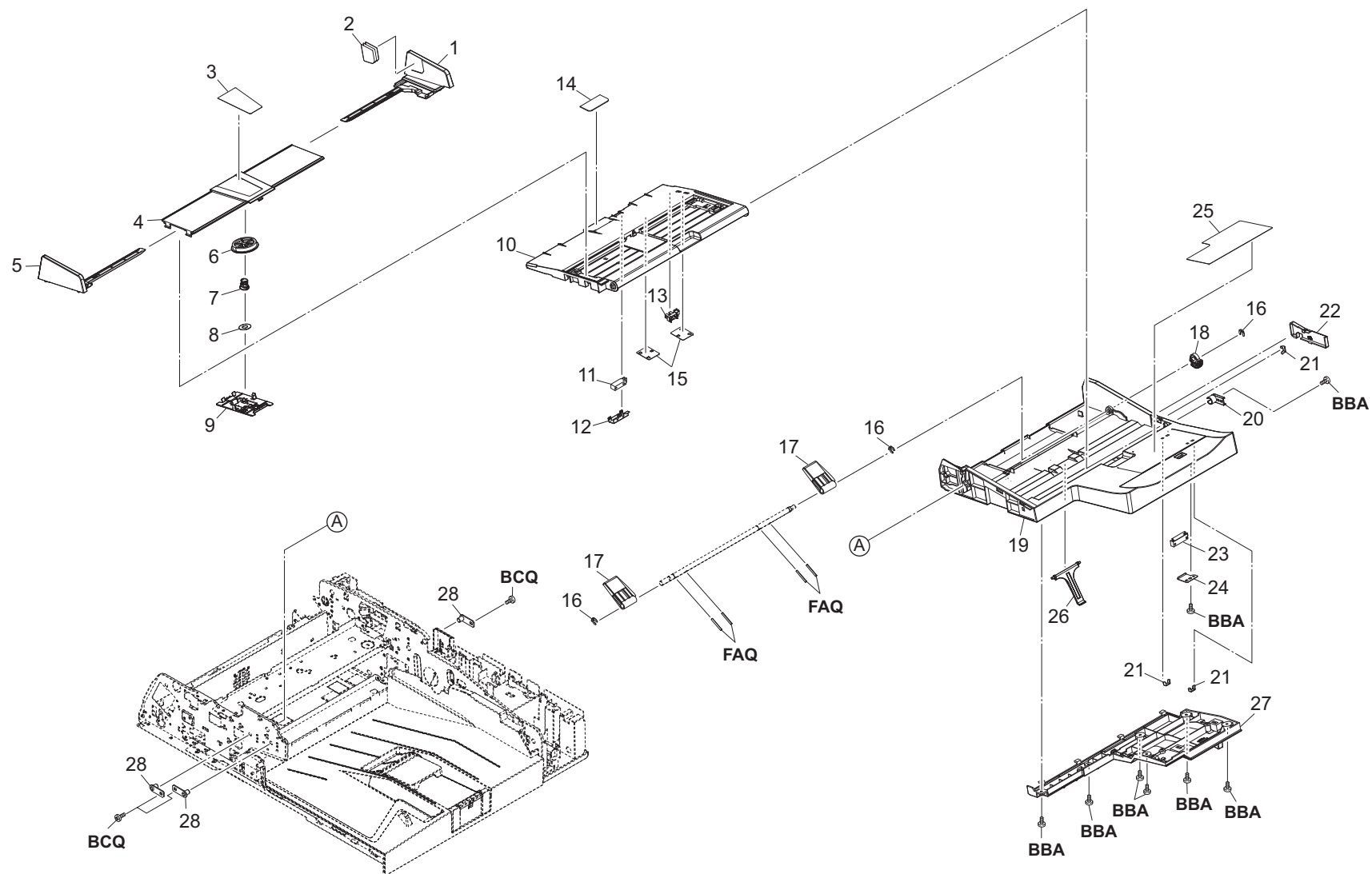


FIG. 3 Table Assy

3TD

Ref No.	Part.No.	Description	Notes	Revision	Quantity			
					100	120	230	240
1	303TC06040	CURSOR REAR			1	1	1	1
2	303TC34010	LABEL ORIGINAL MAX			1	1	1	1
3	303R834040	LABEL FACE UP JP			1			
3	303R834050	LABEL FACE UP EN				1	1	1
4	303R706050	COVER CURSOR			1	1	1	1
5	303TC06030	CURSOR FRONT			1	1	1	1
6	303R706060	GEAR DETECTION			1	1	1	1
7	302H712650	SPRING DRUM JOINT			1	1	1	1
8	2FT18370	POLYSLIDER WASHER			1	1	1	1
9	303R706080	COVER SIZE SWITCH			1	1	1	1
10	303TC06020	TABLE LIFT			1	1	1	1
11	303NW94060	PARTS SENSOR OPT. SP			1	1	1	1
12	303R707320	HOLDER GUIDE SENSOR			1	1	1	1
13	302P794010	PARTS SENSOR OPT. SP			1	1	1	1
14	3A707290	PAD LIFT			1	1	1	1
15	302H702540	FILM WIRE OPE			2	2	2	2
16	2BC06910	STOPPER 6			3	3	3	3
17	303M406050	LEVER LIFT			2	2	2	2
18	303M406070	GEAR LIFT Z30			1	1	1	1
19	303TC06010	BASE TABLE			1	1	1	1
20	303M406081	BUSH TABLE			1	1	1	1
21	302K931080	WIRE STOPPER			3	3	3	3
22	303M406130	COVER TABLE REAR			1	1	1	1
23	303NW94050	PARTS SENSOR OPT. SP			1	1	1	1
24	303LL06090	MOUNT ORIGINAL SENSOR			1	1	1	1
25	303R834070	LABEL CAUTION JP			1			
25	303R834090	LABEL CAUTION IN				1		
25	303R834100	LABEL CAUTION ME					1	1
26	303TC06080	GUIDE EXIT			1	1	1	1
27	303TC06090	COVER TABLE			1	1	1	1
28	303M402210	PIN TABLE			3	3	3	3

FIG. 4 Paper Conveying Section 1

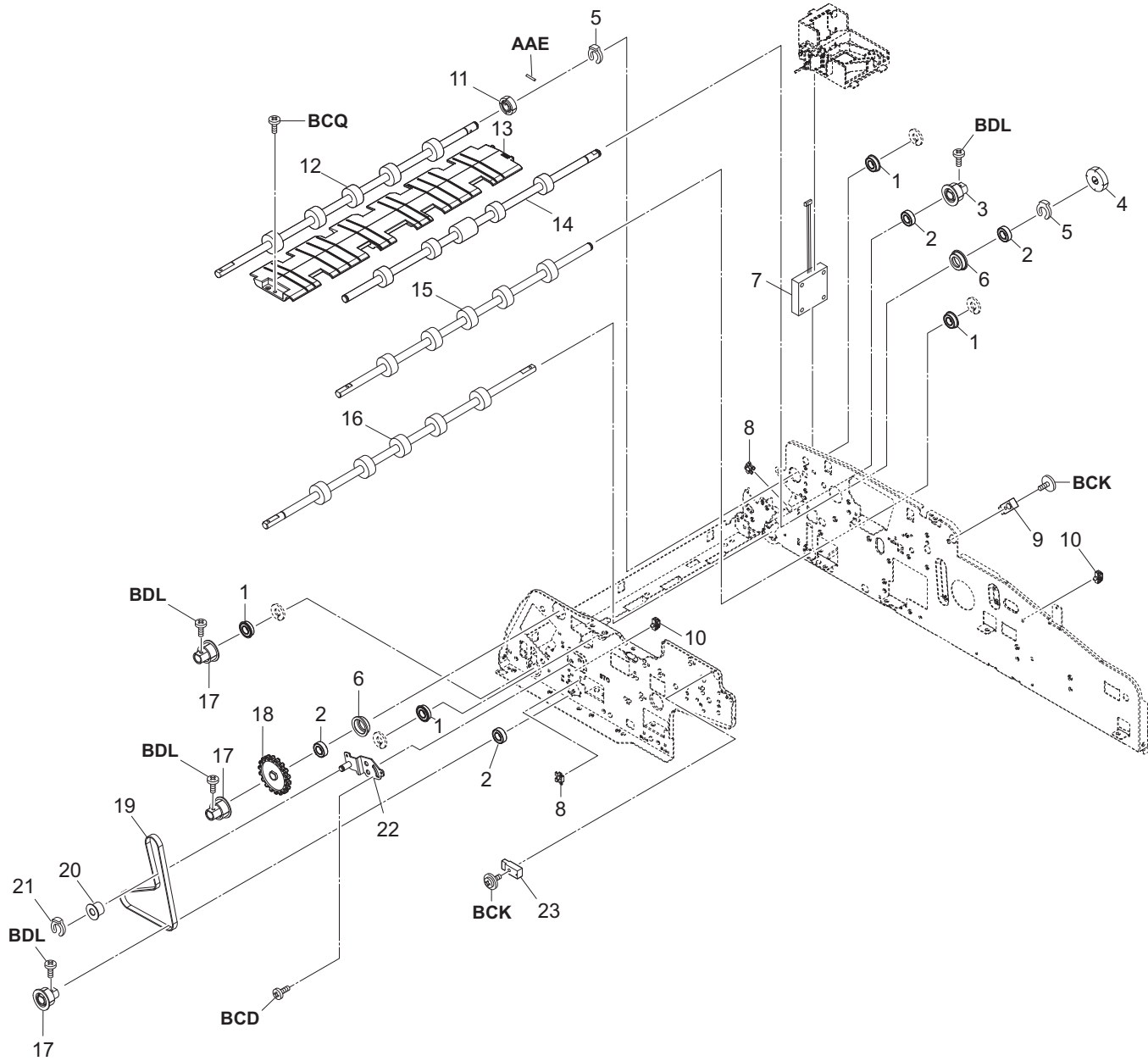


FIG. 4 Paper Conveying Section 1

3TD

Ref No.	Part.No.	Description	Notes	Revision	Quantity			
					100	120	230	240
1	7BE008165J42H11	BEARING 688ZZNR			4	4	4	4
2	7BE008165431H11	BEARING 688ZZ			4	4	4	4
3	303M431320	PULLEY 48 CONV HIGH			1	1	1	1
4	303M431110	GEAR Z26			1	1	1	1
5	2BC06910	STOPPER 6			2	2	2	2
6	302K931960	HOLDER BEARING 688ZZ			2	2	2	2
7	302H044120	FAN COOLING 40-15			1	1	1	1
8	7YZM210006++H01	ACCESS.EDGING			2	2	2	2
9	303H327460	SENSOR A,SEPARATION			1	1	1	1
10	7YZM610007++H01	ACCESS.SADDLE			2	2	2	2
11	303M431340	GEAR 22 CIS IDLE			1	1	1	1
12	303TC94050	PARTS ROLLER CONVEYING UPPER SP			1	1	1	1
13	303TC24030	GUIDE REGIST LOWER			1	1	1	1
14	303TC94040	PARTS ROLLER REGISTRATION SP			1	1	1	1
15	303M494100	PARTS ROLLER CONVEYING RIGHT SP			1	1	1	1
16	303M494090	PARTS ROLLER CONVEYING LEFT SP			1	1	1	1
17	303LL31330	PULLEY 38 CONVEYING			3	3	3	3
18	303M431280	KNOB JAM REMOVALMENT			1	1	1	1
19	303M431270	BELT 217ST1.5-6.0			1	1	1	1
20	28801190	PULLEY,TIMING BELT			1	1	1	1
21	5MVX111DN003	RING STOPPER /A-49 FEED A4			1	1	1	1
22	303LL31520	PLATE TENSION EJECT			1	1	1	1
23	303NB94140	PARTS SENSOR OPT. SP			1	1	1	1

FIG. 5 Paper Conveying Section 2

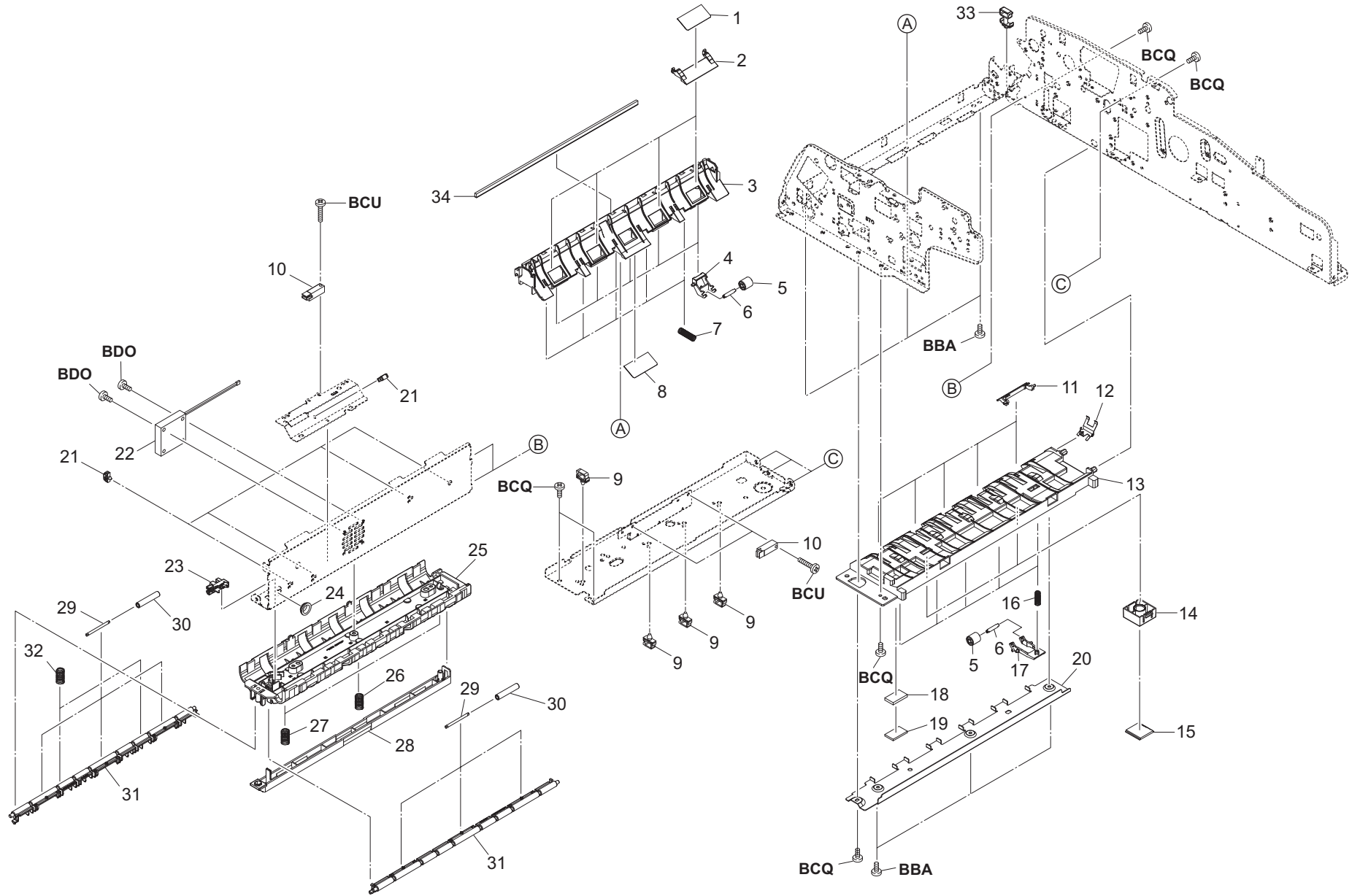


FIG. 6 CIS Section

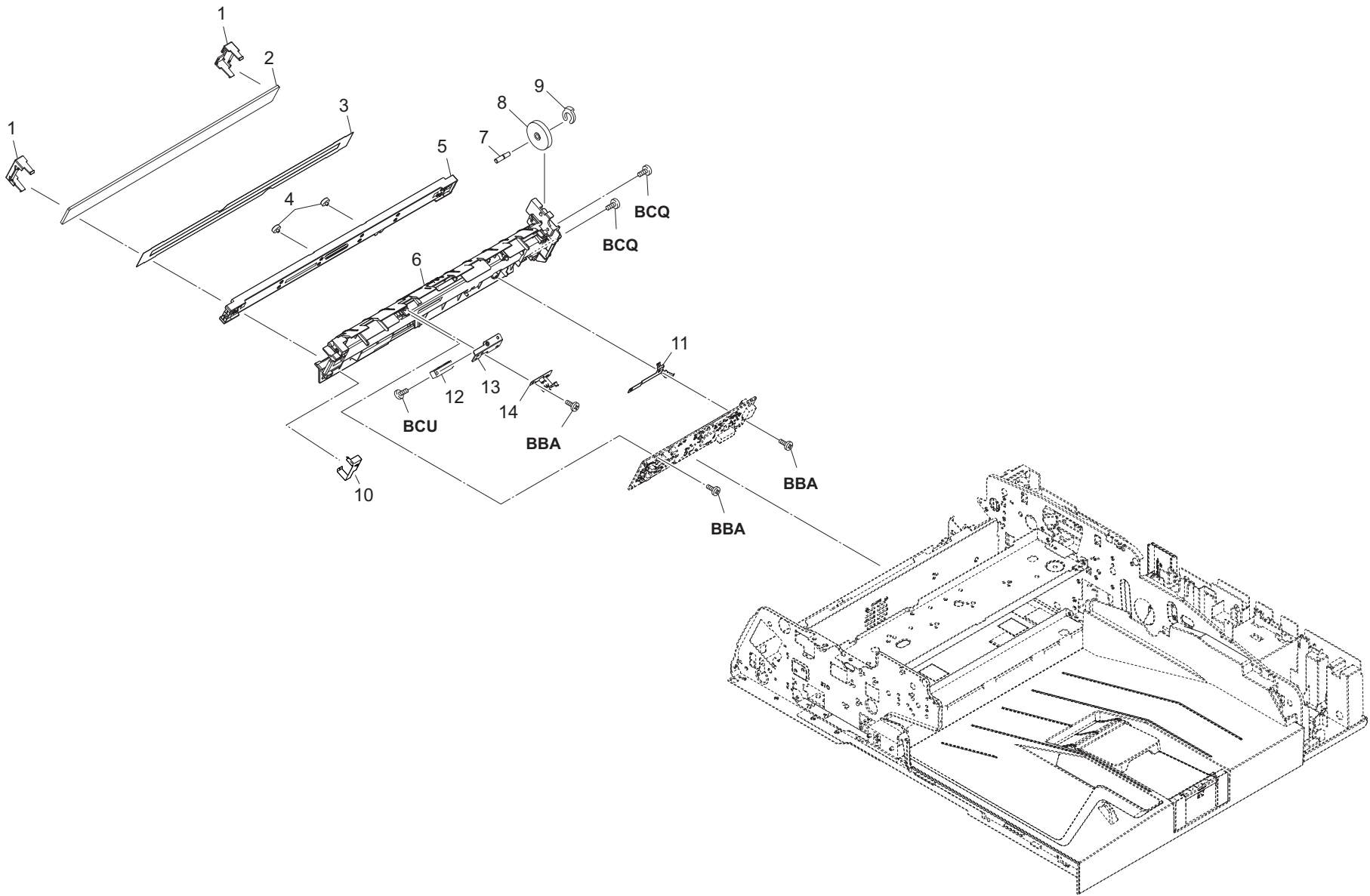


FIG. 7 Paper Feed Section 1

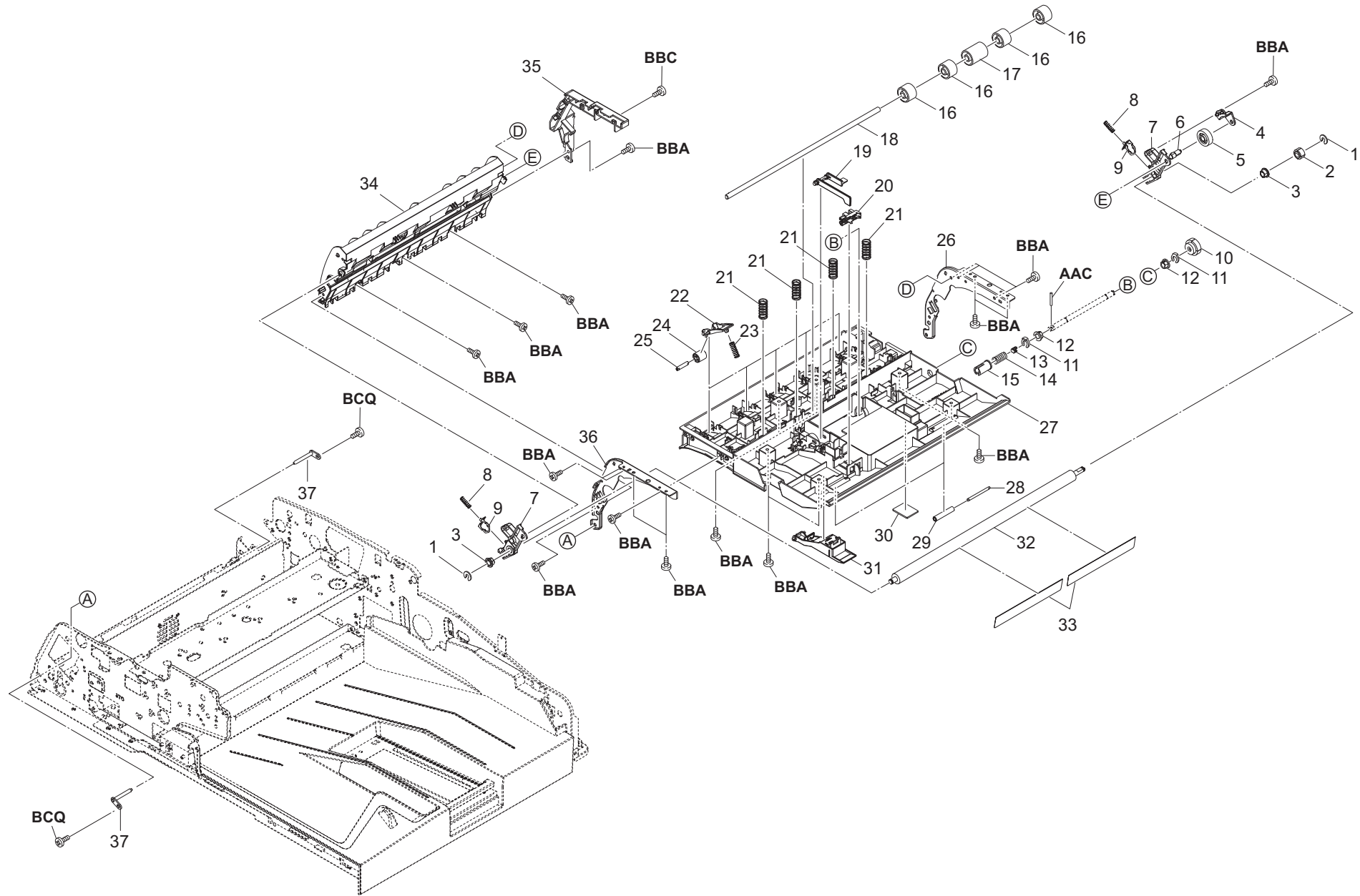


FIG. 7 Paper Feed Section 1

3TD

Ref No.	Part.No.	Description	Notes	Revision	Quantity			
					100	120	230	240
1	302FB09830	CUT WASHER 4			2	2	2	2
2	2CK17050	GEAR IDLE Z14S			1	1	1	1
3	302K324450	BUSH 6			2	2	2	2
4	303M407530	HOLDER GEAR			1	1	1	1
5	303TC07150	GEAR JOINT CIS Z24S			1	1	1	1
6	303M407360	SHAFT CIS IDLE			1	1	1	1
7	303M407270	ARM CIS ROLLER FRONT			2	2	2	2
8	303H316360	SPRING CONVEYING			2	2	2	2
9	303M407330	PLATE EARTH CIS ROLLER			2	2	2	2
10	303LL31170	GEAR Z18L PF			1	1	1	1
11	5MVX111DN003	RING STOPPER /A-49 FEED A4			2	2	2	2
12	302H702590	BUSH SCREW			2	2	2	2
13	303M807190	CAP SHAFT			1	1	1	1
14	2BL22510	SPRING DRIVE CONT.			1	1	1	1
15	303M807090	JOINT PF DRIVE B			1	1	1	1
16	303M424300	PULLEY REGISTRATION BK			4	4	4	4
17	303M424310	PULLEY REG B BK			1	1	1	1
18	303LL07130	SHAFT REGISTRATION PULLEY			1	1	1	1
19	303TC07050	ACTUATOR HOLDER LF			1	1	1	1
20	302P794010	PARTS SENSOR OPT. SP			1	1	1	1
21	303LL07170	SPRING REGISTRATION			4	4	4	4
22	303M824121	HOLDER RIGHT PULLEY			5	5	5	5
23	303J906031	SPRING SEPARATION			5	5	5	5
24	303M824210	PULLEY CONVEYING BK			5	5	5	5
25	303M824200	SHAFT PULLEY			5	5	5	5
26	303M407350	PLATE PF COVER REAR			1	1	1	1
27	303TC07010	GUIDE UPPER			1	1	1	1
28	303M824130	SHAFT GUIDE READING			2	2	2	2
29	303LL24190	PULLEY GUIDE READING			2	2	2	2
30	303JX04150	FELT PF COVER			1	1	1	1
31	303TC07040	LEVER PF RELEASE			1	1	1	1
32	303M494060	PARTS ROLLER CIS SP			1	1	1	1
33	303M407410	SHEET CIS ROLLER			2	2	2	2
34	303M407291	GUIDE CIS ROLLER			1	1	1	1
35	303TC07060	GUIDE WIRE PF			1	1	1	1
36	303M407340	PLATE PF COVER FRONT			1	1	1	1
37	303LL02190	PIN PF COVER			2	2	2	2

FIG. 8 Paper Feed Section 2

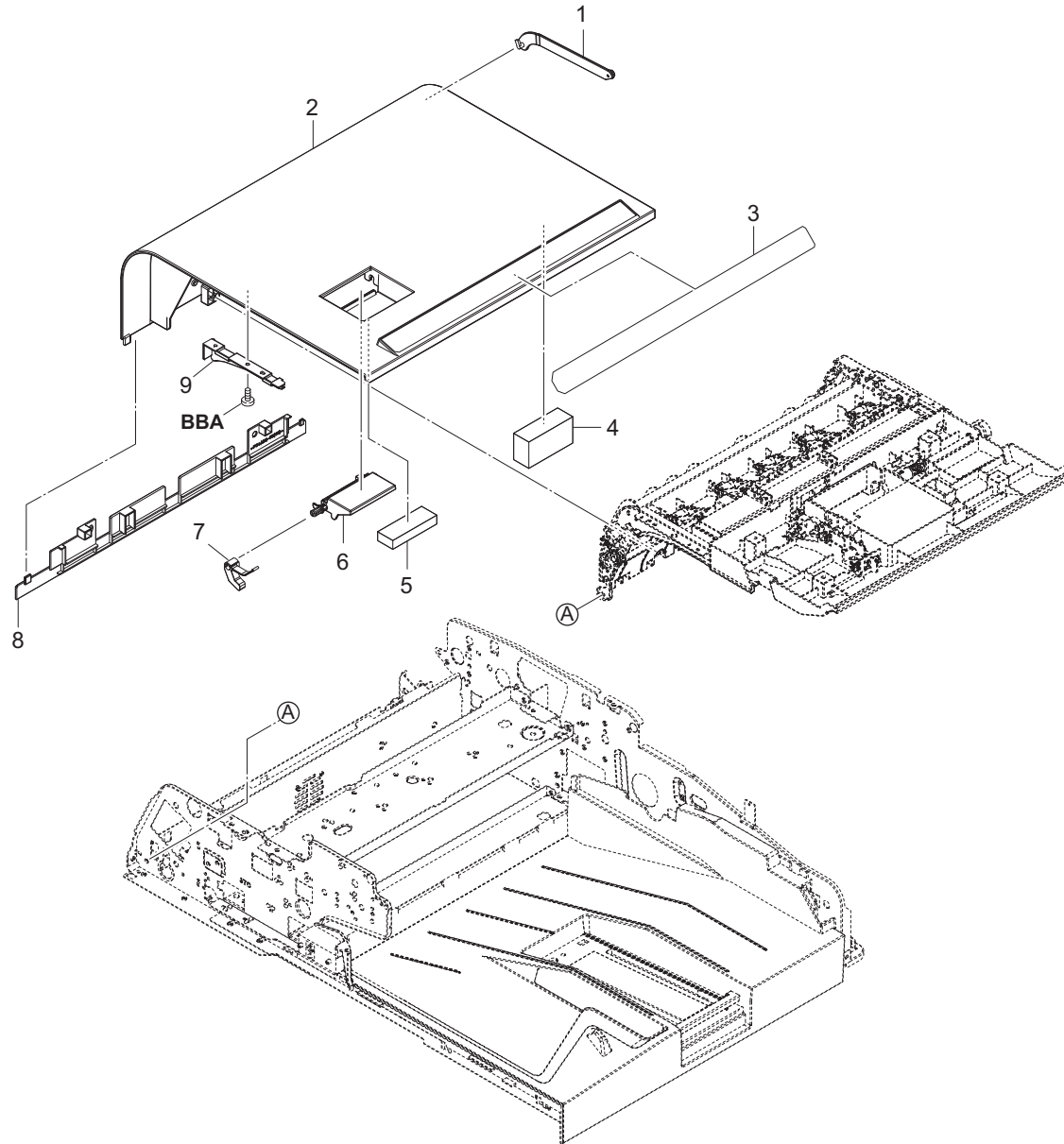


FIG. 9 Paper Feed Section 3

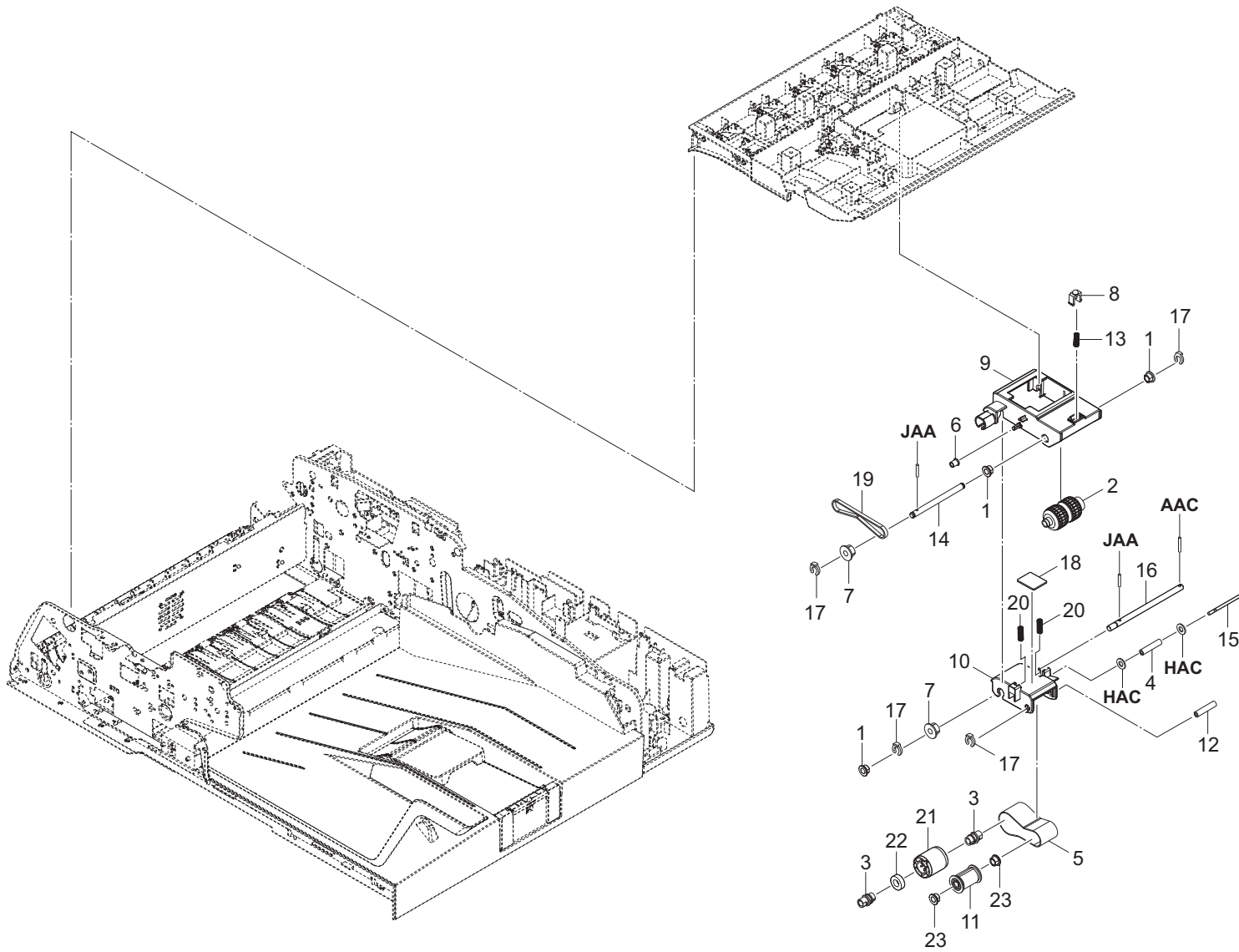


FIG. 9 Paper Feed Section 3

3TD

Ref No.	Part.No.	Description	Notes	Revision	Quantity			
					100	120	230	240
1	302H702590	BUSH SCREW			3	3	3	3
2	303M407480	PULLEY LF			1	1	1	1
3	303R707160	BUSHING PF HOLDER			2	2	2	2
4	303H607280	PULLEY TENSION			1	1	1	1
5	303LL07531	BELT PF			1	1	1	1
6	303M407200	PULLEY HOLDER LF			1	1	1	1
7	303M407220	PULLEY 20 LF			2	2	2	2
8	2FB07330	STOPPER BYPASS TABLE			1	1	1	1
9	303TC07160	HOLDER LF			1	1	1	1
10	303R707140	HOLDER PF			1	1	1	1
11	303M407050	COLLAR PF B			1	1	1	1
12	303M407060	SHAFT BELT			1	1	1	1
13	303TC07220	SPRING HOLDER LF			1	1	1	1
14	303M407210	SHAFT LF			1	1	1	1
15	303R707220	SHAFT PULLEY TENSION			1	1	1	1
16	303R707200	SHAFT PF			1	1	1	1
17	5MVX111DN003	RING STOPPER /A-49 FEED A4			4	4	4	4
18	303JX04150	FELT PF COVER			1	1	1	1
19	303R707180	BELT 176 LF			1	1	1	1
20	303R707260	SPRING BELT TENSION			2	2	2	2
21	303R707330	PULLEY PF A			1	1	1	1
22	7BE006124431H01	BEARING MR126ZZ			1	1	1	1
23	302K324450	BUSH 6			2	2	2	2

FIG. 10 Paper Feed Section 4

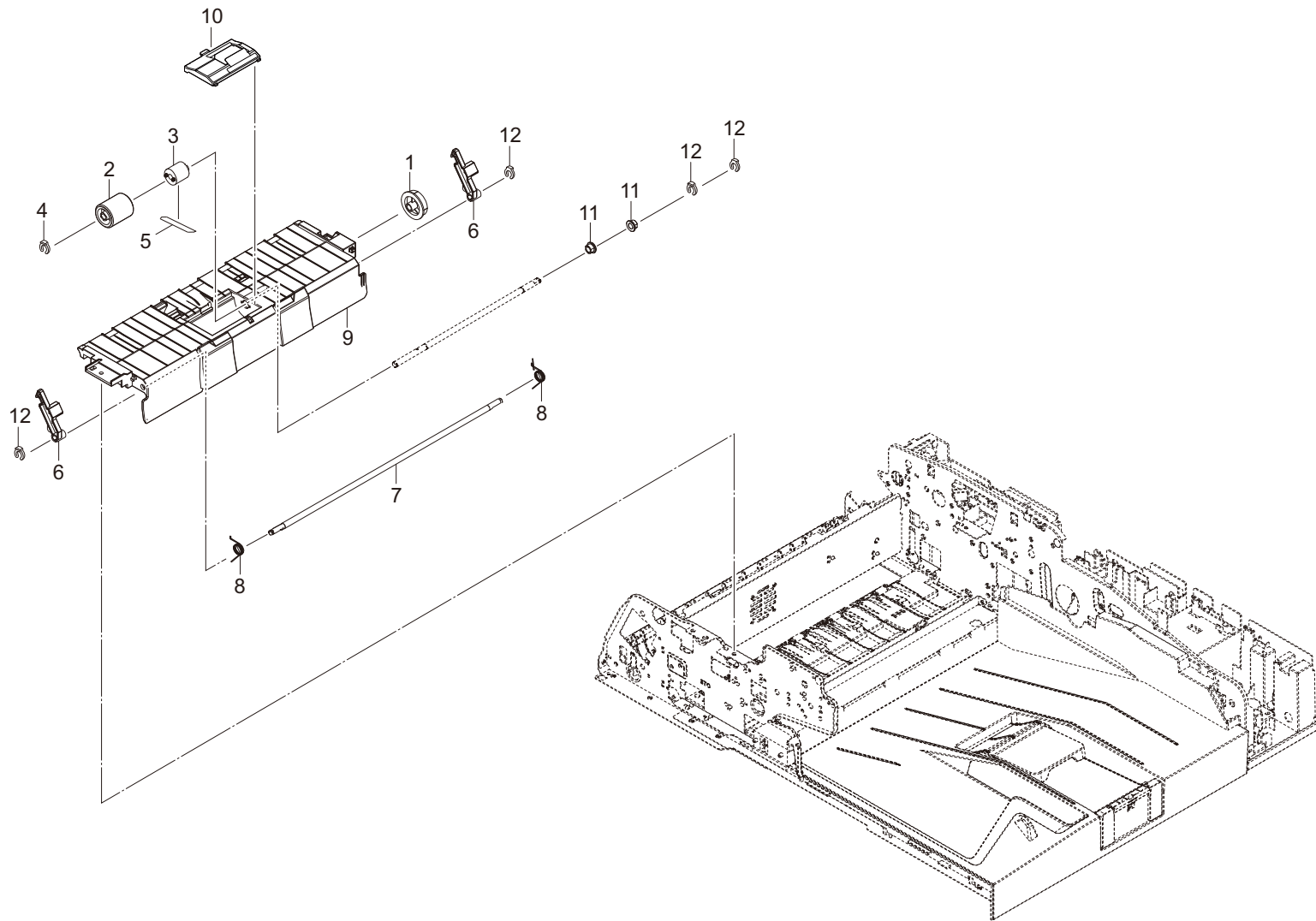


FIG. 11 EXIT Section 1

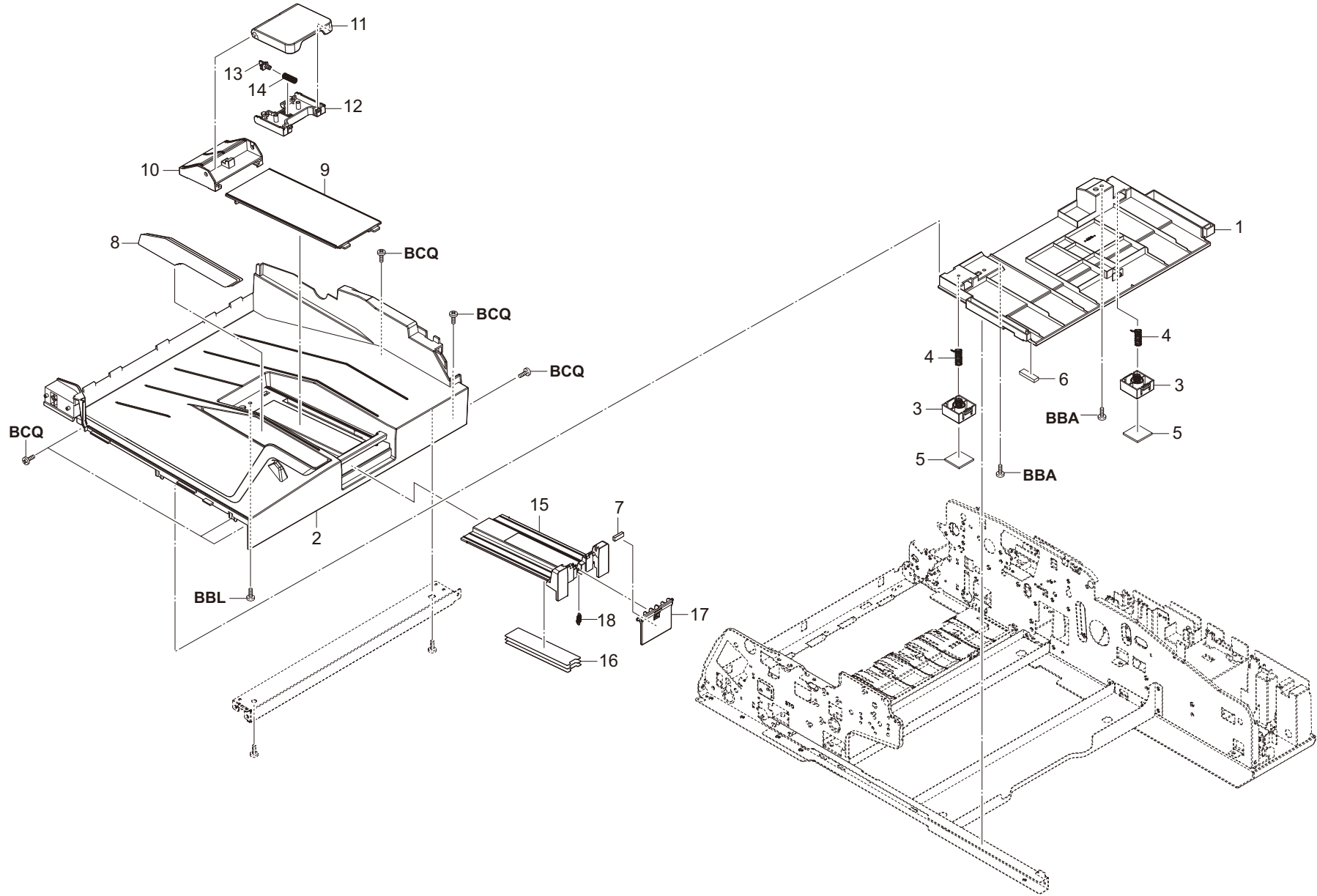


FIG. 11 EXIT Section 1

3TD

Ref No.	Part.No.	Description	Notes	Revision	Quantity			
					100	120	230	240
1	303TC04220	COVER BOTTOM RIGHT			1	1	1	1
2	303TC04100	TRAY EJECT			1	1	1	1
3	303LL02410	MOUNT CUSHION			2	2	2	2
4	303LL02430	SPRING PUSH MAT			2	2	2	2
5	303LL02531	CUSHION ORIGINAL MAT			2	2	2	2
6	303NV02070	CUSHION BASE			1	1	1	1
7	302R718780	CUSHION PAD			1	1	1	1
8	303TC34020	LABEL SIZE STOPPER UPPER			1	1	1	1
9	303TC04110	GUIDE STOPPER UPPER			1	1	1	1
10	303TC04120	HOLDER STOPPER UPPER			1	1	1	1
11	303TC04130	STOPPER UPPER			1	1	1	1
12	303TC04140	COVER STOPPER UPPER			1	1	1	1
13	303TC04150	SLIDER STOPPER INNER			1	1	1	1
14	303TC04180	SPRING STOPPER UPPER			1	1	1	1
15	303TC04190	HOLDER STOPPER LOWER			1	1	1	1
16	303TC34030	LABEL SIZE STOPPER LOWER			1	1	1	1
17	303TC04200	STOPPER LOWER			1	1	1	1
18	303TC04210	SPRING STOPPER LOWER			1	1	1	1

FIG. 12 EXIT Section 2

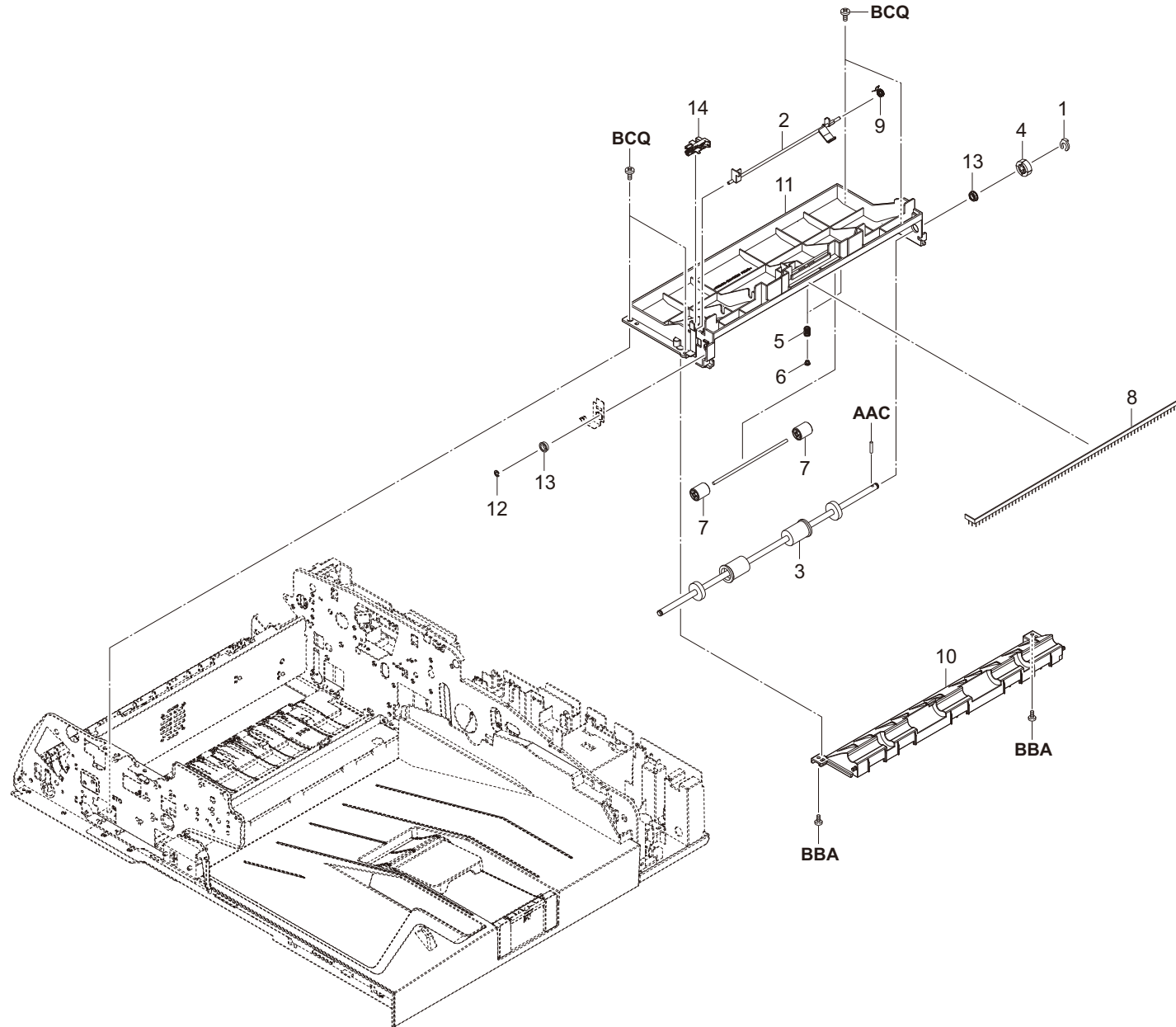


FIG. 13 DRIVE Section

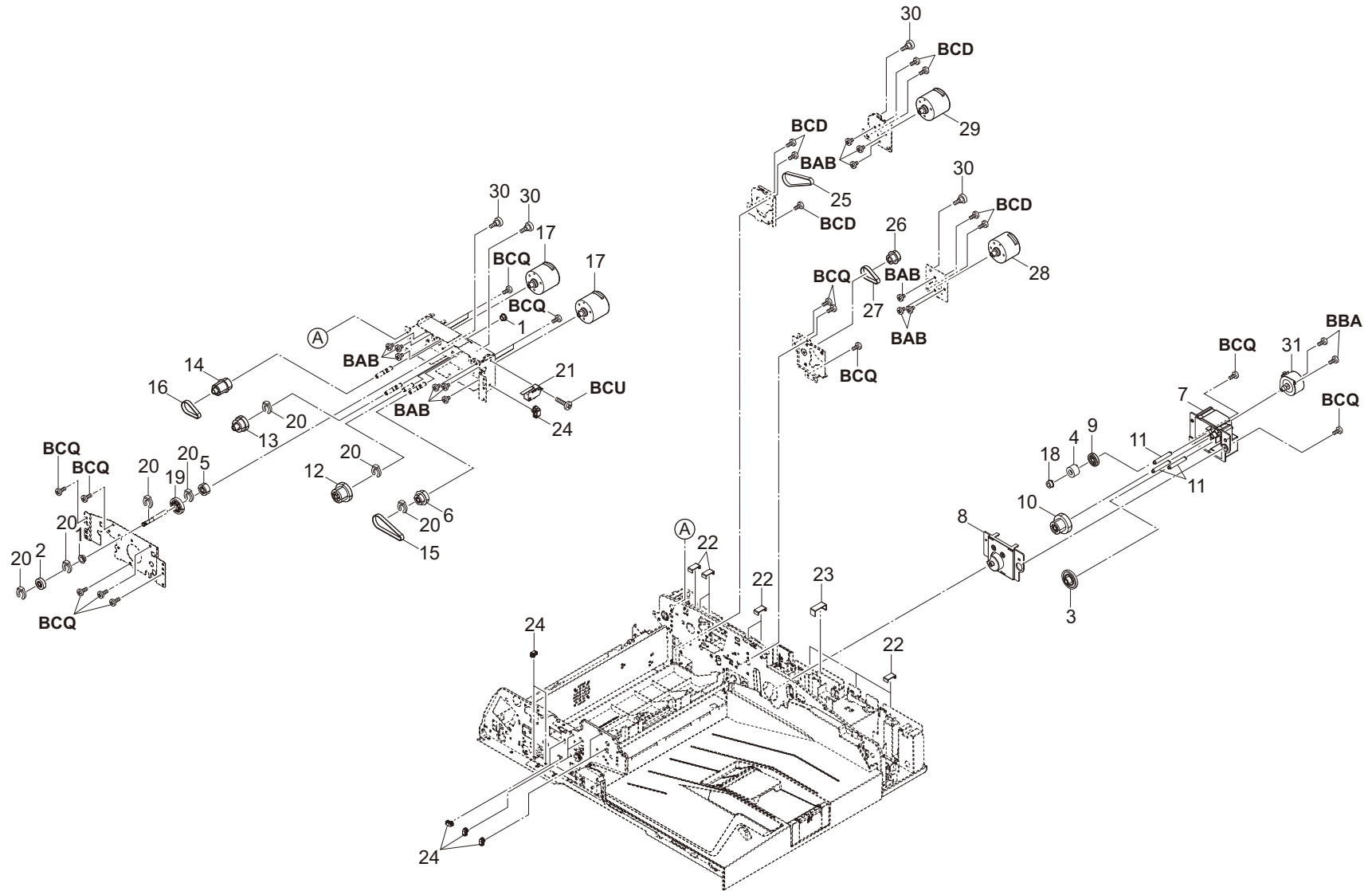


FIG. 13 DRIVE Section

3TD

Ref No.	Part.No.	Description	Notes	Revision	Quantity			
					100	120	230	240
1	302K324450	BUSH 6			2	2	2	2
2	302LK28130	GEAR Z16R			1	1	1	1
3	303H622331	GEAR 20/65 IDLE			1	1	1	1
4	303M406160	TORQUE-LIMITER 1000			1	1	1	1
5	303M431040	GEAR Z22 ONEWAY			1	1	1	1
6	303M431060	GEAR Z20 P48			1	1	1	1
7	303M431141	MOUNT LIFT DRIVE			1	1	1	1
8	303M431150	COVER LIFT DRIVE			1	1	1	1
9	303M494120	PARTS GEAR Z42 SP			1	1	1	1
10	303M494130	PARTS GEAR JOINT Z20 Z65 SP			1	1	1	1
11	303M431230	PIN LIFT DRIVE A			3	3	3	3
12	303TC31030	GEAR Z39S Z28S			1	1	1	1
13	303TC31040	GEAR Z30S Z25S			1	1	1	1
14	303TC31060	GEAR P43 Z22S			1	1	1	1
15	303TC31100	BELT 100ST1.5-6.0			1	1	1	1
16	303TC31110	BELT 61ST1.5-6.0			1	1	1	1
17	303TC94060	PARTS MOTOR BL INNER W20 SP			2	2	2	2
18	3H622160	GEAR 20 JOINT			1	1	1	1
19	3HK22040	GR 33 CONV			1	1	1	1
20	5MVX111DN003	RING STOPPER /A-49 FEED A4			7	7	7	7
21	2FB27160	INTER LOCK SWITCH			1	1	1	1
22	303LL02330	HOLDER WIRE D			8	8	8	8
23	303LL02180	HOLDER WIRE A			1	1	1	1
24	7YZM610007++H01	ACCESS.SADDLE			10	10	10	10
25	303M431290	BELT 107ST1.5-6.0			1	1	1	1
26	303TC31070	GEAR EXIT P40 Z17S			1	1	1	1
27	303TC31110	BELT 61ST1.5-6.0			1	1	1	1
28	303TC94070	PARTS MOTOR BL INNER W10 SP			1	1	1	1
29	303TC94060	PARTS MOTOR BL INNER W20 SP			1	1	1	1
30	3CZ02230	PIN,HOOK FULCRUM			4	4	4	4
31	302H794310	PARTS MOTOR ROTARY GUIDE			1	1	1	1

FIG. 14 Electrical Components

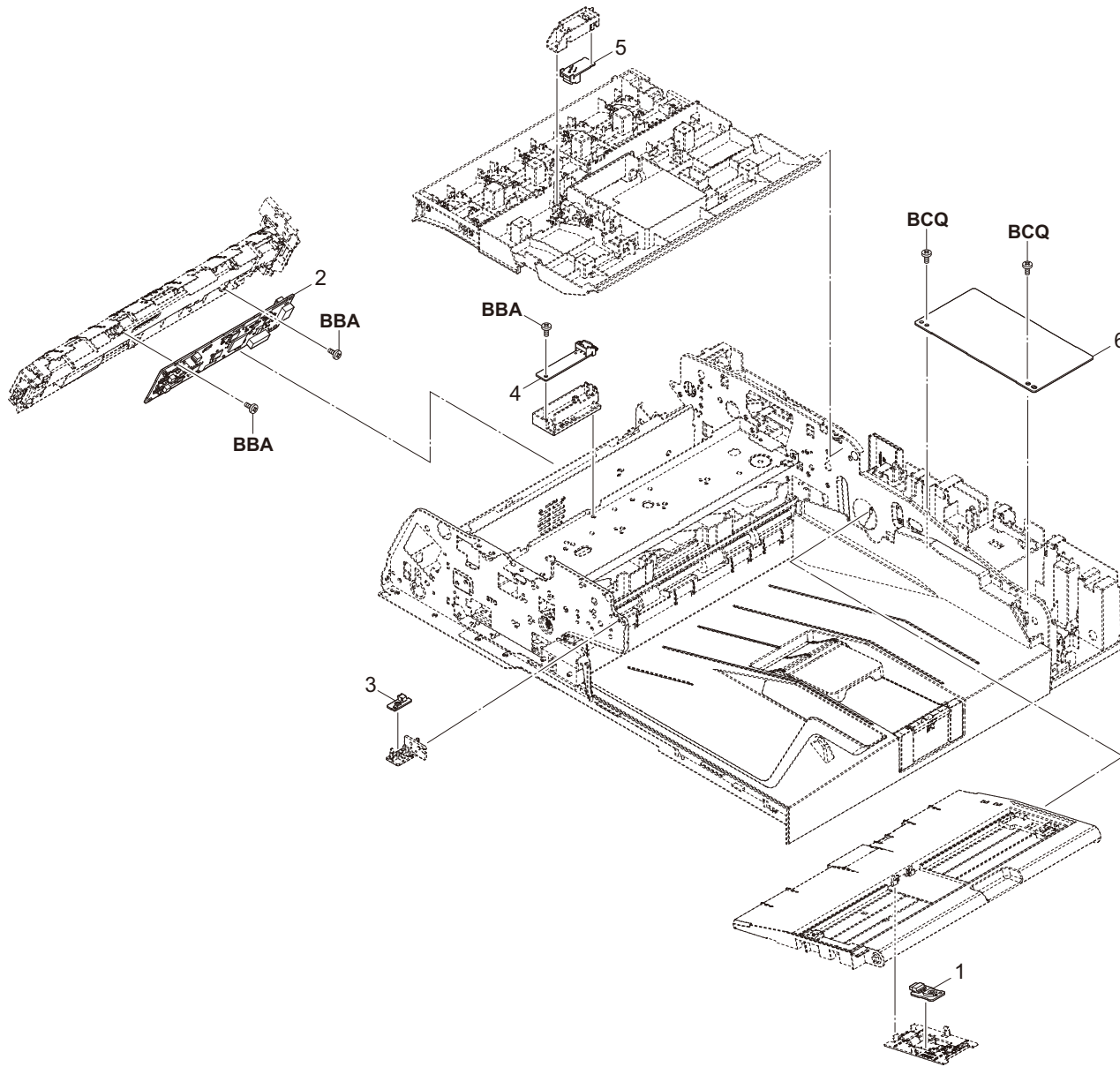


FIG. 15 Accessories

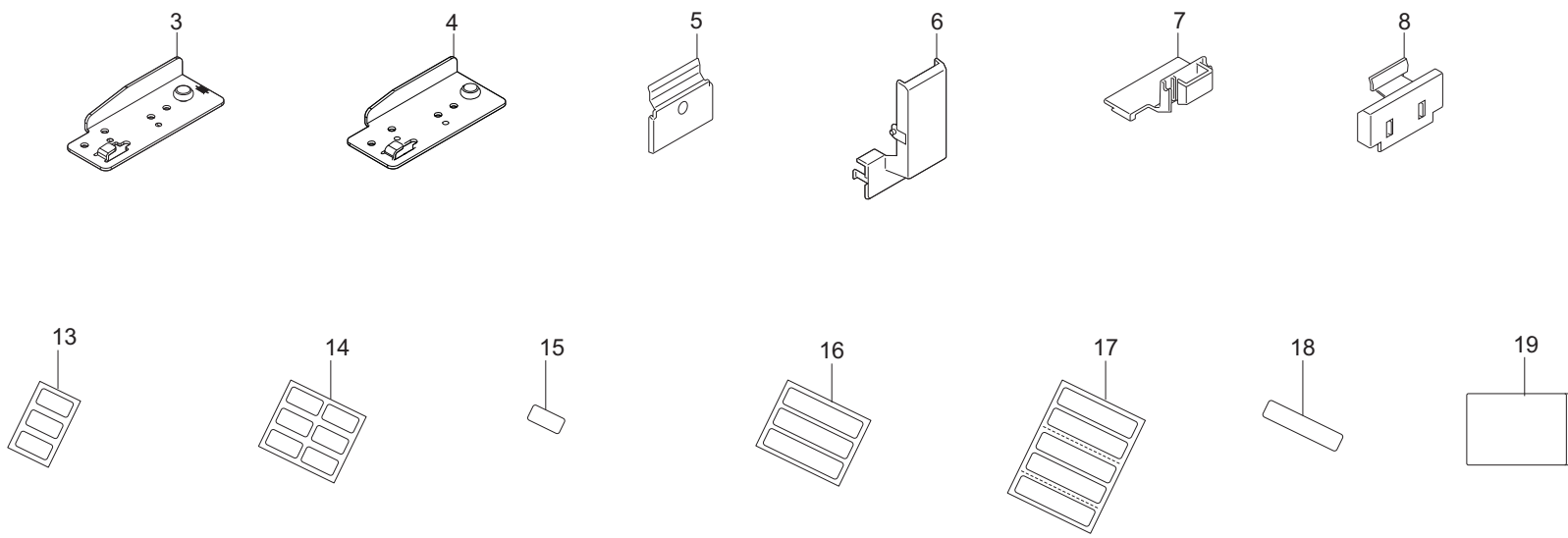
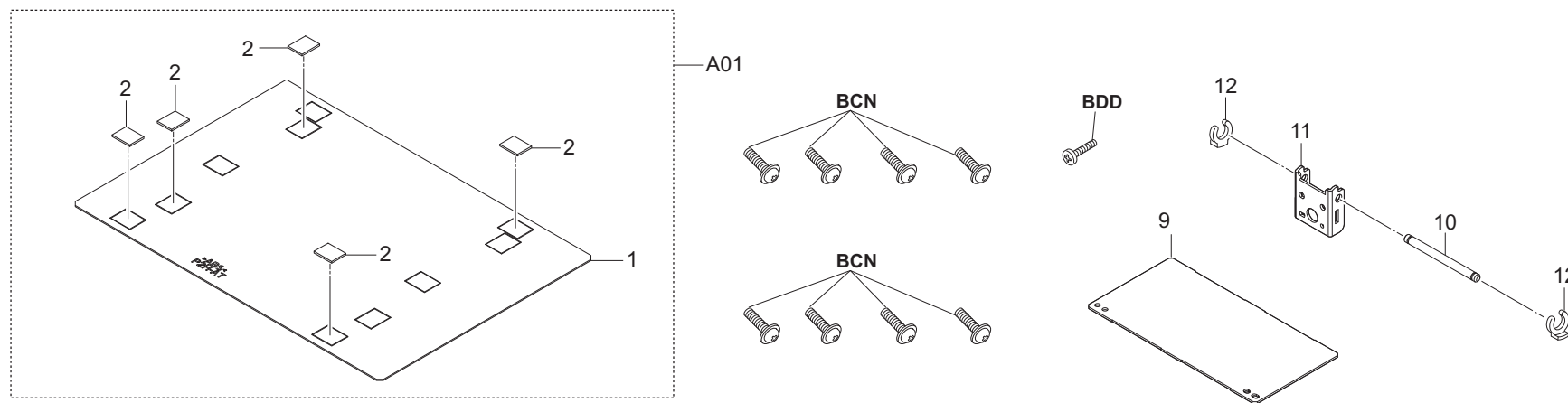
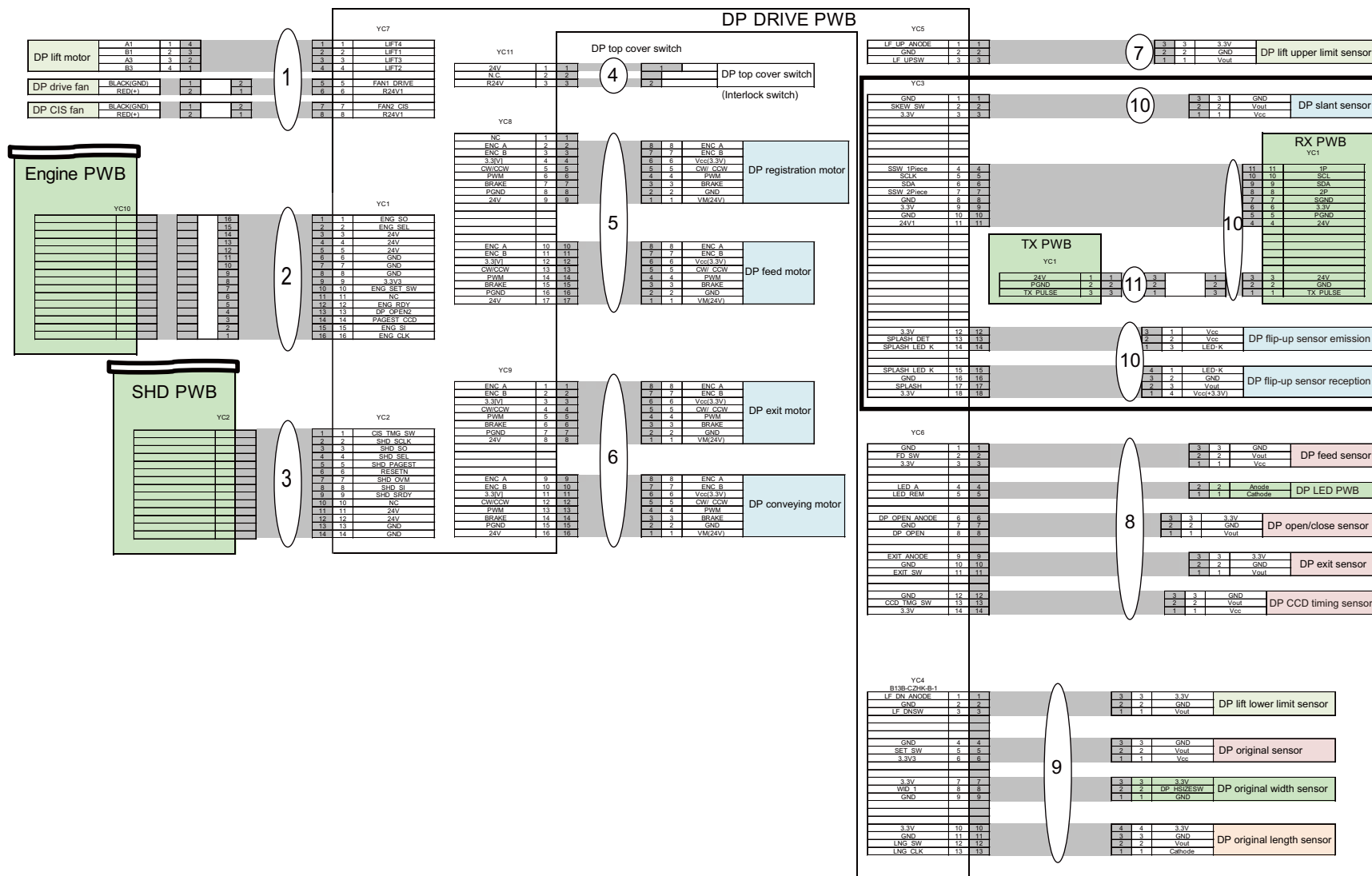


FIG. 15 Accessories

Ref No.	Part.No.	Description	Notes	Revision	Quantity			
					100	120	230	240
A01	303LL94032	PARTS MAT ASSY			1	1	1	1
1	*303JC04201	PLATE ORIGINAL			1	1	1	1
2	*303MX02022	CUSHION ORIGINAL MAT A			5	5	5	5
3	303TC02060	PLATE GUIDE HINGE			1	1	1	1
4	303M402200	PLATE GUIDE HINGE			1	1	1	1
5	303M404070	COVER HINGE LEFT			1	1	1	1
6	303R704101	COVER WIRE INTERFACE A			1	1	1	1
7	303R704110	COVER WIRE INTERFACE B			1	1	1	1
8	303R804120	COVER HINGE RIGHT			1	1	1	1
9	303TC94020	PARTS PWB DP IF ASSY SP			1	1	1	1
10	303JX02391	SHAFT ANGLE RESTRICTION			1	1	1	1
11	303TC02070	PLATE ANGLE			1	1	1	1
12	5MVX111DN003	RING STOPPER /A-49 FEED A4			2	2	2	2
13	303R834060	LABEL FACE UP US				1		
14	303R834130	LABEL FACE UP NL					1	
15	303R834150	LABEL FACE UP KS						1
16	303R834080	LABEL CAUTION US				1		
17	303R834120	LABEL CAUTION NL					1	
18	303R834160	LABEL CAUTION TW						1
19	303R834190	LABEL CLEANING			1			



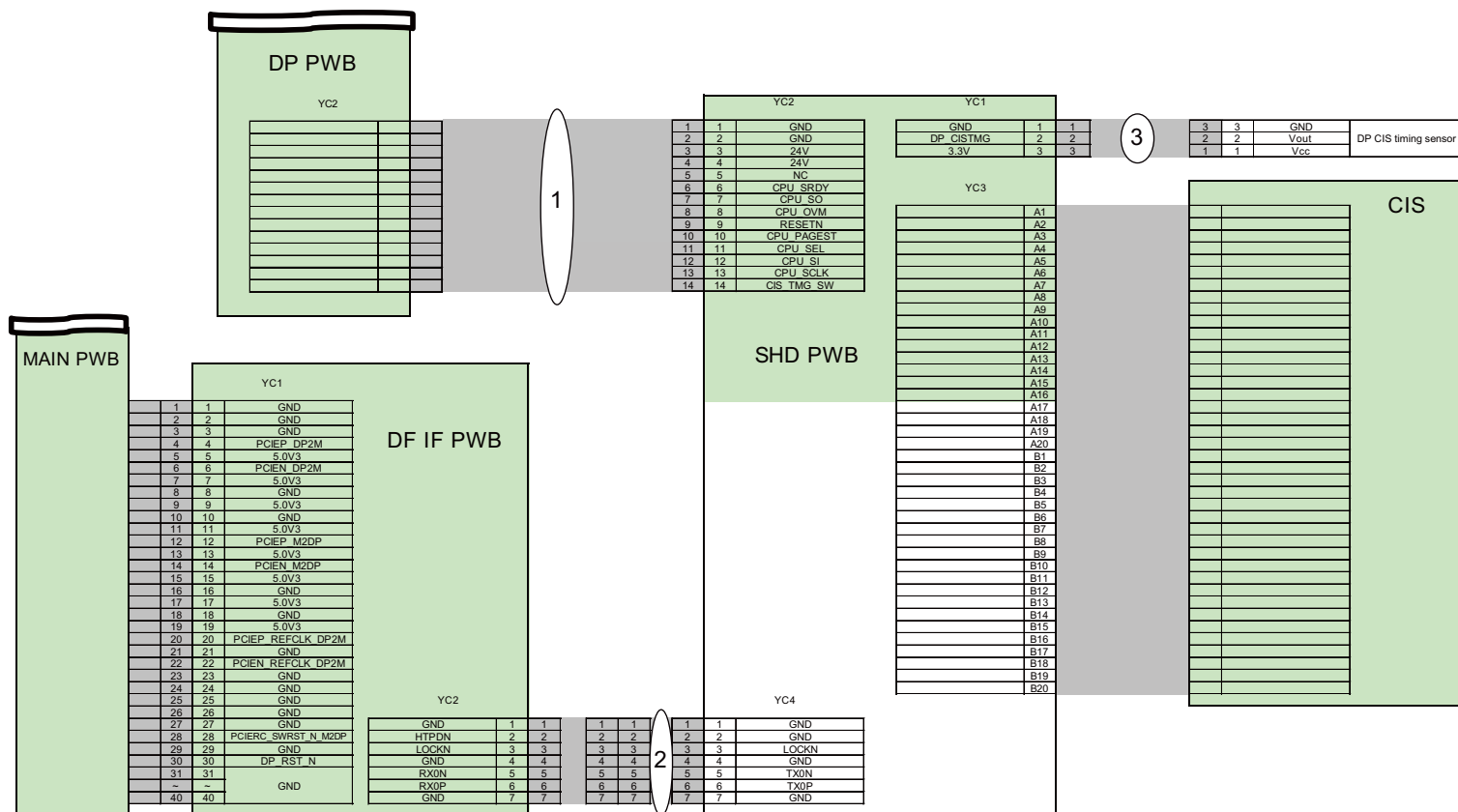
WIRE. 1 Wire Section (EN) 1

3TD

Ref No.	Part.No.	Description	Notes	Revision	Quantity			
					100	120	230	240
1	303TC46030	CONN.CORD ASSY LIFT FAN MOTOR			1	1	1	1
2	303TC46100	CONN.CORD ASSY INTERFACE			1	1	1	1
3	303TC46120	CONN.CORD ASSY SHD	Also refer to Wire.2-Ref.1		1	1	1	1
4	303TC46040	CONN.CORD ASSY INTERLOCK			1	1	1	1
5	303TC46010	CONN.CORD ASSY REGIST FEED MOTOR			1	1	1	1
6	303TC46020	CONN.CORD ASSY CONVEY EXIT MOTOR			1	1	1	1
7	303TC46050	CONN.CORD ASSY LIFT UP			1	1	1	1
8	303TD46010	CONN.CORD ASSY CONVEYING UPPER			1	1	1	1
9	303TD46020	CONN.CORD ASSY TX			1	1	1	1
10	303TC46080	CONN.CORD ASSY CONVEYING RELAY			1	1	1	1
11	303TC46060	CONN.CORD ASSY TABLE			1	1	1	1

• Wire Section indicates all the wires/FFCs containing them in other FIGs.

• Wire Section には全ての電線 /FFC (他 FIG の電線 /FFC 含む) を掲載しています。



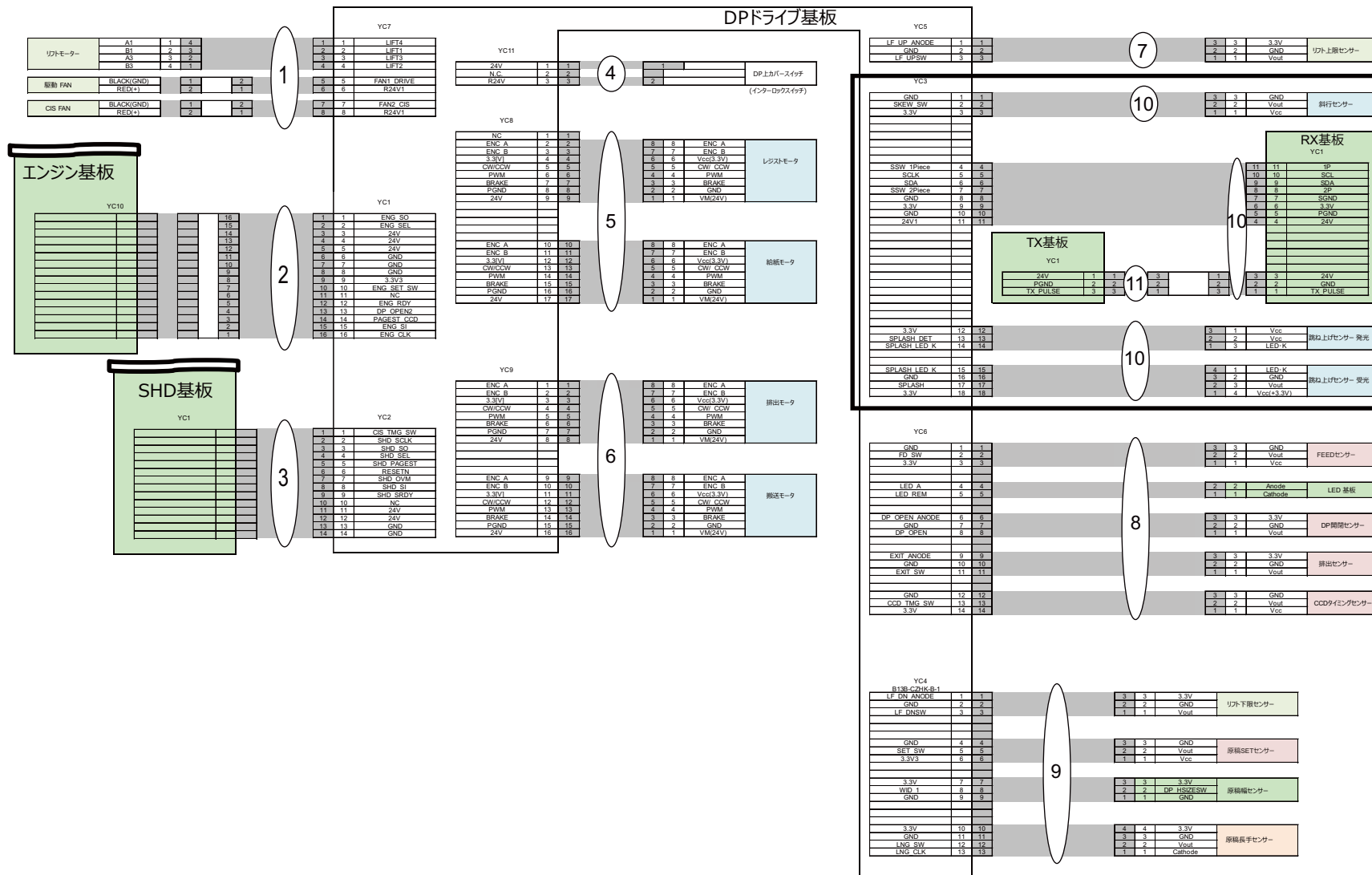
WIRE. 2 Wire Section (EN) 2

3TD

Ref No.	Part.No.	Description	Notes	Revision	Quantity			
					100	120	230	240
1	303TC46120	CONN.CORD ASSY SHD	Also refer to Wire.1-Ref.3		1	1	1	1
2	303TC46110	CONN.CORD ASSY CIS DATA		1	1	1	1	
3	303M446120	WIRE CISTMG		1	1	1	1	

• Wire Section indicates all the wires/FFCs containing them in other FIGs.

• Wire Section には全ての電線/FFC (他 FIG の電線/FFC 含む) を掲載しています。



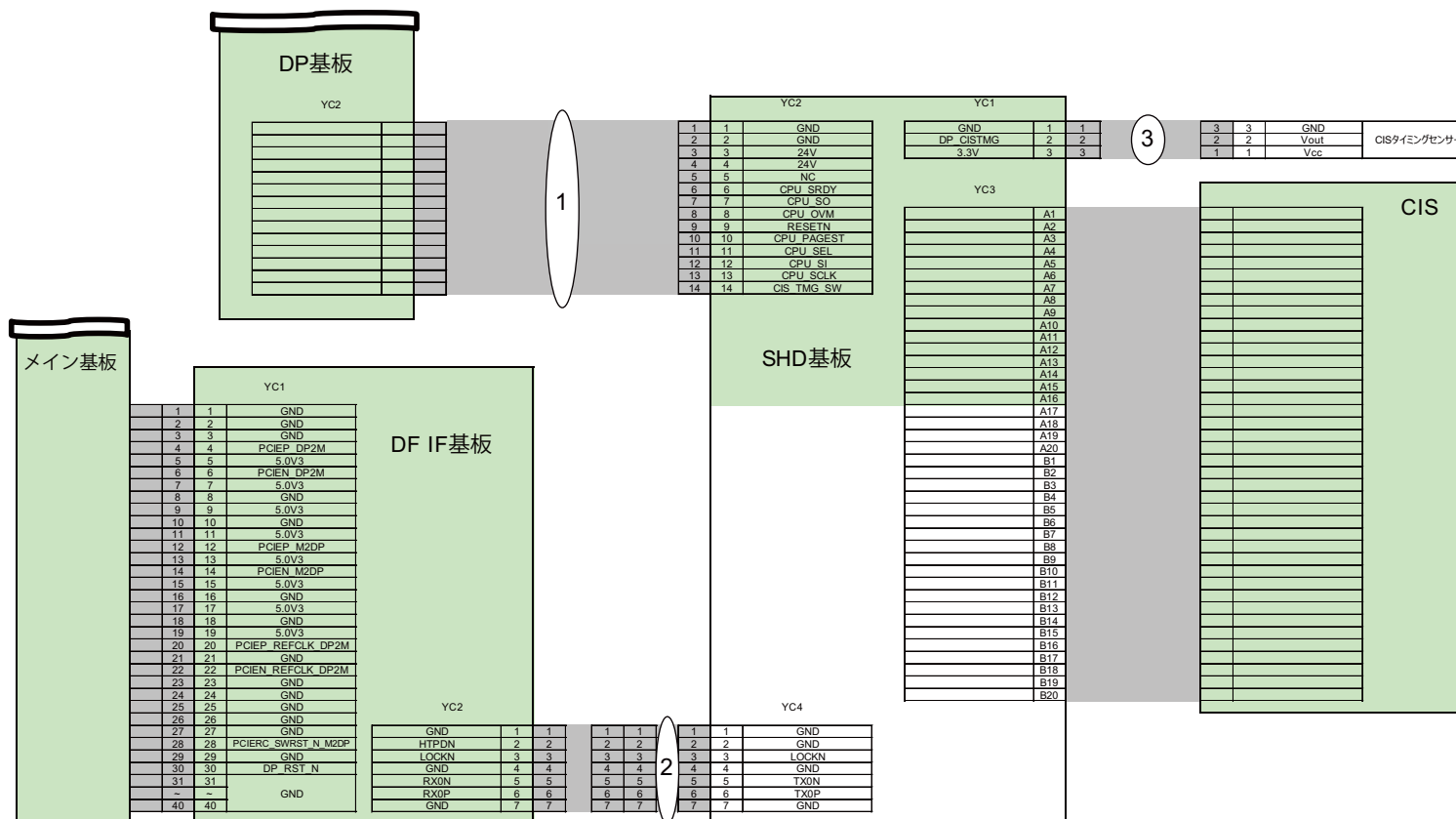
WIRE. 1 Wire Section (JA) 1

3TD

Ref No.	Part.No.	Description	Notes	Revision	Quantity			
					100	120	230	240
1	303TC46030	CONN.CORD ASSY LIFT FAN MOTOR			1	1	1	1
2	303TC46100	CONN.CORD ASSY INTERFACE			1	1	1	1
3	303TC46120	CONN.CORD ASSY SHD	Wire.2-Ref.1も参照ください		1	1	1	1
4	303TC46040	CONN.CORD ASSY INTERLOCK			1	1	1	1
5	303TC46010	CONN.CORD ASSY REGIST FEED MOTOR			1	1	1	1
6	303TC46020	CONN.CORD ASSY CONVEY EXIT MOTOR			1	1	1	1
7	303TC46050	CONN.CORD ASSY LIFT UP			1	1	1	1
8	303TD46010	CONN.CORD ASSY CONVEYING UPPER			1	1	1	1
9	303TD46020	CONN.CORD ASSY TX			1	1	1	1
10	303TC46080	CONN.CORD ASSY CONVEYING RELAY			1	1	1	1
11	303TC46060	CONN.CORD ASSY TABLE			1	1	1	1

• Wire Section indicates all the wires/FFCs containing them in other FIGs.

• Wire Section には全ての電線 /FFC (他 FIG の電線 /FFC 含む) を掲載しています。



WIRE. 2 Wire Section (JA) 2

3TD

Ref No.	Part.No.	Description	Notes	Revision	Quantity			
					100	120	230	240
1	303TC46120	CONN.CORD ASSY SHD	Wire.1-Ref.3も参照ください		1	1	1	1
2	303TC46110	CONN.CORD ASSY CIS DATA			1	1	1	1
3	303M446120	WIRE CISTMG			1	1	1	1

• Wire Section indicates all the wires/FFCs containing them in other FIGs.

• Wire Section には全ての電線 /FFC（他 FIG の電線 /FFC 含む）を掲載しています。

CLASSIFICATION OF THE SCREWS IN ILLUSTRATION / ビス種別表

Ref No.	Part.No.	Description	Notes
AAA	5MBCS3025XSP	CS STOP RING /X 3 X .25T S-BLK	
AAB	5MBP1612WWLD	SPRING PIN 1.6X12	
AAC	5MBP2010WXSP	SPRING PIN /M2 X 10 S-BLK	
AAD	5MBP2012WPLD	PARALLEL PIN / M2 X 12 SUS-DP	
AAE	5MBP2012WXSP	SPRING PIN 2X12	
AAF	5MBP2014WXSP	SPRING PIN / M2 X 14 S-BLK	
AAG	5MBP2020WWLD	SPRING PIN / M2 X 20 SUS-DP XX	
AAH	5MBP2516WXSP	SPRING PIN(2.5x16)	
AAI	5MBP2518WXSP	SPRING PIN(2.5x18)	
AAJ	5MBTPB4006TW++R	BIND T.T SCREW(+)/M4x6 CRFREE S-T	
AAK	5MBWK32808NN	POLY SLIDER /M3.2X 8 X0.8T XX	
AAL	5MBWK41A03NN	POLY-SLIDER WASHER 4.1X10X0.3T	
AAM	5MBWK6295+NN	POLY WASHER M6.2X9.5X0.25T	
AAN	5MBWK62955NN	POLY SLIDER/M6.2X9.5X0.5T PLASTC	
AAO	5MBWL72B05NN	POLY CUT WASER /M7.2X 11X0.5T PA XX	
AAP	5MBWN62D0+NN	POLY WASHER 6.2X13X0.25T	
AAQ	5MBWN62D05NB	POLY WASHER /M6.2X13X0.5T PA-BLK	
AAR	5MBP2010WWLD	SPRING PIN /M2 X 10 SUS-DP XX	
BAA	7BB000303H	+BIND M SCREW 3X3	
BAB	7BB000304H	+BIND M SCREW 3X4	
BAC	7BB000305H	+BIND M SCREW 3x5	
BAD	7BB000306H	+BIND M SCREW 3X6	
BAE	7BB000406H	+BIND M SCREW 4X6	
BAF	7BB000P03H	+BIND M SCREW 2.6X3	
BAG	7BB001303H	+PAN M SCREW 3x3	
BAH	7BB001P03H1	PAN M SCREW 2.6X3	
BAI	7BB007303H	+TP-CUP M SCREW 3X3	
BAJ	7BB007304H	+TP-CUP M SCREW 3x4	
BAK	7BB008305H	+FLAT FILLESTER M SCREW 3x5	
BAL	7BB00B306H	+PAN M SCREW WITH T.L.WASHER 3X6	
BAM	7BB060305H1	+BIND M SCREW 3X5(BLUE)	
BAN	7BB100304H	+BIND T.T S SCREW 3x4	
BAO	7BB100306H	+BIND T.T S SCREW 3x6	
BAP	7BB100306H1	+BIND T.T S SCREW 3X6	
BAQ	7BB100308H1	+BIND T.T S SCREW 3X8	
BAR	7BB100320H	+BIND T.T S SCREW 3x20	
BAS	7BB100408H	+BIND T.T S SCREW 4x8	
BAT	7BB100408H1	+BIND T.T S SCREW 4X8	
BAU	7BB100440H	+BIND T.T S SCREW 4X40	
BAV	7BB102308H1	+TP-FLAT T.T S SCREW 3X8	
BAW	7BB180306H	+BIND T.T S SCREW 3X6(BLACK)	
BAX	7BB180408H	+BIND T.T S SCREW 4x8(BLACK)	
BAY	7BB200205H	BIND T.T P SCREW 2X5	
BAZ	7BB200306H	+BIND T.T P SCREW 3x6	
BBA	7BB200308H	+BIND T.T P SCREW 3X8	
BBB	7BB200310H	+BIND T.T P SCREW 3x10	
BBC	7BB200312H	+BIND T.T P SCREW 3X12	
BBD	7BB200320H	BIND T.T P SCREW 3X20	
BBE	7BB200322H	BIND T.T P SCREW 3X22	
BBF	7BB200410H	+BIND T.T P SCREW 4X10	
BBG	7BB200412H	+BIND T.T P SCREW 4x12	
BBH	7BB200416H	+BIND T.T P SCREW 4x16	

Ref No.	Part.No.	Description	Notes
BBI	7BB202306H	+TP-FLAT T.T P SCREW 3X6	
BBJ	7BB202308H	+TP-FLAT T.T P SCREW 3X8	
BBK	7BB202310H	+TP-FLAT T.T P SCREW 3X10	
BBL	7BB203308H	+FLAT HEAD T.T P SCREW 3X8	
BBM	7BB280410H	+BIND T.T P SCREW 4X10(BLACK)	
BBN	7BB282308H	+TP-FLAT T.T P SCREW 3X8(BLACK)	
BBO	7BB300310H	+BIND TAP-TITE B SCREW M3X10	
BBP	7BB300323H	+BIND T.T B SCREW 3x23	
BBQ	7BB600306H	+BIND M SCREW 3X6 R	
BBR	7BB600308H	+BIND M SCREW 3x8 R	
BBS	7BB600308H1	+BIND M SCREW 3X8 R	
BBT	7BB600310H	+BIND M SCREW 3X10 R	
BBU	7BB600314H	+BIND M SCREW 3X14 R	
BBW	7BB600320H	+BIND M SCREW 3x20 R	
BBX	7BB600406H	+BIND M SCREW 4X6 R	
BBY	7BB600425H	+BIND M SCREW 4X25 R	
BBZ	7BB600430H	+BIND M SCREW 4X30 R	
BCA	7BB600P08H	+BIND M SCREW 2.6X8 R	
BCB	7BB601306H	+PAN M SCREW 3x6 R	
BCC	7BB606306H	+PAN M SCREW WITH SW W 3X6 R	
BCD	7BB606308H	+PAN M SCREW WITH SW W 3X8 R	
BCE	7BB606312H	+PAN M SCREW WITH SW W 3X12 R	
BCF	7BB606408H	+BIND M SCREW WITH SW W 4X8 R	
BCG	7BB606512H	+BIND M SCREW WITH SW W 5X12 R	
BCH	7BB607306H	+TP-CUP M SCREW 3X6 R	
BCI	7BB607310H	+TP-CUP M SCREW 3X10 R	
BCK	7BB607312H	+TP-CUP M SCREW 3X12 R	
BCL	7BB607320H	+TP-CUP M SCREW 3X20 R	
BCM	7BB607406H	+TP-CUP M SCREW 4X6 R	
BCN	7BB607414H	+TP-CUP M SCREW 4X14 R	
BCO	7BB687310H	+TP-CUP M SCREW 3X10 R(BLACK)	
BCP	7BB700306H	+BIND T.T S SCREW 3X6 SR	
BCQ	7BB700308H	+BIND T.T S SCREW 3X8 SR	
BCR	7BB700310H	+BIND T.T S SCREW 3X10 SR	
BCS	7BB700312H	+BIND T.T S SCREW 3X12 SR	
BCT	7BB700314H	+BIND T.T S SCREW 3X14 SR	
BCU	7BB700316H	+BIND T.T S SCREW 3X16 SR	
BCV	7BB700320H	+BIND T.T S SCREW 3X20 SR	
BCW	7BB700330H	+BIND T.T S SCREW 3X30 SR	
BCX	7BB700408H	+BIND T.T S SCREW 4X8 SR	
BCY	7BB700410H	+BIND T.T S SCREW 4X10 SR	
BCZ	7BB700412H	+BIND T.T S SCREW 4X12 SR	
BDA	7BB702306H	+TP-FLAT T.T S SCREW 3x6 SR	
BDB	7BB702308H	+TP-FLAT T.T S SCREW 3X8 SR	
BDC	7BB760408H	+BIND T.T S SCREW 4X8 SR(BLUE)	
BDD	7BB780308H	+BIND T.T S SCREW 3X8 SR(BLACK)	
BDE	7BB780410H	+BIND T.T S SCREW 4X10 SR(BLACK)	
BDF	7BB780420H	+BIND T.T S SCREW 4X20 SR(BLACK)	
BDG	7BB782308H	+TP-FLAT T.T S SCREW 3X8 SR(BLACK)	
BDH	7BB782410H	+TP-FLAT T.T S SCREW 4X10 SR(BLACK)	
BDI	B1A25100	+BINDING SCREW WITH SW.W M5X10	
BDJ	B9A90010	+PAN SCREW 6-32X0.25	

CLASSIFICATION OF THE SCREWS IN ILLUSTRATION / ビス種別表

Ref No.	Part.No.	Description	Notes
BDK	7BB202410H	+TP-FLAT T.T P SCREW 4X10	
BDL	7BB607308H	+TP-CUP M SCREW 3X8 R	
BDM	7BB607410H	+TP-CUP M SCREW 4X10 R	
BDN	7BB200408H	+BIND T.T P SCREW 4X8	
BDO	7BB702320H	+TP-FLAT T.T S SCREW 3X20 SR	
BDP	7BB007406H	+TP-CUP M SCREW 4X6	
BDQ	7BB702420H	+TP-FLAT T.T S SCREW 4X20 SR	
BDR	7BB100316H1	+BIND T.T S SCREW 3X16	
BDS	7BB702410H	+TP-FLAT T.T S SCREW 4X10 SR	
BDT	7BB700430H	+BIND T.T S SCREW 4X30 SR	
BDU	7BB282408H	+TP-FLAT T.T P SCREW 4X8(BLACK)	
BDV	7BB0A0222H	BIND M SCREW 2X22 SUS	
BQH		BIND M SCREW 3X4 3M2510	Obtained locally
BQI		BIND M SCREW 2X4	Obtained locally
CAA	7BC00030A080H01	WASHER M3X10X0.8T	
CAB	7BC000336040H01	WASHER 3.3X6X0.4T	
CAC	7BC000357050H01	WASHER M3.5X7.0X0.5T	
CAD	7BC00045C080H01	WASHER M4.5X12X0.8T CRFREE	
CAE	7BC00060D0A+H01	WASHER M6X13X1T	
CAF	7BC040538050H01	FLAT A WASHER	
CAG	7BC040621250H01	WASHER 6.2X12X0.5T	
CAH	7BC04085E0A0C01	WASHER 8.5X14X1.0T SUS	
CAI	7BC060429020H01	POLY SLIDER WASHER M4.2X9X0.2T	
CAJ	7BC06051C020H01	POLY SLIDER WASHER M5.1X1.2X0.2T	
CAK	7BC06052G050H01	POLY SLIDER WASHER 5.2X16X0.5T	
CAL	7BC06062A0A0H01	POLY SLIDER WASHER 6.2X10X1.0T	
CAM	7BC06062C020H01	POLY SLIDER WASHER M6.2X12X0.2T	
CAN	7BC06062N050H01	POLYSLIDER 6.2X22X0.5T	
CAO	7BC06082G020H01	POLY SLIDER WASHER M8.2X16X0.2T	
CAP	7BC1003055++H01	HEXA NUT M3	
CAQ	7BC460326050H01	CUT WASHER 3.2X6.0X0.5T(BLACK)	
CAR	7BC46042A050H01	CUT WASHER 4.2X10.0X0.5T	
CAS	7BC5004176A0H01	SPRING WASHER M4	
CAT	7BC600306545H01	TOOTHED LOCK WASHER M3X6.5X0.45T	
CAU	7BCW7085D020H01	WAVE WASHER SUS WW8.5X13X0.2	
CAV	7BCW80619001H01	POLY WASHER 6.1X9X0.13T	
CAW	7BCW8082C025H01	POLY WASHER 8.2X12X0.25T	
CAX	7BC060629540H01	POLY SLIDER WASHER 6.2X9.5X0.4T	
CAY		CUT-WASHER 4.2X12.0X0.5T(BLACK)	Obtained locally
DAA	7BD103060+++H01	E STOP RING E-3	
DAB	7BD104060+++H01	E STOP RING E-4	
DAC	7BD105060+++H01	E STOP RING E-5	
DAD	7BD107080+++H01	E STOP RING E-7	
EAA	7BL020003H	TUBE 4-7 PHARMED BPT	
EAB	7BL020004H	TUBE 4-6 TH-2000	
EAC	7BL020005H	TUBE 3-5 TH-2000	
FAA	7BP01204000JH01	SPRING PIN 2.0X40	
FAB	7BP013030+++H01	SPRING PIN 3X30(SUS)	
FAC	7BP512008B0CH01	PARALLEL PIN 2.0X8	
FAD	7BP512010B0CH01	PARALLEL PIN 2.0X10	
FAE	7BP512012B0CH01	PARALLEL PIN 2.0X12	
FAF	7BP512014B0CH01	PARALLEL PIN 2.0X14	

Ref No.	Part.No.	Description	Notes
FAG	7BP512016B0CH01	PARALLEL PIN 2.0X16	
FAH	7BP512018B0CH01	PARALLEL PIN 2X18	
FAI	7BP512512B0CH01	PARALLEL PIN H7A 2.5X12 SUS	
FAJ	7BP512514B0CH01	PARALLEL PIN 2.5X14	
FAK	7BP512516B0CH01	PARALLEL PIN 2.5X16	
FAL	7BP512520B0CH01	PARALLEL PIN 2.5X20	
FAM	7BP512522B0CH01	PARALLEL PIN 2.5X22	
FAN	7BP512525B0CH01	PARALLEL PIN 2.5X25	
FAO	7BP513012B0CH01	PARALLEL PIN H7A 3X12 SUS	
FAP	7BP513022B0CH01	PARALLEL PIN 3X22	
FAQ	7BP513025B0CH01	PARALLEL PIN 3X25	
FAR	7BP513040B0CH01	PARALLEL PIN 3X40	
FAS	7BP00252500JH01	SPRING PIN 2.5X25	
FAT	5MBP1208WXSP	SPRING PIN /M1.2 X 8 XX	
GAA	7YTJ010001++H01	TERMINAL	
GAB	7YTJ010002++H01	TERMINAL	
HAA	C1B04030	NUT M4(TRIVALENT CHROMATING)	
HAB	C2604080	PLAIN WASHER M3-8 (BRASS,N.)	
HAC	C2803050	POLYESTER SLIDER WASHER 3.1X5.4X0.13T	
HAD	C2804100	POLYESTER SLIDER WASHER 4.1X10X0.5T	
HAE	C2805090	POLYESTER SLIDER WASHER 5.1X9.5X0.3T	
HAF	C2806120	POLYESTER SLIDER WASHER 6.2X12X0.5T	
HAG	C2808200	POLYESTER SLIDER WASHER 8X20X0.5T	
HAH	C2890180	*POLYESTER SLIDER WASHER12.2X18X0.5T	
HAI	C2891120	POLYESTER SLIDER WASHER 6.2X12X0.25T	
HAK	C2893140	SHIM 6.2X14X0.25T	
HAL	C2893950	SHIM 6.2-0.5T	
HAM	C2893960	SHIM 6.2-13-0.13T	
HAN	C2894950	SHIM 6.2-0.13T	
HAO	C2895110	SHIM 8.2-0.13T	
HAP	C2895120	SHIM 8.2-0.25T	
HAQ	C2895140	SHIM 8.2X14X0.8T	
HAR	C2895150	SHIM 8.2-1.0T	
JAA	E0020080	SPRING PIN 2X8	
JAB	E0025140	SPRING PIN 2.5X14	
JAC	E0030140	SPRING PIN 3X14	
JAD	E0130240	SPRING PIN 3X24(SUS)	
JAE	E0130280	SPRING PIN 3X28(SUS)	
JAF	E5120100	PARALLEL PIN H7A 2X10 SUS	
JAG	E5125120	PIN H7A 2.5X12 SUS	
JAH	E5125160	PARALLEL PIN H7A 2.5X16 SUS	
JAI	E5125200	PARALLEL PIN H7A 2.5X20 SUS	
JAJ	E0030240	SPRING PIN 3X24	

FAX System 12

[CONFIDENTIAL]

FOR AUTHORIZED KYOCERA ENGINEERS ONLY. DO NOT DISTRIBUTE TO NON-AUTHORIZED PARTIES.

Items listed in the revision columns are defined as follows.

Item	Description
Add	Add a new part
Del	Delete a part
Design-chg.	A design changed part (Parts number version up)
Part No.-chg.	A part number is changed to other one.
Quantity-chg.	Change Quantity of parts to use
Others	Other changes
Correction	Correction

Revision history

Rev.	Date	Remarks
2	November 2016	Others
3	June 2021	Design change

Symbols in the parts list

- Parts without a Ref.No. in the illustration indicate they are not supplied.
- Parts with "*" are component parts or sub-assemblies of the assembly appearing immediately above them.
- Parts with "**" are component parts or sub-assembly with "*" appearing immediately above them.

[CONFIDENTIAL]

京セラドキュメントソリューションズ株式会社の許可なく、本資料を配布することを禁じます。

改訂欄記載項目の内容は以下の通りです。

記載項目	内容
Add	新規部品の追加
Del	部品の削除
Design-chg.	部品の設変(版数アップ)
Part No.-chg.	部品番号の変更
Quantity-chg.	部品の個数変更
Others	その他の変更
Correction	誤記訂正

改訂履歴

Rev.	改訂日	備考
2	2016年11月	Others
3	2021年6月	設変対応

記号の見方

- イラスト中で Ref 番号がない部品は供給できません。
- 部品番号欄の・印は、組立部品の単品部品及び準組立部品を表わします。
- 部品番号欄の**印は、準組立部品の単品部品を表わします。

— CONTENTS —

FIG. 1 FAX System 12 2

FIG. 1 FAX System 12

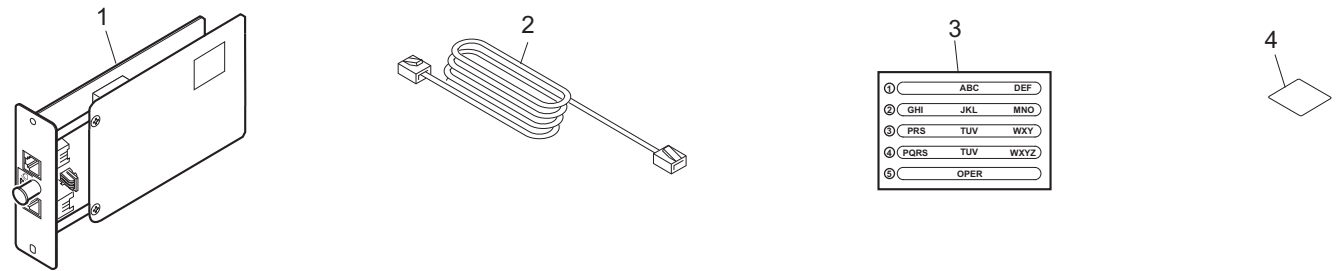


FIG. 1 FAX System 12

3RK-3

Ref No.	Part.No.	Description	Notes	Revision	Quantity			
					100	120	230	240
1	303RK94010	PARTS FAX UNIT E SP					1	
1	303RK94020	PARTS FAX UNIT J SP			1			
1	303RK94030	PARTS FAX UNIT U SP				1		
1	303RK94040	PARTS FAX UNIT AS SP						1
2	303HZ45011	MODULAR CORD		Design-chg.	1	1		
2	303R246010	MODULAR CORD AUSTRALIA						1
3	303RK34040	LABEL FAX KIT		Del (120V model)			1	1
4	303KH34040	SHEET FAX			1	1	1	1

IS-7100

[CONFIDENTIAL]

FOR AUTHORIZED KYOCERA ENGINEERS ONLY. DO NOT DISTRIBUTE TO NON-AUTHORIZED PARTIES.

Symbols in the parts list

- Parts without a Ref.No. in the illustration indicate they are not supplied.
- Parts with "•" are component parts or sub-assemblies of the assembly appearing immediately above them.
- Parts with "••" are component parts or sub-assembly with "•" appearing immediately above them.

Classification of the screws

- See the last page of this parts list for the classification of the screws in the illustrations.

[CONFIDENTIAL]

京セラドキュメントソリューションズ株式会社の許可なく、本資料を配布することを禁じます。

記号の見方

イラスト中で Ref 番号がない部品は供給できません。
部品番号欄の • 印は、組立部品の単品部品及び準組立部品を表わします。
部品番号欄の •• 印は、準組立部品の単品部品を表わします。

ビスの種別

イラスト中のビスの種別は最終ページに記載しています。

CONTENTS

FIG. 1	Covers	2
FIG. 2	Upper Frames	4
FIG. 3	Lower Frames	6
FIG. 4	Middle Section	8
FIG. 5	Table Base	10
FIG. 6	Feed Section(SEPARATE ROLL)	12
FIG. 7	Feed Section(BELT HOLDER)	14
FIG. 8	Conveying Section(OPEN COVER)	16
FIG. 9	Conveying Section(REGIST ROLLER)	18
FIG. 10	Conveying Section(DRIVE CONVEY)	20
FIG. 11	Drive Section	22
FIG. 12	Electrical Components	24
FIG. 13	Accessories	26

Wire

Wire Section (EN)	28
Wire. 1 Wire Section (EN)	28
Wire. 2 Wire Section (EN)	30
Wire. 3 Wire Section (EN)	32
Wire Section (JA)	34
Wire. 1 Wire Section (JA)	34
Wire. 2 Wire Section (JA)	36
Wire. 3 Wire Section (JA)	38

FIG. 1 Covers

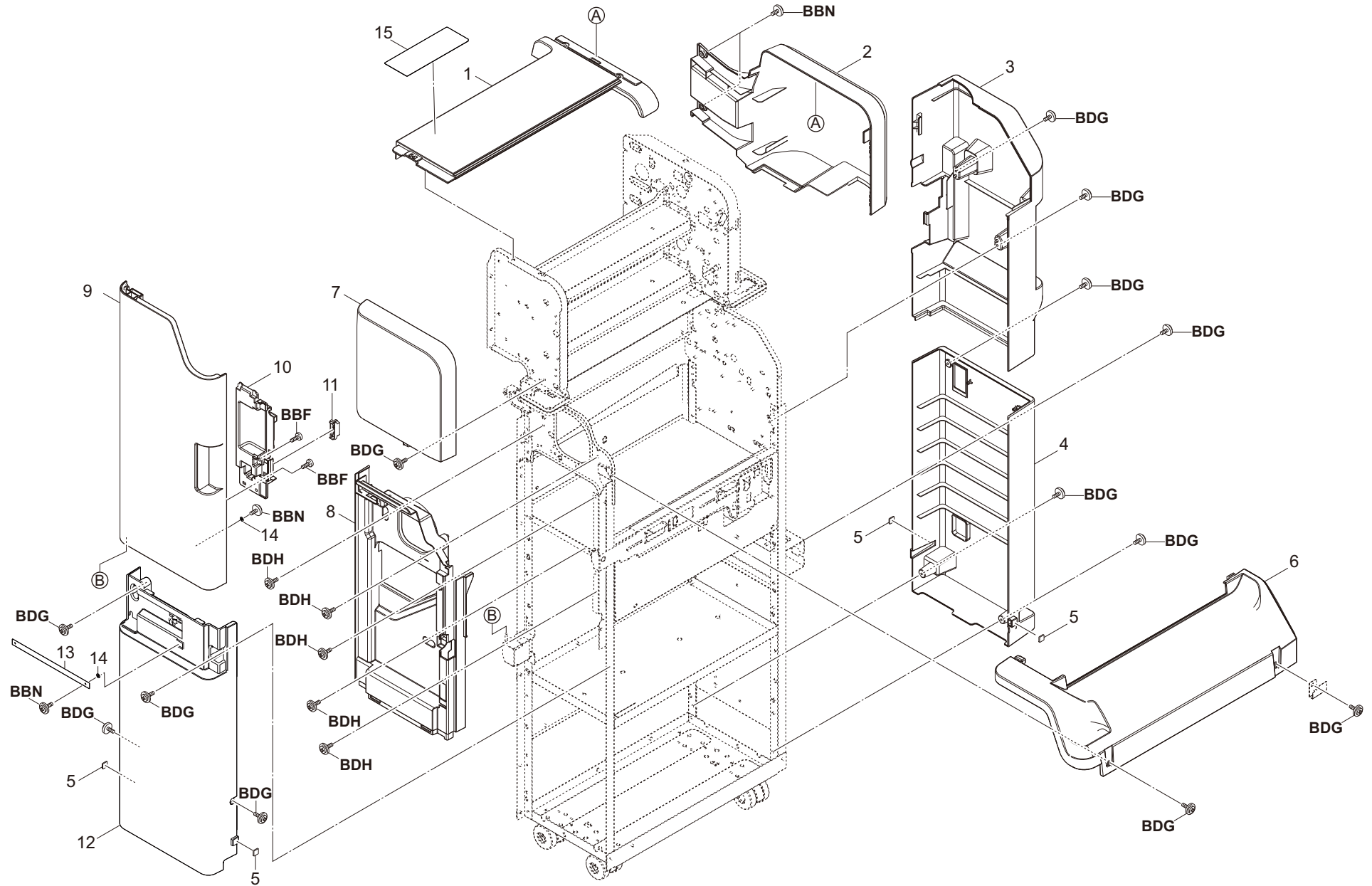


FIG. 1 Covers

Ref No.	Part.No.	Description	Notes	Revision	Quantity			
					100	120	230	240
1	303TF04140	COVER UPPER		Part No-chg.	1	1	1	1
2	303TF04160	COVER UPPER REAR		Part No-chg.	1	1	1	1
3	303TF04200	COVER MIDDLE REAR		Part No-chg.	1	1	1	1
4	303TF04230	COVER LOWER REAR		Part No-chg.	1	1	1	1
5	302HN02611	FOOT			4	4	4	4
6	303TF04210	COVER LOWER RIGHT		Part No-chg.	1	1	1	1
7	303TF04150	COVER UPPER FRONT		Part No-chg.	1	1	1	1
8	303TF04190	COVER INNER		Part No-chg.	1	1	1	1
9	303TF04180	COVER MIDDLE FRONT		Part No-chg.	1	1	1	1
10	303SW04020	COVER HANDLE			1	1	1	1
11	302LF04130	MAGNET CATCH			1	1	1	1
12	303TF04220	COVER LOWER FRONT		Part No-chg.	1	1	1	1
13	302BL04681	STRAP COVER			1	1	1	1
14	302LW04260	SPACER USB			2	2	2	2
15	303TF34050	LABEL CAUTION			1	1	1	1

FIG. 2 Upper Frames

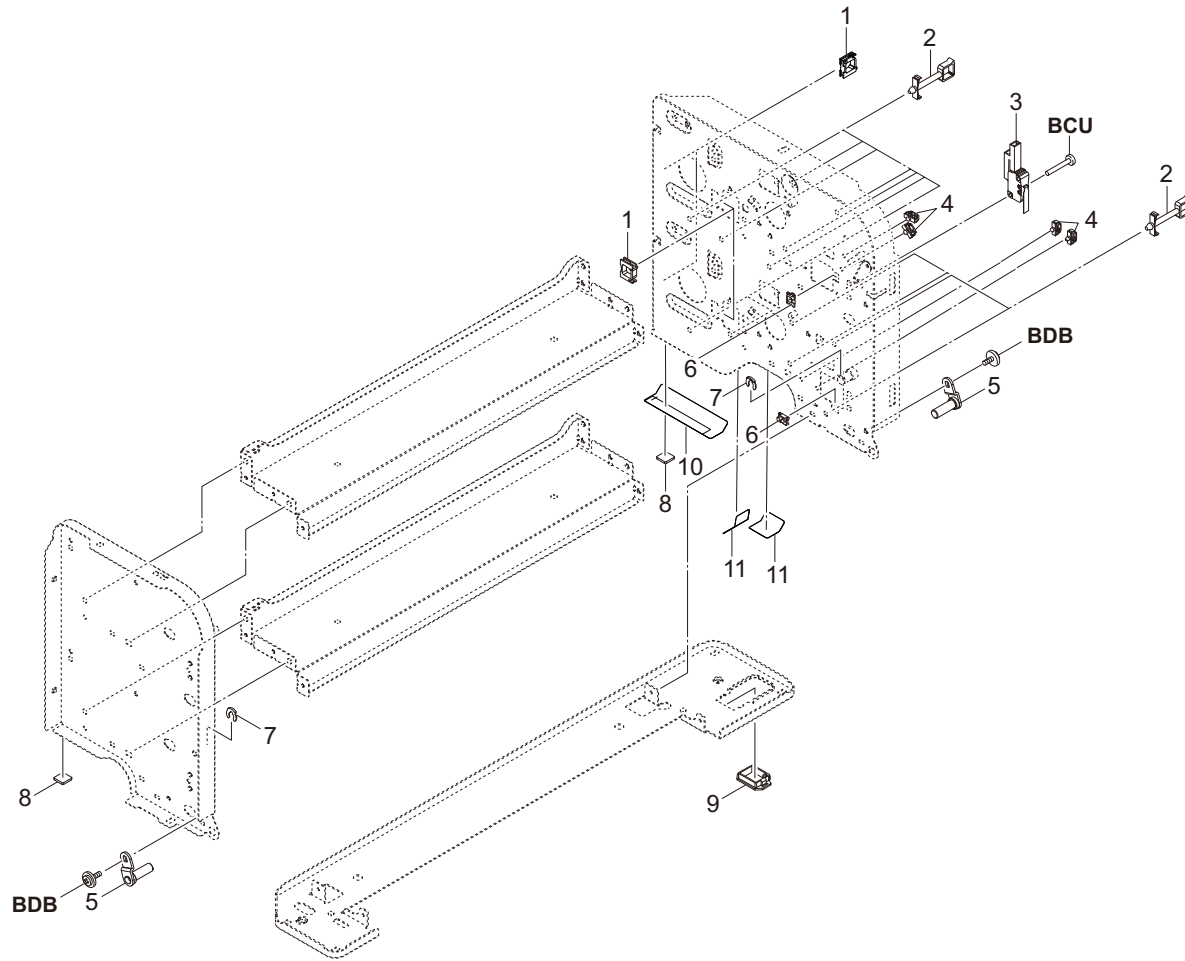


FIG. 3 Lower Frames

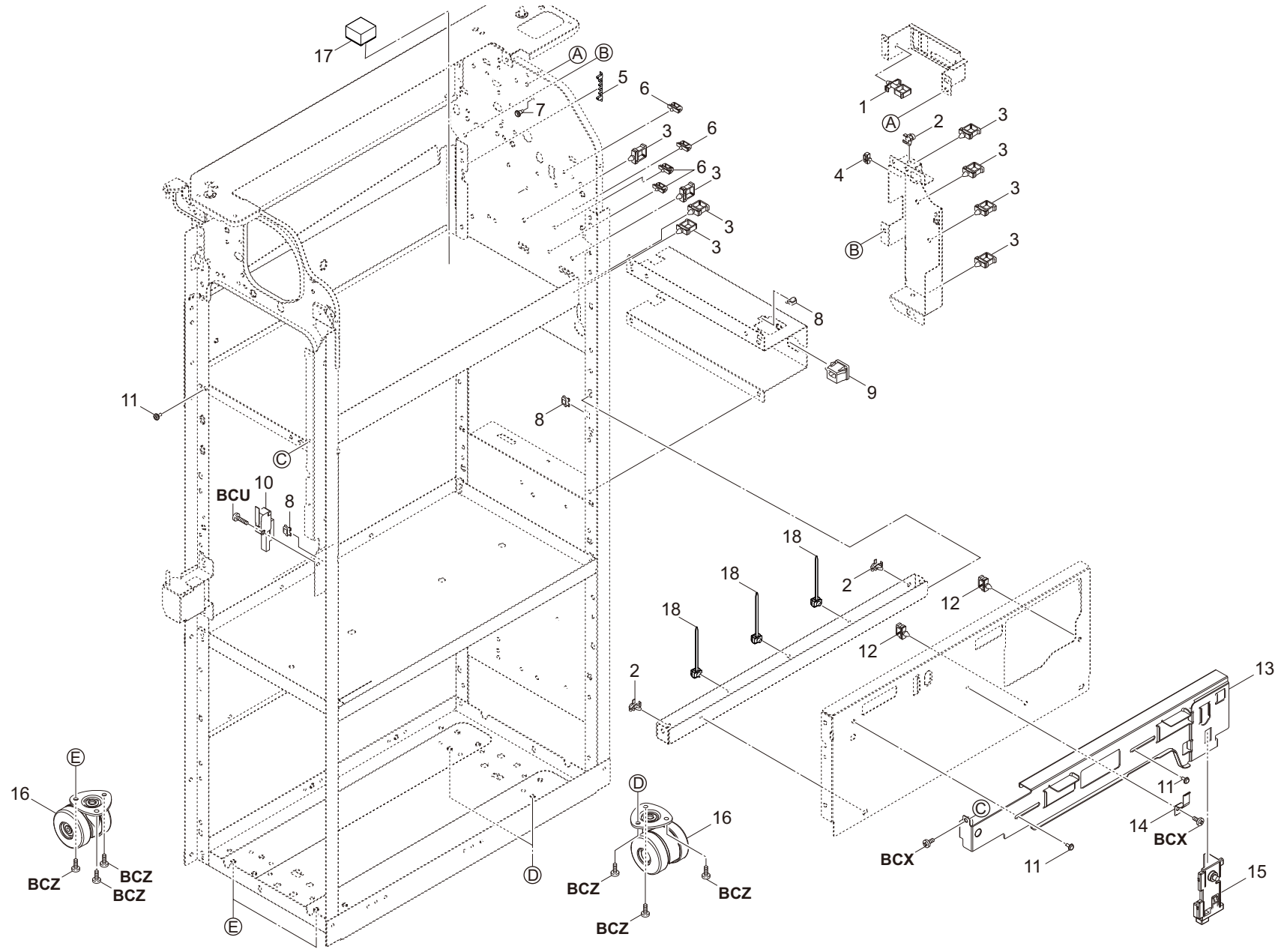


FIG. 3 Lower Frames

3TF

Ref No.	Part.No.	Description	Notes	Revision	Quantity			
					100	120	230	240
1	7YZM610017++H01	ACCESS.SADDLE			1	1	1	1
2	7YZM410002++H01	ACCESS.BAND			3	3	3	3
3	7YZM610003++H01	ACCESS SADDLE			8	8	8	8
4	7YZM610007++H01	ACCESS.SADDLE			1	1	1	1
5	7YZM230002++H01	ACCESS.EDGING			1	1	1	1
6	7YZM610008++H01	ACCESS.SADDLE			4	4	4	4
7	302GR25241	PIN GUIDE CHUTE			1	1	1	1
8	7YZM210006++H01	ACCESS.EDGING			3	3	3	3
9	7YZM120004++H01	ACCESS.BUSHING			1	1	1	1
10	2FB27160	INTER LOCK SWITCH			1	1	1	1
11	3CZ02230	PIN,HOOK FULCRUM			3	3	3	3
12	7YZM610001++H01	ACCESS SADDLE			2	2	2	2
13	303NB02341	PLATE LOCK JUNCTION D			1	1	1	1
14	303NB02131	SPRING-PLATE JUNCTION			1	1	1	1
15	303NB02361	GUIDE DRAWER			1	1	1	1
16	302N202011	CASTER 100 CN			4	4	4	4
17	303P202010	SPONGE MAT			1	1	1	1
18	7YZM410005++H01	ACCESS SADDLE			3	3	3	3

FIG. 4 Middle Section

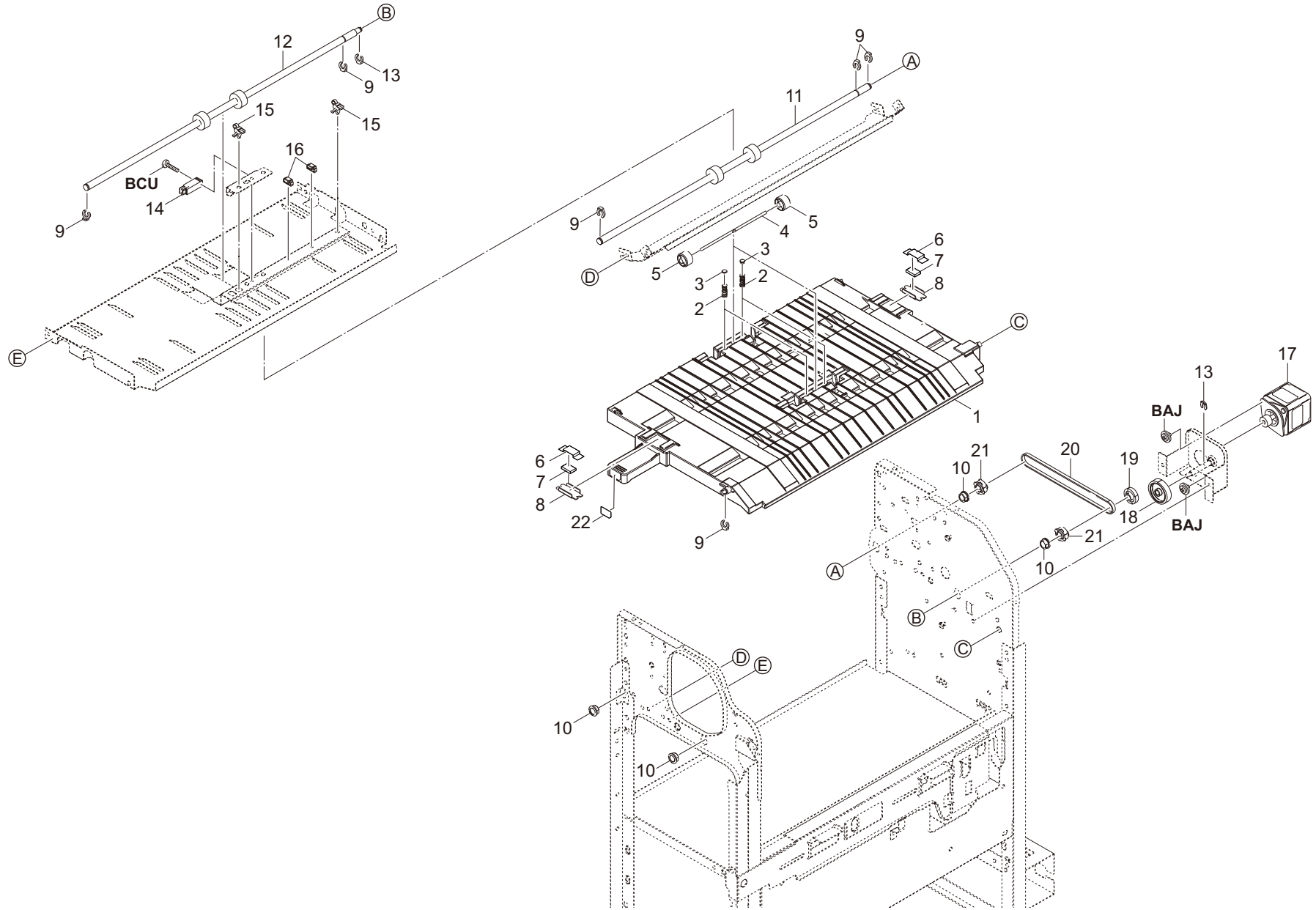


FIG. 4 Middle Section

3TF

Ref No.	Part.No.	Description	Notes	Revision	Quantity			
					100	120	230	240
1	303TF25020	GUIDE FEED LOW OPEN			1	1	1	1
2	303TF25110	SPRING EXIT			4	4	4	4
3	2FM04150	CAP SPRING / B-11 ENCLOSURE A4			4	4	4	4
4	303S824180	SHAFT FEED			2	2	2	2
5	303S824290	PULLEY FEED			4	4	4	4
6	303TF25120	FILM MAGNET			2	2	2	2
7	302TJ02800	MAGNET GUIDE			2	2	2	2
8	303NB24210	HOLDER MAGNET			2	2	2	2
9	2BC06910	STOPPER 6			6	6	6	6
10	28107310	BUSH 8			4	4	4	4
11	303TF94050	PARTS ROLLER EXIT SP			1	1	1	1
12	303TF94060	PARTS ROLLER FEED SP			1	1	1	1
13	5MVX111DN003	RING STOPPER / A-49 FEED A4			2	2	2	2
14	303NW94060	PARTS SENSOR OPT. SP			1	1	1	1
15	7YZM410002++H01	ACCESS.BAND			2	2	2	2
16	7YZM610007++H01	ACCESS.SADDLE			2	2	2	2
17	303NV94010	PARTS MOTOR DP SP			1	1	1	1
18	302K931510	GEAR Z35R			1	1	1	1
19	302HN22070	GEAR Z22L TC ROLL			1	1	1	1
20	302TJ31030	BELT S2M Z164			1	1	1	1
21	302H029110	PULLEY 26 DU			2	2	2	2
22	303TF34080	LABEL E1			1	1	1	1

FIG. 5 Table Base

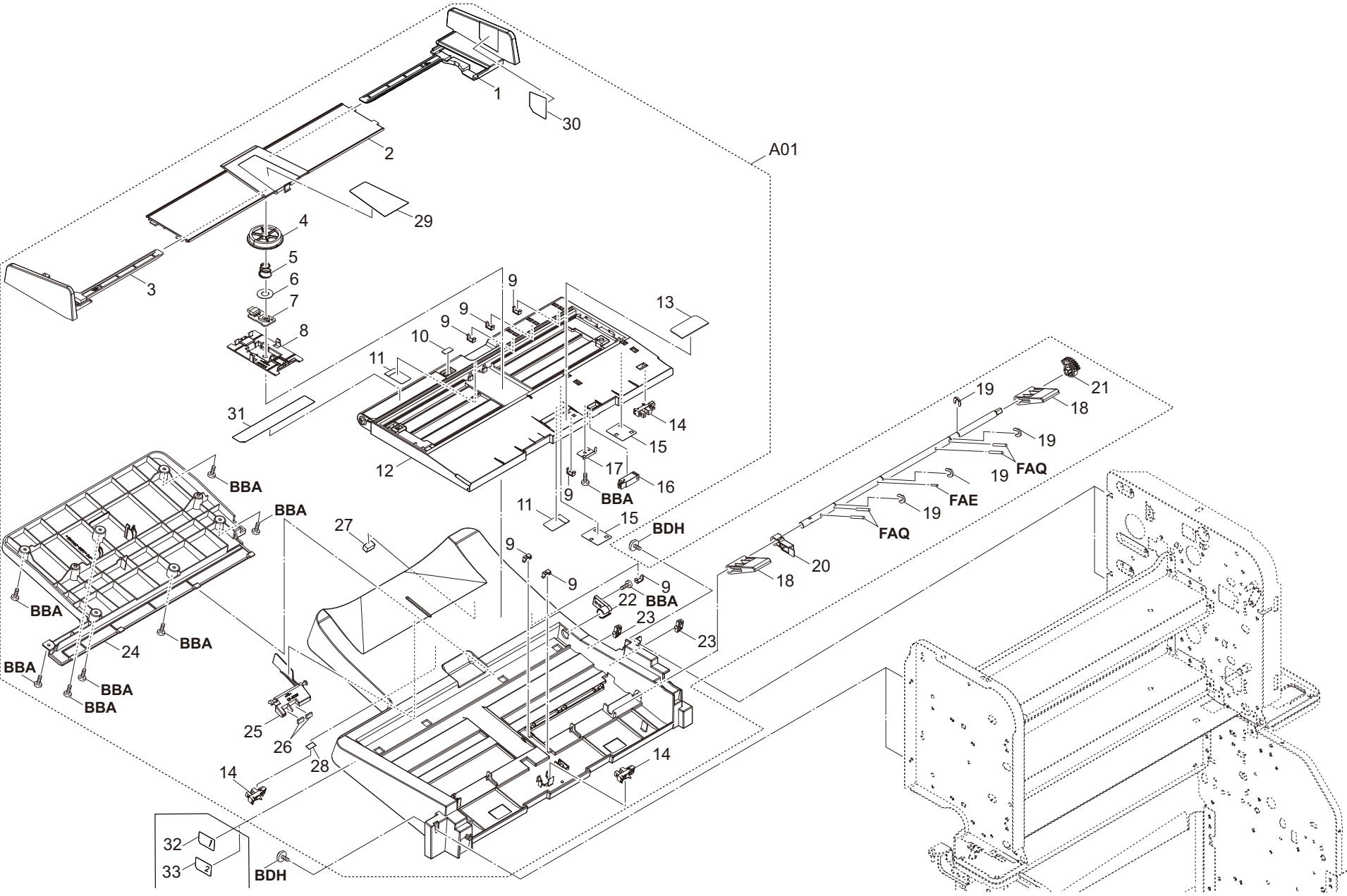


FIG. 5 Table Base

Ref No.	Part.No.	Description	Notes	Revision	Quantity			
					100	120	230	240
A01	303TF94080	PARTS TABLE ASSY INCH SP				2		
A01	303TF94090	PARTS TABLE ASSY METRIC SP			2		2	2
1	*303TF06060	CURSOR REAR			1	1	1	1
2	*303TF06040	COVER CURSOR			1	1	1	1
3	*303TF06050	CURSOR FRONT			1	1	1	1
4	*303R706060	GEAR DETECTION			1	1	1	1
5	*302H712650	SPRING DRUM JOINT			1	1	1	1
6	*2FT18370	POLYSLIDER WASHER			1	1	1	1
7	*303R394050	PARTS PWB PAPER SIZE SENSOR ASSY SP			1	1	1	1
8	*303R706080	COVER SIZE SWITCH			1	1	1	1
9	*302K931080	WIRE STOPPER			7	7	7	7
10	*303TF06110	FILM TABLE BASE			1	1	1	1
11	*303TF06100	FILM TABLE WIRE			2	2	2	2
12	*303TF06030	TABLE LIFT			1	1	1	1
13	*3A707290	PAD LIFT			1	1	1	1
14	*302P794010	PARTS SENSOR OPT. SP			3	3	3	3
15	*302H702540	FILM WIRE OPE			2	2	2	2
16	*303NW94060	PARTS SENSOR OPT. SP			1	1	1	1
17	*303JX06090	SENSOR EARTH			1	1	1	1
18	*303M406050	LEVER LIFT			2	2	2	2
19	*2BC06910	STOPPER 6			4	4	4	4
20	*303TF06090	LEVER PAPER LEVEL			1	1	1	1
21	*303M406070	GEAR LIFT Z30			1	1	1	1
22	*303M406081	BUSH TABLE			1	1	1	1
23	*7YZM610008++H01	ACCESS.SADDLE			2	2	2	2
24	*303TF06120	COVER TABLE LOW		Part No-chg.	1	1	1	1
25	*303R306070	ACTUATOR SIZE DETECTION			1	1	1	1
26	*303R306110	SPACER ACTUATOR			2	2	2	2
27	*302H708150	SPONGE WIRE MPT			1	1	1	1
28	*302S004360	TAPE EARTH FFC			1	1	1	1
29	*303TF34010	LABEL FACE UP			1	1	1	1
30	*303TF34020	LABEL PAPER LIMIT			1	1	1	1
31	*303TF34040	LABEL SIZE INDICATOR IN				1		
31	*303TF34030	LABEL SIZE INDICATOR ME			1		1	1
32	303TF34060	LABEL TRAY 1			1	1	1	1
33	303TF34070	LABEL TRAY 2			1	1	1	1

FIG. 6 Feed Section(SEPARATE ROLL)

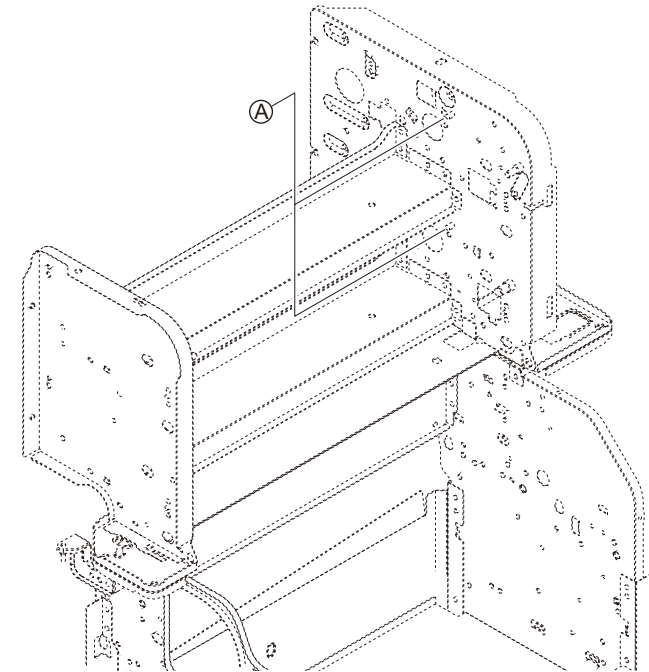
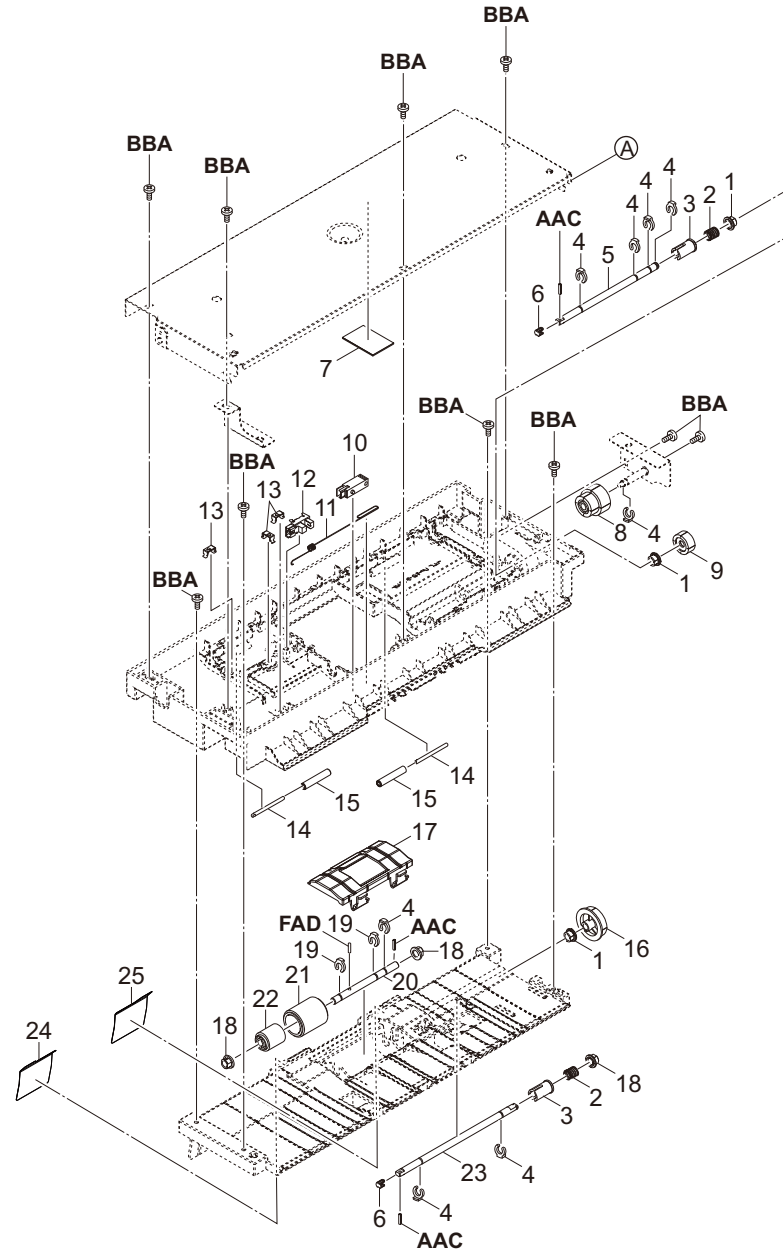


FIG. 6 Feed Section(SEPARATE ROLL)

3TF

Ref No.	Part.No.	Description	Notes	Revision	Quantity			
					100	120	230	240
1	302K324450	BUSH 6			6	6	6	6
2	2BL22510	SPRING DRIVE CONT.			4	4	4	4
3	303M807090	JOINT PF DRIVE B			4	4	4	4
4	5MVX111DN003	RING STOPPER / A-49 FEED A4			16	16	16	16
5	303TF07120	SHAFT PF DRIVE			2	2	2	2
6	303M807190	CAP SHAFT			4	4	4	4
7	303TF07140	SHEET SENSOR			2	2	2	2
8	303M431090	GEAR Z30 Z23			2	2	2	2
9	303M431040	GEAR Z22 ONEWAY			2	2	2	2
10	303NW94060	PARTS SENSOR OPT. SP			2	2	2	2
11	303M407150	SPRING EARTH			2	2	2	2
12	302P794010	PARTS SENSOR OPT. SP			2	2	2	2
13	302K931080	WIRE STOPPER			6	6	6	6
14	303M824130	SHAFT GUIDE READING			4	4	4	4
15	303LL24190	PULLEY GUIDE READING			4	4	4	4
16	303M407110	GEAR Z33			2	2	2	2
17	303TF94070	PARTS GUIDE SEPARATION ASSY SP			2	2	2	2
18	302H702590	BUSH SCREW			6	6	6	6
19	5MVL177DN001	RING STOPPER 4			4	4	4	4
20	303TF07020	SHAFT SEPARATION			2	2	2	2
21	303TC94100	PARTS PULLEY SEPARATION SP			2	2	2	2
22	303JX07401	TORQUE LIMITER FEED			2	2	2	2
23	303TF07100	SHAFT SEPARATION DRIVE			2	2	2	2
24	303TF07180	FILM FEED LOW F			1	1	1	1
25	303TF07190	FILM FEED LOW R			1	1	1	1

FIG. 7 Feed Section(BELT HOLDER)

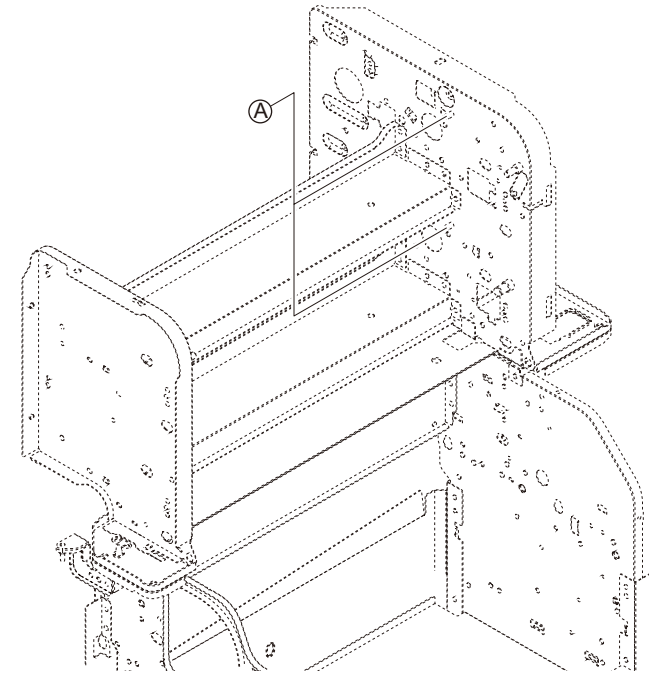
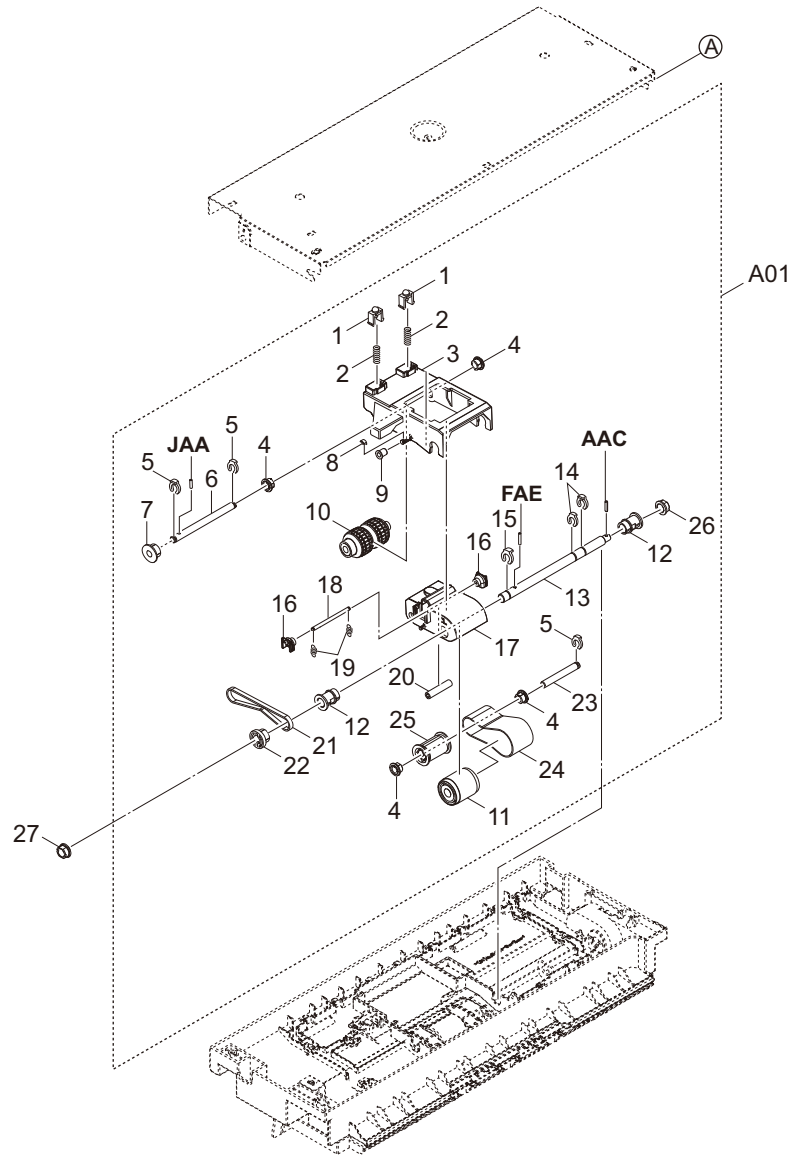


FIG. 7 Feed Section(BELT HOLDER)

3TF

Ref No.	Part.No.	Description	Notes	Revision	Quantity			
					100	120	230	240
A01	303TF94100	PARTS PF ROLLER BELT HOLDER ASSY			2	2	2	2
1	*2FB07330	STOPPER BYPASS TABLE			2	2	2	2
2	*303TF07170	SPRING HOLDER LF			2	2	2	2
3	*303M407030	HOLDER LF			1	1	1	1
4	*302K324450	BUSH 6			4	4	4	4
5	*5MVX111DN003	RING STOPPER / A-49 FEED A4			3	3	3	3
6	*303M407210	SHAFT LF			1	1	1	1
7	*303M407220	PULLEY 20 LF			1	1	1	1
8	*5MVX111DN007	STOPPER 3 / 2BT1107 A4			1	1	1	1
9	*303M407200	PULLEY HOLDER LF			1	1	1	1
10	*303M407480	PULLEY LF			1	1	1	1
11	*303NV07020	COLLAR PF C			1	1	1	1
12	*303H607131	BUSHING PF HOLDER			2	2	2	2
13	*303TF07050	SHAFT PF			1	1	1	1
14	*2BC06910	STOPPER 6			2	2	2	2
15	*5MVL177DN002	RING STOPPER 6			1	1	1	1
16	*303M407450	SLIDER TENSION			2	2	2	2
17	*303M407040	HOLDER PF			1	1	1	1
18	*303M407440	SHAFT PULLEY TENSION			1	1	1	1
19	*303TF07160	SPRING BELT TENTION			2	2	2	2
20	*303H607280	PULLEY TENSION			1	1	1	1
21	*303M407090	BELT 172 LF			1	1	1	1
22	*303M407080	PULLEY 20			1	1	1	1
23	*303M407060	SHAFT BELT			1	1	1	1
24	*303LL07531	BELT PF			1	1	1	1
25	*303M407050	COLLAR PF B			1	1	1	1
26	*28107310	BUSH 8			1	1	1	1
27	28107310	BUSH 8			1	1	1	1

FIG. 8 Conveying Section(OPEN COVER)

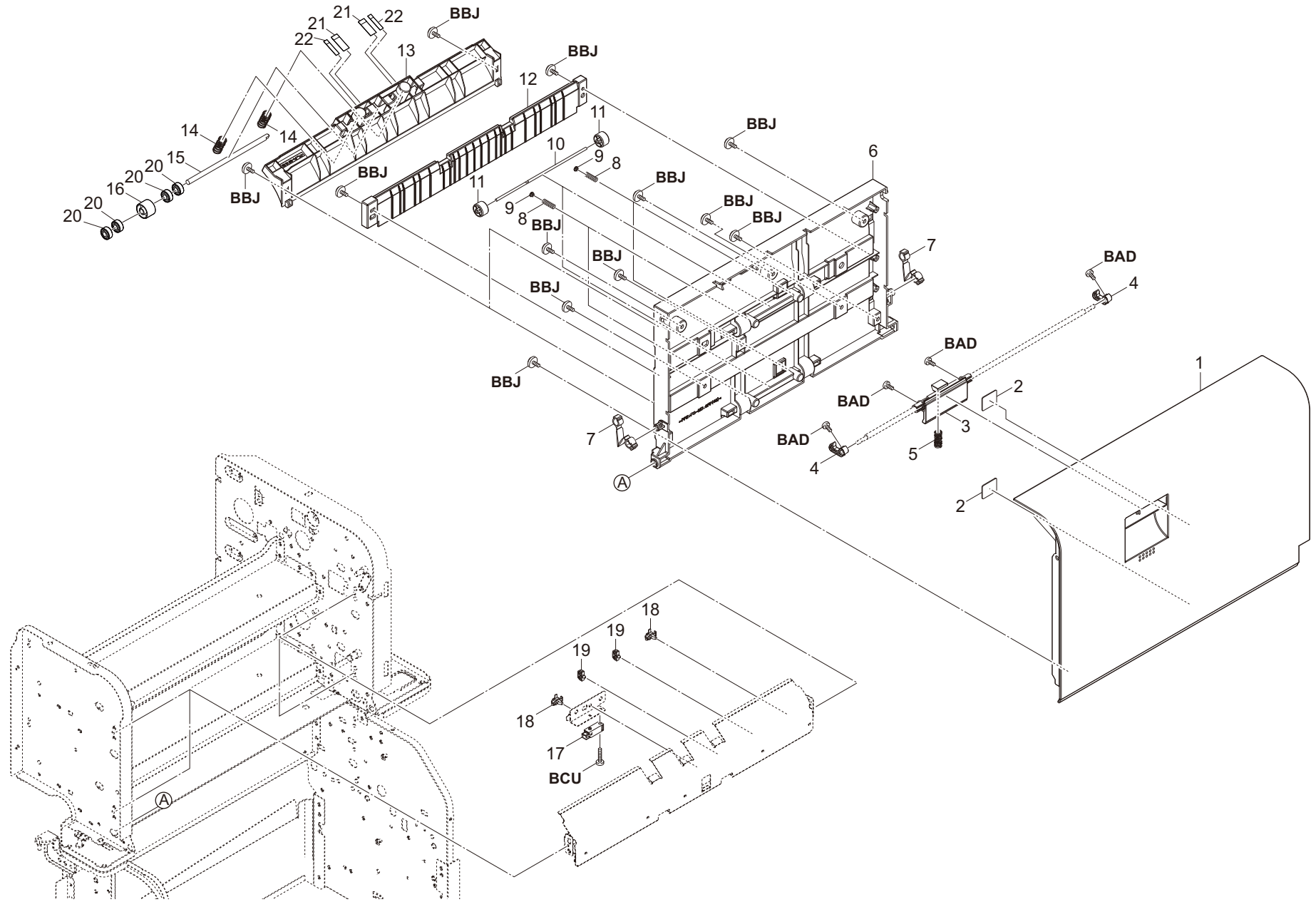


FIG. 8 Conveying Section(OPEN COVER)

3TF-2.0

Ref No.	Part.No.	Description	Notes	Revision	Quantity			
					100	120	230	240
1	303TF04170	COVER PF		Part No-chg.	1	1	1	1
2	303JX04150	FELT PF COVER			2	2	2	2
3	302NH06040	HANDLE FEED LOW			1	1	1	1
4	302K906670	HOOK FEED LOW			2	2	2	2
5	303TF08110	SPRING COVER HOOK			1	1	1	1
6	303TF08030	GUIDE COVER OPEN			1	1	1	1
7	303NJ06050	STRAP			2	2	2	2
8	302H728100	SPRING EXIT PULLEY			4	4	4	4
9	2FM04150	CAP SPRING / B-11 ENCLOSURE A4			4	4	4	4
10	303TF24190	SHAFT FEED			2	2	2	2
11	303S824290	PULLEY FEED			4	4	4	4
12	303TF08050	GUIDE VERTICAL LOW			1	1	1	1
13	303TF08040	GUIDE OPEN LOW			2	2	2	2
14	303LL07170	SPRING REGISTRATION			4	4	4	4
15	303TF08090	SHAFT REGIST PULLEY			2	2	2	2
16	303M424300	PULLEY REGISTRATION BK			2	2	2	2
17	303NW94060	PARTS SENSOR OPT. SP			2	2	2	2
18	7YZM410002++H01	ACCESS.BAND			4	4	4	4
19	7YZM610007++H01	ACCESS.SADDLE			4	4	4	4
20	302FG07020	PULLEY,CASSETTE RAIL			8	8	8	8
21	303TF08120	FILM REGIST ROLLER			4	4	4	4
22	303TF08130	FILM REGIST ROLLER B			4	4	4	4

FIG. 9 Conveying Section(REGIST ROLLER)

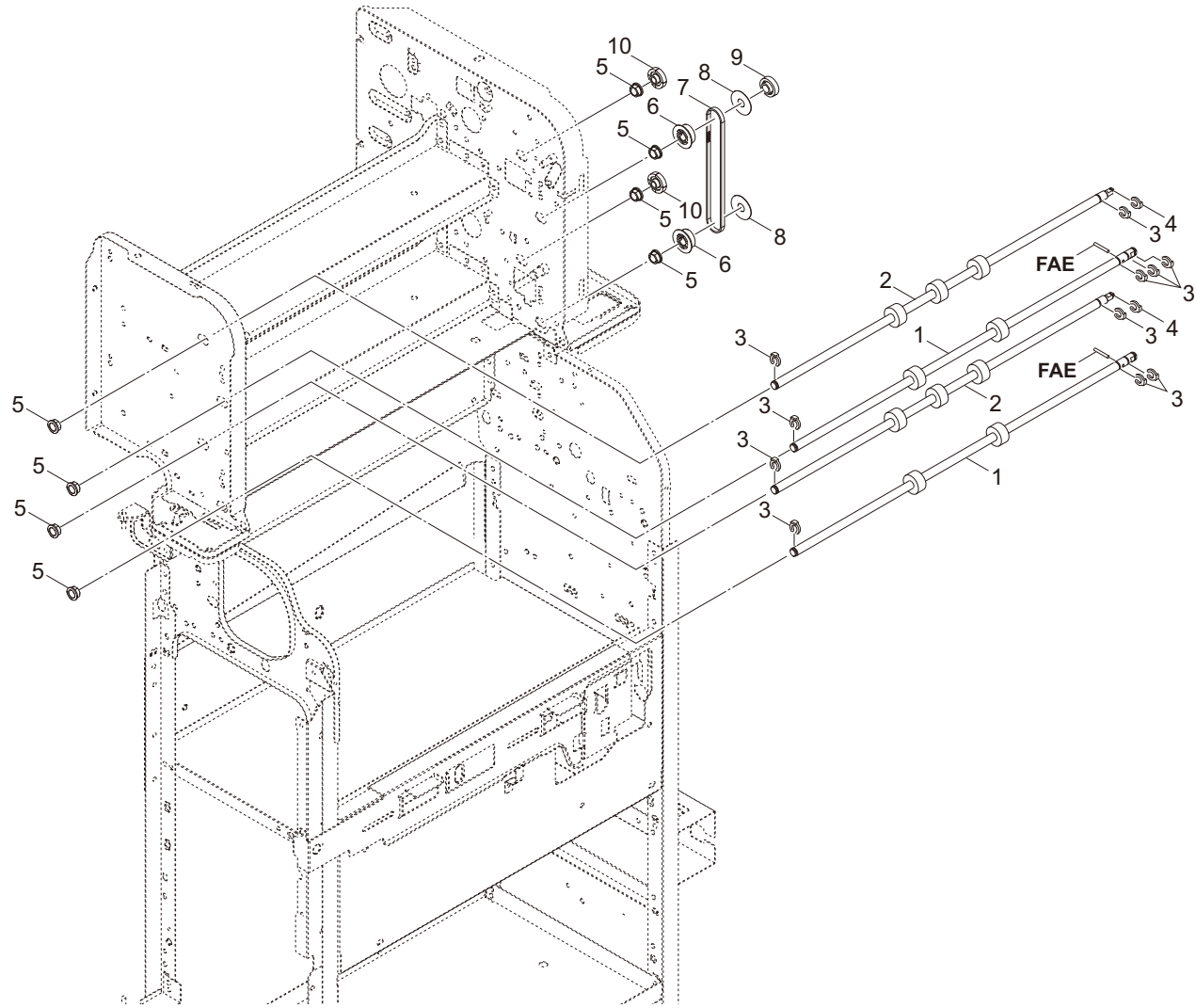


FIG. 9 Conveying Section(REGIST ROLLER)

3TF

Ref No.	Part.No.	Description	Notes	Revision	Quantity			
					100	120	230	240
1	303TF94010	PARTS ROLLER VERTICAL SP			2	2	2	2
2	303TF94020	PARTS ROLLER REGISTRATION SP			2	2	2	2
3	2BC06910	STOPPER 6			11	11	11	11
4	5MVX111DN003	RING STOPPER / A-49 FEED A4			2	2	2	2
5	28107310	BUSH 8			8	8	8	8
6	3AP02040	PULLEY 30,DUPLEX			2	2	2	2
7	303NN24040	BELT FEED PF			1	1	1	1
8	303JY38240	SPACER 25			2	2	2	2
9	303NB31020	GEAR Z35L			1	1	1	1
10	302HN22070	GEAR Z22L TC ROLL			2	2	2	2

FIG. 10 Conveying Section(DRIVE CONVEY)

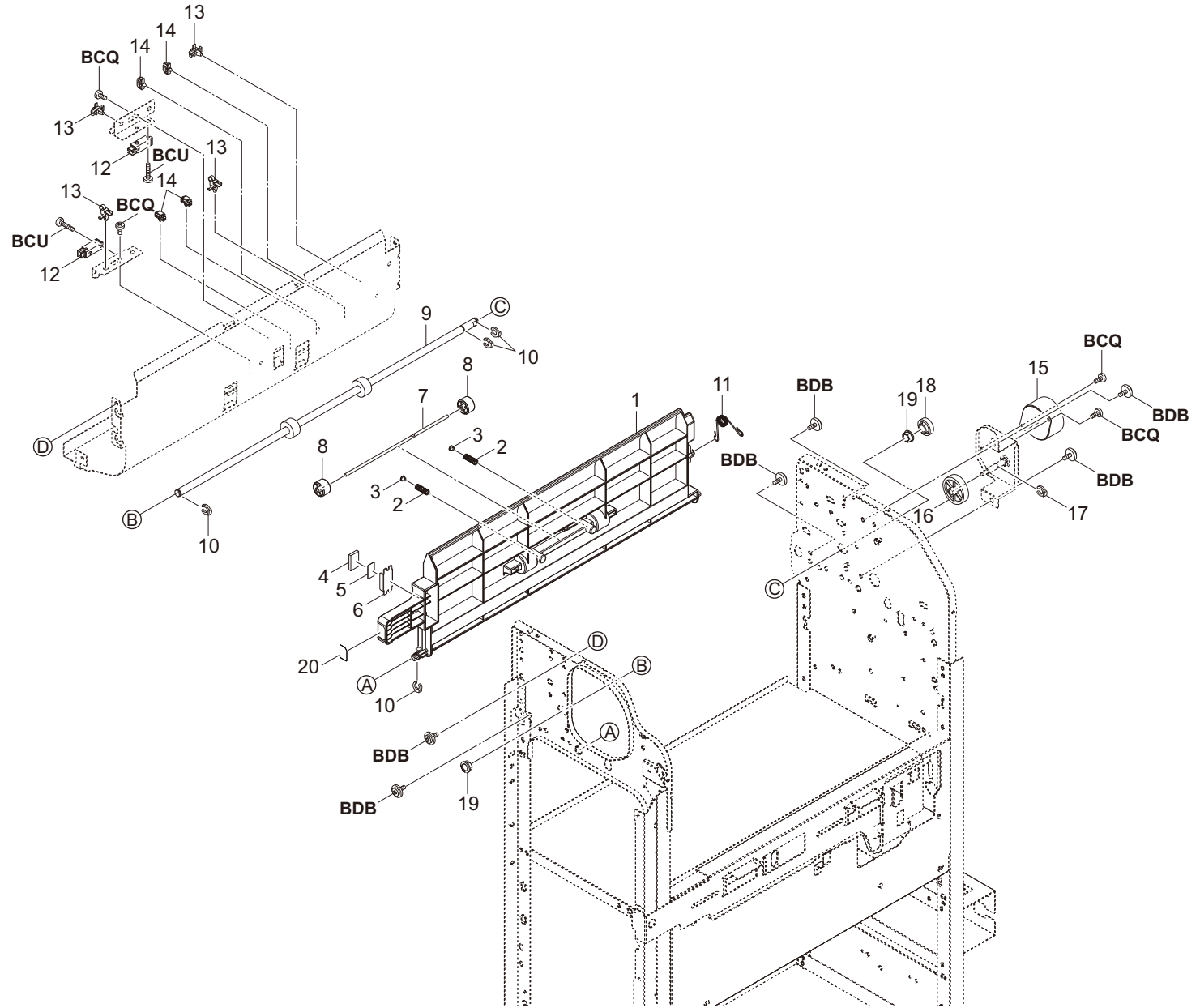


FIG. 10 Conveying Section(DRIVE CONVEY)

3TF

Ref No.	Part.No.	Description	Notes	Revision	Quantity			
					100	120	230	240
1	303TF25050	GUIDE FEED RIGHT OPEN			1	1	1	1
2	302H728100	SPRING EXIT PULLEY			2	2	2	2
3	2FM04150	CAP SPRING / B-11 ENCLOSURE A4			2	2	2	2
4	302GR04370	MAGNET CLIP DISH			1	1	1	1
5	302GR04380	SEAL MAGNET			1	1	1	1
6	303NB24210	HOLDER MAGNET			1	1	1	1
7	303TF24190	SHAFT FEED			1	1	1	1
8	303S824290	PULLEY FEED			2	2	2	2
9	303TF94040	PARTS ROLLER CONVEY UP SP			1	1	1	1
10	2BC06910	STOPPER 6			4	4	4	4
11	303S824330	SPRING GUIDE HOLD			1	1	1	1
12	303NW94060	PARTS SENSOR OPT. SP			2	2	2	2
13	7YZM410002++H01	ACCESS.BAND			4	4	4	4
14	7YZM610007++H01	ACCESS.SADDLE			4	4	4	4
15	303NB94040	PARTS MOTOR-PM MOVING SP			1	1	1	1
16	303NB37050	GEAR Z60R			1	1	1	1
17	5MVX111DN003	RING STOPPER / A-49 FEED A4			1	1	1	1
18	303NB31020	GEAR Z35L			1	1	1	1
19	28107310	BUSH 8			2	2	2	2
20	303TF34090	LABEL E2			1	1	1	1

FIG. 11 Drive Section

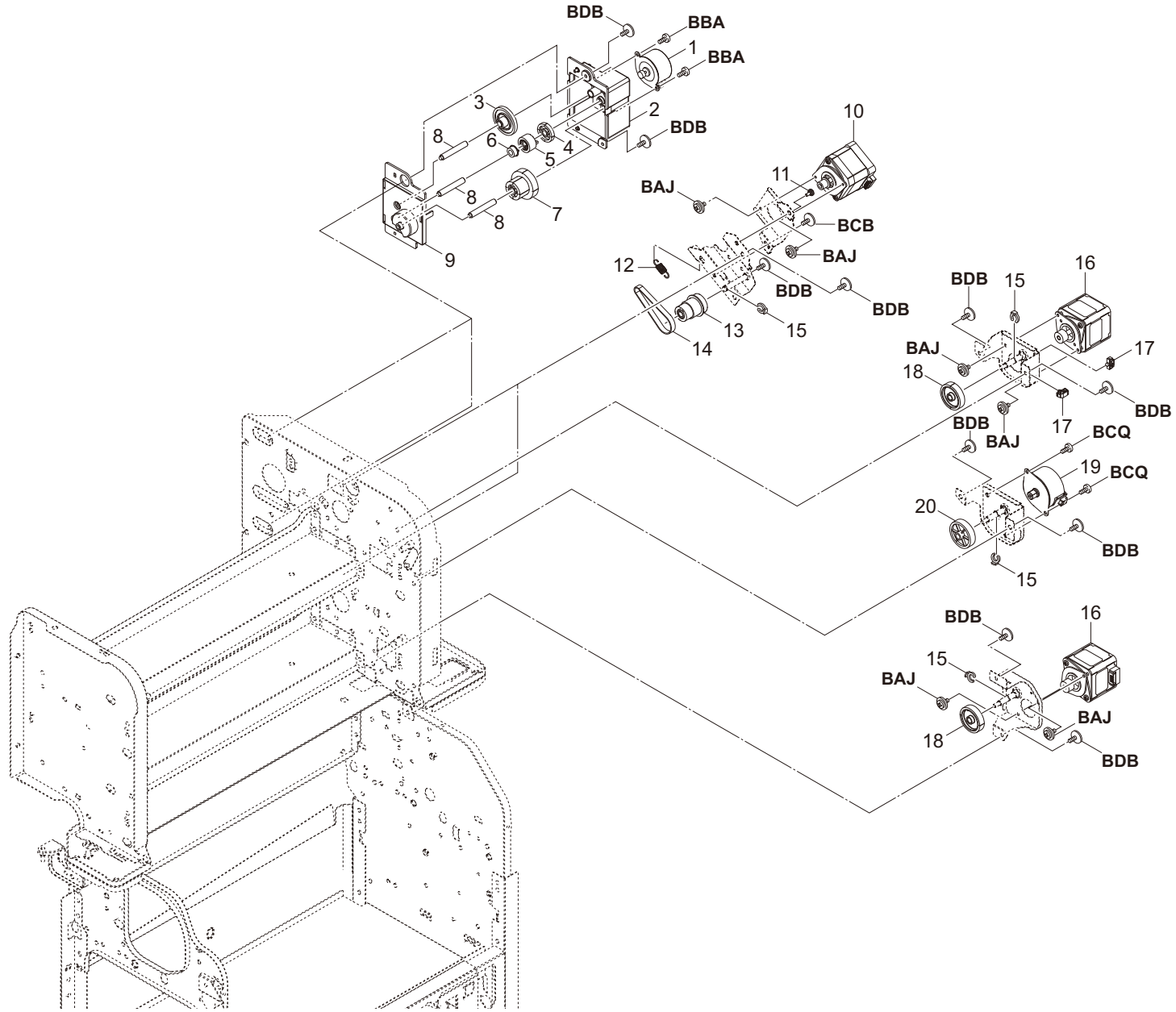


FIG. 11 Drive Section

3TF

Ref No.	Part.No.	Description	Notes	Revision	Quantity			
					100	120	230	240
1	302H794310	PARTS MOTOR ROTARY GUIDE			2	2	2	2
2	303M431141	MOUNT LIFT DRIVE			2	2	2	2
3	303H622331	GEAR 20 / 65 IDLE			2	2	2	2
4	303M431170	GEAR Z42			2	2	2	2
5	303M406160	TORQUE-LIMITER 1000			2	2	2	2
6	3H622160	GEAR 20 JOINT			2	2	2	2
7	303M431191	GEAR JOINT Z20 Z65			2	2	2	2
8	303M431230	PIN LIFT DRIVE A			6	6	6	6
9	303M431150	COVER LIFT DRIVE			2	2	2	2
10	303M494041	PARTS MOTOR CONVEYING SP			2	2	2	2
11	3CZ02230	PIN,HOOK FULCRUM			2	2	2	2
12	2BC16470	SPRING,CONVEYING HOOK			2	2	2	2
13	303TF07090	GEAR Z20 P48			2	2	2	2
14	303M431120	BELT 97ST1.5-6.0			2	2	2	2
15	5MVX111DN003	RING STOPPER / A-49 FEED A4			4	4	4	4
16	303NV94010	PARTS MOTOR DP SP			2	2	2	2
17	7YZM610007++H01	ACCESS.SADDLE			2	2	2	2
18	302K931510	GEAR Z35R			2	2	2	2
19	303NB94040	PARTS MOTOR-PM MOVING SP			1	1	1	1
20	303NB37050	GEAR Z60R			1	1	1	1

FIG. 12 Electrical Components

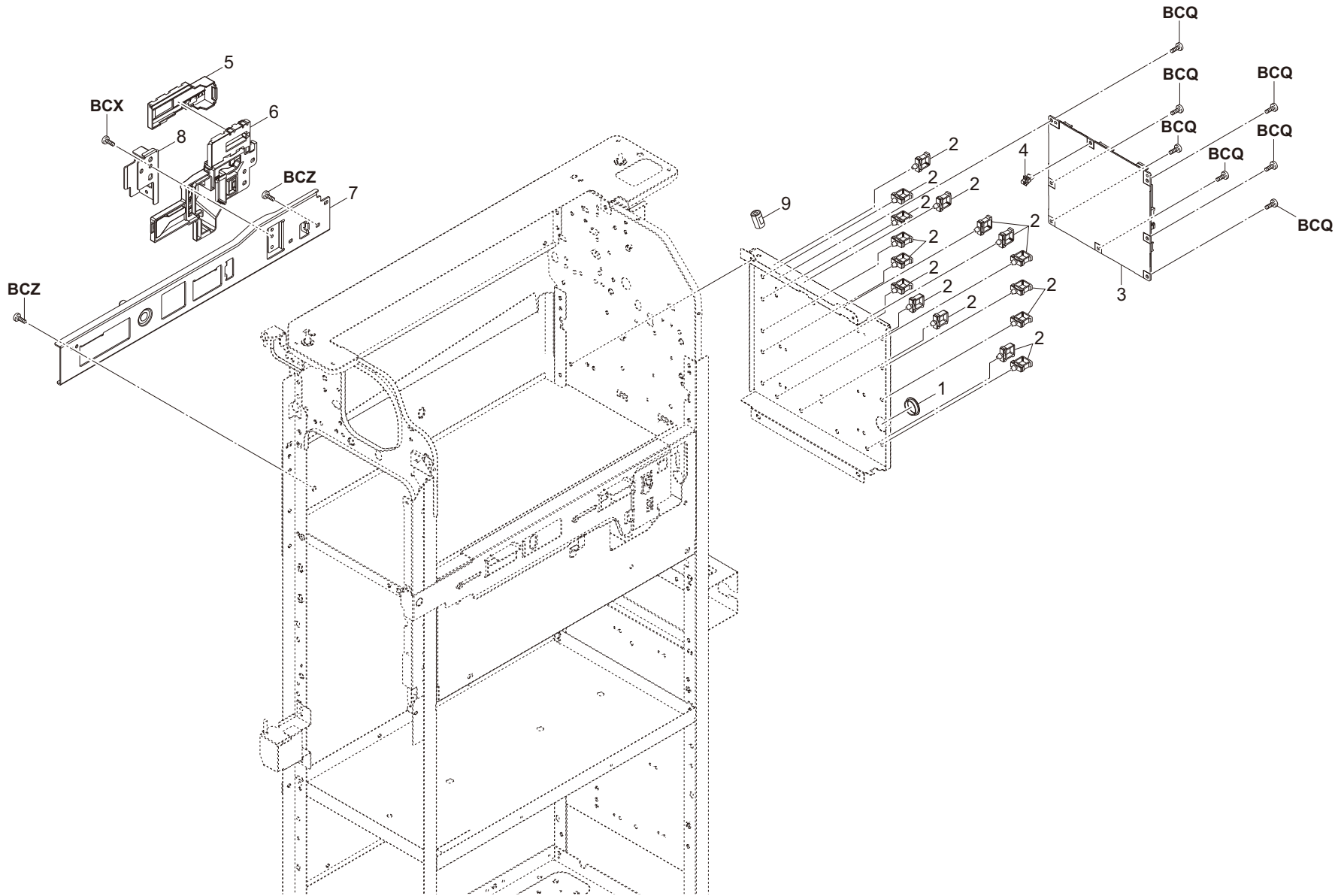

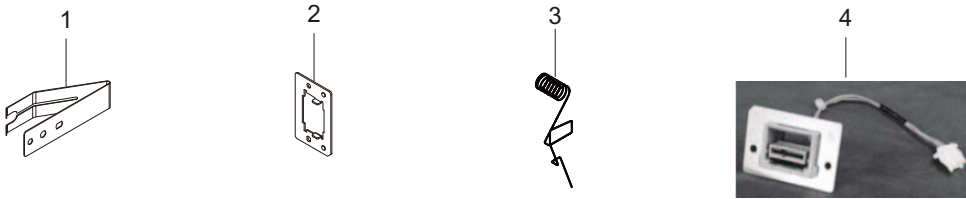


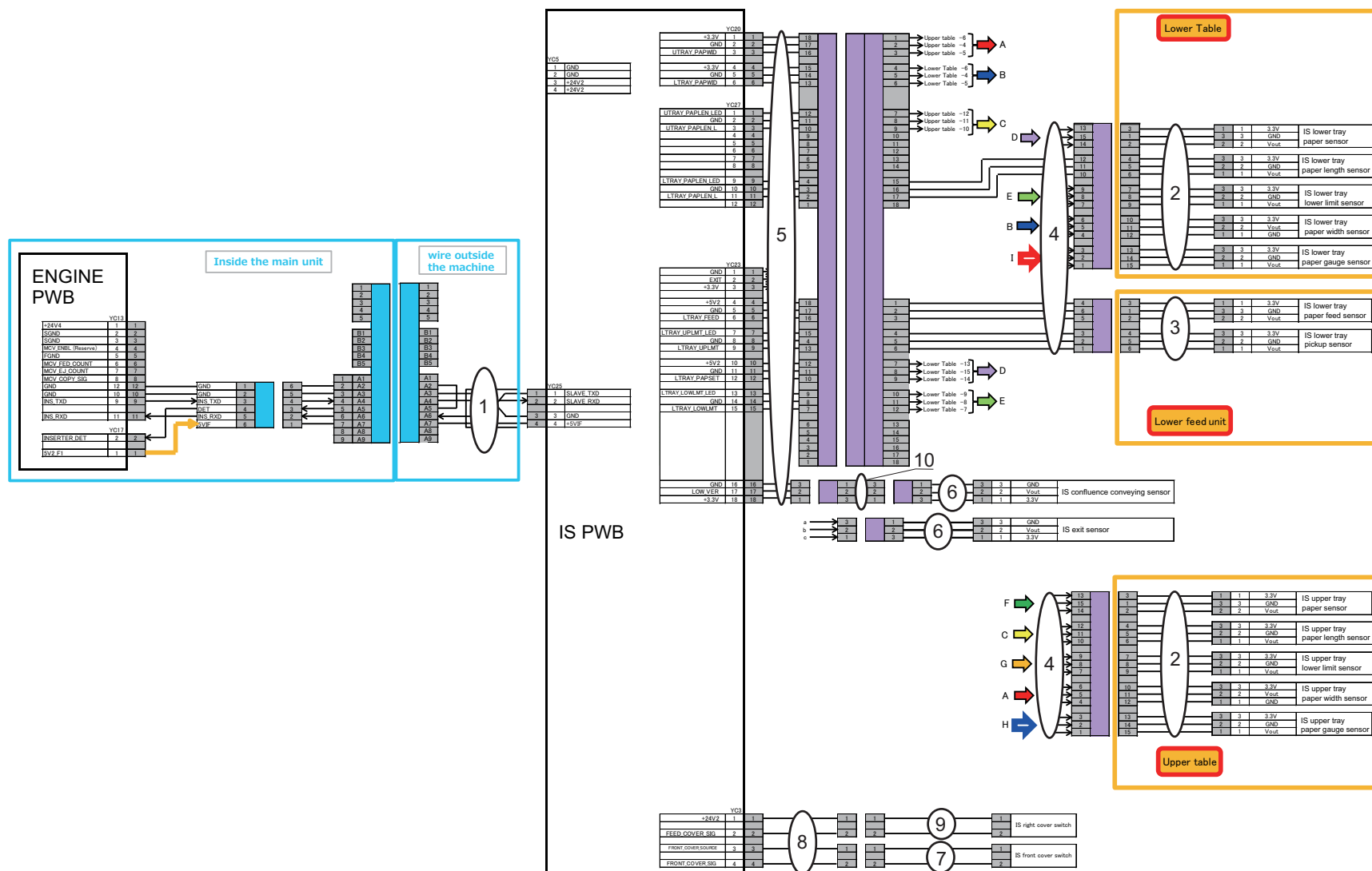
FIG. 12 Electrical Components

3TF

Ref No.	Part.No.	Description	Notes	Revision	Quantity			
					100	120	230	240
1	7YZM110002++H01	ACCESS.BUSHING			1	1	1	1
2	7YZM610003++H01	ACCESS SADDLE			16	16	16	16
3	303TF94030	PARTS PWB INSERTER ASSY SP			1	1	1	1
4	7YZM510007++H01	ACCESS.SPACER			1	1	1	1
5	303NB02421	COVER INTERFACE			1	1	1	1
6	303NB02391	SLIDER DRAWER			1	1	1	1
7	303NB02371	PLATE JUNCTION D			1	1	1	1
8	303NB02381	MOUNT DRAWER			1	1	1	1
9	7YBEN3M7L101H01	FERRITE CORE			1	1	1	1

FIG. 13 Accessories





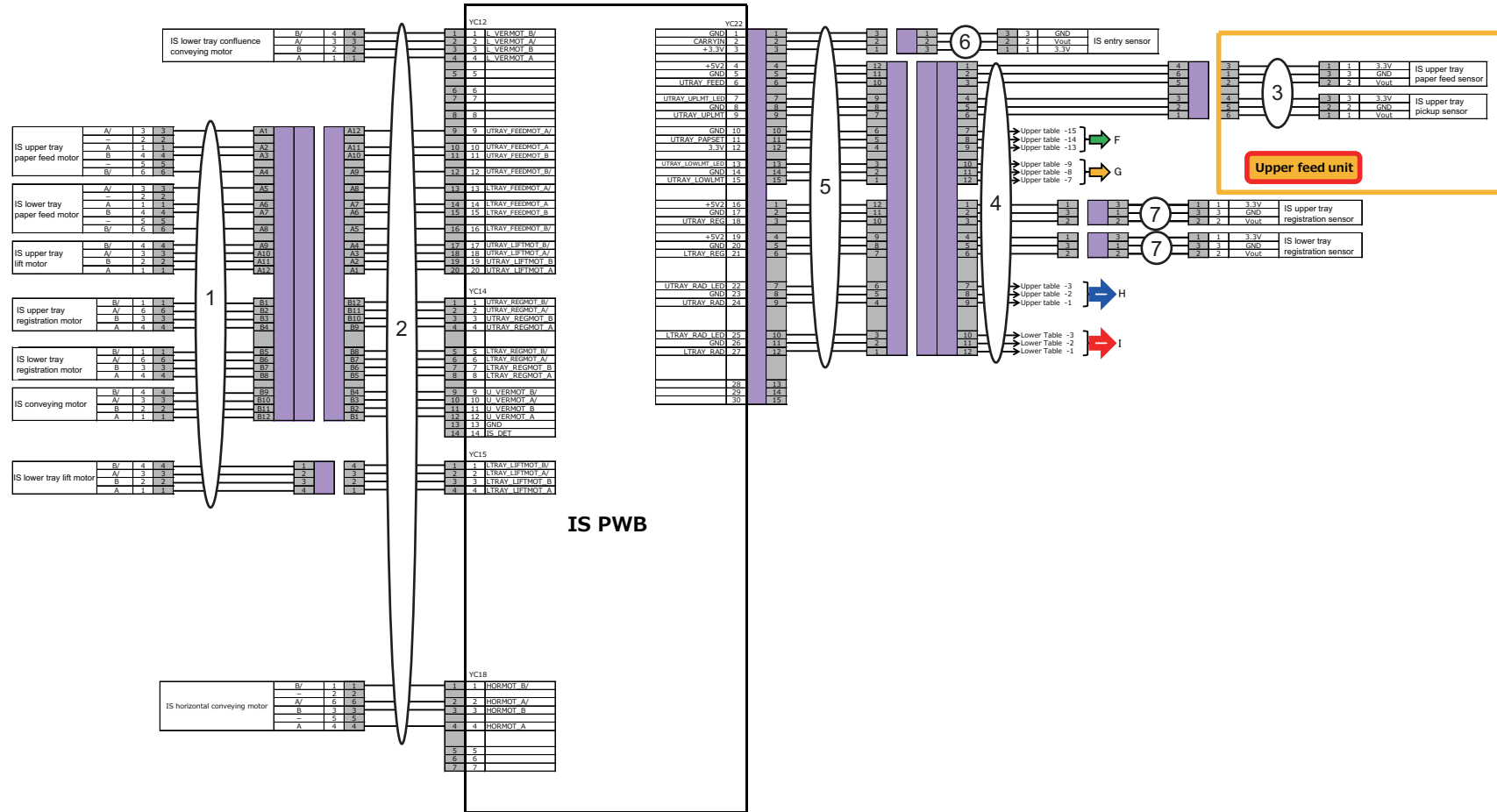
Wire. 1 Wire Section1 (EN)

3TF

Ref No.	Part.No.	Description	Notes	Revision	Quantity			
					100	120	230	240
1	303TF46010	CONN.CORD ASSY INTERFACE	Also refer to Wire.3-Ref.1		1	1	1	1
2	303TF46030	CONN.CORD ASSY TABLE			2	2	2	2
3	303TF46060	CONN.CORD ASSY FEED UNIT			1	1	1	1
4	303TF46080	CONN.CORD ASSY SENSOR UPPER	Also refer to Wire.2-Ref.4		1	1	1	1
5	303TF46090	CONN.CORD ASSY SENSOR LOWER	Also refer to Wire.2-Ref.5		1	1	1	1
6	303TF46110	CONN.CORD ASSY SENSOR 1			2	2	2	2
7	303TF46120	CONN.CORD ASSY INTERLOCK SWITCH 1			1	1	1	1
8	303TF46130	CONN.CORD ASSY INTERLOCK SWITCH 2			1	1	1	1
9	303TF46140	CONN.CORD ASSY INTERLOCK SWITCH 3			1	1	1	1
10	303TF46170	CONN.CORD ASSY SENSOR 2			1	1	1	1

• Wire Section indicates all the wires/FFCs containing them in other FIGs.

• Wire Section には全ての電線 /FFC（他 FIG の電線 /FFC 含む）を掲載しています。



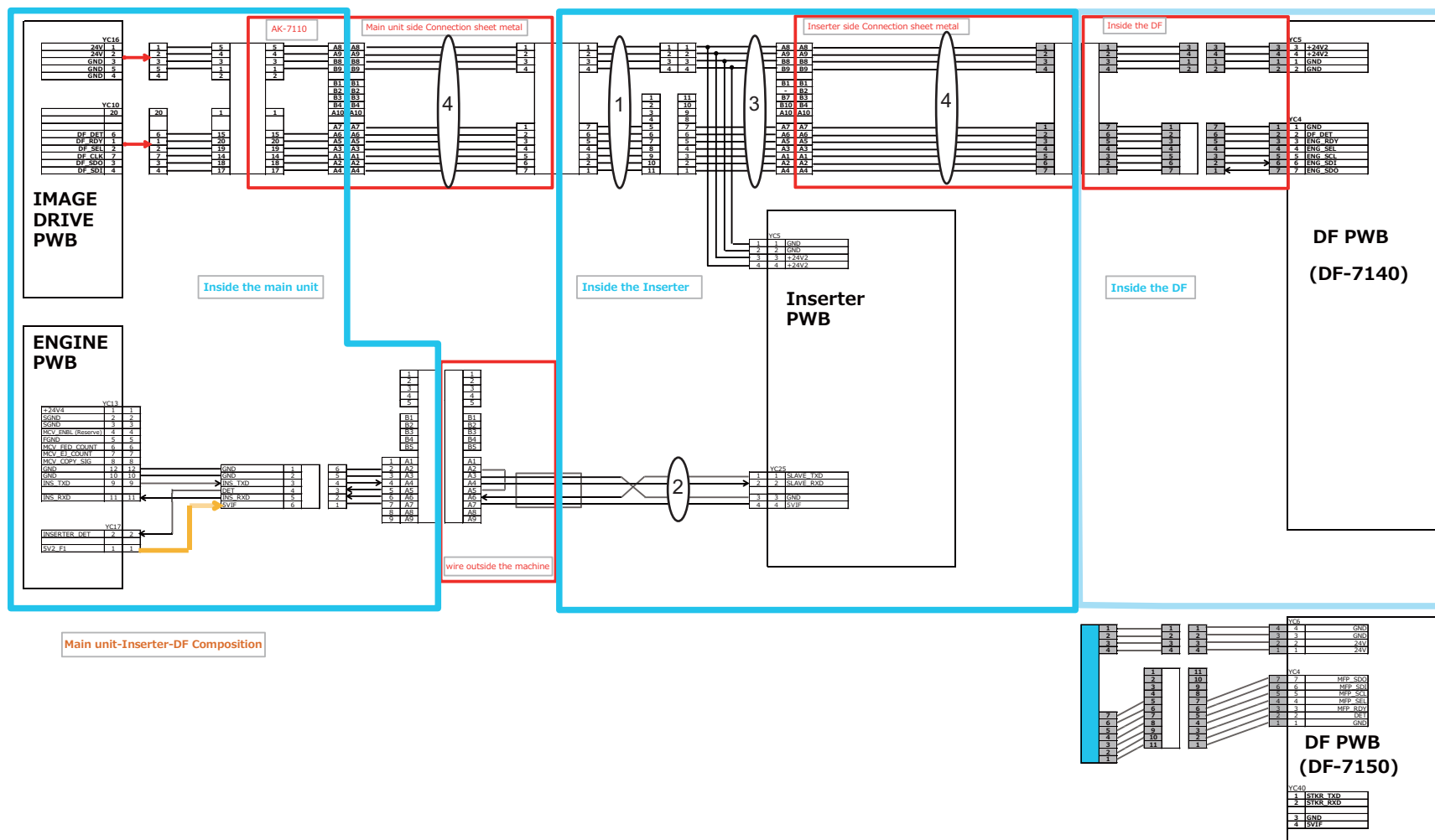
Wire. 2 Wire Section2 (EN)

3TF

Ref No.	Part.No.	Description	Notes	Revision	Quantity			
					100	120	230	240
1	303TF46040	CONN.CORD ASSY MOTOR UPPER			1	1	1	1
2	303TF46050	CONN.CORD ASSY MOTOR LOWER			1	1	1	1
3	303TF46060	CONN.CORD ASSY FEED UNIT			1	1	1	1
4	303TF46080	CONN.CORD ASSY SENSOR UPPER	Also refer to Wire.1-Ref.4		-	-	-	-
5	303TF46090	CONN.CORD ASSY SENSOR LOWER	Also refer to Wire.1-Ref.5		-	-	-	-
6	303TF46110	CONN.CORD ASSY SENSOR 1			1	1	1	1
7	303TF46180	CONN.CORD ASSY SENSOR 3			2	2	2	2

• Wire Section indicates all the wires/FFCs containing them in other FIGs.

• Wire Section には全ての電線 /FFC（他 FIG の電線 /FFC 含む）を掲載しています。



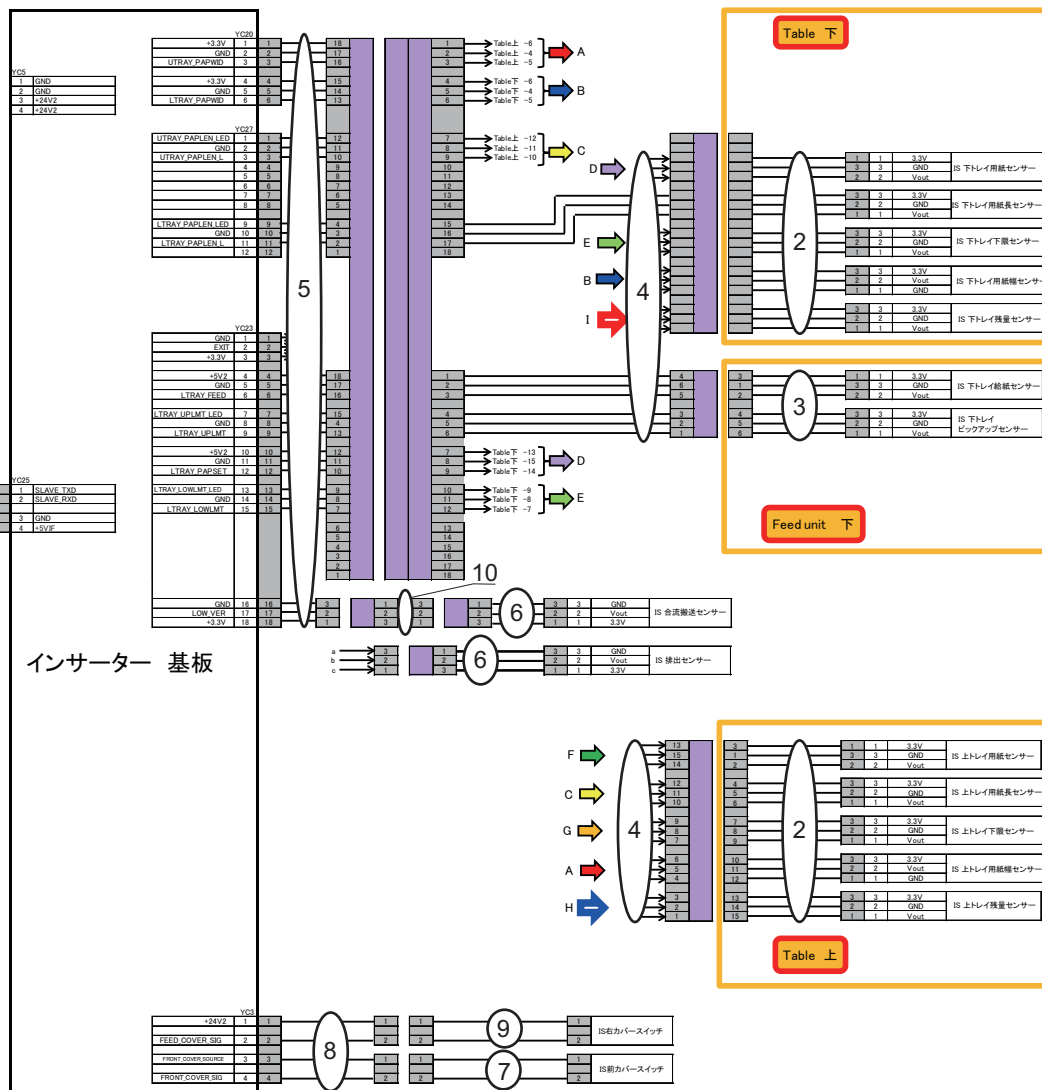
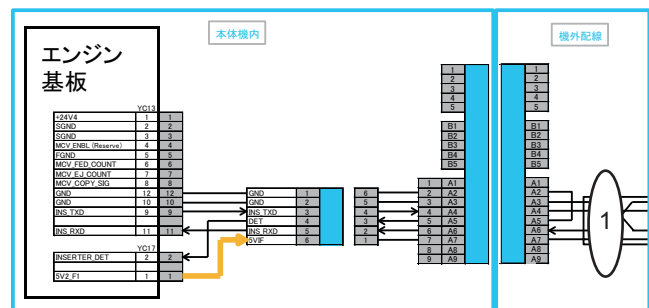
Wire. 3 Wire Section3 (Main unit-Insrtter-DF) (EN)

3TF

Ref No.	Part.No.	Description	Notes	Revision	Quantity			
					100	120	230	240
1	303SW46050	CONN.CORD ASSY INTERFACE B			1	1	1	1
2	303TF46010	CONN.CORD ASSY INTERFACE	Also refer to Wire.1-Ref.1		-	-	-	-
3	303TF46200	CONN.CORD ASSY INTERFACE DF			1	1	1	1
4	303NB46180	WIRE INTERFACE A			1	1	1	1

• Wire Section indicates all the wires/FFCs containing them in other FIGs.

• Wire Section には全ての電線 / FFC (他 FIG の電線 / FFC 含む) を掲載しています。



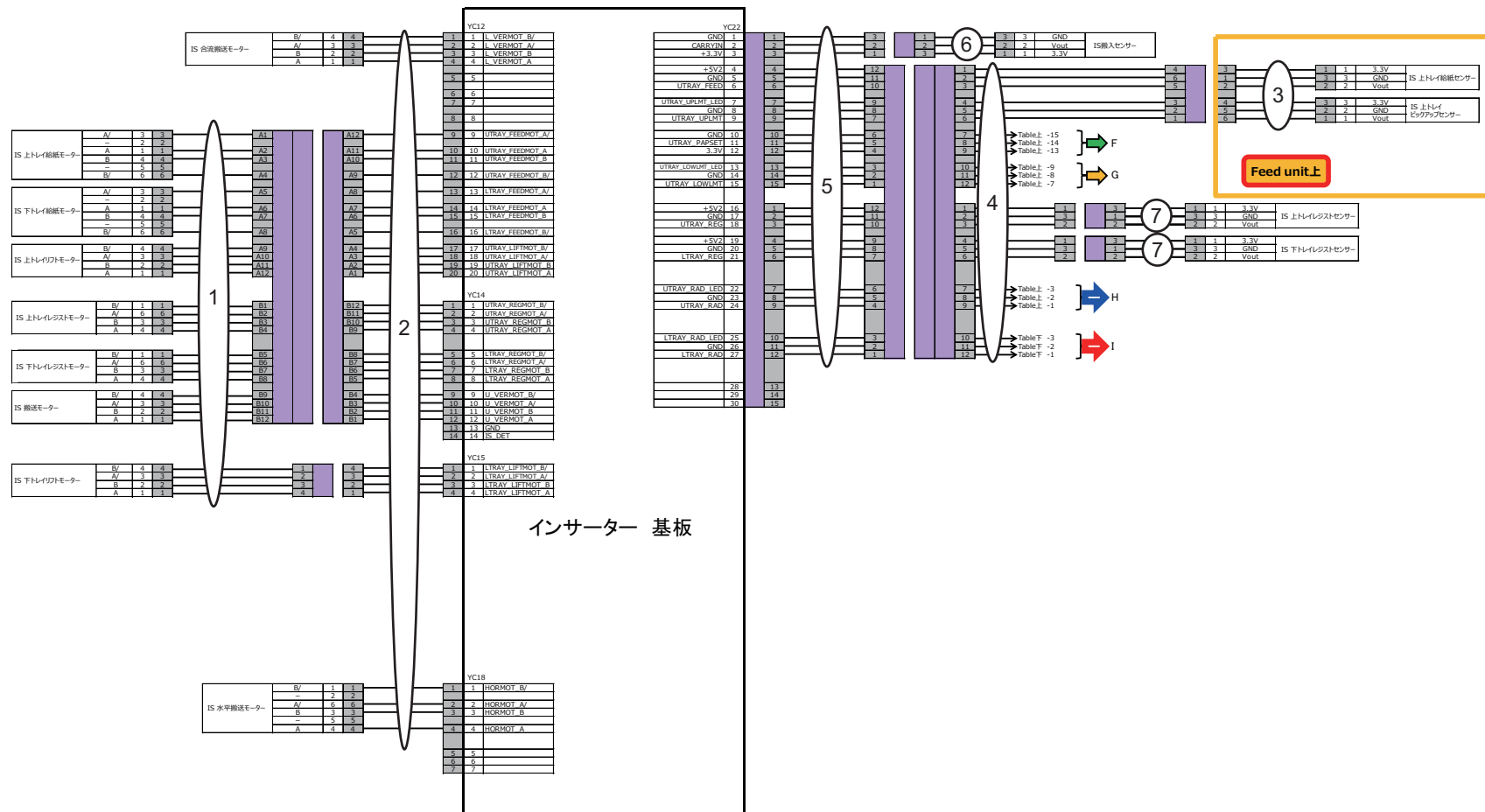
Wire. 1 Wire Section1 (JA)

3TF

Ref No.	Part.No.	Description	Notes	Revision	Quantity			
					100	120	230	240
1	303TF46010	CONN.CORD ASSY INTERFACE	Wire.3-Ref.1も参照ください		1	1	1	1
2	303TF46030	CONN.CORD ASSY TABLE			2	2	2	2
3	303TF46060	CONN.CORD ASSY FEED UNIT			1	1	1	1
4	303TF46080	CONN.CORD ASSY SENSOR UPPER	Wire.2-Ref.4も参照ください		1	1	1	1
5	303TF46090	CONN.CORD ASSY SENSOR LOWER	Wire.2-Ref.5も参照ください		1	1	1	1
6	303TF46110	CONN.CORD ASSY SENSOR 1			2	2	2	2
7	303TF46120	CONN.CORD ASSY INTERLOCK SWITCH 1			1	1	1	1
8	303TF46130	CONN.CORD ASSY INTERLOCK SWITCH 2			1	1	1	1
9	303TF46140	CONN.CORD ASSY INTERLOCK SWITCH 3			1	1	1	1
10	303TF46170	CONN.CORD ASSY SENSOR 2			1	1	1	1

• Wire Section indicates all the wires/FFCs containing them in other FIGs.

• Wire Section には全ての電線 /FFC (他 FIG の電線 /FFC 含む) を掲載しています。



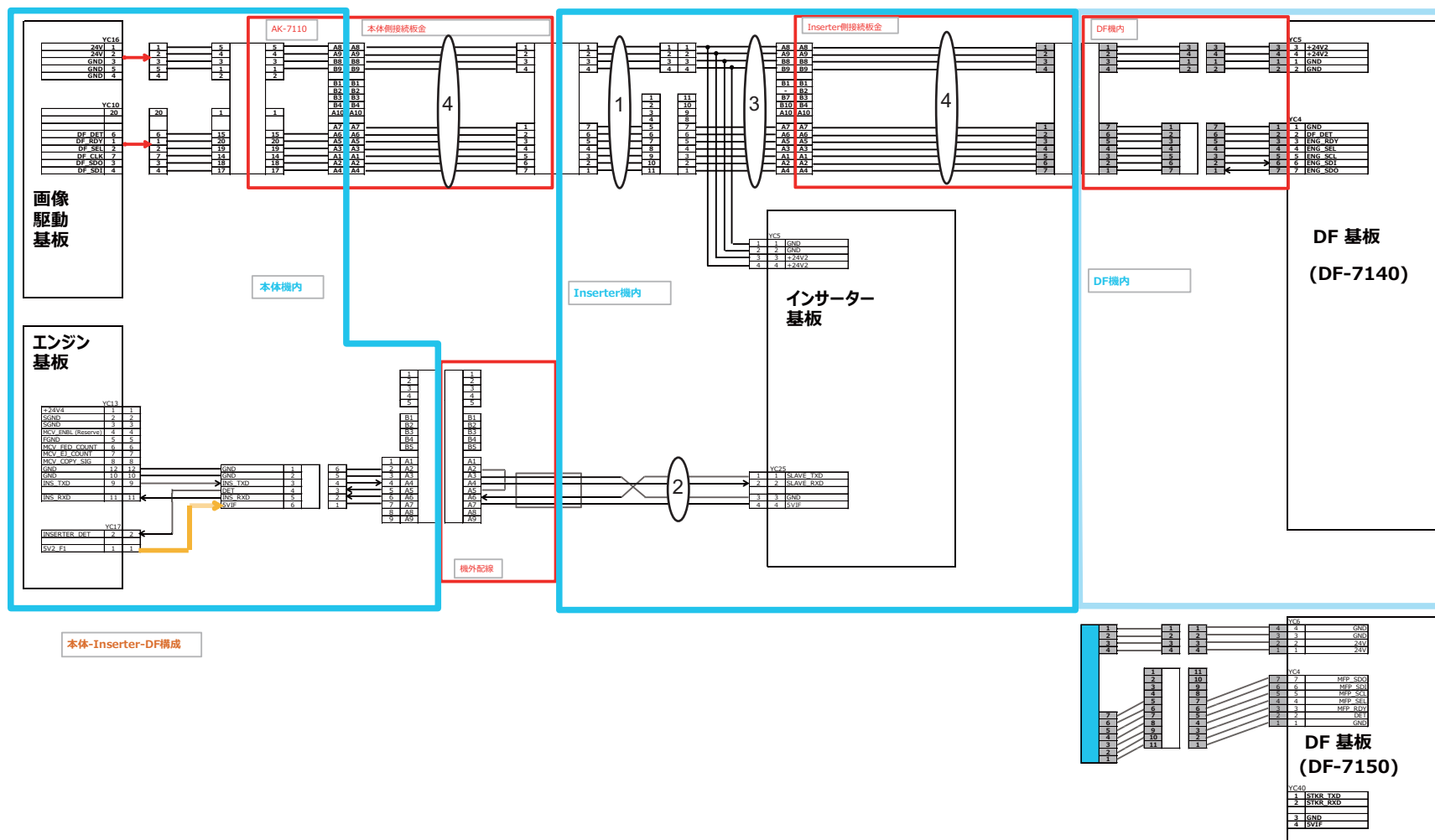
Wire. 2 Wire Section2 (JA)

3TF

Ref No.	Part.No.	Description	Notes	Revision	Quantity			
					100	120	230	240
1	303TF46040	CONN.CORD ASSY MOTOR UPPER			1	1	1	1
2	303TF46050	CONN.CORD ASSY MOTOR LOWER			1	1	1	1
3	303TF46060	CONN.CORD ASSY FEED UNIT			1	1	1	1
4	303TF46080	CONN.CORD ASSY SENSOR UPPER	Wire.1-Ref.4も参照ください		-	-	-	-
5	303TF46090	CONN.CORD ASSY SENSOR LOWER	Wire.1-Ref.5も参照ください		-	-	-	-
6	303TF46110	CONN.CORD ASSY SENSOR 1			1	1	1	1
7	303TF46180	CONN.CORD ASSY SENSOR 3			2	2	2	2

• Wire Section indicates all the wires/FFCs containing them in other FIGs.

• Wire Section には全ての電線 /FFC (他 FIG の電線 /FFC 含む) を掲載しています。



CLASSIFICATION OF THE SCREWS IN ILLUSTRATION / ビス種別表

Ref No.	Part.No.	Description	Notes
AAA	5MBCS3025XSP	CS STOP RING /X 3 X .25T S-BLK	
AAB	5MBP1612WWLD	SPRING PIN 1.6X12	
AAC	5MBP2010WXSP	SPRING PIN /M2 X 10 S-BLK	
AAD	5MBP2012WPLD	PARALLEL PIN / M2 X 12 SUS-DP	
AAE	5MBP2012WXSP	SPRING PIN 2X12	
AAF	5MBP2014WXSP	SPRING PIN / M2 X 14 S-BLK	
AAG	5MBP2020WWLD	SPRING PIN / M2 X 20 SUS-DP XX	
AAH	5MBP2516WXSP	SPRING PIN(2.5x16)	
AAI	5MBP2518WXSP	SPRING PIN(2.5x18)	
AAJ	5MBTPB4006TW++R	BIND T.T SCREW(+)/M4x6 CRFREE S-T	
AAK	5MBWK32808NN	POLY SLIDER /M3.2X 8 X0.8T XX	
AAL	5MBWK41A03NN	POLY-SLIDER WASHER 4.1X10X0.3T	
AAM	5MBWK6295+NN	POLY WASHER M6.2X9.5X0.25T	
AAN	5MBWK62955NN	POLY SLIDER/M6.2X9.5X0.5T PLASTC	
AAO	5MBWL72B05NN	POLY CUT WASER /M7.2X 11X0.5T PA XX	
AAP	5MBWN62D0+NN	POLY WASHER 6.2X13X0.25T	
AAQ	5MBWN62D05NB	POLY WASHER /M6.2X13X0.5T PA-BLK	
AAR	5MBP2010WWLD	SPRING PIN /M2 X 10 SUS-DP XX	
BAA	7BB000303H	+BIND M SCREW 3X3	
BAB	7BB000304H	+BIND M SCREW 3X4	
BAC	7BB000305H	+BIND M SCREW 3x5	
BAD	7BB000306H	+BIND M SCREW 3X6	
BAE	7BB000406H	+BIND M SCREW 4X6	
BAF	7BB000P03H	+BIND M SCREW 2.6X3	
BAG	7BB001303H	+PAN M SCREW 3x3	
BAH	7BB001P03H1	PAN M SCREW 2.6X3	
BAI	7BB007303H	+TP-CUP M SCREW 3X3	
BAJ	7BB007304H	+TP-CUP M SCREW 3x4	
BAK	7BB008305H	+FLAT FILLESTER M SCREW 3x5	
BAL	7BB00B306H	+PAN M SCREW WITH T.L.WASHER 3X6	
BAM	7BB060305H1	+BIND M SCREW 3X5(BLUE)	
BAN	7BB100304H	+BIND T.T S SCREW 3x4	
BAO	7BB100306H	+BIND T.T S SCREW 3x6	
BAP	7BB100306H1	+BIND T.T S SCREW 3X6	
BAQ	7BB100308H1	+BIND T.T S SCREW 3X8	
BAR	7BB100320H	+BIND T.T S SCREW 3x20	
BAS	7BB100408H	+BIND T.T S SCREW 4x8	
BAT	7BB100408H1	+BIND T.T S SCREW 4X8	
BAU	7BB100440H	+BIND T.T S SCREW 4X40	
BAV	7BB102308H1	+TP-FLAT T.T S SCREW 3X8	
BAW	7BB180306H	+BIND T.T S SCREW 3X6(BLACK)	
BAX	7BB180408H	+BIND T.T S SCREW 4x8(BLACK)	
BAY	7BB200205H	BIND T.T P SCREW 2X5	
BAZ	7BB200306H	+BIND T.T P SCREW 3x6	
BBA	7BB200308H	+BIND T.T P SCREW 3X8	
BBB	7BB200310H	+BIND T.T P SCREW 3x10	
BBC	7BB200312H	+BIND T.T P SCREW 3X12	
BBD	7BB200320H	BIND T.T P SCREW 3X20	
BBE	7BB200322H	BIND T.T P SCREW 3X22	
BBF	7BB200410H	+BIND T.T P SCREW 4X10	
BBG	7BB200412H	+BIND T.T P SCREW 4x12	
BBH	7BB200416H	+BIND T.T P SCREW 4x16	

Ref No.	Part.No.	Description	Notes
BBI	7BB202306H	+TP-FLAT T.T P SCREW 3X6	
BBJ	7BB202308H	+TP-FLAT T.T P SCREW 3X8	
BBK	7BB202310H	+TP-FLAT T.T P SCREW 3X10	
BBL	7BB203308H	+FLAT HEAD T.T P SCREW 3X8	
BBM	7BB280410H	+BIND T.T P SCREW 4X10(BLACK)	
BBN	7BB282308H	+TP-FLAT T.T P SCREW 3X8(BLACK)	
BBO	7BB300310H	+BIND TAP-TITE B SCREW M3X10	
BBP	7BB300323H	+BIND T.T B SCREW 3x23	
BBQ	7BB600306H	+BIND M SCREW 3X6 R	
BBR	7BB600308H	+BIND M SCREW 3x8 R	
BBS	7BB600308H1	+BIND M SCREW 3X8 R	
BBT	7BB600310H	+BIND M SCREW 3X10 R	
BBU	7BB600314H	+BIND M SCREW 3X14 R	
BBW	7BB600320H	+BIND M SCREW 3x20 R	
BBX	7BB600406H	+BIND M SCREW 4X6 R	
BBY	7BB600425H	+BIND M SCREW 4X25 R	
BBZ	7BB600430H	+BIND M SCREW 4X30 R	
BCA	7BB600P08H	+BIND M SCREW 2.6X8 R	
BCB	7BB601306H	+PAN M SCREW 3x6 R	
BCC	7BB606306H	+PAN M SCREW WITH SW W 3X6 R	
BCD	7BB606308H	+PAN M SCREW WITH SW W 3X8 R	
BCE	7BB606312H	+PAN M SCREW WITH SW W 3X12 R	
BCF	7BB606408H	+BIND M SCREW WITH SW W 4X8 R	
BCG	7BB606512H	+BIND M SCREW WITH SW W 5X12 R	
BCH	7BB607306H	+TP-CUP M SCREW 3X6 R	
BCI	7BB607310H	+TP-CUP M SCREW 3X10 R	
BCK	7BB607312H	+TP-CUP M SCREW 3X12 R	
BCL	7BB607320H	+TP-CUP M SCREW 3X20 R	
BCM	7BB607406H	+TP-CUP M SCREW 4X6 R	
BCN	7BB607414H	+TP-CUP M SCREW 4X14 R	
BCO	7BB687310H	+TP-CUP M SCREW 3X10 R(BLACK)	
BCP	7BB700306H	+BIND T.T S SCREW 3X6 SR	
BCQ	7BB700308H	+BIND T.T S SCREW 3X8 SR	
BCR	7BB700310H	+BIND T.T S SCREW 3X10 SR	
BCS	7BB700312H	+BIND T.T S SCREW 3X12 SR	
BCT	7BB700314H	+BIND T.T S SCREW 3X14 SR	
BCU	7BB700316H	+BIND T.T S SCREW 3X16 SR	
BCV	7BB700320H	+BIND T.T S SCREW 3X20 SR	
BCW	7BB700330H	+BIND T.T S SCREW 3X30 SR	
BCX	7BB700408H	+BIND T.T S SCREW 4X8 SR	
BCY	7BB700410H	+BIND T.T S SCREW 4X10 SR	
BCZ	7BB700412H	+BIND T.T S SCREW 4X12 SR	
BDA	7BB702306H	+TP-FLAT T.T S SCREW 3x6 SR	
BDB	7BB702308H	+TP-FLAT T.T S SCREW 3X8 SR	
BDC	7BB760408H	+BIND T.T S SCREW 4X8 SR(BLUE)	
BDD	7BB780308H	+BIND T.T S SCREW 3X8 SR(BLACK)	
BDE	7BB780410H	+BIND T.T S SCREW 4X10 SR(BLACK)	
BDF	7BB780420H	+BIND T.T S SCREW 4X20 SR(BLACK)	
BDG	7BB782308H	+TP-FLAT T.T S SCREW 3X8 SR(BLACK)	
BDH	7BB782410H	+TP-FLAT T.T S SCREW 4X10 SR(BLACK)	
BDI	B1A25100	+BINDING SCREW WITH SW.W M5X10	
BDJ	B9A90010	+PAN SCREW 6-32X0.25	

CLASSIFICATION OF THE SCREWS IN ILLUSTRATION / ビス種別表

Ref No.	Part.No.	Description	Notes
BDK	7BB202410H	+TP-FLAT T.T P SCREW 4X10	
BDL	7BB607308H	+TP-CUP M SCREW 3X8 R	
BDM	7BB607410H	+TP-CUP M SCREW 4X10 R	
BDN	7BB200408H	+BIND T.T P SCREW 4X8	
BDO	7BB702320H	+TP-FLAT T.T S SCREW 3X20 SR	
BDP	7BB007406H	+TP-CUP M SCREW 4X6	
BDQ	7BB702420H	+TP-FLAT T.T S SCREW 4X20 SR	
BDR	7BB100316H1	+BIND T.T S SCREW 3X16	
BDS	7BB702410H	+TP-FLAT T.T S SCREW 4X10 SR	
BDT	7BB700430H	+BIND T.T S SCREW 4X30 SR	
BDU	7BB282408H	+TP-FLAT T.T P SCREW 4X8(BLACK)	
BDV	7BB0A0222H	BIND M SCREW 2X22 SUS	
BQH		BIND M SCREW 3X4 3M2510	Obtained locally
BQI		BIND M SCREW 2X4	Obtained locally
CAA	7BC00030A080H01	WASHER M3X10X0.8T	
CAB	7BC000336040H01	WASHER 3.3X6X0.4T	
CAC	7BC000357050H01	WASHER M3.5X7.0X0.5T	
CAD	7BC00045C080H01	WASHER M4.5X12X0.8T CRFREE	
CAE	7BC00060D0A+H01	WASHER M6X13X1T	
CAF	7BC040538050H01	FLAT A WASHER	
CAG	7BC040621250H01	WASHER 6.2X12X0.5T	
CAH	7BC04085E0A0C01	WASHER 8.5X14X1.0T SUS	
CAI	7BC060429020H01	POLY SLIDER WASHER M4.2X9X0.2T	
CAJ	7BC06051C020H01	POLY SLIDER WASHER M5.1X1.2X0.2T	
CAK	7BC06052G050H01	POLY SLIDER WASHER 5.2X16X0.5T	
CAL	7BC06062A0A0H01	POLY SLIDER WASHER 6.2X10X1.0T	
CAM	7BC06062C020H01	POLY SLIDER WASHER M6.2X12X0.2T	
CAN	7BC06062N050H01	POLYSLIDER 6.2X22X0.5T	
CAO	7BC06082G020H01	POLY SLIDER WASHER M8.2X16X0.2T	
CAP	7BC1003055++H01	HEXA NUT M3	
CAQ	7BC460326050H01	CUT WASHER 3.2X6.0X0.5T(BLACK)	
CAR	7BC46042A050H01	CUT WASHER 4.2X10.0X0.5T	
CAS	7BC5004176A0H01	SPRING WASHER M4	
CAT	7BC600306545H01	TOOTHED LOCK WASHER M3X6.5X0.45T	
CAU	7BCW7085D020H01	WAVE WASHER SUS WW8.5X13X0.2	
CAV	7BCW80619001H01	POLY WASHER 6.1X9X0.13T	
CAW	7BCW8082C025H01	POLY WASHER 8.2X12X0.25T	
CAX	7BC060629540H01	POLY SLIDER WASHER 6.2X9.5X0.4T	
CAY		CUT-WASHER 4.2X12.0X0.5T(BLACK)	Obtained locally
DAA	7BD103060+++H01	E STOP RING E-3	
DAB	7BD104060+++H01	E STOP RING E-4	
DAC	7BD105060+++H01	E STOP RING E-5	
DAD	7BD107080+++H01	E STOP RING E-7	
EAA	7BL020003H	TUBE 4-7 PHARMED BPT	
EAB	7BL020004H	TUBE 4-6 TH-2000	
EAC	7BL020005H	TUBE 3-5 TH-2000	
FAA	7BP01204000JH01	SPRING PIN 2.0X40	
FAB	7BP013030+++H01	SPRING PIN 3X30(SUS)	
FAC	7BP512008B0CH01	PARALLEL PIN 2.0X8	
FAD	7BP512010B0CH01	PARALLEL PIN 2.0X10	
FAE	7BP512012B0CH01	PARALLEL PIN 2.0X12	
FAF	7BP512014B0CH01	PARALLEL PIN 2.0X14	

Ref No.	Part.No.	Description	Notes
FAG	7BP512016B0CH01	PARALLEL PIN 2.0X16	
FAH	7BP512018B0CH01	PARALLEL PIN 2X18	
FAI	7BP512512B0CH01	PARALLEL PIN H7A 2.5X12 SUS	
FAJ	7BP512514B0CH01	PARALLEL PIN 2.5X14	
FAK	7BP512516B0CH01	PARALLEL PIN 2.5X16	
FAL	7BP512520B0CH01	PARALLEL PIN 2.5X20	
FAM	7BP512522B0CH01	PARALLEL PIN 2.5X22	
FAN	7BP512525B0CH01	PARALLEL PIN 2.5X25	
FAO	7BP513012B0CH01	PARALLEL PIN H7A 3X12 SUS	
FAP	7BP513022B0CH01	PARALLEL PIN 3X22	
FAQ	7BP513025B0CH01	PARALLEL PIN 3X25	
FAR	7BP513040B0CH01	PARALLEL PIN 3X40	
FAS	7BP00252500JH01	SPRING PIN 2.5X25	
FAT	5MBP1208WXSP	SPRING PIN /M1.2 X 8 XX	
GAA	7YTJ010001++H01	TERMINAL	
GAB	7YTJ010002++H01	TERMINAL	
HAA	C1B04030	NUT M4(TRIVALENT CHROMATING)	
HAB	C2604080	PLAIN WASHER M3-8 (BRASS,N.)	
HAC	C2803050	POLYESTER SLIDER WASHER 3.1X5.4X0.13T	
HAD	C2804100	POLYESTER SLIDER WASHER 4.1X10X0.5T	
HAE	C2805090	POLYESTER SLIDER WASHER 5.1X9.5X0.3T	
HAF	C2806120	POLYESTER SLIDER WASHER 6.2X12X0.5T	
HAG	C2808200	POLYESTER SLIDER WASHER 8X20X0.5T	
HAH	C2890180	*POLYESTER SLIDER WASHER12.2X18X0.5T	
HAI	C2891120	POLYESTER SLIDER WASHER 6.2X12X0.25T	
HAK	C2893140	SHIM 6.2X14X0.25T	
HAL	C2893950	SHIM 6.2-0.5T	
HAM	C2893960	SHIM 6.2-13-0.13T	
HAN	C2894950	SHIM 6.2-0.13T	
HAO	C2895110	SHIM 8.2-0.13T	
HAP	C2895120	SHIM 8.2-0.25T	
HAQ	C2895140	SHIM 8.2X14X0.8T	
HAR	C2895150	SHIM 8.2-1.0T	
JAA	E0020080	SPRING PIN 2X8	
JAB	E0025140	SPRING PIN 2.5X14	
JAC	E0030140	SPRING PIN 3X14	
JAD	E0130240	SPRING PIN 3X24(SUS)	
JAE	E0130280	SPRING PIN 3X28(SUS)	
JAF	E5120100	PARALLEL PIN H7A 2X10 SUS	
JAG	E5125120	PIN H7A 2.5X12 SUS	
JAH	E5125160	PARALLEL PIN H7A 2.5X16 SUS	
JAI	E5125200	PARALLEL PIN H7A 2.5X20 SUS	
JAJ	E0030240	SPRING PIN 3X24	

JS-7100

[CONFIDENTIAL]

FOR AUTHORIZED KYOCERA ENGINEERS ONLY. DO NOT DISTRIBUTE TO NON-AUTHORIZED PARTIES.

Items listed in the revision columns are defined as follows.

Item	Description
Add	Add a new part
Del	Delete a part
Design-chg.	A design changed part (Parts number version up)
Part No.-chg.	A part number is changed to other one.
Quantity-chg.	Change Quantity of parts to use
Others	Other changes
Correction	Correction

Revision history

Rev.	Date	Remarks
2	August 2018	Design change

Symbols in the parts list

- Parts without a Ref.No. in the illustration indicate they are not supplied.
- Parts with "•" are component parts or sub-assemblies of the assembly appearing immediately above them.
- Parts with "••" are component parts or sub-assembly with "•" appearing immediately above them.

[CONFIDENTIAL]

京セラドキュメントソリューションズ株式会社の許可なく、本資料を配布することを禁じます。

Revision 欄記載項目の内容は以下の通りです。

記載項目	内容
Add	新規部品の追加
Del	部品の削除
Design-chg.	部品の設変(版数アップ)
Part No.-chg.	部品番号の変更
Quantity-chg.	部品の個数変更
Others	その他の変更
Correction	誤記訂正

改版履歴

Rev.	改訂日	備考
2	2018年8月	設変対応

記号の見方

- イラスト中で Ref 番号がない部品は供給できません。
- 部品番号欄の • 印は、組立部品の単品部品及び準組立部品を表わします。
- 部品番号欄の •• 印は、準組立部品の単品部品を表わします。

— CONTENTS —

FIG. 1 JS-7100 2

FIG. 1 JS-7100

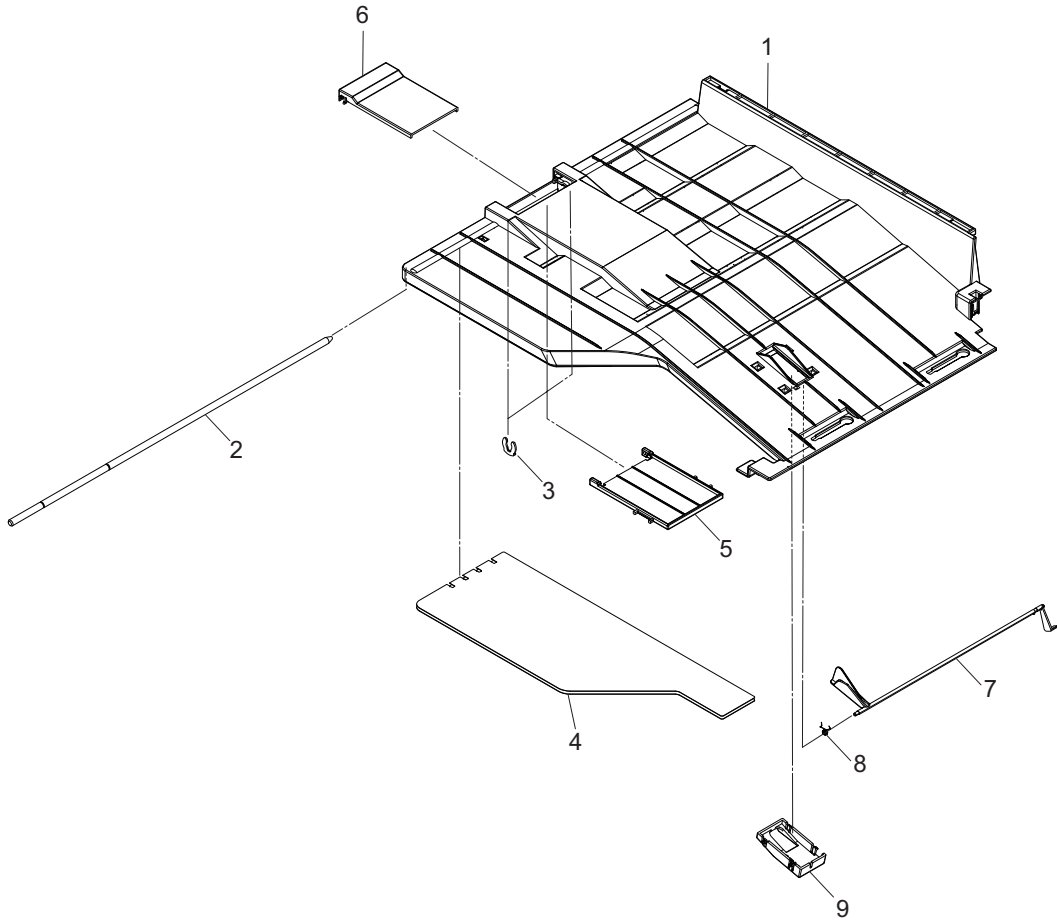


FIG. 1 JS-7100

3RN-2

Ref No.	Part.No.	Description	Notes	Revision	Quantity			
					100	120	230	240
1	302ND04250	TRAY INNER UPPER				1	1	1
2	302ND04261	SHAFT TRAY		Design-chg.		1	1	1
3	5MVX111DN003	RING STOPPER/A-49 FEED A4		Part No.-chg.		2	2	2
4	302ND04590	SEAL TRAY INNER				1	1	1
5	302ND04280	STOPPER PAPER OUTER				1	1	1
6	302ND04290	STOPPER PAPER INNER				1	1	1
7	302ND04271	ACTUATOR TRAY INNER				1	1	1
8	302ND04421	SPRING ACTUATOR				1	1	1
9	302ND04350	COVER ACTUATOR				1	1	1

JS-7110

[CONFIDENTIAL]

FOR AUTHORIZED KYOCERA ENGINEERS ONLY. DO NOT DISTRIBUTE TO NON-AUTHORIZED PARTIES.

Symbols in the parts list

- Parts without a Ref.No. in the illustration indicate they are not supplied.
- Parts with "•" are component parts or sub-assemblies of the assembly appearing immediately above them.
- Parts with "••" are component parts or sub-assembly with "•" appearing immediately above them.

Classification of the screws

- See the last page of this parts list for the classification of the screws in the illustrations.

[CONFIDENTIAL]

京セラドキュメントソリューションズ株式会社の許可なく、本資料を配布することを禁じます。

記号の見方

- イラスト中で Ref 番号がない部品は供給できません。
- 部品番号欄の • 印は、組立部品の単品部品及び準組立部品を表わします。
- 部品番号欄の •• 印は、準組立部品の単品部品を表わします。

ビスの種別

- イラスト中のビスの種別は最終ページに記載しています。

———— CONTENTS ————

FIG. 1	JS-7110.....	2
FIG. 2	Accessories	4
FIG. 3	Options (Parts item).....	6

FIG. 1 JS-7110

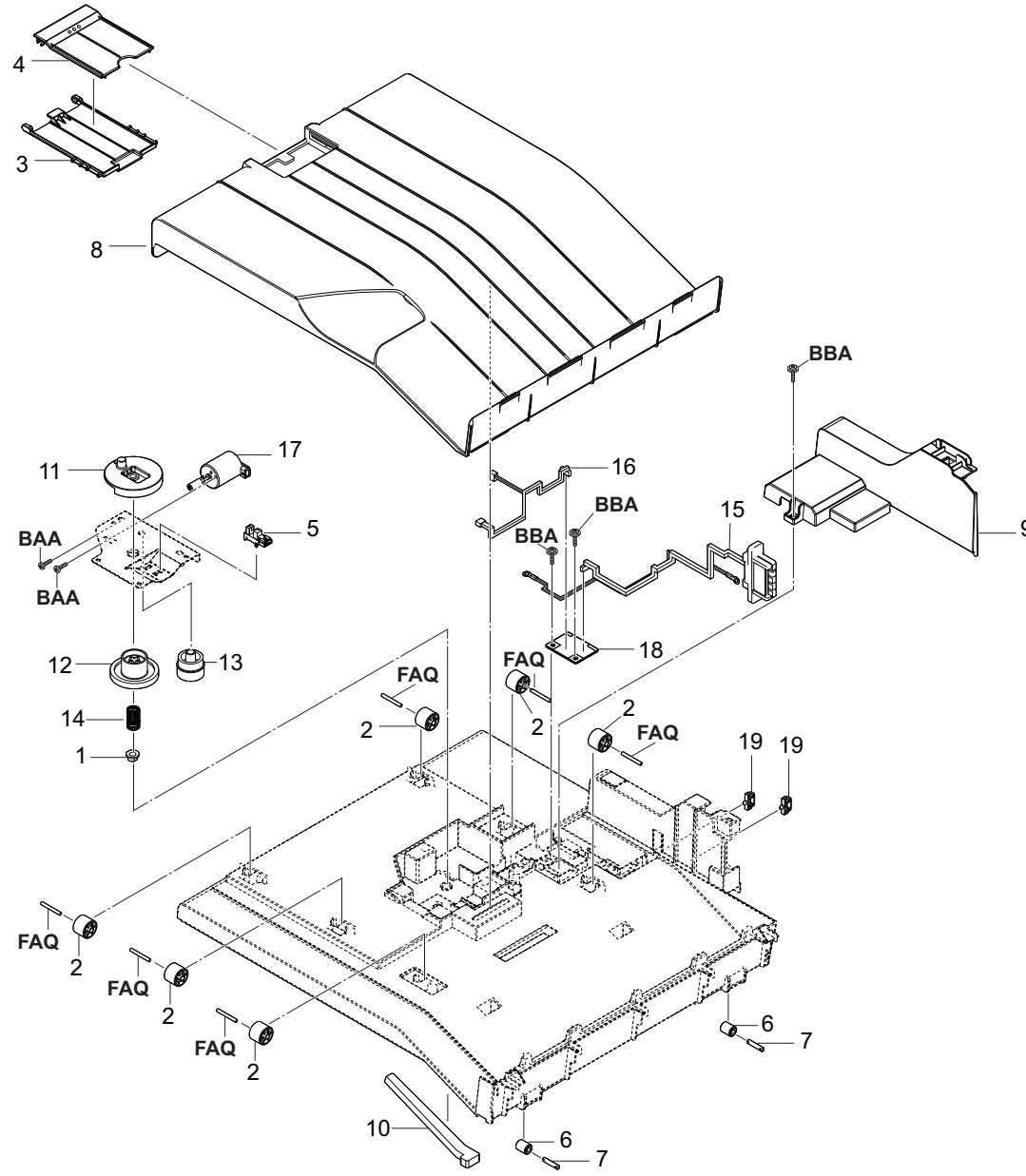


FIG. 1 JS-7110

3TB

Ref No.	Part.No.	Description	Notes	Revision	Quantity			
					100	120	230	240
1	302H702590	BUSH SCREW			1	1	1	1
2	302JF22010	PULLEY MIDDLE			6	6	6	6
3	302ND04280	STOPPER PAPER OUTER			1	1	1	1
4	302ND04961	STOPPER PAPER INNER			1	1	1	1
5	302P794010	PARTS SENSOR OPT. SP			1	1	1	1
6	303LW24060	PULLEY EJECT			2	2	2	2
7	303M824200	SHAFT PULLEY			2	2	2	2
8	303TB04030	COVER SHIFT TRAY			1	1	1	1
9	303TB04040	COVER DRAWER			1	1	1	1
10	303TB04090	SPONGE SHIELD			1	1	1	1
11	303TB31020	CAM SHIFT			1	1	1	1
12	303TB31030	GEAR Z43S			1	1	1	1
13	303TB31040	GEAR Z44L Z23S			1	1	1	1
14	303TB31050	SPRING LIMITER			1	1	1	1
15	303TB46010	CONN.CORD ASSY INNER SHIFT TRAY JOINT			1	1	1	1
16	303TB46020	CONN.CORD ASSY INNER SHIFT TRAY UNIT			1	1	1	1
17	303TB94010	PARTS DC MOTOR ASSY C SP			1	1	1	1
18	303TB94020	PARTS PWB INNER SHIFT TRAY ASSY SP			1	1	1	1
19	7YZM610008++H01	ACCESS.SADDLE			2	2	2	2

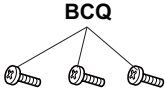
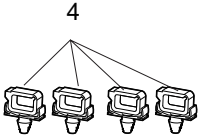
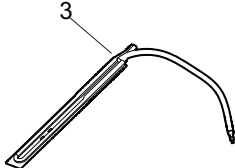
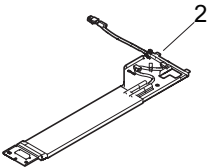
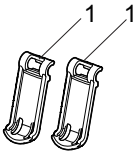
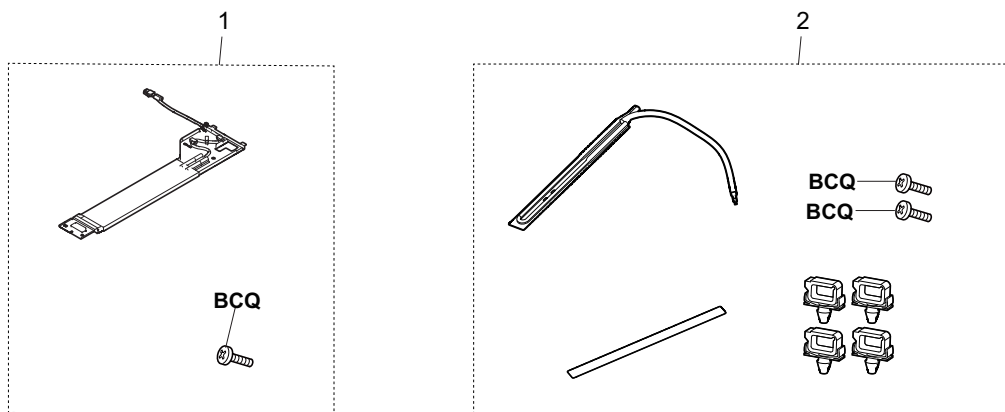


FIG. 3 Options (Parts item)



CLASSIFICATION OF THE SCREWS IN ILLUSTRATION / ビス種別表

Ref No.	Part.No.	Description	Notes
AAA	5MBCS3025XSP	CS STOP RING /X 3 X .25T S-BLK	
AAB	5MBP1612WWLD	SPRING PIN 1.6X12	
AAC	5MBP2010WXSP	SPRING PIN /M2 X 10 S-BLK	
AAD	5MBP2012WPLD	PARALLEL PIN / M2 X 12 SUS-DP	
AAE	5MBP2012WXSP	SPRING PIN 2X12	
AAF	5MBP2014WXSP	SPRING PIN / M2 X 14 S-BLK	
AAG	5MBP2020WWLD	SPRING PIN / M2 X 20 SUS-DP XX	
AAH	5MBP2516WXSP	SPRING PIN(2.5x16)	
AAI	5MBP2518WXSP	SPRING PIN(2.5x18)	
AAJ	5MBTPB4006TW++R	BIND T.T SCREW(+)/M4x6 CRFREE S-T	
AAK	5MBWK32808NN	POLY SLIDER /M3.2X 8 X0.8T XX	
AAL	5MBWK41A03NN	POLY-SLIDER WASHER 4.1X10X0.3T	
AAM	5MBWK6295+NN	POLY WASHER M6.2X9.5X0.25T	
AAN	5MBWK62955NN	POLY SLIDER/M6.2X9.5X0.5T PLASTC	
AAO	5MBWL72B05NN	POLY CUT WASER /M7.2X 11X0.5T PA XX	
AAP	5MBWN62D0+NN	POLY WASHER 6.2X13X0.25T	
AAQ	5MBWN62D05NB	POLY WASHER /M6.2X13X0.5T PA-BLK	
AAR	5MBP2010WWLD	SPRING PIN /M2 X 10 SUS-DP XX	
BAA	7BB000303H	+BIND M SCREW 3X3	
BAB	7BB000304H	+BIND M SCREW 3X4	
BAC	7BB000305H	+BIND M SCREW 3x5	
BAD	7BB000306H	+BIND M SCREW 3X6	
BAE	7BB000406H	+BIND M SCREW 4X6	
BAF	7BB000P03H	+BIND M SCREW 2.6X3	
BAG	7BB001303H	+PAN M SCREW 3x3	
BAH	7BB001P03H1	PAN M SCREW 2.6X3	
BAI	7BB007303H	+TP-CUP M SCREW 3X3	
BAJ	7BB007304H	+TP-CUP M SCREW 3x4	
BAK	7BB008305H	+FLAT FILLESTER M SCREW 3x5	
BAL	7BB00B306H	+PAN M SCREW WITH T.L.WASHER 3X6	
BAM	7BB060305H1	+BIND M SCREW 3X5(BLUE)	
BAN	7BB100304H	+BIND T.T S SCREW 3x4	
BAO	7BB100306H	+BIND T.T S SCREW 3x6	
BAP	7BB100306H1	+BIND T.T S SCREW 3X6	
BAQ	7BB100308H1	+BIND T.T S SCREW 3X8	
BAR	7BB100320H	+BIND T.T S SCREW 3x20	
BAS	7BB100408H	+BIND T.T S SCREW 4x8	
BAT	7BB100408H1	+BIND T.T S SCREW 4X8	
BAU	7BB100440H	+BIND T.T S SCREW 4X40	
BAV	7BB102308H1	+TP-FLAT T.T S SCREW 3X8	
BAW	7BB180306H	+BIND T.T S SCREW 3X6(BLACK)	
BAX	7BB180408H	+BIND T.T S SCREW 4x8(BLACK)	
BAY	7BB200205H	BIND T.T P SCREW 2X5	
BAZ	7BB200306H	+BIND T.T P SCREW 3x6	
BBA	7BB200308H	+BIND T.T P SCREW 3X8	
BBB	7BB200310H	+BIND T.T P SCREW 3x10	
BBC	7BB200312H	+BIND T.T P SCREW 3X12	
BBD	7BB200320H	BIND T.T P SCREW 3X20	
BBE	7BB200322H	BIND T.T P SCREW 3X22	
BBF	7BB200410H	+BIND T.T P SCREW 4X10	
BBG	7BB200412H	+BIND T.T P SCREW 4x12	
BBH	7BB200416H	+BIND T.T P SCREW 4x16	

Ref No.	Part.No.	Description	Notes
BBI	7BB202306H	+TP-FLAT T.T P SCREW 3X6	
BBJ	7BB202308H	+TP-FLAT T.T P SCREW 3X8	
BBK	7BB202310H	+TP-FLAT T.T P SCREW 3X10	
BBL	7BB203308H	+FLAT HEAD T.T P SCREW 3X8	
BBM	7BB280410H	+BIND T.T P SCREW 4X10(BLACK)	
BBN	7BB282308H	+TP-FLAT T.T P SCREW 3X8(BLACK)	
BBO	7BB300310H	+BIND TAP-TITE B SCREW M3X10	
BBP	7BB300323H	+BIND T.T B SCREW 3x23	
BBQ	7BB600306H	+BIND M SCREW 3X6 R	
BBR	7BB600308H	+BIND M SCREW 3x8 R	
BBS	7BB600308H1	+BIND M SCREW 3X8 R	
BBT	7BB600310H	+BIND M SCREW 3X10 R	
BBU	7BB600314H	+BIND M SCREW 3X14 R	
BBW	7BB600320H	+BIND M SCREW 3x20 R	
BBX	7BB600406H	+BIND M SCREW 4X6 R	
BBY	7BB600425H	+BIND M SCREW 4X25 R	
BBZ	7BB600430H	+BIND M SCREW 4X30 R	
BCA	7BB600P08H	+BIND M SCREW 2.6X8 R	
BCB	7BB601306H	+PAN M SCREW 3x6 R	
BCC	7BB606306H	+PAN M SCREW WITH SW W 3X6 R	
BCD	7BB606308H	+PAN M SCREW WITH SW W 3X8 R	
BCE	7BB606312H	+PAN M SCREW WITH SW W 3X12 R	
BCF	7BB606408H	+BIND M SCREW WITH SW W 4X8 R	
BCG	7BB606512H	+BIND M SCREW WITH SW W 5X12 R	
BCH	7BB607306H	+TP-CUP M SCREW 3X6 R	
BCI	7BB607310H	+TP-CUP M SCREW 3X10 R	
BCK	7BB607312H	+TP-CUP M SCREW 3X12 R	
BCL	7BB607320H	+TP-CUP M SCREW 3X20 R	
BCM	7BB607406H	+TP-CUP M SCREW 4X6 R	
BCN	7BB607414H	+TP-CUP M SCREW 4X14 R	
BCO	7BB687310H	+TP-CUP M SCREW 3X10 R(BLACK)	
BCP	7BB700306H	+BIND T.T S SCREW 3X6 SR	
BCQ	7BB700308H	+BIND T.T S SCREW 3X8 SR	
BCR	7BB700310H	+BIND T.T S SCREW 3X10 SR	
BCS	7BB700312H	+BIND T.T S SCREW 3X12 SR	
BCT	7BB700314H	+BIND T.T S SCREW 3X14 SR	
BCU	7BB700316H	+BIND T.T S SCREW 3X16 SR	
BCV	7BB700320H	+BIND T.T S SCREW 3X20 SR	
BCW	7BB700330H	+BIND T.T S SCREW 3X30 SR	
BCX	7BB700408H	+BIND T.T S SCREW 4X8 SR	
BCY	7BB700410H	+BIND T.T S SCREW 4X10 SR	
BCZ	7BB700412H	+BIND T.T S SCREW 4X12 SR	
BDA	7BB702306H	+TP-FLAT T.T S SCREW 3x6 SR	
BDB	7BB702308H	+TP-FLAT T.T S SCREW 3X8 SR	
BDC	7BB760408H	+BIND T.T S SCREW 4X8 SR(BLUE)	
BDD	7BB780308H	+BIND T.T S SCREW 3X8 SR(BLACK)	
BDE	7BB780410H	+BIND T.T S SCREW 4X10 SR(BLACK)	
BDF	7BB780420H	+BIND T.T S SCREW 4X20 SR(BLACK)	
B DG	7BB782308H	+TP-FLAT T.T S SCREW 3X8 SR(BLACK)	
BDH	7BB782410H	+TP-FLAT T.T S SCREW 4X10 SR(BLACK)	
B DI	B1A25100	+BINDING SCREW WITH SW.W M5X10	
B DJ	B9A90010	+PAN SCREW 6-32X0.25	

CLASSIFICATION OF THE SCREWS IN ILLUSTRATION / ビス種別表

Ref No.	Part.No.	Description	Notes
BDK	7BB202410H	+TP-FLAT T.T P SCREW 4X10	
BDL	7BB607308H	+TP-CUP M SCREW 3X8 R	
BDM	7BB607410H	+TP-CUP M SCREW 4X10 R	
BDN	7BB200408H	+BIND T.T P SCREW 4X8	
BDO	7BB702320H	+TP-FLAT T.T S SCREW 3X20 SR	
BDP	7BB007406H	+TP-CUP M SCREW 4X6	
BDQ	7BB702420H	+TP-FLAT T.T S SCREW 4X20 SR	
BDR	7BB100316H1	+BIND T.T S SCREW 3X16	
BDS	7BB702410H	+TP-FLAT T.T S SCREW 4X10 SR	
BDT	7BB700430H	+BIND T.T S SCREW 4X30 SR	
BDU	7BB282408H	+TP-FLAT T.T P SCREW 4X8(BLACK)	
BDV	7BB0A0222H	BIND M SCREW 2X22 SUS	
BQH		BIND M SCREW 3X4 3M2510	Obtained locally
BQI		BIND M SCREW 2X4	Obtained locally
CAA	7BC00030A080H01	WASHER M3X10X0.8T	
CAB	7BC000336040H01	WASHER 3.3X6X0.4T	
CAC	7BC000357050H01	WASHER M3.5X7.0X0.5T	
CAD	7BC00045C080H01	WASHER M4.5X12X0.8T CRFREE	
CAE	7BC00060D0A+H01	WASHER M6X13X1T	
CAF	7BC040538050H01	FLAT A WASHER	
CAG	7BC040621250H01	WASHER 6.2X12X0.5T	
CAH	7BC04085E0A0C01	WASHER 8.5X14X1.0T SUS	
CAI	7BC060429020H01	POLY SLIDER WASHER M4.2X9X0.2T	
CAJ	7BC06051C020H01	POLY SLIDER WASHER M5.1X1.2X0.2T	
CAK	7BC06052G050H01	POLY SLIDER WASHER 5.2X16X0.5T	
CAL	7BC06062A0A0H01	POLY SLIDER WASHER 6.2X10X1.0T	
CAM	7BC06062C020H01	POLY SLIDER WASHER M6.2X12X0.2T	
CAN	7BC06062N050H01	POLYSLIDER 6.2X22X0.5T	
CAO	7BC06082G020H01	POLY SLIDER WASHER M8.2X16X0.2T	
CAP	7BC1003055++H01	HEXA NUT M3	
CAQ	7BC460326050H01	CUT WASHER 3.2X6.0X0.5T(BLACK)	
CAR	7BC46042A050H01	CUT WASHER 4.2X10.0X0.5T	
CAS	7BC5004176A0H01	SPRING WASHER M4	
CAT	7BC600306545H01	TOOTHED LOCK WASHER M3X6.5X0.45T	
CAU	7BCW7085D020H01	WAVE WASHER SUS WW8.5X13X0.2	
CAV	7BCW80619001H01	POLY WASHER 6.1X9X0.13T	
CAW	7BCW8082C025H01	POLY WASHER 8.2X12X0.25T	
CAX	7BC060629540H01	POLY SLIDER WASHER 6.2X9.5X0.4T	
CAY		CUT-WASHER 4.2X12.0X0.5T(BLACK)	Obtained locally
DAA	7BD103060+++H01	E STOP RING E-3	
DAB	7BD104060+++H01	E STOP RING E-4	
DAC	7BD105060+++H01	E STOP RING E-5	
DAD	7BD107080+++H01	E STOP RING E-7	
EAA	7BL020003H	TUBE 4-7 PHARMED BPT	
EAB	7BL020004H	TUBE 4-6 TH-2000	
EAC	7BL020005H	TUBE 3-5 TH-2000	
FAA	7BP01204000JH01	SPRING PIN 2.0X40	
FAB	7BP013030+++H01	SPRING PIN 3X30(SUS)	
FAC	7BP512008B0CH01	PARALLEL PIN 2.0X8	
FAD	7BP512010B0CH01	PARALLEL PIN 2.0X10	
FAE	7BP512012B0CH01	PARALLEL PIN 2.0X12	
FAF	7BP512014B0CH01	PARALLEL PIN 2.0X14	

Ref No.	Part.No.	Description	Notes
FAG	7BP512016B0CH01	PARALLEL PIN 2.0X16	
FAH	7BP512018B0CH01	PARALLEL PIN 2X18	
FAI	7BP512512B0CH01	PARALLEL PIN H7A 2.5X12 SUS	
FAJ	7BP512514B0CH01	PARALLEL PIN 2.5X14	
FAK	7BP512516B0CH01	PARALLEL PIN 2.5X16	
FAL	7BP512520B0CH01	PARALLEL PIN 2.5X20	
FAM	7BP512522B0CH01	PARALLEL PIN 2.5X22	
FAN	7BP512525B0CH01	PARALLEL PIN 2.5X25	
FAO	7BP513012B0CH01	PARALLEL PIN H7A 3X12 SUS	
FAP	7BP513022B0CH01	PARALLEL PIN 3X22	
FAQ	7BP513025B0CH01	PARALLEL PIN 3X25	
FAR	7BP513040B0CH01	PARALLEL PIN 3X40	
FAS	7BP00252500JH01	SPRING PIN 2.5X25	
FAT	5MBP1208WXSP	SPRING PIN /M1.2 X 8 XX	
GAA	7YTJ010001++H01	TERMINAL	
GAB	7YTJ010002++H01	TERMINAL	
HAA	C1B04030	NUT M4(TRIVALENT CHROMATING)	
HAB	C2604080	PLAIN WASHER M3-8 (BRASS,N.)	
HAC	C2803050	POLYESTER SLIDER WASHER 3.1X5.4X0.13T	
HAD	C2804100	POLYESTER SLIDER WASHER 4.1X10X0.5T	
HAE	C2805090	POLYESTER SLIDER WASHER 5.1X9.5X0.3T	
HAF	C2806120	POLYESTER SLIDER WASHER 6.2X12X0.5T	
HAG	C2808200	POLYESTER SLIDER WASHER 8X20X0.5T	
HAH	C2890180	*POLYESTER SLIDER WASHER12.2X18X0.5T	
HAI	C2891120	POLYESTER SLIDER WASHER 6.2X12X0.25T	
HAK	C2893140	SHIM 6.2X14X0.25T	
HAL	C2893950	SHIM 6.2-0.5T	
HAM	C2893960	SHIM 6.2-13-0.13T	
HAN	C2894950	SHIM 6.2-0.13T	
HAO	C2895110	SHIM 8.2-0.13T	
HAP	C2895120	SHIM 8.2-0.25T	
HAQ	C2895140	SHIM 8.2X14X0.8T	
HAR	C2895150	SHIM 8.2-1.0T	
JAA	E0020080	SPRING PIN 2X8	
JAB	E0025140	SPRING PIN 2.5X14	
JAC	E0030140	SPRING PIN 3X14	
JAD	E0130240	SPRING PIN 3X24(SUS)	
JAE	E0130280	SPRING PIN 3X28(SUS)	
JAF	E5120100	PARALLEL PIN H7A 2X10 SUS	
JAG	E5125120	PIN H7A 2.5X12 SUS	
JAH	E5125160	PARALLEL PIN H7A 2.5X16 SUS	
JAI	E5125200	PARALLEL PIN H7A 2.5X20 SUS	
JAJ	E0030240	SPRING PIN 3X24	

MT-730(B)

[CONFIDENTIAL]

FOR AUTHORIZED KYOCERA ENGINEERS ONLY. DO NOT DISTRIBUTE TO NON-AUTHORIZED PARTIES.

Items listed in the revision columns are defined as follows.

Item	Description
Add	Add a new part
Del	Delete a part
Design-chg.	A design changed part (Parts number version up)
Part No.-chg.	A part number is changed to other one.
Quantity-chg.	Change Quantity of parts to use
Others	Other changes
Correction	Correction

Revision history

Rev.	Date	Remarks
7	January 2018	Design change
8	March 2021	Design change

Symbols in the parts list

- Parts without a Ref.No. in the illustration indicate they are not supplied.
- Parts with "•" are component parts or sub-assemblies of the assembly appearing immediately above them.
- Parts with "••" are component parts or sub-assembly with "•" appearing immediately above them.

[CONFIDENTIAL]

京セラドキュメントソリューションズ株式会社の許可なく、本資料を配布することを禁じます。

Revision 欄記載項目の内容は以下の通りです。

記載項目	内容
Add	新規部品の追加
Del	部品の削除
Design-chg.	部品の設変(版数アップ)
Part No.-chg.	部品番号の変更
Quantity-chg.	部品の個数変更
Others	その他の変更
Correction	誤記訂正

改版履歴

Rev.	改訂日	備考
7	2018年1月	設変対応
8	2021年3月	設変対応

記号の見方

イラスト中で Ref 番号がない部品は供給できません。
 部品番号欄の•印は、組立部品の単品部品及び準組立部品を表わします。
 部品番号欄の••印は、準組立部品の単品部品を表わします。

— CONTENTS —

FIG. 1	Covers	2
FIG. 2	Paper Conveying Section 1	4
FIG. 3	Paper Conveying Section 2	7
FIG. 4	Accessories	9
FIG. 5	Options (AK-736) (MT-730(B))	11

FIG. 1 Covers

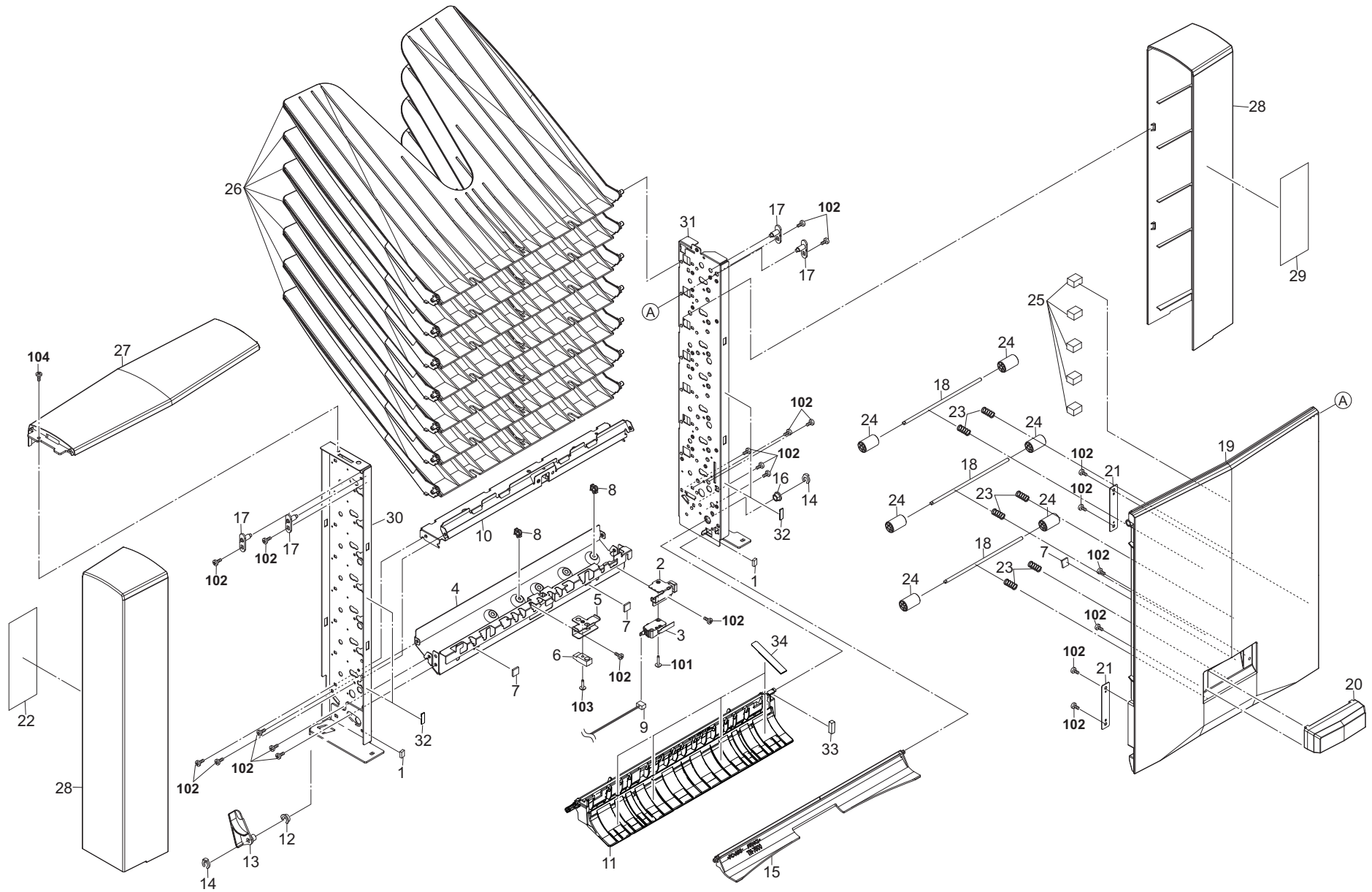


FIG. 1 Covers

3N0-8

Ref No.	Part.No.	Description	Notes	Revision	Quantity			
					100	120	230	240
1	303JY28280	CUSHION EJECT GUIDE B			2	2	2	2
2	303LW24110	MOUNT INTER ROCK			1	1	1	1
3	2FB27160	INTER LOCK SWITCH			1	1	1	1
4	303LW24031	STAY EJECT DF			1	1	1	1
5	303LW24100	MOUNT SENSOR EJECT			1	1	1	1
6	303H327460	SENSOR A,SEPARATION			1	1	1	1
7	303H321120	CUSHION HOLDER			3	3	3	3
8	7YZM610007++H01	ACCESS.SADDLE			2	2	2	2
9	303LW46040	WIRE MIDDLE			1	1	1	1
10	303LW24040	STAY EJECT			1	1	1	1
11	303N024021	GUIDE FEED IN			1	1	1	1
12	303LW02130	BUSH LEVER			1	1	1	1
13	303LW24550	LEVER SEPARATE CLAW B			1	1	1	1
14	5MVX111DN003	RING STOPPER /A-49 FEED A4			2	2	2	2
15	303LW24142	UPPER GUIDE ADMISSION		Design-chg.	1	1	1	1
16	302H702590	BUSH SCREW			1	1	1	1
17	303J902291	PIN TABLE FULCRUM			4	4	4	4
18	303LW24190	SHAFT FEED PULLEY			3	3	3	3
19	303LW04030	COVER VERTICAL			1	1	1	1
20	303LW04070	LEVER VERTICAL COVER			1	1	1	1
21	5MMS626SD003	PLATE MAGCHATCH			2	2	2	2
22	303LW34030	LABEL PAPER CAUTION			1	1	1	1
23	2FG06070	SPRING FEED JOINT			6	6	6	6
24	302H008220	PULLEY 15 MPF FEED			6	6	6	6
25	303J128320	SPONGE EJECT			5	5	5	5
26	303J204070	BIN EJECT S			7	7	7	7
27	303LW04020	COVER TOP			1	1	1	1
28	303LW04010	COVER SIDE			2	2	2	2
29	303LW34020	LABEL JAM			1	1	1	1
30	303LW02011	FRAME FRONT			1	1	1	1
31	303LW02021	FRAME REAR			1	1	1	1
32	302J002100	SHEET GUIDE			4	4	4	4
33	303JY24AA0	CUSHION FEED			1	1	1	1
34	303N024060	FILM FEED IN			4	4	4	4
101	7BB600320H	+BIND M SCREW 3X20 R						
102	7BB700308H	+BIND T.T S SCREW 3X8 SR						
103	7BB607312H	+TP-CUP M SCREW 3X12 R						
104	7BB702308H	+TP-FLAT T.T S SCREW 3X8 SR						

FIG. 2 Paper Conveying Section 1

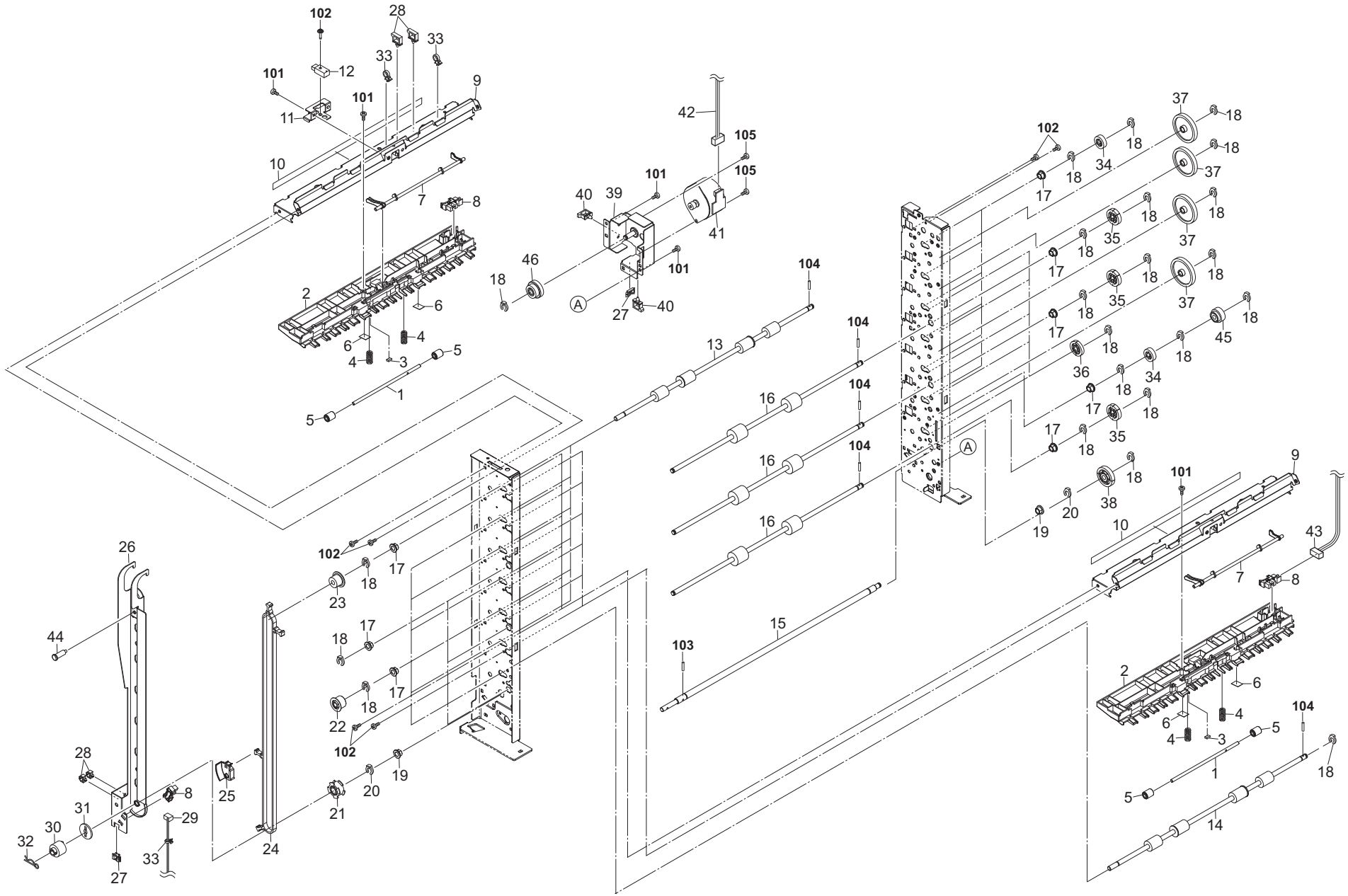


FIG. 2 Paper Conveying Section 1

3N0

Ref No.	Part.No.	Description	Notes	Revision	Quantity			
					100	120	230	240
1	303JY38180	SHAFT PULLEY SC			7	7	7	7
2	303LW24050	UPPER GUIDE EJECT			7	7	7	7
3	303JY28280	CUSHION EJECT GUIDE B			7	7	7	7
4	303LW24160	SPRING EXIT			14	14	14	14
5	303LW24060	PULLEY EJECT			14	14	14	14
6	303LW24170	FILM EJECT			14	14	14	14
7	303LW24070	ACTUATOR OVERFLOW			7	7	7	7
8	2C927210	SENSOR 248NL1			8	8	8	8
9	303LW24040	STAY EJECT			7	7	7	7
10	63212210	STATIC ELIMINATOR,EJECT			7	7	7	7
11	303LW24100	MOUNT SENSOR EJECT			1	1	1	1
12	303H327470	SENSOR B SEPARATION			1	1	1	1
13	303LW94020	PARTS ROLLER EJECT A			6	6	6	6
14	303N094020	PARTS ROLLER EJECT C SP			1	1	1	1
15	303LW24520	SHAFT SEPARATE DRIVE			1	1	1	1
16	303LW94010	PARTS ROLLER CONVEYING			3	3	3	3
17	3CY07080	BUSHING 6			20	20	20	20
18	5MVX111DN003	RING STOPPER /A-49 FEED A4			43	43	43	43
19	28107310	BUSH 8			2	2	2	2
20	2BC06910	STOPPER 6			2	2	2	2
21	3AK07230	PULLEY 20S3M			1	1	1	1
22	3BC08101	PULLEY,REGISTRATION			6	6	6	6
23	75722252	IDLE PULLEY 15			1	1	1	1
24	3B807380	LOWER BELT,MIDDLE TRAY			1	1	1	1
25	303LW24530	SUPPORTPLATE BELT			1	1	1	1
26	303LW24540	MOUNT SEPARATE PI			1	1	1	1
27	7YZM210006++H01	ACCESS.EDGING			2	2	2	2
28	7YZM610007++H01	ACCESS.SADDLE			4	4	4	4
29	303LW46050	WIRE HP SENSOR			1	1	1	1
30	36706900	TORQUE LIMITER,PAPER FEED			1	1	1	1
31	3CG22030	JOINT,TORQUE LIMITER			1	1	1	1
32	E9000080	PIN SNAP P8			1	1	1	1
33	7YZM410002++H01	ACCESS.BAND			3	3	3	3
34	3H622320	GEAR 20 LIFT			7	7	7	7
35	66018180	GEAR 26, SPIRAL ROLLER			3	3	3	3
36	2BL06190	GEAR Z25 FEED			5	5	5	5
37	302F909540	GEAR Z49			4	4	4	4
38	3HK22040	GR 33 CONV			1	1	1	1
39	303N031010	MOUNT MOTOR			1	1	1	1
40	7YZM610008++H01	ACCESS.SADDLE			2	2	2	2
41	2FB27110	MOTOR FEED			1	1	1	1
42	303LW46030	WIRE MOTOR			1	1	1	1
43	303LW46070	WIRE SENSOR			1	1	1	1
44	3036006141	PIN,JAM REMOVAL DIAL			1	1	1	1
45	303N031020	GEAR Z22			1	1	1	1
46	303N031030	GEAR Z28 Z21			1	1	1	1

FIG. 2 Paper Conveying Section 1

3N0

Ref No.	Part.No.	Description	Notes	Revision	Quantity			
					100	120	230	240
101	7BB700308H	+BIND T.T S SCREW 3X8 SR						
102	7BB607312H	+TP-CUP M SCREW 3X12 R						
103	5MBP2012WPLD	PARALLEL PIN / M2 X 12 SUS-DP						
104	5MBP2010WXSP	SPRING PIN / M2 X 10 S-BLK						
105	7BB702306H	+TP-FLAT T.T S SCREW 3X6 SR						

FIG. 3 Paper Conveying Section 2

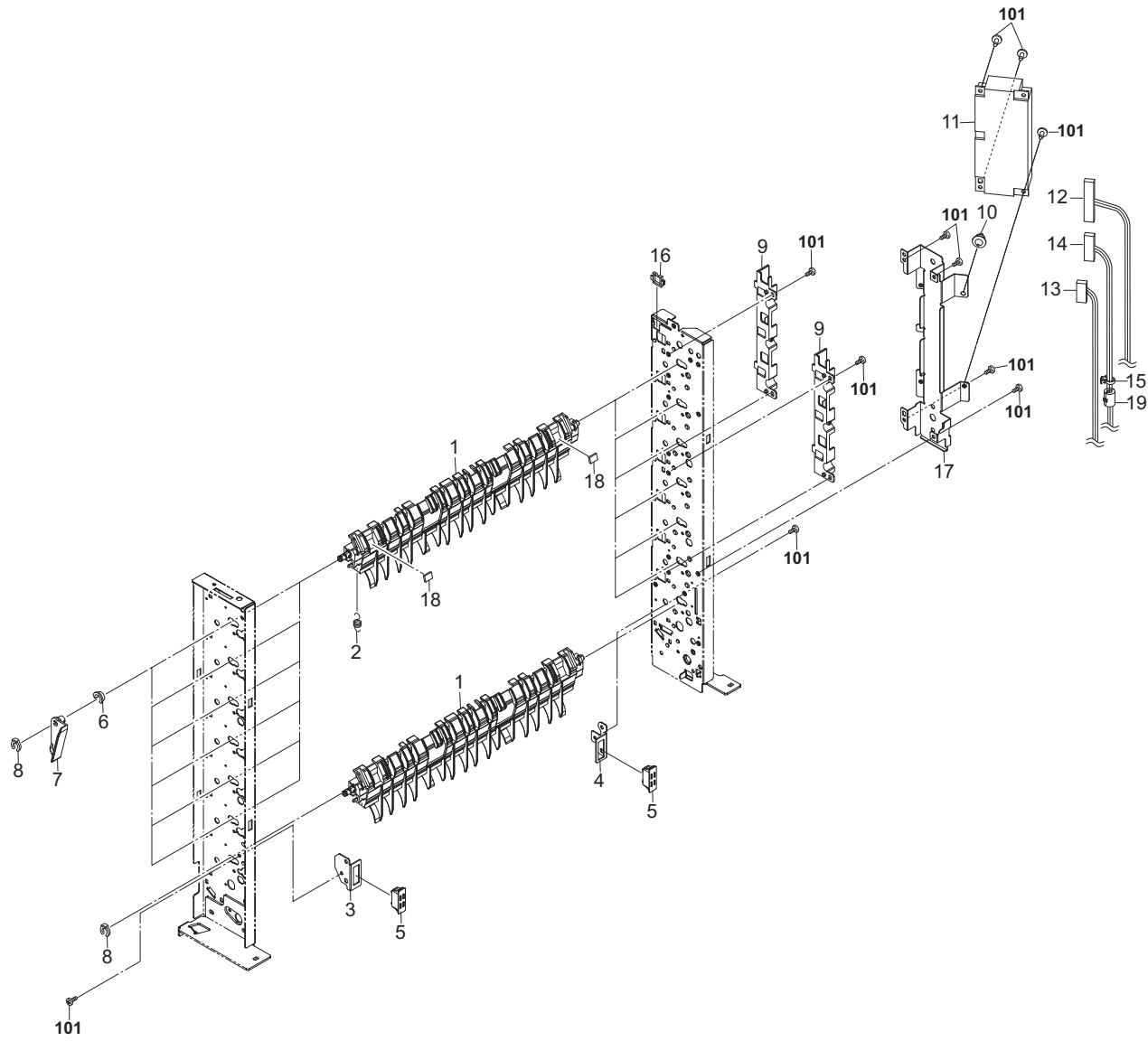


FIG. 3 Paper Conveying Section 2

3N0

Ref No.	Part.No.	Description	Notes	Revision	Quantity			
					100	120	230	240
1	303LW24011	GUIDE CONVEYING			7	7	7	7
2	303LW24180	SPRING PULL GUIDE			6	6	6	6
3	303LW02070	MOUNT MAGNET FRONT			1	1	1	1
4	303LW02080	MOUNT MAGNET REAR			1	1	1	1
5	2FB17200	MAGNET UPPER REG GUIDE			2	2	2	2
6	303LW02130	BUSH LEVER			6	6	6	6
7	303LW24510	LEVER SEPARATE CLAW			6	6	6	6
8	5MVX111DN003	RING STOPPER /A-49 FEED A4			7	7	7	7
9	303LW02110	GUIDE WIRE			2	2	2	2
10	M2108000	SPACER,KGLS-3S			1	1	1	1
11	303N094040	PARTS PWB MAIN ASSY B SP			1	1	1	1
12	303LW46010	WIRE MAIN			1	1	1	1
13	303LW46060	WIRE INTERROCK SW			1	1	1	1
14	303LW46020	WIRE INTERFACE			1	1	1	1
15	7YZM410002++H01	ACCESS.BAND			1	1	1	1
16	7YZM210006++H01	ACCESS.EDGING			1	1	1	1
17	303LW02030	PLATE PWB			1	1	1	1
18	303JY24AB0	CUSHION C ON			12	12	12	12
19	7YBEJ0J0D001H01	FERRITE CORE			1	1	1	1
101	7BB700308H	+BIND T.T S SCREW 3X8 SR						

FIG. 4 Accessories

3N0

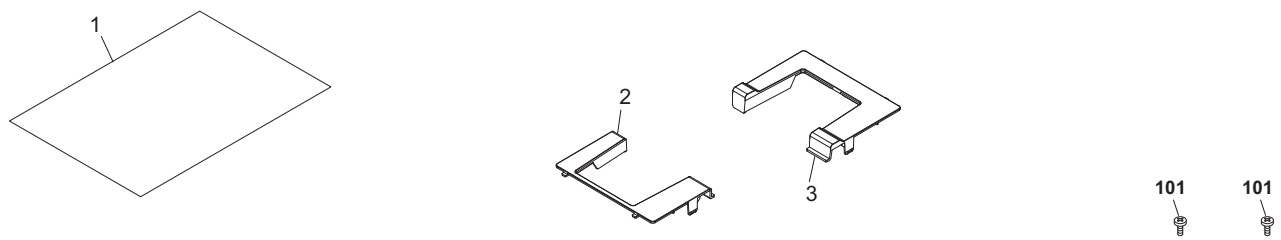


FIG. 4 Accessories

3N0

Ref No.	Part.No.	Description	Notes	Revision	Quantity			
					100	120	230	240
1	303J234010	LABEL BIN			1	1	1	1
2	303N004010	COVER LID FRONT			1	1	1	1
3	303N004020	COVER LID REAR			1	1	1	1
101	7BB700412H	+BIND T.T S SCREW 4X12 SR						

FIG. 5 Options (AK-736) (MT-730(B))

3N0

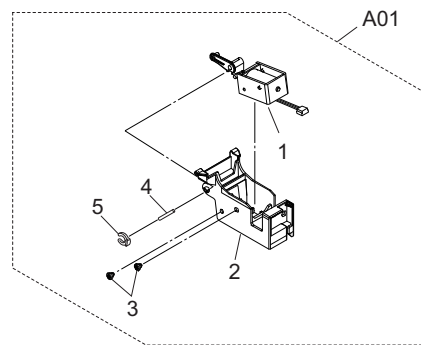
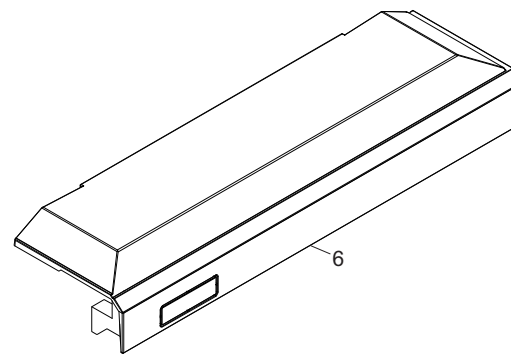
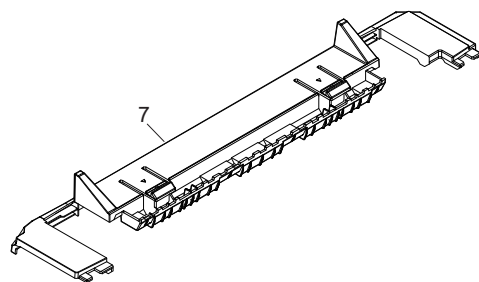


FIG. 5 Options (AK-736) (MT-730(B))

3N0

Ref No.	Part.No.	Description	Notes	Revision	Quantity			
					100	120	230	240
A01	303N094030	PARTS AK-736 SOLENOID ASSY SP			1	1	1	1
1	+303N094050	PARTS LEVER SOLENOID ASSY SP			1	1	1	1
2	+303N024030	HOLDER SOLENOID			1	1	1	1
3	+302F325090	STUD SCREW M3			2	2	2	2
4	+303N024050	SHAFT LEVER			1	1	1	1
5	+5MVX111DN007	STOPPER 3 /2BT1107 A4			1	1	1	1
6	303N004030	COVER RIGHT			1	1	1	1
7	303N004040	COVER LEFT			1	1	1	1
101	7BB700412H	+BIND T.T S SCREW 4X12 SR						

PF-7120

[CONFIDENTIAL]

FOR AUTHORIZED KYOCERA ENGINEERS ONLY. DO NOT DISTRIBUTE TO NON-AUTHORIZED PARTIES.

Items listed in the revision columns are defined as follows.

Item	Description
Add	Add a new part
Del	Delete a part
Design-chg.	A design changed part (Parts number version up)
Part No.-chg.	A part number is changed to other one.
Quantity-chg.	Change Quantity of parts to use
Others	Other changes
Correction	Correction

Revision history

Rev.	Date	Remarks
5	August 2018	Design change
6	October 2018	Design change
7	June 2019	Other changes
8	September 2019	Design change
9	July 2020	Design change
A	March 2021	Design change
B	June 2021	Design change

Symbols in the parts list

- Parts without a Ref.No. in the illustration indicate they are not supplied.
- Parts with a Ref.No. of 500 and above in the illustration indicate they are not selected for service parts.
- Parts with "*" are component parts or sub-assemblies of the assembly appearing immediately above them.
- Parts with "**" are component parts or sub-assembly with "*" appearing immediately above them.

[CONFIDENTIAL]

京セラドキュメントソリューションズ株式会社の許可なく、本資料を配布することを禁じます。

Revision 欄記載項目の内容は以下の通りです。

記載項目	内容
Add	新規部品の追加
Del	部品の削除
Design-chg.	部品の設変(版数アップ)
Part No.-chg.	部品番号の変更
Quantity-chg.	部品の個数変更
Others	その他の変更
Correction	誤記訂正

改版履歴

Rev.	改訂日	備考
5	2018年8月	設変対応
6	2018年10月	設変対応
7	2019年6月	その他の変更
8	2019年9月	設変対応
9	2020年7月	設変対応
A	2021年3月	設変対応
B	2021年6月	設変対応

記号の見方

- イラスト中で Ref 番号がない部品は供給できません。
イラスト中で 500 番台の Ref 番号が付いている部品はサービスパーツに選定されていません。
部品番号欄の・印は、組立部品の単品部品及び準組立部品を表わします。
部品番号欄の**印は、準組立部品の単品部品を表わします。

— CONTENTS —

FIG. 1 Covers 2
FIG. 2 Frames 4
FIG. 3 Paper Cassettes 6
FIG. 4 Paper Feed Section 1 8
FIG. 5 Paper Feed Section 2 10
FIG. 6 Drive Section & Electrical Components 12
FIG. 7 Accessories 14
FIG. 8 Options (Parts item)..... 16

WIRE

Wire Section (EN)..... 18
Wire. 1 Wire Section (EN) 18
Wire Section (JA)..... 20
Wire. 1 Wire Section (JA) 20

FIG. 1 Covers

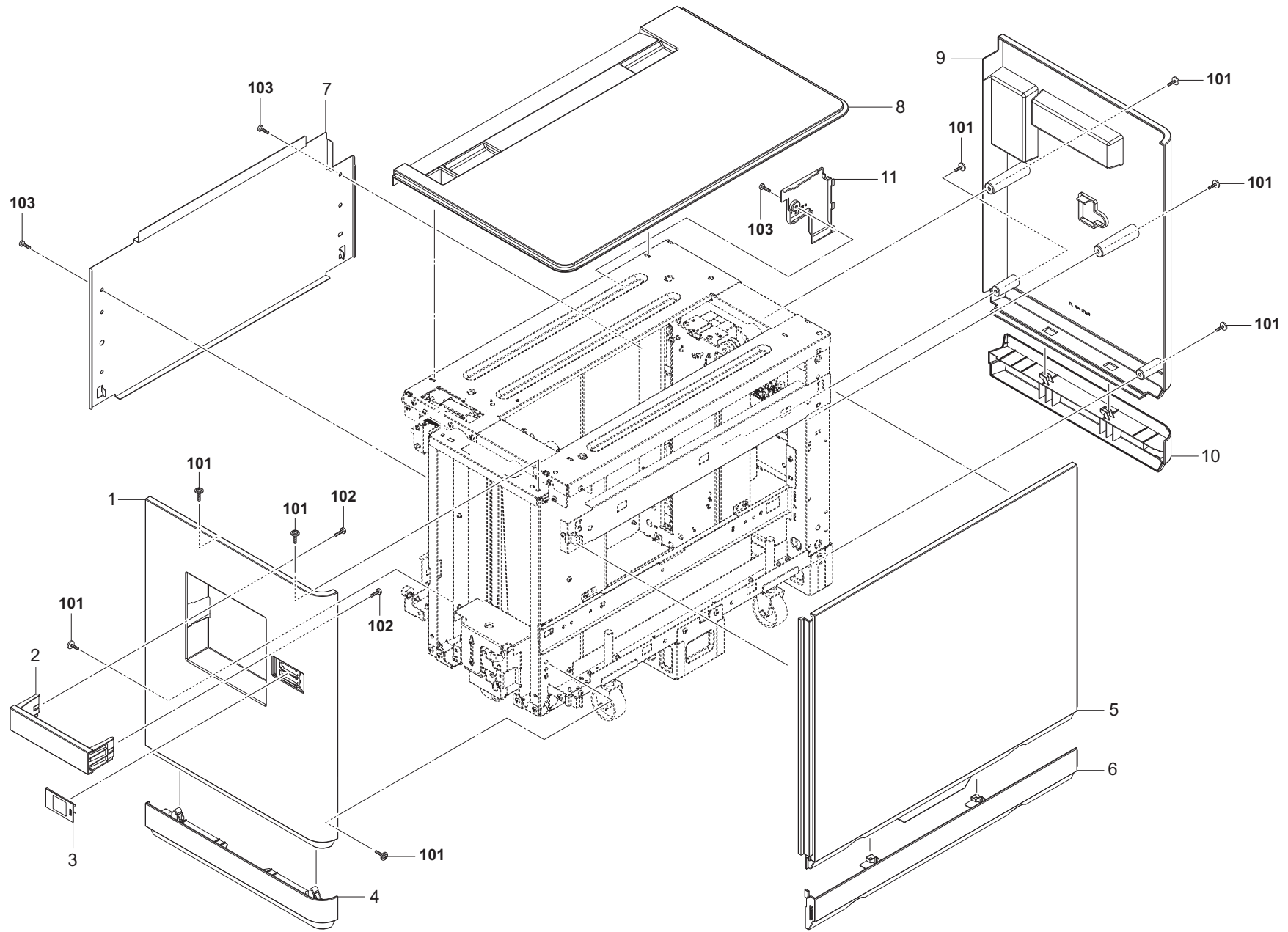


FIG. 1 Covers

3RL

Ref No.	Part.No.	Description	Notes	Revision	Quantity			
					100	120	230	240
1	303RL04040	COVER FRONT			1	1	1	1
2	303RL04050	HANDLE COVER			1	1	1	1
3	303RL09010	COVER CASSETTE LABEL 5			1	1	1	1
4	303RL04140	COVER FRONT LOW			1	1	1	1
5	303RL04020	COVER RIGHT			1	1	1	1
6	303RL04120	COVER RIGHT LOW			1	1	1	1
7	303RL04080	COVER LEFT			1	1	1	1
8	303RL04010	COVER TOP			1	1	1	1
9	303RL04030	COVER REAR			1	1	1	1
10	303RL04130	COVER REAR LOW			1	1	1	1
11	303NG04070	COVER WIRE			1	1	1	1
101	7BB782410H	+TP-FLAT T.T S SCREW 4X10 SR(BLACK)						
102	7BB202308H	+TP-FLAT T.T P SCREW 3X8						
103	7BB700408H	+BIND T.T S SCREW 4X8 SR						

FIG. 2 Frames

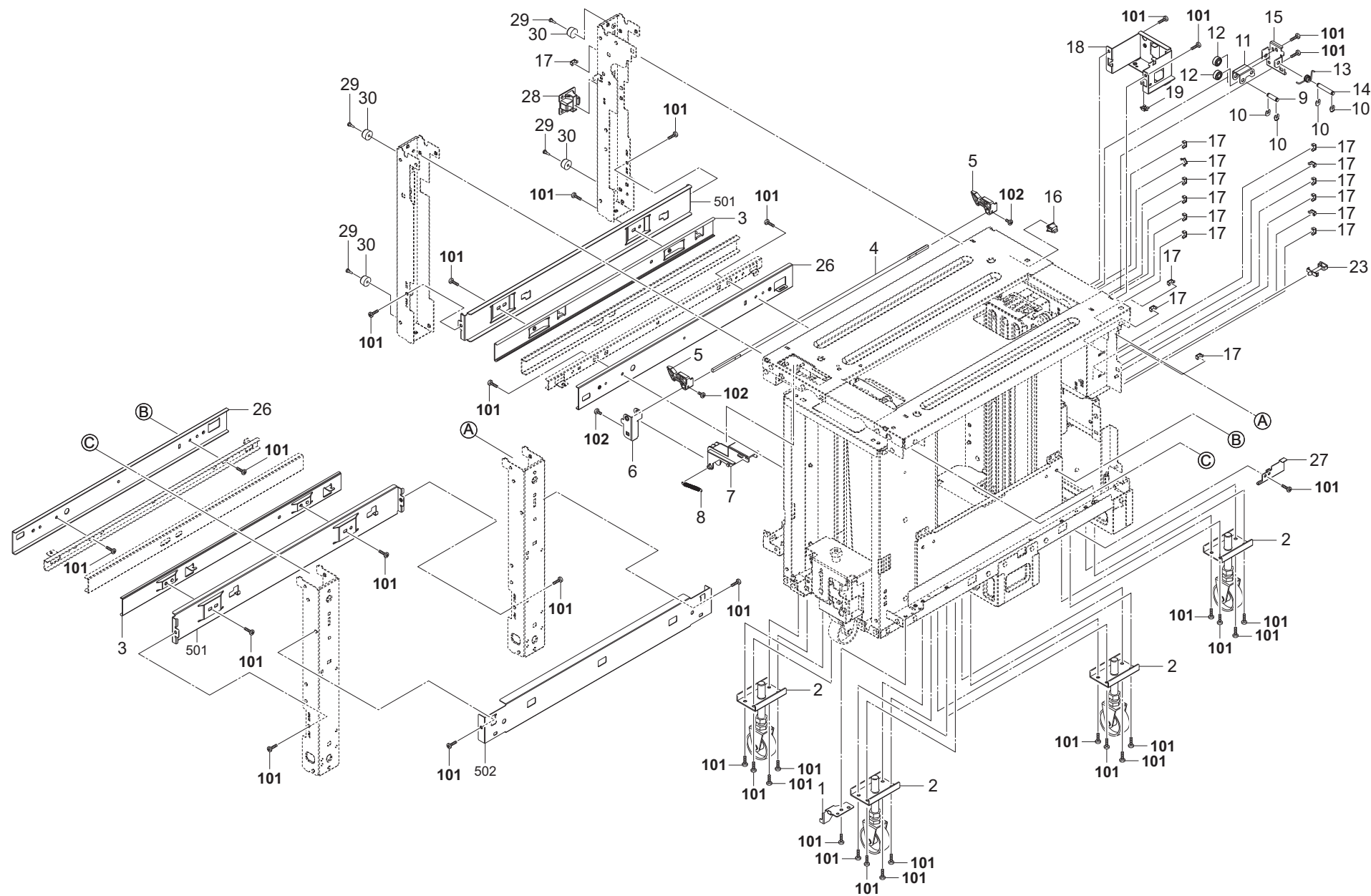


FIG. 2 Frames

3RL

Ref No.	Part.No.	Description	Notes	Revision	Quantity			
					100	120	230	240
1	303RL10340	STOPPER DECK FRONT			1	1	1	1
2	303RL07100	CASTER DECK B			4	4	4	4
3	303RL09530	SLIDER CASSETTE			2	2	2	2
4	303RL02290	SHAFT ATTACHMENT			1	1	1	1
5	303RL02380	HOOK ATTACHMENT			2	2	2	2
6	303RL02270	LEVER ATTACHMENT			1	1	1	1
7	303NG02280	KNOB ATTACHMENT			1	1	1	1
8	302NR08170	SPRING COVER MPF OPEN			1	1	1	1
9	303NF02290	SHAFT HOOK PULLEY			1	1	1	1
10	5MVX111DN003	RING STOPPER /A-49 FEED A4			4	4	4	4
11	303NF02270	LEVER DECK HOOK			1	1	1	1
12	302FG07020	PULLEY,CASSETTE RAIL			2	2	2	2
13	303NF02310	SPRING DECK HOOK			1	1	1	1
14	303NF02280	SHAFT HOOK FULCRUM			1	1	1	1
15	303NF02301	HOLDER DECK HOOK			1	1	1	1
16	7SP01000009+H01	SW.PUSH			1	1	1	1
17	302K931080	WIRE STOPPER			16	16	16	16
18	303NG02180	MOUNT INLET			1	1	1	1
19	7YZM210006++H01	ACCESS.EDGING			1	1	1	1
20	7YZM420003++H01	ACCESS.BAND			1	1	1	1
21	7YZM420004++H01	ACCESS.BAND			1	1	1	1
22	7YZM130002++H01	ACCESS.BUSHING			1	1	1	1
23	7YZM610022++H01	ACCESS.SADDLE			1	1	1	1
26	303NG10100	MOUNT SLIDER DECK			2	2	2	2
27	303RL10330	STOPPER DECK			1	1	1	1
28	303NG02190	GUIDE SWITCH			1	1	1	1
29	302HS02540	PIN DRAWER			4	4	4	4
30	3CG02030	BASE RUBBER,FRAME			4	4	4	4
101	7BB700408H	+BIND T.T S SCREW 4X8 SR						
102	7BB000306H	+BIND M SCREW 3X6						

FIG. 3 Paper Cassettes

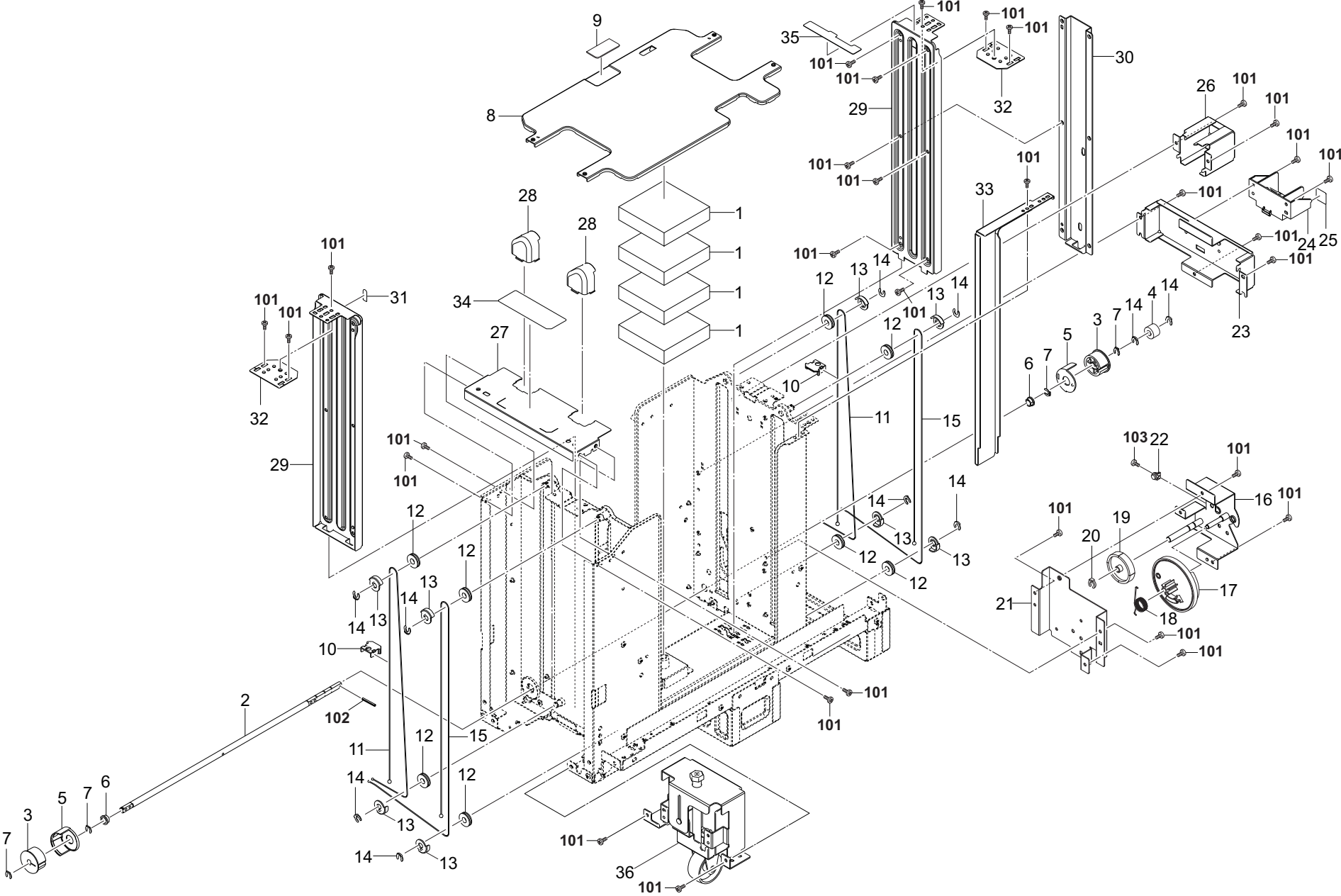


FIG. 4 Paper Feed Section 1

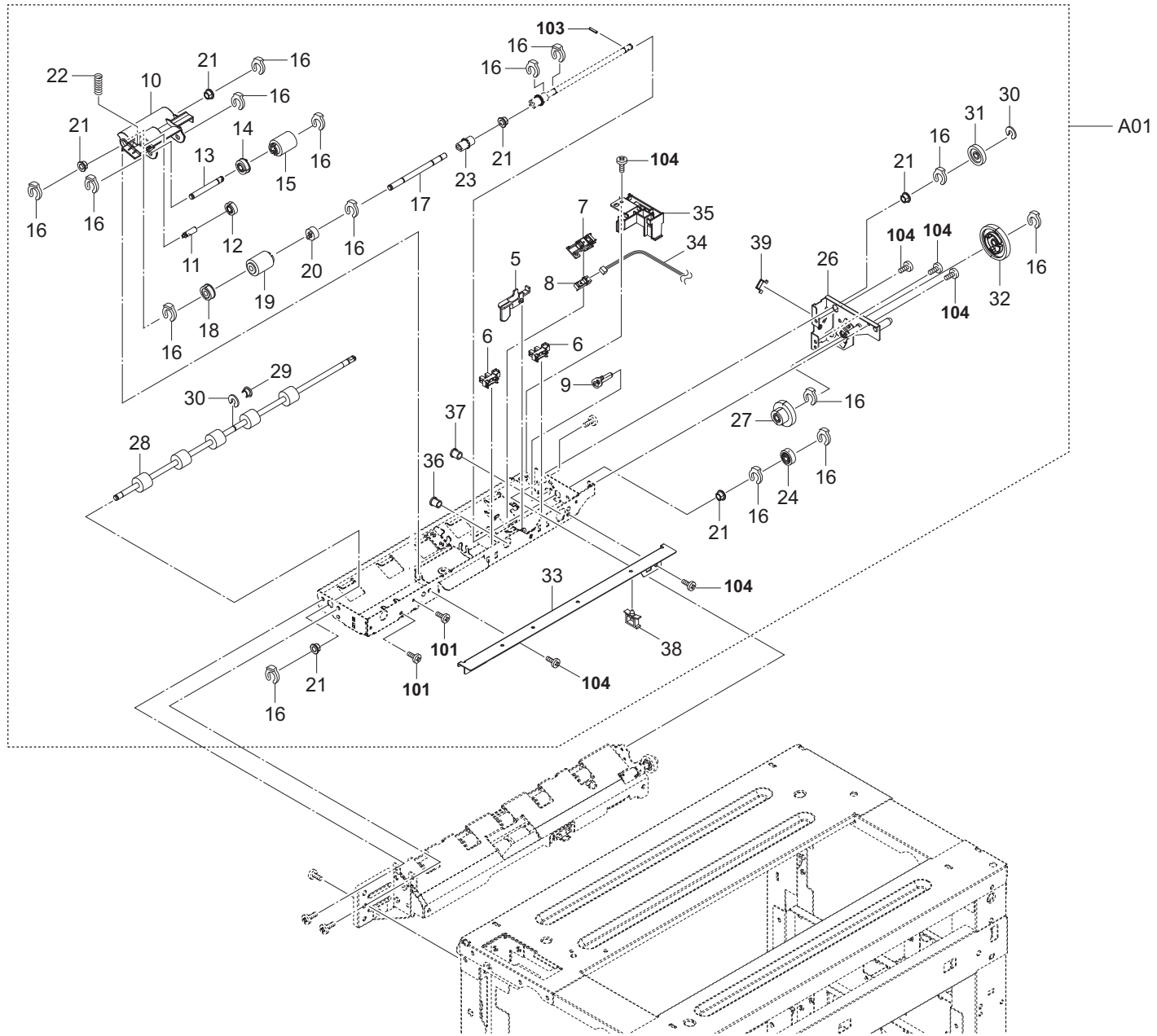


FIG. 4 Paper Feed Section 1

3RL-B

Ref No.	Part.No.	Description	Notes	Revision	Quantity			
					100	120	230	240
A01	303RL94071	PARTS FEED UNIT SP		Design-chg.	1	1	1	1
5	+303NG06160	ACTUATOR PAPER EMPTY			1	1	1	1
6	+303M894260	PARTS SENSOR OPT SP			2	2	2	2
7	+303NG06310	HOLDER SENSOR FEED			1	1	1	1
8	+302K994580	PARTS SENSOR OPT. SP			1	1	1	1
9	+303NG06340	PIN PLATE			1	1	1	1
10	+303NG06020	HOLDER PICKUP			1	1	1	1
11	+303NG06200	PIN PICKUP IDLE			1	1	1	1
12	+302F906030	GEAR FEED Z26H			1	1	1	1
13	+303NG06060	SHAFT PICKUP			1	1	1	1
14	+302K906200	GEAR Z30R PICKUP			1	1	1	1
15	+302K906370	PULLEY PICKUP			1	1	1	1
16	+5MVX111DN003	RING STOPPER /A-49 FEED A4			15	15	15	15
17	+303NG06010	SHAFT FEED			1	1	1	1
18	+302K906190	GEAR Z30R FEED OW			1	1	1	1
19	+302K906350	PULLEY FEED			1	1	1	1
20	+3BC07130	ONE-WAY CLUTCH 6			1	1	1	1
21	+302K324450	BUSH 6			6	6	6	6
22	+303NG06380	SPRING PICK UP			1	1	1	1
23	+302FB06151	JOINT DRIVE			1	1	1	1
24	+302K906240	GEAR FEED DRIVE Z20L			1	1	1	1
26	+303NG06090	PLATE FEED DRIVE			1	1	1	1
27	+303NG31150	GEAR Z35R 20R			1	1	1	1
28	+303NG94060	PARTS ROLLER ASSIST SP			1	1	1	1
29	+302FZ07540	HOLDER SHAFT OUT			1	1	1	1
30	+302FB09830	CUT WASHER 4			2	2	2	2
31	+302HS31120	GEAR Z27L CLUTCH			1	1	1	1
32	+302KV31091	GEAR Z50R			1	1	1	1
33	+303NG06180	PLATE FEED WIRE			1	1	1	1
34	+303RL46080	CONN.CORD ASSY PRIMARY FEED UNIT			1	1	1	1
35	+303NG06190	GUIDE FEED WIRE			1	1	1	1
36	+7YZM130001++H01	ACCESS.BUSHING			1	1	1	1
37	+7YZM130002++H01	ACCESS.BUSHING			1	1	1	1
38	+7YZM610007++H01	ACCESS.SADDLE			1	1	1	1
39	+302K931080	WIRE STOPPER			1	1	1	1
101	7BB000304H	+BIND M SCREW 3X4						
103	E5120100	PARALLEL PIN H7A 2X10 SUS						
104	7BB700308H	+BIND T.T S SCREW 3X8 SR						

FIG. 5 Paper Feed Section 2

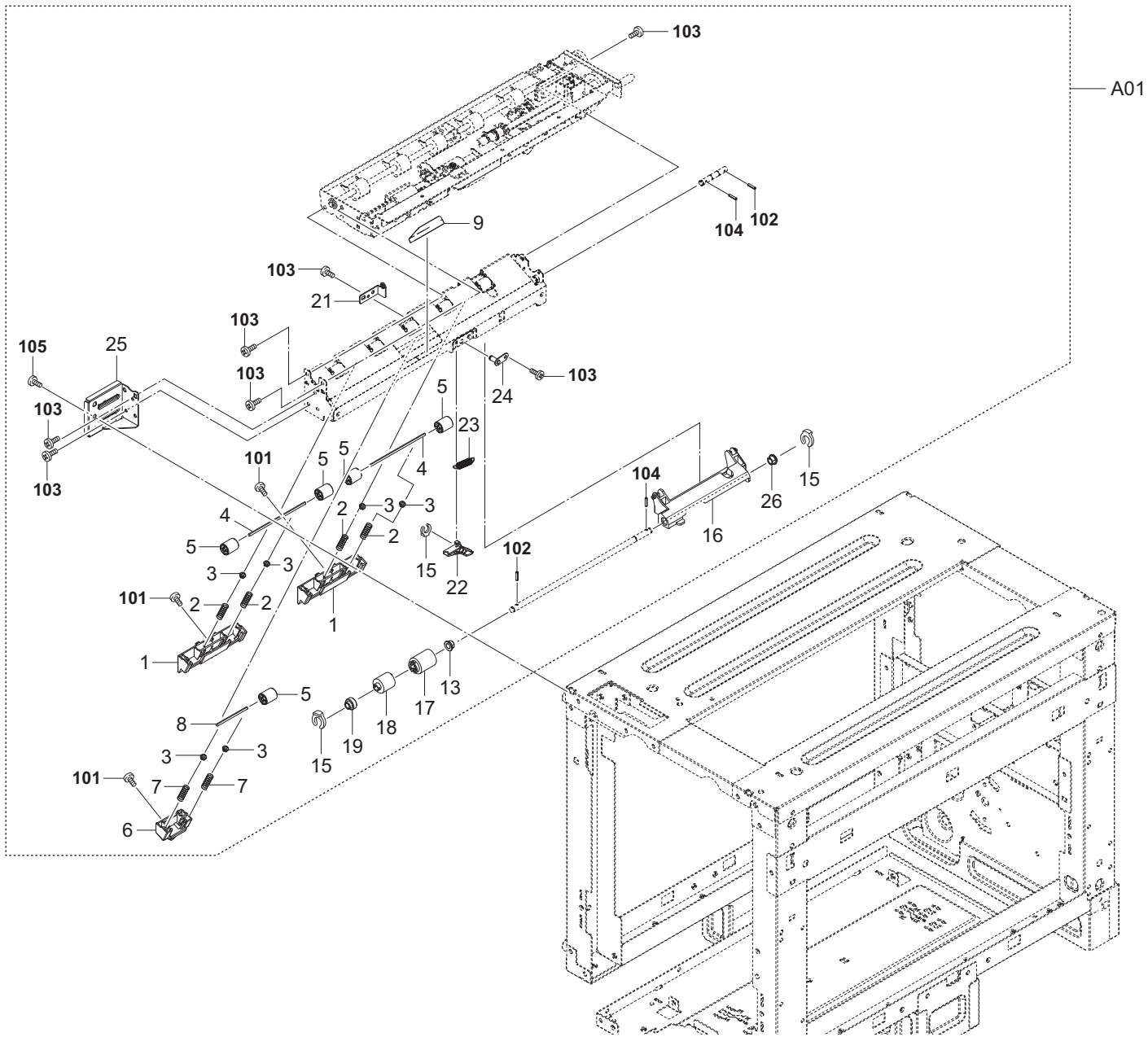


FIG. 5 Paper Feed Section 2

3RL-B

Ref No.	Part.No.	Description	Notes	Revision	Quantity			
					100	120	230	240
A01	303RL94071	PARTS FEED UNIT SP		Design-chg.	1	1	1	1
1	+303NG06300	HOLDER FEED LOW			2	2	2	2
2	+302K906730	SPRING ASSIST			4	4	4	4
3	+302ND24290	CAP SPRING			6	6	6	6
4	+302NH06980	SHAFT FEED LOW			2	2	2	2
5	+302F929260	PULLEY DU LOW			5	5	5	5
6	+303NG06350	HOLDER PULLEY C			1	1	1	1
7	+302F708310	SPRING LOCK MPF			2	2	2	2
8	+302NH06990	SHAFT ASSIST PULLEY			1	1	1	1
9	+302K906721	SHEET PRIMARY FEED HI			1	1	1	1
13	+302K324450	BUSH 6			1	1	1	1
15	+5MVX111DN003	RING STOPPER /A-49 FEED A4			3	3	3	3
16	+303RL06020	HOLDER RETARD			1	1	1	1
17	+302K906360	PULLEY RETARD			1	1	1	1
18	+302K906751	TORQUE-LIMITER 390		Design-chg.	1	1	1	1
19	+303NG06320	STOPPER RETARD			1	1	1	1
21	+303RL06030	PLATE RETARD HOLDER			1	1	1	1
22	+303NG06220	LEVER RETARD RELEASE			1	1	1	1
23	+302NH06100	SPRING RETARD			1	1	1	1
24	+302K906330	FULCRUM-PIN RETARD			1	1	1	1
25	+303NG06230	MOUNT FEED FRONT			1	1	1	1
26	+34806040	LOWER BUSHING,PAPER FEED			1	1	1	1
101	7BB200308H	+BIND T.T P SCREW 3X8						
102	E5120100	PARALLEL PIN H7A 2X10 SUS						
103	7BB700308H	+BIND T.T S SCREW 3X8 SR						
104	5MBP2012WXSP	SPRING PIN / M2 X 12 S-BLK						
105	7BB700408H	+BIND T.T S SCREW 4X8 SR						

FIG. 6 Drive Section & Electrical Components

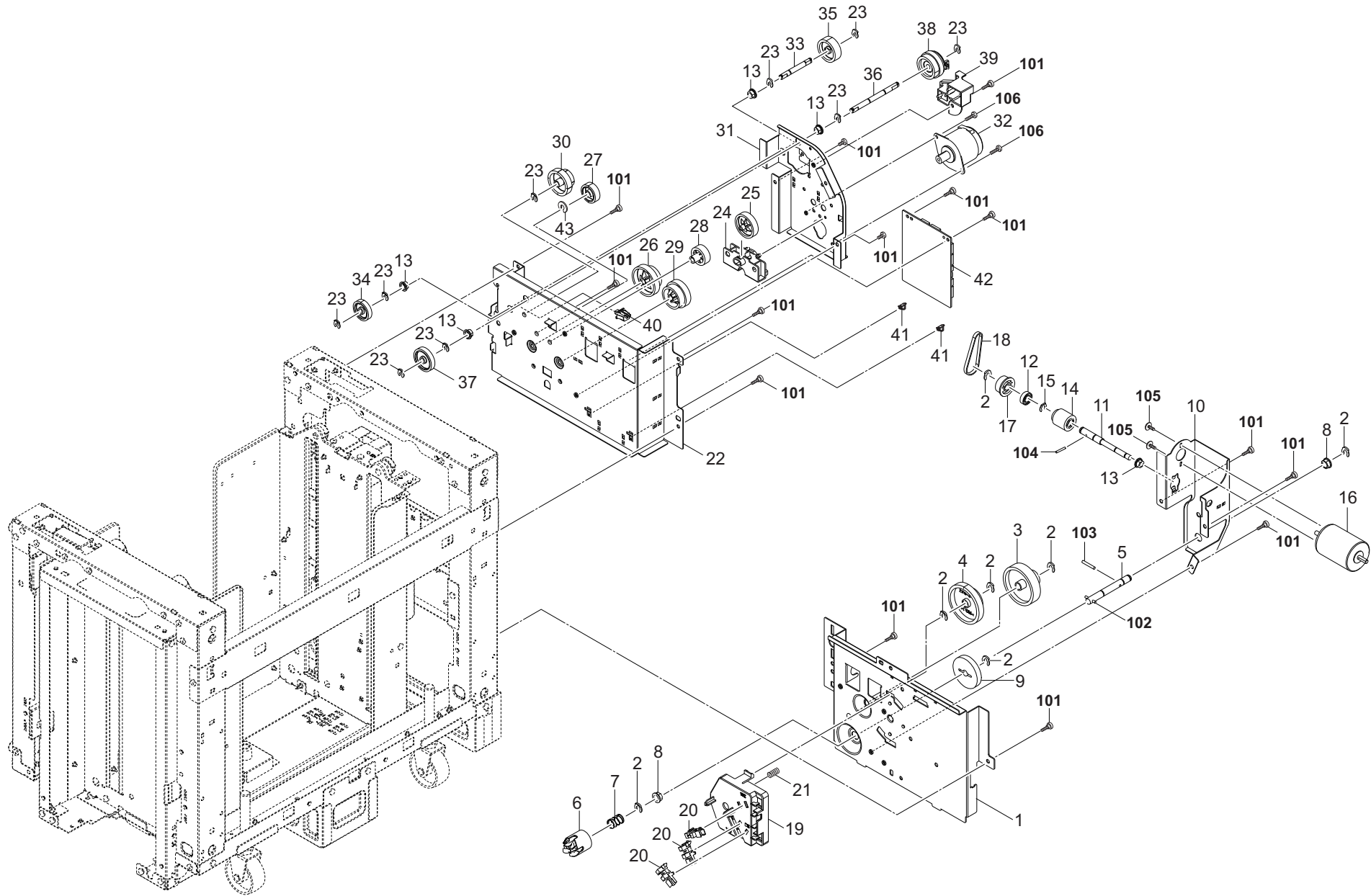


FIG. 6 Drive Section & Electrical Components

3RL

Ref No.	Part.No.	Description	Notes	Revision	Quantity			
					100	120	230	240
1	303RL31050	MOUNT LIFT DRIVE			1	1	1	1
2	2BC06910	STOPPER 6			7	7	7	7
3	3AK20080	GEAR 18/50			1	1	1	1
4	303NG31070	GEAR LIFT 19 51			1	1	1	1
5	303NG31060	SHAFT LIFT DRIVE			1	1	1	1
6	303NG31020	JOINT LIFT			1	1	1	1
7	303NG31030	SPRING JOINT			1	1	1	1
8	28107310	BUSH 8			2	2	2	2
9	3B820120	GEAR 26,LIFT			1	1	1	1
10	303RL31090	MOUNT LIFT MOTOR			1	1	1	1
11	303NG31140	SHAFT LIFT MOTOR			1	1	1	1
12	7BE008165431H11	BEARING 688ZZ			1	1	1	1
13	302K324450	BUSH 6			5	5	5	5
14	3AK20130	GEAR,WORM MAIN TRAY			1	1	1	1
15	302K925140	STOPPER 6			1	1	1	1
16	303H327510	MOTOR,MAIN TRAY			1	1	1	1
17	3CG22060	PULLEY 34,CONVEYING			1	1	1	1
18	303H321090	BELT MAIN TRAY MOTOR			1	1	1	1
19	303NF10330	HOLDER DECK SENSOR			1	1	1	1
20	303M894260	PARTS SENSOR OPT SP			3	3	3	3
21	2C902080	SPRING DEV PUSH			1	1	1	1
22	303RL31031	MOUNT FEED DRIVE			1	1	1	1
23	5MVX111DN003	RING STOPPER /A-49 FEED A4			9	9	9	9
24	303RL31071	BRACKET GEAR CHANGE			1	1	1	1
25	303NJ31060	GEAR Z60R			1	1	1	1
26	303NJ31080	GEAR Z75L-Z32L			1	1	1	1
27	303NJ31130	GEAR Z28R			1	1	1	1
28	302JZ31170	GEAR Z27L MAIN			1	1	1	1
29	303NJ31070	GEAR Z56L-Z40R			1	1	1	1
30	303RL31010	GEAR Z39L-Z25L			1	1	1	1
31	303RL31120	PLATE FEED DRIVE			1	1	1	1
32	303RL94030	PARTS MOTOR-BL INNER W20 SP			1	1	1	1
33	303RL31080	SHAFT FEED			1	1	1	1
34	303NG31160	GEAR Z30L			1	1	1	1
35	303RL31020	GEAR Z35R			1	1	1	1
36	303NG31080	SHAFT CLUTCH CONVEYING A			1	1	1	1
37	303NF31050	GEAR Z35L			1	1	1	1
38	302KV94520	PARTS CLUTCH 50 Z35R SP			1	1	1	1
39	303NG31130	HOLDER CLUTCH			1	1	1	1
40	7SP01000007+H01	SW.PUSH			1	1	1	1
41	302K939230	HOLDER PWB			2	2	2	2
42	303RL94020	PARTS PWB SIDE DECK ASSY SP			1	1	1	1
43	303RL31130	CUT-WASHER 4			1	1	1	1
101	7BB700408H	+BIND T.T S SCREW 4X8 SR						
102	E0030200	SPRING PIN 3X20						
103	E5125200	PARALLEL PIN H7A 2.5X20 SUS						
104	E5120100	PARALLEL PIN H7A 2X10 SUS						
105	7BB007306H	+TP-CUP M SCREW 3X6						
106	7BB700308H	+BIND T.T S SCREW 3X8 SR						

FIG. 7 Accessories

3RL

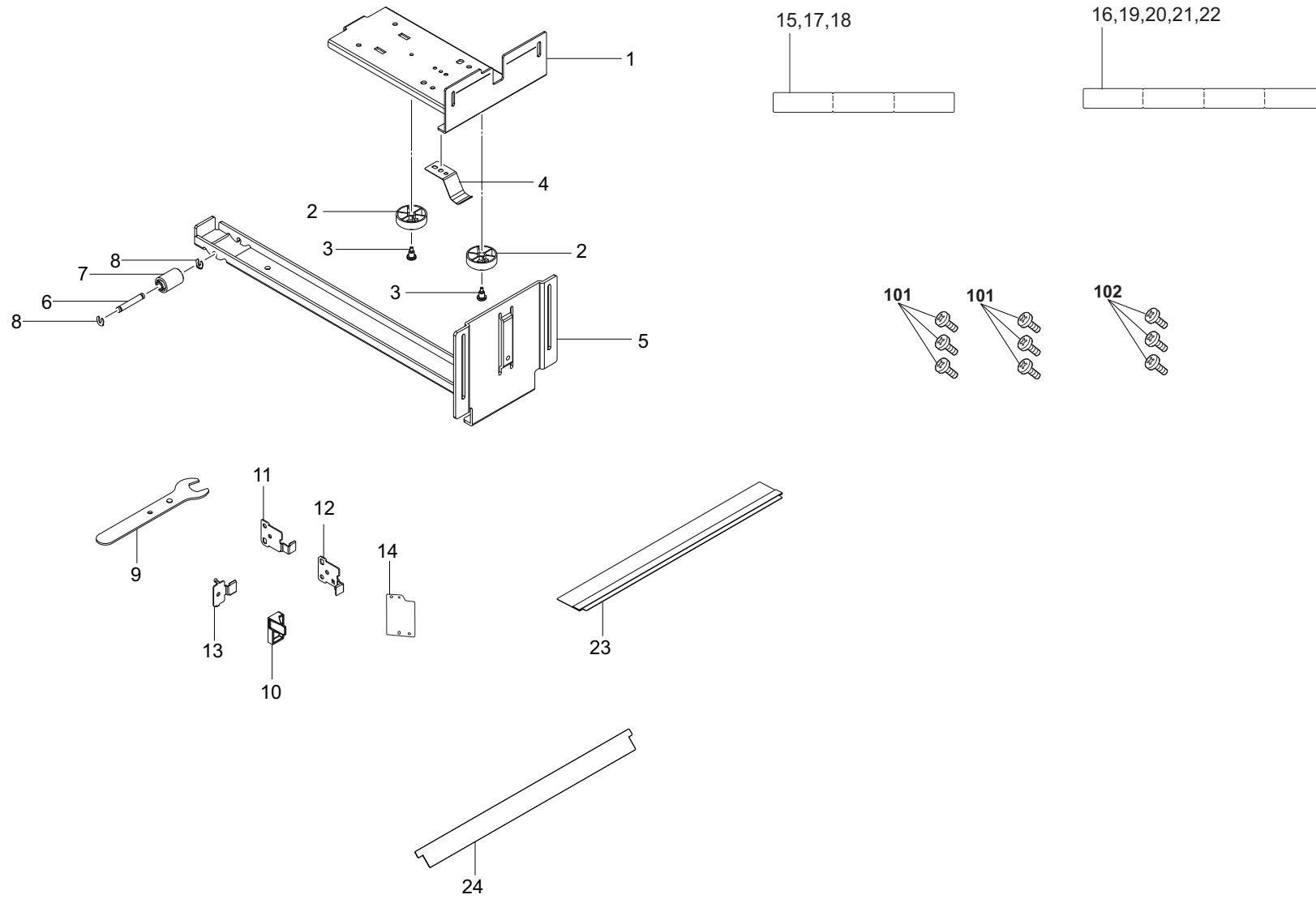


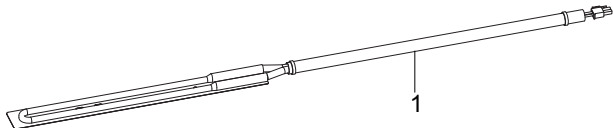
FIG. 7 Accessories

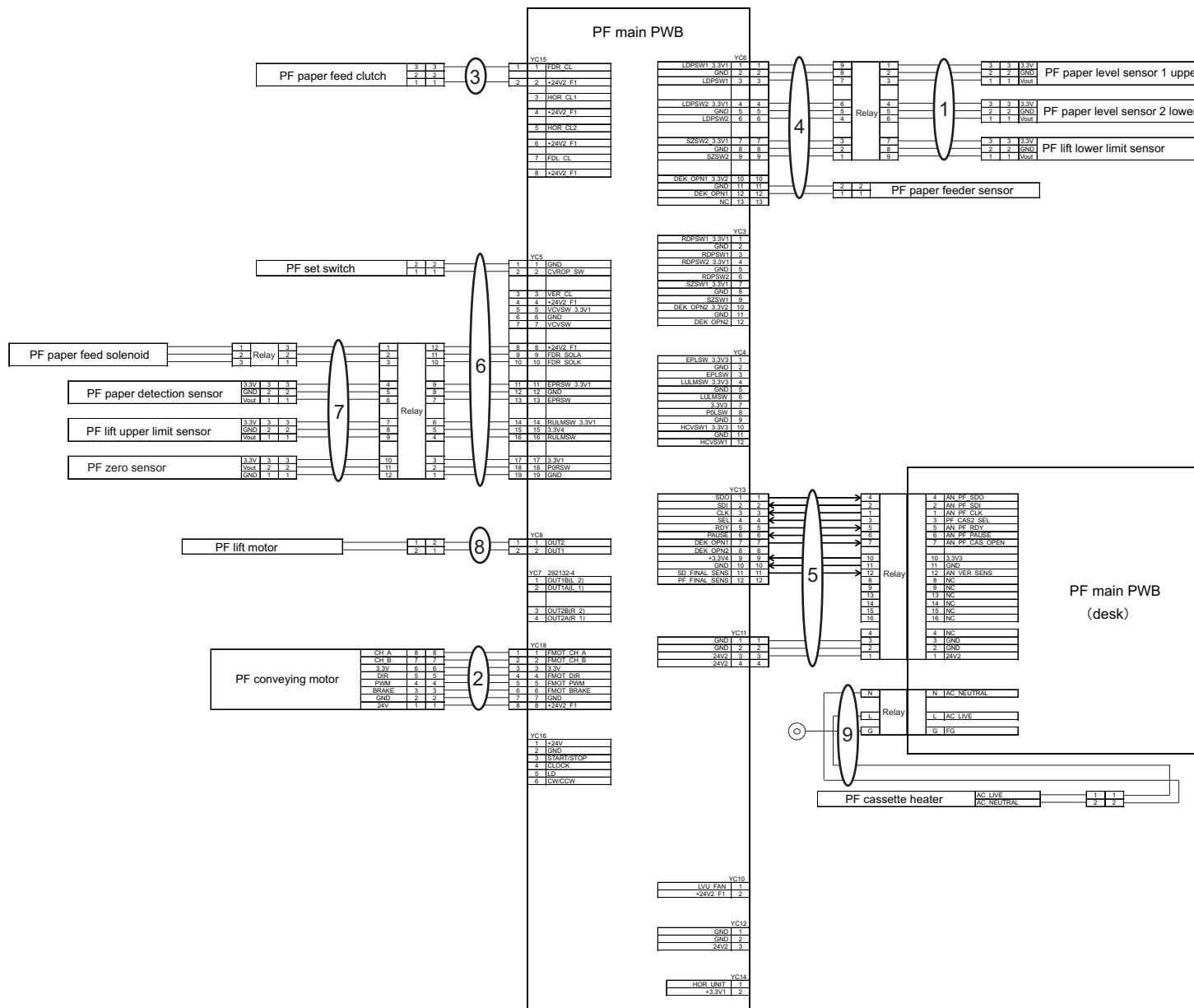
3RL

Ref No.	Part.No.	Description	Notes	Revision	Quantity			
					100	120	230	240
1	303NG02502	MOUNT RAIL			1	1	1	1
2	303NG02540	PULLEY SLIDER			2	2	2	2
3	3CG02041	PIN,RELEASE LEVER			2	2	2	2
4	303JY02400	PLATE EARTH RAIL			1	1	1	1
5	303RL03080	BASE SLIDER			1	1	1	1
6	303JY02270	SHAFT SLIDER			1	1	1	1
7	303LT03090	PULLEY SLIDER S			1	1	1	1
8	5MVX111DN003	RING STOPPER /A-49 FEED A4			2	2	2	2
9	303LT03130	SPANNER			1	1	1	1
10	303RL02530	LEVER SWITCH			1	1	1	1
11	303RL02551	PLATE LOCK M FRONT			1	1	1	1
12	303RL02541	PLATE LOCK M REAR			1	1	1	1
13	303RL02560	PLATE LOCK			2	2	2	2
14	303NG02550	PLATE COVER			1	1	1	1
15	302ND34170	SHEET PAPER SIZE M JP			1			
16	302ND34130	SHEET PAPER SIZE M B			1		1	1
17	303RC34020	SHEET PAPER SIZE I C					1	1
18	302ND34180	SHEET PAPER MEDIA EN				1	1	1
19	302ND34370	SHEET PAPER MEDIA GER ITA					1	1
20	302ND34380	SHEET PAPER MEDIA FRA SPA				1	1	1
21	302ND34390	SHEET PAPER MEDIA PTB				1	1	1
22	302ND34400	SHEET PAPER MEDIA DUT RUS					1	1
23	303NG06370	FILM GUIDE			1	1	1	1
24	303RL06370	FILM GUIDE A			1	1	1	1
101	7BB700408H	+BIND T.T S SCREW 4X8 SR						
102	7BB200408H	+BIND T.T P SCREW 4X8						

FIG. 8 Options (Parts item)

3RL





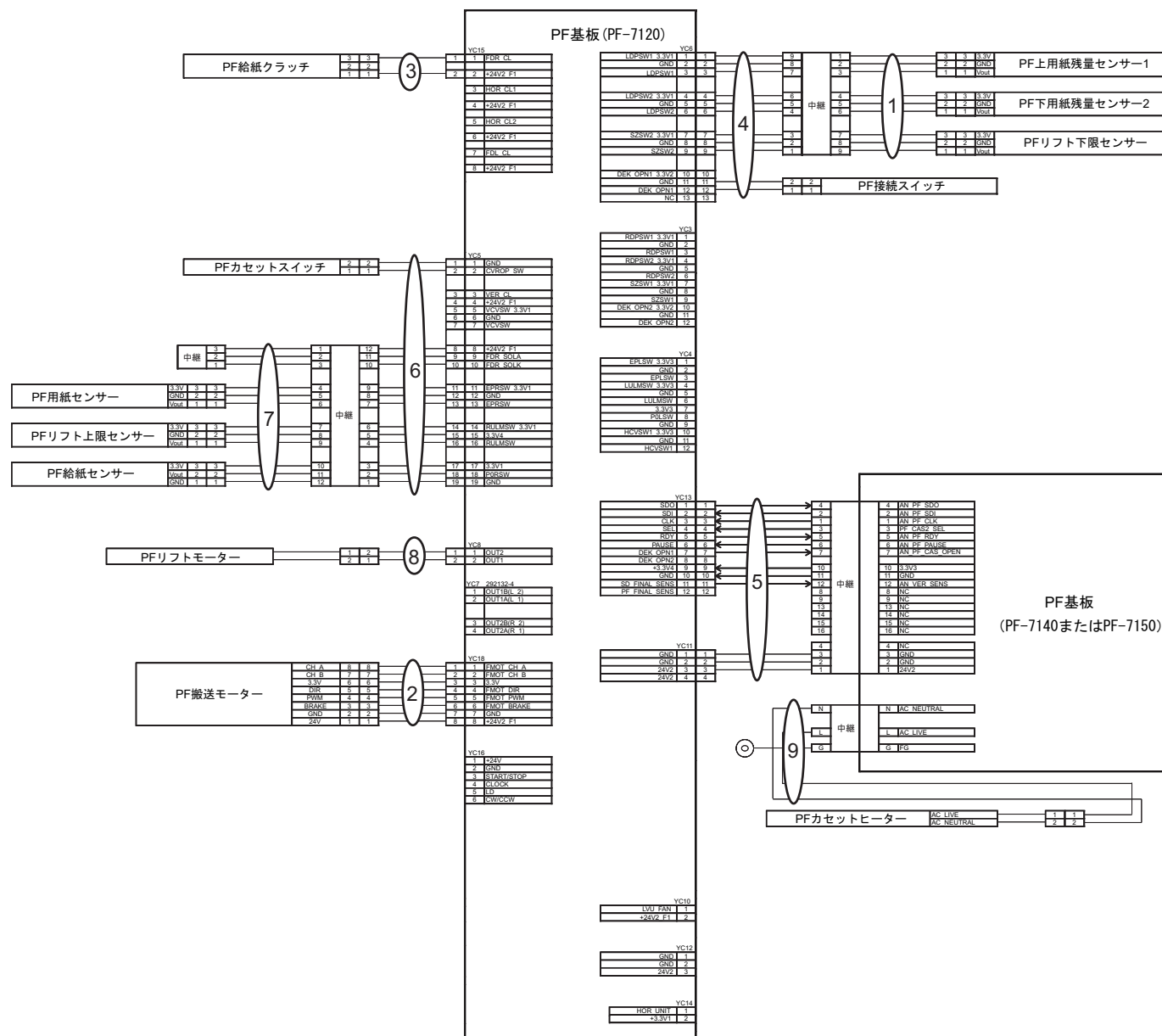
Wire. 1 Wire Section (EN)

3RL

Ref No.	Part.No.	Description	Notes	Revision	Quantity			
					100	120	230	240
1	303RL46010	WIRE PAPER SENSOR			1	1	1	1
2	303RL46030	WIRE MAIN MOTOR			1	1	1	1
3	303RL46050	WIRE CLUTCH			1	1	1	1
4	303RL46060	WIRE PAPER SENSOR JOINT			1	1	1	1
5	303RL46070	WIRE INTERFACE B			1	1	1	1
6	303NG46020	WIRE DECK 1			1	1	1	1
7	303RL46080	CONN.CORD ASSY PRIMARY FEED UNIT			1	1	1	1
8	303NG46070	WIRE LIFTMOTOR			1	1	1	1
9	303NG46080	WIRE HEATER						

• Wire Section indicates all the wires/FFCs containing them in other FIGs.

• Wire Section には全ての電線 /FFC (他 FIG の電線 /FFC 含む) を掲載しています。



Wire. 1 Wire Section (JA)

3RL

Ref No.	Part.No.	Description	Notes	Revision	Quantity			
					100	120	230	240
1	303RL46010	WIRE PAPER SENSOR			1	1	1	1
2	303RL46030	WIRE MAIN MOTOR			1	1	1	1
3	303RL46050	WIRE CLUTCH			1	1	1	1
4	303RL46060	WIRE PAPER SENSOR JOINT			1	1	1	1
5	303RL46070	WIRE INTERFACE B			1	1	1	1
6	303NG46020	WIRE DECK 1			1	1	1	1
7	303RL46080	CONN.CORD ASSY PRIMARY FEED UNIT			1	1	1	1
8	303NG46070	WIRE LIFTMOTOR			1	1	1	1
9	303NG46080	WIRE HEATER						

• Wire Section indicates all the wires/FFCs containing them in other FIGs.

• Wire Section には全ての電線 /FFC (他 FIG の電線 /FFC 含む) を掲載しています。

PF-7140

[CONFIDENTIAL]

FOR AUTHORIZED KYOCERA ENGINEERS ONLY. DO NOT DISTRIBUTE TO NON-AUTHORIZED PARTIES.

Symbols in the parts list

- Parts without a Ref.No. in the illustration indicate they are not supplied.
- Parts with "•" are component parts or sub-assemblies of the assembly appearing immediately above them.
- Parts with "••" are component parts or sub-assembly with "•" appearing immediately above them.

Classification of the screws

- See the last page of this parts list for the classification of the screws in the illustrations.

[CONFIDENTIAL]

京セラドキュメントソリューションズ株式会社の許可なく、本資料を配布することを禁じます。

記号の見方

- イラスト中で Ref 番号がない部品は供給できません。
- 部品番号欄の • 印は、組立部品の単品部品及び準組立部品を表わします。
- 部品番号欄の •• 印は、準組立部品の単品部品を表わします。

ビスの種別

- イラスト中のビスの種別は最終ページに記載しています。

— CONTENTS —

Fig. 1	Covers	2
Fig. 2	Frame 1	4
Fig. 3	Frame 2	6
Fig. 4	Cassette	8
Fig. 5	Paper Feed Section 1	10
Fig. 6	Paper Feed Section 2	12
Fig. 7	Drive Section	14
Fig. 8	Electrical Components.....	16
Fig. 9	Accessories	18
Fig. 10	Options (Parts item).....	20

WIRE

Wire Section (EN)	22
Wire. 1 Wire Section (EN).....	22
Wire Section (JA)	24
Wire. 1 Wire Section (JA).....	24

FIG. 1 Covers

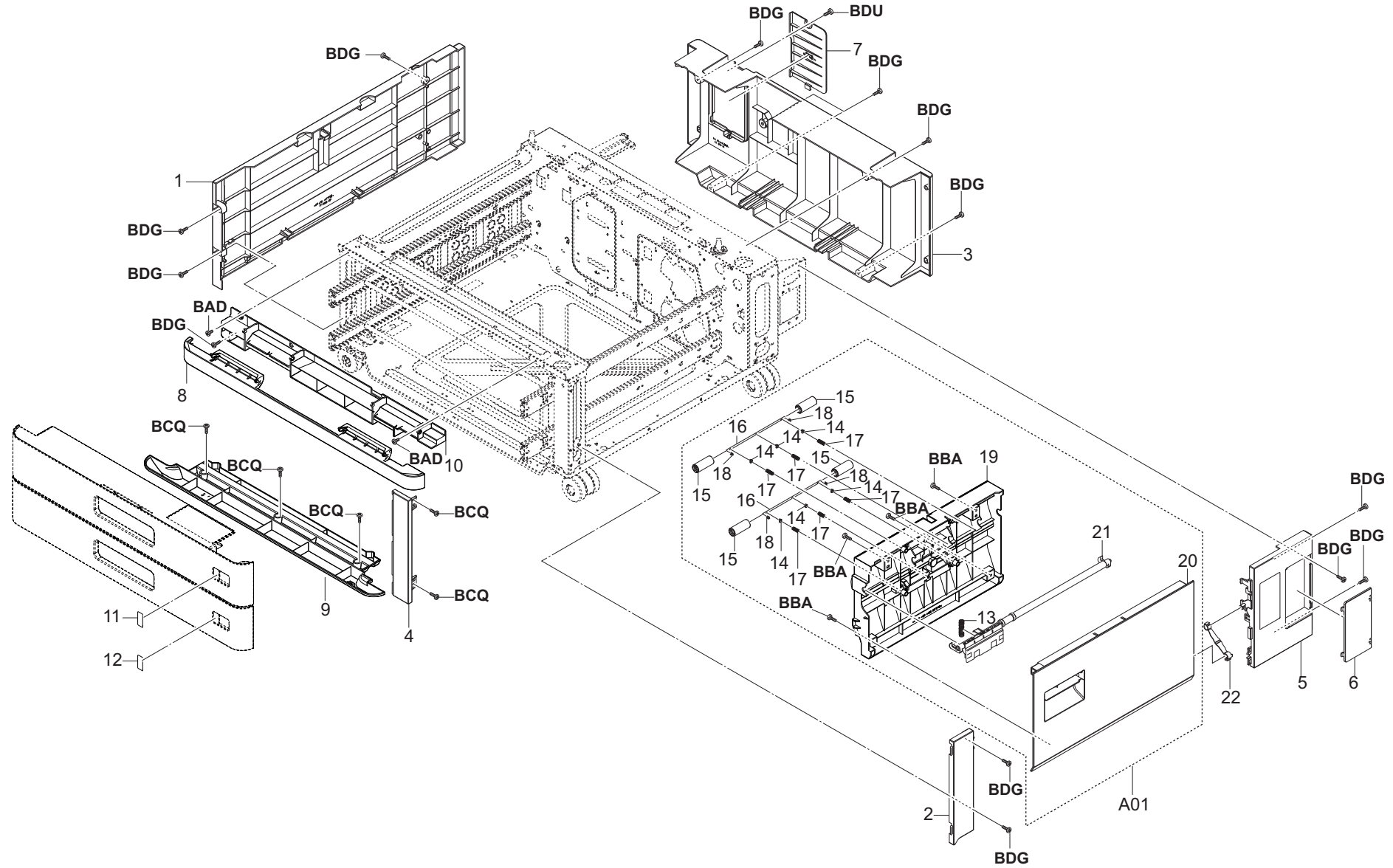


FIG. 1 Covers

Ref No.	Part.No.	Description	Notes	Revision	Quantity			
					100	120	230	240
1	303RB04010	COVER LEFT			1	1	1	1
2	303RB04020	COVER RIGHT FRONT			1	1	1	1
3	303RB04030	COVER REAR			1	1	1	1
4	303RB04080	COVER FRONT RIGHT			1	1	1	1
5	303RB04090	COVER RIGHT REAR			1	1	1	1
6	303RB04100	COVER INTERFACE			1	1	1	1
7	303RB04120	COVER LID REAR			1	1	1	1
8	303V404010	COVER FRONT UPPER			1	1	1	1
9	303V404020	COVER FRONT LOWER			1	1	1	1
10	303V404030	MOUNT FRONT COVER			1	1	1	1
11	303V434010	LABEL CASSETTE 3			1	1	1	1
12	303V434020	LABEL CASSETTE 4			1	1	1	1
A01	303V494020	PARTS COVER FEED RIGHT ASSY SP			1	1	1	1
13	*302FZ20021	SPRING LID			1	1	1	1
14	*302ND24290	CAP SPRING			6	6	6	6
15	*302ND29260	PULLEY FEED 16			4	4	4	4
16	*302ND29280	SHAFT FEED			2	2	2	2
17	*302ND29300	SPRING-COMPRESSION PULLEY FEED			6	6	6	6
18	*302ND29630	CAP HOLDER SHAFT			4	4	4	4
19	*303V406010	GUIDE COVER RIGHT			1	1	1	1
20	*303RB04040	COVER FEED RIGHT			1	1	1	1
21	*303RB06020	HOOK COVER RIGHT PF			1	1	1	1
22	303PZ06060	STRAP CONVEYING			1	1	1	1

FIG. 2 Frame 1

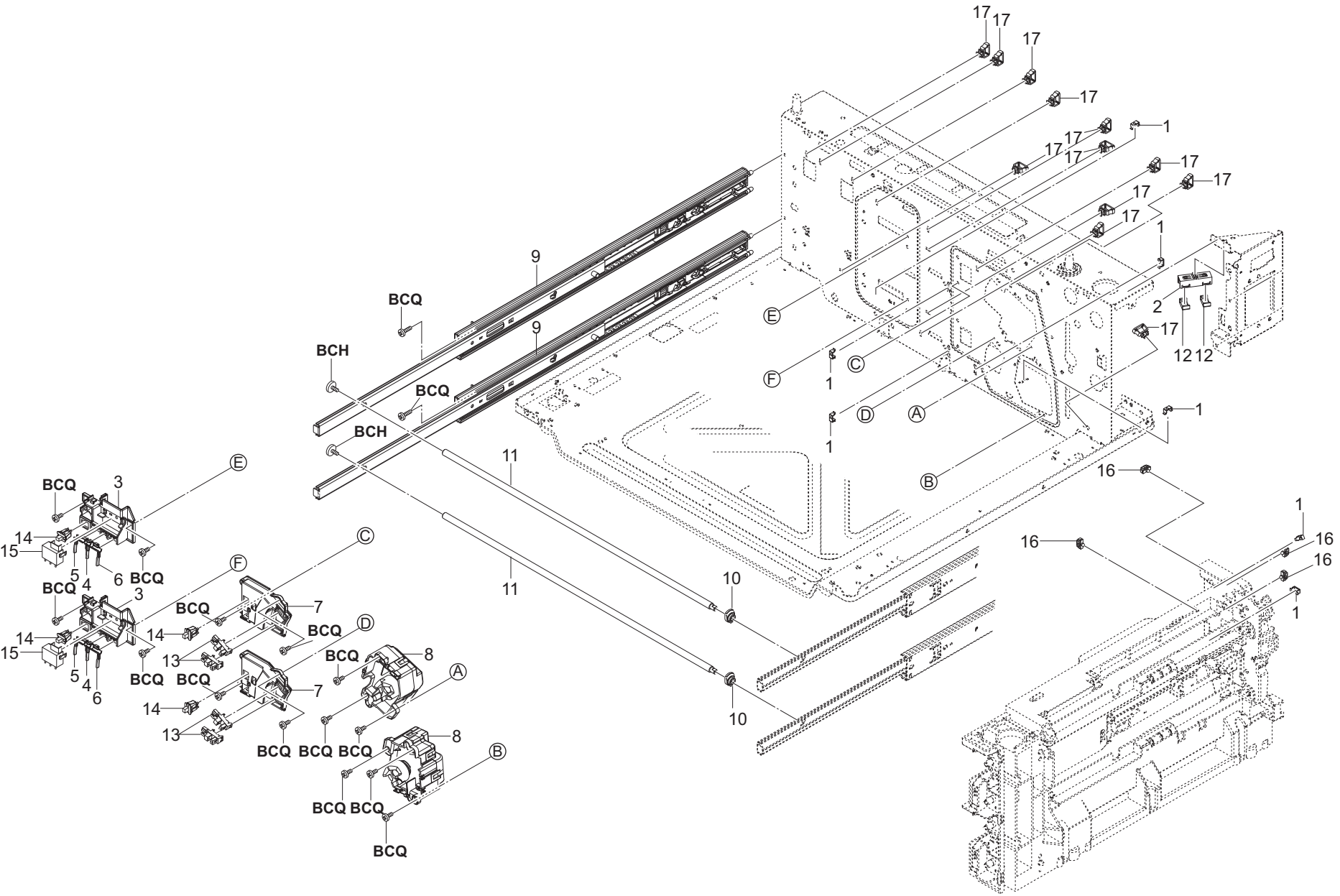


FIG. 2 Frame 1

Ref No.	Part.No.	Description	Notes	Revision	Quantity			
					100	120	230	240
1	302K931080	WIRE STOPPER			7	7	7	7
2	302LF39050	GUIDE WIRE FRONT PWB			1	1	1	1
3	302ND09280	HOLDER SIDE SWITCH			2	2	2	2
4	302ND09290	LEVER SIZE A			2	2	2	2
5	302ND09300	LEVER SIZE B			2	2	2	2
6	302ND09310	LEVER SIZE C			2	2	2	2
7	302ND09360	MOUNT PAPER SENSOR			2	2	2	2
8	302ND94481	PARTS MOTOR LIFT ASSY SP			2	2	2	2
9	302ND09521	SLIDER CASSETTE LEFT			2	2	2	2
10	302ND09530	GUIDE CASSETTE SET			2	2	2	2
11	302ND09540	SHAFT CASSETTE FRONT			2	2	2	2
12	303LL02330	HOLDER WIRE D			2	2	2	2
13	302P794010	PARTS SENSOR OPT. SP			4	4	4	4
14	7SP01000007+H01	SW.PUSH			4	4	4	4
15	7SP03090001+H01	SW.PUSH			2	2	2	2
16	7YZM610007++H01	ACCESS.SADDLE			4	4	4	4
17	7YZM610010++H01	ACCESS.SADDLE			12	12	12	12

FIG. 3 Frame 2

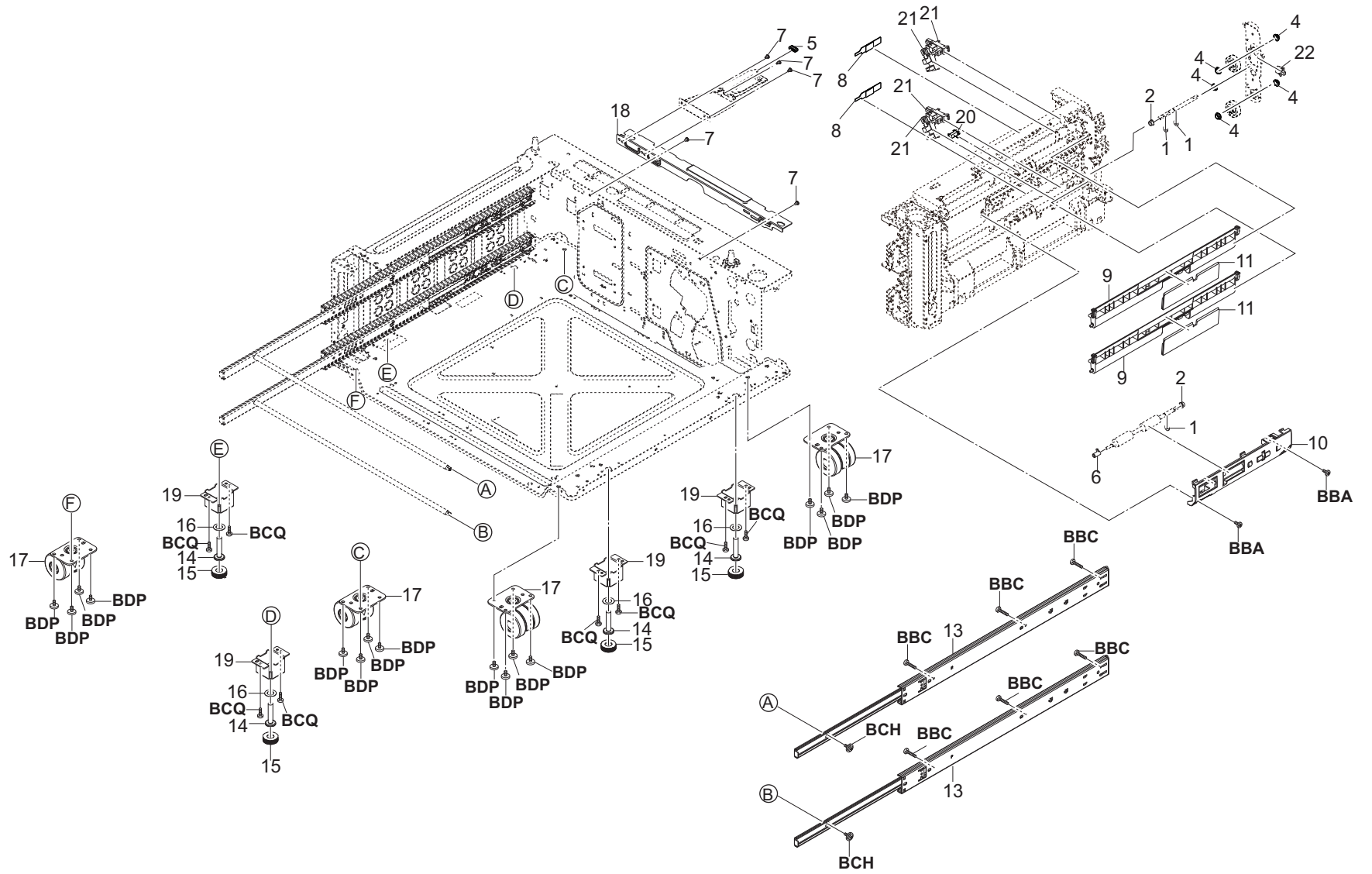


FIG. 3 Frame 2

3V4

Ref No.	Part.No.	Description	Notes	Revision	Quantity			
					100	120	230	240
1	302FB09830	CUT WASHER 4			3	3	3	3
2	302H431070	BUSH DRIVE 6			2	2	2	2
4	302KV31410	BUSH DRIVE			5	5	5	5
5	302HS09170	CAP BOTTOM			1	1	1	1
6	302K329270	BUSH DU			1	1	1	1
7	302LV25420	PIN FUSER			5	5	5	5
8	302ND06270	SHEET FEED A			2	2	2	2
9	302ND06530	GUIDE PRIMARY FEED B			2	2	2	2
10	302ND06761	MOUNT SENSOR			1	1	1	1
11	302ND06780	FILM FEED LOW B			2	2	2	2
12	302ND06810	ROLLER FEED LOW B			1	1	1	1
13	302ND09511	SLIDER CASSETTE RIGHT			2	2	2	2
14	303LM02132	BOLT STOPPER			4	4	4	4
15	303LM02170	RUBBER BOLT			4	4	4	4
16	303LM02230	SHEET BOLT RUBBER			4	4	4	4
17	303RB02010	CASTER 58			4	4	4	4
18	303RB02180	SLIDER PF LOCK			1	1	1	1
19	303RB02280	MOUNT FOOT			4	4	4	4
20	303V494010	PARTS SENSOR OPT. SP			1	1	1	1
21	302P794010	PARTS SENSOR OPT. SP			4	4	4	4
22	7SP01000007+H01	SW.PUSH			1	1	1	1

FIG. 4 Cassette

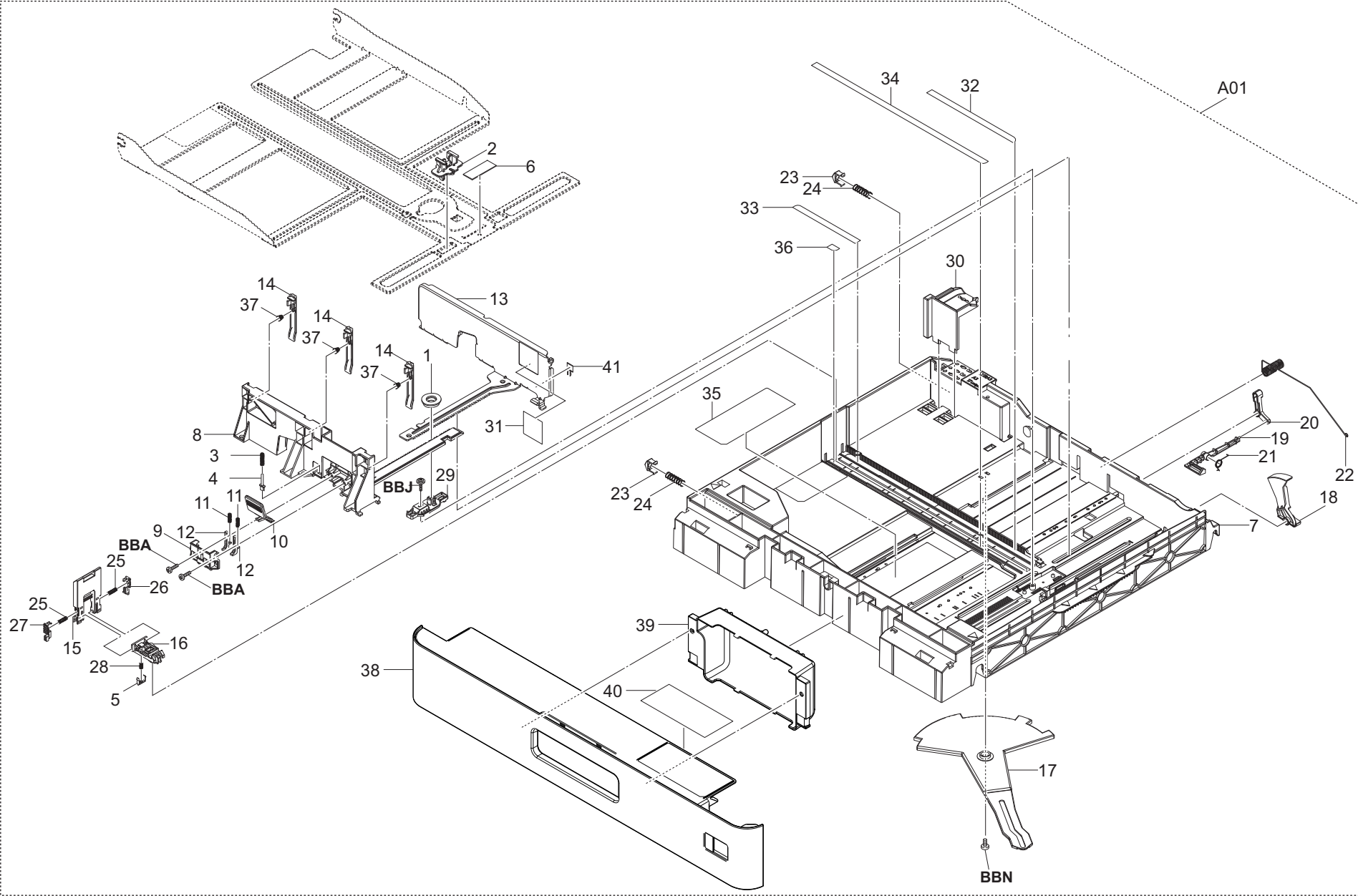


FIG. 4 Cassette

Ref No.	Part.No.	Description	Notes	Revision	Quantity			
					100	120	230	240
A01	302XC93020	CT-8580			2	2	2	2
1	*302BM07410	GEAR GUIDE SIDE			1	1	1	1
2	*302GR09991	LIFT LOCK			1	1	1	1
3	*302HN09190	SPRING FIX			1	1	1	1
4	*302HN09240	SIZE FIX			1	1	1	1
5	*302K309350	STOPPER SIZE SET			1	1	1	1
6	*302K909261	PAD BOTTOM			1	1	1	1
7	*302ND09024	CASSETTE BASE 2ND			1	1	1	1
8	*302ND09040	CURSOR FRONT			1	1	1	1
9	*302ND09050	COVER CURSOR F			1	1	1	1
10	*302ND09060	LEVER CURSOR F			1	1	1	1
11	*302ND09070	SPRING RELEASE CURSOR			2	2	2	2
12	*302ND09080	RACK CURSOR F			2	2	2	2
13	*302ND09090	PLATE CURSOR REAR			1	1	1	1
14	*302ND09130	LEVER CURSOR SET			3	3	3	3
15	*302ND09150	CURSOR END			1	1	1	1
16	*302ND09160	CURSOR END SUB			1	1	1	1
17	*302ND09181	ARM SIZE DETECTION 2ND			1	1	1	1
18	*302ND09190	ACTUATOR PAPER LEVEL			1	1	1	1
19	*302ND09201	LEVER SIDE SWITCH A			1	1	1	1
20	*302ND09211	LEVER SIDE SWITCH B			1	1	1	1
21	*302ND09220	SPRING SIDE SWITCH			1	1	1	1
22	*302ND09230	SPRING EARTH CASSETTE			1	1	1	1
23	*302ND09240	LEVER CASSETTE SET			2	2	2	2
24	*302ND09250	SPRING CASSETTE SET			2	2	2	2
25	*302ND09320	SPRING CURSOR RACK			2	2	2	2
26	*302ND09330	CURSOR END RACK R			1	1	1	1
27	*302ND09340	CURSOR END RACK L			1	1	1	1
28	*302ND09350	SPRING SIZE FIX E			1	1	1	1
29	*302ND09371	PLATE CASSETTE PINION			1	1	1	1
30	*302ND09380	GUIDE PAPER SET SUB			1	1	1	1
31	*302ND34010	LABEL CASSETTE PAPER MAX			1	1	1	1
32	*302ND34060	LABEL PAPER SIZE A			1	1	1	1
33	*302ND34080	LABEL PAPER SIZE C			1	1	1	1
34	*302ND34090	LABEL PAPER SIZE D			1	1	1	1
35	*302ND34110	LABEL PAPER SIZE F			1	1	1	1
36	*302ND34340	LABEL PAPER SIZE G			1	1	1	1
37	*302NT09060	SPRING CURSOR SET			3	3	3	3
38	*302XC09020	COVER CASSETTE 2ND			1	1	1	1
39	*302XC09030	COVER HANDLE			1	1	1	1
40	*302XC34040	LABEL CASSETTE OPERATION 2ND			1	1	1	1
41	*303JY37220	STATIC ELIMINATOR CURSOR			1	1	1	1

FIG. 5 Paper Feed Section 1

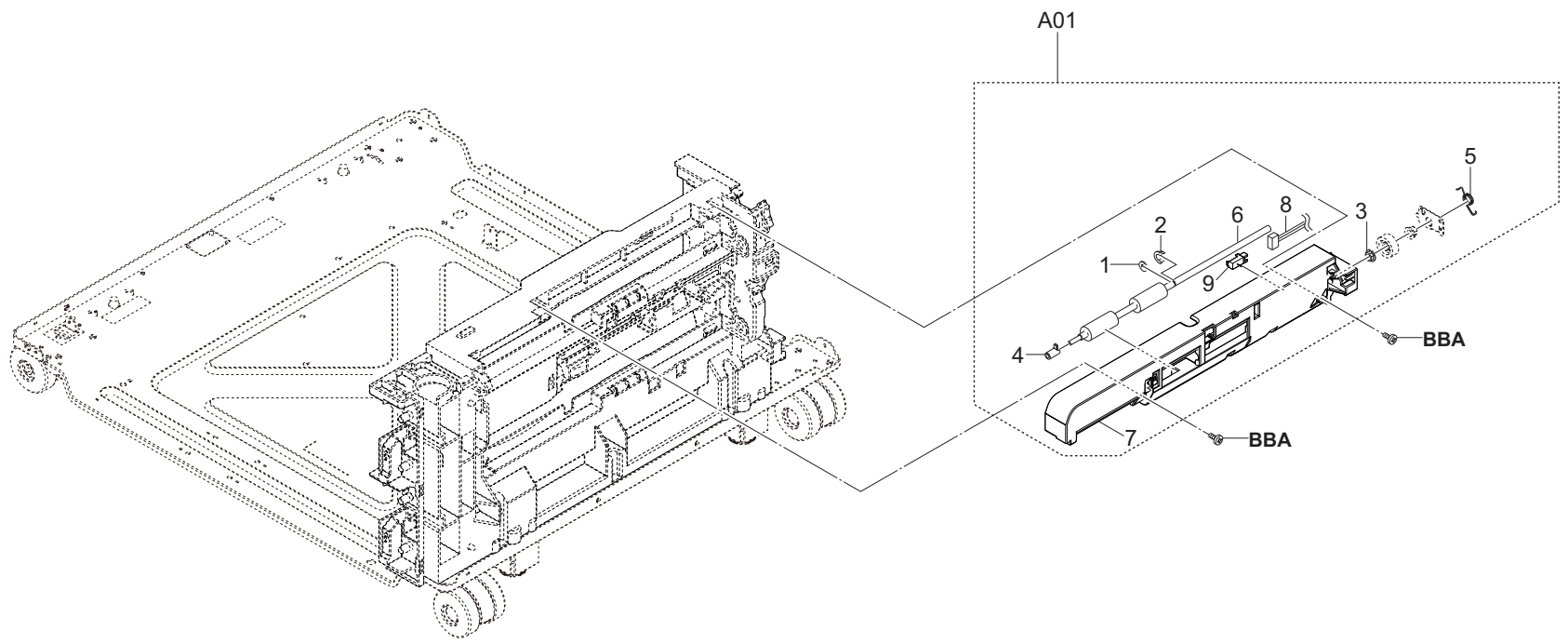


FIG. 5 Paper Feed Section 1

3V4

Ref No.	Part.No.	Description	Notes	Revision	Quantity			
					100	120	230	240
A01	303V594030	PARTS VF UPPER ASSY SP			1	1	1	1
1	*302FB09830	CUT WASHER 4			1	1	1	1
2	*302FZ07540	HOLDER SHAFT OUT			1	1	1	1
3	*302KV31410	BUSH DRIVE			1	1	1	1
4	*302K329270	BUSH DU			1	1	1	1
5	*302K931080	WIRE STOPPER			1	1	1	1
6	*302ND94360	PARTS ROLLER FEED LOWER SP			1	1	1	1
7	*303V402020	GUIDE ROLLER VERTICAL			1	1	1	1
8	*303V446030	CONN.CORD ASSY VERTICAL UNIT			1	1	1	1
9	*303V494010	PARTS SENSOR OPT. SP			1	1	1	1

FIG. 6 Paper Feed Section 2

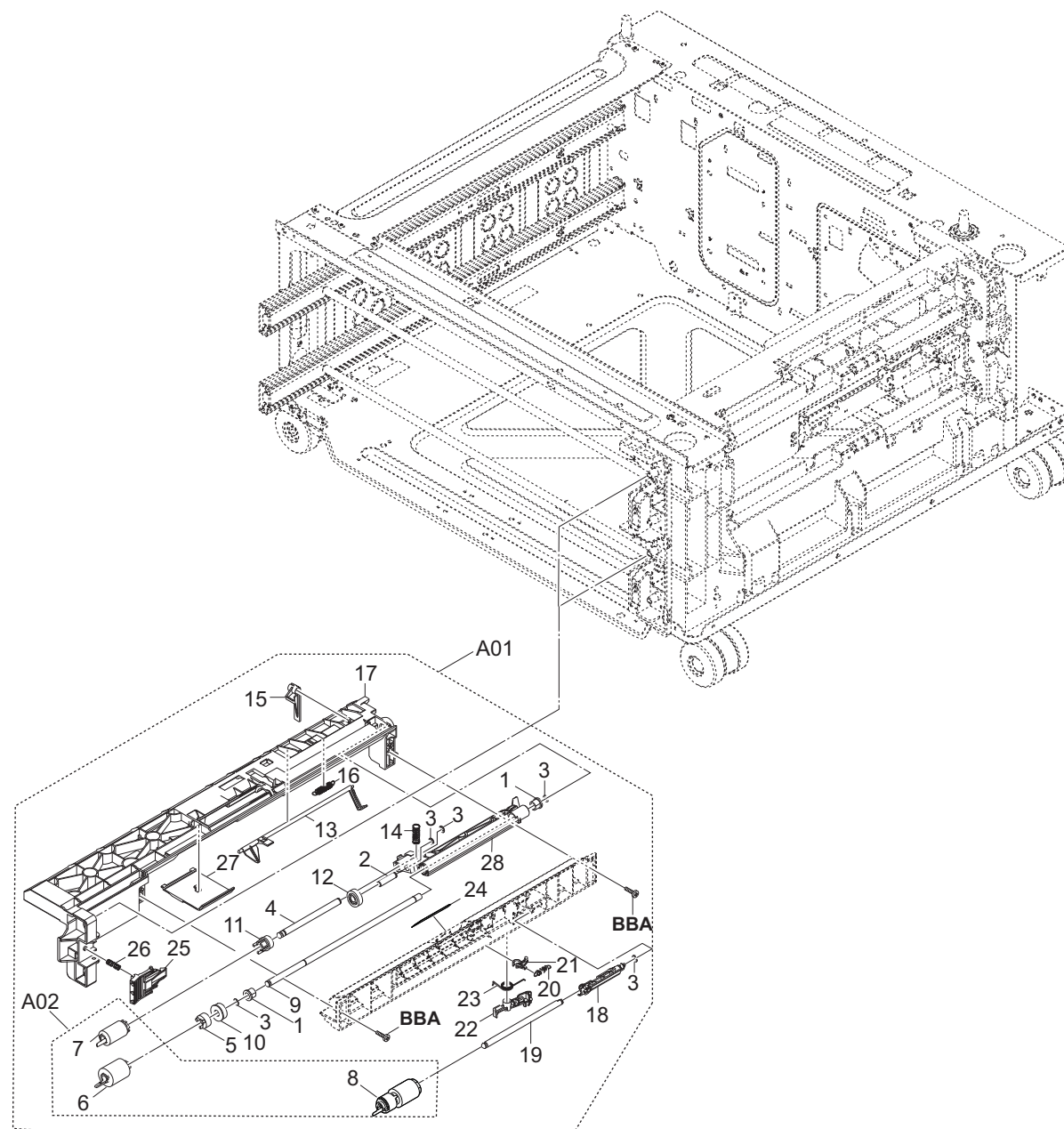


FIG. 6 Paper Feed Section 2

3V4-3.0

Ref No.	Part.No.	Description	Notes	Revision	Quantity			
					100	120	230	240
A01	302ND94212	PARTS PRIMARY FEED ASSY SP			2	2	2	2
1	*2BC06520	BUSHING 6,REGISTRATION			2	2	2	2
2	*302K906080	PIN PICK UP IDLE			1	1	1	1
3	*302K924820	CUT-WASHER 4			5	5	5	5
4	*302N406070	SHAFT PICKUP PRIMARY			1	1	1	1
5	*302N406120	ONEWAY-CLUTCH 6			1	1	1	1
A02	*302ND94701	PARTS PULLEY SET SP		Add	1	1	1	1
6	**302N494310	PARTS PULLEY FEED P ASSY SP			1	1	1	1
7	**302ND94340	PARTS PULLEY PICKUP SP			1	1	1	1
8	**302ND94351	PARTS ROLLER RETARD ASSY SP			1	1	1	1
9	*302ND06030	SHAFT PRIMARY FEED			1	1	1	1
10	*302ND06040	GEAR Z30 FEED OW			1	1	1	1
11	*302ND06050	GEAR Z24 PICKUP			1	1	1	1
12	*302ND06060	GEAR Z32 FEED			1	1	1	1
13	*302ND06070	ACTUATOR PAPER EMPTY			1	1	1	1
14	*302ND06080	SPRING PICKUP			1	1	1	1
15	*302ND06090	LEVER PICKUP RELEASE			1	1	1	1
16	*302ND06100	SPRING PICKUP RELEASE			1	1	1	1
17	*302ND06010	FRAME FEED UPPER			1	1	1	1
18	*302ND06130	HOLDER RETARD			1	1	1	1
19	*302ND06140	SHAFT RETARD			1	1	1	1
20	*302ND06150	SPRING RETARD			1	1	1	1
21	*302ND06160	LEVER RETARD			1	1	1	1
22	*302ND06181	LEVER RETARD RELEASE			1	1	1	1
23	*302ND06191	SPRING RETARD RELEASE			1	1	1	1
24	*302ND06210	SHEET FEED			1	1	1	1
25	*302ND06220	LEVER FEED LOCK			1	1	1	1
26	*302ND06230	SPRING FEED LOCK			1	1	1	1
27	*302ND06240	GUIDE PRIMARY FEED SUB			1	1	1	1
24	*302ND06210	SHEET FEED			1	1	1	1
25	*302ND06220	LEVER FEED LOCK			1	1	1	1
26	*302ND06230	SPRING FEED LOCK			1	1	1	1
27	*302ND06240	GUIDE PRIMARY FEED SUB			1	1	1	1
28	*302ND06020	HOLDER PICKUP			1	1	1	1

FIG. 7 Drive Section

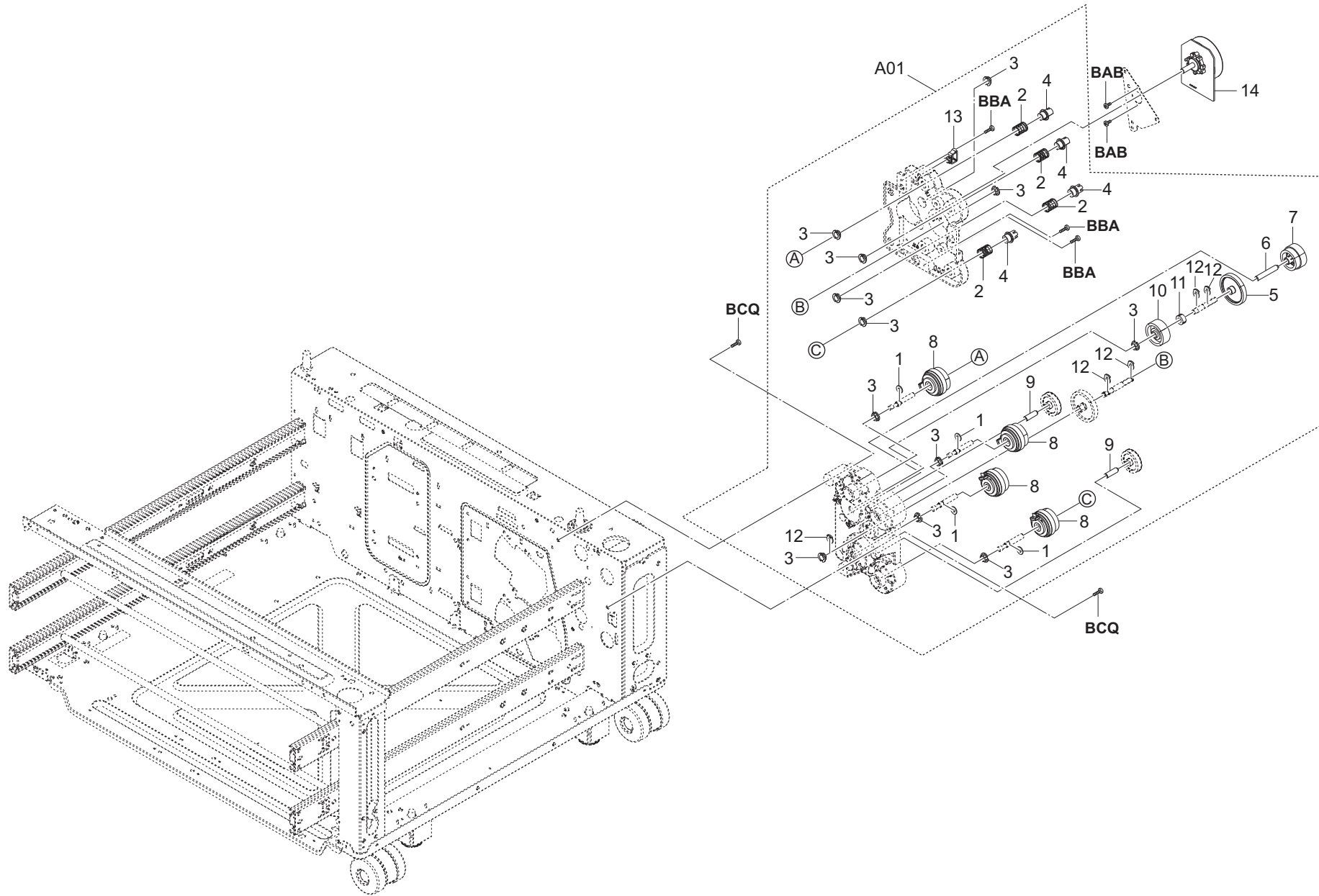


FIG. 8 Electrical Components

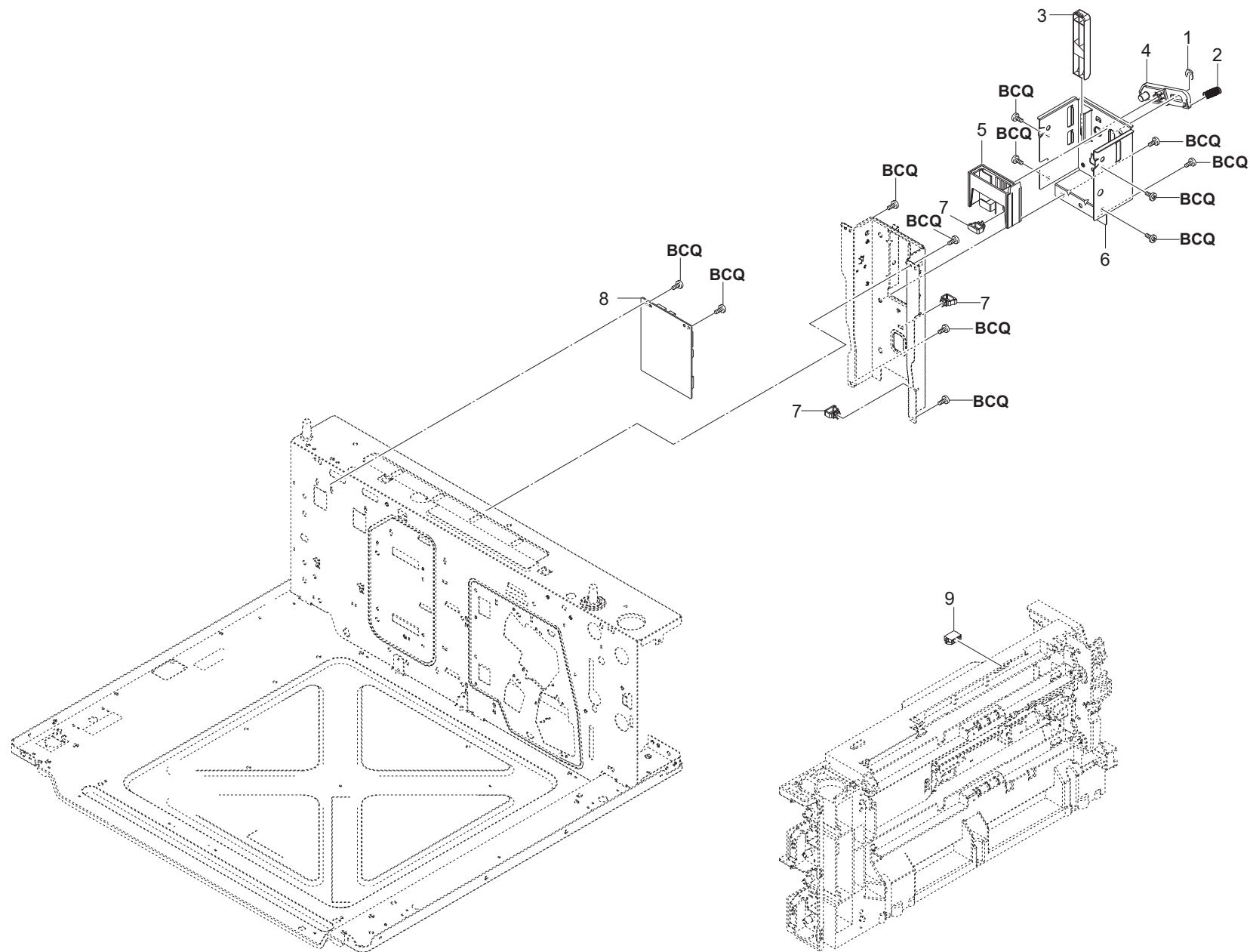


FIG. 9 Accessories

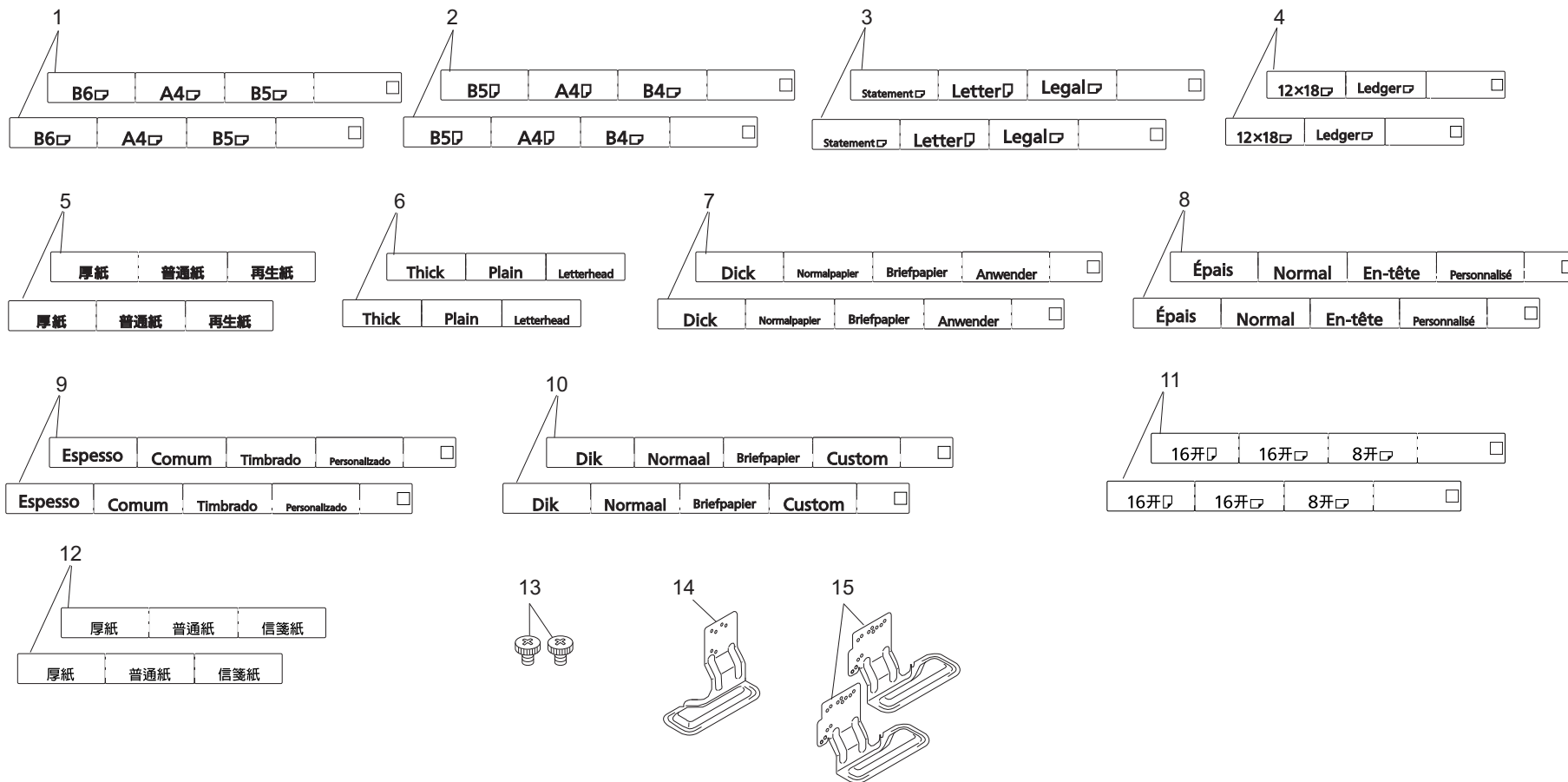


FIG. 9 Accessories

Ref No.	Part.No.	Description	Notes	Revision	Quantity			
					100	120	230	240
1	302ND34120	SHEET PAPER SIZE M A			2	2	2	2
2	302ND34140	SHEET PAPER SIZE M C			2	2	2	2
3	302ND34150	SHEET PAPER SIZE I A				2		
4	302ND34160	SHEET PAPER SIZE I B				2		
5	302ND34170	SHEET PAPER SIZE M JP			2			
6	302ND34180	SHEET PAPER MEDIA EN				2	2	2
7	302ND34370	SHEET PAPER MEDIA GER ITA					2	2
8	302ND34380	SHEET PAPER MEDIA FRA SPA				2	2	2
9	302ND34390	SHEET PAPER MEDIA PTB				2	2	2
10	302ND34400	SHEET PAPER MEDIA DUT RUS					2	2
11	302ND34590	SHEET PAPER SIZE KS B				2		
12	302ND34610	SHEET PAPER MEDIA TW				2	2	2
13	303H321080	RETAINING PIN TRAY			2	2	2	2
14	303RB02250	PLATE SUPPORT MACHINE R			1	1	1	1
15	303RB02290	PLATE SUPPORT MACHINE L			2	2	2	2

FIG. 10 Options (Parts item)

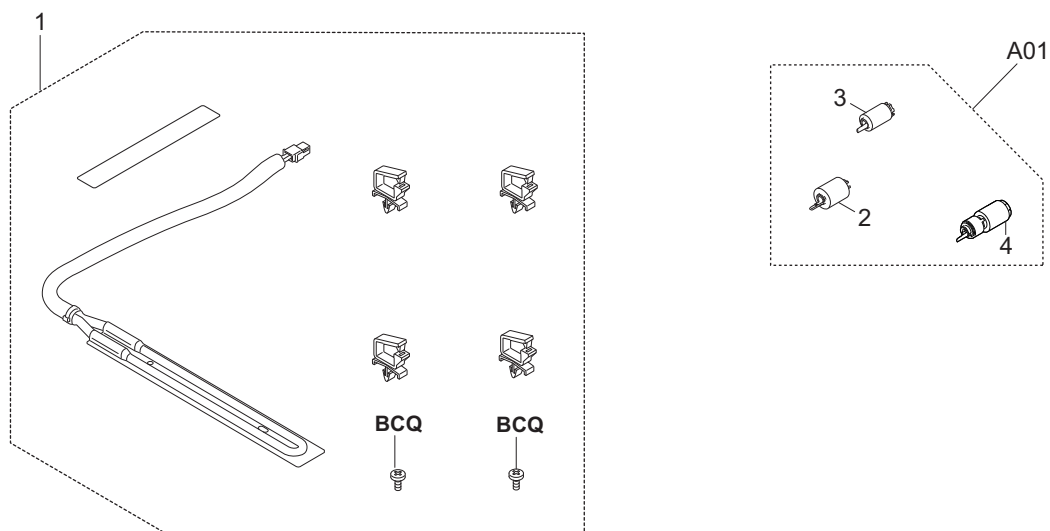
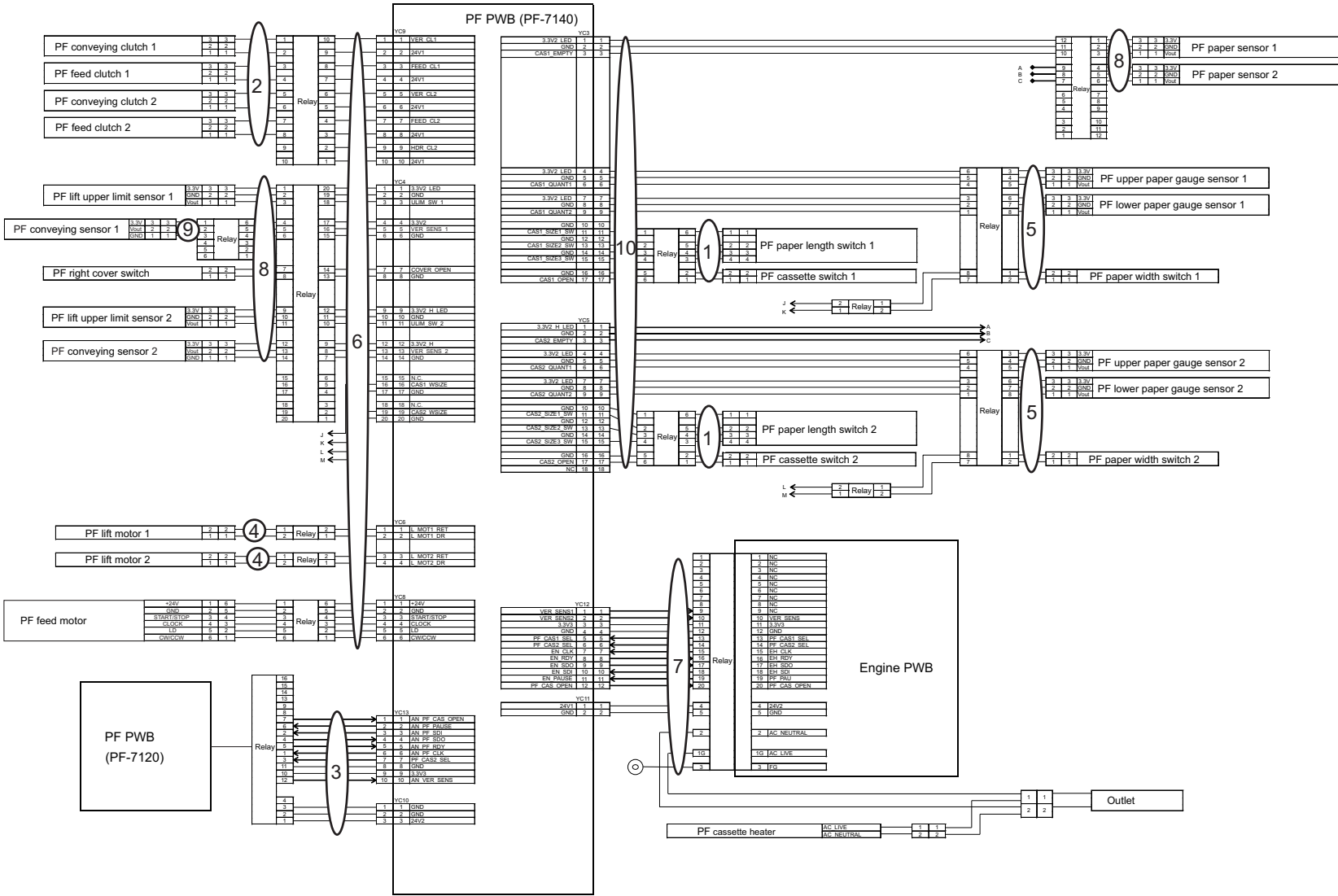
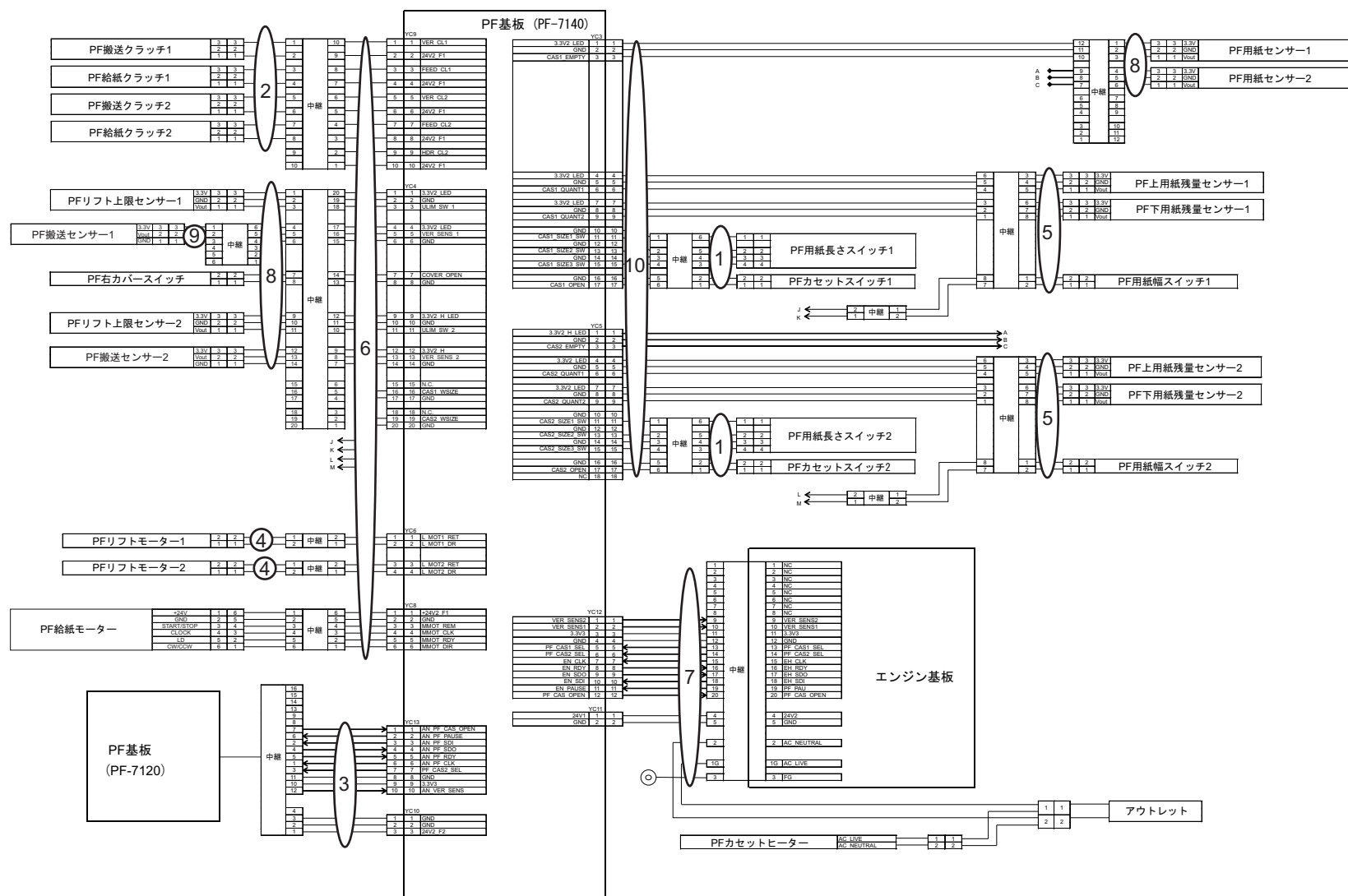


FIG. 10 Options (Parts item)

Ref No.	Part.No.	Description	Notes	Revision	Quantity			
					100	120	230	240
1	303RB94040	PARTS HEATER 100 ASSY			1			
1	303RB94050	PARTS HEATER 120 ASSY				1		
1	303RB94060	PARTS HEATER 240 ASSY					1	1
A01	302ND94701	PARTS PULLEY SET SP		Add	1	1	1	1
2	*302N494310	PARTS PULLEY FEED P ASSY SP		Add	1	1	1	1
3	*302ND94340	PARTS PULLEY PICKUP SP		Add	1	1	1	1
4	*302ND94351	PARTS ROLLER RETARD ASSY SP		Add	1	1	1	1





CLASSIFICATION OF THE SCREWS IN ILLUSTRATION / ビス種別表

Ref No.	Part.No.	Description	Notes
AAA	5MBCS3025XSP	CS STOP RING /X 3 X .25T S-BLK	
AAB	5MBP1612WWLD	SPRING PIN 1.6X12	
AAC	5MBP2010WXSP	SPRING PIN /M2 X 10 S-BLK	
AAD	5MBP2012WPLD	PARALLEL PIN / M2 X 12 SUS-DP	
AAE	5MBP2012WXSP	SPRING PIN 2X12	
AAF	5MBP2014WXSP	SPRING PIN / M2 X 14 S-BLK	
AAG	5MBP2020WWLD	SPRING PIN / M2 X 20 SUS-DP XX	
AAH	5MBP2516WXSP	SPRING PIN(2.5x16)	
AAI	5MBP2518WXSP	SPRING PIN(2.5x18)	
AAJ	5MBTPB4006TW++R	BIND T.T SCREW(+)/M4x6 CRFREE S-T	
AAK	5MBWK32808NN	POLY SLIDER /M3.2X 8 X0.8T XX	
AAL	5MBWK41A03NN	POLY-SLIDER WASHER 4.1X10X0.3T	
AAM	5MBWK6295+NN	POLY WASHER M6.2X9.5X0.25T	
AAN	5MBWK62955NN	POLY SLIDER/M6.2X9.5X0.5T PLASTC	
AAO	5MBWL72B05NN	POLY CUT WASER /M7.2X 11X0.5T PA XX	
AAP	5MBWN62D0+NN	POLY WASHER 6.2X13X0.25T	
AAQ	5MBWN62D05NB	POLY WASHER /M6.2X13X0.5T PA-BLK	
AAR	5MBP2010WWLD	SPRING PIN /M2 X 10 SUS-DP XX	
BAA	7BB000303H	+BIND M SCREW 3X3	
BAB	7BB000304H	+BIND M SCREW 3X4	
BAC	7BB000305H	+BIND M SCREW 3x5	
BAD	7BB000306H	+BIND M SCREW 3X6	
BAE	7BB000406H	+BIND M SCREW 4X6	
BAF	7BB000P03H	+BIND M SCREW 2.6X3	
BAG	7BB001303H	+PAN M SCREW 3x3	
BAH	7BB001P03H1	PAN M SCREW 2.6X3	
BAI	7BB007303H	+TP-CUP M SCREW 3X3	
BAJ	7BB007304H	+TP-CUP M SCREW 3x4	
BAK	7BB008305H	+FLAT FILLESTER M SCREW 3x5	
BAL	7BB00B306H	+PAN M SCREW WITH T.L.WASHER 3X6	
BAM	7BB060305H1	+BIND M SCREW 3X5(BLUE)	
BAN	7BB100304H	+BIND T.T S SCREW 3x4	
BAO	7BB100306H	+BIND T.T S SCREW 3x6	
BAP	7BB100306H1	+BIND T.T S SCREW 3X6	
BAQ	7BB100308H1	+BIND T.T S SCREW 3X8	
BAR	7BB100320H	+BIND T.T S SCREW 3x20	
BAS	7BB100408H	+BIND T.T S SCREW 4x8	
BAT	7BB100408H1	+BIND T.T S SCREW 4X8	
BAU	7BB100440H	+BIND T.T S SCREW 4X40	
BAV	7BB102308H1	+TP-FLAT T.T S SCREW 3X8	
BAW	7BB180306H	+BIND T.T S SCREW 3X6(BLACK)	
BAX	7BB180408H	+BIND T.T S SCREW 4x8(BLACK)	
BAY	7BB200205H	BIND T.T P SCREW 2X5	
BAZ	7BB200306H	+BIND T.T P SCREW 3x6	
BBA	7BB200308H	+BIND T.T P SCREW 3X8	
BBB	7BB200310H	+BIND T.T P SCREW 3x10	
BBC	7BB200312H	+BIND T.T P SCREW 3X12	
BBD	7BB200320H	BIND T.T P SCREW 3X20	
BBE	7BB200322H	BIND T.T P SCREW 3X22	
BBF	7BB200410H	+BIND T.T P SCREW 4X10	
BBG	7BB200412H	+BIND T.T P SCREW 4x12	
BBH	7BB200416H	+BIND T.T P SCREW 4x16	

Ref No.	Part.No.	Description	Notes
BBI	7BB202306H	+TP-FLAT T.T P SCREW 3X6	
BBJ	7BB202308H	+TP-FLAT T.T P SCREW 3X8	
BBK	7BB202310H	+TP-FLAT T.T P SCREW 3X10	
BBL	7BB203308H	+FLAT HEAD T.T P SCREW 3X8	
BBM	7BB280410H	+BIND T.T P SCREW 4X10(BLACK)	
BBN	7BB282308H	+TP-FLAT T.T P SCREW 3X8(BLACK)	
BBO	7BB300310H	+BIND TAP-TITE B SCREW M3X10	
BBP	7BB300323H	+BIND T.T B SCREW 3x23	
BBQ	7BB600306H	+BIND M SCREW 3X6 R	
BBR	7BB600308H	+BIND M SCREW 3x8 R	
BBS	7BB600308H1	+BIND M SCREW 3X8 R	
BBT	7BB600310H	+BIND M SCREW 3X10 R	
BBU	7BB600314H	+BIND M SCREW 3X14 R	
BBW	7BB600320H	+BIND M SCREW 3x20 R	
BBX	7BB600406H	+BIND M SCREW 4X6 R	
BBY	7BB600425H	+BIND M SCREW 4X25 R	
BBZ	7BB600430H	+BIND M SCREW 4X30 R	
BCA	7BB600P08H	+BIND M SCREW 2.6X8 R	
BCB	7BB601306H	+PAN M SCREW 3x6 R	
BCC	7BB606306H	+PAN M SCREW WITH SW W 3X6 R	
BCD	7BB606308H	+PAN M SCREW WITH SW W 3X8 R	
BCE	7BB606312H	+PAN M SCREW WITH SW W 3X12 R	
BCF	7BB606408H	+BIND M SCREW WITH SW W 4X8 R	
BCG	7BB606512H	+BIND M SCREW WITH SW W 5X12 R	
BCH	7BB607306H	+TP-CUP M SCREW 3X6 R	
BCI	7BB607310H	+TP-CUP M SCREW 3X10 R	
BCK	7BB607312H	+TP-CUP M SCREW 3X12 R	
BCL	7BB607320H	+TP-CUP M SCREW 3X20 R	
BCM	7BB607406H	+TP-CUP M SCREW 4X6 R	
BCN	7BB607414H	+TP-CUP M SCREW 4X14 R	
BCO	7BB687310H	+TP-CUP M SCREW 3X10 R(BLACK)	
BCP	7BB700306H	+BIND T.T S SCREW 3X6 SR	
BCQ	7BB700308H	+BIND T.T S SCREW 3X8 SR	
BCR	7BB700310H	+BIND T.T S SCREW 3X10 SR	
BCS	7BB700312H	+BIND T.T S SCREW 3X12 SR	
BCT	7BB700314H	+BIND T.T S SCREW 3X14 SR	
BCU	7BB700316H	+BIND T.T S SCREW 3X16 SR	
BCV	7BB700320H	+BIND T.T S SCREW 3X20 SR	
BCW	7BB700330H	+BIND T.T S SCREW 3X30 SR	
BCX	7BB700408H	+BIND T.T S SCREW 4X8 SR	
BCY	7BB700410H	+BIND T.T S SCREW 4X10 SR	
BCZ	7BB700412H	+BIND T.T S SCREW 4X12 SR	
BDA	7BB702306H	+TP-FLAT T.T S SCREW 3x6 SR	
BDB	7BB702308H	+TP-FLAT T.T S SCREW 3X8 SR	
BDC	7BB760408H	+BIND T.T S SCREW 4X8 SR(BLUE)	
BDD	7BB780308H	+BIND T.T S SCREW 3X8 SR(BLACK)	
BDE	7BB780410H	+BIND T.T S SCREW 4X10 SR(BLACK)	
BDF	7BB780420H	+BIND T.T S SCREW 4X20 SR(BLACK)	
B DG	7BB782308H	+TP-FLAT T.T S SCREW 3X8 SR(BLACK)	
BDH	7BB782410H	+TP-FLAT T.T S SCREW 4X10 SR(BLACK)	
B DI	B1A25100	+BINDING SCREW WITH SW.W M5X10	
B DJ	B9A90010	+PAN SCREW 6-32X0.25	

CLASSIFICATION OF THE SCREWS IN ILLUSTRATION / ビス種別表

Ref No.	Part.No.	Description	Notes
BDK	7BB202410H	+TP-FLAT T.T P SCREW 4X10	
BDL	7BB607308H	+TP-CUP M SCREW 3X8 R	
BDM	7BB607410H	+TP-CUP M SCREW 4X10 R	
BDN	7BB200408H	+BIND T.T P SCREW 4X8	
BDO	7BB702320H	+TP-FLAT T.T S SCREW 3X20 SR	
BDP	7BB007406H	+TP-CUP M SCREW 4X6	
BDQ	7BB702420H	+TP-FLAT T.T S SCREW 4X20 SR	
BDR	7BB100316H1	+BIND T.T S SCREW 3X16	
BDS	7BB702410H	+TP-FLAT T.T S SCREW 4X10 SR	
BDT	7BB700430H	+BIND T.T S SCREW 4X30 SR	
BDU	7BB282408H	+TP-FLAT T.T P SCREW 4X8(BLACK)	
BDV	7BB0A0222H	BIND M SCREW 2X22 SUS	
BQH		BIND M SCREW 3X4 3M2510	Obtained locally
BQI		BIND M SCREW 2X4	Obtained locally
CAA	7BC00030A080H01	WASHER M3X10X0.8T	
CAB	7BC000336040H01	WASHER 3.3X6X0.4T	
CAC	7BC000357050H01	WASHER M3.5X7.0X0.5T	
CAD	7BC00045C080H01	WASHER M4.5X12X0.8T CRFREE	
CAE	7BC00060D0A+H01	WASHER M6X13X1T	
CAF	7BC040538050H01	FLAT A WASHER	
CAG	7BC040621250H01	WASHER 6.2X12X0.5T	
CAH	7BC04085E0A0C01	WASHER 8.5X14X1.0T SUS	
CAI	7BC060429020H01	POLY SLIDER WASHER M4.2X9X0.2T	
CAJ	7BC06051C020H01	POLY SLIDER WASHER M5.1X1.2X0.2T	
CAK	7BC06052G050H01	POLY SLIDER WASHER 5.2X16X0.5T	
CAL	7BC06062A0A0H01	POLY SLIDER WASHER 6.2X10X1.0T	
CAM	7BC06062C020H01	POLY SLIDER WASHER M6.2X12X0.2T	
CAN	7BC06062N050H01	POLYSLIDER 6.2X22X0.5T	
CAO	7BC06082G020H01	POLY SLIDER WASHER M8.2X16X0.2T	
CAP	7BC1003055++H01	HEXA NUT M3	
CAQ	7BC460326050H01	CUT WASHER 3.2X6.0X0.5T(BLACK)	
CAR	7BC46042A050H01	CUT WASHER 4.2X10.0X0.5T	
CAS	7BC5004176A0H01	SPRING WASHER M4	
CAT	7BC600306545H01	TOOTHED LOCK WASHER M3X6.5X0.45T	
CAU	7BCW7085D020H01	WAVE WASHER SUS WW8.5X13X0.2	
CAV	7BCW80619001H01	POLY WASHER 6.1X9X0.13T	
CAW	7BCW8082C025H01	POLY WASHER 8.2X12X0.25T	
CAX	7BC060629540H01	POLY SLIDER WASHER 6.2X9.5X0.4T	
CAY		CUT-WASHER 4.2X12.0X0.5T(BLACK)	Obtained locally
DAA	7BD103060+++H01	E STOP RING E-3	
DAB	7BD104060+++H01	E STOP RING E-4	
DAC	7BD105060+++H01	E STOP RING E-5	
DAD	7BD107080+++H01	E STOP RING E-7	
EAA	7BL020003H	TUBE 4-7 PHARMED BPT	
EAB	7BL020004H	TUBE 4-6 TH-2000	
EAC	7BL020005H	TUBE 3-5 TH-2000	
FAA	7BP01204000JH01	SPRING PIN 2.0X40	
FAB	7BP013030+++H01	SPRING PIN 3X30(SUS)	
FAC	7BP512008B0CH01	PARALLEL PIN 2.0X8	
FAD	7BP512010B0CH01	PARALLEL PIN 2.0X10	
FAE	7BP512012B0CH01	PARALLEL PIN 2.0X12	
FAF	7BP512014B0CH01	PARALLEL PIN 2.0X14	

Ref No.	Part.No.	Description	Notes
FAG	7BP512016B0CH01	PARALLEL PIN 2.0X16	
FAH	7BP512018B0CH01	PARALLEL PIN 2X18	
FAI	7BP512512B0CH01	PARALLEL PIN H7A 2.5X12 SUS	
FAJ	7BP512514B0CH01	PARALLEL PIN 2.5X14	
FAK	7BP512516B0CH01	PARALLEL PIN 2.5X16	
FAL	7BP512520B0CH01	PARALLEL PIN 2.5X20	
FAM	7BP512522B0CH01	PARALLEL PIN 2.5X22	
FAN	7BP512525B0CH01	PARALLEL PIN 2.5X25	
FAO	7BP513012B0CH01	PARALLEL PIN H7A 3X12 SUS	
FAP	7BP513022B0CH01	PARALLEL PIN 3X22	
FAQ	7BP513025B0CH01	PARALLEL PIN 3X25	
FAR	7BP513040B0CH01	PARALLEL PIN 3X40	
FAS	7BP00252500JH01	SPRING PIN 2.5X25	
FAT	5MBP1208WXSP	SPRING PIN /M1.2 X 8 XX	
GAA	7YTJ010001++H01	TERMINAL	
GAB	7YTJ010002++H01	TERMINAL	
HAA	C1B04030	NUT M4(TRIVALENT CHROMATING)	
HAB	C2604080	PLAIN WASHER M3-8 (BRASS,N.)	
HAC	C2803050	POLYESTER SLIDER WASHER 3.1X5.4X0.13T	
HAD	C2804100	POLYESTER SLIDER WASHER 4.1X10X0.5T	
HAE	C2805090	POLYESTER SLIDER WASHER 5.1X9.5X0.3T	
HAF	C2806120	POLYESTER SLIDER WASHER 6.2X12X0.5T	
HAG	C2808200	POLYESTER SLIDER WASHER 8X20X0.5T	
HAH	C2890180	*POLYESTER SLIDER WASHER12.2X18X0.5T	
HAI	C2891120	POLYESTER SLIDER WASHER 6.2X12X0.25T	
HAK	C2893140	SHIM 6.2X14X0.25T	
HAL	C2893950	SHIM 6.2-0.5T	
HAM	C2893960	SHIM 6.2-13-0.13T	
HAN	C2894950	SHIM 6.2-0.13T	
HAO	C2895110	SHIM 8.2-0.13T	
HAP	C2895120	SHIM 8.2-0.25T	
HAQ	C2895140	SHIM 8.2X14X0.8T	
HAR	C2895150	SHIM 8.2-1.0T	
JAA	E0020080	SPRING PIN 2X8	
JAB	E0025140	SPRING PIN 2.5X14	
JAC	E0030140	SPRING PIN 3X14	
JAD	E0130240	SPRING PIN 3X24(SUS)	
JAE	E0130280	SPRING PIN 3X28(SUS)	
JAF	E5120100	PARALLEL PIN H7A 2X10 SUS	
JAG	E5125120	PIN H7A 2.5X12 SUS	
JAH	E5125160	PARALLEL PIN H7A 2.5X16 SUS	
JAI	E5125200	PARALLEL PIN H7A 2.5X20 SUS	
JAJ	E0030240	SPRING PIN 3X24	

PF-7150

[CONFIDENTIAL]

FOR AUTHORIZED KYOCERA ENGINEERS ONLY. DO NOT DISTRIBUTE TO NON-AUTHORIZED PARTIES.

Symbols in the parts list

- Parts without a Ref.No. in the illustration indicate they are not supplied.
- Parts with "•" are component parts or sub-assemblies of the assembly appearing immediately above them.
- Parts with "••" are component parts or sub-assembly with "•" appearing immediately above them.

Classification of the screws

- See the last page of this parts list for the classification of the screws in the illustrations.

[CONFIDENTIAL]

京セラドキュメントソリューションズ株式会社の許可なく、本資料を配布することを禁じます。

記号の見方

- イラスト中で Ref 番号がない部品は供給できません。
- 部品番号欄の • 印は、組立部品の単品部品及び準組立部品を表わします。
- 部品番号欄の •• 印は、準組立部品の単品部品を表わします。

ビスの種別

- イラスト中のビスの種別は最終ページに記載しています。

———— CONTENTS ————

FIG. 1	Covers	2
FIG. 2	Frames 1	4
FIG. 3	Frames 2	6
FIG. 4	Paper Cassettes	8
FIG. 5	Paper Feed Section 1 (Vertical Feed)	10
FIG. 6	Paper Feed Section 2 (Bridge 1)	12
FIG. 7	Paper Feed Section 3 (Bridge 2)	14
FIG. 8	Drive Section	16
FIG. 9	Electrical Components	18
FIG. 10	Accessories	20
FIG. 11	Options (Parts item)	22

WIRE

Wire Section (EN)	24
Wire. 1 Wire Section (EN).....	24
Wire Section (JA)	26
Wire. 1 Wire Section (JA).....	26

FIG. 1 Covers

3V5-2.0

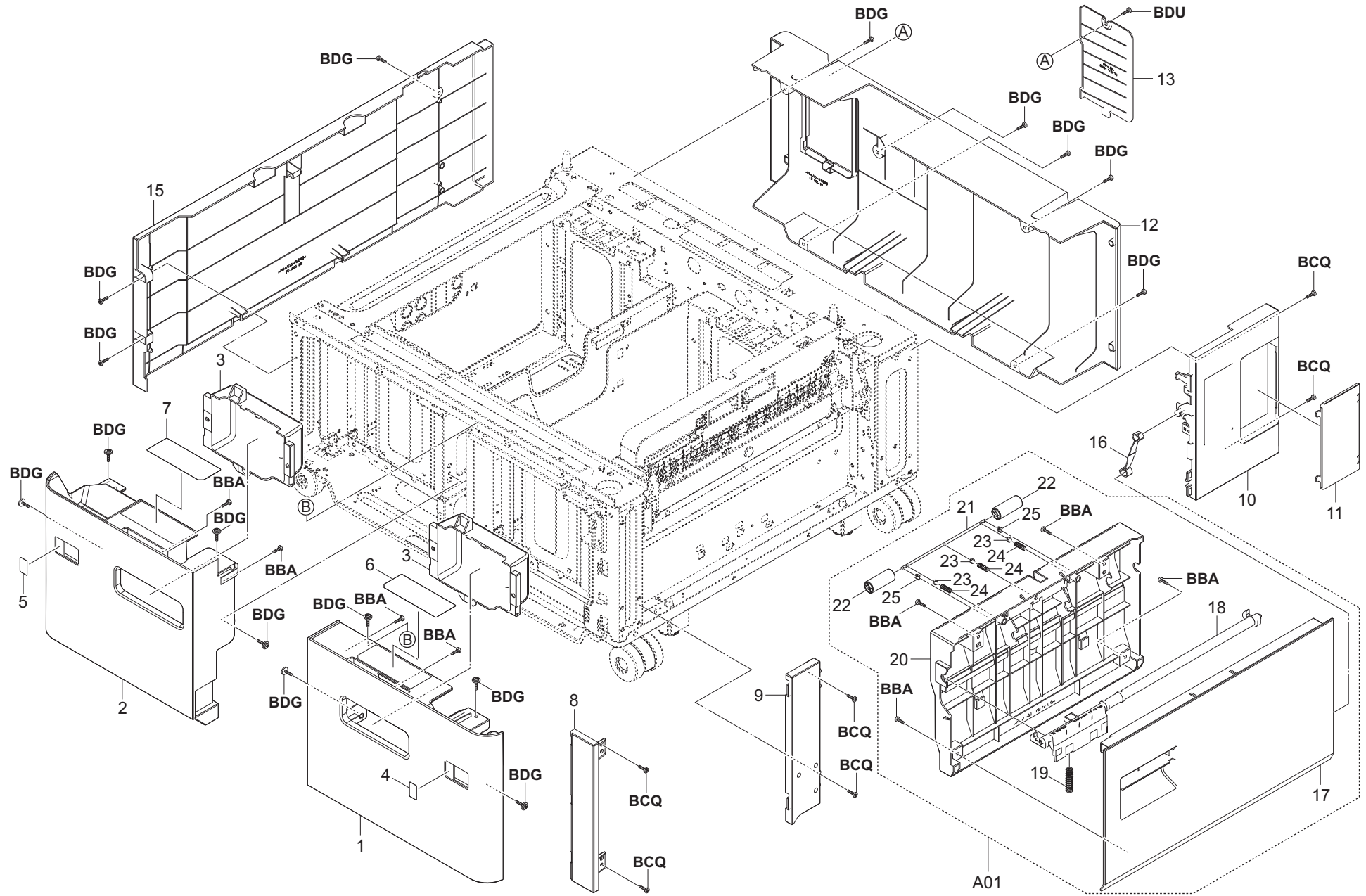


FIG. 1 Covers

3V5-2.0

Ref No.	Part.No.	Description	Notes	Revision	Quantity				RSP
					100	120	230	240	
1	303V504010	COVER DECK RIGHT			1	1	1	1	
2	303V504020	COVER DECK LEFT			1	1	1	1	
3	303V504030	COVER HANDLE DECK			2	2	2	2	
4	303V434010	LABEL CASSETTE 3			1	1	1	1	
5	303V434020	LABEL CASSETTE 4			1	1	1	1	
6	303V534010	LABEL OPERATION RIGHT			1	1	1	1	
7	303V534020	LABEL OPERATION LEFT			1	1	1	1	
8	303RB04080	COVER FRONT RIGHT			1	1	1	1	
9	303RB04020	COVER RIGHT FRONT			1	1	1	1	
10	303RB04090	COVER RIGHT REAR			1	1	1	1	
11	303RB04100	COVER INTERFACE			1	1	1	1	
12	303RB04030	COVER REAR			1	1	1	1	
13	303RB04120	COVER LID REAR			1	1	1	1	
14									
15	303RB04010	COVER LEFT		Del	1	1	1	1	
16	303PZ06060	STRAP CONVEYING			1	1	1	1	
A01	303V594010	PARTS COVER RIGHT FEED ASSY SP			1	1	1	1	
17	*303RB04040	COVER FEED RIGHT			1	1	1	1	
18	*303RB06020	HOOK COVER RIGHT PF			1	1	1	1	
19	*302FZ20021	SPRING LID			1	1	1	1	
20	*303V506030	GUIDE COVER RIGHT			1	1	1	1	
21	*302ND29280	SHAFT FEED			1	1	1	1	
22	*302ND29260	PULLEY FEED 16			2	2	2	2	
23	*302ND24290	CAP SPRING			3	3	3	3	
24	*302ND29300	SPRING-COMPRESSON PULLEY FEED			3	3	3	3	
25	*302ND29630	CAP HOLDER SHAFT			2	2	2	2	

FIG. 2 Frames 1

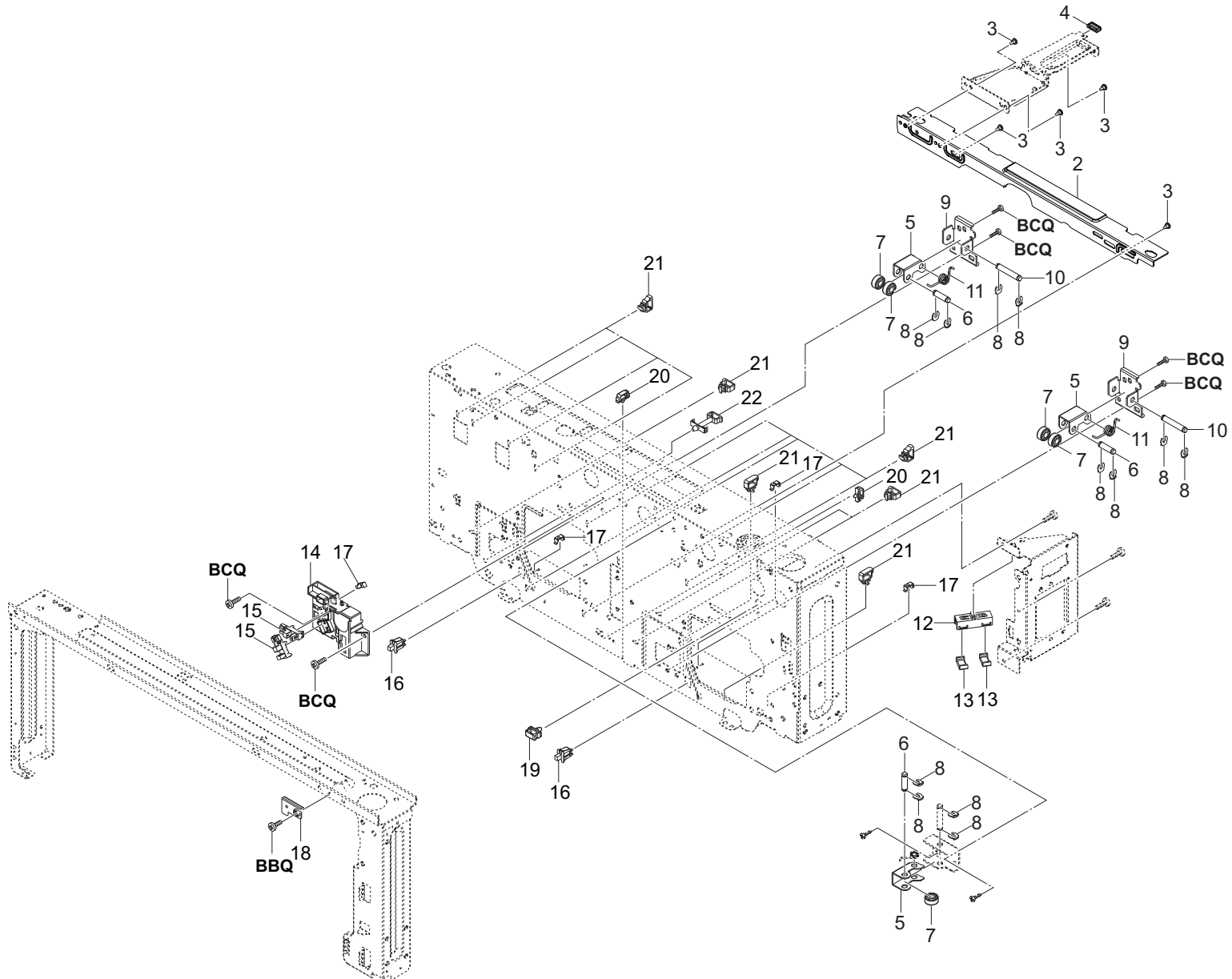


FIG. 2 Frames 1

3V5-2.0

Ref No.	Part.No.	Description	Notes	Revision	Quantity				RSP
					100	120	230	240	
1				Del					
2	303RB02180	SLIDER PF LOCK			1	1	1	1	
3	302LV25420	PIN FUSER			5	5	5	5	
4	302HS09170	CAP BOTTOM			1	1	1	1	
5	303NF02270	LEVER DECK HOOK			3	3	3	3	
6	303NF02290	SHAFT HOOK PULLEY			3	3	3	3	
7	302FG07020	PULLEY,CASSETTE RAIL			5	5	5	5	
8	5MVX111DN003	RING STOPPER /A-49 FEED A4			12	12	12	12	
9	303NF02301	HOLDER DECK HOOK			2	2	2	2	
10	303NF02280	SHAFT HOOK FULCRUM			2	2	2	2	
11	303NF02310	SPRING DECK HOOK			2	2	2	2	
12	302LF39050	GUIDE WIRE FRONT PWB			1	1	1	1	
13	303LL02330	HOLDER WIRE D			2	2	2	2	
14	303RC10130	HOLDER DECK SENSOR LEFT			1	1	1	1	
15	302P794010	PARTS SENSOR OPT. SP			2	2	2	2	
16	7SP01000007+H01	SW.PUSH			2	2	2	2	
17	302K931080	WIRE STOPPER			4	4	4	4	
18	303RC02210	PLATE BRIDGE STOPPER			1	1	1	1	
19	7YZM610001++H01	ACCESS SADDLE			1	1	1	1	
20	7YZM610008++H01	ACCESS.SADDLE			2	2	2	2	
21	7YZM610010++H01	ACCESS.SADDLE			14	14	14	14	
22	7YZM610022++H01	ACCESS.SADDLE			1	1	1	1	

FIG. 3 Frames 2

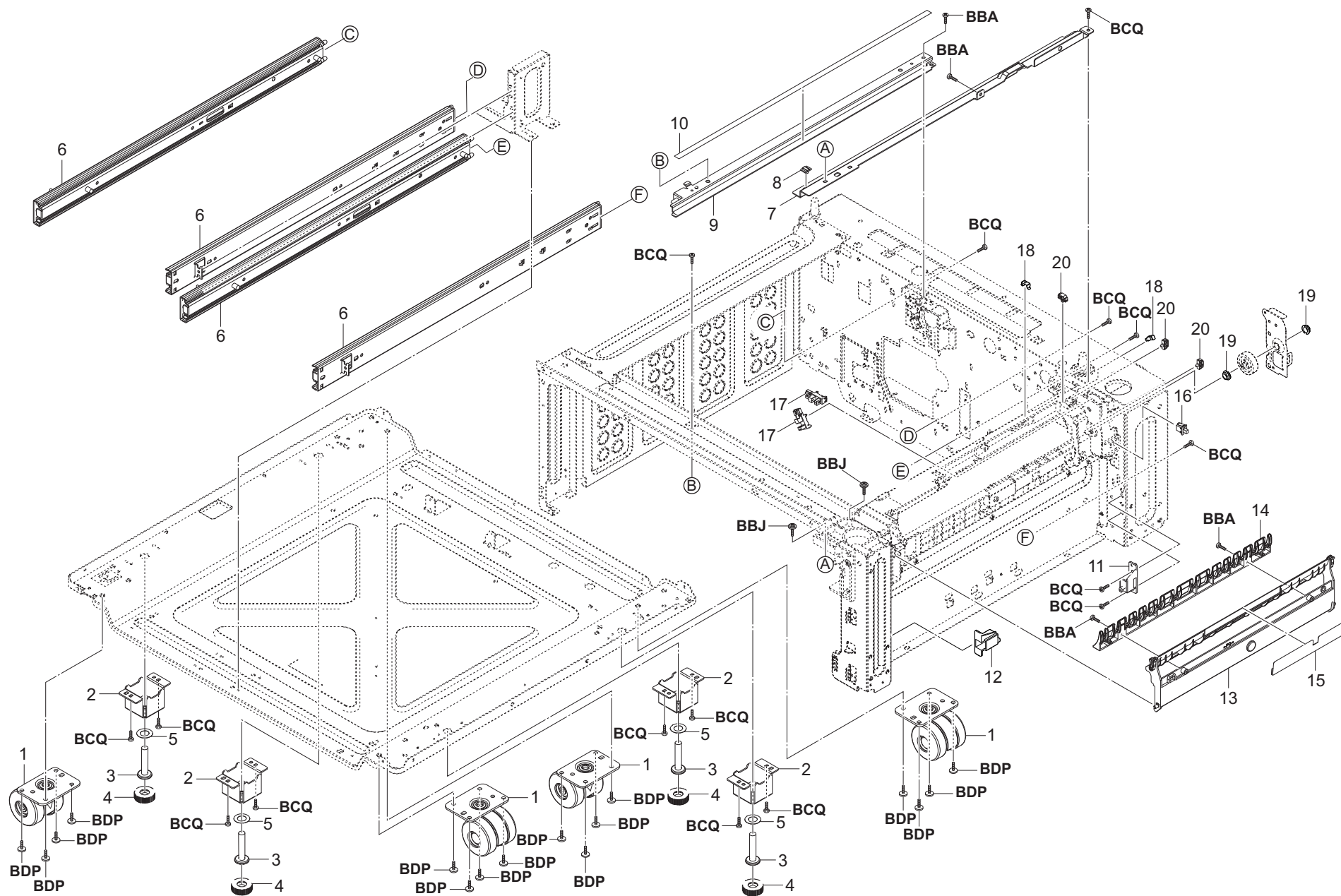


FIG. 3 Frames 2

3V5

Ref No.	Part.No.	Description	Notes	Revision	Quantity				RSP
					100	120	230	240	
1	303RB02010	CASTER 58			4	4	4	4	
2	303RB02280	MOUNT FOOT			4	4	4	4	
3	303LM02132	BOLT STOPPER			4	4	4	4	
4	303LM02170	RUBBER BOLT			4	4	4	4	
5	303LM02230	SHEET BOLT RUBBER			4	4	4	4	
6	303RC10201	SLIDER DECK			4	4	4	4	
7	303RC02100	RAIL FRAME RIGHT			1	1	1	1	
8	302KW17520	SLIDER ISU			1	1	1	1	
9	303RC02110	RAIL FRAME LEFT			1	1	1	1	
10	303RC02190	FILM BRIDGE RAIL			1	1	1	1	
11	303RC02090	FULCRUM-PLATE CONVEYING REAR			1	1	1	1	
12	303RC02150	FULCRUM-PLATE CONVEYING FRONT			1	1	1	1	
13	303RC02051	GUIDE PRIMARY FEED			1	1	1	1	
14	303RC02170	GUIDE PRIMARY FEED B			1	1	1	1	
15	303RC02220	FILM FEED LOW			1	1	1	1	
16	7SP01000007+H01	SW.PUSH			1	1	1	1	
17	302P794010	PARTS SENSOR OPT. SP			2	2	2	2	
18	302K931080	WIRE STOPPER			2	2	2	2	
19	302KV31410	BUSH DRIVE			2	2	2	2	
20	7YZM610007++H01	ACCESS.SADDLE			3	3	3	3	

FIG. 4 Paper Cassettes

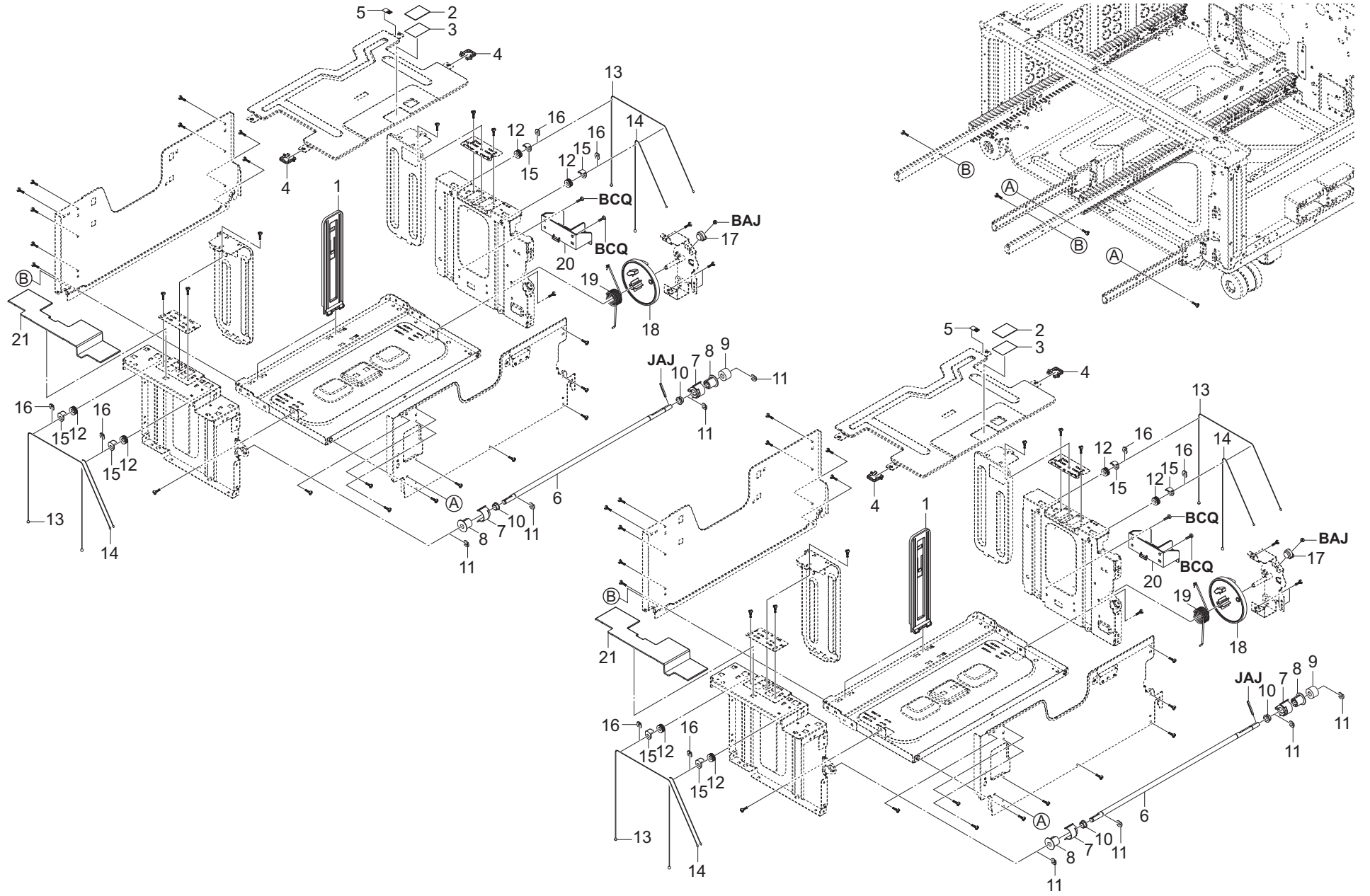


FIG. 4 Paper Cassettes

Ref No.	Part.No.	Description	Notes	Revision	Quantity				RSP
					100	120	230	240	
1	303RC10080	CURSOR END			4		4	4	
2	302F909211	PAD BOTTOM			2	2	2	2	
3	303RC10260	SHEET PAD BOTTOM			2	2	2	2	
4	303PT10210	SPACER DECK LIFT			4	4	4	4	
5	303JY37220	STATIC ELIMINATOR CURSOR			2	2	2	2	
6	303RC10160	SHAFT DECK LIFT			2	2	2	2	
7	303NF10320	HOLDER PULLEY			4	4	4	4	
8	2BC07020	FRONT PULLEY,LIFT DRIVE			4	4	4	4	
9	2BC07110	GEAR 20			2	2	2	2	
10	2BC06510	BUSHING 8			4	4	4	4	
11	2BC06980	STOPPER 5			8	8	8	8	
12	303NF10300	PULLEY LIFT WIRE			8	8	8	8	
13	303RC10140	WIRE LIFT A			4	4	4	4	
14	303RC10150	WIRE LIFT B			4	4	4	4	
15	303PT10180	STOPPER PULLEY			8	8	8	8	
16	5MVX111DN003	RING STOPPER /A-49 FEED A4			8	8	8	8	
17	302G404160	DAMPER			2	2	2	2	
18	303NF10550	GEAR DAMPER 100			2	2	2	2	
19	303NF10570	SPRING LIFT STOPPER			2	2	2	2	
20	303RC10170	STOPPER HOOK			2	2	2	2	
21	303RC04050	COVER DECK UPPER			2	2	2	2	

FIG. 5 Paper Feed Section 1 (Vertical Feed)

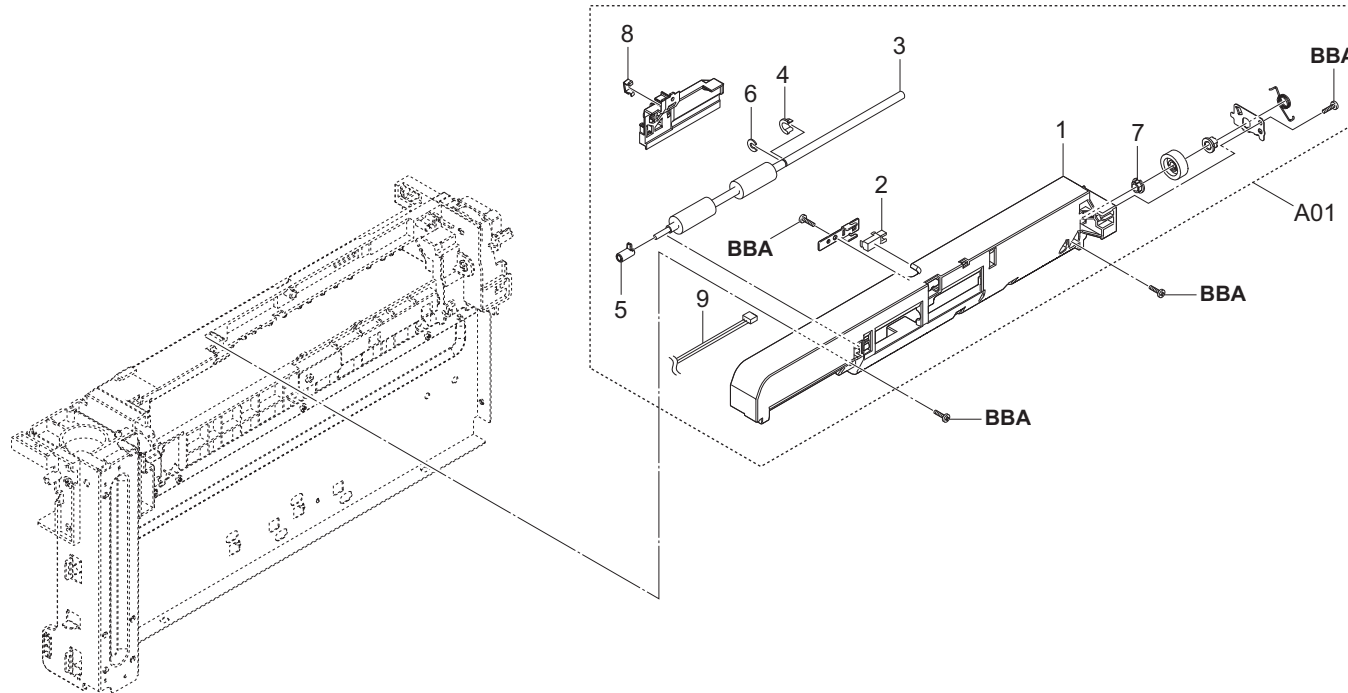


FIG. 5 Paper Feed Section 1 (Vertical Feed)

3V5

Ref No.	Part.No.	Description	Notes	Revision	Quantity				RSP
					100	120	230	240	
A01	303V594030	PARTS VF UPPER ASSY SP			1	1	1	1	
1	*303V402020	GUIDE ROLLER VERTICAL			1	1	1	1	
2	*303V494010	PARTS SENSOR OPT. SP			1	1	1	1	
3	*302ND94360	PARTS ROLLER FEED LOW SP			1	1	1	1	
4	*302FZ07540	HOLDER SHAFT OUT			1	1	1	1	
5	*302K329270	BUSH DU			1	1	1	1	
6	*302FB09830	CUT WASHER 4			1	1	1	1	
7	*302KV31410	BUSH DRIVE			1	1	1	1	
8	*302K931080	WIRE STOPPER			1	1	1	1	
9	*303V446030	CONN.CORD ASSY VERTICAL UNIT			1	1	1	1	

FIG. 6 Paper Feed Section 2 (Bridge 1)

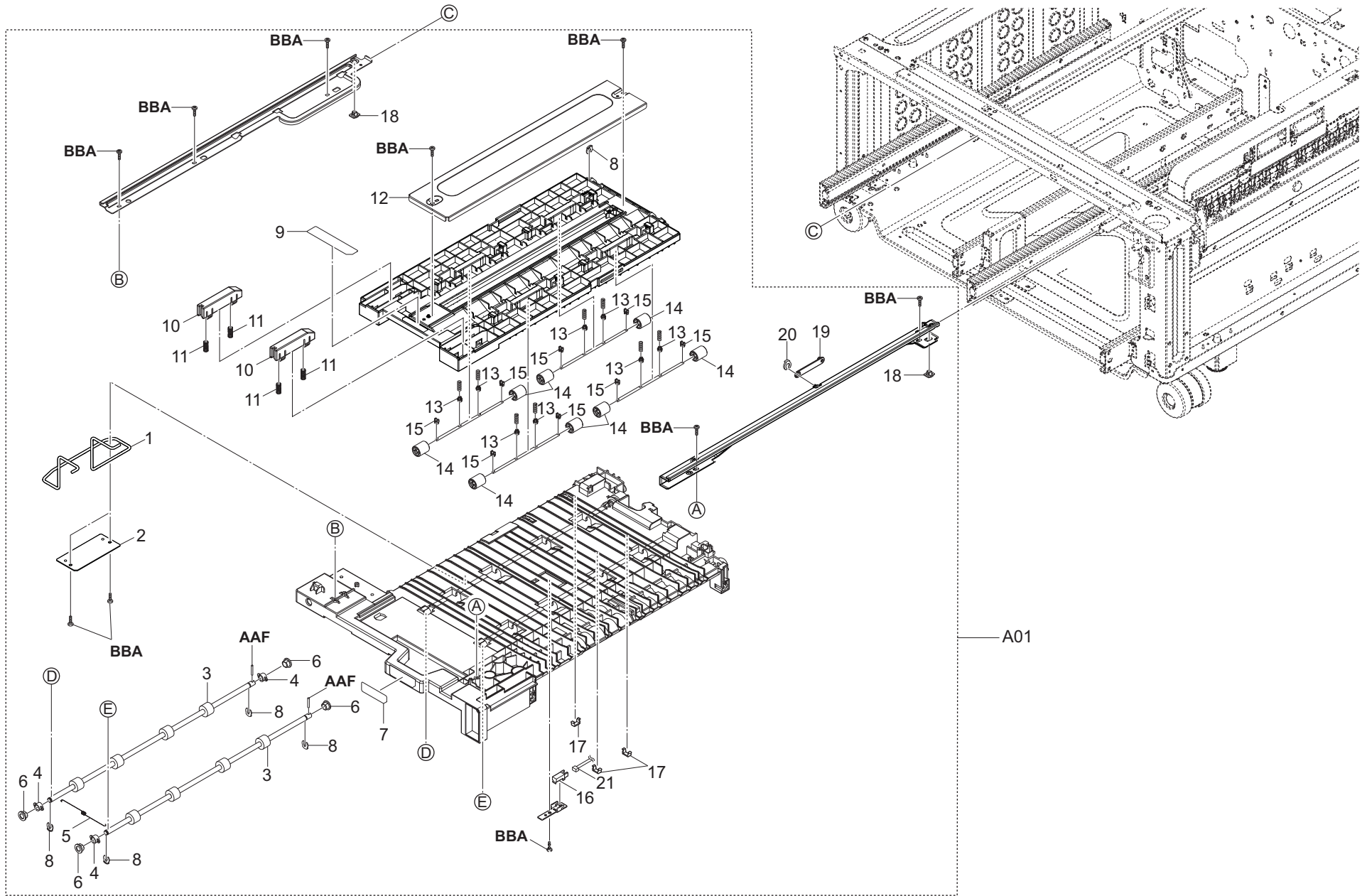


FIG. 6 Paper Feed Section 2 (Bridge 1)

3V5-2.0

Ref No.	Part.No.	Description	Notes	Revision	Quantity				RSP
					100	120	230	240	
A01	303V594040	PARTS BRIDGE PASSY SP			1	1	1	1	
1	*303RC06240	STOPPER BRIDGE LEFT			1	1	1	1	
2	*302K339050	PLATE OPTION			1	1	1	1	
3	*303RC94070	PARTS ROLLER FEED LOWER SP			2	2	2	2	
4	*302FZ07310	BUSH CONTACT MPT B			3	3	3	3	
5	*303RC06171	SPRING GROUND BRIDGE A			1	1	1	1	
6	*302H702590	BUSH SCREW			4	4	4	4	
7	*303RC34060	LABEL DECK B1			1	1	1	1	
8	*5MVX111DN003	RING STOPPER /A-49 FEED A4			5	5	5	5	
9	*303RC34070	LABEL DECK B2			1	1	1	1	
10	*303NF06180	LEVER HF UPPER			2	2	2	2	
11	*302F708310	SPRING LOCK MPF			4	4	4	4	
12	*303NF06310	STAY GUIDE UPPER			1	1	1	1	
13	*302ND24290	CAP SPRING			8	8	8	8	
14	*302F929260	PULLEY DU LOW			8	8	8	8	
15	*302ND29630	CAP HOLDER SHAFT			8	8	8	8	
16	*303V494010	PARTS SENSOR OPT. SP			1	1	1	1	
17	*302K931080	WIRE STOPPER			3	3	3	3	
18	*302KW17520	SLIDER ISU			2	2	2	2	
19	*303RC06190	STRAP LINK BRIDGE			1	1	1	1	
20	*302LF12410	STOPPER 3			1	1	1	1	
21	*303V546010	CONN.CORD ASSY CONVEYING SENSOR		Others	1	1	1	1	

FIG. 7 Paper Feed Section 3 (Bridge 2)

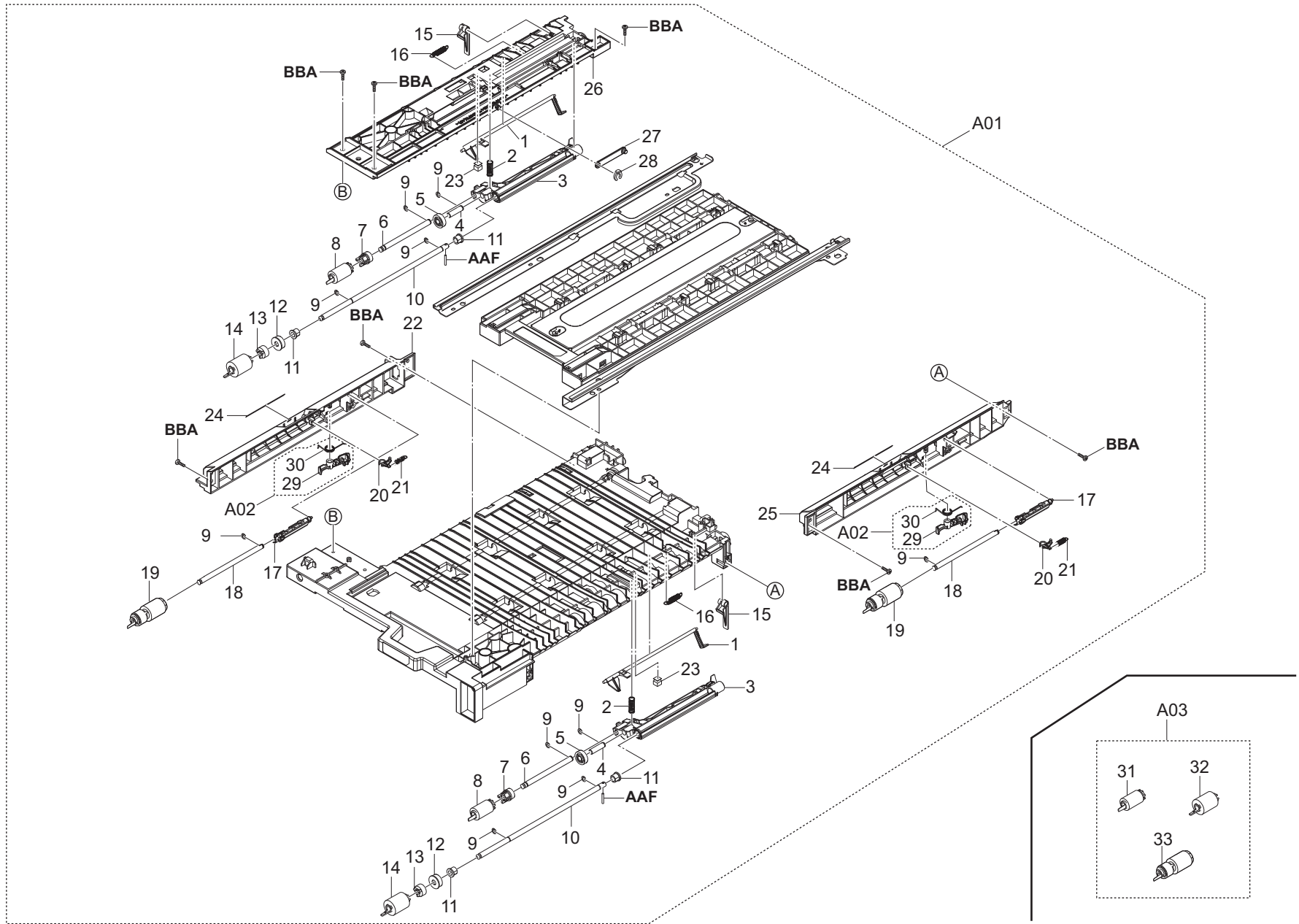


FIG. 7 Paper Feed Section 3 (Bridge 2)

3V5

Ref No.	Part.No.	Description	Notes	Revision	Quantity				RSP
					100	120	230	240	
A01	303V594040	PARTS BRIDGE P ASSY SP			1	1	1	1	
1	*302ND06070	ACTUATOR PAPER EMPTY			2	2	2	2	
2	*302ND06080	SPRING PICKUP			2	2	2	2	
3	*302ND06020	HOLDER PICKUP			2	2	2	2	
4	*302K906080	PIN PICK UP IDLE			2	2	2	2	
5	*302ND06060	GEAR Z32 FEED			2	2	2	2	
6	*302N406070	SHAFT PICKUP PRIMARY			2	2	2	2	
7	*302ND06050	GEAR Z24 PICKUP			2	2	2	2	
8	*302ND94340	PARTS PULLEY PICKUP SP			2	2	2	2	
9	*302K924820	CUT-WASHER 4			10	10	10	10	
10	*303RC06110	SHAFT PRIMARY FEED			2	2	2	2	
11	*2BC06520	BUSHING 6,REGISTRATION			4	4	4	4	
12	*302ND06040	GEAR Z30 FEED OW			2	2	2	2	
13	*302N406120	ONEWAY-CLUTCH 6			2	2	2	2	
14	*302N494310	PARTS PULLEY FEED P ASSY SP			2	2	2	2	
15	*302ND06090	LEVER PICKUP RELEASE			2	2	2	2	
16	*302ND06100	SPRING PICKUP RELEASE			2	2	2	2	
17	*302ND06130	HOLDER RETARD			2	2	2	2	
18	*302ND06140	SHAFT RETARD			2	2	2	2	
19	*302ND94351	PARTS ROLLER RETARD ASSY SP			2	2	2	2	
20	*302ND06160	LEVER RETARD			2	2	2	2	
21	*302ND06150	SPRING RETARD			2	2	2	2	
22	*303RC06031	FRAME FEED LOWER			1	1	1	1	
23	*303RC06210	SPONGE PICKUP A			2	2	2	2	
24	*303RC06230	SHEET FEED			2	2	2	2	
25	*303RC06131	FRAME FEED LOWER B			1	1	1	1	
26	*303RC06020	FRAME FEED LEFT			1	1	1	1	
27	*303RC06190	STRAP LINK BRIDGE			1	1	1	1	
28	*302LF12410	STOPPER 3			1	1	1	1	
A02	*302ND94A50	PARTS LEVER-SPRING SET SP			2	2	2	2	
29	**302ND06181	LEVER RETARD RELEASE			1	1	1	1	
30	**302ND06191	SPRING RETARD RELEASE			1	1	1	1	
A03	302ND94701	PARTS PULLEY SET SP	2set		2	2	2	2	
31	*302ND94340	PARTS PULLEY PICKUP SP			1	1	1	1	
32	*302N494310	PARTS PULLEY FEED P ASSY SP			1	1	1	1	
33	*302ND94351	PARTS ROLLER RETARD ASSY SP			1	1	1	1	

FIG. 8 Drive Section

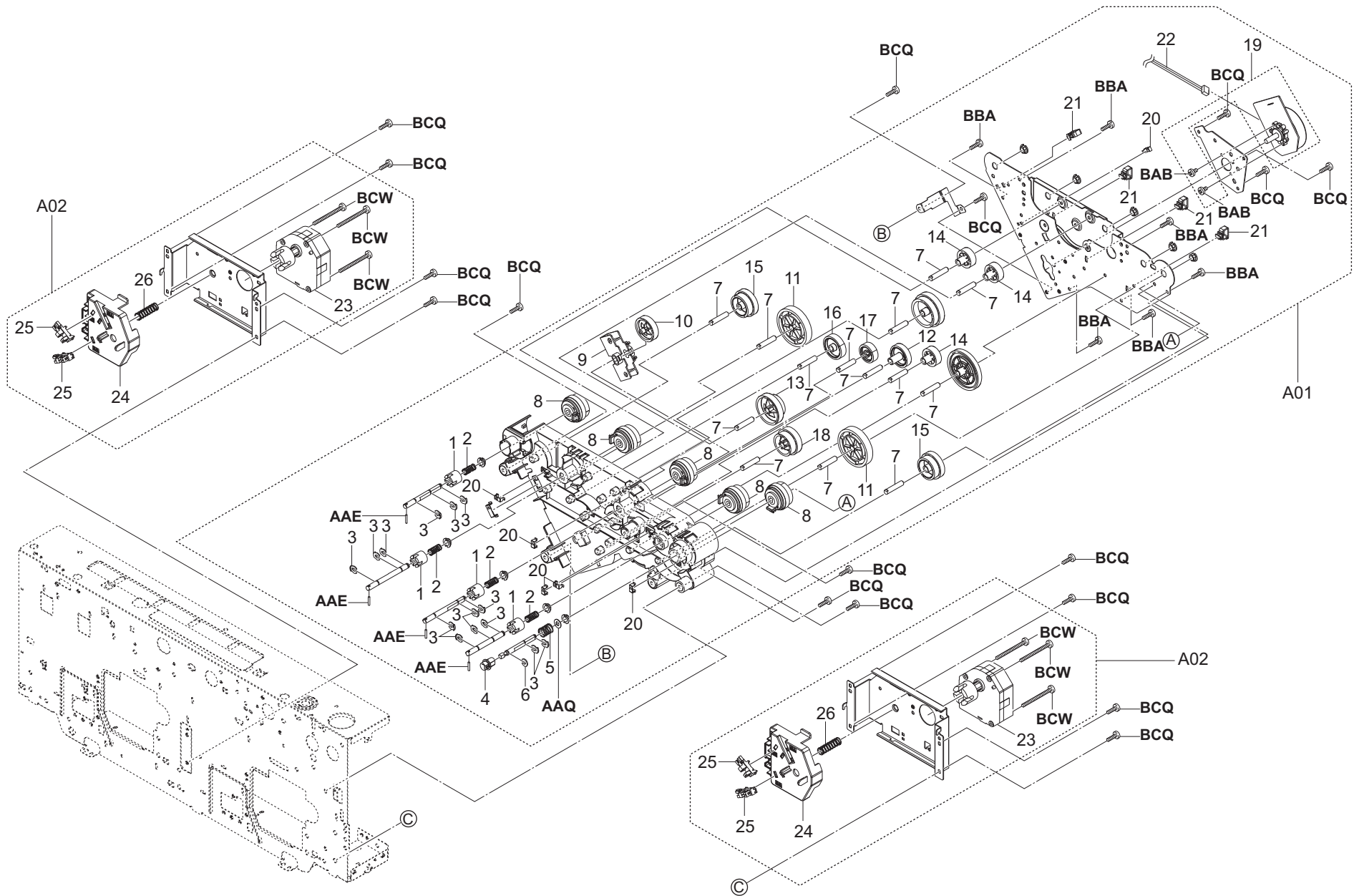
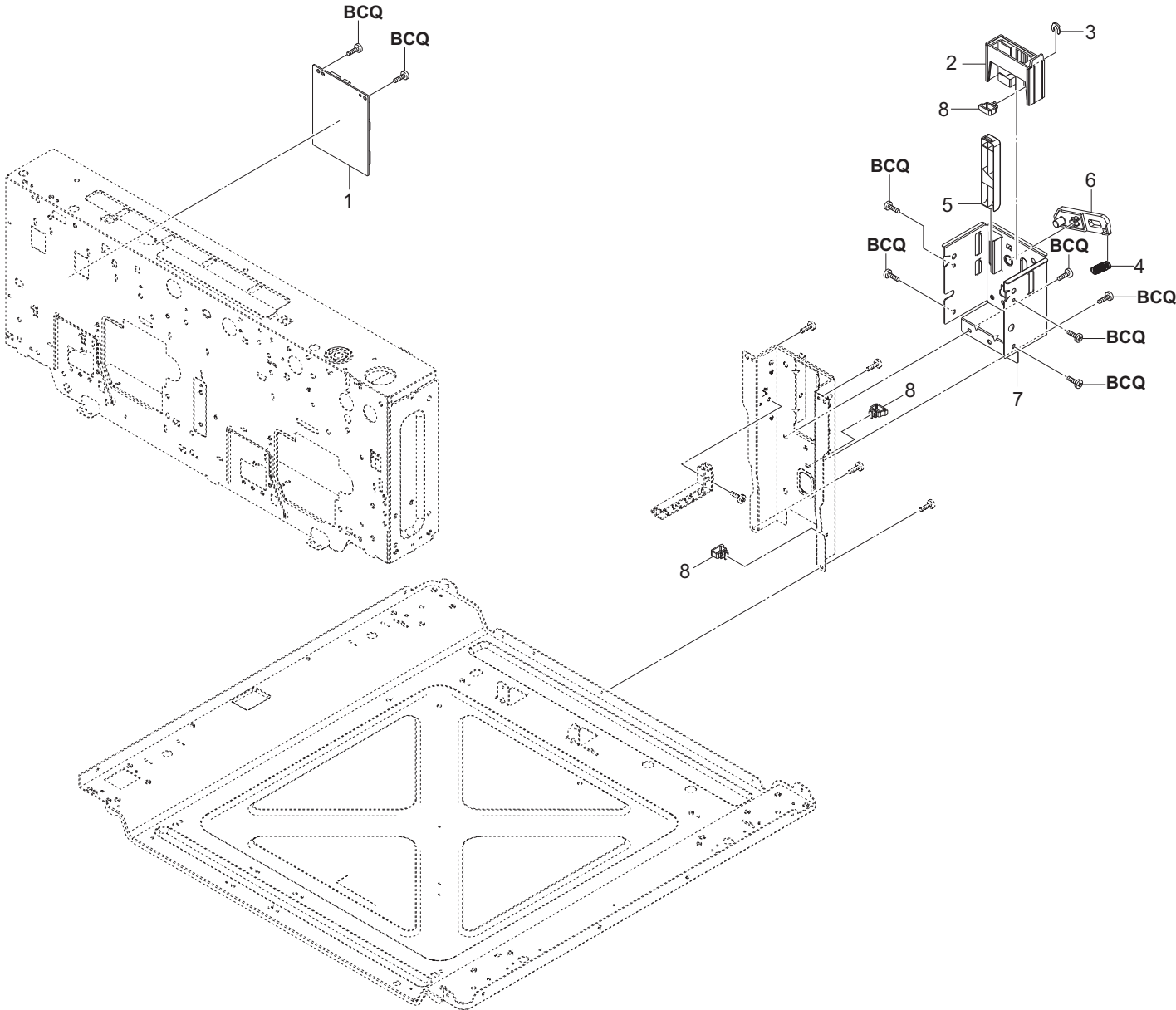


FIG. 8 Drive Section

3V5

Ref No.	Part.No.	Description	Notes	Revision	Quantity				RSP
					100	120	230	240	
A01	303RC94030	PARTS DRIVE UNIT ASSY SP			1	1	1	1	
1	*303NF31180	COUPLING DRIVE			4	4	4	4	
2	*303NF31170	SPRING DRIVE			4	4	4	4	
3	*5MVX111DN003	RING STOPPER /A-49 FEED A4			14	14	14	14	
4	*302HN31660	JOINT SHAFT CASSETTE			1	1	1	1	
5	*302HN31410	SPRING FEED			1	1	1	1	
6	*302FB09830	CUT WASHER 4			1	1	1	1	
7	*303NJ31120	PIN FEED DRIVE			14	14	14	14	
8	*302RH94090	PARTS CLUTCH 35 Z35R SP			5	5	5	5	
9	*303NJ31031	BRACKET GEAR CHANGE			1	1	1	1	
10	*303NJ31060	GEAR Z60R			1	1	1	1	
11	*302FZ31390	GEAR Z60L			2	2	2	2	
12	*303NF31150	GEAR Z34L			1	1	1	1	
13	*303NJ31080	GEAR Z75L-Z32L			1	1	1	1	
14	*302JZ31170	GEAR Z27L MAIN			3	3	3	3	
15	*303NJ31140	GEAR Z40R-Z34L			2	2	2	2	
16	*303NF31160	GEAR Z36R			1	1	1	1	
17	*303NJ31130	GEAR Z28R			1	1	1	1	
18	*303NJ31070	GEAR Z56L-Z40R			1	1	1	1	
19	*302LC94292	PARTS MOTOR-BL W10 SP			1	1	1	1	
20	*302K931080	WIRE STOPPER			6	6	6	6	
21	*7YZM610010++H01	ACCESS.SADDLE			4	4	4	4	
22	*303RC46040	WIRE DRIVE UNIT			1	1	1	1	
A02	303RC94040	PARTS LIFT MOTOR ASSY SP			2	2	2	2	
23	*303NF94091	PARTS MOTOR LIFT DECK SP			1	1	1	1	
24	*303NF10330	HOLDER DECK SENSOR			1	1	1	1	
25	*303M894260	PARTS SENSOR OPT SP			2	2	2	2	
26	*2C902080	SPRING DEV PUSH			1	1	1	1	

FIG. 9 Electrical Components



3V5

FIG. 9 Electrical Components

Ref No.	Part.No.	Description	Notes	Revision	Quantity				RSP
					100	120	230	240	
1	303V594020	PARTS PWB PF MAIN ASSY SP			1	1	1	1	
2	303RB02210	HOLDER DRAWER			1	1	1	1	
3	2BC06910	STOPPER 6			1	1	1	1	
4	303NN02220	SPRING MACHINE			1	1	1	1	
5	303PS02220	ARM MACHINE			1	1	1	1	
6	303PS02230	ARM DRAWER			1	1	1	1	
7	303RB02260	PLATE DRAWER B			1	1	1	1	
8	7YZM610010++H01	ACCESS.SADDLE			3	3	3	3	

FIG. 10 Accessories

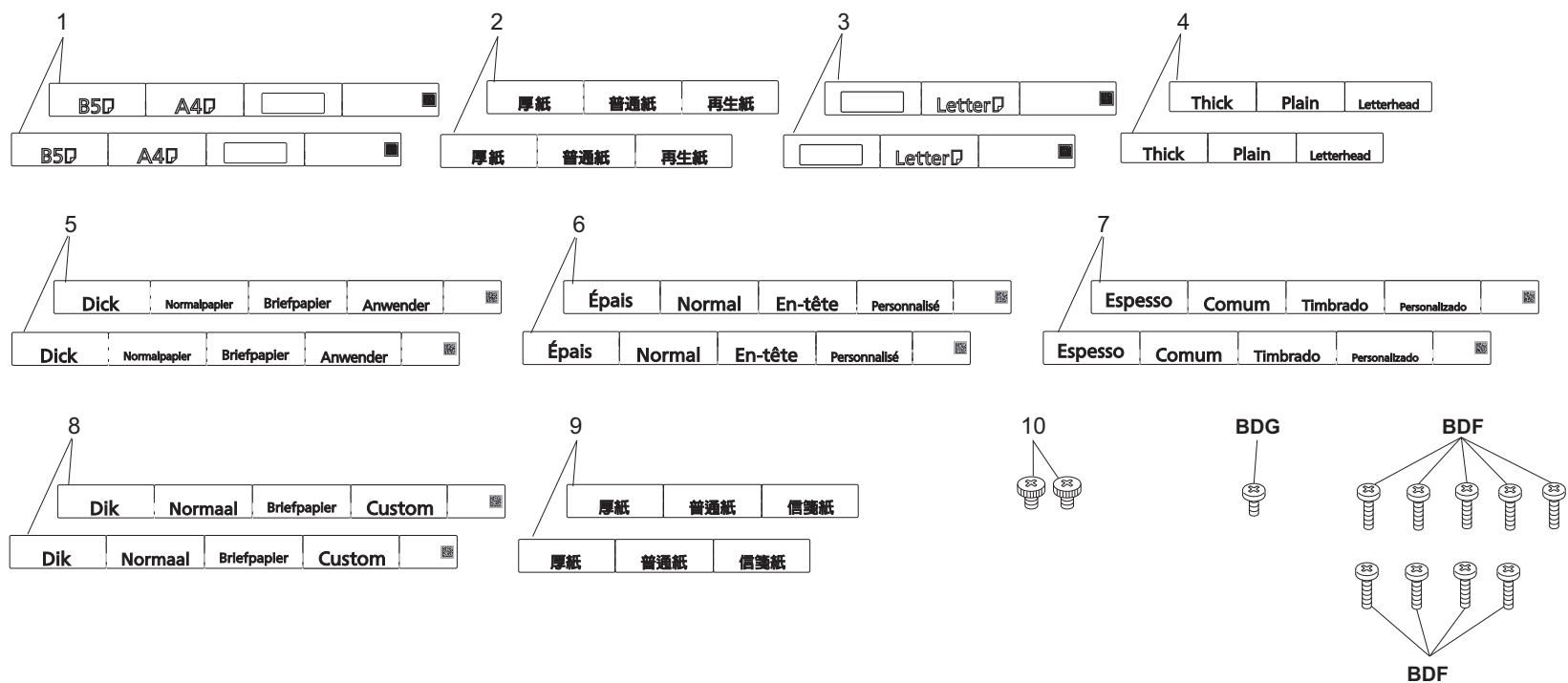


FIG. 10 Accessories

Ref No.	Part.No.	Description	Notes	Revision	Quantity				RSP
					100	120	230	240	
1	302ND34130	SHEET PAPER SIZE M B			2		2	2	
2	302ND34170	SHEET PAPER SIZE M JP			2				
3	303RC34020	SHEET PAPER SIZE I C				2	2	2	
4	302ND34180	SHEET PAPER MEDIA EN				2	2	2	
5	302ND34370	SHEET PAPER MEDIA GER ITA					2	2	
6	302ND34380	SHEET PAPER MEDIA FRA SPA				2	2	2	
7	302ND34390	SHEET PAPER MEDIA PTB				2	2	2	
8	302ND34400	SHEET PAPER MEDIA DUT RUS					2	2	
9	302ND34610	SHEET PAPER MEDIA TW					2	2	
10	303H321080	RETAINING PIN TRAY			2	2	2	2	

FIG. 11 Options (Parts item)

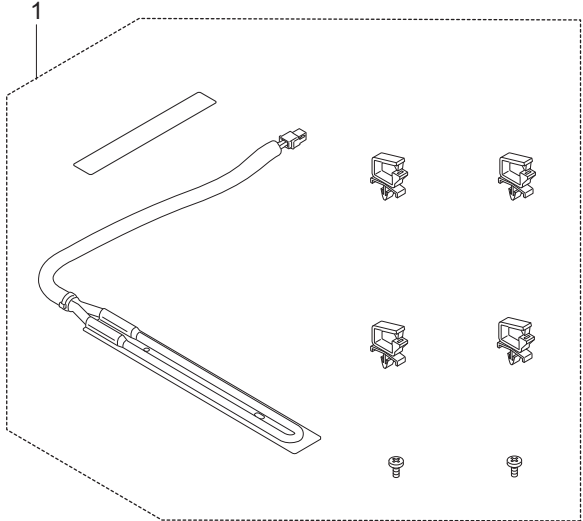
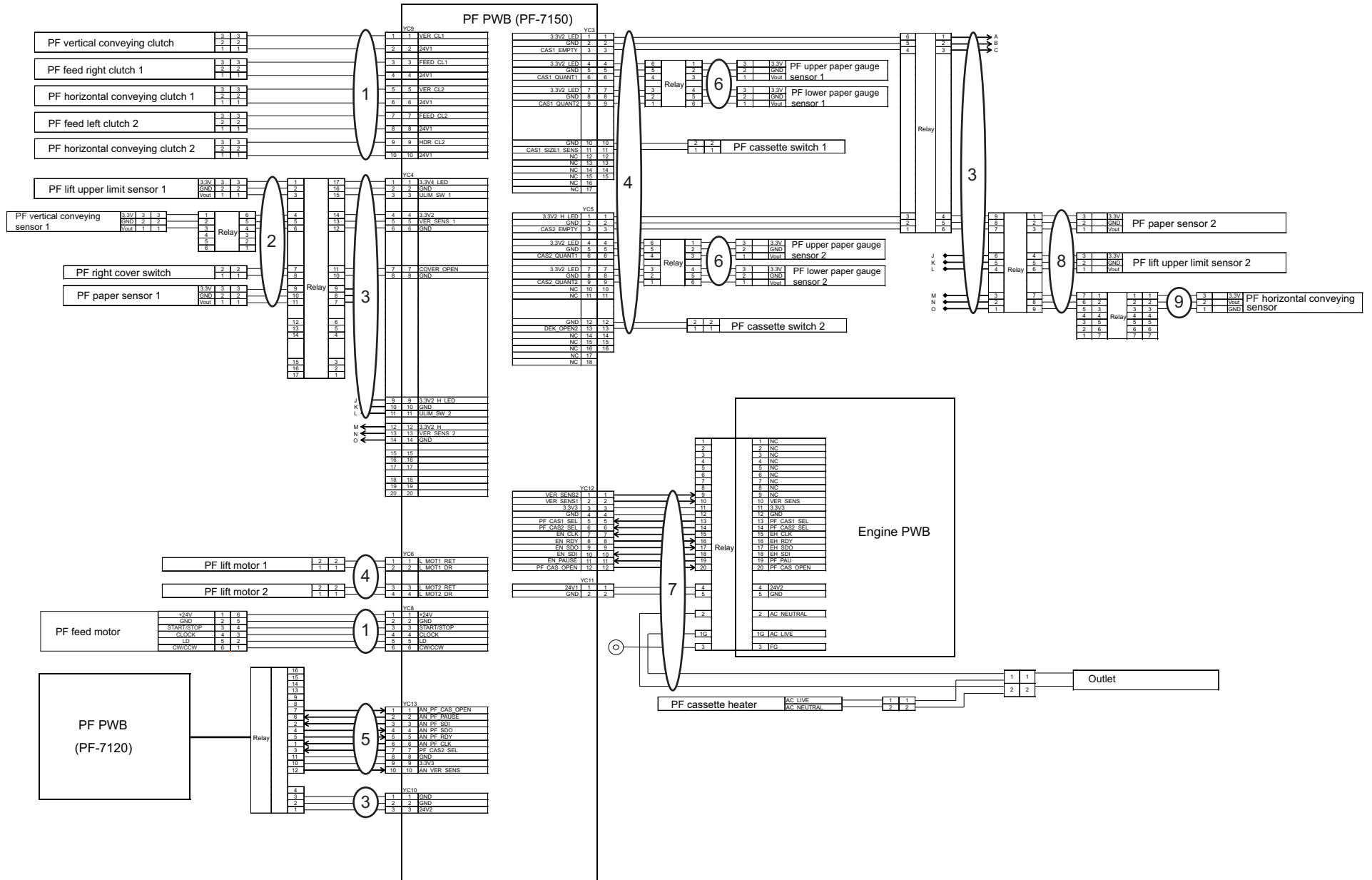


FIG. 11 Options (Parts item)

Ref No.	Part.No.	Description	Notes	Revision	Quantity				RSP
					100	120	230	240	
1	303RB94040	PARTS HEATER 100 ASSY			1				
1	303RB94050	PARTS HEATER 120 ASSY				1			
1	303RB94060	PARTS HEATER 240 ASSY					1	1	



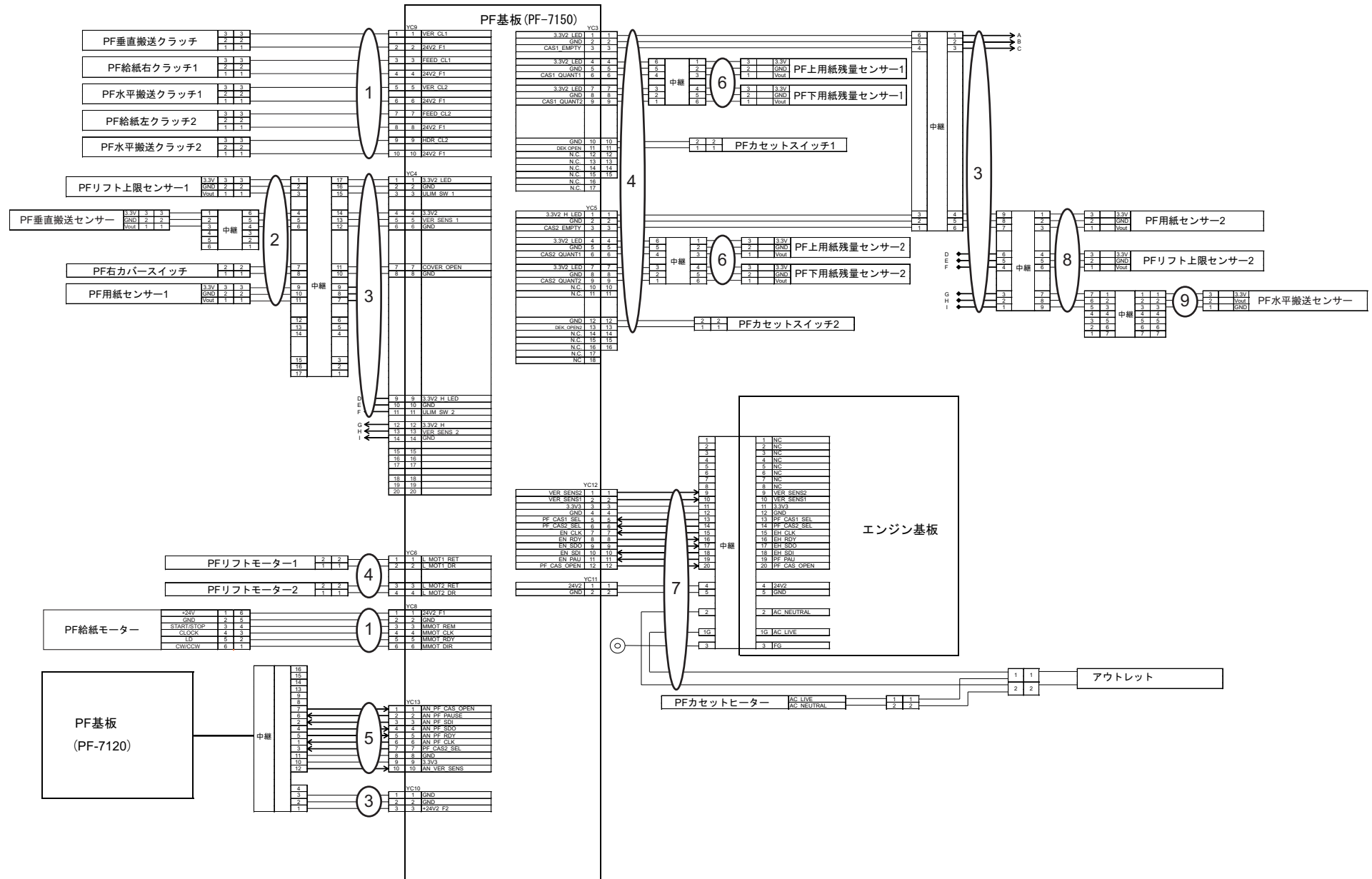
Wire. 1 Wire Section (EN)

3V5

Ref No.	Part.No.	Description	Notes	Revision	Quantity				RSP
					100	120	230	240	
1	303RC46040	WIRE DRIVE UNIT			1	1	1	1	
2	303V546020	CONN.CORD ASSY RIGHT DECK			1	1	1	1	
3	303V546040	CONN.CORD ASSY PRIMARY FEED JOINT			1	1	1	1	
4	303RC46070	WIRE LIFT MOTOR			1	1	1	1	
5	303RB46060	WIRE PF INTERFACE			1	1	1	1	
6	303RC46010	WIRE PAPER SENSOR			2	2	2	2	
7	303V446010	CONN.CORD ASSY DRAWER MFP			1	1	1	1	
8	303V546030	CONN.CORD ASSY LEFT DECK			1	1	1	1	
9	303V546010	CONN.CORD ASSY CONVEYING SENSOR			1	1	1	1	

• Wire Section indicates all the wires/FFCs containing them in other FIGs.

• Wire Section には全ての電線 /FFC (他 FIG の電線 /FFC 含む) を掲載しています。



Wire. 1 Wire Section (JA)

3V5

Ref No.	Part.No.	Description	Notes	Revision	Quantity				RSP
					100	120	230	240	
1	303RC46040	WIRE DRIVE UNIT			1	1	1	1	
2	303V546020	CONN.CORD ASSY RIGHT DECK			1	1	1	1	
3	303V546040	CONN.CORD ASSY PRIMARY FEED JOINT			1	1	1	1	
4	303RC46070	WIRE LIFT MOTOR			1	1	1	1	
5	303RB46060	WIRE PF INTERFACE			1	1	1	1	
6	303RC46010	WIRE PAPER SENSOR			2	2	2	2	
7	303V446010	CONN.CORD ASSY DRAWER MFP			1	1	1	1	
8	303V546030	CONN.CORD ASSY LEFT DECK			1	1	1	1	
9	303V546010	CONN.CORD ASSY CONVEYING SENSOR			1	1	1	1	

• Wire Section indicates all the wires/FFCs containing them in other FIGs.

• Wire Section には全ての電線 /FFC（他 FIG の電線 /FFC 含む）を掲載しています。

CLASSIFICATION OF THE SCREWS IN ILLUSTRATION / ビス種別表

Ref No.	Part.No.	Description	Notes
AAA	5MBCS3025XSP	CS STOP RING /X 3 X .25T S-BLK	
AAB	5MBP1612WWLD	SPRING PIN 1.6X12	
AAC	5MBP2010WXSP	SPRING PIN /M2 X 10 S-BLK	
AAD	5MBP2012WPLD	PARALLEL PIN / M2 X 12 SUS-DP	
AAE	5MBP2012WXSP	SPRING PIN 2X12	
AAF	5MBP2014WXSP	SPRING PIN / M2 X 14 S-BLK	
AAG	5MBP2020WWLD	SPRING PIN / M2 X 20 SUS-DP XX	
AAH	5MBP2516WXSP	SPRING PIN(2.5x16)	
AAI	5MBP2518WXSP	SPRING PIN(2.5x18)	
AAJ	5MBTPB4006TW++R	BIND T.T SCREW(+)/M4x6 CRFREE S-T	
AAK	5MBWK32808NN	POLY SLIDER /M3.2X 8 X0.8T XX	
AAL	5MBWK41A03NN	POLY-SLIDER WASHER 4.1X10X0.3T	
AAM	5MBWK6295+NN	POLY WASHER M6.2X9.5X0.25T	
AAN	5MBWK62955NN	POLY SLIDER/M6.2X9.5X0.5T PLASTC	
AAO	5MBWL72B05NN	POLY CUT WASER /M7.2X 11X0.5T PA XX	
AAP	5MBWN62D0+NN	POLY WASHER 6.2X13X0.25T	
AAQ	5MBWN62D05NB	POLY WASHER /M6.2X13X0.5T PA-BLK	
AAR	5MBP2010WWLD	SPRING PIN /M2 X 10 SUS-DP XX	
BAA	7BB000303H	+BIND M SCREW 3X3	
BAB	7BB000304H	+BIND M SCREW 3X4	
BAC	7BB000305H	+BIND M SCREW 3x5	
BAD	7BB000306H	+BIND M SCREW 3X6	
BAE	7BB000406H	+BIND M SCREW 4X6	
BAF	7BB000P03H	+BIND M SCREW 2.6X3	
BAG	7BB001303H	+PAN M SCREW 3x3	
BAH	7BB001P03H1	PAN M SCREW 2.6X3	
BAI	7BB007303H	+TP-CUP M SCREW 3X3	
BAJ	7BB007304H	+TP-CUP M SCREW 3x4	
BAK	7BB008305H	+FLAT FILLESTER M SCREW 3x5	
BAL	7BB00B306H	+PAN M SCREW WITH T.L.WASHER 3X6	
BAM	7BB060305H1	+BIND M SCREW 3X5(BLUE)	
BAN	7BB100304H	+BIND T.T S SCREW 3x4	
BAO	7BB100306H	+BIND T.T S SCREW 3x6	
BAP	7BB100306H1	+BIND T.T S SCREW 3X6	
BAQ	7BB100308H1	+BIND T.T S SCREW 3X8	
BAR	7BB100320H	+BIND T.T S SCREW 3x20	
BAS	7BB100408H	+BIND T.T S SCREW 4x8	
BAT	7BB100408H1	+BIND T.T S SCREW 4X8	
BAU	7BB100440H	+BIND T.T S SCREW 4X40	
BAV	7BB102308H1	+TP-FLAT T.T S SCREW 3X8	
BAW	7BB180306H	+BIND T.T S SCREW 3X6(BLACK)	
BAX	7BB180408H	+BIND T.T S SCREW 4x8(BLACK)	
BAY	7BB200205H	BIND T.T P SCREW 2X5	
BAZ	7BB200306H	+BIND T.T P SCREW 3x6	
BBA	7BB200308H	+BIND T.T P SCREW 3X8	
BBB	7BB200310H	+BIND T.T P SCREW 3x10	
BBC	7BB200312H	+BIND T.T P SCREW 3X12	
BBD	7BB200320H	BIND T.T P SCREW 3X20	
BBE	7BB200322H	BIND T.T P SCREW 3X22	
BBF	7BB200410H	+BIND T.T P SCREW 4X10	
BBG	7BB200412H	+BIND T.T P SCREW 4x12	
BBH	7BB200416H	+BIND T.T P SCREW 4x16	

Ref No.	Part.No.	Description	Notes
BBI	7BB202306H	+TP-FLAT T.T P SCREW 3X6	
BBJ	7BB202308H	+TP-FLAT T.T P SCREW 3X8	
BBK	7BB202310H	+TP-FLAT T.T P SCREW 3X10	
BBL	7BB203308H	+FLAT HEAD T.T P SCREW 3X8	
BBM	7BB280410H	+BIND T.T P SCREW 4X10(BLACK)	
BBN	7BB282308H	+TP-FLAT T.T P SCREW 3X8(BLACK)	
BBO	7BB300310H	+BIND TAP-TITE B SCREW M3X10	
BBP	7BB300323H	+BIND T.T B SCREW 3x23	
BBQ	7BB600306H	+BIND M SCREW 3X6 R	
BBR	7BB600308H	+BIND M SCREW 3x8 R	
BBS	7BB600308H1	+BIND M SCREW 3X8 R	
BBT	7BB600310H	+BIND M SCREW 3X10 R	
BBU	7BB600314H	+BIND M SCREW 3X14 R	
BBW	7BB600320H	+BIND M SCREW 3x20 R	
BBX	7BB600406H	+BIND M SCREW 4X6 R	
BBY	7BB600425H	+BIND M SCREW 4X25 R	
BBZ	7BB600430H	+BIND M SCREW 4X30 R	
BCA	7BB600P08H	+BIND M SCREW 2.6X8 R	
BCB	7BB601306H	+PAN M SCREW 3x6 R	
BCC	7BB606306H	+PAN M SCREW WITH SW W 3X6 R	
BCD	7BB606308H	+PAN M SCREW WITH SW W 3X8 R	
BCE	7BB606312H	+PAN M SCREW WITH SW W 3X12 R	
BCF	7BB606408H	+BIND M SCREW WITH SW W 4X8 R	
BCG	7BB606512H	+BIND M SCREW WITH SW W 5X12 R	
BCH	7BB607306H	+TP-CUP M SCREW 3X6 R	
BCI	7BB607310H	+TP-CUP M SCREW 3X10 R	
BCK	7BB607312H	+TP-CUP M SCREW 3X12 R	
BCL	7BB607320H	+TP-CUP M SCREW 3X20 R	
BCM	7BB607406H	+TP-CUP M SCREW 4X6 R	
BCN	7BB607414H	+TP-CUP M SCREW 4X14 R	
BCO	7BB687310H	+TP-CUP M SCREW 3X10 R(BLACK)	
BCP	7BB700306H	+BIND T.T S SCREW 3X6 SR	
BCQ	7BB700308H	+BIND T.T S SCREW 3X8 SR	
BCR	7BB700310H	+BIND T.T S SCREW 3X10 SR	
BCS	7BB700312H	+BIND T.T S SCREW 3X12 SR	
BCT	7BB700314H	+BIND T.T S SCREW 3X14 SR	
BCU	7BB700316H	+BIND T.T S SCREW 3X16 SR	
BCV	7BB700320H	+BIND T.T S SCREW 3X20 SR	
BCW	7BB700330H	+BIND T.T S SCREW 3X30 SR	
BCX	7BB700408H	+BIND T.T S SCREW 4X8 SR	
BCY	7BB700410H	+BIND T.T S SCREW 4X10 SR	
BCZ	7BB700412H	+BIND T.T S SCREW 4X12 SR	
BDA	7BB702306H	+TP-FLAT T.T S SCREW 3x6 SR	
BDB	7BB702308H	+TP-FLAT T.T S SCREW 3X8 SR	
BDC	7BB760408H	+BIND T.T S SCREW 4X8 SR(BLUE)	
BDD	7BB780308H	+BIND T.T S SCREW 3X8 SR(BLACK)	
BDE	7BB780410H	+BIND T.T S SCREW 4X10 SR(BLACK)	
BDF	7BB780420H	+BIND T.T S SCREW 4X20 SR(BLACK)	
B DG	7BB782308H	+TP-FLAT T.T S SCREW 3X8 SR(BLACK)	
BDH	7BB782410H	+TP-FLAT T.T S SCREW 4X10 SR(BLACK)	
B DI	B1A25100	+BINDING SCREW WITH SW.W M5X10	
B DJ	B9A90010	+PAN SCREW 6-32X0.25	

CLASSIFICATION OF THE SCREWS IN ILLUSTRATION / ビス種別表

Ref No.	Part.No.	Description	Notes
BDK	7BB202410H	+TP-FLAT T.T P SCREW 4X10	
BDL	7BB607308H	+TP-CUP M SCREW 3X8 R	
BDM	7BB607410H	+TP-CUP M SCREW 4X10 R	
BDN	7BB200408H	+BIND T.T P SCREW 4X8	
BDO	7BB702320H	+TP-FLAT T.T S SCREW 3X20 SR	
BDP	7BB007406H	+TP-CUP M SCREW 4X6	
BDQ	7BB702420H	+TP-FLAT T.T S SCREW 4X20 SR	
BDR	7BB100316H1	+BIND T.T S SCREW 3X16	
BDS	7BB702410H	+TP-FLAT T.T S SCREW 4X10 SR	
BDT	7BB700430H	+BIND T.T S SCREW 4X30 SR	
BDU	7BB282408H	+TP-FLAT T.T P SCREW 4X8(BLACK)	
BQH		BIND M SCREW 3X4 3M2510	Obtained locally
BQI		BIND M SCREW 2X4	Obtained locally
CAA	7BC00030A080H01	WASHER M3X10X0.8T	
CAB	7BC000336040H01	WASHER 3.3X6X0.4T	
CAC	7BC000357050H01	WASHER M3.5X7.0X0.5T	
CAD	7BC00045C080H01	WASHER M4.5X12X0.8T CRFREE	
CAE	7BC00060D0A++H01	WASHER M6X13X1T	
CAF	7BC040538050H01	FLAT A WASHER	
CAG	7BC040621250H01	WASHER 6.2X12X0.5T	
CAH	7BC04085E0A0C01	WASHER 8.5X14X1.0T SUS	
CAI	7BC060429020H01	POLY SLIDER WASHER M4.2X9X0.2T	
CAJ	7BC06051C020H01	POLY SLIDER WASHER M5.1X1.2X0.2T	
CAK	7BC06052G050H01	POLY SLIDER WASHER 5.2X16X0.5T	
CAL	7BC06062A0A0H01	POLY SLIDER WASHER 6.2X10X1.0T	
CAM	7BC06062C020H01	POLY SLIDER WASHER M6.2X12X0.2T	
CAN	7BC06062N050H01	POLYSLIDER 6.2X22X0.5T	
CAO	7BC06082G020H01	POLY SLIDER WASHER M8.2X16X0.2T	
CAP	7BC1003055++H01	HEXA NUT M3	
CAQ	7BC460326050H01	CUT WASHER 3.2X6.0X0.5T(BLACK)	
CAR	7BC46042A050H01	CUT WASHER 4.2X10.0X0.5T	
CAS	7BC5004176A0H01	SPRING WASHER M4	
CAT	7BC600306545H01	TOOTHED LOCK WASHER M3X6.5X0.45T	
CAU	7BCW7085D020H01	WAVE WASHER SUS WW8.5X13X0.2	
CAV	7BCW80619001H01	POLY WASHER 6.1X9X0.13T	
CAW	7BCW8082C025H01	POLY WASHER 8.2X12X0.25T	
CAX	7BC060629540H01	POLY SLIDER WASHER 6.2X9.5X0.4T	
CAY		CUT-WASHER 4.2X12.0X0.5T(BLACK)	Obtained locally
DAA	7BD103060+++H01	E STOP RING E-3	
DAB	7BD104060+++H01	E STOP RING E-4	
DAC	7BD105060+++H01	E STOP RING E-5	
DAD	7BD107080+++H01	E STOP RING E-7	
EAA	7BL020003H	TUBE 4-7 PHARMED BPT	
EAB	7BL020004H	TUBE 4-6 TH-2000	
EAC	7BL020005H	TUBE 3-5 TH-2000	
FAA	7BP01204000JH01	SPRING PIN 2.0X40	
FAB	7BP013030+++H01	SPRING PIN 3X30(SUS)	
FAC	7BP512008B0CH01	PARALLEL PIN 2.0X8	
FAD	7BP512010B0CH01	PARALLEL PIN 2.0X10	
FAE	7BP512012B0CH01	PARALLEL PIN 2.0X12	
FAF	7BP512014B0CH01	PARALLEL PIN 2.0X14	
FAG	7BP512016B0CH01	PARALLEL PIN 2.0X16	

Ref No.	Part.No.	Description	Notes
FAH	7BP512018B0CH01	PARALLEL PIN 2X18	
FAI	7BP512512B0CH01	PARALLEL PIN H7A 2.5X12 SUS	
FAJ	7BP512514B0CH01	PARALLEL PIN 2.5X14	
FAK	7BP512516B0CH01	PARALLEL PIN 2.5X16	
FAL	7BP512520B0CH01	PARALLEL PIN 2.5X20	
FAM	7BP512522B0CH01	PARALLEL PIN 2.5×22	
FAN	7BP512525B0CH01	PARALLEL PIN 2.5×25	
FAO	7BP513012B0CH01	PARALLEL PIN H7A 3X12 SUS	
FAP	7BP513022B0CH01	PARALLEL PIN 3X22	
FAQ	7BP513025B0CH01	PARALLEL PIN 3X25	
FAR	7BP513040B0CH01	PARALLEL PIN 3×40	
FAS	7BP00252500JH01	SPRING PIN 2.5X25	
FAT	5MBP1208WXSP	SPRING PIN /M1.2 X 8 XX	
GAA	7YTJ010001++H01	TERMINAL	
GAB	7YTJ010002++H01	TERMINAL	
HAA	C1B04030	NUT M4(TRIVALENT CHROMATING)	
HAB	C2604080	PLAIN WASHER M3-8 (BRASS,N:)	
HAC	C2803050	POLYESTER SLIDER WASHER 3.1×5.4×0.13T	
HAD	C2804100	POLYESTER SLIDER WASHER 4.1X10X0.5T	
HAE	C2805090	POLYESTER SLIDER WASHER 5.1X9.5X0.3T	
HAF	C2806120	POLYESTER SLIDER WASHER 6.2X12X0.5T	
HAG	C2808200	POLYESTER SLIDER WASHER 8X20X0.5T	
HAH	C2890180	"POLYESTER SLIDER WASHER12.2X18X0.5T	
HAI	C2891120	POLYESTER SLIDER WASHER 6.2X12X0.25T	
HAK	C2893140	SHIM 6.2X14X0.25T	
HAL	C2893950	SHIM 6.2-0.5T	
HAM	C2893960	SHIM 6.2-13-0.13T	
HAN	C2894950	SHIM 6.2-0.13T	
HAO	C2895110	SHIM 8.2-0.13T	
HAP	C2895120	SHIM 8.2-0.25T	
HAQ	C2895140	SHIM 8.2X14X0.8T	
HAR	C2895150	SHIM 8.2-1.0T	
JAA	E0020080	SPRING PIN 2X8	
JAB	E0025140	SPRING PIN 2.5X14	
JAC	E0030140	SPRING PIN 3X14	
JAD	E0130240	SPRING PIN 3X24(SUS)	
JAЕ	E0130280	SPRING PIN 3X28(SUS)	
JAF	E5120100	PARALLEL PIN H7A 2X10 SUS	
JAG	E5125120	PIN H7A 2.5X12 SUS	
JAH	E5125160	PARALLEL PIN H7A 2.5X16 SUS	
JAI	E5125200	PARALLEL PIN H7A 2.5X20 SUS	
JAJ	E0030240	SPRING PIN 3X24	

PH-7100

PH-7110

PH-7120

PH-7130

[CONFIDENTIAL]

FOR AUTHORIZED KYOCERA ENGINEERS ONLY. DO NOT DISTRIBUTE TO NON-AUTHORIZED PARTIES.

Items listed in the revision columns are defined as follows.

Item	Description
Add	Add a new part
Del	Delete a part
Design-chg.	A design changed part (Parts number version up)
Part No.-chg.	A part number is changed to other one.
Quantity-chg.	Change Quantity of parts to use
Others	Other changes
Correction	Correction

Revision history

Rev.	Date	Remarks

Symbols in the parts list

- Parts without a Ref.No. in the illustration indicate they are not supplied.
- Parts with "•" are component parts or sub-assemblies of the assembly appearing immediately above them.
- Parts with "••" are component parts or sub-assembly with "•" appearing immediately above them.

[CONFIDENTIAL]

京セラドキュメントソリューションズ株式会社の許可なく、本資料を配布することを禁じます。

改訂欄記載項目の内容は以下の通りです。

記載項目	内容
Add	新規部品の追加
Del	部品の削除
Design-chg.	部品の設変(版数アップ)
Part No.-chg.	部品番号の変更
Quantity-chg.	部品の個数変更
Others	その他の変更
Correction	誤記訂正

改訂履歴

Rev.	改訂日	備考

記号の見方

- イラスト中で Ref 番号がない部品は供給できません。
- 部品番号欄の • 印は、組立部品の単品部品及び準組立部品を表わします。
- 部品番号欄の •• 印は、準組立部品の単品部品を表わします。

— CONTENTS —

FIG. 1	PH-7110	2
FIG. 2	PH-7100	4
FIG. 3	PH-7120	6
FIG. 4	PH-7130	8
FIG. 5	Wire Section	10

FIG. 1 PH-7110

3RF-2

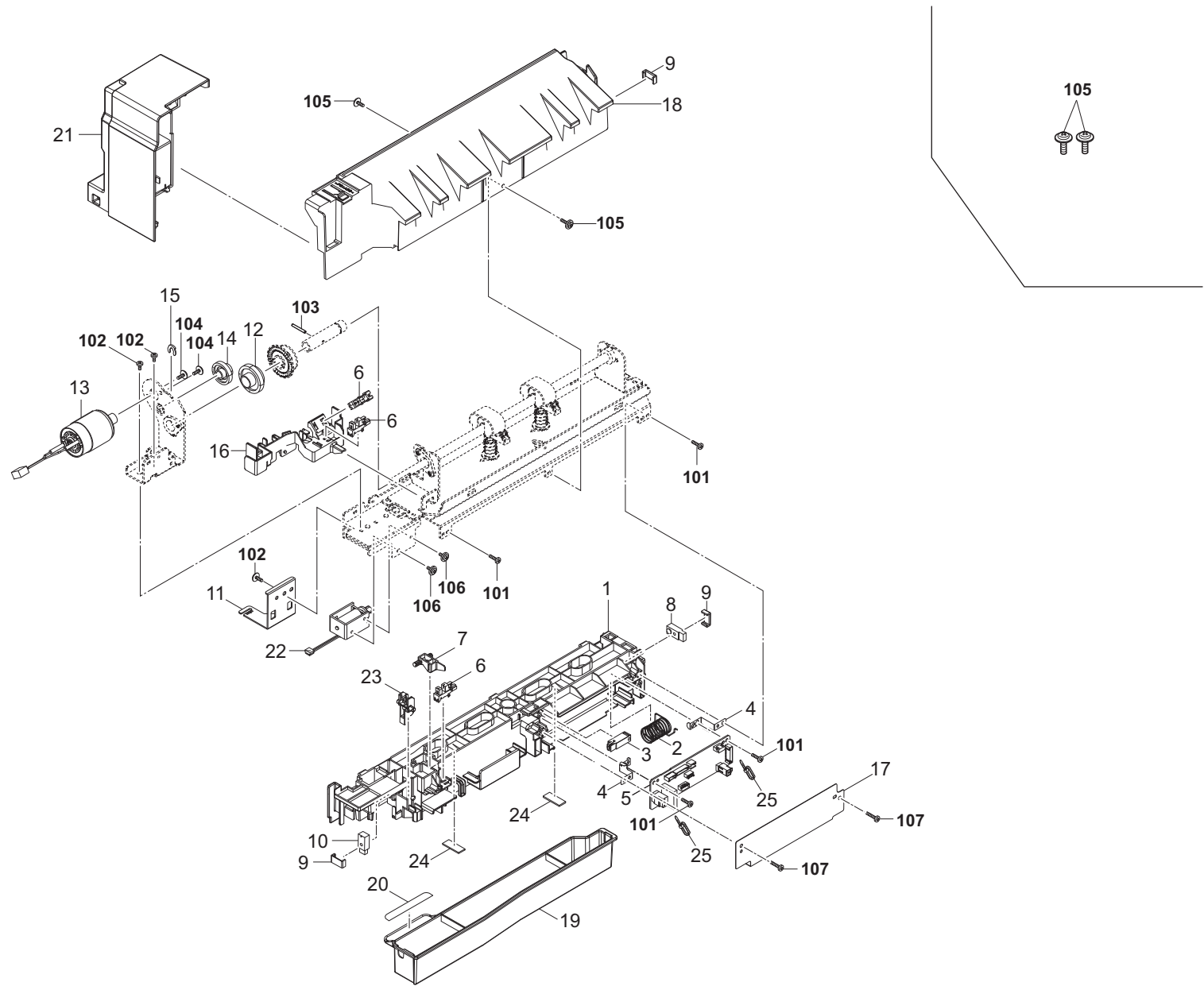


FIG. 1 PH-7110

3RF-2

Ref No.	Part.No.	Description	Notes	Revision	Quantity			
					100	120	230	240
1	303RF02040	BASE PUNCH			1			
2	303RF02070	SPRING TANK			1			
3	303NW94060	PARTS SENSOR OPT. SP			1			
4	303RF02020	PLATE EARTH PWB			2			
5	303RF94010	PARTS PWB PUNCH ASSY SP			1			
6	302P794010	PARTS SENSOR OPT. SP			3			
7	303RF02060	ACTUATOR TANK			1			
8	303NB94140	PARTS SENSOR OPT. SP			1			
9	303LL02330	HOLDER WIRE D			3			
10	303H327460	SENSOR A,SEPARATION			1			
11	303RF02030	PLATE PUNCH ADJUSTER			1			
12	303PW35210	GEAR Z40S CAM DRIVE			1			
13	303RF94020	PARTS MOTOR PUNCH SP			1			
14	303PW35220	GEAR Z16S-Z51S IDLE			1			
15	2BC06910	STOPPER 6			1			
16	303RF35150	MOUNT PULSE DETECTION			1			
17	303RF02080	PLATE COVER PWB			1			
18	303RF04010	COVER TOP			1			
19	303RF02010	TANK PUNCH			1			
20	303RF34010	LABEL DISPOSAL TANK			1			
21	303RF04020	COVER FRONT			1			
22	302K994380	PARTS SOLENOID FEED SHIFT SP		Part No-chg.	1			
23	303RF02050	LEVER TANK			1			
24	303RF02090	CUSHION BASE TOP			2			
25	7YZM420003++H01	ACCESS.BAND			2			
101	7BB200308H	+BIND T.T P SCREW 3X8						
102	7BB700408H	+BIND T.T S SCREW 4X8 SR						
103	7BP512520B0CH01	PARALLEL PIN 2.5X20						
104	7BB607306H	+TP-CUP M SCREW 3X6 R						
105	7BB782308H	+TP-FLAT T.T S SCREW 3X8 SR(BLACK)						
106	7BB007304H	+TP-CUP M SCREW 3X4						

FIG. 2 PH-7100

3RF-2

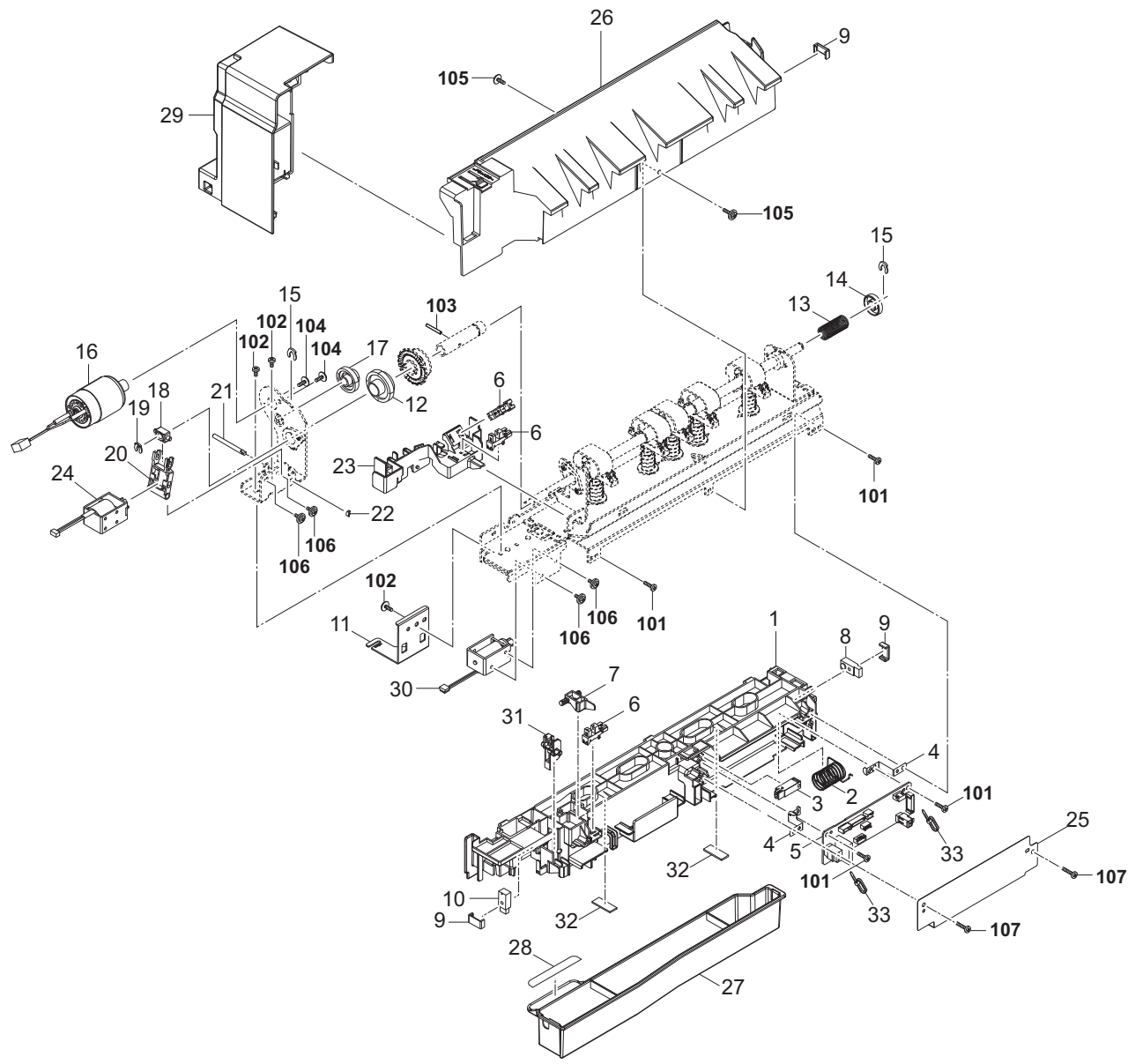


FIG. 2 PH-7100

3RF-2

Ref No.	Part.No.	Description	Notes	Revision	Quantity			
					100	120	230	240
1	303RF02040	BASE PUNCH				1		
2	303RF02070	SPRING TANK				1		
3	303NW94060	PARTS SENSOR OPT. SP				1		
4	303RF02020	PLATE EARTH PWB				2		
5	303RF94010	PARTS PWB PUNCH ASSY SP				1		
6	302P794010	PARTS SENSOR OPT. SP				3		
7	303RF02060	ACTUATOR TANK				1		
8	303NB94140	PARTS SENSOR OPT. SP				1		
9	303LL02330	HOLDER WIRE D				3		
10	303H327460	SENSOR A,SEPARATION				1		
11	303RF02030	PLATE PUNCH ADJUSTER				1		
12	303PW35210	GEAR Z40S CAM DRIVE				1		
13	303PW35250	SPRING-COMPRESSION SHIFT				1		
14	3H416070	COLLAR PRESSURE				1		
15	2BC06910	STOPPER 6				2		
16	303RF94020	PARTS MOTOR PUNCH SP				1		
17	303PW35220	GEAR Z16S-Z51S IDLE				1		
18	3H416380	COLLAR SHIFT				1		
19	5MVX111DN003	RING STOPPER /A-49 FEED A4				1		
20	303PW35180	LEVER SHIFT				1		
21	303RF35200	SHAFT SHIFT				1		
22	5MVX111DN007	STOPPER 3 /2BT1107 A4				1		
23	303RF35150	MOUNT PULSE DETECTION				1		
24	303LJ94140	PARTS SOLENOID PRESSURE PULLEY SP		Part No-chg.		1		
25	303RF02080	PLATE COVER PWB				1		
26	303RF04010	COVER TOP				1		
27	303RF02010	TANK PUNCH				1		
28	303RF34010	LABEL DISPOSAL TANK				1		
29	303RF04020	COVER FRONT				1		
30	302K994380	PARTS SOLENOID FEED SHIFT SP		Part No-chg.		1		
31	303RF02050	LEVER TANK				1		
32	303RF02090	CUSHION BASE TOP				2		
33	7YZM420003++H01	ACCESS.BAND				2		
101	7BB200308H	+BIND T.T P SCREW 3X8						
102	7BB700408H	+BIND T.T S SCREW 4X8 SR						
103	7BP512520B0CH01	PARALLEL PIN 2.5X20						
104	7BB607306H	+TP-CUP M SCREW 3X6 R						
105	7BB782308H	+TP-FLAT T.T S SCREW 3X8 SR(BLACK)						
106	7BB007304H	+TP-CUP M SCREW 3X4						

FIG. 3 PH-7120

3RF-2

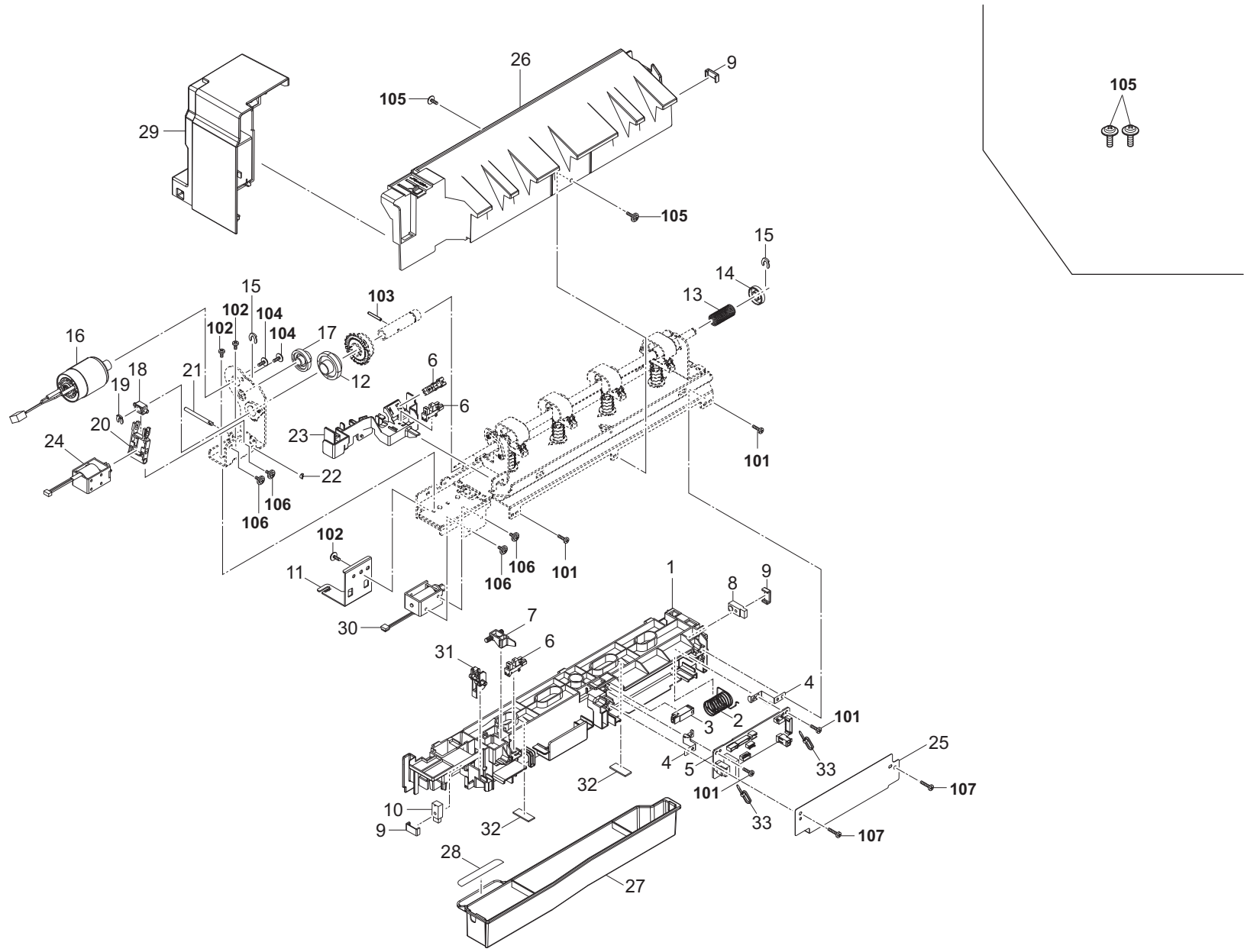


FIG. 3 PH-7120

3RF-2

Ref No.	Part.No.	Description	Notes	Revision	Quantity			
					100	120	230	240
1	303RF02040	BASE PUNCH					1	1
2	303RF02070	SPRING TANK					1	1
3	303NW94060	PARTS SENSOR OPT. SP					1	1
4	303RF02020	PLATE EARTH PWB					2	2
5	303RF94010	PARTS PWB PUNCH ASSY SP					1	1
6	302P794010	PARTS SENSOR OPT. SP					3	3
7	303RF02060	ACTUATOR TANK					1	1
8	303NB94140	PARTS SENSOR OPT. SP					1	1
9	303LL02330	HOLDER WIRE D					3	3
10	303H327460	SENSOR A,SEPARATION					1	1
11	303RF02030	PLATE PUNCH ADJUSTER					1	1
12	303PW35210	GEAR Z40S CAM DRIVE					1	1
13	303PW35250	SPRING-COMPRESSION SHIFT					1	1
14	3H416070	COLLAR PRESSURE					1	1
15	2BC06910	STOPPER 6					2	2
16	303RF94020	PARTS MOTOR PUNCH SP					1	1
17	303PW35220	GEAR Z16S-Z51S IDLE					1	1
18	3H416380	COLLAR SHIFT					1	1
19	5MVX111DN003	RING STOPPER /A-49 FEED A4					1	1
20	303PW35180	LEVER SHIFT					1	1
21	303RF35200	SHAFT SHIFT					1	1
22	5MVX111DN007	STOPPER 3 /2BT1107 A4					1	1
23	303RF35150	MOUNT PULSE DETECTION					1	1
24	303LJ94140	PARTS SOLENOID PRESSURE PULLEY SP		Part No-chg.			1	1
25	303RF02080	PLATE COVER PWB					1	1
26	303RF04010	COVER TOP					1	1
27	303RF02010	TANK PUNCH					1	1
28	303RF34010	LABEL DISPOSAL TANK					1	1
29	303RF04020	COVER FRONT					1	1
30	302K994380	PARTS SOLENOID FEED SHIFT SP		Part No-chg.			1	1
31	303RF02050	LEVER TANK					1	1
32	303RF02090	CUSHION BASE TOP					2	2
33	7YZM420003++H01	ACCESS.BAND					2	2
101	7BB200308H	+BIND T.T P SCREW 3X8						
102	7BB700408H	+BIND T.T S SCREW 4X8 SR						
103	7BP512520B0CH01	PARALLEL PIN 2.5X20						
104	7BB607306H	+TP-CUP M SCREW 3X6 R						
105	7BB782308H	+TP-FLAT T.T S SCREW 3X8 SR(BLACK)						
106	7BB007304H	+TP-CUP M SCREW 3X4						

FIG. 4 PH-7130

3RF-2

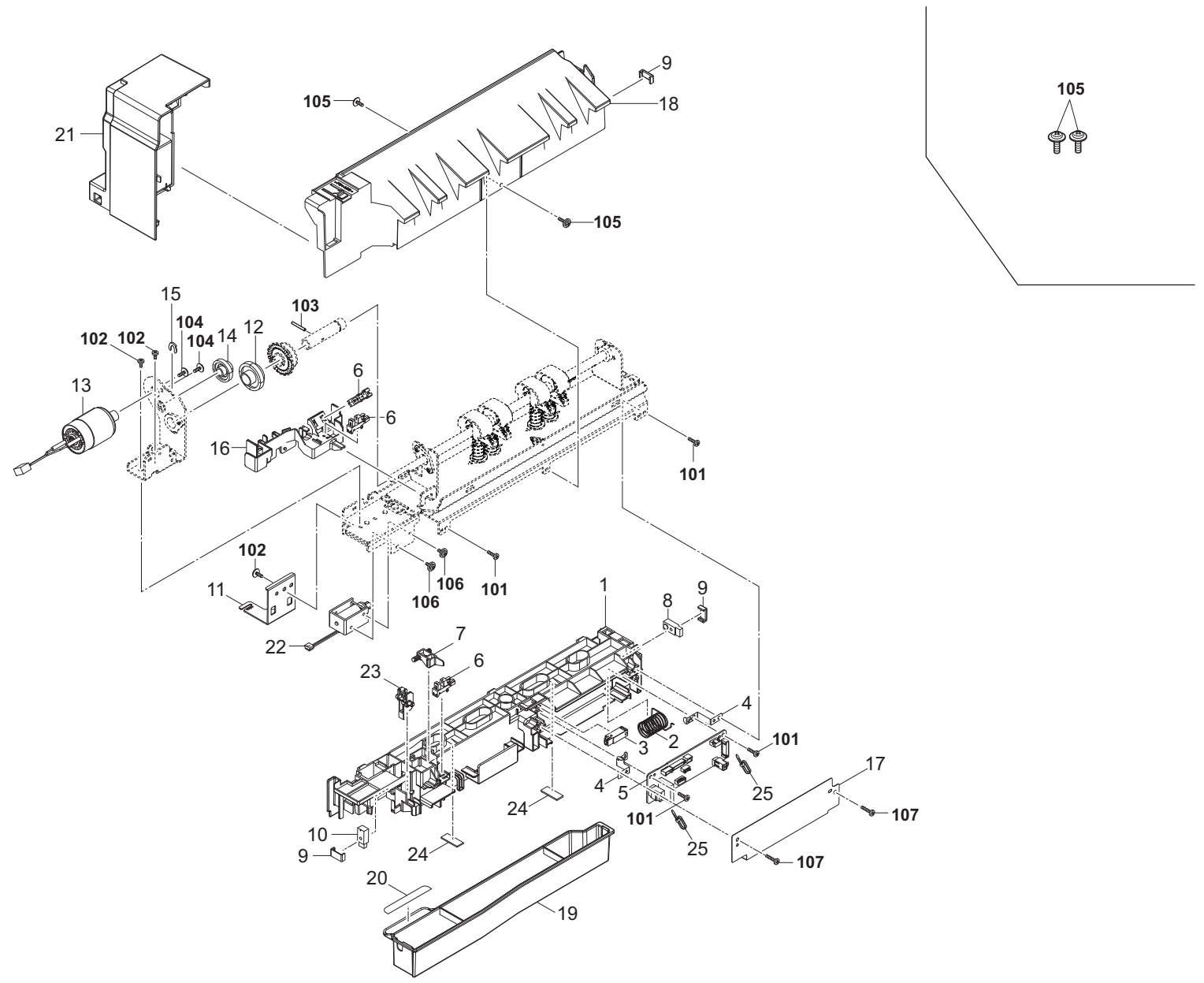
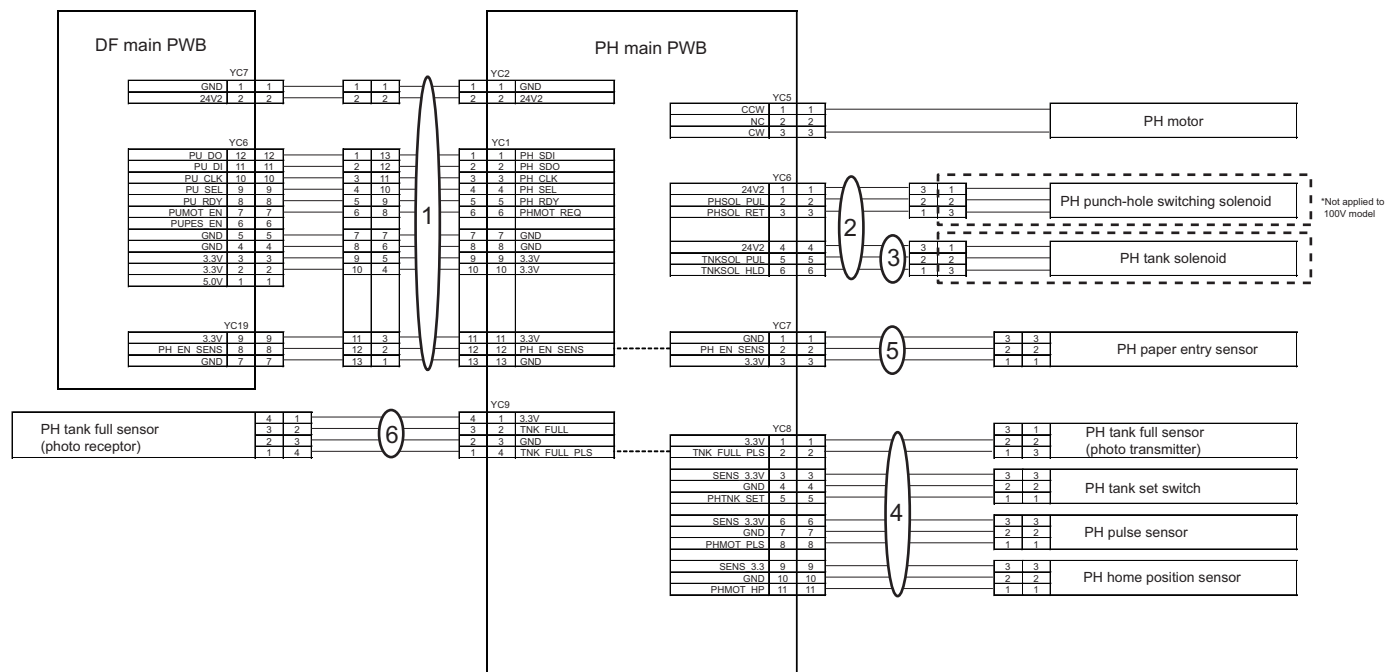


FIG. 4 PH-7130

3RF-2

Ref No.	Part.No.	Description	Notes	Revision	Quantity			
					100	120	230	240
1	303RF02040	BASE PUNCH		Add			1	
2	303RF02070	SPRING TANK		Add			1	
3	303NW94060	PARTS SENSOR OPT. SP		Add			1	
4	303RF02020	PLATE EARTH PWB		Add			2	
5	303RF94010	PARTS PWB PUNCH ASSY SP		Add			1	
6	302P794010	PARTS SENSOR OPT. SP		Add			3	
7	303RF02060	ACTUATOR TANK		Add			1	
8	303NB94140	PARTS SENSOR OPT. SP		Add			1	
9	303LL02330	HOLDER WIRE D		Add			3	
10	303H327460	SENSOR A, SEPARATION		Add			1	
11	303RF02030	PLATE PUNCH ADJUSTER		Add			1	
12	303PW35210	GEAR Z40S CAM DRIVE		Add			1	
13	303RF94020	PARTS MOTOR PUNCH SP		Add			1	
14	303PW35220	GEAR Z16S-Z51S IDLE		Add			1	
15	2BC06910	STOPPER 6		Add			1	
16	303RF35150	MOUNT PULSE DETECTION		Add			1	
17	303RF02080	PLATE COVER PWB		Add			1	
18	303RF04010	COVER TOP		Add			1	
19	303RF02010	TANK PUNCH		Add			1	
20	303RF34010	LABEL DISPOSAL TANK		Add			1	
21	303RF04020	COVER FRONT		Add			1	
22	302K994380	PARTS SOLENOID FEED SHIFT SP		Add			1	
23	303RF02050	LEVER TANK		Add			1	
24	303RF02090	CUSHION BASE TOP		Add			2	
25	7YZM420003++H01	ACCESS.BAND		Add			2	
101	7BB200308H	+BIND T.T P SCREW 3X8						
102	7BB700408H	+BIND T.T S SCREW 4X8 SR						
103	7BP512520B0CH01	PARALLEL PIN 2.5X20						
104	7BB607306H	+TP-CUP M SCREW 3X6 R						
105	7BB782308H	+TP-FLAT T.T S SCREW 3X8 SR(BLACK)						
106	7BB007304H	+TP-CUP M SCREW 3X4						

FIG. 5 Wire Section



PH-7B

PH-7A

PH-7C

PH-7D

[CONFIDENTIAL]

FOR AUTHORIZED KYOCERA ENGINEERS ONLY. DO NOT DISTRIBUTE TO NON-AUTHORIZED PARTIES.

Items listed in the revision columns are defined as follows.

Item	Description
Add	Add a new part
Del	Delete a part
Design-chg.	A design changed part (Parts number version up)
Part No.-chg.	A part number is changed to other one.
Quantity-chg.	Change Quantity of parts to use
Others	Other changes
Correction	Correction

Revision history

Rev.	Date	Remarks
5	May 2017	Others
6	March 2021	Design change

Symbols in the parts list

- Parts without a Ref.No. in the illustration indicate they are not supplied.
- Parts with "•" are component parts or sub-assemblies of the assembly appearing immediately above them.
- Parts with "••" are component parts or sub-assembly with "•" appearing immediately above them.

[CONFIDENTIAL]

京セラドキュメントソリューションズ株式会社の許可なく、本資料を配布することを禁じます。

Revision 欄記載項目の内容は以下の通りです。

記載項目	内容
Add	新規部品の追加
Del	部品の削除
Design-chg.	部品の設変(版数アップ)
Part No.-chg.	部品番号の変更
Quantity-chg.	部品の個数変更
Others	その他の変更
Correction	誤記訂正

改版履歴

Rev.	改訂日	備考
5	2017年5月	Others
6	2021年3月	設変対応

記号の見方

- イラスト中で Ref 番号がない部品は供給できません。
- 部品番号欄の • 印は、組立部品の単品部品及び準組立部品を表わします。
- 部品番号欄の •• 印は、準組立部品の単品部品を表わします。

— CONTENTS —

FIG. 1	PH-7B	2
FIG. 2	PH-7A	5
FIG. 3	PH-7C	8
FIG. 4	PH-7D	11

FIG. 1 PH-7B

3NK

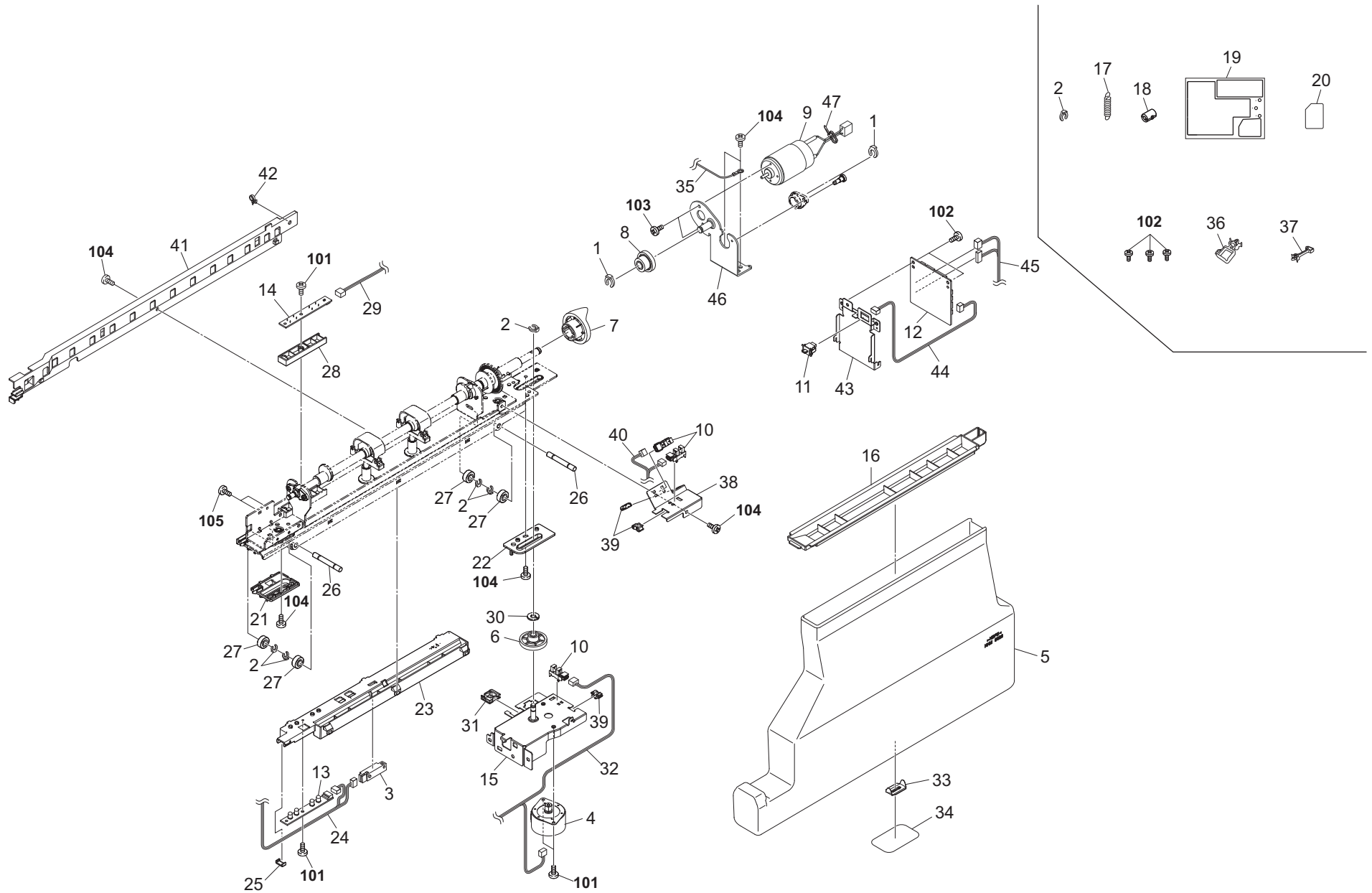


FIG. 1 PH-7B

3NK-6

Ref No.	Part.No.	Description	Notes	Revision	Quantity			
					100	120	230	240
1	2BC06910	STOPPER 6			2			
2	2BC06980	STOPPER 5			6			
3	303H327500	SENSOR FEED B			1			
4	303NB94040	PARTS MOTOR-PM MOVING SP			1			
5	303NK02010	TANK DISPOSAL			1			
6	303NK31020	GEAR Z63R-Z24S			1			
7	3H416110	GEAR 40 CAM DRIVE			1			
8	3H416120	GEAR 16-51 IDLE			1			
9	303PW94020	PARTS MOTOR PUNCH SP			1			
10	303M894260	PARTS SENSOR OPT SP			3			
11	7SP01000009+H01	SW.PUSH		Part No.-chg.	1			
12	303NK94012	PARTS PWB PUNCH ASSY SP			1			
13	303NK94020	PARTS PWB SENSOR A ASSY SP			1			
14	303NK94030	PARTS PWB SENSOR B ASSY SP			1			
15	303NK31010	MOUNT PUNCH MOVING MOTOR			1			
16	303NK02020	GUIDE DISPOSAL TANK			1			
17	303NK02070	SPRING PUNCH			1			
18	M70CA010	FERRITE CORE,SFT-72SN(TAKEUCHI)			1			
19	303NK34012	LABEL DISPOSAL TANK			1			
20	303NK02080	SHEET MOTOR			1			
21	303NK35080	GUIDE PUNCH FRONT			1			
22	303NK35090	GUIDE PUNCH REAR			1			
23	303NK35060	GUIDE WIRE A			1			
24	303NK46070	WIRE PH UNIT J			1			
25	303LL02330	HOLDER WIRE D			1			
26	303NK35100	SHAFT PULLEY			2			
27	302FG07020	PULLEY,CASSETTE RAIL			4			
28	303NK35070	COVER PAPER DETECTION SENSOR			1			
29	303NK46040	WIRE PH PTR			1			
30	2C904550	CUT WASHER 5			1			
31	7YZM210005++H01	ACCESS.EDGING			1			
32	303NK46090	WIRE PH MOT 2			1			
33	303H402040	GROUND PLATE TANK			1			
34	303H402050	FILM GROUND PLATE			1			
35	303NK46080	WIRE EARTH			1			
36	7YZM610017++H01	ACCESS.SADDLE			1			
37	7YZM610023++H01	ACCESS.SADDLE			1			
38	303NK35040	MOUNT PULSE DETECTION			1			
39	M2104260	EDGING,EDS-0607U(KITAGAWA)			3			
40	303NK46050	WIRE PH PI			1			
41	303NK35280	GUIDE WIRE B			1			
42	7YZM410002++H01	ACCESS.BAND			1			
43	303NK02030	MOUNT PWB			1			
44	303NK46060	WIRE PH TANK SW			1			
45	303NK46010	WIRE PH IF			1			
46	303RW35010	MOUNT DRIVE B			1			
47	7YZM420003++H01	ACCESS.BAND			1			

FIG. 2 PH-7A

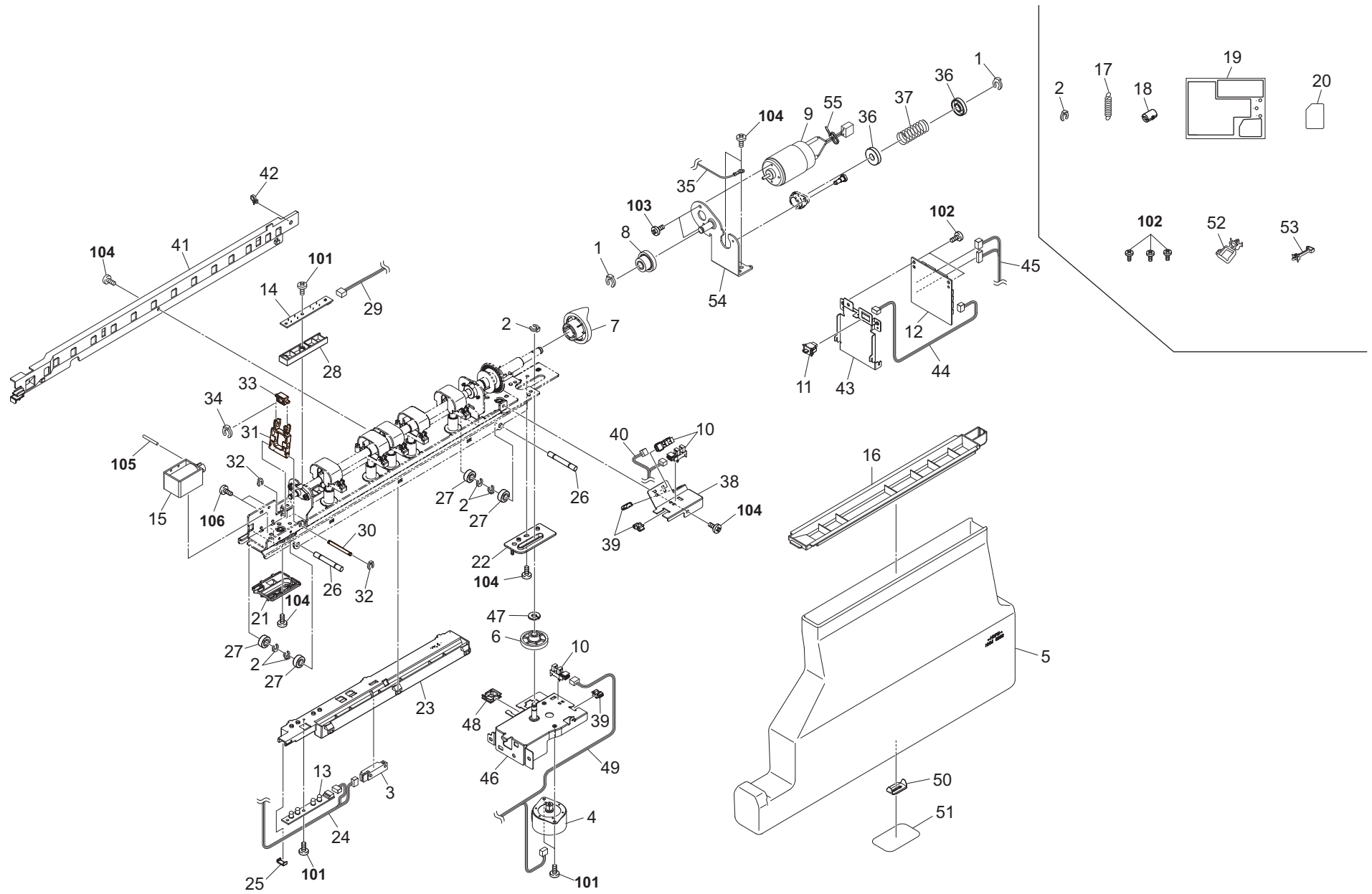


FIG. 2 PH-7A

3NK-6

Ref No.	Part.No.	Description	Notes	Revision	Quantity			
					100	120	230	240
1	2BC06910	STOPPER 6				2		
2	2BC06980	STOPPER 5				6		
3	303H327500	SENSOR FEED B				1		
4	303NB94040	PARTS MOTOR-PM MOVING SP				1		
5	303NK02010	TANK DISPOSAL				1		
6	303NK31020	GEAR Z63R-Z24S				1		
7	3H416110	GEAR 40 CAM DRIVE				1		
8	3H416120	GEAR 16-51 IDLE				1		
9	303PW94020	PARTS MOTOR PUNCH SP				1		
10	303M894260	PARTS SENSOR OPT SP				3		
11	7SP01000009+H01	SW.PUSH		Part No.-chg.		1		
12	303NK94012	PARTS PWB PUNCH ASSY SP				1		
13	303NK94020	PARTS PWB SENSOR A ASSY SP				1		
14	303NK94030	PARTS PWB SENSOR B ASSY SP				1		
15	3H427060	SOLENOID PUNCH				1		
16	303NK02020	GUIDE DISPOSAL TANK				1		
17	303NK02070	SPRING PUNCH				1		
18	M70CA010	FERRITE CORE,SFT-72SN(TAKEUCHI)				1		
19	303NK34012	LABEL DISPOSAL TANK				1		
20	303NK02080	SHEET MOTOR				1		
21	303NK35080	GUIDE PUNCH FRONT				1		
22	303NK35090	GUIDE PUNCH REAR				1		
23	303NK35060	GUIDE WIRE A				1		
24	303NK46030	WIRE PH UNIT				1		
25	303LL02330	HOLDER WIRE D				1		
26	303NK35100	SHAFT PULLEY				2		
27	302FG07020	PULLEY,CASSETTE RAIL				4		
28	303NK35070	COVER PAPER DETECTION SENSOR				1		
29	303NK46040	WIRE PH PTR				1		
30	3H416170	SHAFT SHIFT				1		
31	3H416080	LEVER SHIFT				1		
32	5MVX111DN007	STOPPER 3 /2BT1107 A4				2		
33	3H416380	COLLAR SHIFT				1		
34	5MVX111DN003	RING STOPPER /A-49 FEED A4				1		
35	303NK46080	WIRE EARTH				1		
36	3H416070	COLLAR PRESSURE				2		
37	3H416190	SPRING SHIFT				1		
38	303NK35040	MOUNT PULSE DETECTION				1		
39	M2104260	EDGING,EDS-0607U(KITAGAWA)				3		
40	303NK46050	WIRE PH PI				1		
41	303NK35280	GUIDE WIRE B				1		
42	7YZM410002++H01	ACCESS.BAND				1		
43	303NK02030	MOUNT PWB				1		
44	303NK46060	WIRE PH TANK SW				1		
45	303NK46010	WIRE PH IF				1		

FIG. 2 PH-7A

3NK

Ref No.	Part.No.	Description	Notes	Revision	Quantity			
					100	120	230	240
46	303NK31010	MOUNT PUNCH MOVING MOTOR						
47	2C904550	CUT WASHER 5				1		
48	7YZM210005++H01	ACCESS.EDGING				1		
49	303NK46090	WIRE PH MOT 2				1		
50	303H402040	GROUND PLATE TANK				1		
51	303H402050	FILM GROUND PLATE				1		
52	7YZM610017++H01	ACCESS.SADDLE				1		
53	7YZM610023++H01	ACCESS.SADDLE				1		
54	303RW35010	MOUNT DRIVE B				1		
55	7YZM420003++H01	ACCESS.BAND				1		
101	7BB200308H	+BIND T.T P SCREW 3X8						
102	7BB700308H	+BIND T.T S SCREW 3X8 SR						
103	7BB607306H	+TP-CUP M SCREW 3X6 R						
104	7BB700408H	+BIND T.T S SCREW 4X8 SR						
105	E0130240	SPRING PIN 3X24(SUS)						
106	7BB007305H	+TP-CUP M SCREW 3X5						

FIG. 3 PH-7C

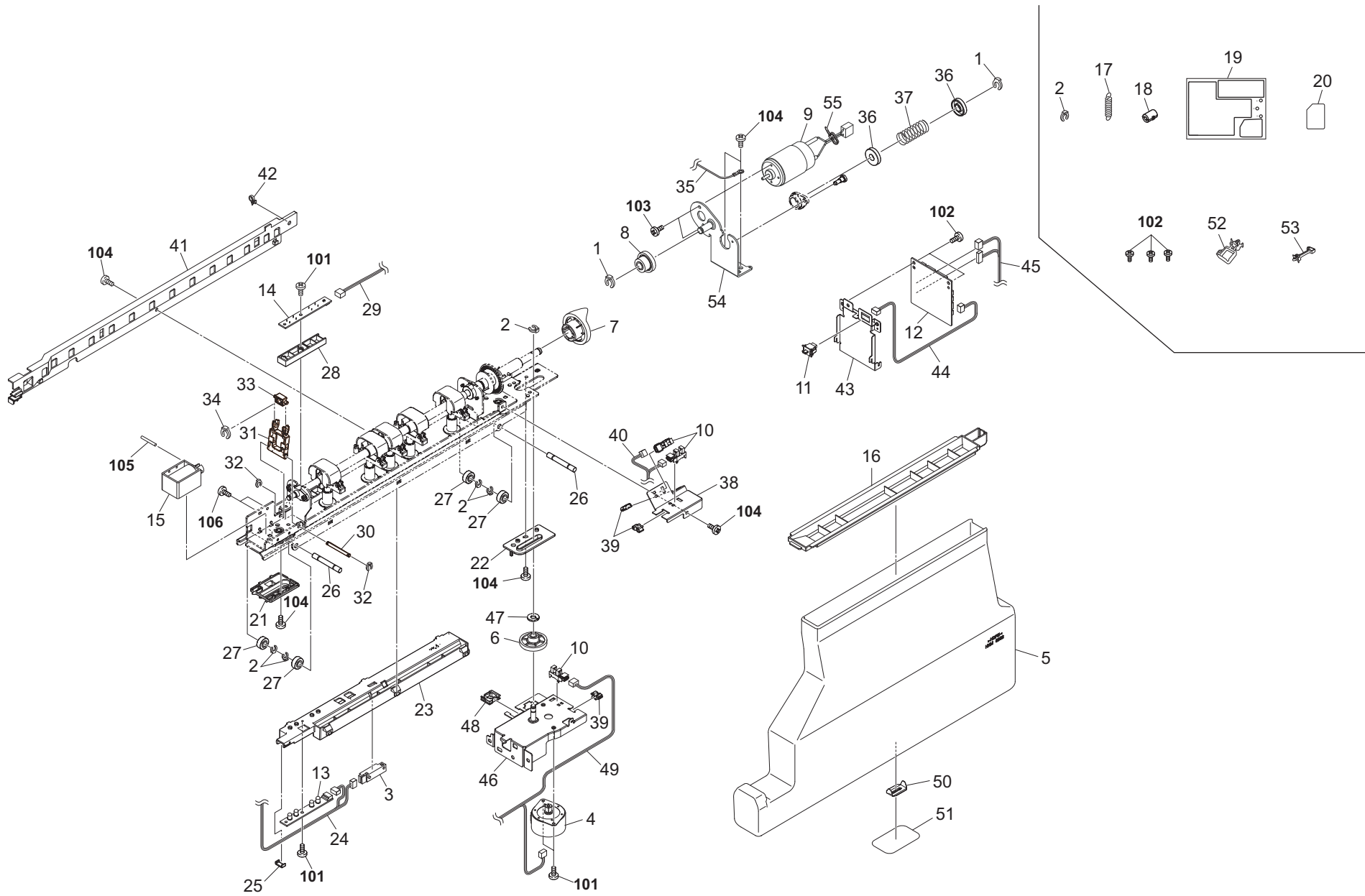


FIG. 3 PH-7C

3NK-6

Ref No.	Part.No.	Description	Notes	Revision	Quantity			
					100	120	230	240
1	2BC06910	STOPPER 6					2	2
2	2BC06980	STOPPER 5					6	6
3	303H327500	SENSOR FEED B					1	1
4	303NB94040	PARTS MOTOR-PM MOVING SP					1	1
5	303NK02010	TANK DISPOSAL					1	1
6	303NK31020	GEAR Z63R-Z24S					1	1
7	3H416110	GEAR 40 CAM DRIVE					1	1
8	3H416120	GEAR 16-51 IDLE					1	1
9	303PW94020	PARTS MOTOR PUNCH SP					1	1
10	303M894260	PARTS SENSOR OPT SP					3	3
11	7SP01000009+H01	SW.PUSH		Part No.-chg.			1	1
12	303NK94012	PARTS PWB PUNCH ASSY SP					1	1
13	303NK94020	PARTS PWB SENSOR A ASSY SP					1	1
14	303NK94030	PARTS PWB SENSOR B ASSY SP					1	1
15	3H427060	SOLENOID PUNCH					1	1
16	303NK02020	GUIDE DISPOSAL TANK					1	1
17	303NK02070	SPRING PUNCH					1	1
18	M70CA010	FERRITE CORE,SFT-72SN(TAKEUCHI)					1	1
19	303NK34012	LABEL DISPOSAL TANK					1	1
20	303NK02080	SHEET MOTOR					1	1
21	303NK35080	GUIDE PUNCH FRONT					1	1
22	303NK35090	GUIDE PUNCH REAR					1	1
23	303NK35060	GUIDE WIRE A					1	1
24	303NK46030	WIRE PH UNIT					1	1
25	303LL02330	HOLDER WIRE D					1	1
26	303NK35100	SHAFT PULLEY					2	2
27	302FG07020	PULLEY,CASSETTE RAIL					4	4
28	303NK35070	COVER PAPER DETECTION SENSOR					1	1
29	303NK46040	WIRE PH PTR					1	1
30	3H416170	SHAFT SHIFT					1	1
31	3H416080	LEVER SHIFT					1	1
32	5MVX111DN007	STOPPER 3 /2BT1107 A4					2	2
33	3H416380	COLLAR SHIFT					1	1
34	5MVX111DN003	RING STOPPER /A-49 FEED A4					1	1
35	303NK46080	WIRE EARTH					1	1
36	3H416070	COLLAR PRESSURE					2	2
37	3H416190	SPRING SHIFT					1	1
38	303NK35040	MOUNT PULSE DETECTION					1	1
39	M2104260	EDGING,EDS-0607U(KITAGAWA)					3	3
40	303NK46050	WIRE PH PI					1	1
41	303NK35280	GUIDE WIRE B					1	1
42	7YZM410002++H01	ACCESS.BAND					1	1
43	303NK02030	MOUNT PWB					1	1
44	303NK46060	WIRE PH TANK SW					1	1
45	303NK46010	WIRE PH IF					1	1

FIG. 3 PH-7C

3NK

Ref No.	Part.No.	Description	Notes	Revision	Quantity			
					100	120	230	240
46	303NK31010	MOUNT PUNCH MOVING MOTOR					1	1
47	2C904550	CUT WASHER 5					1	1
48	7YZM210005++H01	ACCESS.EDGING					1	1
49	303NK46090	WIRE PH MOT 2					1	1
50	303H402040	GROUND PLATE TANK					1	1
51	303H402050	FILM GROUND PLATE					1	1
52	7YZM610017++H01	ACCESS.SADDLE					1	1
53	7YZM610023++H01	ACCESS.SADDLE					1	1
54	303RW35010	MOUNT DRIVE B					1	1
55	7YZM420003++H01	ACCESS.BAND					1	1
101	7BB200308H	+BIND T.T P SCREW 3X8						
102	7BB700308H	+BIND T.T S SCREW 3X8 SR						
103	7BB607306H	+TP-CUP M SCREW 3X6 R						
104	7BB700408H	+BIND T.T S SCREW 4X8 SR						
105	E0130240	SPRING PIN 3X24(SUS)						
106	7BB007305H	+TP-CUP M SCREW 3X5						

FIG. 4 PH-7D

3NK

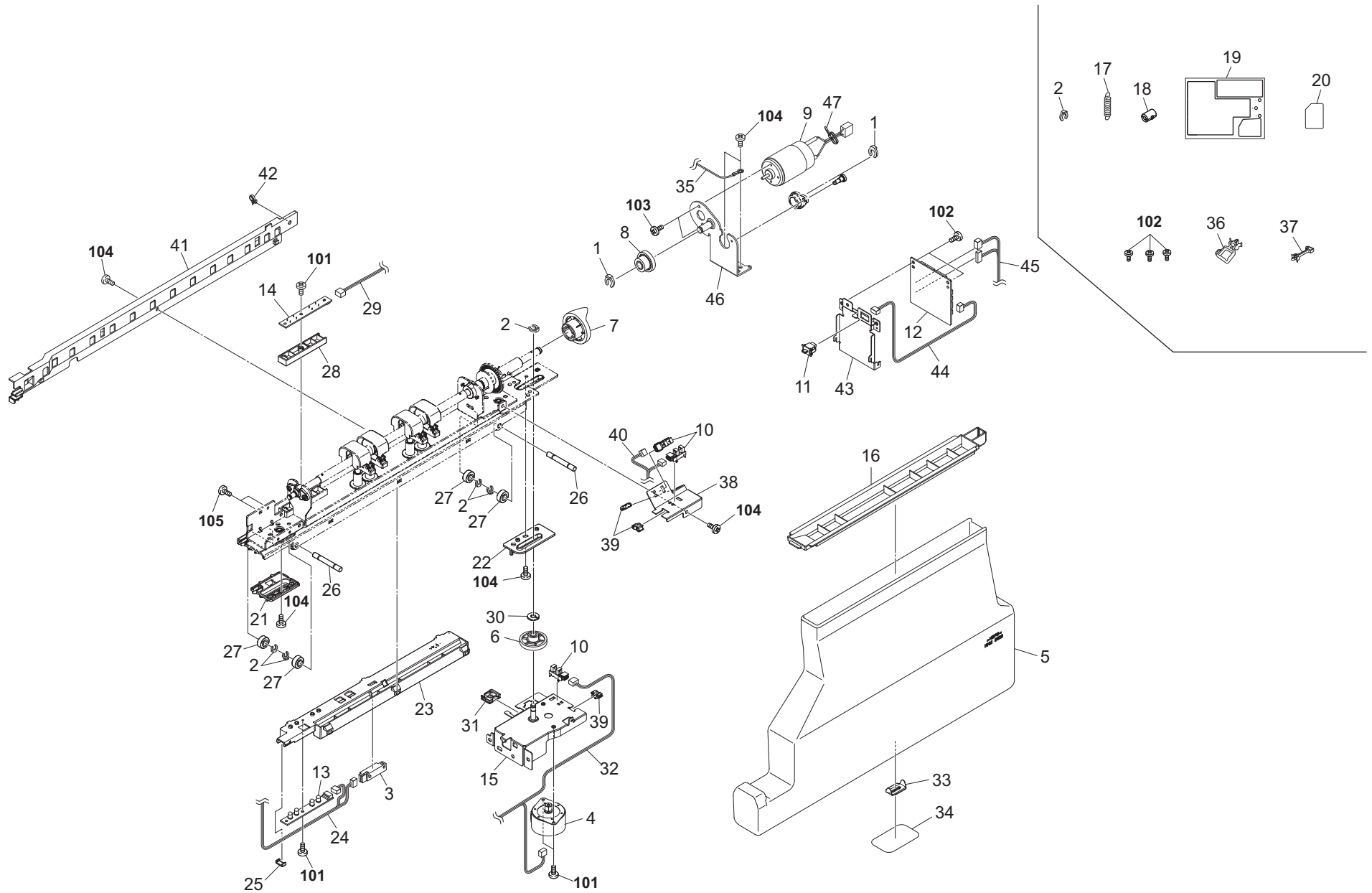


FIG. 4 PH-7D

3NK-6

Ref No.	Part.No.	Description	Notes	Revision	Quantity			
					100	120	230	240
1	2BC06910	STOPPER 6					2	
2	2BC06980	STOPPER 5					6	
3	303H327500	SENSOR FEED B					1	
4	303NB94040	PARTS MOTOR-PM MOVING SP					1	
5	303NK02010	TANK DISPOSAL					1	
6	303NK31020	GEAR Z63R-Z24S					1	
7	3H416110	GEAR 40 CAM DRIVE					1	
8	3H416120	GEAR 16-51 IDLE					1	
9	303PW94020	PARTS MOTOR PUNCH SP					1	
10	303M894260	PARTS SENSOR OPT SP					3	
11	7SP01000009+H01	SW.PUSH		Part No.-chg.			1	
12	303NK94012	PARTS PWB PUNCH ASSY SP					1	
13	303NK94020	PARTS PWB SENSOR A ASSY SP					1	
14	303NK94030	PARTS PWB SENSOR B ASSY SP					1	
15	303NK31010	MOUNT PUNCH MOVING MOTOR					1	
16	303NK02020	GUIDE DISPOSAL TANK					1	
17	303NK02070	SPRING PUNCH					1	
18	M70CA010	FERRITE CORE,SFT-72SN(TAKEUCHI)					1	
19	303NK34012	LABEL DISPOSAL TANK					1	
20	303NK02080	SHEET MOTOR					1	
21	303NK35080	GUIDE PUNCH FRONT					1	
22	303NK35090	GUIDE PUNCH REAR					1	
23	303NK35060	GUIDE WIRE A					1	
24	303NK46070	WIRE PH UNIT J					1	
25	303LL02330	HOLDER WIRE D					1	
26	303NK35100	SHAFT PULLEY					2	
27	302FG07020	PULLEY,CASSETTE RAIL					4	
28	303NK35070	COVER PAPER DETECTION SENSOR					1	
29	303NK46040	WIRE PH PTR					1	
30	2C904550	CUT WASHER 5					1	
31	7YZM210005++H01	ACCESS.EDGING					1	
32	303NK46090	WIRE PH MOT 2					1	
33	303H402040	GROUND PLATE TANK					1	
34	303H402050	FILM GROUND PLATE					1	
35	303NK46080	WIRE EARTH					1	
36	7YZM610017++H01	ACCESS.SADDLE					1	
37	7YZM610023++H01	ACCESS.SADDLE					1	
38	303NK35040	MOUNT PULSE DETECTION					1	
39	M2104260	EDGING,EDS-0607U(KITAGAWA)					3	
40	303NK46050	WIRE PH PI					1	
41	303NK35280	GUIDE WIRE B					1	
42	7YZM410002++H01	ACCESS.BAND					1	
43	303NK02030	MOUNT PWB					1	
44	303NK46060	WIRE PH TANK SW					1	
45	303NK46010	WIRE PH IF					1	
46	303RW35010	MOUNT DRIVE B					1	
47	7YZM420003++H01	ACCESS.BAND					1	

FIG. 4 PH-7D

3NK

Ref No.	Part.No.	Description	Notes	Revision	Quantity			
					100	120	230	240
101	7BB200308H	+BIND T.T P SCREW 3X8						
102	7BB700308H	+BIND T.T S SCREW 3X8 SR						
103	7BB607306H	+TP-CUP M SCREW 3X6 R						
104	7BB700408H	+BIND T.T S SCREW 4X8 SR						
105	7BB007305H	+TP-CUP M SCREW 3X5						

ZF-7100

[CONFIDENTIAL]

FOR AUTHORIZED KYOCERA ENGINEERS ONLY. DO NOT DISTRIBUTE TO NON-AUTHORIZED PARTIES.

Symbols in the parts list

- Parts without a Ref.No. in the illustration indicate they are not supplied.
- Parts with "•" are component parts or sub-assemblies of the assembly appearing immediately above them.
- Parts with "••" are component parts or sub-assembly with "•" appearing immediately above them.

[CONFIDENTIAL]

京セラドキュメントソリューションズ株式会社の許可なく、本資料を配布することを禁じます。

記号の見方

- イラスト中で Ref 番号がない部品は供給できません。
- 部品番号欄の • 印は、組立部品の単品部品及び準組立部品を表わします。
- 部品番号欄の •• 印は、準組立部品の単品部品を表わします。

— CONTENTS —

FIG. 1	U001_EXTERIOR.....	2
FIG. 3	U002_PAPER TRANSPORT	6
FIG. 12	U003_PAPER CRIMP SUB-UNIT.....	24
FIG. 16	U004_MAIN DRIVE	32
FIG. 20	U005_ELECTRICAL.....	40
FIG. 21	U006_MAIN FRAME	42
FIG. 23	U007_ACCESSORIES.....	46



U001
EXTERIOR



U002
PAPER TRANSPORT



U003
PAPER CRIMP SUB-UNIT



U004
MAIN DRIVE



U005
ELECTRICAL



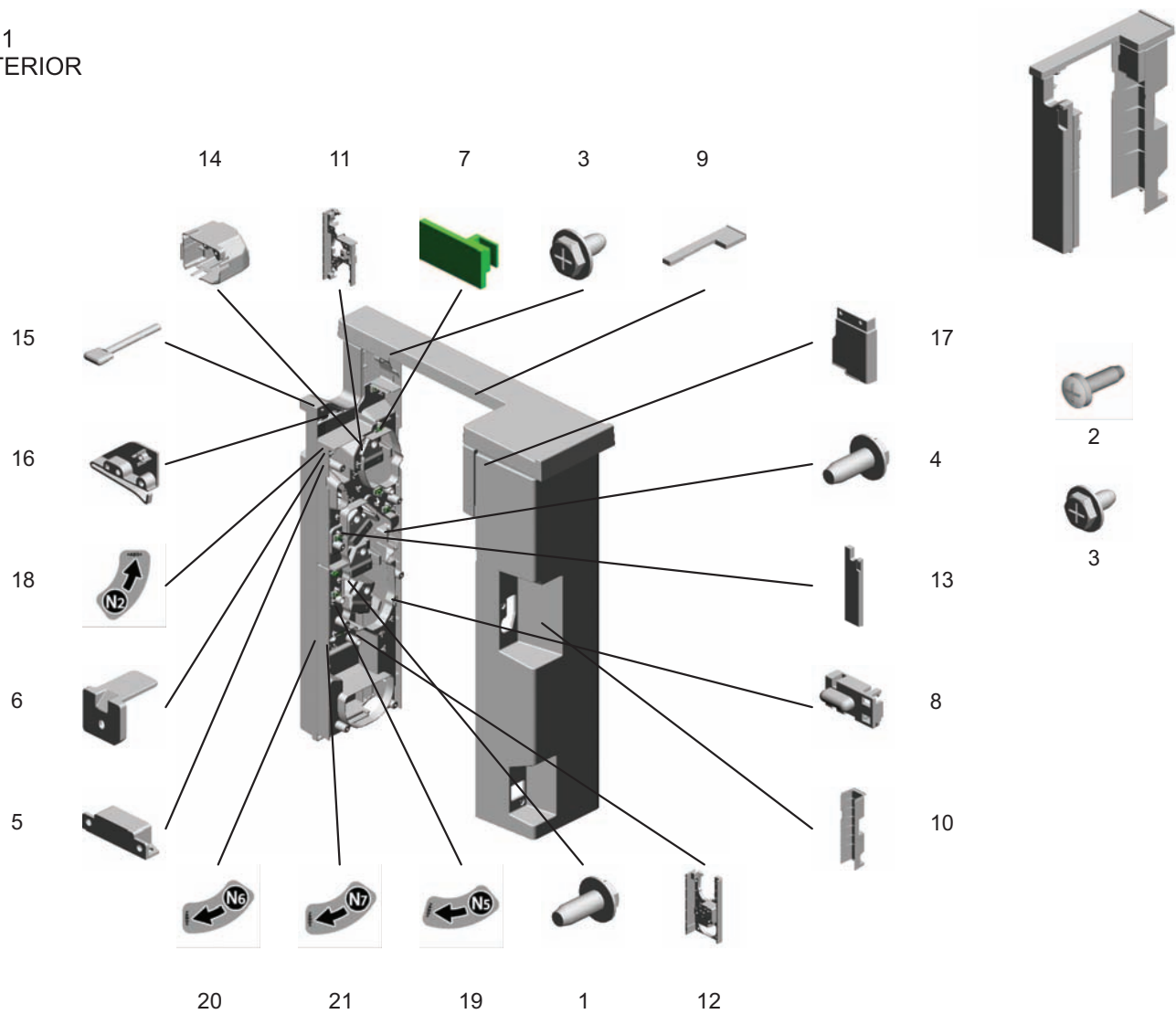
U006
MAIN FRAME



U007
ACCESSORIES

FIG. 1

U001
EXTERIOR



U001	U002	U003	U004	U005	U006	U007
------	------	------	------	------	------	------

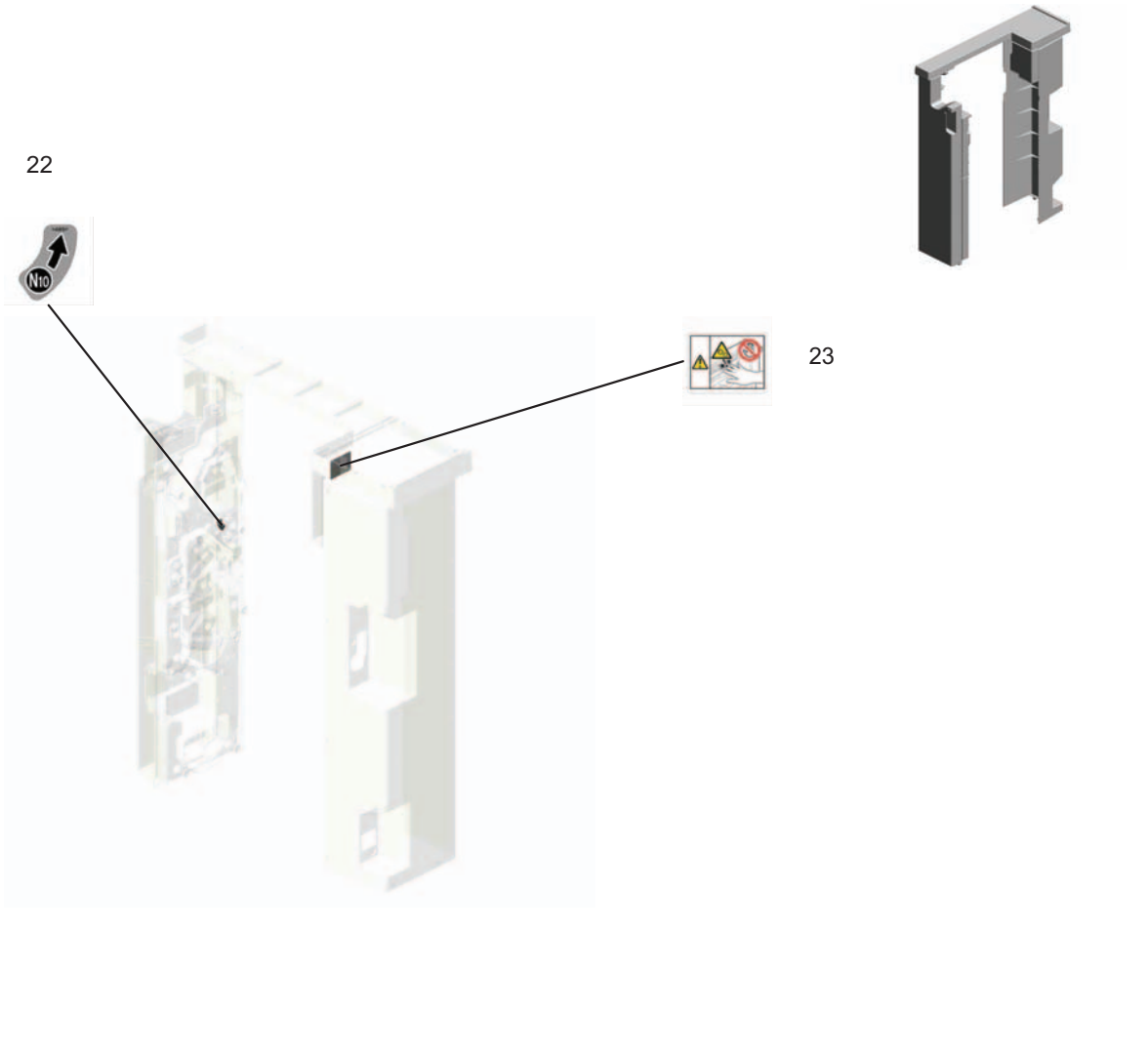
FIG. 1

5MR

Ref No.	Part.No.	Description	Notes	Revision	Quantity			
					100	120	230	240
1	305H772040	TAPPING SCREW M4X10			6	6	6	6
3	305MC71TK0	TAPPING SCREW:ROUND POINT:3X8			15	15	15	15
4	305MM73180	HEXAGON HEAD TAPPING SCREW:3X10			12	12	12	12
5	305H772260	MAGNET CATCH 44.1N			1	1	1	1
6	305MG70150	LEVER - SAFETY SWITCH			1	1	1	1
7	305MC71630	PCB:LED:ASS'Y			11	11	11	11
8	305MC71CK0	HOLDER:LED			11	11	11	11
9	305MR75020	COVER UPPER			1	1	1	1
10	305MR75030	COVER REAR			1	1	1	1
11	305MR75040	INNER COVER UPPER			1	1	1	1
12	305MR75050	INNER COVER LOWER			1	1	1	1
13	305MR75060	COVER DOOR FRONT			1	1	1	1
14	305MR71020	STOPPER GUIDE PLATE			4	4	4	4
15	305MR71030	LENS LED AUXILIARY			1	1	1	1
16	305MR71040	INNER COVER DOOR			1	1	1	1
17	305MR75070	COVER TRAY INNER BACK			1	1	1	1
18	305MR73000	DECAL KNOB ENTRANCE N2			1	1	1	1
19	305MR73030	DECAL KNOB STACK N5			1	1	1	1
20	305MR73040	DECAL KNOB REGISTRATION N6			1	1	1	1
21	305MR73050	DECAL KNOB PAPER CRIMP SUB-UNIT N7			1	1	1	1
2	305HM11491	TAPPING SCREW - M3X10			2	2	2	2
3	305MC71TK0	TAPPING SCREW:ROUND POINT:3X8			1	1	1	1

FIG. 2

U001
EXTERIOR




- | | | | | | | |
|------|------|------|------|------|------|------|
| U001 | U002 | U003 | U004 | U005 | U006 | U007 |
|------|------|------|------|------|------|------|

FIG. 2

5MR

Ref No.	Part.No.	Description	Notes	Revision	Quantity			
					100	120	230	240
22	305MR73080	DECAL KNOB TRANSPORT N10			1	1	1	1
23	305MR73110	DECAL CAUTION TRAY PAPER EXIT SUB-UNIT			1	1	1	1

U002.PAPER TRANSPORT



U001	U002	U003	U004	U005	U006	U007
------	------	------	------	------	------	------

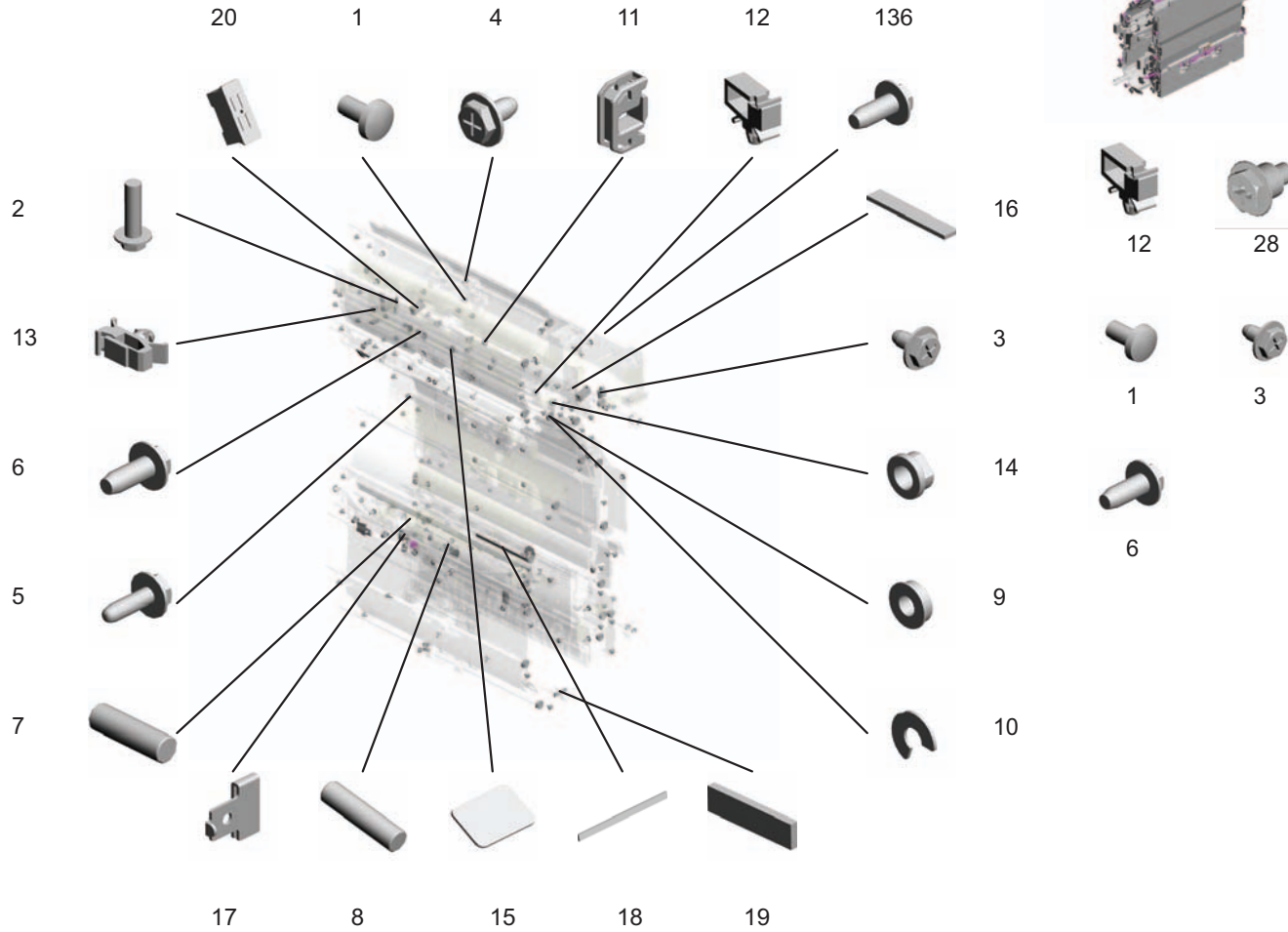
FIG. 3

5MR

Ref No.	Part.No.	Description	Notes	Revision	Quantity			
					100	120	230	240
80	305MR71460	GUIDE PLATE PAPER CRIMP SUB-UNIT REAR			1	1	1	1

FIG. 4

U002
PAPER TRANSPORT



- | | | | | | | |
|------|------|------|------|------|------|------|
| U001 | U002 | U003 | U004 | U005 | U006 | U007 |
|------|------|------|------|------|------|------|


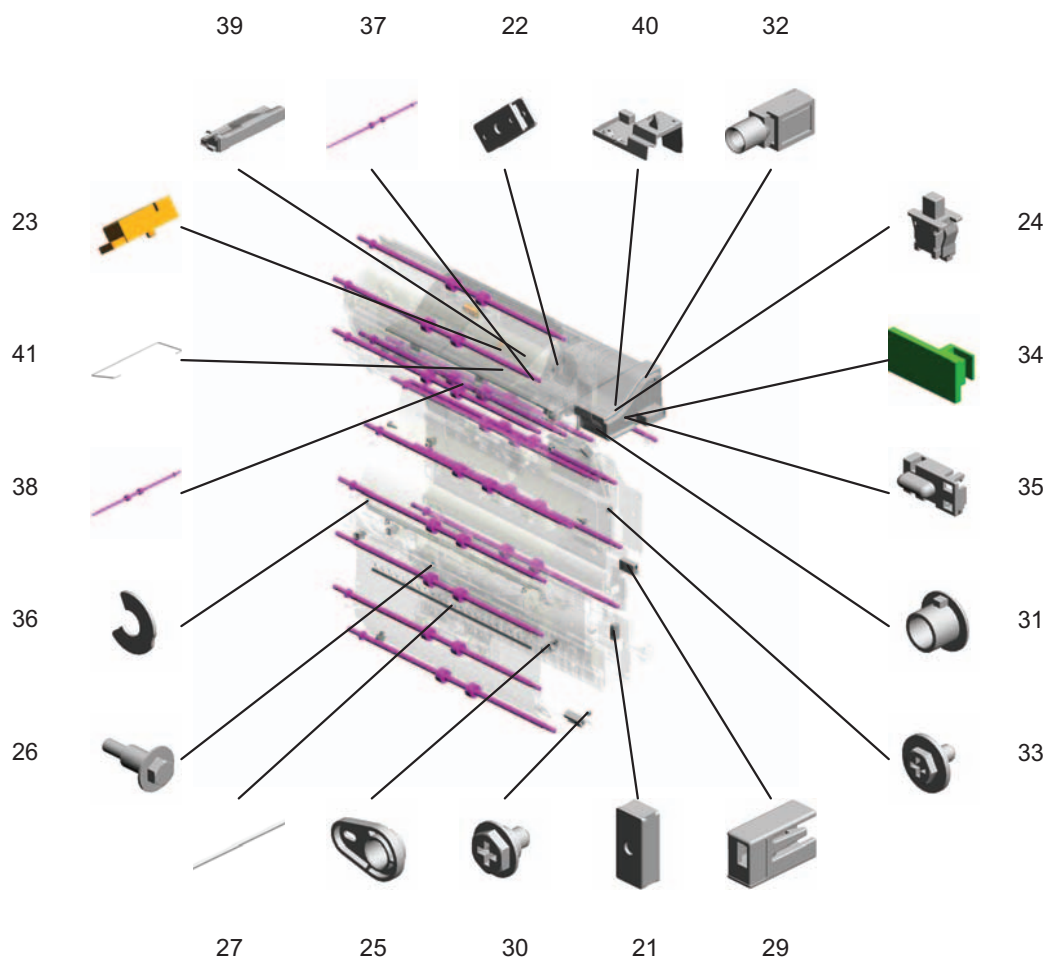
FIG. 4

5MR

Ref No.	Part.No.	Description	Notes	Revision	Quantity			
					100	120	230	240
1	3053106051	PHILIPS PAN HEAD SCREW - M3X6			2	2	2	2
2	305MM70510	SCREW - M4X14			1	1	1	1
3	305H775540	TAPPING SCREW - M3X6			103	103	103	103
4	305MC71TK0	TAPPING SCREW:ROUND POINT:3X8			11	11	11	11
5	305J770040	TAPPING SCREW:3X10			2	2	2	2
6	305MM73180	HEXAGON HEAD TAPPING SCREW:3X10			27	27	27	27
7	305MM73Z90	PARALLEL PIN - 3X10			2	2	2	2
8	305MM70590	PARALLEL PIN - 3X12			2	2	2	2
9	5HM24130	BALL BEARING - 6X12X4 MM			17	17	17	17
10	305MC71T70	RETAINING RINGS-E:SILENCER:DIA4			31	31	31	31
11	305MC70G50	CLAMP:LES-0503			4	4	4	4
12	305MC70G80	CLAMP:JDW-1S			11	11	11	11
13	305MC70G60	CLAMP:LWSM-0306A			12	12	12	12
14	5HM24160	BUSHING - 6MM			5	5	5	5
15	305MM70960	SEAL - 0.7X13X20			3	3	3	3
16	305MM70A00	BASE CUSHION			1	1	1	1
17	305MM70CM0	ANTISTATIC BRUSH			3	3	3	3
18	305MR70050	DAMPING INSULATION STAY OUTER			1	1	1	1
19	305MR70060	DAMPING INSULATION STAY INNER			1	1	1	1
20	305H772270	MAGNET CATCH			3	3	3	3
136	305MR70010	TAPPING SCREW - 3X8			8	8	8	8
1	3053106051	PHILIPS PAN HEAD SCREW - M3X6			1	1	1	1
3	305H775540	TAPPING SCREW - M3X6			8	8	8	8
6	305MM73180	HEXAGON HEAD TAPPING SCREW:3X10			3	3	3	3
12	305MC70G80	CLAMP:JDW-1S			6	6	6	6
28	305MM70U60	STEPPED SCREW:DIA5:M3X3.8			1	1	1	1

FIG. 5

U002
PAPER TRANSPORT



U001	U002	U003	U004	U005	U006	U007
------	------	------	------	------	------	------


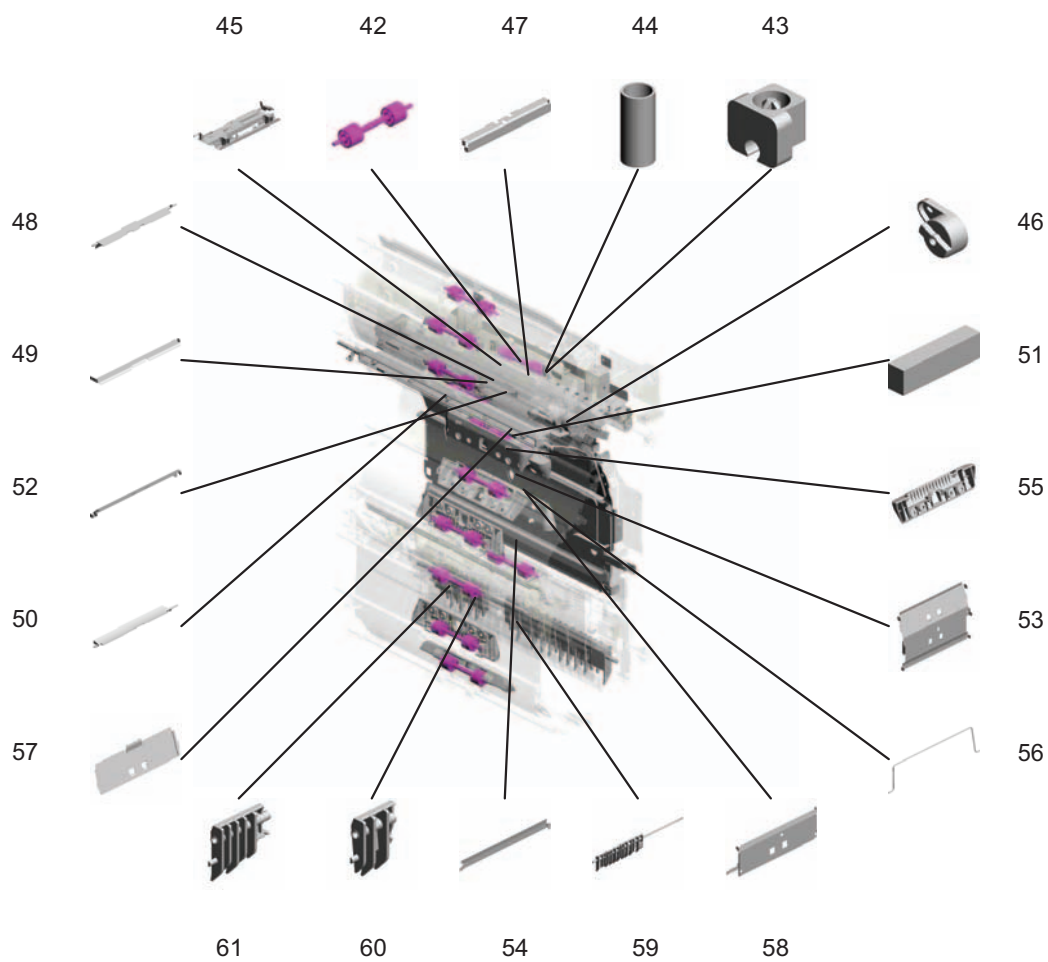
FIG. 5

5MR

Ref No.	Part.No.	Description	Notes	Revision	Quantity			
					100	120	230	240
21	305H772280	MAGNET CATCH			3	3	3	3
22	305MR70070	MAGNET CATCH 34N ASS'Y			1	1	1	1
23	305MR70080	REFLECTION PHOTO SENSOR ORIGINAL TRAY			2	2	2	2
24	305MR70090	PUSH SWITCH SW1AG-550			6	6	6	6
25	5HM21770	BUSHING - LOWER SLIDER			1	1	1	1
26	305MR70110	SCREW BUSHING			3	3	3	3
27	305MM74500	DISCHARGE BRUSH:EXIT			2	2	2	2
29	305MR70160	GRIP GUIDE PLATE RECEIVING SUB-UNIT			2	2	2	2
30	305MM70UM0	STEPPED SCREW:M3			3	3	3	3
31	305MR70170	PLAIN SHAFT BEARING REGISTRATION FRONT			2	2	2	2
32	305MC71450	LED:RED			1	1	1	1
33	305MM71P50	STEPPED SCREW:LEVER:HEAT ROLLER			1	1	1	1
34	305MC71630	PCB:LED:ASS'Y			1	1	1	1
35	305MC71CK0	HOLDER:LED			1	1	1	1
36	305MR70180	END RING DIA4			1	1	1	1
37	305MR71050	TRANSPORT ROLLER ENTRANCE DRIVE			1	1	1	1
38	305MR75080	TRANSPORT ROLLER DRIVE			14	14	14	14
39	305MR75090	TRAY EXIT			1	1	1	1
40	305MR71060	COVER TRAY LOWER			1	1	1	1
41	305MR71070	TORSION BAR SPRING GUIDE PLATE OPEN			1	1	1	1

FIG. 6

U002
PAPER TRANSPORT



U001	U002	U003	U004	U005	U006	U007
------	------	------	------	------	------	------


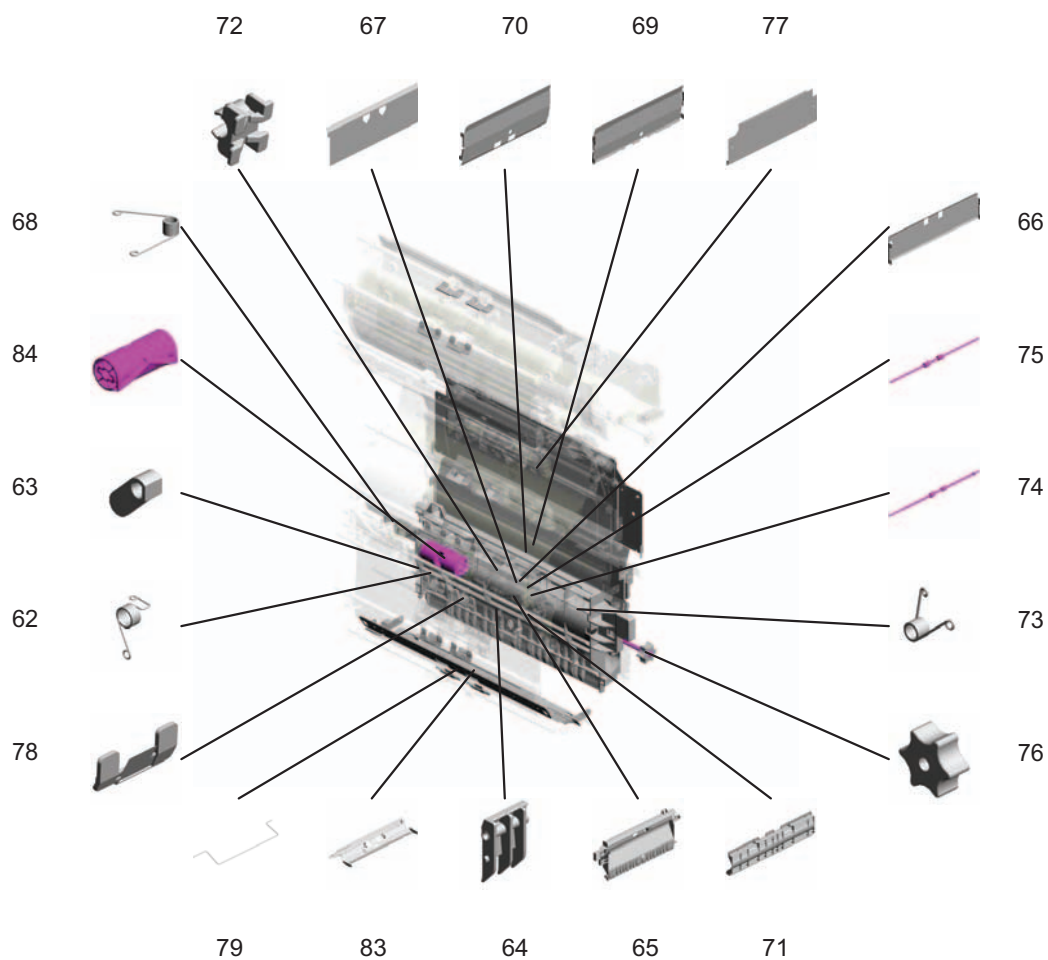
FIG. 6

5MR

Ref No.	Part.No.	Description	Notes	Revision	Quantity			
					100	120	230	240
42	305MR71080	TRANSPORT ROLLER DRIVEN			15	15	15	15
43	305MR71090	PLAIN SHAFT BEARING DRIVEN ROLLER			20	20	20	20
44	305MR71100	COMPRESSION SPRING TRANSPORT			8	8	8	8
45	305MR71110	GUIDE PLATE ENTRANCE OPEN CLOSE ASS'Y			1	1	1	1
46	305MR71120	TORQUE LIMITER MECHANICAL CLUTCH GUIDE			1	1	1	1
47	305MR71130	GUIDE PLATE ENTRANCE LOWER			1	1	1	1
48	305MR71140	GATE PAWL ENTRANCE			1	1	1	1
49	305MR71150	GUIDE PLATE CONNECTING LOWER			1	1	1	1
50	305MR71160	GATE PAWL CONNECTING			1	1	1	1
51	305MR71170	DAMPING INSULATION SUPPORTING PLATE			2	2	2	2
52	305MR71180	GUIDE PLATE ENTRANCE GATE LOWER			1	1	1	1
53	305MR71190	GUIDE PLATE VERTICAL TRANSPORT LONG			1	1	1	1
54	305MR71200	GUIDE PLATE VERTICAL TRANSPORT SHORT			1	1	1	1
55	305MR71210	COVER DRIVEN ROLLER			7	7	7	7
56	305MR71220	TORSION BAR SPRING GUIDE PLATE OPEN			2	2	2	2
57	305MR71230	GUIDE PLATE VERTICAL TRANSPORT ASS'Y			1	1	1	1
58	305MR71240	GUIDE PLATE OPEN AND CLOSE ASS'Y			1	1	1	1
59	305MR71250	GATE PAWL REGISTRATION UNIFORM			1	1	1	1
60	305MR71260	GATE PAWL REGISTRATION UNIFORM INNER BAC			1	1	1	1
61	305MR71270	GATE PAWL REGISTRATION UNIFORM MOVEABLE			1	1	1	1

FIG. 7

U002
PAPER TRANSPORT



U001	U002	U003	U004	U005	U006	U007
------	------	------	------	------	------	------


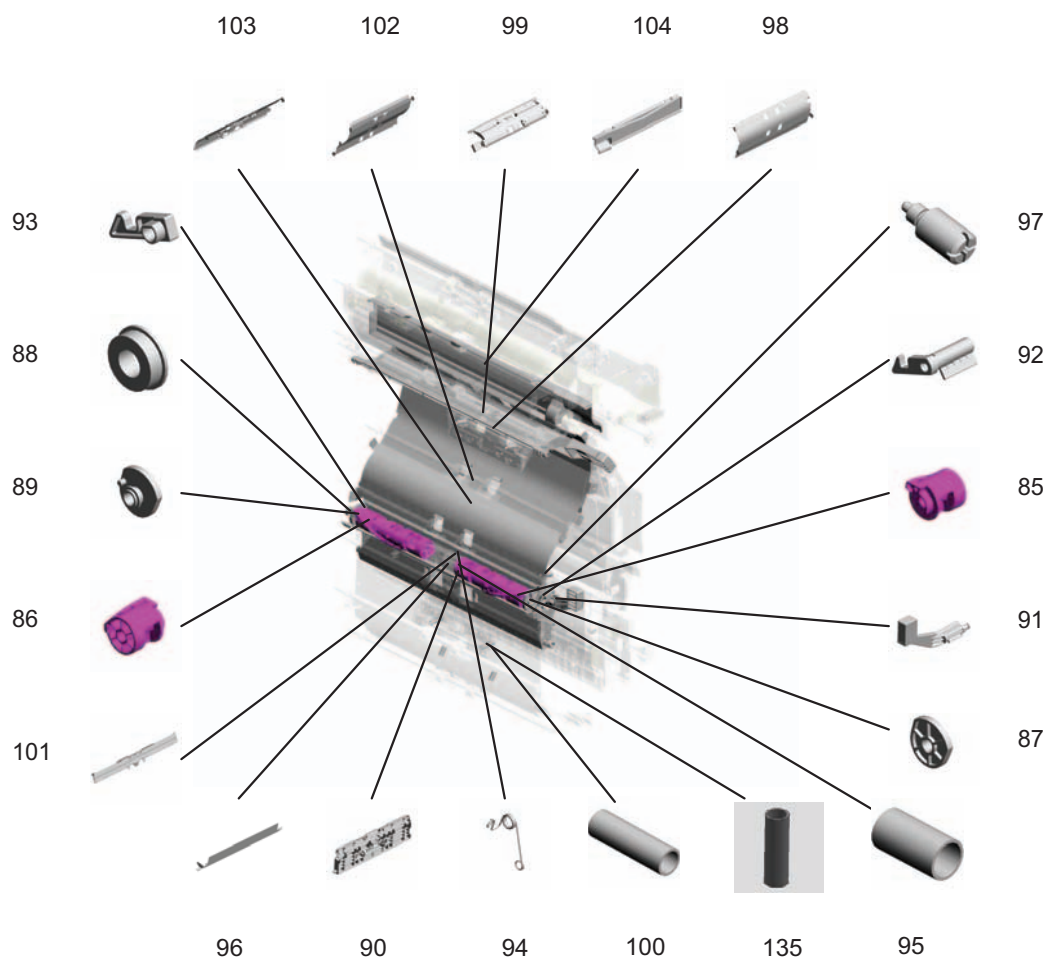
FIG. 7

5MR

Ref No.	Part.No.	Description	Notes	Revision	Quantity			
					100	120	230	240
62	305MR71280	TORSION SPRING GATE PAWL REGISTRATION			1	1	1	1
63	305MR71290	HOOK GATE PAWL REGISTRATION UNIFORM			1	1	1	1
64	305MR71300	GATE PAWL REGISTRATION UNIFORM FRONT			1	1	1	1
65	305MR71310	GUIDE PLATE OPEN AND CLOSE REGISTRATION			1	1	1	1
66	305MR71320	GUIDE PLATE REGISTRATION RIGHT UPPER			1	1	1	1
67	305MR71330	SHEET GUIDE PLATE REGISTRATION			1	1	1	1
68	305MR71340	TORSION SPRING REGISTRATION ON OFF DETEC			1	1	1	1
69	305MR71350	GUIDE PLATE TAKE SHEJTER RIGHT			1	1	1	1
70	305MR71360	GUIDE PLATE TAKE SHEJTER LEFT			1	1	1	1
71	305MR71370	GUIDE PLATE UNIFORM			1	1	1	1
72	305MR71380	COLLAR PRESSURE UNIFORM			2	2	2	2
73	305MR71390	TORSION SPRING UNIFORM			2	2	2	2
74	305MR71400	TRANSPORT ROLLER UNIFORM DRIVE			1	1	1	1
75	305MR71410	TRANSPORT ROLLER UNIFORM DRIVEN			1	1	1	1
76	305MR71420	KNOB PAPER CRIMP SUB-UNIT MECHANICAL			1	1	1	1
77	305MR71430	GUIDE PLATE TAKE SHEJTER UPPER ASS'Y			1	1	1	1
78	305MR71440	GUIDE TRANSPORT ROLLER AUXILIARY ASS'Y			14	14	14	14
79	305MR71450	TORSION BAR SPRING GUIDE PLATE			1	1	1	1
83	305MR71490	GUIDE PLATE PAPER CRIMP SUB-UNIT ASS'Y			1	1	1	1
84	305MR71500	ROLLER PAPER CRIMP CONTINUANCE MIDDLE			1	1	1	1

FIG. 8

U002
PAPER TRANSPORT



U001	U002	U003	U004	U005	U006	U007
------	------	------	------	------	------	------

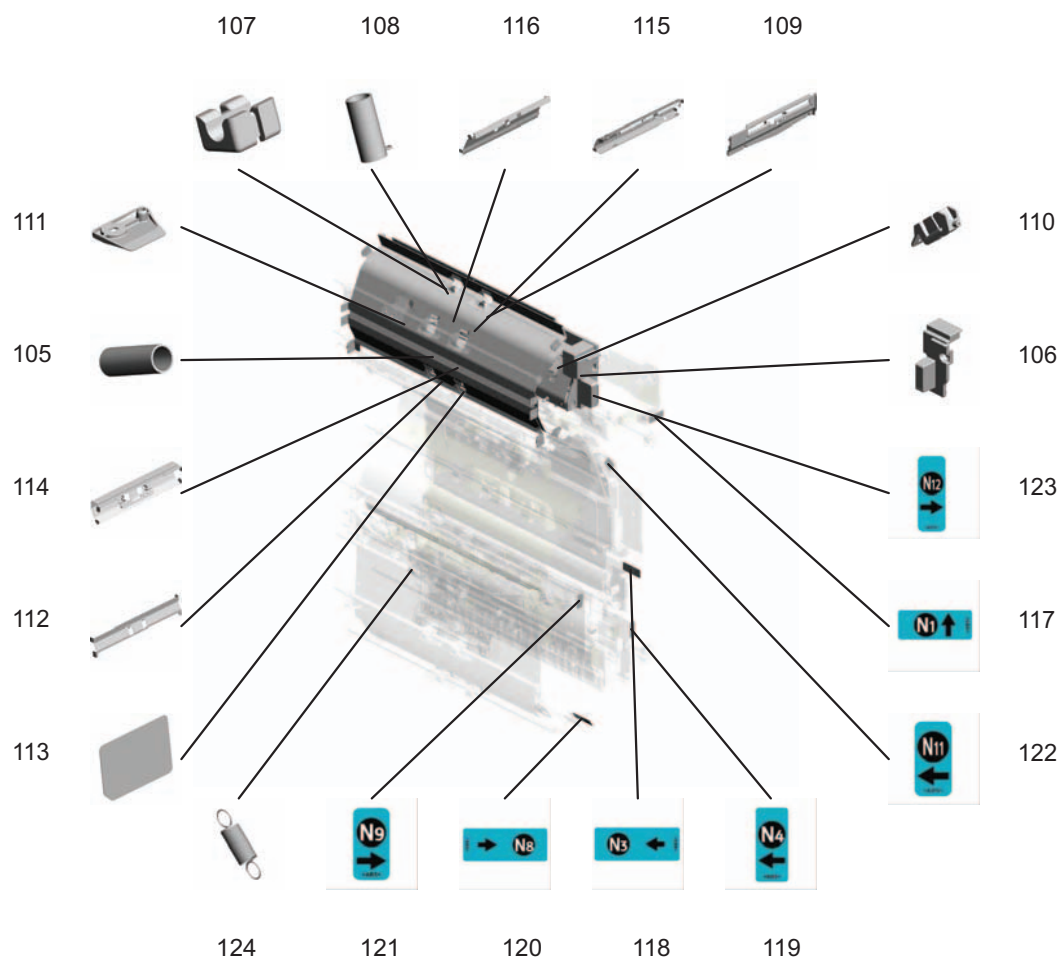
FIG. 8

5MR

Ref No.	Part.No.	Description	Notes	Revision	Quantity			
					100	120	230	240
85	305MR71510	ROLLER PAPER CRIMP CONTINUANCE RIGHT			4	4	4	4
86	305MR71520	ROLLER PAPER CRIMP CONTINUANCE LEFT			4	4	4	4
87	305MR71530	CAM PAPER CRIMP CONTINUANCE FRONT			1	1	1	1
88	305MR71540	SHAFT ROLLER PAPER CRIMP			1	1	1	1
89	305MR71550	CAM PAPER CRIMP CONTINUANCE REAR			1	1	1	1
90	305MR71560	GUIDE PLATE PAPER CRIMP CONTINUANCE			1	1	1	1
91	305MR71570	KNOB OPEN AND CLOSE PAPER CRIMP			1	1	1	1
92	305MR71580	HOOK OPEN AND CLOSE FRONT			1	1	1	1
93	305MR71590	HOOK OPEN AND CLOSE REAR			1	1	1	1
94	305MR71600	TORSION SPRING HOOK GATE			1	1	1	1
95	305MR71610	COMPRESSION SPRING PAPER CRIMP			1	1	1	1
96	305MR71620	SHEET PRESS INCREASE ASS'Y			1	1	1	1
97	305MR71630	KNOB SCREW CONNECTING			1	1	1	1
98	305MR71640	GUIDE PLATE TURN CONNECTING			1	1	1	1
99	305MR71650	GUIDE PLATE CONNECTING OPEN AND CLOSE			1	1	1	1
100	305MR71660	COMPRESSION SPRING CONNECTING 4N			14	14	14	14
101	305MR71680	GUIDE PLATE PAPER CRIMP CONTINUANCE			1	1	1	1
102	305MR71690	GUIDE PLATE TURN ASS'Y			1	1	1	1
103	305MR71700	GUIDE PLATE OPEN AND CLOSE TURN ASS'Y			1	1	1	1
104	305MR75100	COVER END FENCE EXIT			1	1	1	1
135	305MR71670	COMPRESSION SPRING TRANSPORT 12.6N			2	2	2	2

FIG. 9

U002
PAPER TRANSPORT



U001	U002	U003	U004	U005	U006	U007
------	-------------	------	------	------	------	------

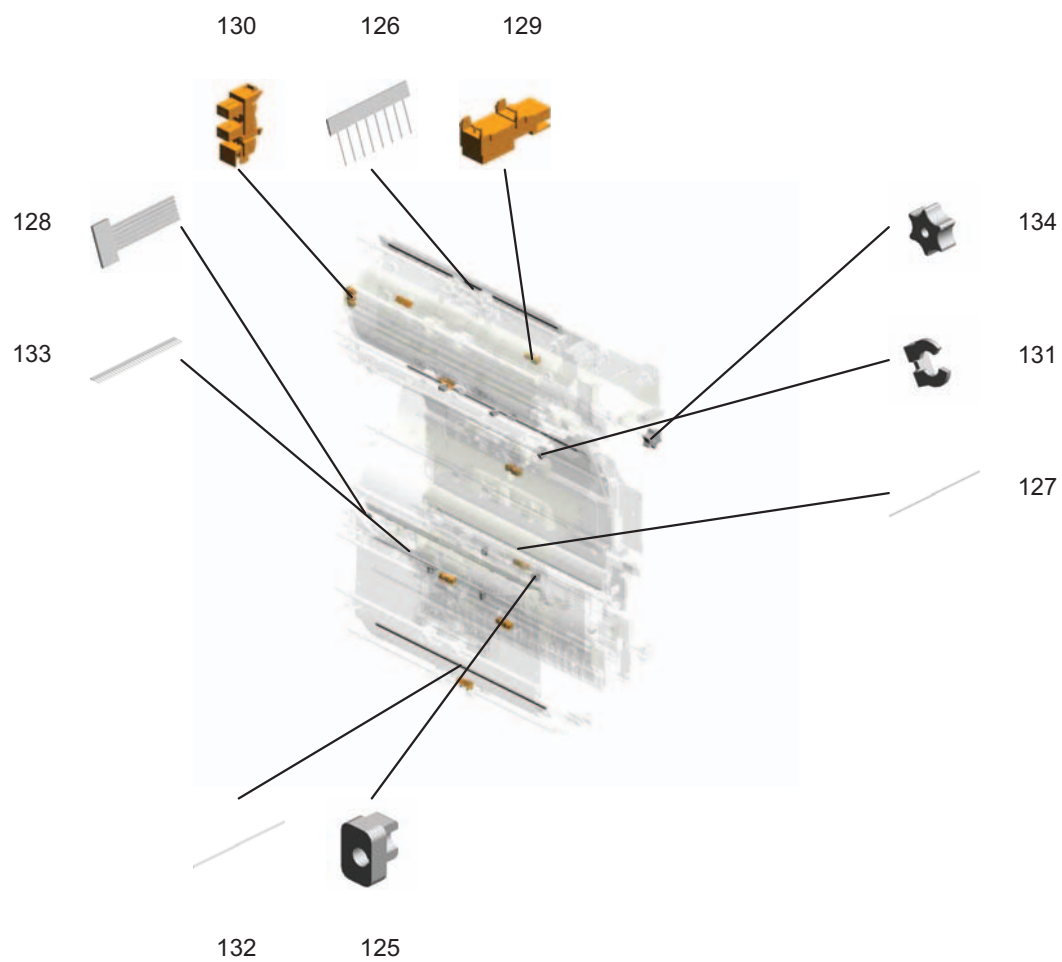
FIG. 9

5MR

Ref No.	Part.No.	Description	Notes	Revision	Quantity			
					100	120	230	240
105	305MR71710	COMPRESSION SPRING TRANSPORT EXIT			4	4	4	4
106	305MR75110	COVER OPEN AND CLOSE PAPER EXIT UNIT			1	1	1	1
107	305MR71720	PLAIN SHAFT BEARING DRIVEN ROLLER EXIT			2	2	2	2
108	305MR71730	COMPRESSION SPRING EXIT			2	2	2	2
109	305MR75120	COVER END FENCE PAPER EXIT UNIT			1	1	1	1
110	305MR71740	HOLDER MAGNET CATCH PAPER EXIT UNIT			1	1	1	1
111	305MR71750	BLOCK PAPER EXIT UNIT			1	1	1	1
112	305MR75130	GUIDE PLATE EXIT OUTER LOWER			1	1	1	1
113	305MR71760	SHEET EXIT OUTER LOWER			2	2	2	2
114	305MR71770	GUIDE PLATE EXIT LOWER ASS'Y			1	1	1	1
115	305MR71780	GUIDE PLATE PAPER EXIT UNIT ASS'Y			1	1	1	1
116	305MR71790	GUIDE PLATE EXIT OUTER UPPER ASS'Y			1	1	1	1
117	305MR72990	DECAL ENTRANCE OPEN AND CLOSE N1			1	1	1	1
118	305MR73010	DECAL VERTICAL TRANSPORT OPEN AND CLOSE			1	1	1	1
119	305MR73020	DECAL REGISTRATION OPEN AND CLOSE N4			1	1	1	1
120	305MR73060	DECAL PAPER CRIMP SUB-UNIT N8			1	1	1	1
121	305MR73070	DECAL PRESS INCREASE OPEN AND CLOSE N9			1	1	1	1
122	305MR73090	DECAL CONNECTING OPEN AND CLOSE N11			1	1	1	1
123	305MR73100	DECAL PAPER EXIT UNIT OPEN AND CLOSE N12			1	1	1	1
124	305MM74C60	TENSION SPRING:POLARIZATION PAWL:PRESSUR			1	1	1	1

FIG. 10

U002
PAPER TRANSPORT



U001	U002	U003	U004	U005	U006	U007
------	------	------	------	------	------	------

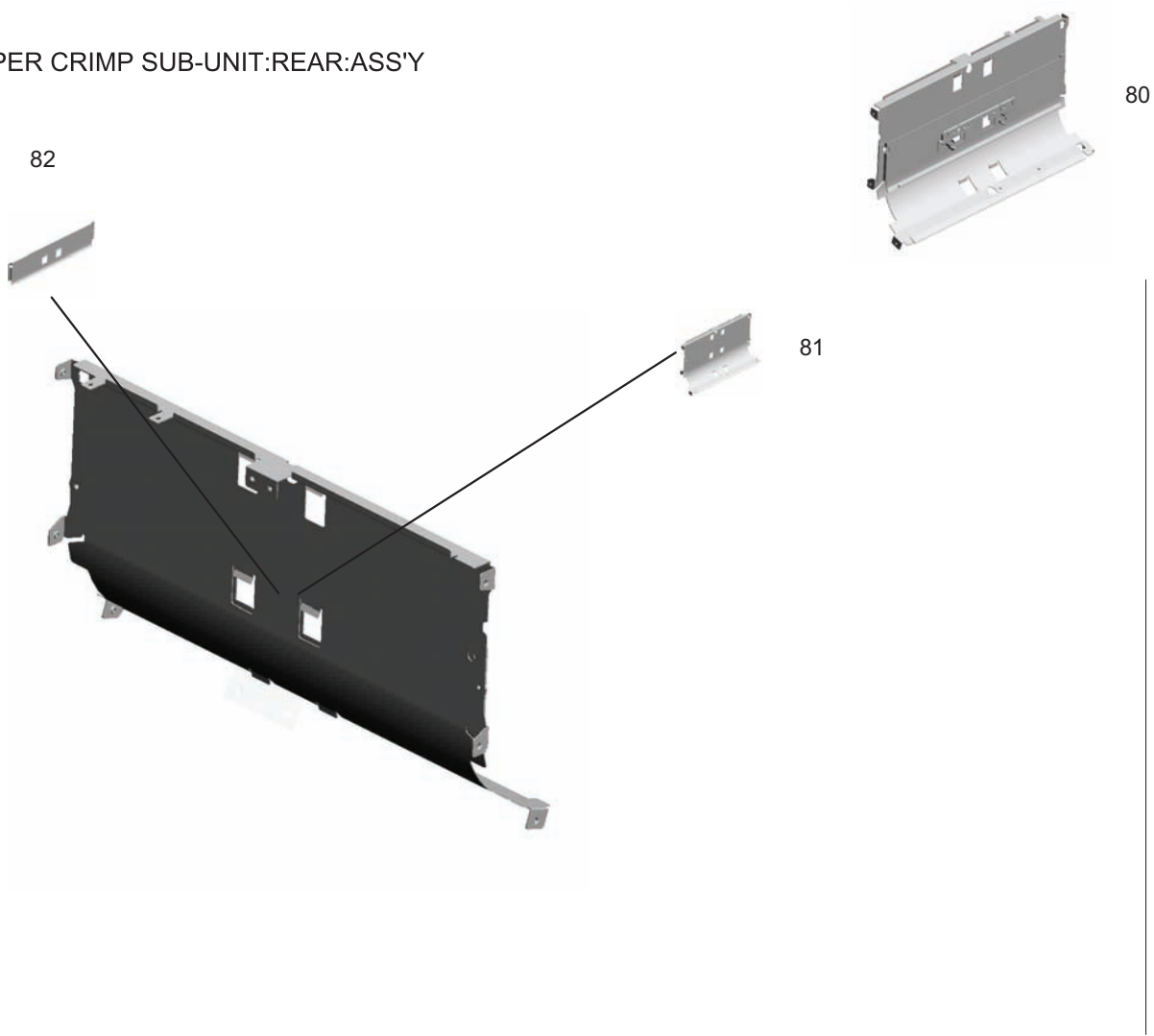
FIG. 10

5MR

Ref No.	Part.No.	Description	Notes	Revision	Quantity				
					100	120	230	240	
125	305MR70190	PLAIN SHAFT BEARING DRIVEN ROLLER SLIDE			8	8	8	8	
126	305MR70200	DISCHARGE BRUSH SHORT			1	1	1	1	
127	305MR70280	DISCHARGE BRUSH EXIT SUS			1	1	1	1	
128	305MM74SX0	DISCHARGE BRUSH:REVERSE ROLLER			1	1	1	1	
129	305J778480	PHOTO REFLECTION SENSOR:EXIT			8	8	8	8	
130	305MM75PY0	PHOTOINTERRUPTOR:LG2A14NL1:GF			1	1	1	1	
131	305MR70300	RING DIA7			1	1	1	1	
132	305MR70310	CUSHION ENTRANCE LOWER			2	2	2	2	
133	305MR70320	DISCHARGE BRUSH PAPER CRIMP SUB-UNIT			4	4	4	4	
134	305MR70410	KNOB PAPER CRIMP SUB-UNIT MECHANICAL			1	1	1	1	

FIG. 11

U002_S001
GUIDE PLATE:PAPER CRIMP SUB-UNIT:REAR:ASS'Y



U001	U002	U003	U004	U005	U006	U007
------	------	------	------	------	------	------

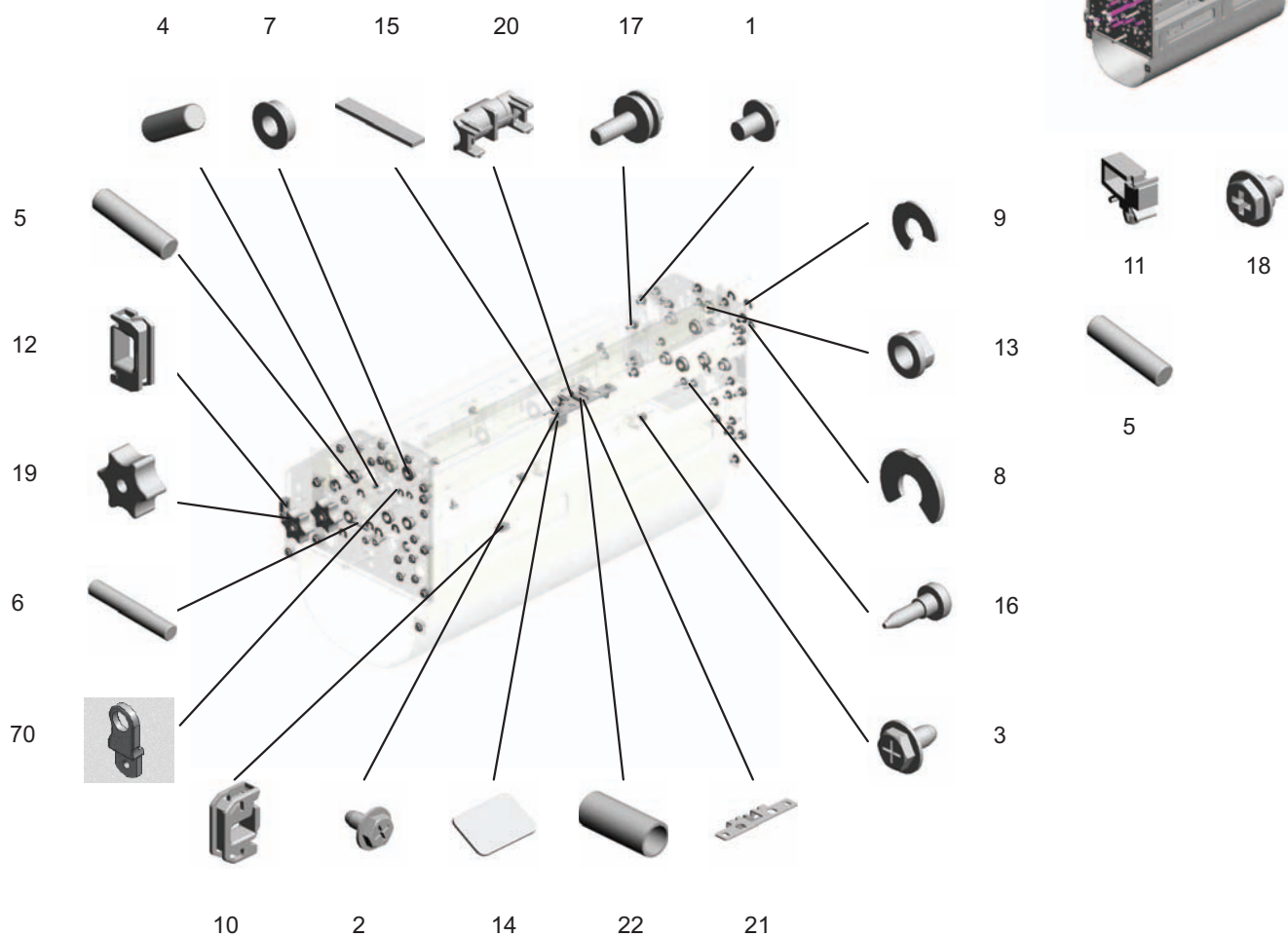
FIG. 11

5MR

Ref No.	Part.No.	Description	Notes	Revision	Quantity			
					100	120	230	240
80	305MR71460	GUIDE PLATE PAPER CRIMP SUB-UNIT REAR			1	1	1	1
81	*305MR71470	GUIDE PLATE PAPER CRIMP SUB-UNIT LOWER			1	1	1	1
82	*305MR71480	GUIDE PLATE PAPER CRIMP SUB-UNIT EXIT			1	1	1	1

FIG. 12

U003
PAPER CRIMP SUB-UNIT



U001	U002	U003	U004	U005	U006	U007
------	------	------	------	------	------	------

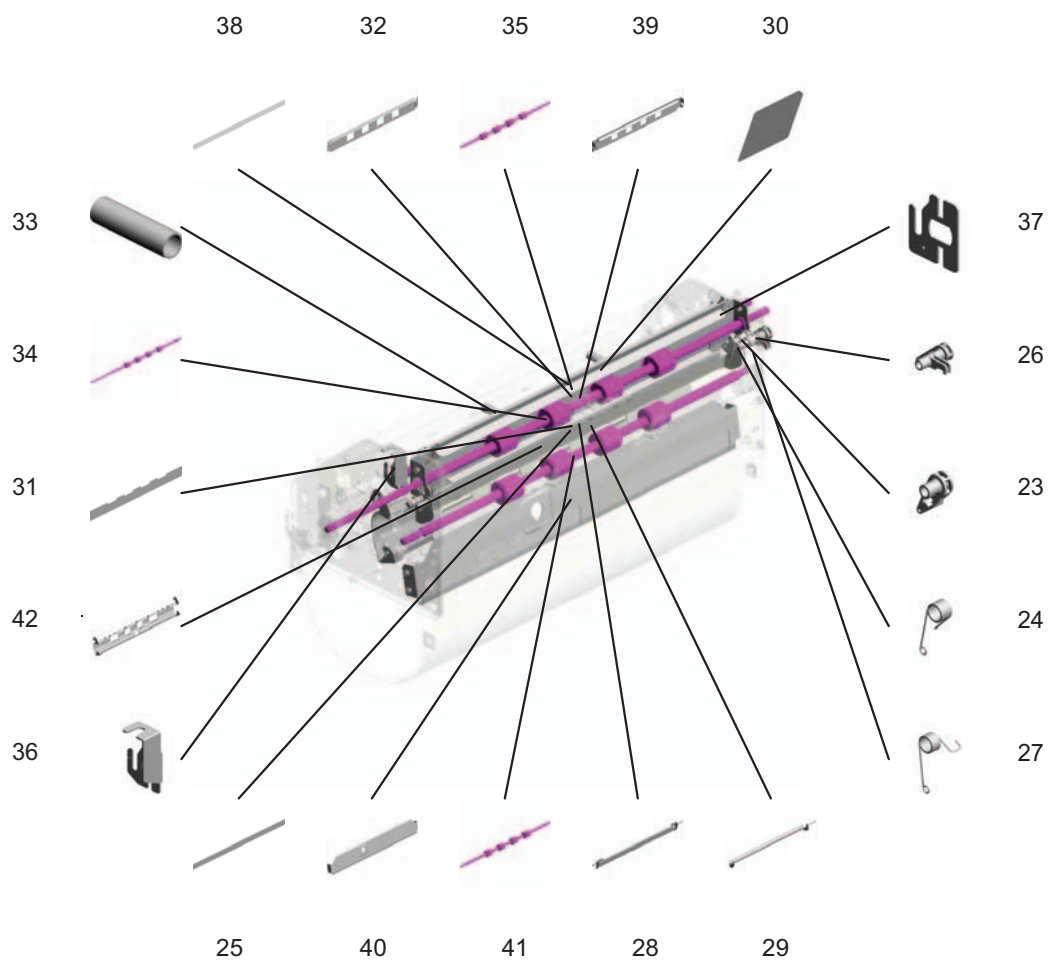
FIG. 12

5MR

Ref No.	Part.No.	Description	Notes	Revision	Quantity			
					100	120	230	240
1	305MM70470	SCREW - M4X6			4	4	4	4
2	305H775540	TAPPING SCREW - M3X6			40	40	40	40
3	305MC71TK0	TAPPING SCREW:ROUND POINT:3X8			4	4	4	4
4	305MR70030	PARALLEL PIN - 3X8			1	1	1	1
5	305MM70590	PARALLEL PIN - 3X12			1	1	1	1
6	305J770100	PARALLEL PIN - 3X18MM			1	1	1	1
7	5HM24130	BALL BEARING - 6X12X4 MM			3	3	3	3
8	305MC71T60	RETAINING RINGS-E:SILENCER:DIA3			4	4	4	4
9	305MC71T70	RETAINING RINGS-E:SILENCER:DIA4			25	25	25	25
10	305MC70G50	CLAMP:LES-0503			1	1	1	1
12	305JW70070	CLAMPS:WES-0507			1	1	1	1
13	5HM24160	BUSHING - 6MM			10	10	10	10
14	305MM70960	SEAL - 0.7X13X20			1	1	1	1
15	305MM70A00	BASE CUSHION			1	1	1	1
16	3052706111	SCREW - DUPLEX GUIDE PLATE			4	4	4	4
17	305MR70150	SCREW - M3X10			12	12	12	12
19	305MR71420	KNOB PAPER CRIMP SUB-UNIT MECHANICAL			2	2	2	2
20	305MR72280	PLAIN SHAFT BEARING REGISTRATION ROLLER			1	1	1	1
21	305MR72290	PRESSURE PLATE REGISTRATION ROLLER DRIVE			1	1	1	1
22	305MR72300	COMPRESSION SPRING REGISTRATION 2N			1	1	1	1
70	305MR72310	SUPPORTER STUD IDLER			1	1	1	1
5	305MM70590	PARALLEL PIN - 3X12			6	6	6	6
11	305MC70G80	CLAMP:JDW-1S			5	5	5	5
18	305MM70UM0	STEPPED SCREW:M3			2	2	2	2

FIG. 13

U003
PAPER CRIMP SUB-UNIT



U001	U002	U003	U004	U005	U006	U007
------	------	------	------	------	------	------

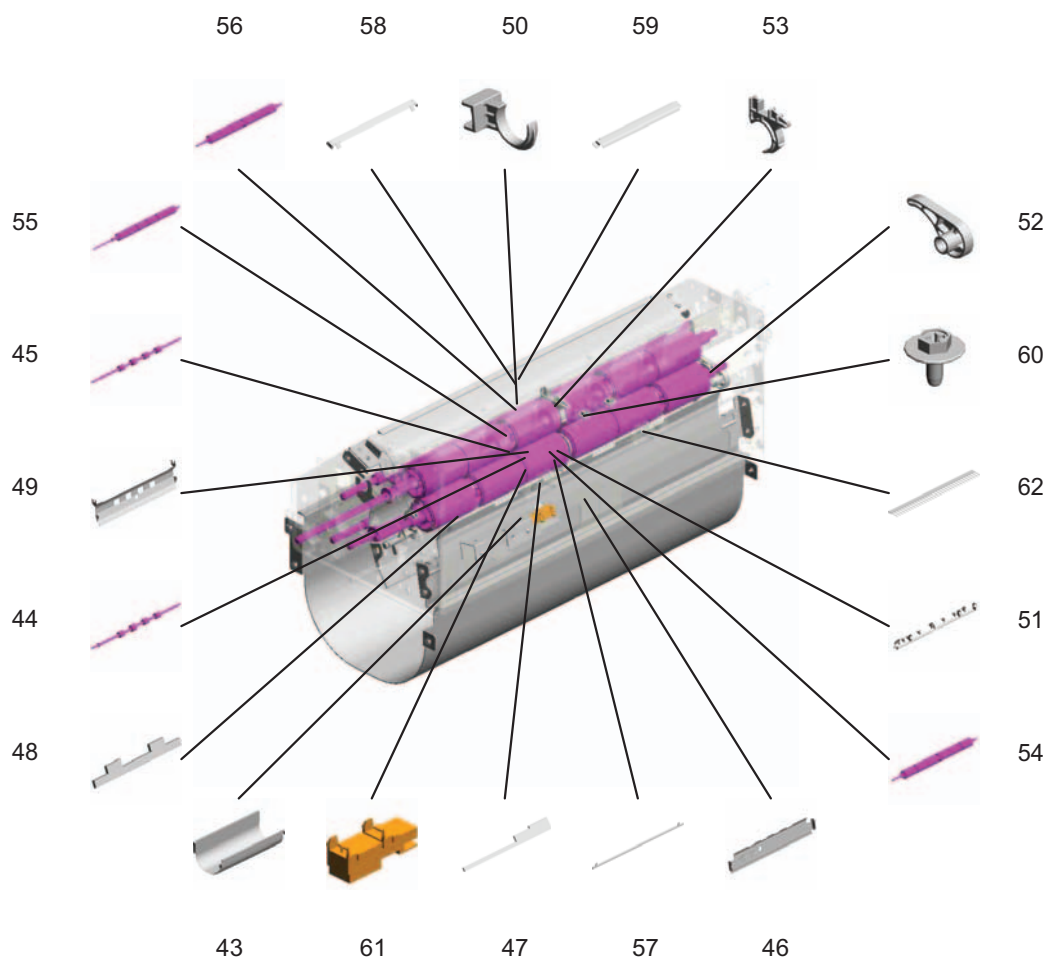
FIG. 13

5MR

Ref No.	Part.No.	Description	Notes	Revision	Quantity			
					100	120	230	240
23	305MR72320	CAM FOLLOWER GATE PAWL UPPER			1	1	1	1
24	305MR72330	TORSION SPRING GATE PAWL UPPER			1	1	1	1
25	305MR72340	SHEET GATE PAWL LOWER			1	1	1	1
26	305MR72350	CAM FOLLOWER GATE PAWL LOWER			1	1	1	1
27	305MR72360	TORSION SPRING GATE PAWL LOWER			1	1	1	1
28	305MR72370	GATE PAWL UPPER ASS'Y			1	1	1	1
29	305MR72380	GATE PAWL LOWER ASS'Y			1	1	1	1
30	305MR72390	SHEET GUIDE PLATE REGISTRATION RIGHT UP			4	4	4	4
31	305MR72400	SHEET GUIDE PLATE REGISTRATION RIGHT LOW			1	1	1	1
32	305MR72410	GUIDE PLATE REGISTRATION LEFT			1	1	1	1
33	305MR72420	COMPRESSION SPRING REGISTRATION			2	2	2	2
34	305MR72430	TRANSPORT ROLLER REGISTRATION DRIVE			1	1	1	1
35	305MR72440	TRANSPORT ROLLER REGISTRATION DRIVEN			1	1	1	1
36	305MR72450	ADJUSTING PLATE REGISTRATION FRONT			1	1	1	1
37	305MR72460	ADJUSTING PLATE REGISTRATION REAR			1	1	1	1
38	305MR72470	SHEET GUIDE PLATE REGISTRATION LEFT			1	1	1	1
39	305MR72480	GUIDE PLATE REGISTRATION RIGHT ASS'Y			1	1	1	1
40	305MR72490	GUIDE PLATE REVERSAL NO.1 LEFT			1	1	1	1
41	305MR72500	TRANSPORT ROLLER NO.1 DRIVEN			1	1	1	1
42	305MR72510	GUIDE PLATE NO.2 RIGHT			1	1	1	1

FIG. 14

U003
PAPER CRIMP SUB-UNIT



U001	U002	U003	U004	U005	U006	U007
------	------	------	------	------	------	------


FIG. 14

5MR

Ref No.	Part.No.	Description	Notes	Revision	Quantity			
					100	120	230	240
43	305MR72520	GUIDE PLATE NO.1 NO.2 LOWER			1	1	1	1
44	305MR72530	TRANSPORT ROLLER NO.2 DRIVE			1	1	1	1
45	305MR72540	TRANSPORT ROLLER NO.2 DRIVEN			1	1	1	1
46	305MR72550	GUIDE PLATE REVERSAL NO.1 RIGHT ASS'Y			1	1	1	1
47	305MR72560	DAMPING INSULATION GUIDE PLATE LEFT			1	1	1	1
48	305MR72570	DAMPING INSULATION GUIDE PLATE RIGHT			2	2	2	2
49	305MR72580	GUIDE PLATE NO.2 LEFT ASS'Y			1	1	1	1
50	305MR72590	COLLAR PRESSURE PAPER CRIMP SUB-UNIT			2	2	2	2
51	305MR72600	PAWL PLATE PAPER CRIMP SUB-UNIT			1	1	1	1
52	305MR72610	CAM FOLLOWER PLATE PAPER CRIMP SUB-UNIT			1	1	1	1
53	305MR72620	HOLDER GATE PAWL LOWER			1	1	1	1
54	305MR72630	ROLLER NO.1 ASS'Y			1	1	1	1
55	305MR72640	ROLLER NO.2 ASS'Y			1	1	1	1
56	305MR72650	ROLLER NO.3 ASS'Y			1	1	1	1
57	305MR72660	SHAFT PLATE PAPER CRIMP SUB-UNIT ASS'Y			1	1	1	1
58	305MR72670	GUIDE PLATE PAPER CRIMP LEFT UPPER			1	1	1	1
59	305MR72680	GUIDE PLATE PAPER CRIMP RIGHT UPPER			1	1	1	1
60	305MC71EA0	SCREW:CONTACT POINT:M3			2	2	2	2
61	305J778480	PHOTO REFLECTION SENSOR:EXIT			2	2	2	2
62	305MR70320	DISCHARGE BRUSH PAPER CRIMP SUB-UNIT			4	4	4	4

FIG. 15

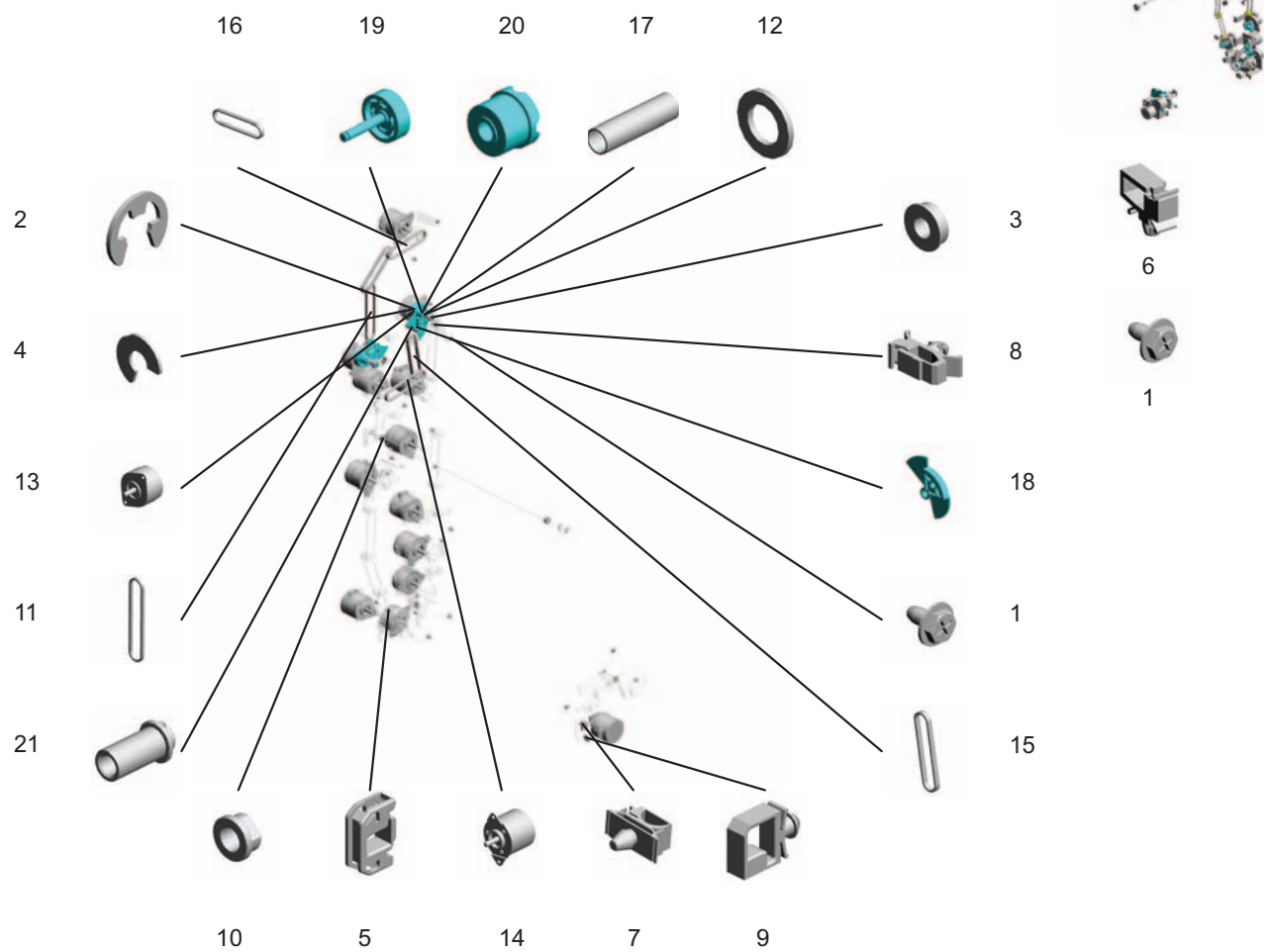
U003
PAPER CRIMP SUB-UNIT



U001	U002	U003	U004	U005	U006	U007
------	------	------	------	------	------	------

FIG. 16

U004
MAIN DRIVE



U001	U002	U003	U004	U005	U006	U007
------	------	------	------	------	------	------

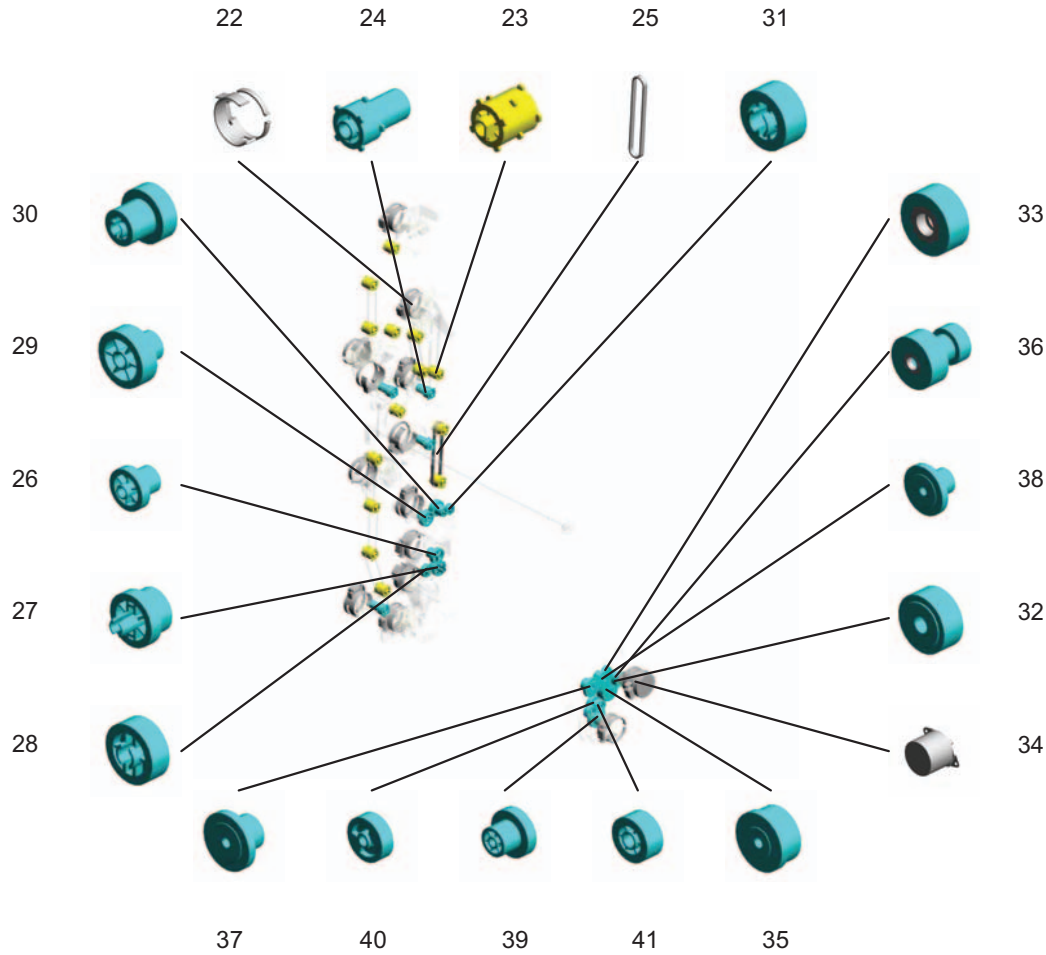
FIG. 16

5MR

Ref No.	Part.No.	Description	Notes	Revision	Quantity			
					100	120	230	240
1	305H775540	TAPPING SCREW - M3X6			57	57	57	57
2	5HM40620	RETAINING RING - M4			3	3	3	3
3	5HM24130	BALL BEARING - 6X12X4 MM			2	2	2	2
4	305MC71T70	RETAINING RINGS-E:SILENCER:DIA4			18	18	18	18
5	305MC70G50	CLAMP:LES-0503			1	1	1	1
7	305MR70040	CLAMP JDW-3S			1	1	1	1
8	305MC70G60	CLAMP:LWSM-0306A			7	7	7	7
9	305MA70160	CLAMP:LWSM-0605A			1	1	1	1
10	5HM24160	BUSHING - 6MM			2	2	2	2
11	305MC71090	SYNCHRONOUS BELT:40S3M231			1	1	1	1
12	305J770660	SPACER - M6			6	6	6	6
13	305MR70100	DC MOTOR ENCODER NO 7W GEAR BRUSHLESS			4	4	4	4
14	305MM74040	DC MOTOR:GEAR:10W:BRUSHLESS			9	9	9	9
15	305MR70130	TIMING BELT - 60S3M204			2	2	2	2
16	305MR70140	TIMING BELT 60S3M198			2	2	2	2
17	305MR71800	COMPRESSION SPRING TORQUE LIMITER MECHA			2	2	2	2
18	305MR71810	GEAR GATE PAWL ENTRANCE			2	2	2	2
19	305MR71820	GEAR GATE PAWL TORQUE LIMITER MECHANICAL			2	2	2	2
20	305MR71830	GEAR GATE PAWL Z23 TORQUE LIMITER MECHA			2	2	2	2
21	305MR71840	PLAIN SHAFT BEARING GATE PAWL			2	2	2	2
1	305H775540	TAPPING SCREW - M3X6			4	4	4	4
6	305MC70G80	CLAMP:JDW-1S			4	4	4	4

FIG. 17

U004
MAIN DRIVE



U001	U002	U003	U004	U005	U006	U007
------	------	------	------	------	------	------

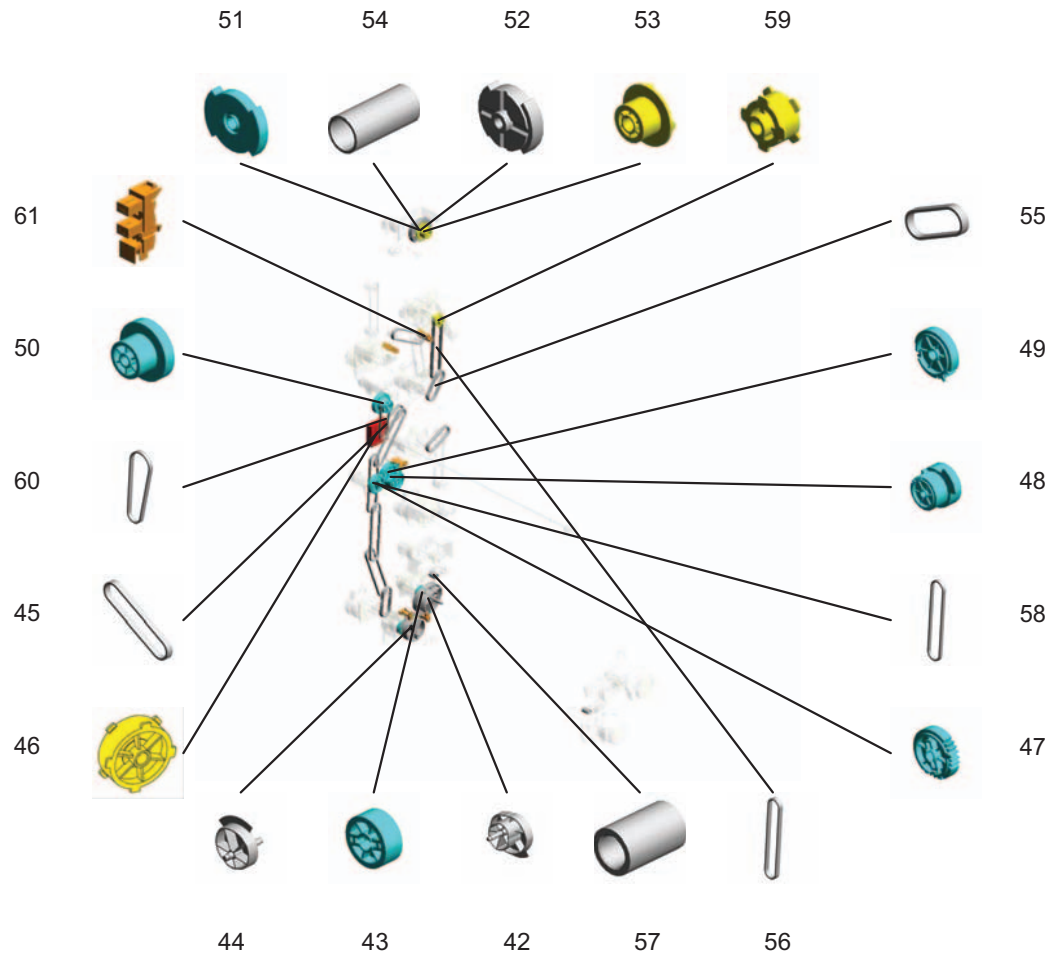
FIG. 17

5MR

Ref No.	Part.No.	Description	Notes	Revision	Quantity			
					100	120	230	240
22	305MR71850	COVER DC MOTOR			14	14	14	14
23	305MR71860	TIMING PULLEY S3M T20 LONG			14	14	14	14
24	305MR71870	GEAR IDLER T20 Z25			4	4	4	4
25	305MR71880	SYNCHRONOUS BELT 60S3M252			1	1	1	1
26	305MR71890	GEAR MOTOR REGISTRATION			1	1	1	1
27	305MR71900	GEAR MOTOR REGISTRATION DRIVE			1	1	1	1
28	305MR71910	GEAR MOTOR REGISTRATION DRIVEN			1	1	1	1
29	305MR71920	GEAR MOTOR TAKE SHEJTER			1	1	1	1
30	305MR71930	GEAR MOTOR TAKE SHEJTER DRIVE			1	1	1	1
31	305MR71940	GEAR MOTOR TAKE SHEJTER DRIVEN			1	1	1	1
32	305MR71950	GEAR MOTOR NO.1 REVERSAL Z20			1	1	1	1
33	305MR71960	GEAR MOTOR PAPER CRIMP Z15			1	1	1	1
34	305MR71970	DC MOTOR 25W NMB			1	1	1	1
35	305MR71980	GEAR MOTOR NO.1 Z12 Z30			1	1	1	1
36	305MR71990	GEAR MOTOR PAPER CRIMP Z46 Z15			1	1	1	1
37	305MR72000	GEAR MOTOR NO.3 Z12			1	1	1	1
38	305MR72010	GEAR MOTOR NO.2 Z15 Z12			1	1	1	1
39	305MR72020	GEAR MOTOR NO.2			1	1	1	1
40	305MR72030	GEAR MOTOR NO.2 CLUTCH			1	1	1	1
41	305MR72040	GEAR MOTOR NO.2 REVERSAL			2	2	2	2

FIG. 18

U004
MAIN DRIVE



U001	U002	U003	U004	U005	U006	U007
------	------	------	------	------	------	------

FIG. 18

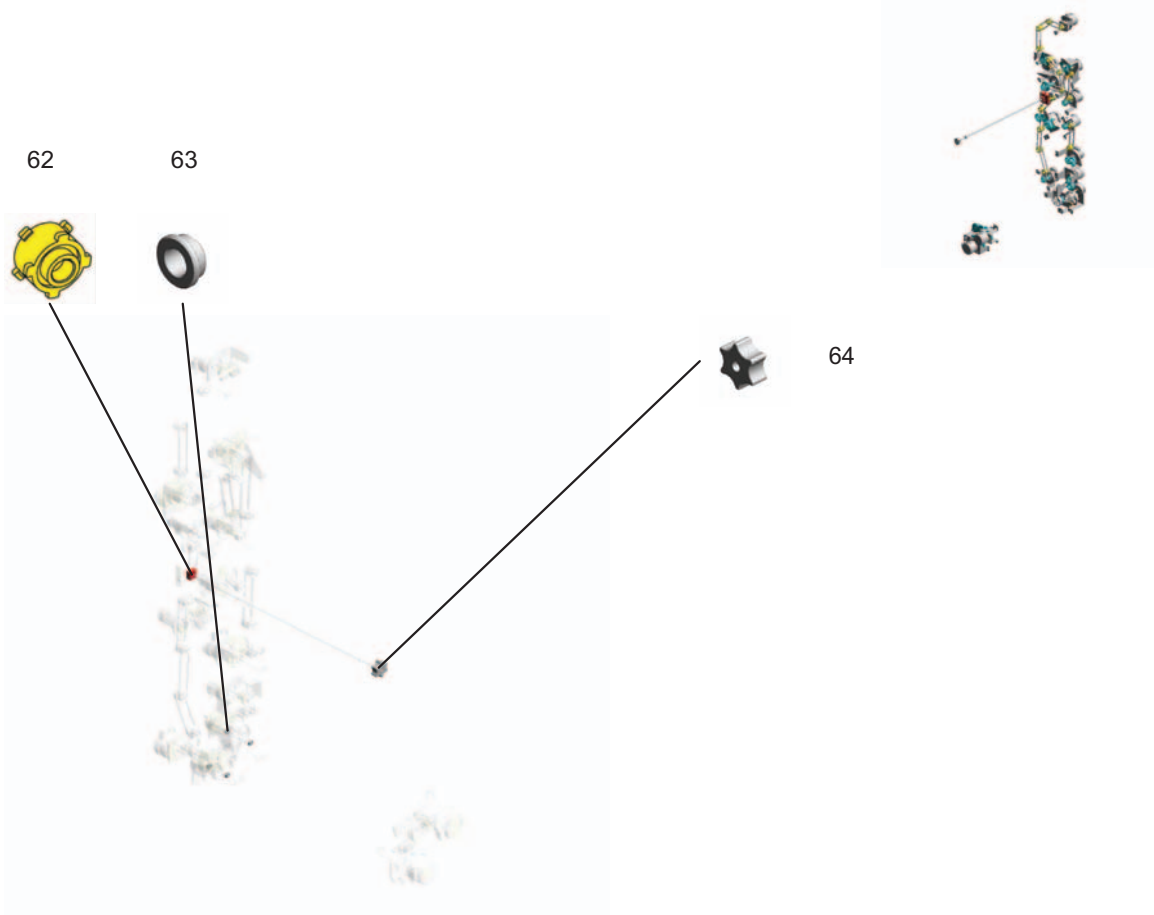
5MR

Ref No.	Part.No.	Description	Notes	Revision	Quantity			
					100	120	230	240
42	305MR72050	CAM GATE PAWL PAPER CRIMP SUB-UNIT			1	1	1	1
43	305MR72060	GEAR MOTOR GATE PAWL			2	2	2	2
44	305MR72070	CAM PLATE PAPER CRIMP SUB-UNIT			1	1	1	1
45	305MR72080	SYNCHRONOUS BELT 60S3M183			2	2	2	2
46	305MR72090	PULLEY MECHANICAL ROLLER CLUTCH T36			1	1	1	1
47	305MR72100	GEAR PAPER CRIMP SUB-UNIT Z30 NO.1			1	1	1	1
48	305MR72110	GEAR PAPER CRIMP SUB-UNIT Z30 NO.3			1	1	1	1
49	305MR72220	GEAR PAPER CRIMP SUB-UNIT Z30 NO.2			1	1	1	1
50	305MR72230	GEAR IDLER T36 Z68			1	1	1	1
51	305MR72240	GEAR TORQUE LIMITER MECHANICAL CLUTCH			1	1	1	1
52	305MR72250	DISC TORQUE LIMITER MECHANICAL EXIT			1	1	1	1
53	305MR72260	PULLEY TORQUE LIMITER MECHANICAL CLUTCH			1	1	1	1
54	305MR72270	COMPRESSION SPRING TORQUE LIMITER			1	1	1	1
55	305MM74EM0	TIMING BELT:60S3M129			3	3	3	3
56	305MM75HM0	SYNCHRONOUS BELT:40S3M261			1	1	1	1
57	305MR70250	SPACER PRESSURE RELEASE			2	2	2	2
58	305MM74LQ0	SYNCHRONOUS BELT:40S3M234			4	4	4	4
59	305MB70HA0	TIMING PULLEY:S3M:T20			1	1	1	1
60	305MR70290	TIMING BELT 40S2M166			1	1	1	1
61	305MM75PY0	PHOTOINTERRUPTOR:LG2A14NL1:GF			5	5	5	5

FIG. 19

5MR

U004
MAIN DRIVE

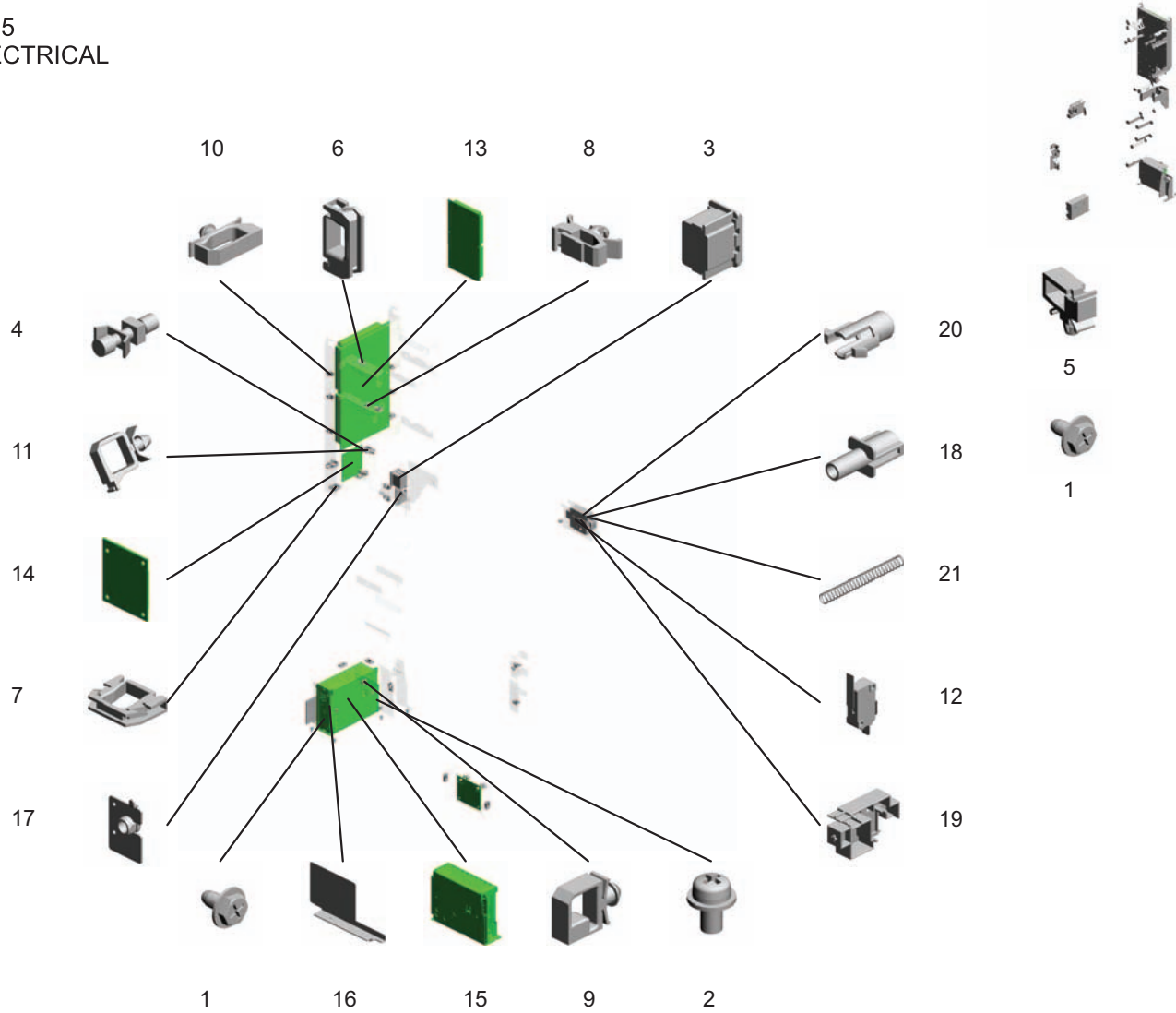


U001	U002	U003	U004	U005	U006	U007
------	------	------	------	------	------	------

FIG. 20

5MR

U005
ELECTRICAL



U001	U002	U003	U004	U005	U006	U007
------	------	------	------	------	------	------

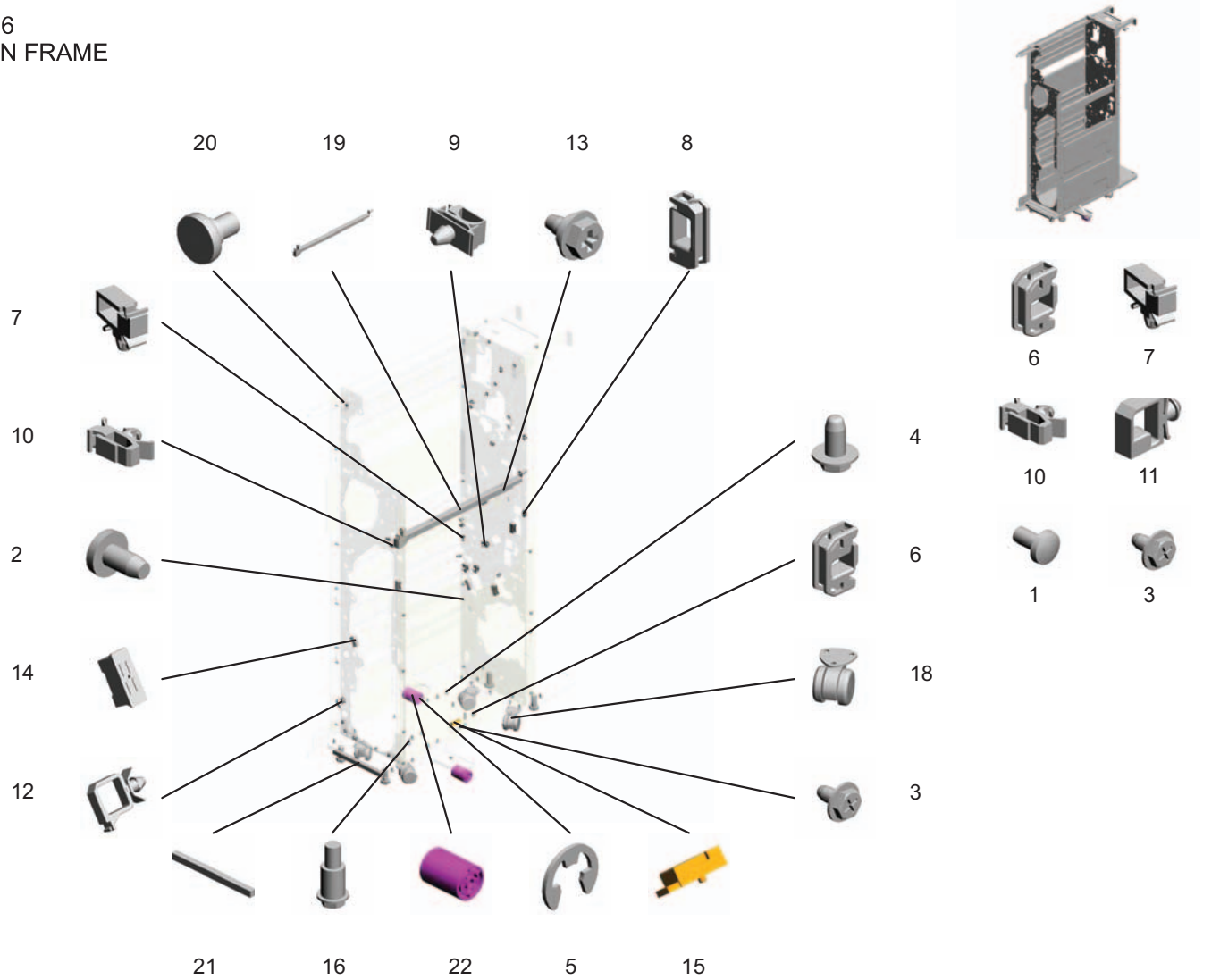
FIG. 20

5MR

Ref No.	Part.No.	Description	Notes	Revision	Quantity			
					100	120	230	240
1	305H775540	TAPPING SCREW - M3X6			18	18	18	18
2	3053006051	PHILIPS SCREW - M4X8			1	1	1	1
3	305MM75KA0	CONNECTOR:14P5RA-DAC-HT(LF)(SN)			1	1	1	1
4	54930120	ROCKING SUPPORT 9.4MM V0			4	4	4	4
6	305JW70070	CLAMPS:WES-0507			10	10	10	10
7	305JW70080	CLAMPS:WES-1210			2	2	2	2
8	305MC70G60	CLAMP:LWSM-0306A			1	1	1	1
9	305MA70160	CLAMP:LWSM-0605A			3	3	3	3
10	305HM40640	CLAMP - LWSM-0511A			5	5	5	5
11	305MA70170	CLAMP:LWS-1211A			3	3	3	3
12	305JK75370	MICRO SWITCH:D3V-16506-3C25			1	1	1	1
13	305MR75010	PCB MAIN CONTROL			1	1	1	1
14	305MR72690	PCB IOEX			2	2	2	2
15	305MR72700	POWER SUPPLY UNIT PJA150F-24-JR			1	1	1	1
16	305MR72710	COVER POWER SUPPLY UNIT			1	1	1	1
17	305MR72730	HARNESS INTERFACE ASS'Y			1	1	1	1
18	305MR70210	STUD FRONT DOOR SWITCH			1	1	1	1
19	305MR70220	BRACKET DOOR SWITCH			1	1	1	1
20	305MR70230	STUD REAR DOOR SWITCH			1	1	1	1
21	305MR70240	COMPRESSION SPRING DOOR SWITCH PLATE			1	1	1	1
1	305H775540	TAPPING SCREW - M3X6			51	51	51	51
5	305MC70G80	CLAMP:JDW-1S			3	3	3	3

FIG. 21

U006
MAIN FRAME



U001	U002	U003	U004	U005	U006	U007
------	------	------	------	------	------	------

FIG. 21



5MR

Ref No.	Part.No.	Description	Notes	Revision	Quantity			
					100	120	230	240
2	305AS09691	TAPPING SCREW - M3X6			16	16	16	16
3	305H775540	TAPPING SCREW - M3X6			30	30	30	30
4	305H775560	TAPPING SCREW - M4X8			34	34	34	34
5	5HM40620	RETAINING RING - M4			4	4	4	4
6	305MC70G50	CLAMP:LES-0503			4	4	4	4
7	305MC70G80	CLAMP:JDW-1S			10	10	10	10
8	305JW70070	CLAMPS:WES-0507			1	1	1	1
9	305MR70040	CLAMP JDW-3S			3	3	3	3
10	305MC70G60	CLAMP:LWSM-0306A			4	4	4	4
12	305MA70170	CLAMP:LWS-1211A			1	1	1	1
13	305H780730	SCREW CONTACT POINT			2	2	2	2
14	305H772270	MAGNET CATCH			6	6	6	6
15	305MR70080	REFLECTION PHOTO SENSOR ORIGINAL TRAY			1	1	1	1
16	305MR70120	SCREW PUNCH			2	2	2	2
18	305MC71330	CASTER:H43			4	4	4	4
19	305MM74AD0	COUPLING LEVER			1	1	1	1
20	305MM70L10	SCREW:ACTUATOR:SURFACE OF PAPER SENSOR			1	1	1	1
21	305MR71010	SOUND PROOFING MATERIAL COVER FRONT			1	1	1	1
22	305MM74K80	DRIVEN ROLLER:TRANSPORT:TRAY UNIT			2	2	2	2
1	3053106051	PHILIPS PAN HEAD SCREW - M3X6			1	1	1	1
3	305H775540	TAPPING SCREW - M3X6			15	15	15	15
6	305MC70G50	CLAMP:LES-0503			1	1	1	1
7	305MC70G80	CLAMP:JDW-1S			2	2	2	2
10	305MC70G60	CLAMP:LWSM-0306A			1	1	1	1
11	305MA70160	CLAMP:LWSM-0605A			1	1	1	1

FIG. 22

U006
MAIN FRAME

23



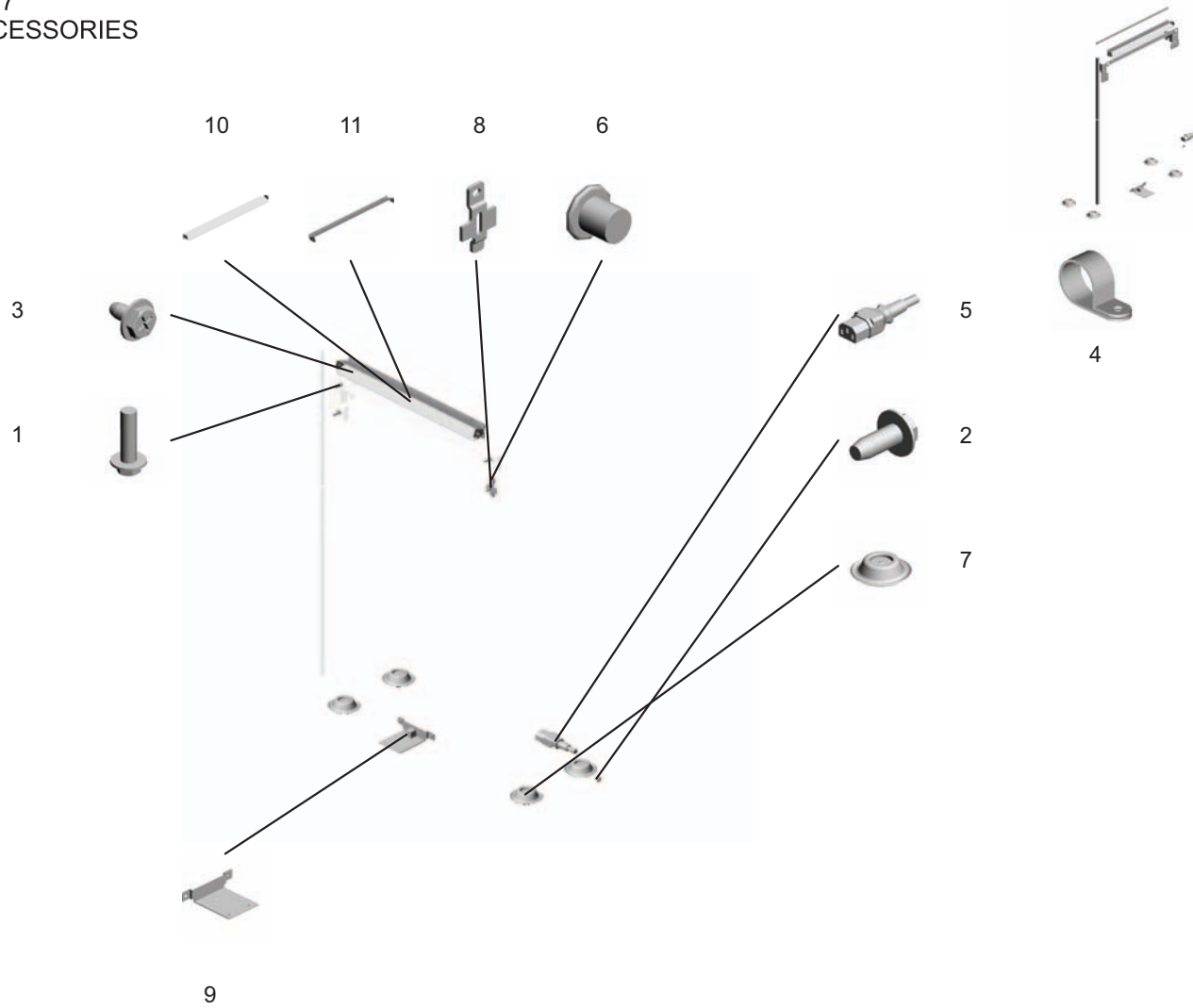
U001	U002	U003	U004	U005	U006	U007
------	------	------	------	------	------	------

FIG. 22

Ref No.	Part.No.	Description	Notes	Revision	Quantity			
					100	120	230	240
23	305MR70300	RING DIA7			1	1	1	1

FIG. 23

U007
ACCESSORIES



U001	U002	U003	U004	U005	U006	U007
------	------	------	------	------	------	------

FIG. 23

5MR

Ref No.	Part.No.	Description	Notes	Revision	Quantity			
					100	120	230	240
1	305MM70510	SCREW - M4X14			4	4	4	4
2	305AS08451	TAPPING SCREW - 4X10			1	1	1	1
3	305H775540	TAPPING SCREW - M3X6			6	6	6	6
5	305MA70L50	POWER SUPPLY CORD:125V:15A:DOM			1			
5	305MR73130	POWER SUPPLY CORD 125V15A NA				1		
5	305MR73120	POWER SUPPLY CODE 250V 10A EU					1	1
6	32707060	HIRA SCREW M4X4			1	1	1	1
7	305H770850	HOLDER STAND			4	4	4	4
8	305MC71380	BRACKET:COUPLING:CORRECT			1	1	1	1
9	305MM73CS0	BRACKET:GROUND PLATE			1	1	1	1
10	305MR70260	GUIDE PLATE CONNECTING LOWER			1	1	1	1
11	305MR70270	GUIDE PLATE CONNECTING UPPER			1	1	1	1
4	305MB70090	NYLON CLAMP - 6N			1	1	1	1