



TASKalfa 3500i
TASKalfa 4500i
TASKalfa 5500i

PARTS LIST

Published in May 2013
2LHPL073
Rev.3

— CONTENTS —

FIG. 1 Covers 1 2	FIG. 17 Drive Section 2 (35 ppm) 42
FIG. 2 Covers 2 4	FIG. 18 Cooling Section 44
FIG. 3 Covers 3 6	FIG. 19 Exit Section 46
FIG. 4 Frames 8	FIG. 20 Electrical Components 1 48
FIG. 5 Paper Cassettes 10	FIG. 21 Electrical Components 2 50
FIG. 6 Paper Feed Section 1 (55/45 ppm) 12	FIG. 22 Operation Section 52
FIG. 6 Paper Feed Section 1 (35 ppm) 14	FIG. 23 Options 1 54
FIG. 7 Paper Feed Section 2 16	FIG. 24 Options 2 56
FIG. 8 Paper Conveying Section 1-1 18	FIG. 25 Options 3 58
FIG. 8 Paper Conveying Section 1-2 20	FIG. 26 Maintenance Kits 60
FIG. 8 Paper Conveying Section 1-3 22	
FIG. 9 Paper Conveying Section 2 24	
FIG. 10 Paper Conveying Section 3 26	
FIG. 11 Scanner & Laser Scanner Section 28	
FIG. 12 Image Formation & Developer Section 30	
FIG. 13 Inner Section 1 32	
FIG. 14 Inner Section 2 34	• INDEX 61
FIG. 15 Fuser Section 36	
FIG. 16 Drive Section 1 38	
FIG. 17 Drive Section 2 (55/45 ppm) 40	

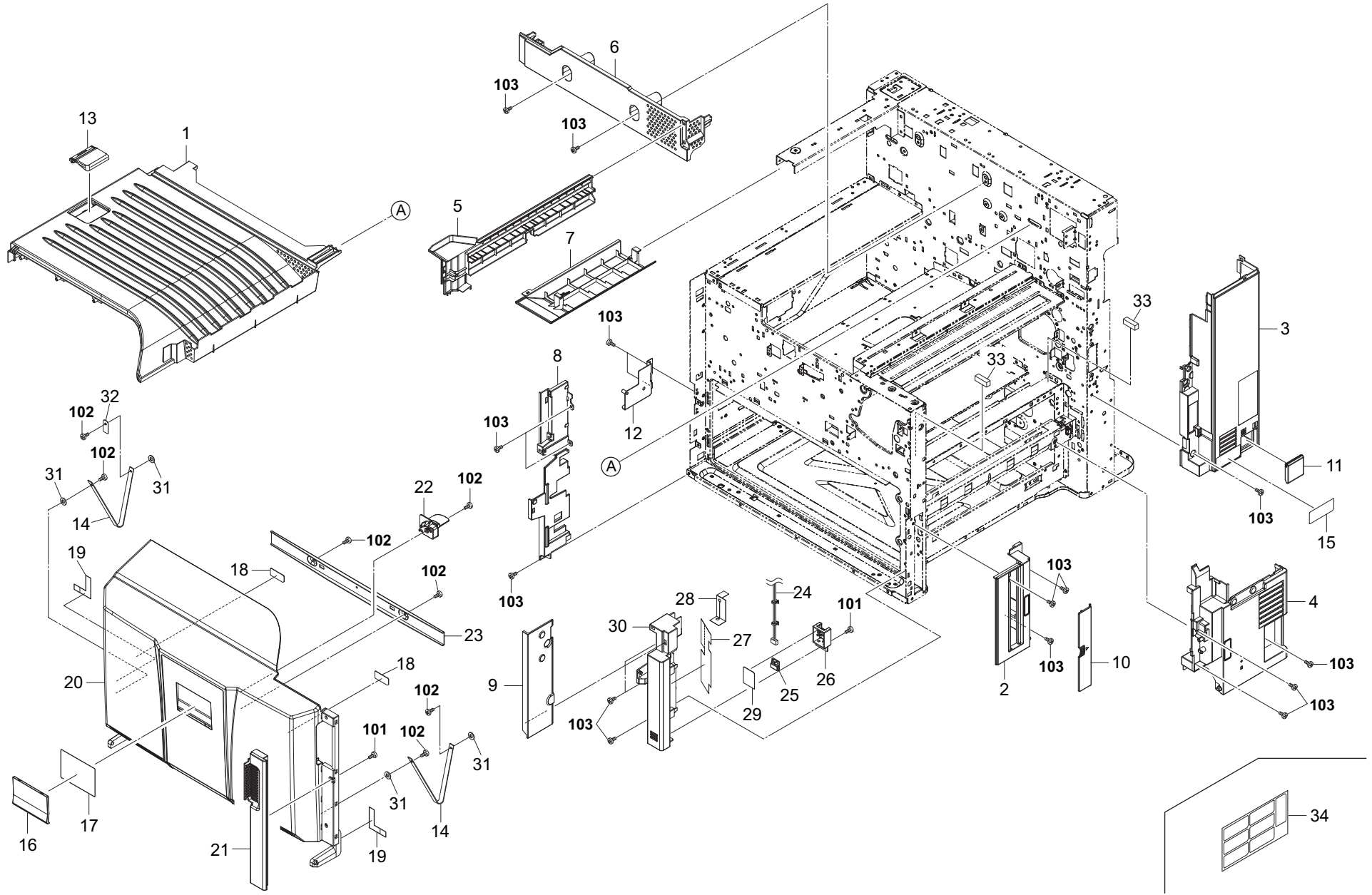


FIG. 1 Covers 1

2LL/2LJ/2LH-2

Ref. No.	Part.No.	Alternative.	Description	Notes	Quantity		
					120	230	240
⊙ 1	302LC04030	2LC04030	COVER TOP TRAY		1	1	1
⊙ 2	302LC04050	2LC04050	COVER RIGHT LOWER F		1	1	1
⊙ 3	302LC04062	2LC04062	COVER RIGHT MIDDLE R		1	1	1
⊙ 4	302LC04070	2LC04070	COVER RIGHT LOWER R		1	1	1
⊙ 5	302LC04191	2LC04191	COVER EXIT		1	1	1
⊙ 6	302LC04200	2LC04200	COVER TRAY REAR		1	1	1
⊙ 7	302LC04212	2LC04212	COVER ISU BOTTOM		1	1	1
⊙ 8	302LC04250	2LC04250	COVER INNER LEFT		1	1	1
⊙ 9	302LC04260	2LC04260	COVER INNER FEED F		1	1	1
⊙ 10	302LC04280	2LC04280	COVER HANDLE		1	1	1
⊙ 11	302LC04290	2LC04290	COVER MAIN SWITCH		1	1	1
12	302LC04410	2LC04410	MOUNT FRONT COVER LEFT		1	1	1
13	302LC04720	2LC04720	STOPPER ORIGINAL		1	1	1
14	302LC04651	2LC04651	STRAP FRONT COVER		2	2	2
15	302LC34050	2LC34050	LABEL SW CAUTION EN		1	1	1
16	302LC04271	2LC04271	EMBLEM		1	1	1
⊙ 17	302LH34010	2LH34010	SHEET EMBLEM 5500	55 ppm	1	1	1
⊙ 17	302LJ34010	2LJ34010	SHEET EMBLEM 4500	45 ppm	1	1	1
⊙ 17	302LL34010	2LL34010	SHEET EMBLEM 3500	35 ppm	1	1	1
18	2FB04270	2FB04270	PLATE MAGNET		2	2	2
19	302LC04730	2LC04730	SHEET COVER FRONT		2	2	2
⊙ 20	302LC04011	2LC04011	COVER FRONT A		1	1	1
⊙ 21	302LC94520	2LC94520	PARTS COVER FRONT SP		1	1	1
22	302LC04460	2LC04460	STOPPER CONTAINER		1	1	1
23	302LC04490	2LC04490	PLATE FRONT COVER		1	1	1
24	302LC46230	2LC46230	WIRE FRONT LOW		1	1	1
⊙ 25	302H094300	2H094300	PARTS,HUMIDITY SENSOR,SP		1	1	1
⊙ 26	302LC02710	2LC02710	COVER HUMIDITY SENSOR		1	1	1
27	302LC02720	2LC02720	SHEET HUMIDITY SENSOR A		1	1	1
28	302LC02730	2LC02730	SHEET HUMIDITY SENSOR B		1	1	1
29	302LC02760	2LC02760	SHEET COVER HUMIDITY SENSOR		1	1	1
⊙ 30	302LC04240	2LC04240	COVER FRONT RIGHT LOWER		1	1	1
31	302LW04260	2LW04260	SPACER USB		4	4	4
32	302LC04740	2LC04740	SHEET COVER FRONT B		1	1	1
33	302LF03910	2LF03910	SEAL DUCT DLP B		2	2	2
34	302LC34160	2LC34160	LABEL SW CAUTION SET A		1	1	

Ref. No.	Part.No.	Alternative.	Description	Notes	Quantity		
					120	230	240
101	7BB200308H	BB105660	+BIND T.T P SCREW 3X8				
102	7BB202308H	BB105690	+TP-FLAT T.T P SCREW 3X8				
103	7BB180408H	BB111210	+BIND T.T S SCREW 4X8(BLACK)				

- Parts with "⊙" indicate regular maintenance parts.
- Parts with Ref.No. indicate maintenance parts and the ones without it indicate out of the above.

- Parts with "*" are component parts or sub-assemblies of the assembly appearing immediately above them.
- Parts with "••" are component parts or sub-assembly with "•" appearing immediately above them.

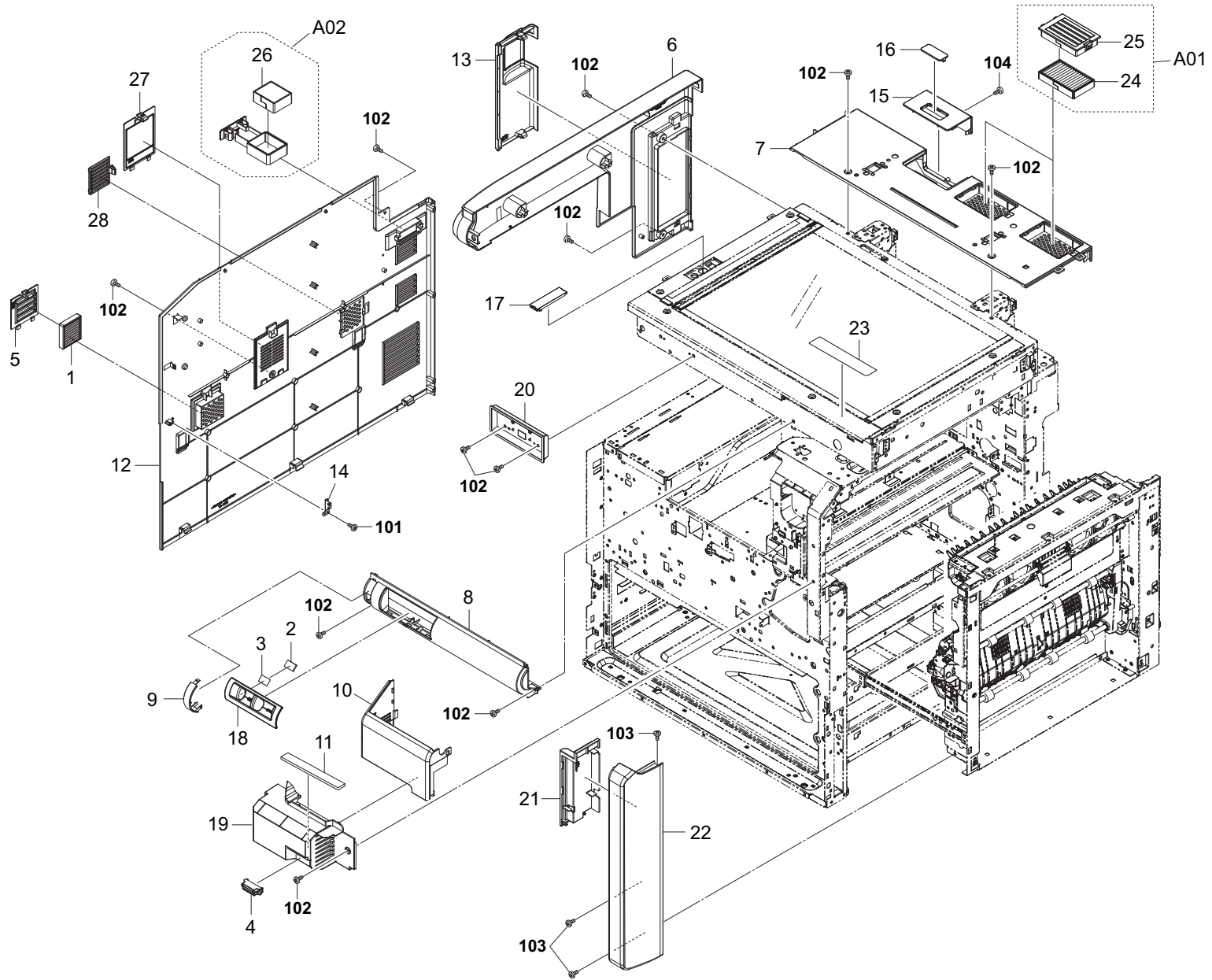


FIG. 2 Covers 2

2LL/2LJ/2LH-2

	Ref. No.	Part.No.	Alternative.	Description	Notes	Quantity		
						120	230	240
	1	302LC33370	2LC33370	FILTER LEFT SIDE		1	1	1
	2	302GR04370	2GR04370	MAGNET CLIP DISH		1	1	1
	3	302GR04380	2GR04380	SEAL MAGNET		1	1	1
	4	302H004660	2H004660	MAGNET CATCH		1	1	1
⊙	5	302LC04110	2LC04110	LID LEFT COVER REAR		1	1	1
⊙	6	302LC04091	2LC04091	COVER LEFT UPPER		1	1	1
⊙	7	302LC04150	2LC04150	COVER ISU REAR		1	1	1
⊙	8	302LC04160	2LC04160	COVER FRONT UPPER A		1	1	1
⊙	9	302LC04170	2LC04170	COVER FRONT UPPER B		1	1	1
⊙	10	302LC04181	2LC04181	COVER FRONT UPPER RIGHT		1	1	1
	11	302LH33040	2LH33040	SEAL FRONT FAN A		1	1	1
⊙	12	302LH04030	2LH04030	COVER LEFT		1	1	1
⊙	13	302LC04300	2LC04300	LID CONTROLLER		1	1	1
	14	302LC04480	2LC04480	MOUNT COVER LEFT		1	1	1
⊙	15	302LC04320	2LC04320	COVER DP CONNECTOR		1	1	1
	16	302LC04330	2LC04330	LID DP CONNECTOR		1	1	1
⊙	17	302LC04340	2LC04340	COVER ISU LEFT SUB		1	1	1
	18	302LC04350	2LC04350	CASE CLIP		1	1	1
⊙	19	302LH04020	2LH04020	COVER INNER FAN		1	1	1
	20	302LC04440	2LC04440	HOLDER CLIP CASE		1	1	1
	21	302LC29090	2LC29090	COVER INNER CONVEYING F		1	1	1
	22	302LC29080	2LC29080	COVER RIGHT FRONT		1	1	1
	23	302LC34031	2LC34031	LABEL OPERATION CAUTION B		1	1	1
⊙	A01	302K994101	2K994101	FILTER EXIT UNIT		2	2	2
⊙	24	*302LF33660	2LF33660	FILTER TOP		2	2	2
	25	*302K933181	2K933181	COVER FILTER EXIT		2	2	2
⊙	A02	302LC94140	2LC94140	FILTER TONER UNIT(V)		1	1	1
⊙	26	*302LC33370	2LC33370	FILTER LEFT SIDE		1	1	1
⊙	27	302LC94130	2LC94130	PARTS FILTER BELT UNIT(V) SP		1	1	1
⊙	28	302LF94300	2LF94300	PARTS FILTER FAN ASSY(Z) SP		1	1	1

	Ref. No.	Part.No.	Alternative.	Description	Notes	Quantity		
						120	230	240
	101	7BB200308H	BB105660	+BIND T.T P SCREW 3X8				
	102	7BB180408H	BB111210	+BIND T.T S SCREW 4X8(BLACK)				
	103	7BB780410H	BB111220	+BIND T.T S SCREW 4X10 SR(BLACK)				
	104	7BB282308H	BB111240	+TP-FLAT T.T P SCREW 3X8(BLACK)				

- Parts with "⊙" indicate regular maintenance parts.
- Parts with Ref.No. indicate maintenance parts and the ones without it indicate out of the above.

- Parts with "*" are component parts or sub-assemblies of the assembly appearing immediately above them.
- Parts with "•" are component parts or sub-assembly with "•" appearing immediately above them.

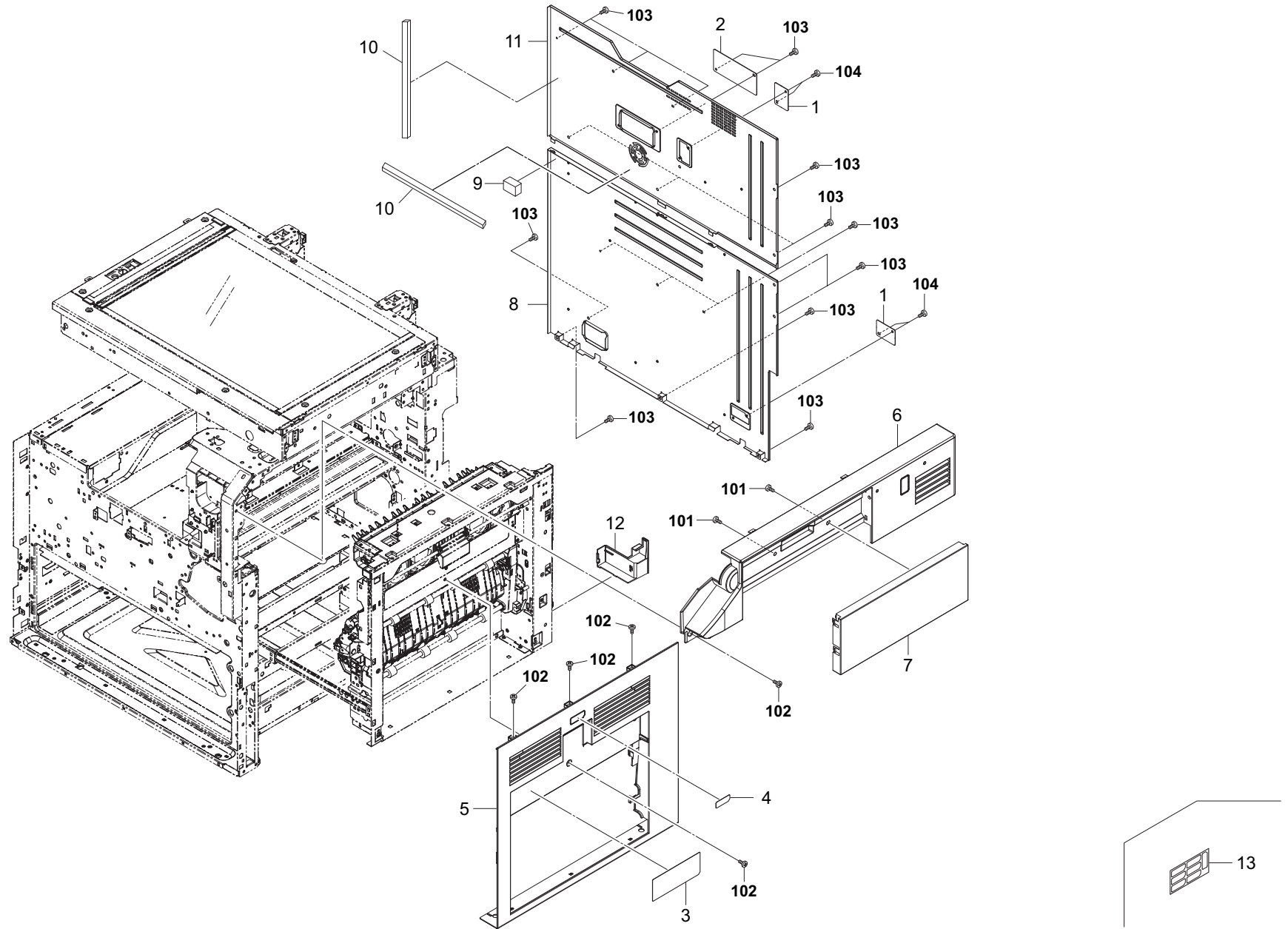


FIG. 3 Covers 3

2LL/2LJ/2LH-2

Ref. No.	Part.No.	Alternative.	Description	Notes	Quantity		
					120	230	240
⊙ 1	2C912430	2C912430	LID KMAS		2	2	2
2	302LC04470	2LC04470	LID FAX BOARD		1	1	1
3	302LC34070	2LC34070	LABEL MPF CAUTION B		1	1	1
4	302LC34110	2LC34110	LABEL MPF PUSH		1	1	1
⊙ 5	302K929201	2K929201	COVER RIGHT		1	1	1
⊙ 6	302LC04040	2LC04040	COVER RIGHT UPPER		1	1	1
⊙ 7	302LC04080	2LC04080	COVER RIGHT MIDDLE		1	1	1
⊙ 8	302LF04080	2LF04080	COVER REAR LOWER		1	1	1
9	7ZG65TA++020H01	ZG129240	SHIELD GASKET		1	1	1
10	7ZG65TSV+200H01	ZG045190	SHIELD GASKET		2	2	2
⊙ 11	302LF04072	2LF04072	COVER REAR UPPER		1	1	1
12	302K929590	2K929590	COVER INNER CONVEYING B		1	1	1
13	302LC34180	2LC34180	LABEL MPF SET A		1	1	1

Ref. No.	Part.No.	Alternative.	Description	Notes	Quantity		
					120	230	240
101	7BB200308H	BB105660	+BIND T.T P SCREW 3X8				
102	7BB180408H	BB111210	+BIND T.T S SCREW 4X8(BLACK)				
103	7BB782308H	BB111300	+TP-FLAT T.T S SCREW 3X8 SR(BLACK)				
104	7BB700308H	BB105600	+BIND T.T S SCREW 3X8 SR				

- Parts with "⊙" indicate regular maintenance parts.
- Parts with Ref.No. indicate maintenance parts and the ones without it indicate out of the above.

- Parts with "*" are component parts or sub-assemblies of the assembly appearing immediately above them.
- Parts with "••" are component parts or sub-assembly with "•" appearing immediately above them.

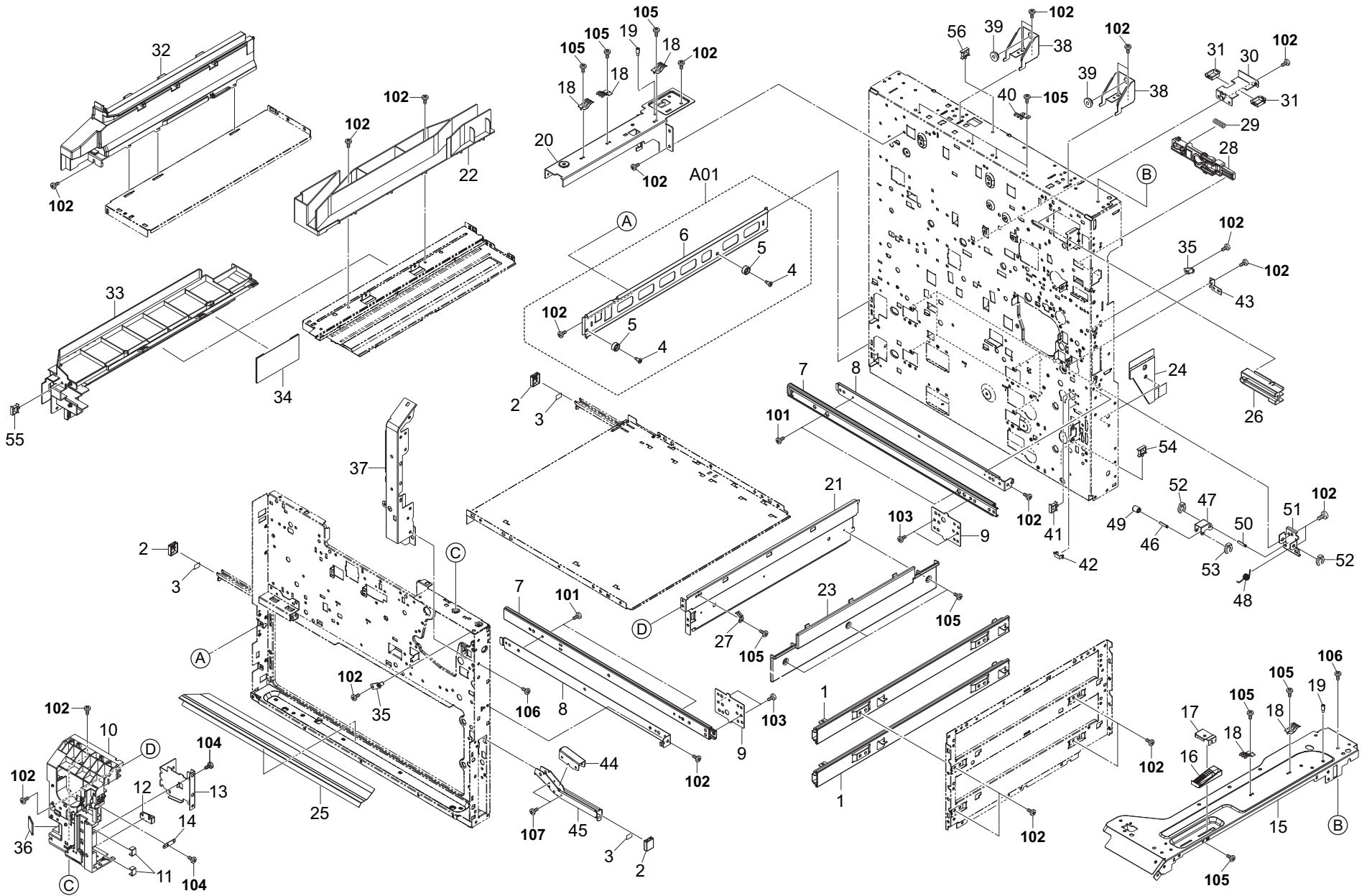


FIG. 4 Frames

2LL/2LJ/2LH-2

Ref. No.	Part.No.	Alternative.	Description	Notes	Quantity		
					120	230	240
1	302K909650	2K909650	SLIDER CASSETTE 500		2	2	2
2	302FZ02580	2FZ02580	CAP HANDLE		3	3	3
3	302FZ03110	2FZ03110	SEAL HANDLE		3	3	3
⊙ A01	302K994C90	2K994C90	PARTS STAY CASSETTE RAIL LEFT ASSY SP		2	2	2
4	*2FB16270	2FB16270	PIN DRAWER A		4	4	4
5	*302K909620	2K909620	PULLEY CASSETTE		4	4	4
6	*302K902131	2K902131	RAIL CASSETTE LEFT		2	2	2
7	302K924300	2K924300	SLIDER CONVEYING		2	2	2
8	302K924311	2K924311	MOUNT SLIDER CONVEYING		2	2	2
9	302LH29020	2LH29020	MOUNT CONVEYING	55/45 ppm	2	2	2
9	302LL29020	2LL29020	MOUNT CONVEYING	35 ppm	2	2	2
10	302LC02151	2LC02151	FRAME FRONT FUSER A		1	1	1
11	302LC02270	2LC02270	NUT ADJUST		2	2	2
12	302LC02240	2LC02240	HOLDER FUSER ADJUST		1	1	1
13	302LC02250	2LC02250	MOUNT FUSER ADJUST		1	1	1
14	302FZ02720	2FZ02720	PLATE FUSER		1	1	1
15	302LC02220	2LC02220	STAY UPPER TOP RIGHT		1	1	1
16	302K902950	2K902950	ADJUSTER SCANNER		1	1	1
17	302K902960	2K902960	MOUNT RUBBER SCANNER		1	1	1
18	302H017310	2H017310	GROUND SCANNER REAR		5	5	5
19	302FB16320	2FB16320	PIN ROLLER RELEASE LEVER		2	2	2
20	302LC02231	2LC02231	STAY ISU TOP LEFT		1	1	1
21	302LH02170	2LH02170	FRAME FUSER UNIT		1	1	1
22	302LH02100	2LH02100	PLATE SEPARATE FUSER		1	1	1
23	302LH33030	2LH33030	PARTITION FIXING HEAT		1	1	1
24	302K902990	2K902990	SHEET COVER PWB FEED		1	1	1
25	302K902571	2K902571	FILM BASE CASSETTE		1	1	1
26	302K902850	2K902850	RAIL EXIT REAR		1	1	1
27	302LC28200	2LC28200	PLATAE EARTH		1	1	1
28	302K931690	2K931690	LEVER RELEASE FUSER DRIVE		1	1	1
29	302K931980	2K931980	SPRING LEVER RELEASE		1	1	1
30	302K939080	2K939080	PLATE SHIELD BOX		1	1	1
31	7YZM210003++H01	YZ037970	ACCESS.EDGING		2	2	2
32	302LC03370	2LC03370	RAIL CONTAINER L		1	1	1
33	302LH03720	2LH03720	RAIL CONTAINER R		1	1	1
34	302LH33150	2LH33150	FILM RAIL CONTAINER		1	1	1
35	302K924450	2K924450	PIN HOOK		2	2	2
36	302LH33020	2LH33020	SHEET SEPARATE FUSER COOLING		1	1	1
37	302LC02160	2LC02160	FRAME FRONT FUSER B		1	1	1
38	302K902250	2K902250	PLATE MOUNT DP		2	2	2
39	2AV12280	2AV12280	BASE RUBBER,SCANNER SECTION		2	2	2
40	302H017380	2H017380	GROUND BASE SCANNER		4	4	4
41	7YZM610007++H01	YZ023340	ACCESS.SADDLE		1	1	1
42	302K931080	2K931080	WIRE STOPPER		2	2	2
43	302LC24060	2LC24060	PLATE KEY MIDDLE B	55/45 ppm	1	1	1
43	302LK24030	2LK24030	PLATE KEY MIDDLE C	35 ppm	1	1	1
44	302LC02810	2LC02810	PROTECTOR PLATE HANDLE		1	1	1
45	302LC02561	2LC02561	HANDLE RIGHT		1	1	1

Ref. No.	Part.No.	Alternative.	Description	Notes	Quantity		
					120	230	240
46	302K909630	2K909630	SHAFT HOOK PULLEY		4	4	4
47	302K909640	2K909640	LEVER CASSETTE HOOK		4	4	4
48	302LH02050	2LH02050	SPRING CASSETTE HOOK		4	4	4
49	303LW24060	3LW24060	PULLEY EJECT		4	4	4
50	303NF02280	3NF02280	SHAFT HOOK FULCRUM		4	4	4
51	303NF02301	3NF02301	HOLDER DECK HOOK		4	4	4
52	5MVX111DN003	2A806250	RING STOPPER /A-49 FEED A4		8	8	8
53	5MVX111DN007	2BT11070	STOPPER 3 /2BT1107 A4		4	4	4
54	7YZM610008++H01	YZ037940	ACCESS.SADDLE		1	1	1
55	7YZM610001++H01	YZ010230	ACCESS SADDLE		1	1	1
56	7YZM610003++H01	YZ010250	ACCESS SADDLE		1	1	1
101	7BB100306H1	BB105820	+BIND T.T S SCREW 3X6				
102	7BB700408H	BB105640	+BIND T.T S SCREW 4X8 SR				
103	7BB607406H	BB107150	+TP-CUP M SCREW 4X6 R				
104	7BB200408H	BB106960	+BIND T.T P SCREW 4X8				
105	7BB700308H	BB105600	+BIND T.T S SCREW 3X8 SR				
106	7BB200410H	BB105700	+BIND T.T P SCREW 4X10				
107	7BB200308H	BB105660	+BIND T.T P SCREW 3X8				

- Parts with "⊙" indicate regular maintenance parts.
- Parts with Ref.No. indicate maintenance parts and the ones without it indicate out of the above.

- Parts with "*" are component parts or sub-assemblies of the assembly appearing immediately above them.
- Parts with "• •" are component parts or sub-assembly with "•" appearing immediately above them.

FIG. 5 Paper Cassettes

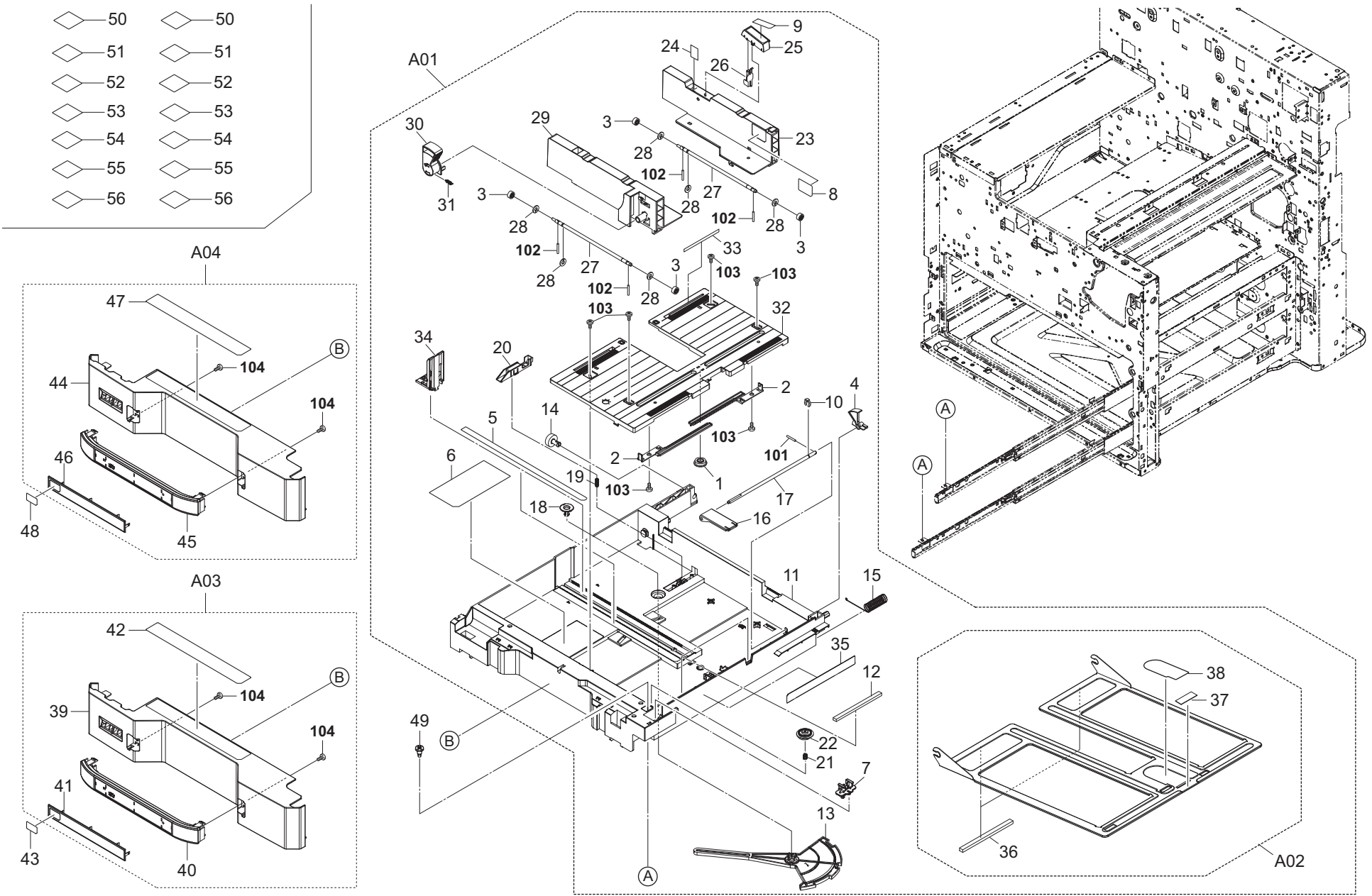


FIG. 5 Paper Cassettes

2LL/2LJ/2LH-2

Ref. No.	Part.No.	Alternative.	Description	Notes	Quantity		
					120	230	240
⊙ A01	302K993012	2K993012	CT-8705		2	2	2
⊙ 1	*302BM07410	2BM07410	GEAR GUIDE SIDE		2	2	2
2	*302K909060	2K909060	RACK CURSOR		4	4	4
⊙ 3	*302K994550	2K994550	PARTS GEAR CURSOR SP		8	8	8
4	*302K909270	2K909270	ACTUATOR PAPER LEVEL DETECTION		2	2	2
5	*302K934010	2K934010	LABEL PAPER SIZE A		2	2	2
6	*302K934021	2K934021	LABEL PAPER SIZE B		2	2	2
7	*302GR09991	2GR09991	LIFT LOCK		2	2	2
8	*302K934090	2K934090	LABEL CASSETTE PAPER MAX		2	2	2
9	*302K934100	2K934100	LABEL CASSETTE CURSOR LOCK		2	2	2
10	*5MVX111DN003	2A806250	RING STOPPER /A-49 FEED A4		2	2	2
11	*302K909012	2K909012	CASSETTE		2	2	2
12	*33907210	33907210	CUSHION,CASSETTE WORK PLATE		4	4	4
13	*302K909110	2K909110	PLATE TURN		2	2	2
14	*302K909170	2K909170	PULLEY CASSETTE RAIL REAR		2	2	2
15	*302K309300	2K309300	SPRING CASSETTE LIFT EARTH		2	2	2
16	*302K909090	2K909090	PLATE WORK		2	2	2
17	*302K909190	2K909190	SHAFT WORK PLATE		2	2	2
18	*302K909140	2K909140	CAP TURN PLATE		2	2	2
19	*302H728100	2H728100	SPRING EXIT PULLEY		2	2	2
20	*302K909251	2K909251	LEVER SIDE SW		2	2	2
21	*302FZ29131	2FZ29131	SPRING DU		2	2	2
22	*302K909100	2K909100	CAM CURSOR RAIL		2	2	2
23	*302K909040	2K909040	CURSOR REAR		2	2	2
24	*302LC09020	2LC09020	FILM CASSETTE B		2	2	2
25	*302K909120	2K909120	LEVER CURSOR LOCK REAR		2	2	2
26	*302K909151	2K909151	LOCK REAR CURSOR		2	2	2
27	*302K909130	2K909130	SHAFT CURSOR GEAR		4	4	4
28	*302FB09830	2FB09830	CUT WASHER 4		12	12	12
29	*302K909030	2K909030	CURSOR FRONT		2	2	2
30	*302K909050	2K909050	LEVER CURSOR		2	2	2
31	*303JC02050	3JC02050	SPRING LOOP SOLENOID		2	2	2
32	*302K909020	2K909020	RAIL CURSOR		2	2	2
33	*302LC09030	2LC09030	FILM CASSETTE C		2	2	2
34	*302K909071	2K909071	CURSOR END		2	2	2
35	*302K934501	2K934501	LABEL CASSETTE RELEASE		2	2	2
⊙ A02	*302K993012	2K993012	PARTS PLATE PAPER BOTTOM UNIT SP		2	2	2
36	**33907210	33907210	CUSHION,CASSETTE WORK PLATE		4	4	4
37	**302K909260	2K909260	PAD BOTTOM		2	2	2
38	**302K934040	2K934040	LABEL SET PAPER		2	2	2
⊙ A03	302LC94491	2LC94491	PARTS COVER CASSETTE A ASSY SP		1	1	1
39	*302LC04361	2LC04361	COVER CASSETTE A		1	1	1
40	*302LC04380	2LC04380	HANDLE CASSETTE		1	1	1
41	*302LC04390	2LC04390	EMBLEM CASSETTE		1	1	1
42	*302K934030	2K934030	LABEL CASSETTE OPERATION		1	1	1
43	302K934050	2K934050	LABEL CASSETTE NUMBER 1		1	1	1
⊙ A04	302LC94501	2LC94501	PARTS COVER CASSETTE B ASSY SP		1	1	1
44	*302LC04371	2LC04371	COVER CASSETTE B		1	1	1
45	*302LC04380	2LC04380	HANDLE CASSETTE		1	1	1

Ref. No.	Part.No.	Alternative.	Description	Notes	Quantity		
					120	230	240
46	*302LC04390	2LC04390	EMBLEM CASSETTE		1	1	1
47	*302K934030	2K934030	LABEL CASSETTE OPERATION		1	1	1
48	302K934060	2K934060	LABEL CASSETTE NUMBER 2		1	1	1
49	302GR25241	2GR25241	PIN GUIDE CHUTE		2	2	2
50	302K934700	2K934700	SHEET CASSETTE PAPER SIZE A		2	2	2
51	302K934710	2K934710	SHEET CASSETTE PAPER SIZE B		2	2	2
52	302K934730	2K934730	SHEET CASSETTE PAPER MEDIA KL-A		2	2	2
53	302K934740	2K934740	SHEET CASSETTE PAPER MEDIA KL-B		2	2	2
54	302K934750	2K934750	SHEET CASSETTE PAPER MEDIA KL-C		2	2	2
55	302K934760	2K934760	SHEET CASSETTE PAPER MEDIA KL-D		2	2	2
56	302K934770	2K934770	SHEET CASSETTE PAPER MEDIA KL-E		2		
101	7BP512525B0CH01	BP124910	PARALLEL PIN 2.5X25				
102	7BP512008B0CH01	BP126150	PARALLEL PIN 2.0X8				
103	7BB282308H	BB111240	+TP-FLAT T.T P SCREW 3X8(BLACK)				
104	7BB200308H	BB105660	+BIND T.T P SCREW 3X8				

- Parts with "⊙" indicate regular maintenance parts.
- Parts with Ref.No. indicate maintenance parts and the ones without it indicate out of the above.

- Parts with "*" are component parts or sub-assemblies of the assembly appearing immediately above them.
- Parts with "••" are component parts or sub-assembly with "•" appearing immediately above them.

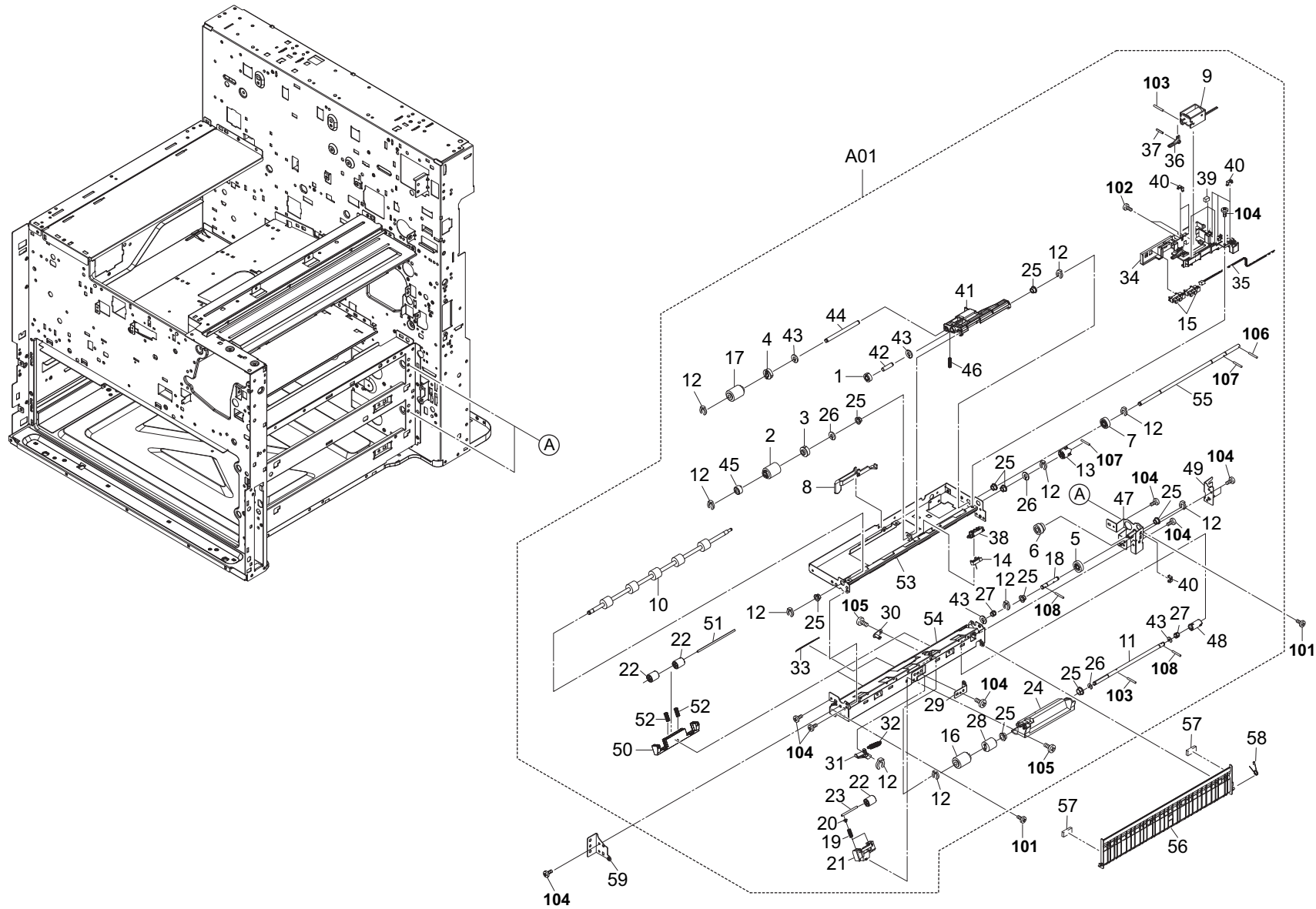


FIG. 6 Paper Feed Section 1 (55/45 ppm)

2LL/2LJ/2LH-2

Ref. No.	Part.No.	Alternative.	Description	Notes	Quantity		
					120	230	240
⊙ A01	302K994021	2K994021	PARTS PRIMARY FEED UNIT HI SP		2	2	2
⊙ 1	*302F906030	2F906030	GEAR FEED Z26H		2	2	2
⊙ 2	*302K906350	2K906350	PULLEY FEED		2	2	2
⊙ 3	*302K994530	2K994530	PARTS GEAR Z30R FEED OW SP		2	2	2
⊙ 4	*302K906200	2K906200	GEAR Z30R PICKUP		2	2	2
⊙ 5	*302K906220	2K906220	GEAR FEED DRIVE Z22L		2	2	2
⊙ 6	*302K906230	2K906230	GEAR PRIMARY FEED IDLE Z20R Z16L		2	2	2
⊙ 7	*302K906240	2K906240	GEAR FEED DRIVE Z20L		2	2	2
⊙ 8	*302K906321	2K906321	ACTUATOR PAPER EMPTY		2	2	2
⊙ 9	*302K994380	2K994380	PARTS SOLENOID FEED SHIFT SP		2	2	2
⊙ 10	*302K994420	2K994420	PARTS ROLLER ASSIST SP		2	2	2
11	*302K906130	2K906130	SHAFT RETARD		2	2	2
12	*5MVX111DN003	2A806250	RING STOPPER /A-49 FEED A4		20	20	20
13	*302K931530	2K931530	COUPLING DRIVE		2	2	2
⊙ 14	*302K994580	2K994580	PARTS SENSOR OPT. SP		2	2	2
⊙ 15	*303M894260	3M894260	PARTS SENSOR OPT SP		4	4	4
16	*302K906360	2K906360	PULLEY RETARD		2	2	2
17	*302K906370	2K906370	PULLEY PICKUP		2	2	2
18	*302K906121	2K906121	SHAFT RETARD DRIVE		2	2	2
19	*302F708310	2F708310	SPRING LOCK MPF		4	4	4
20	*2FM04150	5MVM163DN005	CAP SPRING /B-11 ENCLOSURE A4		4	4	4
21	*302K906700	2K906700	HOLDER PULLEY		2	2	2
22	*302F929260	2F929260	PULLEY DU LOW		10	10	10
23	*302K906710	2K906710	SHAFT ASSIST PULLEY		2	2	2
24	*302K906150	2K906150	HOLDER RETARD		2	2	2
25	*302K324450	2K324450	BUSH 6		18	18	18
26	*302FB09830	2FB09830	CUT WASHER 4		6	6	6
27	*302K906180	2K906180	JOINT RETARD DRIVE		4	4	4
28	*302K906750	2K906750	TORQUE-LIMITER 390		2	2	2
29	*302K906300	2K906300	PLATE RETARD HOLDER		2	2	2
30	*302K906330	2K906330	FULCRUM-PIN RETARD		2	2	2
31	*302K906160	2K906160	LEVER RETARD RELEASE		2	2	2
32	*302K906410	2K906410	SPRING RETARD B		2	2	2
33	*302K906721	2K906721	SHEET PRIMARY FEED HI		2	2	2
34	*302K906250	2K906250	GUIDE PRIM FEED WIRE		2	2	2
35	*302K946390	2K946390	WIRE PRIMARY FEED UNIT		2	2	2
36	*302K906210	2K906210	LEVER PICK RELEASE		2	2	2
37	*302K906310	2K906310	PIN PICK RELEASE		2	2	2
38	*302K906290	2K906290	HOLDER SENSOR FEED		2	2	2
39	*302H708150	2H708150	SPONGE WIRE MPT		6	6	6
40	*302K931080	2K931080	WIRE STOPPER		12	12	12
41	*302K906090	2K906090	HOLDER PICKUP		2	2	2
42	*302K906080	2K906080	PIN PICK UP IDLE		2	2	2
43	*302K924820	2K924820	CUT-WASHER 4		8	8	8
44	*302K906060	2K906060	SHAFT PICKUP PRIMARY		2	2	2
45	*3BC07130	3BC07130	ONE-WAY CLUTCH 6		2	2	2
46	*302K906260	2K906260	SPRING PICK UP		2	2	2
47	*302K906110	2K906110	PLATE PRIMARY FEED DRIVE		2	2	2
48	*302K906140	2K906140	COUPLING PRIMARY FEED DRIVE		2	2	2

Ref. No.	Part.No.	Alternative.	Description	Notes	Quantity		
					120	230	240
49	*302K906270	2K906270	MOUNT PRIMARY FEED R		2	2	2
50	*302K906280	2K906280	HOLDER PRIM FEED PULLEY		4	4	4
51	*302K906510	2K906510	SHAFT FEED LOW		4	4	4
52	*302LC28240	2LC28240	SPRING SWITCHBACK		8	8	8
53	*302K906020	2K906020	PLATE FRAME UPPER		2	2	2
54	*302K906030	2K906030	PLATE FRAME LOWER		2	2	2
55	*302K906070	2K906070	SHAFT FEED PRIMARY		2	2	2
56	302K906051	2K906051	GUIDE PRIMARY FEED		2	2	2
57	29812291	29812291	CUSHION CONTACT GLASS		4	4	4
58	302LC06170	2LC06170	SPRING GUIDE FEED		2	2	2
59	302K906100	2K906100	MOUNT PRIMARY FEED		2	2	2
101	7BB700410H	BB107090	+BIND T.T S SCREW 4X10 SR				
102	7BB600306H	BB105730	+BIND M SCREW 3X6 R				
103	5MBP2010WXSP	E0020100	SPRING PIN / M2 X 10 S-BLK				
104	7BB700308H	BB105600	+BIND T.T S SCREW 3X8 SR				
105	7BB200308H	BB105660	+BIND T.T P SCREW 3X8				
106	5MBP2014WXSP	E0020140	SPRING PIN / M2 X 14 S-BLK				
107	7BP512010B0CH01	BP126160	PARALLEL PIN 2.0X10				
108	5MBP2012WXSP	E0020120	SPRING PIN / M2 X 12 S-BLK				

- Parts with "⊙" indicate regular maintenance parts.
- Parts with Ref.No. indicate maintenance parts and the ones without it indicate out of the above.

- Parts with "*" are component parts or sub-assemblies of the assembly appearing immediately above them.
- Parts with "••" are component parts or sub-assembly with "•" appearing immediately above them.

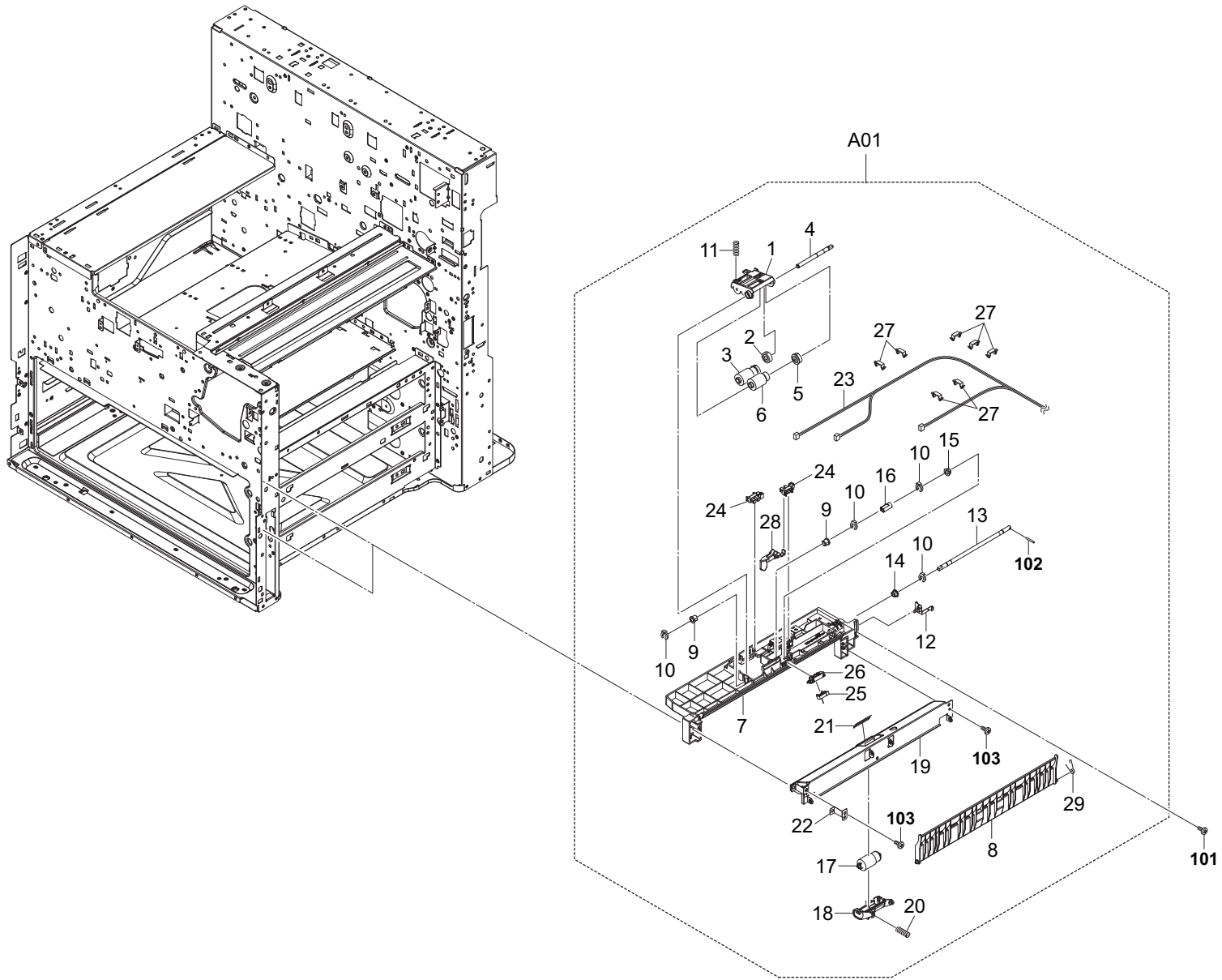


FIG. 6 Paper Feed Section 1 (35 ppm)

2LL/2LJ/2LH-2

Ref. No.	Part.No.	Alternative.	Description	Notes	Quantity		
					120	230	240
⊙ A01	302LC94040	2LC94040	PARTS PRIMARY FEED UNIT LOW SP		2	2	2
1	*302LC06090	2LC06090	HOLDER FEED PULLEY		2	2	2
2	*302F906030	2F906030	GEAR FEED Z26H		2	2	2
3	*302HN06080	2HN06080	PULLEY PICKUP ASSY		2	2	2
4	*302LC06150	2LC06150	SHAFT PRIMARY FEED		2	2	2
5	*302LC06160	2LC06160	GEAR FEED Z30H OW		2	2	2
6	*302F906230	2F906230	PULLEY FEED ASSY		2	2	2
7	*302LC06020	2LC06020	FRAME PRIMARY UPPER		2	2	2
8	*302LC06101	2LC06101	GUIDE PRIMARY FEED		2	2	2
9	*5MVM176DN026	2A806030	BUSH FEED /A-49 FEED A4		4	4	4
10	*5MVX111DN003	2A806250	RING STOPPER /A-49 FEED A4		8	8	8
11	*302LC06080	2LC06080	SPRING FEED PULLEY		2	2	2
12	*302LC06070	2LC06070	PLATE FEED EARTH		2	2	2
13	*302LC06040	2LC06040	SHAFT FEED PULLEY		2	2	2
14	*302H024370	2H024370	BUSH 6 EW		2	2	2
15	*302H702590	2H702590	BUSH SCREW		2	2	2
16	*302LC06050	2LC06050	JOINT FEED PULLEY		2	2	2
17	*302F909171	2F909171	RETARD ROLLER ASSY		2	2	2
18	*302LC06110	2LC06110	HOLDER RETARD		2	2	2
19	*302LC06030	2LC06030	PLATE PRIMARY LOW		2	2	2
20	*302LC06121	2LC06121	SPRING RETARD		2	2	2
21	*302LC06180	2LC06180	SHEET PRIMARY FEED		2	2	2
22	*302LC06190	2LC06190	PLATE FRAME EARTH		2	2	2
23	*302LK46390	2LK46390	WIRE PRIMARY FEED UNIT		2	2	2
24	*303M894260	3M894260	PARTS SENSOR OPT SP		4	4	4
25	*302K994580	2K994580	PARTS SENSOR OPT. SP		2	2	2
26	*302K906290	2K906290	HOLDER SENSOR FEED		2	2	2
27	*302K931080	2K931080	WIRE STOPPER		14	14	14
28	*302LC06061	2LC06061	ACTUATOR PAPER EMPTY		2	2	2
29	*302LC06170	2LC06170	SPRING GUIDE FEED		2	2	2

Ref. No.	Part.No.	Alternative.	Description	Notes	Quantity		
					120	230	240
101	7BB700408H	BB105640	+BIND T.T S SCREW 4X8 SR				
102	5MBP2014WXSP	E0020140	SPRING PIN / M2 X 14 S-BLK				
103	7BB200410H	BB105700	+BIND T.T P SCREW 4X10				

- Parts with "⊙" indicate regular maintenance parts.
- Parts with Ref.No. indicate maintenance parts and the ones without it indicate out of the above.

- Parts with "*" are component parts or sub-assemblies of the assembly appearing immediately above them.
- Parts with "• •" are component parts or sub-assembly with "•" appearing immediately above them.

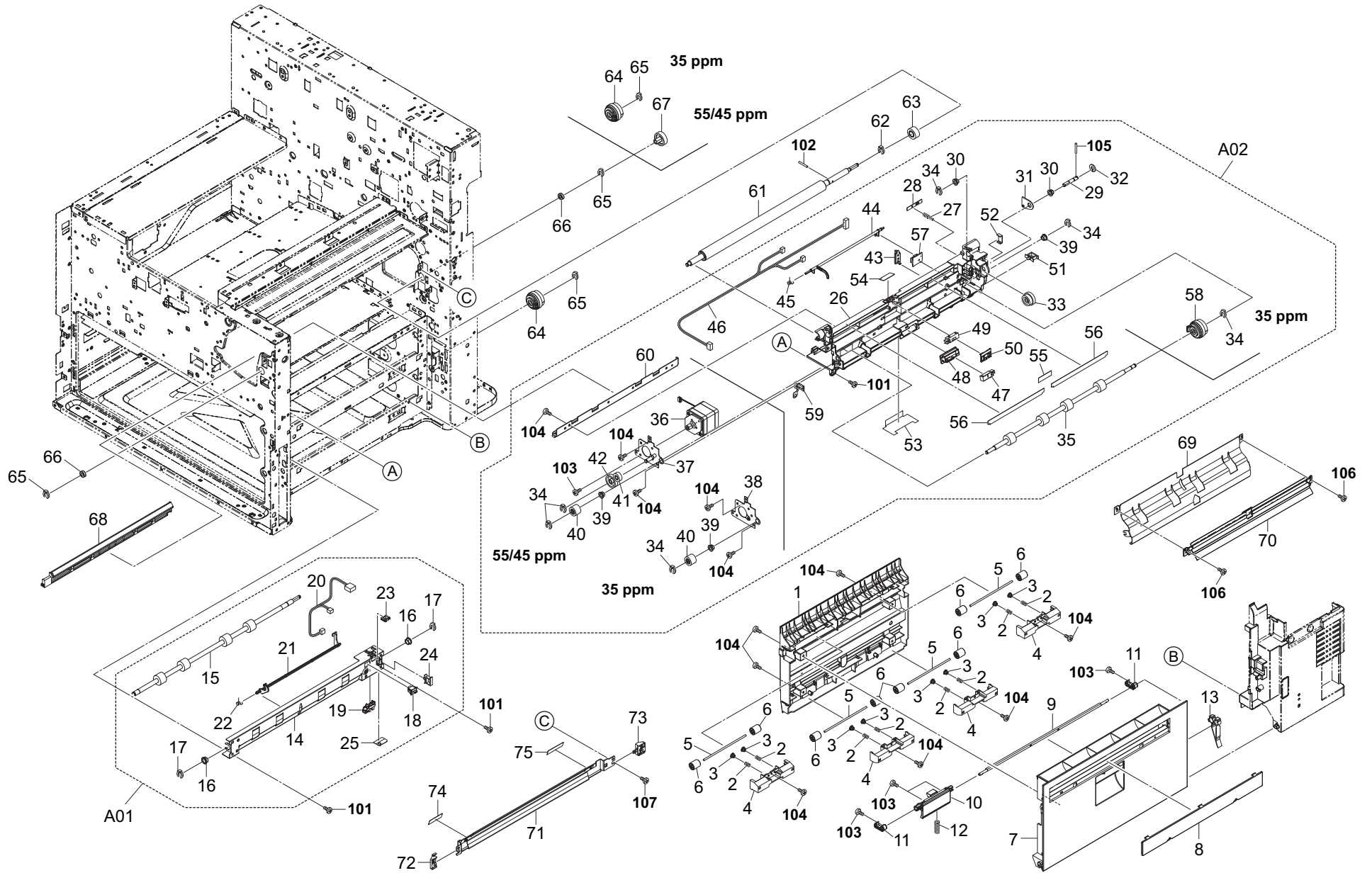


FIG. 7 Paper Feed Section 2

2LL/2LJ/2LH-2

Ref. No.	Part.No.	Alternative.	Description	Notes	Quantity		
					120	230	240
1	302K906610	2K906610	GUIDE FEED LOW		1	1	1
2	2DC12170	2DC12170	SPRING TENSION		8	8	8
3	2FM04150	5MVM163DN005	CAP SPRING /B-11 ENCLOSURE A4		8	8	8
4	302K906640	2K906640	HOLDER FEED LOW PULLEY		4	4	4
5	302K906510	2K906510	SHAFT FEED LOW		4	4	4
6	302H722760	2H722760	PULLEY MIDDLE A		8	8	8
7	302K906600	2K906600	COVER FEED LOW		1	1	1
8	302K906690	2K906690	LID SIDE FEED		1	1	1
9	302K906681	2K906681	SHAFT FEED LOW HOOK		1	1	1
10	302K906660	2K906660	HANDLE FEED LOW		1	1	1
11	302K906670	2K906670	HOOK FEED LOW		2	2	2
12	302FZ20021	2FZ20021	SPRING LID		1	1	1
13	2BG06480	2BG06480	BAND B		1	1	1
A01	302K994130	2K994130	PARTS GUIDE FEED MIDDLE ASSY SP		1	1	1
14	*302K906500	2K906500	PLATE FEED LOW		1	1	1
15	*302K994430	2K994430	PARTS ROLLER FEED LOW SP		1	1	1
16	*28107310	49028101	BUSH 8		2	2	2
17	*2BC06910	2BC06910	STOPPER 6		2	2	2
18	*7SP0100006++H01	SP121020	SW.PUSH		1	1	1
19	*303M894260	3M894260	PARTS SENSOR OPT SP		1	1	1
20	*302K946430	2K946430	WIRE GUIDE FEED LOW		1	1	1
21	*302K906560	2K906560	ACTUATOR FEED LOW		1	1	1
22	*302K906520	2K906520	SPRING FEED ACT		1	1	1
23	*7YZM210006++H01	YZ038000	ACCESS.EDGING		1	1	1
24	*7YZM610002++H01	YZ010240	ACCESS SADDLE		1	1	1
25	*302LC06210	2LC06210	GUIDE WIRE FEED LOW		1	1	1
A02	302LH94091	2LH94091	PARTS GUIDE FEED REGIST ASSY SP	55/45 ppm	1	1	1
A02	302LL94041	2LL94041	PARTS GUIDE FEED REGIST ASSY SP	35 ppm	1	1	1
26	*302K924530	2K924530	FRAME MIDDLE FEED		1	1	1
27	*302K939360	2K939360	SPRING HV		1	1	1
28	*302K924620	2K924620	PLATE HV		1	1	1
29	*302K924701	2K924701	SHAFT DRIVE MIDDLE		1	1	1
30	*302H702590	2H702590	BUSH SCREW		2	2	2
31	*302LC24050	2LC24050	BRACKET KEY MIDDLE B	55/45 ppm	1	1	1
31	*302LK24020	2LK24020	BRACKET KEY MIDDLE C	35 ppm	1	1	1
32	*302FB09830	2FB09830	CUT WASHER 4		1	1	1
33	*302K924690	2K924690	GEAR Z27L Z24L		1	1	1
34	*5MVX111DN003	2A806250	RING STOPPER /A-49 FEED A4		4	4	4
35	*302LC94550	2LC94550	PARTS ROLLER MIDDLE L SP		1	1	1
36	*302K994310	2K994310	PARTS MOTOR HB MID SP	55/45 ppm	1	1	1
37	*302LC24040	2LC24040	PLATE MIDDLE MOUNT B	55/45 ppm	1	1	1
38	*302LK24010	2LK24010	PLATE MIDDLE MOUNT	35 ppm	1	1	1
39	*302K324450	2K324450	BUSH 6		2	2	2
40	*302K924600	2K924600	GEAR Z20S		1	1	1
41	*302K924640	2K924640	GEAR Z19S IDLE	55/45 ppm	1	1	1
42	*302LC24030	2LC24030	GEAR Z47R Z14S	55/45 ppm	1	1	1
43	*302K924850	2K924850	HOLDER EDGE SENSOR		1	1	1
44	*302K924580	2K924580	ACTUATOR LOOP		1	1	1
45	*5MMW261LD055	2A820350	SPRING SEPARATOR /FS-1000 A4		1	1	1

Ref. No.	Part.No.	Alternative.	Description	Notes	Quantity		
					120	230	240
46	*302K946450	2K946450	WIRE GUIDE FEED MIDDLE	55/45 ppm	1	1	1
46	*302LK46450	2LK46450	WIRE GUIDE FEED MIDDLE	35 ppm	1	1	1
47	*2FG27110	2FG27110	SWITCH REGISTRATION		1	1	1
48	*302K924870	2K924870	HOLDER SENSOR MIDDLE		1	1	1
49	*3H327410	3H327410	SENSOR,CONVEYING		1	1	1
50	*302K924861	2K924861	HOLDER SENSOR REGIST		1	1	1
51	*7YZM610007++H01	YZ023340	ACCESS.SADDLE		1	1	1
52	*303LL02330	3LL02330	HOLDER WIRE D		1	1	1
53	*302LF33580	2LF33580	FILM FEED UPPER		1	1	1
54	*302K924890	2K924890	SHEET COVER SENSOR		1	1	1
55	*302K924881	2K924881	SHEET REGIST L C		1	1	1
56	*302K924560	2K924560	SHEET REGIST L A		2	2	2
57	*302K994210	2K994210	PARTS PWB EDGE SENSOR ASSY SP		1	1	1
58	*303M894090	3M894090	PARTS CLUTCH 50 Z35R SP	35 ppm	1	1	1
59	*302K924570	2K924570	PLATE EARTH MIDDLE		1	1	1
60	*302LF24140	2LF24140	MOUNT CLEANER REGIST		1	1	1
61	302K994A00	2K994A00	PARTS ROLLER REGIST H SP	55/45 ppm	1	1	1
61	302K994450	2K994450	PARTS ROLLER REGIST L SP	35 ppm	1	1	1
62	302K921120	2K921120	STOPPER 8		1	1	1
63	302K924510	2K924510	GEAR Z24L		1	1	1
64	303M894090	3M894090	PARTS CLUTCH 50 Z35R SP	55/45 ppm	1	1	1
64	303M894090	3M894090	PARTS CLUTCH 50 Z35R SP	35 ppm	2	2	2
65	5MVX111DN003	2A806250	RING STOPPER /A-49 FEED A4	55/45 ppm	3	3	3
65	5MVX111DN003	2A806250	RING STOPPER /A-49 FEED A4	35 ppm	4	4	4
66	7BE006155J31H01	BE129410	BEARING 696ZZNR		2	2	2
67	302LC31750	2LC31750	GEAR Z60L	55/45 ppm	1	1	1
68	302LF94160	2LF94160	PARTS CLEANER REGIST ASSY SP		1	1	1
69	302K924541	2K924541	PLATE MIDDLE FEED		1	1	1
70	302LC94680	2LC94680	PARTS REGIST GUIDE ASSY SP		1	1	1
71	302LF22070	2LF22070	GUIDE TRANSFER FRONT A		1	1	1
72	302LF22580	2LF22580	SPACER FRAME FRONT		1	1	1
73	302LF22590	2LF22590	SPACER FRAME REAR		1	1	1
74	302LF22650	2LF22650	SHEET PROTECTOR TONER F		1	1	1
75	302LF22660	2LF22660	SHEET PROTECTOR TONER R		1	1	1
101	7BB700408H	BB105640	+BIND T.T S SCREW 4X8 SR				
102	7BP512014B0CH01	BP126450	PARALLEL PIN 2.0X14				
103	7BB600306H	BB105730	+BIND M SCREW 3X6 R				
104	7BB200308H	BB105660	+BIND T.T P SCREW 3X8				
105	5MBP2014WXSP	E0020140	SPRING PIN / M2 X 14 S-BLK				
106	7BB200310H	BB105670	+BIND T.T P SCREW 3X10				
107	7BB782410H	BB111310	+TP-FLAT T.T S SCREW 4X10 SR(BLACK)				

- Parts with "⊙" indicate regular maintenance parts.
- Parts with Ref.No. indicate maintenance parts and the ones without it indicate out of the above.

- Parts with "*" are component parts or sub-assemblies of the assembly appearing immediately above them.
- Parts with "• •" are component parts or sub-assembly with "•" appearing immediately above them.

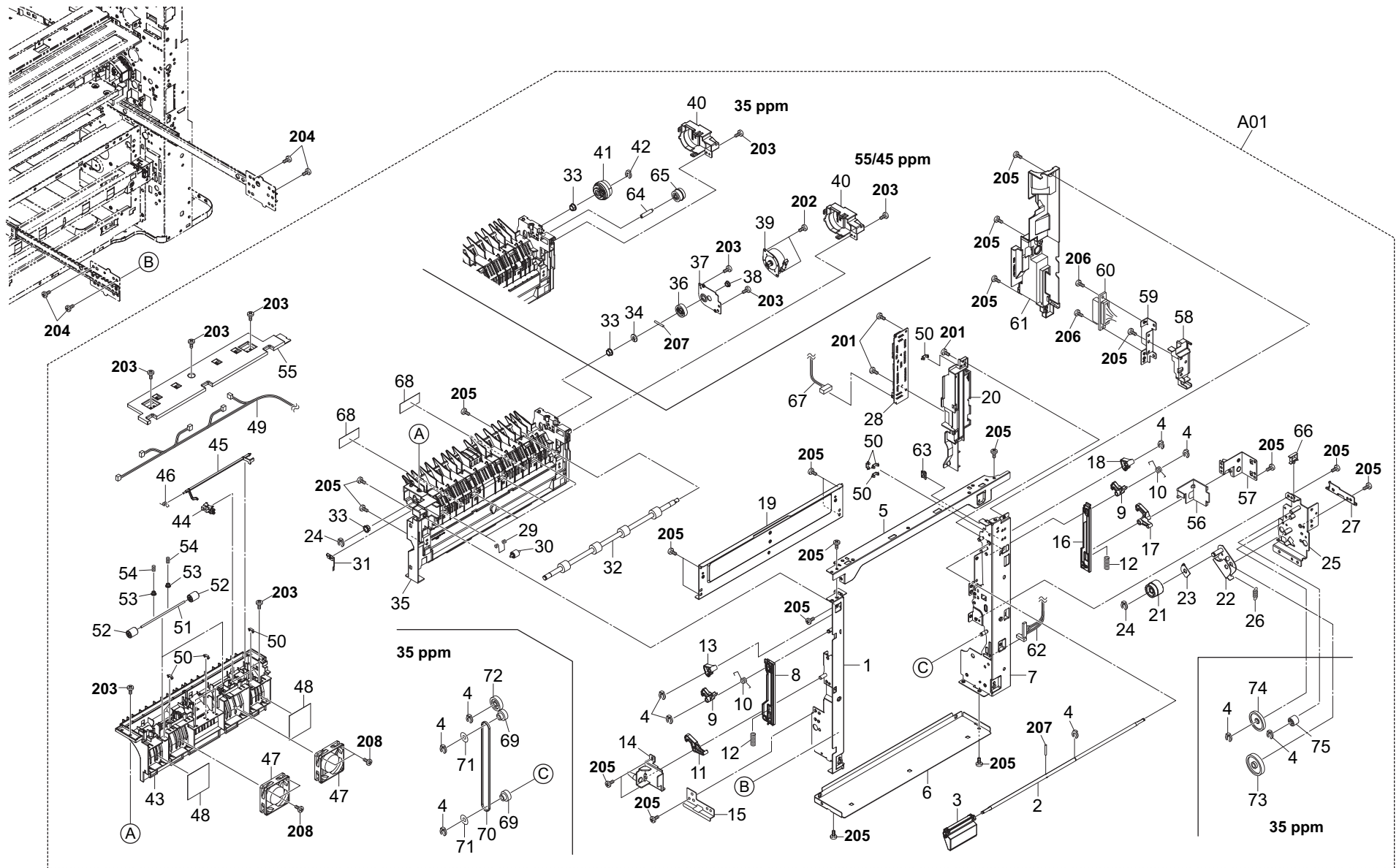


FIG. 8 Paper Conveying Section 1-1

2LL/2LJ/2LH-2

Ref. No.	Part.No.	Alternative.	Description	Notes	Quantity		
					120	230	240
⊙ A01	302LH94041	2LH94041	PARTS CONVEYING H UNIT(G) SP	55/45 ppm	1	1	1
⊙ A01	302LL94011	2LL94011	PARTS CONVEYING L UNIT(G) SP	35 ppm	1	1	1
1	*302K929011	2K929011	FRAME CONVEYING F		1	1	1
2	*302K929100	2K929100	SHAFT CONVEYING HOOK UP		1	1	1
3	*302K929090	2K929090	LEVER COVER RIGHT		1	1	1
4	*5MVX111DN003	2A806250	RING STOPPER /A-49 FEED A4	55/45 ppm	5	5	5
4	*5MVX111DN003	2A806250	RING STOPPER /A-49 FEED A4	35 ppm	10	10	10
5	*302K929051	2K929051	PLATE CONVEYING TOP		1	1	1
6	*302K929040	2K929040	PLATE CONVEYING LOW		1	1	1
7	*302K929020	2K929020	FRAME CONVEYING R		1	1	1
8	*302K929400	2K929400	ARM HOOK F		1	1	1
9	*302K929120	2K929120	HOOK CONVEYING UP		2	2	2
10	*302K929190	2K929190	SPRING HOOK UP		2	2	2
11	*302K929140	2K929140	HOOK CONVEYING LOW F		1	1	1
12	*3HL07240	3HL07240	SPRING HOOK		2	2	2
13	*302K929170	2K929170	CAM HOOK FRONT		1	1	1
14	*302K929630	2K929630	PIN CONVEYING F		1	1	1
15	*302LH29010	2LH29010	GUIDE UNIT F	55/45 ppm	1	1	1
15	*302LL29010	2LL29010	GUIDE UNIT F	35 ppm	1	1	1
16	*302K929410	2K929410	ARM HOOK R		1	1	1
17	*302K929150	2K929150	HOOK CONVEYING LOW R		1	1	1
18	*302K929160	2K929160	CAM HOOK REAR		1	1	1
19	*302K929030	2K929030	PLATE CONVEYING UP		1	1	1
20	*302K929710	2K929710	COVER ARM		1	1	1
⊙ 21	*302K929240	2K929240	GEAR Z30R-Z27L		1	1	1
22	*302K929600	2K929600	PLATE JOINT		1	1	1
23	*302K929610	2K929610	GUIDE GEAR		1	1	1
24	*2BC06910	2BC06910	STOPPER 6		2	2	2
25	*302K929061	2K929061	MOUNT DU DRIVE	55/45 ppm	1	1	1
25	*302LK29062	2LK29062	MOUNT DU DRIVE	35 ppm	1	1	1
26	*302F902180	2F902180	SPRING LEVER EF		1	1	1
27	*302K929580	2K929580	GUIDE UNIT R		1	1	1
⊙ 28	*302K994201	2K994201	PARTS PWB JUNCTION ASSY SP		1	1	1
29	*302K924770	2K924770	SPRING HOLDER PULLEY		4	4	4
30	*302FZ07020	2FZ07020	PULLEY MPT BYPASS		4	4	4
31	*302K929690	2K929690	PLATE EARTH DU		1	1	1
⊙ 32	*302K994491	2K994491	PARTS ROLLER DU UP SP	55/45 ppm	1	1	1
⊙ 32	*302LK94070	2LK94070	PARTS ROLLER DU UP SP	35 ppm	1	1	1
33	*28107310	49028101	BUSH 8		2	2	2
34	*302HG12310	2HG12310	CUT WASHER 4	55/45 ppm	1	1	1
35	*302LC29022	2LC29022	GUIDE DU LOWER B		1	1	1
⊙ 36	*302LC31760	2LC31760	GEAR Z45L	55/45 ppm	1	1	1
37	*302LC29110	2LC29110	MOUNT MOTOR DU UP	55/45 ppm	1	1	1
38	*302K924830	2K924830	BUSH DU EW	55/45 ppm	1	1	1
⊙ 39	*302K994980	2K994980	PARTS MOTOR PM REGIST SP	55/45 ppm	1	1	1
40	*302LC29070	2LC29070	COVER CLUTCH B		1	1	1
⊙ 41	*303M894090	3M894090	PARTS CLUTCH 50 Z35R SP	35 ppm	1	1	1
42	*5MVX111DN003	2A806250	RING STOPPER /A-49 FEED A4	35 ppm	1	1	1
43	*302LC29012	2LC29012	GUIDE DU UPPER B		1	1	1

Ref. No.	Part.No.	Alternative.	Description	Notes	Quantity		
					120	230	240
⊙ 44	*7NXGP1A173LCH01	NX115300	SENSOR OPT.		1	1	1
45	*302LC29051	2LC29051	ACTUATOR DU B		1	1	1
46	*302K928190	2K928190	SPRING-TORSION SWITCHBACK		1	1	1
⊙ 47	*302FZ94420	2FZ94420	PARTS,FAN COOLING CONVEYING SP		2	2	2
48	*302LH29030	2LH29030	SHEET GUIDE DU FAN		2	2	2
49	*302K946240	2K946240	WIRE DU UPPER	55/45 ppm	1	1	1
49	*302LL46240	2LL46240	WIRE DU UPPER	35 ppm	1	1	1
50	*302K931080	2K931080	WIRE STOPPER		10	10	10
51	*302K324460	2K324460	SHAFT FEED		2	2	2
52	*302F929260	2F929260	PULLEY DU LOW		4	4	4
53	*2FM04150	5MVM163DN005	CAP SPRING /B-11 ENCLOSURE A4		4	4	4
54	*302LC29100	2LC29100	SPRING-COMPRESSION		4	4	4
55	*302K929490	2K929490	COVER RIGHT GUIDE		1	1	1
56	*302K929750	2K929750	COVER WIRE		1	1	1
57	*302K929640	2K929640	PIN CONVEYING R		1	1	1
58	*302K924390	2K924390	HOLDER DRAWER		1	1	1
59	*302K929620	2K929620	PLATE DRAWER		1	1	1
60	*302LF46520	2LF46520	WIRE CONVEYING		1	1	1
61	*302LF29030	2LF29030	COVER INNER CONVEYING A		1	1	1
62	*302LC46480	2LC46480	WIRE MPF JOINT		1	1	1
63	*7YZM210006++H01	YZ038000	ACCESS.EDGING		1	1	1
64	*302HN31680	2HN31680	PIN DRIVE B	35 ppm	1	1	1
⊙ 65	*302K929550	2K929550	GEAR Z23R-Z23L	35 ppm	1	1	1
66	*7YZM610001++H01	YZ010230	ACCESS SADDLE		1	1	1
67	*302LF46AL0	2LF46AL0	WIRE CONVEYING MOTOR		1	1	1
68	*302LH29050	2LH29050	SHEET DU GUIDE LOWER		2	2	2
⊙ 69	*302K929280	2K929280	GEAR Z23R PULLEY P18 S2M	35 ppm	2	2	2
70	*302K929320	2K929320	BELT S2M Z204	35 ppm	1	1	1
71	*75714210	75714210	COLLAR DEVELOPING UNIT	35 ppm	2	2	2
⊙ 72	*302LK29030	2LK29030	GEAR Z27L	35 ppm	1	1	1
⊙ 73	*302K929250	2K929250	GEAR Z45L	35 ppm	1	1	1
⊙ 74	*302K929260	2K929260	GEAR Z42R	35 ppm	1	1	1
⊙ 75	*302K929270	2K929270	GEAR Z25L	35 ppm	1	1	1
201	7BB700308H	BB105600	+BIND T.T S SCREW 3X8 SR				
202	7BB700306H	BB105590	+BIND T.T S SCREW 3X6 SR				
203	7BB200308H	BB105660	+BIND T.T P SCREW 3X8				
204	7BB180408H	BB111210	+BIND T.T S SCREW 4X8(BLACK)				
205	7BB700408H	BB105640	+BIND T.T S SCREW 4X8 SR				
206	7BB700312H	BB106820	+BIND T.T S SCREW 3X12 SR				
207	7BP512012B0CH01	BP126440	PARALLEL PIN 2.0X12				
208	7BB200322H	BB129220	+BIND T.T P SCREW 3X22				

- Parts with "⊙" indicate regular maintenance parts.
- Parts with Ref.No. indicate maintenance parts and the ones without it indicate out of the above.

- Parts with "*" are component parts or sub-assemblies of the assembly appearing immediately above them.
- Parts with "•" are component parts or sub-assembly with "•" appearing immediately above them.

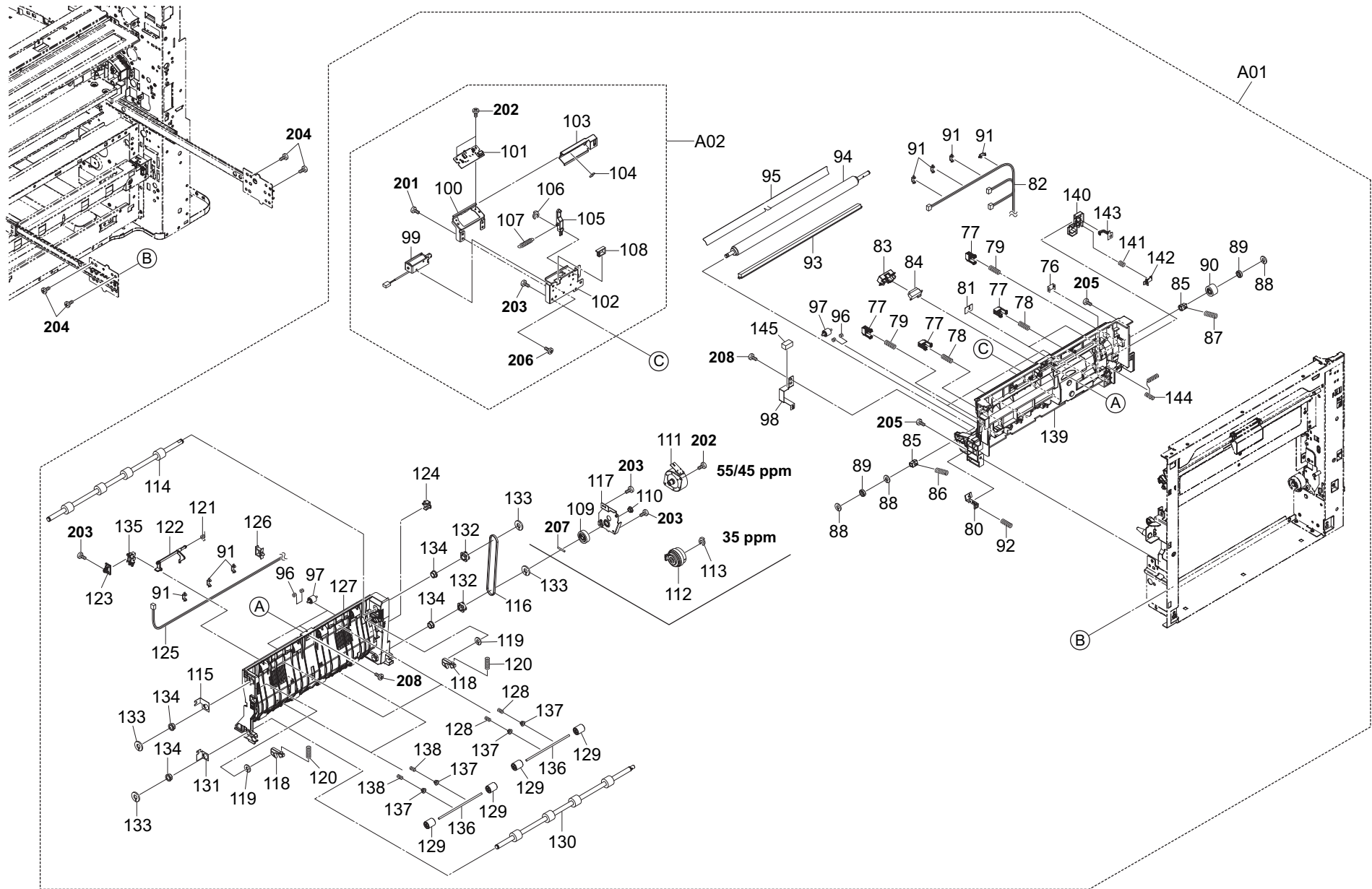


FIG. 8 Paper Conveying Section 1-2

2LL/2LJ/2LH-2

Ref. No.	Part.No.	Alternative.	Description	Notes	Quantity		
					120	230	240
⊙ A01	302LH94041	2LH94041	PARTS CONVEYING H UNIT(G) SP	55/45 ppm	1	1	1
⊙ A01	302LL94011	2LL94011	PARTS CONVEYING L UNIT(G) SP	35 ppm	1	1	1
76	*302K924290	2K924290	PLATE CONTACT HV		1	1	1
77	*302LF24010	2LF24010	CAP PRESS TRANSFER		4	4	4
78	*302LF24030	2LF24030	SPRING-COMPRESSION BELT ASSY B		2	2	2
79	*302LF24020	2LF24020	SPRING-COMPRESSION BELT ASSY A		2	2	2
80	*302K924250	2K924250	PLATE EARTH REGIST		1	1	1
81	*302LF24160	2LF24160	SHEET WIRE SENSOR		2	2	2
82	*302LF46310	2LF46310	WIRE DU LOW		1	1	1
83	*302K924100	2K924100	RETAINER LOOP SENSOR		1	1	1
⊙ 84	*302LC94410	2LC94410	PARTS SENSOR OPT. SP		1	1	1
85	*302K924901	2K924901	BUSH REGIST		2	2	2
86	*302K924040	2K924040	SPRING-COMPRESSION REGIST F		1	1	1
87	*302K924050	2K924050	SPRING-COMPRESSION REGIST R		1	1	1
88	*302K924820	2K924820	CUT-WASHER 4		3	3	3
89	*7BE006103431H01	BE122720	BEARING MR106ZZ		2	2	2
⊙ 90	*302K924060	2K924060	GEAR Z22R		1	1	1
91	*302K931080	2K931080	WIRE STOPPER		7	7	7
92	*302LF22600	2LF22600	SPRING EARTH CONVEYING		1	1	1
93	*2BL07950	2BL07950	UNDER CLEANER REGIST		1	1	1
⊙ 94	*302LF24150	2LF24150	ROLLER REGIST R		1	1	1
95	*302LF24190	2LF24190	SHEET REGIST R		1	1	1
96	*302K924770	2K924770	SPRING HOLDER PULLEY		7	7	7
97	*302FZ07020	2FZ07020	PULLEY MPT BYPASS		7	7	7
98	*302K924810	2K924810	PLATE EARTH RELEASE		1	1	1
⊙ A02	*302LF94070	2LF94070	PARTS ID SENSOR ASSY SP		1	1	1
⊙ 99	**302K994390	2K994390	PARTS SOLENOID ID SENSOR SP		1	1	1
100	**302LF22390	2LF22390	MOUNT ID SENSOR		1	1	1
⊙ 101	**302K994160	2K994160	PARTS ID SENSOR ASSY SP		1	1	1
102	**302LF22540	2LF22540	MOUNT SENSOR UNIT		1	1	1
103	**302LF22550	2LF22550	SHUTTER ID SENSOR		1	1	1
104	**302HNO2970	2HNO2970	FELT CLEANER ID		1	1	1
105	**302LF22530	2LF22530	ARM SOLENOID		1	1	1
106	**5MVX111DN003	2A806250	RING STOPPER /A-49 FEED A4		1	1	1
107	**302LF22610	2LF22610	SPRING EXTENSION SHUTTER		1	1	1
108	**7YZM210006++H01	YZ038000	ACCESS.EDGING		1	1	1
⊙ 109	*302LC31760	2LC31760	GEAR Z45L	55/45 ppm	1	1	1
110	*302K924830	2K924830	BUSH DU EW	55/45 ppm	1	1	1
⊙ 111	*302K994980	2K994980	PARTS MOTOR PM REGIST SP	55/45 ppm	1	1	1
⊙ 112	*303M894090	3M894090	PARTS CLUTCH 50 Z35R SP	35 ppm	1	1	1
113	*5MVX111DN003	2A806250	RING STOPPER /A-49 FEED A4	35 ppm	1	1	1
⊙ 114	*302K994480	2K994480	PARTS ROLLER DU MID SP		1	1	1
115	*302K929660	2K929660	PLATE EARTH DU MIDDLE		1	1	1
116	*302K929310	2K929310	BELT S2M A145		1	1	1
117	*302K929720	2K929720	MOUNT MOTOR DU MIDDLE	55/45 ppm	1	1	1
118	*5MVX421DN003	2BL06490	LOCK COVER R /40283V0068 A4		2	2	2
119	*302FZ21720	2FZ21720	POLYSLIDER CUT WASHER 4		2	2	2
120	*302K929680	2K929680	SPRING-COMPRESSION COVER DU		2	2	2
121	*302H729120	2H729120	SPRING ACT DU		1	1	1

Ref. No.	Part.No.	Alternative.	Description	Notes	Quantity		
					120	230	240
122	*302K929330	2K929330	ACTUATOR DU		1	1	1
123	*302K924841	2K924841	MOUNT PI		1	1	1
⊙ 124	*66127010	66127010	SWITCH,COVER OPEN		1	1	1
125	*302K946460	2K946460	WIRE DU SENSOR	55/45 ppm	1	1	1
125	*302LK46460	2LK46460	WIRE DU SENSOR	35 ppm	1	1	1
126	*7YZM610001++H01	YZ010230	ACCESS SADDLE		1	1	1
127	*302K924410	2K924410	FRAME DU		1	1	1
128	*302F925780	2F925780	SPRING DU		4	4	4
129	*302H722760	2H722760	PULLEY MIDDLE A		8	8	8
⊙ 130	*302K994470	2K994470	PARTS ROLLER DU LOW SP	55/45 ppm	1	1	1
⊙ 130	*302LK94060	2LK94060	PARTS ROLLER DU LOW SP	35 ppm	1	1	1
131	*302K929650	2K929650	PLATE EARTH DU LOW		1	1	1
132	*302H029110	2H029110	PULLEY 26 DU		2	2	2
133	*302K921420	2K921420	CUT-WASHER 6		4	4	4
134	*28107310	49028101	BUSH 8		4	4	4
⊙ 135	*7NXGP1A173LCH01	NX115300	SENSOR OPT.		1	1	1
136	*302K324460	2K324460	SHAFT FEED		4	4	4
137	*2FM04150	5MVM163DN005	CAP SPRING /B-11 ENCLOSURE A4		8	8	8
138	*302K929770	2K929770	SPRING DU		4	4	4
139	*302K924011	2K924011	BASE CONVEYING		1	1	1
140	*302LF24091	2LF24091	HOLDER CONTACT BELT		1	1	1
141	*302LF24060	2LF24060	SPRING CONTACT BELT UNIT		1	1	1
142	*302LF24070	2LF24070	PLATE CONTACT TRANSFER		1	1	1
143	*302LF24081	2LF24081	PLATE CONTACT CLEANING		1	1	1
144	*302LF24040	2LF24040	SPRING CONTACT TRANSFER		1	1	1
145	*7ZG65TSV+020H01	ZG046810	SHIELD GASKET		1	1	1
201	7BB700308H	BB105600	+BIND T.T S SCREW 3X8 SR				
202	7BB700306H	BB105590	+BIND T.T S SCREW 3X6 SR				
203	7BB200308H	BB105660	+BIND T.T P SCREW 3X8				
204	7BB180408H	BB111210	+BIND T.T S SCREW 4X8(BLACK)				
205	7BB700408H	BB105640	+BIND T.T S SCREW 4X8 SR				
206	7BB000303H	BB105720	+BIND M SCREW 3X3				
207	7BP512012B0CH01	BP126440	PARALLEL PIN 2.0X12				
208	7BB200410H	BB105700	+BIND T.T P SCREW 4X10				

- Parts with "⊙" indicate regular maintenance parts.
- Parts with Ref.No. indicate maintenance parts and the ones without it indicate out of the above.

- Parts with "*" are component parts or sub-assemblies of the assembly appearing immediately above them.
- Parts with "• •" are component parts or sub-assembly with "•" appearing immediately above them.

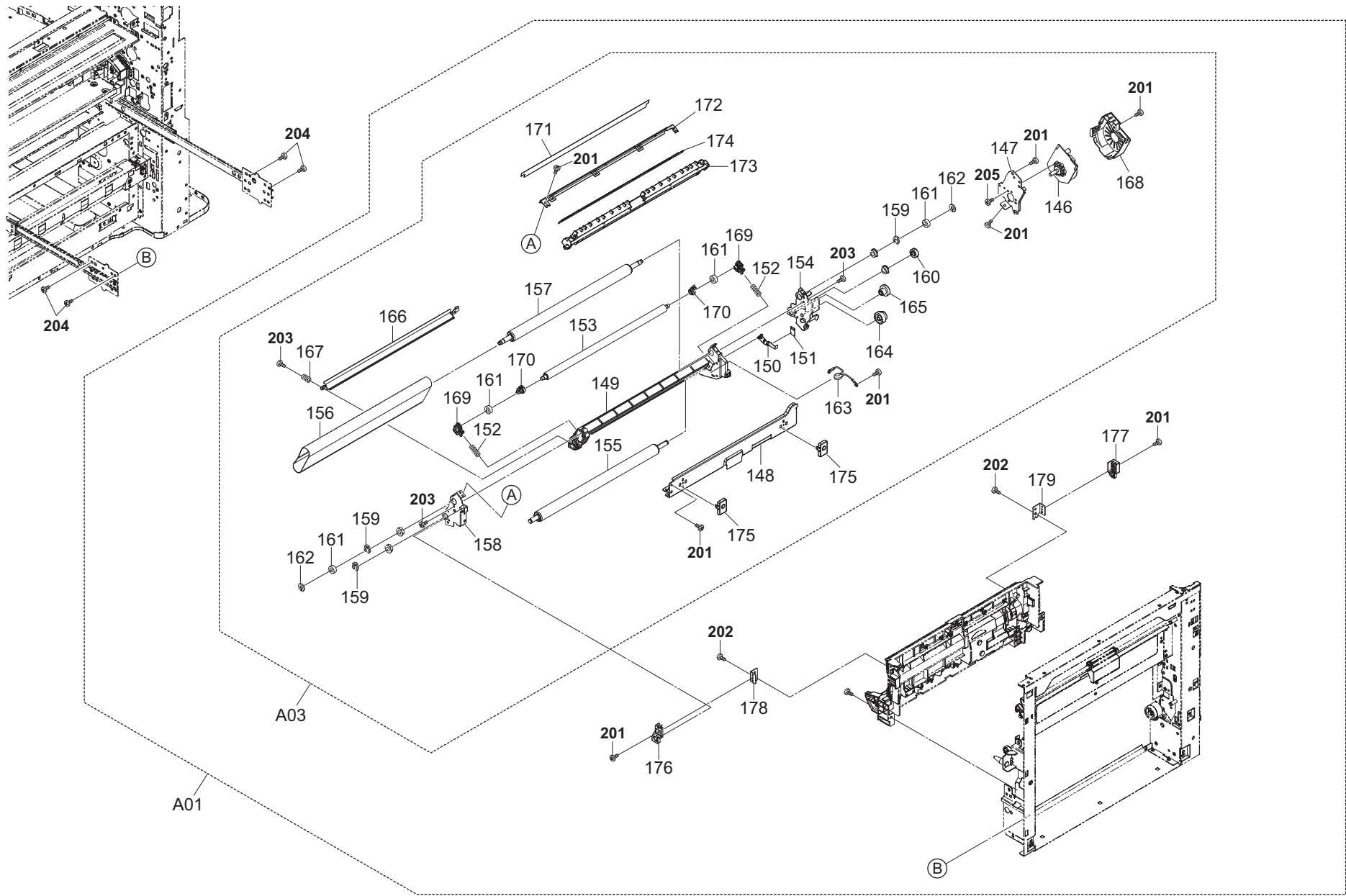


FIG. 8 Paper Conveying Section 1-3

2LL/2LJ/2LH-2

Ref. No.	Part.No.	Alternative.	Description	Notes	Quantity		
					120	230	240
⊙ A01	302LH94041	2LH94041	PARTS CONVEYING H UNIT(G) SP	55/45 ppm	1	1	1
⊙ A01	302LL94011	2LL94011	PARTS CONVEYING L UNIT(G) SP	35 ppm	1	1	1
⊙ A03	*302LF94060	2LF94060	PARTS BELT ASSY SP		1	1	1
⊙ 146	**302LC94291	2LC94291	PARTS MOTOR-BL W10 SP		1	1	1
147	**302LF22120	2LF22120	PLATE TRANSFER DRIVE		1	1	1
148	**302LF22220	2LF22220	STAY TRANSFER		1	1	1
149	**302LF22091	2LF22091	FRAME TRANSFER		1	1	1
150	**302LF22310	2LF22310	PLATE BIAS		1	1	1
151	**302LF22620	2LF22620	SHEET CONTACT HV		1	1	1
152	**302LF22280	2LF22280	SPRING TRANSFER		2	2	2
⊙ 153	**302LF22010	2LF22010	ROLLER TRANSFER		1	1	1
154	**302LF22290	2LF22290	PLATE HOLDER REAR		1	1	1
⊙ 155	**302LF22020	2LF22020	ROLLER TRANSFER DRIVE		1	1	1
156	**302LF22060	2LF22060	BELT TRANSFER		1	1	1
⊙ 157	**302LF22030	2LF22030	ROLLER TRANSFER IDLE		1	1	1
158	**302LF22320	2LF22320	PLATE HOLDER FRONT		1	1	1
159	**2BC06910	2BC06910	STOPPER 6		3	3	3
⊙ 160	**302LF22100	2LF22100	GEAR Z30R		1	1	1
161	**7BE006103431H01	BE122720	BEARING MR106ZZ		4	4	4
162	**302K924820	2K924820	CUT-WASHER 4		2	2	2
163	**302FZ01310	2FZ01310	VARISTOR TC ASS'Y		1	1	1
⊙ 164	**302LF22210	2LF22210	GEAR Z31R-Z42R		1	1	1
⊙ 165	**302LF22110	2LF22110	GEAR Z21L-Z39L		1	1	1
166	**302LF22080	2LF22080	GUIDE TRANSFER FRONT B		1	1	1
167	**302LF22570	2LF22570	SPRING TRANS GUIDE		1	1	1
168	**302LF22200	2LF94060	COVER MOTOR		1	1	1
169	**302LF22400	2LF22400	BUSH TRANSFER		2	2	2
170	**302LF22470	2LF22470	COVER TRANSFER		2	2	2
171	**302LF22230	2LF22230	GUIDE TRANSFER REAR		1	1	1
172	**302LF22260	2LF22260	FILM GUIDE REAR		1	1	1
173	**302LF22240	2LF22240	HOLDER TRANSFER REAR		1	1	1
174	**302LF22250	2LF22250	STATIC-ELIMINATOR TRANSFER		1	1	1
175	**302LF22380	2LF22380	SPACER PRESS TRANSFER		2	2	2
176	*302LF22140	2LF22140	HOLDER TRANSFER FRONT		1	1	1
177	*302LF22150	2LF22150	HOLDER TRANSFER REAR		1	1	1
178	*302LF22450	2LF22450	RETAINER TRANSFER FRONT		1	1	1
179	*302LF22460	2LF22460	RETAINER TRANSFER REAR		1	1	1

Ref. No.	Part.No.	Alternative.	Description	Notes	Quantity		
					120	230	240
201	7BB700308H	BB105600	+BIND T.T S SCREW 3X8 SR				
202	7BB200410H	BB105700	+BIND T.T P SCREW 4X10				
203	7BB200308H	BB105660	+BIND T.T P SCREW 3X8				
204	7BB180408H	BB111210	+BIND T.T S SCREW 4X8(BLACK)				
205	7BB000304H	BB105720	+BIND M SCREW 3X4				

- Parts with "⊙" indicate regular maintenance parts.
- Parts with Ref.No. indicate maintenance parts and the ones without it indicate out of the above.

- Parts with "*" are component parts or sub-assemblies of the assembly appearing immediately above them.
- Parts with "••" are component parts or sub-assembly with "•" appearing immediately above them.

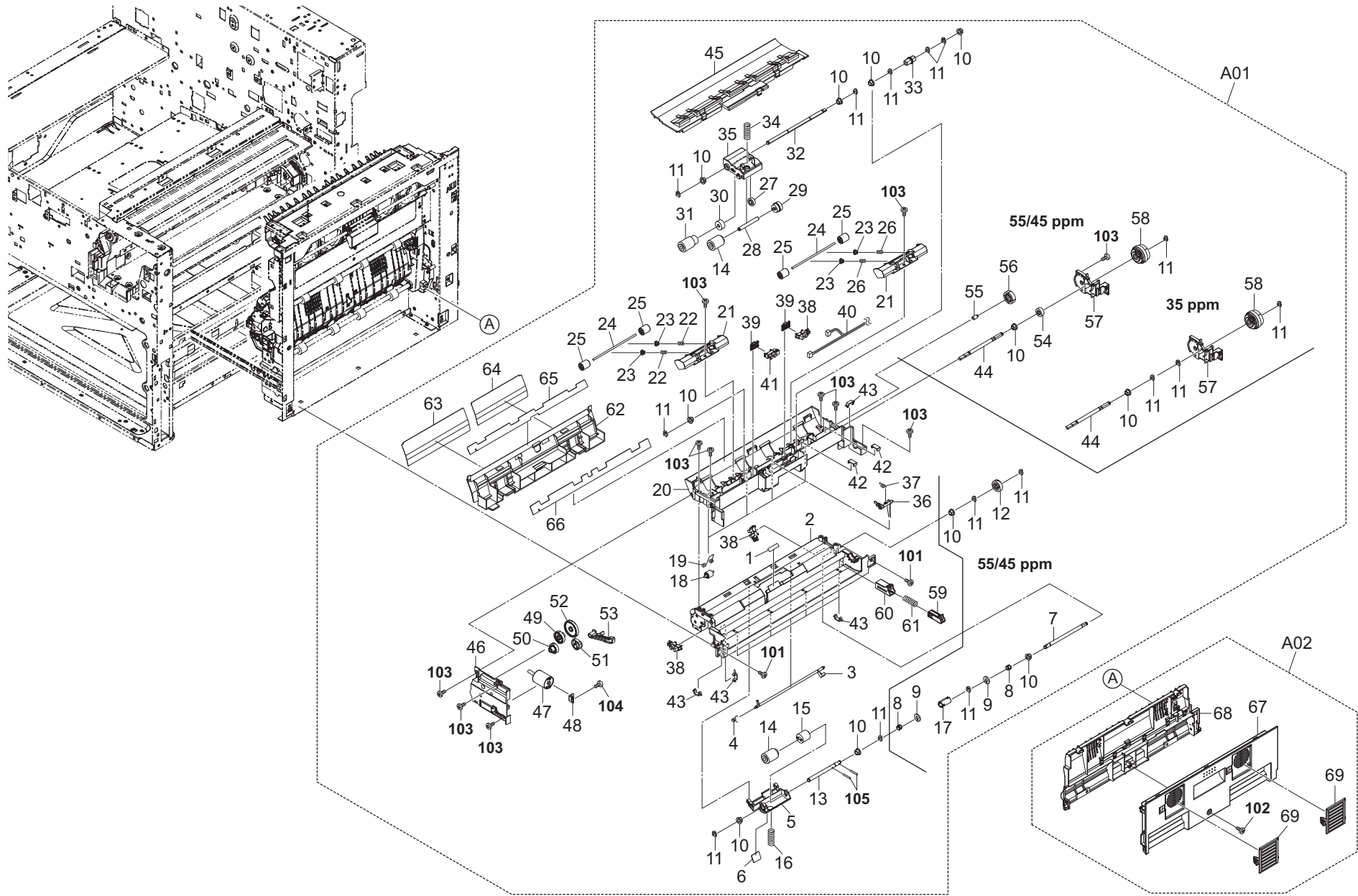


FIG. 9 Paper Conveying Section 2

2LL/2LJ/2LH-2

Ref. No.	Part.No.	Alternative.	Description	Notes	Quantity		
					120	230	240
⊙ A01	302K994012	2K994012	PARTS MPT ASSY SP	55/45 ppm	1	1	1
⊙ A01	302LC94022	2LC94022	PARTS MPT ASSY SP	35 ppm	1	1	1
1	*302K908610	2K908610	FILM RETARD		1	1	1
2	*302K908021	2K908021	BASE MPF LOWER		1	1	1
3	*302K908280	2K908280	ACTUATOR FEED MPF		1	1	1
4	*302FZ22870	2FZ22870	SPRING ACTUATOR BYPASS		1	1	1
5	*302K908240	2K908240	HOLDER RETARD MPF		1	1	1
6	*3H610240	3H610240	FELT DUPLEX		1	1	1
7	*302K908501	2K908501	SHAFT RETARD MPF B	55/45 ppm	1	1	1
8	*302K906180	2K906180	JOINT RETARD DRIVE	55/45 ppm	2	2	2
9	*302K924820	2K924820	CUT-WASHER 4	55/45 ppm	2	2	2
10	*302H702590	2H702590	BUSH SCREW	55/45 ppm	10	10	10
11	*302H702590	2H702590	BUSH SCREW	35 ppm	8	8	8
11	*5MVX111DN003	2A806250	RING STOPPER /A-49 FEED A4	55/45 ppm	12	12	12
11	*5MVX111DN003	2A806250	RING STOPPER /A-49 FEED A4	35 ppm	11	11	11
⊙ 12	*302K908420	2K908420	GEAR RETARD MPF Z24L	55/45 ppm	1	1	1
13	*302K908491	2K908491	SHAFT RETARD MPF A	55/45 ppm	1	1	1
13	*302LC08030	2LC08030	SHAFT RETARD MPF	35 ppm	1	1	1
14	*2AR07230	2AR07230	PULLEY,SEPARATION		2	2	2
15	*302K906750	2K906750	TORQUE-LIMITER 390	55/45 ppm	1	1	1
15	*302GR06110	2GR06110	TORQUE-LIMITER 360	35 ppm	1	1	1
16	*302K908540	2K908540	SPRING RETARD MPF	55/45 ppm	1	1	1
16	*302LC08040	2LC08040	SPRING RETARD MPF	35 ppm	1	1	1
17	*302K906140	2K906140	COUPLING PRIMARY FEED DRIVE	55/45 ppm	1	1	1
18	*302F925160	2F925160	PULLEY FACE UP		4	4	4
19	*302K924770	2K924770	SPRING HOLDER PULLEY		4	4	4
20	*302K908011	2K908011	BASE MPF UPPER		1	1	1
21	*302K908250	2K908250	HOLDER MIDDLE PULLEY		2	2	2
22	*302LF08010	2LF08010	SPRING MIDDLE		2	2	2
23	*2FM04150	5MVM163DN005	CAP SPRING /B-11 ENCLOSURE A4		4	4	4
24	*302K324460	2K324460	SHAFT FEED		2	2	2
25	*302H722760	2H722760	PULLEY MIDDLE A		4	4	4
26	*302K908700	2K908700	SPRING MIDDLE R		2	2	2
⊙ 27	*302F906030	2F906030	GEAR FEED Z26H		1	1	1
⊙ 28	*302K908300	2K908300	SHAFT PICKUP MPF		1	1	1
⊙ 29	*302K908350	2K908350	GEAR Z30R PICKUP		1	1	1
⊙ 30	*302K994540	2K994540	PARTS GEAR Z30R ONE-WAY SP		1	1	1
31	*2AR07220	2AR07220	PULLEY,PAPER FEED		1	1	1
32	*302K908471	2K908471	SHAFT FEED MPF A		1	1	1
33	*302FB06151	2FB06151	JOINT DRIVE		1	1	1
34	*302K908530	2K908530	SPRING PICKUP MPF		1	1	1
35	*302K908230	2K908230	HOLDER FEED MPF		1	1	1
36	*302K908290	2K908290	ACTUATOR PAPER SET		1	1	1
37	*302K908570	2K908570	SPRING PAPER SET		1	1	1
⊙ 38	*7NXGP1A173LCH01	NX115300	SENSOR OPT.		3	3	3
39	*302K908460	2K908460	MOUNT PI		2	2	2
40	*302K946370	2K946370	WIRE MPF		1	1	1
⊙ 41	*303M894260	3M894260	PARTS SENSOR OPT SP		1	1	1
42	*303LL02330	3LL02330	HOLDER WIRE D		2	2	2

Ref. No.	Part.No.	Alternative.	Description	Notes	Quantity		
					120	230	240
43	*302K931080	2K931080	WIRE STOPPER		7	7	7
44	*302K908480	2K908480	SHAFT FEED MPF B		1	1	1
45	*302K908320	2K908320	GUIDE DU LOWER		1	1	1
46	*302K908261	2K908261	CASE LIFT MOTOR A		1	1	1
⊙ 47	*302LC94200	2LC94200	PARTS MPT LIFT MOTOR ASSY SP		1	1	1
48	*302K908660	2K908660	PLATE DC MOTOR 6		1	1	1
⊙ 49	*302K908370	2K908370	GEAR Z46S-Z18S		1	1	1
⊙ 50	*302K908360	2K908360	WORM-WHEEL 36 Z18S		1	1	1
⊙ 51	*302K908390	2K908390	GEAR LIFT Z25S		1	1	1
⊙ 52	*302K908380	2K908380	GEAR LIFT Z64S		1	1	1
53	*302K908310	2K908310	LEVER LIFT		1	1	1
⊙ 54	*302K908410	2K908410	GEAR RETARD MPF Z17L	55/45 ppm	1	1	1
55	*302K908450	2K908450	PIN RETARD MPF	55/45 ppm	1	1	1
⊙ 56	*303LL31440	3LL31440	GEAR Z27R ONEWAY	55/45 ppm	1	1	1
57	*302K908270	2K908270	COVER CLUTCH		1	1	1
⊙ 58	*303M894090	3M894090	PARTS CLUTCH 50 Z35R SP		1	1	1
59	*302K908630	2K908630	DAMPER MPF B		1	1	1
60	*302K908620	2K908620	DAMPER MPF A		1	1	1
61	*302K908640	2K908640	SPRING DAMPER		1	1	1
62	*302K908440	2K908440	GUIDE MIDDLE MPF		1	1	1
63	*302K908670	2K908670	SHEET MPF F		1	1	1
64	*302K908680	2K908680	SHEET MPF R		1	1	1
65	*302K908590	2K908590	FILM MIDDLE GUIDE		1	1	1
66	*302K908691	2K908691	FILM DU GUIDE B		1	1	1
⊙ A02	302LC94470	2LC94470	PARTS COVER GUIDE DU L ASSY SP		1	1	1
67	*302K929070	2K929070	COVER DU		1	1	1
68	*302K929080	2K929080	GUIDE COVER DU		1	1	1
69	*302K929380	2K929380	LID FILTER DU		2	2	2
101	7BB180408H	BB111210	+BIND T.T S SCREW 4X8(BLACK)				
102	7BB280410H	BB111250	+BIND T.T P SCREW 4X10(BLACK)				
103	7BB200410H	BB105700	+BIND T.T P SCREW 4X10				
104	7BB200308H	BB105660	+BIND T.T P SCREW 3X8				
105	5MBP2012WXSP	E0020120	SPRING PIN / M2 X 12 S-BLK				

- Parts with "⊙" indicate regular maintenance parts.
- Parts with Ref.No. indicate maintenance parts and the ones without it indicate out of the above.

- Parts with "*" are component parts or sub-assemblies of the assembly appearing immediately above them.
- Parts with "••" are component parts or sub-assembly with "•" appearing immediately above them.

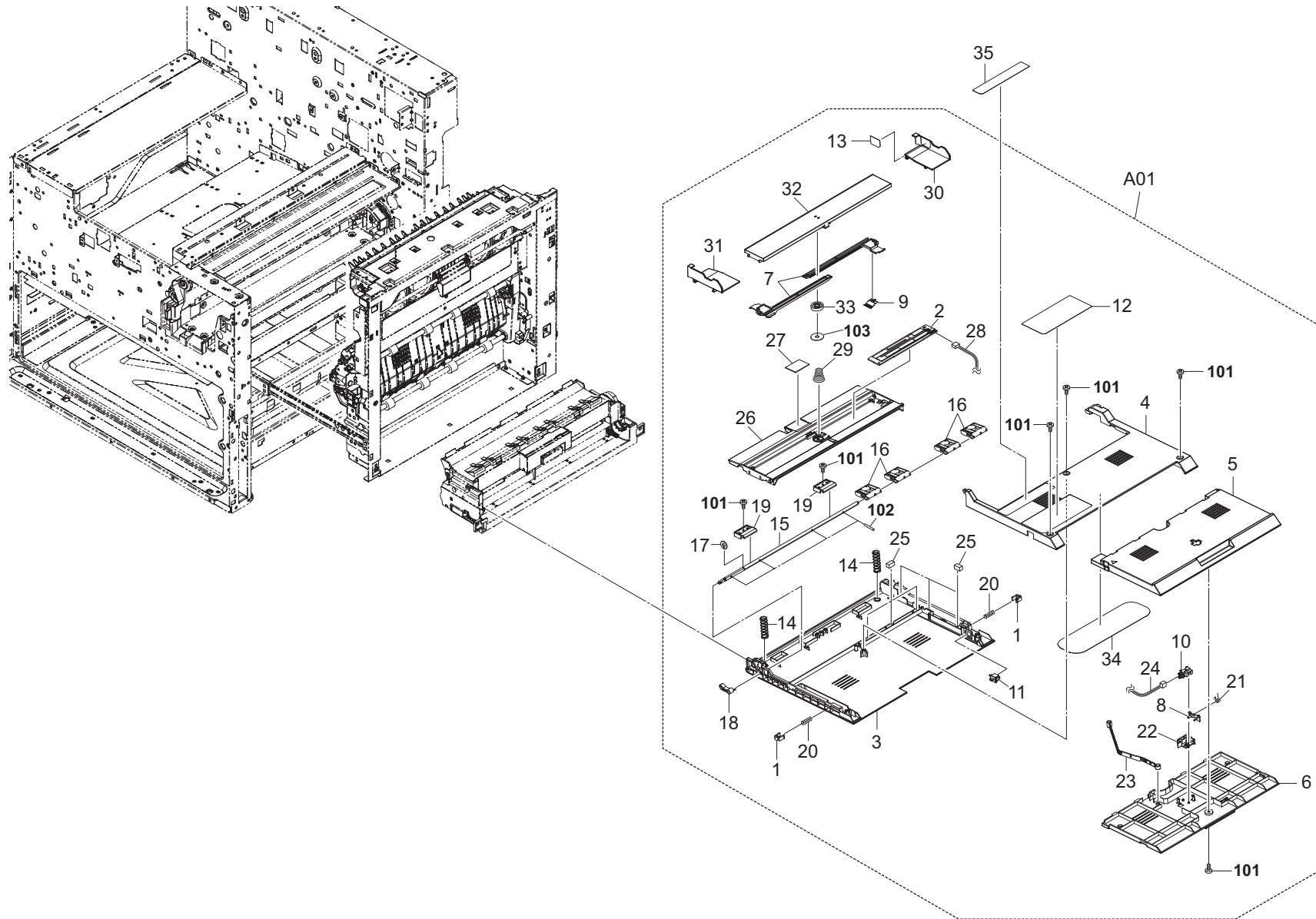


FIG. 10 Paper Conveying Section 3

2LL/2LJ/2LH-2

Ref. No.	Part.No.	Alternative.	Description	Notes	Quantity		
					120	230	240
⊙ A01	302K994051	2K994051	PARTS MPT TRAY UNIT SP		1	1	1
1	*2FB07330	2FB07330	STOPPER BYPASS TABLE		2	2	2
⊙ 2	*302K994620	2K994620	PARTS PWB MPF SIZE ASSY SP		1	1	1
3	*302K908030	2K908030	TRAY MPF A		1	1	1
4	*302K908040	2K908040	TRAY MPF B		1	1	1
5	*302K908050	2K908050	TRAY MPF C		1	1	1
6	*302K908060	2K908060	TRAY MPF D		1	1	1
7	*302K908120	2K908120	RACK CURSOR MPF		2	2	2
8	*302K908211	2K908211	ACTUATOR SIZE DETECTION		1	1	1
9	*3HL06110	3HL06110	TERMINAL PAPER SIZE		1	1	1
⊙ 10	*7NXGP1A173LCH01	NX115300	SENSOR OPT.		1	1	1
⊙ 11	*7SP01000006+H01	SP121020	SW.PUSH		1	1	1
12	*302LC34061	2LC34061	LABEL MPF CAUTION A		1	1	1
13	*302LC34080	2LC34080	LABEL MPF PAPER LIMIT		1	1	1
14	*302K908200	2K908200	SPRING-COMPRESSION LIFT		2	2	2
15	*302K908190	2K908190	SHAFT LIFT MPF		1	1	1
16	*302K908130	2K908130	ARM LIFT A		4	4	4
17	*302FB09830	2FB09830	CUT WASHER 4		1	1	1
18	*302K908140	2K908140	ARM LIFT B		1	1	1
19	*302K908650	2K908650	HOLDER MPF TABLE		2	2	2
20	*303LL07471	3LL07471	SPRING PF		2	2	2
21	*302K908220	2K908220	SPRING-TORSION SIZE DETECTION		1	1	1
22	*302K908580	2K908580	HOLDER SIZE DETECTION		1	1	1
23	*302K908160	2K908160	GUIDE WIRE TRAY		1	1	1
24	*302K946600	2K946600	WIRE MPF SIZE DETECTION		1	1	1
25	*302H708150	2H708150	SPONGE WIRE MPT		6	6	6
26	*302K908080	2K908080	BASE LIFT		1	1	1
27	*302F909210	2F909210	PAD BOTTOM		1	1	1
28	*302K946380	2K946380	WIRE MPF TRAY		1	1	1
29	*302H712650	2H712650	SPRING DRUM JOINT		1	1	1
30	*302K908110	2K908110	CURSOR MPF R		1	1	1
31	*302K908100	2K908100	CURSOR MPF F		1	1	1
32	*302K908090	2K908090	COVER CURSOR		1	1	1
⊙ 33	*65815060	65815060	IDLE GEAR 40,TONER SUPPLY		1	1	1
34	*302K917100	2K917100	SEAL FRAME ISU		1	1	1
35	302LC34100	2LC34100	LABEL MPF SIZE INDICATOR IN		1		
35	302LC34090	2LC34090	LABEL MPF SIZE INDICATOR ME			1	1

Ref. No.	Part.No.	Alternative.	Description	Notes	Quantity		
					120	230	240
101	7BB282308H	BB111240	+TP-FLAT T.T P SCREW 3X8(BLACK)				
102	7BP512014B0CH01	BP126450	PARALLEL PIN 2.0X14				
103	7BC06062N050H01	BC125260	POLYSLIDER 6.2X22X0.5T				

- Parts with "⊙" indicate regular maintenance parts.
- Parts with Ref.No. indicate maintenance parts and the ones without it indicate out of the above.

- Parts with "*" are component parts or sub-assemblies of the assembly appearing immediately above them.
- Parts with "• •" are component parts or sub-assembly with "•" appearing immediately above them.

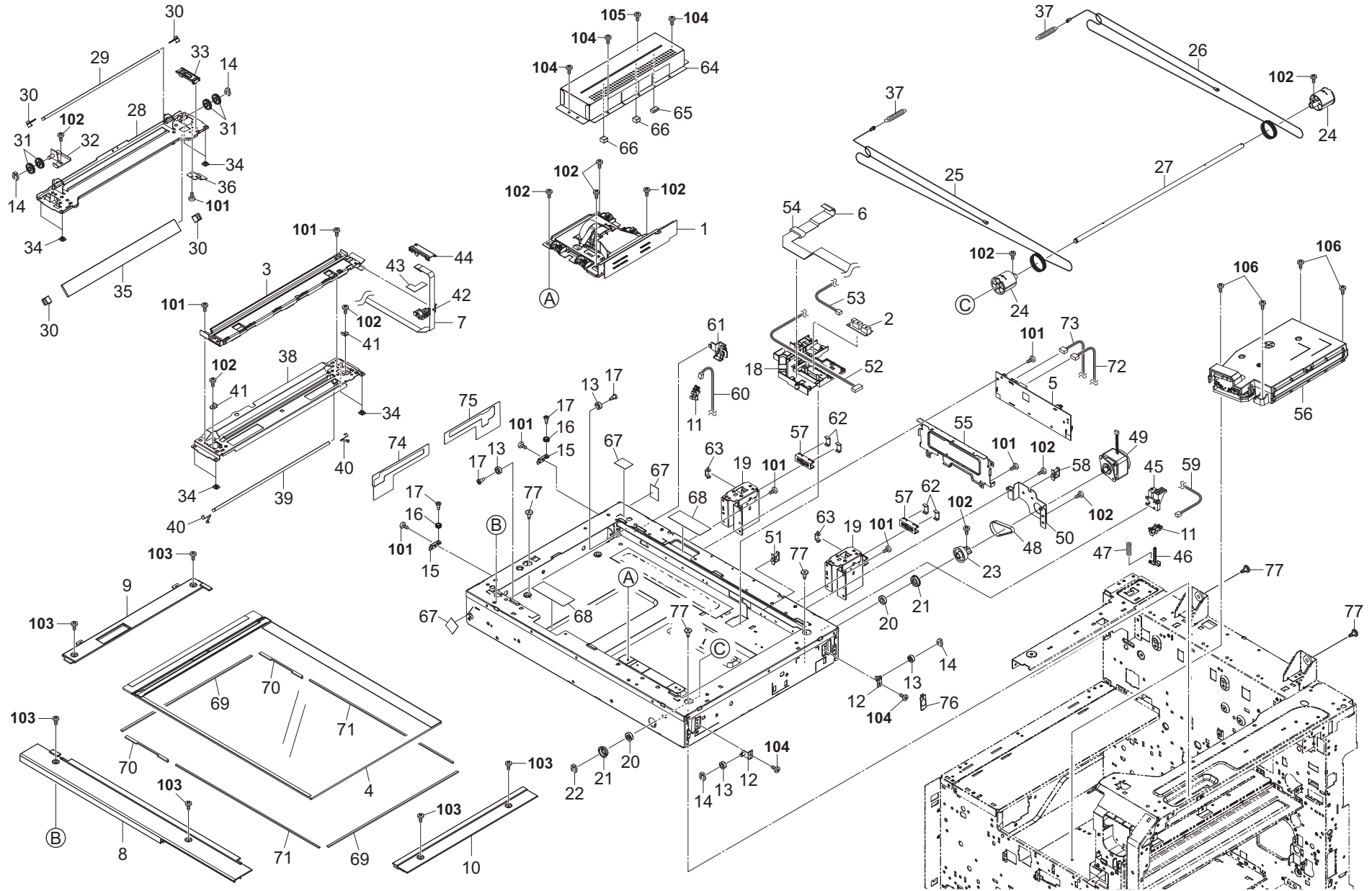


FIG. 11 Scanner & Laser Scanner Section

2LL/2LJ/2LH-2

Ref. No.	Part.No.	Alternative.	Description	Notes	Quantity		
					120	230	240
⊙ 1	302LK93083	2LK93083	PARTS IMAGE SCANNER L SP		1	1	1
⊙ 2	302H044110	2H044110	SENSOR ORIGINAL		1	1	1
⊙ 3	302K993040	2K993040	PARTS MOUNT LED ASSY SP		1	1	1
⊙ 4	302K994030	2K994030	PARTS CONTACT-GLASS ASSY(I) SP		1		
⊙ 4	302K994040	2K994040	PARTS CONTACT-GLASS ASSY(C) SP			1	1
⊙ 5	302K994231	2K994231	PARTS PWB ISC ASSY SP		1	1	1
6	302K946670	2K946670	WIRE FFC CCD		1	1	1
7	302K946710	2K946710	WIRE FFC LED		1	1	1
8	302LC04120	2LC04120	COVER ISU FRONT		1	1	1
9	302LC04130	2LC04130	COVER ISU LEFT		1	1	1
10	302LC04140	2LC04140	COVER ISU RIGHT		1	1	1
⊙ 11	7NXGP1S173LCH01	NX116910	SENSOR OPT.		2	2	2
12	302KK17031	2KK17031	MOUNT LEFT PULLEY		2	2	2
13	302H717160	2H717160	PULLEY SCANNER		4	4	4
14	2BC06980	2BC06980	STOPPER 5		4	4	4
15	302GR17860	2GR17860	PLATE PULLEY		2	2	2
16	302K917150	2K917150	PULLEY LEFT FRAME		2	2	2
17	302GR17350	2GR17350	PIN WIRE PULLEY B		4	4	4
18	302K917381	2K917381	GUIDE WIRE ISU		1	1	1
19	302K917280	2K917280	MOUNT DP HINGE		2	2	2
20	7BE008165431H01	BE119730	BEARING 688ZZ		2	2	2
21	302K931960	2K931960	HOLDER BEARING 688ZZ		2	2	2
22	2BC06910	2BC06910	STOPPER 6		1	1	1
23	302K917020	2K917020	PULLEY ISU Z59		1	1	1
24	302H717250	2H717250	DRUM PULLEY		2	2	2
25	302H717610	2H717610	WIRE SCANNER FRONT B		1	1	1
26	302H717620	2H717620	WIRE SCANNER REAR B		1	1	1
27	302K917060	2K917060	SHAFT ISU		1	1	1
28	302K917091	2K917091	FRAME MIRROR B		1	1	1
29	302GR17280	2GR17280	MIRROR B		1	1	1
30	75712080	75712080	MIRROR HOLDER		4	4	4
31	302H017180	2H017180	PULLEY SCANNER		4	4	4
32	302K317830	2K317830	PLATE ADJUST B		1	1	1
33	302K317160	2K317160	GUIDE FFC LED B		1	1	1
34	2DC12230	2DC12230	SLIDER SCANNER		8	8	8
35	302GR17960	2GR17960	MIRROR C		1	1	1
36	302K917080	2K917080	PLATE SLIT PI		1	1	1
37	302C912291	2C912291	SPRING SCANNER TENSION		2	2	2
38	302K317061	2K317061	FRAME MIRROR A		1	1	1
39	302KK17320	2KK17320	MIRROR A		1	1	1
40	2BC12190	2BC12190	SPRING,MIRROR HOLDER		2	2	2
41	2C912150	2C912150	RETAINER WIRE		2	2	2
42	302K317172	2K317172	GUIDE FFC LED C		1	1	1
43	302K317791	2K317791	SHEET FFC LED		1	1	1
44	302K317310	2K317310	GUIDE FFC LED D		1	1	1
45	302K917130	2K917130	MOUNT RELEASE SWITCH		1	1	1
46	302K917120	2K917120	SWITCH RELEASE		1	1	1
47	302GR17380	2GR17380	SPRING RELEASE SWITCH		1	1	1
48	302K917040	2K917040	BELT ISU		1	1	1

Ref. No.	Part.No.	Alternative.	Description	Notes	Quantity		
					120	230	240
⊙ 49	302K994D40	2K994D40	PARTS MOTOR ISU SP		1	1	1
50	302K917030	2K917030	MOUNT ISU DRIVE		1	1	1
51	7YZM610003++H01	YZ010250	ACCESS SADDLE		1	1	1
52	302K946680	2K946680	WIRE CCD POWER		1	1	1
53	302K946750	2K946750	WIRE ORIGINAL SENSOR		1	1	1
54	7YBFZZ65C001H01	YB110990	FERRITE CORE		1	1	1
55	302K917230	2K917230	MOUNT PWB		1	1	1
⊙ 56	302LG93010	2LG93010	LK-6705		1	1	1
57	302LF39050	2LF39050	GUIDE WIRE FRONT PWB		2	2	2
58	7YZM610001++H01	YZ010230	ACCESS SADDLE		1	1	1
59	302K946730	2K946730	WIRE OPEN SENSOR		1	1	1
60	302K946A90	2K946A90	WIRE HP SENSOR		1	1	1
61	302K317330	2K317330	MOUNT PI		1	1	1
62	303LL02330	3LL02330	HOLDER WIRE D		4	4	4
63	302K931080	2K931080	WIRE STOPPER		2	2	2
64	302K917400	2K917400	COVER ISU		1	1	1
65	7ZGSSTG58014H01	ZG128680	SHIELD GASKET		1	1	1
66	7ZG65TSV+010H01	ZG111180	SHIELD GASKET		2	2	2
67	302H717440	2H717440	SEAL FRAME SIDE B		3	3	3
68	302K317660	2K317660	FILM FRAME		2	2	2
69	302K317650	2K317650	SEAL FRAME ISU C		2	2	2
70	302K317450	2K317450	SEAL FRAME ISU A		2	2	2
71	302K317460	2K317460	SEAL FRAME ISU B		2	2	2
72	302K946700	2K946700	WIRE CCD DATA		1	1	1
73	302K946720	2K946720	WIRE ISC-MAIN		1	1	1
74	302K917170	2K917170	FILM FRAME SIDE F		1	1	1
75	302K917180	2K917180	FILM FRAME SIDE R		1	1	1
76	302K917240	2K917240	CAP PULLEY ISU		1	1	1
77	302GR17180	2GR17180	PIN SCANNER RETAINING		5	5	5
101	7BB700308H	BB105600	+BIND T.T S SCREW 3X8 SR				
102	7BB606308H	BB105280	+PAN M SCREW WITH SW W 3X8 R				
103	7BB180408H	BB111210	+BIND T.T S SCREW 4X8(BLACK)				
104	7BB700306H	BB105590	+BIND T.T S SCREW 3X6 SR				
105	7BB200308H	BB105660	+BIND T.T P SCREW 3X8				
106	7BB700408H	BB105640	+BIND T.T S SCREW 4X8 SR				

- Parts with "⊙" indicate regular maintenance parts.
- Parts with Ref.No. indicate maintenance parts and the ones without it indicate out of the above.

- Parts with "*" are component parts or sub-assemblies of the assembly appearing immediately above them.
- Parts with "• •" are component parts or sub-assembly with "•" appearing immediately above them.

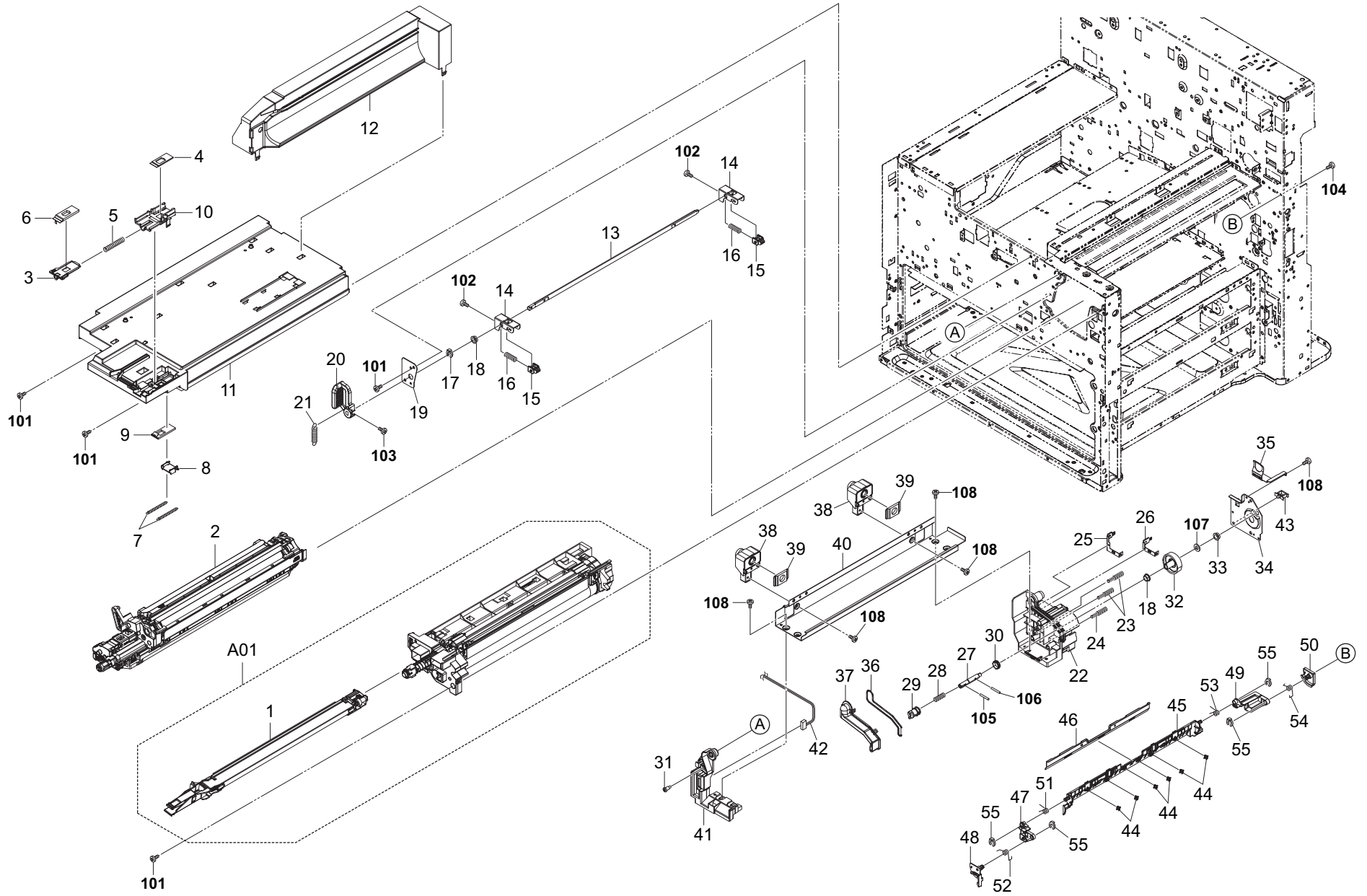


FIG. 12 Image Formation & Developer Section

2LL/2LJ/2LH-2

Ref. No.	Part.No.	Alternative.	Description	Notes	Quantity		
					120	230	240
⊙ A01	302LH93011	2LH93011	DK-6305		1	1	1
⊙ 1	*302LF93020	2LF93020	MC-6705		1	1	1
⊙ 2	302LH93032	2LH93032	DV-6305		1	1	1
3	302H703100	2H703100	SHUTTER PIPE UP		1	1	1
4	302H703130	2H703130	SEAL PIPE DLP UP		1	1	1
5	302H703240	2H703240	SPRING PIPE UP		1	1	1
6	302H703570	2H703570	SEAL CONT SHUTTER		1	1	1
7	302K914370	2K914370	SPRING SHUTTER		2	2	2
8	302K915240	2K915240	SHUTTER HOPPER UP		1	1	1
9	302K915320	2K915320	SEAL SHUTTER		1	1	1
10	302H703542	2H703542	PIPE DLP UP		1	1	1
11	302LF03710	2LF03710	BASE GUIDE CONTAINER		1	1	1
12	302LH03730	2LH03730	RAIL CONTAINER L		1	1	1
13	302LF02220	2LF02220	SHAFT CAM		1	1	1
14	302LF02240	2LF02240	MOUNT CAM		2	2	2
15	302LF02230	2LF02230	CAM DLP PRESS		2	2	2
16	302LF02250	2LF02250	SPRING CAM		2	2	2
17	2BC06980	2BC06980	STOPPER 5		1	1	1
18	302H024830	2H024830	BUSH 8		2	2	2
19	302LF02210	2LF02210	PLATE PRESS LEVER		1	1	1
20	302LF02260	2LF02260	LEVER DLP RAIL		1	1	1
21	302LF02180	2LF02180	SPRING LEVER DLP		1	1	1
22	302LF02122	2LF02122	ARM RAIL R		1	1	1
23	302K939360	2K939360	SPRING HV		2	2	2
24	302K939200	2K939200	SPRING HV		1	1	1
25	302LF02150	2LF02150	TERMINAL MAG		1	1	1
26	302LF02160	2LF02160	TERMINAL SLEEVE		1	1	1
27	302K931180	2K931180	SHAFT DLP DRIVE		1	1	1
28	302BG22531	2BG22531	SPRING COUPLING DLP		1	1	1
29	302FZ31250	2FZ31250	COUPLING DLP DRIVE		1	1	1
30	302FZ31280	2FZ31280	COLLAR DLP COUPLING		1	1	1
31	2FB06710	2FB06710	PIN CASSETTE RAIL		1	1	1
⊙ 32	302K931190	2K931190	GEAR Z74R		1	1	1
33	302H702590	2H702590	BUSH SCREW		1	1	1
34	302LF02190	2LF02190	RETAINER DLP DRIVE		1	1	1
35	302LF02390	2LF02390	PLATE EARTH DRIVE		1	1	1
36	302LF02140	2LF02140	SEAL TONER DUCT		1	1	1
37	302LF02130	2LF02130	COVER TONER DUCT		1	1	1
38	302LF02420	2LF02420	DUCT COOLING		2	2	2
39	302LF02430	2LF02430	SEAL COOLING DUCT		2	2	2
40	302LF02100	2LF02100	RAIL DLP		1	1	1
41	302LF02110	2LF02110	ARM RAIL F		1	1	1
42	302LF46640	2LF46640	WIRE DEVELOPER JOINT		1	1	1
43	7YZM610001++H01	YZ010230	ACCESS SADDLE		1	1	1
44	2A118370	2A118370	PULLEY,DRUM SEPARATION		6	6	6
45	302LF02280	2LF02280	COVER DRUM		1	1	1
46	302LF02350	2LF02350	STAY DRUM COVER		1	1	1
47	302LF02291	2LF02291	ARM COVER DRUM FRONT		1	1	1
48	302LF02370	2LF02370	MOUNT COVER DRUM FRONT		1	1	1

Ref. No.	Part.No.	Alternative.	Description	Notes	Quantity		
					120	230	240
49	302LF02301	2LF02301	ARM COVER DRUM REAR		1	1	1
50	302LF02360	2LF02360	MOUNT COVER DRUM REAR		1	1	1
51	302LF02310	2LF02310	SPRING-TORSION ARM A FRONT		1	1	1
52	302LF02330	2LF02330	SPRING-TORSION ARM B FRONT		1	1	1
53	302LF02320	2LF02320	SPRING-TORSION ARM A REAR		1	1	1
54	302LF02340	2LF02340	SPRING-TORSION ARM B REAR		1	1	1
55	5MVX111DN003	2A806250	RING STOPPER /A-49 FEED A4		4	4	4
101	7BB700408H	BB105640	+BIND T.T S SCREW 4X8 SR				
102	7BB700312H	BB106820	+BIND T.T S SCREW 3X12 SR				
103	7BB600308H	BB055190	+BIND M SCREW 3X8 R				
104	7BB200410H	BB105700	+BIND T.T P SCREW 4X10				
105	E5125120	E5125120	PARALLEL PIN H7A 2.5X12 SUS				
106	E5125160	E5125160	PARALLEL PIN H7A 2.5X16 SUS				
107	7BC06062A0A0H01	BC056490	POLY SLIDER WASHER 6.2X10X1.0T				
108	7BB200308H	BB105660	+BIND T.T P SCREW 3X8				

- Parts with "⊙" indicate regular maintenance parts.
- Parts with Ref.No. indicate maintenance parts and the ones without it indicate out of the above.

- Parts with "*" are component parts or sub-assemblies of the assembly appearing immediately above them.
- Parts with "••" are component parts or sub-assembly with "•" appearing immediately above them.

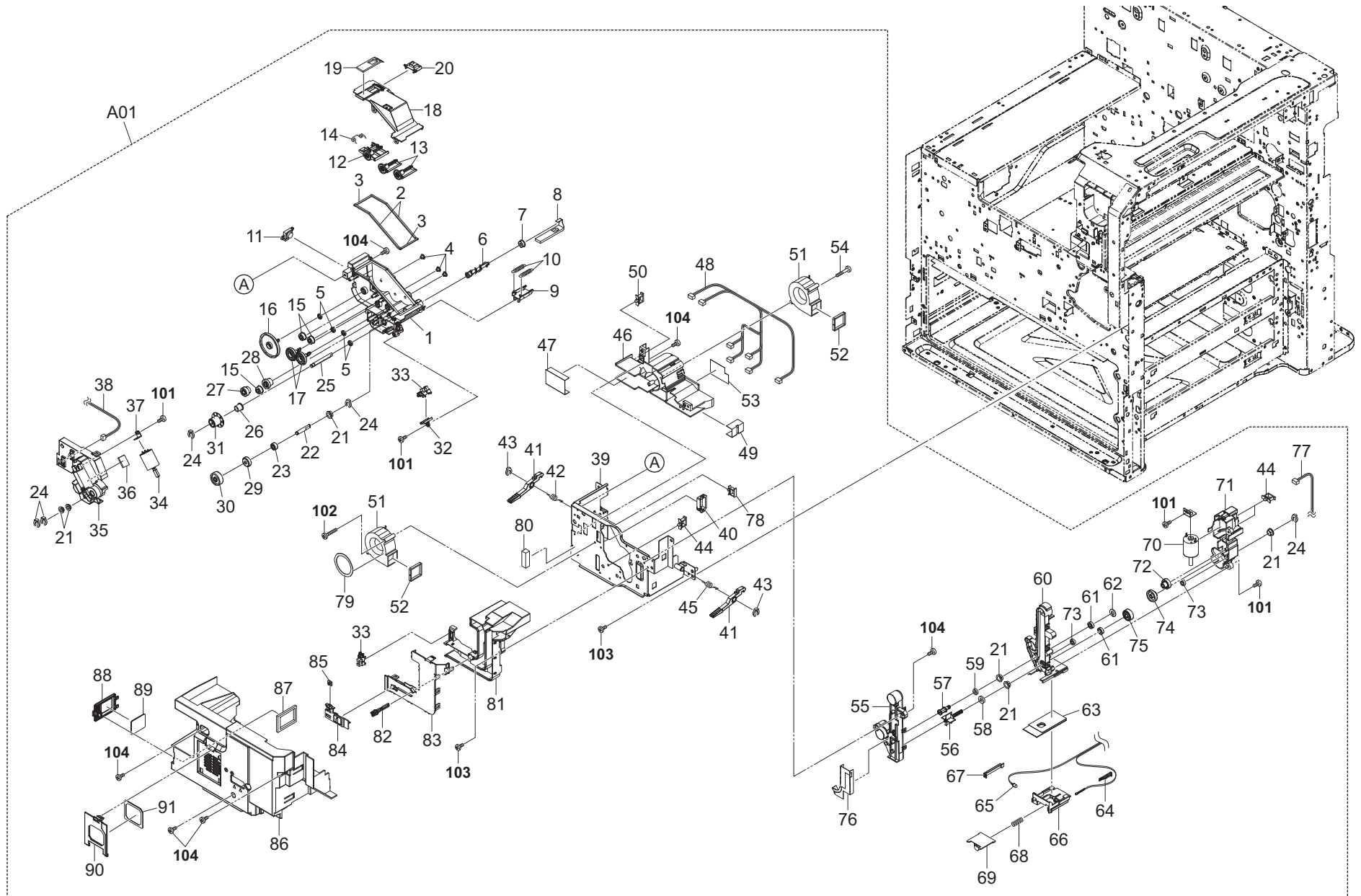


FIG. 13 Inner Section 1

2LL/2LJ/2LH-2

Ref. No.	Part.No.	Alternative.	Description	Notes	Quantity		
					120	230	240
⊙ A01	302LH94031	2LH94031	PARTS INNER UNIT SP		1	1	1
1	*302LF15012	2LF15012	CASE TONER HOPPER		1	1	1
2	*302LF15170	2LF15170	SPONGE HOPPER A		2	2	2
3	*302K915360	2K915360	SPONGE HOPPER B		2	2	2
4	*302K915470	2K915470	CAP TONER		3	3	3
5	*302KY12020	2KY12020	OIL SEAL		4	4	4
6	*302K915070	2K915070	SCREW TONER SUPPLY		1	1	1
7	*302FZ23260	2FZ23260	CAP SCREW		1	1	1
8	*302K915380	2K915380	SEAL HOPPER LOW		1	1	1
9	*302K915230	2K915230	SHUTTER HOPPER LOW		1	1	1
10	*302H703140	2H703140	SPRING PIPE LOW		2	2	2
⊙ 11	*3033915181	33915181	TONER EMPTY DETECTION SENSOR		1	1	1
12	*302K915110	2K915110	PADDLE TONER SUPPLY A		1	1	1
13	*302K915120	2K915120	PADDLE TONER SUPPLY B		2	2	2
14	*302K915390	2K915390	SPRING TONER SENSOR A		1	1	1
⊙ 15	*302LF15030	2LF15030	GEAR Z15S IDLE		3	3	3
⊙ 16	*302LF15070	2LF15070	GEAR Z60S		1	1	1
⊙ 17	*302K915180	2K915180	GEAR Z30S		2	2	2
18	*302LF15020	2LF15020	LID TONER HOPPER		1	1	1
19	*302K915370	2K915370	SEAL HOPPER UP		1	1	1
20	*302K915460	2K915460	SHUTTER HOPPER UP		1	1	1
21	*2A116180	2A116180	BUSHING,TRANSFER		6	6	6
22	*302K915330	2K915330	SHAFT DRIVE		1	1	1
⊙ 23	*302K915400	2K915400	GEAR Z14S		1	1	1
24	*5MVX111DN003	2A806250	RING STOPPER /A-49 FEED A4		5	5	5
25	*302LF15050	2LF15050	SHAFT TONER SUPPLY		1	1	1
26	*302K915450	2K915450	BUSH SCREW		1	1	1
⊙ 27	*302K915160	2K915160	GEAR Z21S-Z15S		1	1	1
⊙ 28	*302K915210	2K915210	GEAR Z32R-Z14S		1	1	1
⊙ 29	*302K915200	2K915200	GEAR Z21S		1	1	1
⊙ 30	*302K915190	2K915190	GEAR Z48L		1	1	1
⊙ 31	*302K915080	2K915080	GEAR Z32L		1	1	1
32	*302K921410	2K921410	MOUNT PI		1	1	1
⊙ 33	*7NXGP1A173LCH01	NX115300	SENSOR OPT.		2	2	2
⊙ 34	*302LC94190	2LC94190	PARTS CONV RELEASE MOTOR ASSY SP		1	1	1
35	*302LF15080	2LF15080	HOLDER TONER MOTOR		1	1	1
36	*302LC31511	2LC31511	SEAL MOTOR DC		1	1	1
37	*302K908660	2K908660	PLATE DC MOTOR 6		1	1	1
38	*302K946A80	2K946A80	WIRE TONER LEVEL SENSOR		1	1	1
39	*302LF03021	2LF03021	PLATE INNER FRAME		1	1	1
40	*7YZM210003++H01	YZ037970	ACCESS.EDGING		1	1	1
41	*302LF03080	2LF03080	LEVER HOOK		2	2	2
42	*302LF03410	2LF03410	SPRING LEVER L		1	1	1
43	*2BC06910	2BC06910	STOPPER 6		2	2	2
44	*7YZM610007++H01	YZ023340	ACCESS.SADDLE		3	3	3
45	*302LF03400	2LF03400	SPRING LEVER R		1	1	1
46	*302LF03250	2LF03250	DUCT DLP		1	1	1
47	*302LF03900	2LF03900	SEAL DUCT DLP A		1	1	1
48	*302LH46220	2LH46220	WIRE RETAINER B		1	1	1

Ref. No.	Part.No.	Alternative.	Description	Notes	Quantity		
					120	230	240
49	*302LH03100	2LH03100	FILM WIRE A		1	1	1
50	*7YZM610001++H01	YZ010230	ACCESS SADDLE		1	1	1
⊙ 51	*302LC94380	2LC94380	PARTS FAN COOLING LSU 60 SP		2	2	2
52	*302K903250	2K903250	SPONGE FAN		2	2	2
53	*302LF03070	2LF03070	SHEET DUCT DLP		1	1	1
54	*302H733430	2H733430	SCREW FAN		1	1	1
55	*302LH03520	2LH03520	DUCT WASTE B		1	1	1
56	*302LH03240	2LH03240	PADDLE WASTE A		1	1	1
57	*302LH03540	2LH03540	PADDLE WASTE B		1	1	1
58	*302H703430	2H703430	SEAL SCREW		1	1	1
59	*302LH03590	2LH03590	SEAL PADDLE		1	1	1
60	*302LH03511	2LH03511	DUCT WASTE A		1	1	1
⊙ 61	*302LH03550	2LH03550	GEAR Z23S		2	2	2
62	*302FB09830	2FB09830	CUT WASHER 4		1	1	1
63	*302LC03080	2LC03080	SEAL SHUTTER WASTE		1	1	1
64	*5MVS313SB002	2BR08310	SPACER LED /43587J2063 A4		1	1	1
⊙ 65	*302K994150	2K994150	PARTS TONER FULL DETECT ASSY SP		1	1	1
66	*302LC03570	2LC03570	COVER SHUTTER		1	1	1
67	*302LC03460	2LC03460	LID COVER SHUTTER		1	1	1
68	*302LC03A80	2LC03A80	SPRING WASTE SHUTTER		1	1	1
69	*302LC03070	2LC03070	SHUTTER WASTE		1	1	1
⊙ 70	*302LC94180	2LC94180	PARTS CLN WT MOTOR ASSY SP		1	1	1
71	*302LH03530	2LH03530	HOLDER DC MOTOR		1	1	1
⊙ 72	*302K908360	2K908360	WORM-WHEEL 36 Z18S		1	1	1
⊙ 73	*302K914410	2K914410	GEAR Z21 IDLE		2	2	2
⊙ 74	*302LH03130	2LH03130	GEAR Z44S-Z18S		1	1	1
⊙ 75	*302LH03120	2LH03120	GEAR Z40S		1	1	1
76	*302LH03570	2LH03570	FILM WIRE B		1	1	1
77	*302LH46300	2LH46300	WIRE MOTOR JOINT		1	1	1
78	*7YZM390002++H01	YZ012140	ACCESS.CLAMP		1	1	1
79	*302LC33540	2LC33540	SEAL INNER COOLING C		1	1	1
80	*302LF03910	2LF03910	SEAL DUCT DLP B		1	1	1
81	*302LF03371	2LF03371	DUCT DRUM		1	1	1
82	*302LF03011	2LF03011	LEVER CASS SHUTTER		1	1	1
83	*302LF03380	2LF03380	LID DRUM DUCT		1	1	1
84	*302LF03460	2LF03460	WORK PLATE CASS		1	1	1
85	*5MMS111SL002	2BY20050	NUT FUSER A /FS-1800/3800 A4		1	1	1
86	*302LH03041	2LH03041	COVER INNER		1	1	1
87	*302LH03600	2LH03600	SEAL DUCT DLP D		1	1	1
88	*302LF03440	2LF03440	COVER FILTER DLP		1	1	1
89	*302LF03450	2LF03450	FILTER DUCT DLP		1	1	1
90	*302LF03420	2LF03420	COVER FILTER DRUM		1	1	1
91	*302LF03430	2LF03430	FILTER DUCT DRUM		1	1	1
101	7BB200308H	BB105660	+BIND T.T P SCREW 3X8				
102	7BB700330H	BB106840	+BIND T.T S SCREW 3X30 SR				
103	7BB700408H	BB105640	+BIND T.T S SCREW 4X8 SR				
104	7BB700308H	BB105600	+BIND T.T S SCREW 3X8 SR				

- Parts with "⊙" indicate regular maintenance parts.
- Parts with Ref.No. indicate maintenance parts and the ones without it indicate out of the above.

- Parts with "*" are component parts or sub-assemblies of the assembly appearing immediately above them.
- Parts with "• •" are component parts or sub-assembly with "•" appearing immediately above them.

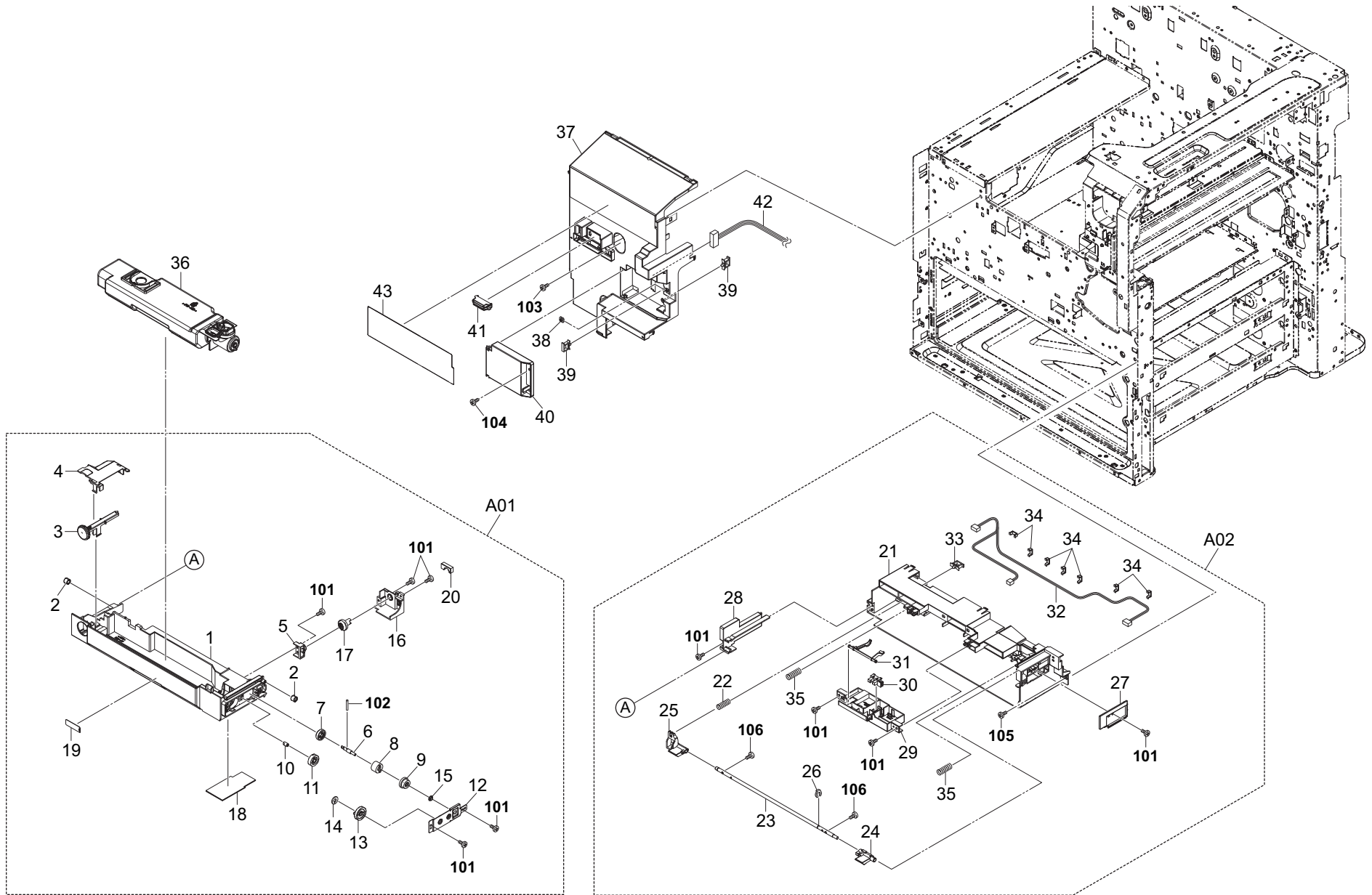


FIG. 14 Inner Section 2

2LL/2LJ/2LH-2

Ref. No.	Part.No.	Alternative.	Description	Notes	Quantity		
					120	230	240
⊙ A01	302LC94480	2LC94480	PARTS WASTE TRAY UNIT SP		1	1	1
1	*302LC03711	2LC03711	TRAY WASTE		1	1	1
2	*302LC03510	2LC03510	PULLEY WASTE TRAY		2	2	2
3	*302H703390	2H703390	LEVER WASTE TRAY		1	1	1
4	*302LC03790	2LC03790	HOLDER JOINT WASTE		1	1	1
5	*302LC03750	2LC03750	BUSH BEVEL		1	1	1
6	*302LC03780	2LC03780	SHAFT DRIVE D		1	1	1
7	*302LC03770	2LC03770	GEAR BEVEL Z24		1	1	1
8	*302GR06110	2GR06110	TORQUE LIMITER 360		1	1	1
9	*302LC03120	2LC03120	GEAR Z18S COUPLING		1	1	1
10	*302LC03430	2LC03430	PIN MOUNT DRIVE		1	1	1
11	*302LC03100	2LC03100	GEAR Z25S		1	1	1
12	*302LC03720	2LC03720	MOUNT WASTE DRIVE		1	1	1
13	*302LC03210	2LC03210	GEAR JOINT Z30S		1	1	1
14	*2BG22990	2BG22990	CUT WASHER 4		1	1	1
15	*302LC03230	2LC03230	BUSH 4-7		1	1	1
16	*302LC03740	2LC03740	MOUNT TRAY DRIVE		1	1	1
17	*302LC03760	2LC03760	GEAR BEVEL Z24 JOINT		1	1	1
18	*302LC03310	2LC03310	SHEET WASTE TRAY		1	1	1
19	*302H734170	2H734170	LABEL PUSH A		1	1	1
20	*302LC03A70	2LC03A70	SEAL WASTE TRAY		1	1	1
⊙ A02	302LH94130	2LH94130	PARTS WASTE BOTTLE CASE ASSY SP		1	1	1
21	*302LH03060	2LH03060	FRAME WASTE TRAY		1	1	1
22	*302H703450	2H703450	SPRING HOOK WASTE		1	1	1
23	*302LC03680	2LC03680	SHAFT HOOK		1	1	1
24	*302LC03660	2LC03660	HOOK TRAY R		1	1	1
25	*302LC03670	2LC03670	HOOK TRAY L		1	1	1
26	*2BC06980	2BC06980	STOPPER 5		1	1	1
27	*302LH03090	2LH03090	RAIL WASTE R		1	1	1
28	*302LC03320	2LC03320	RAIL WASTE L		1	1	1
29	*302LH03080	2LH03080	HOLDER TONER SENSOR		1	1	1
⊙ 30	*7NXGP1A173LCH01	NX115300	SENSOR OPT.		1	1	1
31	*302LC03590	2LC03590	LEVER TONER SENSOR		1	1	1
32	*302LH46190	2LH46190	WIRE RETAINER		1	1	1
33	*7YZM610008++H01	YZ037940	ACCESS.SADDLE		1	1	1
34	*302K931080	2K931080	WIRE STOPPER		7	7	7
35	*302H703510	2H703510	SPRING TRAY WASTE		2	2	2
36	1902LC0UN0	092LC0UN	WT-860/WASTE TONER BOTTLE	OPTION	1	1	1
37	302LH04010	2LH04010	COVER INNER		1	1	1
38	5MMS111SL002	2BY20050	NUT FUSER A /FS-1800/3800 A4		1	1	1
39	7YZM610008++H01	YZ037940	ACCESS.SADDLE		2	2	2
40	302LC03500	2LC03500	COVER CONNECTOR		1	1	1
41	302H004660	2H004660	MAGNET CATCH		1	1	1
42	302LH46200	2LH46200	WIRE RETAINER JOINT		1	1	1
43	302LH34020	2LH34020	LABEL TONER OPERATION		1	1	1

Ref. No.	Part.No.	Alternative.	Description	Notes	Quantity		
					120	230	240
101	7BB200308H	BB105660	+BIND T.T P SCREW 3X8				
102	7BP512008B0CH01	BP126150	PARALLEL PIN 2.0X8				
103	7BB700408H	BB105640	+BIND T.T S SCREW 4X8 SR				
104	7BB607306H	BB105770	+TP-CUP M SCREW 3X6 R				
105	7BB100406H	BB106920	+BIND T.T S SCREW 4X6				
106	7BB200312H	BB105680	+BIND T.T P SCREW 3X12				

- Parts with "⊙" indicate regular maintenance parts.
- Parts with Ref.No. indicate maintenance parts and the ones without it indicate out of the above.

- Parts with "*" are component parts or sub-assemblies of the assembly appearing immediately above them.
- Parts with "••" are component parts or sub-assembly with "•" appearing immediately above them.

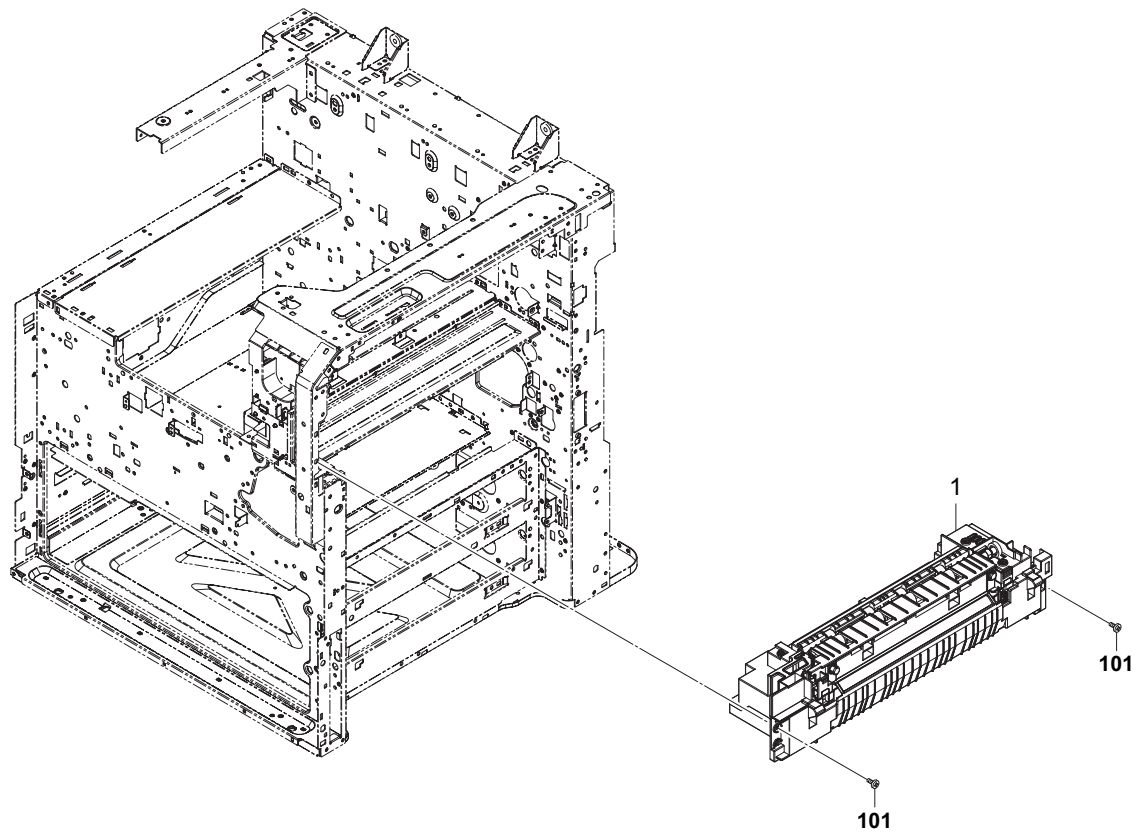


FIG. 15 Fuser Section

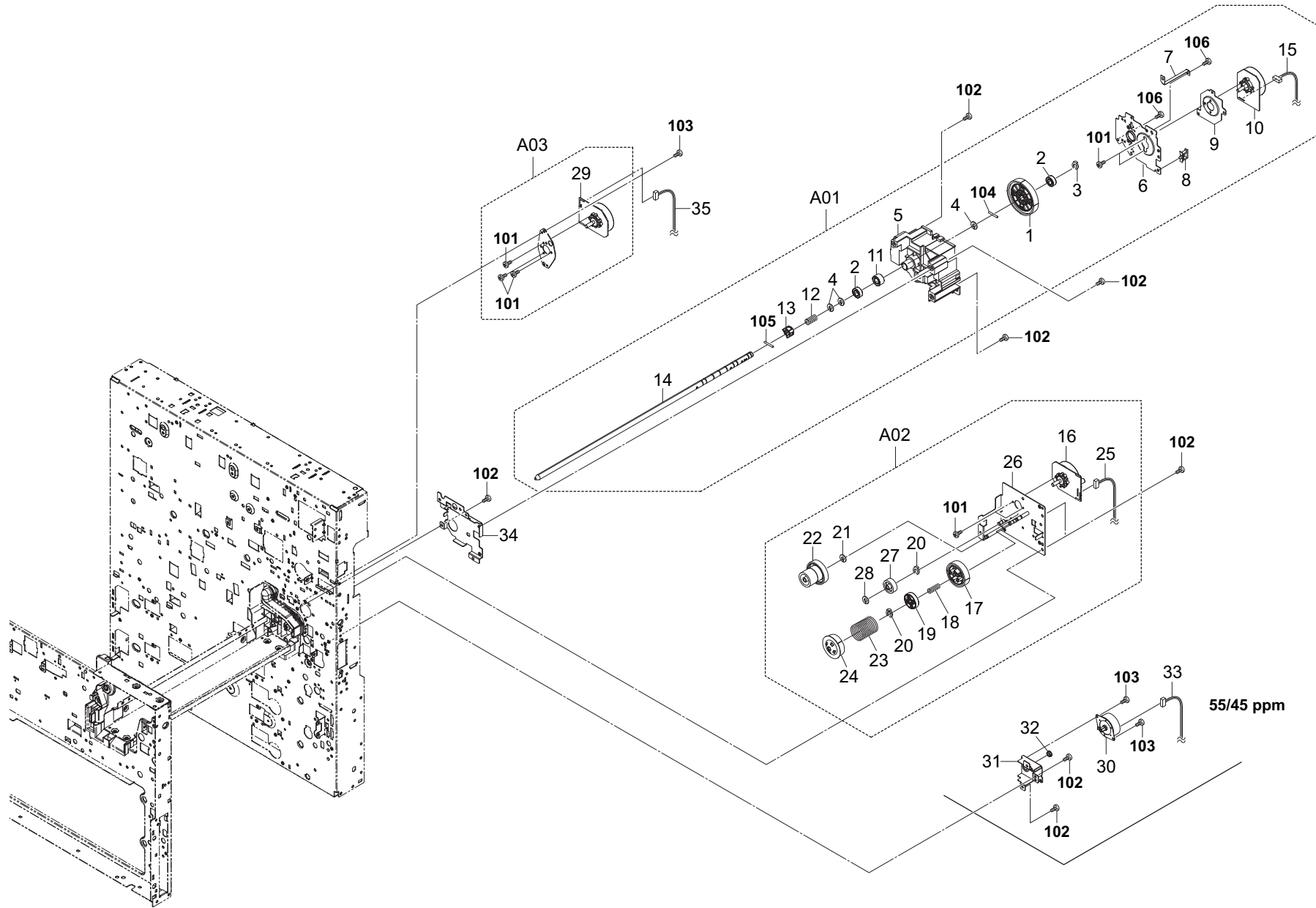
2LL/2LJ/2LH-2

	Ref. No.	Part.No.	Alternative.	Description	Notes	Quantity		
						120	230	240
⊙	1	302LH93052	2LH93052	FK-6306		1		
⊙	1	302LH93062	2LH93062	FK-6307			1	1

	Ref. No.	Part.No.	Alternative.	Description	Notes	Quantity		
						120	230	240
	101	7BB700412H	BB106830	+BIND T.T S SCREW 4X12 SR				

- Parts with "⊙" indicate regular maintenance parts.
- Parts with Ref.No. indicate maintenance parts and the ones without it indicate out of the above.

- Parts with "*" are component parts or sub-assemblies of the assembly appearing immediately above them.
- Parts with "••" are component parts or sub-assembly with "•" appearing immediately above them.



55/45 ppm

FIG. 16 Drive Section 1

2LL/2LJ/2LH-2

	Ref. No.	Part.No.	Alternative.	Description	Notes	Quantity		
						120	230	240
⊙	A01	302LF93071	2LF93071	PARTS DRUM DRIVE H SP		1	1	1
⊙	1	*302K931030	2K931030	GEAR Z160R		1	1	1
	2	*7BE010197431H01	BE119740	BEARING 680ZZ(7MM)		2	2	2
	3	*302K921120	2K921120	STOPPER 8		1	1	1
	4	*302K931840	2K931840	CUT-WASHER 8X17		3	3	3
	5	*302K931012	2K931012	HOLDER DRUM DRIVE		1	1	1
	6	*302K931021	2K931021	PLATE DRUM DRIVE		1	1	1
	7	*302K931070	2K931070	PLATE EARTH DRUM		1	1	1
	8	*7YZM610001++H01	YZ010230	ACCESS SADDLE		1	1	1
	9	*302K931100	2K931100	PLATE MOTOR DRUM		1	1	1
⊙	10	*302LC94461	2LC94461	PARTS MOTOR-BL W20 DRUM Z11 SP		1	1	1
	11	*302K931060	2K931060	HOLDER BEARING SUPPORT		1	1	1
	12	*302LC31070	2LC31070	SPRING DRUM JOINT		1	1	1
	13	*302K931130	2K931130	COUPLING DRUM		1	1	1
	14	*302K931040	2K931040	SHAFT DRUM DRIVE		1	1	1
	15	*302LF46290	2LF46290	WIRE DRUM MOT		1	1	1
⊙	A02	302LH94102	2LH94102	PARTS FUSER DRIVE UNIT SP		1	1	1
⊙	16	*302LC94290	2LC94290	PARTS MOTOR-BL W10 SP		1	1	1
⊙	17	*302K931620	2K931620	GEAR Z90R JOINT		1	1	1
	18	*302H731650	2H731650	SPRING PADDLE CONT D		1	1	1
	19	*302K931640	2K931640	JOINT FUSER DRIVE		1	1	1
	20	*5MVX111DN003	2A806250	RING STOPPER /A-49 FEED A4		2	2	2
	21	*302LC31640	2LC31640	CUT WASHER 5X10		1	1	1
⊙	22	*302LC31620	2LC31620	GEAR Z54S-Z26S		1	1	1
	23	*302K931660	2K931660	SPRING JOINT		1	1	1
⊙	24	*302K931630	2K931630	GEAR Z50S JOINT		1	1	1
	25	*302K946540	2K946540	WIRE FUSER MOTOR		1	1	1
	26	*302LH31612	2LH31612	PLATE FUSER DRIVE		1	1	1
⊙	27	*302LH31620	2LH31620	GEAR Z30S		1	1	1
	28	*5MVS665KB001	2BM40060	CUT WASHER		1	1	1
⊙	A03	302LH94110	2LH94110	PARTS DLP MOTOR ASSY(G) SP		1	1	1
⊙	29	*302K994321	2K994321	PARTS MOTOR-BL W20 SP		1	1	1
⊙	30	302K994980	2K994980	PARTS MOTOR PM REGIST SP	55/45 ppm	1	1	1
	31	302LH31010	2LH31010	PLATE REGIST DRIVE	55/45 ppm	1	1	1
	32	2A116180	2A116180	BUSHING.TRANSFER	55/45 ppm	1	1	1
	33	302K946550	2K946550	WIRE REGIST MOTOR	55/45 ppm	1	1	1
	34	302LF31630	2LF31630	MOUNT DRUM DRIVE		1	1	1
	35	302LH46280	2LH46280	WIRE DLP MOT		1	1	1

	Ref. No.	Part.No.	Alternative.	Description	Notes	Quantity		
						120	230	240
	101	7BB000304H	BB105720	+BIND M SCREW 3X4				
	102	7BB700408H	BB105640	+BIND T.T S SCREW 4X8 SR				
	103	7BB700308H	BB105600	+BIND T.T S SCREW 3X8 SR				
	104	7BP513040B0CH01	BP126470	PARALLEL PIN 3.0X40				
	105	7BP513012B0CH01	BP126430	PARALLEL PIN 3.0X12				
	106	7BB200410H	BB105700	+BIND T.T P SCREW 4X10				

- Parts with "⊙" indicate regular maintenance parts.
- Parts with Ref.No. indicate maintenance parts and the ones without it indicate out of the above.

- Parts with "*" are component parts or sub-assemblies of the assembly appearing immediately above them.
- Parts with "••" are component parts or sub-assembly with "•" appearing immediately above them.

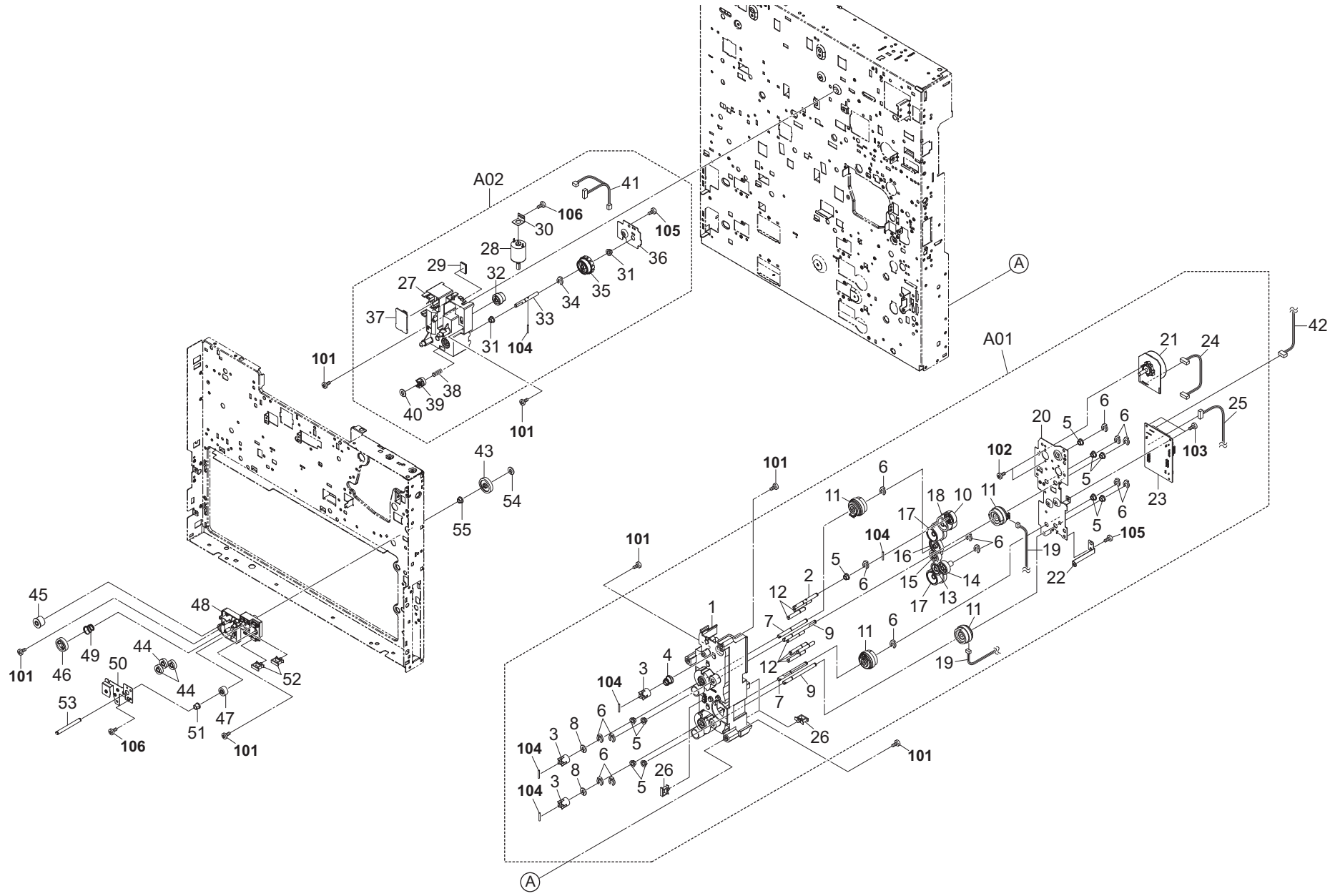


FIG. 17 Drive Section 2 (55/45 ppm)

2LL/2LJ/2LH-2

Ref. No.	Part.No.	Alternative.	Description	Notes	Quantity		
					120	230	240
⊙ A01	302K993020	2K993020	PARTS FEED DRIVE H UNIT SP		1	1	1
1	*302K931411	2K931411	HOLDER FEED DRIVE		1	1	1
2	*302K931441	2K931441	SHAFT MID DRIVE		1	1	1
3	*302K931530	2K931530	COUPLING DRIVE		3	3	3
4	*302H712650	2H712650	SPRING DRUM JOINT		1	1	1
5	*302H702590	2H702590	BUSH SCREW		10	10	10
6	*5MVX1111DN003	2A806250	RING STOPPER /A-49 FEED A4		14	14	14
7	*302K931430	2K931430	SHAFT FEED DRIVE		2	2	2
8	*302K924820	2K924820	CUT-WASHER 4		2	2	2
9	*302K931480	2K931480	SHAFT ASSIST DRIVE		2	2	2
⊙ 10	*302K931490	2K931490	GEAR Z28L		1	1	1
⊙ 11	*303M894090	3M894090	PARTS CLUTCH 50 Z35R SP		4	4	4
12	*302K931450	2K931450	PIN FEED DRIVE		6	6	6
⊙ 13	*302K931500	2K931500	GEAR Z28R		1	1	1
⊙ 14	*302K931550	2K931550	GEAR Z27L		1	1	1
⊙ 15	*302JZ31170	2JZ31170	GEAR Z27L MAIN		1	1	1
⊙ 16	*302K931510	2K931510	GEAR Z35R		1	1	1
⊙ 17	*302K931520	2K931520	GEAR Z40L-Z34L		2	2	2
⊙ 18	*302K931470	2K931470	GEAR Z61R-Z34R		1	1	1
19	*302K946690	2K946690	WIRE ASSIST CLUTCH		2	2	2
20	*302K931420	2K931420	PLATE FEED DRIVE		1	1	1
⊙ 21	*302K994331	2K994331	PARTS MOTOR-BL W30 SP		1	1	1
22	*302K931540	2K931540	PLATE EARTH FEED		1	1	1
⊙ 23	*302K994190	2K994190	PARTS PWB FEED 2 ASSY SP		1	1	1
24	*302K946441	2K946441	WIRE FEED MOTOR		1	1	1
25	*302K946AB0	2K946AB0	WIRE FEED CLUTCH		1	1	1
26	*7YZM610007++H01	YZ023340	ACCESS.SADDLE		3	3	3
⊙ A02	302LF94080	2LF94080	PARTS CONT DRIVE UNIT K SP		1	1	1
27	*302K931710	2K931710	HOLDER CONT DRIVE K		1	1	1
⊙ 28	*302K994140	2K994140	PARTS LSU RETAINER MOTOR ASSY SP		1	1	1
29	*302LC31511	2LC31511	SEAL MOTOR DC		1	1	1
30	*302K902610	2K902610	PLATE DC MOTOR 10		1	1	1
31	*302H702590	2H702590	BUSH SCREW		2	2	2
⊙ 32	*302K931760	2K931760	WORM WHEEL Z56L-Z20S		1	1	1
33	*302K931780	2K931780	SHAFT CONT DRIVE		1	1	1
34	*5MVX1111DN003	2A806250	RING STOPPER /A-49 FEED A4		1	1	1
⊙ 35	*302K931830	2K931830	GEAR Z34S JOINT		1	1	1
36	*302K931720	2K931720	PLATE CONT DRIVE		1	1	1
⊙ 37	*302K394070	2K394070	PARTS PWB RFID ASSY SP		1	1	1
38	*302H731650	2H731650	SPRING PADDLE CONT D		1	1	1
39	*302H731640	2H731640	COUPLING CONT D		1	1	1
40	*2BG22990	2BG22990	CUT WASHER 4		1	1	1
41	*302LF46350	2LF46350	WIRE CONTAINER MOTOR		1	1	1
42	302K946930	2K946930	WIRE FEED POWER		1	1	1
⊙ 43	302K903130	2K903130	GEAR Z35S		1	1	1
⊙ 44	302H006120	2H006120	GEAR Z20S JOINT FEED B		3	3	3
⊙ 45	302LC03130	2LC03130	GEAR Z20S		1	1	1
⊙ 46	302LC03140	2LC03140	GEAR Z30S COUPLING		1	1	1
⊙ 47	302K903140	2K903140	GEAR Z18S		1	1	1

Ref. No.	Part.No.	Alternative.	Description	Notes	Quantity		
					120	230	240
48	302LC03160	2LC03160	MOUNT DRIVE		1	1	1
49	302LC03200	2LC03200	SPRING COUPLING		1	1	1
50	302LC03170	2LC03170	PLATE DRIVE		1	1	1
51	2BC06520	2BC06520	BUSHING 6,REGISTRATION		1	1	1
52	7YZM610008++H01	YZ037940	ACCESS.SADDLE		2	2	2
53	302LH03150	2LH03150	SHAFT DRIVE C		1	1	1
54	302FB09830	2FB09830	CUT WASHER 4		1	1	1
55	302H702590	2H702590	BUSH SCREW		1	1	1
101	7BB700408H	BB105640	+BIND T.T S SCREW 4X8 SR				
102	7BB000304H	BB105720	+BIND M SCREW 3X4				
103	7BB700308H	BB105600	+BIND T.T S SCREW 3X8 SR				
104	5MBP2012WXSP	E0020120	SPRING PIN / M2 X 12 S-BLK				
105	7BB200410H	BB105700	+BIND T.T P SCREW 4X10				
106	7BB200308H	BB105660	+BIND T.T P SCREW 3X8				

- Parts with "⊙" indicate regular maintenance parts.
- Parts with Ref.No. indicate maintenance parts and the ones without it indicate out of the above.

- Parts with "*" are component parts or sub-assemblies of the assembly appearing immediately above them.
- Parts with "••" are component parts or sub-assembly with "•" appearing immediately above them.

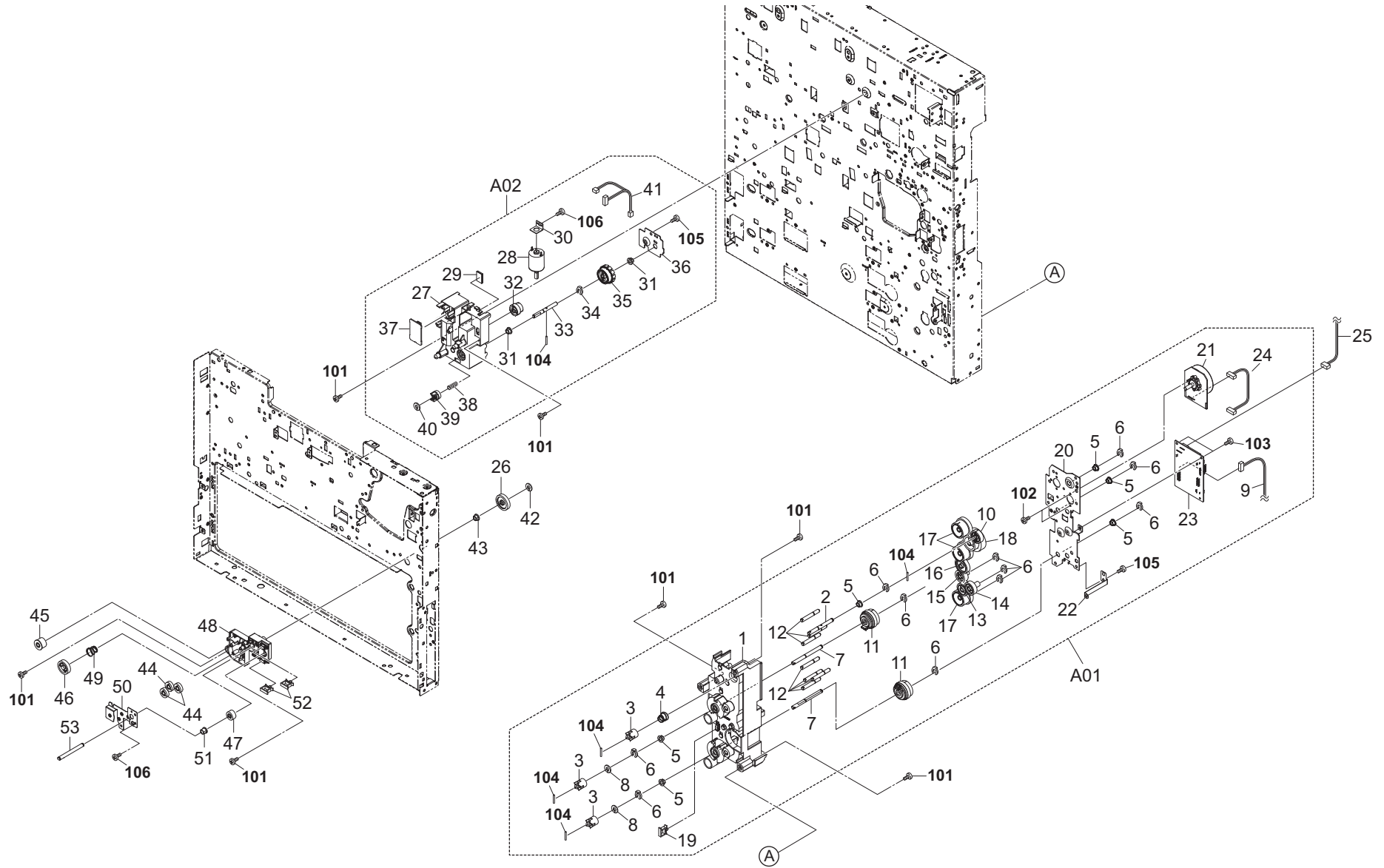


FIG. 17 Drive Section 2 (35 ppm)

2LL/2LJ/2LH-2

	Ref. No.	Part.No.	Alternative.	Description	Notes	Quantity		
						120	230	240
⊙	A01	302LC93120	2LC93120	PARTS FEED DRIVE L SP		1	1	1
	1	*302K931411	2K931411	HOLDER FEED DRIVE		1	1	1
	2	*302K931441	2K931441	SHAFT MID DRIVE		1	1	1
	3	*302K931530	2K931530	COUPLING DRIVE		3	3	3
	4	*302H712650	2H712650	SPRING DRUM JOINT		1	1	1
	5	*302H702590	2H702590	BUSH SCREW		6	6	6
	6	*5MVX111DN003	2A806250	RING STOPPER /A-49 FEED A4		11	11	11
	7	*302K931430	2K931430	SHAFT FEED DRIVE		2	2	2
	8	*302K924820	2K924820	CUT-WASHER 4		2	2	2
	9	*302K946AB0	2K946AB0	WIRE FEED CLUTCH		1	1	1
⊙	10	*302K931490	2K931490	GEAR Z28L		1	1	1
⊙	11	*303M894090	3M894090	PARTS CLUTCH 50 Z35R SP		2	2	2
	12	*302K931450	2K931450	PIN FEED DRIVE		7	7	7
⊙	13	*302K931500	2K931500	GEAR Z28R		1	1	1
⊙	14	*302K931550	2K931550	GEAR Z27L		1	1	1
⊙	15	*302JZ31170	2JZ31170	GEAR Z27L MAIN		1	1	1
⊙	16	*302K931510	2K931510	GEAR Z35R		1	1	1
⊙	17	*302K931520	2K931520	GEAR Z40L-Z34L		3	3	3
⊙	18	*302LC31410	2LC31410	GEAR Z79R-Z34R		1	1	1
	19	*7YZM610007++H01	YZ023340	ACCESS.SADDLE		1	1	1
	20	*302K931420	2K931420	PLATE FEED DRIVE		1	1	1
⊙	21	*302K994320	2K994320	PARTS MOTOR-BL W20 SP		1	1	1
	22	*302K931540	2K931540	PLATE EARTH FEED		1	1	1
⊙	23	*302LN94050	2LN94050	PARTS PWB FEED 2 ASSY SP		1	1	1
	24	*302LC46440	2LC46440	WIRE FEED MOTOR		1	1	1
	25	302K946930	2K946930	WIRE FEED POWER		1	1	1
⊙	26	302K903130	2K903130	GEAR Z35S		1	1	1
⊙	A02	302LF94080	2LF94080	PARTS CONT DRIVE UNIT K SP		1	1	1
	27	*302K931710	2K931710	HOLDER CONT DRIVE K		1	1	1
⊙	28	*302K994140	2K994140	PARTS LSU RETAINER MOTOR ASSY SP		1	1	1
	29	*302LC31511	2LC31511	SEAL MOTOR DC		1	1	1
	30	*302K902610	2K902610	PLATE DC MOTOR 10		1	1	1
	31	*302H702590	2H702590	BUSH SCREW		2	2	2
⊙	32	*302K931760	2K931760	WORM WHEEL Z56L-Z20S		1	1	1
	33	*302K931780	2K931780	SHAFT CONT DRIVE		1	1	1
	34	*5MVX111DN003	2A806250	RING STOPPER /A-49 FEED A4		1	1	1
⊙	35	*302K931830	2K931830	GEAR Z34S JOINT		1	1	1
	36	*302K931720	2K931720	PLATE CONT DRIVE		1	1	1
⊙	37	*302K394070	2K394070	PARTS PWB RFID ASSY SP		1	1	1
	38	*302H731650	2H731650	SPRING PADDLE CONT D		1	1	1
	39	*302H731640	2H731640	COUPLING CONT D		1	1	1
	40	*2BG22990	2BG22990	CUT WASHER 4		1	1	1
	41	*302LF46350	2LF46350	WIRE CONTAINER MOTOR		1	1	1
	42	302FB09830	2FB09830	CUT WASHER 4		1	1	1
	43	302H702590	2H702590	BUSH SCREW		1	1	1
⊙	44	302H006120	2H006120	GEAR Z20S JOINT FEED B		3	3	3
⊙	45	302LC03130	2LC03130	GEAR Z20S		1	1	1
⊙	46	302LC03140	2LC03140	GEAR Z30S COUPLING		1	1	1
⊙	47	302K903140	2K903140	GEAR Z18S		1	1	1

	Ref. No.	Part.No.	Alternative.	Description	Notes	Quantity		
						120	230	240
	48	302LC03160	2LC03160	MOUNT DRIVE		1	1	1
	49	302LC03200	2LC03200	SPRING COUPLING		1	1	1
	50	302LC03170	2LC03170	PLATE DRIVE		1	1	1
	51	2BC06520	2BC06520	BUSHING 6,REGISTRATION		1	1	1
	52	7YZM610008++H01	YZ037940	ACCESS.SADDLE		2	2	2
	53	302LH03150	2LH03150	SHAFT DRIVE C		1	1	1
	101	7BB700408H	BB105640	+BIND T.T S SCREW 4X8 SR				
	102	7BB000304H	BB105720	+BIND M SCREW 3X4				
	103	7BB700308H	BB105600	+BIND T.T S SCREW 3X8 SR				
	104	5MBP2012WXSP	E0020120	SPRING PIN / M2 X 12 S-BLK				
	105	7BB200410H	BB105700	+BIND T.T P SCREW 4X10				
	106	7BB200308H	BB105660	+BIND T.T P SCREW 3X8				

- Parts with "⊙" indicate regular maintenance parts.
- Parts with Ref.No. indicate maintenance parts and the ones without it indicate out of the above.

- Parts with "*" are component parts or sub-assemblies of the assembly appearing immediately above them.
- Parts with "••" are component parts or sub-assembly with "••" appearing immediately above them.

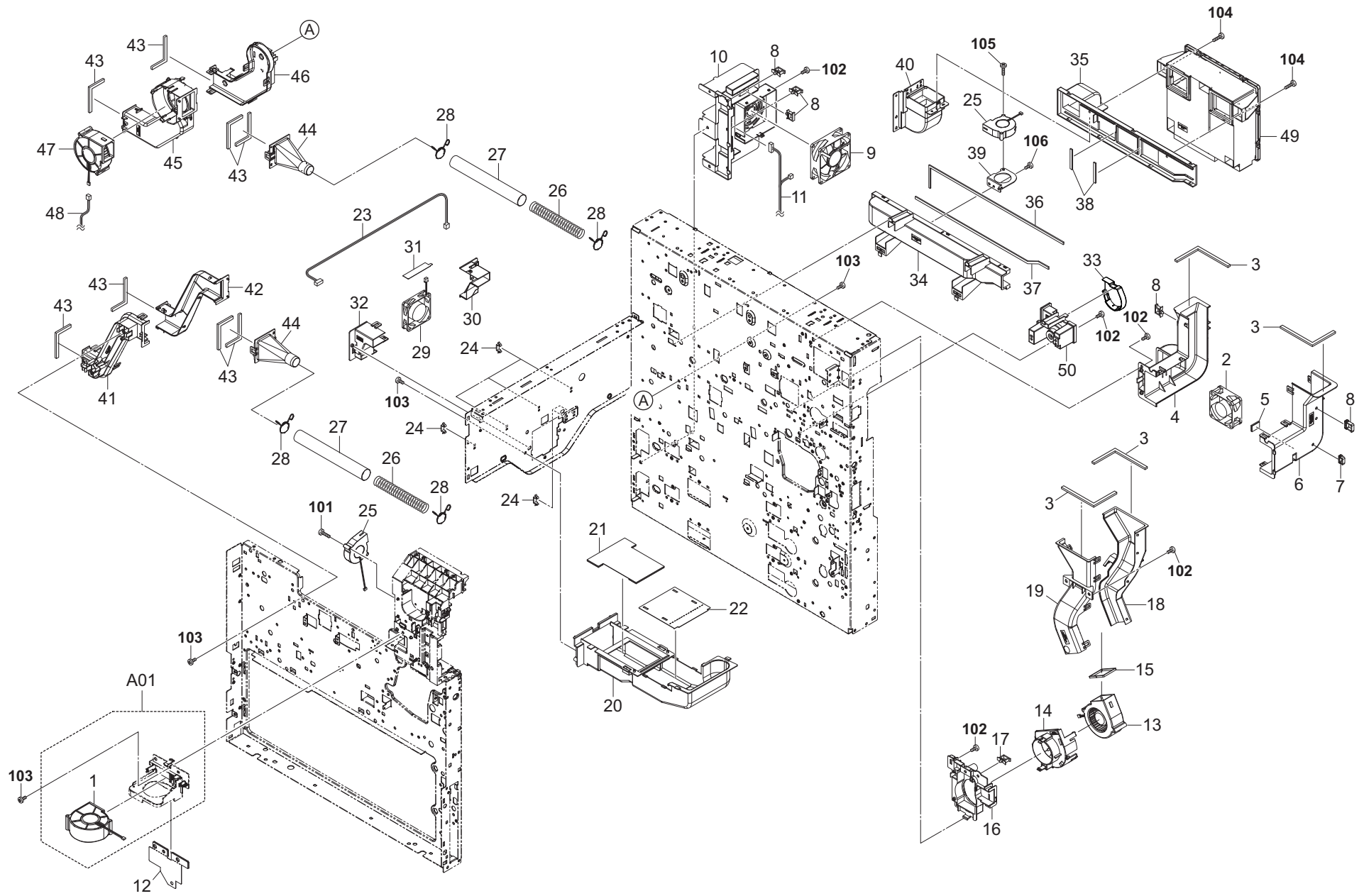


FIG. 18 Cooling Section

2LL/2LJ/2LH-3

Ref. No.	Part.No.	Alternative.	Description	Notes	Quantity		
					120	230	240
⊙ A01	302K994090	2K994090	PARTS FAN FUSER FRONT UNIT SP		1	1	1
⊙ 1	*302K994350	2K994350	PARTS FAN COOLING DLP 70 SP		1	1	1
⊙ 2	302GR44080	2GR44080	FAN LSU 60-25		1	1	1
⊙ 3	302K933580	2K933580	SEAL DUCT EXIT		4	4	4
⊙ 4	302K933150	2K933150	DUCT EXIT RIGHT		1	1	1
⊙ 5	302LC33510	2LC33510	FILM FUSER DUCT		1	1	1
⊙ 6	302K933160	2K933160	DUCT EXIT LEFT		1	1	1
⊙ 7	7YZM610001++H01	YZ010230	ACCESS SADDLE		1	1	1
⊙ 8	7YZM610003++H01	YZ010250	ACCESS SADDLE		5	5	5
⊙ 9	302HN44010	2HN44010	FAN MOTOR		1	1	1
⊙ 10	302K933280	2K933280	HOLDER FAN LOW VOLT		1	1	1
⊙ 11	302K946640	2K946640	WIRE LVU FAN		1	1	1
⊙ 12	302LH33050	2LH33050	SHEET GUIDE WIRE FRONT		1	1	1
⊙ 13	302K994350	2K994350	FAN COOLING DLP 70		1	1	1
⊙ 14	302LC33471	2LC33471	DUCT FUSER LOW		1	1	1
⊙ 15	302HG02450	2HG02450	SEAL FRAME MIDDLE A		1	1	1
⊙ 16	302K933190	2K933190	DUCT FUSER REAR		1	1	1
⊙ 17	7YZM610002++H01	YZ010240	ACCESS SADDLE		1	1	1
⊙ 18	302K933560	2K933560	DUCT FUSER RIGHT		1	1	1
⊙ 19	302K933571	2K933571	DUCT FUSER LEFT		1	1	1
⊙ 20	302LF33050	2LF33050	DUCT LSU LOW		1	1	1
⊙ 21	302LF33060	2LF33060	DUCT LSU UP		1	1	1
⊙ 22	302LF33090	2LF33090	SEAL DUCT LSU		1	1	1
⊙ 23	302LH46171	2LH46171	WIRE LSU COOLING FAN		1	1	1
⊙ 24	302K931080	2K931080	WIRE STOPPER		6	6	6
⊙ 25	302FZ94660	2FZ94660	PARTS,FAN IMAGE SP		2	2	2
⊙ 26	302LF02441	2LF02441	SPRING DUCT		2	2	2
⊙ 27	302LF02450	2LF02450	TUBE DUCT		2	2	2
⊙ 28	302LF02460	2LF02460	STOPPER TUBE		4	4	4
⊙ 29	302FZ94420	2FZ94420	PARTS,FAN COOLING CONVEYING SP		1	1	1
⊙ 30	302LC33020	2LC33020	DUCT FAN BELT LEFT		1	1	1
⊙ 31	302LC33210	2LC33210	SHEET FAN BELT		1	1	1
⊙ 32	302LC33010	2LC33010	DUCT FAN BELT RIGHT		1	1	1
⊙ 33	302LF94410	2LF94410	PARTS LID TONER FAN ASSY(ZG) SP		1	1	1
⊙ 34	302LF33020	2LF33020	DUCT TONER LOW		1	1	1
⊙ 35	302LF33030	2LF33030	DUCT TONER UP		1	1	1
⊙ 36	302LF33210	2LF33210	SEAL TONER DUCT B		1	1	1
⊙ 37	302LF33220	2LF33220	SEAL TONER DUCT C		1	1	1
⊙ 38	302LF33290	2LF33290	SEAL DISPOSAL C		2	2	2
⊙ 39	302LF33360	2LF33360	MOUNT TONER FAN		1	1	1
⊙ 40	302LC33070	2LC33070	DUCT TONER SIDE		1	1	1
⊙ 41	302LF33130	2LF33130	DUCT LSU FRONT LEFT A		1	1	1
⊙ 42	302LF33140	2LF33140	DUCT LSU FRONT LEFT B		1	1	1
⊙ 43	302LF33460	2LF33460	SPONGE DUCT LSU LEFT		8	8	8
⊙ 44	302LF33150	2LF33150	DUCT LSU SIDE		2	2	2
⊙ 45	302LF33110	2LF33110	DUCT LSU REAR LEFT A		1	1	1
⊙ 46	302LF33120	2LF33120	DUCT LSU REAR LEFT B		1	1	1
⊙ 47	302FZ44020	2FZ44020	FAN COOLING DLP 70		1	1	1
⊙ 48	302LF46151	2LF46151	WIRE COOLING FAN		1	1	1

Ref. No.	Part.No.	Alternative.	Description	Notes	Quantity		
					120	230	240
⊙ 49	302LF94400	2LF94400	PARTS DISPOSAL UNIT(ZG) SP		1	1	1
⊙ 50	302LF33012	2LF33012	DUCT FAN TONER		1	1	1
101	7BB200320H	BB113430	+BIND T.T P SCREW 3X20				
102	7BB700408H	BB105640	+BIND T.T S SCREW 4X8 SR				
103	7BB200410H	BB105700	+BIND T.T P SCREW 4X10				
104	7BB700435H	BB112520	+BIND T.T S SCREW 4X35 SR				
105	7BB100320H	BB112650	+BIND T.T P SCREW 3X20				
106	7BB200308H	BB105660	+BIND T.T P SCREW 3X8				

- Parts with "⊙" indicate regular maintenance parts.
- Parts with Ref.No. indicate maintenance parts and the ones without it indicate out of the above.

- Parts with "*" are component parts or sub-assemblies of the assembly appearing immediately above them.
- Parts with "••" are component parts or sub-assembly with "•" appearing immediately above them.

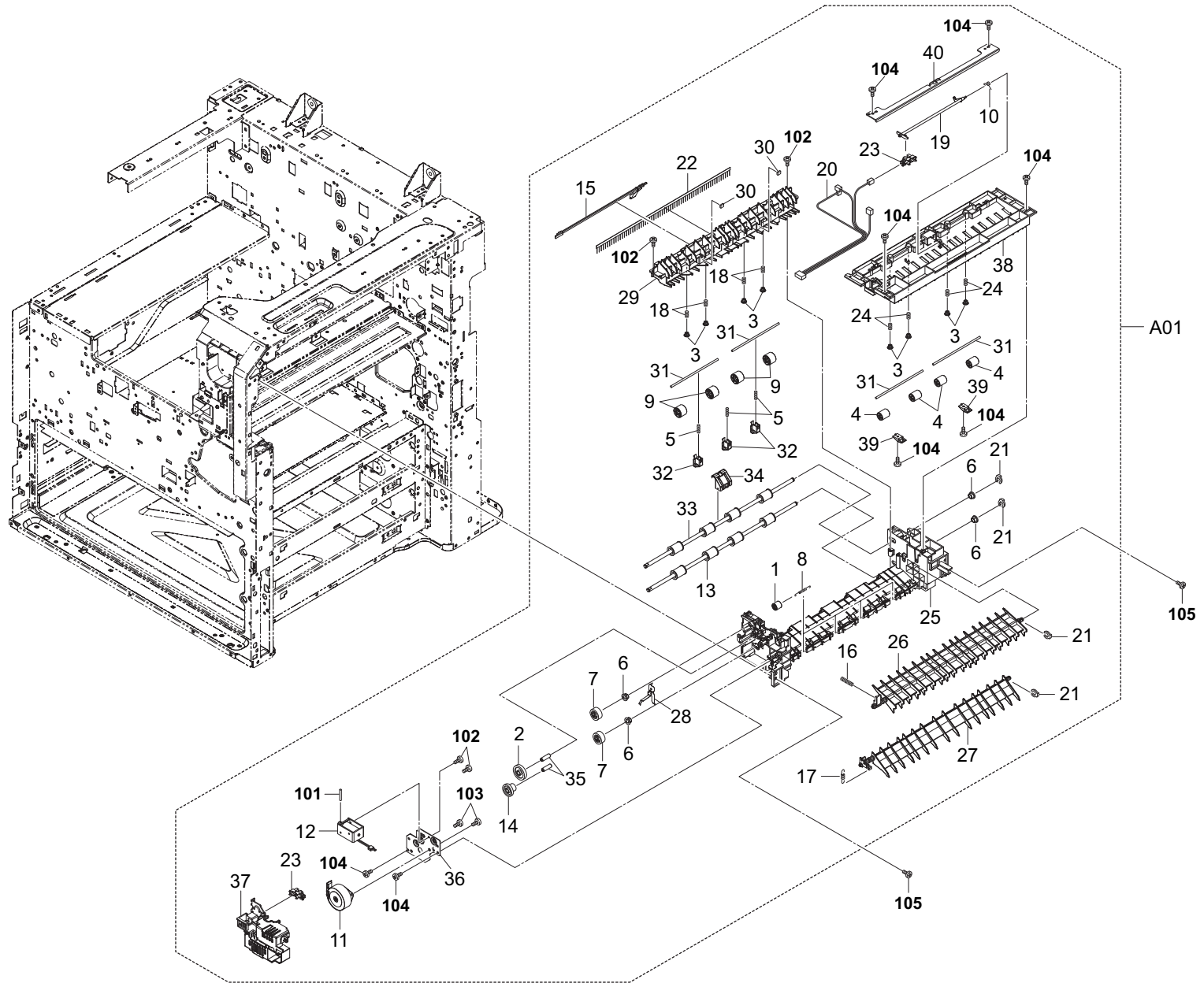


FIG. 19 Exit Section

2LL/2LJ/2LH-2

Ref. No.	Part.No.	Alternative.	Description	Notes	Quantity		
					120	230	240
⊙ A01	302LH94271	2LH94271	PARTS EXIT UNIT B SP		1	1	1
1	*2FM02210	5MVM274DN002	PULLEY MID /B-11 FRAME A4		4	4	4
⊙ 2	*2FM02320	5MVG144DN003	GEAR FD Z31 /B-11 FRAME A4		1	1	1
3	*2FM04150	5MVM163DN005	CAP SPRING /B-11 ENCLOSURE A4		8	8	8
4	*302F929260	2F929260	PULLEY DU LOW		4	4	4
5	*302FZ28270	2FZ28270	SPRING EXIT PUSH		3	3	3
6	*302H024370	2H024370	BUSH 6 EW		4	4	4
⊙ 7	*302H728080	2H728080	GEAR Z23S EXIT		2	2	2
8	*302HN28120	2HN28120	SPRING PULLEY A		4	4	4
9	*302JF22010	2JF22010	PULLEY MIDDLE		4	4	4
10	*302K928190	2K928190	SPRING-TORSION SWITCHBACK		1	1	1
⊙ 11	*302K994300	2K994300	PARTS MOTOR PM FEED SP		1	1	1
⊙ 12	*302K994370	2K994370	PARTS SOLENOID FEED SHIFT SP		1	1	1
⊙ 13	*302LC94350	2LC94350	PARTS ROLLER?EXIT SP		1	1	1
⊙ 14	*302LC94360	2LC94360	PARTS GEAR Z40R Z14S IDLE SP		1	1	1
15	*302LC28091	2LC28091	ACTUATOR EXIT SENSOR		1	1	1
16	*302LC28100	2LC28100	SPRING-COMPRESSION		1	1	1
17	*302LC28110	2LC28110	SPRING-EXTENSION		1	1	1
18	*302LC28150	2LC28150	SPRING-COMPRESSION		4	4	4
19	*302LC28210	2LC28210	ACTUATOR SWITCHBACK		1	1	1
20	*302LC46360	2LC46360	WIRE EXIT		1	1	1
21	*5MVX111DN003	2A806250	RING STOPPER /A-49 FEED A4		4	4	4
22	*63212210	63212210	STATIC ELIMINATOR,EJECT		1	1	1
⊙ 23	*7NXGP1A173LCH01	NX115300	SENSOR OPT.		2	2	2
24	*302LC28240	2LC28240	SPRING SWITCHBACK		4	4	4
25	*302LC28011	2LC28011	FRAME EXIT LOWER		1	1	1
26	*302LC28041	2LC28041	GUIDE CHANGE UPPER		1	1	1
27	*302LC28051	2LC28051	GUIDE CHANGE LOWER		1	1	1
28	*302LC28140	2LC28140	PLATE EARTH EXIT		1	1	1
29	*302LC28030	2LC28030	GUIDE EXIT MIDDLE		1	1	1
30	*303JY28280	3JY28280	CUSHION EJECT GUIDE B		2	2	2
31	*302K324460	2K324460	SHAFT FEED		4	4	4
32	*302FZ28260	2FZ28260	EXIT PUSH		3	3	3
⊙ 33	*302LH94290	2LH94290	PARTS ROLLER EXIT SP		1	1	1
34	*302LC28220	2LC28220	GUIDE ACTUATOR		1	1	1
35	*303MA16560	3MA16560	SHAFT GEAR BELT		2	2	2
36	*302LC28060	2LC28060	PLATE EXIT F		1	1	1
37	*302LC28120	2LC28120	COVER EXIT FRONT		1	1	1
38	*302LC28022	2LC28022	FRAME EXIT UPPER		1	1	1
39	*302LH28010	2LH28010	GUIDE EXIT PUSH		2	2	2
40	*302LC28230	2LC28230	STAY EXIT LOW		1	1	1

Ref. No.	Part.No.	Alternative.	Description	Notes	Quantity		
					120	230	240
101	E0130240	E0130240	SPRING PIN 3X24(SUS)				
102	7BB000303H	BB107000	+BIND M SCREW 3X3				
103	7BB700308H	BB105600	+BIND T.T S SCREW 3X8 SR				
104	7BB200308H	BB105660	+BIND T.T P SCREW 3X8				
105	7BB700408H	BB105640	+BIND T.T S SCREW 4X8 SR				

- Parts with "⊙" indicate regular maintenance parts.
- Parts with Ref.No. indicate maintenance parts and the ones without it indicate out of the above.

- Parts with "*" are component parts or sub-assemblies of the assembly appearing immediately above them.
- Parts with "• •" are component parts or sub-assembly with "•" appearing immediately above them.

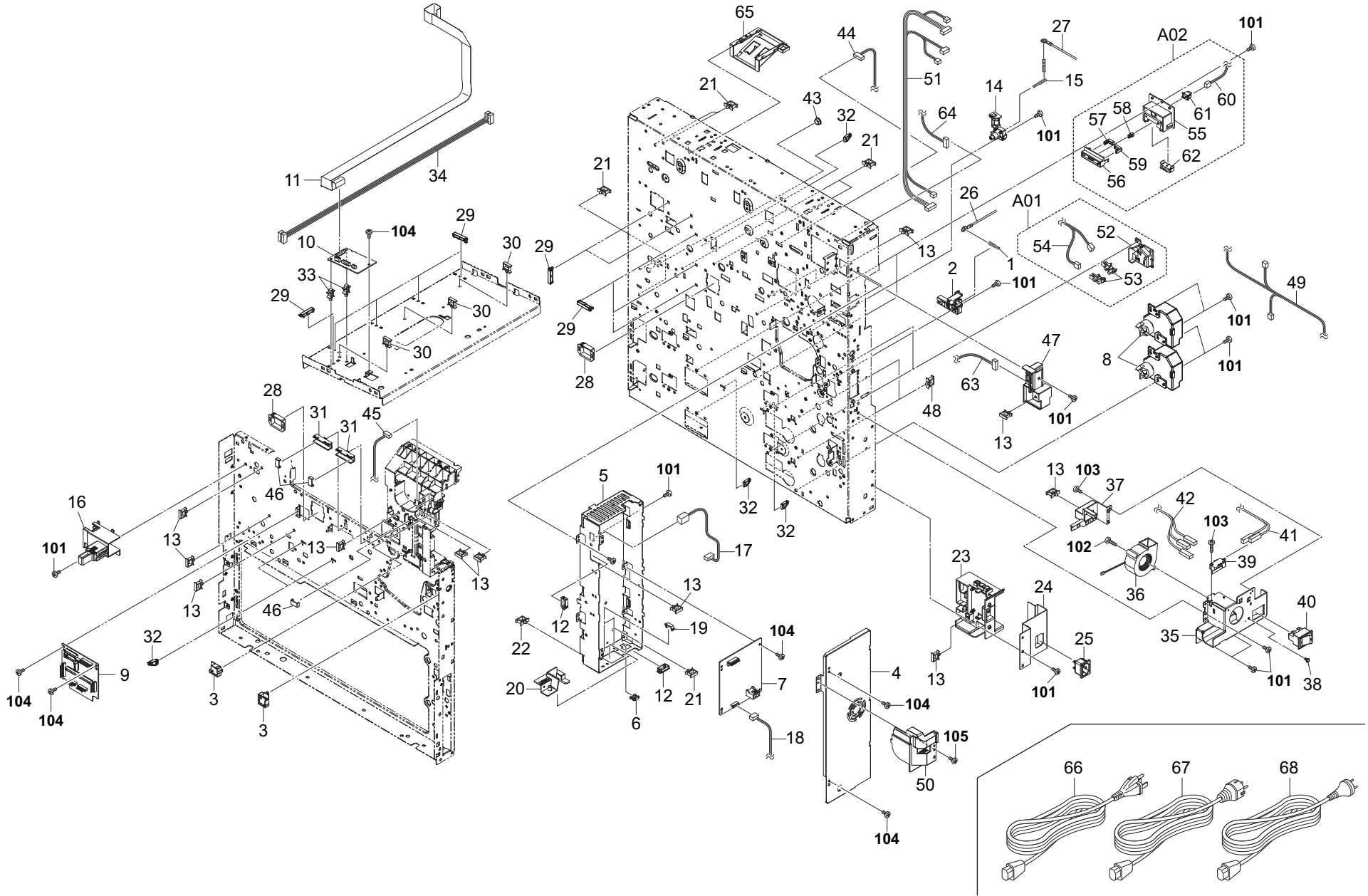


FIG. 20 Electrical Components 1

2LL/2LJ/2LH-2

Ref. No.	Part.No.	Alternative.	Description	Notes	Quantity		
					120	230	240
1	302K939360	2K939360	SPRING HV		1	1	1
2	302LF39010	2LF39010	TERMINAL HV SEPARATION		1	1	1
3	302LF94140	2LF94140	PARTS MOUNT LED UNIT SP		2	2	2
4	302K939450	2K939450	COVER PWB IH		1	1	1
5	302K939440	2K939440	SHIELD PWB IH		1	1	1
6	7YZM210006++H01	YZ038000	ACCESS.EDGING		1	1	1
7	302LH94180	2LH94180	PWB HEATER 100 ASSY		1		
7	302LH94190	2LH94190	PWB HEATER 200 ASSY			1	1
8	302K394190	2K394190	PARTS MOTOR LIFT ASSY SP		2	2	2
9	302LH94260	2LH94260	PARTS PWB FRONT MONO ASSY SP		1	1	1
10	302LF94220	2LF94220	PARTS PWB LSU JUNC MONO ASSY SP		1	1	1
11	302LF46C10	2LF46C10	WIRE FFC LSU		1	1	1
12	7YZM210003++H01	YZ037970	ACCESS.EDGING		2	2	2
13	7YZM610001++H01	YZ010230	ACCESS SADDLE		12	12	12
14	302LF39020	2LF39020	TERMINAL HV DRUM		1	1	1
15	302LF39080	2LF39080	SPRING HV DRUM		1	1	1
16	302LH94120	2LH94120	PARTS HUMIDITY ASSY (G) SP		1	1	1
17	302LH46120	2LH46120	WIRE HEATER JOINT		1	1	1
18	302LH46130	2LH46130	WIRE HEATER PWB		1	1	1
19	302K931080	2K931080	WIRE STOPPER		2	2	2
20	302K939570	2K939570	DUCT FAN IH B		1	1	1
21	7YZM610003++H01	YZ010250	ACCESS SADDLE		7	7	7
22	7YZM610007++H01	YZ023340	ACCESS.SADDLE		1	1	1
23	302K939380	2K939380	GUIDE WIRE INLET		1	1	1
24	302LC39020	2LC39020	PLATE INLET B		1	1	1
25	302K946860	2K946860	WIRE INLET ASSY 1		1	1	1
26	302LF46320	2LF46320	WIRE HVU TC		1	1	1
27	302LF46340	2LF46340	WIRE HVU MC		1	1	1
28	7YZM210004++H01	YZ037980	ACCESS.EDGING		2	2	2
29	302LF02380	2LF02380	HOLDER FFC		10	10	10
30	7YZM610017++H01	YZ049360	ACCESS.SADDLE		3	3	3
31	302LF39050	2LF39050	GUIDE WIRE FRONT PWB		2	2	2
32	302K939230	2K939230	HOLDER PWB		5	5	5
33	7YZM510007++H01	YZ042780	ACCESS.SPACER		2	2	2
34	302LF46940	2LF46940	WIRE FRONT POWER		1	1	1
35	302LC39040	2LC39040	PLATE MAIN SW B		1	1	1
36	302K994360	2K994360	PARTS FAN COOLING LSU 60 SP		1	1	1
37	302K939560	2K939560	DUCT FAN IH		1	1	1
38	7YZM510022++H01	YZ127850	ACCESS.SPACER		1	1	1
39	2FB27160	2FB27160	INTER LOCK SWITCH		1	1	1
40	7SC010202++H01	SC122390	SW.SEESAW		1	1	1
41	302K946530	2K946530	WIRE INTERLOCK		1	1	1
42	302LH46880	2LH46880	WIRE MAIN SWITCH		1	1	1
43	7YZM110001++H01	YZ009420	ACCESS.BUSHING		1	1	1
44	302LF46630	2LF46630	WIRE CONTAINER JOINT		1	1	1
45	302LH46140	2LH46140	WIRE EXIT FAN		1	1	1
46	303LL02330	3LL02330	HOLDER WIRE D		3	3	3
47	302LH39011	2LH39011	GUIDE WIRE FUSER		1	1	1
48	7YZM610008++H01	YZ037940	ACCESS.SADDLE		2	2	2

- Parts with "⊙" indicate regular maintenance parts.
- Parts with Ref.No. indicate maintenance parts and the ones without it indicate out of the above.

Ref. No.	Part.No.	Alternative.	Description	Notes	Quantity		
					120	230	240
49	302K946410	2K946410	WIRE LIFT MOTOR		1	1	1
50	302K939520	2K939520	COVER WIRE FUSER		1	1	1
51	302LF46251	2LF46251	WIRE HVU MAIN	55ppm	1	1	1
51	302LL46251	2LL46251	WIRE HVU MAIN	45/35 ppm	1	1	1
⊙ A01	302K994C80	2K994C80	PARTS PAPER LEVEL SENSOR ASSY SP		2	2	2
52	*302K909510	2K909510	MOUNT PAPER LEVEL SENSOR		2	2	2
⊙ 53	*303M894260	3M894260	PARTS SENSOR OPT SP		4	4	4
54	*302K946420	2K946420	WIRE PAPER SENSOR		2	2	2
⊙ A02	302K994120	2K994120	PARTS SIZE DETECTION ASSY SP		2	2	2
55	*302K909520	2K909520	MOUNT SIZE SENSOR		2	2	2
56	*302K909541	2K909541	HOLDER SIZE DETECTION		2	2	2
57	*302K909580	2K909580	PIN PAPER SIZE A		2	2	2
58	*302K909590	2K909590	PIN PAPER SIZE B		2	2	2
59	*302K909600	2K909600	PIN PAPER SIZE C		2	2	2
60	*302K946400	2K946400	WIRE CASSETTE SIZE		2	2	2
⊙ 61	*7SP01000006+H01	SP121020	SW.PUSH		2	2	2
⊙ 62	*7SP03072001+H01	SP121030	SW.PUSH		2	2	2
63	302LH46591	2LH46591	WIRE FUSER JOINT		1	1	1
64	302LC46580	2LC46580	WIRE JOBSEPARATOR JOINT		1	1	1
65	302K939550	2K939550	GUIDE WIRE ISU		1	1	1
66	3019527401	19527401	POWER CORD(120)		1		
67	2AR27800	2AR27800	POWER CORD(230)			1	
68	7AAACCAS+10H001	AA063380	AC CORD ASSY AS				1
101	7BB700408H	BB105640	+BIND T.T S SCREW 4X8 SR				
102	7BB700330H	BB106840	+BIND T.T S SCREW 3X30 SR				
103	7BB607320H	BB106890	+TP-CUP M SCREW 3X20 R				
104	7BB700308H	BB105600	+BIND T.T S SCREW 3X8 SR				
105	7BB200308H	BB105660	+BIND T.T P SCREW 3X8				

- Parts with "*" are component parts or sub-assemblies of the assembly appearing immediately above them.
- Parts with "• •" are component parts or sub-assembly with "•" appearing immediately above them.

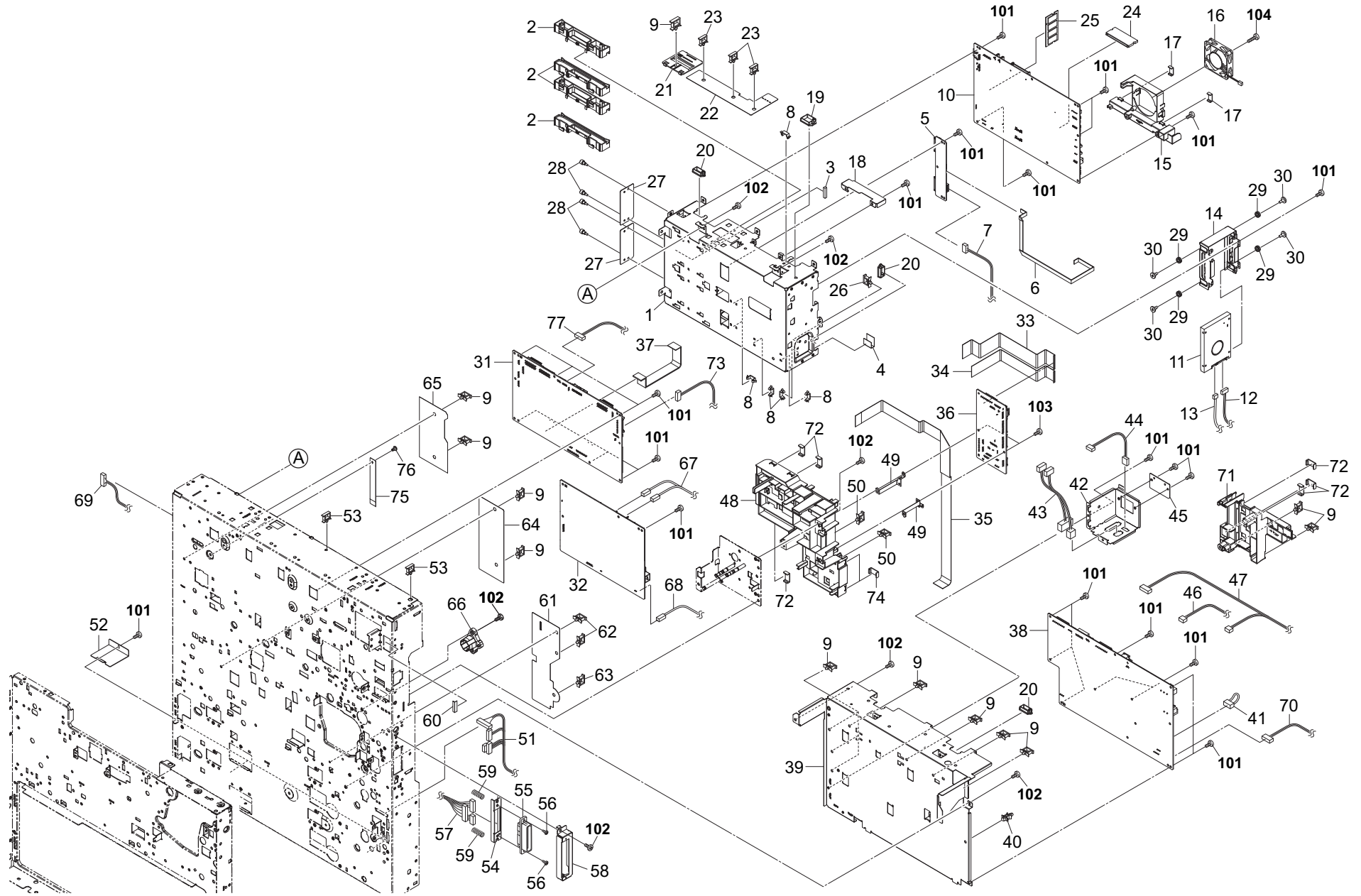


FIG. 21 Electrical Components 2

2LL/2LJ/2LH-2

Ref. No.	Part.No.	Alternative.	Description	Notes	Quantity		
					120	230	240
1	302K939010	2K939010	SHIELD BOX		1	1	1
2	302K939030	2K939030	RAIL PWB		4	4	4
3	7ZGSTGH12013H01	ZG128670	SHIELD GASKET		1	1	1
4	302H002290	2H002290	FILM PROTECT A		1	1	1
5	302K994270	2K994270	PARTS PWB KUIO ASSY SP		1	1	1
6	302K946990	2K946990	WIRE FFC KUIO		1	1	1
7	302K946910	2K946910	WIRE KUIO POWER		1	1	1
8	7YZM390011++H01	YZ050250	ACCESS.CLAMP		6	6	6
9	7YZM610003++H01	YZ010250	ACCESS SADDLE		14	14	14
10	302LH94141	2LH94141	PARTS PWB MAIN ASSY SP		1	1	1
10	302LH94151	2LH94151	PARTS PWB MAIN ASSY SP EU		1	1	1
11	302LH93070	2LH93070	PARTS STORAGE DEVICE SP		1	1	1
12	302K946A10	2K946A10	WIRE HDD POWER		1	1	1
13	302K946A20	2K946A20	WIRE HDD DATA1		1	1	1
14	302K939021	2K939021	BRACKET HDD		1	1	1
15	302K939040	2K939040	HOLDER FAN MAIN		1	1	1
16	302K994340	2K994340	PARTS FAN BOX COOLING 60 SP		1	1	1
17	303LL02330	3LL02330	HOLDER WIRE D		2	2	2
18	302K939620	2K939620	COVER CONTROL BOX TOP		1	1	1
19	7YZM210002++H01	YZ004730	ACCESS.EDGING		1	1	1
20	7YZM210003++H01	YZ037970	ACCESS.EDGING		3	3	3
21	302K939070	2K939070	GUIDE CF		1	1	1
22	302K939060	2K939060	FILM SHIELD BOX		1	1	1
23	M70AF010	M70AF010	CLAMP,LCT-1.5SIEM(TAKEUCHI)		3	3	3
24	302LH94211	2LH94211	PARTS PWB CODE DIMM ASSY SP		1	1	1
25	302LH94230	2LH94230	PARTS MEMORY MODULE SP		1	1	1
26	7YZM610002++H01	YZ010240	ACCESS SADDLE		1	1	1
27	302K339050	2K339050	PLATE OPTION		2	2	2
28	5MMT263SN012++R	2D903100	SCREW OP / M3 X 8 CRFREE A4		4	4	4
29	302JD19140	2JD19140	BUSHING FAN		4	4	4
30	302MV39340	2MV39340	PIN HDD		4	4	4
31	302LH94170	2LH94170	PARTS PWB ENGINE ASSY SP		1	1	1
32	302LF94260	2LF94260	PARTS UNIT HIGH VOLTAGE MAIN SP		1	1	1
32	302LJ94010	2LJ94010	PARTS UNIT HIGH VOLTAGE MAIN SP	45/35 ppm	1	1	1
33	302K946B40	2K946B40	WIRE FFC FEED1		1	1	1
34	302K946B50	2K946B50	WIRE FFC FEED2		1	1	1
35	302K946B60	2K946B60	WIRE FFC FEED3		1	1	1
36	302K994181	2K994181	PARTS PWB FEED 1 ASSY SP	55/45 ppm	1	1	1
36	302LN94040	2LN94040	PARTS PWB FEED 1 ASSY SP	35 ppm	1	1	1
37	302K946A00	2K946A00	WIRE FFC MAIN-ENGINE		1	1	1
38	302LH94011	2LH94011	PARTS UNIT LOW VOLTAGE 100 SP		1	1	1
38	302LH94022	2LH94022	PARTS UNIT LOW VOLTAGE 200 SP		1	1	1
39	302K939401	2K939401	PLATE PWB LVU		1	1	1
40	7YZM510007++H01	YZ042780	ACCESS.SPACER		1	1	1
41	302K946AR0	2K946AR0	WIRE CASSETTE HEATER LOOP		1	1	1
42	302K939430	2K939430	PLATE OPTION COIN-VENDOR		1	1	1
43	302LF46A70	2LF46A70	WIRE PF JOINT		1	1	1
44	302K946A60	2K946A60	WIRE PF CASSETTE HEATER		1	1	1
45	302FB26290	2FB26290	LID VENDOR		1	1	1

Ref. No.	Part.No.	Alternative.	Description	Notes	Quantity		
					120	230	240
46	302K946A40	2K946A40	WIRE MAIN-LVU		1	1	1
47	302K946980	2K946980	WIRE LVU RIGHT		1	1	1
48	302K939140	2K939140	GUIDE FFC FEED 1		1	1	1
49	302K939150	2K939150	PLATE PWB FEED		2	2	2
50	7YZM610004++H01	YZ012210	ACCESS SADDLE		2	2	2
51	302K946571	2K946571	WIRE FEED JOINT	55/45 ppm	1	1	1
51	302LK46571	2LK46571	WIRE FEED JOINT	35 ppm	1	1	1
52	302LC39030	2LC39030	PLATE COVER CONNECTOR		2	2	2
53	M70AF010	M70AF010	CLAMP,LCT-1.5SIEM(TAKEUCHI)		2	2	2
54	302K924340	2K924340	MOUNT DRAWER A		1	1	1
55	7YCC60M2199+H01	YC125800	CONNECTOR		1	1	1
56	302K924350	2K924350	PIN DRAWER		2	2	2
57	302LF46610	2LF46610	WIRE DU JOINT		1	1	1
58	302K924380	2K924380	MOUNT DRAWER B		1	1	1
59	302K924360	2K924360	SPRING DRAWER		2	2	2
60	302LC02780	2LC02780	SHEET COVER FUSER PWB		1	1	1
61	302LF02410	2LF02410	SHEET PWB HVU MAIN		1	1	1
62	7YZM610008++H01	YZ037940	ACCESS.SADDLE		2	2	2
63	7YZM610001++H01	YZ010230	ACCESS SADDLE		1	1	1
64	302LF39090	2LF39090	SHEET WIRE HVU MAIN		1	1	1
65	302LF39070	2LF39070	FILM WIRE ENGINE		1	1	1
66	302K931210	2K931210	HOLDER ATTACHMENT		1	1	1
67	302LH46330	2LH46330	WIRE HVU DLP		1	1	1
68	302LF46950	2LF46950	WIRE T1 POWER		1	1	1
69	302K946900	2K946900	WIRE BRIDGE JOINT		1	1	1
70	302LF46890	2LF46890	WIRE CASSETTE HEATER		1	1	1
71	302K939170	2K939170	GUIDE FFC FEED 2		1	1	1
72	303LL02180	3LL02180	HOLDER WIRE A		6	6	6
73	302K946960	2K946960	WIRE ENGINE POWER		1	1	1
74	303LL02330	3LL02330	HOLDER WIRE D		2	2	2
75	302LH02080	2LH02080	FILM REAR STAY		1	1	1
76	7YZM510019++H01	YZ123830	ACCESS.SPACER		1	1	1
77	302K946AJ0	2K946AJ0	WIRE KEY COUNTER		1	1	1
101	7BB700308H	BB105600	+BIND T.T S SCREW 3X8 SR				
102	7BB700408H	BB105640	+BIND T.T S SCREW 4X8 SR				
103	7BB200308H	BB105660	+BIND T.T P SCREW 3X8				
104	7BB200320H	BB113430	+BIND T.T P SCREW 3X20				

- Parts with "⊙" indicate regular maintenance parts.
- Parts with Ref.No. indicate maintenance parts and the ones without it indicate out of the above.

- Parts with "*" are component parts or sub-assemblies of the assembly appearing immediately above them.
- Parts with "••" are component parts or sub-assembly with "••" appearing immediately above them.

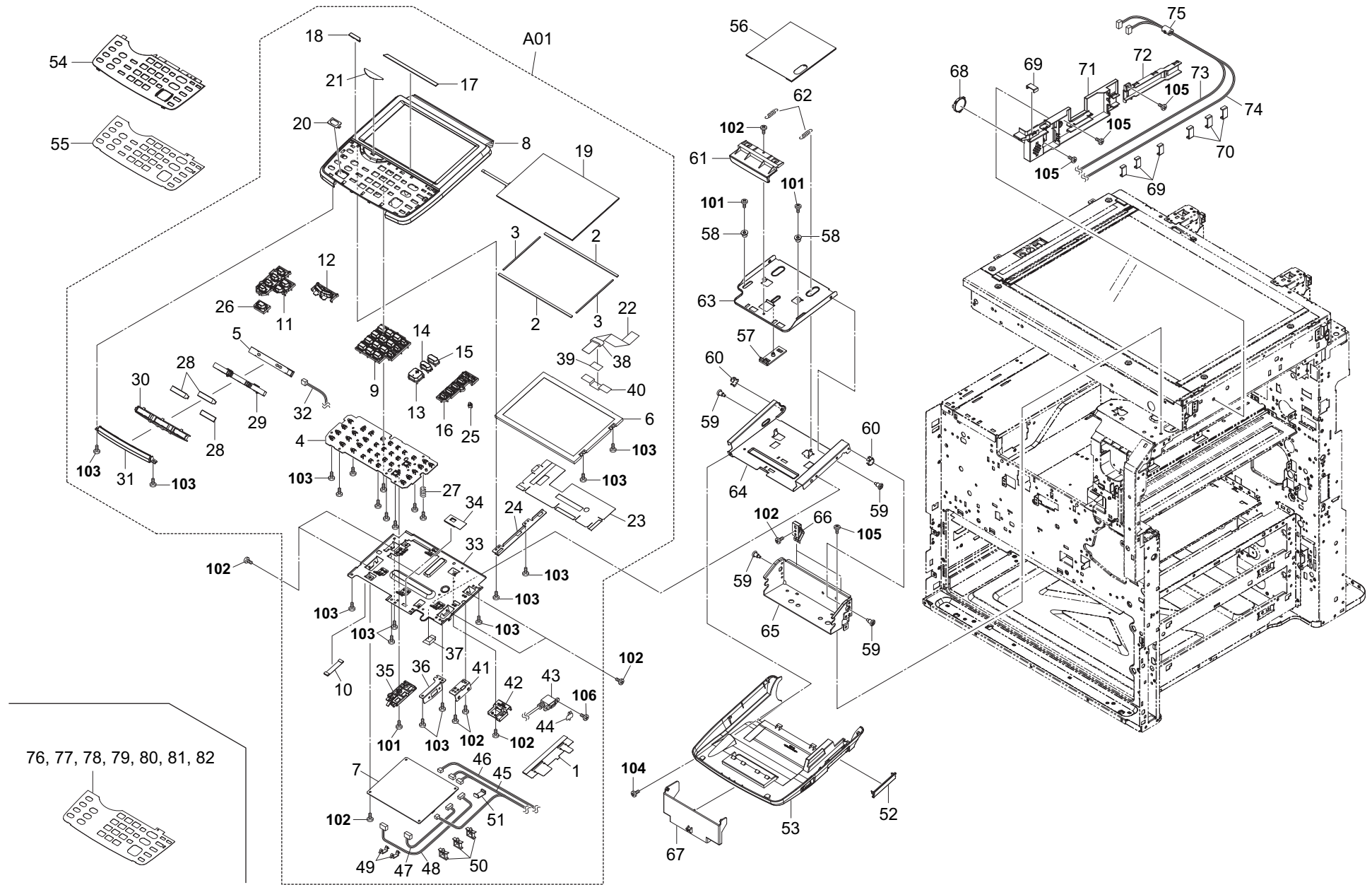


FIG. 22 Operation Section

2LL/2LJ/2LH-2

Ref. No.	Part.No.	Alternative.	Description	Notes	Quantity		
					120	230	240
⊙ A01	302LH94073	2LH94073	PARTS OPERATION UNIT SP		1	1	1
1	*302LC05410	2LC05410	GUIDE USB WIRE		1	1	1
2	*302H705610	2H705610	CUSHION LCD		2	2	2
3	*302K505280	2K505280	SPONGE LCD B		2	2	2
⊙ 4	*302K994240	2K994240	PARTS PWB OPERATION ASSY SP		1	1	1
⊙ 5	*302K994251	2K994251	PARTS PWB OPERATION LED ASSY SP		1	1	1
⊙ 6	*302KY94150	2KY94150	PARTS LCD OPERATION SP		1	1	1
⊙ 7	*302LC94250	2LC94250	PARTS PWB PANEL MAIN ASSY SP		1	1	1
8	*302LC05010	2LC05010	COVER OPERATION A		1	1	1
9	*302LC05050	2LC05050	KEY 10		1	1	1
10	*302LC05420	2LC05420	FILM FFC		1	1	1
11	*302LC05070	2LC05070	KEY FUNCTION		1	1	1
12	*302LC05080	2LC05080	KEY UNIVERSAL		1	1	1
13	*302LC05090	2LC05090	KEY START		1	1	1
14	*302LC05100	2LC05100	KEY STOP		1	1	1
15	*302LC05110	2LC05110	KEY RESET		1	1	1
16	*302LC05120	2LC05120	KEY POWER SUPPLY		1	1	1
17	*302LC05150	2LC05150	LID OPERATION SHEET A		1	1	1
18	*302LC05160	2LC05160	LID OPERATION SHEET B		1	1	1
⊙ 19	*302LC94340	2LC94340	PARTS TABLET OPERATION SP		1	1	1
20	*305JT05020	5JT05020	HOLDER KEY FAX		1	1	1
21	*302LC05390	2LC05390	LABEL UNIVERSAL		1	1	1
22	*302LC46B10	2LC46B10	WIRE FFC LCD		1	1	1
23	*302LC05460	2LC05460	GUIDE LCD WIRE		1	1	1
24	*302LC05270	2LC05270	HOLDER LCD		1	1	1
25	*302LC05590	2LC05590	LENS LED B		1	1	1
26	*305JT05010	5JT05010	KEY FAX		1	1	1
27	*302H005620	2H005620	SPRING EARTH LCD		1	1	1
28	*302LC05310	2LC05310	LENS LED		3	3	3
29	*302LC05320	2LC05320	HOLDER LED		1	1	1
30	*302LC05330	2LC05330	LID LED		1	1	1
31	*302LC05040	2LC05040	COVER LED		1	1	1
32	*302LC46830	2LC46830	WIRE OPERATION LOWER		1	1	1
33	*302LC05030	2LC05030	MOUNT LCD		1	1	1
34	*302LC05580	2LC05580	SEAL COVER PWB OPERATION		1	1	1
35	*302LC05190	2LC05190	SPACER KEY		1	1	1
36	*302LC05200	2LC05200	MOUNT USB		1	1	1
37	*302H002290	2H002290	FILM PROTECT A		1	1	1
38	*7YBFZZ50C001H01	YB127820	FERRITE CORE		1	1	1
39	*302K117070	2K117070	TAPE FERRITE CORE		1	1	1
40	*302LC05450	2LC05450	SHEET STOPPER CORE		1	1	1
41	*302LC05210	2LC05210	BRACKET CARD CASE		1	1	1
42	*302LC05550	2LC05550	GUIDE WIRE OPERATION		1	1	1
43	*302LC46801	2LC46801	WIRE USB HOST		1	1	1
44	*302K905900	2K905900	SPRING USB HOLD		1	1	1
45	*302LC46760	2LC46760	WIRE PANEL JOINT		1	1	1
46	*302LC46791	2LC46791	WIRE MAIN-PANEL USB		1	1	1
47	*302LC46820	2LC46820	WIRE OPERATION RIGHT		1	1	1
48	*302LC46840	2LC46840	WIRE OPERATION LEFT		1	1	1

Ref. No.	Part.No.	Alternative.	Description	Notes	Quantity		
					120	230	240
49	*302K931080	2K931080	WIRE STOPPER		2	2	2
50	*7YZM610008++H01	YZ037940	ACCESS.SADDLE		3	3	3
51	*303LL02330	3LL02330	HOLDER WIRE D		1	1	1
52	302LC05280	2LC05280	LID COVER OPERATION B		1	1	1
⊙ 53	302LC05020	DL121810	COVER OPERATION B		1	1	1
⊙ 54	302LF05011	2LF05011	PANEL OPERATION		1	1	1
⊙ 55	302LH05021	2LH05021	LABEL OPERATION EN		1	1	1
56	302LC05430	2LC05430	FILM OPERATION BASE		1	1	1
57	302GR05120	2GR05120	MOUNT SLIDE		1	1	1
58	302H005340	2H005340	BUSH SLIDE OPE		2	2	2
59	302H005690	2H005690	PIN HINGE OPE C		4	4	4
60	302H705350	2H705350	BUSH PIN OPE		2	2	2
61	302LC05370	2LC05370	HANDLE OPERATION		1	1	1
62	75018250	75018250	SPRING CLEANING SOLENOID		2	2	2
63	302LC05240	2LC05240	SLIDER OPERATION-UNIT		1	1	1
64	302LC05230	2LC05230	BASE OPERATION-UNIT		1	1	1
65	302LC05220	2LC05220	MOUNT OPERATION-UNIT		1	1	1
66	302LC02570	2LC02570	PLATE EARTH ISU		2	2	2
67	302LC05300	2LC05300	COVER SLIDE		1	1	1
⊙ 68	302LC94370	2LC94370	PARTS SPEAKER SP		1	1	1
69	303LL02330	3LL02330	HOLDER WIRE D		4	4	4
70	303LL02180	3LL02180	HOLDER WIRE A		3	3	3
71	302LC05340	2LC05340	HOLDER SPEAKER		1	1	1
72	302LC05350	2LC05350	GUIDE WIRE OPERATION		1	1	1
73	302LC46770	2LC46770	WIRE PANEL-LVU		1	1	1
74	302LC46810	2LC46810	WIRE MAIN-OPERATION		1	1	1
75	7YBEG6G6U001H01	YB045290	FERRITE CORE		1	1	1
76	302LH05041	2LH05041	LABEL OPERATION DE		1	1	1
77	302LH05051	2LH05051	LABEL OPERATION FR		1	1	1
78	302LH05061	2LH05061	LABEL OPERATION TL		1	1	1
79	302LH05071	2LH05071	LABEL OPERATION ES		1	1	1
80	302LH05081	2LH05081	LABEL OPERATION PT		1	1	1
81	302LH05091	2LH05091	LABEL OPERATION NL		1	1	1
82	302LH05101	2LH05101	LABEL OPERATION RU		1	1	1
101	7BB700312H	BB106820	+BIND T.T S SCREW 3X12 SR				
102	7BB700308H	BB105600	+BIND T.T S SCREW 3X8 SR				
103	7BB200308H	BB105660	+BIND T.T P SCREW 3X8				
104	7BB180306H	BB111190	+BIND T.T S SCREW 3X6(BLACK)				
105	7BB700408H	BB105640	+BIND T.T S SCREW 4X8 SR				
106	7BB600306H	BB105730	+BIND M SCREW 3X6 R				

- Parts with "⊙" indicate regular maintenance parts.
- Parts with Ref.No. indicate maintenance parts and the ones without it indicate out of the above.

- Parts with "*" are component parts or sub-assemblies of the assembly appearing immediately above them.
- Parts with "• •" are component parts or sub-assembly with "•" appearing immediately above them.

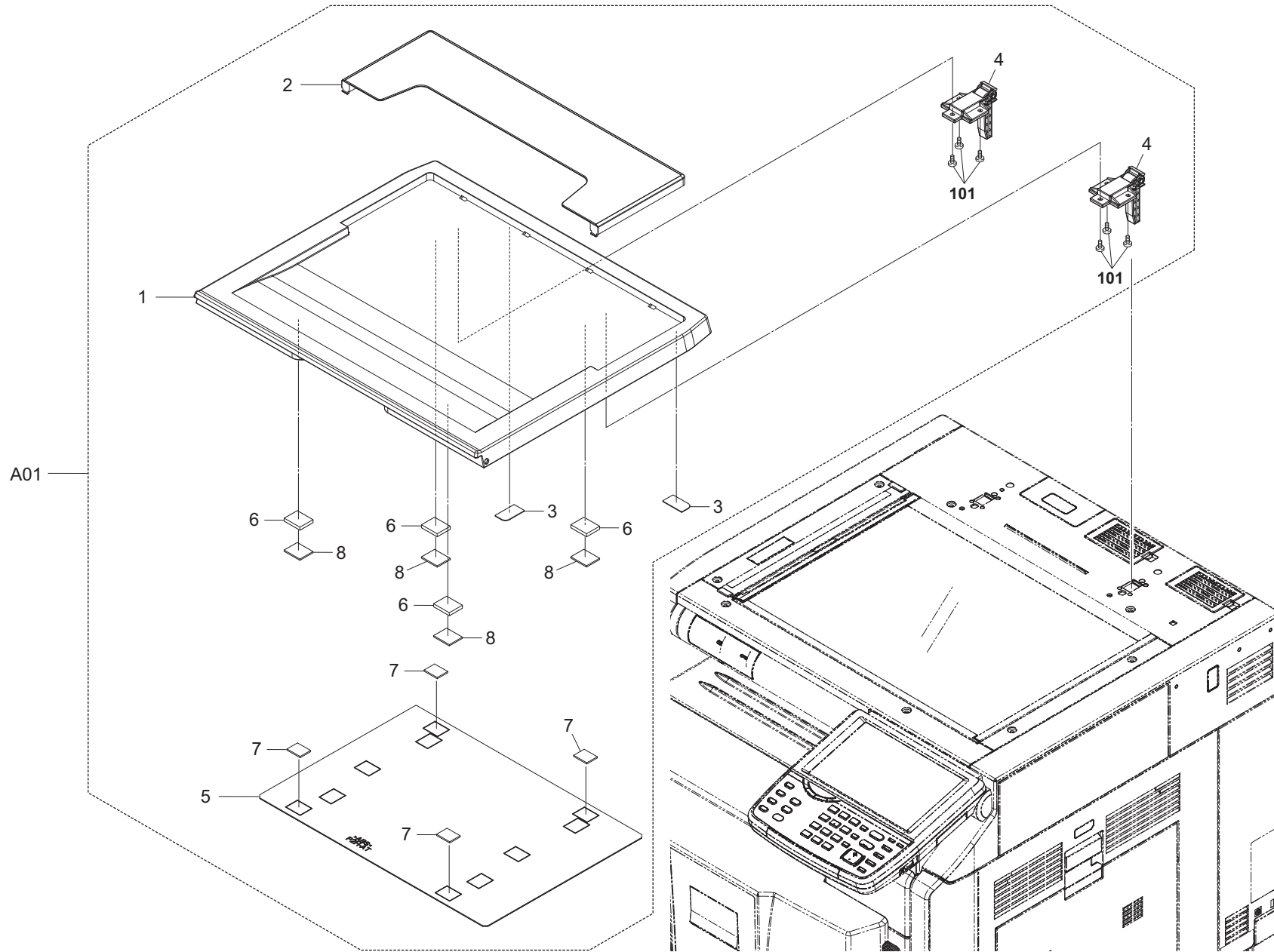


FIG. 23 Options 1

2LL/2LJ/2LH-3

Ref. No.	Part.No.	Alternative.	Description	Notes	Quantity		
					120	230	240
A01	1202H70UN0	022H70UN	PLATEN COVER TYPE(E)	OPTION	1	1	1
1	*302H717500	2H717500	COVER PLATEN		1	1	1
2	*302H717510	2H717510	COVER POCKET		1	1	1
3	*302H717520	2H717520	STOPPER RELEASE SWITCH		2	2	2
4	*302H717600	2H717600	HINGI ORIGINAL HOLDER		2	2	2
5	*303JC04200	3JC04200	PLATE ORIGINAL		1	1	1
6	*303K502080	3K502080	SPONGE ORIGINAL MAT		4	4	4
7	*303MX02021	3MX02021	CUSHION ORIGINAL MAT A		4	4	4
8	*303MX02031	3MX02031	CUSHION ORIGINAL MAT B		4	4	4

Ref. No.	Part.No.	Alternative.	Description	Notes	Quantity		
					120	230	240
101	7BB280410H	BB111250	+BIND T.T P SCREW 4X10(BLACK)				

- Parts with "⊙" indicate regular maintenance parts.
- Parts with Ref.No. indicate maintenance parts and the ones without it indicate out of the above.

- Parts with "*" are component parts or sub-assemblies of the assembly appearing immediately above them.
- Parts with "••" are component parts or sub-assembly with "•" appearing immediately above them.

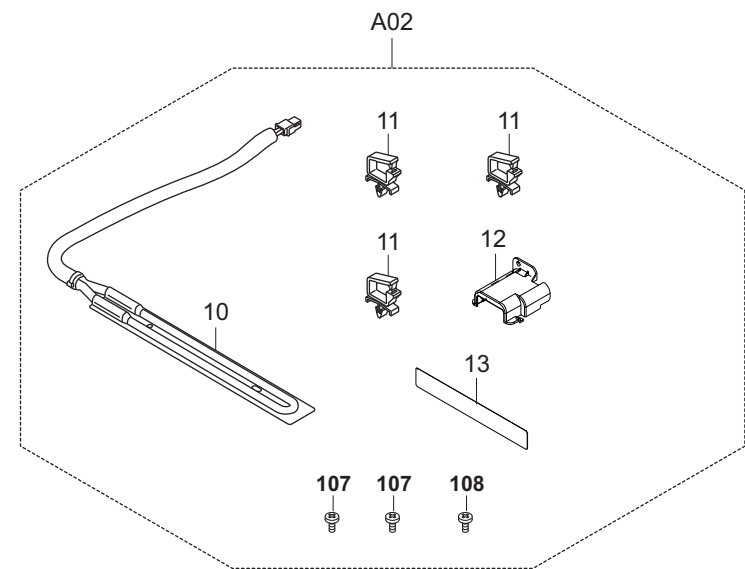
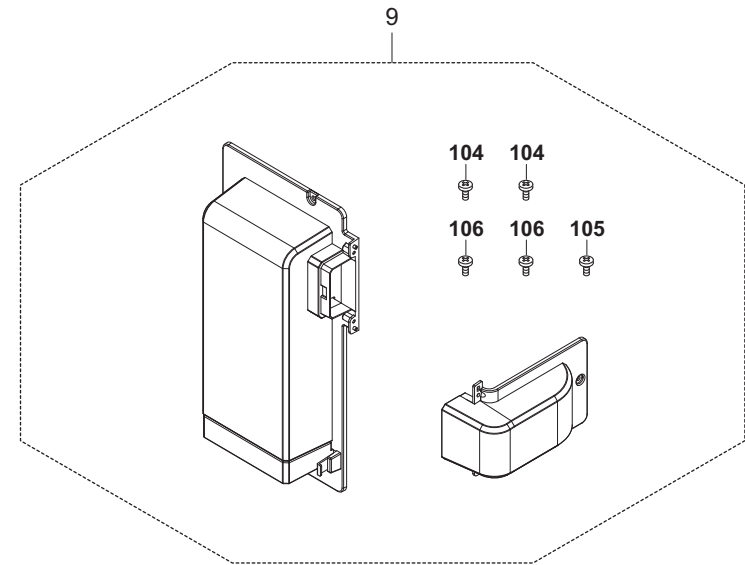
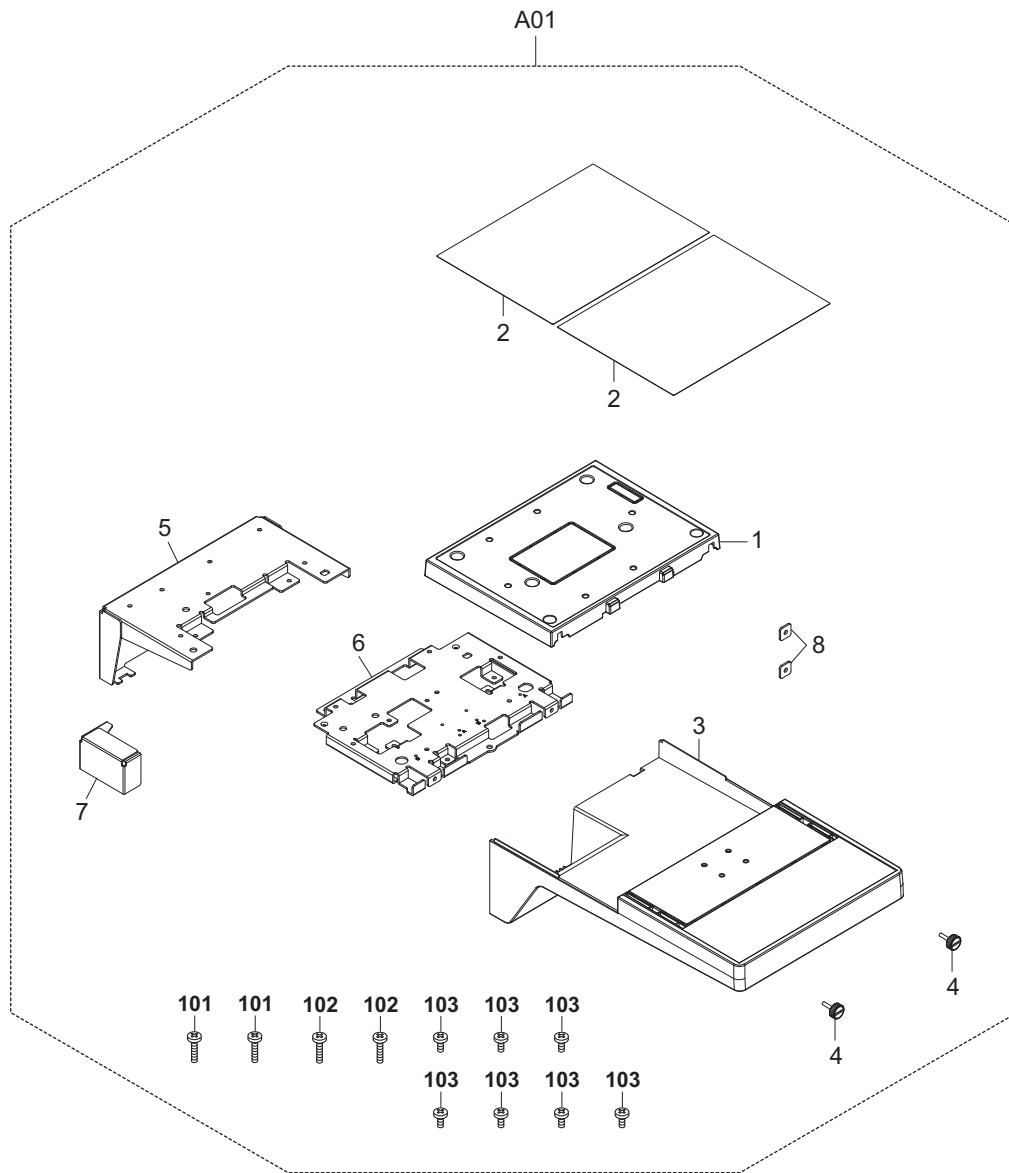


FIG. 24 Options 2

2LL/2LJ/2LH-2

Ref. No.	Part.No.	Alternative.	Description	Notes	Quantity		
					120	230	240
⊙ A01	1902LC0UN1	092LC0U1	DT-730/DOCUMENT TRAY	OPTION	1	1	1
1	*302LC04600	2LC04600	COVER TRAY		1	1	1
2	*302LC04660	2LC04660	SHEET TRAY		2	2	2
⊙ 3	*302LC04710	2LC04710	COVER TRAY LOWER		1	1	1
4	*303NS24410	3NS24410	SCREW PLATE DF		2	2	2
5	*302LC04610	2LC04610	STAY TRAY		1	1	1
6	*302LC04620	2LC04620	MOUNT TRAY		1	1	1
7	*302LC04670	2LC04670	PLATE TRAY		1	1	1
8	*3CY06030	3CY06030	RETAINER M4		2	2	2
⊙ 9	302LC94530	2LC94530	PARTS DUCT OPTION REAR SET SP		1	1	1
⊙ A02	302K994931	2K994931	PARTS DEHUMIDIFINR 120 SET SP		1		
⊙ A02	302K994941	2K994941	PARTS DEHUMIDIFINR 240 SET SP			1	1
⊙ 10	*302H794620	2H794620	PARTS HEATER DEHUMIDIFIER 120		1		
⊙ 10	*302H794610	2H794610	PARTS HEATER DEHUMIDIFIER 240			1	1
11	*7YZM610001++H01	YZ010230	ACCESS SADDLE		3	3	3
12	*303NF04140	3NF04140	COVER CONNECTOR HEATER		1	1	1
13	*302KP34220	2KP34220	LABEL HIGH TEMPERATURE CAUTION		1	1	1

Ref. No.	Part.No.	Alternative.	Description	Notes	Quantity		
					120	230	240
101	7BB607410H	BB106870	+TP-CUP M SCREW 4X10 R				
102	7BB607414H	BB107160	+TP-CUP M SCREW 4X14 R				
103	7BB180408H	BB111210	+BIND T.T S SCREW 4X8(BLACK)				
104	7BB200308H	BB105660	+BIND T.T P SCREW 3X8				
105	7BB282308H	BB111240	+TP-FLAT T.T P SCREW 3X8(BLACK)				
106	7BB782308H	BB111300	+TP-FLAT T.T S SCREW 3X8 SR(BLACK)				
107	7BB700308H	BB105600	+BIND T.T S SCREW 3X8 SR				
108	7BB700408H	BB105640	+BIND T.T S SCREW 4X8 SR				

- Parts with "⊙" indicate regular maintenance parts.
- Parts with Ref.No. indicate maintenance parts and the ones without it indicate out of the above.

- Parts with "*" are component parts or sub-assemblies of the assembly appearing immediately above them.
- Parts with "• •" are component parts or sub-assembly with "•" appearing immediately above them.

Key Counter

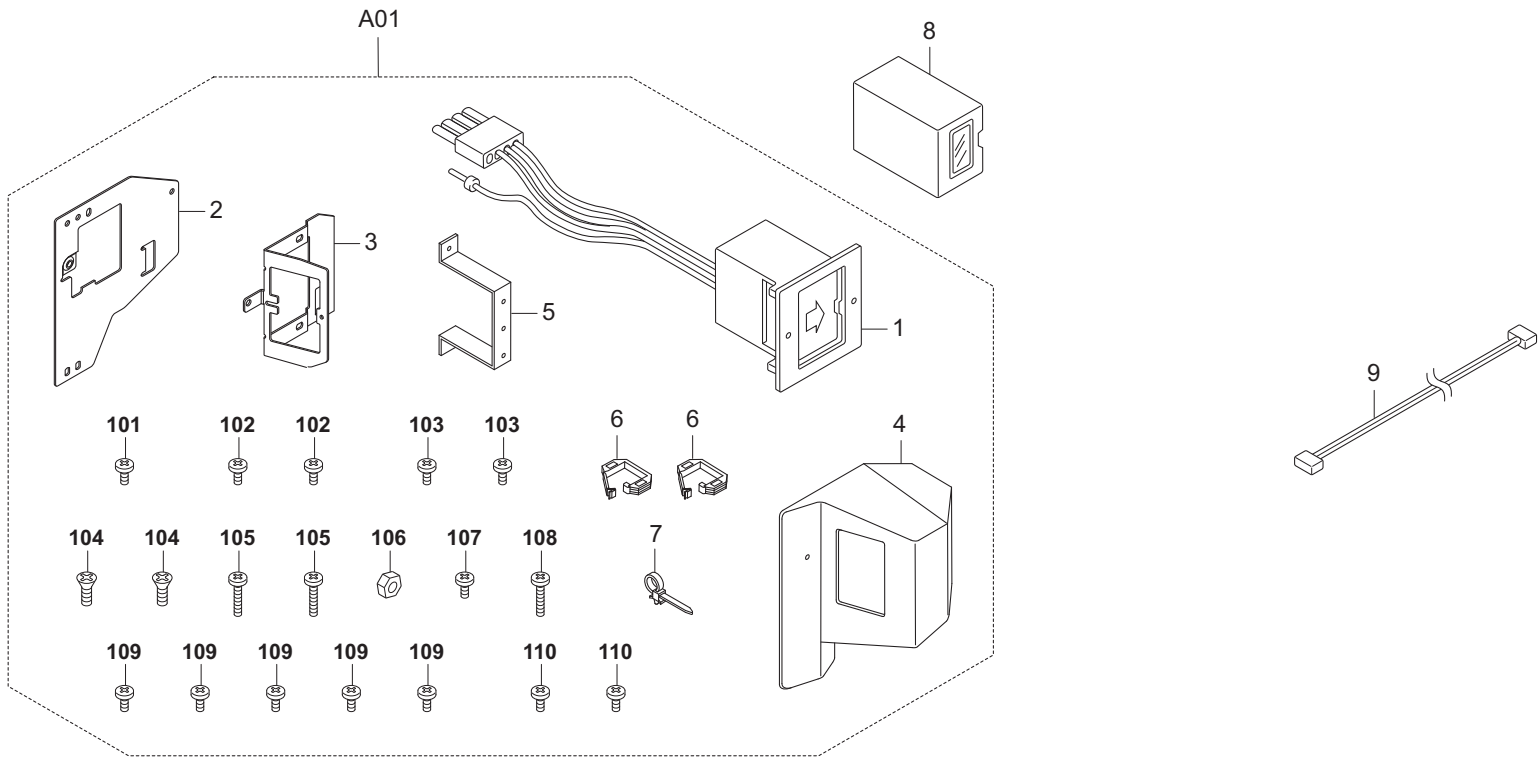


FIG. 25 Options 3

2LL/2LJ/2LH-1

Ref. No.	Part.No.	Alternative.	Description	Notes	Quantity		
					120	230	240
⊙ A01	302A369709	2A369709	SET PARTS KEYCOUNTER NEW COLOR		1	1	1
1	*3029236241	29236241	SOCKET ASS'Y,KEY COUNTER		1	1	1
2	*302GR03010	2GR03010	RETAINER KEY COUNTER COVER		1	1	1
3	*302GR03020	2GR03020	RETAINER KEY COUNTER		1	1	1
4	*3066060011	66060011	COVER,KEY COUNTER		1	1	1
5	*3066060041	66060041	MOUNT,KEY COUNTER		1	1	1
6	*7YZM210006+++H01	YZ038000	ACCESS,EDGING		2	2	2
7	*M21AH010	M21AH010	BAND,RSG-130-V0(KITAGAWA)		1	1	1
⊙ 8	3025418011	25418011	KEY COUNTER		1	1	1
9	302K946AJ0	2K946AJ0	WIRE KEY COUNTER		1	1	1

Ref. No.	Part.No.	Alternative.	Description	Notes	Quantity		
					120	230	240
101	5MBTPB3008PW++R	B1A63080	BIND T.T SCREW(+)/ M3 X 8 CRFREE P-T				
102	5MBTPB4010PW++R	B1A64100	BIND T.T SCREW(+)/ M4 X 10 CRFREE P-T				
103	5MBTPB4010TW++R	B1A54100	BIND T.T SCREW(+)/ M4 X 10 CRFREE S-T				
104	7BB003306H	BB040750	+COUNTER-SUNK HEAD SCREW M3X6 CRFREE				
105	7BB100420H	BB040740	+BIND TAP-TITE S SCREW M4X20 CRFREE				
106	7BC1003055+++H01	BC018230	HEXA NUT M3				
107	B1B03080	B1B03080	+BIND SCREW M3X08				
108	B1B54300	B1B54300	+BIND TAP-TITE S SCREW M4X30 (TRIVALENT C				
109	B4A04060	B4A04060	+TP-A SCREW M4X06(TRIVALENT CHROMATING)				
110	B4A04100	B4A04100	+TP-A SCREW M4X10(TRIVALENT CHROMATING)				

- Parts with "⊙" indicate regular maintenance parts.
- Parts with Ref.No. indicate maintenance parts and the ones without it indicate out of the above.

- Parts with "*" are component parts or sub-assemblies of the assembly appearing immediately above them.
- Parts with "• •" are component parts or sub-assembly with "•" appearing immediately above them.

FIG. 26 Maintenance Kits

2LL/2LJ/2LH-1

Ref. No.	Part.No.	Alternative.	Description	Notes	Quantity		
					120	230	240
	1702LH7US1	072LH7U1	MK-6305A/MAINTENANCE KIT FILTER TOP FILTER LEFT SIDE PARTS BELT ASSY SP DK-6305 DV-6305 FK-6306	OPTION	1 2 2 1 1 1 1		
	1702LH8KL0	072LH8KL	MK-6305A/MAINTENANCE KIT FILTER TOP FILTER LEFT SIDE PARTS BELT ASSY SP DK-6305 DV-6305 FK-6307	OPTION	1 2 2 1 1 1 1	1 2 2 1 1 1 1	

Ref. No.	Part.No.	Alternative.	Description	Notes	Quantity		
					120	230	240

- Parts with "☉" indicate regular maintenance parts.
- Parts with Ref.No. indicate maintenance parts and the ones without it indicate out of the above.

- Parts with "*" are component parts or sub-assemblies of the assembly appearing immediately above them.
- Parts with "••" are component parts or sub-assembly with "•" appearing immediately above them.

INDEX

2LL/2LJ/2LH-3

Part.No.	Alternative.	Description	Fig.No.
1202H70UN0	022H70UN	PLATEN COVER TYPE(E)	23
1702LH7US1	072LH7U1	MK-6305A/MAINTENANCE KIT	26
1702LH8KL0	072LH8KL	MK-6305A/MAINTENANCE KIT	26
1902LC0UN0	092LC0UN	WT-860/WASTE TONER BOTTLE	14
1902LC0UN1	092LC0U1	DT-730/DOCUMENT TRAY	24
28107310	49028101	BUSH 8	7,8
29812291	29812291	CUSHION,CONTACT GLASS	6
2A116180	2A116180	BUSHING,TRANSFER	13,16
2A118370	2A118370	PULLEY,DRUM SEPARATION	12
2AR07220	2AR07220	PULLEY,PAPER FEED	9
2AR07230	2AR07230	PULLEY,SEPARATION	9
2AR27800	2AR27800	POWER CORD(230)	20
2AV12280	2AV12280	BASE RUBBER,SCANNER SECTION	4
2BC06520	2BC06520	BUSHING 6,REGISTRATION	17
2BC06910	2BC06910	STOPPER 6	7,8,11,13
2BC06980	2BC06980	STOPPER 5	11,12,14
2BC12190	2BC12190	SPRING,MIRROR HOLDER	11
2BG06480	2BG06480	BAND B	7
2BG22990	2BG22990	CUT WASHER 4	14,17
2BL07950	2BL07950	UNDER CLEANER REGIST	8
2C912150	2C912150	RETAINER WIRE	11
⊙ 2C912430	2C912430	LID KMAS	3
2DC12170	2DC12170	SPRING TENSION	7
2DC12230	2DC12230	SLIDER SCANNER	11
2FB04270	2FB04270	PLATE MAGNET	1
2FB06710	2FB06710	PIN CASSETTE RAIL	12
2FB07330	2FB07330	STOPPER BYPASS TABLE	10
2FB16270	2FB16270	PIN DRAWER A	4
⊙ 2FB27160	2FB27160	INTER LOCK SWITCH	20
⊙ 2FG27110	2FG27110	SWITCH REGISTRATION	7
⊙ 2FM02210	5MVM274DN002	PULLEY MID /B-11 FRAME A4	19
⊙ 2FM02320	5MVG144DN003	GEAR FD Z31 /B-11 FRAME A4	19
2FM04150	5MVM163DN005	CAP SPRING /B-11 ENCLASURE A4	6,7,8,9,19
3019527401	19527401	POWER CORD(120)	20
⊙ 3025418011	25418011	KEY COUNTER	25
3029236241	29236241	SOCKET ASS'Y,KEY COUNTER	25
⊙ 302A369709	2A369709	SET PARTS KEYCOUNTER NEW COLOR	25
302BG22531	2BG22531	SPRING COUPLING DLP	12
⊙ 302BM07410	2BM07410	GEAR GUIDE SIDE	5
302C912291	2C912291	SPRING SCANNER TENSION	11
302F708310	2F708310	SPRING LOCK MPF	6
302F902180	2F902180	SPRING LEVER EF	8
⊙ 302F906030	2F906030	GEAR FEED Z26H	6,9
302F906230	2F906230	PULLEY FEED ASSY	6
⊙ 302F909171	2F909171	RETARD ROLLER ASSY	6
302F909210	2F909210	PAD BOTTOM	10
302F925160	2F925160	PULLEY FACE UP	9
302F925780	2F925780	SPRING DU	8
302F929260	2F929260	PULLEY DU LOW	6,8,19
302FB06151	2FB06151	JOINT DRIVE	9

Part.No.	Alternative.	Description	Fig.No.
302FB09830	2FB09830	CUT WASHER 4	5,6,7,10,13,17
302FB16320	2FB16320	PIN ROLLER RELEASE LEVER	4
302FB26290	2FB26290	LID VENDOR	21
302FZ01310	2FZ01310	VARIATOR TC ASSY	8
302FZ02580	2FZ02580	CAP HANDLE	4
302FZ02720	2FZ02720	PLATE FUSER	4
302FZ03110	2FZ03110	SEAL HANDLE	4
302FZ07020	2FZ07020	PULLEY MPT BYPASS	8
302FZ20021	2FZ20021	SPRING LID	7
302FZ21720	2FZ21720	POLYSLIDER CUT WASHER 4	8
302FZ22870	2FZ22870	SPRING ACTUATOR BYPASS	9
302FZ23260	2FZ23260	CAP SCREW	13
302FZ28260	2FZ28260	EXIT PUSH	19
302FZ28270	2FZ28270	SPRING EXIT PUSH	19
302FZ29131	2FZ29131	SPRING DU	5
302FZ31250	2FZ31250	COUPLING DLP DRIVE	12
302FZ31280	2FZ31280	COLLAR DLP COUPLING	12
⊙ 302FZ44020	2FZ44020	FAN COOLING DLP 70	18
⊙ 302FZ94420	2FZ94420	PARTS,FAN COOLING CONVEYING SP	8,18
⊙ 302FZ94660	2FZ94660	PARTS,FAN IMAGE SP	18
302GR03010	2GR03010	RETAINER KEY COUNTER COVER	25
302GR03020	2GR03020	RETAINER KEY COUNTER	25
302GR04370	2GR04370	MAGNET CLIP DISH	2
302GR04380	2GR04380	SEAL MAGNET	2
302GR05120	2GR05120	MOUNT SLIDE	22
302GR06110	2GR06110	TORQUE-LIMITER 360	9,14
302GR09991	2GR09991	LIFT LOCK	5
302GR17180	2GR17180	PIN SCANNER RETAINING	11
302GR17280	2GR17280	MIRROR B	11
302GR17350	2GR17350	PIN WIRE PULLEY B	11
302GR17380	2GR17380	SPRING RELEASE SWITCH	11
302GR17860	2GR17860	PLATE PULLEY	11
302GR17960	2GR17960	MIRROR C	11
302GR25241	2GR25241	PIN GUIDE CHUTE	5
⊙ 302GR44080	2GR44080	FAN LSU 60-25	18
302H002290	2H002290	FILM PROTECT A	21,22
302H004660	2H004660	MAGNET CATCH	2,14
302H005340	2H005340	BUSH SLIDE OPE	22
302H005620	2H005620	SPRING EARTH LCD	22
302H005690	2H005690	PIN HINGE OPE C	22
⊙ 302H006120	2H006120	GEAR Z20S JOINT FEED B	17
302H017180	2H017180	PULLEY SCANNER	11
302H017310	2H017310	GROUND SCANNER REAR	4
302H017380	2H017380	GROUND BASE SCANNER	4
302H024370	2H024370	BUSH 6 EW	6,19
302H024830	2H024830	BUSH 8	12
302H029110	2H029110	PULLEY 26 DU	8
⊙ 302H044110	2H044110	SENSOR ORIGINAL	11
⊙ 302H094300	2H094300	PARTS,HUMIDITY SENSOR,SP	1
302H702590	2H702590	BUSH SCREW	6,7,9,12,17

• Parts with "⊙" indicate regular maintenance parts.

Part.No.	Alternative.	Description	Fig.No.	Part.No.	Alternative.	Description	Fig.No.
302H703100	2H703100	SHUTTER PIPE UP	12	302K317450	2K317450	SEAL FRAME ISU A	11
302H703130	2H703130	SEAL PIPE DLP UP	12	302K317460	2K317460	SEAL FRAME ISU B	11
302H703140	2H703140	SPRING PIPE LOW	13	302K317650	2K317650	SEAL FRAME ISU C	11
302H703240	2H703240	SPRING PIPE UP	12	302K317660	2K317660	FILM FRAME	11
302H703390	2H703390	LEVER WASTE TRAY	14	302K317791	2K317791	SHEET FFC LED	11
302H703430	2H703430	SEAL SCREW	13	302K317830	2K317830	PLATE ADJUST B	11
302H703450	2H703450	SPRING HOOK WASTE	14	302K324450	2K324450	BUSH 6	6,7
302H703510	2H703510	SPRING TRAY WASTE	14	302K324460	2K324460	SHAFT FEED	8,9,19
302H703542	2H703542	PIPE DLP UP	12	302K339050	2K339050	PLATE OPTION	21
302H703570	2H703570	SEAL CONT SHUTTER	12	302K394070	2K394070	PARTS PWB RFID ASSY SP	17
302H705350	2H705350	BUSH PIN OPE	22	302K394190	2K394190	PARTS MOTOR LIFT ASSY SP	20
302H705610	2H705610	CUSHION LCD	22	302K505280	2K505280	SPONGE LCD B	22
302H708150	2H708150	SPONGE WIRE MPT	6,10	302K902131	2K902131	RAIL CASSETTE LEFT	4
302H712650	2H712650	SPRING DRUM JOINT	10,17	302K902250	2K902250	PLATE MOUNT DP	4
302H717160	2H717160	PULLEY SCANNER	11	302K902571	2K902571	FILM BASE CASSETTE	4
302H717250	2H717250	DRUM PULLEY	11	302K902610	2K902610	PLATE DC MOTOR 10	17
302H717440	2H717440	SEAL FRAME SIDE B	11	302K902850	2K902850	RAIL EXIT REAR	4
302H717500	2H717500	COVER PLATEN	23	302K902950	2K902950	ADJUSTER SCANNER	4
302H717510	2H717510	COVER POCKET	23	302K902960	2K902960	MOUNT RUBBER SCANNER	4
302H717520	2H717520	STOPPER RELEASE SWITCH	23	302K902990	2K902990	SHEET COVER PWB FEED	4
302H717600	2H717600	HINGI ORIGINAL HOLDER	23	302K903130	2K903130	GEAR Z35S	17
302H717610	2H717610	WIRE SCANNER FRONT B	11	302K903140	2K903140	GEAR Z18S	17
302H717620	2H717620	WIRE SCANNER REAR B	11	302K903250	2K903250	SPONGE FAN	13
302H722760	2H722760	PULLEY MIDDLE A	7,8,9	302K905900	2K905900	SPRING USB HOLD	22
302H728080	2H728080	GEAR Z23S EXIT	19	302K906020	2K906020	PLATE FRAME UPPER	6
302H728100	2H728100	SPRING EXIT PULLEY	5	302K906030	2K906030	PLATE FRAME LOWER	6
302H729120	2H729120	SPRING ACT DU	8	302K906051	2K906051	GUIDE PRIMARY FEED	6
302H731640	2H731640	COUPLING CONT D	17	302K906060	2K906060	SHAFT PICKUP PRIMARY	6
302H731650	2H731650	SPRING PADDLE CONT D	16,17	302K906070	2K906070	SHAFT FEED PRIMARY	6
302H733430	2H733430	SCREW FAN	13	302K906080	2K906080	PIN PICK UP IDLE	6
302H734170	2H734170	LABEL PUSH A	14	302K906090	2K906090	HOLDER PICKUP	6
302H794610	2H794610	PARTS HEATER DEHUMIDIFIER 240	24	302K906100	2K906100	MOUNT PRIMARY FEED	6
302H794620	2H794620	PARTS HEATER DEHUMIDIFIER 120	24	302K906110	2K906110	PLATE PRIMARY FEED DRIVE	6
302HG02450	2HG02450	SEAL FRAME MIDDLE A	18	302K906121	2K906121	SHAFT RETARD DRIVE	6
302HG12310	2HG12310	CUT WASHER 4	8	302K906130	2K906130	SHAFT RETARD	6
302HN02970	2HN02970	FELT CLEANER ID	8	302K906140	2K906140	COUPLING PRIMARY FEED DRIVE	6,9
302HN06080	2HN06080	PULLEY PICKUP ASSY	6	302K906150	2K906150	HOLDER RETARD	6
302HN28120	2HN28120	SPRING PULLEY A	19	302K906160	2K906160	LEVER RETARD RELEASE	6
302HN31680	2HN31680	PIN DRIVE B	8	302K906180	2K906180	JOINT RETARD DRIVE	6,9
302HN44010	2HN44010	FAN MOTOR	18	302K906200	2K906200	GEAR Z30R PICKUP	6
302JD19140	2JD19140	BUSHING FAN	21	302K906210	2K906210	LEVER PICK RELEASE	6
302JF22010	2JF22010	PULLEY MIDDLE	19	302K906220	2K906220	GEAR FEED DRIVE Z22L	6
302JZ31170	2JZ31170	GEAR Z27L MAIN	17	302K906230	2K906230	GEAR PRIMARY FEED IDLE Z20R Z16L	6
302K117070	2K117070	TAPE FERRITE CORE	22	302K906240	2K906240	GEAR FEED DRIVE Z20L	6
302K309300	2K309300	SPRING CASSETTE LIFT EARTH	5	302K906250	2K906250	GUIDE PRIM FEED WIRE	6
302K317061	2K317061	FRAME MIRROR A	11	302K906260	2K906260	SPRING PICK UP	6
302K317160	2K317160	GUIDE FFC LED B	11	302K906270	2K906270	MOUNT PRIMARY FEED R	6
302K317172	2K317172	GUIDE FFC LED C	11	302K906280	2K906280	HOLDER PRIM FEED PULLEY	6
302K317310	2K317310	GUIDE FFC LED D	11	302K906290	2K906290	HOLDER SENSOR FEED	6
302K317330	2K317330	MOUNT PI	11	302K906300	2K906300	PLATE RETARD HOLDER	6

• Parts with "⊙" indicate regular maintenance parts.

Part.No.	Alternative.	Description	Fig.No.
302K906310	2K906310	PIN PICK RELEASE	6
302K906321	2K906321	ACTUATOR PAPER EMPTY	6
302K906330	2K906330	FULCRUM-PIN RETARD	6
302K906350	2K906350	PULLEY FEED	6
302K906360	2K906360	PULLEY RETARD	6
302K906370	2K906370	PULLEY PICKUP	6
302K906410	2K906410	SPRING RETARD B	6
302K906500	2K906500	PLATE FEED LOW	7
302K906510	2K906510	SHAFT FEED LOW	6,7
302K906520	2K906520	SPRING FEED ACT	7
302K906560	2K906560	ACTUATOR FEED LOW	7
302K906600	2K906600	COVER FEED LOW	7
302K906610	2K906610	GUIDE FEED LOW	7
302K906640	2K906640	HOLDER FEED LOW PULLEY	7
302K906660	2K906660	HANDLE FEED LOW	7
302K906670	2K906670	HOOK FEED LOW	7
302K906681	2K906681	SHAFT FEED LOW HOOK	7
302K906690	2K906690	LID SIDE FEED	7
302K906700	2K906700	HOLDER PULLEY	6
302K906710	2K906710	SHAFT ASSIST PULLEY	6
302K906721	2K906721	SHEET PRIMARY FEED HI	6
302K906750	2K906750	TORQUE-LIMITER 390	6,9
302K908011	2K908011	BASE MPF UPPER	9
302K908021	2K908021	BASE MPF LOWER	9
302K908030	2K908030	TRAY MPF A	10
302K908040	2K908040	TRAY MPF B	10
302K908050	2K908050	TRAY MPF C	10
302K908060	2K908060	TRAY MPF D	10
302K908080	2K908080	BASE LIFT	10
302K908090	2K908090	COVER CURSOR	10
302K908100	2K908100	CURSOR MPF F	10
302K908110	2K908110	CURSOR MPF R	10
302K908120	2K908120	RACK CURSOR MPF	10
302K908130	2K908130	ARM LIFT A	10
302K908140	2K908140	ARM LIFT B	10
302K908160	2K908160	GUIDE WIRE TRAY	10
302K908190	2K908190	SHAFT LIFT MPF	10
302K908200	2K908200	SPRING-COMPRESSION LIFT	10
302K908211	2K908211	ACTUATOR SIZE DETECTION	10
302K908220	2K908220	SPRING-TORSION SIZE DETECTION	10
302K908230	2K908230	HOLDER FEED MPF	9
302K908240	2K908240	HOLDER RETARD MPF	9
302K908250	2K908250	HOLDER MIDDLE PULLEY	9
302K908261	2K908261	CASE LIFT MOTOR A	9
302K908270	2K908270	COVER CLUTCH	9
302K908280	2K908280	ACTUATOR FEED MPF	9
302K908290	2K908290	ACTUATOR PAPER SET	9
302K908300	2K908300	SHAFT PICKUP MPF	9
302K908310	2K908310	LEVER LIFT	9
302K908320	2K908320	GUIDE DU LOWER	9

Part.No.	Alternative.	Description	Fig.No.
302K908350	2K908350	GEAR Z30R PICKUP	9
302K908360	2K908360	WORM-WHEEL 36 Z18S	9,13
302K908370	2K908370	GEAR Z46S-Z18S	9
302K908380	2K908380	GEAR LIFT Z64S	9
302K908390	2K908390	GEAR LIFT Z25S	9
302K908410	2K908410	GEAR RETARD MPF Z17L	9
302K908420	2K908420	GEAR RETARD MPF Z24L	9
302K908440	2K908440	GUIDE MIDDLE MPF	9
302K908450	2K908450	PIN RETARD MPF	9
302K908460	2K908460	MOUNT PI	9
302K908471	2K908471	SHAFT FEED MPF A	9
302K908480	2K908480	SHAFT FEED MPF B	9
302K908491	2K908491	SHAFT RETARD MPF A	9
302K908501	2K908501	SHAFT RETARD MPF B	9
302K908530	2K908530	SPRING PICKUP MPF	9
302K908540	2K908540	SPRING RETARD MPF	9
302K908570	2K908570	SPRING PAPER SET	9
302K908580	2K908580	HOLDER SIZE DETECTION	10
302K908590	2K908590	FILM MIDDLE GUIDE	9
302K908610	2K908610	FILM RETARD	9
302K908620	2K908620	DAMPER MPF A	9
302K908630	2K908630	DAMPER MPF B	9
302K908640	2K908640	SPRING DAMPER	9
302K908650	2K908650	HOLDER MPF TABLE	10
302K908660	2K908660	PLATE DC MOTOR 6	9,13
302K908670	2K908670	SHEET MPF F	9
302K908680	2K908680	SHEET MPF R	9
302K908691	2K908691	FILM DU GUIDE B	9
302K908700	2K908700	SPRING MIDDLE R	9
302K909012	2K909012	CASSETTE	5
302K909020	2K909020	RAIL CURSOR	5
302K909030	2K909030	CURSOR FRONT	5
302K909040	2K909040	CURSOR REAR	5
302K909050	2K909050	LEVER CURSOR	5
302K909060	2K909060	RACK CURSOR	5
302K909071	2K909071	CURSOR END	5
302K909090	2K909090	PLATE WORK	5
302K909100	2K909100	CAM CURSOR RAIL	5
302K909110	2K909110	PLATE TURN	5
302K909120	2K909120	LEVER CURSOR LOCK REAR	5
302K909130	2K909130	SHAFT CURSOR GEAR	5
302K909140	2K909140	CAP TURN PLATE	5
302K909151	2K909151	LOCK REAR CURSOR	5
302K909170	2K909170	PULLEY CASSETTE RAIL REAR	5
302K909190	2K909190	SHAFT WORK PLATE	5
302K909251	2K909251	LEVER SIDE SW	5
302K909260	2K909260	PAD BOTTOM	5
302K909270	2K909270	ACTUATOR PAPER LEVEL DETECTION	5
302K909510	2K909510	MOUNT PAPER LEVEL SENSOR	20
302K909520	2K909520	MOUNT SIZE SENSOR	20

• Parts with "⊙" indicate regular maintenance parts.

Part.No.	Alternative.	Description	Fig.No.
302K909541	2K909541	HOLDER SIZE DETECTION	20
302K909580	2K909580	PIN PAPER SIZE A	20
302K909590	2K909590	PIN PAPER SIZE B	20
302K909600	2K909600	PIN PAPER SIZE C	20
302K909620	2K909620	PULLEY CASSETTE	4
302K909630	2K909630	SHAFT HOOK PULLEY	4
302K909640	2K909640	LEVER CASSETTE HOOK	4
302K909650	2K909650	SLIDER CASSETTE 500	4
302K914370	2K914370	SPRING SHUTTER	12
⊙ 302K914410	2K914410	GEAR Z21 IDLE	13
302K915070	2K915070	SCREW TONER SUPPLY	13
⊙ 302K915080	2K915080	GEAR Z32L	13
302K915110	2K915110	PADDLE TONER SUPPLY A	13
302K915120	2K915120	PADDLE TONER SUPPLY B	13
⊙ 302K915160	2K915160	GEAR Z21S-Z15S	13
⊙ 302K915180	2K915180	GEAR Z30S	13
⊙ 302K915190	2K915190	GEAR Z48L	13
⊙ 302K915200	2K915200	GEAR Z21S	13
⊙ 302K915210	2K915210	GEAR Z32R-Z14S	13
302K915230	2K915230	SHUTTER HOPPER LOW	13
302K915240	2K915240	SHUTTER HOPPER UP	12
302K915320	2K915320	SEAL SHUTTER	12
302K915330	2K915330	SHAFT DRIVE	13
302K915360	2K915360	SPONGE HOPPER B	13
302K915370	2K915370	SEAL HOPPER UP	13
302K915380	2K915380	SEAL HOPPER LOW	13
302K915390	2K915390	SPRING TONER SENSOR A	13
⊙ 302K915400	2K915400	GEAR Z14S	13
302K915450	2K915450	BUSH SCREW	13
302K915460	2K915460	SHUTTER HOPPER UP	13
302K915470	2K915470	CAP TONER	13
302K917020	2K917020	PULLEY ISU Z59	11
302K917030	2K917030	MOUNT ISU DRIVE	11
302K917040	2K917040	BELT ISU	11
302K917060	2K917060	SHAFT ISU	11
302K917080	2K917080	PLATE SLIT PI	11
302K917091	2K917091	FRAME MIRROR B	11
302K917100	2K917100	SEAL FRAME ISU	10
302K917120	2K917120	SWITCH RELEASE	11
302K917130	2K917130	MOUNT RELEASE SWITCH	11
302K917150	2K917150	PULLEY LEFT FRAME	11
302K917170	2K917170	FILM FRAME SIDE F	11
302K917180	2K917180	FILM FRAME SIDE R	11
302K917230	2K917230	MOUNT PWB	11
302K917240	2K917240	CAP PULLEY ISU	11
302K917280	2K917280	MOUNT DP HINGE	11
302K917381	2K917381	GUIDE WIRE ISU	11
302K917400	2K917400	COVER ISU	11
302K921120	2K921120	STOPPER 8	7,16
302K921410	2K921410	MOUNT PI	13

Part.No.	Alternative.	Description	Fig.No.
302K921420	2K921420	CUT-WASHER 6	8
302K924011	2K924011	BASE CONVEYING	8
302K924040	2K924040	SPRING-COMPRESSION REGIST F	8
302K924050	2K924050	SPRING-COMPRESSION REGIST R	8
⊙ 302K924060	2K924060	GEAR Z22R	8
302K924100	2K924100	RETAINER LOOP SENSOR	8
302K924250	2K924250	PLATE EARTH REGIST	8
302K924290	2K924290	PLATE CONTACT HV	8
302K924300	2K924300	SLIDER CONVEYING	4
302K924311	2K924311	MOUNT SLIDER CONVEYING	4
302K924340	2K924340	MOUNT DRAWER A	21
302K924350	2K924350	PIN DRAWER	21
302K924360	2K924360	SPRING DRAWER	21
302K924380	2K924380	MOUNT DRAWER B	21
302K924390	2K924390	HOLDER DRAWER	8
302K924410	2K924410	FRAME DU	8
302K924450	2K924450	PIN HOOK	4
⊙ 302K924510	2K924510	GEAR Z24L	7
302K924530	2K924530	FRAME MIDDLE FEED	7
302K924541	2K924541	PLATE MIDDLE FEED	7
302K924560	2K924560	SHEET REGIST L A	7
302K924570	2K924570	PLATE EARTH MIDDLE	7
302K924580	2K924580	ACTUATOR LOOP	7
⊙ 302K924600	2K924600	GEAR Z20S	7
302K924620	2K924620	PLATE HV	7
⊙ 302K924640	2K924640	GEAR Z19S IDLE	7
⊙ 302K924690	2K924690	GEAR Z27L Z24L	7
302K924701	2K924701	SHAFT DRIVE MIDDLE	7
302K924770	2K924770	SPRING HOLDER PULLEY	8,9
302K924810	2K924810	PLATE EARTH RELEASE	8
302K924820	2K924820	CUT-WASHER 4	6,8,9,17
302K924830	2K924830	BUSH DU EW	8
302K924841	2K924841	MOUNT PI	8
302K924850	2K924850	HOLDER EDGE SENSOR	7
302K924861	2K924861	HOLDER SENSOR REGIST	7
302K924870	2K924870	HOLDER SENSOR MIDDLE	7
302K924881	2K924881	SHEET REGIST L C	7
302K924890	2K924890	SHEET COVER SENSOR	7
302K924901	2K924901	BUSH REGIST	8
302K928190	2K928190	SPRING-TORSION SWITCHBACK	8,19
302K929011	2K929011	FRAME CONVEYING F	8
302K929020	2K929020	FRAME CONVEYING R	8
302K929030	2K929030	PLATE CONVEYING UP	8
302K929040	2K929040	PLATE CONVEYING LOW	8
302K929051	2K929051	PLATE CONVEYING TOP	8
302K929061	2K929061	MOUNT DU DRIVE	8
302K929070	2K929070	COVER DU	9
302K929080	2K929080	GUIDE COVER DU	9
302K929090	2K929090	LEVER COVER RIGHT	8
302K929100	2K929100	SHAFT CONVEYING HOOK UP	8

• Parts with "⊙" indicate regular maintenance parts.

	Part.No.	Alternative.	Description	Fig.No.		Part.No.	Alternative.	Description	Fig.No.
	302K929120	2K929120	HOOK CONVEYING UP	8		302K931430	2K931430	SHAFT FEED DRIVE	17
	302K929140	2K929140	HOOK CONVEYING LOW F	8		302K931441	2K931441	SHAFT MID DRIVE	17
	302K929150	2K929150	HOOK CONVEYING LOW R	8		302K931450	2K931450	PIN FEED DRIVE	17
	302K929160	2K929160	CAM HOOK REAR	8		302K931470	2K931470	GEAR Z61R-Z34R	17
	302K929170	2K929170	CAM HOOK FRONT	8	⊙	302K931480	2K931480	SHAFT ASSIST DRIVE	17
	302K929190	2K929190	SPRING HOOK UP	8	⊙	302K931490	2K931490	GEAR Z28L	17
⊙	302K929201	2K929201	COVER RIGHT	3	⊙	302K931500	2K931500	GEAR Z28R	17
⊙	302K929240	2K929240	GEAR Z30R-Z27L	8	⊙	302K931510	2K931510	GEAR Z35R	17
⊙	302K929250	2K929250	GEAR Z45L	8	⊙	302K931520	2K931520	GEAR Z40L-Z34L	17
⊙	302K929260	2K929260	GEAR Z42R	8	⊙	302K931530	2K931530	COUPLING DRIVE	6,17
⊙	302K929270	2K929270	GEAR Z25L	8	⊙	302K931540	2K931540	PLATE EARTH FEED	17
⊙	302K929280	2K929280	GEAR Z23R PULLEY P18 S2M	8	⊙	302K931550	2K931550	GEAR Z27L	17
	302K929310	2K929310	BELT S2M A145	8	⊙	302K931620	2K931620	GEAR Z90R JOINT	16
	302K929320	2K929320	BELT S2M Z204	8	⊙	302K931630	2K931630	GEAR Z50S JOINT	16
	302K929330	2K929330	ACTUATOR DU	8		302K931640	2K931640	JOINT FUSER DRIVE	16
	302K929380	2K929380	LID FILTER DU	9		302K931660	2K931660	SPRING JOINT	16
	302K929400	2K929400	ARM HOOK F	8		302K931690	2K931690	LEVER RELEASE FUSER DRIVE	4
	302K929410	2K929410	ARM HOOK R	8		302K931710	2K931710	HOLDER CONT DRIVE K	17
	302K929490	2K929490	COVER RIGHT GUIDE	8	⊙	302K931720	2K931720	PLATE CONT DRIVE	17
⊙	302K929550	2K929550	GEAR Z23R-Z23L	8	⊙	302K931760	2K931760	WORM WHEEL Z56L-Z20S	17
	302K929580	2K929580	GUIDE UNIT R	8		302K931780	2K931780	SHAFT CONT DRIVE	17
	302K929590	2K929590	COVER INNER CONVEYING B	3	⊙	302K931830	2K931830	GEAR Z34S JOINT	17
	302K929600	2K929600	PLATE JOINT	8		302K931840	2K931840	CUT-WASHER 8X17	16
	302K929610	2K929610	GUIDE GEAR	8		302K931960	2K931960	HOLDER BEARING 688ZZ	11
	302K929620	2K929620	PLATE DRAWER	8		302K931980	2K931980	SPRING LEVER RELEASE	4
	302K929630	2K929630	PIN CONVEYING F	8		302K933150	2K933150	DUCT EXIT RIGHT	18
	302K929640	2K929640	PIN CONVEYING R	8		302K933160	2K933160	DUCT EXIT LEFT	18
	302K929650	2K929650	PLATE EARTH DU LOW	8		302K933181	2K933181	COVER FILTER EXIT	2
	302K929660	2K929660	PLATE EARTH DU MIDDLE	8		302K933190	2K933190	DUCT FUSER REAR	18
	302K929680	2K929680	SPRING-COMPRESSION COVER DU	8		302K933280	2K933280	HOLDER FAN LOW VOLT	18
	302K929690	2K929690	PLATE EARTH DU	8		302K933560	2K933560	DUCT FUSER RIGHT	18
	302K929710	2K929710	COVER ARM	8		302K933571	2K933571	DUCT FUSER LEFT	18
	302K929720	2K929720	MOUNT MOTOR DU MIDDLE	8		302K933580	2K933580	SEAL DUCT EXIT	18
	302K929750	2K929750	COVER WIRE	8		302K934010	2K934010	LABEL PAPER SIZE A	5
	302K929770	2K929770	SPRING DU	8		302K934021	2K934021	LABEL PAPER SIZE B	5
	302K931012	2K931012	HOLDER DRUM DRIVE	16		302K934030	2K934030	LABEL CASSETTE OPERATION	5
	302K931021	2K931021	PLATE DRUM DRIVE	16		302K934040	2K934040	LABEL SET PAPER	5
⊙	302K931030	2K931030	GEAR Z160R	16		302K934050	2K934050	LABEL CASSETTE NUMBER 1	5
	302K931040	2K931040	SHAFT DRUM DRIVE	16		302K934060	2K934060	LABEL CASSETTE NUMBER 2	5
	302K931060	2K931060	HOLDER BEARING SUPPORT	16		302K934090	2K934090	LABEL CASSETTE PAPER MAX	5
	302K931070	2K931070	PLATE EARTH DRUM	16		302K934100	2K934100	LABEL CASSETTE CURSOR LOCK	5
	302K931080	2K931080	WIRE STOPPER	4,6,8,9,11,14 18,20,22		302K934501	2K934501	LABEL CASSETTE RELEASE	5
	302K931100	2K931100	PLATE MOTOR DRUM	16		302K934700	2K934700	SHEET CASSETTE PAPER SIZE A	5
	302K931130	2K931130	COUPLING DRUM	16		302K934710	2K934710	SHEET CASSETTE PAPER SIZE B	5
	302K931180	2K931180	SHAFT DLP DRIVE	12		302K934730	2K934730	SHEET CASSETTE PAPER MEDIA KL-A	5
⊙	302K931190	2K931190	GEAR Z74R	12		302K934740	2K934740	SHEET CASSETTE PAPER MEDIA KL-B	5
	302K931210	2K931210	HOLDER ATTACHMENT	21		302K934750	2K934750	SHEET CASSETTE PAPER MEDIA KL-C	5
	302K931411	2K931411	HOLDER FEED DRIVE	17		302K934760	2K934760	SHEET CASSETTE PAPER MEDIA KL-D	5
	302K931420	2K931420	PLATE FEED DRIVE	17		302K934770	2K934770	SHEET CASSETTE PAPER MEDIA KL-E	5
						302K939010	2K939010	SHIELD BOX	21

• Parts with "⊙" indicate regular maintenance parts.

Part.No.	Alternative.	Description	Fig.No.
302K939021	2K939021	BRACKET HDD	21
302K939030	2K939030	RAIL PWB	21
302K939040	2K939040	HOLDER FAN MAIN	21
302K939060	2K939060	FILM SHIELD BOX	21
302K939070	2K939070	GUIDE CF	21
302K939080	2K939080	PLATE SHIELD BOX	4
302K939140	2K939140	GUIDE FFC FEED 1	21
302K939150	2K939150	PLATE PWB FEED	21
302K939170	2K939170	GUIDE FFC FEED 2	21
302K939200	2K939200	SPRING HV	12
302K939230	2K939230	HOLDER PWB	20
302K939360	2K939360	SPRING HV	7,12,20
302K939380	2K939380	GUIDE WIRE INLET	20
302K939401	2K939401	PLATE PWB LVU	21
302K939430	2K939430	PLATE OPTION COIN-VENDOR	21
302K939440	2K939440	SHIELD PWB IH	20
302K939450	2K939450	COVER PWB IH	20
302K939520	2K939520	COVER WIRE FUSER	20
302K939550	2K939550	GUIDE WIRE ISU	20
302K939560	2K939560	DUCT FAN IH	20
302K939570	2K939570	DUCT FAN IH B	20
302K939620	2K939620	COVER CONTROL BOX TOP	21
302K946240	2K946240	WIRE DU UPPER	8
302K946370	2K946370	WIRE MPF	9
302K946380	2K946380	WIRE MPF TRAY	10
302K946390	2K946390	WIRE PRIMARY FEED UNIT	6
302K946400	2K946400	WIRE CASSETTE SIZE	20
302K946410	2K946410	WIRE LIFT MOTOR	20
302K946420	2K946420	WIRE PAPER SENSOR	20
302K946430	2K946430	WIRE GUIDE FEED LOW	7
302K946441	2K946441	WIRE FEED MOTOR	17
302K946450	2K946450	WIRE GUIDE FEED MIDDLE	7
302K946460	2K946460	WIRE DU SENSOR	8
302K946530	2K946530	WIRE INTERLOCK	20
302K946540	2K946540	WIRE FUSER MOTOR	16
302K946550	2K946550	WIRE REGIST MOTOR	16
302K946571	2K946571	WIRE FEED JOINT	21
302K946600	2K946600	WIRE MPF SIZE DETECTION	10
302K946640	2K946640	WIRE LVU FAN	18
302K946670	2K946670	WIRE FFC CCD	11
302K946680	2K946680	WIRE CCD POWER	11
302K946690	2K946690	WIRE ASSIST CLUTCH	17
302K946700	2K946700	WIRE CCD DATA	11
302K946710	2K946710	WIRE FFC LED	11
302K946720	2K946720	WIRE ISC-MAIN	11
302K946730	2K946730	WIRE OPEN SENSOR	11
302K946750	2K946750	WIRE ORIGINAL SENSOR	11
302K946860	2K946860	WIRE INLET ASSY 1	20
302K946900	2K946900	WIRE BRIDGE JOINT	21
302K946910	2K946910	WIRE KUIO POWER	21

Part.No.	Alternative.	Description	Fig.No.
302K946930	2K946930	WIRE FEED POWER	17
302K946960	2K946960	WIRE ENGINE POWER	21
302K946980	2K946980	WIRE LVU RIGHT	21
302K946990	2K946990	WIRE FFC KUIO	21
302K946A00	2K946A00	WIRE FFC MAIN-ENGINE	21
302K946A10	2K946A10	WIRE HDD POWER	21
302K946A20	2K946A20	WIRE HDD DATA1	21
302K946A40	2K946A40	WIRE MAIN-LVU	21
302K946A60	2K946A60	WIRE PF CASSETTE HEATER	21
302K946A80	2K946A80	WIRE TONER LEVEL SENSOR	13
302K946A90	2K946A90	WIRE HP SENSOR	11
302K946AB0	2K946AB0	WIRE FEED CLUTCH	17
302K946AJ0	2K946AJ0	WIRE KEY COUNTER	21,25
302K946AR0	2K946AR0	WIRE CASSETTE HEATER LOOP	21
302K946B40	2K946B40	WIRE FFC FEED1	21
302K946B50	2K946B50	WIRE FFC FEED2	21
302K946B60	2K946B60	WIRE FFC FEED3	21
302K993012	2K993012	CT-8705	5
302K993020	2K993020	PARTS FEED DRIVE H UNIT SP	17
302K993040	2K993040	PARTS MOUNT LED ASSY SP	11
302K994012	2K994012	PARTS MPT ASSY SP	9
302K994021	2K994021	PARTS PRIMARY FEED UNIT HI SP	6
302K994030	2K994030	PARTS CONTACT-GLASS ASSY(I) SP	11
302K994040	2K994040	PARTS CONTACT-GLASS ASSY(C) SP	11
302K994051	2K994051	PARTS MPT TRAY UNIT SP	10
302K994090	2K994090	PARTS FAN FUSER FRONT UNIT SP	18
302K994101	2K994101	FILTER EXIT UNIT	2
302K994120	2K994120	PARTS SIZE DETECTION ASSY SP	20
302K994130	2K994130	PARTS GUIDE FEED MIDDLE ASSY SP	7
302K994140	2K994140	PARTS LSU RETAINER MOTOR ASSY SP	17
302K994150	2K994150	PARTS TONER FULL DETECT ASSY SP	13
302K994160	2K994160	PARTS ID SENSOR ASSY SP	8
302K994181	2K994181	PARTS PWB FEED 1 ASSY SP	21
302K994190	2K994190	PARTS PWB FEED 2 ASSY SP	17
302K994201	2K994201	PARTS PWB JUNCTION ASSY SP	8
302K994210	2K994210	PARTS PWB EDGE SENSOR ASSY SP	7
302K994231	2K994231	PARTS PWB ISC ASSY SP	11
302K994240	2K994240	PARTS PWB OPERATION ASSY SP	22
302K994251	2K994251	PARTS PWB OPERATION LED ASSY SP	22
302K994270	2K994270	PARTS PWB KUIO ASSY SP	21
302K994300	2K994300	PARTS MOTOR PM FEED SP	19
302K994310	2K994310	PARTS MOTOR HB MID SP	7
302K994320	2K994320	PARTS MOTOR-BL W20 SP	17
302K994321	2K994321	PARTS MOTOR-BL W20 SP	16
302K994331	2K994331	PARTS MOTOR-BL W30 SP	17
302K994340	2K994340	PARTS FAN BOX COOLING 60 SP	21
302K994350	2K994350	PARTS FAN COOLING DLP 70 SP	18
302K994360	2K994360	PARTS FAN COOLING LSU 60 SP	20
302K994370	2K994370	PARTS SOLENOID FEED SHIFT SP	19
302K994380	2K994380	PARTS SOLENOID FEED SHIFT SP	6

• Parts with "⊙" indicate regular maintenance parts.

	Part.No.	Alternative.	Description	Fig.No.		Part.No.	Alternative.	Description	Fig.No.
⊙	302K994390	2K994390	PARTS SOLENOID ID SENSOR SP	8		302LC03310	2LC03310	SHEET WASTE TRAY	14
⊙	302K994420	2K994420	PARTS ROLLER ASSIST SP	6		302LC03320	2LC03320	RAIL WASTE L	14
⊙	302K994430	2K994430	PARTS ROLLER FEED LOW SP	7		302LC03370	2LC03370	RAIL CONTAINER L	4
⊙	302K994450	2K994450	PARTS ROLLER REGIST L SP	7		302LC03430	2LC03430	PIN MOUNT DRIVE	14
⊙	302K994470	2K994470	PARTS ROLLER DU LOW SP	8		302LC03460	2LC03460	LID COVER SHUTTER	13
⊙	302K994480	2K994480	PARTS ROLLER DU MID SP	8		302LC03500	2LC03500	COVER CONNECTOR	14
⊙	302K994491	2K994491	PARTS ROLLER DU UP SP	8		302LC03510	2LC03510	PULLEY WASTE TRAY	14
⊙	302K994530	2K994530	PARTS GEAR Z30R FEED OW SP	6		302LC03570	2LC03570	COVER SHUTTER	13
⊙	302K994540	2K994540	PARTS GEAR Z30R ONE-WAY SP	9		302LC03590	2LC03590	LEVER TONER SENSOR	14
⊙	302K994550	2K994550	PARTS GEAR CURSOR SP	5		302LC03660	2LC03660	HOOK TRAY R	14
⊙	302K994580	2K994580	PARTS SENSOR OPT. SP	6		302LC03670	2LC03670	HOOK TRAY L	14
⊙	302K994620	2K994620	PARTS PWB MPF SIZE ASSY SP	10		302LC03680	2LC03680	SHAFT HOOK	14
⊙	302K994931	2K994931	PARTS DEHUMIDIFINR 120 SET SP	24		302LC03711	2LC03711	TRAY WASTE	14
⊙	302K994941	2K994941	PARTS DEHUMIDIFINR 240 SET SP	24		302LC03720	2LC03720	MOUNT WASTE DRIVE	14
⊙	302K994980	2K994980	PARTS MOTOR PM REGIST SP	8,16		302LC03740	2LC03740	MOUNT TRAY DRIVE	14
⊙	302K994A00	2K994A00	PARTS ROLLER REGIST H SP	7		302LC03750	2LC03750	BUSH BEVEL	14
⊙	302K994C80	2K994C80	PARTS PAPER LEVEL SENSOR ASSY SP	20		302LC03760	2LC03760	GEAR BEVEL Z24 JOINT	14
⊙	302K994C90	2K994C90	PARTS STAY CASSETTE RAIL LEFT ASSY SP	4	⊙	302LC03770	2LC03770	GEAR BEVEL Z24	14
⊙	302K994D40	2K994D40	PARTS MOTOR ISU SP	11	⊙	302LC03780	2LC03780	SHAFT DRIVE D	14
	302KK17031	2KK17031	MOUNT LEFT PULLEY	11		302LC03790	2LC03790	HOLDER JOINT WASTE	14
	302KK17320	2KK17320	MIRROR A	11		302LC03A70	2LC03A70	SEAL WASTE TRAY	14
	302KP34220	2KP34220	LABEL HIGH TEMPERATURE CAUTION	24		302LC03A80	2LC03A80	SPRING WASTE SHUTTER	13
	302KY12020	2KY12020	OIL SEAL	13	⊙	302LC04011	2LC04011	COVER FRONT A	1
⊙	302KY94150	2KY94150	PARTS LCD OPERATION SP	22	⊙	302LC04030	2LC04030	COVER TOP TRAY	1
	302LC02151	2LC02151	FRAME FRONT FUSER A	4	⊙	302LC04040	2LC04040	COVER RIGHT UPPER	3
	302LC02160	2LC02160	FRAME FRONT FUSER B	4	⊙	302LC04050	2LC04050	COVER RIGHT LOWER F	1
	302LC02220	2LC02220	STAY UPPER TOP RIGHT	4	⊙	302LC04062	2LC04062	COVER RIGHT MIDDLE R	1
	302LC02231	2LC02231	STAY ISU TOP LEFT	4	⊙	302LC04070	2LC04070	COVER RIGHT LOWER R	1
	302LC02240	2LC02240	HOLDER FUSER ADJUST	4	⊙	302LC04080	2LC04080	COVER RIGHT MIDDLE	3
	302LC02250	2LC02250	MOUNT FUSER ADJUST	4	⊙	302LC04091	2LC04091	COVER LEFT UPPER	2
	302LC02270	2LC02270	NUT ADJUST	4	⊙	302LC04110	2LC04110	LID LEFT COVER REAR	2
	302LC02561	2LC02561	HANDLE RIGHT	4		302LC04120	2LC04120	COVER ISU FRONT	11
	302LC02570	2LC02570	PLATE EARTH ISU	22		302LC04130	2LC04130	COVER ISU LEFT	11
⊙	302LC02710	2LC02710	COVER HUMIDITY SENSOR	1		302LC04140	2LC04140	COVER ISU RIGHT	11
	302LC02720	2LC02720	SHEET HUMIDITY SENSOR A	1	⊙	302LC04150	2LC04150	COVER ISU REAR	2
	302LC02730	2LC02730	SHEET HUMIDITY SENSOR B	1	⊙	302LC04160	2LC04160	COVER FRONT UPPER A	2
	302LC02760	2LC02760	SHEET COVER HUMIDITY SENSOR	1	⊙	302LC04170	2LC04170	COVER FRONT UPPER B	2
	302LC02780	2LC02780	SHEET COVER FUSER PWB	21	⊙	302LC04181	2LC04181	COVER FRONT UPPER RIGHT	2
	302LC02810	2LC02810	PROTECTOR PLATE HANDLE	4	⊙	302LC04191	2LC04191	COVER EXIT	1
	302LC03070	2LC03070	SHUTTER WASTE	13	⊙	302LC04200	2LC04200	COVER TRAY REAR	1
	302LC03080	2LC03080	SEAL SHUTTER WASTE	13	⊙	302LC04212	2LC04212	COVER ISU BOTTOM	1
⊙	302LC03100	2LC03100	GEAR Z25S	14	⊙	302LC04240	2LC04240	COVER FRONT RIGHT LOWER	1
⊙	302LC03120	2LC03120	GEAR Z18S COUPLING	14	⊙	302LC04250	2LC04250	COVER INNER LEFT	1
⊙	302LC03130	2LC03130	GEAR Z20S	17	⊙	302LC04260	2LC04260	COVER INNER FEED F	1
⊙	302LC03140	2LC03140	GEAR Z30S COUPLING	17	⊙	302LC04271	2LC04271	EMBLEM	1
	302LC03160	2LC03160	MOUNT DRIVE	17	⊙	302LC04280	2LC04280	COVER HANDLE	1
	302LC03170	2LC03170	PLATE DRIVE	17	⊙	302LC04290	2LC04290	COVER MAIN SWITCH	1
	302LC03200	2LC03200	SPRING COUPLING	17	⊙	302LC04300	2LC04300	LID CONTROLLER	2
⊙	302LC03210	2LC03210	GEAR JOINT Z30S	14	⊙	302LC04320	2LC04320	COVER DP CONNECTOR	2
	302LC03230	2LC03230	BUSH 4-7	14	⊙	302LC04330	2LC04330	LID DP CONNECTOR	2

• Parts with "⊙" indicate regular maintenance parts.

	Part.No.	Alternative.	Description	Fig.No.
⊙	302LC04340	2LC04340	COVER ISU LEFT SUB	2
	302LC04350	2LC04350	CASE CLIP	2
	302LC04361	2LC04361	COVER CASSETTE A	5
	302LC04371	2LC04371	COVER CASSETTE B	5
	302LC04380	2LC04380	HANDLE CASSETTE	5
	302LC04390	2LC04390	EMBLEM CASSETTE	5
	302LC04410	2LC04410	MOUNT FRONT COVER LEFT	1
	302LC04440	2LC04440	HOLDER CLIP CASE	2
	302LC04460	2LC04460	STOPPER CONTAINER	1
	302LC04470	2LC04470	LID FAX BOARD	3
	302LC04480	2LC04480	MOUNT COVER LEFT	2
	302LC04490	2LC04490	PLATE FRONT COVER	1
⊙	302LC04600	2LC04600	COVER TRAY	24
	302LC04610	2LC04610	STAY TRAY	24
	302LC04620	2LC04620	MOUNT TRAY	24
	302LC04651	2LC04651	STRAP FRONT COVER	1
	302LC04660	2LC04660	SHEET TRAY	24
	302LC04670	2LC04670	PLATE TRAY	24
⊙	302LC04710	2LC04710	COVER TRAY LOWER	24
	302LC04720	2LC04720	STOPPER ORIGINAL	1
	302LC04730	2LC04730	SHEET COVER FRONT	1
	302LC04740	2LC04740	SHEET COVER FRONT B	1
	302LC05010	2LC05010	COVER OPERATION A	22
⊙	302LC05020	DL121810	COVER OPERATION B	22
	302LC05030	2LC05030	MOUNT LCD	22
	302LC05040	2LC05040	COVER LED	22
	302LC05050	2LC05050	KEY 10	22
	302LC05070	2LC05070	KEY FUNCTION	22
	302LC05080	2LC05080	KEY UNIVERSAL	22
	302LC05090	2LC05090	KEY START	22
	302LC05100	2LC05100	KEY STOP	22
	302LC05110	2LC05110	KEY RESET	22
	302LC05120	2LC05120	KEY POWER SUPPLY	22
	302LC05150	2LC05150	LID OPERATION SHEET A	22
	302LC05160	2LC05160	LID OPERATION SHEET B	22
	302LC05190	2LC05190	SPACER KEY	22
	302LC05200	2LC05200	MOUNT USB	22
	302LC05210	2LC05210	BRACKET CARD CASE	22
	302LC05220	2LC05220	MOUNT OPERATION-UNIT	22
	302LC05230	2LC05230	BASE OPERATION-UNIT	22
	302LC05240	2LC05240	SLIDER OPERATION-UNIT	22
	302LC05270	2LC05270	HOLDER LCD	22
	302LC05280	2LC05280	LID COVER OPERATION B	22
	302LC05300	2LC05300	COVER SLIDE	22
	302LC05310	2LC05310	LENS LED	22
	302LC05320	2LC05320	HOLDER LED	22
	302LC05330	2LC05330	LID LED	22
	302LC05340	2LC05340	HOLDER SPEAKER	22
	302LC05350	2LC05350	GUIDE WIRE OPERATION	22
	302LC05370	2LC05370	HANDLE OPERATION	22

	Part.No.	Alternative.	Description	Fig.No.
	302LC05390	2LC05390	LABEL UNIVERSAL	22
	302LC05410	2LC05410	GUIDE USB WIRE	22
	302LC05420	2LC05420	FILM FFC	22
	302LC05430	2LC05430	FILM OPERATION BASE	22
	302LC05450	2LC05450	SHEET STOPPER CORE	22
	302LC05460	2LC05460	GUIDE LCD WIRE	22
	302LC05550	2LC05550	GUIDE WIRE OPERATION	22
	302LC05580	2LC05580	SEAL COVER PWB OPERATION	22
	302LC05590	2LC05590	LENS LED B	22
	302LC06020	2LC06020	FRAME PRIMARY UPPER	6
	302LC06030	2LC06030	PLATE PRIMARY LOW	6
	302LC06040	2LC06040	SHAFT FEED PULLEY	6
	302LC06050	2LC06050	JOINT FEED PULLEY	6
	302LC06061	2LC06061	ACTUATOR PAPER EMPTY	6
	302LC06070	2LC06070	PLATE FEED EARTH	6
	302LC06080	2LC06080	SPRING FEED PULLEY	6
	302LC06090	2LC06090	HOLDER FEED PULLEY	6
	302LC06101	2LC06101	GUIDE PRIMARY FEED	6
	302LC06110	2LC06110	HOLDER RETARD	6
	302LC06121	2LC06121	SPRING RETARD	6
	302LC06150	2LC06150	SHAFT PRIMARY FEED	6
⊙	302LC06160	2LC06160	GEAR FEED Z30H OW	6
	302LC06170	2LC06170	SPRING GUIDE FEED	6
	302LC06180	2LC06180	SHEET PRIMARY FEED	6
	302LC06190	2LC06190	PLATE FRAME EARTH	6
	302LC06210	2LC06210	GUIDE WIRE FEED LOW	7
	302LC08030	2LC08030	SHAFT RETARD MPF	9
	302LC08040	2LC08040	SPRING RETARD MPF	9
	302LC09020	2LC09020	FILM CASSETTE B	5
	302LC09030	2LC09030	FILM CASSETTE C	5
⊙	302LC24030	2LC24030	GEAR Z47R Z14S	7
	302LC24040	2LC24040	PLATE MIDDLE MOUNT B	7
	302LC24050	2LC24050	BRACKET KEY MIDDLE B	7
	302LC24060	2LC24060	PLATE KEY MIDDLE B	4
	302LC28011	2LC28011	FRAME EXIT LOWER	19
	302LC28022	2LC28022	FRAME EXIT UPPER	19
	302LC28030	2LC28030	GUIDE EXIT MIDDLE	19
	302LC28041	2LC28041	GUIDE CHANGE UPPER	19
	302LC28051	2LC28051	GUIDE CHANGE LOWER	19
	302LC28060	2LC28060	PLATE EXIT F	19
	302LC28091	2LC28091	ACTUATOR EXIT SENSOR	19
	302LC28100	2LC28100	SPRING-COMPRESSION	19
	302LC28110	2LC28110	SPRING-EXTENSION	19
	302LC28120	2LC28120	COVER EXIT FRONT	19
	302LC28140	2LC28140	PLATE EARTH EXIT	19
	302LC28150	2LC28150	SPRING-COMPRESSION	19
	302LC28200	2LC28200	PLATAE EARTH	4
	302LC28210	2LC28210	ACTUATOR SWITCHBACK	19
	302LC28220	2LC28220	GUIDE ACTUATOR	19
	302LC28230	2LC28230	STAY EXIT LOW	19

• Parts with "⊙" indicate regular maintenance parts.

Part.No.	Alternative.	Description	Fig.No.
302LC28240	2LC28240	SPRING SWITCHBACK	6,19
302LC29012	2LC29012	GUIDE DU UPPER B	8
302LC29022	2LC29022	GUIDE DU LOWER B	8
302LC29051	2LC29051	ACTUATOR DU B	8
302LC29070	2LC29070	COVER CLUTCH B	8
302LC29080	2LC29080	COVER RIGHT FRONT	2
302LC29090	2LC29090	COVER INNER CONVEYING F	2
302LC29100	2LC29100	SPRING-COMPRESSION	8
302LC29110	2LC29110	MOUNT MOTOR DU UP	8
302LC31070	2LC31070	SPRING DRUM JOINT	16
302LC31410	2LC31410	GEAR Z79R-Z34R	17
302LC31511	2LC31511	SEAL MOTOR DC	13,17
302LC31620	2LC31620	GEAR Z54S-Z26S	16
302LC31640	2LC31640	CUT WASHER 5X10	16
302LC31750	2LC31750	GEAR Z60L	7
302LC31760	2LC31760	GEAR Z45L	8
302LC33010	2LC33010	DUCT FAN BELT RIGHT	18
302LC33020	2LC33020	DUCT FAN BELT LEFT	18
302LC33070	2LC33070	DUCT TONER SIDE	18
302LC33210	2LC33210	SHEET FAN BELT	18
302LC33370	2LC33370	FILTER LEFT SIDE	2
302LC33471	2LC33471	DUCT FUSER LOW	18
302LC33510	2LC33510	FILM FUSER DUCT	18
302LC33540	2LC33540	SEAL INNER COOLING C	13
302LC34031	2LC34031	LABEL OPERATION CAUTION B	2
302LC34050	2LC34050	LABEL SW CAUTION EN	1
302LC34061	2LC34061	LABEL MPF CAUTION A	10
302LC34070	2LC34070	LABEL MPF CAUTION B	3
302LC34080	2LC34080	LABEL MPF PAPER LIMIT	10
302LC34090	2LC34090	LABEL MPF SIZE INDICATOR ME	10
302LC34100	2LC34100	LABEL MPF SIZE INDICATOR IN	10
302LC34110	2LC34110	LABEL MPF PUSH	3
302LC34160	2LC34160	LABEL SW CAUTION SET A	1
302LC34180	2LC34180	LABEL MPF SET A	3
302LC39020	2LC39020	PLATE INLET B	20
302LC39030	2LC39030	PLATE COVER CONNECTOR	21
302LC39040	2LC39040	PLATE MAIN SW B	20
302LC46230	2LC46230	WIRE FRONT LOW	1
302LC46360	2LC46360	WIRE EXIT	19
302LC46440	2LC46440	WIRE FEED MOTOR	17
302LC46480	2LC46480	WIRE MPF JOINT	8
302LC46580	2LC46580	WIRE JOBSEPARATOR JOINT	20
302LC46760	2LC46760	WIRE PANEL JOINT	22
302LC46770	2LC46770	WIRE PANEL-LVU	22
302LC46791	2LC46791	WIRE MAIN-PANEL USB	22
302LC46801	2LC46801	WIRE USB HOST	22
302LC46810	2LC46810	WIRE MAIN-OPERATION	22
302LC46820	2LC46820	WIRE OPERATION RIGHT	22
302LC46830	2LC46830	WIRE OPERATION LOWER	22
302LC46840	2LC46840	WIRE OPERATION LEFT	22

Part.No.	Alternative.	Description	Fig.No.
302LC46B10	2LC46B10	WIRE FFC LCD	22
302LC93120	2LC93120	PARTS FEED DRIVE L SP	17
302LC94022	2LC94022	PARTS MPT ASSY SP	9
302LC94040	2LC94040	PARTS PRIMARY FEED UNIT LOW SP	6
302LC94130	2LC94130	PARTS FILTER BELT UNIT(V) SP	2
302LC94140	2LC94140	FILTER TONER UNIT(V)	2
302LC94180	2LC94180	PARTS CLN WT MOTOR ASSY SP	13
302LC94190	2LC94190	PARTS CONV RELEASE MOTOR ASSY SP	13
302LC94200	2LC94200	PARTS MPT LIFT MOTOR ASSY SP	9
302LC94250	2LC94250	PARTS PWB PANEL MAIN ASSY SP	22
302LC94290	2LC94290	PARTS MOTOR-BL W10 SP	16
302LC94291	2LC94291	PARTS MOTOR-BL W10 SP	8
302LC94340	2LC94340	PARTS TABLET OPERATION SP	22
302LC94350	2LC94350	PARTS ROLLER?EXIT SP	19
302LC94360	2LC94360	PARTS GEAR Z40R Z14S IDLE SP	19
302LC94370	2LC94370	PARTS SPEAKER SP	22
302LC94380	2LC94380	PARTS FAN COOLING LSU 60 SP	13
302LC94410	2LC94410	PARTS SENSOR OPT. SP	8
302LC94461	2LC94461	PARTS MOTOR-BL W20 DRUM Z11 SP	16
302LC94470	2LC94470	PARTS COVER GUIDE DU L ASSY SP	9
302LC94480	2LC94480	PARTS WASTE TRAY UNIT SP	14
302LC94491	2LC94491	PARTS COVER CASSETTE A ASSY SP	5
302LC94501	2LC94501	PARTS COVER CASSETTE B ASSY SP	5
302LC94520	2LC94520	PARTS COVER FRONT SP	1
302LC94530	2LC94530	PARTS DUCT OPTION REAR SET SP	24
302LC94550	2LC94550	PARTS ROLLER MIDDLE L SP	7
302LC94680	2LC94680	PARTS REGIST GUIDE ASSY SP	7
302LF02100	2LF02100	RAIL DLP	12
302LF02110	2LF02110	ARM RAIL F	12
302LF02122	2LF02122	ARM RAIL R	12
302LF02130	2LF02130	COVER TONER DUCT	12
302LF02140	2LF02140	SEAL TONER DUCT	12
302LF02150	2LF02150	TERMINAL MAG	12
302LF02160	2LF02160	TERMINAL SLEEVE	12
302LF02180	2LF02180	SPRING LEVER DLP	12
302LF02190	2LF02190	RETAINER DLP DRIVE	12
302LF02210	2LF02210	PLATE PRESS LEVER	12
302LF02220	2LF02220	SHAFT CAM	12
302LF02230	2LF02230	CAM DLP PRESS	12
302LF02240	2LF02240	MOUNT CAM	12
302LF02250	2LF02250	SPRING CAM	12
302LF02260	2LF02260	LEVER DLP RAIL	12
302LF02280	2LF02280	COVER DRUM	12
302LF02291	2LF02291	ARM COVER DRUM FRONT	12
302LF02301	2LF02301	ARM COVER DRUM REAR	12
302LF02310	2LF02310	SPRING-TORSION ARM A FRONT	12
302LF02320	2LF02320	SPRING-TORSION ARM A REAR	12
302LF02330	2LF02330	SPRING-TORSION ARM B FRONT	12
302LF02340	2LF02340	SPRING-TORSION ARM B REAR	12
302LF02350	2LF02350	STAY DRUM COVER	12

• Parts with "⊙" indicate regular maintenance parts.

Part.No.	Alternative.	Description	Fig.No.
302LF02360	2LF02360	MOUNT COVER DRUM REAR	12
302LF02370	2LF02370	MOUNT COVER DRUM FRONT	12
302LF02380	2LF02380	HOLDER FFC	20
302LF02390	2LF02390	PLATE EARTH DRIVE	12
302LF02410	2LF02410	SHEET PWB HVU MAIN	21
302LF02420	2LF02420	DUCT COOLING	12
302LF02430	2LF02430	SEAL COOLING DUCT	12
302LF02441	2LF02441	SPRING DUCT	18
302LF02450	2LF02450	TUBE DUCT	18
302LF02460	2LF02460	STOPPER TUBE	18
302LF03011	2LF03011	LEVER CASS SHUTTER	13
302LF03021	2LF03021	PLATE INNER FRAME	13
302LF03070	2LF03070	SHEET DUCT DLP	13
302LF03080	2LF03080	LEVER HOOK	13
302LF03250	2LF03250	DUCT DLP	13
302LF03371	2LF03371	DUCT DRUM	13
302LF03380	2LF03380	LID DRUM DUCT	13
302LF03400	2LF03400	SPRING LEVER R	13
302LF03410	2LF03410	SPRING LEVER L	13
302LF03420	2LF03420	COVER FILTER DRUM	13
302LF03430	2LF03430	FILTER DUCT DRUM	13
302LF03440	2LF03440	COVER FILTER DLP	13
302LF03450	2LF03450	FILTER DUCT DLP	13
302LF03460	2LF03460	WORK PLATE CASS	13
302LF03710	2LF03710	BASE GUIDE CONTAINER	12
302LF03900	2LF03900	SEAL DUCT DLP A	13
302LF03910	2LF03910	SEAL DUCT DLP B	1,13
⊙ 302LF04072	2LF04072	COVER REAR UPPER	3
⊙ 302LF04080	2LF04080	COVER REAR LOWER	3
⊙ 302LF05011	2LF05011	PANEL OPERATION	22
302LF08010	2LF08010	SPRING MIDDLE	9
302LF15012	2LF15012	CASE TONER HOPPER	13
302LF15020	2LF15020	LID TONER HOPPER	13
⊙ 302LF15030	2LF15030	GEAR Z15S IDLE	13
302LF15050	2LF15050	SHAFT TONER SUPPLY	13
⊙ 302LF15070	2LF15070	GEAR Z60S	13
302LF15080	2LF15080	HOLDER TONER MOTOR	13
302LF15170	2LF15170	SPONGE HOPPER A	13
⊙ 302LF22010	2LF22010	ROLLER TRANSFER	8
⊙ 302LF22020	2LF22020	ROLLER TRANSFER DRIVE	8
⊙ 302LF22030	2LF22030	ROLLER TRANSFER IDLE	8
302LF22060	2LF22060	BELT TRANSFER	8
302LF22070	2LF22070	GUIDE TRANSFER FRONT A	7
302LF22080	2LF22080	GUIDE TRANSFER FRONT B	8
302LF22091	2LF22091	FRAME TRANSFER	8
⊙ 302LF22100	2LF22100	GEAR Z30R	8
⊙ 302LF22110	2LF22110	GEAR Z21L-Z39L	8
302LF22120	2LF22120	PLATE TRANSFER DRIVE	8
302LF22140	2LF22140	HOLDER TRANSFER FRONT	8
302LF22150	2LF22150	HOLDER TRANSFER REAR	8

Part.No.	Alternative.	Description	Fig.No.
⊙ 302LF22200	2LF94060	COVER MOTOR	8
302LF22210	2LF22210	GEAR Z31R-Z42R	8
302LF22220	2LF22220	STAY TRANSFER	8
302LF22230	2LF22230	GUIDE TRANSFER REAR	8
302LF22240	2LF22240	HOLDER TRANSFER REAR	8
302LF22250	2LF22250	STATIC-ELIMINATOR TRANSFER	8
302LF22260	2LF22260	FILM GUIDE REAR	8
302LF22280	2LF22280	SPRING TRANSFER	8
302LF22290	2LF22290	PLATE HOLDER REAR	8
302LF22310	2LF22310	PLATE BIAS	8
302LF22320	2LF22320	PLATE HOLDER FRONT	8
302LF22380	2LF22380	SPACER PRESS TRANSFER	8
302LF22390	2LF22390	MOUNT ID SENSOR	8
302LF22400	2LF22400	BUSH TRANSFER	8
302LF22450	2LF22450	RETAINER TRANSFER FRONT	8
302LF22460	2LF22460	RETAINER TRANSFER REAR	8
302LF22470	2LF22470	COVER TRANSFER	8
302LF22530	2LF22530	ARM SOLENOID	8
302LF22540	2LF22540	MOUNT SENSOR UNIT	8
302LF22550	2LF22550	SHUTTER ID SENSOR	8
302LF22570	2LF22570	SPRING TRANS GUIDE	8
302LF22580	2LF22580	SPACER FRAME FRONT	7
302LF22590	2LF22590	SPACER FRAME REAR	7
302LF22600	2LF22600	SPRING EARTH CONVEYING	8
302LF22610	2LF22610	SPRING EXTENSION SHUTTER	8
302LF22620	2LF22620	SHEET CONTACT HV	8
302LF22650	2LF22650	SHEET PROTECTOR TONER F	7
302LF22660	2LF22660	SHEET PROTECTOR TONER R	7
302LF24010	2LF24010	CAP PRESS TRANSFER	8
302LF24020	2LF24020	SPRING-COMPRESSION BELT ASSY A	8
302LF24030	2LF24030	SPRING-COMPRESSION BELT ASSY B	8
302LF24040	2LF24040	SPRING CONTACT TRANSFER	8
302LF24060	2LF24060	SPRING CONTACT BELT UNIT	8
302LF24070	2LF24070	PLATE CONTACT TRANSFER	8
302LF24081	2LF24081	PLATE CONTACT CLEANING	8
302LF24091	2LF24091	HOLDER CONTACT BELT	8
302LF24140	2LF24140	MOUNT CLEANER REGIST	7
⊙ 302LF24150	2LF24150	ROLLER REGIST R	8
302LF24160	2LF24160	SHEET WIRE SENSOR	8
302LF24190	2LF24190	SHEET REGIST R	8
302LF29030	2LF29030	COVER INNER CONVEYING A	8
302LF31630	2LF31630	MOUNT DRUM DRIVE	16
302LF33012	2LF33012	DUCT FAN TONER	18
302LF33020	2LF33020	DUCT TONER LOW	18
302LF33030	2LF33030	DUCT TONER UP	18
302LF33050	2LF33050	DUCT LSU LOW	18
302LF33060	2LF33060	DUCT LSU UP	18
302LF33090	2LF33090	SEAL DUCT LSU	18
302LF33110	2LF33110	DUCT LSU REAR LEFT A	18
302LF33120	2LF33120	DUCT LSU REAR LEFT B	18

• Parts with "⊙" indicate regular maintenance parts.

	Part.No.	Alternative.	Description	Fig.No.
	302LF33130	2LF33130	DUCT LSU FRONT LEFT A	18
	302LF33140	2LF33140	DUCT LSU FRONT LEFT B	18
	302LF33150	2LF33150	DUCT LSU SIDE	18
	302LF33210	2LF33210	SEAL TONER DUCT B	18
	302LF33220	2LF33220	SEAL TONER DUCT C	18
	302LF33290	2LF33290	SEAL DISPOSAL C	18
	302LF33360	2LF33360	MOUNT TONER FAN	18
	302LF33460	2LF33460	SPONGE DUCT LSU LEFT	18
⊙	302LF33580	2LF33580	FILM FEED UPPER	7
	302LF33660	2LF33660	FILTER TOP	2
	302LF39010	2LF39010	TERMINAL HV SEPARATION	20
	302LF39020	2LF39020	TERMINAL HV DRUM	20
	302LF39050	2LF39050	GUIDE WIRE FRONT PWB	11,20
	302LF39070	2LF39070	FILM WIRE ENGINE	21
	302LF39080	2LF39080	SPRING HV DRUM	20
	302LF39090	2LF39090	SHEET WIRE HVU MAIN	21
	302LF46151	2LF46151	WIRE COOLING FAN	18
	302LF46251	2LF46251	WIRE HVU MAIN	20
	302LF46290	2LF46290	WIRE DRUM MOT	16
	302LF46310	2LF46310	WIRE DU LOW	8
	302LF46320	2LF46320	WIRE HVU TC	20
	302LF46340	2LF46340	WIRE HVU MC	20
	302LF46350	2LF46350	WIRE CONTAINER MOTOR	17
	302LF46520	2LF46520	WIRE CONVEYING	8
	302LF46610	2LF46610	WIRE DU JOINT	21
	302LF46630	2LF46630	WIRE CONTAINER JOINT	20
	302LF46640	2LF46640	WIRE DEVELOPER JOINT	12
	302LF46890	2LF46890	WIRE CASSETTE HEATER	21
	302LF46940	2LF46940	WIRE FRONT POWER	20
	302LF46950	2LF46950	WIRE T1 POWER	21
	302LF46A70	2LF46A70	WIRE PF JOINT	21
	302LF46AL0	2LF46AL0	WIRE CONVEYING MOTOR	8
	302LF46C10	2LF46C10	WIRE FFC LSU	20
⊙	302LF93020	2LF93020	MC-6705	12
⊙	302LF93071	2LF93071	PARTS DRUM DRIVE H SP	16
⊙	302LF94060	2LF94060	PARTS BELT ASSY SP	8
⊙	302LF94070	2LF94070	PARTS ID SENSOR ASSY SP	8
⊙	302LF94080	2LF94080	PARTS CONT DRIVE UNIT K SP	17
⊙	302LF94140	2LF94140	PARTS MOUNT LED UNIT SP	20
⊙	302LF94160	2LF94160	PARTS CLEANER REGIST ASSY SP	7
⊙	302LF94220	2LF94220	PARTS PWB LSU JUNC MONO ASSY SP	20
⊙	302LF94260	2LF94260	PARTS UNIT HIGH VOLTAGE MAIN SP	21
⊙	302LF94300	2LF94300	PARTS FILTER FAN ASSY(Z) SP	2
⊙	302LF94400	2LF94400	PARTS DISPOSAL UNIT(ZG) SP	18
⊙	302LF94410	2LF94410	PARTS LID TONER FAN ASSY(ZG) SP	18
⊙	302LG93010	2LG93010	LK-6705	11
	302LH02050	2LH02050	SPRING CASSETTE HOOK	4
	302LH02080	2LH02080	FILM REAR STAY	21
	302LH02100	2LH02100	PLATE SEPARATE FUSER	4
	302LH02170	2LH02170	FRAME FUSER UNIT	4

	Part.No.	Alternative.	Description	Fig.No.
	302LH03041	2LH03041	COVER INNER	13
	302LH03060	2LH03060	FRAME WASTE TRAY	14
	302LH03080	2LH03080	HOLDER TONER SENSOR	14
	302LH03090	2LH03090	RAIL WASTE R	14
	302LH03100	2LH03100	FILM WIRE A	13
⊙	302LH03120	2LH03120	GEAR Z40S	13
⊙	302LH03130	2LH03130	GEAR Z44S-Z18S	13
	302LH03150	2LH03150	SHAFT DRIVE C	17
	302LH03240	2LH03240	PADDLE WASTE A	13
	302LH03511	2LH03511	DUCT WASTE A	13
	302LH03520	2LH03520	DUCT WASTE B	13
	302LH03530	2LH03530	HOLDER DC MOTOR	13
	302LH03540	2LH03540	PADDLE WASTE B	13
⊙	302LH03550	2LH03550	GEAR Z23S	13
	302LH03570	2LH03570	FILM WIRE B	13
	302LH03590	2LH03590	SEAL PADDLE	13
	302LH03600	2LH03600	SEAL DUCT DLP D	13
	302LH03720	2LH03720	RAIL CONTAINER R	4
	302LH03730	2LH03730	RAIL CONTAINER L	12
	302LH04010	2LH04010	COVER INNER	14
⊙	302LH04020	2LH04020	COVER INNER FAN	2
⊙	302LH04030	2LH04030	COVER LEFT	2
⊙	302LH05021	2LH05021	LABEL OPERATION EN	22
	302LH05041	2LH05041	LABEL OPERATION DE	22
	302LH05051	2LH05051	LABEL OPERATION FR	22
	302LH05061	2LH05061	LABEL OPERATION TL	22
	302LH05071	2LH05071	LABEL OPERATION ES	22
	302LH05081	2LH05081	LABEL OPERATION PT	22
	302LH05091	2LH05091	LABEL OPERATION NL	22
	302LH05101	2LH05101	LABEL OPERATION RU	22
	302LH28010	2LH28010	GUIDE EXIT PUSH	19
	302LH29010	2LH29010	GUIDE UNIT F	8
	302LH29020	2LH29020	MOUNT CONVEYING	4
	302LH29030	2LH29030	SHEET GUIDE DU FAN	8
	302LH29050	2LH29050	SHEET DU GUIDE LOWER	8
	302LH31010	2LH31010	PLATE REGIST DRIVE	16
	302LH31612	2LH31612	PLATE FUSER DRIVE	16
⊙	302LH31620	2LH31620	GEAR Z30S	16
	302LH33020	2LH33020	SHEET SEPARATE FUSER COOLING	4
	302LH33030	2LH33030	PARTITION FIXING HEAT	4
	302LH33040	2LH33040	SEAL FRONT FAN A	2
	302LH33050	2LH33050	SHEET GUIDE WIRE FRONT	18
	302LH33150	2LH33150	FILM RAIL CONTAINER	4
⊙	302LH34010	2LH34010	SHEET EMBLEM 5500	1
	302LH34020	2LH34020	LABEL TONER OPERATION	14
	302LH39011	2LH39011	GUIDE WIRE FUSER	20
	302LH46120	2LH46120	WIRE HEATER JOINT	20
	302LH46130	2LH46130	WIRE HEATER PWB	20
	302LH46140	2LH46140	WIRE EXIT FAN	20
	302LH46171	2LH46171	WIRE LSU COOLING FAN	18

• Parts with "⊙" indicate regular maintenance parts.

	Part.No.	Alternative.	Description	Fig.No.
	302LH46190	2LH46190	WIRE RETAINER	14
	302LH46200	2LH46200	WIRE RETAINER JOINT	14
	302LH46220	2LH46220	WIRE RETAINER B	13
	302LH46280	2LH46280	WIRE DLP MOT	16
	302LH46300	2LH46300	WIRE MOTOR JOINT	13
	302LH46330	2LH46330	WIRE HVU DLP	21
	302LH46591	2LH46591	WIRE FUSER JOINT	20
	302LH46880	2LH46880	WIRE MAIN SWITCH	20
⊙	302LH93011	2LH93011	DK-6305	12
⊙	302LH93032	2LH93032	DV-6305	12
⊙	302LH93052	2LH93052	FK-6306	15
⊙	302LH93062	2LH93062	FK-6307	15
⊙	302LH93070	2LH93070	PARTS STORAGE DEVICE SP	21
⊙	302LH94011	2LH94011	PARTS UNIT LOW VOLTAGE 100 SP	21
⊙	302LH94022	2LH94022	PARTS UNIT LOW VOLTAGE 200 SP	21
⊙	302LH94031	2LH94031	PARTS INNER UNIT SP	13
⊙	302LH94041	2LH94041	PARTS CONVEYING H UNIT(G) SP	8
⊙	302LH94073	2LH94073	PARTS OPERATION UNIT SP	22
⊙	302LH94091	2LH94091	PARTS GUIDE FEED REGIST ASSY SP	7
⊙	302LH94102	2LH94102	PARTS FUSER DRIVE UNIT SP	16
⊙	302LH94110	2LH94110	PARTS DLP MOTOR ASSY(G) SP	16
⊙	302LH94120	2LH94120	PARTS HUMIDITY ASSY (G) SP	20
⊙	302LH94130	2LH94130	PARTS WASTE BOTTLE CASE ASSY SP	14
⊙	302LH94141	2LH94141	PARTS PWB MAIN ASSY SP	21
⊙	302LH94151	2LH94151	PARTS PWB MAIN ASSY SP EU	21
⊙	302LH94170	2LH94170	PARTS PWB ENGINE ASSY SP	21
⊙	302LH94180	2LH94180	PWB HEATER 100 ASSY	20
⊙	302LH94190	2LH94190	PWB HEATER 200 ASSY	20
⊙	302LH94211	2LH94211	PARTS PWB CODE DIMM ASSY SP	21
⊙	302LH94230	2LH94230	PARTS MEMORY MODULE SP	21
⊙	302LH94260	2LH94260	PARTS PWB FRONT MONO ASSY SP	20
⊙	302LH94271	2LH94271	PARTS EXIT UNIT B SP	19
⊙	302LH94290	2LH94290	PARTS ROLLER EXIT SP	19
⊙	302LJ34010	2LJ34010	SHEET EMBLEM 4500	1
⊙	302LJ94010	2LJ94010	PARTS UNIT HIGH VOLTAGE MAIN SP	21
	302LK24010	2LK24010	PLATE MIDDLE MOUNT	7
	302LK24020	2LK24020	BRACKET KEY MIDDLE C	7
	302LK24030	2LK24030	PLATE KEY MIDDLE C	4
⊙	302LK29030	2LK29030	GEAR Z27L	8
	302LK29062	2LK29062	MOUNT DU DRIVE	8
	302LK46390	2LK46390	WIRE PRIMARY FEED UNIT	6
	302LK46450	2LK46450	WIRE GUIDE FEED MIDDLE	7
	302LK46460	2LK46460	WIRE DU SENSOR	8
	302LK46571	2LK46571	WIRE FEED JOINT	21
⊙	302LK93083	2LK93083	PARTS IMAGE SCANNER L SP	11
⊙	302LK94060	2LK94060	PARTS ROLLER DU LOW SP	8
⊙	302LK94070	2LK94070	PARTS ROLLER DU UP SP	8
	302LL29010	2LL29010	GUIDE UNIT F	8
	302LL29020	2LL29020	MOUNT CONVEYING	4
⊙	302LL34010	2LL34010	SHEET EMBLEM 3500	1

	Part.No.	Alternative.	Description	Fig.No.
	302LL46240	2LL46240	WIRE DU UPPER	8
	302LL46251	2LL46251	WIRE HVU MAIN	20
⊙	302LL94011	2LL94011	PARTS CONVEYING L UNIT(G) SP	8
⊙	302LL94041	2LL94041	PARTS GUIDE FEED REGIST ASSY SP	7
⊙	302LN94040	2LN94040	PARTS PWB FEED 1 ASSY SP	21
⊙	302LN94050	2LN94050	PARTS PWB FEED 2 ASSY SP	17
	302LW04260	2LW04260	SPACER USB	1
	302MV39340	2MV39340	PIN HDD	21
⊙	3033915181	33915181	TONER EMPTY DETECTION SENSOR	13
	303JC02050	3JC02050	SPRING LOOP SOLENOID	5
	303JC04200	3JC04200	PLATE ORIGINAL	23
	303JY28280	3JY28280	CUSHION EJECT GUIDE B	19
	303K502080	3K502080	SPONGE ORIGINAL MAT	23
	303LL02180	3LL02180	HOLDER WIRE A	21,22
	303LL02330	3LL02330	HOLDER WIRE D	7,9,11,20,21,22
	303LL07471	3LL07471	SPRING PF	10
⊙	303LL31440	3LL31440	GEAR Z27R ONEWAY	9
	303LW24060	3LW24060	PULLEY EJECT	4
⊙	303M894090	3M894090	PARTS CLUTCH 50 Z35R SP	7,8,9,17
⊙	303M894260	3M894260	PARTS SENSOR OPT SP	6,7,9,20
	303MA16560	3MA16560	SHAFT GEAR BELT	19
	303MX02021	3MX02021	CUSHION ORIGINAL MAT A	23
	303MX02031	3MX02031	CUSHION ORIGINAL MAT B	23
	303NF02280	3NF02280	SHAFT HOOK FULCRUM	4
	303NF02301	3NF02301	HOLDER DECK HOOK	4
	303NF04140	3NF04140	COVER CONNECTOR HEATER	24
	303NS24410	3NS24410	SCREW PLATE DF	24
	305JT05010	5JT05010	KEY FAX	22
	305JT05020	5JT05020	HOLDER KEY FAX	22
	3066060011	66060011	COVER,KEY COUNTER	25
	3066060041	66060041	MOUNT,KEY COUNTER	25
	33907210	33907210	CUSHION,CASSETTE WORK PLATE	5
	3BC07130	3BC07130	ONE-WAY CLUTCH 6	6
	3CY06030	3CY06030	RETAINER M4	24
⊙	3H327410	3H327410	SENSOR,CONVEYING	7
	3H610240	3H610240	FELT DUPLEX	9
	3HL06110	3HL06110	TERMINAL PAPER SIZE	10
	3HL07240	3HL07240	SPRING HOOK	8
	5MMS111SL002	2BY20050	NUT FUSER A /FS-1800/3800 A4	13,14
	5MMT263SN012++R	2D903100	SCREW OP / M3 X 8 CRFFREE A4	21
	5MMM261LD055	2A820350	SPRING SEPARATOR /FS-1000 A4	7
	5MVM176DN026	2A806030	BUSH FEED /A-49 FEED A4	6
	5MVS313SB002	2BR08310	SPACER LED /43587J2063 A4	13
	5MVS665KB001	2BM40060	CUT WASHER	16
	5MVX111DN003	2A806250	RING STOPPER /A-49 FEED A4	4,5,6,7,8,9,12,13,16,17,19
	5MVX111DN007	2BT11070	STOPPER 3 /2BT1107 A4	4
	5MVX421DN003	2BL06490	LOCK COVER R /40283V0068 A4	8
	63212210	63212210	STATIC ELIMINATOR,EJECT	19
⊙	65815060	65815060	IDLE GEAR 40,TONER SUPPLY	10

• Parts with "⊙" indicate regular maintenance parts.

	Part.No.	Alternative.	Description	Fig.No.
⊙	66127010	66127010	SWITCH,COVER OPEN	8
	75018250	75018250	SPRING CLEANING SOLENOID	22
	75712080	75712080	MIRROR HOLDER	11
	75714210	75714210	COLLAR DEVELOPING UNIT	8
	7AAACCAS+10H001	AA063380	AC CORD ASSY AS	20
	7BE006103431H01	BE122720	BEARING MR106ZZ	8
	7BE006155J31H01	BE129410	BEARING 696ZZNR	7
	7BE008165431H01	BE119730	BEARING 688ZZ	11
	7BE010197431H01	BE119740	BEARING 6800ZZ(7MM)	16
⊙	7NXGP1A173LCH01	NX115300	SENSOR OPT.	8,9,10,13,14,19
⊙	7NXGP1S173LCH01	NX116910	SENSOR OPT.	11
⊙	7SC010202+++H01	SC122390	SW.SEESAW	20
⊙	7SP01000006+H01	SP121020	SW.PUSH	7,10,20
⊙	7SP03072001+H01	SP121030	SW.PUSH	20
	7YBEG6G6U001H01	YB045290	FERRITE CORE	22
	7YBFZZ50C001H01	YB127820	FERRITE CORE	22
	7YBFZZ65C001H01	YB110990	FERRITE CORE	11
	7YCC60M2199+H01	YC125800	CONNECTOR	21
	7YZM110001+++H01	YZ009420	ACCESS.BUSHING	20
	7YZM210002+++H01	YZ004730	ACCESS.EDGING	21
	7YZM210003+++H01	YZ037970	ACCESS.EDGING	4,13,20,21
	7YZM210004+++H01	YZ037980	ACCESS.EDGING	20
	7YZM210006+++H01	YZ038000	ACCESS.EDGING	7,8,20,25
	7YZM390002+++H01	YZ012140	ACCESS.CLAMP	13
	7YZM390011+++H01	YZ050250	ACCESS.CLAMP	21
	7YZM510007+++H01	YZ042780	ACCESS.SPACER	20,21
	7YZM510019+++H01	YZ123830	ACCESS.SPACER	21
	7YZM510022+++H01	YZ127850	ACCESS.SPACER	20
	7YZM610001+++H01	YZ010230	ACCESS SADDLE	4,8,11,12,13,16 18,20,21,24
	7YZM610002+++H01	YZ010240	ACCESS SADDLE	7,18,21
	7YZM610003+++H01	YZ010250	ACCESS SADDLE	4,11,18,20,21
	7YZM610004+++H01	YZ012210	ACCESS SADDLE	21
	7YZM610007+++H01	YZ023340	ACCESS SADDLE	4,7,13,17,20
	7YZM610008+++H01	YZ037940	ACCESS SADDLE	4,14,17,20,21, 22
	7YZM610017+++H01	YZ049360	ACCESS.SADDLE	20
	7ZG65TA++020H01	ZG129240	SHIELD GASKET	3
	7ZG65TSV+010H01	ZG111180	SHIELD GASKET	11
	7ZG65TSV+020H01	ZG046810	SHIELD GASKET	8
	7ZG65TSV+200H01	ZG045190	SHIELD GASKET	3
	7ZGSSTG58014H01	ZG128680	SHIELD GASKET	11
	7ZGSTGH12013H01	ZG128670	SHIELD GASKET	21
	M21AH010	M21AH010	BAND,RSG-130-V0(KITAGAWA)	25
	M70AF010	M70AF010	CLAMP,LCT-1.5SIEM(TAKEUCHI)	21

• Parts with "⊙" indicate regular maintenance parts.

	Part.No.	Alternative.	Description	Fig.No.

KYOCERA Document Solutions America, Inc.

Headquarters

225 Sand Road,
Fairfield, New Jersey 07004-0008, USA
Phone: +1-973-808-8444
Fax: +1-973-882-6000

Latin America

8240 NW 52nd Terrace Dawson Building, Suite 100
Miami, Florida 33166, USA
Phone: +1-305-421-6640
Fax: +1-305-421-6666

KYOCERA Document Solutions Canada, Ltd.

6120 Kestrel Rd., Mississauga, ON L5T 1S8,
Canada
Phone: +1-905-670-4425
Fax: +1-905-670-8116

**KYOCERA Document Solutions
Mexico, S.A. de C.V.**

Calle Arquimedes No. 130, 4 Piso, Colonia Polanco
Chapultepec, Delegacion Miguel Hidalgo,
Distrito Federal, C.P. 11560, México
Phone: +52-555-383-2741
Fax: +52-555-383-7804

KYOCERA Document Solutions Brazil, Ltda.

Av. Tambore, 1180 Mod. B-09 CEP 06460-000
Tambore-Barueri-SP, Brazil
Phone: +55-11-4195-8496
Fax: +55-11-4195-6167

**KYOCERA Document Solutions
Australia Pty. Ltd.**

Level 3, 6-10 Talavera Road North Ryde N.S.W, 2113,
Australia
Phone: +61-2-9888-9999
Fax: +61-2-9888-9588

**KYOCERA Document Solutions
New Zealand Ltd.**

1-3 Parkhead Place, Albany, Auckland 1330,
New Zealand
Phone: +64-9-415-4517
Fax: +64-9-415-4597

KYOCERA Document Solutions Asia Limited

16/F., Mita Centre, 552-566, Castle Peak Road
Tsuenwan, NT, Hong Kong
Phone: +852-2610-2181
Fax: +852-2610-2063

**KYOCERA Document Solutions
(China) Corporation**

8F, No. 288 Nanjing Road West, Huangpu District,
Shanghai, 200003, China
Phone: +86-21-5301-1777
Fax: +86-21-5302-8300

**KYOCERA Document Solutions
(Thailand) Corp., Ltd.**

335 Ratchadapisek Road, Bangsue, Bangkok 10800,
Thailand
Phone: +66-2-586-0333
Fax: +66-2-586-0278

**KYOCERA Document Solutions
Singapore Pte. Ltd.**

12 Tai Seng Street #04-01A,
Luxasia Building, Singapore 534118
Phone: +65-6741-8733
Fax: +65-6748-3788

**KYOCERA Document Solutions
Hong Kong Limited**

16/F., Mita Centre, 552-566, Castle Peak Road
Tsuenwan, NT, Hong Kong
Phone: +852-3582-4000
Fax: +852-3185-1399

**KYOCERA Document Solutions
Taiwan Corporation**

6F., No. 37, Sec. 3, Minquan E. Rd.,
Zhongshan Dist., Taipei 104, Taiwan R.O.C.
Phone: +886-2-2507-6709
Fax: +886-2-2507-8432

KYOCERA Document Solutions Korea Co., Ltd.

18F, Kangnam bldg, 1321-1,
Seocho-Dong, Seocho-Gu, Seoul, Korea
Phone: +822-6933-4050
Fax: +822-747-0084

**KYOCERA Document Solutions
India Private Limited**

First Floor, ORCHID CENTRE
Sector-53, Golf Course Road, Gurgaon 122 002,
India
Phone: +91-0124-4671000
Fax: +91-0124-4671001

KYOCERA Document Solutions Europe B.V.

Bloemlaan 4, 2132 NP Hoofddorp,
The Netherlands
Phone: +31-20-654-0000
Fax: +31-20-653-1256

KYOCERA Document Solutions Nederland B.V.

Beechavenue 25, 1119 RA Schiphol-Rijk,
The Netherlands
Phone: +31-20-5877200
Fax: +31-20-5877260

KYOCERA Document Solutions (U.K.) Limited

8 Beacontree Plaza,
Gillette Way Reading, Berkshire RG2 0BS,
United Kingdom
Phone: +44-118-931-1500
Fax: +44-118-931-1108

KYOCERA Document Solutions Italia S.p.A.

Via Verdi, 89/91 20063 Cernusco s/N.(MI),
Italy
Phone: +39-02-921791
Fax: +39-02-92179-600

KYOCERA Document Solutions Belgium N.V.

Sint-Martinusweg 199-201 1930 Zaventem,
Belgium
Phone: +32-2-7209270
Fax: +32-2-7208748

KYOCERA Document Solutions France S.A.S.

Espace Technologique de St Aubin
Route de l'Orme 91195 Gif-sur-Yvette CEDEX,
France
Phone: +33-1-69852600
Fax: +33-1-69853409

KYOCERA Document Solutions Espana, S.A.

Edificio Kyocera, Avda. de Manacor No.2,
28290 Las Matas (Madrid), Spain
Phone: +34-91-6318392
Fax: +34-91-6318219

KYOCERA Document Solutions Finland Oy

Atomitie 5C, 00370 Helsinki,
Finland
Phone: +358-9-47805200
Fax: +358-9-47805390

**KYOCERA Document Solutions
Europe B.V., Amsterdam (NL) Zürich Branch**

Hohlstrasse 614, 8048 Zürich,
Switzerland
Phone: +41-44-9084949
Fax: +41-44-9084950

**KYOCERA Document Solutions
Deutschland GmbH**

Otto-Hahn-Strasse 12, 40670 Meerbusch,
Germany
Phone: +49-2159-9180
Fax: +49-2159-918100

KYOCERA Document Solutions Austria GmbH

Eduard-Kittenberger-Gasse 95, 1230 Vienna,
Austria
Phone: +43-1-863380
Fax: +43-1-86338-400

KYOCERA Document Solutions Nordic AB

Esbogatan 16B 164 75 Kista, Sweden
Phone: +46-8-546-550-00
Fax: +46-8-546-550-10

KYOCERA Document Solutions Norge Nuf

Postboks 150 Oppsal, 0619 Oslo,
Norway
Phone: +47-22-62-73-00
Fax: +47-22-62-72-00

KYOCERA Document Solutions Danmark A/S

Ejby Industrivej 60, DK-2600 Glostrup,
Denmark
Phone: +45-70223880
Fax: +45-45765850

KYOCERA Document Solutions Portugal Lda.

Rua do Centro Cultural, 41 (Alvalade) 1700-106 Lisboa,
Portugal
Phone: +351-21-843-6780
Fax: +351-21-849-3312

**KYOCERA Document Solutions
South Africa (Pty) Ltd.**

KYOCERA House, Hertford Office Park,
90 Bekker Road (Cnr. Allandale), Midrand, South Africa.
Phone: +27-11-540-2600
Fax: +27-11-466-3050

KYOCERA Document Solutions Russia LLC

Botanichesky pereulok 5, Moscow, 129090,
Russia
Phone: +7(495)741-0004
Fax: +7(495)741-0018

KYOCERA Document Solutions Middle East

Dubai Internet City, Bldg. 17,
Office 157 P.O. Box 500817, Dubai,
United Arab Emirates
Phone: +971-04-433-0412

KYOCERA Document Solutions Inc.

2-28, 1-chome, Tamatsukuri, Chuo-ku
Osaka 540-8585, Japan
Phone: +81-6-6764-3555
<http://www.kyoceradocumentsolutions.com>