

**7 G 3212i**  
**7 G 4012i**  
**PF-791/PF-810**  
**DP-7100/DP-7110/DP-7120**  
**DF-791/DF-7120**  
**AK-740**  
**MT-730(B)**  
**PH-7A/PH-7C/PH-7D**  
**FAX System 12**

## **PARTS LIST**

Published in March 2018  
Rev.2

**TASKalfa 3212i**  
**TASKalfa 4012i**  
**PF-791/PF-810**  
**DP-7100/DP-7110/DP-7120**  
**DF-791/DF-7120**  
**AK-740**  
**MT-730(B)**  
**PH-7B**  
**FAX System 12**

## **パーツリスト**

2018年3月 改訂版  
Rev. 2

# CONVERSION LIST

1102V72US0 TASKalfa 3212i 120V60HZ  
 1102V62US0 TASKalfa 4012i 120V60HZ

1102V72CS0 CS 3212i 120V60HZ  
 1102V62CS0 CS 4012i 120V60HZ

Rev.1		Part.No.	Description	Note	Quantity
Fig. No.	Ref. No.				
2	2	302DY04011	EMBLEM KC 1SG 70 B		1
2	7	302V734010	LABEL EMBLEM L	3212i	1
2	7	302V634010	LABEL EMBLEM H	4012i	1



Part.No.	Description	Note	Quantity
302DY04060	EMBLEM CS 1SG 70 B		1
302V734020	LABEL EMBLEM L CS	CS 3212i	1
302V634020	LABEL EMBLEM H CS	CS 4012i	1

**Items listed in the revision columns are defined as follows.**

Item	Description
Add	Add a new part
Del	Delete a part
Design-chg.	A design changed part (Parts number version up)
Part No-chg.	A part number is changed to other one.
Quantity-chg.	Change Quantity of parts to use
Others	Other changes

**Revision history**

Rev.	Date	Remarks
1	January 2018	Design change
2	March 2018	Design change & Correction

**Symbols in the parts list**

- Parts without a Ref.No. in the illustration indicate they are not supplied.
- Parts with a Ref.No. of 500 and above in the illustration indicate they are not selected for service parts.
- Parts with "\*" are component parts or sub-assemblies of the assembly appearing immediately above them.
- Parts with "\*\*" are component parts or sub-assembly with "\*" appearing immediately above them.

**<Notation of products>**

For the purpose of this parts list, products are identified as following.  
 TASKalfa 3212i : 32ppm  
 TASKalfa 4012i : 40ppm

**改訂欄記載項目の内容は以下の通りです。**

記載項目	内容
Add	新規部品の追加
Del	部品の削除
Design-chg.	部品の設変（版数アップ）
Part No-chg.	部品番号の変更
Quantity-chg.	部品の個数変更
Others	その他の変更

**改訂履歴**

Rev.	改訂日	備考
1	2018年1月	設変対応
2	2018年3月	設変対応 & 誤記訂正

**記号の見方**

イラスト中で Ref 番号がない部品は供給できません。  
 イラスト中で 500 番台の Ref 番号が付いている部品はサービスパーツに選定されていません。  
 部品番号欄の・印は、組立部品の単品部品及び準組立部品を表わします。  
 部品番号欄の\*\*印は、準組立部品の単品部品を表わします。

**<本体機種区別表記>**

パーツリスト中の本体機種区別は、以下の様に記載します。  
 TASKalfa 3212i : 32ppm  
 TASKalfa 4012i : 40ppm



FIG. 1 Covers 1

2V6/2V7

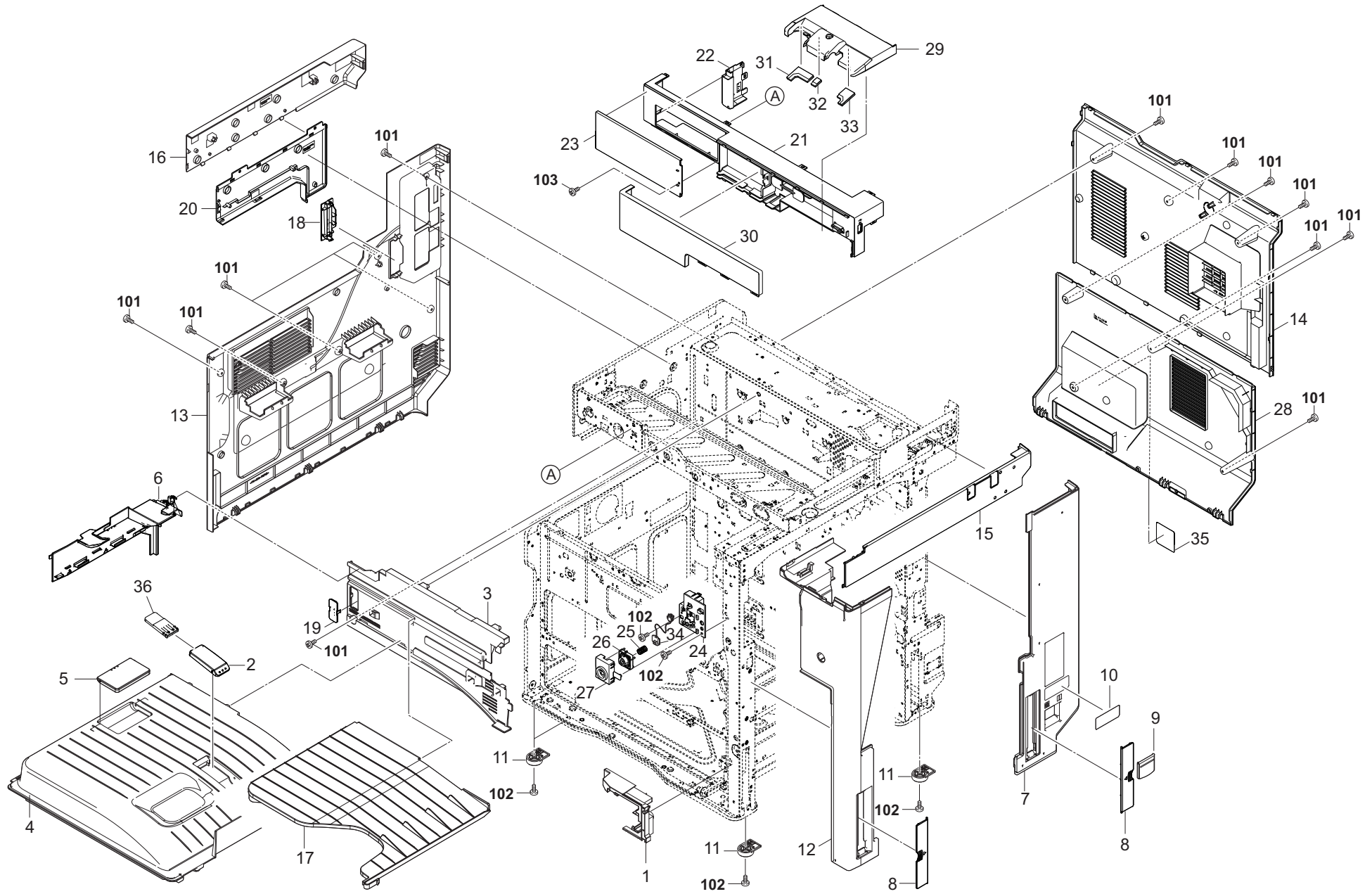




FIG. 2 Covers 2

2V6/2V7

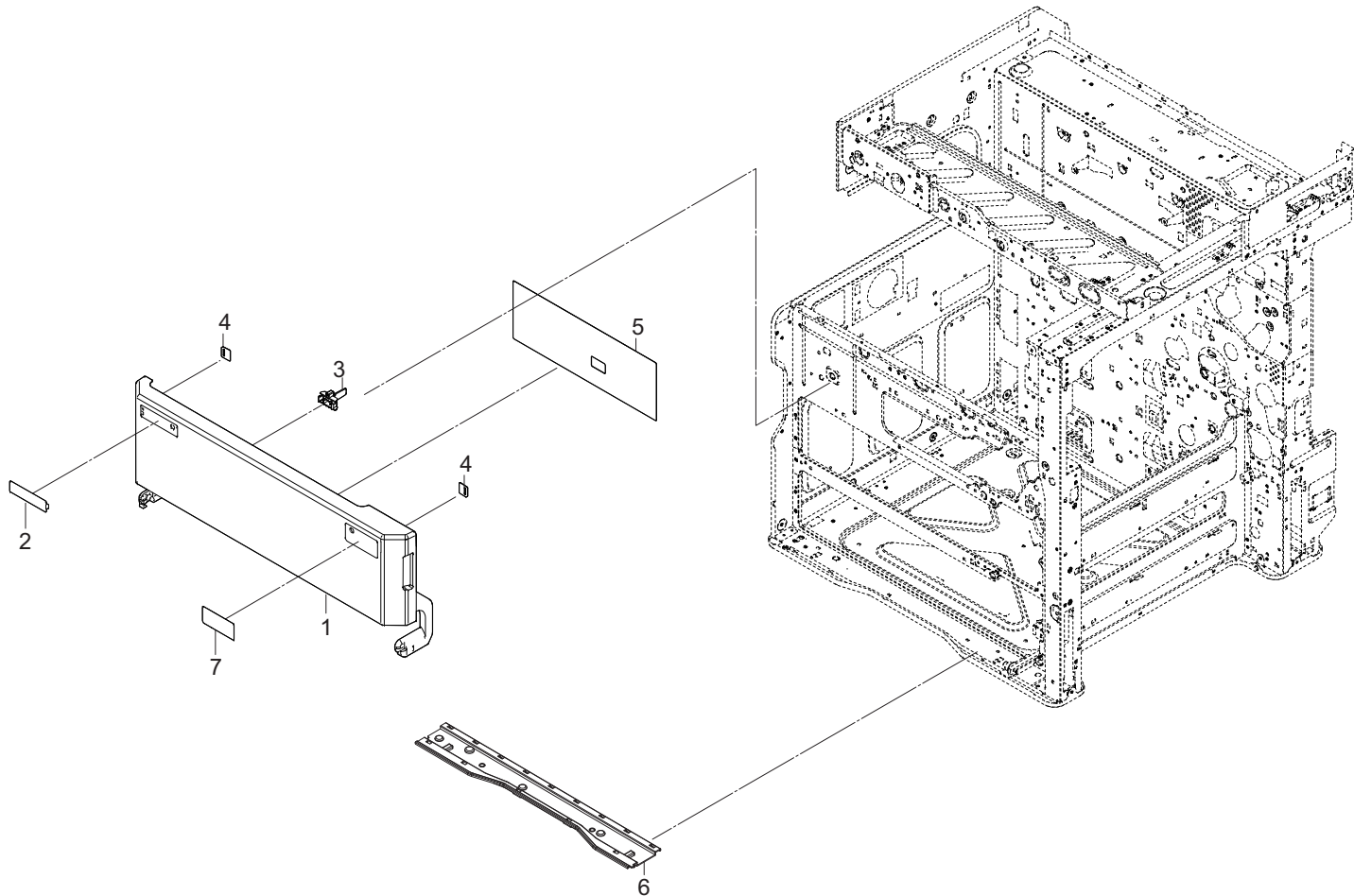






FIG. 3 Frames 1

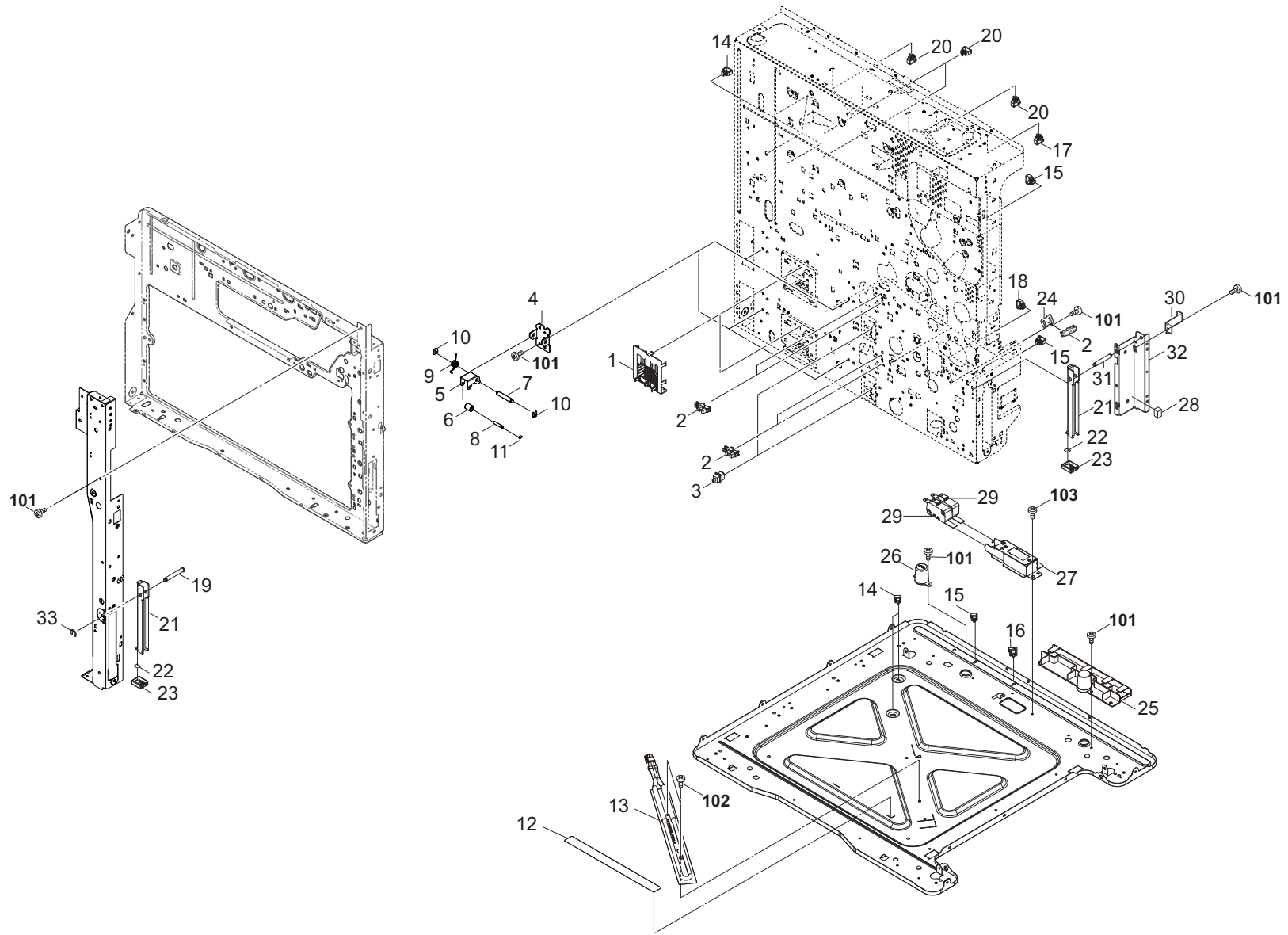




FIG. 4 Frames 2

2V6/2V7-1

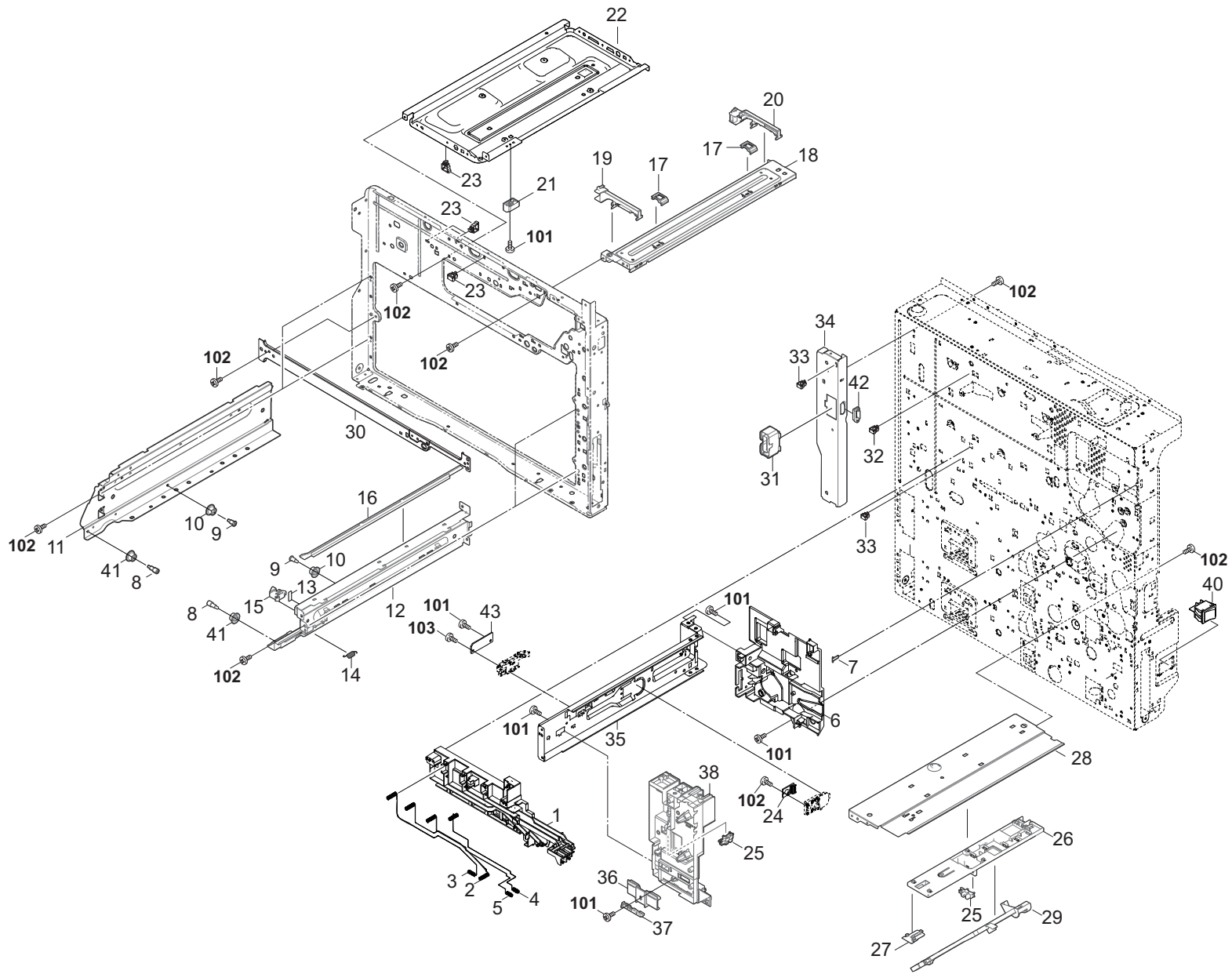


FIG. 4 Frames 2

2V6/2V7-1

Ref. No. 番号	Part.No. 部品番号	Description 部品名称	Notes 備考	Revision 改訂	Quantity 個数			
					100 (日本)	120	230	240
1	302K339061	BASE TERMINAL			1	1	1	1
2	302K339070	TERMINAL DRUM A			1	1	1	1
3	302K339080	TERMINAL DLP A			1	1	1	1
4	302K339090	TERMINAL TRANSFER A			1	1	1	1
5	302K339100	TERMINAL SEPARATION A			1	1	1	1
6	302P102280	FRAME REAR UPPER			1	1	1	1
7	302K302A10	LEVER RIGHT SW			1	1	1	1
8	302GR02240	PIN FRONT CASSETTE RAIL			4	4	4	4
9	2FB06710	PIN CASSETTE RAIL			4	4	4	4
10	302NL09030	PULLEY CASSETTE RAIL			4	4	4	4
11	302NL02091	RAIL CASSETTE LEFT			2	2	2	2
12	302NL02211	RAIL CASSETTE RIGHT			2	2	2	2
13	303MH06010	PAD RAIL			2	2	2	2
14	302MV02310	SPRING LEVER LIFT CASSETTE			2	2	2	2
15	302K302760	LEVER LIFT CASSETTE			2	2	2	2
16	303NN02370	RAIL FEED			2	2	2	2
17	302K302640	GUIDE DRUM COVER			2	2	2	2
18	302K302121	RAIL DRUM			1	1	1	1
19	302K302690	RAIL HOLDER FRONT			1	1	1	1
20	302K302700	RAIL HOLDER REAR			1	1	1	1
21	302K302960	STOPPER CONTAINER			1	1	1	1
22	302RH02030	BASE LSU	32ppm		1	1	1	1
22	302V602060	BASE LSU	40ppm		1	1	1	1
23	7YZM610009++H01	ACCESS.SADDLE			4	4	4	4
24	302P194220	PARTS PWB ZENER ASSY SP			1	1	1	1
25	7NXGP1S173LCH01	SENSOR OPT.			2	2	2	2
26	302NL06010	HOLDER SENSOR			1	1	1	1
27	303NN02450	GUIDE PRIMARY FEED			1	1	1	1
28	303NN02143	STAY UPPER FEED			1	1	1	1
29	302K302811	ACTUATOR PAPER EMPTY			1	1	1	1
30	302MV02041	STAY FRONT FRAME			1	1	1	1
31	302NL02080	BRACKET DRAWER			1	1	1	1
32	7YZM610010++H01	ACCESS.SADDLE			1	1	1	1
33	7YZM390002++H01	ACCESS.CLAMP			2	2	2	2
34	302NL02060	STAY REAR FRAME			1	1	1	1
35	302V602040	GUIDE FUSER			1	1	1	1
36	302K325340	MOUNT FUSER FRONT			1	1	1	1
37	302K325350	ADJUSTER FUSER			1	1	1	1
38	302K302161	FRAME FRONT UPPER			1	1	1	1
39					1	1	1	1
40	7SC020102+++H01	SW.SEESAW		1:Del	1	1	1	1
41	302NL09130	PULLEY CASSETTE RAIL		1:Part No-chg.	1	1	1	1
42	7YZM210005++H01	ACCESS.EDGING			4	4	4	4
43	302RH94110	PARTS THERMOPILE ASSY SP			1	1	1	1
					1	1	1	1
101	7BB702308H	+TP-FLAT T.T S SCREW 3X8 SR						
102	7BB700308H	+BIND T.T S SCREW 3X8 SR						
103	7BB200308H	+BIND T.T P SCREW 3X8						

• Parts with a Ref.No. of 500 and above in the illustration indicate they are not selected for service parts.

• イラスト中で 500 番台の Ref 番号が付いている部品はサービスパーツに選定されていません。

FIG. 5 Frames 3

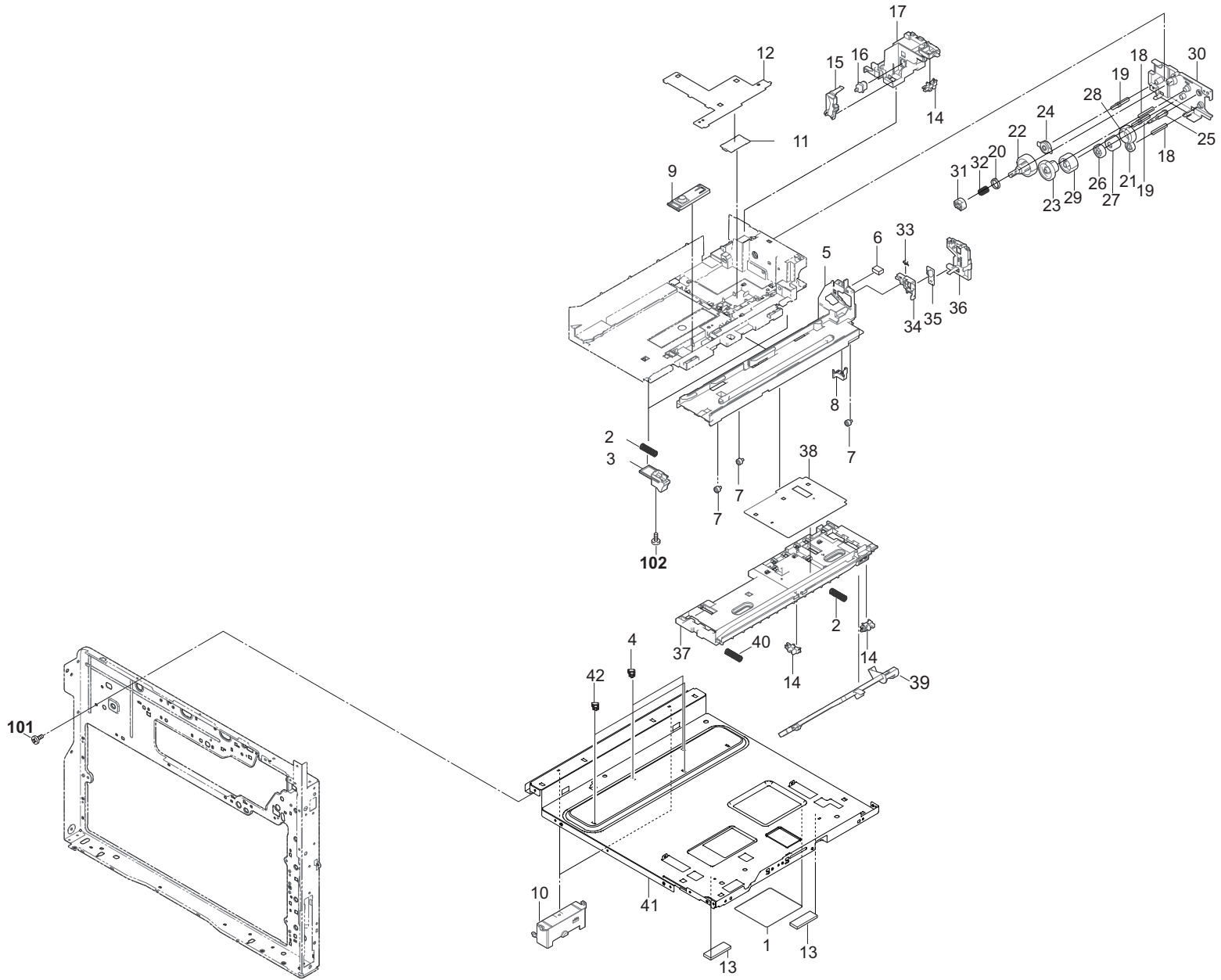


FIG. 5 Frames 3

2V6/2V7-1

Ref. No. 番号	Part.No. 部品番号	Description 部品名称	Notes 備考	Revision 改訂	Quantity 個数			
					100(日本)	120	230	240
1	302NL02340	SHEET BASE MIDDLE			1	1	1	1
2	302K302A60	SPRING DLP PUSH			3	3	3	3
3	302NL02190	SLIDER REMOVED DLP			2	2	2	2
4	7YZM390002++H01	ACCESS.CLAMP			2	2	2	2
5	302NL02122	RAIL DLP			1	1	1	1
6	302HG12440	SEAL BLADE SIDE B			1	1	1	1
7	302K309070	PULLEY CASSETTE			3	3	3	3
8	302K302580	PLATE DLP BIAS			1	1	1	1
9	302KK94070	PARTS CONT SENSOR ASSY SP			1	1	1	1
10	302MV02160	HANDLE COVER LEFT			2	2	2	2
11	302V694050	PARTS PWB RFID ASSY SP			1	1	1	1
12	302RH02160	SHEET CONT RAIL			1	1	1	1
13	302K302A70	SPONGE DLP LEVER			2	2	2	2
14	7NXGP1S173LCH01	SENSOR OPT.			3	3	3	3
15	302V602030	PLATE CONTAINER SWITCH			1	1	1	1
16	7SP01000004++H01	SW.PUSH			1	1	1	1
17	302V602020	HOLDER SENSOR			1	1	1	1
18	303NN31060	SHAFT GEAR			2	2	2	2
19	302K302860	PIN JOINT CONTAINER C			2	2	2	2
20	5MVM177XN007	BUSH MIXER /A-49 DLP A4			1	1	1	1
21	302K906240	GEAR FEED DRIVE Z20L			1	1	1	1
22	302NL02170	GEAR CONTAINER Z42R			1	1	1	1
23	302NL02180	GEAR Z22R 40R			1	1	1	1
24	302NL02230	GEAR Z23L			1	1	1	1
25	302K302850	PIN JOINT CONTAINER B			1	1	1	1
26	302K394270	PARTS GEAR CONTAINER Z25L SP			1	1	1	1
27	302V631010	TORQUE LIMITER CONTAINER			1	1	1	1
28	302K394280	PARTS GEAR CONTAINER Z35R SP			1	1	1	1
29	302HN31200	GEAR Z35L			1	1	1	1
30	302NL02150	COVER RAIL DRIVE			1	1	1	1
31	302K302540	JOINT CONTAINER PADDLE A			1	1	1	1
32	302K302780	SPRING JOINT PADDLE			1	1	1	1
33	302K302590	SPRING DLP GROUND			1	1	1	1
34	302RH02181	MOUNT DLP PWB			1	1	1	1
35	302P194210	PARTS PWB DEVE CONNECT ASSY SP			1	1	1	1
36	302NL02160	COVER RAIL DLP			1	1	1	1
37	302RH02051	MOUNT CONTAINER		1:Design-chg.	1	1	1	1
38	302K302240	SHEET MOUNT CONTAINER			1	1	1	1
39	302K302811	ACTUATOR PAPER EMPTY			1	1	1	1
40	2C902590	SPRING DEV PUSH F			1	1	1	1
41	302RH02040	BASE MIDDLE			1	1	1	1
42	7YZM610011++H01	ACCESS.SADDLE			2	2	2	2
101	7BB700308H	+BIND T.T S SCREW 3X8 SR						
102	7BB202308H	+TP-FLAT T.T P SCREW 3X8						

• Parts with a Ref.No. of 500 and above in the illustration indicate they are not selected for service parts.

• イラスト中で 500 番台の Ref 番号が付いている部品はサービスパーツに選定されていません。

FIG. 6 Frames 4

2V6/2V7

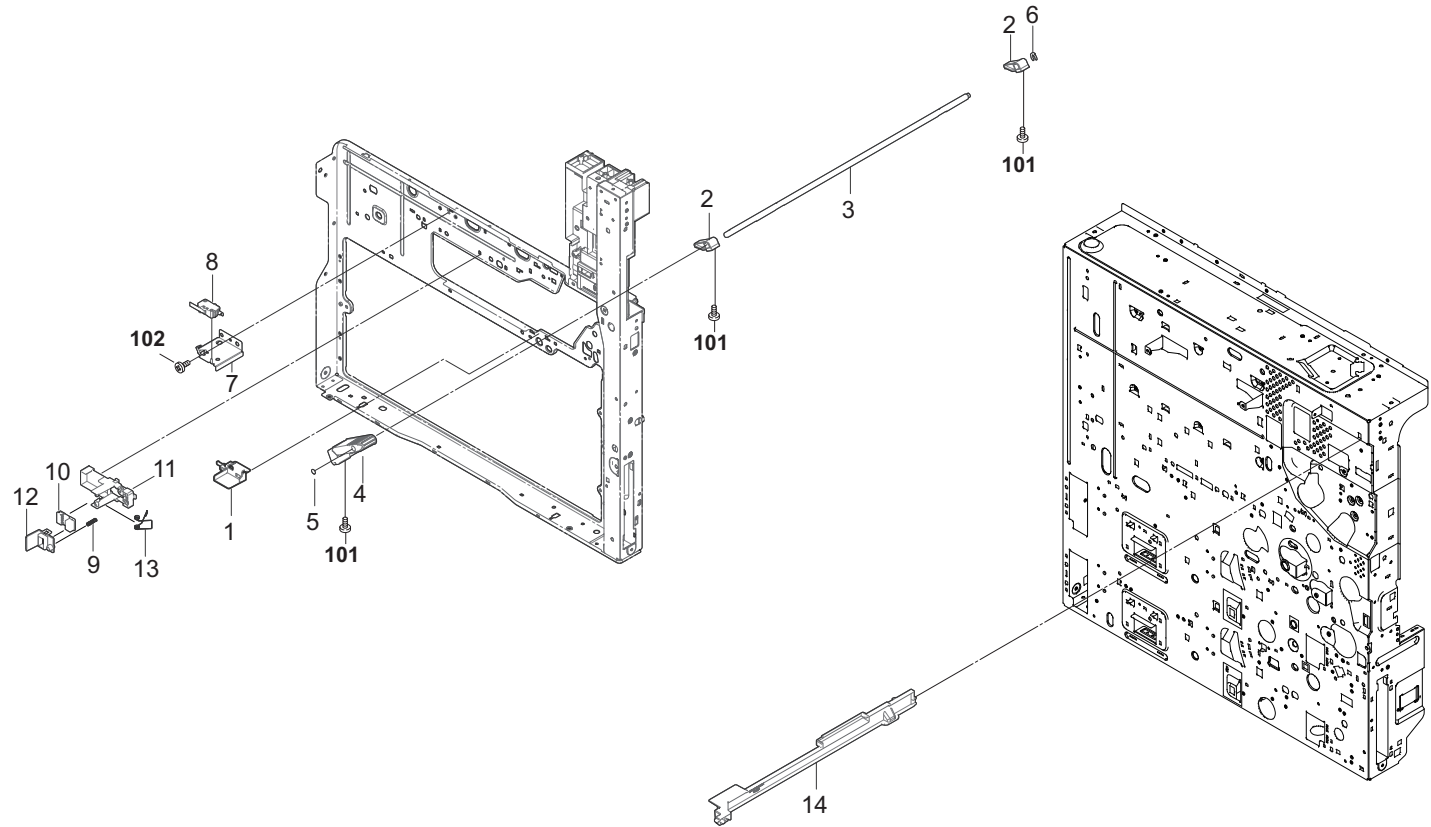






FIG. 7 Frames 5

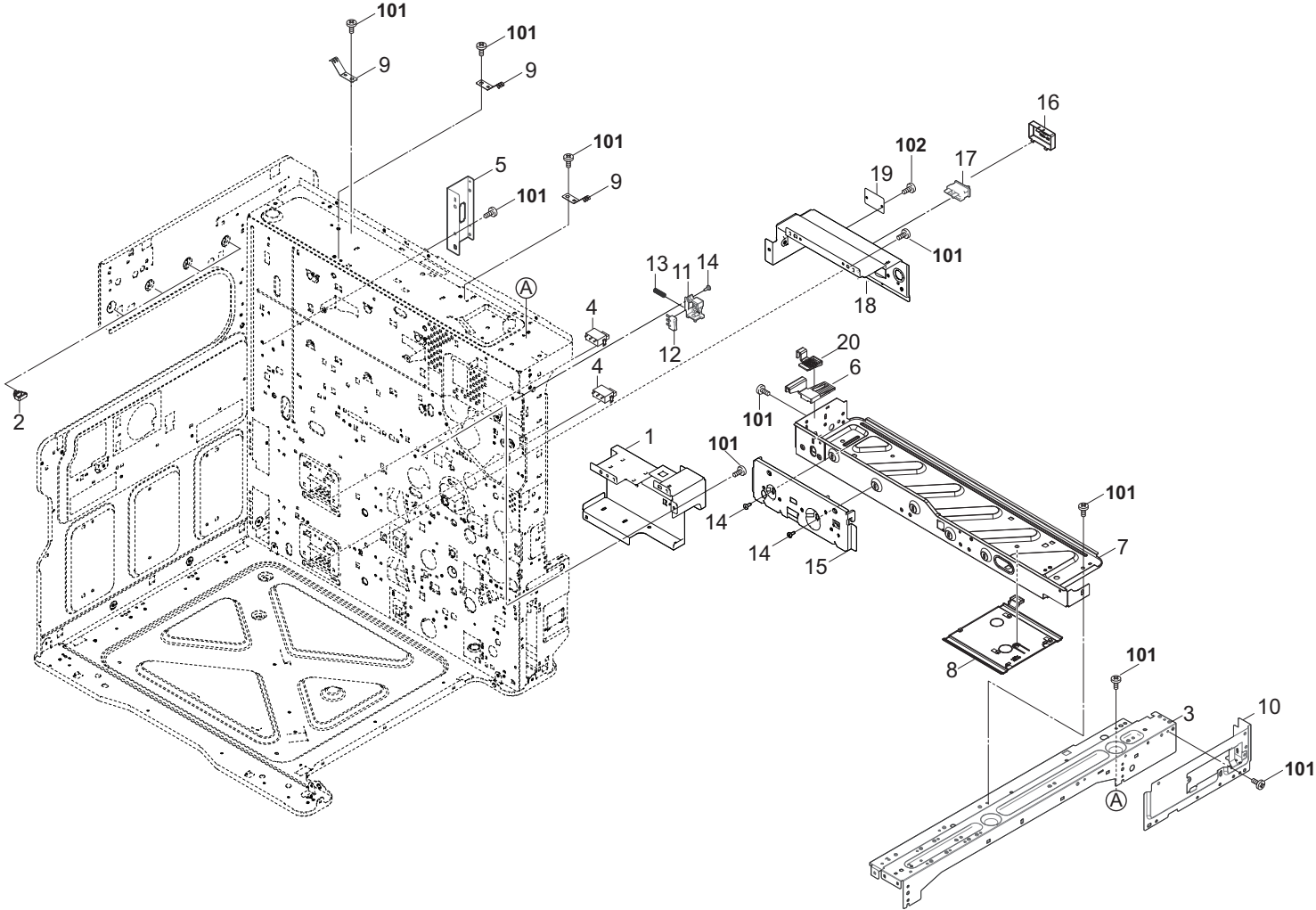




FIG. 8 Paper Cassette

2V6/2V7

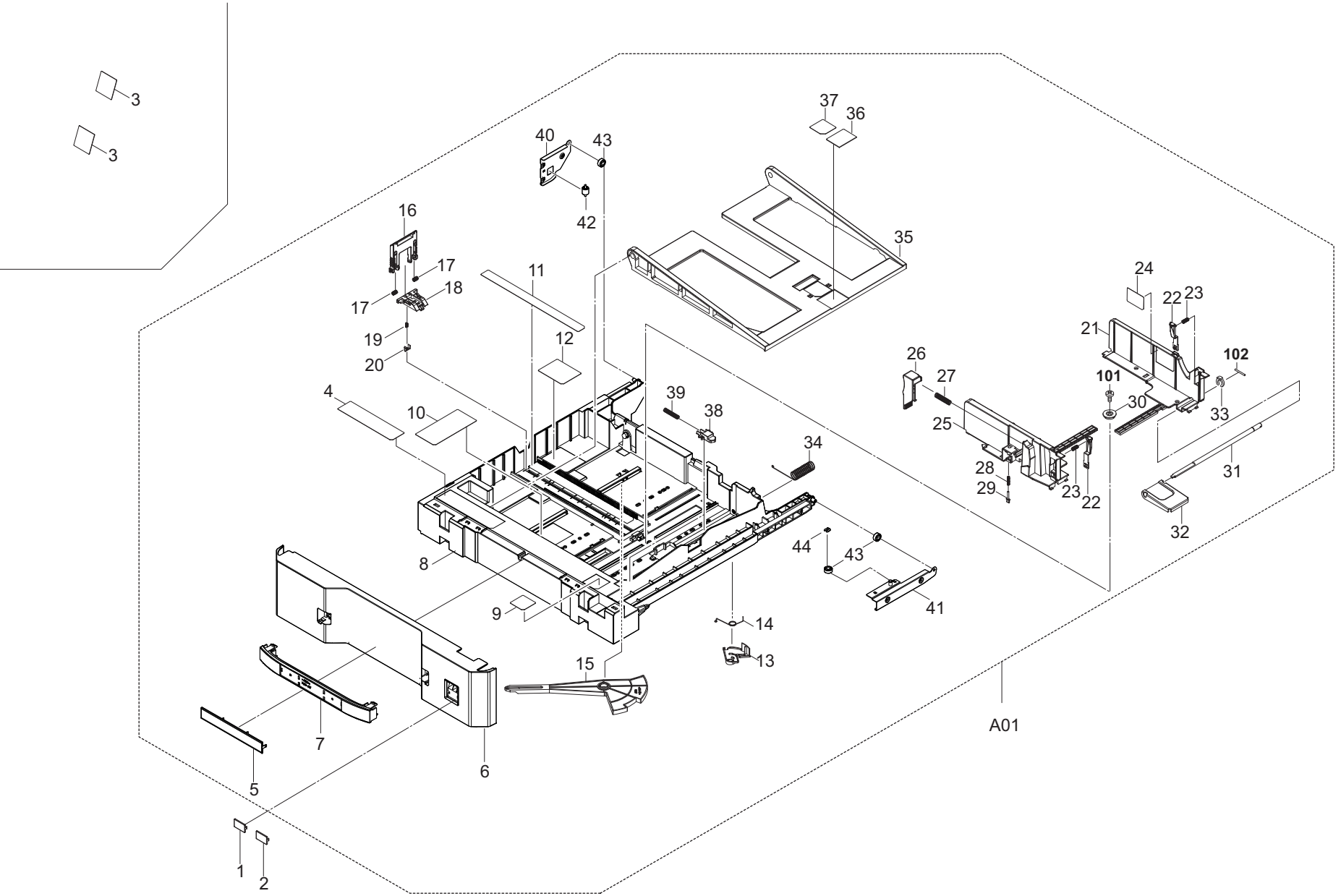


FIG. 8 Paper Cassette

2V6/2V7

Ref. No. 番号	Part.No. 部品番号	Description 部品名称	Notes 備考	Revision 改訂	Quantity 個数			
					100(日本)	120	230	240
1	2BL04310	PLATE NUMBER			1	1	1	1
2	2BL04370	PLATE NUMBER 2			1	1	1	1
3	302MV34300	SHEET CASSETTE C			2		2	2
3	302MV34430	SHEET CASSETTE I				2		2
A01	302RH93010	CT-7105			2	2	2	2
4	+302MV34330	LABEL OPERATION L			2	2	2	2
5	+302NL09070	EMBLEM CASSETTE			2	2	2	2
6	+302RH04410	COVER CASSETTE			2	2	2	2
7	+302NL09080	HANDLE CASSETTE			2	2	2	2
8	+302NL09010	CASSETTE			2	2	2	2
9	+302MV34340	LABEL OPERATION S			2	2	2	2
10	+302MV34310	LABEL CASSETTE SIZE A			2	2	2	2
11	+302MV34360	LABEL CASSETTE SIZE B			2	2	2	2
12	+302MV34320	LABEL OPERATION CURSOR			2	2	2	2
13	+302MV09050	PLATE SIDE SWITCH			2	2	2	2
14	+302K309220	SPRING SIDE SWITCH			2	2	2	2
15	+302MV09040	ARM SIZE DETECTION			2	2	2	2
16	+302K309270	CURSOR END			2	2	2	2
17	+2C907360	SPRING CURSOR R			4	4	4	4
18	+302K309141	SLIDER CURSOR END			2	2	2	2
19	+302K309360	SPRING SIZE SET			2	2	2	2
20	+302K309350	STOPPER SIZE SET			2	2	2	2
21	+302MV09080	CURSOR CASSETTE REAR			2	2	2	2
22	+302K309190	LEVER CURSOR SET			4	4	4	4
23	+302K309370	SPRING CURSOR SET			4	4	4	4
24	+302RH34070	LABEL PAPER LIMIT			2	2	2	2
25	+302MV09090	CURSOR CASSETTE FRONT			2	2	2	2
26	+302K309200	LEVER RELEASE CURSOR F			2	2	2	2
27	+302K309210	SPRING RELEASE CURSOR F			2	2	2	2
28	+302K309380	SPRING SIZE SET F			2	2	2	2
29	+302HN09240	SIZE FIX			2	2	2	2
30	+302K394380	PARTS GEAR Z18 SP			2	2	2	2
31	+302K309180	SHAFT DRIVE LIFT			2	2	2	2
32	+302K309171	PLATE LIFT BASE CASSETTE			2	2	2	2
33	+2BC06910	STOPPER 6			2	2	2	2
34	+302K309300	SPRING CASSETTE LIFT EARTH			2	2	2	2
35	+302MV09021	BASE CASSETTE			2	2	2	2
36	+2C907140	PAD CASSETTE			2	2	2	2
37	+302MV34350	LABEL PAPER SET			2	2	2	2
38	+302K309150	LIFT BASE CASSETTE SUB			4	4	4	4
39	+302K309160	SPRING LEVER LIFT CASSETTE SUB			4	4	4	4
40	+302NL09091	PLATE CASSETTE LEFT			2	2	2	2
41	+302NL09101	PLATE CASSETTE RIGHT			2	2	2	2
42	+302FZ07020	PULLEY MPT BYPASS			2	2	2	2
43	+302FG07020	PULLEY,CASSETTE RAIL			6	6	6	6
44	+302FB09830	CUT WASHER 4			2	2	2	2
101	7BB202410H	+TP-FLAT T.T P SCREW 4X10						
102	5MBP2514WXSP	SPRING PIN						

• Parts with a Ref.No. of 500 and above in the illustration indicate they are not selected for service parts.

• イラスト中で 500 番台の Ref 番号が付いている部品はサービスパーツに選定されていません。

FIG. 9 Paper Feed Section 1

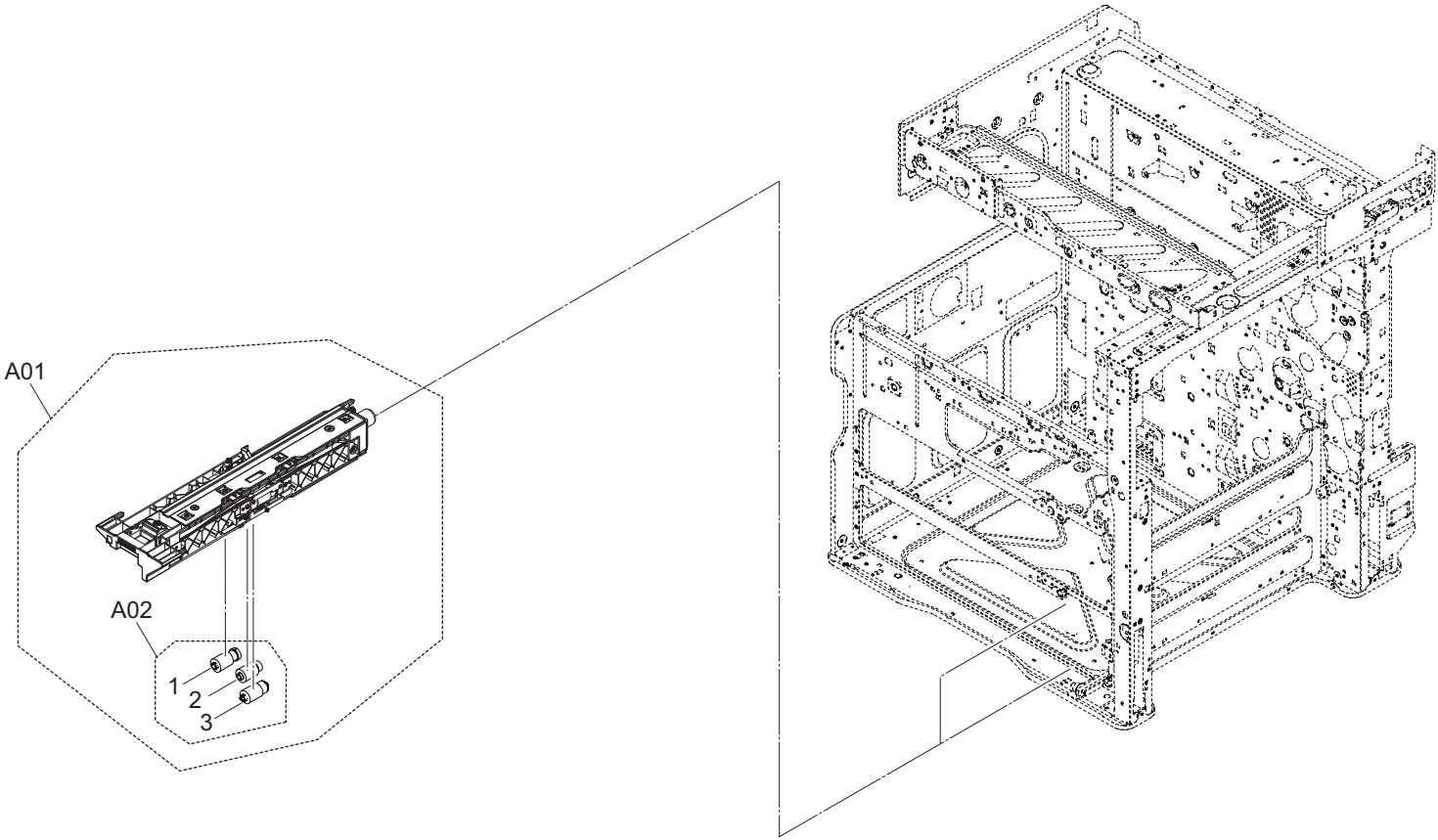


FIG. 9 Paper Feed Section 1

2V6/2V7-2

Ref. No. 番号	Part.No. 部品番号	Description 部品名称	Notes 備考	Revision 改訂	Quantity 個数			
					100 (日本)	120	230	240
A01	302MV94061	PARTS PRIMARY FEED ASSY SP		1:Part No-chg./2:Part No-chg.	2	2	2	2
A02	•302LK94140	PARTS PULLEY SET SP			2	2	2	2
1	••302HN06080	PULLEY PICKUP ASSY			2	2	2	2
2	••302F906230	PULLEY FEED ASSY			2	2	2	2
3	••302F909171	RETARD ROLLER ASSY			2	2	2	2

• Parts with a Ref.No. of 500 and above in the illustration indicate they are not selected for service parts.

• イラスト中で 500 番台の Ref 番号が付いている部品はサービスパーツに選定されていません。

FIG. 10 Paper Feed Section 2

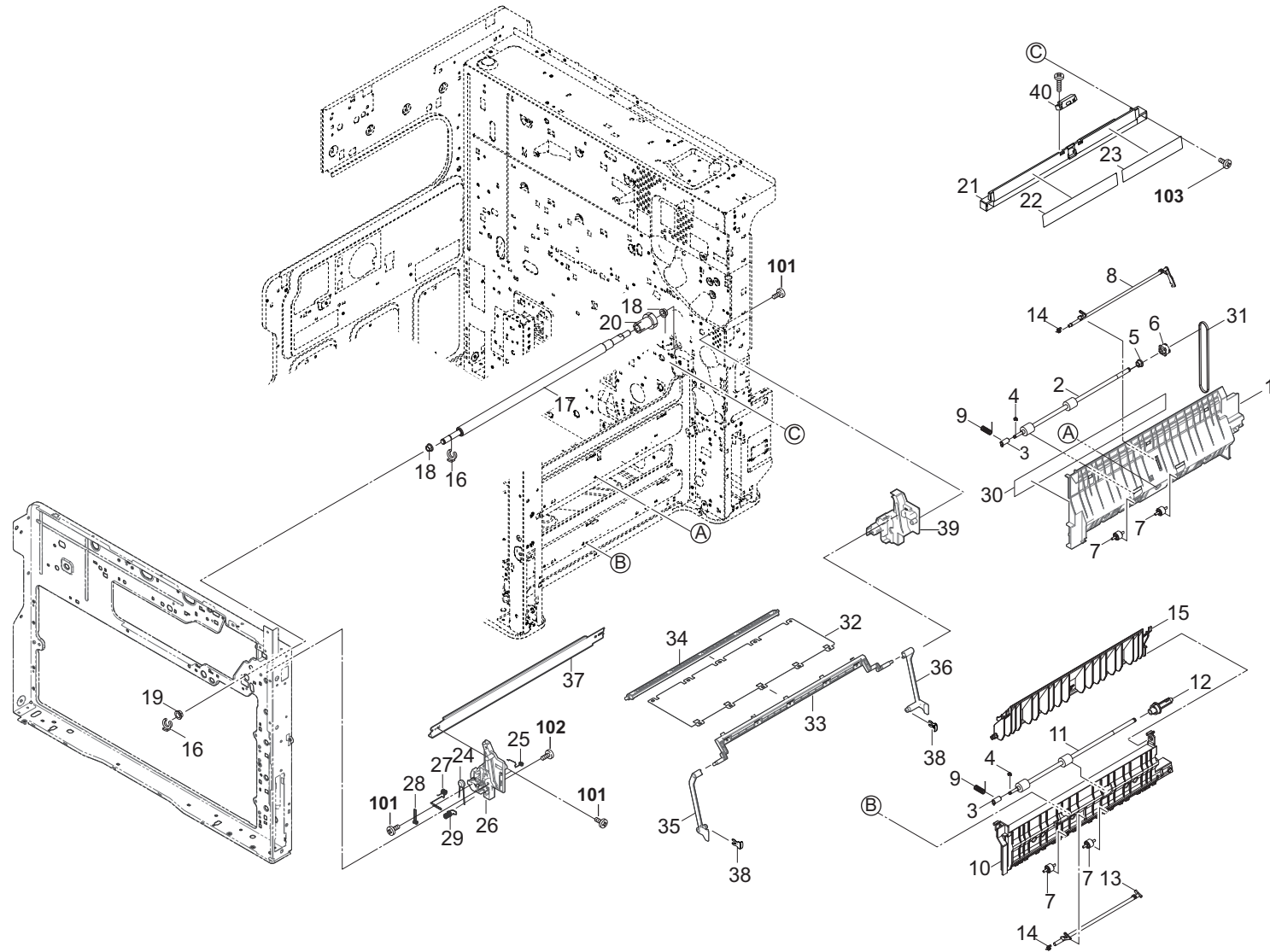


FIG. 10 Paper Feed Section 2

2V6/2V7-1

Ref. No. 番号	Part.No. 部品番号	Description 部品名称	Notes 備考	Revision 改訂	Quantity 個数			
					100(日本)	120	230	240
1	302V606010	GUIDE FEED OUTER			1	1	1	1
2	302V694090	PARTS ROLLER FEED UPPER SP			1	1	1	1
3	302K329270	BUSH DU			2	2	2	2
4	5MVX111DN007	STOPPER 3 /2BT1107 A4			2	2	2	2
5	302H024370	BUSH 6 EW			1	1	1	1
6	303MR29040	PULLEY 26-6 DUPLEX			1	1	1	1
7	302HN24400	PULLEY PA			4	4	4	4
8	302K302831	ACTUATOR DECK FEED			1	1	1	1
9	302MV07121	SPRING EARTH FEED			2	2	2	2
10	302MV07020	GUIDE FEED LOW			1	1	1	1
11	302MV94320	PARTS ROLLER FEED LOWER SP			1	1	1	1
12	303NN24110	JOINT PULLEY 26-6			1	1	1	1
13	302K306140	ACTUATOR REGIST			1	1	1	1
14	302K306150	SPRING ACTUATOR REGIST			2	2	2	2
15	302MV07030	GUIDE FEED			1	1	1	1
16	2BC06910	STOPPER 6			2	2	2	2
17	302K394230	PARTS ROLLER REGIST LEFT SP			1	1	1	1
18	302H024830	BUSH 8			2	2	2	2
19	302H024360	BUSH 8 EW			1	1	1	1
20	302K394310	PARTS GEAR REGIST Z28L-Z18L SP			1	1	1	1
21	302RH06011	GUIDE FEED REGIST		1:Design-chg.	1	1	1	1
22	302RH06030	SHEET REGIST LEFT F			1	1	1	1
23	302RH06040	SHEET REGIST LEFT R			1	1	1	1
24	302K345120	VARISTOR TC			1	1	1	1
25	302K324350	SPRING EARTH REGIST B			1	1	1	1
26	302K302710	RAIL LINK ARM F			1	1	1	1
27	302K324310	SPRING EARTH REGIST A			1	1	1	1
28	302K324410	SPRING EARTH REGIST D			1	1	1	1
29	302V624070	SPRING EARTH REGIST		1:Part No-chg.	1	1	1	1
30	302NL06080	SHEET FEED OUT A			1	1	1	1
31	302MV07110	BELT FEED			1	1	1	1
32	302P102561	SHEET DRUM COVER		1:Part No-chg.	1	1	1	1
33	302V602080	HOLDER DRUM COVER RIGHT			1	1	1	1
34	302K302620	HOLDER DRUM COVER LEFT			1	1	1	1
35	302K302670	ARM DRUM COVER FRONT			1	1	1	1
36	302K302680	ARM DRUM COVER REAR			1	1	1	1
37	302K324160	GUIDE TRANS LEFT			1	1	1	1
38	302K312080	STOPPER DRUM			2	2	2	2
39	302K302720	RAIL LINK ARM R			1	1	1	1
40	303H327500	SENSOR FEED B			1	1	1	1
101	7BB200308H	+BIND T.T P SCREW 3X8						
102	7BB702308H	+TP-FLAT T.T S SCREW 3X8 SR						
103	7BB700308H	+BIND T.T S SCREW 3X8 SR						

• Parts with a Ref.No. of 500 and above in the illustration indicate they are not selected for service parts.

• イラスト中で 500 番台の Ref 番号が付いている部品はサービスパーツに選定されていません。



FIG. 11 Paper Feed Section 3

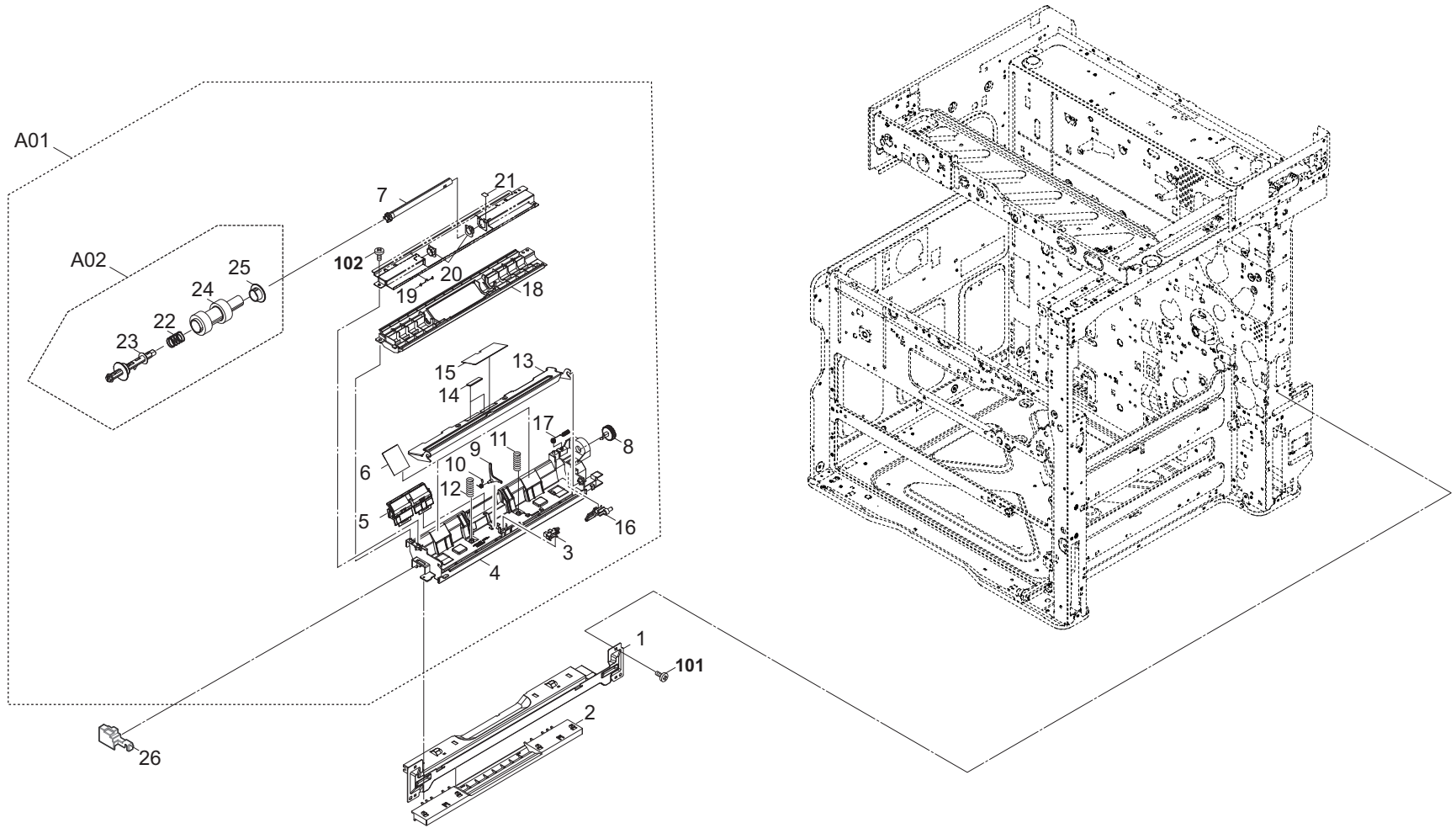




FIG. 12 Paper Feed Section 4

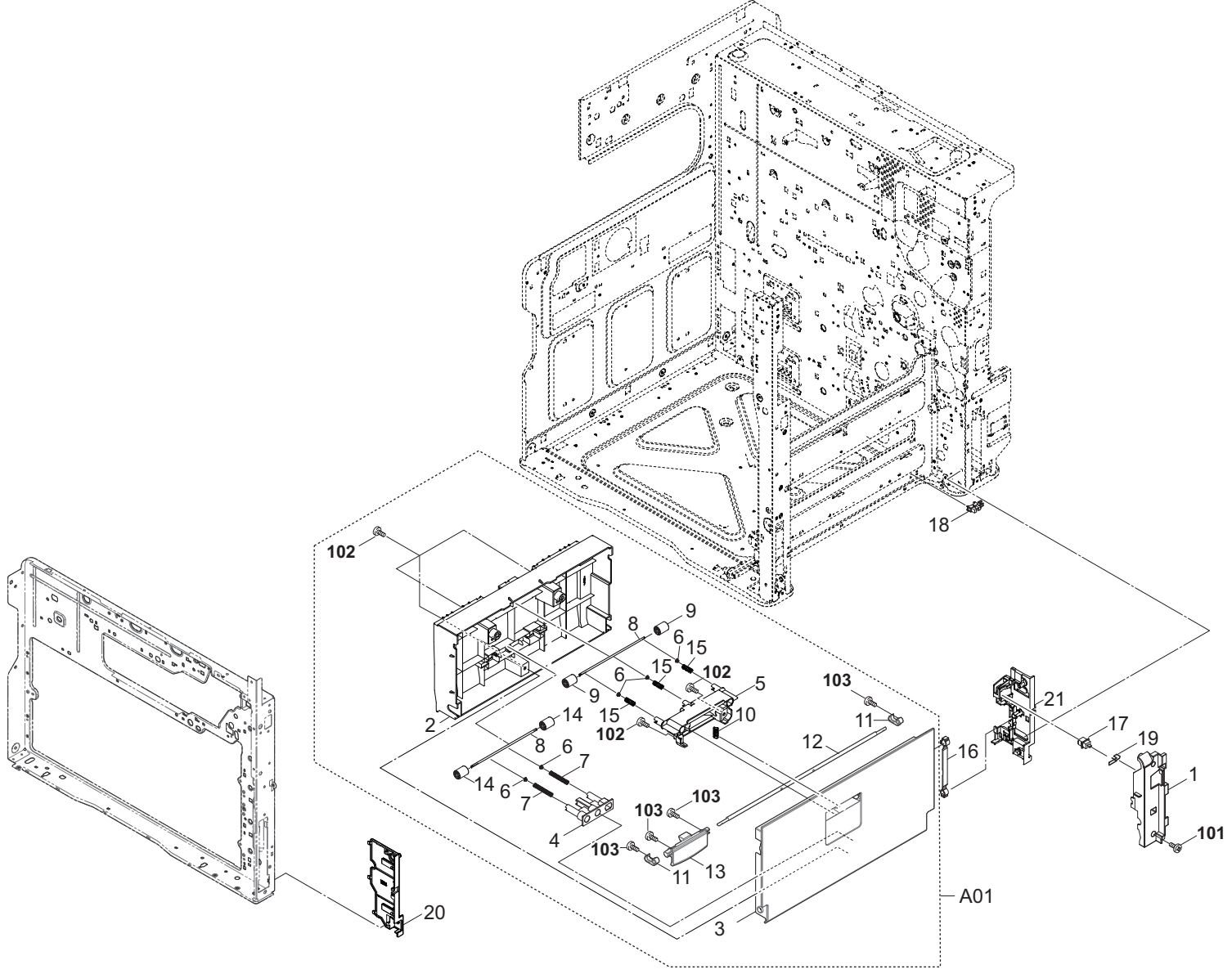






FIG. 13 Paper Conveying Section 1

2V6/2V7

Ref. No. 番号	Part.No. 部品番号	Description 部品名称	Notes 備考	Revision 改訂	Quantity 個数			
					100 (日本)	120	230	240
A01	302V694100	PARTS RIGHT COVER UNIT SP			1	1	1	1
1	+302K304531	GUIDE RIGHT COVER			1	1	1	1
2	+302H024360	BUSH 8 EW			6	6	6	6
3	+302K329220	SHAFT DU			3	3	3	3
4	+302K394400	PARTS GEAR DU Z27L SP			1	1	1	1
5	+302K329280	PULLEY DU 26			4	4	4	4
6	+2BC06980	STOPPER 5			1	1	1	1
7	+302K329240	BELT DU A			1	1	1	1
8	+302K329250	BELT DU B			1	1	1	1
9	+302K394250	PARTS ROLLER DU SP			3	3	3	3
10	+5MVX111DN007	STOPPER 3 /2BT1107 A4			3	3	3	3
11	+302K329270	BUSH DU			3	3	3	3
12	+302K304540	SPRING HOOK			2	2	2	2
13	+302K304571	JOINT JUNCTION HOOK			2	2	2	2
14	+302K329230	WIRE EARTH DU			1	1	1	1
15	+302RH04370	COVER RIGHT MIDDLE			1	1	1	1
16	+302V629010	SHEET GUIDE RIGHT			2	2	2	2
17	+302MV34260	LABEL BYPASS CAUTION			1	1	1	1
18	+302K304520	HOOK RIGHT COVER			1	1	1	1
19	+302MV04300	COVER RIGHT HOOK			1	1	1	1
20	+5MMS111SL002	NUT FUSER A /FS-1800/3800 A4			2	2	2	2
21	+302MV34400	LABEL HIGH TEMP			1	1	1	1
22	+302RH29010	GUIDE EXIT RIGHT			1	1	1	1
23	+302K329020	PULLEY DU			2	2	2	2
24	+302K329030	SPRING DU FEED			2	2	2	2
25	302K304591	STRAP RIGHT COVER			2	2	2	2
101	7BB200308H	+BIND T.T P SCREW 3X8						
102	7BB600308H1	+BIND M SCREW 3X8 R						
103	7BC00030A080H01	WASHER M3X10X0.8T						

• Parts with a Ref.No. of 500 and above in the illustration indicate they are not selected for service parts.

• イラスト中で 500 番台の Ref 番号が付いている部品はサービスパーツに選定されていません。

FIG. 14 Paper Conveying Section 2

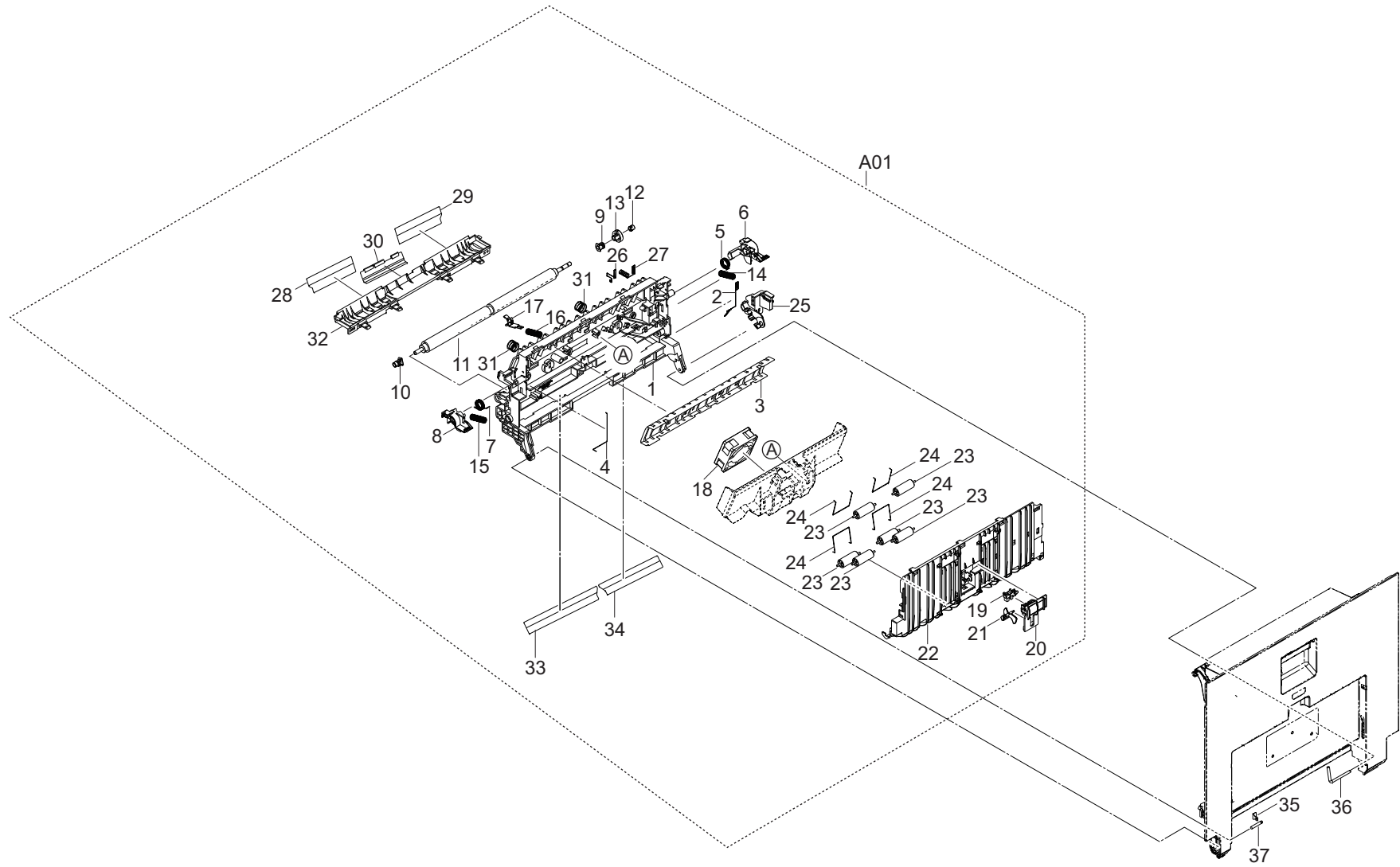






FIG. 15 Paper Conveying Section 3

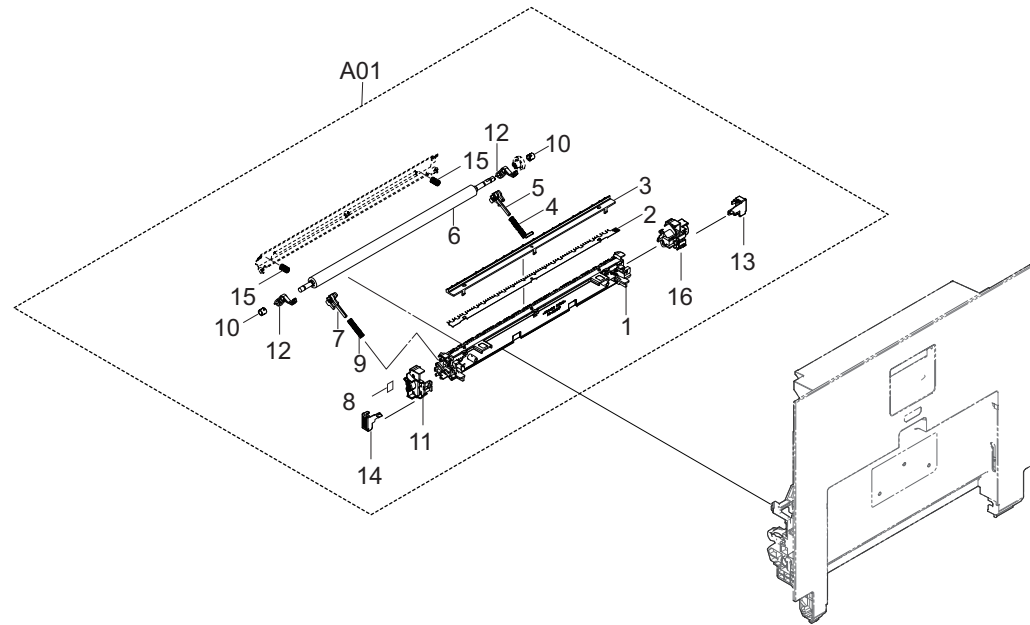


FIG. 15 Paper Conveying Section 3

2V6/2V7

Ref. No. 番号	Part.No. 部品番号	Description 部品名称	Notes 備考	Revision 改訂	Quantity 個数			
					100(日本)	120	230	240
A01	302V693070	TR-7125			1	1	1	1
1	*302K324030	HOLDER TRANSFER			1	1	1	1
2	*302V624050	HOLDER SEPARATION			1	1	1	1
3	*302K324150	PLATE SEPARATION			1	1	1	1
4	*302K324370	SPRING TRANSFER R			1	1	1	1
5	*302K324430	BUSH TRANSFER ROLL R			1	1	1	1
6	*302RH24180	ROLLER TRANSFER			1	1	1	1
7	*302K324240	BUSH TRANSFER ROLL F			1	1	1	1
8	*302MV34180	LABEL I			1	1	1	1
9	*302K324210	SPRING TRANSFER F			1	1	1	1
10	*302H722470	COLLAR TRANS ROLLER			2	2	2	2
11	*302K324250	HOOK TRANSFER F			1	1	1	1
12	*302K324280	LEVER TRANSFER			2	2	2	2
13	*302MV24020	LEVER HOOK R			1	1	1	1
14	*302MV24010	LEVER HOOK F			1	1	1	1
15	*302K324230	SPRING GUIDE TRANSFER			2	2	2	2
16	*302K324260	HOOK TRANSFER R			1	1	1	1

• Parts with a Ref.No. of 500 and above in the illustration indicate they are not selected for service parts.

• イラスト中で 500 番台の Ref 番号が付いている部品はサービスパーツに選定されていません。

FIG. 16 Paper Conveying Section 4

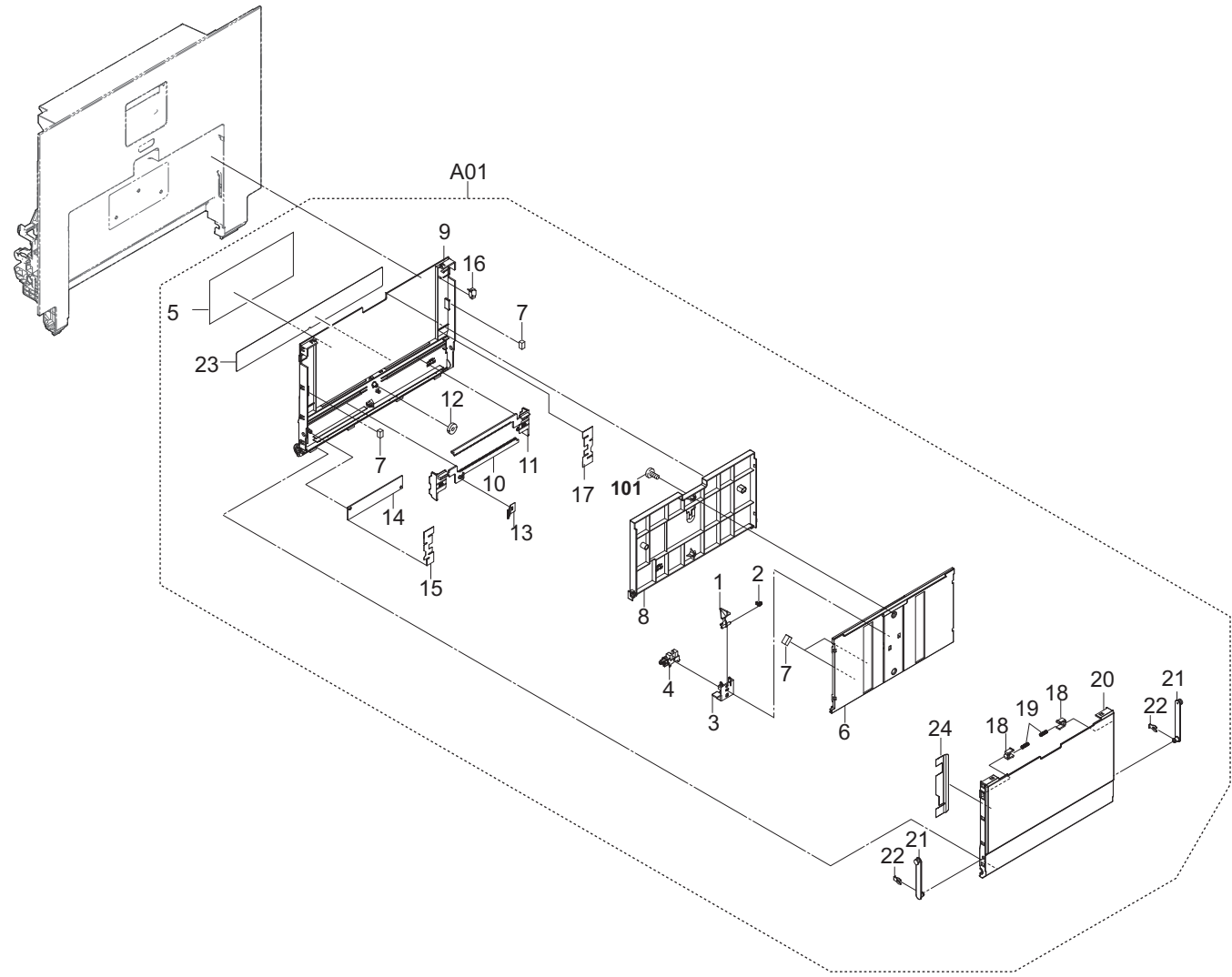


FIG. 16 Paper Conveying Section 4

2V6/2V7

Ref. No. 番号	Part.No. 部品番号	Description 部 品 名 称	Notes 備 考	Revision 改 訂	Quantity 個 数			
					100 (日本)	120	230	240
A01	302NL94152	PARTS MPF TABLE ASSY SP			1	1	1	1
1	+302K908211	ACTUATOR SIZE DETECTION			1	1	1	1
2	+302K908220	SPRING-TORSION SIZE DETECTION			1	1	1	1
3	+302K908580	HOLDER SIZE DETECTION			1	1	1	1
4	+7NXGP1S173LCH01	SENSOR OPT.			1	1	1	1
5	+302NL34140	LABEL MPF CAUTION			1	1	1	1
6	+302MV08430	TABLE MPF B			1	1	1	1
7	+302H708150	SPONGE WIRE MPT			4	4	4	4
8	+302MV08420	TABLE MPF A			1	1	1	1
9	+302MV08410	TABLE MPF			1	1	1	1
10	+302MV08441	CURSOR FRONT MPF			1	1	1	1
11	+302MV08451	CURSOR REAR MPF			1	1	1	1
12	+2C906080	GEAR 18 BYPASS			1	1	1	1
13	+2C906090	TERMINAL PAPER SIZE			1	1	1	1
14	+302C994030	PARTS PWB MPF SIZE ASSY SP			1	1	1	1
15	+302MV08460	GUIDE FRONT MPF WIRE			1	1	1	1
16	+76727010	ORIGINAL SIZE SWITCH			1	1	1	1
17	+302MV08470	GUIDE REAR MPF WIRE			1	1	1	1
18	+302R408220	STOPPER BYPASS TABLE			2	2	2	2
19	+302MV08500	SPRING MPF			2	2	2	2
20	+302MV08400	COVER MPF			1	1	1	1
21	+302R408230	STRAP LINK MPF			2	2	2	2
22	+302K308470	STOPPER STRAP			2	2	2	2
23	+302MV34270	LABEL BYPASS TABLE			1	1	1	1
24	+302MV08520	SHEET MPF WIRE A			1	1	1	1
101	7BB200308H	+BIND T.T P SCREW 3X8						

• Parts with a Ref.No. of 500 and above in the illustration indicate they are not selected for service parts.

• イラスト中で 500 番台の Ref 番号が付いている部品はサービスパーツに選定されていません。

FIG. 17 Scanner Section 1

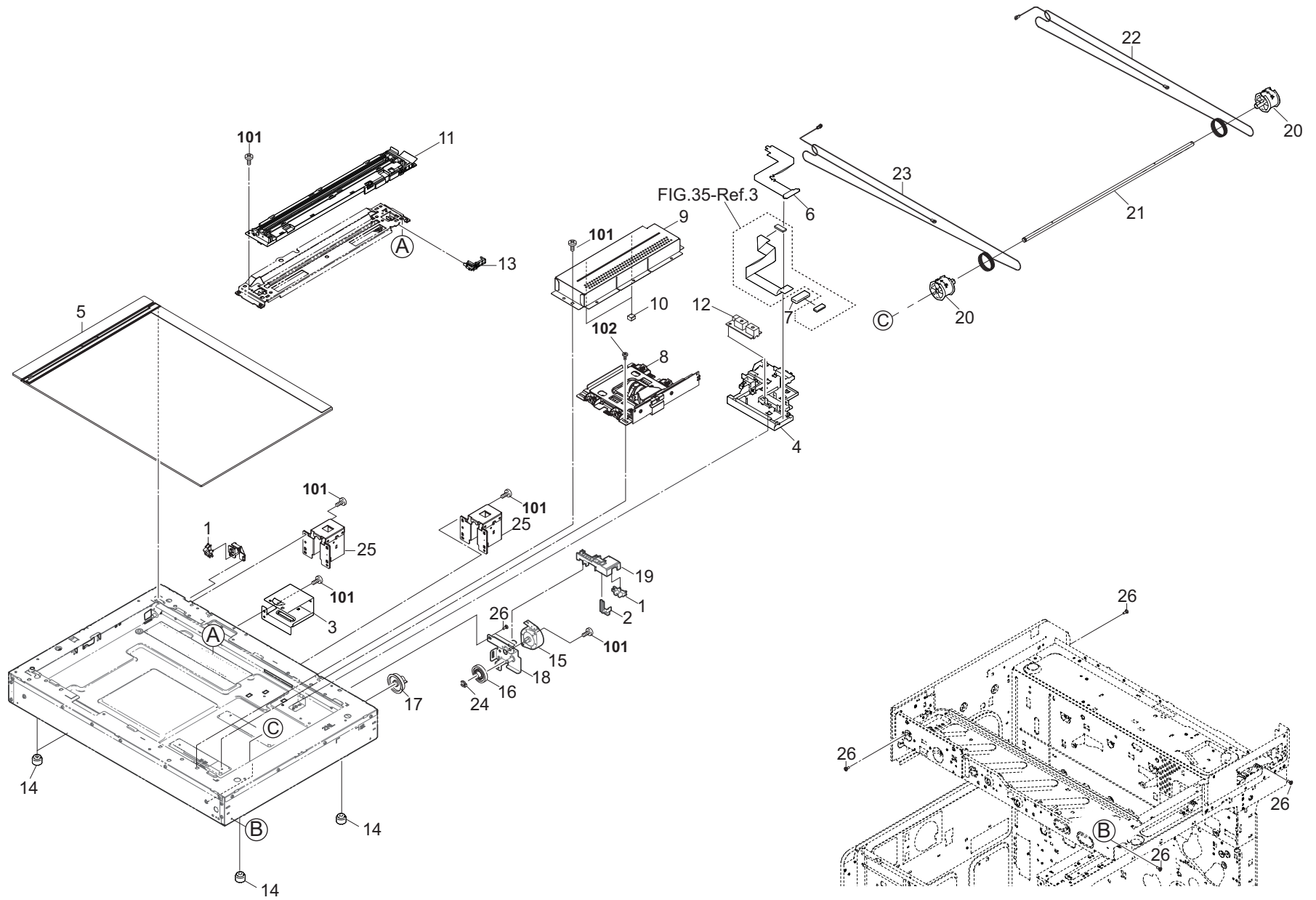


FIG. 17 Scanner Section 1

2V6/2V7

Ref. No. 番号	Part.No. 部品番号	Description 部品名称	Notes 備考	Revision 改訂	Quantity 個数			
					100 (日本)	120	230	240
1	7NXGP1S173LCH01	SENSOR OPT.			2	2	2	2
2	302NL17021	SWITCH RELEASE			1	1	1	1
3	302RH17010	MOUNT CONNECTOR			1	1	1	1
4	302RH17020	GUIDE FFC			1	1	1	1
5	302RH94160	PARTS CONTACT-GLASS ASSY(C) SP			1		1	1
5	302RH94150	PARTS CONTACT-GLASS ASSY(I) SP				1		
6	302RH17030	FILM FFC CCD			1	1	1	1
7	7YBFZZ65C001H01	FERRITE CORE			1	1	1	1
8	302V693100	PARTS IMAGE SCANNER ASSY SP			1	1	1	1
9	302MV17030	COVER LENS			1	1	1	1
10	7ZG65TSV+010H02	SHIELD GASKET			2	2	2	2
11	302V693080	PARTS MOUNT LED ASSY SP			1	1	1	1
12	302ND94800	PARTS SENSOR OPT SP			1	1	1	1
13	302V617080	GUIDE FFC LED			1	1	1	1
14	302K317180	CUSHION ISU			4	4	4	4
15	302HN44100	MOTOR REVERSE			1	1	1	1
16	302K394370	PARTS GEAR Z18-Z63R SP			1	1	1	1
17	302RH17060	GEAR P54			1	1	1	1
18	302NL17010	MOUNT DRIVE			1	1	1	1
19	302NL17031	HOLDER SWITCH			1	1	1	1
20	302RH17040	PULLEY DRUM			2	2	2	2
21	302RH17050	SHAFT MOTOR DRIVE			1	1	1	1
22	302K317140	WIRE SCANNER BLACK			1	1	1	1
23	302K317150	WIRE SCANNER GRAY			1	1	1	1
24	2BC06980	STOPPER 5			1	1	1	1
25	302NL17050	MOUNT DP			2	2	2	2
26	2FB20860	PIN FUSER COVER			4	4	4	4
101	7BB700308H	+BIND T.T S SCREW 3X8 SR						
102	7BB606308H	+PAN M SCREW WITH SW W 3X8 R						

• Parts with a Ref.No. of 500 and above in the illustration indicate they are not selected for service parts.

• イラスト中で 500 番台の Ref 番号が付いている部品はサービスパーツに選定されていません。

FIG. 18 Scanner Section 2

2V6/2V7

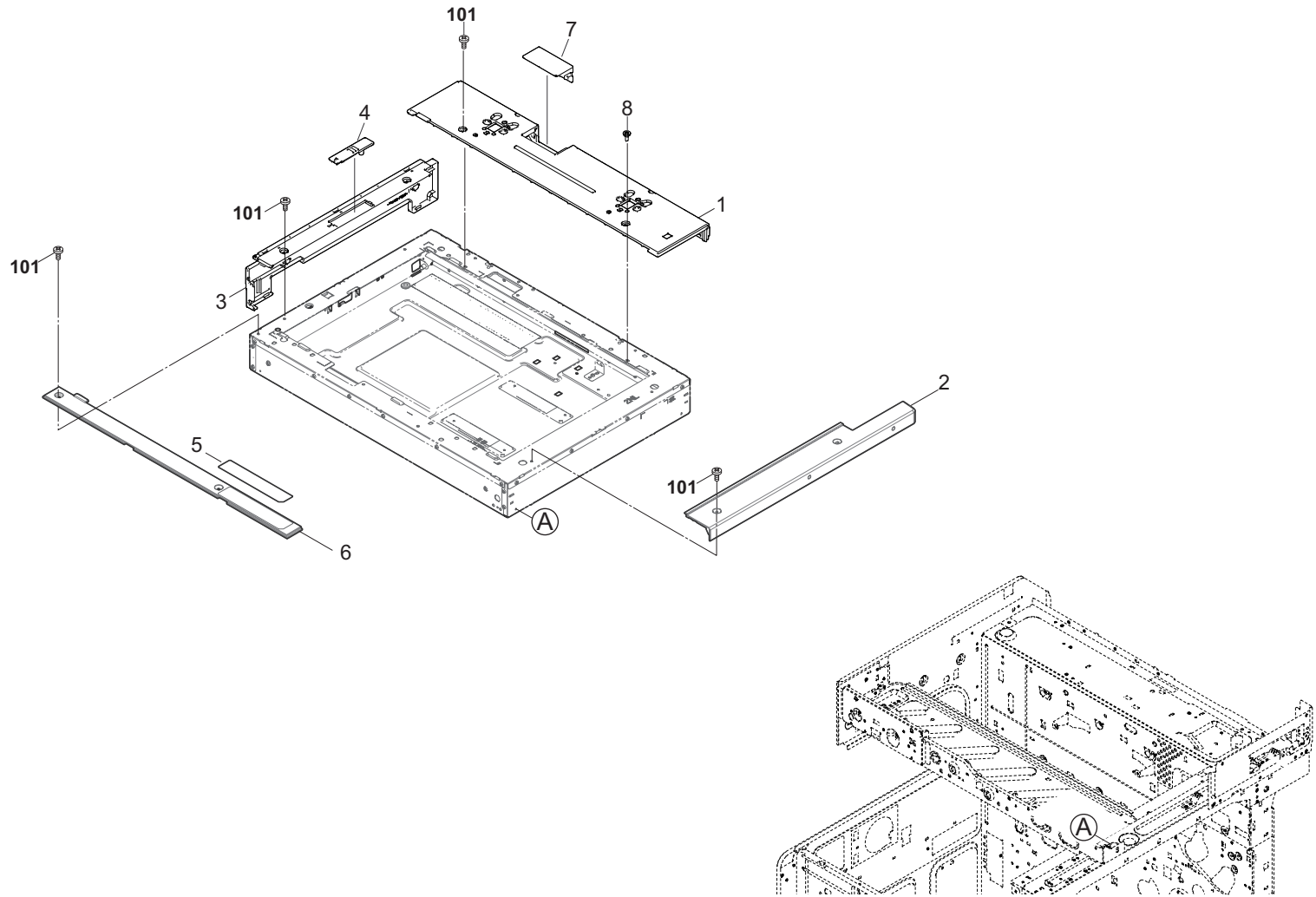


FIG. 18 Scanner Section 2

2V6/2V7

Ref. No. 番号	Part.No. 部品番号	Description 部品名称	Notes 備考	Revision 改訂	Quantity 個数			
					100(日本)	120	230	240
1	302RH04131	COVER ISU REAR			1	1	1	1
2	302RH04120	COVER ISU RIGHT			1	1	1	1
3	302RH04110	COVER ISU LEFT			1	1	1	1
4	302RH04230	COVER ISU LEFT SUB			1	1	1	1
5	302RH34040	LABEL OPERATION CAUTION A			1			
5	302RH34050	LABEL OPERATION CAUTION B				1	1	1
6	302RH04100	COVER ISU FRONT A			1	1	1	1
7	302RH04330	LID DP			1	1	1	1
8	303MH04040	PIN COVER			1	1	1	1
101	7BB782308H	+TP-FLAT T.T S SCREW 3X8 SR(BLACK)						

• Parts with a Ref.No. of 500 and above in the illustration indicate they are not selected for service parts.

・イラスト中で 500 番台の Ref 番号が付いている部品はサービスパーツに選定されていません。



FIG. 19 Laser Scanner Section

2V6/2V7

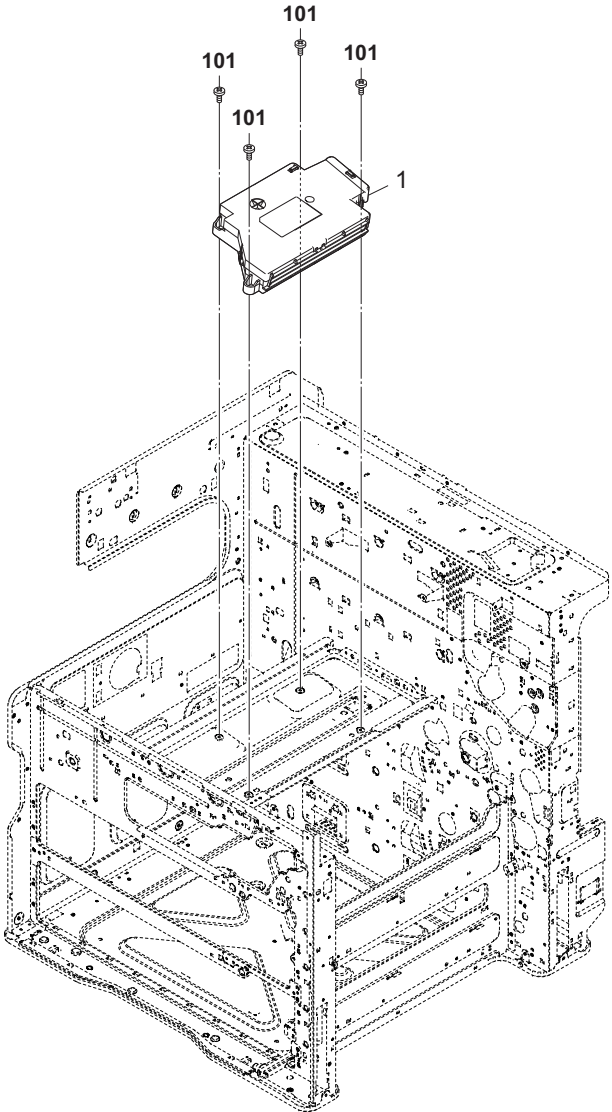


FIG. 19 Laser Scanner Section

2V6/2V7

Ref. No. 番号	Part.No. 部品番号	Description 部品名称	Notes 備考	Revision 改訂	Quantity 個数			
					100 (日本)	120	230	240
1	302P193080	LK-6115	32ppm		1	1	1	1
	302RH93030	LK-7106	40ppm		1	1	1	1
101	7BB702308H	+TP-FLAT T.T S SCREW 3X8 SR						

• Parts with a Ref.No. of 500 and above in the illustration indicate they are not selected for service parts.

• イラスト中で 500 番台の Ref 番号が付いている部品はサービスパーツに選定されていません。

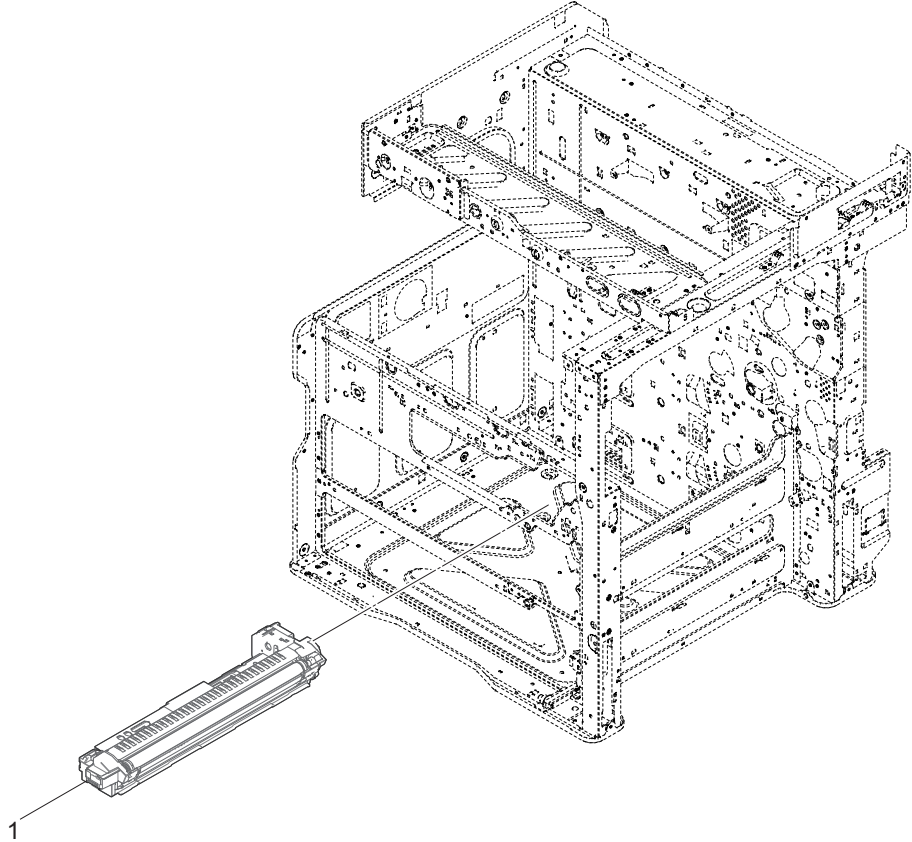


FIG. 20 Developer Section

2V6/2V7

Ref. No. 番号	Part.No. 部品番号	Description 部品名称	Notes 備考	Revision 改訂	Quantity 個数			
					100 (日本)	120	230	240
1	302V693010	DV-7125			1	1	1	1

• Parts with a Ref.No. of 500 and above in the illustration indicate they are not selected for service parts.

• イラスト中で 500 番台の Ref 番号が付いている部品はサービスパーツに選定されていません。

FIG. 21 Image Formation Section

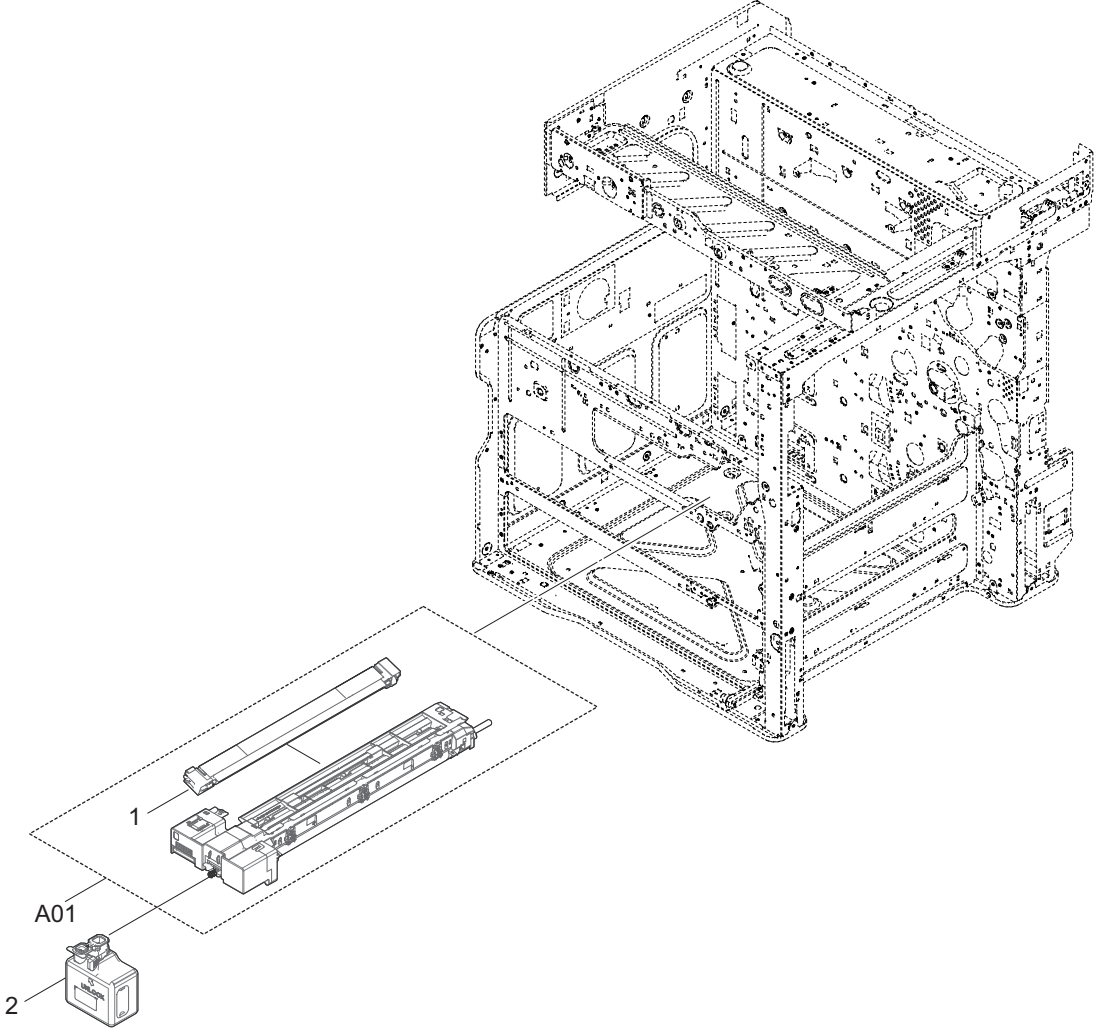


FIG. 21 Image Formation Section

2V6/2V7

Ref. No. 番号	Part.No. 部品番号	Description 部品名称	Notes 備考	Revision 改訂	Quantity 個数			
					100(日本)	120	230	240
A01	302V693020	DK-7125			1	1	1	1
1	•302V693030	MC-7125			1	1	1	1
2	302K393130	WT-475			1	1	1	1

• Parts with a Ref.No. of 500 and above in the illustration indicate they are not selected for service parts.

• イラスト中で 500 番台の Ref 番号が付いている部品はサービスパーツに選定されていません。

FIG. 22 Fuser Section

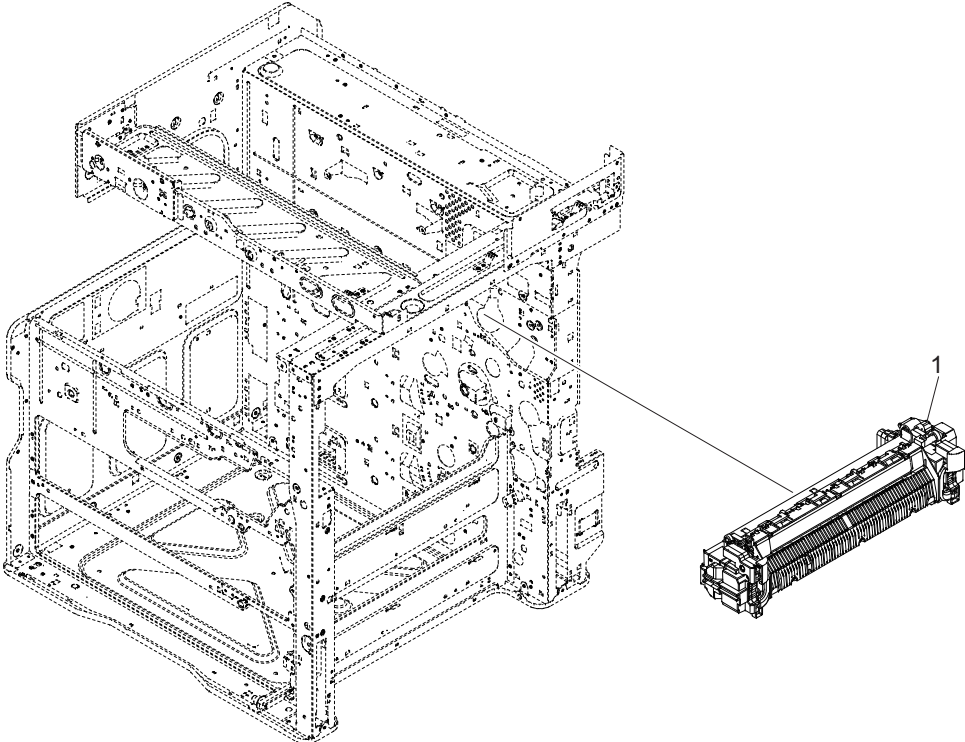


FIG. 22 Fuser Section

2V6/2V7

Ref. No. 番号	Part.No. 部品番号	Description 部品名称	Notes 備考	Revision 改訂	Quantity 個数			
					100(日本)	120	230	240
1	302V693040	FK-7127				1		
1	302V693050	FK-7125					1	1
1	302V693060	FK-7126			1			

• Parts with a Ref.No. of 500 and above in the illustration indicate they are not selected for service parts.

・イラスト中で 500 番台の Ref 番号が付いている部品はサービスパーツに選定されていません。



FIG. 23 Drive Section 1

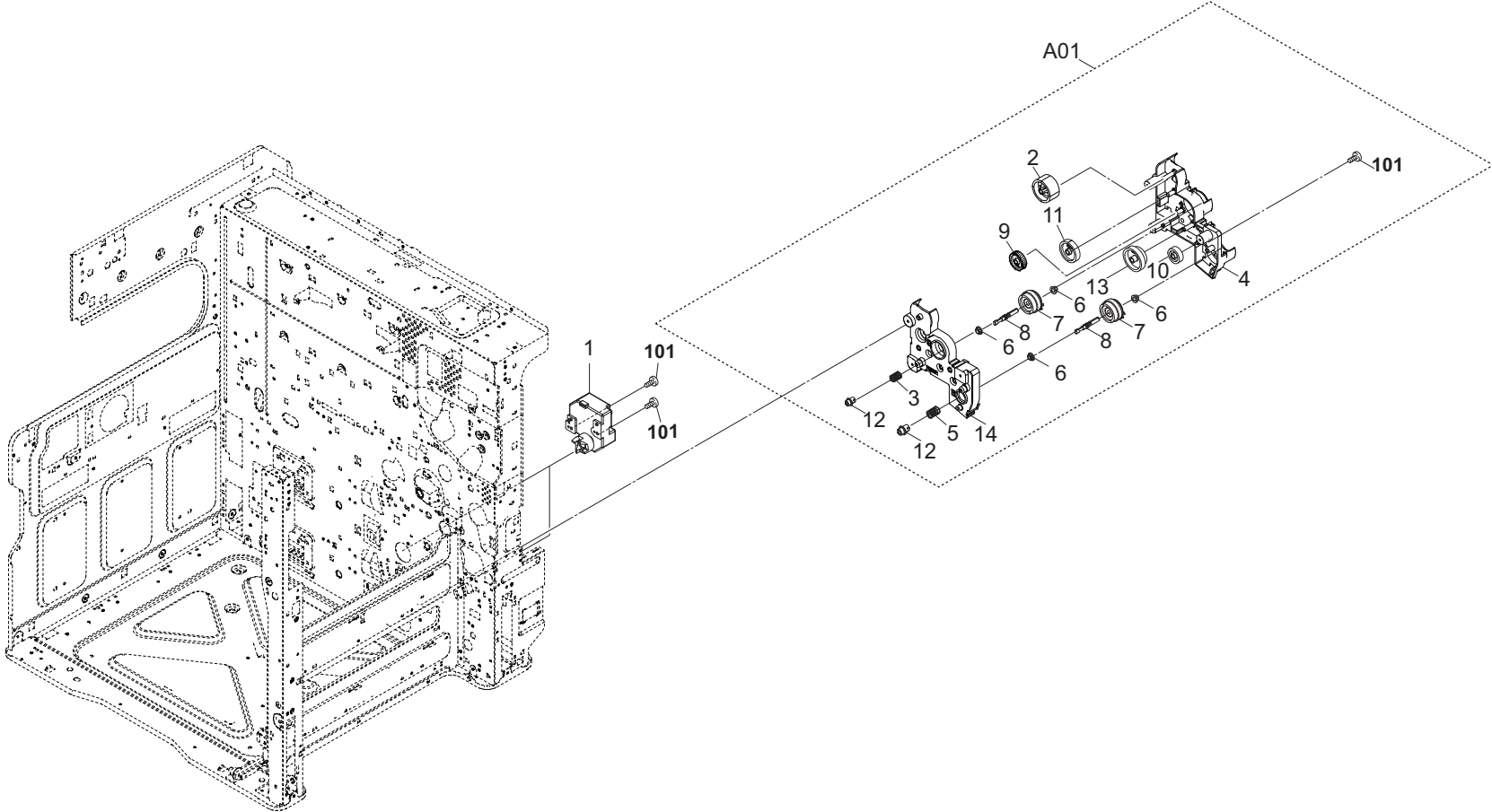


FIG. 23 Drive Section 1

2V6/2V7

Ref. No. 番号	Part.No. 部品番号	Description 部品名称	Notes 備考	Revision 改訂	Quantity 個数			
					100 (日本)	120	230	240
1 A01	302K394190 302V693090	PARTS MOTOR LIFT ASSY SP DR-7125			2	2	2	2
2	*302K331090	GEAR Z43L IDLE			1	1	1	1
3	*302HN31410	SPRING FEED			1	1	1	1
4	*302RH31030	HOLDER DRIVE LOW A			1	1	1	1
5	*303NN31080	SPRING JOINT SHAFT			1	1	1	1
6	*302HN31590	BUSH DRIVE			4	4	4	4
7	*302RH94090	PARTS CLUTCH 35 Z35R SP			2	2	2	2
8	*302K331240	SHAFT CLUTCH FEED			2	2	2	2
9	*302K031540	GEAR Z32L IDLE			1	1	1	1
10	*303NN31050	GEAR Z27L IDLE			1	1	1	1
11	*302K331081	GEAR Z40R IDLE			1	1	1	1
12	*302HN31660	JOINT SHAFT CASSETTE			2	2	2	2
13	*303NN31070	GEAR Z33R Z44R			1	1	1	1
14	*302RH31040	HOLDER DRIVE LOW B			1	1	1	1
101	7BB700308H	+BIND T.T S SCREW 3X8 SR						

• Parts with a Ref.No. of 500 and above in the illustration indicate they are not selected for service parts.

• イラスト中で 500 番台の Ref 番号が付いている部品はサービスパーツに選定されていません。

FIG. 24 Drive Section 2

2V6/2V7

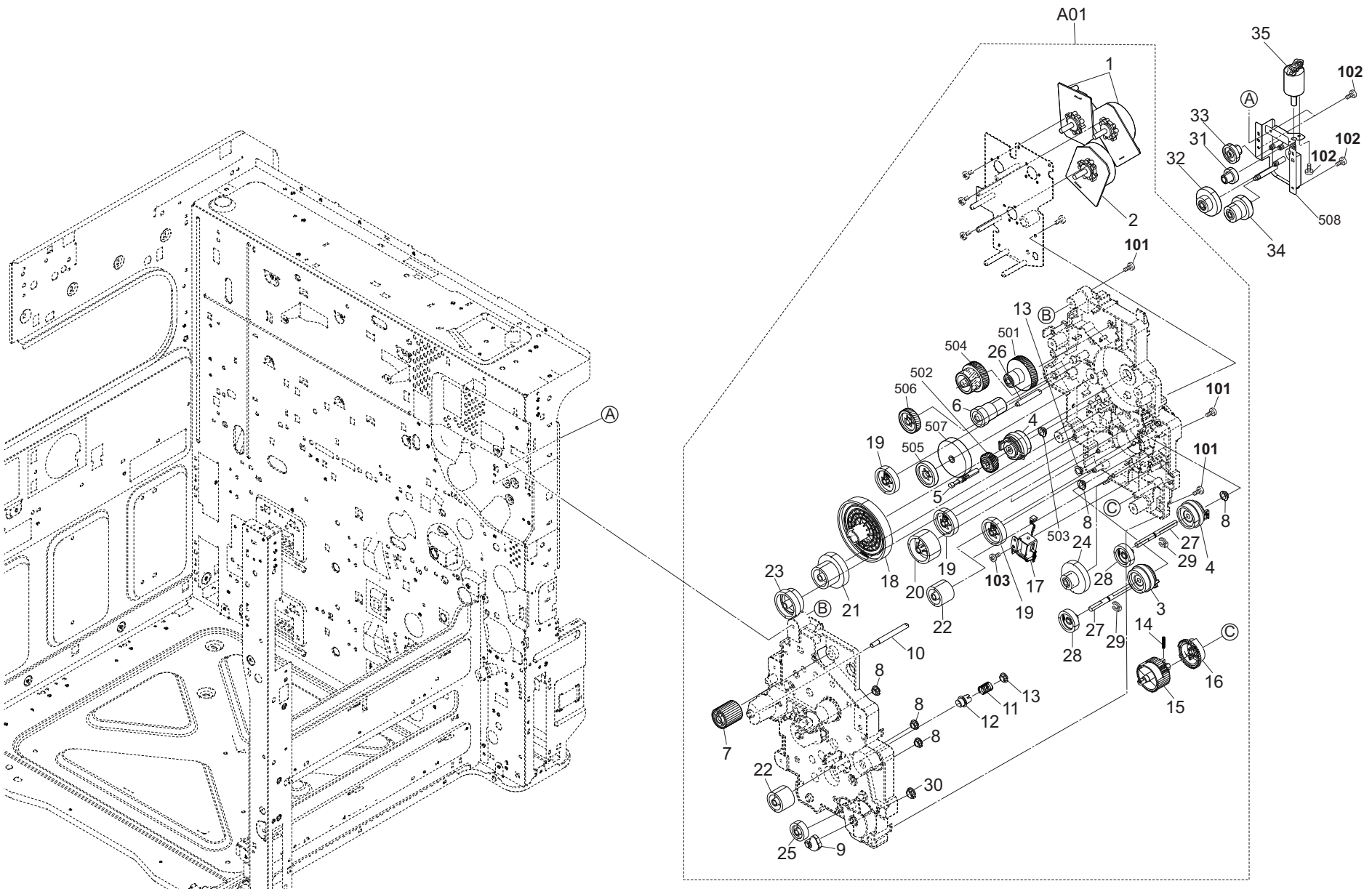


FIG. 24 Drive Section 2

2V6/2V7

Ref. No. 番号	Part.No. 部品番号	Description 部 品 名 称	Notes 備 考	Revision 改 訂	Quantity 個数			
					100 (日本)	120	230	240
A01	302P193090	DR-6115			1	1	1	1
1	*302LC94291	PARTS MOTOR-BL W10 SP			2	2	2	2
2	*302LC94462	PARTS MOTOR-BL W20 DRUM Z11 SP			1	1	1	1
3	*302KV44041	CLUTCH 50 Z35R			1	1	1	1
4	*302RH94090	PARTS CLUTCH 35 Z35R SP			2	2	2	2
5	*302K331240	SHAFT CLUTCH FEED			1	1	1	1
6	*302RH31100	GEAR Z21L Z26R			1	1	1	1
7	*302RH31070	GEAR INPUT FUSER Z30S			1	1	1	1
8	*302RH31150	BUSH DRIVE			5	5	5	5
9	*302R408190	CAM MPF			1	1	1	1
10	*302RH31120	PIN DRIVE			1	1	1	1
11	*302HN31410	SPRING FEED			1	1	1	1
12	*302HN31660	JOINT SHAFT CASSETTE			1	1	1	1
13	*302HN31590	BUSH DRIVE			2	2	2	2
14	*302HN31650	SPRING INPUT MPF			1	1	1	1
15	*302K331180	GEAR Z45S INPUT MPF A			1	1	1	1
16	*302K331190	GEAR Z45S INPUT MPF B			1	1	1	1
17	*302HN44160	SOLENOID MPF			1	1	1	1
18	*302K331040	GEAR Z191R			1	1	1	1
19	*302K331081	GEAR Z40R IDLE			3	3	3	3
20	*302K331090	GEAR Z43L IDLE			2	2	2	2
21	*302K331120	GEAR Z101L-Z33L			1	1	1	1
22	*302K331140	GEAR Z30R IDLE			2	2	2	2
23	*302K331150	GEAR Z42R-Z36R			1	1	1	1
24	*302K331160	GEAR Z48R-Z22S			1	1	1	1
25	*302K331170	GEAR Z28S			1	1	1	1
26	*302K331260	PIN DRIVE A			1	1	1	1
27	*302NL31050	SHAFT DU			2	2	2	2
28	*302KV31320	GEAR Z32L			2	2	2	2
29	*5MVX111DN003	RING STOPPER /A-49 FEED A4			2	2	2	2
30	*302K331230	BUSH DRIVE 8			1	1	1	1
31	302HN31030	GEAR Z36L-Z20S			1	1	1	1
32	302P131030	GEAR Z43S-Z23S			1	1	1	1
33	302P131040	GEAR Z46S-Z13S			1	1	1	1
34	302P131020	GEAR Z35S-Z19S			1	1	1	1
35	302RV94180	PARTS DC MOTOR ASSY SP			1	1	1	1
101	7BB700312H	+BIND T.T S SCREW 3X12 SR						
102	7BB700308H	+BIND T.T S SCREW 3X8 SR						
103	7BB200308H	+BIND T.T P SCREW 3X8						

• Parts with a Ref.No. of 500 and above in the illustration indicate they are not selected for service parts.

• イラスト中で 500 番台の Ref 番号が付いている部品はサービスパーツに選定されていません。

FIG. 25 Cooling Section

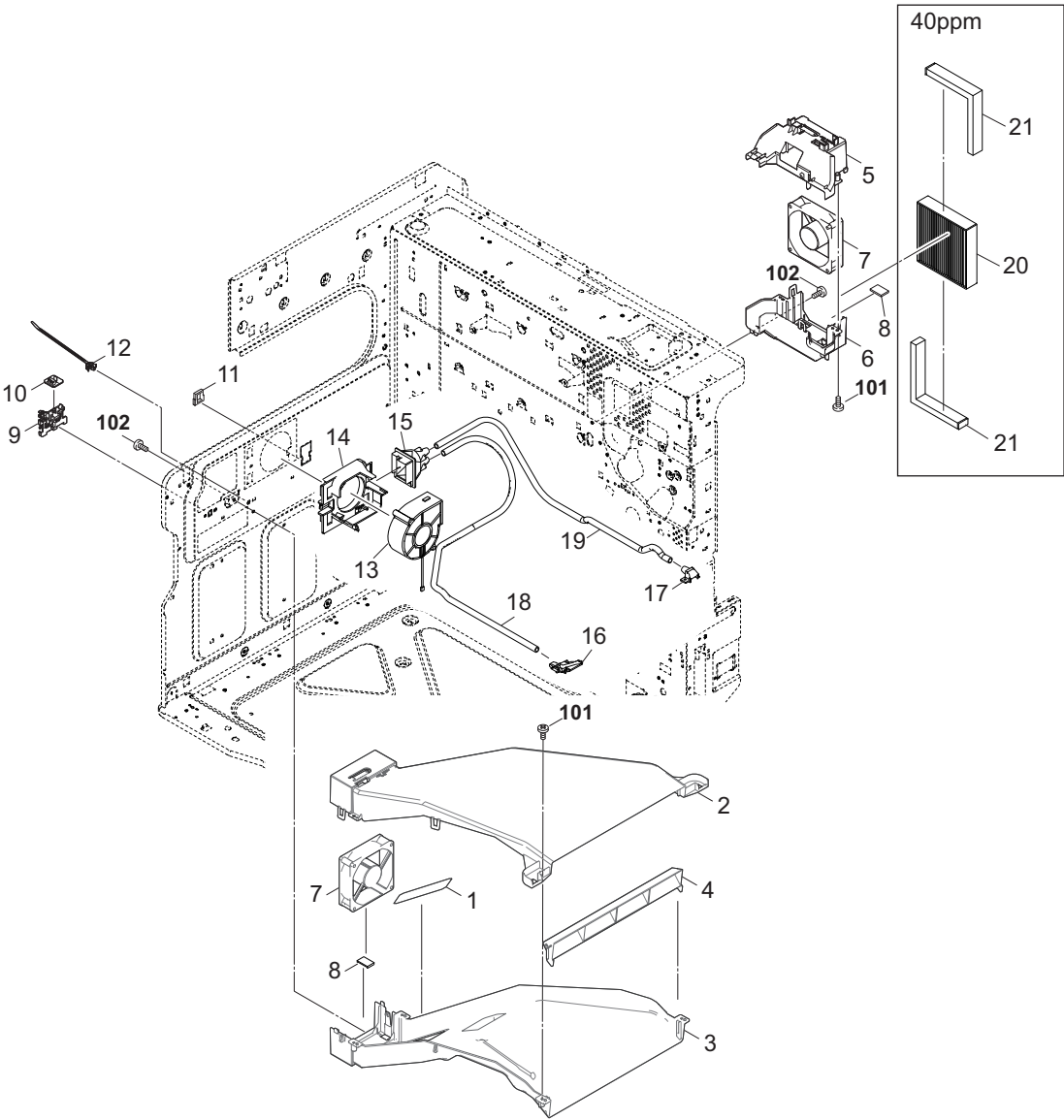


FIG. 25 Cooling Section

2V6/2V7

Ref. No. 番号	Part.No. 部品番号	Description 部品名称	Notes 備考	Revision 改訂	Quantity 個数			
					100 (日本)	120	230	240
1	302FB23340	FILM UPPER REAR DUCT			1	1	1	1
2	302K333010	DUCT MAIN UPPER			1	1	1	1
3	302K333020	DUCT MAIN LOWER			1	1	1	1
4	302K333030	DUCT SEPARATION			1	1	1	1
5	302K333041	DUCT REAR UPPER			1	1	1	1
6	302K333051	DUCT REAR LOWER			1	1	1	1
7	302NG94220	PARTS FAN MOTOR SP			2	2	2	2
8	302LC31511	SEAL MOTOR DC			2	2	2	2
9	302RH33010	DUCT BRACKET			1	1	1	1
10	302NR94150	PARTS PWB ASSY THERMISTOR SP			1	1	1	1
11	7YZM210005++H01	ACCESS.EDGING			1	1	1	1
12	7YZM410004++H01	ACCESS.BAND			1	1	1	1
13	302FZ94380	PARTS,FAN COOLING DLP 70 SP			1	1	1	1
14	302V633030	HOLDER FAN			1	1	1	1
15	302V633040	JOINT TUBE			1	1	1	1
16	302V633050	DUCT TUBE A			1	1	1	1
17	302V633060	DUCT TUBE B			1	1	1	1
18	302V633070	TUBE DLP A			1	1	1	1
19	302V633080	TUBE DLP B			1	1	1	1
20	302V633010	FILTER UFP	40ppm		1	1	1	1
21	302V633020	SPONGE UFP FILTER	40ppm		2	2	2	2
101	7BB700308H	+BIND T.T S SCREW 3X8 SR						
102	7BB702308H	+TP-FLAT T.T S SCREW 3X8 SR						

• Parts with a Ref.No. of 500 and above in the illustration indicate they are not selected for service parts.

• イラスト中で 500 番台の Ref 番号が付いている部品はサービスパーツに選定されていません。

FIG. 26 Exit Section

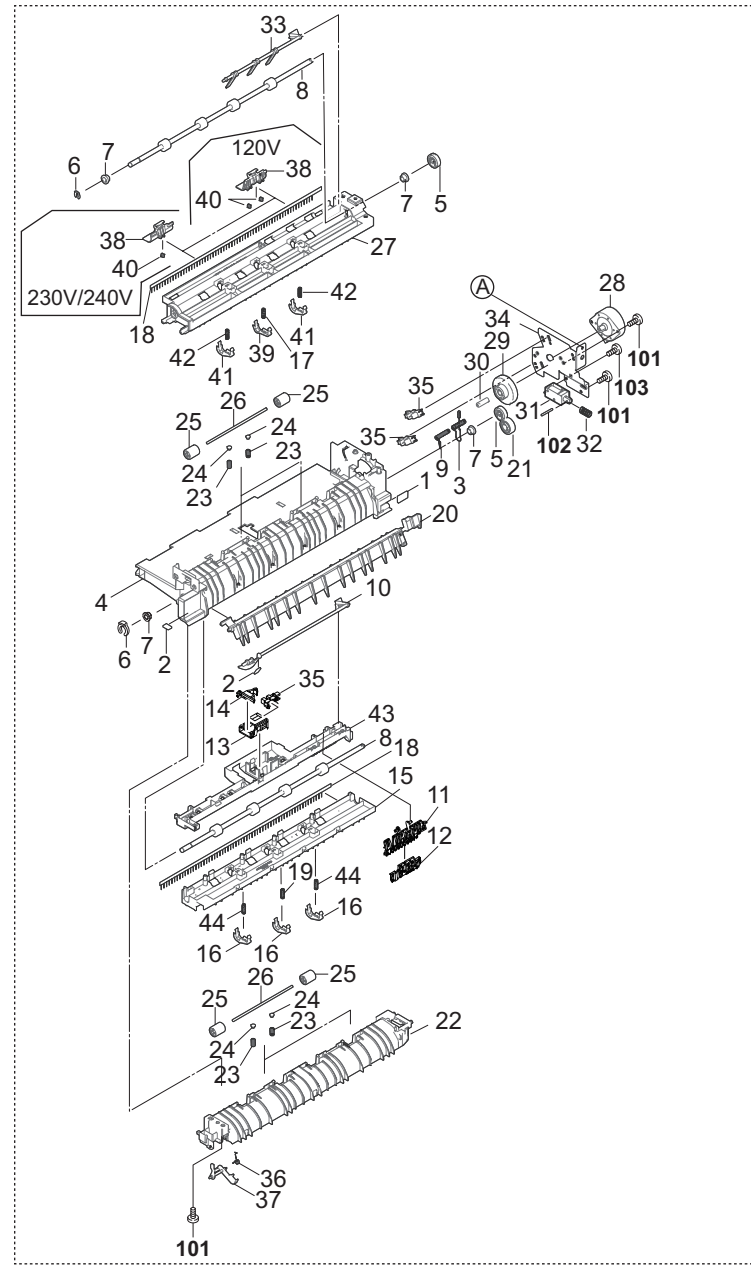
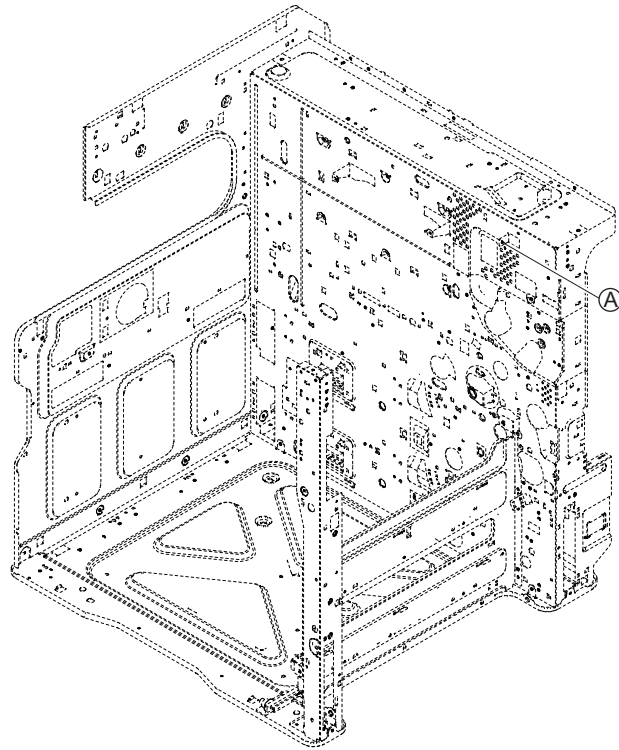


FIG. 26 Exit Section

2V6/2V7

Ref. No. 番号	Part.No. 部品番号	Description 部品名称	Notes 備考	Revision 改訂	Quantity 個数			
					100 (日本)	120	230	240
A01	302V694060	PARTS EXIT UNIT SP			1		1	1
A01	302V694070	PARTS EXIT UNIT B SP				1		
1	*302NL28040	CUSHION GUIDE CHANGE			1	1	1	1
2	*302K328240	CUSHION GUIDE CHANGE B			2	2	2	2
3	*302K328210	WIRE EXIT ROLLER EARTH			1	1	1	1
4	*302K328011	BASE CONVEYING EXIT			1	1	1	1
5	*302K394350	PARTS GEAR Z22S EXIT SP			2	2	2	2
6	*5MVX111DN003	RING STOPPER /A-49 FEED A4			2	2	2	2
7	*302H024370	BUSH 6 EW			4	4	4	4
8	*302K394240	PARTS ROLLER EXIT SP			2	2	2	2
9	*302K328170	SPRING EXIT EARTH			1	1	1	1
10	*302NL28060	ACTUATOR EXIT OVERFLOW			1	1	1	1
11	*302V628010	PLATE EXIT OVERFLOW A			1	1	1	1
12	*302V628020	PLATE EXIT OVERFLOW B			1	1	1	1
13	*302P128010	MOUNT PI			1	1	1	1
14	*302P128020	ACTUATOR JS			1	1	1	1
15	*302K328100	GUIDE EXIT MIDDLE			1	1	1	1
16	*302V628030	GUIDE EXIT PUSH			3	3	3	3
17	*302K328260	SPRING GUIDE EXIT PUSH			1	1	1	1
18	*302K328250	STATIC-ELIMINATOR EXIT			2	2	2	2
19	*302P128030	SPRING GUIDE EXIT PUSH			1	1	1	1
20	*302RH28030	GUIDE CHANGE			1	1	1	1
21	*302K394360	PARTS GEAR Z25S EXIT INPUT SP			1	1	1	1
22	*302RH28020	FRAME EXIT LOWER			1	1	1	1
23	*302F928170	SPRING PULLEY			8	8	8	8
24	*2FM04150	CAP SPRING /B-11 ENCLOSURE A4			8	8	8	8
25	*302F929260	PULLEY DU LOW			8	8	8	8
26	*302K324460	SHAFT FEED			4	4	4	4
27	*302K328020	FRAME EXIT UPPER			1	1	1	1
28	*302HN44100	MOTOR REVERSE			1	1	1	1
29	*302K394340	PARTS GEAR Z74R-Z22S EXIT SP			1	1	1	1
30	*303MA16560	SHAFT GEAR BELT			1	1	1	1
31	*302F944090	SOLENOID ASSY			1	1	1	1
32	*302K328150	SPRING SOLENOID			1	1	1	1
33	*302K328070	ACTUATOR EXIT UPPER SWITCH			1	1	1	1
34	*302K328111	PLATE EXIT MOTOR			1	1	1	1
35	*7NXGP1S173LCH01	SENSOR OPT.			3	3	3	3
36	*302K328270	SPRING EXIT FUSER SWITCH			1	1	1	1
37	*302RH28040	ARM ACTUATOR EXIT			1	1	1	1
38	*302K328321	GUIDE EXIT OVERFLOW JS_A			2		2	2
38	*302NL28030	GUIDE EXIT OVERFLOW JS INCH				2		2
39	*302K328290	GUIDE EXIT PUSH JS			1	1	1	1
40	*302K328330	PULLEY FEED 6			2	4	2	2
41	*302RH28051	GUIDE EXIT PUSH JS			2	2	2	2
42	*302FZ28270	SPRING EXIT PUSH			2	2	2	2
43	*302K328181	LID EXIT EMPTY SWITCH			1	1	1	1
44	*302V628040	SPRING GUIDE EXIT PUSH			2	2	2	2
101	7BB202308H	+TP-FLAT T.T P SCREW 3X8						
102	7BP012520+++H01	SPRING PIN 2.5X20(SUS)						
103	7BB000303H	+BIND M SCREW 3X3						

• Parts with a Ref.No. of 500 and above in the illustration indicate they are not selected for service parts.

• イラスト中で 500 番台の Ref 番号が付いている部品はサービスパーツに選定されていません。



FIG. 27 Inner Section

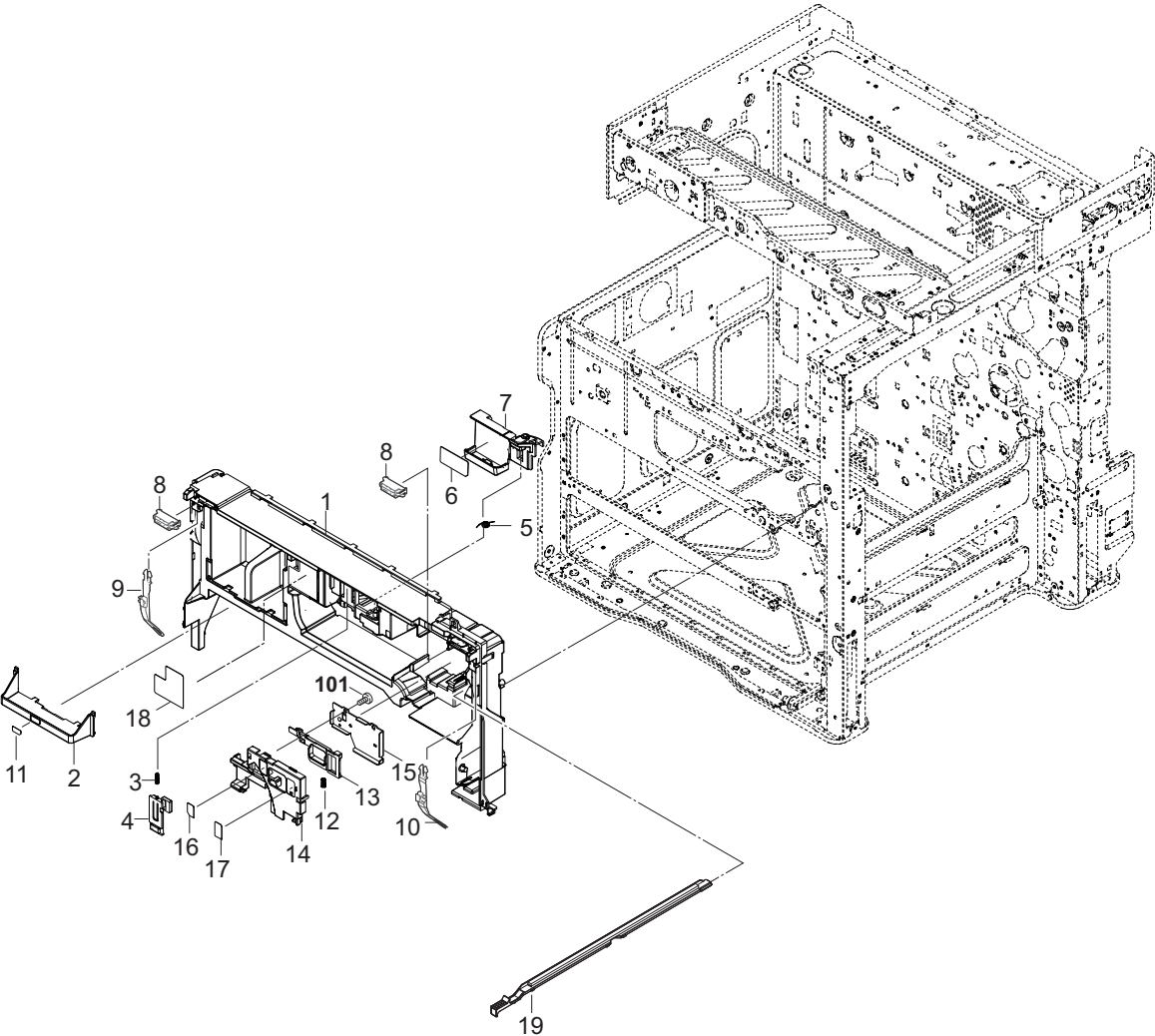


FIG. 27 Inner Section

2V6/2V7

Ref. No. 番号	Part.No. 部品番号	Description 部品名称	Notes 備考	Revision 改訂	Quantity 個数			
					100(日本)	120	230	240
1	302NL04240	COVER INNER FRONT			1	1	1	1
2	302NL04260	COVER HOLDER BOX			1	1	1	1
3	302K304360	SPRING STOPPER CONTAINER			1	1	1	1
4	302K304280	STOPPER CONTAINER			1	1	1	1
5	302K304300	SPRING LEVER CONTAINER			1	1	1	1
6	302K334170	LABEL TONER CONTAINER PULL			1	1	1	1
7	302K304270	LEVER CONTAINER			1	1	1	1
8	302H004660	MAGNET CATCH			2	2	2	2
9	302K304320	STRAP COVER FRONT L			1	1	1	1
10	302K304230	STRAP COVER FRONT R			1	1	1	1
11	302NL34110	LABEL W1			1	1	1	1
12	302K302990	SPRING STOPPER DLP B			1	1	1	1
13	302NL02320	LEVER HOOK REMOUREMENT			1	1	1	1
14	302K302361	STOPPER REMOUREMENT DLP			1	1	1	1
15	302K302772	PLATE STOPPER REMOUREMENT			1	1	1	1
16	302NL34060	LABEL PUSH STOPPER			1	1	1	1
17	302NL34070	LABEL ARROW STOPPER			1	1	1	1
18	302NL34100	LABEL BOTTLE WASTE			1	1	1	1
19	302NL94040	PARTS CLEANER REGIST ASSY SP			1	1	1	1
101	7BB200308H	+BIND T.T P SCREW 3X8						

• Parts with a Ref.No. of 500 and above in the illustration indicate they are not selected for service parts.

• イラスト中で 500 番台の Ref 番号が付いている部品はサービスパーツに選定されていません。

FIG. 28 Electrical Components 1

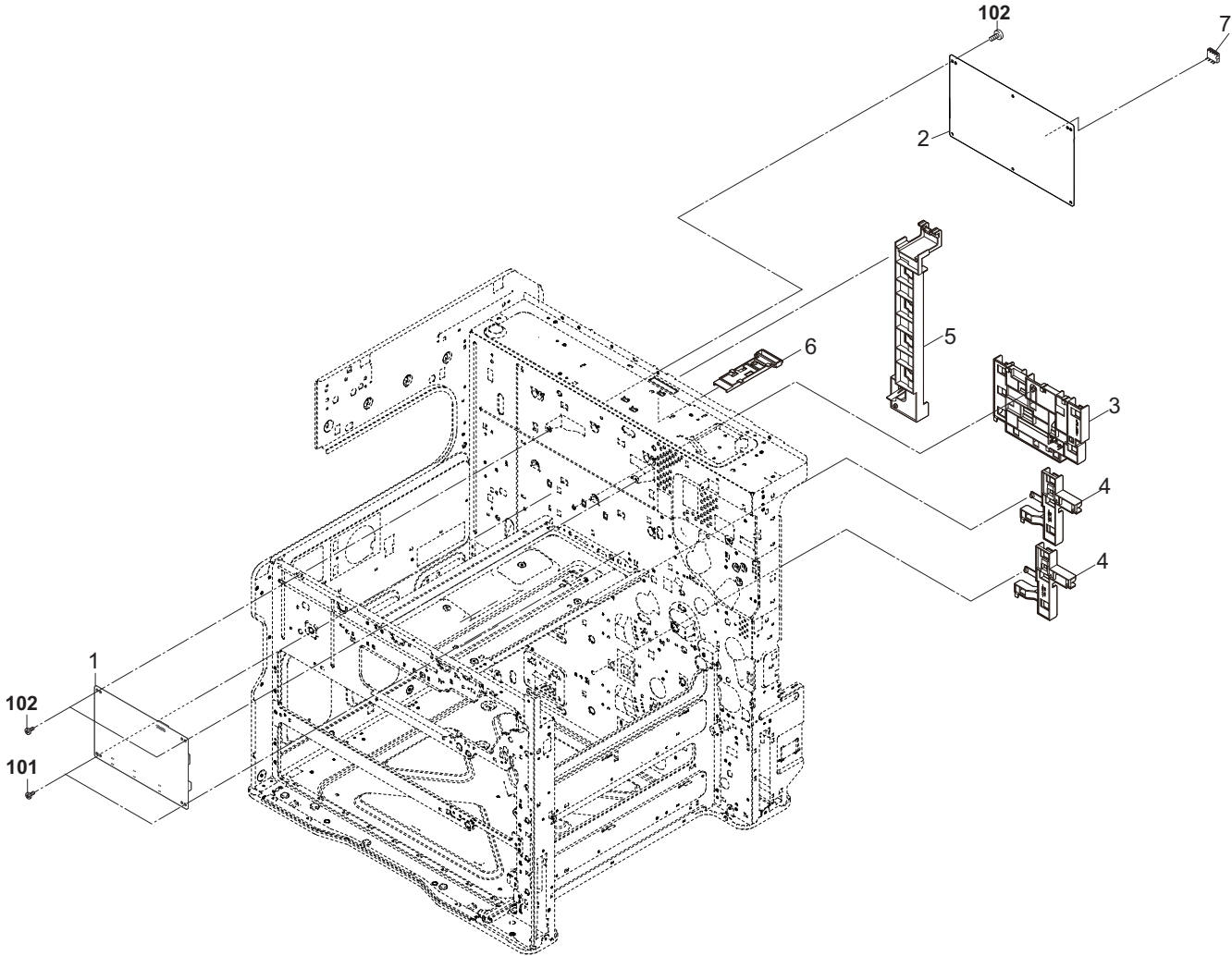


FIG. 28 Electrical Components 1

2V6/2V7

Ref. No. 番号	Part.No. 部品番号	Description 部品名称	Notes 備考	Revision 改訂	Quantity 個数			
					100 (日本)	120	230	240
1	302P194260	PARTS UNIT HIGH VOLTAGE SP			1	1	1	1
2	302V694040	PARTS PWB ENGINE ASSY SP			1	1	1	1
3	302RH39070	GUIDE WIRE REAR A			1	1	1	1
4	302RH39080	GUIDE WIRE REAR B			2	2	2	2
5	302RH39090	GUIDE WIRE REAR C			1	1	1	1
6	302RH39100	GUIDE WIRE ISU			1	1	1	1
7	302LF94510	PARTS IC EEPROM SP			1	1	1	1
101	7BB702308H	+TP-FLAT T.T S SCREW 3X8 SR						
102	7BB700308H	+BIND T.T S SCREW 3X8 SR						

• Parts with a Ref.No. of 500 and above in the illustration indicate they are not selected for service parts.

• イラスト中で 500 番台の Ref 番号が付いている部品はサービスパーツに選定されていません。

FIG. 29 Electrical Components 2

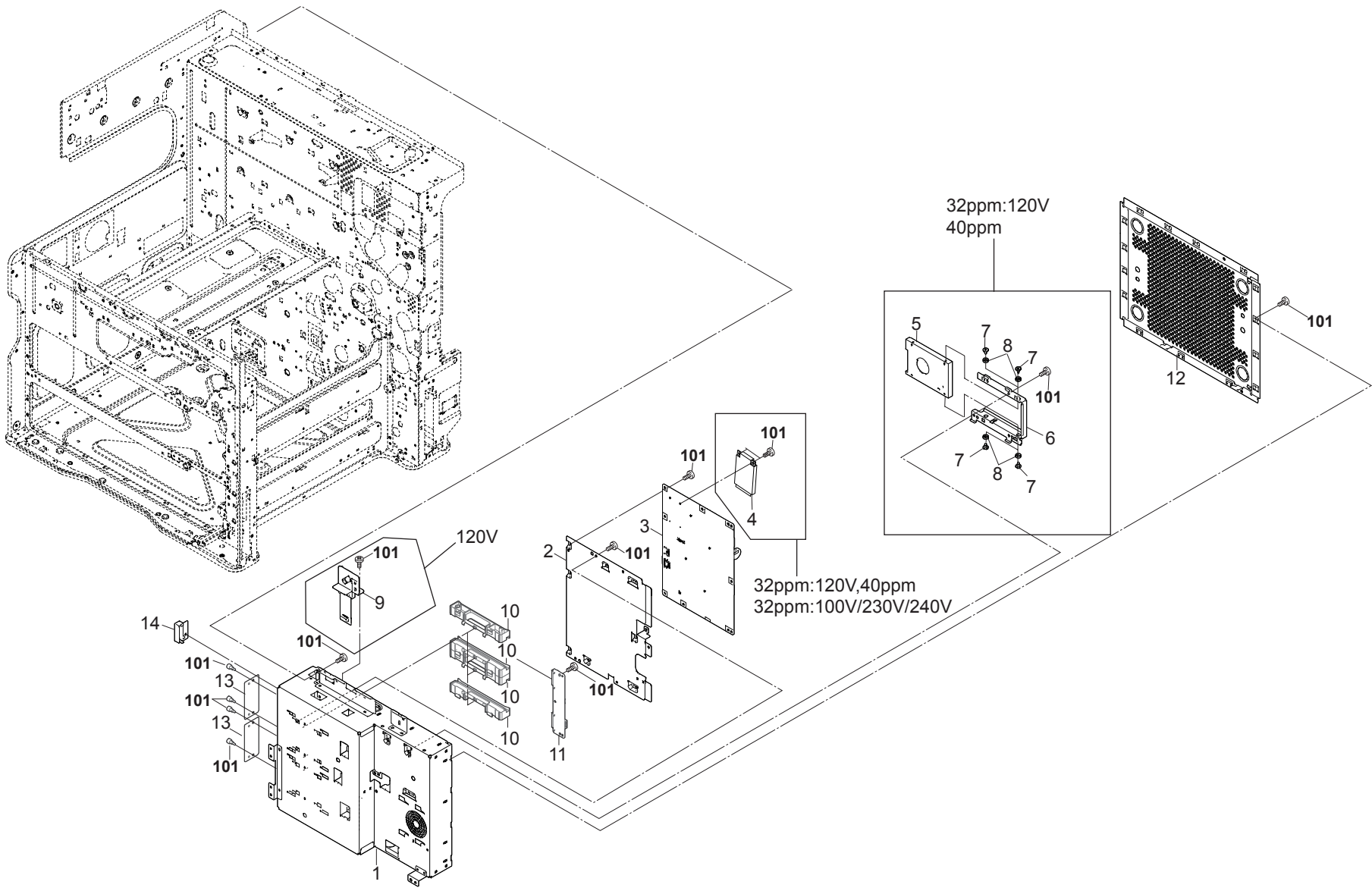


FIG. 29 Electrical Components 2

2V6/2V7

Ref. No. 番号	Part.No. 部品番号	Description 部品名称	Notes 備考	Revision 改訂	Quantity 個数			
					100 (日本)	120	230	240
1	302RH39010	BOX CONTROLLER			1	1	1	1
2	302RH39030	PLATE CONTROLLER SUB			1	1	1	1
3	302V694020	PARTS PWB MAIN ASSY SP			1	1		1
3	302V694030	PARTS PWB MAIN ASSY EU SP					1	
4	302ND94670	PARTS SSD SP	32ppm:120V,40ppm		1	1	1	1
4	302L794170	PARTS SSD SP	32ppm:100V/230V/240V		1		1	1
5	302ND93180	PARTS STORAGE DEVICE SP	32ppm:120V,40ppm		1	1	1	1
6	302RH39160	BRACKET HDD	32ppm:120V,40ppm		1	1	1	1
7	302MV39341	PIN HDD	32ppm:120V,40ppm		4	4	4	4
8	302JD19140	BUSHING FAN	32ppm:120V,40ppm		4	4	4	4
9	303RR94010	PARTS WIFI UNIT SP				1		
10	302R439070	RAIL KUJO			4	4	4	4
11	302K994270	PARTS PWB KUJO ASSY SP			1	1	1	1
12	302RH39020	LID CONTROLLER			1	1	1	1
13	302RH39220	PLATE OPTION			2	2	2	2
14	302RH39180	LID SD-CARD			1	1	1	1
101	7BB700308H	+BIND T.T S SCREW 3X8 SR						

• Parts with a Ref.No. of 500 and above in the illustration indicate they are not selected for service parts.

• イラスト中で 500 番台の Ref 番号が付いている部品はサービスパーツに選定されていません。

FIG. 30 Electrical Components 3

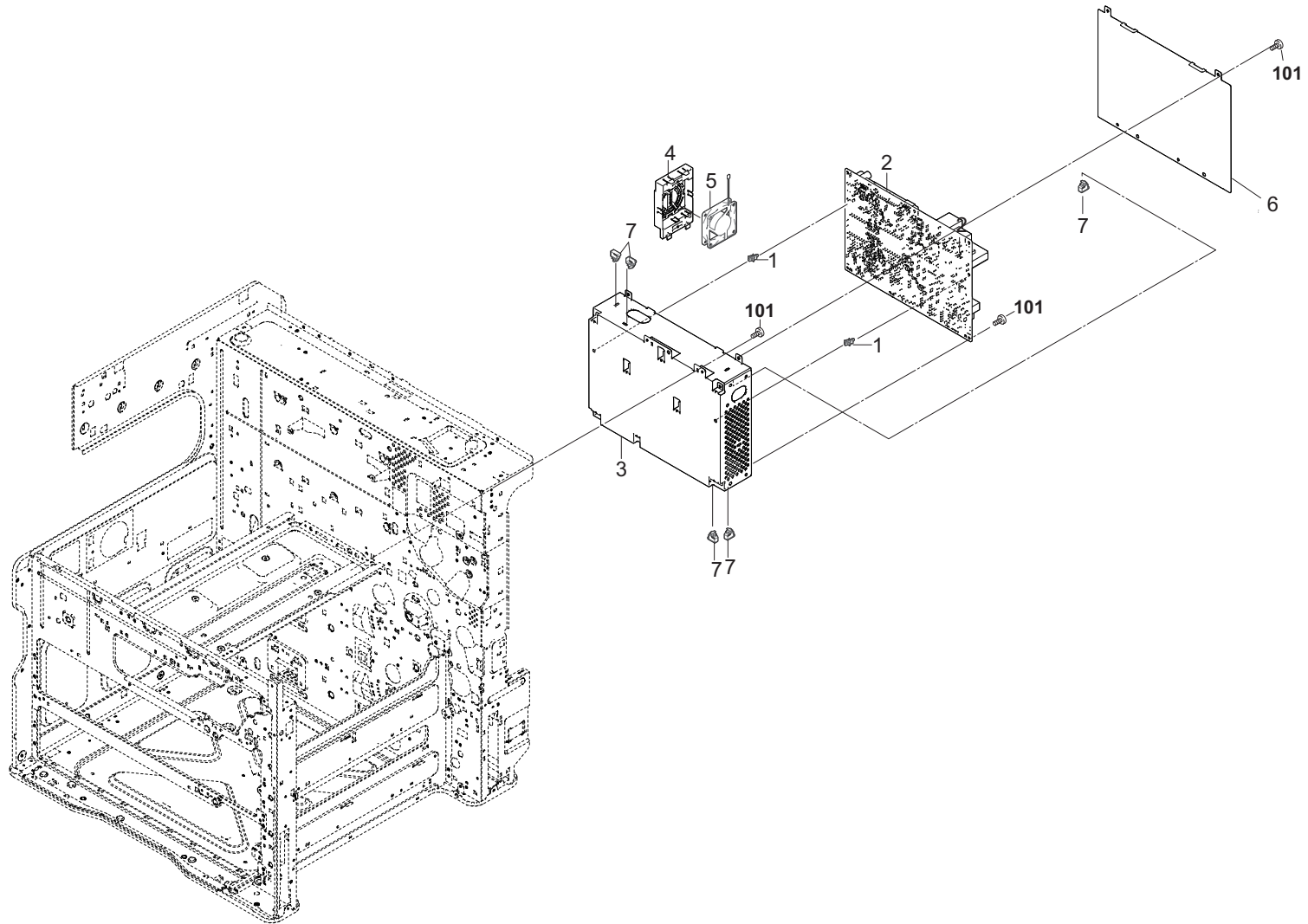


FIG. 30 Electrical Components 3

2V6/2V7

Ref. No. 番号	Part.No. 部品番号	Description 部品名称	Notes 備考	Revision 改訂	Quantity 個数			
					100(日本)	120	230	240
1	7YZM510007++H01	ACCESS.SPACER			2	2	2	2
2	302RH94220	PARTS UNIT LOW VOLTAGE 100 SP			1	1		
2	302RH94230	PARTS UNIT LOW VOLTAGE 200 SP					1	1
3	302RH39040	BOX POWER			1	1	1	1
4	302RH39130	BRACKET FAN POWER			1	1	1	1
5	302FZ94420	PARTS,FAN COOLING CONVEYING SP			1	1	1	1
6	302RH39050	LID POWER			1	1	1	1
7	7YZM610010++H01	ACCESS.SADDLE			5	5	5	5
101	7BB700308H	+BIND T.T S SCREW 3X8 SR						

• Parts with a Ref.No. of 500 and above in the illustration indicate they are not selected for service parts.

• イラスト中で 500 番台の Ref 番号が付いている部品はサービスパーツに選定されていません。



FIG. 31 Operation Section

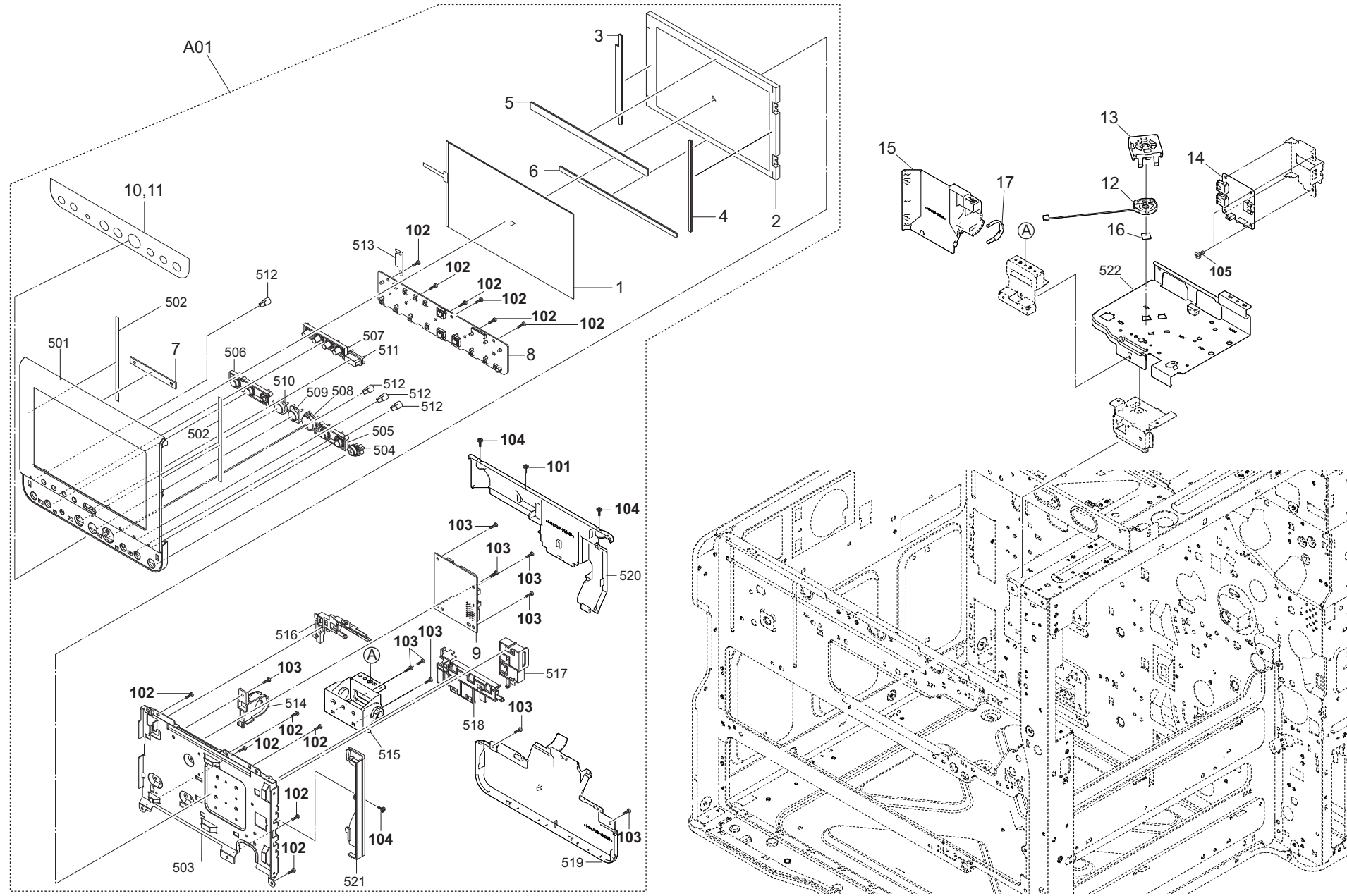




FIG. 32 Wire Section 1

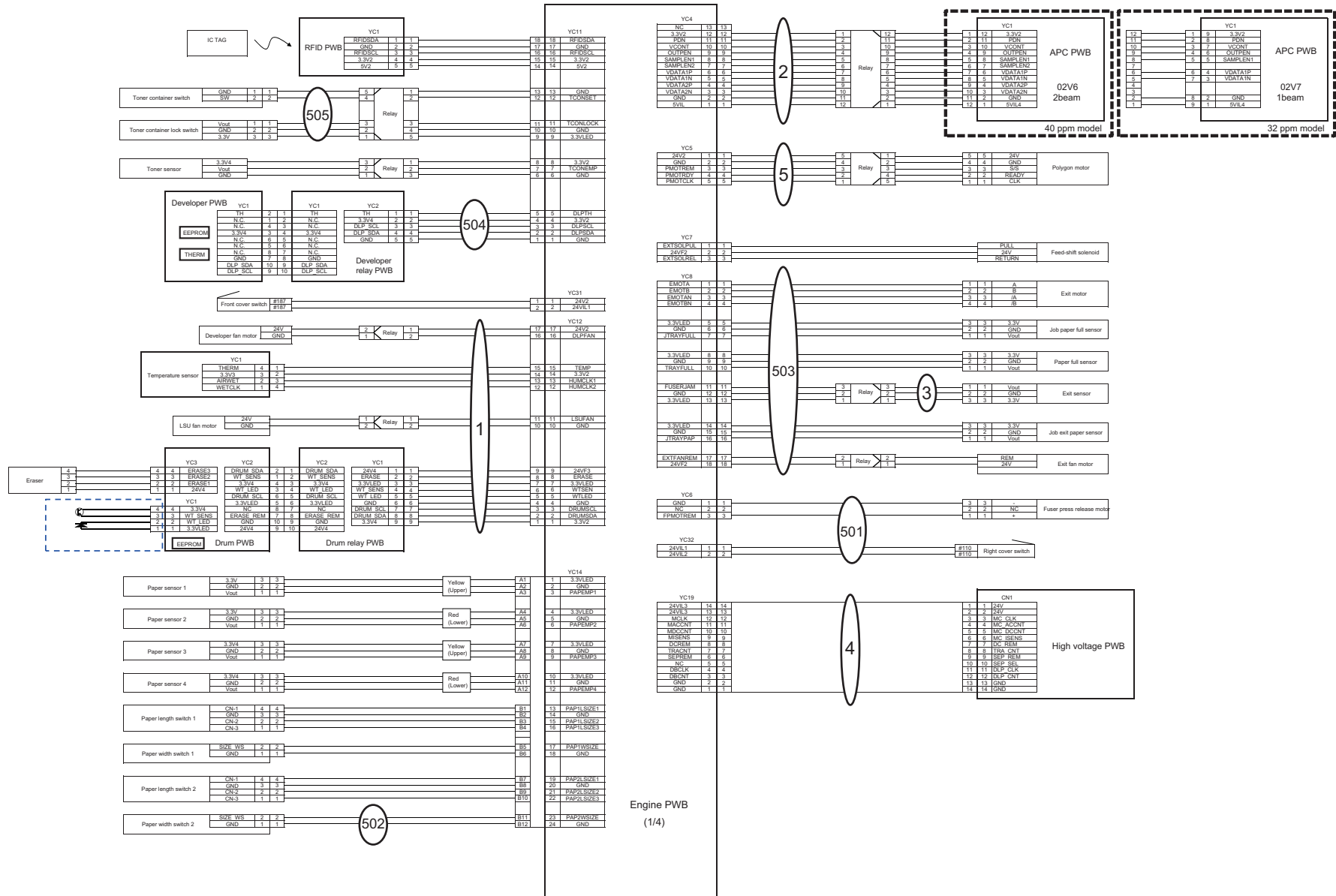
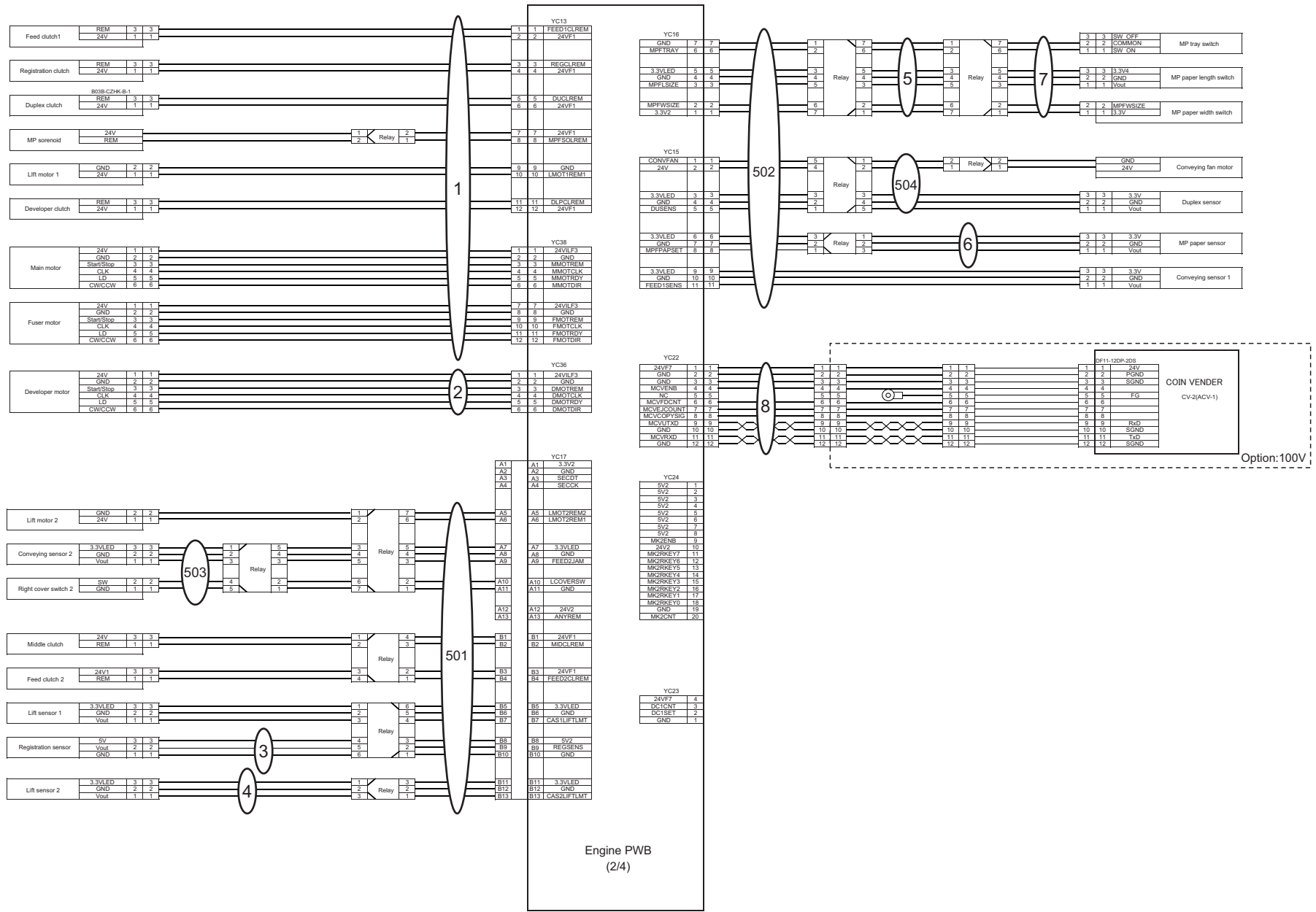




FIG. 33 Wire Section 2



Engine PWB  
(2/4)



FIG. 34 Wire Section 3

2V6/2V7

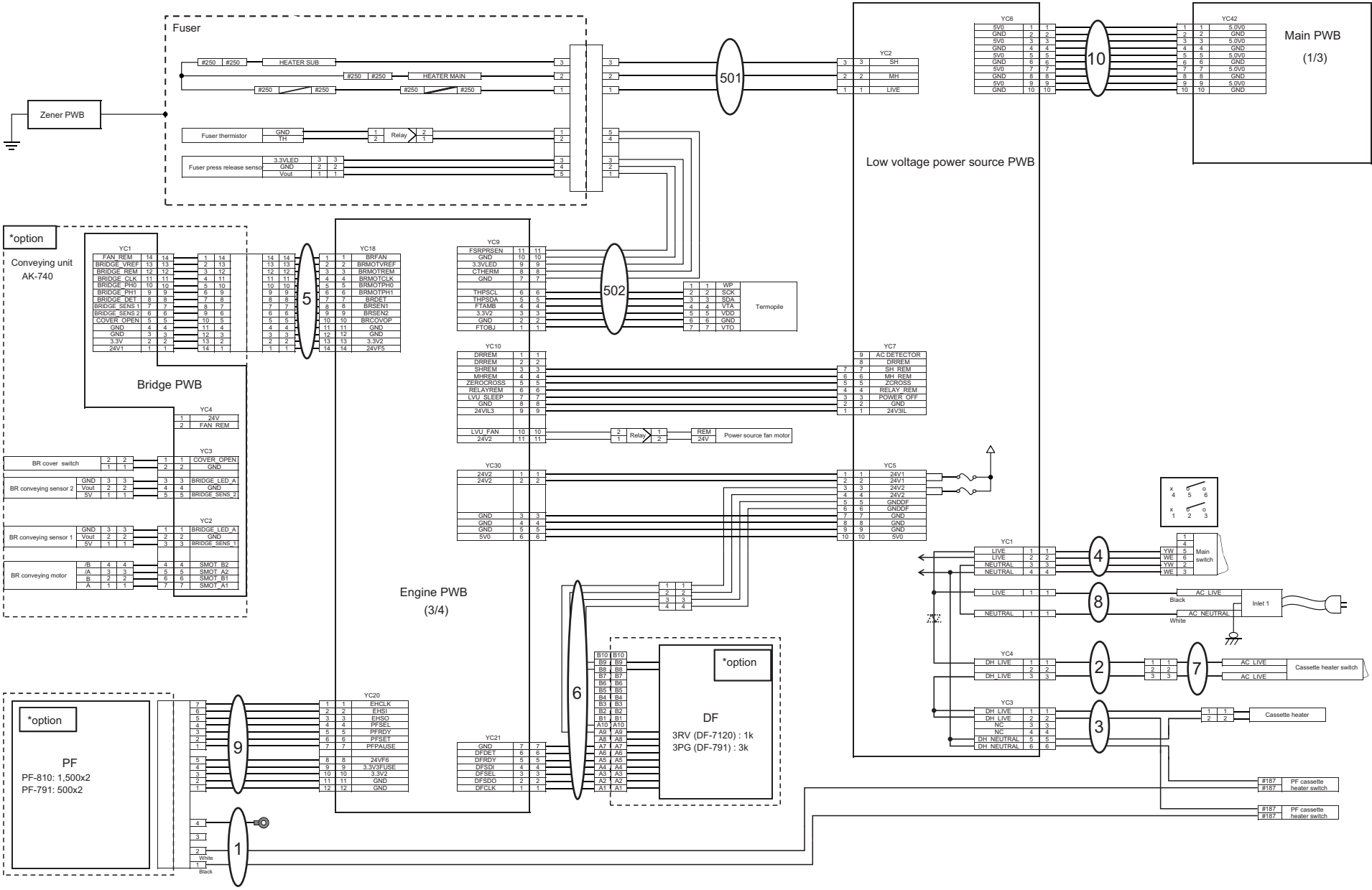


FIG. 34 Wire Section 3

2V6/2V7

Ref. No. 番号	Part.No. 部品番号	Description 部 品 名 称	Notes 備 考	Revision 改 訂	Quantity 個数			
					100(日本)	120	230	240
1	302K346660	WIRE PF DRAWER 200					1	1
1	302K346470	WIRE PF DRAWER			1	1		
2	302RH46420	WIRE HEATER SWITCH JOINT			1	1	1	1
3	302NL46280	WIRE CASSETTE HEATER JOINT			2	2	2	2
4	302RH46170	WIRE MAIN SWITCH			1	1	1	1
5	302RH46310	WIRE BRIDGE JOINT			1	1	1	1
6	302RH46280	WIRE DF JOINT			1	1	1	1
7	302RH46180	WIRE HEATER SWITCH			1	1	1	1
8	302RH46190	WIRE INLET ASSY			1	1	1	1
9	302V646170	CONN.CORD ASSY PF JOINT			1	1	1	1
10	302RH46040	WIRE MAIN-LVU			1	1	1	1

• Parts with a Ref.No. of 500 and above in the illustration indicate they are not selected for service parts.

・イラスト中で 500 番台の Ref 番号が付いている部品はサービスパーツに選定されていません。



FIG. 35 Wire Section 4

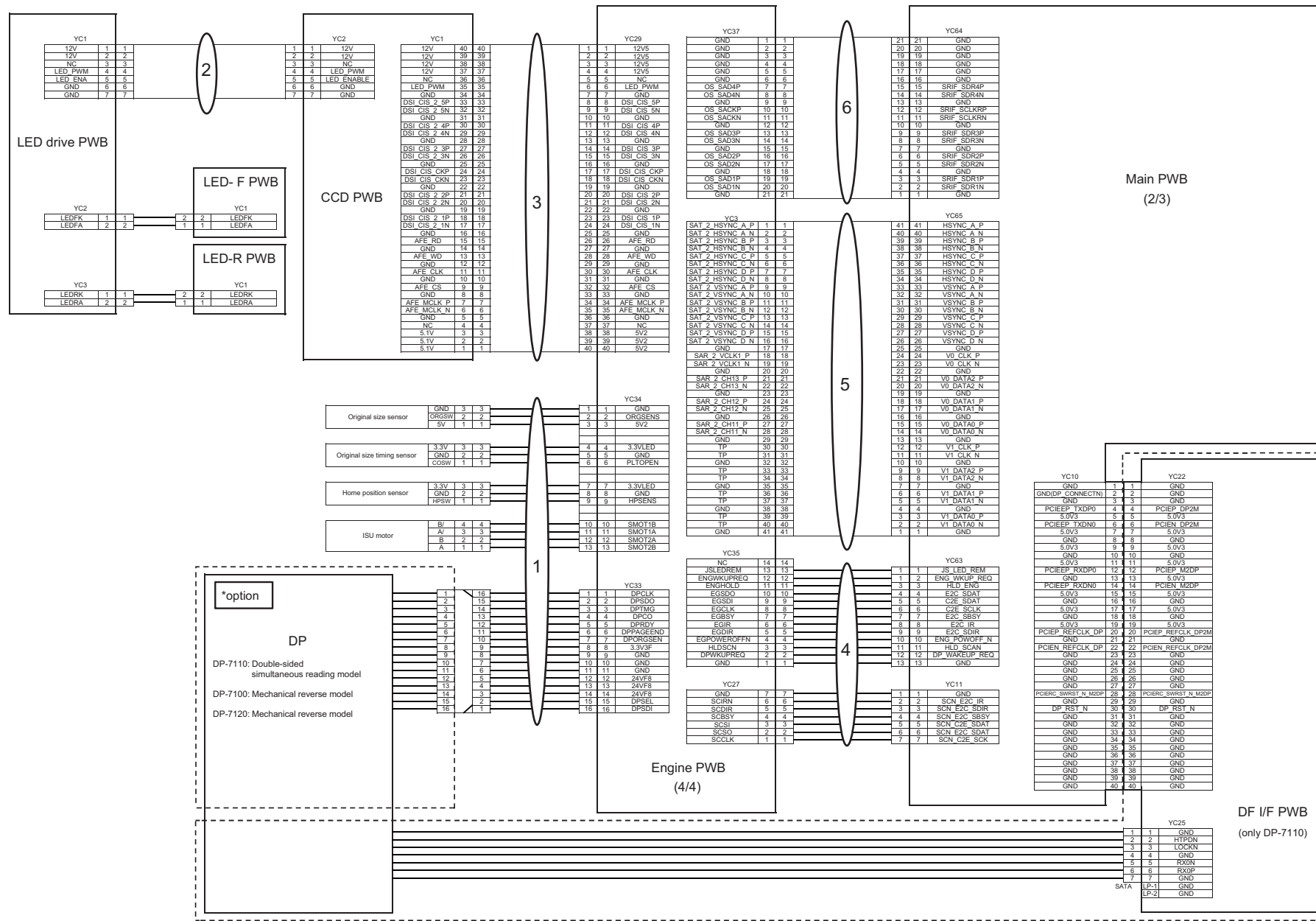


FIG. 35 Wire Section 4

2V6/2V7-1

Ref. No. 番号	Part.No. 部品番号	Description 部品名称	Notes 備考	Revision 改訂	Quantity 個数			
					100(日本)	120	230	240
1	302RH46290	WIRE ISU			1	1	1	1
2	302V646110	CONN.CORD ASSY FFC LED			1	1	1	1
3	302RH94290	PARTS FFC CCD SET SP		1:Part No-chg.	1	1	1	1
4	302V646140	CONN.CORD ASSY ENGINE-LVU			1	1	1	1
5	302RH46160	WIRE FFC MAIN-ENGINE			1	1	1	1
6	302RH46470	WIRE FFC MAIN-ENGINE 2			1	1	1	1

• Parts with a Ref.No. of 500 and above in the illustration indicate they are not selected for service parts.

・イラスト中で500番台のRef番号が付いている部品はサービスパーツに選定されていません。

FIG. 36 Wire Section 5

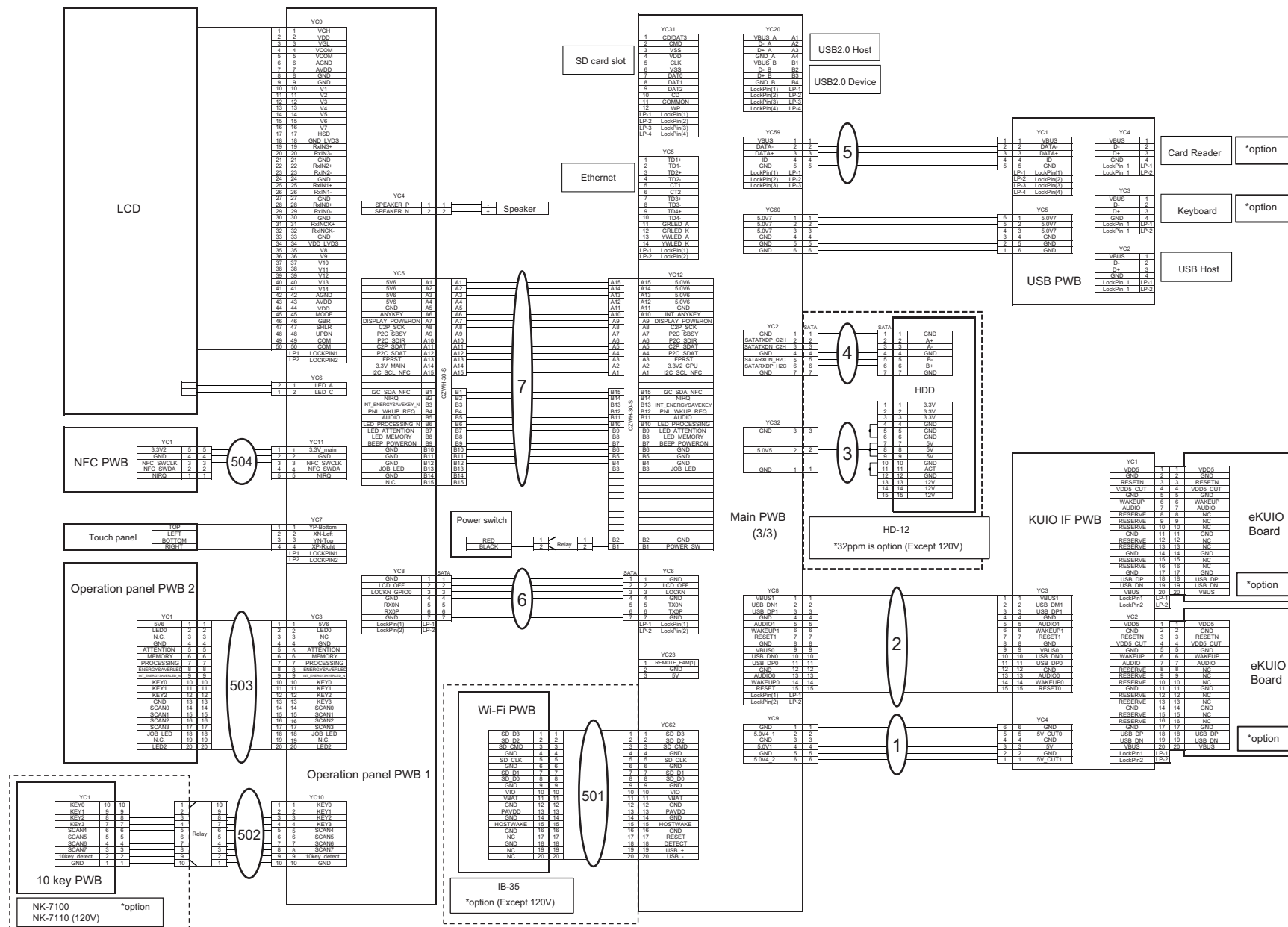


FIG. 36 Wire Section 5

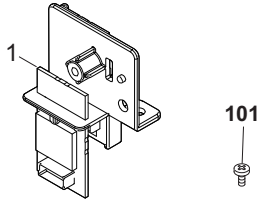
2V6/2V7

Ref. No. 番号	Part.No. 部品番号	Description 部品名称	Notes 備考	Revision 改訂	Quantity 個数			
					100 (日本)	120	230	240
1	302RH46410	WIRE KUJO POWER			1	1	1	1
2	302RH46320	WIRE FFC KUJO			1	1	1	1
3	302RH46360	WIRE HDD POWER			1	1	1	1
4	302N446130	WIRE HDD DATA 1	32ppm:120V,40ppm		1	1	1	1
5	302RH46150	WIRE USB HUB	32ppm:120V,40ppm		1	1	1	1
6	302RH46130	WIRE PANEL DATA			1	1	1	1
7	302V646190	CONN.CORD ASSY MAIN OPERATION			1	1	1	1

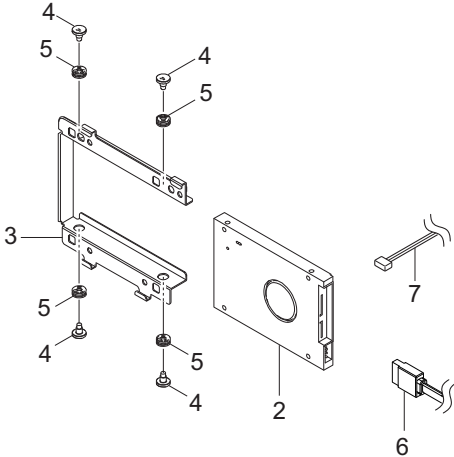
• Parts with a Ref.No. of 500 and above in the illustration indicate they are not selected for service parts.

• イラスト中で 500 番台の Ref 番号が付いている部品はサービスパーツに選定されていません。

IB-35



HD-12



NK-7100 / NK-7110

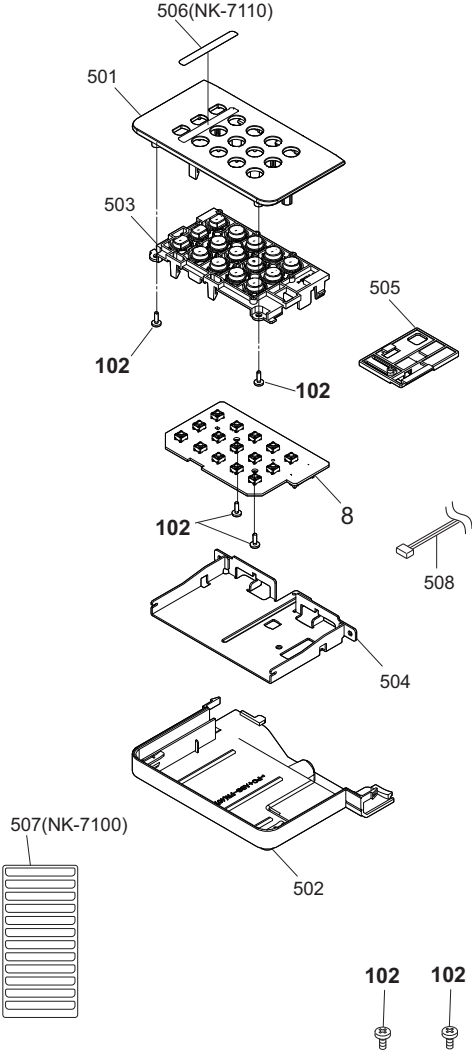


FIG. 37 Option 1

2V6/2V7

Ref. No. 番号	Part.No. 部品番号	Description 部品名称	Notes 備考	Revision 改訂	Quantity 個数			
					100(日本)	120	230	240
1	303RR94010	PARTS WIFI UNIT SP			1		1	1
2	302ND93180	PARTS STORAGE DEVICE SP	32ppm		1		1	1
3	302RH39160	BRACKET HDD	32ppm		1		1	1
4	302MV39341	PIN HDD	32ppm		4		4	4
5	302JD19140	BUSHING FAN	32ppm		4		4	4
6	302N446130	WIRE HDD DATA 1	32ppm		1		1	1
7	302RH46360	WIRE HDD POWER	32ppm		1		1	1
8	303RT94010	PARTS PWB 10KEY ASSY SP			1	1	1	1
101	7BB600306H	+BIND M SCREW 3X6 R						
102	7BB700308H	+BIND T.T S SCREW 3X8 SR						

• Parts with a Ref.No. of 500 and above in the illustration indicate they are not selected for service parts.

• イラスト中で 500 番台の Ref 番号が付いている部品はサービスパーツに選定されていません。

FIG. 38 Option 2

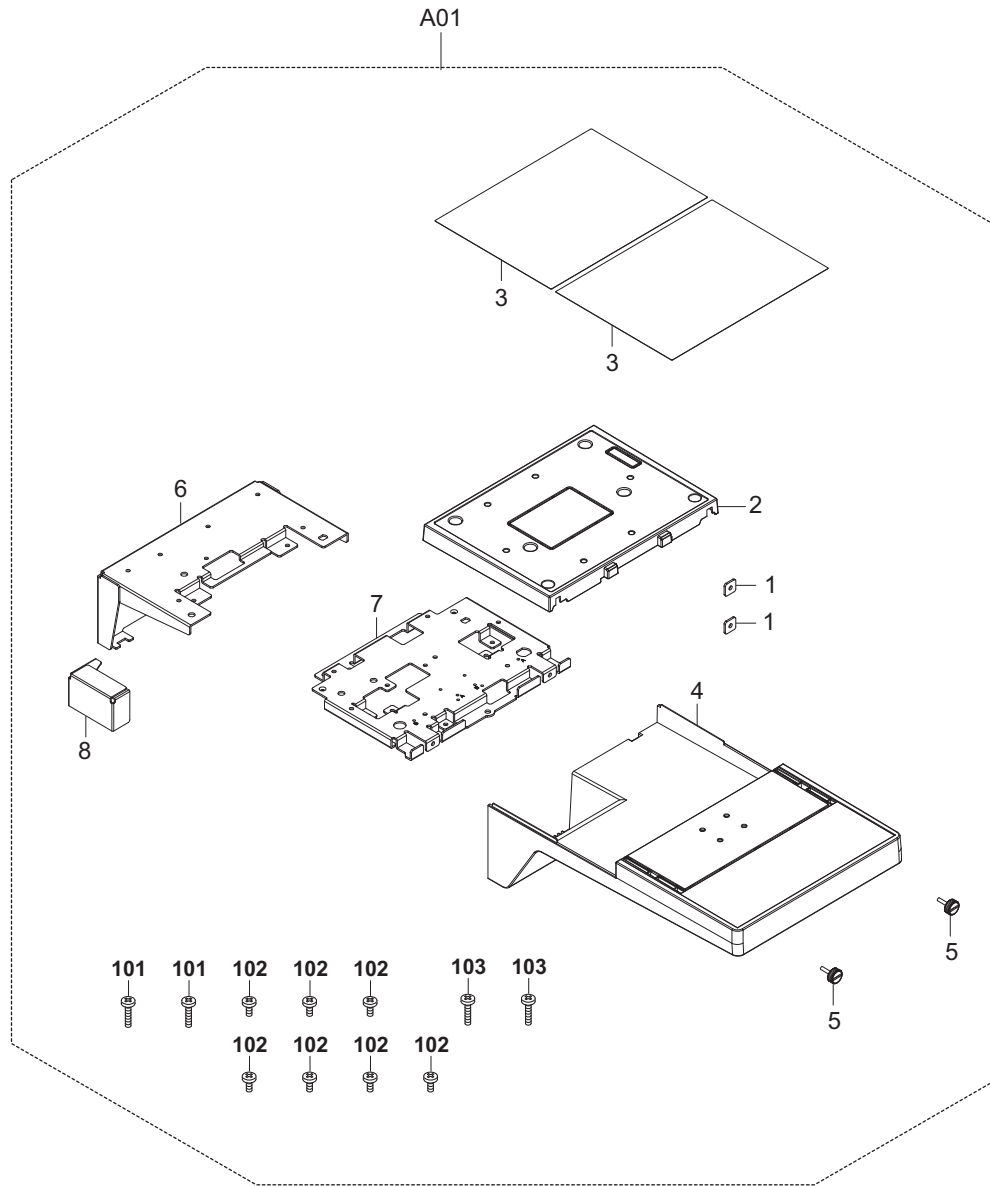


FIG. 38 Option 2

2V6/2V7

Ref. No. 番号	Part.No. 部品番号	Description 部品名称	Notes 備考	Revision 改訂	Quantity 個数			
					100 (日本)	120	230	240
A01	1902LC0UN2	DT-730(B)/DOCUMENT TRAY	OPTION		1	1	1	1
1	*3CY06030	RETAINER M4			2	2	2	2
2	*302LC04601	COVER TRAY			1	1	1	1
3	*302LC04660	SHEET TRAY			2	2	2	2
4	*302LC04710	COVER TRAY LOWER			1	1	1	1
5	*303NS24410	SCREW PLATE DF			2	2	2	2
6	*302LC04611	STAY TRAY			1	1	1	1
7	*302LC04621	MOUNT TRAY			1	1	1	1
8	*302LC04670	PLATE TRAY			1	1	1	1
9	302RH94010	PARTS STOPPER WIRE ASSY SP			1	1	1	1
101	7BB607414H	+TP-CUP M SCREW 4X14 R						
102	7BB180408H	+BIND T.T S SCREW 4X8(BLACK)						
103	7BB607410H	+TP-CUP M SCREW 4X10 R						

• Parts with a Ref.No. of 500 and above in the illustration indicate they are not selected for service parts.

• イラスト中で 500 番台の Ref 番号が付いている部品はサービスパーツに選定されていません。



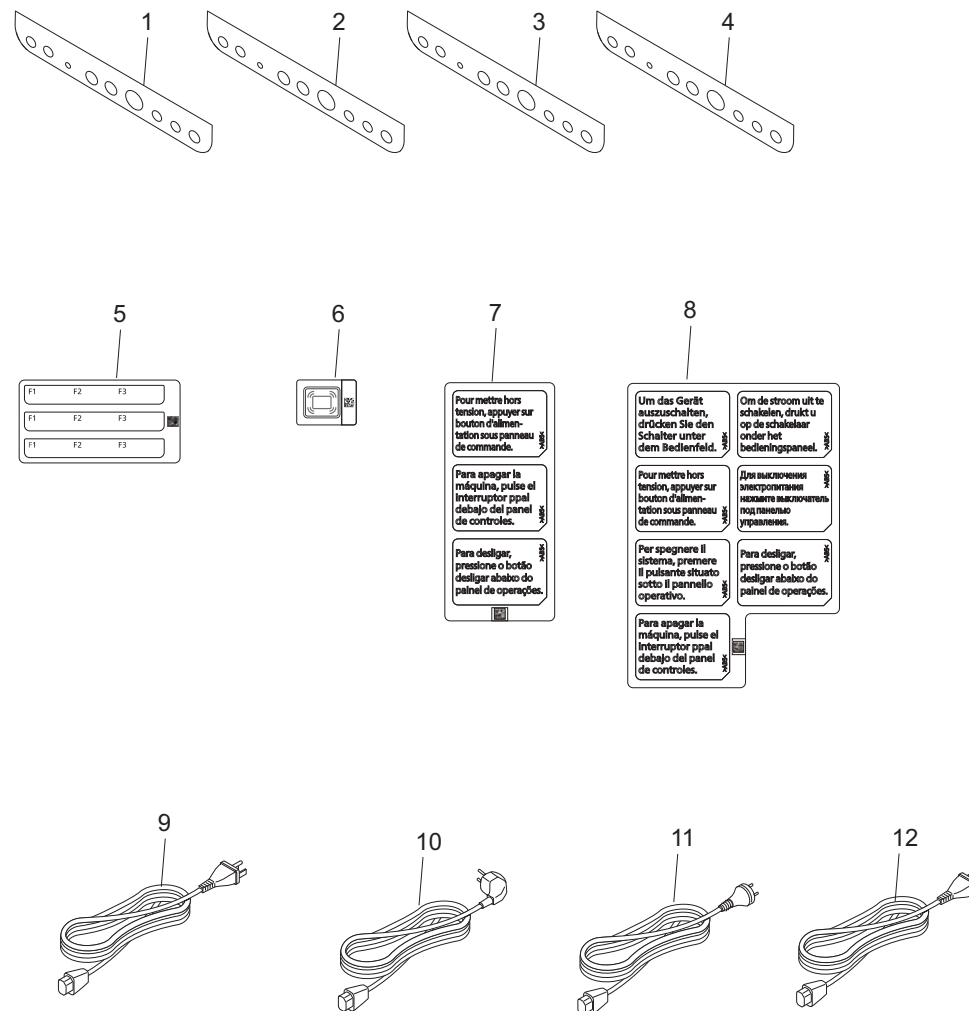




FIG. 40 Maintenance Kits

2V6/2V7-2

Ref. No. 番号	Part.No. 部品番号	Description 部品名称	Notes 備考	Revision 改訂	Quantity 個数			
					100(日本)	120	230	240
	1702V67US0	MK-7127/MAINTENANCE KIT	OPTION			1		
	*302V693020	DK-7125				1		
	*302V693010	DV-7125				1		
	*302V693040	FK-7127				1		
	*302V693070	TR-7125				1		
	1702V68AS0	MK-7129/MAINTENANCE KIT	OPTION					1
	*302V693020	DK-7125						1
	*302V693010	DV-7125						1
	*302V693050	FK-7125						1
	*302V693070	TR-7125						1
	1702V68NLO	MK-7125/MAINTENANCE KIT	OPTION				1	
	*302V693020	DK-7125					1	
	*302V693010	DV-7125					1	
	*302V693050	FK-7125					1	
	*302V693070	TR-7125					1	
	1702V69JP0	MK-7126/MAINTENANCE KIT	OPTION	2:Others	1			
	*302V693020	DK-7125			1			
	*302V693010	DV-7125			1			
	*302V693060	FK-7126			1			
	*302V693070	TR-7125			1			

• Parts with a Ref.No. of 500 and above in the illustration indicate they are not selected for service parts.

• イラスト中で 500 番台の Ref 番号が付いている部品はサービスパーツに選定されていません。

## INDEX / 索引

Part.No. 部品番号	Description 部品名称	Fig.No.
1702V67US0	MK-7127/MAINTENANCE KIT	40
1702V68AS0	MK-7129/MAINTENANCE KIT	40
1702V68NL0	MK-7125/MAINTENANCE KIT	40
1702V69JP0	MK-7126/MAINTENANCE KIT	40
1902LC0UN2	DT-730(B)/DOCUMENT TRAY	38
2BC06910	STOPPER 6	8,10
2BC06980	STOPPER 5	6,13,17
2BG06480	BAND B	12
2BL04310	PLATE NUMBER	8
2BL04370	PLATE NUMBER 2	8
2C902590	SPRING DEV PUSH F	5
2C906080	GEAR 18 BYPASS	16
2C906090	TERMINAL PAPER SIZE	16
2C907140	PAD CASSETTE	8
2C907360	SPRING CURSOR R	8
2FB06710	PIN CASSETTE RAIL	4
2FB20860	PIN FUSER COVER	7,17
2FB27160	INTER LOCK SWITCH	3,6
2FM04150	CAP SPRING /B-11 ENCLOSURE A4	12,26
302C994030	PARTS PWB MPF SIZE ASSY SP	16
302DY04011	EMBLEM KC 1SG 70 B	2
302F906230	PULLEY FEED ASSY	9
302F909171	RETARD ROLLER ASSY	9
302F928170	SPRING PULLEY	26
302F929260	PULLEY DU LOW	26
302F931270	SPRING FUSER	1
302F944090	SOLENOID ASSY	26
302FB09830	CUT WASHER 4	8
302FB23340	FILM UPPER REAR DUCT	25
302FB26290	LID VENDOR	7
302FG07020	PULLEY,CASSETTE RAIL	8
302FZ02580	CAP HANDLE	3
302FZ03110	SEAL HANDLE	3
302FZ04240	LID COVER LEFT	1
302FZ07020	PULLEY MPT BYPASS	8
302FZ20021	SPRING LID	12
302FZ25740	STOPPER 4	3
302FZ28270	SPRING EXIT PUSH	26
302FZ94380	PARTS,FAN COOLING DLP 70 SP	25
302FZ94420	PARTS,FAN COOLING CONVEYING SP	30
302GR02240	PIN FRONT CASSETTE RAIL	4
302H004560	STOPPER PAPER	1
302H004652	HOLDER SWITCH	2
302H004660	MAGNET CATCH	27
302H008140	SPRING BYPASSFFED	7
302H024360	BUSH 8 EW	10,13
302H024370	BUSH 6 EW	10,26
302H024830	BUSH 8	10
302H708150	SPONGE WIRE MPT	16
302H722470	COLLAR TRANS ROLLER	14,15

Part.No. 部品番号	Description 部品名称	Fig.No.
302H722760	PULLEY MIDDLE A	12
302HG12440	SEAL BLADE SIDE B	5
302HG44120	FAN MOTOR PS40	14
302HN06080	PULLEY PICKUP ASSY	9
302HN09240	SIZE FIX	8
302HN24400	PULLEY PA	10
302HN31030	GEAR Z36L-Z20S	24
302HN31200	GEAR Z35L	5
302HN31410	SPRING FEED	23,24
302HN31590	BUSH DRIVE	23,24
302HN31650	SPRING INPUT MPF	24
302HN31660	JOINT SHAFT CASSETTE	23,24
302HN44100	MOTOR REVERSE	17,26
302HN44160	SOLENOID MPF	24
302JD19140	BUSHING FAN	29,37
302JF02160	HANDLE	3
302K002751	STAY SHIELD POWER	3
302K031540	GEAR Z32L IDLE	23
302K302121	RAIL DRUM	4
302K302141	STAY RIGHT HANDLE	11
302K302161	FRAME FRONT UPPER	4
302K302200	SPACER SCANNER ADJUST	7
302K302210	MOUNT SCANNER ADJUST	7
302K302220	MOUNT JUNCTION PWB	6
302K302240	SHEET MOUNT CONTAINER	5
302K302260	COVER INNER BASE	2
302K302320	SHAFT REMOVAL DLP	6
302K302330	CAM REMOVAL DLP	6
302K302361	STOPPER REMOVAL DLP	27
302K302540	JOINT CONTAINER PADDLE A	5
302K302580	PLATE DLP BIAS	5
302K302590	SPRING DLP GROUND	5
302K302620	HOLDER DRUM COVER LEFT	10
302K302640	GUIDE DRUM COVER	4
302K302660	SPRING EARTH DRUM PWB	6
302K302670	ARM DRUM COVER FRONT	10
302K302680	ARM DRUM COVER REAR	10
302K302690	RAIL HOLDER FRONT	4
302K302700	RAIL HOLDER REAR	4
302K302710	RAIL LINK ARM F	10
302K302720	RAIL LINK ARM R	10
302K302730	COVER CONNECTOR	6
302K302740	SPRING EARTH CONNECTOR	6
302K302760	LEVER LIFT CASSETTE	4
302K302772	PLATE STOPPER REMOVAL	27
302K302780	SPRING JOINT PADDLE	5
302K302811	ACTUATOR PAPER EMPTY	4,5
302K302831	ACTUATOR DECK FEED	10
302K302841	MOUNT DECK PI	3
302K302850	PIN JOINT CONTAINER B	5

Part.No. 部品番号	Description 部品名称	Fig.No.
302K302860	PIN JOINT CONTAINER C	5
302K302890	LID DEHUMIDIFIER SW	7
302K302911	MOUNT DECK DRAWER	3
302K302920	CAP DECK PIN	3
302K302940	MOUNT RIGHT INTERLOCK	7
302K302960	STOPPER CONTAINER	4
302K302990	SPRING STOPPER DLP B	27
302K302A10	LEVER RIGHT SW	4
302K302A50	PLATE EARTH ISU	7
302K302A60	SPRING DLP PUSH	5
302K302A70	SPONGE DLP LEVER	5
302K304230	STRAP COVER FRONT R	27
302K304270	LEVER CONTAINER	27
302K304280	STOPPER CONTAINER	27
302K304300	SPRING LEVER CONTAINER	27
302K304320	STRAP COVER FRONT L	27
302K304350	COVER INNER FRONT SUB	6
302K304360	SPRING STOPPER CONTAINER	27
302K304520	HOOK RIGHT COVER	13
302K304531	GUIDE RIGHT COVER	13
302K304540	SPRING HOOK	13
302K304550	SHAFT RIGHT COVER F	14
302K304560	SHAFT RIGHT COVER R	14
302K304571	JOINT JUNCTION HOOK	13
302K304591	STRAP RIGHT COVER	13
302K304630	FILM CONVEYING SHAFT	14
302K306140	ACTUATOR REGIST	10
302K306150	SPRING ACTUATOR REGIST	10
302K308020	ACTUATOR MPF	11
302K308030	GUIDE UPPER MPF	11
302K308070	BUSH 10	11
302K308080	SHAFT MPF	11
302K308101	LIFT PLATE	11
302K308110	PAD LIFT	11
302K308140	ARM LIFT	11
302K308150	ROLLER MPF	11
302K308240	SPRING EARTH	11
302K308250	SPRING ACTUATOR	11
302K308260	WIRE EARTH MPF	11
302K308270	SPRING MPF ROLL	11
302K308340	SEAL GUIDE PAD	11
302K308470	STOPPER STRAP	16
302K308480	SEAL SIDE MPF	11
302K309070	PULLEY CASSETTE	5
302K309141	SLIDER CURSOR END	8
302K309150	LIFT BASE CASSETTE SUB	8
302K309160	SPRING LEVER LIFT CASSETTE SUB	8
302K309171	PLATE LIFT BASE CASSETTE	8
302K309180	SHAFT DRIVE LIFT	8
302K309190	LEVER CURSOR SET	8

Part.No. 部品番号	Description 部品名称	Fig.No.
302K309200	LEVER RELEASE CURSOR F	8
302K309210	SPRING RELEASE CURSOR F	8
302K309220	SPRING SIDE SWITCH	8
302K309270	CURSOR END	8
302K309300	SPRING CASSETTE LIFT EARTH	8
302K309350	STOPPER SIZE SET	8
302K309360	SPRING SIZE SET	8
302K309370	SPRING CURSOR SET	8
302K309380	SPRING SIZE SET F	8
302K309410	PLATE SIZE DETECTION	3
302K312080	STOPPER DRUM	10
302K317140	WIRE SCANNER BLACK	17
302K317150	WIRE SCANNER GRAY	17
302K317180	CUSHION ISU	17
302K324030	HOLDER TRANSFER	15
302K324060	LEVER CONVEYING F	14
302K324070	LEVER CONVEYING R	14
302K324080	TERMINAL TRANSFER	14
302K324090	TERMINAL SEPARATION A	14
302K324110	SPRING CONVEYING F	14
302K324130	SPRING EARTH CONVEYING	14
302K324150	PLATE SEPARATION	15
302K324160	GUIDE TRANS LEFT	10
302K324180	BUSH REGIST F	14
302K324200	SPRING REGIST F	14
302K324210	SPRING TRANSFER F	15
302K324230	SPRING GUIDE TRANSFER	15
302K324240	BUSH TRANSFER ROLL F	15
302K324250	HOOK TRANSFER F	15
302K324260	HOOK TRANSFER R	15
302K324270	BUSH REGIST R	14
302K324280	LEVER TRANSFER	15
302K324310	SPRING EARTH REGIST A	10
302K324322	COVER HARNESS	14
302K324340	TERMINAL SEPARATION B	14
302K324350	SPRING EARTH REGIST B	10
302K324360	SPRING CONVEYING R	14
302K324370	SPRING TRANSFER R	15
302K324410	SPRING EARTH REGIST D	10
302K324430	BUSH TRANSFER ROLL R	15
302K324440	SPRING REGIST R	14
302K324460	SHAFT FEED	26
302K324470	BUSH REGIST C	14
302K324500	SPRING REGIST C	14
302K324510	SPRING TRANSFER LIFT	14
302K325340	MOUNT FUSER FRONT	4
302K325350	ADJUSTER FUSER	4
302K328011	BASE CONVEYING EXIT	26
302K328020	FRAME EXIT UPPER	26
302K328070	ACTUATOR EXIT UPPER SWITCH	26

Part.No. 部品番号	Description 部品名称	Fig.No.
302K328100	GUIDE EXIT MIDDLE	26
302K328111	PLATE EXIT MOTOR	26
302K328150	SPRING SOLENOID	26
302K328170	SPRING EXIT EARTH	26
302K328181	LID EXIT EMPTY SWITCH	26
302K328210	WIRE EXIT ROLLER EARTH	26
302K328240	CUSHION GUIDE CHANGE B	26
302K328250	STATIC-ELIMINATOR EXIT	26
302K328260	SPRING GUIDE EXIT PUSH	26
302K328270	SPRING EXIT FUSER SWITCH	26
302K328290	GUIDE EXIT PUSH JS	26
302K328300	TRAY EJECT	1
302K328321	GUIDE EXIT OVERFLOW JS_A	26
302K328330	PULLEY FEED 6	26
302K329010	FRAME DU	14
302K329020	PULLEY DU	13,14
302K329030	SPRING DU FEED	13,14
302K329040	ACTUATOR DU	14
302K329060	RETAINER ACTUATOR	14
302K329220	SHAFT DU	13
302K329230	WIRE EARTH DU	13
302K329240	BELT DU A	13
302K329250	BELT DU B	13
302K329270	BUSH DU	10,13
302K329280	PULLEY DU 26	13
302K331040	GEAR Z191R	24
302K331081	GEAR Z40R IDLE	23,24
302K331090	GEAR Z43L IDLE	23,24
302K331120	GEAR Z101L-Z33L	24
302K331140	GEAR Z30R IDLE	24
302K331150	GEAR Z42R-Z36R	24
302K331160	GEAR Z48R-Z22S	24
302K331170	GEAR Z28S	24
302K331180	GEAR Z45S INPUT MPF A	24
302K331190	GEAR Z45S INPUT MPF B	24
302K331230	BUSH DRIVE 8	24
302K331240	SHAFT CLUTCH FEED	23,24
302K331260	PIN DRIVE A	24
302K333010	DUCT MAIN UPPER	25
302K333020	DUCT MAIN LOWER	25
302K333030	DUCT SEPARATION	25
302K333041	DUCT REAR UPPER	25
302K333051	DUCT REAR LOWER	25
302K334170	LABEL TONER CONTAINER PULL	27
302K339061	BASE TERMINAL	4
302K339070	TERMINAL DRUM A	4
302K339080	TERMINAL DLP A	4
302K339090	TERMINAL TRANSFER A	4
302K339100	TERMINAL SEPARATION A	4
302K345120	VARISTOR TC	10

Part.No. 部品番号	Description 部品名称	Fig.No.
302K346030	WIRE FUSER JAM SENS	32
302K346470	WIRE PF DRAWER	34
302K346660	WIRE PF DRAWER 200	34
302K393130	WT-475	21
302K394080	PARTS PWB DRUM CONNECT ASSY SP	6
302K394190	PARTS MOTOR LIFT ASSY SP	23
302K394220	PARTS ROLLER REGIST RIGHT SP	14
302K394230	PARTS ROLLER REGIST LEFT SP	10
302K394240	PARTS ROLLER EXIT SP	26
302K394250	PARTS ROLLER DU SP	13
302K394270	PARTS GEAR CONTAINER Z25L SP	5
302K394280	PARTS GEAR CONTAINER Z35R SP	5
302K394310	PARTS GEAR REGIST Z28L-Z18L SP	10
302K394320	PARTS GEAR MPF Z28 SP	11
302K394330	PARTS GEAR REGIST Z24R SP	14
302K394340	PARTS GEAR Z74R-Z22S EXIT SP	26
302K394350	PARTS GEAR Z22S EXIT SP	26
302K394360	PARTS GEAR Z25S EXIT INPUT SP	26
302K394370	PARTS GEAR Z18-Z63R SP	17
302K394380	PARTS GEAR Z18 SP	8
302K394400	PARTS GEAR DU Z27L SP	13
302K906240	GEAR FEED DRIVE Z20L	5
302K906670	HOOK FEED LOW	12
302K908211	ACTUATOR SIZE DETECTION	16
302K908220	SPRING-TORSION SIZE DETECTION	16
302K908580	HOLDER SIZE DETECTION	16
302K909630	SHAFT HOOK PULLEY	3
302K909640	LEVER CASSETTE HOOK	3
302K994270	PARTS PWB KU10 ASSY SP	29
302KK94070	PARTS CONT SENSOR ASSY SP	5
302KV31320	GEAR Z32L	24
302KV44041	CLUTCH 50 Z35R	24
302L794170	PARTS SSD SP	29
302LC04601	COVER TRAY	38
302LC04611	STAY TRAY	38
302LC04621	MOUNT TRAY	38
302LC04660	SHEET TRAY	38
302LC04670	PLATE TRAY	38
302LC04710	COVER TRAY LOWER	38
302LC31511	SEAL MOTOR DC	25
302LC94291	PARTS MOTOR-BL W10 SP	24
302LC94462	PARTS MOTOR-BL W20 DRUM Z11 SP	24
302LF33B10	SPONGE LOWER RIGHT SP	3
302LF94510	PARTS IC EEPROM SP	28
302LK94140	PARTS PULLEY SET SP	9
302MN04100	LID DF CONNECTOR	1
302MV02041	STAY FRONT FRAME	4
302MV02093	MOUNT SCANNER RIGHT	7
302MV02132	MOUNT OPTION	7
302MV02160	HANDLE COVER LEFT	5

Part.No. 部品番号	Description 部品名称	Fig.No.
302MV02190	FOOT	1
302MV02220	SHAFT HANDLE	3
302MV02232	MOUNT REAR HANDLE	3
302MV02240	PIN FRONT HANDLE	3
302MV02310	SPRING LEVER LIFT CASSETTE	4
302MV04230	COVER INNER FRONT LOWER	1
302MV04290	COVER EXIT FRONT TOP	7
302MV04300	COVER RIGHT HOOK	13
302MV07020	GUIDE FEED LOW	10
302MV07030	GUIDE FEED	10
302MV07040	GUIDE FEED INNER	11
302MV07070	HOLDER SPRING	12
302MV07080	COVER SW FEED	12
302MV07110	BELT FEED	10
302MV07121	SPRING EARTH FEED	10
302MV08010	BASE MPF	11
302MV08020	PIN FEED ROLL	11
302MV08030	PULLEY MPF	11
302MV08050	COVER MPF WIRE	11
302MV08400	COVER MPF	16
302MV08410	TABLE MPF	16
302MV08420	TABLE MPF A	16
302MV08430	TABLE MPF B	16
302MV08441	CURSOR FRONT MPF	16
302MV08451	CURSOR REAR MPF	16
302MV08460	GUIDE FRONT MPF WIRE	16
302MV08470	GUIDE REAR MPF WIRE	16
302MV08500	SPRING MPF	16
302MV08520	SHEET MPF WIRE A	16
302MV09021	BASE CASSETTE	8
302MV09040	ARM SIZE DETECTION	8
302MV09050	PLATE SIDE SWITCH	8
302MV09080	CURSOR CASSETTE REAR	8
302MV09090	CURSOR CASSETTE FRONT	8
302MV17030	COVER LENS	17
302MV24010	LEVER HOOK F	15
302MV24020	LEVER HOOK R	15
302MV34180	LABEL I	15
302MV34190	LABEL J	11
302MV34260	LABEL BYPASS CAUTION	13
302MV34270	LABEL BYPASS TABLE	16
302MV34300	SHEET CASSETTE C	8
302MV34310	LABEL CASSETTE SIZE A	8
302MV34320	LABEL OPERATION CURSOR	8
302MV34330	LABEL OPERATION L	8
302MV34340	LABEL OPERATION S	8
302MV34350	LABEL PAPER SET	8
302MV34360	LABEL CASSETTE SIZE B	8
302MV34400	LABEL HIGH TEMP	13
302MV34430	SHEET CASSETTE I	8

Part.No. 部品番号	Description 部品名称	Fig.No.
302MV39341	PIN HDD	29,37
302MV46450	WIRE MPF SIZE UNIT 1	33
302MV46510	WIRE MPF SIZE UNIT 2	33
302MV46580	WIRE MPF	33
302MV94021	PARTS ROLLER MPF ASSY SP	11
302MV94061	PARTS PRIMARY FEED ASSY SP	9
302MV94320	PARTS ROLLER FEED LOWER SP	10
302N446130	WIRE HDD DATA 1	36,37
302ND05500	SHEET OPERATION NL	39
302ND05510	SHEET OPERATION FRA	39
302ND05520	SHEET OPERATION SPA	39
302ND05530	SHEET OPERATION PTB	39
302ND05540	SHEET OPERATION FUNCTION	39
302ND29260	PULLEY FEED 16	12
302ND34230	LABEL CARD-READER	39
302ND93180	PARTS STORAGE DEVICE SP	29,37
302ND94670	PARTS SSD SP	29
302ND94790	PARTS SPEAKER SP	31
302ND94800	PARTS SENSOR OPT SP	17
302NG94220	PARTS FAN MOTOR SP	25
302NG94300	PARTS PWB SWITCH ASSY SP	1
302NL02060	STAY REAR FRAME	4
302NL02080	BRACKET DRAWER	4
302NL02091	RAIL CASSETTE LEFT	4
302NL02122	RAIL DLP	5
302NL02150	COVER RAIL DRIVE	5
302NL02160	COVER RAIL DLP	5
302NL02170	GEAR CONTAINER Z42R	5
302NL02180	GEAR Z22R 40R	5
302NL02190	SLIDER REMOVAL DLP	5
302NL02201	MOUNT INTERLOCK SW	6
302NL02211	RAIL CASSETTE RIGHT	4
302NL02230	GEAR Z23L	5
302NL02242	MOUNT SCANNER FRONT	7
302NL02310	LEVER REMOVAL DLP	6
302NL02320	LEVER HOOK REMOVAL	27
302NL02340	SHEET BASE MIDDLE	5
302NL04180	COVER TRAY LEFT	1
302NL04190	COVER EXIT TOP	6
302NL04240	COVER INNER FRONT	27
302NL04250	LID AK	1
302NL04260	COVER HOLDER BOX	27
302NL04270	PLATE MAGNET	2
302NL06010	HOLDER SENSOR	4
302NL06040	HOLDER HOOK F	12
302NL06070	SHAFT FEED LOW HOOK	12
302NL06080	SHEET FEED OUT A	10
302NL09010	CASSETTE	8
302NL09021	HOLDER CASSETTE HOOK	3
302NL09030	PULLEY CASSETTE RAIL	4

Part.No. 部品番号	Description 部品名称	Fig.No.
302NL09060	SPRING CASSETTE HOOK	3
302NL09070	EMBLEM CASSETTE	8
302NL09080	HANDLE CASSETTE	8
302NL09091	PLATE CASSETTE LEFT	8
302NL09101	PLATE CASSETTE RIGHT	8
302NL09130	PULLEY CASSETTE RAIL	4
302NL17010	MOUNT DRIVE	17
302NL17021	SWITCH RELEASE	17
302NL17031	HOLDER SWITCH	17
302NL17050	MOUNT DP	17
302NL28030	GUIDE EXIT OVERFLOW JS INCH	26
302NL28040	CUSHION GUIDE CHANGE	26
302NL28060	ACTUATOR EXIT OVERFLOW	26
302NL31050	SHAFT DU	24
302NL34050	SHEET COVER FRONT	2
302NL34060	LABEL PUSH STOPPER	27
302NL34070	LABEL ARROW STOPPER	27
302NL34080	LABEL D	6
302NL34100	LABEL BOTTLE WASTE	27
302NL34110	LABEL W1	27
302NL34140	LABEL MPF CAUTION	16
302NL39080	MOUNT DF CONNECTOR	7
302NL46280	WIRE CASSETTE HEATER JOINT	34
302NL46360	WIRE FFC HVU	32
302NL46370	WIRE LIMIT SENSOR	33
302NL94040	PARTS CLEANER REGIST ASSY SP	27
302NL94152	PARTS MPF TABLE ASSY SP	16
302NR94150	PARTS PWB ASSY THERMISTOR SP	25
302P102280	FRAME REAR UPPER	4
302P102561	SHEET DRUM COVER	10
302P124010	GUIDE CONVEYING	14
302P124030	SHEET GUIDE JUNCTION C	14
302P128010	MOUNT PI	26
302P128020	ACTUATOR JS	26
302P128030	SPRING GUIDE EXIT PUSH	26
302P131020	GEAR Z35S-Z19S	24
302P131030	GEAR Z43S-Z23S	24
302P131040	GEAR Z46S-Z13S	24
302P146040	CONN.CORD ASSY DRIVE	33
302P146060	CONN.CORD ASSY MOTOR	33
302P193080	LK-6115	19
302P193090	DR-6115	24
302P194210	PARTS PWB DEVE CONNECT ASSY SP	5
302P194220	PARTS PWB ZENER ASSY SP	4
302P194260	PARTS UNIT HIGH VOLTAGE SP	28
302R408190	CAM MPF	24
302R408220	STOPPER BYPASS TABLE	16
302R408230	STRAP LINK MPF	16
302R439070	RAIL KUJO	29
302RH02030	BASE LSU	4

Part.No. 部品番号	Description 部品名称	Fig.No.
302RH02040	BASE MIDDLE	5
302RH02051	MOUNT CONTAINER	5
302RH02090	MOUNT OPTION	7
302RH02160	SHEET CONT RAIL	5
302RH02181	MOUNT DLP PWB	5
302RH04010	COVER FRONT	2
302RH04020	COVER FRONT TOP	1
302RH04060	COVER RIGHT TOP	1
302RH04070	COVER LEFT LOW	1
302RH04080	COVER LEFT TOP	1
302RH04090	COVER ISU FRONT	1
302RH04100	COVER ISU FRONT A	18
302RH04110	COVER ISU LEFT	18
302RH04120	COVER ISU RIGHT	18
302RH04131	COVER ISU REAR	18
302RH04140	COVER REAR LOW	1
302RH04150	COVER REAR TOP	1
302RH04230	COVER ISU LEFT SUB	18
302RH04250	COVER FRONT RIGHT TOP	1
302RH04270	LID CARD-READER	1
302RH04280	COVER KEYBOARD	1
302RH04290	COVER MAIN SW	1
302RH04300	KEY MAIN POWER	1
302RH04310	HOLDER MAIN POWER	1
302RH04320	MOUNT MAIN POWER	1
302RH04330	LID DP	18
302RH04340	COVER FRONT MIDDLE	1
302RH04350	COVER LEFT MIDDLE	1
302RH04360	COVER TRAY	1
302RH04370	COVER RIGHT MIDDLE	13
302RH04380	COVER EXIT REAR	1
302RH04390	COVER RIGHT REAR	1
302RH04400	COVER RIGHT LOW	12
302RH04410	COVER CASSETTE	8
302RH04430	SPONGE SHIELD A	1
302RH04440	SPONGE SHIELD B	1
302RH04450	SPONGE SHIELD C	1
302RH05210	SPONGE LCD A	31
302RH05220	SPONGE LCD B	31
302RH05230	SPONGE LCD C	31
302RH05240	SPONGE LCD D	31
302RH05290	HOLDER SPEAKER	31
302RH05340	SHEET OPERATION	31
302RH05350	SHEET OPERATION JP	31
302RH05360	COVER OPERATION D	31
302RH05370	HOLDER WIRE OPERATION	31
302RH06011	GUIDE FEED REGIST	10
302RH06030	SHEET REGIST LEFT F	10
302RH06040	SHEET REGIST LEFT R	10
302RH08070	SPRING LIFT F	11



Part.No. 部品番号	Description 部品名称	Fig.No.
302RH08080	SPRING LIFT R	11
302RH17010	MOUNT CONNECTOR	17
302RH17020	GUIDE FFC	17
302RH17030	FILM FFC CCD	17
302RH17040	PULLEY DRUM	17
302RH17050	SHAFT MOTOR DRIVE	17
302RH17060	GEAR P54	17
302RH24010	BASE CONVEYING	14
302RH24020	SHEET REGIST RIGHT F	14
302RH24030	SHEET REGIST RIGHT R	14
302RH24050	SHEET GUIDE FEED JUNCTION F	14
302RH24080	GUIDE FEED JUNCTION	14
302RH24110	SHEET GUIDE FEED JUNCTION R	14
302RH24180	ROLLER TRANSFER	15
302RH28020	FRAME EXIT LOWER	26
302RH28030	GUIDE CHANGE	26
302RH28040	ARM ACTUATOR EXIT	26
302RH28051	GUIDE EXIT PUSH JS	26
302RH29010	GUIDE EXIT RIGHT	13
302RH31030	HOLDER DRIVE LOW A	23
302RH31040	HOLDER DRIVE LOW B	23
302RH31070	GEAR INPUT FUSER Z30S	24
302RH31100	GEAR Z21L Z26R	24
302RH31120	PIN DRIVE	24
302RH31150	BUSH DRIVE	24
302RH33010	DUCT BRACKET	25
302RH34020	LABEL SW CAUTION	1
302RH34030	LABEL SW CAUTION JP	1
302RH34040	LABEL OPERATION CAUTION A	18
302RH34050	LABEL OPERATION CAUTION B	18
302RH34070	LABEL PAPER LIMIT	8
302RH34120	LABEL DEHUMIDIFIER SWITCH	1
302RH34150	LABEL SW CAUTION US	39
302RH34160	LABEL SW CAUTION NL	39
302RH34190	LABEL HIGH TEMPERATURE CAUTION	3
302RH39010	BOX CONTROLLER	29
302RH39020	LID CONTROLLER	29
302RH39030	PLATE CONTROLLER SUB	29
302RH39040	BOX POWER	30
302RH39050	LID POWER	30
302RH39060	MOUNT BOX	7
302RH39070	GUIDE WIRE REAR A	28
302RH39080	GUIDE WIRE REAR B	28
302RH39090	GUIDE WIRE REAR C	28
302RH39100	GUIDE WIRE ISU	28
302RH39110	GUIDE WIRE MAIN SW	3
302RH39120	MOUNT INLET	7
302RH39130	BRACKET FAN POWER	30
302RH39160	BRACKET HDD	29,37
302RH39180	LID SD-CARD	29

Part.No. 部品番号	Description 部品名称	Fig.No.
302RH39220	PLATE OPTION	29
302RH44030	HEATER DEHUMIDIFIER 100	3
302RH44040	HEATER DEHUMIDIFIER 120	3
302RH44050	HEATER DEHUMIDIFIER 240	3
302RH46040	WIRE MAIN-LVU	34
302RH46130	WIRE PANEL DATA	36
302RH46150	WIRE USB HUB	36
302RH46160	WIRE FFC MAIN-ENGINE	35
302RH46170	WIRE MAIN SWITCH	34
302RH46180	WIRE HEATER SWITCH	34
302RH46190	WIRE INLET ASSY	34
302RH46220	WIRE COIN VENDER	33
302RH46280	WIRE DF JOINT	34
302RH46290	WIRE ISU	35
302RH46310	WIRE BRIDGE JOINT	34
302RH46320	WIRE FFC KUIO	36
302RH46330	WIRE LSU JOINT	32
302RH46350	WIRE REGIST	33
302RH46360	WIRE HDD POWER	36,37
302RH46410	WIRE KUIO POWER	36
302RH46420	WIRE HEATER SWITCH JOINT	34
302RH46470	WIRE FFC MAIN-ENGINE 2	35
302RH93010	CT-7105	8
302RH93030	LK-7106	19
302RH94010	PARTS STOPPER WIRE ASSY SP	38
302RH94020	PARTS PWB USB HUB ASSY SP	31
302RH94030	PARTS PWB PANEL MAIN ASSY SP	31
302RH94040	PARTS PWB OPERATION ASSY SP	31
302RH94050	PARTS PWB NFC ASSY SP	31
302RH94060	PARTS LCD OPERATION SP	31
302RH94070	PARTS TABLET OPERATION SP	31
302RH94090	PARTS CLUTCH 35 Z35R SP	23,24
302RH94110	PARTS THERMOPILE ASSY SP	4
302RH94141	PARTS OPERATION UNIT SP	31
302RH94150	PARTS CONTACT-GLASS ASSY(I) SP	17
302RH94160	PARTS CONTACT-GLASS ASSY(C) SP	17
302RH94180	PARTS PAD SEPARATION ASSY SP	11
302RH94200	PARTS MPF UNIT SP	11
302RH94220	PARTS UNIT LOW VOLTAGE 100 SP	30
302RH94230	PARTS UNIT LOW VOLTAGE 200 SP	30
302RH94240	AC CORD ASSY EU	39
302RH94290	PARTS FFC CCD SET SP	35
302RV94180	PARTS DC MOTOR ASSY SP	24
302V602020	HOLDER SENSOR	5
302V602030	PLATE CONTAINER SWITCH	5
302V602040	GUIDE FUSER	4
302V602060	BASE LSU	4
302V602080	HOLDER DRUM COVER RIGHT	10
302V604010	HOLDER STOPPER PAPER	1
302V604020	STOPPER PAPER C	1

Part.No. 部品番号	Description 部品名称	Fig.No.
302V606010	GUIDE FEED OUTER	10
302V606030	GUIDE COVER INNER	12
302V606040	COVER HANDLE	12
302V606050	SPRING MIDDLE PULLEY	12
302V606060	HOLDER HOOK R	12
302V606070	SPRING EARTH SW	12
302V606080	SHAFT FEED	12
302V617080	GUIDE FFC LED	17
302V624050	HOLDER SEPARATION	15
302V624070	SPRING EARTH REGIST	10
302V628010	PLATE EXIT OVERFLOW A	26
302V628020	PLATE EXIT OVERFLOW B	26
302V628030	GUIDE EXIT PUSH	26
302V628040	SPRING GUIDE EXIT PUSH	26
302V629010	SHEET GUIDE RIGHT	13
302V631010	TORQUE LIMITER CONTAINER	5
302V633010	FILTER UFP	25
302V633020	SPONGE UFP FILTER	25
302V633030	HOLDER FAN	25
302V633040	JOINT TUBE	25
302V633050	DUCT TUBE A	25
302V633060	DUCT TUBE B	25
302V633070	TUBE DLP A	25
302V633080	TUBE DLP B	25
302V634010	LABEL EMBLEM H	2
302V646110	CONN.CORD ASSY FFC LED	35
302V646130	CONN.CORD ASSY FRONT SWITCH	32
302V646140	CONN.CORD ASSY ENGINE-LVU	35
302V646170	CONN.CORD ASSY PF JOINT	34
302V646180	CONN.CORD ASSY POLYGON MOTOR JOINT	32
302V646190	CONN.CORD ASSY MAIN OPERATION	36
302V693010	DV-7125	20,40
302V693020	DK-7125	21,40
302V693030	MC-7125	21
302V693040	FK-7127	22,40
302V693050	FK-7125	22,40
302V693060	FK-7126	22,40
302V693070	TR-7125	15,40
302V693080	PARTS MOUNT LED ASSY SP	17
302V693090	DR-7125	23
302V693100	PARTS IMAGE SCANNER ASSY SP	17
302V694010	PARTS CONVEYING UNIT SP	14
302V694020	PARTS PWB MAIN ASSY SP	29
302V694030	PARTS PWB MAIN ASSY EU SP	29
302V694040	PARTS PWB ENGINE ASSY SP	28
302V694050	PARTS PWB RFID ASSY SP	5
302V694060	PARTS EXIT UNIT SP	26
302V694070	PARTS EXIT UNIT B SP	26
302V694080	PARTS COVER RIGHT LOW ASSY SP	12
302V694090	PARTS ROLLER FEED UPPER SP	10

Part.No. 部品番号	Description 部品名称	Fig.No.
302V694100	PARTS RIGHT COVER UNIT SP	13
302V734010	LABEL EMBLEM L	2
303H321120	CUSHION HOLDER	31
303H327500	SENSOR FEED B	10
303LW24060	PULLEY EJECT	3
303MA16560	SHAFT GEAR BELT	26
303MH04040	PIN COVER	18
303MH06010	PAD RAIL	4
303MR29040	PULLEY 26-6 DUPLEX	10
303NF02280	SHAFT HOOK FULCRUM	3
303NN02143	STAY UPPER FEED	4
303NN02370	RAIL FEED	4
303NN02450	GUIDE PRIMARY FEED	4
303NN24110	JOINT PULLEY 26-6	10
303NN24180	SPRING FEED LOW	12
303NN31050	GEAR Z27L IDLE	23
303NN31060	SHAFT GEAR	5
303NN31070	GEAR Z33R Z44R	23
303NN31080	SPRING JOINT SHAFT	23
303NS24410	SCREW PLATE DF	38
303PC06060	HANDLE FEED LOW	12
303RR94010	PARTS WIFI UNIT SP	29,37
303RT94010	PARTS PWB 10KEY ASSY SP	37
3CY06030	RETAINER M4	38
5MMS111SL002	NUT FUSER A /FS-1800/3800 A4	13
5MVM177XN007	BUSH MIXER /A-49 DLP A4	5
5MVX111DN003	RING STOPPER /A-49 FEED A4	3,24,26
5MVX111DN007	STOPPER 3 /2BT1107 A4	3,10,13
76727010	ORIGINAL SIZE SWITCH	16
7AAACCAS+10H001	AC CORD ASSY AS	39
7AAACCJP+15H010	AC CORD ASSY JP	39
7AAACCUS+13H002	AC CORD ASSY US	39
7NXGP1S173LCH01	SENSOR OPT.	3,4,5,11,12,14,16,17,26
7SC010104+++H01	SW.SEESAW	7
7SC020102+++H01	SW.SEESAW	4
7SM010205+++H01	SW.MICRO	7
7SP01000004+H01	SW.PUSH	3,5,12
7SP03090001+H01	PUSH SWITCH 03 SN /SW-192 N	7
7YBFZZ65C001H01	FERRITE CORE	17
7YZM210005++H01	ACCESS.EDGING	4,25
7YZM390002++H01	ACCESS.CLAMP	3,4,5,7
7YZM410004++H01	ACCESS.BAND	25
7YZM510007++H01	ACCESS.SPACER	30
7YZM610002++H01	ACCESS.SADDLE	3
7YZM610007++H01	ACCESS.SADDLE	3
7YZM610009++H01	ACCESS.SADDLE	3,4
7YZM610010++H01	ACCESS.SADDLE	4,30
7YZM610011++H01	ACCESS.SADDLE	3,5
7YZM610014++H01	ACCESS.SADDLE	3
7ZG65TSV+010H02	SHIELD GASKET	17

---

# PF-791

———— CONTENTS/ 目次 ————

FIG. 1	Covers .....	2
FIG. 2	Frames .....	4
FIG. 3	Paper Cassette .....	6
FIG. 4	Paper Feed Section .....	9
FIG. 5	Drive Section & Electrical Components .....	11
FIG. 6	Accessories & Options .....	13
	• INDEX / 索引 .....	15

FIG. 1 Covers

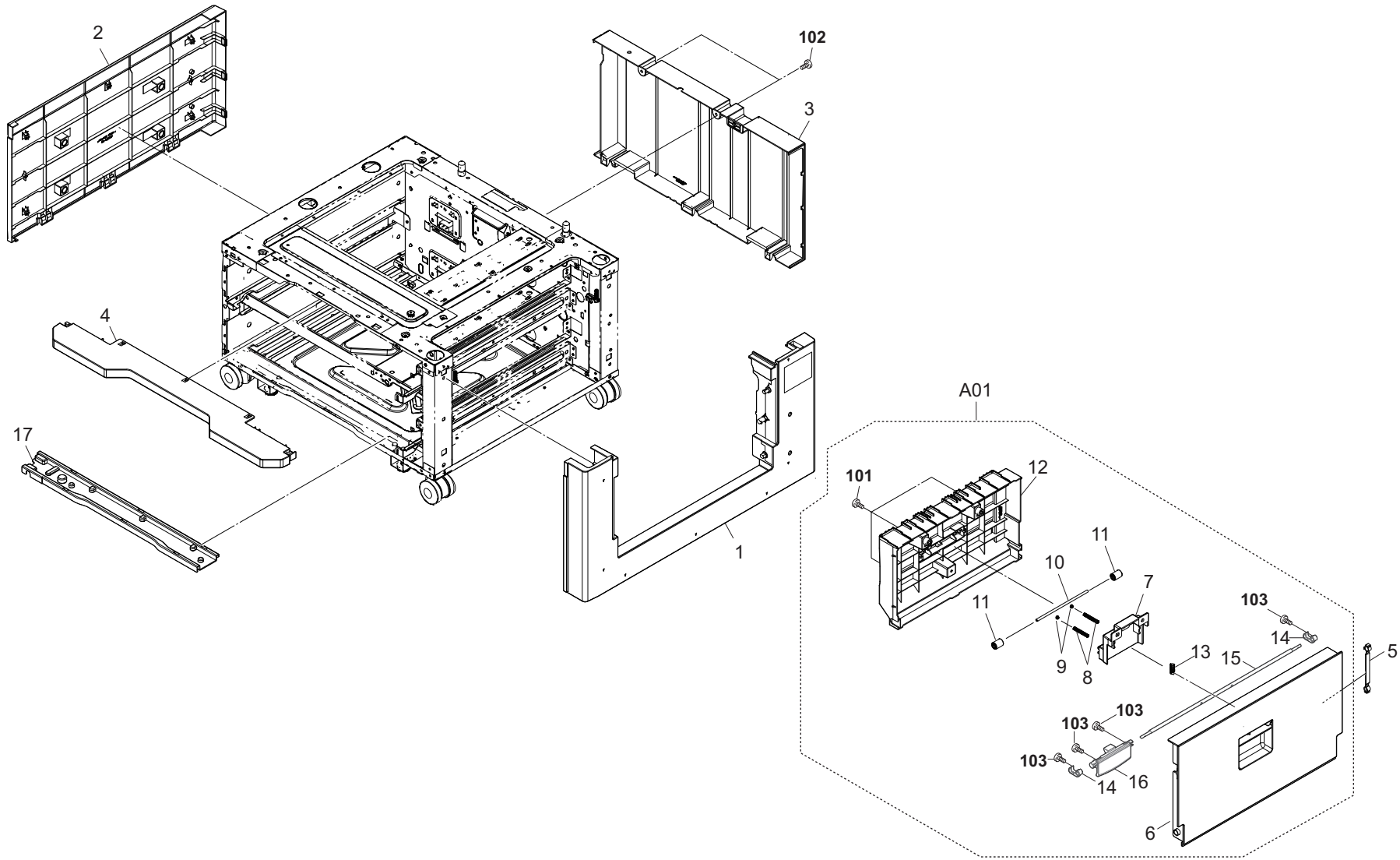


FIG. 1 Covers

3PJ

Ref. No. 番号	Part.No. 部品番号	Description 部品名称	Notes 備考	Revision 改訂	Quantity 個数			
					100(日本)	120	230	240
1	303PJ04020	COVER RIGHT			1	1	1	
2	303N404020	COVER LEFT			1	1	1	
3	303N404030	COVER REAR			1	1	1	
4	303PJ04010	COVER TOP			1	1	1	
5	2BG06480	BAND B			1	1	1	
A01	303PJ94010	PARTS COVER RIGHT FEED ASSY SP			1	1	1	
6	*303PJ04030	COVER RIGHT FEED			1	1	1	
7	*303PJ04050	COVER HANDLE			1	1	1	
8	*2DC12170	SPRING TENSION			2	2	2	
9	*2FM04150	CAP SPRING /B-11 ENCLOSURE A4			2	2	2	
10	*302BG06152	SHAFT FEED B			1	1	1	
11	*3HY07120	PULLEY 15 DUPLEX			2	2	2	
12	*303N404521	GUIDE COVER RIGHT			1	1	1	
13	*302FZ20021	SPRING LID			1	1	1	
14	*302K906670	HOOK FEED LOW			2	2	2	
15	*302NL06070	SHAFT FEED LOW HOOK			1	1	1	
16	*303PC06060	HANDLE FEED LOW			1	1	1	
17	303N402390	COVER INNER BASE			1	1	1	
101	7BB200408H	+BIND T.T P SCREW 4X8						
102	7BB782308H	+TP-FLAT T.T S SCREW 3X8 SR(BLACK)						
103	7BB600306H	+BIND M SCREW 3X6 R						

• Parts with a Ref.No. of 500 and above in the illustration indicate they are not selected for service parts.

• イラスト中で 500 番台の Ref 番号が付いている部品はサービスパーツに選定されていません。

FIG. 2 Frames

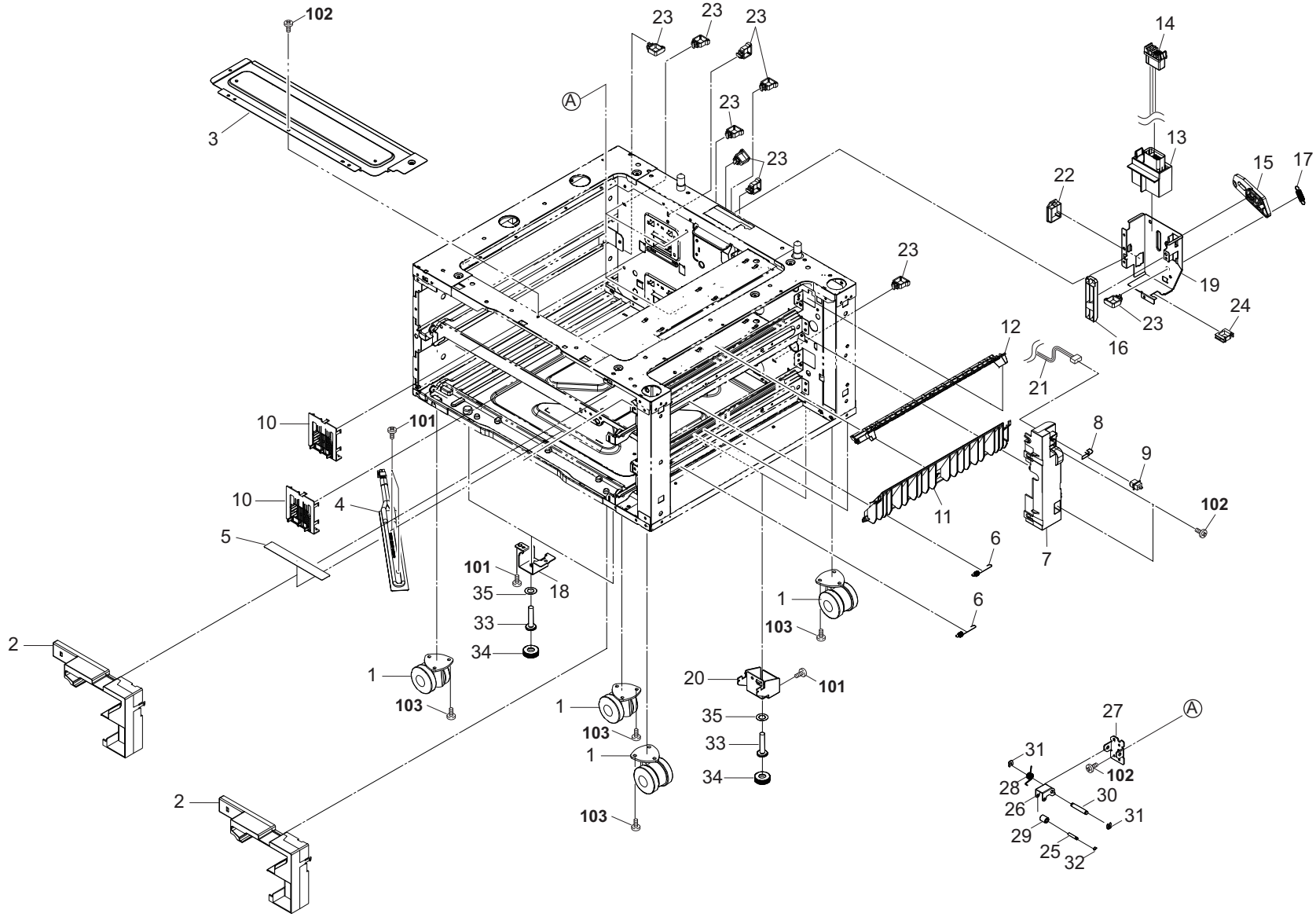


FIG. 2 Frames

3PJ-2

Ref. No. 番号	Part.No. 部品番号	Description 部品名称	Notes 備考	Revision 改訂	Quantity 個数			
					100 (日本)	120	230	240
1	302N202011	CASTER 100 CN			4	4	4	
2	303NN04040	COVER INNER FRONT			2	2	2	
3	303N402350	LID UPPER			1	1	1	
4	302K302430	HEATER DEHUMIDIFIER 120			1			
4	302K302440	HEATER DEHUMIDIFIER 240				1		
4	302K302420	HEATER DEHUMIDIFIER 100					1	
5	302KP34220	LABEL HIGH TEMPERATURE CAUTION			1	1	1	
6	302K302790	SPRING LEVER LIFT CASSETTE			2	2	2	
7	303N424150	COVER SW FEED			1	1	1	
8	303NN24250	SPRING EARTH SW			1	1	1	
9	7SP01000001+H01	SW.PUSH			1	1	1	
10	302K309410	PLATE SIZE DETECTION			2	2	2	
11	303NN24020	GUIDE FEED			2	2	2	
12	303N424010	GUIDE FEED UPPER			1	1	1	
13	303NN02191	MOUNT DRAWER			1	1	1	
14	303NN46010	WIRE INTERFACE			1		1	
14	303NN46120	WIRE INTERFACE 200				1		
15	303NN02200	ARM DRAWER			1	1	1	
16	303NN02210	ARM MACHINE			1	1	1	
17	303NN02220	SPRING MACHINE			1	1	1	
18	303LM02240	PLATE BOLT			2	2	2	
19	303N402180	PLATE DRAWER			1	1	1	
20	303NN02410	MOUNT LOWER FOOT			2	2	2	
21	303NN46110	WIRE COVEROPEN			1	1	1	
22	7YZM210011++H01	ACCESS.EDGING		2: Part No-chg.	1	1	1	
23	7YZM610011++H01	ACCESS.SADDLE			9	9	9	
24	7YZM210005++H01	ACCESS.EDGING			1	1	1	
25	302K909630	SHAFT HOOK PULLEY			4	4	4	
26	302K909640	LEVER CASSETTE HOOK			4	4	4	
27	302NL09020	HOLDER CASSETTE HOOK			4	4	4	
28	302NL09060	SPRING CASSETTE HOOK			4	4	4	
29	303LW24060	PULLEY EJECT			4	4	4	
30	303NF02280	SHAFT HOOK FULCRUM			4	4	4	
31	5MVX111DN003	RING STOPPER /A-49 FEED A4			8	8	8	
32	5MVX111DN007	STOPPER 3 /2BT1107 A4			4	4	4	
33	303LM02132	BOLT STOPPER			4	4	4	
34	303LM02170	RUBBER BOLT			4	4	4	
35	303LM02230	SHEET BOLT RUBBER			4	4	4	
101	7BB700408H	+BIND T.T S SCREW 4X8 SR						
102	7BB700308H	+BIND T.T S SCREW 3X8 SR						
103	B1A25100	+BINDING SCREW WITH SW.W M5X10						

• Parts with a Ref.No. of 500 and above in the illustration indicate they are not selected for service parts.

• イラスト中で 500 番台の Ref 番号が付いている部品はサービスパーツに選定されていません。



FIG. 3 Paper Cassette

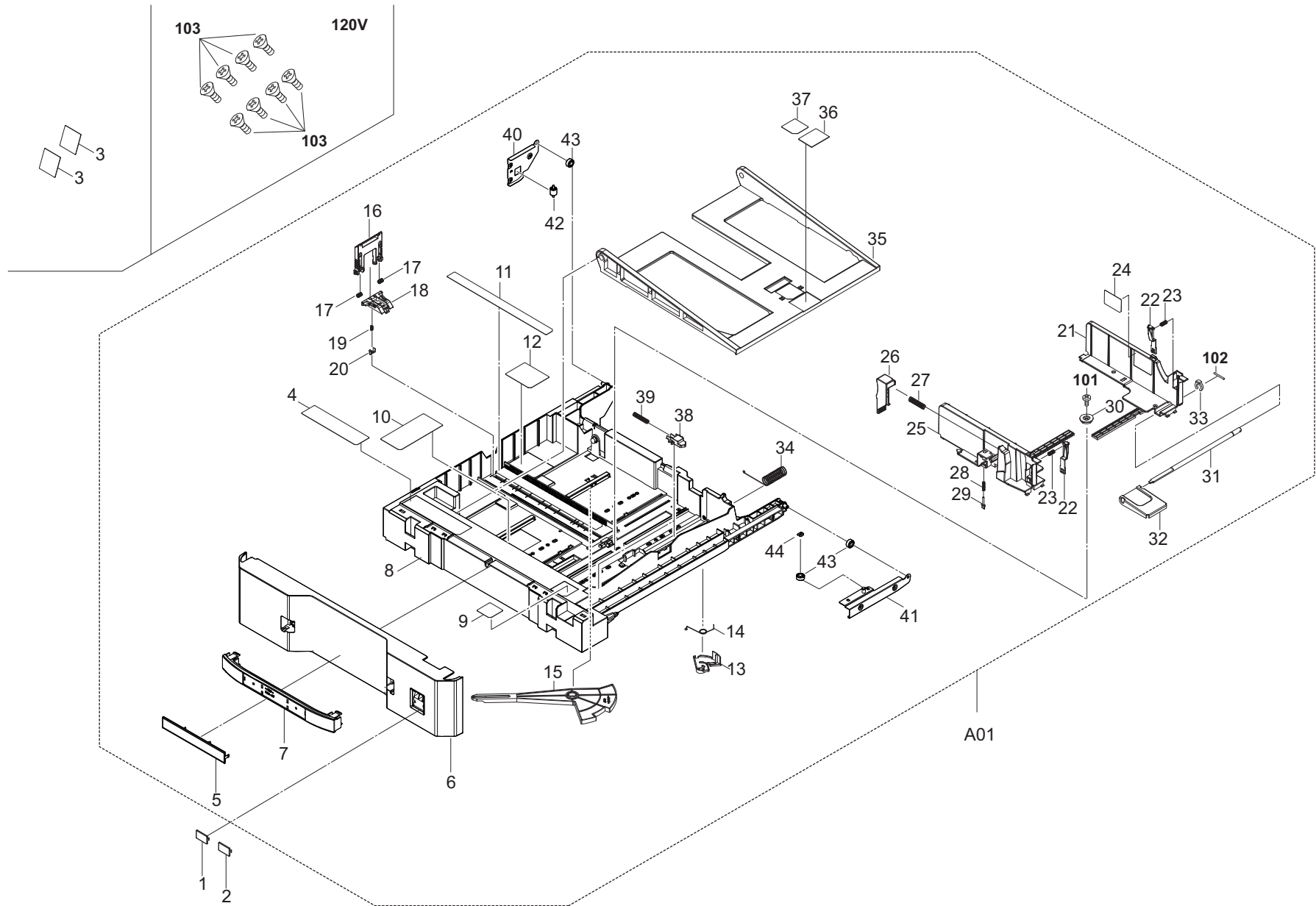


FIG. 3 Paper Cassette

3PJ-3

Ref. No. 番号	Part.No. 部品番号	Description 部品名称	Notes 備考	Revision 改訂	Quantity 個数			
					100(日本)	120	230	240
1	3CF04060	PLATE NUMBER4			1	1	1	
2	5MVX321CE001	PLATE NUMBER 3 /3CF0405 A4			1	1	1	
3	302MV34430	SHEET CASSETTE I			2			
3	302MV34300	SHEET CASSETTE C				2	2	
A01	302NP93010	CT-8325			2	2	2	
4	*302MV34330	LABEL OPERATION L			2	2	2	
5	*302NL09070	EMBLEM CASSETTE			2	2	2	
6	*302NL09050	COVER CASSETTE			2	2	2	
7	*302NL09080	HANDLE CASSETTE			2	2	2	
8	*302NL09010	CASSETTE			2	2	2	
9	*302MV34340	LABEL OPERATION S			2	2	2	
10	*302MV34310	LABEL CASSETTE SIZE A			2	2	2	
11	*302MV34360	LABEL CASSETTE SIZE B			2	2	2	
12	*302MV34320	LABEL OPERATION CURSOR			2	2	2	
13	*302MV09050	PLATE SIDE SWITCH			2	2	2	
14	*302K309220	SPRING SIDE SWITCH			2	2	2	
15	*302MV09040	ARM SIZE DETECTION			2	2	2	
16	*302K309270	CURSOR END			2	2	2	
17	*2C907360	SPRING CURSOR R			4	4	4	
18	*302K309141	SLIDER CURSOR END			2	2	2	
19	*302K309360	SPRING SIZE SET			2	2	2	
20	*302K309350	STOPPER SIZE SET			2	2	2	
21	*302MV09080	CURSOR CASSETTE REAR			2	2	2	
22	*302K309190	LEVER CURSOR SET			4	4	4	
23	*302K309370	SPRING CURSOR SET			4	4	4	
24	*302MV34370	LABEL PAPER LIMIT			2	2	2	
25	*302MV09090	CURSOR CASSETTE FRONT			2	2	2	
26	*302K309200	LEVER RELEASE CURSOR F			2	2	2	
27	*302K309210	SPRING RELEASE CURSOR F			2	2	2	
28	*302K309380	SPRING SIZE SET F			2	2	2	
29	*302HN09240	SIZE FIX			2	2	2	
30	*302K394380	PARTS GEAR Z18 SP			2	2	2	
31	*302K309180	SHAFT DRIVE LIFT			2	2	2	
32	*302K309171	PLATE LIFT BASE CASSETTE		3: Design-chg.	2	2	2	
33	*2BC06910	STOPPER 6			2	2	2	
34	*302K309300	SPRING CASSETTE LIFT EARTH			2	2	2	
35	*302MV09021	BASE CASSETTE			2	2	2	
36	*2C907140	PAD CASSETTE			2	2	2	
37	*302MV34350	LABEL PAPER SET			2	2	2	
38	*302K309150	LIFT BASE CASSETTE SUB			4	4	4	
39	*302K309160	SPRING LEVER LIFT CASSETTE SUB			4	4	4	
40	*302NL09091	PLATE CASSETTE LEFT		3: Design-chg.	2	2	2	
41	*302NL09101	PLATE CASSETTE RIGHT		3: Design-chg.	2	2	2	
42	*302FZ07020	PULLEY MPT BYPASS			2	2	2	
43	*302FG07020	PULLEY,CASSETTE RAIL			6	6	6	
44	*302FB09830	CUT WASHER 4			2	2	2	

• Parts with a Ref.No. of 500 and above in the illustration indicate they are not selected for service parts.

• イラスト中で 500 番台の Ref 番号が付いている部品はサービスパーツに選定されていません。

FIG. 3 Paper Cassette

3PJ-1

Ref. No. 番号	Part.No. 部品番号	Description 部品名称	Notes 備考	Revision 改訂	Quantity 個数			
					100 (日本)	120	230	240
101	7BB202410H	+TP-FLAT T.T P SCREW 4X10						
102	5MBP2514WXSP	SPRING PIN						
103	7BB203308H	+FLAT HEAD T.T P SCREW 3X8						

• Parts with a Ref.No. of 500 and above in the illustration indicate they are not selected for service parts.

• イラスト中で 500 番台の Ref 番号が付いている部品はサービスパーツに選定されていません。

FIG. 4 Paper Feed Section

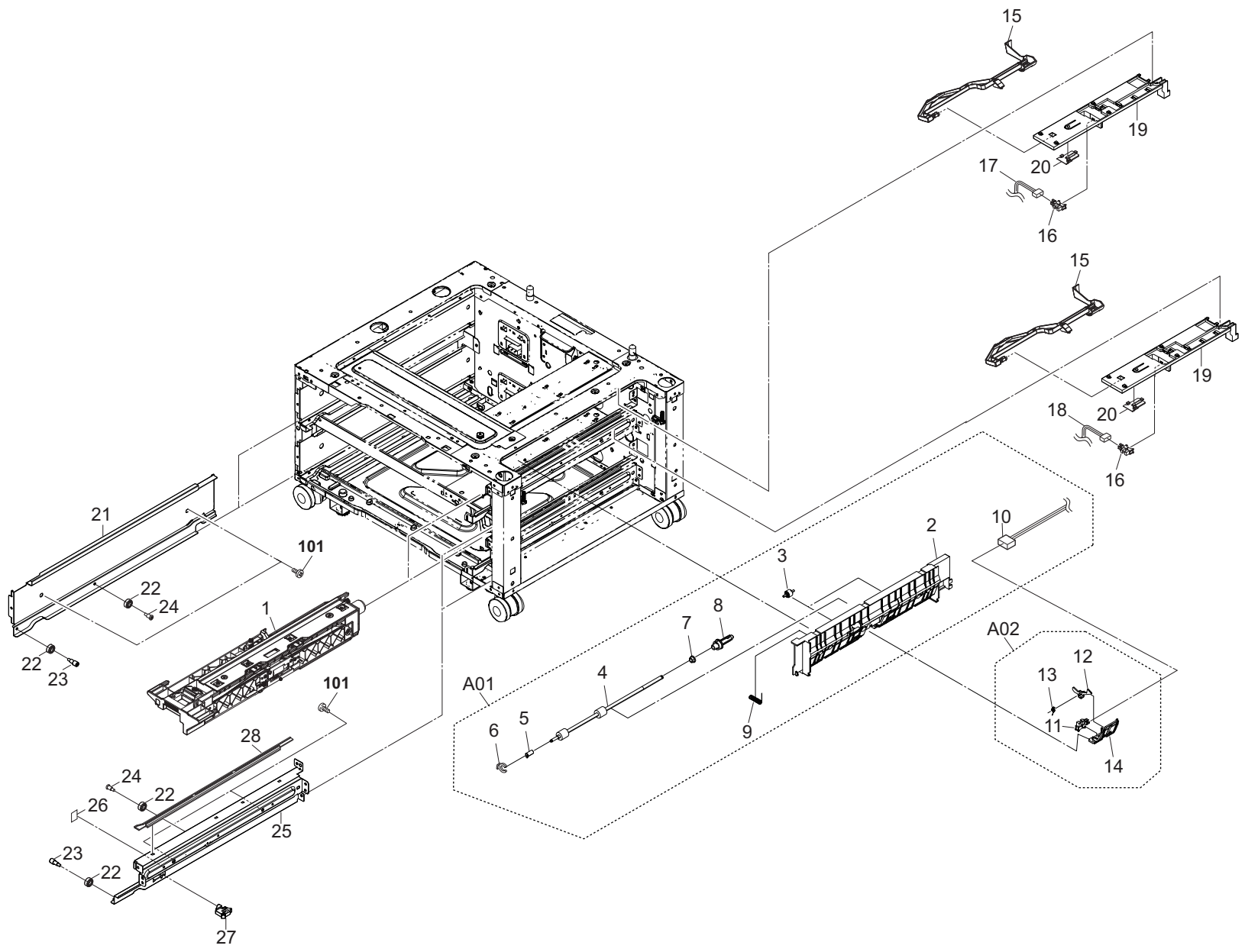


FIG. 4 Paper Feed Section

3PJ

Ref. No. 番号	Part.No. 部品番号	Description 部品名称	Notes 備考	Revision 改訂	Quantity 個数			
					100(日本)	120	230	240
1	302MV94061	PARTS PRIMARY FEED ASSY SP			2	2	2	
A01	303NN94060	PARTS ROLLER GUIDE LOWER ASSY SP			1	1	1	
2	*303NN24140	FRAME GUIDE FEED L			1	1	1	
3	*302HN24400	PULLEY PA			2	2	2	
4	*302MV94320	PARTS ROLLER FEED LOWER SP			1	1	1	
5	*302K329270	BUSH DU			1	1	1	
6	*5MVX111DN007	STOPPER 3 /2BT1107 A4			1	1	1	
7	*302H024370	BUSH 6 EW			1	1	1	
8	*303NN24110	JOINT PULLEY 26-6			1	1	1	
9	*303NN24230	WIRE EARTH FEED L			1	1	1	
10	*303NN46070	WIRE PSENSOR JUNCTION			1	1	1	
A02	303NN94040	PARTS ACTUATOR FEED ASSY SP			1	1	1	
11	*7NXGP1S173LCH01	SENSOR OPT.			1	1	1	
12	*303NN24090	ACTUATOR FEED			1	1	1	
13	*303NN24200	SPRING ACTUATOR FEED			1	1	1	
14	*303NN24160	COVER ACTUATOR			1	1	1	
15	303PJ06010	ACTUATOR PAPER EMPTY A			2	2	2	
16	7NXGP1S173LCH01	SENSOR OPT.			2	2	2	
17	303NN46130	WIRE LIMIT JUNCTION UPPER			1	1	1	
18	303NN46080	WIRE LIMIT JUNCTION			1	1	1	
19	303NN02150	HOLDER SENSOR			2	2	2	
20	303NN02450	GUIDE PRIMARY FEED			2	2	2	
21	303PJ02010	RAIL CASSETTE LEFT			2	2	2	
22	302NL09030	PULLEY CASSETTE RAIL			8	8	8	
23	302GR02240	PIN FRONT CASSETTE RAIL			4	4	4	
24	2FB06710	PIN CASSETTE RAIL			4	4	4	
25	303PJ02020	RAIL CASSETTE RIGHT			2	2	2	
26	303MH06010	PAD RAIL			2	2	2	
27	302K302760	LEVER LIFT CASSETTE			2	2	2	
28	303NN02370	RAIL FEED			2	2	2	
101	7BB700308H	+BIND T.T S SCREW 3X8 SR						

• Parts with a Ref.No. of 500 and above in the illustration indicate they are not selected for service parts.

• イラスト中で 500 番台の Ref 番号が付いている部品はサービスパーツに選定されていません。

FIG. 5 Dive Section & Electrical Components

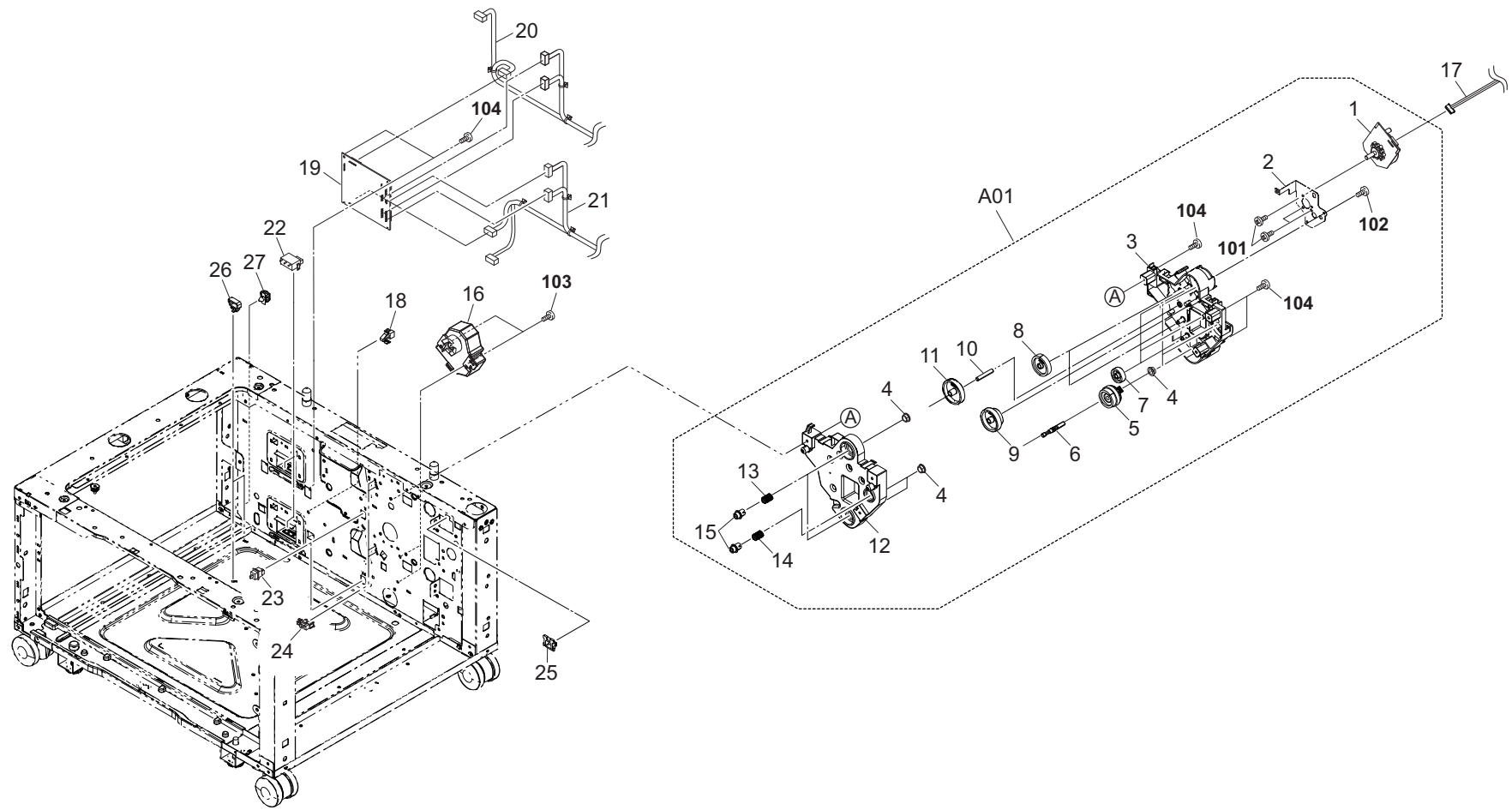


FIG. 5 Dive Section & Electrical Components

3PJ-3

Ref. No. 番号	Part.No. 部品番号	Description 部品名称	Notes 備考	Revision 改訂	Quantity 個数			
					100 (日本)	120	230	240
A01	303NN94070	PARTS DRIVE ASSY SP			1	1	1	
1	*303NN94020	PARTS MOTOR-BL W10 SP		3: Others	1	1	1	
2	*303NN31030	PLATE MOTOR			1	1	1	
3	*303NN31012	HOLDER DRIVE A			1	1	1	
4	*302HN31590	BUSH DRIVE			6	6	6	
5	*302KV44041	CLUTCH 50 Z35R			3	3	3	
6	*302K331240	SHAFT CLUTCH FEED			3	3	3	
7	*303NN31050	GEAR Z27L IDLE			3	3	3	
8	*302K331081	GEAR Z40R IDLE			2	2	2	
9	*303NN31070	GEAR Z33R Z44R			1	1	1	
10	*303NN31060	SHAFT GEAR			1	1	1	
11	*303NN31040	GEAR Z77R Z23L			1	1	1	
12	*303NN31022	HOLDER DRIVE B			1	1	1	
13	*302HN31410	SPRING FEED			2	2	2	
14	*303NN31080	SPRING JOINT SHAFT			1	1	1	
15	*302HN31660	JOINT SHAFT CASSETTE			3	3	3	
16	302K394190	PARTS MOTOR LIFT ASSY SP			2	2	2	
17	303NN46020	WIRE MOTOR			1	1	1	
18	7YZM510009++H01	ACCESS.SPACER			1	1	1	
19	303N494022	PARTS PWB PF MAIN ASSY SP			1	1	1	
20	303N446020	WIRE UPPER SENSOR			1	1	1	
21	303NN46040	WIRE LOWER SENSOR			1	1	1	
22	5ESP03090001+01	PUSH SWITCH 03 SN /SW-192 N			2	2	2	
23	7SP01000001+H01	SW.PUSH			2	2	2	
24	7NXGP1S173LCH01	SENSOR OPT.			4	4	4	
25	7YZM210006++H01	ACCESS.EDGING			1	1	1	
26	7YZM390002++H01	ACCESS.CLAMP			2	2	2	
27	7YZM410004++H01	ACCESS.BAND		2: Part No-chg.	1	1	1	
101	7BB000304H	+BIND M SCREW 3X4						
102	7BB200308H	+BIND T.T P SCREW 3X8						
103	7BB700308H	+BIND T.T S SCREW 3X8 SR						
104	7BB700312H	+BIND T.T S SCREW 3X12 SR						

• Parts with a Ref.No. of 500 and above in the illustration indicate they are not selected for service parts.

• イラスト中で 500 番台の Ref 番号が付いている部品はサービスパーツに選定されていません。

FIG. 6 Accessories & Options

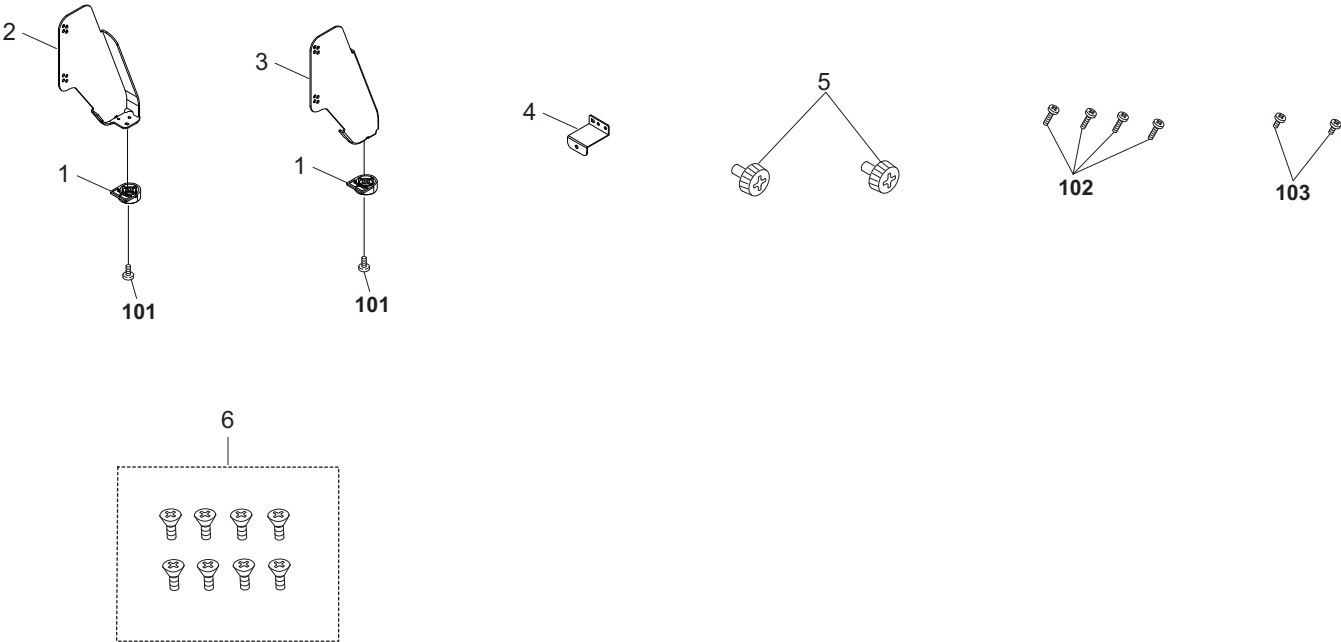




FIG. 6 Accessories &amp; Options

3PJ

Ref. No. 番号	Part.No. 部品番号	Description 部 品 名 称	Notes 備 考	Revision 改 訂	Quantity 個数			
					100(日本)	120	230	240
1	302FZ02600	FOOT			2	2	2	
2	303LM02291	FULCRUM PLATE L			1	1	1	
3	303LM02301	FULCRUM PLATE R			1	1	1	
4	303N402360	MOUNT PF			1	1	1	
5	303H321080	RETAINING PIN TRAY			2	2	2	
6	302N494220	PARTS CURSOR SCREW SET SP			1	1	1	
101	7BB782410H	+TP-FLAT T.T S SCREW 4X10 SR(BLACK)						
102	7BB780420H	+BIND T.T S SCREW 4X20 SR(BLACK)						
103	7BB700312H	+BIND T.T S SCREW 3X12 SR						

• Parts with a Ref.No. of 500 and above in the illustration indicate they are not selected for service parts.

・イラスト中で 500 番台の Ref 番号が付いている部品はサービスパーツに選定されていません。

## INDEX / 索引

Part.No. 部品番号	Description 部品名称	Fig.No.
2BC06910	STOPPER 6	3
2BG06480	BAND B	1
2C907140	PAD CASSETTE	3
2C907360	SPRING CURSOR R	3
2DC12170	SPRING TENSION	1
2FB06710	PIN CASSETTE RAIL	4
2FM04150	CAP SPRING /B-11 ENCLOSURE A4	1
302BG06152	SHAFT FEED B	1
302FB09830	CUT WASHER 4	3
302FG07020	PULLEY,CASSETTE RAIL	3
302FZ02600	FOOT	6
302FZ07020	PULLEY MPT BYPASS	3
302FZ20021	SPRING LID	1
302GR02240	PIN FRONT CASSETTE RAIL	4
302H024370	BUSH 6 EW	4
302HN09240	SIZE FIX	3
302HN24400	PULLEY PA	4
302HN31410	SPRING FEED	5
302HN31590	BUSH DRIVE	5
302HN31660	JOINT SHAFT CASSETTE	5
302K302420	HEATER DEHUMIDIFIER 100	2
302K302430	HEATER DEHUMIDIFIER 120	2
302K302440	HEATER DEHUMIDIFIER 240	2
302K302760	LEVER LIFT CASSETTE	4
302K302790	SPRING LEVER LIFT CASSETTE	2
302K309141	SLIDER CURSOR END	3
302K309150	LIFT BASE CASSETTE SUB	3
302K309160	SPRING LEVER LIFT CASSETTE SUB	3
302K309171	PLATE LIFT BASE CASSETTE	3
302K309180	SHAFT DRIVE LIFT	3
302K309190	LEVER CURSOR SET	3
302K309200	LEVER RELEASE CURSOR F	3
302K309210	SPRING RELEASE CURSOR F	3
302K309220	SPRING SIDE SWITCH	3
302K309270	CURSOR END	3
302K309300	SPRING CASSETTE LIFT EARTH	3
302K309350	STOPPER SIZE SET	3
302K309360	SPRING SIZE SET	3
302K309370	SPRING CURSOR SET	3
302K309380	SPRING SIZE SET F	3
302K309410	PLATE SIZE DETECTION	2
302K329270	BUSH DU	4
302K331081	GEAR Z40R IDLE	5
302K331240	SHAFT CLUTCH FEED	5
302K394190	PARTS MOTOR LIFT ASSY SP	5
302K394380	PARTS GEAR Z18 SP	3
302K906670	HOOK FEED LOW	1
302K909630	SHAFT HOOK PULLEY	2
302K909640	LEVER CASSETTE HOOK	2
302KP34220	LABEL HIGH TEMPERATURE CAUTION	2
302KV44041	CLUTCH 50 Z35R	5

Part.No. 部品番号	Description 部品名称	Fig.No.
302MV09021	BASE CASSETTE	3
302MV09040	ARM SIZE DETECTION	3
302MV09050	PLATE SIDE SWITCH	3
302MV09080	CURSOR CASSETTE REAR	3
302MV09090	CURSOR CASSETTE FRONT	3
302MV34300	SHEET CASSETTE C	3
302MV34310	LABEL CASSETTE SIZE A	3
302MV34320	LABEL OPERATION CURSOR	3
302MV34330	LABEL OPERATION L	3
302MV34340	LABEL OPERATION S	3
302MV34350	LABEL PAPER SET	3
302MV34360	LABEL CASSETTE SIZE B	3
302MV34370	LABEL PAPER LIMIT	3
302MV34430	SHEET CASSETTE I	3
302MV94061	PARTS PRIMARY FEED ASSY SP	4
302MV94320	PARTS ROLLER FEED LOWER SP	4
302N202011	CASTER 100 CN	2
302N494220	PARTS CURSOR SCREW SET SP	6
302NL06070	SHAFT FEED LOW HOOK	1
302NL09010	CASSETTE	3
302NL09020	HOLDER CASSETTE HOOK	2
302NL09030	PULLEY CASSETTE RAIL	4
302NL09050	COVER CASSETTE	3
302NL09060	SPRING CASSETTE HOOK	2
302NL09070	EMBLEM CASSETTE	3
302NL09080	HANDLE CASSETTE	3
302NL09091	PLATE CASSETTE LEFT	3
302NL09101	PLATE CASSETTE RIGHT	3
302NP93010	CT-8325	3
303H321080	RETAINING PIN TRAY	6
303LM02132	BOLT STOPPER	2
303LM02170	RUBBER BOLT	2
303LM02230	SHEET BOLT RUBBER	2
303LM02240	PLATE BOLT	2
303LM02291	FULCRUM PLATE L	6
303LM02301	FULCRUM PLATE R	6
303LW24060	PULLEY EJECT	2
303MH06010	PAD RAIL	4
303N402180	PLATE DRAWER	2
303N402350	LID UPPER	2
303N402360	MOUNT PF	6
303N402390	COVER INNER BASE	1
303N404020	COVER LEFT	1
303N404030	COVER REAR	1
303N404521	GUIDE COVER RIGHT	1
303N424010	GUIDE FEED UPPER	2
303N424150	COVER SW FEED	2
303N446020	WIRE UPPER SENSOR	5
303N494022	PARTS PWB PF MAIN ASSY SP	5
303NF02280	SHAFT HOOK FULCRUM	2
303NN02150	HOLDER SENSOR	4



---

# PF-810

Rev.4  
January 2018

———— CONTENTS/ 目次 ————

FIG. 1	Covers .....	2
FIG. 2	Frames .....	4
FIG. 3	Paper Cassette .....	6
FIG. 4	Paper Feed Section 1 .....	9
FIG. 5	Paper Feed Section 2 .....	12
FIG. 6	Paper Feed Section 3 .....	14
FIG. 7	Drive Section .....	17
FIG. 8	Electrical Components .....	19
FIG. 9	Accessories .....	21
• INDEX / 索引 .....		23

FIG. 1 Covers

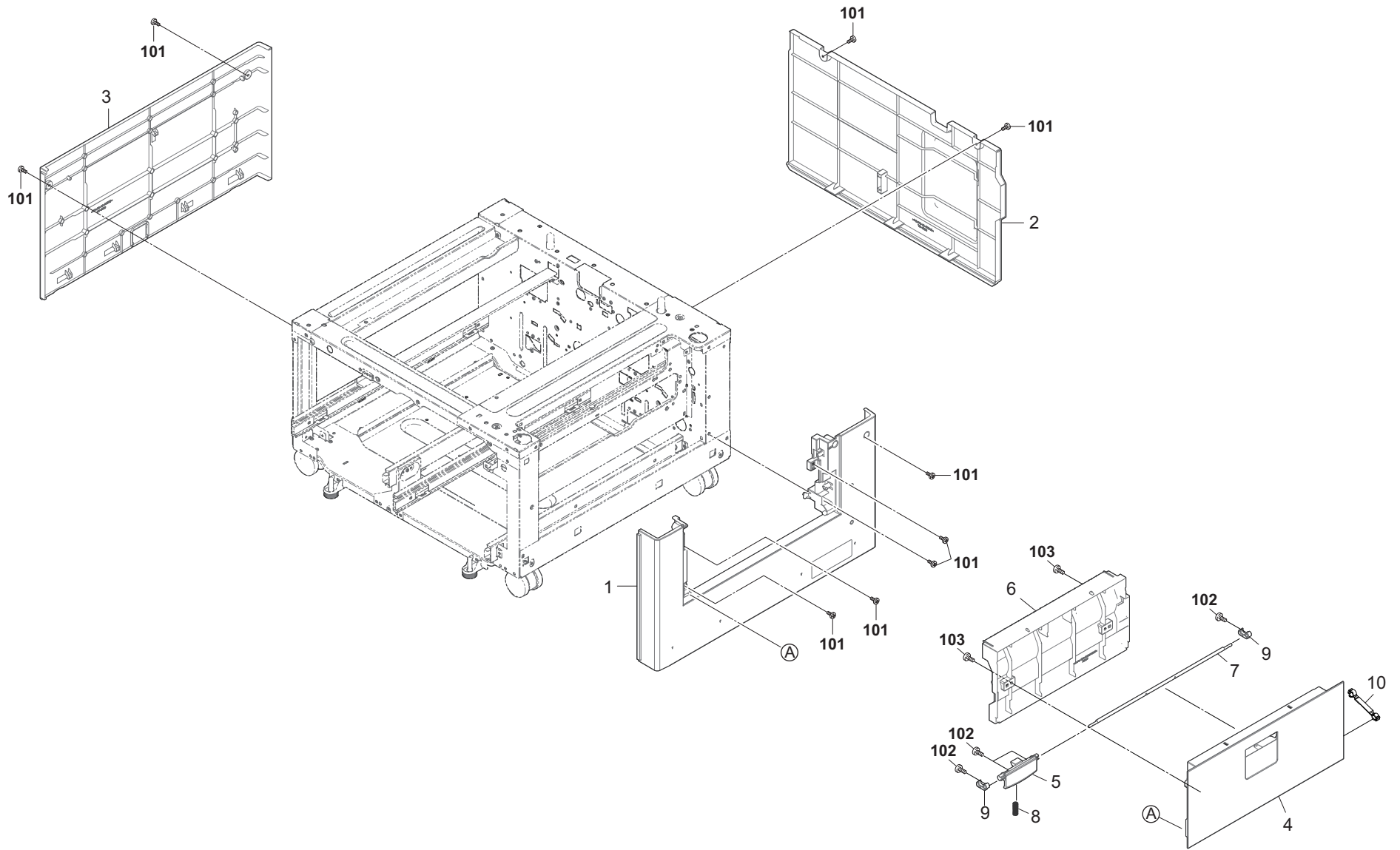


FIG. 1 Covers

3PC-1

Ref. No. 番号	Part.No. 部品番号	Description 部品名称	Notes 備考	Revision 改訂	Quantity 個数			
					100(日本)	120	230	240
1	303PC04030	COVER RIGHT			1	1	1	
2	303PC04050	COVER REAR			1	1	1	
3	303PC04040	COVER LEFT			1	1	1	
4	303PC06040	COVER FEED LOW			1	1	1	
5	303PC06060	HANDLE FEED LOW			1	1	1	
6	303PC06071	GUIDE VF COVER			1	1	1	
7	303PC06090	SHAFT FEED LOW			1	1	1	
8	302FZ20021	SPRING LID			1	1	1	
9	302K906670	HOOK FEED LOW			2	2	2	
10	303NJ06050	STRAP			1	1	1	
101	7BB782308H	+TP-FLAT T.T S SCREW 3X8 SR(BLACK)						
102	7BB600306H	+BIND M SCREW 3X6 R						
103	7BB200410H	+BIND T.T P SCREW 4X10						

• Parts with a Ref.No. of 500 and above in the illustration indicate they are not selected for service parts.

• イラスト中で 500 番台の Ref 番号が付いている部品はサービスパーツに選定されていません。

FIG. 2 Frames

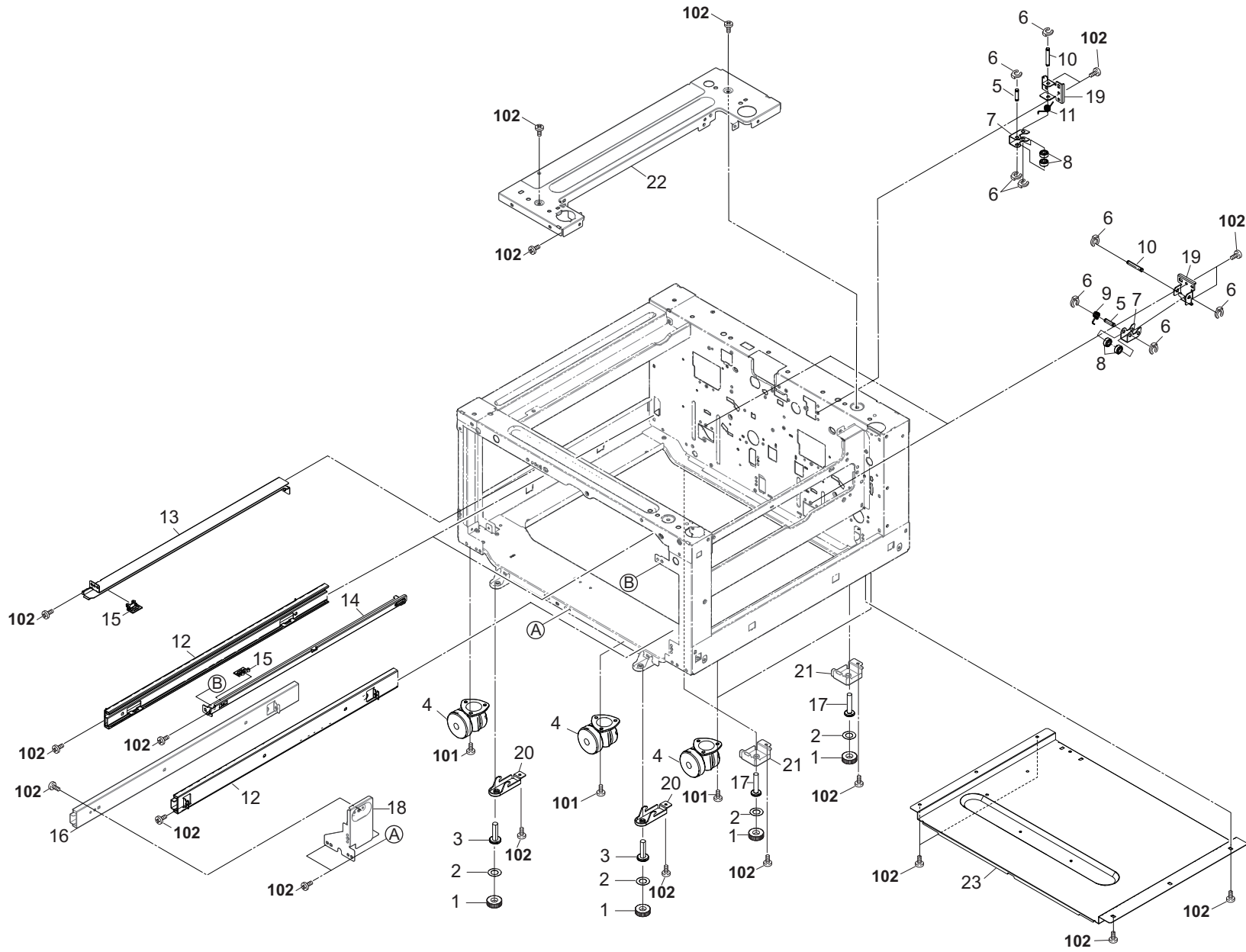




FIG. 2 Frames

3PC-1

Ref. No. 番号	Part.No. 部品番号	Description 部品名称	Notes 備考	Revision 改訂	Quantity 個数			
					100 (日本)	120	230	240
1	303LM02170	RUBBER BOLT			4	4	4	
2	303LM02230	SHEET BOLT RUBBER			4	4	4	
3	303NF02210	BOLT DECK STOPPER			2	2	2	
4	302N202011	CASTER 100 CN			4	4	4	
5	303NF02290	SHAFT HOOK PULLEY			3	3	3	
6	5MVX111DN003	RING STOPPER /A-49 FEED A4			12	12	12	
7	303NF02270	LEVER DECK HOOK			3	3	3	
8	302FG07020	PULLEY,CASSETTE RAIL			6	6	6	
9	303NF02310	SPRING DECK HOOK			2	2	2	
10	303NF02280	SHAFT HOOK FULCRUM			3	3	3	
11	302LH02050	SPRING CASSETTE HOOK			1	1	1	
12	303NF10030	SLIDER DECK			3	3	3	
13	303NF02150	RAIL DECK FEED			1	1	1	
14	303NF02260	RAIL CONVEYING			1	1	1	
15	302FZ09050	SLIDER CASSETTE			2	2	2	
16	303PC10010	SLIDER DECK			1	1	1	
17	303LM02132	BOLT STOPPER			2	2	2	
18	303PC02150	MOUNT SLIDER DECK			1	1	1	
19	303NF02301	HOLDER DECK HOOK			3	3	3	
20	303NF02130	PLATE BOLT FRONT			2	2	2	
21	303PC02160	MOUNT FOOT REAR			2	2	2	
22	303PC02060	STAY UPPER RIGHT			1	1	1	
23	303NF02121	PLATE LOW			1	1	1	
101	7BB606512H	+BIND M SCREW WITH SW W 5X12 R						
102	7BB700410H	+BIND T.T S SCREW 4X10 SR						

• Parts with a Ref.No. of 500 and above in the illustration indicate they are not selected for service parts.

• イラスト中で 500 番台の Ref 番号が付いている部品はサービスパーツに選定されていません。

FIG. 3 Paper Cassettes

3PC-1

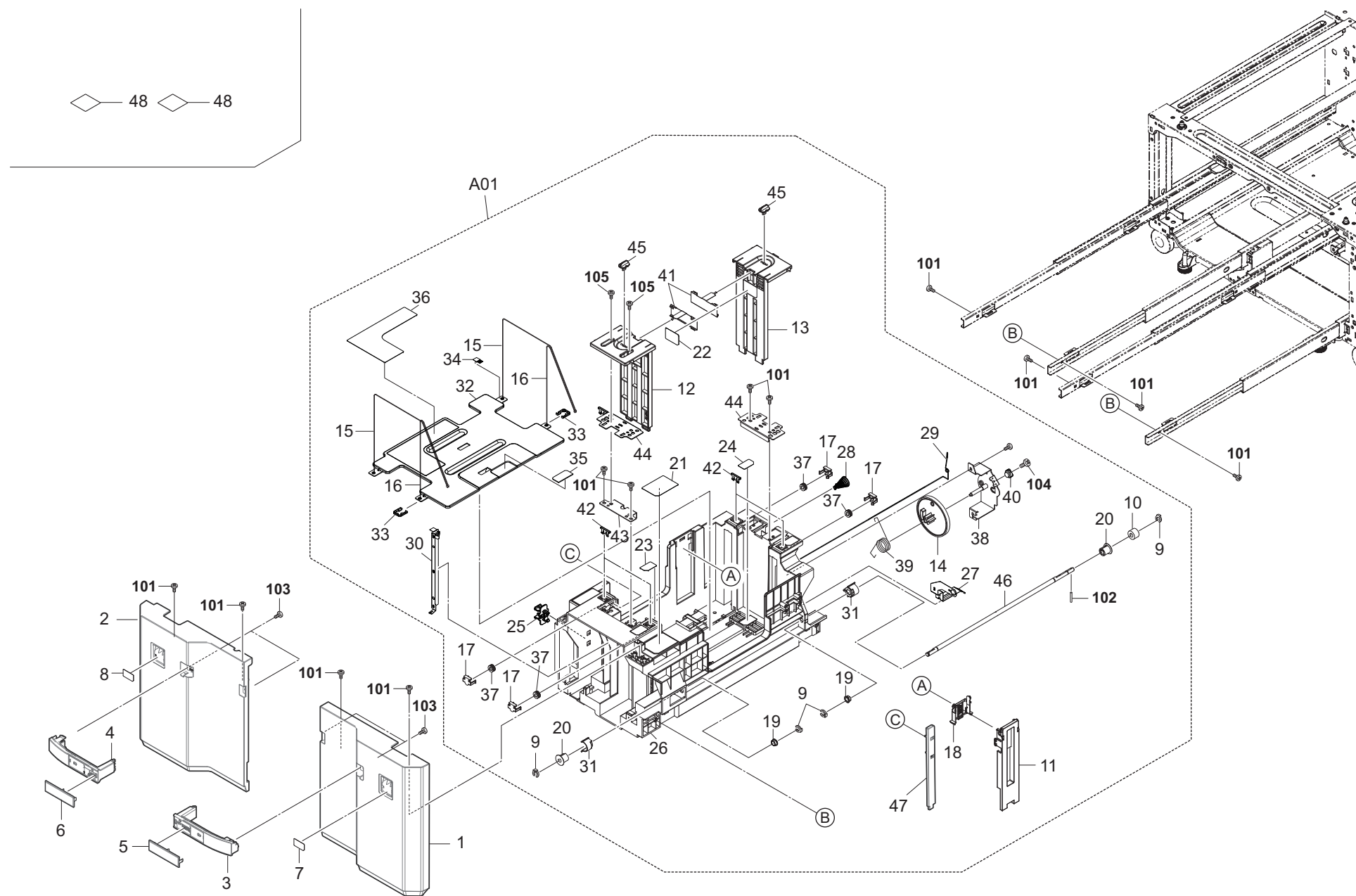


FIG. 3 Paper Cassettes

3PC-4

Ref. No. 番号	Part.No. 部品番号	Description 部品名称	Notes 備考	Revision 改訂	Quantity 個数			
					100(日本)	120	230	240
1	303PC04010	COVER FRONT RIGHT			1	1	1	
2	303PC04020	COVER FRONT LEFT			1	1	1	
3	303PC04060	HANDLE DECK RIGHT			1	1	1	
4	303PC04070	HANDLE DECK LEFT			1	1	1	
5	303PC04080	EMBLEM DECK RIGHT			1	1	1	
6	303PC04090	EMBLEM DECK LEFT			1	1	1	
7	5MVX321CE001	LABEL CASSETTE NUMBER 3			1	1	1	
8	3CF04060	LABEL CASSETTE NUMBER 4			1	1	1	
A01	303NF94111	PARTS DECK UNIT(INCHI) SP	Inch				2	
A01	303NF94023	PARTS DECK UNIT SP	Metric	3: Design-chg.	2			2
9	*2BC06980	STOPPER 5			8	8	8	
10	*2BC07110	GEAR 20			2	2	2	
11	*303NF10070	CURSOR END DECK	Metric		2			2
12	*303NF10080	CURSOR DECK FRONT			2	2	2	
13	*303NF10091	CURSOR DECK REAR		4: Design-chg.	2	2	2	
14	*303NF10550	GEAR DAMPER 100		4: Part No-chg.	2	2	2	
15	*303NF10180	WIRE LIFT A			4	4	4	
16	*303NF10190	WIRE LIFT B			4	4	4	
17	*303NF10220	STOPPER PULLEY			8	8	8	
18	*303NF10410	CURSOR END SUB	Metric		2			2
19	*28107310	BUSH 8			4	4	4	
20	*2BC07020	FRONT PULLEY,LIFT DRIVE			4	4	4	
21	*302NH34770	LABEL DECK PAPER DIRECTION		4: Part No-chg.	2	2	2	
22	*302NH34760	LABEL DECK PAPER LIMIT		4: Part No-chg.	2	2	2	
23	*303NF34060	LABEL DECK SIZE B	Metric		2			2
24	*303NF34080	LABEL DECK SIZE D	Metric		2			2
25	*302GR09991	LIFT LOCK			2	2	2	
26	*303NF10012	DECK CASSETTE			2	2	2	
27	*303NF10430	PLATE EARTH REAR			2	2	2	
28	*303NF10450	WIRE EARTH B			2	2	2	
29	*303NF10440	WIRE EARTH A			2	2	2	
30	*303NF10420	PLATE EARTH FRONT			2	2	2	
31	*303NF10320	HOLDER PULLEY			4	4	4	
32	*303NF10051	PLATE LIFT DECK			2	2	2	
33	*2BC07120	SPACER,DECK LIFT			4	4	4	
34	*303JY37220	STATIC ELIMINATOR CURSOR			2	2	2	
35	*303NF10020	PAD BOTTOM DECK			2	2	2	
36	*303NF34011	LABEL DECK OPERATION A	Metric		2			2
37	*303NF10300	PULLEY LIFT WIRE			8	8	8	
38	*303NF10560	MOUNT DECK DAMPER		4: Part No-chg.	2	2	2	
39	*303NF10570	SPRING LIFT STOPPER		4: Part No-chg.	2	2	2	
40	*302G404160	DAMPER			2	2	2	
41	*303NF10100	PLATE DECK SUB			4	4	4	
42	*303NF10150	PLATE WIRE LOCK			8	8	8	
43	*303NF10390	MOUNT CURSOR ADJUST			2	2	2	
44	*303NF10110	MOUNT CURSOR			4	4	4	
45	*303NF10250	PIN CURSOR LOCK			4	4	4	
46	*303NF10130	SHAFT DECK LIFT			2	2	2	
47	*303NF10520	CURSOR END A4	Metric	4: Part No-chg.	2			2

• Parts with a Ref.No. of 500 and above in the illustration indicate they are not selected for service parts.

• イラスト中で 500 番台の Ref 番号が付いている部品はサービスパーツに選定されていません。

FIG. 3 Paper Cassettes

3PC-1

Ref. No. 番号	Part.No. 部品番号	Description 部品名称	Notes 備考	Revision 改訂	Quantity 個数			
					100 (日本)	120	230	240
48	302MV34430	SHEET CASSETTE I	Inch					
48	302MV34300	SHEET CASSETTE C	Metric		2	2	2	
101	7BB200410H	+BIND T.T P SCREW 4X10						
102	E0030240	SPRING PIN 3X24						
103	7BB200310H	+BIND T.T P SCREW 3X10						
104	7BB007304H	+TP-CUP M SCREW 3X4						
105	7BB700410H	+BIND T.T S SCREW 4X10 SR						

• Parts with a Ref.No. of 500 and above in the illustration indicate they are not selected for service parts.

• イラスト中で 500 番台の Ref 番号が付いている部品はサービスパーツに選定されていません。

FIG. 4 Paper Feed Section 1

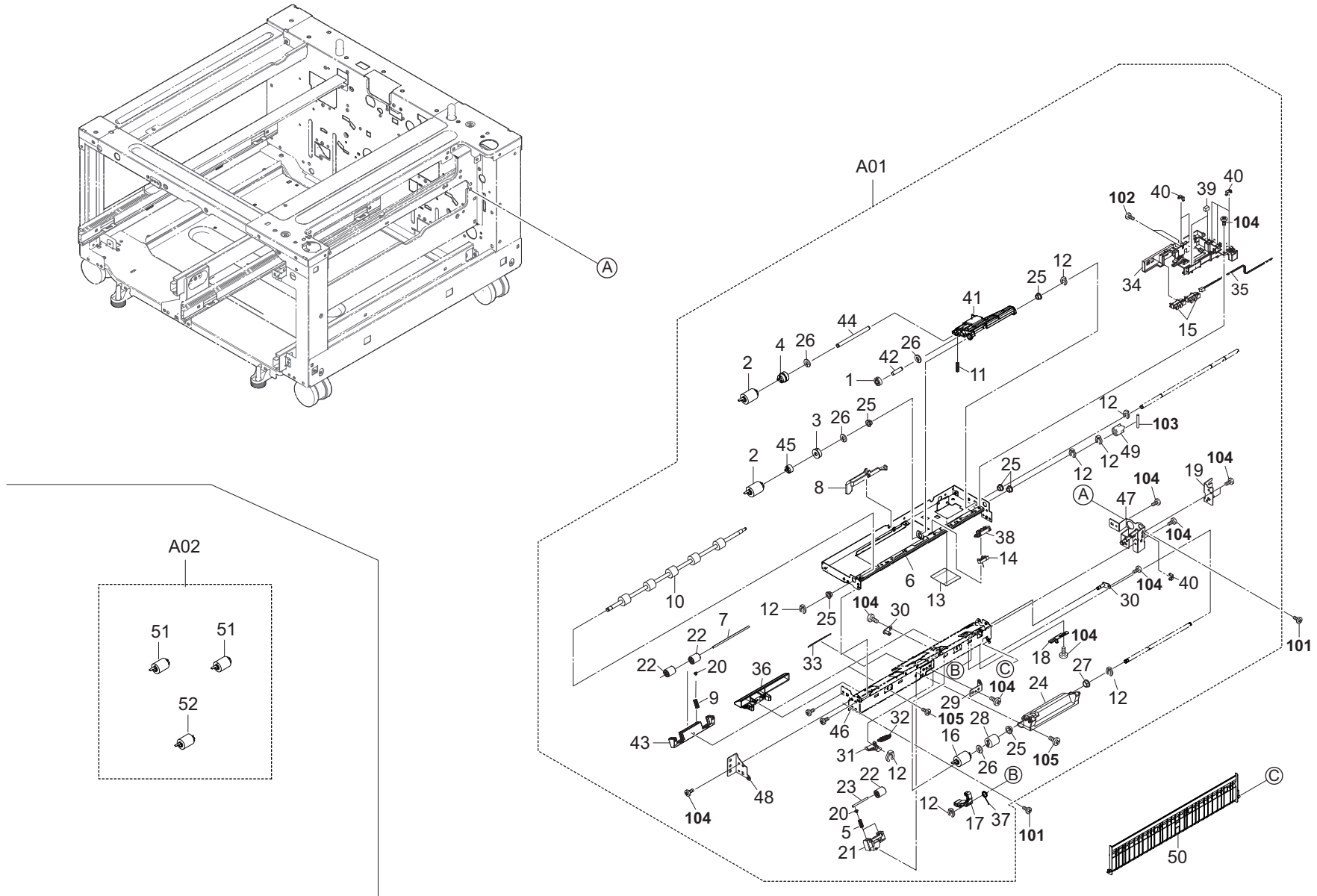


FIG. 4 Paper Feed Section 1

3PC-1

Ref. No. 番号	Part.No. 部品番号	Description 部品名称	Notes 備考	Revision 改訂	Quantity 個数			
					100 (日本)	120	230	240
A01	303PC94010	PARTS PRIMARY FEED UNIT RIGHT SP			1	1	1	
1	*302N406170	GEAR Z28 FEED			1	1	1	
2	*302N406030	PULLEY FEED			2	2	2	
3	*302N406100	GEAR Z32 FEED OW			1	1	1	
4	*302N406110	GEAR Z32 PICKUP			1	1	1	
5	*302F925780	SPRING DU			2	2	2	
6	*302N406010	PLATE FRAME UPPER			1	1	1	
7	*302K906510	SHAFT FEED LOW			2	2	2	
8	*302K906321	ACTUATOR PAPER EMPTY			1	1	1	
9	*302F708310	SPRING LOCK MPF			2	2	2	
10	*302K994420	PARTS ROLLER ASSIST SP			1	1	1	
11	*302K906260	SPRING PICK UP			1	1	1	
12	*5MVX111DN003	RING STOPPER /A-49 FEED A4			8	8	8	
13	*303NF06350	SHEET SOLENOID			1	1	1	
14	*302K994580	PARTS SENSOR OPT. SP			1	1	1	
15	*303M894260	PARTS SENSOR OPT SP			2	2	2	
16	*302N406040	PULLEY RETARD			1	1	1	
17	*302N406160	LEVER RETARD LOCK			1	1	1	
18	*302K906420	PLATE RETARD ADJUST			1	1	1	
19	*302K906270	MOUNT PRIMARY FEED R			1	1	1	
20	*2FM04150	CAP SPRING /B-11 ENCLOSURE A4			4	4	4	
21	*302K906700	HOLDER PULLEY			1	1	1	
22	*302F929260	PULLEY DU LOW			5	5	5	
23	*302K906710	SHAFT ASSIST PULLEY			1	1	1	
24	*302K906151	HOLDER RETARD			1	1	1	
25	*302K324450	BUSH 6			6	6	6	
26	*302K924820	CUT-WASHER 4			4	4	4	
27	*34806040	LOWER BUSHING,PAPER FEED			1	1	1	
28	*302K906750	TORQUE-LIMITER 390			1	1	1	
29	*302K906300	PLATE RETARD HOLDER			1	1	1	
30	*302N406150	FULCRUM-PIN RETARD			2	2	2	
31	*302N406130	LEVER RETARD RELEASE			1	1	1	
32	*302N406200	SPRING RETARD			1	1	1	
33	*302K906721	SHEET PRIMARY FEED HI			1	1	1	
34	*302K906250	GUIDE PRIM FEED WIRE			1	1	1	
35	*303NJ46160	WIRE PRIMARY FEED UNIT			1	1	1	
36	*302N406060	GUIDE FRONT LOWER			1	1	1	
37	*302N406140	SPRING RETARD LOCK			1	1	1	
38	*302K906290	HOLDER SENSOR FEED			1	1	1	
39	*302H708150	SPONGE WIRE MPT			2	2	2	
40	*302K931080	WIRE STOPPER			6	6	6	
41	*302N406050	HOLDER PICKUP			1	1	1	
42	*302K906080	PIN PICK UP IDLE			1	1	1	
43	*302K906280	HOLDER PRIM FEED PULLEY			2	2	2	
44	*302N406070	SHAFT PICKUP PRIMARY			1	1	1	
45	*302N406120	ONEWAY-CLUTCH 6			1	1	1	
46	*302N406020	PLATE FRAME LOWER			1	1	1	
47	*302K906111	PLATE PRIMARY FEED DRIVE			1	1	1	

• Parts with a Ref.No. of 500 and above in the illustration indicate they are not selected for service parts.

• イラスト中で 500 番台の Ref 番号が付いている部品はサービスパーツに選定されていません。

FIG. 4 Paper Feed Section 1

3PC-2

Ref. No. 番号	Part.No. 部品番号	Description 部品名称	Notes 備考	Revision 改訂	Quantity 個数			
					100 (日本)	120	230	240
48	+302K906100	MOUNT PRIMARY FEED			1	1	1	
49	+302K931530	COUPLING DRIVE			1	1	1	
50	302K906051	GUIDE PRIMARY FEED			1	1	1	
A02	302N494230	PARTS PULLEY SET SP		2: Add	1	1	1	
51	+302N406030	PULLEY FEED		2: Others	2	2	2	
52	+302N406040	PULLEY RETARD		2: Others	1	1	1	
101	7BB700410H	+BIND T.T S SCREW 4X10 SR						
102	7BB600306H	+BIND M SCREW 3X6 R						
103	7BP512012BOCH01	PARALLEL PIN 2.0X12						
104	7BB700308H	+BIND T.T S SCREW 3X8 SR						
105	7BB200308H	+BIND T.T P SCREW 3X8						

• Parts with a Ref.No. of 500 and above in the illustration indicate they are not selected for service parts.

• イラスト中で 500 番台の Ref 番号が付いている部品はサービスパーツに選定されていません。

FIG. 5 Paper Feed Section 2

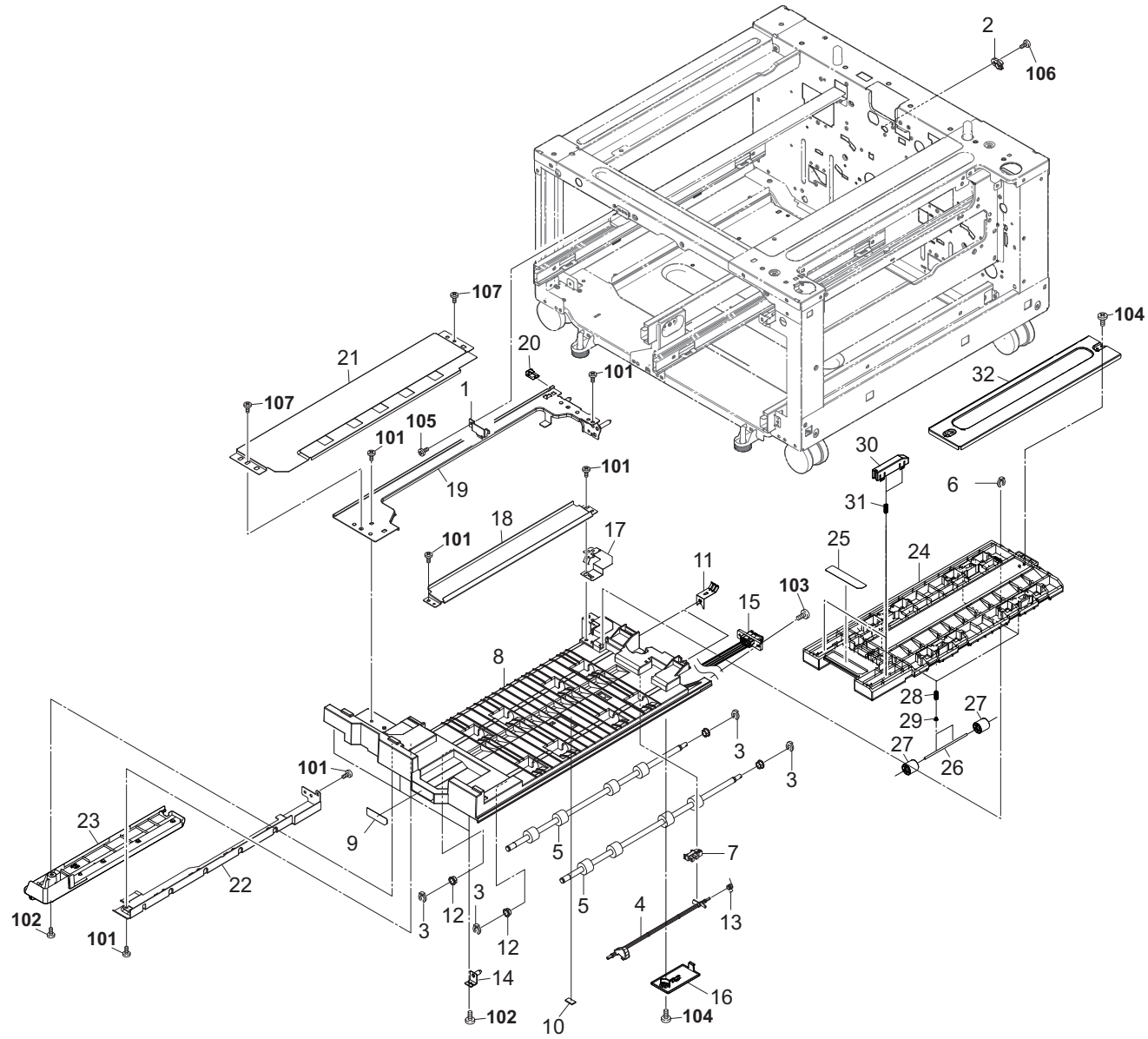




FIG. 5 Paper Feed Section 2

3PC-3

Ref. No. 番号	Part.No. 部品番号	Description 部品名称	Notes 備考	Revision 改訂	Quantity 個数			
					100 (日本)	120	230	240
1	303NF06150	STOPPER HF			1	1	1	
2	303NF06330	BUSH FEED HF			1	1	1	
3	2BC06910	STOPPER 6			4	4	4	
4	303NF06040	ACTUATOR HF			1	1	1	
5	303NF94100	PARTS ROLLER CONVEYING DECK SP			2	2	2	
6	5MVX111DN003	RING STOPPER /A-49 FEED A4			1	1	1	
7	303M894260	PARTS SENSOR OPT SP			1	1	1	
8	303NF06011	GUIDE HF LOWER		3: Design-chg.	1	1	1	
9	303NF34100	LABEL DECK B1			1	1	1	
10	303NF06340	CUSHION ACTUATOR			1	1	1	
11	303NF06060	PLATE HF ROLLER			2	2	2	
12	28107310	BUSH 8			2	2	2	
13	302H729120	SPRING ACT DU			1	1	1	
14	303NF06270	PIN HF LOWER			3	3	3	
15	303NF46220	WIRE LEFT DECK 2			1	1	1	
16	303NF06260	LID WIRE			1	1	1	
17	303NF06050	PLATE HF L			1	1	1	
18	303NF06030	GUIDE HF LEFT			1	1	1	
19	303PC06130	RAIL HF LEFT			1	1	1	
20	303NF06070	SLIDER HF RAIL			1	1	1	
21	303NF06250	COVER FEED LEFT			1	1	1	
22	303NF06282	RAIL HF LOWER			1	1	1	
23	303PC06120	SLIDER HF FRONT			1	1	1	
24	303NF06080	GUIDE HF UPPER			1	1	1	
25	303NF34110	LABEL DECK B2			1	1	1	
26	302K906510	SHAFT FEED LOW			4	4	4	
27	302H722760	PULLEY MIDDLE A			8	8	8	
28	303NF06320	SPRING DECK FEED			8	8	8	
29	2FM04150	CAP SPRING /B-11 ENCLOSURE A4			8	8	8	
30	303NF06180	LEVER HF UPPER			2	2	2	
31	302F708310	SPRING LOCK MPF			4	4	4	
32	303NF06310	STAY GUIDE UPPER			1	1	1	
101	7BB200412H	+BIND T.T P SCREW 4X12						
102	7BB200410H	+BIND T.T P SCREW 4X10						
103	7BB200312H	+BIND T.T P SCREW 3X12						
104	7BB202308H	+TP-FLAT T.T P SCREW 3X8						
105	7BB700410H	+BIND T.T S SCREW 4X10 SR						
106	7BB102308H	+TP-FLAT T.T S SCREW 3X8						
107	7BB700408H	+BIND T.T S SCREW 4X8 SR						

• Parts with a Ref.No. of 500 and above in the illustration indicate they are not selected for service parts.

• イラスト中で 500 番台の Ref 番号が付いている部品はサービスパーツに選定されていません。

FIG. 6 Paper Feed Section 3

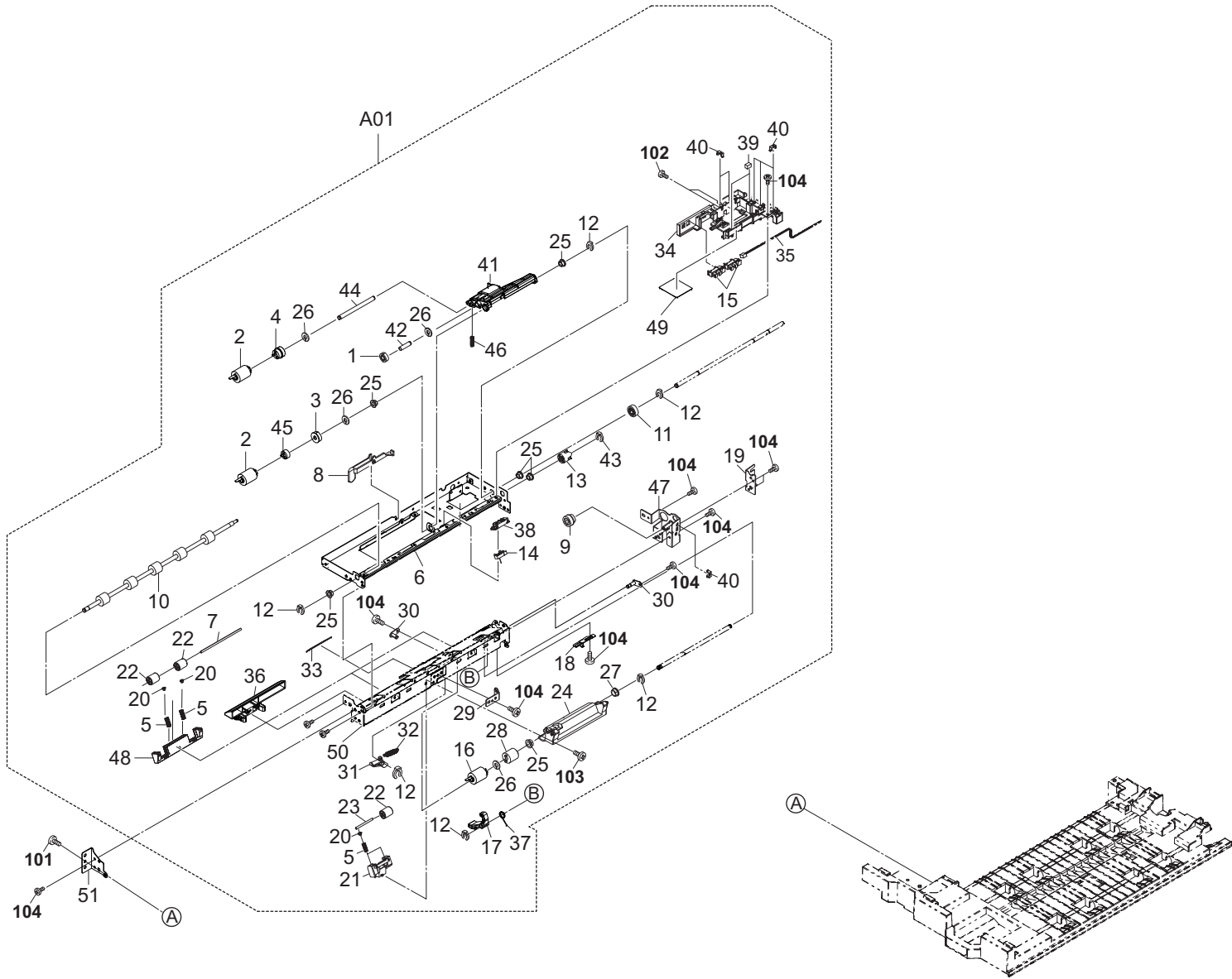


FIG. 6 Paper Feed Section 3

3PC

Ref. No. 番号	Part.No. 部品番号	Description 部品名称	Notes 備考	Revision 改訂	Quantity 個数			
					100 (日本)	120	230	240
A01	302N294030	PARTS PRIMARY FEED UNIT DECK SP			1	1	1	
1	*302N406170	GEAR Z28 FEED			1	1	1	
2	*302N406030	PULLEY FEED			2	2	2	
3	*302N406100	GEAR Z32 FEED OW			1	1	1	
4	*302N406110	GEAR Z32 PICKUP			1	1	1	
5	*302F925780	SPRING DU			6	6	6	
6	*302N406010	PLATE FRAME UPPER			1	1	1	
7	*302K906510	SHAFT FEED LOW			2	2	2	
8	*302K906321	ACTUATOR PAPER EMPTY			1	1	1	
9	*302K906230	GEAR PRIMARY FEED IDLE Z20R Z16L			1	1	1	
10	*303NJ94050	PARTS ROLLER ASSIST SP			1	1	1	
11	*302K906240	GEAR FEED DRIVE Z20L			1	1	1	
12	*5MVX111DN003	RING STOPPER /A-49 FEED A4			6	6	6	
13	*303NJ06040	GEAR PRIMARY FEED Z17L OW			1	1	1	
14	*302K994580	PARTS SENSOR OPT. SP			1	1	1	
15	*303M894260	PARTS SENSOR OPT SP			2	2	2	
16	*302N406040	PULLEY RETARD			1	1	1	
17	*302N406160	LEVER RETARD LOCK			1	1	1	
18	*302K906420	PLATE RETARD ADJUST			1	1	1	
19	*302K906270	MOUNT PRIMARY FEED R			1	1	1	
20	*2FM04150	CAP SPRING /B-11 ENCLOSURE A4			6	6	6	
21	*302K906700	HOLDER PULLEY			1	1	1	
22	*302F929260	PULLEY DU LOW			5	5	5	
23	*302K906710	SHAFT ASSIST PULLEY			1	1	1	
24	*302K906151	HOLDER RETARD			1	1	1	
25	*302K324450	BUSH 6			6	6	6	
26	*302K924820	CUT-WASHER 4			4	4	4	
27	*34806040	LOWER BUSHING,PAPER FEED			1	1	1	
28	*302K906750	TORQUE-LIMITER 390			1	1	1	
29	*302K906300	PLATE RETARD HOLDER			1	1	1	
30	*302N406150	FULCRUM-PIN RETARD			2	2	2	
31	*302N406130	LEVER RETARD RELEASE			1	1	1	
32	*302N406200	SPRING RETARD			1	1	1	
33	*302K906721	SHEET PRIMARY FEED HI			1	1	1	
34	*302K906250	GUIDE PRIM FEED WIRE			1	1	1	
35	*303NJ46160	WIRE PRIMARY FEED UNIT			1	1	1	
36	*302N406060	GUIDE FRONT LOWER			1	1	1	
37	*302N406140	SPRING RETARD LOCK			1	1	1	
38	*302K906290	HOLDER SENSOR FEED			1	1	1	
39	*302H708150	SPONGE WIRE MPT			2	2	2	
40	*302K931080	WIRE STOPPER			6	6	6	
41	*302N406050	HOLDER PICKUP			1	1	1	
42	*302K906080	PIN PICK UP IDLE			1	1	1	
43	*5MVX111DN007	STOPPER 3 /2BT1107 A4			1	1	1	
44	*302N406070	SHAFT PICKUP PRIMARY			1	1	1	
45	*302N406120	ONEWAY-CLUTCH 6			1	1	1	
46	*302K906260	SPRING PICK UP			1	1	1	
47	*302K906111	PLATE PRIMARY FEED DRIVE			1	1	1	

• Parts with a Ref.No. of 500 and above in the illustration indicate they are not selected for service parts.

• イラスト中で 500 番台の Ref 番号が付いている部品はサービスパーツに選定されていません。

FIG. 6 Paper Feed Section 3

3PC

Ref. No. 番号	Part.No. 部品番号	Description 部 品 名 称	Notes 備 考	Revision 改 訂	Quantity 個数			
					100 (日本)	120	230	240
48	+302K906280	HOLDER PRIM FEED PULLEY			2	2	2	
49	+303NF06350	SHEET SOLENOID			1	1	1	
50	+302N406020	PLATE FRAME LOWER			1	1	1	
51	302K906100	MOUNT PRIMARY FEED			1	1	1	
101	7BB700410H	+BIND T.T S SCREW 4X10 SR						
102	7BB600306H	+BIND M SCREW 3X6 R						
103	7BB200308H	+BIND T.T P SCREW 3X8						
104	7BB700308H	+BIND T.T S SCREW 3X8 SR						

• Parts with a Ref.No. of 500 and above in the illustration indicate they are not selected for service parts.

・イラスト中で 500 番台の Ref 番号が付いている部品はサービスパーツに選定されていません。

FIG. 7 Drive Section

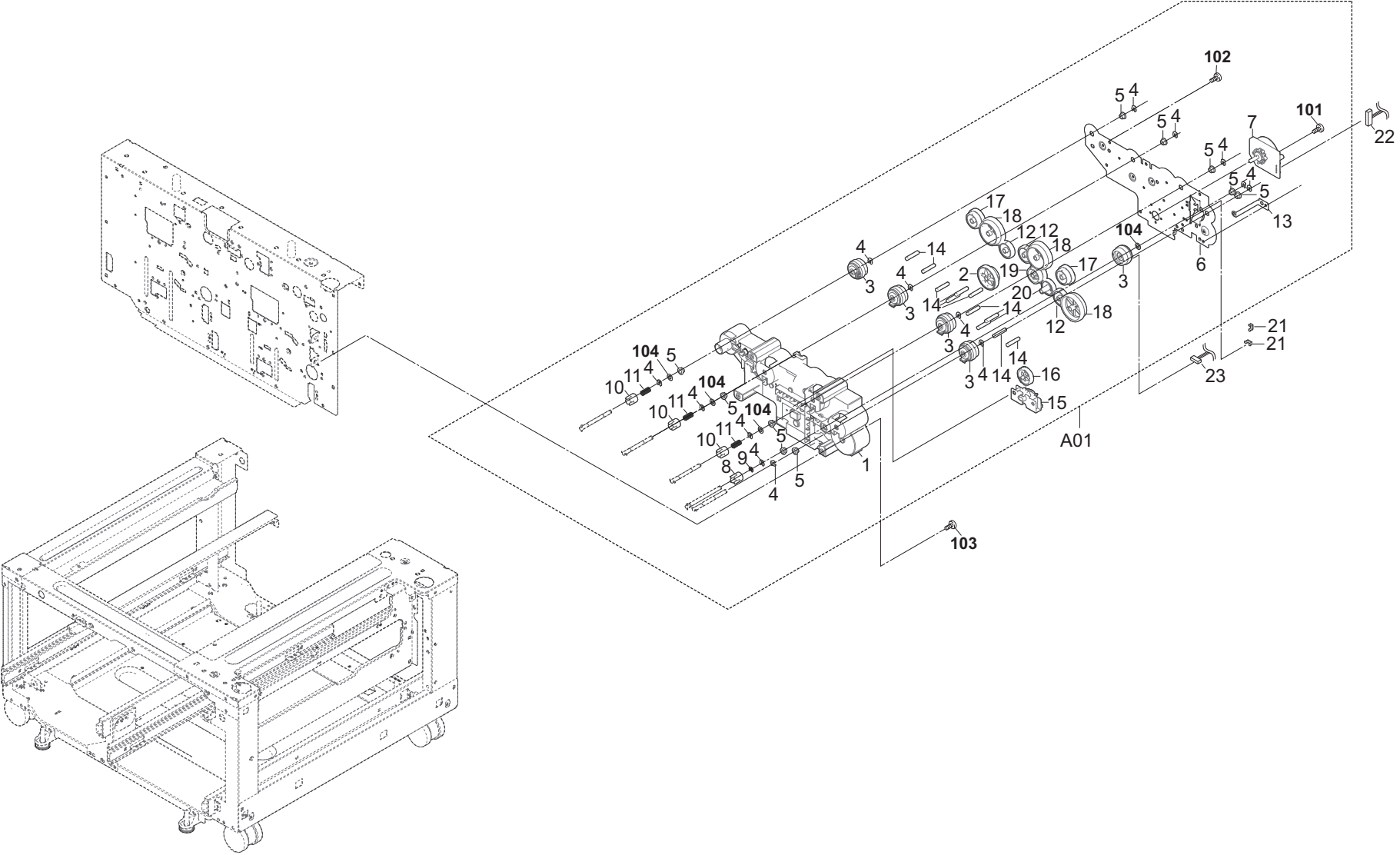


FIG. 7 Drive Section

3PC-3

Ref. No. 番号	Part.No. 部品番号	Description 部品名称	Notes 備考	Revision 改訂	Quantity 個数			
					100 (日本)	120	230	240
A01	303PC94020	PARTS DRIVE UNIT SP			1	1	1	
1	*303PC31010	HOUSING MAIN DRIVE			1	1	1	
2	*303PC31070	GEAR Z84L Z34L			1	1	1	
3	*302KV44041	CLUTCH 50 Z35R			5	5	5	
4	*5MVX111DN003	RING STOPPER /A-49 FEED A4			14	14	14	
5	*302H702590	BUSH SCREW			10	10	10	
6	*303PC31020	PLATE DRIVE			1	1	1	
7	*302K994333	PARTS MOTOR-BL W30 SP		3: Design-chg.	1	1	1	
8	*302K931530	COUPLING DRIVE			1	1	1	
9	*302K924820	CUT-WASHER 4			1	1	1	
10	*303NF31180	COUPLING DRIVE			3	3	3	
11	*303NF31170	SPRING DRIVE			3	3	3	
12	*303NF31160	GEAR Z36R			3	3	3	
13	*303NF31030	PLATE EARTH FEED			1	1	1	
14	*303NJ31120	PIN FEED DRIVE			11	11	11	
15	*303NJ31031	BRACKET GEAR CHANGE			1	1	1	
16	*303NJ31060	GEAR Z60R			1	1	1	
17	*303NJ31140	GEAR Z40R-Z34L			2	2	2	
18	*303NF31040	GEAR Z51L Z60L			3	3	3	
19	*303NJ31070	GEAR Z56L-Z40R			1	1	1	
20	*303NF31150	GEAR Z34L			1	1	1	
21	302K931080	WIRE STOPPER			2	2	2	
22	303PC46080	WIRE MAIN MOTOR			1	1	1	
23	303PC46020	WIRE DRIVE UNIT			1	1	1	
101	7BB000305H	+BIND M SCREW 3X5						
102	7BB200410H	+BIND T.T P SCREW 4X10						
103	7BB700410H	+BIND T.T S SCREW 4X10 SR						
104	7BC06062C020H01	POLY SLIDER WASHER M6.2X12X0.2T						

• Parts with a Ref.No. of 500 and above in the illustration indicate they are not selected for service parts.

• イラスト中で 500 番台の Ref 番号が付いている部品はサービスパーツに選定されていません。

FIG. 8 Electrical Components

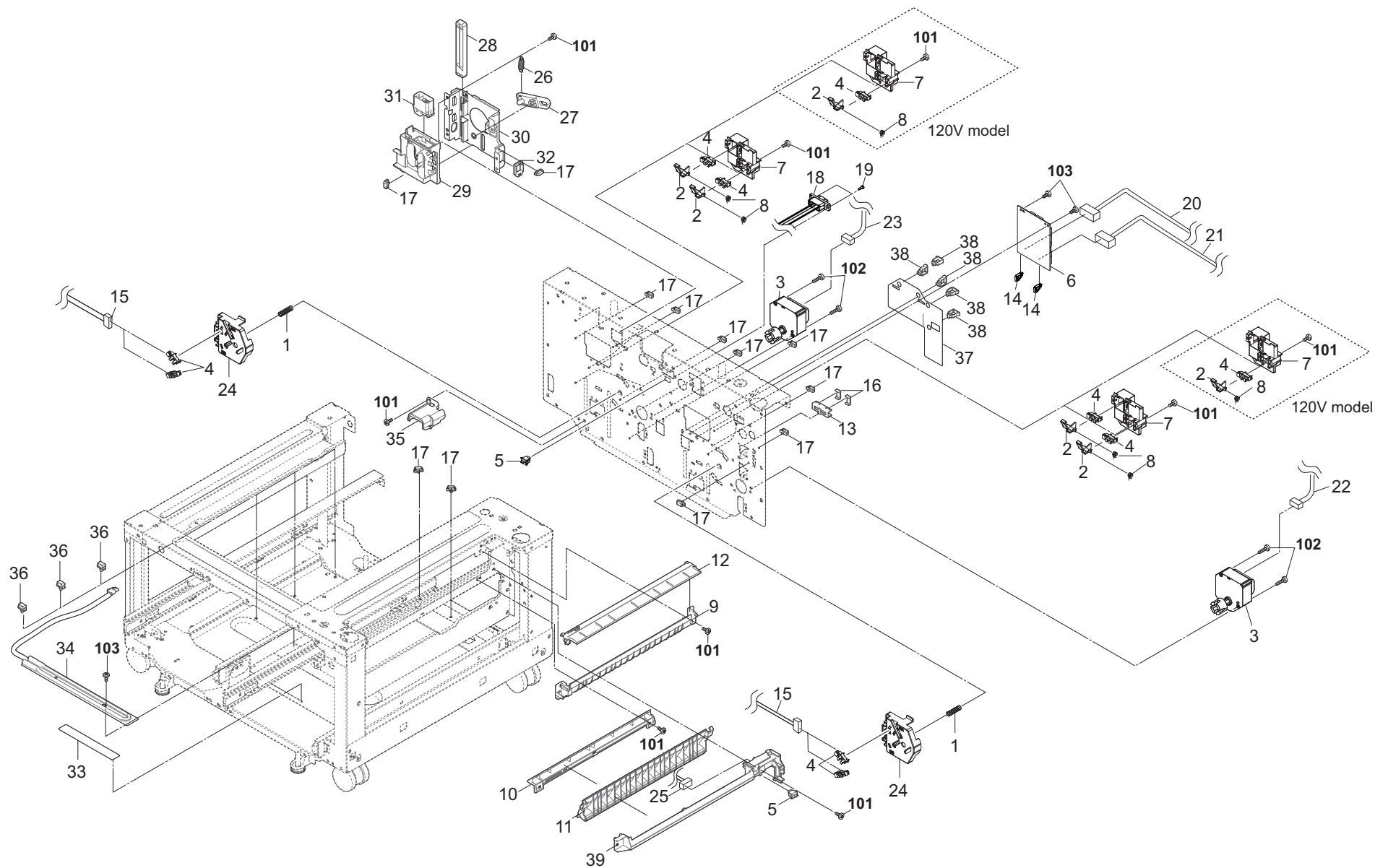


FIG. 8 Electrical Components

3PC-4

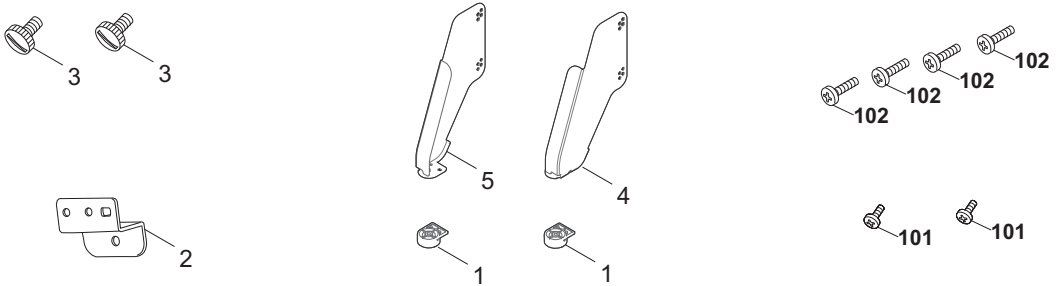
Ref. No. 番号	Part.No. 部品番号	Description 部品名称	Notes 備考	Revision 改訂	Quantity 個数			
					100 (日本)	120	230	240
1	2C902080	SPRING DEV PUSH			2	2	2	
2	303NF10230	ACTUATOR CASSETTE			4	2	4	
3	303NF94091	PARTS MOTOR LIFT DECK SP		3: Design-chg.	2	2	2	
4	303M894260	PARTS SENSOR OPT SP			8	6	8	
5	7SP01000006+H01	SW.PUSH			2	2	2	
6	303PC94030	PARTS PWB FRONT DECK ASSY SP			1	1	1	
7	303NF10240	MOUNT ACTUATOR CASSETTE			2	2	2	
8	302H729120	SPRING ACT DU			4	2	4	
9	303PC06010	GUIDE UPPER MID			1	1	1	
10	303PC06020	GUIDE LOWER MID			1	1	1	
11	303PC06050	GUIDE JUNCTION LOW			1	1	1	
12	303PC06100	GUIDE JUNCTION UPPER			1	1	1	
13	302LF39050	GUIDE WIRE FRONT PWB			1	1	1	
14	302K939230	HOLDER PWB			2	2	2	
15	303NF46100	WIRE PAPER SENSOR			2	2	2	
16	303LL02330	HOLDER WIRE D			2	2	2	
17	7YZM610008++H01	ACCESS.SADDLE			16	16	16	
18	303PC46100	WIRE LEFT DECK			1	1	1	
19	3CZ02240	PIN,DRAWER SIDE CONVEYING			2	2	2	
20	303PC46040	WIRE LEFT			1	1	1	
21	303PC46050	WIRE RIGHT			1	1	1	
22	303PC46030	WIRE LIFT MOTOR			1	1	1	
23	303PC46060	WIRE RIGHT DECK			1	1	1	
24	303NF10330	HOLDER DECK SENSOR			2	2	2	
25	303PC46070	WIRE VERTICAL			1	1	1	
26	303NN02220	SPRING MACHINE			1	1	1	
27	303PC02200	ARM DRAWER			1	1	1	
28	303PC02210	ARM MACHINE			1	1	1	
29	303PC02220	MOUNT DRAWER			1	1	1	
30	303PC02230	PLATE DRAWER			1	1	1	
31	303PC46010	WIRE INTERFACE			1	1		
31	303PC46090	WIRE INTERFACE 200						1
32	7YZM210011++H01	ACCESS.EDGING		4: Part No-chg.	1	1	1	
33	302KP34220	LABEL HIGH TEMPERATURE CAUTION			1	1	1	
34	302H794380	PARTS CASSETTE HEATER 100			1			
34	302H794610	PARTS HEATER DEHUMIDIFIER 240						1
34	302H794620	PARTS HEATER DEHUMIDIFIER 120				1		
35	303NF04140	COVER CONNECTOR HEATER			1	1	1	
36	7YZM610001++H01	ACCESS SADDLE			3	3	3	
37	303PC02240	FILM PROTECTOR			1	1	1	
38	7YZM610011++H01	ACCESS.SADDLE			5	5	5	
39	303PC06030	GUIDE VF RIGHT			1	1	1	
101	7BB700410H	+BIND T.T S SCREW 4X10 SR						
102	7BB700330H	+BIND T.T S SCREW 3X30 SR						
103	7BB700308H	+BIND T.T S SCREW 3X8 SR						
104	7BB702308H	+TP-FLAT T.T S SCREW 3X8 SR						

• Parts with a Ref.No. of 500 and above in the illustration indicate they are not selected for service parts.

• イラスト中で 500 番台の Ref 番号が付いている部品はサービスパーツに選定されていません。



FIG. 9 Accessories





## INDEX / 索引

Part.No. 部品番号	Description 部品名称	Fig.No.
28107310	BUSH 8	3,5
2BC06910	STOPPER 6	5
2BC06980	STOPPER 5	3
2BC07020	FRONT PULLEY,LIFT DRIVE	3
2BC07110	GEAR 20	3
2BC07120	SPACER,DECK LIFT	3
2C902080	SPRING DEV PUSH	8
2FM04150	CAP SPRING /B-11 ENCLOSURE A4	4,5,6
34806040	LOWER BUSHING,PAPER FEED	4,6
302F708310	SPRING LOCK MPF	4,5
302F925780	SPRING DU	4,6
302F929260	PULLEY DU LOW	4,6
302FG07020	PULLEY,CASSETTE RAIL	2
302FZ02600	FOOT	9
302FZ09050	SLIDER CASSETTE	2
302FZ20021	SPRING LID	1
302G404160	DAMPER	3
302GR09991	LIFT LOCK	3
302H702590	BUSH SCREW	7
302H708150	SPONGE WIRE MPT	4,6
302H722760	PULLEY MIDDLE A	5
302H729120	SPRING ACT DU	5,8
302H794380	PARTS CASSETTE HEATER 100	8
302H794610	PARTS HEATER DEHUMIDIFIER 240	8
302H794620	PARTS HEATER DEHUMIDIFIER 120	8
302K324450	BUSH 6	4,6
302K906051	GUIDE PRIMARY FEED	4
302K906080	PIN PICK UP IDLE	4,6
302K906100	MOUNT PRIMARY FEED	4,6
302K906111	PLATE PRIMARY FEED DRIVE	4,6
302K906151	HOLDER RETARD	4,6
302K906230	GEAR PRIMARY FEED IDLE Z20R Z16L	6
302K906240	GEAR FEED DRIVE Z20L	6
302K906250	GUIDE PRIM FEED WIRE	4,6
302K906260	SPRING PICK UP	4,6
302K906270	MOUNT PRIMARY FEED R	4,6
302K906280	HOLDER PRIM FEED PULLEY	4,6
302K906290	HOLDER SENSOR FEED	4,6
302K906300	PLATE RETARD HOLDER	4,6
302K906321	ACTUATOR PAPER EMPTY	4,6
302K906420	PLATE RETARD ADJUST	4,6
302K906510	SHAFT FEED LOW	4,5,6
302K906670	HOOK FEED LOW	1
302K906700	HOLDER PULLEY	4,6
302K906710	SHAFT ASSIST PULLEY	4,6
302K906721	SHEET PRIMARY FEED HI	4,6
302K906750	TORQUE-LIMITER 390	4,6
302K924820	CUT-WASHER 4	4,6,7
302K931080	WIRE STOPPER	4,6,7
302K931530	COUPLING DRIVE	4,7
302K939230	HOLDER PWB	8

Part.No. 部品番号	Description 部品名称	Fig.No.
302K994333	PARTS MOTOR-BL W30 SP	7
302K994420	PARTS ROLLER ASSIST SP	4
302K994580	PARTS SENSOR OPT. SP	4,6
302KP34220	LABEL HIGH TEMPERATURE CAUTION	8
302KV44041	CLUTCH 50 Z35R	7
302LF39050	GUIDE WIRE FRONT PWB	8
302LH02050	SPRING CASSETTE HOOK	2
302MV34300	SHEET CASSETTE C	3
302MV34430	SHEET CASSETTE I	3
302N202011	CASTER 100 CN	2
302N294030	PARTS PRIMARY FEED UNIT DECK SP	6
302N406010	PLATE FRAME UPPER	4,6
302N406020	PLATE FRAME LOWER	4,6
302N406030	PULLEY FEED	4,6
302N406040	PULLEY RETARD	4,6
302N406050	HOLDER PICKUP	4,6
302N406060	GUIDE FRONT LOWER	4,6
302N406070	SHAFT PICKUP PRIMARY	4,6
302N406100	GEAR Z32 FEED OW	4,6
302N406110	GEAR Z32 PICKUP	4,6
302N406120	ONEWAY-CLUTCH 6	4,6
302N406130	LEVER RETARD RELEASE	4,6
302N406140	SPRING RETARD LOCK	4,6
302N406150	FULCRUM-PIN RETARD	4,6
302N406160	LEVER RETARD LOCK	4,6
302N406170	GEAR Z28 FEED	4,6
302N406200	SPRING RETARD	4,6
302N494230	PARTS PULLEY SET SP	4
302NH34760	LABEL DECK PAPER LIMIT	3
302NH34770	LABEL DECK PAPER DIRECTION	3
303H321080	RETAINING PIN TRAY	9
303JY37220	STATIC ELIMINATOR CURSOR	3
303LL02330	HOLDER WIRE D	8
303LM02132	BOLT STOPPER	2
303LM02170	RUBBER BOLT	2
303LM02230	SHEET BOLT RUBBER	2
303LM02291	FULCRUM-PLATE L	9
303LM02301	FULCRUM-PLATE R	9
303M894260	PARTS SENSOR OPT SP	4,5,6,8
303NF02121	PLATE LOW	2
303NF02130	PLATE BOLT FRONT	2
303NF02150	RAIL DECK FEED	2
303NF02210	BOLT DECK STOPPER	2
303NF02260	RAIL CONVEYING	2
303NF02270	LEVER DECK HOOK	2
303NF02280	SHAFT HOOK FULCRUM	2
303NF02290	SHAFT HOOK PULLEY	2
303NF02301	HOLDER DECK HOOK	2
303NF02310	SPRING DECK HOOK	2
303NF04140	COVER CONNECTOR HEATER	8
303NF06011	GUIDE HF LOWER	5

Part.No. 部品番号	Description 部品名称	Fig.No.
303NF06030	GUIDE HF LEFT	5
303NF06040	ACTUATOR HF	5
303NF06050	PLATE HF L	5
303NF06060	PLATE HF ROLLER	5
303NF06070	SLIDER HF RAIL	5
303NF06080	GUIDE HF UPPER	5
303NF06150	STOPPER HF	5
303NF06180	LEVER HF UPPER	5
303NF06250	COVER FEED LEFT	5
303NF06260	LID WIRE	5
303NF06270	PIN HF LOWER	5
303NF06282	RAIL HF LOWER	5
303NF06310	STAY GUIDE UPPER	5
303NF06320	SPRING DECK FEED	5
303NF06330	BUSH FEED HF	5
303NF06340	CUSHION ACTUATOR	5
303NF06350	SHEET SOLENOID	4,6
303NF10012	DECK CASSETTE	3
303NF10020	PAD BOTTOM DECK	3
303NF10030	SLIDER DECK	2
303NF10051	PLATE LIFT DECK	3
303NF10070	CURSOR END DECK	3
303NF10080	CURSOR DECK FRONT	3
303NF10091	CURSOR DECK REAR	3
303NF10100	PLATE DECK SUB	3
303NF10110	MOUNT CURSOR	3
303NF10130	SHAFT DECK LIFT	3
303NF10150	PLATE WIRE LOCK	3
303NF10180	WIRE LIFT A	3
303NF10190	WIRE LIFT B	3
303NF10220	STOPPER PULLEY	3
303NF10230	ACTUATOR CASSETTE	8
303NF10240	MOUNT ACTUATOR CASSETTE	8
303NF10250	PIN CURSOR LOCK	3
303NF10300	PULLEY LIFT WIRE	3
303NF10320	HOLDER PULLEY	3
303NF10330	HOLDER DECK SENSOR	8
303NF10390	MOUNT CURSOR ADJUST	3
303NF10410	CURSOR END SUB	3
303NF10420	PLATE EARTH FRONT	3
303NF10430	PLATE EARTH REAR	3
303NF10440	WIRE EARTH A	3
303NF10450	WIRE EARTH B	3
303NF10520	CURSOR END A4	3
303NF10550	GEAR DAMPER 100	3
303NF10560	MOUNT DECK DAMPER	3
303NF10570	SPRING LIFT STOPPER	3
303NF31030	PLATE EARTH FEED	7
303NF31040	GEAR Z51L Z60L	7
303NF31150	GEAR Z34L	7
303NF31160	GEAR Z36R	7

Part.No. 部品番号	Description 部品名称	Fig.No.
303NF31170	SPRING DRIVE	7
303NF31180	COUPLING DRIVE	7
303NF34011	LABEL DECK OPERATION A	3
303NF34060	LABEL DECK SIZE B	3
303NF34080	LABEL DECK SIZE D	3
303NF34100	LABEL DECK B1	5
303NF34110	LABEL DECK B2	5
303NF46100	WIRE PAPER SENSOR	8
303NF46220	WIRE LEFT DECK 2	5
303NF94023	PARTS DECK UNIT SP	3
303NF94091	PARTS MOTOR LIFT DECK SP	8
303NF94100	PARTS ROLLER CONVEYING DECK SP	5
303NF94111	PARTS DECK UNIT(INCHI) SP	3
303NJ06040	GEAR PRIMARY FEED Z17L OW	6
303NJ06050	STRAP	1
303NJ31031	BRACKET GEAR CHANGE	7
303NJ31060	GEAR Z60R	7
303NJ31070	GEAR Z56L-Z40R	7
303NJ31120	PIN FEED DRIVE	7
303NJ31140	GEAR Z40R-Z34L	7
303NJ46160	WIRE PRIMARY FEED UNIT	4,6
303NJ94050	PARTS ROLLER ASSIST SP	6
303NN02220	SPRING MACHINE	8
303PC02060	STAY UPPER RIGHT	2
303PC02150	MOUNT SLIDER DECK	2
303PC02160	MOUNT FOOT REAR	2
303PC02170	MOUNT PF	9
303PC02200	ARM DRAWER	8
303PC02210	ARM MACHINE	8
303PC02220	MOUNT DRAWER	8
303PC02230	PLATE DRAWER	8
303PC02240	FILM PROTECTOR	8
303PC04010	COVER FRONT RIGHT	3
303PC04020	COVER FRONT LEFT	3
303PC04030	COVER RIGHT	1
303PC04040	COVER LEFT	1
303PC04050	COVER REAR	1
303PC04060	HANDLE DECK RIGHT	3
303PC04070	HANDLE DECK LEFT	3
303PC04080	EMBLEM DECK RIGHT	3
303PC04090	EMBLEM DECK LEFT	3
303PC06010	GUIDE UPPER MID	8
303PC06020	GUIDE LOWER MID	8
303PC06030	GUIDE VF RIGHT	8
303PC06040	COVER FEED LOW	1
303PC06050	GUIDE JUNCTION LOW	8
303PC06060	HANDLE FEED LOW	1
303PC06071	GUIDE VF COVER	1
303PC06090	SHAFT FEED LOW	1
303PC06100	GUIDE JUNCTION UPPER	8
303PC06120	SLIDER HF FRONT	5



---

# DP-7100

Rev.6  
August 2017

—— CONTENTS / 目次 ——

FIG. 1	Covers .....	2
FIG. 2	Frames .....	4
FIG. 3	Table Assy .....	6
FIG. 4	Paper Conveying Section .....	8
FIG. 5	Paper Feed Section 1 .....	10
FIG. 6	Paper Feed Section 2 .....	12
FIG. 7	Paper Feed Section 3 .....	14
FIG. 8	Drive Section & Electrical Components .....	16
FIG. 9	Wire Section .....	18
FIG. 10	Accessories .....	20
	• INDEX / 索引 .....	22

FIG. 1 Covers

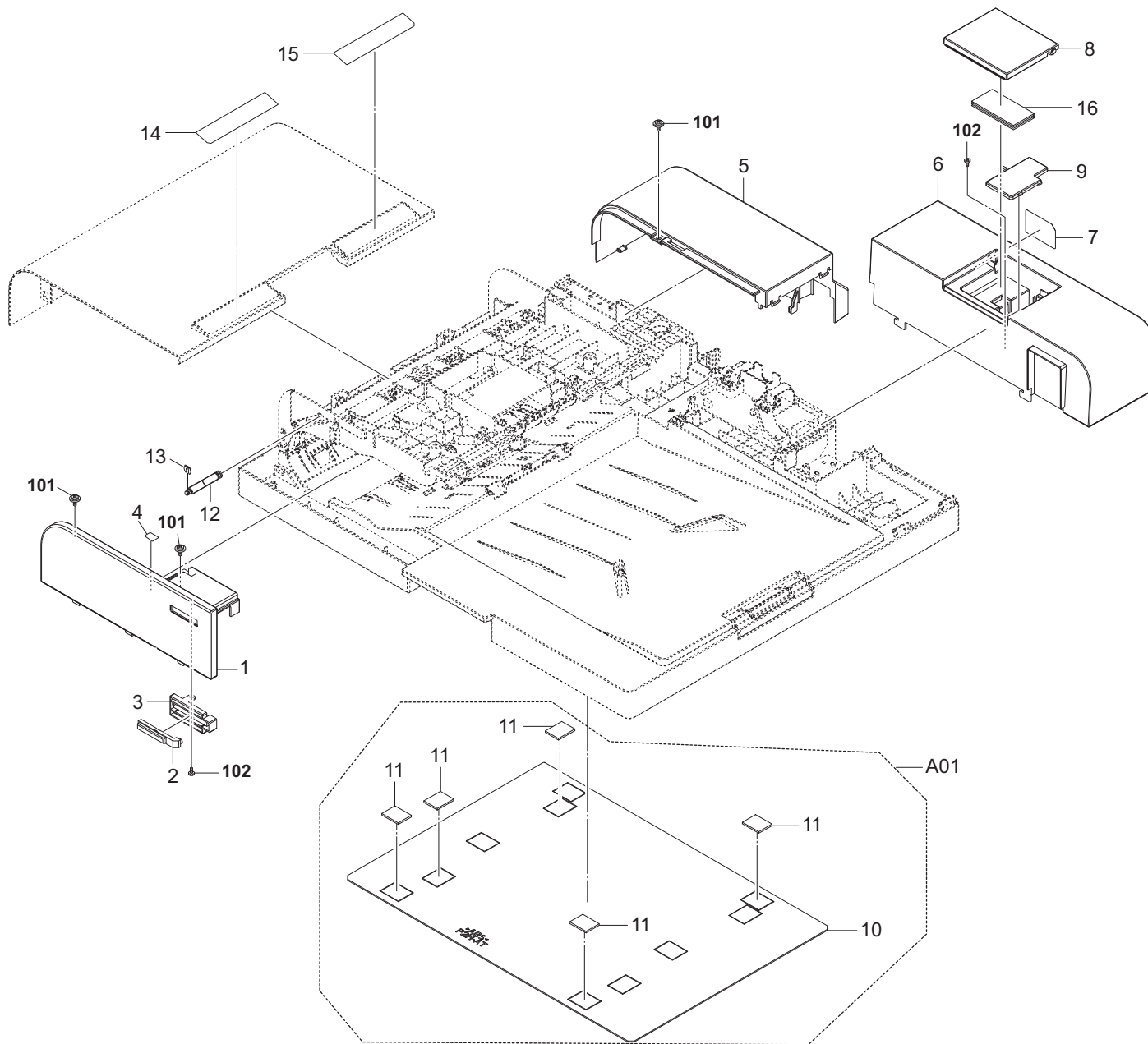






FIG. 2 Frames

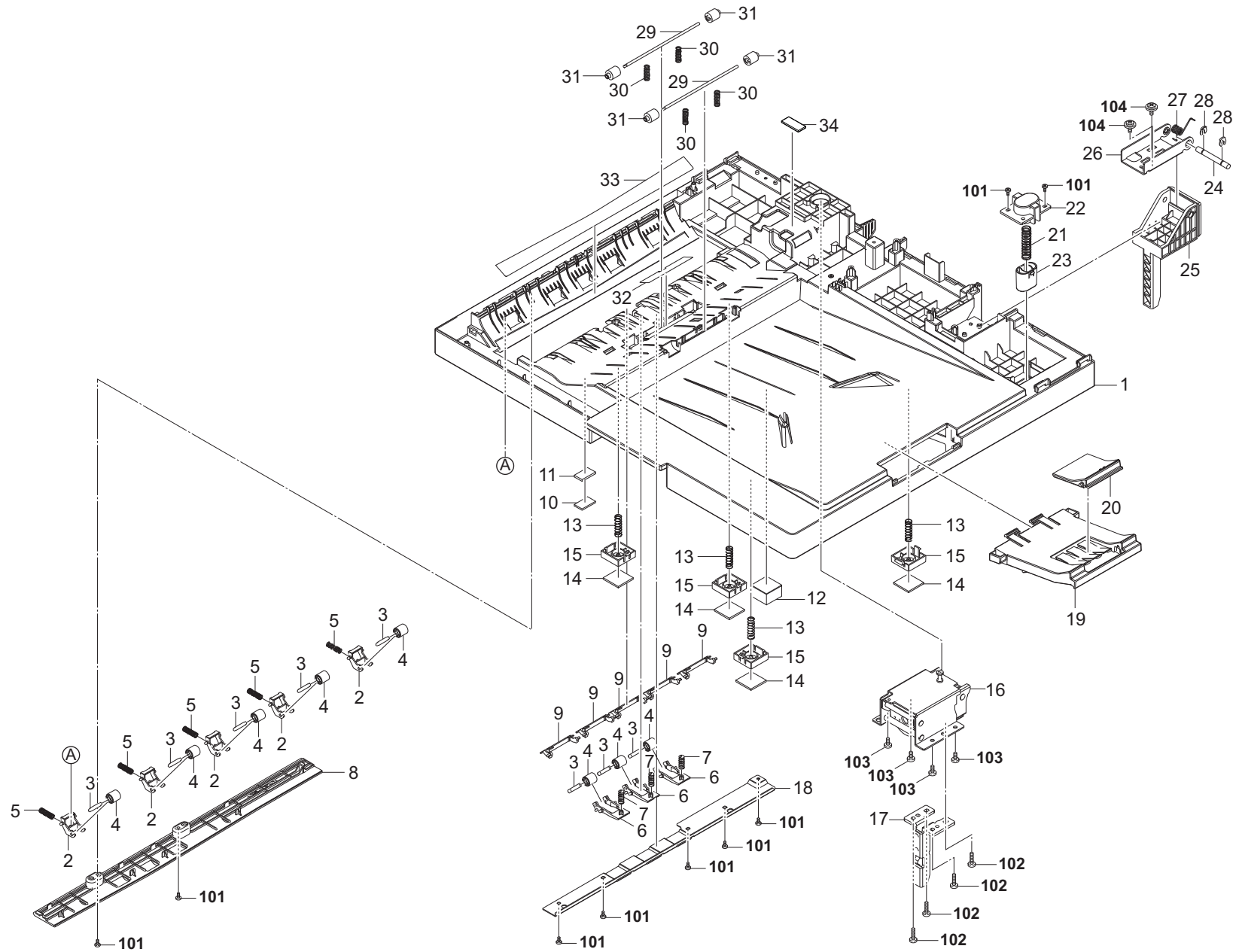




FIG. 3 Table Assy

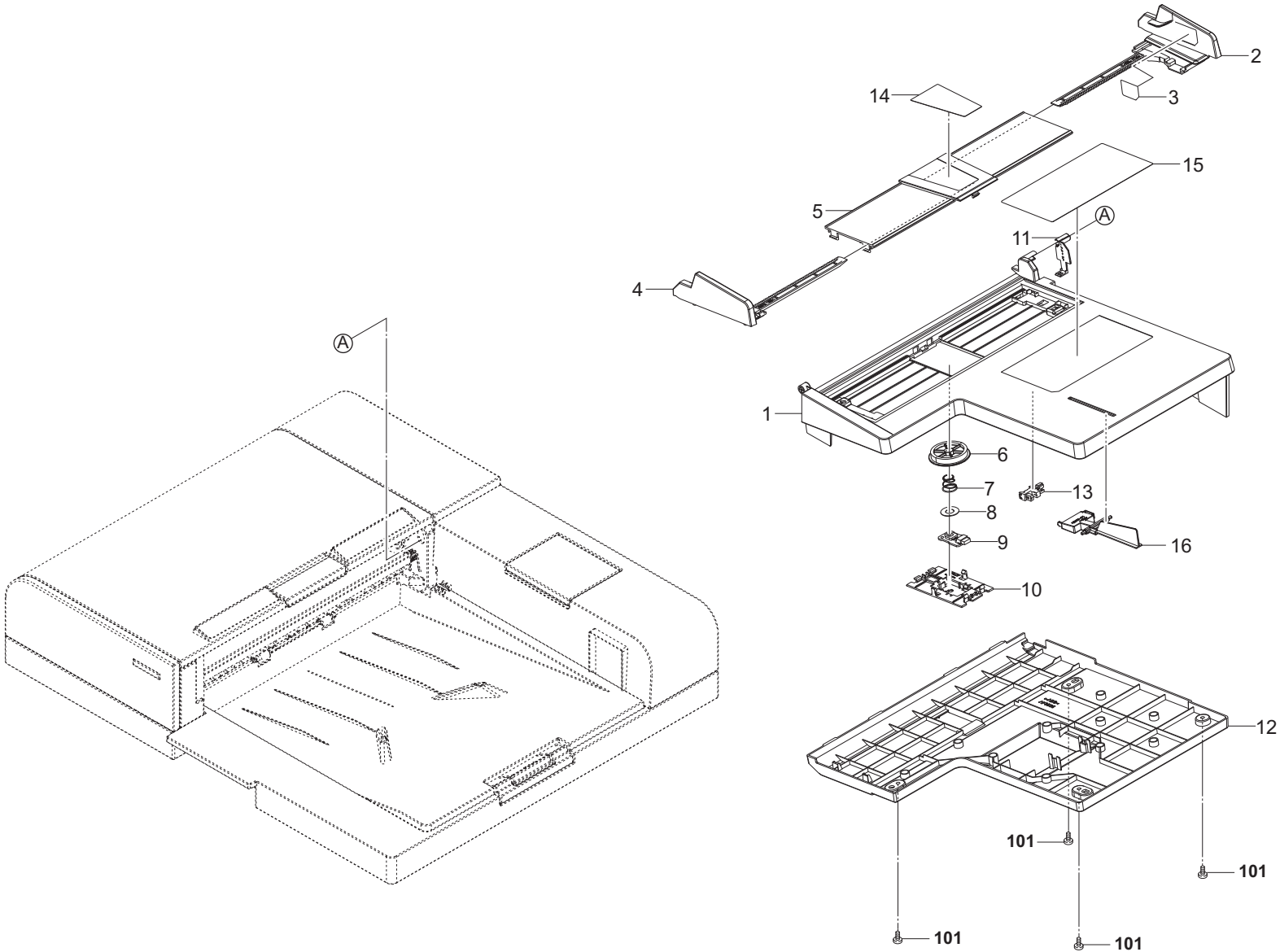




FIG. 4 Paper Conveying Section

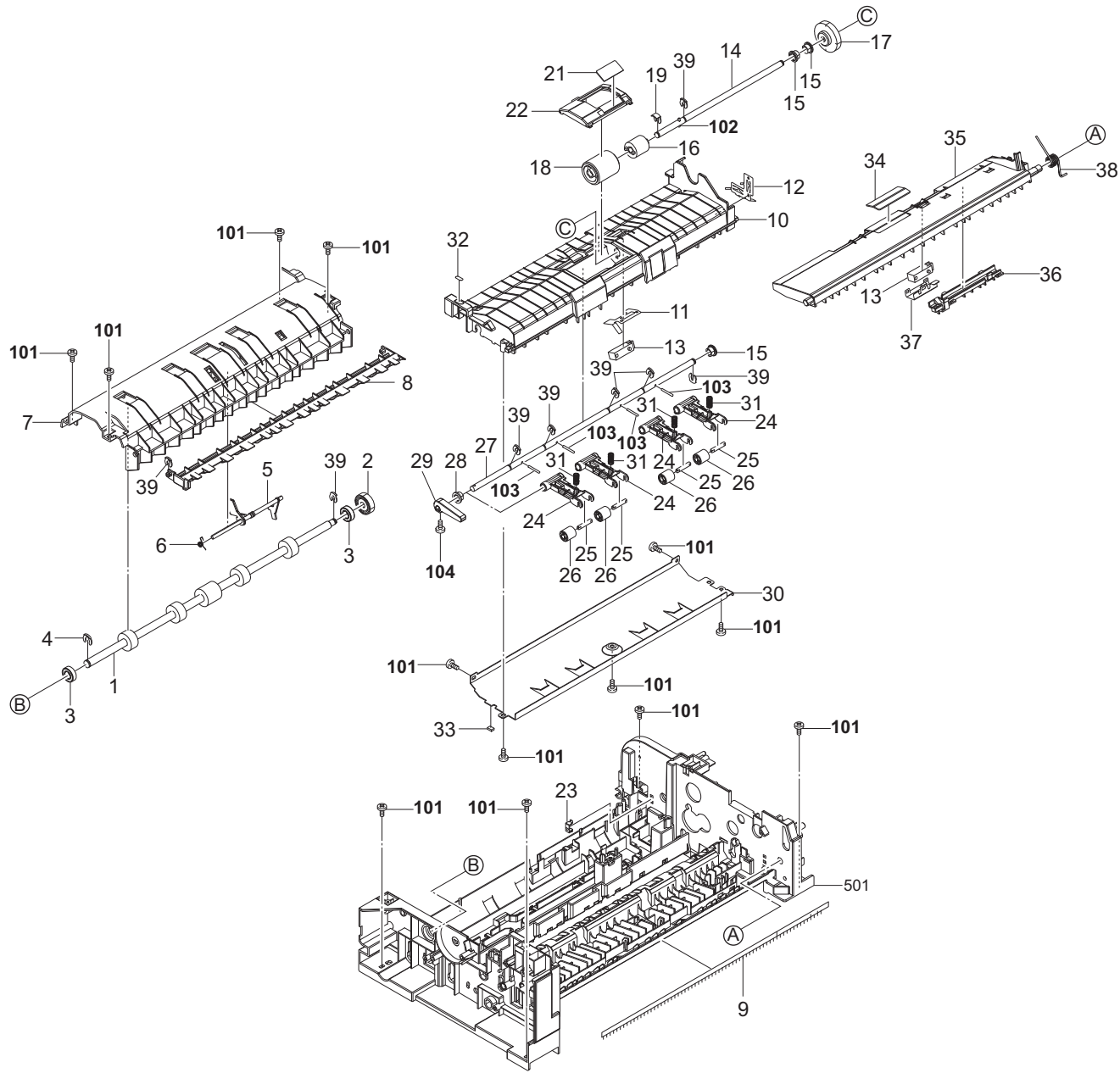


FIG. 4 Paper Conveying Section

3R7-6

Ref. No. 番号	Part.No. 部品番号	Description 部品名称	Notes 備考	Revision 改訂	Quantity 個数			
					100 (日本)	120	230	240
1	303R794020	PARTS ROLLER REGISTRATION SP			1	1	1	1
2	303LL31190	GEAR Z25L REGISTRATION			1	1	1	1
3	7BE008165431H01	BEARING 688ZZ			2	2	2	2
4	2BC06910	STOPPER 6			1	1	1	1
5	303R724070	ACTUATOR REGIST SW			1	1	1	1
6	302K928190	SPRING-TORSION SWITCHBACK			1	1	1	1
7	303R724051	GUIDE REGIST		2:Design-chg.	1	1	1	1
8	303R729050	GUIDE LOOP SHIFT			1	1	1	1
9	303K502130	STATIC ELIMINATOR EJECT			1	1	1	1
10	303R707090	GUIDE LOWER PF			1	1	1	1
11	303R707120	EARTH SENSOR A			1	1	1	1
12	303R707150	EARTH SENSOR B			1	1	1	1
13	303NW94060	PARTS SENSOR OPT. SP			2	2	2	2
14	303R707230	SHAFT SEPARATION			1	1	1	1
15	302K324450	BUSH 6			3	3	3	3
16	303LL07521	TORQUE-LIMITER 400			1	1	1	1
17	303R731050	GEAR Z30L			1	1	1	1
18	303LL07190	PULLEY SEPARATION			1	1	1	1
19	5MVL177DN001	RING STOPPER 4			1	1	1	1
20				2:Del				
21	303R707340	FILM SEPARATION			1	1	1	1
22	303R707100	GUIDE SEPARATION			1	1	1	1
23	302K931080	WIRE STOPPER			1	1	1	1
24	303R707130	HOLDER DU PRESS			4	4	4	4
25	303M824200	SHAFT PULLEY			4	4	4	4
26	303M824210	PULLEY CONVEYING BK			4	4	4	4
27	303R707280	SHAFT DU PRESS			1	1	1	1
28	302H702590	BUSH SCREW			1	1	1	1
29	303R707301	LEVER DU PRESS			1	1	1	1
30	303R707290	STAY GUIDE LOWER PF		4:Design-chg.	1	1	1	1
31	302F925780	SPRING DU			4	4	4	4
32	303R734100	LABEL C2			1	1	1	1
33	303JY28280	CUSHION EJECT GUIDE B			1	1	1	1
34	303JX06260	PAD LIFT			1	1	1	1
35	303R707021	GUIDE LIFT		6:Design-chg.	1	1	1	1
36	303R707310	COVER GUIDE LIFT			1	1	1	1
37	303R707320	HOLDER GUIDE SENSOR			1	1	1	1
38	303R707250	SPRING GUIDE LIFT			1	1	1	1
39	5MVX111DN003	RING STOPPER /A-49 FEED A4			8	8	8	8
101	7BB200308H	+BIND T.T P SCREW 3X8						
102	5MBP2010WXSP	SPRING PIN / M2 X 10 S-BLK						
103	7BP512016B0CH01	PARALLEL PIN 2.0X16						
104	7BB700308H	+BIND T.T S SCREW 3X8 SR						

• Parts with a Ref.No. of 500 and above in the illustration indicate they are not selected for service parts.

• イラスト中で 500 番台の Ref 番号が付いている部品はサービスパーツに選定されていません。

FIG. 5 Paper Feed Section 1

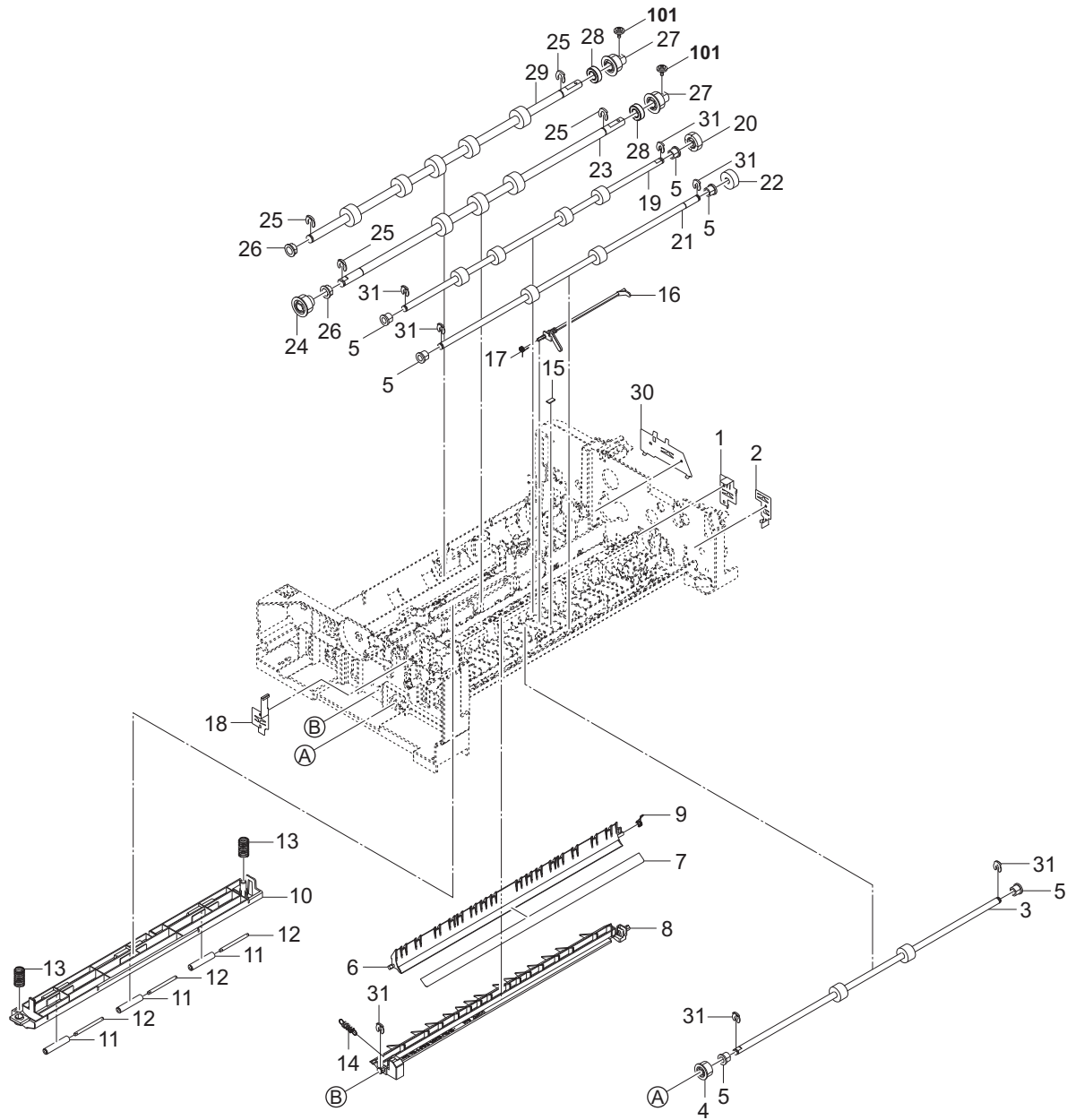






FIG. 6 Paper Feed Section 2

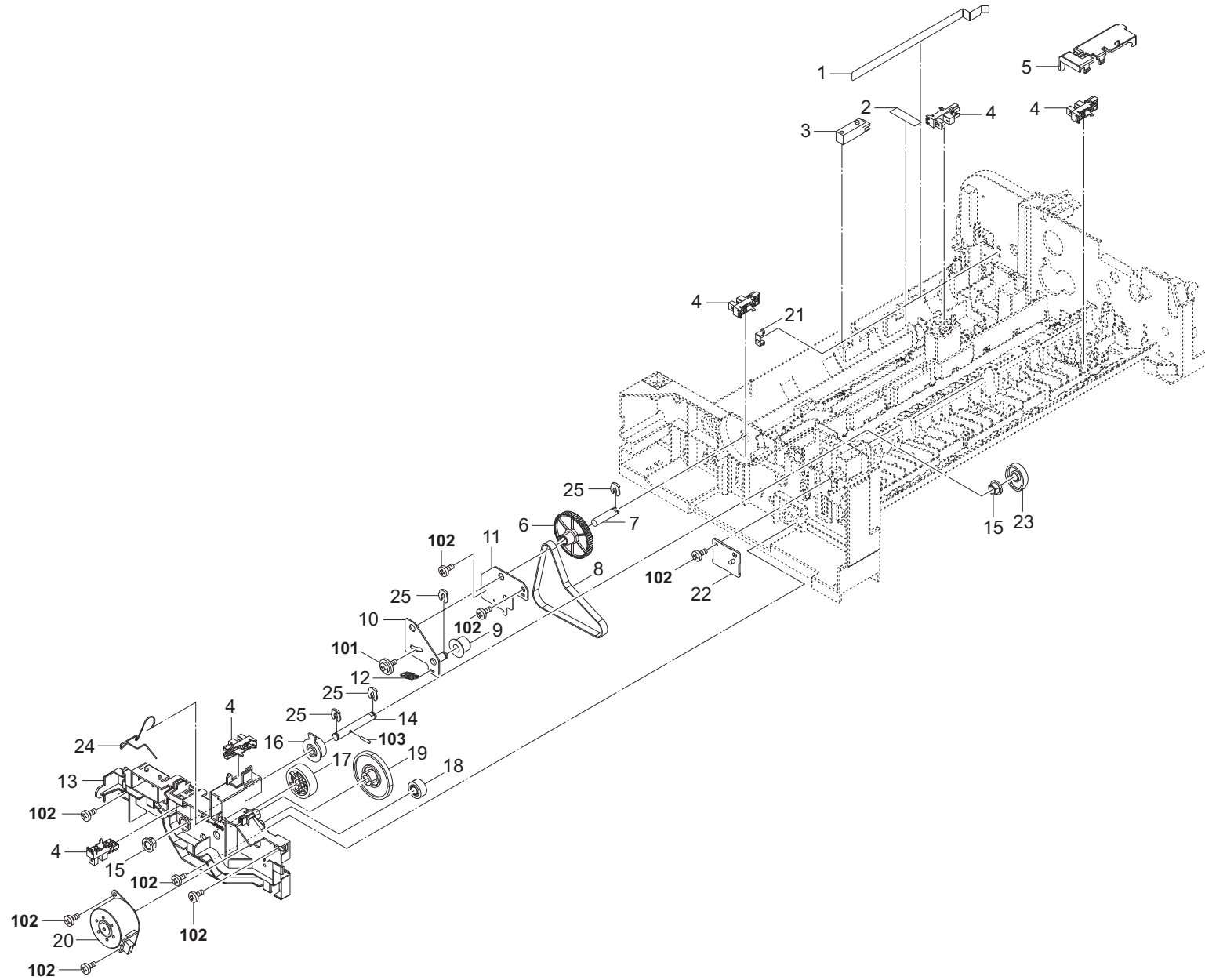




FIG. 7 Paper Feed Section 3

3R7-2

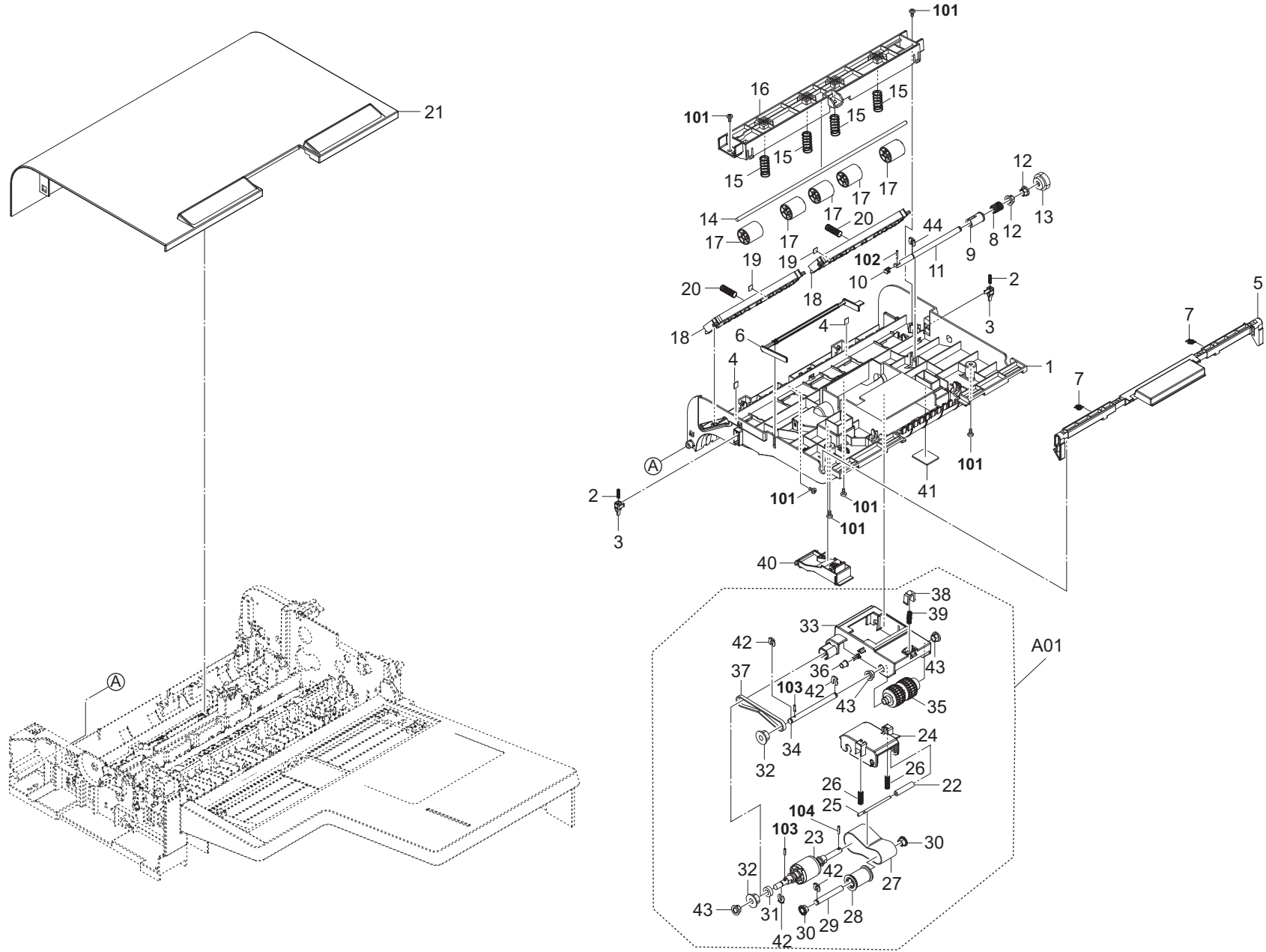


FIG. 7 Paper Feed Section 3

3R7-3

Ref. No. 番号	Part.No. 部品番号	Description 部品名称	Notes 備考	Revision 改訂	Quantity 個数			
					100 (日本)	120	230	240
1	303R707011	GUIDE FEED		3:Design-chg.	1	1	1	1
2	302LV12110	SPRING CLN ROLL L			2	2	2	2
3	303LJ07060	LEVER PUSH DU			2	2	2	2
4	303JY28280	CUSHION EJECT GUIDE B			2	2	2	2
5	303R707031	HANDLE PF COVER		3:Design-chg.	1	1	1	1
6	303R707050	ACTUATOR HOLDER LF			1	1	1	1
7	302FZ08430	SPRING SOLENOID MPT			2	2	2	2
8	2BL22510	SPRING DRIVE CONT.			1	1	1	1
9	303M807090	JOINT PF DRIVE B			1	1	1	1
10	303M807190	CAP SHAFT			1	1	1	1
11	303R707190	SHAFT PF DRIVE			1	1	1	1
12	302H702590	BUSH SCREW		2:Quantity-chg	2	2	2	2
13	303LL31170	GEAR Z18L PF			1	1	1	1
14	303R707210	SHAFT REGISTRATION			1	1	1	1
15	303LL07170	SPRING REGISTRATION			4	4	4	4
16	303R707040	MOUNT PULLEY REGISTRATION			1	1	1	1
17	303P724170	PULLEY REGISTRATION			5	5	5	5
18	303R707080	GUIDE PRESS			2	2	2	2
19	302HN24360	SPONGE A			2	2	2	2
20	302R406050	SPRING PICKUP			2	2	2	2
21	303R704040	COVER PF			1	1	1	1
A01	303R794100	PARTS PAPER FEED ROLLER ASSY SP		2:Add	1	1	1	1
22	*303H607280	PULLEY TENSION		2:Others	1	1	1	1
23	*303R794090	PARTS PAPER FEED ASSY SP		2:Others	1	1	1	1
24	*303R707140	HOLDER PF		2:Others	1	1	1	1
25	*303R707220	SHAFT PULLEY TENSION		2:Others	1	1	1	1
26	*303R707260	SPRING BELT TENSION		2:Others	2	2	2	2
27	*303LL07531	BELT PF		2:Others	1	1	1	1
28	*303M407050	COLLAR PF B		2:Others	1	1	1	1
29	*303M407060	SHAFT BELT		2:Others	1	1	1	1
30	*302K324450	BUSH 6		2:Others	2	2	2	2
31	*7BE006124431H01	BEARING MR126ZZ		2:Others	1	1	1	1
32	*303M407220	PULLEY 20 LF		2:Others	2	2	2	2
33	*303R707110	HOLDER LF		2:Others	1	1	1	1
34	*303M407210	SHAFT LF		2:Others	1	1	1	1
35	*303M407480	PULLEY LF		2:Others	1	1	1	1
36	*303M407200	PULLEY HOLDER LF		2:Others	1	1	1	1
37	*303R707180	BELT 176 LF		2:Others	1	1	1	1
38	*2FB07330	STOPPER BYPASS TABLE		2:Others	1	1	1	1
39	*303M407160	SPRING HOLDER LF		2:Others	1	1	1	1
40	*303R707070	LEVER PF RELEASE		2:Others	1	1	1	1
41	*303JX04150	FELT PF COVER		2:Others	1	1	1	1
42	*5MVX111DN003	RING STOPPER /A-49 FEED A4		2:Quantity-chg,Others	4	4	4	4
43	*302H702590	BUSH SCREW		2:Others	3	3	3	3
44	5MVX111DN003	RING STOPPER /A-49 FEED A4		2:Add	1	1	1	1
101	7BB200308H	+BIND T.T P SCREW 3X8						
102	5MBP2010WXSP	SPRING PIN / M2 X 10 S-BLK						
103	E0020080	SPRING PIN 2X8						
104	5MBP1208WXSP	SPRING PIN /M1.2 X 8 XX						

• Parts with a Ref.No. of 500 and above in the illustration indicate they are not selected for service parts.

• イラスト中で 500 番台の Ref 番号が付いている部品はサービスパーツに選定されていません。



FIG. 8 Drive Section &amp; Electrical Components

3R7-4

Ref. No. 番号	Part.No. 部品番号	Description 部品名称	Notes 備考	Revision 改訂	Quantity 個数			
					100 (日本)	120	230	240
1	303R731021	MOUNT DRIVE B		2:Design-chg.	1	1	1	1
2	303R731140	SHAFT SEPARATION DRIVE			1	1	1	1
3	302LK28130	GEAR Z16R			2	2	2	2
4	2BC06520	BUSHING 6,REGISTRATION			3	3	3	3
5	303R731060	GEAR Z35R ONEWAY			1	1	1	1
6	303R731040	GEAR Z34R			1	1	1	1
7	303R731130	SHAFT FEED DRIVE			1	1	1	1
8	303R731270	GEAR Z20L ONEWAY			1	1	1	1
9	302K031180	GEAR DLP Z31R			1	1	1	1
10	302K314380	GEAR DLP Z18L			1	1	1	1
11	302K924060	GEAR Z22R			1	1	1	1
12	303R731071	GEAR Z69R Z21L		2:Design-chg.	2	2	2	2
13	303R731100	SHAFT CAM LIFT			1	1	1	1
14	303LL31260	GEAR Z32S LIFT			1	1	1	1
15	303R731080	PIN LIFT DRIVE			2	2	2	2
16	303H622331	GEAR 20/65 IDLE			3	3	3	3
17	303M807130	COLLAR FEED			1	1	1	1
18	303R731011	MOUNT DRIVE A		2:Design-chg.	1	1	1	1
19	302H702590	BUSH SCREW			3	3	3	3
20	303R731300	MOUNT MOTOR			3	3	3	3
21	303R794080	PARTS MOTOR-BL INNER W10 SP			3	3	3	3
22	302H794310	PARTS MOTOR ROTARY GUIDE			1	1	1	1
23	303R731030	MOUNT CONV DRIVE			1	1	1	1
24	303R731120	GEAR Z59R T22			1	1	1	1
25	303R731250	SHAFT CONV DRIVE			1	1	1	1
26	303R731290	BELT 201			1	1	1	1
27	303R702060	GUIDE WIRE DRIVE			1	1	1	1
28	303R731090	CAM LIFT			1	1	1	1
29	302P794010	PARTS SENSOR OPT. SP			1	1	1	1
30	302LF12410	STOPPER 3			1	1	1	1
31	2BC16470	SPRING,CONVEYING HOOK			1	1	1	1
32	3CZ02230	PIN,HOOK FULCRUM			1	1	1	1
33	2FB27160	INTER LOCK SWITCH			1	1	1	1
34	303R794010	PARTS PWB DRIVER ASSY SP			1	1	1	1
35	7UMDEC016K81HQ1	IC.EEPROM			1	1	1	1
36	303R702120	GUIDE WIRE PWB			1	1	1	1
37	7YZM610007++H01	ACCESS.SADDLE			2	2	2	2
38	303LL02180	HOLDER WIRE A			2	2	2	2
39	5MVX111DN003	RING STOPPER /A-49 FEED A4		4:Quantity-chg.	12	12	12	12
101	7BB200308H	+BIND T.T P SCREW 3X8						
102	7BB700308H	+BIND T.T S SCREW 3X8 SR						
103	7BB000303H	+BIND M SCREW 3X3						
104	7BB606306H	+PAN M SCREW WITH SW W 3X6 R						
105	E5120100	PARALLEL PIN H7A 2X10 SUS						
106	5MBP2012WXSP	SPRING PIN / M2 X 12 S-BLK						
107	5MBP2010WXSP	SPRING PIN / M2 X 10 S-BLK						

• Parts with a Ref.No. of 500 and above in the illustration indicate they are not selected for service parts.

• イラスト中で 500 番台の Ref 番号が付いている部品はサービスパーツに選定されていません。

FIG. 9 Wire Section

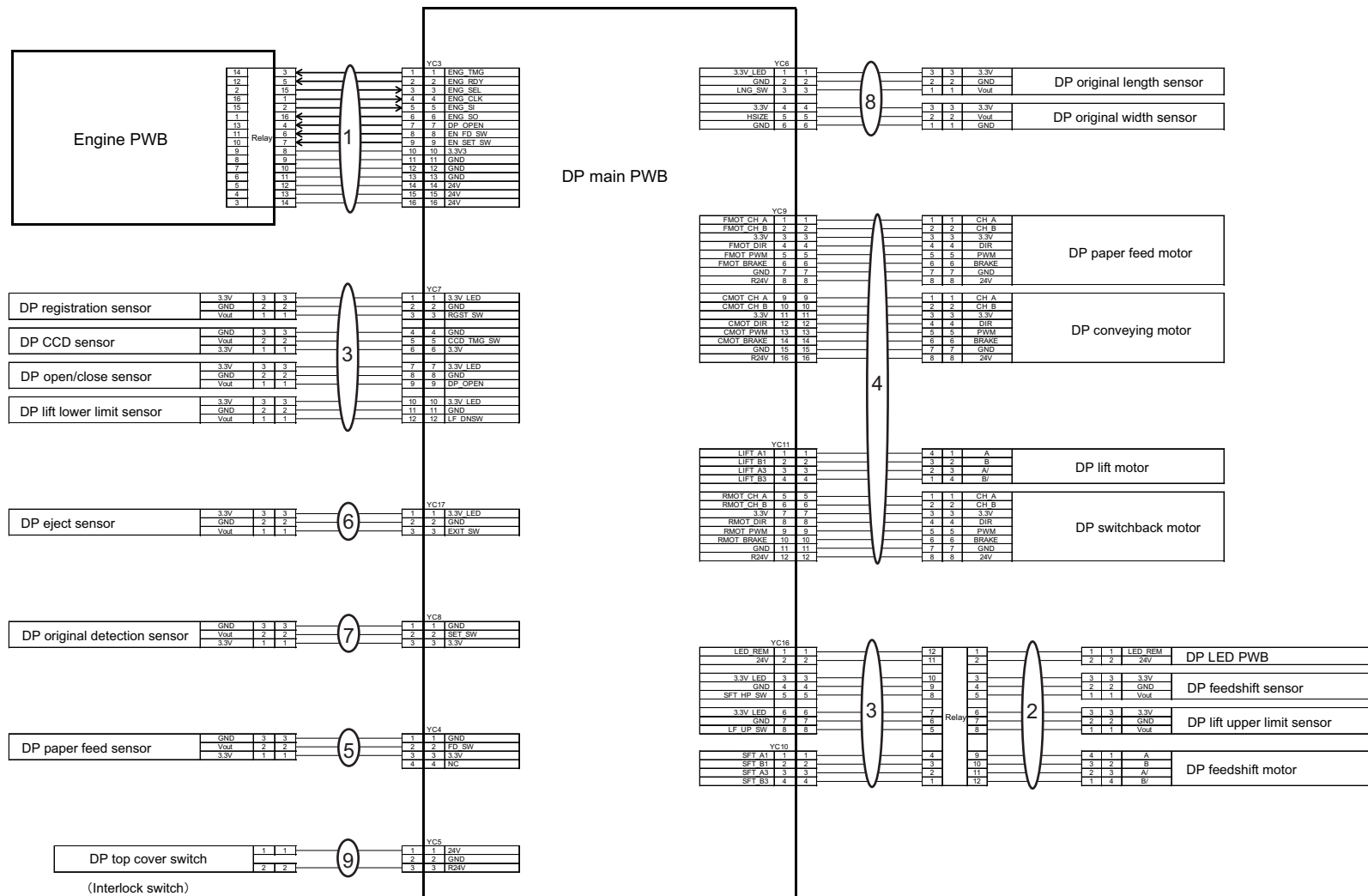




FIG. 9 Wire Section

3R7

Ref. No. 番号	Part.No. 部品番号	Description 部品名称	Notes 備考	Revision 改訂	Quantity 個数			
					100 (日本)	120	230	240
1	303R746010	WIRE INTERFACE			1	1	1	1
2	303R746020	WIRE FRONT			1	1	1	1
3	303R746030	WIRE SENSOR			1	1	1	1
4	303R746040	WIRE MOTOR			1	1	1	1
5	303R746050	WIRE FEED SENSOR			1	1	1	1
6	303R746060	WIRE EXIT SENSOR			1	1	1	1
7	303R746070	WIRE ORIGINAL SENSOR			1	1	1	1
8	303R746080	WIRE TABLE			1	1	1	1
9	303R746090	WIRE INTERLOCK			1	1	1	1

• Parts with a Ref.No. of 500 and above in the illustration indicate they are not selected for service parts.

・イラスト中で 500 番台の Ref 番号が付いている部品はサービスパーツに選定されていません。

FIG. 10 Accessories

3R7-6

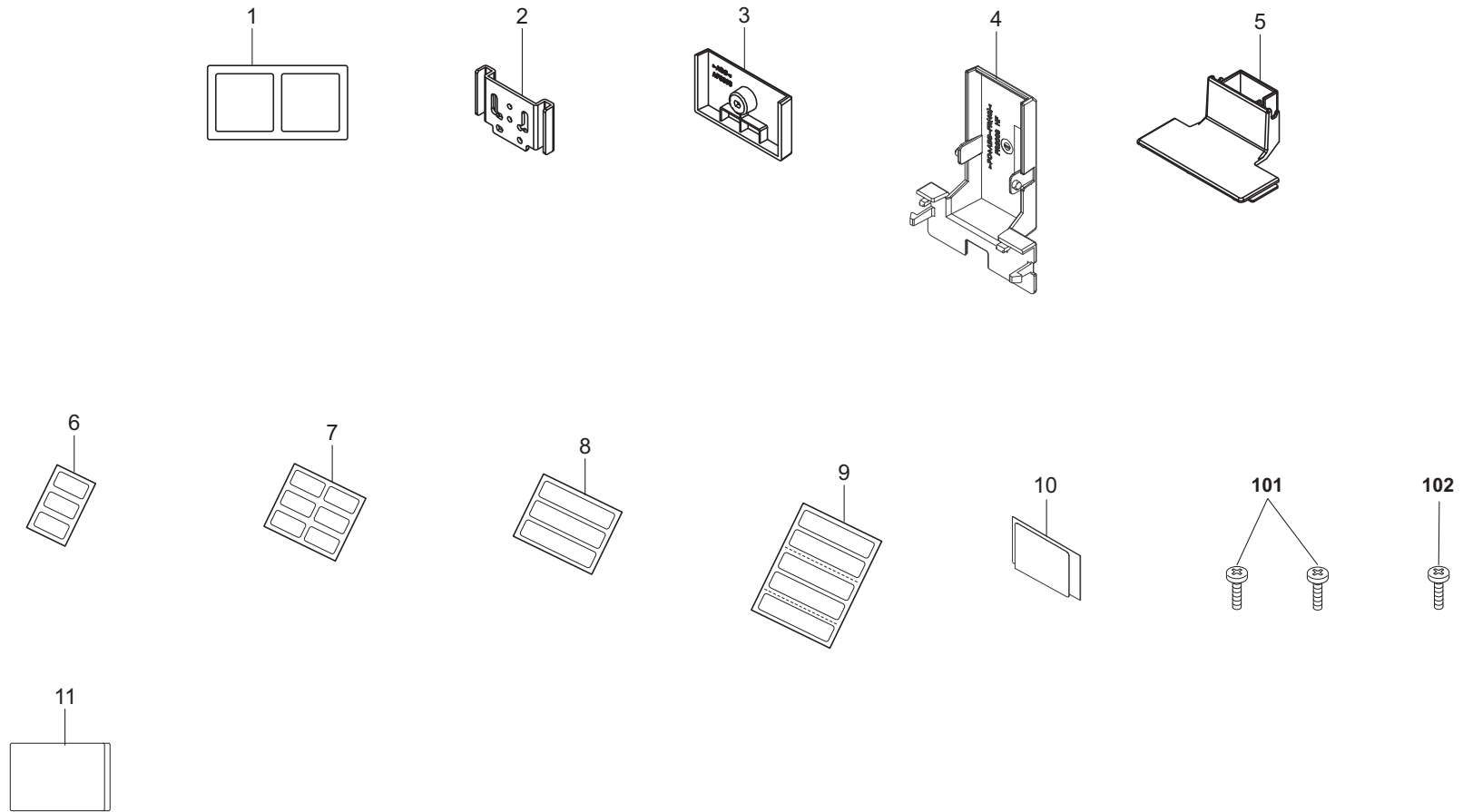


FIG. 10 Accessories

3R7-6

Ref. No. 番号	Part.No. 部品番号	Description 部品名称	Notes 備考	Revision 改訂	Quantity 個数			
					100(日本)	120	230	240
1	303R734080	LABEL ISU COVER			1	1	1	1
2	303R702150	PLATE HINGE STOPPER			1	1	1	1
3	303R704060	COVER HINGE LEFT			1	1	1	1
4	303R704101	COVER WIRE INTERFACE A		3:Design-chg.	1	1	1	1
5	303R704110	COVER WIRE INTERFACE B			1	1	1	1
6	303R834060	LABEL FACE UP US				1		
7	303R834130	LABEL FACE UP NL					1	1
8	303R734050	LABEL CAUTION US				1		
9	303R734110	LABEL CAUTION NL					1	1
10	303R734150	LABEL COVER INTERFACE		3:Add	1	1	1	1
11	303R734160	LABEL CLEANING		6:Add	1			
101	7BB200412H	+BIND T.T P SCREW 4X12						
102	7BB782308H	+TP-FLAT T.T S SCREW 3X8 SR(BLACK)						

• Parts with a Ref.No. of 500 and above in the illustration indicate they are not selected for service parts.

・イラスト中で 500 番台の Ref 番号が付いている部品はサービスパーツに選定されていません。

## INDEX / 索引

Part.No. 部品番号	Description 部品名称	Fig.No.
28107310	BUSH 8	5
28801190	PULLEY,TIMING BELT	6
2BC06520	BUSHING 6,REGISTRATION	5,8
2BC06910	STOPPER 6	4,5
2BC16470	SPRING,CONVEYING HOOK	8
2BL22510	SPRING DRIVE CONT.	7
2FB07330	STOPPER BYPASS TABLE	7
2FB27160	INTER LOCK SWITCH	8
2FT18370	POLYSLIDER WASHER	3
302F925780	SPRING DU	4
302FZ08430	SPRING SOLENOID MPT	7
302FZ25740	STOPPER 4	1
302H008140	SPRING BYPASSFFED	2
302H702590	BUSH SCREW	4,6,7,8
302H712650	SPRING DRUM JOINT	3
302H721210	GEAR RELEASE Z5ZS	6
302H794310	PARTS MOTOR ROTARY GUIDE	6,8
302HN24360	SPONGE A	7
302K031180	GEAR DLP Z31R	8
302K314380	GEAR DLP Z18L	8
302K324450	BUSH 6	4,7
302K924060	GEAR Z22R	8
302K928190	SPRING-TORSION SWITCHBACK	4,5
302K931080	WIRE STOPPER	4,6
302KA28040	SPRING SOL	2
302LF12410	STOPPER 3	8
302LK28130	GEAR Z16R	8
302LV12110	SPRING CLN ROLL L	7
302N904100	CLEANER CLOTH	1
302NG06180	GEAR FEED Z27	6
302P794010	PARTS SENSOR OPT. SP	3,6,8
302R406050	SPRING PICKUP	7
303H607280	PULLEY TENSION	7
303H622331	GEAR 20/65 IDLE	8
303J902370	CUSHION ORIGINAL MAT	2
303J906031	SPRING SEPARATION	2
303JC04201	PLATE ORIGINAL	1
303JX02090	SPRING PUSH SW	2
303JX04150	FELT PF COVER	7
303JX06260	PAD LIFT	4
303JX31170	GEAR 20 R ONEWAY	5
303JY28280	CUSHION EJECT GUIDE B	4,7
303K502130	STATIC ELIMINATOR EJECT	4
303LJ02260	CUSHION GUIDE	5
303LJ07060	LEVER PUSH DU	7
303LL02150	HOLDER SPRING PUSH SW	2
303LL02180	HOLDER WIRE A	8
303LL02390	PUSH SW	2
303LL02530	CUSHION ORIGINAL MAT	2
303LL07170	SPRING REGISTRATION	7
303LL07190	PULLEY SEPARATION	4

Part.No. 部品番号	Description 部品名称	Fig.No.
303LL07521	TORQUE-LIMITER 400	4
303LL07531	BELT PF	7
303LL24190	PULLEY GUIDE READING	5
303LL31170	GEAR Z18L PF	7
303LL31190	GEAR Z25L REGISTRATION	4
303LL31260	GEAR Z3ZS LIFT	6,8
303LL31330	PULLEY 38 CONVEYING	5
303LL31390	SPRING TENSION CONV	6
303LL94032	PARTS MAT ASSY	1
303M407050	COLLAR PF B	7
303M407060	SHAFT BELT	7
303M407160	SPRING HOLDER LF	7
303M407200	PULLEY HOLDER LF	7
303M407210	SHAFT LF	7
303M407220	PULLEY 20 LF	7
303M407300	LENS LED	1
303M407480	PULLEY LF	7
303M424190	HOLDER LEFT PULLEY	2
303M802150	SHAFT HINGE	2
303M802320	SPONGE ORIGINAL MAT A	2
303M807090	JOINT PF DRIVE B	7
303M807130	COLLAR FEED	8
303M807190	CAP SHAFT	7
303M824121	HOLDER RIGHT PULLEY	2
303M824130	SHAFT GUIDE READING	5
303M824140	SPRING GUIDE READING	5
303M824160	GUIDE RIGHT READING	2
303M824200	SHAFT PULLEY	2,4
303M824210	PULLEY CONVEYING BK	2,4
303M894100	PARTS PWB LED ASSY SP	6
303MX02021	CUSHION ORIGINAL MAT A	1
303NA06110	SPRING PICK UP	2
303NV31010	DIAL JAM REMOVAL	6
303NW94040	PARTS SENSOR OPT. SP	6
303NW94060	PARTS SENSOR OPT. SP	4
303P202010	SPONGE MAT	2
303P724170	PULLEY REGISTRATION	7
303R302040	ARM PF COVER	1
303R394050	PARTS PWB PAPER SIZE SENSOR ASSY SP	3
303R702010	BASE DP	2
303R702030	STAY HINGE	2
303R702040	STAY BASE LOWER	2
303R702050	MOUNT CUSHION	2
303R702060	GUIDE WIRE DRIVE	8
303R702070	HINGE RIGHT BASE	2
303R702080	HINGE RIGHT MOUNT	2
303R702100	TRAY SLIDE	2
303R702110	STOPPER EJECT	2
303R702120	GUIDE WIRE PWB	8
303R702130	SPRING HINGE RIGHT	2
303R702140	SHEET SHIFT PULLEY	2

Part.No. 部品番号	Description 部品名称	Fig.No.
303R702150	PLATE HINGE STOPPER	10
303R702160	HINGE LEFT B	2
303R702170	CUSHION DRIVE	2
303R704010	COVER FRONT	1
303R704020	COVER REAR LEFT	1
303R704030	COVER REAR RIGHT	1
303R704040	COVER PF	7
303R704050	COVER LEFT	2
303R704060	COVER HINGE LEFT	10
303R704070	LID REAR COVER	1
303R704080	LID INNER COVER	1
303R704101	COVER WIRE INTERFACE A	10
303R704110	COVER WIRE INTERFACE B	10
303R706010	TABLE MAIN	3
303R706020	COVER TABLE	3
303R706030	CURSOR FRONT	3
303R706040	CURSOR REAR	3
303R706050	COVER CURSOR	3
303R706060	GEAR DETECTION	3
303R706070	ACTUATOR SIZE DETECTION	3
303R706080	COVER SIZE SWITCH	3
303R706090	COVER TABLE WIRE	3
303R707011	GUIDE FEED	7
303R707021	GUIDE LIFT	4
303R707031	HANDLE PF COVER	7
303R707040	MOUNT PULLEY REGISTRATION	7
303R707050	ACTUATOR HOLDER LF	7
303R707070	LEVER PF RELEASE	7
303R707080	GUIDE PRESS	7
303R707090	GUIDE LOWER PF	4
303R707100	GUIDE SEPARATION	4
303R707110	HOLDER LF	7
303R707120	EARTH SENSOR A	4
303R707130	HOLDER DU PRESS	4
303R707140	HOLDER PF	7
303R707150	EARTH SENSOR B	4
303R707180	BELT 176 LF	7
303R707190	SHAFT PF DRIVE	7
303R707210	SHAFT REGISTRATION	7
303R707220	SHAFT PULLEY TENSION	7
303R707230	SHAFT SEPARATION	4
303R707250	SPRING GUIDE LIFT	4
303R707260	SPRING BELT TENSION	7
303R707280	SHAFT DU PRESS	4
303R707290	STAY GUIDE LOWER PF	4
303R707301	LEVER DU PRESS	4
303R707310	COVER GUIDE LIFT	4
303R707320	HOLDER GUIDE SENSOR	4
303R707340	FILM SEPARATION	4
303R724051	GUIDE REGIST	4
303R724060	GUIDE READING	5

Part.No. 部品番号	Description 部品名称	Fig.No.
303R724070	ACTUATOR REGIST SW	4
303R724080	ACTUATOR EJECT SW	5
303R724090	PLATE EARTH A	5
303R724100	PLATE EARTH B	5
303R724110	PLATE EARTH C	5
303R724120	SHEET LEFT GUIDE	2
303R724130	PLATE EARTH TIMING SW	6
303R724140	COVER PI SENSOR	6
303R724150	HOLDER LENS	1
303R724160	PLATE EARTH D	5
303R724170	FILM WIRE GUIDE	6
303R728020	SHAFT EJECT PULLEY	2
303R729030	GUIDE EJECT SHIFT A	5
303R729040	GUIDE EJECT SHIFT B	5
303R729050	GUIDE LOOP SHIFT	4
303R729060	SHEET SHIFT GUIDE	5
303R729070	SPRING SHIFT GUIDE	5
303R729080	SPRING GUIDE EJECT	5
303R731011	MOUNT DRIVE A	8
303R731021	MOUNT DRIVE B	8
303R731030	MOUNT CONV DRIVE	8
303R731040	GEAR Z34R	8
303R731050	GEAR Z30L	4
303R731060	GEAR Z35R ONEWAY	8
303R731071	GEAR Z69R Z21L	8
303R731080	PIN LIFT DRIVE	8
303R731090	CAM LIFT	8
303R731100	SHAFT CAM LIFT	8
303R731110	GEAR Z20R	5
303R731120	GEAR Z59R T22	8
303R731130	SHAFT FEED DRIVE	8
303R731140	SHAFT SEPARATION DRIVE	8
303R731150	CAM SHIFT	6
303R731160	GUIDE FRONT WIRE	6
303R731170	PLATE TENSION	6
303R731180	PULLEY 24 S2M	5
303R731190	PULLEY 30 S2M	5
303R731200	SHAFT DIAL	6
303R731210	GEAR Z80 Z20	6
303R731220	SHAFT CAM SHIFT	6
303R731230	BELT 234	6
303R731250	SHAFT CONV DRIVE	8
303R731260	MOUNT FRONT DRIVE	6
303R731270	GEAR Z20L ONEWAY	8
303R731290	BELT 201	8
303R731300	MOUNT MOTOR	8
303R731310	SPRING FRONT DRIVE	6
303R734010	LABEL SIZE DIRECTION METRIC	1
303R734020	LABEL SIZE DIRECTION INCH	1
303R734030	LABEL ORIGINAL MAX	3
303R734040	LABEL CAUTION JP	3

Part.No. 部品番号	Description 部品名称	Fig.No.
303R734050	LABEL CAUTION US	10
303R734060	LABEL CAUTION IN	3
303R734070	LABEL CAUTION ME	3
303R734080	LABEL ISU COVER	10
303R734090	LABEL C1	1
303R734100	LABEL C2	4
303R734110	LABEL CAUTION NL	10
303R734150	LABEL COVER INTERFACE	10
303R734160	LABEL CLEANING	10
303R746010	WIRE INTERFACE	9
303R746020	WIRE FRONT	9
303R746030	WIRE SENSOR	9
303R746040	WIRE MOTOR	9
303R746050	WIRE FEED SENSOR	9
303R746060	WIRE EXIT SENSOR	9
303R746070	WIRE ORIGINAL SENSOR	9
303R746080	WIRE TABLE	9
303R746090	WIRE INTERLOCK	9
303R794010	PARTS PWB DRIVER ASSY SP	8
303R794020	PARTS ROLLER REGISTRATION SP	4
303R794030	PARTS ROLLER CONVEYING LEFT SP	5
303R794040	PARTS ROLLER CONVEYING RIGHT SP	5
303R794050	PARTS ROLLER EXIT SP	5
303R794060	PARTS ROLLER LOOP SP	5
303R794070	PARTS ROLLER SHIFT SP	5
303R794080	PARTS MOTOR-BL INNER W10 SP	8
303R794090	PARTS PAPER FEED ASSY SP	7
303R794100	PARTS PAPER FEED ROLLER ASSY SP	7
303R834010	LABEL CAUTION HINGE	1
303R834040	LABEL FACE UP JP	3
303R834050	LABEL FACE UP EN	3
303R834060	LABEL FACE UP US	10
303R834130	LABEL FACE UP NL	10
3CZ02230	PIN,HOOK FULCRUM	8
3HK10030	PULLEY EJECT	2
5MVL177DN001	RING STOPPER 4	4
5MVX111DN003	RING STOPPER /A-49 FEED A4	2,4,5,6,7,8
7BE006124431H01	BEARING MR126ZZ	7
7BE008165431H01	BEARING 688ZZ	4,5
7UMDEC016K81HQ1	IC.EEPROM	8
7YZM610007++H01	ACCESS.SADDLE	8

---

# DP-7110

Rev.7  
February 2018

—— CONTENTS / 目次 ——

FIG. 1	Cover .....	2
FIG. 2	Frame .....	4
FIG. 3	Table Assy .....	6
FIG. 4	Paper Conveying Section .....	8
FIG. 5	Paper Feed Section 1 .....	11
FIG. 6	Paper Feed Section 2 .....	13
FIG. 7	Drive&Electrical .....	16
FIG. 8	Wire Section .....	18
FIG. 9	Accessories .....	20
	• INDEX / 索引 .....	22



FIG. 1 Covers

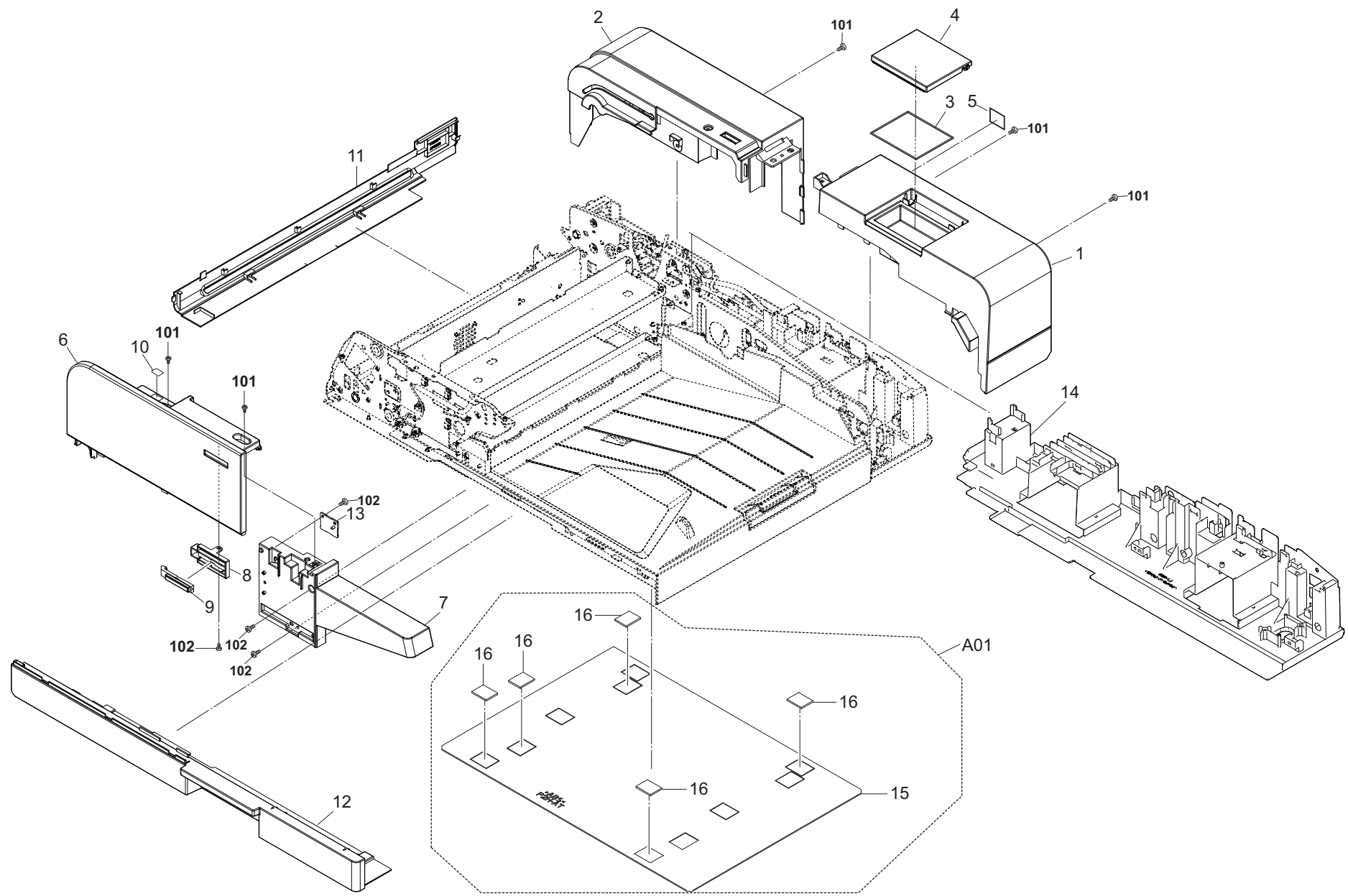




FIG. 2 Frames

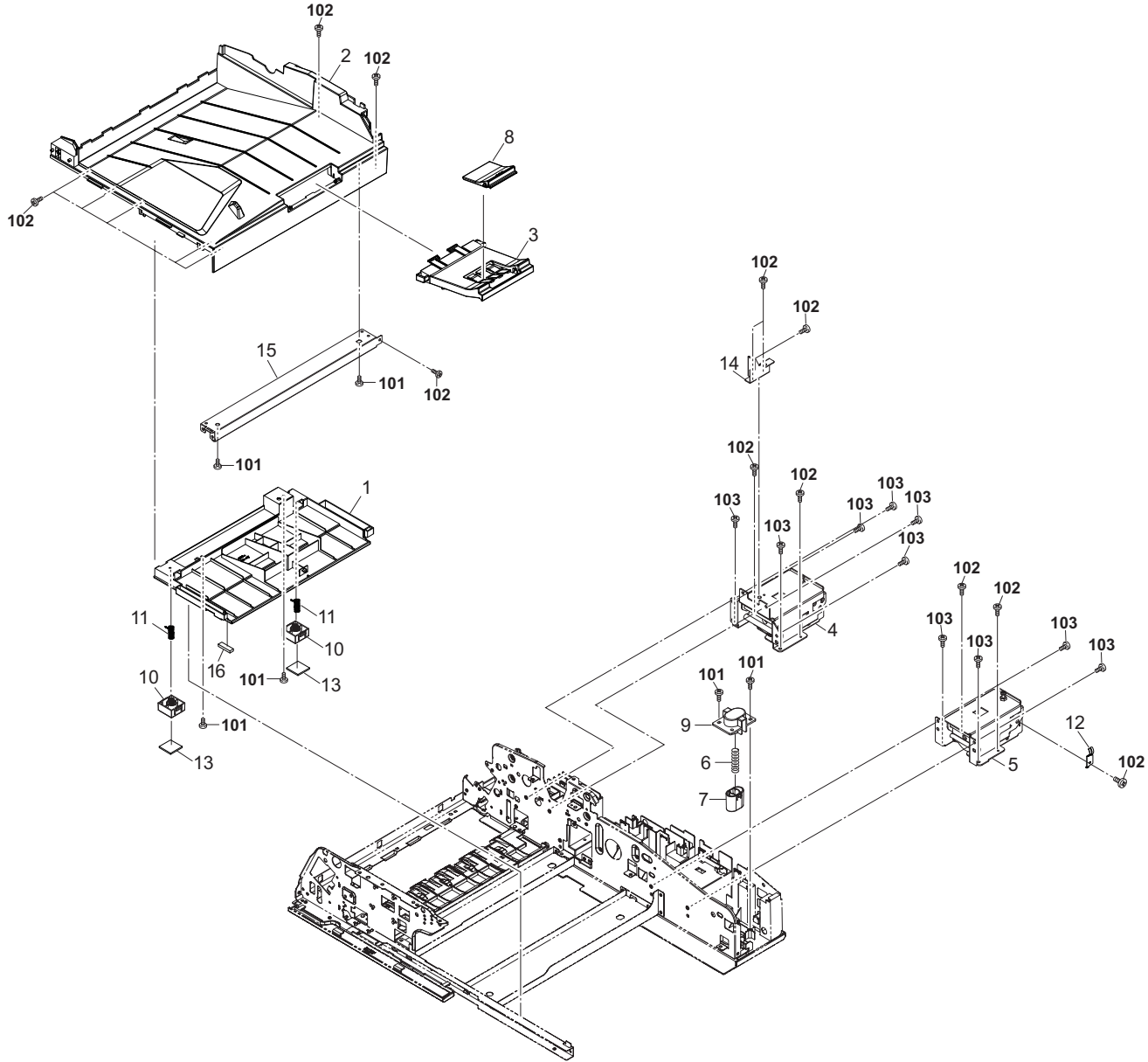




FIG. 3 Table Assy

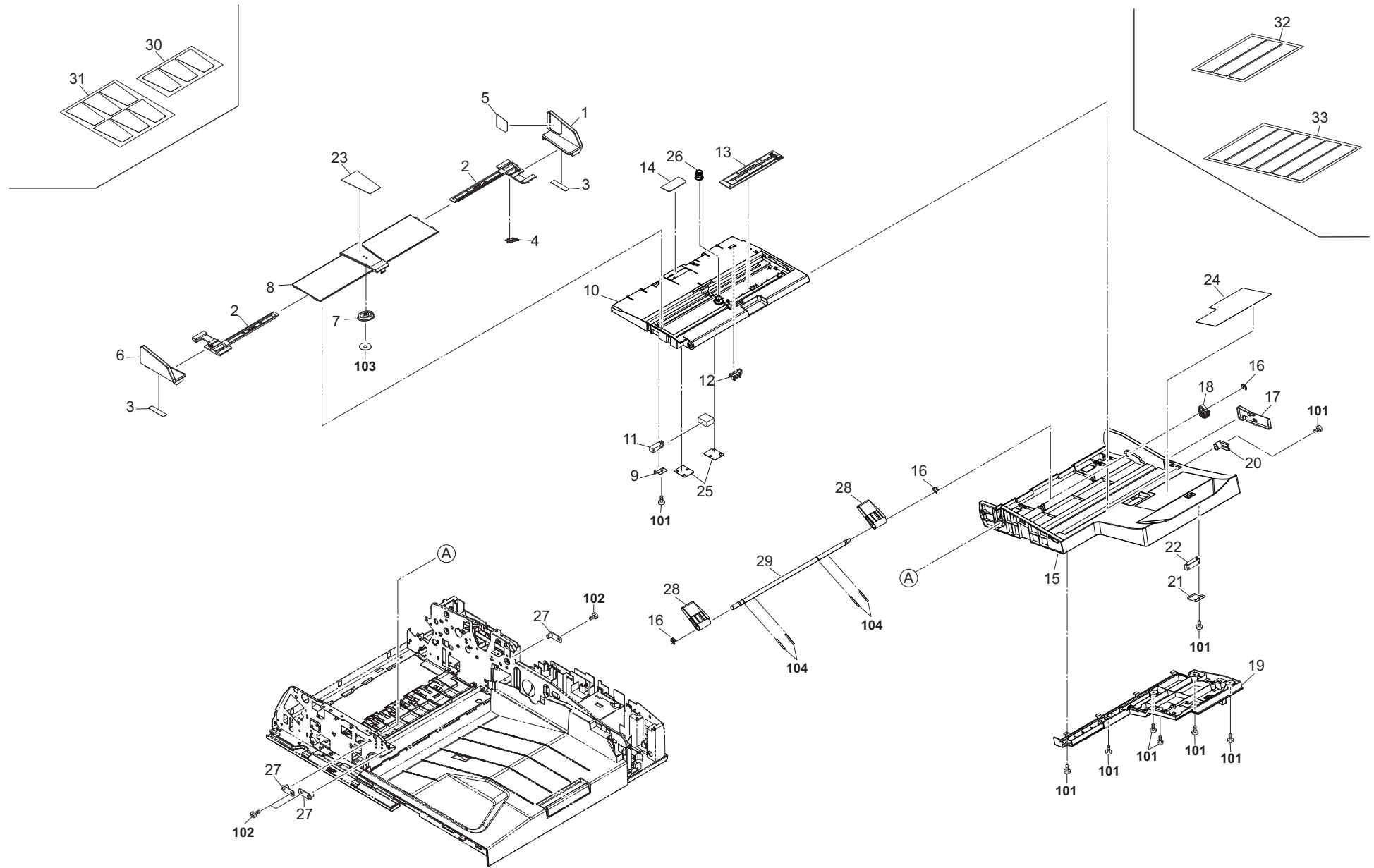


FIG. 3 Table Assy

3R8-5

Ref. No. 番号	Part.No. 部品番号	Description 部品名称	Notes 備考	Revision 改訂	Quantity 個数			
					100(日本)	120	230	240
1	303R806020	CURSOR REAR			1	1	1	1
2	303M406031	RACK TABLE			2	2	2	2
3	3HL06090	CUSHION CURSOR			2	2	2	2
4	3HL06110	TERMINAL PAPER SIZE			1	1	1	1
5	303R834030	LABEL ORIGINAL MAX			1	1	1	1
6	303R806010	CURSOR FRONT			1	1	1	1
7	303JX06070	PINION GEAR			1	1	1	1
8	303R806040	COVER CURSOR			1	1	1	1
9	303JX06090	SENSOR EARTH			1	1	1	1
10	303R806050	TABLE LIFT			1	1	1	1
11	303NW94060	PARTS SENSOR OPT. SP			1	1	1	1
12	303M894260	PARTS SENSOR OPT SP			1	1	1	1
13	303M894271	PARTS PWB SIZE DETECTION ASSY SP		5:Design-chg.	1	1	1	1
14	3A707290	PAD,LIFT			1	1	1	1
15	303R806030	BASE TABLE			1	1	1	1
16	2BC06910	STOPPER 6			3	3	3	3
17	303M406130	COVER TABLE REAR			1	1	1	1
18	303M406070	GEAR LIFT Z30			1	1	1	1
19	303R806060	COVER TABLE			1	1	1	1
20	303M406080	BUSH TABLE			1	1	1	1
21	303LL06090	MOUNT ORIGINAL SENSOR			1	1	1	1
22	303NW94050	PARTS SENSOR OPT. SP			1	1	1	1
23	303R834040	LABEL FACE UP JP			1			
23	303R834050	LABEL FACE UP EN				1	1	1
24	303R834070	LABEL CAUTION JP			1			
24	303R834090	LABEL CAUTION IN				1		
24	303R834100	LABEL CAUTION ME					1	1
25	302H702540	FILM WIRE OPE			2	2	2	2
26	302H712650	SPRING DRUM JOINT			1	1	1	1
27	303M402210	PIN TABLE			3	3	3	3
28	303M406050	LEVER LIFT			2	2	2	2
29	303M406060	SHAFT LIFT			1	1	1	1
30	303R834060	LABEL FACE UP US				1		
31	303R834130	LABEL FACE UP NL		2:Quantity-chg			1	
32	303R834080	LABEL CAUTION US				1		
33	303R834120	LABEL CAUTION NL		2:Quantity-chg			1	
101	7BB200308H	+BIND T.T P SCREW 3X8						
102	7BB700308H	+BIND T.T S SCREW 3X8 SR						
103	7BC06062N050H01	POLYSLIDER 6.2X22X0.5T						
104	7BP513025B0CH01	PARALLEL PIN 3X25						

• Parts with a Ref.No. of 500 and above in the illustration indicate they are not selected for service parts.

• イラスト中で 500 番台の Ref 番号が付いている部品はサービスパーツに選定されていません。

FIG. 4 Paper Conveying Section

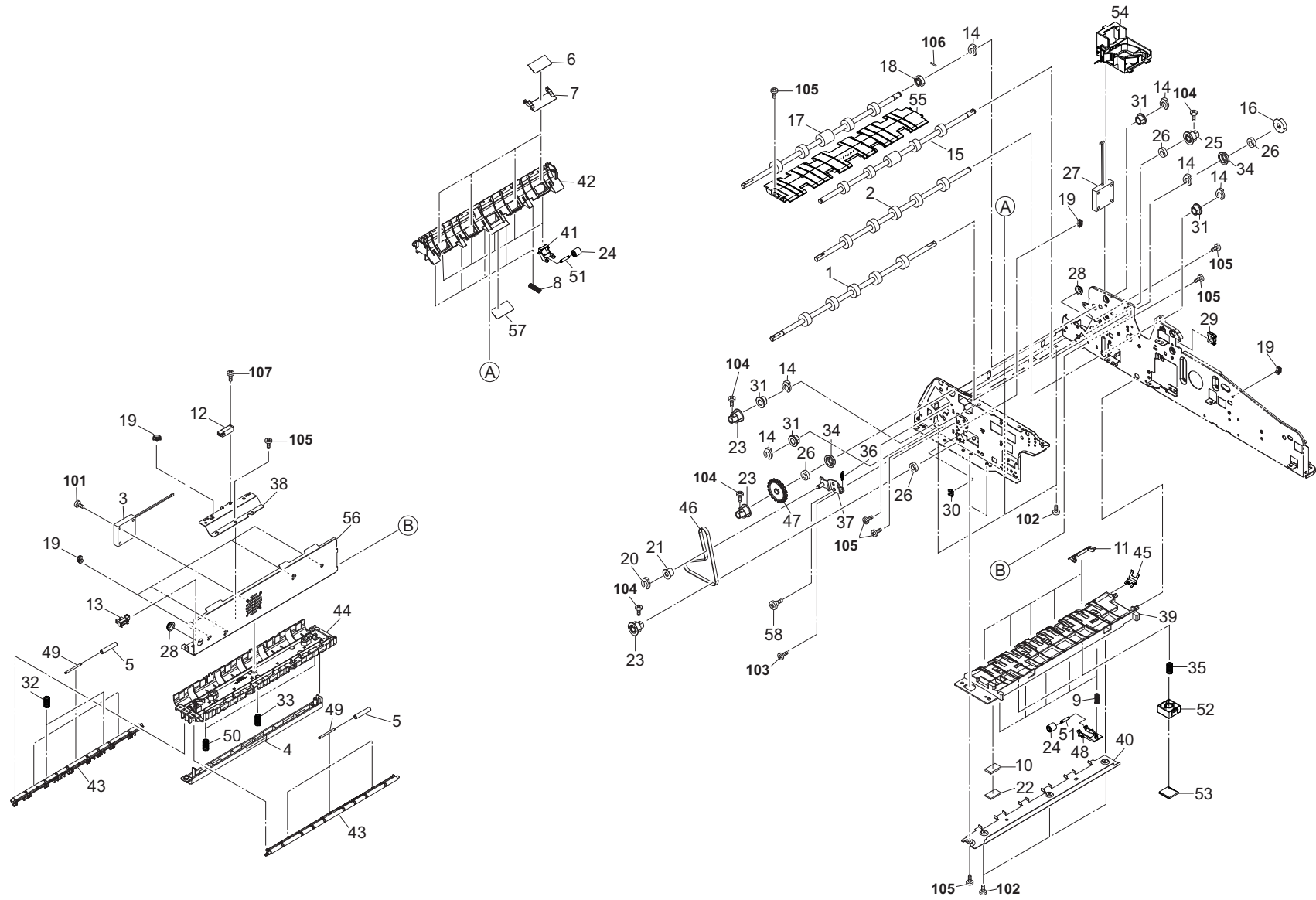


FIG. 4 Paper Conveying Section

3R8

Ref. No. 番号	Part.No. 部品番号	Description 部品名称	Notes 備考	Revision 改訂	Quantity 個数			
					100(日本)	120	230	240
1	303M494090	PARTS ROLLER CONVEYING LEFT SP			1	1	1	1
2	303M494100	PARTS ROLLER CONVEYING RIGHT SP			1	1	1	1
3	302H744090	FAN COOLING CONV			1	1	1	1
4	303M424251	GUIDE READING			1	1	1	1
5	303LL24190	PULLEY GUIDE READING			6	6	6	6
6	303M424200	SHEET LEFT READING			4	4	4	4
7	303M424210	GUIDE LEFT READING			4	4	4	4
8	302H008140	SPRING BYPASSFFED			5	5	5	5
9	303NA06110	SPRING PICK UP			5	5	5	5
10	303M802320	SPONGE ORIGINAL MAT A			1	1	1	1
11	303M824160	GUIDE RIGHT READING			5	5	5	5
12	303NW94040	PARTS SENSOR OPT. SP			1	1	1	1
13	303M894260	PARTS SENSOR OPT SP			1	1	1	1
14	2BC06910	STOPPER 6			6	6	6	6
15	303M494070	PARTS ROLLER REGISTRATION SP			1	1	1	1
16	303M431110	GEAR Z26			1	1	1	1
17	303M494080	PARTS ROLLER CONVEYING UPPER SP			1	1	1	1
18	303M431340	GEAR 22 CIS IDLE			1	1	1	1
19	7YZM610007++H01	ACCESS.SADDLE			7	7	7	7
20	5MVX111DN003	RING STOPPER/A-49 FEED A4			1	1	1	1
21	28801190	PULLEY,TIMING BELT			1	1	1	1
22	303J902370	CUSHION ORIGINAL MAT			1	1	1	1
23	303LL31330	PULLEY 38 CONVEYING			3	3	3	3
24	303M824210	PULLEY CONVEYING BK			10	10	10	10
25	303M431320	PULLEY 48 CONV HIGH			1	1	1	1
26	7BE008165431H01	BEARING 688ZZ			4	4	4	4
27	302H044120	FAN COOLING 40-15			1	1	1	1
28	7YZM110001++H01	ACCESS.BUSHING			2	2	2	2
29	7YZM210005++H01	ACCESS.EDGING			1	1	1	1
30	7YZM210006++H01	ACCESS.EDGING			1	1	1	1
31	28107310	BUSH 8			4	4	4	4
32	302HN04250	SPRING SIDE COVER			2	2	2	2
33	302K309370	SPRING CURSOR SET			1	1	1	1
34	302K931960	HOLDER BEARING 688ZZ			2	2	2	2
35	303LL02430	SPRING PUSH MAT			2	2	2	2
36	303LL31390	SPRING TENSION CONV			1	1	1	1
37	303LL31520	PLATE TENSION EJECT			1	1	1	1
38	303M402100	MOUNT TIMING SW			1	1	1	1
39	303M424170	GUIDE CONV RIGHT			1	1	1	1
40	303M424180	STAY CONV RIGHT			1	1	1	1
41	303M424190	HOLDER LEFT PULLEY			5	5	5	5
42	303M424221	GUIDE CONV LEFT			1	1	1	1
43	303M424261	HOLDER READ PULLEY			2	2	2	2
44	303M424270	GUIDE CONVEYING LOW			1	1	1	1
45	303M424280	PLATE EARTH CONV LOWER			1	1	1	1
46	303M431270	BELT 60S1.5M326			1	1	1	1
47	303M431280	KNOB JAM REMOUREMENT			1	1	1	1
48	303M824121	HOLDER RIGHT PULLEY			5	5	5	5

• Parts with a Ref.No. of 500 and above in the illustration indicate they are not selected for service parts.

• イラスト中で 500 番台の Ref 番号が付いている部品はサービスパーツに選定されていません。



FIG. 4 Paper Conveying Section

3R8

Ref. No. 番号	Part.No. 部品番号	Description 部 品 名 称	Notes 備 考	Revision 改 訂	Quantity 個数			
					100 (日本)	120	230	240
49	303M824130	SHAFT GUIDE READING			6	6	6	6
50	303M824140	SPRING GUIDE READING			2	2	2	2
51	303M824200	SHAFT PULLEY			10	10	10	10
52	303LL02410	MOUNT CUSHION			2	2	2	2
53	303LL02530	CUSHION ORIGINAL MAT			2	2	2	2
54	303M402111	HOLDER FAN			1	1	1	1
55	303M424060	GUIDE REGIST LOWER			1	1	1	1
56	303M402060	STAY CONVEYING			1	1	1	1
57	303M424440	SHEET GUIDE CONV LEFT			1	1	1	1
58	3CZ02230	PIN,HOOK FULCRUM			1	1	1	1
101	7BB100316H1	+BIND T.T S SCREW 3X16						
102	7BB200308H	+BIND T.T P SCREW 3X8						
103	7BB606308H	+PAN M SCREW WITH SW W 3X8 R						
104	7BB607308H	+TP-CUP M SCREW 3X8 R						
105	7BB700308H	+BIND T.T S SCREW 3X8 SR						
106	5MBP2012WXSP	SPRING PIN / M2 X 12 S-BLK						
107	7BB100312H1	+BIND T.T S SCREW 3X12						

• Parts with a Ref.No. of 500 and above in the illustration indicate they are not selected for service parts.

• イラスト中で 500 番台の Ref 番号が付いている部品はサービスパーツに選定されていません。

FIG. 5 Paper Feed Section 1

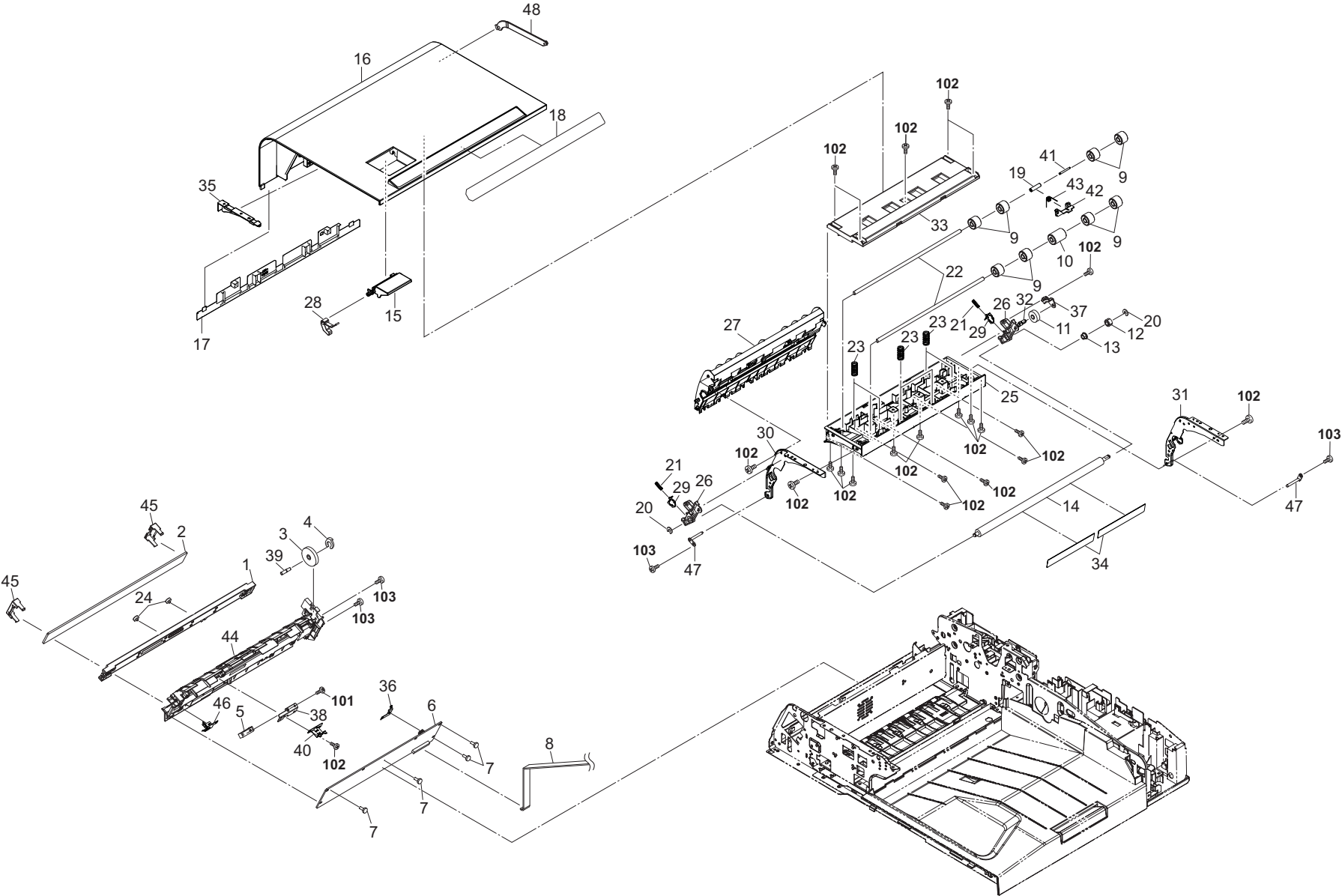


FIG. 5 Paper Feed Section 1

3R8

Ref. No. 番号	Part.No. 部品番号	Description 部品名称	Notes 備考	Revision 改訂	Quantity 個数			
					100(日本)	120	230	240
1	303P294020	PARTS SENSOR A3 COLOR CIS(C) SP			1	1	1	1
2	303NW24020	GLASS CIS			1	1	1	1
3	2BL06170	GEAR Z42 FEED			1	1	1	1
4	5MVX111DN003	RING STOPPER/A-49 FEED A4			1	1	1	1
5	303NW94040	PARTS SENSOR OPT. SP			1	1	1	1
6	303R894020	PARTS PWB SHD ASSY SP			1	1	1	1
7	7YZM510019++H01	ACCESS.SPACER			4	4	4	4
8	303R846020	WIRE INTERFACE VIDEO			1	1	1	1
9	303M424300	PULLEY REGISTRATION BK			8	8	8	8
10	303M424310	PULLEY REG B BK			1	1	1	1
11	302FZ08370	GEAR JOINT MPT UNIT			1	1	1	1
12	2CK17050	GEAR IDLE Z14S			1	1	1	1
13	302K324450	BUSH 6			1	1	1	1
14	303M494060	PARTS ROLLER CIS SP			1	1	1	1
15	303R804040	HANDLE COVER PF			1	1	1	1
16	303R804051	COVER PF			1	1	1	1
17	303R804100	COVER PF BOTTOM			1	1	1	1
18	303R834020	LABEL SIZE INDICATOR			1	1	1	1
19	303M424400	PULLY CIS ROLLER			1	1	1	1
20	302FB09830	CUT WASHER 4			2	2	2	2
21	303H316360	SPRING CONVEYING			2	2	2	2
22	303LL07130	SHAFT REGISTRATION PULLEY			2	2	2	2
23	303LL07170	SPRING REGISTRATION			6	6	6	6
24	303NW24050	SPACER CIS			2	2	2	2
25	303M407260	GUIDE REGIST UPPER			1	1	1	1
26	303M407270	ARM CIS ROLLER FRONT			2	2	2	2
27	303M407291	GUIDE CIS ROLLER			1	1	1	1
28	303M407310	LEVER HANDLE			1	1	1	1
29	303M407330	PLATE EARTH CIS ROLLER			2	2	2	2
30	303M407340	PLATE PF COVER FRONT			1	1	1	1
31	303M407350	PLATE PF COVER REAR			1	1	1	1
32	303M407360	SHAFT CIS IDLE			1	1	1	1
33	303M407370	HOLDER REGIST PULLEY			1	1	1	1
34	303M407410	SHEET CIS ROLLER			2	2	2	2
35	303M407510	COVER PF FRONT			1	1	1	1
36	303NW24060	PLATE EARTH CIS REAR			1	1	1	1
37	303M407530	HOLDER GEAR			1	1	1	1
38	303M424130	MOUNT CIS SW			1	1	1	1
39	303M424240	SHAFT CIS IDLE			1	1	1	1
40	303M424290	PLATE EARTH SHD PWB			1	1	1	1
41	303M424340	SHAFT CIS PULLEY			1	1	1	1
42	303M424350	HOLDER CIS PULLEY			1	1	1	1
43	303M424420	SPRING CIS PULLEY			1	1	1	1
44	303NW24012	HOUSING CIS			1	1	1	1
45	303NW24030	STOPPER CIS GLASS			2	2	2	2
46	303NW24040	PLATE EARTH CIS			1	1	1	1
47	303LL02190	PIN PF COVER			2	2	2	2
48	303M407380	STRAP PF COVER			1	1	1	1
101	7BB100312H1	+BIND T.T S SCREW 3X12						
102	7BB200308H	+BIND T.T P SCREW 3X8						
103	7BB700308H	+BIND T.T S SCREW 3X8 SR						

• Parts with a Ref.No. of 500 and above in the illustration indicate they are not selected for service parts.

• イラスト中で 500 番台の Ref 番号が付いている部品はサービスパーツに選定されていません。

FIG. 6 Paper Feed Section 2

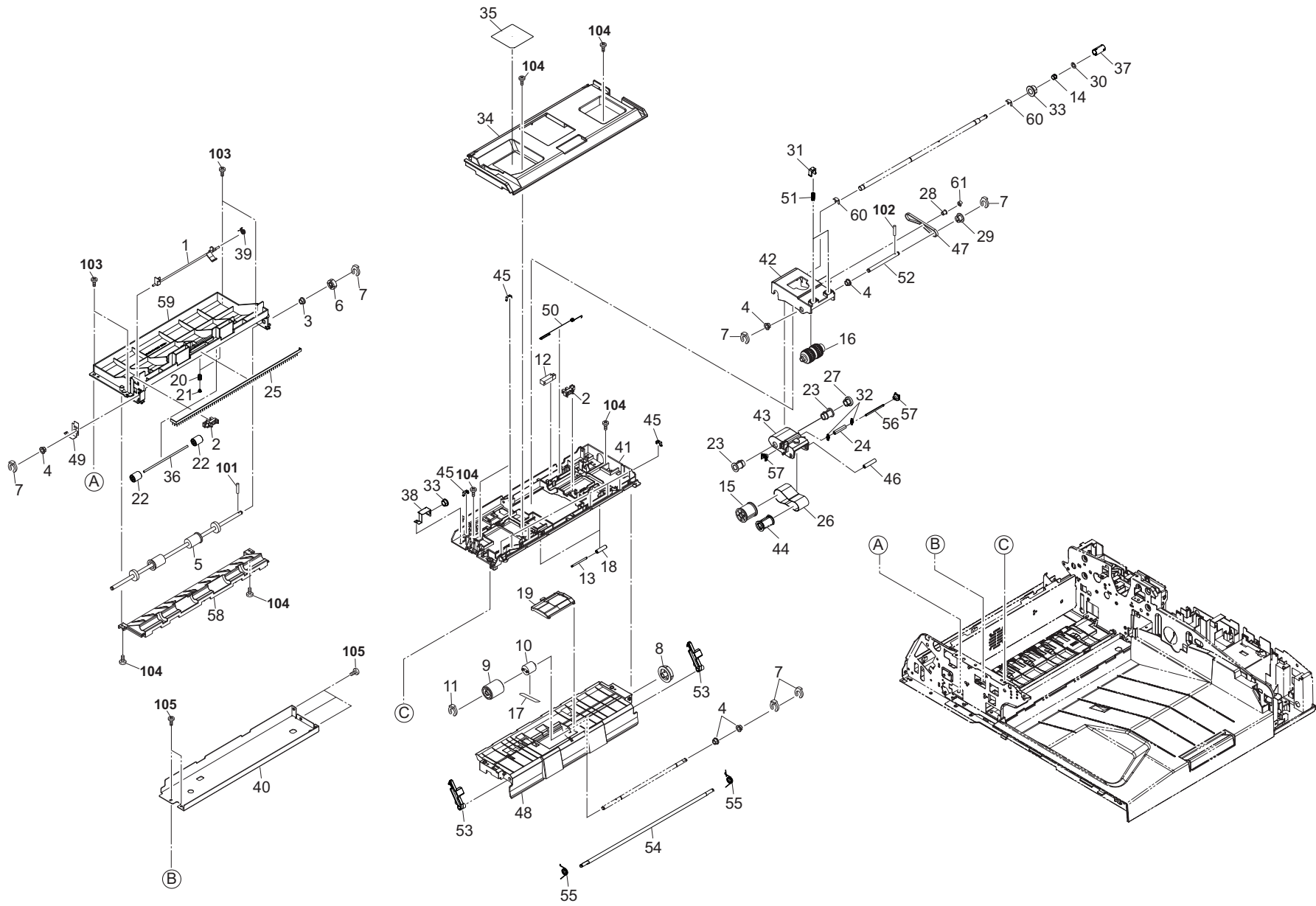


FIG. 6 Paper Feed Section 2

3R8-7

Ref. No. 番号	Part.No. 部品番号	Description 部品名称	Notes 備考	Revision 改訂	Quantity 個数			
					100 (日本)	120	230	240
1	303M429040	ACTUATOR EJECT SW			1	1	1	1
2	303M894260	PARTS SENSOR OPT SP			2	2	2	2
3	302H702590	BUSH SCREW			1	1	1	1
4	302K324450	BUSH 6			5	5	5	5
5	303M494110	PARTS ROLLER EJECT SP			1	1	1	1
6	3H622020	GEAR CIS ROLLER 20			1	1	1	1
7	5MVX111DN003	RING STOPPER/A-49 FEED A4			6	6	6	6
8	303M407110	GEAR Z33			1	1	1	1
9	303LL07190	PULLEY SEPARATION			1	1	1	1
10	303JX07400	TORQUE LIMITER FEED			1	1	1	1
11	5MVL177DN001	RING STOPPER 4			1	1	1	1
12	303NW94040	PARTS SENSOR OPT. SP			1	1	1	1
13	303M824130	SHAFT GUIDE READING			1	1	1	1
14	302K906180	JOINT RETARD DRIVE			1	1	1	1
15	303NV07020	COLLAR PF C			1	1	1	1
16	303M407480	PULLEY LF			1	1	1	1
17	303MW07060	FILM TORQUE LIMITER			1	1	1	1
18	303LL24190	PULLEY GUIDE READING			2	2	2	2
19	303M494200	PARTS GUIDE SEPARATE ASSY SP			1	1	1	1
20	2C907360	SPRING CURSOR R			2	2	2	2
21	2FM04150	CAP SPRING /B-11 ENCLOSURE A4			2	2	2	2
22	302F929260	PULLEY DU LOW			2	2	2	2
23	303H607131	BUSHING PF HOLDER			2	2	2	2
24	303H607280	PULLEY TENSION			1	1	1	1
25	303K502130	STATIC ELIMINATOR EJECT			1	1	1	1
26	303LL07531	BELT PF			1	1	1	1
27	303M407080	PULLEY 20			1	1	1	1
28	303M407200	PULLEY HOLDER LF			1	1	1	1
29	303M407220	PULLEY 20 LF			1	1	1	1
30	2BG22990	CUT WASHER 4			1	1	1	1
31	2FB07330	STOPPER BYPASS TABLE			2	2	2	2
32	303M407540	SPRING BELT TENTION			2	2	2	2
33	28107310	BUSH 8			2	2	2	2
34	303M407021	COVER PF ROLLER			1	1	1	1
35	303R834110	LABEL JAM			1	1	1	1
36	303R829010	SHAFT EXIT			1	1	1	1
37	302K906140	COUPLING PRIMARY FEED DRIVE		7:Part No.-chg.	1	1	1	1
38	303M407550	PLATE EARTH SHAFT PF			1	1	1	1
39	302K928190	SPRING-TORSION SWITCHBACK			1	1	1	1
40	303M402070	STAY LOOP UPPER			1	1	1	1
41	303M407011	GUIDE UPPER			1	1	1	1
42	303M407030	HOLDER LF			1	1	1	1
43	303M407040	HOLDER PF			1	1	1	1
44	303M407050	COLLAR PF B			1	1	1	1
45	302K931080	WIRE STOPPER			9	9	9	9
46	303M407060	SHAFT BELT			1	1	1	1
47	303M407090	BELT 172 LF			1	1	1	1
48	303M407101	GUIDE LOWER PF			1	1	1	1

• Parts with a Ref.No. of 500 and above in the illustration indicate they are not selected for service parts.

• イラスト中で 500 番台の Ref 番号が付いている部品はサービスパーツに選定されていません。



FIG. 7 Drive&Electrical

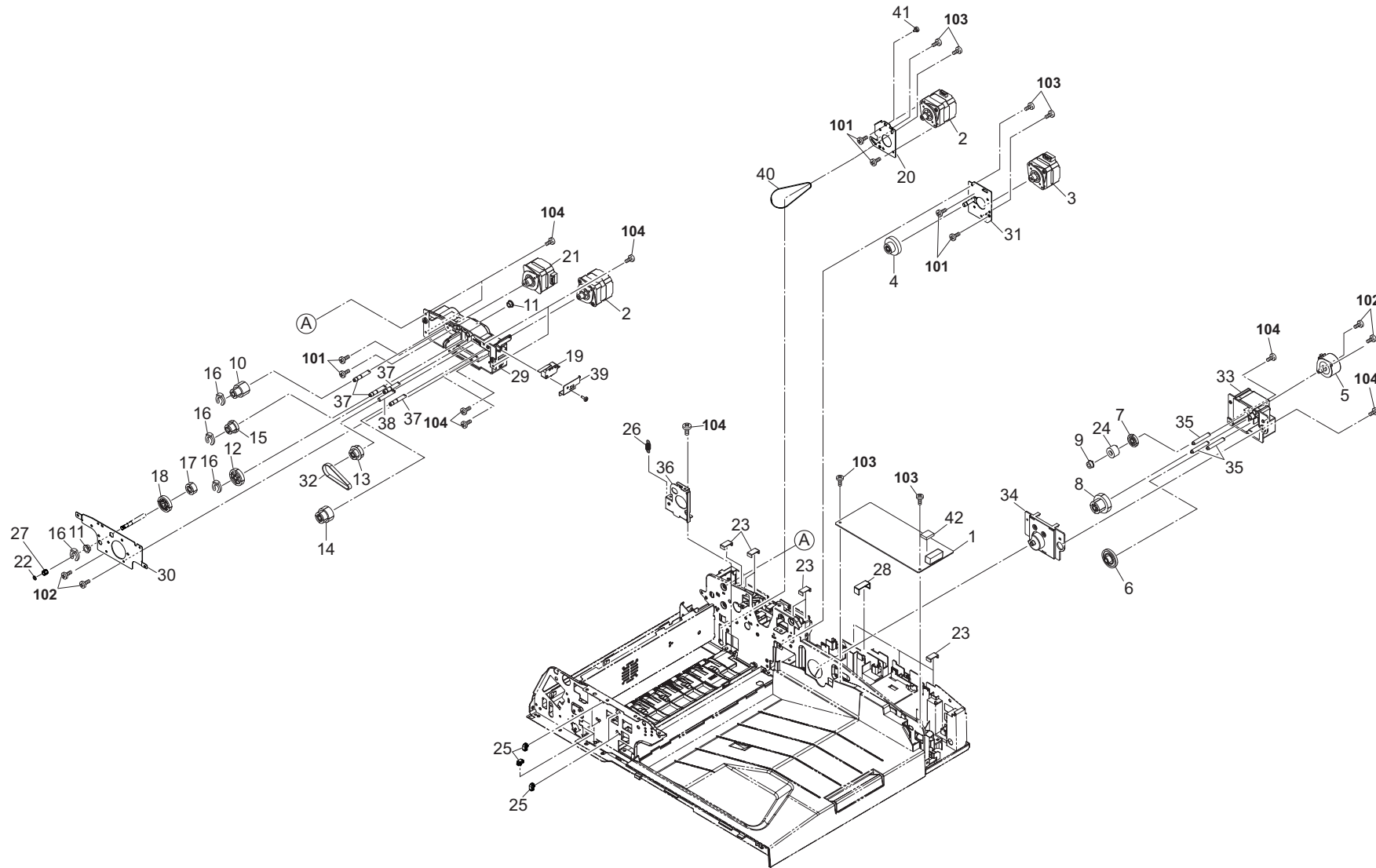


FIG. 7 Drive&amp;Electrical

3R8

Ref. No. 番号	Part.No. 部品番号	Description 部品名称	Notes 備考	Revision 改訂	Quantity 個数			
					100(日本)	120	230	240
1	303R894030	PARTS PWB DRIVER ASSY SP			1	1	1	1
2	303M494041	PARTS MOTOR CONVEYING SP			2	2	2	2
3	302KY94070	PARTS MOTOR DU SP			1	1	1	1
4	303M431440	GEAR EXIT Z43 Z20			1	1	1	1
5	302H794310	PARTS MOTOR ROTARY GUIDE			1	1	1	1
6	303H622331	GEAR 20/65 IDLE			1	1	1	1
7	303M494120	PARTS GEAR Z42 SP			1	1	1	1
8	303M494130	PARTS GEAR JOINT Z20 Z65 SP			1	1	1	1
9	3H622160	GEAR 20 JOINT			1	1	1	1
10	303M431101	GEAR Z43 Z22			1	1	1	1
11	302K324450	BUSH 6			2	2	2	2
12	303M431050	GEAR Z35			1	1	1	1
13	303M431060	GEAR Z20 P48			1	1	1	1
14	303M431090	GEAR Z30 Z23			1	1	1	1
15	303M431400	GEAR Z25 Z19			1	1	1	1
16	5MVX111DN003	RING STOPPER /A-49 FEED A4			4	4	4	4
17	303M431040	GEAR Z22 ONEWAY			1	1	1	1
18	3HK22040	GR 33 CONV			1	1	1	1
19	2FB27160	INTER LOCK SWITCH			1	1	1	1
20	303M431300	MOUNT CONV MOTOR A			1	1	1	1
21	303M494182	PARTS MOTOR REGISTRATION SP			1	1	1	1
22	2BG22990	CUT WASHER 4			1	1	1	1
23	303LL02330	HOLDER WIRE D			8	8	8	8
24	303M406160	TORQUE-LIMITER 1000			1	1	1	1
25	7YZM610007++H01	ACCESS.SADDLE			6	6	6	6
26	2BC16470	SPRING,CONVEYING HOOK			1	1	1	1
27	302K906180	JOINT RETARD DRIVE			1	1	1	1
28	303LL02180	HOLDER WIRE A			1	1	1	1
29	303M431013	MOUNT PF DRIVE			1	1	1	1
30	303M431021	PLATE PF DRIVE			1	1	1	1
31	303M431200	MOUNT LOOP DRIVE			1	1	1	1
32	303M431120	BELT 146			1	1	1	1
33	303M431141	MOUNT LIFT DRIVE			1	1	1	1
34	303M431150	COVER LIFT DRIVE			1	1	1	1
35	303M431230	PIN LIFT DRIVE A			3	3	3	3
36	303M431311	MOUNT CONV MOTOR B			1	1	1	1
37	303M431360	SHAFT PF DRIVE C			4	4	4	4
38	303M431390	SHAFT PF DRIVE F			1	1	1	1
39	303M431410	MOUNT INTERLOCK SW			1	1	1	1
40	303M431290	BELT 60S1.5M161			1	1	1	1
41	3CZ02230	PIN,HOOK FULCRUM			1	1	1	1
42	303R894040	PARTS IC.EEPROM SP			1	1	1	1
101	7BB000306H	+BIND M SCREW 3X6						
102	7BB200308H	+BIND T.T P SCREW 3X8						
103	7BB606308H	+PAN M SCREW WITH SW W 3X8 R						
104	7BB700308H	+BIND T.T S SCREW 3X8 SR						

• Parts with a Ref.No. of 500 and above in the illustration indicate they are not selected for service parts.

• イラスト中で 500 番台の Ref 番号が付いている部品はサービスパーツに選定されていません。



FIG. 8 Wire Section

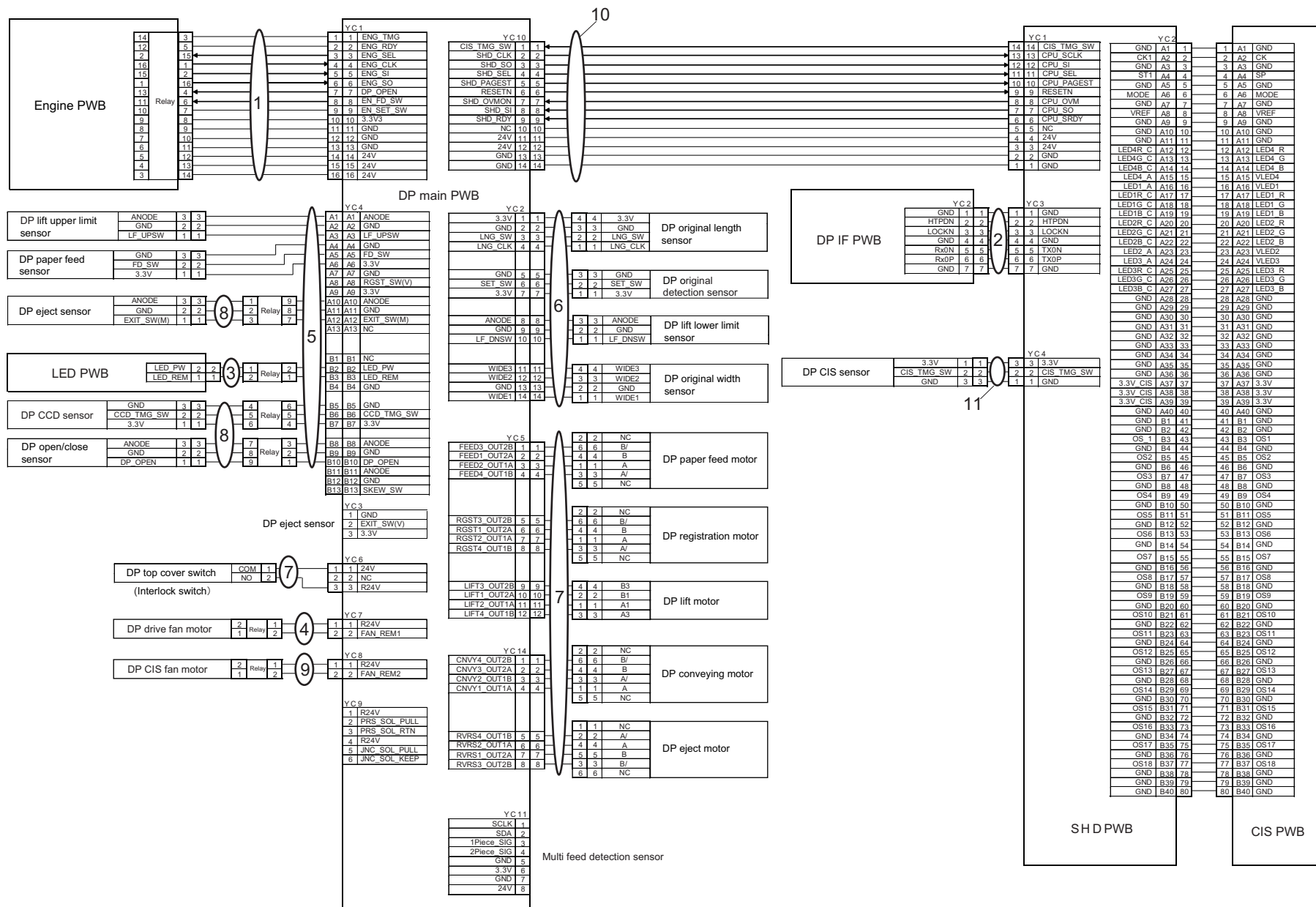


FIG. 8 Wire Section

3R8-6

Ref. No. 番号	Part.No. 部品番号	Description 部 品 名 称	Notes 備 考	Revision 改 訂	Quantity 個数			
					100 (日本)	120	230	240
1	303R846010	WIRE INTERFACE			1	1	1	1
2	303R846020	WIRE INTERFACE VIDEO			1	1	1	1
3	303R846030	WIRE LED			1	1	1	1
4	303M446150	WIRE FAN			1	1	1	1
5	303NW46010	WIRE FEED UNIT		6:Part No-chg.	1	1	1	1
6	303M446040	WIRE TABLE UNIT			1	1	1	1
7	303M446050	WIRE MOTOR1			1	1	1	1
8	303M446080	WIRE FRONT			1	1	1	1
9	303M446100	WIRE CIS FAN			1	1	1	1
10	303M446110	WIRE SHD			1	1	1	1
11	303M446120	WIRE CISTMG			1	1	1	1

• Parts with a Ref.No. of 500 and above in the illustration indicate they are not selected for service parts.

• イラスト中で 500 番台の Ref 番号が付いている部品はサービスパーツに選定されていません。

FIG. 9 Accessories

3R8-4

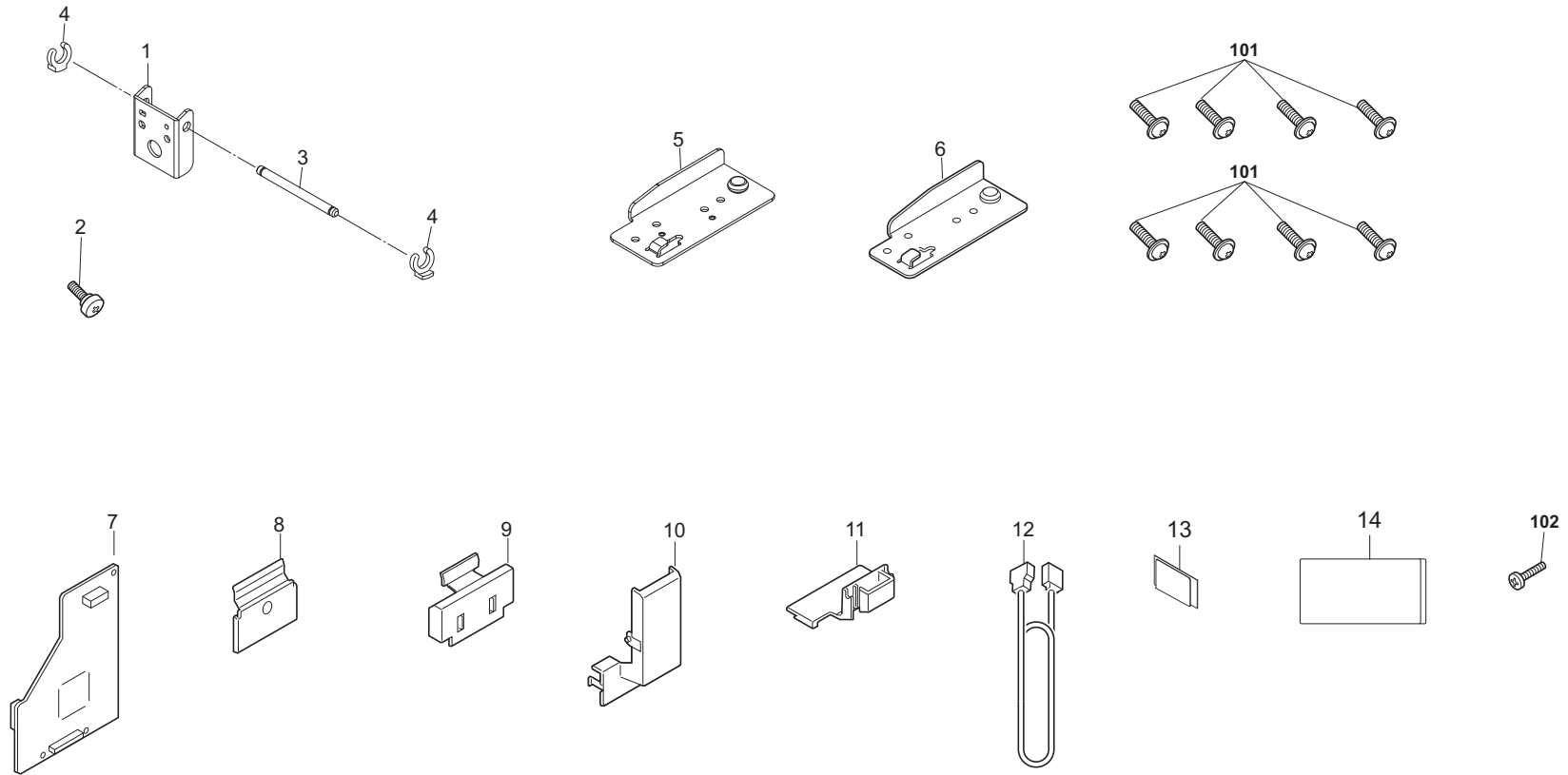


FIG. 9 Accessories

3R8-4

Ref. No. 番号	Part.No. 部品番号	Description 部品名称	Notes 備考	Revision 改訂	Quantity 個数			
					100 (日本)	120	230	240
1	303M402170	PLATE ANGLE			1	1	1	1
2	303JX02260	PIN HINGE			1	1	1	1
3	303JX02391	SHAFT ANGLE RESTRICTION			1	1	1	1
4	5MVX111DN003	RING STOPPER /A-49 FEED A4			2	2	2	2
5	303LL02380	PLATE GUIDE HINGE			1	1	1	1
6	303M402200	PLATE GUIDE HINGE			1	1	1	1
7	303R894050	PARTS PWB DPIF ASSY SP			1	1	1	1
8	303M404070	COVER HINGE LEFT			1	1	1	1
9	303R804120	COVER HINGE RIGHT			1	1	1	1
10	303R704101	COVER WIRE INTERFACE A		3:Design-chg.	1	1	1	1
11	303R704110	COVER WIRE INTERFACE B			1	1	1	1
12	302N246010	WIRE PANEL DATA JOINT			1	1	1	1
13	303R734150	LABEL COVER INTERFACE		3:Add	1	1	1	1
14	303R834190	LABEL CLEANING		4:Add	1			
101	7BB607414H	+TP-CUP M SCREW 4X14 R						
102	7BB780308H	+BIND T.T S SCREW 3X8 SR(BLACK)						

• Parts with a Ref.No. of 500 and above in the illustration indicate they are not selected for service parts.

• イラスト中で 500 番台の Ref 番号が付いている部品はサービスパーツに選定されていません。

## INDEX / 索引

Part.No. 部品番号	Description 部品名称	Fig.No.
28107310	BUSH 8	4,6
28801190	PULLEY,TIMING BELT	4
2BC06910	STOPPER 6	3,4
2BC16470	SPRING,CONVEYING HOOK	7
2BG22990	CUT WASHER 4	6,7
2BL06170	GEAR Z42 FEED	5
2C907360	SPRING CURSOR R	6
2CK17050	GEAR IDLE Z14S	5
2FB07330	STOPPER BYPASS TABLE	6
2FB27160	INTER LOCK SWITCH	7
2FM04150	CAP SPRING /B-11 ENCLOSURE A4	6
302F929260	PULLEY DU LOW	6
302FB09830	CUT WASHER 4	5
302FZ08370	GEAR JOINT MPT UNIT	5
302H008140	SPRING BYPASSFFED	4
302H044120	FAN COOLING 40-15	4
302H702540	FILM WIRE OPE	3
302H702590	BUSH SCREW	6
302H712650	SPRING DRUM JOINT	3
302H744090	FAN COOLING CONV	4
302H794310	PARTS MOTOR ROTARY GUIDE	7
302HN04250	SPRING SIDE COVER	4
302K309370	SPRING CURSOR SET	4
302K324450	BUSH 6	5,6,7
302K906140	COUPLING PRIMARY FEED DRIVE	6
302K906180	JOINT RETARD DRIVE	6,7
302K928190	SPRING-TORSION SWITCHBACK	6
302K931080	WIRE STOPPER	6
302K931960	HOLDER BEARING 688ZZ	4
302KY94070	PARTS MOTOR DU SP	7
302N246010	WIRE PANEL DATA JOINT	9
302N904100	CLEANER CLOTH	1
303H316360	SPRING CONVEYING	5
303H607131	BUSHING PF HOLDER	6
303H607280	PULLEY TENSION	6
303H622331	GEAR 20/65 IDLE	7
303J902370	CUSHION ORIGINAL MAT	4
303JC04201	PLATE ORIGINAL	1
303JX02090	SPRING PUSH SW	2
303JX02260	PIN HINGE	9
303JX02391	SHAFT ANGLE RESTRICTION	9
303JX06070	PINION GEAR	3
303JX06090	SENSOR EARTH	3
303JX07400	TORQUE LIMITER FEED	6
303K502130	STATIC ELIMINATOR EJECT	6
303LL02150	HOLDER SPRING PUSH SW	2
303LL02180	HOLDER WIRE A	7
303LL02190	PIN PF COVER	5
303LL02330	HOLDER WIRE D	7
303LL02380	PLATE GUIDE HINGE	9
303LL02390	PUSH SW	2

Part.No. 部品番号	Description 部品名称	Fig.No.
303LL02410	MOUNT CUSHION	2,4
303LL02430	SPRING PUSH MAT	2,4
303LL02520	GROUND PLATE HINGE	2
303LL02530	CUSHION ORIGINAL MAT	2,4
303LL06090	MOUNT ORIGINAL SENSOR	3
303LL07130	SHAFT REGISTRATION PULLEY	5
303LL07170	SPRING REGISTRATION	5
303LL07190	PULLEY SEPARATION	6
303LL07531	BELT PF	6
303LL24190	PULLEY GUIDE READING	4,6
303LL31330	PULLEY 38 CONVEYING	4
303LL31390	SPRING TENSION CONV	4
303LL31520	PLATE TENSION EJECT	4
303LL94032	PARTS MAT ASSY	1
303M402021	HINGE LEFT	2
303M402031	HINGE RIGHT	2
303M402060	STAY CONVEYING	4
303M402070	STAY LOOP UPPER	6
303M402100	MOUNT TIMING SW	4
303M402111	HOLDER FAN	4
303M402170	PLATE ANGLE	9
303M402180	PLATE HINGE UPPER	2
303M402190	STAY EJECT TRAY	2
303M402200	PLATE GUIDE HINGE	9
303M402210	PIN TABLE	3
303M404070	COVER HINGE LEFT	9
303M406031	RACK TABLE	3
303M406050	LEVER LIFT	3
303M406060	SHAFT LIFT	3
303M406070	GEAR LIFT Z30	3
303M406080	BUSH TABLE	3
303M406130	COVER TABLE REAR	3
303M406160	TORQUE-LIMITER 1000	7
303M407011	GUIDE UPPER	6
303M407021	COVER PF ROLLER	6
303M407030	HOLDER LF	6
303M407040	HOLDER PF	6
303M407050	COLLAR PF B	6
303M407060	SHAFT BELT	6
303M407080	PULLEY 20	6
303M407090	BELT 172 LF	6
303M407101	GUIDE LOWER PF	6
303M407110	GEAR Z33	6
303M407150	SPRING EARTH	6
303M407160	SPRING HOLDER LF	6
303M407200	PULLEY HOLDER LF	6
303M407210	SHAFT LF	6
303M407220	PULLEY 20 LF	6
303M407231	HOOK COVER	6
303M407240	SHAFT HOOK	6
303M407260	GUIDE REGIST UPPER	5

3R8-7

Part.No. 部品番号	Description 部品名称	Fig.No.
303M407270	ARM CIS ROLLER FRONT	5
303M407291	GUIDE CIS ROLLER	5
303M407300	LENS LED	1
303M407310	LEVER HANDLE	5
303M407330	PLATE EARTH CIS ROLLER	5
303M407340	PLATE PF COVER FRONT	5
303M407350	PLATE PF COVER REAR	5
303M407360	SHAFT CIS IDLE	5
303M407370	HOLDER REGIST PULLEY	5
303M407380	STRAP PF COVER	5
303M407410	SHEET CIS ROLLER	5
303M407421	SPRING HOOK FRONT	6
303M407440	SHAFT PULLEY TENSION	6
303M407450	SLIDER TENSION	6
303M407480	PULLEY LF	6
303M407510	COVER PF FRONT	5
303M407530	HOLDER GEAR	5
303M407540	SPRING BELT TENTION	6
303M407550	PLATE EARTH SHAFT PF	6
303M424060	GUIDE REGIST LOWER	4
303M424130	MOUNT CIS SW	5
303M424170	GUIDE CONV RIGHT	4
303M424180	STAY CONV RIGHT	4
303M424190	HOLDER LEFT PULLEY	4
303M424200	SHEET LEFT READING	4
303M424210	GUIDE LEFT READING	4
303M424221	GUIDE CONV LEFT	4
303M424231	GUIDE EJECT LOWER	6
303M424240	SHAFT CIS IDLE	5
303M424251	GUIDE READING	4
303M424261	HOLDER READ PULLEY	4
303M424270	GUIDE CONVEYING LOW	4
303M424280	PLATE EARTH CONV LOWER	4
303M424290	PLATE EARTH SHD PWB	5
303M424300	PULLEY REGISTRATION BK	5
303M424310	PULLEY REG B BK	5
303M424340	SHAFT CIS PULLEY	5
303M424350	HOLDER CIS PULLEY	5
303M424400	PULLY CIS ROLLER	5
303M424420	SPRING CIS PULLEY	5
303M424440	SHEET GUIDE CONV LEFT	4
303M429020	GUIDE EJECT UPPER	6
303M429030	PLATE EARTH EJECT	6
303M429040	ACTUATOR EJECT SW	6
303M431013	MOUNT PF DRIVE	7
303M431021	PLATE PF DRIVE	7
303M431040	GEAR Z22 ONEWAY	7
303M431050	GEAR Z35	7
303M431060	GEAR Z20 P48	7
303M431090	GEAR Z30 Z23	7
303M431101	GEAR Z43 Z22	7

Part.No. 部品番号	Description 部品名称	Fig.No.
303M431110	GEAR Z26	4
303M431120	BELT 146	7
303M431141	MOUNT LIFT DRIVE	7
303M431150	COVER LIFT DRIVE	7
303M431200	MOUNT LOOP DRIVE	7
303M431230	PIN LIFT DRIVE A	7
303M431270	BELT 60S1.5M326	4
303M431280	KNOB JAM REMOVEMENT	4
303M431290	BELT 60S1.5M161	7
303M431300	MOUNT CONV MOTOR A	7
303M431311	MOUNT CONV MOTOR B	7
303M431320	PULLEY 48 CONV HIGH	4
303M431340	GEAR 22 CIS IDLE	4
303M431360	SHAFT PF DRIVE C	7
303M431390	SHAFT PF DRIVE F	7
303M431400	GEAR Z25 Z19	7
303M431410	MOUNT INTERLOCK SW	7
303M431440	GEAR EXIT Z43 Z20	7
303M434040	LABEL C	1
303M446040	WIRE TABLE UNIT	8
303M446050	WIRE MOTOR1	8
303M446080	WIRE FRONT	8
303M446100	WIRE CIS FAN	8
303M446110	WIRE SHD	8
303M446120	WIRE CISTMG	8
303M446150	WIRE FAN	8
303M494041	PARTS MOTOR CONVEYING SP	7
303M494060	PARTS ROLLER CIS SP	5
303M494070	PARTS ROLLER REGISTRATION SP	4
303M494080	PARTS ROLLER CONVEYING UPPER SP	4
303M494090	PARTS ROLLER CONVEYING LEFT SP	4
303M494100	PARTS ROLLER CONVEYING RIGHT SP	4
303M494110	PARTS ROLLER EJECT SP	6
303M494120	PARTS GEAR Z42 SP	7
303M494130	PARTS GEAR JOINT Z20 Z65 SP	7
303M494182	PARTS MOTOR REGISTRATION SP	7
303M494200	PARTS GUIDE SEPARATE ASSY SP	6
303M802320	SPONGE ORIGINAL MAT A	4
303M824121	HOLDER RIGHT PULLEY	4
303M824130	SHAFT GUIDE READING	4,6
303M824140	SPRING GUIDE READING	4
303M824160	GUIDE RIGHT READING	4
303M824200	SHAFT PULLEY	4
303M824210	PULLEY CONVEYING BK	4
303M894100	PARTS PWB LED ASSY SP	1
303M894260	PARTS SENSOR OPT SP	3,4,6
303M894271	PARTS PWB SIZE DETECTION ASSY SP	3
303MW07060	FILM TORQUE LIMITER	6
303MX02021	CUSHION ORIGINAL MAT A	1
303NA06110	SPRING PICK UP	4
303NV02070	CUSHION BASE	2

3R8-7

Part.No. 部品番号	Description 部品名称	Fig.No.
303NV07020	COLLAR PF C	6
303NW24012	HOUSING CIS	5
303NW24020	GLASS CIS	5
303NW24030	STOPPER CIS GLASS	5
303NW24040	PLATE EARTH CIS	5
303NW24050	SPACER CIS	5
303NW24060	PLATE EARTH CIS REAR	5
303NW46010	WIRE FEED UNIT	8
303NW94040	PARTS SENSOR OPT. SP	4,5,6
303NW94050	PARTS SENSOR OPT. SP	3
303NW94060	PARTS SENSOR OPT. SP	3
303P294020	PARTS SENSOR A3 COLOR CIS(C) SP	5
303R702100	TRAY SLIDE	2
303R702110	STOPPER EJECT	2
303R704070	LID REAR COVER	1
303R704101	COVER WIRE INTERFACE A	9
303R704110	COVER WIRE INTERFACE B	9
303R724150	HOLDER LENS	1
303R734150	LABEL COVER INTERFACE	9
303R804010	TRAY EJECT	2
303R804020	COVER LEFT	1
303R804030	COVER INNER	1
303R804040	HANDLE COVER PF	5
303R804051	COVER PF	5
303R804060	COVER FRONT TOP	1
303R804070	COVER REAR LEFT	1
303R804080	COVER REAR RIGHT	1
303R804090	COVER FRONT BOTTOM	1
303R804100	COVER PF BOTTOM	5
303R804120	COVER HINGE RIGHT	9
303R804130	COVER BOTTOM RIGHT	2
303R804140	COVER HINGE BOTTOM	1
303R806010	CURSOR FRONT	3
303R806020	CURSOR REAR	3
303R806030	BASE TABLE	3
303R806040	COVER CURSOR	3
303R806050	TABLE LIFT	3
303R806060	COVER TABLE	3
303R829010	SHAFT EXIT	6
303R834010	LABEL CAUTION HINGE	1
303R834020	LABEL SIZE INDICATOR	5
303R834030	LABEL ORIGINAL MAX	3
303R834040	LABEL FACE UP JP	3
303R834050	LABEL FACE UP EN	3
303R834060	LABEL FACE UP US	3
303R834070	LABEL CAUTION JP	3
303R834080	LABEL CAUTION US	3
303R834090	LABEL CAUTION IN	3
303R834100	LABEL CAUTION ME	3
303R834110	LABEL JAM	6
303R834120	LABEL CAUTION NL	3

Part.No. 部品番号	Description 部品名称	Fig.No.
303R834130	LABEL FACE UP NL	3
303R834190	LABEL CLEANING	9
303R846010	WIRE INTERFACE	8
303R846020	WIRE INTERFACE VIDEO	5,8
303R846030	WIRE LED	8
303R894020	PARTS PWB SHD ASSY SP	5
303R894030	PARTS PWB DRIVER ASSY SP	7
303R894040	PARTS IC.EEPROM SP	7
303R894050	PARTS PWB DPIF ASSY SP	9
3A707290	PAD,LIFT	3
3CZ02230	PIN,HOOK FULCRUM	4,7
3H622020	GEAR CIS ROLLER 20	6
3H622160	GEAR 20 JOINT	7
3HK22040	GR 33 CONV	7
3HL06090	CUSHION CURSOR	3
3HL06110	TERMINAL PAPER SIZE	3
5MVL177DN001	RING STOPPER 4	6
5MVL177DN002	RING STOPPER 6	6
5MVX111DN003	RING STOPPER /A-49 FEED A4	4,5,6,7,9
5MVX111DN007	STOPPER 3 /2BT1107 A4	6
7BE008165431H01	BEARING 688ZZ	4
7YZM110001++H01	ACCESS.BUSHING	4
7YZM210005++H01	ACCESS.EDGING	4
7YZM210006++H01	ACCESS.EDGING	4
7YZM510019++H01	ACCESS.SPACER	5
7YZM610007++H01	ACCESS.SADDLE	4,7

---

# DP-7120

Rev.8  
January 2018



—— CONTENTS / 目次 ——

FIG. 1	Cover .....	2
FIG. 2	Frame .....	4
FIG. 3	Table Assy .....	6
FIG. 4	Paper Conveying Section .....	8
FIG. 5	Paper Feed Section 1 .....	10
FIG. 6	Paper Feed Section 2 .....	12
FIG. 7	Drive&Electrical .....	14
FIG. 8	Wire Section .....	16
	• INDEX / 索引 .....	18

FIG. 1 Covers

3RJ-3

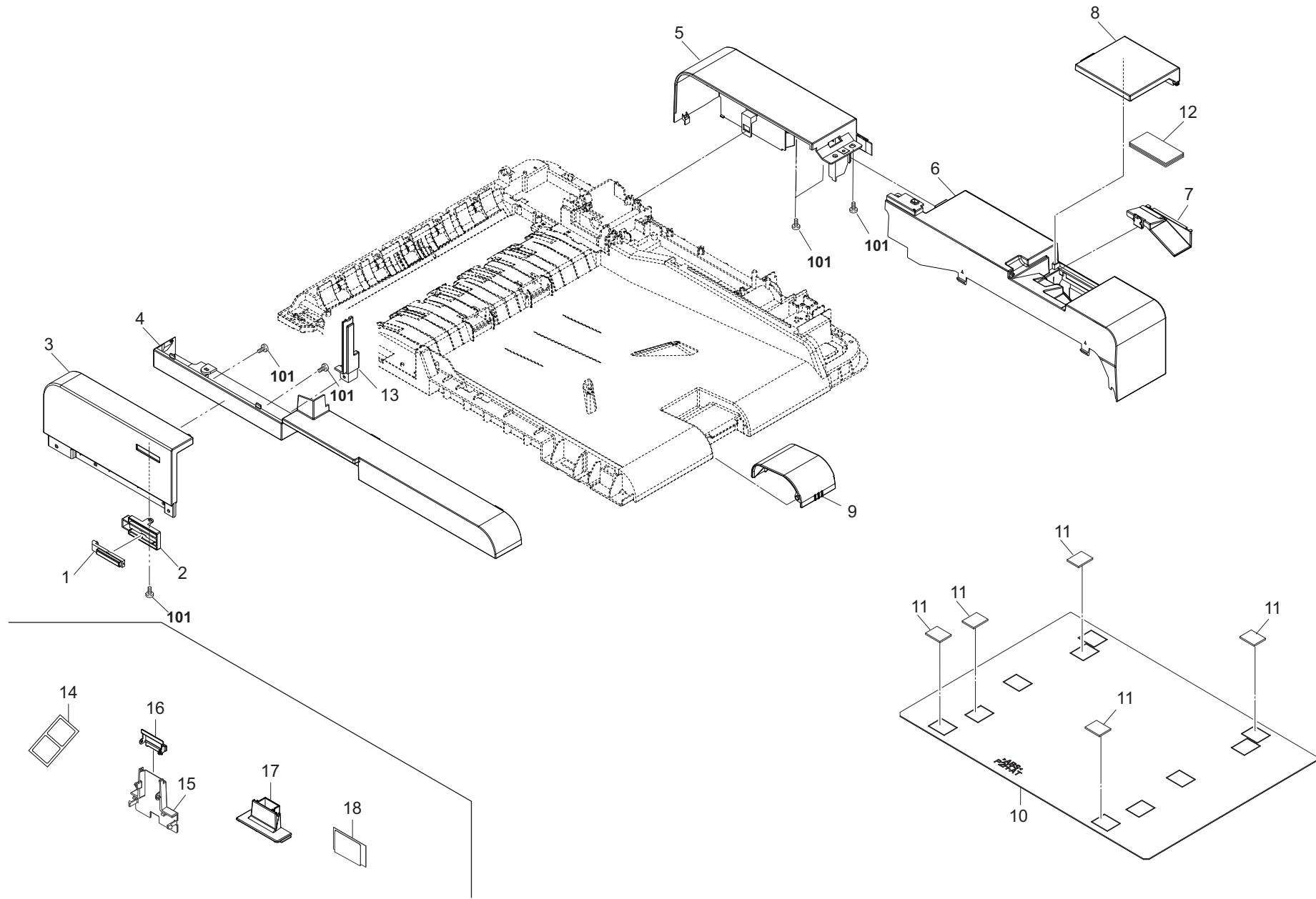




FIG. 2 Frames

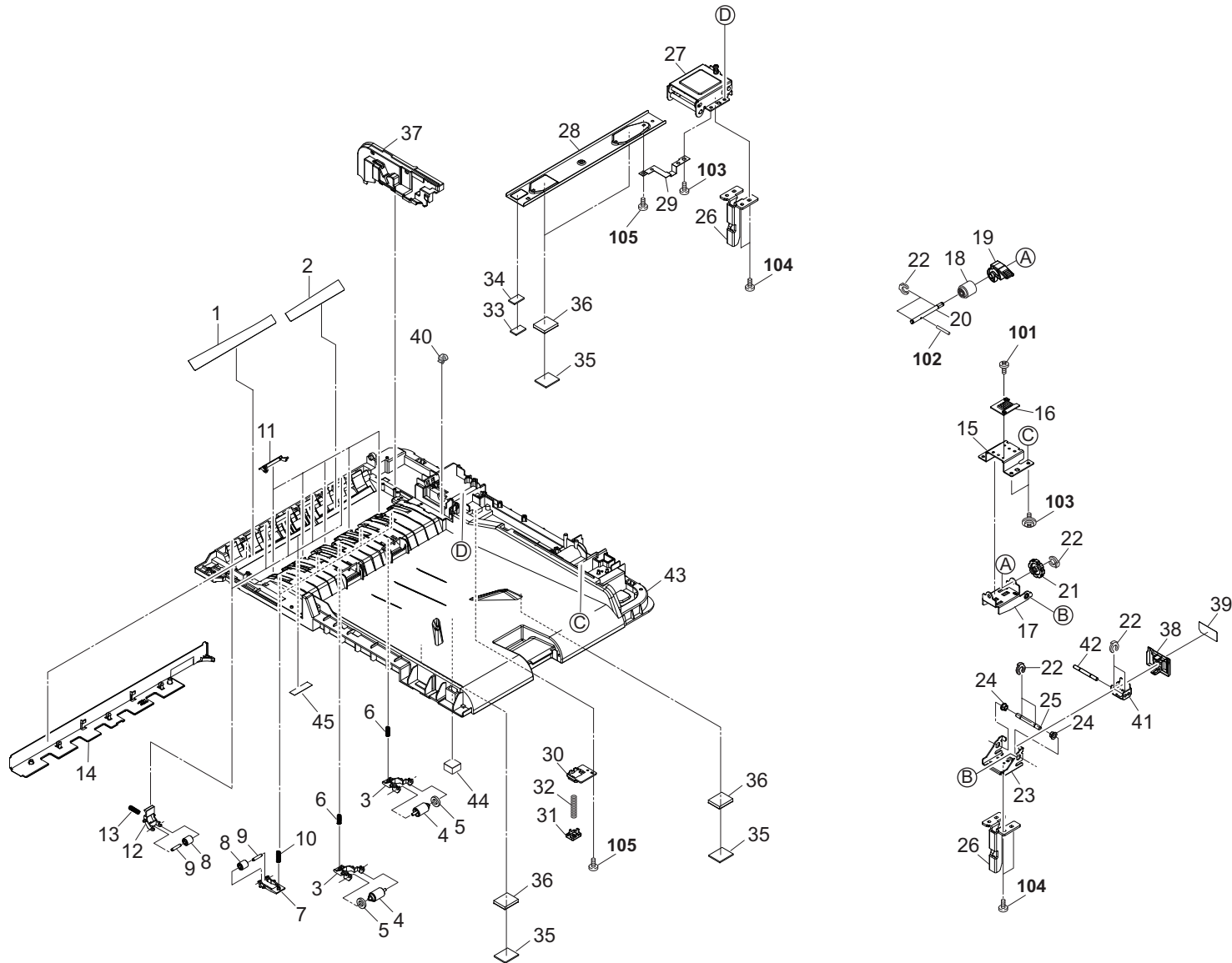


FIG. 2 Frames

3RJ

Ref. No. 番号	Part.No. 部品番号	Description 部品名称	Notes 備考	Revision 改訂	Quantity 個数			
					100(日本)	120	230	240
1	303M824170	SHEET LEFT GUIDE F			1	1	1	1
2	303M824180	SHEET LEFT GUIDE R			1	1	1	1
3	303M828030	HOLDER PULLEY EJECT			2	2	2	2
4	303M828040	PULLEY EJECT			2	2	2	2
5	303M828050	SPONGE EJECT			2	2	2	2
6	302H728100	SPRING EXIT PULLEY			2	2	2	2
7	303M824121	HOLDER RIGHT PULLEY			5	5	5	5
8	303M824210	PULLEY CONVEYING BK			10	10	10	10
9	303M824200	SHAFT PULLEY			10	10	10	10
10	303J906031	SPRING SEPARATION			5	5	5	5
11	303RJ24010	GUIDE RIGHT READING			5	5	5	5
12	303M824100	HOLDER LEFT PULLEY			5	5	5	5
13	302H008140	SPRING BYPASSFFED			5	5	5	5
14	303RJ04070	COVER LEFT			1	1	1	1
15	303M802140	RIGHT HINGE B UPPER			1	1	1	1
16	303M802190	RACK ADJUSTMENT SKEW			1	1	1	1
17	303M802130	RIGHT HINGE B LOWER			1	1	1	1
18	3AK20130	GEAR,WORM MAIN TRAY			1	1	1	1
19	302MV04590	LEVER ADJUST SKEW			1	1	1	1
20	303M802170	SHAFT ADJUST SKEW			1	1	1	1
21	302MV04580	HANDLE ADJUST SKEW			1	1	1	1
22	5MVX111DN003	RING STOPPER /A-49 FEED A4			7	7	7	7
23	303M802120	RIGHT HINGE A			1	1	1	1
24	302K324450	BUSH 6			2	2	2	2
25	303M802150	SHAFT HINGE			1	1	1	1
26	303M802100	STAY HINGE			2	2	2	2
27	303M802021	LEFT HINGE			1	1	1	1
28	303M802220	PLATE BASE			1	1	1	1
29	303M802230	GROUND PLATE BASE			1	1	1	1
30	3HL02230	MOUNT PUSH SW			1	1	1	1
31	303PH02010	PUSH SW DP			1	1	1	1
32	3HL02250	SPRING,PUSH SWITCH			1	1	1	1
33	303J902370	CUSHION ORIGINAL MAT			1	1	1	1
34	303M802320	SPONGE ORIGINAL MAT A			1	1	1	1
35	303MX02031	CUSHION ORIGINAL MAT B			4	4	4	4
36	303PH02030	SPONGE ORIGINAL MAT FILM			4	4	4	4
37	302MV04570	INNER COVER WIRE			1	1	1	1
38	303RJ04150	COVER HINGE			1	1	1	1
39	303R834010	LABEL CAUTION HINGE			1	1	1	1
40	7YZM410004++H01	ACCESS.BAND			1	1	1	1
41	303M802300	PLATE LIMITATION ANGLE			1	1	1	1
42	303M802310	SHAFT LIMITATION ANGLE			1	1	1	1
43	303RJ02030	BASE DP			1	1	1	1
44	303P202010	SPONGE MAT			1	1	1	1
45	303PH02020	FILM READING LEFT			1	1	1	1
101	7BB700308H	+BIND T.T S SCREW 3X8 SR						
102	7BP512010B0CH01	PARALLEL PIN 2.0X10						
103	7BB202410H	+TP-FLAT T.T P SCREW 4X10						
104	7BB700410H	+BIND T.T S SCREW 4X10 SR						
105	7BB200308H	+BIND T.T P SCREW 3X8						

• Parts with a Ref.No. of 500 and above in the illustration indicate they are not selected for service parts.

• イラスト中で 500 番台の Ref 番号が付いている部品はサービスパーツに選定されていません。

FIG. 3 Table Assy

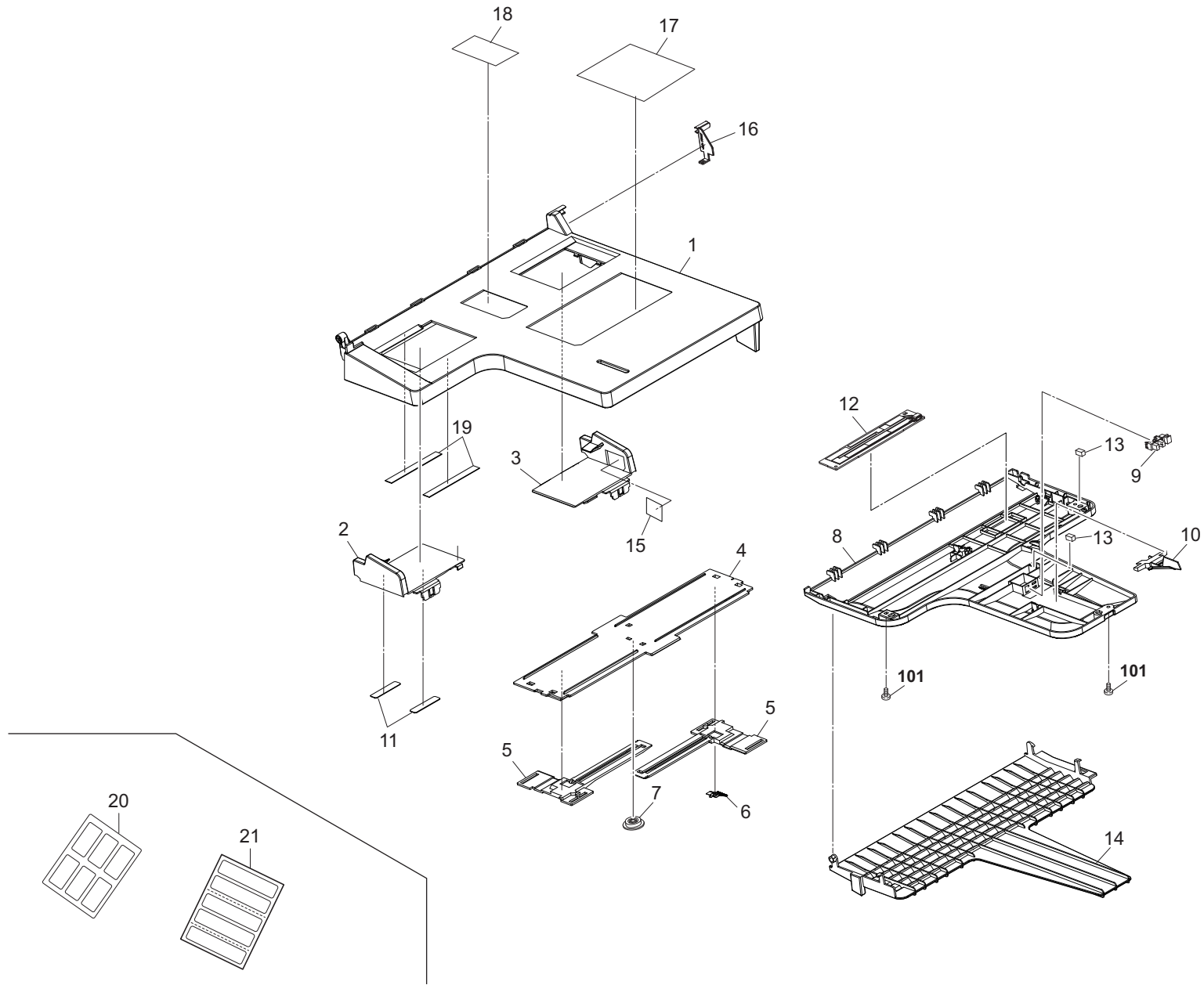


FIG. 3 Table Assy

3RJ-8

Ref. No. 番号	Part.No. 部品番号	Description 部品名称	Notes 備考	Revision 改訂	Quantity 個数			
					100(日本)	120	230	240
1	303RJ06010	TABLE MAIN			1	1	1	1
2	303RJ06020	FRONT CURSOR			1	1	1	1
3	303RJ06030	REAR CURSOR			1	1	1	1
4	303RJ06040	COVER CURSOR			1	1	1	1
5	303M806071	RACK TABLE			2	2	2	2
6	3HL06110	TERMINAL PAPER SIZE			1	1	1	1
7	65907210	GEAR 20,CASSETTE			1	1	1	1
8	303RJ06050	COVER TABLE			1	1	1	1
9	303M894260	PARTS SENSOR OPT SP			1	1	1	1
10	3HL06060	ACTUATOR SIZE DETECTION			1	1	1	1
11	3HL06090	CUSHION CURSOR			2	2	2	2
12	303M894271	PARTS PWB SIZE DETECTION ASSY SP		8:Design-chg.	1	1	1	1
13	303K502070	SEAL WIRE			2	2	2	2
14	303RJ06060	TRAY LOOP			1	1	1	1
15	303R734030	LABEL ORIGINAL MAX			1	1	1	1
16	303LL06100	COVER TABLE WIRE			1	1	1	1
17	303RJ34040	LABEL CAUTION JP			1			
17	303R734060	LABEL CAUTION IN				1	1	1
18	303RJ34020	LABEL FACE UP JP			1			
18	303RJ34030	LABEL FACE UP EN				1	1	1
19	303RJ06070	CUSHION TABLE			2	2	2	2
20	303RJ34060	LABEL FACE UP US				1		
20	303RJ34070	LABEL FACE UP NL		2:Quantity-chg.			1	
21	303RJ34080	LABEL CAUTION NL		2:Quantity-chg.			1	
21	303R734050	LABEL CAUTION US		2:Quantity-chg.		1	1	
101	7BB200308H	+BIND T.T P SCREW 3X8						

• Parts with a Ref.No. of 500 and above in the illustration indicate they are not selected for service parts.

• イラスト中で 500 番台の Ref 番号が付いている部品はサービスパーツに選定されていません。

FIG. 4 Paper Conveying Section

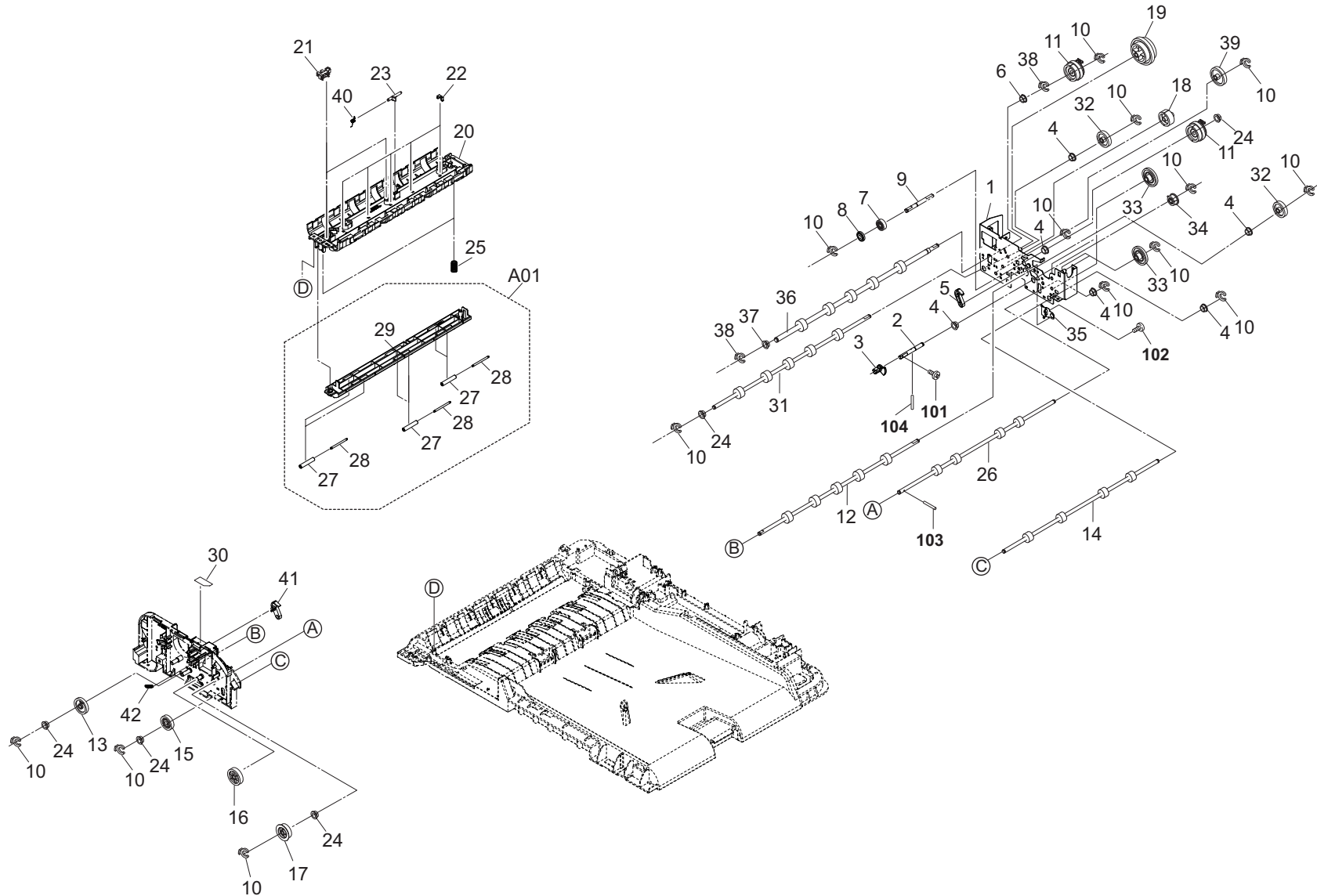




FIG. 4 Paper Conveying Section

3RJ

Ref. No. 番号	Part.No. 部品番号	Description 部品名称	Notes 備考	Revision 改訂	Quantity 個数			
					100 (日本)	120	230	240
1	303M831011	MOUNT DRIVE MAIN			1	1	1	1
2	303M829060	SHAFT CAM SHIFT			1	1	1	1
3	303M829070	CAM SHIFT			1	1	1	1
4	302K324450	BUSH 6			6	6	6	6
5	3HL07170	REAR HOOK PF COVER			1	1	1	1
6	28107310	BUSH 8			1	1	1	1
7	302H731700	GEAR Z21 CONT			1	1	1	1
8	303M807130	COLLAR FEED			1	1	1	1
9	303M831040	SHAFT FEED			1	1	1	1
10	5MVX111DN003	RING STOPPER /A-49 FEED A4			14	14	14	14
11	302KV44041	CLUTCH 50 Z35R			2	2	2	2
12	303M894130	PARTS ROLLER CONVEYING B SP			1	1	1	1
13	303M894190	PARTS GEAR Z33L SP			1	1	1	1
14	303M894140	PARTS ROLLER EXIT SP			1	1	1	1
15	303M894220	PARTS GEAR Z29L ONEWAY SP			1	1	1	1
16	302H731730	GEAR Z34L MIDDLE			1	1	1	1
17	303M894210	PARTS GEAR Z29R SP			1	1	1	1
18	302F914160	GEAR Z30H			1	1	1	1
19	303M894160	PARTS GEAR Z41L Z58L Z76L SP			1	1	1	1
20	303M824071	GUIDE CONVEYING LOW			1	1	1	1
21	303M894260	PARTS SENSOR OPT SP			2	2	2	2
22	302K931080	WIRE STOPPER			5	5	5	5
23	303M824191	ACTUATOR TIMING			1	1	1	1
24	302H702590	BUSH SCREW			5	5	5	5
25	303M824140	SPRING GUIDE READING			2	2	2	2
26	303M894150	PARTS ROLLER LOOP SP			1	1	1	1
A01	303M894080	PARTS GUIDE READING ASSY SP			1	1	1	1
27	*303LL24190	PULLEY GUIDE READING			6	6	6	6
28	*303M824130	SHAFT GUIDE READING			6	6	6	6
29	*303M824150	GUIDE READING			1	1	1	1
30	303RJ34050	LABEL JAM C1			1	1	1	1
31	303M894120	PARTS ROLLER CONVEYING A SP			1	1	1	1
32	303M894170	PARTS GEAR Z32R SP			2	2	2	2
33	303H622331	GEAR 20/65 IDLE			3	3	3	3
34	303LL31260	GEAR Z32S LIFT			1	1	1	1
35	303M802250	PLATE EARTH DU			1	1	1	1
36	303M894110	PARTS ROLLER REGISTRATION SP			1	1	1	1
37	302H024830	BUSH 8			1	1	1	1
38	2BC06910	STOPPER 6			2	2	2	2
39	303M894180	PARTS GEAR Z38L SP			1	1	1	1
40	303LJ24090	SPRING TIMING			1	1	1	1
41	303HL07161	FRONT HOOK PF COVER			1	1	1	1
42	2AC18300	SPRING,CLEANING			1	1	1	1
101	7BB607306H	+TP-CUP M SCREW 3X6 R						
102	7BB700308H	+BIND T.T S SCREW 3X8 SR						
103	5MBP2010PXLJ	PARALLEL PIN H7 / M2 X 10 SUS						
104	7BP512010B0CH01	PARALLEL PIN 2.0X10						

• Parts with a Ref.No. of 500 and above in the illustration indicate they are not selected for service parts.

• イラスト中で 500 番台の Ref 番号が付いている部品はサービスパーツに選定されていません。

FIG. 5 Paper Feed Section 1

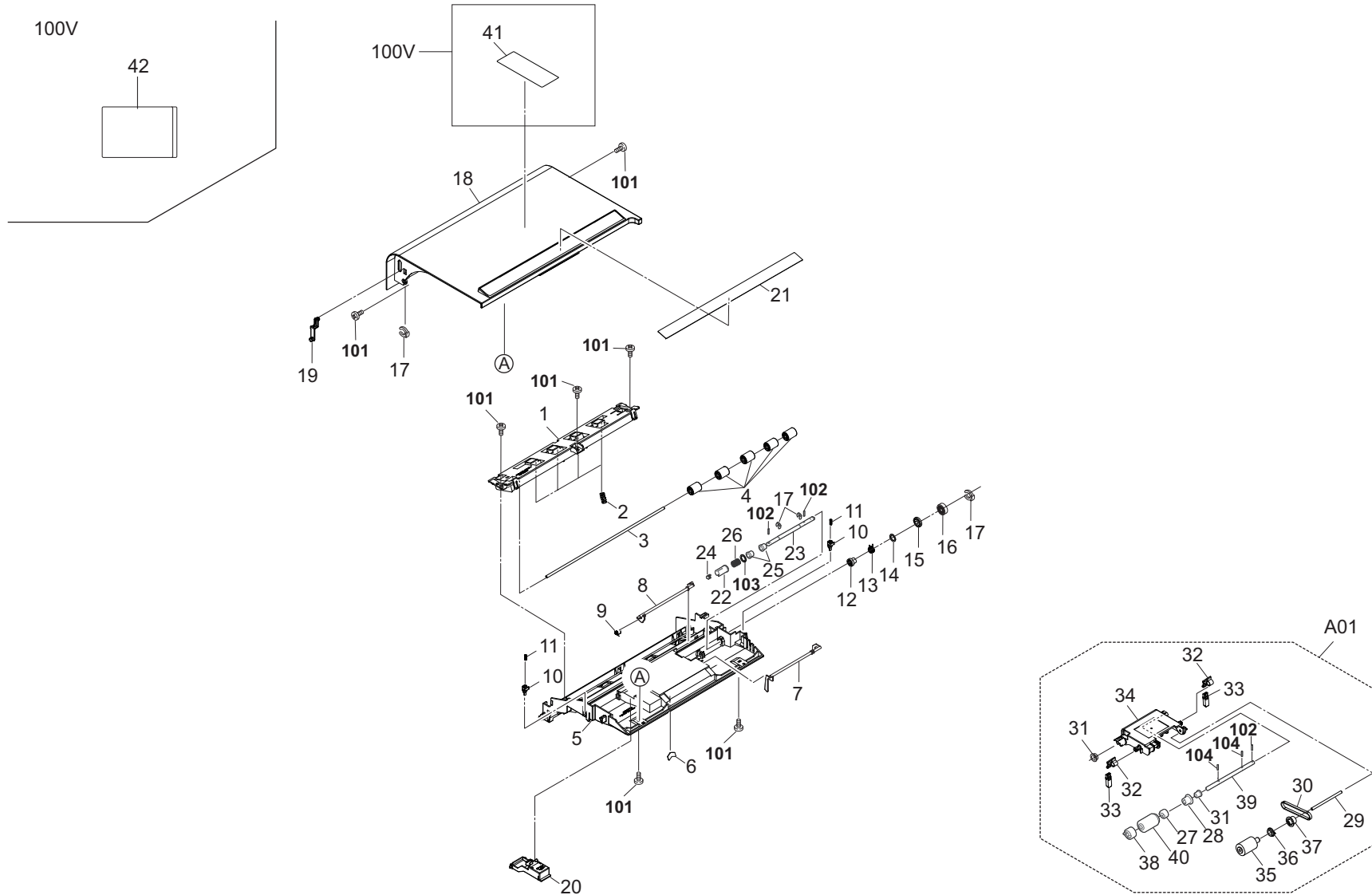


FIG. 5 Paper Feed Section 1

3RJ-7

Ref. No. 番号	Part.No. 部品番号	Description 部品名称	Notes 備考	Revision 改訂	Quantity 個数			
					100 (日本)	120	230	240
1	303M807041	MOUNT PULLEY REGISTRATION			1	1	1	1
2	303MW24070	SPRING REGISTRATION			4	4	4	4
3	303M824080	SHAFT REGISTRATION			1	1	1	1
4	303M824220	PULLEY REGISTRATION BK			5	5	5	5
5	302MV04651	GUIDE CONVEYING UPPER			1	1	1	1
6	303M807201	SHEET STOPPER			1	1	1	1
7	303M807061	ACTUATOR ORIGINAL SET		7:Design-chg.	1	1	1	1
8	303M824090	ACTUATOR FEED			1	1	1	1
9	302HG25560	SPRING ACTUATOR EXIT			1	1	1	1
10	303LJ07060	LEVER PUSH DU			2	2	2	2
11	303LJ07070	SPRING PUSH DU			2	2	2	2
12	303HK07081	COLLAR S SPRING			1	1	1	1
13	302MH18020	SPRING LIMITER		5: Part No-chg.	1	1	1	1
14	3HK07270	COLLAR PF			1	1	1	1
15	303M807130	COLLAR FEED			1	1	1	1
16	302H731700	GEAR Z21 CONT			1	1	1	1
17	5MVX111DN003	RING STOPPER /A-49 FEED A4			4	4	4	4
18	303RJ04050	COVER PF			1	1	1	1
19	303K507110	STOPPER PF COVER			1	1	1	1
20	302MV04640	LEVER PF RELEASE			1	1	1	1
21	303RJ34010	LABEL SIZE INDICATOR			1	1	1	1
22	303M807090	JOINT PF DRIVE B			1	1	1	1
23	303M807100	SHAFT PF DRIVE			1	1	1	1
24	303M807190	CAP SHAFT			1	1	1	1
25	5MVM176DN026	BUSH FEED /A-49 FEED A4			2	2	2	2
26	2BL22510	SPRING DRIVE CONT.			1	1	1	1
A01	302MV94141	PARTS PAPER FEED ASSY SP			1	1	1	1
27	*3BC07130	ONE-WAY CLUTCH 6			1	1	1	1
28	*68721640	PULLEY 20,DUPLX CONVEYING			1	1	1	1
29	*303HL07031	SHAFT LEADING FEED			1	1	1	1
30	*3HL07190	BELT 150S2M,PAPER FEED			1	1	1	1
31	*5MVM176DN026	BUSH FEED /A-49 FEED A4			2	2	2	2
32	*303M807170	STOPPER ORIGINAL A			2	2	2	2
33	*303M807181	STOPPER ORIGINAL B			2	2	2	2
34	*302MV04660	HOLDER FEED			1	1	1	1
35	*36211110	PULLEY,LEADING FEED ADF			1	1	1	1
36	*36211500	GEAR,LEADING FEED JOINT			1	1	1	1
37	*303A707121	PULLEY LEADING FEED			1	1	1	1
38	*302GR06110	TORQUE LIMITER 360			1	1	1	1
39	*302MV04670	SHAFT PAPER FEED			1	1	1	1
40	*3BR07040	PULLEY,PAPER FEED			1	1	1	1
41	*303RJ34140	LABEL BOOK CAUTION B		4:Add	1			
42	303R734160	LABEL CLEANING		6:Add	1			
101	7BB200308H	+BIND T.T P SCREW 3X8						
102	5MBP2010WXSP	SPRING PIN						
103	C2806120	POLYESTER SLIDER WASHER 6.2X12X0.5T						
104	7BP512008BOCH01	PARALLEL PIN 2.0X8						

• Parts with a Ref.No. of 500 and above in the illustration indicate they are not selected for service parts.

• イラスト中で 500 番台の Ref 番号が付いている部品はサービスパーツに選定されていません。

FIG. 6 Paper Feed Section 2

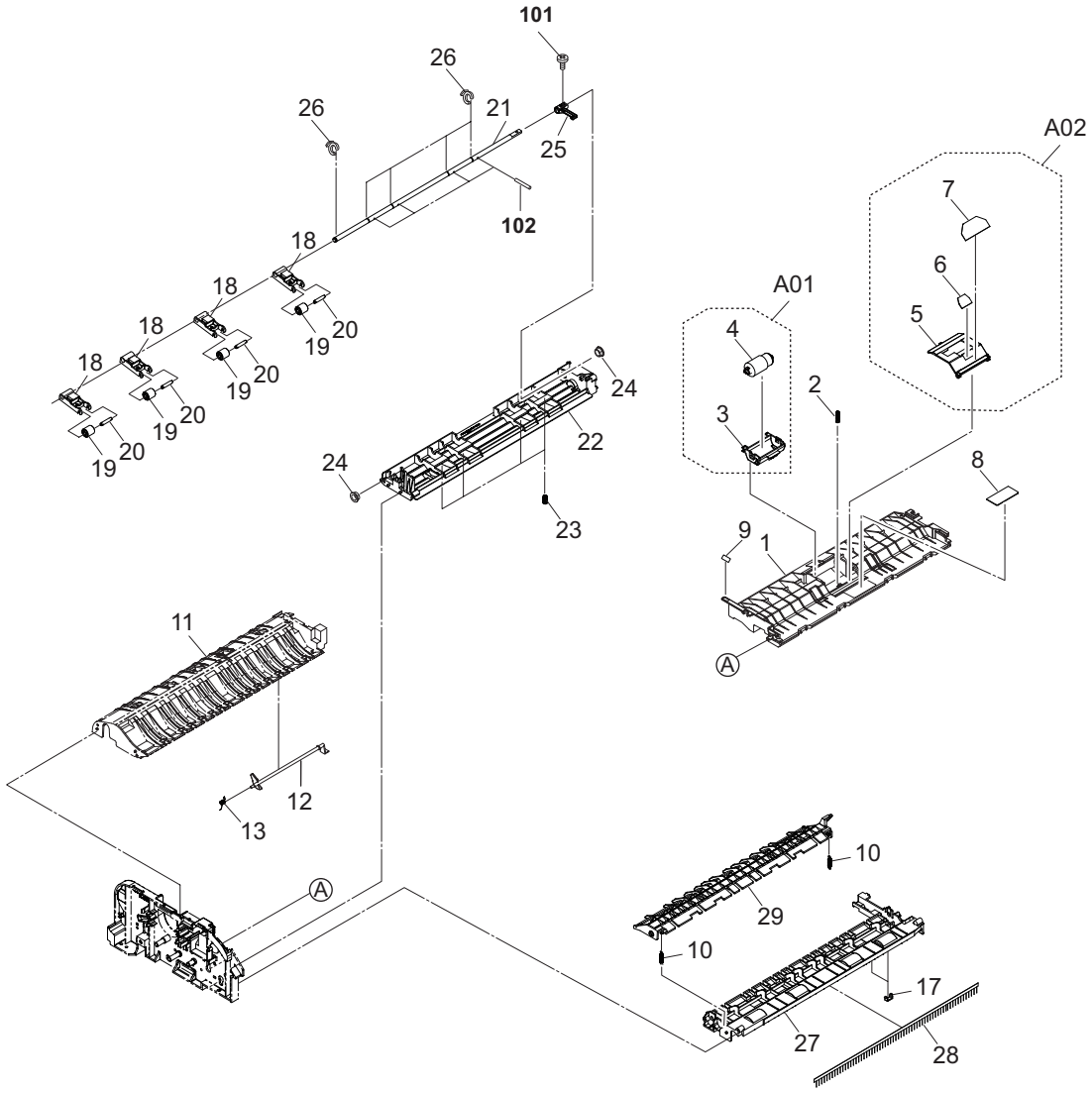


FIG. 6 Paper Feed Section 2

3RJ-7

Ref. No. 番号	Part.No. 部品番号	Description 部品名称	Notes 備考	Revision 改訂	Quantity 個数			
					100 (日本)	120	230	240
1	303M824032	GUIDE PAPER FEED			1	1	1	1
2	303M807140	SPRING SEPARATION			1	1	1	1
A01	302MV94160	PARTS HOLDER RETARD ASSY SP			1	1	1	1
3	*302MV04620	HOLDER RETARD			1	1	1	1
4	*302F909171	RETARD ROLLER ASSY			1	1	1	1
A02	302MV94150	PARTS GUIDE RETARD ASSY SP			1	1	1	1
5	*302MV04610	GUIDE RETARD			1	1	1	1
6	*303K507102	PAD FRONT SEP			1	1	1	1
7	*303M807150	FILM FRONT SEPARATION			1	1	1	1
8	3HK07240	FRICTION PLATE LF			1	1	1	1
9	303R734100	LABEL C2			1	1	1	1
10	2BJ21030	SPRING CHANGE UP			2	2	2	2
11	303M824016	GUIDE CONVEYING		6:Design-chg.	1	1	1	1
12	303M824110	ACTUATOR REGISTRATION			1	1	1	1
13	303LJ24090	SPRING TIMING			1	1	1	1
14				6:Del				
15				6:Del				
16				6:Del				
17	302K931080	WIRE STOPPER			2	2	2	2
18	303M829040	HOLDER DU PRESS			4	4	4	4
19	303M824210	PULLEY CONVEYING BK			4	4	4	4
20	303M824200	SHAFT PULLEY			4	4	4	4
21	303M829020	SHAFT GUIDE SHIFT			1	1	1	1
22	303M829051	GUIDE DUPLEX			1	1	1	1
23	302F925780	SPRING DU			4	4	4	4
24	302H702590	BUSH SCREW			2	2	2	2
25	303M829030	LEVER GUIDE SHIFT			1	1	1	1
26	5MVX111DN003	RING STOPPER /A-49 FEED A4			5	5	5	5
27	303M828021	GUIDE EXIT			1	1	1	1
28	303JX02380	STATIC ELIMINATOR EJECT			1	1	1	1
29	303M829013	GUIDE SHIFT		7:Design-chg.	1	1	1	1
101	7BB607306H	+TP-CUP M SCREW 3X6 R						
102	7BP512016B0CH01	PARALLEL PIN 2.0X16						

• Parts with a Ref.No. of 500 and above in the illustration indicate they are not selected for service parts.

• イラスト中で 500 番台の Ref 番号が付いている部品はサービスパーツに選定されていません。

FIG. 7 Drive&Electrical

3RJ-5

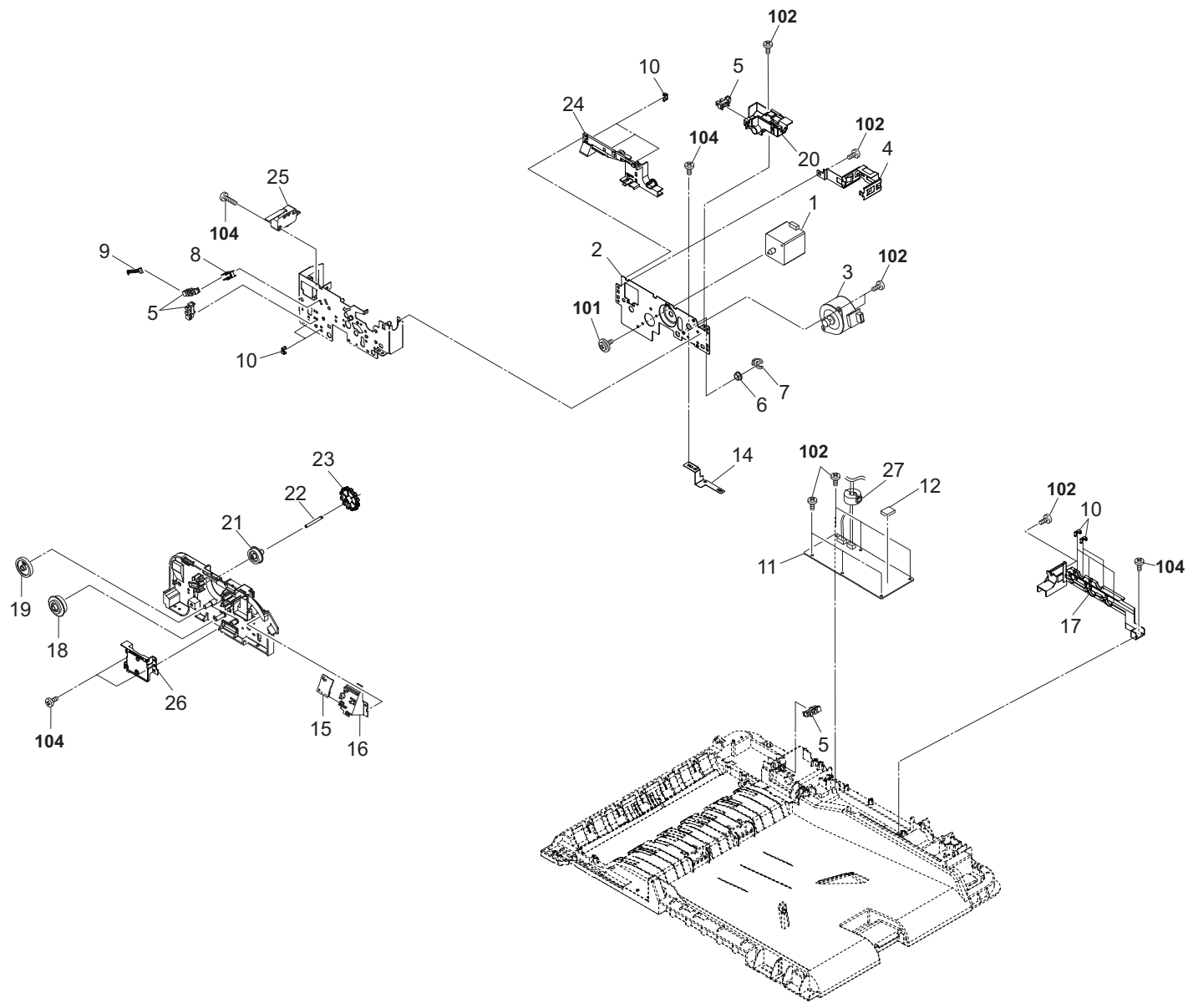


FIG. 7 Drive&amp;Electrical

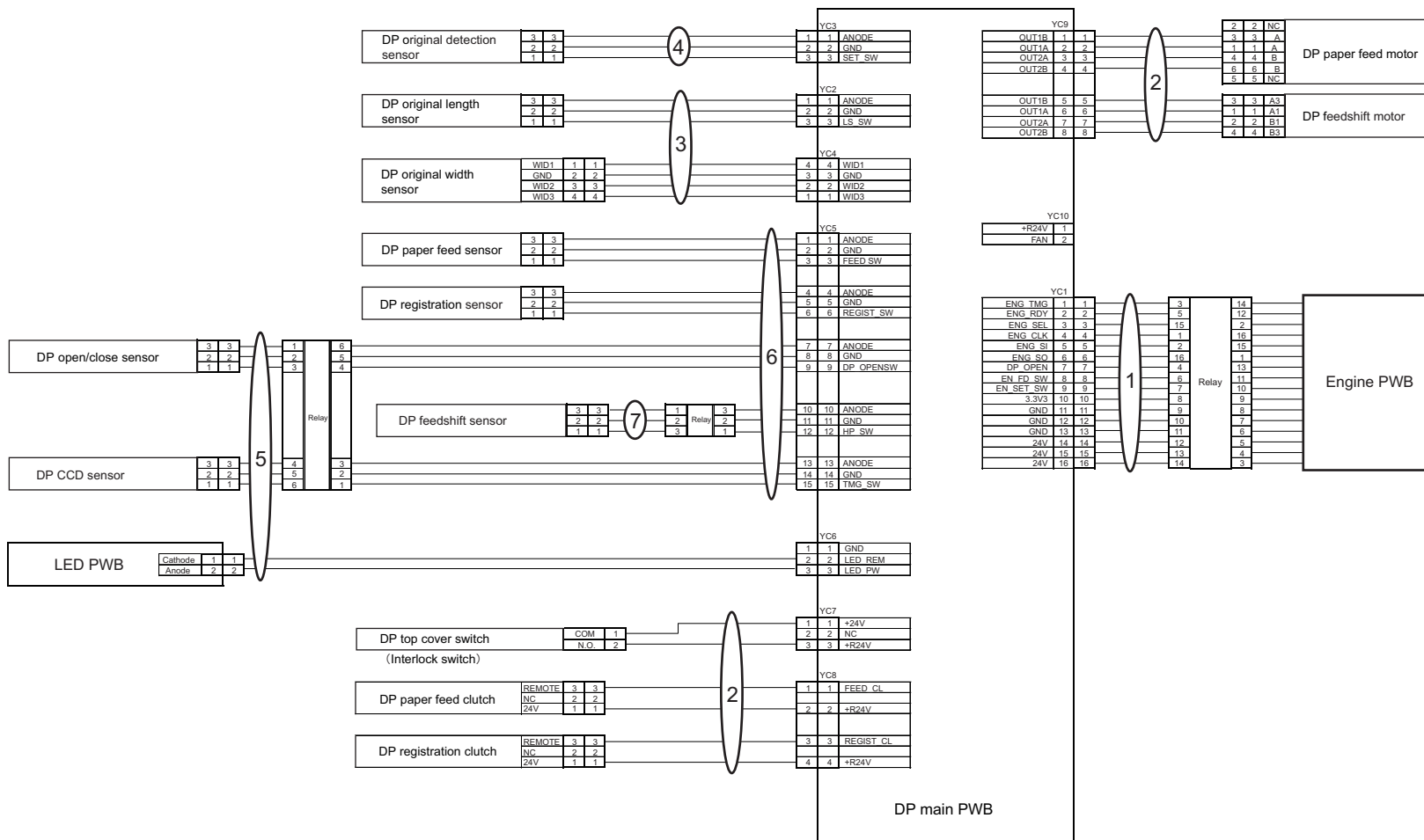
3RJ-7

Ref. No. 番号	Part.No. 部品番号	Description 部品名称	Notes 備考	Revision 改訂	Quantity 個数			
					100 (日本)	120	230	240
1	303PH44010	MOTOR DP		7:Others	1	1	1	1
2	303M831020	MOUNT MOTOR			1	1	1	1
3	302KY94140	PARTS MOTOR ROTARY SP			1	1	1	1
4	303M802240	PLATE EARTH MOTOR			1	1	1	1
5	303M894260	PARTS SENSOR OPT SP			4	4	4	4
6	302H702590	BUSH SCREW			1	1	1	1
7	5MVX111DN003	RING STOPPER /A-49 FEED A4			1	1	1	1
8	3HP07420	EARTH PLATE D			1	1	1	1
9	303M846060	WIRE SENSOR			1	1	1	1
10	302K931080	WIRE STOPPER			10	10	10	10
11	303RJ94010	PARTS PWB DRIVER ASSY SP			1	1	1	1
12	7UMDEC016K81HQ1	IC.EEPROM			1	1	1	1
13				5: Del				
14	303M802071	PLATE EARTH HINGE			1	1	1	1
15	303M894100	PARTS PWB LED ASSY SP			1	1	1	1
16	303RJ02020	MOUNT LED			1	1	1	1
17	303RJ02010	GUIDE WIRE PWB			1	1	1	1
18	303M894200	PARTS GEAR Z34R Z26S SP			1	1	1	1
19	303M894240	PARTS GEAR Z39S SP			1	1	1	1
20	303M802110	MOUNT TABLE			1	1	1	1
21	303RJ31010	GEAR Z29S			1	1	1	1
22	303M831120	SHAFT JAM REMOVAL			1	1	1	1
23	303M831130	DIAL JAM REMOVAL			1	1	1	1
24	303M802210	GUIDE WIRE DRIVE			1	1	1	1
25	2FB27160	INTER LOCK SWITCH			1	1	1	1
26	303M802060	MOUNT JAM REMOVAL			1	1	1	1
27	3HK27050	CORE 8-16X10			1	1	1	1
28	303M802110	MOUNT TABLE			1	1	1	1
101	7BB607306H	+TP-CUP M SCREW 3X6 R						
102	7BB700308H	+BIND T.T S SCREW 3X8 SR						
103				5: Del				
104	7BB200308H	+BIND T.T P SCREW 3X8						

• Parts with a Ref.No. of 500 and above in the illustration indicate they are not selected for service parts.

• イラスト中で 500 番台の Ref 番号が付いている部品はサービスパーツに選定されていません。

FIG. 8 Wire Section







## INDEX / 索引

Part.No. 部品番号	Description 部品名称	Fig.No.
28107310	BUSH 8	4
2AC18300	SPRING,CLEANING	4
2BC06910	STOPPER 6	4
2BJ21030	SPRING CHANGE UP	6
2BL22510	SPRING DRIVE CONT.	5
2FB27160	INTER LOCK SWITCH	7
36211110	PULLEY,LEADING FEED ADF	5
36211500	GEAR,LEADING FEED JOINT	5
302F909171	RETARD ROLLER ASSY	6
302F914160	GEAR Z30H	4
302F925780	SPRING DU	6
302GR06110	TORQUE LIMITER 360	5
302H008140	SPRING BYPASSFFED	2
302H024830	BUSH 8	4
302H702590	BUSH SCREW	4,6,7
302H728100	SPRING EXIT PULLEY	2
302H731700	GEAR Z21 CONT	4,5
302H731730	GEAR Z34L MIDDLE	4
302HG25560	SPRING ACTUATOR EXIT	5
302K324450	BUSH 6	2,4
302K931080	WIRE STOPPER	4,6,7
302KV44041	CLUTCH 50 Z35R	4
302KY94140	PARTS MOTOR ROTARY SP	7
302MH18020	SPRING LIMITER	5
302MV04570	INNER COVER WIRE	2
302MV04580	HANDLE ADJUST SKEW	2
302MV04590	LEVER ADJUST SKEW	2
302MV04610	GUIDE RETARD	6
302MV04620	HOLDER RETARD	6
302MV04640	LEVER PF RELEASE	5
302MV04651	GUIDE CONVEYING UPPER	5
302MV04660	HOLDER FEED	5
302MV04670	SHAFT PAPER FEED	5
302MV94141	PARTS PAPER FEED ASSY SP	5
302MV94150	PARTS GUIDE RETARD ASSY SP	6
302MV94160	PARTS HOLDER RETARD ASSY SP	6
302N904100	CLEANER CLOTH	1
303A707121	PULLEY LEADING FEED	5
303H622331	GEAR 20/65 IDLE	4
303HK07081	COLLAR S SPRING	5
303HL07031	SHAFT LEADING FEED	5
303HL07161	FRONT HOOK PF COVER	4
303J902370	CUSHION ORIGINAL MAT	2
303J906031	SPRING SEPARATION	2
303JC04201	PLATE ORIGINAL	1
303JX02380	STATIC ELIMINATOR EJECT	6
303K502070	SEAL WIRE	3
303K507102	PAD FRONT SEP	6
303K507110	STOPPER PF COVER	5
303LJ07060	LEVER PUSH DU	5
303LJ07070	SPRING PUSH DU	5

Part.No. 部品番号	Description 部品名称	Fig.No.
303LJ24090	SPRING TIMING	4,6
303LL06100	COVER TABLE WIRE	3
303LL24190	PULLEY GUIDE READING	4
303LL31260	GEAR Z32S LIFT	4
303M407300	LENS LED	1
303M802021	LEFT HINGE	2
303M802060	MOUNT JAM REMOVAL	7
303M802071	PLATE EARTH HINGE	7
303M802100	STAY HINGE	2
303M802110	MOUNT TABLE	7
303M802120	RIGHT HINGE A	2
303M802130	RIGHT HINGE B LOWER	2
303M802140	RIGHT HINGE B UPPER	2
303M802150	SHAFT HINGE	2
303M802170	SHAFT ADJUST SKEW	2
303M802190	RACK ADJUSTMENT SKEW	2
303M802210	GUIDE WIRE DRIVE	7
303M802220	PLATE BASE	2
303M802230	GROUND PLATE BASE	2
303M802240	PLATE EARTH MOTOR	7
303M802250	PLATE EARTH DU	4
303M802300	PLATE LIMITATION ANGLE	2
303M802310	SHAFT LIMITATION ANGLE	2
303M802320	SPONGE ORIGINAL MAT A	2
303M806071	RACK TABLE	3
303M807041	MOUNT PULLEY REGISTRATION	5
303M807061	ACTUATOR ORIGINAL SET	5
303M807090	JOINT PF DRIVE B	5
303M807100	SHAFT PF DRIVE	5
303M807130	COLLAR FEED	4,5
303M807140	SPRING SEPARATION	6
303M807150	FILM FRONT SEPARATION	6
303M807170	STOPPER ORIGINAL A	5
303M807181	STOPPER ORIGINAL B	5
303M807190	CAP SHAFT	5
303M807201	SHEET STOPPER	5
303M824016	GUIDE CONVEYING	6
303M824032	GUIDE PAPER FEED	6
303M824071	GUIDE CONVEYING LOW	4
303M824080	SHAFT REGISTRATION	5
303M824090	ACTUATOR FEED	5
303M824100	HOLDER LEFT PULLEY	2
303M824110	ACTUATOR REGISTRATION	6
303M824121	HOLDER RIGHT PULLEY	2
303M824130	SHAFT GUIDE READING	4
303M824140	SPRING GUIDE READING	4
303M824150	GUIDE READING	4
303M824170	SHEET LEFT GUIDE F	2
303M824180	SHEET LEFT GUIDE R	2
303M824191	ACTUATOR TIMING	4
303M824200	SHAFT PULLEY	2,6

Part.No. 部品番号	Description 部品名称	Fig.No.
303M824210	PULLEY CONVEYING BK	2,6
303M824220	PULLEY REGISTRATION BK	5
303M828021	GUIDE EXIT	6
303M828030	HOLDER PULLEY EJECT	2
303M828040	PULLEY EJECT	2
303M828050	SPONGE EJECT	2
303M829013	GUIDE SHIFT	6
303M829020	SHAFT GUIDE SHIFT	6
303M829030	LEVER GUIDE SHIFT	6
303M829040	HOLDER DU PRESS	6
303M829051	GUIDE DUPLEX	6
303M829060	SHAFT CAM SHIFT	4
303M829070	CAM SHIFT	4
303M831011	MOUNT DRIVE MAIN	4
303M831020	MOUNT MOTOR	7
303M831040	SHAFT FEED	4
303M831120	SHAFT JAM REMOVENT	7
303M831130	DIAL JAM REMOVENT	7
303M846020	WIRE DRIVE	8
303M846030	WIRE TABLE	8
303M846040	WIRE SETSW	8
303M846050	WIRE BASE	8
303M846060	WIRE SENSOR	7,8
303M846070	WIRE HPSW	8
303M894080	PARTS GUIDE READING ASSY SP	4
303M894100	PARTS PWB LED ASSY SP	7
303M894110	PARTS ROLLER REGISTRATION SP	4
303M894120	PARTS ROLLER CONVEYING A SP	4
303M894130	PARTS ROLLER CONVEYING B SP	4
303M894140	PARTS ROLLER EXIT SP	4
303M894150	PARTS ROLLER LOOP SP	4
303M894160	PARTS GEAR Z41L Z58L Z76L SP	4
303M894170	PARTS GEAR Z32R SP	4
303M894180	PARTS GEAR Z38L SP	4
303M894190	PARTS GEAR Z33L SP	4
303M894200	PARTS GEAR Z34R Z26S SP	7
303M894210	PARTS GEAR Z29R SP	4
303M894220	PARTS GEAR Z29L ONEWAY SP	4
303M894240	PARTS GEAR Z39S SP	7
303M894260	PARTS SENSOR OPT SP	3,4,7
303M894271	PARTS PWB SIZE DETECTION ASSY SP	3
303MW24070	SPRING REGISTRATION	5
303MX02021	CUSHION ORIGINAL MAT A	1
303MX02031	CUSHION ORIGINAL MAT B	2
303P202010	SPONGE MAT	2
303PH02010	PUSH SW DP	2
303PH02020	FILM READING LEFT	2
303PH02030	SPONGE ORIGINAL MAT FILM	2
303PH44010	MOTOR DP	7
303R724150	HOLDER LENS	1
303R734030	LABEL ORIGINAL MAX	3

Part.No. 部品番号	Description 部品名称	Fig.No.
303R734050	LABEL CAUTION US	3
303R734060	LABEL CAUTION IN	3
303R734080	LABEL ISU COVER	1
303R734100	LABEL C2	6
303R734150	LABEL COVER INTERFACE	1
303R734160	LABEL CLEANING	5
303R834010	LABEL CAUTION HINGE	2
303RJ02010	GUIDE WIRE PWB	7
303RJ02020	MOUNT LED	7
303RJ02030	BASE DP	2
303RJ04010	COVER FRONT A	1
303RJ04030	COVER REAR A	1
303RJ04040	COVER REAR B	1
303RJ04050	COVER PF	5
303RJ04060	COVER FRONT BASE	1
303RJ04070	COVER LEFT	2
303RJ04080	COVER LID	1
303RJ04091	COVER WIRE INTERFACE	1
303RJ04100	SUB COVER WIRE INTERFACE	1
303RJ04110	COVER WIRE INTERFACE B	1
303RJ04120	COVER FRONT B	1
303RJ04130	STOPPER EJECT	1
303RJ04140	LID INNER COVER	1
303RJ04150	COVER HINGE	2
303RJ06010	TABLE MAIN	3
303RJ06020	FRONT CURSOR	3
303RJ06030	REAR CURSOR	3
303RJ06040	COVER CURSOR	3
303RJ06050	COVER TABLE	3
303RJ06060	TRAY LOOP	3
303RJ06070	CUSHION TABLE	3
303RJ24010	GUIDE RIGHT READING	2
303RJ31010	GEAR Z29S	7
303RJ34010	LABEL SIZE INDICATOR	5
303RJ34020	LABEL FACE UP JP	3
303RJ34030	LABEL FACE UP EN	3
303RJ34040	LABEL CAUTION JP	3
303RJ34050	LABEL JAM C1	4
303RJ34060	LABEL FACE UP US	3
303RJ34070	LABEL FACE UP NL	3
303RJ34080	LABEL CAUTION NL	3
303RJ34140	LABEL BOOK CAUTION B	5
303RJ46010	WIRE INTERFACE	8
303RJ94010	PARTS PWB DRIVER ASSY SP	7
3AK20130	GEAR,WORM MAIN TRAY	2
3BC07130	ONE-WAY CLUTCH 6	5
3BR07040	PULLEY,PAPER FEED	5
3HK07240	FRICTION PLATE LF	6
3HK07270	COLLAR PF	5
3HK27050	CORE 8-16X10	7
3HL02230	MOUNT PUSH SW	2



---

# DF-791

Rev.4  
January 2018

———— CONTENTS ————

FIG. 1	Covers .....	2
FIG. 2	Frames .....	4
FIG. 3	Paper Feed Section 1 .....	6
FIG. 4	Paper Feed Section 2 .....	9
FIG. 5	Paper Feed Section 3 .....	12
FIG. 6	Main Exit Section .....	15
FIG. 7	Drive Section .....	17
FIG. 8	Electrical Components .....	19
FIG. 9	Accessories.....	21
	• INDEX .....	23

FIG. 1 Covers

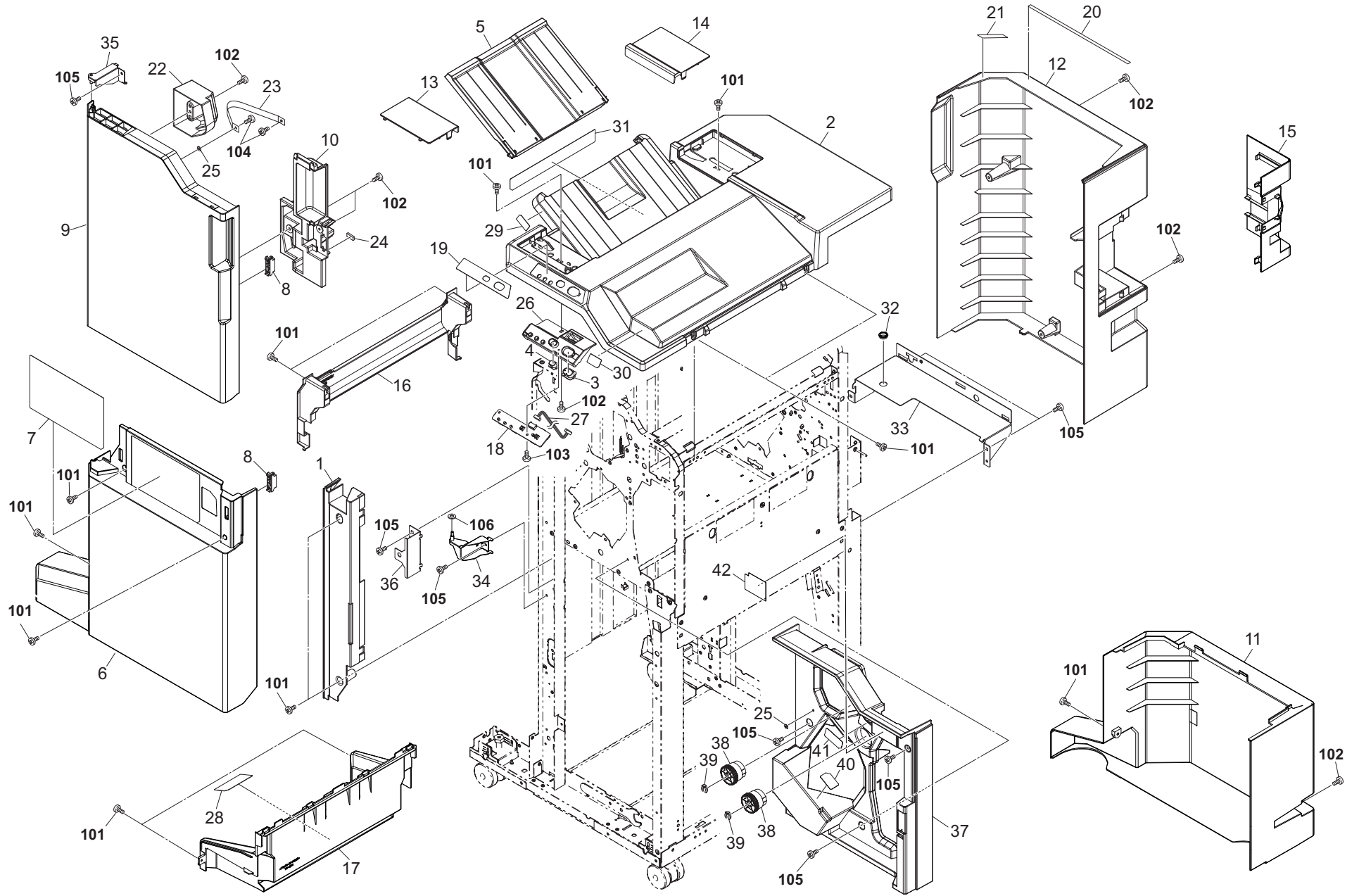


FIG. 1 Covers

3PG-2

Ref. No. 番号	Part.No. 部品番号	Description 部品名称	Notes 備考	Revision 改訂	Quantity 個数			
					100(日本)	120	230	240
1	303NB04050	COVER FRONT LEFT UPPER			1	1	1	1
2	303NB04011	COVER TOP			1	1	1	1
3	303PG04090	KEY STAPLER			1	1	1	1
4	303NB04240	KEY SELECT			1	1	1	1
5	303NB04111	TRAY B SLIDE			1	1	1	1
6	303PG04010	COVER FRONT LOWER			1	1	1	1
7	303NB34200	LABEL OPERATION			1	1	1	1
8	302H004660	MAGNET CATCH			2	2	2	2
9	303NB04022	COVER FRONT UPPER			1	1	1	1
10	303NB04171	COVER HANDLE			1	1	1	1
11	303PG04020	COVER REAR LOWER			1	1	1	1
12	303NB04081	COVER REAR UPPER			1	1	1	1
13	303NB04120	LID TOP FRONT			1	1	1	1
14	303NB04130	LID TOP REAR			1	1	1	1
15	303NC04063	COVER LID REAR			1	1	1	1
16	303NB04142	COVER MAIN EXIT		2: Design-chg.	1	1	1	1
17	303PG04030	COVER LEFT LOWER			1	1	1	1
18	303NB94030	PARTS PWB OPERATION ASSY SP			1	1	1	1
19	303NB04221	SHEET OPERATION			1	1	1	1
20	302H715300	FILM MAG COVER C			1	1	1	1
21	302HN02930	SHEET HOUSING LEFT			1	1	1	1
22	303NB04320	STOPPER FRONT COVER			1	1	1	1
23	302BL04681	STRAP COVER			1	1	1	1
24	63213320	CUSHION,ORIGINAL COLLECTION			1	1	1	1
25	302LW04260	SPACER USB			2	2	2	2
26	303NB04211	MOUNT OPERATION			1	1	1	1
27	303NB46160	WIRE OPERATION			1	1	1	1
28	303NB34220	LABEL CAUTION MAIN TRAY			1	1	1	1
29	303NB34070	LABEL B			1	1	1	1
30	303PG04070	SHEET TOP COVER B			1	1	1	1
31	303NB34230	LABEL MANUAL STAPLER			1	1	1	1
32	7YZM110001++H01	ACCESS.BUSHING			1	1	1	1
33	303NB04310	MOUNT REAR COVER			1	1	1	1
34	303PG04080	FULCRUM PLATE COVER MIDDLE			1	1	1	1
35	303NB04250	FULCRUM-PLATE COVER UPPER			1	1	1	1
36	303NB04330	REINFORCEMENT FULCRUM MIDDLE			1	1	1	1
37	303NB04065	COVER INNER UPPER		2: Design-chg.	1	1	1	1
38	303NB04200	HANDLE JAM REMOVENT			2	2	2	2
39	2BC06910	STOPPER 6			2	2	2	2
40	303NB34240	LABEL A STAPLER			1	1	1	1
41	303NB34210	LABEL D3 D5			1	1	1	1
42	303NB34250	LABEL D1			1	1	1	1
101	7BB782410H	+TP-FLAT T.T S SCREW 4X10 SR(BLACK)						
102	7BB200410H	+BIND T.T P SCREW 4X10						
103	7BB200308H	+BIND T.T P SCREW 3X8						
104	7BB282308H	+TP-FLAT T.T P SCREW 3X8(BLACK)						
105	7BB700408H	+BIND T.T S SCREW 4X8 SR						
106	C2804100	POLYESTER SLIDER WASHER 4.1X10X0.5T						

• Parts with a Ref.No. of 500 and above in the illustration indicate they are not selected for service parts.

• イラスト中で 500 番台の Ref 番号が付いている部品はサービスパーツに選定されていません。



FIG. 2 Frames

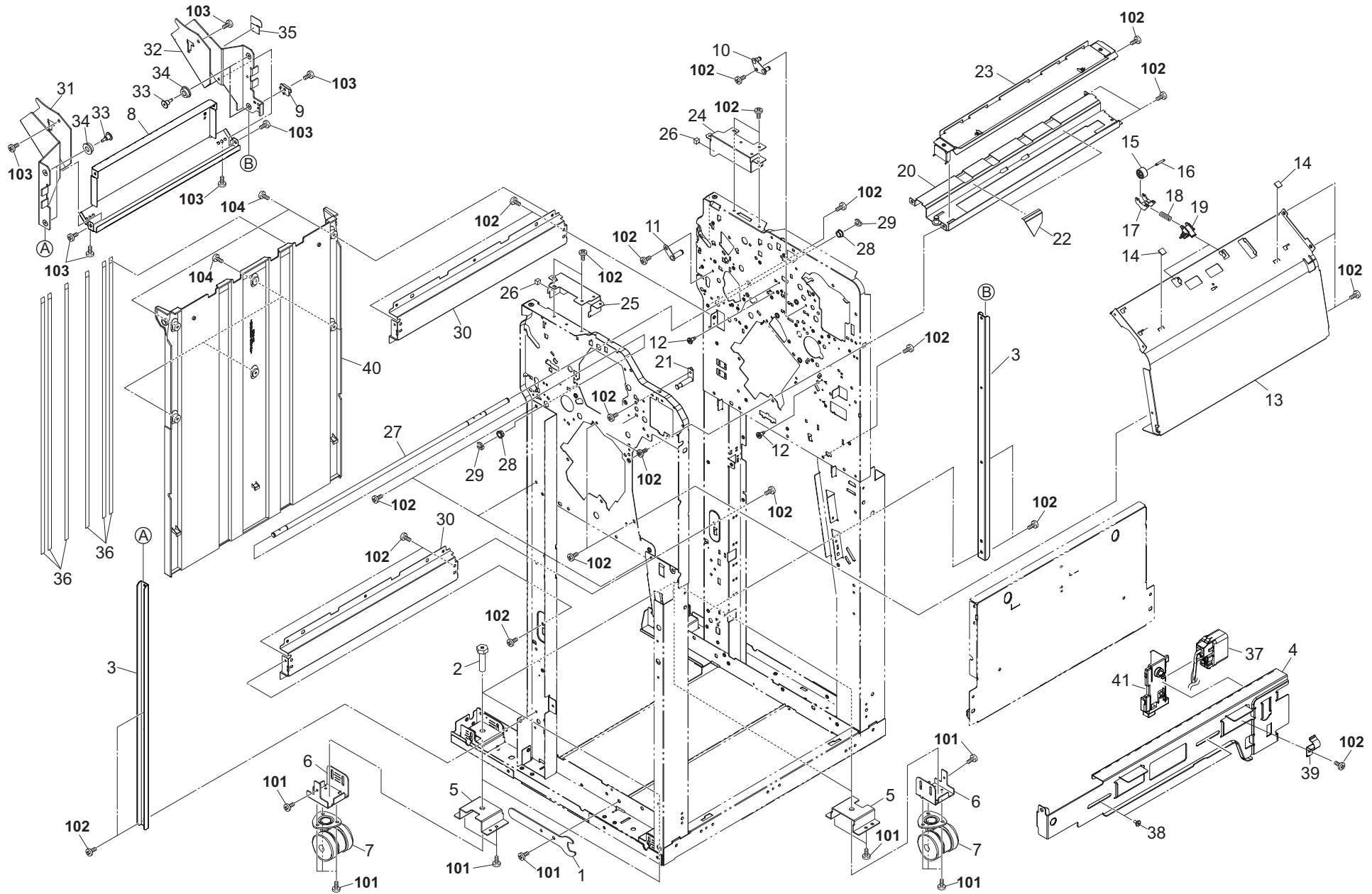


FIG. 2 Frames

3PG-3

Ref. No. 番号	Part.No. 部品番号	Description 部品名称	Notes 備考	Revision 改訂	Quantity 個数			
					100 (日本)	120	230	240
1	303LT03130	SPANNER			1	1	1	1
2	303LT03140	BOLT M10L40			4	4	4	4
3	303PG37010	RAIL MAIN TRAY			2	2	2	2
4	303NB02341	PLATE LOCK JUNCTION D			1	1	1	1
5	303NB02220	PLATE HOLDER CASTER			4	4	4	4
6	303NB02210	PLATE CASTER		3: Others	4	4	4	4
7	302N202011	CASTER 100 CN			4	4	4	4
8	303NB37110	FRAME MAIN TRAY CENTER			1	1	1	1
9	303NB37090	LEVER SENSOR			1	1	1	1
10	303NB31030	MOUNT FEED IDLE			1	1	1	1
11	303NB31110	PIN EJECT DRIVE			1	1	1	1
12	302GR25241	PIN GUIDE CHUTE			3	3	3	3
13	303NB24090	GUIDE BOOKLET LEFT			1	1	1	1
14	303H321120	CUSHION HOLDER			2	2	2	2
15	303NB36661	PULLEY MIDDLE			2	2	2	2
16	303NB36110	SHAFT MIDDLE PULLEY			2	2	2	2
17	303NB36100	HOLDER MIDDLE PULLEY			2	2	2	2
18	303NB36670	SPRING PULLEY			2	2	2	2
19	303NB36120	MOUNT MIDDLE PULLEY			2	2	2	2
20	303NB07030	STAY PUNCH			1	1	1	1
21	303NB04290	PLATE PIN HANDLE			1	1	1	1
22	303NB07140	SHEET ROLLER FEED			2	2	2	2
23	303NB07040	GUIDE PUNCH			1	1	1	1
24	303NB02240	MOUNT MAIL REAR			1	1	1	1
25	303NB02230	MOUNT MAIL FRONT			1	1	1	1
26	303JY24AD0	CUSHION B			2	2	2	2
27	303NB37070	SHAFT MAIN TRAY			1	1	1	1
28	28107310	BUSH 8			2	2	2	2
29	2BC06910	STOPPER 6			2	2	2	2
30	303NB02180	STAY PARTITION			2	2	2	2
31	303NB37100	FRAME MAIN TRAY FRONT			1	1	1	1
32	303NB37120	FRAME MAIN TRAY REAR			1	1	1	1
33	303NB37130	PIN RAIL			4	4	4	4
34	3AK20200	PULLEY,MAIN TRAY			4	4	4	4
35	303NB37190	FILM FRAME TRAY			1	1	1	1
36	303NB02200	FILM PARTITION			6	6	6	6
37	303NB46190	WIRE INTERFACE B			1	1	1	1
38	3CZ02230	PIN,HOOK FULCRUM			2	2	2	2
39	303NB02131	SPRING-PLATE JUNCTION			1	1	1	1
40	303NB02171	PARTITION FINISHER			1	1	1	1
41	303NB02360	GUIDE DRAWER			1	1	1	1
101	7BB700412H	+BIND T.T S SCREW 4X12 SR						
102	7BB700408H	+BIND T.T S SCREW 4X8 SR						
103	7BB782410H	+TP-FLAT T.T S SCREW 4X10 SR(BLACK)						
104	7BB782308H	+TP-FLAT T.T S SCREW 3X8 SR(BLACK)						

• Parts with a Ref.No. of 500 and above in the illustration indicate they are not selected for service parts.

• イラスト中で 500 番台の Ref 番号が付いている部品はサービスパーツに選定されていません。

FIG. 3 Paper Feed Section 1

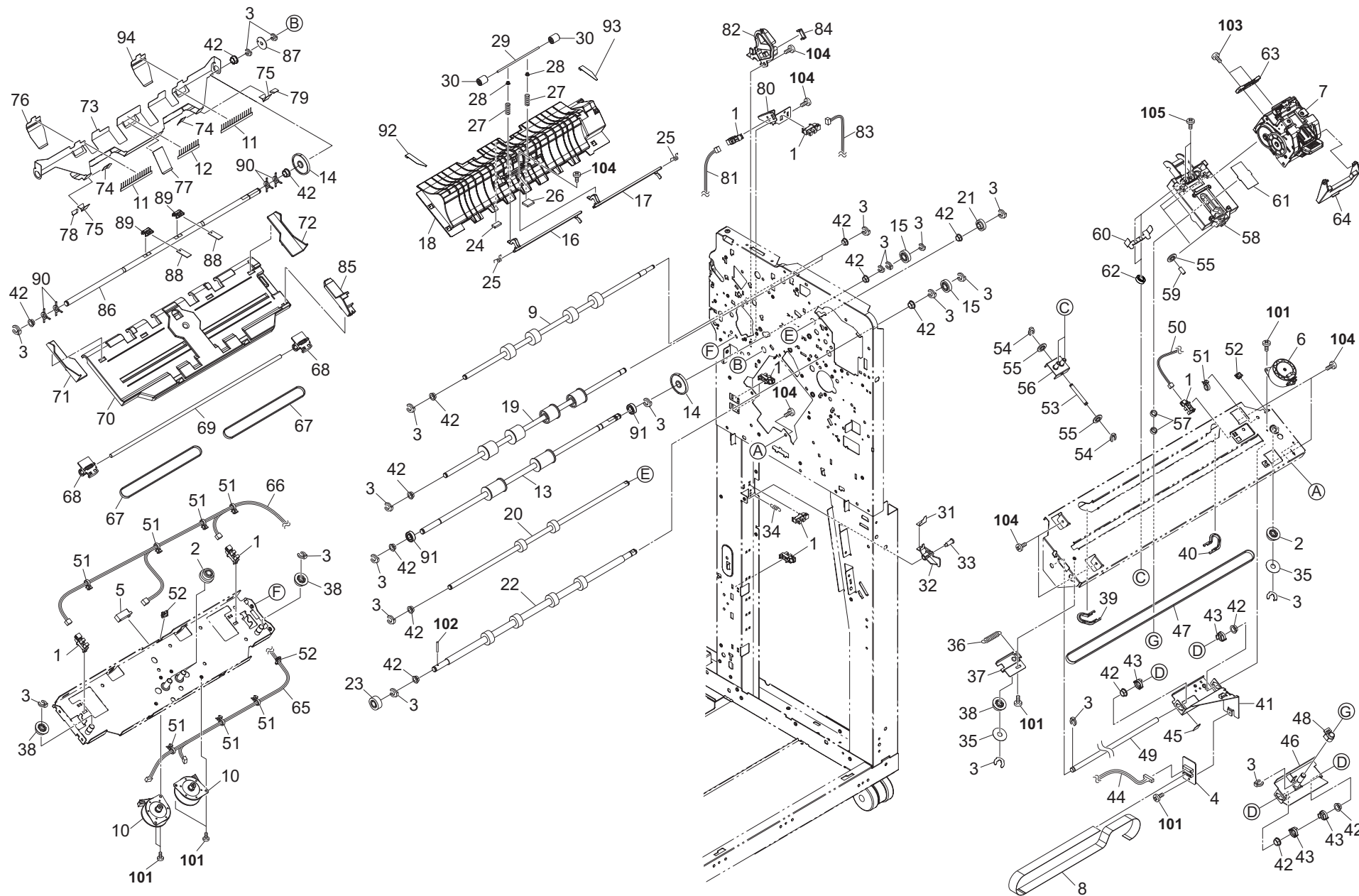


FIG. 3 Paper Feed Section 1

3PG-3

Ref. No. 番号	Part.No. 部品番号	Description 部品名称	Notes 備考	Revision 改訂	Quantity 個数			
					100(日本)	120	230	240
1	303M894260	PARTS SENSOR OPT SP			9	9	9	9
2	303NB28130	GEAR Z45-P30			3	3	3	3
3	2BC06910	STOPPER 6			21	21	21	21
4	303NB94020	PARTS PWB STAPLER ASSY SP			1	1	1	1
5	303NW94060	PARTS SENSOR OPT. SP			1	1	1	1
6	303NB94040	PARTS MOTOR-PM MOVING SP			1	1	1	1
7	303NB94131	PARTS STAPLER EH600 SP		3: Design-chg.	1	1	1	1
8	303NB46110	WIRE FFC			1	1	1	1
9	303NB94090	PARTS ROLLER EXIT SP			1	1	1	1
10	302HN44100	MOTOR REVERSE			2	2	2	2
11	303NB36580	STATIC-ELIMINATOR PAPER STOPPER			2	2	2	2
12	303NB36460	STATIC-ELIMINATOR EJECT			1	1	1	1
13	303NB94080	PARTS ROLLER MIDDLE SP			1	1	1	1
14	303NB36150	GEAR 41 PADDLE A			2	2	2	2
15	303NB31010	GEAR Z35R			2	2	2	2
16	303NB24182	ACTUATOR MIDDLE		2: Design-chg.	1	1	1	1
17	303NB24191	ACTUATOR DRUM		2: Design-chg.	1	1	1	1
18	303NB24050	GUIDE MIDDLE CONVEYING LOWER			1	1	1	1
19	303NB94060	PARTS ROLLER SUB EXIT SP			1	1	1	1
20	303NB94070	PARTS ROLLER SUB CONVEYING SP			1	1	1	1
21	303NB31020	GEAR Z35L			1	1	1	1
22	303NB94100	PARTS ROLLER FEED LOWER SP			1	1	1	1
23	302KS08110	GEAR 18			1	1	1	1
24	63213320	CUSHION, ORIGINAL COLLECTION			1	1	1	1
25	302K928190	SPRING-TORSION SWITCHBACK			2	2	2	2
26	303H321120	CUSHION HOLDER			1	1	1	1
27	302H728100	SPRING EXIT PULLEY			2	2	2	2
28	2FM04150	CAP SPRING /B-11 ENCLOSURE A4			2	2	2	2
29	302K324460	SHAFT FEED			1	1	1	1
30	303B817020	PULLEY SUB EJECT			2	2	2	2
31	303NB37161	FILM SENSOR			1	1	1	1
32	303NB37172	PLATE DETECTION			1	1	1	1
33	303J902280	PIN PAPER FEED			1	1	1	1
34	302F902180	SPRING LEVER EF			1	1	1	1
35	303JY38240	SPACER 25			2	2	2	2
36	72418140	SPRING, BLADE			1	1	1	1
37	303NB38100	PLATE STAPLER UNIT TENSION			1	1	1	1
38	3AP02040	PULLEY 30, DUPLEX			3	3	3	3
39	303NB38071	RAIL STAPLER SHIFT FRONT			1	1	1	1
40	303NB38121	RAIL STAPLER SHIFT REAR			1	1	1	1
41	303NB38131	MOUNT PRINT STAPLER			1	1	1	1
42	28107310	BUSH 8			16	16	16	16
43	303NB38150	STOPPER BUSH			4	4	4	4
44	303NC46100	WIRE STAPLER			1	1	1	1
45	302KK24390	FILM DU GUIDE			1	1	1	1
46	303NB38051	PLATE STAPLER SHIFT			1	1	1	1
47	303NB38030	BELT STAPLER SHIFT			1	1	1	1
48	303NB38110	STOPPER DRIVE BELT			1	1	1	1
49	303NB38040	SHAFT STAPLER SHIFT			1	1	1	1
50	303NC46160	WIRE STP HP SENSOR			1	1	1	1

• Parts with a Ref.No. of 500 and above in the illustration indicate they are not selected for service parts.

• イラスト中で 500 番台の Ref 番号が付いている部品はサービスパーツに選定されていません。

FIG. 3 Paper Feed Section 1

3PG-4

Ref. No. 番号	Part.No. 部品番号	Description 部品名称	Notes 備考	Revision 改訂	Quantity 個数			
					100(日本)	120	230	240
51	7YZM210014++H01	ACCESS.EDGING		4:PartNo.-chg.	8	8	8	8
52	7YZM410002++H01	ACCESS.BAND		4:PartNo.-chg.	3	3	3	3
53	303NB38080	SHAFT STOPPER PULLEY			1	1	1	1
54	5MVX111DN003	RING STOPPER /A-49 FEED A4			2	2	2	2
55	5MVM176DN001	PULLEY RAIL CASS /40283V0034 A4			5	5	5	5
56	303NB38060	STOPPER STAPLER MOUNT			1	1	1	1
57	3B807230	COLLAR,MIDDLE BELT			2	2	2	2
58	303NB38021	MOUNT STAPLER			1	1	1	1
59	303NB38090	SHAFT MOUNT PULLEY			3	3	3	3
60	303NB38190	PLATE EARTH STAPLER			1	1	1	1
61	303NB38160	FILM STAPLER			1	1	1	1
62	7BE006124431H01	BEARING MR126ZZ			2	2	2	2
63	303NB38180	GUIDE STAPLER			1	1	1	1
64	303NB38140	COVER STAPLER			1	1	1	1
65	303NC46150	WIRE MID TRAY MOTOR			1	1	1	1
66	303NC46140	WIRE MID TRAY SENSOR			1	1	1	1
67	302FB09720	BELT FRONT DRIVE			2	2	2	2
68	303NB36070	HOLDER CURSOR			2	2	2	2
69	303NB36060	SHAFT CURSOR			1	1	1	1
70	303NB36022	GUIDE MIDDLE TRAY			1	1	1	1
71	303NB36031	CURSOR F MIDDLE TRAY			1	1	1	1
72	303NB36041	CURSOR R MIDDLE TRAY			1	1	1	1
73	303NB36082	GUIDE PAPER STOPPER			1	1	1	1
74	303NB36420	FILM GUIDE STOPPER			2	2	2	2
75	303NB36510	FILM GUIDE STOPPER B			2	2	2	2
76	303PG36010	FILM GUIDE STOPPER F			1	1	1	1
77	303NB36430	FILM GUIDE STOPPER C			1	1	1	1
78	303NB36650	FILM GUIDE STOPPER E			1	1	1	1
79	303NB36640	FILM GUIDE STOPPER D			1	1	1	1
80	303NB36321	MOUNT PI UPPER GUIDE			1	1	1	1
81	303NC46080	WIRE CI SENSOR			1	1	1	1
82	303NB36050	DUCT UPPER GUIDE WIRE 1			1	1	1	1
83	303NB46080	WIRE MTRAY SURF			1	1	1	1
84	303LL02330	HOLDER WIRE D			1	1	1	1
85	303NB36450	COVER MIDDLE TRAY WIRE			1	1	1	1
86	303NB36141	SHAFT PADDLE A			1	1	1	1
87	303NB36160	PLATE PULSE PADDLE A			1	1	1	1
88	303NB36130	SHEET PADDLE A			2	2	2	2
89	303NB36240	HOLDER PADDLE			2	2	2	2
90	303NB36550	RUBBER FEED			4	4	4	4
91	7BE008165431H01	BEARING 688ZZ			2	2	2	2
92	303PG24010	SHEET CONVEYING GUIDE F			1	1	1	1
93	303PG24020	SHEET CONVEYING GUIDE R			1	1	1	1
94	303PG36020	FILM GUIDE STOPPER R			1	1	1	1
101	7BB700308H	+BIND T.T S SCREW 3X8 SR						
102	5MBP2012WXSP	SPRING PIN/M2 X 12 S-BLK						
103	7BB202306H	+TP-FLAT T.T P SCREW 3X6						
104	7BB700408H	+BIND T.T S SCREW 4X8 SR						
105	7BB607410H	+TP-CUP M SCREW 4X10 R						

• Parts with a Ref.No. of 500 and above in the illustration indicate they are not selected for service parts.

• イラスト中で 500 番台の Ref 番号が付いている部品はサービスパーツに選定されていません。

FIG. 4 Paper Feed Section 2

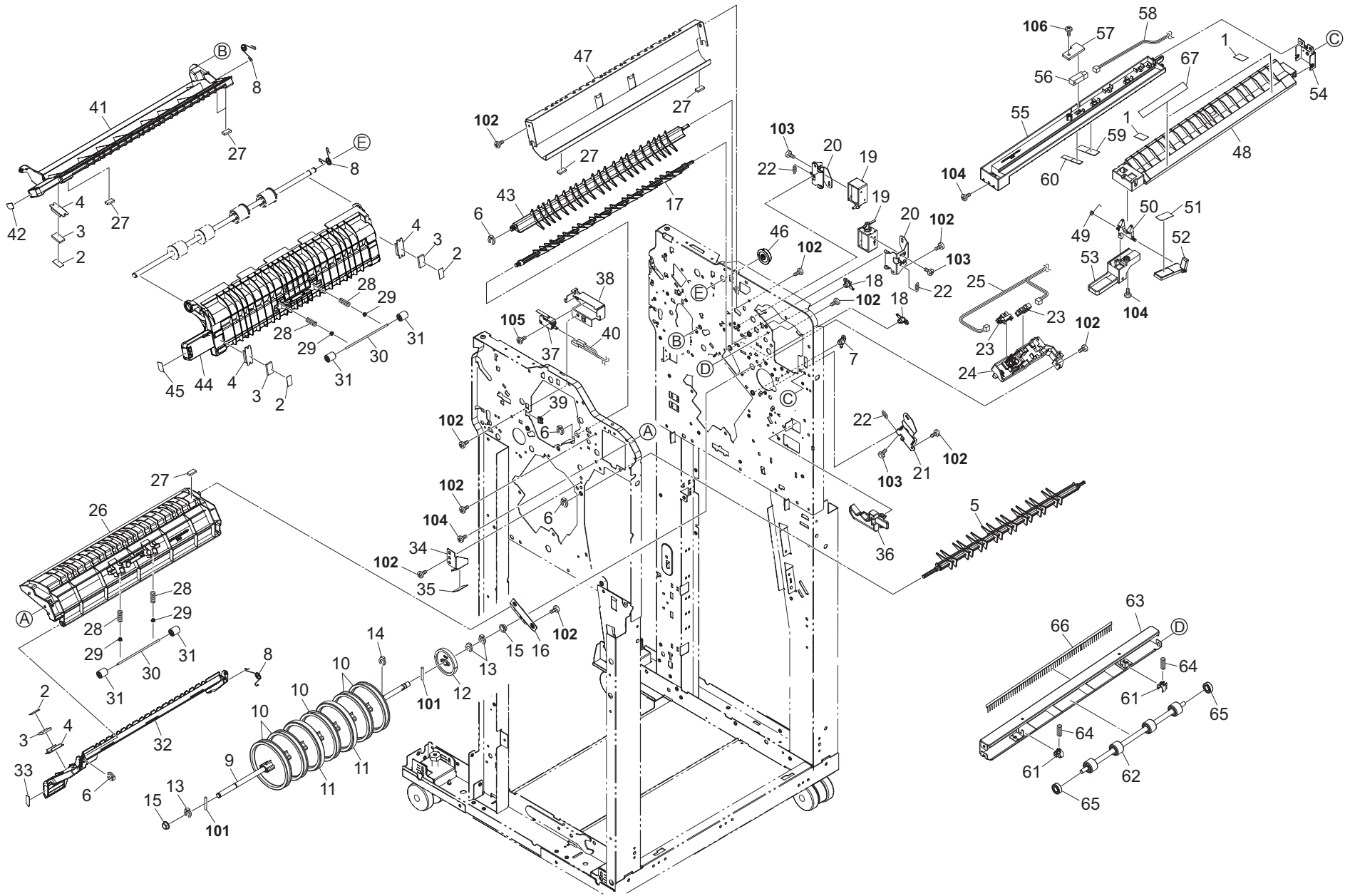


FIG. 4 Paper Feed Section 2

3PG-4

Ref. No. 番号	Part.No. 部品番号	Description 部品名称	Notes 備考	Revision 改訂	Quantity 個数			
					100(日本)	120	230	240
1	303PG07010	SHEET FEED IN			2	2	2	2
2	302GR04380	SEAL MAGNET			4	4	4	4
3	302GR04370	MAGNET CLIP DISH			4	4	4	4
4	303NB24210	HOLDER MAGNET			4	4	4	4
5	303NB24120	GUIDE FEED SHIFT BOOKLET			1	1	1	1
6	5MVX111DN003	RING STOPPER /A-49 FEED A4			4	4	4	4
7	303NB24160	LEVER SOLENOID C			1	1	1	1
8	303NB24220	SPRING GUIDE HOLD			3	3	3	3
9	303NB24261	SHAFT DRUM			1	1	1	1
10	303H316390	GUIDE WHEEL DRUM			5	5	5	5
11	303H316370	GUIDE DRUM ASS'Y			2	2	2	2
12	3H316050	GEAR 46 DRUM DRIVE			1	1	1	1
13	2BC06910	STOPPER 6			3	3	3	3
14	33973300	STOPPER 7,CARTRIDGE			1	1	1	1
15	28107310	BUSH 8			2	2	2	2
16	303NB24290	MOUNT GUIDE DRUM			1	1	1	1
17	303NB24111	GUIDE FEED SHIFT DRUM			1	1	1	1
18	303NB24140	LEVER SOLENOID AB			2	2	2	2
19	302K994370	PARTS SOLENOID FEED SHIFT SP			2	2	2	2
20	303NB24130	MOUNT SOLENOID AB			2	2	2	2
21	303NB24150	MOUNT SOLENOID C			1	1	1	1
22	302FZ08190	SPRING HOLDER MPT			3	3	3	3
23	303M894260	PARTS SENSOR OPT SP			2	2	2	2
24	303NB24200	MOUNT PI ACTUATOR			1	1	1	1
25	303NB46100	WIRE ME SENSOR			1	1	1	1
26	303NB24060	GUIDE DRUM UPPER			1	1	1	1
27	63213320	CUSHION,ORIGINAL COLLECTION			6	6	6	6
28	302H728100	SPRING EXIT PULLEY			4	4	4	4
29	2FM04150	CAP SPRING /B-11 ENCLOSURE A4			4	4	4	4
30	302K324460	SHAFT FEED			2	2	2	2
31	303B817020	PULLEY SUB EJECT			4	4	4	4
32	303NB24071	GUIDE DRUM LOWER			1	1	1	1
33	303NB34170	LABEL D6 NEW			1	1	1	1
34	303NB24280	MOUNT MAGNET			1	1	1	1
35	303NB24330	FILM MAGNET			1	1	1	1
36	303NB24320	STOPPER GUIDE			1	1	1	1
37	2FB27160	INTER LOCK SWITCH			1	1	1	1
38	303NB36330	MOUNT INTERLOCK UPPER GUIDE			1	1	1	1
39	7YZM210014++H01	ACCESS.EDGING		4:PartNo.-chg.	1	1	1	1
40	303NB46070	WIRE FRONT			1	1	1	1
41	303NB24040	GUIDE MIDDLE CONVEYING UPPER			1	1	1	1
42	303NB34040	LABEL D4			1	1	1	1
43	303NB24100	GUIDE FEED SHIFT SUB			1	1	1	1
44	303NB24031	GUIDE SUB LEFT OPEN			1	1	1	1
45	303NB34020	LABEL D2			1	1	1	1

• Parts with a Ref.No. of 500 and above in the illustration indicate they are not selected for service parts.

• イラスト中で 500 番台の Ref 番号が付いている部品はサービスパーツに選定されていません。

FIG. 4 Paper Feed Section 2

3PG-3

Ref. No. 番号	Part.No. 部品番号	Description 部品名称	Notes 備考	Revision 改訂	Quantity 個数			
					100 (日本)	120	230	240
46	303NB31130	PULLEY P42 EXIT			1	1	1	1
47	303NB24010	GUIDE SUB RIGHT			1	1	1	1
48	303NB07021	GUIDE FEED LOWER			1	1	1	1
49	303NB07120	SPRING-TORSION GUIDE HOOK			1	1	1	1
50	303NB07100	HOOK GUIDE FEED LOWER			1	1	1	1
51	303NC34020	LABEL D1			1	1	1	1
52	303NB07110	LEVER GUIDE FEED LOWER			1	1	1	1
53	303NB07092	HANDLE GUIDE FEED LOWER		3: Design-chg.	1	1	1	1
54	303NB07080	MOUNT LOWER GUIDE FEED			1	1	1	1
55	303NB07011	GUIDE FEED UPPER			1	1	1	1
56	303NW94060	PARTS SENSOR OPT. SP			1	1	1	1
57	303NB07150	LID SENSOR			1	1	1	1
58	303NC46080	WIRE CI SENSOR			1	1	1	1
59	303NB07170	SHEET FEED IN A			1	1	1	1
60	303NB07180	SHEET FEED IN B			1	1	1	1
61	303NB07160	HOLDER BEARING			2	2	2	2
62	303NB94111	PARTS ROLLER FEED UPPER SP			1	1	1	1
63	303NB07071	GUIDE FEED ROLLER			1	1	1	1
64	302H724030	SPRING REGIST F			2	2	2	2
65	7BE006124431H01	BEARING MR126ZZ			2	2	2	2
66	63212210	STATIC ELIMINATOR,EJECT			1	1	1	1
67	303NB07190	SHEET FEED IN C			2	2	2	2
101	7BP512514B0CH01	PARALLEL PIN 2.5X14						
102	7BB700408H	+BIND T.T S SCREW 4X8 SR						
103	7BB007303H	+TP-CUP M SCREW 3X3						
104	7BB200410H	+BIND T.T P SCREW 4X10						
105	7BB700316H	+BIND T.T S SCREW 3X16 SR						
106	7BB282308H	+TP-FLAT T.T P SCREW 3X8(BLACK)						

• Parts with a Ref.No. of 500 and above in the illustration indicate they are not selected for service parts.

• イラスト中で 500 番台の Ref 番号が付いている部品はサービスパーツに選定されていません。



FIG. 5 Paper Feed Section 3

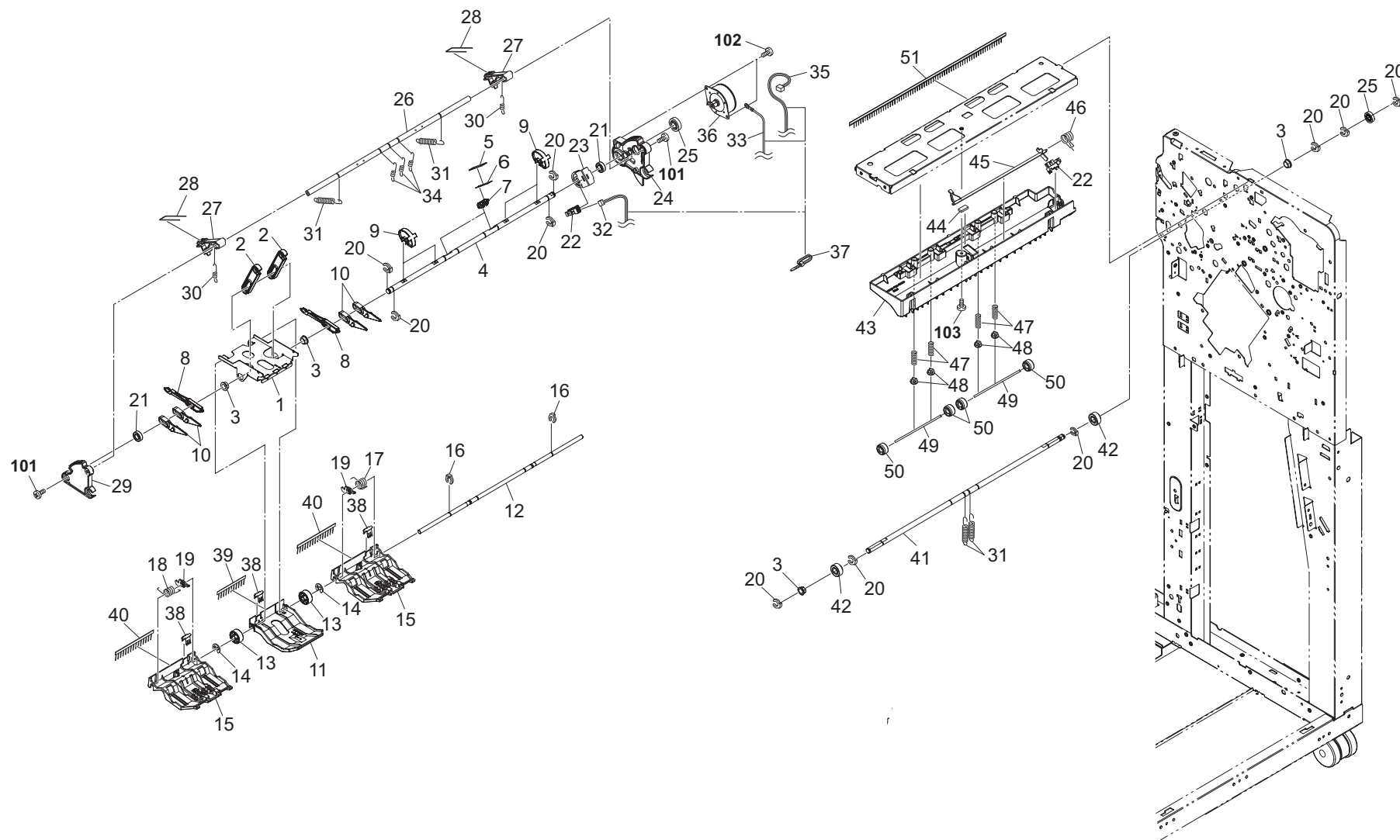


FIG. 5 Paper Feed Section 3

3PG

Ref. No. 番号	Part.No. 部品番号	Description 部品名称	Notes 備考	Revision 改訂	Quantity 個数			
					100 (日本)	120	230	240
1	303NB36190	MOUNT EXIT PULLEY			1	1	1	1
2	303NB36370	LEVER UPPER EXIT			2	2	2	2
3	28107310	BUSH 8			4	4	4	4
4	303NB36271	SHAFT PADDLE B			1	1	1	1
5	303NB36260	SHEET PADDLE B			2	2	2	2
6	303NB36480	FILM PADDLE B			2	2	2	2
7	303NB36240	HOLDER PADDLE			2	2	2	2
8	303NB36380	BRAKE EXIT			2	2	2	2
9	303NB36600	CAM PADDLE			4	4	4	4
10	303NB36591	LEVER PAPER PRESS			4	4	4	4
11	303NB36350	GUIDE CENTER			1	1	1	1
12	303NB36230	SHAFT PAPER PRESS			1	1	1	1
13	303NB36200	PULLEY EXIT			2	2	2	2
14	302FB09830	CUT WASHER 4			2	2	2	2
15	303NB36224	GUIDE PAPER PRESS			2	2	2	2
16	5MVX111DN003	RING STOPPER /A-49 FEED A4			2	2	2	2
17	303NB36540	SPRING EXIT R			1	1	1	1
18	303NB36530	SPRING EXIT F			1	1	1	1
19	303NB36521	GUIDE PAPER EXIT			2	2	2	2
20	2BC06910	STOPPER 6			10	10	10	10
21	7BE008165431H01	BEARING 688ZZ			2	2	2	2
22	303M894260	PARTS SENSOR OPT SP			2	2	2	2
23	303NB36250	MOUNT PI PADDLE B			1	1	1	1
24	303NB36180	FRAME EXIT REAR			1	1	1	1
25	303NB31010	GEAR Z35R			2	2	2	2
26	303NB36210	SHAFT UPPER GUIDE			1	1	1	1
27	303NB36390	LEVER BRAKE EXIT			2	2	2	2
28	303NB36410	SPRING LEVER BRAKE			2	2	2	2
29	303NB36170	FRAME EXIT FRONT			1	1	1	1
30	303NB36290	SPRING EXIT PULLEY			2	2	2	2
31	303NB36300	SPRING GUIDE PAPER PRESS			4	4	4	4
32	303NC46120	WIRE PADDLE SENSOR			1	1	1	1
33	303NC46170	WIRE MOTOR EARTH			1	1	1	1
34	303NB36630	SPRING EXIT PRESS			3	3	3	3
35	303NC46110	WIRE NCK MOTOR			1	1	1	1
36	302HN44100	MOTOR REVERSE			1	1	1	1
37	7YZM420003++H01	ACCESS.BAND			1	1	1	1
38	303NB36471	PLATE EARTH EJECT			3	3	3	3
39	303NB36500	STATIC-ELIMINATOR EJECT CENTER			1	1	1	1
40	303NB36490	STATIC-ELIMINATOR EJECT SIDE			2	2	2	2
41	303NB36310	SHAFT UPPER EXIT DRIVE			1	1	1	1
42	2BL21430	GEAR EXIT Z20			2	2	2	2
43	303NB24020	GUIDE SUB EJECT			1	1	1	1
44	63213320	CUSHION,ORIGINAL COLLECTION			1	1	1	1
45	303NB24170	ACTUATOR SUB			1	1	1	1

• Parts with a Ref.No. of 500 and above in the illustration indicate they are not selected for service parts.

• イラスト中で 500 番台の Ref 番号が付いている部品はサービスパーツに選定されていません。



FIG. 6 Main Exit Section

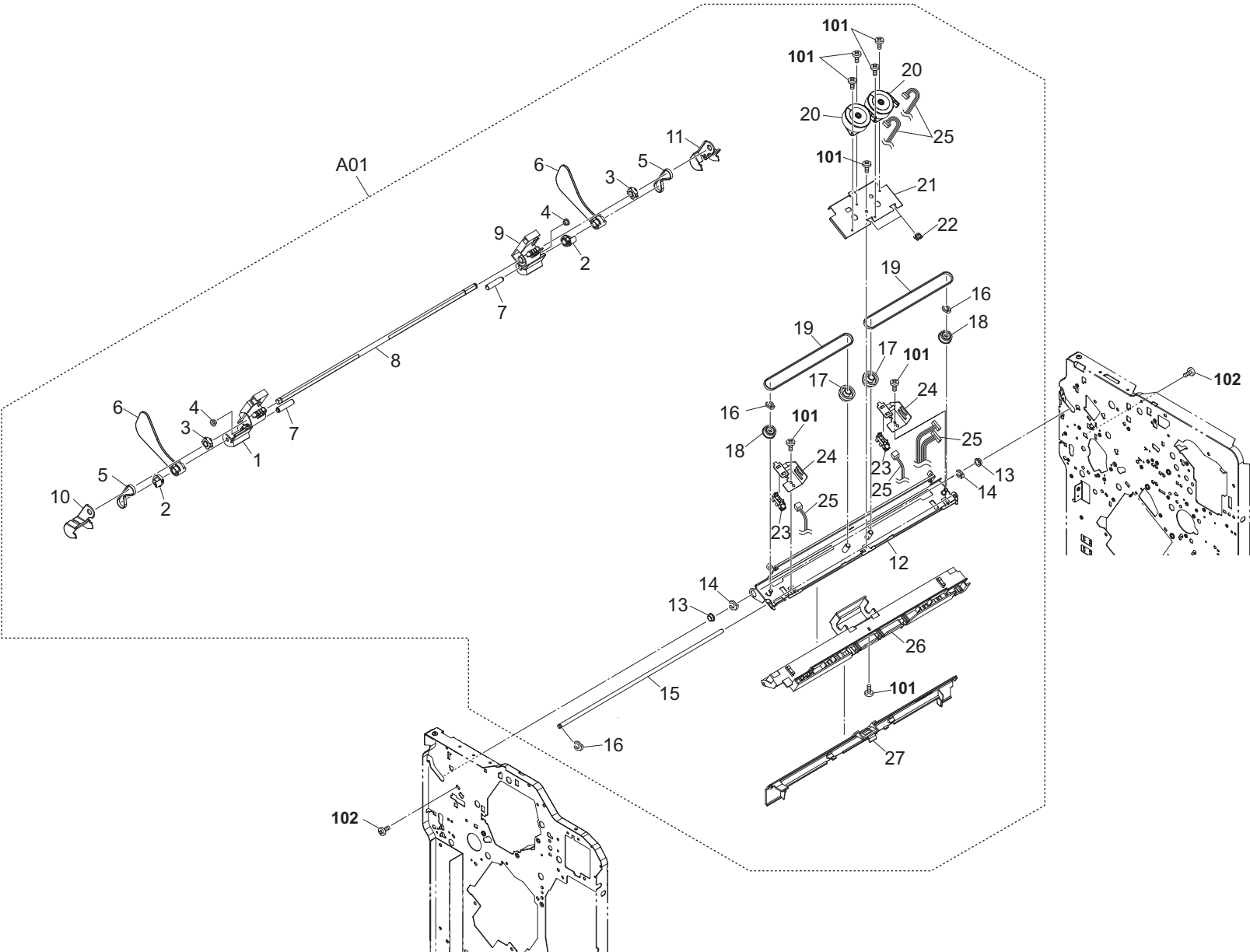




FIG. 7 Drive Section

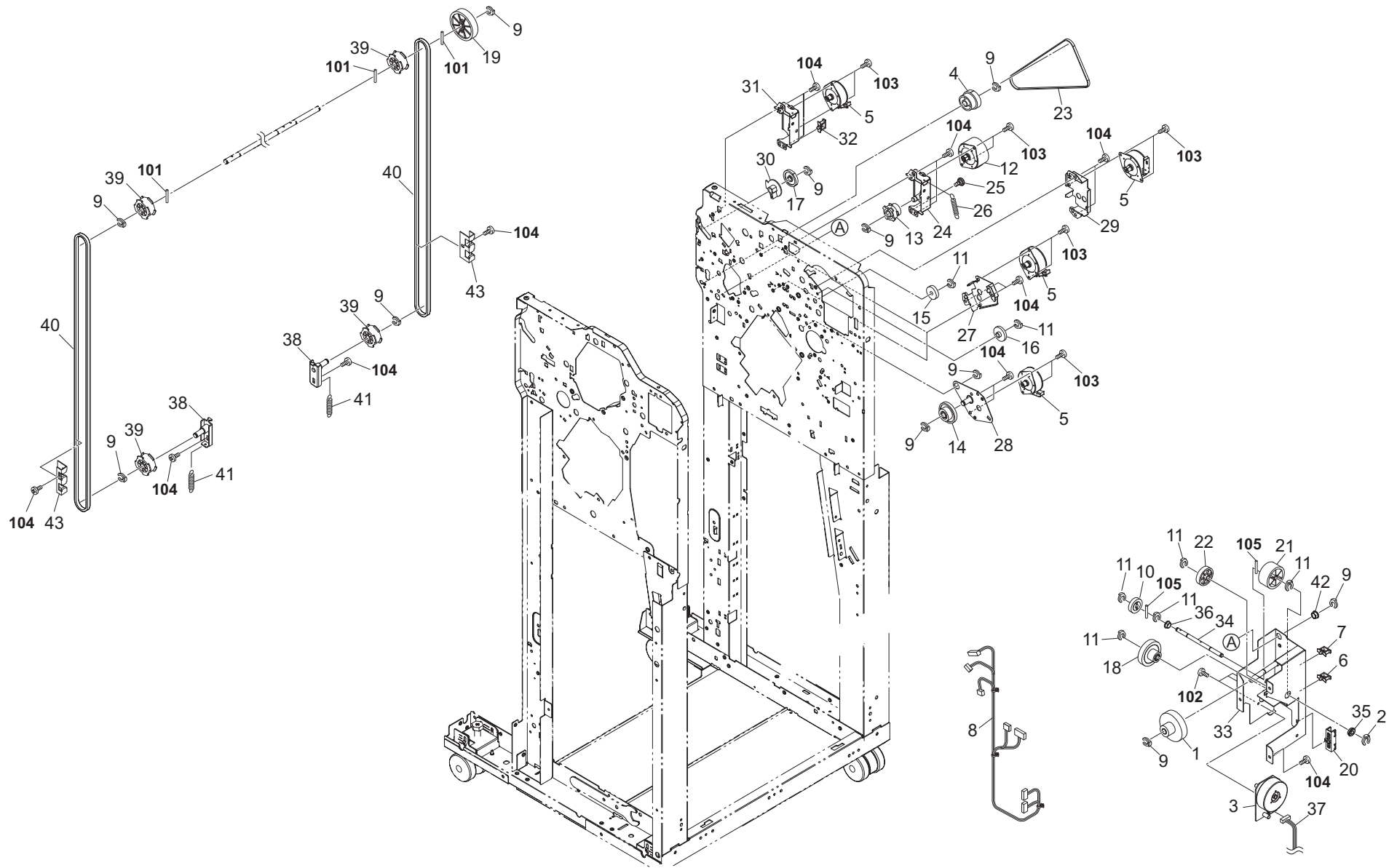


FIG. 7 Drive Section

3PG-4

Ref. No. 番号	Part.No. 部品番号	Description 部品名称	Notes 備考	Revision 改訂	Quantity 個数			
					100(日本)	120	230	240
1	3AK20080	GEAR 18/50			1	1	1	1
2	302FZ25740	STOPPER 4			1	1	1	1
3	303NB94052	PARTS MOTOR-BL BRAKE SP		3: Design-chg.	1	1	1	1
4	303NB31100	GEAR Z35L-P42			1	1	1	1
5	302HN44100	MOTOR REVERSE			5	5	5	5
6	7YZM610003++H01	ACCESS SADDLE			1	1	1	1
7	7YZM410002++H01	ACCESS.BAND		4:PartNo.-chg.	1	1	1	1
8	303NB46050	WIRE MOTOR 2			1	1	1	1
9	2BC06910	STOPPER 6			11	11	11	11
10	302H731280	GEAR Z29R MIDDLE			1	1	1	1
11	5MVX111DN003	RING STOPPER /A-49 FEED A4			7	7	7	7
12	303NB94040	PARTS MOTOR-PM MOVING SP			1	1	1	1
13	303NB31070	GEAR Z35R-P35			1	1	1	1
14	303NB31050	GEAR Z70R-Z20			1	1	1	1
15	303K531040	GEAR 42			1	1	1	1
16	303K531120	GEAR 48 LOOP ROLLER			1	1	1	1
17	303NB28180	GEAR Z55R			1	1	1	1
18	303NB37030	GEAR Z34L Z52L			1	1	1	1
19	3AK20090	GEAR 51			1	1	1	1
20	302LF39050	GUIDE WIRE FRONT PWB			1	1	1	1
21	303NB37040	GEAR WORM			1	1	1	1
22	303NB37050	GEAR Z60R			1	1	1	1
23	303NB31090	BELT 504			1	1	1	1
24	303NB31080	MOUNT EJECT DRIVE			1	1	1	1
25	3CZ02230	PIN.HOOK FULCRUM			1	1	1	1
26	27302160	SPRING,RELEASE LEVER			1	1	1	1
27	303NB31120	MOUNT CONVEYING			2	2	2	2
28	303NB31060	MOUNT DRUM DRIVE			1	1	1	1
29	303NB31040	MOUNT FEED IN DRIVE			1	1	1	1
30	303NB28170	PLATE TURN PULSE			1	1	1	1
31	303NB28190	MOUNT TURN DRIVE			1	1	1	1
32	7YZM610007++H01	ACCESS.SADDLE			1	1	1	1
33	303NB37011	MOUNT DRIVE			1	1	1	1
34	303NB37020	SHAFT WORM			1	1	1	1
35	74808080	BEARING,686ZZNR			1	1	1	1
36	302K324450	BUSH 6			1	1	1	1
37	303NB46090	WIRE MTRAY MOTOR			1	1	1	1
38	303NB37060	PLATE TENSION			2	2	2	2
39	303NB37200	PULLEY 20S5M			4	4	4	4
40	303PG37020	BELT LIFT			2	2	2	2
41	303JY28200	SPRING MAIN TRAY			2	2	2	2
42	28107310	BUSH 8			1	1	1	1
43	3AK20050	HOLDER,TIMING BELT			2	2	2	2
101	E5125200	PARALLEL PIN H7A 2.5X20 SUS						
102	7BB007304H	+TP-CUP M SCREW 3X4						
103	7BB700308H	+BIND T.T S SCREW 3X8 SR						
104	7BB700408H	+BIND T.T S SCREW 4X8 SR						
105	5MBP2012WPLD	PARALLEL PIN/M2 X 12 SUS-DP						

• Parts with a Ref.No. of 500 and above in the illustration indicate they are not selected for service parts.

• イラスト中で 500 番台の Ref 番号が付いている部品はサービスパーツに選定されていません。

FIG. 8 Electrical Components

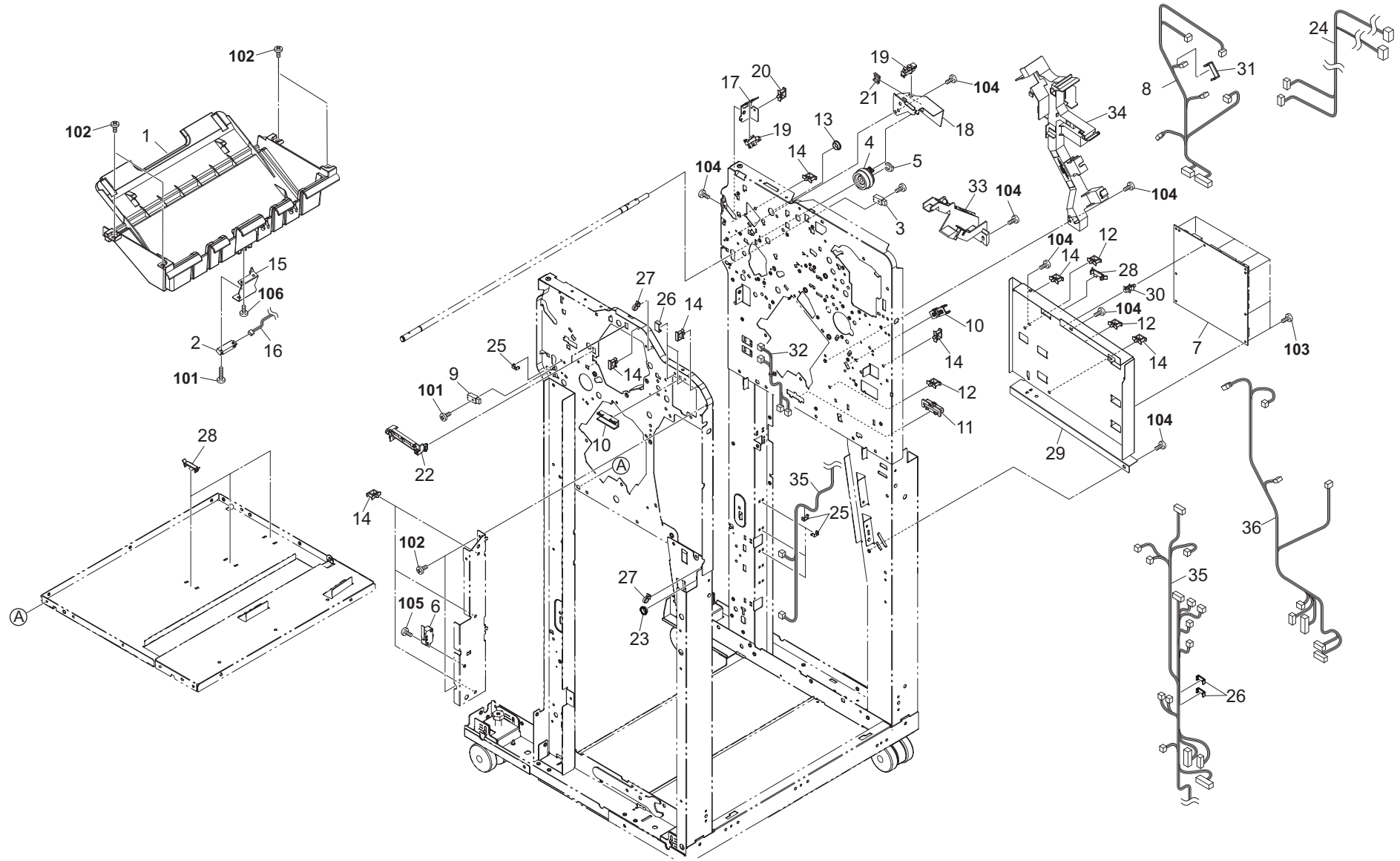




FIG. 8 Electrical Components

3PG-4

Ref. No. 番号	Part.No. 部品番号	Description 部品名称	Notes 備考	Revision 改訂	Quantity 個数			
					100 (日本)	120	230	240
1	303NB04101	COVER TRAY B EJECT		2: Design-chg.	1	1	1	1
2	303NW94050	PARTS SENSOR OPT. SP			1	1	1	1
3	303NB94140	PARTS SENSOR OPT. SP			1	1	1	1
4	302KV44041	CLUTCH 50 Z35R			1	1	1	1
5	5MVX111DN003	RING STOPPER /A-49 FEED A4			1	1	1	1
6	2FB27160	INTER LOCK SWITCH			1	1	1	1
7	303NB94012	PARTS PWB MAIN ASSY SP			1	1	1	1
8	303PG46020	WIRE MOTOR			1	1	1	1
9	303H327460	SENSOR A,SEPARATION			1	1	1	1
10	302LF39050	GUIDE WIRE FRONT PWB			2	2	2	2
11	303JY38601	EDGING FFC			1	1	1	1
12	7YZM610003++H01	ACCESS SADDLE			3	3	3	3
13	7YZM110001++H01	ACCESS.BUSHING			1	1	1	1
14	7YZM610001++H01	ACCESS SADDLE			9	9	9	9
15	303NB24250	MOUNT LIMIT SENSOR SUB			1	1	1	1
16	303NB46170	WIRE B-TRAY FULL			1	1	1	1
17	303NB28210	MOUNT PI HOME			1	1	1	1
18	303NB28200	MOUNT PI SET			1	1	1	1
19	303M894260	PARTS SENSOR OPT SP			2	2	2	2
20	7YZM610007++H01	ACCESS.SADDLE			1	1	1	1
21	7YZM210014++H01	ACCESS.EDGING		4:PartNo.-chg.	1	1	1	1
22	303NB39040	GUIDE WIRE FRONT			2	2	2	2
23	7YZM110003++H01	ACCESS.BUSHING			1	1	1	1
24	303NB46200	WIRE INTERFACE C			1	1	1	1
25	302K931080	WIRE STOPPER			5	5	5	5
26	303LL02330	HOLDER WIRE D			4	4	4	4
27	7YZM410002++H01	ACCESS.BAND		4:PartNo.-chg.	2	2	2	2
28	7YZM390015++H01	ACCESS.CLAMP			4	4	4	4
29	303NB39011	MOUNT PWB		3: Design-chg.	1	1	1	1
30	7YZM510007++H01	ACCESS.SPACER			1	1	1	1
31	303LL02180	HOLDER WIRE A			1	1	1	1
32	303NB46120	WIRE MTRAY HP			1	1	1	1
33	303NB39021	GUIDE WIRE REAR LEFT			1	1	1	1
34	303NB39031	GUIDE WIRE REAR RIGHT		3: Design-chg.	1	1	1	1
35	303PG46010	WIRE SENSOR			1	1	1	1
36	303NB46020	WIRE SENSOR 1			1	1	1	1
101	7BB700312H	+BIND T.T S SCREW 3X12 SR						
102	7BB782410H	+TP-FLAT T.T S SCREW 4X10 SR(BLACK)						
103	7BB700308H	+BIND T.T S SCREW 3X8 SR						
104	7BB700408H	+BIND T.T S SCREW 4X8 SR						
105	7BB600314H	+BIND M SCREW 3X14 R						
106	7BB200308H	+BIND T.T P SCREW 3X8						

• Parts with a Ref.No. of 500 and above in the illustration indicate they are not selected for service parts.

• イラスト中で 500 番台の Ref 番号が付いている部品はサービスパーツに選定されていません。

FIG. 9 Accessories

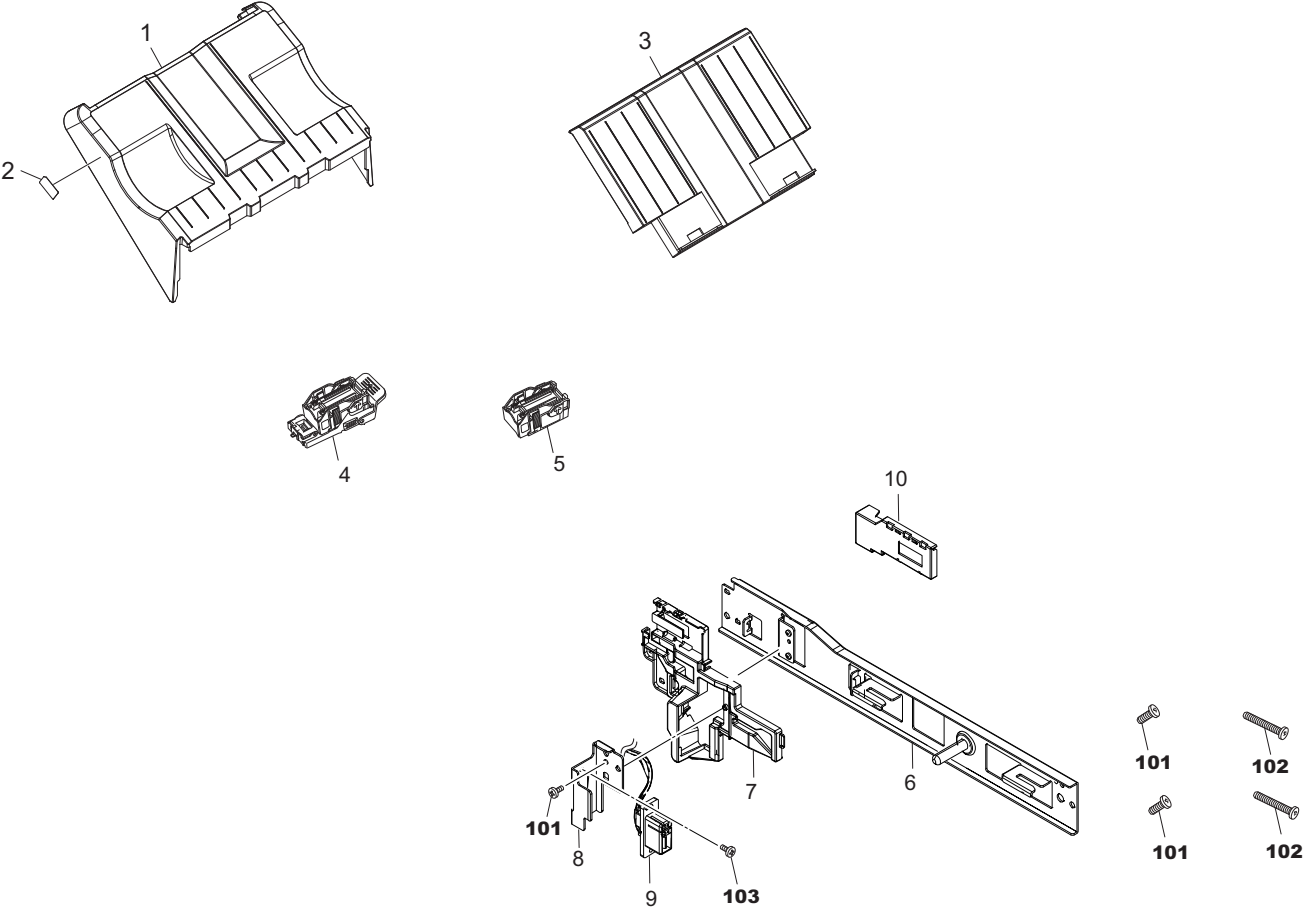


FIG. 9 Accessories

3PG

Ref. No. 番号	Part.No. 部品番号	Description 部品名称	Notes 備考	Revision 改訂	Quantity 個数			
					100 (日本)	120	230	240
1	303NB37140	TRAY MAIN UP			1	1	1	1
2	303NB34060	LABEL A			1	1	1	1
3	303NB37150	TRAY MAIN LOW			1	1	1	1
4	303NB38200	CARTRIDGE EH600			1	1	1	1
5	1903NB0UN0	SH-12/STAPLE HOLDER	OPTION		1	1	1	1
6	303NB02370	PLATE JUNCTION D			1	1	1	1
7	303NB02390	SLIDER DRAWER			1	1	1	1
8	303NB02381	MOUNT DRAWER			1	1	1	1
9	303NB46180	WIRE INTERFACE A			1	1	1	1
10	303NB02420	COVER INTERFACE			1	1	1	1
101	7BB700408H	+BIND T.T S SCREW 4X8 SR						
102	7BB780420H	+BIND T.T S SCREW 4X20 SR(BLACK)						
103	7BB700412H	+BIND T.T S SCREW 4X12 SR						

• Parts with a Ref.No. of 500 and above in the illustration indicate they are not selected for service parts.

• イラスト中で 500 番台の Ref 番号が付いている部品はサービスパーツに選定されていません。

## INDEX / 索引

Part.No. 部品番号	Description 部品名称	Fig.No.
1903NB0UN0	SH-12/STAPLE HOLDER	9
27302160	SPRING,RELEASE LEVER	7
28107310	BUSH 8	2,3,4,5,6,7
2BC06910	STOPPER 6	1,2,3,4,5,6,7
2BL21430	GEAR EXIT Z20	5
2C902520	COLLAR LEVER CONT.	6
2FB27160	INTER LOCK SWITCH	4,8
2FM04150	CAP SPRING /B-11 ENCLOSURE A4	3,4,5
33973300	STOPPER 7,CARTRIDGE	4
302BL04681	STRAP COVER	1
302F902180	SPRING LEVER EF	3
302FB09610	PULLEY 30 DU	6
302FB09720	BELT FRONT DRIVE	3
302FB09830	CUT WASHER 4	5
302FZ08190	SPRING HOLDER MPT	4
302FZ25740	STOPPER 4	7
302GR04370	MAGNET CLIP DISH	4
302GR04380	SEAL MAGNET	4
302GR25241	PIN GUIDE CHUTE	2
302H004660	MAGNET CATCH	1
302H029110	PULLEY 26 DU	6
302H715300	FILM MAG COVER C	1
302H724030	SPRING REGIST F	4
302H728100	SPRING EXIT PULLEY	3,4,5
302H731280	GEAR Z29R MIDDLE	7
302HN02930	SHEET HOUSING LEFT	1
302HN44100	MOTOR REVERSE	3,5,6,7
302K324450	BUSH 6	7
302K324460	SHAFT FEED	3,4,5
302K928190	SPRING-TORSION SWITCHBACK	3,5
302K931080	WIRE STOPPER	8
302K994370	PARTS SOLENOID FEED SHIFT SP	4
302KK24390	FILM DU GUIDE	3
302KS08110	GEAR 18	3
302KV44041	CLUTCH 50 Z35R	8
302LF39050	GUIDE WIRE FRONT PWB	7,8
302LW04260	SPACER USB	1
302N202011	CASTER 100 CN	2
303B817020	PULLEY SUB EJECT	3,4
303H316370	GUIDE DRUM ASS'Y	4
303H316390	GUIDE WHEEL DRUM	4
303H321120	CUSHION HOLDER	2,3
303H327460	SENSOR A,SEPARATION	8
303J902280	PIN PAPER FEED	3
303JY24AD0	CUSHION B	2
303JY28200	SPRING MAIN TRAY	7
303JY38240	SPACER 25	3
303JY38601	EDGING FFC	8
303K531040	GEAR 42	7
303K531120	GEAR 48 LOOP ROLLER	7
303LL02180	HOLDER WIRE A	8

Part.No. 部品番号	Description 部品名称	Fig.No.
303LL02330	HOLDER WIRE D	3,8
303LT03130	SPANNER	2
303LT03140	BOLT M10L40	2
303M894260	PARTS SENSOR OPT SP	3,4,5,6,8
303NB02131	SPRING-PLATE JUNCTION	2
303NB02171	PARTITION FINISHER	2
303NB02180	STAY PARTITION	2
303NB02200	FILM PARTITION	2
303NB02210	PLATE CASTER	2
303NB02220	PLATE HOLDER CASTER	2
303NB02230	MOUNT MAIL FRONT	2
303NB02240	MOUNT MAIL REAR	2
303NB02341	PLATE LOCK JUNCTION D	2
303NB02360	GUIDE DRAWER	2
303NB02370	PLATE JUNCTION D	9
303NB02381	MOUNT DRAWER	9
303NB02390	SLIDER DRAWER	9
303NB02420	COVER INTERFACE	9
303NB04011	COVER TOP	1
303NB04022	COVER FRONT UPPER	1
303NB04050	COVER FRONT LEFT UPPER	1
303NB04065	COVER INNER UPPER	1
303NB04081	COVER REAR UPPER	1
303NB04101	COVER TRAY B EJECT	8
303NB04111	TRAY B SLIDE	1
303NB04120	LID TOP FRONT	1
303NB04130	LID TOP REAR	1
303NB04142	COVER MAIN EXIT	1
303NB04171	COVER HANDLE	1
303NB04200	HANDLE JAM REMOVAL	1
303NB04211	MOUNT OPERATION	1
303NB04221	SHEET OPERATION	1
303NB04240	KEY SELECT	1
303NB04250	FULCRUM-PLATE COVER UPPER	1
303NB04290	PLATE PIN HANDLE	2
303NB04310	MOUNT REAR COVER	1
303NB04320	STOPPER FRONT COVER	1
303NB04330	REINFORCEMENT FULCRUM MIDDLE	1
303NB07011	GUIDE FEED UPPER	4
303NB07021	GUIDE FEED LOWER	4
303NB07030	STAY PUNCH	2
303NB07040	GUIDE PUNCH	2
303NB07071	GUIDE FEED ROLLER	4
303NB07080	MOUNT LOWER GUIDE FEED	4
303NB07092	HANDLE GUIDE FEED LOWER	4
303NB07100	HOOK GUIDE FEED LOWER	4
303NB07110	LEVER GUIDE FEED LOWER	4
303NB07120	SPRING-TORSION GUIDE HOOK	4
303NB07140	SHEET ROLLER FEED	2
303NB07150	LID SENSOR	4
303NB07160	HOLDER BEARING	4

Part.No. 部品番号	Description 部品名称	Fig.No.
303NB07170	SHEET FEED IN A	4
303NB07180	SHEET FEED IN B	4
303NB07190	SHEET FEED IN C	4
303NB24010	GUIDE SUB RIGHT	4
303NB24020	GUIDE SUB EJECT	5
303NB24031	GUIDE SUB LEFT OPEN	4
303NB24040	GUIDE MIDDLE CONVEYING UPPER	4
303NB24050	GUIDE MIDDLE CONVEYING LOWER	3
303NB24060	GUIDE DRUM UPPER	4
303NB24071	GUIDE DRUM LOWER	4
303NB24090	GUIDE BOOKLET LEFT	2
303NB24100	GUIDE FEED SHIFT SUB	4
303NB24111	GUIDE FEED SHIFT DRUM	4
303NB24120	GUIDE FEED SHIFT BOOKLET	4
303NB24130	MOUNT SOLENOID AB	4
303NB24140	LEVER SOLENOID AB	4
303NB24150	MOUNT SOLENOID C	4
303NB24160	LEVER SOLENOID C	4
303NB24170	ACTUATOR SUB	5
303NB24182	ACTUATOR MIDDLE	3
303NB24191	ACTUATOR DRUM	3
303NB24200	MOUNT PI ACTUATOR	4
303NB24210	HOLDER MAGNET	4
303NB24220	SPRING GUIDE HOLD	4
303NB24250	MOUNT LIMIT SENSOR SUB	8
303NB24261	SHAFT DRUM	4
303NB24280	MOUNT MAGNET	4
303NB24290	MOUNT GUIDE DRUM	4
303NB24300	STATIC-ELIMINATOR SUB EJECT	5
303NB24310	PULLEY SUB EJECT	5
303NB24320	STOPPER GUIDE	4
303NB24330	FILM MAGNET	4
303NB28010	CURSOR MAIN EXIT	6
303NB28020	SLIDER F MAIN EXIT	6
303NB28030	SLIDER R MAIN EXIT	6
303NB28040	CAP F MAIN EXIT	6
303NB28050	CAP R MAIN EXIT	6
303NB28060	PULLEY 26 TURN	6
303NB28070	BELT 138	6
303NB28080	SHAFT CURSOR	6
303NB28090	SHAFT DRIVE	6
303NB28100	SHAFT GUIDE	6
303NB28110	BELT 396	6
303NB28120	STAY MAIN EXIT	6
303NB28130	GEAR Z45-P30	3,6
303NB28140	MOUNT SLIDE DRIVE	6
303NB28150	MOUNT PI SLIDE	6
303NB28160	GUIDE RETAINING	6
303NB28170	PLATE TURN PULSE	7
303NB28180	GEAR Z55R	7
303NB28190	MOUNT TURN DRIVE	7

Part.No. 部品番号	Description 部品名称	Fig.No.
303NB28200	MOUNT PI SET	8
303NB28210	MOUNT PI HOME	8
303NB28222	GUIDE TURN	6
303NB31010	GEAR Z35R	3,5
303NB31020	GEAR Z35L	3
303NB31030	MOUNT FEED IDLE	2
303NB31040	MOUNT FEED IN DRIVE	7
303NB31050	GEAR Z70R-Z20	7
303NB31060	MOUNT DRUM DRIVE	7
303NB31070	GEAR Z35R-P35	7
303NB31080	MOUNT EJECT DRIVE	7
303NB31090	BELT 504	7
303NB31100	GEAR Z35L-P42	7
303NB31110	PIN EJECT DRIVE	2
303NB31120	MOUNT CONVEYING	7
303NB31130	PULLEY P42 EXIT	4
303NB34020	LABEL D2	4
303NB34040	LABEL D4	4
303NB34060	LABEL A	9
303NB34070	LABEL B	1
303NB34170	LABEL D6 NEW	4
303NB34200	LABEL OPERATION	1
303NB34210	LABEL D3 D5	1
303NB34220	LABEL CAUTION MAIN TRAY	1
303NB34230	LABEL MANUAL STAPLER	1
303NB34240	LABEL A STAPLER	1
303NB34250	LABEL D1	1
303NB36022	GUIDE MIDDLE TRAY	3
303NB36031	CURSOR F MIDDLE TRAY	3
303NB36041	CURSOR R MIDDLE TRAY	3
303NB36050	DUCT UPPER GUIDE WIRE 1	3
303NB36060	SHAFT CURSOR	3
303NB36070	HOLDER CURSOR	3
303NB36082	GUIDE PAPER STOPPER	3
303NB36100	HOLDER MIDDLE PULLEY	2
303NB36110	SHAFT MIDDLE PULLEY	2
303NB36120	MOUNT MIDDLE PULLEY	2
303NB36130	SHEET PADDLE A	3
303NB36141	SHAFT PADDLE A	3
303NB36150	GEAR 41 PADDLE A	3
303NB36160	PLATE PULSE PADDLE A	3
303NB36170	FRAME EXIT FRONT	5
303NB36180	FRAME EXIT REAR	5
303NB36190	MOUNT EXIT PULLEY	5
303NB36200	PULLEY EXIT	5
303NB36210	SHAFT UPPER GUIDE	5
303NB36224	GUIDE PAPER PRESS	5
303NB36230	SHAFT PAPER PRESS	5
303NB36240	HOLDER PADDLE	3,5
303NB36250	MOUNT PI PADDLE B	5
303NB36260	SHEET PADDLE B	5

Part.No. 部品番号	Description 部品名称	Fig.No.
303NB36271	SHAFT PADDLE B	5
303NB36290	SPRING EXIT PULLEY	5
303NB36300	SPRING GUIDE PAPER PRESS	5
303NB36310	SHAFT UPPER EXIT DRIVE	5
303NB36321	MOUNT PI UPPER GUIDE	3
303NB36330	MOUNT INTERLOCK UPPER GUIDE	4
303NB36350	GUIDE CENTER	5
303NB36370	LEVER UPPER EXIT	5
303NB36380	BRAKE EXIT	5
303NB36390	LEVER BRAKE EXIT	5
303NB36410	SPRING LEVER BRAKE	5
303NB36420	FILM GUIDE STOPPER	3
303NB36430	FILM GUIDE STOPPER C	3
303NB36450	COVER MIDDLE TRAY WIRE	3
303NB36460	STATIC-ELIMINATOR EJECT	3
303NB36471	PLATE EARTH EJECT	5
303NB36480	FILM PADDLE B	5
303NB36490	STATIC-ELIMINATOR EJECT SIDE	5
303NB36500	STATIC-ELIMINATOR EJECT CENTER	5
303NB36510	FILM GUIDE STOPPER B	3
303NB36521	GUIDE PAPER EXIT	5
303NB36530	SPRING EXIT F	5
303NB36540	SPRING EXIT R	5
303NB36550	RUBBER FEED	3
303NB36580	STATIC-ELIMINATOR PAPER STOPPER	3
303NB36591	LEVER PAPER PRESS	5
303NB36600	CAM PADDLE	5
303NB36630	SPRING EXIT PRESS	5
303NB36640	FILM GUIDE STOPPER D	3
303NB36650	FILM GUIDE STOPPER E	3
303NB36661	PULLEY MIDDLE	2
303NB36670	SPRING PULLEY	2
303NB37011	MOUNT DRIVE	7
303NB37020	SHAFT WORM	7
303NB37030	GEAR Z34L Z52L	7
303NB37040	GEAR WORM	7
303NB37050	GEAR Z60R	7
303NB37060	PLATE TENSION	7
303NB37070	SHAFT MAIN TRAY	2
303NB37090	LEVER SENSOR	2
303NB37100	FRAME MAIN TRAY FRONT	2
303NB37110	FRAME MAIN TRAY CENTER	2
303NB37120	FRAME MAIN TRAY REAR	2
303NB37130	PIN RAIL	2
303NB37140	TRAY MAIN UP	9
303NB37150	TRAY MAIN LOW	9
303NB37161	FILM SENSOR	3
303NB37172	PLATE DETECTION	3
303NB37190	FILM FRAME TRAY	2
303NB37200	PULLEY 20S5M	7
303NB38021	MOUNT STAPLER	3

Part.No. 部品番号	Description 部品名称	Fig.No.
303NB38030	BELT STAPLER SHIFT	3
303NB38040	SHAFT STAPLER SHIFT	3
303NB38051	PLATE STAPLER SHIFT	3
303NB38060	STOPPER STAPLER MOUNT	3
303NB38071	RAIL STAPLER SHIFT FRONT	3
303NB38080	SHAFT STOPPER PULLEY	3
303NB38090	SHAFT MOUNT PULLEY	3
303NB38100	PLATE STAPLER UNIT TENSION	3
303NB38110	STOPPER DRIVE BELT	3
303NB38121	RAIL STAPLER SHIFT REAR	3
303NB38131	MOUNT PRINT STAPLER	3
303NB38140	COVER STAPLER	3
303NB38150	STOPPER BUSH	3
303NB38160	FILM STAPLER	3
303NB38180	GUIDE STAPLER	3
303NB38190	PLATE EARTH STAPLER	3
303NB38200	CARTRIDGE EH600	9
303NB39011	MOUNT PWB	8
303NB39021	GUIDE WIRE REAR LEFT	8
303NB39031	GUIDE WIRE REAR RIGHT	8
303NB39040	GUIDE WIRE FRONT	8
303NB46020	WIRE SENSOR 1	8
303NB46050	WIRE MOTOR 2	7
303NB46070	WIRE FRONT	4
303NB46080	WIRE MTRAY SURF	3
303NB46090	WIRE MTRAY MOTOR	7
303NB46100	WIRE ME SENSOR	4
303NB46110	WIRE FFC	3
303NB46120	WIRE MTRAY HP	8
303NB46140	WIRE SHIFT	6
303NB46160	WIRE OPERATION	1
303NB46170	WIRE B-TRAY FULL	8
303NB46180	WIRE INTERFACE A	9
303NB46190	WIRE INTERFACE B	2
303NB46200	WIRE INTERFACE C	8
303NB94012	PARTS PWB MAIN ASSY SP	8
303NB94020	PARTS PWB STAPLER ASSY SP	3
303NB94030	PARTS PWB OPERATION ASSY SP	1
303NB94040	PARTS MOTOR-PM MOVING SP	3,7
303NB94052	PARTS MOTOR-BL BRAKE SP	7
303NB94060	PARTS ROLLER SUB EXIT SP	3
303NB94070	PARTS ROLLER SUB CONVEYING SP	3
303NB94080	PARTS ROLLER MIDDLE SP	3
303NB94090	PARTS ROLLER EXIT SP	3
303NB94100	PARTS ROLLER FEED LOWER SP	3
303NB94111	PARTS ROLLER FEED UPPER SP	4
303NB94121	PARTS MAIN EXIT SP	6
303NB94131	PARTS STAPLER EH600 SP	3
303NB94140	PARTS SENSOR OPT. SP	8
303NC04063	COVER LID REAR	1
303NC34020	LABEL D1	4

Part.No. 部品番号	Description 部品名称	Fig.No.
303NC46080	WIRE CI SENSOR	3,4
303NC46100	WIRE STAPLER	3
303NC46110	WIRE NCK MOTOR	5
303NC46120	WIRE PADDLE SENSOR	5
303NC46140	WIRE MID TRAY SENSOR	3
303NC46150	WIRE MID TRAY MOTOR	3
303NC46160	WIRE STP HP SENSOR	3
303NC46170	WIRE MOTOR EARTH	5
303NW94050	PARTS SENSOR OPT. SP	8
303NW94060	PARTS SENSOR OPT. SP	3,4
303PG04010	COVER FRONT LOWER	1
303PG04020	COVER REAR LOWER	1
303PG04030	COVER LEFT LOWER	1
303PG04070	SHEET TOP COVER B	1
303PG04080	FULCRUM PLATE COVER MIDDLE	1
303PG04090	KEY STAPLER	1
303PG07010	SHEET FEED IN	4
303PG24010	SHEET CONVEYING GUIDE F	3
303PG24020	SHEET CONVEYING GUIDE R	3
303PG36010	FILM GUIDE STOPPER F	3
303PG36020	FILM GUIDE STOPPER R	3
303PG37010	RAIL MAIN TRAY	2
303PG37020	BELT LIFT	7
303PG46010	WIRE SENSOR	8
303PG46020	WIRE MOTOR	8
3AK20050	HOLDER,TIMING BELT	7
3AK20080	GEAR 18/50	7
3AK20090	GEAR 51	7
3AK20200	PULLEY,MAIN TRAY	2
3AP02040	PULLEY 30,DUPLEX	3
3B807230	COLLAR,MIDDLE BELT	3
3CZ02230	PIN,HOOK FULCRUM	2,7
3H316050	GEAR 46 DRUM DRIVE	4
5MVM176DN001	PULLEY RAIL CASS /40283V0034 A4	3
5MVX111DN003	RING STOPPER /A-49 FEED A4	3,4,5,6,7,8
63212210	STATIC ELIMINATOR,EJECT	4
63213320	CUSHION,ORIGINAL COLLECTION	1,3,4,5
72418140	SPRING, BLADE	3
74808080	BEARING,686ZZNR	7
7BE006124431H01	BEARING MR126ZZ	3,4
7BE008165431H01	BEARING 688ZZ	3,5
7YZM110001++H01	ACCESS,BUSHING	1,8
7YZM110003++H01	ACCESS,BUSHING	8
7YZM210014++H01	ACCESS,EDGING	3,4,6,8
7YZM390015++H01	ACCESS,CLAMP	8
7YZM410002++H01	ACCESS,BAND	3,7,8
7YZM420003++H01	ACCESS,BAND	5
7YZM510007++H01	ACCESS.SPACER	8
7YZM610001++H01	ACCESS SADDLE	8
7YZM610003++H01	ACCESS SADDLE	7,8
7YZM610007++H01	ACCESS.SADDLE	7,8

---

# DF-7120

Rev.3  
January 2018



—— CONTENTS / 目次 ——

FIG. 1	Covers .....	2
FIG. 2	Frames .....	4
FIG. 3	Paper Feed Section 1 .....	6
FIG. 4	Paper Feed Section 2 .....	9
FIG. 5	Paper Feed Section 3 .....	11
FIG. 6	Drive Section & Electrical Components .....	13
FIG. 7	Wire Section .....	16
FIG. 8	Accessories .....	18
	• INDEX / 索引 .....	20

FIG. 1 Covers

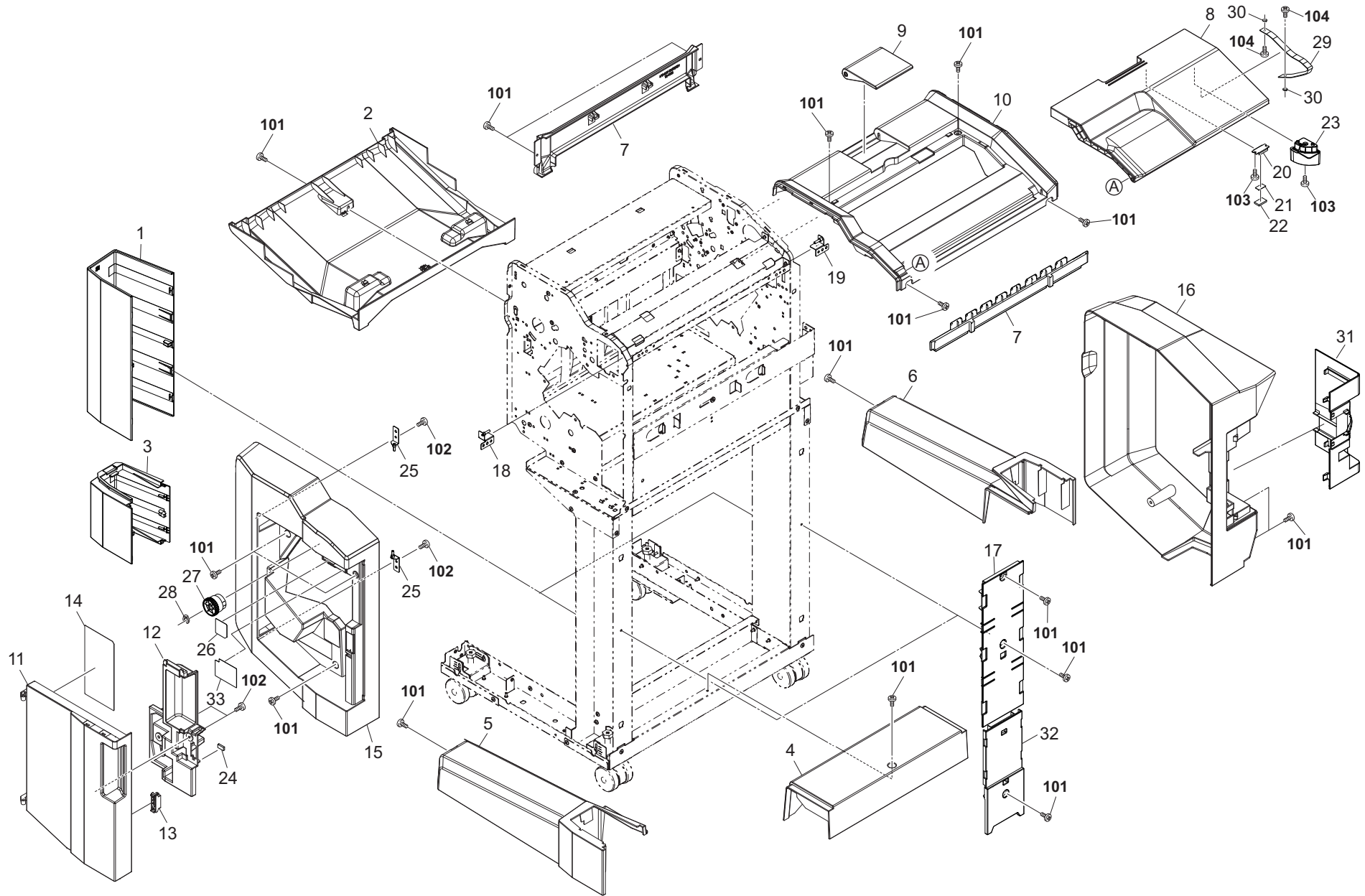


FIG. 1 Covers

3RV

Ref. No. 番号	Part.No. 部品番号	Description 部品名称	Notes 備考	Revision 改訂	Quantity 個数			
					100 (日本)	120	230	240
1	303NC04200	COVER LEG UP			2	2	2	
2	303NC04080	COVER BOTTOM			1	1	1	
3	303NC04230	COVER LEG LOW			2	2	2	
4	303NC04130	COVER FOOT MIDDLE			1	1	1	
5	303NC04111	COVER FOOT LOWER FRONT			1	1	1	
6	303NC04121	COVER FOOT LOWER REAR			1	1	1	
7	303NC04070	COVER LEFT UPPER			1	1	1	
8	303NC04022	COVER TOP OPEN			1	1	1	
9	303NC04141	COVER PAPER STOPPER			1	1	1	
10	303NC04011	COVER TOP			1	1	1	
11	303NC04043	COVER FRONT OPEN			1	1	1	
12	303NB04171	COVER HANDLE			1	1	1	
13	302H004660	MAGNET CATCH			1	1	1	
14	303NC34100	LABEL OPERATION			1	1	1	
15	303NC04034	COVER FRONT			1	1	1	
16	303NC04051	COVER REAR			1	1	1	
17	303NC04220	LID LEG UP			2	2	2	
18	303NC04160	FULCRUM-PLATE TOP FRONT			1	1	1	
19	303NC04170	FULCRUM-PLATE TOP REAR			1	1	1	
20	303NB24210	HOLDER MAGNET			1	1	1	
21	302GR04380	SEAL MAGNET			1	1	1	
22	302GR04370	MAGNET CLIP DISH			1	1	1	
23	302LC04460	STOPPER CONTAINER			1	1	1	
24	63213320	CUSHION, ORIGINAL COLLECTION			1	1	1	
25	303NC04151	FULCRUM-PLATE FRONT			2	2	2	
26	303NC34110	LABEL D3			1	1	1	
27	303NB04200	HANDLE JAM REMOVAL			1	1	1	
28	2BC06910	STOPPER 6			1	1	1	
29	302BL04681	STRAP COVER			1	1	1	
30	302LW04260	SPACER USB			2	2	2	
31	303NC04063	COVER LID REAR			1	1	1	
32	303NC04250	LID LEG LOW			1	1	1	
33	303NB34250	LABEL D1			1	1	1	
34	303RV04010	COVER TOP RIGHT			1	1	1	
101	7BB782410H	+TP-FLAT T.T S SCREW 4X10 SR(BLACK)						
102	7BB200410H	+BIND T.T P SCREW 4X10						
103	7BB200308H	+BIND T.T P SCREW 3X8						
104	7BB282308H	+TP-FLAT T.T P SCREW 3X8(BLACK)						

• Parts with a Ref.No. of 500 and above in the illustration indicate they are not selected for service parts.

• イラスト中で 500 番台の Ref 番号が付いている部品はサービスパーツに選定されていません。

FIG. 2 Frames

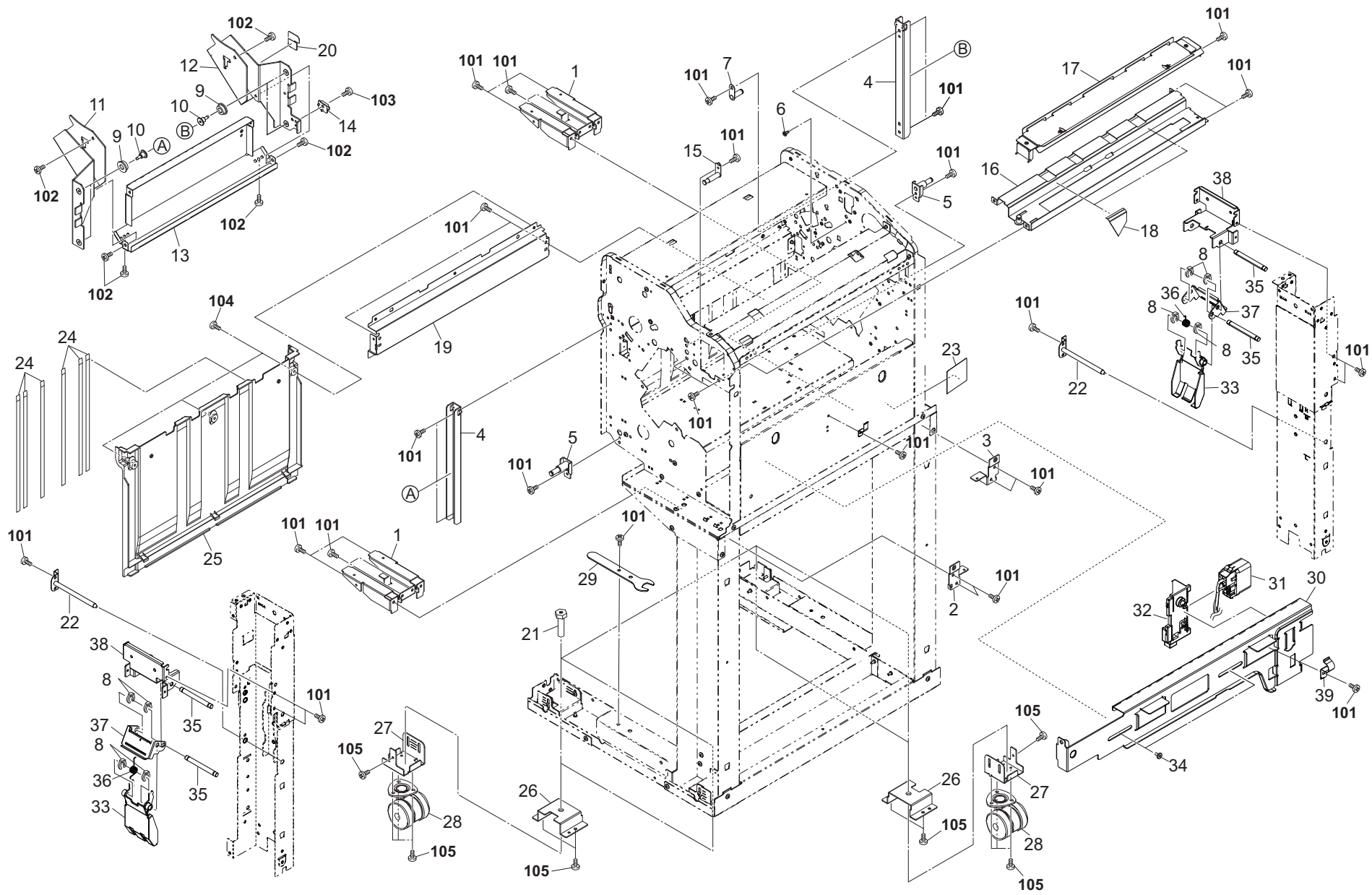


FIG. 2 Frames

3RV-2

Ref. No. 番号	Part.No. 部品番号	Description 部品名称	Notes 備考	Revision 改訂	Quantity 個数			
					100(日本)	120	230	240
1	303NC02150	PLATE LEFT			2	2	2	
2	303NC02140	PLATE RIGHT F			1	1	1	
3	303NC02160	PLATE RIGHT R			1	1	1	
4	303NC37130	RAIL MAIN TRAY			2	2	2	
5	303NC37050	PLATE PULLEY			2	2	2	
6	302GR25240	PIN GUIDE CHUTE		2:Others	1	1	1	
7	303NB31110	PIN EJECT DRIVE			1	1	1	
8	2BC06910	STOPPER 6			8	8	8	
9	3AK20200	PULLEY,MAIN TRAY			4	4	4	
10	303NB37130	PIN RAIL			4	4	4	
11	303NC37080	FRAME MAIN TRAY FRONT			1	1	1	
12	303NC37100	FRAME MAIN TRAY REAR			1	1	1	
13	303NB37110	FRAME MAIN TRAY CENTER			1	1	1	
14	303NC37031	LEVER SENSOR			1	1	1	
15	303NB04290	PLATE PIN HANDLE			1	1	1	
16	303RW07020	STAY PUNCH			1	1	1	
17	303NB07040	GUIDE PUNCH			1	1	1	
18	303NB07140	SHEET ROLLER FEED			2	2	2	
19	303NB02180	STAY PARTITION			1	1	1	
20	303NB37190	FILM FRAME TRAY			1	1	1	
21	303LT03140	BOLT M10L40			4	4	4	
22	303NC02250	STOPPER LEG			2	2	2	
23	303NB02410	FILM DRAWER			1	1	1	
24	303NC02110	FILM PARTITION			6	6	6	
25	303NC02101	PARTITION FINISHER			1	1	1	
26	303NB02220	PLATE HOLDER CASTER			4	4	4	
27	303NB02210	PLATE CASTER		2:Others	4	4	4	
28	302N202011	CASTER UA			4	4	4	
29	303LT03130	SPANNER			1	1	1	
30	303NB02341	PLATE LOCK JUNCTION D			1	1	1	
31	303NB46190	WIRE INTERFACE B			1	1	1	
32	303NB02360	GUIDE DRAWER			1	1	1	
33	303NC02300	PLATE HAND			2	2	2	
34	3CZ02230	PIN,HOOK FULCRUM			2	2	2	
35	303NC02230	SHAFT HANDLE			4	4	4	
36	303NC02240	SPRING HANDLE B			2	2	2	
37	303NC02220	PLATE HANDLE			2	2	2	
38	303NC02210	PLATE LEG U			2	2	2	
39	303NB02131	SPRING-PLATE JUNCTION			1	1	1	
101	7BB700408H	+BIND T.T S SCREW 4X8 SR						
102	7BB782410H	+TP-FLAT T.T S SCREW 4X10 SR(BLACK)						
103	7BB700308H	+BIND T.T S SCREW 3X8 SR						
104	7BB782308H	+TP-FLAT T.T S SCREW 3X8 SR(BLACK)						
105	7BB700412H	+BIND T.T S SCREW 4X12 SR						

• Parts with a Ref.No. of 500 and above in the illustration indicate they are not selected for service parts.

• イラスト中で 500 番台の Ref 番号が付いている部品はサービスパーツに選定されていません。

FIG. 3 Paper Feed Section 1

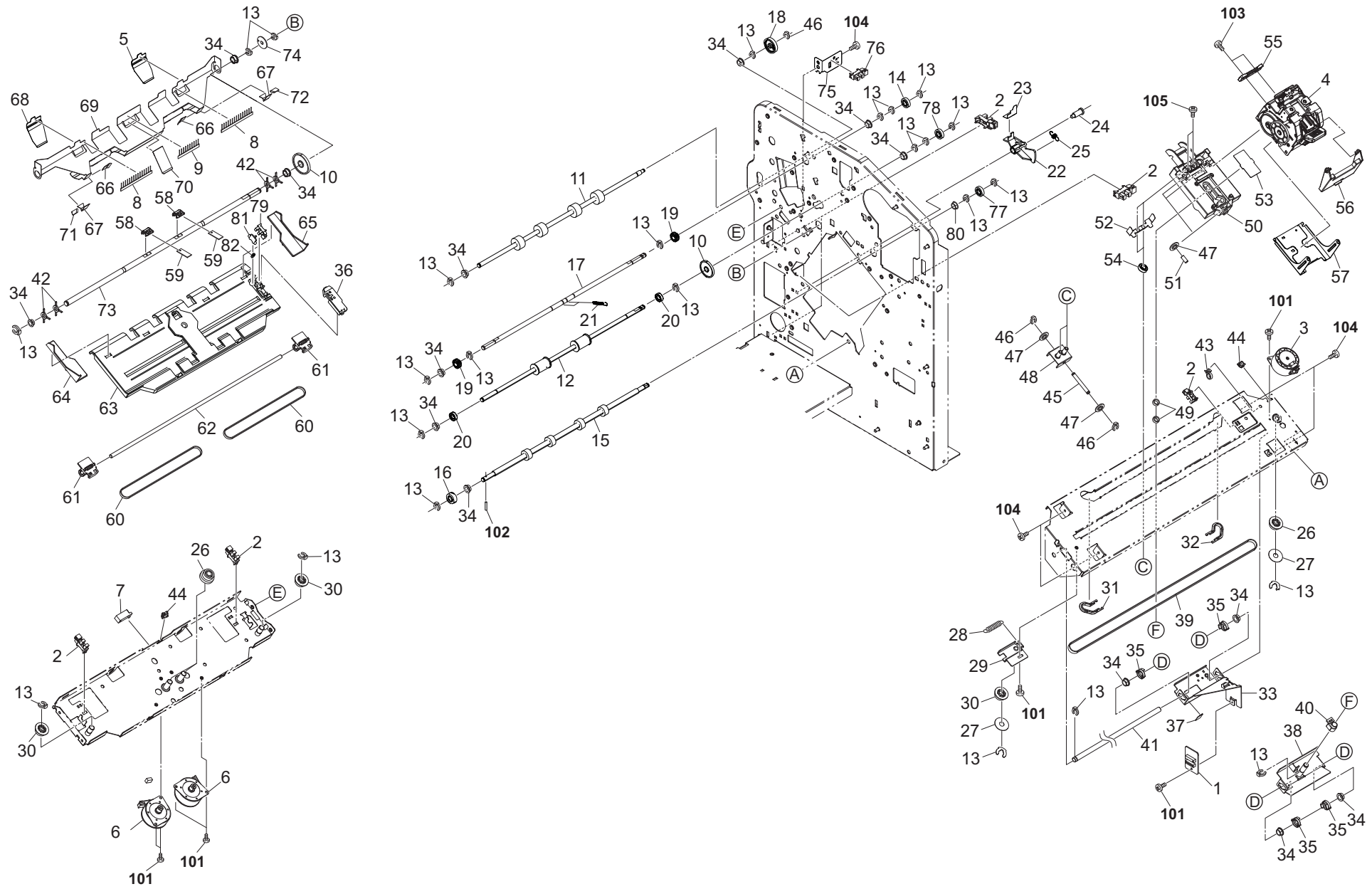


FIG. 3 Paper Feed Section 1

3RV-3

Ref. No. 番号	Part.No. 部品番号	Description 部品名称	Notes 備考	Revision 改訂	Quantity 個数			
					100(日本)	120	230	240
1	303NB94020	PARTS PWB STAPLER ASSY SP			1	1	1	
2	303M894260	PARTS SENSOR OPT SP			6	6	6	
3	303NB94040	PARTS MOTOR-PM MOVING SP			1	1	1	
4	303JY44011	STAPLER EH590			1	1	1	
5	303PG36020	FILM GUIDE STOPPER R			1	1	1	
6	302HN44100	MOTOR REVERSE			2	2	2	
7	303NW94060	PARTS SENSOR OPT. SP			1	1	1	
8	303NB36580	STATIC-ELIMINATOR PAPER STOPPER			2	2	2	
9	303NB36460	STATIC-ELIMINATOR EJECT			1	1	1	
10	303NB36150	GEAR 41 PADDLE A			2	2	2	
11	303NC36010	ROLLER EXIT			1	1	1	
12	303RW94050	PARTS ROLLER MIDDLE SP			1	1	1	
13	2BC06910	STOPPER 6			25	25	25	
14	303NB31010	GEAR Z35R			1	1	1	
15	303RW94020	PARTS ROLLER FEED LOWER SP			1	1	1	
16	302KS08110	GEAR 18			1	1	1	
17	303NB36310	SHAFT UPPER EXIT DRIVE			1	1	1	
18	303NF31060	GEAR Z35R			1	1	1	
19	2BL21430	GEAR EXIT Z20			2	2	2	
20	7BE008165431H01	BEARING 688ZZ			2	2	2	
21	303NB36300	SPRING GUIDE PAPER PRESS			2	2	2	
22	303NB37172	PLATE DETECTION			1	1	1	
23	303NB37161	FILM SENSOR			1	1	1	
24	303J902280	PIN PAPER FEED			1	1	1	
25	302F902180	SPRING LEVER EF			1	1	1	
26	303NB28130	GEAR Z45-P30			3	3	3	
27	303JY38240	SPACER 25			2	2	2	
28	72418140	SPRING, BLADE			1	1	1	
29	303NB38100	PLATE STAPLER UNIT TENSION			1	1	1	
30	3AP02040	PULLEY 30,DUPLX			3	3	3	
31	303NB38071	RAIL STAPLER SHIFT FRONT			1	1	1	
32	303NB38121	RAIL STAPLER SHIFT REAR			1	1	1	
33	303NB38131	MOUNT PRINT STAPLER			1	1	1	
34	28107310	BUSH 8			14	14	14	
35	303NB38150	STOPPER BUSH			4	4	4	
36	303RW36050	COVER MIDDLE TRAY WIRE		1:Part No.-chg.	1	1	1	
37	302KK24390	FILM DU GUIDE			1	1	1	
38	303NB38051	PLATE STAPLER SHIFT			1	1	1	
39	303NB38030	BELT STAPLER SHIFT			1	1	1	
40	303NB38110	STOPPER DRIVE BELT			1	1	1	
41	303NB38040	SHAFT STAPLER SHIFT			1	1	1	
42	303NB36550	RUBBER FEED			4	4	4	
43	7YZM410002++H01	ACCESS.BAND		3:Part No.-chg.	1	1	1	
44	7YZM210014++H01	ACCESS.EDGING		3:Part No.-chg.	2	2	2	
45	303NB38080	SHAFT STOPPER PULLEY			1	1	1	
46	5MVX111DN003	RING STOPPER /A-49 FEED A4			3	3	3	
47	5MVM176DN001	PULLEY RAIL CASS /40283V0034 A4			5	5	5	
48	303NB38060	STOPPER STAPLER MOUNT			1	1	1	

• Parts with a Ref.No. of 500 and above in the illustration indicate they are not selected for service parts.

• イラスト中で 500 番台の Ref 番号が付いている部品はサービスパーツに選定されていません。

FIG. 3 Paper Feed Section 1

3RV-2

Ref. No. 番号	Part.No. 部品番号	Description 部品名称	Notes 備考	Revision 改訂	Quantity 個数			
					100(日本)	120	230	240
49	3B807230	COLLAR,MIDDLE BELT			2	2	2	
50	303NB38021	MOUNT STAPLER			1	1	1	
51	303NB38090	SHAFT MOUNT PULLEY			3	3	3	
52	303NB38190	PLATE EARTH STAPLER			1	1	1	
53	303NB38160	FILM STAPLER			1	1	1	
54	7BE006124431H01	BEARING MR126ZZ			2	2	2	
55	303NB38180	GUIDE STAPLER			1	1	1	
56	303NB38140	COVER STAPLER			1	1	1	
57	303NC38011	SPACER STAPLER			1	1	1	
58	303NB36240	HOLDER PADDLE			2	2	2	
59	303NC36030	SHEET PADDLE A			2	2	2	
60	302FB09720	BELT FRONT DRIVE			2	2	2	
61	303NB36070	HOLDER CURSOR			2	2	2	
62	303NB36060	SHAFT CURSOR			1	1	1	
63	303RW36021	GUIDE MIDDLE TRAY		2:Design-chg.	1	1	1	
64	303NB36031	CURSOR F MIDDLE TRAY			1	1	1	
65	303NB36041	CURSOR R MIDDLE TRAY			1	1	1	
66	303NB36420	FILM GUIDE STOPPER			2	2	2	
67	303NB36510	FILM GUIDE STOPPER B			2	2	2	
68	303PG36010	FILM GUIDE STOPPER F			1	1	1	
69	303NB36082	GUIDE PAPER STOPPER			1	1	1	
70	303NB36430	FILM GUIDE STOPPER C			1	1	1	
71	303NB36650	FILM GUIDE STOPPER E			1	1	1	
72	303NB36640	FILM GUIDE STOPPER D			1	1	1	
73	303NB36141	SHAFT PADDLE A			1	1	1	
74	303NB36160	PLATE PULSE PADDLE A			1	1	1	
75	303PW36240	MOUNT PI UPPER GUIDE			1	1	1	
76	302P794010	PARTS SENSOR OPT. SP			1	1	1	
77	302HN22070	GEAR Z22L TC ROLL			1	1	1	
78	303JX31390	GEAR 22 R			1	1	1	
79	303M894260	PARTS SENSOR OPT SP		1:Part No.-chg.	1	1	1	
80	7BE008121R31H01	BEARING MF128ZZ			1	1	1	
81	303RW36040	ACTUATOR EXIT		1:Add	1	1	1	
82	302LC28150	SPRING-COMPRESSION		1:Add	1	1	1	
101	7BB700308H	+BIND T.T S SCREW 3X8 SR						
102	5MBP2012WXSP	SPRING PIN / M2 X 12 S-BLK						
103	7BB202306H	+TP-FLAT T.T P SCREW 3X6						
104	7BB700408H	+BIND T.T S SCREW 4X8 SR						
105	7BB607410H	+TP-CUP M SCREW 4X10 R						

• Parts with a Ref.No. of 500 and above in the illustration indicate they are not selected for service parts.

• イラスト中で 500 番台の Ref 番号が付いている部品はサービスパーツに選定されていません。



FIG. 4 Paper Feed Section 2

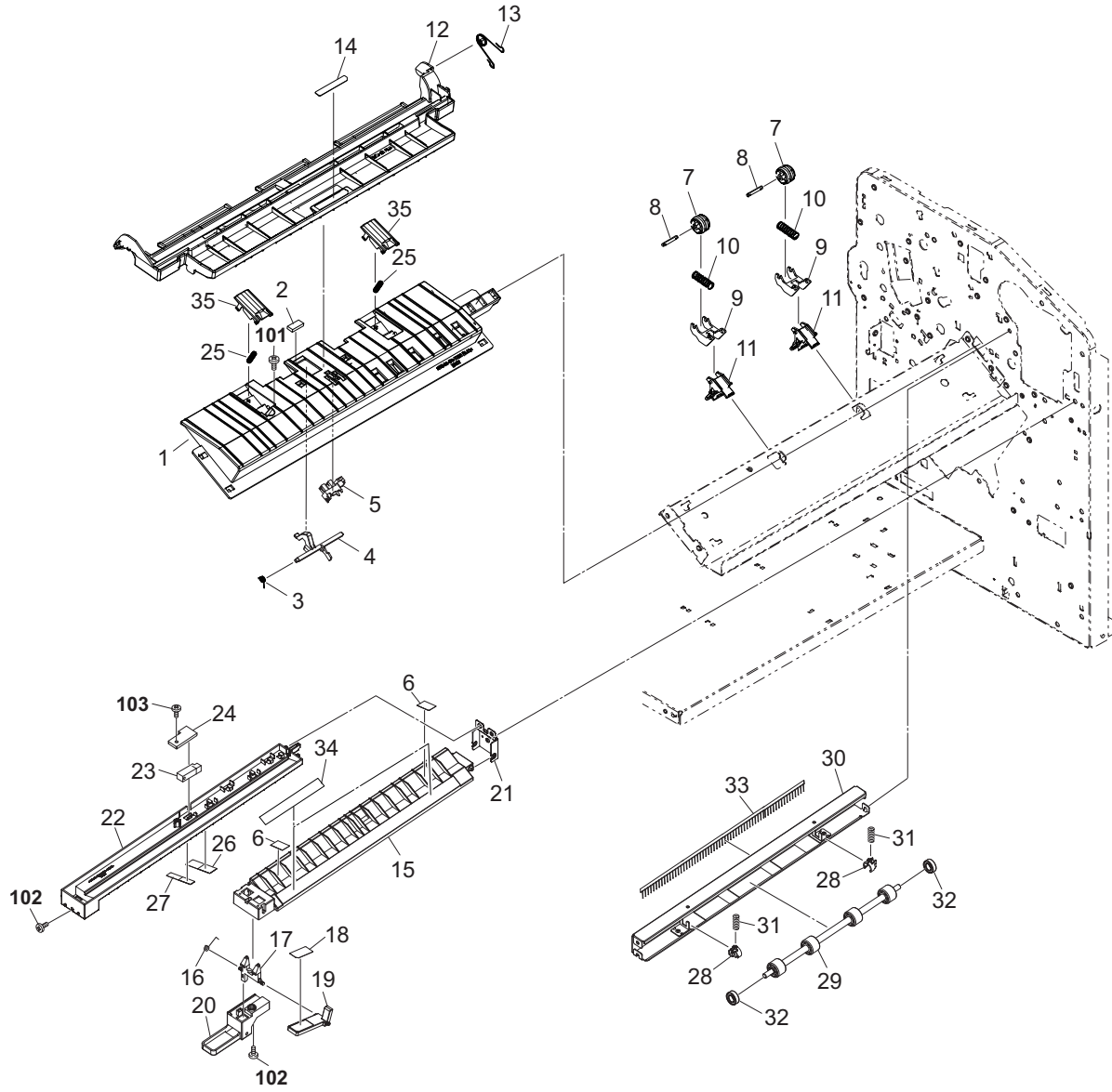




FIG. 5 Paper Feed Section 3

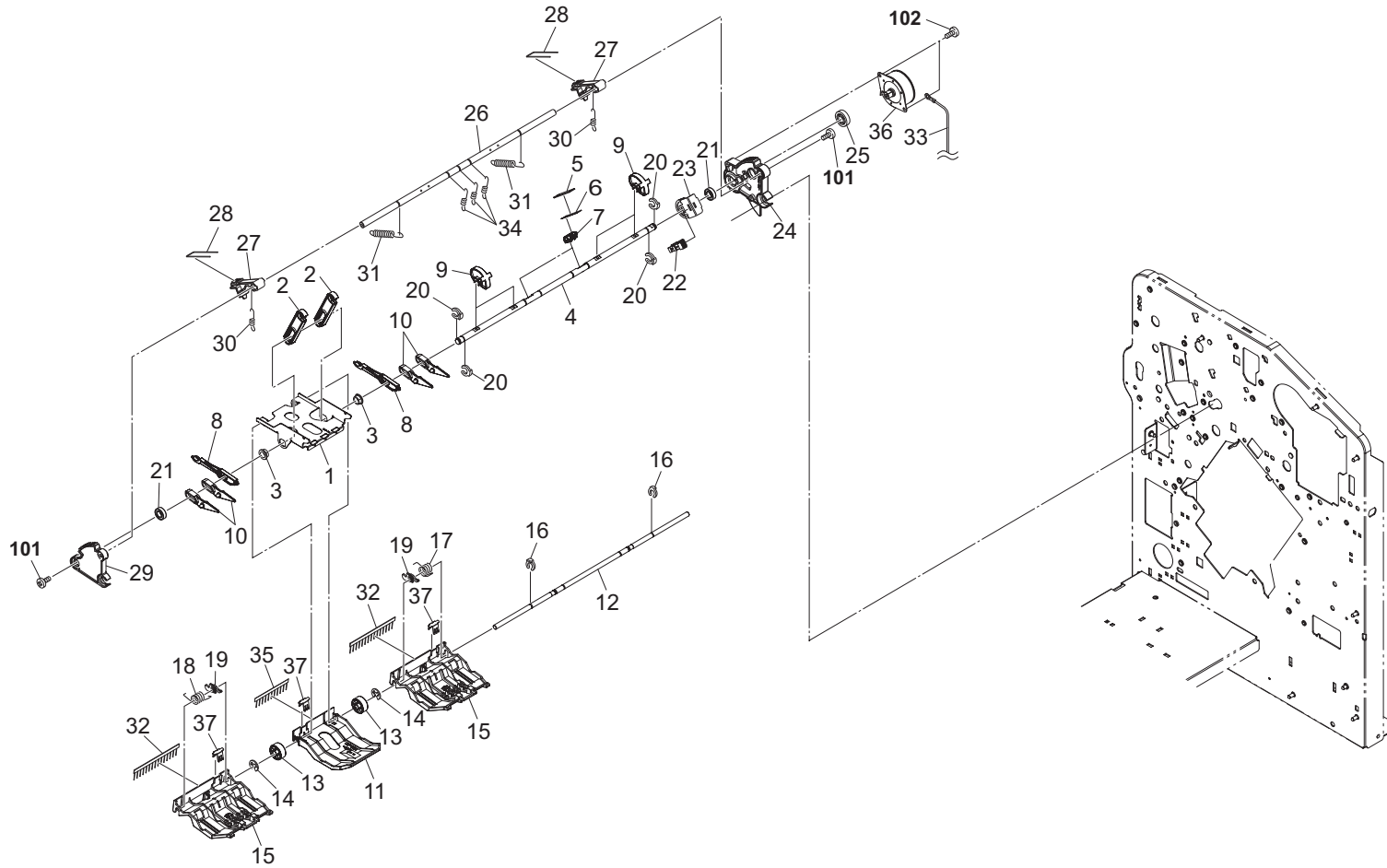




FIG. 6 Drive Section & Electrical Components

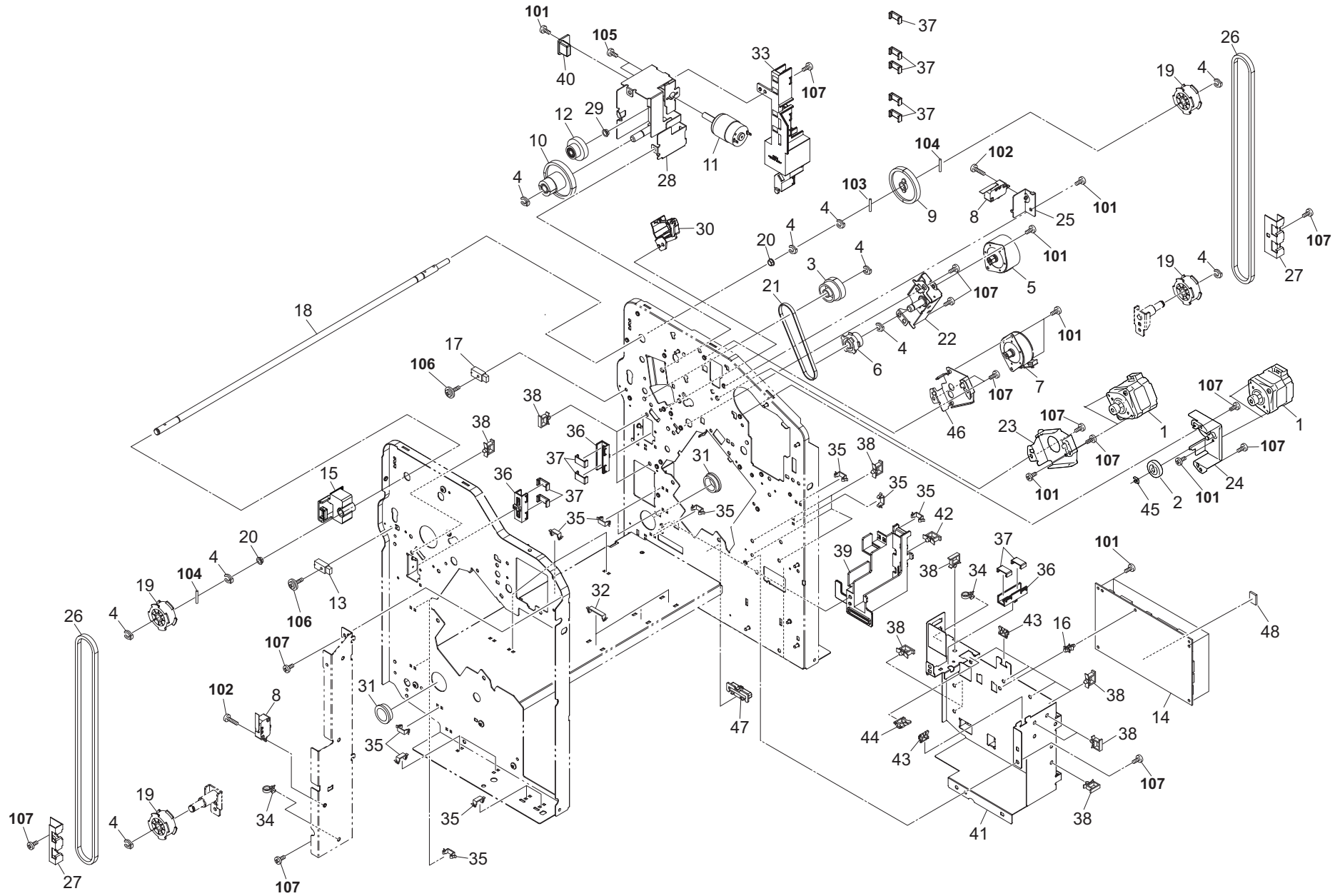


FIG. 6 Drive Section &amp; Electrical Components

3RV-3

Ref. No. 番号	Part.No. 部品番号	Description 部品名称	Notes 備考	Revision 改訂	Quantity 個数			
					100(日本)	120	230	240
1	303NV94010	PARTS MOTOR DP SP			2	2	2	
2	302H731280	GEAR Z29R MIDDLE			1	1	1	
3	303NB31100	GEAR Z35L-P42			1	1	1	
4	2BC06910	STOPPER 6			9	9	9	
5	303NB94040	PARTS MOTOR-PM MOVING SP			1	1	1	
6	303NB31070	GEAR Z35R-P35			1	1	1	
7	302HN44100	MOTOR REVERSE			1	1	1	
8	2FB27160	INTER LOCK SWITCH			2	2	2	
9	3H316050	GEAR 46 DRUM DRIVE			1	1	1	
10	303NC37020	GEAR Z60 Z18			1	1	1	
11	303NC94020	PARTS DC MOTOR ASSY SP			1	1	1	
12	302K931760	WORM WHEEL Z56L-Z20S			1	1	1	
13	303H327460	SENSOR A,SEPARATION			1	1	1	
14	303RV94010	PARTS PWB DF MAIN ASSY SP			1	1	1	
15	303NC37180	STOPPER FRONT BELT			1	1	1	
16	7YZM510007++H01	ACCESS.SPACER			1	1	1	
17	303NB94140	PARTS SENSOR OPT. SP			1	1	1	
18	303NC37060	SHAFT MAIN TRAY			1	1	1	
19	303NC37140	PULLEY 32S3M			4	4	4	
20	28107310	BUSH 8			2	2	2	
21	303NC31010	BELT 236			1	1	1	
22	303NB31080	MOUNT EJECT DRIVE			1	1	1	
23	303NB31120	MOUNT CONVEYING			1	1	1	
24	303RW31010	MOUNT FEED IN DRIVE			1	1	1	
25	303NC04180	MOUNT TOP SW			1	1	1	
26	303NC37150	BELT LIFT			2	2	2	
27	303NC37160	HOLDER TIMING BELT			2	2	2	
28	303NC37011	MOUNT DRIVE			1	1	1	
29	302K324450	BUSH 6			1	1	1	
30	303NC39020	DUCT UPPER GUIDE WIRE 1			1	1	1	
31	7YZM110003++H01	ACCESS.BUSHING			2	2	2	
32	7YZM390015++H01	ACCESS.CLAMP			3	3	3	
33	303NC39032	DUCT UPPER GUIDE WIRE 2			1	1	1	
34	7YZM410002++H01	ACCESS.BAND		3:Part No.-chg.	2	2	2	
35	302K931080	WIRE STOPPER			13	13	13	
36	302LF39050	GUIDE WIRE FRONT PWB			3	3	3	
37	303LL02330	HOLDER WIRE D			11	11	11	
38	7YZM610001++H01	ACCESS SADDLE			13	13	13	
39	303NC39050	GUIDE FFC			1	1	1	
40	303NC37190	STOPPER REAR BELT			1	1	1	
41	303NC39010	MOUNT PWB		2:Others	1	1	1	
42	7YZM610008++H01	ACCESS.SADDLE			1	1	1	
43	M2104350	EDGING,EDS-0607M(KITAGAWA)			2	2	2	
43	7YZM210014++H01	ACCESS.EDGING		3:Part No.-chg.	2	2	2	
44	7YZM210005++H01	ACCESS.EDGING			1	1	1	
45	5MVX111DN003	RING STOPPER /A-49 FEED A4			1	1	1	
46	303RW31020	MOUNT CONVEYING			1	1	1	
47	303JY38601	EDGING FFC			1	1	1	
48	7UMDEC002K81HQ2	IC.EEPROM			1	1	1	

• Parts with a Ref.No. of 500 and above in the illustration indicate they are not selected for service parts.

• イラスト中で 500 番台の Ref 番号が付いている部品はサービスパーツに選定されていません。



FIG. 7 Wire Section

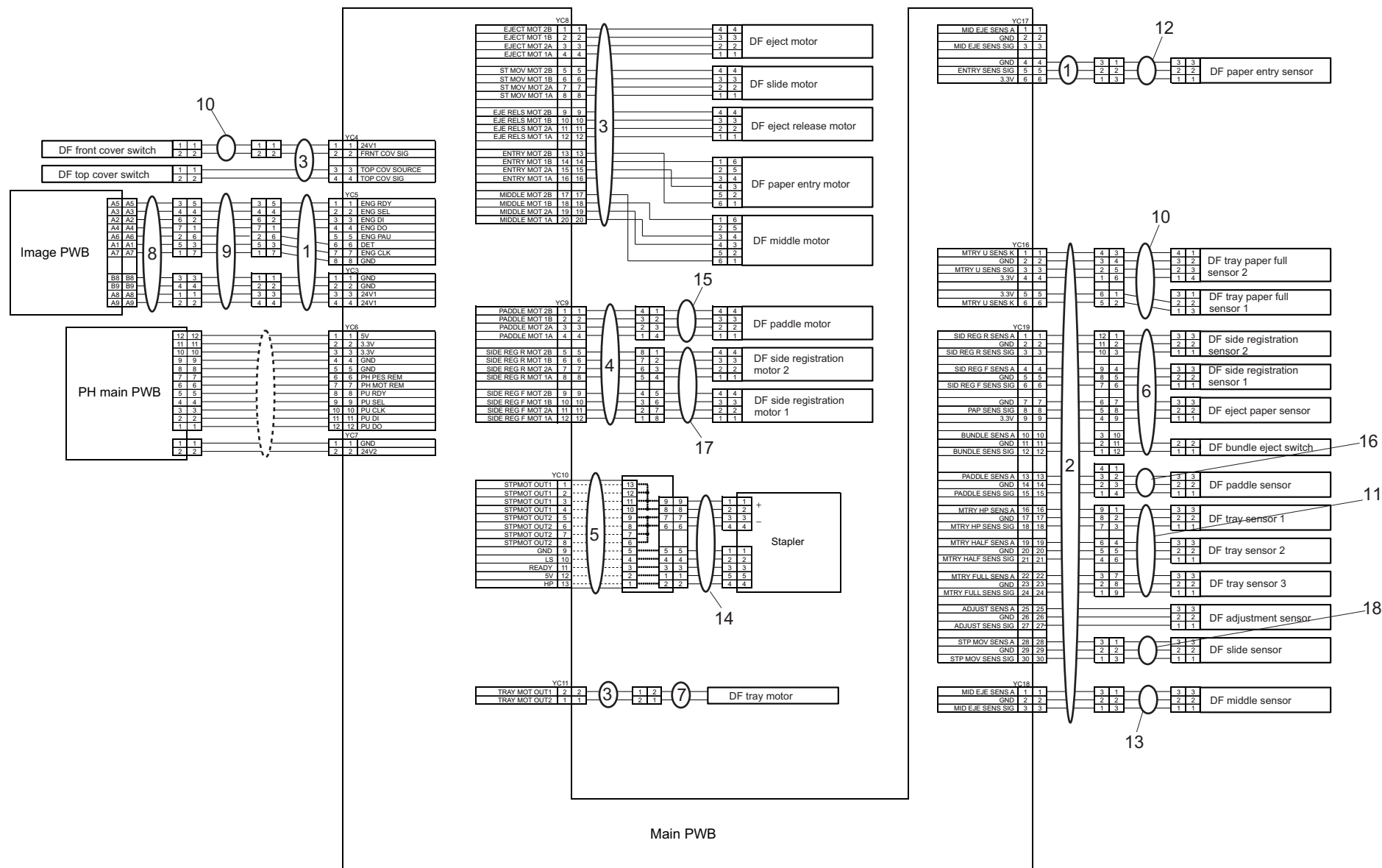




FIG. 7 Wire Section

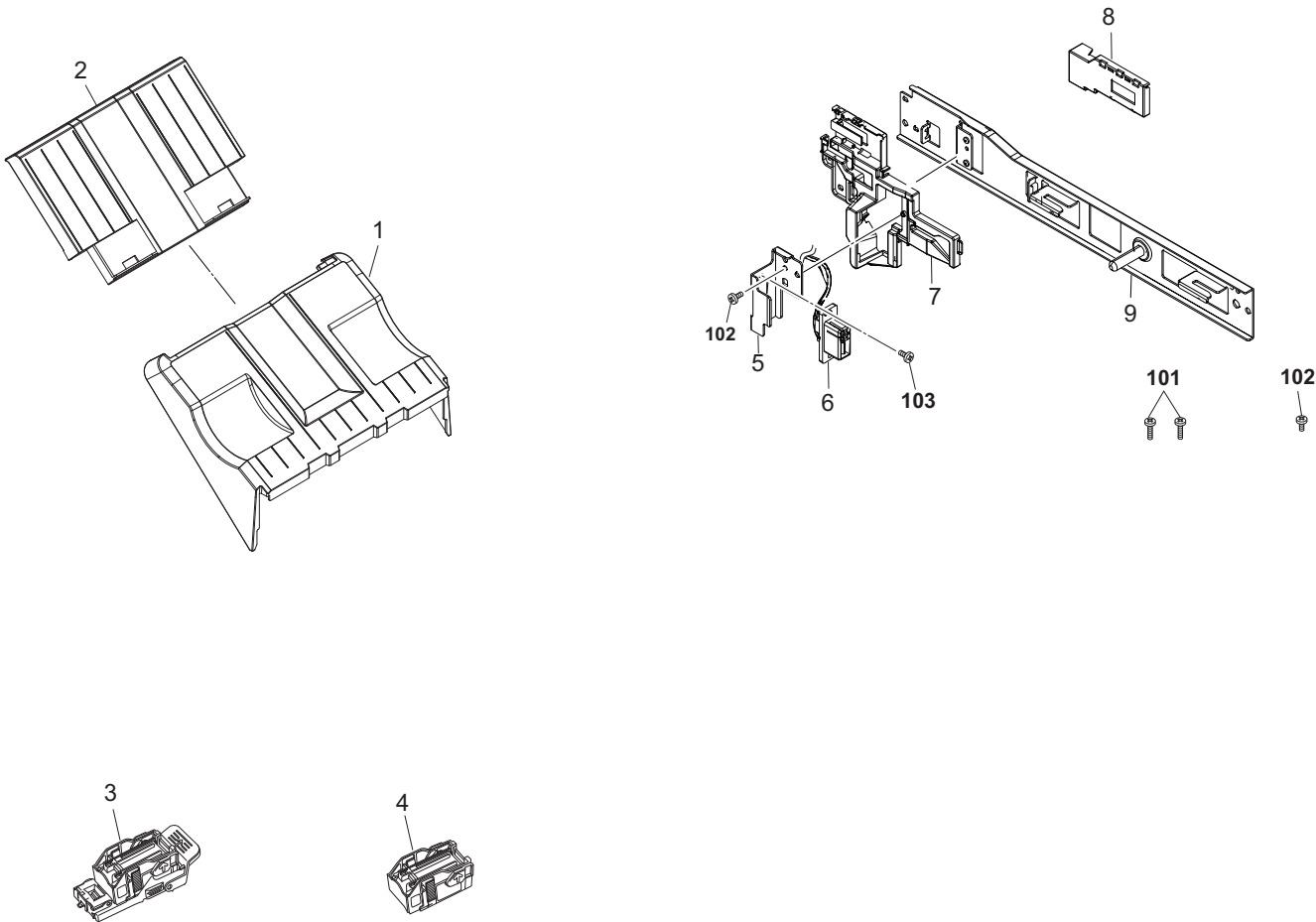
3RV-1

Ref. No. 番号	Part.No. 部品番号	Description 部品名称	Notes 備考	Revision 改訂	Quantity 個数			
					100(日本)	120	230	240
1	303RV46010	WIRE SENSOR 1			1	1	1	
2	303RV46020	WIRE SENSOR 2			1	1	1	
3	303RV46030	WIRE MOTOR 1			1	1	1	
4	303RV46040	WIRE MOTOR 2			1	1	1	
5	303RV46050	WIRE FFC			1	1	1	
6	303RV46080	CONN.CORD ASSY MID TRAY SENSOR		1:Part No.-chg.	1	1	1	
7	302K946AH0	WIRE DC MOTOR			1	1	1	
8	303NB46180	WIRE INTERFACE A			1	1	1	
9	303NB46190	WIRE INTERFACE B			1	1	1	
10	303NC46060	WIRE FRONT			1	1	1	
11	303NC46070	WIRE TRAY SENSOR			1	1	1	
12	303NC46080	WIRE CI SENSOR			1	1	1	
13	303NC46090	WIRE ME SENSOR			1	1	1	
14	303NC46100	WIRE STAPLER			1	1	1	
15	303NC46110	WIRE NCK MOTOR			1	1	1	
16	303NC46120	WIRE PADDLE SENSOR			1	1	1	
17	303NC46150	WIRE MID TRAY MOTOR			1	1	1	
18	303NC46160	WIRE STP HP SENSOR			1	1	1	

• Parts with a Ref.No. of 500 and above in the illustration indicate they are not selected for service parts.

• イラスト中で 500 番台の Ref 番号が付いている部品はサービスパーツに選定されていません。

FIG. 8 Accessories





## INDEX / 索引

Part.No. 部品番号	Description 部品名称	Fig.No.
1903JY0000	SH-10/STAPLE HOLDER	8
28107310	BUSH 8	3,5,6
2BC06910	STOPPER 6	1,2,3,5,6
2BL21430	GEAR EXIT Z20	3
2FB27160	INTER LOCK SWITCH	6
302BL04681	STRAP COVER	1
302F902180	SPRING LEVER EF	3
302FB09720	BELT FRONT DRIVE	3
302FB09830	CUT WASHER 4	5
302GR04370	MAGNET CLIP DISH	1
302GR04380	SEAL MAGNET	1
302GR25240	PIN GUIDE CHUTE	2
302H004660	MAGNET CATCH	1
302H724030	SPRING REGIST F	4
302H731280	GEAR Z29R MIDDLE	6
302HN22070	GEAR Z22L TC ROLL	3
302HN44100	MOTOR REVERSE	3,5,6
302K324450	BUSH 6	6
302K928190	SPRING-TORSION SWITCHBACK	4
302K931080	WIRE STOPPER	6
302K931760	WORM WHEEL Z56L-Z20S	6
302K946AH0	WIRE DC MOTOR	7
302KK24390	FILM DU GUIDE	3
302KS08110	GEAR 18	3
302LC04460	STOPPER CONTAINER	1
302LC28150	SPRING-COMPRESSION	3
302LF39050	GUIDE WIRE FRONT PWB	6
302LW04260	SPACER USB	1
302N202011	CASTER UA	2
302P794010	PARTS SENSOR OPT. SP	3
303H327460	SENSOR A,SEPARATION	6
303J902280	PIN PAPER FEED	3
303JX31390	GEAR 22 R	3
303JY38240	SPACER 25	3
303JY38601	EDGING FFC	6
303JY38750	CARTRIDGE EH590	8
303JY44011	STAPLER EH590	3
303LL02330	HOLDER WIRE D	6
303LT03130	SPANNER	2
303LT03140	BOLT M10L40	2
303M894260	PARTS SENSOR OPT SP	3,4,5
303NB02131	SPRING-PLATE JUNCTION	2
303NB02180	STAY PARTITION	2
303NB02210	PLATE CASTER	2
303NB02220	PLATE HOLDER CASTER	2
303NB02341	PLATE LOCK JUNCTION D	2
303NB02360	GUIDE DRAWER	2
303NB02370	PLATE JUNCTION D	8
303NB02381	MOUNT DRAWER	8
303NB02390	SLIDER DRAWER	8
303NB02410	FILM DRAWER	2

Part.No. 部品番号	Description 部品名称	Fig.No.
303NB02420	COVER INTERFACE	8
303NB04171	COVER HANDLE	1
303NB04200	HANDLE JAM REMOVENT	1
303NB04290	PLATE PIN HANDLE	2
303NB07011	GUIDE FEED UPPER	4
303NB07021	GUIDE FEED LOWER	4
303NB07040	GUIDE PUNCH	2
303NB07080	MOUNT LOWER GUIDE FEED	4
303NB07092	HANDLE GUIDE FEED LOWER	4
303NB07100	HOOK GUIDE FEED LOWER	4
303NB07110	LEVER GUIDE FEED LOWER	4
303NB07120	SPRING-TORSION GUIDE HOOK	4
303NB07140	SHEET ROLLER FEED	2
303NB07150	LID SENSOR	4
303NB07160	HOLDER BEARING	4
303NB07170	SHEET FEED IN A	4
303NB07180	SHEET FEED IN B	4
303NB07190	SHEET FEED IN C	4
303NB24210	HOLDER MAGNET	1
303NB28130	GEAR Z45-P30	3
303NB31010	GEAR Z35R	3,5
303NB31070	GEAR Z35R-P35	6
303NB31080	MOUNT EJECT DRIVE	6
303NB31100	GEAR Z35L-P42	6
303NB31110	PIN EJECT DRIVE	2
303NB31120	MOUNT CONVEYING	6
303NB34250	LABEL D1	1
303NB36031	CURSOR F MIDDLE TRAY	3
303NB36041	CURSOR R MIDDLE TRAY	3
303NB36060	SHAFT CURSOR	3
303NB36070	HOLDER CURSOR	3
303NB36082	GUIDE PAPER STOPPER	3
303NB36100	HOLDER MIDDLE PULLEY	4
303NB36110	SHAFT MIDDLE PULLEY	4
303NB36120	MOUNT MIDDLE PULLEY	4
303NB36141	SHAFT PADDLE A	3
303NB36150	GEAR 41 PADDLE A	3
303NB36160	PLATE PULSE PADDLE A	3
303NB36170	FRAME EXIT FRONT	5
303NB36180	FRAME EXIT REAR	5
303NB36190	MOUNT EXIT PULLEY	5
303NB36200	PULLEY EXIT	5
303NB36210	SHAFT UPPER GUIDE	5
303NB36224	GUIDE PAPER PRESS	5
303NB36230	SHAFT PAPER PRESS	5
303NB36240	HOLDER PADDLE	3,5
303NB36250	MOUNT PI PADDLE B	5
303NB36260	SHEET PADDLE B	5
303NB36271	SHAFT PADDLE B	5
303NB36290	SPRING EXIT PULLEY	5
303NB36300	SPRING GUIDE PAPER PRESS	3

Part.No. 部品番号	Description 部品名称	Fig.No.
303NB36310	SHAFT UPPER EXIT DRIVE	3
303NB36350	GUIDE CENTER	5
303NB36370	LEVER UPPER EXIT	5
303NB36380	BRAKE EXIT	5
303NB36390	LEVER BRAKE EXIT	5
303NB36410	SPRING LEVER BRAKE	5
303NB36420	FILM GUIDE STOPPER	3
303NB36430	FILM GUIDE STOPPER C	3
303NB36460	STATIC-ELIMINATOR EJECT	3
303NB36471	PLATE EARTH EJECT	5
303NB36480	FILM PADDLE B	5
303NB36490	STATIC-ELIMINATOR EJECT SIDE	5
303NB36500	STATIC-ELIMINATOR EJECT CENTER	5
303NB36510	FILM GUIDE STOPPER B	3
303NB36521	GUIDE PAPER EXIT	5
303NB36530	SPRING EXIT F	5
303NB36540	SPRING EXIT R	5
303NB36550	RUBBER FEED	3
303NB36580	STATIC-ELIMINATOR PAPER STOPPER	3
303NB36591	LEVER PAPER PRESS	5
303NB36600	CAM PADDLE	5
303NB36630	SPRING EXIT PRESS	5
303NB36640	FILM GUIDE STOPPER D	3
303NB36650	FILM GUIDE STOPPER E	3
303NB36661	PULLEY MIDDLE	4
303NB37110	FRAME MAIN TRAY CENTER	2
303NB37130	PIN RAIL	2
303NB37161	FILM SENSOR	3
303NB37172	PLATE DETECTION	3
303NB37190	FILM FRAME TRAY	2
303NB38021	MOUNT STAPLER	3
303NB38030	BELT STAPLER SHIFT	3
303NB38040	SHAFT STAPLER SHIFT	3
303NB38051	PLATE STAPLER SHIFT	3
303NB38060	STOPPER STAPLER MOUNT	3
303NB38071	RAIL STAPLER SHIFT FRONT	3
303NB38080	SHAFT STOPPER PULLEY	3
303NB38090	SHAFT MOUNT PULLEY	3
303NB38100	PLATE STAPLER UNIT TENSION	3
303NB38110	STOPPER DRIVE BELT	3
303NB38121	RAIL STAPLER SHIFT REAR	3
303NB38131	MOUNT PRINT STAPLER	3
303NB38140	COVER STAPLER	3
303NB38150	STOPPER BUSH	3
303NB38160	FILM STAPLER	3
303NB38180	GUIDE STAPLER	3
303NB38190	PLATE EARTH STAPLER	3
303NB46180	WIRE INTERFACE A	7,8
303NB46190	WIRE INTERFACE B	2,7
303NB94020	PARTS PWB STAPLER ASSY SP	3
303NB94040	PARTS MOTOR-PM MOVING SP	3,6

Part.No. 部品番号	Description 部品名称	Fig.No.
303NB94140	PARTS SENSOR OPT. SP	6
303NC02101	PARTITION FINISHER	2
303NC02110	FILM PARTITION	2
303NC02140	PLATE RIGHT F	2
303NC02150	PLATE LEFT	2
303NC02160	PLATE RIGHT R	2
303NC02210	PLATE LEG U	2
303NC02220	PLATE HANDLE	2
303NC02230	SHAFT HANDLE	2
303NC02240	SPRING HANDLE B	2
303NC02250	STOPPER LEG	2
303NC02300	PLATE HAND	2
303NC04011	COVER TOP	1
303NC04022	COVER TOP OPEN	1
303NC04034	COVER FRONT	1
303NC04043	COVER FRONT OPEN	1
303NC04051	COVER REAR	1
303NC04063	COVER LID REAR	1
303NC04070	COVER LEFT UPPER	1
303NC04080	COVER BOTTOM	1
303NC04111	COVER FOOT LOWER FRONT	1
303NC04121	COVER FOOT LOWER REAR	1
303NC04130	COVER FOOT MIDDLE	1
303NC04141	COVER PAPER STOPPER	1
303NC04151	FULCRUM-PLATE FRONT	1
303NC04160	FULCRUM-PLATE TOP FRONT	1
303NC04170	FULCRUM-PLATE TOP REAR	1
303NC04180	MOUNT TOP SW	6
303NC04200	COVER LEG UP	1
303NC04220	LID LEG UP	1
303NC04230	COVER LEG LOW	1
303NC04250	LID LEG LOW	1
303NC24012	GUIDE CONVEYING UPPER	4
303NC24022	GUIDE CONVEYING LOWER	4
303NC24041	ACTUATOR CONVEYING	4
303NC24060	GUIDE EXIT PUSH	4
303NC24070	SPRING EXIT PUSH	4
303NC31010	BELT 236	6
303NC34020	LABEL D1	4
303NC34030	LABEL D2	4
303NC34100	LABEL OPERATION	1
303NC34110	LABEL D3	1
303NC36010	ROLLER EXIT	3
303NC36020	SPRING GUIDE PAPER PRESS B	5
303NC36030	SHEET PADDLE A	3
303NC37011	MOUNT DRIVE	6
303NC37020	GEAR Z60 Z18	6
303NC37031	LEVER SENSOR	2
303NC37050	PLATE PULLEY	2
303NC37060	SHAFT MAIN TRAY	6
303NC37080	FRAME MAIN TRAY FRONT	2

3RV-3

Part.No. 部品番号	Description 部品名称	Fig.No.
303NC37100	FRAME MAIN TRAY REAR	2
303NC37130	RAIL MAIN TRAY	2
303NC37140	PULLEY 32S3M	6
303NC37150	BELT LIFT	6
303NC37160	HOLDER TIMING BELT	6
303NC37180	STOPPER FRONT BELT	6
303NC37190	STOPPER REAR BELT	6
303NC38011	SPACER STAPLER	3
303NC39010	MOUNT PWB	6
303NC39020	DUCT UPPER GUIDE WIRE 1	6
303NC39032	DUCT UPPER GUIDE WIRE 2	6
303NC39050	GUIDE FFC	6
303NC46060	WIRE FRONT	7
303NC46070	WIRE TRAY SENSOR	7
303NC46080	WIRE CI SENSOR	7
303NC46090	WIRE ME SENSOR	7
303NC46100	WIRE STAPLER	7
303NC46110	WIRE NCK MOTOR	7
303NC46120	WIRE PADDLE SENSOR	7
303NC46150	WIRE MID TRAY MOTOR	7
303NC46160	WIRE STP HP SENSOR	7
303NC46170	WIRE MOTOR EARTH	5
303NC94020	PARTS DC MOTOR ASSY SP	6
303NF31060	GEAR Z35R	3
303NV94010	PARTS MOTOR DP SP	6
303NW94060	PARTS SENSOR OPT. SP	3,4
303PG07010	SHEET FEED IN	4
303PG36010	FILM GUIDE STOPPER F	3
303PG36020	FILM GUIDE STOPPER R	3
303PW36240	MOUNT PI UPPER GUIDE	3
303RV04010	COVER TOP RIGHT	1
303RV46010	WIRE SENSOR 1	7
303RV46020	WIRE SENSOR 2	7
303RV46030	WIRE MOTOR 1	7
303RV46040	WIRE MOTOR 2	7
303RV46050	WIRE FFC	7
303RV46080	CONN.CORD ASSY MID TRAY SENSOR	7
303RV94010	PARTS PWB DF MAIN ASSY SP	6
303RW07020	STAY PUNCH	2
303RW07040	GUIDE FEED ROLLER	4
303RW24160	SPRING GUIDE HOLD	4
303RW31010	MOUNT FEED IN DRIVE	6
303RW31020	MOUNT CONVEYING	6
303RW36021	GUIDE MIDDLE TRAY	3
303RW36040	ACTUATOR EXIT	3
303RW36050	COVER MIDDLE TRAY WIRE	3
303RW37010	TRAY MAIN UP	8
303RW37020	TRAY MAIN LOW	8
303RW94020	PARTS ROLLER FEED LOWER SP	3
303RW94030	PARTS ROLLER FEED UPPER SP	4
303RW94050	PARTS ROLLER MIDDLE SP	3

Part.No. 部品番号	Description 部品名称	Fig.No.
3AK20200	PULLEY,MAIN TRAY	2
3AP02040	PULLEY 30,DUPLX	3
3B807230	COLLAR,MIDDLE BELT	3
3CZ02230	PIN,HOOK FULCRUM	2
3H316050	GEAR 46 DRUM DRIVE	6
3H608230	SPRING C PULLEY	4
5MVM176DN001	PULLEY RAIL CASS /40283V0034 A4	3
5MVX111DN003	RING STOPPER /A-49 FEED A4	3,5,6
63212210	STATIC ELIMINATOR,EJECT	4
63213320	CUSHION,ORIGINAL COLLECTION	1,4
72418140	SPRING, BLADE	3
7BE006124431H01	BEARING MR126ZZ	3,4
7BE008121R31H01	BEARING MF128ZZ	3
7BE008165431H01	BEARING 688ZZ	3,5
7UMDEC002K81HQ2	IC.EEPROM	6
7YZM110003++H01	ACCESS,BUSHING	6
7YZM210005++H01	ACCESS,EDGING	6
7YZM210014++H01	ACCESS,EDGING	3,6
7YZM390015++H01	ACCESS.CLAMP	6
7YZM410002++H01	ACCESS.BAND	3,6
7YZM510007++H01	ACCESS.SPACER	6
7YZM610001++H01	ACCESS.SADDLE	6
7YZM610008++H01	ACCESS.SADDLE	6
M2104350	EDGING,EDS-0607M(KITAGAWA)	6

---

# AK-740

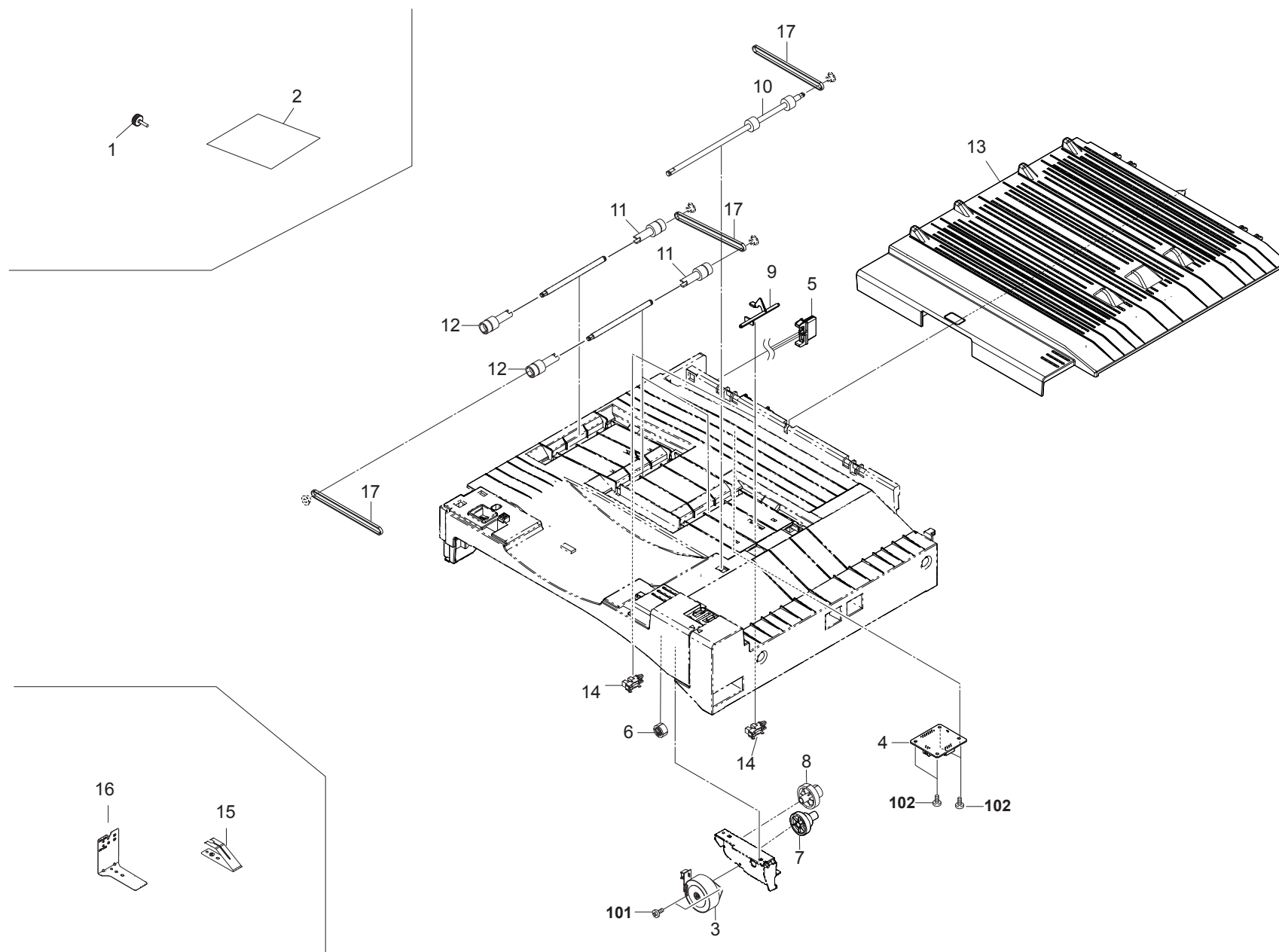
Rev.1  
November 2017

—— CONTENTS ——

FIG. 1 AK-740 ..... 2



FIG. 1 AK-470





---

# MT-730(B)

———— CONTENTS/ 目次 ————

FIG. 1	Covers .....	2
FIG. 2	Paper Conveying Section 1 .....	4
FIG. 3	Paper Conveying Section 2 .....	7
FIG. 4	Accessories .....	9
FIG. 5	Options (AK-736) (MT-730(B)) .....	11
	• INDEX/ 索引.....	13

FIG. 1 Covers

3N0-3

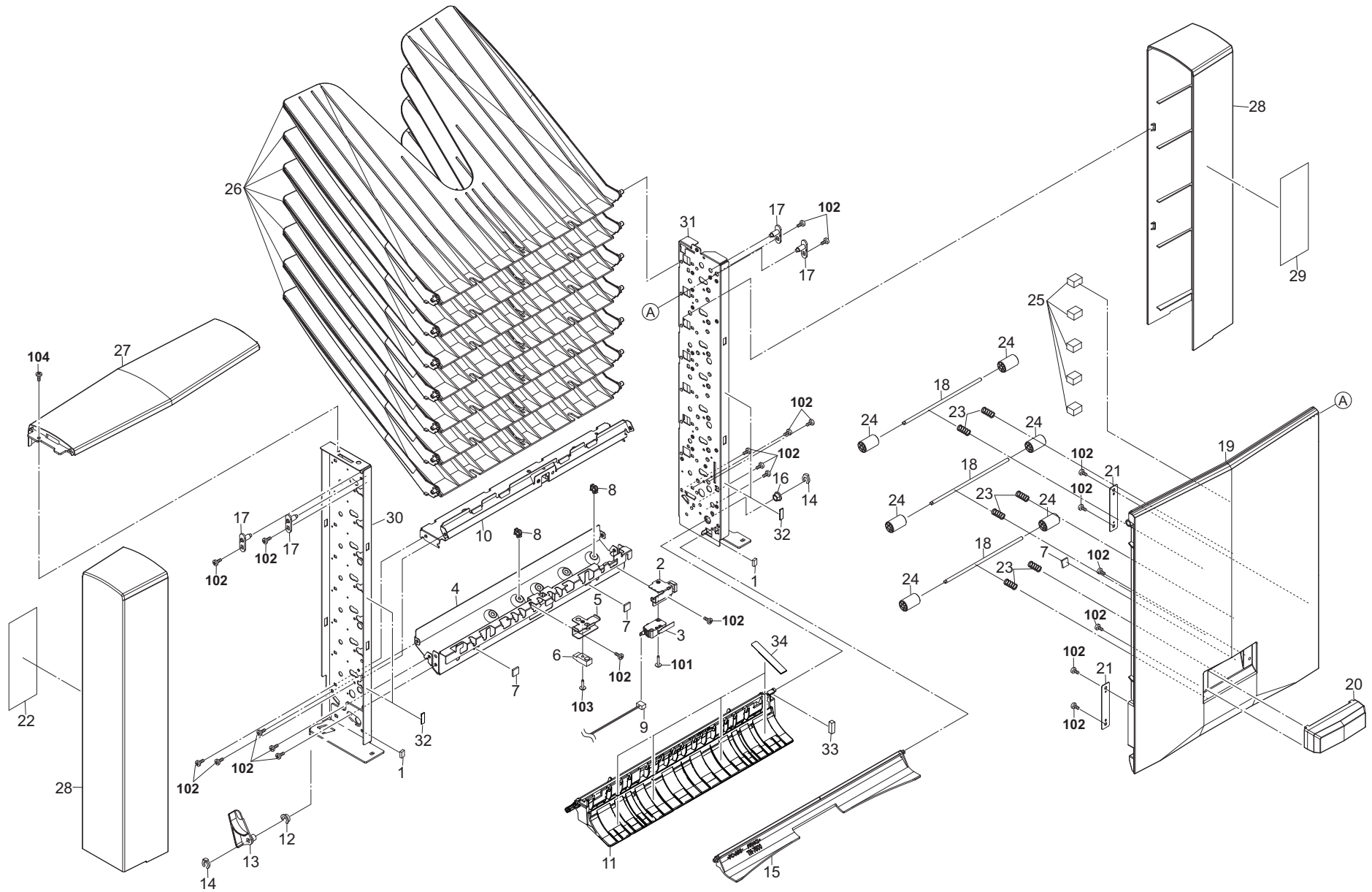




FIG. 2 Paper Conveying Section 1

3N0-1

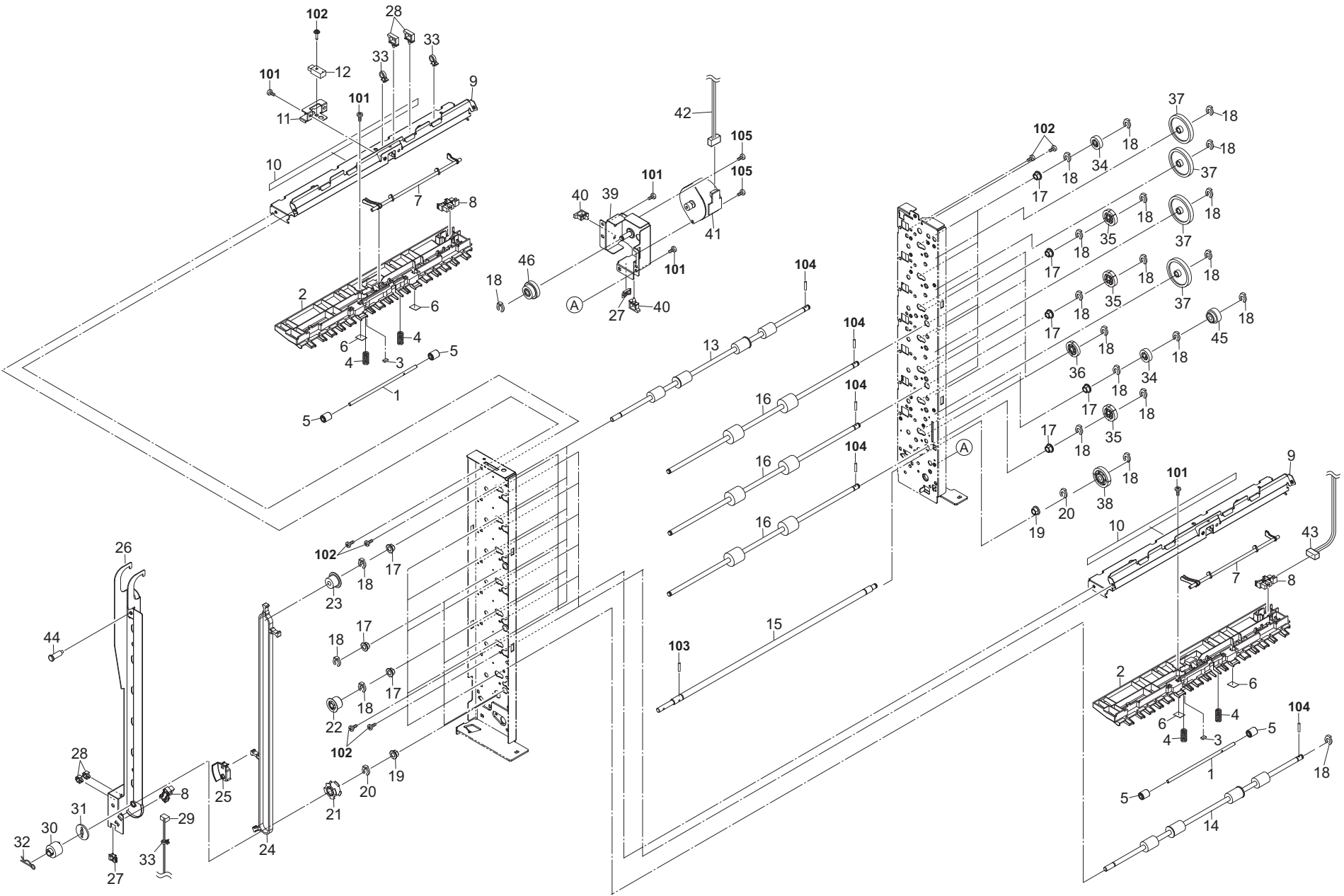


FIG. 2 Paper Conveying Section 1

3N0-5

Ref. No. 番号	Part.No. 部品番号	Description 部品名称	Notes 備考	Revision 改訂	Quantity 個数			
					100(日本)	120	230	240
1	303JY38180	SHAFT PULLEY SC			7	7	7	7
2	303LW24050	UPPER GUIDE EJECT			7	7	7	7
3	303JY28280	CUSHION EJECT GUIDE B			7	7	7	7
4	303LW24160	SPRING EXIT			14	14	14	14
5	303LW24060	PULLEY EJECT			14	14	14	14
6	303LW24170	FILM EJECT			14	14	14	14
7	303LW24070	ACTUATOR OVERFLOW			7	7	7	7
8	2C927210	SENSOR 248NL1			8	8	8	8
9	303LW24040	STAY EJECT			7	7	7	7
10	63212210	STATIC ELIMINATOR,EJECT			7	7	7	7
11	303LW24100	MOUNT SENSOR EJECT			1	1	1	1
12	303H327470	SENSOR B SEPARATION			1	1	1	1
13	303LW94020	PARTS ROLLER EJECT A			6	6	6	6
14	303N094020	PARTS ROLLER EJECT C SP			1	1	1	1
15	303LW24520	SHAFT SEPARATE DRIVE			1	1	1	1
16	303LW94010	PARTS ROLLER CONVEYING			3	3	3	3
17	3CY07080	BUSHING 6			20	20	20	20
18	5MVX111DN003	RING STOPPER /A-49 FEED A4			43	43	43	43
19	28107310	BUSH 8			2	2	2	2
20	2BC06910	STOPPER 6			2	2	2	2
21	3AK07230	PULLEY 20S3M			1	1	1	1
22	3BC08101	PULLEY,REGISTRATION			6	6	6	6
23	75722252	IDLE PULLEY 15			1	1	1	1
24	3B807380	LOWER BELT,MIDDLE TRAY			1	1	1	1
25	303LW24530	SUPPORTPLATE BELT			1	1	1	1
26	303LW24540	MOUNT SEPARATE PI			1	1	1	1
27	7YZM210006++H01	ACCESS.EDGING			2	2	2	2
28	7YZM610007++H01	ACCESS.SADDLE			4	4	4	4
29	303LW46050	WIRE HP SENSOR			1	1	1	1
30	36706900	TORQUE LIMITER,PAPER FEED			1	1	1	1
31	3CG22030	JOINT,TORQUE LIMITER			1	1	1	1
32	E9000080	PIN SNAP P8			1	1	1	1
33	7YZM410002++H01	ACCESS.BAND		5: Part No.-chg.	3	3	3	3
34	3H622320	GEAR 20 LIFT			7	7	7	7
35	66018180	GEAR 26,SPIRAL ROLLER			3	3	3	3
36	2BL06190	GEAR Z25 FEED			5	5	5	5
37	302F909540	GEAR Z49			4	4	4	4
38	3HK22040	GR 33 CONV			1	1	1	1
39	303N031010	MOUNT MOTOR			1	1	1	1
40	7YZM610008++H01	ACCESS.SADDLE			2	2	2	2
41	2FB27110	MOTOR FEED			1	1	1	1
42	303LW46030	WIRE MOTOR			1	1	1	1
43	303LW46070	WIRE SENSOR			1	1	1	1
44	3036006141	PIN,JAM REMOVAL DIAL			1	1	1	1
45	303N031020	GEAR Z22			1	1	1	1
46	303N031030	GEAR Z28 Z21			1	1	1	1

• Parts with a Ref.No. of 500 and above in the illustration indicate they are not selected for service parts.

• イラスト中で 500 番台の Ref 番号が付いている部品はサービスパーツに選定されていません。





FIG. 3 Paper Conveying Section 2

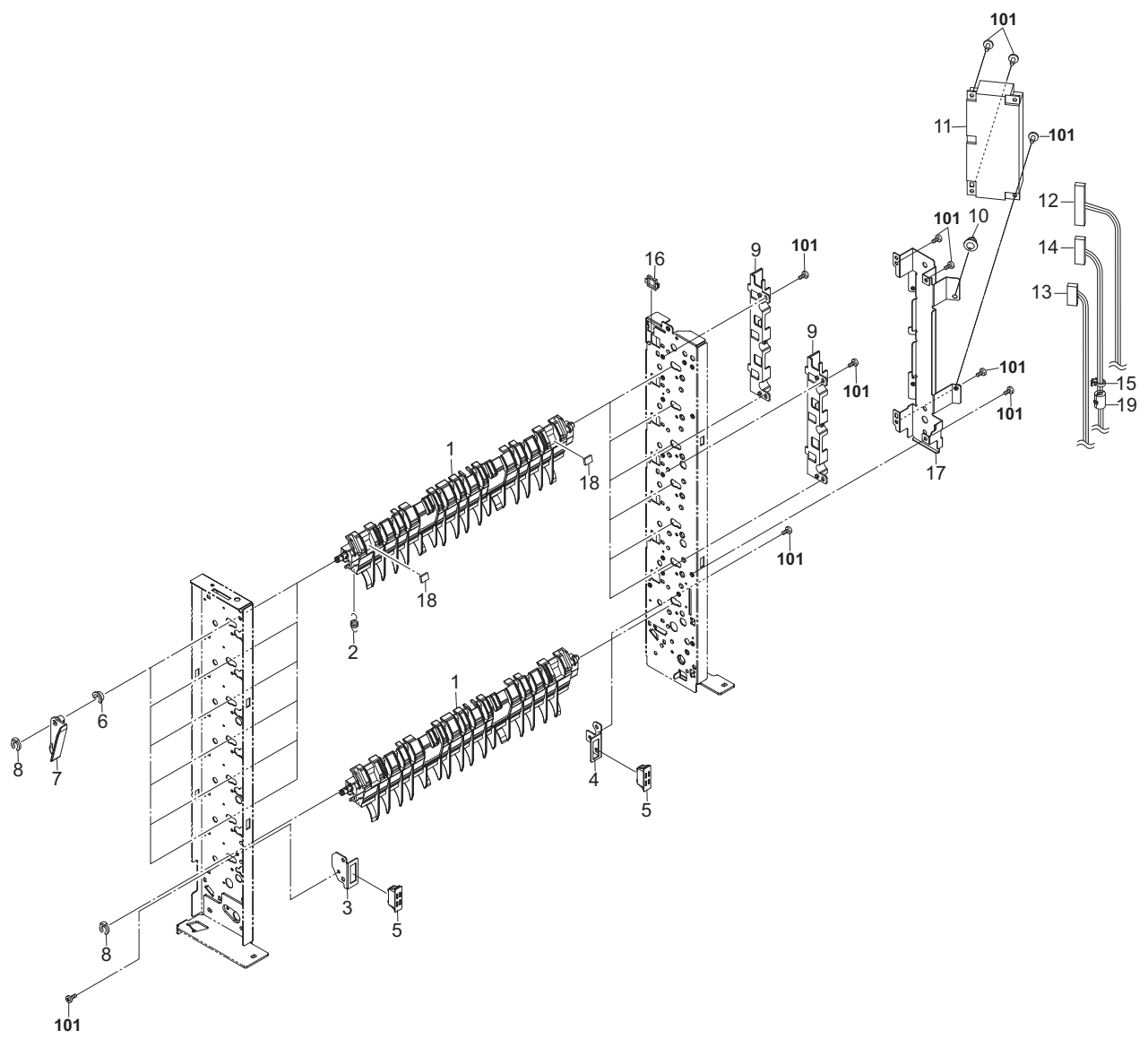




FIG. 4 Accessories

3N0-1

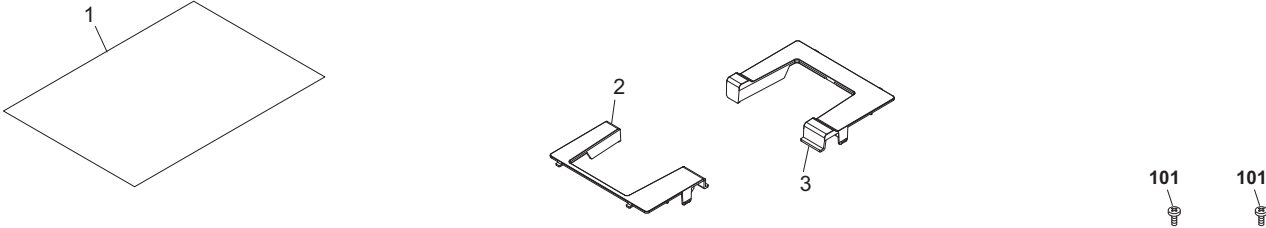




FIG. 5 Options (AK-736) (MT-730(B))

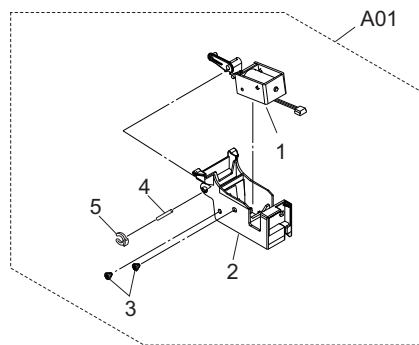
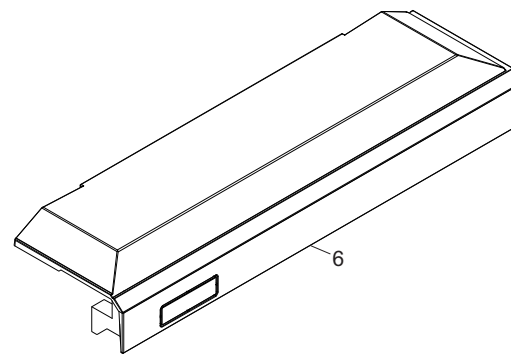
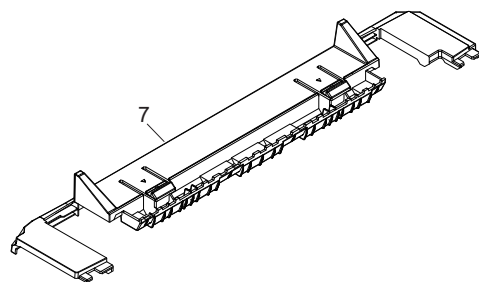


FIG. 5 Options (AK-736) (MT-730(B))

3N0-1

Ref. No. 番号	Part.No. 部品番号	Description 部品名称	Notes 備考	Revision 改訂	Quantity 個数			
					100(日本)	120	230	240
A01	303N094030	PARTS AK-736 SOLENOID ASSY SP			1	1	1	1
1	*303N094050	PARTS LEVER SOLENOID ASSY SP			1	1	1	1
2	*303N024030	HOLDER SOLENOID			1	1	1	1
3	*302F325090	STUD SCREW M3			2	2	2	2
4	*303N024050	SHAFT LEVER			1	1	1	1
5	*5MVX111DN007	STOPPER 3 /2BT1107 A4			1	1	1	1
6	303N004030	COVER RIGHT			1	1	1	1
7	303N004040	COVER LEFT			1	1	1	1
101	7BB700412H	+BIND T.T S SCREW 4X12 SR						

• Parts with a Ref.No. of 500 and above in the illustration indicate they are not selected for service parts.

• イラスト中で 500 番台の Ref 番号が付いている部品はサービスパーツに選定されていません。

## INDEX / 索引

Part.No. 部品番号	Description 部品名称	Fig.No.
28107310	BUSH 8	2
2BC06910	STOPPER 6	2
2BL06190	GEAR Z25 FEED	2
2C927210	SENSOR 248NL1	2
2FB17200	MAGNET UPPER REG GUIDE	3
2FB27110	MOTOR FEED	2
2FB27160	INTER LOCK SWITCH	1
2FG06070	SPRING FEED JOINT	1
36706900	TORQUE LIMITER,PAPER FEED	2
3036006141	PIN,JAM REMOVED DIAL	2
302F325090	STUD SCREW M3	5
302F909540	GEAR Z49	2
302H008220	PULLEY 15 MPF FEED	1
302H702590	BUSH SCREW	1
302J002100	SHEET GUIDE	1
303H321120	CUSHION HOLDER	1
303H327460	SENSOR A,SEPARATION	1
303H327470	SENSOR B SEPARATION	2
303J128320	SPONGE EJECT	1
303J204070	BIN EJECT S	1
303J234010	LABEL BIN	4
303J902291	PIN TABLE FULCRUM	1
303JY24AA0	CUSHION FEED	1
303JY24AB0	CUSHION C ON	3
303JY28280	CUSHION EJECT GUIDE B	1,2
303JY38180	SHAFT PULLEY SC	2
303LW02011	FRAME FRONT	1
303LW02021	FRAME REAR	1
303LW02030	PLATE PWB	3
303LW02070	MOUNT MAGNET FRONT	3
303LW02080	MOUNT MAGNET REAR	3
303LW02110	GUIDE WIRE	3
303LW02130	BUSH LEVER	1,3
303LW04010	COVER SIDE	1
303LW04020	COVER TOP	1
303LW04030	COVER VERTICAL	1
303LW04070	LEVER VERTICAL COVER	1
303LW24011	GUIDE CONVEYING	3
303LW24031	STAY EJECT DF	1
303LW24040	STAY EJECT	1,2
303LW24050	UPPER GUIDE EJECT	2
303LW24060	PULLEY EJECT	2
303LW24070	ACTUATOR OVERFLOW	2
303LW24100	MOUNT SENSOR EJECT	1,2
303LW24110	MOUNT INTER ROCK	1
303LW24141	UPPER GUIDE ADMISSION	1
303LW24160	SPRING EXIT	2
303LW24170	FILM EJECT	2
303LW24180	SPRING PULL GUIDE	3
303LW24190	SHAFT FEED PULLEY	1
303LW24510	LEVER SEPARATE CLAW	3

Part.No. 部品番号	Description 部品名称	Fig.No.
303LW24520	SHAFT SEPARATE DRIVE	2
303LW24530	SUPPORTPLATE BELT	2
303LW24540	MOUNT SEPARATE PI	2
303LW24550	LEVER SEPARATE CLAW B	1
303LW34020	LABEL JAM	1
303LW34030	LABEL PAPER CAUTION	1
303LW46010	WIRE MAIN	3
303LW46020	WIRE INTERFACE	3
303LW46030	WIRE MOTOR	2
303LW46040	WIRE MIDDLE	1
303LW46050	WIRE HP SENSOR	2
303LW46060	WIRE INTERROCK SW	3
303LW46070	WIRE SENSOR	2
303LW94010	PARTS ROLLER CONVEYING	2
303LW94020	PARTS ROLLER EJECT A	2
303N004010	COVER LID FRONT	4
303N004020	COVER LID REAR	4
303N004030	COVER RIGHT	5
303N004040	COVER LEFT	5
303N024021	GUIDE FEED IN	1
303N024030	HOLDER SOLENOID	5
303N024050	SHAFT LEVER	5
303N024060	FILM FEED IN	1
303N031010	MOUNT MOTOR	2
303N031020	GEAR Z22	2
303N031030	GEAR Z28 Z21	2
303N094020	PARTS ROLLER EJECT C SP	2
303N094030	PARTS AK-736 SOLENOID ASSY SP	5
303N094040	PARTS PWB MAIN ASSY B SP	3
303N094050	PARTS LEVER SOLENOID ASSY SP	5
3AK07230	PULLEY 20S3M	2
3B807380	LOWER BELT,MIDDLE TRAY	2
3BC08101	PULLEY,REGISTRATION	2
3CG22030	JOINT,TORQUE LIMITER	2
3CY07080	BUSHING 6	2
3H622320	GEAR 20 LIFT	2
3HK22040	GR 33 CONV	2
5MMS626SD003	PLATE MAGCHATCH	1
5MVX111DN003	RING STOPPER /A-49 FEED A4	1,2,3
5MVX111DN007	STOPPER 3 /2BT1107 A4	5
63212210	STATIC ELIMINATOR,EJECT	2
66018180	GEAR 26,SPIRAL ROLLER	2
75722252	IDLE PULLEY 15	2
7YBEJ0J0D001H01	FERRITE CORE	3
7YZM210006++H01	ACCESS.EDGING	2,3
7YZM410002++H01	ACCESS.BAND	2,3
7YZM610007++H01	ACCESS.SADDLE	1,2
7YZM610008++H01	ACCESS.SADDLE	2
E9000080	PIN SNAP P8	2
M2108000	SPACER,KGLS-3S	3



---

**PH-7B**  
**PH-7A**  
**PH-7C**  
**PH-7D**

Rev.5  
May 2017

———— CONTENTS/ 目次 ————

FIG. 1	PH-7B .....	2
FIG. 2	PH-7A .....	5
FIG. 3	PH-7C .....	8
FIG. 4	PH-7D .....	11

FIG. 1 PH-7B

3NK-5

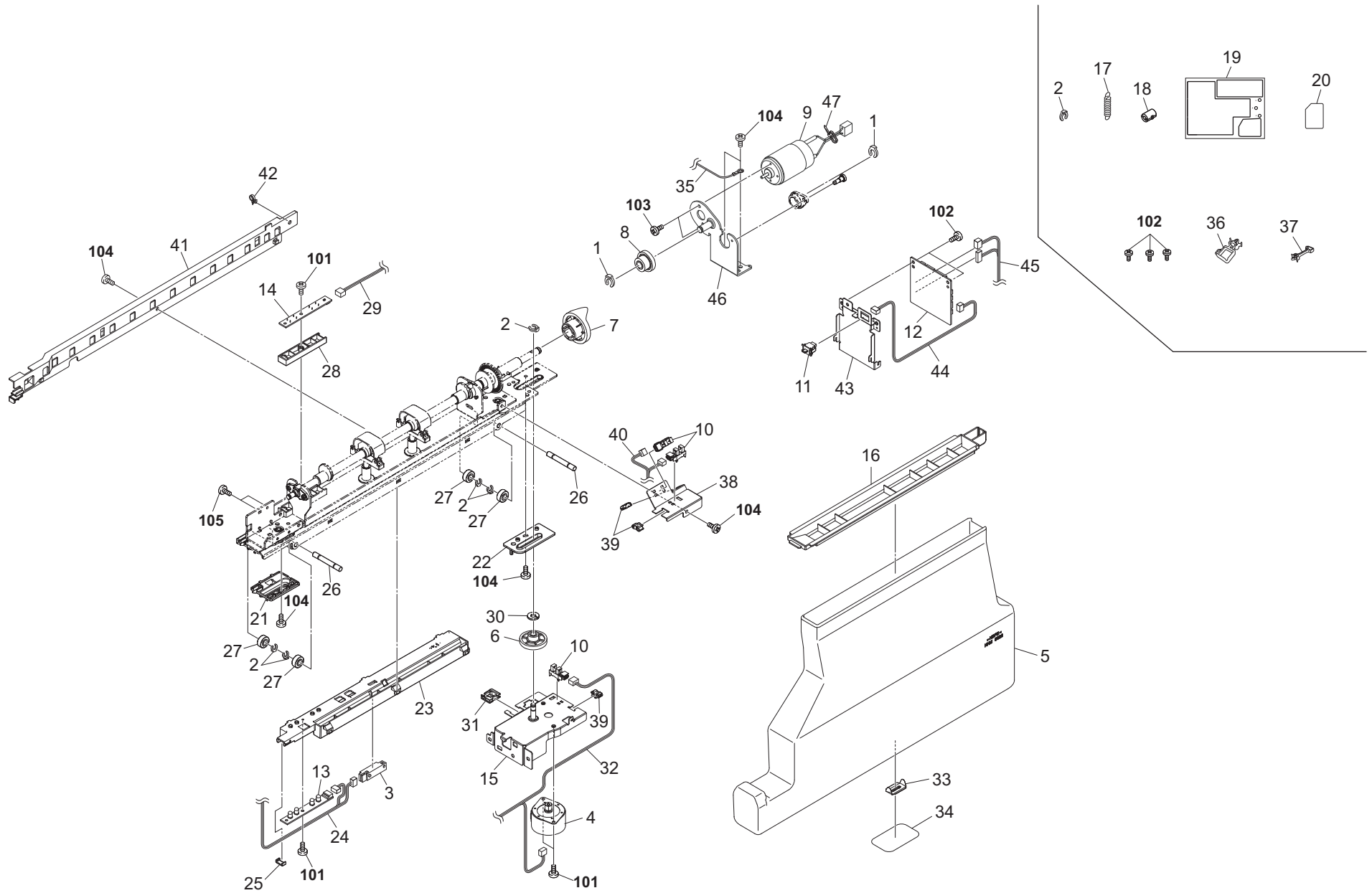


FIG. 1 PH-7B

3NK-4

Ref. No. 番号	Part.No. 部品番号	Description 部品名称	Notes 備考	Revision 改訂	Quantity 個数			
					100(日本)	120	230	240
1	2BC06910	STOPPER 6			2			
2	2BC06980	STOPPER 5			6			
3	303H327500	SENSOR FEED B			1			
4	303NB94040	PARTS MOTOR-PM MOVING SP			1			
5	303NK02010	TANK DISPOSAL			1			
6	303NK31020	GEAR Z63R-Z24S			1			
7	3H416110	GEAR 40 CAM DRIVE			1			
8	3H416120	GEAR 16-51 IDLE			1			
9	303PW94020	PARTS MOTOR PUNCH SP		4:Part No.-chg.	1			
10	303M894260	PARTS SENSOR OPT SP			3			
11	7SP01000006+H01	SW.PUSH			1			
12	303NK94012	PARTS PWB PUNCH ASSY SP		4:Design-chg.	1			
13	303NK94020	PARTS PWB SENSOR A ASSY SP			1			
14	303NK94030	PARTS PWB SENSOR B ASSY SP			1			
15	303NK31010	MOUNT PUNCH MOVING MOTOR			1			
16	303NK02020	GUIDE DISPOSAL TANK			1			
17	303NK02070	SPRING PUNCH			1			
18	M70CA010	FERRITE CORE,SFT-72SN(TAKEUCHI)			1			
19	303NK34012	LABEL DISPOSAL TANK			1			
20	303NK02080	SHEET MOTOR			1			
21	303NK35080	GUIDE PUNCH FRONT			1			
22	303NK35090	GUIDE PUNCH REAR			1			
23	303NK35060	GUIDE WIRE A			1			
24	303NK46070	WIRE PH UNIT J			1			
25	303LL02330	HOLDER WIRE D			1			
26	303NK35100	SHAFT PULLEY			2			
27	302FG07020	PULLEY,CASSETTE RAIL			4			
28	303NK35070	COVER PAPER DETECTION SENSOR			1			
29	303NK46040	WIRE PH PTR			1			
30	2C904550	CUT WASHER 5			1			
31	7YZM210005++H01	ACCESS.EDGING			1			
32	303NK46090	WIRE PH MOT 2		4:Part No.-chg.	1			
33	303H402040	GROUND PLATE TANK			1			
34	303H402050	FILM GROUND PLATE			1			
35	303NK46080	WIRE EARTH			1			
36	7YZM610017++H01	ACCESS.SADDLE			1			
37	7YZM610023++H01	ACCESS.SADDLE			1			
38	303NK35040	MOUNT PULSE DETECTION			1			
39	M2104260	EDGING,EDS-0607U(KITAGAWA)			3			
40	303NK46050	WIRE PH PI			1			
41	303NK35280	GUIDE WIRE B			1			
42	7YZM410002++H01	ACCESS.BAND			1			
43	303NK02030	MOUNT PWB			1			
44	303NK46060	WIRE PH TANK SW			1			
45	303NK46010	WIRE PH IF			1			
46	303RW35010	MOUNT DRIVE B		4:Add	1			
47	7YZM420003++H01	ACCESS.BAND		4:Add	1			

• Parts with a Ref.No. of 500 and above in the illustration indicate they are not selected for service parts.

• イラスト中で 500 番台の Ref 番号が付いている部品はサービスパーツに選定されていません。



FIG. 2 PH-7A

3NK-5

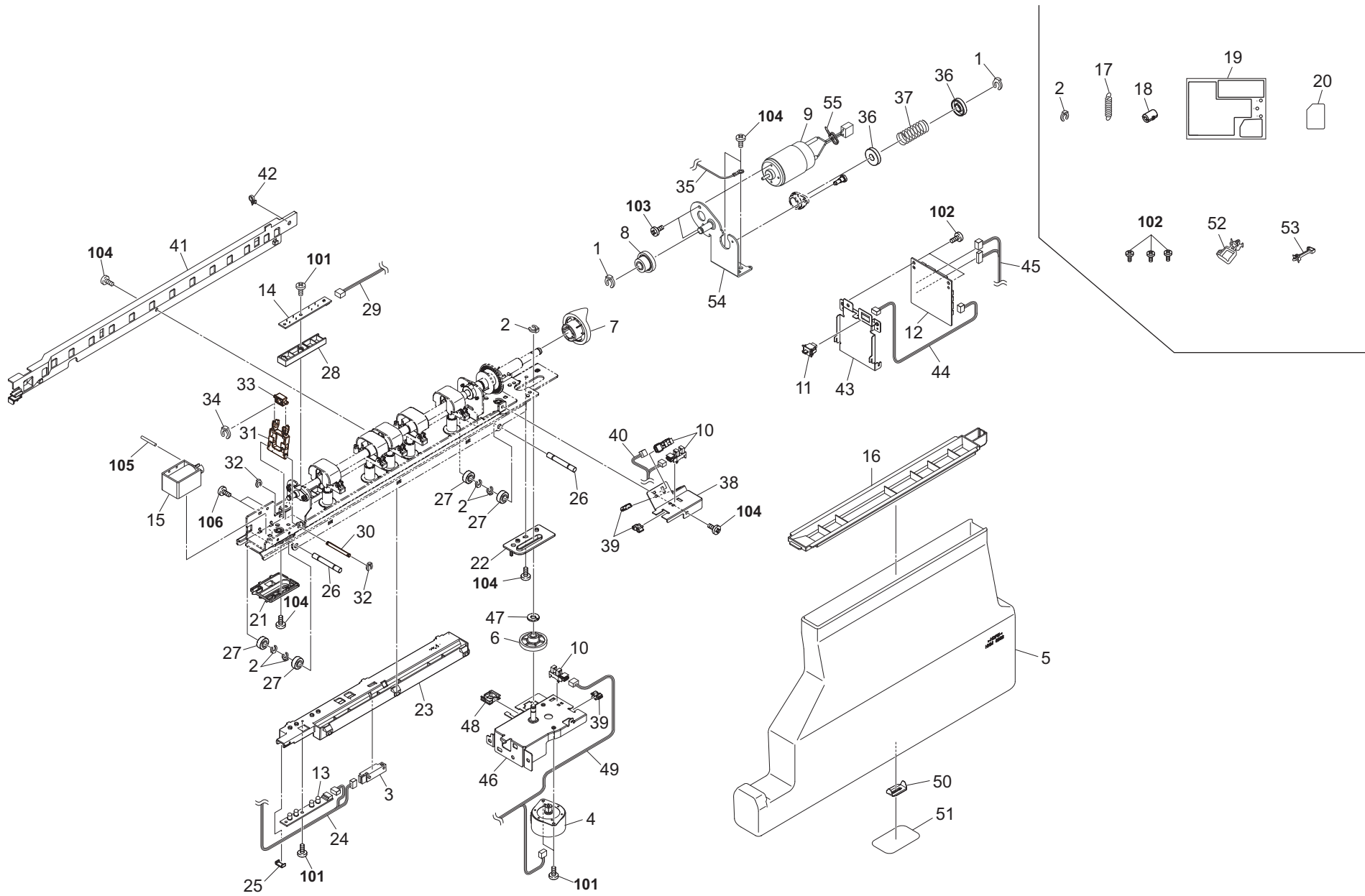


FIG. 2 PH-7A

3NK-4

Ref. No. 番号	Part.No. 部品番号	Description 部品名称	Notes 備考	Revision 改訂	Quantity 個数			
					100(日本)	120	230	240
1	2BC06910	STOPPER 6				2		
2	2BC06980	STOPPER 5				6		
3	303H327500	SENSOR FEED B				1		
4	303NB94040	PARTS MOTOR-PM MOVING SP				1		
5	303NK02010	TANK DISPOSAL				1		
6	303NK31020	GEAR Z63R-Z24S				1		
7	3H416110	GEAR 40 CAM DRIVE				1		
8	3H416120	GEAR 16-51 IDLE				1		
9	303PW94020	PARTS MOTOR PUNCH SP		4:Part No.-chg.		1		
10	303M894260	PARTS SENSOR OPT SP				3		
11	7SP01000006+H01	SW.PUSH				1		
12	303NK94012	PARTS PWB PUNCH ASSY SP		4:Design-chg.		1		
13	303NK94020	PARTS PWB SENSOR A ASSY SP				1		
14	303NK94030	PARTS PWB SENSOR B ASSY SP				1		
15	3H427060	SOLENOID PUNCH				1		
16	303NK02020	GUIDE DISPOSAL TANK				1		
17	303NK02070	SPRING PUNCH				1		
18	M70CA010	FERRITE CORE,SFT-72SN(TAKEUCHI)				1		
19	303NK34012	LABEL DISPOSAL TANK				1		
20	303NK02080	SHEET MOTOR				1		
21	303NK35080	GUIDE PUNCH FRONT				1		
22	303NK35090	GUIDE PUNCH REAR				1		
23	303NK35060	GUIDE WIRE A				1		
24	303NK46030	WIRE PH UNIT				1		
25	303LL02330	HOLDER WIRE D				1		
26	303NK35100	SHAFT PULLEY				2		
27	302FG07020	PULLEY,CASSETTE RAIL				4		
28	303NK35070	COVER PAPER DETECTION SENSOR				1		
29	303NK46040	WIRE PH PTR				1		
30	3H416170	SHAFT SHIFT				1		
31	3H416080	LEVER SHIFT				1		
32	5MVX111DN007	STOPPER 3 /2BT1107 A4				2		
33	3H416380	COLLAR SHIFT				1		
34	5MVX111DN003	RING STOPPER /A-49 FEED A4				1		
35	303NK46080	WIRE EARTH				1		
36	3H416070	COLLAR PRESSURE				2		
37	3H416190	SPRING SHIFT				1		
38	303NK35040	MOUNT PULSE DETECTION				1		
39	M2104260	EDGING,EDS-0607U(KITAGAWA)				3		
40	303NK46050	WIRE PH PI				1		
41	303NK35280	GUIDE WIRE B				1		
42	7YZM410002++H01	ACCESS.BAND				1		
43	303NK02030	MOUNT PWB				1		
44	303NK46060	WIRE PH TANK SW				1		
45	303NK46010	WIRE PH IF				1		

• Parts with a Ref.No. of 500 and above in the illustration indicate they are not selected for service parts.

• イラスト中で 500 番台の Ref 番号が付いている部品はサービスパーツに選定されていません。

FIG. 2 PH-7A

3NK-4

Ref. No. 番号	Part.No. 部品番号	Description 部品名称	Notes 備考	Revision 改訂	Quantity 個数			
					100(日本)	120	230	240
46	303NK31010	MOUNT PUNCH MOVING MOTOR				1		
47	2C904550	CUT WASHER 5				1		
48	7YZM210005++H01	ACCESS.EDGING				1		
49	303NK46090	WIRE PH MOT 2		4:Part No.-chg.		1		
50	303H402040	GROUND PLATE TANK				1		
51	303H402050	FILM GROUND PLATE				1		
52	7YZM610017++H01	ACCESS.SADDLE				1		
53	7YZM610023++H01	ACCESS.SADDLE				1		
54	303RW35010	MOUNT DRIVE B		4:Add		1		
55	7YZM420003++H01	ACCESS.BAND		4:Add		1		
101	7BB200308H	+BIND T.T P SCREW 3X8						
102	7BB700308H	+BIND T.T S SCREW 3X8 SR						
103	7BB607306H	+TP-CUP M SCREW 3X6 R						
104	7BB700408H	+BIND T.T S SCREW 4X8 SR						
105	E0130240	SPRING PIN 3X24(SUS)						
106	7BB007305H	+TP-CUP M SCREW 3X5						

• Parts with a Ref.No. of 500 and above in the illustration indicate they are not selected for service parts.

• イラスト中で 500 番台の Ref 番号が付いている部品はサービスパーツに選定されていません。



FIG. 3 PH-7C

3NK-5

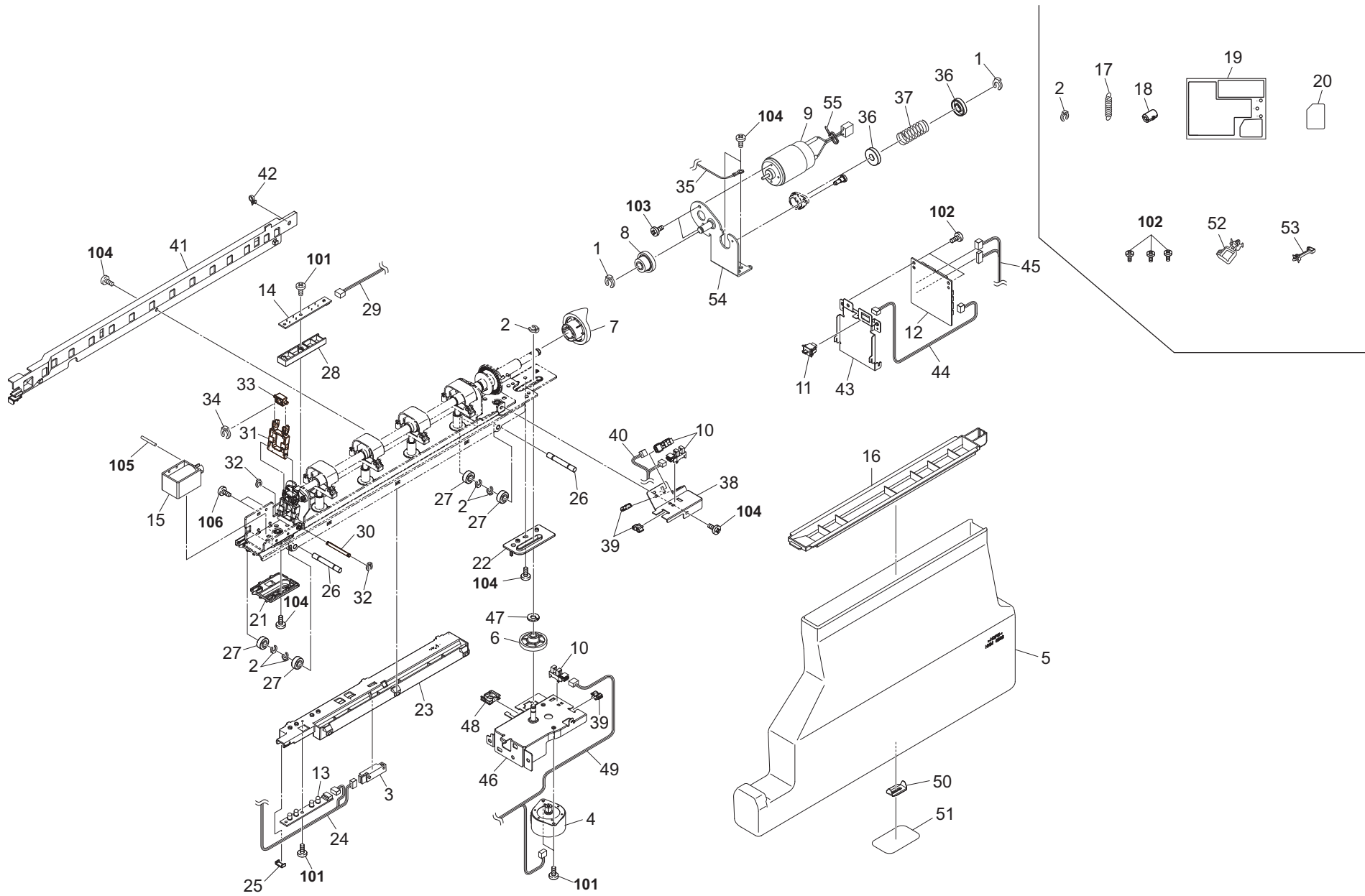


FIG. 3 PH-7C

3NK-4

Ref. No. 番号	Part.No. 部品番号	Description 部品名称	Notes 備考	Revision 改訂	Quantity 個数			
					100(日本)	120	230	240
1	2BC06910	STOPPER 6					2	2
2	2BC06980	STOPPER 5					6	6
3	303H327500	SENSOR FEED B					1	1
4	303NB94040	PARTS MOTOR-PM MOVING SP					1	1
5	303NK02010	TANK DISPOSAL					1	1
6	303NK31020	GEAR Z63R-Z24S					1	1
7	3H416110	GEAR 40 CAM DRIVE					1	1
8	3H416120	GEAR 16-51 IDLE					1	1
9	303PW94020	PARTS MOTOR PUNCH SP					1	1
10	303M894260	PARTS SENSOR OPT SP		4:Part No.-chg.			3	3
11	7SP01000006+H01	SW.PUSH					1	1
12	303NK94012	PARTS PWB PUNCH ASSY SP		4:Design-chg.			1	1
13	303NK94020	PARTS PWB SENSOR A ASSY SP					1	1
14	303NK94030	PARTS PWB SENSOR B ASSY SP					1	1
15	3H427060	SOLENOID PUNCH					1	1
16	303NK02020	GUIDE DISPOSAL TANK					1	1
17	303NK02070	SPRING PUNCH					1	1
18	M70CA010	FERRITE CORE,SFT-72SN(TAKEUCHI)					1	1
19	303NK34012	LABEL DISPOSAL TANK					1	1
20	303NK02080	SHEET MOTOR					1	1
21	303NK35080	GUIDE PUNCH FRONT					1	1
22	303NK35090	GUIDE PUNCH REAR					1	1
23	303NK35060	GUIDE WIRE A					1	1
24	303NK46030	WIRE PH UNIT					1	1
25	303LL02330	HOLDER WIRE D					1	1
26	303NK35100	SHAFT PULLEY					2	2
27	302FG07020	PULLEY,CASSETTE RAIL					4	4
28	303NK35070	COVER PAPER DETECTION SENSOR					1	1
29	303NK46040	WIRE PH PTR					1	1
30	3H416170	SHAFT SHIFT					1	1
31	3H416080	LEVER SHIFT					1	1
32	5MVX111DN007	STOPPER 3 /2BT1107 A4					2	2
33	3H416380	COLLAR SHIFT					1	1
34	5MVX111DN003	RING STOPPER /A-49 FEED A4					1	1
35	303NK46080	WIRE EARTH					1	1
36	3H416070	COLLAR PRESSURE					2	2
37	3H416190	SPRING SHIFT					1	1
38	303NK35040	MOUNT PULSE DETECTION					1	1
39	M2104260	EDGING,EDS-0607U(KITAGAWA)					3	3
40	303NK46050	WIRE PH PI					1	1
41	303NK35280	GUIDE WIRE B					1	1
42	7YZM410002++H01	ACCESS.BAND					1	1
43	303NK02030	MOUNT PWB					1	1
44	303NK46060	WIRE PH TANK SW					1	1
45	303NK46010	WIRE PH IF					1	1

• Parts with a Ref.No. of 500 and above in the illustration indicate they are not selected for service parts.

• イラスト中で 500 番台の Ref 番号が付いている部品はサービスパーツに選定されていません。



FIG. 4 PH-7D

3NK-5

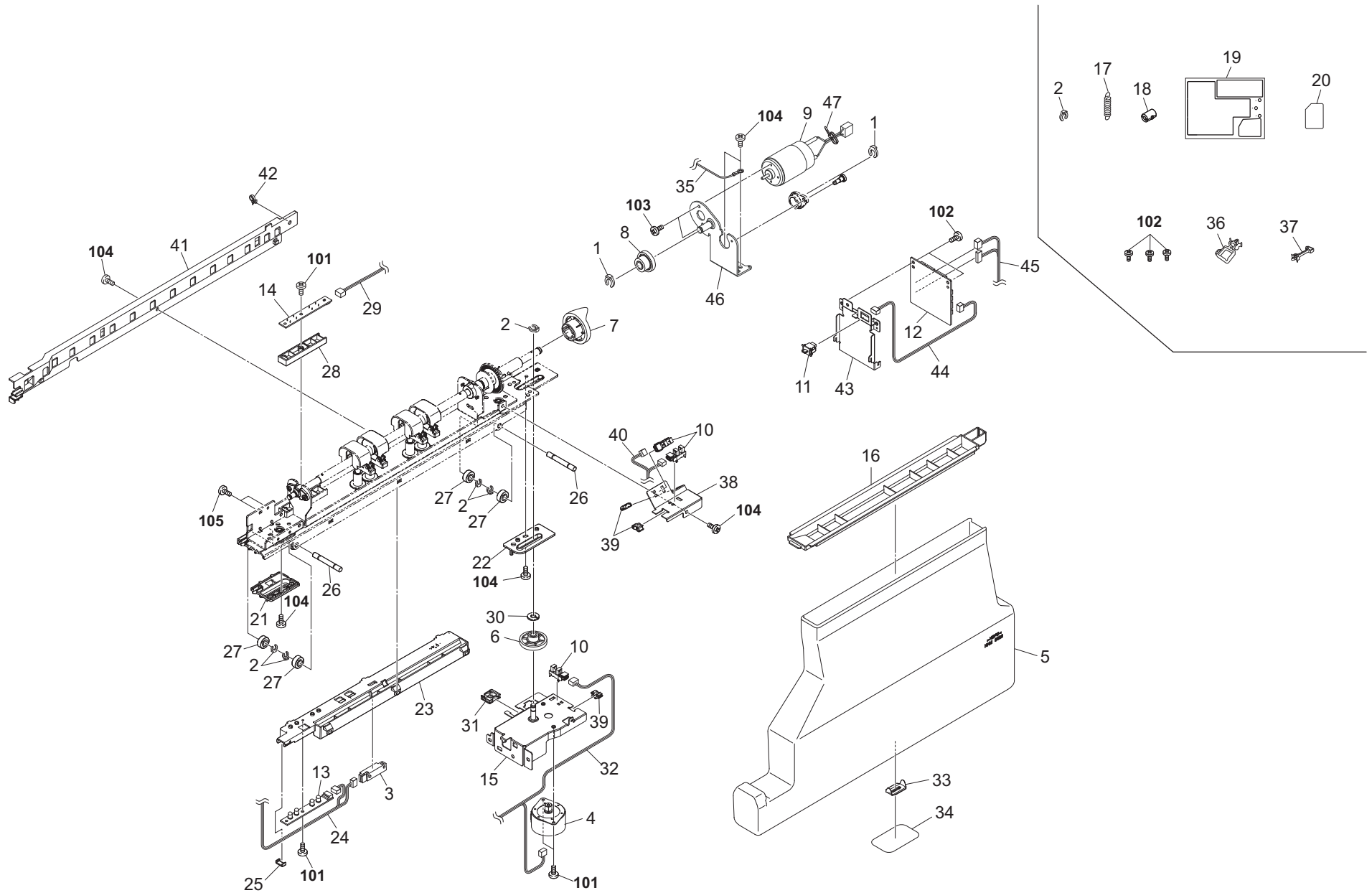


FIG. 4 PH-7D

3NK-4

Ref. No. 番号	Part.No. 部品番号	Description 部品名称	Notes 備考	Revision 改訂	Quantity 個数			
					100(日本)	120	230	240
1	2BC06910	STOPPER 6					2	
2	2BC06980	STOPPER 5					6	
3	303H327500	SENSOR FEED B					1	
4	303NB94040	PARTS MOTOR-PM MOVING SP					1	
5	303NK02010	TANK DISPOSAL					1	
6	303NK31020	GEAR Z63R-Z24S					1	
7	3H416110	GEAR 40 CAM DRIVE					1	
8	3H416120	GEAR 16-51 IDLE					1	
9	303PW94020	PARTS MOTOR PUNCH SP		4:Part No.-chg.			1	
10	303M894260	PARTS SENSOR OPT SP					3	
11	7SP01000006+H01	SW.PUSH					1	
12	303NK94012	PARTS PWB PUNCH ASSY SP		4:Design-chg.			1	
13	303NK94020	PARTS PWB SENSOR A ASSY SP					1	
14	303NK94030	PARTS PWB SENSOR B ASSY SP					1	
15	303NK31010	MOUNT PUNCH MOVING MOTOR					1	
16	303NK02020	GUIDE DISPOSAL TANK					1	
17	303NK02070	SPRING PUNCH					1	
18	M70CA010	FERRITE CORE,SFT-72SN(TAKEUCHI)					1	
19	303NK34012	LABEL DISPOSAL TANK					1	
20	303NK02080	SHEET MOTOR					1	
21	303NK35080	GUIDE PUNCH FRONT					1	
22	303NK35090	GUIDE PUNCH REAR					1	
23	303NK35060	GUIDE WIRE A					1	
24	303NK46070	WIRE PH UNIT J					1	
25	303LL02330	HOLDER WIRE D					1	
26	303NK35100	SHAFT PULLEY					2	
27	302FG07020	PULLEY,CASSETTE RAIL					4	
28	303NK35070	COVER PAPER DETECTION SENSOR					1	
29	303NK46040	WIRE PH PTR					1	
30	2C904550	CUT WASHER 5					1	
31	7YZM210005++H01	ACCESS.EDGING					1	
32	303NK46090	WIRE PH MOT 2		4:Part No.-chg.			1	
33	303H402040	GROUND PLATE TANK					1	
34	303H402050	FILM GROUND PLATE					1	
35	303NK46080	WIRE EARTH					1	
36	7YZM610017++H01	ACCESS.SADDLE					1	
37	7YZM610023++H01	ACCESS.SADDLE					1	
38	303NK35040	MOUNT PULSE DETECTION					1	
39	M2104260	EDGING,EDS-0607U(KITAGAWA)					3	
40	303NK46050	WIRE PH PI					1	
41	303NK35280	GUIDE WIRE B					1	
42	7YZM410002++H01	ACCESS.BAND					1	
43	303NK02030	MOUNT PWB					1	
44	303NK46060	WIRE PH TANK SW					1	
45	303NK46010	WIRE PH IF					1	
46	303RW35010	MOUNT DRIVE B		4:Add			1	
47	7YZM420003++H01	ACCESS.BAND		4:Add			1	

• Parts with a Ref.No. of 500 and above in the illustration indicate they are not selected for service parts.

• イラスト中で 500 番台の Ref 番号が付いている部品はサービスパーツに選定されていません。



---

# **FAX System 12**

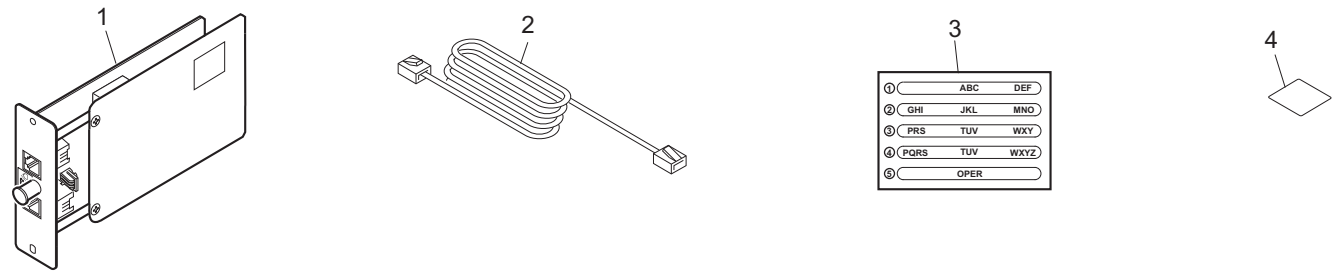
Rev.2  
November 2016

—— CONTENTS / 目次 ——

FIG. 1 FAX System 12 ..... 2



FIG. 1 FAX System 12





**KYOCERA Document Solutions America, Inc.****Headquarters**

225 Sand Road,  
Fairfield, New Jersey 07004-0008, USA  
Phone: +1-973-808-8444  
Fax: +1-973-882-6000

**Latin America**

8240 NW 52nd Terrace Dawson Building, Suite 301  
Miami, Florida 33166, USA  
Phone: +1-305-421-6640  
Fax: +1-305-421-6666

**KYOCERA Document Solutions Canada, Ltd.**

6120 Kestrel Rd., Mississauga, ON L5T 1S8,  
Canada  
Phone: +1-905-670-4425  
Fax: +1-905-670-8116

**KYOCERA Document Solutions****Mexico, S.A. de C.V.**

Calle Arquimedes No. 130, 4 Piso, Colonia Polanco  
Chapultepec, Delegacion Miguel Hidalgo,  
Distrito Federal, C.P. 11560, México  
Phone: +52-555-383-2741  
Fax: +52-555-383-7804

**KYOCERA Document Solutions Brazil, Ltda.**

Alameda África, 545, Pólo Empresarial Consbrás,  
Tamboré, Santana de Parnaíba, State of São Paulo,  
CEP 06543-306, Brazil  
Phone: +55-11-2424-5353  
Fax: +55-11-2424-5304

**KYOCERA Document Solutions Chile SpA**

Jose Ananias 505, Macul. Santiago, Chile  
Phone: +562-2350-7000  
Fax: +562-2350-7150

**KYOCERA Document Solutions****Australia Pty. Ltd.**

Level 3, 6-10 Talavera Road North Ryde N.S.W, 2113,  
Australia  
Phone: +61-2-9888-9999  
Fax: +61-2-9888-9588

**KYOCERA Document Solutions****New Zealand Ltd.**

Ground Floor, 19 Byron Avenue, Takapuna, Auckland,  
New Zealand  
Phone: +64-9-415-4517  
Fax: +64-9-415-4597

**KYOCERA Document Solutions Asia Limited**

13/F.,Mita Centre, 552-566, Castle Peak Road Tsuen  
Wan, New Territories, Hong Kong  
Phone: +852-2496-5678  
Fax: +852-2610-2063

**KYOCERA Document Solutions****(China) Corporation**

8F, No. 288 Nanjing Road West, Huangpu District,  
Shanghai,200003, China  
Phone: +86-21-5301-1777  
Fax: +86-21-5302-8300

**KYOCERA Document Solutions****(Thailand) Corp., Ltd.**

335 Ratchadapisek Road, Wongsawang, Bangsue,  
Bangkok 10800,  
Thailand  
Phone: +66-2-586-0333  
Fax: +66-2-586-0278

**KYOCERA Document Solutions****Singapore Pte. Ltd.**

12 Tai Seng Street #04-01A,  
Luxasia Building, Singapore 534118  
Phone: +65-6741-8733  
Fax: +65-6748-3788

**KYOCERA Document Solutions****Hong Kong Limited**

16/F.,Mita Centre, 552-566, Castle Peak Road Tsuen  
Wan, New Territories, Hong Kong  
Phone: +852-3582-4000  
Fax: +852-3185-1399

**KYOCERA Document Solutions****Taiwan Corporation**

6F., No.37, Sec. 3, Minquan E. Rd.,  
Zhongshan Dist., Taipei 104, Taiwan R.O.C.  
Phone: +886-2-2507-6709  
Fax: +886-2-2507-8432

**KYOCERA Document Solutions Korea Co., Ltd.**

#10F Daewoo Foundation Bldg 18, Toegye-ro, Jung-gu,  
Seoul, Korea  
Phone: +822-6933-4050  
Fax: +822-747-0084

**KYOCERA Document Solutions****India Private Limited**

Second Floor, Centrum Plaza, Golf Course Road,  
Sector-53, Gurgaon, Haryana 122002, India  
Phone: +91-0124-4671000  
Fax: +91-0124-4671001

**KYOCERA Document Solutions Europe B.V.**

Bloemlaan 4, 2132 NP Hoofddorp,  
The Netherlands  
Phone: +31-20-654-0000  
Fax: +31-20-653-1256

**KYOCERA Document Solutions Nederland B.V.**

Beechavenue 25, 1119 RA Schiphol-Rijk,  
The Netherlands  
Phone: +31-20-5877200  
Fax: +31-20-5877260

**KYOCERA Document Solutions (U.K.) Limited**

Eldon Court, 75-77 London Road,  
Reading, Berkshire RG1 5BS,  
United Kingdom  
Phone: +44-118-931-1500  
Fax: +44-118-931-1108

**KYOCERA Document Solutions Italia S.p.A.**

Via Monfalcone 15, 20132, Milano, Italy,  
Phone: +39-02-921791  
Fax: +39-02-92179-600

**KYOCERA Document Solutions Belgium N.V.**

Sint-Martinusweg 199-201 1930 Zaventem,  
Belgium  
Phone: +32-2-7209270  
Fax: +32-2-7208748

**KYOCERA Document Solutions France S.A.S.**

Espace Technologique de St Aubin  
Route de l'Orme 91195 Gif-sur-Yvette CEDEX,  
France  
Phone: +33-1-69852600  
Fax: +33-1-69853409

**KYOCERA Document Solutions Espana, S.A.**

Edificio Kyocera, Avda. de Manacor No.2,  
28290 Las Matas (Madrid), Spain  
Phone: +34-91-6318392  
Fax: +34-91-6318219

© 2018 KYOCERA Document Solutions Inc.

 is a trademark of KYOCERA Corporation

**KYOCERA Document Solutions Finland Oy**

Atomitie 5C, 00370 Helsinki,  
Finland  
Phone: +358-9-47805200  
Fax: +358-9-47805212

**KYOCERA Document Solutions Europe B.V., Amsterdam (NL) Zürich Branch**

Hohlstrasse 614, 8048 Zürich,  
Switzerland  
Phone: +41-44-9084949  
Fax: +41-44-9084950

**KYOCERA Bilgitas Document Solutions Turkey A.S.**

Altunizade Mah. Prof. Fahrettin Kerim Gökay Cad.  
No:45  
34662 ÜSKÜDAR İSTANBUL, TURKEY  
Phone: +90-216-339-0020  
Fax: +90-216-339-0070

**KYOCERA Document Solutions Deutschland GmbH**

Otto-Hahn-Strasse 12, 40670 Meerbusch,  
Germany  
Phone: +49-2159-9180  
Fax: +49-2159-918100

**KYOCERA Document Solutions Austria GmbH**

Wienerbergstraße 11, Turm A, 18. OG, 1100 Wien,  
Austria  
Phone: +43-1-863380  
Fax: +43-1-86338-400

**KYOCERA Document Solutions Nordic AB**

Esbogatan 16B 164 75 Kista, Sweden  
Phone: +46-8-546-550-00  
Fax: +46-8-546-550-10

京セラドキュメントソリューションズ株式会社  
京セラドキュメントソリューションズジャパン株式会社

 は京セラ株式会社の登録商標です。

**KYOCERA Document Solutions Norge Nuf**

Olaf Helsetsv. 6, 0619 Oslo, Norway  
Phone: +47-22-62-73-00  
Fax: +47-22-62-72-00

**KYOCERA Document Solutions Danmark A/S**

Ejby Industrivej 60, DK-2600 Glostrup,  
Denmark  
Phone: +45-70223880  
Fax: +45-45765850

**KYOCERA Document Solutions Portugal Lda.**

Rua do Centro Cultural, 41 (Alvalade) 1700-106 Lisboa,  
Portugal  
Phone: +351-21-843-6780  
Fax: +351-21-849-3312

**KYOCERA Document Solutions South Africa (Pty) Ltd.**

KYOCERA House, Hertford Office Park,  
90 Bekker Road (Cnr. Allandale), Midrand, South Africa  
Phone: +27-11-540-2600  
Fax: +27-11-466-3050

**KYOCERA Document Solutions Russia LLC.**

Building 2, 51/4, Schepkina St., 129110, Moscow,  
Russia  
Phone: +7(495)741-0004  
Fax: +7(495)741-0018

**KYOCERA Document Solutions Middle East**

Dubai Internet City, Bldg. 17,  
Office 157 P.O. Box 500817, Dubai,  
United Arab Emirates  
Phone: +971-04-433-0412

**KYOCERA Document Solutions Inc.**

2-28, 1-chome, Tamatsukuri, Chuo-ku  
Osaka 540-8585, Japan  
Phone: +81-6-6764-3555  
<http://www.kyoceradocumentsolutions.com>