

PARTS LIST


TASKalfa 308ci

AK-5100 / DF-5100

FAX System II

JS-5100 / MT-5100

PF-5120 / PF-5130 / PF-5140



[CONFIDENTIAL]

FOR AUTHORIZED KYOCERA ENGINEERS ONLY. DO NOT DISTRIBUTE TO NON-AUTHORIZED PARTIES.

Cover page revision history

Version	Date	Remarks

Individual parts list Version

	Version	Remarks
Main Body	1.0	
AK-5100	1	
DF-5100	2	
FAX System 11	1	
JS-5100	First Edition	
MT-5100	First Edition	
PF-5120	3	
PF-5130	3	
PF-5140	3	

Notation of version

First Edition: Version 1.0
Revision for the first mass-production: Version 2.0
Except above: Managed by decimal (e.g.: Version 1.1, Version 1.2.....Version 2.0....)

TASKalfa 308ci

[CONFIDENTIAL]

FOR AUTHORIZED KYOCERA ENGINEERS ONLY. DO NOT DISTRIBUTE TO NON-AUTHORIZED PARTIES.

Items listed in the revision columns are defined as follows.

Item	Description
Add	Add a new part
Del	Delete a part
Design-chg.	A design changed part (Parts number version up)
Part No.-chg.	A part number is changed to other one.
Quantity-chg.	Change Quantity of parts to use
Others	Other changes
Correction	Correction

Revision history

Version	Date	Remarks

Symbols in the parts list

- Parts without a Ref.No. in the illustration indicate they are not supplied.
- Parts with a Ref.No. of 500 and above in the illustration indicate they are not selected for service parts.
- Parts with "*" are component parts or sub-assemblies of the assembly appearing immediately above them.
- Parts with "**" are component parts or sub-assembly with "*" appearing immediately above them.

CONTENTS

FIG. 1	Covers 1	2	FIG. 38	Wire Section 1 Engine(AK_Exit_MPF_Option)	76
FIG. 2	Covers 2	4	FIG. 39	Wire Section 2 Engine(LSU)	78
FIG. 3	Frames Base	6	FIG. 40	Wire Section 3 Engine(DRUM DLP PWB)	80
FIG. 4	Frames Front	8	FIG. 41	Wire Section 4 Engine(Fuser_Front wiring_TK)	82
FIG. 5	Frames Rear 1	10	FIG. 42	Wire Section 5 Engine(Motor_Paper conveying)	84
FIG. 6	Frames Rear 2	12	FIG. 43	Wire Section 6 LVU-HVU	86
FIG. 7	Frames Right	14	FIG. 44	Wire Section 7 Main-ISC	88
FIG. 8	Frames Left	16	FIG. 45	Wire Section 8 Main-Panel	90
FIG. 9	Frames Top	18	FIG. 46	Accessories	92
FIG. 10	Paper Cassette	20	FIG. 47	Options 1	94
FIG. 11	Paper Feed Section 1	22	FIG. 48	Options 2	96
FIG. 12	Paper Feed Section 2	24	FIG. 49	Options 3	98
FIG. 13	Paper Feed Section 3	26	FIG. 50	Maintenance Kits	100
FIG. 14	Paper Conveying Section 1	28			
FIG. 15	Paper Conveying Section 2	30			
FIG. 16	Scanner Section	32			
FIG. 17	Laser Scanner Section	34			
FIG. 18	Developer & Image Formation Section	36			
FIG. 19	Transfer Section	38			
FIG. 20	Fuser Section	40			
FIG. 21	Exit Section 1	42			
FIG. 22	Exit Section 2	44			
FIG. 23	Drive Section 1	46			
FIG. 24	Drive Section 2	48			
FIG. 25	Operation Section	50			
FIG. 26	Electrical Components 1	52			
FIG. 27	Electrical Components 2	54			
FIG. 28	Electrical Components 3	56			
FIG. 29	Electrical Components 4	58			
FIG. 30	DP ASSY SP	60			
FIG. 31	DP Covers	62			
FIG. 32	DP Frames	64			
FIG. 33	DP Table Assy	66			
FIG. 34	DP Paper Feed Section	68			
FIG. 35	DP Paper Conveying Section 1	70			
FIG. 36	DP Paper Conveying Section 2	72			
FIG. 37	DP Drive Section & Electrical Components	74			

FIG. 1 Covers 1

2WL-1.0

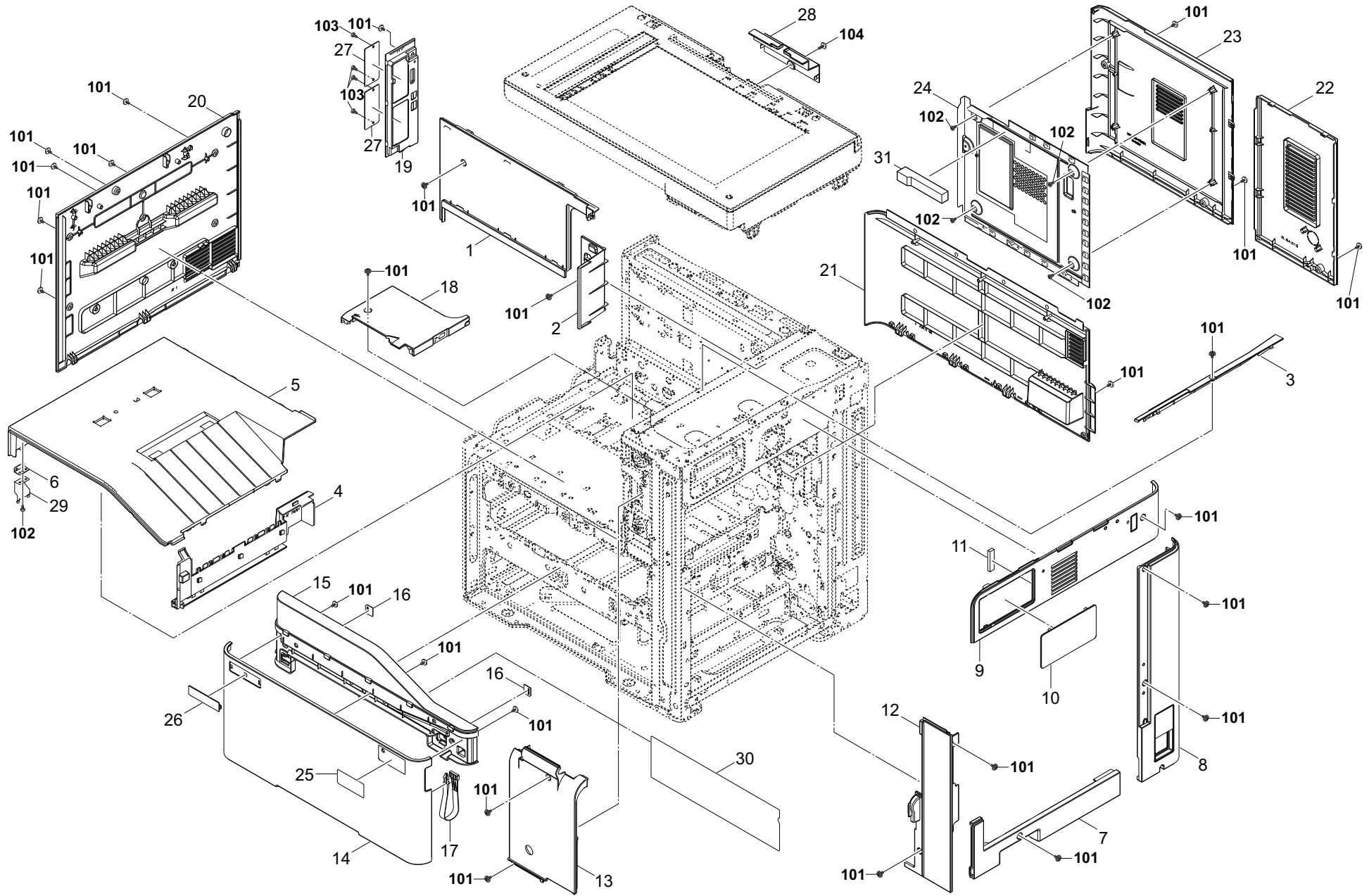


FIG. 1 Covers 1

2WL-1.0

Ref No.	Part.No.	Description	Notes	Revision	Quantity			
					100	120	230	240
1	302R404161	COVER TRAY REAR				1	1	1
2	302R404170	LID TRAY REAR				1	1	1
3	302R404190	COVER EXIT LEFT				1	1	1
4	302R428011	COVER EXIT				1	1	1
5	302R404140	COVER TRAY				1	1	1
6	302R402280	MOUNT DF FRONT				1	1	1
7	302R404080	COVER RIGHT LOWER				1	1	1
8	302R404070	COVER RIGHT REAR				1	1	1
9	302R404050	COVER RIGHT TOP				1	1	1
10	302R404180	LID RIGHT TOP				1	1	1
11	302R404220	SPONGE RIGHT TOP				1	1	1
12	302R404060	COVER FRONT RIGHT				1	1	1
13	302R404030	COVER EXIT FRONT				1	1	1
14	302R404010	COVER FRONT				1	1	1
15	302R404020	COVER FRONT UPPER				1	1	1
16	302NL04270	PLATE MAGNET				2	2	2
17	302R404200	STRAP FRONT COVER				1	1	1
18	302R404040	COVER EXIT TOP				1	1	1
19	302WL04010	COVER CONTROLLER LEFT				1	1	1
20	302R404120	COVER LEFT LOWER				1	1	1
21	302R404110	COVER REAR LOWER				1	1	1
22	302R404090	COVER REAR RIGHT				1	1	1
23	302R404100	COVER REAR LEFT				1	1	1
24	302V539041	LID MAIN				1	1	1
25	302WL34010	LABEL EMBLEM 308C				1	1	1
26	303R304051	EMBLEM				1	1	1
27	302RH39220	PLATE OPTION				2	2	2
28	302R417180	COVER ISU REAR				1	1	1
29	302R402320	PLATE EARTH COVER TRAY				1	1	1
30	302R434200	SHEET COVER FRONT L				1	1	1
31	302WL39020	SPONGE FFC				1	1	1
101	7BB782308H	+TP-FLAT T.T S SCREW 3X8 SR(BLACK)						
102	7BB200308H	+BIND T.T P SCREW 3X8						
103	7BB700308H	+BIND T.T S SCREW 3X8 SR						
104	7BB282308H	+TP-FLAT T.T P SCREW 3X8(BLACK)						

FIG. 2 Covers 2

2WL-1.0

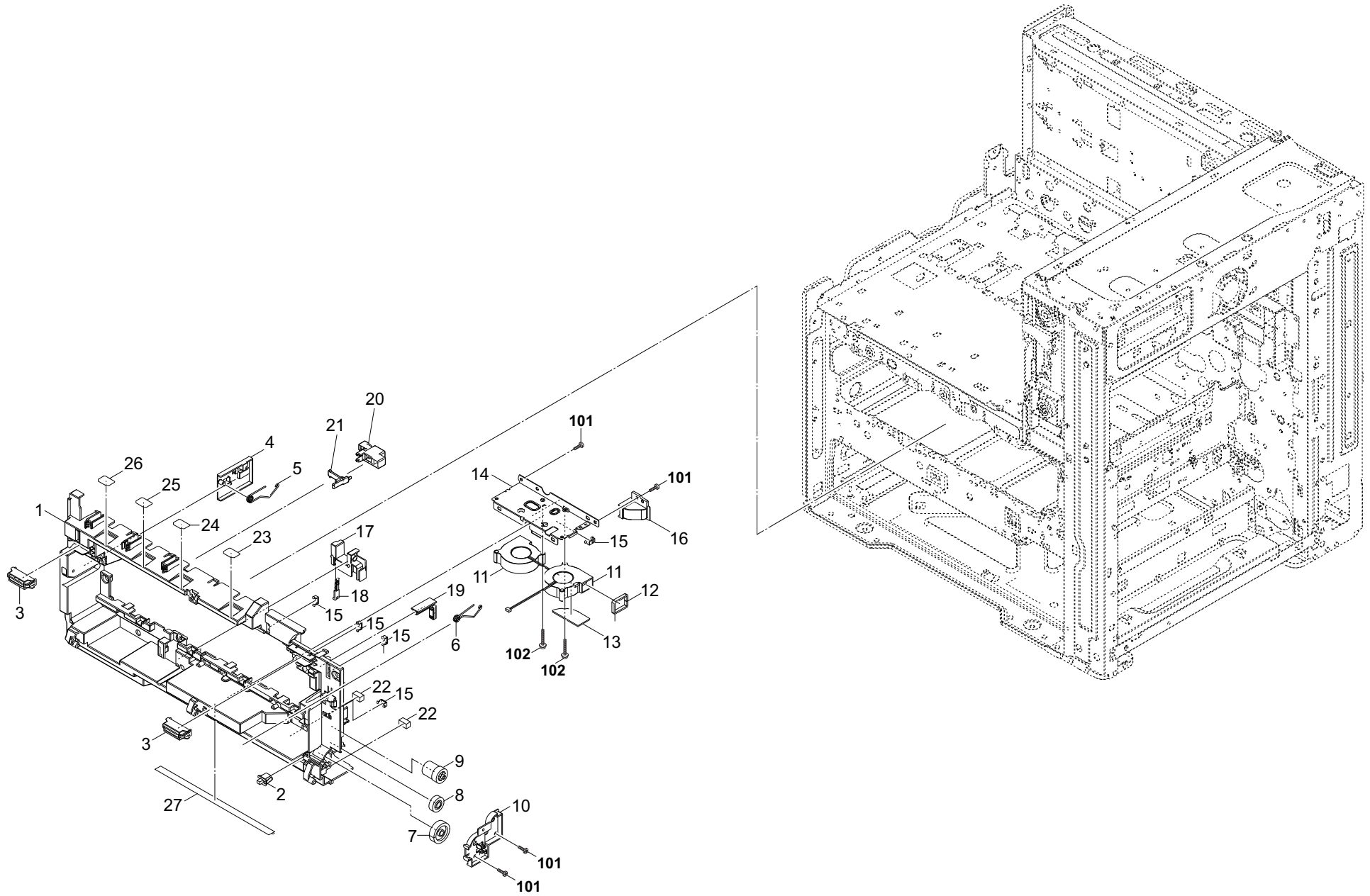


FIG. 2 Covers 2

2WL-1.0

Ref No.	Part.No.	Description	Notes	Revision	Quantity			
					100	120	230	240
1	302R403530	COVER INNER				1	1	1
2	7SP0100007+H01	SW.PUSH				1	1	1
3	302H004660	MAGNET CATCH				2	2	2
4	302R403570	HOLDER SPRING L				1	1	1
5	302R403550	SPRING HOOK L				1	1	1
6	302R403540	SPRING HOOK R				1	1	1
7	2BL21390	GEAR EXIT JOINT Z26S				1	1	1
8	302R403350	GEAR Z18S				1	1	1
9	302R403330	GEAR Z15L-Z18S				1	1	1
10	302R403320	PLATE DRIVE WTB				1	1	1
11	302FZ94660	PARTS,FAN IMAGE SP				2	2	2
12	302R403630	SEAL FAN MOTOR A				1	1	1
13	302R403660	FILM FRONT FAN				1	1	1
14	302R403610	PLATE FRONT FAN				1	1	1
15	302K931080	WIRE STOPPER				5	5	5
16	302R403620	DUCT FRONT				1	1	1
17	302R403520	HOLDER SENSOR				1	1	1
18	302K312400	SPACER LED				1	1	1
19	302R403590	LEVER ID SENSOR				1	1	1
20	302R403700	HOLDER SWITCH				1	1	1
21	302R403710	ACTUATOR SWITCH				1	1	1
22	302H708150	SPONGE WIRE MPT				2	2	2
23	302K034090	LABEL BLACK				1	1	1
24	302K034100	LABEL MAGENTA				1	1	1
25	302K034110	LABEL CYAN				1	1	1
26	302K034120	LABEL YELLOW				1	1	1
27	302R403650	FILM INNER COVER				1	1	1
101	7BB200308H	+BIND T.T P SCREW 3X8						
102	7BB607320H	+TP-CUP M SCREW 3X20 R						

FIG. 3 Frames Base

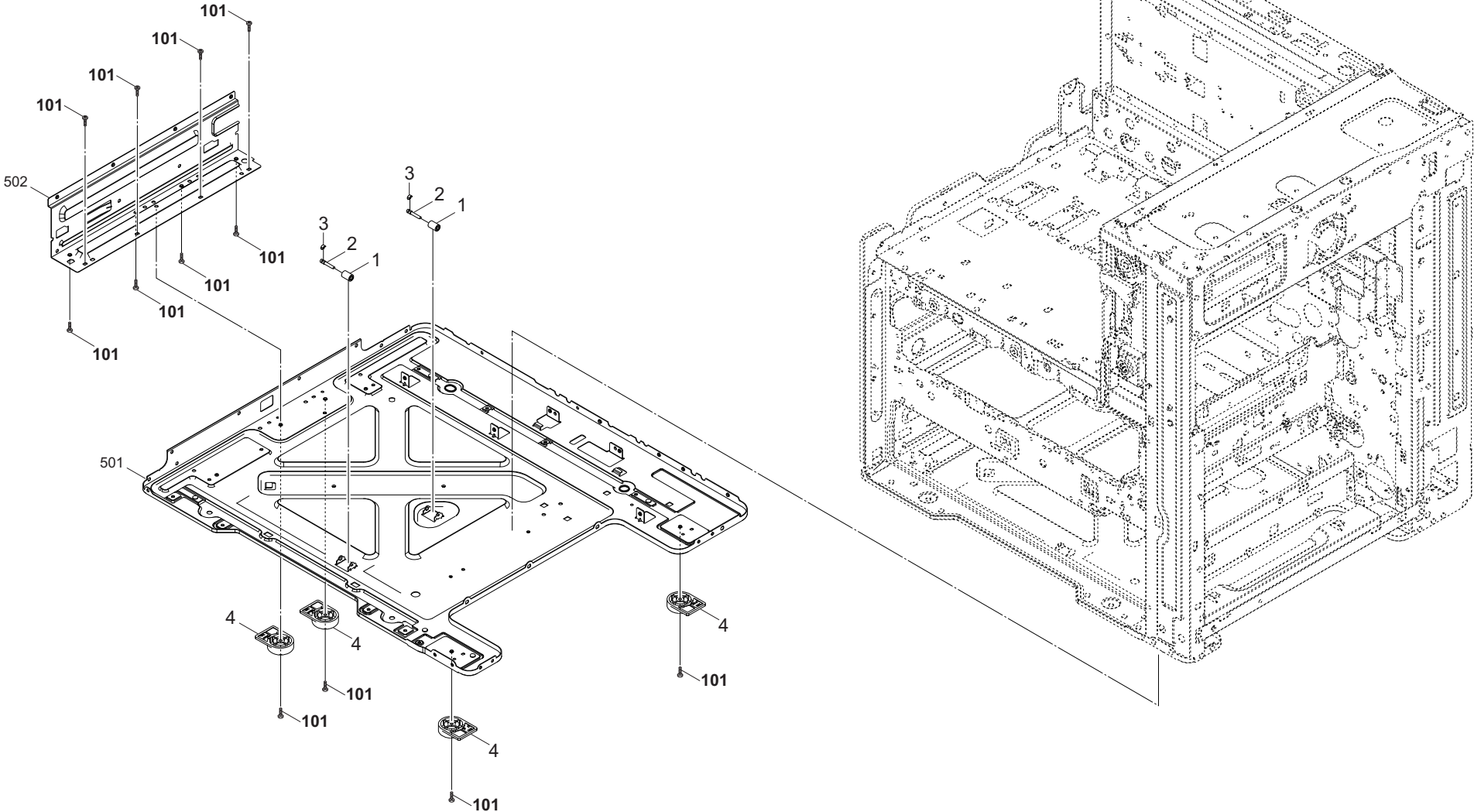


FIG. 4 Frames Front

2WL-1.0

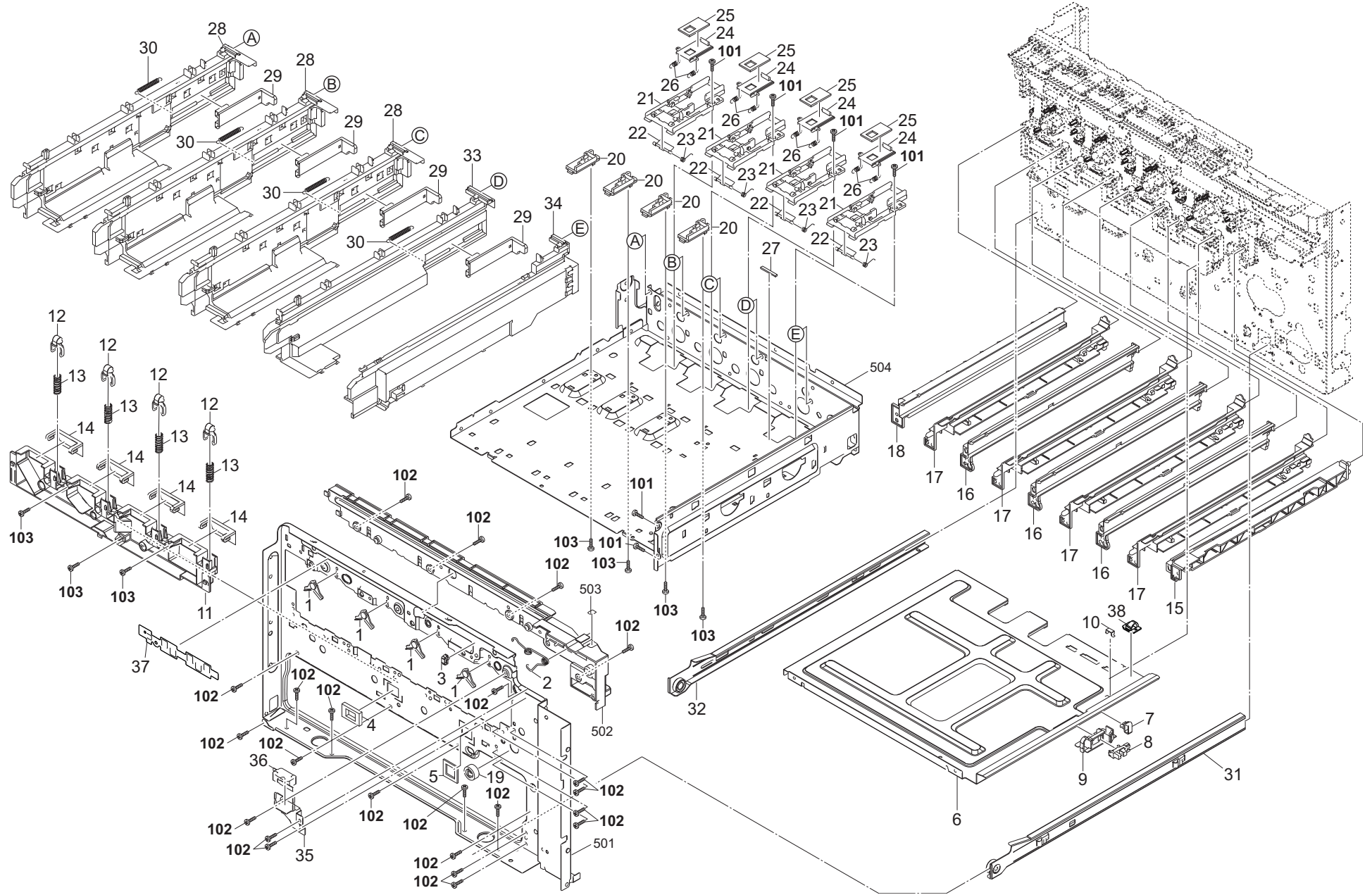


FIG. 4 Frames Front

2WL-1.0

Ref No.	Part.No.	Description	Notes	Revision	Quantity			
					100	120	230	240
1	302R402700	SPACER POSITIONING DRUM				4	4	4
2	302R402680	SPRING HOOK RAIL TRANSFER F				1	1	1
3	7YZM610007++H01	ACCESS.SADDLE				1	1	1
4	302R403640	SEAL FAN MOTOR B				1	1	1
5	302R403670	SEAL FAN MOTOR C				1	1	1
6	302R402040	FRAME MIDDLE				1	1	1
7	7YZM610009++H01	ACCESS.SADDLE				1	1	1
8	302P794010	PARTS SENSOR OPT. SP				1	1	1
9	302R406210	HOLDER PAPER LIMIT SENSOR				1	1	1
10	302K931080	WIRE STOPPER				1	1	1
11	302R433040	DUCT DLP FRONT				1	1	1
12	302R402670	STOPPER DRUM				4	4	4
13	302R402690	SPRING DRUM STOPPER				4	4	4
14	302R433060	SPONGE DLP FRONT				4	4	4
15	302R402570	RAIL DRUM BK				1	1	1
16	302R402580	RAIL DRUM R				3	3	3
17	302R402590	RAIL DRUM L				4	4	4
18	302R402600	RAIL DRUM Y				1	1	1
19	302R403310	GEAR Z15L				1	1	1
20	302R402550	GUIDE CONTAINER A				4	4	4
21	302R415100	HOLDER SHUTTER				4	4	4
22	302K002A90	HOOK SHUTTER CONT B				4	4	4
23	302K002B80	SPRING HOOK SHUTTER				4	4	4
24	302R415080	SHUTTER PIPE UP				4	4	4
25	302R415240	SEAL SHUTTER SUPPLY				4	4	4
26	302K015320	SPRING SHUTTER SUPPLY A				8	8	8
27	302FZ14810	SEAL LID D DLP				1	1	1
28	302R402531	RAIL CONTAINER L				3	3	3
29	302R402760	DAMPER CONTAINER				4	4	4
30	302K002B70	SPRING DAMPER CONT				4	4	4
31	302R409320	RAIL OUTER CASSETTE RIGHT ASSY				1	1	1
32	302R409330	RAIL OUTER CASSETTE LEFT ASSY				1	1	1
33	302R402540	RAIL CONTAINER C				1	1	1
34	302R402520	RAIL CONTAINER R				1	1	1
35	302R402740	MOUNT INTERLOCK SW				1	1	1
36	2FB27160	INTER LOCK SWITCH				1	1	1
37	302R403720	SHEET HARNESS				1	1	1
38	7YZM390009++H01	ACCESS.CLAMP				1	1	1
101	7BB202308H	+TP-FLAT T.T P SCREW 3X8						
102	7BB700308H	+BIND T.T S SCREW 3X8 SR						
103	7BB200308H	+BIND T.T P SCREW 3X8						

FIG. 5 Frames Rear 1

2WL-1.0

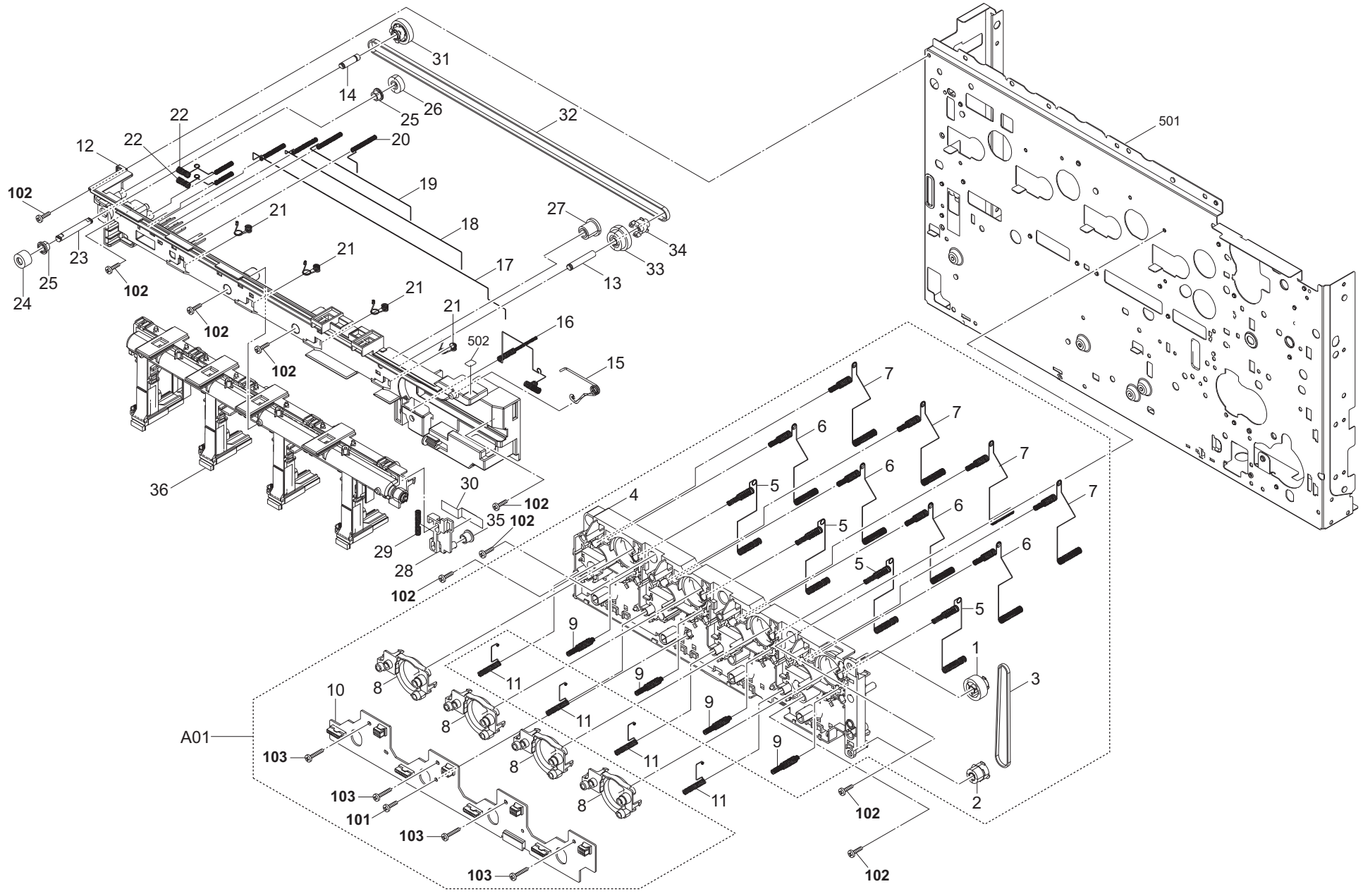


FIG. 5 Frames Rear 1

2WL-1.0

Ref No.	Part.No.	Description	Notes	Revision	Quantity			
					100	120	230	240
A01	302R494040	PARTS BRACKET TERMINAL ASSY SP				1	1	1
1	•302R431530	GEAR Z25L-Z18P				1	1	1
2	•302R431540	GEAR Z16S-Z25P				1	1	1
3	•302R431570	BELT S2M 244				1	1	1
4	•302R439310	BRACKET TERMINAL				1	1	1
5	•302R439320	SPRING HV MAIN				4	4	4
6	•302R439330	SPRING HV MAG				4	4	4
7	•302R439340	SPRING HV SLEEVE				4	4	4
8	•302R439380	LID TERMINAL				4	4	4
9	•302R439390	SPRING DRUM PWB				4	4	4
10	•302R694040	PARTS PWB DRUM DLP CONNECT ASSY SP				1	1	1
11	302R439400	SPRING DLP PWB				4	4	4
12	302R402510	RAIL MIDDLE TRANSFER R				1	1	1
13	302R431730	PIN CLN DRIVE A				1	1	1
14	302R431740	PIN CLN DRIVE B				1	1	1
15	302R402650	SPRING HOOK RAIL TRANSFER				1	1	1
16	302R439560	SPRING CONTACT 2T				1	1	1
17	302R439410	SPRING TRANS K				1	1	1
18	302R439420	SPRING TRANS M				1	1	1
19	302R439430	SPRING TRANS C				1	1	1
20	302R439440	SPRING TRANS Y				1	1	1
21	302R439450	SPRING TRANS ARM				4	4	4
22	302R439460	SPRING TRANS LEFT				2	2	2
23	302R431510	SHAFT CLN DRIVE				1	1	1
24	302R431860	GEAR Z15L				1	1	1
25	302K324450	BUSH 6				2	2	2
26	303K831070	GEAR Z17R MIDDLE				1	1	1
27	302HN21200	GEAR Z19L-Z14R TONNER SUPPLY				1	1	1
28	302R431580	BRACKET TENSION PULLEY				1	1	1
29	302K031410	SPRING MAIN DRIVE A				1	1	1
30	302R431600	SHEET TENSION				1	1	1
31	302R431750	GEAR Z27L-Z21P				1	1	1
32	302R431560	BELT S2M 800				1	1	1
33	302R431520	GEAR Z27R-Z21R				1	1	1
34	302R431550	PULLEY Z21P S2M				1	1	1
35	302R431590	PLLELY TENSION				1	1	1
36	302R494141	PARTS TONER SUPPLY ASSY SP				1	1	1
101	7BB200308H	+BIND T.T P SCREW 3X8						
102	7BB700308H	+BIND T.T S SCREW 3X8 SR						
103	7BB200312H	+BIND T.T P SCREW 3X12						

FIG. 6 Frames Rear 2

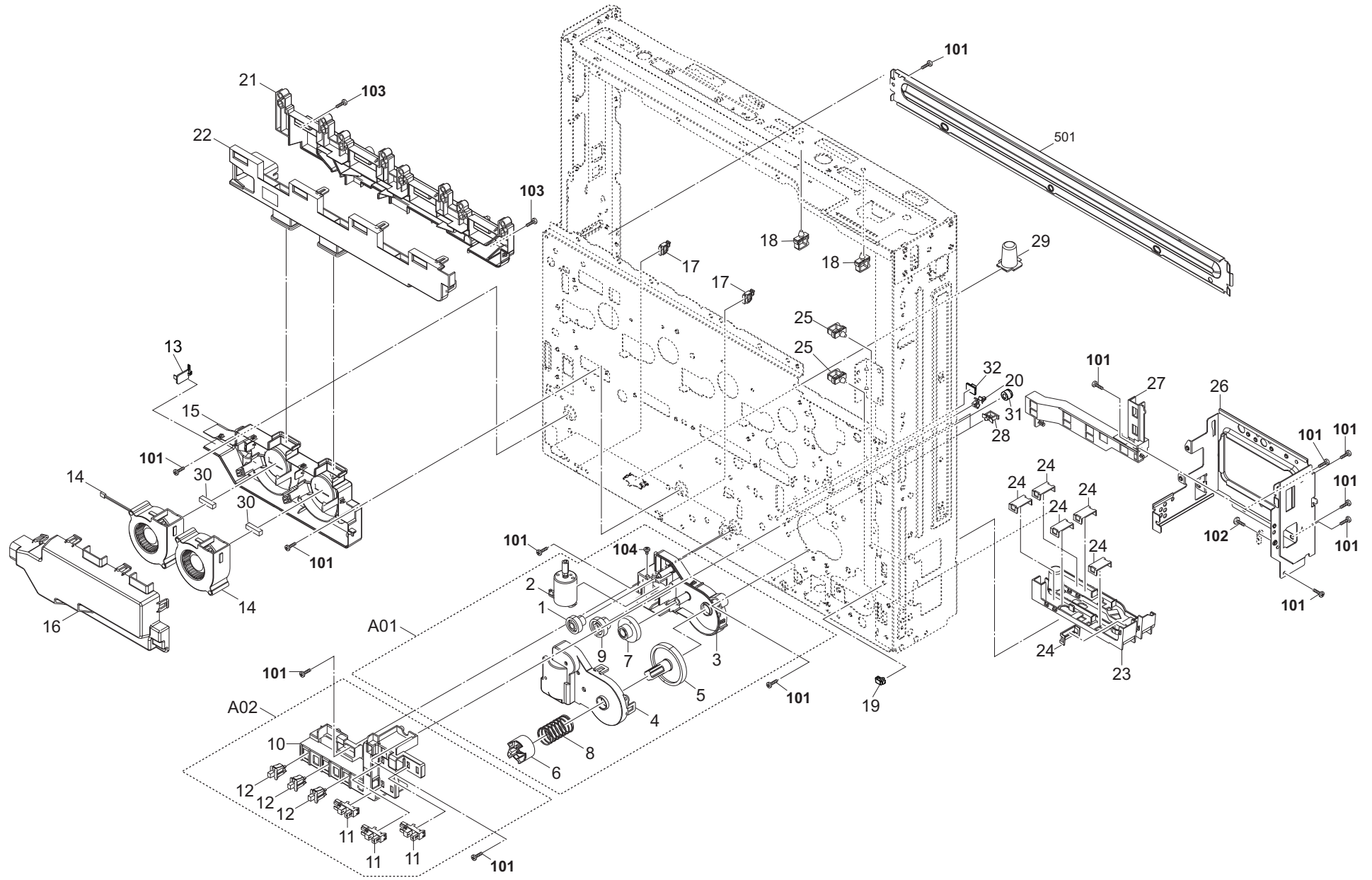


FIG. 6 Frames Rear 2

2WL-1.0

Ref No.	Part.No.	Description	Notes	Revision	Quantity			
					100	120	230	240
A01	302R494220	PARTS LIFT MOTOR ASSY SP				1	1	1
1	•302HN31030	GEAR Z36L-Z20S				1	1	1
2	•302R494290	PARTS DC MOTOR ASSY C SP				1	1	1
3	•302R409500	HOUSING DRIVE				1	1	1
4	•302R409510	LID HOUSING DRIVE				1	1	1
5	•302R409520	GEAR Z57S				1	1	1
6	•302R409530	JOINT LIFT				1	1	1
7	•302R409540	GEAR Z34S-Z16S				1	1	1
8	•302R409550	SPRING JOINT LIFT				1	1	1
9	•303K831280	GEAR Z41S Z14S				1	1	1
A02	302R494130	PARTS PAPER SENSOR ASSY SP				1	1	1
10	•302R409360	HOLDER PAPER SENSOR				1	1	1
11	•302P794010	PARTS SENSOR OPT. SP				3	3	3
12	•7SP01000007+H01	SW.PUSH				3	3	3
13	302R694190	PARTS PWB THERMISTOR ASSY SP				1	1	1
14	302LC94380	PARTS FAN COOLING LSU 60 SP				2	2	2
15	302R433120	DUCT BASE REAR				1	1	1
16	302R433130	DUCT BASE FRONT				1	1	1
17	302R439170	HOLDER PWB				2	2	2
18	7YZM610004++H01	ACCESS SADDLE				2	2	2
19	7YZM610007++H01	ACCESS.SADDLE				1	1	1
20	7YZM510018++H01	ACCESS.SPACER				1	1	1
21	302R433010	DUCT DLP REAR A				1	1	1
22	302R433020	DUCT DLP REAR B				1	1	1
23	302R439120	GUIDE WIRE INLET				1	1	1
24	302H039270	LID WIRE GUIDE				6	6	6
25	7YZM610002++H01	ACCESS SADDLE				2	2	2
26	302R439050	MOUNT INLET A				1	1	1
27	302R439130	GUIDE WIRE LVU				1	1	1
28	7YZM610001++H01	ACCESS SADDLE				2	2	2
29	302R439140	CAP DECK PIN				1	1	1
30	302FZ14970	SEAL CASE D DLP				2	2	2
31	302H002380	SHIELD SCREW				1	1	1
32	7YZM390005++H01	ACCESS.CLAMP				1	1	1
101	7BB700308H	+BIND T.T S SCREW 3X8 SR						
102	7BB700408H	+BIND T.T S SCREW 4X8 SR						
103	7BB200308H	+BIND T.T P SCREW 3X8						
104	7BB000304H	+BIND M SCREW 3X4						

FIG. 7 Frames Right

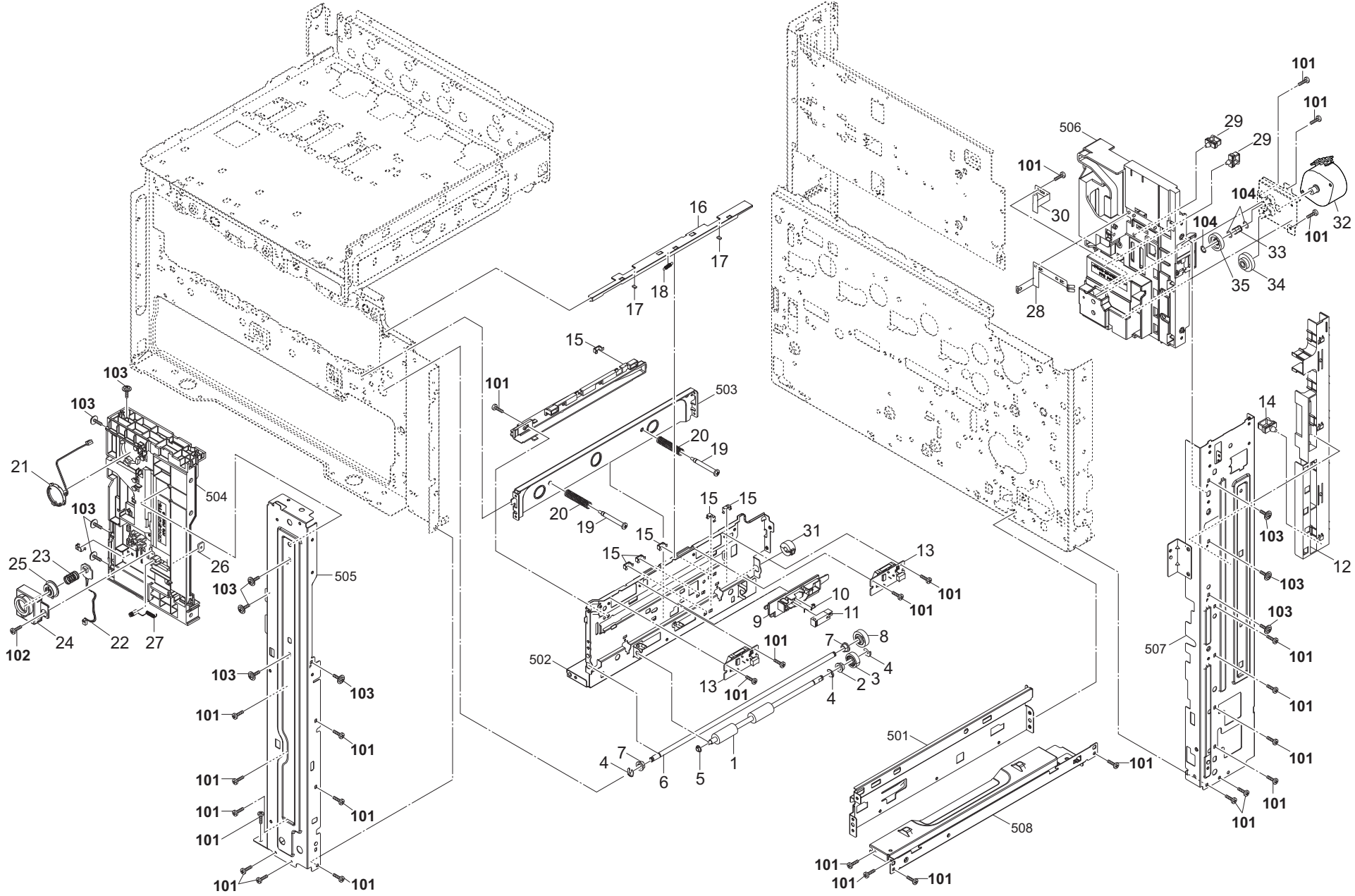


FIG. 7 Frames Right

2WL-1.0

Ref No.	Part.No.	Description	Notes	Revision	Quantity			
					100	120	230	240
1	302R494370	PARTS ROLLER FEED MIDDLE SP				1	1	1
2	302H024370	BUSH 6 EW				1	1	1
3	302K923110	GEAR Z21L				1	1	1
4	5MVX111DN003	RING STOPPER /A-49 FEED A4				3	3	3
5	302LC03230	BUSH 4-7				1	1	1
6	302R403600	SHAFT DRIVE BOTTLE				1	1	1
7	302H702590	BUSH SCREW				2	2	2
8	303MA16120	GEAR Z25S				1	1	1
9	302R424070	HOLDER REGIST SENSOR				1	1	1
10	302R424150	SPRING SENSOR REG EARTH				1	1	1
11	303NW94040	PARTS SENSOR OPT. SP				1	1	1
12	302R439110	GUIDE WIRE ENGINE				1	1	1
13	302R694060	PARTS ID SENSOR ASSY SP				2	2	2
14	7YZM610002++H01	ACCESS SADDLE				1	1	1
15	302K931080	WIRE STOPPER				6	6	6
16	302R402630	SHUTTER CLEANER ID				1	1	1
17	302HN02970	FELT CLEANER ID				2	2	2
18	302NR02830	SPRING SHUTTER ID				1	1	1
19	302R402710	PIN LSU				2	2	2
20	302R402790	SPRING PIN LSU				2	2	2
21	302LC94370	PARTS SPEAKER SP				1	1	1
22	302NG94300	PARTS PWB SWITCH ASSY SP				1	1	1
23	302F931270	SPRING FUSER				1	1	1
24	302NG04210	HOLDER MAIN KEY				1	1	1
25	302R404280	KEY POWER				1	1	1
26	302K926050	NUT FUSER				1	1	1
27	302R402780	SPRING FUSER EARTH				1	1	1
28	302R402620	PLATE EARTH EXIT				1	1	1
29	7YZM610003++H01	ACCESS SADDLE				2	2	2
30	302R431460	PLATE EARTH FUSER				1	1	1
31	3HK27050	CORE 8-16X10				1	1	1
32	302SZ94080	PARTS MOTOR-PM FUSER SP				1	1	1
33	302NR31800	SPRING FUSER DRIVE				1	1	1
34	302NR31250	GEAR Z44R-Z16S				1	1	1
35	302NR31260	GEAR Z26S				1	1	1
101	7BB700308H	+BIND T.T S SCREW 3X8 SR						
102	7BB200308H	+BIND T.T P SCREW 3X8						
103	7BB202308H	+TP-FLAT T.T P SCREW 3X8						
104	7BCW80619001H01	POLY WASHER 6.1X9X0.13T						

FIG. 8 Frames Left

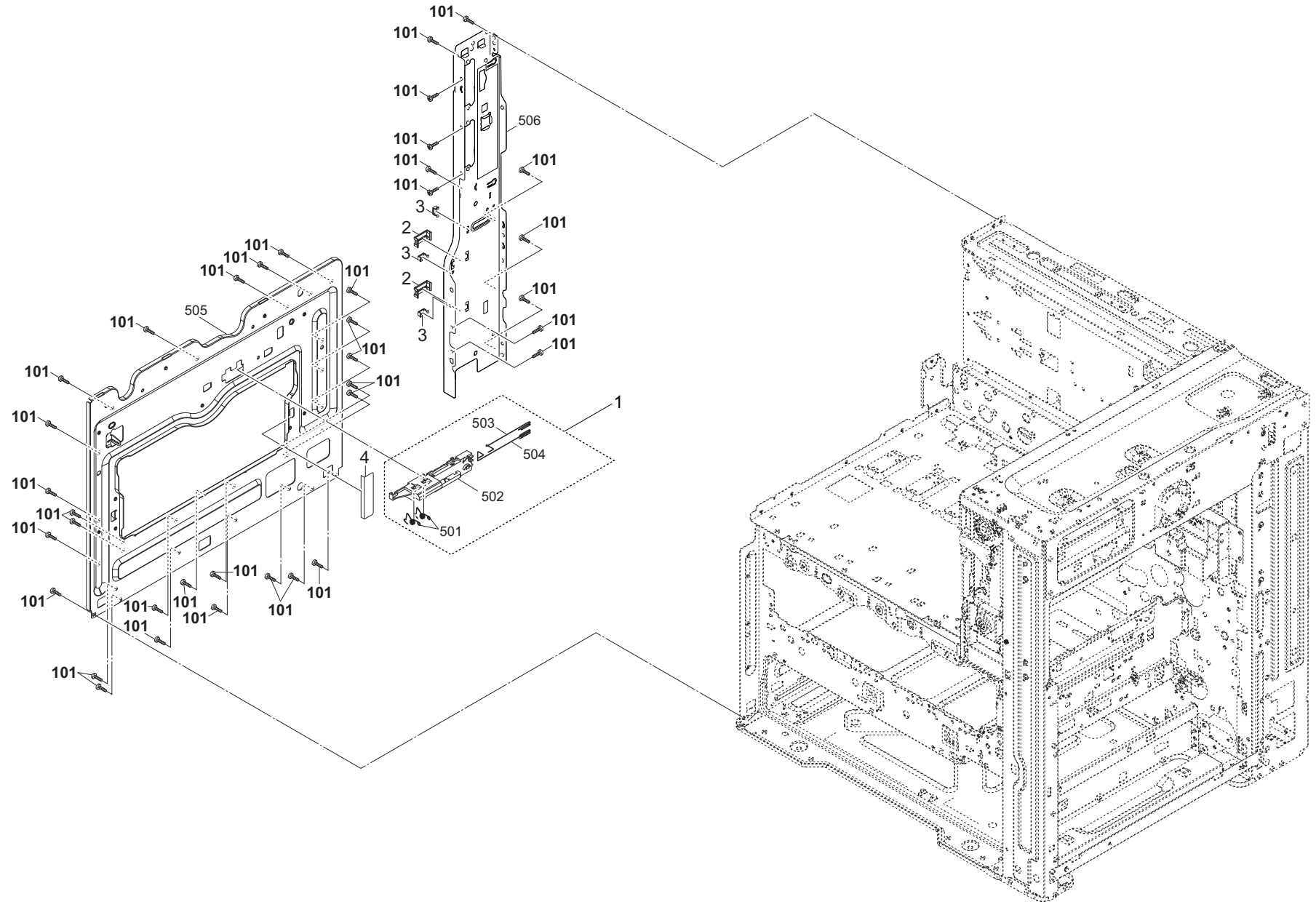


FIG. 9 Frames Top

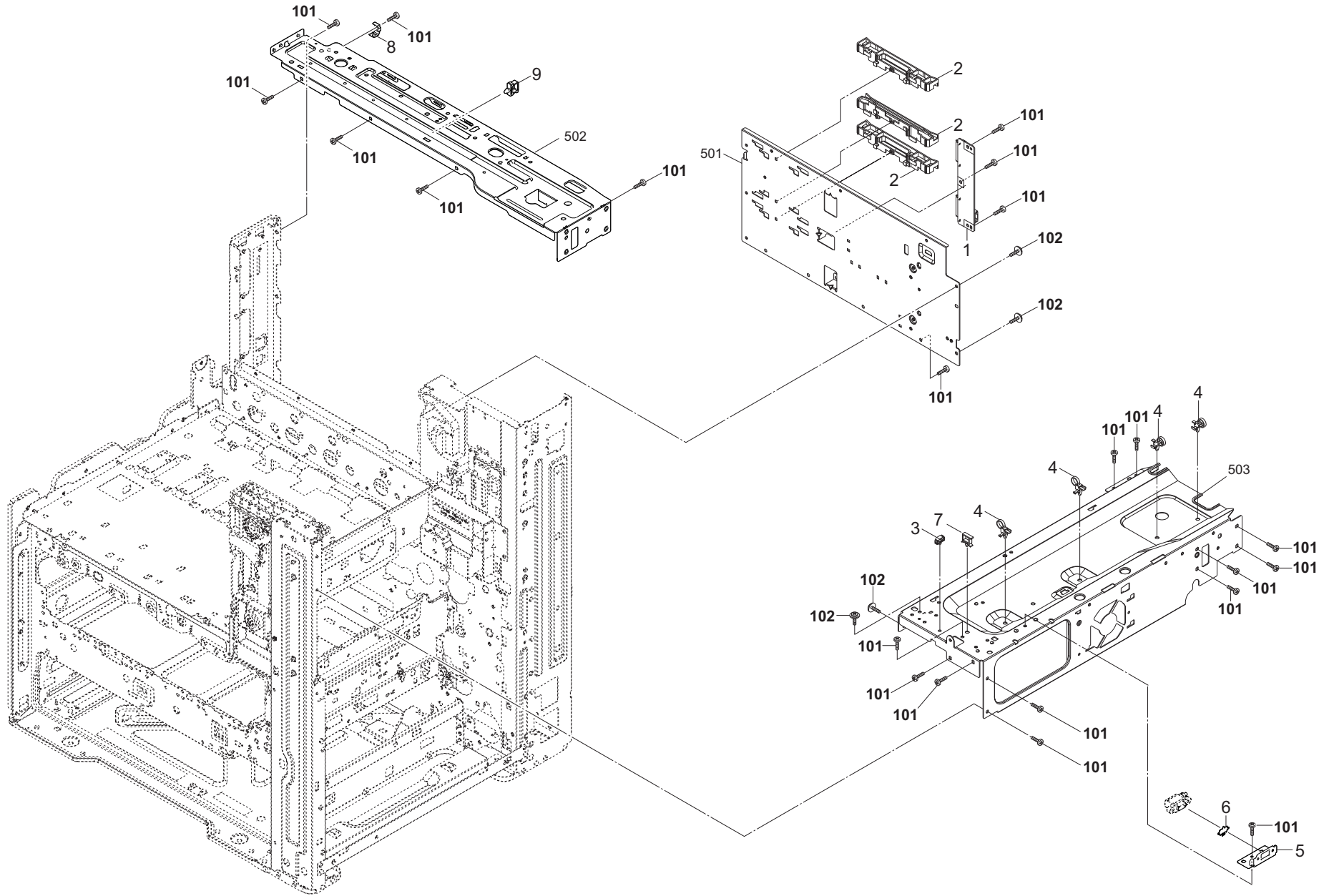


FIG. 10 Paper Cassette

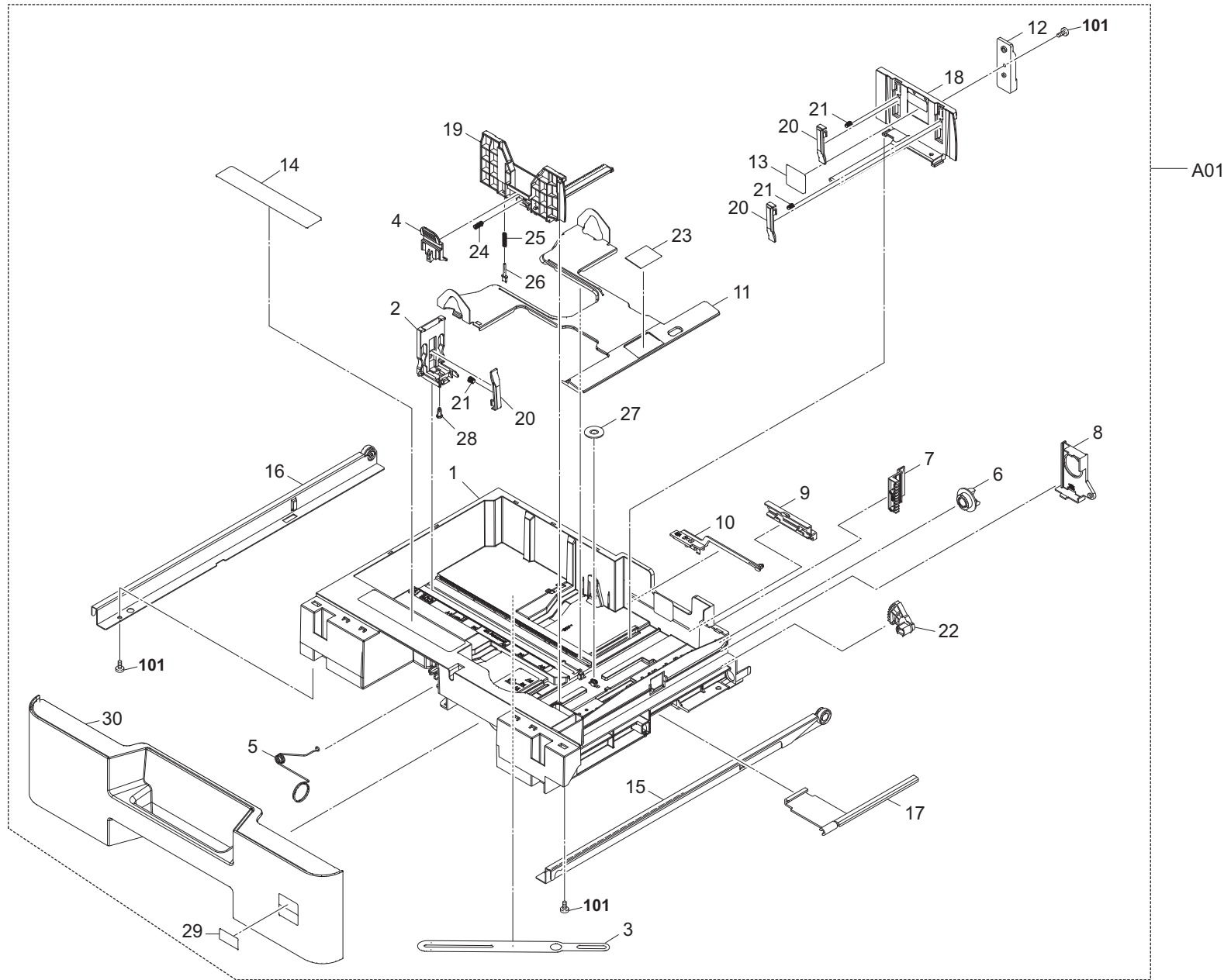


FIG. 10 Paper Cassette

2WL-1.0

Ref No.	Part.No.	Description	Notes	Revision	Quantity			
					100	120	230	240
A01	302R493031	CT-5195				1	1	1
1	•302R409010	BASE CASSETTE				1	1	1
2	•302R409020	CURSOR END				1	1	1
3	•302R409030	PLATE TURN				1	1	1
4	•302R409040	LEVER SIDE CURSOR				1	1	1
5	•302R409050	SPRING CASSETTE EARTH				1	1	1
6	•302R409060	GEAR Z13S JOINT				1	1	1
7	•302R409070	INDICATER PAPER LEVEL				1	1	1
8	•302R409080	LID LIFT GEAR				1	1	1
9	•302R409090	SHUTTER SIZE DETECTION				1	1	1
10	•302R409100	JOINT SIZE DETECTION				1	1	1
11	•302R409110	PLATE BOTTOM				1	1	1
12	•302R409120	REINFORCEMENT CURSOR				1	1	1
13	•302R434020	LABEL PAPER LIMIT				1	1	1
14	•302R434030	LABEL CASSETTE OPERATION				1	1	1
15	•302R409300	RAIL INNER CASSETTE RIGHT ASSY				1	1	1
16	•302R409310	RAIL INNER CASSETTE LEFT ASSY				1	1	1
17	•302NR09070	WORKPLATE LIFT				1	1	1
18	•302NT09030	CURSOR LEFT				1	1	1
19	•302NT09040	CURSOR RIGHT				1	1	1
20	•302NT09050	LEVER CURSOR SET				3	3	3
21	•302NT09060	SPRING CURSOR SET				3	3	3
22	•302NT09100	GEAR Z48S LIFT				1	1	1
23	•302F909211	PAD BOTTOM				1	1	1
24	•302R409130	SPRING LEVER CURSOR				1	1	1
25	•302HN09190	SPRING FIX				1	1	1
26	•302HN09240	SIZE FIX				1	1	1
27	•5MVG127DN071	GEAR CASSETTE /A-49 CASSETTE A4				1	1	1
28	•66007310	PIN,CASSETTE WORK PLATE				1	1	1
29	•302R434040	LABEL CASSETTE 1				1	1	1
30	•302R404210	COVER CASSETTE				1	1	1
101	7BB200308H	+BIND T.T P SCREW 3X8						

FIG. 11 Paper Feed Section 1

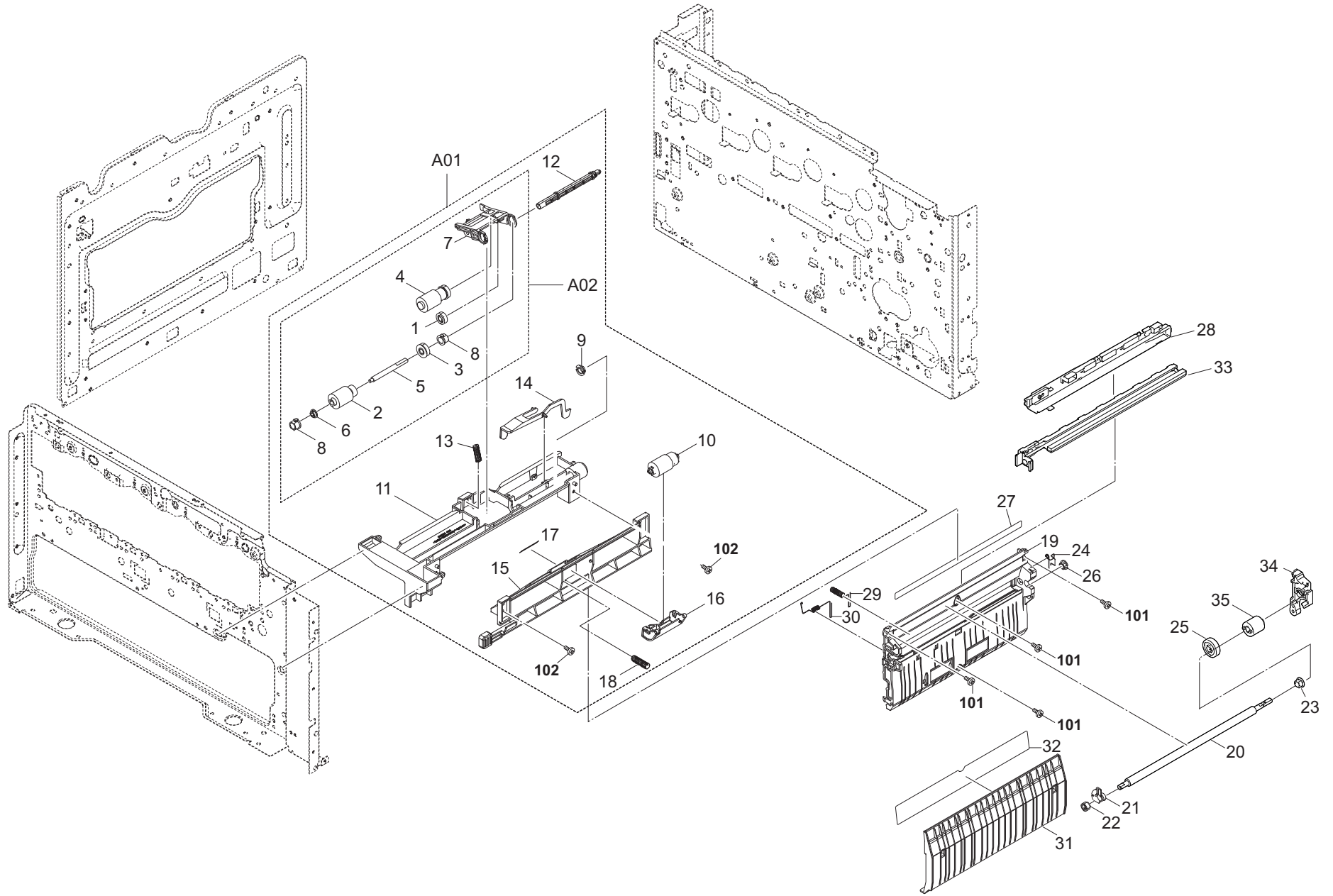


FIG. 11 Paper Feed Section 1

2WL-1.0

Ref No.	Part.No.	Description	Notes	Revision	Quantity			
					100	120	230	240
A01	302R494210	PARTS PRIMARY FEED ASSY SP				1	1	1
A02	•302R494170	PARTS HOLDER PICK UP ASSY SP				1	1	1
1	••302R406070	GEAR FEED Z26L				1	1	1
2	••302F906230	PULLEY FEED ASSY				1	1	1
3	••302F906280	GEAR FEED Z30H				1	1	1
4	••302HN06080	PULLEY PICKUP ASSY				1	1	1
5	••302K306100	SHAFT PULLEY FEED				1	1	1
6	••302K306460	BUSH 4				1	1	1
7	••302R406020	HOLDER PICKUP				1	1	1
8	••302R406030	BUSH PICKUP HOLDER				2	2	2
9	•302K331230	BUSH DRIVE 8				1	1	1
10	•302F909171	RETARD ROLLER ASSY				1	1	1
11	•302R406010	FRAME FEED UPPER				1	1	1
12	•302R406040	SHAFT FEED DRIVE				1	1	1
13	•302R406050	SPRING PICKUP				1	1	1
14	•302R406060	ACTUATOR PAPER EMPTY				1	1	1
15	•302R406100	FRAME FEED LOW				1	1	1
16	•302R406110	HOLDER RETARD				1	1	1
17	•302R406120	FILM RETARD				1	1	1
18	•302R406130	SPRING RETARD				1	1	1
19	302R424060	FRAME FEED				1	1	1
20	302SZ94090	PARTS ROLLER REGIST SP				1	1	1
21	302HN24410	BUSH REGIST EW				1	1	1
22	302HN24060	GEAR Z19L REG REAR				1	1	1
23	302K324450	BUSH 6				1	1	1
24	302R424090	SPRING EARTH REGIST R				1	1	1
25	302S018170	GEAR Z25L				1	1	1
26	302F931490	BUSH FEED DRIVE				1	1	1
27	302NR06540	SHEET REGIST FEED				1	1	1
28	302R424220	HOLDER CLEANER REGIST				1	1	1
29	302R424100	SPRING FEED EARTH A				1	1	1
30	302R424110	SPRING FEED EARTH B				1	1	1
31	302R406600	GUIDE FEED LOW LEFT				1	1	1
32	302R406610	FILM FEED LOW				1	1	1
33	302R494120	PARTS CLEANER REGIST ASSY SP				1	1	1
34	302SZ24020	MOUNT TORQUE LIMITTER				1	1	1
35	302SZ24030	TORQUE LIMITTER REGIST				1	1	1
101	7BB700308H	+BIND T.T S SCREW 3X8 SR						
102	7BB200308H	+BIND T.T P SCREW 3X8						

FIG. 12 Paper Feed Section 2

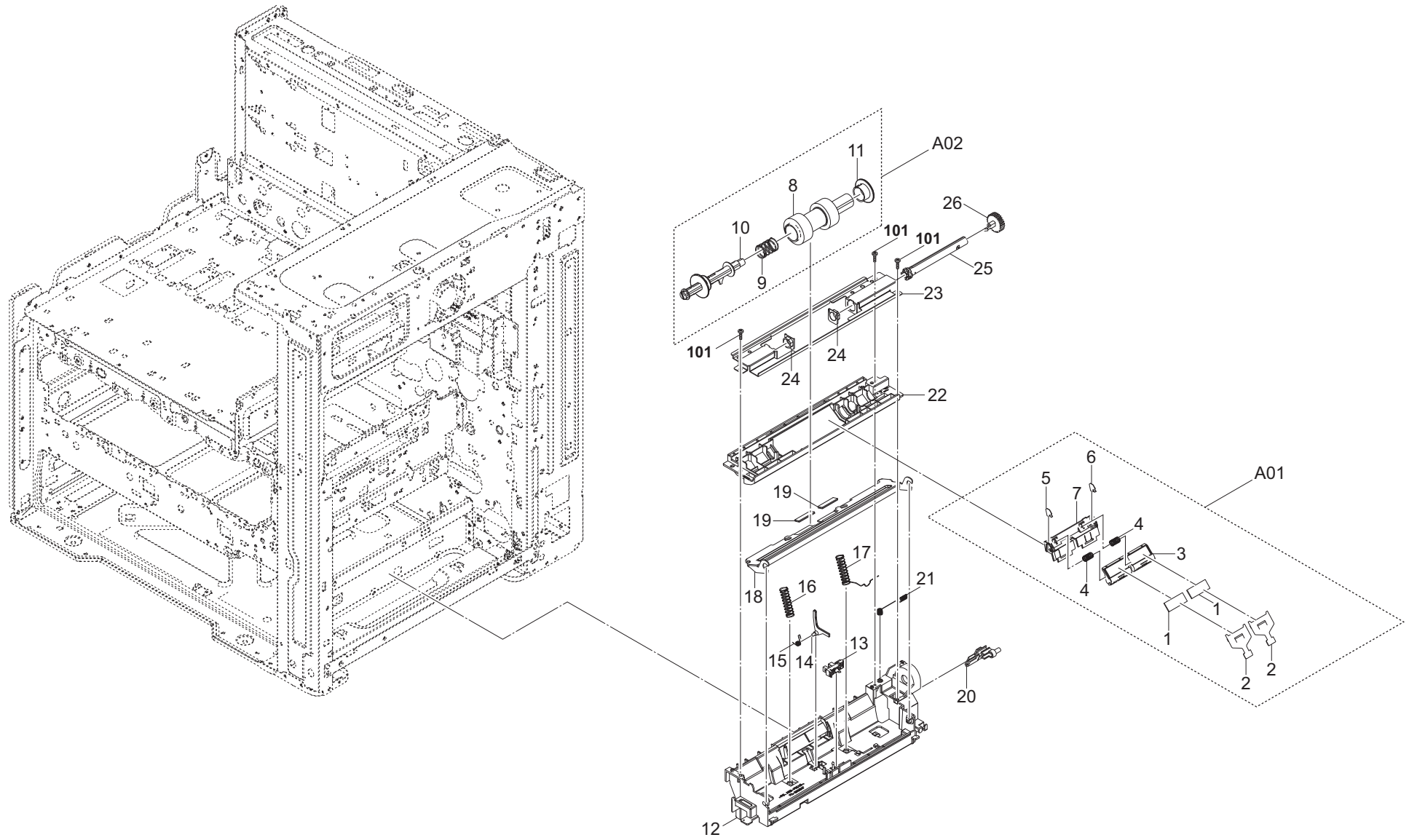


FIG. 12 Paper Feed Section 2

2WL-1.0

Ref No.	Part.No.	Description	Notes	Revision	Quantity			
					100	120	230	240
A01	302R494180	PARTS HOLDER SEPARATION SP				1	1	1
1	•302R408250	PAD SEPARATION				2	2	2
2	•302R408210	SEAL SEPARATION				2	2	2
3	•302K308041	HOLDER SEPARATION				1	1	1
4	•302R408240	SPRING SEPARATION				2	2	2
5	•302K308300	CUSHION HOLDER F				1	1	1
6	•302K308310	CUSHION HOLDER R				1	1	1
7	•302MV08040	MOUNT SEPARATION				1	1	1
A02	302MV94021	PARTS ROLLER MPF ASSY SP				1	1	1
8	•302K308150	ROLLER MPF				1	1	1
9	•302K308270	SPRING MPF ROLL				1	1	1
10	•302MV08020	PIN FEED ROLL				1	1	1
11	•302MV08030	PULLEY MPF				1	1	1
12	302R408010	BASE MPF				1	1	1
13	302P794010	PARTS SENSOR OPT. SP				1	1	1
14	302K308020	ACTUATOR MPF				1	1	1
15	302K308250	SPRING ACTUATOR				1	1	1
16	302K308130	SPRING LIFT F				1	1	1
17	302K308120	SPRING LIFT R				1	1	1
18	302R408040	PLATE LIFT				1	1	1
19	302K308111	PAD LIFT				2	2	2
20	302K308140	ARM LIFT				1	1	1
21	302R408130	SPRING EARTH				1	1	1
22	302R408020	GUIDE UPPER MPF				1	1	1
23	302R408030	STAY MPF UPPER				1	1	1
24	302K308070	BUSH 10				2	2	2
25	302R408050	SHAFT MPF				1	1	1
26	302K394320	PARTS GEAR MPF Z28 SP				1	1	1
101	7BB200308H	+BIND T.T P SCREW 3X8						

FIG. 13 Paper Feed Section 3

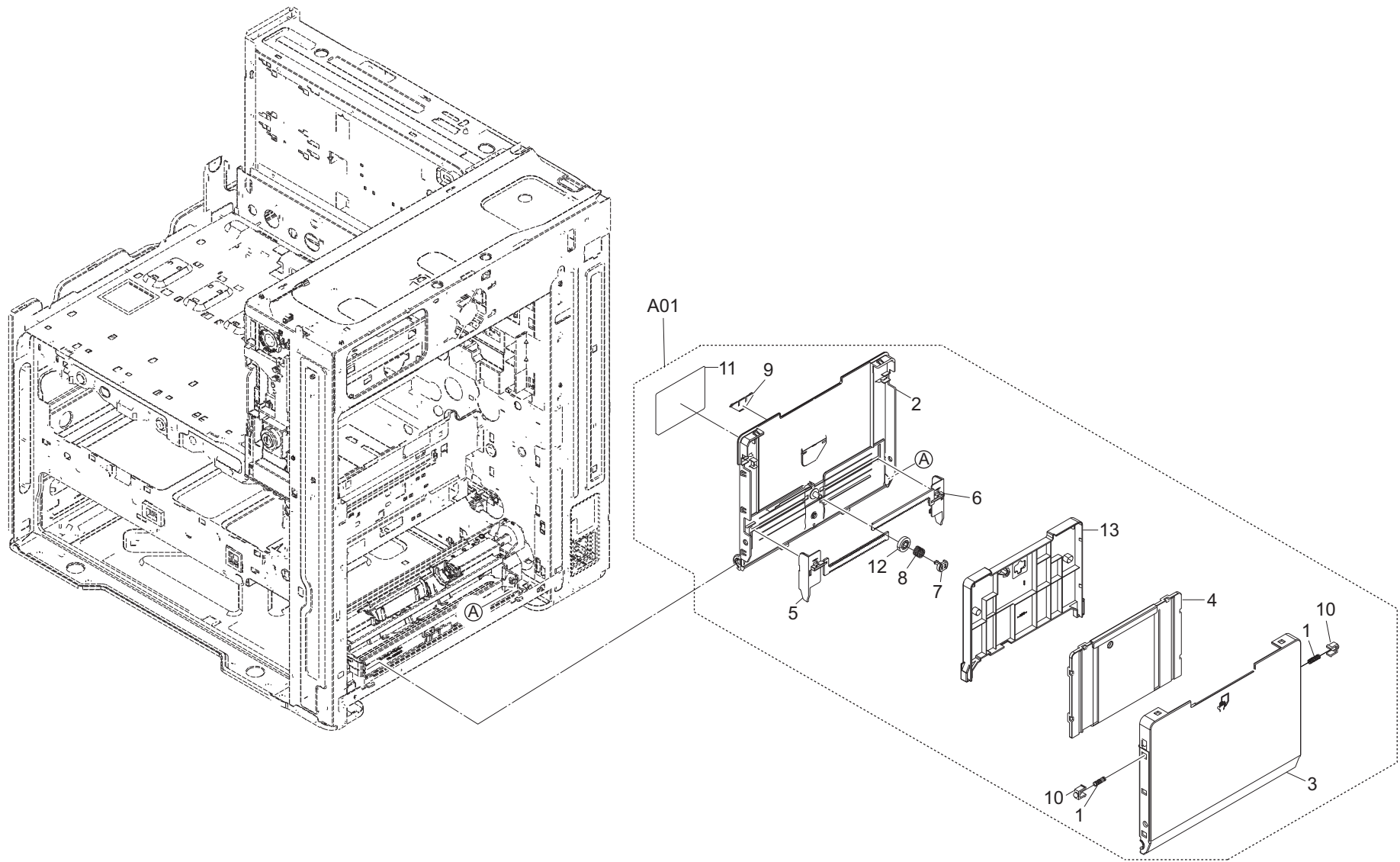


FIG. 14 Paper Conveying Section 1

2WL-1.0

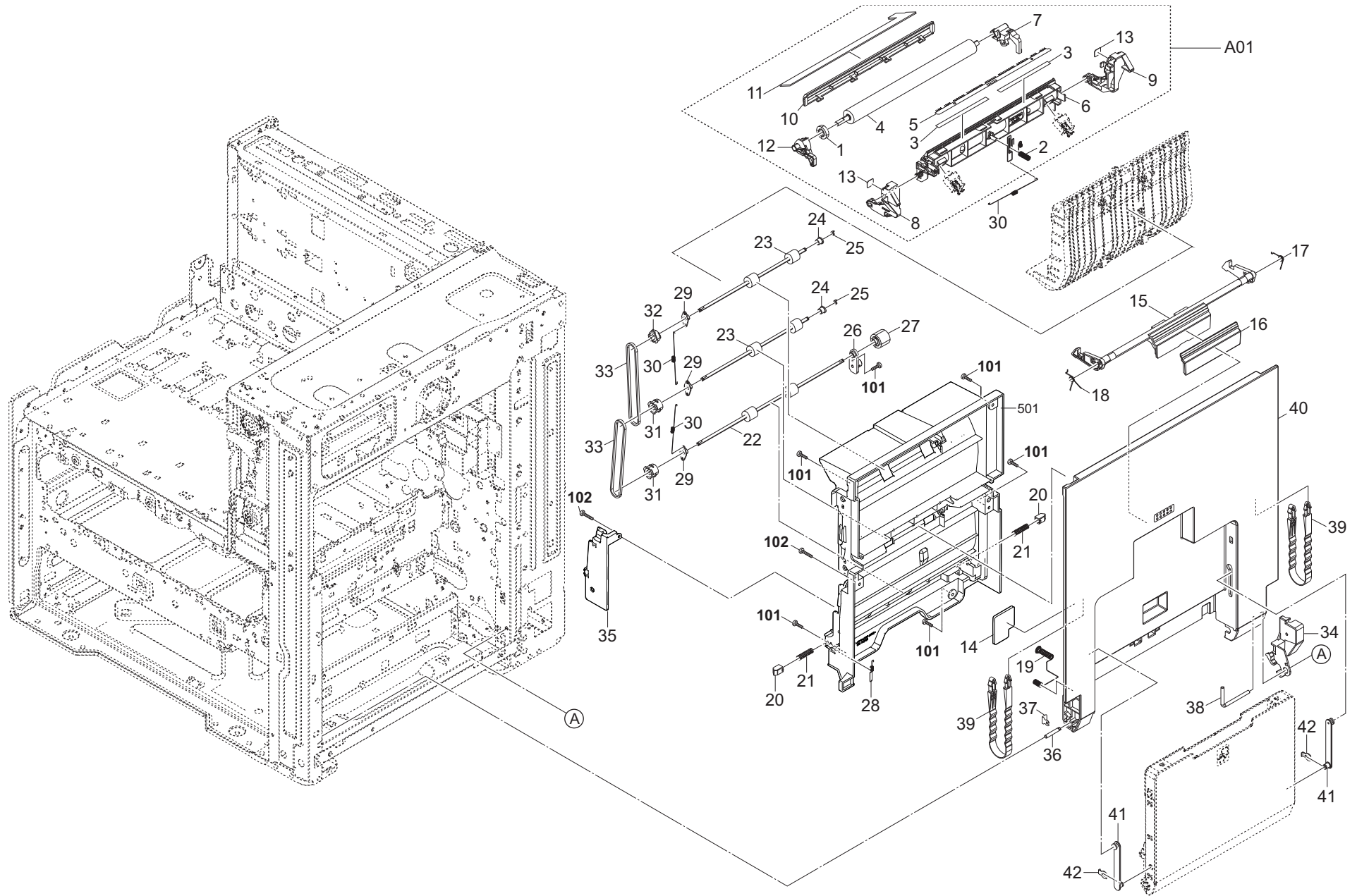


FIG. 14 Paper Conveying Section 1

Ref No.	Part.No.	Description	Notes	Revision	Quantity			
					100	120	230	240
A01	302R494070	PARTS 2ND TRANS ASSY SP				1	1	1
1	•302R422090	GEAR Z22L TC ROLL B				1	1	1
2	•302HN22080	SPRING SEP EARTH B				1	1	1
3	•302HN22100	TAPE BRUSH				2	2	2
4	•302NR94061	PARTS ROLLER TRANSFER SP				1	1	1
5	•302NR22030	BRUSH DISCHARGER				1	1	1
6	•302NR22101	HOLDER BRUSH				1	1	1
7	•302R422010	BUSH TRANS REAR				1	1	1
8	•302R422020	LEVER TRANS RELEASE F				1	1	1
9	•302R422030	LEVER TRANS RELEASE R				1	1	1
10	•302R422100	GUIDE PAPER CHUTE A				1	1	1
11	•302R422060	SHEET PAPER CHUTE				1	1	1
12	•302R422070	BUSH TRANS F				1	1	1
13	•302R424170	LABEL CONVEYING B				2	2	2
14	302R434191	LABEL CONVEYING CAUTION				1	1	1
15	302R429040	HOOK DU RELEASE				1	1	1
16	302R429130	COVER RELEASE HOOK				1	1	1
17	302KV29150	SPRING HOOK L				1	1	1
18	302KV29160	SPRING HOOK R				1	1	1
19	302R429070	SPRING EARTH DU A				1	1	1
20	302KV08180	STOPPER MPF FEED				2	2	2
21	302R429140	SPRING CONVEYING STOPPER				2	2	2
22	302R494380	PARTS ROLLER DU L SP				1	1	1
23	302R494410	PARTS ROLLER DU SP				2	2	2
24	302K312341	BUSH SPIRAL				2	2	2
25	5MVX111DN007	STOPPER 3 /2BT1107 A4				2	2	2
26	302R429120	BUSH DU JOINT				1	1	1
27	302R429020	GEAR Z21L DU				1	1	1
28	302R429080	SPRING EARTH DU B				1	1	1
29	302KV29190	BUSH ROLLER EARTH				3	3	3
30	302R429060	SPRING EARTH DU ROLL				3	3	3
31	302KV29200	PULLEY P24-S2M				2	2	2
32	302NR29040	PULLEY P24 DU				1	1	1
33	302R429050	BELT S2M Z256				2	2	2
34	302R429110	COVER HARNESS B				1	1	1
35	302R429150	COVER BELT DU				1	1	1
36	302K304550	SHAFT RIGHT COVER F				1	1	1
37	302K304630	FILM CONVEYING SHAFT				1	1	1
38	302K304560	SHAFT RIGHT COVER R				1	1	1
39	302R429090	STRAP RIGHT COVER				2	2	2
40	302R429010	COVER RIGHT				1	1	1
41	302R408230	STRAP LINK MPF				2	2	2
42	302K308470	STOPPER STRAP				2	2	2
101	7BB200308H	+BIND T.T P SCREW 3X8						
102	7BB200312H	+BIND T.T P SCREW 3X12						

FIG. 15 Paper Conveying Section 2

2WL-1.0

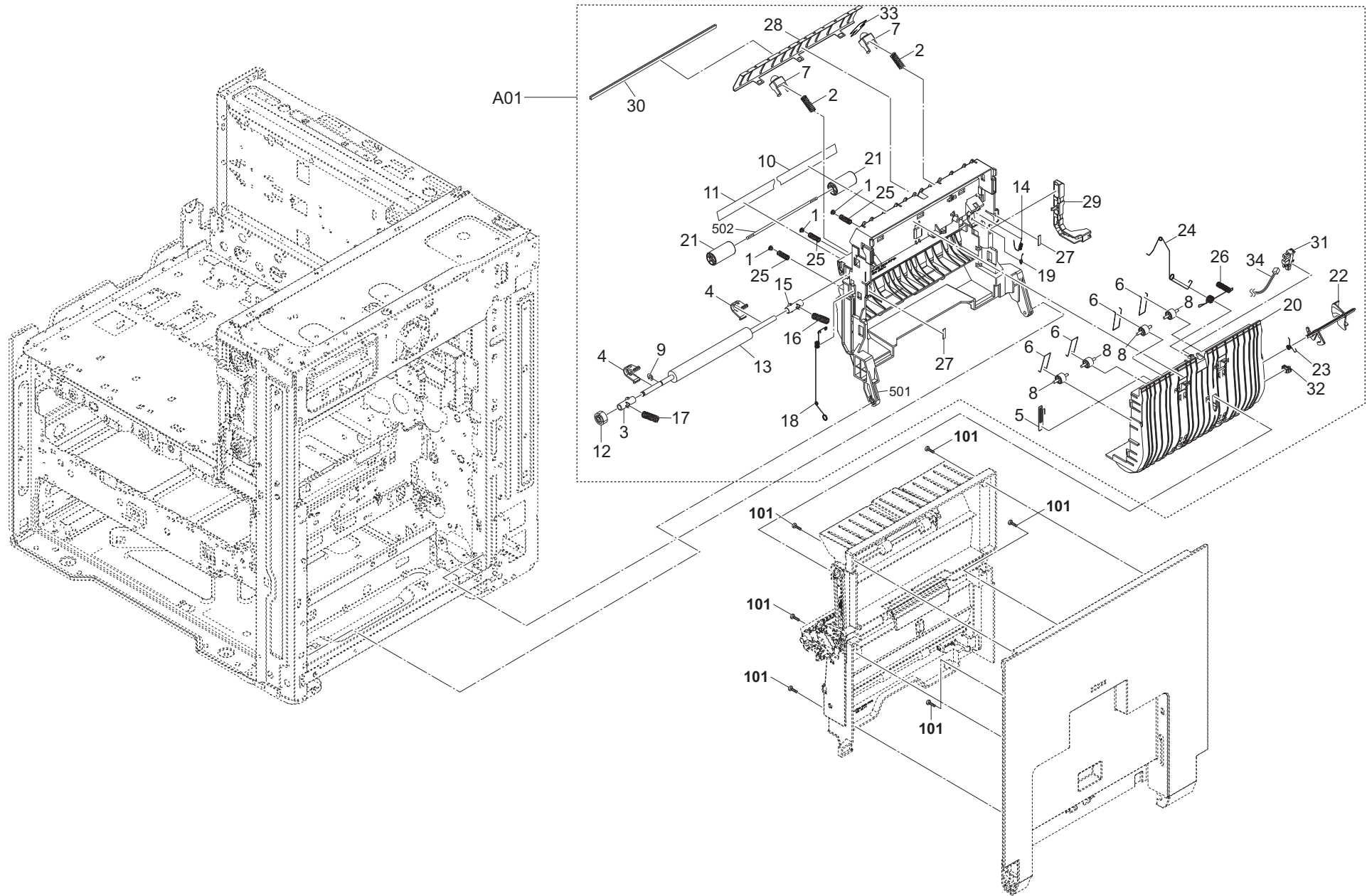


FIG. 15 Paper Conveying Section 2

2WL-1.0

Ref No.	Part.No.	Description	Notes	Revision	Quantity			
					100	120	230	240
A01	302R494061	PARTS CONVEYING ASSY SP				1	1	1
1	•2FM04150	CAP SPRING /B-11 ENCLOSURE A4				3	3	3
2	•302HG24150	SPRING TC L				2	2	2
3	•302HN24110	BUSH REG R				1	1	1
4	•302HN24150	STOPPER BUSH REG				2	2	2
5	•302HN24270	SPRING SEP EARTH A				1	1	1
6	•302HN24290	SPRING DU				4	4	4
7	•302NT22010	STOPPER TC SPRING				2	2	2
8	•302HN24400	PULLEY PA				4	4	4
9	•302KK04570	CUT WASHER 5				1	1	1
10	•302KV06260	SHEET REGIST C				1	1	1
11	•302KV06410	SHEET REGIST CR				1	1	1
12	•302KV24110	GEAR Z31R				1	1	1
13	•302R494400	PARTS ROLLER REGIST RUBBER SP				1	1	1
14	•302NR24110	SPRING EARTH REGIST RUBBER				1	1	1
15	•302NR24120	BUSH REGIST EW				1	1	1
16	•302NR24140	SPRING REGIST L				1	1	1
17	•302NR24150	SPRING REGIST R				1	1	1
18	•302R422040	SPRING BRUSH EARTH				1	1	1
19	•302R422080	SPRING PAPER CHUTE				1	1	1
20	•302R424020	GUIDE FEED DU				1	1	1
21	•302R424030	PULLEY MIDDLE				2	2	2
22	•302R424040	ACTUATOR DU				1	1	1
23	•302R424080	SPRING DU ACTUATOR				1	1	1
24	•302R424120	SPRING GUIDE EARTH				1	1	1
25	•302R424130	SPRING MIDDLE PULLEY				3	3	3
26	•302R424140	SPRING EARTH CONVEYING				1	1	1
27	•302R424160	LABEL CONVEYING A				2	2	2
28	•302R424210	PLATE GUIDE CONVEYING				1	1	1
29	•302R429100	COVER HARNESS A				1	1	1
30	•302R424280	SHEET DISCHARGER				1	1	1
31	•302P794010	PARTS SENSOR OPT. SP				1	1	1
32	•7YZM610007++H01	ACCESS.SADDLE				1	1	1
33	•302NT22030	SHEET PAPER GUIDE EARTH				1	1	1
34	•302R646350	WIRE CONVEYING UNIT				1	1	1
101	7BB200308H	+BIND T.T P SCREW 3X8						

FIG. 16 Scanner Section

2WL-1.0

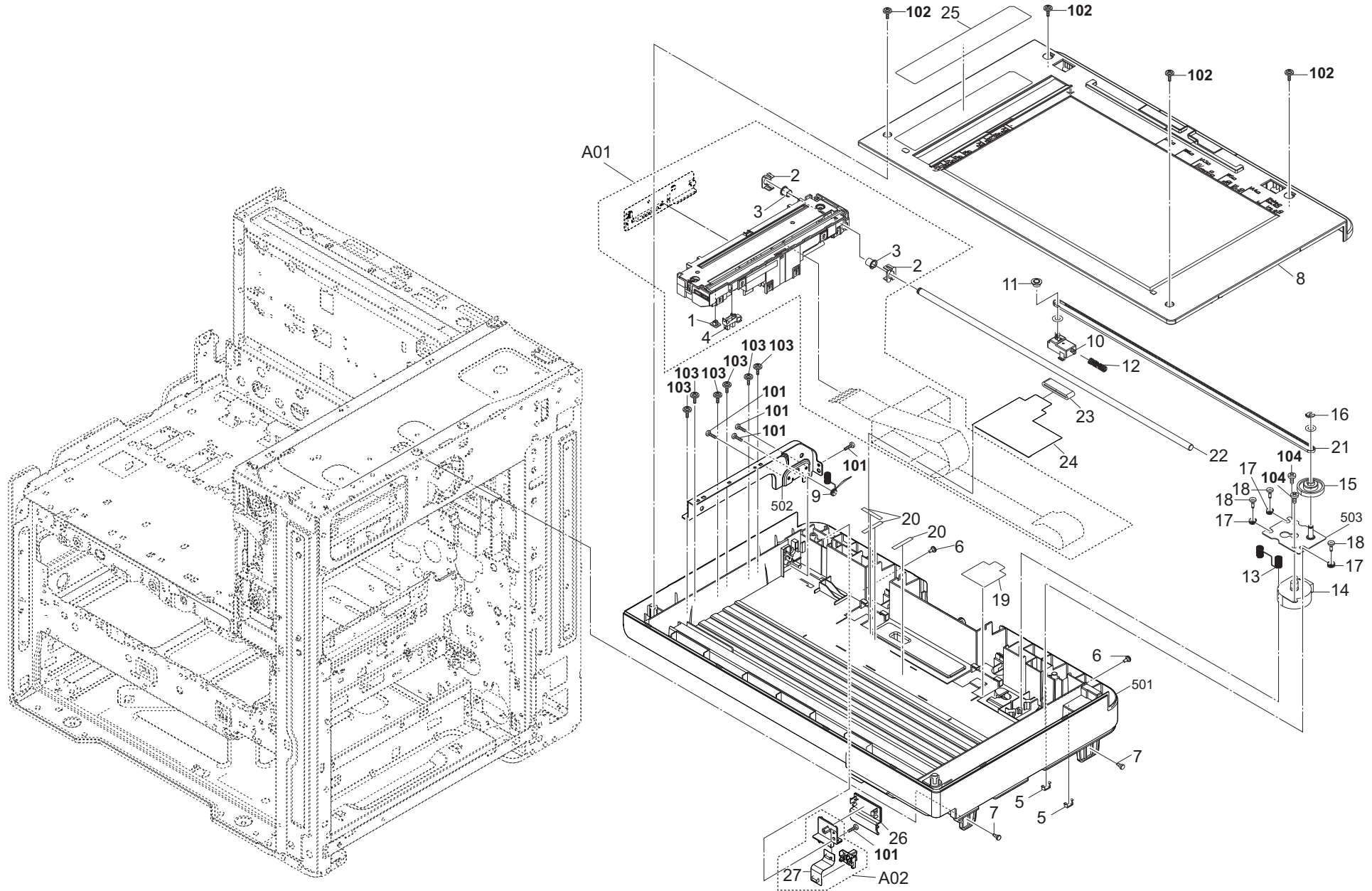


FIG. 16 Scanner Section

Ref No.	Part.No.	Description	Notes	Revision	Quantity			
					100	120	230	240
A01	302R493140	ISU ASSY L SP				1	1	1
1	*302H917450	SLIDER ISU				1	1	1
2	*302KW17150	STOPPER BUSH ISU				2	2	2
3	*302NM17150	BUSH ISU				2	2	2
4	*303M894260	PARTS SENSOR OPT SP				1	1	1
5	302K931080	WIRE STOPPER				2	2	2
6	303MH04040	PIN COVER				2	2	2
7	302GR02852	PIN DLP RAIL				2	2	2
8	302R694010	PARTS ISU TOP SP				1	1	1
9	302R417220	SPRING EARTH ISU B				1	1	1
10	3V2NM17210	MOUNT TENSION PULLEY				1	1	1
11	302M417180	PULLEY TENSION				1	1	1
12	3V2NM17600	SPRING-COMPRESSION ISU BELT				1	1	1
13	302R417050	SPRING EARTH ISU A				1	1	1
14	302LW94060	PARTS MOTOR ISU SP				1	1	1
15	3V2NM17200	GEAR Z63R-P32 ISU				1	1	1
16	5MVX111DN003	RING STOPPER /A-49 FEED A4				1	1	1
17	302JD19140	BUSHING FAN				3	3	3
18	302JD19150	PIN LSU				3	3	3
19	302R417110	SHEET FFC B				1	1	1
20	302NR19260	TAPE FFC BD				3	3	3
21	302R417040	BELT ISU				1	1	1
22	302R417030	SHAFT ISU				1	1	1
23	7YBFZZ65C002H01	FERRITE CORE				1	1	1
24	302R417090	SHEET FFC A				1	1	1
25	302R434110	LABEL CAUTION				1	1	1
26	302V517020	COVER ISU BOTTOM				1	1	1
A02	303RR94010	PARTS WIFI UNIT SP				1		
27	*302ND46732	CONN.CORD ASSY FPC WIFI				1		
101	7BB700308H	+BIND T.T S SCREW 3X8 SR						
102	7BB282308H	+TP-FLAT T.T P SCREW 3X8(BLACK)						
103	7BB202308H	+TP-FLAT T.T P SCREW 3X8						
104	7BB600306H	+BIND M SCREW 3X6 R						

FIG. 17 Laser Scanner Section

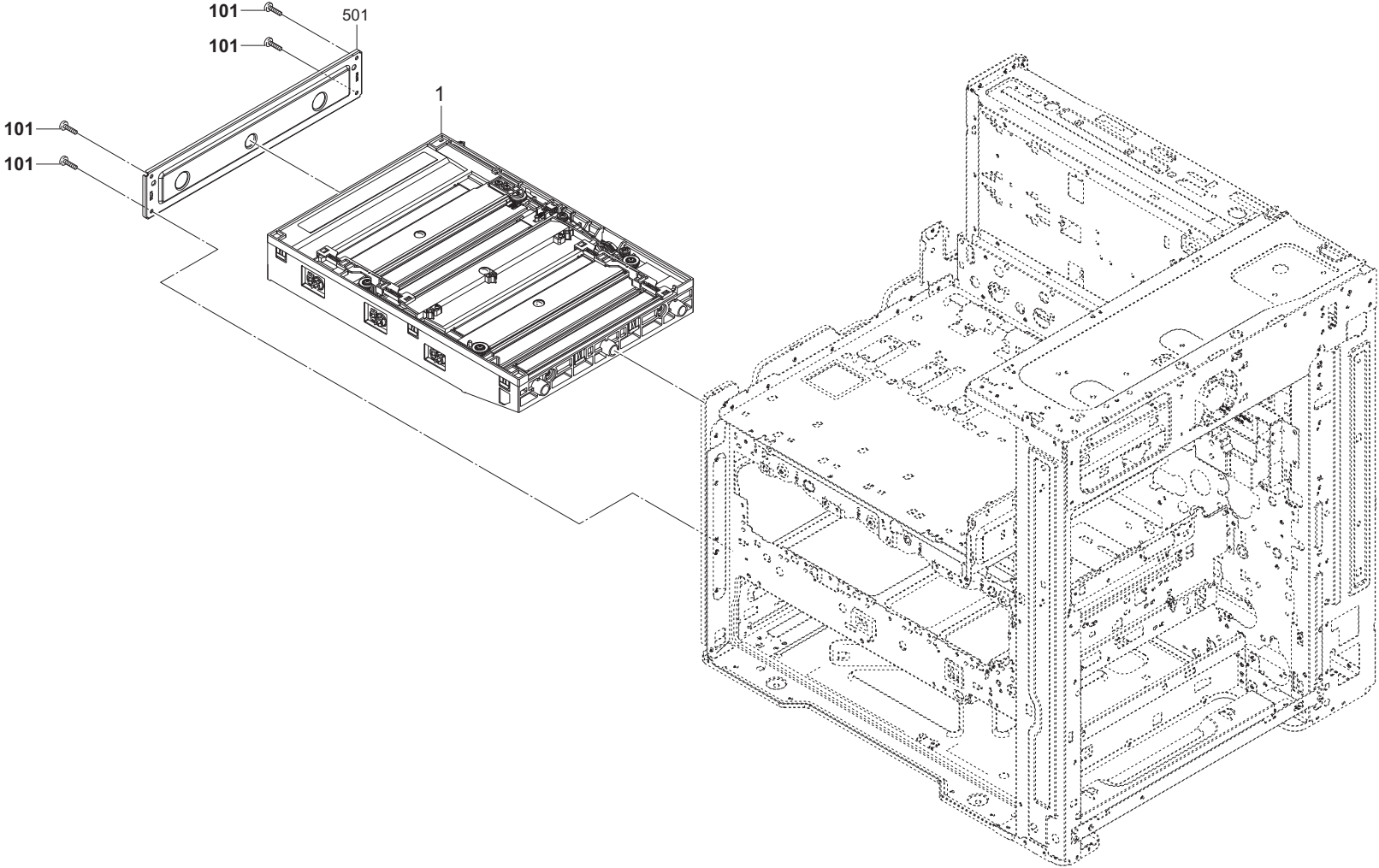


FIG. 18 Developer & Image Formation Section

2WL-1.0

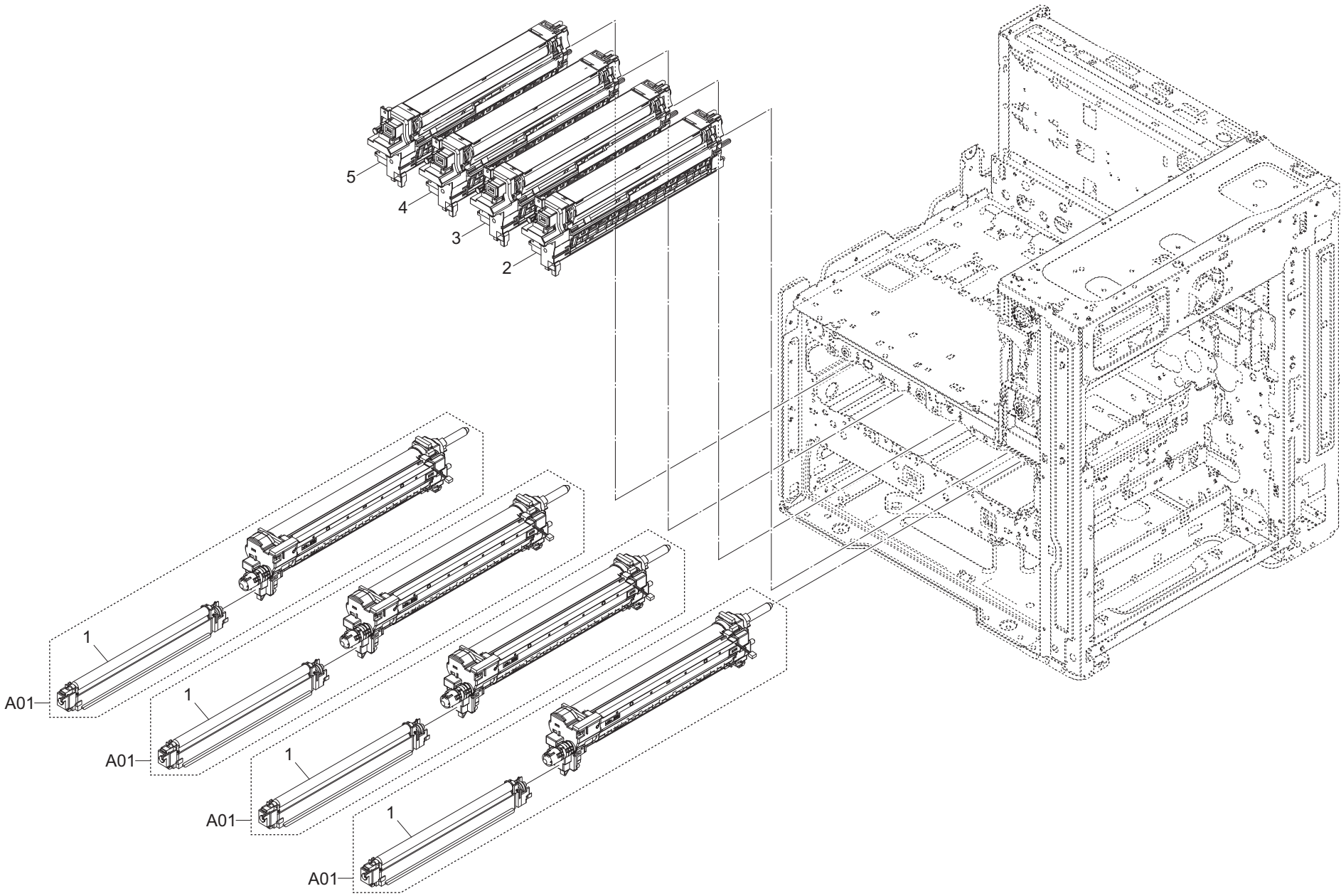


FIG. 18 Developer & Image Formation Section

2WL-1.0

Ref No.	Part.No.	Description	Notes	Revision	Quantity			
					100	120	230	240
A01	302R493053	DK-5195				4	4	4
1	•302R493060	MC-5195				4	4	4
2	302R493072	DV-5195K				1	1	1
3	302R493082	DV-5195M				1	1	1
4	302R493092	DV-5195C				1	1	1
5	302R493102	DV-5195Y				1	1	1

FIG. 19 Transfer Section

2WL-1.0

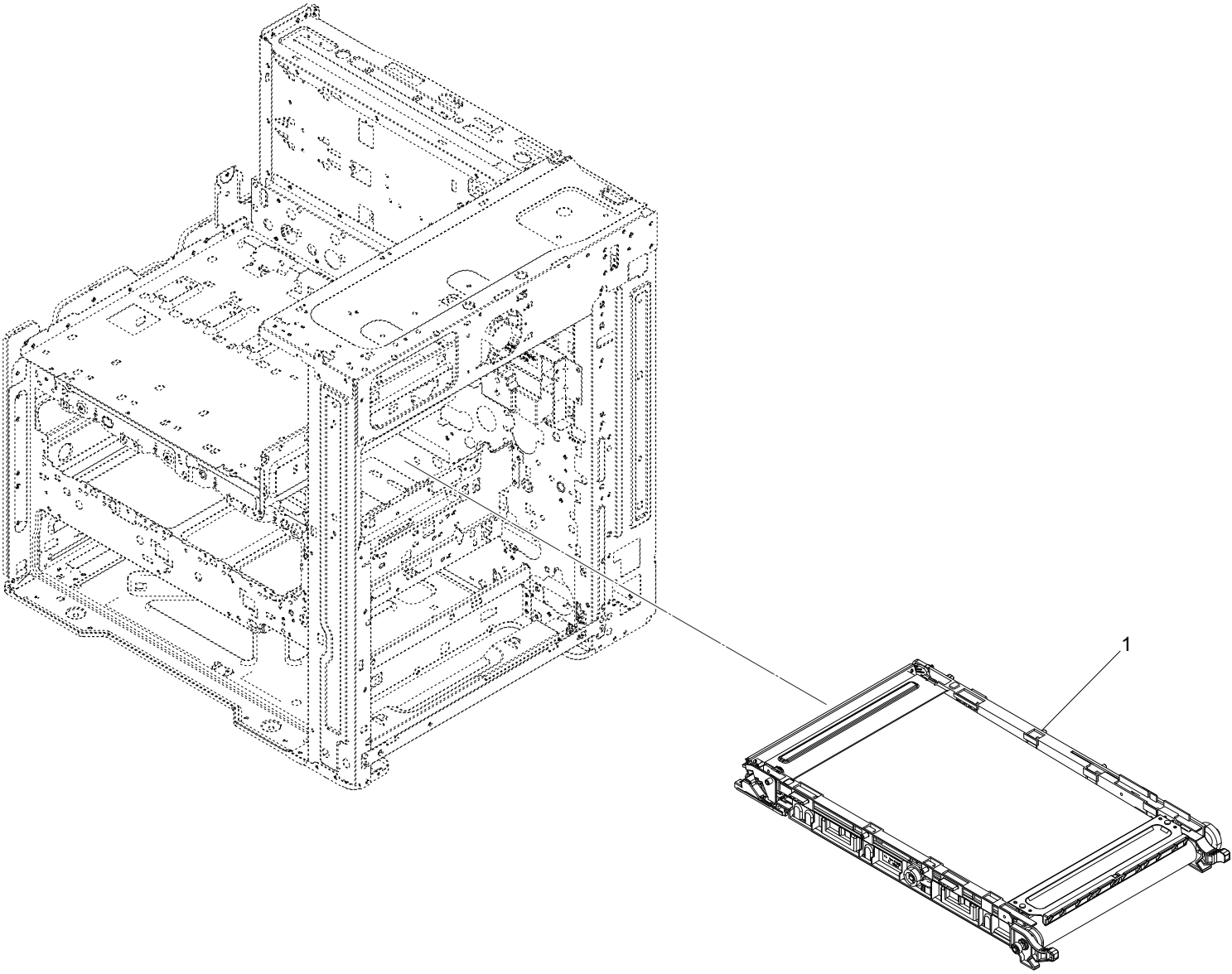


FIG. 20 Fuser Section

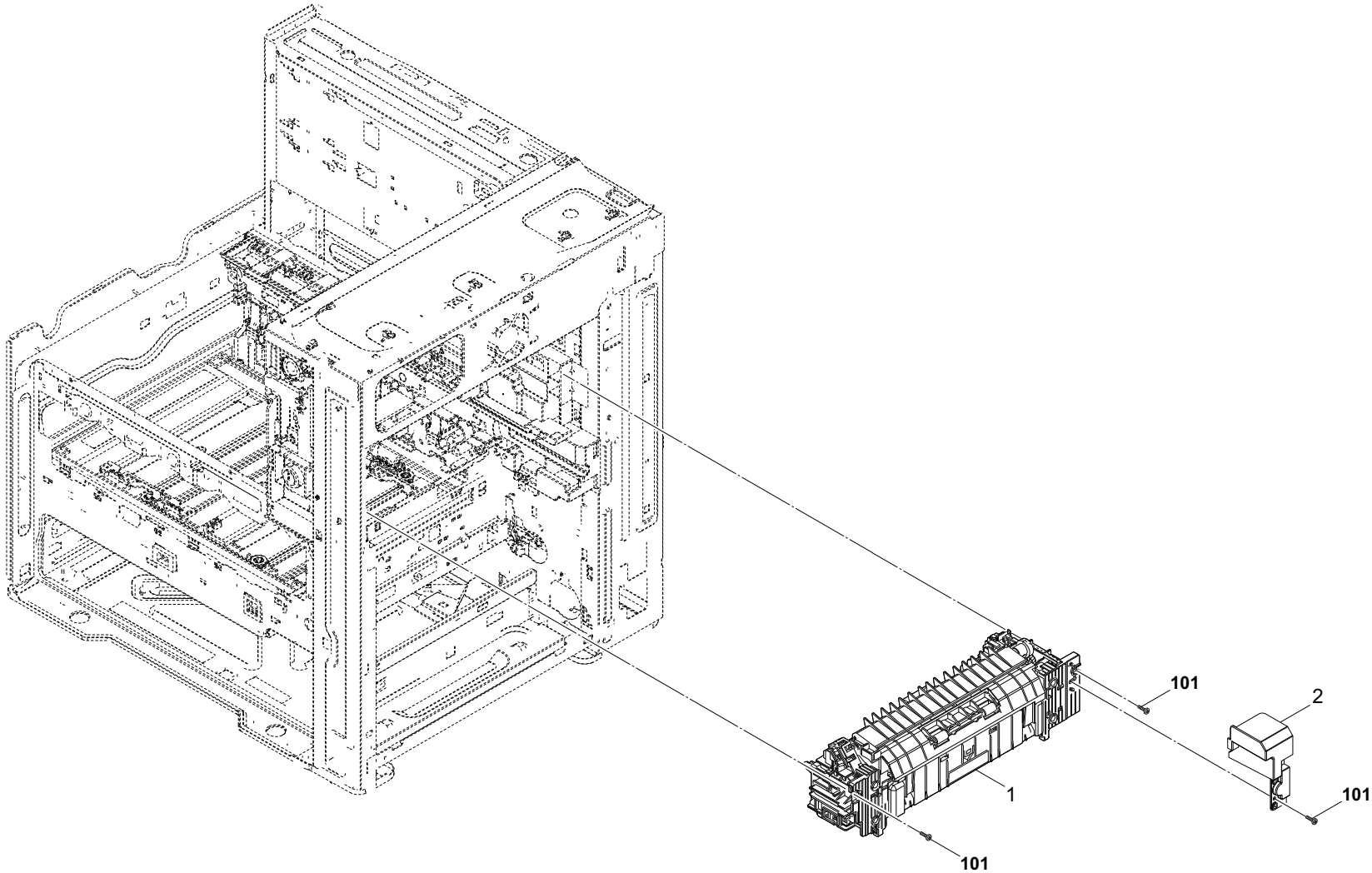


FIG. 21 Exit Section 1

2WL-1.0

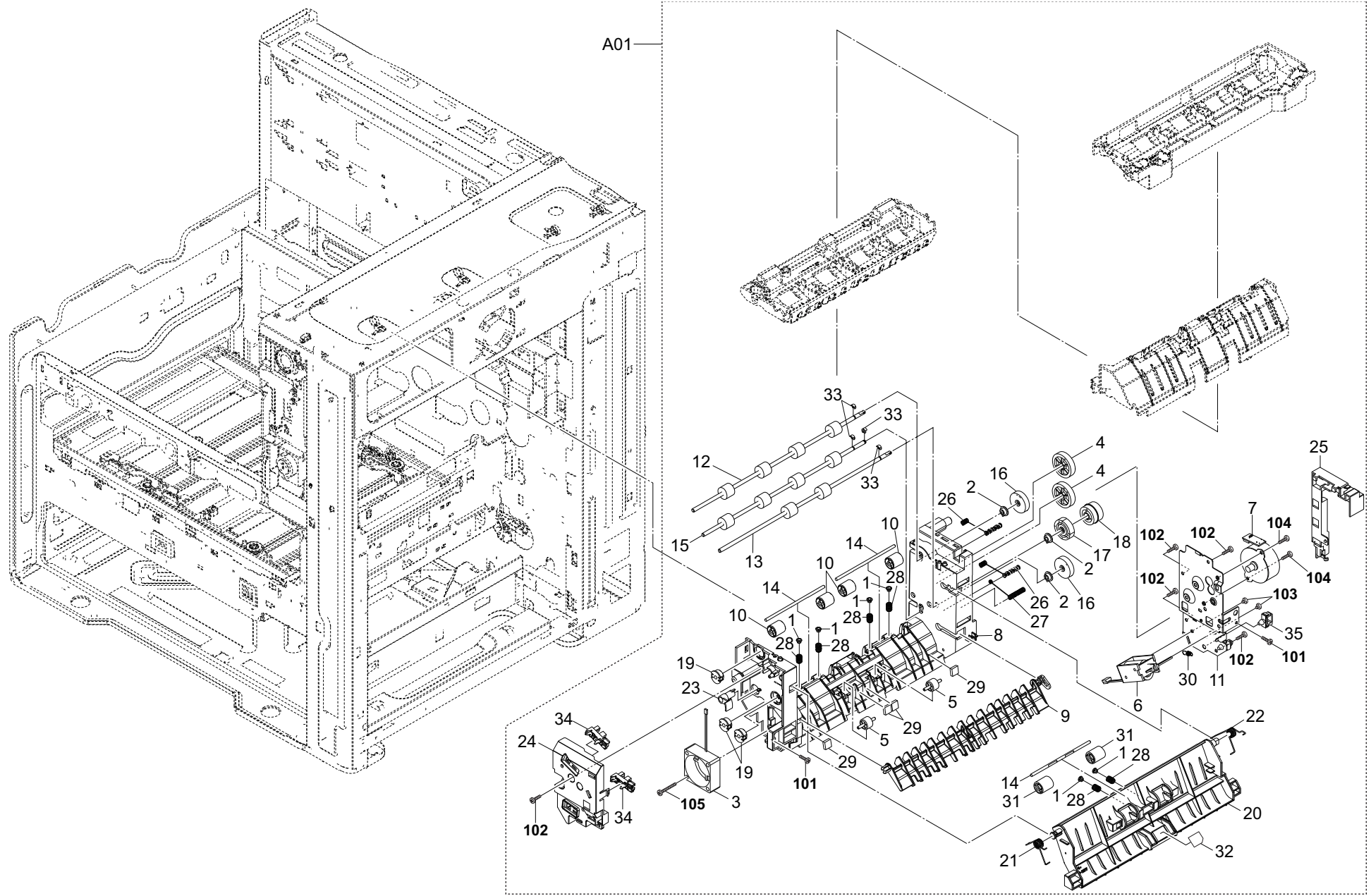


FIG. 21 Exit Section 1

2WL-1.0

Ref No.	Part.No.	Description	Notes	Revision	Quantity			
					100	120	230	240
A01	302R494050	PARTS EXIT ASSY SP				1	1	1
1	•2FM04150	CAP SPRING /B-11 ENCLOSURE A4				6	6	6
2	•302F929140	BUSH DU				3	3	3
3	•302H044120	FAN COOLING 40-15				1	1	1
4	•302H731780	GEAR Z34 CONT D				2	2	2
5	•302HN24400	PULLEY PA				2	2	2
6	•302K994380	PARTS SOLENOID FEED SHIFT SP				1	1	1
7	•302P794060	PARTS MOTOR EJECT SP				1	1	1
8	•302R428020	HOUSING EXIT				1	1	1
9	•302R428050	GUIDE CHANGE				1	1	1
10	•302R428080	PULLEY EXIT REVERSE				4	4	4
11	•302R428090	PLATE EXIT				1	1	1
12	•302R494340	PARTS ROLLER EXIT JS SP				1	1	1
13	•302R494350	PARTS ROLLER EXIT JS2 SP				1	1	1
14	•302R428120	SHAFT EXIT DU				3	3	3
15	•302R494360	PARTS ROLLER EXIT FD SP				1	1	1
16	•302R428140	GEAR Z28S				2	2	2
17	•302R428150	GEAR EXIT Z28S OW				1	1	1
18	•302R428160	GEAR Z40R-Z25S				1	1	1
19	•302R428170	BUSH EXIT 4				3	3	3
20	•302R428190	GUIDE EXIT RIGHT				1	1	1
21	•302R428200	SPRING GUIDE RIGHT F				1	1	1
22	•302R428210	SPRING GUIDE RIGHT R				1	1	1
23	•302R428220	ACTUATOR EXIT C				1	1	1
24	•302R428230	COVER FRONT				1	1	1
25	•302R428240	COVER MOTOR				1	1	1
26	•302R428250	SPRING EXIT EARTH A				2	2	2
27	•302R428260	SPRING EXIT EARTH B				1	1	1
28	•302R428290	SPRING EXIT				6	6	6
29	•302R428300	CUSHION EXIT GUIDE				4	4	4
30	•302R428320	SPRING CHANGE GUIDE				1	1	1
31	•302R428330	PULLEY EXIT REVERSE				2	2	2
32	•302R434130	LABEL EXIT				1	1	1
33	•5MVX111DN007	STOPPER 3 /2BT1107 A4				4	4	4
34	•302P794010	PARTS SENSOR OPT. SP				2	2	2
35	•7YZM610001++H01	ACCESS SADDLE				1	1	1
101	7BB202308H	+TP-FLAT T.T P SCREW 3X8						
102	7BB200308H	+BIND T.T P SCREW 3X8						
103	7BB000303H	+BIND M SCREW 3X3						
104	7BB700308H	+BIND T.T S SCREW 3X8 SR						
105	7BB200322H	BIND T.T P SCREW 3X22						

FIG. 22 Exit Section 2

2WL-1.0

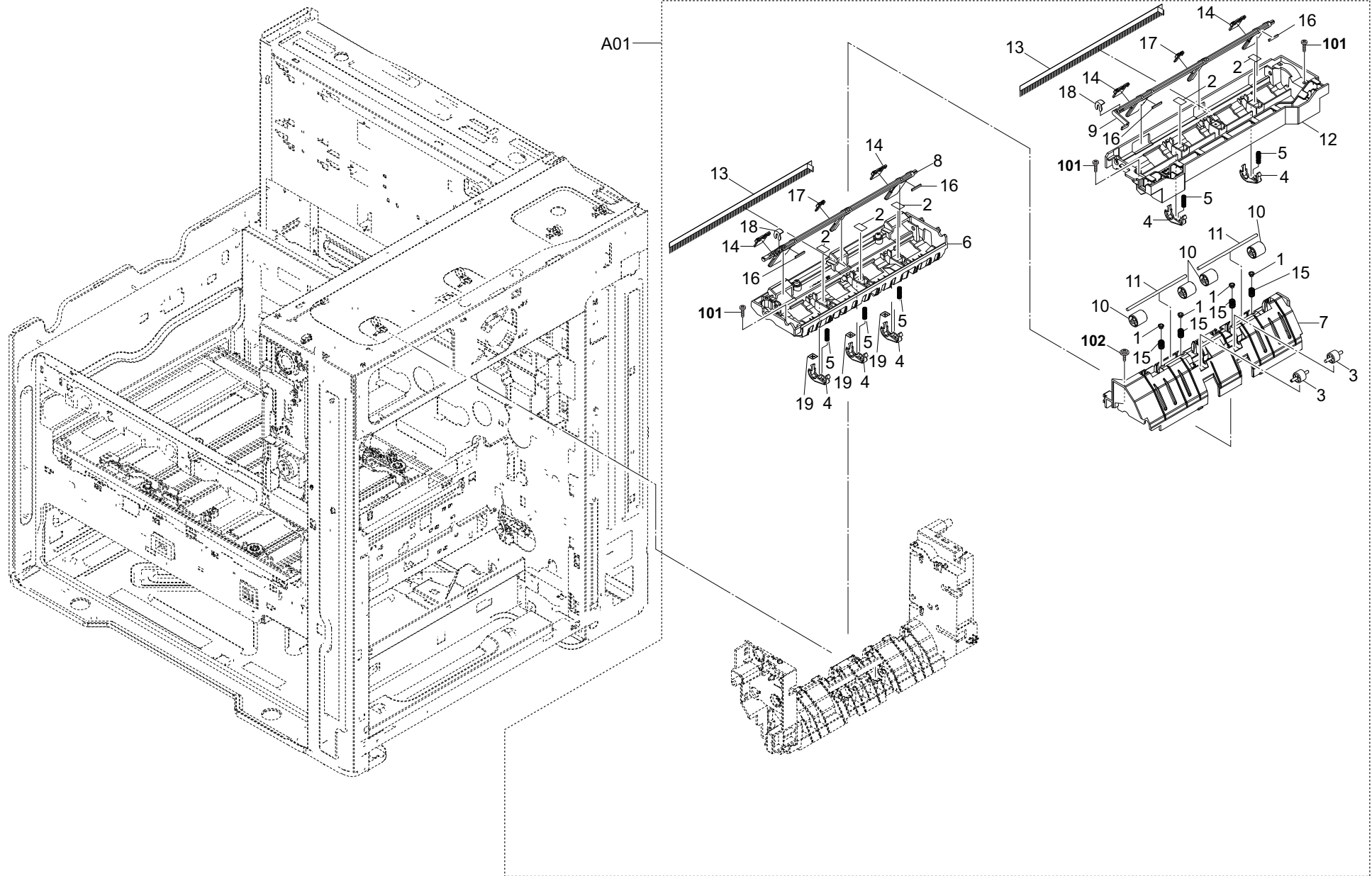


FIG. 22 Exit Section 2

2WL-1.0

Ref No.	Part.No.	Description	Notes	Revision	Quantity			
					100	120	230	240
A01	302R494050	PARTS EXIT ASSY SP				1	1	1
1	•2FM04150	CAP SPRING /B-11 ENCLOSURE A4				4	4	4
2	•302FZ22760	STOPPER EARTH MIDDLE				5	5	5
3	•302HN24400	PULLEY PA				2	2	2
4	•302K328090	GUIDE EXIT PUSH				5	5	5
5	•302K328260	SPRING GUIDE EXIT PUSH				5	5	5
6	•302R428030	GUIDE EXIT				1	1	1
7	•302R428040	COVER GUIDE EXIT				1	1	1
8	•302R428060	ACTUATOR EXIT A				1	1	1
9	•302R428070	ACTUATOR EXIT B				1	1	1
10	•302R428080	PULLEY EXIT REVERSE				4	4	4
11	•302R428120	SHAFT EXIT DU				2	2	2
12	•302R428180	GUIDE EXIT UPPER				1	1	1
13	•302R428270	STATIC ELIMINATOR				2	2	2
14	•302R428280	ACTUATOR EXIT D				4	4	4
15	•302R428290	SPRING EXIT				4	4	4
16	•302R428310	CUSHION ACTUATOR				4	4	4
17	•302R428340	ACTUATOR EXIT E				2	2	2
18	•5MVL177DN001	RING STOPPER 4				2	2	2
19	•302R428350	CUSHION EXIT PUSH				3	3	3
101	7BB200308H	+BIND T.T P SCREW 3X8						
102	7BB282308H	+TP-FLAT T.T P SCREW 3X8(BLACK)						

FIG. 23 Drive Section 1

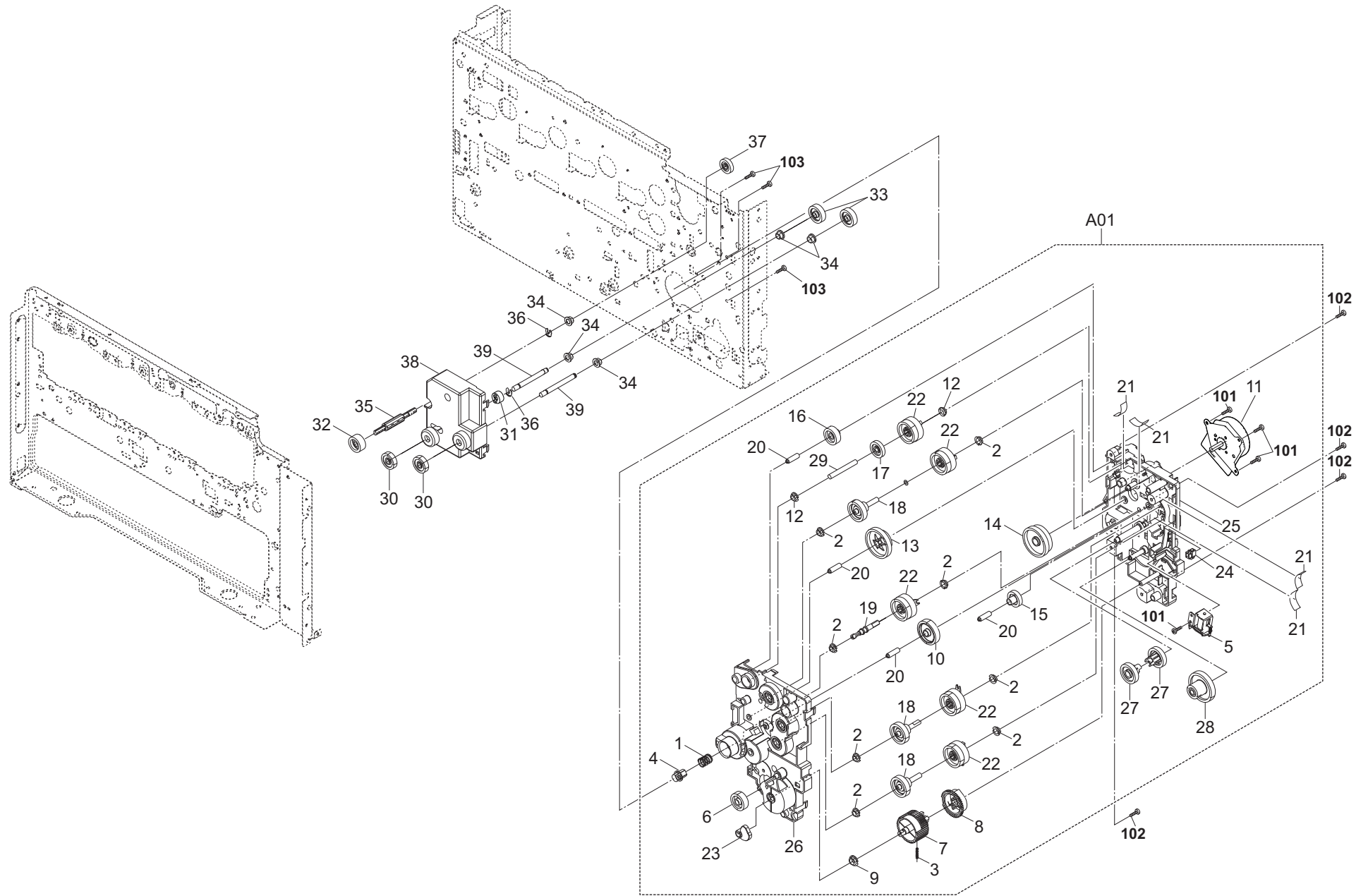


FIG. 23 Drive Section 1

2WL-1.0

Ref No.	Part.No.	Description	Notes	Revision	Quantity			
					100	120	230	240
A01	302R494081	PARTS FEED DRIVE ASSY SP				1	1	1
1	•302HN31410	SPRING FEED				1	1	1
2	•302HN31590	BUSH DRIVE				8	8	8
3	•302HN31650	SPRING INPUT MPF				1	1	1
4	•302HN31660	JOINT SHAFT CASSETTE				1	1	1
5	•302HN44160	SOLENOID MPF				1	1	1
6	•302K331170	GEAR Z28S				1	1	1
7	•302K331180	GEAR Z45S INPUT MPF A				1	1	1
8	•302K331190	GEAR Z45S INPUT MPF B				1	1	1
9	•302K331230	BUSH DRIVE 8				1	1	1
10	•302K931510	GEAR Z35R				1	1	1
11	•302R494481	PARTS MOTOR-BL ASSY F SP				1	1	1
12	•302LV31480	BUSH DRIVE POM				2	2	2
13	•302NR31020	GEAR Z72R-Z28L				1	1	1
14	•302NR31030	GEAR Z72R-Z40L				1	1	1
15	•302NR31060	GEAR Z24L				1	1	1
16	•302NR31070	GEAR Z26L				1	1	1
17	•302NR31090	GEAR Z25R OUTPUT CL				1	1	1
18	•302NR31100	GEAR Z32L OUTPUT CL				3	3	3
19	•302NR31110	SHAFT CLUTCH FEED				1	1	1
20	•302NR31340	PIN DRIVE D				4	4	4
21	•302NR31680	SHEET FEED DRIVE A				4	4	4
22	•302NR94010	PARTS CLUTCH 35 Z35R SP				5	5	5
23	•302R408190	CAM MPF				1	1	1
24	•7YCC02B1003+H01	CONNECTOR 292254-2				1	1	1
25	•302R431210	HOLDER FEED DRIVE R				1	1	1
26	•302R431220	HOLDER FEED DRIVE F				1	1	1
27	•302R431280	GEAR Z31L				2	2	2
28	•302R431310	GEAR Z48R-Z22S				1	1	1
29	•302R431350	SHAFT CLUTCH DLP				1	1	1
30	302R431320	GEAR Z25R				2	2	2
31	302R424270	ONE-WAY CLUTCH 6				1	1	1
32	302R431330	GEAR Z24R				1	1	1
33	302R431270	GEAR Z27R				2	2	2
34	302H702590	BUSH SCREW				5	5	5
35	302R431360	SHAFT JOINT REGIST				1	1	1
36	5MVX111DN003	RING STOPPER /A-49 FEED A4				2	2	2
37	302R431300	GEAR Z22R				1	1	1
38	302R431230	GUIDE FEED DRIVE				1	1	1
39	302R431250	SHAFT JOINT MID				2	2	2
101	7BB200308H	+BIND T.T P SCREW 3X8						
102	7BB700308H	+BIND T.T S SCREW 3X8 SR						
103	7BB202308H	+TP-FLAT T.T P SCREW 3X8						

FIG. 24 Drive Section 2

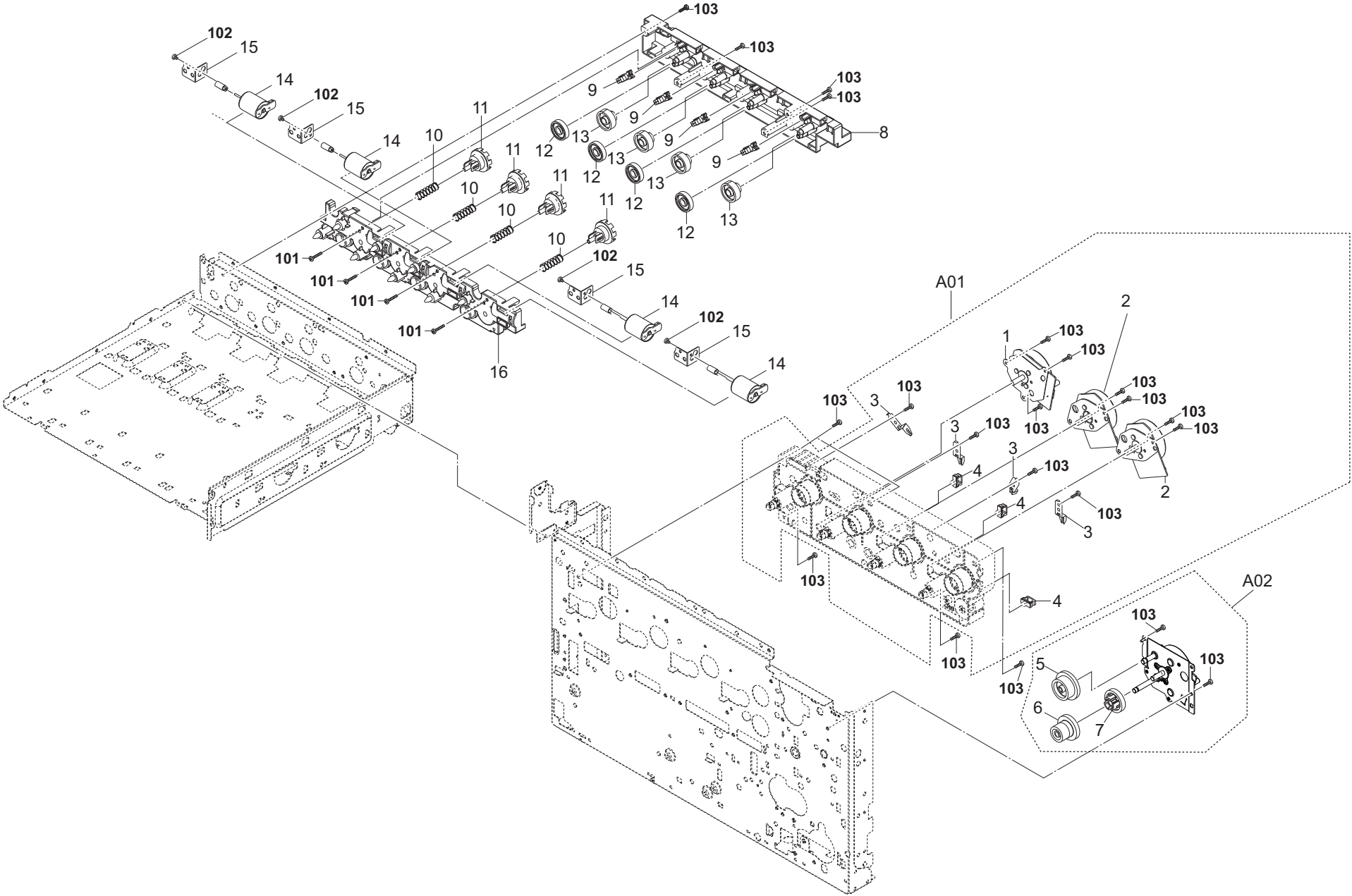


FIG. 24 Drive Section 2

2WL-1.0

Ref No.	Part.No.	Description	Notes	Revision	Quantity			
					100	120	230	240
A01	302R493041	DR-5195				1	1	1
1	•302R494461	PARTS MOTOR-BL ASSY D SP				1	1	1
2	•302R494441	PARTS MOTOR-BL ASSY B SP				2	2	2
3	•302R412150	PLATE DRUM EARTH				4	4	4
4	•7YZM610001+++H01	ACCESS SADDLE				3	3	3
A02	302R494471	PARTS MOTOR-BL ASSY E SP				1	1	1
5	•302R431430	GEAR Z44L-Z33L				1	1	1
6	•302NR31240	GEAR Z63R-Z24R				1	1	1
7	•302R431420	GEAR Z35R				1	1	1
8	302R431620	HOLDER CONT DRIVE R				1	1	1
9	302P794010	PARTS SENSOR OPT. SP				4	4	4
10	302NR02290	SPRING JOINT				4	4	4
11	302R431640	GEAR JOINT Z38S				4	4	4
12	302R431660	GEAR Z50S				4	4	4
13	302R431650	GEAR Z25S-Z50L				4	4	4
14	302R494200	PARTS DC MOTOR ASSY B SP				4	4	4
15	302R431630	PLATE MOTOR DC				4	4	4
16	302R431610	HOLDER CONT DRIVE F				1	1	1
101	7BB200312H	+BIND T.T P SCREW 3X12						
102	7BB000303H	+BIND M SCREW 3X3						
103	7BB700308H	+BIND T.T S SCREW 3X8 SR						

FIG. 25 Operation Section

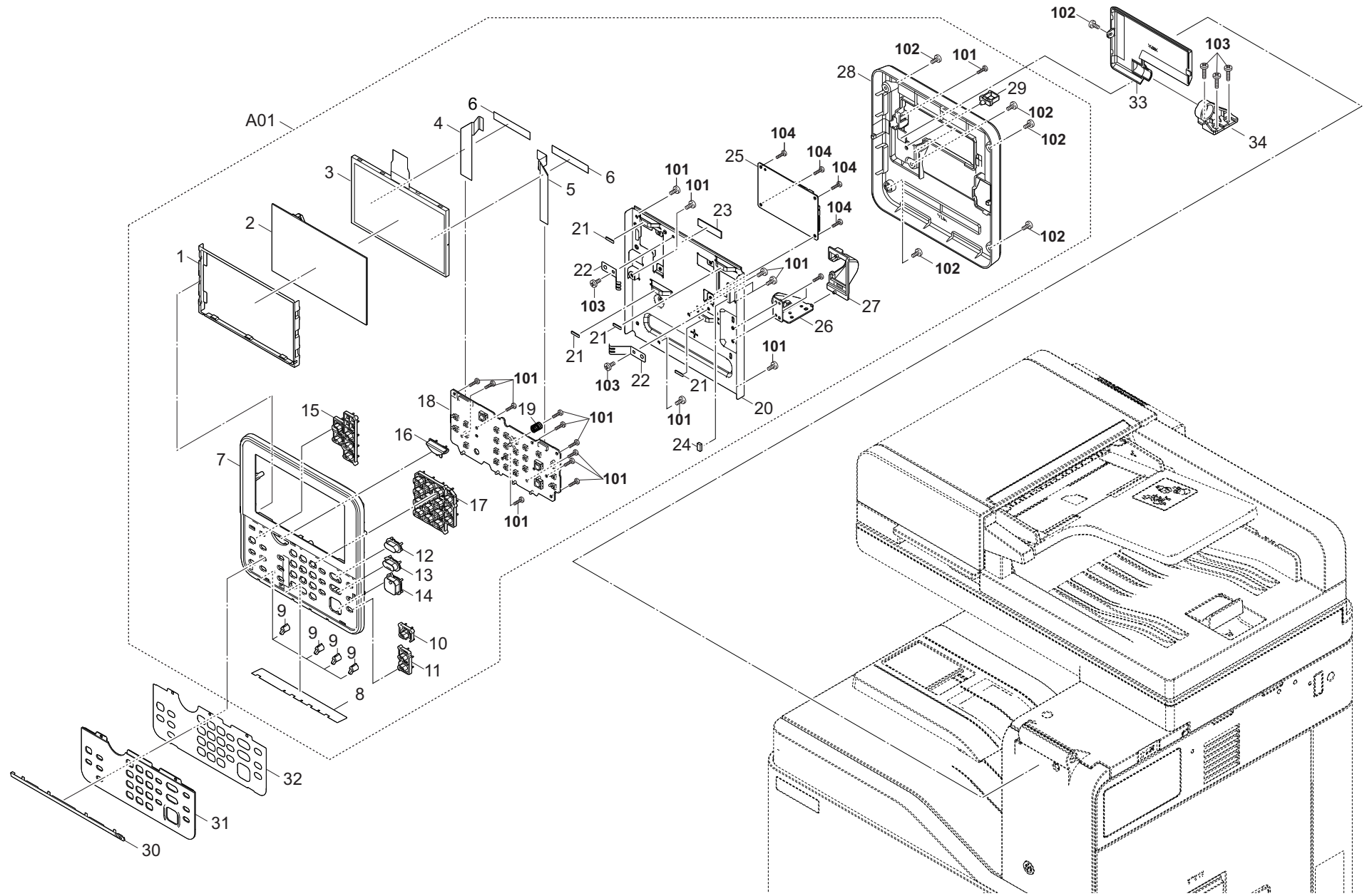


FIG. 25 Operation Section

Ref No.	Part.No.	Description	Notes	Revision	Quantity			
					100	120	230	240
A01	302WL94060	PARTS OPERATION UNIT L SP				1	1	1
1	•302V505150	PLATE EARTH LCD				1	1	1
2	•302NM94121	PARTS TABLET OPERATION SP				1	1	1
3	•302P194230	PARTS LCD OPERATION SP				1	1	1
4	•302WL46070	CONN.CORD ASSY S04194 PANEL-OPERATION(L)				1	1	1
5	•302WL46060	CONN.CORD ASSY S04193 PANEL-OPERATION(R)				1	1	1
6	•302R605120	FILM FFC LCD				2	2	2
7	•302WL05010	COVER OPERATION F				1	1	1
8	•302R605150	FILM OPERATION				1	1	1
9	•3V2NM05300	LENS LED				4	4	4
10	•302R405140	KEY ENERGY SAVER				1	1	1
11	•302R405080	KEY LOGOUT				1	1	1
12	•3V2NM05110	KEY RESET				1	1	1
13	•3V2NM05100	KEY STOP				1	1	1
14	•302R405220	KEY START				1	1	1
15	•302SZ05030	KEY LEFT				1	1	1
16	•302R605100	KEY HOME				1	1	1
17	•302R605060	KEY 10				1	1	1
18	•302WL94050	PARTS PWB OPERATION ASSY SP				1	1	1
19	•302H005620	SPRING EARTH LCD				1	1	1
20	•302WL05030	MOUNT OPERATION				1	1	1
21	•302V505130	CUSHION LCD				4	4	4
22	•302K302A50	PLATE EARTH ISU				2	2	2
23	•302J502020	SHEET FRAME CENTER				1	1	1
24	•303H321050	CUSHION EJECT GUIDE				1	1	1
25	•302WL94040	PARTS PWB PANEL MAIN ASSY SP				1	1	1
26	•302R405201	HINGE OPERATION				1	1	1
27	•302R605090	LID HINGE				1	1	1
28	•302WL05020	COVER OPERATION R				1	1	1
29	•7YZM610003+++H01	ACCESS SADDLE				1	1	1
30	302R605050	LID PANEL				1	1	1
31	302SZ05040	COVER PANEL				1	1	1
32	302SZ05110	SHEET OPERATION EN					1	1
32	302SZ05120	SHEET OPERATION KDA EN				1		
33	302V505050	LID OPERATION REAR				1	1	1
34	302R405100	HOLDER FULCRUM OPERATION				1	1	1
101	7BB200308H	+BIND T.T P SCREW 3X8						
102	7BB782308H	+TP-FLAT T.T S SCREW 3X8 SR(BLACK)						
103	7BB700308H	+BIND T.T S SCREW 3X8 SR						
104	7BB702308H	+TP-FLAT T.T S SCREW 3X8 SR						

FIG. 26 Electrical Components 1

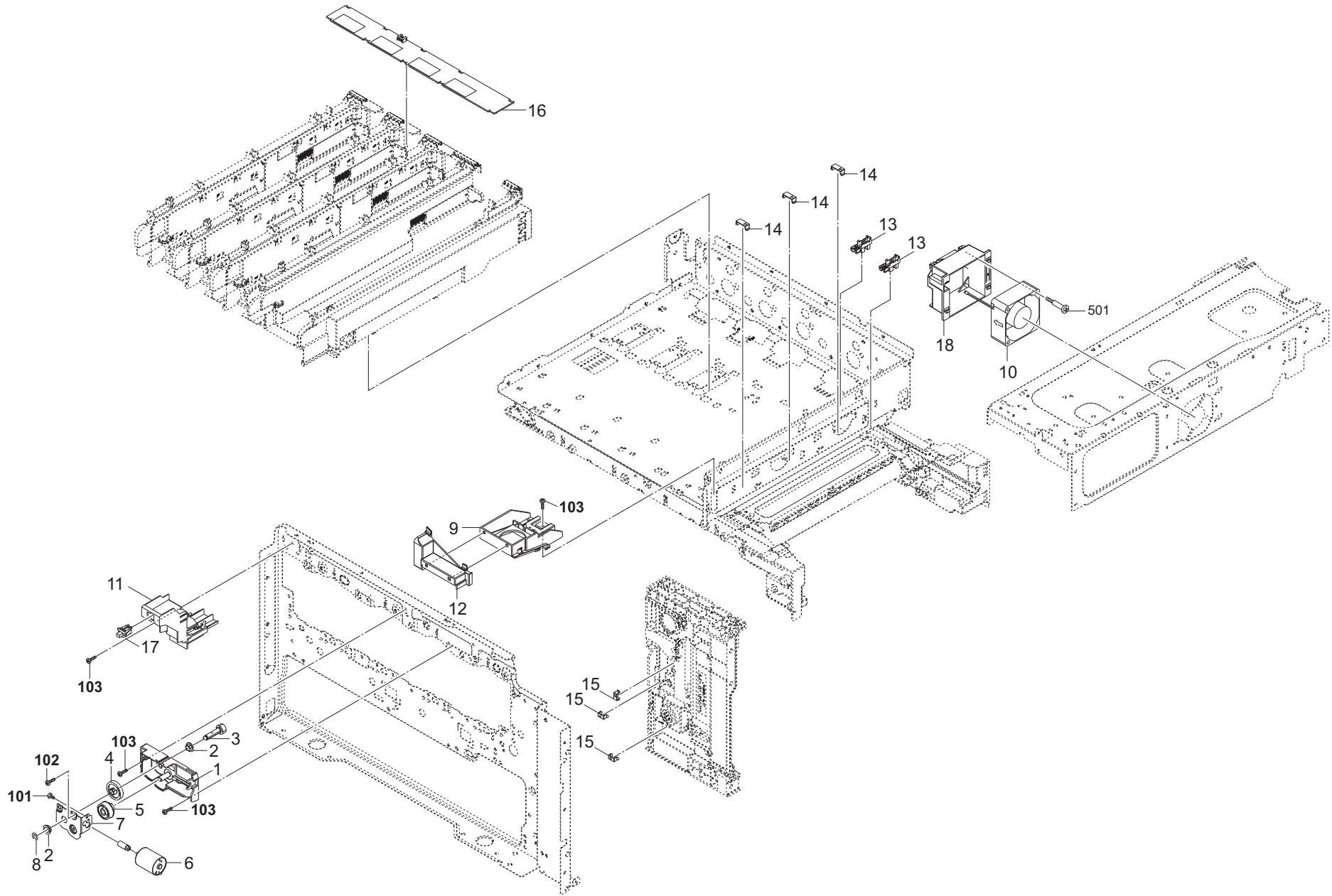


FIG. 26 Electrical Components 1

2WL-1.0

Ref No.	Part.No.	Description	Notes	Revision	Quantity			
					100	120	230	240
1	302R431810	HOLDER RELEASE TC				1	1	1
2	302HN31590	BUSH DRIVE				2	2	2
3	302R431850	GEAR Z12L RELEASE TC				1	1	1
4	302R431830	GEAR Z47S				1	1	1
5	302K021480	WORM-WHEEL RELEASE DRIVE Z40L-Z21S				1	1	1
6	302R494190	PARTS MOTOR DC ASSY SP				1	1	1
7	302R431820	PLATE RELEASE TC				1	1	1
8	302KK04570	CUT WASHER 5				1	1	1
9	302R603030	CASE FAN MOTOR				1	1	1
10	302GR44080	FAN LSU 60-25				1	1	1
11	302R494150	PARTS PIPE TR CLN ASSY SP				1	1	1
12	302R603170	COVER FAN MOTOR				1	1	1
13	302P794010	PARTS SENSOR OPT. SP				2	2	2
14	302LC25780	WIRE STOPPER				3	3	3
15	302K931080	WIRE STOPPER				3	3	3
16	302R694110	PARTS PWB RFID ASSY SP				1	1	1
17	7SP01000007+H01	SW.PUSH				1	1	1
18	302R433070	DUCT EXIT FAN				1	1	1
101	7BB000303H	+BIND M SCREW 3X3						
102	7BB200308H	+BIND T.T P SCREW 3X8						
103	7BB700308H	+BIND T.T S SCREW 3X8 SR						

FIG. 27 Electrical Components 2

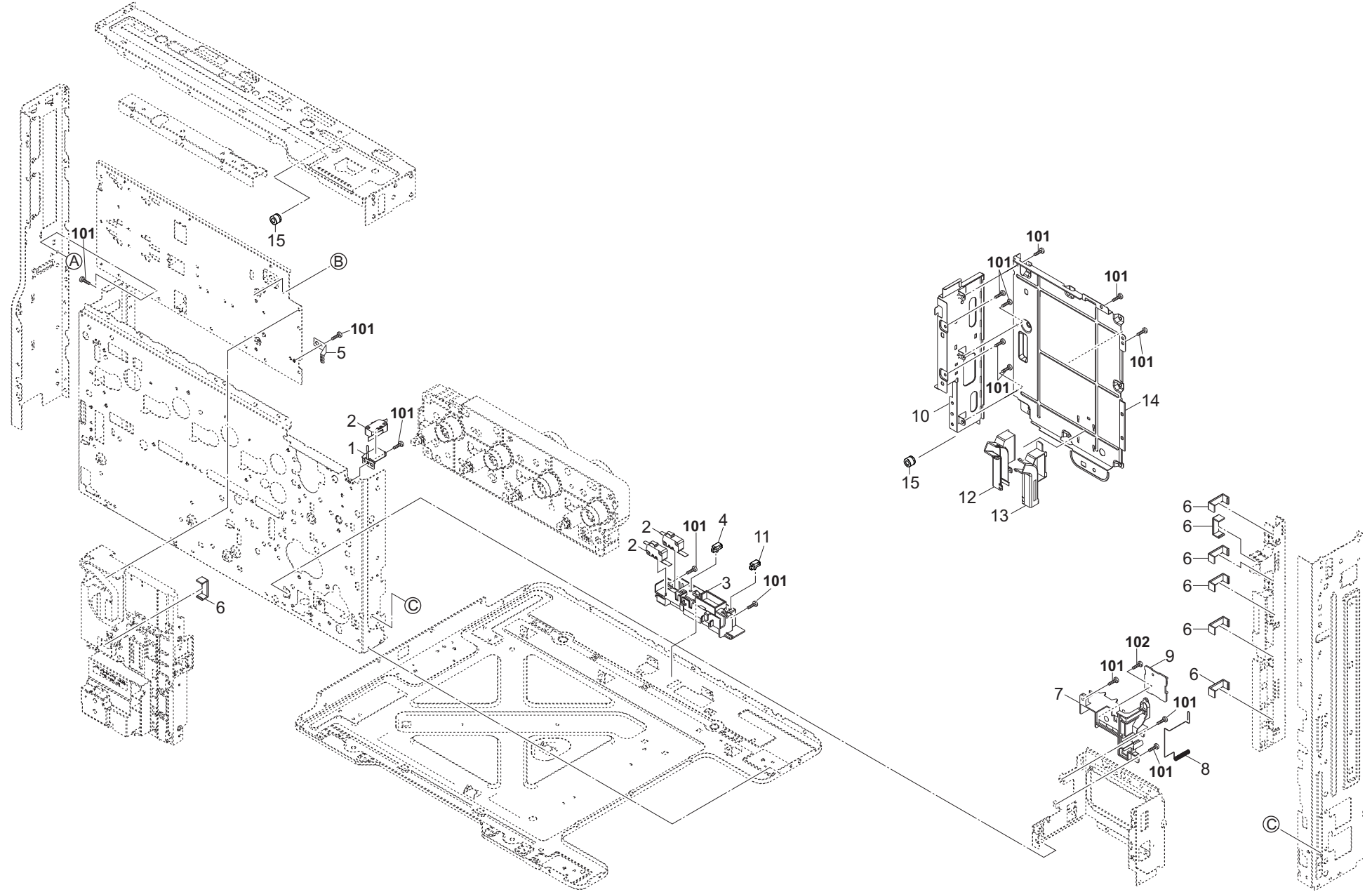


FIG. 27 Electrical Components 2

2WL-1.0

Ref No.	Part.No.	Description	Notes	Revision	Quantity			
					100	120	230	240
1	302R402770	MOUNT INTERLOCK SW B				1	1	1
2	2FB27160	INTER LOCK SWITCH				3	3	3
3	302R402260	HOLDER DRAWER				1	1	1
4	7YZM610008++H01	ACCESS.SADDLE				1	1	1
5	302R402290	PLATE EARTH DF				1	1	1
6	303LL02180	HOLDER WIRE A				7	7	7
7	302R439160	MOUNT HEATER PWB				1	1	1
8	302R439660	SPRING TRANS FAN				1	1	1
9	302R694050	PARTS PWB HEATER RELAY ASSY SP				1	1	1
10	302R439020	PLATE MAIN LEFT				1	1	1
11	7YZM610007++H01	ACCESS.SADDLE				1	1	1
12	302R433160	DUCT FUSER MOTOR A				1	1	1
13	302R433170	DUCT FUSER MOTOR B				1	1	1
14	302R439080	MOUNT ENGINE				1	1	1
15	302K903620	SHIELD SCREW				2	2	2
101	7BB700308H	+BIND T.T S SCREW 3X8 SR						
102	7BB200308H	+BIND T.T P SCREW 3X8						

FIG. 28 Electrical Components 3

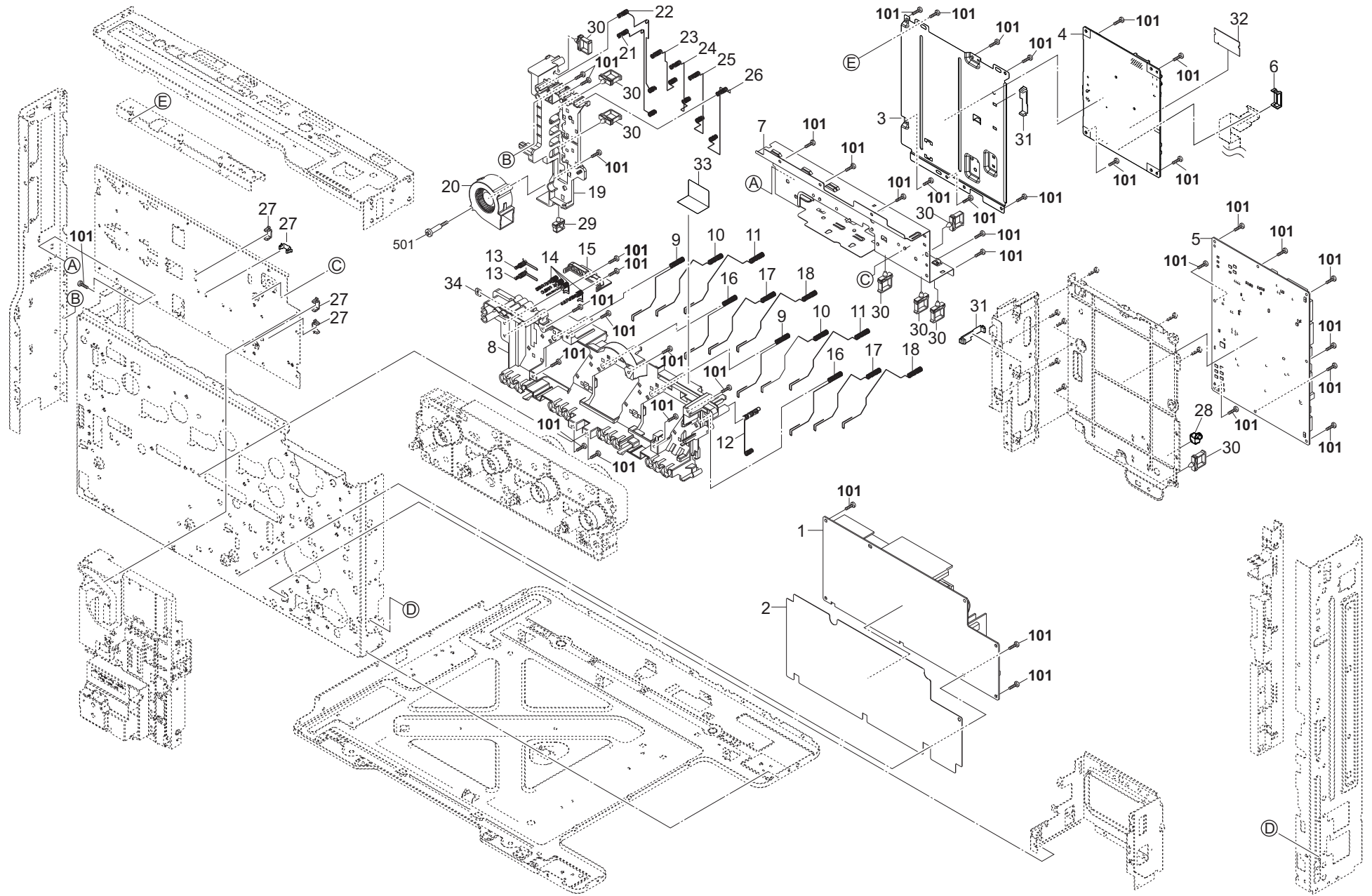


FIG. 28 Electrical Components 3

2WL-1.0

Ref No.	Part.No.	Description	Notes	Revision	Quantity			
					100	120	230	240
1	302SZ94100	PARTS UNIT LOW VOLTAGE 100 SP				1		
1	302SZ94110	PARTS UNIT LOW VOLTAGE 200 SP					1	1
2	302R439190	SHEET LVU L				1	1	1
3	302WL39010	MOUNT MAIN LOW				1	1	1
4	302WL94010	PARTS PWB MAIN ASSY SP				1		1
4	302WL94020	PARTS PWB MAIN ASSY EU SP					1	
5	302WL94030	PARTS PWB ENGINE ASSY SP				1	1	1
6	302H039270	LID WIRE GUIDE				1	1	1
7	302R439030	PLATE MAIN LOW				1	1	1
8	302R439550	MOUNT SPRING HV				1	1	1
9	302R439590	SPRING HV SLEEVE R				2	2	2
10	302R439600	SPRING HV MAG R				2	2	2
11	302R439610	SPRING HV MAIN R				2	2	2
12	302R439480	SPRING TRANS 2T				1	1	1
13	302R439680	SPRING TCL				2	2	2
14	302R439580	SPRING MID TRANS				4	4	4
15	302R439670	LID SPRING HV				1	1	1
16	302R439620	SPRING HV SLEEVE R4				2	2	2
17	302R439630	SPRING HV MAG R4				2	2	2
18	302R439640	SPRING HV MAIN R4				2	2	2
19	302R439470	BRACKET HVU 2				1	1	1
20	302LC94380	PARTS FAN COOLING LSU 60 SP				1	1	1
21	302R439500	SPRING HV PT PB				1	1	1
22	302R439490	SPRING HV PT CLN				1	1	1
23	302R439510	SPRING HV BK 1T				1	1	1
24	302R439520	SPRING HV M 1T				1	1	1
25	302R439530	SPRING HV C 1T				1	1	1
26	302R439540	SPRING HV Y 1T				1	1	1
27	7YZM390011++H01	ACCESS.CLAMP				4	4	4
28	7YZM590001++H01	ACCESS.SPACER				1	1	1
29	7YZM610002++H01	ACCESS SADDLE				1	1	1
30	7YZM610004++H01	ACCESS SADDLE				8	8	8
31	7YZM390003++H01	ACCESS.CLAMP				2	2	2
32	302WL94070	PARTS MEMORY MODULE SP				1	1	1
33	302R439090	SHEET HVU				1	1	1
34	5MMS111SL002	NUT FUSER A /FS-1800 /3800 A4				1	1	1
101	7BB700308H	+BIND T.T S SCREW 3X8 SR						

FIG. 29 Electrical Components 4

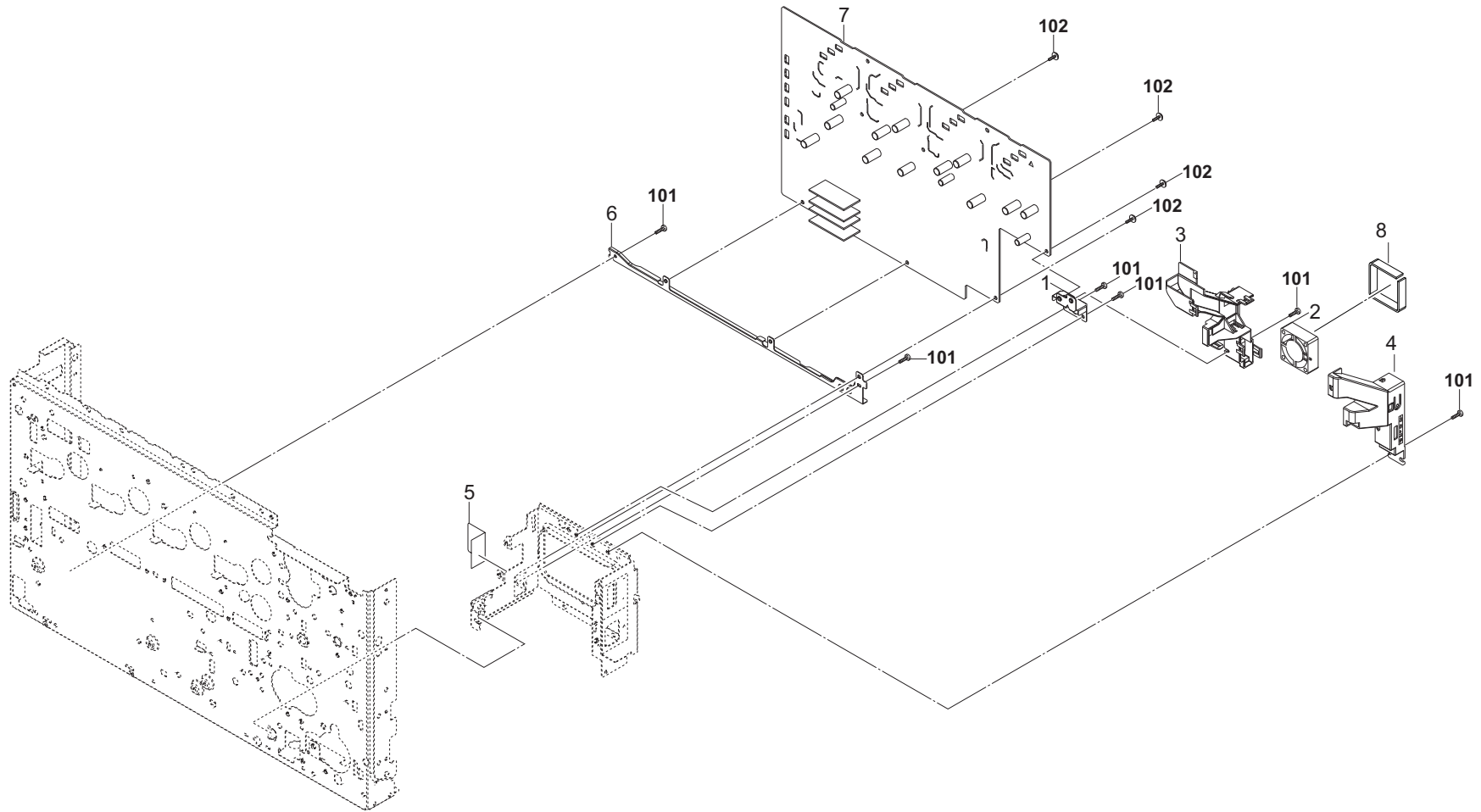


FIG. 29 Electrical Components 4

2WL-1.0

Ref No.	Part.No.	Description	Notes	Revision	Quantity			
					100	120	230	240
1	302R639020	PLATE MOUNT HV H				1	1	1
2	302H044120	FAN COOLING 40-15				1	1	1
3	302R433140	DUCT CLUTCH A				1	1	1
4	302R433150	DUCT CLUTCH B				1	1	1
5	302R439090	SHEET HVU				1	1	1
6	302R439200	PLATE PWB HVU				1	1	1
7	302R594040	PARTS UNIT HIGH VOLTAGE MAIN SP				1	1	1
8	302LZ02070	SEAL FRAME LONG				1	1	1
101	7BB700308H	+BIND T.T S SCREW 3X8 SR						
102	7BB702308H	+TP-FLAT T.T S SCREW 3X8 SR						

FIG. 30 DP ASSY SP

2WL-1.0

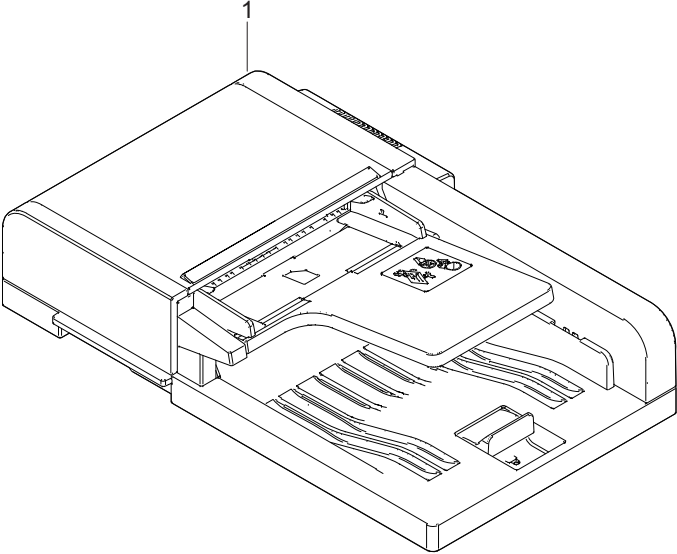


FIG. 30 DP ASSY SP

2WL-1.0

Ref No.	Part.No.	Description	Notes	Revision	Quantity			
					100	120	230	240
1	302R493011	DP ASSY SP				1	1	1

FIG. 31 DP Covers

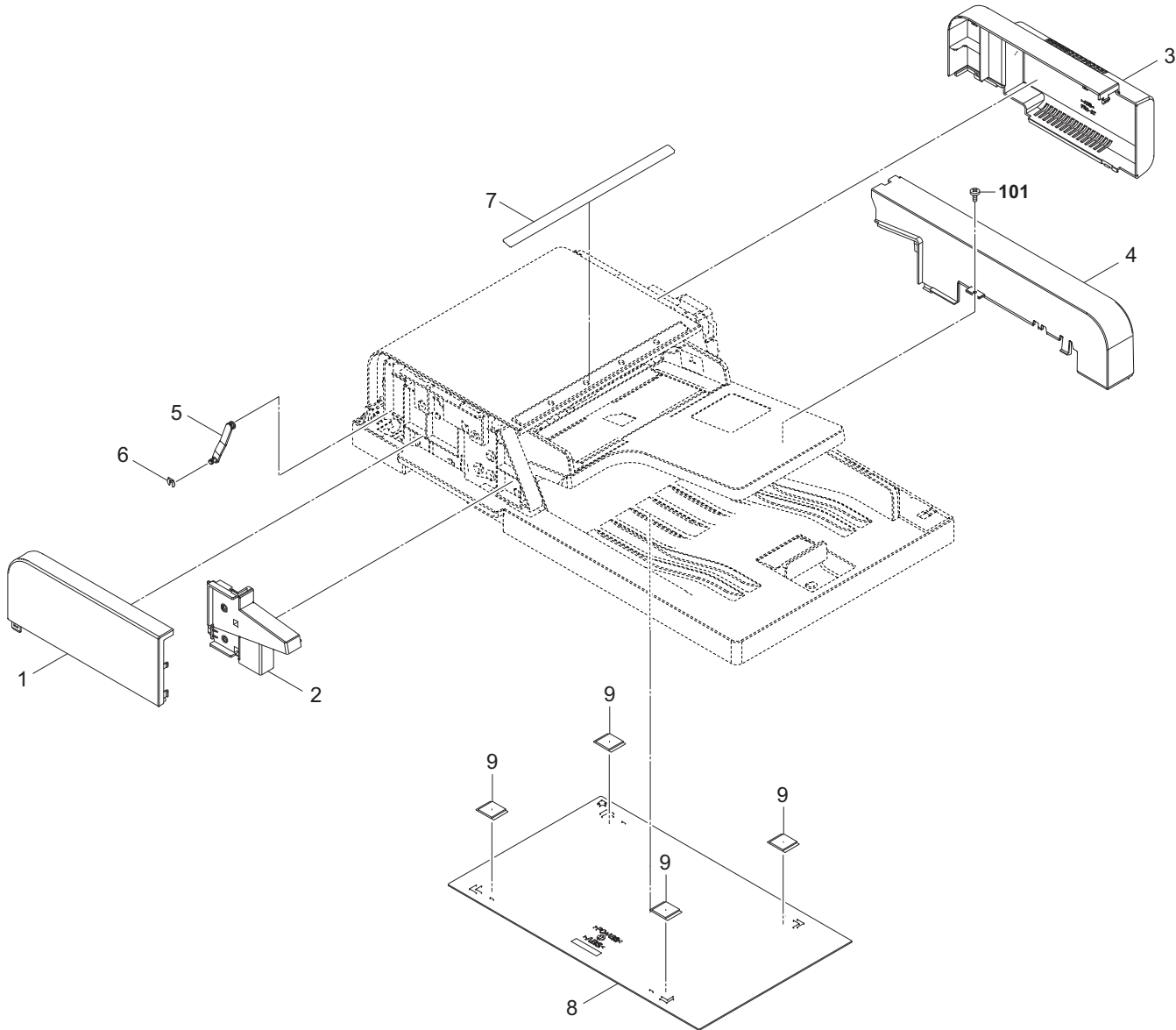


FIG. 31 DP Covers

2WL-1.0

Ref No.	Part.No.	Description	Notes	Revision	Quantity			
					100	120	230	240
1	303R304010	COVER FRONT			1	1	1	
2	303R304040	COVER FRONT B			1	1	1	
3	303R304020	COVER REAR A			1	1	1	
4	303R304030	COVER REAR B			1	1	1	
5	303R302040	ARM PF COVER			1	1	1	
6	302FZ25740	STOPPER 4			1	1	1	
7	303R334010	LABEL SIZE DIRECTION			1	1	1	
8	302H918021	PLATE ORIGINAL			1	1	1	
9	303MX02022	CUSHION ORIGINAL MAT A			4	4	4	
101	7BB282308H	+TP-FLAT T.T P SCREW 3X8(BLACK)						

FIG. 32 DP Frames

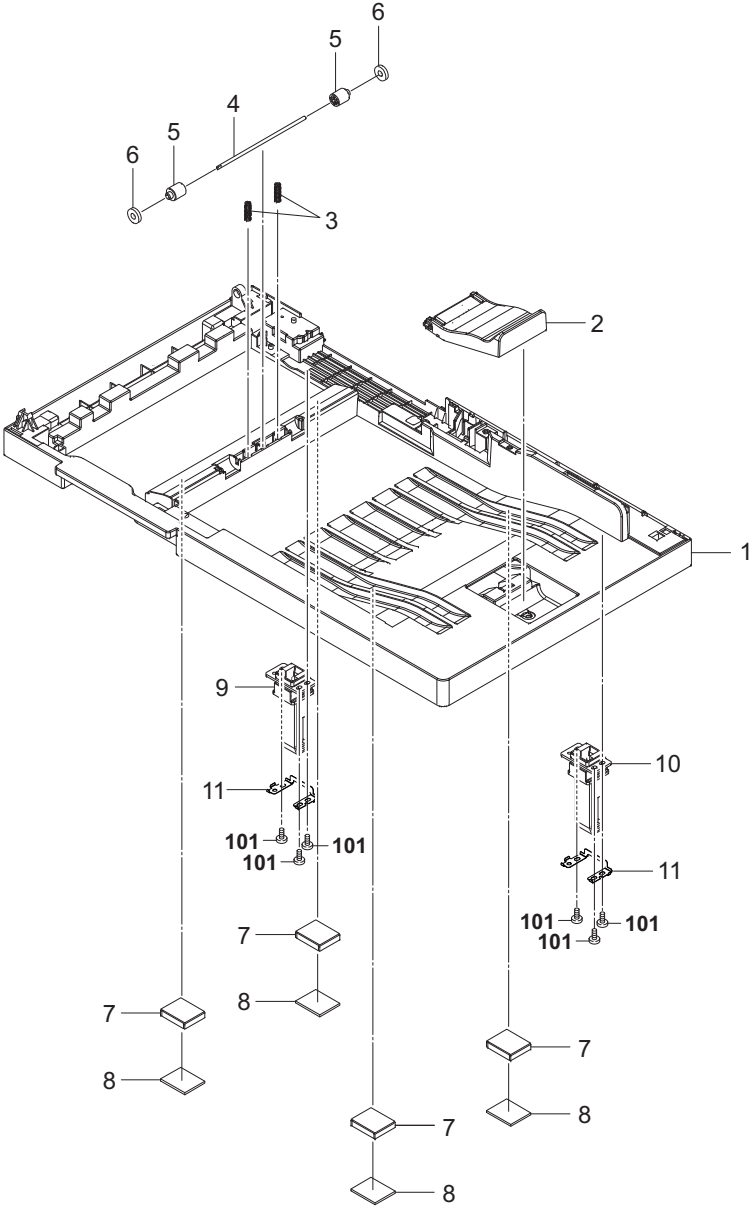


FIG. 32 DP Frames

2WL-1.0

Ref No.	Part.No.	Description	Notes	Revision	Quantity			
					100	120	230	240
1	303R302010	BASE DP				1	1	1
2	303R402020	STOPPER BASE				1	1	1
3	3V2NM18990	SPRING-COMPRESSION EXIT				2	2	2
4	302F928290	SHAFT EJECT PULLEY				1	1	1
5	3HK10030	PULLEY EJECT				2	2	2
6	3HK10060	SPONGE EJECT				2	2	2
7	303PH02030	SPONGE ORIGINAL MAT FILM				4	4	4
8	303MX02032	CUSHION ORIGINAL MAT B				4	4	4
9	303R302021	HINGE LEFT				1	1	1
10	303R302031	HINGE RIGHT				1	1	1
11	303R302050	PLATE HINGE				2	2	2
101	7BB202310H	+TP-FLAT T.T P SCREW 3X10						

FIG. 33 DP Table Assy

2WL-1.0

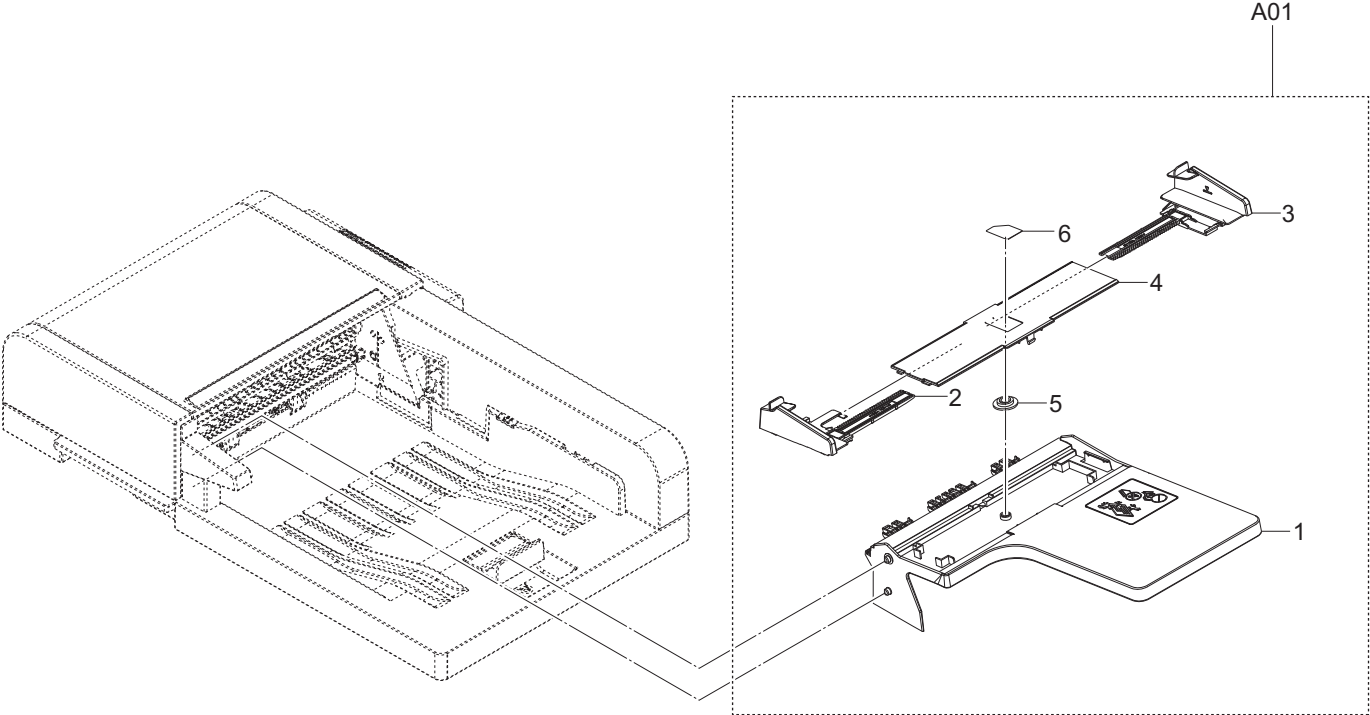


FIG. 34 DP Paper Feed Section

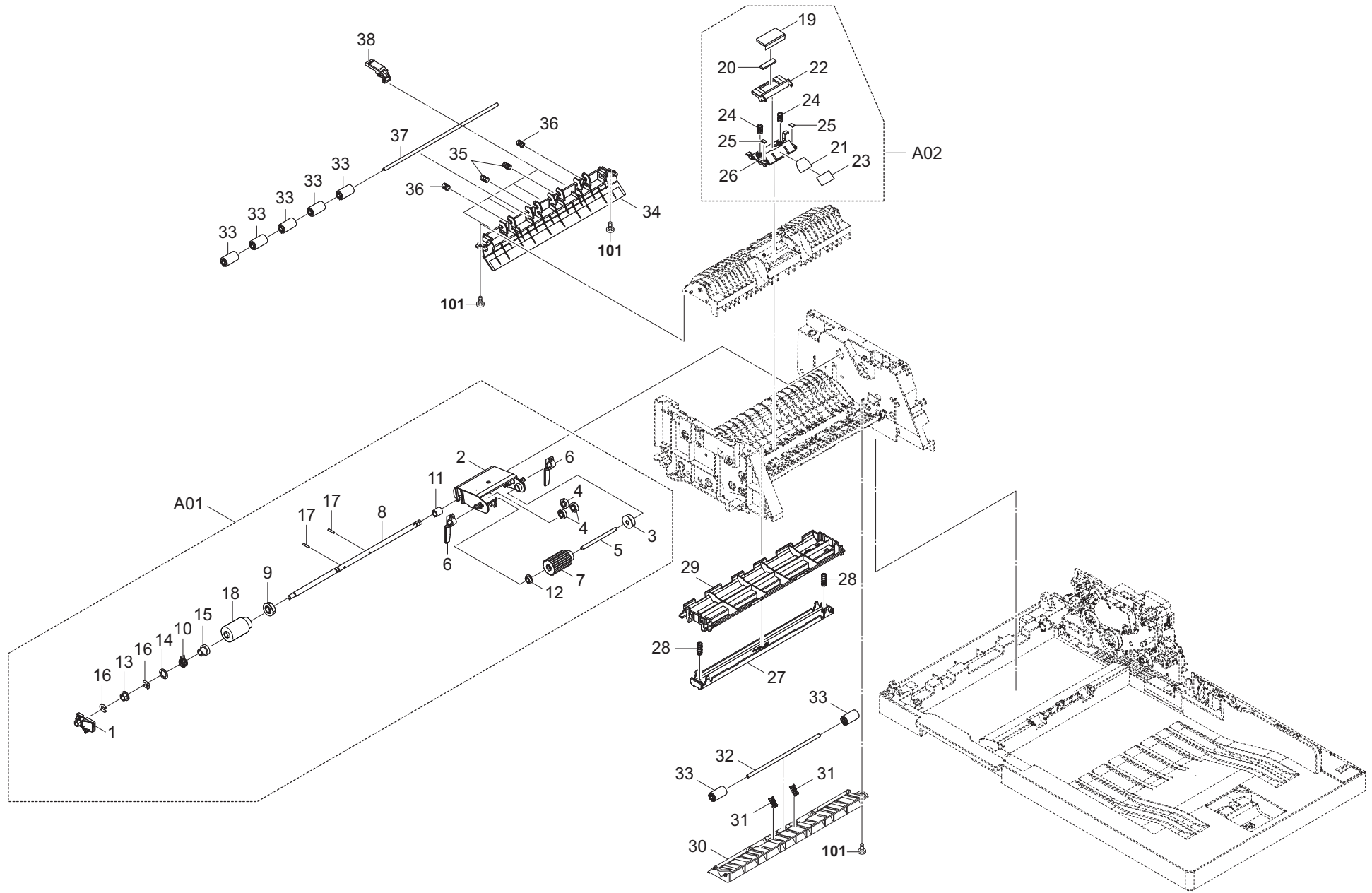


FIG. 34 DP Paper Feed Section

2WL-1.0

Ref No.	Part.No.	Description	Notes	Revision	Quantity			
					100	120	230	240
A01	303R394020	PARTS HOLDER PICKUP ASSY SP				1	1	1
1	•3V2NM18131	LEVER FEED ROLLER				1	1	1
2	•3V2NM18190	HOLDER PICKUP B				1	1	1
3	•3V2NM18610	GEAR PICKUP 18				1	1	1
4	•3V2NM18632	GEAR Z13S				3	3	3
5	•303R324100	SHAFT PICKUP				1	1	1
6	•3V2NM18650	STOPPER PAPER				2	2	2
7	•302R494420	PARTS PULLEY PICKUP ASSY SP				1	1	1
8	•303R324110	SHAFT ROLLER PF				1	1	1
9	•3V2NM18710	GEAR Z18S FEED ROLLER				1	1	1
10	•3V2NM18780	SPRING-TORSION LF				1	1	1
11	•3V2NM18800	PULLEY PF				1	1	1
12	•302K306460	BUSH 4				1	1	1
13	•302H702590	BUSH SCREW				1	1	1
14	•3HK07270	COLLAR PF				1	1	1
15	•3V2NM07080	COLLAR S SPRING				1	1	1
16	•5MVX111DN003	RING STOPPER /A-49 FEED A4				2	2	2
17	•7BP512010B0CH01	PARALLEL PIN 2.0X10				2	2	2
18	•302R494430	PARTS PULLEY PAPER FEED ASSY SP				1	1	1
A02	303R394030	PARTS HOLDER PAD ASSY SP				1	1	1
19	•302LW07100	PAD SEPARATION				1	1	1
20	•302LW07120	CUSHION PAD				1	1	1
21	•303K507102	PAD FRONT SEP				1	1	1
22	•303LJ07030	MOUNT PAD				1	1	1
23	•303LJ07090	FILM FRONT SEP				1	1	1
24	•303LJ24140	SPRING PAD				2	2	2
25	•3V2NM18560	CUSHION MOUNT PAD				2	2	2
26	•3V2NM18660	HOLDER PAD				1	1	1
27	3V2NM18520	GUIDE READING				1	1	1
28	303LJ02070	SPRING READING				2	2	2
29	303R394100	PARTS READING UPPER ASSY SP				1	1	1
30	303R324080	GUIDE LOWER RIGHT				1	1	1
31	3V2NM18550	SPRING-COMPRESSION CONVEYING				2	2	2
32	303LJ24110	SHAFT CONVEYING				1	1	1
33	3V2NM18240	PULLEY CONVEYING				7	7	7
34	3V2NM18530	GUIDE LOWER LEFT				1	1	1
35	3V2NM18280	SPRING-COMPRESSION REGIST A				2	2	2
36	3V2NM18290	SPRING-COMPRESSION REGIST B				2	2	2
37	303R324090	SHAFT CONVEYING				1	1	1
38	303R324020	LEVER REGIST				4	4	4
101	7BB200308H	+BIND T.T P SCREW 3X8						

FIG. 35 DP Paper Conveying Section 1

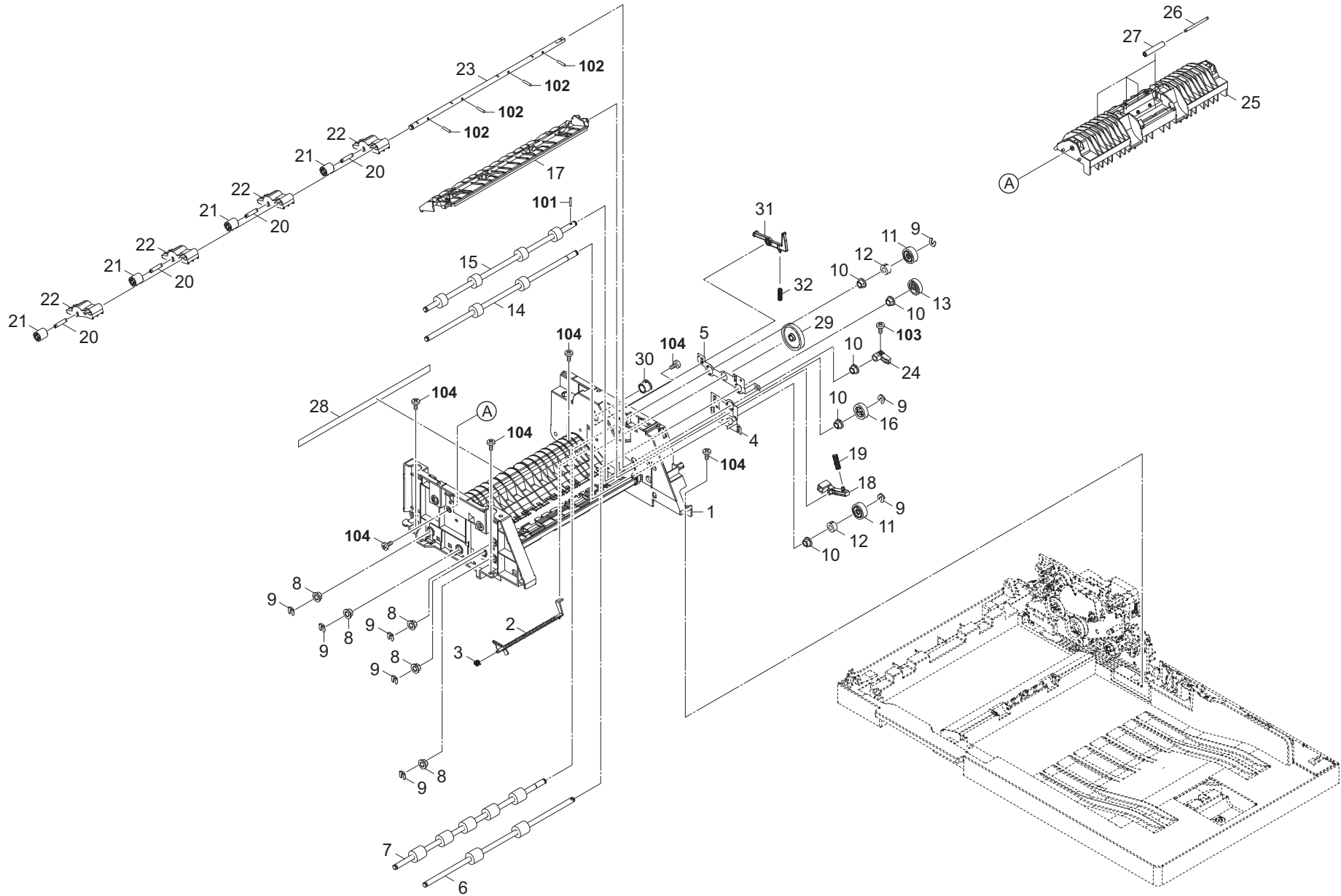


FIG. 35 DP Paper Conveying Section 1

2WL-1.0

Ref No.	Part.No.	Description	Notes	Revision	Quantity			
					100	120	230	240
1	3V2NM18110	HOUSING CONVEYING				1	1	1
2	3V2NM18260	ACTUATOR TIMING				1	1	1
3	302M518180	SPRING-TORSION SET				1	1	1
4	3V2NM18150	PLATE EARTH B				1	1	1
5	3V2NM18140	PLATE EARTH A				1	1	1
6	303R394070	PARTS ROLLER CONVEYING B SP				1	1	1
7	303R394060	PARTS ROLLER CONVEYING A SP				1	1	1
8	302H702590	BUSH SCREW				5	5	5
9	5MVX111DN003	RING STOPPER /A-49 FEED A4				8	8	8
10	302H024370	BUSH 6 EW				5	5	5
11	3V2NM18400	GEAR Z22S ONEWAY				2	2	2
12	5AAVCLTCH018	ONE WAY CLUTCH /A-49 MPF A4				2	2	2
13	302K394350	PARTS GEAR Z22S EXIT SP				1	1	1
14	303R394080	PARTS ROLLER EXIT SP				1	1	1
15	303R394090	PARTS ROLLER LOOP SP				1	1	1
16	3V2NM18370	GEAR Z22S				1	1	1
17	3V2NM18820	GUIDE SEPARATE				1	1	1
18	3V2NM18860	LEVER SEPARATE				1	1	1
19	302LV06040	SPRING PICKUP				1	1	1
20	303M824200	SHAFT PULLEY				4	4	4
21	303M824210	PULLEY CONVEYING BK				4	4	4
22	3V2NM18900	HOLDER PULLEY				4	4	4
23	303R324130	SHAFT LOOP				1	1	1
24	3V2NM18880	LEVER LOOP B				1	1	1
25	3V2NM18730	GUIDE UPPER				1	1	1
26	303M824130	SHAFT GUIDE READING				4	4	4
27	303LL24190	PULLEY GUIDE READING				4	4	4
28	303LJ28040	STATIC ELIMINATOR				1	1	1
29	3V2NM18360	GEAR Z40S				1	1	1
30	3V2NM18090	BUSH PF				1	1	1
31	3V2NM18060	ACTUATOR PUSH				1	1	1
32	3V2NM18100	SPRING-COMPRESSION RELEASE				1	1	1
101	7BP512012B0CH01	PARALLEL PIN 2.0X12						
102	7BP512016B0CH01	PARALLEL PIN 2.0X16						
103	7BB600306H	+BIND M SCREW 3X6 R						
104	7BB200308H	+BIND T.T P SCREW 3X8						

FIG. 36 DP Paper Conveying Section 2

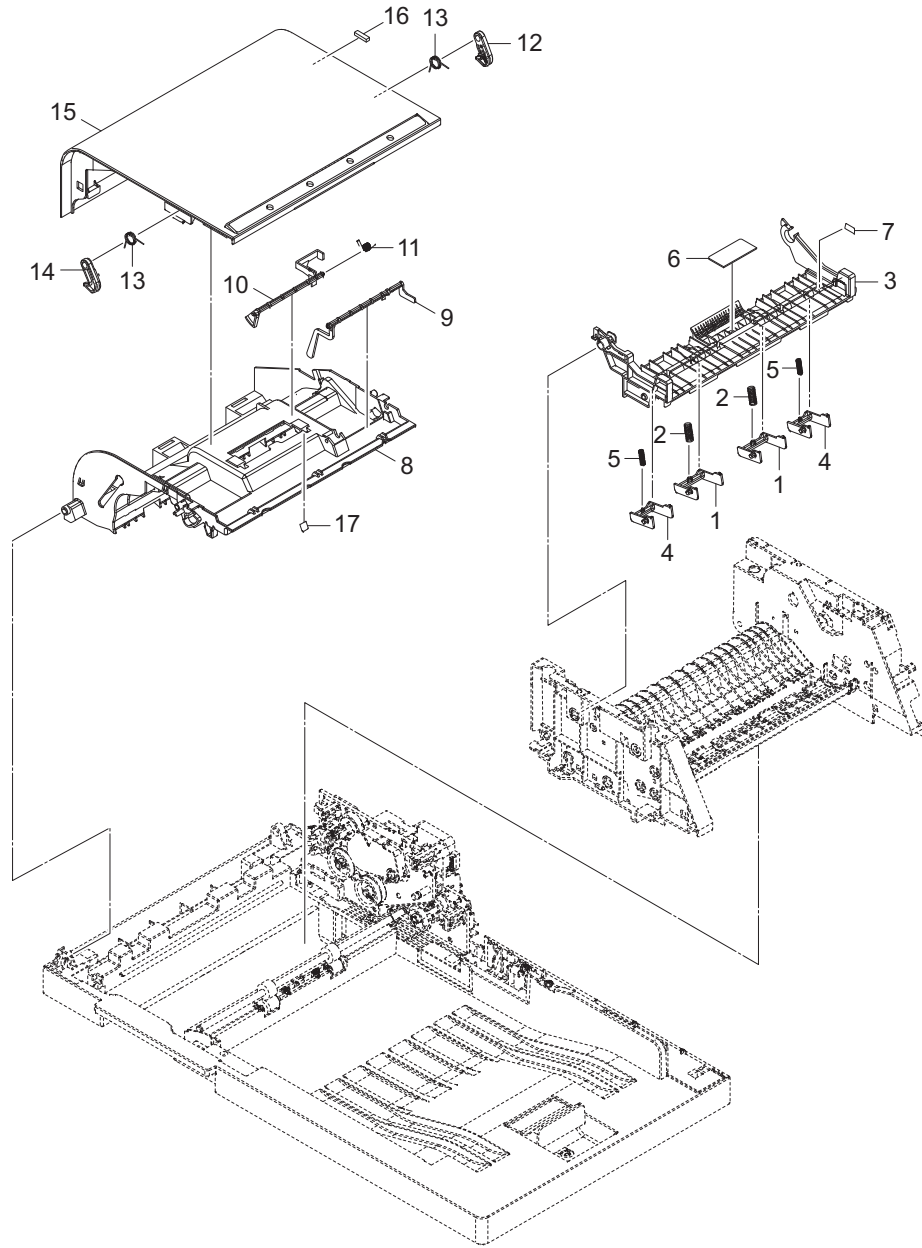


FIG. 36 DP Paper Conveying Section 2

2WL-1.0

Ref No.	Part.No.	Description	Notes	Revision	Quantity			
					100	120	230	240
1	3V2NM18890	ARM SPRING A				2	2	2
2	3V2NM18970	SPRING-COMPRESSION ARM B				2	2	2
3	3V2NM18120	GUIDE LOOP				1	1	1
4	3V2NM18940	ARM SPRING B				2	2	2
5	3V2NM18960	SPRING-COMPRESSION ARM A				2	2	2
6	3HK07240	FRICTION PLATE LF				1	1	1
7	3V2NM18980	LABEL LOOP				1	1	1
8	303R307020	GUIDE PF				1	1	1
9	3V2NM18750	ACTUATOR ORIGINAL				1	1	1
10	3V2NM18790	ACTUATOR PF				1	1	1
11	3V2NM18620	SPRING-TORSION PF				1	1	1
12	3V2NM18170	HOOK PAPER FEED R				1	1	1
13	3V2NM18760	SPRING HOOK				2	2	2
14	3V2NM18160	HOOK PAPER FEED F				1	1	1
15	303R307010	COVER PF				1	1	1
16	3V2NM18180	CUSHION PF				1	1	1
17	3V2NM18580	FRICTION PLATE STOPPER PAPER				1	1	1

FIG. 37 DP Drive Section & Electrical Components

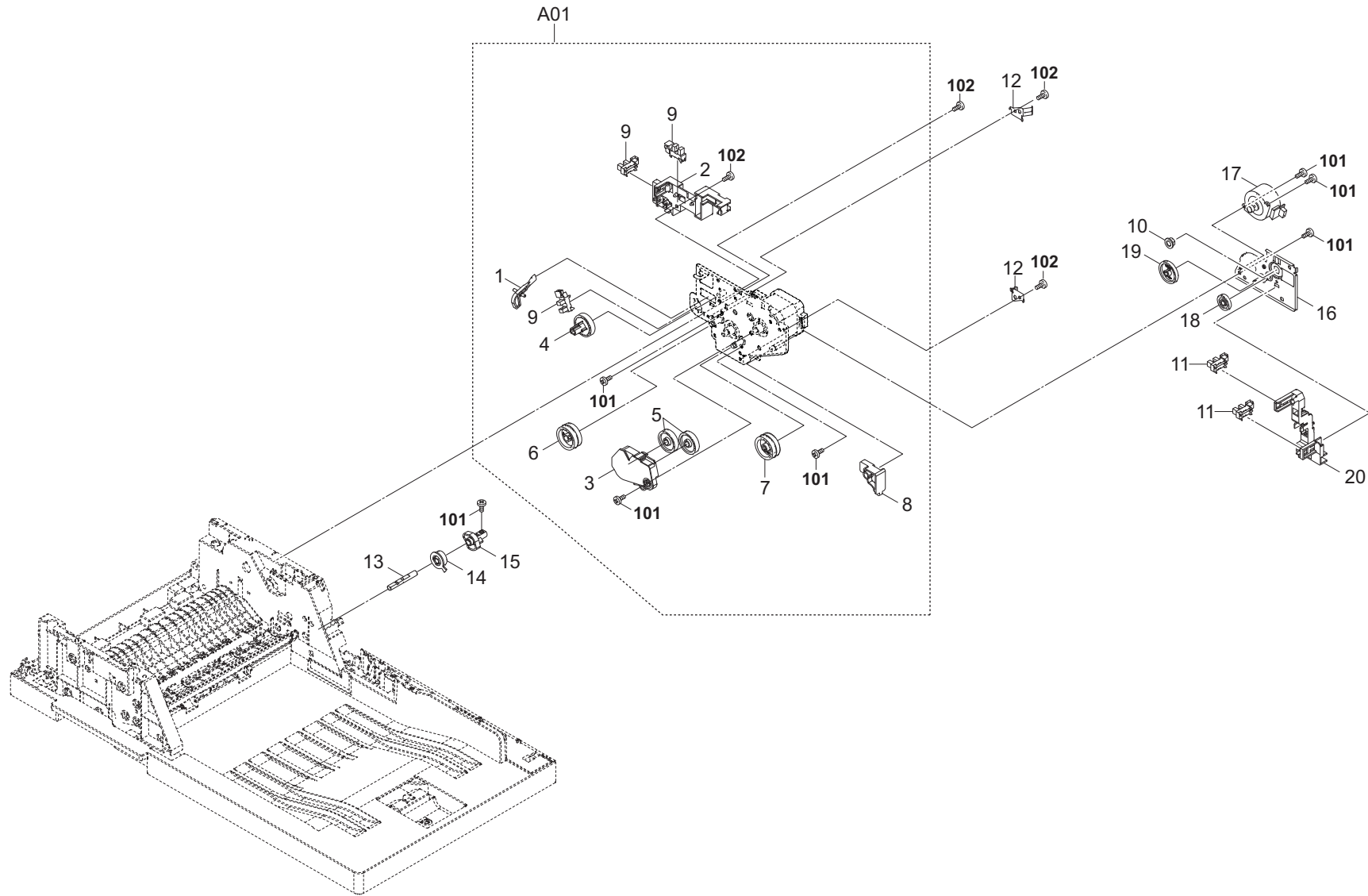


FIG. 37 DP Drive Section & Electrical Components

2WL-1.0

Ref No.	Part.No.	Description	Notes	Revision	Quantity			
					100	120	230	240
A01	302NM94231	PARTS DRIVE ASSY A SP				2	2	2
1	•303K502200	ACTUATOR BASE				1	1	1
2	•3V2NM18070	GUIDE WIRE A				1	1	1
3	•3V2NM18320	COVER DRIVE				1	1	1
4	•3V2NM18330	GEAR Z51S				1	1	1
5	•3V2NM18340	GEAR Z50S				2	2	2
6	•3V2NM18350	GEAR Z54S-Z33S				1	1	1
7	•3V2NM18500	GEAR Z54S-Z33S B				1	1	1
8	•3V2NM18870	LEVER LOOP A				1	1	1
9	•303M894260	PARTS SENSOR OPT SP				3	3	3
10	302H024370	BUSH 6 EW				1	1	1
11	303M894260	PARTS SENSOR OPT SP				2	2	2
12	303LJ02100	PLATE EARTH MOTOR				2	2	2
13	303R324120	SHAFT CAM				1	1	1
14	3V2NM18950	GEAR Z32S PI				1	1	1
15	3V2NM18830	CAM LOOP				1	1	1
16	3V2NM18310	MOUNT DRIVE B				1	1	1
17	302KY94140	PARTS MOTOR ROTARY SP				1	1	1
18	3V2NM18390	GEAR Z35S				1	1	1
19	3V2NM18380	GEAR Z51S-Z17S				1	1	1
20	3V2NM18080	GUIDE WIRE B				1	1	1
101	7BB600306H	+BIND M SCREW 3X6 R						
102	7BB200308H	+BIND T.T P SCREW 3X8						

FIG. 38 Wire Section 1 Engine(AK_Exit_MPF_Option)

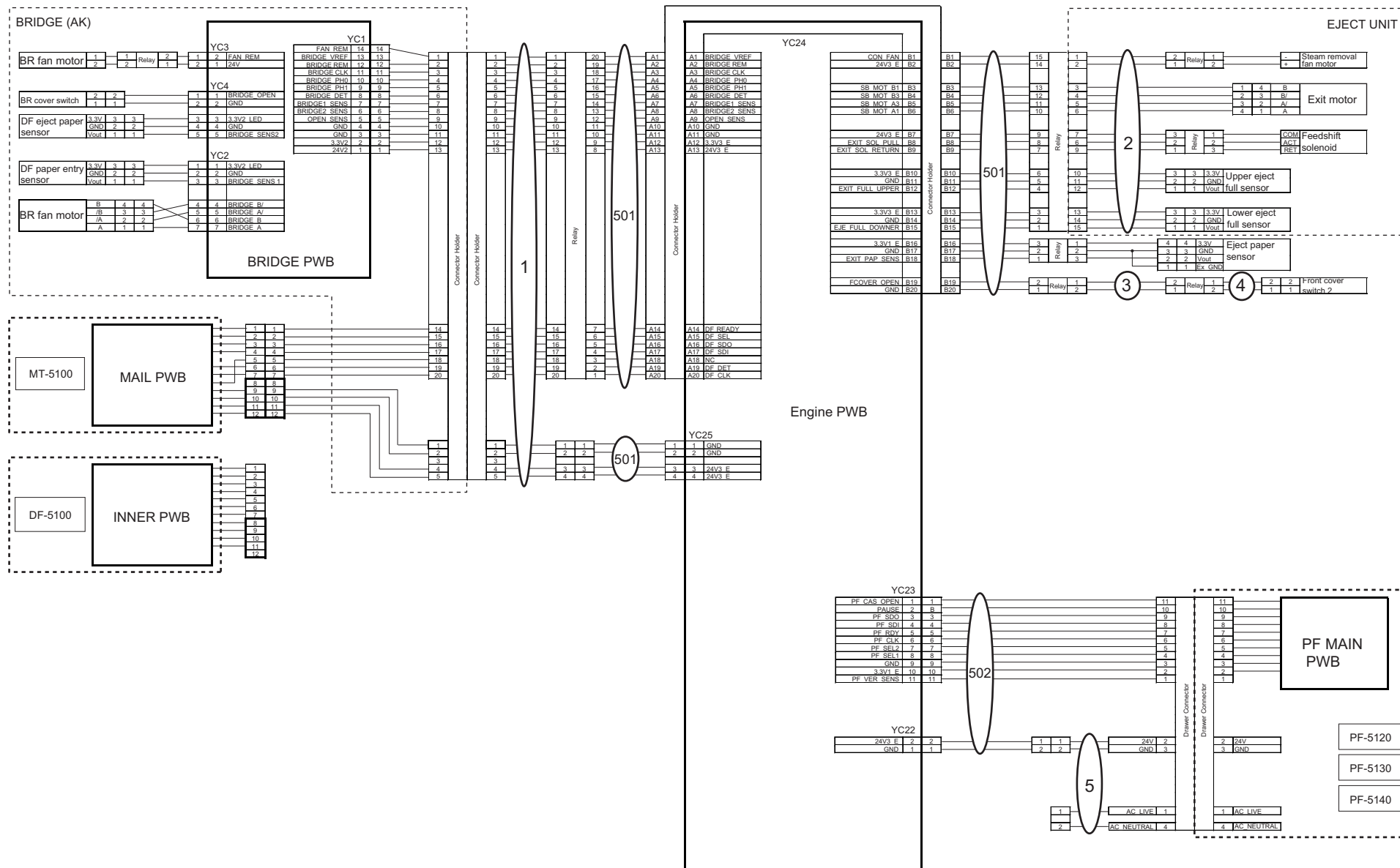


FIG. 38 Wire Section 1 Engine(AK_Exit_MPF_Option)

2WL-1.0

Ref No.	Part.No.	Description	Notes	Revision	Quantity			
					100	120	230	240
1	302R646560	WIRE DRAWER ENGINE AK				1	1	1
2	302R646340	WIRE EXIT UNIT				1	1	1
3	302R646050	WIRE CONTAINER UNIT				1	1	1
4	302R646460	WIRE FRONT OPEN SW				1	1	1
5	302R646580	WIRE DRAWER ENGINE PF	Relative Fig.No.:43			1	1	1

• Wire Section indicates all the wires/FFCs containing them in other FIGs.

• Wire Section には全ての電線 /FFC（他 FIG の電線 /FFC 含む）を掲載しています。

FIG. 39 Wire Section 2 Engine(LSU)

2WL-1.0

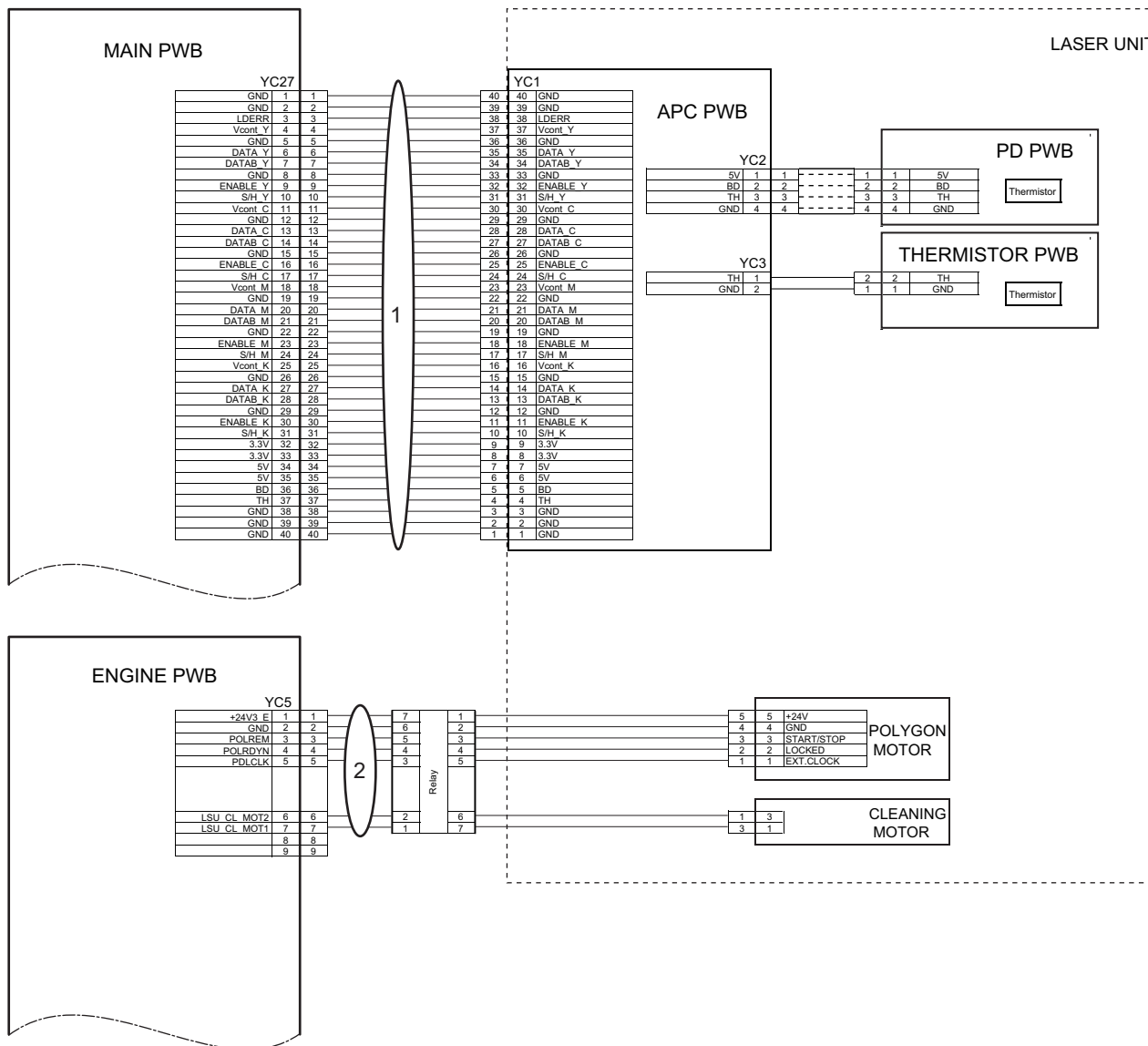


FIG. 40 Wire Section 3 Engine(DRUM DLP PWB)

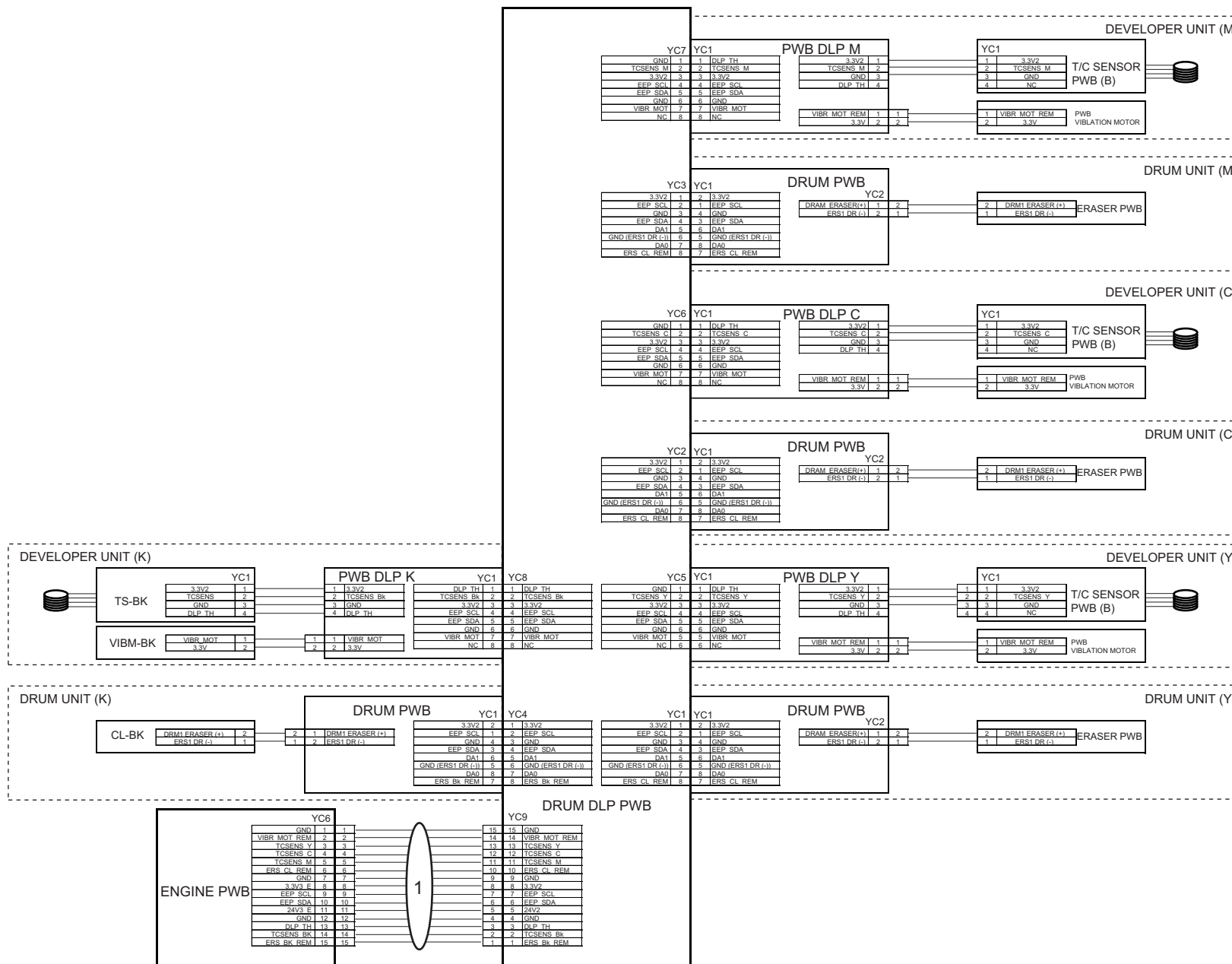


FIG. 40 Wire Section 3 Engine(DRUM DLP PWB)

2WL-1.0

Ref No.	Part.No.	Description	Notes	Revision	Quantity			
					100	120	230	240
1	302R646520	WIRE DRUM DLP CONNECT				1	1	1

• Wire Section indicates all the wires/FFCs containing them in other FIGs.

• Wire Section には全ての電線 /FFC (他 FIG の電線 /FFC 含む) を掲載しています。

FIG. 41 Wire Section 4 Engine(Fuser_Front wiring_TK)

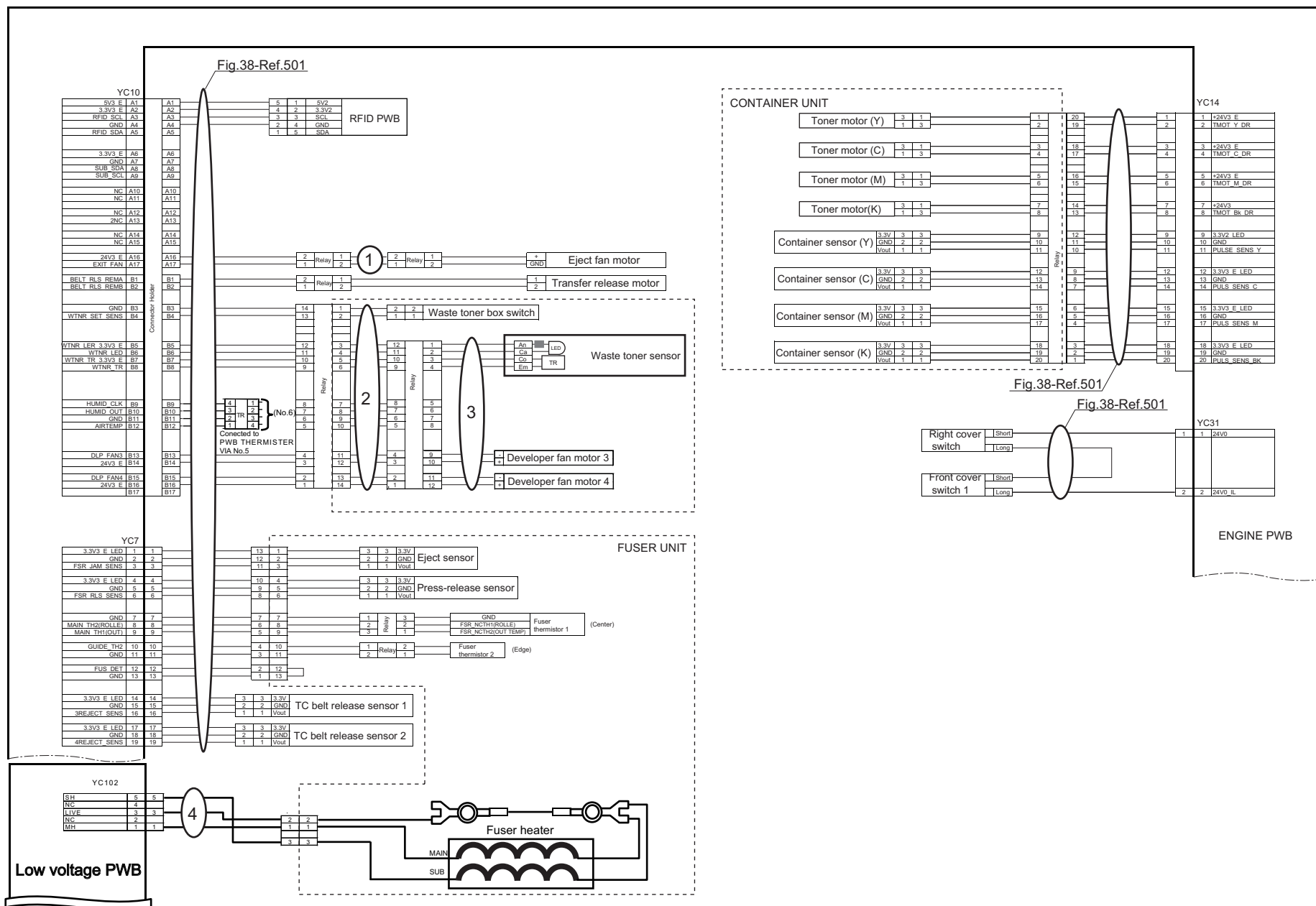


FIG. 42 Wire Section 5 Engine(Motor_Paper conveying)

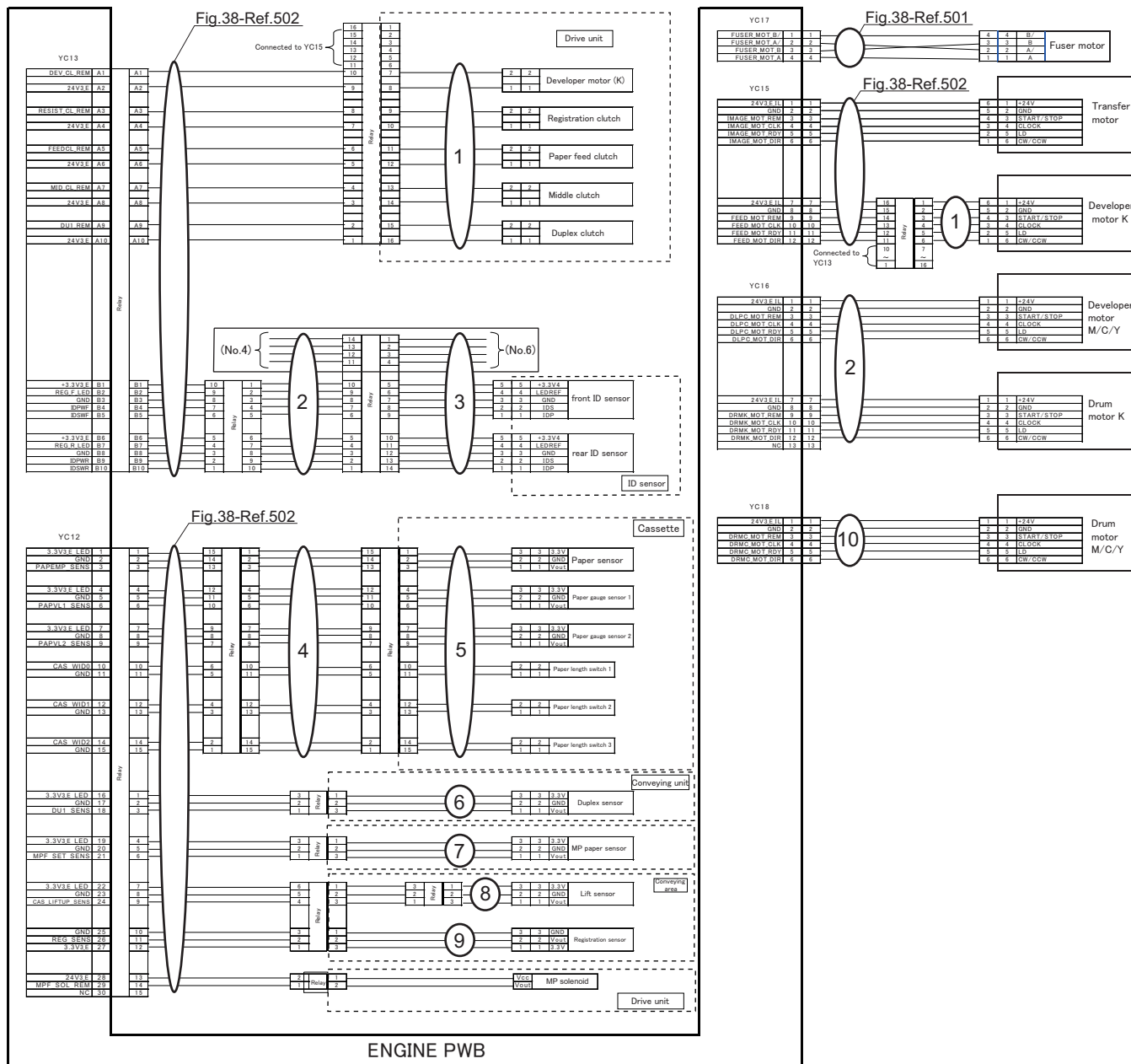


FIG. 42 Wire Section 5 Engine(Motor_ Paper conveying)

2WL-1.0

Ref No.	Part.No.	Description	Notes	Revision	Quantity			
					100	120	230	240
1	302R646430	WIRE CL				1	1	1
2	302R646020	WIRE DEVELOPER MOTOR				1	1	1
3	302SZ46120	CONN.CORD ASSY ID SENSOR				1	1	1
4	302R646440	WIRE CASSETTE CONNECT				1	1	1
5	302R646370	WIRE CASSETTE SWITCH				1	1	1
6	302R646350	WIRE CONVEYING UNIT				1	1	1
7	302R446290	WIRE MPF SENS				1	1	1
8	303PS46050	WIRE UPPER LIMIT SENSOR				1	1	1
9	302R646380	WIRE REGIST SWITCH				1	1	1
10	302R446300	WIRE DRUM MOTOR				1	1	1

• Wire Section indicates all the wires/FFCs containing them in other FIGs.

• Wire Section には全ての電線 / FFC (他 FIG の電線 / FFC 含む) を掲載しています。

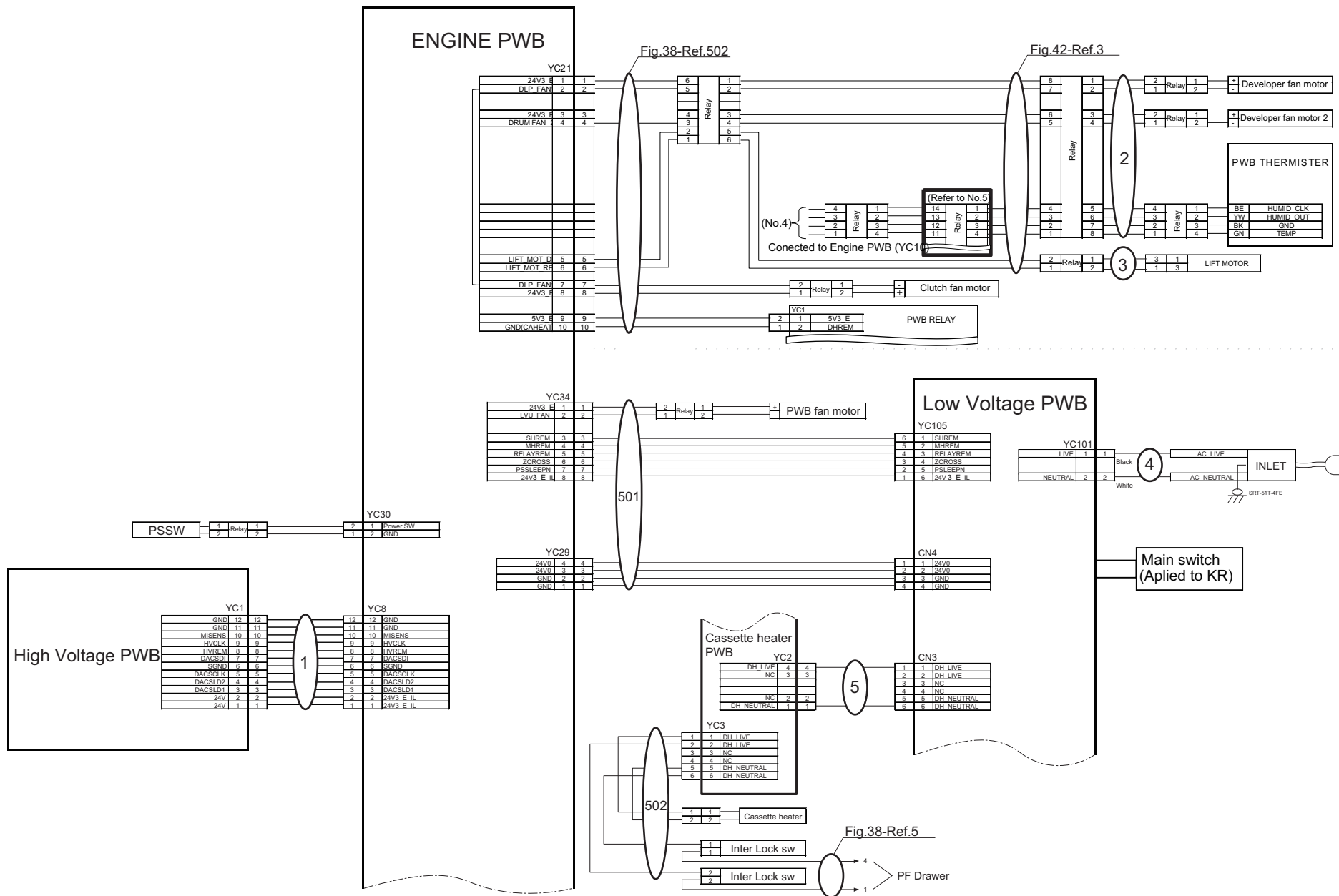


FIG. 43 Wire Section 6 LVU-HVU

2WL-1.0

Ref No.	Part.No.	Description	Notes	Revision	Quantity			
					100	120	230	240
1	302R546050	WIRE HVU CONNECT				1	1	1
2	302R646660	WIRE DLP FAN UNIT				1	1	1
3	302R646540	WIRE LIFT MOTOR				1	1	1
4	302R446280	WIRE INLET				1	1	1
5	302R646650	WIRE LVU-RELAY				1	1	1

• Wire Section indicates all the wires/FFCs containing them in other FIGs.

• Wire Section には全ての電線 / FFC (他 FIG の電線 / FFC 含む) を掲載しています。

FIG. 44 Wire Section 7 Main-ISC

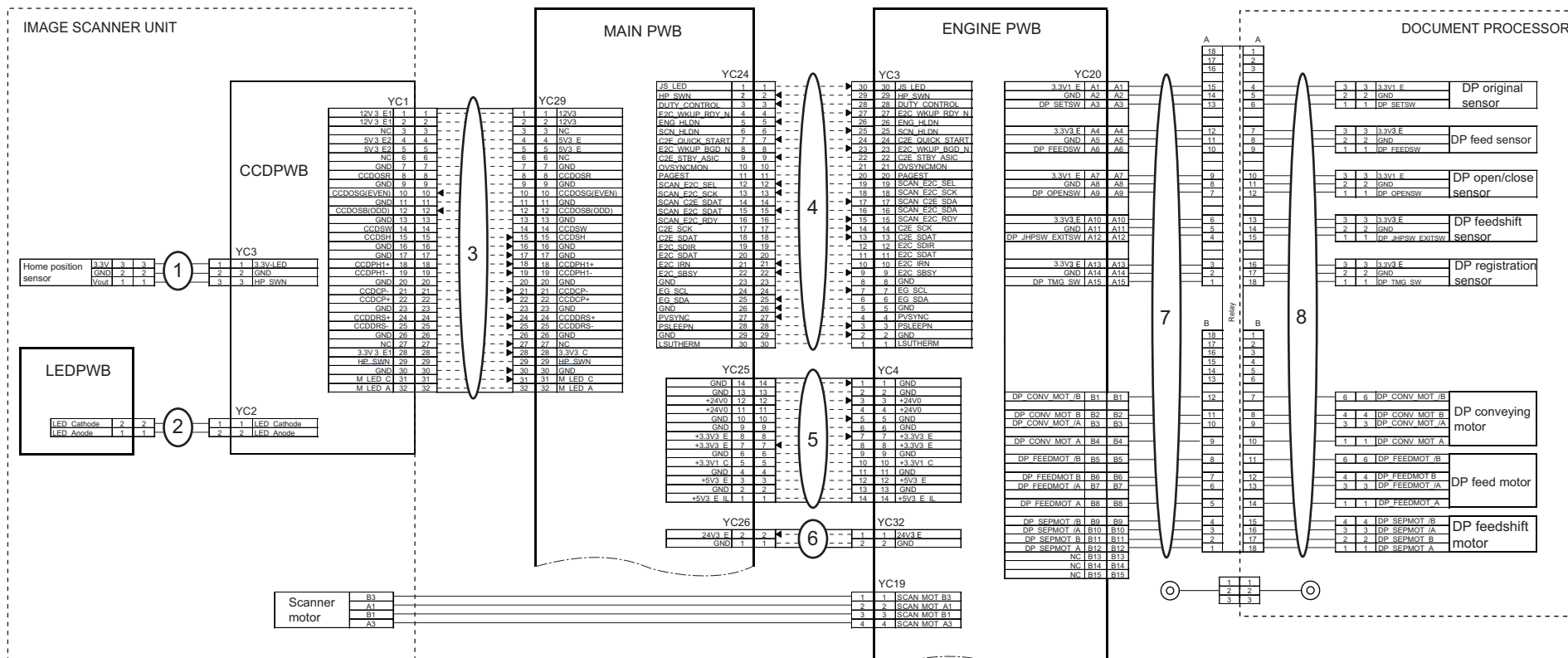


FIG. 44 Wire Section 7 Main-ISC

2WL-1.0

Ref No.	Part.No.	Description	Notes	Revision	Quantity			
					100	120	230	240
1	3V2NM46140	CONN.CORD ASSY S03841 CCD-HP				1	1	1
2	3V2NM46130	CONN.CORD ASSY S03840 CCD-LED				1	1	1
3	302R446100	WIRE FFC CCD				1	1	1
4	302WL46100	CONN.CORD ASSY S04213 MAIN-ENGINE FFC				1	1	1
5	302WL46010	CONN.CORD ASSY S04188 MAIN-ENGINE				1	1	1
6	302WL46110	CONN.CORD ASSY S04214 MAIN-ENGINE 24V				1	1	1
7	302R446270	WIRE DP CONNECT				1	1	1
8	302R446340	WIRE DP				1	1	1

• Wire Section indicates all the wires/FFCs containing them in other FIGs.

• Wire Section には全ての電線 /FFC（他 FIG の電線 /FFC 含む）を掲載しています。

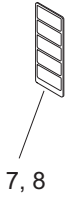
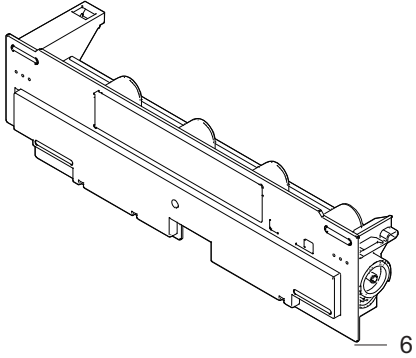
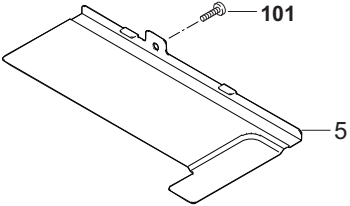
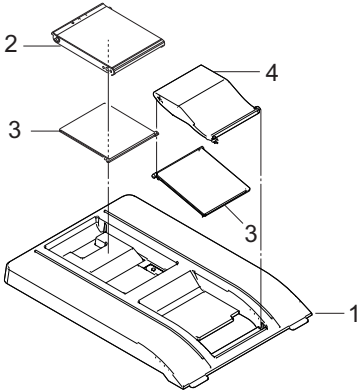
FIG. 45 Wire Section 8 Main-Panel

Ref No.	Part.No.	Description	Notes	Revision	Quantity			
					100	120	230	240
1	302WL46060	CONN.CORD ASSY S04193 PANEL-OPERATION(R)				1	1	1
2	302WL46070	CONN.CORD ASSY S04194 PANEL-OPERATION(L)				1	1	1
3	302WL46020	CONN.CORD ASSY S04189 MAIN-SATA				1	1	1
4	302ND46732	CONN.CORD ASSY FPC WIFI				1		
5	302R446072	WIRE FFC KUIO 30				1	1	1
6	302R446120	WIRE KUIO POWER 30				1	1	1
7	302WL46040	CONN.CORD ASSY S04191 MAIN-USB1				1	1	1
8	302WL46050	CONN.CORD ASSY S04192 MAIN-USB2				1	1	1

• Wire Section indicates all the wires/FFCs containing them in other FIGs.

• Wire Section には全ての電線 /FFC (他 FIG の電線 /FFC 含む) を掲載しています。

FIG. 46 Accessories



-
- 9 (French)
 - 10 (Spanish)
 - 11 (Brazilian Portuguese)
 - 12 (German)
 - 13 (French)
 - 14 (Italian)
 - 15 (Spanish)
 - 16 (Brazilian Portuguese)
 - 17 (Dutch)
 - 18 (Russian)

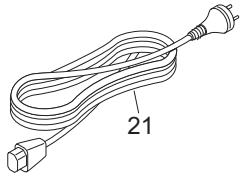
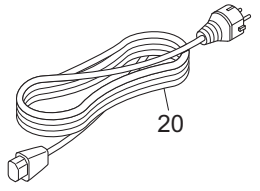
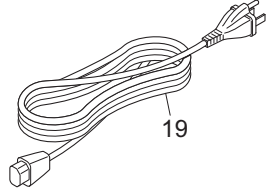
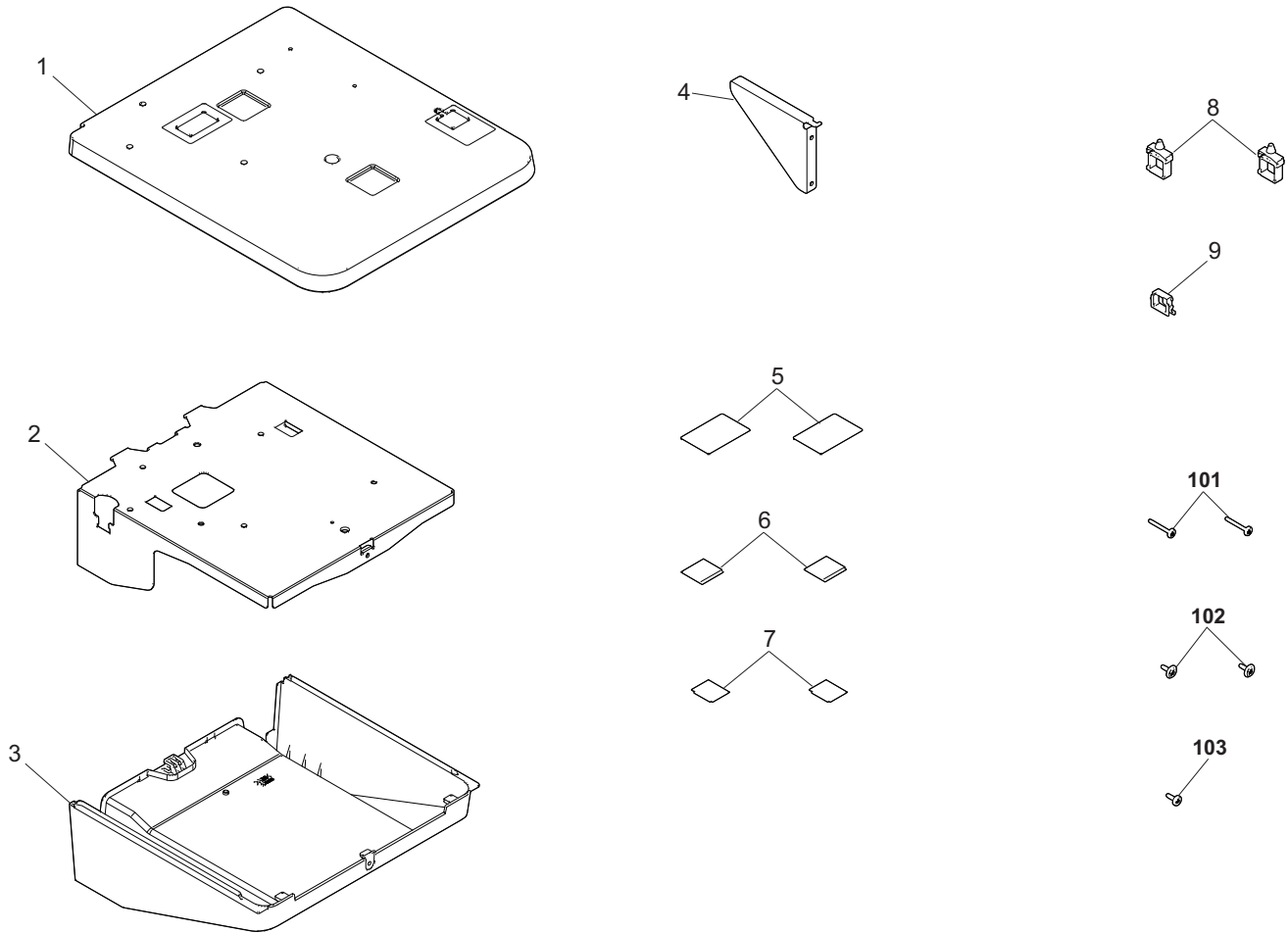


FIG. 46 Accessories

2WL-1.0

Ref No.	Part.No.	Description	Notes	Revision	Quantity			
					100	120	230	240
1	302R404151	COVER TRAY B				1	1	1
2	302R404260	STOPPER PAPER 500 A				1	1	1
3	302R404270	STOPPER PAPER 500 B				2	2	2
4	302R404290	GUIDE ENVELOPE				1	1	1
5	302R402310	SHIELD BASE				1	1	1
6	1902R60UN0	WT-5190/WASTE TONER BOTTLE				1	1	1
7	302R434140	LABEL PAPER SIZE ME					1	1
8	302R434150	LABEL PAPER SIZE IN				1		
9	302SZ05150	SHEET OPERATION KDA FRA	French			1		
10	302SZ05180	SHEET OPERATION KDA SPA	Spanish			1		
11	302SZ05200	SHEET OPERATION KDA PTB	Brazilian Portuguese			1		
12	302SZ05130	SHEET OPERATION GER	German				1	
13	302SZ05140	SHEET OPERATION FRA	French				1	
14	302SZ05160	SHEET OPERATION ITA	Italian				1	
15	302SZ05170	SHEET OPERATION SPA	Spanish				1	
16	302SZ05190	SHEET OPERATION PTB	Brazilian Portuguese				1	
17	302SZ05210	SHEET OPERATION DUT	Dutch				1	
18	302SZ05220	SHEET OPERATION RUS	Russian				1	
19	7AAACCUS+13H002	AC CORD ASSY US				1		
20	302RH94240	PARTS AC CORD EU SP					1	
21	7AAACCAS+10H001	AC CORD ASSY AS						1
101	7BB780420H	+BIND T.T S SCREW 4X20 SR(BLACK)						

DT-5100



CARD READER HOLDER 11

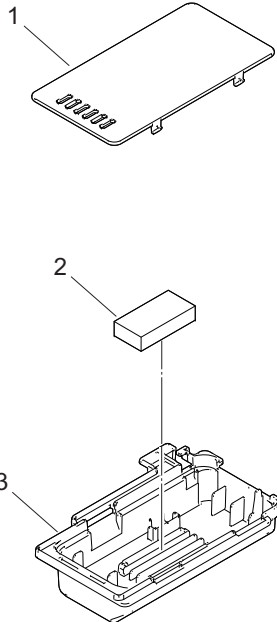


FIG. 48 Options 2

2WL-1.0

Ref No.	Part.No.	Description	Notes	Revision	Quantity			
					100	120	230	240
1	302R404620	LID CARD-READER				1	1	1
2	302R404630	SPONGE CARD-READER				1	1	1
3	302R404610	HOLDER IC CARD-READER				1	1	1

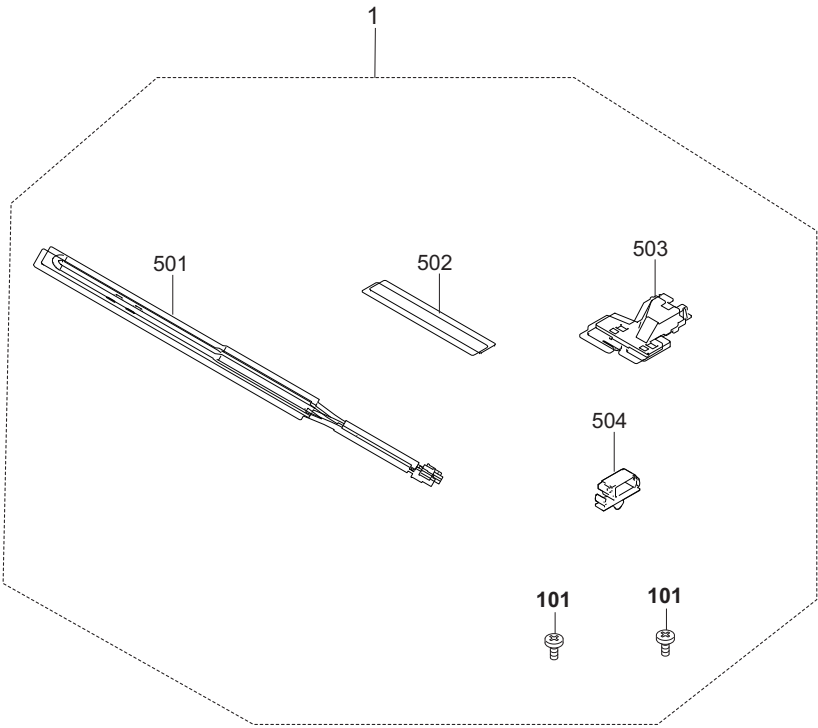


FIG. 49 Options 3

2WL-1.0

Ref No.	Part.No.	Description	Notes	Revision	Quantity			
					100	120	230	240
1	302R494021	PARTS DEHUMIDIFINR 120 SET SP				1		
1	302R494031	PARTS DEHUMIDIFINR 240 SET SP					1	1
101	7BB000304H	+BIND M SCREW 3X4						

FIG. 50 Maintenance Kits

Ref No.	Part.No.	Description	Notes	Revision	Quantity			
					100	120	230	240
	1702WL7US0	MK-5357A/MAINTENANCE KIT	OPTION			1		
	•302F909171	RETARD ROLLER ASSY				1		
	•302R493053	DK-5195				1		
	•302R493072	DV-5195K				1		
	•302WL93020	FK-5347				1		
	•302V593050	TR-5205				1		
	•302R494070	PARTS 2ND TRANS ASSY SP				1		
	•302R494170	PARTS HOLDER PICK UP ASSY SP				1		
	1702WL8NL0	MK-5355A/MAINTENANCE KIT	OPTION				1	1
	•302F909171	RETARD ROLLER ASSY					1	1
	•302R493053	DK-5195					1	1
	•302R493072	DV-5195K					1	1
	•302WL93010	FK-5345					1	1
	•302V593050	TR-5205					1	1
	•302R494070	PARTS 2ND TRANS ASSY SP					1	1
	•302R494170	PARTS HOLDER PICK UP ASSY SP					1	1
	1702R40UN0	MK-5195B/MAINTENANCE KIT	OPTION			1	1	1
	•302R493053	DK-5195				3	3	3
	•302R493082	DV-5195M				1	1	1
	•302R493092	DV-5195C				1	1	1
	•302R493102	DV-5195Y				1	1	1
	1702P60UN0	MK-3140/MAINTENANCE KIT	OPTION:DP			1	1	1
	•302LW07100	PAD SEPARATION				1	1	1
	•302R494430	PARTS PULLEY PAPER FEED ASSY SP				1	1	1
	•302R494420	PARTS PULLEY PICKUP ASSY SP				1	1	1

AK-5100

November 2018
Rev.1

[CONFIDENTIAL]

FOR AUTHORIZED KYOCERA ENGINEERS ONLY. DO NOT DISTRIBUTE TO
NON-AUTHORIZED PARTIES.

Items listed in the revision columns are defined as follows.

Item	Description
Add	Add a new part
Del	Delete a part
Design-chg.	A design changed part (Parts number version up)
Part No.-chg.	A part number is changed to other one.
Quantity-chg.	Change Quantity of parts to use
Others	Other changes
Correction	Correction

Revision history

Rev.	Date	Remarks
1	November 2018	Design change

Symbols in the parts list

- Parts without a Ref.No. in the illustration indicate they are not supplied.
- Parts with a Ref.No. of 500 and above in the illustration indicate they are not selected for service parts.
- Parts with "*" are component parts or sub-assemblies of the assembly appearing immediately above them.
- Parts with "**" are component parts or sub-assembly with "*" appearing immediately above them.

———— CONTENTS ————

FIG. 1 AK-5100 -1 2
FIG. 2 AK-5100 -2 4
FIG. 3 Wire Section 6

• INDEX 8

FIG. 1 AK-5100-1

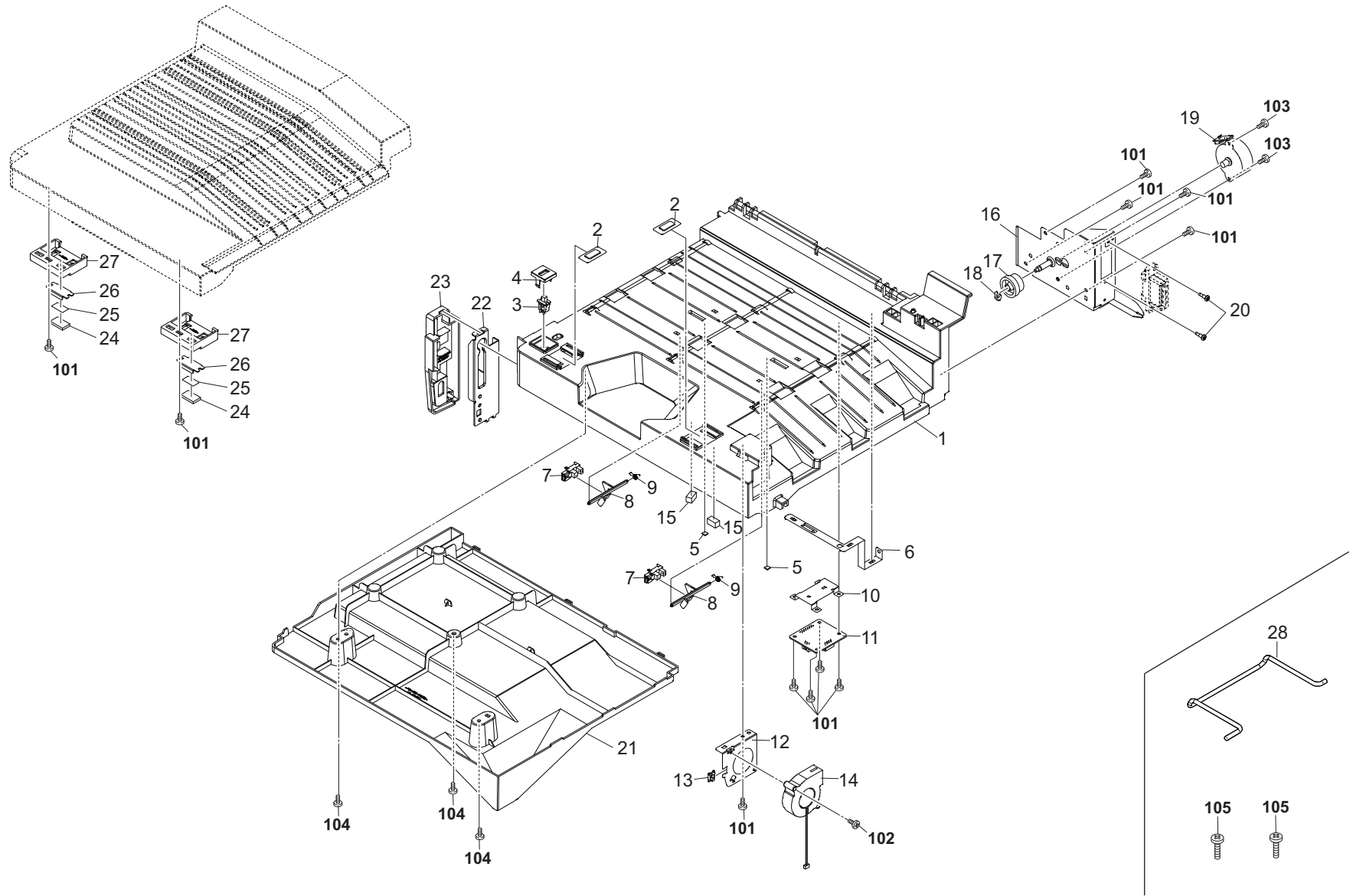


FIG. 1 AK-5100-1

Ref No.	Part.No.	Description	Notes	Revision	Quantity			
					100	120	230	240
1	303PY24010	GUIDE LOWER			1	1	1	1
2	303PY24170	PLATE MAGNET			2	2	2	2
3	7SP01000007+H01	SW.PUSH		1:Part No-chg.	1	1	1	1
4	303PD24140	COVER SW			1	1	1	1
5	303NS24480	CUSHION ACTUATOR			2	2	2	2
6	303PY24110	PLATE EARTH			1	1	1	1
7	302P794010	PARTS SENSOR OPT. SP			2	2	2	2
8	303PD24120	ACUTUATOR FEED			2	2	2	2
9	303PD24190	SPRING ACTUATOR			2	2	2	2
10	303PD24150	BRACKET PWB			1	1	1	1
11	302R694140	PARTS PWB BRIDGE ASSY SP			1	1	1	1
12	303PY24200	MOUNT FAN			1	1	1	1
13	7YZM210006++H01	ACCESS.EDGING			1	1	1	1
14	302FZ94660	PARTS,FAN IMAGE SP			1	1	1	1
15	303K502070	SEAL WIRE			2	2	2	2
16	303PY24090	BRACKET MOTOR			1	1	1	1
17	303PY24180	GEAR Z40R-Z30S			1	1	1	1
18	5MVX111DN003	RING STOPPER/A-49 FEED A4			1	1	1	1
19	302P794060	PARTS MOTOR EJECT SP			1	1	1	1
20	302R402250	PIN CONNECTOR			2	2	2	2
21	303PY24050	COVER LOWER GUIDE			1	1	1	1
22	303PY24130	PLATE JOINT			1	1	1	1
23	303PY24140	COVER JOINT			1	1	1	1
24	302GR04370	MAGNET CLIP DISH			2	2	2	2
25	302GR04380	SEAL MAGNET			2	2	2	2
26	303NB24210	HOLDER MAGNET			2	2	2	2
27	303PY24030	HOLDER MAGNET			2	2	2	2
28	303PY24210	GUIDE UPPER LEFT			1	1	1	1
101	7BB200308H	+BIND T.T P SCREW 3X8						
102	7BB607320H	+TP-CUP M SCREW 3X20 R						
103	7BB700308H	+BIND T.T S SCREW 3X8 SR						
104	7BB282308H	+TP-FLAT T.T P SCREW 3X8(BLACK)						
105	7BB700316H	+BIND T.T S SCREW 3X16 SR						

FIG. 2 AK-5100-2

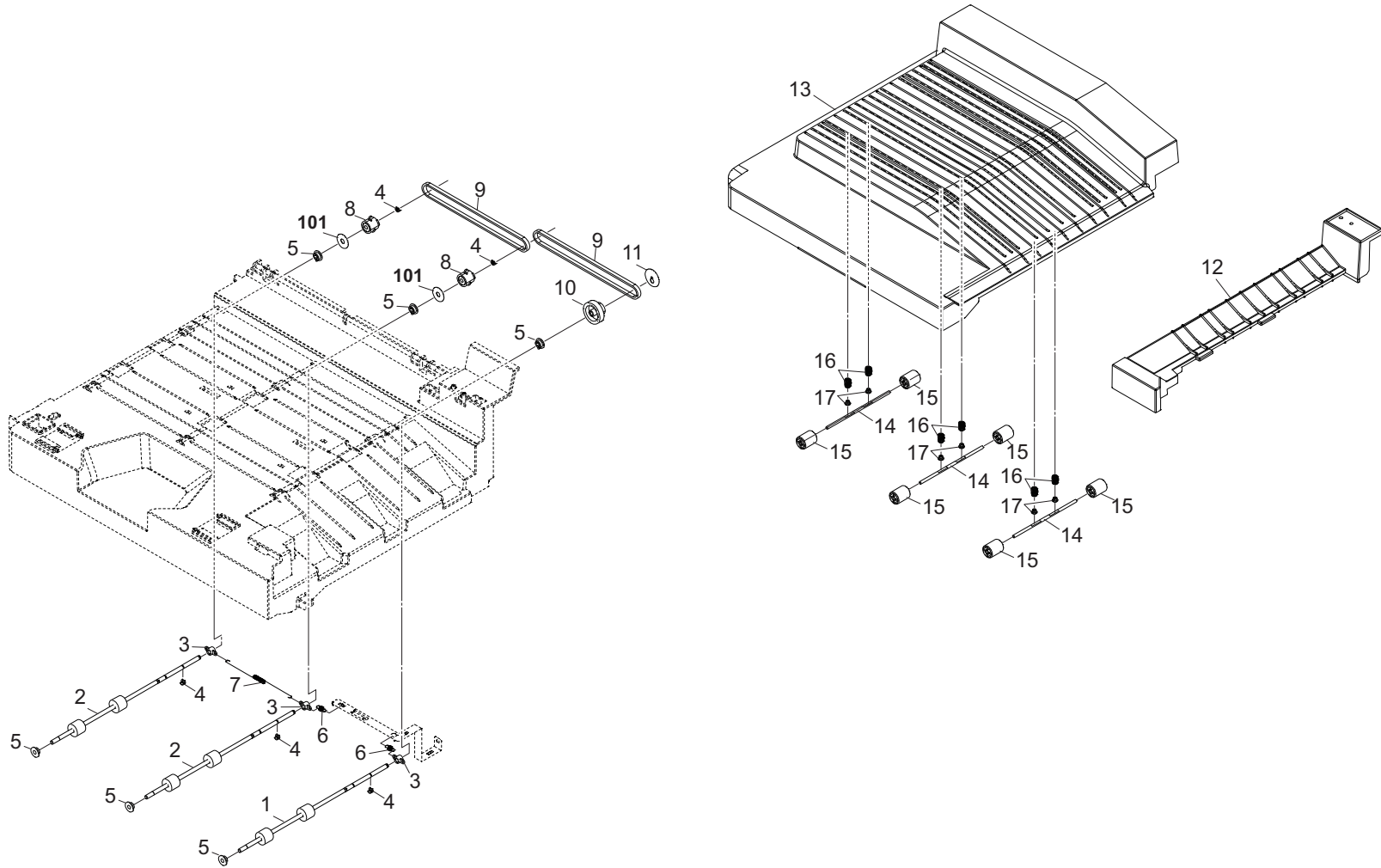


FIG. 3 Wire Section

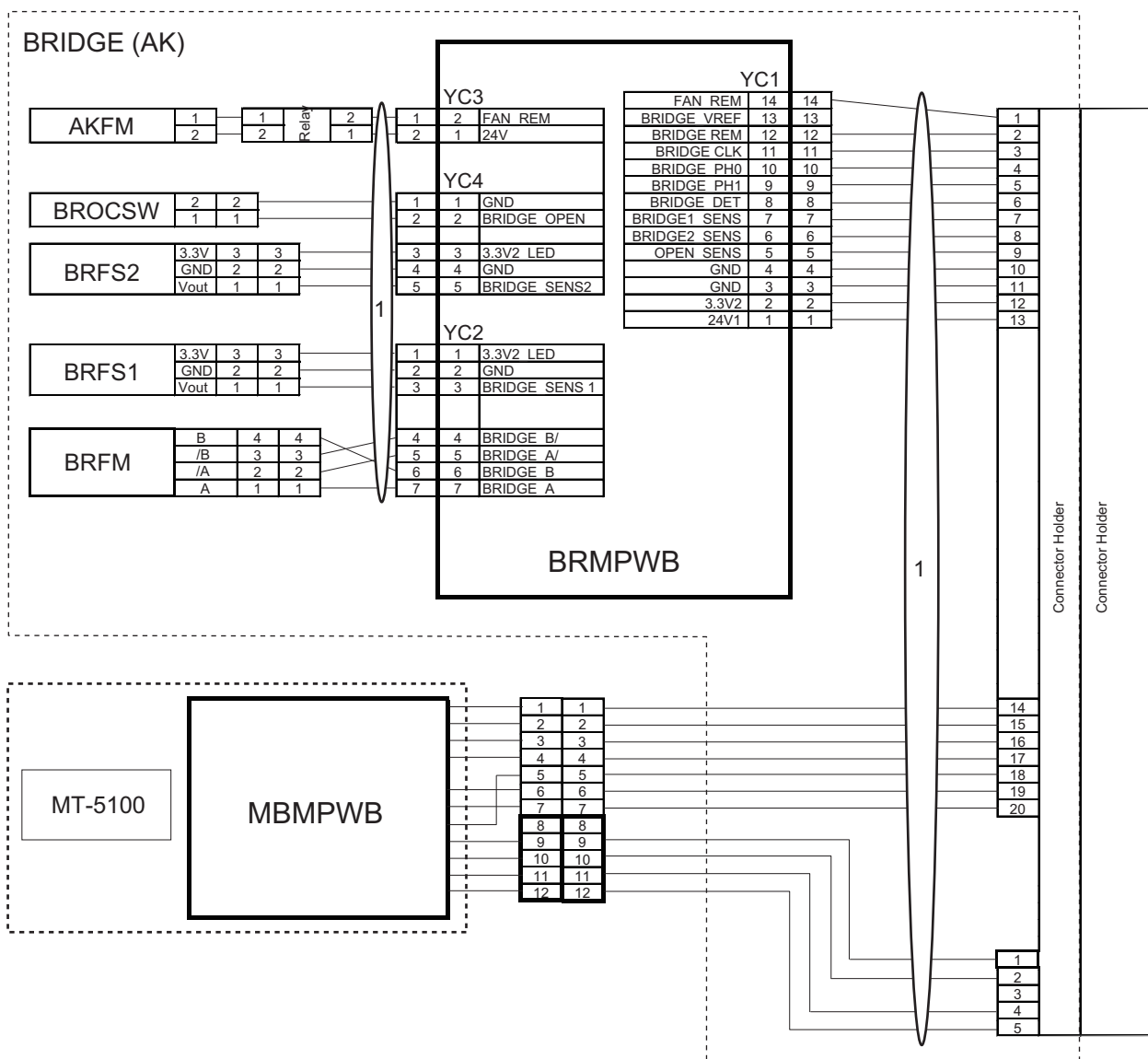


FIG. 3 Wire Section

3PY

Ref No.	Part.No.	Description	Notes	Revision	Quantity			
					100	120	230	240
1	303PY46010	WIRE AK ASSY			1	1	1	1

• Wire Section indicates all the wires/FFCs containing them in other FIGs.

• Wire Section には全ての電線 /FFC (他 FIG の電線 /FFC 含む) を掲載しています。

INDEX

Part.No.	Description	Fig.No.
2FM04150	CAP SPRING/B-11 ENCLOSURE A4	2
302F929260	PULLEY DU LOW	2
302FZ94660	PARTS,FAN IMAGE SP	1
302GR04370	MAGNET CLIP DISH	1
302GR04380	SEAL MAGNET	1
302K306460	BUSH 4	2
302K928070	SPRING-EXTENSION FEED SHIFT	2
302LF28500	SPRING-EXTENSION EARTH	2
302P794010	PARTS SENSOR OPT. SP	1
302P794060	PARTS MOTOR EJECT SP	1
302R402250	PIN CONNECTOR	1
302R428120	SHAFT EXIT DU	2
302R428290	SPRING EXIT	2
302R694140	PARTS PWB BRIDGE ASSY SP	1
303K502070	SEAL WIRE	1
303NB24210	HOLDER MAGNET	1
303NS24480	CUSHION ACTUATOR	1
303PD24120	ACTUATOR FEED	1
303PD24140	COVER SW	1
303PD24150	BRACKET PWB	1
303PD24190	SPRING ACTUATOR	1
303PY24010	GUIDE LOWER	1
303PY24020	COVER GUIDE UPPER	2
303PY24030	HOLDER MAGNET	1
303PY24040	GUIDE UPPER RIGHT	2
303PY24050	COVER LOWER GUIDE	1
303PY24080	BUSH EARTH	2
303PY24090	BRACKET MOTOR	1
303PY24110	PLATE EARTH	1
303PY24120	PULLEY P22 OW	2
303PY24130	PLATE JOINT	1
303PY24140	COVER JOINT	1
303PY24150	BELT S2M 316	2
303PY24160	GEAR Z28S-Z22P	2
303PY24170	PLATE MAGNET	1
303PY24180	GEAR Z40R-Z30S	1
303PY24190	SHEET CONVEYING ROLLER	2
303PY24200	MOUNT FAN	1
303PY24210	GUIDE UPPER LEFT	1
303PY46010	WIRE AK ASSY	3
303PY94010	PARTS ROLLER CONVEYING A SP	2
303PY94020	PARTS ROLLER CONVEYING B SP	2
5MVX111DN003	RING STOPPER/A-49 FEED A4	1
5MVX111DN007	STOPPER 3/2BT1107 A4	2
7SP01000007+H01	SW.PUSH	1
7YZM210006++H01	ACCESS.EDGING	1

DF-5100

February 2017
Rev.2

[CONFIDENTIAL]

FOR AUTHORIZED KYOCERA ENGINEERS ONLY. DO NOT DISTRIBUTE TO
NON-AUTHORIZED PARTIES.

Items listed in the revision columns are defined as follows.

Item	Description
Add	Add a new part
Del	Delete a part
Design-chg.	A design changed part (Parts number version up)
Part No.-chg.	A part number is changed to other one.
Quantity-chg.	Change Quantity of parts to use
Others	Other changes
Correction	Correction

Revision history

Rev.	Date	Remarks

Symbols in the parts list

- Parts without a Ref.No. in the illustration indicate they are not supplied.
- Parts with a Ref.No. of 500 and above in the illustration indicate they are not selected for service parts.
- Parts with "*" are component parts or sub-assemblies of the assembly appearing immediately above them.
- Parts with "**" are component parts or sub-assembly with "*" appearing immediately above them.

———— CONTENTS ————

FIG. 1	Covers	2
FIG. 2	Frames	4
FIG. 3	Paper Feed Section	6
FIG. 4	Paper Conveying Section 1	8
FIG. 5	Paper Conveying Section 2	10
FIG. 6	Staple Section	12
FIG. 7	Main Tray Section	14
FIG. 8	Drive Section & Electrical Components	16
FIG. 9	Exit Section	18
FIG. 10	Wire Section	20
FIG. 11	Accessories & Option	22
	• INDEX	24

FIG. 1 Covers

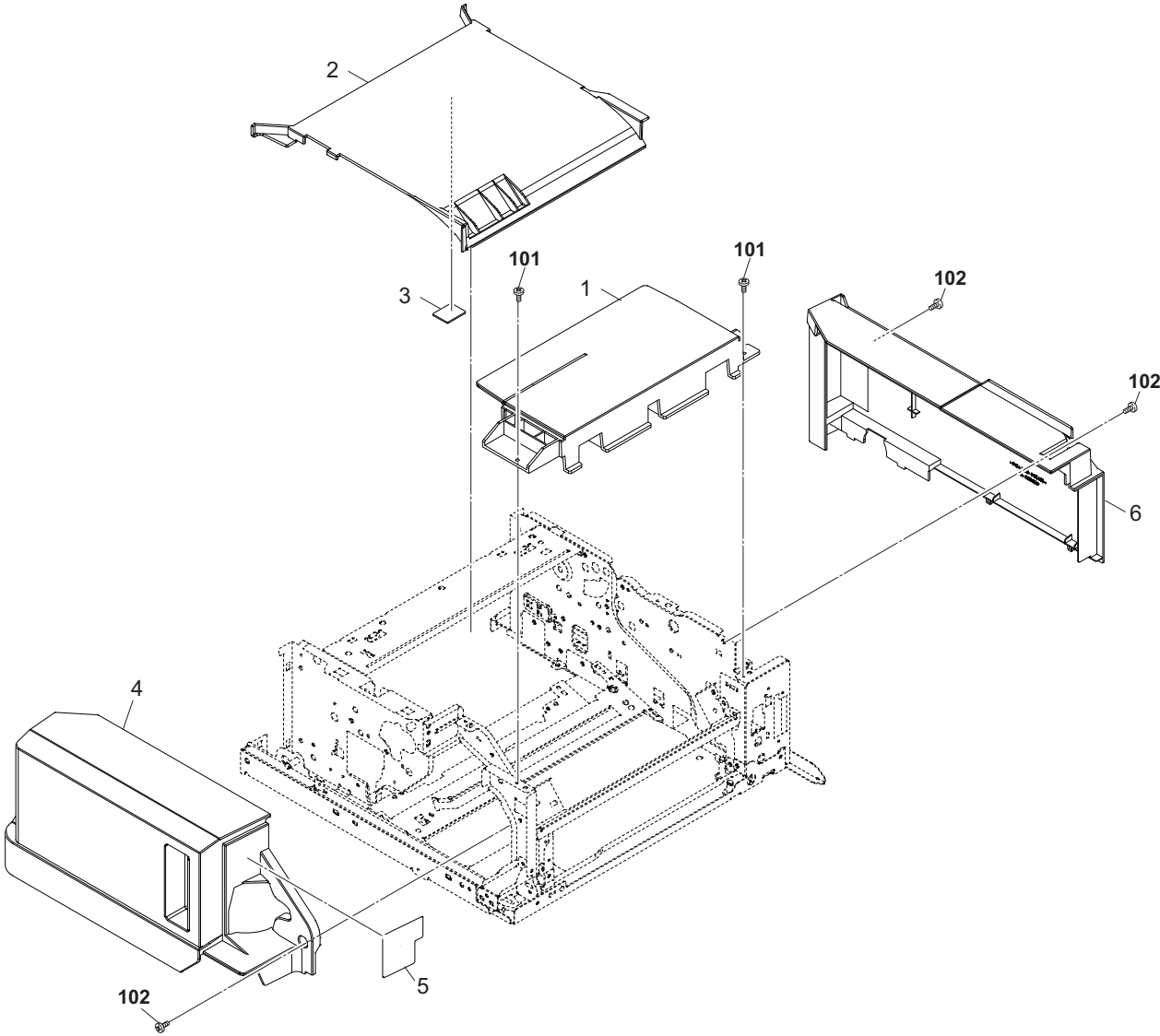


FIG. 1 Covers

3PX

Ref No.	Part.No.	Description	Notes	Revision	Quantity			
					100	120	230	240
1	303PX04070	COVER UP R			1	1	1	1
2	303PX04060	COVER UP L			1	1	1	1
3	303JX04150	FELT PF COVER			1	1	1	1
4	303PX04010	COVER FRONT L			1	1	1	1
5	303PX34010	LABEL STAPLER			1	1	1	1
6	303PX04030	COVER REAR L			1	1	1	1
101	7BB700308H	+BIND T.T S SCREW 3X8 SR						
102	7BB782308H	+TP-FLAT T.T S SCREW 3X8 SR(BLACK)						

FIG. 2 Frames

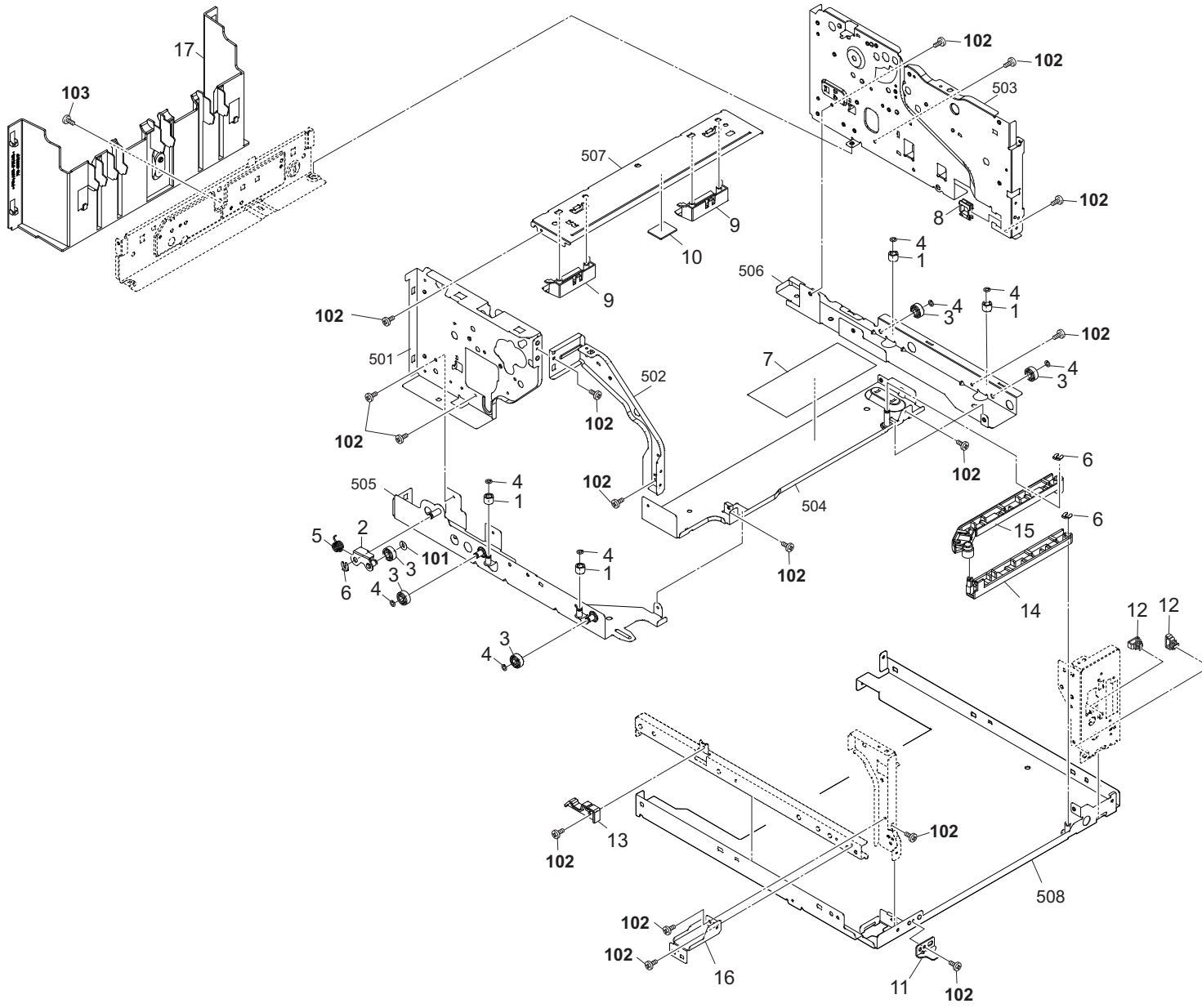


FIG. 2 Frames

3PX

Ref No.	Part.No.	Description	Notes	Revision	Quantity			
					100	120	230	240
1	302LC03510	PULLEY WASTE TRAY			4	4	4	4
2	303PX02120	LEVER RELEASE HOOK			1	1	1	1
3	302FG07020	PULLEY,CASSETTE RAIL			5	5	5	5
4	2BG22990	CUT WASHER 4			8	8	8	8
5	303PX02130	SPRING RELEASE HOOK			1	1	1	1
6	5MVX111DN003	RING STOPPER/A-49 FEED A4			3	3	3	3
7	303PX38170	FILM STAPLER			1	1	1	1
8	7YZM210005++H01	ACCESS.EDGING			1	1	1	1
9	303PX28090	GUIDE EXIT			2	2	2	2
10	303JX04150	FELT PF COVER			1	1	1	1
11	303PX02290	PLATE STAY RAIL			1	1	1	1
12	7YZM390002++H01	ACCESS.CLAMP			2	2	2	2
13	303PX02180	GUIDE HOOK			1	1	1	1
14	303PX02240	GUIDE WIRE B			1	1	1	1
15	303PX02110	GUIDE WIRE A			1	1	1	1
16	303PX02300	PLATE REINFORCE FRONT			1	1	1	1
17	303PX04040	PARTITION FINISHER			1	1	1	1
101	7BC46042A050H01	CUT WASHER 4.2X10.0X0.5T						
102	7BB700308H	+BIND T.T S SCREW 3X8 SR						
103	7BB782308H	+TP-FLAT T.T S SCREW 3X8 SR(BLACK)						

FIG. 3 Paper Feed Section

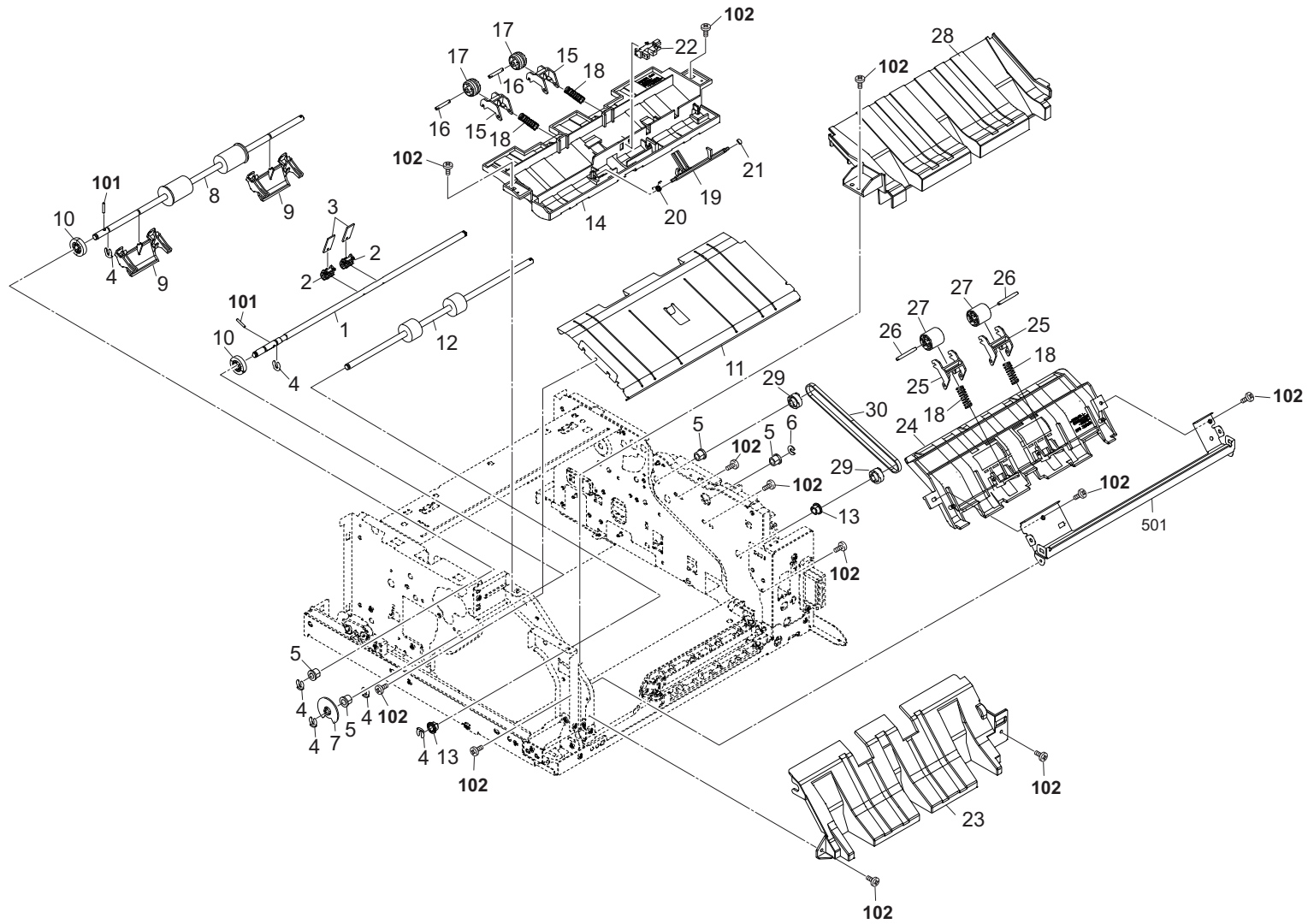


FIG. 3 Paper Feed Section

3PX

Ref No.	Part.No.	Description	Notes	Revision	Quantity			
					100	120	230	240
1	303PX36650	SHAFT PADDLE			1	1	1	1
2	303PX36660	HOLDER PADDLE			2	2	2	2
3	303PX36700	SHEET PADDLE			2	2	2	2
4	5MVX111DN003	RING STOPPER/A-49 FEED A4			6	6	6	6
5	2BC06520	BUSHING 6,REGISTRATION			4	4	4	4
6	302FB09830	CUT WASHER 4			1	1	1	1
7	303PX36670	PLATE PULSE PADDLE			1	1	1	1
8	303PX94050	PARTS ROLLER MIDDLE SP			1	1	1	1
9	303PX36730	GUIDE STOPPER FEED			2	2	2	2
10	303PX31080	GEAR Z22S			2	2	2	2
11	303PX24020	GUIDE FEED LOW L			1	1	1	1
12	303PX94040	PARTS ROLLER FEED SP			1	1	1	1
13	302K324450	BUSH 6			2	2	2	2
14	303PX24010	GUIDE FEED UP L			1	1	1	1
15	303NB36100	HOLDER MIDDLE PULLEY			2	2	2	2
16	303NB36110	SHAFT MIDDLE PULLEY			2	2	2	2
17	303NB36661	PULLEY MIDDLE			2	2	2	2
18	303NB36670	SPRING PULLEY			4	4	4	4
19	303PX24050	ACTUATOR FEED			1	1	1	1
20	303PD24190	SPRING ACTUATOR			1	1	1	1
21	5MVX111DN007	STOPPER 3/2BT1107 A4			1	1	1	1
22	302P794010	PARTS SENSOR OPT. SP			1	1	1	1
23	303PX24040	GUIDE FEED LOW R			1	1	1	1
24	303PX07010	GUIDE FEED UP R			1	1	1	1
25	303PX07030	HOLDER FEED PULLEY			2	2	2	2
26	303PX07040	SHAFT FEED PULLEY			2	2	2	2
27	302H722760	PULLEY MIDDLE A			2	2	2	2
28	303PX07020	GUIDE FEED MID R			1	1	1	1
29	303PX31140	PULLEY 24 CONVEYING			2	2	2	2
30	303PX31130	BELT CONVEYING 296			1	1	1	1
101	7BP512012B0CH01	PARALLEL PIN 2.0X12						
102	7BB700308H	+BIND T.T S SCREW 3X8 SR						

FIG. 4 Paper Conveying Section 1

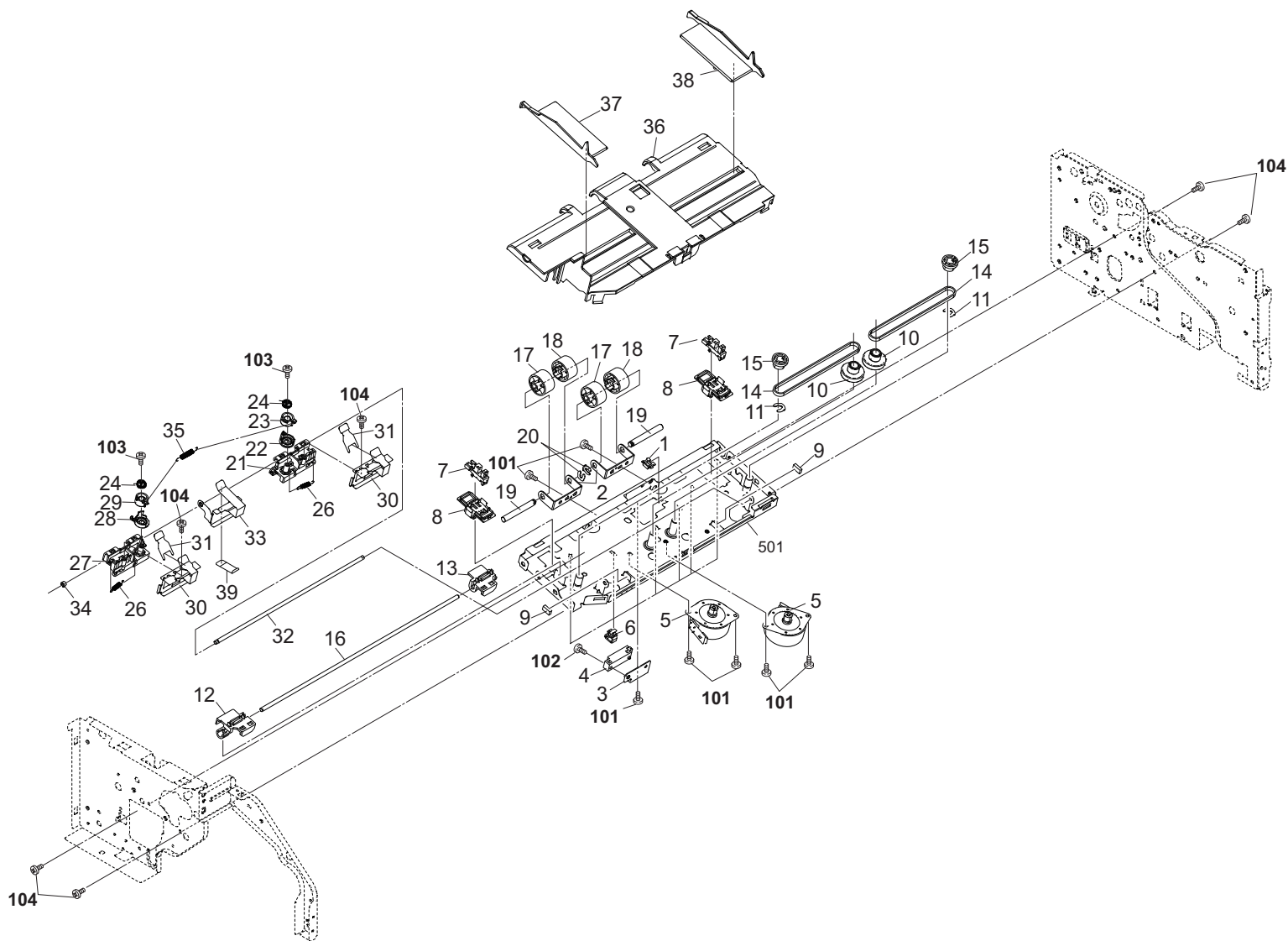


FIG. 4 Paper Conveying Section 1

Ref No.	Part.No.	Description	Notes	Revision	Quantity			
					100	120	230	240
1	7YZM210006++H01	ACCESS.EDGING			1	1	1	1
2	303PX36130	MOUNT EXIT PULLEY			2	2	2	2
3	303PX36110	MOUNT SENSOR A			1	1	1	1
4	303PX94030	PARTS SENSOR OPT SP			1	1	1	1
5	302HN44100	MOTOR REVERSE			2	2	2	2
6	7YZM610009++H01	ACCESS.SADDLE			6	6	6	6
7	302P794010	PARTS SENSOR OPT. SP			2	2	2	2
8	303PX36120	MOUNT SENSOR B			2	2	2	2
9	303H321050	CUSHION EJECT GUIDE			2	2	2	2
10	303PX36080	GEAR Z45 P20			2	2	2	2
11	2BC06910	STOPPER 6			2	2	2	2
12	303PX36050	HOLDER CURSOR F			1	1	1	1
13	303PX36060	HOLDER CURSOR R			1	1	1	1
14	303PX36090	BELT S2M-Z130			2	2	2	2
15	303M407080	PULLEY 20			2	2	2	2
16	303PX36070	SHAFT CURSOR			1	1	1	1
17	303RD36130	PULLEY EXIT			2	2	2	2
18	303RD36180	PULLEY EXIT ONEWAYCLUTCH			2	2	2	2
19	303PX36140	SHAFT EXIT			2	2	2	2
20	5MVX111DN003	RING STOPPER/A-49 FEED A4			2	2	2	2
21	303PW36300	SLIDER PAPER STOPPER R			1	1	1	1
22	303PW36320	RATCHET LEVER GUIDE R			1	1	1	1
23	303PW36310	LEVER GUIDE STOPPER R			1	1	1	1
24	303PW36380	SPRING LEVER			2	2	2	2
25				1:Del				
26	303PW36280	SPRING GUIDE LEVER			2	2	2	2
27	303PW36290	SLIDER PAPER STOPPER F			1	1	1	1
28	303PW36270	RATCHET LEVER GUIDE F			1	1	1	1
29	303PW36260	LEVER GUIDE STOPPER F			1	1	1	1
30	303PW36250	GUIDE PAPER STOPPER S			2	2	2	2
31	303PX36840	FILM PAPER STOPPER			2	2	2	2
32	303PW36330	SHAFT PAPER STOPPER SHIFT			1	1	1	1
33	303PX36710	GUIDE PAPER STOPPER C			1	1	1	1
34	5MVX111DN007	STOPPER 3/2BT1107 A4			1	1	1	1
35	303PX36770	SPRING GUIDE STOPPER			1	1	1	1
36	303PX36020	GUIDE MIDDLE TRAY			1	1	1	1
37	303PX36030	CURSOR FRONT			1	1	1	1
38	303PX36040	CURSOR REAR			1	1	1	1
39	303PX36780	FILM STOPPER PLATE		2:Add	1	1	1	1
101	7BB100306H1	+BIND T.T S SCREW 3X6						
102	7BB700316H	+BIND T.T S SCREW 3X16 SR						
103	7BB202306H	+TP-FLAT T.T P SCREW 3X6						
104	7BB200308H	+BIND T.T P SCREW 3X8						

FIG. 5 Paper Conveying Section 2

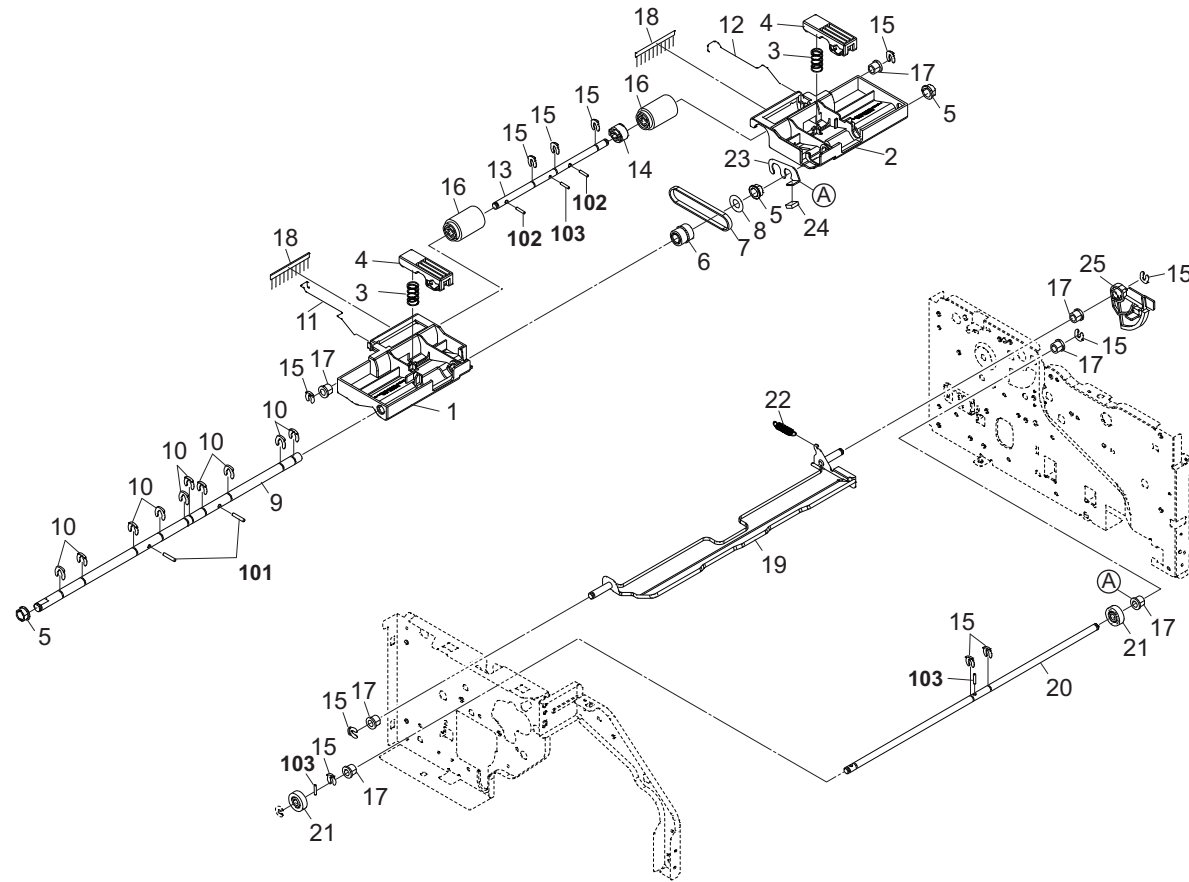


FIG. 5 Paper Conveying Section 2

3PX

Ref No.	Part.No.	Description	Notes	Revision	Quantity			
					100	120	230	240
1	303PX36510	GUIDE CENTER F			1	1	1	1
2	303PX36530	GUIDE CENTER R			1	1	1	1
3	303PX36580	SPRING EXIT PULLEY			2	2	2	2
4	303PX36550	ARM PRESS			2	2	2	2
5	2BC06510	BUSHING 8			3	3	3	3
6	303PX36540	GEAR EXIT DRIVE			1	1	1	1
7	303PX36570	BELT EXIT PULLEY			1	1	1	1
8	303PX36900	SPACER BELT DRIVE			1	1	1	1
9	303PX36600	SHAFT GUIDE PRESS			1	1	1	1
10	2BC06910	STOPPER 6			10	10	10	10
11	303PX36860	SPRING EARTH EXIT F			1	1	1	1
12	303PX36870	SPRING EARTH EXIT R			1	1	1	1
13	303PX36630	SHAFT EXIT PULLEY			1	1	1	1
14	3A722040	PULLEY 24, CONVEYING			1	1	1	1
15	5MVX111DN003	RING STOPPER/A-49 FEED A4			11	11	11	11
16	3BR07040	PULLEY,PAPER FEED			2	2	2	2
17	2BC06520	BUSHING 6,REGISTRATION			7	7	7	7
18	303NB36500	STATIC-ELIMINATOR EJECT CENTER			2	2	2	2
19	303PX36690	GUIDE UPPER			1	1	1	1
20	303PX36620	SHAFT PULLEY DRIVE			1	1	1	1
21	3H622320	GEAR 20 LIFT			2	2	2	2
22	303PX36880	SPRING GUIDE UPPER			1	1	1	1
23	303PX36850	PLATE SHAFT HOLDER			1	1	1	1
24	302HN28220	SEAL ACTUATOR			1	1	1	1
25	303PX31020	GEAR GUIDE UPPER			1	1	1	1
101	7BP512514B0CH01	PARALLEL PIN 2.5X14						
102	7BP00251200JH01	SPRING PIN 2.5X12						
103	7BP512010B0CH01	PARALLEL PIN 2.0X10						

FIG. 6 Staple Section

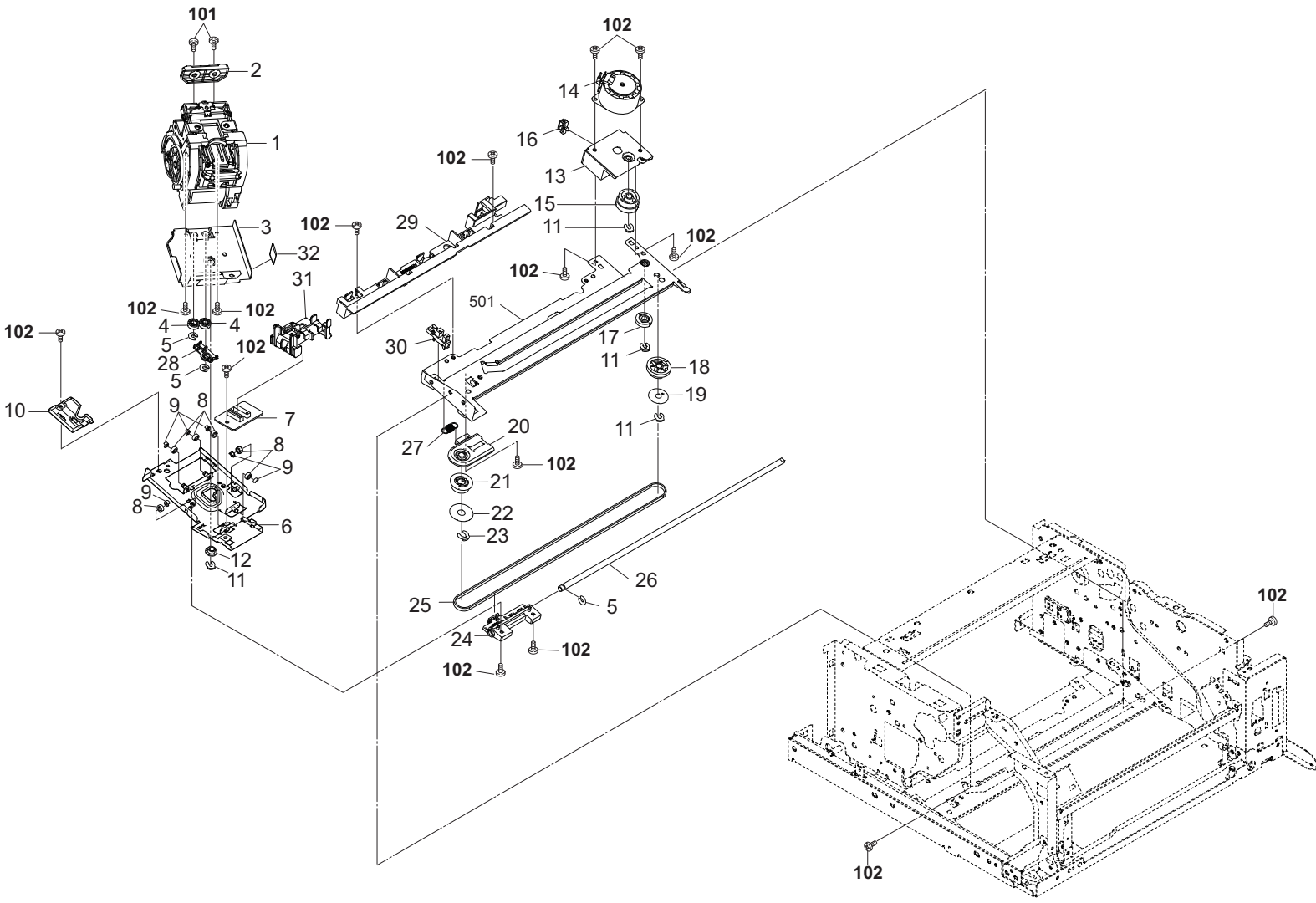


FIG. 6 Staple Section

3PX

Ref No.	Part.No.	Description	Notes	Revision	Quantity			
					100	120	230	240
1	303JY44011	STAPLER EH590			1	1	1	1
2	303PW38070	GUIDE STAPLER			1	1	1	1
3	303PX38010	MOUNT STAPLER			1	1	1	1
4	7BE006124431H01	BEARING MR126ZZ			2	2	2	2
5	302FB09830	CUT WASHER 4			3	3	3	3
6	303PX38020	PLATE STAPLER SHIFT			1	1	1	1
7	303NB94020	PARTS PWB STAPLER ASSY SP			1	1	1	1
8	303PX38070	PULLEY MOUNT STAPLER			6	6	6	6
9	5MVX111DN007	STOPPER 3/2BT1107 A4			6	6	6	6
10	303PX38150	HOLDER STAPLER			1	1	1	1
11	5MVX111DN003	RING STOPPER/A-49 FEED A4			4	4	4	4
12	303PX38080	COLLAR STAPLER			1	1	1	1
13	303PX38100	PLATE STAPLER DRIVE			1	1	1	1
14	303NB94040	PARTS MOTOR-PM MOVING SP			1	1	1	1
15	302K928110	GEAR Z40R-Z28S			1	1	1	1
16	7YZM610008++H01	ACCESS.SADDLE			1	1	1	1
17	3HX22050	GEAR JOINT 20			1	1	1	1
18	2FB19260	GEAR Z30/B30			1	1	1	1
19	302FB09670	SPACER DU PULLEY			1	1	1	1
20	303PX38140	PLATE BELT TENSION			1	1	1	1
21	3AP02040	PULLEY 30,DUPLEX			1	1	1	1
22	303JY38240	SPACER 25			1	1	1	1
23	2BC06910	STOPPER 6			1	1	1	1
24	303PX38060	SLIDER MOUNT STAPLER			1	1	1	1
25	303PX38030	BELT STAPLER SHIFT			1	1	1	1
26	303PX38040	SHAFT STAPLER SHIFT			1	1	1	1
27	302GR17540	SPRING CCD			1	1	1	1
28	303PX38050	STOPPER STAPLER MOUNT			1	1	1	1
29	303PX38090	RAIL STAPLER SHIFT			1	1	1	1
30	302P794010	PARTS SENSOR OPT. SP			1	1	1	1
31	303PX38120	GUIDE STAPLER WIRE			1	1	1	1
32	303JY37220	STATIC ELIMINATOR CURSOR			1	1	1	1
101	7BB202306H	+TP-FLAT T.T P SCREW 3X6						
102	7BB700308H	+BIND T.T S SCREW 3X8 SR						

FIG. 7 Main Tray Section

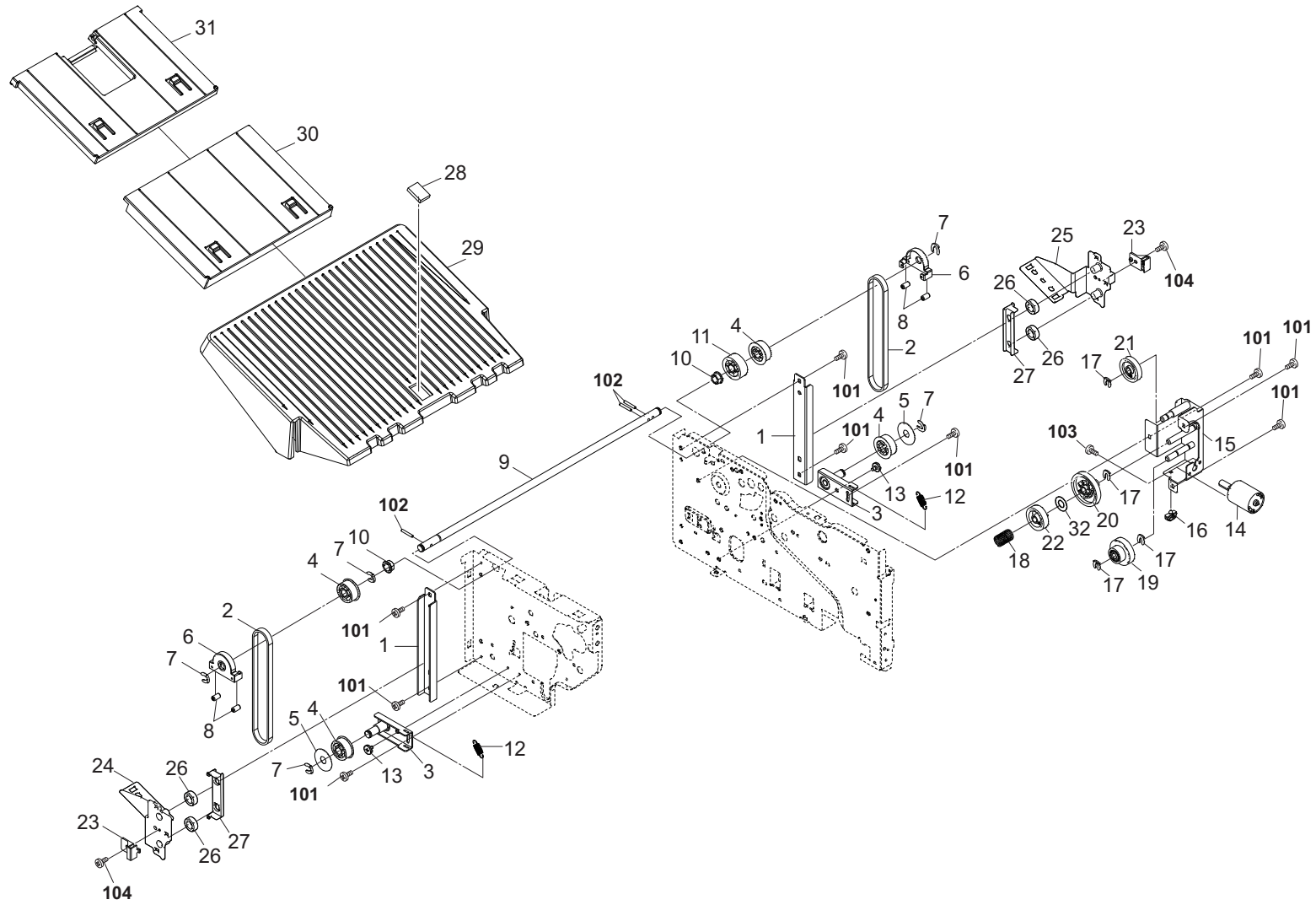


FIG. 7 Main Tray Section

3PX

Ref No.	Part.No.	Description	Notes	Revision	Quantity			
					100	120	230	240
1	303PX37060	RAIL MAIN TRAY			2	2	2	2
2	303PX37140	BELT S3M-Z104			2	2	2	2
3	303PX37120	PLATE PULLEY			2	2	2	2
4	303PX37150	PULLEY 24 S3M			4	4	4	4
5	303JY38240	SPACER 25			2	2	2	2
6	303PX37160	STOPPER BELT			2	2	2	2
7	2BC06910	STOPPER 6			5	5	5	5
8	303PX37170	PULLEY BELT STOPPER			4	4	4	4
9	303PX37110	SHAFT TRAY			1	1	1	1
10	2BC06510	BUSHING 8			2	2	2	2
11	303PX37090	GEAR 24			1	1	1	1
12	303PX37130	SPRING TENSION			2	2	2	2
13	302K317340	PIN RETAINER			2	2	2	2
14	303PX94010	PARTS DC MOTOR ASSY SP			1	1	1	1
15	303PX37080	MOUNT TRAY DRIVE			1	1	1	1
16	7YZM610007++H01	ACCESS.SADDLE			1	1	1	1
17	5MVX111DN003	RING STOPPER/A-49 FEED A4			4	4	4	4
18	303PX37100	SPRING TRAY DRIVE			1	1	1	1
19	302K931760	WORM WHEEL Z56L-Z20S			1	1	1	1
20	302K031270	GEAR FUSER Z45			1	1	1	1
21	302K031280	GEAR FUSER Z25			1	1	1	1
22	302K031600	GEAR FUSER Z24			1	1	1	1
23	303PX37070	HOLDER BELT			2	2	2	2
24	303PX37040	FRAME TRAY FRONT			1	1	1	1
25	303PX37050	FRAME TRAY REAR			1	1	1	1
26	7BE008165431H01	BEARING 688ZZ			4	4	4	4
27	303PX37180	PLATE TRAY RAIL			2	2	2	2
28	302KV03460	SEAL FRAME FEED			1	1	1	1
29	303PX37010	TRAY A			1	1	1	1
30	303PX37020	TRAY B			1	1	1	1
31	303PX37030	TRAY C			1	1	1	1
32	302HS31430	POLYSLIDER 9.5			1	1	1	1
101	7BB700308H	+BIND T.T S SCREW 3X8 SR						
102	7BP512516B0CH01	PARALLEL PIN 2.5X16						
103	7BB000303H	+BIND M SCREW 3X3						
104	7BB702308H	+TP-FLAT T.T S SCREW 3X8 SR						

FIG. 8 Drive Section & Electrical Components

3PX-1

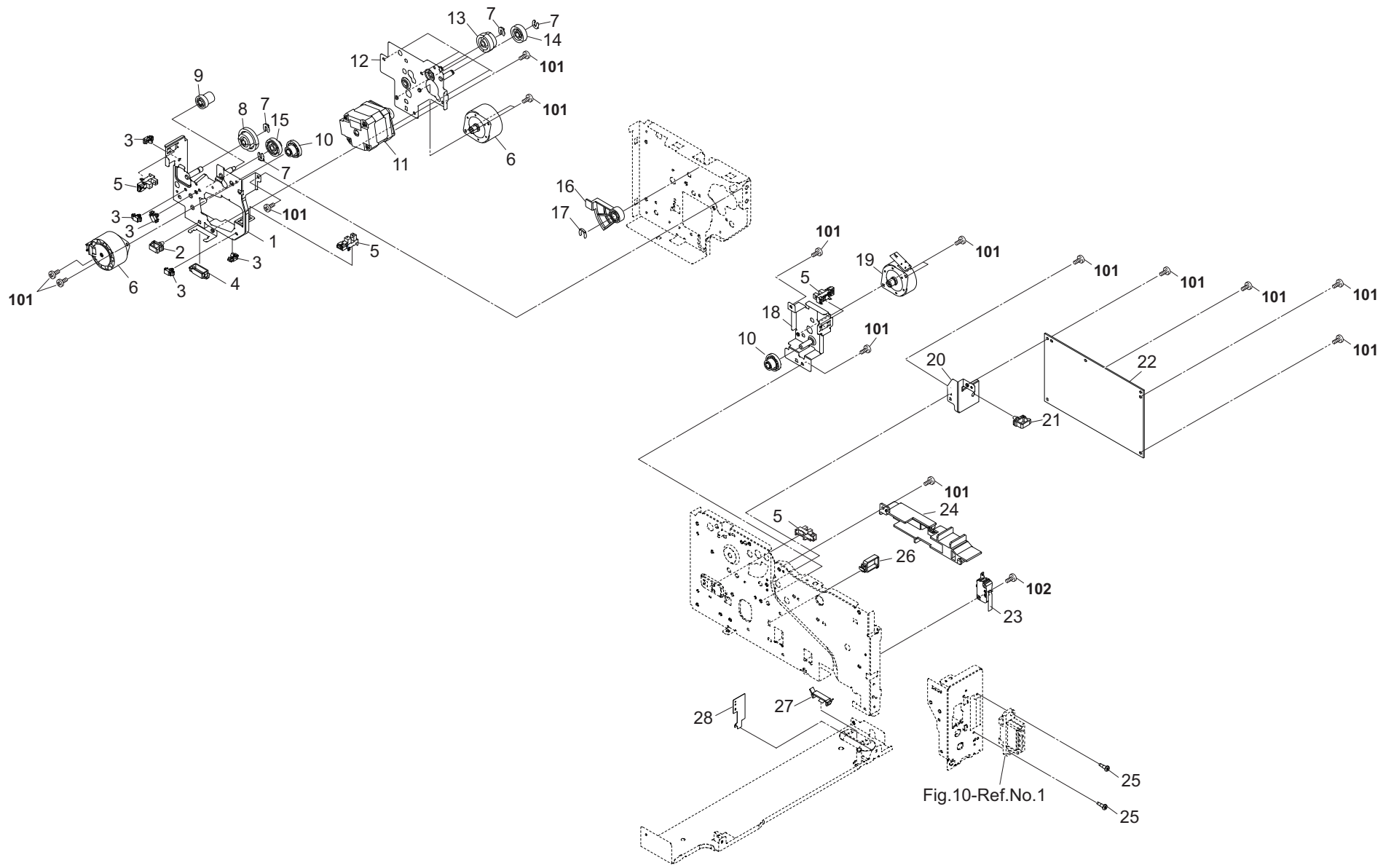


FIG. 8 Drive Section & Electrical Components

Ref No.	Part.No.	Description	Notes	Revision	Quantity			
					100	120	230	240
1	303PX31031	PLATE GUIDE DRIVE FRONT		2:Design-chg.	1	1	1	1
2	7YZM610001++H01	ACCESS SADDLE			1	1	1	1
3	7YZM610007++H01	ACCESS.SADDLE			5	5	5	5
4	7YZM210010++H01	ACCESS.EDGING			1	1	1	1
5	302P794010	PARTS SENSOR OPT. SP			4	4	4	4
6	303NB94040	PARTS MOTOR-PM MOVING SP			2	2	2	2
7	5MVX111DN003	RING STOPPER/A-49 FEED A4			4	4	4	4
8	302H024400	GEAR FEED Z35SZ23S			1	1	1	1
9	302LF28300	GEAR Z14S-Z30R			1	1	1	1
10	303PX31110	GEAR Z40R Z14S			2	2	2	2
11	303NV94010	PARTS MOTOR DP SP			1	1	1	1
12	303PX31090	MOUNT MOTOR F			1	1	1	1
13	303PX31010	GEAR FEED Z28R Z23S			1	1	1	1
14	302LC03100	GEAR Z25S			1	1	1	1
15	303P031040	GEAR Z26S			1	1	1	1
16	303PX36640	GEAR GUIDE PRESS			1	1	1	1
17	2BC06910	STOPPER 6			1	1	1	1
18	303PX31040	PLATE GUIDE DRIVE REAR			1	1	1	1
19	302K994300	PARTS MOTOR PM FEED SP			1	1	1	1
20	303PX39010	MOUNT WIRE GUIDE			1	1	1	1
21	7YZM610002++H01	ACCESS SADDLE			1	1	1	1
22	303PX94020	PARTS PWB DF MAIN ASSY SP			1	1	1	1
23	2FB27160	INTER LOCK SWITCH			1	1	1	1
24	303PX39020	GUIDE PWB WIRE			1	1	1	1
25	302R402250	PIN CONNECTOR			2	2	2	2
26	7YZM610012++H01	ACCESS.SADDLE			1	1	1	1
27	7YZM390015++H01	ACCESS.CLAMP			1	1	1	1
28	303PX02320	PLATE PWB		1:Part No-chg.	1	1	1	1
101	7BB700308H	+BIND T.T S SCREW 3X8 SR						
102	7BB700316H	+BIND T.T S SCREW 3X16 SR						

FIG. 9 Exit Section

3PX

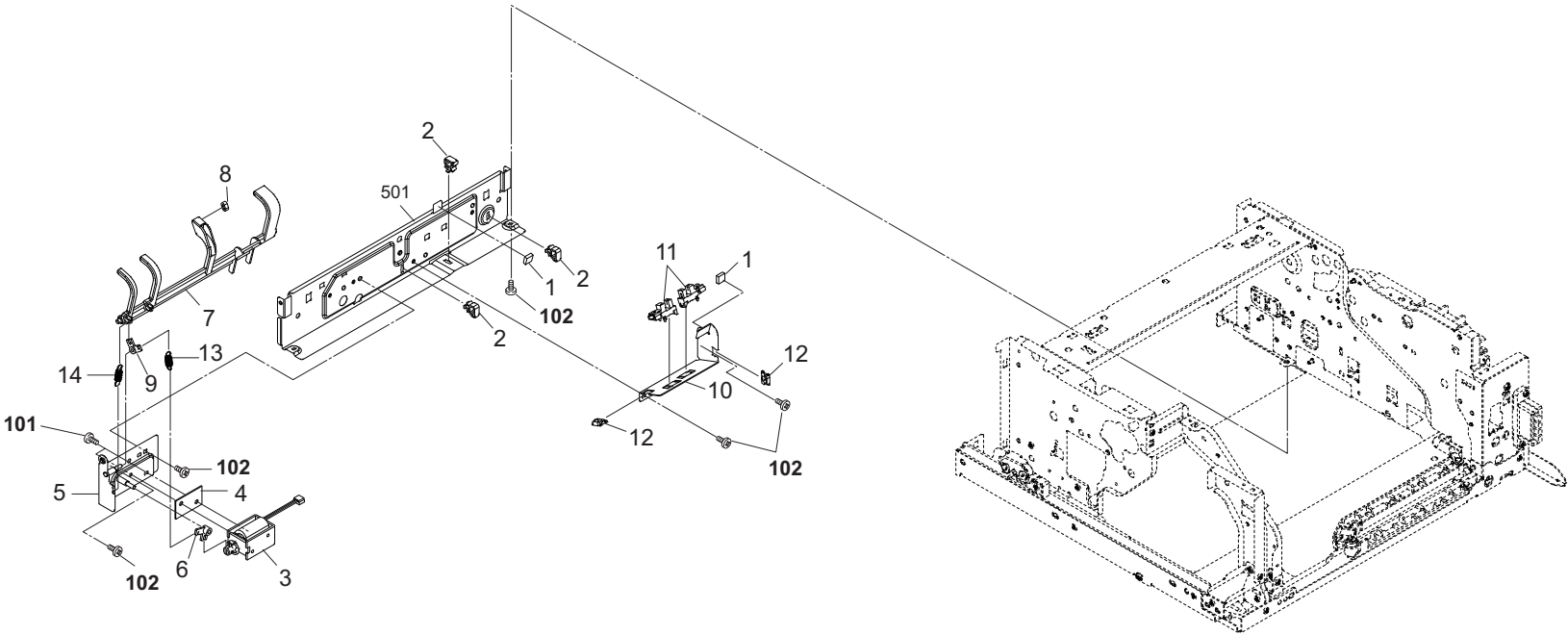


FIG. 9 Exit Section

3PX

Ref No.	Part.No.	Description	Notes	Revision	Quantity			
					100	120	230	240
1	302HN28220	SEAL ACTUATOR			2	2	2	2
2	7YZM610009++H01	ACCESS.SADDLE			3	3	3	3
3	302K994380	PARTS SOLENOID FEED SHIFT SP			1	1	1	1
4	303PX28130	SEAL SOLENOID			1	1	1	1
5	303PX28050	MOUNT SOLENOID			1	1	1	1
6	303PX28110	LEVER EXIT C			1	1	1	1
7	303PX28010	LEVER EXIT A			1	1	1	1
8	303PX28030	PAD EXIT			1	1	1	1
9	303PX28060	LEVER EXIT B			1	1	1	1
10	303PX28070	MOUNT SENSOR			1	1	1	1
11	302P794010	PARTS SENSOR OPT. SP			2	2	2	2
12	7YZM210006++H01	ACCESS.EDGING			2	2	2	2
13	303PX28080	SPRING EXIT			1	1	1	1
14	303PX28100	SPRING LEVER EXIT			1	1	1	1
101	7BB000304H	+BIND M SCREW 3X4						
102	7BB700308H	+BIND T.T S SCREW 3X8 SR						

FIG. 10 Wire Section

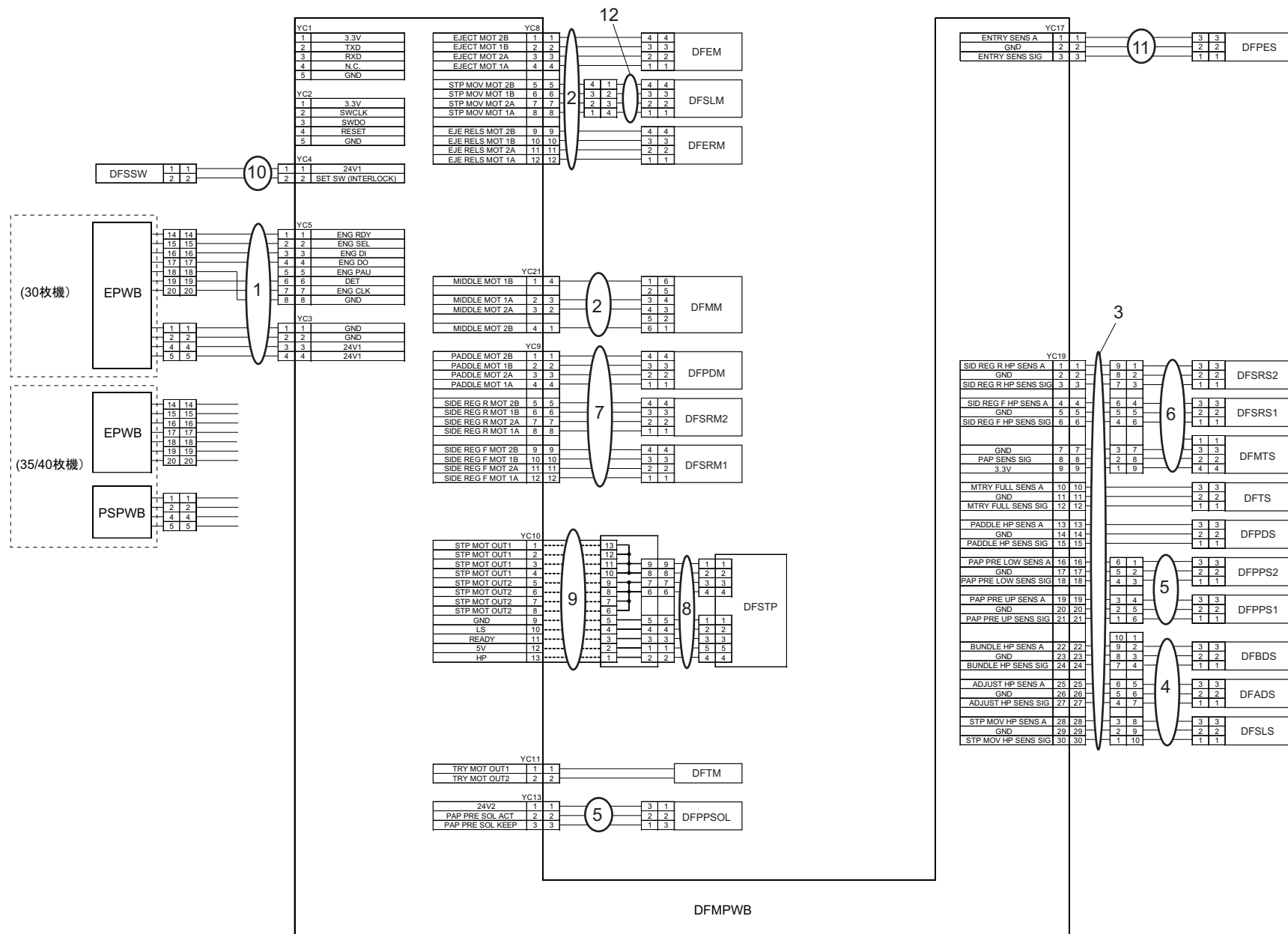


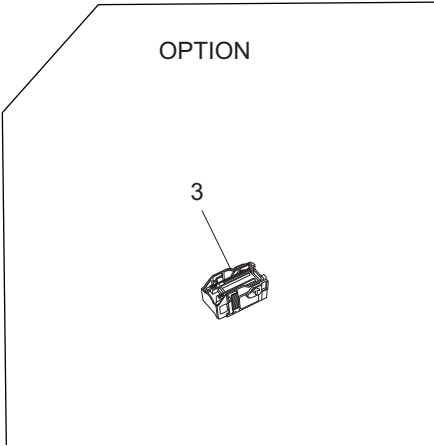
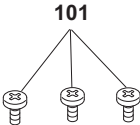
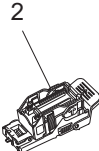
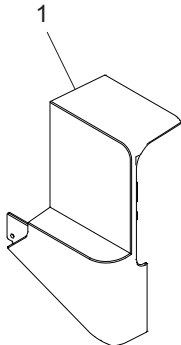
FIG. 10 Wire Section

3PX

Ref No.	Part.No.	Description	Notes	Revision	Quantity			
					100	120	230	240
1	303PX46010	WIRE INTERFACE			1	1	1	1
2	303PX46020	WIRE MOTOR			1	1	1	1
3	303PX46030	WIRE SENSOR			1	1	1	1
4	303PX46040	WIRE FRONT			1	1	1	1
5	303PX46050	WIRE PAPER HOLD			1	1	1	1
6	303PX46060	WIRE MID TRAY SENSOR			1	1	1	1
7	303PX46070	WIRE MID TRAY MOTOR			1	1	1	1
8	303PX46080	WIRE STAPLER			1	1	1	1
9	303PX46090	WIRE FFC			1	1	1	1
10	303PX46100	WIRE SET SW			1	1	1	1
11	303PX46110	WIRE CI SENSOR			1	1	1	1
12	303PX46120	WIRE STM MOTOR			1	1	1	1

• Wire Section indicates all the wires/FFCs containing them in other FIGs.

• Wire Section には全ての電線 /FFC (他 FIG の電線 /FFC 含む) を掲載しています。



3PX

FIG. 11 Accessories

Ref No.	Part.No.	Description	Notes	Revision	Quantity			
					100	120	230	240
1	303PX04020	COVER FRONT R			1	1	1	1
2	303JY38750	CARTRIDGE EH590			1	1	1	1
3	1903JY0000	SH-10/STAPLE HOLDER	OPTION		1	1	1	1
101	7BB782308H	+TP-FLAT T.T S SCREW 3X8 SR(BLACK)						

INDEX

Part.No.	Description	Fig.No.
1903JY0000	SH-10/STAPLE HOLDER	11
2BC06510	BUSHING 8	5, 7
2BC06520	BUSHING 6,REGISTRATION	3, 5
2BC06910	STOPPER 6	4, 5, 6, 7, 8
2BG22990	CUT WASHER 4	2
2FB19260	GEAR Z30/B30	6
2FB27160	INTER LOCK SWITCH	8
302FB09670	SPACER DU PULLEY	6
302FB09830	CUT WASHER 4	3, 6
302FG07020	PULLEY,CASSETTE RAIL	2
302GR17540	SPRING CCD	6
302H024400	GEAR FEED Z35SZ23S	8
302H722760	PULLEY MIDDLE A	3
302HN28220	SEAL ACTUATOR	5, 9
302HN44100	MOTOR REVERSE	4
302HS31430	POLYSLIDER 9.5	7
302K031270	GEAR FUSER Z45	7
302K031280	GEAR FUSER Z25	7
302K031600	GEAR FUSER Z24	7
302K317340	PIN RETAINER	7
302K324450	BUSH 6	3
302K928110	GEAR Z40R-Z28S	6
302K931760	WORM WHEEL Z56L-Z20S	7
302K994300	PARTS MOTOR PM FEED SP	8
302K994380	PARTS SOLENOID FEED SHIFT SP	9
302KV03460	SEAL FRAME FEED	7
302LC03100	GEAR Z25S	8
302LC03510	PULLEY WASTE TRAY	2
302LF28300	GEAR Z14S-Z30R	8
302P794010	PARTS SENSOR OPT. SP	3, 4, 6, 8, 9
302R402250	PIN CONNECTOR	8
303H321050	CUSHION EJECT GUIDE	4
303JX04150	FELT PF COVER	1, 2
303JY37220	STATIC ELIMINATOR CURSOR	6
303JY38240	SPACER 25	6, 7
303JY38750	CARTRIDGE EH590	11
303JY44011	STAPLER EH590	6
303M407080	PULLEY 20	4
303NB36100	HOLDER MIDDLE PULLEY	3
303NB36110	SHAFT MIDDLE PULLEY	3
303NB36500	STATIC-ELIMINATOR EJECT CENTER	5
303NB36661	PULLEY MIDDLE	3
303NB36670	SPRING PULLEY	3
303NB94020	PARTS PWB STAPLER ASSY SP	6
303NB94040	PARTS MOTOR-PM MOVING SP	6, 8
303NV94010	PARTS MOTOR DP SP	8
303P031040	GEAR Z26S	8
303PD24190	SPRING ACTUATOR	3
303PW36250	GUIDE PAPER STOPPER S	4
303PW36260	LEVER GUIDE STOPPER F	4
303PW36270	RATCHET LEVER GUIDE F	4

Part.No.	Description	Fig.No.
303PW36280	SPRING GUIDE LEVER	4
303PW36290	SLIDER PAPER STOPPER F	4
303PW36300	SLIDER PAPER STOPPER R	4
303PW36310	LEVER GUIDE STOPPER R	4
303PW36320	RATCHET LEVER GUIDE R	4
303PW36330	SHAFT PAPER STOPPER SHIFT	4
303PW36380	SPRING LEVER	4
303PW38070	GUIDE STAPLER	6
303PX02110	GUIDE WIRE A	2
303PX02120	LEVER RELEASE HOOK	2
303PX02130	SPRING RELEASE HOOK	2
303PX02180	GUIDE HOOK	2
303PX02240	GUIDE WIRE B	2
303PX02290	PLATE STAY RAIL	2
303PX02300	PLATE REINFORCE FRONT	2
303PX02320	PLATE PWB	8
303PX04010	COVER FRONT L	1
303PX04020	COVER FRONT R	11
303PX04030	COVER REAR L	1
303PX04040	PARTITION FINISHER	2
303PX04060	COVER UP L	1
303PX04070	COVER UP R	1
303PX07010	GUIDE FEED UP R	3
303PX07020	GUIDE FEED MID R	3
303PX07030	HOLDER FEED PULLEY	3
303PX07040	SHAFT FEED PULLEY	3
303PX24010	GUIDE FEED UP L	3
303PX24020	GUIDE FEED LOW L	3
303PX24040	GUIDE FEED LOW R	3
303PX24050	ACTUATOR FEED	3
303PX28010	LEVER EXIT A	9
303PX28030	PAD EXIT	9
303PX28050	MOUNT SOLENOID	9
303PX28060	LEVER EXIT B	9
303PX28070	MOUNT SENSOR	9
303PX28080	SPRING EXIT	9
303PX28090	GUIDE EXIT	2
303PX28100	SPRING LEVER EXIT	9
303PX28110	LEVER EXIT C	9
303PX28130	SEAL SOLENOID	9
303PX31010	GEAR FEED Z28R Z23S	8
303PX31020	GEAR GUIDE UPPER	5
303PX31031	PLATE GUIDE DRIVE FRONT	8
303PX31040	PLATE GUIDE DRIVE REAR	8
303PX31080	GEAR Z22S	3
303PX31090	MOUNT MOTOR F	8
303PX31110	GEAR Z40R Z14S	8
303PX31130	BELT CONVEYING 296	3
303PX31140	PULLEY 24 CONVEYING	3
303PX34010	LABEL STAPLER	1
303PX36020	GUIDE MIDDLE TRAY	4

Part.No.	Description	Fig.No.
303PX36030	CURSOR FRONT	4
303PX36040	CURSOR REAR	4
303PX36050	HOLDER CURSOR F	4
303PX36060	HOLDER CURSOR R	4
303PX36070	SHAFT CURSOR	4
303PX36080	GEAR Z45 P20	4
303PX36090	BELT S2M-Z130	4
303PX36110	MOUNT SENSOR A	4
303PX36120	MOUNT SENSOR B	4
303PX36130	MOUNT EXIT PULLEY	4
303PX36140	SHAFT EXIT	4
303PX36510	GUIDE CENTER F	5
303PX36530	GUIDE CENTER R	5
303PX36540	GEAR EXIT DRIVE	5
303PX36550	ARM PRESS	5
303PX36570	BELT EXIT PULLEY	5
303PX36580	SPRING EXIT PULLEY	5
303PX36600	SHAFT GUIDE PRESS	5
303PX36620	SHAFT PULLEY DRIVE	5
303PX36630	SHAFT EXIT PULLEY	5
303PX36640	GEAR GUIDE PRESS	8
303PX36650	SHAFT PADDLE	3
303PX36660	HOLDER PADDLE	3
303PX36670	PLATE PULSE PADDLE	3
303PX36690	GUIDE UPPER	5
303PX36700	SHEET PADDLE	3
303PX36710	GUIDE PAPER STOPPER C	4
303PX36730	GUIDE STOPPER FEED	3
303PX36770	SPRING GUIDE STOPPER	4
303PX36780	FILM STOPPER PLATE	4
303PX36840	FILM PAPER STOPPER	4
303PX36850	PLATE SHAFT HOLDER	5
303PX36860	SPRING EARTH EXIT F	5
303PX36870	SPRING EARTH EXIT R	5
303PX36880	SPRING GUIDE UPPER	5
303PX36900	SPACER BELT DRIVE	5
303PX37010	TRAY A	7
303PX37020	TRAY B	7
303PX37030	TRAY C	7
303PX37040	FRAME TRAY FRONT	7
303PX37050	FRAME TRAY REAR	7
303PX37060	RAIL MAIN TRAY	7
303PX37070	HOLDER BELT	7
303PX37080	MOUNT TRAY DRIVE	7
303PX37090	GEAR 24	7
303PX37100	SPRING TRAY DRIVE	7
303PX37110	SHAFT TRAY	7
303PX37120	PLATE PULLEY	7
303PX37130	SPRING TENSION	7
303PX37140	BELT S3M-Z104	7
303PX37150	PULLEY 24 S3M	7

Part.No.	Description	Fig.No.
303PX37160	STOPPER BELT	7
303PX37170	PULLEY BELT STOPPER	7
303PX37180	PLATE TRAY RAIL	7
303PX38010	MOUNT STAPLER	6
303PX38020	PLATE STAPLER SHIFT	6
303PX38030	BELT STAPLER SHIFT	6
303PX38040	SHAFT STAPLER SHIFT	6
303PX38050	STOPPER STAPLER MOUNT	6
303PX38060	SLIDER MOUNT STAPLER	6
303PX38070	PULLEY MOUNT STAPLER	6
303PX38080	COLLAR STAPLER	6
303PX38090	RAIL STAPLER SHIFT	6
303PX38100	PLATE STAPLER DRIVE	6
303PX38120	GUIDE STAPLER WIRE	6
303PX38140	PLATE BELT TENSION	6
303PX38150	HOLDER STAPLER	6
303PX38170	FILM STAPLER	2
303PX39010	MOUNT WIRE GUIDE	8
303PX39020	GUIDE PWB WIRE	8
303PX46010	WIRE INTERFACE	10
303PX46020	WIRE MOTOR	10
303PX46030	WIRE SENSOR	10
303PX46040	WIRE FRONT	10
303PX46050	WIRE PAPER HOLD	10
303PX46060	WIRE MID TRAY SENSOR	10
303PX46070	WIRE MID TRAY MOTOR	10
303PX46080	WIRE STAPLER	10
303PX46090	WIRE FFC	10
303PX46100	WIRE SET SW	10
303PX46110	WIRE CI SENSOR	10
303PX46120	WIRE STM MOTOR	10
303PX94010	PARTS DC MOTOR ASSY SP	7
303PX94020	PARTS PWB DF MAIN ASSY SP	8
303PX94030	PARTS SENSOR OPT SP	4
303PX94040	PARTS ROLLER FEED SP	3
303PX94050	PARTS ROLLER MIDDLE SP	3
303RD36130	PULLEY EXIT	4
303RD36180	PULLEY EXIT ONEWAYCLUTCH	4
3A722040	PULLEY 24,CONVEYING	5
3AP02040	PULLEY 30,DUPLEX	6
3BR07040	PULLEY,PAPER FEED	5
3H622320	GEAR 20 LIFT	5
3HX22050	GEAR JOINT 20	6
5MVX111DN003	RING STOPPER/A-49 FEED A4	2, 3, 4, 5, 6, 7, 8
5MVX111DN007	STOPPER 3/2BT1107 A4	3, 4, 6
7BE006124431H01	BEARING MR126ZZ	6
7BE008165431H01	BEARING 688ZZ	7
7YZM210005++H01	ACCESS.EDGING	2
7YZM210006++H01	ACCESS.EDGING	4, 9
7YZM210010++H01	ACCESS.EDGING	8
7YZM390002++H01	ACCESS.CLAMP	2

FAX System 10

FAX System 11

December 2017
Rev.1

[CONFIDENTIAL]

FOR AUTHORIZED KYOCERA ENGINEERS ONLY. DO NOT DISTRIBUTE TO
NON-AUTHORIZED PARTIES.

Items listed in the revision columns are defined as follows.

Item	Description
Add	Add a new part
Del	Delete a part
Design-chg.	A design changed part (Parts number version up)
Part No.-chg.	A part number is changed to other one.
Quantity-chg.	Change Quantity of parts to use
Others	Other changes
Correction	Correction

Revision history

Rev.	Date	Remarks

Symbols in the parts list

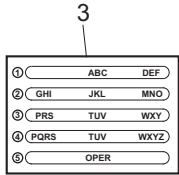
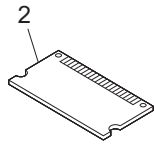
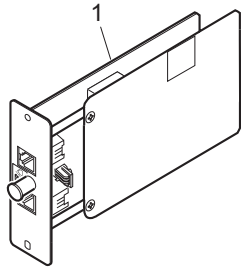
- Parts without a Ref.No. in the illustration indicate they are not supplied.
- Parts with a Ref.No. of 500 and above in the illustration indicate they are not selected for service parts.
- Parts with "*" are component parts or sub-assemblies of the assembly appearing immediately above them.
- Parts with "**" are component parts or sub-assembly with "*" appearing immediately above them.

———— CONTENTS ————

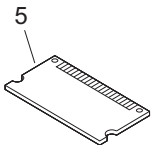
FIG. 1 FAX System 10 / FAX System 11 2

FIG. 1 FAX System 10 / FAX System 11

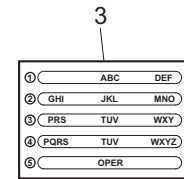
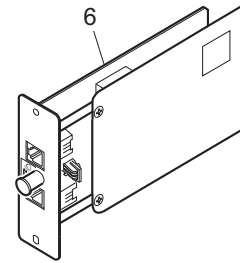
FAX System 10



Option



FAX System 11



240V



FIG. 1 FAX System 10 / FAX System 11

Ref No.	Part.No.	Description	Notes	Revision	Quantity			
					100	120	230	240
1	303R294010	PARTS FAX UNIT E SP	FAX System 10				1	
1	303R294020	PARTS FAX UNIT J SP	FAX System 10		1			
1	303R294030	PARTS FAX UNIT U SP	FAX System 10			1		
1	303R294040	PARTS FAX UNIT AS SP	FAX System 10					1
2	303MB94030	PARTS FLASH ASSY 16MB SP	FAX System 10		1	1	1	1
3	303R234040	LABEL FAX KIT				1	1	1
4	303KH34040	SHEET FAX	FAX System 10		1	1	1	1
4	303KH34040	SHEET FAX	FAX System 11					1
5	1503MB0UN0	MM-16-128/MEMORY MODULE	FAX System 10:OPTION		1	1	1	1
6	302PL94021	PARTS FAX UNIT E SP	FAX System 11	1:Design-chg.			1	
6	302PL94030	PARTS FAX UNIT J SP	FAX System 11		1			
6	302PL94040	PARTS FAX UNIT U SP	FAX System 11			1		
6	302PL94050	PARTS FAX UNIT AS SP	FAX System 11					1

JS-5100

August 2015
First Edition

[CONFIDENTIAL]

FOR AUTHORIZED KYOCERA ENGINEERS ONLY. DO NOT DISTRIBUTE TO
NON-AUTHORIZED PARTIES.

Items listed in the revision columns are defined as follows.

Item	Description
Add	Add a new part
Del	Delete a part
Design-chg.	A design changed part (Parts number version up)
Part No.-chg.	A part number is changed to other one.
Quantity-chg.	Change Quantity of parts to use
Others	Other changes
Correction	Correction

Revision history

Rev.	Date	Remarks

Symbols in the parts list

- Parts without a Ref.No. in the illustration indicate they are not supplied.
- Parts with a Ref.No. of 500 and above in the illustration indicate they are not selected for service parts.
- Parts with "*" are component parts or sub-assemblies of the assembly appearing immediately above them.
- Parts with "**" are component parts or sub-assembly with "*" appearing immediately above them.

—— CONTENTS ——

FIG. 1 JS-5100 2

FIG. 1 JS-5100

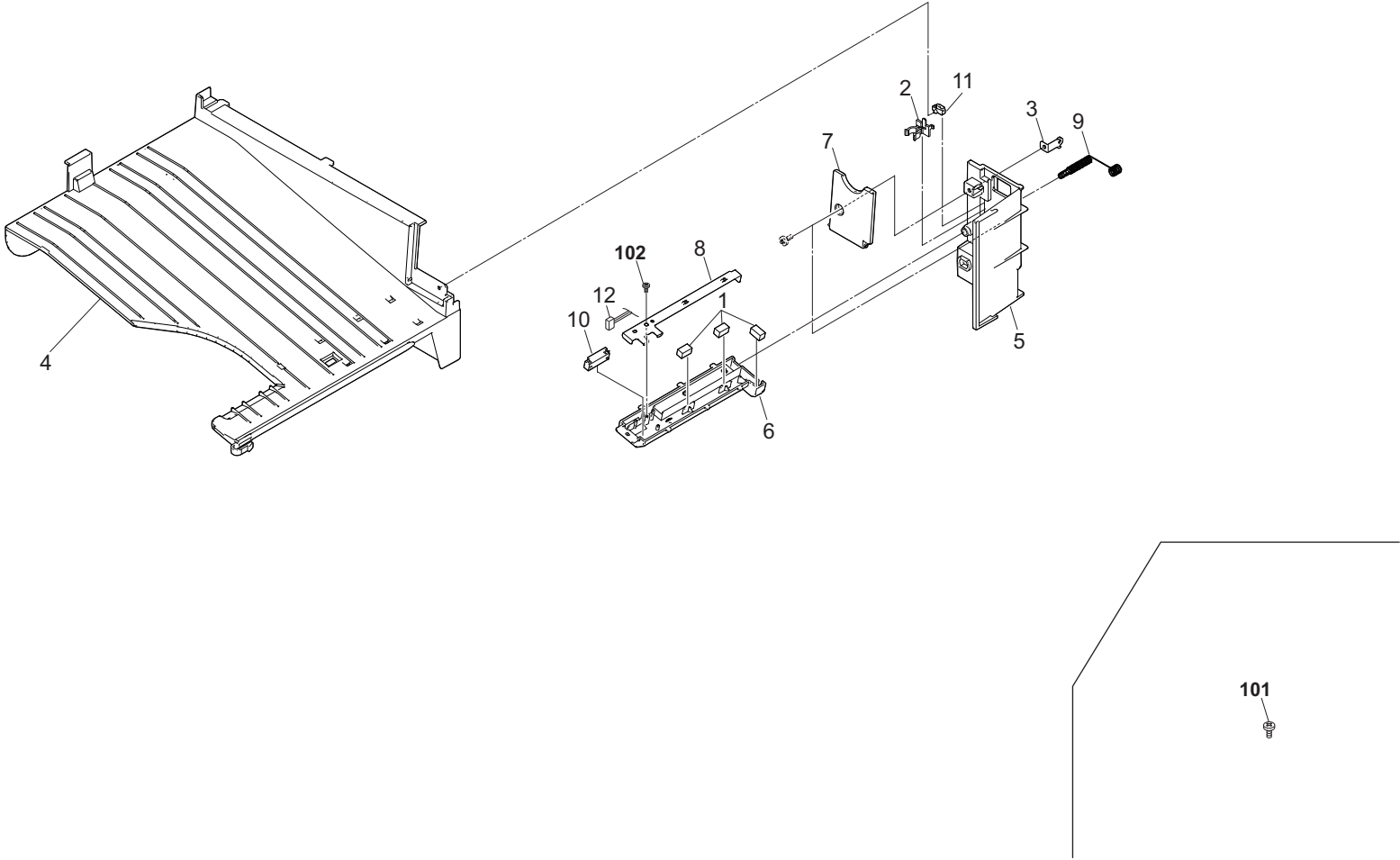


FIG. 1 JS-5100

3R5

Ref No.	Part.No.	Description	Notes	Revision	Quantity			
					100	120	230	240
1	302H708150	SPONGE WIRE MPT			3	3	3	3
2	302LF28590	STOPPER RELAY			1	1	1	1
3	302NV02190	MOUNT STAPLER FRONT			1	1	1	1
4	303R528010	TRAY EJECT			1	1	1	1
5	303R528020	MOUNT SENSOR			1	1	1	1
6	303R528040	MOUNT PI			1	1	1	1
7	303R528050	COVER TRAY EJECT			1	1	1	1
8	303R528060	PLATE PI EARTH			1	1	1	1
9	303R528070	SPRING TRAY EARTH			1	1	1	1
10	303PX94030	PARTS SENSOR OPT SP			1	1	1	1
11	7YZM610007++H01	ACCESS.SADDLE			1	1	1	1
12	302R646590	WIRE JOB SEPARATE			1	1	1	1
101	7BB782308H	+TP-FLAT T.T S SCREW 3X8 SR(BLACK)						
102	7BB200308H	+BIND T.T P SCREW 3X8						

MT-5100

August 2015
First Edition

[CONFIDENTIAL]

FOR AUTHORIZED KYOCERA ENGINEERS ONLY. DO NOT DISTRIBUTE TO
NON-AUTHORIZED PARTIES.

Items listed in the revision columns are defined as follows.

Item	Description
Add	Add a new part
Del	Delete a part
Design-chg.	A design changed part (Parts number version up)
Part No.-chg.	A part number is changed to other one.
Quantity-chg.	Change Quantity of parts to use
Others	Other changes
Correction	Correction

Revision history

Rev.	Date	Remarks

Symbols in the parts list

- Parts without a Ref.No. in the illustration indicate they are not supplied.
- Parts with a Ref.No. of 500 and above in the illustration indicate they are not selected for service parts.
- Parts with "*" are component parts or sub-assemblies of the assembly appearing immediately above them.
- Parts with "**" are component parts or sub-assembly with "*" appearing immediately above them.

———— CONTENTS ————

FIG. 1	Covers	2
FIG. 2	Frames	4
FIG. 3	Paper Conveying Section	6
FIG. 4	Drive Section & Electrical Components	8
FIG. 5	Wire Section	10
FIG. 6	Accessories	12
• INDEX		14

FIG. 1 Covers

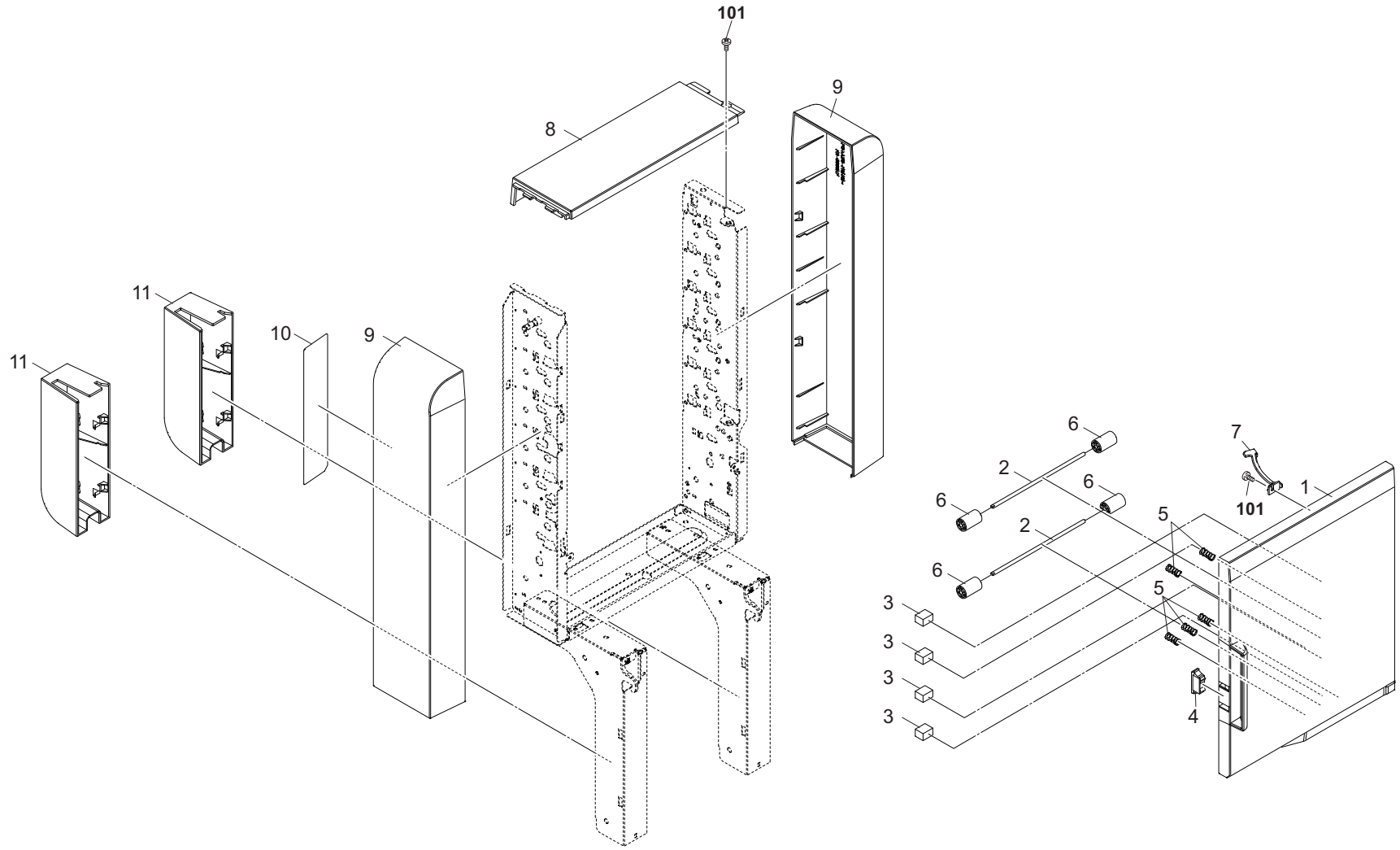


FIG. 2 Frames

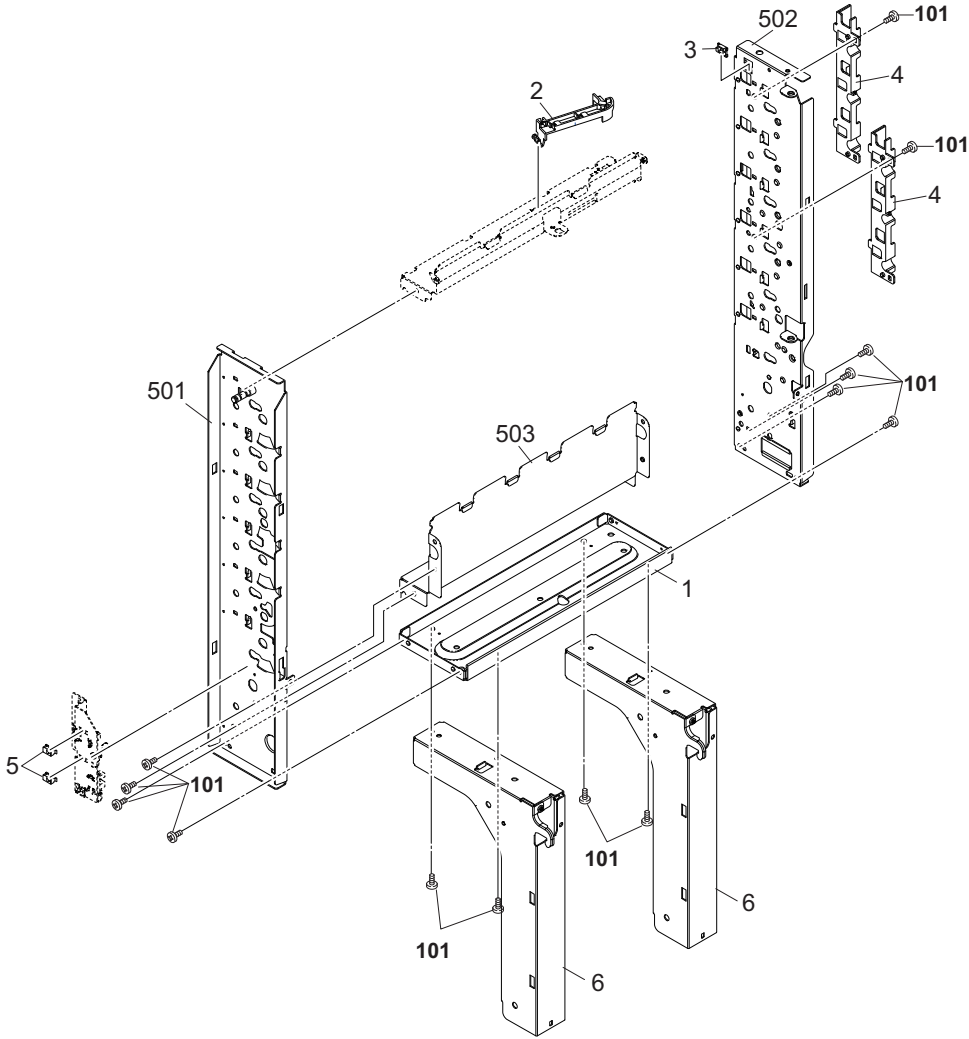


FIG. 2 Frames

3R0

Ref No.	Part.No.	Description	Notes	Revision	Quantity			
					100	120	230	240
1	303R002030	BASE MT			1	1	1	1
2	303NB39040	GUIDE WIRE FRONT			1	1	1	1
3	7YZM210006++H01	ACCESS.EDGING			1	1	1	1
4	303LW02110	GUIDE WIRE			2	2	2	2
5	302K931080	WIRE STOPPER			2	2	2	2
6	303R002040	FOOT MT			2	2	2	2
101	7BB700308H	+BIND T.T S SCREW 3X8 SR						

FIG. 3 Paper Conveying Section

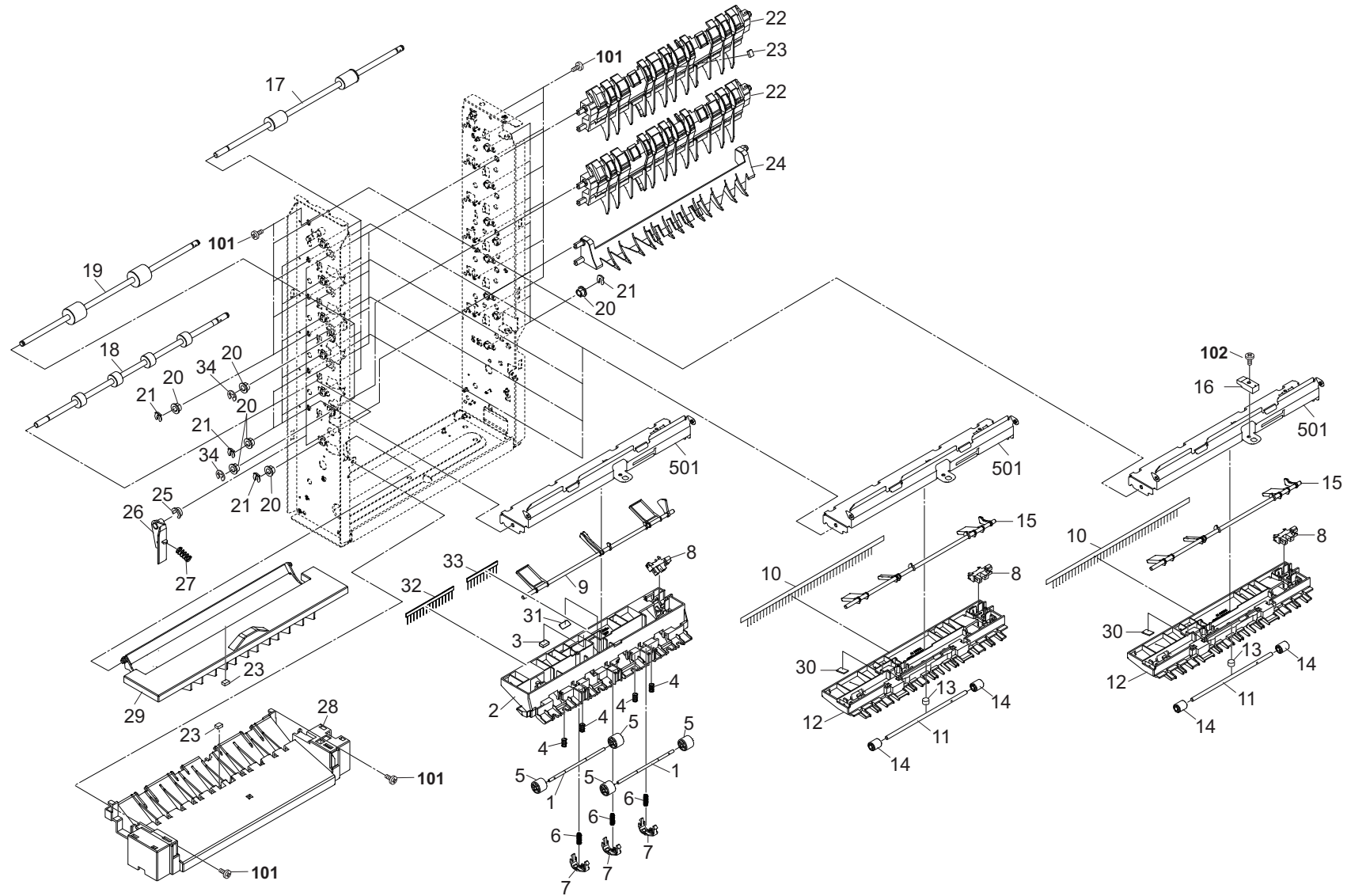


FIG. 3 Paper Conveying Section

3R0

Ref No.	Part.No.	Description	Notes	Revision	Quantity			
					100	120	230	240
1	303R024150	SHAFT PULLEY			2	2	2	2
2	303R024050	UPPER GUIDE EJECT A			1	1	1	1
3	303JY28280	CUSHION EJECT GUIDE B			1	1	1	1
4	302LC28150	SPRING-COMPRESSION			4	4	4	4
5	303R024140	PULLEY EJECT			4	4	4	4
6	303R024170	SPRING GUIDE EXIT PUSH			3	3	3	3
7	303R024130	GUIDE EXIT PUSH			3	3	3	3
8	302P794010	PARTS SENSOR OPT. SP			6	6	6	6
9	303R024120	ACTUATOR OVERFLOW			1	1	1	1
10	303LJ28040	STATIC ELIMINATOR			5	5	5	5
11	303JY38180	SHAFT PULLEY SC			5	5	5	5
12	303R024080	UPPER GUIDE EJECT			5	5	5	5
13	303LW24160	SPRING EXIT			5	5	5	5
14	303LW24060	PULLEY EJECT			10	10	10	10
15	303R024160	ACTUATOR OVERFLOW B			5	5	5	5
16	303NB94140	PARTS SENSOR OPT. SP			1	1	1	1
17	303R094030	PARTS ROLLER EJECT A SP			5	5	5	5
18	303R094040	PARTS ROLLER EJECT C SP			1	1	1	1
19	303R094020	PARTS ROLLER CONVEYING SP			2	2	2	2
20	3CY07080	BUSHING 6			16	16	16	16
21	5MVX111DN003	RING STOPPER/A-49 FEED A4			14	14	14	14
22	303R024060	GUIDE CONVEYING			5	5	5	5
23	303JY24AB0	CUSHION C ON			6	6	6	6
24	303R024010	GUIDE CHANGE			1	1	1	1
25	303LW02130	BUSH LEVER			5	5	5	5
26	303R031090	LEVER SEPARATE CLAW			5	5	5	5
27	2FG06070	SPRING FEED JOINT			5	5	5	5
28	303R024040	LOWER GUIDE FEED IN			1	1	1	1
29	303R024020	UPPER GUIDE FEED IN			1	1	1	1
30	303JY37710	CUSHION GUIDE BF			5	5	5	5
31	303LJ02260	CUSHION GUIDE			1	1	1	1
32	303NB36490	STATIC-ELIMINATOR EJECT SIDE			1	1	1	1
33	303NB36500	STATIC-ELIMINATOR EJECT CENTER			1	1	1	1
34	302FB09830	CUT WASHER 4			2	2	2	2
101	7BB700308H	+BIND T.T S SCREW 3X8 SR						
102	7BB700312H	+BIND T.T S SCREW 3X12 SR						

FIG. 4 Drive Section & Electrical Components

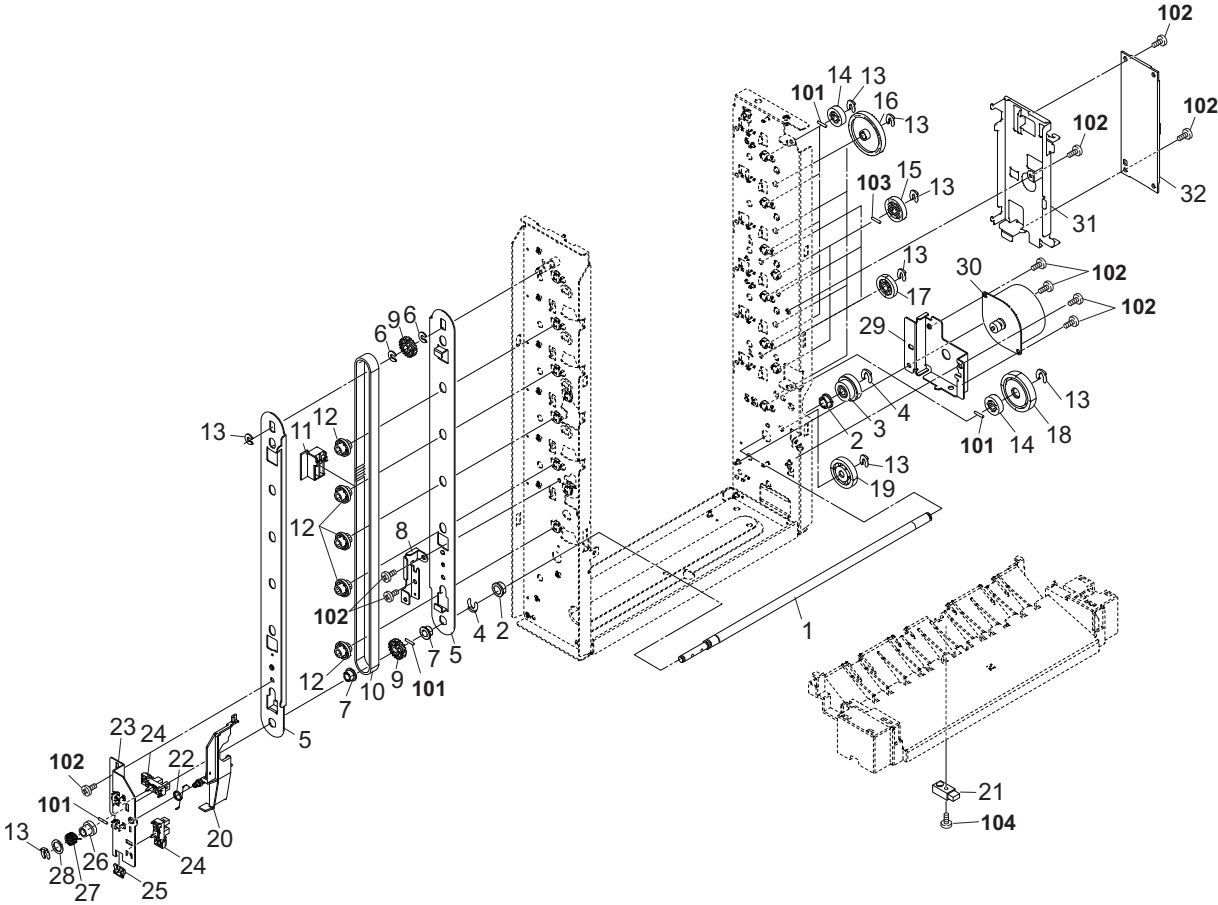


FIG. 4 Drive Section & Electrical Components

3R0

Ref No.	Part.No.	Description	Notes	Revision	Quantity			
					100	120	230	240
1	303R031070	SHAFT SEPARATE DRIVE			1	1	1	1
2	28107310	BUSH 8			2	2	2	2
3	2FB22670	GEAR 44 BYPASS			1	1	1	1
4	2BC06910	STOPPER 6			2	2	2	2
5	303R031080	GUIDE SEPARATE CAM			2	2	2	2
6	302FB09830	CUT WASHER 4			2	2	2	2
7	3CY07080	BUSHING 6			2	2	2	2
8	303R031100	RETAINER SEPARATE GUIDE			1	1	1	1
9	303R031040	PULLEY 20S3M			2	2	2	2
10	303R031020	BELT SEPARATE			1	1	1	1
11	303R031030	CAM SEPARATE CLAW			1	1	1	1
12	303R031050	PULLEY GUIDE			5	5	5	5
13	5MVX111DN003	RING STOPPER/A-49 FEED A4			18	18	18	18
14	3H622320	GEAR 20 LIFT			6	6	6	6
15	66018180	GEAR 26, SPIRAL ROLLER			2	2	2	2
16	302F909540	GEAR Z49			4	4	4	4
17	2BL06190	GEAR Z25 FEED			3	3	3	3
18	3HK22040	GR 33 CONV			1	1	1	1
19	303N031030	GEAR Z28 Z21			1	1	1	1
20	303R002070	ACTUATOR OPEN SW			1	1	1	1
21	303H327460	SENSOR A, SEPARATION			1	1	1	1
22	303R002080	SPRING OPEN SW			1	1	1	1
23	303R031060	MOUNT PI			1	1	1	1
24	302P794010	PARTS SENSOR OPT. SP			2	2	2	2
25	7YZM210006++H01	ACCESS. EDGING			1	1	1	1
26	303HK07081	COLLAR S SPRING			1	1	1	1
27	3HK07140	SPRING LF			1	1	1	1
28	3HK07270	COLLAR PF			1	1	1	1
29	303R031010	MOUNT MOTOR			1	1	1	1
30	2FB27110	MOTOR FEED			1	1	1	1
31	303R002050	PLATE PWB			1	1	1	1
32	303R094010	PARTS PWB MT MAIN ASSY SP			1	1	1	1
101	5MBP2010WXSP	SPRING PIN / M2 X 10 S-BLK						
102	7BB700308H	+BIND T.T S SCREW 3X8 SR						
103	7BP512012B0CH01	PARALLEL PIN 2.0X12						
104	7BB200312H	+BIND T.T P SCREW 3X12						

FIG. 5 Wire Section

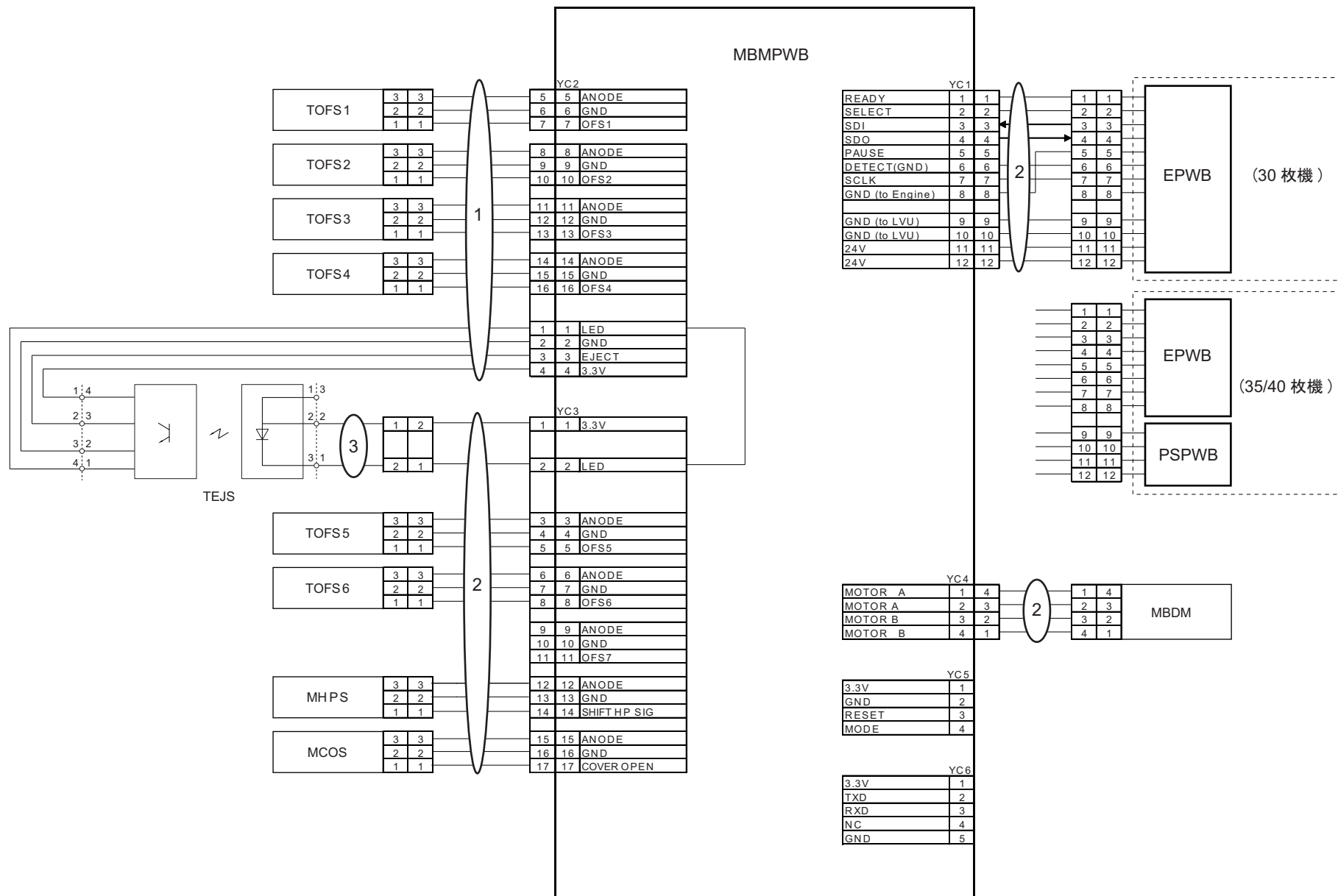


FIG. 5 Wire Section

Ref No.	Part.No.	Description	Notes	Revision	Quantity			
					100	120	230	240
1	303R046010	WIRE UPPER			1	1	1	1
2	303R046020	WIRE LOWER			1	1	1	1
3	303R046030	WIRE EJECT SENSOR			1	1	1	1

• Wire Section indicates all the wires/FFCs containing them in other FIGs.

• Wire Section には全ての電線 /FFC（他 FIG の電線 /FFC 含む）を掲載しています。

FIG. 6 Accessories

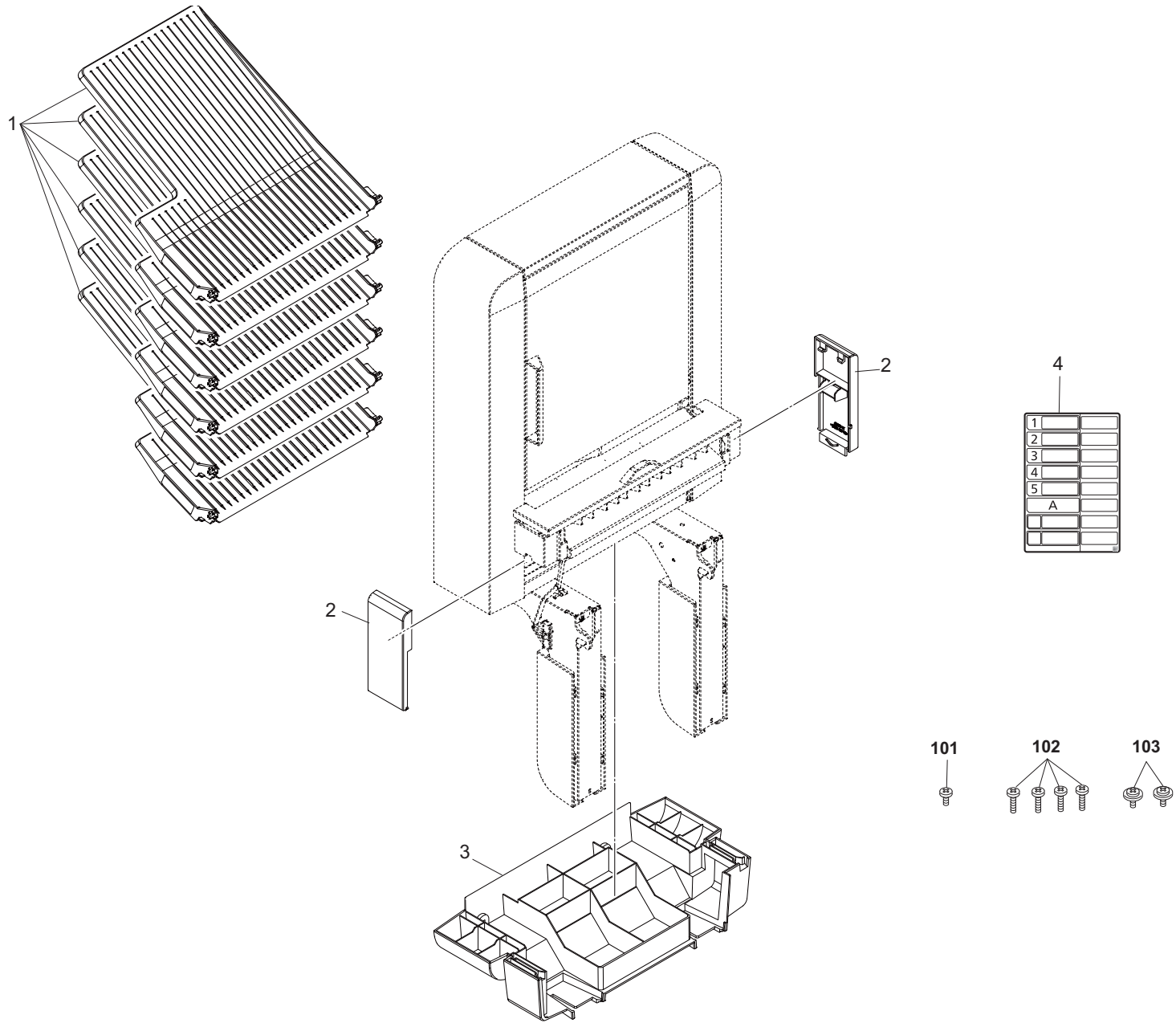


FIG. 6 Accessories

3R0

Ref No.	Part.No.	Description	Notes	Revision	Quantity			
					100	120	230	240
1	303R004060	TRAY EJECT			6	6	6	6
2	303R004020	COVER SIDE R			2	2	2	2
3	303R004050	COVER BOTTOM			1	1	1	1
4	303R034010	LABEL TRAY			1	1	1	1
101	7BB700308H	+BIND T.T S SCREW 3X8 SR						
102	7BB700316H	+BIND T.T S SCREW 3X16 SR						
103	7BB782308H	+TP-FLAT T.T S SCREW 3X8 SR(BLACK)						

INDEX

Part.No.	Description	Fig.No.
28107310	BUSH 8	4
2BC06910	STOPPER 6	4
2BL06190	GEAR Z25 FEED	4
2FB17200	MAGNET UPPER REG GUIDE	1
2FB22670	GEAR 44 BYPASS	4
2FB27110	MOTOR FEED	4
2FG06070	SPRING FEED JOINT	1, 3
302F909540	GEAR Z49	4
302FB09830	CUT WASHER 4	3, 4
302H008220	PULLEY 15 MPF FEED	1
302K931080	WIRE STOPPER	2
302LC28150	SPRING-COMPRESSION	3
302P794010	PARTS SENSOR OPT. SP	3, 4
303H327460	SENSOR A,SEPARATION	4
303HK07081	COLLAR S SPRING	4
303J128320	SPONGE EJECT	1
303JY24AB0	CUSHION C ON	3
303JY28280	CUSHION EJECT GUIDE B	3
303JY37710	CUSHION GUIDE BF	3
303JY38180	SHAFT PULLEY SC	3
303LJ02260	CUSHION GUIDE	3
303LJ28040	STATIC ELIMINATOR	3
303LW02110	GUIDE WIRE	2
303LW02130	BUSH LEVER	3
303LW24060	PULLEY EJECT	3
303LW24160	SPRING EXIT	3
303LW24190	SHAFT FEED PULLEY	1
303N031030	GEAR Z28 Z21	4
303NB36490	STATIC-ELIMINATOR EJECT SIDE	3
303NB36500	STATIC-ELIMINATOR EJECT CENTER	3
303NB39040	GUIDE WIRE FRONT	2
303NB94140	PARTS SENSOR OPT. SP	3
303R002030	BASE MT	2
303R002040	FOOT MT	2
303R002050	PLATE PWB	4
303R002060	STOPPER OPEN	1
303R002070	ACTUATOR OPEN SW	4
303R002080	SPRING OPEN SW	4
303R004010	COVER SIDE L	1
303R004020	COVER SIDE R	6
303R004030	COVER VERTICAL	1
303R004040	COVER TOP	1
303R004050	COVER BOTTOM	6
303R004060	TRAY EJECT	6
303R004070	COVER FOOT	1
303R024010	GUIDE CHANGE	3
303R024020	UPPER GUIDE FEED IN	3
303R024040	LOWER GUIDE FEED IN	3
303R024050	UPPER GUIDE EJECT A	3
303R024060	GUIDE CONVEYING	3
303R024080	UPPER GUIDE EJECT	3

Part.No.	Description	Fig.No.
303R024120	ACTUATOR OVERFLOW	3
303R024130	GUIDE EXIT PUSH	3
303R024140	PULLEY EJECT	3
303R024150	SHAFT PULLEY	3
303R024160	ACTUATOR OVERFLOW B	3
303R024170	SPRING GUIDE EXIT PUSH	3
303R031010	MOUNT MOTOR	4
303R031020	BELT SEPARATE	4
303R031030	CAM SEPARATE CLAW	4
303R031040	PULLEY 20S3M	4
303R031050	PULLEY GUIDE	4
303R031060	MOUNT PI	4
303R031070	SHAFT SEPARATE DRIVE	4
303R031080	GUIDE SEPARATE CAM	4
303R031090	LEVER SEPARATE CLAW	3
303R031100	RETAINER SEPARATE GUIDE	4
303R034010	LABEL TRAY	6
303R034020	LABEL PAPER CAUTION	1
303R046010	WIRE UPPER	5
303R046020	WIRE LOWER	5
303R046030	WIRE EJECT SENSOR	5
303R094010	PARTS PWB MT MAIN ASSY SP	4
303R094020	PARTS ROLLER CONVEYING SP	3
303R094030	PARTS ROLLER EJECT A SP	3
303R094040	PARTS ROLLER EJECT C SP	3
3CY07080	BUSHING 6	3, 4
3H622320	GEAR 20 LIFT	4
3HK07140	SPRING LF	4
3HK07270	COLLAR PF	4
3HK22040	GR 33 CONV	4
5MVX111DN003	RING STOPPER/A-49 FEED A4	3, 4
66018180	GEAR 26, SPIRAL ROLLER	4
7YZM210006++H01	ACCESS.EDGING	2, 4

PF-5120

November 2018
Rev.3

[CONFIDENTIAL]

FOR AUTHORIZED KYOCERA ENGINEERS ONLY. DO NOT DISTRIBUTE TO
NON-AUTHORIZED PARTIES.

Items listed in the revision columns are defined as follows.

Item	Description
Add	Add a new part
Del	Delete a part
Design-chg.	A design changed part (Parts number version up)
Part No.-chg.	A part number is changed to other one.
Quantity-chg.	Change Quantity of parts to use
Others	Other changes
Correction	Correction

Revision history

Rev.	Date	Remarks
3	November 2018	Design change

Symbols in the parts list

- Parts without a Ref.No. in the illustration indicate they are not supplied.
- Parts with a Ref.No. of 500 and above in the illustration indicate they are not selected for service parts.
- Parts with "*" are component parts or sub-assemblies of the assembly appearing immediately above them.
- Parts with "**" are component parts or sub-assembly with "*" appearing immediately above them.

———— CONTENTS ————

FIG. 1 Covers 2
FIG. 2 Frames 4
FIG. 3 Paper Cassette Section 6
FIG. 4 Paper Feed Section 8
FIG. 5 Drive Section & Electrical Components 1 10
FIG. 6 Drive Section & Electrical Components 2 12
FIG. 7 Wire Section 14
FIG. 8 Accessories 16
FIG. 9 Options 18

• INDEX 20

FIG. 1 Covers

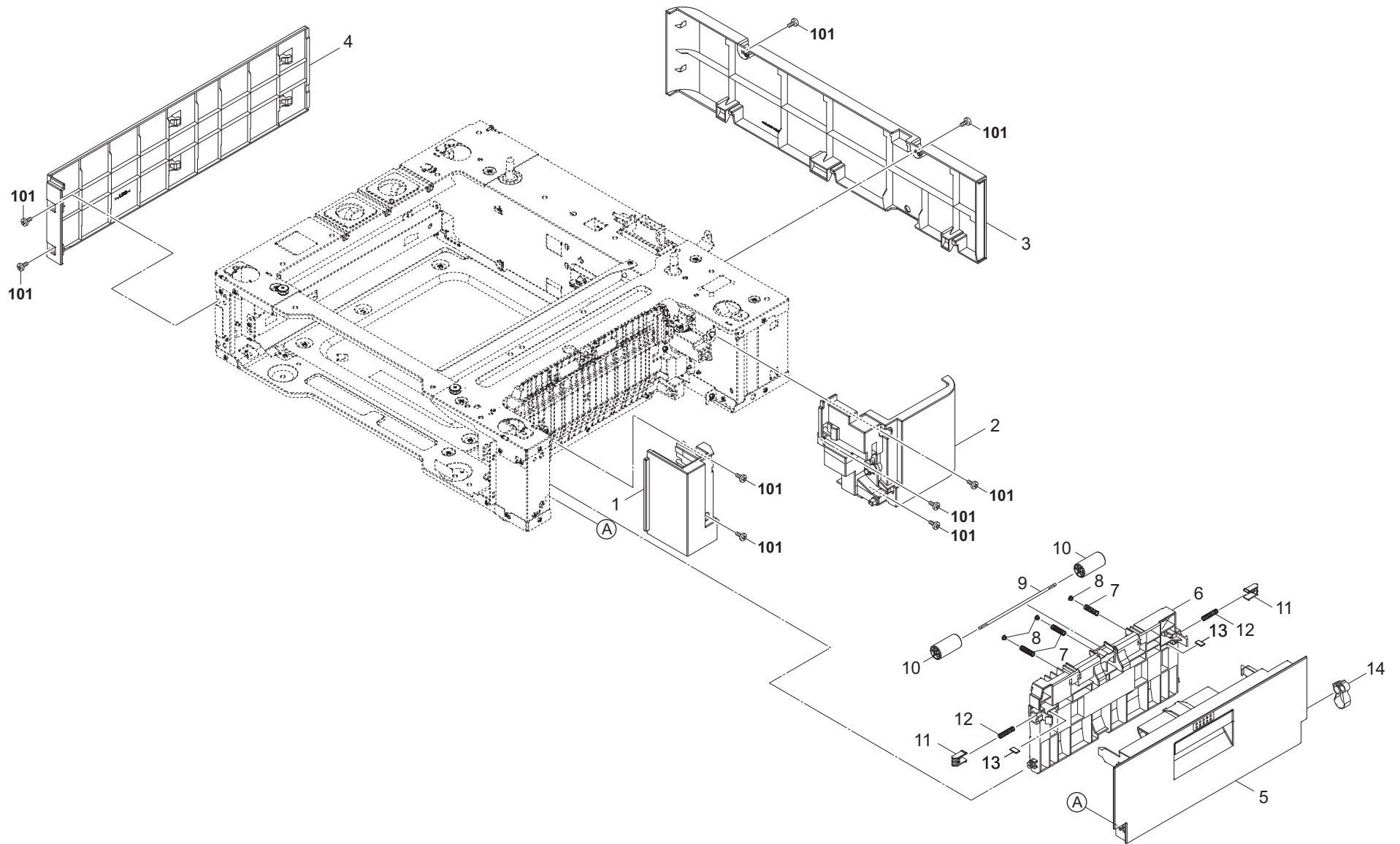


FIG. 1 Covers

3PS

Ref No.	Part.No.	Description	Notes	Revision	Quantity			
					100	120	230	240
1	303PS04010	COVER RIGHT FRONT			1	1	1	1
2	303PS04020	COVER RIGHT REAR			1	1	1	1
3	303PS04030	COVER REAR			1	1	1	1
4	303PS04040	COVER LEFT			1	1	1	1
5	303PS06010	COVER CONVEYING			1	1	1	1
6	303PS06020	GUIDE CONVEYING			1	1	1	1
7	303PS06090	SPRING CONVEYING			3	3	3	3
8	2FM04150	CAP SPRING/B-11 ENCLOSURE A4			3	3	3	3
9	302R424050	SHAFT MIDDLE			1	1	1	1
10	302R424030	PULLEY MIDDLE			2	2	2	2
11	303P824030	STOPPER COVER			2	2	2	2
12	303PS06080	SPRING STOPPER			2	2	2	2
13	302F729080	SPACER DU			2	2	2	2
14	303PZ06060	STRAP CONVEYING			1	1	1	1
101	7BB782308H	+TP-FLAT T.T S SCREW 3X8 SR(BLACK)						

FIG. 2 Frames

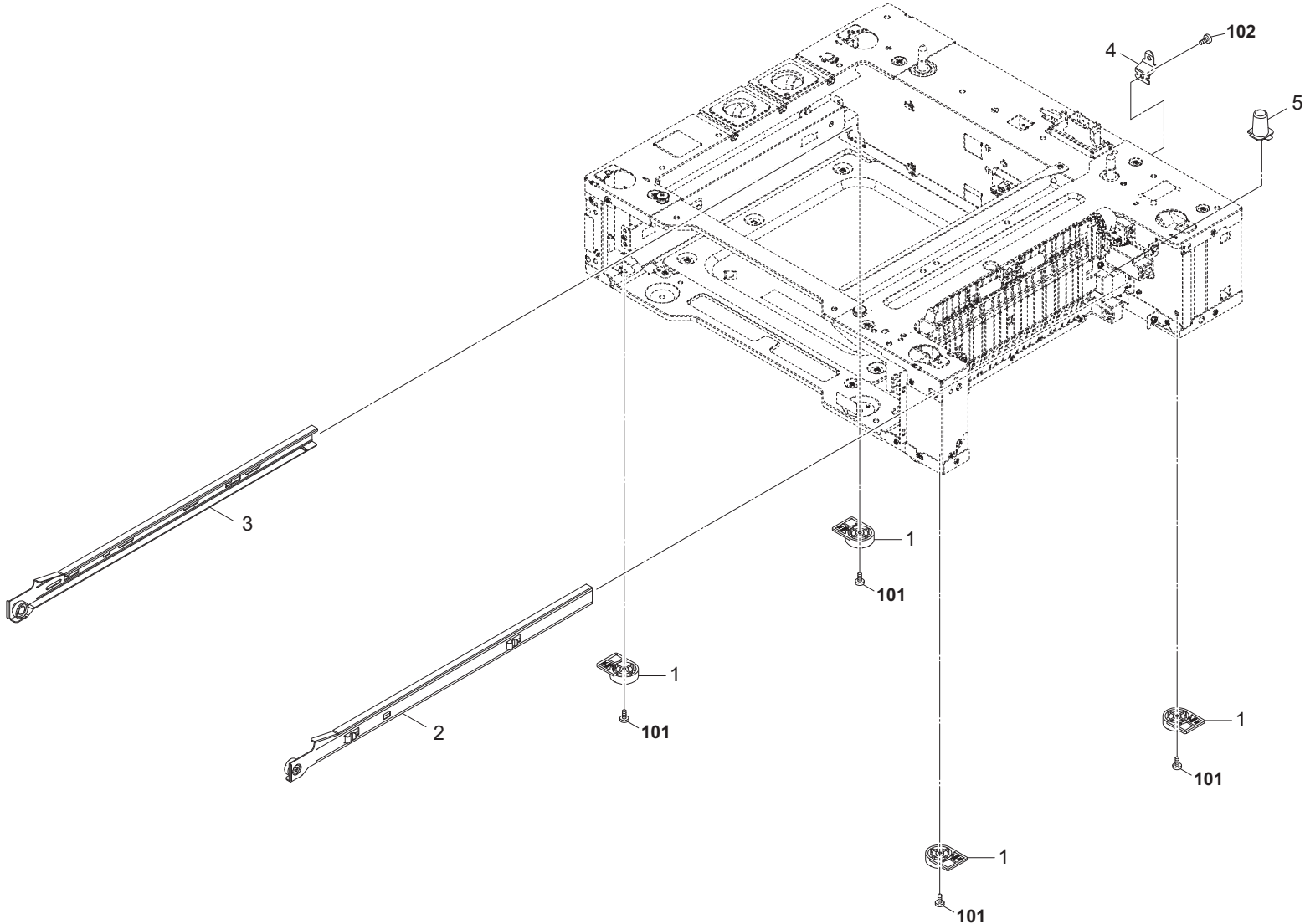


FIG. 3 Paper Cassette Section

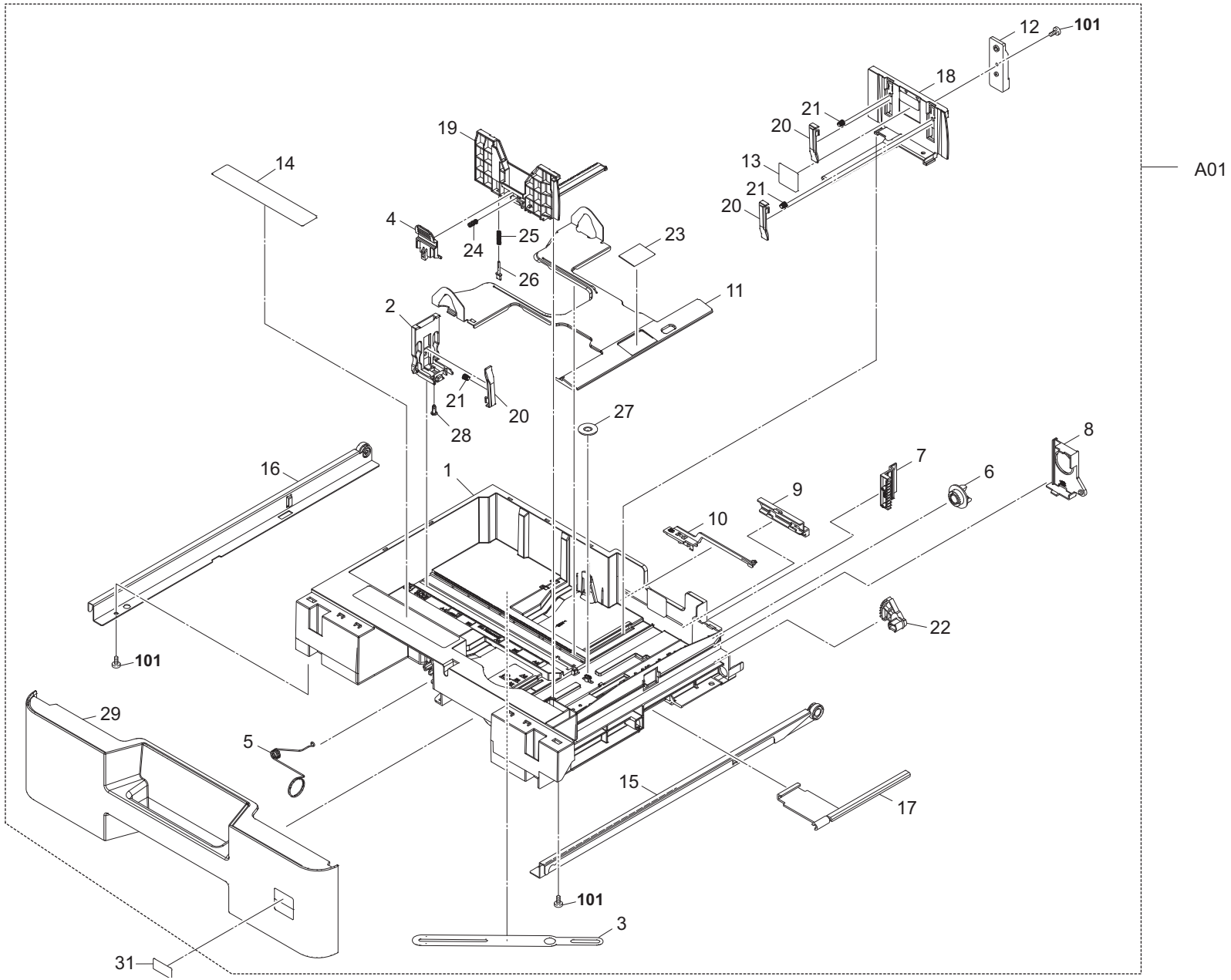


FIG. 3 Paper Cassette Section

Ref No.	Part.No.	Description	Notes	Revision	Quantity			
					100	120	230	240
A01	303PS93011	CT-5196		3:Design-chg.	1	1	1	1
1	•302R409010	BASE CASSETTE			1	1	1	1
2	•302R409020	CURSOR END			1	1	1	1
3	•302R409030	PLATE TURN			1	1	1	1
4	•302R409040	LEVER SIDE CURSOR			1	1	1	1
5	•302R409050	SPRING CASSETTE EARTH			1	1	1	1
6	•302R409060	GEAR Z13S JOINT			1	1	1	1
7	•302R409070	INDICATER PAPER LEVEL			1	1	1	1
8	•302R409080	LID LIFT GEAR			1	1	1	1
9	•302R409090	SHUTTER SIZE DETECTION			1	1	1	1
10	•302R409100	JOINT SIZE DETECTION			1	1	1	1
11	•302R409110	PLATE BOTTOM			1	1	1	1
12	•302R409120	REINFORCEMENT CURSOR			1	1	1	1
13	•302R434020	LABEL PAPER LIMIT			1	1	1	1
14	•302R434030	LABEL CASSETTE OPERATION			1	1	1	1
15	•302R409300	RAIL INNER CASSETTE RIGHT ASSY			1	1	1	1
16	•302R409310	RAIL INNER CASSETTE LEFT ASSY			1	1	1	1
17	•302NR09070	WORKPLATE LIFT			1	1	1	1
18	•302NT09030	CURSOR LEFT			1	1	1	1
19	•302NT09040	CURSOR RIGHT			1	1	1	1
20	•302NT09050	LEVER CURSOR SET			3	3	3	3
21	•302NT09060	SPRING CURSOR SET			3	3	3	3
22	•302NT09100	GEAR Z48S LIFT			1	1	1	1
23	•302F909211	PAD BOTTOM		3:Design-chg.	1	1	1	1
24	•302R409130	SPRING LEVER CURSOR			1	1	1	1
25	•302HN09190	SPRING FIX			1	1	1	1
26	•302HN09240	SIZE FIX			1	1	1	1
27	•5MVG127DN071	GEAR CASSETTE/A-49 CASSETTE A4			1	1	1	1
28	•66007310	PIN,CASSETTE WORK PLATE			1	1	1	1
29	•303PS04050	COVER CASSETTE			1	1	1	1
30				1:Del				
31	303PS34010	LABEL CASSETTE 2			1	1	1	1
101	7BB200308H	+BIND T.T P SCREW 3X8						

FIG. 4 Paper Feed Section

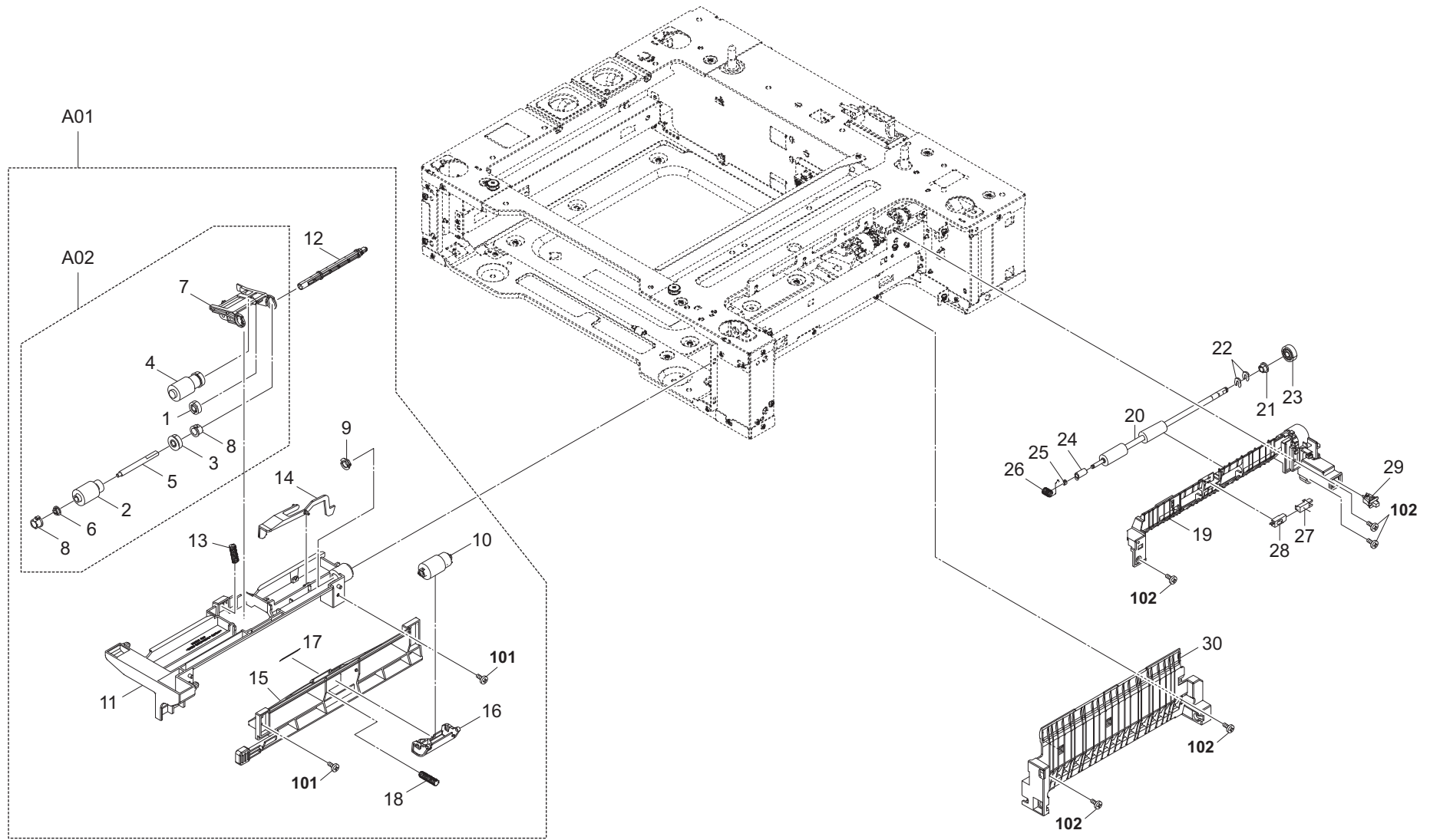


FIG. 4 Paper Feed Section

Ref No.	Part.No.	Description	Notes	Revision	Quantity			
					100	120	230	240
A01	302R494210	PARTS PRIMARY FEED ASSY SP			1	1	1	1
A02	•302R494170	PARTS HOLDER PICK UP ASSY SP			1	1	1	1
1	••302R406070	GEAR FEED Z26L		1:Part No-chg.	1	1	1	1
2	••302F906230	PULLEY FEED ASSY			1	1	1	1
3	••302F906280	GEAR FEED Z30H			1	1	1	1
4	••302HN06080	PULLEY PICKUP ASSY			1	1	1	1
5	••302K306100	SHAFT PULLEY FEED			1	1	1	1
6	••302K306460	BUSH 4			1	1	1	1
7	••302R406020	HOLDER PICKUP			1	1	1	1
8	••302R406030	BUSH PICKUP HOLDER			2	2	2	2
9	•302K331230	BUSH DRIVE 8			1	1	1	1
10	•302F909171	RETARD ROLLER ASSY		1:Part No-chg.	1	1	1	1
11	•302R406010	FRAME FEED UPPER			1	1	1	1
12	•302R406040	SHAFT FEED DRIVE			1	1	1	1
13	•302R406050	SPRING PICKUP			1	1	1	1
14	•302R406060	ACTUATOR PAPER EMPTY			1	1	1	1
15	•302R406100	FRAME FEED LOW			1	1	1	1
16	•302R406110	HOLDER RETARD			1	1	1	1
17	•302R406120	FILM RETARD			1	1	1	1
18	•302R406130	SPRING RETARD			1	1	1	1
19	303PS06050	GUIDE FEED UPPER			1	1	1	1
20	303PS94050	PARTS ROLLER CONVEYING VF SP			1	1	1	1
21	302H702590	BUSH SCREW			1	1	1	1
22	5MVX111DN003	RING STOPPER/A-49 FEED A4			2	2	2	2
23	302K923110	GEAR Z21L			1	1	1	1
24	302K329270	BUSH DU			1	1	1	1
25	5MVX111DN007	STOPPER 3/2BT1107 A4			1	1	1	1
26	303PS06070	SPRING EARTH FEED			1	1	1	1
27	302K994580	PARTS SENSOR OPT. SP			1	1	1	1
28	303PS06040	PLATE EARTH PI			1	1	1	1
29	7SP01000007+H01	SW.PUSH		3:Part No-chg.	1	1	1	1
30	303PS06030	GUIDE FEED LOWER			1	1	1	1
101	7BB200308H	+BIND T.T P SCREW 3X8						
102	7BB782308H	+TP-FLAT T.T S SCREW 3X8 SR(BLACK)						

FIG. 5 Drive Section & Electrical Components 1

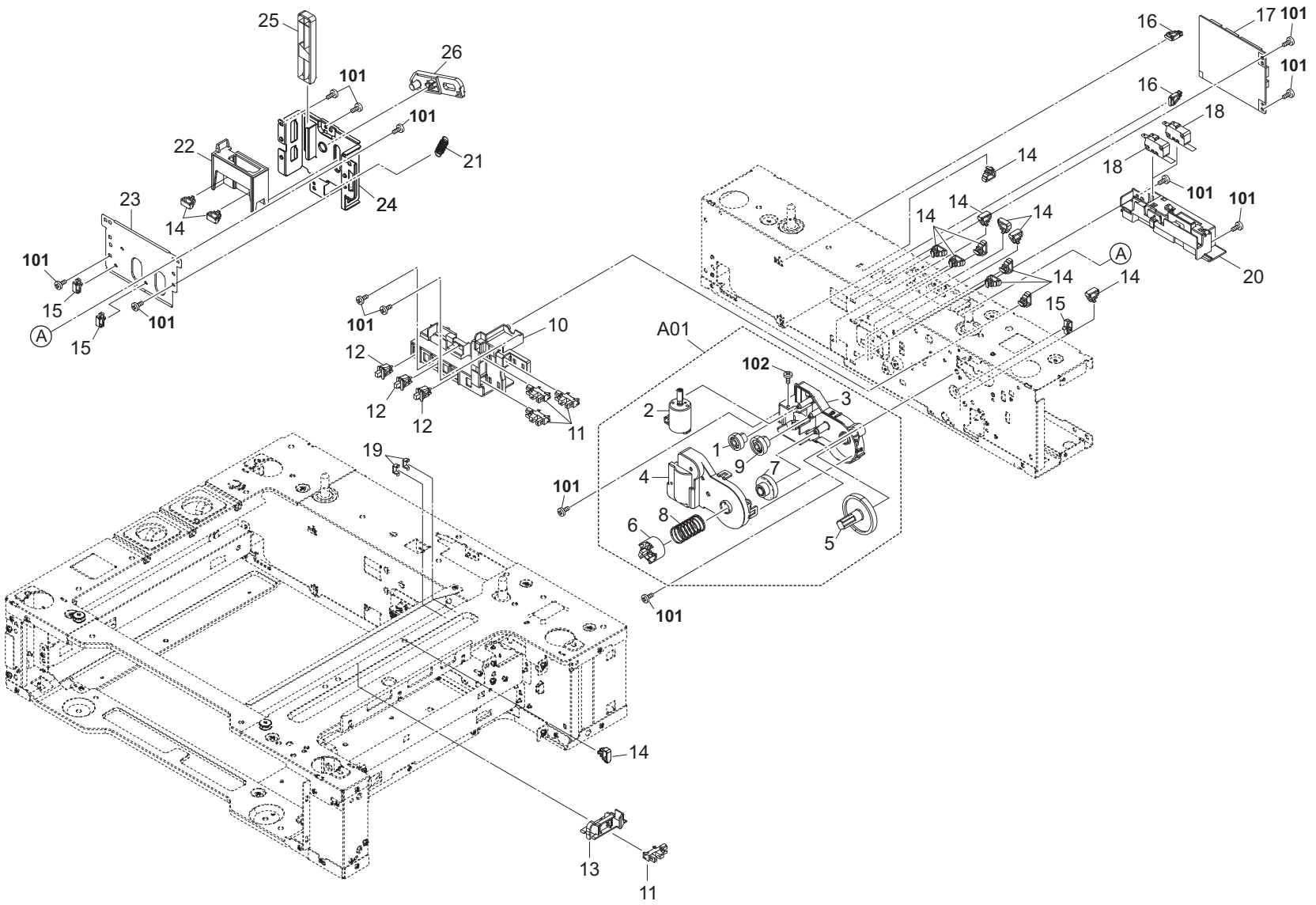


FIG. 5 Drive Section & Electrical Components 1

Ref No.	Part.No.	Description	Notes	Revision	Quantity			
					100	120	230	240
A01	302R494220	PARTS LIFT MOTOR ASSY SP			1	1	1	1
1	•302HN31030	GEAR Z36L-Z20S			1	1	1	1
2	•302R494290	PARTS DC MOTOR ASSY C SP			1	1	1	1
3	•302R409500	HOUSING DRIVE			1	1	1	1
4	•302R409510	LID HOUSING DRIVE			1	1	1	1
5	•302R409520	GEAR Z57S			1	1	1	1
6	•302R409530	JOINT LIFT			1	1	1	1
7	•302R409540	GEAR Z34S-Z16S			1	1	1	1
8	•302R409550	SPRING JOINT LIFT			1	1	1	1
9	•303K831280	GEAR Z41S Z14S			1	1	1	1
10	302R409360	HOLDER PAPER SENSOR			1	1	1	1
11	302P794010	PARTS SENSOR OPT. SP			4	4	4	4
12	7SP01000007+H01	SW.PUSH			3	3	3	3
13	302R406210	HOLDER PAPER LIMIT SENSOR		3:Part No-chg.	1	1	1	1
14	7YZM390002++H01	ACCESS.CLAMP			14	14	14	14
15	7YZM610008++H01	ACCESS.SADDLE			3	3	3	3
16	302K939230	HOLDER PWB			2	2	2	2
17	303PS94040	PARTS PWB PF MAIN ASSY SP			1	1	1	1
18	2FB27160	INTER LOCK SWITCH			2	2	2	2
19	302K931080	WIRE STOPPER			2	2	2	2
20	302R402260	HOLDER DRAWER			1	1	1	1
21	303NN02220	SPRING MACHINE			1	1	1	1
22	303PS02210	HOLDER DRAWER			1	1	1	1
23	303PS02240	MOUNT DRAWER SUB			1	1	1	1
24	303PS02200	PLATE DRAWER			1	1	1	1
25	303PS02220	ARM MACHINE			1	1	1	1
26	303PS02230	ARM DRAWER			1	1	1	1
101	7BB700308H	+BIND T.T S SCREW 3X8 SR						
102	7BB000304H	+BIND M SCREW 3X4						

FIG. 6 Drive Section & Electrical Components 2

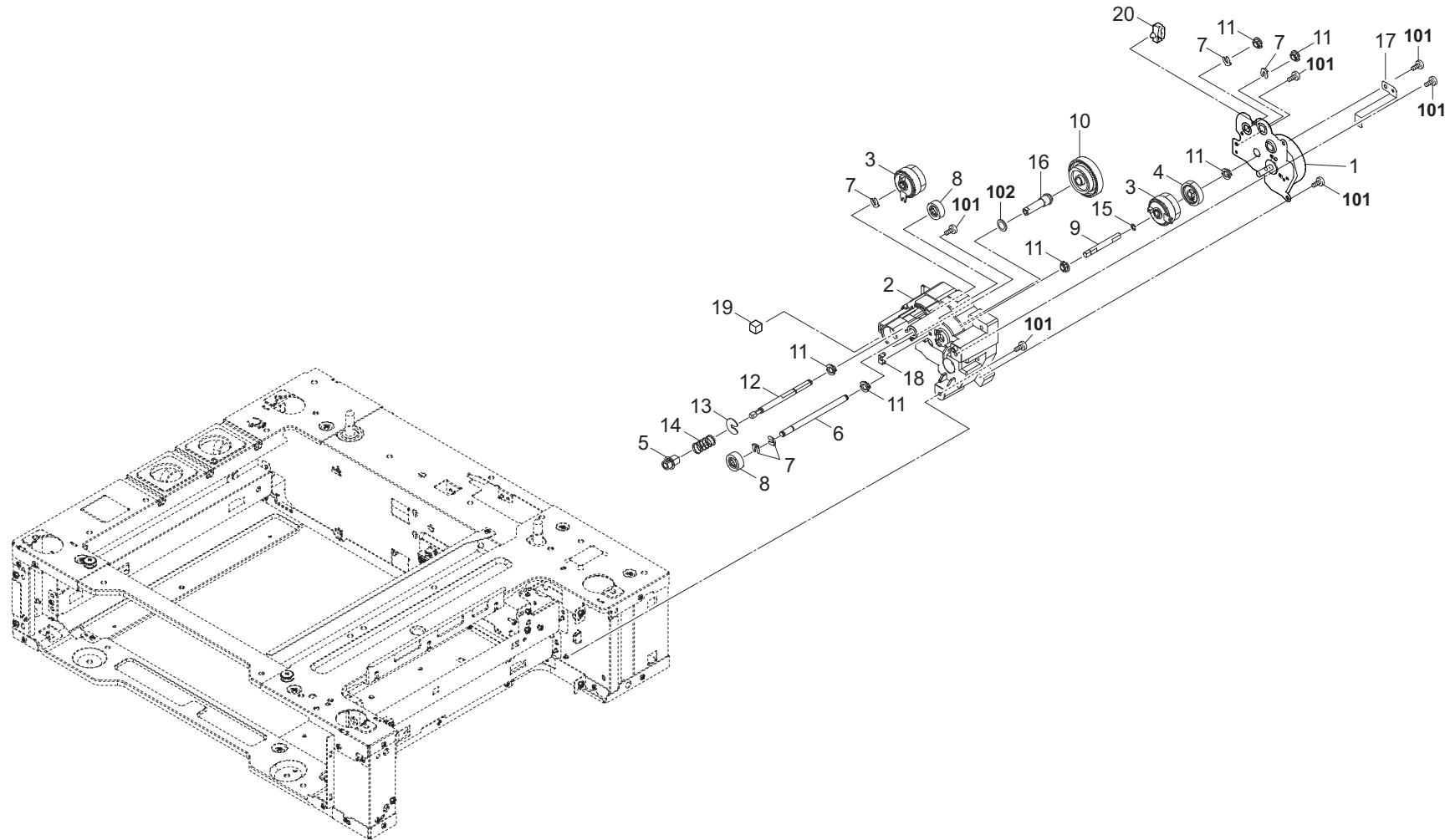
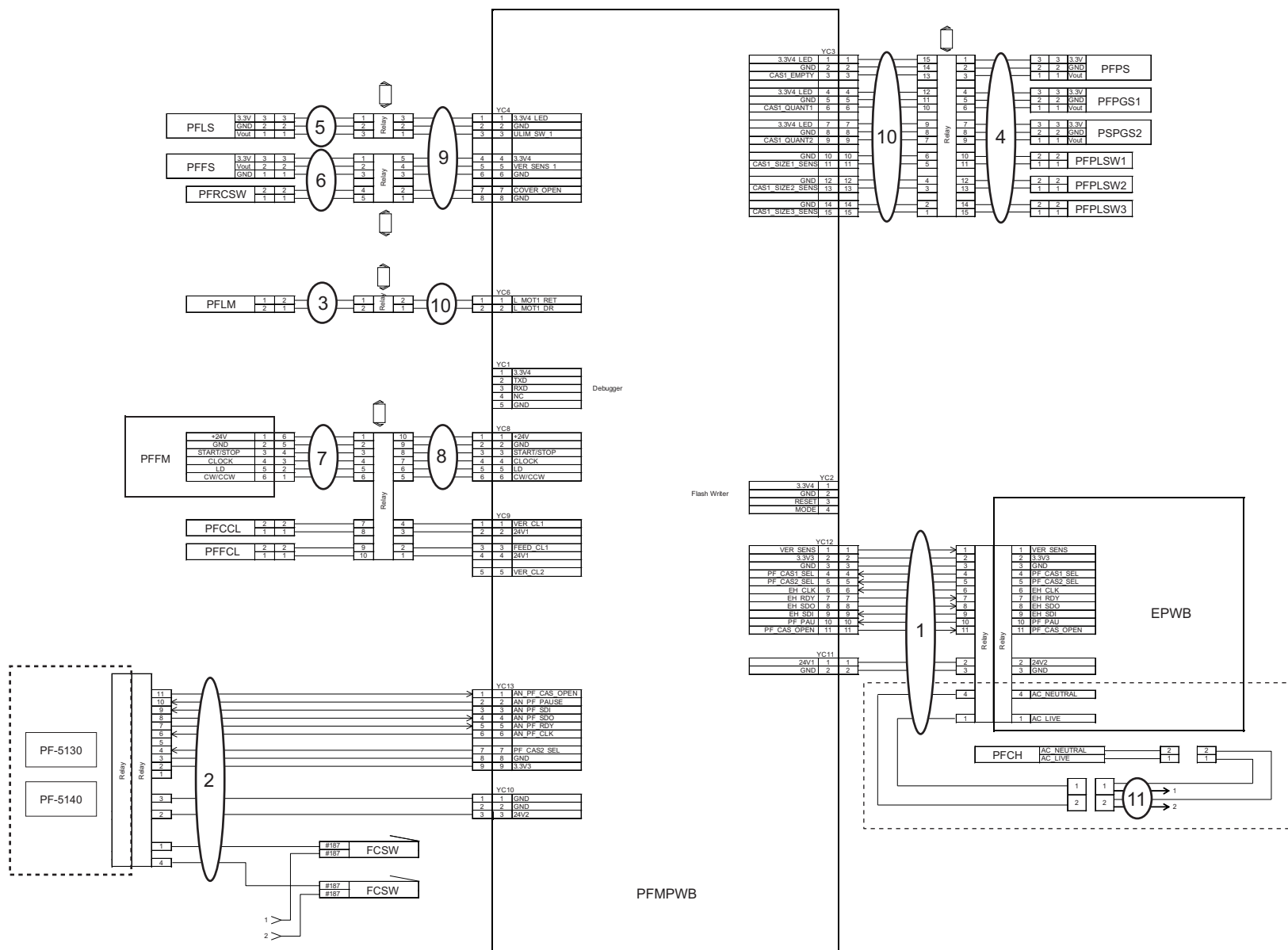


FIG. 6 Drive Section & Electrical Components 2

3PS-2

Ref No.	Part.No.	Description	Notes	Revision	Quantity			
					100	120	230	240
1	303PS94060	PARTS MOTOR ASSY SP			1	1	1	1
2	303PS31040	HOUSING DRIVE			1	1	1	1
3	302NR94010	PARTS CLUTCH 35 Z35R SP			2	2	2	2
4	303NG31160	GEAR Z30L			1	1	1	1
5	302HN31660	JOINT SHAFT CASSETTE			1	1	1	1
6	303PS31020	SHAFT DRIVE FEED A			1	1	1	1
7	5MVX111DN003	RING STOPPER/A-49 FEED A4			5	5	5	5
8	303PS31100	GEAR Z21R			2	2	2	2
9	303PS31080	SHAFT DRIVE FEED B			1	1	1	1
10	303PK31040	GEAR Z83R-Z35L			1	1	1	1
11	302LV31480	BUSH DRIVE POM			6	6	6	6
12	303PS31011	SHAFT CLUTCH FEED		2:Design-chg.	1	1	1	1
13	303PS31070	CUT WASHER 4-18			1	1	1	1
14	303PS31090	SPRING FEED A			1	1	1	1
15	302K924820	CUT-WASHER 4			1	1	1	1
16	303PS31060	PIN DRIVE FEED			1	1	1	1
17	303PS31050	PLATE EARTH FEED			1	1	1	1
18	302K931080	WIRE STOPPER			1	1	1	1
19	303PS31120	SPONGE WIRE DRIVE			1	1	1	1
20	7YZM610007++H01	ACCESS.SADDLE			1	1	1	1
101	7BB700308H	+BIND T.T S SCREW 3X8 SR						
102	7BCW8082C025H01	POLY WASHER 8.2X12X0.25T						

FIG. 7 Wire Section



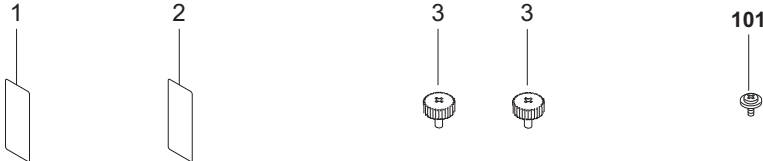


FIG. 8 Accessories

3PS

Ref No.	Part.No.	Description	Notes	Revision	Quantity			
					100	120	230	240
1	302R434140	LABEL PAPER SIZE ME			1		1	1
2	302R434150	LABEL PAPER SIZE IN				1		
3	303H321080	RETAINING PIN TRAY			2	2	2	2
101	7BB607306H	+TP-CUP M SCREW 3X6 R						

FIG. 9 Options

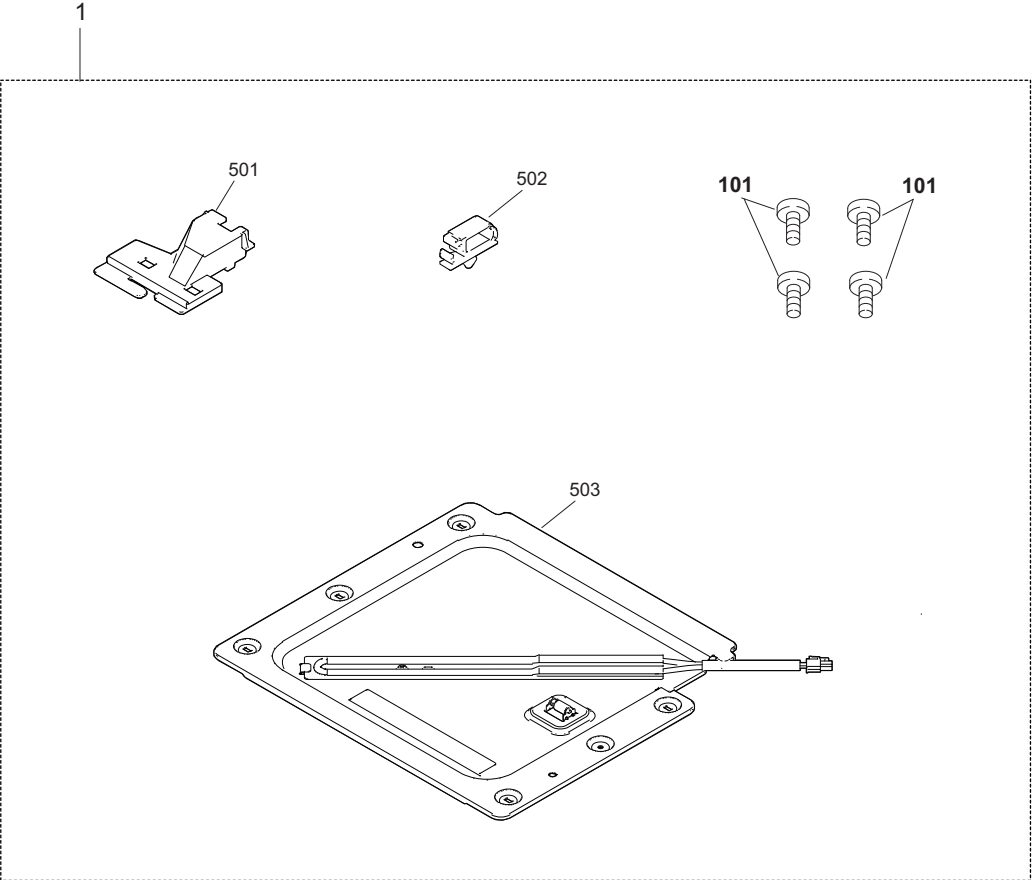


FIG. 9 Options

Ref No.	Part.No.	Description	Notes	Revision	Quantity			
					100	120	230	240
1	303PS94011	PARTS DEHUMIDIFINR 100 SET SP		3:Design-chg.	1			
1	303PS94021	PARTS DEHUMIDIFINR 120 SET SP		3:Design-chg.		1		
1	303PS94031	PARTS DEHUMIDIFINR 240 SET SP		3:Design-chg.			1	1
101	7BB000304H	+BIND M SCREW 3X4						

INDEX

Part.No.	Description	Fig.No.
2FB27160	INTER LOCK SWITCH	5
2FM04150	CAP SPRING/B-11 ENCLOSURE A4	1
302F729080	SPACER DU	1
302F906230	PULLEY FEED ASSY	4
302F906280	GEAR FEED Z30H	4
302F909171	RETARD ROLLER ASSY	4
302F909211	PAD BOTTOM	3
302H702590	BUSH SCREW	4
302HN06080	PULLEY PICKUP ASSY	4
302HN09190	SPRING FIX	3
302HN09240	SIZE FIX	3
302HN31030	GEAR Z36L-Z20S	5
302HN31660	JOINT SHAFT CASSETTE	6
302K306100	SHAFT PULLEY FEED	4
302K306460	BUSH 4	4
302K329270	BUSH DU	4
302K331230	BUSH DRIVE 8	4
302K923110	GEAR Z21L	4
302K924820	CUT-WASHER 4	6
302K931080	WIRE STOPPER	5, 6
302K939230	HOLDER PWB	5
302K994580	PARTS SENSOR OPT. SP	4
302LV31480	BUSH DRIVE POM	6
302MV02190	FOOT	2
302NR09070	WORKPLATE LIFT	3
302NR94010	PARTS CLUTCH 35 Z35R SP	6
302NT09030	CURSOR LEFT	3
302NT09040	CURSOR RIGHT	3
302NT09050	LEVER CURSOR SET	3
302NT09060	SPRING CURSOR SET	3
302NT09100	GEAR Z48S LIFT	3
302P794010	PARTS SENSOR OPT. SP	5
302R402260	HOLDER DRAWER	5
302R406010	FRAME FEED UPPER	4
302R406020	HOLDER PICKUP	4
302R406030	BUSH PICKUP HOLDER	4
302R406040	SHAFT FEED DRIVE	4
302R406050	SPRING PICKUP	4
302R406060	ACTUATOR PAPER EMPTY	4
302R406070	GEAR FEED Z26L	4
302R406100	FRAME FEED LOW	4
302R406110	HOLDER RETARD	4
302R406120	FILM RETARD	4
302R406130	SPRING RETARD	4
302R406210	HOLDER PAPER LIMIT SENSOR	5
302R409010	BASE CASSETTE	3
302R409020	CURSOR END	3
302R409030	PLATE TURN	3
302R409040	LEVER SIDE CURSOR	3
302R409050	SPRING CASSETTE EARTH	3
302R409060	GEAR Z13S JOINT	3

Part.No.	Description	Fig.No.
302R409070	INDICATER PAPER LEVEL	3
302R409080	LID LIFT GEAR	3
302R409090	SHUTTER SIZE DETECTION	3
302R409100	JOINT SIZE DETECTION	3
302R409110	PLATE BOTTOM	3
302R409120	REINFORCEMENT CURSOR	3
302R409130	SPRING LEVER CURSOR	3
302R409300	RAIL INNER CASSETTE RIGHT ASSY	3
302R409310	RAIL INNER CASSETTE LEFT ASSY	3
302R409320	RAIL OUTER CASSETTE RIGHT ASSY	2
302R409330	RAIL OUTER CASSETTE LEFT ASSY	2
302R409360	HOLDER PAPER SENSOR	5
302R409500	HOUSING DRIVE	5
302R409510	LID HOUSING DRIVE	5
302R409520	GEAR Z57S	5
302R409530	JOINT LIFT	5
302R409540	GEAR Z34S-Z16S	5
302R409550	SPRING JOINT LIFT	5
302R424030	PULLEY MIDDLE	1
302R424050	SHAFT MIDDLE	1
302R434020	LABEL PAPER LIMIT	3
302R434030	LABEL CASSETTE OPERATION	3
302R434140	LABEL PAPER SIZE ME	8
302R434150	LABEL PAPER SIZE IN	8
302R439140	CAP DECK PIN	2
302R494170	PARTS HOLDER PICK UP ASSY SP	4
302R494210	PARTS PRIMARY FEED ASSY SP	4
302R494220	PARTS LIFT MOTOR ASSY SP	5
302R494290	PARTS DC MOTOR ASSY C SP	5
303H321080	RETAINING PIN TRAY	8
303K831280	GEAR Z41S Z14S	5
303NG31160	GEAR Z30L	6
303NN02220	SPRING MACHINE	5
303P824030	STOPPER COVER	1
303PK31040	GEAR Z83R-Z35L	6
303PS02140	MOUNT PF	2
303PS02200	PLATE DRAWER	5
303PS02210	HOLDER DRAWER	5
303PS02220	ARM MACHINE	5
303PS02230	ARM DRAWER	5
303PS02240	MOUNT DRAWER SUB	5
303PS04010	COVER RIGHT FRONT	1
303PS04020	COVER RIGHT REAR	1
303PS04030	COVER REAR	1
303PS04040	COVER LEFT	1
303PS04050	COVER CASSETTE	3
303PS06010	COVER CONVEYING	1
303PS06020	GUIDE CONVEYING	1
303PS06030	GUIDE FEED LOWER	4
303PS06040	PLATE EARTH PI	4
303PS06050	GUIDE FEED UPPER	4

Part.No.	Description	Fig.No.
303PS06070	SPRING EARTH FEED	4
303PS06080	SPRING STOPPER	1
303PS06090	SPRING CONVEYING	1
303PS31011	SHAFT CLUTCH FEED	6
303PS31020	SHAFT DRIVE FEED A	6
303PS31040	HOUSING DRIVE	6
303PS31050	PLATE EARTH FEED	6
303PS31060	PIN DRIVE FEED	6
303PS31070	CUT WASHER 4-18	6
303PS31080	SHAFT DRIVE FEED B	6
303PS31090	SPRING FEED A	6
303PS31100	GEAR Z21R	6
303PS31120	SPONGE WIRE DRIVE	6
303PS34010	LABEL CASSETTE 2	3
303PS46010	WIRE DRAWER MFP	7
303PS46020	WIRE DRAWER PF	7
303PS46030	WIRE LIFT MOTOR	7
303PS46040	WIRE CASSETTE SIZE	7
303PS46050	WIRE UPPER LIMIT SENSOR	7
303PS46060	WIRE VERTICAL SENSOR	7
303PS46070	WIRE FEED MOTOR	7
303PS46080	WIRE FEED MOTOR JOINT	7
303PS46090	WIRE VERTICAL SENSOR JOINT	7
303PS46100	WIRE CASSETTE SIZE JOINT	7
303PS46110	WIRE CASSETTE HEATER JOINT	7
303PS93011	CT-5196	3
303PS94011	PARTS DEHUMIDIFINR 100 SET SP	9
303PS94021	PARTS DEHUMIDIFINR 120 SET SP	9
303PS94031	PARTS DEHUMIDIFINR 240 SET SP	9
303PS94040	PARTS PWB PF MAIN ASSY SP	5
303PS94050	PARTS ROLLER CONVEYING VF SP	4
303PS94060	PARTS MOTOR ASSY SP	6
303PZ06060	STRAP CONVEYING	1
5MVG127DN071	GEAR CASSETTE/A-49 CASSETTE A4	3
5MVX111DN003	RING STOPPER/A-49 FEED A4	4, 6
5MVX111DN007	STOPPER 3/2BT1107 A4	4
66007310	PIN,CASSETTE WORK PLATE	3
7SP01000007+H01	SW.PUSH	4, 5
7YZM390002++H01	ACCESS.CLAMP	5
7YZM610007++H01	ACCESS.SADDLE	6
7YZM610008++H01	ACCESS.SADDLE	5

PF-5130

November 2018
Rev.3

[CONFIDENTIAL]

FOR AUTHORIZED KYOCERA ENGINEERS ONLY. DO NOT DISTRIBUTE TO
NON-AUTHORIZED PARTIES.

Items listed in the revision columns are defined as follows.

Item	Description
Add	Add a new part
Del	Delete a part
Design-chg.	A design changed part (Parts number version up)
Part No.-chg.	A part number is changed to other one.
Quantity-chg.	Change Quantity of parts to use
Others	Other changes
Correction	Correction

Revision history

Rev.	Date	Remarks
3	November 2018	Design change

Symbols in the parts list

- Parts without a Ref.No. in the illustration indicate they are not supplied.
- Parts with a Ref.No. of 500 and above in the illustration indicate they are not selected for service parts.
- Parts with "*" are component parts or sub-assemblies of the assembly appearing immediately above them.
- Parts with "**" are component parts or sub-assembly with "*" appearing immediately above them.

———— CONTENTS ————

FIG. 1	Covers	2
FIG. 2	Frames	4
FIG. 3	Paper Cassette Section	6
FIG. 4	Paper Feed Section	8
FIG. 5	Drive Section & Electrical Components 1	10
FIG. 6	Drive Section & Electrical Components 2	12
FIG. 7	Wire Section	14
FIG. 8	Accessories	16
FIG. 9	Options	18
	• INDEX	20

FIG. 1 Covers

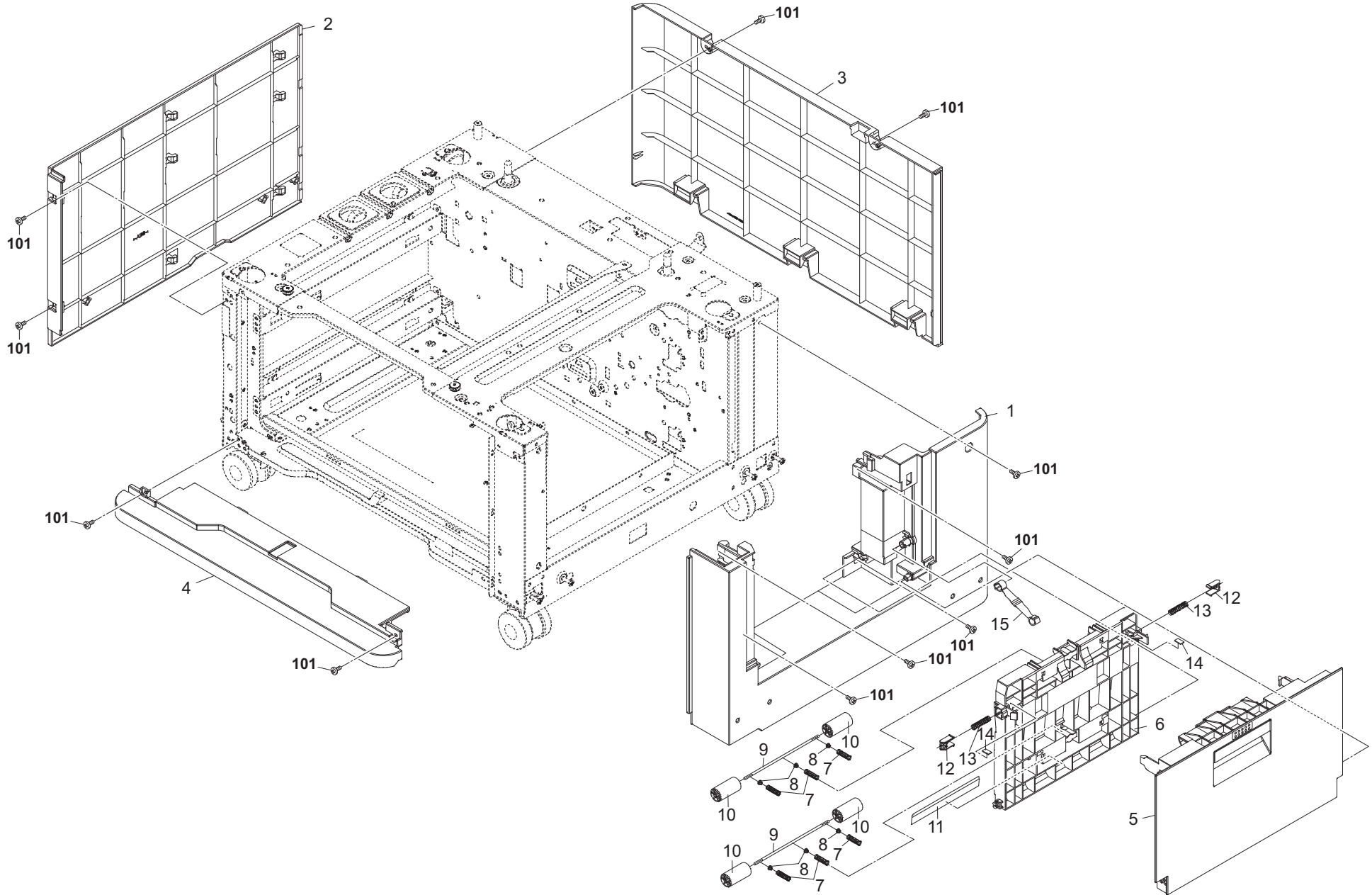


FIG. 1 Covers

3PZ

Ref No.	Part.No.	Description	Notes	Revision	Quantity			
					100	120	230	240
1	303PZ04010	COVER RIGHT			1	1	1	1
2	303PZ04020	COVER LEFT			1	1	1	1
3	303PZ04030	COVER REAR			1	1	1	1
4	303PZ04040	COVER FRONT LOWER			1	1	1	1
5	303PZ06010	COVER CONVEYING			1	1	1	1
6	303PZ06020	GUIDE CONVEYING			1	1	1	1
7	303PS06090	SPRING CONVEYING			6	6	6	6
8	2FM04150	CAP SPRING/B-11 ENCLOSURE A4			6	6	6	6
9	302R424050	SHAFT MIDDLE			2	2	2	2
10	302R424030	PULLEY MIDDLE			4	4	4	4
11	303PZ06040	SHEET CONVEYING			1	1	1	1
12	303P824030	STOPPER COVER			2	2	2	2
13	303PZ06050	SPRING STOPPER			2	2	2	2
14	302F729080	SPACER DU			2	2	2	2
15	303PZ06060	STRAP CONVEYING			1	1	1	1
101	7BB782308H	+TP-FLAT T.T S SCREW 3X8 SR(BLACK)						

FIG. 2 Frames

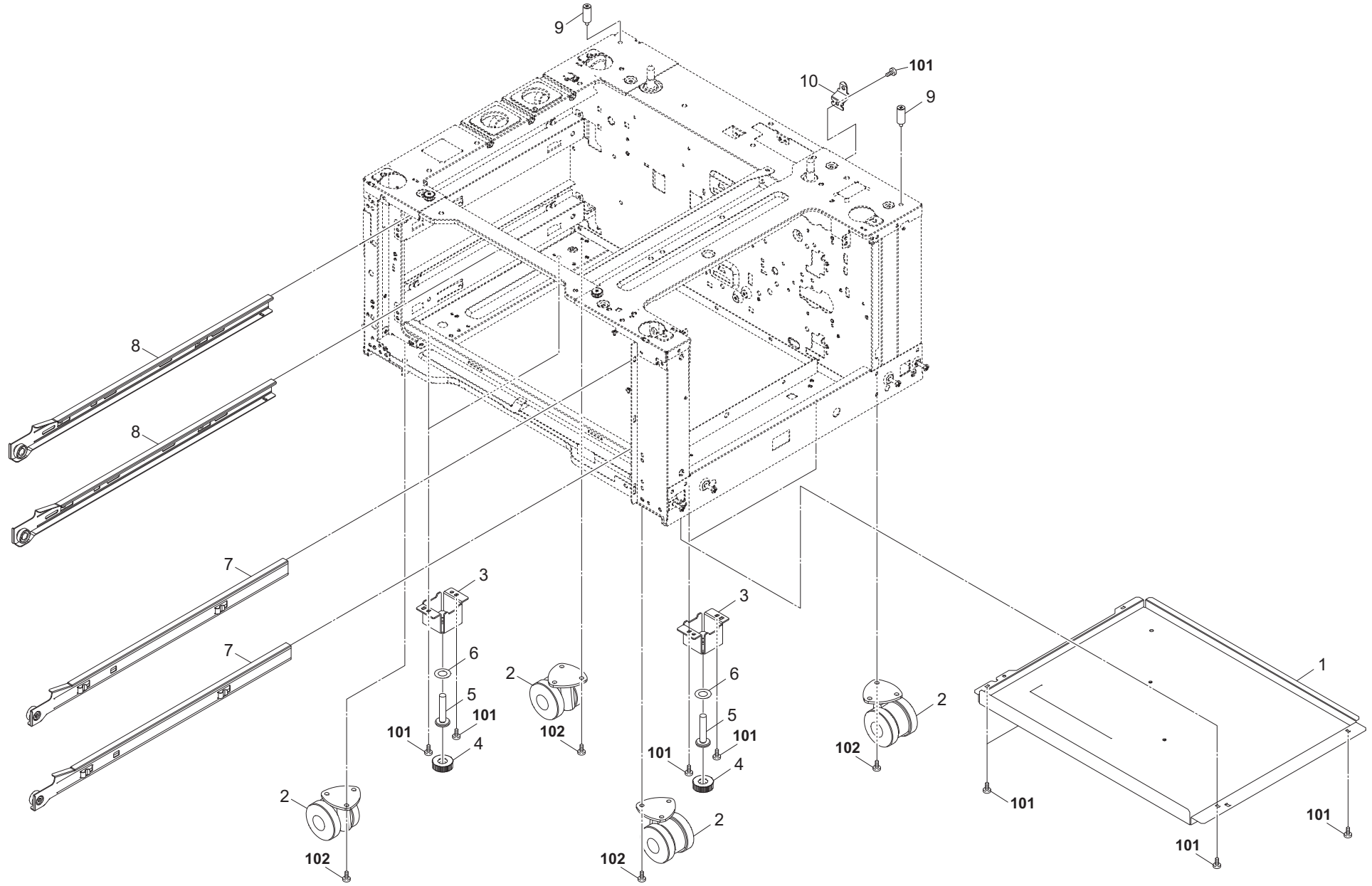


FIG. 2 Frames

3PZ

Ref No.	Part.No.	Description	Notes	Revision	Quantity			
					100	120	230	240
1	303PZ02130	PLATE LOWER			1	1	1	1
2	302N202011	CASTER 100 CN			4	4	4	4
3	303PZ02120	MOUNT FOOT REAR			4	4	4	4
4	303LM02170	RUBBER BOLT			4	4	4	4
5	303LM02132	BOLT STOPPER			4	4	4	4
6	303LM02230	SHEET BOLT RUBBER			4	4	4	4
7	302R409320	RAIL OUTER CASSETTE RIGHT ASSY			2	2	2	2
8	302R409330	RAIL OUTER CASSETTE LEFT ASSY			2	2	2	2
9	303PZ02140	PIN FULCRUM PF			2	2	2	2
10	303PS02140	MOUNT PF			1	1	1	1
101	7BB700308H	+BIND T.T S SCREW 3X8 SR						
102	7BB606512H	+BIND M SCREW WITH SW W 5X12 R						

FIG. 3 Paper Cassette Section

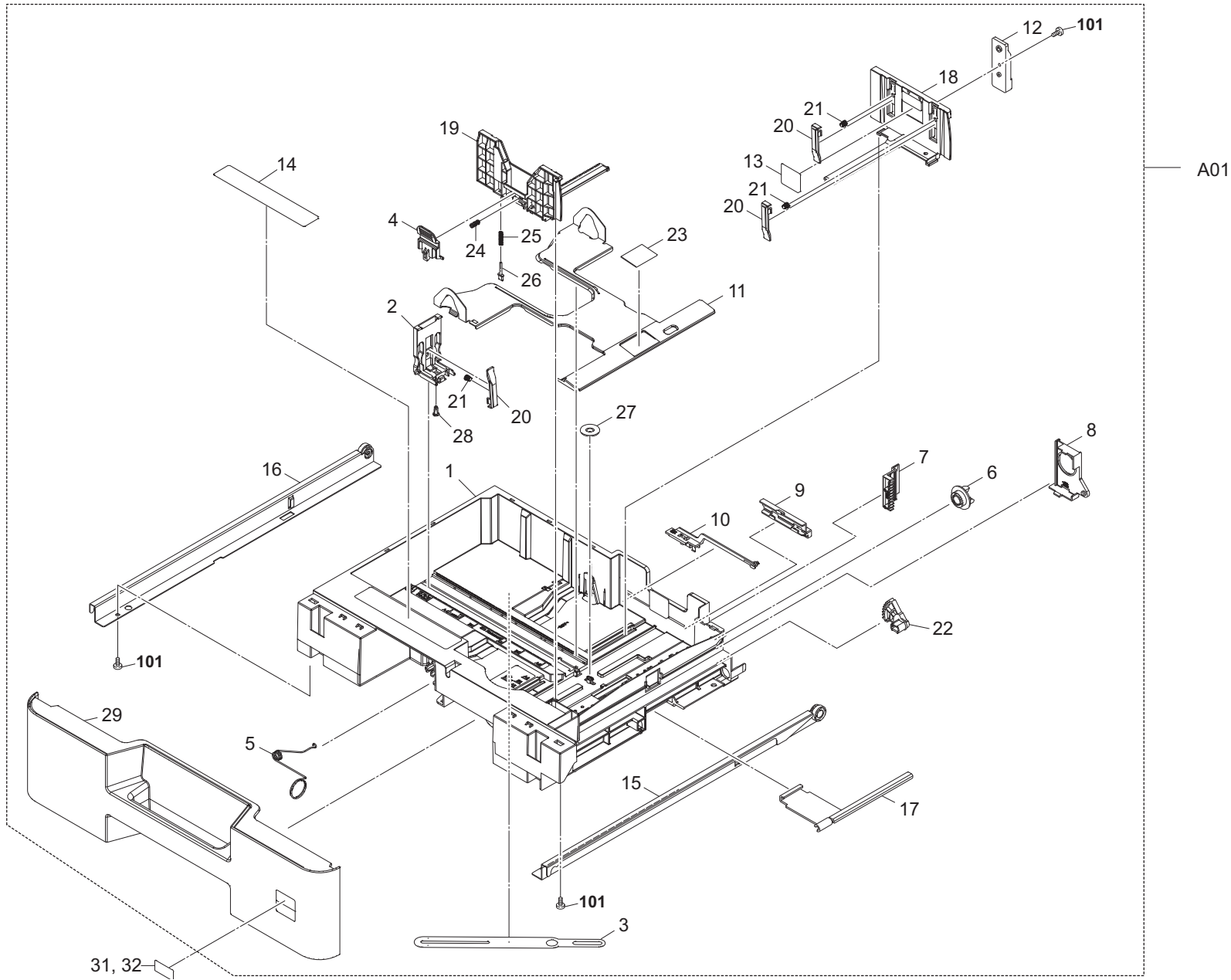


FIG. 3 Paper Cassette Section

3PZ-3

Ref No.	Part.No.	Description	Notes	Revision	Quantity			
					100	120	230	240
A01	303PS93011	CT-5196		3:Design-chg.	2	2	2	2
1	•302R409010	BASE CASSETTE			2	2	2	2
2	•302R409020	CURSOR END			2	2	2	2
3	•302R409030	PLATE TURN			2	2	2	2
4	•302R409040	LEVER SIDE CURSOR			2	2	2	2
5	•302R409050	SPRING CASSETTE EARTH			2	2	2	2
6	•302R409060	GEAR Z13S JOINT			2	2	2	2
7	•302R409070	INDICATER PAPER LEVEL			2	2	2	2
8	•302R409080	LID LIFT GEAR			2	2	2	2
9	•302R409090	SHUTTER SIZE DETECTION			2	2	2	2
10	•302R409100	JOINT SIZE DETECTION			2	2	2	2
11	•302R409110	PLATE BOTTOM			2	2	2	2
12	•302R409120	REINFORCEMENT CURSOR			2	2	2	2
13	•302R434020	LABEL PAPER LIMIT			2	2	2	2
14	•302R434030	LABEL CASSETTE OPERATION			2	2	2	2
15	•302R409300	RAIL INNER CASSETTE RIGHT ASSY			2	2	2	2
16	•302R409310	RAIL INNER CASSETTE LEFT ASSY			2	2	2	2
17	•302NR09070	WORKPLATE LIFT			2	2	2	2
18	•302NT09030	CURSOR LEFT			2	2	2	2
19	•302NT09040	CURSOR RIGHT			2	2	2	2
20	•302NT09050	LEVER CURSOR SET			6	6	6	6
21	•302NT09060	SPRING CURSOR SET			6	6	6	6
22	•302NT09100	GEAR Z48S LIFT			2	2	2	2
23	•302F909211	PAD BOTTOM		3:Design-chg.	2	2	2	2
24	•302R409130	SPRING LEVER CURSOR			2	2	2	2
25	•302HN09190	SPRING FIX			2	2	2	2
26	•302HN09240	SIZE FIX			2	2	2	2
27	•5MVG127DN071	GEAR CASSETTE/A-49 CASSETTE A4			2	2	2	2
28	•66007310	PIN,CASSETTE WORK PLATE			2	2	2	2
29	•303PS04050	COVER CASSETTE			2	2	2	2
30				1:Del				
31	303PZ34010	LABEL CASSETTE 3			1	1	1	1
32	303PZ34020	LABEL CASSETTE 4			1	1	1	1
101	7BB200308H	+BIND T.T P SCREW 3X8						

FIG. 4 Paper Feed Section

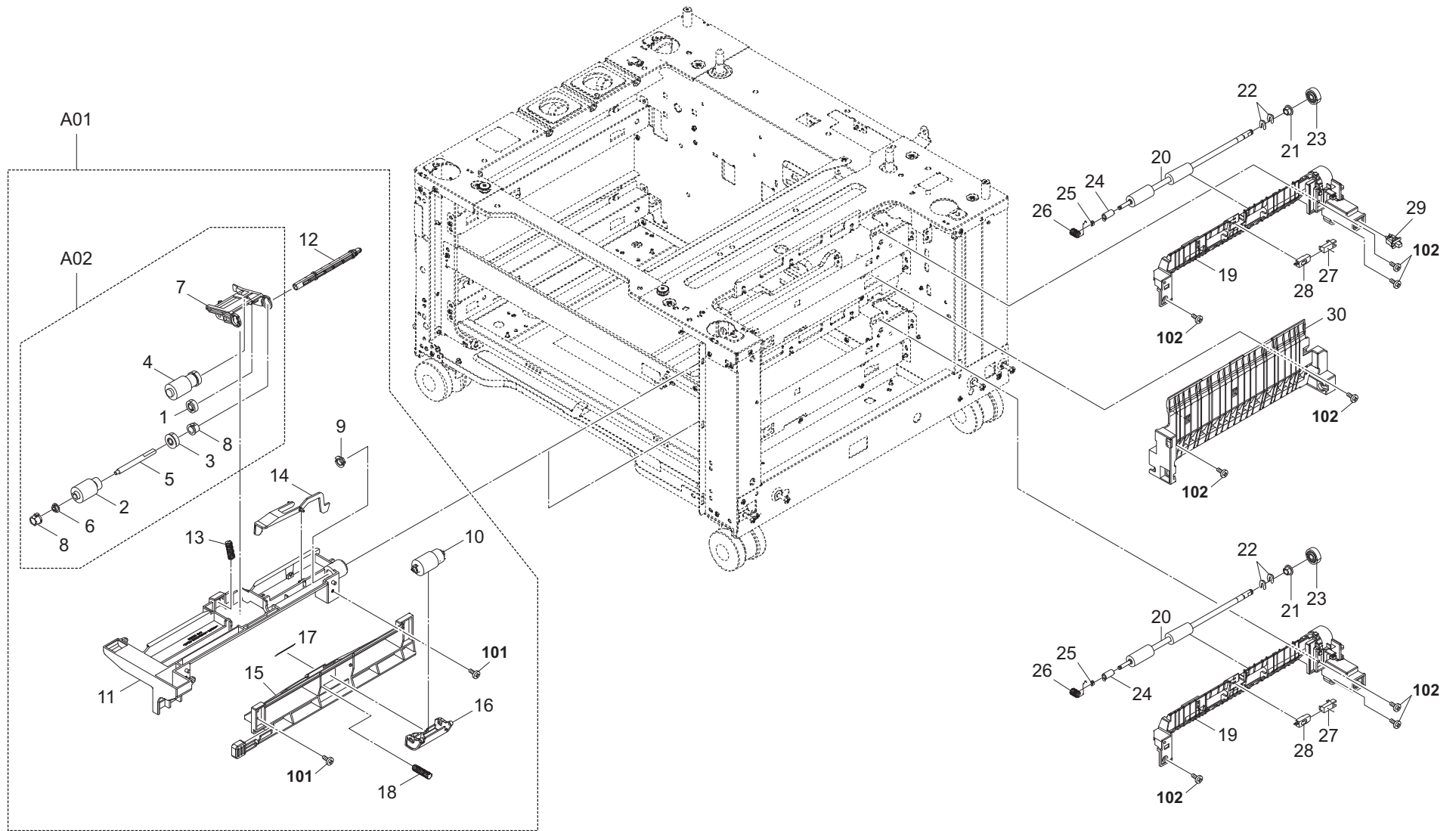


FIG. 4 Paper Feed Section

Ref No.	Part.No.	Description	Notes	Revision	Quantity			
					100	120	230	240
A01	302R494210	PARTS PRIMARY FEED ASSY SP			2	2	2	2
A02	•302R494170	PARTS HOLDER PICK UP ASSY SP			2	2	2	2
1	••302R406070	GEAR FEED Z26L		1:Part No-chg.	2	2	2	2
2	••302F906230	PULLEY FEED ASSY			2	2	2	2
3	••302F906280	GEAR FEED Z30H			2	2	2	2
4	••302HN06080	PULLEY PICKUP ASSY			2	2	2	2
5	••302K306100	SHAFT PULLEY FEED			2	2	2	2
6	••302K306460	BUSH 4			2	2	2	2
7	••302R406020	HOLDER PICKUP			2	2	2	2
8	••302R406030	BUSH PICKUP HOLDER			4	4	4	4
9	•302K331230	BUSH DRIVE 8			2	2	2	2
10	•302F909171	RETARD ROLLER ASSY		1:Part No-chg.	2	2	2	2
11	•302R406010	FRAME FEED UPPER			2	2	2	2
12	•302R406040	SHAFT FEED DRIVE			2	2	2	2
13	•302R406050	SPRING PICKUP			2	2	2	2
14	•302R406060	ACTUATOR PAPER EMPTY			2	2	2	2
15	•302R406100	FRAME FEED LOW			2	2	2	2
16	•302R406110	HOLDER RETARD			2	2	2	2
17	•302R406120	FILM RETARD			2	2	2	2
18	•302R406130	SPRING RETARD			2	2	2	2
19	303PS06050	GUIDE FEED UPPER			2	2	2	2
20	303PS94050	PARTS ROLLER CONVEYING VF SP			2	2	2	2
21	302H702590	BUSH SCREW			2	2	2	2
22	5MVX111DN003	RING STOPPER/A-49 FEED A4			4	4	4	4
23	302K923110	GEAR Z21L			2	2	2	2
24	302K329270	BUSH DU			2	2	2	2
25	5MVX111DN007	STOPPER 3/2BT1107 A4			2	2	2	2
26	303PS06070	SPRING EARTH FEED			2	2	2	2
27	302K994580	PARTS SENSOR OPT. SP			2	2	2	2
28	303PS06040	PLATE EARTH PI			2	2	2	2
29	7SP01000007+H01	SW.PUSH		3:Part No-chg.	1	1	1	1
30	303PS06030	GUIDE FEED LOWER			1	1	1	1
101	7BB200308H	+BIND T.T P SCREW 3X8						
102	7BB782308H	+TP-FLAT T.T S SCREW 3X8 SR(BLACK)						

FIG. 5 Drive Section & Electrical Components 1

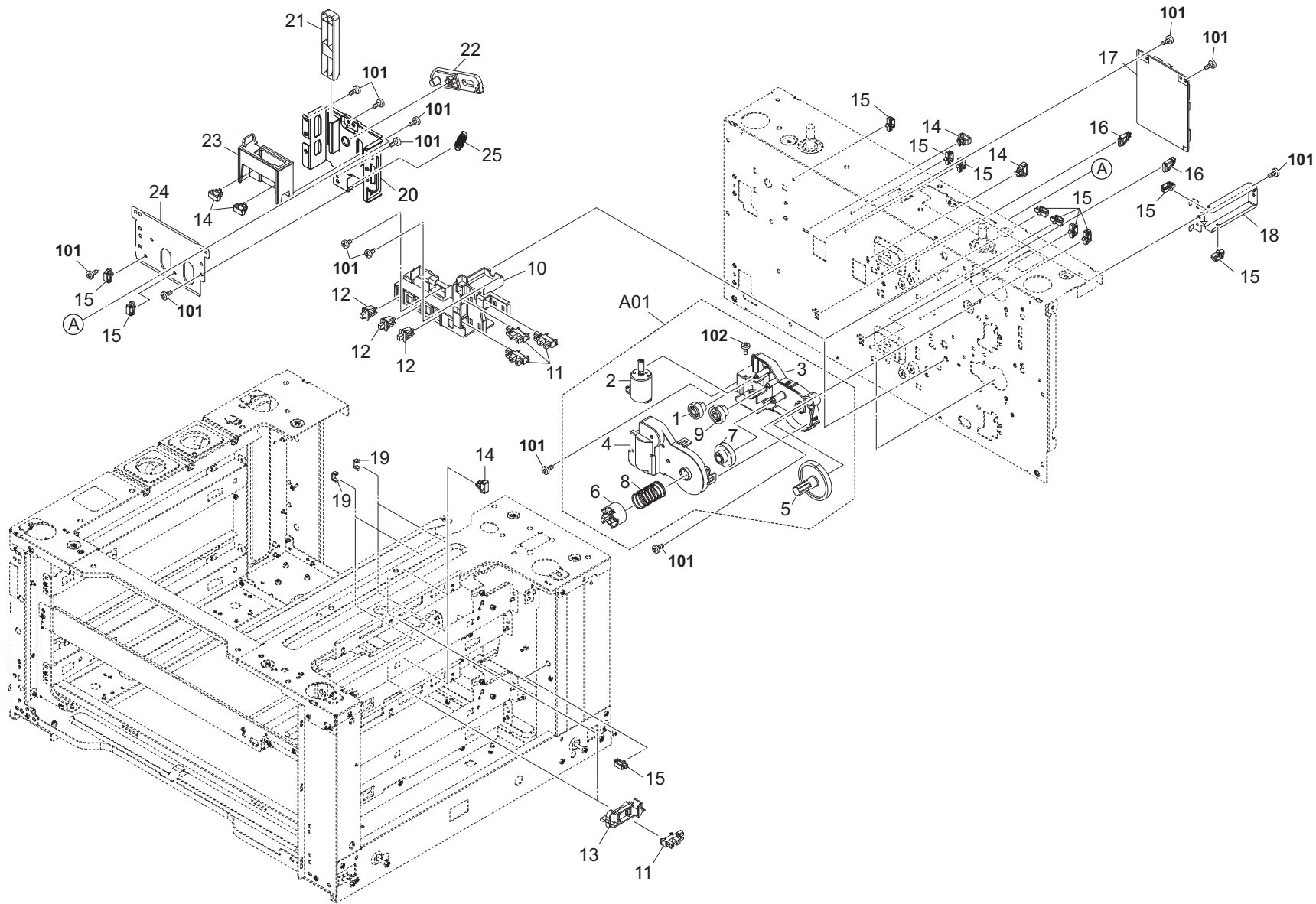


FIG. 5 Drive Section & Electrical Components 1

Ref No.	Part.No.	Description	Notes	Revision	Quantity			
					100	120	230	240
A01	302R494220	PARTS LIFT MOTOR ASSY SP			2	2	2	2
1	•302HN31030	GEAR Z36L-Z20S			2	2	2	2
2	•302R494290	PARTS DC MOTOR ASSY C SP			2	2	2	2
3	•302R409500	HOUSING DRIVE			2	2	2	2
4	•302R409510	LID HOUSING DRIVE			2	2	2	2
5	•302R409520	GEAR Z57S			2	2	2	2
6	•302R409530	JOINT LIFT			2	2	2	2
7	•302R409540	GEAR Z34S-Z16S			2	2	2	2
8	•302R409550	SPRING JOINT LIFT			2	2	2	2
9	•303K831280	GEAR Z41S Z14S			2	2	2	2
10	302R409360	HOLDER PAPER SENSOR		1:Quantity-chg.	2	2	2	2
11	302P794010	PARTS SENSOR OPT. SP		1:Quantity-chg.	8	8	8	8
12	7SP01000007+H01	SW.PUSH		3:Part No-chg.	6	6	6	6
13	302R406210	HOLDER PAPER LIMIT SENSOR			2	2	2	2
14	7YZM390002++H01	ACCESS.CLAMP			6	6	6	6
15	7YZM610008++H01	ACCESS.SADDLE			12	12	12	12
16	302K939230	HOLDER PWB			2	2	2	2
17	303PZ94040	PARTS PWB PF MAIN ASSY SP			1	1	1	1
18	303PZ02150	MOUNT DRAWER LOWER			1	1	1	1
19	302K931080	WIRE STOPPER			4	4	4	4
20	303PS02200	PLATE DRAWER			1	1	1	1
21	303PS02220	ARM MACHINE			1	1	1	1
22	303PS02230	ARM DRAWER			1	1	1	1
23	303PS02210	HOLDER DRAWER			1	1	1	1
24	303PS02240	MOUNT DRAWER SUB			1	1	1	1
25	303NN02220	SPRING MACHINE			1	1	1	1
101	7BB700308H	+BIND T.T S SCREW 3X8 SR						
102	7BB000304H	+BIND M SCREW 3X4						

FIG. 6 Drive Section & Electrical Components 2

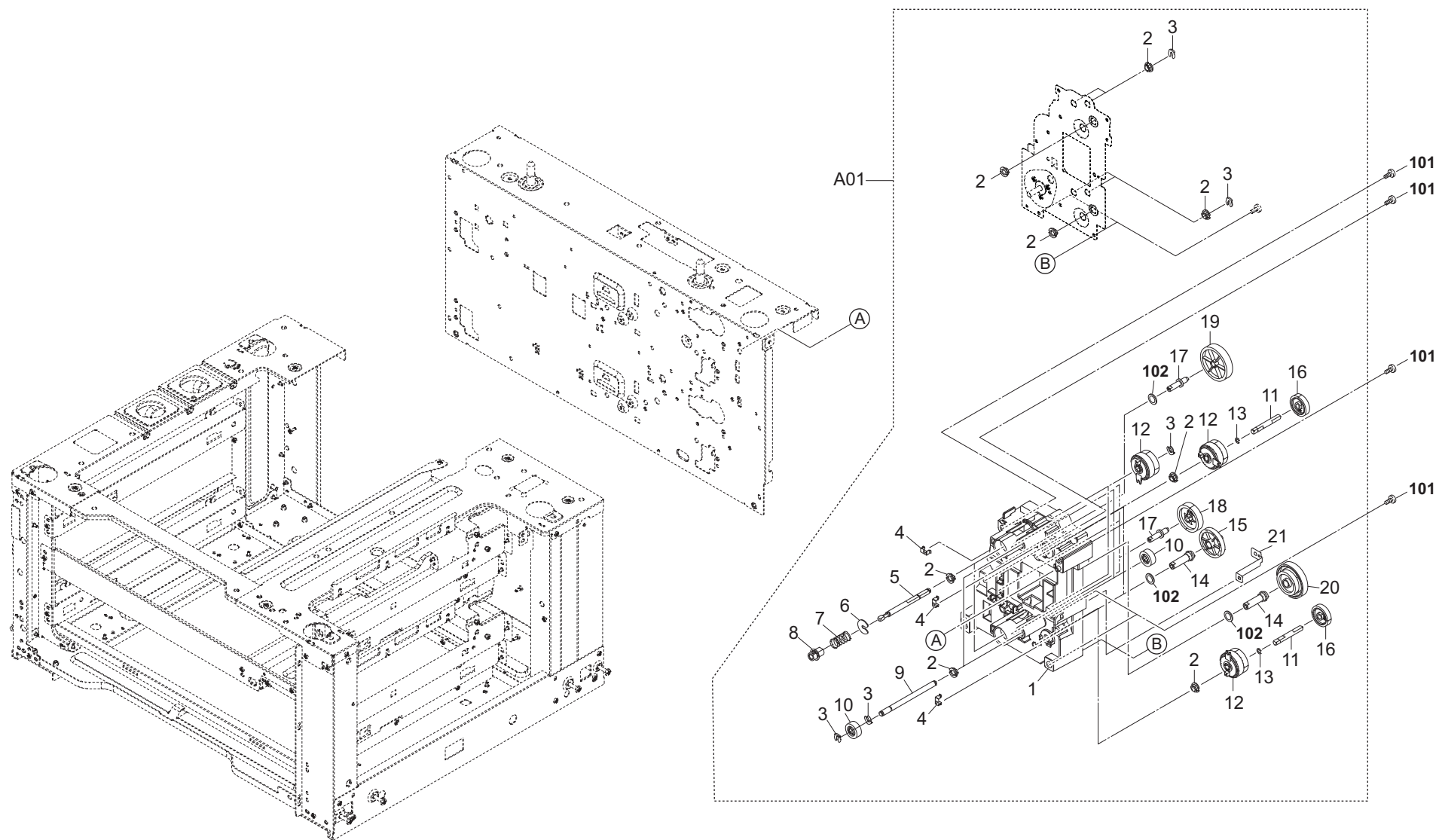


FIG. 6 Drive Section & Electrical Components 2

3PZ-2

Ref No.	Part.No.	Description	Notes	Revision	Quantity			
					100	120	230	240
A01	303PZ94051	PARTS DRIVE UNIT SP		2:Design-chg.	1	1	1	1
1	•303PZ31010	HOUSING DRIVE			1	1	1	1
2	•302LV31480	BUSH DRIVE POM			12	12	12	12
3	•5MVX111DN003	RING STOPPER/A-49 FEED A4			10	10	10	10
4	•302K931080	WIRE STOPPER			3	3	3	3
5	•303PZ31081	SHAFT CLUTCH FEED		2:Design-chg.	2	2	2	2
6	•303PS31070	CUT WASHER 4-18			2	2	2	2
7	•303PS31090	SPRING FEED A			2	2	2	2
8	•302HN31660	JOINT SHAFT CASSETTE			2	2	2	2
9	•303PZ31070	SHAFT DRIVE FEED A			2	2	2	2
10	•303PS31100	GEAR Z21R			4	4	4	4
11	•303PZ31050	SHAFT DRIVE FEED B			2	2	2	2
12	•302NR94010	PARTS CLUTCH 35 Z35R SP			4	4	4	4
13	•302K924820	CUT-WASHER 4			2	2	2	2
14	•303PZ31030	PIN DRIVE FEED			3	3	3	3
15	•302H731240	GEAR Z42L FEED			2	2	2	2
16	•303NG31160	GEAR Z30L			2	2	2	2
17	•303PZ31040	PIN DRIVE B			4	4	4	4
18	•302K331081	GEAR Z40R IDLE			3	3	3	3
19	•302H731850	GEAR Z51L			1	1	1	1
20	•303PK31040	GEAR Z83R-Z35L			1	1	1	1
21	•303PZ31060	PLATE EARTH FEED			1	1	1	1
101	7BB700308H	+BIND T.T S SCREW 3X8 SR						
102	7BCW8082C025H01	POLY WASHER 8.2X12X0.25T						

FIG. 7 Wire Section

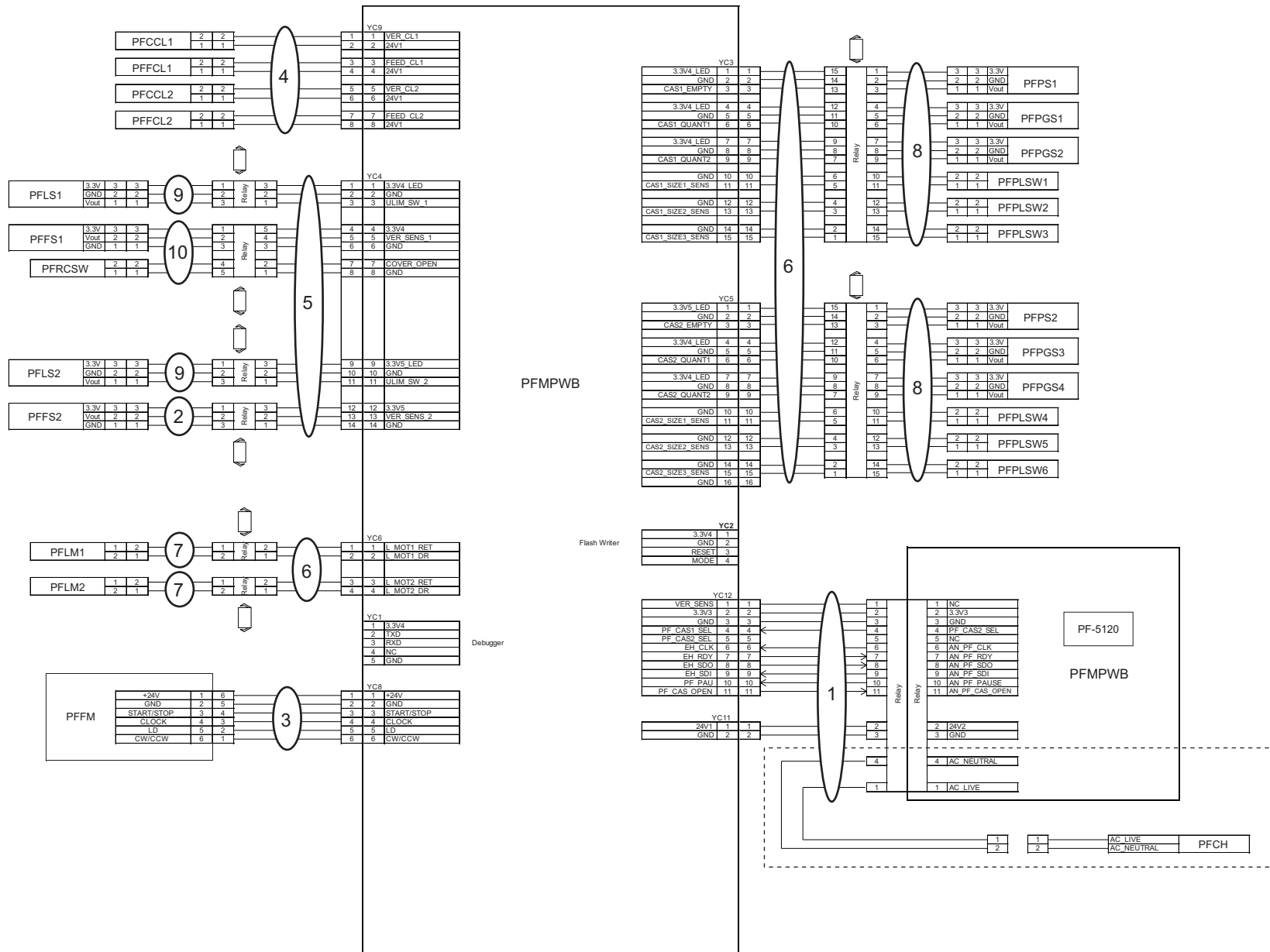


FIG. 7 Wire Section

3PZ

Ref No.	Part.No.	Description	Notes	Revision	Quantity			
					100	120	230	240
1	303PZ46010	WIRE DRAWER MFP			1	1	1	1
2	303PZ46020	WIRE VERTICAL SENSOR			1	1	1	1
3	303PZ46030	WIRE FEED MOTOR			1	1	1	1
4	303PZ46040	WIRE CLUTCH			1	1	1	1
5	303PZ46050	WIRE VERTICAL SENSOR JOINT			1	1	1	1
6	303PZ46060	WIRE CASSETTE SIZE JOINT			1	1	1	1
7	303PS46030	WIRE LIFT MOTOR			2	2	2	2
8	303PS46040	WIRE CASSETTE SIZE			2	2	2	2
9	303PS46050	WIRE UPPER LIMIT SENSOR			2	2	2	2
10	303PS46060	WIRE VERTICAL SENSOR			1	1	1	1

• Wire Section indicates all the wires/FFCs containing them in other FIGs.

• Wire Section には全ての電線 / FFC (他 FIG の電線 / FFC 含む) を掲載しています。

FIG. 8 Accessories

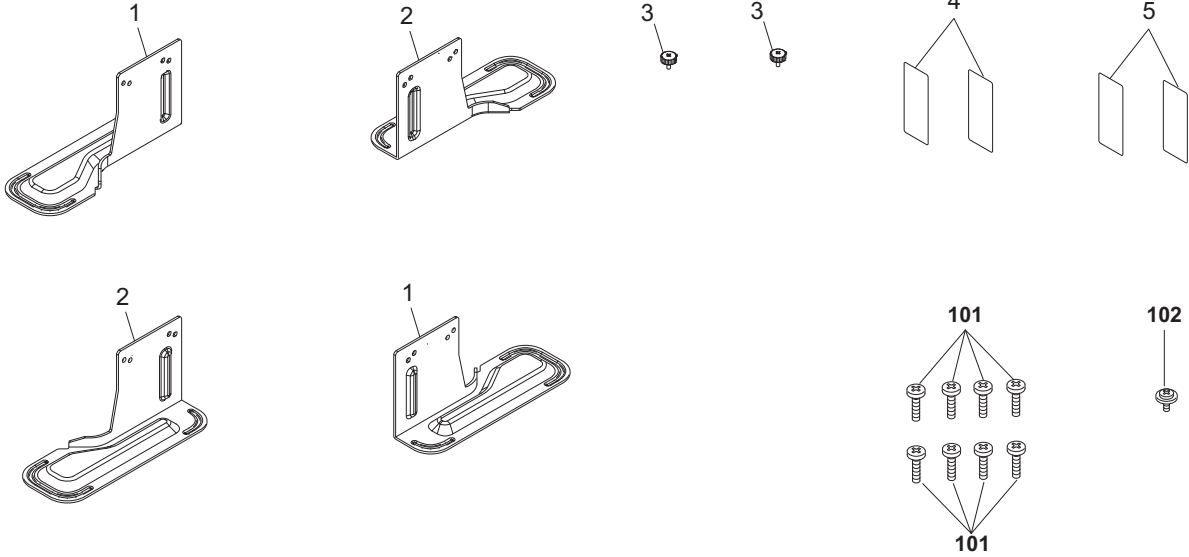
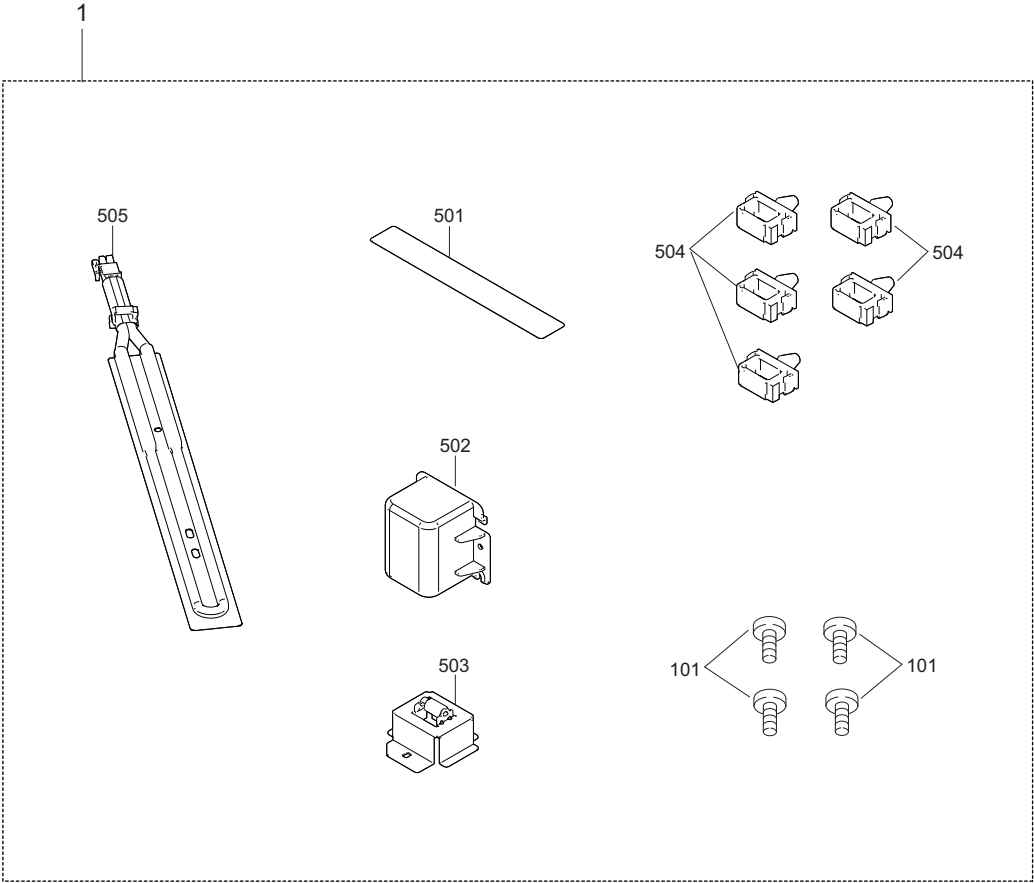


FIG. 8 Accessories

3PZ

Ref No.	Part.No.	Description	Notes	Revision	Quantity			
					100	120	230	240
1	303PZ02950	PLATE FULCRUM A			2	2	2	2
2	303PZ02960	PLATE FULCRUM B			2	2	2	2
3	303H321080	RETAINING PIN TRAY			2	2	2	2
4	302R434140	LABEL PAPER SIZE ME			2		2	2
5	302R434150	LABEL PAPER SIZE IN				2		
101	7BB780420H	+BIND T.T S SCREW 4X20 SR(BLACK)						
102	7BB607306H	+TP-CUP M SCREW 3X6 R						

FIG. 9 Options



INDEX

Part.No.	Description	Fig.No.
2FM04150	CAP SPRING/B-11 ENCLOSURE A4	1
302F729080	SPACER DU	1
302F906230	PULLEY FEED ASSY	4
302F906280	GEAR FEED Z30H	4
302F909171	RETARD ROLLER ASSY	4
302F909211	PAD BOTTOM	3
302H702590	BUSH SCREW	4
302H731240	GEAR Z42L FEED	6
302H731850	GEAR Z51L	6
302HN06080	PULLEY PICKUP ASSY	4
302HN09190	SPRING FIX	3
302HN09240	SIZE FIX	3
302HN31030	GEAR Z36L-Z20S	5
302HN31660	JOINT SHAFT CASSETTE	6
302K306100	SHAFT PULLEY FEED	4
302K306460	BUSH 4	4
302K329270	BUSH DU	4
302K331081	GEAR Z40R IDLE	6
302K331230	BUSH DRIVE 8	4
302K923110	GEAR Z21L	4
302K924820	CUT-WASHER 4	6
302K931080	WIRE STOPPER	5, 6
302K939230	HOLDER PWB	5
302K994580	PARTS SENSOR OPT. SP	4
302LV31480	BUSH DRIVE POM	6
302N202011	CASTER 100 CN	2
302NR09070	WORKPLATE LIFT	3
302NR94010	PARTS CLUTCH 35 Z35R SP	6
302NT09030	CURSOR LEFT	3
302NT09040	CURSOR RIGHT	3
302NT09050	LEVER CURSOR SET	3
302NT09060	SPRING CURSOR SET	3
302NT09100	GEAR Z48S LIFT	3
302P794010	PARTS SENSOR OPT. SP	5
302R406010	FRAME FEED UPPER	4
302R406020	HOLDER PICKUP	4
302R406030	BUSH PICKUP HOLDER	4
302R406040	SHAFT FEED DRIVE	4
302R406050	SPRING PICKUP	4
302R406060	ACTUATOR PAPER EMPTY	4
302R406070	GEAR FEED Z26L	4
302R406100	FRAME FEED LOW	4
302R406110	HOLDER RETARD	4
302R406120	FILM RETARD	4
302R406130	SPRING RETARD	4
302R406210	HOLDER PAPER LIMIT SENSOR	5
302R409010	BASE CASSETTE	3
302R409020	CURSOR END	3
302R409030	PLATE TURN	3
302R409040	LEVER SIDE CURSOR	3
302R409050	SPRING CASSETTE EARTH	3

Part.No.	Description	Fig.No.
302R409060	GEAR Z13S JOINT	3
302R409070	INDICATER PAPER LEVEL	3
302R409080	LID LIFT GEAR	3
302R409090	SHUTTER SIZE DETECTION	3
302R409100	JOINT SIZE DETECTION	3
302R409110	PLATE BOTTOM	3
302R409120	REINFORCEMENT CURSOR	3
302R409130	SPRING LEVER CURSOR	3
302R409300	RAIL INNER CASSETTE RIGHT ASSY	3
302R409310	RAIL INNER CASSETTE LEFT ASSY	3
302R409320	RAIL OUTER CASSETTE RIGHT ASSY	2
302R409330	RAIL OUTER CASSETTE LEFT ASSY	2
302R409360	HOLDER PAPER SENSOR	5
302R409500	HOUSING DRIVE	5
302R409510	LID HOUSING DRIVE	5
302R409520	GEAR Z57S	5
302R409530	JOINT LIFT	5
302R409540	GEAR Z34S-Z16S	5
302R409550	SPRING JOINT LIFT	5
302R424030	PULLEY MIDDLE	1
302R424050	SHAFT MIDDLE	1
302R434020	LABEL PAPER LIMIT	3
302R434030	LABEL CASSETTE OPERATION	3
302R434140	LABEL PAPER SIZE ME	8
302R434150	LABEL PAPER SIZE IN	8
302R494170	PARTS HOLDER PICK UP ASSY SP	4
302R494210	PARTS PRIMARY FEED ASSY SP	4
302R494220	PARTS LIFT MOTOR ASSY SP	5
302R494290	PARTS DC MOTOR ASSY C SP	5
303H321080	RETAINING PIN TRAY	8
303K831280	GEAR Z41S Z14S	5
303LM02132	BOLT STOPPER	2
303LM02170	RUBBER BOLT	2
303LM02230	SHEET BOLT RUBBER	2
303NG31160	GEAR Z30L	6
303NN02220	SPRING MACHINE	5
303P824030	STOPPER COVER	1
303PK31040	GEAR Z83R-Z35L	6
303PS02140	MOUNT PF	2
303PS02200	PLATE DRAWER	5
303PS02210	HOLDER DRAWER	5
303PS02220	ARM MACHINE	5
303PS02230	ARM DRAWER	5
303PS02240	MOUNT DRAWER SUB	5
303PS04050	COVER CASSETTE	3
303PS06030	GUIDE FEED LOWER	4
303PS06040	PLATE EARTH PI	4
303PS06050	GUIDE FEED UPPER	4
303PS06070	SPRING EARTH FEED	4
303PS06090	SPRING CONVEYING	1
303PS31070	CUT WASHER 4-18	6

Part.No.	Description	Fig.No.
303PS31090	SPRING FEED A	6
303PS31100	GEAR Z21R	6
303PS46030	WIRE LIFT MOTOR	7
303PS46040	WIRE CASSETTE SIZE	7
303PS46050	WIRE UPPER LIMIT SENSOR	7
303PS46060	WIRE VERTICAL SENSOR	7
303PS93011	CT-5196	3
303PS94050	PARTS ROLLER CONVEYING VF SP	4
303PZ02120	MOUNT FOOT REAR	2
303PZ02130	PLATE LOWER	2
303PZ02140	PIN FULCRUM PF	2
303PZ02150	MOUNT DRAWER LOWER	5
303PZ02950	PLATE FULCRUM A	8
303PZ02960	PLATE FULCRUM B	8
303PZ04010	COVER RIGHT	1
303PZ04020	COVER LEFT	1
303PZ04030	COVER REAR	1
303PZ04040	COVER FRONT LOWER	1
303PZ06010	COVER CONVEYING	1
303PZ06020	GUIDE CONVEYING	1
303PZ06040	SHEET CONVEYING	1
303PZ06050	SPRING STOPPER	1
303PZ06060	STRAP CONVEYING	1
303PZ31010	HOUSING DRIVE	6
303PZ31030	PIN DRIVE FEED	6
303PZ31040	PIN DRIVE B	6
303PZ31050	SHAFT DRIVE FEED B	6
303PZ31060	PLATE EARTH FEED	6
303PZ31070	SHAFT DRIVE FEED A	6
303PZ31081	SHAFT CLUTCH FEED	6
303PZ34010	LABEL CASSETTE 3	3
303PZ34020	LABEL CASSETTE 4	3
303PZ46010	WIRE DRAWER MFP	7
303PZ46020	WIRE VERTICAL SENSOR	7
303PZ46030	WIRE FEED MOTOR	7
303PZ46040	WIRE CLUTCH	7
303PZ46050	WIRE VERTICAL SENSOR JOINT	7
303PZ46060	WIRE CASSETTE SIZE JOINT	7
303PZ94010	PARTS DEHUMIDIFINR 100 SET SP	9
303PZ94020	PARTS DEHUMIDIFINR 120 SET SP	9
303PZ94030	PARTS DEHUMIDIFINR 240 SET SP	9
303PZ94040	PARTS PWB PF MAIN ASSY SP	5
303PZ94051	PARTS DRIVE UNIT SP	6
5MVG127DN071	GEAR CASSETTE/A-49 CASSETTE A4	3
5MVX111DN003	RING STOPPER/A-49 FEED A4	4, 6
5MVX111DN007	STOPPER 3/2BT1107 A4	4
66007310	PIN,CASSETTE WORK PLATE	3
7SP01000007+H01	SW.PUSH	4, 5
7YZM390002++H01	ACCESS.CLAMP	5
7YZM610008++H01	ACCESS.SADDLE	5

PF-5140

November 2018
Rev.3

[CONFIDENTIAL]

FOR AUTHORIZED KYOCERA ENGINEERS ONLY. DO NOT DISTRIBUTE TO
NON-AUTHORIZED PARTIES.

Items listed in the revision columns are defined as follows.

Item	Description
Add	Add a new part
Del	Delete a part
Design-chg.	A design changed part (Parts number version up)
Part No.-chg.	A part number is changed to other one.
Quantity-chg.	Change Quantity of parts to use
Others	Other changes
Correction	Correction

Revision history

Rev.	Date	Remarks
3	November 2018	Design change

Symbols in the parts list

- Parts without a Ref.No. in the illustration indicate they are not supplied.
- Parts with a Ref.No. of 500 and above in the illustration indicate they are not selected for service parts.
- Parts with "*" are component parts or sub-assemblies of the assembly appearing immediately above them.
- Parts with "**" are component parts or sub-assembly with "*" appearing immediately above them.

———— CONTENTS ————

FIG. 1 Covers 2
FIG. 2 Frames 4
FIG. 3 Deck Section 6
FIG. 4 Paper Feed Section 8
FIG. 5 Drive Section & Electrical Components 1 10
FIG. 6 Drive Section & Electrical Components 2 12
FIG. 7 Wire Section 14
FIG. 8 Accessories 16
FIG. 9 Options 18

• INDEX 20

FIG. 1 Covers

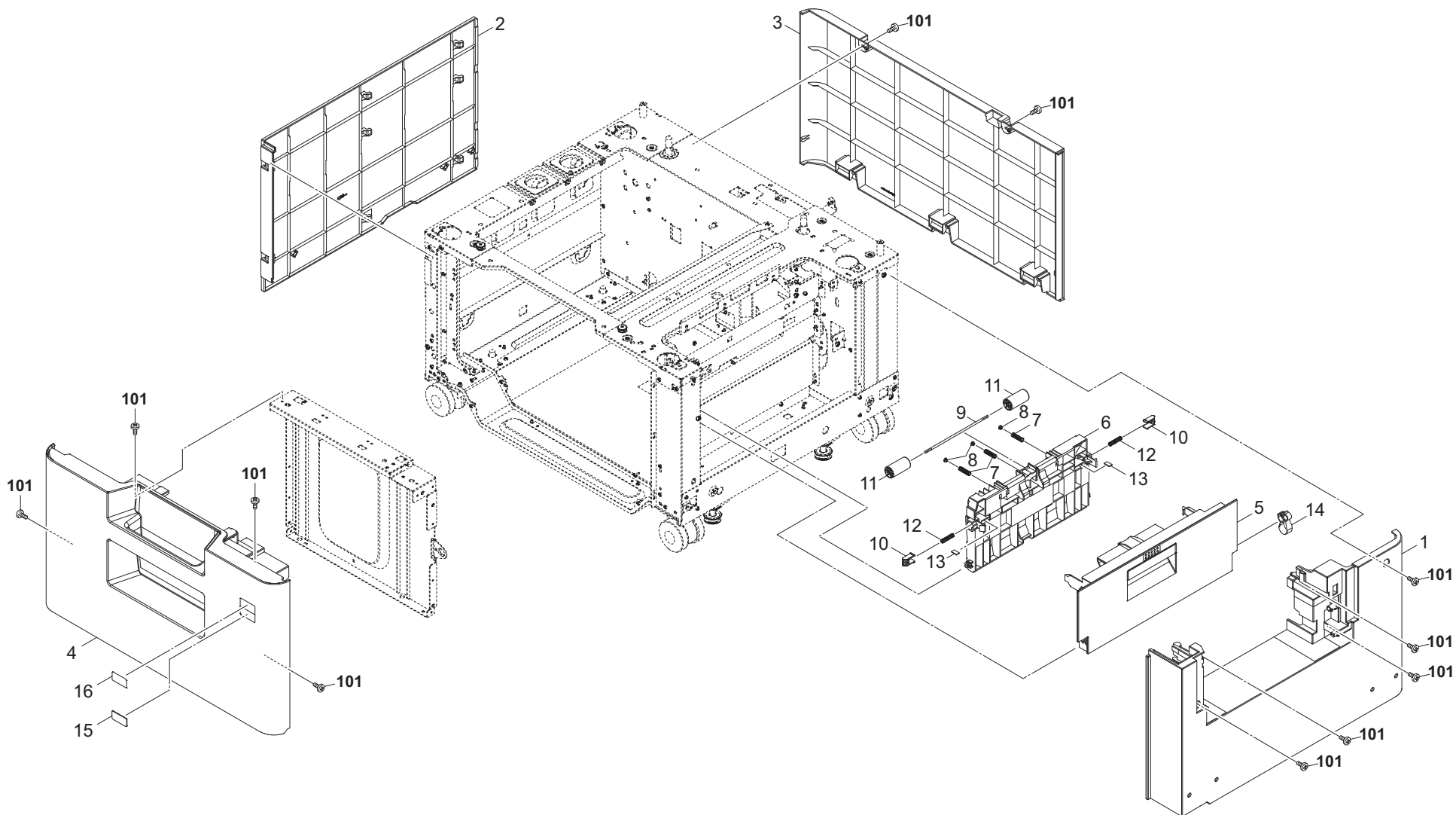


FIG. 1 Covers

3PT

Ref No.	Part.No.	Description	Notes	Revision	Quantity			
					100	120	230	240
1	303PT04010	COVER RIGHT			1	1	1	1
2	303PZ04020	COVER LEFT			1	1	1	1
3	303PZ04030	COVER REAR			1	1	1	1
4	303PT04020	COVER FRONT DECK			1	1	1	1
5	303PS06010	COVER CONVEYING			1	1	1	1
6	303PS06020	GUIDE CONVEYING			1	1	1	1
7	303PS06090	SPRING CONVEYING			3	3	3	3
8	2FM04150	CAP SPRING/B-11 ENCLOSURE A4			3	3	3	3
9	302R424050	SHAFT MIDDLE			1	1	1	1
10	303P824030	STOPPER COVER			2	2	2	2
11	302R424030	PULLEY MIDDLE			2	2	2	2
12	303PS06080	SPRING STOPPER			2	2	2	2
13	302F729080	SPACER DU			2	2	2	2
14	303PZ06060	STRAP CONVEYING			1	1	1	1
15	303PT34030	LABEL PAPER A4			1		1	1
15	303PT34040	LABEL PAPER LT				1		
16	303PZ34010	LABEL CASSETTE 3			1	1	1	1
101	7BB782308H	+TP-FLAT T.T S SCREW 3X8 SR(BLACK)						

FIG. 2 Frames

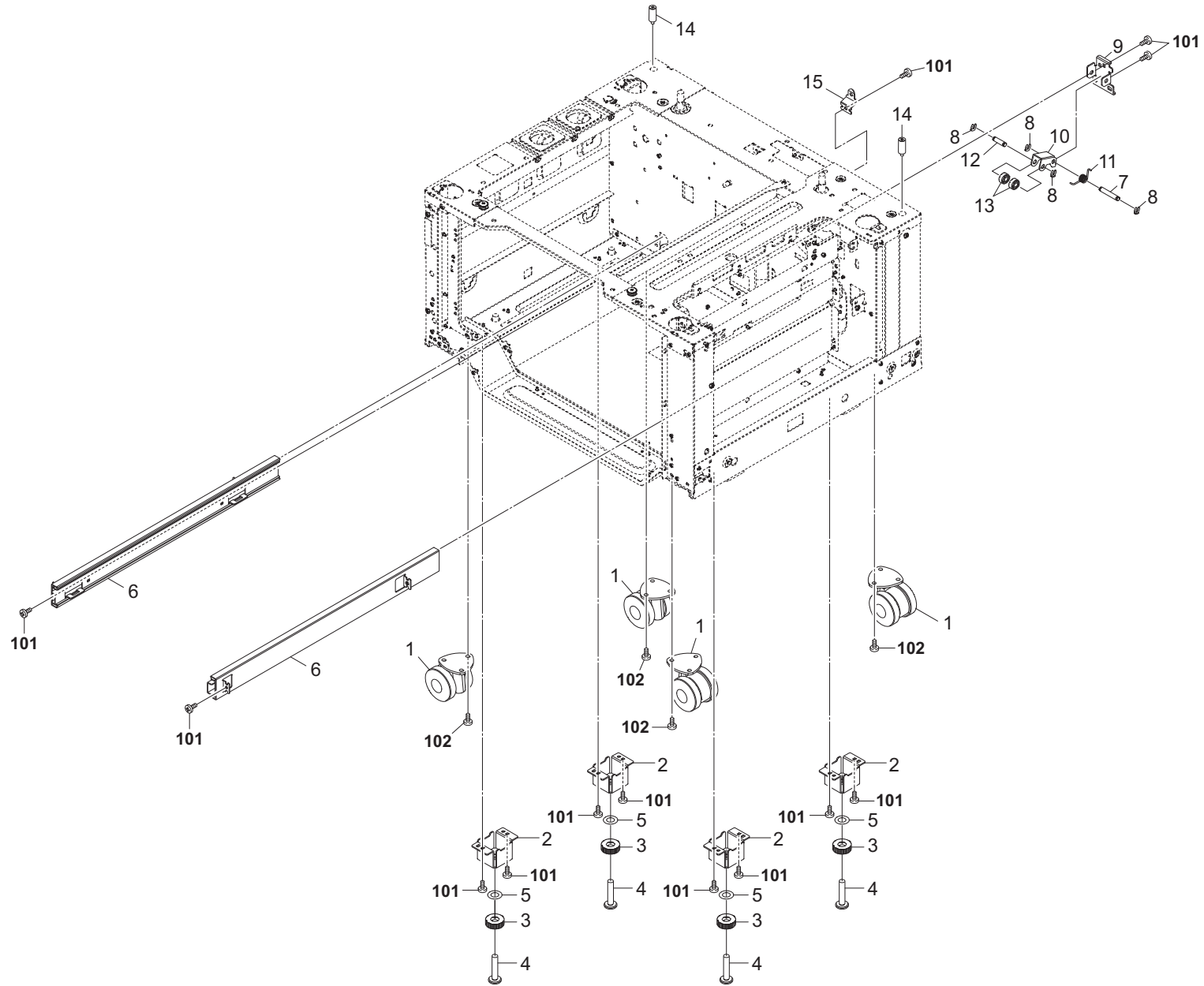


FIG. 2 Frames

3PT

Ref No.	Part.No.	Description	Notes	Revision	Quantity			
					100	120	230	240
1	302N202011	CASTER 100 CN			4	4	4	4
2	303PZ02120	MOUNT FOOT REAR			4	4	4	4
3	303LM02170	RUBBER BOLT			4	4	4	4
4	303LM02132	BOLT STOPPER			4	4	4	4
5	303LM02230	SHEET BOLT RUBBER			4	4	4	4
6	303PT10120	SLIDER DECK			2	2	2	2
7	303NF02280	SHAFT HOOK FULCRUM			1	1	1	1
8	5MVX111DN003	RING STOPPER/A-49 FEED A4			4	4	4	4
9	303NF02301	HOLDER DECK HOOK			1	1	1	1
10	303NF02270	LEVER DECK HOOK			1	1	1	1
11	303NF02310	SPRING DECK HOOK			1	1	1	1
12	303NF02290	SHAFT HOOK PULLEY			1	1	1	1
13	302FG07020	PULLEY,CASSETTE RAIL			2	2	2	2
14	303PZ02140	PIN FULCRUM PF			2	2	2	2
15	303PS02140	MOUNT PF			1	1	1	1
101	7BB700308H	+BIND T.T S SCREW 3X8 SR						
102	7BB606512H	+BIND M SCREW WITH SW W 5X12 R						

FIG. 3 Deck Section

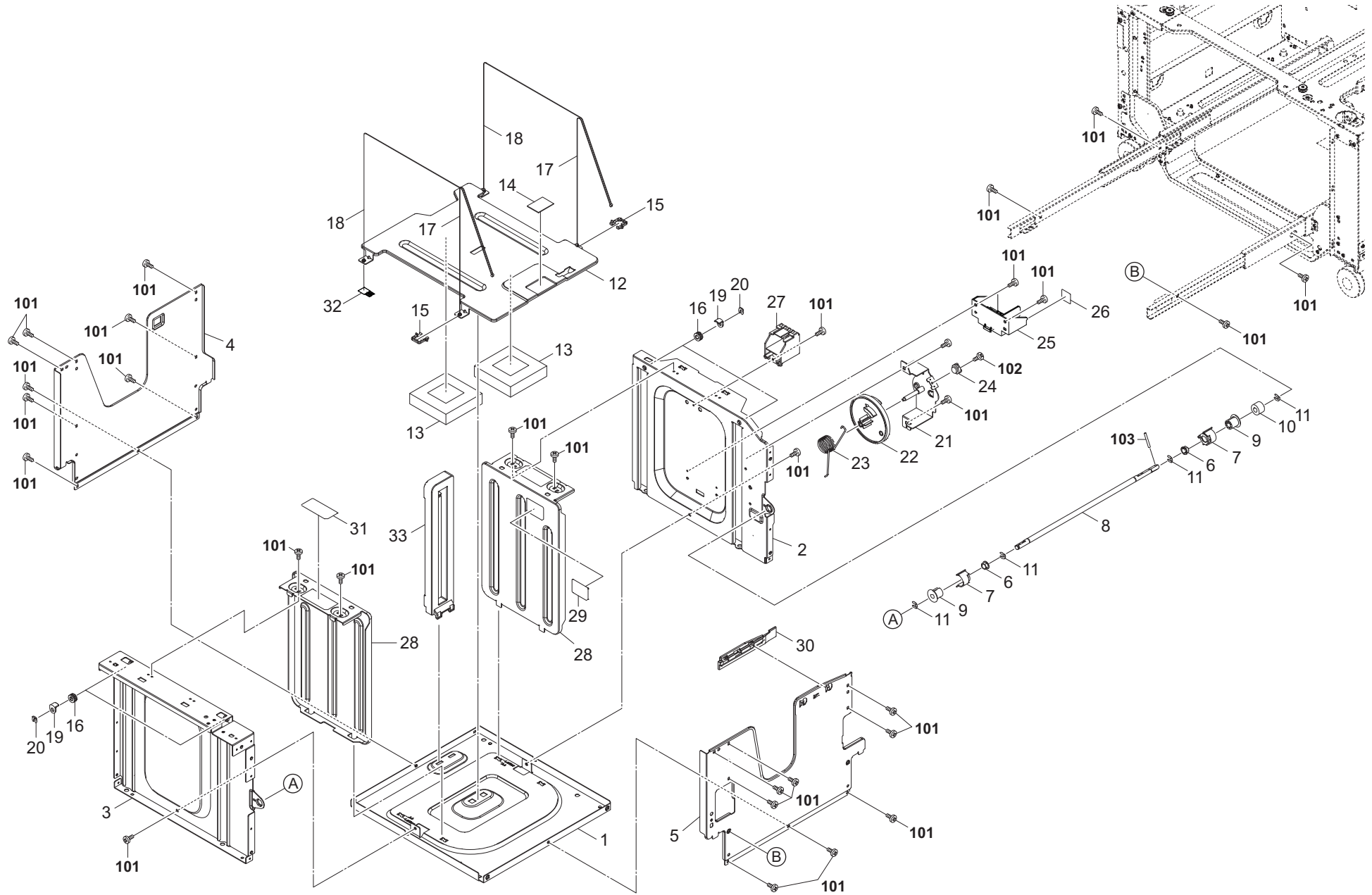


FIG. 3 Deck Section

3PT-3

Ref No.	Part.No.	Description	Notes	Revision	Quantity			
					100	120	230	240
1	303PT10030	PLATE DECK LOWER			1	1	1	1
2	303PT10020	PLATE DECK REAR			1	1	1	1
3	303PT10010	PLATE DECK FRONT			1	1	1	1
4	303PT10050	PLATE DECK LEFT			1	1	1	1
5	303PT10040	PLATE DECK RIGHT			1	1	1	1
6	28107310	BUSH 8			2	2	2	2
7	303NF10320	HOLDER PULLEY			2	2	2	2
8	303PT10130	SHAFT DECK LIFT			1	1	1	1
9	2BC07020	FRONT PULLEY,LIFT DRIVE			2	2	2	2
10	2BC07110	GEAR 20			1	1	1	1
11	2BC06980	STOPPER 5			4	4	4	4
12	303PT10060	PLATE DECK BOTTOM			1	1	1	1
13	303NG10380	CUSHION TRAY			2	2	2	2
14	302F909211	PAD BOTTOM		3:Design-chg.	1	1	1	1
15	303PT10210	SPACER DECK LIFT			2	2	2	2
16	303NF10300	PULLEY LIFT WIRE			4	4	4	4
17	303PT10140	WIRE LIFT A			2	2	2	2
18	303PT10150	WIRE LIFT B			2	2	2	2
19	303PT10180	STOPPER PULLEY			4	4	4	4
20	5MVX111DN003	RING STOPPER/A-49 FEED A4			4	4	4	4
21	303NF10140	MOUNT DECK DAMPER			1	1	1	1
22	303PT10220	GEAR DAMPER 100			1	1	1	1
23	303NF10170	SPRING LIFT STOPPER			1	1	1	1
24	302G404160	DAMPER			1	1	1	1
25	303NG10240	STOPPER HOOK			1	1	1	1
26	303NG10350	SHEET SWITCH PUSH			1	1	1	1
27	303PT10200	HOLDER DECK REAR			1	1	1	1
28	303PT10110	CURSOR DECK			2	2	2	2
29	303PT34020	LABEL PAPER LIMIT			1	1	1	1
30	303PT10190	GUIDE RETARD DECK			1	1	1	1
31	303PT34010	LABEL CASSETTE OPERATION			1	1	1	1
32	303JY37220	STATIC ELIMINATOR CURSOR			1	1	1	1
33	303PT10080	CURSOR END LT				1		
101	7BB700308H	+BIND T.T S SCREW 3X8 SR						
102	7BB007304H	+TP-CUP M SCREW 3X4						
103	E0030240	SPRING PIN 3X24						

FIG. 4 Paper Feed Section

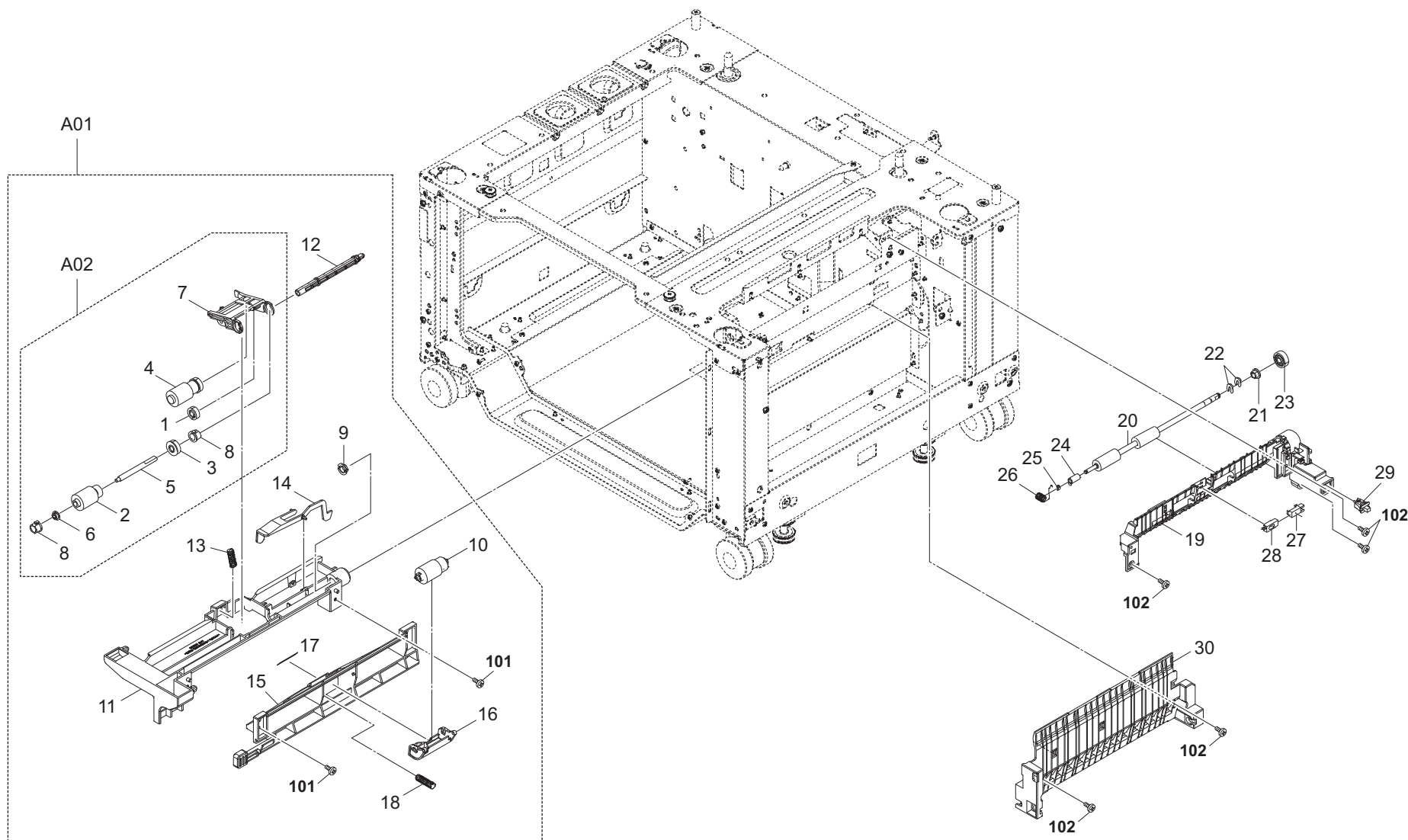


FIG. 4 Paper Feed Section

Ref No.	Part.No.	Description	Notes	Revision	Quantity			
					100	120	230	240
A01	302R494210	PARTS PRIMARY FEED ASSY SP			1	1	1	1
A02	•302R494170	PARTS HOLDER PICK UP ASSY SP			1	1	1	1
1	••302R406070	GEAR FEED Z26L		1:Part No-chg.	1	1	1	1
2	••302F906230	PULLEY FEED ASSY			1	1	1	1
3	••302F906280	GEAR FEED Z30H			1	1	1	1
4	••302HN06080	PULLEY PICKUP ASSY			1	1	1	1
5	••302K306100	SHAFT PULLEY FEED			1	1	1	1
6	••302K306460	BUSH 4			1	1	1	1
7	••302R406020	HOLDER PICKUP			1	1	1	1
8	••302R406030	BUSH PICKUP HOLDER			2	2	2	2
9	•302K331230	BUSH DRIVE 8			1	1	1	1
10	•302F909171	RETARD ROLLER ASSY		1:Part No-chg.	1	1	1	1
11	•302R406010	FRAME FEED UPPER			1	1	1	1
12	•302R406040	SHAFT FEED DRIVE			1	1	1	1
13	•302R406050	SPRING PICKUP			1	1	1	1
14	•302R406060	ACTUATOR PAPER EMPTY			1	1	1	1
15	•302R406100	FRAME FEED LOW			1	1	1	1
16	•302R406110	HOLDER RETARD			1	1	1	1
17	•302R406120	FILM RETARD			1	1	1	1
18	•302R406130	SPRING RETARD			1	1	1	1
19	303PS06050	GUIDE FEED UPPER			1	1	1	1
20	303PS94050	PARTS ROLLER CONVEYING VF SP			1	1	1	1
21	302H702590	BUSH SCREW			1	1	1	1
22	5MVX111DN003	RING STOPPER/A-49 FEED A4			2	2	2	2
23	302K923110	GEAR Z21L			1	1	1	1
24	302K329270	BUSH DU			1	1	1	1
25	5MVX111DN007	STOPPER 3/2BT1107 A4			1	1	1	1
26	303PS06070	SPRING EARTH FEED			1	1	1	1
27	302K994580	PARTS SENSOR OPT. SP			1	1	1	1
28	303PS06040	PLATE EARTH PI			1	1	1	1
29	7SP01000007+H01	SW.PUSH		3:Part No-chg.	1	1	1	1
30	303PS06030	GUIDE FEED LOWER			1	1	1	1
101	7BB200308H	+BIND T.T P SCREW 3X8						
102	7BB782308H	+TP-FLAT T.T S SCREW 3X8 SR(BLACK)						

FIG. 5 Drive Section & Electrical Components 1

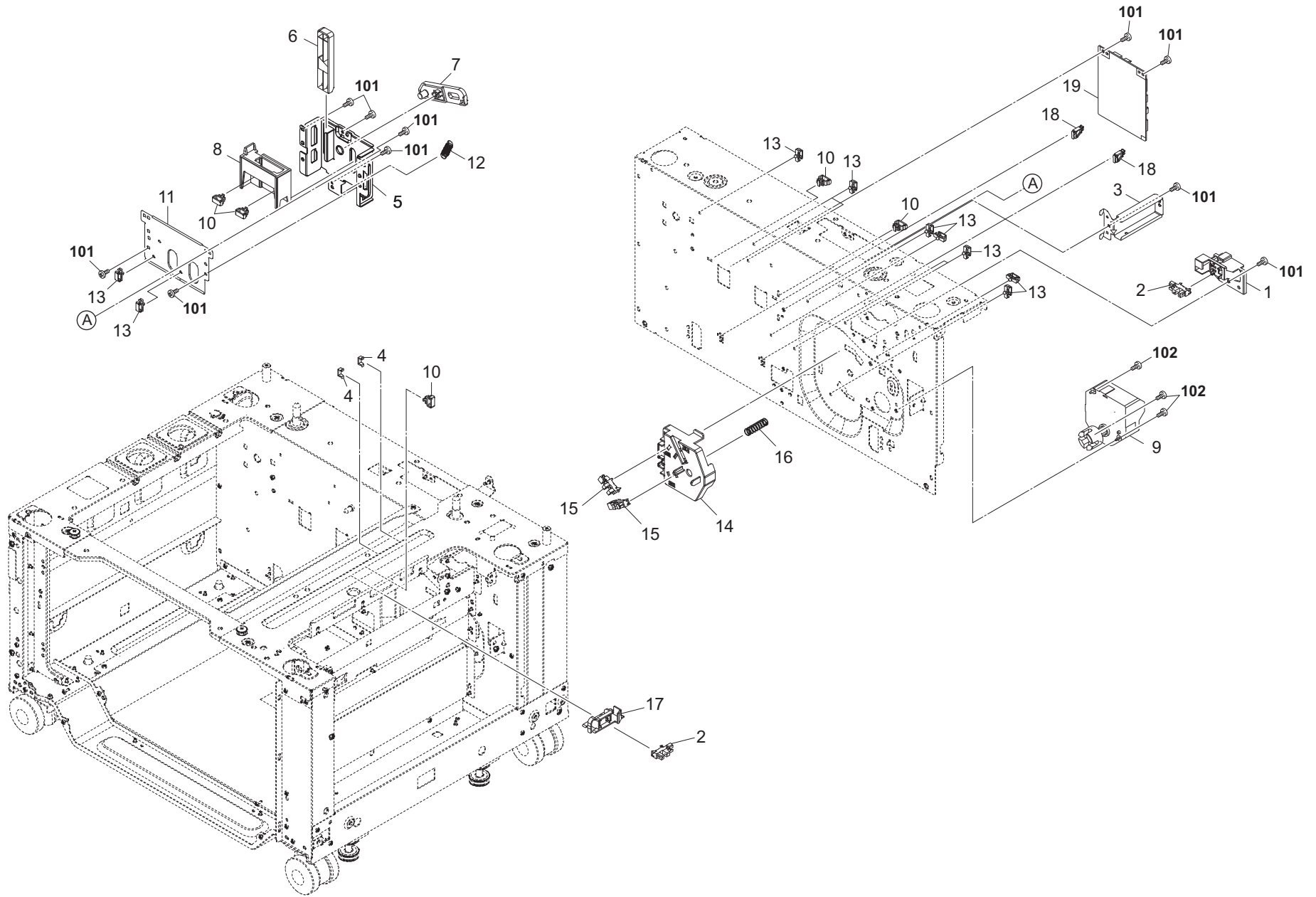


FIG. 5 Drive Section & Electrical Components 1

3PT-1

Ref No.	Part.No.	Description	Notes	Revision	Quantity			
					100	120	230	240
1	303PT06010	MOUNT PAPER SENSOR			1	1	1	1
2	302P794010	PARTS SENSOR OPT. SP			2	2	2	2
3	303PZ02150	MOUNT DRAWER LOWER			1	1	1	1
4	302K931080	WIRE STOPPER			2	2	2	2
5	303PS02200	PLATE DRAWER			1	1	1	1
6	303PS02220	ARM MACHINE			1	1	1	1
7	303PS02230	ARM DRAWER			1	1	1	1
8	303PS02210	HOLDER DRAWER			1	1	1	1
9	303NF94091	PARTS MOTOR LIFT DECK SP		1:Design-chg.	1	1	1	1
10	7YZM390002++H01	ACCESS.CLAMP			5	5	5	5
11	303PS02240	MOUNT DRAWER SUB			1	1	1	1
12	303NN02220	SPRING MACHINE			1	1	1	1
13	7YZM610008++H01	ACCESS.SADDLE			11	11	11	11
14	303NF10330	HOLDER DECK SENSOR			1	1	1	1
15	303M894260	PARTS SENSOR OPT SP			2	2	2	2
16	2C902080	SPRING DEV PUSH			1	1	1	1
17	302R406210	HOLDER PAPER LIMIT SENSOR			1	1	1	1
18	302K939230	HOLDER PWB			2	2	2	2
19	303PT94010	PARTS PWB PF MAIN ASSY SP			1	1	1	1
101	7BB700308H	+BIND T.T S SCREW 3X8 SR						
102	7BB700330H	+BIND T.T S SCREW 3X30 SR						

FIG. 6 Drive Section & Electrical Components 2

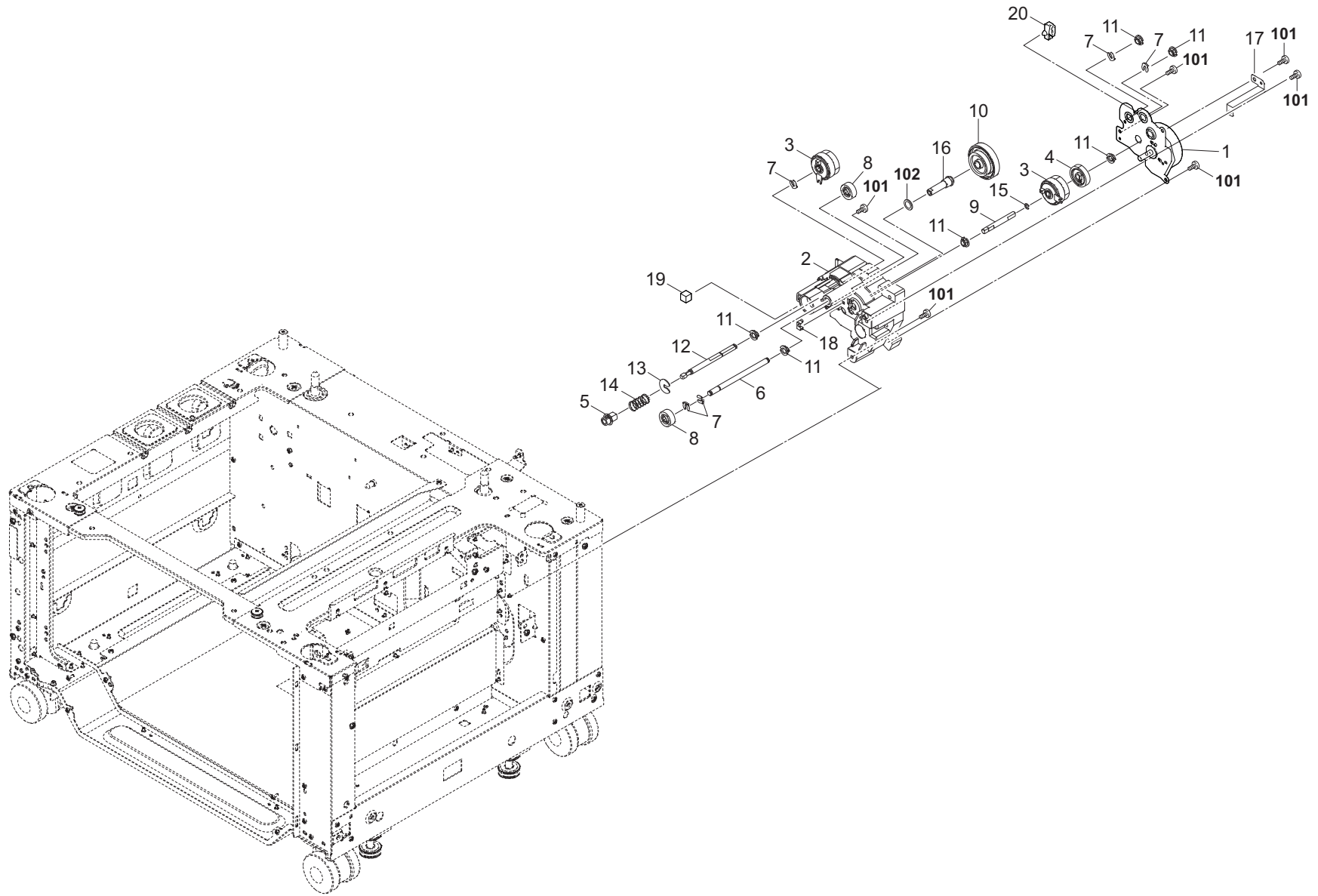


FIG. 6 Drive Section & Electrical Components 2

3PT-2

Ref No.	Part.No.	Description	Notes	Revision	Quantity			
					100	120	230	240
1	303PS94060	PARTS MOTOR ASSY SP			1	1	1	1
2	303PS31040	HOUSING DRIVE			1	1	1	1
3	302NR94010	PARTS CLUTCH 35 Z35R SP			2	2	2	2
4	303NG31160	GEAR Z30L			1	1	1	1
5	302HN31660	JOINT SHAFT CASSETTE			1	1	1	1
6	303PS31020	SHAFT DRIVE FEED A			1	1	1	1
7	5MVX111DN003	RING STOPPER/A-49 FEED A4			5	5	5	5
8	303PS31100	GEAR Z21R			2	2	2	2
9	303PS31080	SHAFT DRIVE FEED B			1	1	1	1
10	303PK31040	GEAR Z83R-Z35L			1	1	1	1
11	302LV31480	BUSH DRIVE POM			6	6	6	6
12	303PS31011	SHAFT CLUTCH FEED		2:Design-chg.	1	1	1	1
13	303PS31070	CUT WASHER 4-18			1	1	1	1
14	303PS31090	SPRING FEED A			1	1	1	1
15	302K924820	CUT-WASHER 4			1	1	1	1
16	303PS31060	PIN DRIVE FEED			1	1	1	1
17	303PS31050	PLATE EARTH FEED			1	1	1	1
18	302K931080	WIRE STOPPER			1	1	1	1
19	303PS31120	SPONGE WIRE DRIVE			1	1	1	1
20	7YZM610007++H01	ACCESS.SADDLE			1	1	1	1
101	7BB700308H	+BIND T.T S SCREW 3X8 SR						
102	7BCW8082C025H01	POLY WASHER 8.2X12X0.25T						

FIG. 7 Wire Section

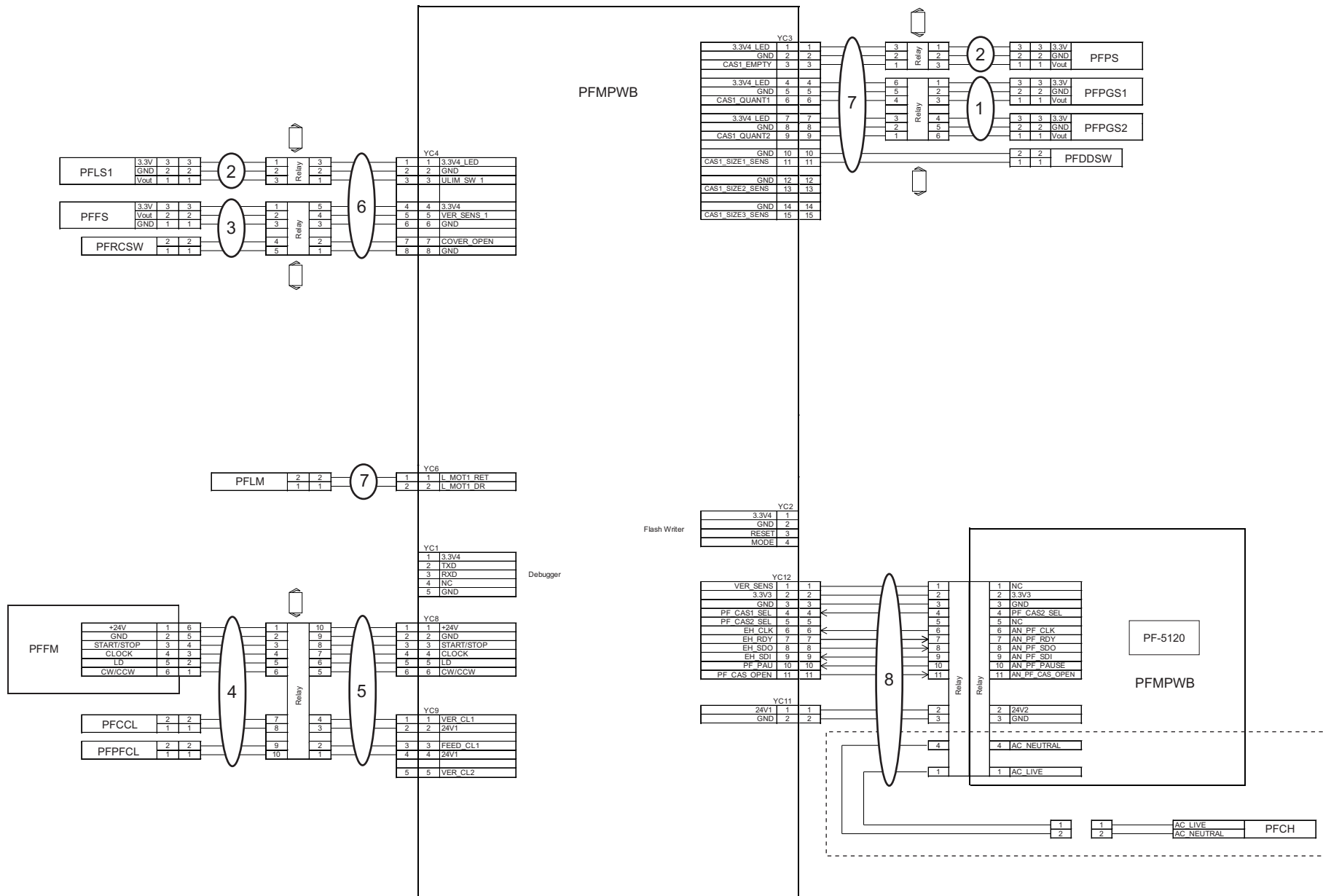


FIG. 7 Wire Section

3PT

Ref No.	Part.No.	Description	Notes	Revision	Quantity			
					100	120	230	240
1	303NF46100	WIRE PAPER SENSOR			1	1	1	1
2	303PS46050	WIRE UPPER LIMIT SENSOR			2	2	2	2
3	303PS46060	WIRE VERTICAL SENSOR			1	1	1	1
4	303PS46070	WIRE FEED MOTOR			1	1	1	1
5	303PS46080	WIRE FEED MOTOR JOINT			1	1	1	1
6	303PT46010	WIRE VERTICAL SENSOR JOINT			1	1	1	1
7	303PT46020	WIRE CASSETTE SIZE JOINT			1	1	1	1
8	303PZ46010	WIRE DRAWER MFP			1	1	1	1

• Wire Section indicates all the wires/FFCs containing them in other FIGs.

• Wire Section には全ての電線 /FFC (他 FIG の電線 /FFC 含む) を掲載しています。

FIG. 8 Accessories

3PT

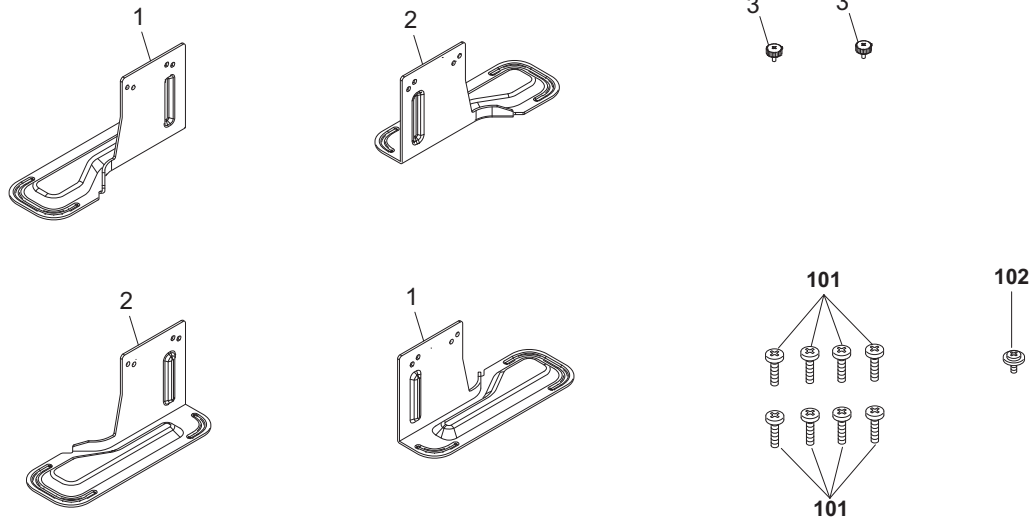
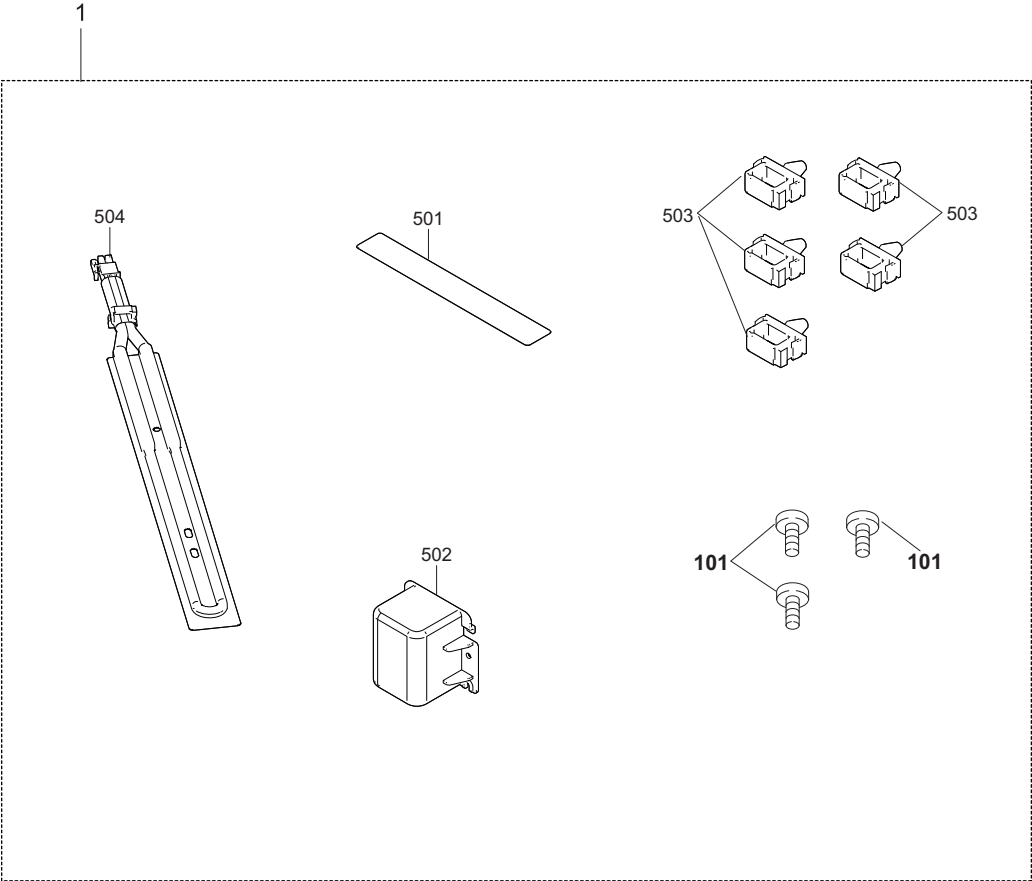


FIG. 9 Options



INDEX

Part.No.	Description	Fig.No.
28107310	BUSH 8	3
2BC06980	STOPPER 5	3
2BC07020	FRONT PULLEY,LIFT DRIVE	3
2BC07110	GEAR 20	3
2C902080	SPRING DEV PUSH	5
2FM04150	CAP SPRING/B-11 ENCLOSURE A4	1
302F729080	SPACER DU	1
302F906230	PULLEY FEED ASSY	4
302F906280	GEAR FEED Z30H	4
302F909171	RETARD ROLLER ASSY	4
302F909211	PAD BOTTOM	3
302FG07020	PULLEY,CASSETTE RAIL	2
302G404160	DAMPER	3
302H702590	BUSH SCREW	4
302HN06080	PULLEY PICKUP ASSY	4
302HN31660	JOINT SHAFT CASSETTE	6
302K306100	SHAFT PULLEY FEED	4
302K306460	BUSH 4	4
302K329270	BUSH DU	4
302K331230	BUSH DRIVE 8	4
302K923110	GEAR Z21L	4
302K924820	CUT-WASHER 4	6
302K931080	WIRE STOPPER	5, 6
302K939230	HOLDER PWB	5
302K994580	PARTS SENSOR OPT. SP	4
302LV31480	BUSH DRIVE POM	6
302N202011	CASTER 100 CN	2
302NR94010	PARTS CLUTCH 35 Z35R SP	6
302P794010	PARTS SENSOR OPT. SP	5
302R406010	FRAME FEED UPPER	4
302R406020	HOLDER PICKUP	4
302R406030	BUSH PICKUP HOLDER	4
302R406040	SHAFT FEED DRIVE	4
302R406050	SPRING PICKUP	4
302R406060	ACTUATOR PAPER EMPTY	4
302R406070	GEAR FEED Z26L	4
302R406100	FRAME FEED LOW	4
302R406110	HOLDER RETARD	4
302R406120	FILM RETARD	4
302R406130	SPRING RETARD	4
302R406210	HOLDER PAPER LIMIT SENSOR	5
302R424030	PULLEY MIDDLE	1
302R424050	SHAFT MIDDLE	1
302R494170	PARTS HOLDER PICK UP ASSY SP	4
302R494210	PARTS PRIMARY FEED ASSY SP	4
303H321080	RETAINING PIN TRAY	8
303JY37220	STATIC ELIMINATOR CURSOR	3
303LM02132	BOLT STOPPER	2
303LM02170	RUBBER BOLT	2
303LM02230	SHEET BOLT RUBBER	2
303M894260	PARTS SENSOR OPT SP	5

Part.No.	Description	Fig.No.
303NF02270	LEVER DECK HOOK	2
303NF02280	SHAFT HOOK FULCRUM	2
303NF02290	SHAFT HOOK PULLEY	2
303NF02301	HOLDER DECK HOOK	2
303NF02310	SPRING DECK HOOK	2
303NF10140	MOUNT DECK DAMPER	3
303NF10170	SPRING LIFT STOPPER	3
303NF10300	PULLEY LIFT WIRE	3
303NF10320	HOLDER PULLEY	3
303NF10330	HOLDER DECK SENSOR	5
303NF46100	WIRE PAPER SENSOR	7
303NF94091	PARTS MOTOR LIFT DECK SP	5
303NG10240	STOPPER HOOK	3
303NG10350	SHEET SWITCH PUSH	3
303NG10380	CUSHION TRAY	3
303NG31160	GEAR Z30L	6
303NN02220	SPRING MACHINE	5
303P824030	STOPPER COVER	1
303PK31040	GEAR Z83R-Z35L	6
303PS02140	MOUNT PF	2
303PS02200	PLATE DRAWER	5
303PS02210	HOLDER DRAWER	5
303PS02220	ARM MACHINE	5
303PS02230	ARM DRAWER	5
303PS02240	MOUNT DRAWER SUB	5
303PS06010	COVER CONVEYING	1
303PS06020	GUIDE CONVEYING	1
303PS06030	GUIDE FEED LOWER	4
303PS06040	PLATE EARTH PI	4
303PS06050	GUIDE FEED UPPER	4
303PS06070	SPRING EARTH FEED	4
303PS06080	SPRING STOPPER	1
303PS06090	SPRING CONVEYING	1
303PS31011	SHAFT CLUTCH FEED	6
303PS31020	SHAFT DRIVE FEED A	6
303PS31040	HOUSING DRIVE	6
303PS31050	PLATE EARTH FEED	6
303PS31060	PIN DRIVE FEED	6
303PS31070	CUT WASHER 4-18	6
303PS31080	SHAFT DRIVE FEED B	6
303PS31090	SPRING FEED A	6
303PS31100	GEAR Z21R	6
303PS31120	SPONGE WIRE DRIVE	6
303PS46050	WIRE UPPER LIMIT SENSOR	7
303PS46060	WIRE VERTICAL SENSOR	7
303PS46070	WIRE FEED MOTOR	7
303PS46080	WIRE FEED MOTOR JOINT	7
303PS94050	PARTS ROLLER CONVEYING VF SP	4
303PS94060	PARTS MOTOR ASSY SP	6
303PT04010	COVER RIGHT	1
303PT04020	COVER FRONT DECK	1

Part.No.	Description	Fig.No.
303PT06010	MOUNT PAPER SENSOR	5
303PT10010	PLATE DECK FRONT	3
303PT10020	PLATE DECK REAR	3
303PT10030	PLATE DECK LOWER	3
303PT10040	PLATE DECK RIGHT	3
303PT10050	PLATE DECK LEFT	3
303PT10060	PLATE DECK BOTTOM	3
303PT10080	CURSOR END LT	3
303PT10110	CURSOR DECK	3
303PT10120	SLIDER DECK	2
303PT10130	SHAFT DECK LIFT	3
303PT10140	WIRE LIFT A	3
303PT10150	WIRE LIFT B	3
303PT10180	STOPPER PULLEY	3
303PT10190	GUIDE RETARD DECK	3
303PT10200	HOLDER DECK REAR	3
303PT10210	SPACER DECK LIFT	3
303PT10220	GEAR DAMPER 100	3
303PT34010	LABEL CASSETTE OPERATION	3
303PT34020	LABEL PAPER LIMIT	3
303PT34030	LABEL PAPER A4	1
303PT34040	LABEL PAPER LT	1
303PT46010	WIRE VERTICAL SENSOR JOINT	7
303PT46020	WIRE CASSETTE SIZE JOINT	7
303PT94010	PARTS PWB PF MAIN ASSY SP	5
303PT94020	PARTS DEHUMIDIFINR 100 SET SP	9
303PT94030	PARTS DEHUMIDIFINR 120 SET SP	9
303PT94040	PARTS DEHUMIDIFINR 240 SET SP	9
303PZ02120	MOUNT FOOT REAR	2
303PZ02140	PIN FULCRUM PF	2
303PZ02150	MOUNT DRAWER LOWER	5
303PZ02950	PLATE FULCRUM A	8
303PZ02960	PLATE FULCRUM B	8
303PZ04020	COVER LEFT	1
303PZ04030	COVER REAR	1
303PZ06060	STRAP CONVEYING	1
303PZ34010	LABEL CASSETTE 3	1
303PZ46010	WIRE DRAWER MFP	7
5MVX111DN003	RING STOPPER/A-49 FEED A4	2, 3, 4, 6
5MVX111DN007	STOPPER 3/2BT 1107 A4	4
7SP01000007+H01	SW.PUSH	4
7YZM390002++H01	ACCESS.CLAMP	5
7YZM610007++H01	ACCESS.SADDLE	6
7YZM610008++H01	ACCESS.SADDLE	5

KYOCERA Document Solutions America, Inc.**Headquarters**

225 Sand Road,
Fairfield, New Jersey 07004-0008, USA
Phone: +1-973-808-8444
Fax: +1-973-882-6000

Latin America

8240 NW 52nd Terrace, Suite 301
Miami, Florida 33166, USA
Phone: +1-305-421-6640
Fax: +1-305-421-6666

KYOCERA Document Solutions Canada, Ltd.

6120 Kestrel Rd., Mississauga, ON L5T 1S8,
Canada
Phone: +1-905-670-4425
Fax: +1-905-670-8116

KYOCERA Document Solutions**Mexico, S.A. de C.V.**

Calle Arquimedes No. 130, 4 Piso, Colonia Polanco
Chapultepec, Delegacion Miguel Hidalgo,
Ciudad de Mexico, C.P. 11560
Phone: +52-555-383-2741
Fax: +52-555-383-7804

KYOCERA Document Solutions Brazil, Ltda.

Alameda África, 545, Pólo Empresarial Consbrás,
Tamboré, Santana de Parnaíba, State of São Paulo,
CEP 06543-306, Brazil
Phone: +55-11-2424-5353
Fax: +55-11-2424-5304

KYOCERA Document Solutions Chile SpA

Jose Ananias 505, Macul. Santiago, Chile
Phone: +56-2-2670-1900
Fax: +56-2-2350-7150

KYOCERA Document Solutions**Australia Pty. Ltd.**

Level 3, 6-10 Talavera Road North Ryde N.S.W, 2113,
Australia
Phone: +61-2-9888-9999
Fax: +61-2-9888-9588

KYOCERA Document Solutions**New Zealand Ltd.**

Ground Floor, 19 Byron Avenue, Takapuna, Auckland,
New Zealand
Phone: +64-9-415-4517
Fax: +64-9-415-4597

KYOCERA Document Solutions Asia Limited

13/F., Mita Centre, 552-566, Castle Peak Road Tsuen
Wan, New Territories, Hong Kong
Phone: +852-2496-5678
Fax: +852-2610-2063

KYOCERA Document Solutions**(China) Corporation**

8F, No. 288 Nanjing Road West, Huangpu District,
Shanghai, 200003, China
Phone: +86-21-5301-1777
Fax: +86-21-5302-8300

KYOCERA Document Solutions**(Thailand) Corp., Ltd.**

335 Ratchadapisek Road, Wongsawang, Bangsue,
Bangkok 10800,
Thailand
Phone: +66-2-586-0333
Fax: +66-2-586-0278

KYOCERA Document Solutions**Singapore Pte. Ltd.**

12 Tai Seng Street #04-01A,
Luxasia Building, Singapore 534118
Phone: +65-6741-8733
Fax: +65-6748-3788

KYOCERA Document Solutions**Hong Kong Limited**

16/F., Mita Centre, 552-566, Castle Peak Road Tsuen
Wan, New Territories, Hong Kong
Phone: +852-3582-4000
Fax: +852-3185-1399

KYOCERA Document Solutions**Taiwan Corporation**

6F., No.37, Sec. 3, Minquan E. Rd.,
Zhongshan Dist., Taipei 104, Taiwan R.O.C.
Phone: +886-2-2507-6709
Fax: +886-2-2507-8432

KYOCERA Document Solutions Korea Co., Ltd.

#10F Daewoo Foundation Bldg 18, Toegy-ro, Jung-gu,
Seoul, Korea
Phone: +822-6933-4050
Fax: +822-747-0084

KYOCERA Document Solutions**India Private Limited**

Second Floor, Centrum Plaza, Golf Course Road,
Sector-53, Gurgaon, Haryana 122002, India
Phone: +91-0124-4671000
Fax: +91-0124-4671001

KYOCERA Document Solutions Europe B.V.

Bloemlaan 4, 2132 NP Hoofddorp,
The Netherlands
Phone: +31(0)20-654-0000
Fax: +31(0)20-653-1256

KYOCERA Document Solutions Nederland B.V.

Beechavenue 25, 1119 RA Schiphol-Rijk,
The Netherlands
Phone: +31-20-5877200
Fax: +31-20-5877260

KYOCERA Document Solutions (U.K.) Limited

Eldon Court, 75-77 London Road,
Reading, Berkshire RG1 5BS,
United Kingdom
Phone: +44-118-931-1500
Fax: +44-118-931-1108

KYOCERA Document Solutions Italia S.p.A.

Via Monfalcone 15, 20132, Milano, Italy,
Phone: +39-02-921791
Fax: +39-02-92179-600

KYOCERA Document Solutions Belgium N.V.

Sint-Martinusweg 199-201 1930 Zaventem,
Belgium
Phone: +32-2-7209270
Fax: +32-2-7208748

KYOCERA Document Solutions France S.A.S.

Espace Technologique de St Aubin
Route de l'Orme 91195 Gif-sur-Yvette CEDEX,
France
Phone: +33-1-69852600
Fax: +33-1-69853409

KYOCERA Document Solutions Espana, S.A.

Edificio Kyocera, Avda. de Manacor No.2,
28290 Las Matas (Madrid), Spain
Phone: +34-91-6318392
Fax: +34-91-6318219

KYOCERA Document Solutions Finland Oy

Atomitie 5C, 00370 Helsinki,
Finland
Phone: +358-9-47805200
Fax: +358-9-47805212

KYOCERA Document Solutions Europe B.V., Amsterdam (NL) Zürich Branch

Hohlstrasse 614, 8048 Zürich,
Switzerland
Phone: +41-44-9084949
Fax: +41-44-9084950

KYOCERA Bilgitas Document Solutions Turkey A.S.

Altunizade Mah. Prof. Fahrettin Kerim Gökay Cad.
No:45
34662 ÜSKÜDAR İSTANBUL, TURKEY
Phone: +90-216-339-0020
Fax: +90-216-339-0070

KYOCERA Document Solutions Deutschland GmbH

Otto-Hahn-Strasse 12, 40670 Meerbusch,
Germany
Phone: +49-2159-9180
Fax: +49-2159-918100

KYOCERA Document Solutions Austria GmbH

Wienerbergstraße 11, Turm A, 18. OG, 1100 Wien,
Austria
Phone: +43-1-863380
Fax: +43-1-86338-400

KYOCERA Document Solutions Nordic AB

Borgarfjordsgatan 11, 164 40 Kista, Sweden
Phone: +46-8-546-550-00
Fax: +46-8-546-550-10

KYOCERA Document Solutions Norge Nuf

Olaf Helsetsv. 6, 0619 Oslo, Norway
Phone: +47-22-62-73-00
Fax: +47-22-62-72-00

KYOCERA Document Solutions Danmark A/S

Ejby Industrivej 60, DK-2600 Glostrup,
Denmark
Phone: +45-70223880
Fax: +45-45765850

KYOCERA Document Solutions Portugal Lda.

Rua do Centro Cultural, 41 (Alvalade) 1700-106 Lisboa,
Portugal
Phone: +351-21-843-6780
Fax: +351-21-849-3312

KYOCERA Document Solutions South Africa (Pty) Ltd.

KYOCERA House, Hertford Office Park,
90 Bekker Road (Cnr. Allandale), Midrand, South Africa
Phone: +27-11-540-2600
Fax: +27-11-466-3050

KYOCERA Document Solutions Russia LLC.

Building 2, 51/4, Schepkina St., 129110, Moscow,
Russia
Phone: +7(495)741-0004
Fax: +7(495)741-0018

KYOCERA Document Solutions Middle East

Dubai Internet City, Bldg. 17,
Office 157 P.O. Box 500817, Dubai,
United Arab Emirates
Phone: +971-04-433-0412

KYOCERA Document Solutions Czech, s.r.o.

Harfa Office Park, Českomoravská 2420/15, Praha 9
Phone: +420-222-562-246

KYOCERA Document Solutions Inc.

2-28, 1-chome, Tamatsukuri, Chuo-ku
Osaka 540-8585, Japan
Phone: +81-6-6764-3555
<http://www.kyoceradocumentsolutions.com>