



7 G 306ci
7 G 356ci
7 G 406ci
PF-5120/5130/5140
DP-5100/5110
DF-5100/5110/5120
AK-5100/MT-5100
PH-5100/5110
JS-5100
FAX System 10/11

PARTS LIST

Published in June 2018
Rev.5

TASKalfa 356ci
TASKalfa 406ci
PF-5120/5130/5140
DP-5100/5110
DF-5100/5110/5120
AK-5100/MT-5100
PH-5110
JS-5100
FAX System 10/11

パーツリスト

2018年6月 改訂版
Rev. 5

CONVERSION LIST

1102R42US0 TASKalfa 306ci 120V60HZ
 1102R52US0 TASKalfa 356ci 120V60HZ
 1102R62US0 TASKalfa 406ci 120V60HZ

1102R42CS0 CS 306ci 120V60HZ
 1102R52CS0 CS 356ci 120V60HZ
 1102R62CS0 CS 406ci 120V60HZ

Rev.1		Part.No.	Alternative.	Description	Note	Quantity
Fig. No.	Ref. No.					
1	25	302R434090	2R434090	LABEL EMBLEM 306C	306ci	1
1	25	302R534010	2R534010	LABEL EMBLEM 356C	356ci	1
1	25	302R634010	2R634010	LABEL EMBLEM 406C	406ci	1
1	26	303R304050	3R304050	EMBLEM		1



Part.No.	Alternative.	Description	Note	Quantity
302R434210	2R434210	LABEL EMBLEM 306C CS	306ci	1
302R534030	2R534030	LABEL EMBLEM 356C CS	356ci	1
302R634050	2R634050	LABEL EMBLEM 406C CS	406ci	1
302DY04020	2DY04020	EMBLEM CS 2SG 70 B		1

Items listed in the revision columns are defined as follows.

Item	Description
Add	Add a new part
Del	Delete a part
Design-chg.	A design changed part (Parts number version up)
Part No-chg.	A part number is changed to other one.
Quantity-chg.	Change Quantity of parts to use
Others	Other changes

Revision history

Rev.	Date	Remarks
1	December 2015	Design change
2	February 2017	Design change
3	August 2017	Design change
4	February 2018	Design change
5	June 2018	Design change

Symbols in the parts list

- Parts without a Ref.No. in the illustration indicate they are not supplied.
- Parts with a Ref.No. of 500 and above in the illustration indicate they are not selected for service parts.
- Parts with "*" are component parts or sub-assemblies of the assembly appearing immediately above them.
- Parts with "**" are component parts or sub-assembly with "*" appearing immediately above them.

<Notation of products>

For the purpose of this parts list, products are identified as following.
 TASKalfa 306ci : 30ppm(A4),32ppm(Letter)
 TASKalfa 356ci : 35ppm(A4),37ppm(Letter)
 TASKalfa 406ci : 40ppm(A4),42ppm(Letter)

改訂欄記載項目の内容は以下の通りです。

記載項目	内容
Add	新規部品の追加
Del	部品の削除
Design-chg.	部品の設変（版数アップ）
Part No-chg.	部品番号の変更
Quantity-chg.	部品の個数変更
Others	その他の変更

改訂履歴

Rev.	改訂日	備考
1	2015年12月	設変対応
2	2017年2月	設変対応
3	2017年8月	設変対応
4	2018年2月	設変対応
5	2018年6月	設変対応

記号の見方

イラスト中で Ref 番号がない部品は供給できません。
 イラスト中で 500 番台の Ref 番号が付いている部品はサービスパーツに選定されていません。
 部品番号欄の・印は、組立部品の単品部品及び準組立部品を表わします。
 部品番号欄の**印は、準組立部品の単品部品を表わします。

<本体機種区別表記>

パーツリスト中の本体機種区別は、以下の様に記載します。
 TASKalfa 356ci : 35ppm(A4), 37ppm(Letter)
 TASKalfa 406ci : 40ppm(A4), 42ppm(Letter)

TASKalfa 306ci
TASKalfa 356ci
TASKalfa 406ci

— CONTENTS / 目次 —

FIG. 1	Covers 1	2	FIG. 32	DP Frames	72
FIG. 2	Covers 2	4	FIG. 33	DP Table Assy	74
FIG. 3	Frames Base	6	FIG. 34	DP Paper Feed Section	76
FIG. 4	Frames Front	8	FIG. 35	DP Paper Conveying Section 1	78
FIG. 5	Frames Rear 1	10	FIG. 36	DP Paper Conveying Section 2	80
FIG. 6	Frames Rear 2	12	FIG. 37	DP Drive Section & Electrical Components	82
FIG. 7	Frames Right	14	FIG. 38	Wire Sections 1 (30ppm(A4),32ppm(Letter))	84
FIG. 8	Frames Left	16	FIG. 39	Wire Sections 2 (30ppm(A4),32ppm(Letter))	86
FIG. 9	Frames Top	18	FIG. 40	Wire Sections 3 (30ppm(A4),32ppm(Letter))	88
FIG. 10	Paper Cassette	20	FIG. 41	Wire Sections 4 (30ppm(A4),32ppm(Letter))	90
FIG. 11	Paper Feed Section 1	22	FIG. 42	Wire Sections 5 (30ppm(A4),32ppm(Letter))	92
FIG. 12	Paper Feed Section 2	24	FIG. 43	Wire Sections 6 (30ppm(A4),32ppm(Letter))	94
FIG. 13	Paper Feed Section 3	26	FIG. 44	Wire Sections 7 (30ppm(A4),32ppm(Letter))	96
FIG. 14	Paper Conveying Section 1	28	FIG. 45	Wire Sections 8 (30ppm(A4),32ppm(Letter))	98
FIG. 15	Paper Conveying Section 2	30	FIG. 46	Wire Sections 9 (35ppm(A4),37ppm(Letter)/ 40ppm(A4),42ppm(Letter))	100
FIG. 16	Scanner Section (30ppm(A4),32ppm(Letter))	32	FIG. 47	Wire Sections 10 (35ppm(A4),37ppm(Letter)/ 40ppm(A4),42ppm(Letter))	102
FIG. 16	Scanner Section (35ppm(A4),37ppm(Letter)/ 40ppm(A4),42ppm(Letter))	34	FIG. 48	Wire Sections 11 (35ppm(A4),37ppm(Letter)/ 40ppm(A4),42ppm(Letter))	104
FIG. 17	Laser Scanner Section	36	FIG. 49	Wire Sections 12 (35ppm(A4),37ppm(Letter)/ 40ppm(A4),42ppm(Letter))	106
FIG. 18	Developer & Image Formation Section	38	FIG. 50	Wire Sections 13 (35ppm(A4),37ppm(Letter)/ 40ppm(A4),42ppm(Letter))	108
FIG. 19	Transfer Section	40	FIG. 51	Wire Sections 14 (35ppm(A4),37ppm(Letter)/ 40ppm(A4),42ppm(Letter))	110
FIG. 20	Fuser Section	42	FIG. 52	Wire Sections 15 (35ppm(A4),37ppm(Letter)/ 40ppm(A4),42ppm(Letter))	112
FIG. 21	Exit Section 1	44	FIG. 53	Accessories	114
FIG. 22	Exit Section 2	46	FIG. 54	Options 1	116
FIG. 23	Drive Section 1	48	FIG. 55	Options 2	118
FIG. 24	Drive Section 2	50	FIG. 56	Options 3	120
FIG. 25	Operation Section (30ppm(A4),32ppm(Letter))	52	FIG. 57	Maintenance Kits (30ppm(A4),32ppm(Letter))	122
FIG. 25	Operation Section (35ppm(A4),37ppm(Letter)/ 40ppm(A4),42ppm(Letter))	54	FIG. 57	Maintenance Kits (35ppm(A4),37ppm(Letter))	123
FIG. 26	Electrical Components 1	56	FIG. 57	Maintenance Kits (40ppm(A4),42ppm(Letter))	124
FIG. 27	Electrical Components 2	58			
FIG. 28	Electrical Components 3 (30ppm(A4),32ppm(Letter))	60			
FIG. 28	Electrical Components 3 (35ppm(A4),37ppm(Letter))	62			
FIG. 28	Electrical Components 3 (40ppm(A4),42ppm(Letter))	64			
FIG. 29	Electrical Components 4	66			
FIG. 30	DP ASSY SP	68			
FIG. 31	DP Covers	70			
			• INDEX / 索引		125

FIG. 1 Covers 1

2R4/2R5/2R6-2

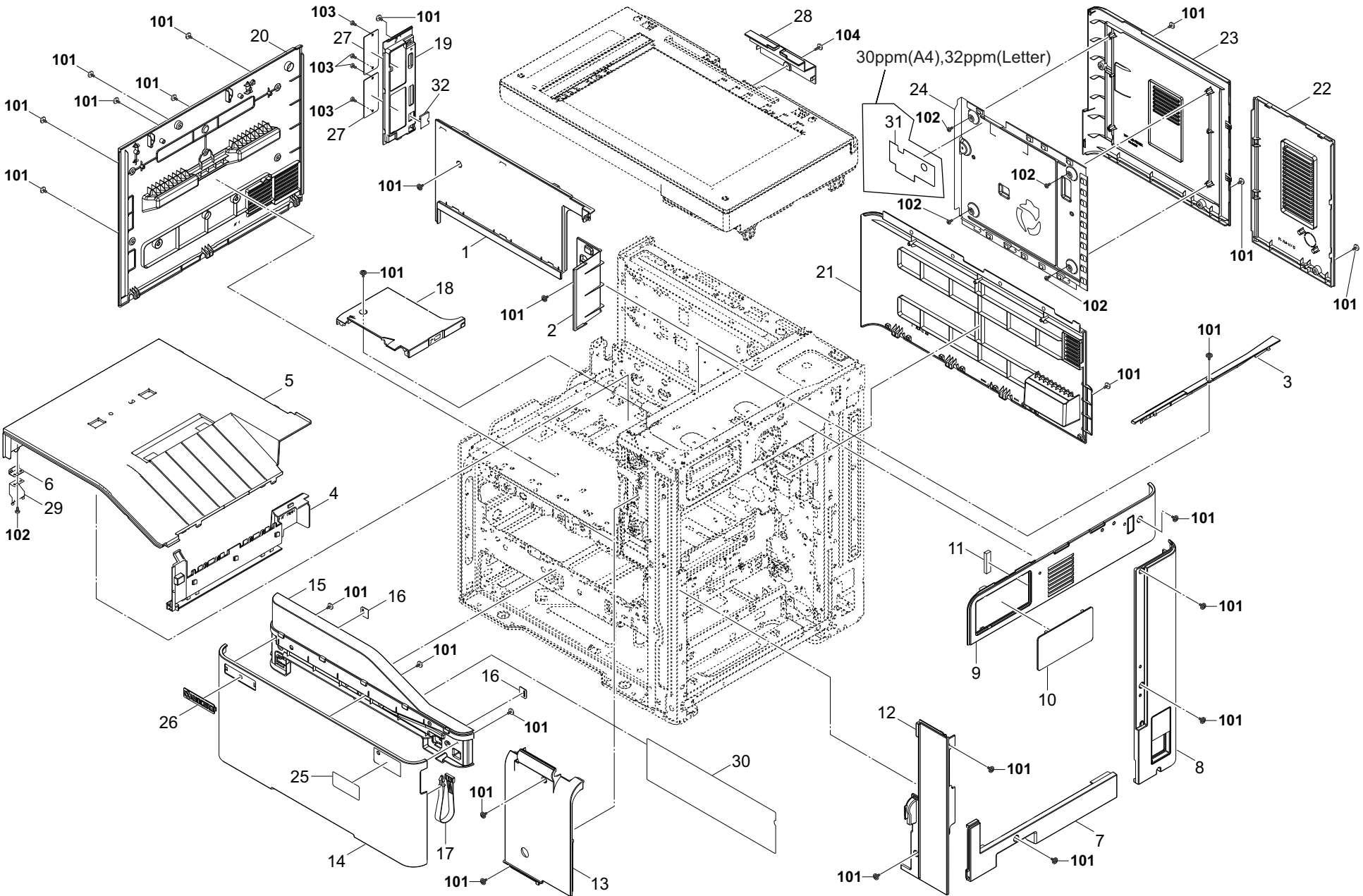


FIG. 1 Covers 1

2R4/2R5/2R6-5

Ref. No. 番号	Part.No. 部品番号	Description 部品名称	Notes 備考	Revision 改訂	Quantity 個数			
					100(日本)	120	230	240
1	302R404161	COVER TRAY REAR		5:Design-chg.	1	1	1	1
2	302R404170	LID TRAY REAR			1	1	1	1
3	302R404190	COVER EXIT LEFT			1	1	1	1
4	302R428010	COVER EXIT			1	1	1	1
5	302R404140	COVER TRAY			1	1	1	1
6	302R402280	MOUNT DF FRONT			1	1	1	1
7	302R404080	COVER RIGHT LOWER			1	1	1	1
8	302R404070	COVER RIGHT REAR			1	1	1	1
9	302R404050	COVER RIGHT TOP			1	1	1	1
10	302R404180	LID RIGHT TOP			1	1	1	1
11	302R404220	SPONGE RIGHT TOP			1	1	1	1
12	302R404060	COVER FRONT RIGHT			1	1	1	1
13	302R404030	COVER EXIT FRONT			1	1	1	1
14	302R404010	COVER FRONT			1	1	1	1
15	302R404020	COVER FRONT UPPER			1	1	1	1
16	302NL04270	PLATE MAGNET			2	2	2	2
17	302R404200	STRAP FRONT COVER			1	1	1	1
18	302R404040	COVER EXIT TOP			1	1	1	1
19	302R404130	COVER LEFT CONTROLLER	30ppm(A4),32ppm(Letter)		1	1	1	1
19	302R604130	COVER LEFT CONTROLLER	35ppm(A4),37ppm(Letter)/40ppm(A4),42ppm(Letter)		1	1	1	1
20	302R404120	COVER LEFT LOWER			1	1	1	1
21	302R404110	COVER REAR LOWER			1	1	1	1
22	302R404090	COVER REAR RIGHT			1	1	1	1
23	302R404100	COVER REAR LEFT			1	1	1	1
24	302R439041	LID MAIN		2:Design-chg.	1	1	1	1
25	302R434090	LABEL EMBLEM 306C	30ppm(A4),32ppm(Letter)		1	1	1	1
25	302R534010	LABEL EMBLEM 356C	35ppm(A4),37ppm(Letter)		1	1	1	1
25	302R634010	LABEL EMBLEM 406C	40ppm(A4),42ppm(Letter)		1	1	1	1
26	303R304051	EMBLEM		3:Design-chg.	1	1	1	1
27	302RH39220	PLATE OPTION		2:Part No-chg.	2	2	2	2
28	302R417180	COVER ISU REAR			1	1	1	1
29	302R402320	PLATE EARTH COVER TRAY			1	1	1	1
30	302R434200	SHEET COVER FRONT L	30ppm(A4),32ppm(Letter)/35ppm(A4),37ppm(Letter)		1	1	1	1
30	302R634020	SHEET COVER FRONT H	40ppm(A4),42ppm(Letter)		1	1	1	1
31	302R439220	SHEET CORE	30ppm(A4),32ppm(Letter)		1	1	1	1
32	302R604140	SHEET COVER LEFT CONT	35ppm(A4),37ppm(Letter)/40ppm(A4),42ppm(Letter)	1:Add	1	1	1	1
101	7BB782308H	+TP-FLAT T.T S SCREW 3X8 SR(BLACK)						
102	7BB200308H	+BIND T.T P SCREW 3X8						
103	7BB700308H	+BIND T.T S SCREW 3X8 SR						
104	7BB282308H	+TP-FLAT T.T P SCREW 3X8(BLACK)						

• Parts with a Ref.No. of 500 and above in the illustration indicate they are not selected for service parts.

• イラスト中で 500 番台の Ref 番号が付いている部品はサービスパーツに選定されていません。

FIG. 2 Covers 2

2R4/2R5/2R6-1

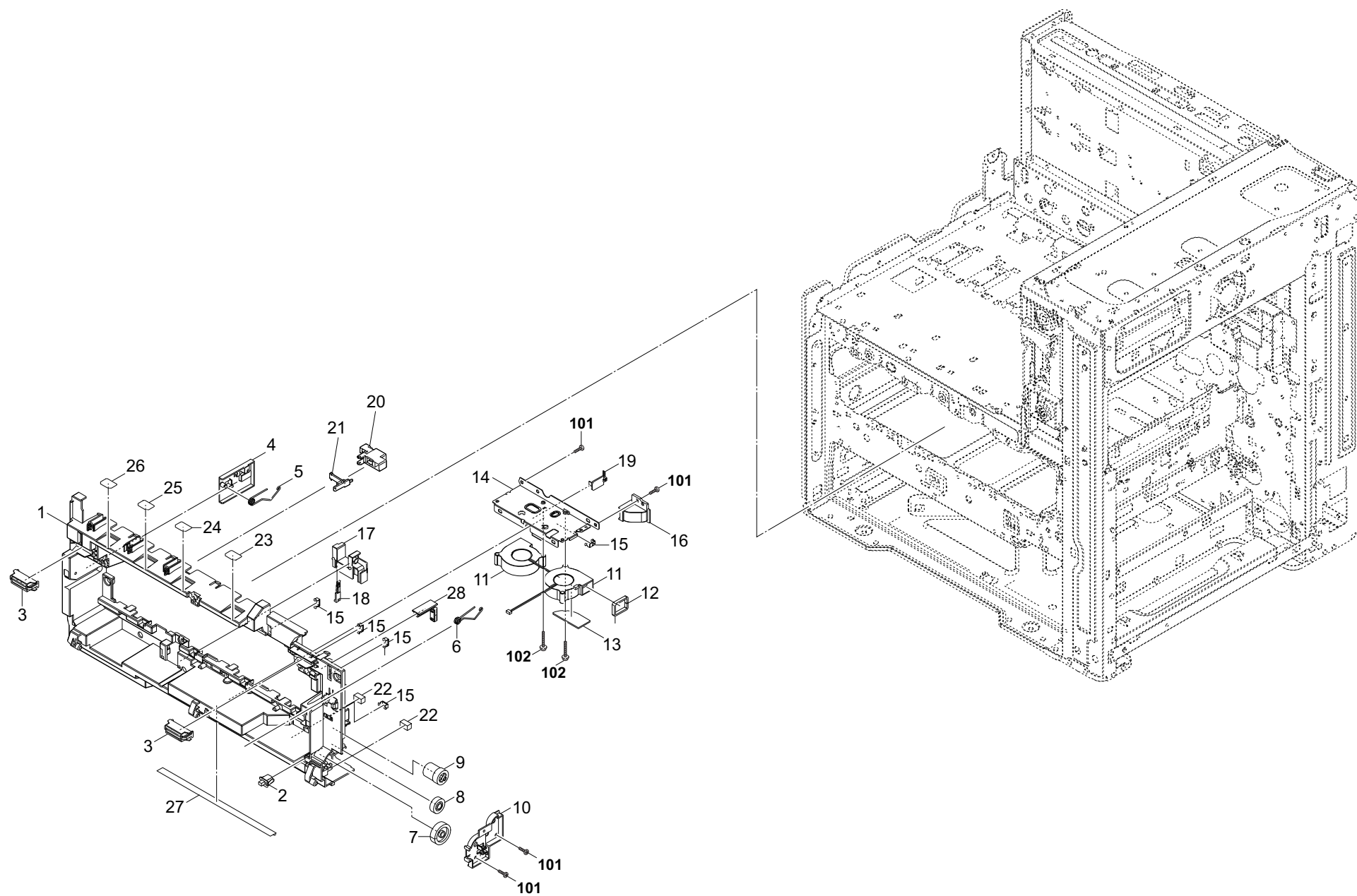


FIG. 2 Covers 2

2R4/2R5/2R6-1

Ref. No. 番号	Part.No. 部品番号	Description 部品名称	Notes 備考	Revision 改訂	Quantity 個数			
					100 (日本)	120	230	240
1	302R403530	COVER INNER	30ppm(A4),32ppm(Letter)/35ppm(A4),37ppm(Letter)		1	1	1	1
1	302R603530	COVER INNER	40ppm(A4),42ppm(Letter)		1	1	1	1
2	7SP01000004+H01	SW.PUSH			1	1	1	1
3	302H004660	MAGNET CATCH			2	2	2	2
4	302R403570	HOLDER SPRING L			1	1	1	1
5	302R403550	SPRING HOOK L			1	1	1	1
6	302R403540	SPRING HOOK R			1	1	1	1
7	2BL21390	GEAR EXIT JOINT Z26S			1	1	1	1
8	302R403350	GEAR Z18S			1	1	1	1
9	302R403330	GEAR Z15L-Z18S			1	1	1	1
10	302R403320	PLATE DRIVE WTB			1	1	1	1
11	302FZ94660	PARTS,FAN IMAGE SP			2	2	2	2
12	302R403630	SEAL FAN MOTOR A			1	1	1	1
13	302R403660	FILM FRONT FAN			1	1	1	1
14	302R403610	PLATE FRONT FAN			1	1	1	1
15	302K931080	WIRE STOPPER			5	5	5	5
16	302R403620	DUCT FRONT			1	1	1	1
17	302R403520	HOLDER SENSOR			1	1	1	1
18	302K312400	SPACER LED			1	1	1	1
19	302R694190	PARTS PWB THERMISTOR ASSY SP		1:Part No-chg.	1	1	1	1
20	302R403700	HOLDER SWITCH			1	1	1	1
21	302R403710	ACTUATOR SWITCH			1	1	1	1
22	302H708150	SPONGE WIRE MPT			2	2	2	2
23	302K034090	LABEL BLACK			1	1	1	1
24	302K034100	LABEL MAGENTA			1	1	1	1
25	302K034110	LABEL CYAN			1	1	1	1
26	302K034120	LABEL YELLOW			1	1	1	1
27	302R403650	FILM INNER COVER			1	1	1	1
28	302R403590	LEVER ID SENSOR		1:Del	1	1	1	1
101	7BB200308H	+BIND T.T P SCREW 3X8						
102	7BB607320H	+TP-CUP M SCREW 3X20 R						

• Parts with a Ref.No. of 500 and above in the illustration indicate they are not selected for service parts.

• イラスト中で 500 番台の Ref 番号が付いている部品はサービスパーツに選定されていません。

FIG. 3 Frames Base

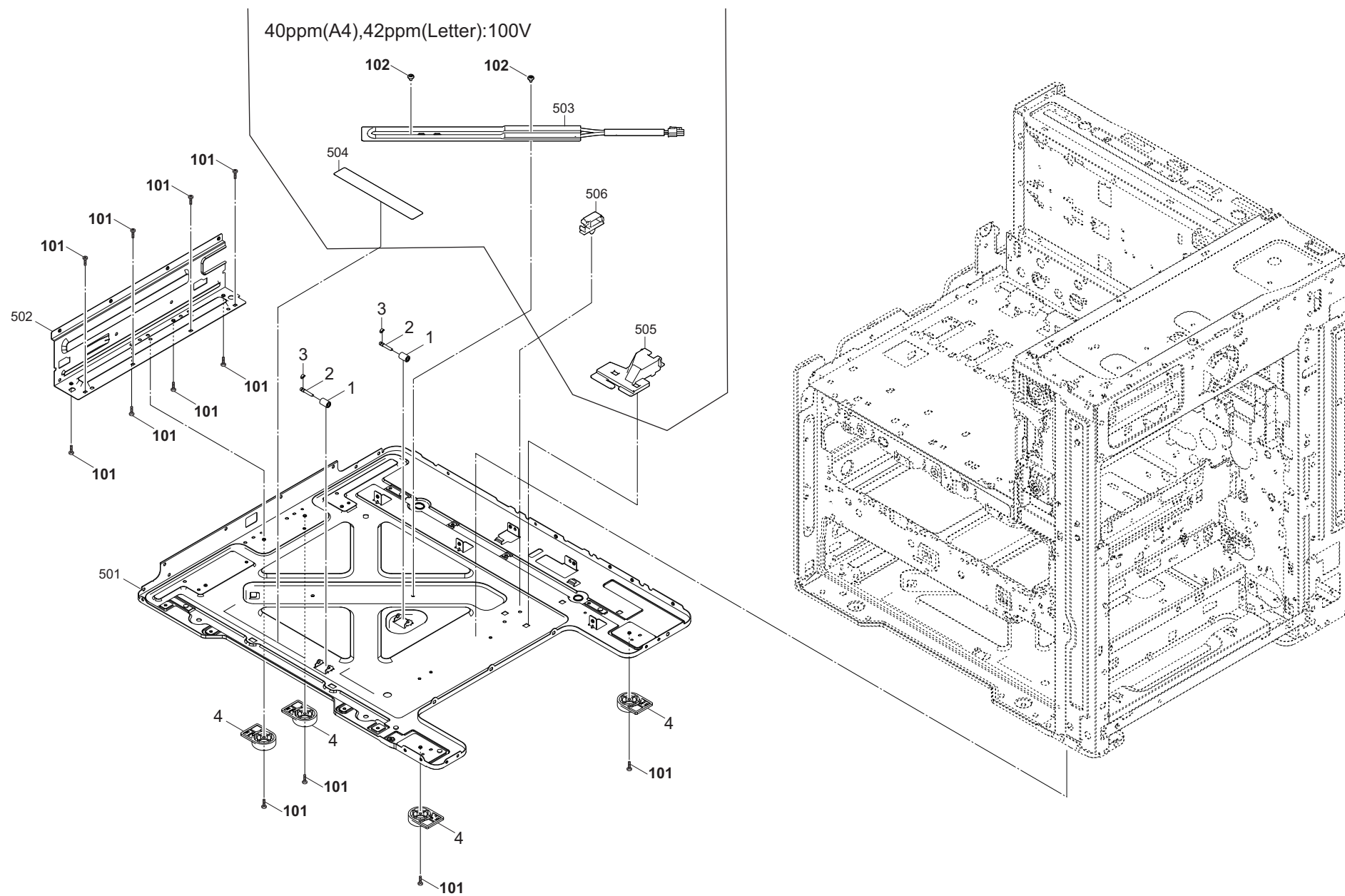


FIG. 3 Frames Base

2R4/2R5/2R6

Ref. No. 番号	Part.No. 部品番号	Description 部品名称	Notes 備考	Revision 改訂	Quantity 個数			
					100(日本)	120	230	240
1	303NJ06070	PULLEY FEED PF			2	2	2	2
2	302R409380	SHAFT GUIDE PULLEY			2	2	2	2
3	5MVX111DN007	STOPPER 3/2BT1107 A4			2	2	2	2
4	302MV02190	FOOT			4	4	4	4
101	7BB700308H	+BIND T.T S SCREW 3X8 SR						
102	7BB000304H	+BIND M SCREW 3X4						

• Parts with a Ref.No. of 500 and above in the illustration indicate they are not selected for service parts.

• イラスト中で 500 番台の Ref 番号が付いている部品はサービスパーツに選定されていません。

FIG. 4 Frames Front

2R4/2R5/2R6

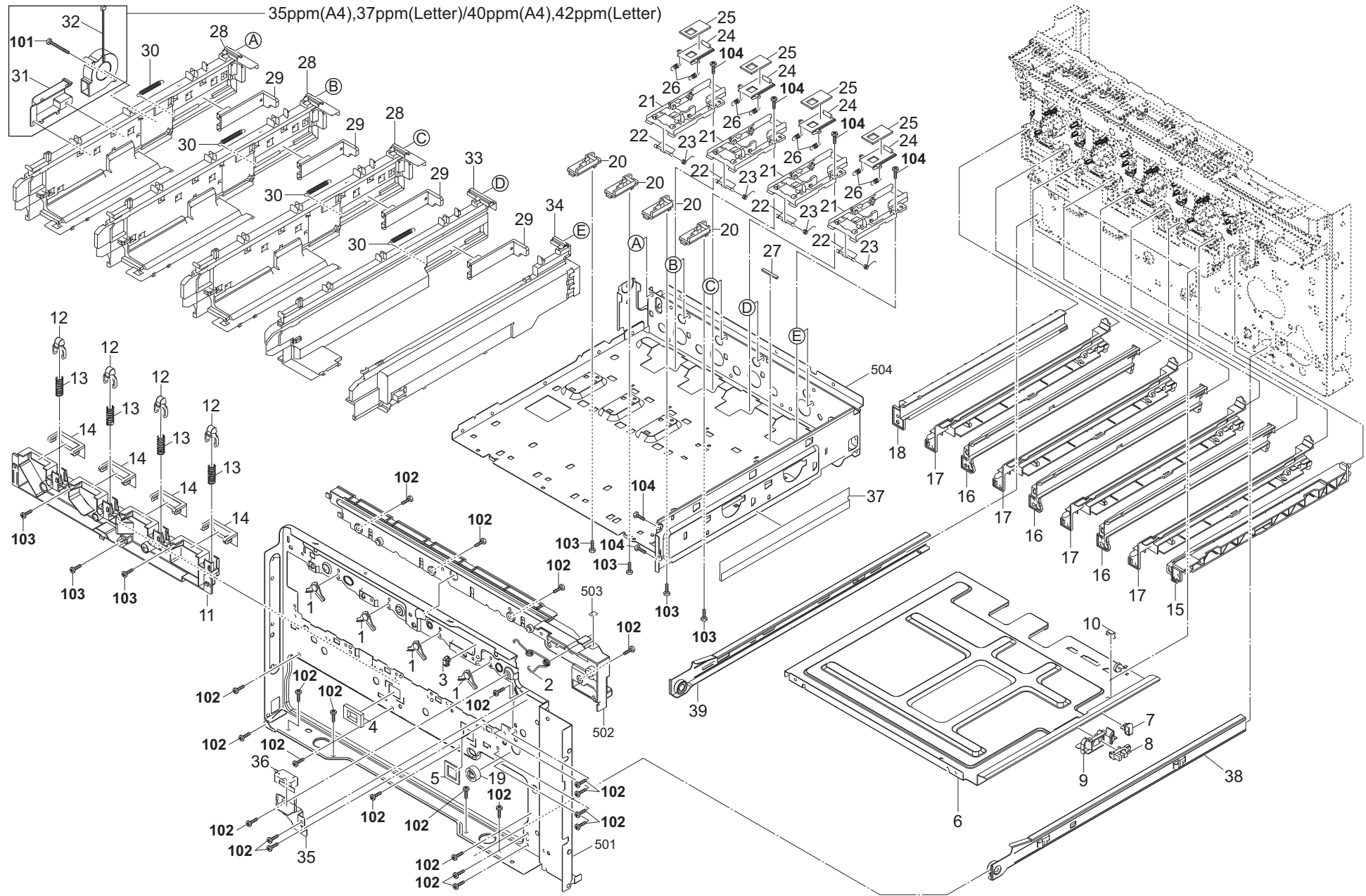


FIG. 4 Frames Front

2R4/2R5/2R6-5

Ref. No. 番号	Part.No. 部品番号	Description 部品名称	Notes 備考	Revision 改訂	Quantity 個数			
					100 (日本)	120	230	240
1	302R402700	SPACER POSITIONING DRUM			4	4	4	4
2	302R402680	SPRING HOOK RAIL TRANSFER F			1	1	1	1
3	7YZM610007++H01	ACCESS.SADDLE			1	1	1	1
4	302R403640	SEAL FAN MOTOR B			1	1	1	1
5	302R403670	SEAL FAN MOTOR C			1	1	1	1
6	302R402040	FRAME MIDDLE			1	1	1	1
7	7YZM610009++H01	ACCESS.SADDLE		1:Part No-chg.	1	1	1	1
8	302P794010	PARTS SENSOR OPT. SP			1	1	1	1
9	302R406210	HOLDER PAPER LIMIT SENSOR			1	1	1	1
10	302K931080	WIRE STOPPER			1	1	1	1
11	302R433040	DUCT DLP FRONT			1	1	1	1
12	302R402670	STOPPER DRUM			4	4	4	4
13	302R402690	SPRING DRUM STOPPER			4	4	4	4
14	302R433060	SPONGE DLP FRONT			4	4	4	4
15	302R402570	RAIL DRUM BK			1	1	1	1
16	302R402580	RAIL DRUM R			3	3	3	3
17	302R402590	RAIL DRUM L			4	4	4	4
18	302R402600	RAIL DRUM Y			1	1	1	1
19	302R403310	GEAR Z15L			1	1	1	1
20	302R402550	GUIDE CONTAINER A	30ppm(A4),32ppm(Letter)			4	4	4
20	302R502010	GUIDE CONTAINER B	35ppm(A4),37ppm(Letter)		4	4	4	4
20	302R602010	GUIDE CONTAINER C	40ppm(A4),42ppm(Letter)		4	4	4	4
21	302R415100	HOLDER SHUTTER			4	4	4	4
22	302K002A90	HOOK SHUTTER CONT B			4	4	4	4
23	302K002B80	SPRING HOOK SHUTTER			4	4	4	4
24	302R415080	SHUTTER PIPE UP			4	4	4	4
25	302R415240	SEAL SHUTTER SUPPLY			4	4	4	4
26	302K015320	SPRING SHUTTER SUPPLY A			8	8	8	8
27	302FZ14810	SEAL LID D DLP			1	1	1	1
28	302R402531	RAIL CONTAINER L		5:Design-chg.	3	3	3	3
29	302R402760	DAMPER CONTAINER			4	4	4	4
30	302K002B70	SPRING DAMPER CONT			4	4	4	4
31	302R433030	DUCT FAN MIDDLE	35ppm(A4),37ppm(Letter)/40ppm(A4),42ppm(Letter)		1	1	1	1
32	302FZ94660	PARTS,FAN IMAGE SP	35ppm(A4),37ppm(Letter)/40ppm(A4),42ppm(Letter)		1	1	1	1
33	302R402540	RAIL CONTAINER C			1	1	1	1
34	302R402520	RAIL CONTAINER R			1	1	1	1
35	302R402740	MOUNT INTERLOCK SW			1	1	1	1
36	2FB27160	INTER LOCK SWITCH			1	1	1	1
37	302R403720	SHEET HARNESS			1	1	1	1
38	302R409320	RAIL OUTER CASSETTE RIGHT ASSY			1	1	1	1
39	302R409330	RAIL OUTER CASSETTE LEFT ASSY			1	1	1	1
101	7BB200320H	+BIND T.T P SCREW 3X20						
102	7BB700308H	+BIND T.T S SCREW 3X8 SR						
103	7BB200308H	+BIND T.T P SCREW 3X8						
104	7BB202308H	+TP-FLAT T.T P SCREW 3X8						

• Parts with a Ref.No. of 500 and above in the illustration indicate they are not selected for service parts.

• イラスト中で 500 番台の Ref 番号が付いている部品はサービスパーツに選定されていません。

FIG. 5 Frames Rear 1

2R4/2R5/2R6

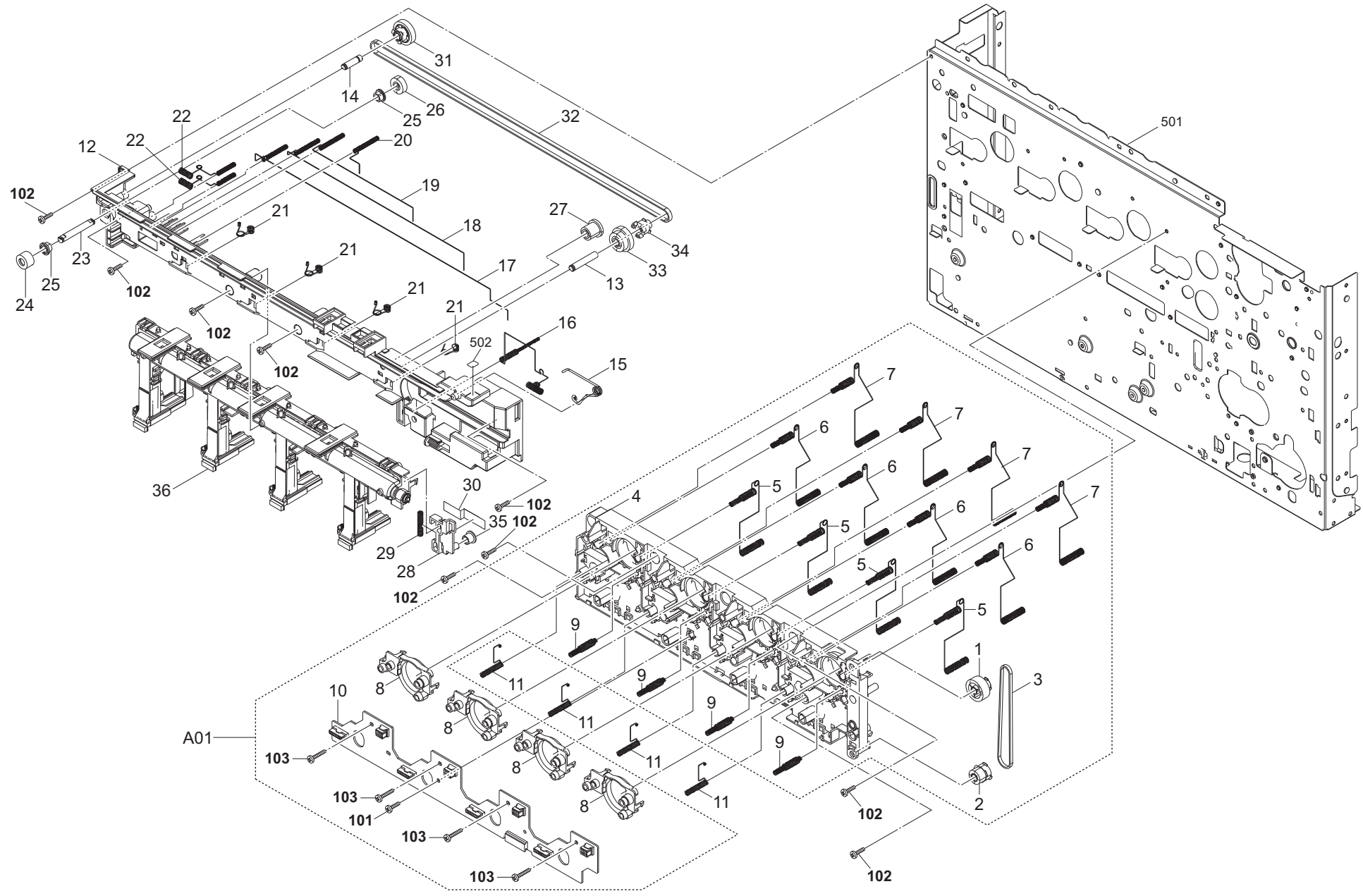


FIG. 5 Frames Rear 1

2R4/2R5/2R6

Ref. No. 番号	Part.No. 部品番号	Description 部品名称	Notes 備考	Revision 改訂	Quantity 個数			
					100(日本)	120	230	240
A01	302R494040	PARTS BRACKET TERMINAL ASSY SP			1	1	1	1
1	+302R431530	GEAR Z25L-Z18P			1	1	1	1
2	+302R431540	GEAR Z16S-Z25P			1	1	1	1
3	+302R431570	BELT S2M 244			1	1	1	1
4	+302R439310	BRACKET TERMINAL			1	1	1	1
5	+302R439320	SPRING HV MAIN			4	4	4	4
6	+302R439330	SPRING HV MAG			4	4	4	4
7	+302R439340	SPRING HV SLEEVE			4	4	4	4
8	+302R439380	LID TERMINAL			4	4	4	4
9	+302R439390	SPRING DRUM PWB			4	4	4	4
10	+302R694040	PARTS PWB DRUM DLP CONNECT ASSY SP			1	1	1	1
11	302R439400	SPRING DLP PWB			4	4	4	4
12	302R402510	RAIL MIDDLE TRANSFER R			1	1	1	1
13	302R431730	PIN CLN DRIVE A			1	1	1	1
14	302R431740	PIN CLN DRIVE B			1	1	1	1
15	302R402650	SPRING HOOK RAIL TRANSFER			1	1	1	1
16	302R439560	SPRING CONTACT 2T			1	1	1	1
17	302R439410	SPRING TRANS K			1	1	1	1
18	302R439420	SPRING TRANS M			1	1	1	1
19	302R439430	SPRING TRANS C			1	1	1	1
20	302R439440	SPRING TRANS Y			1	1	1	1
21	302R439450	SPRING TRANS ARM			4	4	4	4
22	302R439460	SPRING TRANS LEFT			2	2	2	2
23	302R431510	SHAFT CLN DRIVE			1	1	1	1
24	302R431860	GEAR Z15L			1	1	1	1
25	302K324450	BUSH 6			2	2	2	2
26	303K831070	GEAR Z17R MIDDLE			1	1	1	1
27	302HN21200	GEAR Z19L-Z14R TONNER SUPPLY			1	1	1	1
28	302R431580	BRACKET TENSION PULLEY			1	1	1	1
29	302K031410	SPRING MAIN DRIVE A			1	1	1	1
30	302R431600	SHEET TENSION			1	1	1	1
31	302R431750	GEAR Z27L-Z21P			1	1	1	1
32	302R431560	BELT S2M 800			1	1	1	1
33	302R431520	GEAR Z27R-Z21R			1	1	1	1
34	302R431550	PULLEY Z21P S2M			1	1	1	1
35	302R431590	PLLEY TENSION			1	1	1	1
36	302R494140	PARTS TONER SUPPLY ASSY SP			1	1	1	1
101	7BB200308H	+BIND T.T P SCREW 3X8						
102	7BB700308H	+BIND T.T S SCREW 3X8 SR						
103	7BB200312H	+BIND T.T P SCREW 3X12						

• Parts with a Ref.No. of 500 and above in the illustration indicate they are not selected for service parts.

• イラスト中で 500 番台の Ref 番号が付いている部品はサービスパーツに選定されていません。

FIG. 6 Frames Rear 2

2R4/2R5/2R6

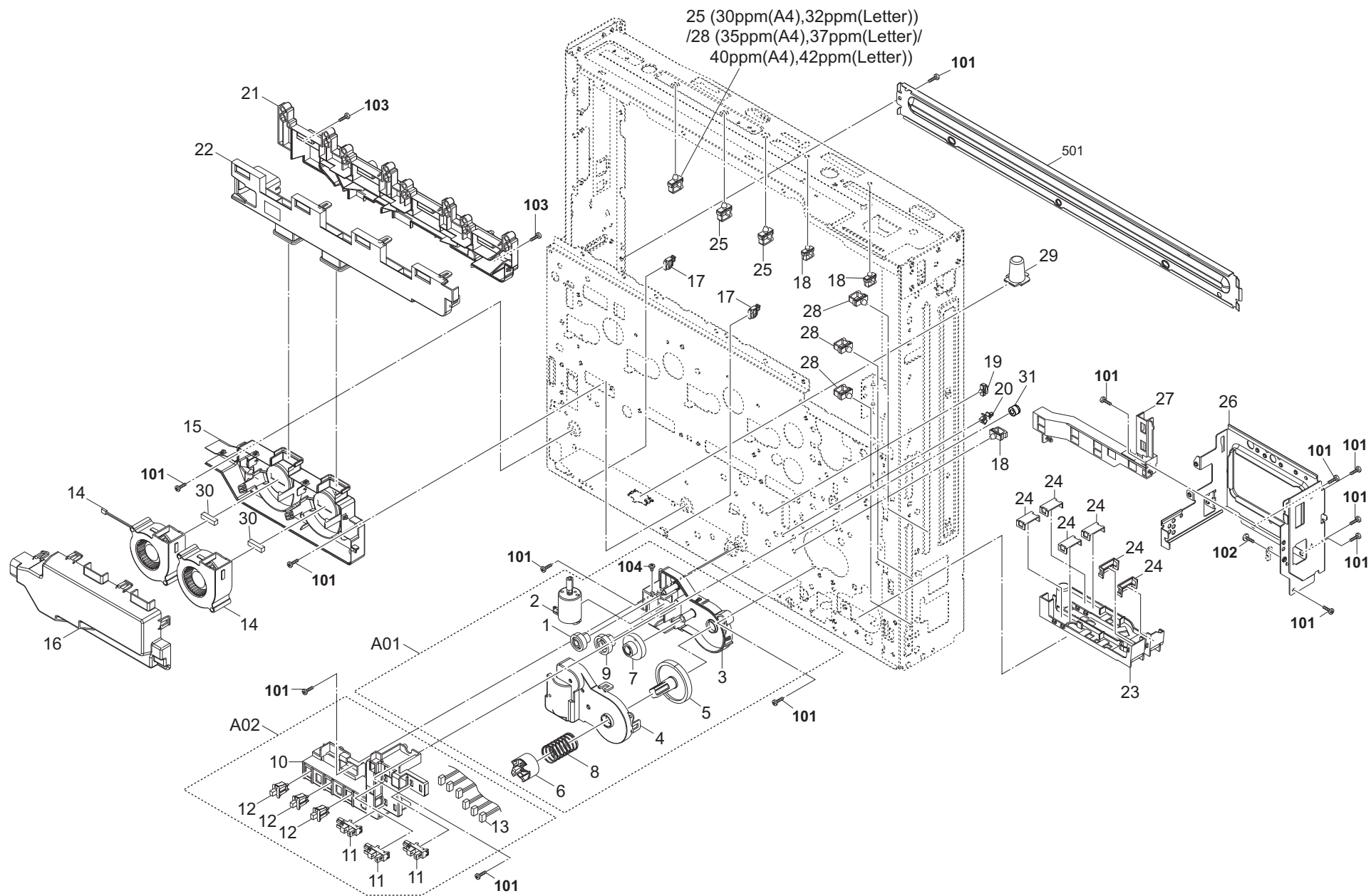


FIG. 6 Frames Rear 2

2R4/2R5/2R6

Ref. No. 番号	Part.No. 部品番号	Description 部品名称	Notes 備考	Revision 改訂	Quantity 個数			
					100(日本)	120	230	240
A01	302R494220	PARTS LIFT MOTOR ASSY SP			1	1	1	1
1	*302HN31030	GEAR Z36L-Z20S			1	1	1	1
2	*302R494290	PARTS DC MOTOR ASSY C SP			1	1	1	1
3	*302R409500	HOUSING DRIVE			1	1	1	1
4	*302R409510	LID HOUSING DRIVE			1	1	1	1
5	*302R409520	GEAR Z57S			1	1	1	1
6	*302R409530	JOINT LIFT			1	1	1	1
7	*302R409540	GEAR Z34S-Z16S			1	1	1	1
8	*302R409550	SPRING JOINT LIFT			1	1	1	1
9	*303K831280	GEAR Z41S Z14S			1	1	1	1
A02	302R494130	PARTS PAPER SENSOR ASSY SP			1	1	1	1
10	*302R409360	HOLDER PAPER SENSOR			1	1	1	1
11	*302P794010	PARTS SENSOR OPT. SP			3	3	3	3
12	*7SP01000004++H01	SW.PUSH			3	3	3	3
13	*302R646370	WIRE CASSETTE SWITCH			1	1	1	1
14	302LC94380	PARTS FAN COOLING LSU 60 SP	40ppm(A4),42ppm(Letter)		2	2	2	2
15	302R433120	DUCT BASE REAR			1	1	1	1
16	302R433130	DUCT BASE FRONT			1	1	1	1
17	302R439170	HOLDER PWB			2	2	2	2
18	7YZM610004++H01	ACCESS SADDLE			3	3	3	3
19	7YZM610007++H01	ACCESS.SADDLE	35ppm(A4),37ppm(Letter)/40ppm(A4),42ppm(Letter)		1	1	1	1
20	7YZM510018++H01	ACCESS.SPACER			1	1	1	1
21	302R433010	DUCT DLP REAR A			1	1	1	1
22	302R433020	DUCT DLP REAR B			1	1	1	1
23	302R439120	GUIDE WIRE INLET			1	1	1	1
24	302H039270	LID WIRE GUIDE			6	6	6	6
25	7YZM610002++H01	ACCESS SADDLE	30ppm(A4),32ppm(Letter)		3	3	3	3
25	7YZM610002++H01	ACCESS SADDLE	35ppm(A4),37ppm(Letter)/40ppm(A4),45ppm(Letter)		2	2	2	2
26	302R439050	MOUNT INLET A			1	1	1	1
27	302R439130	GUIDE WIRE LVU			1	1	1	1
28	7YZM610001++H01	ACCESS SADDLE	30ppm(A4),32ppm(Letter)		3	3	3	3
28	7YZM610001++H01	ACCESS SADDLE	35ppm(A4),37ppm(Letter)/40ppm(A4),45ppm(Letter)		4	4	4	4
29	302R439140	CAP DECK PIN			1	1	1	1
30	302FZ14970	SEAL CASE D DLP			2	2	2	2
31	302H002380	SHIELD SCREW			1	1	1	1
101	7BB700308H	+BIND T.T S SCREW 3X8 SR						
102	7BB700408H	+BIND T.T S SCREW 4X8 SR						
103	7BB200308H	+BIND T.T P SCREW 3X8						
104	7BB000304H	+BIND M SCREW 3X4						

• Parts with a Ref.No. of 500 and above in the illustration indicate they are not selected for service parts.

• イラスト中で 500 番台の Ref 番号が付いている部品はサービスパーツに選定されていません。

FIG. 7 Frames Right

2R4/2R5/2R6

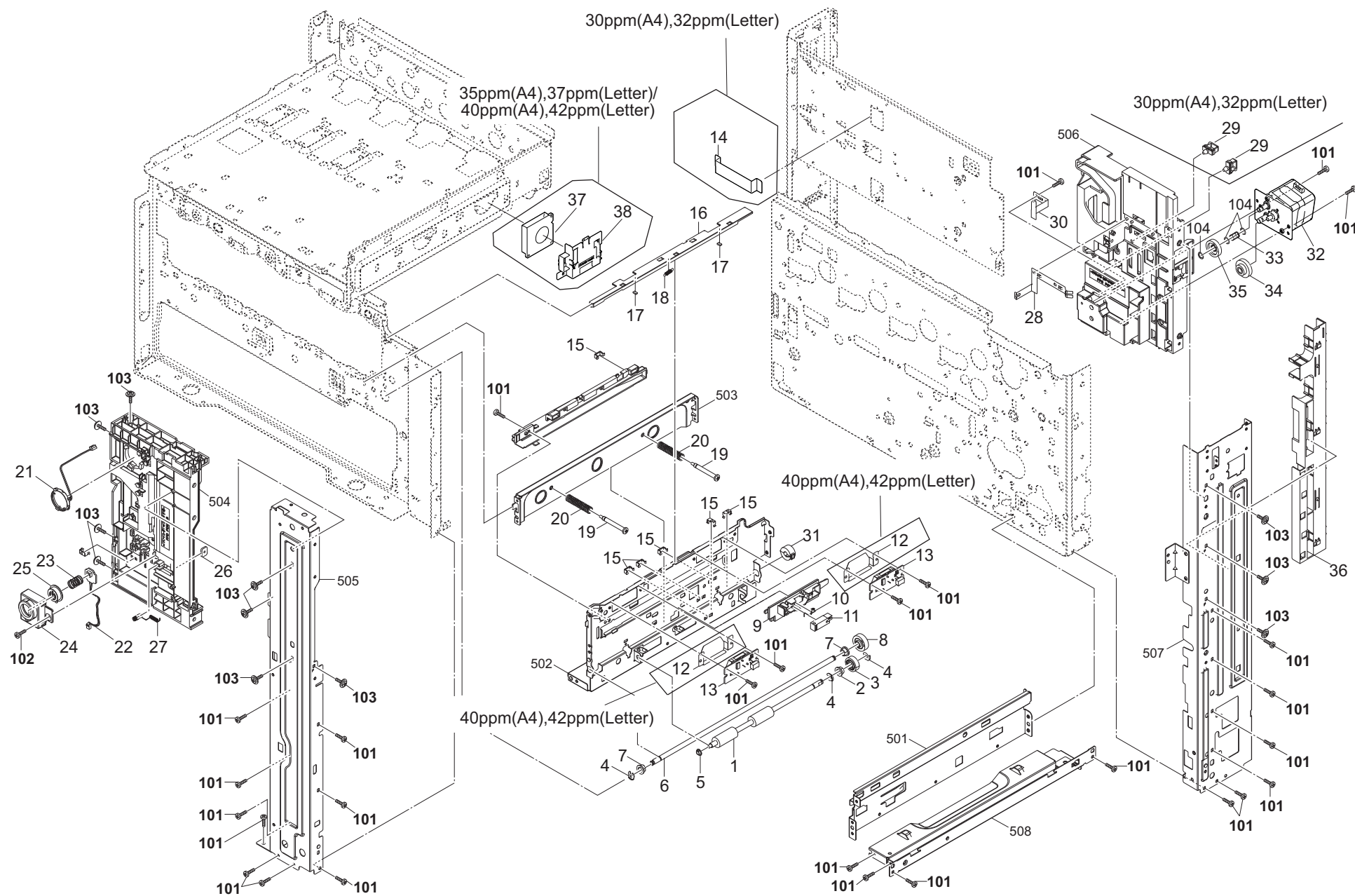


FIG. 7 Frames Right

2R4/2R5/2R6-1

Ref. No. 番号	Part.No. 部品番号	Description 部品名称	Notes 備考	Revision 改訂	Quantity 個数			
					100 (日本)	120	230	240
1	302R494370	PARTS ROLLER FEED MIDDLE SP			1	1	1	1
2	302H024370	BUSH 6 EW			1	1	1	1
3	302K923110	GEAR Z21L			1	1	1	1
4	5MVX111DN003	RING STOPPER/A-49 FEED A4			3	3	3	3
5	302LC03230	BUSH 4-7			1	1	1	1
6	302R403600	SHAFT DRIVE BOTTLE			1	1	1	1
7	302H702590	BUSH SCREW			2	2	2	2
8	303MA16120	GEAR Z25S			1	1	1	1
9	302R424070	HOLDER REGIST SENSOR			1	1	1	1
10	302R424150	SPRING SENSOR REG EARTH			1	1	1	1
11	303NW94040	PARTS SENSOR OPT. SP			1	1	1	1
12	302NT02010	SHIELD ID SENSOR	40ppm(A4),42ppm(Letter)		2	2	2	2
13	302R694060	PARTS ID SENSOR ASSY SP			2	2	2	2
14	302R439180	SHEET FFC	30ppm(A4),32ppm(Letter)			1	1	1
15	302K931080	WIRE STOPPER			6	6	6	6
16	302R402630	SHUTTER CLEANER ID			1	1	1	1
17	302HN02970	FELT CLEANER ID			2	2	2	2
18	302NR02830	SPRING SHUTTER ID			1	1	1	1
19	302R402710	PIN LSU			2	2	2	2
20	302R402790	SPRING PIN LSU			2	2	2	2
21	302LC94370	PARTS SPEAKER SP			1	1	1	1
22	302NG94300	PARTS PWB SWITCH ASSY SP			1	1	1	1
23	302F931270	SPRING FUSER			1	1	1	1
24	302NG04210	HOLDER MAIN KEY			1	1	1	1
25	302R404280	KEY POWER			1	1	1	1
26	302K926050	NUT FUSER			1	1	1	1
27	302R402780	SPRING FUSER EARTH			1	1	1	1
28	302R402620	PLATE EARTH EXIT			1	1	1	1
29	7YZM610003++H01	ACCESS SADDLE	30ppm(A4),32ppm(Letter)			1	1	1
30	302R431460	PLATE EARTH FUSER			1	1	1	1
31	3HK27050	CORE 8-16X10			1	1	1	1
32	302R494490	PARTS MOTOR FUSER ASSY SP			1	1	1	1
33	302NR31800	SPRING FUSER DRIVE			1	1	1	1
34	302NR31250	GEAR Z44R-Z16S			1	1	1	1
35	302NR31260	GEAR Z26S			1	1	1	1
36	302R439110	GUIDE WIRE ENGINE			1	1	1	1
37	302K994A50	PARTS FAN COOLING LSU 50 SP	35ppm(A4),37ppm(Letter)/40ppm(A4),42ppm(Letter)	1:Part No-chg.	1	1	1	1
38	302R433180	HOLDER FAN	35ppm(A4),37ppm(Letter)/40ppm(A4),42ppm(Letter)		1	1	1	1
101	7BB700308H	+BIND T.T S SCREW 3X8 SR						
102	7BB200308H	+BIND T.T P SCREW 3X8						
103	7BB202308H	+TP-FLAT T.T P SCREW 3X8						
104	7BCW80619001H01	POLY WASHER 6.1X9X0.13T						

• Parts with a Ref.No. of 500 and above in the illustration indicate they are not selected for service parts.

• イラスト中で 500 番台の Ref 番号が付いている部品はサービスパーツに選定されていません。

FIG. 8 Frames Left

2R4/2R5/2R6

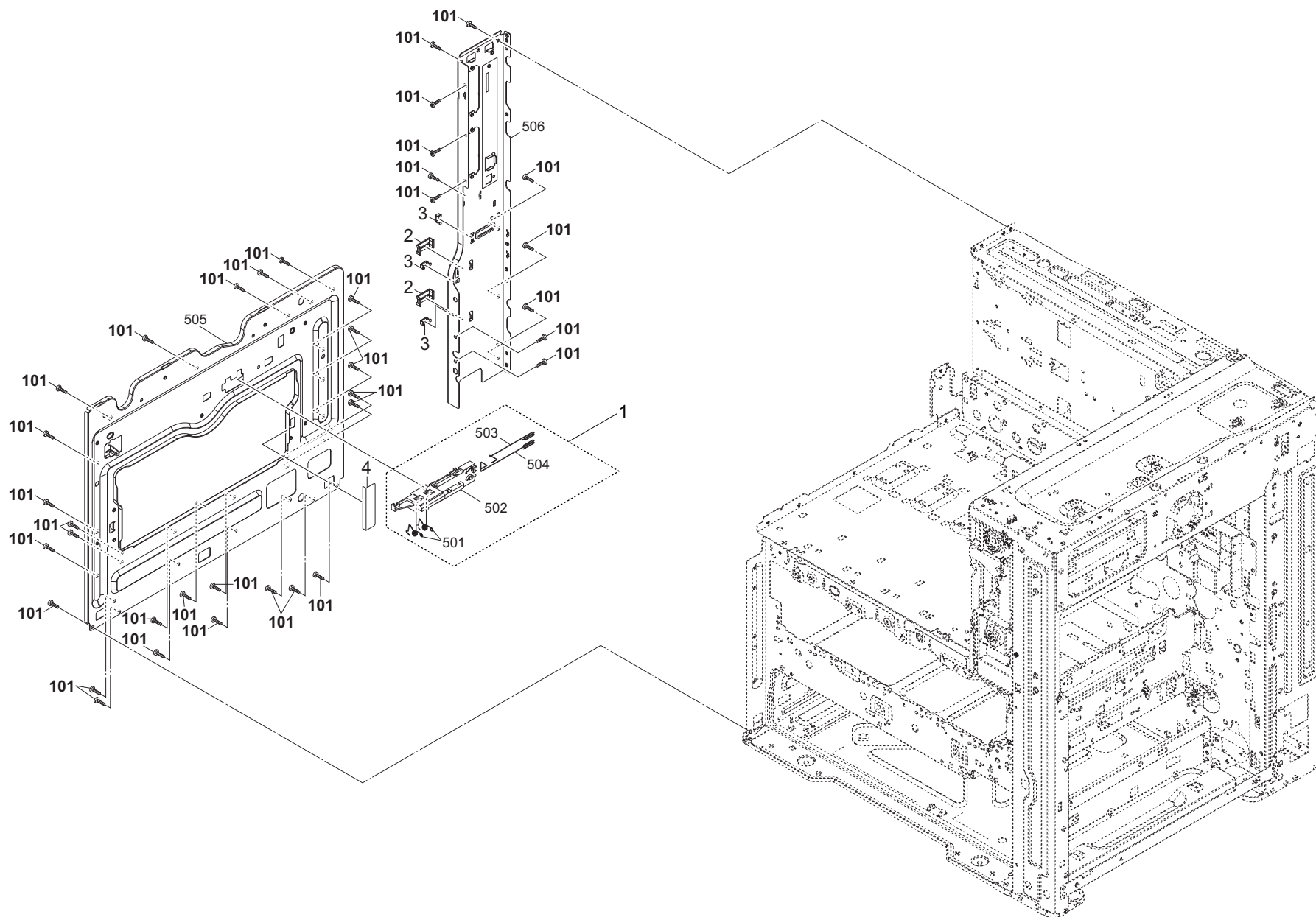


FIG. 8 Frames Left

2R4/2R5/2R6

Ref. No. 番号	Part.No. 部品番号	Description 部 品 名 称	Notes 備 考	Revision 改 訂	Quantity 個数			
					100(日本)	120	230	240
1	302R494160	PARTS BRACKET HV LEFT ASSY SP			1	1	1	1
2	302H039270	LID WIRE GUIDE			2	2	2	2
3	302K931080	WIRE STOPPER			3	3	3	3
4	302R402300	SHEET LSU			1	1	1	1
101	7BB700308H	+BIND T.T S SCREW 3X8 SR						

• Parts with a Ref.No. of 500 and above in the illustration indicate they are not selected for service parts.

• イラスト中で 500 番台の Ref 番号が付いている部品はサービスパーツに選定されていません。

FIG. 9 Frames Top

2R4/2R5/2R6

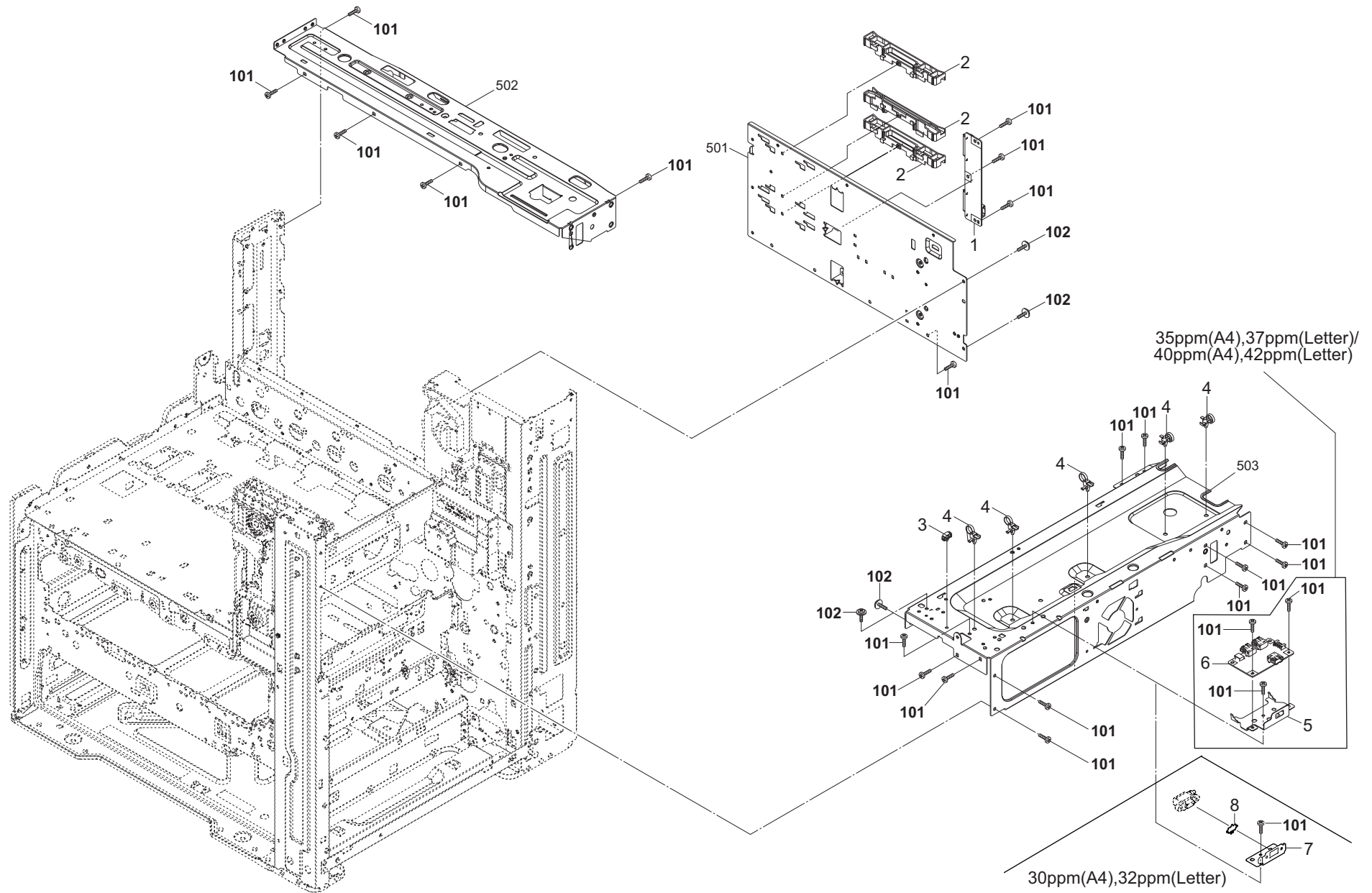


FIG. 9 Frames Top

2R4/2R5/2R6-3

Ref. No. 番号	Part.No. 部品番号	Description 部品名称	Notes 備考	Revision 改訂	Quantity 個数			
					100 (日本)	120	230	240
1	302K994270	PARTS PWB KUIO ASSY SP			1	1	1	1
2	302R439070	RAIL KUIO			3	3	3	3
3	7YZM610007++H01	ACCESS.SADDLE			1	1	1	1
4	7YZM410002++H01	ACCESS.BAND			5	5	5	5
5	302R605210	MOUNT PWB USB	35ppm(A4),37ppm(Letter)/40ppm(A4),42ppm(Letter)	3:Part No.-chg.	1	1	1	1
6	302R694070	PARTS PWB USB HUB ASSY SP	35ppm(A4),37ppm(Letter)/40ppm(A4),42ppm(Letter)		1	1	1	1
7	302R405210	MOUNT USB	30ppm(A4),32ppm(Letter)			1	1	1
8	302K905900	SPRING USB HOLD	30ppm(A4),32ppm(Letter)			1	1	1
101	7BB700308H	+BIND T.T S SCREW 3X8 SR						
102	7BB202308H	+TP-FLAT T.T P SCREW 3X8						

• Parts with a Ref.No. of 500 and above in the illustration indicate they are not selected for service parts.

• イラスト中で 500 番台の Ref 番号が付いている部品はサービスパーツに選定されていません。

FIG. 10 Paper Cassette

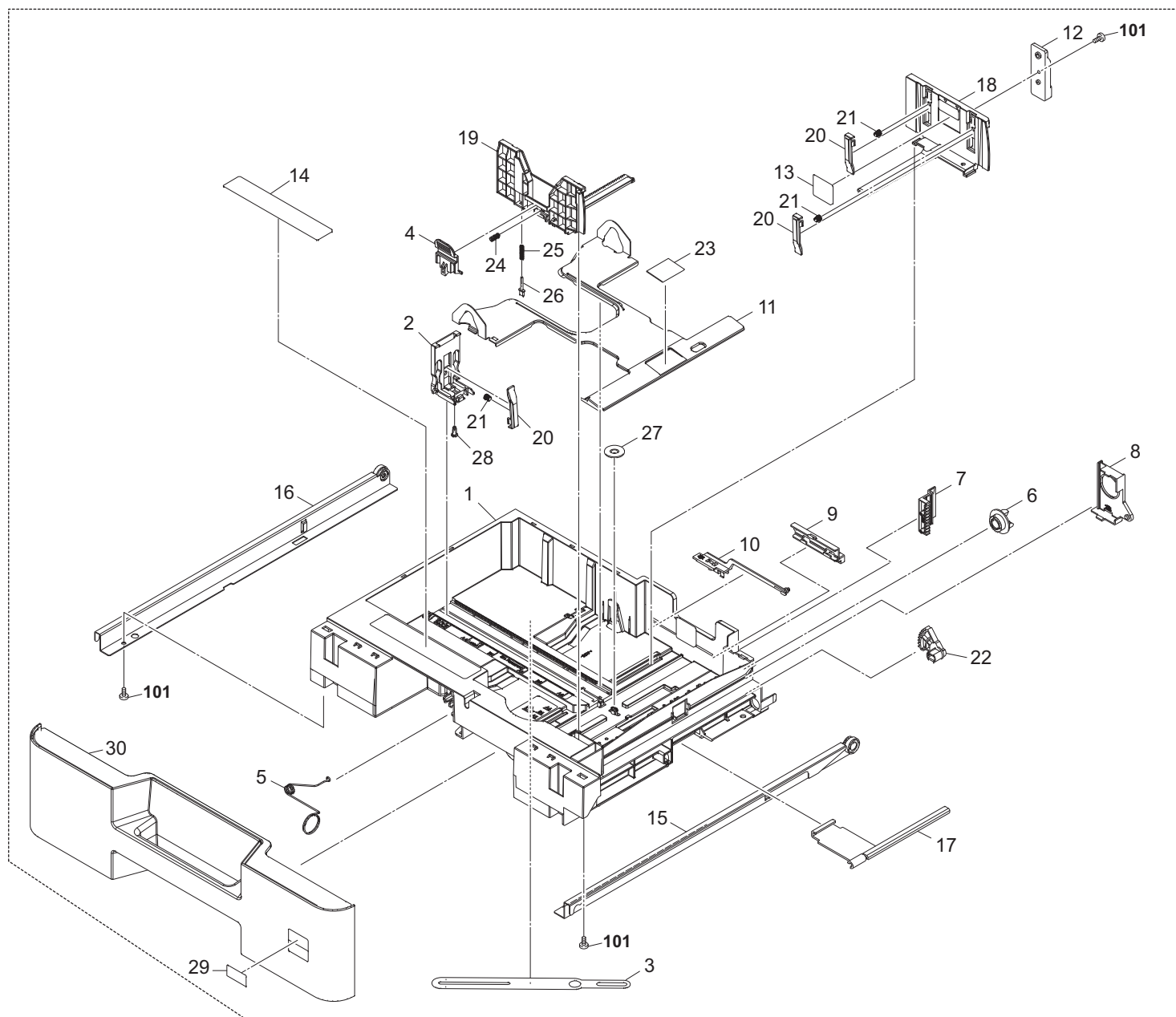


FIG. 10 Paper Cassette

2R4/2R5/2R6

Ref. No. 番号	Part.No. 部品番号	Description 部 品 名 称	Notes 備 考	Revision 改 訂	Quantity 個 数			
					100 (日本)	120	230	240
A01	302R493030	CT-5195			1	1	1	1
1	*302R409010	BASE CASSETTE			1	1	1	1
2	*302R409020	CURSOR END			1	1	1	1
3	*302R409030	PLATE TURN			1	1	1	1
4	*302R409040	LEVER SIDE CURSOR			1	1	1	1
5	*302R409050	SPRING CASSETTE EARTH			1	1	1	1
6	*302R409060	GEAR Z13S JOINT			1	1	1	1
7	*302R409070	INDICATER PAPER LEVEL			1	1	1	1
8	*302R409080	LID LIFT GEAR			1	1	1	1
9	*302R409090	SHUTTER SIZE DETECTION			1	1	1	1
10	*302R409100	JOINT SIZE DETECTION			1	1	1	1
11	*302R409110	PLATE BOTTOM			1	1	1	1
12	*302R409120	REINFORCEMENT CURSOR			1	1	1	1
13	*302R434020	LABEL PAPER LIMIT			1	1	1	1
14	*302R434030	LABEL CASSETTE OPERATION			1	1	1	1
15	*302R409300	RAIL INNER CASSETTE RIGHT ASSY			1	1	1	1
16	*302R409310	RAIL INNER CASSETTE LEFT ASSY			1	1	1	1
17	*302NR09070	WORKPLATE LIFT			1	1	1	1
18	*302NT09030	CURSOR LEFT			1	1	1	1
19	*302NT09040	CURSOR RIGHT			1	1	1	1
20	*302NT09050	LEVER CURSOR SET			3	3	3	3
21	*302NT09060	SPRING CURSOR SET			3	3	3	3
22	*302NT09100	GEAR Z48S LIFT			1	1	1	1
23	*302F909210	PAD BOTTOM			1	1	1	1
24	*302R409130	SPRING LEVER CURSOR			1	1	1	1
25	*302HN09190	SPRING FIX			1	1	1	1
26	*302HN09240	SIZE FIX			1	1	1	1
27	*5MVG127DN071	GEAR CASSETTE /A-49 CASSETTE A4			1	1	1	1
28	*66007310	PIN,CASSETTE WORK PLATE			1	1	1	1
29	*302R434040	LABEL CASSETTE 1			1	1	1	1
30	*302R404210	COVER CASSETTE			1	1	1	1
101	7BB200308H	+BIND T.T P SCREW 3X8						

• Parts with a Ref.No. of 500 and above in the illustration indicate they are not selected for service parts.

• イラスト中で 500 番台の Ref 番号が付いている部品はサービスパーツに選定されていません。

FIG. 11 Paper Feed Section 1

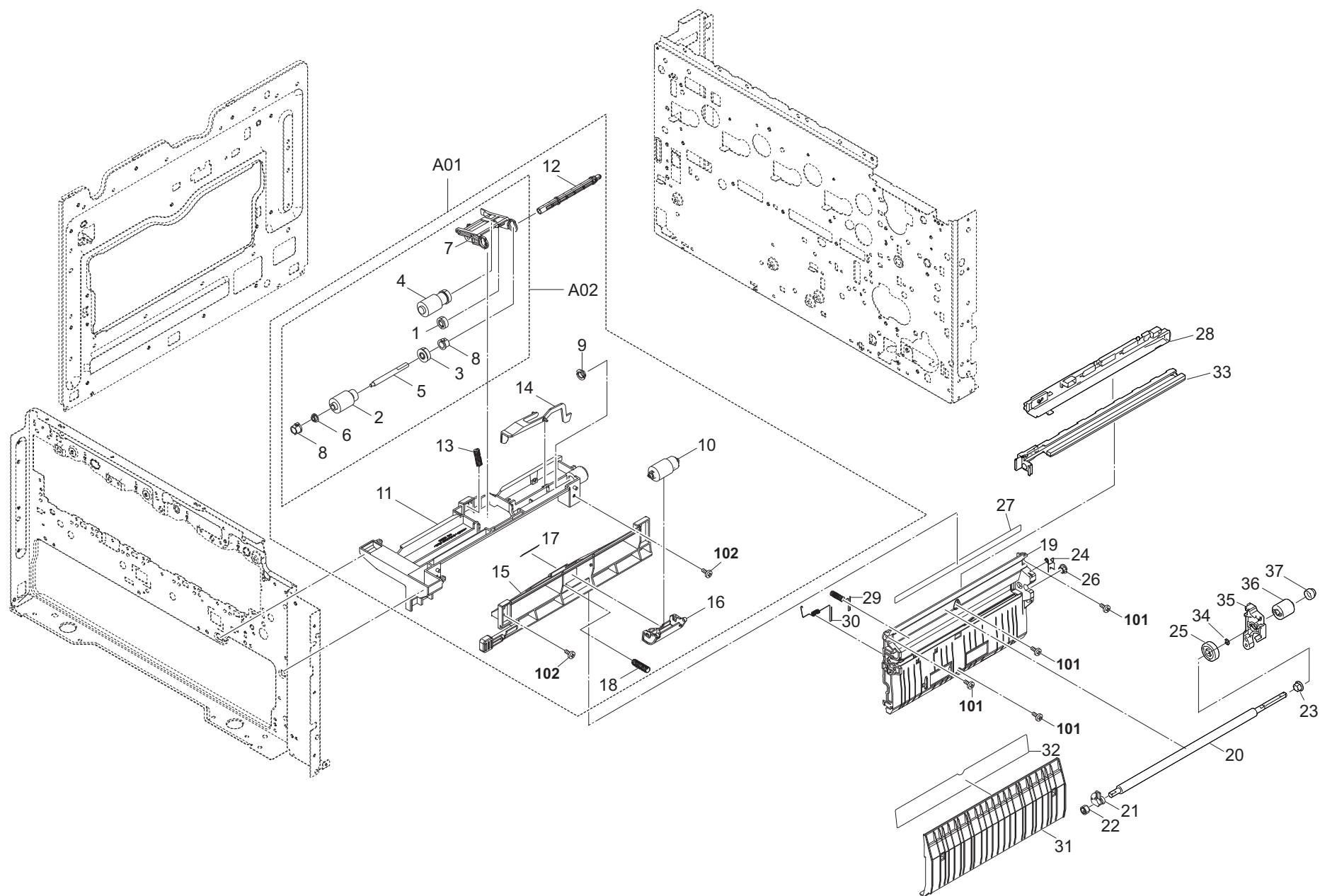


FIG. 11 Paper Feed Section 1

2R4/2R5/2R6-1

Ref. No. 番号	Part.No. 部品番号	Description 部品名称	Notes 備考	Revision 改訂	Quantity 個数			
					100 (日本)	120	230	240
A01	302R494210	PARTS PRIMARY FEED ASSY SP			1	1	1	1
A02	*302R494170	PARTS HOLDER PICK UP ASSY SP			1	1	1	1
1	**302R406070	GEAR FEED Z26L		1:Part No-chg.	1	1	1	1
2	**302F906230	PULLEY FEED ASSY			1	1	1	1
3	**302F906280	GEAR FEED Z30H			1	1	1	1
4	**302HN06080	PULLEY PICKUP ASSY			1	1	1	1
5	**302K306100	SHAFT PULLEY FEED			1	1	1	1
6	**302K306460	BUSH 4			1	1	1	1
7	**302R406020	HOLDER PICKUP			1	1	1	1
8	**302R406030	BUSH PICKUP HOLDER			2	2	2	2
9	*302K331230	BUSH DRIVE 8			1	1	1	1
10	*302F909171	RETARD ROLLER ASSY		1:Part No-chg.	1	1	1	1
11	*302R406010	FRAME FEED UPPER			1	1	1	1
12	*302R406040	SHAFT FEED DRIVE			1	1	1	1
13	*302R406050	SPRING PICKUP			1	1	1	1
14	*302R406060	ACTUATOR PAPER EMPTY			1	1	1	1
15	*302R406100	FRAME FEED LOW			1	1	1	1
16	*302R406110	HOLDER RETARD			1	1	1	1
17	*302R406120	FILM RETARD			1	1	1	1
18	*302R406130	SPRING RETARD			1	1	1	1
19	302R424060	FRAME FEED			1	1	1	1
20	302R494390	PARTS ROLLER REGIST SP			1	1	1	1
21	302HN24410	BUSH REGIST EW			1	1	1	1
22	302HN24060	GEAR Z19L REG REAR			1	1	1	1
23	302K324450	BUSH 6			1	1	1	1
24	302R424090	SPRING EARTH REGIST R			1	1	1	1
25	302S018170	GEAR Z25L			1	1	1	1
26	302F931490	BUSH FEED DRIVE			1	1	1	1
27	302NR06540	SHEET REGIST FEED			1	1	1	1
28	302R424220	HOLDER CLEANER REGIST			1	1	1	1
29	302R424100	SPRING FEED EARTH A			1	1	1	1
30	302R424110	SPRING FEED EARTH B			1	1	1	1
31	302R406600	GUIDE FEED LOW LEFT			1	1	1	1
32	302R406610	FILM FEED LOW			1	1	1	1
33	302R494120	PARTS CLEANER REGIST ASSY SP			1	1	1	1
34	302K924820	CUT-WASHER 4			1	1	1	1
35	302R424240	MOUNT TORQUE LIMITTER			1	1	1	1
36	303LL07521	TORQUE-LIMITER 400			1	1	1	1
37	303NG06320	STOPPER RETARD			1	1	1	1
101	7BB700308H	+BIND T.T S SCREW 3X8 SR						
102	7BB200308H	+BIND T.T P SCREW 3X8						

• Parts with a Ref.No. of 500 and above in the illustration indicate they are not selected for service parts.

• イラスト中で 500 番台の Ref 番号が付いている部品はサービスパーツに選定されていません。

FIG. 12 Paper Feed Section 2

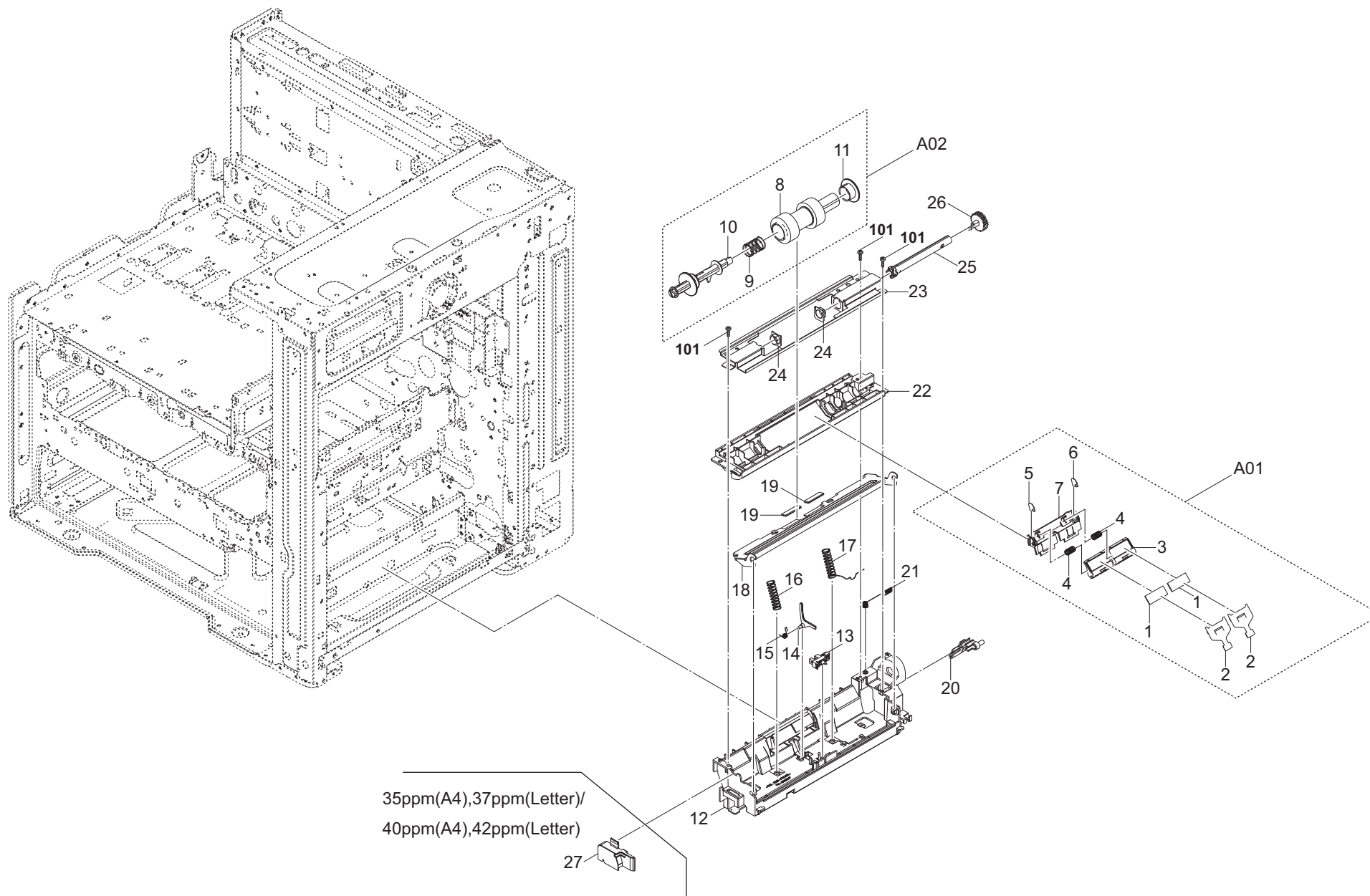


FIG. 12 Paper Feed Section 2

2R4/2R5/2R6-3

Ref. No. 番号	Part.No. 部品番号	Description 部品名称	Notes 備考	Revision 改訂	Quantity 個数			
					100(日本)	120	230	240
A01	302R494180	PARTS HOLDER SEPARATION SP			1	1	1	1
1	+302R408250	PAD SEPARATION			2	2	2	2
2	+302R408210	SEAL SEPARATION			2	2	2	2
3	+302K308041	HOLDER SEPARATION			1	1	1	1
4	+302R408240	SPRING SEPARATION			2	2	2	2
5	+302K308300	CUSHION HOLDER F			1	1	1	1
6	+302K308310	CUSHION HOLDER R			1	1	1	1
7	+302MV08040	MOUNT SEPARATION			1	1	1	1
A02	302MV94021	PARTS ROLLER MPF ASSY SP		3:Design-chg.	1	1	1	1
8	+302K308150	ROLLER MPF			1	1	1	1
9	+302K308270	SPRING MPF ROLL			1	1	1	1
10	+302MV08020	PIN FEED ROLL			1	1	1	1
11	+302MV08030	PULLEY MPF			1	1	1	1
12	302R408010	BASE MPF			1	1	1	1
13	302P794010	PARTS SENSOR OPT. SP			1	1	1	1
14	302K308020	ACTUATOR MPF			1	1	1	1
15	302K308250	SPRING ACTUATOR			1	1	1	1
16	302K308130	SPRING LIFT F			1	1	1	1
17	302K308120	SPRING LIFT R			1	1	1	1
18	302R408040	PLATE LIFT			1	1	1	1
19	302K308110	PAD LIFT			2	2	2	2
20	302K308140	ARM LIFT			1	1	1	1
21	302R408130	SPRING EARTH			1	1	1	1
22	302R408020	GUIDE UPPER MPF			1	1	1	1
23	302R408030	STAY MPF UPPER			1	1	1	1
24	302K308070	BUSH 10			2	2	2	2
25	302R408050	SHAFT MPF			1	1	1	1
26	302K394320	PARTS GEAR MPF Z28 SP		1:Part No-chg.	1	1	1	1
27	302R408140	COVER MPF WIRE	35ppm(A4),37ppm(Letter)/40ppm(A4),42ppm(Letter)		1	1	1	1
101	7BB200308H	+BIND T.T P SCREW 3X8						

• Parts with a Ref.No. of 500 and above in the illustration indicate they are not selected for service parts.

• イラスト中で 500 番台の Ref 番号が付いている部品はサービスパーツに選定されていません。

FIG. 13 Paper Feed Section 3

2R4/2R5/2R6

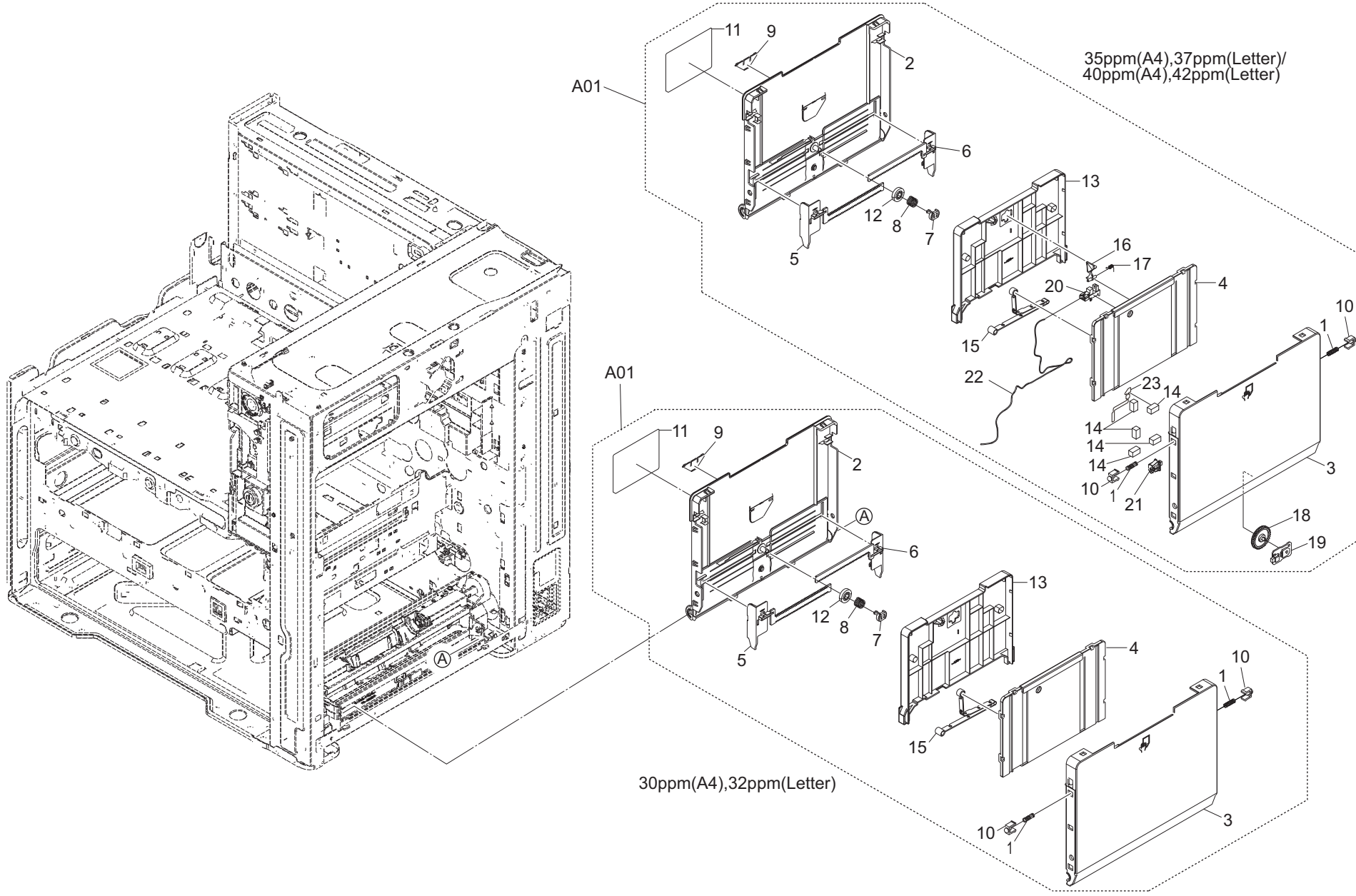


FIG. 13 Paper Feed Section 3

2R4/2R5/2R6

Ref. No. 番号	Part.No. 部品番号	Description 部品名称	Notes 備考	Revision 改訂	Quantity 個数			
					100 (日本)	120	230	240
A01	302R494090	PARTS MPF TABLE ASSY L SP	30ppm(A4),32ppm(Letter)			1	1	1
A01	302R694020	PARTS MPF TABLE ASSY H SP	35ppm(A4),37ppm(Letter)/40ppm(A4),42ppm(Letter)		1	1	1	1
1	*302FB17700	SPRING BYPASS TEBLE			2	2	2	2
2	*302R408060	TABLE MPF A			1	1	1	1
3	*302R408070	TABLE MPF B			1	1	1	1
4	*302R408090	TABLE MPF D			1	1	1	1
5	*302R408100	CURSOR MPF FRONT			1	1	1	1
6	*302R408110	CURSOR MPF REAR			1	1	1	1
7	*302R408150	STOPPER GEAR			1	1	1	1
8	*302R408160	SPRING CURSOR			1	1	1	1
9	*302R408170	STOPPER MULTI			1	1	1	1
10	*302R408220	STOPPER BYPASS TABLE			2	2	2	2
11	*302R434010	LABEL MPF CAUTION			1	1	1	1
12	*35322020	GEAR 20,PAPER FEED DRIVE			1	1	1	1
13	*302R408080	TABLE MPF C	30ppm(A4),32ppm(Letter)			1	1	1
13	*302R608010	TABLE MPF C	35ppm(A4),37ppm(Letter)/40ppm(A4),42ppm(Letter)		1	1	1	1
14	*302H708150	SPONGE WIRE MPT	35ppm(A4),37ppm(Letter)/40ppm(A4),42ppm(Letter)		5	5	5	5
15	*302K908160	GUIDE WIRE TRAY	35ppm(A4),37ppm(Letter)/40ppm(A4),42ppm(Letter)		1	1	1	1
16	*302K908211	ACTUATOR SIZE DETECTION	35ppm(A4),37ppm(Letter)/40ppm(A4),42ppm(Letter)		1	1	1	1
17	*302K908220	SPRING-TORSION SIZE DETECTION	35ppm(A4),37ppm(Letter)/40ppm(A4),42ppm(Letter)		1	1	1	1
18	*302R408180	GEAR Z36S	35ppm(A4),37ppm(Letter)/40ppm(A4),42ppm(Letter)		1	1	1	1
19	*303R394050	PARTS PWB PAPER SIZE SENSOR ASSY SP	35ppm(A4),37ppm(Letter)/40ppm(A4),42ppm(Letter)		1	1	1	1
20	*302P794010	PARTS SENSOR OPT. SP	35ppm(A4),37ppm(Letter)/40ppm(A4),42ppm(Letter)		1	1	1	1
21	*7SP01000004+H01	SW.PUSH	35ppm(A4),37ppm(Letter)/40ppm(A4),42ppm(Letter)		1	1	1	1
22	*302R646240	WIRE MPF TABLE	35ppm(A4),37ppm(Letter)/40ppm(A4),42ppm(Letter)		1	1	1	1
23	*302R608020	FILM MPF TABLE	35ppm(A4),37ppm(Letter)/40ppm(A4),42ppm(Letter)		1	1	1	1

• Parts with a Ref.No. of 500 and above in the illustration indicate they are not selected for service parts.

• イラスト中で 500 番台の Ref 番号が付いている部品はサービスパーツに選定されていません。

FIG. 14 Paper Conveying Section 1

2R4/2R5/2R6-1

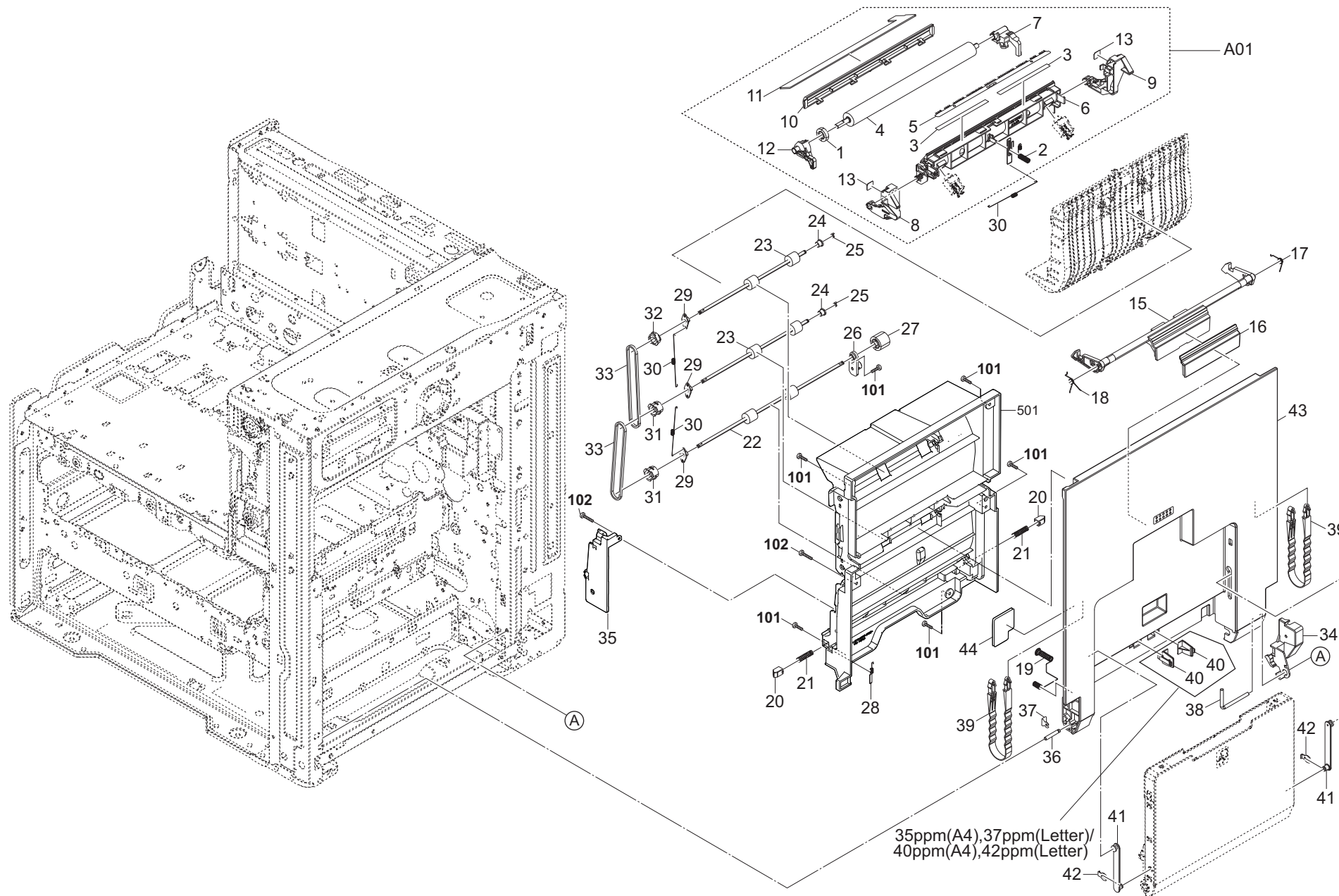


FIG. 14 Paper Conveying Section 1

2R4/2R5/2R6-3

Ref. No. 番号	Part.No. 部品番号	Description 部品名称	Notes 備考	Revision 改訂	Quantity 個数			
					100 (日本)	120	230	240
A01	302R494070	PARTS 2ND TRANS ASSY SP			1	1	1	1
1	+302R422090	GEAR Z22L TC ROLL B		1:Part No-chg.	1	1	1	1
2	+302HN22080	SPRING SEP EARTH B			1	1	1	1
3	+302HN22100	TAPE BRUSH			2	2	2	2
4	+302NR94061	PARTS ROLLER TRANSFER SP		3:Design-chg.	1	1	1	1
5	+302NR22030	BRUSH DISCHARGER			1	1	1	1
6	+302NR22101	HOLDER BRUSH			1	1	1	1
7	+302R422010	BUSH TRANS REAR			1	1	1	1
8	+302R422020	LEVER TRANS RELEASE F			1	1	1	1
9	+302R422030	LEVER TRANS RELEASE R			1	1	1	1
10	+302R422100	GUIDE PAPER CHUTE A		1:Part No-chg.	1	1	1	1
11	+302R422060	SHEET PAPER CHUTE			1	1	1	1
12	+302R422070	BUSH TRANS F			1	1	1	1
13	+302R424170	LABEL CONVEYING B			2	2	2	2
				1:Del				
15	302R429040	HOOK DU RELEASE			1	1	1	1
16	302R429130	COVER RELEASE HOOK			1	1	1	1
17	302KV29150	SPRING HOOK L			1	1	1	1
18	302KV29160	SPRING HOOK R			1	1	1	1
19	302R429070	SPRING EARTH DU A			1	1	1	1
20	302KV08180	STOPPER MPF FEED			2	2	2	2
21	302R429140	SPRING CONVEYING STOPPER			2	2	2	2
22	302R494380	PARTS ROLLER DU L SP			1	1	1	1
23	302R494410	PARTS ROLLER DU SP			2	2	2	2
24	302K312341	BUSH SPIRAL		3:Design-chg.	2	2	2	2
25	5MVX111DN007	STOPPER 3/2BT1107 A4			2	2	2	2
26	302R429120	BUSH DU JOINT			1	1	1	1
27	302R429020	GEAR Z21L DU			1	1	1	1
28	302R429080	SPRING EARTH DU B			1	1	1	1
29	302KV29190	BUSH ROLLER EARTH			3	3	3	3
30	302R429060	SPRING EARTH DU ROLL			3	3	3	3
31	302KV29200	PULLEY P24-S2M			2	2	2	2
32	302NR29040	PULLEY P24 DU			1	1	1	1
33	302R429050	BELT S2M Z256			2	2	2	2
34	302R429110	COVER HARNESS B			1	1	1	1
35	302R429150	COVER BELT DU			1	1	1	1
36	302K304550	SHAFT RIGHT COVER F			1	1	1	1
37	302K304630	FILM CONVEYING SHAFT			1	1	1	1
38	302K304560	SHAFT RIGHT COVER R			1	1	1	1
39	302R429090	STRAP RIGHT COVER			2	2	2	2
40	302R408120	GUIDE BANNER	35ppm(A4),37ppm(Letter)/40ppm(A4),42ppm(Letter)		2	2	2	2
41	302R408230	STRAP LINK MPF			2	2	2	2
42	302K308470	STOPPER STRAP			2	2	2	2
43	302R429010	COVER RIGHT			1	1	1	1
44	302R434190	LABEL CONVEYING CAUTION			1	1	1	1
101	7BB200308H	+BIND T.T P SCREW 3X8						
102	7BB200312H	+BIND T.T P SCREW 3X12						

• Parts with a Ref.No. of 500 and above in the illustration indicate they are not selected for service parts.

• イラスト中で 500 番台の Ref 番号が付いている部品はサービスパーツに選定されていません。

FIG. 15 Paper Conveying Section 2

2R4/2R5/2R6-5

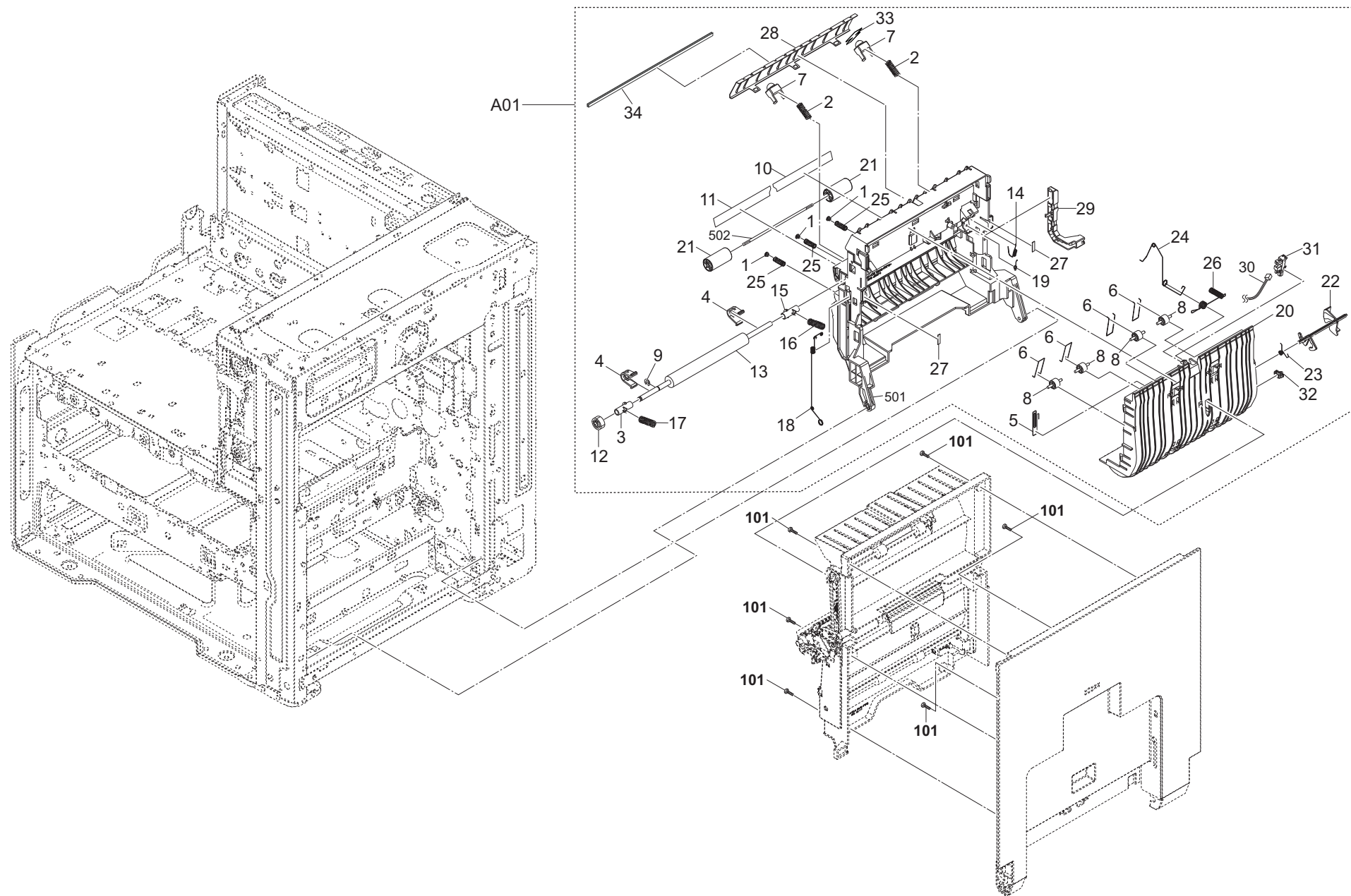


FIG. 15 Paper Conveying Section 2

2R4/2R5/2R6-5

Ref. No. 番号	Part.No. 部品番号	Description 部品名称	Notes 備考	Revision 改訂	Quantity 個数			
					100 (日本)	120	230	240
A01	302R494061	PARTS CONVEYING ASSY SP		5:Design-chg.	1	1	1	1
1	*2FM04150	CAP SPRING/B-11 ENCLOSURE A4			3	3	3	3
2	*302HG24150	SPRING TC L			2	2	2	2
3	*302HN24110	BUSH REG R			1	1	1	1
4	*302HN24150	STOPPER BUSH REG			2	2	2	2
5	*302HN24270	SPRING SEP EARTH A			1	1	1	1
6	*302HN24290	SPRING DU			4	4	4	4
7	*302NT22010	STOPPER TC SPRING			2	2	2	2
8	*302HN24400	PULLEY PA			4	4	4	4
9	*302KK04570	CUT WASHER 5			1	1	1	1
10	*302KV06260	SHEET REGIST C			1	1	1	1
11	*302KV06410	SHEET REGIST CR			1	1	1	1
12	*302KV24110	GEAR Z31R			1	1	1	1
13	*302R494400	PARTS ROLLER REGIST RUBBER SP			1	1	1	1
14	*302NR24110	SPRING EARTH REGIST RUBBER			1	1	1	1
15	*302NR24120	BUSH REGIST EW			1	1	1	1
16	*302NR24140	SPRING REGIST L			1	1	1	1
17	*302NR24150	SPRING REGIST R			1	1	1	1
18	*302R422040	SPRING BRUSH EARTH			1	1	1	1
19	*302R422080	SPRING PAPER CHUTE			1	1	1	1
20	*302R424020	GUIDE FEED DU			1	1	1	1
21	*302R424030	PULLEY MIDDLE			2	2	2	2
22	*302R424040	ACTUATOR DU			1	1	1	1
23	*302R424080	SPRING DU ACTUATOR			1	1	1	1
24	*302R424120	SPRING GUIDE EARTH			1	1	1	1
25	*302R424130	SPRING MIDDLE PULLEY			3	3	3	3
26	*302R424140	SPRING EARTH CONVEYING			1	1	1	1
27	*302R424160	LABEL CONVEYING A			2	2	2	2
28	*302R424210	PLATE GUIDE CONVEYING			1	1	1	1
29	*302R429100	COVER HARNESS A			1	1	1	1
30	*302R646350	WIRE CONVEYING UNIT			1	1	1	1
31	*302P794010	PARTS SENSOR OPT. SP			1	1	1	1
32	*7YZM610007++H01	ACCESS.SADDLE			1	1	1	1
33	*302NT22030	SHEET PAPER GUIDE EARTH			1	1	1	1
34	*302R424280	SHEET DISCHARGER		3:Add/5:Others	1	1	1	1
101	7BB200308H	+BIND T.T P SCREW 3X8						

• Parts with a Ref.No. of 500 and above in the illustration indicate they are not selected for service parts.

• イラスト中で 500 番台の Ref 番号が付いている部品はサービスパーツに選定されていません。

FIG. 16 Scanner Section (30ppm(A4),32ppm(Letter))

2R4/2R5/2R6

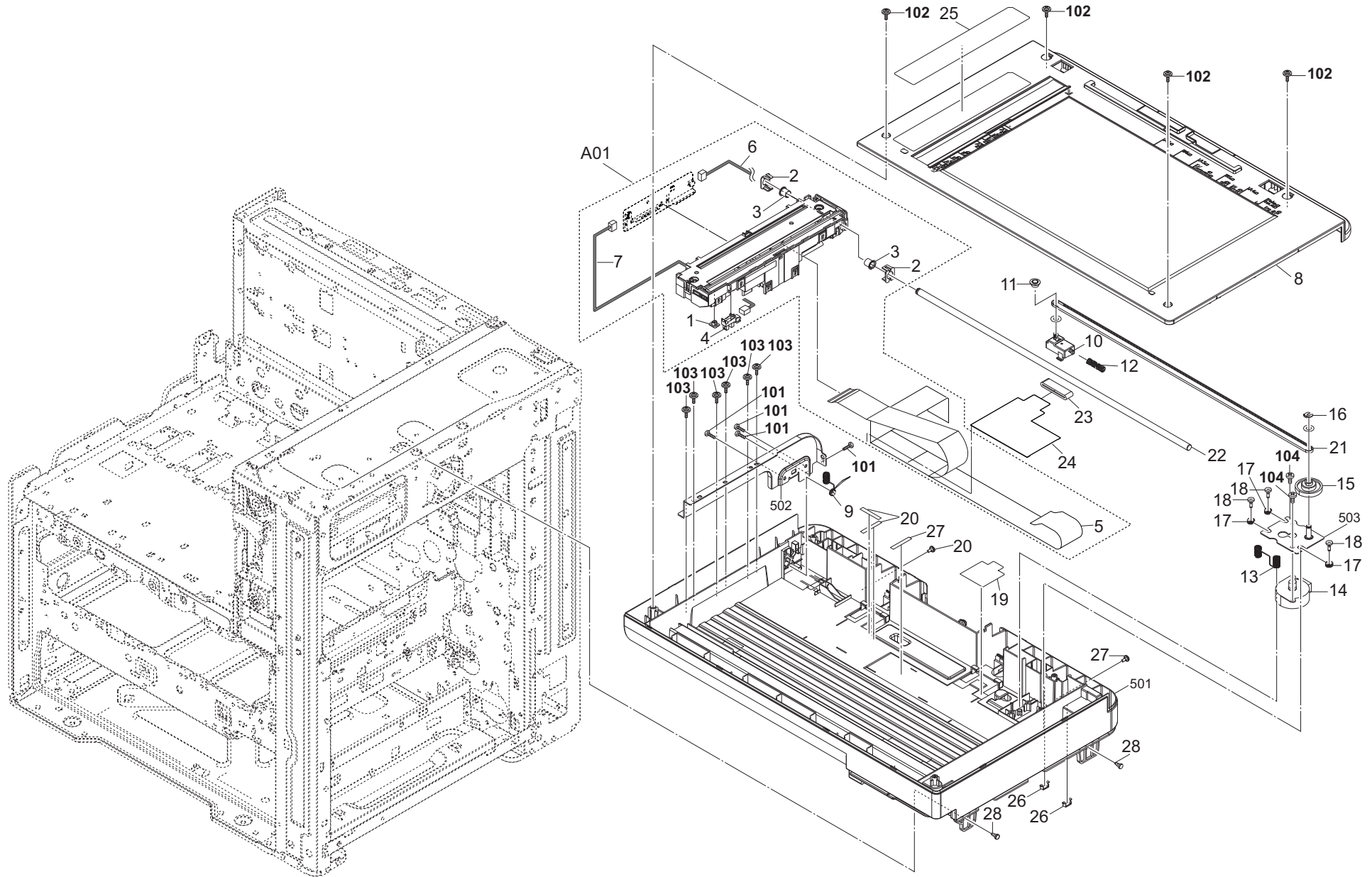


FIG. 16 Scanner Section (35ppm(A4),37ppm(Letter)/40ppm(A4),42ppm(Letter))

2R4/2R5/2R6-1

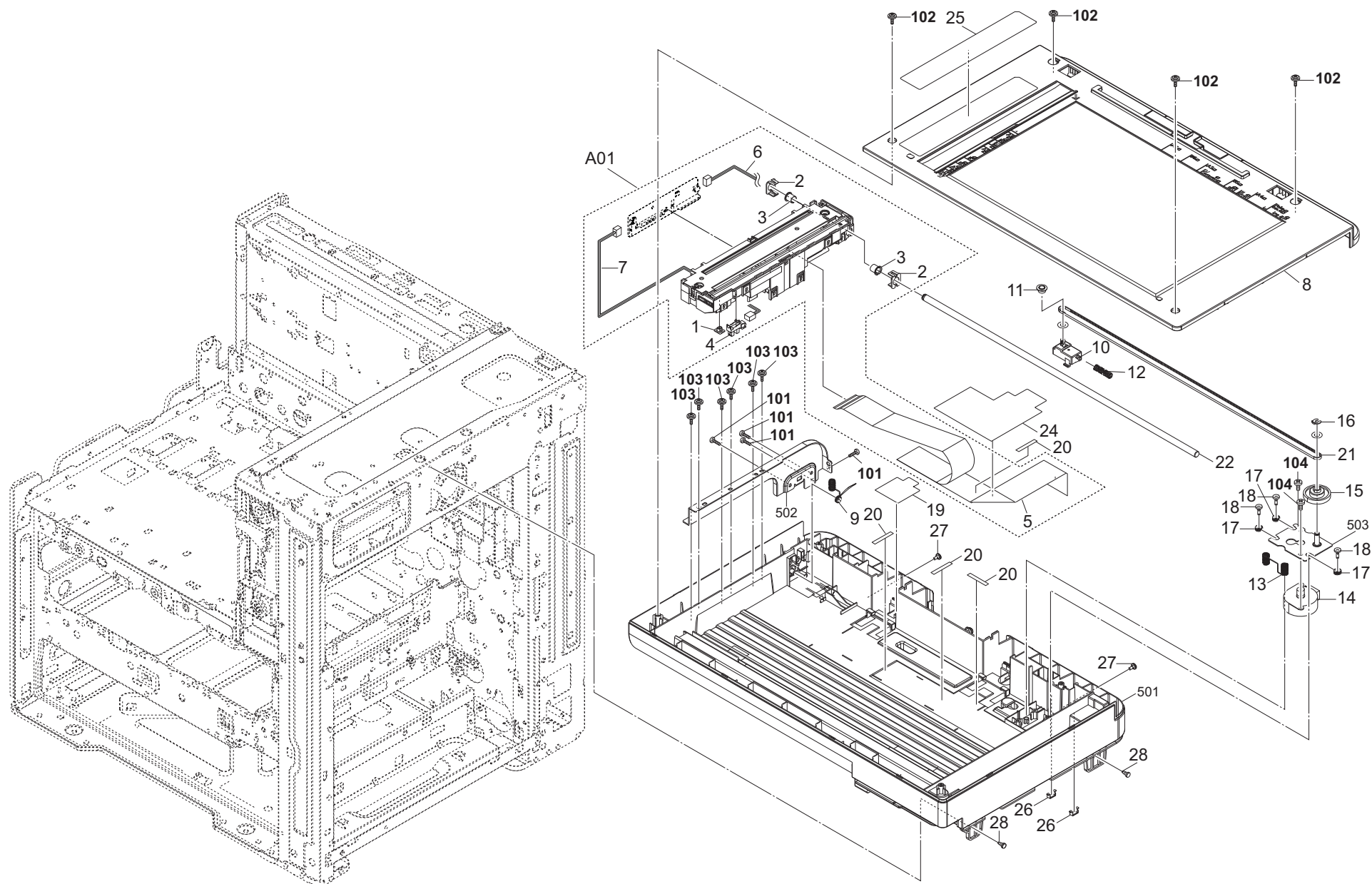


FIG. 16 Scanner Section (35ppm(A4),37ppm(Letter)/40ppm(A4),42ppm(Letter))

2R4/2R5/2R6-5

Ref. No. 番号	Part.No. 部品番号	Description 部品名称	Notes 備考	Revision 改訂	Quantity 個数			
					100(日本)	120	230	240
A01	302R693121	ISU ASSY H SP		5:Design-chg.	1	1	1	1
1	*302H917450	SLIDER ISU			1	1	1	1
2	*302KW17150	STOPPER BUSH ISU			2	2	2	2
3	*302NM17150	BUSH ISU			2	2	2	2
4	*303M894260	PARTS SENSOR OPT SP			1	1	1	1
5	*302R646090	WIRE FFC CCD			1	1	1	1
6	*3V2NM46130	CONN.CORD ASSY S03840 CCD-LED			1	1	1	1
7	*302R646720	WIRE CCD HP		1:Part No-chg.	1	1	1	1
8	302R694010	PARTS ISU TOP SP			1	1	1	1
9	302R417220	SPRING EARTH ISU B			1	1	1	1
10	3V2NM17210	MOUNT TENSION PULLEY			1	1	1	1
11	302M417180	PULLEY TENSION		1:Part No-chg.	1	1	1	1
12	3V2NM17600	SPRING-COMPRESSION ISU BELT			1	1	1	1
13	302R417050	SPRING EARTH ISU A			1	1	1	1
14	302LW94060	PARTS MOTOR ISU SP			1	1	1	1
15	3V2NM17200	GEAR Z63R-P32 ISU			1	1	1	1
16	5MX111DN003	RING STOPPER/A-49 FEED A4			1	1	1	1
17	302JD19140	BUSHING FAN			3	3	3	3
18	302JD19150	PIN LSU			3	3	3	3
19	302R617040	SHEET FFC B			1	1	1	1
20	302NR19260	TAPE FFC BD			4	4	4	4
21	302R417040	BELT ISU			1	1	1	1
22	302R417030	SHAFT ISU		1:Del	1	1	1	1
24	302R617010	SHEET FFC A			1	1	1	1
25	302R434120	LABEL CAUTION AS			1			
25	302R434110	LABEL CAUTION				1	1	1
26	302K931080	WIRE STOPPER			2	2	2	2
27	303MH04040	PIN COVER			2	2	2	2
28	302GR02852	PIN DLP RAIL			2	2	2	2
101	7BB700308H	+BIND T.T S SCREW 3X8 SR						
102	7BB282308H	+TP-FLAT T.T P SCREW 3X8(BLACK)						
103	7BB202308H	+TP-FLAT T.T P SCREW 3X8						
104	7BB600306H	+BIND M SCREW 3X6 R						

• Parts with a Ref.No. of 500 and above in the illustration indicate they are not selected for service parts.

• イラスト中で 500 番台の Ref 番号が付いている部品はサービスパーツに選定されていません。

FIG. 17 Laser Scanner Section

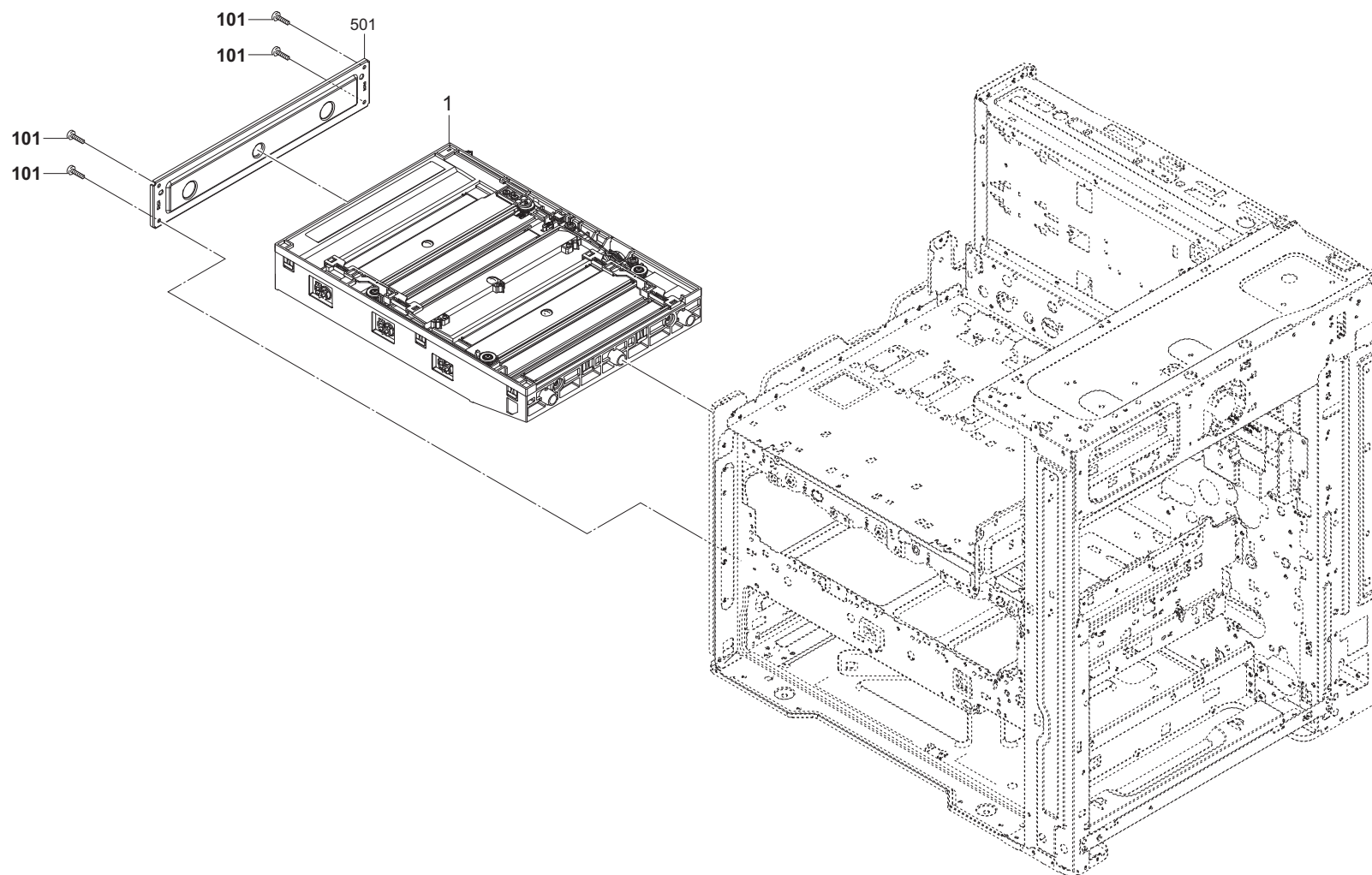


FIG. 17 Laser Scanner Section

2R4/2R5/2R6-2

Ref. No. 番号	Part.No. 部品番号	Description 部品名称	Notes 備考	Revision 改訂	Quantity 個数			
					100(日本)	120	230	240
1	302R493151	LK-5195		2:Design-chg.	1	1	1	1
101	7BB700308H	+BIND T.T S SCREW 3X8 SR						

• Parts with a Ref.No. of 500 and above in the illustration indicate they are not selected for service parts.

• イラスト中で 500 番台の Ref 番号が付いている部品はサービスパーツに選定されていません。

FIG. 18 Developer & Image Formation Section

2R4/2R5/2R6

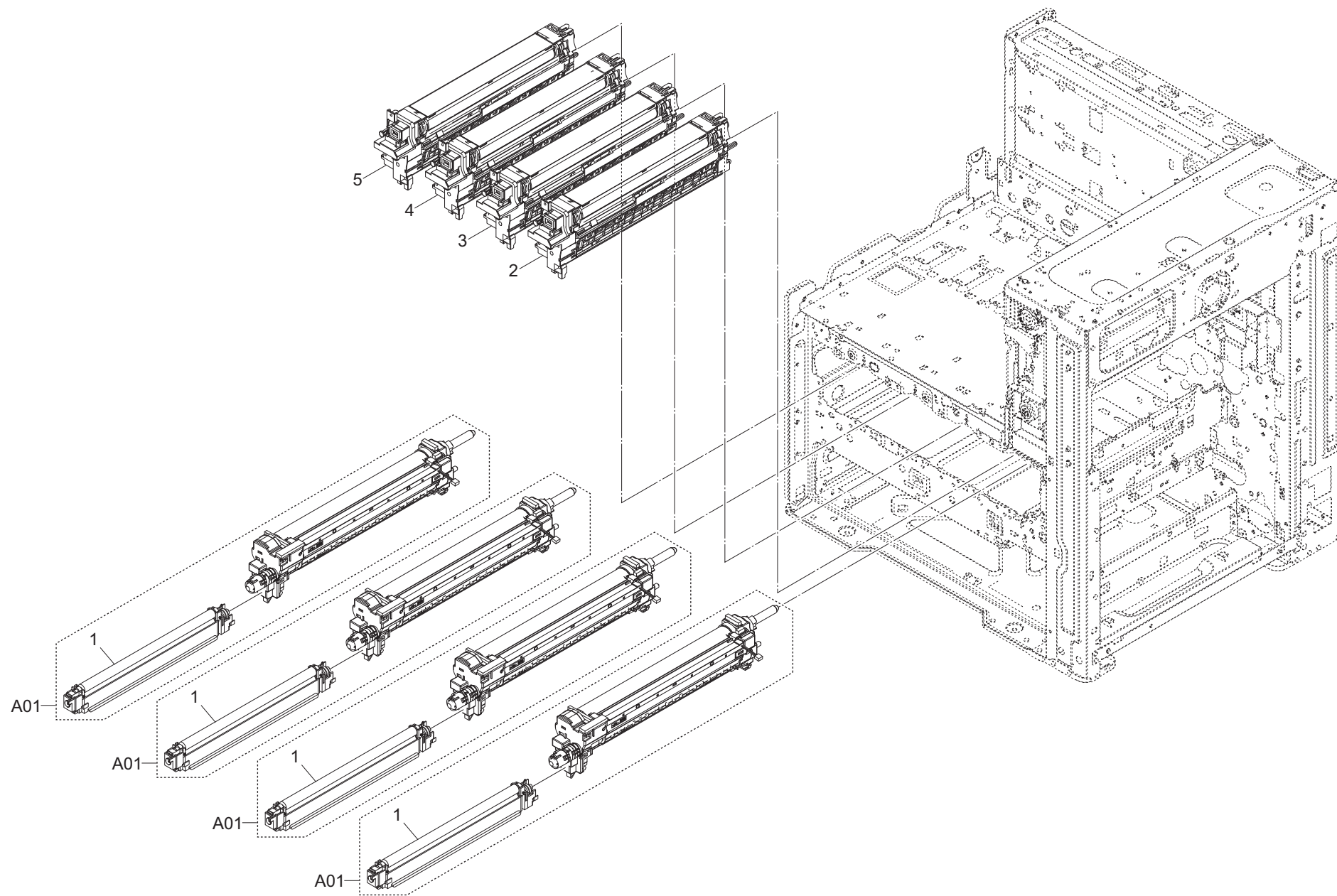


FIG. 18 Developer & Image Formation Section

2R4/2R5/2R6-4

Ref. No. 番号	Part.No. 部品番号	Description 部品名称	Notes 備考	Revision 改訂	Quantity 個数			
					100 (日本)	120	230	240
A01	302R493053	DK-5195	30ppm(A4),32ppm(Letter)/35ppm(A4),37ppm(Letter)	2:Design-chg./4:Design-chg.	4	4	4	4
1	*302R493060	MC-5195	30ppm(A4),32ppm(Letter)/35ppm(A4),37ppm(Letter)		4	4	4	4
A01	302R693021	DK-5215	40ppm(A4),42ppm(Letter)	2:Design-chg.	4	4	4	4
1	*302R693031	MC-5215	40ppm(A4),42ppm(Letter)	2:Design-chg.	4	4	4	4
2	302R493072	DV-5195K	30ppm(A4),32ppm(Letter)	2:Design-chg.		1	1	1
2	302R593012	DV-5205K	35ppm(A4),37ppm(Letter)	2:Design-chg./Others		1	1	1
2	302R59J012	DV-5205K(J)	35ppm(A4),37ppm(Letter)	2:Others	1			
2	302R693041	DV-5215K	40ppm(A4),42ppm(Letter)	2:Design-chg./Others		1	1	1
2	302R69J041	DV-5215K(J)	40ppm(A4),42ppm(Letter)	2:Others	1			
3	302R493082	DV-5195M	30ppm(A4),32ppm(Letter)	2:Design-chg.		1	1	1
3	302R593022	DV-5205M	35ppm(A4),37ppm(Letter)	2:Design-chg./Others		1	1	1
3	302R59J022	DV-5205M(J)	35ppm(A4),37ppm(Letter)	2:Others	1			
3	302R693051	DV-5215M	40ppm(A4),42ppm(Letter)	2:Design-chg./Others		1	1	1
3	302R69J051	DV-5215M(J)	40ppm(A4),42ppm(Letter)	2:Others	1			
4	302R493092	DV-5195C	30ppm(A4),32ppm(Letter)	2:Design-chg.		1	1	1
4	302R593032	DV-5205C	35ppm(A4),37ppm(Letter)	2:Design-chg./Others		1	1	1
4	302R59J032	DV-5205C(J)	35ppm(A4),37ppm(Letter)	2:Others	1			
4	302R693061	DV-5215C	40ppm(A4),42ppm(Letter)	2:Design-chg./Others		1	1	1
4	302R69J061	DV-5215C(J)	40ppm(A4),42ppm(Letter)	2:Others	1			
5	302R493102	DV-5195Y	30ppm(A4),32ppm(Letter)	2:Design-chg.		1	1	1
5	302R593042	DV-5205Y	35ppm(A4),37ppm(Letter)	2:Design-chg./Others		1	1	1
5	302R59J042	DV-5205Y(J)	35ppm(A4),37ppm(Letter)	2:Others	1			
5	302R693071	DV-5215Y	40ppm(A4),42ppm(Letter)	2:Design-chg./Others		1	1	1
5	302R69J071	DV-5215Y(J)	40ppm(A4),42ppm(Letter)	2:Others	1			

• Parts with a Ref.No. of 500 and above in the illustration indicate they are not selected for service parts.

• イラスト中で 500 番台の Ref 番号が付いている部品はサービスパーツに選定されていません。

FIG. 19 Transfer Section

2R4/2R5/2R6

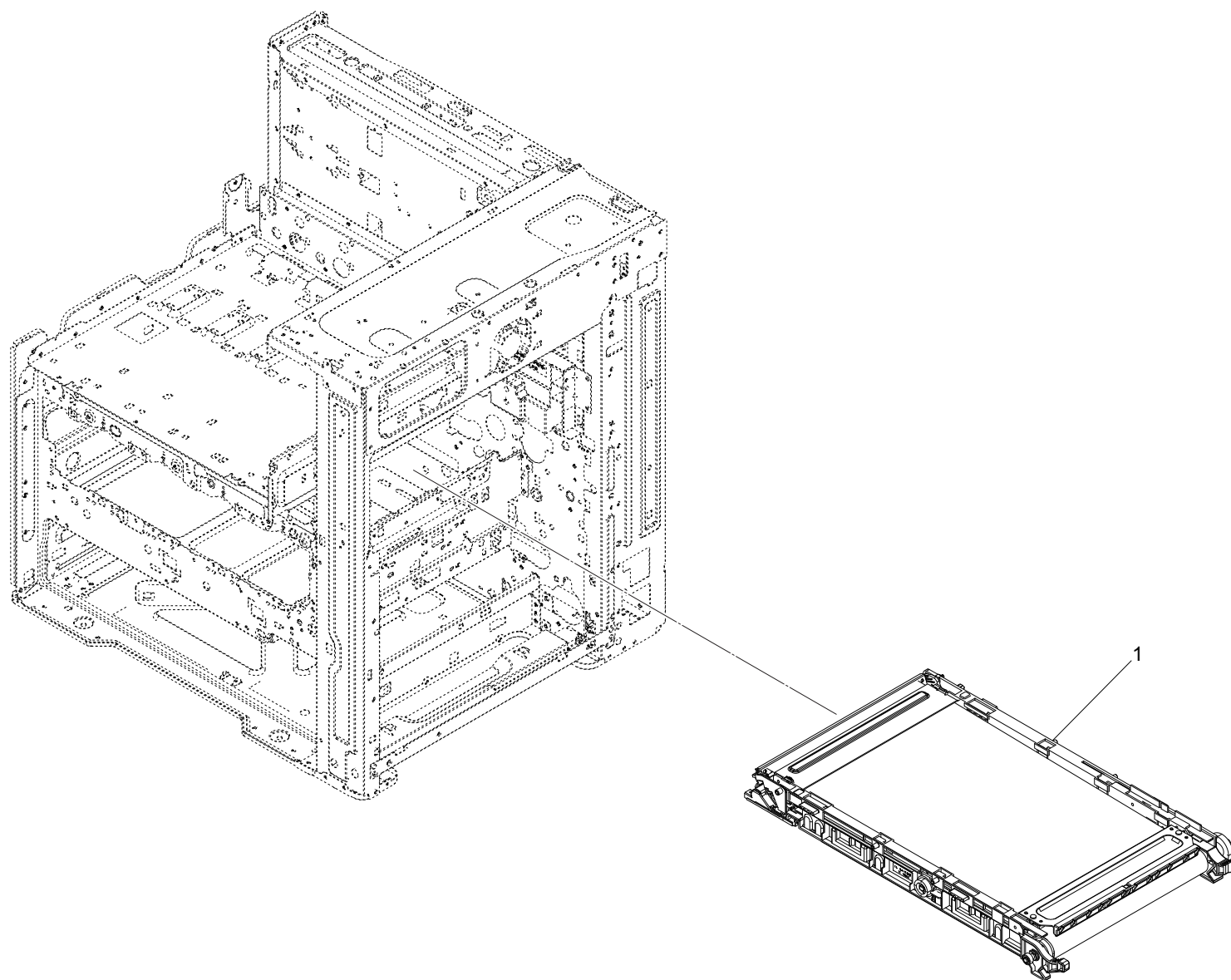


FIG. 19 Transfer Section

2R4/2R5/2R6

Ref. No. 番号	Part.No. 部品番号	Description 部品名称	Notes 備考	Revision 改訂	Quantity 個数			
					100(日本)	120	230	240
1	302R493020	TR-5195			1	1	1	1

• Parts with a Ref.No. of 500 and above in the illustration indicate they are not selected for service parts.

• イラスト中で 500 番台の Ref 番号が付いている部品はサービスパーツに選定されていません。

FIG. 20 Fuser Section

2R4/2R5/2R6

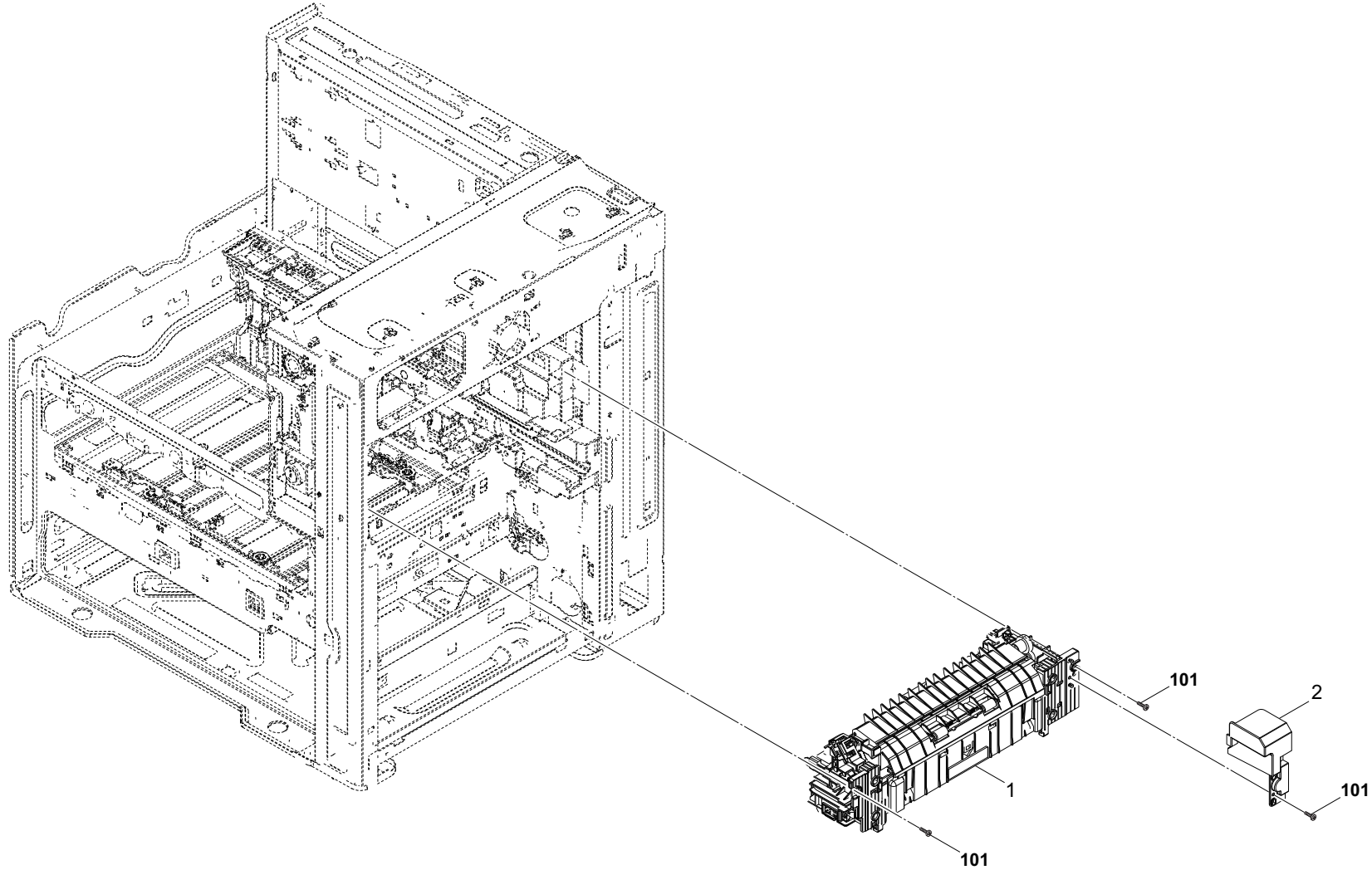


FIG. 20 Fuser Section

2R4/2R5/2R6

Ref. No. 番号	Part.No. 部品番号	Description 部品名称	Notes 備考	Revision 改訂	Quantity 個数			
					100 (日本)	120	230	240
1	302R493130	FK-5197	30ppm(A4),32ppm(Letter)			1		
1	302R493110	FK-5195	30ppm(A4),32ppm(Letter)				1	1
1	302R693090	FK-5206	35ppm(A4),37ppm(Letter)/40ppm(A4),42ppm(Letter)		1			
1	302R693100	FK-5207	35ppm(A4),37ppm(Letter)/40ppm(A4),42ppm(Letter)			1		
1	302R693080	FK-5205	35ppm(A4),37ppm(Letter)/40ppm(A4),42ppm(Letter)				1	1
2	302R402750	COVER WIRE FUSER			1	1	1	1
101	7BB700308H	+BIND T.T S SCREW 3X8 SR						

• Parts with a Ref.No. of 500 and above in the illustration indicate they are not selected for service parts.

• イラスト中で 500 番台の Ref 番号が付いている部品はサービスパーツに選定されていません。

FIG. 21 Exit Section 1

2R4/2R5/2R6

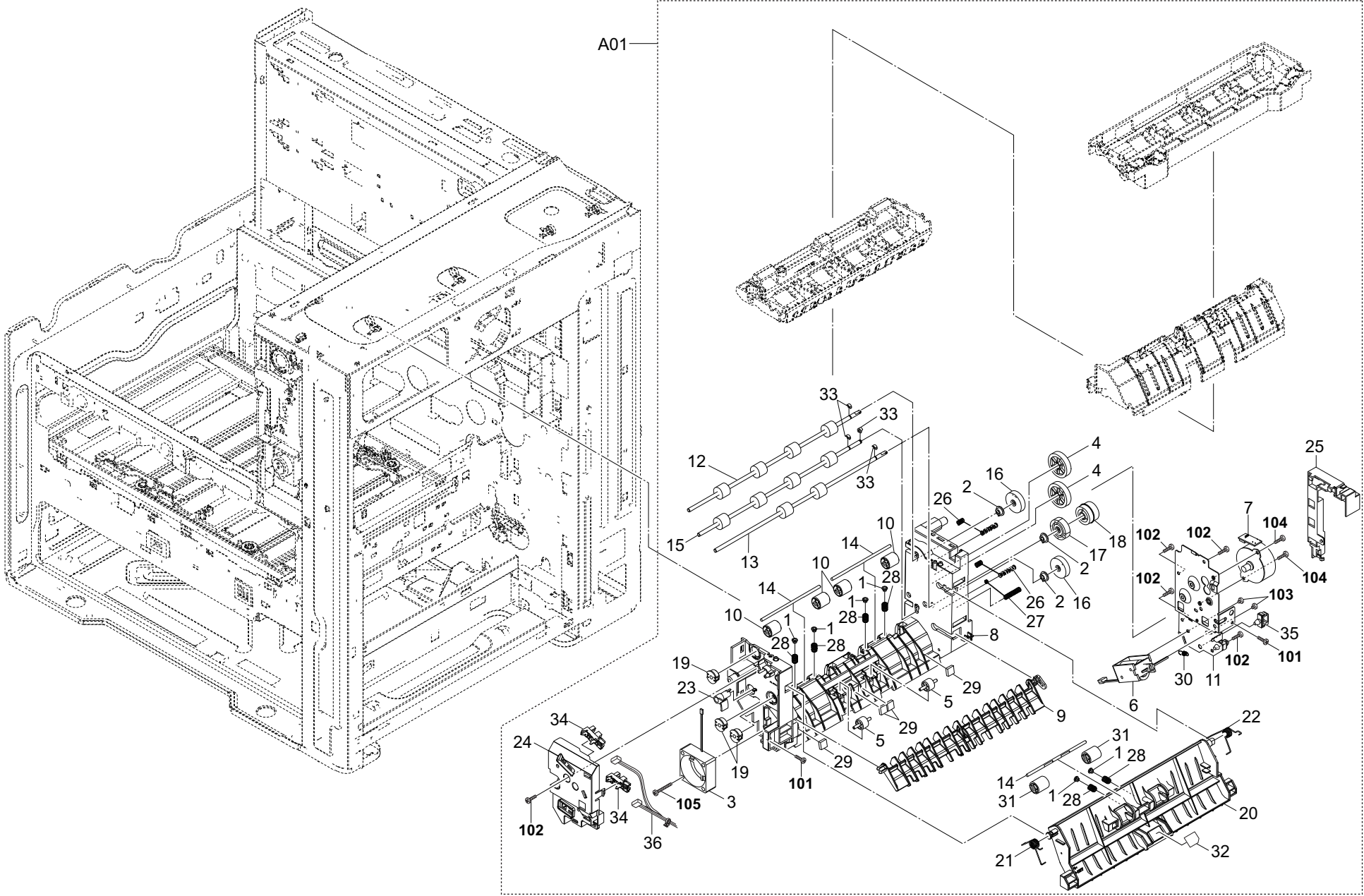


FIG. 21 Exit Section 1

2R4/2R5/2R6

Ref. No. 番号	Part.No. 部品番号	Description 部品名称	Notes 備考	Revision 改訂	Quantity 個数			
					100 (日本)	120	230	240
A01	302R494050	PARTS EXIT ASSY SP			1	1	1	1
1	*2FM04150	CAP SPRING/B-11 ENCLOSURE A4			6	6	6	6
2	*302F929140	BUSH DU			3	3	3	3
3	*302H044120	FAN COOLING 40-15			1	1	1	1
4	*302H731780	GEAR Z34 CONT D			2	2	2	2
5	*302HN24400	PULLEY PA			2	2	2	2
6	*302K994380	PARTS SOLENOID FEED SHIFT SP			1	1	1	1
7	*302P794060	PARTS MOTOR EJECT SP			1	1	1	1
8	*302R428020	HOUSING EXIT			1	1	1	1
9	*302R428050	GUIDE CHANGE			1	1	1	1
10	*302R428080	PULLEY EXIT REVERSE			4	4	4	4
11	*302R428090	PLATE EXIT			1	1	1	1
12	*302R494340	PARTS ROLLER EXIT JS SP			1	1	1	1
13	*302R494350	PARTS ROLLER EXIT JS2 SP			1	1	1	1
14	*302R428120	SHAFT EXIT DU			3	3	3	3
15	*302R494360	PARTS ROLLER EXIT FD SP			1	1	1	1
16	*302R428140	GEAR Z28S			2	2	2	2
17	*302R428150	GEAR EXIT Z28S OW			1	1	1	1
18	*302R428160	GEAR Z40R-Z25S			1	1	1	1
19	*302R428170	BUSH EXIT 4			3	3	3	3
20	*302R428190	GUIDE EXIT RIGHT			1	1	1	1
21	*302R428200	SPRING GUIDE RIGHT F			1	1	1	1
22	*302R428210	SPRING GUIDE RIGHT R			1	1	1	1
23	*302R428220	ACTUATOR EXIT C			1	1	1	1
24	*302R428230	COVER FRONT			1	1	1	1
25	*302R428240	COVER MOTOR			1	1	1	1
26	*302R428250	SPRING EXIT EARTH A			2	2	2	2
27	*302R428260	SPRING EXIT EARTH B			1	1	1	1
28	*302R428290	SPRING EXIT			6	6	6	6
29	*302R428300	CUSHION EXIT GUIDE			4	4	4	4
30	*302R428320	SPRING CHANGE GUIDE			1	1	1	1
31	*302R428330	PULLEY EXIT REVERSE			2	2	2	2
32	*302R434130	LABEL EXIT			1	1	1	1
33	*5MVX111DN007	STOPPER 3/2BT1107 A4			4	4	4	4
34	*302P794010	PARTS SENSOR OPT. SP			2	2	2	2
35	*7YZM610001++H01	ACCESS SADDLE			1	1	1	1
36	*302R646340	WIRE EXIT UNIT			1	1	1	1
101	7BB202308H	+TP-FLAT T.T P SCREW 3X8						
102	7BB200308H	+BIND T.T P SCREW 3X8						
103	7BB000303H	+BIND M SCREW 3X3						
104	7BB700308H	+BIND T.T S SCREW 3X8 SR						
105	7BB200322H	BIND T.T P SCREW 3X22						

• Parts with a Ref.No. of 500 and above in the illustration indicate they are not selected for service parts.

• イラスト中で 500 番台の Ref 番号が付いている部品はサービスパーツに選定されていません。

FIG. 22 Exit Section 2

2R4/2R5/2R6

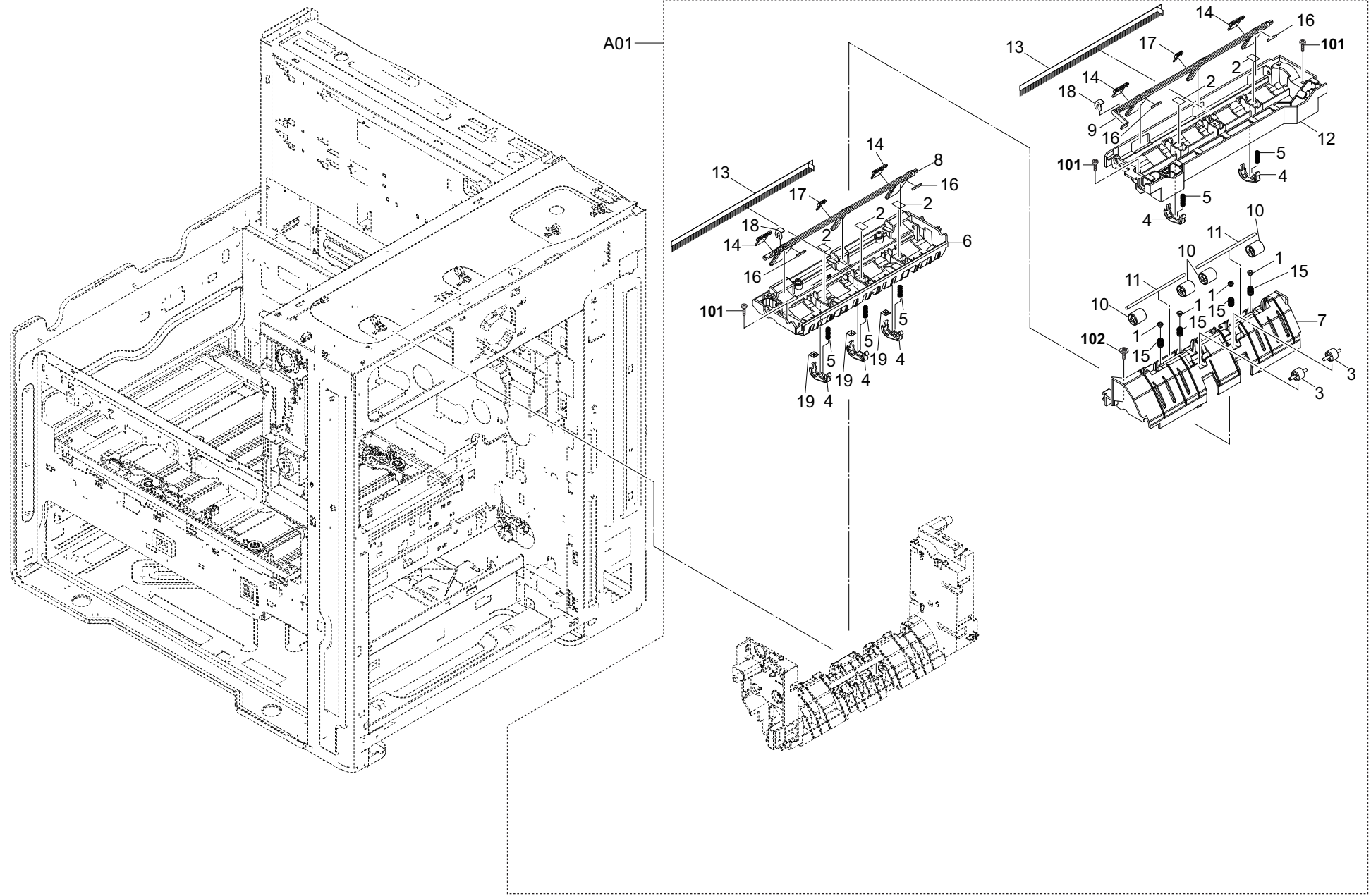


FIG. 22 Exit Section 2

2R4/2R5/2R6

Ref. No. 番号	Part.No. 部品番号	Description 部品名称	Notes 備考	Revision 改訂	Quantity 個数			
					100 (日本)	120	230	240
A01	302R494050	PARTS EXIT ASSY SP			1	1	1	1
1	+2FM04150	CAP SPRING/B-11 ENCLOSURE A4			4	4	4	4
2	+302FZ22760	STOPPER EARTH MIDDLE			5	5	5	5
3	+302HN24400	PULLEY PA			2	2	2	2
4	+302K328090	GUIDE EXIT PUSH			5	5	5	5
5	+302K328260	SPRING GUIDE EXIT PUSH			5	5	5	5
6	+302R428030	GUIDE EXIT			1	1	1	1
7	+302R428040	COVER GUIDE EXIT			1	1	1	1
8	+302R428060	ACTUATOR EXIT A			1	1	1	1
9	+302R428070	ACTUATOR EXIT B			1	1	1	1
10	+302R428080	PULLEY EXIT REVERSE			4	4	4	4
11	+302R428120	SHAFT EXIT DU			2	2	2	2
12	+302R428180	GUIDE EXIT UPPER			1	1	1	1
13	+302R428270	STATIC ELIMINATOR			2	2	2	2
14	+302R428280	ACTUATOR EXIT D			4	4	4	4
15	+302R428290	SPRING EXIT			4	4	4	4
16	+302R428310	CUSHION ACTUATOR			4	4	4	4
17	+302R428340	ACTUATOR EXIT E			2	2	2	2
18	+5MVL177DN001	RING STOPPER 4			2	2	2	2
19	+302R428350	CUSHION EXIT PUSH			3	3	3	3
101	7BB200308H	+BIND T.T P SCREW 3X8						
102	7BB282308H	+TP-FLAT T.T P SCREW 3X8(BLACK)						

• Parts with a Ref.No. of 500 and above in the illustration indicate they are not selected for service parts.

• イラスト中で 500 番台の Ref 番号が付いている部品はサービスパーツに選定されていません。

FIG. 23 Drive Section 1

2R4/2R5/2R6-1

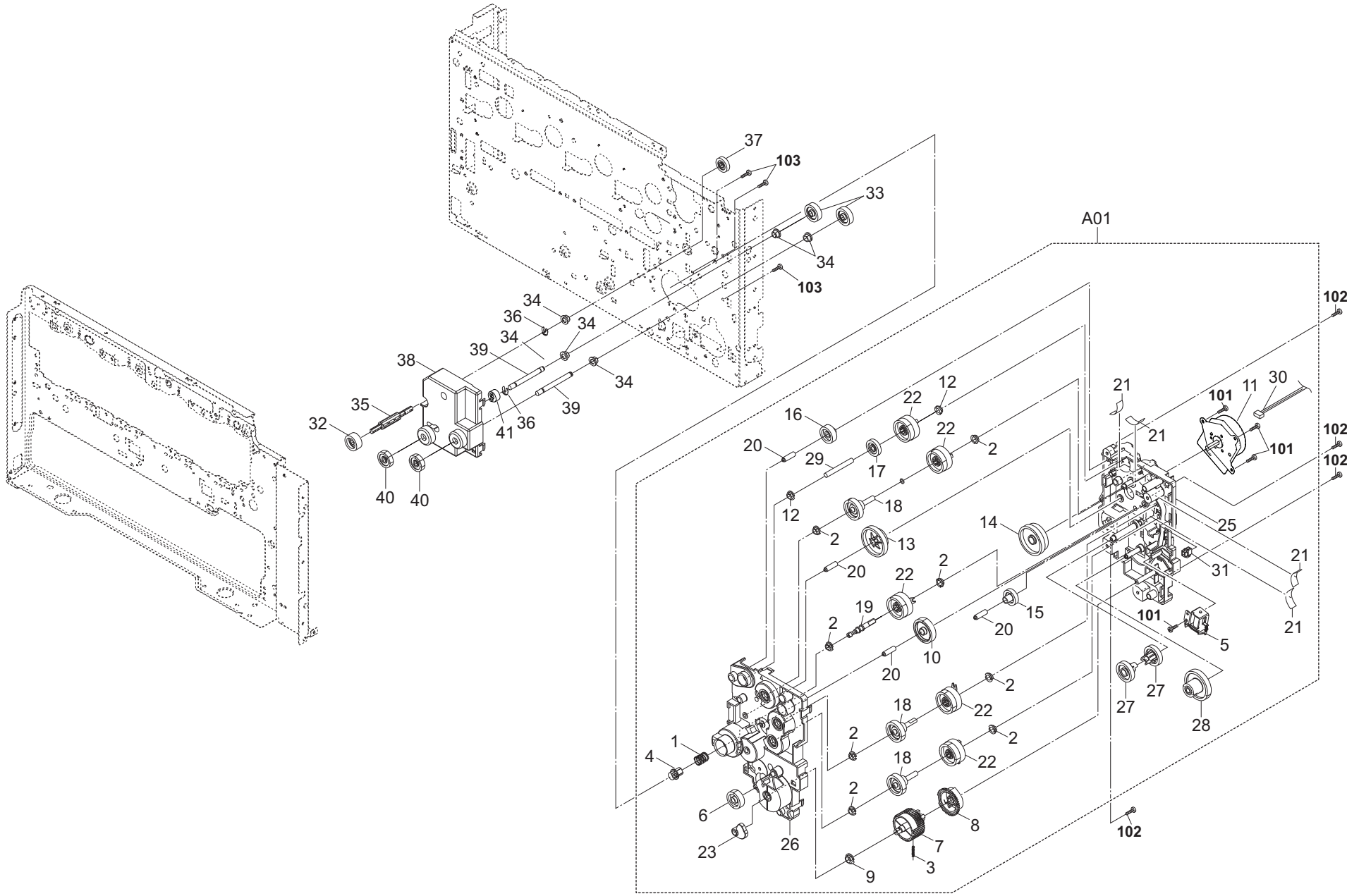


FIG. 23 Drive Section 1

2R4/2R5/2R6-2

Ref. No. 番号	Part.No. 部品番号	Description 部品名称	Notes 備考	Revision 改訂	Quantity 個数			
					100 (日本)	120	230	240
A01	302R494080	PARTS FEED DRIVE ASSY SP			1	1	1	1
1	+302HN31410	SPRING FEED			1	1	1	1
2	+302HN31590	BUSH DRIVE			8	8	8	8
3	+302HN31650	SPRING INPUT MPF			1	1	1	1
4	+302HN31660	JOINT SHAFT CASSETTE			1	1	1	1
5	+302HN44160	SOLENOID MPF			1	1	1	1
6	+302K331170	GEAR Z28S			1	1	1	1
7	+302K331180	GEAR Z45S INPUT MPF A			1	1	1	1
8	+302K331190	GEAR Z45S INPUT MPF B			1	1	1	1
9	+302K331230	BUSH DRIVE 8			1	1	1	1
10	+302K931510	GEAR Z35R			1	1	1	1
11	+302R494480	PARTS MOTOR-BL ASSY F SP			1	1	1	1
12	+302LV31480	BUSH DRIVE POM			2	2	2	2
13	+302NR31020	GEAR Z72R-Z28L			1	1	1	1
14	+302NR31030	GEAR Z72R-Z40L			1	1	1	1
15	+302NR31060	GEAR Z24L			1	1	1	1
16	+302NR31070	GEAR Z26L			1	1	1	1
17	+302NR31090	GEAR Z25R OUTPUT CL			1	1	1	1
18	+302NR31100	GEAR Z32L OUTPUT CL			3	3	3	3
19	+302NR31110	SHAFT CLUTCH FEED			1	1	1	1
20	+302NR31340	PIN DRIVE D			4	4	4	4
21	+302NR31680	SHEET FEED DRIVE A			4	4	4	4
22	+302NR94010	PARTS CLUTCH 35 Z35R SP			5	5	5	5
23	+302R408190	CAM MPF			1	1	1	1
				1:Del				
25	+302R431210	HOLDER FEED DRIVE R			1	1	1	1
26	+302R431220	HOLDER FEED DRIVE F			1	1	1	1
27	+302R431280	GEAR Z31L			2	2	2	2
28	+302R431310	GEAR Z48R-Z22S			1	1	1	1
29	+302R431350	SHAFT CLUTCH DLP			1	1	1	1
30	+302R646430	WIRE CL			1	1	1	1
31	+7YCC02B1003+H01	CONNECTOR 292254-2			1	1	1	1
32	302R431330	GEAR Z24R			1	1	1	1
33	302R431270	GEAR Z27R			2	2	2	2
34	302H702590	BUSH SCREW			5	5	5	5
35	302R431360	SHAFT JOINT REGIST			1	1	1	1
36	5MVX111DN003	RING STOPPER/A-49 FEED A4		2:Part No-chg. 1:Quantity-chg.	2	2	2	2
37	302R431300	GEAR Z22R			1	1	1	1
38	302R431230	GUIDE FEED DRIVE			1	1	1	1
39	302R431250	SHAFT JOINT MID			2	2	2	2
40	302R431320	GEAR Z25R			2	2	2	2
41	302R424270	ONE-WAY CLUTCH 6		1:Add	1	1	1	1
101	7BB200308H	+BIND T.T P SCREW 3X8						
102	7BB700308H	+BIND T.T S SCREW 3X8 SR						
103	7BB202308H	+TP-FLAT T.T P SCREW 3X8						

• Parts with a Ref.No. of 500 and above in the illustration indicate they are not selected for service parts.

• イラスト中で 500 番台の Ref 番号が付いている部品はサービスパーツに選定されていません。

FIG. 24 Drive Section 2

2R4/2R5/2R6-1

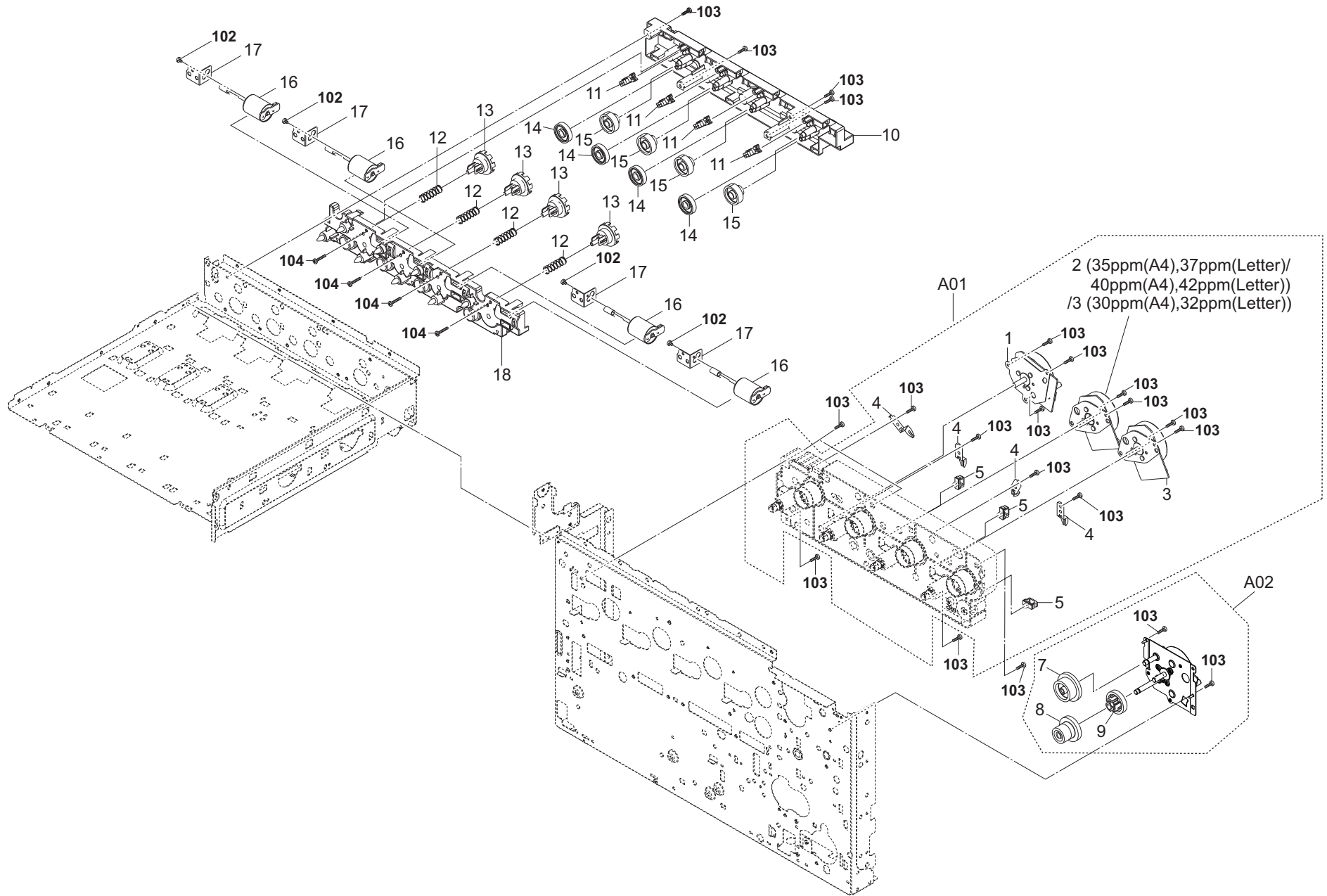


FIG. 24 Drive Section 2

2R4/2R5/2R6-1

Ref. No. 番号	Part No. 部品番号	Description 部品名称	Notes 備考	Revision 改訂	Quantity 個数			
					100(日本)	120	230	240
A01	302R493040	DR-5195	30ppm(A4),32ppm(Letter)			1	1	1
A01	302R693010	DR-5205	35ppm(A4),37ppm(Letter)/40ppm(A4),42ppm(Letter)		1	1	1	1
1	+302R494460	PARTS MOTOR-BL ASSY D SP			1	1	1	1
2	+302R494450	PARTS MOTOR-BL ASSY C SP	35ppm(A4),37ppm(Letter)/40ppm(A4),42ppm(Letter)		1	1	1	1
3	+302R494440	PARTS MOTOR-BL ASSY B SP	30ppm(A4),32ppm(Letter)	1:Quantity-chg.	2	2	2	2
3	+302R494440	PARTS MOTOR-BL ASSY B SP	35ppm(A4),37ppm(Letter)/40ppm(A4),42ppm(Letter)	1:Quantity-chg.	1	1	1	1
4	+302R412150	PLATE DRUM EARTH			4	4	4	4
5	+7YZM610001++H01	ACCESS SADDLE			3	3	3	3
A02	302R494470	PARTS MOTOR-BL ASSY E SP		1:Del				
7	+302R431430	GEAR Z44L-Z33L		1:Others	1	1	1	1
8	+302NR31240	GEAR Z63R-Z24R			1	1	1	1
9	+302R431420	GEAR Z35R			1	1	1	1
10	302R431620	HOLDER CONT DRIVE R			1	1	1	1
11	302P794010	PARTS SENSOR OPT. SP			4	4	4	4
12	302NR02290	SPRING JOINT			4	4	4	4
13	302R431640	GEAR JOINT Z38S			4	4	4	4
14	302R431660	GEAR Z50S			4	4	4	4
15	302R431650	GEAR Z25S-Z50L			4	4	4	4
16	302R494200	PARTS DC MOTOR ASSY B SP			4	4	4	4
17	302R431630	PLATE MOTOR DC			4	4	4	4
18	302R431610	HOLDER CONT DRIVE F			1	1	1	1
102	7BB000303H	+BIND M SCREW 3X3		1:Del				
103	7BB700308H	+BIND T.T S SCREW 3X8 SR						
104	7BB200312H	+BIND T.T P SCREW 3X12						

• Parts with a Ref.No. of 500 and above in the illustration indicate they are not selected for service parts.

・イラスト中で 500 番台の Ref 番号が付いている部品はサービスパーツに選定されていません。

FIG. 25 Operation Section (30ppm(A4),32ppm(Letter))

2R4/2R5/2R6

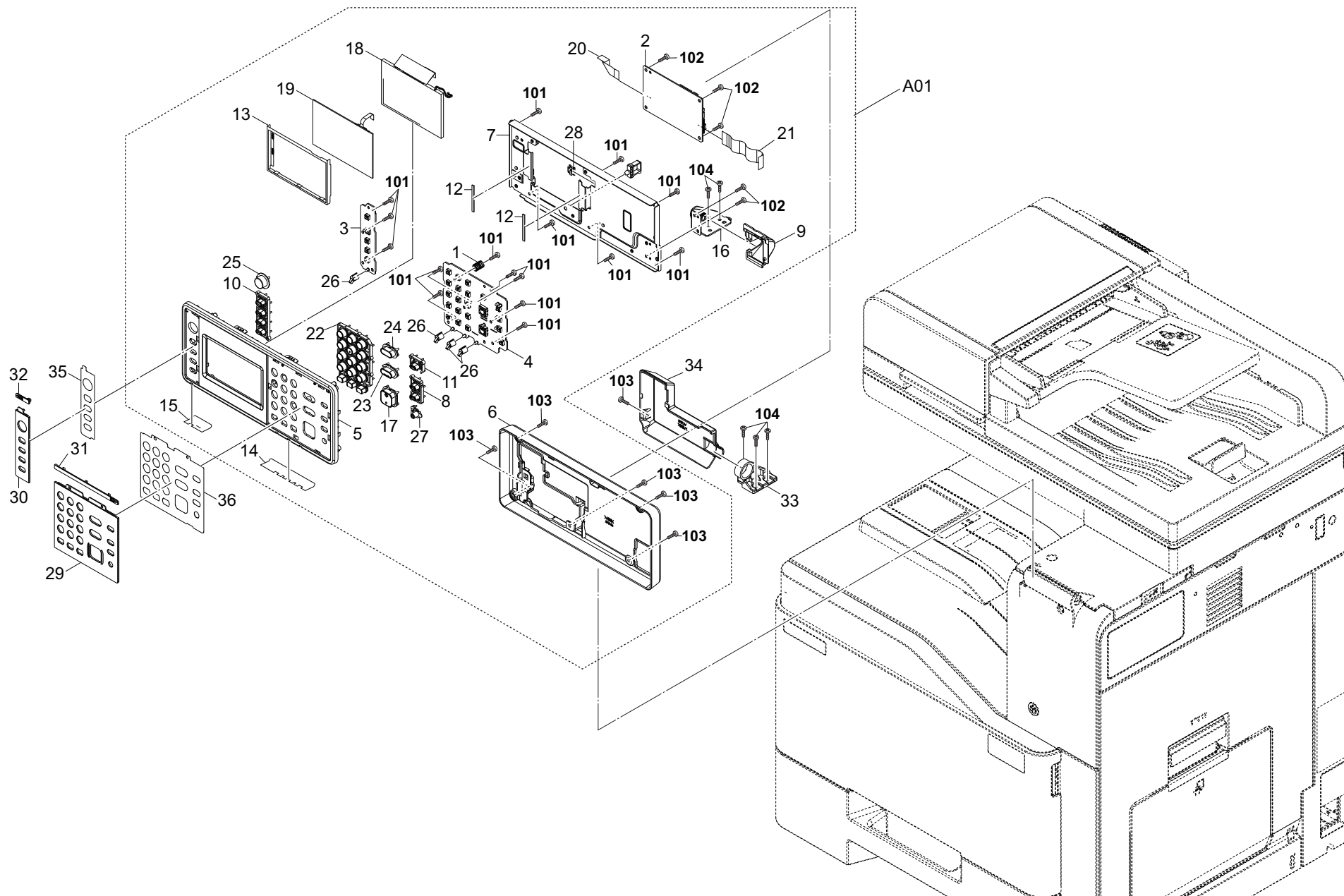


FIG. 25 Operation Section (30ppm(A4),32ppm(Letter))

2R4/2R5/2R6

Ref. No. 番号	Part.No. 部品番号	Description 部品名称	Notes 備考	Revision 改訂	Quantity 個数			
					100(日本)	120	230	240
A01	302R494100	PARTS OPERATION UNIT L SP				1	1	1
1	*302H005620	SPRING EARTH LCD				1	1	1
2	*302R494230	PARTS PWB PANEL MAIN ASSY SP				1	1	1
3	*302R494240	PARTS PWB OPERATION L LEFT ASSY SP				1	1	1
4	*302R494250	PARTS PWB OPERATION L RIGHT ASSY SP				1	1	1
5	*302R405010	COVER OPERATION				1	1	1
6	*302R405020	COVER OPERATION REAR				1	1	1
7	*302R405030	MOUNT OPERATION				1	1	1
8	*302R405080	KEY LOGOUT				1	1	1
9	*302R405120	LID HINGE				1	1	1
10	*302R405130	KEY LEFT				1	1	1
11	*302R405140	KEY ENERGY SAVER				1	1	1
12	*302R405150	CUSHION LCD				2	2	2
13	*302R405160	PLATE EARTH LCD				1	1	1
14	*302R405170	FILM OPERATION R				1	1	1
15	*302R405180	FILM OPERATION L				1	1	1
16	*302R405200	HINGE OPERATION				1	1	1
17	*302R405220	KEY START				1	1	1
18	*302R494300	PARTS LCD OPERATION SP				1	1	1
19	*302R494310	PARTS TABLET OPERATION SP				1	1	1
20	*302R446210	WIRE FFC PANEL MAIN - OPERATION1				1	1	1
21	*302R446230	WIRE FFC PANEL MAIN - OPERATION2				1	1	1
22	*3V2NM05070	KEY 10				1	1	1
23	*3V2NM05100	KEY STOP				1	1	1
24	*3V2NM05110	KEY RESET				1	1	1
25	*3V2NM05130	KEY HOME				1	1	1
26	*3V2NM05300	LENS LED				4	4	4
27	*3V2NM05330	KEY MENU				1	1	1
28	*7YZM210006++H01	ACCESS.EDGING				1	1	1
29	302R405040	COVER PANEL RIGHT				1	1	1
30	302R405050	COVER PANEL LEFT				1	1	1
31	302R405060	LID PANEL RIGHT				1	1	1
32	302R405070	LID PANEL LEFT				1	1	1
33	302R405100	HOLDER FULCRUM OPERATION				1	1	1
34	302R405110	LID OPERATION REAR				1	1	1
35	302R405530	SHEET OPERATION LEFT EN				1	1	1
36	302R405540	SHEET OPERATION RIGHT KDA EN				1		
36	302R405520	SHEET OPERATION RIGHT EN					1	1
101	7BB200308H	+BIND T.T P SCREW 3X8						
102	7BB702308H	+TP-FLAT T.T S SCREW 3X8 SR						
103	7BB782308H	+TP-FLAT T.T S SCREW 3X8 SR(BLACK)						
104	7BB700308H	+BIND T.T S SCREW 3X8 SR						

• Parts with a Ref.No. of 500 and above in the illustration indicate they are not selected for service parts.

• イラスト中で 500 番台の Ref 番号が付いている部品はサービスパーツに選定されていません。

FIG. 25 Operation Section (35ppm(A4),37ppm(Letter)/40ppm(A4),42ppm(Letter))

2R4/2R5/2R6

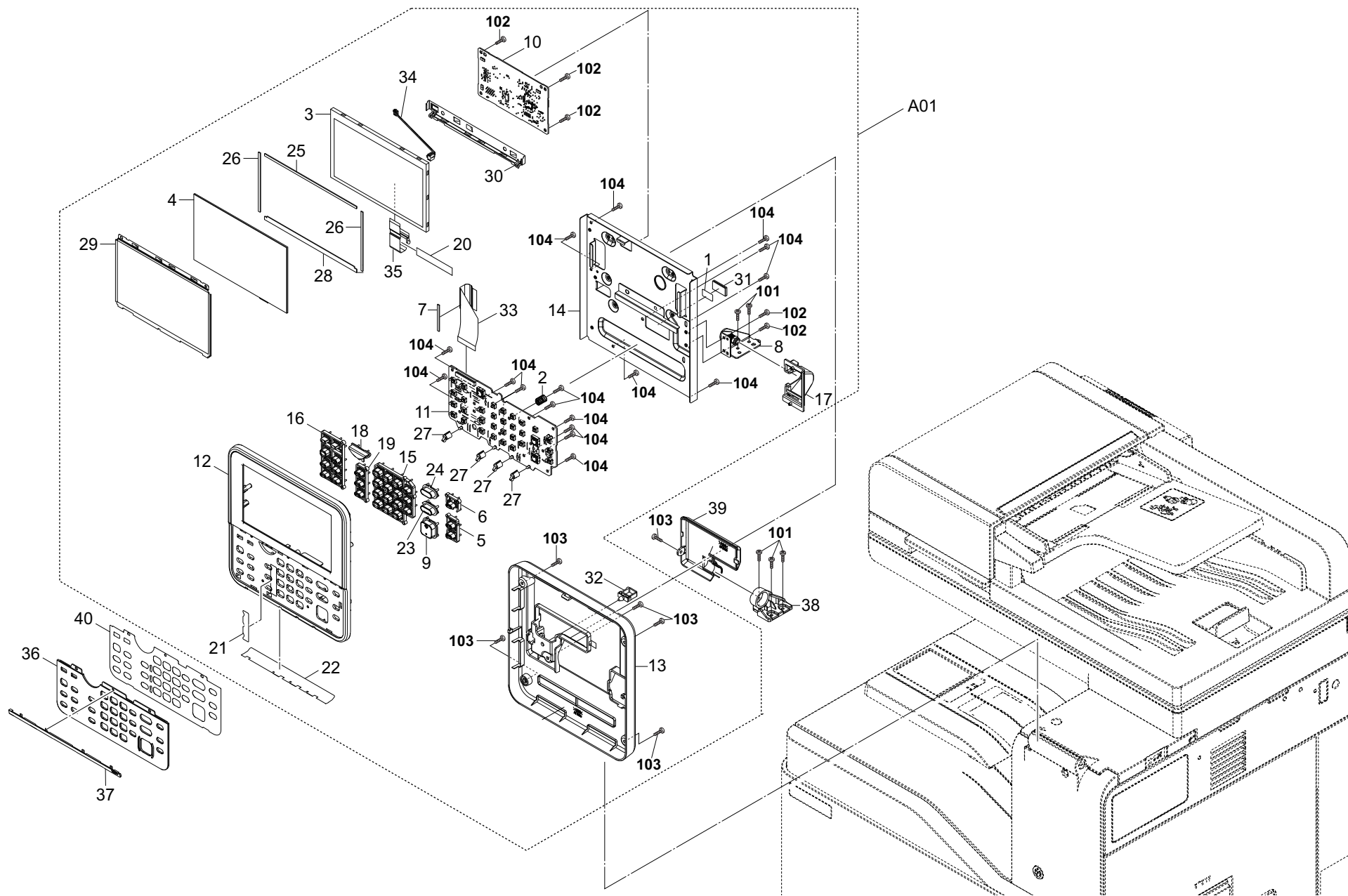


FIG. 25 Operation Section (35ppm(A4),37ppm(Letter)/40ppm(A4),42ppm(Letter))

2R4/2R5/2R6

Ref. No. 番号	Part.No. 部品番号	Description 部品名称	Notes 備考	Revision 改訂	Quantity 個数			
					100(日本)	120	230	240
A01	302R694030	PARTS OPERATION UNIT H SP			1	1	1	1
1	+302GR04380	SEAL MAGNET			1	1	1	1
2	+302H005620	SPRING EARTH LCD			1	1	1	1
3	+302NM94110	PARTS LCD OPERATION SP			1	1	1	1
4	+302NM94121	PARTS TABLET OPERATION SP			1	1	1	1
5	+302R405080	KEY LOGOUT			1	1	1	1
6	+302R405140	KEY ENERGY SAVER			1	1	1	1
7	+302R405150	CUSHION LCD			1	1	1	1
8	+302R405200	HINGE OPERATION			1	1	1	1
9	+302R405220	KEY START			1	1	1	1
10	+302R694120	PARTS PWB PANEL MAIN ASSY SP			1	1	1	1
11	+302R694130	PARTS PWB OPERATION H ASSY SP			1	1	1	1
12	+302R605010	COVER OPERATION			1	1	1	1
13	+302R605020	COVER OPERATION REAR			1	1	1	1
14	+302R605030	MOUNT OPERATION			1	1	1	1
15	+302R605060	KEY 10			1	1	1	1
16	+302R605070	KEY LEFT			1	1	1	1
17	+302R605090	LID HINGE			1	1	1	1
18	+302R605100	KEY HOME			1	1	1	1
19	+302R605110	KEY COLOR			1	1	1	1
20	+302R605120	FILM FFC LCD			1	1	1	1
21	+302R605130	LABEL COLOR			1	1	1	1
22	+302R605150	FILM OPERATION			1	1	1	1
23	+3V2NM05100	KEY STOP			1	1	1	1
24	+3V2NM05110	KEY RESET			1	1	1	1
25	+3V2NM05250	CUSHION LCD A			1	1	1	1
26	+3V2NM05260	CUSHION LCD B			2	2	2	2
27	+3V2NM05300	LENS LED			4	4	4	4
28	+3V2NM05360	CUSHION LCD C			1	1	1	1
29	+3V2NM05370	SHIELD LCD			1	1	1	1
30	+3V2R605140	PLATE EARTH LCD FRONT			1	1	1	1
31	+7YBFP007C001H01	FERRITE CORE			1	1	1	1
32	+7YZM610003++H01	ACCESS SADDLE			1	1	1	1
33	+302R646230	WIRE FFC PANEL MAIN-KEY			1	1	1	1
34	+302R646250	WIRE LCD POWER			1	1	1	1
35	+302R646300	WIRE FFC LCD			1	1	1	1
36	302R605040	COVER PANEL			1	1	1	1
37	302R605050	LID PANEL			1	1	1	1
38	302R405100	HOLDER FULCRUM OPERATION			1	1	1	1
39	302R605080	LID OPERATION REAR			1	1	1	1
40	302R605500	SHEET OPERATION JP			1			
40	302R605520	SHEET OPERATION KDA EN				1		
40	302R605510	SHEET OPERATION EN					1	1
101	7BB700308H	+BIND T.T S SCREW 3X8 SR						
102	7BB702308H	+TP-FLAT T.T S SCREW 3X8 SR						
103	7BB782308H	+TP-FLAT T.T S SCREW 3X8 SR(BLACK)						
104	7BB200308H	+BIND T.T P SCREW 3X8						

• Parts with a Ref.No. of 500 and above in the illustration indicate they are not selected for service parts.

• イラスト中で 500 番台の Ref 番号が付いている部品はサービスパーツに選定されていません。

FIG. 26 Electrical Components 1

2R4/2R5/2R6-1

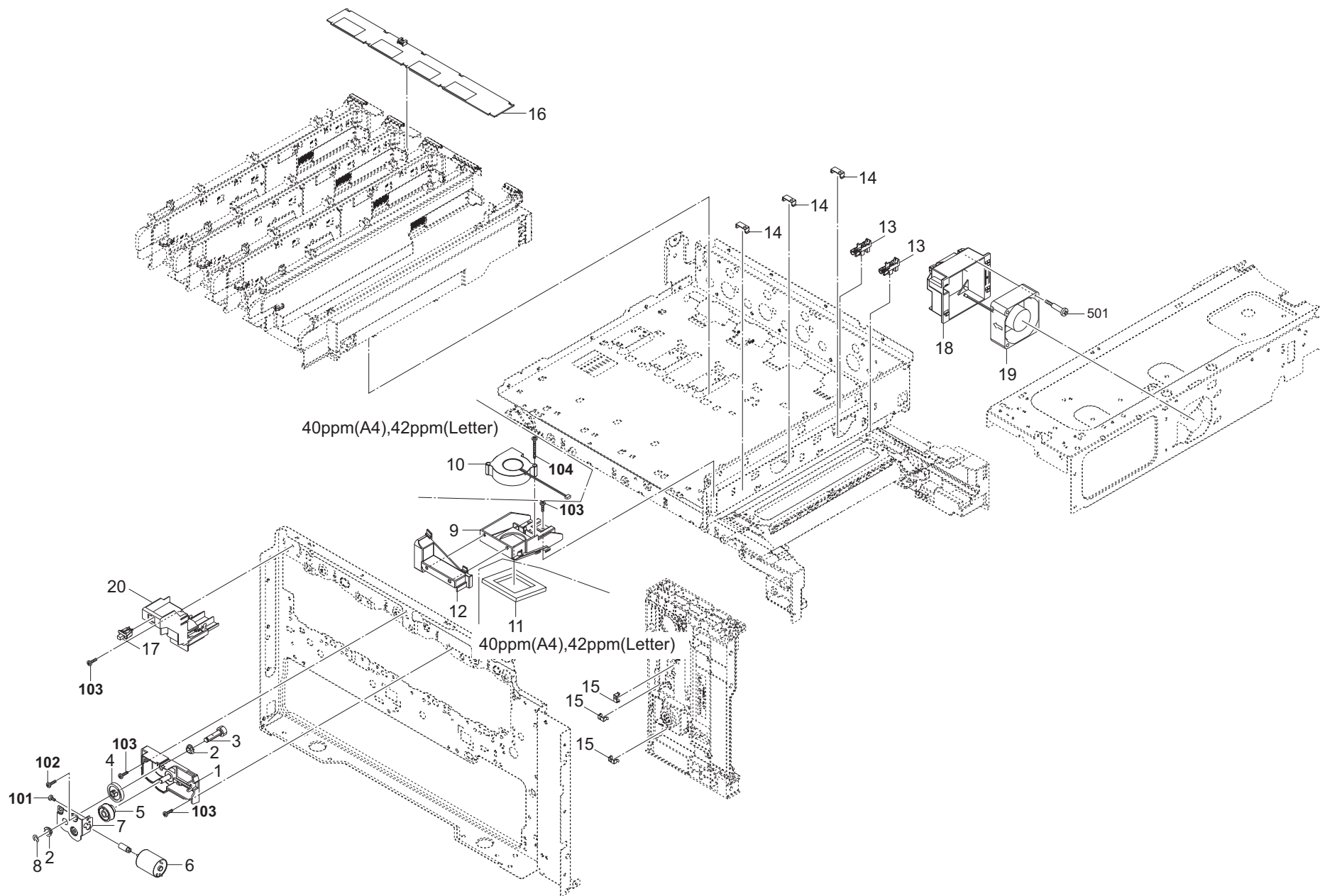


FIG. 26 Electrical Components 1

2R4/2R5/2R6-1

Ref. No. 番号	Part.No. 部品番号	Description 部品名称	Notes 備考	Revision 改訂	Quantity 個数			
					100(日本)	120	230	240
1	302R431810	HOLDER RELEASE TC			1	1	1	1
2	302HN31590	BUSH DRIVE			2	2	2	2
3	302R431850	GEAR Z12L RELEASE TC			1	1	1	1
4	302R431830	GEAR Z47S			1	1	1	1
5	302K021480	WORM-WHEEL RELEASE DRIVE Z40L-Z21S			1	1	1	1
6	302R494190	PARTS MOTOR DC ASSY SP			1	1	1	1
7	302R431820	PLATE RELEASE TC			1	1	1	1
8	302KK04570	CUT WASHER 5			1	1	1	1
9	302R603030	CASE FAN MOTOR			1	1	1	1
10	302FZ94660	PARTS,FAN IMAGE SP	40ppm(A4),42ppm(Letter)		1	1	1	1
11	302R603060	SEAL FAN MOTOR	40ppm(A4),42ppm(Letter)		1	1	1	1
12	302R603170	COVER FAN MOTOR			1	1	1	1
13	302P794010	PARTS SENSOR OPT. SP			2	2	2	2
14	302LC25780	WIRE STOPPER			3	3	3	3
15	302K931080	WIRE STOPPER			2	2	2	2
16	302R694110	PARTS PWB RFID ASSY SP			1	1	1	1
17	7SP01000004+H01	SW.PUSH			1	1	1	1
18	302R433070	DUCT EXIT FAN			1	1	1	1
19	302GR44080	FAN LSU 60-25			1	1	1	1
20	302R494150	PARTS PIPE TR CLN ASSY SP		1:Others	1	1	1	1
101	7BB000303H	+BIND M SCREW 3X3						
102	7BB200308H	+BIND T.T P SCREW 3X8						
103	7BB700308H	+BIND T.T S SCREW 3X8 SR						
104	7BB200320H	+BIND T.T P SCREW 3X20						

• Parts with a Ref.No. of 500 and above in the illustration indicate they are not selected for service parts.

• イラスト中で 500 番台の Ref 番号が付いている部品はサービスパーツに選定されていません。

FIG. 27 Electrical Components 2

2R4/2R5/2R6-1

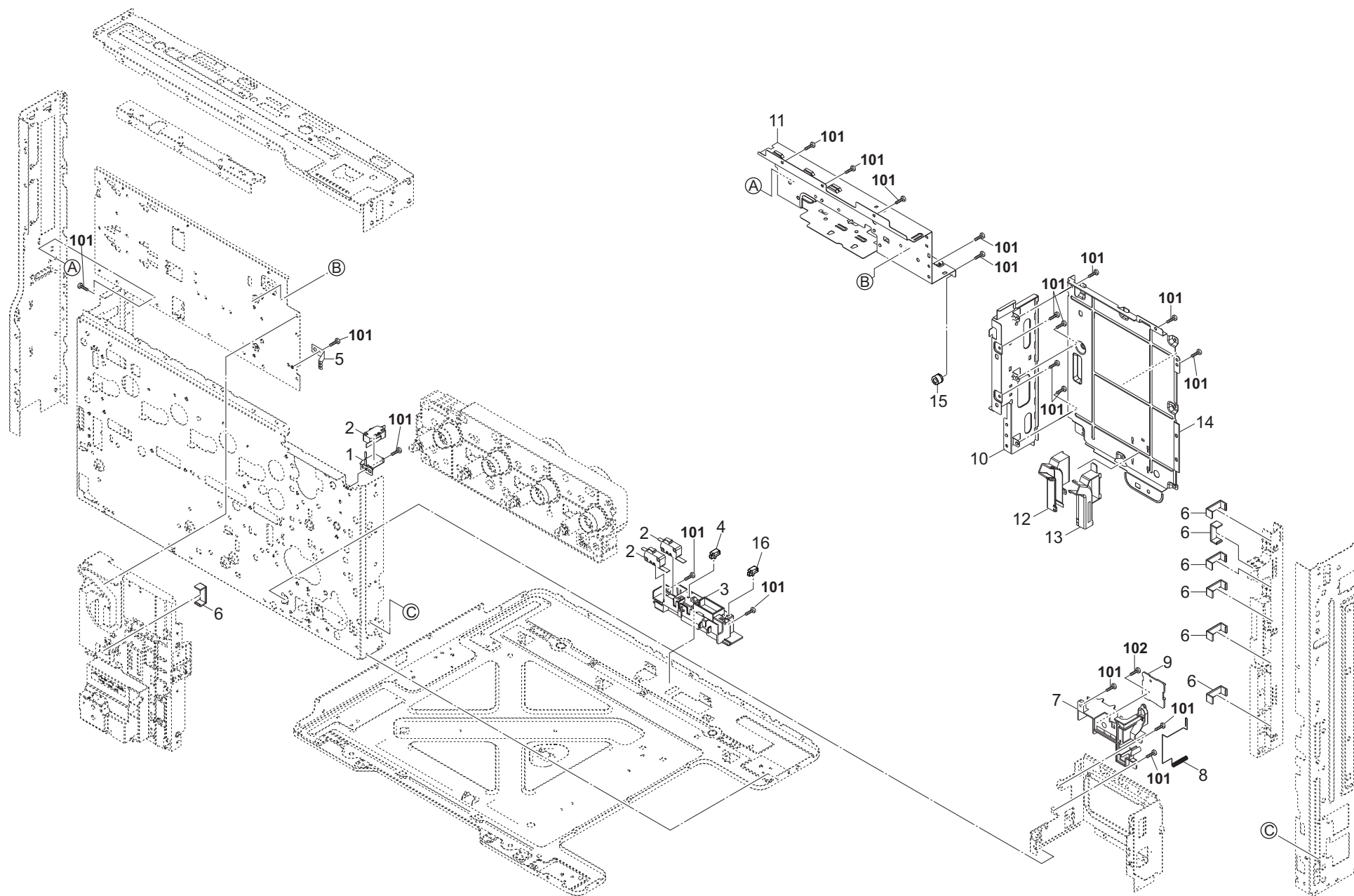


FIG. 27 Electrical Components 2

2R4/2R5/2R6-1

Ref. No. 番号	Part.No. 部品番号	Description 部品名称	Notes 備考	Revision 改訂	Quantity 個数			
					100 (日本)	120	230	240
1	302R402770	MOUNT INTERLOCK SW B			1	1	1	1
2	2FB27160	INTER LOCK SWITCH			3	3	3	3
3	302R402260	HOLDER DRAWER			1	1	1	1
4	7YZM610008++H01	ACCESS.SADDLE		1:Quantity-chg.	1	1	1	1
5	302R402290	PLATE EARTH DF			1	1	1	1
6	303LL02180	HOLDER WIRE A			7	7	7	7
7	302R439160	MOUNT HEATER PWB			1	1	1	1
8	302R439660	SPRING TRANS FAN			1	1	1	1
9	302R694050	PARTS PWB HEATER RELAY ASSY SP			1	1	1	1
10	302R439020	PLATE MAIN LEFT			1	1	1	1
11	302R439030	PLATE MAIN LOW			1	1	1	1
12	302R433160	DUCT FUSER MOTOR A			1	1	1	1
13	302R433170	DUCT FUSER MOTOR B			1	1	1	1
14	302R439080	MOUNT ENGINE			1	1	1	1
15	302K903620	SHIELD SCREW		1:Part No-chg.	1	1	1	1
16	7YZM610007++H01	ACCESS.SADDLE		1:Add	1	1	1	1
101	7BB700308H	+BIND T.T S SCREW 3X8 SR						
102	7BB200308H	+BIND T.T P SCREW 3X8						

• Parts with a Ref.No. of 500 and above in the illustration indicate they are not selected for service parts.

• イラスト中で 500 番台の Ref 番号が付いている部品はサービスパーツに選定されていません。

FIG. 28 Electrical Components 3 (30ppm(A4),32ppm(Letter))

2R4/2R5/2R6

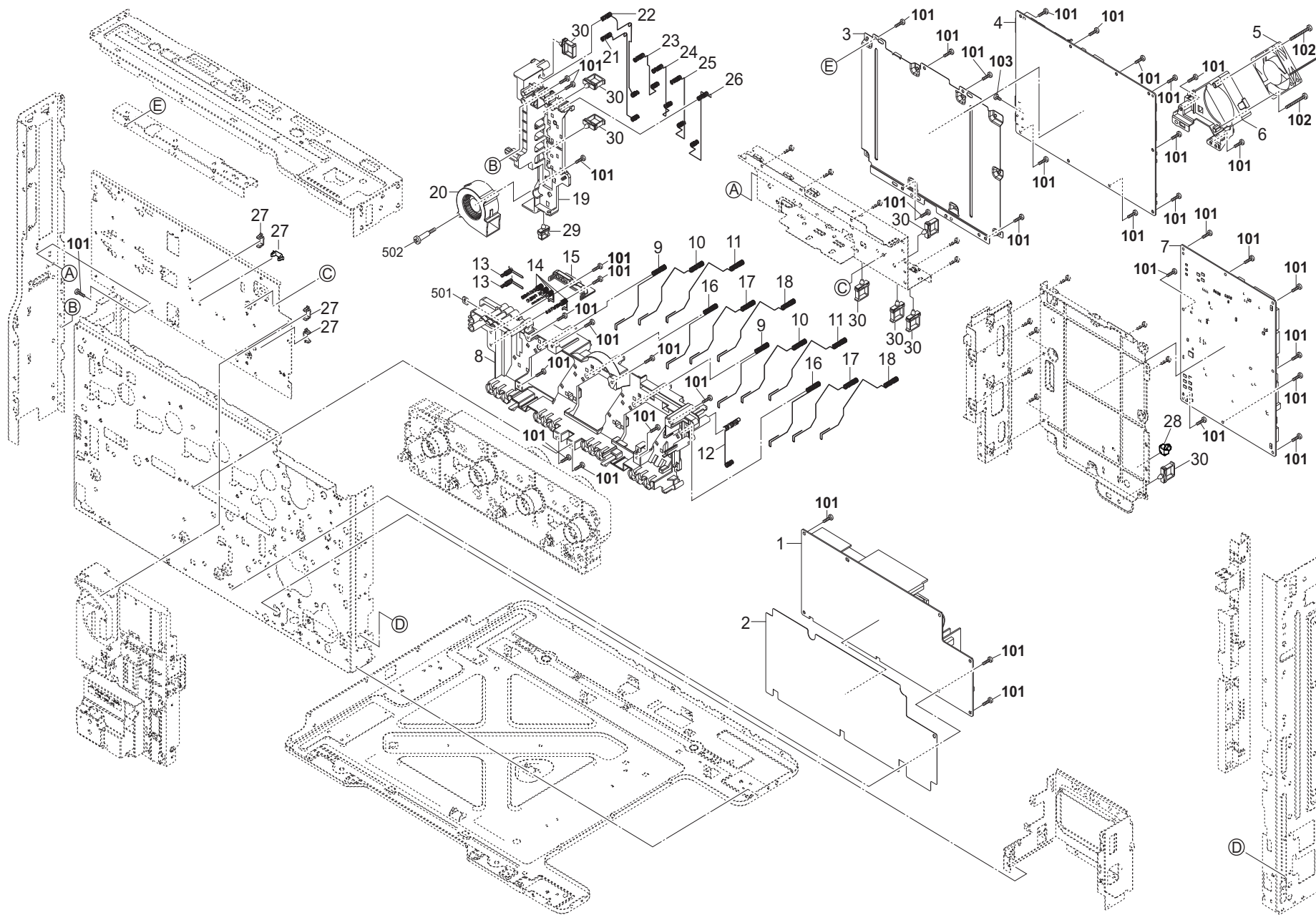


FIG. 28 Electrical Components 3 (30ppm(A4),32ppm(Letter))

2R4/2R5/2R6-5

Ref. No. 番号	Part.No. 部品番号	Description 部品名称	Notes 備考	Revision 改訂	Quantity 個数			
					100(日本)	120	230	240
1	302R494320	PARTS SWITCHING REGULATOR 100V SP	30ppm(A4),32ppm(Letter)			1		
1	302R494330	PARTS SWITCHING REGULATOR 200V SP	30ppm(A4),32ppm(Letter)				1	1
2	302R439190	SHEET LVU L	30ppm(A4),32ppm(Letter)			1	1	1
3	302R439010	MOUNT MAIN LOW	30ppm(A4),32ppm(Letter)			1	1	1
4	302R494271	PARTS PWB MAIN ASSY SP	30ppm(A4),32ppm(Letter)			1		1
4	302R494281	PARTS PWB MAIN ASSY EU SP	30ppm(A4),32ppm(Letter)	4:Design-chg.			1	
5	302FZ94420	PARTS,FAN COOLING CONVEYING SP	30ppm(A4),32ppm(Letter)	5:Design-chg.		1	1	1
6	302R439150	HOLDER FAN MAIN	30ppm(A4),32ppm(Letter)			1	1	1
7	302R494260	PARTS PWB ENGINE ASSY SP	30ppm(A4),32ppm(Letter)			1	1	1
8	302R439550	MOUNT SPRING HV	30ppm(A4),32ppm(Letter)			1	1	1
9	302R439590	SPRING HV SLEEVE R	30ppm(A4),32ppm(Letter)			2	2	2
10	302R439600	SPRING HV MAG R	30ppm(A4),32ppm(Letter)			2	2	2
11	302R439610	SPRING HV MAIN R	30ppm(A4),32ppm(Letter)			2	2	2
12	302R439480	SPRING TRANS 2T	30ppm(A4),32ppm(Letter)			1	1	1
13	302R439680	SPRING TCL	30ppm(A4),32ppm(Letter)			2	2	2
14	302R439580	SPRING MID TRANS	30ppm(A4),32ppm(Letter)			4	4	4
15	302R439670	LID SPRING HV	30ppm(A4),32ppm(Letter)			1	1	1
16	302R439620	SPRING HV SLEEVE R4	30ppm(A4),32ppm(Letter)			2	2	2
17	302R439630	SPRING HV MAG R4	30ppm(A4),32ppm(Letter)			2	2	2
18	302R439640	SPRING HV MAIN R4	30ppm(A4),32ppm(Letter)			2	2	2
19	302R439470	BRACKET HVU 2	30ppm(A4),32ppm(Letter)			1	1	1
20	302LC94380	PARTS FAN COOLING LSU 60 SP	30ppm(A4),32ppm(Letter)			1	1	1
21	302R439500	SPRING HV PT PB	30ppm(A4),32ppm(Letter)			1	1	1
22	302R439490	SPRING HV PT CLN	30ppm(A4),32ppm(Letter)			1	1	1
23	302R439510	SPRING HV BK 1T	30ppm(A4),32ppm(Letter)			1	1	1
24	302R439520	SPRING HV M 1T	30ppm(A4),32ppm(Letter)			1	1	1
25	302R439530	SPRING HV C 1T	30ppm(A4),32ppm(Letter)			1	1	1
26	302R439540	SPRING HV Y 1T	30ppm(A4),32ppm(Letter)			1	1	1
27	7YZM390011++H01	ACCESS.CLAMP	30ppm(A4),32ppm(Letter)			4	4	4
28	7YZM590001++H01	ACCESS.SPACER	30ppm(A4),32ppm(Letter)			1	1	1
29	7YZM610002++H01	ACCESS.SADDLE	30ppm(A4),32ppm(Letter)			1	1	1
30	7YZM610004++H01	ACCESS.SADDLE	30ppm(A4),32ppm(Letter)			8	8	8
101	7BB700308H	+BIND T.T S SCREW 3X8 SR						
102	7BB200322H	BIND T.T P SCREW 3X22						
103	7BB601306H	+PAN M SCREW 3X6 R						

• Parts with a Ref.No. of 500 and above in the illustration indicate they are not selected for service parts.

• イラスト中で 500 番台の Ref 番号が付いている部品はサービスパーツに選定されていません。

FIG. 28 Electrical Components 3 (35ppm(A4),37ppm(Letter))

2R4/2R5/2R6-1

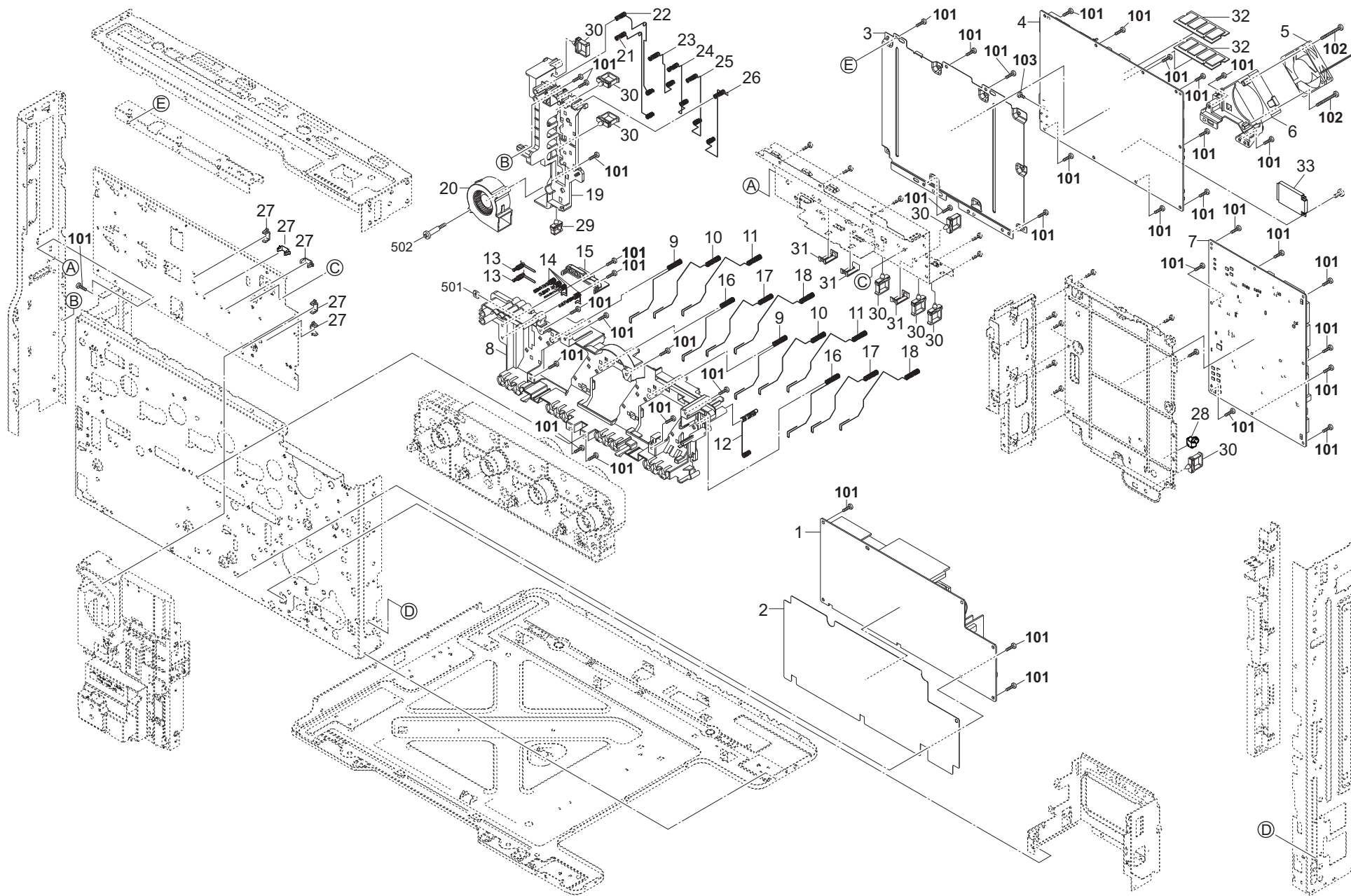


FIG. 28 Electrical Components 3 (35ppm(A4),37ppm(Letter))

2R4/2R5/2R6-1

Ref. No. 番号	Part.No. 部品番号	Description 部品名称	Notes 備考	Revision 改訂	Quantity 個数			
					100(日本)	120	230	240
1	302R694170	PARTS UNIT LOW VOLTAGE 100 SP	35ppm(A4),37ppm(Letter)		1	1		
1	302R694180	PARTS UNIT LOW VOLTAGE 200 SP	35ppm(A4),37ppm(Letter)				1	1
2	302R639030	SHEET LVU H	35ppm(A4),37ppm(Letter)		1	1	1	1
3	302R639010	MOUNT MAIN	35ppm(A4),37ppm(Letter)		1	1	1	1
4	302R594020	PARTS PWB MAIN ASSY SP	35ppm(A4),37ppm(Letter)		1			1
4	302R594030	PARTS PWB MAIN ASSY EU SP	35ppm(A4),37ppm(Letter)				1	
4	302R694090	PARTS PWB MAIN ASSY SP	35ppm(A4),37ppm(Letter)			1		
5	302FZ44040	FAN BOX COOLING	35ppm(A4),37ppm(Letter)		1	1	1	1
6	302R439150	HOLDER FAN MAIN	35ppm(A4),37ppm(Letter)		1	1	1	1
7	302R594010	PARTS PWB ENGINE ASSY SP	35ppm(A4),37ppm(Letter)		1	1	1	1
8	302R439550	MOUNT SPRING HV	30ppm(A4),32ppm(Letter)		1	1	1	1
9	302R439590	SPRING HV SLEEVE R	35ppm(A4),37ppm(Letter)		2	2	2	2
10	302R439600	SPRING HV MAG R	35ppm(A4),37ppm(Letter)		2	2	2	2
11	302R439610	SPRING HV MAIN R	35ppm(A4),37ppm(Letter)		2	2	2	2
12	302R439480	SPRING TRANS 2T	35ppm(A4),37ppm(Letter)		1	1	1	1
13	302R439680	SPRING TCL	35ppm(A4),37ppm(Letter)		2	2	2	2
14	302R439580	SPRING MID TRANS	35ppm(A4),37ppm(Letter)		4	4	4	4
15	302R439670	LID SPRING HV	35ppm(A4),37ppm(Letter)		1	1	1	1
16	302R439620	SPRING HV SLEEVE R4	35ppm(A4),37ppm(Letter)		2	2	2	2
17	302R439630	SPRING HV MAG R4	35ppm(A4),37ppm(Letter)		2	2	2	2
18	302R439640	SPRING HV MAIN R4	35ppm(A4),37ppm(Letter)		2	2	2	2
19	302R439470	BRACKET HVU 2	35ppm(A4),37ppm(Letter)		1	1	1	1
20	302LC94380	PARTS FAN COOLING LSU 60 SP	35ppm(A4),37ppm(Letter)		1	1	1	1
21	302R439500	SPRING HV PT PB	35ppm(A4),37ppm(Letter)		1	1	1	1
22	302R439490	SPRING HV PT CLN	35ppm(A4),37ppm(Letter)		1	1	1	1
23	302R439510	SPRING HV BK 1T	35ppm(A4),37ppm(Letter)		1	1	1	1
24	302R439520	SPRING HV M 1T	35ppm(A4),37ppm(Letter)		1	1	1	1
25	302R439530	SPRING HV C 1T	35ppm(A4),37ppm(Letter)		1	1	1	1
26	302R439540	SPRING HV Y 1T	35ppm(A4),37ppm(Letter)		1	1	1	1
27	7YZM390011++H01	ACCESS.CLAMP	35ppm(A4),37ppm(Letter)		5	5	5	5
28	7YZM590001++H01	ACCESS.SPACER	35ppm(A4),37ppm(Letter)		1	1	1	1
29	7YZM610002++H01	ACCESS.SADDLE	35ppm(A4),37ppm(Letter)		1	1	1	1
30	7YZM610004++H01	ACCESS.SADDLE	35ppm(A4),37ppm(Letter)		8	8	8	8
31	302H039270	LID WIRE GUIDE	35ppm(A4),37ppm(Letter)		3	3	3	3
32	302LH94230	PARTS MEMORY MODULE SP	35ppm(A4),37ppm(Letter)		2	2	2	2
33	302R594050	PARTS SSD SP	35ppm(A4),37ppm(Letter)	1:Add	1	1	1	1
101	7BB700308H	+BIND T.T S SCREW 3X8 SR						
102	7BB200322H	BIND T.T P SCREW 3X22						
103	7BB601306H	+PAN M SCREW 3X6 R						

• Parts with a Ref.No. of 500 and above in the illustration indicate they are not selected for service parts.

• イラスト中で 500 番台の Ref 番号が付いている部品はサービスパーツに選定されていません。

FIG. 28 Electrical Components 3 (40ppm(A4),42ppm(Letter))

2R4/2R5/2R6

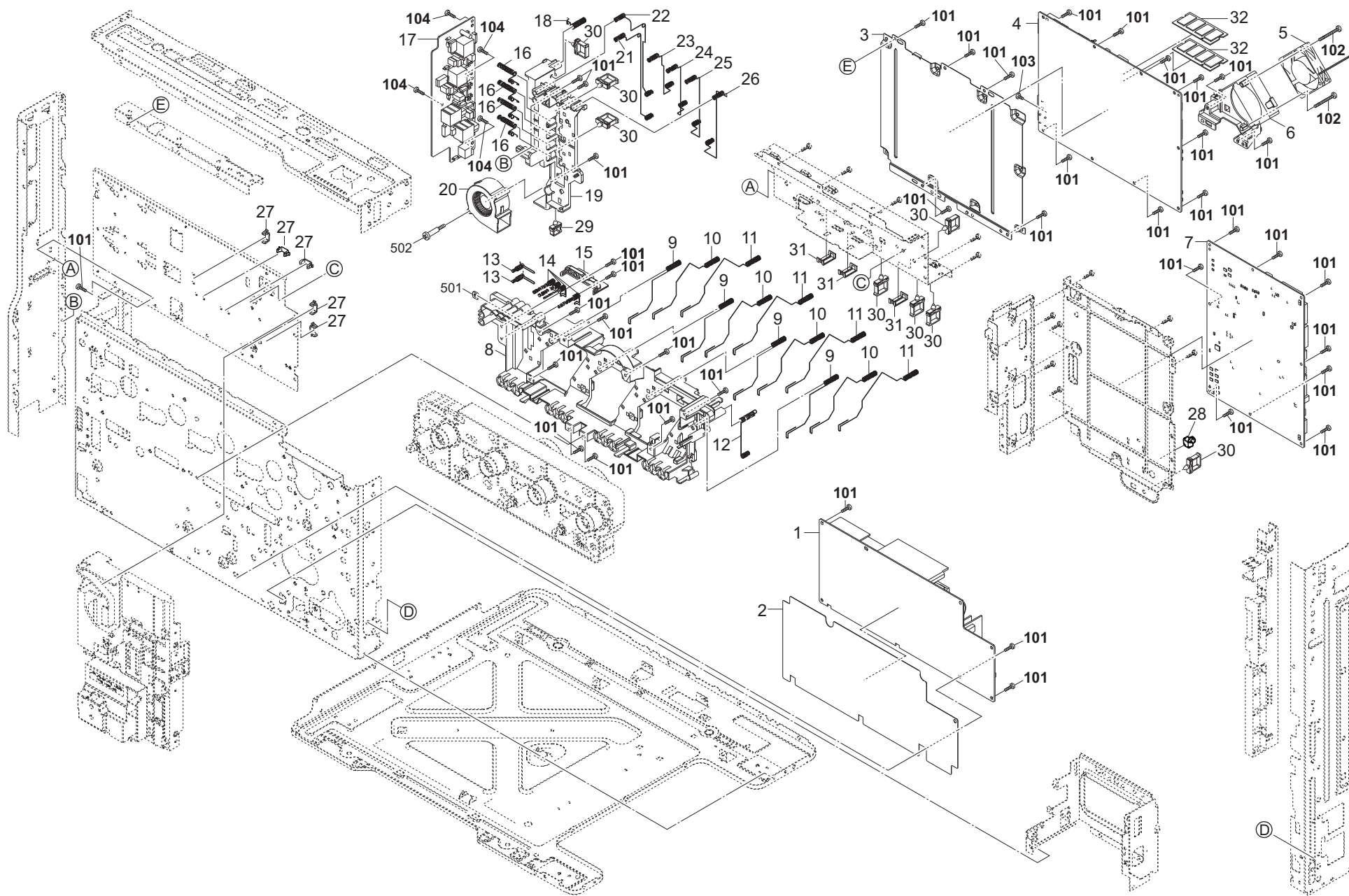


FIG. 28 Electrical Components 3 (40ppm(A4),42ppm(Letter))

2R4/2R5/2R6

Ref. No. 番号	Part.No. 部品番号	Description 部品名称	Notes 備考	Revision 改訂	Quantity 個数			
					100 (日本)	120	230	240
1	302R694170	PARTS UNIT LOW VOLTAGE 100 SP	40ppm(A4),42ppm(Letter)		1	1		
1	302R694180	PARTS UNIT LOW VOLTAGE 200 SP	40ppm(A4),42ppm(Letter)				1	1
2	302R639030	SHEET LVU H	40ppm(A4),42ppm(Letter)		1	1	1	1
3	302R639010	MOUNT MAIN	40ppm(A4),42ppm(Letter)		1	1	1	1
4	302R694090	PARTS PWB MAIN ASSY SP	40ppm(A4),42ppm(Letter)		1	1		1
4	302R694100	PARTS PWB MAIN ASSY EU SP	40ppm(A4),42ppm(Letter)				1	
5	302FZ44040	FAN BOX COOLING	40ppm(A4),42ppm(Letter)		1	1	1	1
6	302R439150	HOLDER FAN MAIN	40ppm(A4),42ppm(Letter)		1	1	1	1
7	302R694080	PARTS PWB ENGINE ASSY SP	40ppm(A4),42ppm(Letter)		1	1	1	1
8	302R639310	MOUNT SPRING HV 40	40ppm(A4),42ppm(Letter)		1	1	1	1
9	302R439590	SPRING HV SLEEVE R	40ppm(A4),42ppm(Letter)		4	4	4	4
10	302R439600	SPRING HV MAG R	40ppm(A4),42ppm(Letter)		4	4	4	4
11	302R439610	SPRING HV MAIN R	40ppm(A4),42ppm(Letter)		4	4	4	4
12	302R439480	SPRING TRANS 2T	40ppm(A4),42ppm(Letter)		1	1	1	1
13	302R439680	SPRING TCL	40ppm(A4),42ppm(Letter)		2	2	2	2
14	302R439580	SPRING MID TRANS	40ppm(A4),42ppm(Letter)		4	4	4	4
15	302R439670	LID SPRING HV	40ppm(A4),42ppm(Letter)		1	1	1	1
16	302R639320	SPRING TRANS 40	40ppm(A4),42ppm(Letter)		4	4	4	4
17	302R694160	PARTS UNIT HIGH VOLTAGE TRANSFER SP	40ppm(A4),42ppm(Letter)		1	1	1	1
18	302R639330	SPRING EARTH TC	40ppm(A4),42ppm(Letter)		1	1	1	1
19	302R439470	BRACKET HVU 2	40ppm(A4),42ppm(Letter)		1	1	1	1
20	302LC94380	PARTS FAN COOLING LSU 60 SP	40ppm(A4),42ppm(Letter)		1	1	1	1
21	302R439500	SPRING HV PT PB	40ppm(A4),42ppm(Letter)		1	1	1	1
22	302R439490	SPRING HV PT CLN	40ppm(A4),42ppm(Letter)		1	1	1	1
23	302R439510	SPRING HV BK 1T	40ppm(A4),42ppm(Letter)		1	1	1	1
24	302R439520	SPRING HV M 1T	40ppm(A4),42ppm(Letter)		1	1	1	1
25	302R439530	SPRING HV C 1T	40ppm(A4),42ppm(Letter)		1	1	1	1
26	302R439540	SPRING HV Y 1T	40ppm(A4),42ppm(Letter)		1	1	1	1
27	7YZM390011++H01	ACCESS.CLAMP	40ppm(A4),42ppm(Letter)		5	5	5	5
28	7YZM590001++H01	ACCESS.SPACER	40ppm(A4),42ppm(Letter)		1	1	1	1
29	7YZM610002++H01	ACCESS.SADDLE	40ppm(A4),42ppm(Letter)		1	1	1	1
30	7YZM610004++H01	ACCESS.SADDLE	40ppm(A4),42ppm(Letter)		8	8	8	8
31	302H039270	LID WIRE GUIDE	40ppm(A4),42ppm(Letter)		3	3	3	3
32	302LH94230	PARTS MEMORY MODULE SP	40ppm(A4),42ppm(Letter)		2	2	2	2
101	7BB700308H	+BIND T.T S SCREW 3X8 SR						
102	7BB200322H	BIND T.T P SCREW 3X22						
103	7BB601306H	+PAN M SCREW 3X6 R						
104	7BB200308H	+BIND T.T P SCREW 3X8						

• Parts with a Ref.No. of 500 and above in the illustration indicate they are not selected for service parts.

• イラスト中で 500 番台の Ref 番号が付いている部品はサービスパーツに選定されていません。

FIG. 29 Electrical Components 4

2R4/2R5/2R6-1

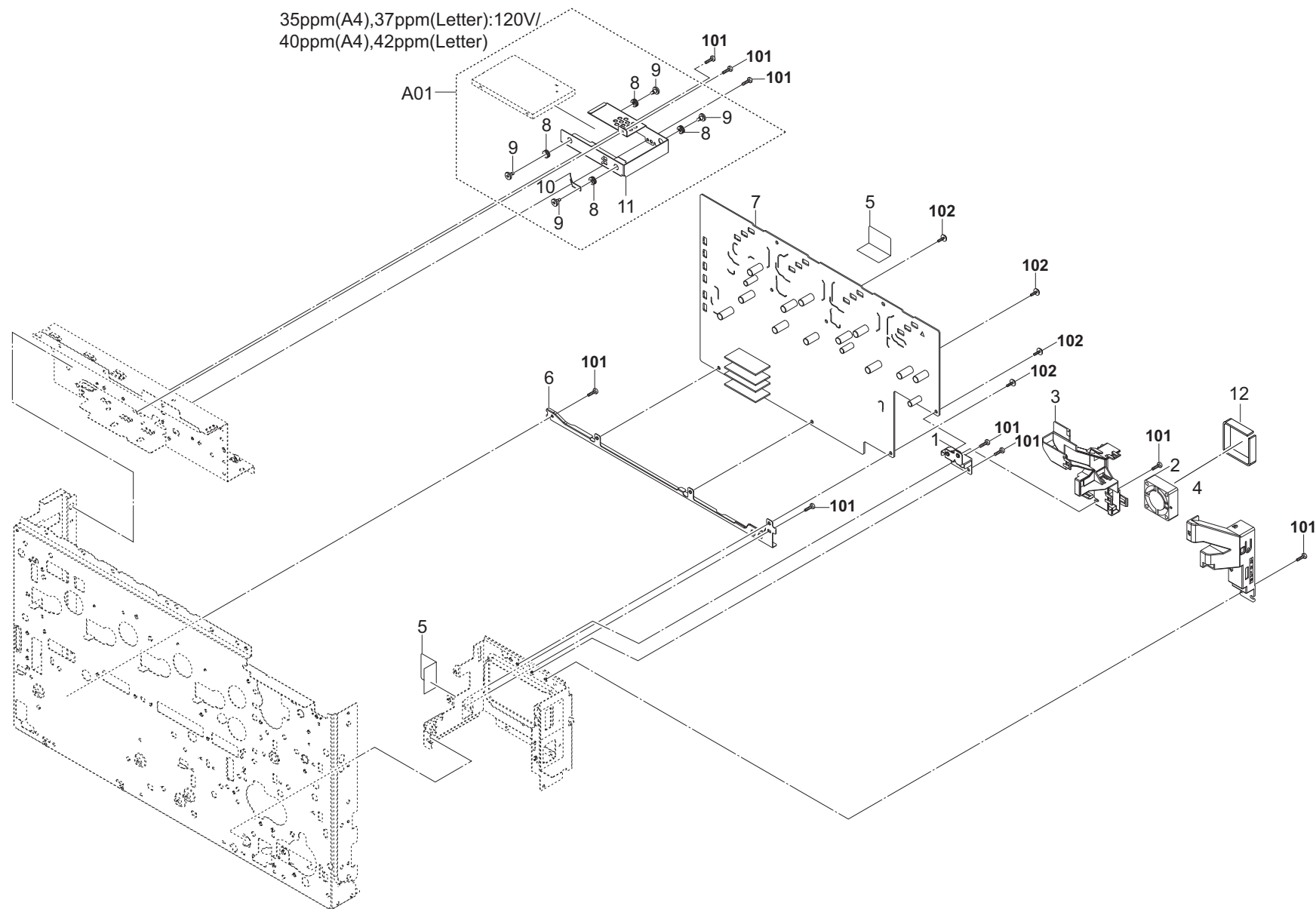


FIG. 29 Electrical Components 4

2R4/2R5/2R6-3

Ref. No. 番号	Part.No. 部品番号	Description 部 品 名 称	Notes 備 考	Revision 改 訂	Quantity 個数			
					100 (日本)	120	230	240
1	302R639020	PLATE MOUNT HV H			1	1	1	1
2	302H044120	FAN COOLING 40-15			1	1	1	1
3	302R433140	DUCT CLUTCH A			1	1	1	1
4	302R433150	DUCT CLUTCH B			1	1	1	1
5	302R439090	SHEET HVU			2	2	2	2
6	302R439200	PLATE PWB HVU			1	1	1	1
7	302R594040	PARTS UNIT HIGH VOLTAGE MAIN SP	30ppm(A4),32ppm(Letter)/35ppm(A4),37ppm(Letter)		1	1	1	1
7	302R694150	PARTS UNIT HIGH VOLTAGE MAIN SP	40ppm(A4),42ppm(Letter)		1	1	1	1
A01	302R693110	HDD ASSY SP	35ppm(A4),37ppm(Letter):120V/40ppm(A4),42ppm(Letter)	1:Others	1	1	1	1
8	*302JD19140	BUSHING FAN	35ppm(A4),37ppm(Letter):120V/40ppm(A4),42ppm(Letter)	1:Others	4	4	4	4
9	*302MV39341	PIN HDD	35ppm(A4),37ppm(Letter):120V/40ppm(A4),42ppm(Letter)	3:Design-chg.	4	4	4	4
10	*302MV39350	SPRING EARTH HDD	35ppm(A4),37ppm(Letter):120V/40ppm(A4),42ppm(Letter)	1:Others	1	1	1	1
11	*302R439100	MOUNT HDD	35ppm(A4),37ppm(Letter):120V/40ppm(A4),42ppm(Letter)	1:Others	1	1	1	1
12	302LZ02070	SEAL FRAME LONG			1	1	1	1
101	7BB700308H	+BIND T.T S SCREW 3X8 SR						
102	7BB702308H	+TP-FLAT T.T S SCREW 3X8 SR						

• Parts with a Ref.No. of 500 and above in the illustration indicate they are not selected for service parts.

• イラスト中で 500 番台の Ref 番号が付いている部品はサービスパーツに選定されていません。

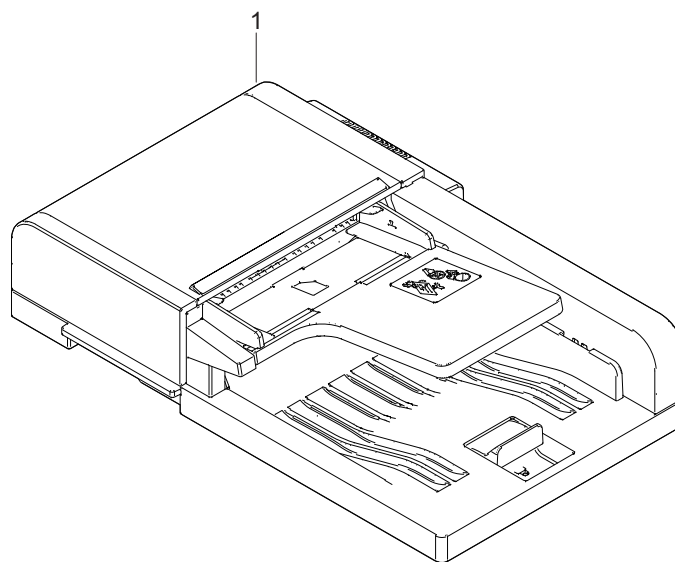


FIG. 30 DP ASSY SP

2R4/2R5/2R6-5

Ref. No. 番号	Part.No. 部品番号	Description 部品名称	Notes 備考	Revision 改訂	Quantity 個数			
					100 (日本)	120	230	240
1	302R493011	DP ASSY SP	30ppm(A4),32ppm(Letter)	5:Design-chg.		1	1	1

• Parts with a Ref.No. of 500 and above in the illustration indicate they are not selected for service parts.

• イラスト中で 500 番台の Ref 番号が付いている部品はサービスパーツに選定されていません。

FIG. 31 DP Covers

2R4/2R5/2R6

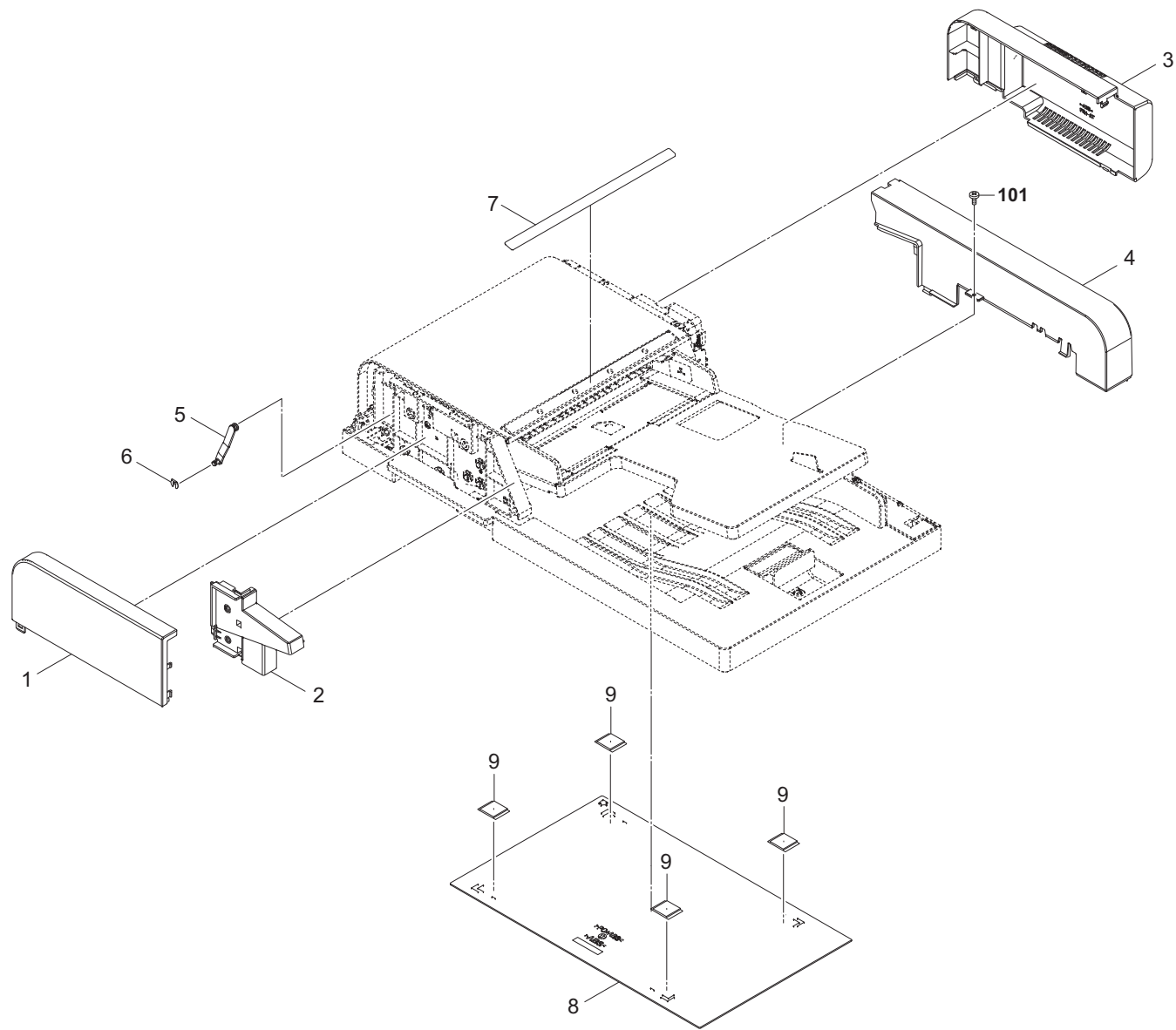


FIG. 31 DP Covers

2R4/2R5/2R6-5

Ref. No. 番号	Part.No. 部品番号	Description 部品名称	Notes 備考	Revision 改訂	Quantity 個数			
					100 (日本)	120	230	240
1	303R304010	COVER FRONT	30ppm(A4),32ppm(Letter)			1	1	1
2	303R304040	COVER FRONT B	30ppm(A4),32ppm(Letter)			1	1	1
3	303R304020	COVER REAR A	30ppm(A4),32ppm(Letter)			1	1	1
4	303R304030	COVER REAR B	30ppm(A4),32ppm(Letter)			1	1	1
5	303R302040	ARM PF COVER	30ppm(A4),32ppm(Letter)			1	1	1
6	302FZ25740	STOPPER 4	30ppm(A4),32ppm(Letter)			1	1	1
7	303R334010	LABEL SIZE DIRECTION	30ppm(A4),32ppm(Letter)			1	1	1
8	302H918021	PLATE ORIGINAL	30ppm(A4),32ppm(Letter)			1	1	1
9	303MX02022	CUSHION ORIGINAL MAT A	30ppm(A4),32ppm(Letter)	5:Design-chg.		4	4	4
101	7BB282308H	+TP-FLAT T.T P SCREW 3X8(BLACK)						

• Parts with a Ref.No. of 500 and above in the illustration indicate they are not selected for service parts.

• イラスト中で 500 番台の Ref 番号が付いている部品はサービスパーツに選定されていません。

FIG. 32 DP Frames

2R4/2R5/2R6-1

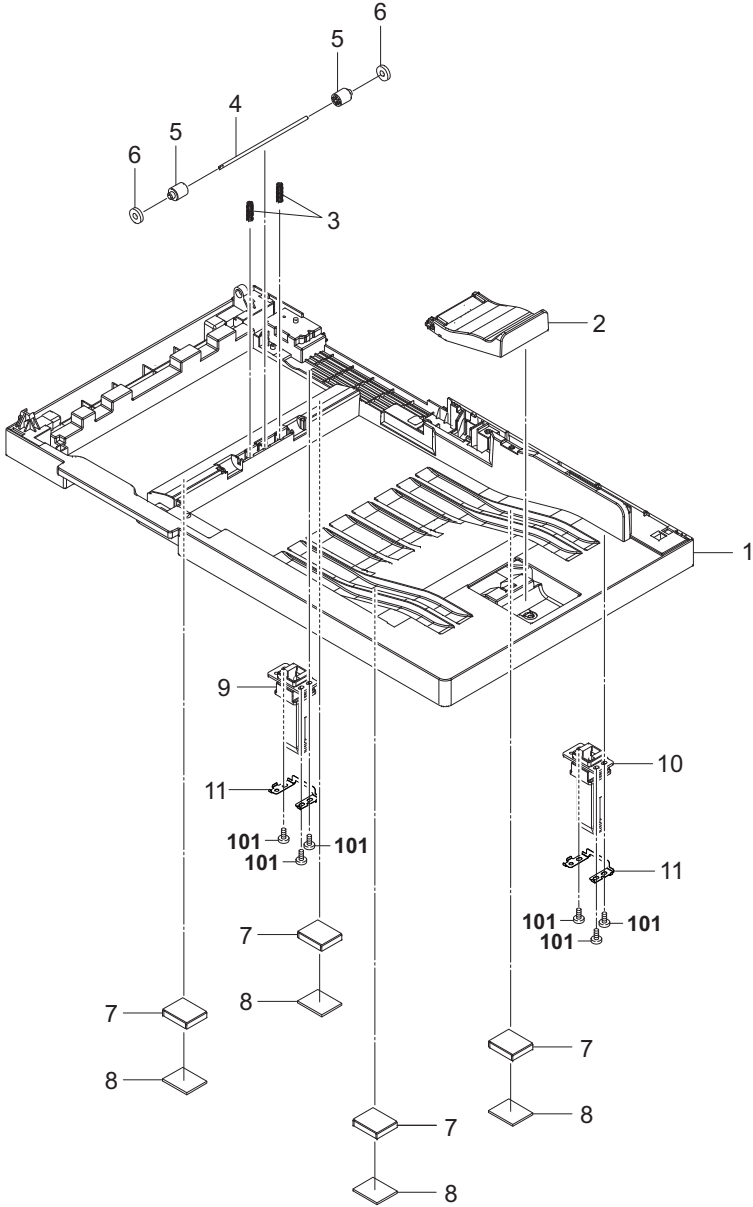


FIG. 32 DP Frames

2R4/2R5/2R6-5

Ref. No. 番号	Part.No. 部品番号	Description 部品名称	Notes 備考	Revision 改訂	Quantity 個数			
					100 (日本)	120	230	240
1	303R302010	BASE DP	30ppm(A4),32ppm(Letter)			1	1	1
2	303R402020	STOPPER BASE	30ppm(A4),32ppm(Letter)			1	1	1
3	3V2NM18990	SPRING-COMPRESSION EXIT	30ppm(A4),32ppm(Letter)			2	2	2
4	302F928290	SHAFT EJECT PULLEY	30ppm(A4),32ppm(Letter)			1	1	1
5	3HK10030	PULLEY EJECT	30ppm(A4),32ppm(Letter)			2	2	2
6	3HK10060	SPONGE EJECT	30ppm(A4),32ppm(Letter)			2	2	2
7	303PH02030	SPONGE ORIGINAL MAT FILM	30ppm(A4),32ppm(Letter)			4	4	4
8	303MX02032	CUSHION ORIGINAL MAT B	30ppm(A4),32ppm(Letter)	5:Design-chg.		4	4	4
9	303R302021	HINGE LEFT	30ppm(A4),32ppm(Letter)	2:Design-chg.		1	1	1
10	303R302031	HINGE RIGHT	30ppm(A4),32ppm(Letter)	2:Design-chg.		1	1	1
11	303R302050	PLATE HINGE	30ppm(A4),32ppm(Letter)	1:Add		2	2	2
101	7BB202310H	+TP-FLAT T.T P SCREW 3X10						

• Parts with a Ref.No. of 500 and above in the illustration indicate they are not selected for service parts.

• イラスト中で 500 番台の Ref 番号が付いている部品はサービスパーツに選定されていません。

FIG. 33 DP Table Assy

2R4/2R5/2R6

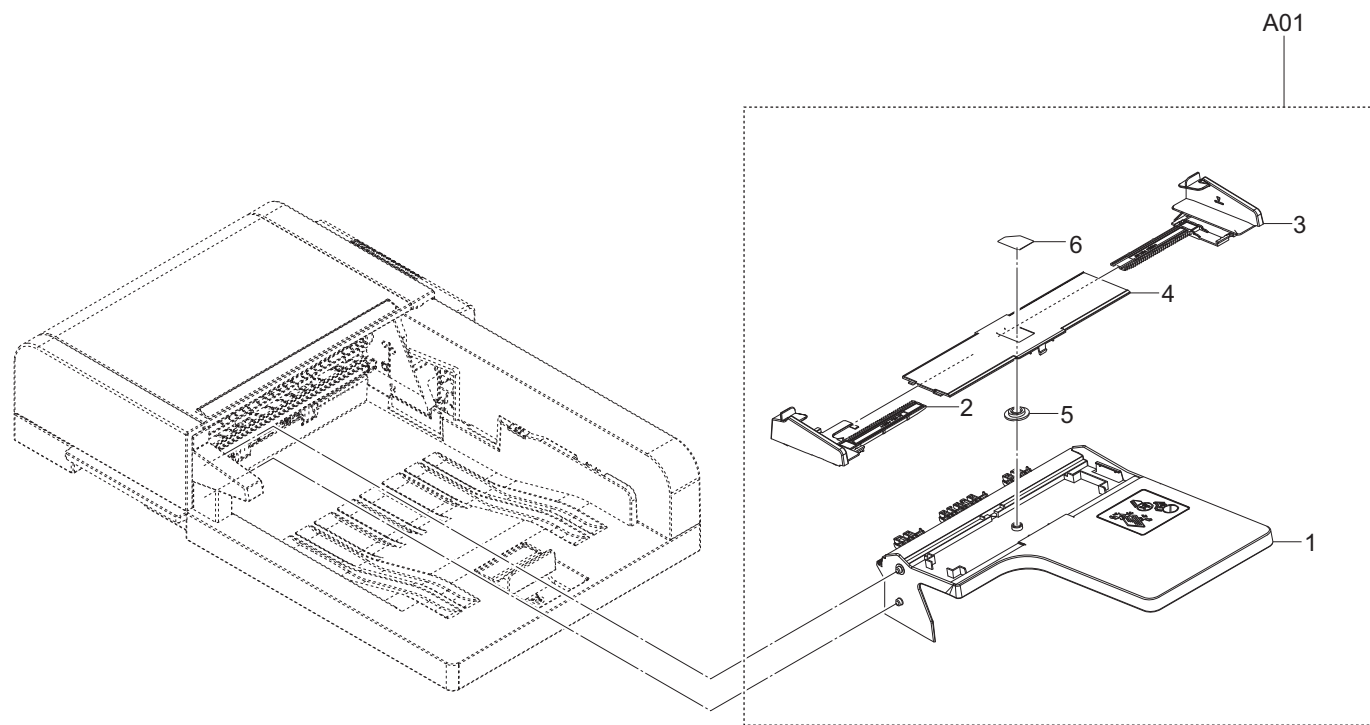


FIG. 33 DP Table Assy

2R4/2R5/2R6

Ref. No. 番号	Part.No. 部品番号	Description 部 品 名 称	Notes 備 考	Revision 改 訂	Quantity 個 数			
					100 (日本)	120	230	240
A01	302R494110	PARTS TABLE MAIN ASSY SP	30ppm(A4),32ppm(Letter)			1	1	1
1	*3V2R418010	TABLE MAIN	30ppm(A4),32ppm(Letter)			1	1	1
2	*3V2NM18460	CURSOR FRONT	30ppm(A4),32ppm(Letter)			1	1	1
3	*3V2NM18470	CURSOR REAR	30ppm(A4),32ppm(Letter)			1	1	1
4	*3V2R418020	COVER CURSOR	30ppm(A4),32ppm(Letter)			1	1	1
5	*5MVG127DN071	GEAR CASSETTE/A-49 CASSETTE A4	30ppm(A4),32ppm(Letter)			1	1	1
6	*303R334020	LABEL FACE UP	30ppm(A4),32ppm(Letter)			1	1	1

• Parts with a Ref.No. of 500 and above in the illustration indicate they are not selected for service parts.

・イラスト中で 500 番台の Ref 番号が付いている部品はサービスパーツに選定されていません。

FIG. 34 DP Paper Feed Section

2R4/2R5/2R6

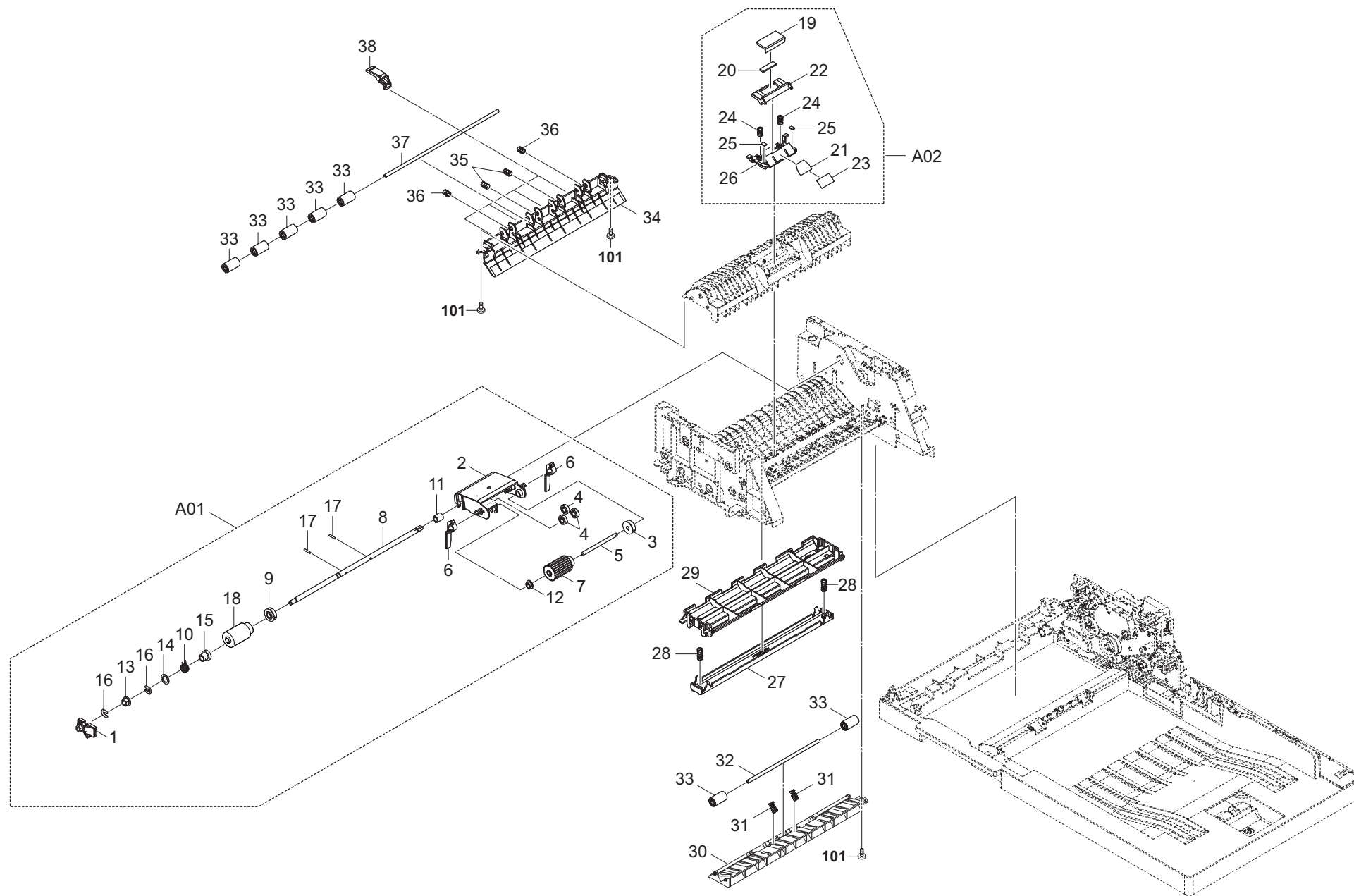


FIG. 34 DP Paper Feed Section

2R4/2R5/2R6-3

Ref. No. 番号	Part.No. 部品番号	Description 部品名称	Notes 備考	Revision 改訂	Quantity 個数			
					100 (日本)	120	230	240
A01	303R394020	PARTS HOLDER PICKUP ASSY SP	30ppm(A4),32ppm(Letter)			1	1	1
1	+3V2NM18130	LEVER FEED ROLLER	30ppm(A4),32ppm(Letter)			1	1	1
2	+3V2NM18190	HOLDER PICKUP B	30ppm(A4),32ppm(Letter)			1	1	1
3	+3V2NM18610	GEAR PICKUP 18	30ppm(A4),32ppm(Letter)			1	1	1
4	+3V2NM18632	GEAR Z13S	30ppm(A4),32ppm(Letter)	1:Design-chg.		3	3	3
5	+303R324100	SHAFT PICKUP	30ppm(A4),32ppm(Letter)	2:Part No-chg.		1	1	1
6	+3V2NM18650	STOPPER PAPER	30ppm(A4),32ppm(Letter)			2	2	2
7	+302R494420	PARTS PULLEY PICKUP ASSY SP	30ppm(A4),32ppm(Letter)			1	1	1
8	+303R324110	SHAFT ROLLER PF	30ppm(A4),32ppm(Letter)	2:Part No-chg.		1	1	1
9	+3V2NM18710	GEAR Z18S FEED ROLLER	30ppm(A4),32ppm(Letter)			1	1	1
10	+3V2NM18780	SPRING-TORSION LF	30ppm(A4),32ppm(Letter)			1	1	1
11	+3V2NM18800	PULLEY PF	30ppm(A4),32ppm(Letter)			1	1	1
12	+302K306460	BUSH 4	30ppm(A4),32ppm(Letter)	1:Part No-chg.		1	1	1
13	+302H702590	BUSH SCREW	30ppm(A4),32ppm(Letter)			1	1	1
14	+3HK07270	COLLAR PF	30ppm(A4),32ppm(Letter)			1	1	1
15	+3V2NM07080	COLLAR S SPRING	30ppm(A4),32ppm(Letter)	1:Part No-chg.		1	1	1
16	+5MVX111DN003	RING STOPPER/A-49 FEED A4	30ppm(A4),32ppm(Letter)			2	2	2
17	+7BP512010B0CH01	PARALLEL PIN 2.0X10	30ppm(A4),32ppm(Letter)			2	2	2
18	+302R494430	PARTS PULLEY PAPER FEED ASSY SP	30ppm(A4),32ppm(Letter)			1	1	1
A02	303R394030	PARTS HOLDER PAD ASSY SP	30ppm(A4),32ppm(Letter)			1	1	1
19	+302LW07100	PAD SEPARATION	30ppm(A4),32ppm(Letter)			1	1	1
20	+302LW07120	CUSHION PAD	30ppm(A4),32ppm(Letter)			1	1	1
21	+303K507102	PAD FRONT SEP	30ppm(A4),32ppm(Letter)			1	1	1
22	+303LJ07030	MOUNT PAD	30ppm(A4),32ppm(Letter)			1	1	1
23	+303LJ07090	FILM FRONT SEP	30ppm(A4),32ppm(Letter)			1	1	1
24	+303LJ24140	SPRING PAD	30ppm(A4),32ppm(Letter)			2	2	2
25	+3V2NM18560	CUSHION MOUNT PAD	30ppm(A4),32ppm(Letter)			2	2	2
26	+3V2NM18660	HOLDER PAD	30ppm(A4),32ppm(Letter)			1	1	1
27	3V2NM18520	GUIDE READING	30ppm(A4),32ppm(Letter)			1	1	1
28	303LJ02070	SPRING READING	30ppm(A4),32ppm(Letter)			2	2	2
29	303R394100	PARTS READING UPPER ASSY SP	30ppm(A4),32ppm(Letter)	3:Part No-chg.		1	1	1
30	303R324080	GUIDE LOWER RIGHT	30ppm(A4),32ppm(Letter)			1	1	1
31	3V2NM18550	SPRING-COMPRESSION CONVEYING	30ppm(A4),32ppm(Letter)			2	2	2
32	303LJ24110	SHAFT CONVEYING	30ppm(A4),32ppm(Letter)			1	1	1
33	3V2NM18240	PULLEY CONVEYING	30ppm(A4),32ppm(Letter)			7	7	7
34	3V2NM18530	GUIDE LOWER LEFT	30ppm(A4),32ppm(Letter)			1	1	1
35	3V2NM18280	SPRING-COMPRESSION REGIST A	30ppm(A4),32ppm(Letter)			2	2	2
36	3V2NM18290	SPRING-COMPRESSION REGIST B	30ppm(A4),32ppm(Letter)			2	2	2
37	303R324090	SHAFT CONVEYING	30ppm(A4),32ppm(Letter)	2:Part No-chg.		1	1	1
38	303R324020	LEVER REGIST	30ppm(A4),32ppm(Letter)			4	4	4
101	7BB200308H	+BIND T.T P SCREW 3X8						

• Parts with a Ref.No. of 500 and above in the illustration indicate they are not selected for service parts.

• イラスト中で 500 番の Ref 番号が付いている部品はサービスパーツに選定されていません。

FIG. 35 DP Paper Conveying Section 1

2R4/2R5/2R6

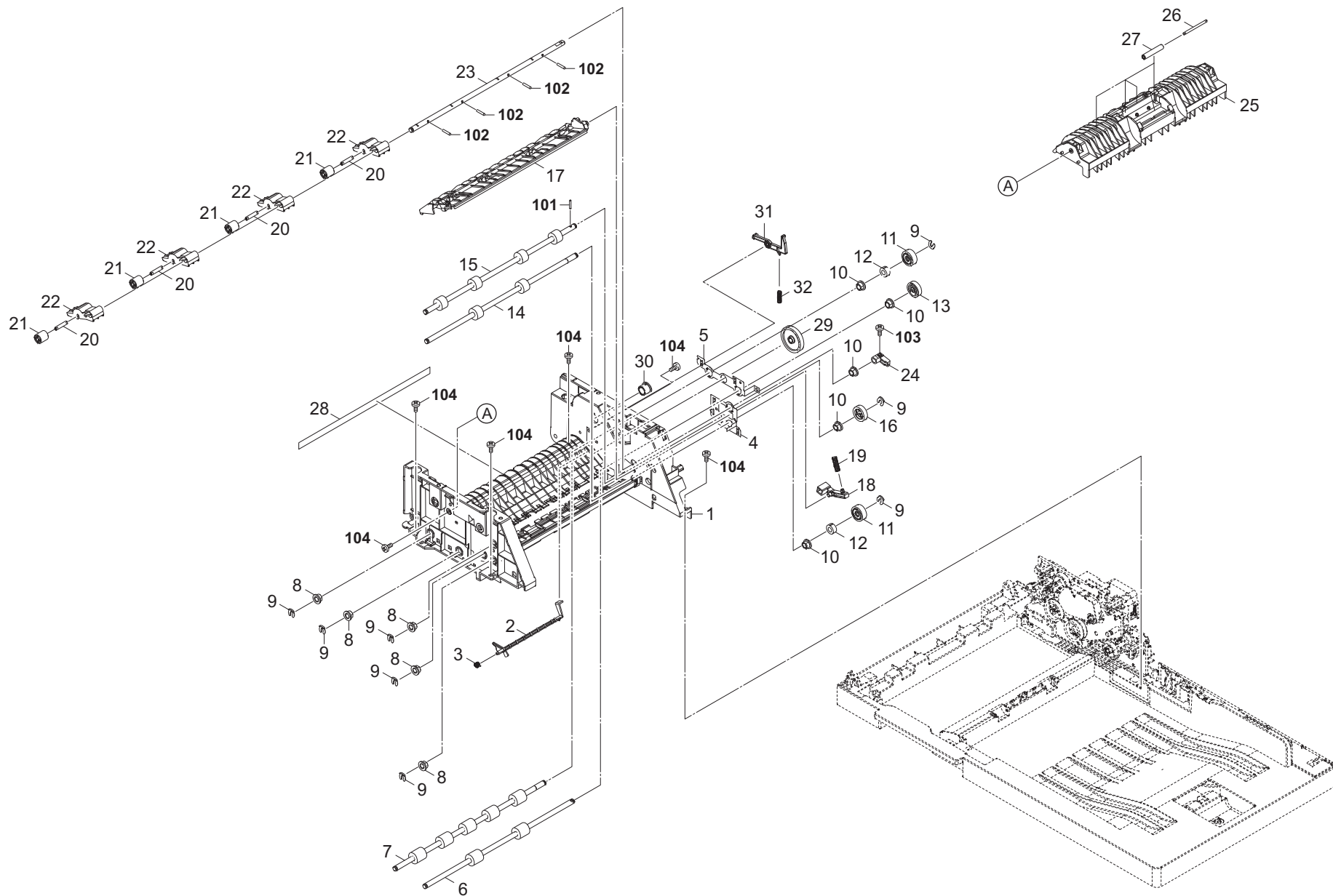


FIG. 35 DP Paper Conveying Section 1

2R4/2R5/2R6-2

Ref. No. 番号	Part.No. 部品番号	Description 部品名称	Notes 備考	Revision 改訂	Quantity 個数			
					100 (日本)	120	230	240
1	3V2NM18110	HOUSING CONVEYING	30ppm(A4),32ppm(Letter)			1	1	1
2	3V2NM18260	ACTUATOR TIMING	30ppm(A4),32ppm(Letter)			1	1	1
3	302M518180	SPRING-TORSION SET	30ppm(A4),32ppm(Letter)			1	1	1
4	3V2NM18150	PLATE EARTH B	30ppm(A4),32ppm(Letter)			1	1	1
5	3V2NM18140	PLATE EARTH A	30ppm(A4),32ppm(Letter)			1	1	1
6	303R394070	PARTS ROLLER CONVEYING B SP	30ppm(A4),32ppm(Letter)			1	1	1
7	303R394060	PARTS ROLLER CONVEYING A SP	30ppm(A4),32ppm(Letter)			1	1	1
8	302H702590	BUSH SCREW	30ppm(A4),32ppm(Letter)			5	5	5
9	5MVX111DN003	RING STOPPER/A-49 FEED A4	30ppm(A4),32ppm(Letter)			8	8	8
10	302H024370	BUSH 6 EW	30ppm(A4),32ppm(Letter)			5	5	5
11	3V2NM18400	GEAR Z22S ONEWAY	30ppm(A4),32ppm(Letter)			2	2	2
12	5AAVCLTCH018	ONE WAY CLUTCH/A-49 MPF A4	30ppm(A4),32ppm(Letter)			2	2	2
13	302K394350	PARTS GEAR Z22S EXIT SP	30ppm(A4),32ppm(Letter)	1:Part No-chg.		1	1	1
14	303R394080	PARTS ROLLER EXIT SP	30ppm(A4),32ppm(Letter)			1	1	1
15	303R394090	PARTS ROLLER LOOP SP	30ppm(A4),32ppm(Letter)			1	1	1
16	3V2NM18370	GEAR Z22S	30ppm(A4),32ppm(Letter)			1	1	1
17	3V2NM18820	GUIDE SEPARATE	30ppm(A4),32ppm(Letter)			1	1	1
18	3V2NM18860	LEVER SEPARATE	30ppm(A4),32ppm(Letter)			1	1	1
19	302LV06040	SPRING PICKUP	30ppm(A4),32ppm(Letter)			1	1	1
20	303M824200	SHAFT PULLEY	30ppm(A4),32ppm(Letter)			4	4	4
21	303M824210	PULLEY CONVEYING BK	30ppm(A4),32ppm(Letter)			4	4	4
22	3V2NM18900	HOLDER PULLEY	30ppm(A4),32ppm(Letter)			4	4	4
23	303R324130	SHAFT LOOP	30ppm(A4),32ppm(Letter)	2:Part No-chg.		1	1	1
24	3V2NM18880	LEVER LOOP B	30ppm(A4),32ppm(Letter)			1	1	1
25	3V2NM18730	GUIDE UPPER	30ppm(A4),32ppm(Letter)			1	1	1
26	303M824130	SHAFT GUIDE READING	30ppm(A4),32ppm(Letter)			4	4	4
27	303LL24190	PULLEY GUIDE READING	30ppm(A4),32ppm(Letter)			4	4	4
28	303LJ28040	STATIC ELIMINATOR	30ppm(A4),32ppm(Letter)			1	1	1
29	3V2NM18360	GEAR Z40S	30ppm(A4),32ppm(Letter)			1	1	1
30	3V2NM18090	BUSH PF	30ppm(A4),32ppm(Letter)			1	1	1
31	3V2NM18060	ACTUATOR PUSH	30ppm(A4),32ppm(Letter)			1	1	1
32	3V2NM18100	SPRING-COMPRESSION RELEASE	30ppm(A4),32ppm(Letter)			1	1	1
101	7BP512012B0CH01	PARALLEL PIN 2.0X12						
102	7BP512016B0CH01	PARALLEL PIN 2.0X16						
103	7BB600306H	+BIND M SCREW 3X6 R						
104	7BB200308H	+BIND T.T P SCREW 3X8						

• Parts with a Ref.No. of 500 and above in the illustration indicate they are not selected for service parts.

• イラスト中で 500 番台の Ref 番号が付いている部品はサービスパーツに選定されていません。

FIG. 36 DP Paper Conveying Section 2

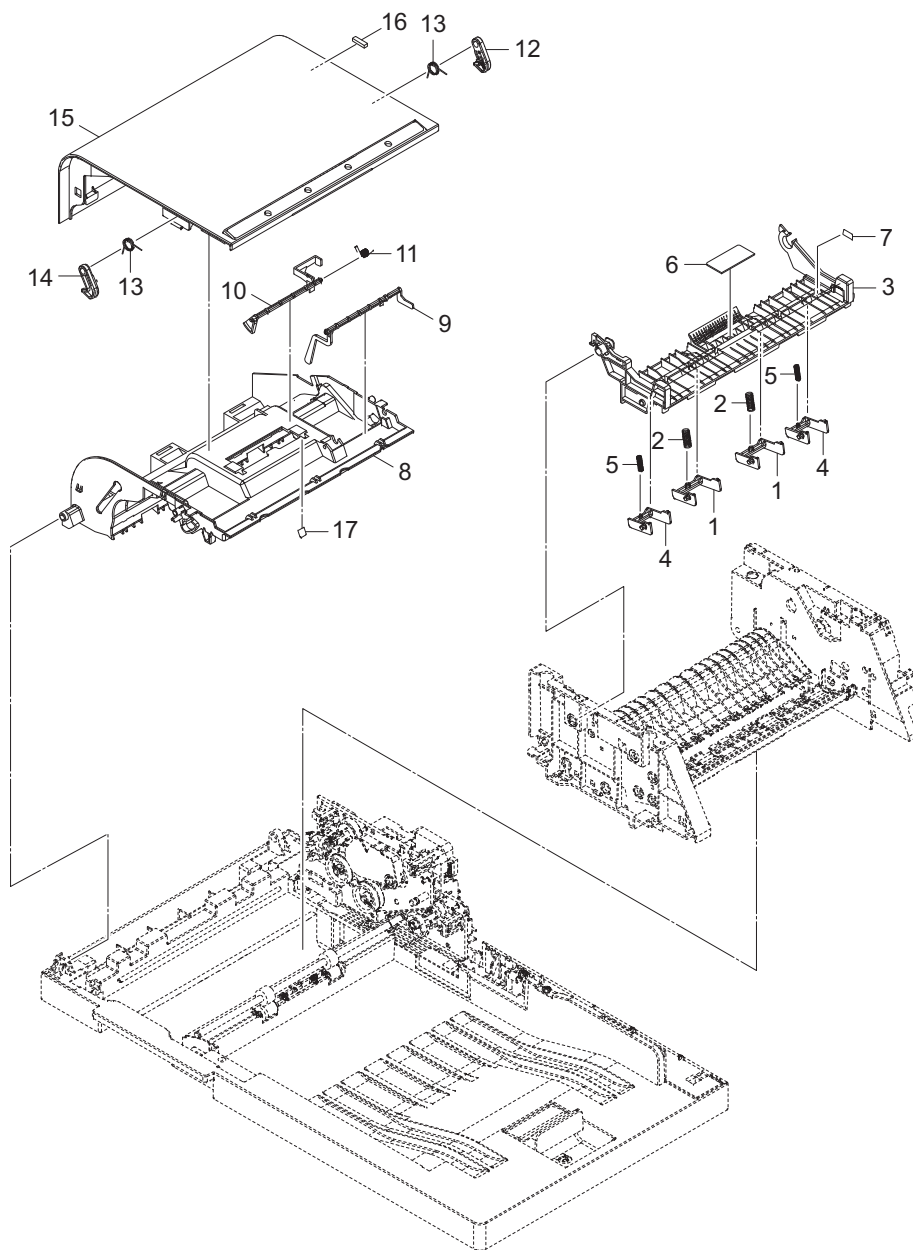


FIG. 36 DP Paper Conveying Section 2

2R4/2R5/2R6

Ref. No. 番号	Part.No. 部品番号	Description 部 品 名 称	Notes 備 考	Revision 改 訂	Quantity 個 数			
					100 (日本)	120	230	240
1	3V2NM18890	ARM SPRING A	30ppm(A4),32ppm(Letter)			2	2	2
2	3V2NM18970	SPRING-COMPRESSION ARM B	30ppm(A4),32ppm(Letter)			2	2	2
3	3V2NM18120	GUIDE LOOP	30ppm(A4),32ppm(Letter)			1	1	1
4	3V2NM18940	ARM SPRING B	30ppm(A4),32ppm(Letter)			2	2	2
5	3V2NM18960	SPRING-COMPRESSION ARM A	30ppm(A4),32ppm(Letter)			2	2	2
6	3HK07240	FRICION PLATE LF	30ppm(A4),32ppm(Letter)			1	1	1
7	3V2NM18980	LABEL LOOP	30ppm(A4),32ppm(Letter)			1	1	1
8	303R307020	GUIDE PF	30ppm(A4),32ppm(Letter)			1	1	1
9	3V2NM18750	ACTUATOR ORIGINAL	30ppm(A4),32ppm(Letter)			1	1	1
10	3V2NM18790	ACTUATOR PF	30ppm(A4),32ppm(Letter)			1	1	1
11	3V2NM18620	SPRING-TORSION PF	30ppm(A4),32ppm(Letter)			1	1	1
12	3V2NM18170	HOOK PAPER FEED R	30ppm(A4),32ppm(Letter)			1	1	1
13	3V2NM18760	SPRING HOOK	30ppm(A4),32ppm(Letter)			2	2	2
14	3V2NM18160	HOOK PAPER FEED F	30ppm(A4),32ppm(Letter)			1	1	1
15	303R307010	COVER PF	30ppm(A4),32ppm(Letter)			1	1	1
16	3V2NM18180	CUSHION PF	30ppm(A4),32ppm(Letter)			1	1	1
17	3V2NM18580	FRICION PLATE STOPPER PAPER	30ppm(A4),32ppm(Letter)			1	1	1

• Parts with a Ref.No. of 500 and above in the illustration indicate they are not selected for service parts.

• イラスト中で 500 番台の Ref 番号が付いている部品はサービスパーツに選定されていません。

FIG. 37 DP Drive Section & Electrical Components

2R4/2R5/2R6-1

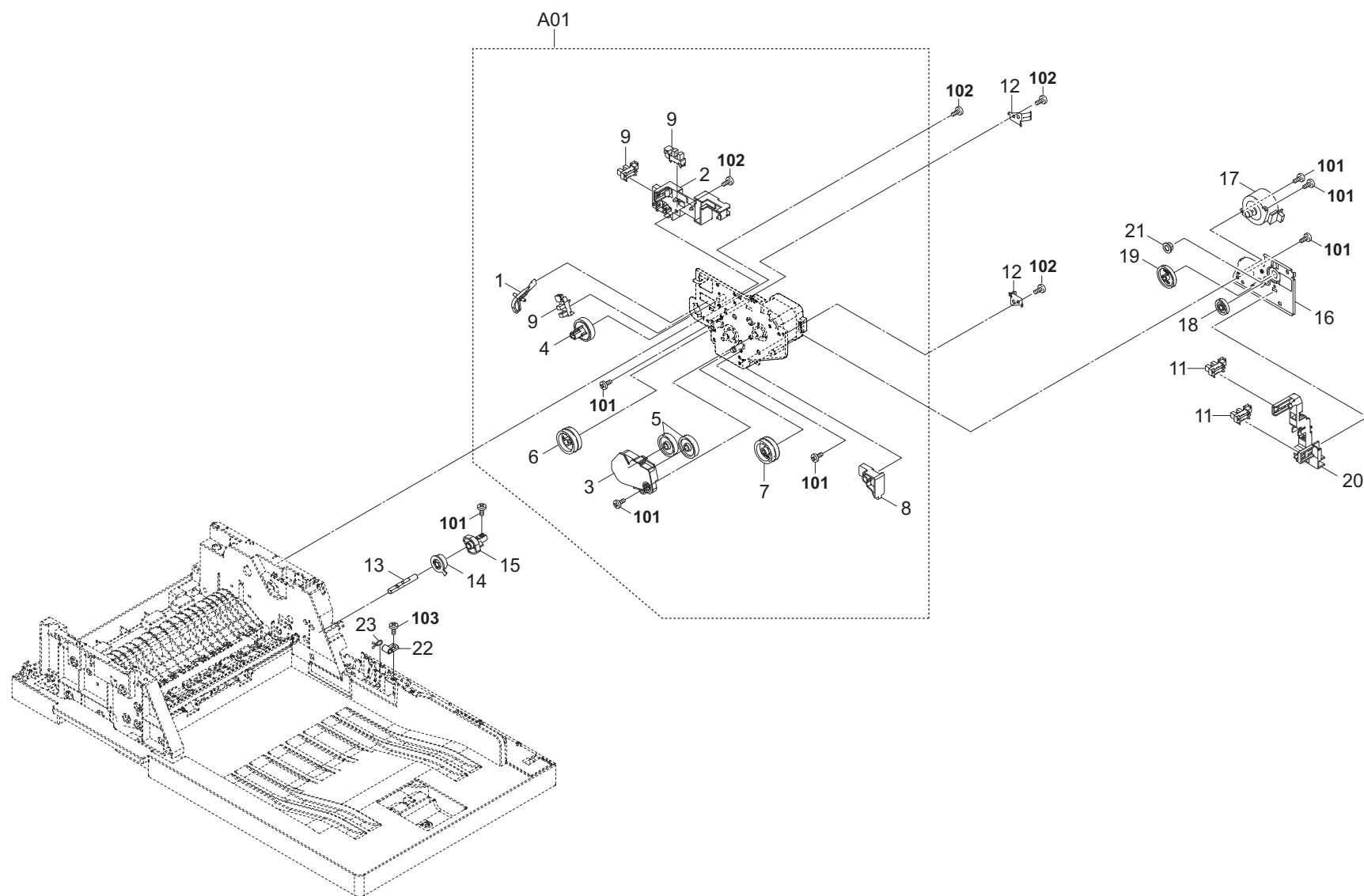


FIG. 37 DP Drive Section & Electrical Components

2R4/2R5/2R6-4

Ref. No. 番号	Part.No. 部品番号	Description 部品名称	Notes 備考	Revision 改訂	Quantity 個数			
					100 (日本)	120	230	240
A01	302NM94231	PARTS DRIVE ASSY A SP	30ppm(A4),32ppm(Letter)	2:Design-chg.		1	1	1
1	+303K502200	ACTUATOR BASE	30ppm(A4),32ppm(Letter)			1	1	1
2	+3V2NM18070	GUIDE WIRE A	30ppm(A4),32ppm(Letter)			1	1	1
3	+3V2NM18320	COVER DRIVE	30ppm(A4),32ppm(Letter)			1	1	1
4	+3V2NM18330	GEAR Z51S	30ppm(A4),32ppm(Letter)			1	1	1
5	+3V2NM18340	GEAR Z50S	30ppm(A4),32ppm(Letter)			2	2	2
6	+3V2NM18350	GEAR Z54S-Z33S	30ppm(A4),32ppm(Letter)			1	1	1
7	+3V2NM18500	GEAR Z54S-Z33S B	30ppm(A4),32ppm(Letter)			1	1	1
8	+3V2NM18870	LEVER LOOP A	30ppm(A4),32ppm(Letter)			1	1	1
9	+303M894260	PARTS SENSOR OPT SP	30ppm(A4),32ppm(Letter)			3	3	3
				1:Del				
11	303M894260	PARTS SENSOR OPT SP	30ppm(A4),32ppm(Letter)			2	2	2
12	303LJ02100	PLATE EARTH MOTOR	30ppm(A4),32ppm(Letter)			2	2	2
13	303R324120	SHAFT CAM	30ppm(A4),32ppm(Letter)	2:Part No-chg.		1	1	1
14	3V2NM18950	GEAR Z32S PI	30ppm(A4),32ppm(Letter)			1	1	1
15	3V2NM18830	CAM LOOP	30ppm(A4),32ppm(Letter)			1	1	1
16	3V2NM18310	MOUNT DRIVE B	30ppm(A4),32ppm(Letter)			1	1	1
17	302KY94140	PARTS MOTOR ROTARY SP	30ppm(A4),32ppm(Letter)			1	1	1
18	3V2NM18390	GEAR Z35S	30ppm(A4),32ppm(Letter)			1	1	1
19	3V2NM18380	GEAR Z51S-Z17S	30ppm(A4),32ppm(Letter)			1	1	1
20	3V2NM18080	GUIDE WIRE B	30ppm(A4),32ppm(Letter)			1	1	1
21	302H024370	BUSH 6 EW	30ppm(A4),32ppm(Letter)			1	1	1
22	7YZM320003++H01	ACCESS.CLAMP	30ppm(A4),32ppm(Letter)	4:Part No-chg.		1	1	1
23	7YZM490001++H01	ACCESS.BAND	30ppm(A4),32ppm(Letter)	4:Part No-chg.		1	1	1
24				1:Del				
101	7BB600306H	+BIND M SCREW 3X6 R						
102	7BB200308H	+BIND T.T P SCREW 3X8						
103	7BB202310H	+TP-FLAT T.T P SCREW 3X10						

• Parts with a Ref.No. of 500 and above in the illustration indicate they are not selected for service parts.

• イラスト中で 500 番台の Ref 番号が付いている部品はサービスパーツに選定されていません。

FIG. 38 Wire Sections 1 (30ppm(A4),32ppm(Letter))

2R4/2R5/2R6

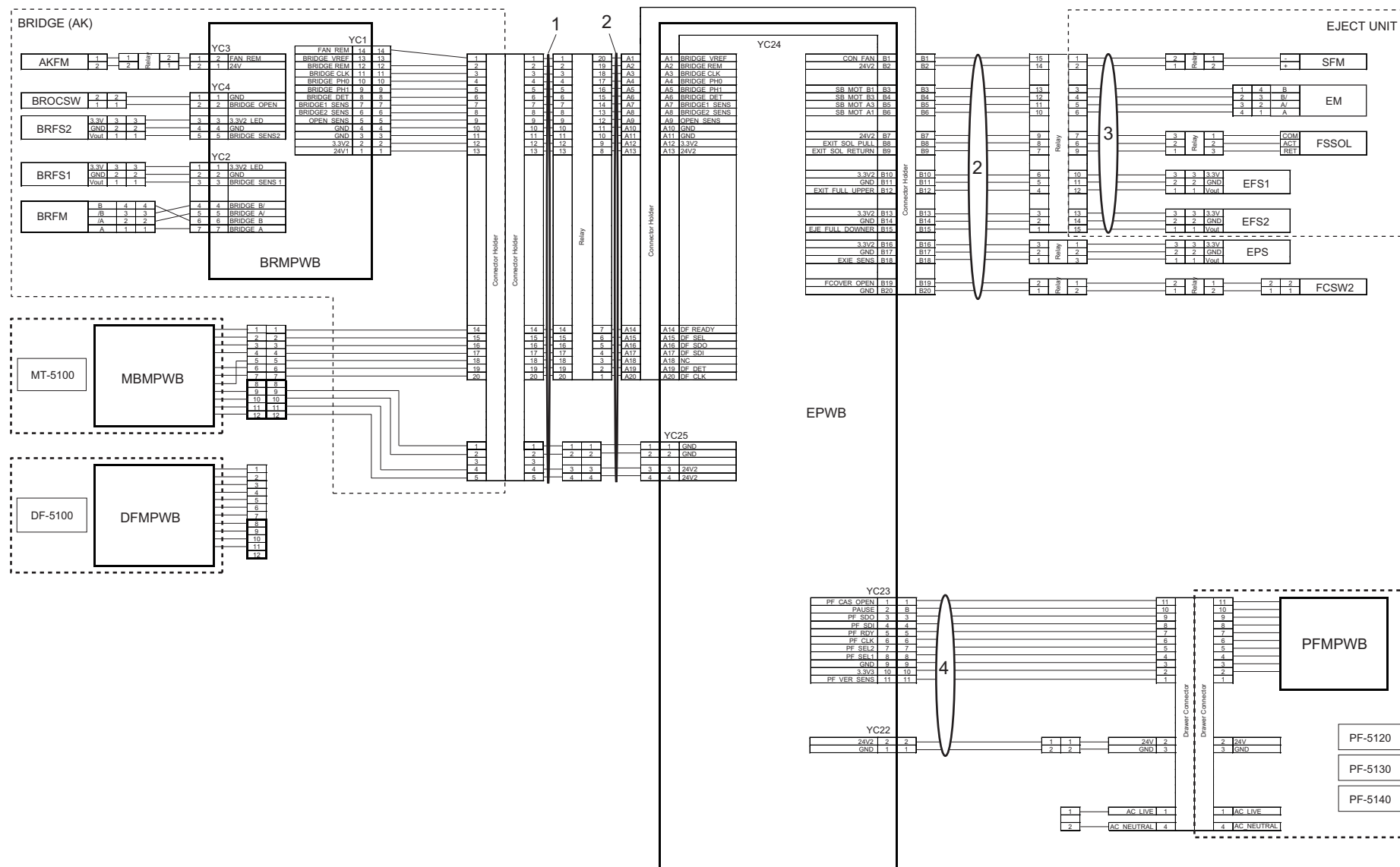


FIG. 39 Wire Sections 2 (30ppm(A4),32ppm(Letter))

2R4/2R5/2R6

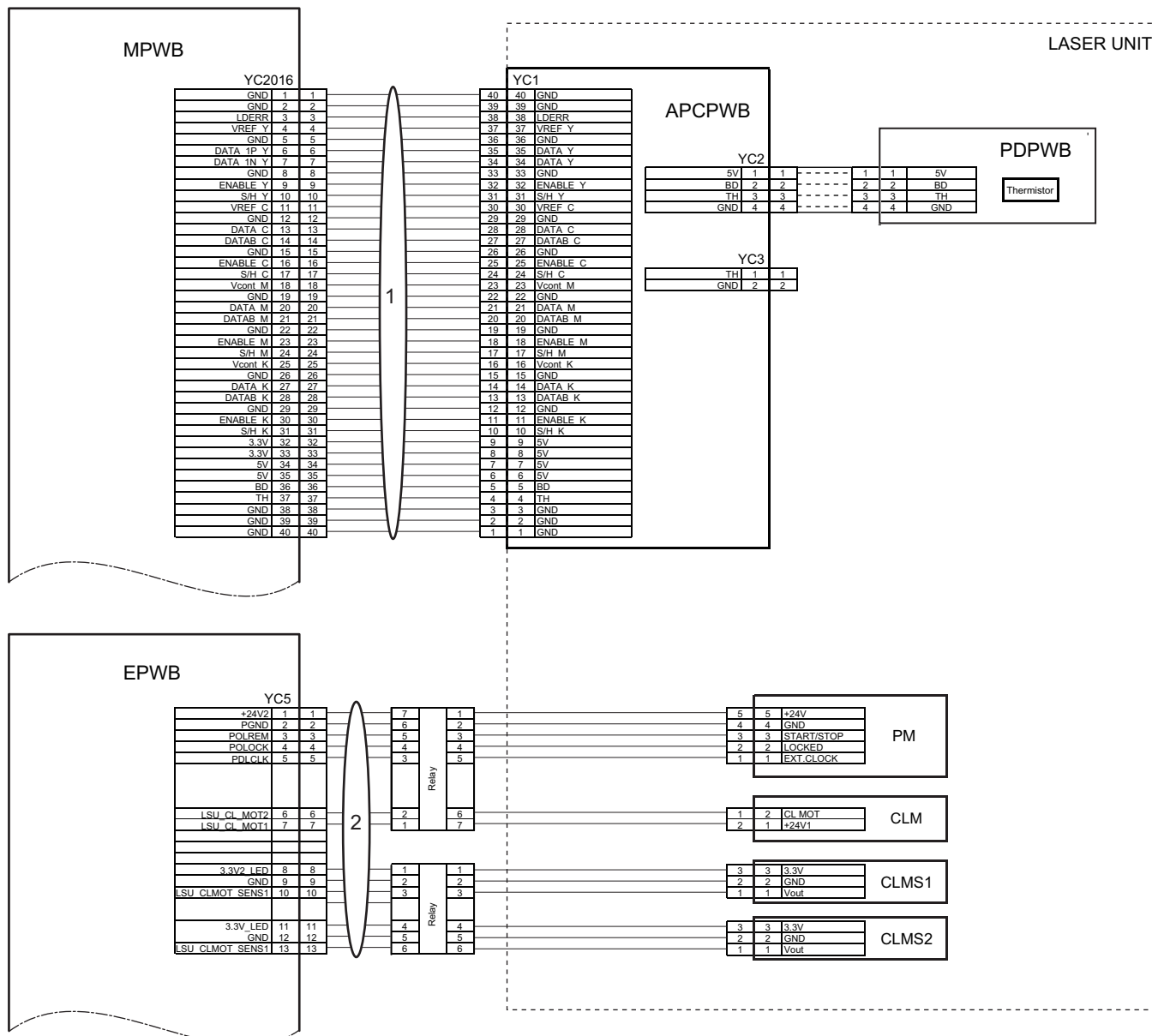


FIG. 40 Wire Sections 3 (30ppm(A4),32ppm(Letter))

2R4/2R5/2R6

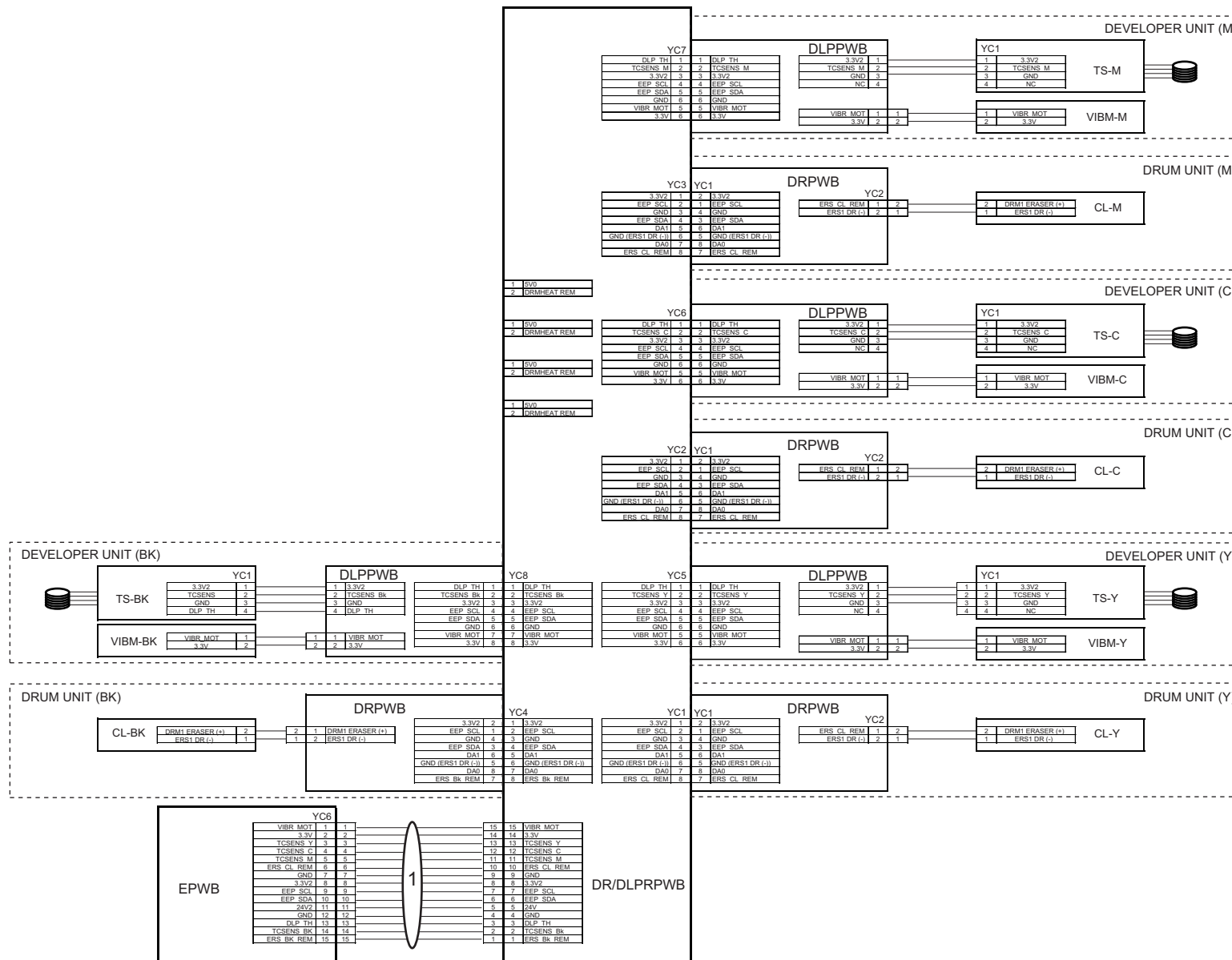


FIG. 41 Wire Sections 4 (30ppm(A4),32ppm(Letter))

2R4/2R5/2R6

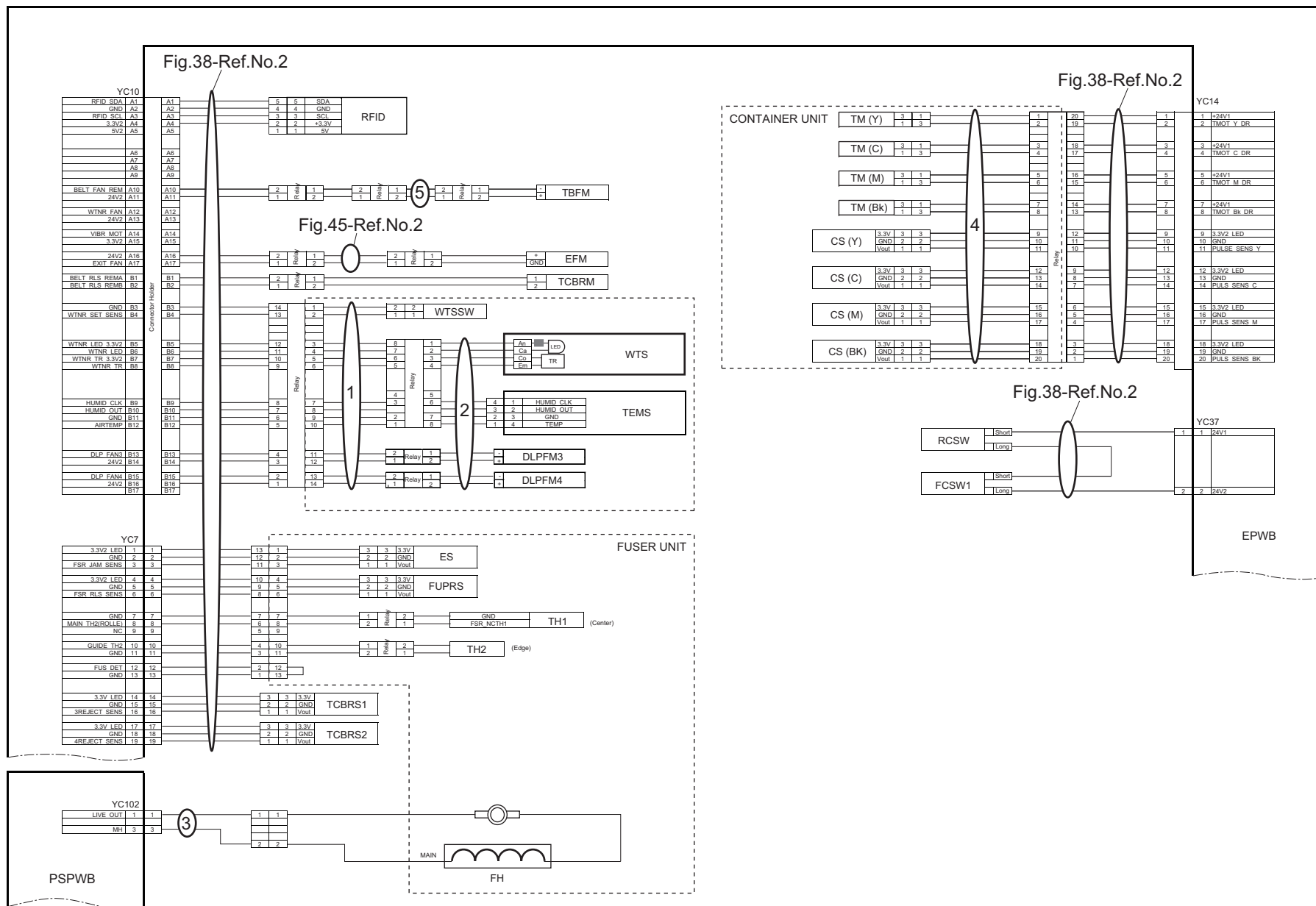


FIG. 42 Wire Sections 5 (30ppm(A4),32ppm(Letter))

2R4/2R5/2R6

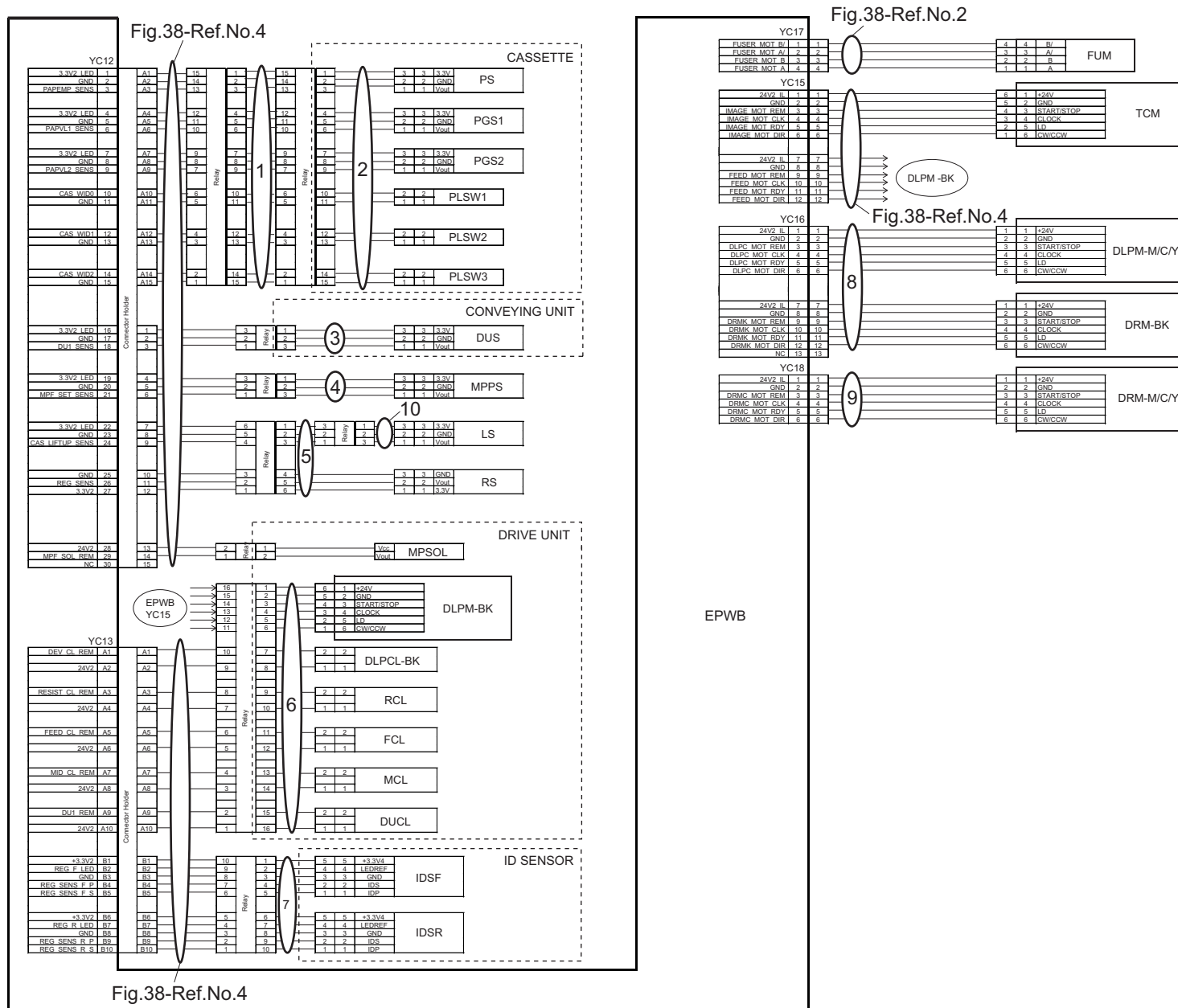


FIG. 43 Wire Sections 6 (30ppm(A4),32ppm(Letter))

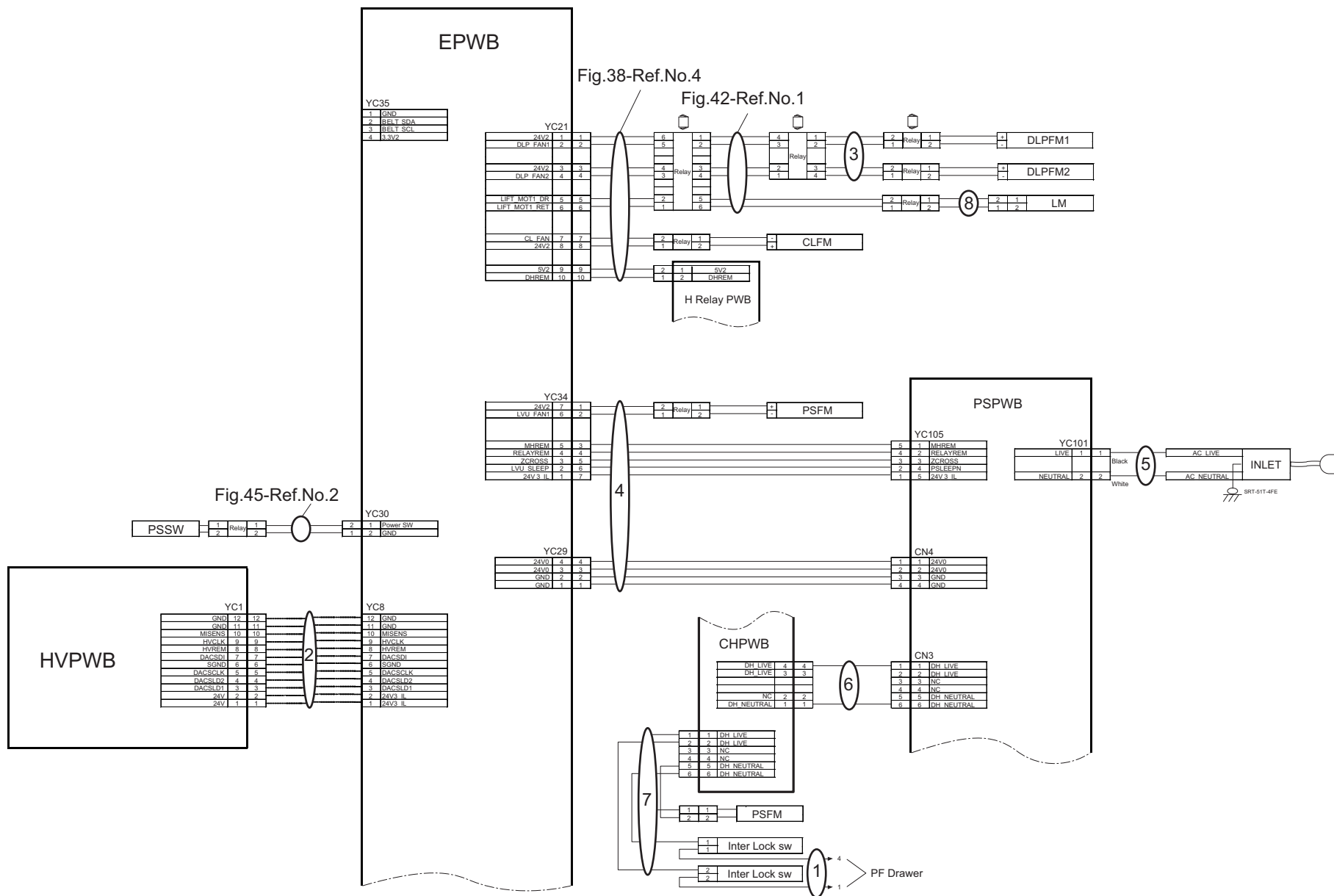


FIG. 44 Wire Sections 7 (30ppm(A4),32ppm(Letter))

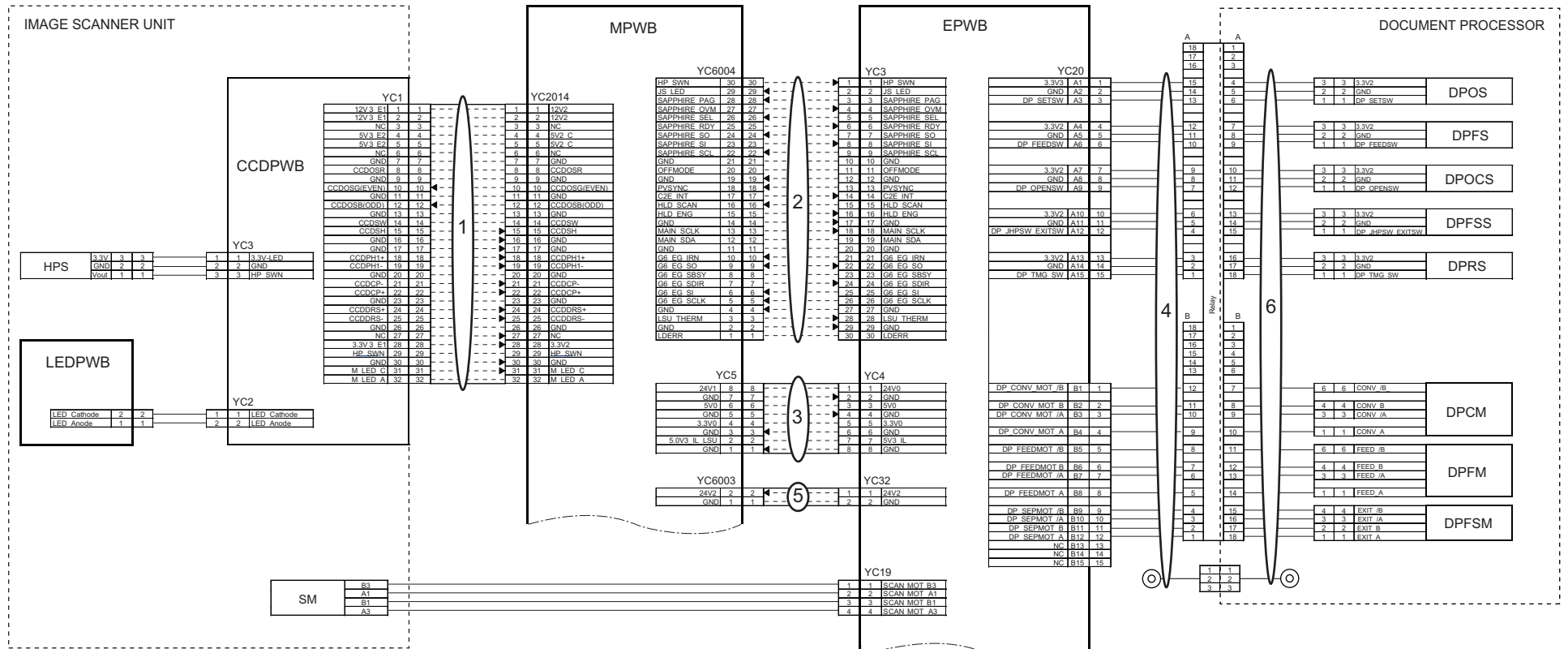


FIG. 45 Wire Sections 8 (30ppm(A4),32ppm(Letter))

2R4/2R5/2R6

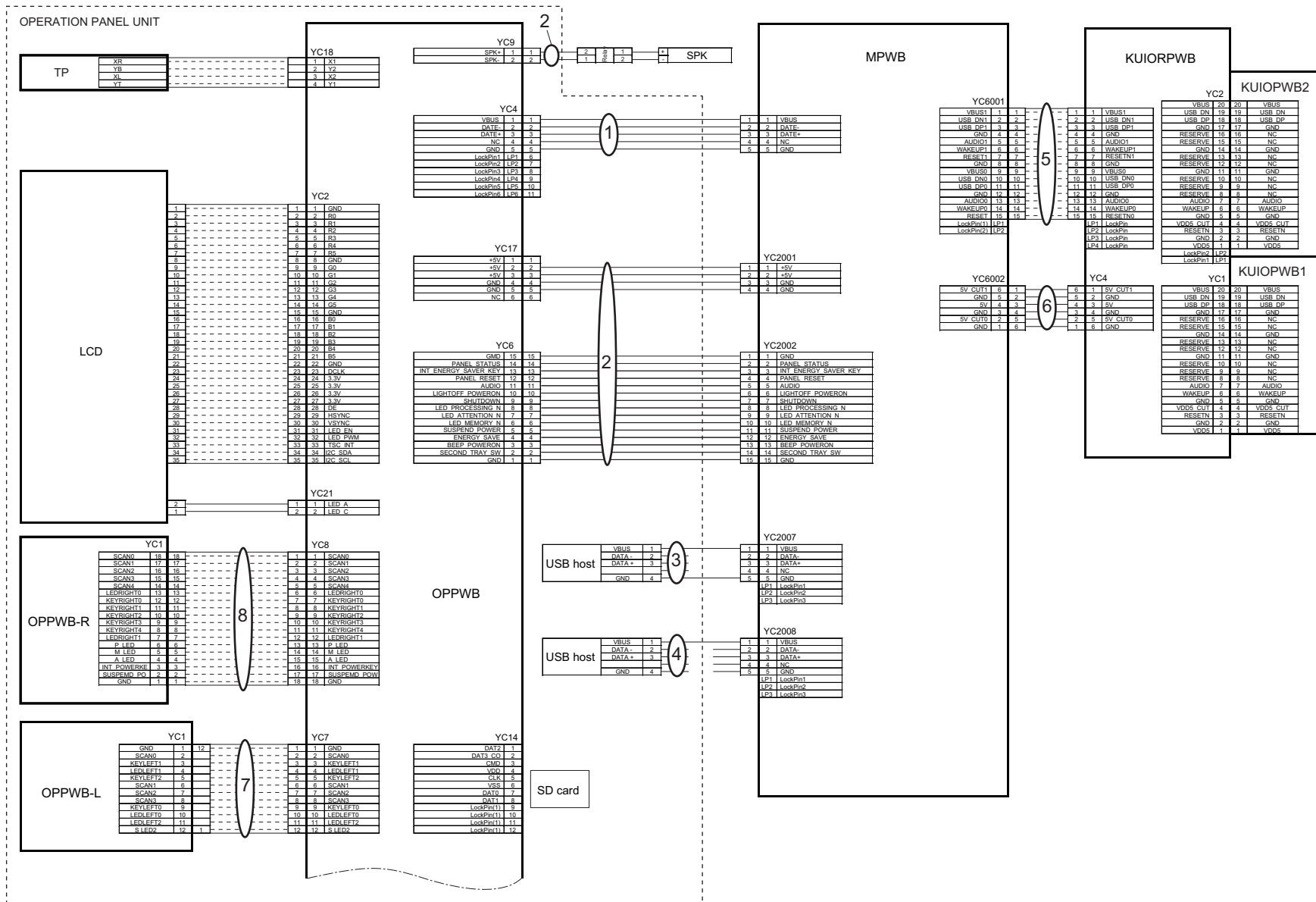


FIG. 46 Wire Sections 9 (35ppm(A4),37ppm(Letter)/40ppm(A4),42ppm(Letter))

2R4/2R5/2R6

Fig.38-Ref.No.1

Fig.38-Ref.No.3

Fig.41-Ref.No.4

Fig.43-Ref.No1

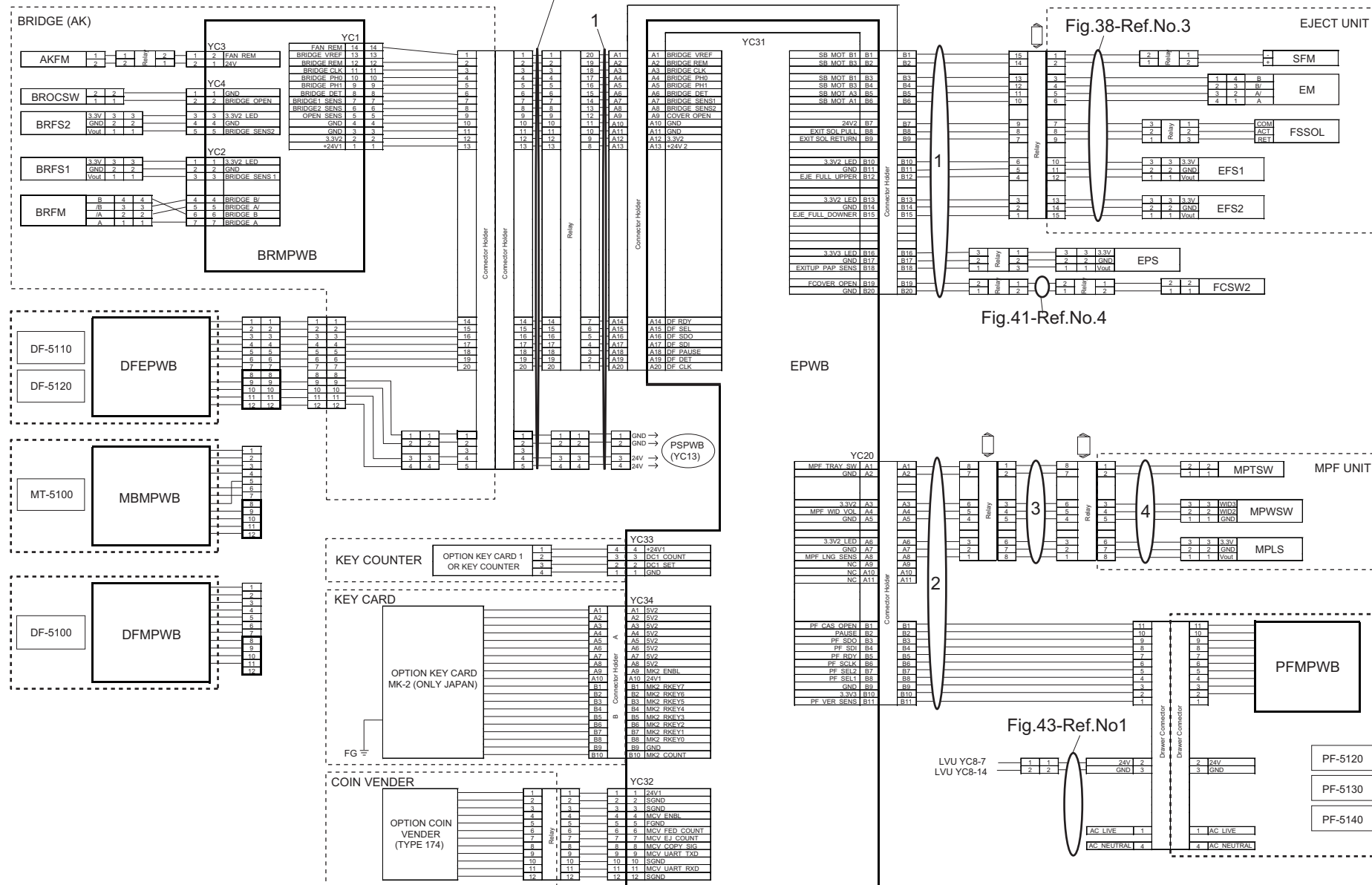


FIG. 47 Wire Sections 10 (35ppm(A4),37ppm(Letter)/40ppm(A4),42ppm(Letter))

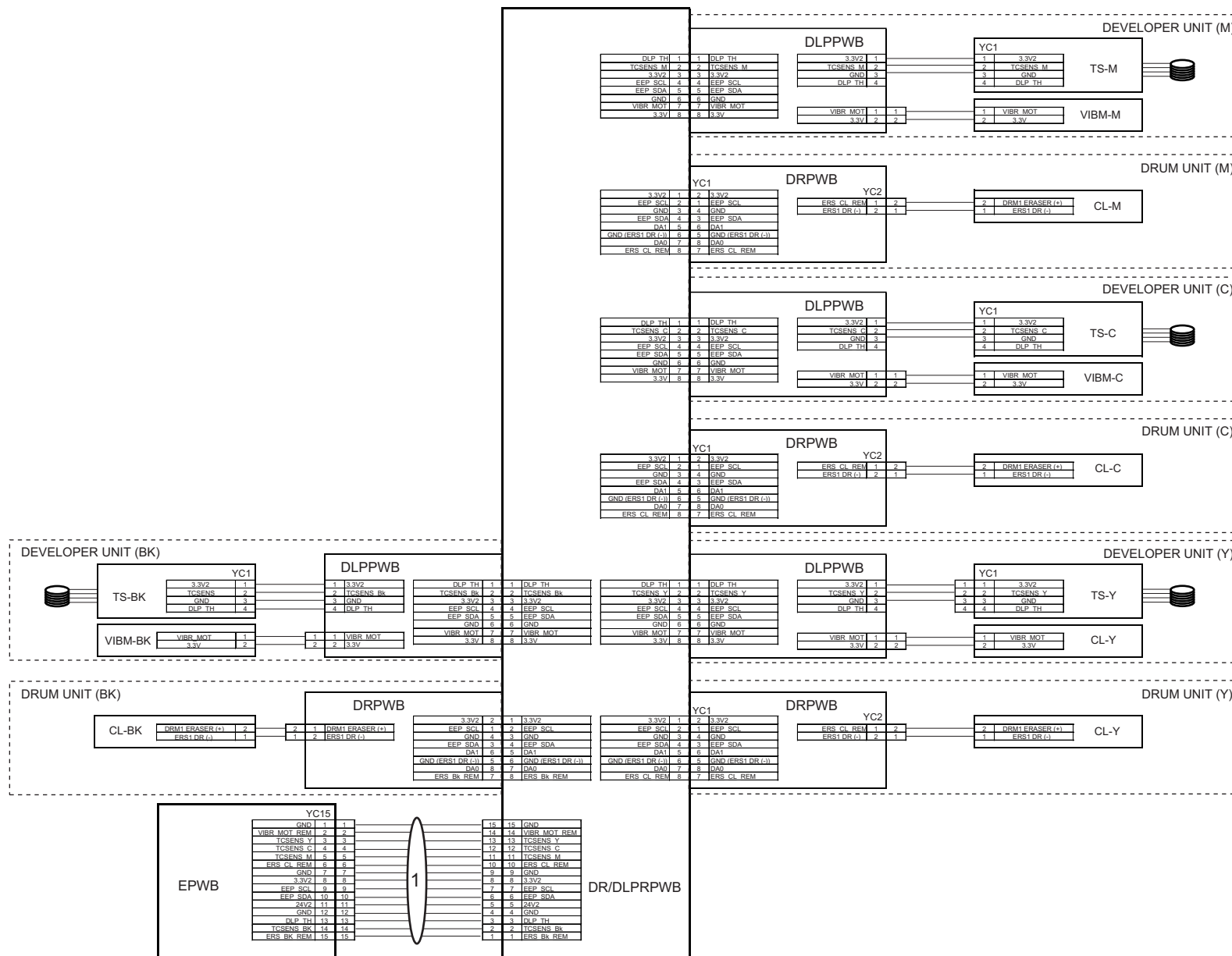


FIG. 48 Wire Sections 11 (35ppm(A4),37ppm(Letter)/40ppm(A4),42ppm(Letter))

2R4/2R5/2R6

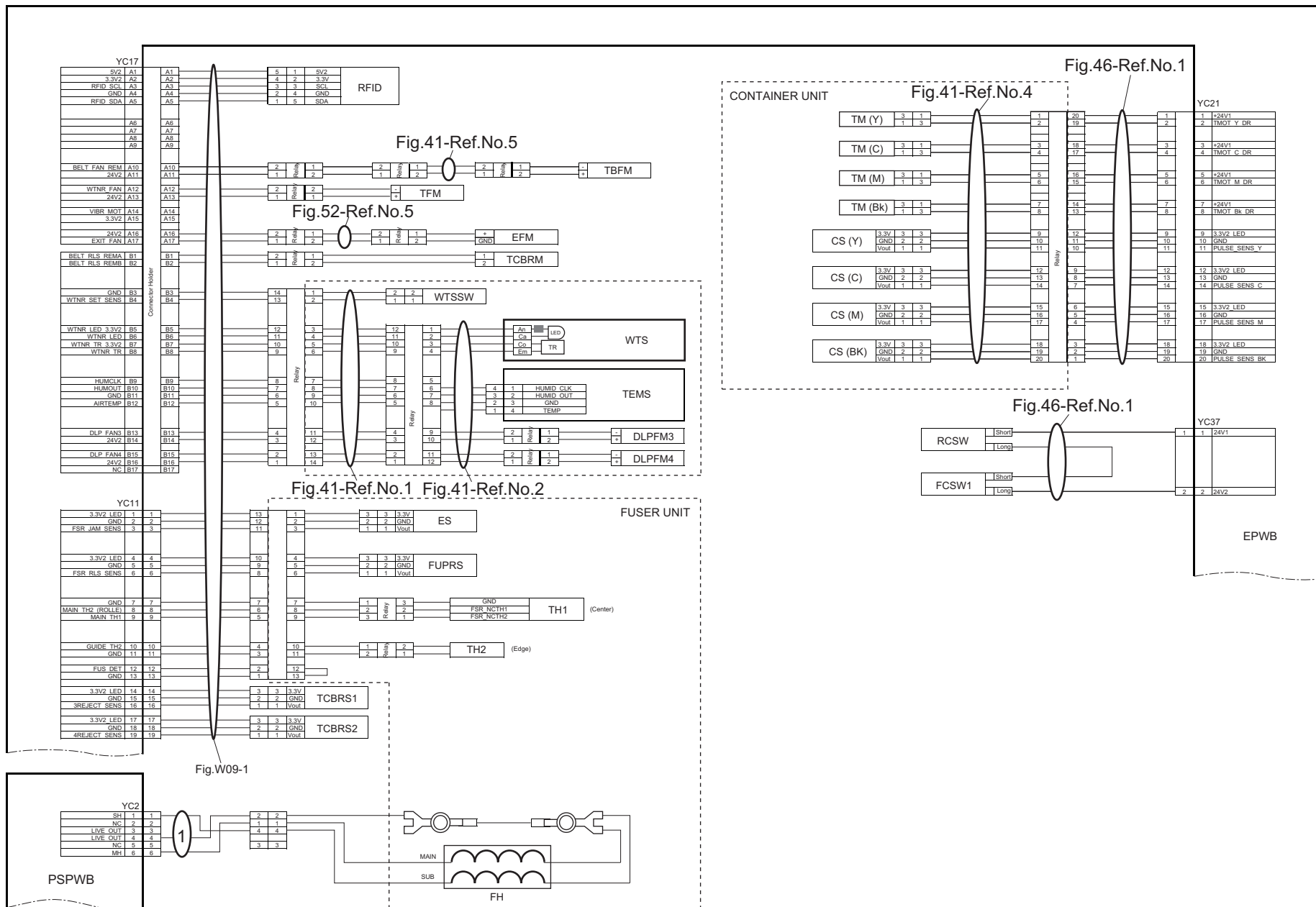


FIG. 49 Wire Sections 12 (35ppm(A4),37ppm(Letter)/40ppm(A4),42ppm(Letter))

2R4/2R5/2R6

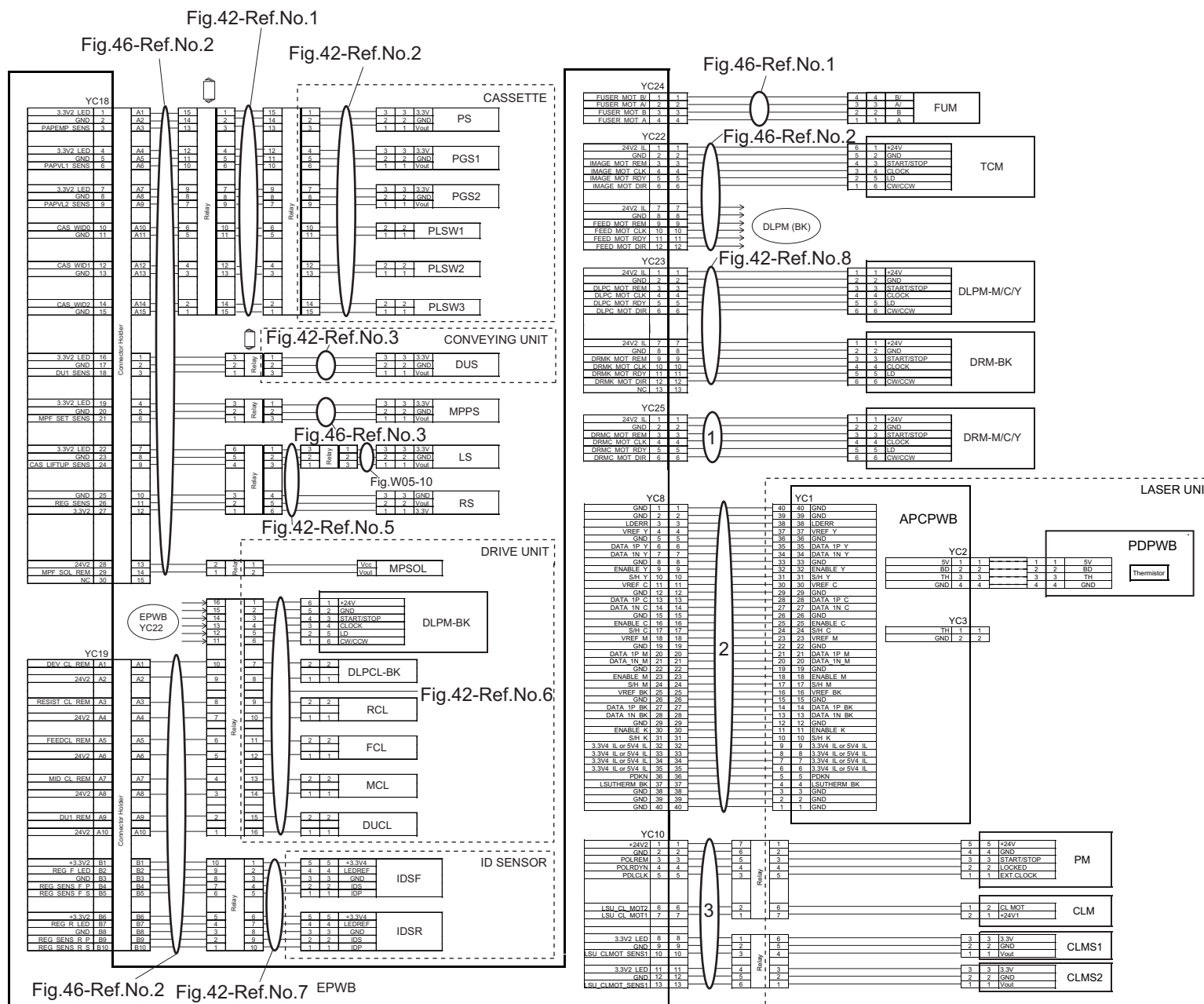


FIG. 50 Wire Sections 13 (35ppm(A4),37ppm(Letter)/40ppm(A4),42ppm(Letter))

2R4/2R5/2R6

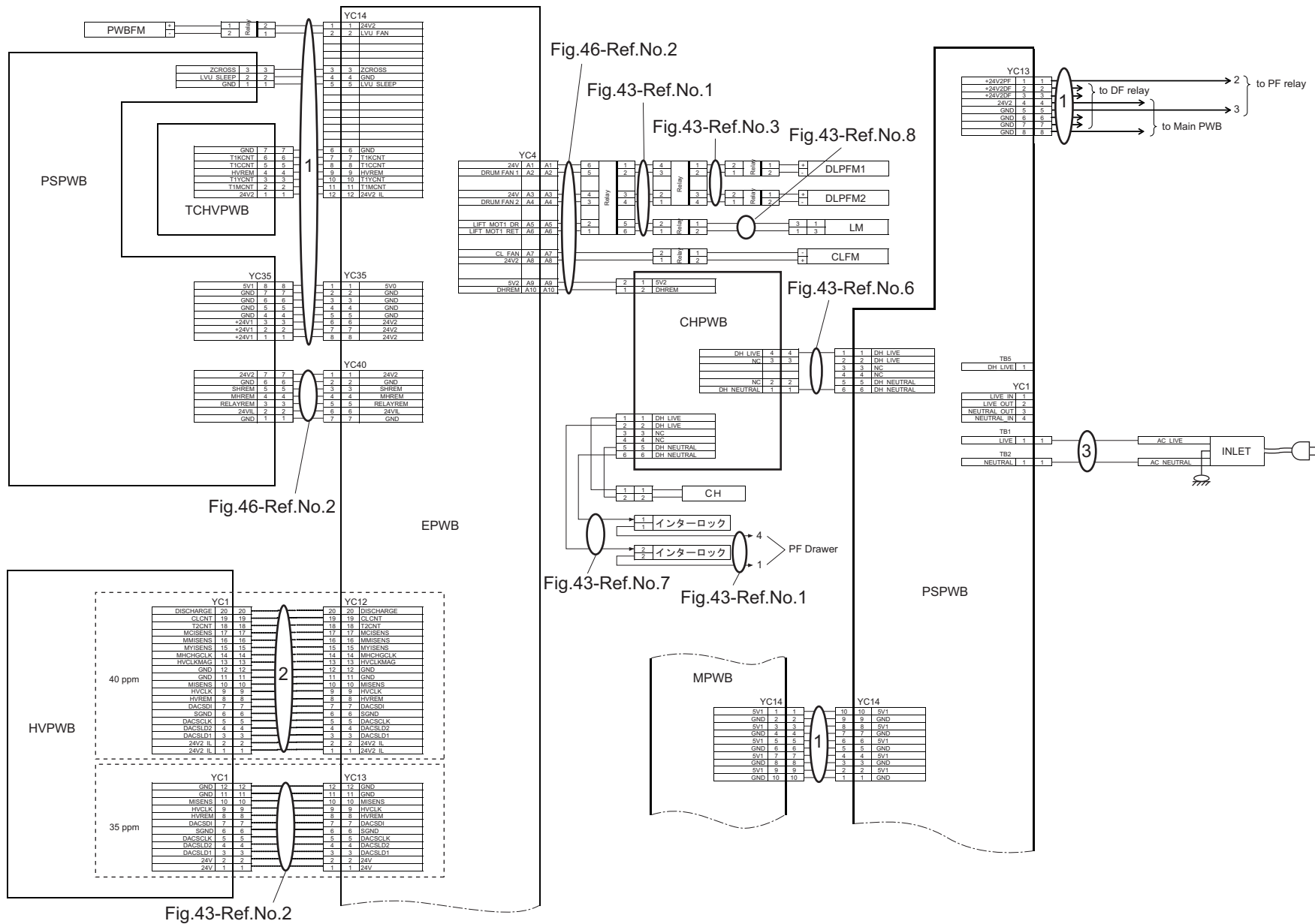


FIG. 51 Wire Sections 14 (35ppm(A4),37ppm(Letter)/40ppm(A4),42ppm(Letter))

2R4/2R5/2R6


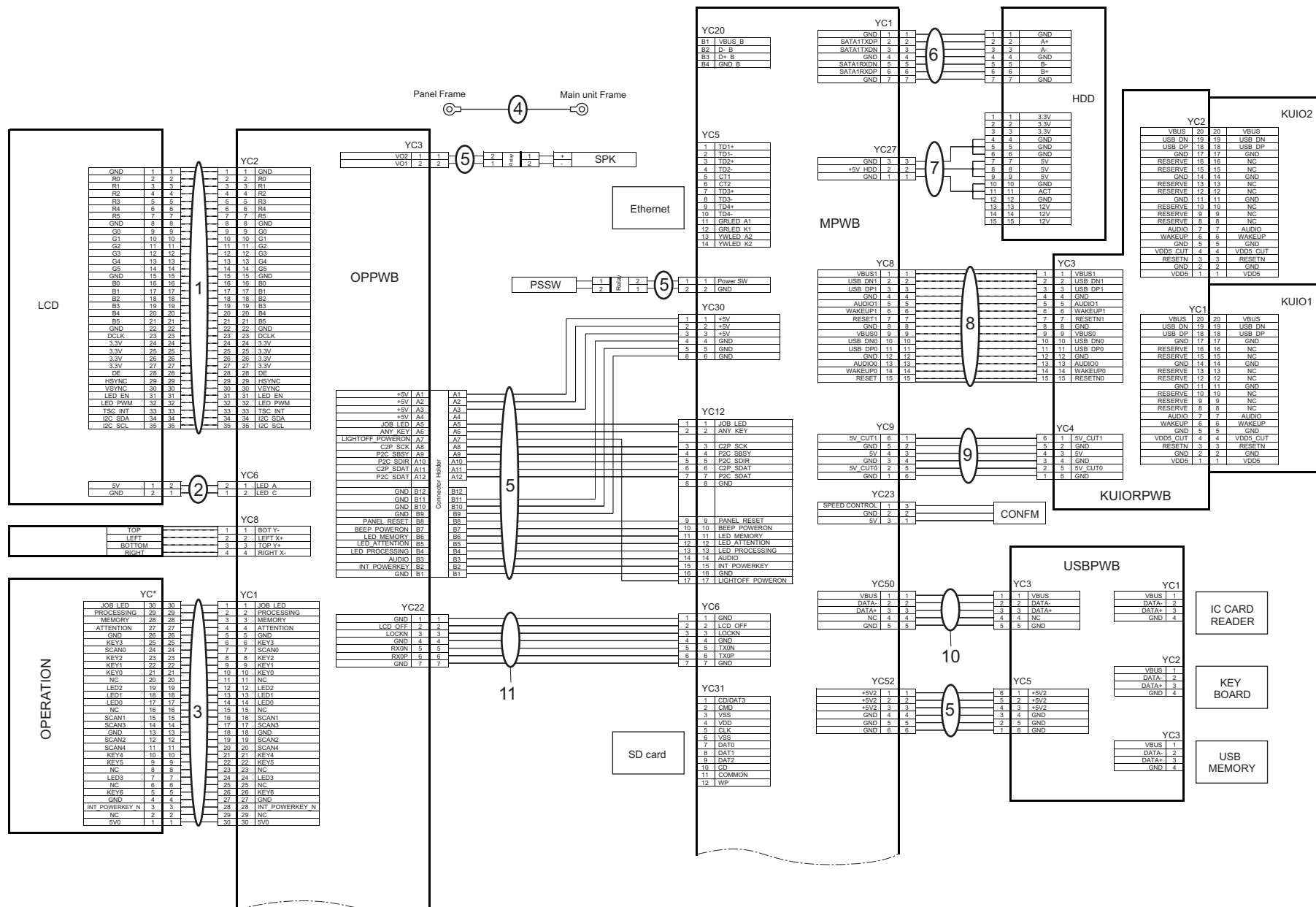


FIG. 52 Wire Sections 15 (35ppm(A4),37ppm(Letter),40ppm(A4),42ppm(Letter))

2R4/2R5/2R6



OPERATION PANEL UNIT

FIG. 53 Accessories

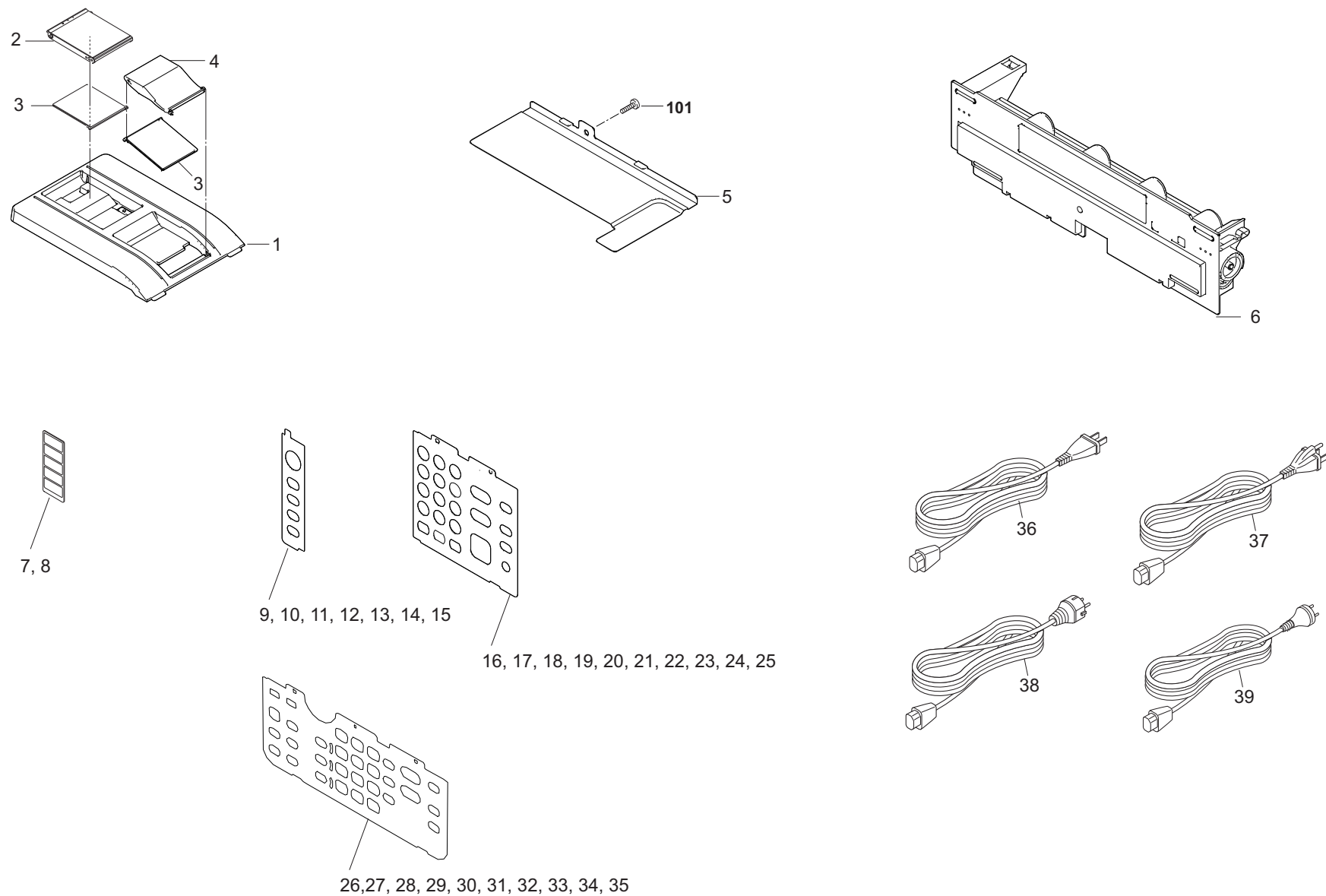


FIG. 53 Accessories

2R4/2R5/2R6-3

Ref. No. 番号	Part.No. 部品番号	Description 部品名称	Notes 備考	Revision 改訂	Quantity 個数			
					100(日本)	120	230	240
1	302R404150	COVER TRAY B			1	1	1	1
2	302R404260	STOPPER PAPER 500 A			1	1	1	1
3	302R404270	STOPPER PAPER 500 B			2	2	2	2
4	302R404290	GUIDE ENVELOPE			1	1	1	1
5	302R402310	SHIELD BASE			1	1	1	1
6	1902R60UN0	WT-5190/WASTE TONER BOTTLE	30ppm(A4),32ppm(Letter)/35ppm(A4),37ppm(Letter):OPTION		1	1	1	1
6	1902R60UN2	WT-5191/WASTE TONER BOTTLE	40ppm(A4),42ppm(Letter):OPTION		1	1	1	1
7	302R434140	LABEL PAPER SIZE ME			1		1	1
8	302R434150	LABEL PAPER SIZE IN				1		
9	302R405550	SHEET OPERATION LEFT GER	30ppm(A4),32ppm(Letter)				1	
10	302R405560	SHEET OPERATION LEFT FRA	30ppm(A4),32ppm(Letter)				1	
11	302R405570	SHEET OPERATION LEFT ITA	30ppm(A4),32ppm(Letter)				1	
12	302R405580	SHEET OPERATION LEFT SPA	30ppm(A4),32ppm(Letter)				1	
13	302R405590	SHEET OPERATION LEFT POR	30ppm(A4),32ppm(Letter)				1	
14	302R405600	SHEET OPERATION LEFT DUT	30ppm(A4),32ppm(Letter)				1	
15	302R405610	SHEET OPERATION LEFT RUS	30ppm(A4),32ppm(Letter)				1	
16	302R405650	SHEET OPERATION RIGHT GER	30ppm(A4),32ppm(Letter)				1	
17	302R405660	SHEET OPERATION RIGHT FRA	30ppm(A4),32ppm(Letter)				1	
18	302R405680	SHEET OPERATION RIGHT ITA	30ppm(A4),32ppm(Letter)				1	
19	302R405690	SHEET OPERATION RIGHT SPA	30ppm(A4),32ppm(Letter)				1	
20	302R405710	SHEET OPERATION RIGHT POR	30ppm(A4),32ppm(Letter)				1	
21	302R405730	SHEET OPERATION RIGHT DUT	30ppm(A4),32ppm(Letter)				1	
22	302R405740	SHEET OPERATION RIGHT RUS	30ppm(A4),32ppm(Letter)				1	
23	302R405670	SHEET OPERATION RIGHT KDA FRA	30ppm(A4),32ppm(Letter)			1		
24	302R405700	SHEET OPERATION RIGHT KDA SPA	30ppm(A4),32ppm(Letter)			1		
25	302R405720	SHEET OPERATION RIGHT KDA POR	30ppm(A4),32ppm(Letter)			1		
26	302R605530	SHEET OPERATION GER	35ppm(A4),37ppm(Letter)/40ppm(A4),42ppm(Letter)				1	
27	302R605540	SHEET OPERATION FRA	35ppm(A4),37ppm(Letter)/40ppm(A4),42ppm(Letter)				1	
28	302R605560	SHEET OPERATION ITA	35ppm(A4),37ppm(Letter)/40ppm(A4),42ppm(Letter)				1	
29	302R605570	SHEET OPERATION SPA	35ppm(A4),37ppm(Letter)/40ppm(A4),42ppm(Letter)				1	
30	302R605590	SHEET OPERATION POR	35ppm(A4),37ppm(Letter)/40ppm(A4),42ppm(Letter)				1	
31	302R605610	SHEET OPERATION DUT	35ppm(A4),37ppm(Letter)/40ppm(A4),42ppm(Letter)				1	
32	302R605620	SHEET OPERATION RUS	35ppm(A4),37ppm(Letter)/40ppm(A4),42ppm(Letter)				1	
33	302R605550	SHEET OPERATION KDA FRA	35ppm(A4),37ppm(Letter)/40ppm(A4),42ppm(Letter)			1		
34	302R605580	SHEET OPERATION KDA SPA	35ppm(A4),37ppm(Letter)/40ppm(A4),42ppm(Letter)			1		
35	302R605600	SHEET OPERATION KDA POR	35ppm(A4),37ppm(Letter)/40ppm(A4),42ppm(Letter)			1		
36	7AAACCJP+15H010	AC CORD ASSY JP		3:Part No.-chg.	1			
37	3019527401	POWER CORD(120)				1		
38	302AR94050	PARTS AC CORD EU SP					1	
39	7AAACCAS+10H001	AC CORD ASSY AS						1
101	7BB780420H	+BIND T.T S SCREW 4X20 SR(BLACK)						

• Parts with a Ref.No. of 500 and above in the illustration indicate they are not selected for service parts.

• イラスト中で 500 番台の Ref 番号が付いている部品はサービスパーツに選定されていません。

DT-5100

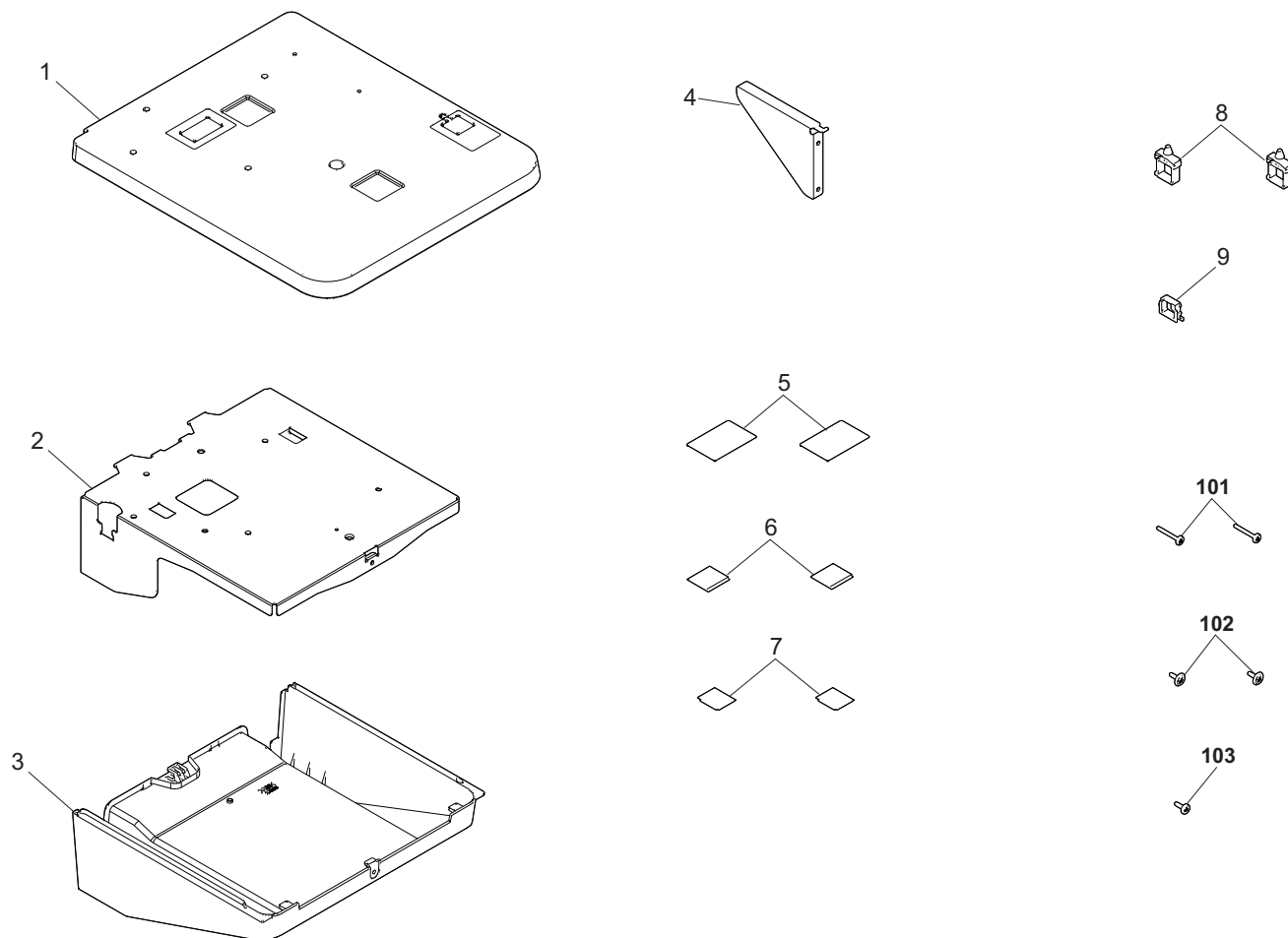


FIG. 54 Options 1

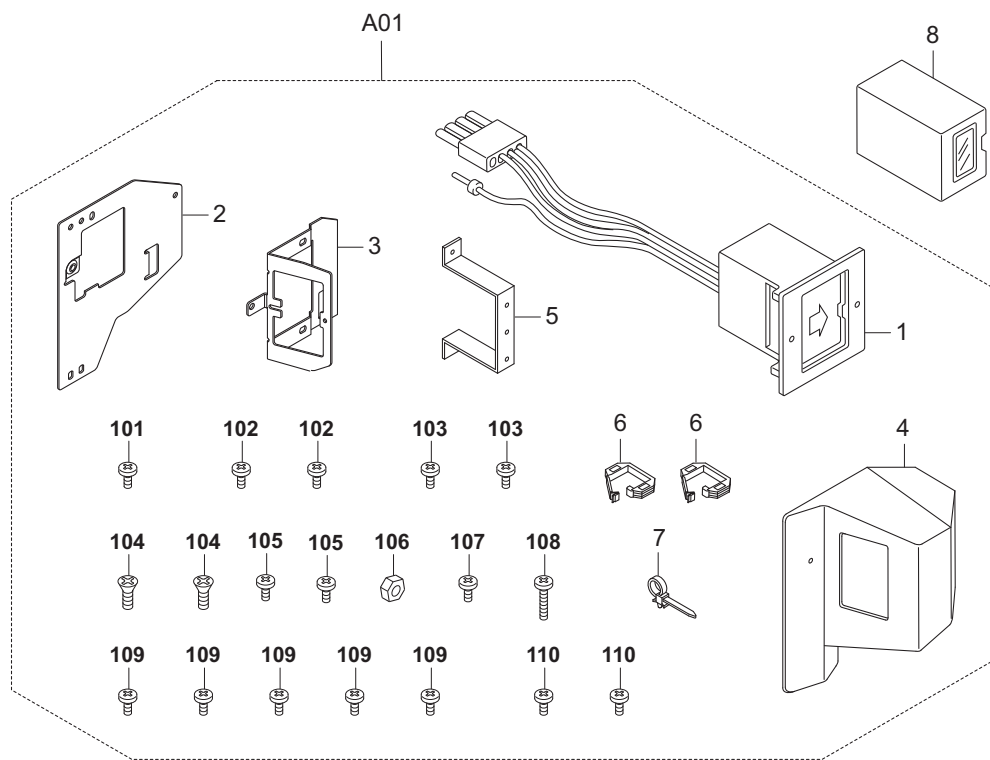
2R4/2R5/2R6-5

Ref. No. 番号	Part.No. 部品番号	Description 部品名称	Notes 備考	Revision 改訂	Quantity 個数			
					100 (日本)	120	230	240
1	302R404520	COVER TRAY UPPER			1	1	1	1
2	302R404510	MOUNT TRAY			1	1	1	1
3	302R404530	COVER TRAY LOWER			1	1	1	1
4	302R404540	PLATE REINFORCEMENT			1	1	1	1
5	302R404550	LABEL TRAY			2	2	2	2
6	303LL02531	CUSHION ORIGINAL MAT		5:Design-chg.	2	2	2	2
7	303MX02022	CUSHION ORIGINAL MAT A		5:Design-chg.	2	2	2	2
8	7YZM610003++H01	ACCESS SADDLE			2	2	2	2
9	7YZM210009++H01	ACCESS.EDGING			1	1	1	1
101	7BB700320H	+BIND T.T S SCREW 3X20 SR						
102	7BB782308H	+TP-FLAT T.T S SCREW 3X8 SR(BLACK)						
103	7BB700308H	+BIND T.T S SCREW 3X8 SR						

• Parts with a Ref.No. of 500 and above in the illustration indicate they are not selected for service parts.

• イラスト中で 500 番台の Ref 番号が付いている部品はサービスパーツに選定されていません。

Key Counter



CARD READER HOLDER 11

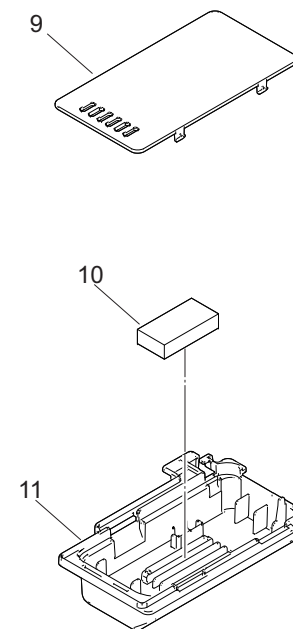


FIG. 55 Options 2

2R4/2R5/2R6

Ref. No. 番号	Part.No. 部品番号	Description 部品名称	Notes 備考	Revision 改訂	Quantity 個数			
					100(日本)	120	230	240
A01	302A369709	SET PARTS KEYCOUNTER NEW COLOR			1	1	1	1
1	*3029236241	SOCKET ASS'Y,KEY COUNTER			1	1	1	1
2	*302GR03010	RETAINER KEY COUNTER COVER			1	1	1	1
3	*302GR03020	RETAINER KEY COUNTER			1	1	1	1
4	*3066060011	COVER,KEY COUNTER			1	1	1	1
5	*3066060041	MOUNT,KEY COUNTER			1	1	1	1
6	*7YZM210006++H01	ACCESS.EDGING			2	2	2	2
7	*M21AH010	BAND,RSG-130-V0(KITAGAWA)			1	1	1	1
8	3025418011	KEY COUNTER			1	1	1	1
9	302R404620	LID CARD-READER			1	1	1	1
10	302R404630	SPONGE CARD-READER			1	1	1	1
11	302R404610	HOLDER IC CARD-READER			1	1	1	1
101	5MBTPB3008PW++R	BIND T.T SCREW(+)/ M3 X 8 CRFREE P-T						
102	5MBTPB4010PW++R	BIND T.T SCREW(+)/ M4 X 10 CRFREE P-T						
103	5MBTPB4010TW++R	BIND T.T SCREW(+)/ M4 X 10 CRFREE S-T						
104	7BB003306H	+COUNTER-SUNK HEAD SCREW M3X6 CRFREE						
105	7BB100420H	+BIND TAP-TITE S SCREW M4X20 CRFREE						
106	7BC1003055++H01	HEXA NUT M3						
107	B1B03080	+BIND SCREW M3X08						
108	B1B54300	+BIND TAP-TITE S SCREW M4X30(TRIVALENT C						
109	B4A04060	+TP-A SCREW M4X06(TRIVALENT CHROMATING)						
110	B4A04100	+TP-A SCREW M4X10(TRIVALENT CHROMATING)						

• Parts with a Ref.No. of 500 and above in the illustration indicate they are not selected for service parts.

• イラスト中で 500 番台の Ref 番号が付いている部品はサービスパーツに選定されていません。

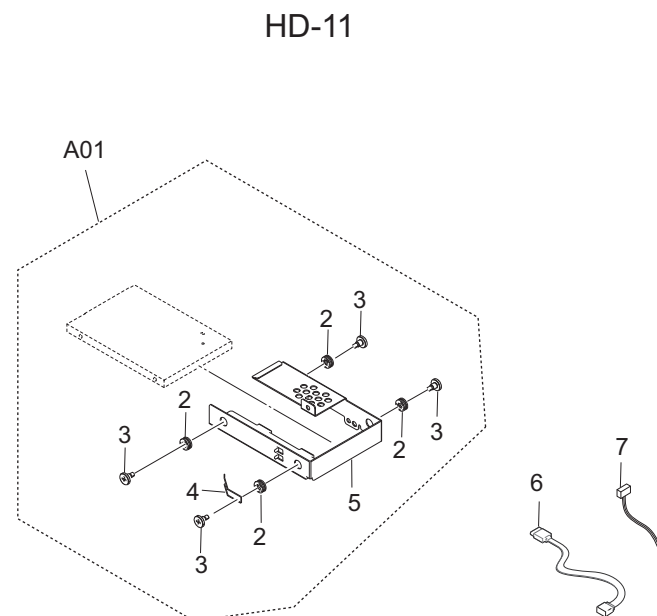
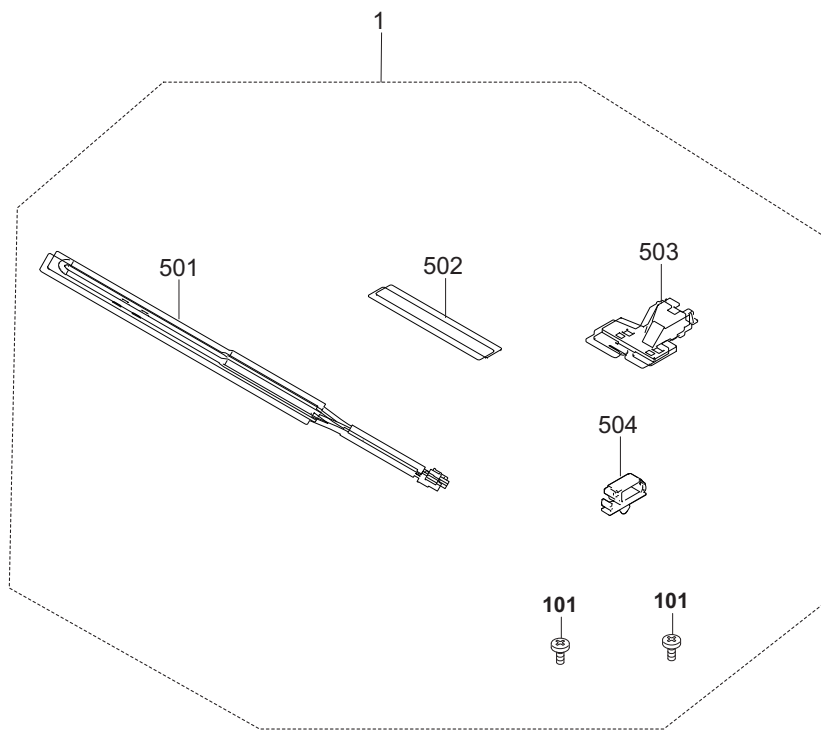


FIG. 56 Options 3

2R4/2R5/2R6-3

Ref. No. 番号	Part.No. 部品番号	Description 部品名称	Notes 備考	Revision 改訂	Quantity 個数			
					100(日本)	120	230	240
1	302R494010	PARTS DEHUMIDIFINR 100 SET SP			1			
1	302R494021	PARTS DEHUMIDIFINR 120 SET SP		2:Design-chg.		1		
1	302R494031	PARTS DEHUMIDIFINR 240 SET SP		2:Design-chg.			1	1
A01	302R693110	HDD ASSY SP	35ppm(A4),37ppm(Letter)/40ppm(A4),42ppm(Letter)		1		1	1
2	*302JD19140	BUSHING FAN	35ppm(A4),37ppm(Letter)/40ppm(A4),42ppm(Letter)		4		4	4
3	*302MV39341	PIN HDD	35ppm(A4),37ppm(Letter)/40ppm(A4),42ppm(Letter)	3:Design-chg.	4		4	4
4	*302MV39350	SPRING EARTH HDD	35ppm(A4),37ppm(Letter)/40ppm(A4),42ppm(Letter)		1		1	1
5	*302R439100	MOUNT HDD	35ppm(A4),37ppm(Letter)/40ppm(A4),42ppm(Letter)		1		1	1
6	302R646190	WIRE HDD DATA	35ppm(A4),37ppm(Letter)/40ppm(A4),42ppm(Letter)		1		1	1
7	302R646200	WIRE HDD POWER	35ppm(A4),37ppm(Letter)/40ppm(A4),42ppm(Letter)		1		1	1
101	7BB000304H	+BIND M SCREW 3X4						

• Parts with a Ref.No. of 500 and above in the illustration indicate they are not selected for service parts.

• イラスト中で 500 番台の Ref 番号が付いている部品はサービスパーツに選定されていません。

FIG. 57 Maintenance Kits (30ppm(A4),32ppm(Letter))

2R4/2R5/2R6-4

Ref. No. 番号	Part.No. 部品番号	Description 部品名称	Notes 備考	Revision 改訂	Quantity 個数			
					100(日本)	120	230	240
	1702R40UN0	MK-5195B/MAINTENANCE KIT	OPTION			1	1	1
	*302R493053	DK-5195		2:Others/4:Design-chg.		3	3	3
	*302R493082	DV-5195M		2:Others		1	1	1
	*302R493092	DV-5195C		2:Others		1	1	1
	*302R493102	DV-5195Y		2:Others		1	1	1
	1702R48NL0	MK-5195A/MAINTENANCE KIT	OPTION				1	1
	*302F909171	RETARD ROLLER ASSY		2:Others			1	1
	*302R493053	DK-5195		2:Others/4:Design-chg.			1	1
	*302R493072	DV-5195K		2:Others			1	1
	*302R493110	FK-5195		2:Others			1	1
	*302R493020	TR-5195		2:Others			1	1
	*302R494070	PARTS 2ND TRANS ASSY SP		2:Others			1	1
	*302R494170	PARTS HOLDER PICK UP ASSY SP		2:Others			1	1
	1702R47US1	MK-5197A/MAINTENANCE KIT	OPTION			1		
	*302F909171	RETARD ROLLER ASSY		2:Others		1		
	*302R493053	DK-5195		2:Others/4:Design-chg.		1		
	*302R493072	DV-5195K		2:Others		1		
	*302R493130	FK-5197		2:Others		1		
	*302R493020	TR-5195		2:Others		1		
	*302R494070	PARTS 2ND TRANS ASSY SP		2:Others		1		
	*302R494170	PARTS HOLDER PICK UP ASSY SP		2:Others		1		
	1702P60UN0	MK-3140/MAINTENANCE KIT	OPTION:DP			1	1	1
	*302LW07100	PAD SEPARATION		1:Add		1	1	1
	*302R494430	PARTS PULLEY PAPER FEED ASSY SP		1:Add/2:Others/3:Others/4:Others		1	1	1
	*302R494420	PARTS PULLEY PICKUP ASSY SP		1:Add/3:Others		1	1	1
				3:Others		1	1	1

• Parts with a Ref.No. of 500 and above in the illustration indicate they are not selected for service parts.

• イラスト中で 500 番台の Ref 番号が付いている部品はサービスパーツに選定されていません。

FIG. 57 Maintenance Kits (35ppm(A4),37ppm(Letter))

2R4/2R5/2R6-4

Ref. No. 番号	Part.No. 部品番号	Description 部品名称	Notes 備考	Revision 改訂	Quantity 個数			
					100 (日本)	120	230	240
	1702R50UN0	MK-5205B/MAINTENANCE KIT	OPTION		1	1	1	1
	*302R493053	DK-5195		2:Others/4:Design-chg.	3	3	3	3
	*302R593022	DV-5205M		2:Others		1	1	1
	*302R59J022	DV-5205M(J)		2:Others	1			
	*302R593032	DV-5205C		2:Others		1	1	1
	*302R59J032	DV-5205C(J)		2:Others	1			
	*302R593042	DV-5205Y		2:Others		1	1	1
	*302R59J042	DV-5205Y(J)		2:Others	1			
	1702R57US1	MK-5207A/MAINTENANCE KIT	OPTION			1		
	*302F909171	RETARD ROLLER ASSY		2:Others		1		
	*302R493053	DK-5195		2:Others/4:Design-chg.		1		
	*302R593012	DV-5205K		2:Others		1		
	*302R693100	FK-5207		2:Others		1		
	*302R493020	TR-5195		2:Others		1		
	*302R494070	PARTS 2ND TRANS ASSY SP		2:Others		1		
	*302R494170	PARTS HOLDER PICK UP ASSY SP		2:Others		1		
	1702R58NL0	MK-5205A/MAINTENANCE KIT	OPTION				1	1
	*302F909171	RETARD ROLLER ASSY		2:Others			1	1
	*302R493053	DK-5195		2:Others/4:Design-chg.			1	1
	*302R593012	DV-5205K		2:Others			1	1
	*302R693080	FK-5205		2:Others			1	1
	*302R493020	TR-5195		2:Others			1	1
	*302R494070	PARTS 2ND TRANS ASSY SP		2:Others			1	1
	*302R494170	PARTS HOLDER PICK UP ASSY SP		2:Others			1	1
	1702R59JP1	MK-5206A/MAINTENANCE KIT	OPTION		1			
	*302F909171	RETARD ROLLER ASSY		2:Others	1			
	*302R493053	DK-5195		2:Others/4:Design-chg.	1			
	*302R59J012	DV-5205K(J)		2:Others	1			
	*302R693090	FK-5206		2:Others	1			
	*302R493020	TR-5195		2:Others	1			
	*302R494070	PARTS 2ND TRANS ASSY SP		2:Others	1			
	*302R494170	PARTS HOLDER PICK UP ASSY SP		2:Others	1			

• Parts with a Ref.No. of 500 and above in the illustration indicate they are not selected for service parts.

• イラスト中で 500 番台の Ref 番号が付いている部品はサービスパーツに選定されていません。

FIG. 57 Maintenance Kits (40ppm(A4),42ppm(Letter))

2R4/2R5/2R6-2

Ref. No. 番号	Part.No. 部品番号	Description 部品名称	Notes 備考	Revision 改訂	Quantity 個数			
					100(日本)	120	230	240
	1702R60UN0	MK-5215B/MAINTENANCE KIT	OPTION		1	1	1	1
	*302R693021	DK-5215		2:Others	3	3	3	3
	*302R693051	DV-5215M		2:Others		1	1	1
	*302R69J051	DV-5215M(J)		2:Others	1			
	*302R693061	DV-5215C		2:Others		1	1	1
	*302R69J061	DV-5215C(J)		2:Others	1			
	*302R693071	DV-5215Y		2:Others		1	1	1
	*302R69J071	DV-5215Y(J)		2:Others	1			
	1702R67US1	MK-5217A/MAINTENANCE KIT	OPTION			1		
	*302F909171	RETARD ROLLER ASSY		2:Others		1		
	*302R693021	DK-5215		2:Others		1		
	*302R693041	DV-5215K		2:Others		1		
	*302R693100	FK-5207		2:Others		1		
	*302R493020	TR-5195		2:Others		1		
	*302R494070	PARTS 2ND TRANS ASSY SP		2:Others		1		
	*302R494170	PARTS HOLDER PICK UP ASSY SP		2:Others		1		
	1702R68NL0	MK-5215A/MAINTENANCE KIT	OPTION				1	1
	*302F909171	RETARD ROLLER ASSY		2:Others			1	1
	*302R693021	DK-5215		2:Others			1	1
	*302R693041	DV-5215K		2:Others			1	1
	*302R693080	FK-5205		2:Others			1	1
	*302R493020	TR-5195		2:Others			1	1
	*302R494070	PARTS 2ND TRANS ASSY SP		2:Others			1	1
	*302R494170	PARTS HOLDER PICK UP ASSY SP		2:Others			1	1
	1702R69JP1	MK-5216A/MAINTENANCE KIT	OPTION		1			
	*302F909171	RETARD ROLLER ASSY		2:Others	1			
	*302R693021	DK-5215		2:Others	1			
	*302R69J041	DV-5215K(J)		2:Others	1			
	*302R693090	FK-5206		2:Others	1			
	*302R493020	TR-5195		2:Others	1			
	*302R494070	PARTS 2ND TRANS ASSY SP		2:Others	1			
	*302R494170	PARTS HOLDER PICK UP ASSY SP		2:Others	1			

• Parts with a Ref.No. of 500 and above in the illustration indicate they are not selected for service parts.

• イラスト中で 500 番台の Ref 番号が付いている部品はサービスパーツに選定されていません。

INDEX / 索引

Part.No. 部品番号	Description 部品名称	Fig.No.
1702P60UN0	MK-3140/MAINTENANCE KIT	57
1702R40UN0	MK-5195B/MAINTENANCE KIT	57
1702R47US1	MK-5197A/MAINTENANCE KIT	57
1702R48NL0	MK-5195A/MAINTENANCE KIT	57
1702R50UN0	MK-5205B/MAINTENANCE KIT	57
1702R57US1	MK-5207A/MAINTENANCE KIT	57
1702R58NL0	MK-5205A/MAINTENANCE KIT	57
1702R59JP1	MK-5206A/MAINTENANCE KIT	57
1702R60UN0	MK-5215B/MAINTENANCE KIT	57
1702R67US1	MK-5217A/MAINTENANCE KIT	57
1702R68NL0	MK-5215A/MAINTENANCE KIT	57
1702R69JP1	MK-5216A/MAINTENANCE KIT	57
1902R60UN0	WT-5190/WASTE TONER BOTTLE	53
1902R60UN2	WT-5191/WASTE TONER BOTTLE	53
2BL21390	GEAR EXIT JOINT Z26S	2
2FB27160	INTER LOCK SWITCH	4, 27
2FM04150	CAP SPRING/B-11 ENCLOSURE A4	15, 21, 22
35322020	GEAR 20,PAPER FEED DRIVE	13
3019527401	POWER CORD(120)	53
3025418011	KEY COUNTER	55
3029236241	SOCKET ASS'Y,KEY COUNTER	55
3066060011	COVER,KEY COUNTER	55
3066060041	MOUNT,KEY COUNTER	55
302A369709	SET PARTS KEYCOUNTER NEW COLOR	55
302AR94050	PARTS AC CORD EU SP	53
302F906230	PULLEY FEED ASSY	11
302F906280	GEAR FEED Z30H	11
302F909171	RETARD ROLLER ASSY	11, 57
302F909210	PAD BOTTOM	10
302F928290	SHAFT EJECT PULLEY	32
302F929140	BUSH DU	21
302F931270	SPRING FUSER	7
302F931490	BUSH FEED DRIVE	11
302FB17700	SPRING BYPASS TEBLE	13
302FZ14810	SEAL LID D DLP	4
302FZ14970	SEAL CASE D DLP	6
302FZ22760	STOPPER EARTH MIDDLE	22
302FZ25740	STOPPER 4	31
302FZ44040	FAN BOX COOLING	28
302FZ94420	PARTS,FAN COOLING CONVEYING SP	28
302FZ94660	PARTS,FAN IMAGE SP	2, 4, 26
302GR02852	PIN DLP RAIL	16
302GR03010	RETAINER KEY COUNTER COVER	55
302GR03020	RETAINER KEY COUNTER	55
302GR04380	SEAL MAGNET	25
302GR44080	FAN LSU 60-25	26
302H002380	SHIELD SCREW	6
302H004660	MAGNET CATCH	2
302H005620	SPRING EARTH LCD	25
302H024370	BUSH 6 EW	7, 35, 37
302H039270	LID WIRE GUIDE	6, 8, 28

Part.No. 部品番号	Description 部品名称	Fig.No.
302H044120	FAN COOLING 40-15	21, 29
302H702590	BUSH SCREW	7, 23, 34, 35
302H708150	SPONGE WIRE MPT	2, 13
302H731780	GEAR Z34 CONT D	21
302H917450	SLIDER ISU	16
302H918021	PLATE ORIGINAL	31
302HG24150	SPRING TC L	15
302HN02970	FELT CLEANER ID	7
302HN06080	PULLEY PICKUP ASSY	11
302HN09190	SPRING FIX	10
302HN09240	SIZE FIX	10
302HN21200	GEAR Z19L-Z14R TONNER SUPPLY	5
302HN22080	SPRING SEP EARTH B	14
302HN22100	TAPE BRUSH	14
302HN24060	GEAR Z19L REG REAR	11
302HN24110	BUSH REG R	15
302HN24150	STOPPER BUSH REG	15
302HN24270	SPRING SEP EARTH A	15
302HN24290	SPRING DU	15
302HN24400	PULLEY PA	15, 21, 22
302HN24410	BUSH REGIST EW	11
302HN31030	GEAR Z36L-Z20S	6
302HN31410	SPRING FEED	23
302HN31590	BUSH DRIVE	23, 26
302HN31650	SPRING INPUT MPF	23
302HN31660	JOINT SHAFT CASSETTE	23
302HN44160	SOLENOID MPF	23
302JD19140	BUSHING FAN	16, 29, 56
302JD19150	PIN LSU	16
302K002A90	HOOK SHUTTER CONT B	4
302K002B70	SPRING DAMPER CONT	4
302K002B80	SPRING HOOK SHUTTER	4
302K015320	SPRING SHUTTER SUPPLY A	4
302K021480	WORM-WHEEL RELEASE DRIVE Z40L-Z21S	26
302K031410	SPRING MAIN DRIVE A	5
302K034090	LABEL BLACK	2
302K034100	LABEL MAGENTA	2
302K034110	LABEL CYAN	2
302K034120	LABEL YELLOW	2
302K304550	SHAFT RIGHT COVER F	14
302K304560	SHAFT RIGHT COVER R	14
302K304630	FILM CONVEYING SHAFT	14
302K306100	SHAFT PULLEY FEED	11
302K306460	BUSH 4	11, 34
302K308020	ACTUATOR MPF	12
302K308041	HOLDER SEPARATION	12
302K308070	BUSH 10	12
302K308110	PAD LIFT	12
302K308120	SPRING LIFT R	12
302K308130	SPRING LIFT F	12
302K308140	ARM LIFT	12

2R4/2R5/2R6-5

Part.No. 部品番号	Description 部品名称	Fig.No.
302K308150	ROLLER MPF	12
302K308250	SPRING ACTUATOR	12
302K308270	SPRING MPF ROLL	12
302K308300	CUSHION HOLDER F	12
302K308310	CUSHION HOLDER R	12
302K308470	STOPPER STRAP	14
302K312341	BUSH SPIRAL	14
302K312400	SPACER LED	2
302K324450	BUSH 6	5, 11
302K328090	GUIDE EXIT PUSH	22
302K328260	SPRING GUIDE EXIT PUSH	22
302K331170	GEAR Z28S	23
302K331180	GEAR Z45S INPUT MPF A	23
302K331190	GEAR Z45S INPUT MPF B	23
302K331230	BUSH DRIVE 8	11, 23
302K394320	PARTS GEAR MPF Z28 SP	12
302K394350	PARTS GEAR Z22S EXIT SP	35
302K903620	SHIELD SCREW	27
302K905900	SPRING USB HOLD	9
302K908160	GUIDE WIRE TRAY	13
302K908211	ACTUATOR SIZE DETECTION	13
302K908220	SPRING-TORSION SIZE DETECTION	13
302K923110	GEAR Z21L	7
302K924820	CUT-WASHER 4	11
302K926050	NUT FUSER	7
302K931080	WIRE STOPPER	2, 4, 7, 8, 16, 26
302K931510	GEAR Z35R	23
302K994270	PARTS PWB KUIO ASSY SP	9
302K994380	PARTS SOLENOID FEED SHIFT SP	21
302K994A50	PARTS FAN COOLING LSU 50 SP	7
302KK04570	CUT WASHER 5	15, 26
302KV06260	SHEET REGIST C	15
302KV06410	SHEET REGIST CR	15
302KV08180	STOPPER MPF FEED	14
302KV24110	GEAR Z31R	15
302KV29150	SPRING HOOK L	14
302KV29160	SPRING HOOK R	14
302KV29190	BUSH ROLLER EARTH	14
302KV29200	PULLEY P24-S2M	14
302KW17150	STOPPER BUSH ISU	16
302KY94140	PARTS MOTOR ROTARY SP	37
302LC03230	BUSH 4-7	7
302LC25780	WIRE STOPPER	26
302LC94370	PARTS SPEAKER SP	7
302LC94380	PARTS FAN COOLING LSU 60 SP	6, 28
302LH94230	PARTS MEMORY MODULE SP	28
302LV06040	SPRING PICKUP	35
302LV31480	BUSH DRIVE POM	23
302LW07100	PAD SEPARATION	34, 57
302LW07120	CUSHION PAD	34
302LW94060	PARTS MOTOR ISU SP	16

Part.No. 部品番号	Description 部品名称	Fig.No.
302LZ02070	SEAL FRAME LONG	29
302M417180	PULLEY TENSION	16
302M518180	SPRING-TORSION SET	35
302MV02190	FOOT	3
302MV08020	PIN FEED ROLL	12
302MV08030	PULLEY MPF	12
302MV08040	MOUNT SEPARATION	12
302MV39341	PIN HDD	29, 56
302MV39350	SPRING EARTH HDD	29, 56
302MV94021	PARTS ROLLER MPF ASSY SP	12
302NG04210	HOLDER MAIN KEY	7
302NG94300	PARTS PWB SWITCH ASSY SP	7
302NL04270	PLATE MAGNET	1
302NM17150	BUSH ISU	16
302NM94110	PARTS LCD OPERATION SP	25
302NM94121	PARTS TABLET OPERATION SP	25
302NM94231	PARTS DRIVE ASSY A SP	37
302NR02290	SPRING JOINT	24
302NR02830	SPRING SHUTTER ID	7
302NR06540	SHEET REGIST FEED	11
302NR09070	WORKPLATE LIFT	10
302NR19260	TAPE FFC BD	16
302NR22030	BRUSH DISCHARGER	14
302NR22101	HOLDER BRUSH	14
302NR24110	SPRING EARTH REGIST RUBBER	15
302NR24120	BUSH REGIST EW	15
302NR24140	SPRING REGIST L	15
302NR24150	SPRING REGIST R	15
302NR29040	PULLEY P24 DU	14
302NR31020	GEAR Z72R-Z28L	23
302NR31030	GEAR Z72R-Z40L	23
302NR31060	GEAR Z24L	23
302NR31070	GEAR Z26L	23
302NR31090	GEAR Z25R OUTPUT CL	23
302NR31100	GEAR Z32L OUTPUT CL	23
302NR31110	SHAFT CLUTCH FEED	23
302NR31240	GEAR Z63R-Z24R	24
302NR31250	GEAR Z44R-Z16S	7
302NR31260	GEAR Z26S	7
302NR31340	PIN DRIVE D	23
302NR31680	SHEET FEED DRIVE A	23
302NR31800	SPRING FUSER DRIVE	7
302NR94010	PARTS CLUTCH 35 Z35R SP	23
302NR94061	PARTS ROLLER TRANSFER SP	14
302NT02010	SHIELD ID SENSOR	7
302NT09030	CURSOR LEFT	10
302NT09040	CURSOR RIGHT	10
302NT09050	LEVER CURSOR SET	10
302NT09060	SPRING CURSOR SET	10
302NT09100	GEAR Z48S LIFT	10
302NT22010	STOPPER TC SPRING	15

2R4/2R5/2R6-5

Part.No. 部品番号	Description 部品名称	Fig.No.
302NT22030	SHEET PAPER GUIDE EARTH	15
302P794010	PARTS SENSOR OPT. SP	4, 6, 12, 13, 15, 21, 24, 26
302P794060	PARTS MOTOR EJECT SP	21
302R402040	FRAME MIDDLE	4
302R402260	HOLDER DRAWER	27
302R402280	MOUNT DF FRONT	1
302R402290	PLATE EARTH DF	27
302R402300	SHEET LSU	8
302R402310	SHIELD BASE	53
302R402320	PLATE EARTH COVER TRAY	1
302R402510	RAIL MIDDLE TRANSFER R	5
302R402520	RAIL CONTAINER R	4
302R402531	RAIL CONTAINER L	4
302R402540	RAIL CONTAINER C	4
302R402550	GUIDE CONTAINER A	4
302R402570	RAIL DRUM BK	4
302R402580	RAIL DRUM R	4
302R402590	RAIL DRUM L	4
302R402600	RAIL DRUM Y	4
302R402620	PLATE EARTH EXIT	7
302R402630	SHUTTER CLEANER ID	7
302R402650	SPRING HOOK RAIL TRANSFER	5
302R402670	STOPPER DRUM	4
302R402680	SPRING HOOK RAIL TRANSFER F	4
302R402690	SPRING DRUM STOPPER	4
302R402700	SPACER POSITIONING DRUM	4
302R402710	PIN LSU	7
302R402740	MOUNT INTERLOCK SW	4
302R402750	COVER WIRE FUSER	20
302R402760	DAMPER CONTAINER	4
302R402770	MOUNT INTERLOCK SW B	27
302R402780	SPRING FUSER EARTH	7
302R402790	SPRING PIN LSU	7
302R403310	GEAR Z15L	4
302R403320	PLATE DRIVE WTB	2
302R403330	GEAR Z15L-Z18S	2
302R403350	GEAR Z18S	2
302R403520	HOLDER SENSOR	2
302R403530	COVER INNER	2
302R403540	SPRING HOOK R	2
302R403550	SPRING HOOK L	2
302R403570	HOLDER SPRING L	2
302R403590	LEVER ID SENSOR	2
302R403600	SHAFT DRIVE BOTTLE	7
302R403610	PLATE FRONT FAN	2
302R403620	DUCT FRONT	2
302R403630	SEAL FAN MOTOR A	2
302R403640	SEAL FAN MOTOR B	4
302R403650	FILM INNER COVER	2
302R403660	FILM FRONT FAN	2
302R403670	SEAL FAN MOTOR C	4

Part.No. 部品番号	Description 部品名称	Fig.No.
302R403700	HOLDER SWITCH	2
302R403710	ACTUATOR SWITCH	2
302R403720	SHEET HARNESS	4
302R404010	COVER FRONT	1
302R404020	COVER FRONT UPPER	1
302R404030	COVER EXIT FRONT	1
302R404040	COVER EXIT TOP	1
302R404050	COVER RIGHT TOP	1
302R404060	COVER FRONT RIGHT	1
302R404070	COVER RIGHT REAR	1
302R404080	COVER RIGHT LOWER	1
302R404090	COVER REAR RIGHT	1
302R404100	COVER REAR LEFT	1
302R404110	COVER REAR LOWER	1
302R404120	COVER LEFT LOWER	1
302R404130	COVER LEFT CONTROLLER	1
302R404140	COVER TRAY	1
302R404150	COVER TRAY B	53
302R404161	COVER TRAY REAR	1
302R404170	LID TRAY REAR	1
302R404180	LID RIGHT TOP	1
302R404190	COVER EXIT LEFT	1
302R404200	STRAP FRONT COVER	1
302R404210	COVER CASSETTE	10
302R404220	SPONGE RIGHT TOP	1
302R404260	STOPPER PAPER 500 A	53
302R404270	STOPPER PAPER 500 B	53
302R404280	KEY POWER	7
302R404290	GUIDE ENVELOPE	53
302R404510	MOUNT TRAY	54
302R404520	COVER TRAY UPPER	54
302R404530	COVER TRAY LOWER	54
302R404540	PLATE REINFORCEMENT	54
302R404550	LABEL TRAY	54
302R404610	HOLDER IC CARD-READER	55
302R404620	LID CARD-READER	55
302R404630	SPONGE CARD-READER	55
302R405010	COVER OPERATION	25
302R405020	COVER OPERATION REAR	25
302R405030	MOUNT OPERATION	25
302R405040	COVER PANEL RIGHT	25
302R405050	COVER PANEL LEFT	25
302R405060	LID PANEL RIGHT	25
302R405070	LID PANEL LEFT	25
302R405080	KEY LOGOUT	25
302R405100	HOLDER FULCRUM OPERATION	25
302R405110	LID OPERATION REAR	25
302R405120	LID HINGE	25
302R405130	KEY LEFT	25
302R405140	KEY ENERGY SAVER	25
302R405150	CUSHION LCD	25

2R4/2R5/2R6-5

Part.No. 部品番号	Description 部品名称	Fig.No.
302R405160	PLATE EARTH LCD	25
302R405170	FILM OPERATION R	25
302R405180	FILM OPERATION L	25
302R405200	HINGE OPERATION	25
302R405210	MOUNT USB	9
302R405220	KEY START	25
302R405520	SHEET OPERATION RIGHT EN	25
302R405530	SHEET OPERATION LEFT EN	25
302R405540	SHEET OPERATION RIGHT KDA EN	25
302R405550	SHEET OPERATION LEFT GER	53
302R405560	SHEET OPERATION LEFT FRA	53
302R405570	SHEET OPERATION LEFT ITA	53
302R405580	SHEET OPERATION LEFT SPA	53
302R405590	SHEET OPERATION LEFT POR	53
302R405600	SHEET OPERATION LEFT DUT	53
302R405610	SHEET OPERATION LEFT RUS	53
302R405650	SHEET OPERATION RIGHT GER	53
302R405660	SHEET OPERATION RIGHT FRA	53
302R405670	SHEET OPERATION RIGHT KDA FRA	53
302R405680	SHEET OPERATION RIGHT ITA	53
302R405690	SHEET OPERATION RIGHT SPA	53
302R405700	SHEET OPERATION RIGHT KDA SPA	53
302R405710	SHEET OPERATION RIGHT POR	53
302R405720	SHEET OPERATION RIGHT KDA POR	53
302R405730	SHEET OPERATION RIGHT DUT	53
302R405740	SHEET OPERATION RIGHT RUS	53
302R406010	FRAME FEED UPPER	11
302R406020	HOLDER PICKUP	11
302R406030	BUSH PICKUP HOLDER	11
302R406040	SHAFT FEED DRIVE	11
302R406050	SPRING PICKUP	11
302R406060	ACTUATOR PAPER EMPTY	11
302R406070	GEAR FEED Z26L	11
302R406100	FRAME FEED LOW	11
302R406110	HOLDER RETARD	11
302R406120	FILM RETARD	11
302R406130	SPRING RETARD	11
302R406210	HOLDER PAPER LIMIT SENSOR	4
302R406600	GUIDE FEED LOW LEFT	11
302R406610	FILM FEED LOW	11
302R408010	BASE MPF	12
302R408020	GUIDE UPPER MPF	12
302R408030	STAY MPF UPPER	12
302R408040	PLATE LIFT	12
302R408050	SHAFT MPF	12
302R408060	TABLE MPF A	13
302R408070	TABLE MPF B	13
302R408080	TABLE MPF C	13
302R408090	TABLE MPF D	13
302R408100	CURSOR MPF FRONT	13
302R408110	CURSOR MPF REAR	13

Part.No. 部品番号	Description 部品名称	Fig.No.
302R408120	GUIDE BANNER	14
302R408130	SPRING EARTH	12
302R408140	COVER MPF WIRE	12
302R408150	STOPPER GEAR	13
302R408160	SPRING CURSOR	13
302R408170	STOPPER MULTI	13
302R408180	GEAR Z36S	13
302R408190	CAM MPF	23
302R408210	SEAL SEPARATION	12
302R408220	STOPPER BYPASS TABLE	13
302R408230	STRAP LINK MPF	14
302R408240	SPRING SEPARATION	12
302R408250	PAD SEPARATION	12
302R409010	BASE CASSETTE	10
302R409020	CURSOR END	10
302R409030	PLATE TURN	10
302R409040	LEVER SIDE CURSOR	10
302R409050	SPRING CASSETTE EARTH	10
302R409060	GEAR Z13S JOINT	10
302R409070	INDICATOR PAPER LEVEL	10
302R409080	LID LIFT GEAR	10
302R409090	SHUTTER SIZE DETECTION	10
302R409100	JOINT SIZE DETECTION	10
302R409110	PLATE BOTTOM	10
302R409120	REINFORCEMENT CURSOR	10
302R409130	SPRING LEVER CURSOR	10
302R409300	RAIL INNER CASSETTE RIGHT ASSY	10
302R409310	RAIL INNER CASSETTE LEFT ASSY	10
302R409320	RAIL OUTER CASSETTE RIGHT ASSY	4
302R409330	RAIL OUTER CASSETTE LEFT ASSY	4
302R409360	HOLDER PAPER SENSOR	6
302R409380	SHAFT GUIDE PULLEY	3
302R409500	HOUSING DRIVE	6
302R409510	LID HOUSING DRIVE	6
302R409520	GEAR Z57S	6
302R409530	JOINT LIFT	6
302R409540	GEAR Z34S-Z16S	6
302R409550	SPRING JOINT LIFT	6
302R412150	PLATE DRUM EARTH	24
302R415080	SHUTTER PIPE UP	4
302R415100	HOLDER SHUTTER	4
302R415240	SEAL SHUTTER SUPPLY	4
302R417030	SHAFT ISU	16
302R417040	BELT ISU	16
302R417050	SPRING EARTH ISU A	16
302R417090	SHEET FFC A	16
302R417110	SHEET FFC B	16
302R417180	COVER ISU REAR	1
302R417220	SPRING EARTH ISU B	16
302R422010	BUSH TRANS REAR	14
302R422020	LEVER TRANS RELEASE F	14

2R4/2R5/2R6-5

Part.No. 部品番号	Description 部品名称	Fig.No.
302R422030	LEVER TRANS RELEASE R	14
302R422040	SPRING BRUSH EARTH	15
302R422060	SHEET PAPER CHUTE	14
302R422070	BUSH TRANS F	14
302R422080	SPRING PAPER CHUTE	15
302R422090	GEAR Z22L TC ROLL B	14
302R422100	GUIDE PAPER CHUTE A	14
302R424020	GUIDE FEED DU	15
302R424030	PULLEY MIDDLE	15
302R424040	ACTUATOR DU	15
302R424060	FRAME FEED	11
302R424070	HOLDER REGIST SENSOR	7
302R424080	SPRING DU ACTUATOR	15
302R424090	SPRING EARTH REGIST R	11
302R424100	SPRING FEED EARTH A	11
302R424110	SPRING FEED EARTH B	11
302R424120	SPRING GUIDE EARTH	15
302R424130	SPRING MIDDLE PULLEY	15
302R424140	SPRING EARTH CONVEYING	15
302R424150	SPRING SENSOR REG EARTH	7
302R424160	LABEL CONVEYING A	15
302R424170	LABEL CONVEYING B	14
302R424210	PLATE GUIDE CONVEYING	15
302R424220	HOLDER CLEANER REGIST	11
302R424240	MOUNT TORQUE LIMITTER	11
302R424270	ONE-WAY CLUTCH 6	23
302R424280	SHEET DISCHARGER	15
302R428010	COVER EXIT	1
302R428020	HOUSING EXIT	21
302R428030	GUIDE EXIT	22
302R428040	COVER GUIDE EXIT	22
302R428050	GUIDE CHANGE	21
302R428060	ACTUATOR EXIT A	22
302R428070	ACTUATOR EXIT B	22
302R428080	PULLEY EXIT REVERSE	21, 22
302R428090	PLATE EXIT	21
302R428120	SHAFT EXIT DU	21, 22
302R428140	GEAR Z28S	21
302R428150	GEAR EXIT Z28S OW	21
302R428160	GEAR Z40R-Z25S	21
302R428170	BUSH EXIT 4	21
302R428180	GUIDE EXIT UPPER	22
302R428190	GUIDE EXIT RIGHT	21
302R428200	SPRING GUIDE RIGHT F	21
302R428210	SPRING GUIDE RIGHT R	21
302R428220	ACTUATOR EXIT C	21
302R428230	COVER FRONT	21
302R428240	COVER MOTOR	21
302R428250	SPRING EXIT EARTH A	21
302R428260	SPRING EXIT EARTH B	21
302R428270	STATIC ELIMINATOR	22

Part.No. 部品番号	Description 部品名称	Fig.No.
302R428280	ACTUATOR EXIT D	22
302R428290	SPRING EXIT	21, 22
302R428300	CUSHION EXIT GUIDE	21
302R428310	CUSHION ACTUATOR	22
302R428320	SPRING CHANGE GUIDE	21
302R428330	PULLEY EXIT REVERSE	21
302R428340	ACTUATOR EXIT E	22
302R428350	CUSHION EXIT PUSH	22
302R429010	COVER RIGHT	14
302R429020	GEAR Z21L DU	14
302R429040	HOOK DU RELEASE	14
302R429050	BELT S2M Z256	14
302R429060	SPRING EARTH DU ROLL	14
302R429070	SPRING EARTH DU A	14
302R429080	SPRING EARTH DU B	14
302R429090	STRAP RIGHT COVER	14
302R429100	COVER HARNESS A	15
302R429110	COVER HARNESS B	14
302R429120	BUSH DU JOINT	14
302R429130	COVER RELEASE HOOK	14
302R429140	SPRING CONVEYING STOPPER	14
302R429150	COVER BELT DU	14
302R431210	HOLDER FEED DRIVE R	23
302R431220	HOLDER FEED DRIVE F	23
302R431230	GUIDE FEED DRIVE	23
302R431250	SHAFT JOINT MID	23
302R431270	GEAR Z27R	23
302R431280	GEAR Z31L	23
302R431300	GEAR Z22R	23
302R431310	GEAR Z48R-Z22S	23
302R431320	GEAR Z25R	23
302R431330	GEAR Z24R	23
302R431350	SHAFT CLUTCH DLP	23
302R431360	SHAFT JOINT REGIST	23
302R431420	GEAR Z35R	24
302R431430	GEAR Z44L-Z33L	24
302R431460	PLATE EARTH FUSER	7
302R431510	SHAFT CLN DRIVE	5
302R431520	GEAR Z27R-Z21R	5
302R431530	GEAR Z25L-Z18P	5
302R431540	GEAR Z16S-Z25P	5
302R431550	PULLEY Z21P S2M	5
302R431560	BELT S2M 800	5
302R431570	BELT S2M 244	5
302R431580	BRACKET TENSION PULLEY	5
302R431590	PULLLEY TENSION	5
302R431600	SHEET TENSION	5
302R431610	HOLDER CONT DRIVE F	24
302R431620	HOLDER CONT DRIVE R	24
302R431630	PLATE MOTOR DC	24
302R431640	GEAR JOINT Z38S	24

2R4/2R5/2R6-5

Part.No. 部品番号	Description 部品名称	Fig.No.
302R431650	GEAR Z25S-Z50L	24
302R431660	GEAR Z50S	24
302R431730	PIN CLN DRIVE A	5
302R431740	PIN CLN DRIVE B	5
302R431750	GEAR Z27L-Z21P	5
302R431810	HOLDER RELEASE TC	26
302R431820	PLATE RELEASE TC	26
302R431830	GEAR Z47S	26
302R431850	GEAR Z12L RELEASE TC	26
302R431860	GEAR Z15L	5
302R433010	DUCT DLP REAR A	6
302R433020	DUCT DLP REAR B	6
302R433030	DUCT FAN MIDDLE	4
302R433040	DUCT DLP FRONT	4
302R433060	SPONGE DLP FRONT	4
302R433070	DUCT EXIT FAN	26
302R433120	DUCT BASE REAR	6
302R433130	DUCT BASE FRONT	6
302R433140	DUCT CLUTCH A	29
302R433150	DUCT CLUTCH B	29
302R433160	DUCT FUSER MOTOR A	27
302R433170	DUCT FUSER MOTOR B	27
302R433180	HOLDER FAN	7
302R434010	LABEL MPF CAUTION	13
302R434020	LABEL PAPER LIMIT	10
302R434030	LABEL CASSETTE OPERATION	10
302R434040	LABEL CASSETTE 1	10
302R434090	LABEL EMBLEM 306C	1
302R434110	LABEL CAUTION	16
302R434120	LABEL CAUTION AS	16
302R434130	LABEL EXIT	21
302R434140	LABEL PAPER SIZE ME	53
302R434150	LABEL PAPER SIZE IN	53
302R434190	LABEL CONVEYING CAUTION	14
302R434200	SHEET COVER FRONT L	1
302R439010	MOUNT MAIN LOW	28
302R439020	PLATE MAIN LEFT	27
302R439030	PLATE MAIN LOW	27
302R439041	LID MAIN	1
302R439050	MOUNT INLET A	6
302R439070	RAIL KUIO	9
302R439080	MOUNT ENGINE	27
302R439090	SHEET HVU	29
302R439100	MOUNT HDD	29, 56
302R439110	GUIDE WIRE ENGINE	7
302R439120	GUIDE WIRE INLET	6
302R439130	GUIDE WIRE LVU	6
302R439140	CAP DECK PIN	6
302R439150	HOLDER FAN MAIN	28
302R439160	MOUNT HEATER PWB	27
302R439170	HOLDER PWB	6

Part.No. 部品番号	Description 部品名称	Fig.No.
302R439180	SHEET FFC	7
302R439190	SHEET LVU L	28
302R439200	PLATE PWB HVU	29
302R439220	SHEET CORE	1
302R439310	BRACKET TERMINAL	5
302R439320	SPRING HV MAIN	5
302R439330	SPRING HV MAG	5
302R439340	SPRING HV SLEEVE	5
302R439380	LID TERMINAL	5
302R439390	SPRING DRUM PWB	5
302R439400	SPRING DLP PWB	5
302R439410	SPRING TRANS K	5
302R439420	SPRING TRANS M	5
302R439430	SPRING TRANS C	5
302R439440	SPRING TRANS Y	5
302R439450	SPRING TRANS ARM	5
302R439460	SPRING TRANS LEFT	5
302R439470	BRACKET HVU 2	28
302R439480	SPRING TRANS 2T	28
302R439490	SPRING HV PT CLN	28
302R439500	SPRING HV PT PB	28
302R439510	SPRING HV BK 1T	28
302R439520	SPRING HV M 1T	28
302R439530	SPRING HV C 1T	28
302R439540	SPRING HV Y 1T	28
302R439550	MOUNT SPRING HV	28
302R439560	SPRING CONTACT 2T	5
302R439580	SPRING MID TRANS	28
302R439590	SPRING HV SLEEVE R	28
302R439600	SPRING HV MAG R	28
302R439610	SPRING HV MAIN R	28
302R439620	SPRING HV SLEEVE R4	28
302R439630	SPRING HV MAG R4	28
302R439640	SPRING HV MAIN R4	28
302R439660	SPRING TRANS FAN	27
302R439670	LID SPRING HV	28
302R439680	SPRING TCL	28
302R446030	WIRE FUSER PRIMARY	41
302R446050	WIRE MAIN-ENGINE	44
302R446060	WIRE FFC MAIN-ENGINE	44
302R446072	WIRE FFC KUIO 30	45
302R446080	WIRE FFC LSU	39
302R446090	WIRE LVU UNIT	43
302R446100	WIRE FFC CCD	16, 44
302R446120	WIRE KUIO POWER 30	45
302R446130	WIRE PANEL-MAIN	45
302R446150	WIRE USB PANEL-MAIN	45
302R446210	WIRE FFC PANEL MAIN - OPERATION1	25, 45
302R446220	WIRE USB HUB	45
302R446230	WIRE FFC PANEL MAIN - OPERATION2	25, 45
302R446250	WIRE USB HUB 2	45

Part.No. 部品番号	Description 部品名称	Fig.No.
302R446270	WIRE DP CONNECT	44
302R446280	WIRE INLET	43
302R446290	WIRE MPF SENS	42
302R446300	WIRE DRUM MOTOR	42
302R446310	WIRE MAIN-ENGINE2	44
302R446320	WIRE LSU JOINT	39
302R446330	WIRE FRONT SIDE	38
302R446340	WIRE DP	44
302R446350	WIRE FEED SENSOR	38
302R493011	DP ASSY SP	30
302R493020	TR-5195	19, 57
302R493030	CT-5195	10
302R493040	DR-5195	24
302R493053	DK-5195	18, 57
302R493060	MC-5195	18
302R493072	DV-5195K	18, 57
302R493082	DV-5195M	18, 57
302R493092	DV-5195C	18, 57
302R493102	DV-5195Y	18, 57
302R493110	FK-5195	20, 57
302R493130	FK-5197	20, 57
302R493140	ISU ASSY L SP	16
302R493151	LK-5195	17
302R494011	PARTS DEHUMIDIFINR 100 SET SP	56
302R494021	PARTS DEHUMIDIFINR 120 SET SP	56
302R494031	PARTS DEHUMIDIFINR 240 SET SP	56
302R494040	PARTS BRACKET TERMINAL ASSY SP	5
302R494050	PARTS EXIT ASSY SP	21, 22
302R494061	PARTS CONVEYING ASSY SP	15
302R494070	PARTS 2ND TRANS ASSY SP	14, 57
302R494080	PARTS FEED DRIVE ASSY SP	23
302R494090	PARTS MPF TABLE ASSY L SP	13
302R494100	PARTS OPERATION UNIT L SP	25
302R494110	PARTS TABLE MAIN ASSY SP	33
302R494120	PARTS CLEANER REGIST ASSY SP	11
302R494130	PARTS PAPER SENSOR ASSY SP	6
302R494140	PARTS TONER SUPPLY ASSY SP	5
302R494150	PARTS PIPE TR CLN ASSY SP	26
302R494160	PARTS BRACKET HV LEFT ASSY SP	8
302R494170	PARTS HOLDER PICK UP ASSY SP	11, 57
302R494180	PARTS HOLDER SEPARATION SP	12
302R494190	PARTS MOTOR DC ASSY SP	26
302R494200	PARTS DC MOTOR ASSY B SP	24
302R494210	PARTS PRIMARY FEED ASSY SP	11
302R494220	PARTS LIFT MOTOR ASSY SP	6
302R494230	PARTS PWB PANEL MAIN ASSY SP	25
302R494240	PARTS PWB OPERATION L LEFT ASSY SP	25
302R494250	PARTS PWB OPERATION L RIGHT ASSY SP	25
302R494260	PARTS PWB ENGINE ASSY SP	28
302R494271	PARTS PWB MAIN ASSY SP	28
302R494281	PARTS PWB MAIN ASSY EU SP	28

Part.No. 部品番号	Description 部品名称	Fig.No.
302R494290	PARTS DC MOTOR ASSY C SP	6
302R494300	PARTS LCD OPERATION SP	25
302R494310	PARTS TABLET OPERATION SP	25
302R494320	PARTS SWITCHING REGULATOR 100V SP	28
302R494330	PARTS SWITCHING REGULATOR 200V SP	28
302R494340	PARTS ROLLER EXIT JS SP	21
302R494350	PARTS ROLLER EXIT JS2 SP	21
302R494360	PARTS ROLLER EXIT FD SP	21
302R494370	PARTS ROLLER FEED MIDDLE SP	7
302R494380	PARTS ROLLER DU L SP	14
302R494390	PARTS ROLLER REGIST SP	11
302R494400	PARTS ROLLER REGIST RUBBER SP	15
302R494410	PARTS ROLLER DU SP	14
302R494420	PARTS PULLEY PICKUP ASSY SP	34, 57
302R494430	PARTS PULLEY PAPER FEED ASSY SP	34, 57
302R494440	PARTS MOTOR-BL ASSY B SP	24
302R494450	PARTS MOTOR-BL ASSY C SP	24
302R494460	PARTS MOTOR-BL ASSY D SP	24
302R494470	PARTS MOTOR-BL ASSY E SP	24
302R494480	PARTS MOTOR-BL ASSY F SP	23
302R494490	PARTS MOTOR FUSER ASSY SP	7
302R502010	GUIDE CONTAINER B	4
302R534010	LABEL EMBLEM 356C	1
302R546050	WIRE HVU CONNECT	43
302R546060	WIRE LVU	50
302R593012	DV-5205K	18, 57
302R593022	DV-5205M	18, 57
302R593032	DV-5205C	18, 57
302R593042	DV-5205Y	18, 57
302R594010	PARTS PWB ENGINE ASSY SP	28
302R594020	PARTS PWB MAIN ASSY SP	28
302R594030	PARTS PWB MAIN ASSY EU SP	28
302R594040	PARTS UNIT HIGH VOLTAGE MAIN SP	29
302R594050	PARTS SSD SP	28
302R59J012	DV-5205K(J)	18, 57
302R59J022	DV-5205M(J)	18, 57
302R59J032	DV-5205C(J)	18, 57
302R59J042	DV-5205Y(J)	18, 57
302R602010	GUIDE CONTAINER C	4
302R603030	CASE FAN MOTOR	26
302R603060	SEAL FAN MOTOR	26
302R603170	COVER FAN MOTOR	26
302R603530	COVER INNER	2
302R604130	COVER LEFT CONTROLLER	1
302R604140	SHEET COVER LEFT CONT	1
302R605010	COVER OPERATION	25
302R605020	COVER OPERATION REAR	25
302R605030	MOUNT OPERATION	25
302R605040	COVER PANEL	25
302R605050	LID PANEL	25
302R605060	KEY 10	25

2R4/2R5/2R6-5

Part.No. 部品番号	Description 部品名称	Fig.No.
302R605070	KEY LEFT	25
302R605080	LID OPERATION REAR	25
302R605090	LID HINGE	25
302R605100	KEY HOME	25
302R605110	KEY COLOR	25
302R605120	FILM FFC LCD	25
302R605130	LABEL COLOR	25
302R605150	FILM OPERATION	25
302R605210	MOUNT PWB USB	9
302R605500	SHEET OPERATION JP	25
302R605510	SHEET OPERATION EN	25
302R605520	SHEET OPERATION KDA EN	25
302R605530	SHEET OPERATION GER	53
302R605540	SHEET OPERATION FRA	53
302R605550	SHEET OPERATION KDA FRA	53
302R605560	SHEET OPERATION ITA	53
302R605570	SHEET OPERATION SPA	53
302R605580	SHEET OPERATION KDA SPA	53
302R605590	SHEET OPERATION POR	53
302R605600	SHEET OPERATION KDA POR	53
302R605610	SHEET OPERATION DUT	53
302R605620	SHEET OPERATION RUS	53
302R608010	TABLE MPF C	13
302R608020	FILM MPF TABLE	13
302R617010	SHEET FFC A	16
302R617040	SHEET FFC B	16
302R634010	LABEL EMBLEM 406C	1
302R634020	SHEET COVER FRONT H	1
302R639010	MOUNT MAIN	28
302R639020	PLATE MOUNT HV H	29
302R639030	SHEET LVU H	28
302R639310	MOUNT SPRING HV 40	28
302R639320	SPRING TRANS 40	28
302R639330	SPRING EARTH TC	28
302R646020	WIRE DEVELOPER MOTOR	42
302R646050	WIRE CONTAINER UNIT	41
302R646060	WIRE LVU	50
302R646070	WIRE FUSER PRIMARY	48
302R646080	WIRE FFC MAIN-ENGINE	51
302R646090	WIRE FFC CCD	16, 51
302R646100	WIRE ENGINE-PANEL MAIN	52
302R646110	WIRE PANEL DATA	52
302R646120	WIRE LSU JOINT	49
302R646130	WIRE USB HUB JOINT	52
302R646140	WIRE DP JOINT	51
302R646170	WIRE KUIO POWER	52
302R646181	WIRE FFC KUIO	52
302R646190	WIRE HDD DATA	52, 56
302R646200	WIRE HDD POWER	52, 56
302R646210	WIRE MPF UNIT	46
302R646220	WIRE WASTE TONER UNIT	41

Part.No. 部品番号	Description 部品名称	Fig.No.
302R646230	WIRE FFC PANEL MAIN-KEY	25, 52
302R646240	WIRE MPF TABLE	13, 46
302R646250	WIRE LCD POWER	25, 52
302R646300	WIRE FFC LCD	25, 52
302R646310	WIRE FFC LSU	49
302R646330	WIRE DRUM MOTOR	49
302R646340	WIRE EXIT UNIT	21, 38
302R646350	WIRE CONVEYING UNIT	15, 42
302R646360	WIRE INLET	50
302R646370	WIRE CASSETTE SWITCH	6, 42
302R646380	WIRE REGIST SWITCH	42
302R646410	WIRE ID SENSOR	42
302R646430	WIRE CL	23, 42
302R646440	WIRE CASSETTE CONNECT	42
302R646450	WIRE TONER NEAR SENSOR	41
302R646460	WIRE FRONT OPEN SW	41
302R646520	WIRE DRUM DLP CONNECT	40, 47
302R646540	WIRE LIFT MOTOR	43
302R646560	WIRE DRAWER ENGINE AK	38
302R646580	WIRE DRAWER ENGINE PF	43
302R646610	WIRE HVU CONNECT	50
302R646620	WIRE FRONT SIDE	46
302R646630	WIRE FEED SENSOR	46
302R646640	WIRE PANEL EARTH	52
302R646650	WIRE LVU-RELAY	43
302R646660	WIRE DLP FAN UNIT	43
302R646670	WIRE CASSETTE HEATER	43
302R646720	WIRE CCD HP	16
302R693010	DR-5205	24
302R693021	DK-5215	18, 57
302R693031	MC-5215	18
302R693041	DV-5215K	18, 57
302R693051	DV-5215M	18, 57
302R693061	DV-5215C	18, 57
302R693071	DV-5215Y	18, 57
302R693080	FK-5205	20, 57
302R693090	FK-5206	20, 57
302R693100	FK-5207	20, 57
302R693110	HDD ASSY SP	29, 56
302R693121	ISU ASSY H SP	16
302R694010	PARTS ISU TOP SP	16
302R694020	PARTS MPF TABLE ASSY H SP	13
302R694030	PARTS OPERATION UNIT H SP	25
302R694040	PARTS PWB DRUM DLP CONNECT ASSY SP	5
302R694050	PARTS PWB HEATER RELAY ASSY SP	27
302R694060	PARTS ID SENSOR ASSY SP	7
302R694070	PARTS PWB USB HUB ASSY SP	9
302R694080	PARTS PWB ENGINE ASSY SP	28
302R694090	PARTS PWB MAIN ASSY SP	28
302R694100	PARTS PWB MAIN ASSY EU SP	28
302R694110	PARTS PWB RFID ASSY SP	26

Part.No. 部品番号	Description 部品名称	Fig.No.
302R694120	PARTS PWB PANEL MAIN ASSY SP	25
302R694130	PARTS PWB OPERATION H ASSY SP	25
302R694150	PARTS UNIT HIGH VOLTAGE MAIN SP	29
302R694160	PARTS UNIT HIGH VOLTAGE TRANSFER SP	28
302R694170	PARTS UNIT LOW VOLTAGE 100 SP	28
302R694180	PARTS UNIT LOW VOLTAGE 200 SP	28
302R694190	PARTS PWB THERMISTOR ASSY SP	2
302R69J041	DV-5215K(J)	18, 57
302R69J051	DV-5215M(J)	18, 57
302R69J061	DV-5215C(J)	18, 57
302R69J071	DV-5215Y(J)	18, 57
302RH39220	PLATE OPTION	1
302S018170	GEAR Z25L	11
303K502200	ACTUATOR BASE	37
303K507102	PAD FRONT SEP	34
303K831070	GEAR Z17R MIDDLE	5
303K831280	GEAR Z41S Z14S	6
303LJ02070	SPRING READING	34
303LJ02100	PLATE EARTH MOTOR	37
303LJ07030	MOUNT PAD	34
303LJ07090	FILM FRONT SEP	34
303LJ24110	SHAFT CONVEYING	34
303LJ24140	SPRING PAD	34
303LJ28040	STATIC ELIMINATOR	35
303LL02180	HOLDER WIRE A	27
303LL02531	CUSHION ORIGINAL MAT	54
303LL07521	TORQUE-LIMITER 400	11
303LL24190	PULLEY GUIDE READING	35
303M824130	SHAFT GUIDE READING	35
303M824200	SHAFT PULLEY	35
303M824210	PULLEY CONVEYING BK	35
303M894260	PARTS SENSOR OPT SP	16, 37
303MA16120	GEAR Z25S	7
303MH04040	PIN COVER	16
303MX02022	CUSHION ORIGINAL MAT A	31, 54
303MX02032	CUSHION ORIGINAL MAT B	32
303NG06320	STOPPER RETARD	11
303NJ06070	PULLEY FEED PF	3
303NW94040	PARTS SENSOR OPT. SP	7
303PH02030	SPONGE ORIGINAL MAT FILM	32
303PS46050	WIRE UPPER LIMIT SENSOR	42
303R302010	BASE DP	32
303R302021	HINGE LEFT	32
303R302031	HINGE RIGHT	32
303R302040	ARM PF COVER	31
303R302050	PLATE HINGE	32
303R304010	COVER FRONT	31
303R304020	COVER REAR A	31
303R304030	COVER REAR B	31
303R304040	COVER FRONT B	31
303R304051	EMBLEM	1

Part.No. 部品番号	Description 部品名称	Fig.No.
303R307010	COVER PF	36
303R307020	GUIDE PF	36
303R324020	LEVER REGIST	34
303R324080	GUIDE LOWER RIGHT	34
303R324090	SHAFT CONVEYING	34
303R324100	SHAFT PICKUP	34
303R324110	SHAFT ROLLER PF	34
303R324120	SHAFT CAM	37
303R324130	SHAFT LOOP	35
303R334010	LABEL SIZE DIRECTION	31
303R334020	LABEL FACE UP	33
303R394020	PARTS HOLDER PICKUP ASSY SP	34
303R394030	PARTS HOLDER PAD ASSY SP	34
303R394050	PARTS PWB PAPER SIZE SENSOR ASSY SP	13
303R394060	PARTS ROLLER CONVEYING A SP	35
303R394070	PARTS ROLLER CONVEYING B SP	35
303R394080	PARTS ROLLER EXIT SP	35
303R394090	PARTS ROLLER LOOP SP	35
303R394100	PARTS READING UPPER ASSY SP	34
303R402020	STOPPER BASE	32
3HK07240	FRICTION PLATE LF	36
3HK07270	COLLAR PF	34
3HK10030	PULLEY EJECT	32
3HK10060	SPONGE EJECT	32
3HK27050	CORE 8-16X10	7
3V2NM05070	KEY 10	25
3V2NM05100	KEY STOP	25
3V2NM05110	KEY RESET	25
3V2NM05130	KEY HOME	25
3V2NM05250	CUSHION LCD A	25
3V2NM05260	CUSHION LCD B	25
3V2NM05300	LENS LED	25
3V2NM05330	KEY MENU	25
3V2NM05360	CUSHION LCD C	25
3V2NM05370	SHIELD LCD	25
3V2NM07080	COLLAR S SPRING	34
3V2NM17200	GEAR Z63R-P32 ISU	16
3V2NM17210	MOUNT TENSION PULLEY	16
3V2NM17600	SPRING-COMPRESSION ISU BELT	16
3V2NM18060	ACTUATOR PUSH	35
3V2NM18070	GUIDE WIRE A	37
3V2NM18080	GUIDE WIRE B	37
3V2NM18090	BUSH PF	35
3V2NM18100	SPRING-COMPRESSION RELEASE	35
3V2NM18110	HOUSING CONVEYING	35
3V2NM18120	GUIDE LOOP	36
3V2NM18130	LEVER FEED ROLLER	34
3V2NM18140	PLATE EARTH A	35
3V2NM18150	PLATE EARTH B	35
3V2NM18160	HOOK PAPER FEED F	36
3V2NM18170	HOOK PAPER FEED R	36

2R4/2R5/2R6-5

Part.No. 部品番号	Description 部品名称	Fig.No.
3V2NM18180	CUSHION PF	36
3V2NM18190	HOLDER PICKUP B	34
3V2NM18240	PULLEY CONVEYING	34
3V2NM18260	ACTUATOR TIMING	35
3V2NM18280	SPRING-COMPRESSION REGIST A	34
3V2NM18290	SPRING-COMPRESSION REGIST B	34
3V2NM18310	MOUNT DRIVE B	37
3V2NM18320	COVER DRIVE	37
3V2NM18330	GEAR Z51S	37
3V2NM18340	GEAR Z50S	37
3V2NM18350	GEAR Z54S-Z33S	37
3V2NM18360	GEAR Z40S	35
3V2NM18370	GEAR Z22S	35
3V2NM18380	GEAR Z51S-Z17S	37
3V2NM18390	GEAR Z35S	37
3V2NM18400	GEAR Z22S ONEWAY	35
3V2NM18460	CURSOR FRONT	33
3V2NM18470	CURSOR REAR	33
3V2NM18500	GEAR Z54S-Z33S B	37
3V2NM18520	GUIDE READING	34
3V2NM18530	GUIDE LOWER LEFT	34
3V2NM18550	SPRING-COMPRESSION CONVEYING	34
3V2NM18560	CUSHION MOUNT PAD	34
3V2NM18580	FRICTION PLATE STOPPER PAPER	36
3V2NM18610	GEAR PICKUP 18	34
3V2NM18620	SPRING-TORSION PF	36
3V2NM18632	GEAR Z13S	34
3V2NM18650	STOPPER PAPER	34
3V2NM18660	HOLDER PAD	34
3V2NM18710	GEAR Z18S FEED ROLLER	34
3V2NM18730	GUIDE UPPER	35
3V2NM18750	ACTUATOR ORIGINAL	36
3V2NM18760	SPRING HOOK	36
3V2NM18780	SPRING-TORSION LF	34
3V2NM18790	ACTUATOR PF	36
3V2NM18800	PULLEY PF	34
3V2NM18820	GUIDE SEPARATE	35
3V2NM18830	CAM LOOP	37
3V2NM18860	LEVER SEPARATE	35
3V2NM18870	LEVER LOOP A	37
3V2NM18880	LEVER LOOP B	35
3V2NM18890	ARM SPRING A	36
3V2NM18900	HOLDER PULLEY	35
3V2NM18940	ARM SPRING B	36
3V2NM18950	GEAR Z32S PI	37
3V2NM18960	SPRING-COMPRESSION ARM A	36
3V2NM18970	SPRING-COMPRESSION ARM B	36
3V2NM18980	LABEL LOOP	36
3V2NM18990	SPRING-COMPRESSION EXIT	32
3V2NM46130	CONN.CORD ASSY S03840 CCD-LED	16
3V2NM46140	CONN.CORD ASSY S03841 CCD-HP	16

Part.No. 部品番号	Description 部品名称	Fig.No.
3V2R418010	TABLE MAIN	33
3V2R418020	COVER CURSOR	33
3V2R605140	PLATE EARTH LCD FRONT	25
5AAVCLTCH018	ONE WAY CLUTCH/A-49 MPF A4	35
5MVG127DN071	GEAR CASSETTE/A-49 CASSETTE A4	10, 33
5MVL177DN001	RING STOPPER 4	22
5MVX111DN003	RING STOPPER/A-49 FEED A4	7, 16, 23, 34, 35
5MVX111DN007	STOPPER 3/2BT1107 A4	3, 14, 21
66007310	PIN,CASSETTE WORK PLATE	10
7AAACCAS+10H001	AC CORD ASSY AS	53
7AAACCJP+15H010	AC CORD ASSY JP	53
7BP512010B0CH01	PARALLEL PIN 2.0X10	34
7SP01000004+H01	SW.PUSH	2, 6, 13, 26
7YBFP007C001H01	FERRITE CORE	25
7YBFZ65C002H01	FERRITE CORE	16
7YCC02B1003+H01	CONNECTOR 292254-2	23
7YZM210006++H01	ACCESS.EDGING	25, 55
7YZM210009++H01	ACCESS.EDGING	54
7YZM320003++H01	ACCESS.CLAMP	37
7YZM390011++H01	ACCESS.CLAMP	28
7YZM410002++H01	ACCESS.BAND	9
7YZM490001++H01	ACCESS.BAND	37
7YZM510018++H01	ACCESS.SPACER	6
7YZM590001++H01	ACCESS.SPACER	28
7YZM610001++H01	ACCESS SADDLE	6, 21, 24
7YZM610002++H01	ACCESS SADDLE	6, 28
7YZM610003++H01	ACCESS SADDLE	7, 25, 54
7YZM610004++H01	ACCESS SADDLE	6, 28
7YZM610007++H01	ACCESS.SADDLE	4, 6, 9, 15, 27
7YZM610008++H01	ACCESS.SADDLE	27
7YZM610009++H01	ACCESS.SADDLE	4
M21AH010	BAND,RSG-130-V0(KITAGAWA)	55

PF-5120

December 2017
Rev.2

———— CONTENTS ————

FIG. 1 Covers 2
FIG. 2 Frames 4
FIG. 3 Paper Cassette Section 6
FIG. 4 Paper Feed Section 8
FIG. 5 Drive Section & Electrical Components 1 10
FIG. 6 Drive Section & Electrical Components 2 12
FIG. 7 Wire Section 14
FIG. 8 Accessories 16
FIG. 9 Options 18

• INDEX 20

FIG. 1 Covers

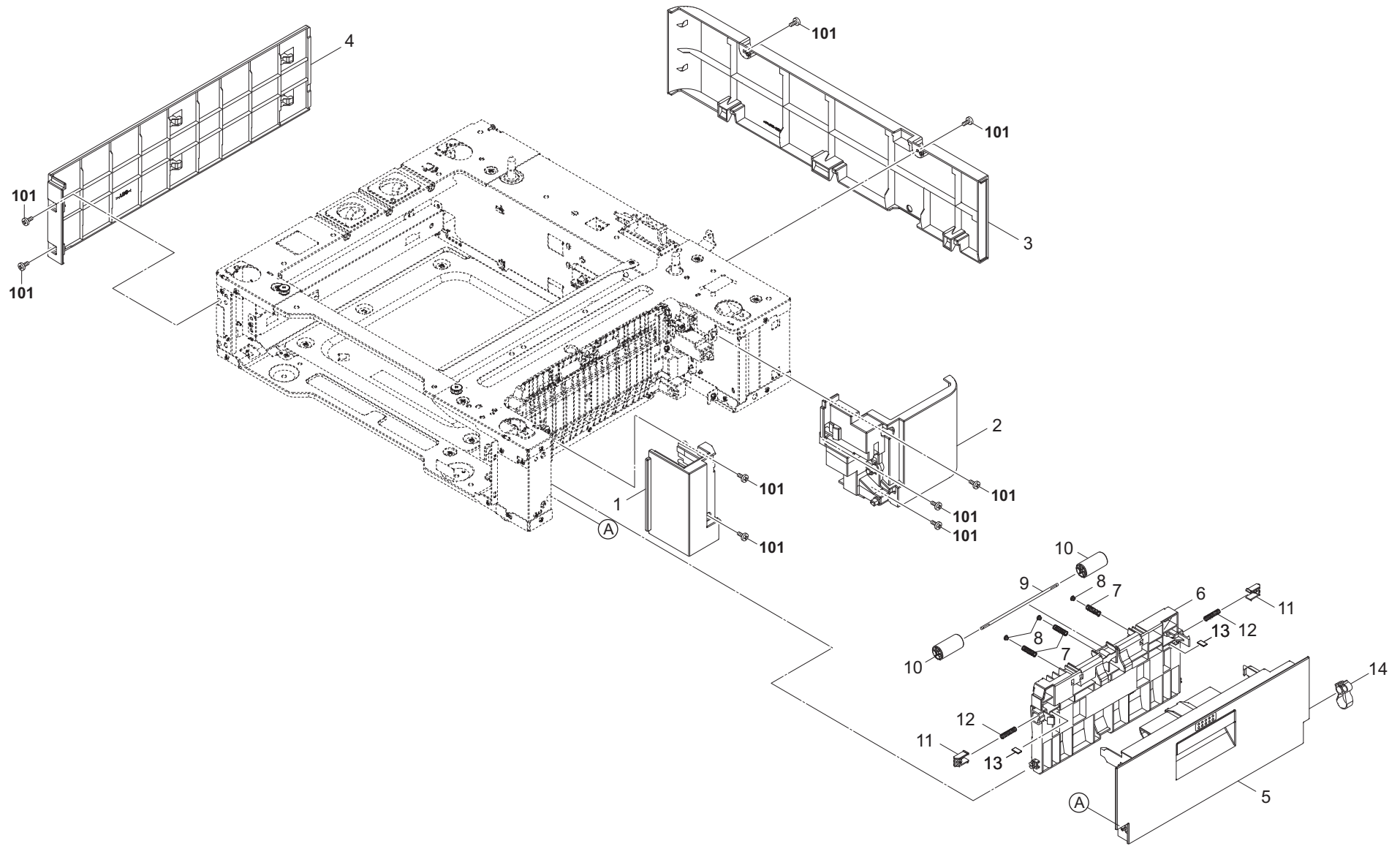


FIG. 1 Covers

3PS

Ref. No. 番号	Part.No. 部品番号	Description 部品名称	Notes 備考	Revision 改訂	Quantity 個数			
					100(日本)	120	230	240
1	303PS04010	COVER RIGHT FRONT			1	1	1	
2	303PS04020	COVER RIGHT REAR			1	1	1	
3	303PS04030	COVER REAR			1	1	1	
4	303PS04040	COVER LEFT			1	1	1	
5	303PS06010	COVER CONVEYING			1	1	1	
6	303PS06020	GUIDE CONVEYING			1	1	1	
7	303PS06090	SPRING CONVEYING			3	3	3	
8	2FM04150	CAP SPRING/B-11 ENCLOSURE A4			3	3	3	
9	302R424050	SHAFT MIDDLE			1	1	1	
10	302R424030	PULLEY MIDDLE			2	2	2	
11	303P824030	STOPPER COVER			2	2	2	
12	303PS06080	SPRING STOPPER			2	2	2	
13	302F729080	SPACER DU			2	2	2	
14	303PZ06060	STRAP CONVEYING			1	1	1	
101	7BB782308H	+TP-FLAT T.T S SCREW 3X8 SR(BLACK)						

• Parts with a Ref.No. of 500 and above in the illustration indicate they are not selected for service parts.

・イラスト中で 500 番台の Ref 番号が付いている部品はサービスパーツに選定されていません。

FIG. 2 Frames

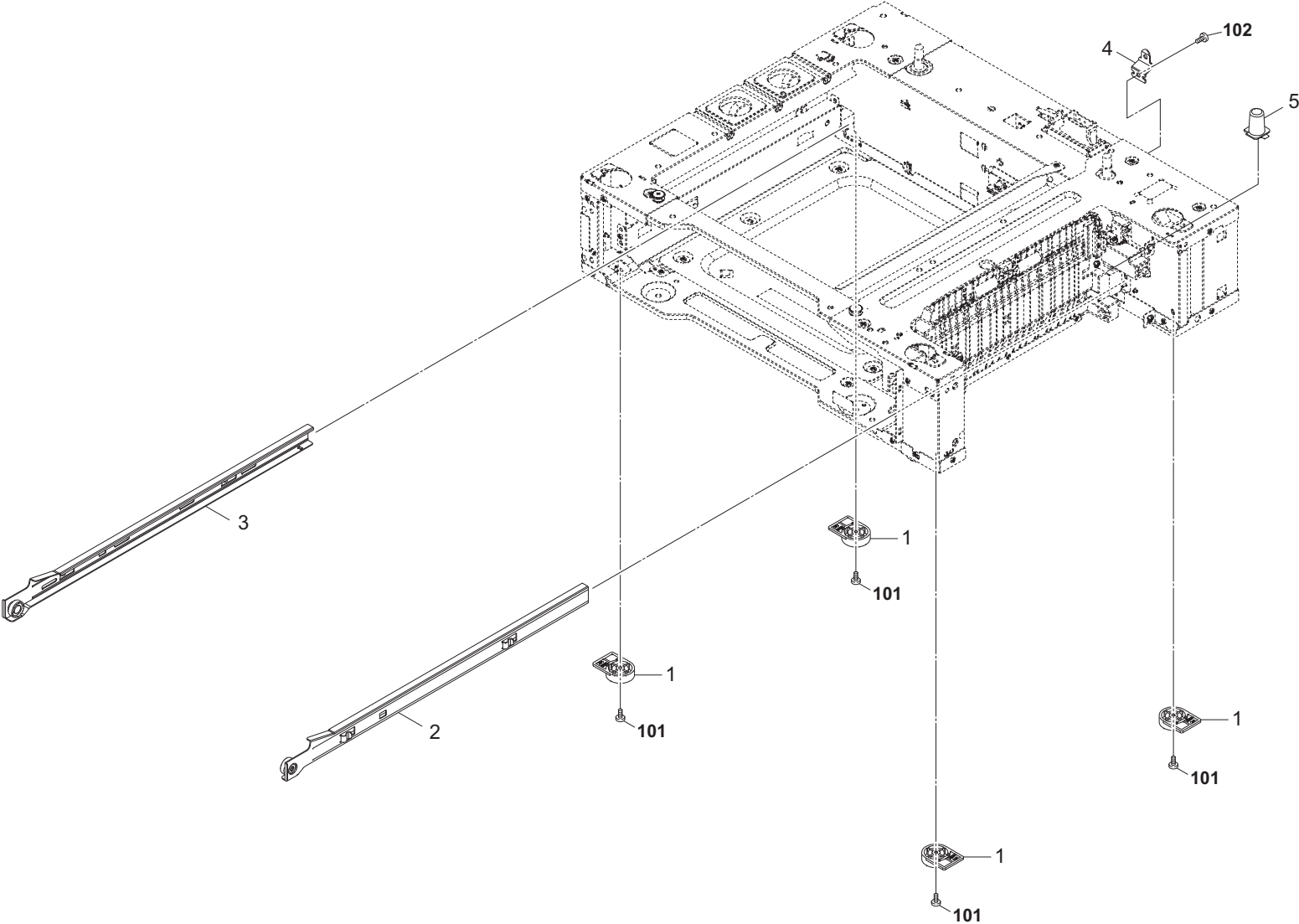


FIG. 3 Paper Cassette Section

3PS-1

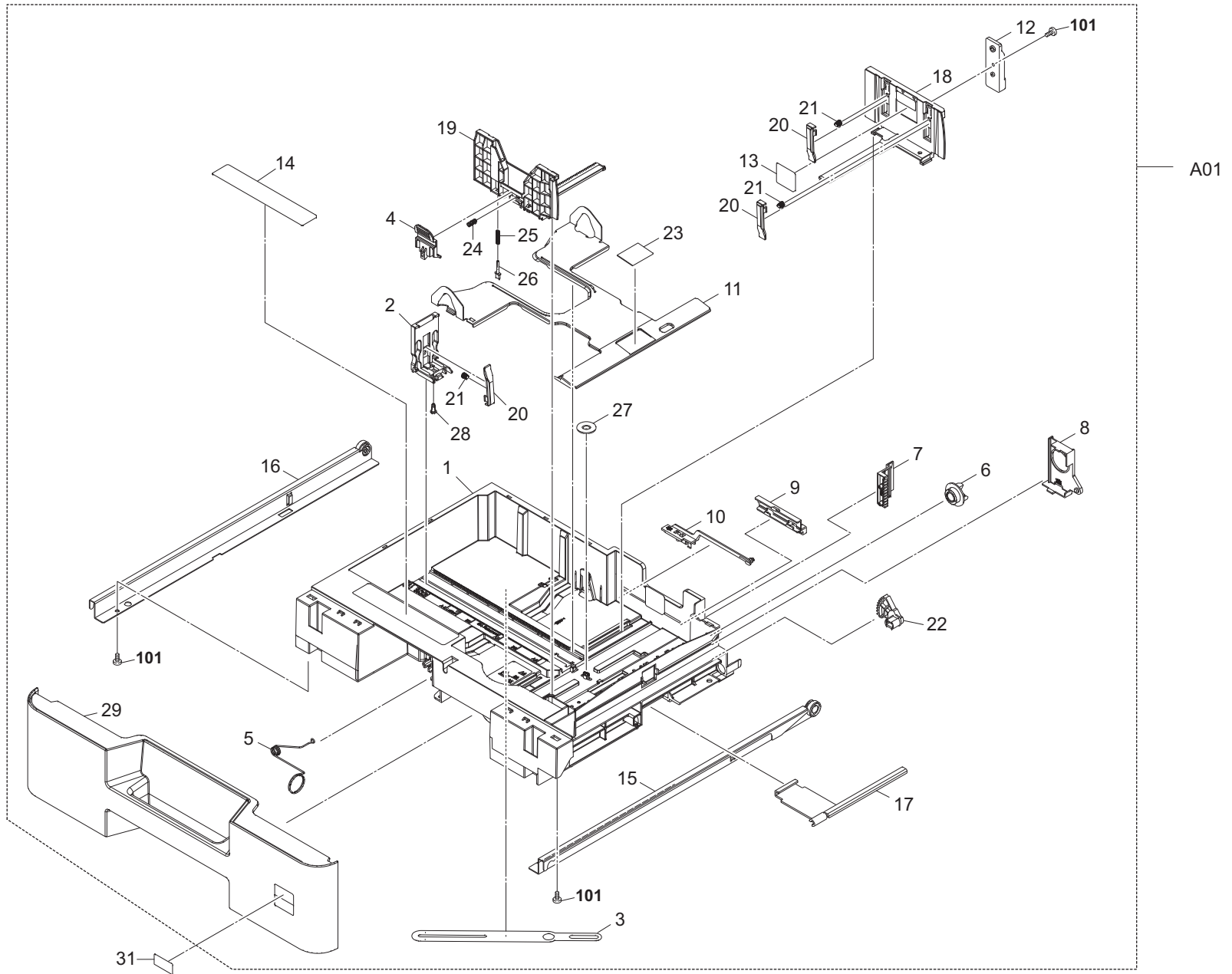


FIG. 3 Paper Cassette Section

3PS-1

Ref. No. 番号	Part.No. 部品番号	Description 部品名称	Notes 備考	Revision 改訂	Quantity 個数			
					100(日本)	120	230	240
A01	303PS93010	CT-5196			1	1	1	
1	*302R409010	BASE CASSETTE			1	1	1	
2	*302R409020	CURSOR END			1	1	1	
3	*302R409030	PLATE TURN			1	1	1	
4	*302R409040	LEVER SIDE CURSOR			1	1	1	
5	*302R409050	SPRING CASSETTE EARTH			1	1	1	
6	*302R409060	GEAR Z13S JOINT			1	1	1	
7	*302R409070	INDICATER PAPER LEVEL			1	1	1	
8	*302R409080	LID LIFT GEAR			1	1	1	
9	*302R409090	SHUTTER SIZE DETECTION			1	1	1	
10	*302R409100	JOINT SIZE DETECTION			1	1	1	
11	*302R409110	PLATE BOTTOM			1	1	1	
12	*302R409120	REINFORCEMENT CURSOR			1	1	1	
13	*302R434020	LABEL PAPER LIMIT			1	1	1	
14	*302R434030	LABEL CASSETTE OPERATION			1	1	1	
15	*302R409300	RAIL INNER CASSETTE RIGHT ASSY			1	1	1	
16	*302R409310	RAIL INNER CASSETTE LEFT ASSY			1	1	1	
17	*302NR09070	WORKPLATE LIFT			1	1	1	
18	*302NT09030	CURSOR LEFT			1	1	1	
19	*302NT09040	CURSOR RIGHT			1	1	1	
20	*302NT09050	LEVER CURSOR SET			3	3	3	
21	*302NT09060	SPRING CURSOR SET			3	3	3	
22	*302NT09100	GEAR Z48S LIFT			1	1	1	
23	*302F909210	PAD BOTTOM			1	1	1	
24	*302R409130	SPRING LEVER CURSOR			1	1	1	
25	*302HN09190	SPRING FIX			1	1	1	
26	*302HN09240	SIZE FIX			1	1	1	
27	*5MVG127DN071	GEAR CASSETTE/A-49 CASSETTE A4			1	1	1	
28	*66007310	PIN,CASSETTE WORK PLATE			1	1	1	
29	*303PS04050	COVER CASSETTE			1	1	1	
31	303PS34010	LABEL CASSETTE 2		1:Del	1	1	1	
101	7BB200308H	+BIND T.T P SCREW 3X8						

• Parts with a Ref.No. of 500 and above in the illustration indicate they are not selected for service parts.

• イラスト中で 500 番台の Ref 番号が付いている部品はサービスパーツに選定されていません。

FIG. 4 Paper Feed Section

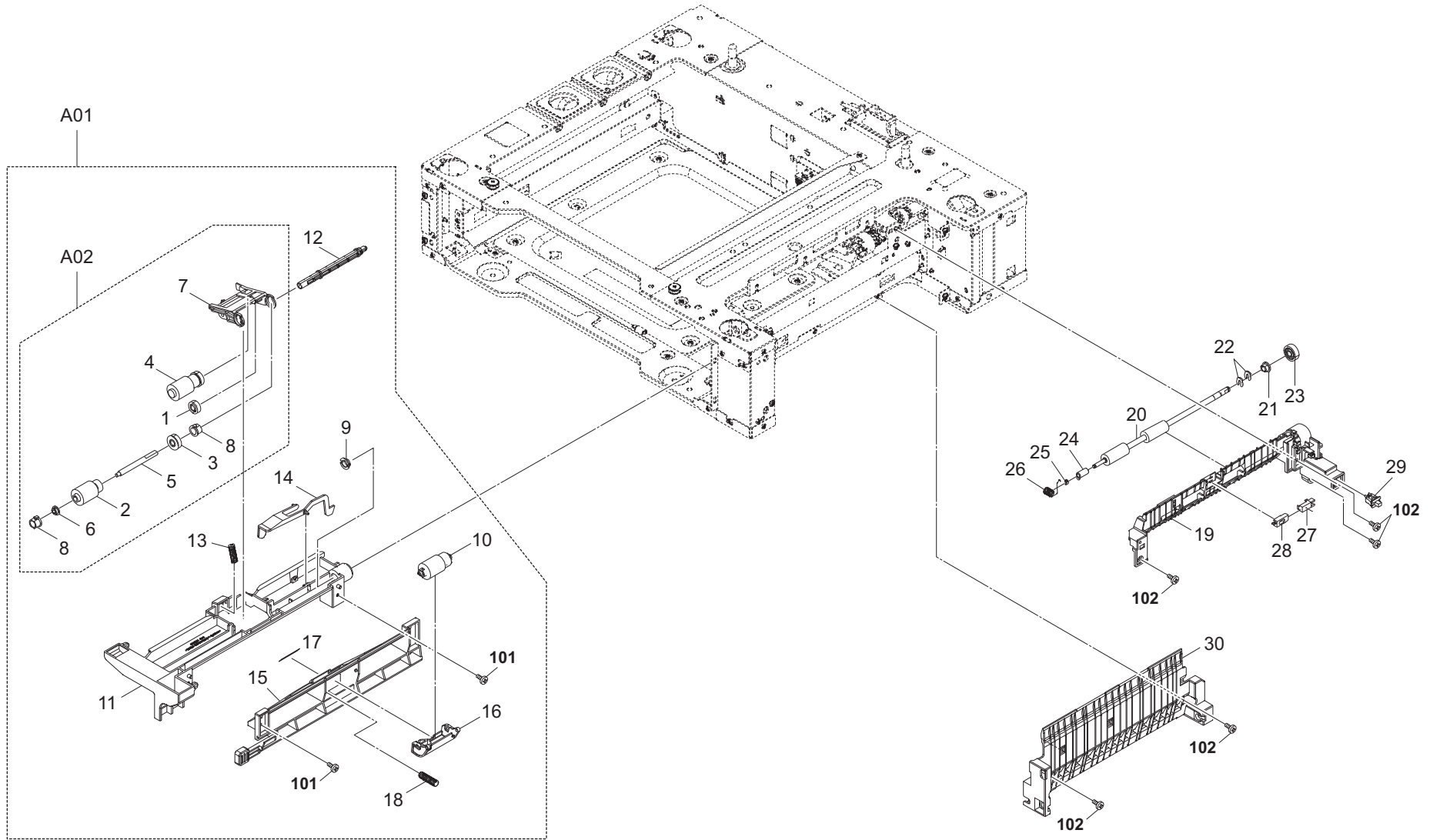


FIG. 4 Paper Feed Section

3PS-1

Ref. No. 番号	Part.No. 部品番号	Description 部品名称	Notes 備考	Revision 改訂	Quantity 個数			
					100(日本)	120	230	240
A01	302R494210	PARTS PRIMARY FEED ASSY SP			1	1	1	
A02	*302R494170	PARTS HOLDER PICK UP ASSY SP			1	1	1	
1	**302R406070	GEAR FEED Z26L		1:Part No-chg.	1	1	1	
2	**302F906230	PULLEY FEED ASSY			1	1	1	
3	**302F906280	GEAR FEED Z30H			1	1	1	
4	**302HN06080	PULLEY PICKUP ASSY			1	1	1	
5	**302K306100	SHAFT PULLEY FEED			1	1	1	
6	**302K306460	BUSH 4			1	1	1	
7	**302R406020	HOLDER PICKUP			1	1	1	
8	**302R406030	BUSH PICKUP HOLDER			2	2	2	
9	*302K331230	BUSH DRIVE 8			1	1	1	
10	*302F909171	RETARD ROLLER ASSY		1:Part No-chg.	1	1	1	
11	*302R406010	FRAME FEED UPPER			1	1	1	
12	*302R406040	SHAFT FEED DRIVE			1	1	1	
13	*302R406050	SPRING PICKUP			1	1	1	
14	*302R406060	ACTUATOR PAPER EMPTY			1	1	1	
15	*302R406100	FRAME FEED LOW			1	1	1	
16	*302R406110	HOLDER RETARD			1	1	1	
17	*302R406120	FILM RETARD			1	1	1	
18	*302R406130	SPRING RETARD			1	1	1	
19	303PS06050	GUIDE FEED UPPER			1	1	1	
20	303PS94050	PARTS ROLLER CONVEYING VF SP			1	1	1	
21	302H702590	BUSH SCREW			1	1	1	
22	5MVX111DN003	RING STOPPER/A-49 FEED A4			2	2	2	
23	302K923110	GEAR Z21L			1	1	1	
24	302K329270	BUSH DU			1	1	1	
25	5MVX111DN007	STOPPER 3/2BT1107 A4			1	1	1	
26	303PS06070	SPRING EARTH FEED			1	1	1	
27	302K994580	PARTS SENSOR OPT. SP			1	1	1	
28	303PS06040	PLATE EARTH PI			1	1	1	
29	7SP01000004+H01	SW.PUSH			1	1	1	
30	303PS06030	GUIDE FEED LOWER			1	1	1	
101	7BB200308H	+BIND T.T P SCREW 3X8						
102	7BB782308H	+TP-FLAT T.T S SCREW 3X8 SR(BLACK)						

• Parts with a Ref.No. of 500 and above in the illustration indicate they are not selected for service parts.

• イラスト中で 500 番台の Ref 番号が付いている部品はサービスパーツに選定されていません。

FIG. 5 Drive Section & Electrical Components 1

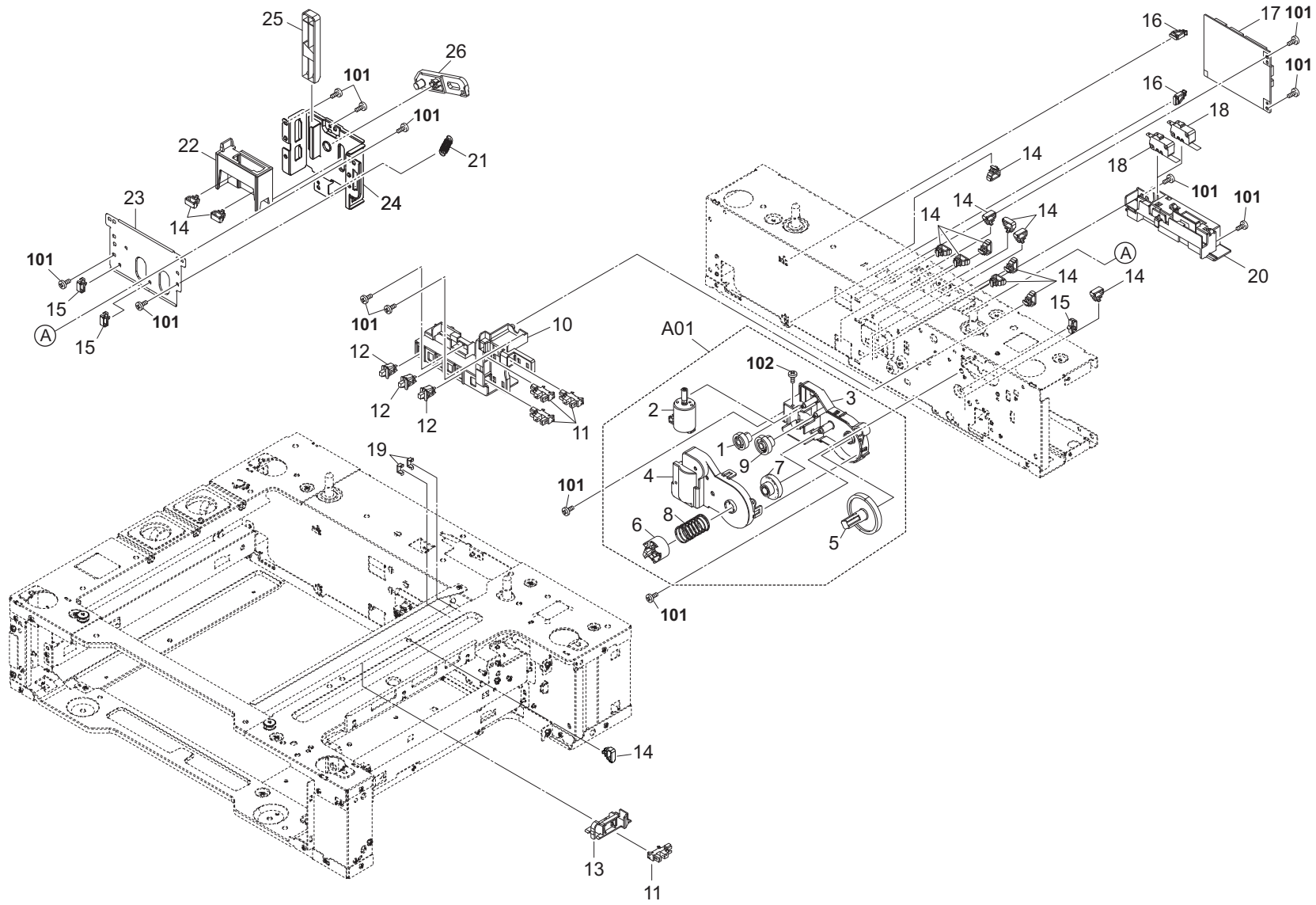


FIG. 5 Drive Section & Electrical Components 1

3PS

Ref. No. 番号	Part.No. 部品番号	Description 部品名称	Notes 備考	Revision 改訂	Quantity 個数			
					100 (日本)	120	230	240
A01	302R494220	PARTS LIFT MOTOR ASSY SP			1	1	1	
1	+302HN31030	GEAR Z36L-Z20S			1	1	1	
2	+302R494290	PARTS DC MOTOR ASSY C SP			1	1	1	
3	+302R409500	HOUSING DRIVE			1	1	1	
4	+302R409510	LID HOUSING DRIVE			1	1	1	
5	+302R409520	GEAR Z57S			1	1	1	
6	+302R409530	JOINT LIFT			1	1	1	
7	+302R409540	GEAR Z34S-Z16S			1	1	1	
8	+302R409550	SPRING JOINT LIFT			1	1	1	
9	+303K831280	GEAR Z41S Z14S			1	1	1	
10	302R409360	HOLDER PAPER SENSOR			1	1	1	
11	302P794010	PARTS SENSOR OPT. SP			4	4	4	
12	7SP01000004+H01	SW.PUSH			3	3	3	
13	302R406210	HOLDER PAPER LIMIT SENSOR			1	1	1	
14	7YZM390002++H01	ACCESS.CLAMP			14	14	14	
15	7YZM610008++H01	ACCESS.SADDLE			3	3	3	
16	302K939230	HOLDER PWB			2	2	2	
17	303PS94040	PARTS PWB PF MAIN ASSY SP			1	1	1	
18	2FB27160	INTER LOCK SWITCH			2	2	2	
19	302K931080	WIRE STOPPER			2	2	2	
20	302R402260	HOLDER DRAWER			1	1	1	
21	303NN02220	SPRING MACHINE			1	1	1	
22	303PS02210	HOLDER DRAWER			1	1	1	
23	303PS02240	MOUNT DRAWER SUB			1	1	1	
24	303PS02200	PLATE DRAWER			1	1	1	
25	303PS02220	ARM MACHINE			1	1	1	
26	303PS02230	ARM DRAWER			1	1	1	
101	7BB700308H	+BIND T.T S SCREW 3X8 SR						
102	7BB000304H	+BIND M SCREW 3X4						

• Parts with a Ref.No. of 500 and above in the illustration indicate they are not selected for service parts.

• イラスト中で 500 番台の Ref 番号が付いている部品はサービスパーツに選定されていません。

FIG. 6 Drive Section & Electrical Components 2

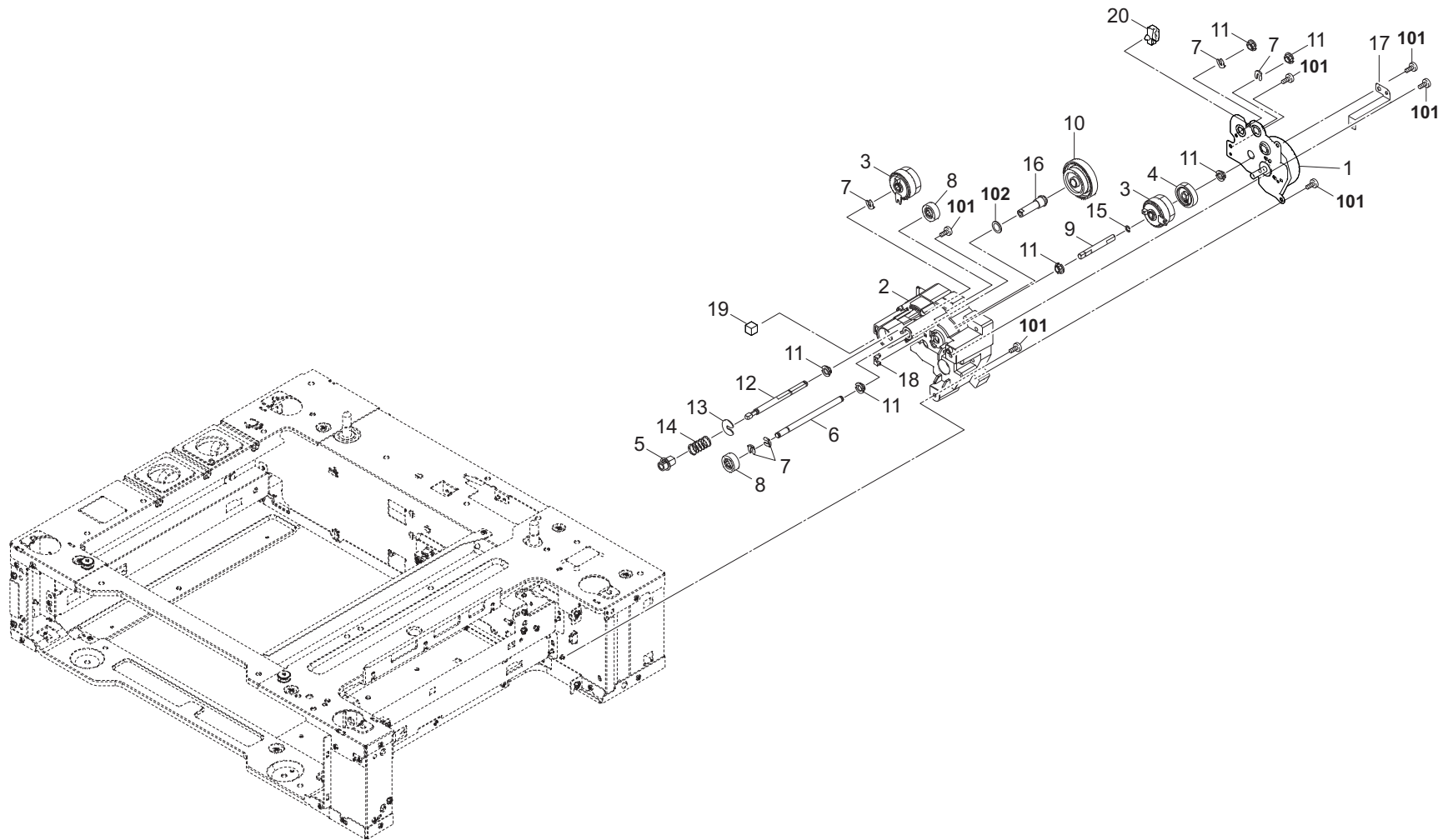


FIG. 6 Drive Section & Electrical Components 2

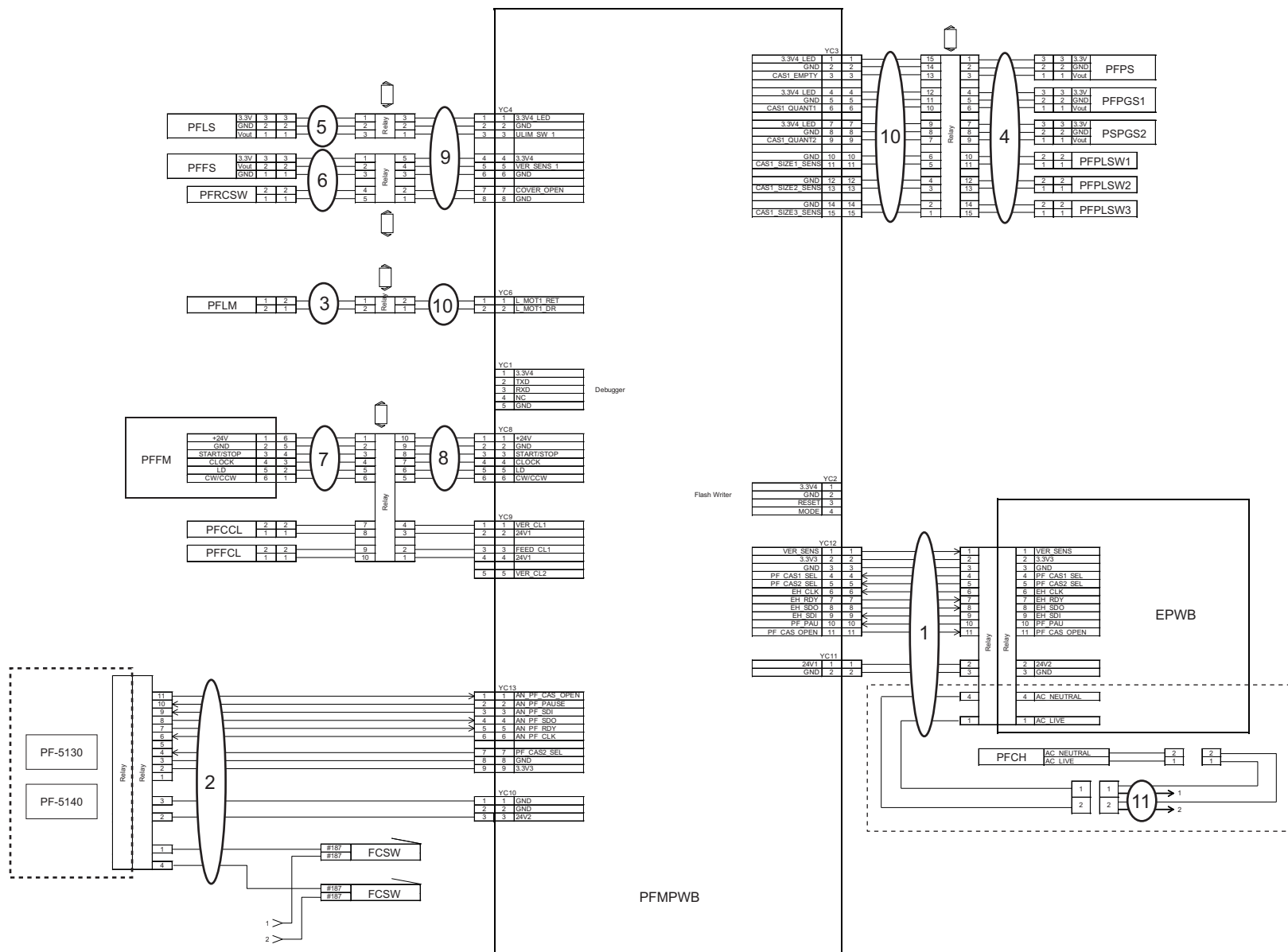
3PS-2

Ref. No. 番号	Part.No. 部品番号	Description 部品名称	Notes 備考	Revision 改訂	Quantity 個数			
					100 (日本)	120	230	240
1	303PS94060	PARTS MOTOR ASSY SP			1	1	1	
2	303PS31040	HOUSING DRIVE			1	1	1	
3	302NR94010	PARTS CLUTCH 35 Z35R SP			2	2	2	
4	303NG31160	GEAR Z30L			1	1	1	
5	302HN31660	JOINT SHAFT CASSETTE			1	1	1	
6	303PS31020	SHAFT DRIVE FEED A			1	1	1	
7	5MVX111DN003	RING STOPPER/A-49 FEED A4			5	5	5	
8	303PS31100	GEAR Z21R			2	2	2	
9	303PS31080	SHAFT DRIVE FEED B			1	1	1	
10	303PK31040	GEAR Z83R-Z35L			1	1	1	
11	302LV31480	BUSH DRIVE POM			6	6	6	
12	303PS31011	SHAFT CLUTCH FEED		2:Design-chg.	1	1	1	
13	303PS31070	CUT WASHER 4-18			1	1	1	
14	303PS31090	SPRING FEED A			1	1	1	
15	302K924820	CUT-WASHER 4			1	1	1	
16	303PS31060	PIN DRIVE FEED			1	1	1	
17	303PS31050	PLATE EARTH FEED			1	1	1	
18	302K931080	WIRE STOPPER			1	1	1	
19	303PS31120	SPONGE WIRE DRIVE			1	1	1	
20	7YZM610007++H01	ACCESS.SADDLE			1	1	1	
101	7BB700308H	+BIND T.T S SCREW 3X8 SR						
102	7BCW8082C025H01	POLY WASHER 8.2X12X0.25T						

• Parts with a Ref.No. of 500 and above in the illustration indicate they are not selected for service parts.

・イラスト中で 500 番台の Ref 番号が付いている部品はサービスパーツに選定されていません。

FIG. 7 Wire Section



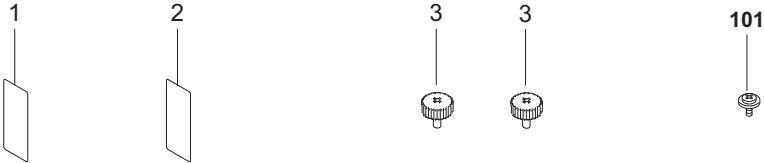


FIG. 9 Options

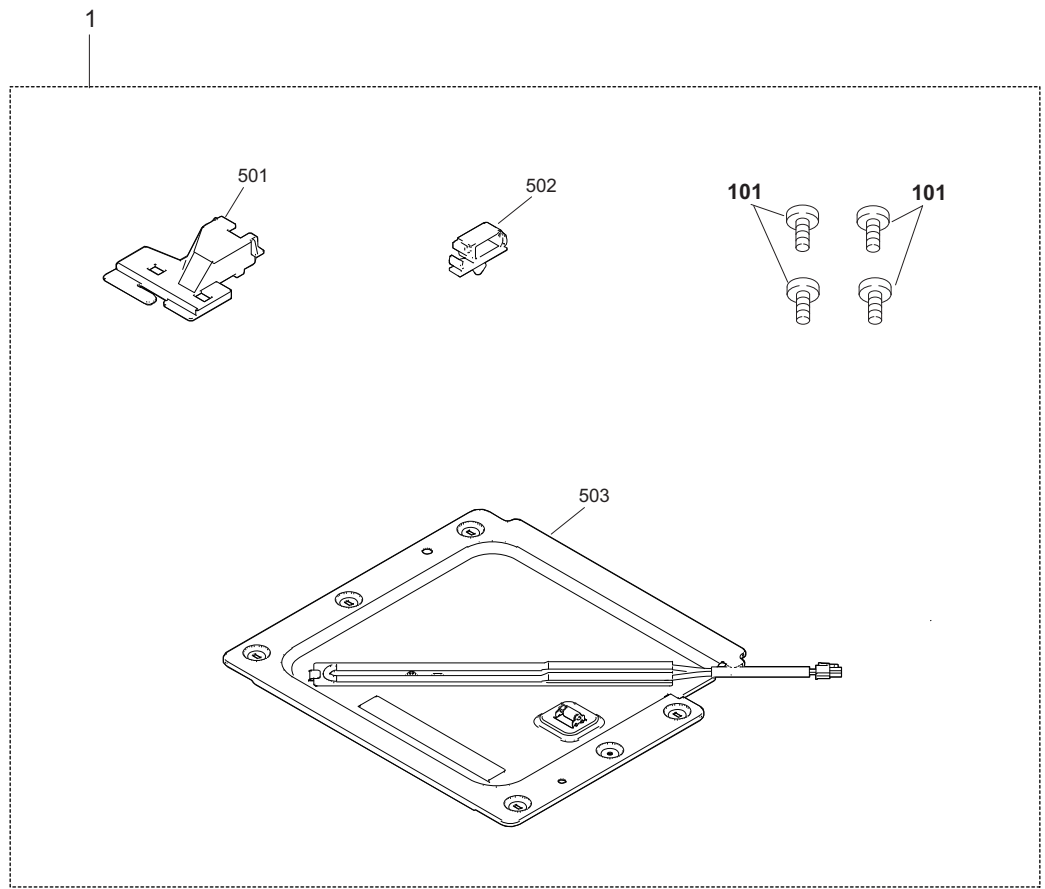


FIG. 9 Options

3PS

Ref. No. 番号	Part.No. 部品番号	Description 部品名称	Notes 備考	Revision 改訂	Quantity 個数			
					100(日本)	120	230	240
1	303PS94010	PARTS DEHUMIDIFINR 100 SET SP			1			
1	303PS94020	PARTS DEHUMIDIFINR 120 SET SP				1		
1	303PS94030	PARTS DEHUMIDIFINR 240 SET SP					1	
101	7BB000304H	+BIND M SCREW 3X4						

• Parts with a Ref.No. of 500 and above in the illustration indicate they are not selected for service parts.

・イラスト中で 500 番台の Ref 番号が付いている部品はサービスパーツに選定されていません。

INDEX / 索引

Part.No. 部品番号	Description 部品名称	Fig.No.
2FB27160	INTER LOCK SWITCH	5
2FM04150	CAP SPRING/B-11 ENCLOSURE A4	1
302F729080	SPACER DU	1
302F906230	PULLEY FEED ASSY	4
302F906280	GEAR FEED Z30H	4
302F909171	RETARD ROLLER ASSY	4
302F909210	PAD BOTTOM	3
302H702590	BUSH SCREW	4
302HN06080	PULLEY PICKUP ASSY	4
302HN09190	SPRING FIX	3
302HN09240	SIZE FIX	3
302HN31030	GEAR Z36L-Z20S	5
302HN31660	JOINT SHAFT CASSETTE	6
302K306100	SHAFT PULLEY FEED	4
302K306460	BUSH 4	4
302K329270	BUSH DU	4
302K331230	BUSH DRIVE 8	4
302K923110	GEAR Z21L	4
302K924820	CUT-WASHER 4	6
302K931080	WIRE STOPPER	5
302K931080	WIRE STOPPER	6
302K939230	HOLDER PWB	5
302K994580	PARTS SENSOR OPT. SP	4
302LV31480	BUSH DRIVE POM	6
302MV02190	FOOT	2
302NR09070	WORKPLATE LIFT	3
302NR94010	PARTS CLUTCH 35 Z35R SP	6
302NT09030	CURSOR LEFT	3
302NT09040	CURSOR RIGHT	3
302NT09050	LEVER CURSOR SET	3
302NT09060	SPRING CURSOR SET	3
302NT09100	GEAR Z48S LIFT	3
302P794010	PARTS SENSOR OPT. SP	5
302R402260	HOLDER DRAWER	5
302R406010	FRAME FEED UPPER	4
302R406020	HOLDER PICKUP	4
302R406030	BUSH PICKUP HOLDER	4
302R406040	SHAFT FEED DRIVE	4
302R406050	SPRING PICKUP	4
302R406060	ACTUATOR PAPER EMPTY	4
302R406070	GEAR FEED Z26L	4
302R406100	FRAME FEED LOW	4
302R406110	HOLDER RETARD	4
302R406120	FILM RETARD	4
302R406130	SPRING RETARD	4
302R406210	HOLDER PAPER LIMIT SENSOR	5
302R409010	BASE CASSETTE	3
302R409020	CURSOR END	3
302R409030	PLATE TURN	3
302R409040	LEVER SIDE CURSOR	3
302R409050	SPRING CASSETTE EARTH	3

Part.No. 部品番号	Description 部品名称	Fig.No.
302R409060	GEAR Z13S JOINT	3
302R409070	INDICATER PAPER LEVEL	3
302R409080	LID LIFT GEAR	3
302R409090	SHUTTER SIZE DETECTION	3
302R409100	JOINT SIZE DETECTION	3
302R409110	PLATE BOTTOM	3
302R409120	REINFORCEMENT CURSOR	3
302R409130	SPRING LEVER CURSOR	3
302R409300	RAIL INNER CASSETTE RIGHT ASSY	3
302R409310	RAIL INNER CASSETTE LEFT ASSY	3
302R409320	RAIL OUTER CASSETTE RIGHT ASSY	2
302R409330	RAIL OUTER CASSETTE LEFT ASSY	2
302R409360	HOLDER PAPER SENSOR	5
302R409500	HOUSING DRIVE	5
302R409510	LID HOUSING DRIVE	5
302R409520	GEAR Z57S	5
302R409530	JOINT LIFT	5
302R409540	GEAR Z34S-Z16S	5
302R409550	SPRING JOINT LIFT	5
302R424030	PULLEY MIDDLE	1
302R424050	SHAFT MIDDLE	1
302R434020	LABEL PAPER LIMIT	3
302R434030	LABEL CASSETTE OPERATION	3
302R434140	LABEL PAPER SIZE ME	8
302R434150	LABEL PAPER SIZE IN	8
302R439140	CAP DECK PIN	2
302R494170	PARTS HOLDER PICK UP ASSY SP	4
302R494220	PARTS LIFT MOTOR ASSY SP	5
302R494290	PARTS DC MOTOR ASSY C SP	5
303H321080	RETAINING PIN TRAY	8
303K831280	GEAR Z41S Z14S	5
303NG31160	GEAR Z30L	6
303NN02220	SPRING MACHINE	5
303P824030	STOPPER COVER	1
303PK31040	GEAR Z83R-Z35L	6
303PS02140	MOUNT PF	2
303PS02200	PLATE DRAWER	5
303PS02210	HOLDER DRAWER	5
303PS02220	ARM MACHINE	5
303PS02230	ARM DRAWER	5
303PS02240	MOUNT DRAWER SUB	5
303PS04010	COVER RIGHT FRONT	1
303PS04020	COVER RIGHT REAR	1
303PS04030	COVER REAR	1
303PS04040	COVER LEFT	1
303PS04050	COVER CASSETTE	3
303PS06010	COVER CONVEYING	1
303PS06020	GUIDE CONVEYING	1
303PS06030	GUIDE FEED LOWER	4
303PS06040	PLATE EARTH PI	4
303PS06050	GUIDE FEED UPPER	4

Part.No. 部品番号	Description 部品名称	Fig.No.
303PS06070	SPRING EARTH FEED	4
303PS06080	SPRING STOPPER	1
303PS06090	SPRING CONVEYING	1
303PS31011	SHAFT CLUTCH FEED	6
303PS31020	SHAFT DRIVE FEED A	6
303PS31040	HOUSING DRIVE	6
303PS31050	PLATE EARTH FEED	6
303PS31060	PIN DRIVE FEED	6
303PS31070	CUT WASHER 4-18	6
303PS31080	SHAFT DRIVE FEED B	6
303PS31090	SPRING FEED A	6
303PS31100	GEAR Z21R	6
303PS31120	SPONGE WIRE DRIVE	6
303PS34010	LABEL CASSETTE 2	3
303PS46010	WIRE DRAWER MFP	7
303PS46020	WIRE DRAWER PF	7
303PS46030	WIRE LIFT MOTOR	7
303PS46040	WIRE CASSETTE SIZE	7
303PS46050	WIRE UPPER LIMIT SENSOR	7
303PS46060	WIRE VERTICAL SENSOR	7
303PS46070	WIRE FEED MOTOR	7
303PS46080	WIRE FEED MOTOR JOINT	7
303PS46090	WIRE VERTICAL SENSOR JOINT	7
303PS46100	WIRE CASSETTE SIZE JOINT	7
303PS46110	WIRE CASSETTE HEATER JOINT	7
303PS93010	CT-5196	3
303PS94010	PARTS DEHUMIDIFINR 100 SET SP	9
303PS94020	PARTS DEHUMIDIFINR 120 SET SP	9
303PS94030	PARTS DEHUMIDIFINR 240 SET SP	9
303PS94040	PARTS PWB PF MAIN ASSY SP	5
303PS94050	PARTS ROLLER CONVEYING VF SP	4
303PZ06060	STRAP CONVEYING	1
5MVG127DN071	GEAR CASSETTE/A-49 CASSETTE A4	3
5MVX111DN003	RING STOPPER/A-49 FEED A4	4
5MVX111DN003	RING STOPPER/A-49 FEED A4	6
5MVX111DN007	STOPPER 3/2BT1107 A4	4
66007310	PIN,CASSETTE WORK PLATE	3
7SP01000004+H01	SW.PUSH	4
7SP01000004+H01	SW.PUSH	5
7YZM390002++H01	ACCESS.CLAMP	5
7YZM610007++H01	ACCESS.SADDLE	6
7YZM610008++H01	ACCESS.SADDLE	5

PF-5130

December 2017
Rev.2

———— CONTENTS ————

FIG. 1	Covers	2
FIG. 2	Frames	4
FIG. 3	Paper Cassette Section	6
FIG. 4	Paper Feed Section	8
FIG. 5	Drive Section & Electrical Components 1	10
FIG. 6	Drive Section & Electrical Components 2	12
FIG. 7	Wire Section	14
FIG. 8	Accessories	16
FIG. 9	Options	18
	• INDEX	20

FIG. 1 Covers

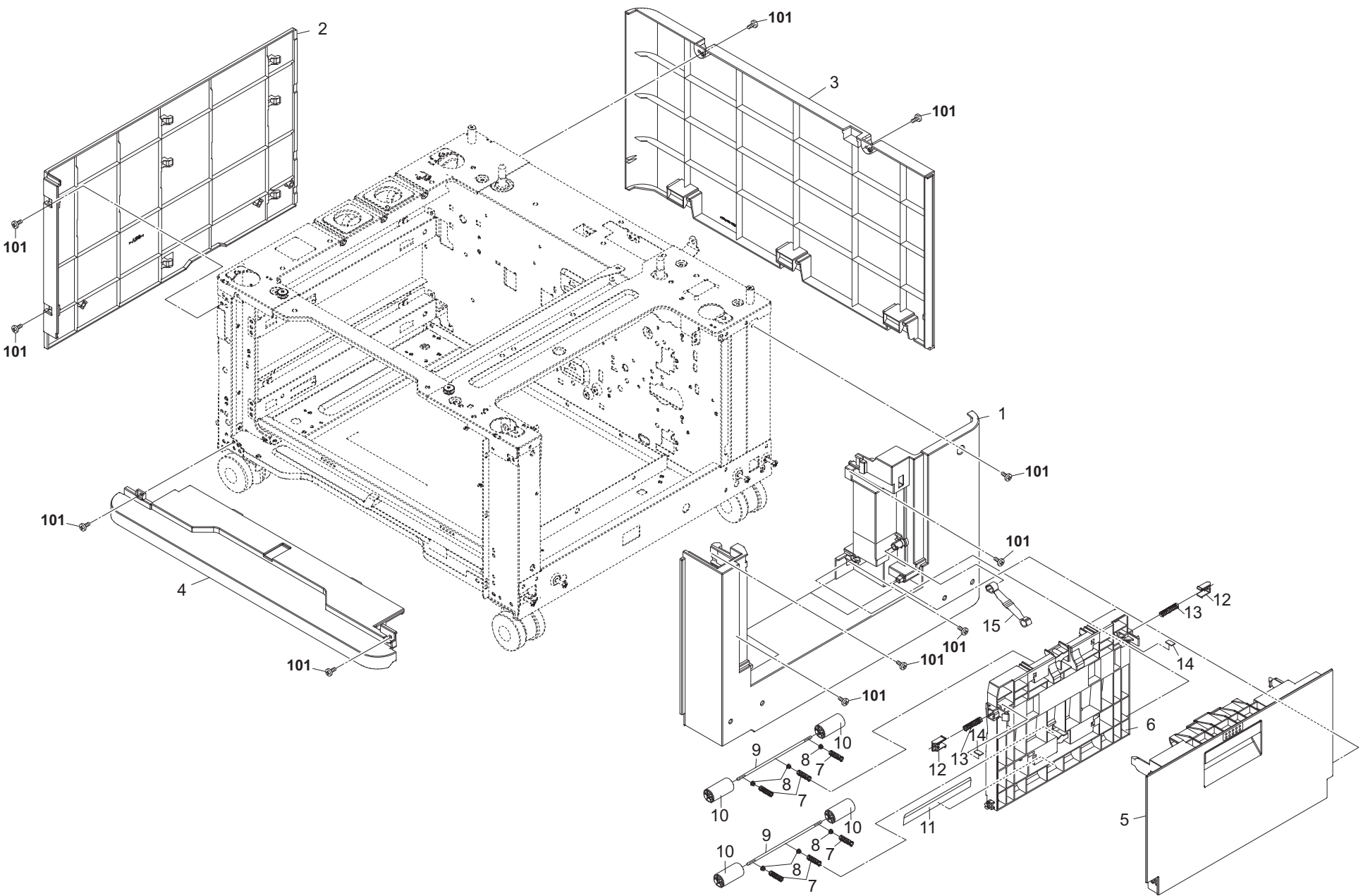


FIG. 1 Covers

3PZ

Ref. No. 番号	Part.No. 部品番号	Description 部 品 名 称	Notes 備 考	Revision 改 訂	Quantity 個数			
					100 (日本)	120	230	240
1	303PZ04010	COVER RIGHT			1	1	1	
2	303PZ04020	COVER LEFT			1	1	1	
3	303PZ04030	COVER REAR			1	1	1	
4	303PZ04040	COVER FRONT LOWER			1	1	1	
5	303PZ06010	COVER CONVEYING			1	1	1	
6	303PZ06020	GUIDE CONVEYING			1	1	1	
7	303PS06090	SPRING CONVEYING			6	6	6	
8	2FM04150	CAP SPRING/B-11 ENCLOSURE A4			6	6	6	
9	302R424050	SHAFT MIDDLE			2	2	2	
10	302R424030	PULLEY MIDDLE			4	4	4	
11	303PZ06040	SHEET CONVEYING			1	1	1	
12	303P824030	STOPPER COVER			2	2	2	
13	303PZ06050	SPRING STOPPER			2	2	2	
14	302F729080	SPACER DU			2	2	2	
15	303PZ06060	STRAP CONVEYING			1	1	1	
101	7BB782308H	+TP-FLAT T.T S SCREW 3X8 SR(BLACK)						

• Parts with a Ref.No. of 500 and above in the illustration indicate they are not selected for service parts.

・イラスト中で 500 番台の Ref 番号が付いている部品はサービスパーツに選定されていません。

FIG. 2 Frames

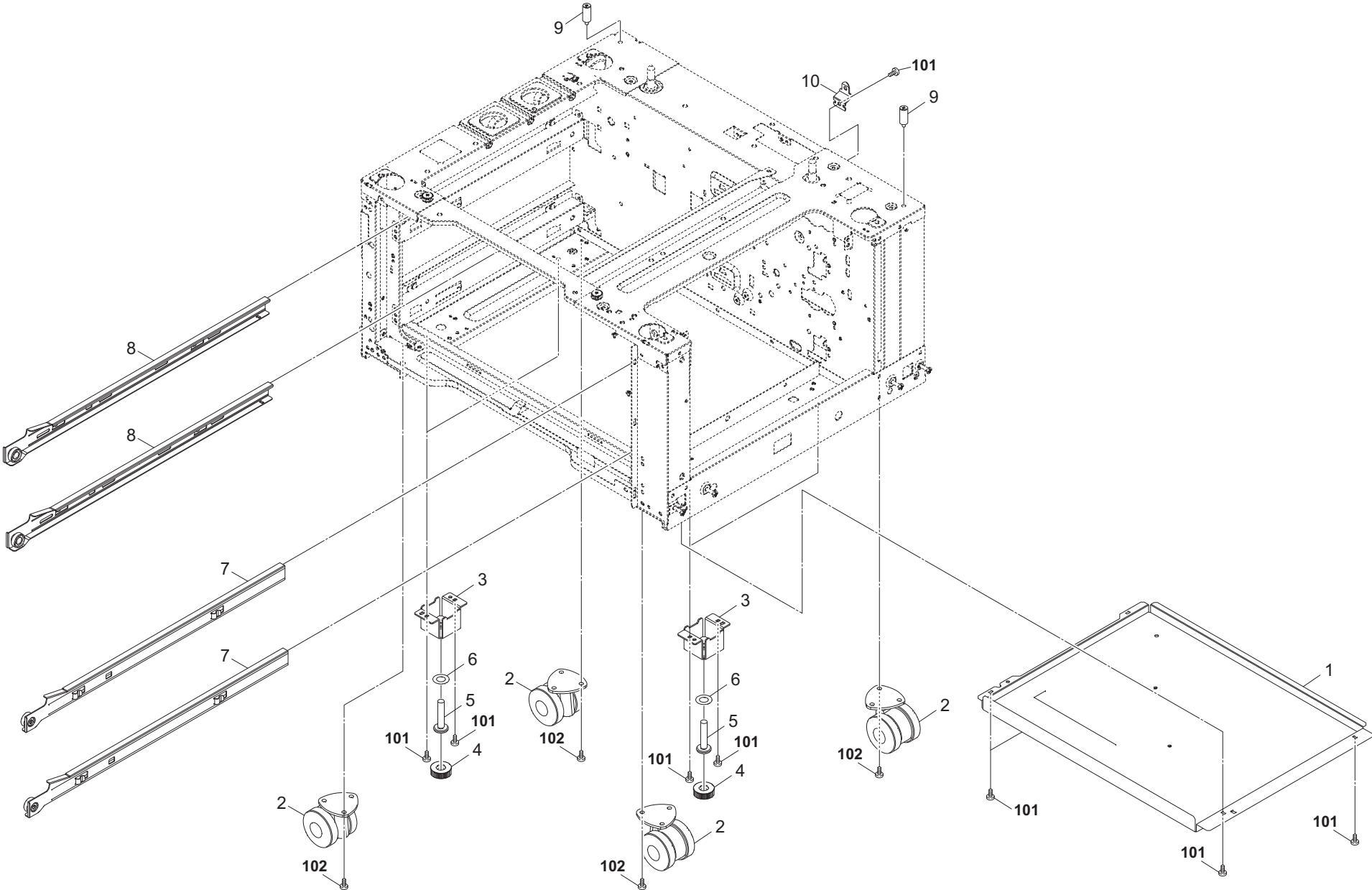


FIG. 2 Frames

3PZ

Ref. No. 番号	Part.No. 部品番号	Description 部品名称	Notes 備考	Revision 改訂	Quantity 個数			
					100(日本)	120	230	240
1	303PZ02130	PLATE LOWER			1	1	1	
2	302N202011	CASTER 100 CN			4	4	4	
3	303PZ02120	MOUNT FOOT REAR			4	4	4	
4	303LM02170	RUBBER BOLT			4	4	4	
5	303LM02132	BOLT STOPPER			4	4	4	
6	303LM02230	SHEET BOLT RUBBER			4	4	4	
7	302R409320	RAIL OUTER CASSETTE RIGHT ASSY			2	2	2	
8	302R409330	RAIL OUTER CASSETTE LEFT ASSY			2	2	2	
9	303PZ02140	PIN FULCRUM PF			2	2	2	
10	303PS02140	MOUNT PF			1	1	1	
101	7BB700308H	+BIND T.T S SCREW 3X8 SR						
102	7BB606512H	+BIND M SCREW WITH SW W 5X12 R						

• Parts with a Ref.No. of 500 and above in the illustration indicate they are not selected for service parts.

・イラスト中で 500 番台の Ref 番号が付いている部品はサービスパーツに選定されていません。

FIG. 3 Paper Cassette Section

3PZ-1

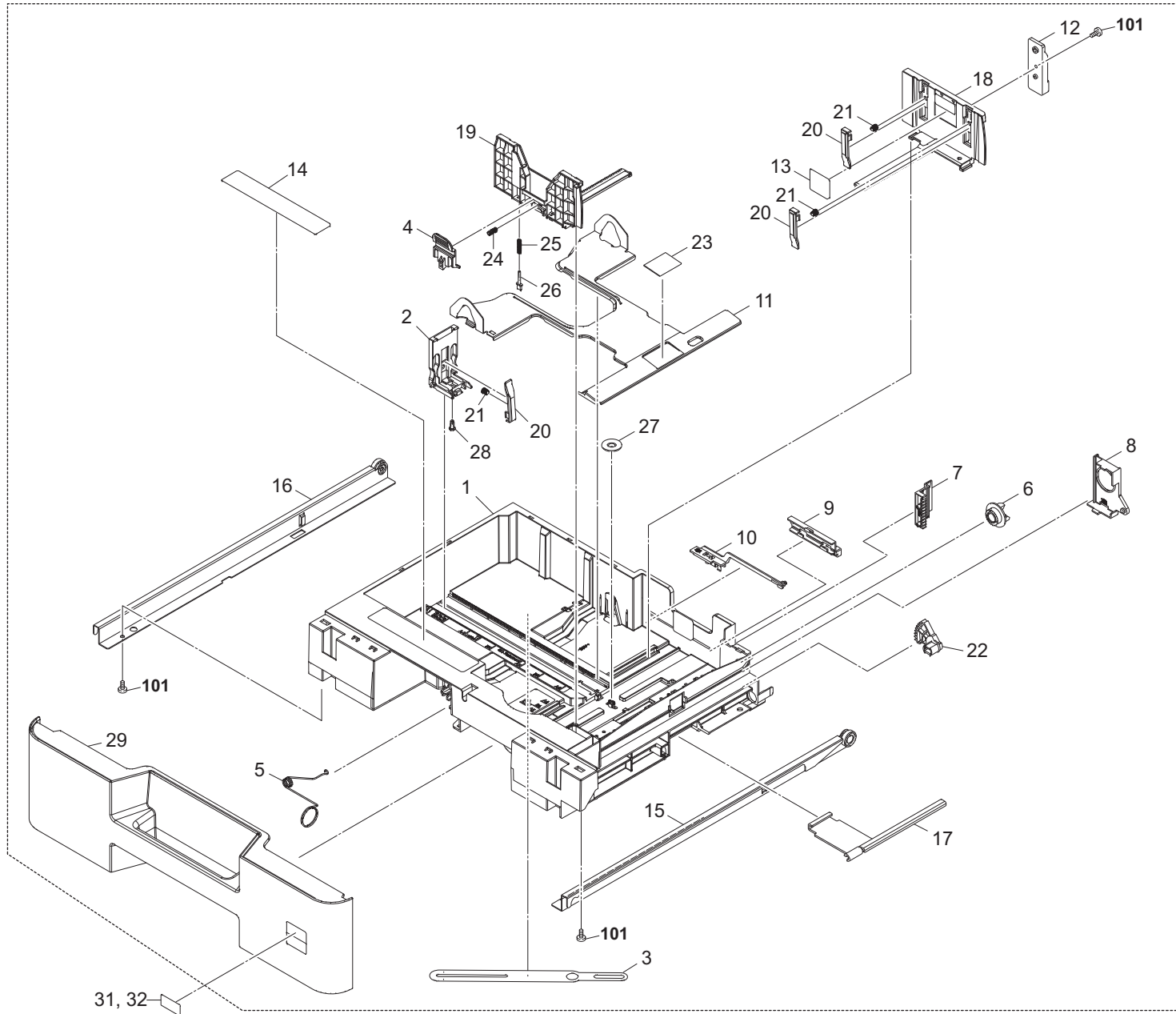


FIG. 3 Paper Cassette Section

3PZ-1

Ref. No. 番号	Part.No. 部品番号	Description 部品名称	Notes 備考	Revision 改訂	Quantity 個数			
					100 (日本)	120	230	240
A01	303PS93010	CT-5196			2	2	2	
1	+302R409010	BASE CASSETTE			2	2	2	
2	+302R409020	CURSOR END			2	2	2	
3	+302R409030	PLATE TURN			2	2	2	
4	+302R409040	LEVER SIDE CURSOR			2	2	2	
5	+302R409050	SPRING CASSETTE EARTH			2	2	2	
6	+302R409060	GEAR Z13S JOINT			2	2	2	
7	+302R409070	INDICATER PAPER LEVEL			2	2	2	
8	+302R409080	LID LIFT GEAR			2	2	2	
9	+302R409090	SHUTTER SIZE DETECTION			2	2	2	
10	+302R409100	JOINT SIZE DETECTION			2	2	2	
11	+302R409110	PLATE BOTTOM			2	2	2	
12	+302R409120	REINFORCEMENT CURSOR			2	2	2	
13	+302R434020	LABEL PAPER LIMIT			2	2	2	
14	+302R434030	LABEL CASSETTE OPERATION			2	2	2	
15	+302R409300	RAIL INNER CASSETTE RIGHT ASSY			2	2	2	
16	+302R409310	RAIL INNER CASSETTE LEFT ASSY			2	2	2	
17	+302NR09070	WORKPLATE LIFT			2	2	2	
18	+302NT09030	CURSOR LEFT			2	2	2	
19	+302NT09040	CURSOR RIGHT			2	2	2	
20	+302NT09050	LEVER CURSOR SET			6	6	6	
21	+302NT09060	SPRING CURSOR SET			6	6	6	
22	+302NT09100	GEAR Z48S LIFT			2	2	2	
23	+302F909210	PAD BOTTOM			2	2	2	
24	+302R409130	SPRING LEVER CURSOR			2	2	2	
25	+302HN09190	SPRING FIX			2	2	2	
26	+302HN09240	SIZE FIX			2	2	2	
27	+5MVG127DN071	GEAR CASSETTE/A-49 CASSETTE A4			2	2	2	
28	+66007310	PIN,CASSETTE WORK PLATE			2	2	2	
29	+303PS04050	COVER CASSETTE			2	2	2	
				1:Del				
31	303PZ34010	LABEL CASSETTE 3			1	1	1	
32	303PZ34020	LABEL CASSETTE 4			1	1	1	
101	7BB200308H	+BIND T.T P SCREW 3X8						

• Parts with a Ref.No. of 500 and above in the illustration indicate they are not selected for service parts.

• イラスト中で 500 番台の Ref 番号が付いている部品はサービスパーツに選定されていません。

FIG. 4 Paper Feed Section

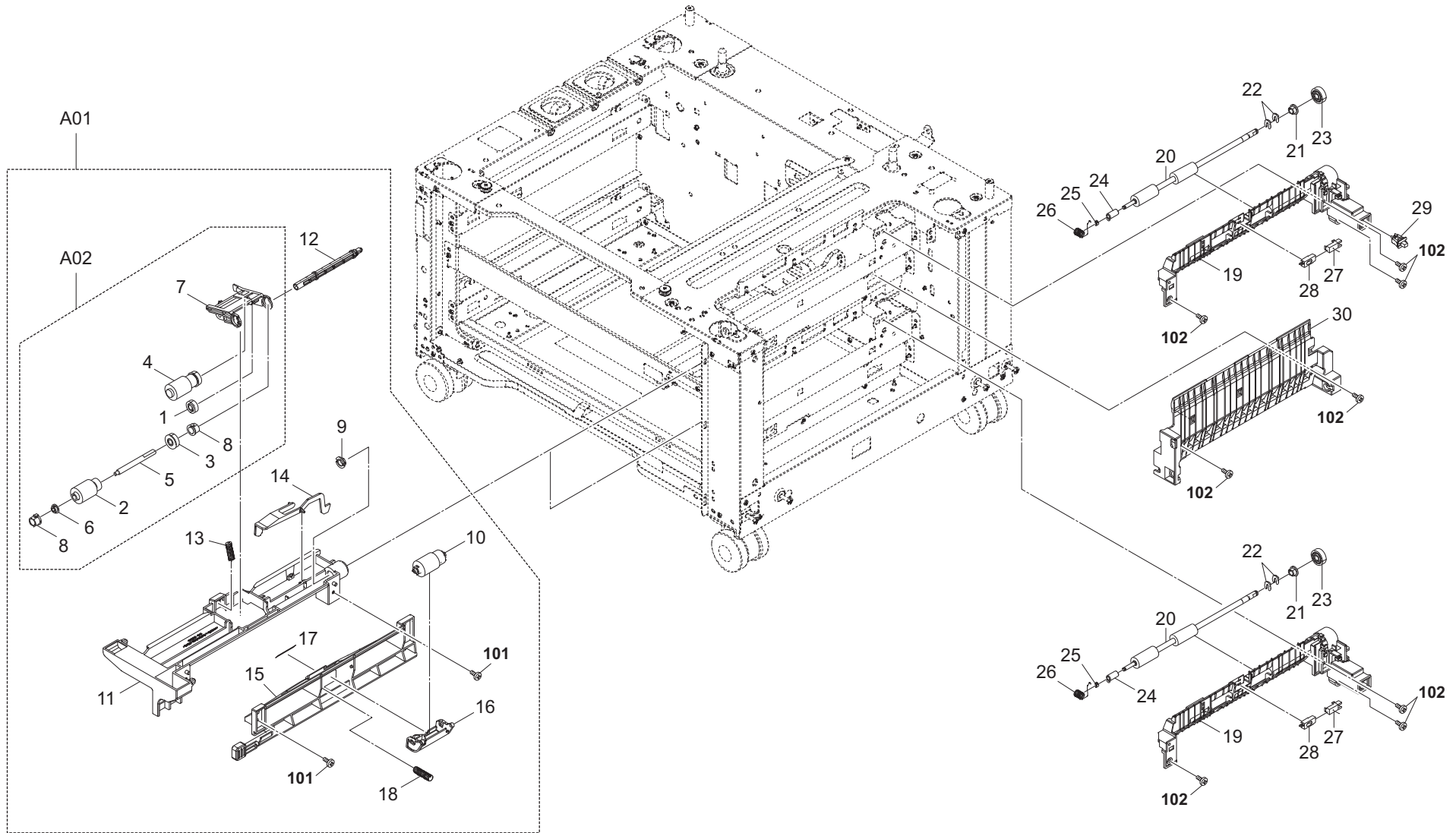


FIG. 4 Paper Feed Section

3PZ-1

Ref. No. 番号	Part.No. 部品番号	Description 部品名称	Notes 備考	Revision 改訂	Quantity 個数			
					100(日本)	120	230	240
A01	302R494210	PARTS PRIMARY FEED ASSY SP			2	2	2	
A02	*302R494170	PARTS HOLDER PICK UP ASSY SP			2	2	2	
1	**302R406070	GEAR FEED Z26L		1:Part No-chg.	2	2	2	
2	**302F906230	PULLEY FEED ASSY			2	2	2	
3	**302F906280	GEAR FEED Z30H			2	2	2	
4	**302HN06080	PULLEY PICKUP ASSY			2	2	2	
5	**302K306100	SHAFT PULLEY FEED			2	2	2	
6	**302K306460	BUSH 4			2	2	2	
7	**302R406020	HOLDER PICKUP			2	2	2	
8	**302R406030	BUSH PICKUP HOLDER			4	4	4	
9	*302K331230	BUSH DRIVE 8			2	2	2	
10	*302F909171	RETARD ROLLER ASSY		1:Part No-chg.	2	2	2	
11	*302R406010	FRAME FEED UPPER			2	2	2	
12	*302R406040	SHAFT FEED DRIVE			2	2	2	
13	*302R406050	SPRING PICKUP			2	2	2	
14	*302R406060	ACTUATOR PAPER EMPTY			2	2	2	
15	*302R406100	FRAME FEED LOW			2	2	2	
16	*302R406110	HOLDER RETARD			2	2	2	
17	*302R406120	FILM RETARD			2	2	2	
18	*302R406130	SPRING RETARD			2	2	2	
19	303PS06050	GUIDE FEED UPPER			2	2	2	
20	303PS94050	PARTS ROLLER CONVEYING VF SP			2	2	2	
21	302H702590	BUSH SCREW			2	2	2	
22	5MVX111DN003	RING STOPPER/A-49 FEED A4			4	4	4	
23	302K923110	GEAR Z21L			2	2	2	
24	302K329270	BUSH DU			2	2	2	
25	5MVX111DN007	STOPPER 3/2BT1107 A4			2	2	2	
26	303PS06070	SPRING EARTH FEED			2	2	2	
27	302K994580	PARTS SENSOR OPT. SP			2	2	2	
28	303PS06040	PLATE EARTH PI			2	2	2	
29	7SP01000004+H01	SW.PUSH			1	1	1	
30	303PS06030	GUIDE FEED LOWER			1	1	1	
101	7BB200308H	+BIND T.T P SCREW 3X8						
102	7BB782308H	+TP-FLAT T.T S SCREW 3X8 SR(BLACK)						

• Parts with a Ref.No. of 500 and above in the illustration indicate they are not selected for service parts.

• イラスト中で 500 番台の Ref 番号が付いている部品はサービスパーツに選定されていません。

FIG. 5 Drive Section & Electrical Components 1

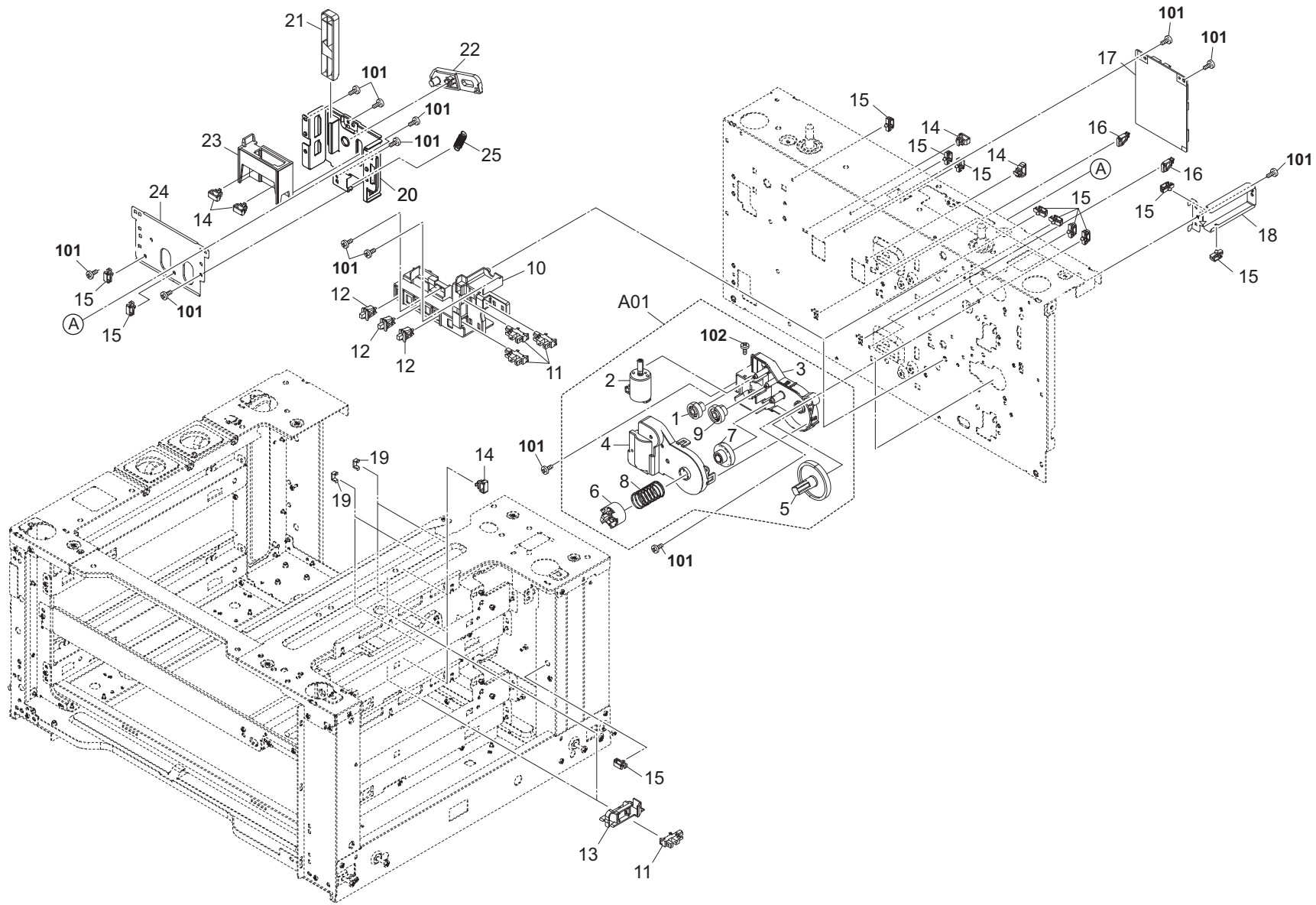


FIG. 5 Drive Section & Electrical Components 1

3PZ-1

Ref. No. 番号	Part.No. 部品番号	Description 部品名称	Notes 備考	Revision 改訂	Quantity 個数			
					100(日本)	120	230	240
A01	302R494220	PARTS LIFT MOTOR ASSY SP			2	2	2	
1	*302HN31030	GEAR Z36L-Z20S			2	2	2	
2	*302R494290	PARTS DC MOTOR ASSY C SP			2	2	2	
3	*302R409500	HOUSING DRIVE			2	2	2	
4	*302R409510	LID HOUSING DRIVE			2	2	2	
5	*302R409520	GEAR Z57S			2	2	2	
6	*302R409530	JOINT LIFT			2	2	2	
7	*302R409540	GEAR Z34S-Z16S			2	2	2	
8	*302R409550	SPRING JOINT LIFT			2	2	2	
9	*303K831280	GEAR Z41S Z14S			2	2	2	
10	302R409360	HOLDER PAPER SENSOR		1:Quantity-chg.	2	2	2	
11	302P794010	PARTS SENSOR OPT. SP		1:Quantity-chg.	8	8	8	
12	7SP01000004+H01	SW.PUSH		1:Quantity-chg.	6	6	6	
13	302R406210	HOLDER PAPER LIMIT SENSOR			2	2	2	
14	7YZM390002++H01	ACCESS.CLAMP			6	6	6	
15	7YZM610008++H01	ACCESS.SADDLE			12	12	12	
16	302K939230	HOLDER PWB			2	2	2	
17	303PZ94040	PARTS PWB PF MAIN ASSY SP			1	1	1	
18	303PZ02150	MOUNT DRAWER LOWER			1	1	1	
19	302K931080	WIRE STOPPER			4	4	4	
20	303PS02200	PLATE DRAWER			1	1	1	
21	303PS02220	ARM MACHINE			1	1	1	
22	303PS02230	ARM DRAWER	gz		1	1	1	
23	303PS02210	HOLDER DRAWER			1	1	1	
24	303PS02240	MOUNT DRAWER SUB			1	1	1	
25	303NN02220	SPRING MACHINE			1	1	1	
101	7BB700308H	+BIND T.T S SCREW 3X8 SR						
102	7BB000304H	+BIND M SCREW 3X4						

• Parts with a Ref.No. of 500 and above in the illustration indicate they are not selected for service parts.

• イラスト中で 500 番台の Ref 番号が付いている部品はサービスパーツに選定されていません。

FIG. 6 Drive Section & Electrical Components 2

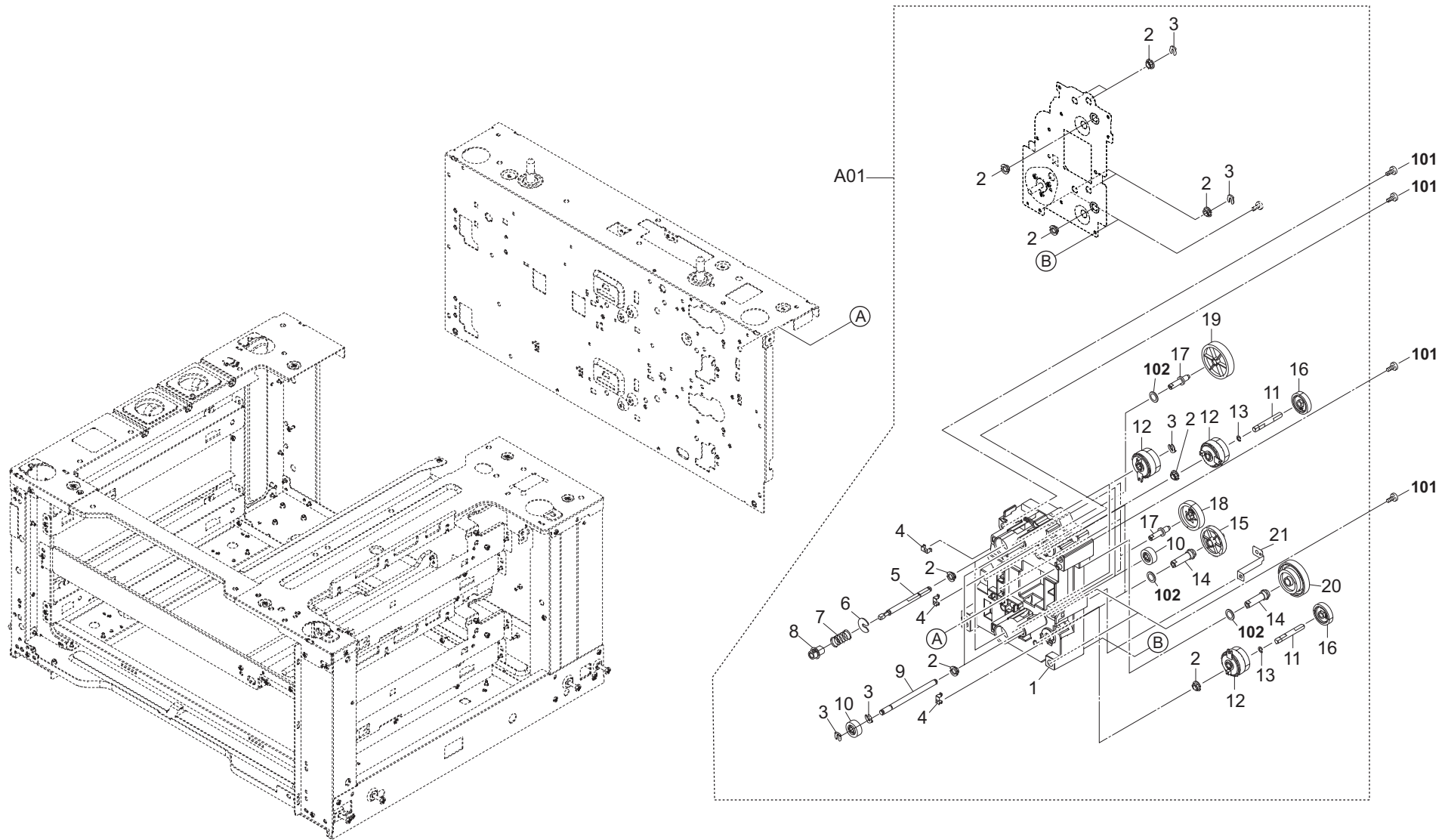


FIG. 6 Drive Section & Electrical Components 2

3PZ-2

Ref. No. 番号	Part.No. 部品番号	Description 部品名称	Notes 備考	Revision 改訂	Quantity 個数			
					100(日本)	120	230	240
A01	303PZ94051	PARTS DRIVE UNIT SP		2:Design-chg.	1	1	1	
1	*303PZ31010	HOUSING DRIVE			1	1	1	
2	*302LV31480	BUSH DRIVE POM			12	12	12	
3	*5MVX111DN003	RING STOPPER/A-49 FEED A4			10	10	10	
4	*302K931080	WIRE STOPPER			3	3	3	
5	*303PZ31081	SHAFT CLUTCH FEED		2:Design-chg.	2	2	2	
6	*303PS31070	CUT WASHER 4-18			2	2	2	
7	*303PS31090	SPRING FEED A			2	2	2	
8	*302HN31660	JOINT SHAFT CASSETTE			2	2	2	
9	*303PZ31070	SHAFT DRIVE FEED A			2	2	2	
10	*303PS31100	GEAR Z21R			4	4	4	
11	*303PZ31050	SHAFT DRIVE FEED B			2	2	2	
12	*302NR94010	PARTS CLUTCH 35 Z35R SP			4	4	4	
13	*302K924820	CUT-WASHER 4			2	2	2	
14	*303PZ31030	PIN DRIVE FEED			3	3	3	
15	*302H731240	GEAR Z42L FEED			2	2	2	
16	*303NG31160	GEAR Z30L			2	2	2	
17	*303PZ31040	PIN DRIVE B			4	4	4	
18	*302K331081	GEAR Z40R IDLE			3	3	3	
19	*302H731850	GEAR Z51L			1	1	1	
20	*303PK31040	GEAR Z83R-Z35L			1	1	1	
21	*303PZ31060	PLATE EARTH FEED			1	1	1	
101	7BB700308H	+BIND T.T S SCREW 3X8 SR						
102	7BCW8082C025H01	POLY WASHER 8.2X12X0.25T						

• Parts with a Ref.No. of 500 and above in the illustration indicate they are not selected for service parts.

・イラスト中で 500 番台の Ref 番号が付いている部品はサービスパーツに選定されていません。

FIG. 7 Wire Section

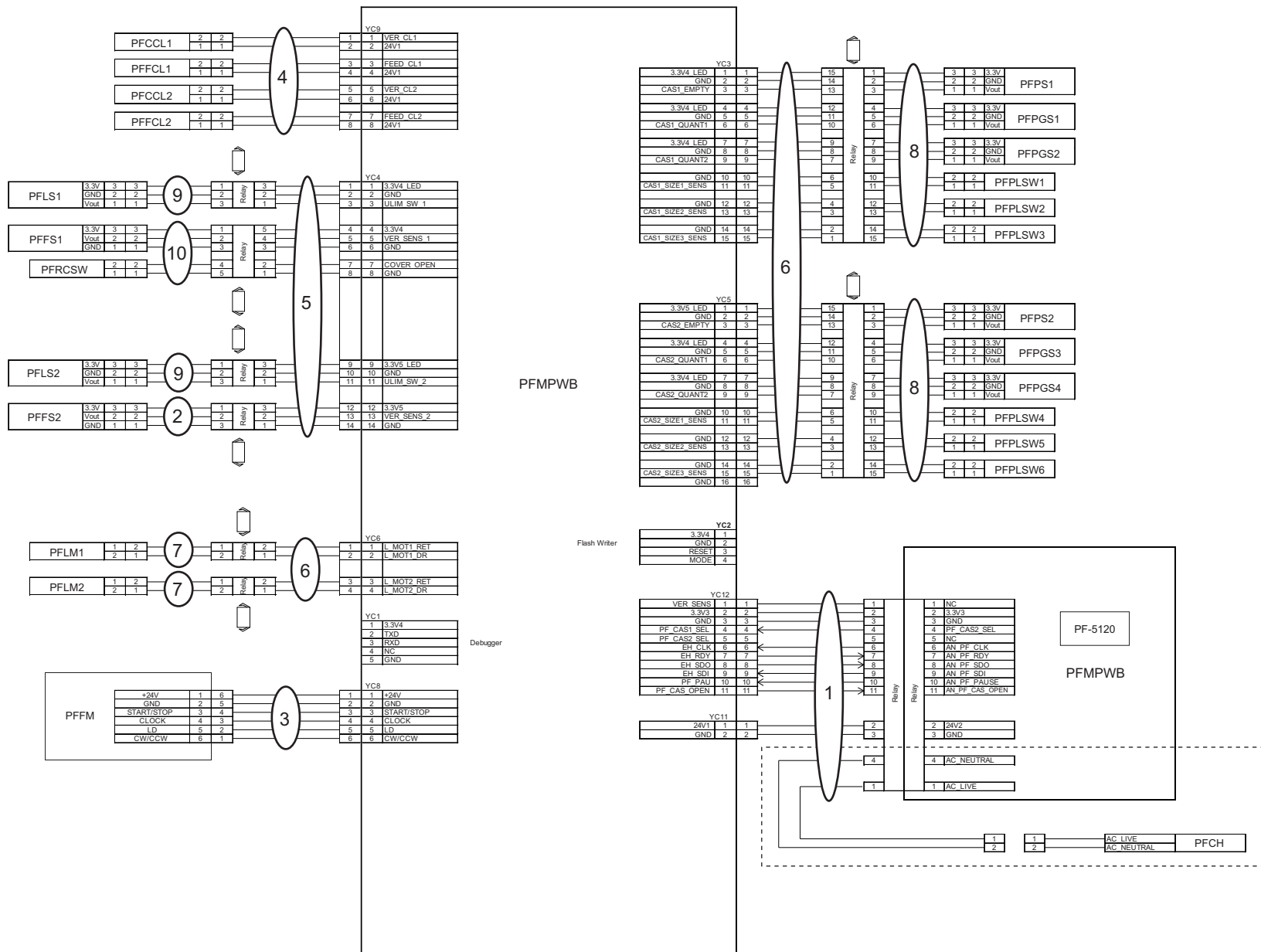


FIG. 7 Wire Section

3PZ

Ref. No. 番号	Part.No. 部品番号	Description 部品名称	Notes 備考	Revision 改訂	Quantity 個数			
					100(日本)	120	230	240
1	303PZ46010	WIRE DRAWER MFP			1	1	1	
2	303PZ46020	WIRE VERTICAL SENSOR			1	1	1	
3	303PZ46030	WIRE FEED MOTOR			1	1	1	
4	303PZ46040	WIRE CLUTCH			1	1	1	
5	303PZ46050	WIRE VERTICAL SENSOR JOINT			1	1	1	
6	303PZ46060	WIRE CASSETTE SIZE JOINT			1	1	1	
7	303PS46030	WIRE LIFT MOTOR			2	2	2	
8	303PS46040	WIRE CASSETTE SIZE			2	2	2	
9	303PS46050	WIRE UPPER LIMIT SENSOR			2	2	2	
10	303PS46060	WIRE VERTICAL SENSOR			1	1	1	

• Parts with a Ref.No. of 500 and above in the illustration indicate they are not selected for service parts.

・イラスト中で 500 番台の Ref 番号が付いている部品はサービスパーツに選定されていません。

FIG. 8 Accessories

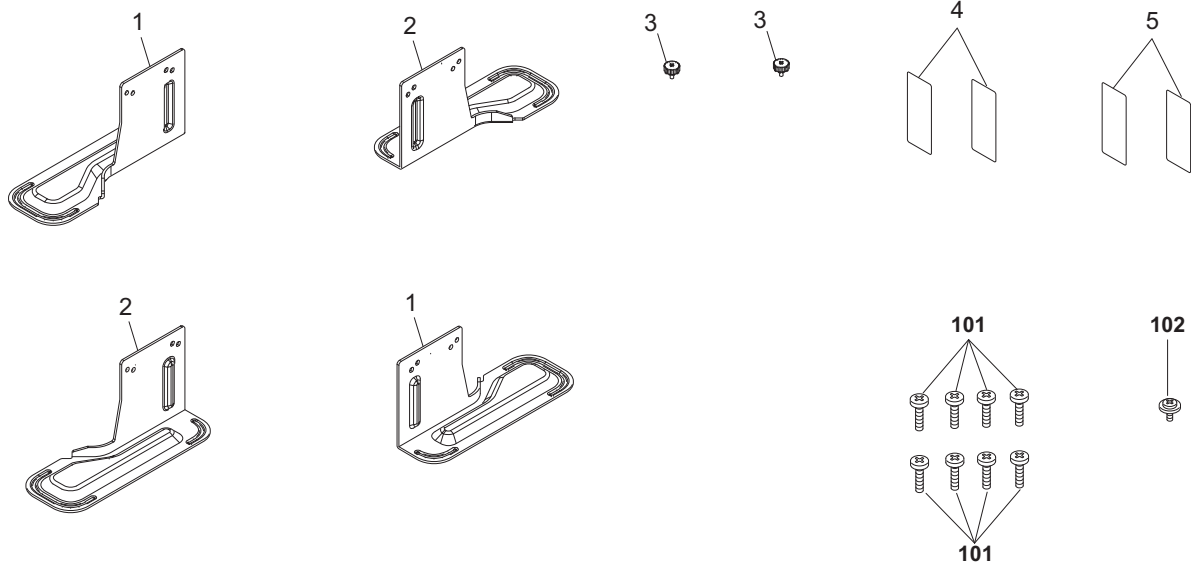


FIG. 8 Accessories

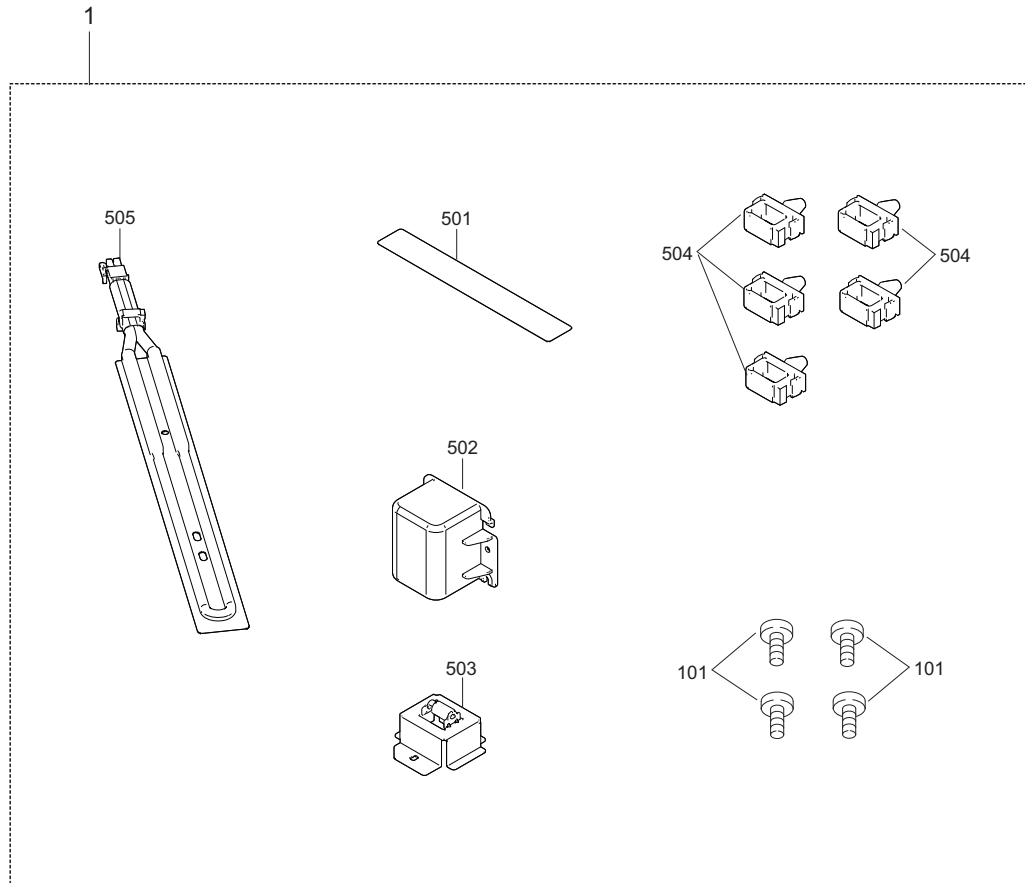
3PZ

Ref. No. 番号	Part.No. 部品番号	Description 部品名称	Notes 備考	Revision 改訂	Quantity 個数			
					100 (日本)	120	230	240
1	303PZ02950	PLATE FULCRUM A			2	2	2	
2	303PZ02960	PLATE FULCRUM B			2	2	2	
3	303H321080	RETAINING PIN TRAY			2	2	2	
4	302R434140	LABEL PAPER SIZE ME			2		2	
5	302R434150	LABEL PAPER SIZE IN				2		
101	7BB780420H	+BIND T.T S SCREW 4X20 SR(BLACK)						
102	7BB607306H	+TP-CUP M SCREW 3X6 R						

• Parts with a Ref.No. of 500 and above in the illustration indicate they are not selected for service parts.

・イラスト中で 500 番台の Ref 番号が付いている部品はサービスパーツに選定されていません。

FIG. 9 Options



INDEX / 索引

Part.No. 部品番号	Description 部品名称	Fig.No.
2FM04150	CAP SPRING/B-11 ENCLOSURE A4	1
302F729080	SPACER DU	1
302F906230	PULLEY FEED ASSY	4
302F906280	GEAR FEED Z30H	4
302F909171	RETARD ROLLER ASSY	4
302F909210	PAD BOTTOM	3
302H702590	BUSH SCREW	4
302H731240	GEAR Z42L FEED	6
302H731850	GEAR Z51L	6
302HN06080	PULLEY PICKUP ASSY	4
302HN09190	SPRING FIX	3
302HN09240	SIZE FIX	3
302HN31030	GEAR Z36L-Z20S	5
302HN31660	JOINT SHAFT CASSETTE	6
302K306100	SHAFT PULLEY FEED	4
302K306460	BUSH 4	4
302K329270	BUSH DU	4
302K331081	GEAR Z40R IDLE	6
302K331230	BUSH DRIVE 8	4
302K923110	GEAR Z21L	4
302K924820	CUT-WASHER 4	6
302K931080	WIRE STOPPER	5,6
302K939230	HOLDER PWB	5
302K994580	PARTS SENSOR OPT. SP	4
302LV31480	BUSH DRIVE POM	6
302N202011	CASTER 100 CN	2
302NR09070	WORKPLATE LIFT	3
302NR94010	PARTS CLUTCH 35 Z35R SP	6
302NT09030	CURSOR LEFT	3
302NT09040	CURSOR RIGHT	3
302NT09050	LEVER CURSOR SET	3
302NT09060	SPRING CURSOR SET	3
302NT09100	GEAR Z48S LIFT	3
302P794010	PARTS SENSOR OPT. SP	5
302R406010	FRAME FEED UPPER	4
302R406020	HOLDER PICKUP	4
302R406030	BUSH PICKUP HOLDER	4
302R406040	SHAFT FEED DRIVE	4
302R406050	SPRING PICKUP	4
302R406060	ACTUATOR PAPER EMPTY	4
302R406070	GEAR FEED Z26L	4
302R406100	FRAME FEED LOW	4
302R406110	HOLDER RETARD	4
302R406120	FILM RETARD	4
302R406130	SPRING RETARD	4
302R406210	HOLDER PAPER LIMIT SENSOR	5
302R409010	BASE CASSETTE	3
302R409020	CURSOR END	3
302R409030	PLATE TURN	3
302R409040	LEVER SIDE CURSOR	3
302R409050	SPRING CASSETTE EARTH	3

Part.No. 部品番号	Description 部品名称	Fig.No.
302R409060	GEAR Z13S JOINT	3
302R409070	INDICATER PAPER LEVEL	3
302R409080	LID LIFT GEAR	3
302R409090	SHUTTER SIZE DETECTION	3
302R409100	JOINT SIZE DETECTION	3
302R409110	PLATE BOTTOM	3
302R409120	REINFORCEMENT CURSOR	3
302R409130	SPRING LEVER CURSOR	3
302R409300	RAIL INNER CASSETTE RIGHT ASSY	3
302R409310	RAIL INNER CASSETTE LEFT ASSY	3
302R409320	RAIL OUTER CASSETTE RIGHT ASSY	2
302R409330	RAIL OUTER CASSETTE LEFT ASSY	2
302R409360	HOLDER PAPER SENSOR	5
302R409500	HOUSING DRIVE	5
302R409510	LID HOUSING DRIVE	5
302R409520	GEAR Z57S	5
302R409530	JOINT LIFT	5
302R409540	GEAR Z34S-Z16S	5
302R409550	SPRING JOINT LIFT	5
302R424030	PULLEY MIDDLE	1
302R424050	SHAFT MIDDLE	1
302R434020	LABEL PAPER LIMIT	3
302R434030	LABEL CASSETTE OPERATION	3
302R434140	LABEL PAPER SIZE ME	8
302R434150	LABEL PAPER SIZE IN	8
302R494170	PARTS HOLDER PICK UP ASSY SP	4
302R494210	PARTS PRIMARY FEED ASSY SP	4
302R494220	PARTS LIFT MOTOR ASSY SP	5
302R494290	PARTS DC MOTOR ASSY C SP	5
303H321080	RETAINING PIN TRAY	8
303K831280	GEAR Z41S Z14S	5
303LM02132	BOLT STOPPER	2
303LM02170	RUBBER BOLT	2
303LM02230	SHEET BOLT RUBBER	2
303NG31160	GEAR Z30L	6
303NN02220	SPRING MACHINE	5
303P824030	STOPPER COVER	1
303PK31040	GEAR Z83R-Z35L	6
303PS02140	MOUNT PF	2
303PS02200	PLATE DRAWER	5
303PS02210	HOLDER DRAWER	5
303PS02220	ARM MACHINE	5
303PS02230	ARM DRAWER	5
303PS02240	MOUNT DRAWER SUB	5
303PS04050	COVER CASSETTE	3
303PS06030	GUIDE FEED LOWER	4
303PS06040	PLATE EARTH PI	4
303PS06050	GUIDE FEED UPPER	4
303PS06070	SPRING EARTH FEED	4
303PS06090	SPRING CONVEYING	1
303PS31070	CUT WASHER 4-18	6

Part.No. 部品番号	Description 部品名称	Fig.No.
303PS31090	SPRING FEED A	6
303PS31100	GEAR Z21R	6
303PS46030	WIRE LIFT MOTOR	7
303PS46040	WIRE CASSETTE SIZE	7
303PS46050	WIRE UPPER LIMIT SENSOR	7
303PS46060	WIRE VERTICAL SENSOR	7
303PS93010	CT-5196	3
303PS94050	PARTS ROLLER CONVEYING VF SP	4
303PZ02120	MOUNT FOOT REAR	2
303PZ02130	PLATE LOWER	2
303PZ02140	PIN FULCRUM PF	2
303PZ02150	MOUNT DRAWER LOWER	5
303PZ02950	PLATE FULCRUM A	8
303PZ02960	PLATE FULCRUM B	8
303PZ04010	COVER RIGHT	1
303PZ04020	COVER LEFT	1
303PZ04030	COVER REAR	1
303PZ04040	COVER FRONT LOWER	1
303PZ06010	COVER CONVEYING	1
303PZ06020	GUIDE CONVEYING	1
303PZ06040	SHEET CONVEYING	1
303PZ06050	SPRING STOPPER	1
303PZ06060	STRAP CONVEYING	1
303PZ31010	HOUSING DRIVE	6
303PZ31030	PIN DRIVE FEED	6
303PZ31040	PIN DRIVE B	6
303PZ31050	SHAFT DRIVE FEED B	6
303PZ31060	PLATE EARTH FEED	6
303PZ31070	SHAFT DRIVE FEED A	6
303PZ31081	SHAFT CLUTCH FEED	6
303PZ34010	LABEL CASSETTE 3	3
303PZ34020	LABEL CASSETTE 4	3
303PZ46010	WIRE DRAWER MFP	7
303PZ46020	WIRE VERTICAL SENSOR	7
303PZ46030	WIRE FEED MOTOR	7
303PZ46040	WIRE CLUTCH	7
303PZ46050	WIRE VERTICAL SENSOR JOINT	7
303PZ46060	WIRE CASSETTE SIZE JOINT	7
303PZ94010	PARTS DEHUMIDIFINR 100 SET SP	9
303PZ94020	PARTS DEHUMIDIFINR 120 SET SP	9
303PZ94030	PARTS DEHUMIDIFINR 240 SET SP	9
303PZ94040	PARTS PWB PF MAIN ASSY SP	5
303PZ94051	PARTS DRIVE UNIT SP	6
5MVG127DN071	GEAR CASSETTE/A-49 CASSETTE A4	3
5MVX111DN003	RING STOPPER/A-49 FEED A4	4,6
5MVX111DN007	STOPPER 3/2BT1107 A4	4
66007310	PIN.CASSETTE WORK PLATE	3
7SP01000004+H01	SW.PUSH	4,5
7YZM390002++H01	ACCESS.CLAMP	5
7YZM610008++H01	ACCESS.SADDLE	5

PF-5140

December 2017
Rev.2

———— CONTENTS ————

FIG. 1 Covers 2
FIG. 2 Frames 4
FIG. 3 Deck Section 6
FIG. 4 Paper Feed Section 8
FIG. 5 Drive Section & Electrical Components 1 10
FIG. 6 Drive Section & Electrical Components 2 12
FIG. 7 Wire Section 14
FIG. 8 Accessories 16
FIG. 9 Options 18

• INDEX 20

FIG. 1 Covers

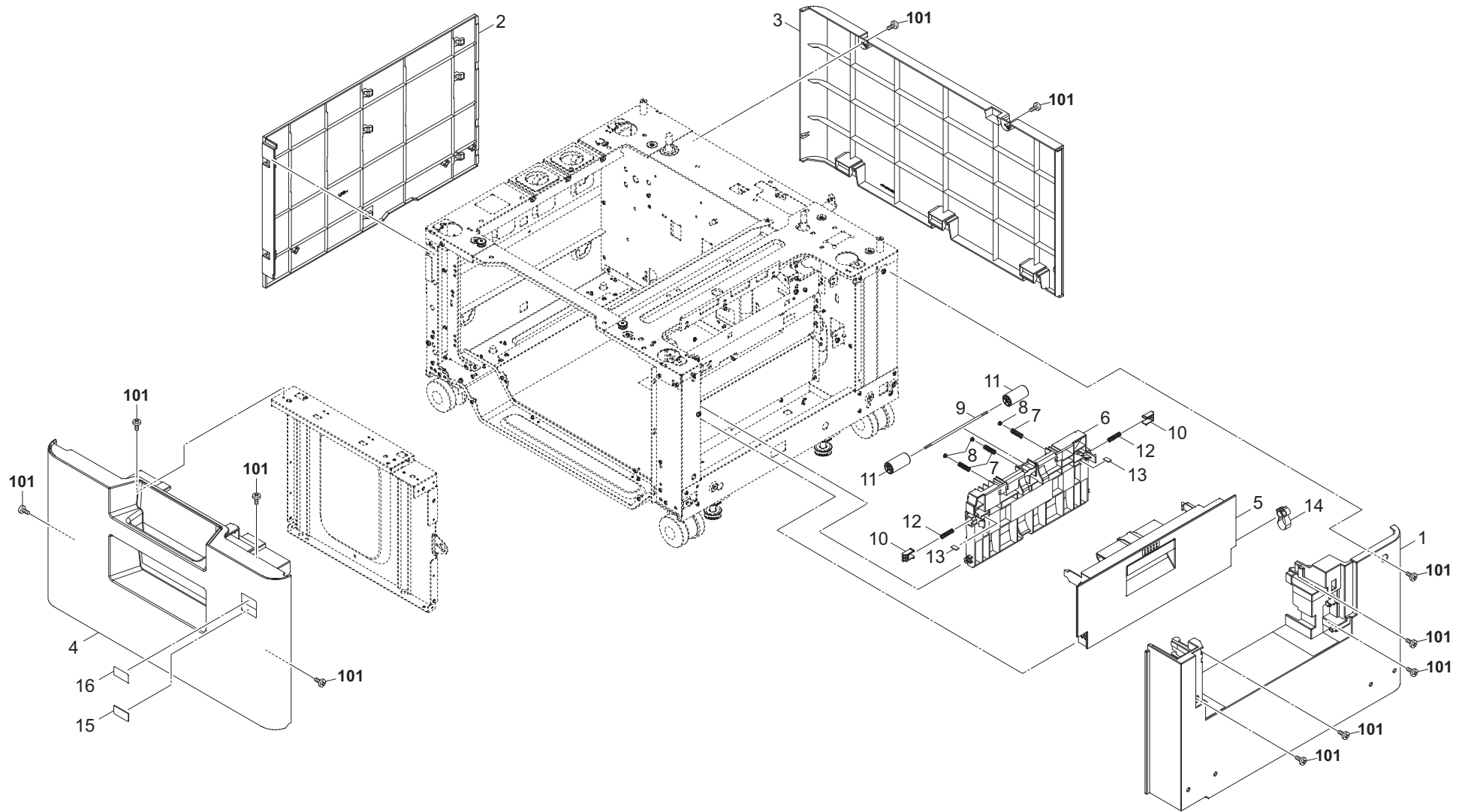


FIG. 2 Frames

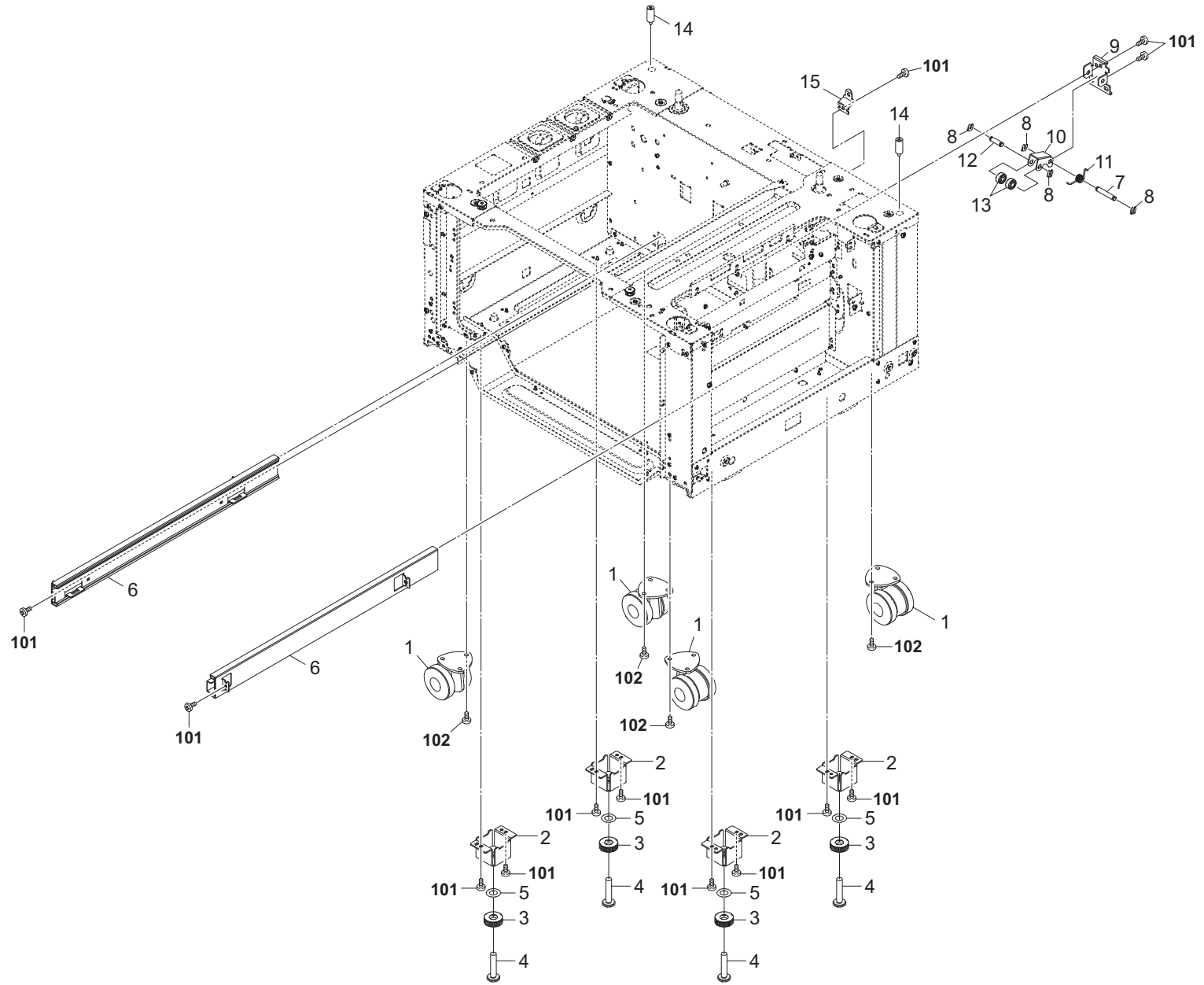


FIG. 3 Deck Section

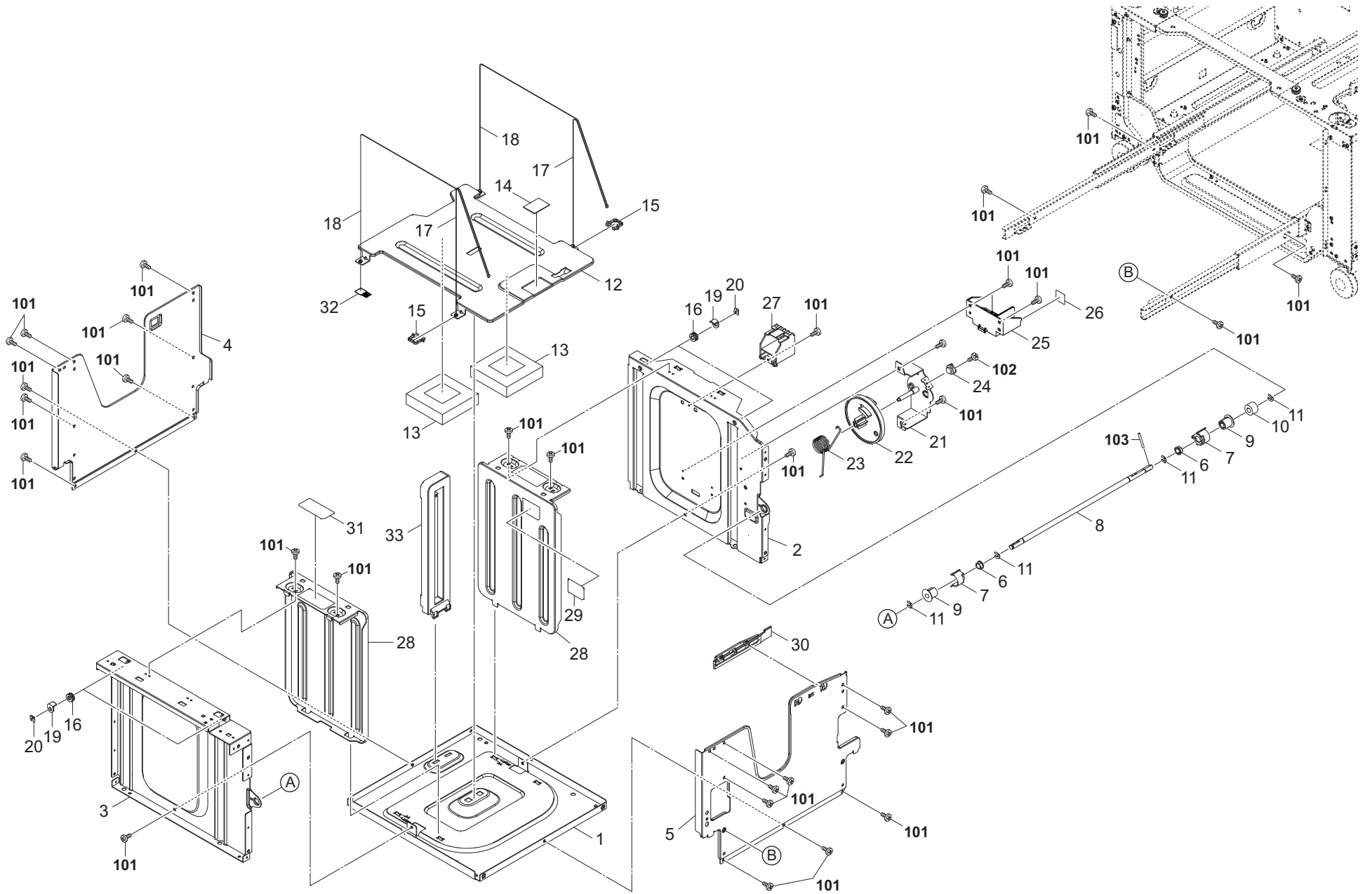


FIG. 3 Deck Section

3PT

Ref. No. 番号	Part.No. 部品番号	Description 部品名称	Notes 備考	Revision 改訂	Quantity 個数			
					100 (日本)	120	230	240
1	303PT10030	PLATE DECK LOWER			1	1	1	
2	303PT10020	PLATE DECK REAR			1	1	1	
3	303PT10010	PLATE DECK FRONT			1	1	1	
4	303PT10050	PLATE DECK LEFT			1	1	1	
5	303PT10040	PLATE DECK RIGHT			1	1	1	
6	28107310	BUSH 8			2	2	2	
7	303NF10320	HOLDER PULLEY			2	2	2	
8	303PT10130	SHAFT DECK LIFT			1	1	1	
9	2BC07020	FRONT PULLEY,LIFT DRIVE			2	2	2	
10	2BC07110	GEAR 20			1	1	1	
11	2BC06980	STOPPER 5			4	4	4	
12	303PT10060	PLATE DECK BOTTOM			1	1	1	
13	303NG10380	CUSHION TRAY			2	2	2	
14	302F909210	PAD BOTTOM			1	1	1	
15	303PT10210	SPACER DECK LIFT			2	2	2	
16	303NF10300	PULLEY LIFT WIRE			4	4	4	
17	303PT10140	WIRE LIFT A			2	2	2	
18	303PT10150	WIRE LIFT B			2	2	2	
19	303PT10180	STOPPER PULLEY			4	4	4	
20	5MVX111DN003	RING STOPPER/A-49 FEED A4			4	4	4	
21	303NF10140	MOUNT DECK DAMPER			1	1	1	
22	303PT10220	GEAR DAMPER 100			1	1	1	
23	303NF10170	SPRING LIFT STOPPER			1	1	1	
24	302G404160	DAMPER			1	1	1	
25	303NG10240	STOPPER HOOK			1	1	1	
26	303NG10350	SHEET SWITCH PUSH			1	1	1	
27	303PT10200	HOLDER DECK REAR			1	1	1	
28	303PT10110	CURSOR DECK			2	2	2	
29	303PT34020	LABEL PAPER LIMIT			1	1	1	
30	303PT10190	GUIDE RETARD DECK			1	1	1	
31	303PT34010	LABEL CASSETTE OPERATION			1	1	1	
32	303JY37220	STATIC ELIMINATOR CURSOR			1	1	1	
33	303PT10080	CURSOR END LT				1		
101	7BB700308H	+BIND T.T S SCREW 3X8 SR						
102	7BB007304H	+TP-CUP M SCREW 3X4						
103	E0030240	SPRING PIN 3X24						

• Parts with a Ref.No. of 500 and above in the illustration indicate they are not selected for service parts.

• イラスト中で 500 番台の Ref 番号が付いている部品はサービスパーツに選定されていません。

FIG. 4 Paper Feed Section

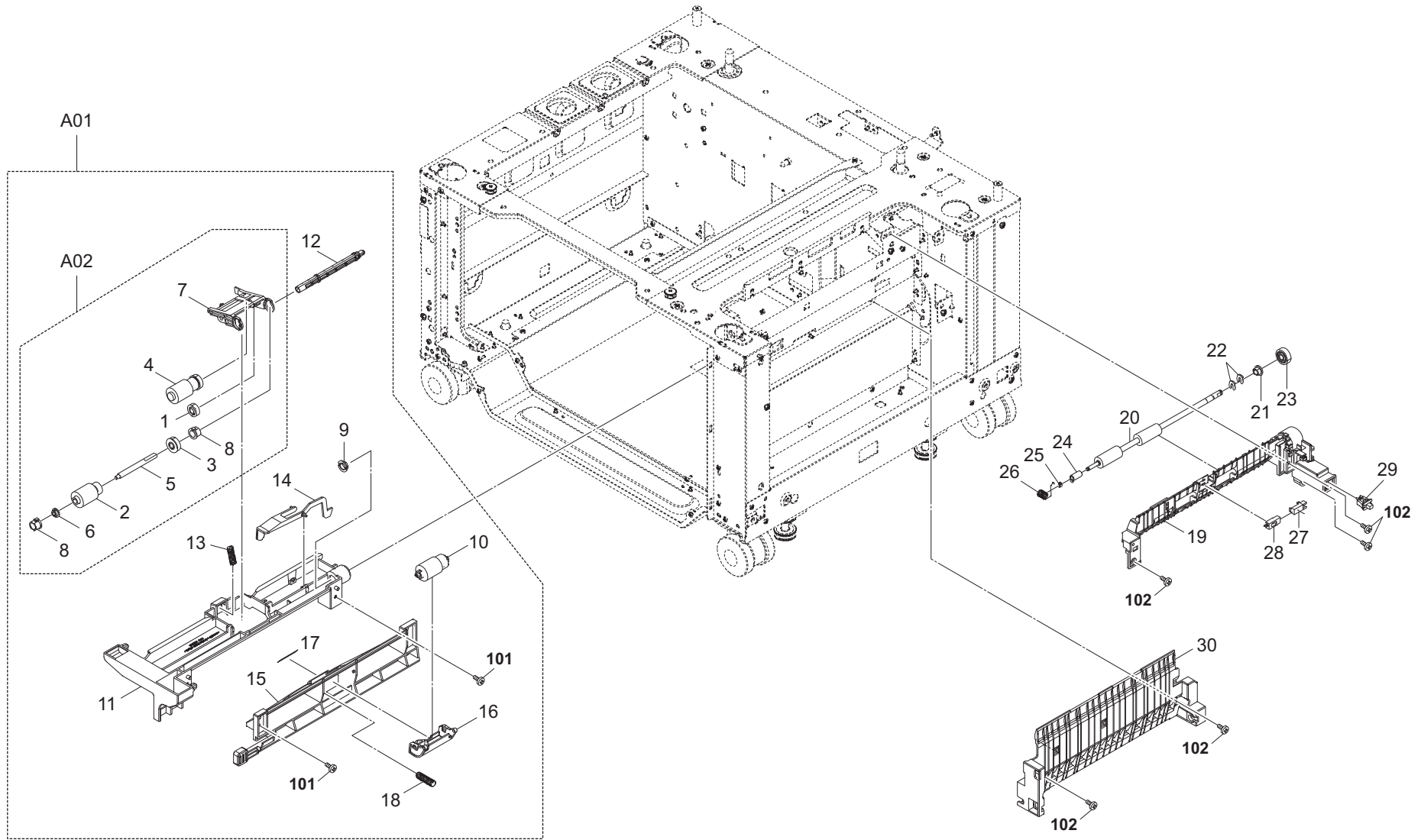


FIG. 4 Paper Feed Section

3PT-1

Ref. No. 番号	Part.No. 部品番号	Description 部品名称	Notes 備考	Revision 改訂	Quantity 個数			
					100(日本)	120	230	240
A01	302R494210	PARTS PRIMARY FEED ASSY SP			1	1	1	
A02	*302R494170	PARTS HOLDER PICK UP ASSY SP			1	1	1	
1	**302R406070	GEAR FEED Z26L		1:Part No-chg.	1	1	1	
2	**302F906230	PULLEY FEED ASSY			1	1	1	
3	**302F906280	GEAR FEED Z30H			1	1	1	
4	**302HN06080	PULLEY PICKUP ASSY			1	1	1	
5	**302K306100	SHAFT PULLEY FEED			1	1	1	
6	**302K306460	BUSH 4			1	1	1	
7	**302R406020	HOLDER PICKUP			1	1	1	
8	**302R406030	BUSH PICKUP HOLDER			2	2	2	
9	*302K331230	BUSH DRIVE 8			1	1	1	
10	*302F909171	RETARD ROLLER ASSY		1:Part No-chg.	1	1	1	
11	*302R406010	FRAME FEED UPPER			1	1	1	
12	*302R406040	SHAFT FEED DRIVE			1	1	1	
13	*302R406050	SPRING PICKUP			1	1	1	
14	*302R406060	ACTUATOR PAPER EMPTY			1	1	1	
15	*302R406100	FRAME FEED LOW			1	1	1	
16	*302R406110	HOLDER RETARD			1	1	1	
17	*302R406120	FILM RETARD			1	1	1	
18	*302R406130	SPRING RETARD			1	1	1	
19	303PS06050	GUIDE FEED UPPER			1	1	1	
20	303PS94050	PARTS ROLLER CONVEYING VF SP			1	1	1	
21	302H702590	BUSH SCREW			1	1	1	
22	5MVX111DN003	RING STOPPER/A-49 FEED A4			2	2	2	
23	302K923110	GEAR Z21L			1	1	1	
24	302K329270	BUSH DU			1	1	1	
25	5MVX111DN007	STOPPER 3/2BT1107 A4			1	1	1	
26	303PS06070	SPRING EARTH FEED			1	1	1	
27	302K994580	PARTS SENSOR OPT. SP			1	1	1	
28	303PS06040	PLATE EARTH PI			1	1	1	
29	7SP01000004+H01	SW.PUSH			1	1	1	
30	303PS06030	GUIDE FEED LOWER			1	1	1	
101	7BB200308H	+BIND T.T P SCREW 3X8						
102	7BB782308H	+TP-FLAT T.T S SCREW 3X8 SR(BLACK)						

• Parts with a Ref.No. of 500 and above in the illustration indicate they are not selected for service parts.

• イラスト中で 500 番台の Ref 番号が付いている部品はサービスパーツに選定されていません。

FIG. 5 Drive Section & Electrical Components 1

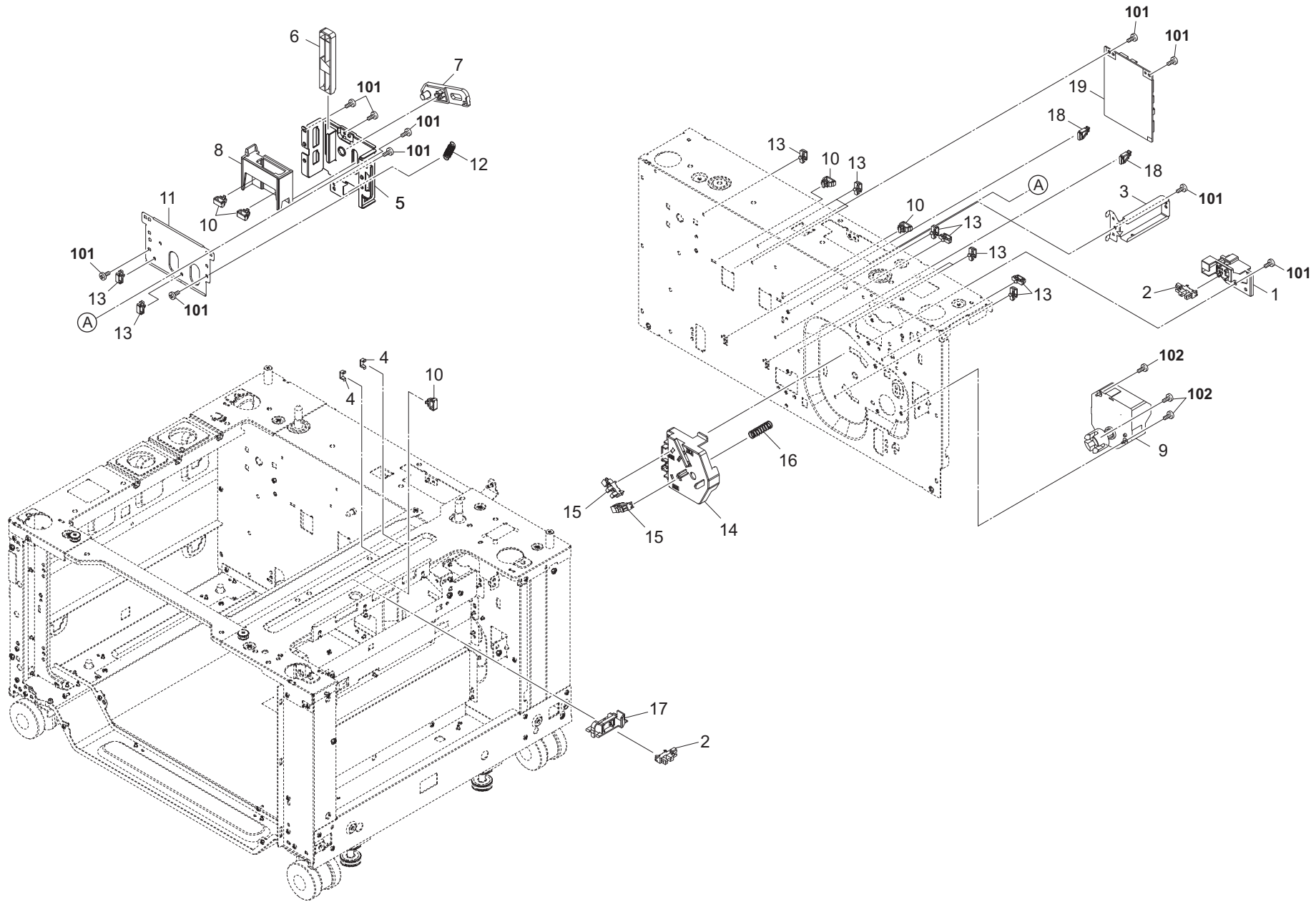


FIG. 6 Drive Section & Electrical Components 2

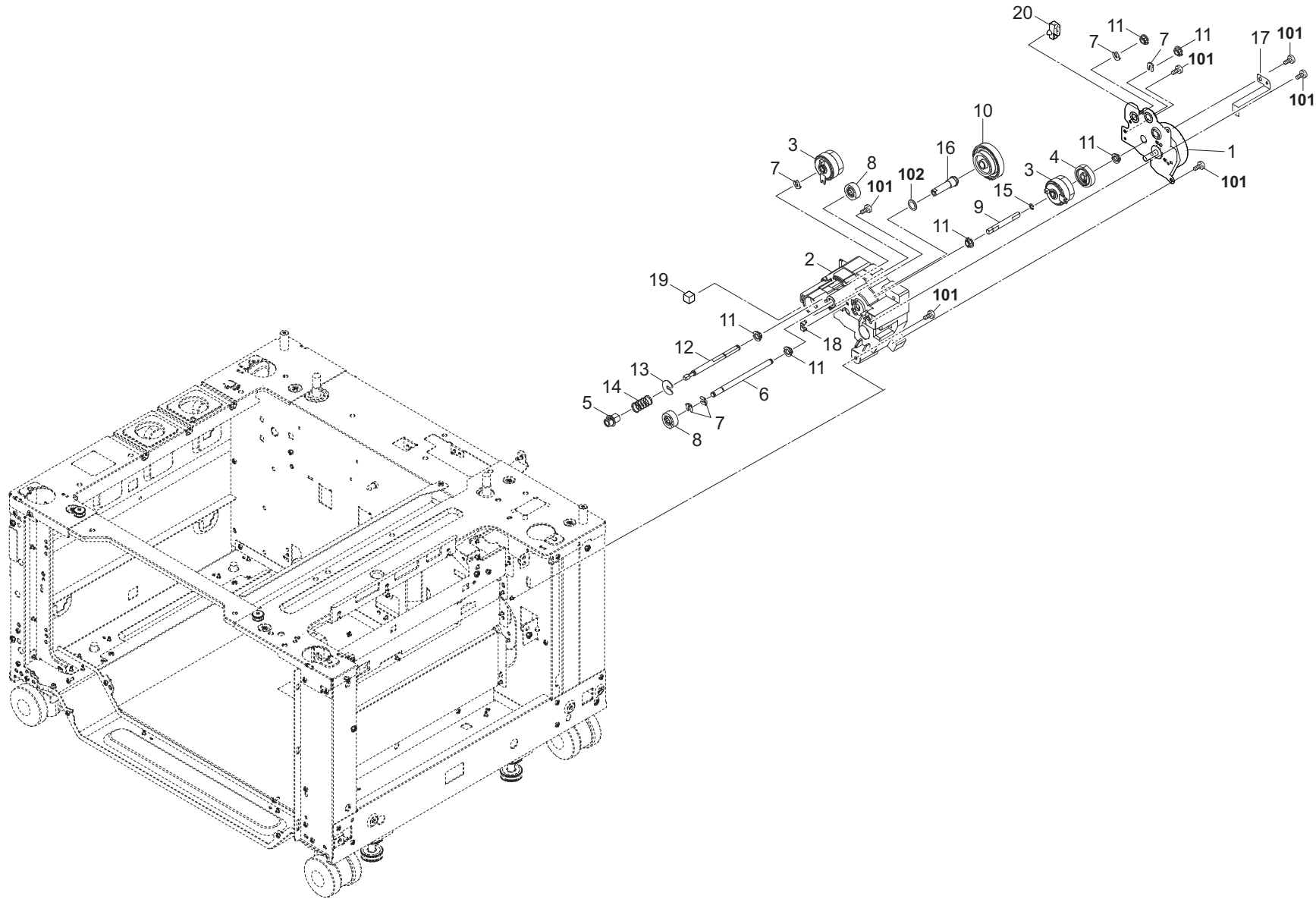


FIG. 7 Wire Section

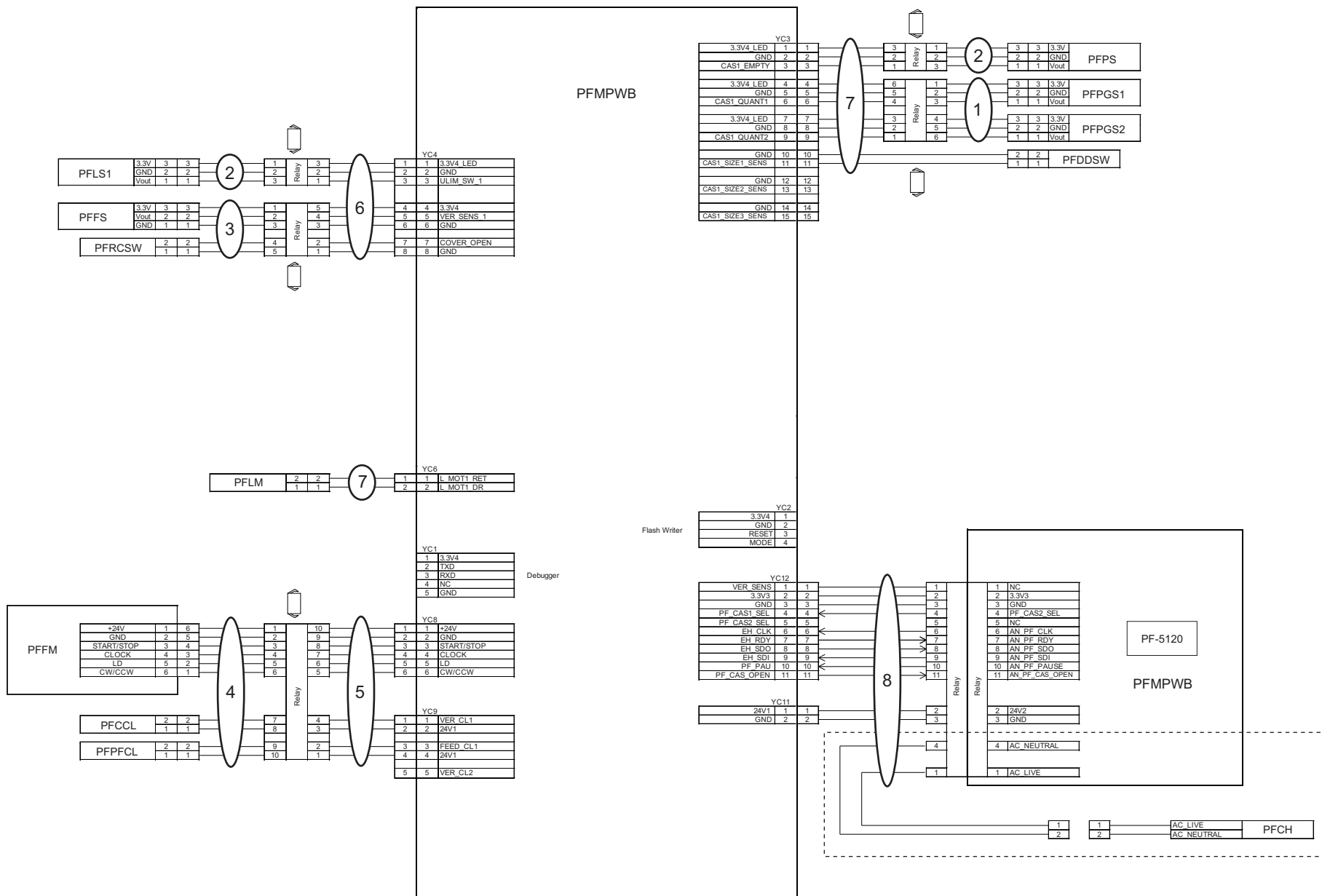


FIG. 8 Accessories

3PT

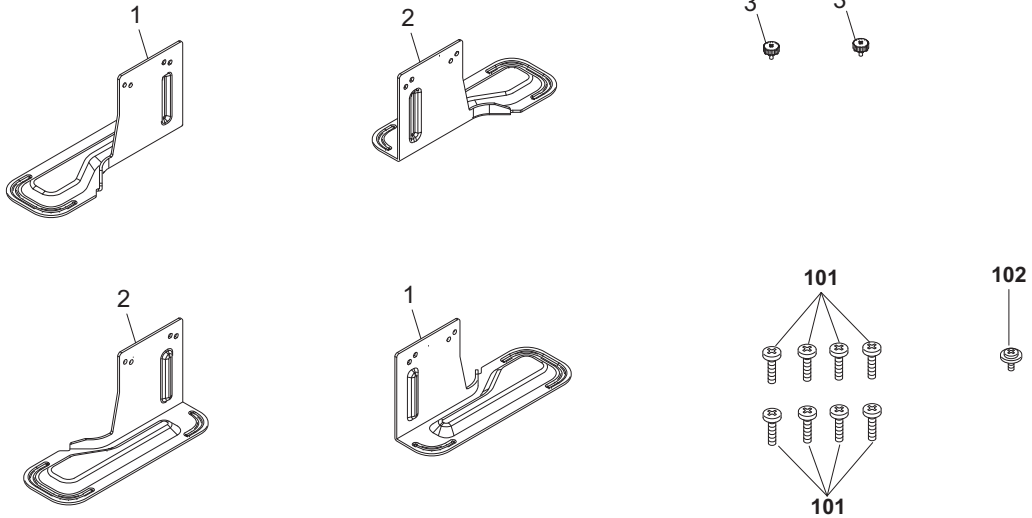
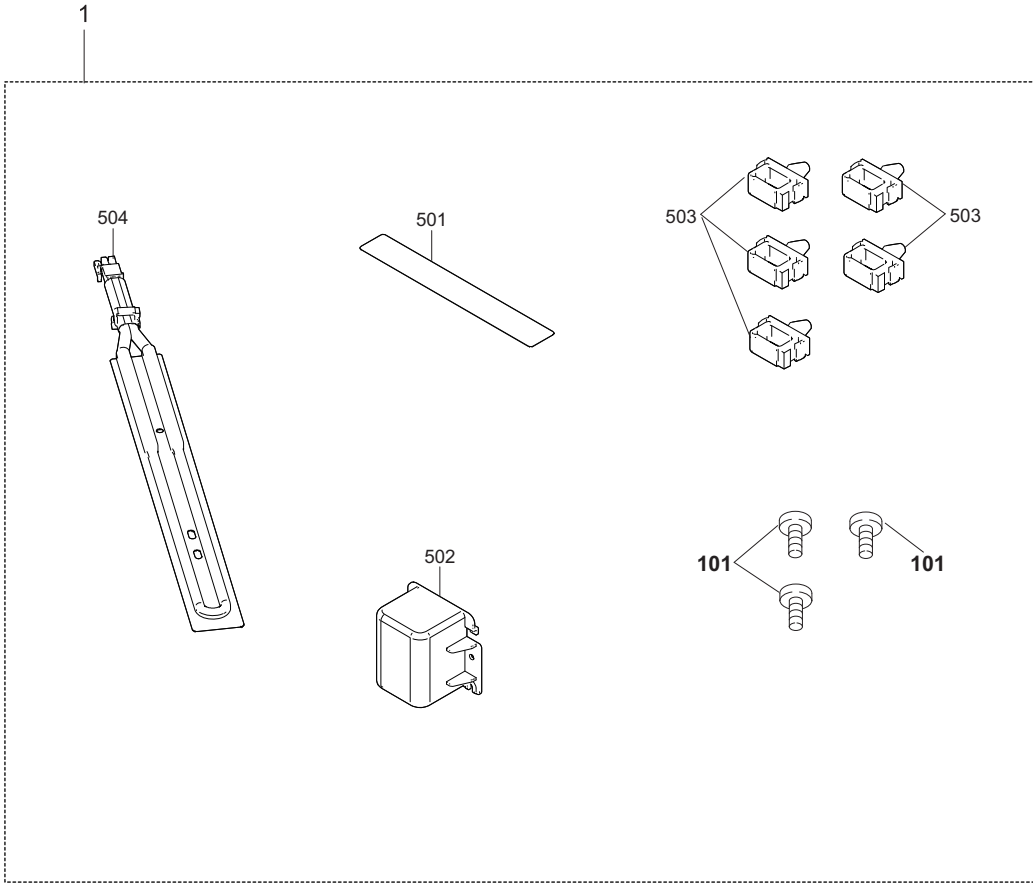


FIG. 9 Options



INDEX / 索引

Part.No. 部品番号	Description 部品名称	Fig.No.
28107310	BUSH 8	3
2BC06980	STOPPER 5	3
2BC07020	FRONT PULLEY,LIFT DRIVE	3
2BC07110	GEAR 20	3
2C902080	SPRING DEV PUSH	5
2FM04150	CAP SPRING/B-11 ENCLOSURE A4	1
302F729080	SPACER DU	1
302F906230	PULLEY FEED ASSY	4
302F906280	GEAR FEED Z30H	4
302F909171	RETARD ROLLER ASSY	4
302F909210	PAD BOTTOM	3
302FG07020	PULLEY,CASSETTE RAIL	2
302G404160	DAMPER	3
302H702590	BUSH SCREW	4
302HN06080	PULLEY PICKUP ASSY	4
302HN31660	JOINT SHAFT CASSETTE	6
302K306100	SHAFT PULLEY FEED	4
302K306460	BUSH 4	4
302K329270	BUSH DU	4
302K331230	BUSH DRIVE 8	4
302K923110	GEAR Z21L	4
302K924820	CUT-WASHER 4	6
302K931080	WIRE STOPPER	5,6
302K939230	HOLDER PWB	5
302K994580	PARTS SENSOR OPT. SP	4
302LV31480	BUSH DRIVE POM	6
302N202011	CASTER 100 CN	2
302NR94010	PARTS CLUTCH 35 Z35R SP	6
302P794010	PARTS SENSOR OPT. SP	5
302R406010	FRAME FEED UPPER	4
302R406020	HOLDER PICKUP	4
302R406030	BUSH PICKUP HOLDER	4
302R406040	SHAFT FEED DRIVE	4
302R406050	SPRING PICKUP	4
302R406060	ACTUATOR PAPER EMPTY	4
302R406070	GEAR FEED Z26L	4
302R406100	FRAME FEED LOW	4
302R406110	HOLDER RETARD	4
302R406120	FILM RETARD	4
302R406130	SPRING RETARD	4
302R406210	HOLDER PAPER LIMIT SENSOR	5
302R424030	PULLEY MIDDLE	1
302R424050	SHAFT MIDDLE	1
302R494170	PARTS HOLDER PICK UP ASSY SP	4
302R494210	PARTS PRIMARY FEED ASSY SP	4
303H321080	RETAINING PIN TRAY	8
303JY37220	STATIC ELIMINATOR CURSOR	3
303LM02132	BOLT STOPPER	2
303LM02170	RUBBER BOLT	2
303LM02230	SHEET BOLT RUBBER	2
303M894260	PARTS SENSOR OPT SP	5

Part.No. 部品番号	Description 部品名称	Fig.No.
303NF02270	LEVER DECK HOOK	2
303NF02280	SHAFT HOOK FULCRUM	2
303NF02290	SHAFT HOOK PULLEY	2
303NF02301	HOLDER DECK HOOK	2
303NF02310	SPRING DECK HOOK	2
303NF10140	MOUNT DECK DAMPER	3
303NF10170	SPRING LIFT STOPPER	3
303NF10300	PULLEY LIFT WIRE	3
303NF10320	HOLDER PULLEY	3
303NF10330	HOLDER DECK SENSOR	5
303NF46100	WIRE PAPER SENSOR	7
303NF94091	PARTS MOTOR LIFT DECK SP	5
303NG10240	STOPPER HOOK	3
303NG10350	SHEET SWITCH PUSH	3
303NG10380	CUSHION TRAY	3
303NG31160	GEAR Z30L	6
303NN02220	SPRING MACHINE	5
303P824030	STOPPER COVER	1
303PK31040	GEAR Z83R-Z35L	6
303PS02140	MOUNT PF	2
303PS02200	PLATE DRAWER	5
303PS02210	HOLDER DRAWER	5
303PS02220	ARM MACHINE	5
303PS02230	ARM DRAWER	5
303PS02240	MOUNT DRAWER SUB	5
303PS06010	COVER CONVEYING	1
303PS06020	GUIDE CONVEYING	1
303PS06030	GUIDE FEED LOWER	4
303PS06040	PLATE EARTH PI	4
303PS06050	GUIDE FEED UPPER	4
303PS06070	SPRING EARTH FEED	4
303PS06080	SPRING STOPPER	1
303PS06090	SPRING CONVEYING	1
303PS31011	SHAFT CLUTCH FEED	6
303PS31020	SHAFT DRIVE FEED A	6
303PS31040	HOUSING DRIVE	6
303PS31050	PLATE EARTH FEED	6
303PS31060	PIN DRIVE FEED	6
303PS31070	CUT WASHER 4-18	6
303PS31080	SHAFT DRIVE FEED B	6
303PS31090	SPRING FEED A	6
303PS31100	GEAR Z21R	6
303PS31120	SPONGE WIRE DRIVE	6
303PS46050	WIRE UPPER LIMIT SENSOR	7
303PS46060	WIRE VERTICAL SENSOR	7
303PS46070	WIRE FEED MOTOR	7
303PS46080	WIRE FEED MOTOR JOINT	7
303PS94050	PARTS ROLLER CONVEYING VF SP	4
303PS94060	PARTS MOTOR ASSY SP	6
303PT04010	COVER RIGHT	1
303PT04020	COVER FRONT DECK	1

Part.No. 部品番号	Description 部品名称	Fig.No.
303PT06010	MOUNT PAPER SENSOR	5
303PT10010	PLATE DECK FRONT	3
303PT10020	PLATE DECK REAR	3
303PT10030	PLATE DECK LOWER	3
303PT10040	PLATE DECK RIGHT	3
303PT10050	PLATE DECK LEFT	3
303PT10060	PLATE DECK BOTTOM	3
303PT10080	CURSOR END LT	3
303PT10110	CURSOR DECK	3
303PT10120	SLIDER DECK	2
303PT10130	SHAFT DECK LIFT	3
303PT10140	WIRE LIFT A	3
303PT10150	WIRE LIFT B	3
303PT10180	STOPPER PULLEY	3
303PT10190	GUIDE RETARD DECK	3
303PT10200	HOLDER DECK REAR	3
303PT10210	SPACER DECK LIFT	3
303PT10220	GEAR DAMPER 100	3
303PT34010	LABEL CASSETTE OPERATION	3
303PT34020	LABEL PAPER LIMIT	3
303PT34030	LABEL PAPER A4	1
303PT34040	LABEL PAPER LT	1
303PT46010	WIRE VERTICAL SENSOR JOINT	7
303PT46020	WIRE CASSETTE SIZE JOINT	7
303PT94010	PARTS PWB PF MAIN ASSY SP	5
303PT94020	PARTS DEHUMIDIFINR 100 SET SP	9
303PT94030	PARTS DEHUMIDIFINR 120 SET SP	9
303PT94040	PARTS DEHUMIDIFINR 240 SET SP	9
303PZ02120	MOUNT FOOT REAR	2
303PZ02140	PIN FULCRUM PF	2
303PZ02150	MOUNT DRAWER LOWER	5
303PZ02950	PLATE FULCRUM A	8
303PZ02960	PLATE FULCRUM B	8
303PZ04020	COVER LEFT	1
303PZ04030	COVER REAR	1
303PZ06060	STRAP CONVEYING	1
303PZ34010	LABEL CASSETTE 3	1
303PZ46010	WIRE DRAWER MFP	7
5MVX111DN003	RING STOPPER/A-49 FEED A4	2,3,4,6
5MVX111DN007	STOPPER 3/2BT1107 A4	4
7SP01000004+H01	SW.PUSH	4
7YZM390002++H01	ACCESS.CLAMP	5
7YZM610007++H01	ACCESS.SADDLE	6
7YZM610008++H01	ACCESS.SADDLE	5

DP-5100

February 2018
Rev.4

———— CONTENTS ————

FIG. 1 Covers 2
FIG. 2 Frames 4
FIG. 3 Table Assy 6
FIG. 4 Paper Feed Section 8
FIG. 5 Paper Conveying Section 1 10
FIG. 6 Paper Conveying Section 2 12
FIG. 7 Drive Section & Electrical Components 14
FIG. 8 Wire Section 16
FIG. 9 Maintenance Kits 18

• INDEX 19

FIG. 1 Covers

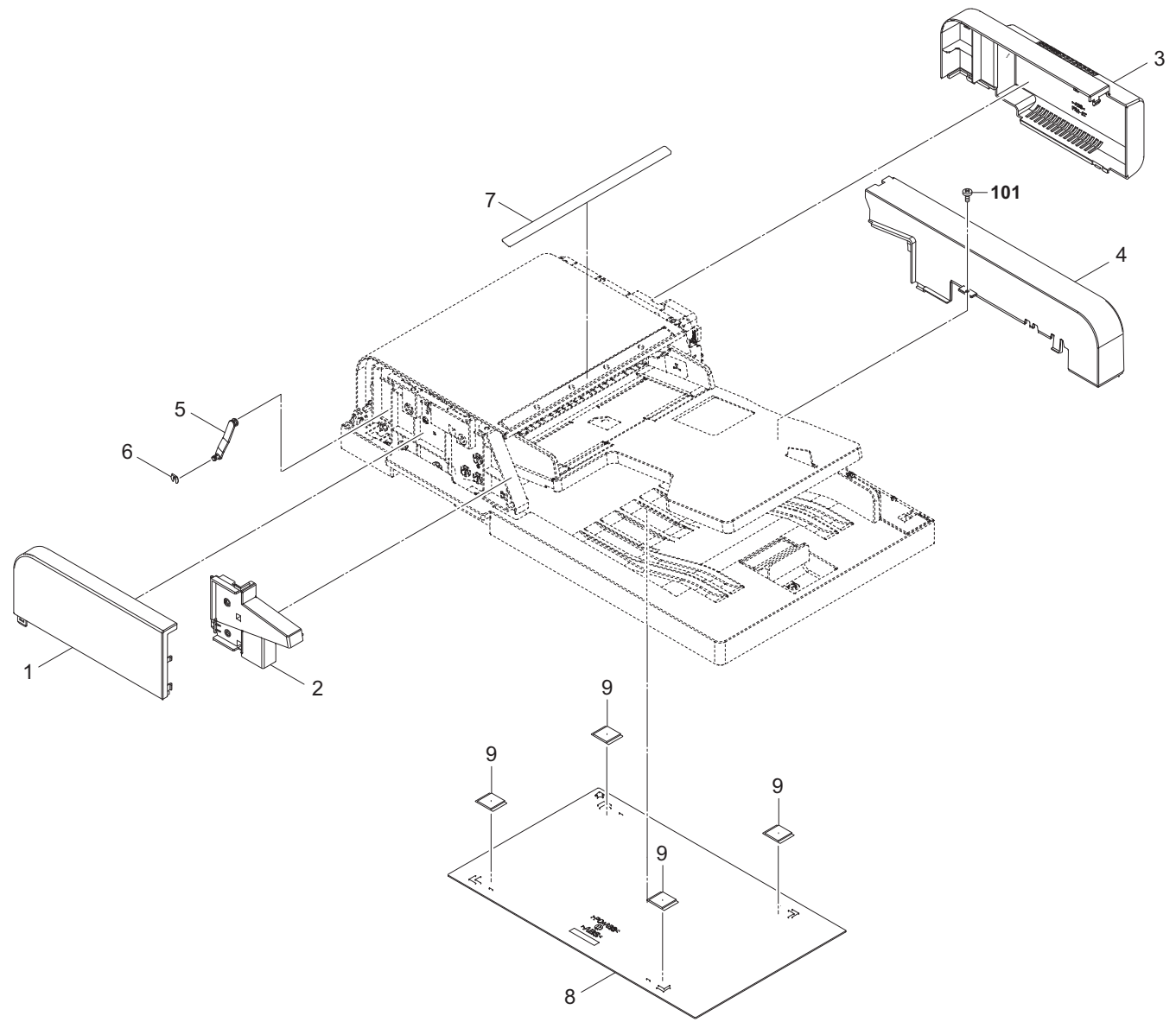


FIG. 1 Covers

3R3

Ref. No. 番号	Part.No. 部品番号	Description 部品名称	Notes 備考	Revision 改訂	Quantity 個数			
					100(日本)	120	230	240
1	303R304010	COVER FRONT			1	1	1	1
2	303R304040	COVER FRONT B			1	1	1	1
3	303R304020	COVER REAR A			1	1	1	1
4	303R304030	COVER REAR B			1	1	1	1
5	303R302040	ARM PF COVER			1	1	1	1
6	302FZ25740	STOPPER 4			1	1	1	1
7	303R334010	LABEL SIZE DIRECTION			1	1	1	1
8	302H918021	PLATE ORIGINAL			1	1	1	1
9	303MX02021	CUSHION ORIGINAL MAT A			4	4	4	4
101	7BB282308H	+TP-FLAT T.T P SCREW 3X8(BLACK)						

• Parts with a Ref.No. of 500 and above in the illustration indicate they are not selected for service parts.

・イラスト中で 500 番台の Ref 番号が付いている部品はサービスパーツに選定されていません。

FIG. 2 Frames

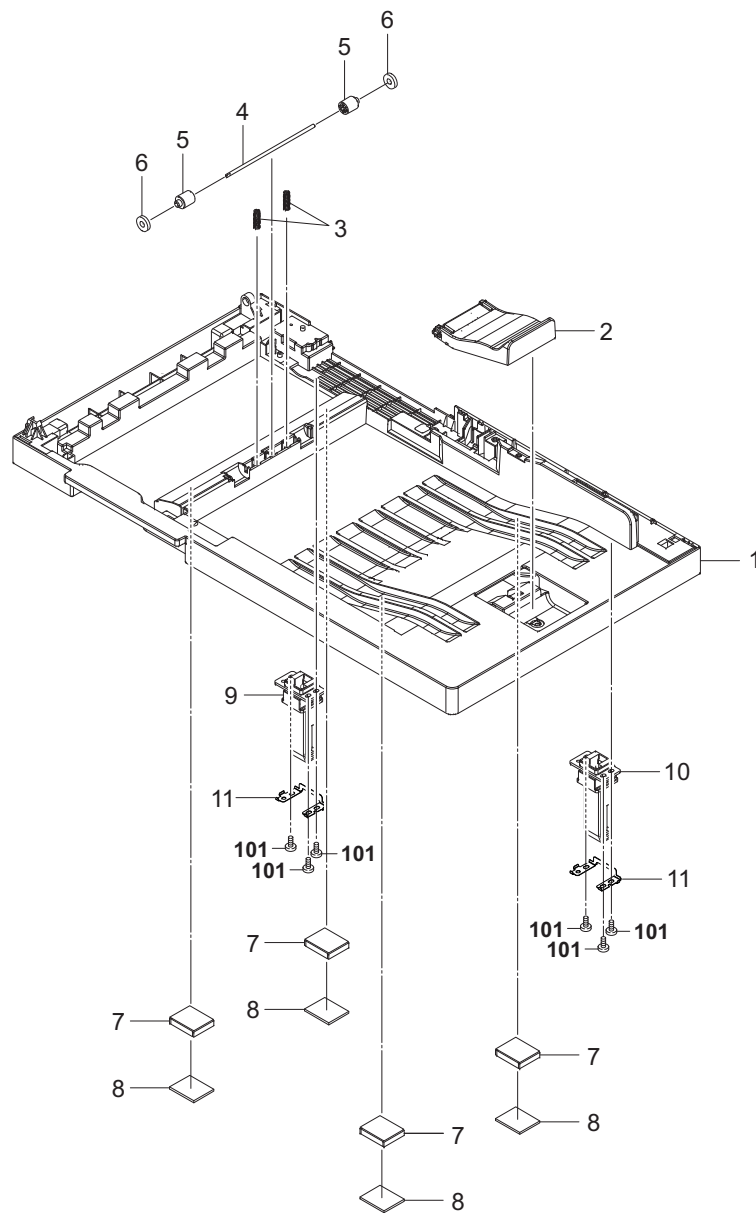


FIG. 2 Frames

3R3-2

Ref. No. 番号	Part.No. 部品番号	Description 部品名称	Notes 備考	Revision 改訂	Quantity 個数			
					100(日本)	120	230	240
1	303R302010	BASE DP			1	1	1	1
2	303R402020	STOPPER BASE			1	1	1	1
3	3V2NM18990	SPRING-COMPRESSION EXIT			2	2	2	2
4	302F928290	SHAFT EJECT PULLEY			1	1	1	1
5	3HK10030	PULLEY EJECT			2	2	2	2
6	3HK10060	SPONGE EJECT			2	2	2	2
7	303PH02030	SPONGE ORIGINAL MAT FILM			4	4	4	4
8	303MX02031	CUSHION ORIGINAL MAT B			4	4	4	4
9	303R302021	HINGE LEFT		2:Design-chg.	1	1	1	1
10	303R302031	HINGE RIGHT		2:Design-chg.	1	1	1	1
11	303R302050	PLATE HINGE		1:Add	2	2	2	2
101	7BB202310H	+TP-FLAT T.T P SCREW 3X10						

• Parts with a Ref.No. of 500 and above in the illustration indicate they are not selected for service parts.

・イラスト中で 500 番台の Ref 番号が付いている部品はサービスパーツに選定されていません。

FIG. 3 Table Assy

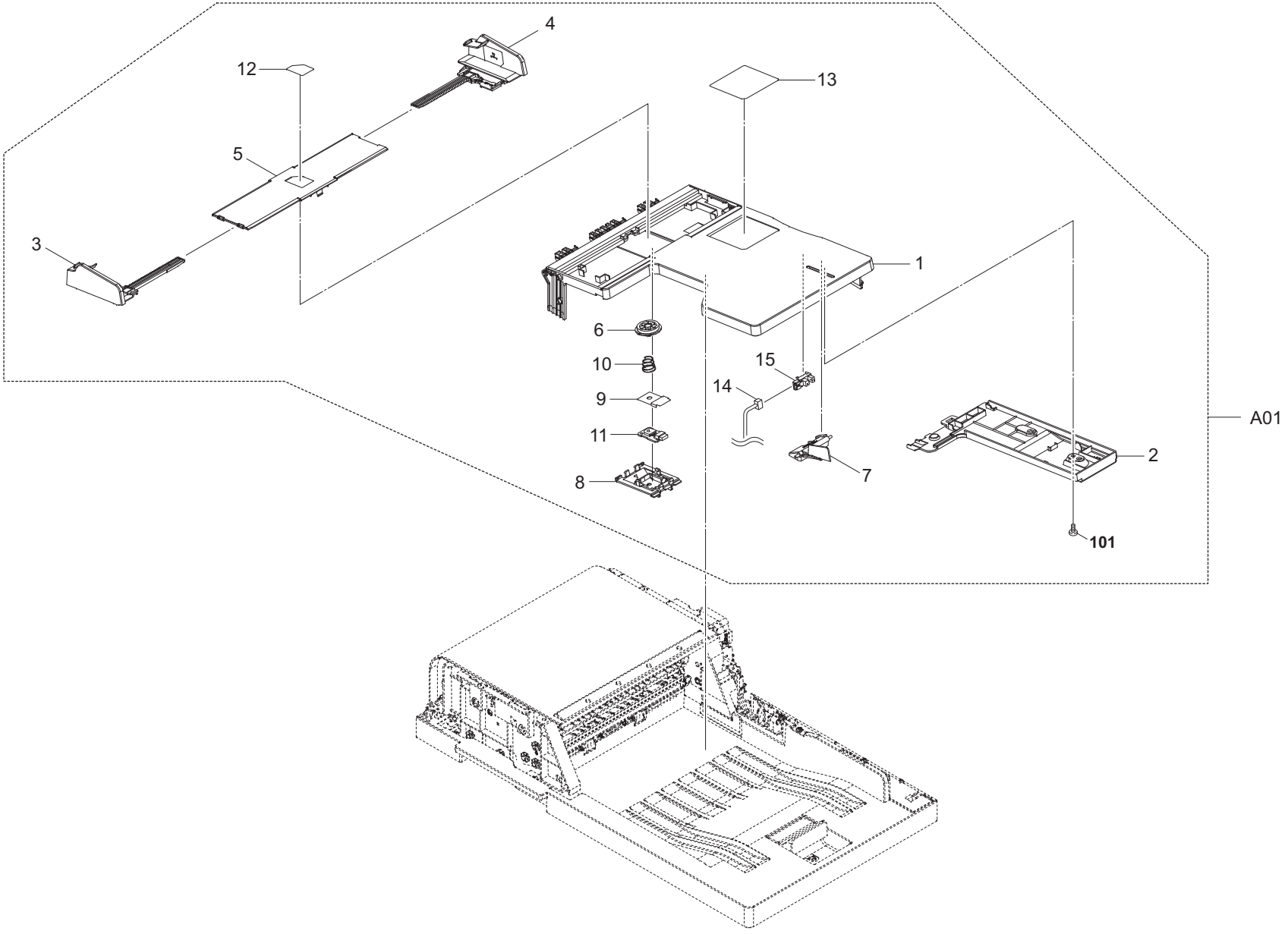


FIG. 3 Table Assy

3R3

Ref. No. 番号	Part.No. 部品番号	Description 部品名称	Notes 備考	Revision 改訂	Quantity 個数			
					100 (日本)	120	230	240
A01	303R394010	PARTS TABLE MAIN ASSY SP			1	1	1	1
1	*303R306010	TABLE MAIN			1	1	1	1
2	*303R306020	COVER TABLE			1	1	1	1
3	*303R306030	CURSOR FRONT			1	1	1	1
4	*303R306040	CURSOR REAR			1	1	1	1
5	*303R306050	COVER CURSOR			1	1	1	1
6	*303R306060	GEAR DETECTION			1	1	1	1
7	*303R306070	ACTUATOR SIZE DETECTION			1	1	1	1
8	*303R306080	COVER SIZE SWITCH			1	1	1	1
9	*303R306090	SHEET SIZE SWITCH			1	1	1	1
10	*303R306100	SPRING SIZE SWITCH			1	1	1	1
11	*303R394050	PARTS PWB PAPER SIZE SENSOR ASSY SP			1	1	1	1
12	*303R334020	LABEL FACE UP			1	1	1	1
13	*303R334040	LABEL CAUTION			1	1	1	1
14	*303R346020	WIRE TABLE			1	1	1	1
15	*302P794010	PARTS SENSOR OPT. SP			1	1	1	1
101	7BB200308H	+BIND T.T P SCREW 3X8						

• Parts with a Ref.No. of 500 and above in the illustration indicate they are not selected for service parts.

• イラスト中で 500 番台の Ref 番号が付いている部品はサービスパーツに選定されていません。

FIG. 4 Paper Feed Section

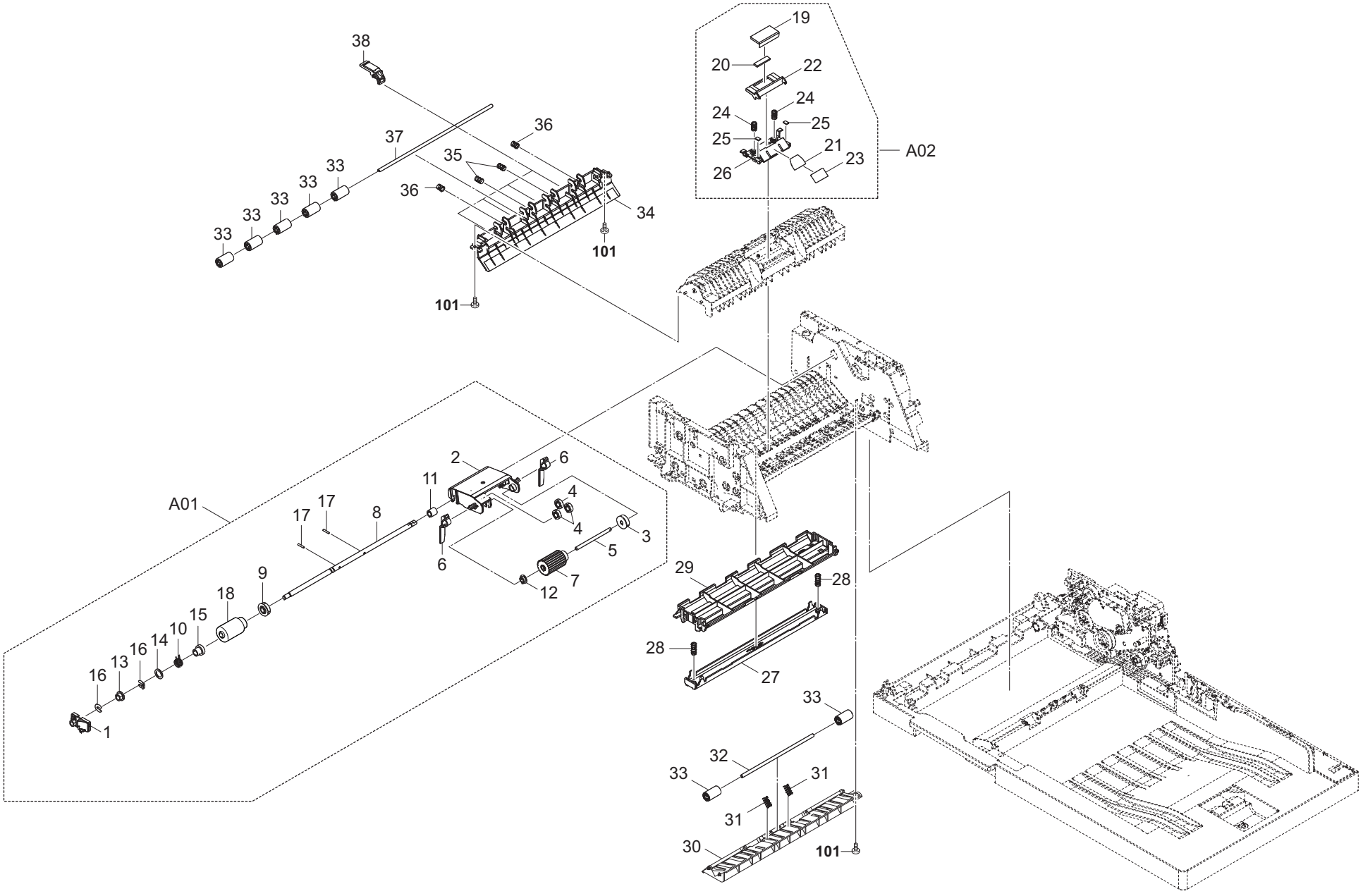


FIG. 4 Paper Feed Section

3R3-3

Ref. No. 番号	Part.No. 部品番号	Description 部品名称	Notes 備考	Revision 改訂	Quantity 個数			
					100(日本)	120	230	240
A01	303R394020	PARTS HOLDER PICKUP ASSY SP			1	1	1	1
1	+3V2NM18130	LEVER FEED ROLLER			1	1	1	1
2	+3V2NM18190	HOLDER PICKUP B			1	1	1	1
3	+3V2NM18610	GEAR PICKUP 18			1	1	1	1
4	+3V2NM18632	GEAR Z13S		3:Design-chg.	3	3	3	3
5	+303R324100	SHAFT PICKUP		2:Part No-chg.	1	1	1	1
6	+3V2NM18650	STOPPER PAPER			2	2	2	2
7	+302R494420	PARTS PULLEY PICKUP ASSY SP		1:Part No-chg.	1	1	1	1
8	+303R324110	SHAFT ROLLER PF		2:Part No-chg.	1	1	1	1
9	+3V2NM18710	GEAR Z18S FEED ROLLER			1	1	1	1
10	+3V2NM18780	SPRING-TORSION LF			1	1	1	1
11	+3V2NM18800	PULLEY PF			1	1	1	1
12	+302K306460	BUSH 4		1:Part No-chg.	1	1	1	1
13	+302H702590	BUSH SCREW			1	1	1	1
14	+3HK07270	COLLAR PF			1	1	1	1
15	+3V2NM07080	COLLAR S SPRING		1:Part No-chg.	1	1	1	1
16	+5MVX111DN003	RING STOPPER/A-49 FEED A4			2	2	2	2
17	+7BP512010B0CH01	PARALLEL PIN 2.0X10			2	2	2	2
18	+302R494430	PARTS PULLEY PAPER FEED ASSY SP			1	1	1	1
A02	303R394030	PARTS HOLDER PAD ASSY SP			1	1	1	1
19	+302LW07100	PAD SEPARATION			1	1	1	1
20	+302LW07120	CUSHION PAD			1	1	1	1
21	+303K507102	PAD FRONT SEP			1	1	1	1
22	+303LJ07030	MOUNT PAD			1	1	1	1
23	+303LJ07090	FILM FRONT SEP			1	1	1	1
24	+303LJ24140	SPRING PAD			2	2	2	2
25	+3V2NM18560	CUSHION MOUNT PAD			2	2	2	2
26	+3V2NM18660	HOLDER PAD			1	1	1	1
27	3V2NM18520	GUIDE READING			1	1	1	1
28	303LJ02070	SPRING READING			2	2	2	2
29	303R394100	PARTS READING UPPER ASSY SP		3:Part No.-chg.	1	1	1	1
30	303R324080	GUIDE LOWER RIGHT			1	1	1	1
31	3V2NM18550	SPRING-COMPRESSION CONVEYING			2	2	2	2
32	303LJ24110	SHAFT CONVEYING			1	1	1	1
33	3V2NM18240	PULLEY CONVEYING			7	7	7	7
34	3V2NM18530	GUIDE LOWER LEFT			1	1	1	1
35	3V2NM18280	SPRING-COMPRESSION REGIST A			2	2	2	2
36	3V2NM18290	SPRING-COMPRESSION REGIST B			2	2	2	2
37	303R324090	SHAFT CONVEYING		2:Part No-chg.	1	1	1	1
38	303R324020	LEVER REGIST			4	4	4	4
101	7BB200308H	+BIND T.T P SCREW 3X8						

• Parts with a Ref.No. of 500 and above in the illustration indicate they are not selected for service parts.

• イラスト中で 500 番台の Ref 番号が付いている部品はサービスパーツに選定されていません。

FIG. 5 Paper Conveying Section 1

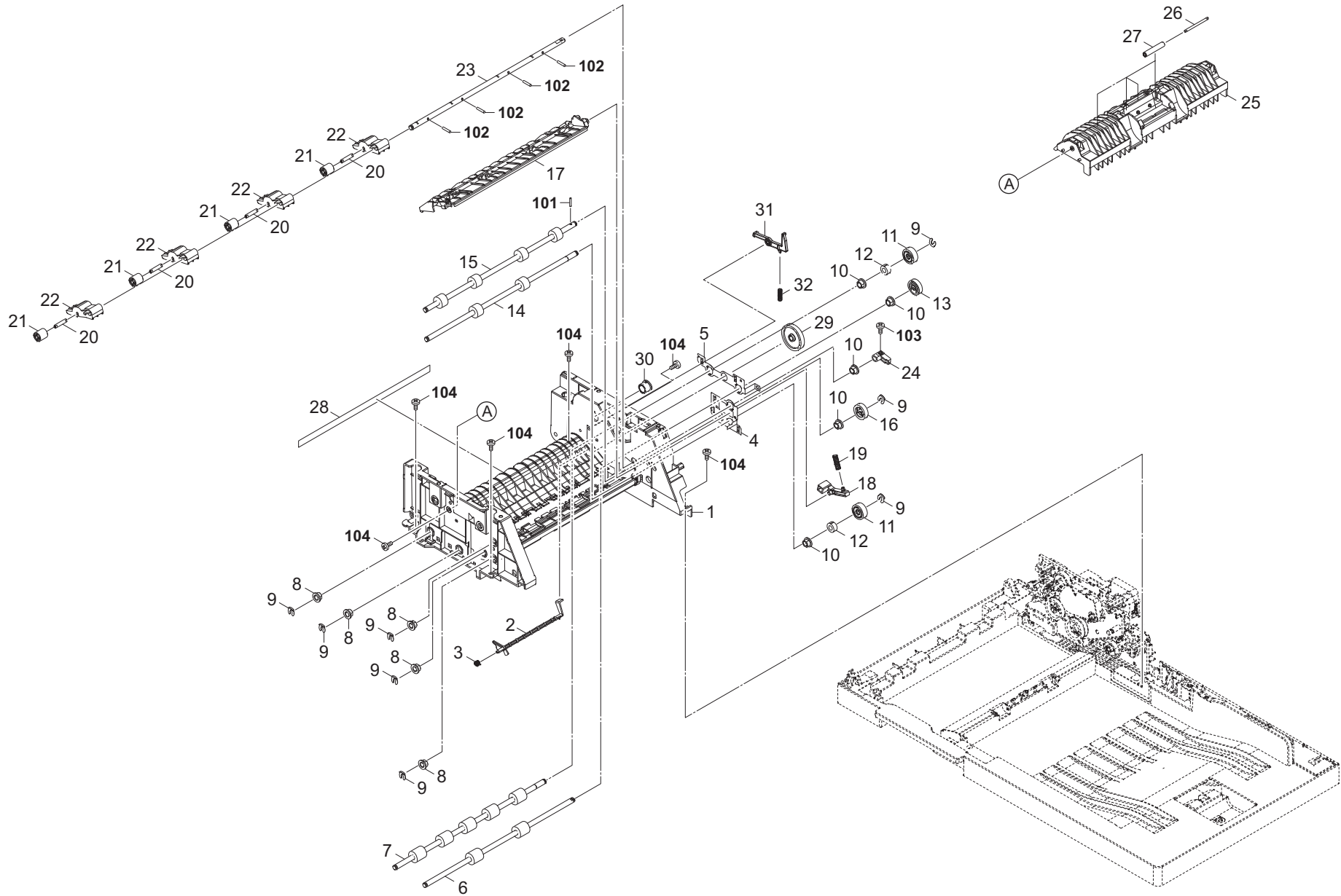


FIG. 5 Paper Conveying Section 1

3R3-2

Ref. No. 番号	Part.No. 部品番号	Description 部品名称	Notes 備考	Revision 改訂	Quantity 個数			
					100 (日本)	120	230	240
1	3V2NM18110	HOUSING CONVEYING			1	1	1	1
2	3V2NM18260	ACTUATOR TIMING			1	1	1	1
3	302M518180	SPRING-TORSION SET			1	1	1	1
4	3V2NM18150	PLATE EARTH B			1	1	1	1
5	3V2NM18140	PLATE EARTH A			1	1	1	1
6	303R394070	PARTS ROLLER CONVEYING B SP			1	1	1	1
7	303R394060	PARTS ROLLER CONVEYING A SP			1	1	1	1
8	302H702590	BUSH SCREW			5	5	5	5
9	5MVX111DN003	RING STOPPER/A-49 FEED A4			8	8	8	8
10	302H024370	BUSH 6 EW			5	5	5	5
11	3V2NM18400	GEAR Z22S ONEWAY			2	2	2	2
12	5AAVCLTCH018	ONE WAY CLUTCH/A-49 MPF A4			2	2	2	2
13	302K394350	PARTS GEAR Z22S EXIT SP		1:Part No-chg.	1	1	1	1
14	303R394080	PARTS ROLLER EXIT SP			1	1	1	1
15	303R394090	PARTS ROLLER LOOP SP			1	1	1	1
16	3V2NM18370	GEAR Z22S			1	1	1	1
17	3V2NM18820	GUIDE SEPARATE			1	1	1	1
18	3V2NM18860	LEVER SEPARATE			1	1	1	1
19	302LV06040	SPRING PICKUP			1	1	1	1
20	303M824200	SHAFT PULLEY			4	4	4	4
21	303M824210	PULLEY CONVEYING BK			4	4	4	4
22	3V2NM18900	HOLDER PULLEY			4	4	4	4
23	303R324130	SHAFT LOOP		2:Part No-chg.	1	1	1	1
24	3V2NM18880	LEVER LOOP B			1	1	1	1
25	3V2NM18730	GUIDE UPPER			1	1	1	1
26	303M824130	SHAFT GUIDE READING			4	4	4	4
27	303LL24190	PULLEY GUIDE READING			4	4	4	4
28	303LJ28040	STATIC ELIMINATOR			1	1	1	1
29	3V2NM18360	GEAR Z40S			1	1	1	1
30	3V2NM18090	BUSH PF			1	1	1	1
31	3V2NM18060	ACTUATOR PUSH			1	1	1	1
32	3V2NM18100	SPRING-COMPRESSION RELEASE			1	1	1	1
101	7BP512012B0CH01	PARALLEL PIN 2.0X12						
102	7BP512016B0CH01	PARALLEL PIN 2.0X16						
103	7BB600306H	+BIND M SCREW 3X6 R						
104	7BB200308H	+BIND T.T P SCREW 3X8						

• Parts with a Ref.No. of 500 and above in the illustration indicate they are not selected for service parts.

• イラスト中で 500 番台の Ref 番号が付いている部品はサービスパーツに選定されていません。

FIG. 6 Paper Conveying Section 2

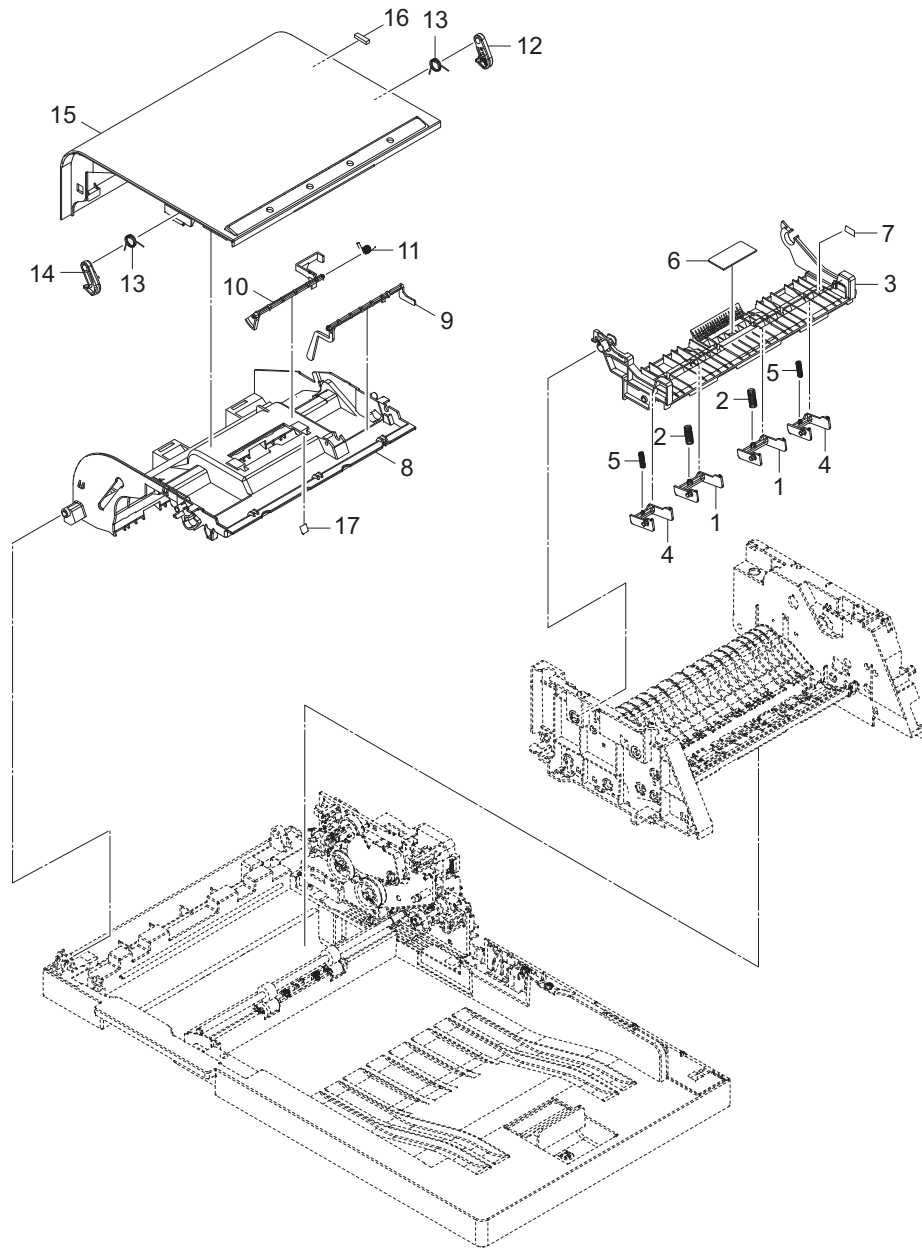


FIG. 7 Drive Section & Electrical Components

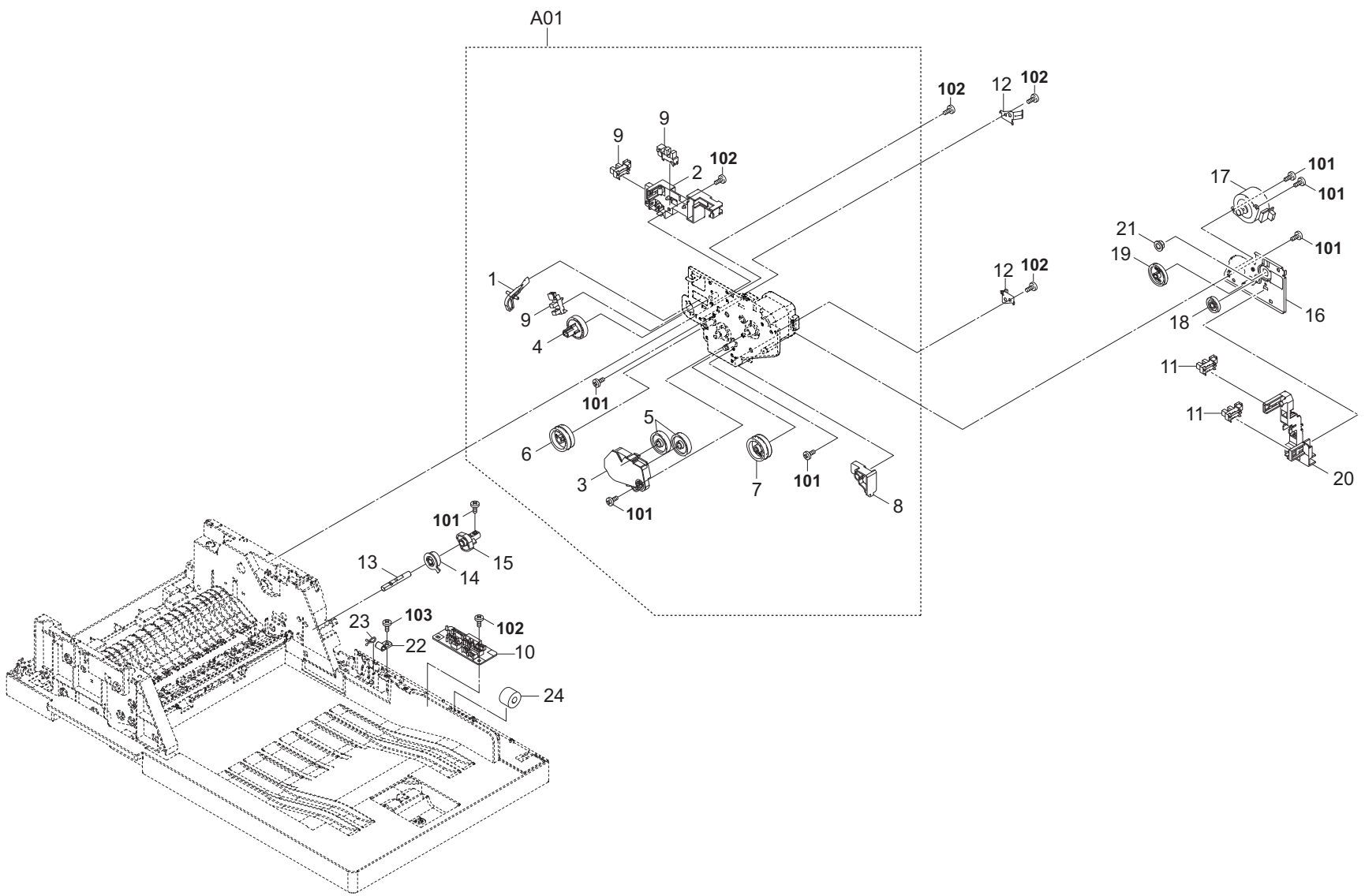
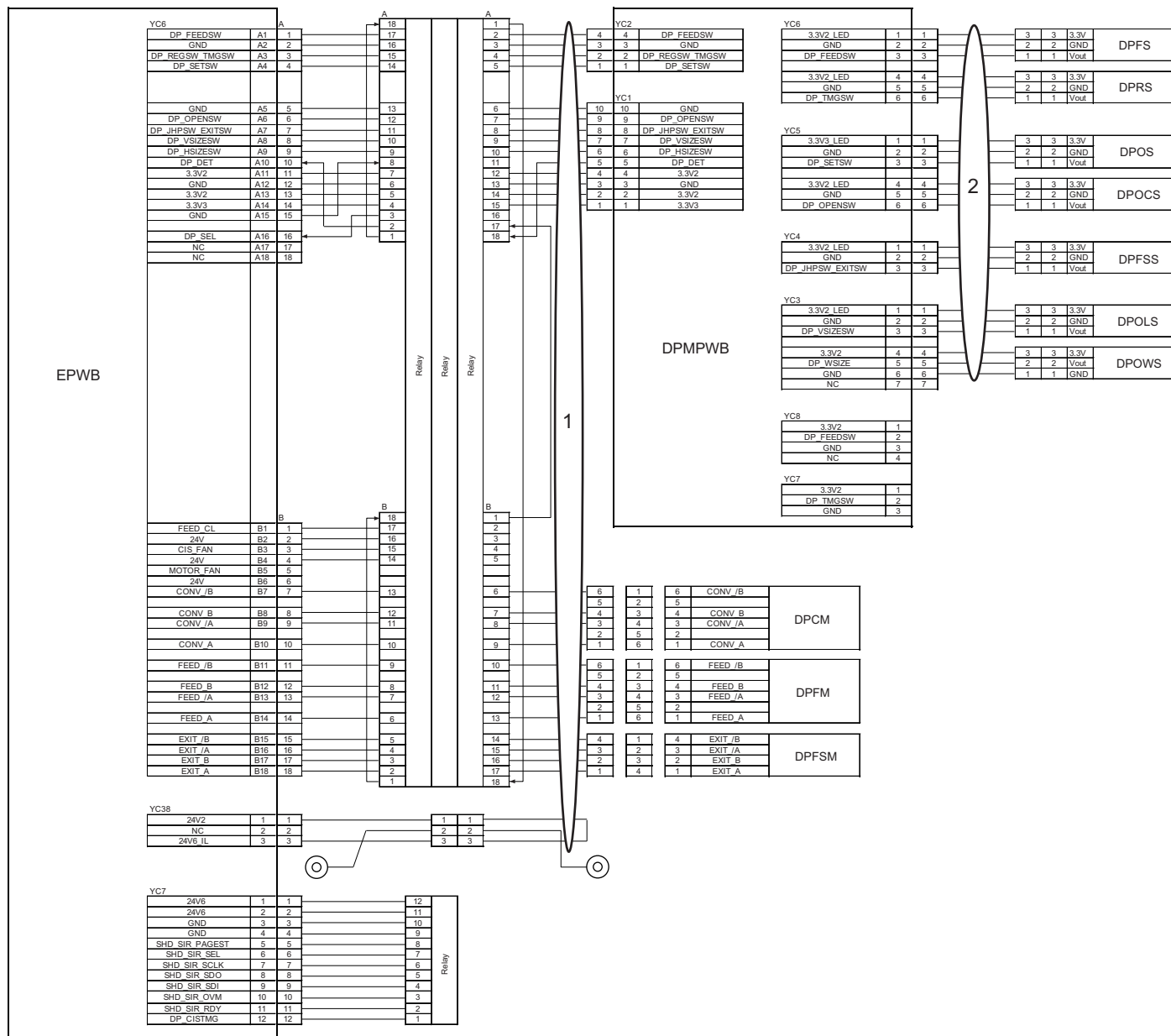


FIG. 8 Wire Section



INDEX / 索引

Part.No. 部品番号	Description 部品名称	Fig.No.
1702P60UN0	MK-3140/MAINTENANCE KIT	9
302F928290	SHAFT EJECT PULLEY	2
302FZ25740	STOPPER 4	1
302H024370	BUSH 6 EW	5,7
302H702590	BUSH SCREW	4,5
302H918021	PLATE ORIGINAL	1
302K306460	BUSH 4	4
302K394350	PARTS GEAR Z22S EXIT SP	5
302KY94140	PARTS MOTOR ROTARY SP	7
302LV06040	SPRING PICKUP	5
302LW07100	PAD SEPARATION	4,9
302LW07120	CUSHION PAD	4
302M518180	SPRING-TORSION SET	5
302NM94231	PARTS DRIVE ASSY A SP	7
302P794010	PARTS SENSOR OPT. SP	3
302R494420	PARTS PULLEY PICKUP ASSY SP	4,9
302R494430	PARTS PULLEY PAPER FEED ASSY SP	4,9
303K502200	ACTUATOR BASE	7
303K507102	PAD FRONT SEP	4
303LJ02070	SPRING READING	4
303LJ02100	PLATE EARTH MOTOR	7
303LJ07030	MOUNT PAD	4
303LJ07090	FILM FRONT SEP	4
303LJ24110	SHAFT CONVEYING	4
303LJ24140	SPRING PAD	4
303LJ28040	STATIC ELIMINATOR	5
303LL24190	PULLEY GUIDE READING	5
303M824130	SHAFT GUIDE READING	5
303M824200	SHAFT PULLEY	5
303M824210	PULLEY CONVEYING BK	5
303M894260	PARTS SENSOR OPT SP	7
303MX02021	CUSHION ORIGINAL MAT A	1
303MX02031	CUSHION ORIGINAL MAT B	2
303PH02030	SPONGE ORIGINAL MAT FILM	2
303R302010	BASE DP	2
303R302021	HINGE LEFT	2
303R302031	HINGE RIGHT	2
303R302040	ARM PF COVER	1
303R302050	PLATE HINGE	2
303R304010	COVER FRONT	1
303R304020	COVER REAR A	1
303R304030	COVER REAR B	1
303R304040	COVER FRONT B	1
303R306010	TABLE MAIN	3
303R306020	COVER TABLE	3
303R306030	CURSOR FRONT	3
303R306040	CURSOR REAR	3
303R306050	COVER CURSOR	3
303R306060	GEAR DETECTION	3
303R306070	ACTUATOR SIZE DETECTION	3
303R306080	COVER SIZE SWITCH	3

Part.No. 部品番号	Description 部品名称	Fig.No.
303R306090	SHEET SIZE SWITCH	3
303R306100	SPRING SIZE SWITCH	3
303R307010	COVER PF	6
303R307020	GUIDE PF	6
303R324020	LEVER REGIST	4
303R324080	GUIDE LOWER RIGHT	4
303R324090	SHAFT CONVEYING	4
303R324100	SHAFT PICKUP	4
303R324110	SHAFT ROLLER PF	4
303R324120	SHAFT CAM	7
303R324130	SHAFT LOOP	5
303R334010	LABEL SIZE DIRECTION	1
303R334020	LABEL FACE UP	3
303R334040	LABEL CAUTION	3
303R346010	WIRE INTERFACE	8
303R346020	WIRE TABLE	3
303R346030	WIRE SENSOR	8
303R394010	PARTS TABLE MAIN ASSY SP	3
303R394020	PARTS HOLDER PICKUP ASSY SP	4
303R394030	PARTS HOLDER PAD ASSY SP	4
303R394040	PARTS PWB DP CONNECT ASSY SP	7
303R394050	PARTS PWB PAPER SIZE SENSOR ASSY SP	3
303R394060	PARTS ROLLER CONVEYING A SP	5
303R394070	PARTS ROLLER CONVEYING B SP	5
303R394080	PARTS ROLLER EXIT SP	5
303R394090	PARTS ROLLER LOOP SP	5
303R394100	PARTS READING UPPER ASSY SP	4
303R402020	STOPPER BASE	2
3HK07240	FRICTION PLATE LF	6
3HK07270	COLLAR PF	4
3HK10030	PULLEY EJECT	2
3HK10060	SPONGE EJECT	2
3HK27050	CORE 8-16X10	7
3V2NM07080	COLLAR S SPRING	4
3V2NM18060	ACTUATOR PUSH	5
3V2NM18070	GUIDE WIRE A	7
3V2NM18080	GUIDE WIRE B	7
3V2NM18090	BUSH PF	5
3V2NM18100	SPRING-COMPRESSION RELEASE	5
3V2NM18110	HOUSING CONVEYING	5
3V2NM18120	GUIDE LOOP	6
3V2NM18130	LEVER FEED ROLLER	4
3V2NM18140	PLATE EARTH A	5
3V2NM18150	PLATE EARTH B	5
3V2NM18160	HOOK PAPER FEED F	6
3V2NM18170	HOOK PAPER FEED R	6
3V2NM18180	CUSHION PF	6
3V2NM18190	HOLDER PICKUP B	4
3V2NM18240	PULLEY CONVEYING	4
3V2NM18260	ACTUATOR TIMING	5
3V2NM18280	SPRING-COMPRESSION REGIST A	4

Part.No. 部品番号	Description 部品名称	Fig.No.
3V2NM18290	SPRING-COMPRESSION REGIST B	4
3V2NM18310	MOUNT DRIVE B	7
3V2NM18320	COVER DRIVE	7
3V2NM18330	GEAR Z51S	7
3V2NM18340	GEAR Z50S	7
3V2NM18350	GEAR Z54S-Z33S	7
3V2NM18360	GEAR Z40S	5
3V2NM18370	GEAR Z22S	5
3V2NM18380	GEAR Z51S-Z17S	7
3V2NM18390	GEAR Z35S	7
3V2NM18400	GEAR Z22S ONEWAY	5
3V2NM18500	GEAR Z54S-Z33S B	7
3V2NM18520	GUIDE READING	4
3V2NM18530	GUIDE LOWER LEFT	4
3V2NM18550	SPRING-COMPRESSION CONVEYING	4
3V2NM18560	CUSHION MOUNT PAD	4
3V2NM18580	FRICITION PLATE STOPPER PAPER	6
3V2NM18610	GEAR PICKUP 18	4
3V2NM18620	SPRING-TORSION PF	6
3V2NM18632	GEAR Z13S	4
3V2NM18650	STOPPER PAPER	4
3V2NM18660	HOLDER PAD	4
3V2NM18710	GEAR Z18S FEED ROLLER	4
3V2NM18730	GUIDE UPPER	5
3V2NM18750	ACTUATOR ORIGINAL	6
3V2NM18760	SPRING HOOK	6
3V2NM18780	SPRING-TORSION LF	4
3V2NM18790	ACTUATOR PF	6
3V2NM18800	PULLEY PF	4
3V2NM18820	GUIDE SEPARATE	5
3V2NM18830	CAM LOOP	7
3V2NM18860	LEVER SEPARATE	5
3V2NM18870	LEVER LOOP A	7
3V2NM18880	LEVER LOOP B	5
3V2NM18890	ARM SPRING A	6
3V2NM18900	HOLDER PULLEY	5
3V2NM18940	ARM SPRING B	6
3V2NM18950	GEAR Z32S PI	7
3V2NM18960	SPRING-COMPRESSION ARM A	6
3V2NM18970	SPRING-COMPRESSION ARM B	6
3V2NM18980	LABEL LOOP	6
3V2NM18990	SPRING-COMPRESSION EXIT	2
5AAVCLTCH018	ONE WAY CLUTCH/A-49 MPF A4	5
5MVX111DN003	RING STOPPER/A-49 FEED A4	4,5
7BP512010B0CH01	PARALLEL PIN 2.0X10	4
7YZM320003++H01	ACCESS.CLAMP	7
7YZM490001++H01	ACCESS.BAND	7

DP-5110

February 2018
Rev.4

———— CONTENTS ————

FIG. 1	Covers	2
FIG. 2	Frames	4
FIG. 3	Table Assy	6
FIG. 4	Paper Feed Section	8
FIG. 5	Paper Conveying Section 1	10
FIG. 6	Paper Conveying Section 2	12
FIG. 7	CIS section	14
FIG. 8	Drive Section & Electrical Components	16
FIG. 9	Wire Section	18
FIG. 10	Accessories	20
FIG. 11	Maintenance Kits	22
• INDEX		23

FIG. 1 Covers

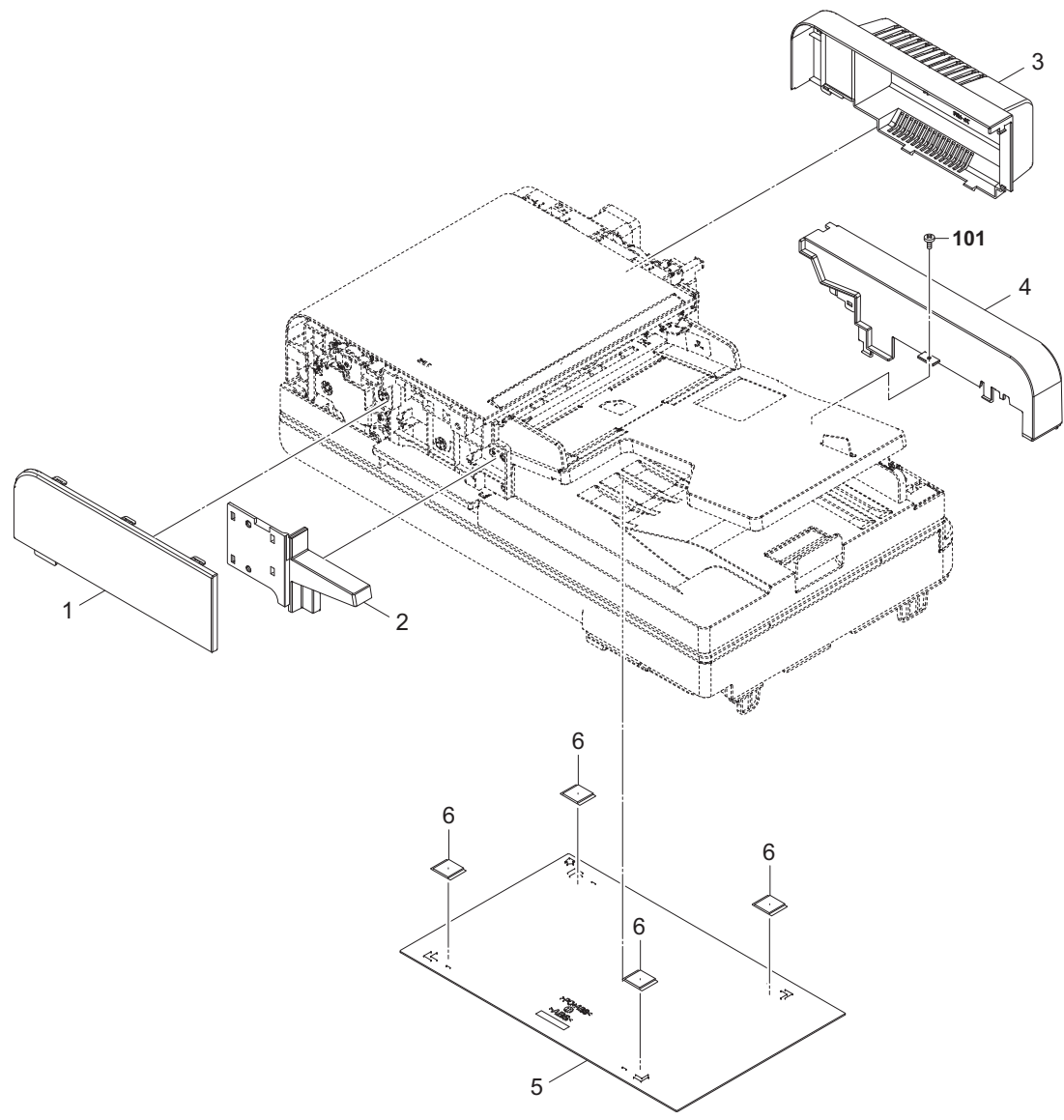


FIG. 1 Covers

3R4

Ref. No. 番号	Part.No. 部品番号	Description 部品名称	Notes 備考	Revision 改訂	Quantity 個数			
					100 (日本)	120	230	240
1	303R404010	COVER FRONT			1	1	1	1
2	303R404040	COVER FRONT B			1	1	1	1
3	303R404020	COVER REAR A			1	1	1	1
4	303R404030	COVER REAR B			1	1	1	1
5	302H918021	PLATE ORIGINAL			1	1	1	1
6	303MX02021	CUSHION ORIGINAL MAT A			4	4	4	4
101	7BB282308H	+TP-FLAT T.T P SCREW 3X8(BLACK)						

• Parts with a Ref.No. of 500 and above in the illustration indicate they are not selected for service parts.

・イラスト中で 500 番台の Ref 番号が付いている部品はサービスパーツに選定されていません。

FIG. 2 Frames

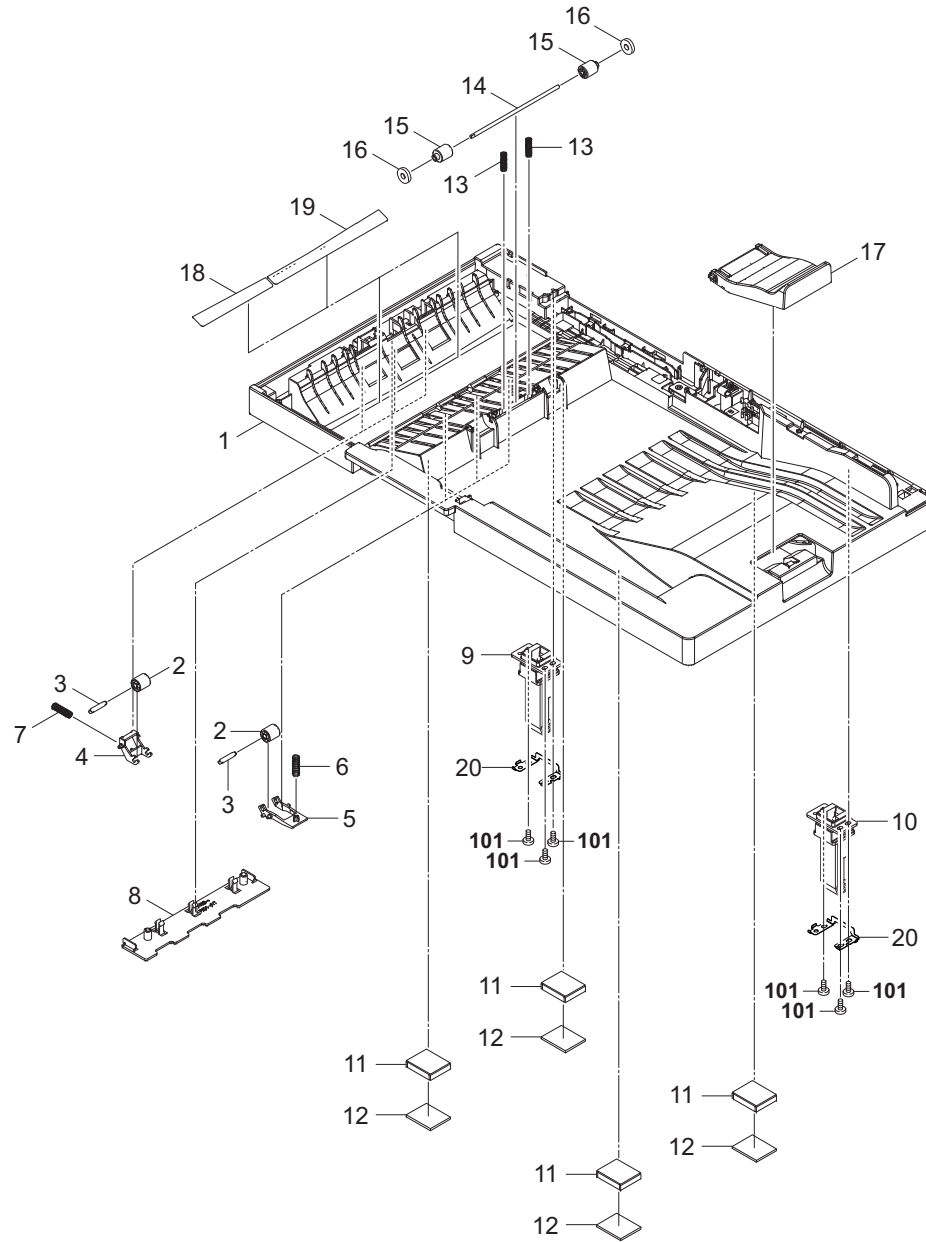


FIG. 2 Frames

3R4-4

Ref. No. 番号	Part.No. 部品番号	Description 部品名称	Notes 備考	Revision 改訂	Quantity 個数			
					100(日本)	120	230	240
1	303R402010	BASE DP			1	1	1	1
2	303M824210	PULLEY CONVEYING BK			6	6	6	6
3	303M824200	SHAFT PULLEY			6	6	6	6
4	303M424190	HOLDER LEFT PULLEY			3	3	3	3
5	303M824121	HOLDER RIGHT PULLEY			3	3	3	3
6	303J906031	SPRING SEPARATION			3	3	3	3
7	302H008140	SPRING BYPASSFFED			3	3	3	3
8	303R404050	COVER BASE			1	1	1	1
9	303R402032	HINGE LEFT		4:Design-chg.	1	1	1	1
10	303R402050	HINGE RIGHT B		3:Part No.-chg.	1	1	1	1
11	303PH02030	SPONGE ORIGINAL MAT FILM			4	4	4	4
12	303MX02031	CUSHION ORIGINAL MAT B			4	4	4	4
13	3V2NM18990	SPRING-COMPRESSION EXIT			2	2	2	2
14	302F928290	SHAFT EJECT PULLEY			1	1	1	1
15	3HK10030	PULLEY EJECT			2	2	2	2
16	3HK10060	SPONGE EJECT			2	2	2	2
17	303R402020	STOPPER BASE			1	1	1	1
18	303R424260	SHEET LEFT READING F			1	1	1	1
19	303R424270	SHEET LEFT READING R			1	1	1	1
20	303R302050	PLATE HINGE		1:Add	2	2	2	2
101	7BB202310H	+TP-FLAT T.T P SCREW 3X10						

• Parts with a Ref.No. of 500 and above in the illustration indicate they are not selected for service parts.

• イラスト中で 500 番台の Ref 番号が付いている部品はサービスパーツに選定されていません。

FIG. 3 Table Assy

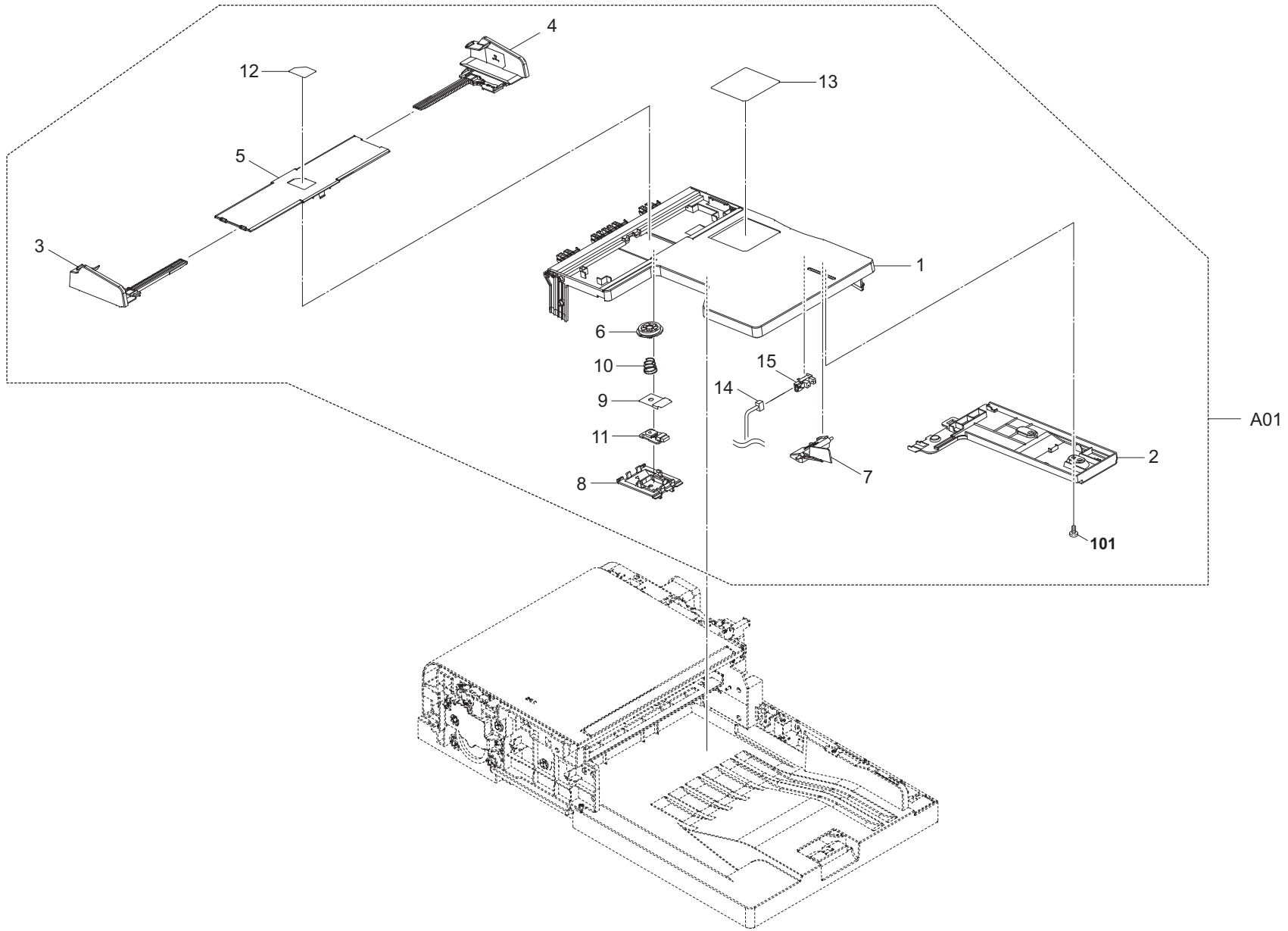


FIG. 3 Table Assy

3R4

Ref. No. 番号	Part.No. 部品番号	Description 部品名称	Notes 備考	Revision 改訂	Quantity 個数			
					100(日本)	120	230	240
A01	303R494020	PARTS TABLE MAIN ASSY SP			1	1	1	1
1	*303R306010	TABLE MAIN			1	1	1	1
2	*303R306020	COVER TABLE			1	1	1	1
3	*303R306030	CURSOR FRONT			1	1	1	1
4	*303R306040	CURSOR REAR			1	1	1	1
5	*303R306050	COVER CURSOR			1	1	1	1
6	*303R306060	GEAR DETECTION			1	1	1	1
7	*303R306070	ACTUATOR SIZE DETECTION			1	1	1	1
8	*303R306080	COVER SIZE SWITCH			1	1	1	1
9	*303R306090	SHEET SIZE SWITCH			1	1	1	1
10	*303R306100	SPRING SIZE SWITCH			1	1	1	1
11	*303R394050	PARTS PWB PAPER SIZE SENSOR ASSY SP			1	1	1	1
12	*303R334020	LABEL FACE UP			1	1	1	1
13	*303R434020	LABEL CAUTION CIS			1	1	1	1
14	*303R446020	WIRE TABLE			1	1	1	1
15	*302P794010	PARTS SENSOR OPT. SP			1	1	1	1
101	7BB200308H	+BIND T.T P SCREW 3X8						

• Parts with a Ref.No. of 500 and above in the illustration indicate they are not selected for service parts.

・イラスト中で 500 番台の Ref 番号が付いている部品はサービスパーツに選定されていません。

FIG. 4 Paper Feed Section

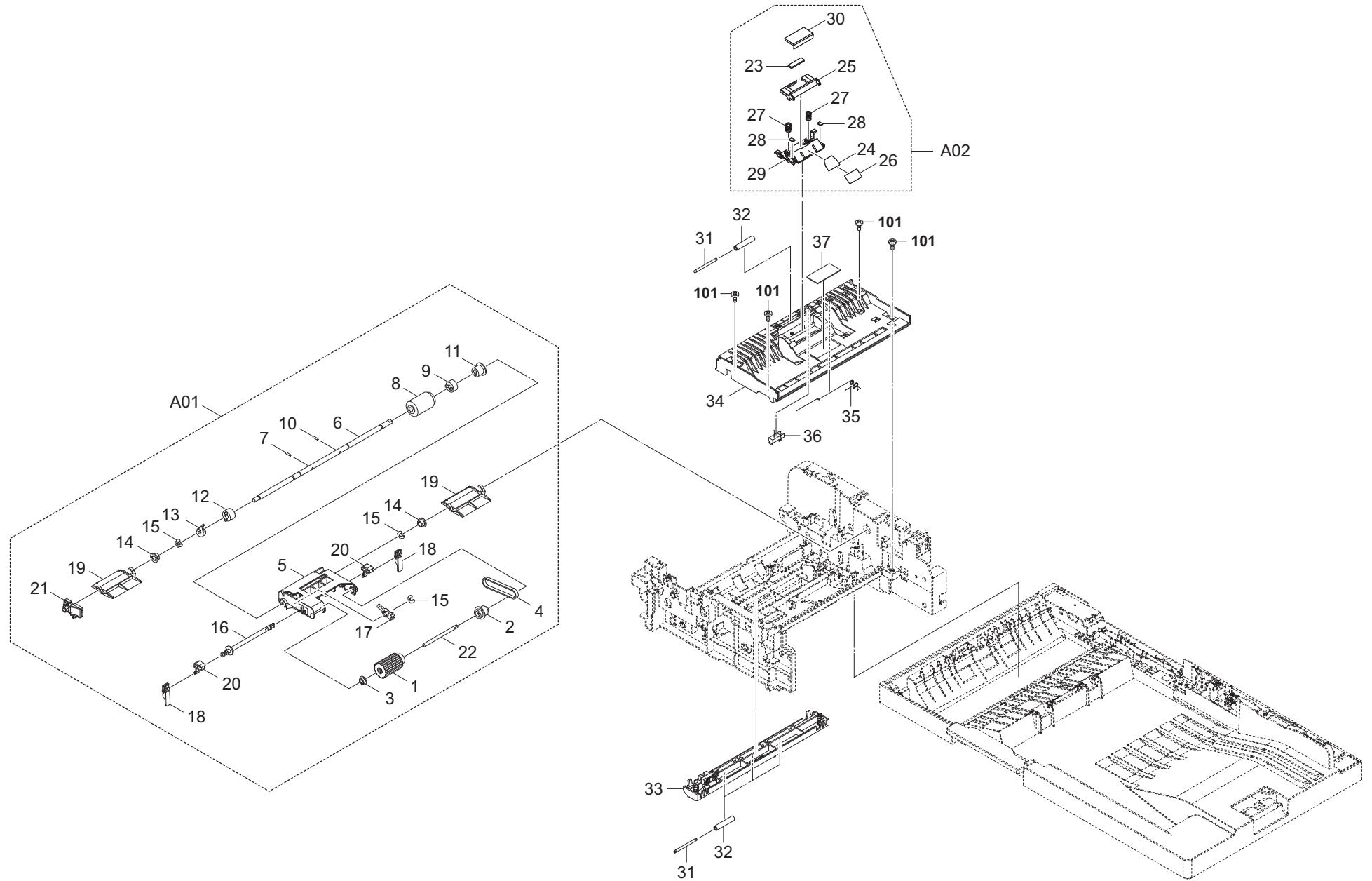


FIG. 4 Paper Feed Section

3R4-3

Ref. No. 番号	Part.No. 部品番号	Description 部品名称	Notes 備考	Revision 改訂	Quantity 個数			
					100 (日本)	120	230	240
A01	303R494010	PARTS HOLDER PICKUP ASSY SP			1	1	1	1
1	+302R494420	PARTS PULLEY PICKUP ASSY SP		1:Part No-chg.	1	1	1	1
2	+303R407120	PULLEY FEED			1	1	1	1
3	+302K306460	BUSH 4		1:Part No-chg.	1	1	1	1
4	+303P707080	BELT FEED			1	1	1	1
5	+303R407050	HOLDER PICKUP			1	1	1	1
6	+303R407200	SHAFT ROLLER PF			1	1	1	1
7	+5MBP1612WWLD	SPRING PIN/M1.6 X 12 SUS-DP			1	1	1	1
8	+3BR07040	PULLEY,PAPER FEED			1	1	1	1
9	+3BC07130	ONE-WAY CLUTCH 6		3:Part No-chg.	1	1	1	1
10	+7BP512008B0CH01	PARALLEL PIN 2.0X8			1	1	1	1
11	+68721640	PULLEY 20,DUPLX CONVEYING			1	1	1	1
12	+302KK06051	TORQUE LIMITER 340			1	1	1	1
13	+303P707040	HOLDER TORQUE LIMITER			1	1	1	1
14	+302H702590	BUSH SCREW			2	2	2	2
15	+5MVX111DN003	RING STOPPER/A-49 FEED A4			3	3	3	3
16	+303P707050	SHAFT STOPPER			1	1	1	1
17	+303P707070	GEAR STOPPER			1	1	1	1
18	+303R407030	STOPPER PAPER B			2	2	2	2
19	+303R407060	GUIDE PF SHAFT			2	2	2	2
20	+303P707060	STOPPER PAPER			2	2	2	2
21	+3V2NM18130	LEVER FEED ROLLER			1	1	1	1
22	+303R407130	SHAFT PICKUP		1:Others	1	1	1	1
A02	303R394030	PARTS HOLDER PAD ASSY SP			1	1	1	1
23	+302LW07120	CUSHION PAD			1	1	1	1
24	+303K507102	PAD FRONT SEP			1	1	1	1
25	+303LJ07030	MOUNT PAD			1	1	1	1
26	+303LJ07090	FILM FRONT SEP			1	1	1	1
27	+303LJ24140	SPRING PAD			2	2	2	2
28	+3V2NM18560	CUSHION MOUNT PAD			2	2	2	2
29	+3V2NM18660	HOLDER PAD			1	1	1	1
30	+302LW07100	PAD SEPARATION		1:Others	1	1	1	1
31	303M824130	SHAFT GUIDE READING			4	4	4	4
32	303LL24190	PULLEY GUIDE READING			4	4	4	4
33	303R424220	GUIDE READING			1	1	1	1
34	303R407080	GUIDE UPPER			1	1	1	1
35	303R424160	SPRING EARTH REGIST			1	1	1	1
36	302K994580	PARTS SENSOR OPT. SP			1	1	1	1
37	3HK07240	FRICION PLATE LF			1	1	1	1
101	7BB200308H	+BIND T.T P SCREW 3X8						

• Parts with a Ref.No. of 500 and above in the illustration indicate they are not selected for service parts.

• イラスト中で 500 番台の Ref 番号が付いている部品はサービスパーツに選定されていません。

FIG. 5 Paper Conveying Section 1

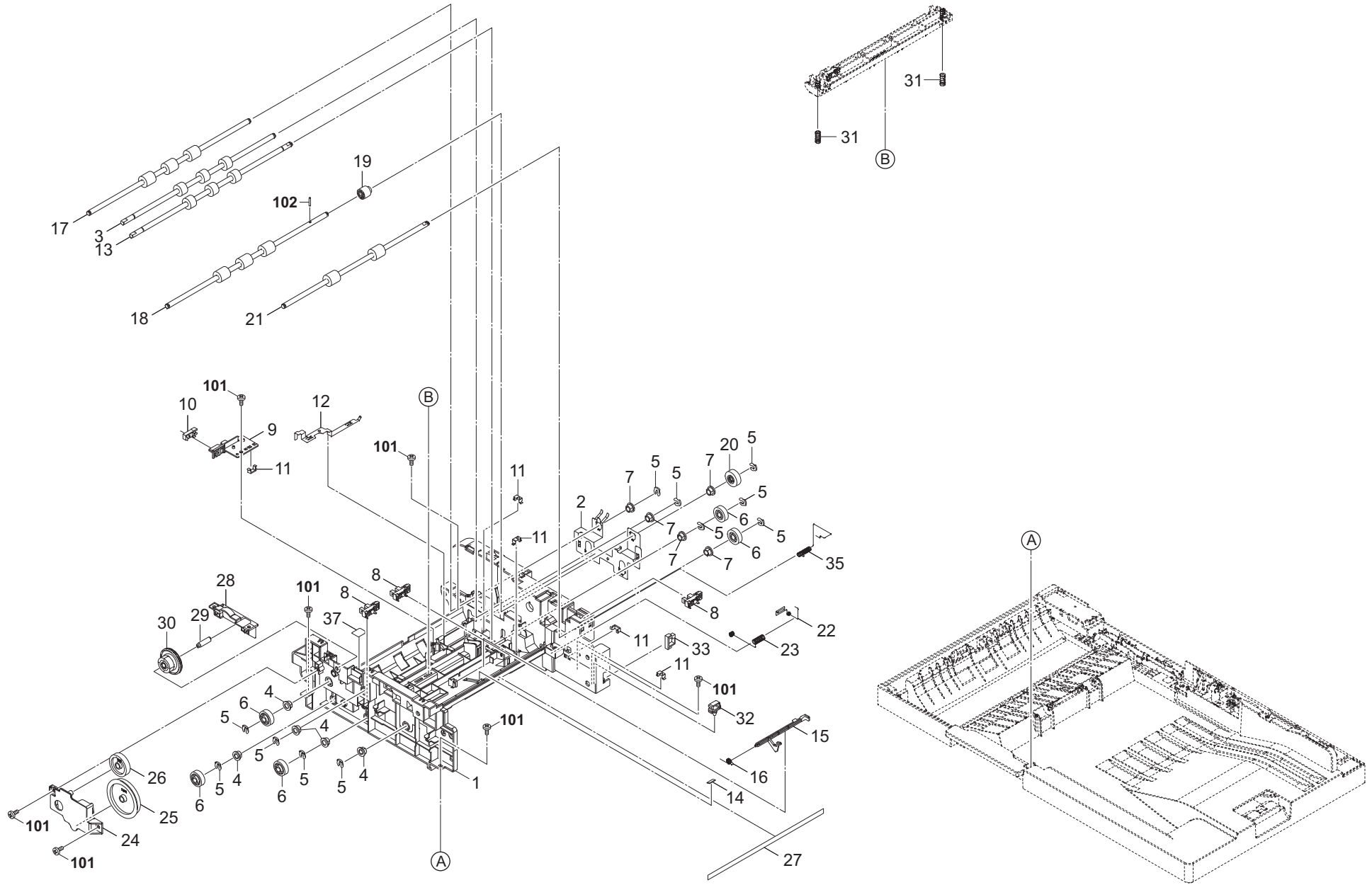


FIG. 5 Paper Conveying Section 1

3R4-3

Ref. No. 番号	Part.No. 部品番号	Description 部品名称	Notes 備考	Revision 改訂	Quantity 個数			
					100(日本)	120	230	240
1	303R424010	HOUSING CONVEYING			1	1	1	1
2	303R431030	PLATE EARTH			1	1	1	1
3	303R494070	PARTS ROLLER CONVEYING A SP			1	1	1	1
4	302H702590	BUSH SCREW			5	5	5	5
5	5MVX111DN003	RING STOPPER/A-49 FEED A4			11	11	11	11
6	303R431190	GEAR Z22 L			5	5	5	5
7	302H024370	BUSH 6 EW			5	5	5	5
8	302P794010	PARTS SENSOR OPT. SP		3:Quantity-chg.	3	3	3	3
9	303R424200	HOLDER CCD SENSOR			1	1	1	1
10	302K994580	PARTS SENSOR OPT. SP			1	1	1	1
11	302K931080	WIRE STOPPER		3:Quantity-chg.	5	5	5	5
12	303R424110	PLATE EARTH CCD TIMING			1	1	1	1
13	303R494080	PARTS ROLLER CONVEYING B SP			1	1	1	1
14	303H321070	CUSHION FEED SHIFT GUIDE			1	1	1	1
15	303R424150	ACTUATOR EXIT			1	1	1	1
16	303R424130	SPRING EXIT			1	1	1	1
17	303R494100	PARTS ROLLER CONVEYING CIS SP			1	1	1	1
18	303R494090	PARTS ROLLER REGIST SP			1	1	1	1
19	303R431150	GEAR REGIST Z15S			1	1	1	1
20	303R431090	GEAR Z23R ONEWAY			1	1	1	1
21	303R494110	PARTS ROLLER EXIT SP			1	1	1	1
22	303R431080	SPRING EARTH SEAL			1	1	1	1
23	303R431270	SPRING EARTH EXIT			1	1	1	1
24	303R431020	COVER DRIVE			1	1	1	1
25	303R431070	GEAR CONVEYING Z57R			1	1	1	1
26	303R431260	GEAR Z34R			1	1	1	1
27	303LJ28040	STATIC ELIMINATOR			1	1	1	1
28	303R431180	HOLDER DIAL			1	1	1	1
29	303R431210	SHAFT DRIVE			1	1	1	1
30	303R431160	DIAL JAM REMOVAL Z23L			1	1	1	1
31	303LJ02070	SPRING READING			2	2	2	2
32	7YZM610001++H01	ACCESS SADDLE			1	1	1	1
33	7YZM210009++H01	ACCESS.EDGING			1	1	1	1
34				3:Del				
35	303R431140	SPRING EARTH SENSOR			1	1	1	1
36				3:Del				
37	303R434010	LABEL JAM			1	1	1	1
101	7BB200308H	+BIND T.T P SCREW 3X8						
102	7BP512010B0CH01	PARALLEL PIN 2.0X10						

• Parts with a Ref.No. of 500 and above in the illustration indicate they are not selected for service parts.

• イラスト中で 500 番台の Ref 番号が付いている部品はサービスパーツに選定されていません。

FIG. 6 Paper Conveying Section 2

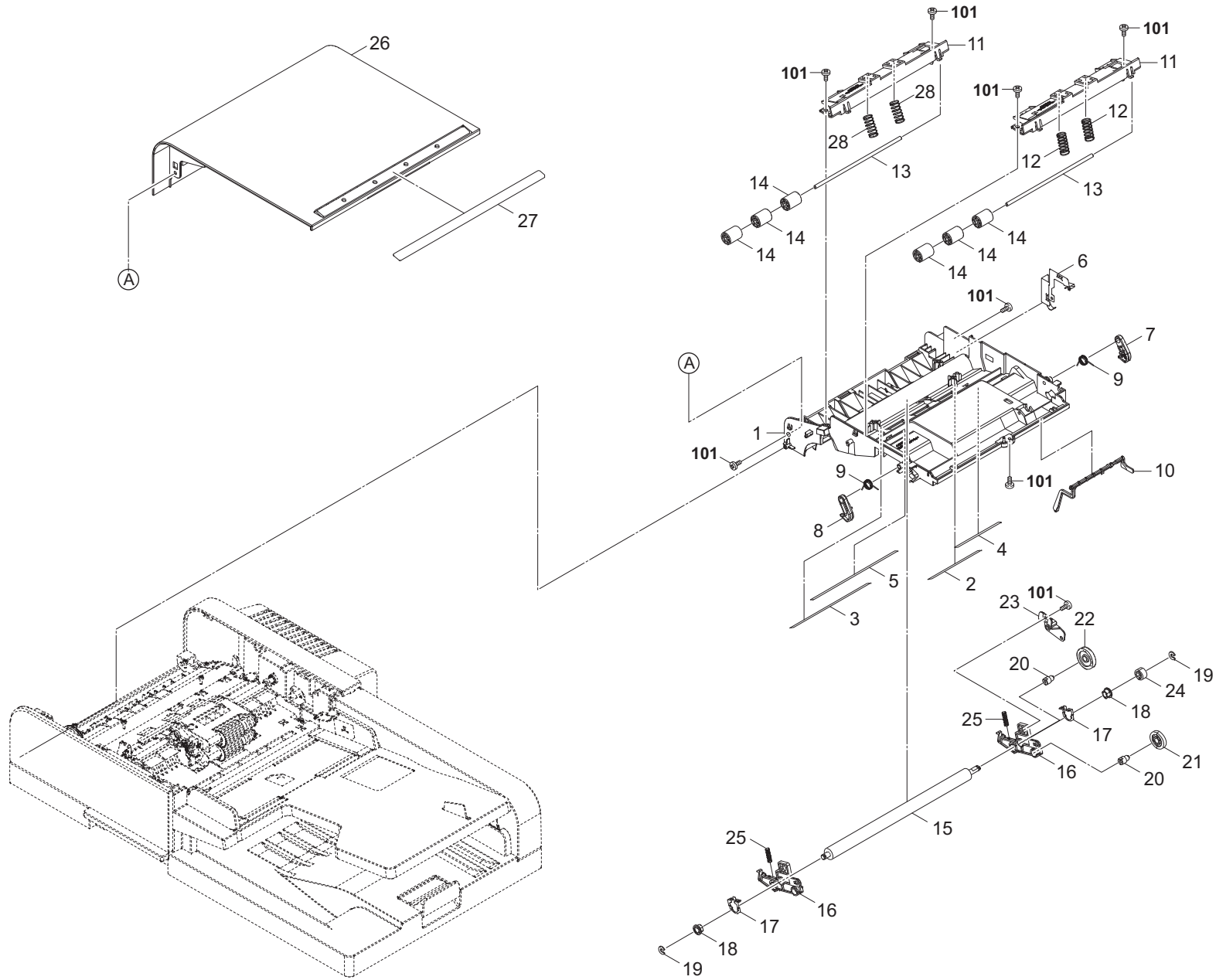


FIG. 6 Paper Conveying Section 2

3R4-1

Ref. No. 番号	Part.No. 部品番号	Description 部 品 名 称	Notes 備 考	Revision 改 訂	Quantity 個数			
					100 (日本)	120	230	240
1	303R407020	GUIDE PF			1	1	1	1
2	303R407210	SHEET CIS ROLLER R			1	1	1	1
3	303R407190	SHEET CIS ROLLER			1	1	1	1
4	303R407230	SHEET REGIST R			1	1	1	1
5	303R407110	SHEET REGIST			1	1	1	1
6	303R407180	PLATE EARTH CIS ROLLER R			1	1	1	1
7	3V2NM18170	HOOK PAPER FEED R			1	1	1	1
8	3V2NM18160	HOOK PAPER FEED F			1	1	1	1
9	303R407070	SPRING HOOK			2	2	2	2
10	303R407100	ACTUATOR ORIGINAL			1	1	1	1
11	303R407160	MOUNT PULLEY			2	2	2	2
12	303LL07170	SPRING REGISTRATION		1:Quantity-chg.	2	2	2	2
13	303R407170	SHAFT REGIST			2	2	2	2
14	303M824220	PULLEY REGISTRATION BK			6	6	6	6
15	303R494060	PARTS ROLLER CIS SP			1	1	1	1
16	303R407090	ARM CIS ROLLER			2	2	2	2
17	303M407330	PLATE EARTH CIS ROLLER			2	2	2	2
18	302K324450	BUSH 6			2	2	2	2
19	302FB09830	CUT WASHER 4			2	2	2	2
20	303R407140	SHAFT CIS IDLE			2	2	2	2
21	2BL06190	GEAR Z25 FEED			1	1	1	1
22	36222250	GEAR 30,IDLE			1	1	1	1
23	303R407150	HOLDER GEAR			1	1	1	1
24	2CK17050	GEAR IDLE Z14S			1	1	1	1
25	303H316360	SPRING CONVEYING			2	2	2	2
26	303R407010	COVER PF			1	1	1	1
27	303R334010	LABEL SIZE DIRECTION			1	1	1	1
28	303R407250	SPRING CONVEYING CIS		1:Add	2	2	2	2
101	7BB200308H	+BIND T.T P SCREW 3X8						

• Parts with a Ref.No. of 500 and above in the illustration indicate they are not selected for service parts.

• イラスト中で 500 番台の Ref 番号が付いている部品はサービスパーツに選定されていません。

FIG. 7 CIS section

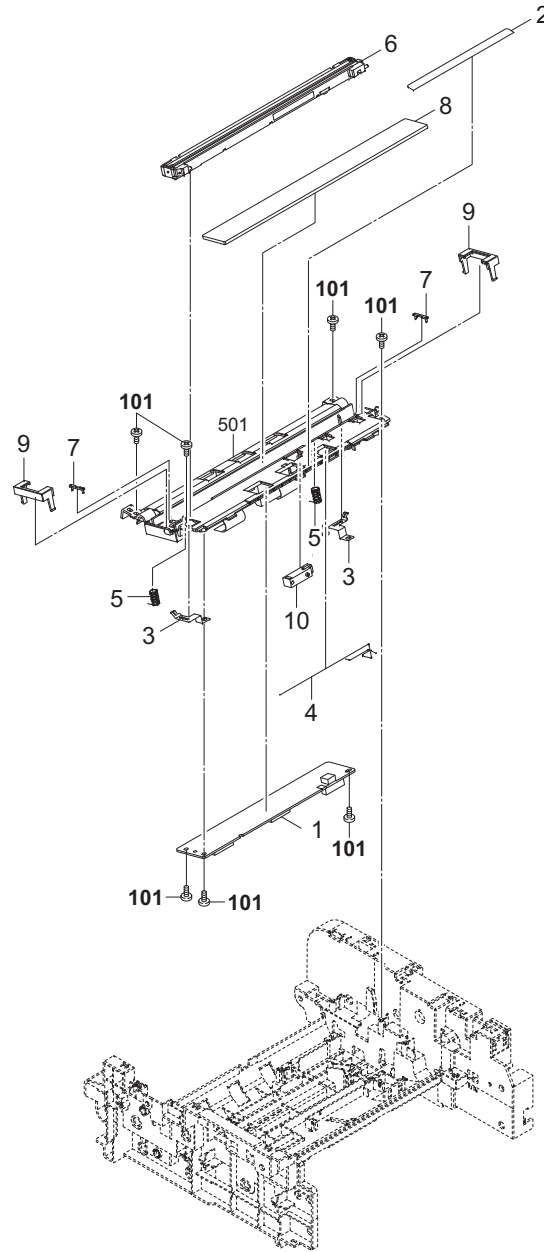


FIG. 7 CIS section

3R4

Ref. No. 番号	Part.No. 部品番号	Description 部 品 名 称	Notes 備 考	Revision 改 訂	Quantity 個 数			
					100 (日本)	120	230	240
1	303R494030	PARTS PWB SHD ASSY SP			1	1	1	1
2	303R407220	SHEET GUIDE ROLLER			1	1	1	1
3	303R424280	PLATE EARTH CIS			2	2	2	2
4	303R424070	SPRING EARTH CIS TIMING			1	1	1	1
5	303R424170	SPRING CIS			2	2	2	2
6	303R494050	PARTS CIS SP			1	1	1	1
7	303R424190	SPACER CIS			2	2	2	2
8	303R424120	GLASS CIS			1	1	1	1
9	303R424060	STOPPER CIS GLASS			2	2	2	2
10	303NW94040	PARTS SENSOR OPT. SP			1	1	1	1
101	7BB200308H	+BIND T.T P SCREW 3X8						

• Parts with a Ref.No. of 500 and above in the illustration indicate they are not selected for service parts.

・イラスト中で 500 番台の Ref 番号が付いている部品はサービスパーツに選定されていません。

FIG. 8 Drive Section & Electrical Components

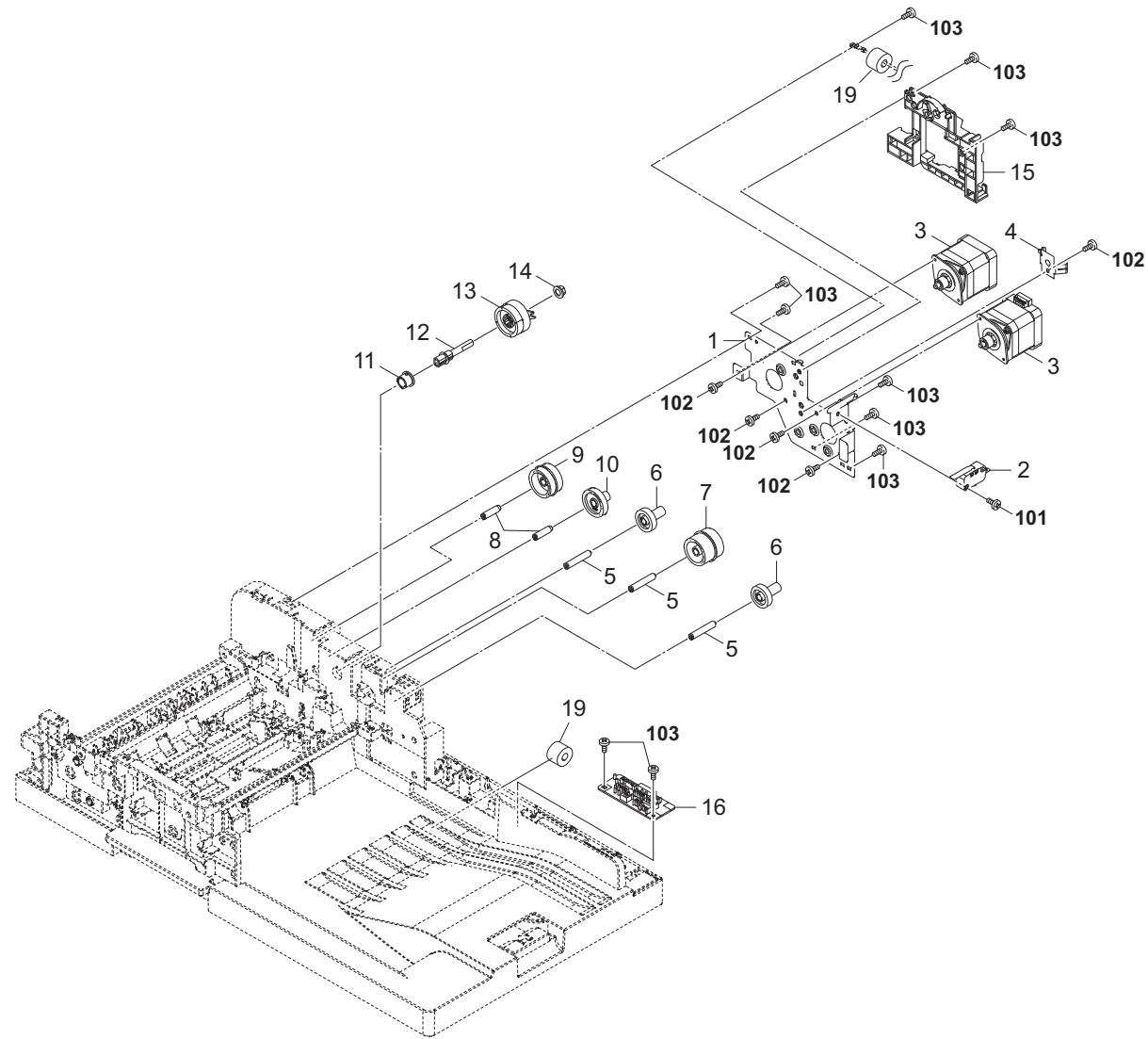


FIG. 8 Drive Section & Electrical Components

3R4-3

Ref. No. 番号	Part.No. 部品番号	Description 部品名称	Notes 備考	Revision 改訂	Quantity 個数			
					100(日本)	120	230	240
1	303R431010	MOUNT DRIVE			1	1	1	1
2	2FB27160	INTER LOCK SWITCH			1	1	1	1
3	303R494040	PARTS MOTOR PAPER FEED SP			2	2	2	2
4	303R431040	PLATE EARTH MOTOR			1	1	1	1
5	303R431230	SHAFT DRIVE B			3	3	3	3
6	303LM31040	GEAR 25R			2	2	2	2
7	303R431200	GEAR CONVEYING Z54R Z32L			1	1	1	1
8	303R431210	SHAFT DRIVE			2	2	2	2
9	303R431050	GEAR FEED Z53R Z33R			1	1	1	1
10	303R431250	GEAR Z32L			1	1	1	1
11	3V2NM18090	BUSH PF			1	1	1	1
12	303R431060	SHAFT CLUTCH			1	1	1	1
13	302NR94010	PARTS CLUTCH 35 Z35R SP			1	1	1	1
14	302H702590	BUSH SCREW			1	1	1	1
15	303R431220	HOLDER CLUTCH			1	1	1	1
16	303R394040	PARTS PWB DP CONNECT ASSY SP			1	1	1	1
17				3:Del				
18				3:Del				
19	3HK27050	CORE 8-16X10		1:Quantity-chg.	2	2	2	2
101	7BB700316H	+BIND T.T S SCREW 3X16 SR						
102	7BB700308H	+BIND T.T S SCREW 3X8 SR						
103	7BB200308H	+BIND T.T P SCREW 3X8						
104				3:Del				

• Parts with a Ref.No. of 500 and above in the illustration indicate they are not selected for service parts.

• イラスト中で 500 番台の Ref 番号が付いている部品はサービスパーツに選定されていません。

FIG. 9 Wire Section

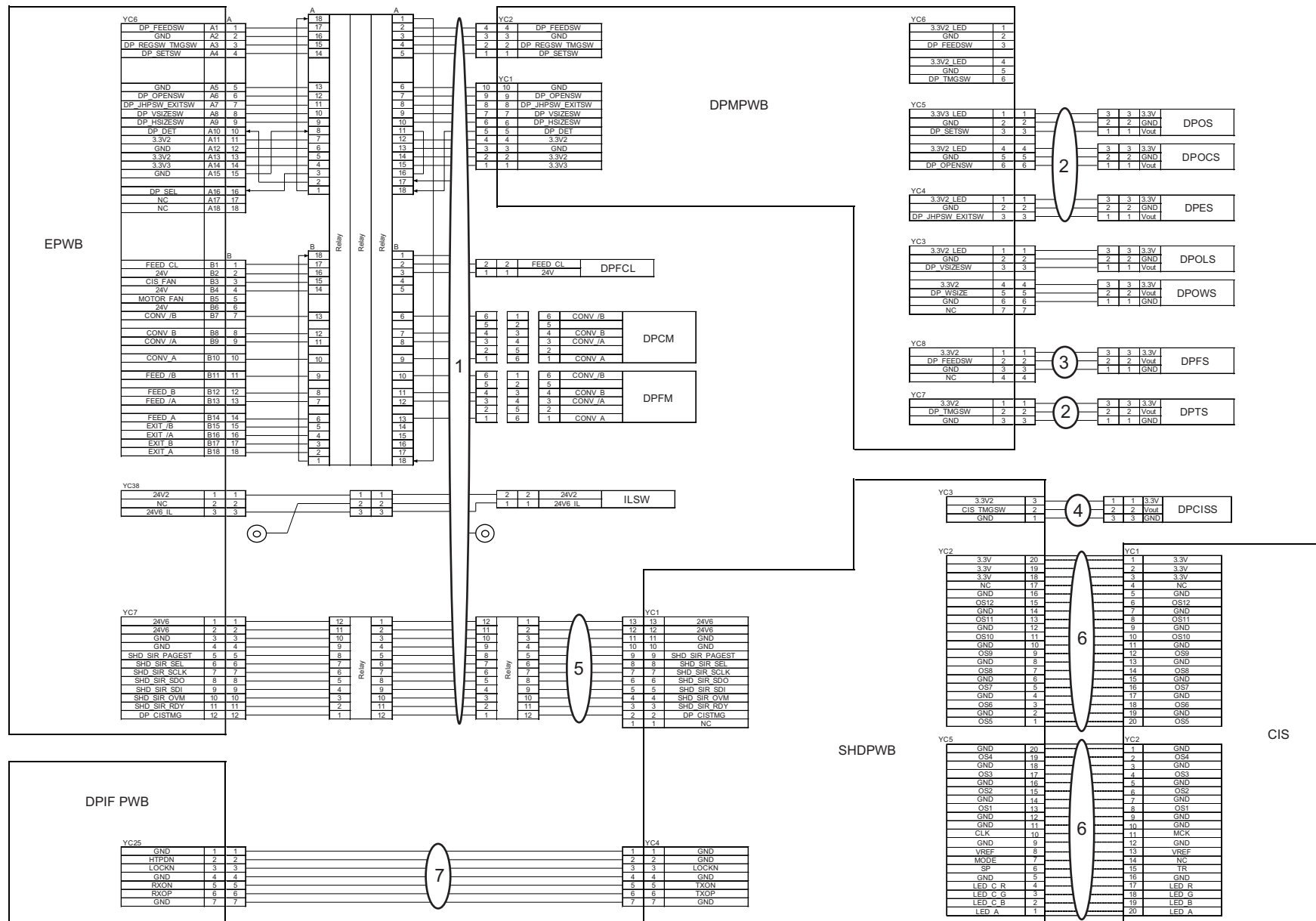


FIG. 9 Wire Section

3R4

Ref. No. 番号	Part.No. 部品番号	Description 部品名称	Notes 備考	Revision 改訂	Quantity 個数			
					100 (日本)	120	230	240
1	303R446010	WIRE INTERFACE			1	1	1	1
2	303R446030	WIRE TIMING SENSOR			1	1	1	1
3	303R446040	WIRE FEED SENSOR			1	1	1	1
4	303R446050	WIRE CIS TIMING SENSOR			1	1	1	1
5	303R446060	WIRE SHD PWB			1	1	1	1
6	303R446070	WIRE CIS FFC			2	2	2	2
7	303R446080	WIRE CIS DATA			1	1	1	1

• Parts with a Ref.No. of 500 and above in the illustration indicate they are not selected for service parts.

• イラスト中で 500 番台の Ref 番号が付いている部品はサービスパーツに選定されていません。

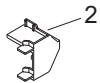
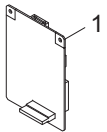


FIG. 10 Accessories

3R4

Ref. No. 番号	Part.No. 部品番号	Description 部品名称	Notes 備考	Revision 改訂	Quantity 個数			
					100(日本)	120	230	240
1	303P294010	PARTS PWB DPIX ASSY SP			1	1	1	1
2	303R439010	HOLDER PWB DP IF			1	1	1	1
101	7BB700308H	+BIND T.T S SCREW 3X8 SR						

• Parts with a Ref.No. of 500 and above in the illustration indicate they are not selected for service parts.

• イラスト中で 500 番台の Ref 番号が付いている部品はサービスパーツに選定されていません。

FIG. 11 Maintenance Kits

3R4-2

Ref. No. 番号	Part.No. 部品番号	Description 部品名称	Notes 備考	Revision 改訂	Quantity 個数			
					100(日本)	120	230	240
	1703R40UN0 •303R394030 •303R494010	MK-5200/MAINTENANCE KIT PARTS HOLDER PAD ASSY SP PARTS HOLDER PICUP ASSY SP	OPTION	1:Add 1:Add,2:Others 1:Add,2:Others	1 1 1	1 1 1	1 1 1	1 1 1

• Parts with a Ref.No. of 500 and above in the illustration indicate they are not selected for service parts.

・イラスト中で 500 番台の Ref 番号が付いている部品はサービスパーツに選定されていません。

INDEX / 索引

Part.No. 部品番号	Description 部品名称	Fig.No.
1703R40UN0	MK-5200/MAINTENANCE KIT	11
2BL06190	GEAR Z25 FEED	6
2CK17050	GEAR IDLE Z14S	6
2FB27160	INTER LOCK SWITCH	8
36222250	GEAR 30,IDLE	6
302F928290	SHAFT EJECT PULLEY	2
302FB09830	CUT WASHER 4	6
302H008140	SPRING BYPASSFFED	2
302H024370	BUSH 6 EW	5
302H702590	BUSH SCREW	4,5,8
302H918021	PLATE ORIGINAL	1
302K306460	BUSH 4	4
302K324450	BUSH 6	6
302K931080	WIRE STOPPER	5
302K994580	PARTS SENSOR OPT. SP	4,5
302KK06051	TORQUE LIMITER 340	4
302LW07100	PAD SEPARATION	4
302LW07120	CUSHION PAD	4
302NR94010	PARTS CLUTCH 35 Z35R SP	8
302P794010	PARTS SENSOR OPT. SP	3,5
302R494420	PARTS PULLEY PICKUP ASSY SP	4
303H316360	SPRING CONVEYING	6
303H321070	CUSHION FEED SHIFT GUIDE	5
303J906031	SPRING SEPARATION	2
303K507102	PAD FRONT SEP	4
303LJ02070	SPRING READING	5
303LJ07030	MOUNT PAD	4
303LJ07090	FILM FRONT SEP	4
303LJ24140	SPRING PAD	4
303LJ28040	STATIC ELIMINATOR	5
303LL07170	SPRING REGISTRATION	6
303LL24190	PULLEY GUIDE READING	4
303LM31040	GEAR 25R	8
303M407330	PLATE EARTH CIS ROLLER	6
303M424190	HOLDER LEFT PULLEY	2
303M824121	HOLDER RIGHT PULLEY	2
303M824130	SHAFT GUIDE READING	4
303M824200	SHAFT PULLEY	2
303M824210	PULLEY CONVEYING BK	2
303M824220	PULLEY REGISTRATION BK	6
303MX02021	CUSHION ORIGINAL MAT A	1
303MX02031	CUSHION ORIGINAL MAT B	2
303NW94040	PARTS SENSOR OPT. SP	7
303P294010	PARTS PWB DPIF ASSY SP	10
303P707040	HOLDER TORQUE LIMITER	4
303P707050	SHAFT STOPPER	4
303P707060	STOPPER PAPER	4
303P707070	GEAR STOPPER	4
303P707080	BELT FEED	4
303PH02030	SPONGE ORIGINAL MAT FILM	2
303R302050	PLATE HINGE	2

Part.No. 部品番号	Description 部品名称	Fig.No.
303R306010	TABLE MAIN	3
303R306020	COVER TABLE	3
303R306030	CURSOR FRONT	3
303R306040	CURSOR REAR	3
303R306050	COVER CURSOR	3
303R306060	GEAR DETECTION	3
303R306070	ACTUATOR SIZE DETECTION	3
303R306080	COVER SIZE SWITCH	3
303R306090	SHEET SIZE SWITCH	3
303R306100	SPRING SIZE SWITCH	3
303R334010	LABEL SIZE DIRECTION	6
303R334020	LABEL FACE UP	3
303R394030	PARTS HOLDER PAD ASSY SP	4,11
303R394040	PARTS PWB DP CONNECT ASSY SP	8
303R394050	PARTS PWB PAPER SIZE SENSOR ASSY SP	3
303R402010	BASE DP	2
303R402020	STOPPER BASE	2
303R402032	HINGE LEFT	2
303R402050	HINGE RIGHT B	2
303R404010	COVER FRONT	1
303R404020	COVER REAR A	1
303R404030	COVER REAR B	1
303R404040	COVER FRONT B	1
303R404050	COVER BASE	2
303R407010	COVER PF	6
303R407020	GUIDE PF	6
303R407030	STOPPER PAPER B	4
303R407050	HOLDER PICKUP	4
303R407060	GUIDE PF SHAFT	4
303R407070	SPRING HOOK	6
303R407080	GUIDE UPPER	4
303R407090	ARM CIS ROLLER	6
303R407100	ACTUATOR ORIGINAL	6
303R407110	SHEET REGIST	6
303R407120	PULLEY FEED	4
303R407130	SHAFT PICKUP	4
303R407140	SHAFT CIS IDLE	6
303R407150	HOLDER GEAR	6
303R407160	MOUNT PULLEY	6
303R407170	SHAFT REGIST	6
303R407180	PLATE EARTH CIS ROLLER R	6
303R407190	SHEET CIS ROLLER	6
303R407200	SHAFT ROLLER PF	4
303R407210	SHEET CIS ROLLER R	6
303R407220	SHEET GUIDE ROLLER	7
303R407230	SHEET REGIST R	6
303R407250	SPRING CONVEYING CIS	6
303R424010	HOUSING CONVEYING	5
303R424060	STOPPER CIS GLASS	7
303R424070	SPRING EARTH CIS TIMING	7
303R424110	PLATE EARTH CCD TIMING	5

Part.No. 部品番号	Description 部品名称	Fig.No.
303R424120	GLASS CIS	7
303R424130	SPRING EXIT	5
303R424150	ACTUATOR EXIT	5
303R424160	SPRING EARTH REGIST	4
303R424170	SPRING CIS	7
303R424190	SPACER CIS	7
303R424200	HOLDER CCD SENSOR	5
303R424220	GUIDE READING	4
303R424260	SHEET LEFT READING F	2
303R424270	SHEET LEFT READING R	2
303R424280	PLATE EARTH CIS	7
303R431010	MOUNT DRIVE	8
303R431020	COVER DRIVE	5
303R431030	PLATE EARTH	5
303R431040	PLATE EARTH MOTOR	8
303R431050	GEAR FEED Z53R Z33R	8
303R431060	SHAFT CLUTCH	8
303R431070	GEAR CONVEYING Z57R	5
303R431080	SPRING EARTH SEAL	5
303R431090	GEAR Z23R ONEWAY	5
303R431140	SPRING EARTH SENSOR	5
303R431150	GEAR REGIST Z15S	5
303R431160	DIAL JAM REMOVALMENT Z23L	5
303R431180	HOLDER DIAL	5
303R431190	GEAR Z22 L	5
303R431200	GEAR CONVEYING Z54R Z32L	8
303R431210	SHAFT DRIVE	5,8
303R431220	HOLDER CLUTCH	8
303R431230	SHAFT DRIVE B	8
303R431250	GEAR Z32L	8
303R431260	GEAR Z34R	5
303R431270	SPRING EARTH EXIT	5
303R434010	LABEL JAM	5
303R434020	LABEL CAUTION CIS	3
303R439010	HOLDER PWB DP IF	10
303R446010	WIRE INTERFACE	9
303R446020	WIRE TABLE	3
303R446030	WIRE TIMING SENSOR	9
303R446040	WIRE FEED SENSOR	9
303R446050	WIRE CIS TIMING SENSOR	9
303R446060	WIRE SHD PWB	9
303R446070	WIRE CIS FFC	9
303R446080	WIRE CIS DATA	9
303R494010	PARTS HOLDER PICUP ASSY SP	4,11
303R494020	PARTS TABLE MAIN ASSY SP	3
303R494030	PARTS PWB SHD ASSY SP	7
303R494040	PARTS MOTOR PAPER FEED SP	8
303R494050	PARTS CIS SP	7
303R494060	PARTS ROLLER CIS SP	6
303R494070	PARTS ROLLER CONVEYING A SP	5
303R494080	PARTS ROLLER CONVEYING B SP	5

Part.No. 部品番号	Description 部品名称	Fig.No.
303R494090	PARTS ROLLER REGIST SP	5
303R494100	PARTS ROLLER CONVEYING CIS SP	5
303R494110	PARTS ROLLER EXIT SP	5
3BC07130	ONE-WAY CLUTCH 6	4
3BR07040	PULLEY,PAPER FEED	4
3HK07240	FRICTION PLATE LF	4
3HK10030	PULLEY EJECT	2
3HK10060	SPONGE EJECT	2
3HK27050	CORE 8-16X10	8
3V2NM18090	BUSH PF	8
3V2NM18130	LEVER FEED ROLLER	4
3V2NM18160	HOOK PAPER FEED F	6
3V2NM18170	HOOK PAPER FEED R	6
3V2NM18560	CUSHION MOUNT PAD	4
3V2NM18660	HOLDER PAD	4
3V2NM18990	SPRING-COMPRESSION EXIT	2
5MBP1612WWLD	SPRING PIN/M1.6 X 12 SUS-DP	4
5MVX111DN003	RING STOPPER/A-49 FEED A4	4,5
68721640	PULLEY 20,DUPLX CONVEYING	4
7BP512008B0CH01	PARALLEL PIN 2.0X8	4
7YZM210009++H01	ACCESS.EDGING	5
7YZM610001++H01	ACCESS SADDLE	5

DF-5100

February 2017
Rev.2

———— CONTENTS ————

FIG. 1	Covers	2
FIG. 2	Frames	4
FIG. 3	Paper Feed Section	6
FIG. 4	Paper Conveying Section 1	8
FIG. 5	Paper Conveying Section 2	10
FIG. 6	Staple Section	12
FIG. 7	Main Tray Section	14
FIG. 8	Drive Section & Electrical Components	16
FIG. 9	Exit Section	18
FIG. 10	Wire Section	20
FIG. 11	Accessories & Option	22
	• INDEX	24

FIG. 1 Covers

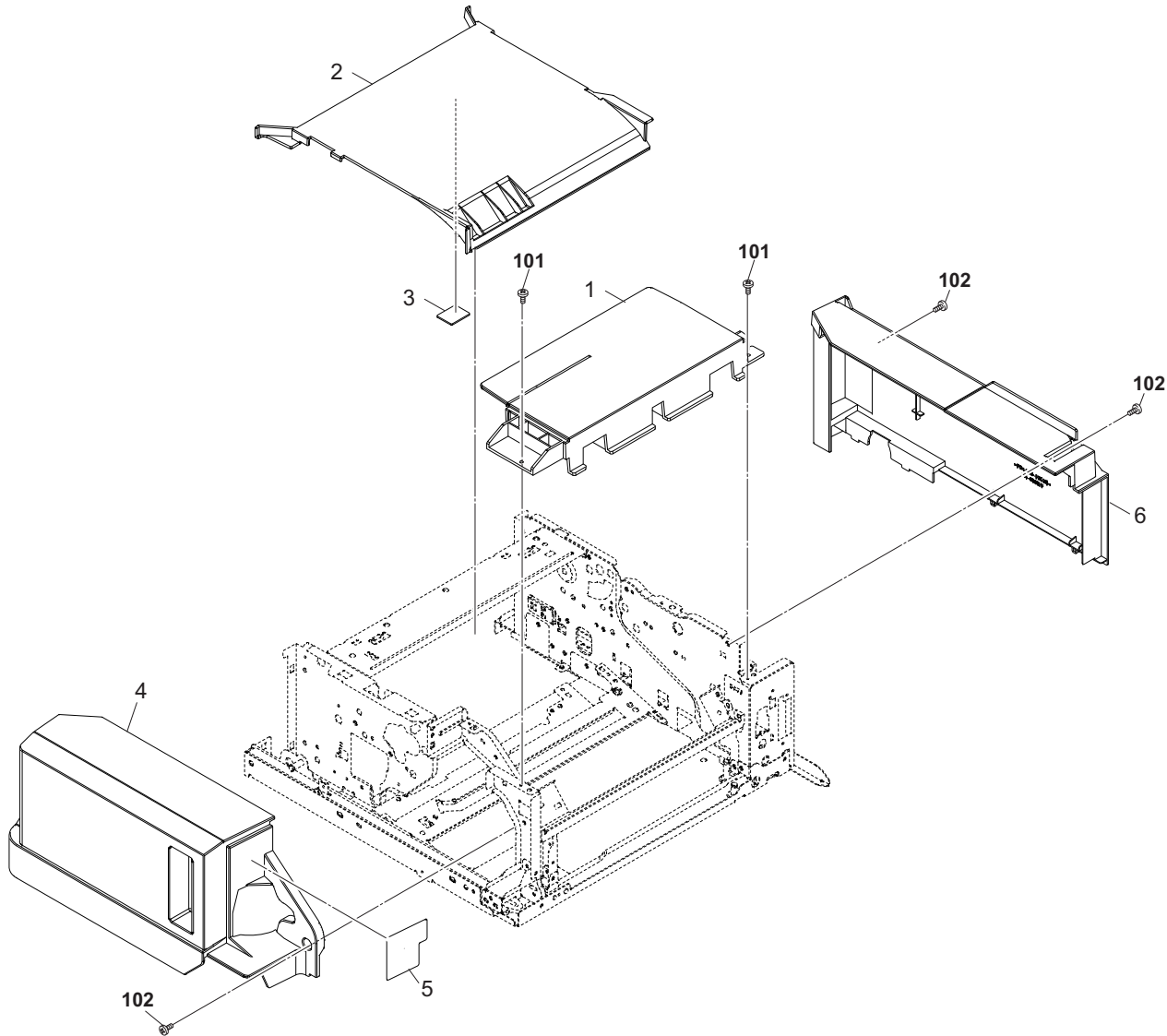


FIG. 1 Covers

3PX

Ref. No. 番号	Part.No. 部品番号	Description 部品名称	Notes 備考	Revision 改訂	Quantity 個数			
					100(日本)	120	230	240
1	303PX04070	COVER UP R			1	1	1	
2	303PX04060	COVER UP L			1	1	1	
3	303JX04150	FELT PF COVER			1	1	1	
4	303PX04010	COVER FRONT L			1	1	1	
5	303PX34010	LABEL STAPLER			1	1	1	
6	303PX04030	COVER REAR L			1	1	1	
101	7BB700308H	+BIND T.T S SCREW 3X8 SR						
102	7BB782308H	+TP-FLAT T.T S SCREW 3X8 SR(BLACK)						

• Parts with a Ref.No. of 500 and above in the illustration indicate they are not selected for service parts.

・イラスト中で 500 番台の Ref 番号が付いている部品はサービスパーツに選定されていません。

FIG. 2 Frames

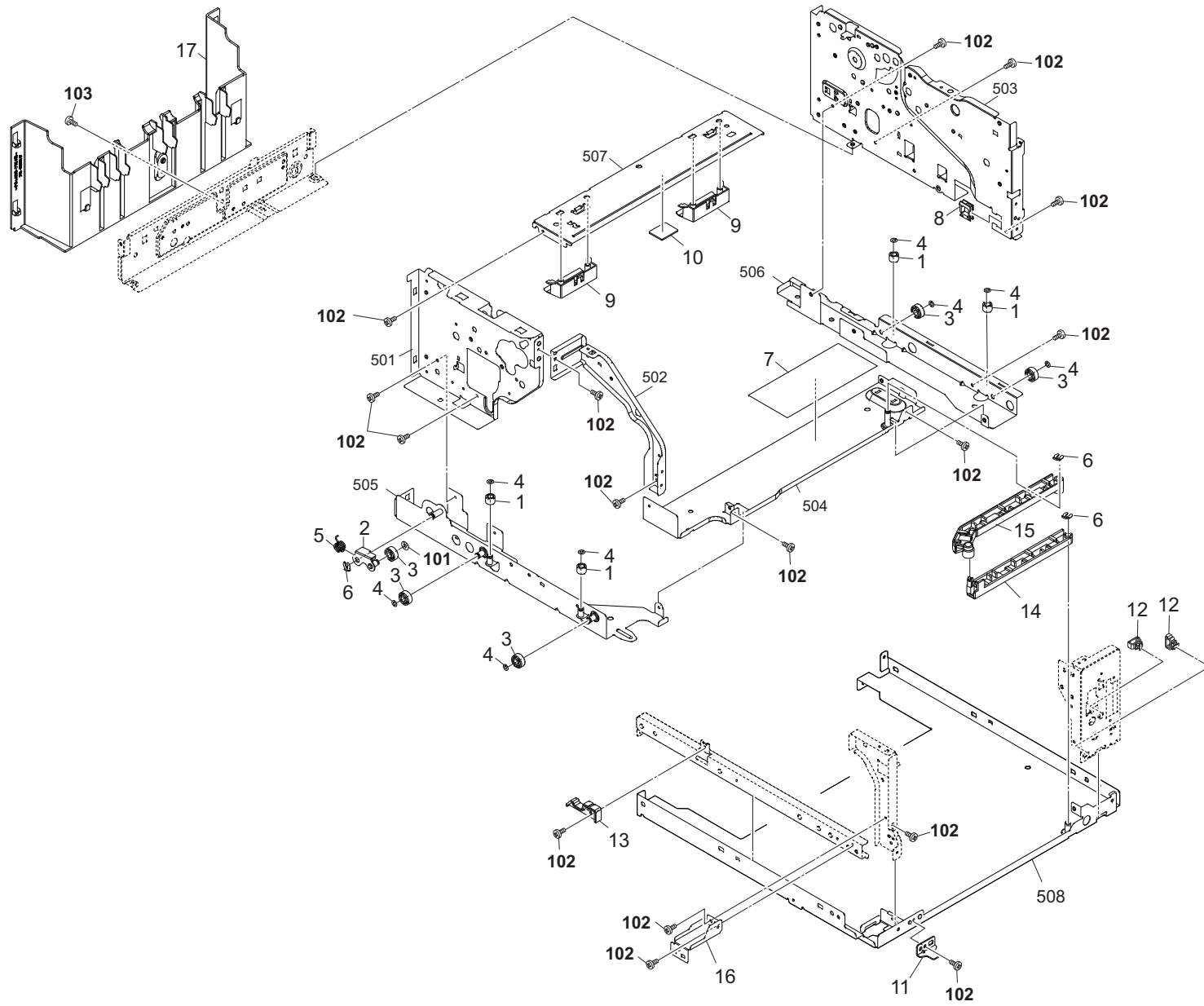


FIG. 2 Frames

3PX

Ref. No. 番号	Part.No. 部品番号	Description 部品名称	Notes 備考	Revision 改訂	Quantity 個数			
					100 (日本)	120	230	240
1	302LC03510	PULLEY WASTE TRAY			4	4	4	
2	303PX02120	LEVER RELEASE HOOK			1	1	1	
3	302FG07020	PULLEY,CASSETTE RAIL			5	5	5	
4	2BG22990	CUT WASHER 4			8	8	8	
5	303PX02130	SPRING RELEASE HOOK			1	1	1	
6	5MVX111DN003	RING STOPPER/A-49 FEED A4			3	3	3	
7	303PX38170	FILM STAPLER			1	1	1	
8	7YZM210005++H01	ACCESS.EDGING			1	1	1	
9	303PX28090	GUIDE EXIT			2	2	2	
10	303JX04150	FELT PF COVER			1	1	1	
11	303PX02290	PLATE STAY RAIL			1	1	1	
12	7YZM390002++H01	ACCESS.CLAMP			2	2	2	
13	303PX02180	GUIDE HOOK			1	1	1	
14	303PX02240	GUIDE WIRE B			1	1	1	
15	303PX02110	GUIDE WIRE A			1	1	1	
16	303PX02300	PLATE REINFORCE FRONT			1	1	1	
17	303PX04040	PARTITION FINISHER			1	1	1	
101	7BC46042A050H01	CUT WASHER 4.2X10.0X0.5T						
102	7BB700308H	+BIND T.T S SCREW 3X8 SR						
103	7BB782308H	+TP-FLAT T.T S SCREW 3X8 SR(BLACK)						

• Parts with a Ref.No. of 500 and above in the illustration indicate they are not selected for service parts.

• イラスト中で 500 番台の Ref 番号が付いている部品はサービスパーツに選定されていません。

FIG. 3 Paper Feed Section

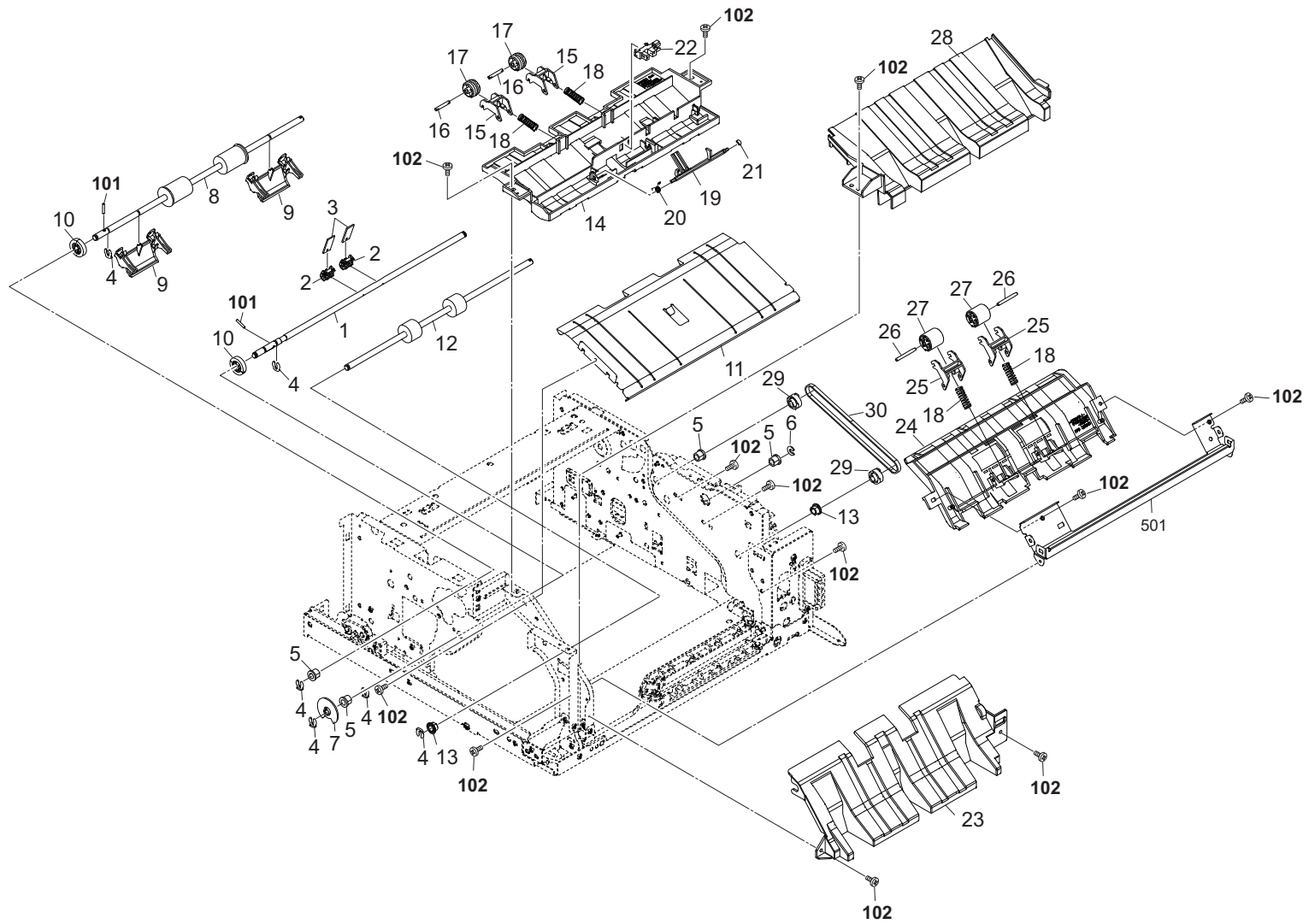


FIG. 3 Paper Feed Section

3PX

Ref. No. 番号	Part.No. 部品番号	Description 部品名称	Notes 備考	Revision 改訂	Quantity 個数			
					100 (日本)	120	230	240
1	303PX36650	SHAFT PADDLE			1	1	1	
2	303PX36660	HOLDER PADDLE			2	2	2	
3	303PX36700	SHEET PADDLE			2	2	2	
4	5MVX111DN003	RING STOPPER/A-49 FEED A4			6	6	6	
5	2BC06520	BUSHING 6,REGISTRATION			4	4	4	
6	302FB09830	CUT WASHER 4			1	1	1	
7	303PX36670	PLATE PULSE PADDLE			1	1	1	
8	303PX94050	PARTS ROLLER MIDDLE SP			1	1	1	
9	303PX36730	GUIDE STOPPER FEED			2	2	2	
10	303PX31080	GEAR Z22S			2	2	2	
11	303PX24020	GUIDE FEED LOW L			1	1	1	
12	303PX94040	PARTS ROLLER FEED SP			1	1	1	
13	302K324450	BUSH 6			2	2	2	
14	303PX24010	GUIDE FEED UP L			1	1	1	
15	303NB36100	HOLDER MIDDLE PULLEY			2	2	2	
16	303NB36110	SHAFT MIDDLE PULLEY			2	2	2	
17	303NB36661	PULLEY MIDDLE			2	2	2	
18	303NB36670	SPRING PULLEY			4	4	4	
19	303PX24050	ACTUATOR FEED			1	1	1	
20	303PD24190	SPRING ACTUATOR			1	1	1	
21	5MVX111DN007	STOPPER 3/2BT1107 A4			1	1	1	
22	302P794010	PARTS SENSOR OPT. SP			1	1	1	
23	303PX24040	GUIDE FEED LOW R			1	1	1	
24	303PX07010	GUIDE FEED UP R			1	1	1	
25	303PX07030	HOLDER FEED PULLEY			2	2	2	
26	303PX07040	SHAFT FEED PULLEY			2	2	2	
27	302H722760	PULLEY MIDDLE A			2	2	2	
28	303PX07020	GUIDE FEED MID R			1	1	1	
29	303PX31140	PULLEY 24 CONVEYING			2	2	2	
30	303PX31130	BELT CONVEYING 296			1	1	1	
101	7BP512012B0CH01	PARALLEL PIN 2.0X12						
102	7BB700308H	+BIND T.T S SCREW 3X8 SR						

• Parts with a Ref.No. of 500 and above in the illustration indicate they are not selected for service parts.

• イラスト中で 500 番台の Ref 番号が付いている部品はサービスパーツに選定されていません。

FIG. 4 Paper Conveying Section 1

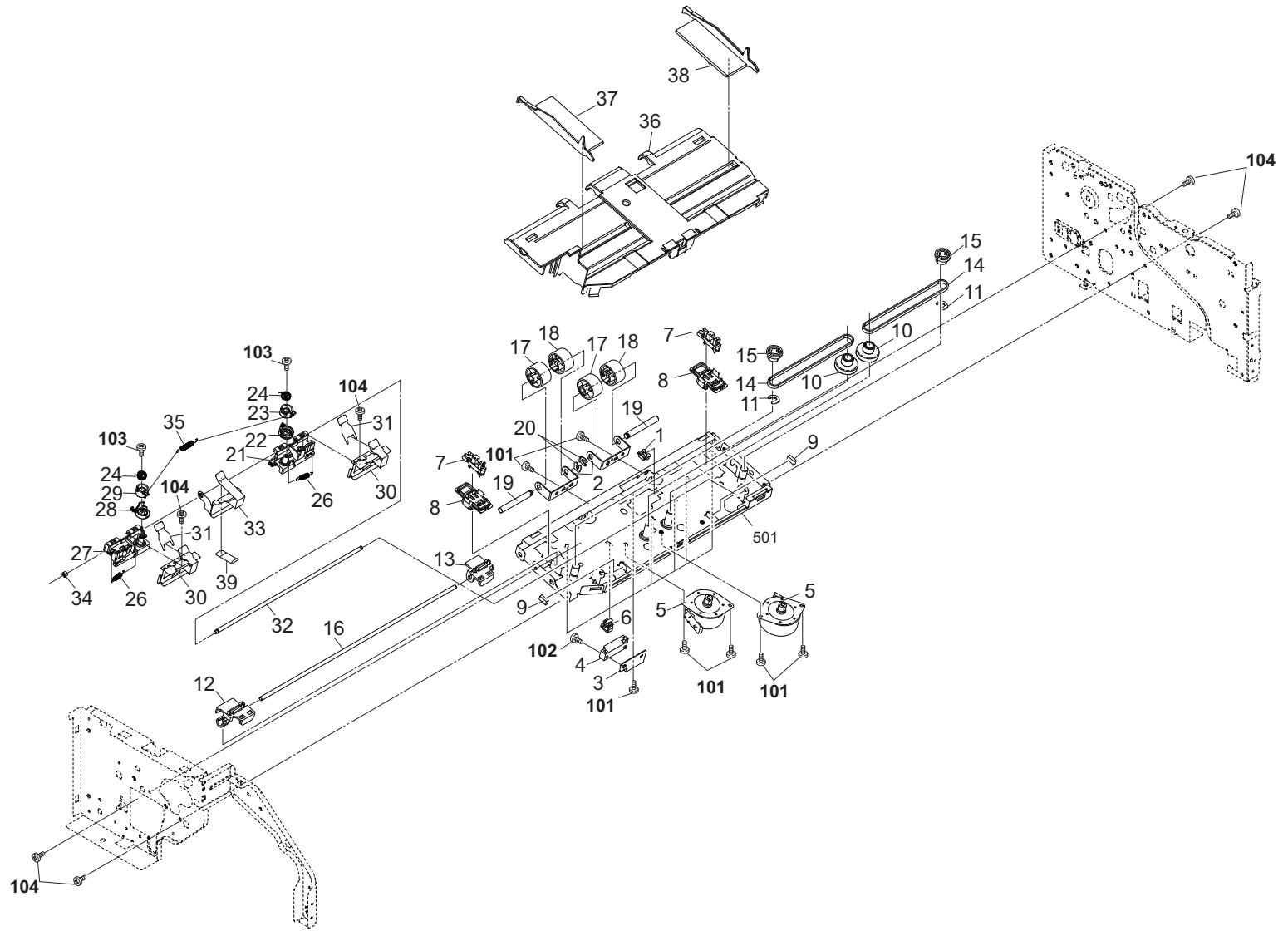


FIG. 4 Paper Conveying Section 1

3PX-2

Ref. No. 番号	Part.No. 部品番号	Description 部品名称	Notes 備考	Revision 改訂	Quantity 個数			
					100 (日本)	120	230	240
1	7YZM210006++H01	ACCESS.EDGING			1	1	1	
2	303PX36130	MOUNT EXIT PULLEY			2	2	2	
3	303PX36110	MOUNT SENSOR A			1	1	1	
4	303PX94030	PARTS SENSOR OPT SP			1	1	1	
5	302HN44100	MOTOR REVERSE			2	2	2	
6	7YZM610009++H01	ACCESS.SADDLE			6	6	6	
7	302P794010	PARTS SENSOR OPT. SP			2	2	2	
8	303PX36120	MOUNT SENSOR B			2	2	2	
9	303H321050	CUSHION EJECT GUIDE			2	2	2	
10	303PX36080	GEAR Z45 P20			2	2	2	
11	2BC06910	STOPPER 6			2	2	2	
12	303PX36050	HOLDER CURSOR F			1	1	1	
13	303PX36060	HOLDER CURSOR R			1	1	1	
14	303PX36090	BELT S2M-Z130			2	2	2	
15	303M407080	PULLEY 20			2	2	2	
16	303PX36070	SHAFT CURSOR			1	1	1	
17	303RD36130	PULLEY EXIT			2	2	2	
18	303RD36180	PULLEY EXIT ONEWAYCLUTCH			2	2	2	
19	303PX36140	SHAFT EXIT			2	2	2	
20	5MVX111DN003	RING STOPPER/A-49 FEED A4			2	2	2	
21	303PW36300	SLIDER PAPER STOPPER R			1	1	1	
22	303PW36320	RATCHET LEVER GUIDE R			1	1	1	
23	303PW36310	LEVER GUIDE STOPPER R			1	1	1	
24	303PW36380	SPRING LEVER			2	2	2	
				1:Del				
26	303PW36280	SPRING GUIDE LEVER			2	2	2	
27	303PW36290	SLIDER PAPER STOPPER F			1	1	1	
28	303PW36270	RATCHET LEVER GUIDE F			1	1	1	
29	303PW36260	LEVER GUIDE STOPPER F			1	1	1	
30	303PW36250	GUIDE PAPER STOPPER S			2	2	2	
31	303PX36840	FILM PAPER STOPPER			2	2	2	
32	303PW36330	SHAFT PAPER STOPPER SHIFT			1	1	1	
33	303PX36710	GUIDE PAPER STOPPER C			1	1	1	
34	5MVX111DN007	STOPPER 3/2BT1107 A4			1	1	1	
35	303PX36770	SPRING GUIDE STOPPER			1	1	1	
36	303PX36020	GUIDE MIDDLE TRAY			1	1	1	
37	303PX36030	CURSOR FRONT			1	1	1	
38	303PX36040	CURSOR REAR			1	1	1	
39	303PX36780	FILM STOPPER PLATE		2:Add	1	1	1	
101	7BB100306H1	+BIND T.T S SCREW 3X6						
102	7BB700316H	+BIND T.T S SCREW 3X16 SR						
103	7BB202306H	+TP-FLAT T.T P SCREW 3X6						
104	7BB200308H	+BIND T.T P SCREW 3X8						

• Parts with a Ref.No. of 500 and above in the illustration indicate they are not selected for service parts.

• イラスト中で 500 番台の Ref 番号が付いている部品はサービスパーツに選定されていません。

FIG. 5 Paper Conveying Section 2

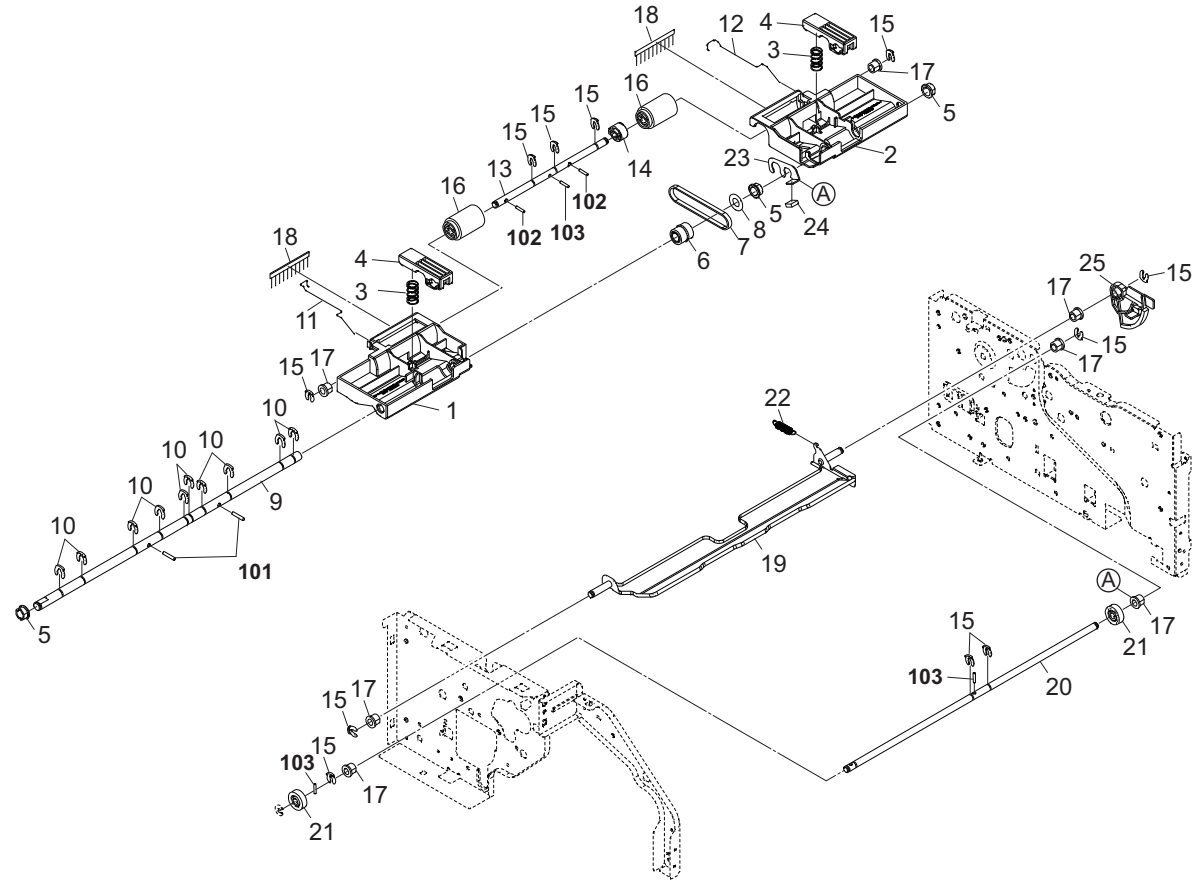


FIG. 5 Paper Conveying Section 2

3PX

Ref. No. 番号	Part.No. 部品番号	Description 部品名称	Notes 備考	Revision 改訂	Quantity 個数			
					100 (日本)	120	230	240
1	303PX36510	GUIDE CENTER F			1	1	1	
2	303PX36530	GUIDE CENTER R			1	1	1	
3	303PX36580	SPRING EXIT PULLEY			2	2	2	
4	303PX36550	ARM PRESS			2	2	2	
5	2BC06510	BUSHING 8			3	3	3	
6	303PX36540	GEAR EXIT DRIVE			1	1	1	
7	303PX36570	BELT EXIT PULLEY			1	1	1	
8	303PX36900	SPACER BELT DRIVE			1	1	1	
9	303PX36600	SHAFT GUIDE PRESS			1	1	1	
10	2BC06910	STOPPER 6			10	10	10	
11	303PX36860	SPRING EARTH EXIT F			1	1	1	
12	303PX36870	SPRING EARTH EXIT R			1	1	1	
13	303PX36630	SHAFT EXIT PULLEY			1	1	1	
14	3A722040	PULLEY 24, CONVEYING			1	1	1	
15	5MVX111DN003	RING STOPPER/A-49 FEED A4			11	11	11	
16	3BR07040	PULLEY, PAPER FEED			2	2	2	
17	2BC06520	BUSHING 6, REGISTRATION			7	7	7	
18	303NB36500	STATIC-ELIMINATOR EJECT CENTER			2	2	2	
19	303PX36690	GUIDE UPPER			1	1	1	
20	303PX36620	SHAFT PULLEY DRIVE			1	1	1	
21	3H622320	GEAR 20 LIFT			2	2	2	
22	303PX36880	SPRING GUIDE UPPER			1	1	1	
23	303PX36850	PLATE SHAFT HOLDER			1	1	1	
24	302HN28220	SEAL ACTUATOR			1	1	1	
25	303PX31020	GEAR GUIDE UPPER			1	1	1	
101	7BP512514B0CH01	PARALLEL PIN 2.5X14						
102	7BP00251200JH01	SPRING PIN 2.5X12						
103	7BP512010B0CH01	PARALLEL PIN 2.0X10						

• Parts with a Ref.No. of 500 and above in the illustration indicate they are not selected for service parts.

・イラスト中で 500 番台の Ref 番号が付いている部品はサービスパーツに選定されていません。

FIG. 6 Staple Section

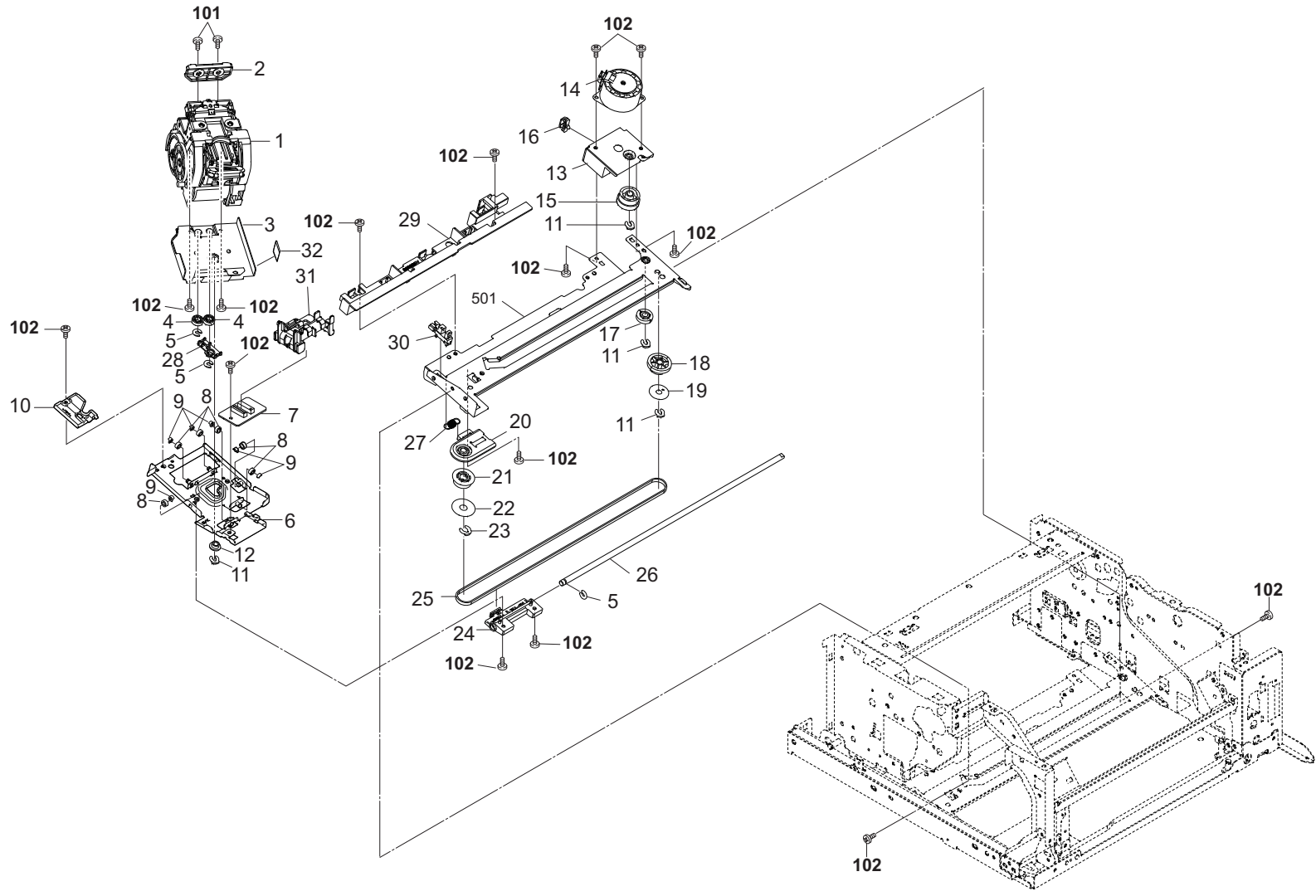


FIG. 6 Staple Section

3PX

Ref. No. 番号	Part.No. 部品番号	Description 部品名称	Notes 備考	Revision 改訂	Quantity 個数			
					100(日本)	120	230	240
1	303JY44011	STAPLER EH590			1	1	1	
2	303PW38070	GUIDE STAPLER			1	1	1	
3	303PX38010	MOUNT STAPLER			1	1	1	
4	7BE006124431H01	BEARING MR126ZZ			2	2	2	
5	302FB09830	CUT WASHER 4			3	3	3	
6	303PX38020	PLATE STAPLER SHIFT			1	1	1	
7	303NB94020	PARTS PWB STAPLER ASSY SP			1	1	1	
8	303PX38070	PULLEY MOUNT STAPLER			6	6	6	
9	5MVX111DN007	STOPPER 3/2BT1107 A4			6	6	6	
10	303PX38150	HOLDER STAPLER			1	1	1	
11	5MVX111DN003	RING STOPPER/A-49 FEED A4			4	4	4	
12	303PX38080	COLLAR STAPLER			1	1	1	
13	303PX38100	PLATE STAPLER DRIVE			1	1	1	
14	303NB94040	PARTS MOTOR-PM MOVING SP			1	1	1	
15	302K928110	GEAR Z40R-Z28S			1	1	1	
16	7YZM610008++H01	ACCESS.SADDLE			1	1	1	
17	3HX22050	GEAR JOINT 20			1	1	1	
18	2FB19260	GEAR Z30/B30			1	1	1	
19	302FB09670	SPACER DU PULLEY			1	1	1	
20	303PX38140	PLATE BELT TENSION			1	1	1	
21	3AP02040	PULLEY 30,DUPLEX			1	1	1	
22	303JY38240	SPACER 25			1	1	1	
23	2BC06910	STOPPER 6			1	1	1	
24	303PX38060	SLIDER MOUNT STAPLER			1	1	1	
25	303PX38030	BELT STAPLER SHIFT			1	1	1	
26	303PX38040	SHAFT STAPLER SHIFT			1	1	1	
27	302GR17540	SPRING CCD			1	1	1	
28	303PX38050	STOPPER STAPLER MOUNT			1	1	1	
29	303PX38090	RAIL STAPLER SHIFT			1	1	1	
30	302P794010	PARTS SENSOR OPT. SP			1	1	1	
31	303PX38120	GUIDE STAPLER WIRE			1	1	1	
32	303JY37220	STATIC ELIMINATOR CURSOR			1	1	1	
101	7BB202306H	+TP-FLAT T.T P SCREW 3X6						
102	7BB700308H	+BIND T.T S SCREW 3X8 SR						

• Parts with a Ref.No. of 500 and above in the illustration indicate they are not selected for service parts.

• イラスト中で 500 番台の Ref 番号が付いている部品はサービスパーツに選定されていません。

FIG. 7 Main Tray Section

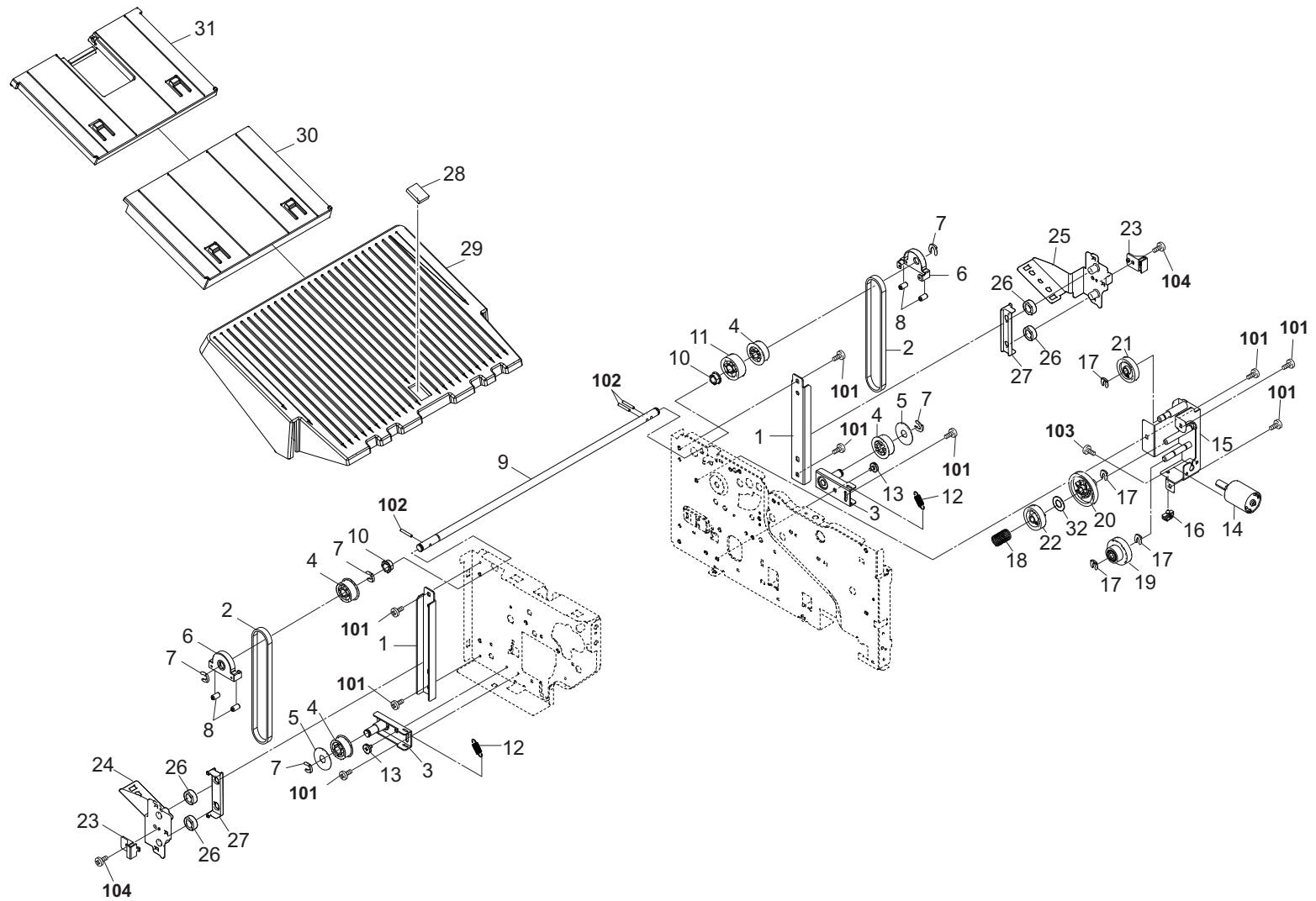


FIG. 7 Main Tray Section

3PX

Ref. No. 番号	Part.No. 部品番号	Description 部品名称	Notes 備考	Revision 改訂	Quantity 個数			
					100 (日本)	120	230	240
1	303PX37060	RAIL MAIN TRAY			2	2	2	
2	303PX37140	BELT S3M-Z104			2	2	2	
3	303PX37120	PLATE PULLEY			2	2	2	
4	303PX37150	PULLEY 24 S3M			4	4	4	
5	303JY38240	SPACER 25			2	2	2	
6	303PX37160	STOPPER BELT			2	2	2	
7	2BC06910	STOPPER 6			5	5	5	
8	303PX37170	PULLEY BELT STOPPER			4	4	4	
9	303PX37110	SHAFT TRAY			1	1	1	
10	2BC06510	BUSHING 8			2	2	2	
11	303PX37090	GEAR 24			1	1	1	
12	303PX37130	SPRING TENSION			2	2	2	
13	302K317340	PIN RETAINER			2	2	2	
14	303PX94010	PARTS DC MOTOR ASSY SP			1	1	1	
15	303PX37080	MOUNT TRAY DRIVE			1	1	1	
16	7YZM610007++H01	ACCESS.SADDLE			1	1	1	
17	5MVX111DN003	RING STOPPER/A-49 FEED A4			4	4	4	
18	303PX37100	SPRING TRAY DRIVE			1	1	1	
19	302K931760	WORM WHEEL Z56L-Z20S			1	1	1	
20	302K031270	GEAR FUSER Z45			1	1	1	
21	302K031280	GEAR FUSER Z25			1	1	1	
22	302K031600	GEAR FUSER Z24			1	1	1	
23	303PX37070	HOLDER BELT			2	2	2	
24	303PX37040	FRAME TRAY FRONT			1	1	1	
25	303PX37050	FRAME TRAY REAR			1	1	1	
26	7BE008165431H01	BEARING 688ZZ			4	4	4	
27	303PX37180	PLATE TRAY RAIL			2	2	2	
28	302KV03460	SEAL FRAME FEED			1	1	1	
29	303PX37010	TRAY A			1	1	1	
30	303PX37020	TRAY B			1	1	1	
31	303PX37030	TRAY C			1	1	1	
32	302HS31430	POLYSLIDER 9.5			1	1	1	
101	7BB700308H	+BIND T.T S SCREW 3X8 SR						
102	7BP512516B0CH01	PARALLEL PIN 2.5X16						
103	7BB000303H	+BIND M SCREW 3X3						
104	7BB702308H	+TP-FLAT T.T S SCREW 3X8 SR						

• Parts with a Ref.No. of 500 and above in the illustration indicate they are not selected for service parts.

• イラスト中で 500 番台の Ref 番号が付いている部品はサービスパーツに選定されていません。

FIG. 8 Drive Section & Electrical Components

3PX-1

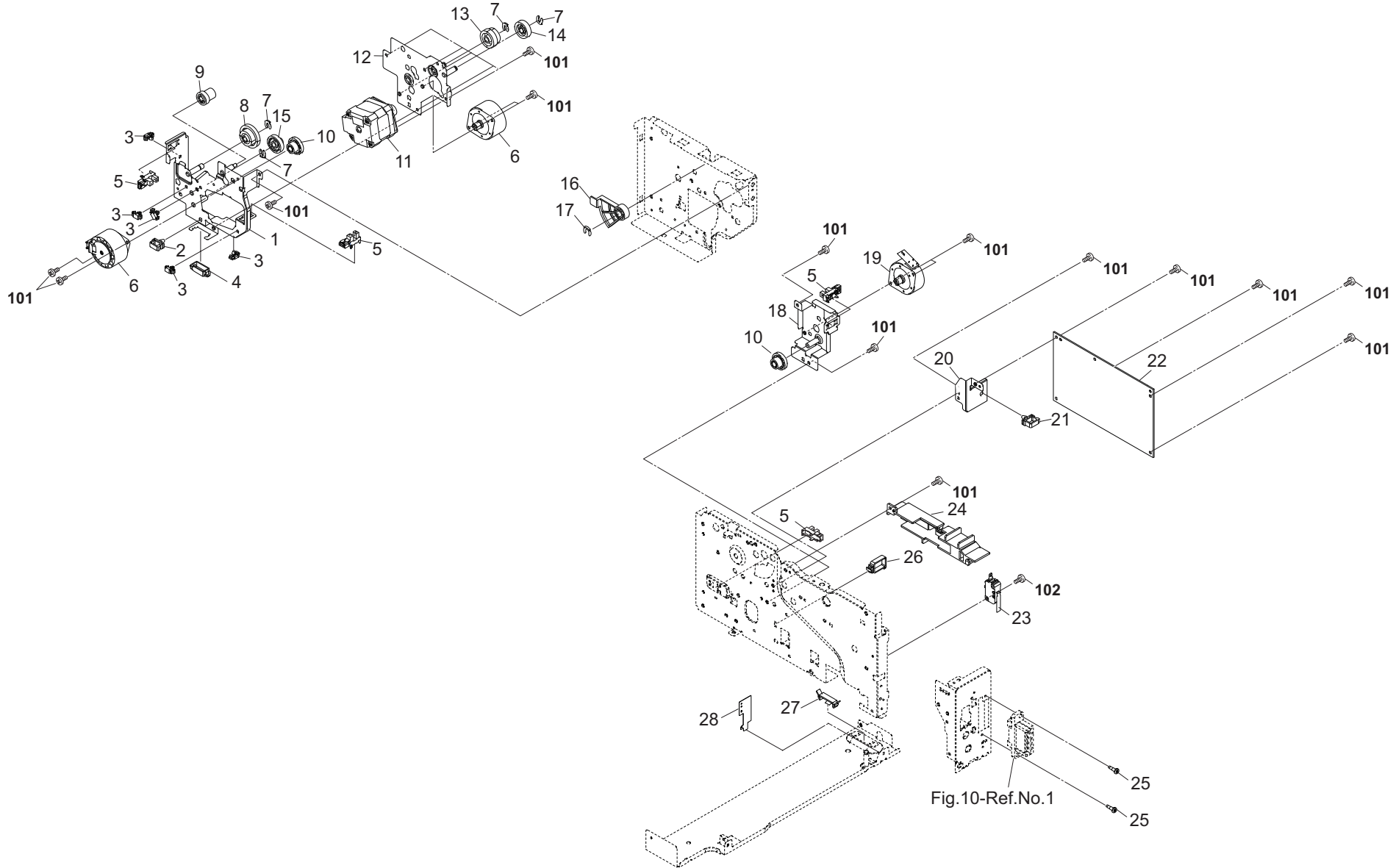


FIG. 8 Drive Section & Electrical Components

3PX-2

Ref. No. 番号	Part.No. 部品番号	Description 部品名称	Notes 備考	Revision 改訂	Quantity 個数			
					100(日本)	120	230	240
1	303PX31031	PLATE GUIDE DRIVE FRONT		2:Design-chg.	1	1	1	
2	7YZM610001++H01	ACCESS SADDLE			1	1	1	
3	7YZM610007++H01	ACCESS.SADDLE			5	5	5	
4	7YZM210010++H01	ACCESS.EDGING			1	1	1	
5	302P794010	PARTS SENSOR OPT. SP			4	4	4	
6	303NB94040	PARTS MOTOR-PM MOVING SP			2	2	2	
7	5MVX111DN003	RING STOPPER/A-49 FEED A4			4	4	4	
8	302H024400	GEAR FEED Z35SZ23S			1	1	1	
9	302LF28300	GEAR Z14S-Z30R			1	1	1	
10	303PX31110	GEAR Z40R Z14S			2	2	2	
11	303NV94010	PARTS MOTOR DP SP			1	1	1	
12	303PX31090	MOUNT MOTOR F			1	1	1	
13	303PX31010	GEAR FEED Z28R Z23S			1	1	1	
14	302LC03100	GEAR Z25S			1	1	1	
15	303P031040	GEAR Z26S			1	1	1	
16	303PX36640	GEAR GUIDE PRESS			1	1	1	
17	2BC06910	STOPPER 6			1	1	1	
18	303PX31040	PLATE GUIDE DRIVE REAR			1	1	1	
19	302K994300	PARTS MOTOR PM FEED SP			1	1	1	
20	303PX39010	MOUNT WIRE GUIDE			1	1	1	
21	7YZM610002++H01	ACCESS SADDLE			1	1	1	
22	303PX94020	PARTS PWB DF MAIN ASSY SP			1	1	1	
23	2FB27160	INTER LOCK SWITCH			1	1	1	
24	303PX39020	GUIDE PWB WIRE			1	1	1	
25	302R402250	PIN CONNECTOR			2	2	2	
26	7YZM610012++H01	ACCESS.SADDLE			1	1	1	
27	7YZM390015++H01	ACCESS.CLAMP			1	1	1	
28	303PX02320	PLATE PWB		1:Part No-chg.	1	1	1	
101	7BB700308H	+BIND T.T S SCREW 3X8 SR						
102	7BB700316H	+BIND T.T S SCREW 3X16 SR						

• Parts with a Ref.No. of 500 and above in the illustration indicate they are not selected for service parts.

• イラスト中で 500 番台の Ref 番号が付いている部品はサービスパーツに選定されていません。

FIG. 9 Exit Section

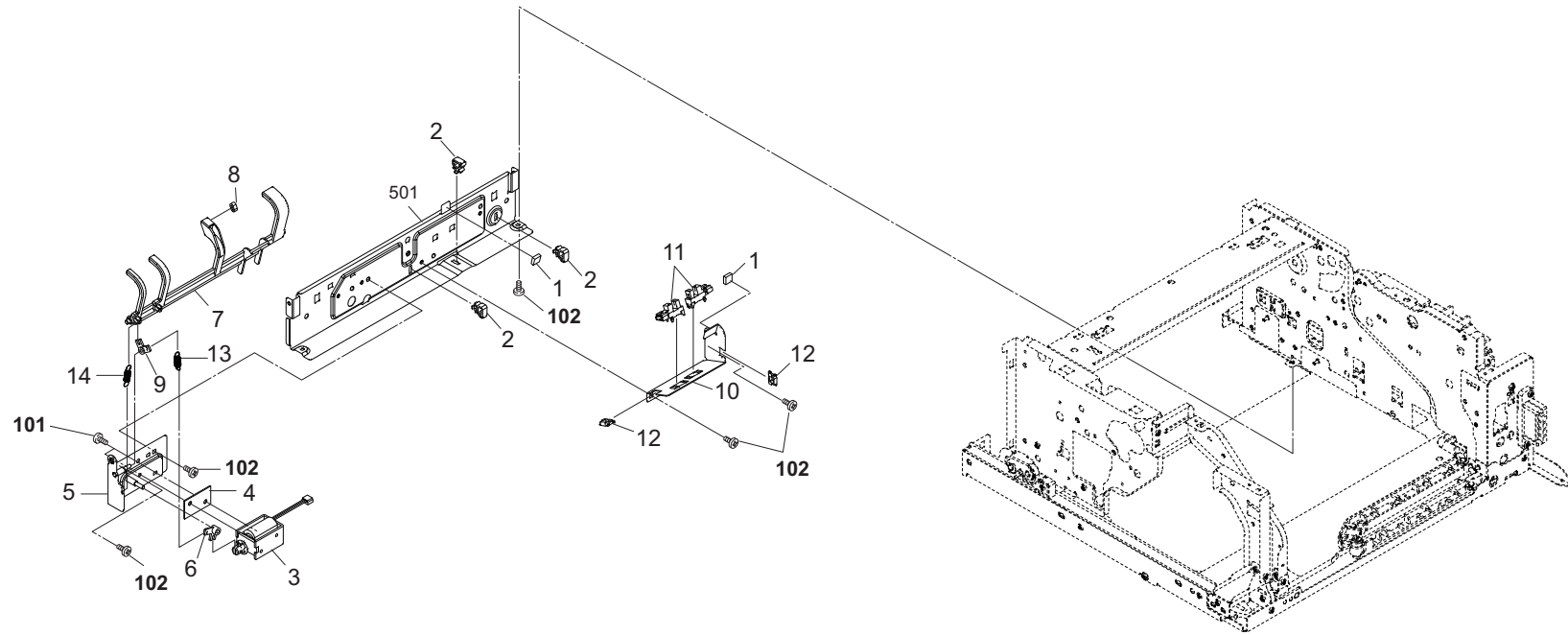
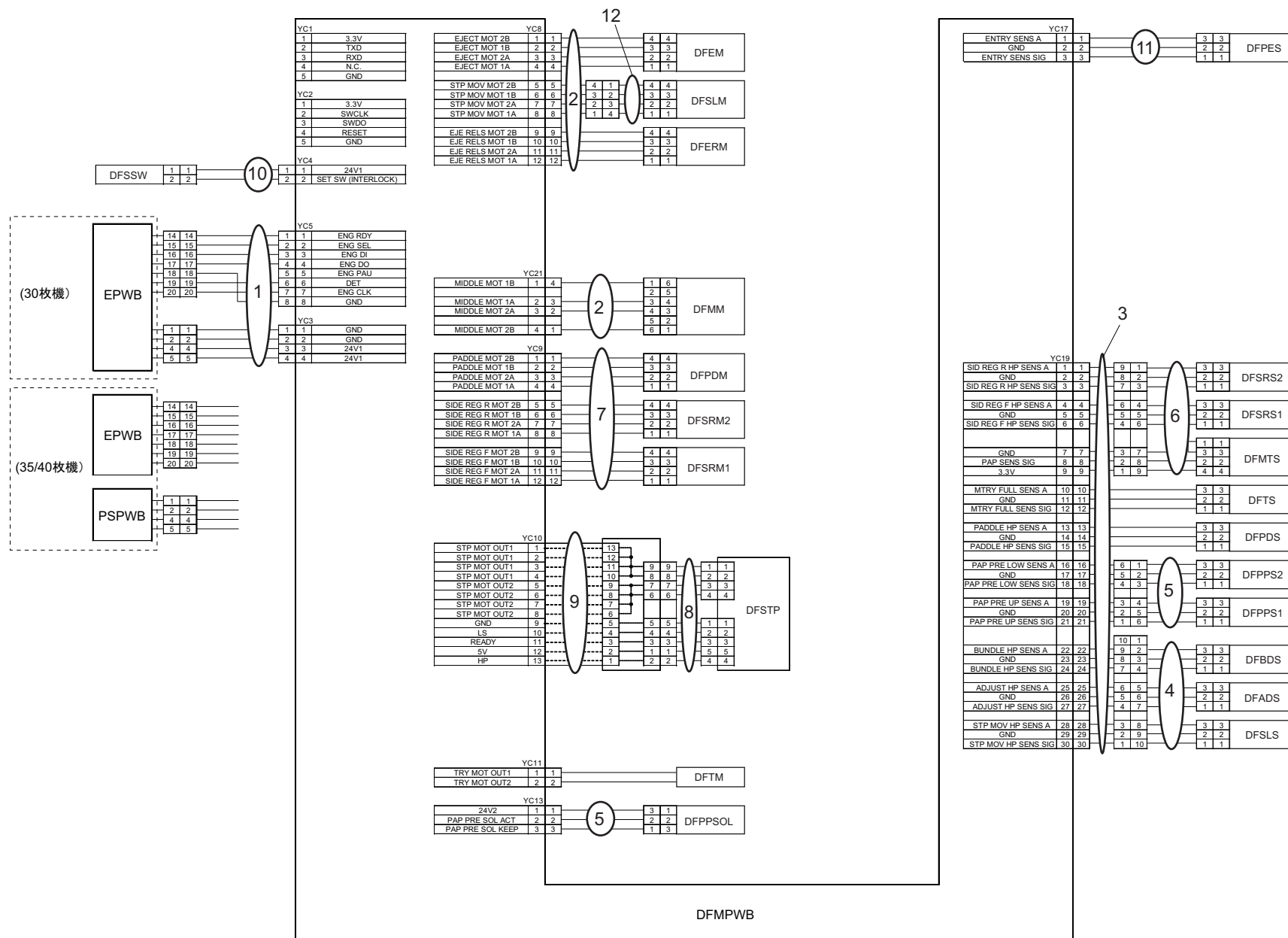
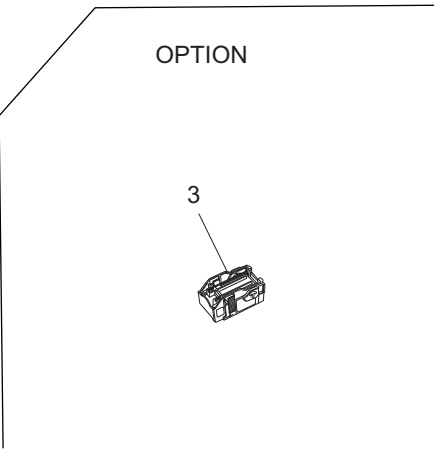
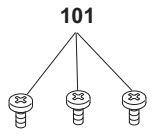
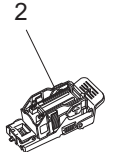
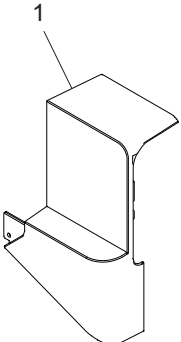


FIG. 10 Wire Section





INDEX / 索引

Part.No. 部品番号	Description 部品名称	Fig.No.
1903JY0000	SH-10/STAPLE HOLDER	11
2BC06510	BUSHING 8	5,7
2BC06520	BUSHING 6,REGISTRATION	3,5
2BC06910	STOPPER 6	4,5,6,7,8
2BG22990	CUT WASHER 4	2
2FB19260	GEAR Z30/B30	6
2FB27160	INTER LOCK SWITCH	8
302FB09670	SPACER DU PULLEY	6
302FB09830	CUT WASHER 4	3,6
302FG07020	PULLEY,CASSETTE RAIL	2
302GR17540	SPRING CCD	6
302H024400	GEAR FEED Z35SZ23S	8
302H722760	PULLEY MIDDLE A	3
302HN28220	SEAL ACTUATOR	5,9
302HN44100	MOTOR REVERSE	4
302HS31430	POLYSLIDER 9.5	7
302K031270	GEAR FUSER Z45	7
302K031280	GEAR FUSER Z25	7
302K031600	GEAR FUSER Z24	7
302K317340	PIN RETAINER	7
302K324450	BUSH 6	3
302K928110	GEAR Z40R-Z28S	6
302K931760	WORM WHEEL Z56L-Z20S	7
302K994300	PARTS MOTOR PM FEED SP	8
302K994380	PARTS SOLENOID FEED SHIFT SP	9
302KV03460	SEAL FRAME FEED	7
302LC03100	GEAR Z25S	8
302LC03510	PULLEY WASTE TRAY	2
302LF28300	GEAR Z14S-Z30R	8
302P794010	PARTS SENSOR OPT. SP	3,4,6,8,9
302R402250	PIN CONNECTOR	8
303H321050	CUSHION EJECT GUIDE	4
303JX04150	FELT PF COVER	1,2
303JY37220	STATIC ELIMINATOR CURSOR	6
303JY38240	SPACER 25	6,7
303JY38750	CARTRIDGE EH590	11
303JY44011	STAPLER EH590	6
303M407080	PULLEY 20	4
303NB36100	HOLDER MIDDLE PULLEY	3
303NB36110	SHAFT MIDDLE PULLEY	3
303NB36500	STATIC-ELIMINATOR EJECT CENTER	5
303NB36661	PULLEY MIDDLE	3
303NB36670	SPRING PULLEY	3
303NB94020	PARTS PWB STAPLER ASSY SP	6
303NB94040	PARTS MOTOR-PM MOVING SP	6,8
303NV94010	PARTS MOTOR DP SP	8
303P031040	GEAR Z26S	8
303PD24190	SPRING ACTUATOR	3
303PW36250	GUIDE PAPER STOPPER S	4
303PW36260	LEVER GUIDE STOPPER F	4
303PW36270	RATCHET LEVER GUIDE F	4

Part.No. 部品番号	Description 部品名称	Fig.No.
303PW36280	SPRING GUIDE LEVER	4
303PW36290	SLIDER PAPER STOPPER F	4
303PW36300	SLIDER PAPER STOPPER R	4
303PW36310	LEVER GUIDE STOPPER R	4
303PW36320	RATCHET LEVER GUIDE R	4
303PW36330	SHAFT PAPER STOPPER SHIFT	4
303PW36380	SPRING LEVER	4
303PW38070	GUIDE STAPLER	6
303PX02110	GUIDE WIRE A	2
303PX02120	LEVER RELEASE HOOK	2
303PX02130	SPRING RELEASE HOOK	2
303PX02180	GUIDE HOOK	2
303PX02240	GUIDE WIRE B	2
303PX02290	PLATE STAY RAIL	2
303PX02300	PLATE REINFORCE FRONT	2
303PX02320	PLATE PWB	8
303PX04010	COVER FRONT L	1
303PX04020	COVER FRONT R	11
303PX04030	COVER REAR L	1
303PX04040	PARTITION FINISHER	2
303PX04060	COVER UP L	1
303PX04070	COVER UP R	1
303PX07010	GUIDE FEED UP R	3
303PX07020	GUIDE FEED MID R	3
303PX07030	HOLDER FEED PULLEY	3
303PX07040	SHAFT FEED PULLEY	3
303PX24010	GUIDE FEED UP L	3
303PX24020	GUIDE FEED LOW L	3
303PX24040	GUIDE FEED LOW R	3
303PX24050	ACTUATOR FEED	3
303PX28010	LEVER EXIT A	9
303PX28030	PAD EXIT	9
303PX28050	MOUNT SOLENOID	9
303PX28060	LEVER EXIT B	9
303PX28070	MOUNT SENSOR	9
303PX28080	SPRING EXIT	9
303PX28090	GUIDE EXIT	2
303PX28100	SPRING LEVER EXIT	9
303PX28110	LEVER EXIT C	9
303PX28130	SEAL SOLENOID	9
303PX31010	GEAR FEED Z28R Z23S	8
303PX31020	GEAR GUIDE UPPER	5
303PX31031	PLATE GUIDE DRIVE FRONT	8
303PX31040	PLATE GUIDE DRIVE REAR	8
303PX31080	GEAR Z22S	3
303PX31090	MOUNT MOTOR F	8
303PX31110	GEAR Z40R Z14S	8
303PX31130	BELT CONVEYING 296	3
303PX31140	PULLEY 24 CONVEYING	3
303PX34010	LABEL STAPLER	1
303PX36020	GUIDE MIDDLE TRAY	4

Part.No. 部品番号	Description 部品名称	Fig.No.
303PX36030	CURSOR FRONT	4
303PX36040	CURSOR REAR	4
303PX36050	HOLDER CURSOR F	4
303PX36060	HOLDER CURSOR R	4
303PX36070	SHAFT CURSOR	4
303PX36080	GEAR Z45 P20	4
303PX36090	BELT S2M-Z130	4
303PX36110	MOUNT SENSOR A	4
303PX36120	MOUNT SENSOR B	4
303PX36130	MOUNT EXIT PULLEY	4
303PX36140	SHAFT EXIT	4
303PX36510	GUIDE CENTER F	5
303PX36530	GUIDE CENTER R	5
303PX36540	GEAR EXIT DRIVE	5
303PX36550	ARM PRESS	5
303PX36570	BELT EXIT PULLEY	5
303PX36580	SPRING EXIT PULLEY	5
303PX36600	SHAFT GUIDE PRESS	5
303PX36620	SHAFT PULLEY DRIVE	5
303PX36630	SHAFT EXIT PULLEY	5
303PX36640	GEAR GUIDE PRESS	8
303PX36650	SHAFT PADDLE	3
303PX36660	HOLDER PADDLE	3
303PX36670	PLATE PULSE PADDLE	3
303PX36690	GUIDE UPPER	5
303PX36700	SHEET PADDLE	3
303PX36710	GUIDE PAPER STOPPER C	4
303PX36730	GUIDE STOPPER FEED	3
303PX36770	SPRING GUIDE STOPPER	4
303PX36780	FILM STOPPER PLATE	4
303PX36840	FILM PAPER STOPPER	4
303PX36850	PLATE SHAFT HOLDER	5
303PX36860	SPRING EARTH EXIT F	5
303PX36870	SPRING EARTH EXIT R	5
303PX36880	SPRING GUIDE UPPER	5
303PX36900	SPACER BELT DRIVE	5
303PX37010	TRAY A	7
303PX37020	TRAY B	7
303PX37030	TRAY C	7
303PX37040	FRAME TRAY FRONT	7
303PX37050	FRAME TRAY REAR	7
303PX37060	RAIL MAIN TRAY	7
303PX37070	HOLDER BELT	7
303PX37080	MOUNT TRAY DRIVE	7
303PX37090	GEAR 24	7
303PX37100	SPRING TRAY DRIVE	7
303PX37110	SHAFT TRAY	7
303PX37120	PLATE PULLEY	7
303PX37130	SPRING TENSION	7
303PX37140	BELT S3M-Z104	7
303PX37150	PULLEY 24 S3M	7

Part.No. 部品番号	Description 部品名称	Fig.No.
303PX37160	STOPPER BELT	7
303PX37170	PULLEY BELT STOPPER	7
303PX37180	PLATE TRAY RAIL	7
303PX38010	MOUNT STAPLER	6
303PX38020	PLATE STAPLER SHIFT	6
303PX38030	BELT STAPLER SHIFT	6
303PX38040	SHAFT STAPLER SHIFT	6
303PX38050	STOPPER STAPLER MOUNT	6
303PX38060	SLIDER MOUNT STAPLER	6
303PX38070	PULLEY MOUNT STAPLER	6
303PX38080	COLLAR STAPLER	6
303PX38090	RAIL STAPLER SHIFT	6
303PX38100	PLATE STAPLER DRIVE	6
303PX38120	GUIDE STAPLER WIRE	6
303PX38140	PLATE BELT TENSION	6
303PX38150	HOLDER STAPLER	6
303PX38170	FILM STAPLER	2
303PX39010	MOUNT WIRE GUIDE	8
303PX39020	GUIDE PWB WIRE	8
303PX46010	WIRE INTERFACE	10
303PX46020	WIRE MOTOR	10
303PX46030	WIRE SENSOR	10
303PX46040	WIRE FRONT	10
303PX46050	WIRE PAPER HOLD	10
303PX46060	WIRE MID TRAY SENSOR	10
303PX46070	WIRE MID TRAY MOTOR	10
303PX46080	WIRE STAPLER	10
303PX46090	WIRE FFC	10
303PX46100	WIRE SET SW	10
303PX46110	WIRE CI SENSOR	10
303PX46120	WIRE STM MOTOR	10
303PX94010	PARTS DC MOTOR ASSY SP	7
303PX94020	PARTS PWB DF MAIN ASSY SP	8
303PX94030	PARTS SENSOR OPT SP	4
303PX94040	PARTS ROLLER FEED SP	3
303PX94050	PARTS ROLLER MIDDLE SP	3
303RD36130	PULLEY EXIT	4
303RD36180	PULLEY EXIT ONEWAYCLUTCH	4
3A722040	PULLEY 24,CONVEYING	5
3AP02040	PULLEY 30,DUPLEX	6
3BR07040	PULLEY,PAPER FEED	5
3H622320	GEAR 20 LIFT	5
3HX22050	GEAR JOINT 20	6
5MVX111DN003	RING STOPPER/A-49 FEED A4	2,3,7,8,6,7,8
5MVX111DN007	STOPPER 3/2BT1107 A4	3,4,6
7BE006124431H01	BEARING MR126ZZ	6
7BE008165431H01	BEARING 688ZZ	7
7YZM210005++H01	ACCESS.EDGING	2
7YZM210006++H01	ACCESS.EDGING	4,9
7YZM210010++H01	ACCESS.EDGING	8
7YZM390002++H01	ACCESS.CLAMP	2

DF-5110

June 2018
Rev.4

———— CONTENTS ————

FIG. 1	Covers	2
FIG. 2	Frames	4
FIG. 3	Paper Feed Section 1	6
FIG. 4	Paper Feed Section 2	8
FIG. 5	Paper Conveying Section	10
FIG. 6	Staple Section	12
FIG. 7	Middle Tray Section	14
FIG. 8	Main Tray Section	16
FIG. 9	Drive Section & Electrical Components	18
FIG. 10	Exit Section	20
FIG. 11	Wire Section	22
FIG. 12	Accessories & Option	24
• INDEX		26

FIG. 1 Covers

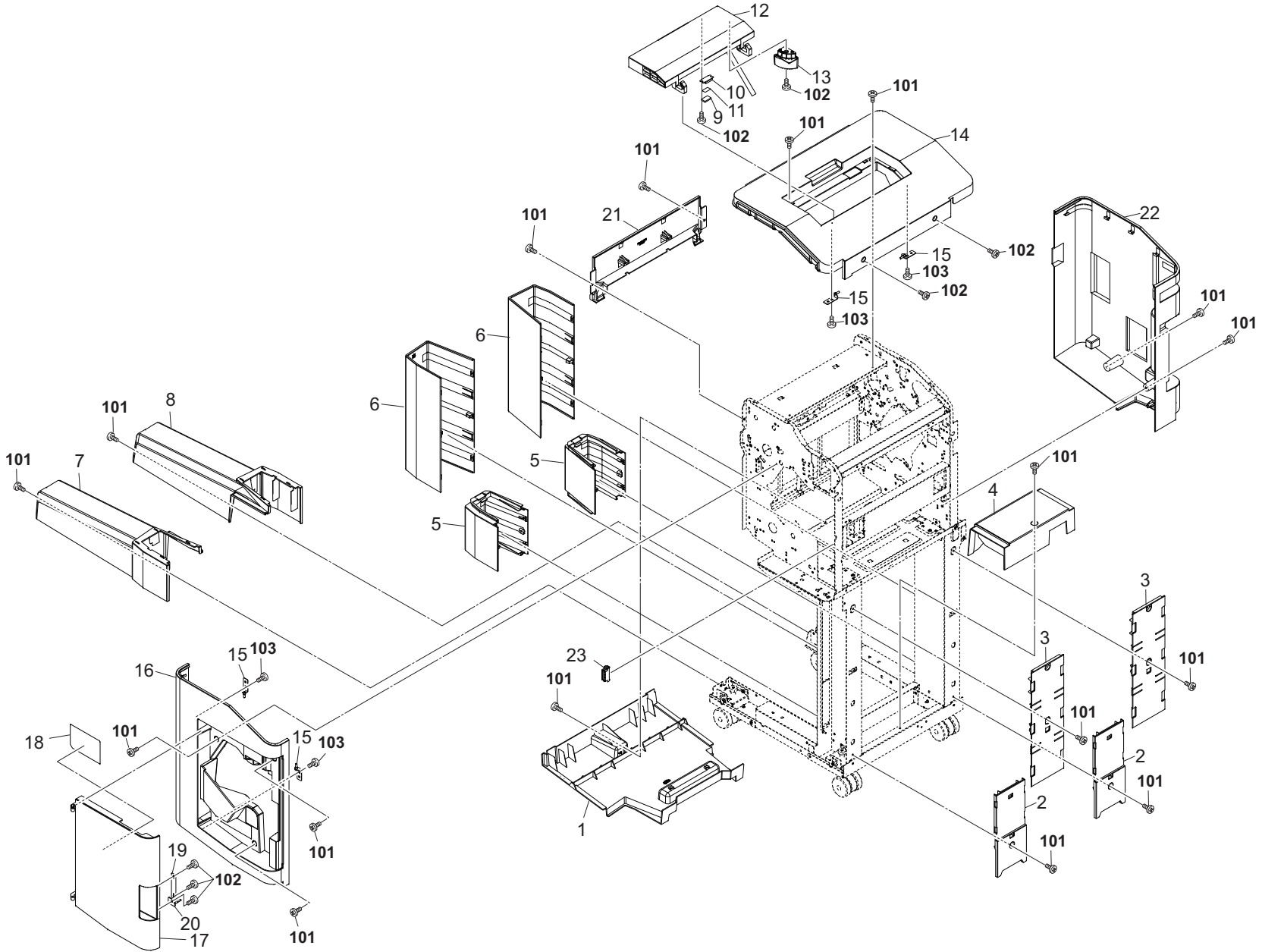


FIG. 2 Frames

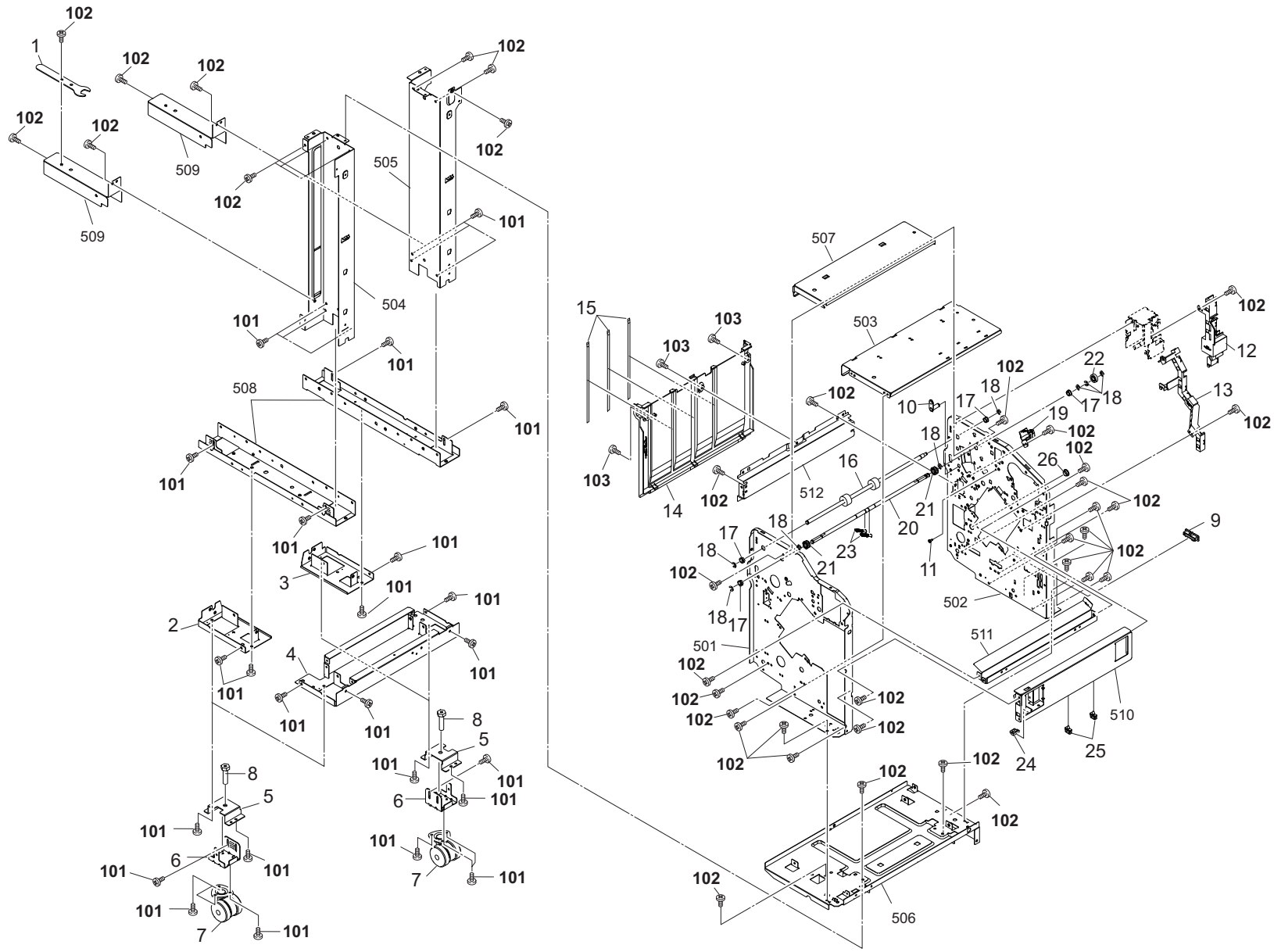


FIG. 2 Frames

3PV-1

Ref. No. 番号	Part.No. 部品番号	Description 部品名称	Notes 備考	Revision 改訂	Quantity 個数			
					100(日本)	120	230	240
1	303LT03130	SPANNER			1	1	1	
2	303NB02041	BASE LEFT FRONT			1	1	1	
3	303NB02281	BASE LEFT REAR			1	1	1	
4	303PV02030	BASE RIGHT			1	1	1	
5	303NB02220	PLATE HOLDER CASTER			4	4	4	
6	303NB02211	PLATE CASTER			4	4	4	
7	302N202011	CASTER 100 CN			4	4	4	
8	303LT03140	BOLT M10L40			4	4	4	
9	303JY38601	EDGING FFC			1	1	1	
10	303NB31110	PIN EJECT DRIVE			1	1	1	
11	302GR25241	PIN GUIDE CHUTE			1	1	1	
12	303NC39032	DUCT UPPER GUIDE WIRE 2		1:Design-chg.	1	1	1	
13	303NC39042	DUCT UPPER GUIDE WIRE 3		1:Design-chg.	1	1	1	
14	303PV02090	PARTITION FINISHER			1	1	1	
15	303NC02110	FILM PARTITION			3	3	3	
16	303PV94030	PARTS ROLLER EXIT SP			1	1	1	
17	28107310	BUSH 8			4	4	4	
18	2BC06910	STOPPER 6			8	8	8	
19	303NC39020	DUCT UPPER GUIDE WIRE 1			1	1	1	
20	303PW36140	SHAFT UPPER EXIT DRIVE			1	1	1	
21	2BL21430	GEAR EXIT Z20			2	2	2	
22	303NB31010	GEAR Z35R			1	1	1	
23	303NB36300	SPRING GUIDE PAPER PRESS			2	2	2	
24	7YZM210009++H01	ACCESS.EDGING			1	1	1	
25	7YZM610001++H01	ACCESS SADDLE			2	2	2	
26	7YZM110001++H01	ACCESS.BUSHING			1	1	1	
101	7BB700412H	+BIND T.T S SCREW 4X12 SR						
102	7BB700408H	+BIND T.T S SCREW 4X8 SR						
103	7BB782308H	+TP-FLAT T.T S SCREW 3X8 SR(BLACK)						

• Parts with a Ref.No. of 500 and above in the illustration indicate they are not selected for service parts.

・イラスト中で 500 番台の Ref 番号が付いている部品はサービスパーツに選定されていません。

FIG. 3 Paper Feed Section 1

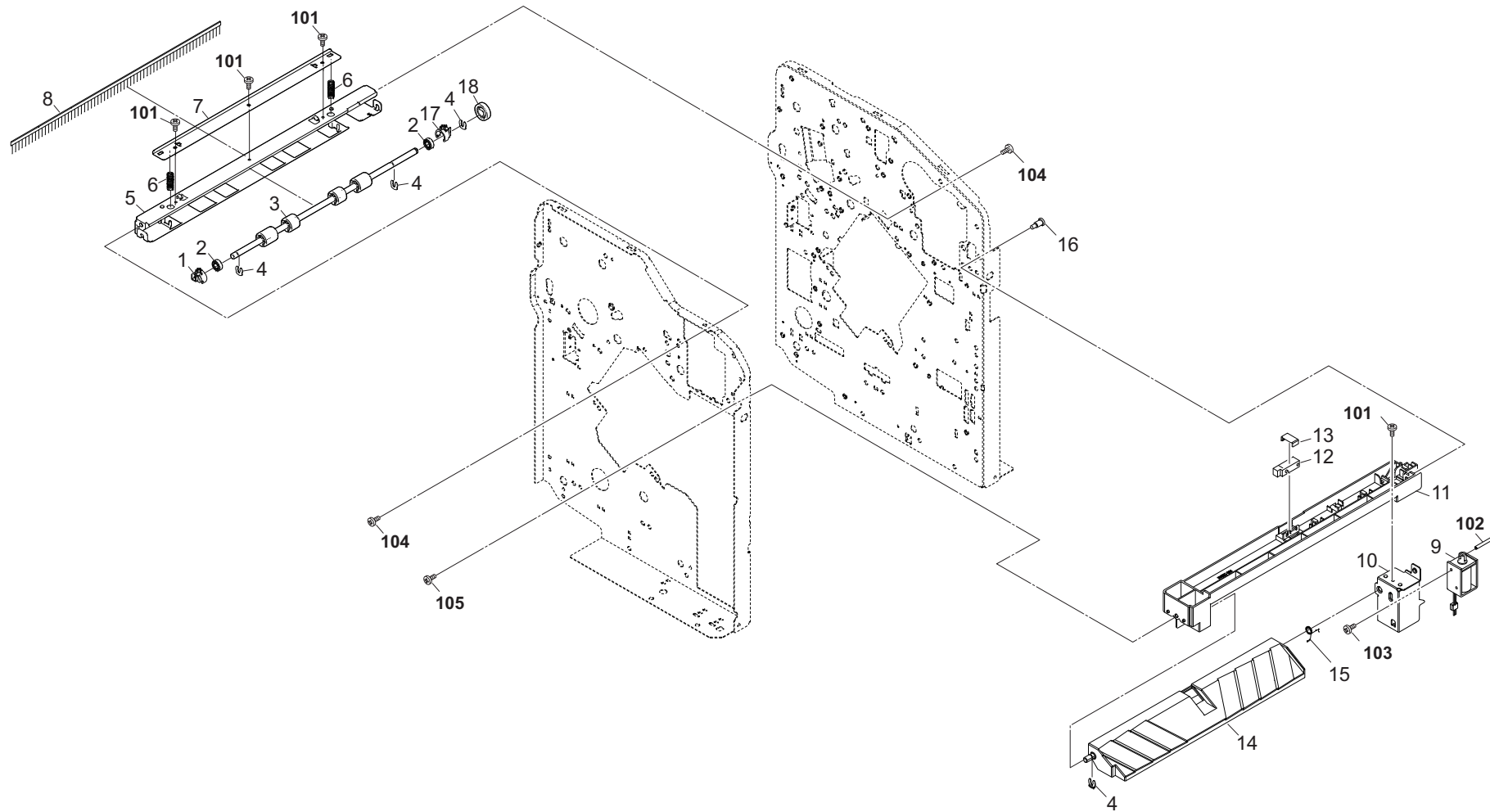


FIG. 4 Paper Feed Section 2

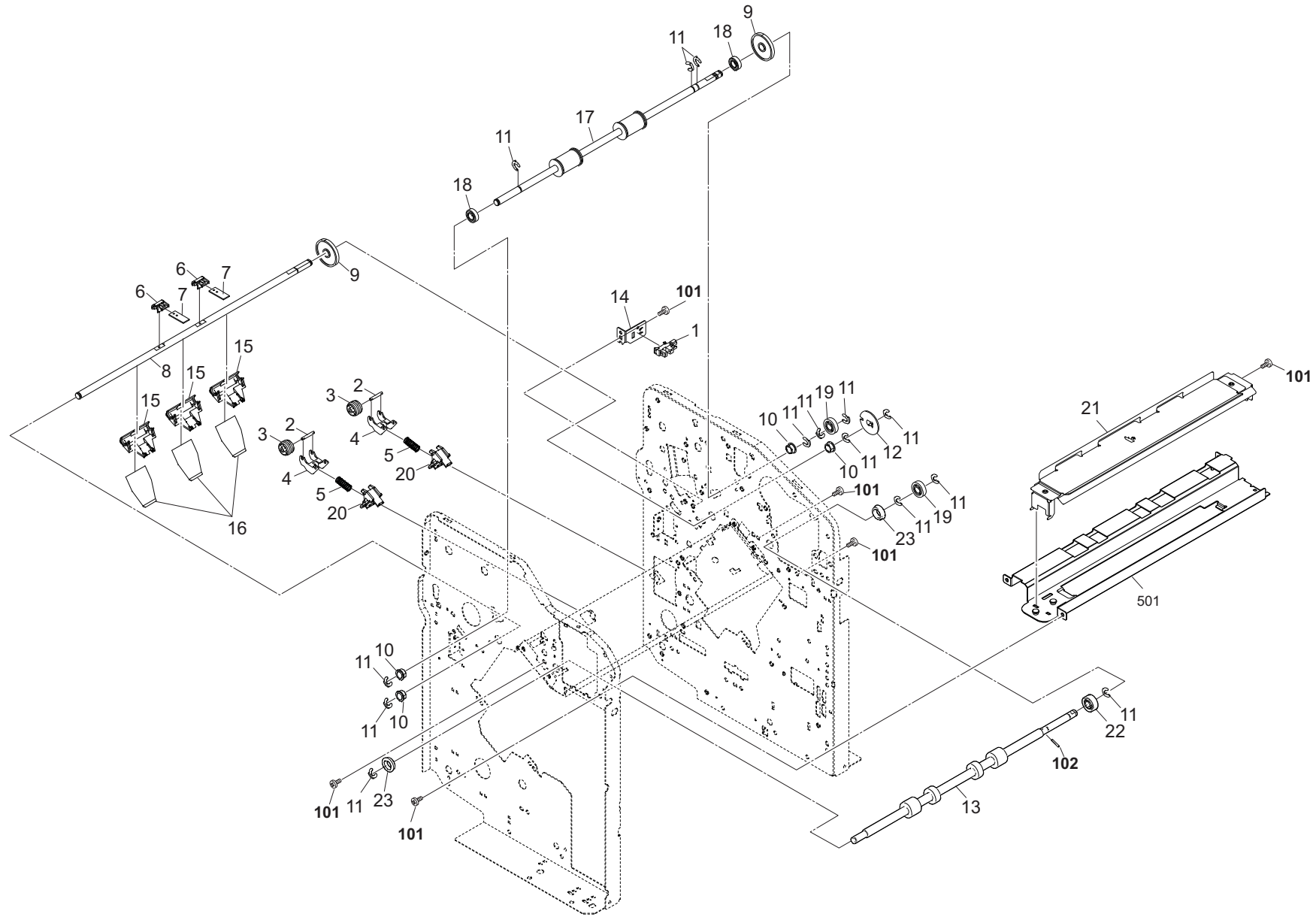


FIG. 5 Paper Conveying Section

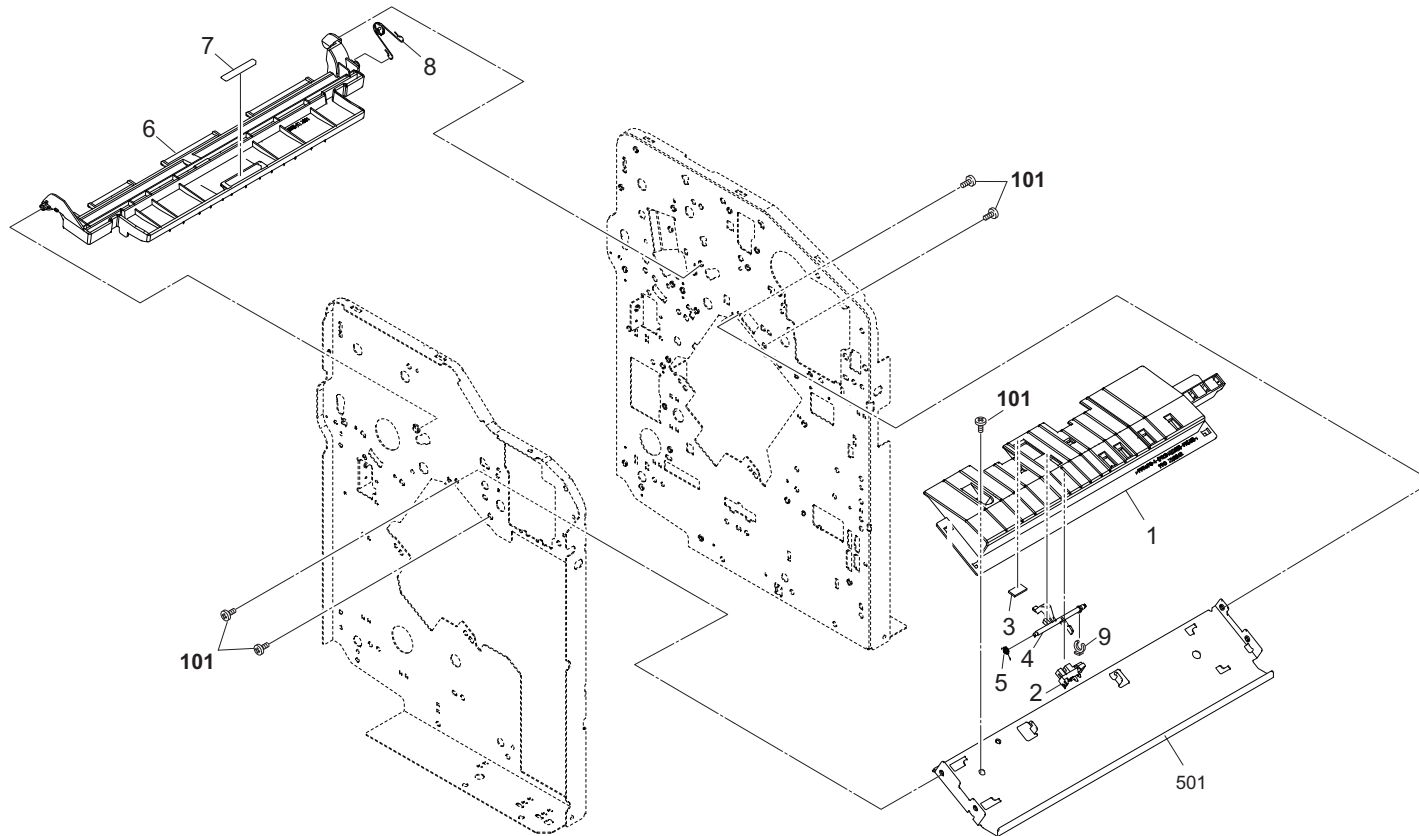


FIG. 5 Paper Conveying Section

3PV-2

Ref. No. 番号	Part.No. 部品番号	Description 部品名称	Notes 備考	Revision 改訂	Quantity 個数			
					100 (日本)	120	230	240
1	303PV24020	GUIDE CONVEYING LOWER			1	1	1	
2	302P794010	PARTS SENSOR OPT. SP			1	1	1	
3	303NF06340	CUSHION ACTUATOR			1	1	1	
4	303NC24041	ACTUATOR CONVEYING		2:Design-chg.	1	1	1	
5	302K928190	SPRING-TORSION SWITCHBACK		1:Part No-chg.	1	1	1	
6	303PV24010	GUIDE CONVEYING UPPER			1	1	1	
7	303PV34020	LABEL D			1	1	1	
8	303NB24220	SPRING GUIDE HOLD			1	1	1	
9	5MVX111DN007	STOPPER 3		2:Add	1	1	1	
101	7BB700408H	+BIND T.T S SCREW 4X8 SR						

• Parts with a Ref.No. of 500 and above in the illustration indicate they are not selected for service parts.

・イラスト中で 500 番台の Ref 番号が付いている部品はサービスパーツに選定されていません。

FIG. 6 Staple Section

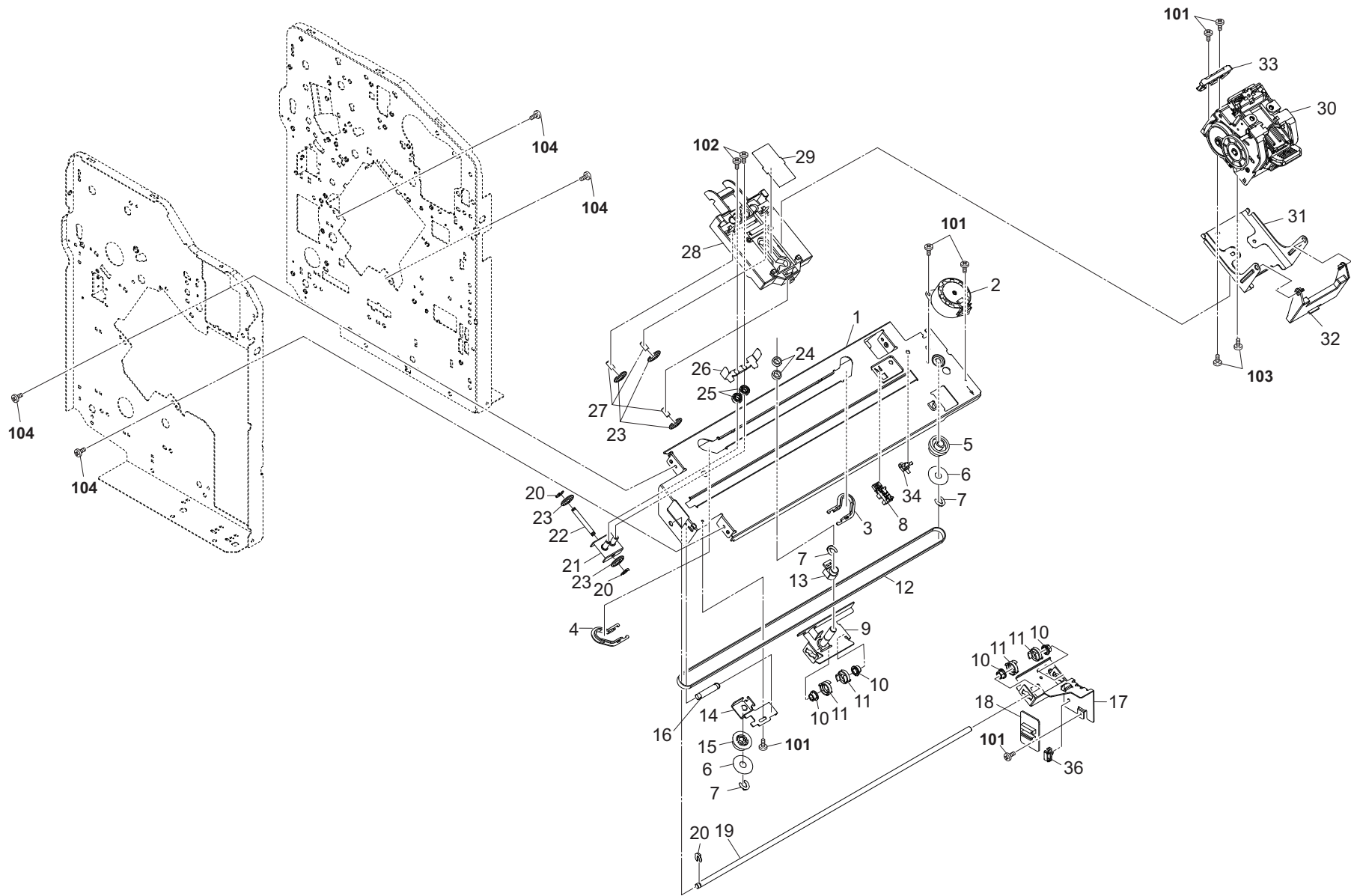


FIG. 6 Staple Section

3PV-3

Ref. No. 番号	Part.No. 部品番号	Description 部品名称	Notes 備考	Revision 改訂	Quantity 個数			
					100 (日本)	120	230	240
1	303PW38010	BASE STAPLER UNIT			1	1	1	
2	303NB94040	PARTS MOTOR-PM MOVING SP			1	1	1	
3	303NB38121	RAIL STAPLER SHIFT REAR			1	1	1	
4	303NB38071	RAIL STAPLER SHIFT FRONT			1	1	1	
5	303NB28130	GEAR Z45-P30			1	1	1	
6	303JY38240	SPACER 25			2	2	2	
7	2BC06910	STOPPER 6			3	3	3	
8	302P794010	PARTS SENSOR OPT. SP			1	1	1	
9	303PW38040	PLATE STAPLER SHIFT			1	1	1	
10	302K324450	BUSH 6			4	4	4	
11	303NB38150	STOPPER BUSH			4	4	4	
12	303PW38020	BELT 898			1	1	1	
13	303NB38110	STOPPER DRIVE BELT			1	1	1	
14	303PW38050	PLATE STAPLER UNIT TENSION			1	1	1	
15	3AP02040	PULLEY 30,DUPLEX			1	1	1	
16	72418140	SPRING, BLADE			1	1	1	
17	303PW38060	MOUNT PRINT STAPLER			1	1	1	
18	303NB94020	PARTS PWB STAPLER ASSY SP			1	1	1	
19	303PW38030	SHAFT STAPLER SHIFT			1	1	1	
20	5MVX111DN003	RING STOPPER/A-49 FEED A4			3	3	3	
21	303NB38060	STOPPER STAPLER MOUNT			1	1	1	
22	303NB38080	SHAFT STOPPER PULLEY			1	1	1	
23	5MVM176DN001	PULLEY RAIL CASS/40283V0034 A4			5	5	5	
24	3B807230	COLLAR,MIDDLE BELT			2	2	2	
25	7BE006124431H01	BEARING MR126ZZ			2	2	2	
26	303NB38190	PLATE EARTH STAPLER			1	1	1	
27	303NB38090	SHAFT MOUNT PULLEY			3	3	3	
28	303NB38021	MOUNT STAPLER			1	1	1	
29	303NB38160	FILM STAPLER			1	1	1	
30	303JY44011	STAPLER EH590			1	1	1	
31	303NC38011	SPACER STAPLER			1	1	1	
32	303NB38140	COVER STAPLER			1	1	1	
33	303PW38070	GUIDE STAPLER			1	1	1	
34	7YZM410002++H01	ACCESS.BAND			1	1	1	
35				3:Del				
36	7YZM610008++H01	ACCESS.SADDLE			1	1	1	
101	7BB700308H	+BIND T.T S SCREW 3X8 SR						
102	7BB607410H	+TP-CUP M SCREW 4X10 R						
103	7BB202306H	+TP-FLAT T.T P SCREW 3X6						
104	7BB700408H	+BIND T.T S SCREW 4X8 SR						

• Parts with a Ref.No. of 500 and above in the illustration indicate they are not selected for service parts.

• イラスト中で 500 番台の Ref 番号が付いている部品はサービスパーツに選定されていません。

FIG. 7 Middle Tray Section

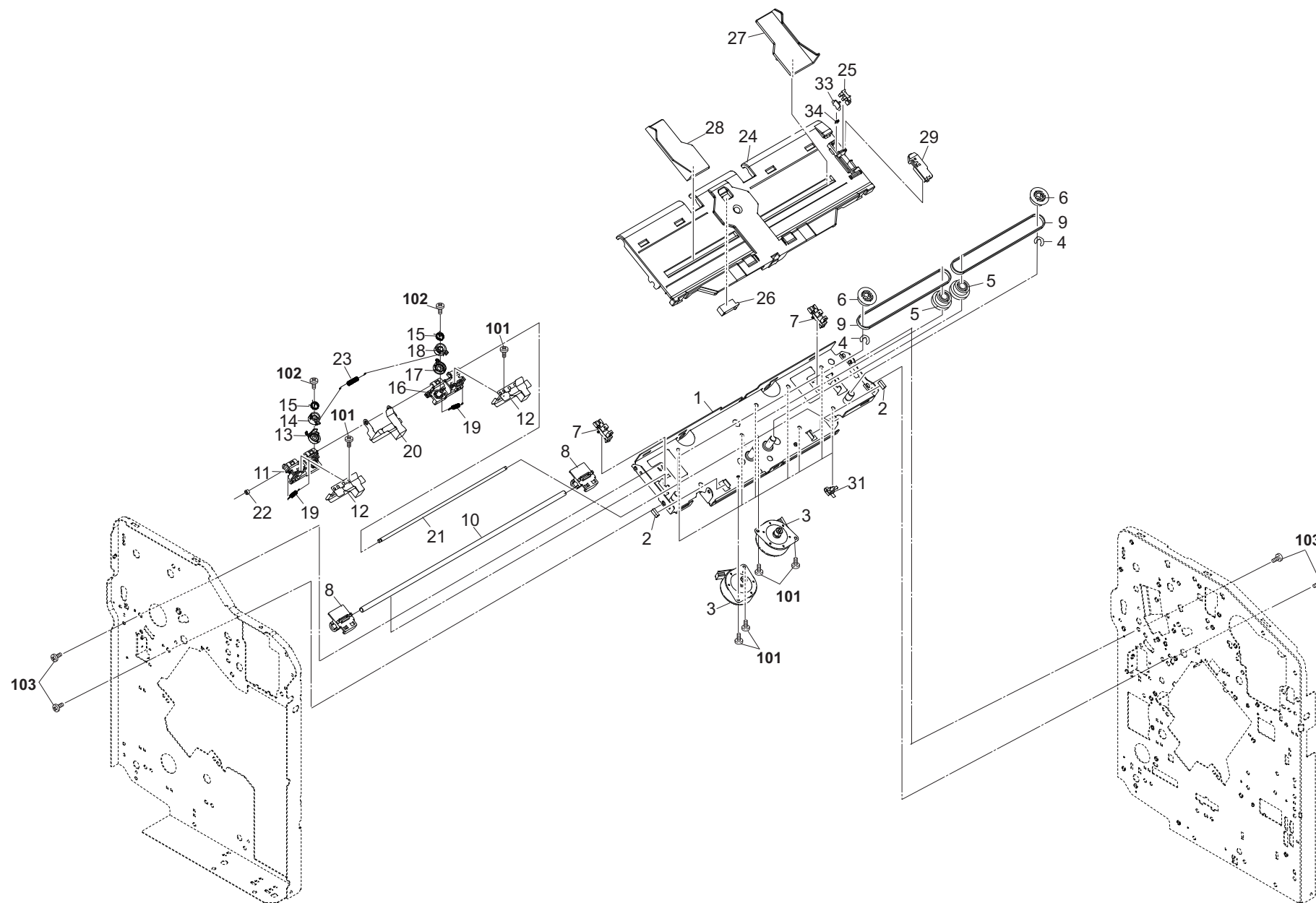


FIG. 8 Main Tray Section

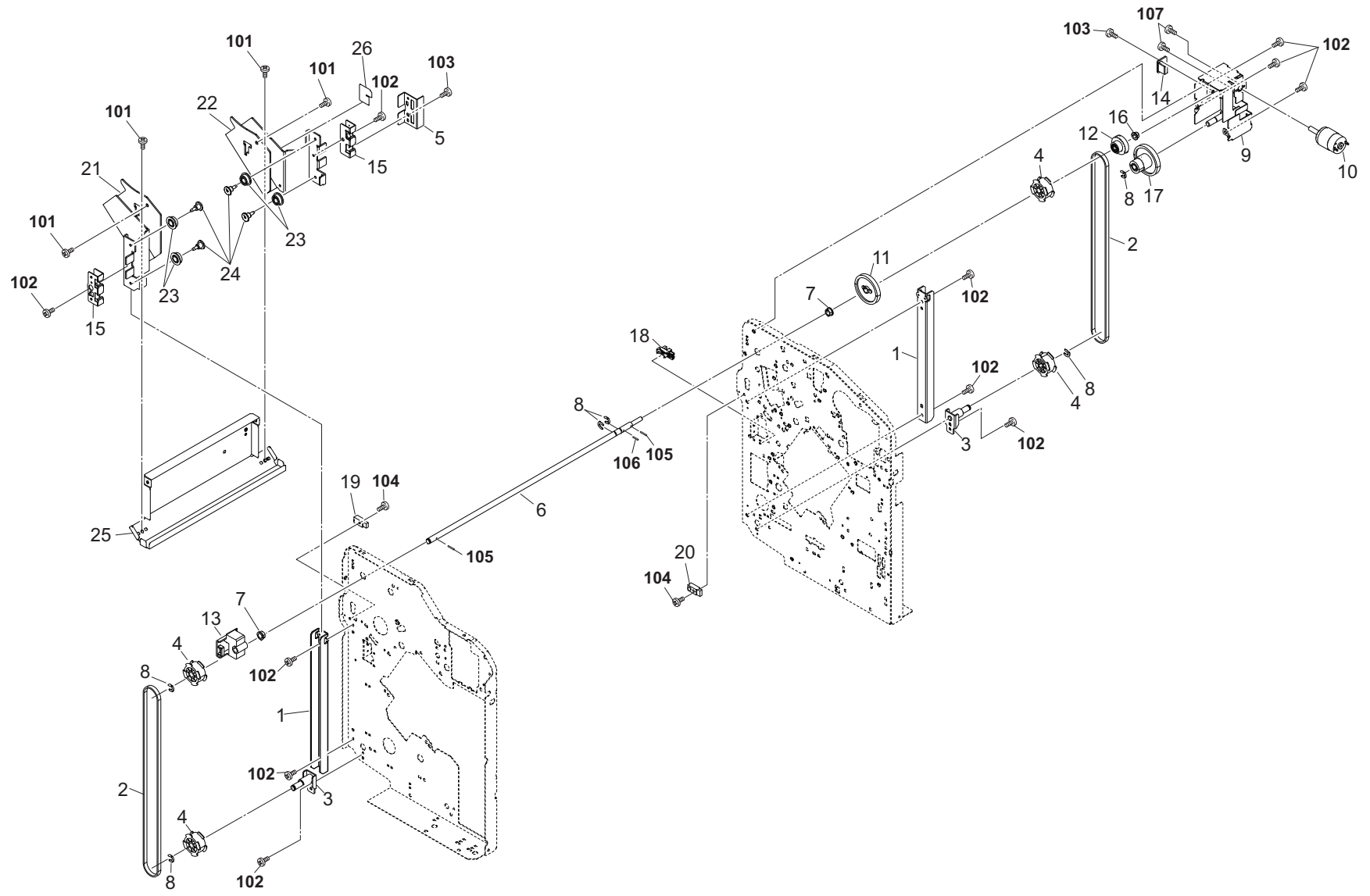


FIG. 9 Drive Section & Electrical Components

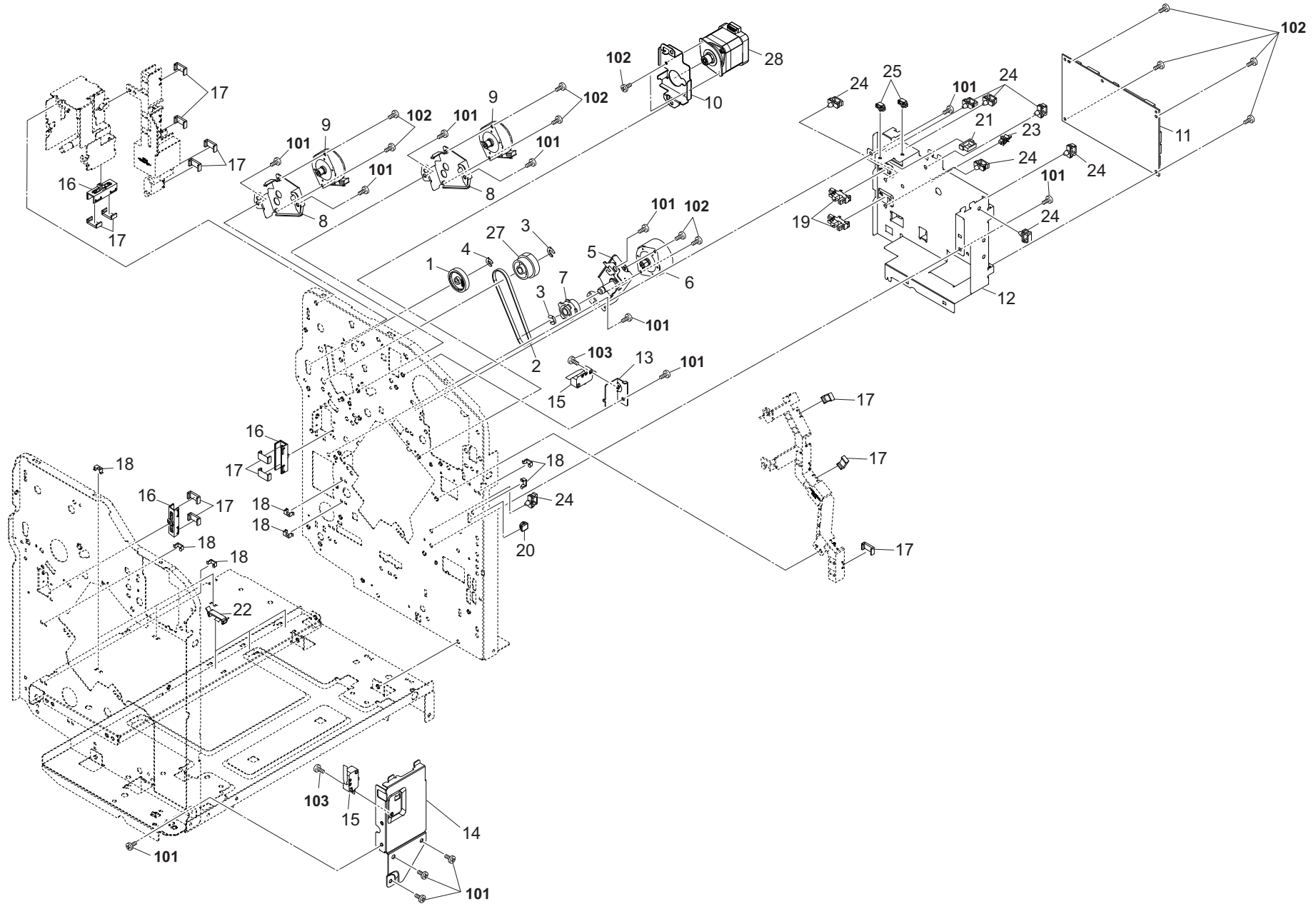


FIG. 10 Exit Section

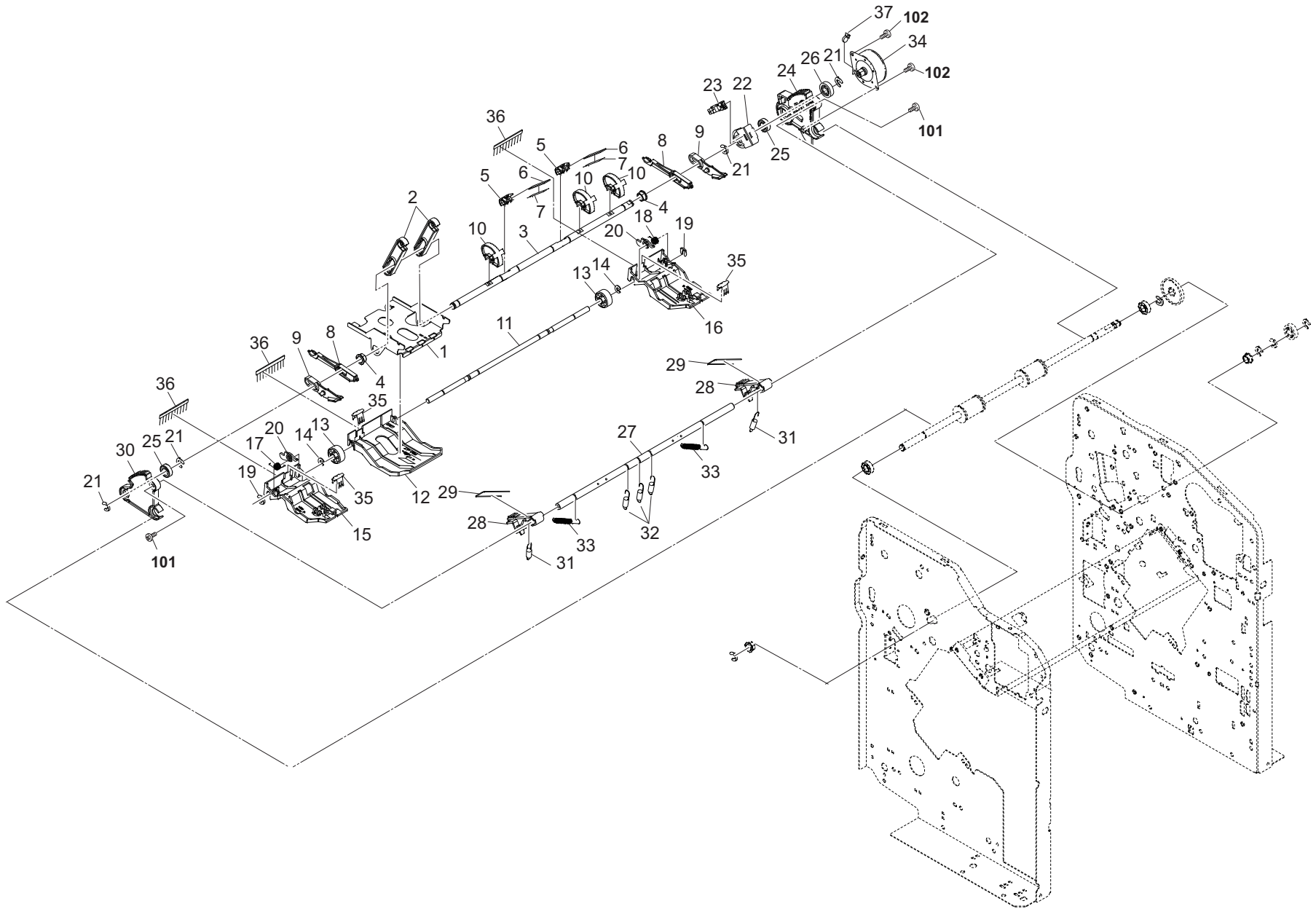


FIG. 10 Exit Section

3PV

Ref. No. 番号	Part.No. 部品番号	Description 部品名称	Notes 備考	Revision 改訂	Quantity 個数			
					100 (日本)	120	230	240
1	303NB36190	MOUNT EXIT PULLEY			1	1	1	
2	303NB36370	LEVER UPPER EXIT			2	2	2	
3	303PW36130	SHAFT PADDLE B			1	1	1	
4	28107310	BUSH 8			2	2	2	
5	303NB36240	HOLDER PADDLE			2	2	2	
6	303NB36260	SHEET PADDLE B			2	2	2	
7	303NB36480	FILM PADDLE B			2	2	2	
8	303NB36380	BRAKE EXIT			2	2	2	
9	303PW36370	LEVER PAPER PRESS			2	2	2	
10	303NB36600	CAM PADDLE			3	3	3	
11	303PW36120	SHAFT PAPER PRESS			1	1	1	
12	303NB36350	GUIDE CENTER			1	1	1	
13	303NB36200	PULLEY EXIT			2	2	2	
14	302FB09830	CUT WASHER 4			2	2	2	
15	303PW36100	GUIDE PAPER PRESS F			1	1	1	
16	303PW36110	GUIDE PAPER PRESS R			1	1	1	
17	303NB36530	SPRING EXIT F			1	1	1	
18	303NB36540	SPRING EXIT R			1	1	1	
19	5MVX111DN003	RING STOPPER/A-49 FEED A4			2	2	2	
20	303NB36521	GUIDE PAPER EXIT			2	2	2	
21	2BC06910	STOPPER 6			4	4	4	
22	303NB36250	MOUNT PI PADDLE B			1	1	1	
23	302P794010	PARTS SENSOR OPT. SP			1	1	1	
24	303NB36180	FRAME EXIT REAR			1	1	1	
25	7BE008165431H01	BEARING 688ZZ			2	2	2	
26	303NB31010	GEAR Z35R			1	1	1	
27	303PW36090	SHAFT UPPER GUIDE			1	1	1	
28	303NB36390	LEVER BRAKE EXIT			2	2	2	
29	303NB36410	SPRING LEVER BRAKE			2	2	2	
30	303NB36170	FRAME EXIT FRONT			1	1	1	
31	303NB36290	SPRING EXIT PULLEY			2	2	2	
32	303NB36630	SPRING EXIT PRESS			3	3	3	
33	303NC36020	SPRING GUIDE PAPER PRESS B			2	2	2	
34	302HN44100	MOTOR REVERSE			1	1	1	
35	303NB36471	PLATE EARTH EJECT			3	3	3	
36	303NB36500	STATIC-ELIMINATOR EJECT CENTER			3	3	3	
37	7YZM420003++H01	ACCESS.BAND			1	1	1	
101	7BB607410H	+TP-CUP M SCREW 4X10 R						
102	7BB200308H	+BIND T.T P SCREW 3X8						

• Parts with a Ref.No. of 500 and above in the illustration indicate they are not selected for service parts.

• イラスト中で 500 番台の Ref 番号が付いている部品はサービスパーツに選定されていません。

FIG. 11 Wire Section

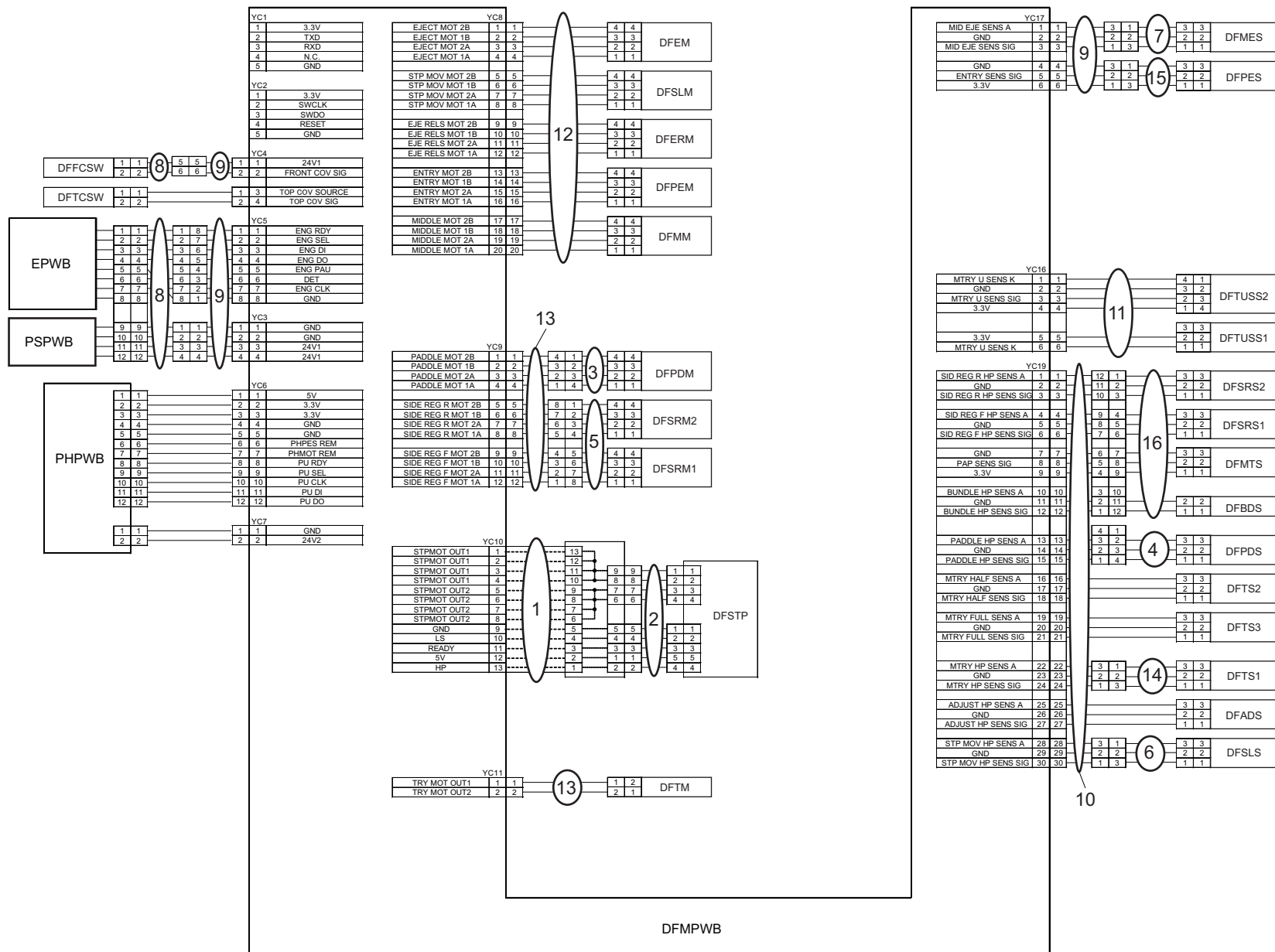


FIG. 12 Accessories & Option

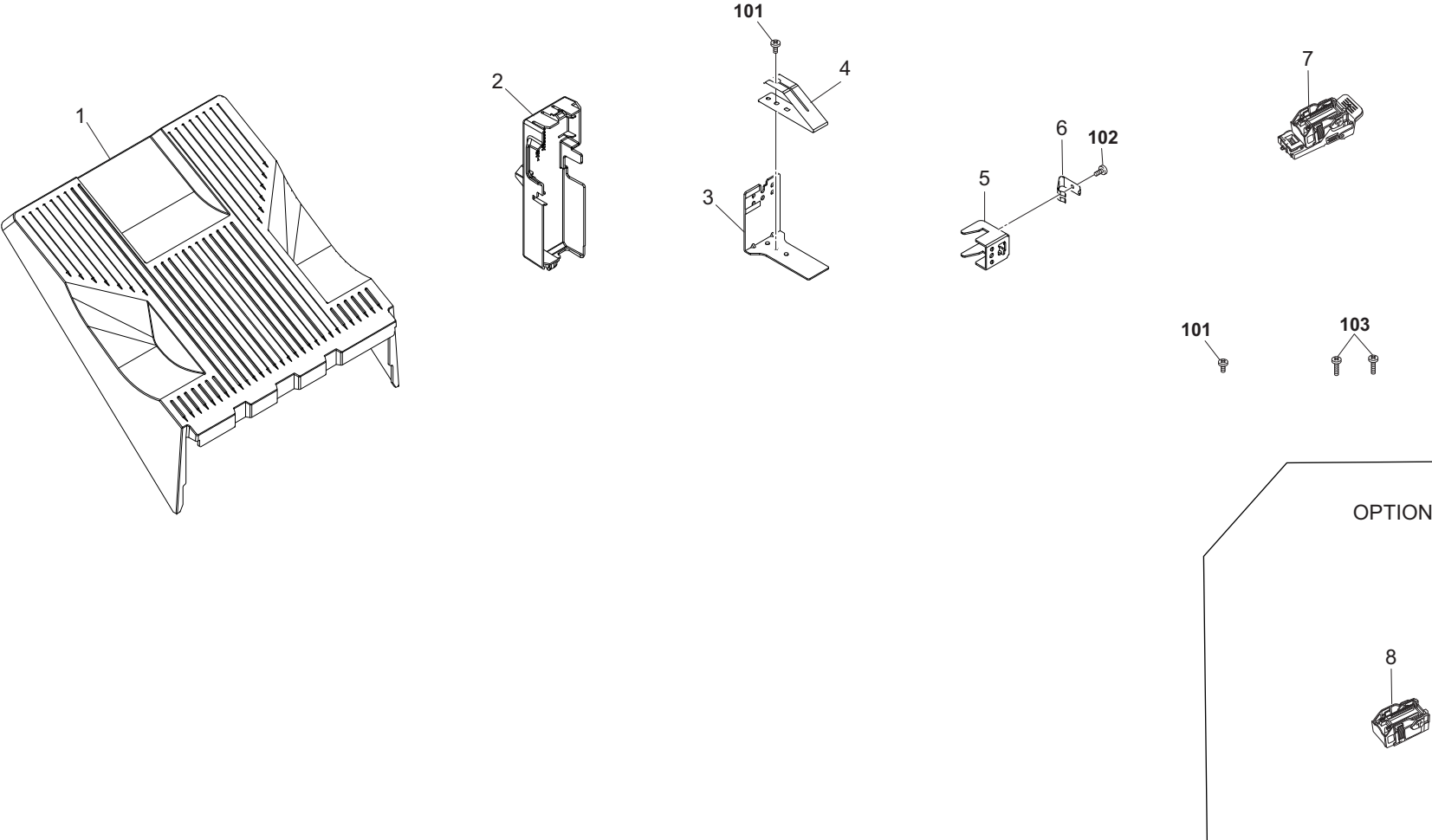


FIG. 12 Accessories & Option

3PV

Ref. No. 番号	Part.No. 部品番号	Description 部品名称	Notes 備考	Revision 改訂	Quantity 個数			
					100(日本)	120	230	240
1	303PW37040	TRAY MAIN			1	1	1	
2	303PW02180	COVER INTERLOCK SW			1	1	1	
3	303PW02200	PLATE HOLDER EARTH			1	1	1	
4	303PG02050	PLATE EARTH			1	1	1	
5	303PW02150	PLATE JOINT REAR			1	1	1	
6	302H002360	GROUND SCANNER			1	1	1	
7	303JY38750	CARTRIDGE EH590			1	1	1	
8	1903JY0000	SH-10/STAPLE HOLDER	OPTION		1	1	1	
101	7BB700408H	+BIND T.T S SCREW 4X8 SR						
102	7BB700308H	+BIND T.T S SCREW 3X8 SR						
103	7BB700316H	+BIND T.T S SCREW 3X16 SR						

• Parts with a Ref.No. of 500 and above in the illustration indicate they are not selected for service parts.

・イラスト中で 500 番台の Ref 番号が付いている部品はサービスパーツに選定されていません。

INDEX / 索引

Part.No. 部品番号	Description 部品名称	Fig.No.
28107310	BUSH 8	2,4,8,10
63212210	STATIC ELIMINATOR,EJECT	3
72418140	SPRING, BLADE	6
1903JY0000	SH-10/STAPLE HOLDER	12
2BC06910	STOPPER 6	2,4,6,7,8,9,10
2BL21430	GEAR EXIT Z20	2
2FB06710	PIN CASSETTE RAIL	3
2FB27160	INTER LOCK SWITCH	9
302FB09830	CUT WASHER 4	10
302GR04370	MAGNET CLIP DISH	1
302GR04380	SEAL MAGNET	1
302GR25241	PIN GUIDE CHUTE	2
302H002360	GROUND SCANNER	12
302H004660	MAGNET CATCH	1
302HN44100	MOTOR REVERSE	7,9,10
302K324450	BUSH 6	6,8
302K928190	SPRING-TORSION SWITCHBACK	5
302K931080	WIRE STOPPER	9
302K931760	WORM WHEEL Z56L-Z20S	8
302K994370	PARTS SOLENOID FEED SHIFT SP	3
302LC04460	STOPPER CONTAINER	1
302LC28150	SPRING-COMPRESSION	7
302LF39050	GUIDE WIRE FRONT PWB	9
302N202011	CASTER 100 CN	2
302P794010	PARTS SENSOR OPT. SP	4,5,6,7,8,9,10
303H321050	CUSHION EJECT GUIDE	7
303H327460	SENSOR A,SEPARATION	8
303JY38240	SPACER 25	6
303JY38601	EDGING FFC	2
303JY38750	CARTRIDGE EH590	12
303JY44011	STAPLER EH590	6
303LL02330	HOLDER WIRE D	3,9
303LT03130	SPANNER	2
303LT03140	BOLT M10L40	2
303M894260	PARTS SENSOR OPT SP	7
303NB02041	BASE LEFT FRONT	2
303NB02211	PLATE CASTER	2
303NB02220	PLATE HOLDER CASTER	2
303NB02281	BASE LEFT REAR	2
303NB07160	HOLDER BEARING	3
303NB24210	HOLDER MAGNET	1
303NB24220	SPRING GUIDE HOLD	5
303NB28130	GEAR Z45-P30	6,7
303NB31010	GEAR Z35R	2,4,10
303NB31070	GEAR Z35R-P35	9
303NB31080	MOUNT EJECT DRIVE	9
303NB31100	GEAR Z35L-P42	9
303NB31110	PIN EJECT DRIVE	2
303NB31120	MOUNT CONVEYING	9
303NB36070	HOLDER CURSOR	7
303NB36100	HOLDER MIDDLE PULLEY	4

Part.No. 部品番号	Description 部品名称	Fig.No.
303NB36110	SHAFT MIDDLE PULLEY	4
303NB36120	MOUNT MIDDLE PULLEY	4
303NB36150	GEAR 41 PADDLE A	4
303NB36160	PLATE PULSE PADDLE A	4
303NB36170	FRAME EXIT FRONT	10
303NB36180	FRAME EXIT REAR	10
303NB36190	MOUNT EXIT PULLEY	10
303NB36200	PULLEY EXIT	10
303NB36240	HOLDER PADDLE	4,10
303NB36250	MOUNT PI PADDLE B	10
303NB36260	SHEET PADDLE B	10
303NB36290	SPRING EXIT PULLEY	10
303NB36300	SPRING GUIDE PAPER PRESS	2
303NB36350	GUIDE CENTER	10
303NB36370	LEVER UPPER EXIT	10
303NB36380	BRAKE EXIT	10
303NB36390	LEVER BRAKE EXIT	10
303NB36410	SPRING LEVER BRAKE	10
303NB36471	PLATE EARTH EJECT	10
303NB36480	FILM PADDLE B	10
303NB36500	STATIC-ELIMINATOR EJECT CENTER	10
303NB36521	GUIDE PAPER EXIT	10
303NB36530	SPRING EXIT F	10
303NB36540	SPRING EXIT R	10
303NB36600	CAM PADDLE	10
303NB36630	SPRING EXIT PRESS	10
303NB36661	PULLEY MIDDLE	4
303NB37130	PIN RAIL	8
303NB37190	FILM FRAME TRAY	8
303NB38021	MOUNT STAPLER	6
303NB38060	STOPPER STAPLER MOUNT	6
303NB38071	RAIL STAPLER SHIFT FRONT	6
303NB38080	SHAFT STOPPER PULLEY	6
303NB38090	SHAFT MOUNT PULLEY	6
303NB38110	STOPPER DRIVE BELT	6
303NB38121	RAIL STAPLER SHIFT REAR	6
303NB38140	COVER STAPLER	6
303NB38150	STOPPER BUSH	6
303NB38160	FILM STAPLER	6
303NB38190	PLATE EARTH STAPLER	6
303NB46110	WIRE FFC	11
303NB94020	PARTS PWB STAPLER ASSY SP	6
303NB94040	PARTS MOTOR-PM MOVING SP	6,9
303NB94140	PARTS SENSOR OPT. SP	8
303NC02110	FILM PARTITION	2
303NC04111	COVER FOOT LOWER FRONT	1
303NC04121	COVER FOOT LOWER REAR	1
303NC04151	FULCRUM-PLATE FRONT	1
303NC04180	MOUNT TOP SW	9
303NC04200	COVER LEG UP	1
303NC04220	LID LEG UP	1

Part.No. 部品番号	Description 部品名称	Fig.No.
303NC04230	COVER LEG LOW	1
303NC04250	LID LEG LOW	1
303NC24041	ACTUATOR CONVEYING	5
303NC31010	BELT 236	9
303NC36020	SPRING GUIDE PAPER PRESS B	10
303NC36030	SHEET PADDLE A	4
303NC37011	MOUNT DRIVE	8
303NC37020	GEAR Z60 Z18	8
303NC37050	PLATE PULLEY	8
303NC37080	FRAME MAIN TRAY FRONT	8
303NC37100	FRAME MAIN TRAY REAR	8
303NC37130	RAIL MAIN TRAY	8
303NC37140	PULLEY 32S3M	8
303NC37150	BELT LIFT	8
303NC37180	STOPPER FRONT BELT	8
303NC37190	STOPPER REAR BELT	8
303NC38011	SPACER STAPLER	6
303NC39020	DUCT UPPER GUIDE WIRE 1	2
303NC39032	DUCT UPPER GUIDE WIRE 2	2
303NC39042	DUCT UPPER GUIDE WIRE 3	2
303NC46100	WIRE STAPLER	11
303NC46110	WIRE NCK MOTOR	11
303NC46120	WIRE PADDLE SENSOR	11
303NC46150	WIRE MID TRAY MOTOR	11
303NC46160	WIRE STP HP SENSOR	11
303NC94020	PARTS DC MOTOR ASSY SP	8
303NF06340	CUSHION ACTUATOR	5
303NF31060	GEAR Z35R	9
303NW94060	PARTS SENSOR OPT. SP	3,7
303PG02050	PLATE EARTH	12
303PV02030	BASE RIGHT	2
303PV02090	PARTITION FINISHER	2
303PV04010	COVER TOP	1
303PV04020	COVER TOP OPEN	1
303PV04030	COVER FRONT	1
303PV04040	COVER FRONT OPEN	1
303PV04050	COVER REAR	1
303PV04060	COVER LEFT UPPER	1
303PV04080	COVER BOTTOM	1
303PV04100	COVER FOOT MIDDLE	1
303PV07010	GUIDE PUNCH	4
303PV24010	GUIDE CONVEYING UPPER	5
303PV24020	GUIDE CONVEYING LOWER	5
303PV34010	LABEL OPERATION	1
303PV34020	LABEL D	5
303PV37010	SHAFT MAIN TRAY	8
303PV37020	HOLDER TIMING BELT	8
303PV37030	PLATE MIDDLE SENSOR	8
303PV39010	MOUNT PWB	9
303PV46010	WIRE INTERFACE	11
303PV46020	WIRE SENSOR 1	11

Part.No. 部品番号	Description 部品名称	Fig.No.
303PV46030	WIRE SENSOR 2	11
303PV46040	WIRE SENSOR 3	11
303PV46050	WIRE MOTOR 1	11
303PV46060	WIRE MOTOR 2	11
303PV46070	WIRE TRAY HP SENSOR	11
303PV46080	WIRE CI SENSOR	11
303PV46110	WIRE ME SENSOR	11
303PV46120	CONN.CORD ASSY MID TRAY SENSOR	11
303PV94010	PARTS PWB DF MAIN ASSY SP	9
303PV94020	PARTS ROLLER FEED LOWER SP	4
303PV94030	PARTS ROLLER EXIT SP	2
303PW02150	PLATE JOINT REAR	12
303PW02180	COVER INTERLOCK SW	12
303PW02190	MOUNT COVER INTERLOCK SW	9
303PW02200	PLATE HOLDER EARTH	12
303PW04100	LEVER SET SW	1
303PW07010	GUIDE FEED UPPER	3
303PW07020	GUIDE FEED LOWER	3
303PW07060	GUIDE FEED REGIST	3
303PW07070	MOUNT LOWER GUIDE FEED REAR	3
303PW07080	SPRING-COMPRESSION REGIST	3
303PW07090	SPRING-TORSION FEED	3
303PW07100	PLATE FEED REGIST	3
303PW07110	HOLDER BEARING	3
303PW31010	MOUNT FEED IN DRIVE	9
303PW31020	GEAR Z20 FEED UPPER	3
303PW31030	GEAR Z25 FEED LOWER	4
303PW36010	STAY MIDDLE TRAY	7
303PW36021	GUIDE MIDDLE TRAY	7
303PW36030	CURSOR F MIDDLE TRAY	7
303PW36040	CURSOR R MIDDLE TRAY	7
303PW36050	SHAFT CURSOR	7
303PW36080	SHAFT PADDLE A	4
303PW36090	SHAFT UPPER GUIDE	10
303PW36100	GUIDE PAPER PRESS F	10
303PW36110	GUIDE PAPER PRESS R	10
303PW36120	SHAFT PAPER PRESS	10
303PW36130	SHAFT PADDLE B	10
303PW36140	SHAFT UPPER EXIT DRIVE	2
303PW36180	BELT MIDDLE TRAY	7
303PW36210	HOLDER PAPER STOPPER	4
303PW36220	FILM PAPER STOPPER	4
303PW36240	MOUNT PI UPPER GUIDE	4
303PW36250	GUIDE PAPER STOPPER S	7
303PW36260	LEVER GUIDE STOPPER F	7
303PW36270	RATCHET LEVER GUIDE F	7
303PW36280	SPRING GUIDE LEVER	7
303PW36290	SLIDER PAPER STOPPER F	7
303PW36300	SLIDER PAPER STOPPER R	7
303PW36310	LEVER GUIDE STOPPER R	7
303PW36320	RATCHET LEVER GUIDE R	7

DF-5120

June 2018
Rev.3

— CONTENTS —

FIG. 1	Covers	2
FIG. 2	Frames	4
FIG. 3	Paper Feed Section 1	6
FIG. 4	Paper Feed Section 2	8
FIG. 5	Paper Conveying Section	10
FIG. 6	Staple Section	12
FIG. 7	Middle Tray Section	14
FIG. 8	Main Tray Section	16
FIG. 9	Drive Section & Electrical Components	18
FIG. 10	Punch Section 1	20
FIG. 11	Punch Section 2	22
FIG. 12	Exit Section	24
FIG. 13	Wire Section 1	26
FIG. 14	Wire Section 2	28
FIG. 15	Accessories & Option	30
	• INDEX	32

FIG. 1 Covers

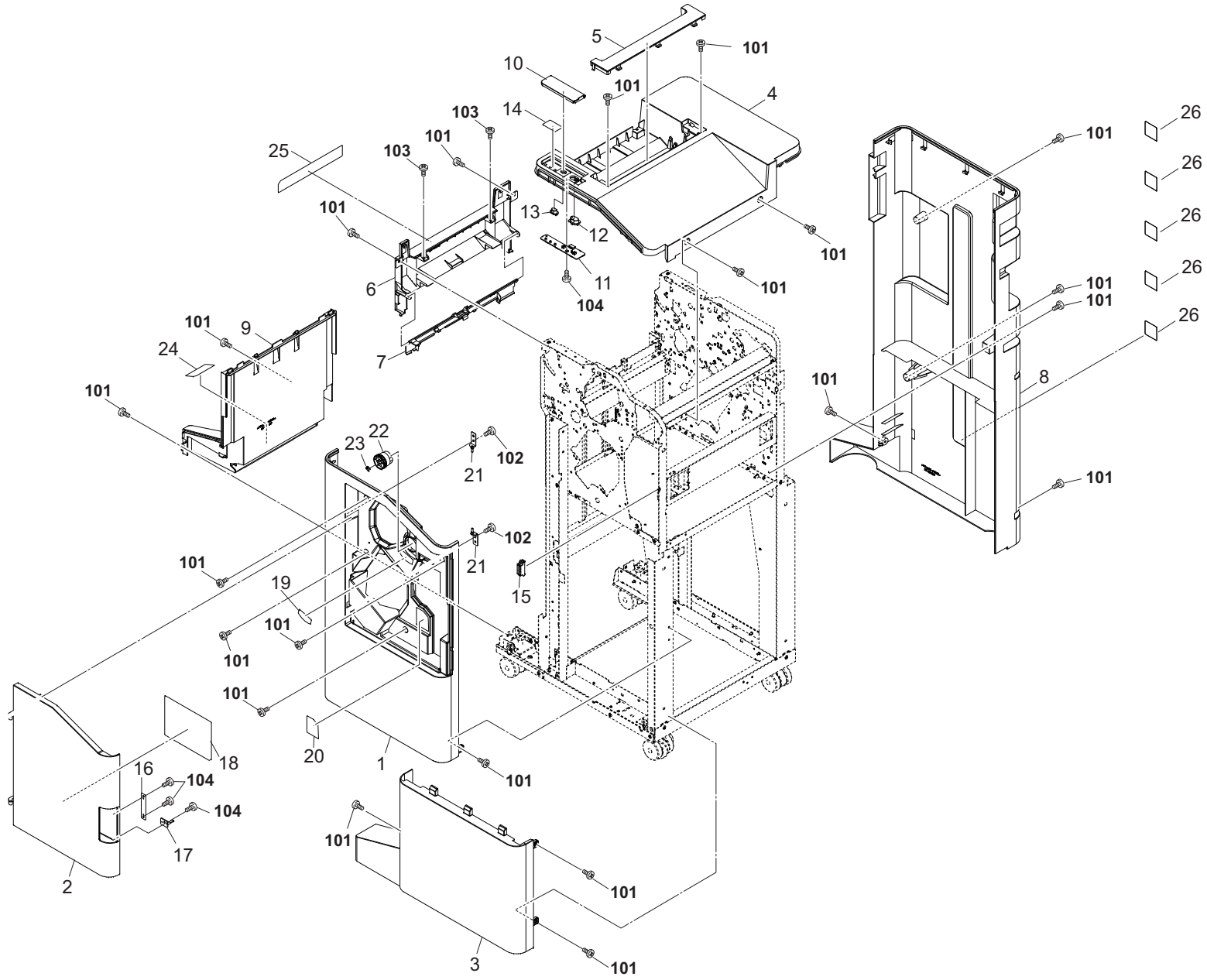


FIG. 1 Covers

3PW-1

Ref. No. 番号	Part.No. 部品番号	Description 部品名称	Notes 備考	Revision 改訂	Quantity 個数			
					100(日本)	120	230	240
1	303PW04021	COVER FRONT		1:Design-chg.	1	1	1	
2	303PW04030	COVER FRONT OPEN			1	1	1	
3	303PW04060	COVER FRONT LOWER			1	1	1	
4	303PW04010	COVER TOP			1	1	1	
5	303PW04040	COVER TOP B			1	1	1	
6	303PW04070	COVER MAIN EXIT			1	1	1	
7	303PW28010	GUIDE TURN			1	1	1	
8	303PW04050	COVER REAR			1	1	1	
9	303PW04080	COVER LEFT LOWER			1	1	1	
10	303PW04090	COVER OPERATION			1	1	1	
11	303NB94030	PARTS PWB OPERATION ASSY SP			1	1	1	
12	303PG04090	KEY STAPLER			1	1	1	
13	303NB04240	KEY SELECT			1	1	1	
14	303PW34090	SHEET OPERATION			1	1	1	
15	302H004660	MAGNET CATCH			1	1	1	
16	5MMS626SD003	PLATE MAGCHATCH			1	1	1	
17	303PW04100	LEVER SET SW			1	1	1	
18	303PW34010	LABEL OPERATION			1	1	1	
19	303PW34060	LABEL D3			1	1	1	
20	303PW34100	LABEL DISPOSAL TANK			1	1	1	
21	303NC04151	FULCRUM-PLATE FRONT			2	2	2	
22	303NB04200	HANDLE JAM REMOVENT			1	1	1	
23	2BC06910	STOPPER 6			1	1	1	
24	303PW34070	LABEL CAUTION MAIN TRAY			1	1	1	
25	303PW34080	LABEL MANUAL STAPLER			1	1	1	
26	303PW04110	LABEL COVER REAR			5	5	5	
101	7BB782410H	+TP-FLAT T.T S SCREW 4X10 SR(BLACK)						
102	7BB200410H	+BIND T.T P SCREW 4X10						
103	7BB280410H	+BIND T.T P SCREW 4X10(BLACK)						
104	7BB200308H	+BIND T.T P SCREW 3X8						

• Parts with a Ref.No. of 500 and above in the illustration indicate they are not selected for service parts.

・イラスト中で 500 番台の Ref 番号が付いている部品はサービスパーツに選定されていません。

FIG. 2 Frames

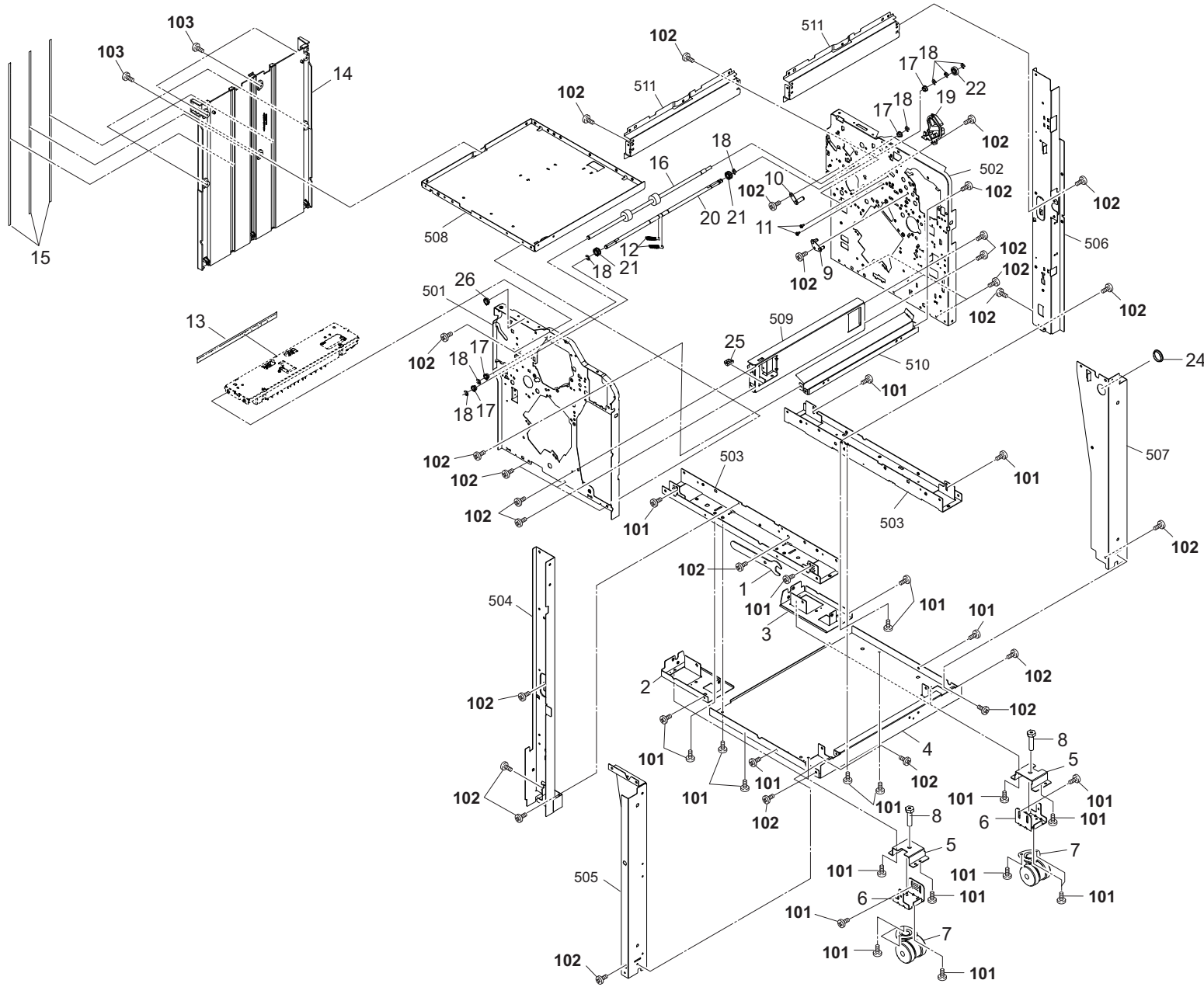


FIG. 2 Frames

3PW-2

Ref. No. 番号	Part.No. 部品番号	Description 部品名称	Notes 備考	Revision 改訂	Quantity 個数			
					100(日本)	120	230	240
1	303LT03130	SPANNER			1	1	1	
2	303NB02041	BASE LEFT FRONT			1	1	1	
3	303NB02281	BASE LEFT REAR			1	1	1	
4	303PW02030	BASE RIGHT			1	1	1	
5	303NB02220	PLATE HOLDER CASTER			4	4	4	
6	303NB02211	PLATE CASTER			4	4	4	
7	302N202011	CASTER 100 CN			4	4	4	
8	303LT03140	BOLT M10L40			4	4	4	
9	303NB31030	MOUNT FEED IDLE			1	1	1	
10	303NB31110	PIN EJECT DRIVE			1	1	1	
11	302GR25241	PIN GUIDE CHUTE			2	2	2	
12	303NB36300	SPRING GUIDE PAPER PRESS			2	2	2	
13	303PW24150	STATIC-ELIMINATOR SUB EJECT			1	1	1	
14	303PW02120	PARTITION FINISHER			1	1	1	
15	303PW02170	FILM PARTITION			3	3	3	
16	303PW94080	PARTS ROLLER EXIT SP			1	1	1	
17	28107310	BUSH 8			4	4	4	
18	2BC06910	STOPPER 6			8	8	8	
19	303NB36050	DUCT UPPER GUIDE WIRE 1			1	1	1	
20	303PW36140	SHAFT UPPER EXIT DRIVE			1	1	1	
21	2BL21430	GEAR EXIT Z20			2	2	2	
22	303NB31010	GEAR Z35R			1	1	1	
23				2:Del				
24	7YZM110003++H01	ACCESS,BUSHING			1	1	1	
25	7YZM210009++H01	ACCESS.EDGING			1	1	1	
26	7YZM110001++H01	ACCESS.BUSHING			1	1	1	
101	7BB700412H	+BIND T.T S SCREW 4X12 SR						
102	7BB700408H	+BIND T.T S SCREW 4X8 SR						
103	7BB782308H	+TP-FLAT T.T S SCREW 3X8 SR(BLACK)						

• Parts with a Ref.No. of 500 and above in the illustration indicate they are not selected for service parts.

・イラスト中で 500 番台の Ref 番号が付いている部品はサービスパーツに選定されていません。

FIG. 3 Paper Feed Section 1

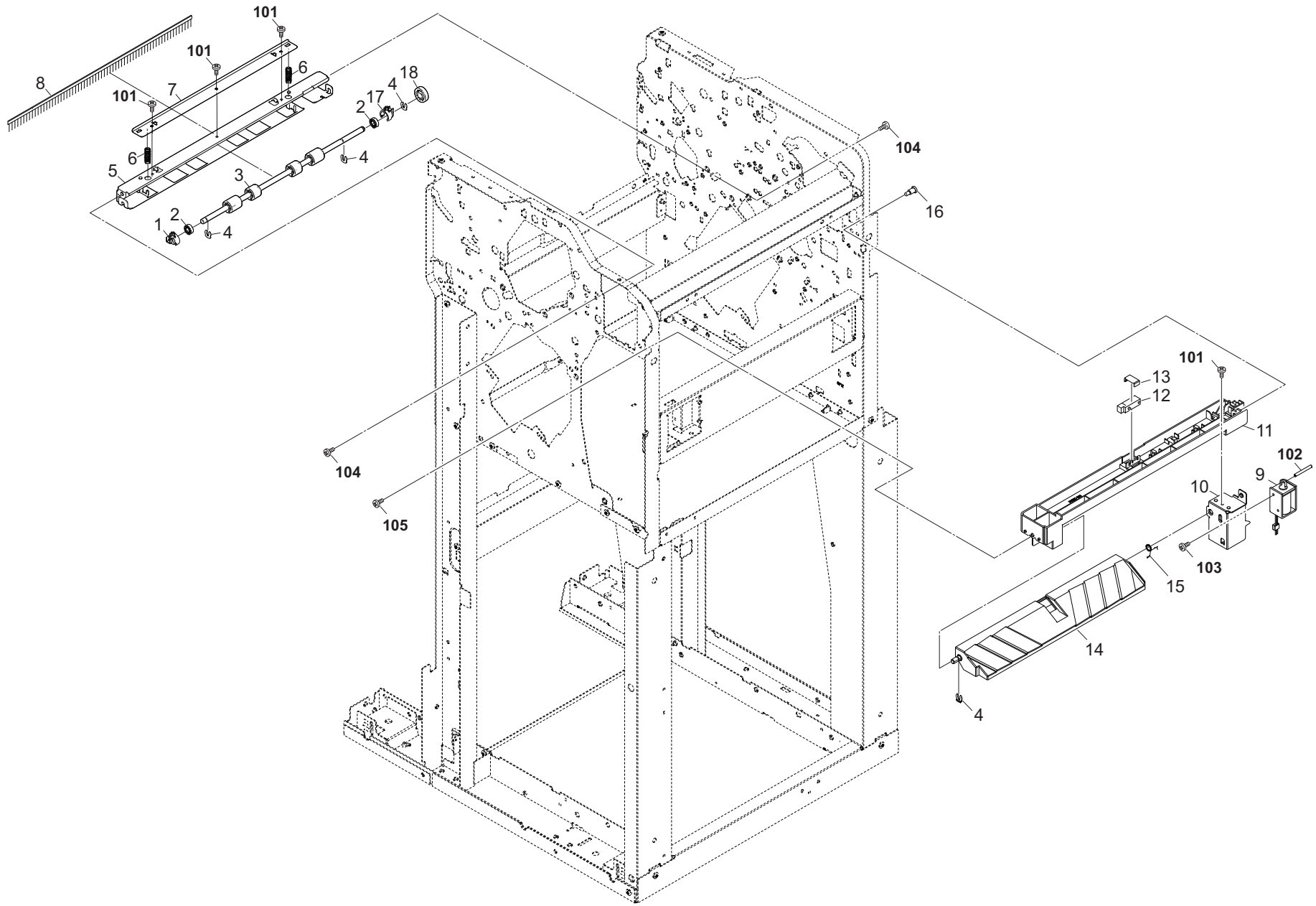


FIG. 4 Paper Feed Section 2

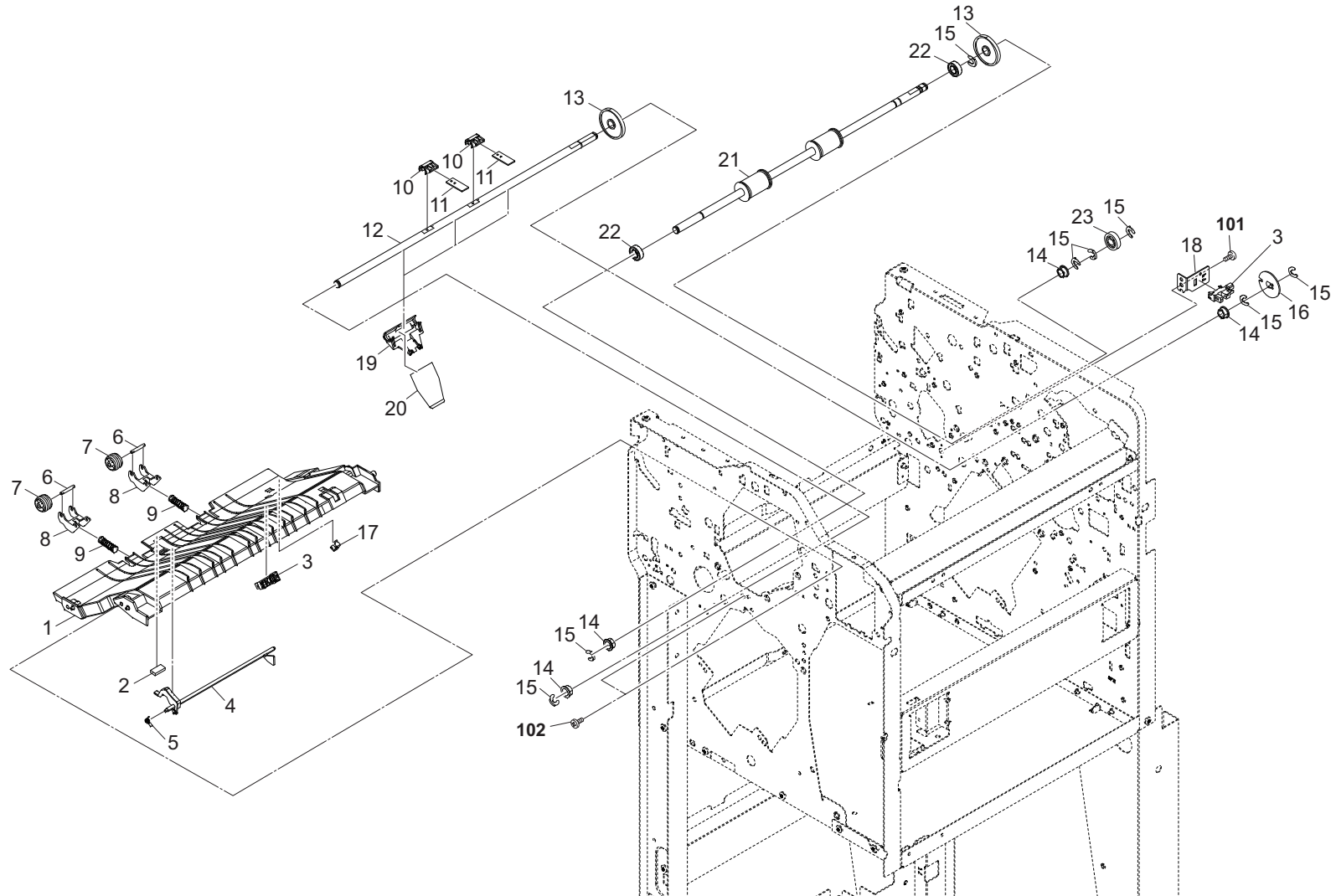


FIG. 5 Paper Conveying Section

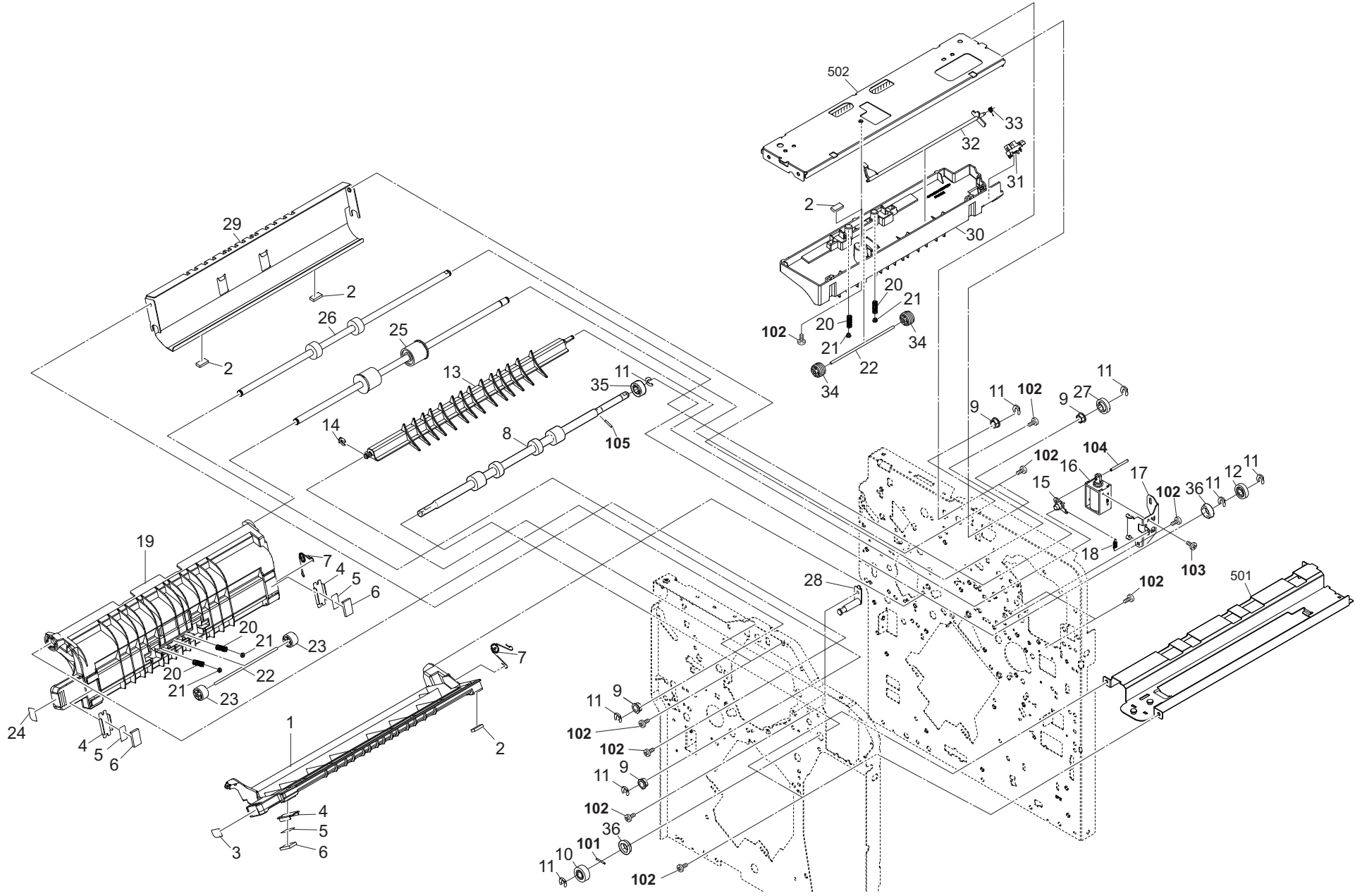


FIG. 6 Staple Section

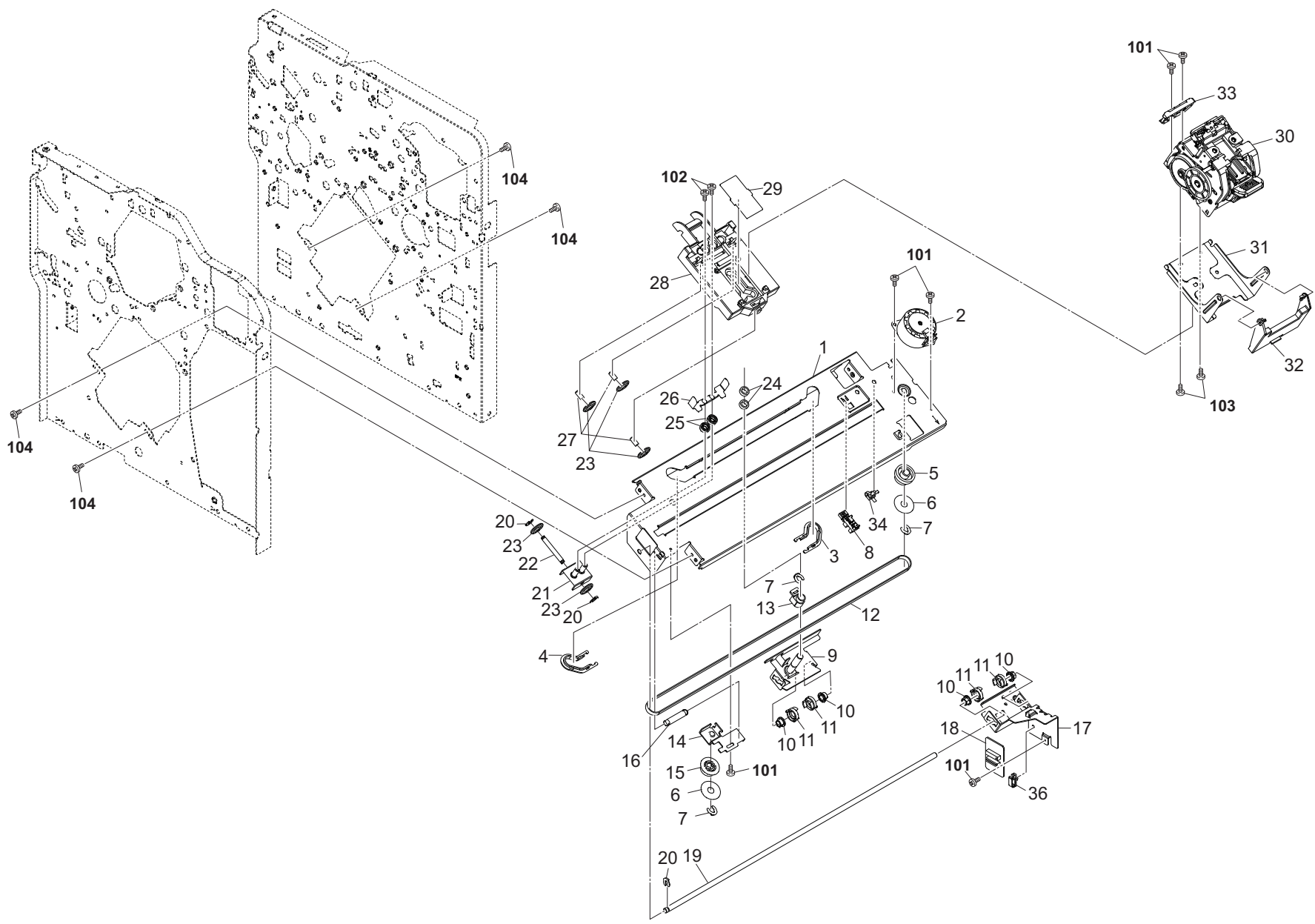


FIG. 6 Staple Section

3PW-2

Ref. No. 番号	Part.No. 部品番号	Description 部品名称	Notes 備考	Revision 改訂	Quantity 個数			
					100 (日本)	120	230	240
1	303PW38010	BASE STAPLER UNIT			1	1	1	
2	303NB94040	PARTS MOTOR-PM MOVING SP			1	1	1	
3	303NB38121	RAIL STAPLER SHIFT REAR			1	1	1	
4	303NB38071	RAIL STAPLER SHIFT FRONT			1	1	1	
5	303NB28130	GEAR Z45-P30			1	1	1	
6	303JY38240	SPACER 25			2	2	2	
7	2BC06910	STOPPER 6			3	3	3	
8	302P794010	PARTS SENSOR OPT. SP			1	1	1	
9	303PW38040	PLATE STAPLER SHIFT			1	1	1	
10	302K324450	BUSH 6			4	4	4	
11	303NB38150	STOPPER BUSH			4	4	4	
12	303PW38020	BELT 898			1	1	1	
13	303NB38110	STOPPER DRIVE BELT			1	1	1	
14	303PW38050	PLATE STAPLER UNIT TENSION			1	1	1	
15	3AP02040	PULLEY 30,DUPLEX			1	1	1	
16	72418140	SPRING, BLADE			1	1	1	
17	303PW38060	MOUNT PRINT STAPLER			1	1	1	
18	303NB94020	PARTS PWB STAPLER ASSY SP			1	1	1	
19	303PW38030	SHAFT STAPLER SHIFT			1	1	1	
20	5MVX111DN003	RING STOPPER/A-49 FEED A4			3	3	3	
21	303NB38060	STOPPER STAPLER MOUNT			1	1	1	
22	303NB38080	SHAFT STOPPER PULLEY			1	1	1	
23	5MVM176DN001	PULLEY RAIL CASS /40283V0034 A4			5	5	5	
24	3B807230	COLLAR,MIDDLE BELT			2	2	2	
25	7BE006124431H01	BEARING MR126ZZ			2	2	2	
26	303NB38190	PLATE EARTH STAPLER			1	1	1	
27	303NB38090	SHAFT MOUNT PULLEY			3	3	3	
28	303NB38021	MOUNT STAPLER			1	1	1	
29	303NB38160	FILM STAPLER			1	1	1	
30	303JY44011	STAPLER EH590			1	1	1	
31	303NC38011	SPACER STAPLER			1	1	1	
32	303NB38140	COVER STAPLER			1	1	1	
33	303PW38070	GUIDE STAPLER			1	1	1	
34	7YZM410002++H01	ACCESS.BAND			1	1	1	
35				2:Del				
36	7YZM610008++H01	ACCESS.SADDLE			1	1	1	
101	7BB700308H	+BIND T.T S SCREW 3X8 SR						
102	7BB607410H	+TP-CUP M SCREW 4X10 R						
103	7BB202306H	+TP-FLAT T.T P SCREW 3X6						
104	7BB700408H	+BIND T.T S SCREW 4X8 SR						

• Parts with a Ref.No. of 500 and above in the illustration indicate they are not selected for service parts.

• イラスト中で 500 番台の Ref 番号が付いている部品はサービスパーツに選定されていません。

FIG. 7 Middle Tray Section

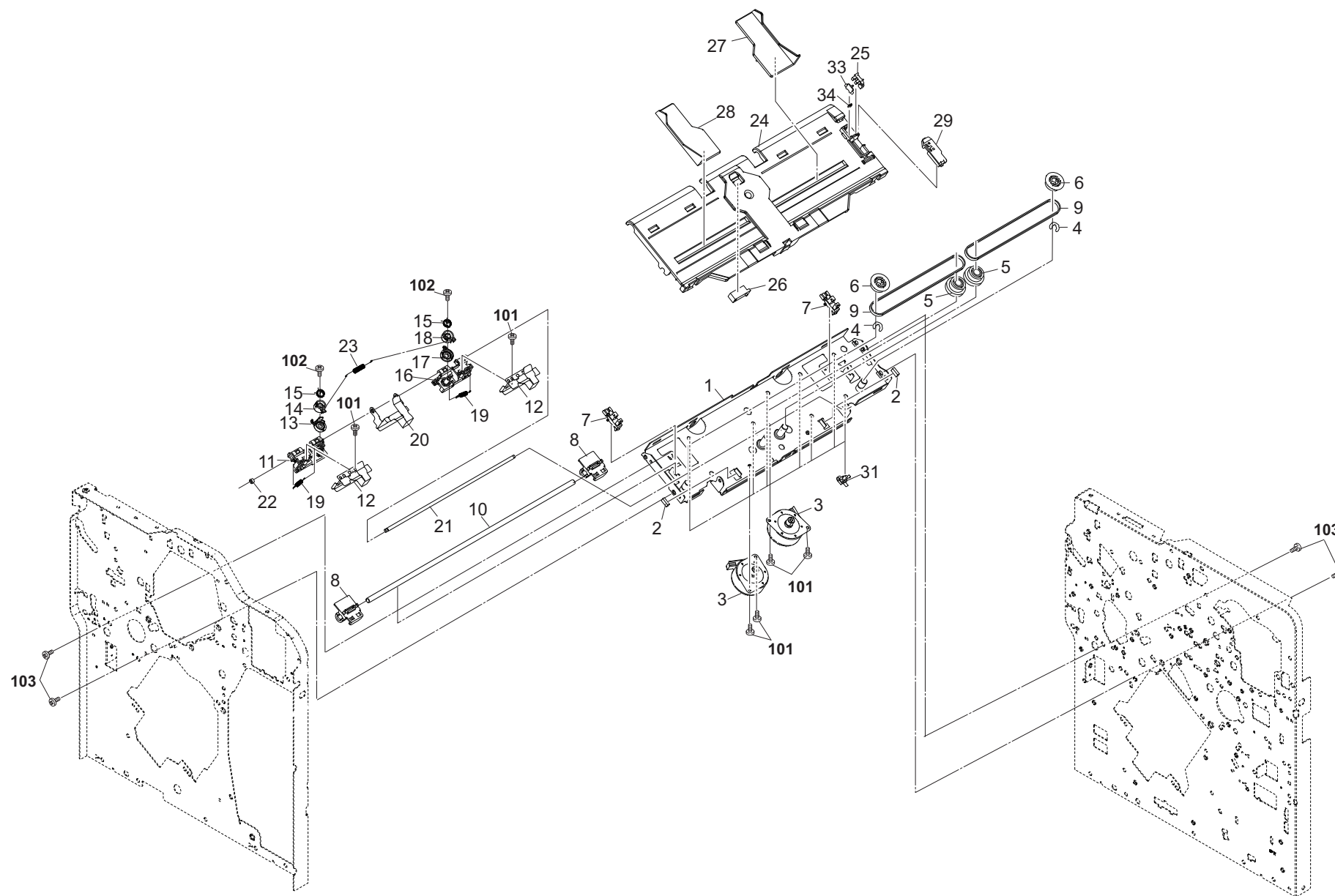


FIG. 7 Middle Tray Section

3PW-3

Ref. No. 番号	Part.No. 部品番号	Description 部品名称	Notes 備考	Revision 改訂	Quantity 個数			
					100 (日本)	120	230	240
1	303PW36010	STAY MIDDLE TRAY			1	1	1	
2	303H321050	CUSHION EJECT GUIDE			2	2	2	
3	302HN44100	MOTOR REVERSE			2	2	2	
4	2BC06910	STOPPER 6			2	2	2	
5	303NB28130	GEAR Z45-P30			2	2	2	
6	3AP02040	PULLEY 30,DUPLEX			2	2	2	
7	302P794010	PARTS SENSOR OPT. SP			2	2	2	
8	303NB36070	HOLDER CURSOR			2	2	2	
9	303PW36180	BELT MIDDLE TRAY			2	2	2	
10	303PW36050	SHAFT CURSOR			1	1	1	
11	303PW36290	SLIDER PAPER STOPPER F			1	1	1	
12	303PW36250	GUIDE PAPER STOPPER S			2	2	2	
13	303PW36270	RATCHET LEVER GUIDE F			1	1	1	
14	303PW36260	LEVER GUIDE STOPPER F			1	1	1	
15	303PW36380	SPRING LEVER			2	2	2	
16	303PW36300	SLIDER PAPER STOPPER R			1	1	1	
17	303PW36320	RATCHET LEVER GUIDE R			1	1	1	
18	303PW36310	LEVER GUIDE STOPPER R			1	1	1	
19	303PW36280	SPRING GUIDE LEVER			2	2	2	
20	303PW36350	GUIDE PAPER STOPPER C			1	1	1	
21	303PW36330	SHAFT PAPER STOPPER SHIFT			1	1	1	
22	5MVX111DN007	STOPPER 3/2BT1107 A4			1	1	1	
23	303PW36360	SPRING GUIDE STOPPER			1	1	1	
24	303PW36021	GUIDE MIDDLE TRAY		3:Design-chg.	1	1	1	
25	303M894260	PARTS SENSOR OPT SP		2:Part No.-chg.	1	1	1	
26	303NW94060	PARTS SENSOR OPT. SP			1	1	1	
27	303PW36040	CURSOR R MIDDLE TRAY			1	1	1	
28	303PW36030	CURSOR F MIDDLE TRAY			1	1	1	
29	303RW36051	COVER MIDDLE TRAY WIRE		2:Part No.-chg./3:Design-chg.	1	1	1	
30				1:Del				
31	7YZM410002++H01	ACCESS.BAND			7	7	7	
32				2:Del				
33	303RW36040	ACTUATOR EXIT		2:Add	1	1	1	
34	302LC28150	SPRING-COMPRESSION		2:Add	1	1	1	
101	7BB200308H	+BIND T.T P SCREW 3X8						
102	7BB202306H	+TP-FLAT T.T P SCREW 3X6						
103	7BB700408H	+BIND T.T S SCREW 4X8 SR						

• Parts with a Ref.No. of 500 and above in the illustration indicate they are not selected for service parts.

• イラスト中で 500 番台の Ref 番号が付いている部品はサービスパーツに選定されていません。

FIG. 8 Main Tray Section

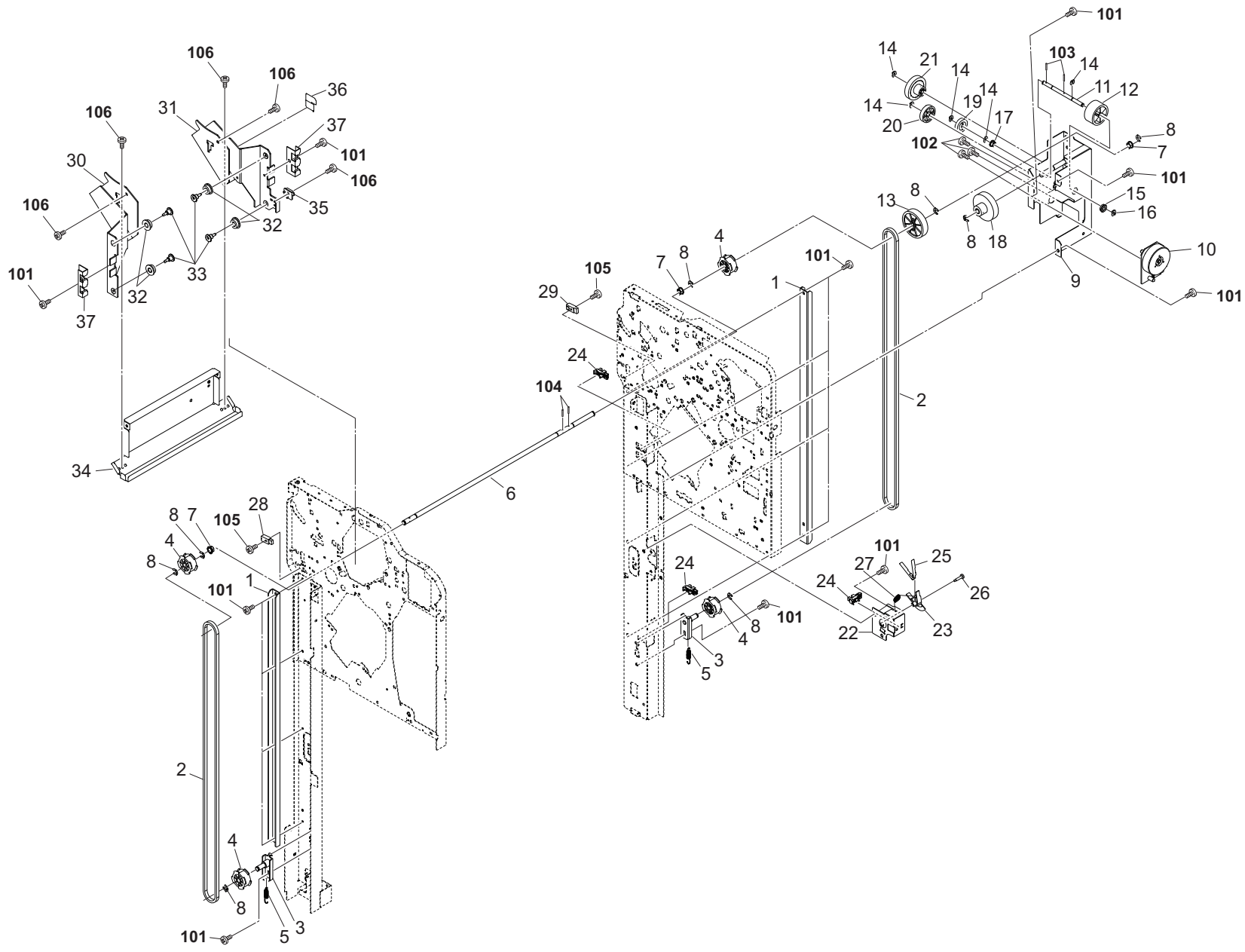


FIG. 8 Main Tray Section

3PW

Ref. No. 番号	Part.No. 部品番号	Description 部品名称	Notes 備考	Revision 改訂	Quantity 個数			
					100(日本)	120	230	240
1	303PG37010	RAIL MAIN TRAY			2	2	2	
2	303PG37020	BELT LIFT			2	2	2	
3	303NB37060	PLATE TENSION			2	2	2	
4	303NB37200	PULLEY 20S5M			4	4	4	
5	303PW37090	SPRING MAIN TRAY			2	2	2	
6	303PW37020	SHAFT MAIN TRAY			1	1	1	
7	28107310	BUSH 8			3	3	3	
8	2BC06910	STOPPER 6			8	8	8	
9	303NB37011	MOUNT DRIVE			1	1	1	
10	303NB94052	PARTS MOTOR-BL BRAKE SP			1	1	1	
11	303NB37020	SHAFT WORM			1	1	1	
12	303NB37040	GEAR WORM			1	1	1	
13	3AK20090	GEAR 51			1	1	1	
14	5MVX111DN003	RING STOPPER/A-49 FEED A4			5	5	5	
15	74808080	BEARING,686ZZNR			1	1	1	
16	302FZ25740	STOPPER 4			1	1	1	
17	302K324450	BUSH 6			1	1	1	
18	3AK20080	GEAR 18/50			1	1	1	
19	302H731280	GEAR Z29R MIDDLE			1	1	1	
20	303NB37050	GEAR Z60R			1	1	1	
21	303NB37030	GEAR Z34L Z52L			1	1	1	
22	303PW37050	MOUNT MAINTRAY SENSOR			1	1	1	
23	303PW37060	DETECTION PLATE			1	1	1	
24	302P794010	PARTS SENSOR OPT. SP			3	3	3	
25	303PW37080	FILM MAIN TRAY SENSOR			1	1	1	
26	3CG07041	PIN,CONNECTOR			1	1	1	
27	3AK20250	SPRING,MAIN TRAY SENSOR MIDDLE			1	1	1	
28	303H327460	SENSOR A,SEPARATION			1	1	1	
29	303NB94140	PARTS SENSOR OPT. SP			1	1	1	
30	303NB37100	FRAME MAIN TRAY FRONT			1	1	1	
31	303NB37120	FRAME MAIN TRAY REAR			1	1	1	
32	3AK20200	PULLEY,MAIN TRAY			4	4	4	
33	303NB37130	PIN RAIL			4	4	4	
34	303PW37030	FRAME MAIN TRAY CENTER			1	1	1	
35	303NB37090	LEVER SENSOR			1	1	1	
36	303NB37190	FILM FRAME TRAY			1	1	1	
37	3AK20050	HOLDER,TIMING BELT			2	2	2	
101	7BB700408H	+BIND T.T S SCREW 4X8 SR						
102	7BB007304H	+TP-CUP M SCREW 3X4						
103	5MBP2012WPLD	PARALLEL PIN/M2 X 12 SUS-DP						
104	E5125200	PARALLEL PIN H7A 2.5X20 SUS						
105	7BB700312H	+BIND T.T S SCREW 3X12 SR						
106	7BB782410H	+TP-FLAT T.T S SCREW 4X10 SR(BLACK)						

• Parts with a Ref.No. of 500 and above in the illustration indicate they are not selected for service parts.

• イラスト中で 500 番台の Ref 番号が付いている部品はサービスパーツに選定されていません。

FIG. 9 Drive Section & Electrical Components

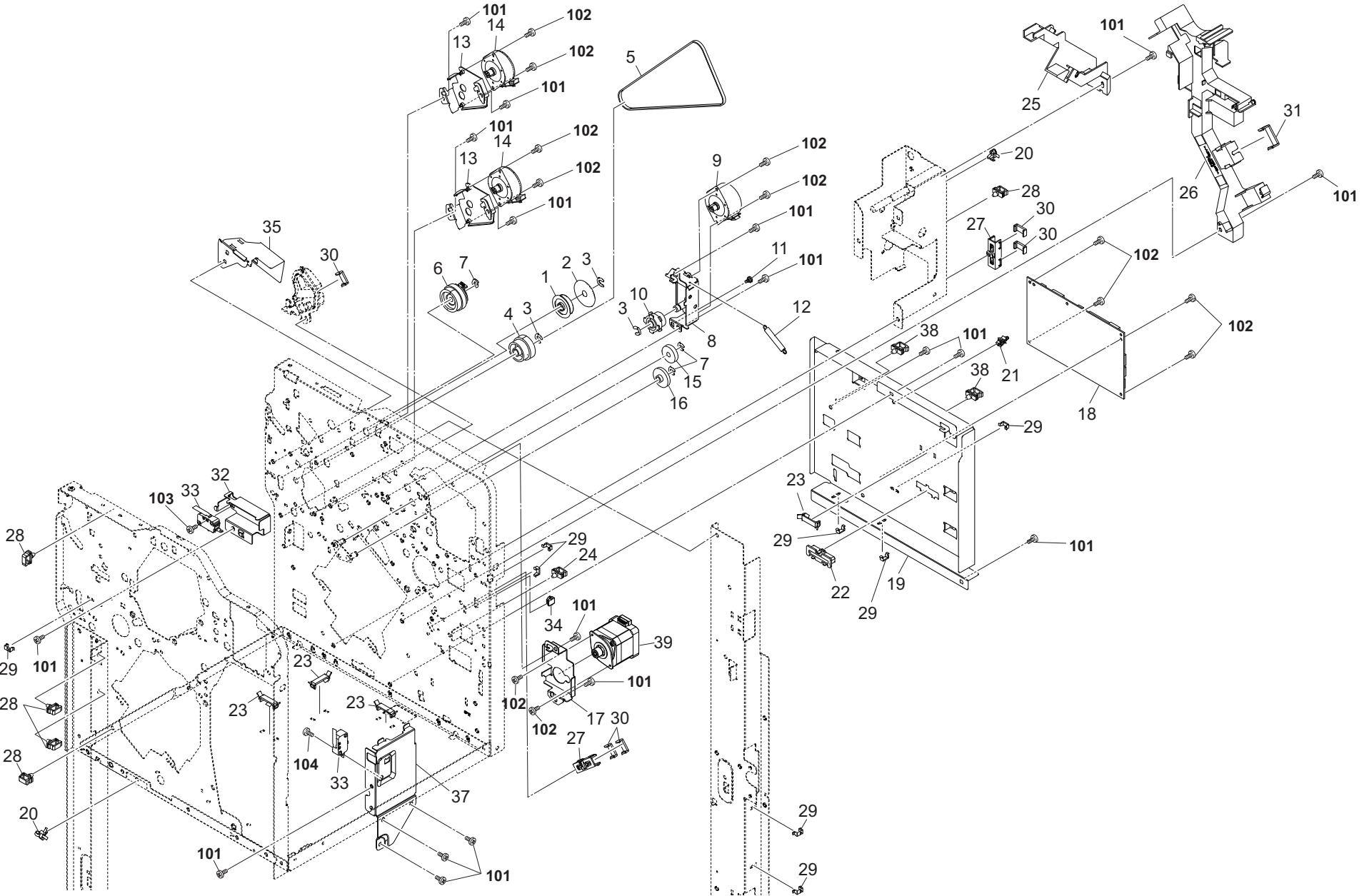


FIG. 9 Drive Section & Electrical Components

3PW-2

Ref. No. 番号	Part.No. 部品番号	Description 部品名称	Notes 備考	Revision 改訂	Quantity 個数			
					100(日本)	120	230	240
1	303NB31130	PULLEY P42 EXIT			1	1	1	
2	303H322140	FLANGE 36			1	1	1	
3	2BC06910	STOPPER 6			3	3	3	
4	303NB31100	GEAR Z35L-P42			1	1	1	
5	303NB31090	BELT 504			1	1	1	
6	302KV44041	CLUTCH 50 Z35R			1	1	1	
7	5MVX111DN003	RING STOPPER/A-49 FEED A4			3	3	3	
8	303NB31080	MOUNT EJECT DRIVE			1	1	1	
9	303NB94040	PARTS MOTOR-PM MOVING SP			1	1	1	
10	303NB31070	GEAR Z35R-P35			1	1	1	
11	3CZ02230	PIN,HOOK FULCRUM			1	1	1	
12	27302160	SPRING,RELEASE LEVER			1	1	1	
13	303NB31120	MOUNT CONVEYING			2	2	2	
14	302HN44100	MOTOR REVERSE			2	2	2	
15	303K531040	GEAR 42			1	1	1	
16	303K531120	GEAR 48 LOOP ROLLER			1	1	1	
17	303PW31010	MOUNT FEED IN DRIVE			1	1	1	
18	303PW94010	PARTS PWB DF MAIN ASSY SP			1	1	1	
19	303NB39011	MOUNT PWB			1	1	1	
20	7YZM410002++H01	ACCESS.BAND			2	2	2	
21	7YZM510007++H01	ACCESS.SPACER			1	1	1	
22	303JY38601	EDGING FFC			1	1	1	
23	7YZM390015++H01	ACCESS.CLAMP			4	4	4	
24	7YZM610017++H01	ACCESS.SADDLE			1	1	1	
25	303NB39021	GUIDE WIRE REAR LEFT			1	1	1	
26	303NB39031	GUIDE WIRE REAR RIGHT			1	1	1	
27	302LF39050	GUIDE WIRE FRONT PWB			2	2	2	
28	7YZM610001++H01	ACCESS SADDLE			5	5	5	
29	302K931080	WIRE STOPPER			8	8	8	
30	303LL02330	HOLDER WIRE D			5	5	5	
31	303LL02180	HOLDER WIRE A			1	1	1	
32	303NB36330	MOUNT INTERLOCK UPPER GUIDE			1	1	1	
33	2FB27160	INTER LOCK SWITCH			2	2	2	
34	7YCC03B1003+H01	CONNECTOR			1	1	1	
35	303NB28200	MOUNT PI SET			1	1	1	
36				2:Del				
37	303PW02190	MOUNT COVER INTERLOCK SW			1	1	1	
38	7YZM610002++H01	ACCESS SADDLE			2	2	2	
39	303R494040	PARTS MOTOR PAPER FEED SP			1	1	1	
101	7BB700408H	+BIND T.T S SCREW 4X8 SR						
102	7BB700308H	+BIND T.T S SCREW 3X8 SR						
103	7BB700316H	+BIND T.T S SCREW 3X16 SR						
104	7BB600314H	+BIND M SCREW 3X14 R						

• Parts with a Ref.No. of 500 and above in the illustration indicate they are not selected for service parts.

• イラスト中で 500 番台の Ref 番号が付いている部品はサービスパーツに選定されていません。

FIG. 10 Punch Section 1

3PW-1

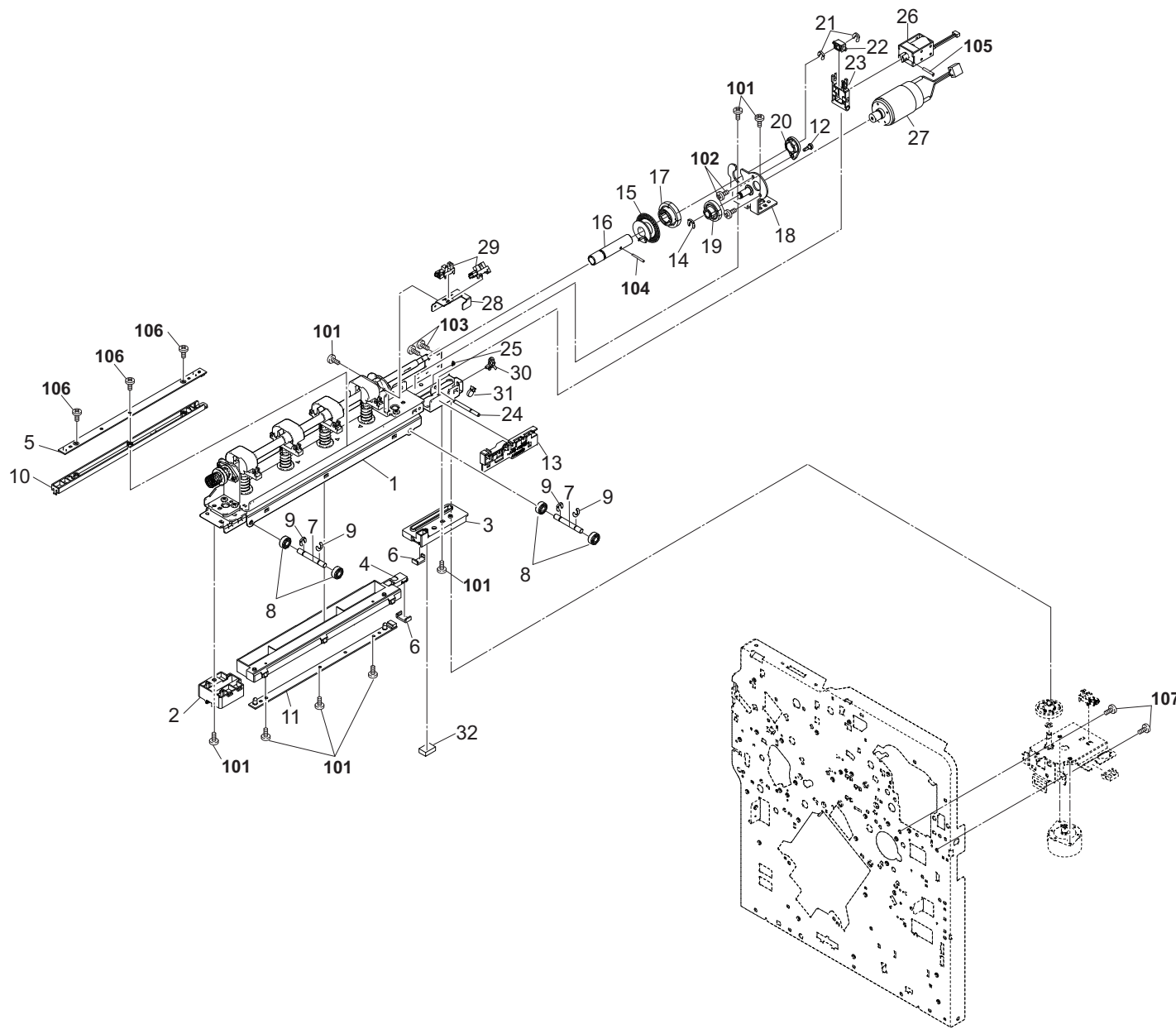


FIG. 10 Punch Section 1

3PW-1

Ref. No. 番号	Part.No. 部品番号	Description 部品名称	Notes 備考	Revision 改訂	Quantity 個数			
					100(日本)	120	230	240
1	303PW94090	PARTS PUNCH BASE INCH ASSY SP	Inch			1		
1	303PW94100	PARTS PUNCH BASE METRIC ASSY SP	Metric		1		1	
2	303PW35150	GUIDE PUNCH FRONT			1	1	1	
3	303PW35171	GUIDE PUNCH REAR		1:Design-chg.	1	1	1	
4	303PW35140	GUIDE WIRE A			1	1	1	
5	303R194020	PARTS PWB SENSOR A ASSY SP			1	1	1	
6	303LL02330	HOLDER WIRE D			2	2	2	
7	303NK35100	SHAFT PULLEY			2	2	2	
8	302FG07020	PULLEY,CASSETTE RAIL			4	4	4	
9	2BC06980	STOPPER 5			4	4	4	
10	303PW35240	COVER PAPER DETECTION SENSOR			1	1	1	
11	303R194030	PARTS PWB SENSOR B ASSY SP			1	1	1	
12	3033927451	RETAINING PIN,DRAWER			1	1	1	
13	303PW35260	GUIDE WIRE			1	1	1	
14	2BC06910	STOPPER 6			1	1	1	
15	303PW35130	SLIT PUNCH			1	1	1	
16	303PW35160	SHAFT CAM DRIVE			1	1	1	
17	303PW35210	GEAR Z40S CAM DRIVE			1	1	1	
18	303PW35110	MOUNT DRIVE			1	1	1	
19	303PW35220	GEAR Z16S-Z51S IDLE			1	1	1	
20	3H416150	BUSHING REAR			1	1	1	
21	5MVX111DN003	RING STOPPER/A-49 FEED A4			2	2	2	
22	3H416380	COLLAR SHIFT			1	1	1	
23	303PW35180	LEVER SHIFT			1	1	1	
24	303PW35230	SHAFT SHIFT			1	1	1	
25	5MVX111DN007	STOPPER 3/2BT1107 A4			1	1	1	
26	303LJ94140	PARTS SOLENOID PRESSURE PULLEY SP			1	1	1	
27	303PW94020	PARTS MOTOR PUNCH SP			1	1	1	
28	303PW35120	MOUNT PULSE DETECTION			1	1	1	
29	302P794010	PARTS SENSOR OPT. SP			2	2	2	
30	7YZM410002++H01	ACCESS.BAND			1	1	1	
31	7YZM420003++H01	ACCESS.BAND			1	1	1	
32	302H025300	SPONGE FUSER TL		1:Add	1	1	1	
101	7BB700408H	+BIND T.T S SCREW 4X8 SR						
102	7BB607306H	+TP-CUP M SCREW 3X6 R						
103	7BB007304H	+TP-CUP M SCREW 3X4						
104	7BP512520B0CH01	PARALLEL PIN 2.5X20						
105	E0030180	SPRING PIN 3X18						
106	7BB200308H	+BIND T.T P SCREW 3X8						
107	7BB700308H	+BIND T.T S SCREW 3X8 SR						

• Parts with a Ref.No. of 500 and above in the illustration indicate they are not selected for service parts.

• イラスト中で 500 番台の Ref 番号が付いている部品はサービスパーツに選定されていません。

FIG. 11 Punch Section 2

3PW

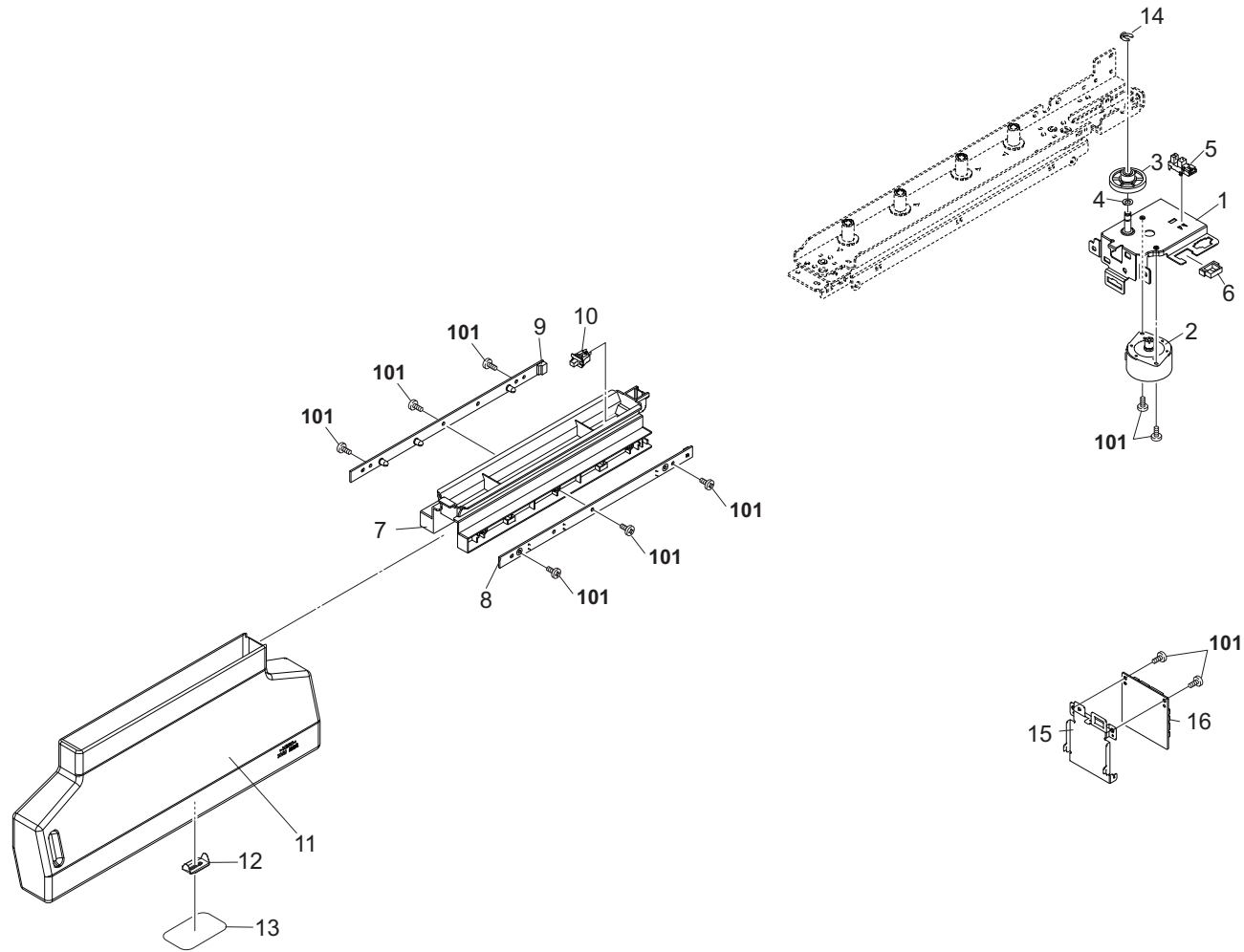


FIG. 12 Exit Section

3PW

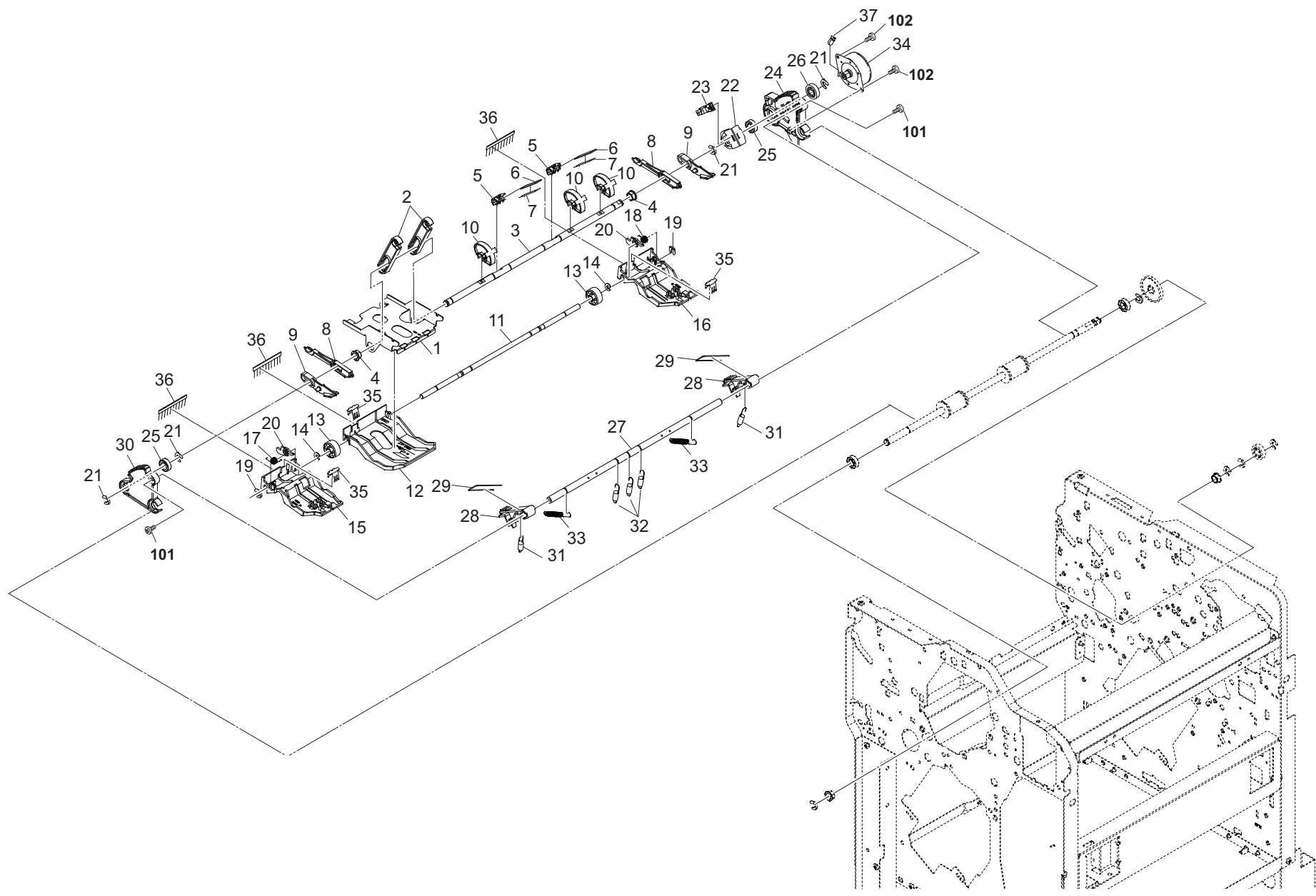


FIG. 12 Exit Section

3PW

Ref. No. 番号	Part.No. 部品番号	Description 部品名称	Notes 備考	Revision 改訂	Quantity 個数			
					100 (日本)	120	230	240
1	303NB36190	MOUNT EXIT PULLEY			1	1	1	
2	303NB36370	LEVER UPPER EXIT			2	2	2	
3	303PW36130	SHAFT PADDLE B			1	1	1	
4	28107310	BUSH 8			2	2	2	
5	303NB36240	HOLDER PADDLE			2	2	2	
6	303NB36260	SHEET PADDLE B			2	2	2	
7	303NB36480	FILM PADDLE B			2	2	2	
8	303NB36380	BRAKE EXIT			2	2	2	
9	303PW36370	LEVER PAPER PRESS			2	2	2	
10	303NB36600	CAM PADDLE			3	3	3	
11	303PW36120	SHAFT PAPER PRESS			1	1	1	
12	303NB36350	GUIDE CENTER			1	1	1	
13	303NB36200	PULLEY EXIT			2	2	2	
14	302FB09830	CUT WASHER 4			2	2	2	
15	303PW36100	GUIDE PAPER PRESS F			1	1	1	
16	303PW36110	GUIDE PAPER PRESS R			1	1	1	
17	303NB36530	SPRING EXIT F			1	1	1	
18	303NB36540	SPRING EXIT R			1	1	1	
19	5MVX111DN003	RING STOPPER/A-49 FEED A4			2	2	2	
20	303NB36521	GUIDE PAPER EXIT			2	2	2	
21	2BC06910	STOPPER 6			4	4	4	
22	303NB36250	MOUNT PI PADDLE B			1	1	1	
23	302P794010	PARTS SENSOR OPT. SP			1	1	1	
24	303NB36180	FRAME EXIT REAR			1	1	1	
25	7BE008165431H01	BEARING 688ZZ			2	2	2	
26	303NB31010	GEAR Z35R			1	1	1	
27	303PW36090	SHAFT UPPER GUIDE			1	1	1	
28	303NB36390	LEVER BRAKE EXIT			2	2	2	
29	303NB36410	SPRING LEVER BRAKE			2	2	2	
30	303NB36170	FRAME EXIT FRONT			1	1	1	
31	303NB36290	SPRING EXIT PULLEY			2	2	2	
32	303NB36630	SPRING EXIT PRESS			3	3	3	
33	303NC36020	SPRING GUIDE PAPER PRESS B			2	2	2	
34	302HN44100	MOTOR REVERSE			1	1	1	
35	303NB36471	PLATE EARTH EJECT			3	3	3	
36	303NB36500	STATIC-ELIMINATOR EJECT CENTER			3	3	3	
37	7YZM420003++H01	ACCESS.BAND			1	1	1	
101	7BB607410H	+TP-CUP M SCREW 4X10 R						
102	7BB200308H	+BIND T.T P SCREW 3X8						

• Parts with a Ref.No. of 500 and above in the illustration indicate they are not selected for service parts.

• イラスト中で 500 番台の Ref 番号が付いている部品はサービスパーツに選定されていません。

FIG. 13 Wire Section 1

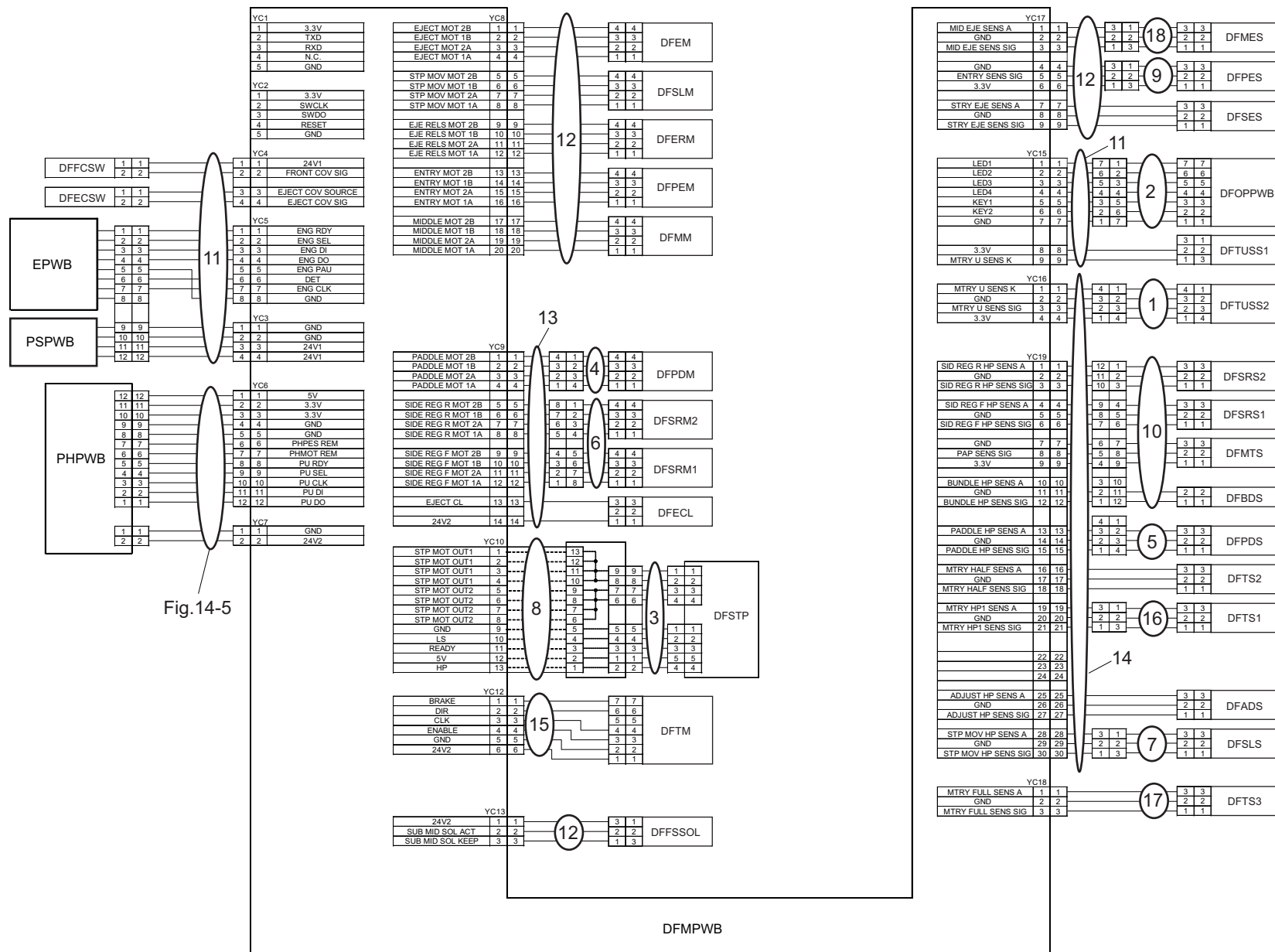


FIG. 14 Wire Section 2

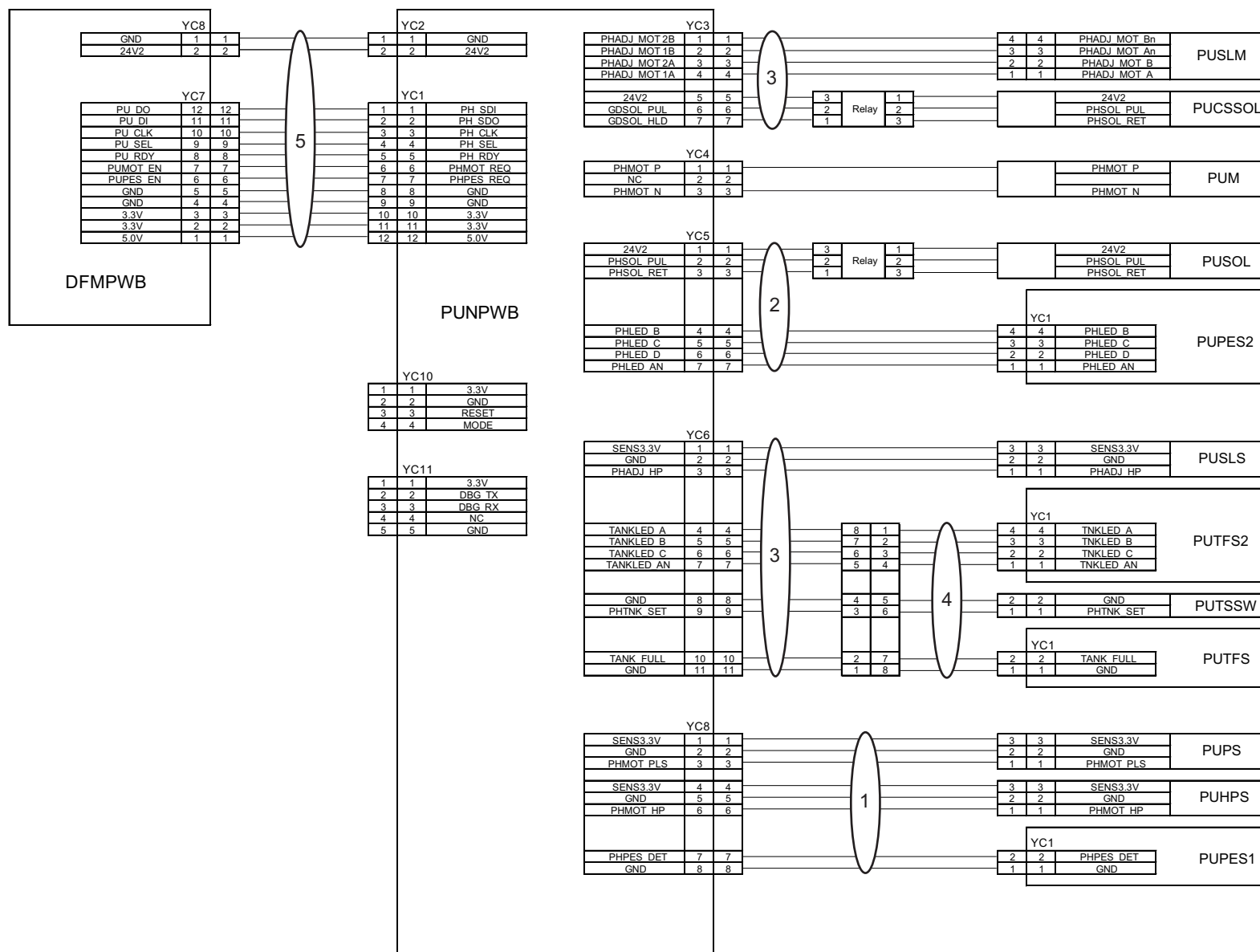
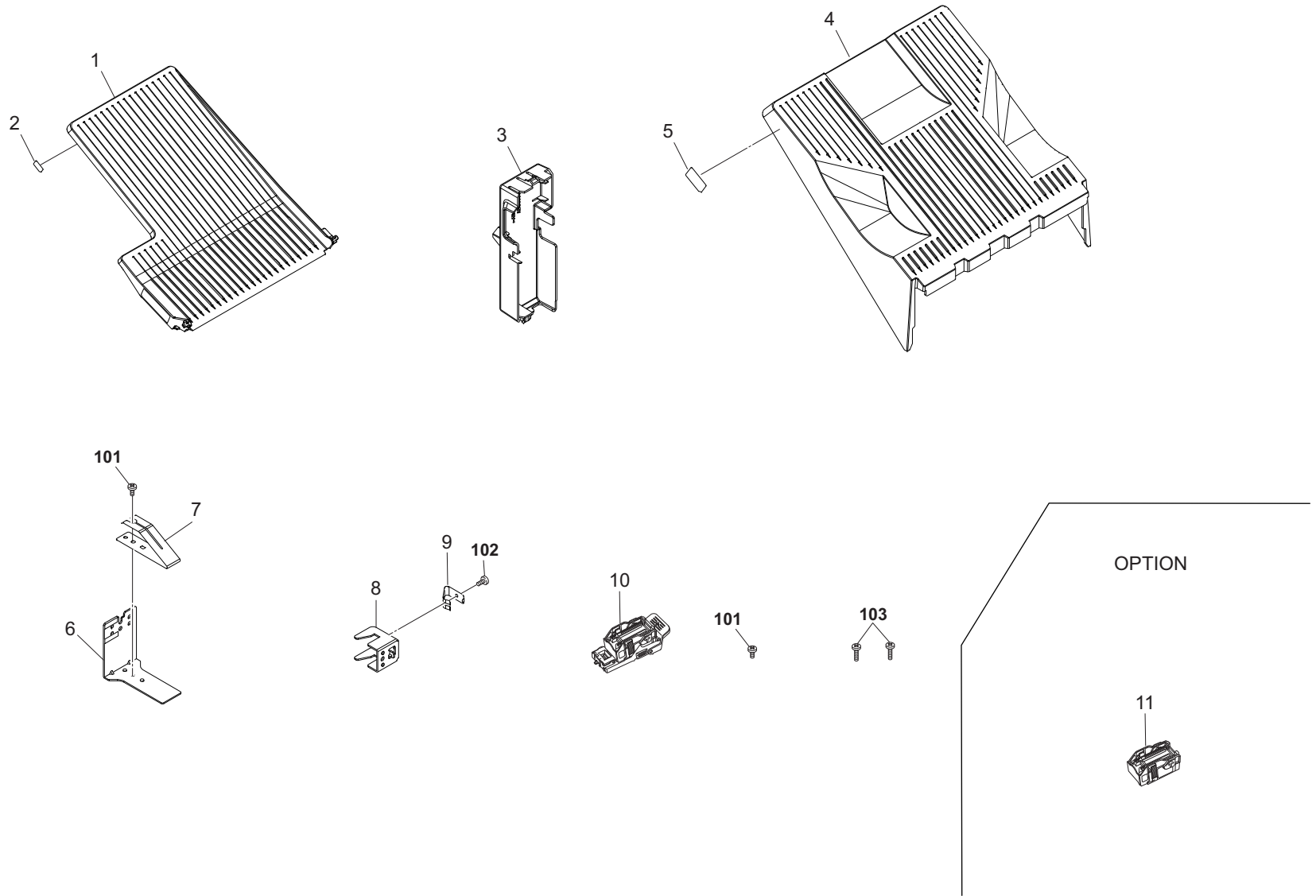


FIG. 15 Accessories & Option

3PW



INDEX / 索引

Part.No. 部品番号	Description 部品名称	Fig.No.
27302160	SPRING,RELEASE LEVER	9
28107310	BUSH 8	2,4,5,8,12
63212210	STATIC ELIMINATOR,EJECT	3
63213320	CUSHION,ORIGINAL COLLECTION	4,5
72418140	SPRING, BLADE	6
74808080	BEARING,686ZZNR	8
3033927451	RETAINING PIN,DRAWER	10
1903JY0000	SH-10/STAPLE HOLDER	15
2BC06910	STOPPER 6	1,2,4,5,6,7,8,9,10,12
2BC06980	STOPPER 5	10,11
2BL21430	GEAR EXIT Z20	2
2C904550	CUT WASHER 5	11
2FB06710	PIN CASSETTE RAIL	3
2FB27160	INTER LOCK SWITCH	9
2FM04150	CAP SPRING/B-11 ENCLOSURE A4	5
302FB09830	CUT WASHER 4	12
302FG07020	PULLEY,CASSETTE RAIL	10
302FZ08190	SPRING HOLDER MPT	5
302FZ25740	STOPPER 4	8
302GR04370	MAGNET CLIP DISH	5
302GR04380	SEAL MAGNET	5
302GR25241	PIN GUIDE CHUTE	2
302H002360	GROUND SCANNER	15
302H004660	MAGNET CATCH	1
302H025300	SPONGE FUSER TL	10
302H722770	SHAFT MIDDLE A	5
302H728100	SPRING EXIT PULLEY	5
302H731280	GEAR Z29R MIDDLE	8
302HN44100	MOTOR REVERSE	7,9,12
302K324450	BUSH 6	6,8
302K931080	WIRE STOPPER	4,9
302K994370	PARTS SOLENOID FEED SHIFT SP	3,5
302KS08110	GEAR 18	5
302KV44041	CLUTCH 50 Z35R	9
302LC28150	SPRING-COMPRESSION	7
302LF39050	GUIDE WIRE FRONT PWB	9
302N202011	CASTER 100 CN	2
302P794010	PARTS SENSOR OPT. SP	4,5,6,7,8,10,11,12
303B817020	PULLEY SUB EJECT	5
303H321050	CUSHION EJECT GUIDE	7
303H322140	FLANGE 36	9
303H327460	SENSOR A,SEPARATION	8
303H402040	GROUND PLATE TANK	11
303H402050	FILM GROUND PLATE	11
303JY38240	SPACER 25	6
303JY38601	EDGING FFC	9
303JY38750	CARTRIDGE EH590	15
303JY44011	STAPLER EH590	6
303K531040	GEAR 42	9
303K531120	GEAR 48 LOOP ROLLER	9
303LJ94140	PARTS SOLENOID PRESSURE PULLEY SP	10

Part.No. 部品番号	Description 部品名称	Fig.No.
303LL02180	HOLDER WIRE A	9
303LL02330	HOLDER WIRE D	3,9,10
303LT03130	SPANNER	2
303LT03140	BOLT M10L40	2
303M894260	PARTS SENSOR OPT SP	7
303NB02041	BASE LEFT FRONT	2
303NB02211	PLATE CASTER	2
303NB02220	PLATE HOLDER CASTER	2
303NB02281	BASE LEFT REAR	2
303NB04200	HANDLE JAM REMOVAL	1
303NB04240	KEY SELECT	1
303NB04290	PLATE PIN HANDLE	5
303NB07160	HOLDER BEARING	3
303NB24130	MOUNT SOLENOID AB	5
303NB24140	LEVER SOLENOID AB	5
303NB24170	ACTUATOR SUB	5
303NB24210	HOLDER MAGNET	5
303NB24220	SPRING GUIDE HOLD	5
303NB28130	GEAR Z45-P30	6,7
303NB28200	MOUNT PI SET	9
303NB31010	GEAR Z35R	2,4,5,12
303NB31020	GEAR Z35L	5
303NB31030	MOUNT FEED IDLE	2
303NB31070	GEAR Z35R-P35	9
303NB31080	MOUNT EJECT DRIVE	9
303NB31090	BELT 504	9
303NB31100	GEAR Z35L-P42	9
303NB31110	PIN EJECT DRIVE	2
303NB31120	MOUNT CONVEYING	9
303NB31130	PULLEY P42 EXIT	9
303NB36050	DUCT UPPER GUIDE WIRE 1	2
303NB36070	HOLDER CURSOR	7
303NB36100	HOLDER MIDDLE PULLEY	4
303NB36110	SHAFT MIDDLE PULLEY	4
303NB36150	GEAR 41 PADDLE A	4
303NB36160	PLATE PULSE PADDLE A	4
303NB36170	FRAME EXIT FRONT	12
303NB36180	FRAME EXIT REAR	12
303NB36190	MOUNT EXIT PULLEY	12
303NB36200	PULLEY EXIT	12
303NB36240	HOLDER PADDLE	4,12
303NB36250	MOUNT PI PADDLE B	12
303NB36260	SHEET PADDLE B	12
303NB36290	SPRING EXIT PULLEY	12
303NB36300	SPRING GUIDE PAPER PRESS	2
303NB36330	MOUNT INTERLOCK UPPER GUIDE	9
303NB36350	GUIDE CENTER	12
303NB36370	LEVER UPPER EXIT	12
303NB36380	BRAKE EXIT	12
303NB36390	LEVER BRAKE EXIT	12
303NB36410	SPRING LEVER BRAKE	12

Part.No. 部品番号	Description 部品名称	Fig.No.
303NB36471	PLATE EARTH EJECT	12
303NB36480	FILM PADDLE B	12
303NB36500	STATIC-ELIMINATOR EJECT CENTER	12
303NB36521	GUIDE PAPER EXIT	12
303NB36530	SPRING EXIT F	12
303NB36540	SPRING EXIT R	12
303NB36600	CAM PADDLE	12
303NB36630	SPRING EXIT PRESS	12
303NB36661	PULLEY MIDDLE	4,5
303NB36670	SPRING PULLEY	4
303NB37011	MOUNT DRIVE	8
303NB37020	SHAFT WORM	8
303NB37030	GEAR Z34L Z52L	8
303NB37040	GEAR WORM	8
303NB37050	GEAR Z60R	8
303NB37060	PLATE TENSION	8
303NB37090	LEVER SENSOR	8
303NB37100	FRAME MAIN TRAY FRONT	8
303NB37120	FRAME MAIN TRAY REAR	8
303NB37130	PIN RAIL	8
303NB37190	FILM FRAME TRAY	8
303NB37200	PULLEY 20S5M	8
303NB38021	MOUNT STAPLER	6
303NB38060	STOPPER STAPLER MOUNT	6
303NB38071	RAIL STAPLER SHIFT FRONT	6
303NB38080	SHAFT STOPPER PULLEY	6
303NB38090	SHAFT MOUNT PULLEY	6
303NB38110	STOPPER DRIVE BELT	6
303NB38121	RAIL STAPLER SHIFT REAR	6
303NB38140	COVER STAPLER	6
303NB38150	STOPPER BUSH	6
303NB38160	FILM STAPLER	6
303NB38190	PLATE EARTH STAPLER	6
303NB39011	MOUNT PWB	9
303NB39021	GUIDE WIRE REAR LEFT	9
303NB39031	GUIDE WIRE REAR RIGHT	9
303NB46080	WIRE MTRAY SURF	13
303NB46160	WIRE OPERATION	13
303NB94020	PARTS PWB STAPLER ASSY SP	6
303NB94030	PARTS PWB OPERATION ASSY SP	1
303NB94040	PARTS MOTOR-PM MOVING SP	6,9,11
303NB94052	PARTS MOTOR-BL BRAKE SP	8
303NB94140	PARTS SENSOR OPT. SP	8
303NC04151	FULCRUM-PLATE FRONT	1
303NC36020	SPRING GUIDE PAPER PRESS B	12
303NC36030	SHEET PADDLE A	4
303NC38011	SPACER STAPLER	6
303NC46100	WIRE STAPLER	13
303NC46110	WIRE NCK MOTOR	13
303NC46120	WIRE PADDLE SENSOR	13
303NC46150	WIRE MID TRAY MOTOR	13

Part.No. 部品番号	Description 部品名称	Fig.No.
303NC46160	WIRE STP HP SENSOR	13
303NK02030	MOUNT PWB	11
303NK31020	GEAR Z63R-Z24S	11
303NK35100	SHAFT PULLEY	10
303NK46010	WIRE PH IF	14
303NW94060	PARTS SENSOR OPT. SP	3,7
303PG02050	PLATE EARTH	15
303PG04090	KEY STAPLER	1
303PG37010	RAIL MAIN TRAY	8
303PG37020	BELT LIFT	8
303PV46080	WIRE CI SENSOR	13
303PV46120	CONN.CORD ASSY MID TRAY SENSOR	13
303PW02030	BASE RIGHT	2
303PW02120	PARTITION FINISHER	2
303PW02150	PLATE JOINT REAR	15
303PW02170	FILM PARTITION	2
303PW02180	COVER INTERLOCK SW	15
303PW02190	MOUNT COVER INTERLOCK SW	9
303PW02200	PLATE HOLDER EARTH	15
303PW04010	COVER TOP	1
303PW04021	COVER FRONT	1
303PW04030	COVER FRONT OPEN	1
303PW04040	COVER TOP B	1
303PW04050	COVER REAR	1
303PW04060	COVER FRONT LOWER	1
303PW04070	COVER MAIN EXIT	1
303PW04080	COVER LEFT LOWER	1
303PW04090	COVER OPERATION	1
303PW04100	LEVER SET SW	1
303PW04110	LABEL COVER REAR	1
303PW07010	GUIDE FEED UPPER	3
303PW07020	GUIDE FEED LOWER	3
303PW07060	GUIDE FEED REGIST	3
303PW07070	MOUNT LOWER GUIDE FEED REAR	3
303PW07080	SPRING-COMPRESSION REGIST	3
303PW07090	SPRING-TORSION FEED	3
303PW07100	PLATE FEED REGIST	3
303PW07110	HOLDER BEARING	3
303PW24010	GUIDE SUB RIGHT	5
303PW24020	GUIDE SUB EJECT	5
303PW24030	GUIDE SUB LEFT OPEN	5
303PW24040	GUIDE MIDDLE CONVEYING UPPER	5
303PW24060	GUIDE MIDDLE CONVEYING LOWER	4
303PW24090	GUIDE FEED SHIFT SUB	5
303PW24150	STATIC-ELIMINATOR SUB EJECT	2
303PW24160	ACTUATOR MIDDLE	4
303PW24170	SPRING-TORSION MIDDLE	4,5
303PW28010	GUIDE TURN	1
303PW31010	MOUNT FEED IN DRIVE	9
303PW31020	GEAR Z20 FEED UPPER	3
303PW31030	GEAR Z25 FEED LOWER	5

Part.No. 部品番号	Description 部品名称	Fig.No.
303PW34010	LABEL OPERATION	1
303PW34020	LABEL A	15
303PW34030	LABEL B	15
303PW34040	LABEL D1	5
303PW34050	LABEL D2	5
303PW34060	LABEL D3	1
303PW34070	LABEL CAUTION MAIN TRAY	1
303PW34080	LABEL MANUAL STAPLER	1
303PW34090	SHEET OPERATION	1
303PW34100	LABEL DISPOSAL TANK	1
303PW35110	MOUNT DRIVE	10
303PW35120	MOUNT PULSE DETECTION	10
303PW35130	SLIT PUNCH	10
303PW35140	GUIDE WIRE A	10
303PW35150	GUIDE PUNCH FRONT	10
303PW35160	SHAFT CAM DRIVE	10
303PW35171	GUIDE PUNCH REAR	10
303PW35180	LEVER SHIFT	10
303PW35210	GEAR Z40S CAM DRIVE	10
303PW35220	GEAR Z16S-Z51S IDLE	10
303PW35230	SHAFT SHIFT	10
303PW35240	COVER PAPER DETECTION SENSOR	10
303PW35260	GUIDE WIRE	10
303PW35270	TANK DISPOSAL	11
303PW35280	GUIDE DISPOSAL TANK	11
303PW35290	MOUNT PUNCH MOVING MOTOR	11
303PW36010	STAY MIDDLE TRAY	7
303PW36021	GUIDE MIDDLE TRAY	7
303PW36030	CURSOR F MIDDLE TRAY	7
303PW36040	CURSOR R MIDDLE TRAY	7
303PW36050	SHAFT CURSOR	7
303PW36080	SHAFT PADDLE A	4
303PW36090	SHAFT UPPER GUIDE	12
303PW36100	GUIDE PAPER PRESS F	12
303PW36110	GUIDE PAPER PRESS R	12
303PW36120	SHAFT PAPER PRESS	12
303PW36130	SHAFT PADDLE B	12
303PW36140	SHAFT UPPER EXIT DRIVE	2
303PW36180	BELT MIDDLE TRAY	7
303PW36210	HOLDER PAPER STOPPER	4
303PW36220	FILM PAPER STOPPER	4
303PW36240	MOUNT PI UPPER GUIDE	4
303PW36250	GUIDE PAPER STOPPER S	7
303PW36260	LEVER GUIDE STOPPER F	7
303PW36270	RATCHET LEVER GUIDE F	7
303PW36280	SPRING GUIDE LEVER	7
303PW36290	SLIDER PAPER STOPPER F	7
303PW36300	SLIDER PAPER STOPPER R	7
303PW36310	LEVER GUIDE STOPPER R	7
303PW36320	RATCHET LEVER GUIDE R	7
303PW36330	SHAFT PAPER STOPPER SHIFT	7

Part.No. 部品番号	Description 部品名称	Fig.No.
303PW36350	GUIDE PAPER STOPPER C	7
303PW36360	SPRING GUIDE STOPPER	7
303PW36370	LEVER PAPER PRESS	12
303PW36380	SPRING LEVER	7
303PW37020	SHAFT MAIN TRAY	8
303PW37030	FRAME MAIN TRAY CENTER	8
303PW37040	TRAY MAIN	15
303PW37050	MOUNT MAINTRAY SENSOR	8
303PW37060	DETECTION PLATE	8
303PW37080	FILM MAIN TRAY SENSOR	8
303PW37090	SPRING MAIN TRAY	8
303PW38010	BASE STAPLER UNIT	6
303PW38020	BELT 898	6
303PW38030	SHAFT STAPLER SHIFT	6
303PW38040	PLATE STAPLER SHIFT	6
303PW38050	PLATE STAPLER UNIT TENSION	6
303PW38060	MOUNT PRINT STAPLER	6
303PW38070	GUIDE STAPLER	6
303PW46010	WIRE FRONT	13
303PW46020	WIRE REAR RIGHT	13
303PW46030	WIRE MOTOR JOINT	13
303PW46041	WIRE SENSOR	13
303PW46050	WIRE MTRAY MOTOR	13
303PW46060	WIRE MTRAY HP	13
303PW46070	WIRE MTRAY FULL	13
303PW46080	WIRE ME SENSOR	13
303PW46090	WIRE FFC	13
303PW46520	WIRE PH UNIT A	14
303PW46530	WIRE PH UNIT B	14
303PW46540	WIRE TANK FULL	14
303PW46550	WIRE TANK SENSOR	14
303PW94010	PARTS PWB DF MAIN ASSY SP	9
303PW94020	PARTS MOTOR PUNCH SP	10
303PW94030	PARTS ROLLER FEED LOWER SP	5
303PW94040	PARTS ROLLER FEED UPPER SP	3
303PW94050	PARTS ROLLER SUB EXIT SP	5
303PW94060	PARTS ROLLER SUB CONVEYING SP	5
303PW94070	PARTS ROLLER MIDDLE SP	4
303PW94080	PARTS ROLLER EXIT SP	2
303PW94090	PARTS PUNCH BASE INCH ASSY SP	10
303PW94100	PARTS PUNCH BASE METRIC ASSY SP	10
303R004060	TRAY EJECT	15
303R194010	PARTS PWB PUNCH ASSY SP	11
303R194020	PARTS PWB SENSOR A ASSY SP	10
303R194030	PARTS PWB SENSOR B ASSY SP	10
303R194040	PARTS PWB SENSOR C ASSY SP	11
303R194050	PARTS PWB SENSOR D ASSY SP	11
303R494040	PARTS MOTOR PAPER FEED SP	9
303RW36040	ACTUATOR EXIT	7
303RW36051	COVER MIDDLE TRAY WIRE	7
3AK20050	HOLDER,TIMING BELT	8

AK-5100

August 2015
First Edition

———— CONTENTS ————

FIG. 1	AK-5100 -1	2
FIG. 2	AK-5100 -2	4
FIG. 3	Wire Section	6
	• INDEX	8

FIG. 1 AK-5100 -1

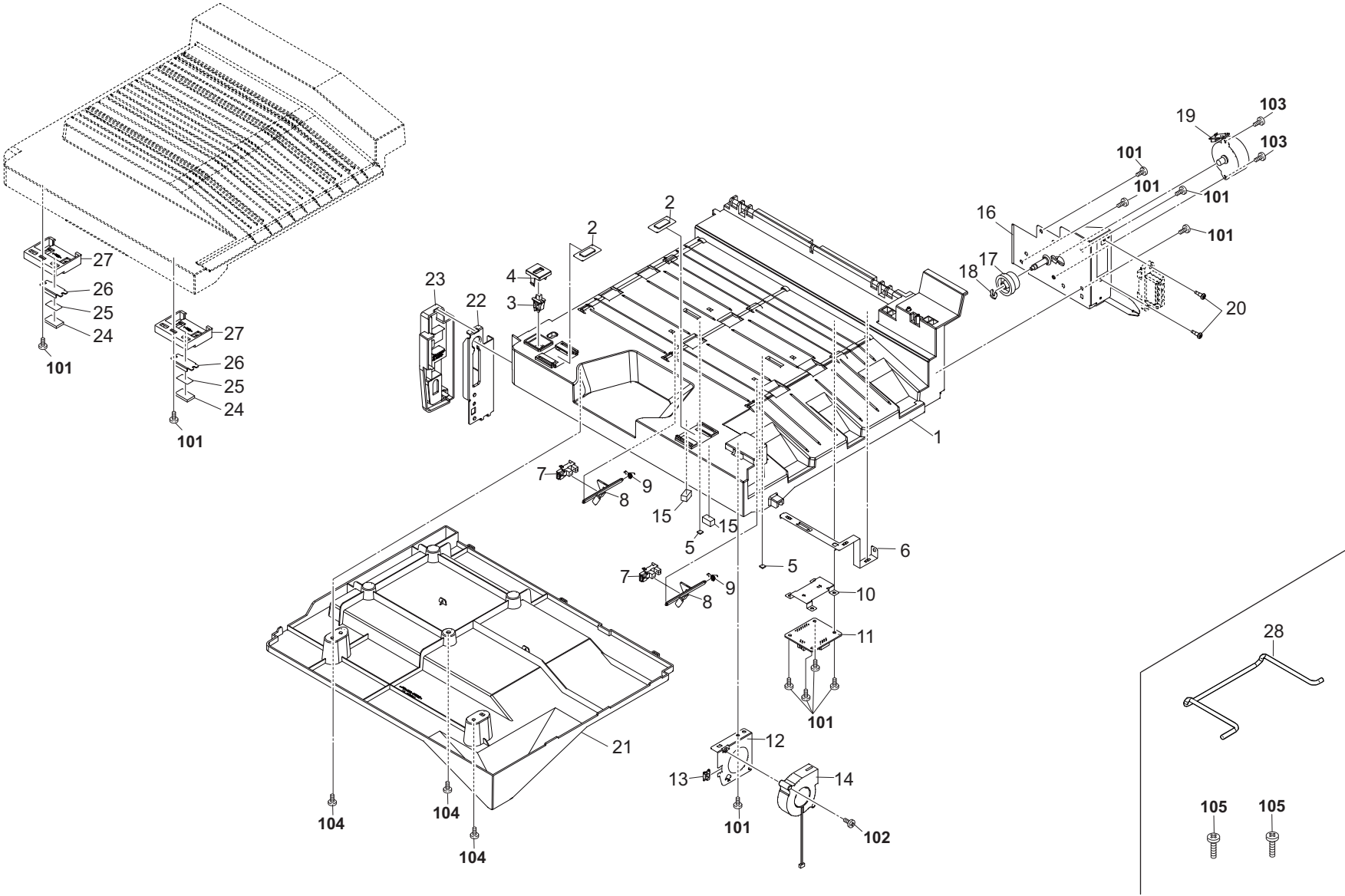


FIG. 2 AK-5100 -2

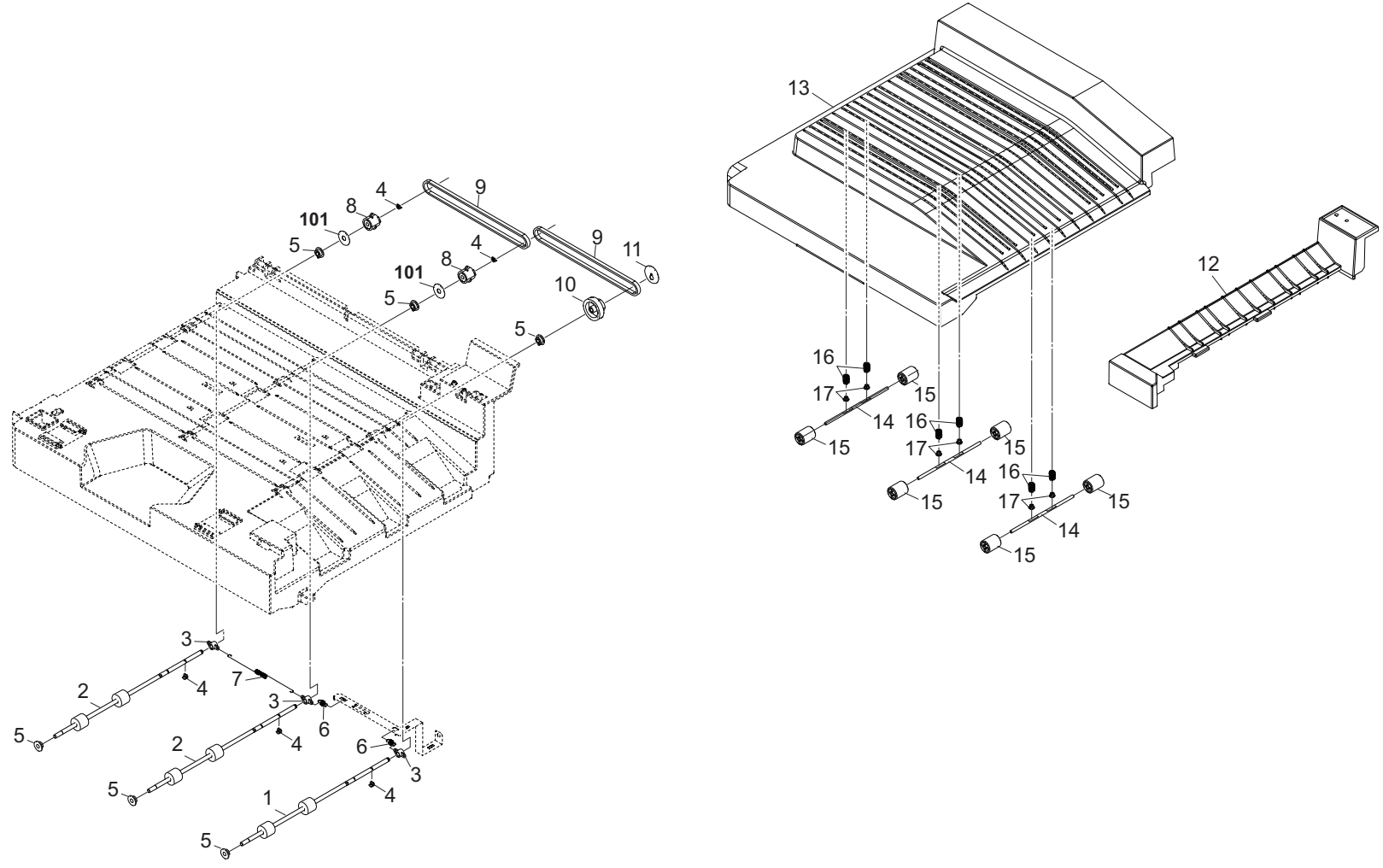
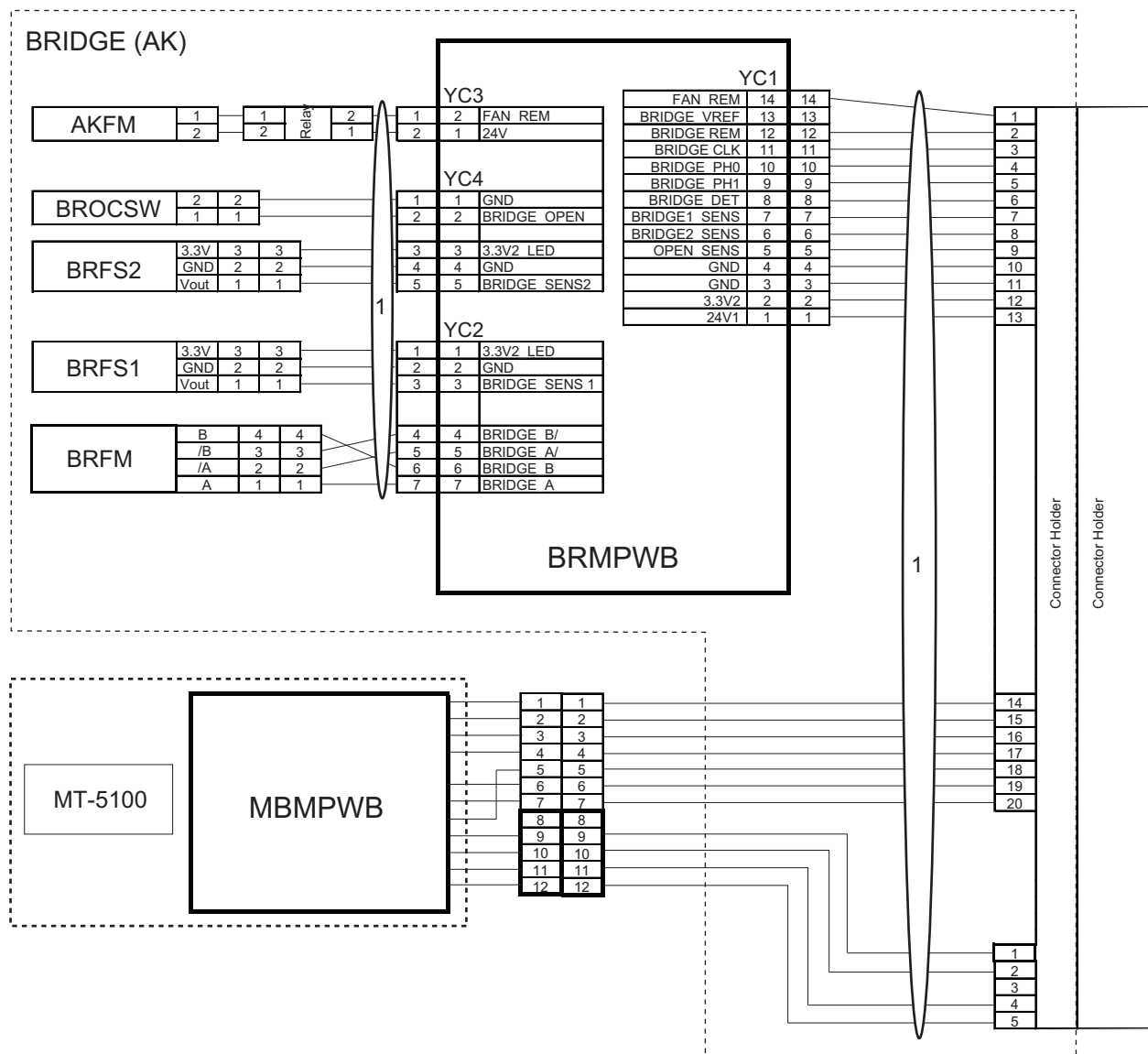


FIG. 3 Wire Section



INDEX / 索引

Part.No. 部品番号	Description 部 品 名 称	Fig.No.
2FM04150	CAP SPRING/B-11 ENCLOSURE A4	2
302F929260	PULLEY DU LOW	2
302FZ94660	PARTS,FAN IMAGE SP	1
302GR04370	MAGNET CLIP DISH	1
302GR04380	SEAL MAGNET	1
302K306460	BUSH 4	2
302K928070	SPRING-EXTENSION FEED SHIFT	2
302LF28500	SPRING-EXTENSION EARTH	2
302P794010	PARTS SENSOR OPT. SP	1
302P794060	PARTS MOTOR EJECT SP	1
302R402250	PIN CONNECTOR	1
302R428120	SHAFT EXIT DU	2
302R428290	SPRING EXIT	2
302R694140	PARTS PWB BRIDGE ASSY SP	1
303K502070	SEAL WIRE	1
303NB24210	HOLDER MAGNET	1
303NS24480	CUSHION ACTUATOR	1
303PD24120	ACUTUATOR FEED	1
303PD24140	COVER SW	1
303PD24150	BRACKET PWB	1
303PD24190	SPRING ACTUATOR	1
303PY24010	GUIDE LOWER	1
303PY24020	COVER GUIDE UPPER	2
303PY24030	HOLDER MAGNET	1
303PY24040	GUIDE UPPER RIGHT	2
303PY24050	COVER LOWER GUIDE	1
303PY24080	BUSH EARTH	2
303PY24090	BRACKET MOTOR	1
303PY24110	PLATE EARTH	1
303PY24120	PULLEY P22 OW	2
303PY24130	PLATE JOINT	1
303PY24140	COVER JOINT	1
303PY24150	BELT S2M 316	2
303PY24160	GEAR Z28S-Z22P	2
303PY24170	PLATE MAGNET	1
303PY24180	GEAR Z40R-Z30S	1
303PY24190	SHEET CONVEYING ROLLER	2
303PY24200	MOUNT FAN	1
303PY24210	GUIDE UPPER LEFT	4
303PY46010	WIRE AK ASSY	3
303PY94010	PARTS ROLLER CONVEYING A SP	2
303PY94020	PARTS ROLLER CONVEYING B SP	2
5MVX111DN003	RING STOPPER/A-49 FEED A4	1
5MVX111DN007	STOPPER 3/2BT1107 A4	2
7SP0100004+H01	SW.PUSH	1
7YZM210006++H01	ACCESS.EDGING	1

MT-5100

August 2015
First Edition

———— CONTENTS ————

FIG. 1	Covers	2
FIG. 2	Frames	4
FIG. 3	Paper Conveying Section	6
FIG. 4	Drive Section & Electrical Components	8
FIG. 5	Wire Section	10
FIG. 6	Accessories	12
	• INDEX	14

FIG. 1 Covers

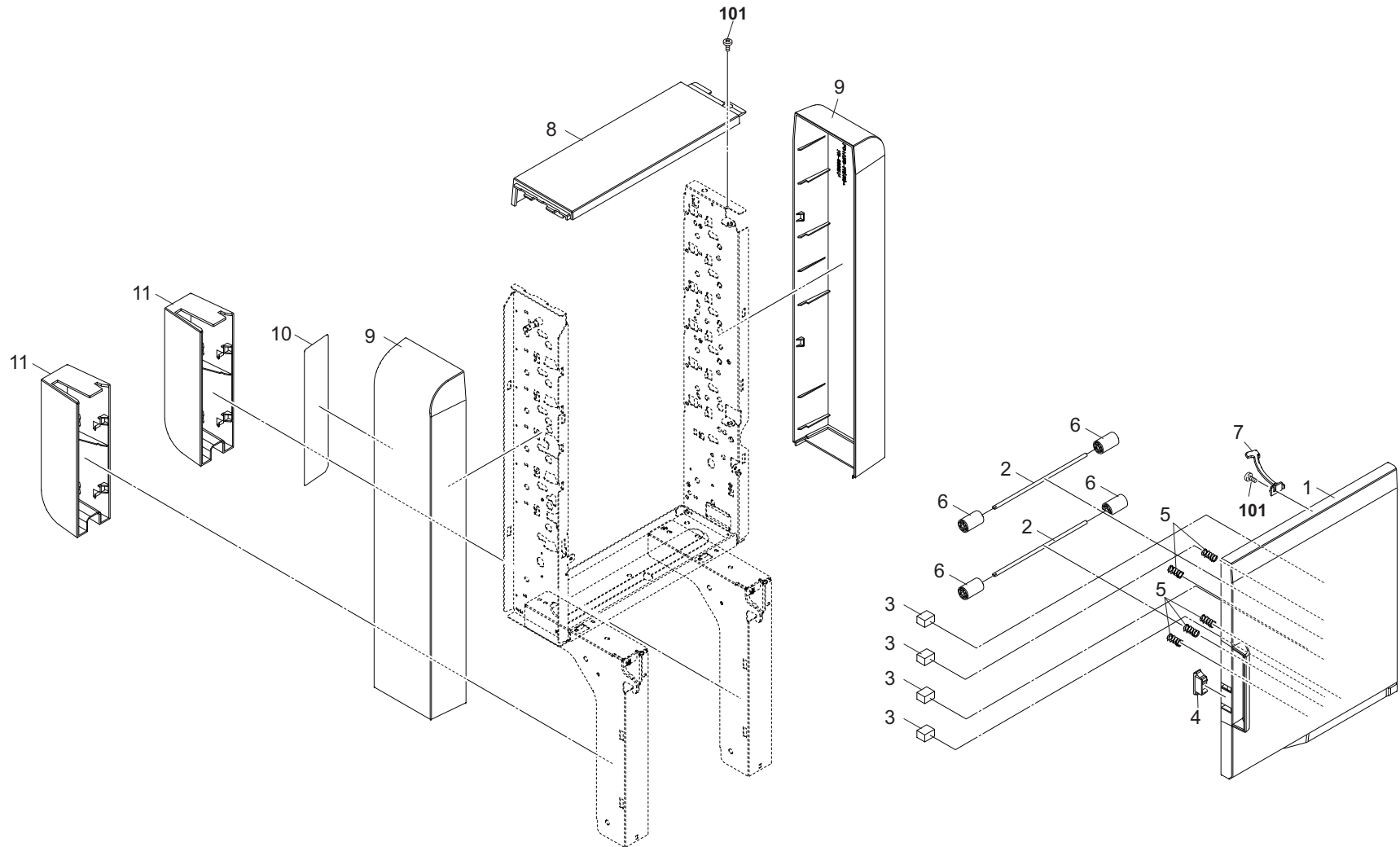


FIG. 1 Covers

Ref. No. 番号	Part.No. 部品番号	Description 部品名称	Notes 備考	Revision 改訂	Quantity 個数		
					100 (日本)	120	230
1	303R004030	COVER VERTICAL			1	1	1
2	303LW24190	SHAFT FEED PULLEY			2	2	2
3	303J128320	SPONGE EJECT			4	4	4
4	2FB17200	MAGNET UPPER REG GUIDE			1	1	1
5	2FG06070	SPRING FEED JOINT			5	5	5
6	302H008220	PULLEY 15 MPF FEED			4	4	4
7	303R002060	STOPPER OPEN			1	1	1
8	303R004040	COVER TOP			1	1	1
9	303R004010	COVER SIDE L			2	2	2
10	303R034020	LABEL PAPER CAUTION			1	1	1
11	303R004070	COVER FOOT			2	2	2
101	7BB282308H	+TP-FLAT T.T P SCREW 3X8(BLACK)					

• Parts with a Ref.No. of 500 and above in the illustration indicate they are not selected for service parts.

・イラスト中で 500 番台の Ref 番号が付いている部品はサービスパーツに選定されていません。

FIG. 2 Frames

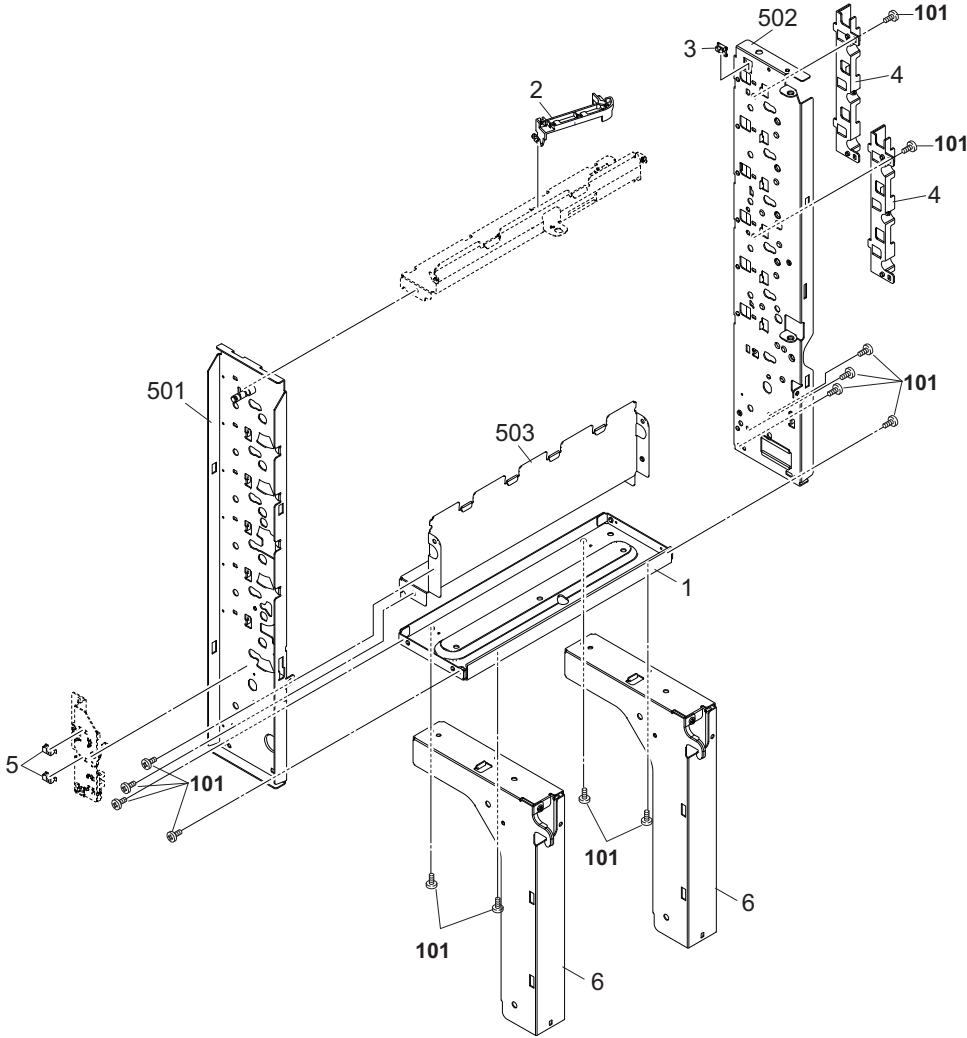


FIG. 3 Paper Conveying Section

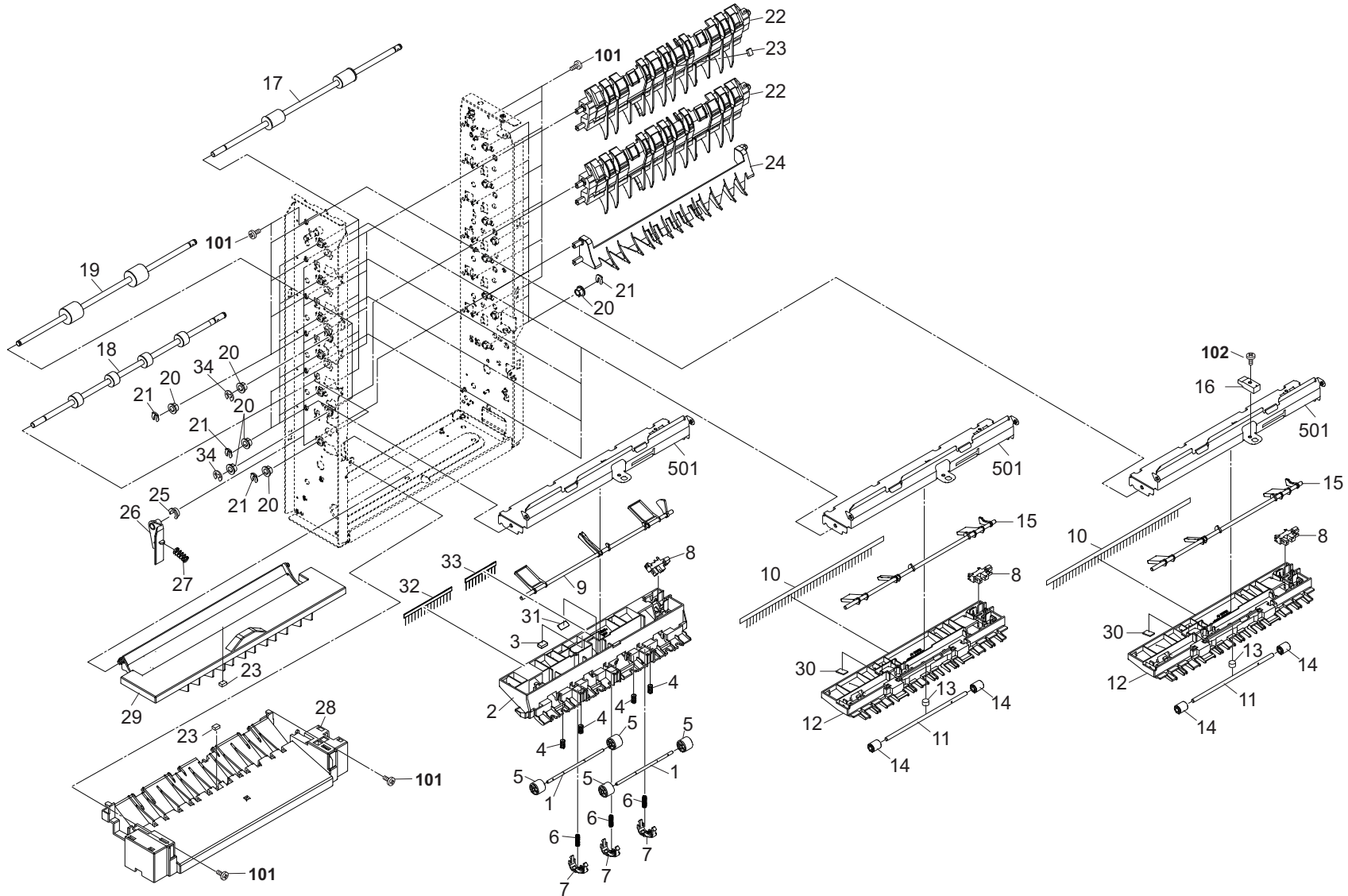


FIG. 4 Drive Section & Electrical Components

3R0

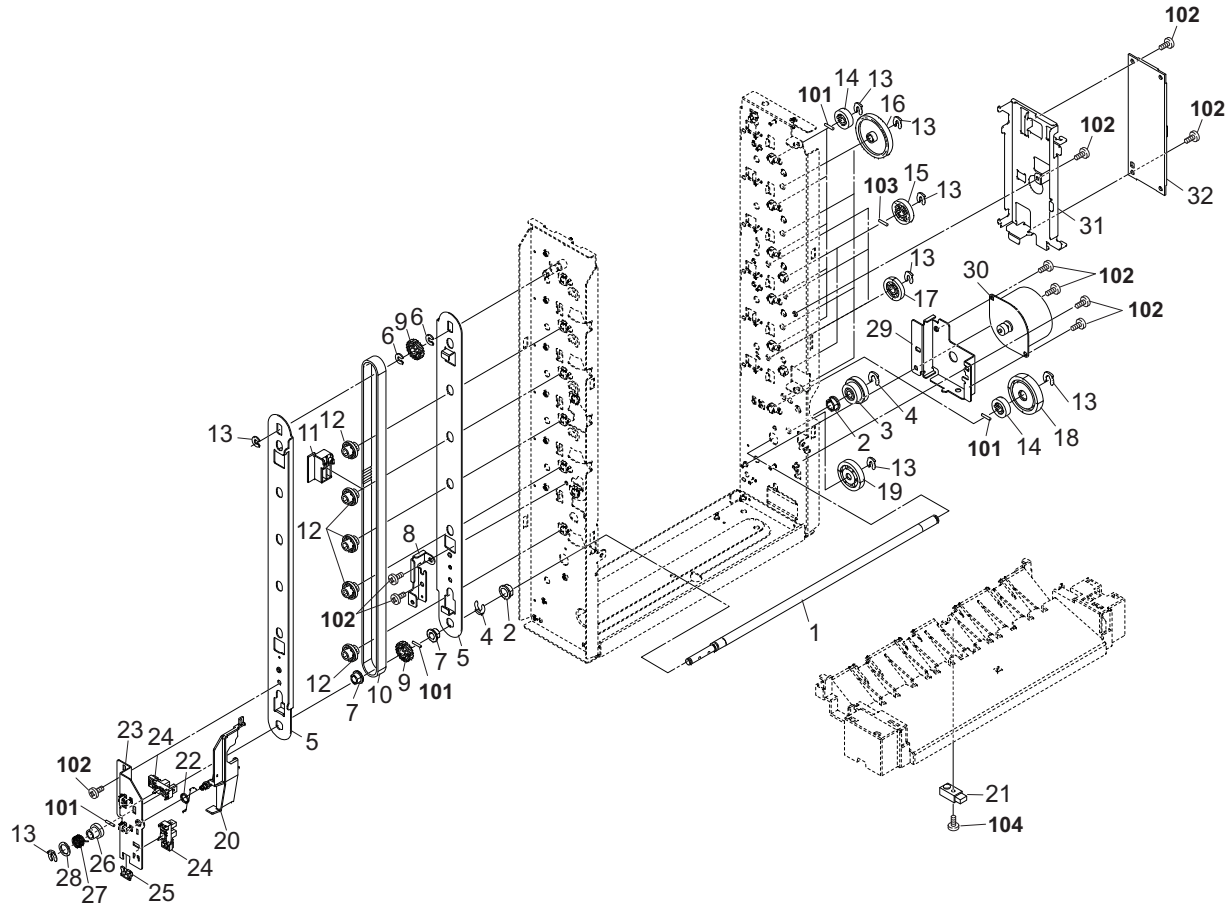


FIG. 5 Wire Section

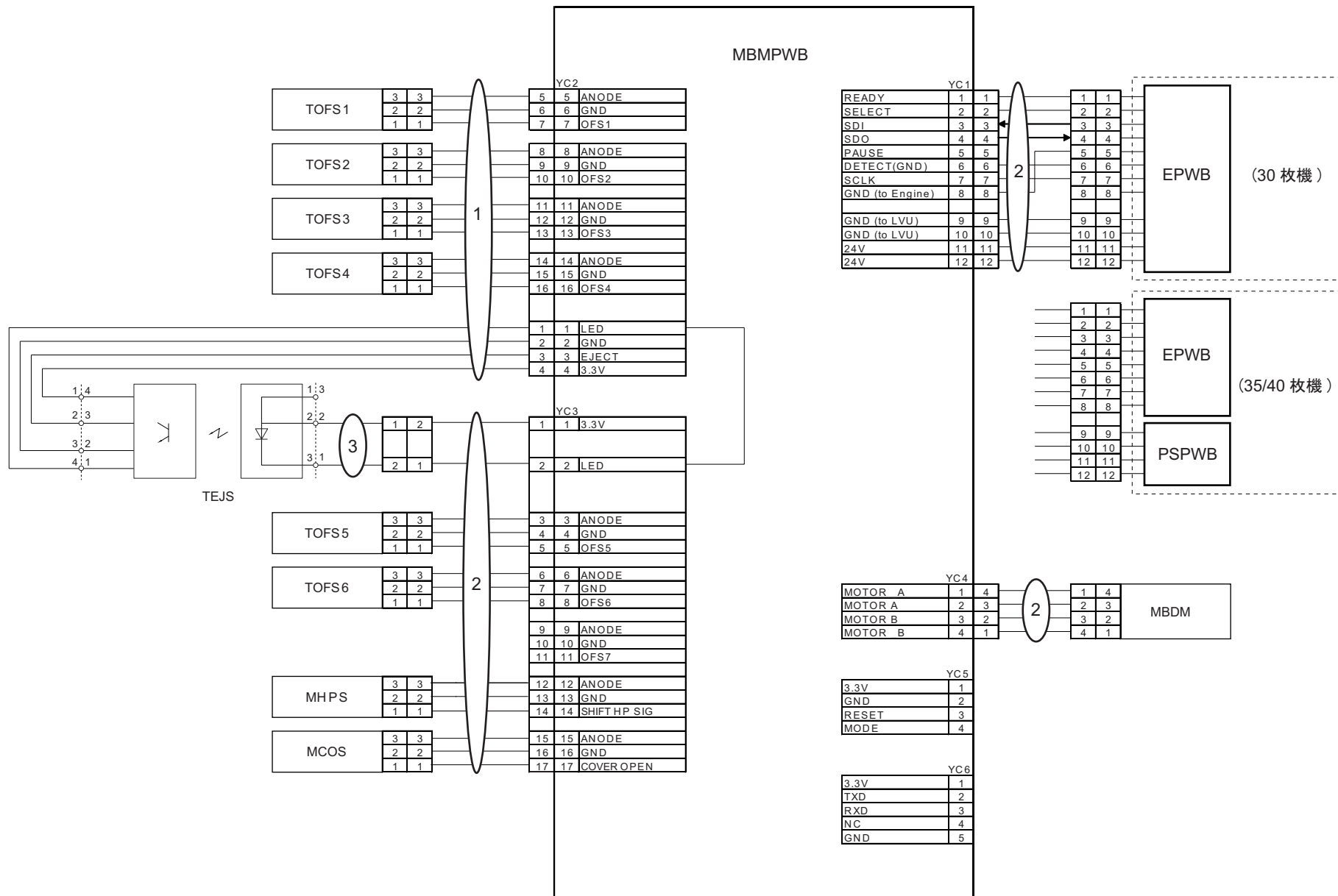
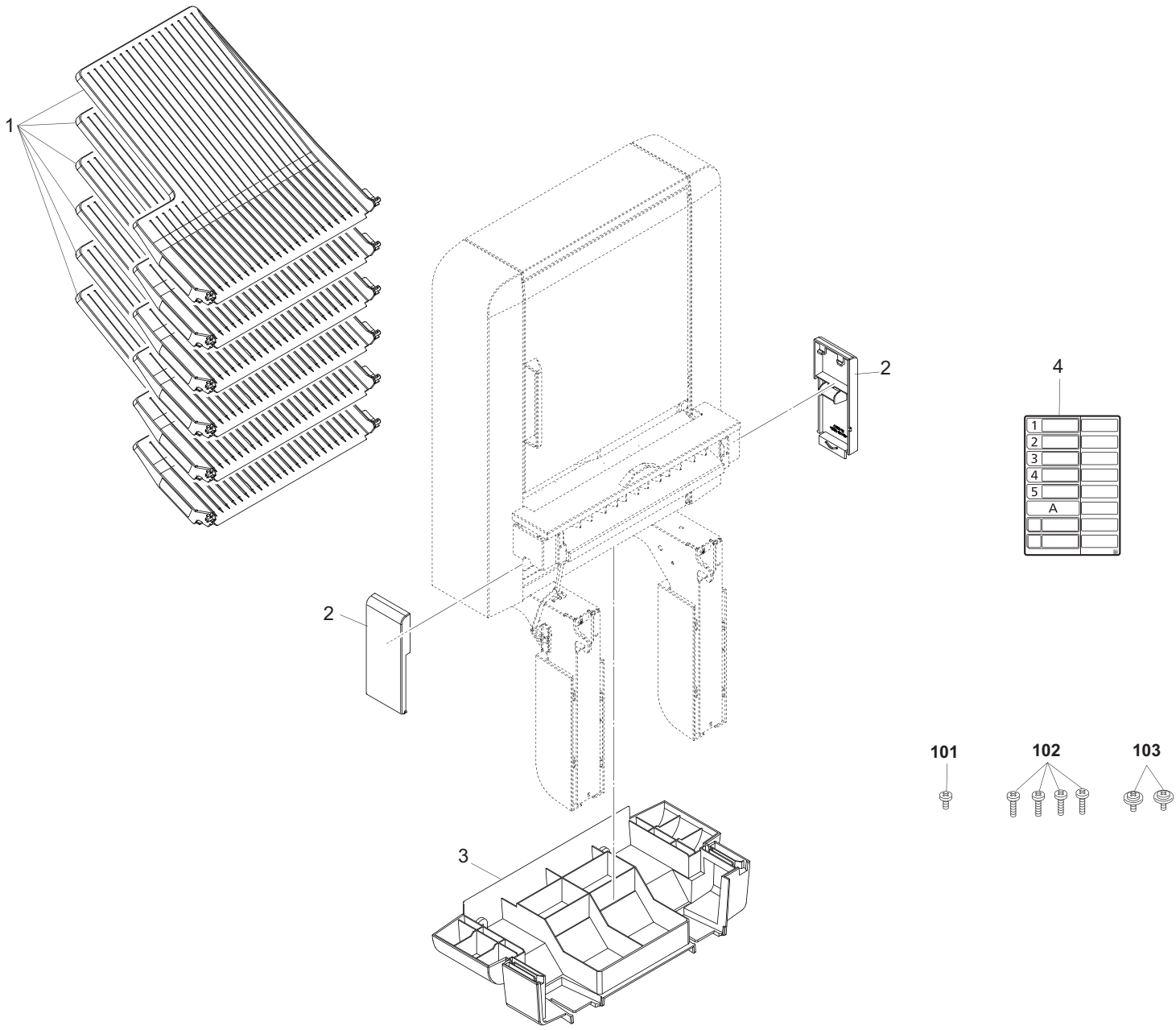


FIG. 6 Accessories



INDEX / 索引

Part.No. 部品番号	Description 部品名称	Fig.No.
28107310	BUSH 8	4
2BC06910	STOPPER 6	4
2BL06190	GEAR Z25 FEED	4
2FB17200	MAGNET UPPER REG GUIDE	1
2FB22670	GEAR 44 BYPASS	4
2FB27110	MOTOR FEED	4
2FG06070	SPRING FEED JOINT	1,3
302F909540	GEAR Z49	4
302FB09830	CUT WASHER 4	3,4
302H008220	PULLEY 15 MPF FEED	1
302K931080	WIRE STOPPER	2
302LC28150	SPRING-COMPRESSION	3
302P794010	PARTS SENSOR OPT. SP	3,4
303H327460	SENSOR A,SEPARATION	4
303HK07081	COLLAR S SPRING	4
303J128320	SPONGE EJECT	1
303JY24AB0	CUSHION C ON	3
303JY28280	CUSHION EJECT GUIDE B	3
303JY37710	CUSHION GUIDE BF	3
303JY38180	SHAFT PULLEY SC	3
303LJ02260	CUSHION GUIDE	3
303LJ28040	STATIC ELIMINATOR	3
303LW02110	GUIDE WIRE	2
303LW02130	BUSH LEVER	3
303LW24060	PULLEY EJECT	3
303LW24160	SPRING EXIT	3
303LW24190	SHAFT FEED PULLEY	1
303N031030	GEAR Z28 Z21	4
303NB36490	STATIC-ELIMINATOR EJECT SIDE	3
303NB36500	STATIC-ELIMINATOR EJECT CENTER	3
303NB39040	GUIDE WIRE FRONT	2
303NB94140	PARTS SENSOR OPT. SP	3
303R002030	BASE MT	2
303R002040	FOOT MT	2
303R002050	PLATE PWB	4
303R002060	STOPPER OPEN	1
303R002070	ACTUATOR OPEN SW	4
303R002080	SPRING OPEN SW	4
303R004010	COVER SIDE L	1
303R004020	COVER SIDE R	6
303R004030	COVER VERTICAL	1
303R004040	COVER TOP	1
303R004050	COVER BOTTOM	6
303R004060	TRAY EJECT	6
303R004070	COVER FOOT	1
303R024010	GUIDE CHANGE	3
303R024020	UPPER GUIDE FEED IN	3
303R024040	LOWER GUIDE FEED IN	3
303R024050	UPPER GUIDE EJECT A	3
303R024060	GUIDE CONVEYING	3
303R024080	UPPER GUIDE EJECT	3

Part.No. 部品番号	Description 部品名称	Fig.No.
303R024120	ACTUATOR OVERFLOW	3
303R024130	GUIDE EXIT PUSH	3
303R024140	PULLEY EJECT	3
303R024150	SHAFT PULLEY	3
303R024160	ACTUATOR OVERFLOW B	3
303R024170	SPRING GUIDE EXIT PUSH	3
303R031010	MOUNT MOTOR	4
303R031020	BELT SEPARATE	4
303R031030	CAM SEPARATE CLAW	4
303R031040	PULLEY 20S3M	4
303R031050	PULLEY GUIDE	4
303R031060	MOUNT PI	4
303R031070	SHAFT SEPARATE DRIVE	4
303R031080	GUIDE SEPARATE CAM	4
303R031090	LEVER SEPARATE CLAW	3
303R031100	RETAINER SEPARATE GUIDE	4
303R034010	LABEL TRAY	6
303R034020	LABEL PAPER CAUTION	1
303R046010	WIRE UPPER	5
303R046020	WIRE LOWER	5
303R046030	WIRE EJECT SENSOR	5
303R094010	PARTS PWB MT MAIN ASSY SP	4
303R094020	PARTS ROLLER CONVEYING SP	3
303R094030	PARTS ROLLER EJECT A SP	3
303R094040	PARTS ROLLER EJECT C SP	3
3CY07080	BUSHING 6	3,4
3H622320	GEAR 20 LIFT	4
3HK07140	SPRING LF	4
3HK07270	COLLAR PF	4
3HK22040	GR 33 CONV	4
5MVX111DN003	RING STOPPER/A-49 FEED A4	3,4
66018180	GEAR 26, SPIRAL ROLLER	4
7YZM210006++H01	ACCESS.EDGING	2,4

PH-5100
PH-5110

December 2015
Rev.1

———— CONTENTS ————

FIG. 1 Punch Section 1 2
FIG. 2 Punch Section 2 4
FIG. 3 Wire Section 6
FIG. 4 Accessories 8

• INDEX 10

FIG. 1 Punch Section 1

3R1-1

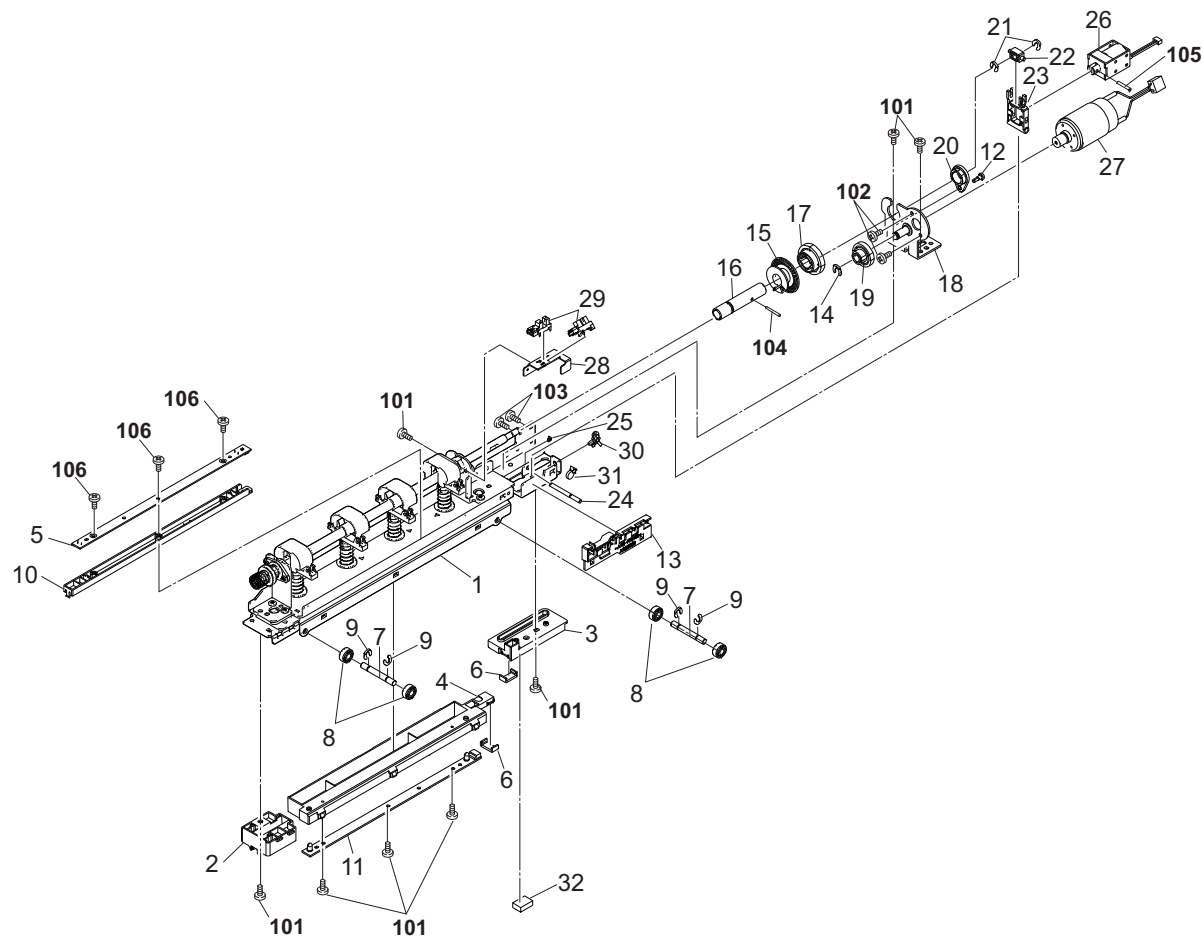


FIG. 1 Punch Section 1

3R1-1

Ref. No. 番号	Part.No. 部品番号	Description 部品名称	Notes 備考	Revision 改訂	Quantity 個数			
					100(日本)	120	230	240
1	303PW94090	PARTS PUNCH BASE INCH ASSY SP	Inch			1		
1	303PW94100	PARTS PUNCH BASE METRIC ASSY SP	Metric		1		1	1
2	303PW35150	GUIDE PUNCH FRONT			1	1	1	1
3	303PW35171	GUIDE PUNCH REAR		1:Design-chg.	1	1	1	1
4	303PW35140	GUIDE WIRE A			1	1	1	1
5	303R194020	PARTS PWB SENSOR A ASSY SP			1	1	1	1
6	303LL02330	HOLDER WIRE D			2	2	2	2
7	303NK35100	SHAFT PULLEY			2	2	2	2
8	302FG07020	PULLEY,CASSETTE RAIL			4	4	4	4
9	2BC06980	STOPPER 5			4	4	4	4
10	303PW35240	COVER PAPER DETECTION SENSOR			1	1	1	1
11	303R194030	PARTS PWB SENSOR B ASSY SP			1	1	1	1
12	3033927451	RETAINING PIN,DRAWER			1	1	1	1
13	303PW35260	GUIDE WIRE			1	1	1	1
14	2BC06910	STOPPER 6			1	1	1	1
15	303PW35130	SLIT PUNCH			1	1	1	1
16	303PW35160	SHAFT CAM DRIVE			1	1	1	1
17	303PW35210	GEAR Z40S CAM DRIVE			1	1	1	1
18	303PW35110	MOUNT DRIVE			1	1	1	1
19	303PW35220	GEAR Z16S-Z51S IDLE			1	1	1	1
20	3H416150	BUSHING REAR			1	1	1	1
21	5MVX111DN003	RING STOPPER/A-49 FEED A4			2	2	2	2
22	3H416380	COLLAR SHIFT			1	1	1	1
23	303PW35180	LEVER SHIFT			1	1	1	1
24	303PW35230	SHAFT SHIFT			1	1	1	1
25	5MVX111DN007	STOPPER 3/2BT1107 A4			1	1	1	1
26	303LJ94140	PARTS SOLENOID PRESSURE PULLEY SP			1	1	1	1
27	303PW94020	PARTS MOTOR PUNCH SP			1	1	1	1
28	303PW35120	MOUNT PULSE DETECTION			1	1	1	1
29	302P794010	PARTS SENSOR OPT. SP			2	2	2	2
30	7YZM410002++H01	ACCESS.BAND			1	1	1	1
31	7YZM420003++H01	ACCESS.BAND			1	1	1	1
32	302H025300	SPONGE FUSER TL		1:Add	1	1	1	1
101	7BB700408H	+BIND T.T S SCREW 4X8 SR						
102	7BB607306H	+TP-CUP M SCREW 3X6 R						
103	7BB007304H	+TP-CUP M SCREW 3X4						
104	7BP512520B0CH01	PARALLEL PIN 2.5X20						
105	E0030180	SPRING PIN 3X18						
106	7BB200308H	+BIND T.T P SCREW 3X8						

FIG. 2 Punch Section 2

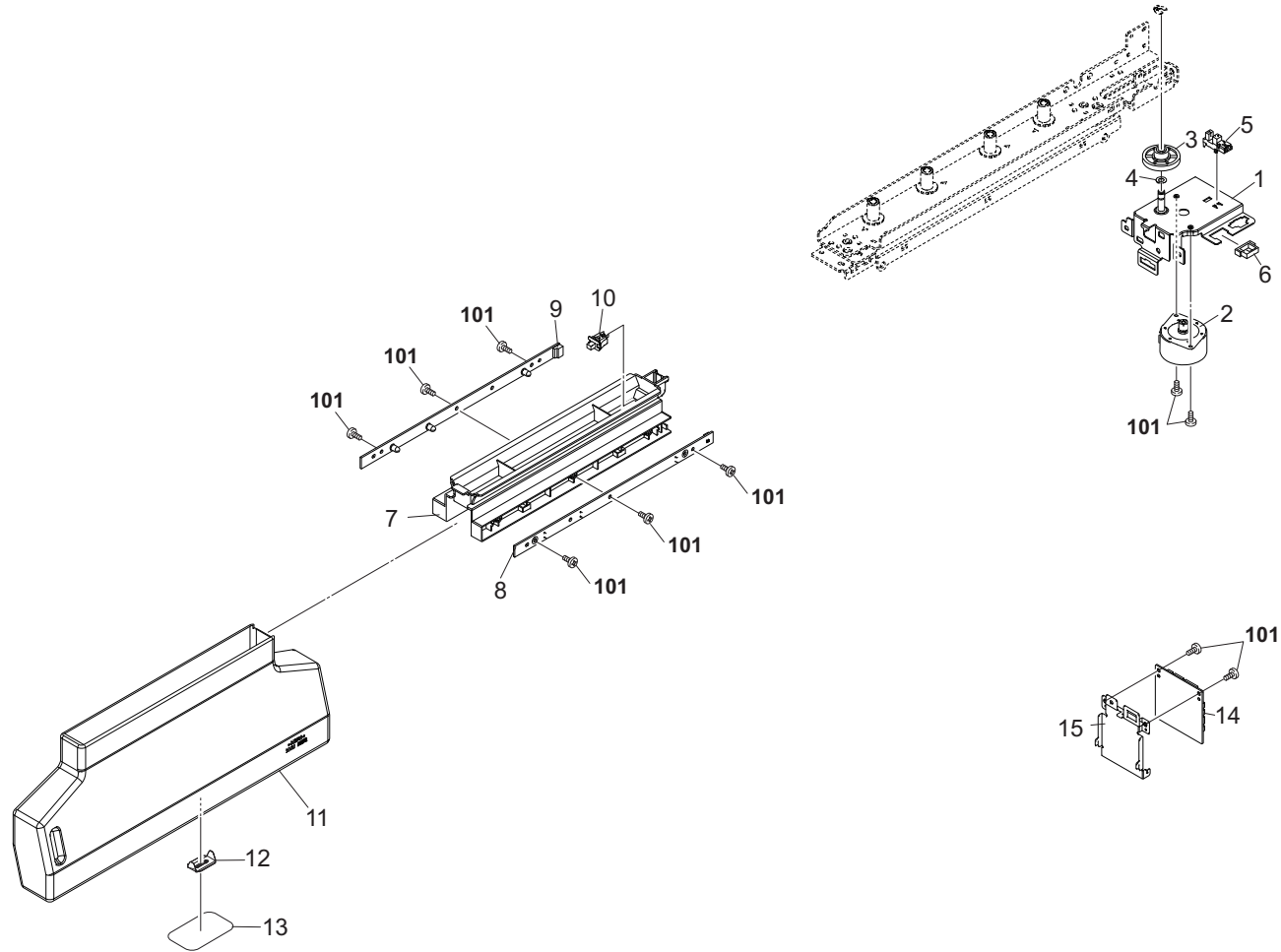
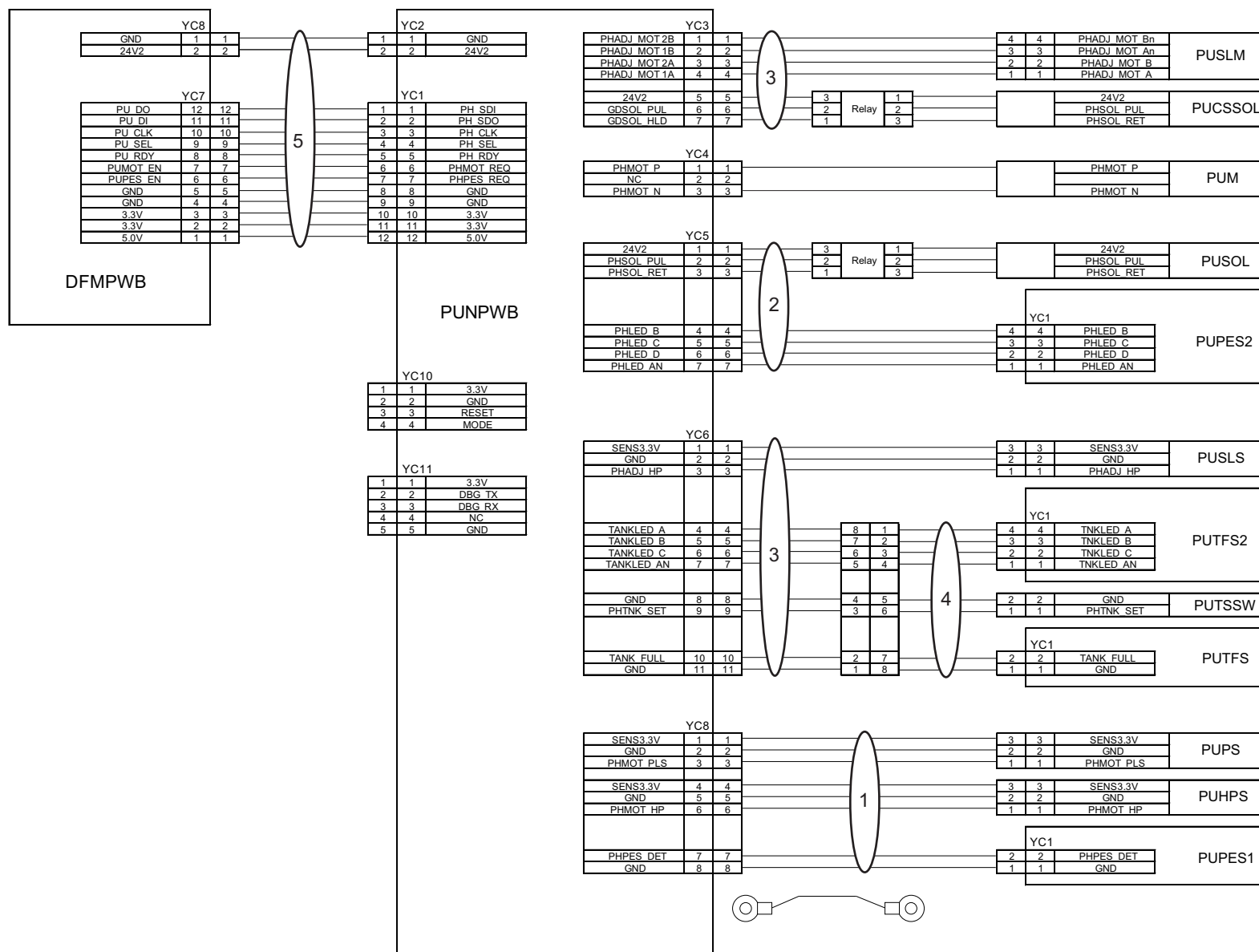
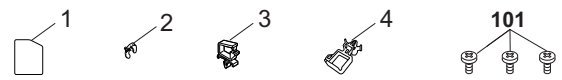


FIG. 3 Wire Section





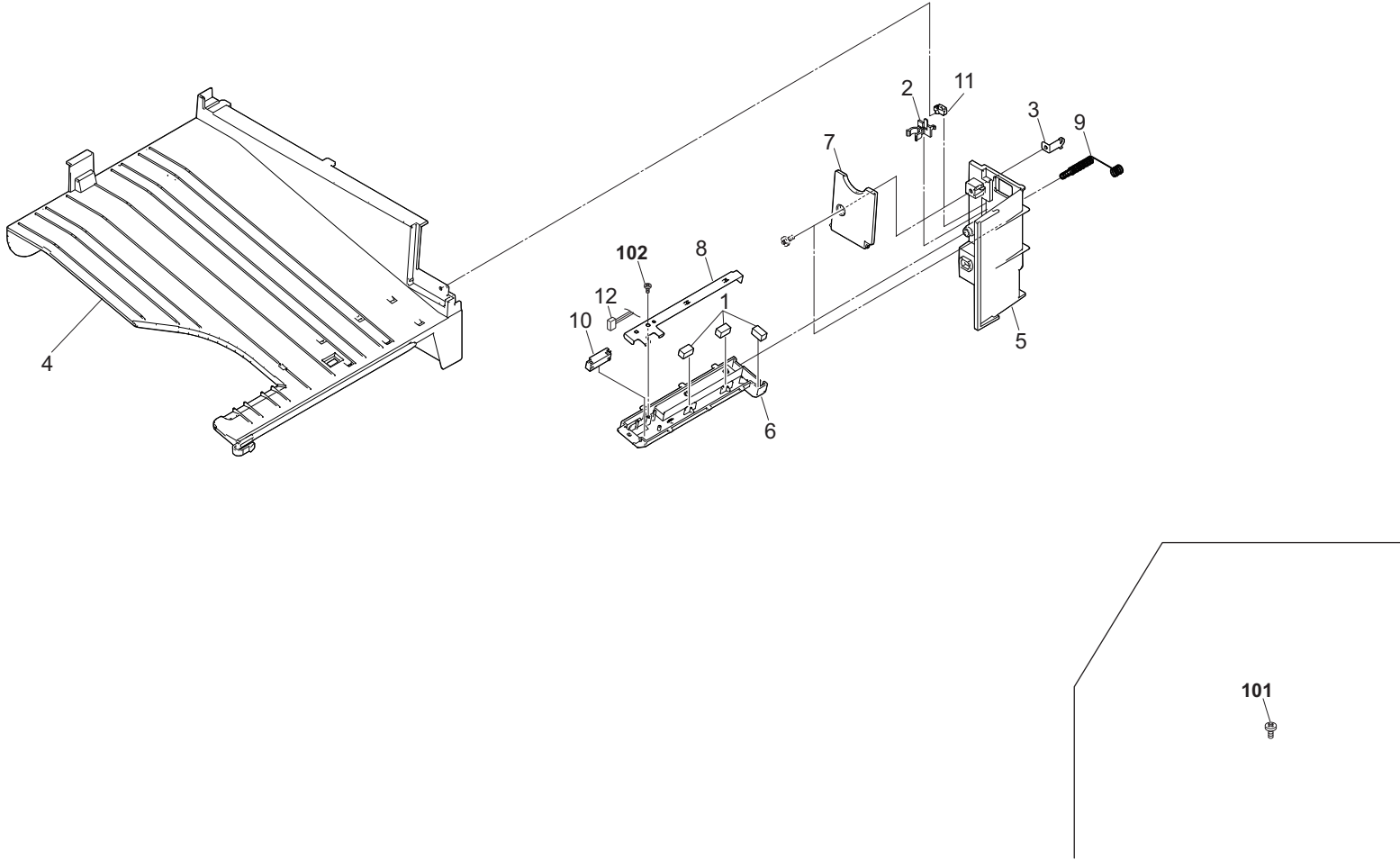
JS-5100

August 2015
First Edition

—— CONTENTS ——

FIG. 1 JS-5100 2

FIG. 1 JS-5100



FAX System 10

FAX System 11

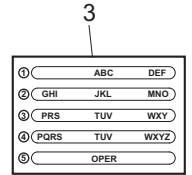
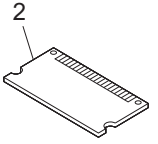
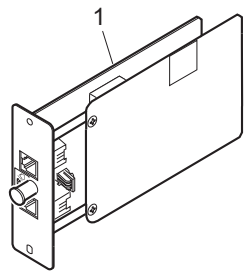
—— CONTENTS ——

FIG. 1 FAX System 10 / FAX System 11 2

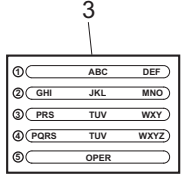
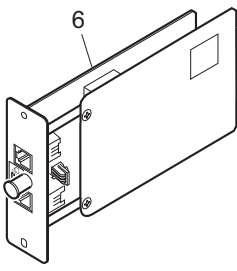
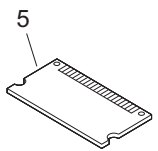
FIG. 1 FAX System 10 / FAX System 11

FAX System 10

FAX System 11



Option



240V



FIG. 1 FAX System 10 / FAX System 11

3R2/3RH-1

Ref. No. 番号	Part.No. 部品番号	Description 部品名称	Notes 備考	Revision 改訂	Quantity 個数			
					100 (日本)	120	230	240
1	303R294010	PARTS FAX UNIT E SP	FAX System 10				1	
1	303R294020	PARTS FAX UNIT J SP	FAX System 10		1			
1	303R294030	PARTS FAX UNIT U SP	FAX System 10			1		
1	303R294040	PARTS FAX UNIT AS SP	FAX System 10					1
2	303MB94030	PARTS FLASH ASSY 16MB SP	FAX System 10		1	1	1	1
3	303R234040	LABEL FAX KIT				1	1	1
4	303KH34040	SHEET FAX	FAX System 10		1	1	1	1
4	303KH34040	SHEET FAX	FAX System 11					1
5	1503MB0UN0	MM-16-128/MEMORY MODULE	FAX System 10:OPTION		1	1	1	1
6	302PL94021	PARTS FAX UNIT E SP	FAX System 11	1: Design-chg.			1	
6	302PL94030	PARTS FAX UNIT J SP	FAX System 11		1			
6	302PL94040	PARTS FAX UNIT U SP	FAX System 11			1		
6	302PL94050	PARTS FAX UNIT AS SP	FAX System 11					1

• Parts with a Ref.No. of 500 and above in the illustration indicate they are not selected for service parts.

• イラスト中で 500 番台の Ref 番号が付いている部品はサービスパーツに選定されていません。

KYOCERA Document Solutions America, Inc.**Headquarters**

225 Sand Road,
Fairfield, New Jersey 07004-0008, USA
Phone: +1-973-808-8444
Fax: +1-973-882-6000

Latin America

8240 NW 52nd Terrace, Suite 301
Miami, Florida 33166, USA
Phone: +1-305-421-6640
Fax: +1-305-421-6666

KYOCERA Document Solutions Canada, Ltd.

6120 Kestrel Rd., Mississauga, ON L5T 1S8,
Canada
Phone: +1-905-670-4425
Fax: +1-905-670-8116

KYOCERA Document Solutions**Mexico, S.A. de C.V.**

Calle Arquimedes No. 130, 4 Piso, Colonia Polanco
Chapultepec, Delegacion Miguel Hidalgo,
Distrito Federal, C.P. 11560, México
Phone: +52-555-383-2741
Fax: +52-555-383-7804

KYOCERA Document Solutions Brazil, Ltda.

Alameda África, 545, Pólo Empresarial Consbrás,
Tamboré, Santana de Parnaíba, State of São Paulo,
CEP 06543-306, Brazil
Phone: +55-11-2424-5353
Fax: +55-11-2424-5304

KYOCERA Document Solutions Chile SpA

Jose Ananias 505, Macul. Santiago, Chile
Phone: +56-2-2670-1900
Fax: +56-2-2350-7150

KYOCERA Document Solutions**Australia Pty. Ltd.**

Level 3, 6-10 Talavera Road North Ryde N.S.W, 2113,
Australia
Phone: +61-2-9888-9999
Fax: +61-2-9888-9588

KYOCERA Document Solutions**New Zealand Ltd.**

Ground Floor, 19 Byron Avenue, Takapuna, Auckland,
New Zealand
Phone: +64-9-415-4517
Fax: +64-9-415-4597

KYOCERA Document Solutions Asia Limited

13/F.,Mita Centre, 552-566, Castle Peak Road Tsuen
Wan, New Territories, Hong Kong
Phone: +852-2496-5678
Fax: +852-2610-2063

KYOCERA Document Solutions**(China) Corporation**

8F, No. 288 Nanjing Road West, Huangpu District,
Shanghai,200003, China
Phone: +86-21-5301-1777
Fax: +86-21-5302-8300

KYOCERA Document Solutions**(Thailand) Corp., Ltd.**

335 Ratchadapisek Road, Wongsawang, Bangsue,
Bangkok 10800,
Thailand
Phone: +66-2-586-0333
Fax: +66-2-586-0278

KYOCERA Document Solutions**Singapore Pte. Ltd.**

12 Tai Seng Street #04-01A,
Luxasia Building, Singapore 534118
Phone: +65-6741-8733
Fax: +65-6748-3788

KYOCERA Document Solutions**Hong Kong Limited**

16/F.,Mita Centre, 552-566, Castle Peak Road Tsuen
Wan, New Territories, Hong Kong
Phone: +852-3582-4000
Fax: +852-3185-1399

KYOCERA Document Solutions**Taiwan Corporation**

6F., No.37, Sec. 3, Minquan E. Rd.,
Zhongshan Dist., Taipei 104, Taiwan R.O.C.
Phone: +886-2-2507-6709
Fax: +886-2-2507-8432

KYOCERA Document Solutions Korea Co., Ltd.

#10F Daewoo Foundation Bldg 18, Toegye-ro, Jung-gu,
Seoul, Korea
Phone: +822-6933-4050
Fax: +822-747-0084

KYOCERA Document Solutions**India Private Limited**

Second Floor, Centrum Plaza, Golf Course Road,
Sector-53, Gurgaon, Haryana 122002, India
Phone: +91-0124-4671000
Fax: +91-0124-4671001

KYOCERA Document Solutions Europe B.V.

Bloemlaan 4, 2132 NP Hoofddorp,
The Netherlands
Phone: +31-20-654-0000
Fax: +31-20-653-1256

KYOCERA Document Solutions Nederland B.V.

Beechavenue 25, 1119 RA Schiphol-Rijk,
The Netherlands
Phone: +31-20-5877200
Fax: +31-20-5877260

KYOCERA Document Solutions (U.K.) Limited

Eldon Court, 75-77 London Road,
Reading, Berkshire RG1 5BS,
United Kingdom
Phone: +44-118-931-1500
Fax: +44-118-931-1108

KYOCERA Document Solutions Italia S.p.A.

Via Monfalcone 15, 20132, Milano, Italy,
Phone: +39-02-921791
Fax: +39-02-92179-600

KYOCERA Document Solutions Belgium N.V.

Sint-Martinusweg 199-201 1930 Zaventem,
Belgium
Phone: +32-2-7209270
Fax: +32-2-7208748

KYOCERA Document Solutions France S.A.S.

Espace Technologique de St Aubin
Route de l'Orme 91195 Gif-sur-Yvette CEDEX,
France
Phone: +33-1-69852600
Fax: +33-1-69853409

KYOCERA Document Solutions Espana, S.A.

Edificio Kyocera, Avda. de Manacor No.2,
28290 Las Matas (Madrid), Spain
Phone: +34-91-6318392
Fax: +34-91-6318219

KYOCERA Document Solutions Finland Oy

Atomitie 5C, 00370 Helsinki,
Finland
Phone: +358-9-47805200
Fax: +358-9-47805212

KYOCERA Document Solutions Europe B.V., Amsterdam (NL) Zürich Branch

Hohlstrasse 614, 8048 Zürich,
Switzerland
Phone: +41-44-9084949
Fax: +41-44-9084950

KYOCERA Bilgitas Document Solutions Turkey A.S.

Altunizade Mah. Prof. Fahrettin Kerim Gökay Cad.
No:45
34662 ÜSKÜDAR İSTANBUL, TURKEY
Phone: +90-216-339-0020
Fax: +90-216-339-0070

KYOCERA Document Solutions Deutschland GmbH

Otto-Hahn-Strasse 12, 40670 Meerbusch,
Germany
Phone: +49-2159-9180
Fax: +49-2159-918100

KYOCERA Document Solutions Austria GmbH

Wienerbergstraße 11, Turm A, 18. OG, 1100 Wien,
Austria
Phone: +43-1-863380
Fax: +43-1-86338-400

KYOCERA Document Solutions Nordic AB

Esbogatan 16B 164 75 Kista, Sweden
Phone: +46-8-546-550-00
Fax: +46-8-546-550-10

京セラドキュメントソリューションズ株式会社
京セラドキュメントソリューションズジャパン株式会社

 **KYOCERA** は京セラ株式会社の登録商標です。

KYOCERA Document Solutions Norge Nuf

Olaf Helsetsv. 6, 0619 Oslo, Norway
Phone: +47-22-62-73-00
Fax: +47-22-62-72-00

KYOCERA Document Solutions Danmark A/S

Ejby Industrivej 60, DK-2600 Glostrup,
Denmark
Phone: +45-70223880
Fax: +45-45765850

KYOCERA Document Solutions Portugal Lda.

Rua do Centro Cultural, 41 (Alvalade) 1700-106 Lisboa,
Portugal
Phone: +351-21-843-6780
Fax: +351-21-849-3312

KYOCERA Document Solutions South Africa (Pty) Ltd.

KYOCERA House, Hertford Office Park,
90 Bekker Road (Cnr. Allandale), Midrand, South Africa
Phone: +27-11-540-2600
Fax: +27-11-466-3050

KYOCERA Document Solutions Russia LLC.

Building 2, 51/4, Schepkina St., 129110, Moscow,
Russia
Phone: +7(495)741-0004
Fax: +7(495)741-0018

KYOCERA Document Solutions Middle East

Dubai Internet City, Bldg. 17,
Office 157 P.O. Box 500817, Dubai,
United Arab Emirates
Phone: +971-04-433-0412

KYOCERA Document Solutions Inc.

2-28, 1-chome, Tamatsukuri, Chuo-ku
Osaka 540-8585, Japan
Phone: +81-6-6764-3555
<http://www.kyoceradocumentsolutions.com>