



---

# TASKalfa 2550ci

## PARTS LIST

Published in July 2014  
2MVPL074  
Rev.4

## — CONTENTS —

FIG. 1	Covers 1 .....	2	FIG. 26	Drive Section 3 .....	52
FIG. 2	Covers 2 .....	4	FIG. 27	Drive Section 4 .....	54
FIG. 3	Frames 1 .....	6	FIG. 28	Drive Section 5 .....	56
FIG. 4	Frames 2 .....	8	FIG. 29	Cooling Section .....	58
FIG. 5	Frames 3 .....	10	FIG. 30	Exit Section .....	60
FIG. 6	Frames 4 .....	12	FIG. 31	Inner Section 1 .....	62
FIG. 7	Frames 5 .....	14	FIG. 32	Inner Section 2 .....	64
FIG. 8	Paper Cassette .....	16	FIG. 33	Electrical Components 1 .....	66
FIG. 9	Paper Feed Section 1 .....	18	FIG. 34	Electrical Components 2 .....	68
FIG. 10	Paper Feed Section 2 .....	20	FIG. 35	Electrical Components 3 .....	70
FIG. 11	Paper Feed Section 3 .....	22	FIG. 36	Operation Section 1 .....	72
FIG. 12	Paper Feed Section 4 .....	24	FIG. 37	Operation Section 2 .....	74
FIG. 13	Paper Feed Section 5 .....	26	FIG. 38	DP Cover .....	76
FIG. 14	Paper Conveying Section 1 .....	28	FIG. 39	DP Frame .....	78
FIG. 15	Paper Conveying Section 2 .....	30	FIG. 40	DP Table Assy .....	80
FIG. 16	Paper Conveying Section 3 .....	32	FIG. 41	DP Paper Conveying Section .....	82
FIG. 17	Paper Conveying Section 4 .....	34	FIG. 42	DP Paper Feed Section 1 .....	84
FIG. 18	Scanner Section .....	36	FIG. 43	DP Paper Feed Section 2 .....	86
FIG. 19	Laser Scanner Section .....	38	FIG. 44	DP Drive&Electrical .....	88
FIG. 20	Developer Section .....	40	FIG. 45	Options .....	90
FIG. 21	Image Formation Section .....	42	FIG. 46	Accessories .....	92
FIG. 22	Transfer Section .....	44	FIG. 47	Maintenance Kits .....	94
FIG. 23	Fuser Section .....	46			
FIG. 24	Drive Section 1 .....	48			
FIG. 25	Drive Section 2 .....	50			
				• INDEX .....	95

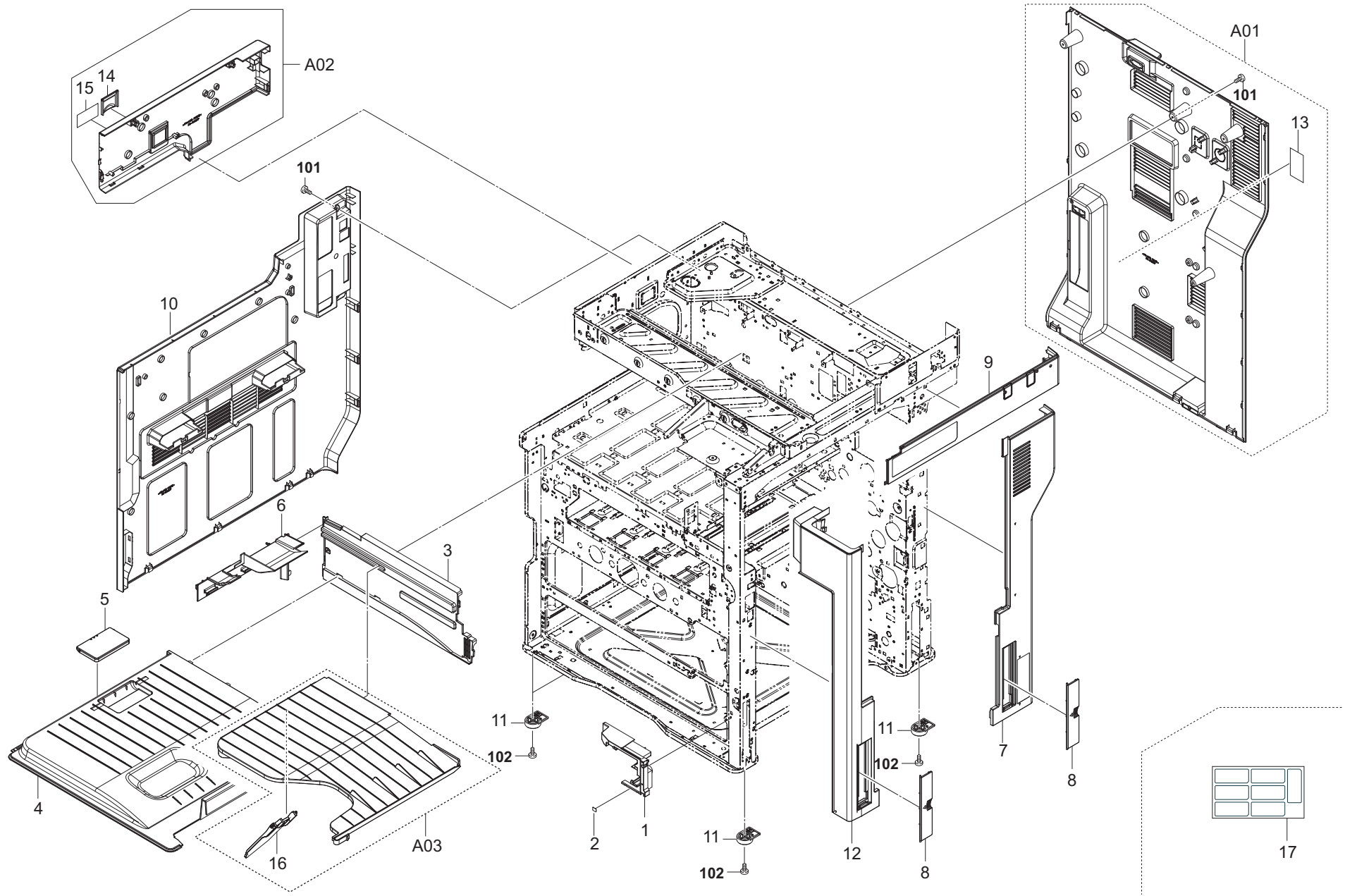


FIG. 1 Covers 1

2MV-1

Ref. No.	Part.No.	Alternative.	Description	Notes	Quantity		
					120	230	240
1	302MV04230	2MV04230	COVER INNER FRONT LOWER		1	1	1
2	302MV34070	2MV34070	LABEL ARROW		1	1	1
3	302K004040	2K004040	COVER EXIT REAR		1	1	1
4	302K004031	2K004031	COVER TRAY		1	1	1
5	302H004560	2H004560	STOPPER PAPER		1	1	1
⊙ 6	302MV04181	2MV04181	COVER TRAY LEFT		1	1	1
⊙ 7	302MV04060	2MV04060	COVER RIGHT REAR		1	1	1
8	302FZ04240	2FZ04240	LID COVER LEFT		2	2	2
⊙ 9	302MV04090	2MV04090	COVER RIGHT TOP		1	1	1
⊙ 10	302MV04100	2MV04100	COVER LEFT LOW		1	1	1
11	302MV02190	2MV02190	FOOT		4	4	4
⊙ 12	302MV04020	2MV04020	COVER FRONT TOP		1	1	1
⊙ A01	302MV94491	2MV94491	PARTS COVER REAR ASSY E SP			1	1
⊙ A01	302MV94571	2MV94571	PARTS COVER REAR ASSY A SP		1		
13	•302MV34600	2MV34600	LABEL DEHUMIDIFIER SWITCH E			1	1
13	•302MV34450	2MV34450	LABEL DEHUMIDIFIER SWITCH A		1		
⊙ A02	302MV94510	2MV94510	PARTS COVER LEFT TOP ASSY E SP		1	1	1
14	•302H704170	2H704170	COVER MAIN SW		1	1	1
15	•302LC34050	2LC34050	LABEL SW CAUTION EN		1	1	1
⊙ A03	302MV94550	2MV94550	PARTS TRAY EJECT ASSY SP		1	1	1
16	•302K317820	2K317820	STOPPER PAPER C		1	1	1
17	302LC34160	2LC34160	LABEL SW CAUTION SET A		1	1	
101	7BB782308H	BB111300	+TP-FLAT T.T S SCREW 3X8 SR(BLACK)				
102	7BB700308H	BB105600	+BIND T.T S SCREW 3X8 SR				

•Parts with "⊙" indicate regular maintenance parts.  
 •Parts with Ref.No. indicate maintenance parts and the ones without it indicate out of the above.

•Parts with "•" are component parts or sub-assemblies of the assembly appearing immediately above them.  
 •Parts with "••" are component parts or sub-assembly with "•" appearing immediately above them.

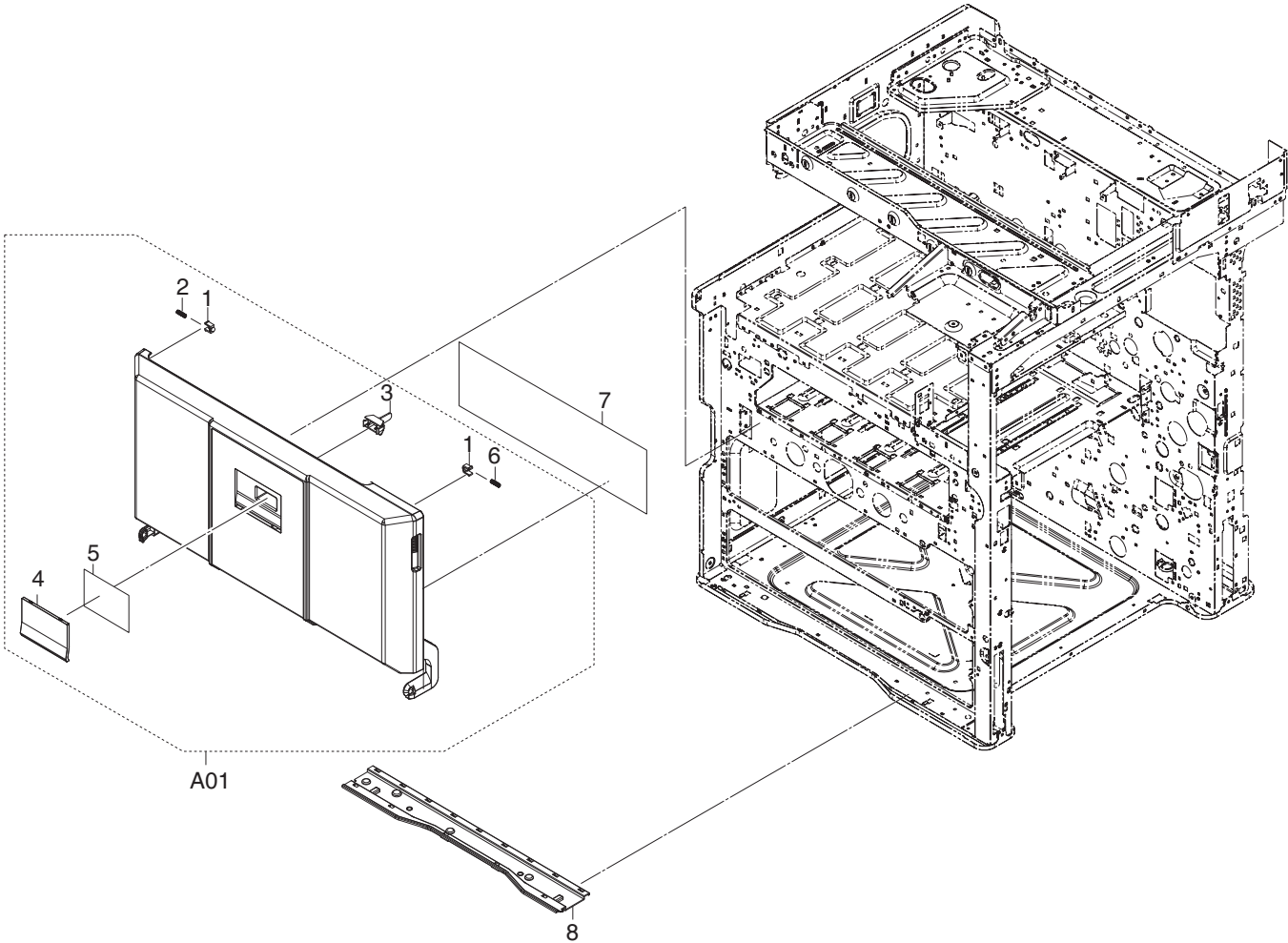


FIG. 2 Covers 2

2MV-3

Ref. No.	Part.No.	Alternative.	Description	Notes	Quantity		
					120	230	240
⊙ A01	302MV94460	2MV94460	PARTS COVER FRONT ASSY 25 SP		1	1	1
1	•2FB07330	2FB07330	STOPPER BYPASS TABLE		2	2	2
2	•302MV04320	2MV04320	SPRING FRONT COVER L		1	1	1
3	•302H004652	2H004652	HOLDER SWITCH		1	1	1
4	•302LC04272	2LC04272	EMBLEM		1	1	1
5	•302MV34010	2MV34010	SHEET EMBLEM		1	1	1
6	302MV04330	2MV04330	SPRING FRONT COVER R		1	1	1
7	302MV34060	2MV34060	SHEET COVER FRONT		1	1	1
8	302K302260	2K302260	COVER INNER BASE		1	1	1

•Parts with "⊙" indicate regular maintenance parts.  
 •Parts with Ref.No. indicate maintenance parts and the ones without it indicate out of the above.

•Parts with "•" are component parts or sub-assemblies of the assembly appearing immediately above them.  
 •Parts with "••" are component parts or sub-assembly with "•" appearing immediately above them.

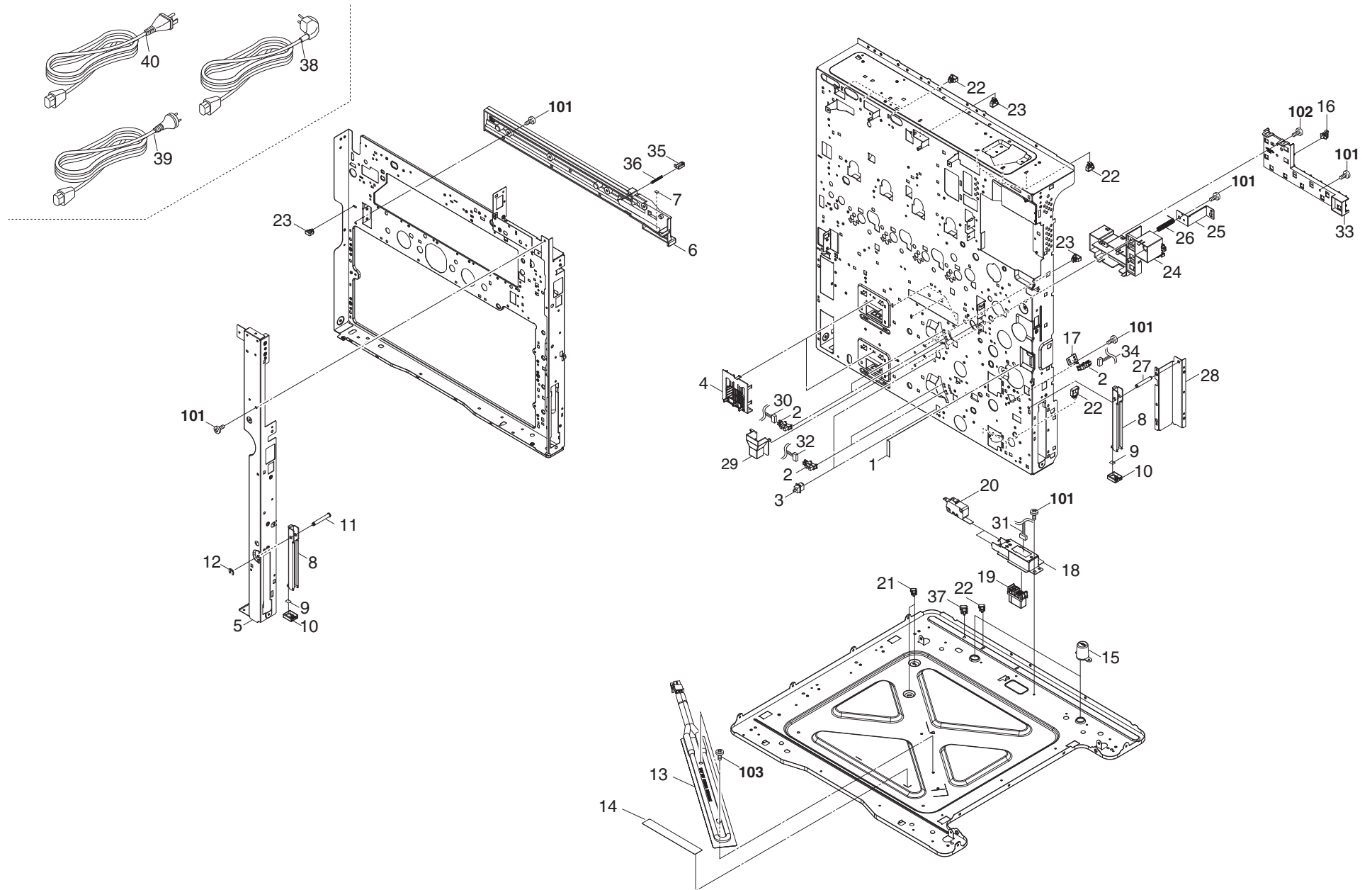


FIG. 3 Frames 1

2MV-3

Ref. No.	Part.No.	Alternative.	Description	Notes	Quantity		
					120	230	240
1	302K002D70	2K002D70	SHEET GUIDE FEED		1	1	1
⊙ 2	7NXGP1S173LCH01	NX116910	SENSOR OPT.		5	5	5
⊙ 3	7SP01000001+H01	SP044290	SW.PUSH		2	2	2
4	302K309410	2K309410	PLATE SIZE DETECTION		2	2	2
5	302MV02200	2MV02200	STAY FRONT RIGHT		1	1	1
6	302K002531	2K002531	RAIL MIDDLE TRANSFER F		1	1	1
7	302MV34080	2MV34080	LABEL MIDDLE TRANSFER		1	1	1
8	302JF02160	2JF02160	HANDLE		2	2	2
9	302FZ03110	2FZ03110	SEAL HANDLE		2	2	2
10	302FZ02580	2FZ02580	CAP HANDLE		2	2	2
11	302MV02240	2MV02240	PIN FRONT HANDLE		1	1	1
12	302FZ25740	2FZ25740	STOPPER 4		1	1	1
⊙ 13	302K302440	2K302440	HEATER DEHUMIDIFIER 240			1	1
13	302K302430	2K302430	HEATER DEHUMIDIFIER 120		1		
14	302KP34220	2KP34220	LABEL HIGH TEMPERATURE CAUTION		1	1	1
15	302K302920	2K302920	CAP DECK PIN		2	2	2
16	7YZM610001++H01	YZ010230	ACCESS SADDLE		1	1	1
17	302K302840	2K302840	MOUNT DECK PI		1	1	1
18	302K302910	2K302910	MOUNT DECK DRAWER		1	1	1
19	302K346660	2K346660	WIRE PF DRAWER 200			1	1
⊙ 19	302K346470	2K346470	WIRE PF DRAWER		1		
20	2FB27160	2FB27160	INTER LOCK SWITCH		2	2	2
⊙ 21	7YZM390002++H01	YZ012140	ACCESS.CLAMP		2	2	2
22	7YZM610009++H01	YZ042980	ACCESS.SADDLE		8	8	8
23	7YZM610010++H01	YZ042990	ACCESS.SADDLE		5	5	5
24	302MV39270	2MV39270	GUIDE WIRE LVU B		1	1	1
25	302MV39230	2MV39230	STAY POWER		1	1	1
26	302K031420	2K031420	SPRING MAIN DRIVE B		1	1	1
27	302MV02220	2MV02220	SHAFT HANDLE		1	1	1
28	302MV02231	2MV02231	MOUNT REAR HANDLE		1	1	1
29	302K002650	2K002650	DUCT CORD		1	1	1
30	302K046290	2K046290	WIRE PAPER EMPTY/BOTTOM UP		1	1	1
31	302MV46320	2MV46320	WIRE PF SIG		1	1	1
32	302MV46140	2MV46140	WIRE CASSETTE2 PI		1	1	1
33	302MV39240	2MV39240	GUIDE WIRE LVU		1	1	1
34	302MV46560	2MV46560	WIRE FEED UNIT PI2		1	1	1
35	302K002930	2K002930	SLIDER MIDDLE TRANSFER F		1	1	1
36	302K002960	2K002960	SPRING MIDDLE TRANSFER SLIDER		1	1	1
37	7YZM610003++H01	YZ010250	ACCESS SADDLE		1	1	1
38	302AR94050	2AR94050	PARTS AC CORD EU SP			1	
39	7AAACCAS+10H001	AA063380	AC CORD ASSY AS				1
40	3019527401	19527401	POWER CORD(120)		1		
101	7BB700308H	BB105600	+BIND T.T S SCREW 3X8 SR				
102	7BB200308H	BB105660	+BIND T.T P SCREW 3X8				
103	7BB100406H	BB106920	+BIND T.T S SCREW 4X6				

- Parts with "⊙" indicate regular maintenance parts.
- Parts with Ref.No. indicate maintenance parts and the ones without it indicate out of the above.

- Parts with "•" are component parts or sub-assemblies of the assembly appearing immediately above them.
- Parts with "••" are component parts or sub-assembly with "•" appearing immediately above them.



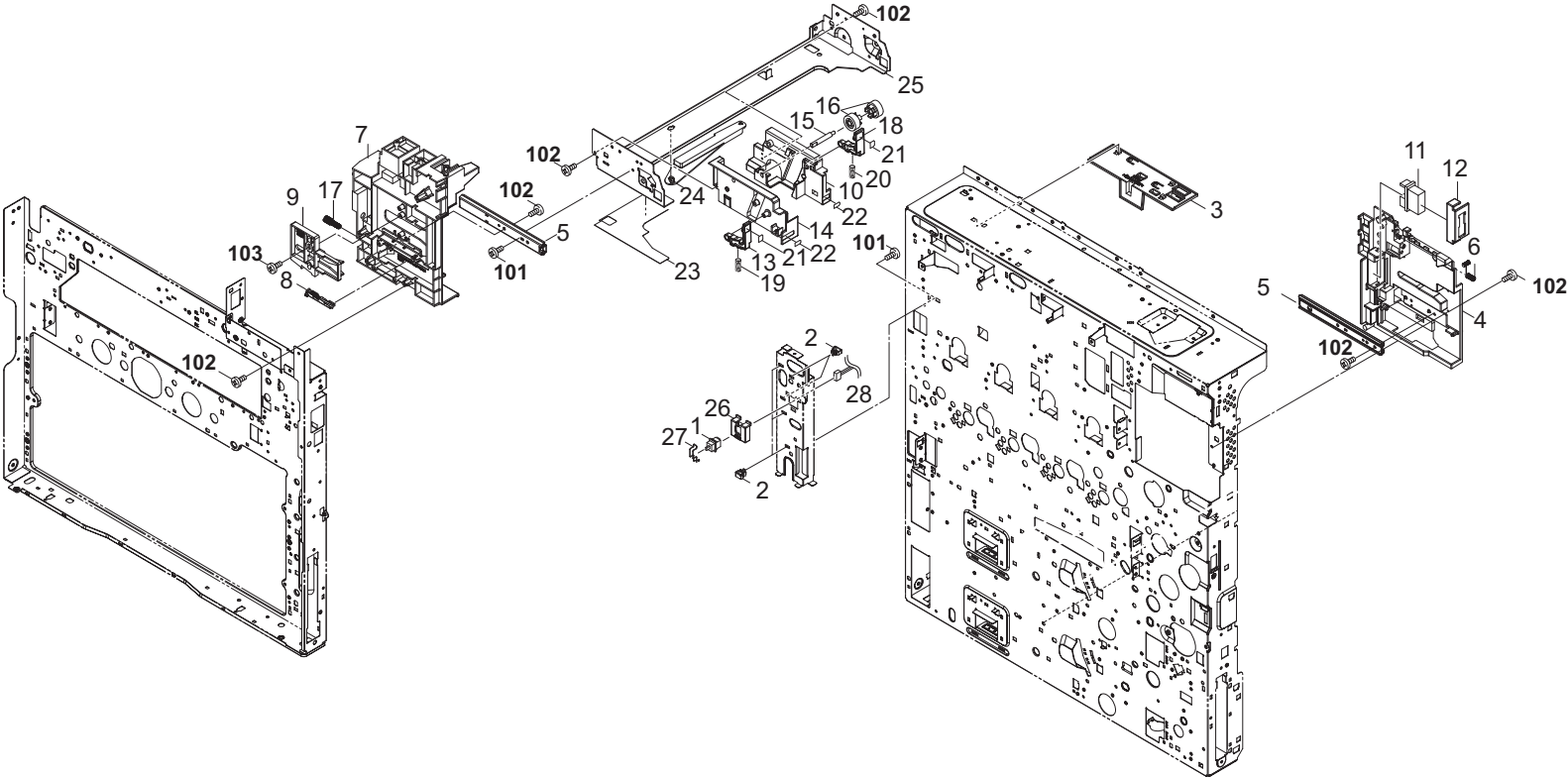


FIG. 4 Frames 2

2MV-3

Ref. No.	Part.No.	Alternative.	Description	Notes	Quantity		
					120	230	240
⊙ 1	7SP0100001+H01	SP044290	SW.PUSH		1	1	1
2	7YZM610009++H01	YZ042980	ACCESS.SADDLE		3	3	3
3	302MV39290	2MV39290	GUIDE WIRE REAR		1	1	1
4	302K002151	2K002151	FRAME REAR UPPER		1	1	1
5	302K026090	2K026090	SLIDER ASSY		2	2	2
6	302K002671	2K002671	SPRING EARTH EXIT		1	1	1
7	302K002141	2K002141	FRAME FRONT UPPER		1	1	1
8	302K325350	2K325350	ADJUSTER FUSER		1	1	1
9	302K002290	2K002290	MOUNT FUSER FRONT		1	1	1
10	302K026030	2K026030	COVER FUSER MOUNT REAR		1	1	1
11	302K046580	2K046580	WIRE FUSER UNIT 1		1	1	1
12	302K002660	2K002660	HOLDER DRAWER FUSER		1	1	1
13	302MV26010	2MV26010	LEVER FUSER RELEASE FRONT		1	1	1
14	302K026020	2K026020	COVER FUSER MOUNT FRONT		1	1	1
15	302K026130	2K026130	SHAFT RAIL		1	1	1
⊙ 16	302K026120	2K026120	GEAR IDLE Z20S		2	2	2
17	302K026080	2K026080	SPRING EARTH FUSER RAIL		1	1	1
18	302MV26020	2MV26020	LEVER FUSER RELEASE REAR		1	1	1
19	302K026060	2K026060	SPRING FUSER LOCK LEVER		1	1	1
20	302K026180	2K026180	SPRING FUSER LOCK LEVER R		1	1	1
21	302MV34170	2MV34170	LABEL H2		2	2	2
22	302MV34240	2MV34240	LABEL PUSH		2	2	2
23	302K026190	2K026190	SHEET RAIL		1	1	1
24	302K026150	2K026150	LEVER TRANSFER SHIELD		1	1	1
25	302K026010	2K026010	BASE FUSER MOUNT		1	1	1
26	302K002180	2K002180	MOUNT SW		1	1	1
27	302K002D20	2K002D20	SPRING EARTH SW		1	1	1
28	302K046070	2K046070	WIRE BRIDGE SW		1	1	1
101	7BB700308H	BB105600	+BIND T.T S SCREW 3X8 SR				
102	7BB200308H	BB105660	+BIND T.T P SCREW 3X8				
103	7BB202308H	BB105690	+TP-FLAT T.T P SCREW 3X8				

- Parts with "⊙" indicate regular maintenance parts.
- Parts with Ref.No. indicate maintenance parts and the ones without it indicate out of the above.

- Parts with "•" are component parts or sub-assemblies of the assembly appearing immediately above them.
- Parts with "••" are component parts or sub-assembly with "•" appearing immediately above them.

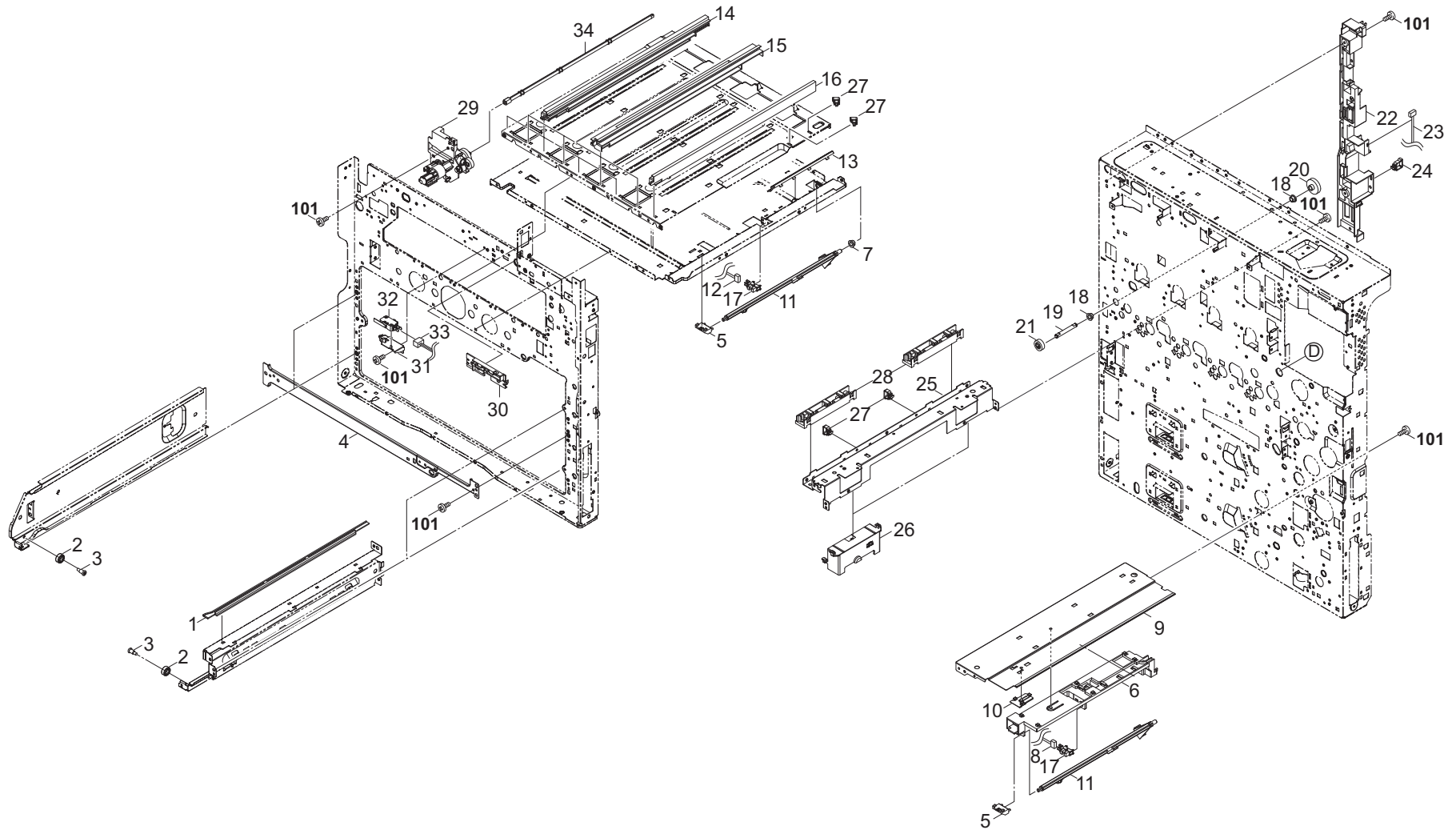


FIG. 5 Frames 3

2MV-3

Ref. No.	Part.No.	Alternative.	Description	Notes	Quantity		
					120	230	240
1	303NN02370	3NN02370	RAIL FEED		2	2	2
2	302FG07020	2FG07020	PULLEY,CASSETTE RAIL		4	4	4
3	2FB06710	2FB06710	PIN CASSETTE RAIL		4	4	4
4	302MV02040	2MV02040	STAY FRONT FRAME		1	1	1
5	302K002590	2K002590	GUIDE ACTUATOR		2	2	2
6	302MV06020	2MV06020	HOLDER SENSOR		1	1	1
7	302H702590	2H702590	BUSH SCREW		1	1	1
8	303NN46130	3NN46130	WIRE LIMIT JUNCTION UPPER		1	1	1
9	303NN02143	3NN02143	STAY UPPER FEED		1	1	1
10	303NN02450	3NN02450	GUIDE PRIMARY FEED		1	1	1
11	302K002230	2K002230	ACTUATOR PAPER EMPTY		2	2	2
12	302K046300	2K046300	WIRE LIFT FULL		1	1	1
13	302K002980	2K002980	HOLDER CORD SENSOR		1	1	1
14	302K002340	2K002340	RAIL DRUM R		4	4	4
15	302K002350	2K002350	RAIL DRUM L		4	4	4
16	302K002360	2K002360	RAIL DRUM BK		1	1	1
17	7NXGP1S173LCH01	NX116910	SENSOR OPT.		2	2	2
18	302H024370	2H024370	BUSH 6 EW		2	2	2
19	302K031730	2K031730	SHAFT BELT CLEANING DRIVE		1	1	1
20	302K031720	2K031720	GEAR BELT CLEANING DRIVE Z30L		1	1	1
21	302K031740	2K031740	GEAR BELT CLEANING DRIVE Z20L		1	1	1
22	302K039080	2K039080	HOLDER CORD		1	1	1
23	302MV46380	2MV46380	WIRE MAIN SW		1	1	1
24	7YZM610011++H01	YZ043000	ACCESS.SADDLE		1	1	1
25	302K002110	2K002110	STAY HANDLE LEFT		1	1	1
26	302MV02160	2MV02160	HANDLE COVER LEFT		2	2	2
27	7YZM610009++H01	YZ042980	ACCESS.SADDLE		4	4	4
28	302K002820	2K002820	HOLDER CORD REAR		3	3	3
29	302K094041	2K094041	PARTS PIPE TRANSFER CLEANING ASSY SP		1	1	1
30	302K002C40	2K002C40	HOLDER CORD FRONT		1	1	1
31	302K002620	2K002620	MOUNT INTERLOCK SW		1	1	1
32	7SM010303+++H01	SM037910	SW.MICRO		1	1	1
33	302K046081	2K046081	WIRE FRONT/RIGHT SW		1	1	1
34	302MV21110	2MV21110	SHAFT TRANSFER CLEANING DRIVE		1	1	1
101	7BB700308H	BB105600	+BIND T.T S SCREW 3X8 SR				

- Parts with "⊙" indicate regular maintenance parts.
- Parts with Ref.No. indicate maintenance parts and the ones without it indicate out of the above.

- Parts with "•" are component parts or sub-assemblies of the assembly appearing immediately above them.
- Parts with "••" are component parts or sub-assembly with "•" appearing immediately above them.

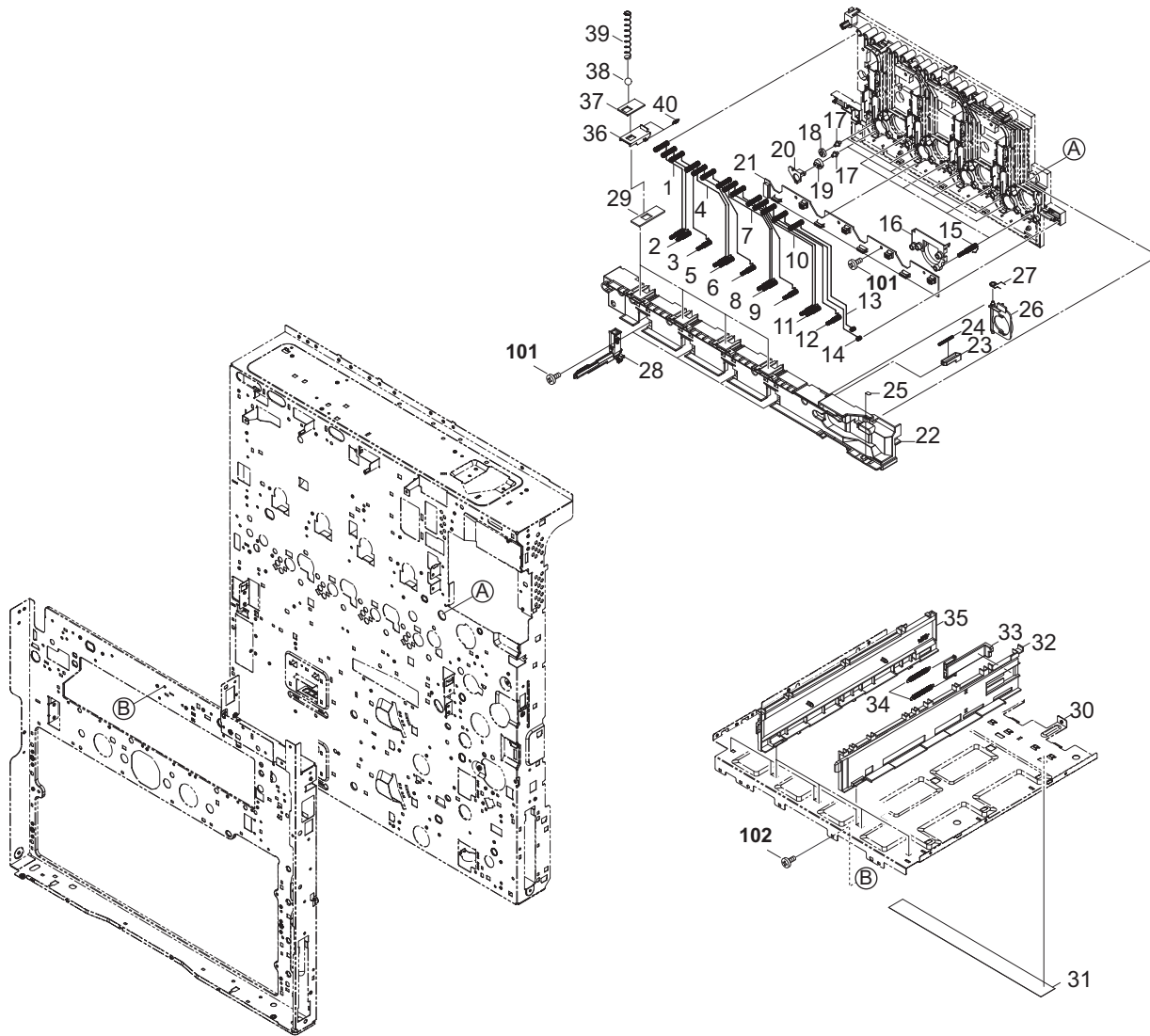


FIG. 6 Frames 4

2MV-1

Ref. No.	Part.No.	Alternative.	Description	Notes	Quantity		
					120	230	240
1	302K039280	2K039280	SPRING HV SLEEVE Y		1	1	1
2	302K039240	2K039240	SPRING HV MAG Y		1	1	1
3	302K039200	2K039200	SPRING HV MAIN Y		1	1	1
4	302K039270	2K039270	SPRING HV SLEEVE C		1	1	1
5	302K039230	2K039230	SPRING HV MAG C		1	1	1
6	302K039190	2K039190	SPRING HV MAIN C		1	1	1
7	302K039260	2K039260	SPRING HV SLEEVE M		1	1	1
8	302K039220	2K039220	SPRING HV MAG M		1	1	1
9	302K039180	2K039180	SPRING HV MAIN M		1	1	1
10	302K039250	2K039250	SPRING HV SLEEVE BK		1	1	1
11	302K039210	2K039210	SPRING HV MAG BK		1	1	1
12	302K039170	2K039170	SPRING HV MAIN BK		1	1	1
13	302K039290	2K039290	SPRING HV TRANSFER		1	1	1
14	302K039300	2K039300	SPRING HV SEPARATION		1	1	1
15	302K039160	2K039160	SPRING DRUM PWB		4	4	4
16	302K039140	2K039140	LID TERMINAL		4	4	4
17	302K015250	2K015250	PIN TONER SUPPLY		8	8	8
⊙ 18	302K015230	2K015230	GEAR IDLE Z22S		4	4	4
⊙ 19	302K015240	2K015240	GEAR JOINT Z26S		4	4	4
20	302K015460	2K015460	COVER GEAR SUPPLY		4	4	4
⊙ 21	302K094180	2K094180	PARTS PWB DRUM DLP CONNECT ASSY SP		1	1	1
22	302K002601	2K002601	RAIL MIDDLE TRANSFER R		1	1	1
23	302K002940	2K002940	SLIDER MIDDLE TRANSFER R		1	1	1
24	302K002960	2K002960	SPRING MIDDLE TRANSFER SLIDER		1	1	1
25	302MV34080	2MV34080	LABEL MIDDLE TRANSFER		1	1	1
26	302K002950	2K002950	WORK-PLATE MIDDLE TRANSFER COUPLING		1	1	1
27	302K002970	2K002970	SPRING MIDDLE TRANSFER COUPLING		1	1	1
⊙ 28	302K094050	2K094050	PARTS TONER SUPPLY ASSY SP		4	4	4
29	302K015350	2K015350	SEAL TONER SUPPLY A		4	4	4
30	302K002050	2K002050	BASE CONTAINER		1	1	1
31	302K002D51	2K002D51	SEAL TONER		1	1	1
32	302K002A40	2K002A40	RAIL CONTAINER L		4	4	4
33	302K002A60	2K002A60	DAMPER CONTAINER		4	4	4
34	302K002B70	2K002B70	SPRING DAMPER CONT		8	8	8
35	302K002A50	2K002A50	RAIL CONTAINER R		4	4	4
36	302K015200	2K015200	SHUTTER TONER SUPPLY A		4	4	4
37	302K015340	2K015340	SEAL SHUTTER SUPPLY		4	4	4
38	302K015500	2K015500	BALL TN FEED		4	4	4
39	302K015490	2K015490	SPRING TN FEED		4	4	4
40	302K015320	2K015320	SPRING SHUTTER SUPPLY A		8	8	8
101	7BB200308H	BB105660	+BIND T.T P SCREW 3X8				
102	7BB700308H	BB105600	+BIND T.T S SCREW 3X8 SR				

- Parts with "⊙" indicate regular maintenance parts.
- Parts with Ref.No. indicate maintenance parts and the ones without it indicate out of the above.

- Parts with "•" are component parts or sub-assemblies of the assembly appearing immediately above them.
- Parts with "••" are component parts or sub-assembly with "•" appearing immediately above them.

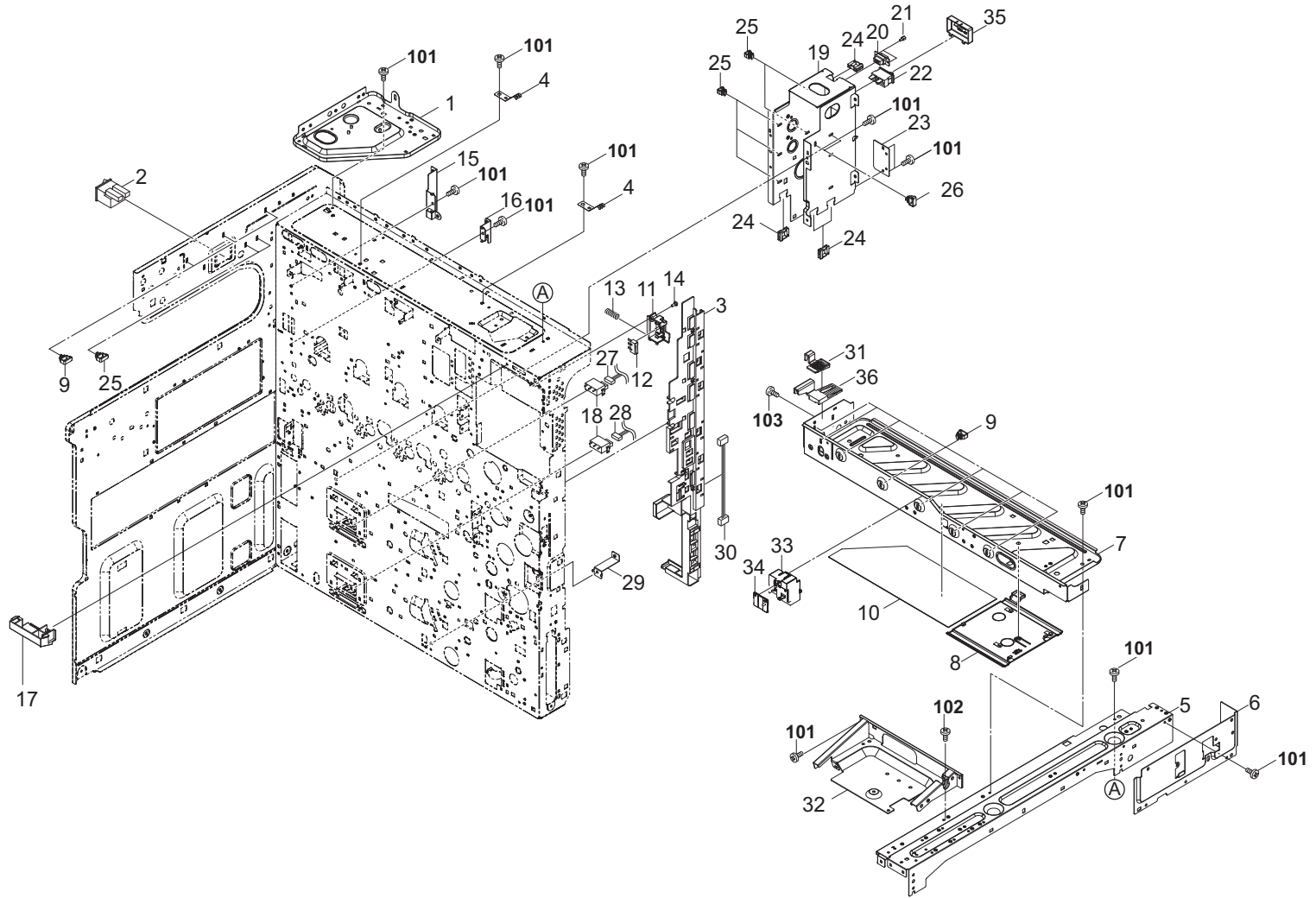


FIG. 7 Frames 5

2MV-3

Ref. No.	Part.No.	Alternative.	Description	Notes	Quantity		
					120	230	240
1	302MV02110	2MV02110	MOUNT SCANNER REAR		1	1	1
2	7SC010202+++H01	SC122390	SW.SEE SAW		1	1	1
3	302MV02341	2MV02341	HOLDER CORD RIGHT		1	1	1
4	302K302A50	2K302A50	PLATE EARTH ISU		2	2	2
5	302MV02092	2MV02092	MOUNT SCANNER RIGHT		1	1	1
6	302MV02131	2MV02131	MOUNT OPTION		1	1	1
7	302MV02100	2MV02100	MOUNT SCANNER FRONT		1	1	1
8	302MV04290	2MV04290	COVER EXIT FRONT TOP		1	1	1
9	7YZM390002+++H01	YZ012140	ACCESS.CLAMP		10	10	10
10	302K002E30	2K002E30	SHEET SCANNER FRONT		1	1	1
11	302K002210	2K002210	MOUNT RIGHT INTERLOCK		1	1	1
12	7SM010101+++H01	SM042310	SW.MICRO		1	1	1
13	302H008140	2H008140	SPRING BYPASSFFED		1	1	1
14	2FB20860	2FB20860	PIN FUSER COVER		1	1	1
15	302K002310	2K002310	STAY CONTROLLER B		1	1	1
16	302K002320	2K002320	STAY CONTROLLER C		1	1	1
17	302K002A00	2K002A00	COVER EXIT HARNESS		1	1	1
18	5ESP03090001+01	SP000360	PUSH SWITCH 03 SN /SW-192 N		2	2	2
19	302MV39200	2MV39200	MOUNT INLET		1	1	1
20	302MV46310	2MV46310	WIRE DF		1	1	1
21	M0208010	M0208010	SPACER,SFS-2.6S-B1WM(JST)		2	2	2
22	7SC010105+++H01	SC125000	SW.SEE SAW		1	1	1
23	302FB26290	2FB26290	LID VENDOR		1	1	1
24	7YZM210005+++H01	YZ037990	ACCESS.EDGING		4	4	4
25	7YZM610009+++H01	YZ042980	ACCESS.SADDLE		7	7	7
26	7YZM610010+++H01	YZ042990	ACCESS.SADDLE		2	2	2
27	302K046280	2K046280	WIRE CASSETTE SIZE SW		1	1	1
28	302MV46150	2MV46150	WIRE CASSETTE2 SIZE SW		1	1	1
29	302K002750	2K002750	STAY SHIELD POWER		1	1	1
30	302MV46440	2MV46440	WIRE MPF SIZE 2		1	1	1
31	302K302210	2K302210	MOUNT SCANNER ADJUST		1	1	1
32	302MV02150	2MV02150	MOUNT OPERATION		1	1	1
33	302MV02370	2MV02370	MOUNT LED		1	1	1
34	303M894100	3M894100	PARTS PWB LED ASSY SP		1	1	1
35	302K302890	2K302890	LID DEHUMIDIFIER SW		1	1	1
36	302K302200	2K302200	SPACER SCANNER ADJUST		1	1	1
101	7BB700308H	BB105600	+BIND T.T S SCREW 3X8 SR				
102	7BB200308H	BB105660	+BIND T.T P SCREW 3X8				
103	7BB702308H	BB107060	+TP-FLAT T.T S SCREW 3X8 SR				

- Parts with "⊙" indicate regular maintenance parts.
- Parts with Ref.No. indicate maintenance parts and the ones without it indicate out of the above.

- Parts with "•" are component parts or sub-assemblies of the assembly appearing immediately above them.
- Parts with "••" are component parts or sub-assembly with "•" appearing immediately above them.



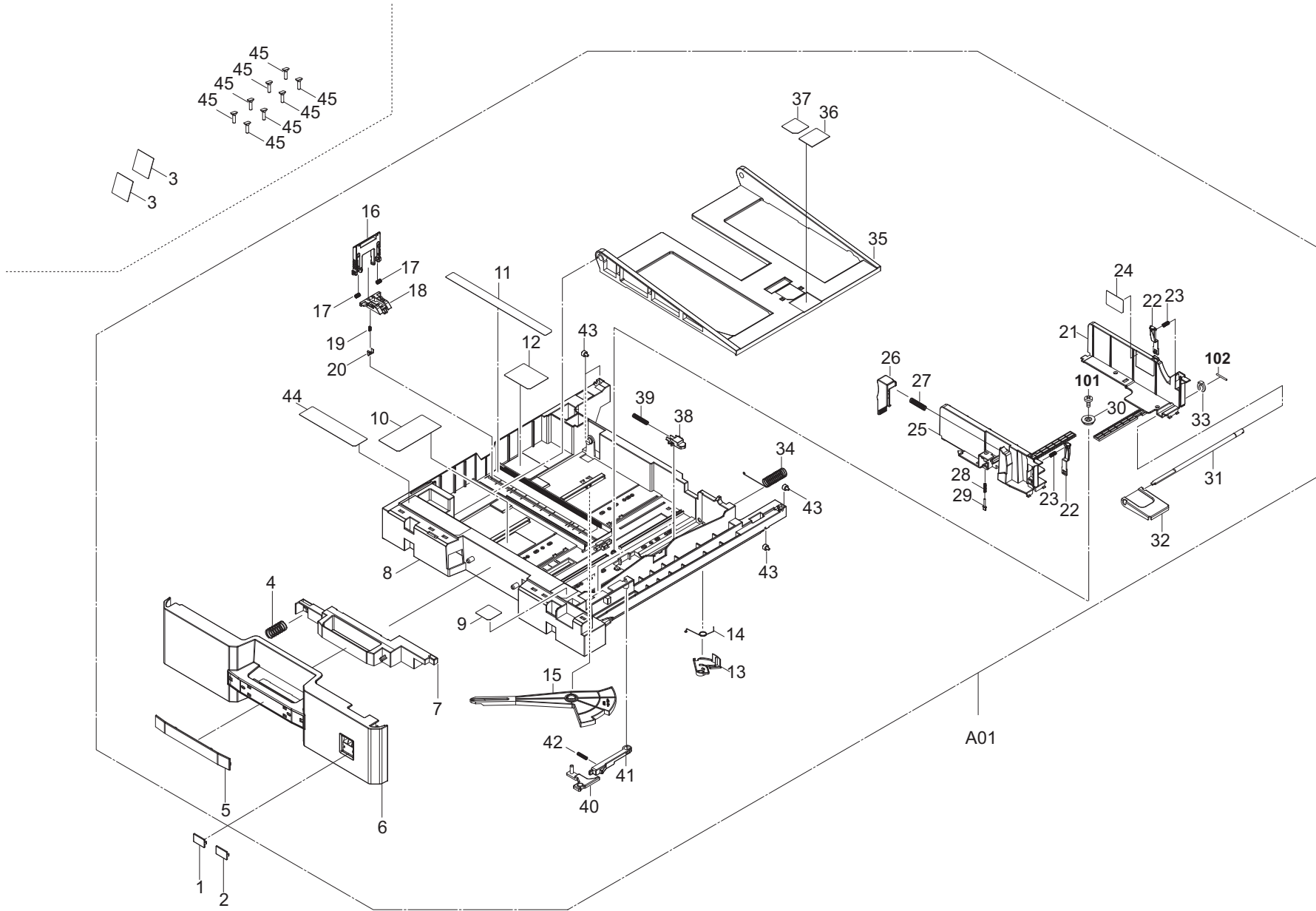


FIG. 8 Paper Cassette

2MV-1

Ref. No.	Part.No.	Alternative.	Description	Notes	Quantity		
					120	230	240
1	2BL04310	2BL04310	PLATE NUMBER		1	1	1
2	2BL04370	2BL04370	PLATE NUMBER 2		1	1	1
3	302MV34300	2MV34300	SHEET CASSETTE C			2	2
3	302MV34430	2MV34430	SHEET CASSETTE I		2		
⊙ A01	302MV93102	2MV93102	CT-8315		2	2	2
4	•302K309260	2K309260	SPRING HANDLE CASSETTE		2	2	2
5	•302MV09070	2MV09070	EMBLEM CASSETTE		2	2	2
⊙ 6	•302MV09060	2MV09060	COVER CASSETTE		2	2	2
7	•302MV09030	2MV09030	HANDLE CASSETTE		2	2	2
8	•302MV09011	2MV09011	CASSETTE		2	2	2
9	•302MV34340	2MV34340	LABEL OPERATION S		2	2	2
10	•302MV34310	2MV34310	LABEL CASSETTE SIZE A		2	2	2
11	•302MV34360	2MV34360	LABEL CASSETTE SIZE B		2	2	2
12	•302MV34320	2MV34320	LABEL OPERATION CURSOR		2	2	2
13	•302MV09050	2MV09050	PLATE SIDE SWITCH		2	2	2
14	•302K309220	2K309220	SPRING SIDE SWITCH		2	2	2
15	•302MV09040	2MV09040	ARM SIZE DETECTION		2	2	2
16	•302K309270	2K309270	CURSOR END		2	2	2
17	•2C907360	2C907360	SPRING CURSOR R		4	4	4
18	•302K309141	2K309141	SLIDER CURSOR END		2	2	2
19	•302K309360	2K309360	SPRING SIZE SET		2	2	2
20	•302K309350	2K309350	STOPPER SIZE SET		2	2	2
21	•302MV09080	2MV09080	CURSOR CASSETTE REAR		2	2	2
22	•302K309190	2K309190	LEVER CURSOR SET		4	4	4
23	•302K309370	2K309370	SPRING CURSOR SET		4	4	4
24	•302MV34370	2MV34370	LABEL PAPER LIMIT		2	2	2
25	•302MV09090	2MV09090	CURSOR CASSETTE FRONT		2	2	2
26	•302K309200	2K309200	LEVER RELEASE CURSOR F		2	2	2
27	•302K309210	2K309210	SPRING RELEASE CURSOR F		2	2	2
28	•302K309380	2K309380	SPRING SIZE SET F		2	2	2
29	•302HN09240	2HN09240	SIZE FIX		2	2	2
⊙ 30	•302K394380	2K394380	PARTS GEAR Z18 SP		2	2	2
31	•302K309180	2K309180	SHAFT DRIVE LIFT		2	2	2
32	•302K309170	2K309170	PLATE LIFT BASE CASSETTE		2	2	2
33	•2BC06910	2BC06910	STOPPER 6		2	2	2
34	•302K309300	2K309300	SPRING CASSETTE LIFT EARTH		2	2	2
35	•302MV09021	2MV09021	BASE CASSETTE		2	2	2
36	•2C907140	2C907140	PAD CASSETTE		2	2	2
37	•302MV34350	2MV34350	LABEL PAPER SET		2	2	2
38	•302K309150	2K309150	LIFT BASE CASSETTE SUB		4	4	4
39	•302K309160	2K309160	SPRING LEVER LIFT CASSETTE SUB		4	4	4
40	•302K309090	2K309090	LEVER HOOK RIGHT		2	2	2
41	•302K309230	2K309230	LEVER LOCK CASSETTE		2	2	2
42	•302K309240	2K309240	SPRING LOCK CASSETTE		2	2	2
43	•302K309070	2K309070	PULLEY CASSETTE		8	8	8
44	•302MV34330	2MV34330	LABEL OPERATION L		2	2	2
45	302GR09220	2GR09220	PIN CURSOR		8	8	8
101	7BB202410H	BB106850	+TP-FLAT T.T P SCREW 4X10				
102	5MBP2514WXSP	E0025250	SPRING PIN				

•Parts with "⊙" indicate regular maintenance parts.

•Parts with Ref.No. indicate maintenance parts and the ones without it indicate out of the above.

•Parts with "•" are component parts or sub-assemblies of the assembly appearing immediately above them.

•Parts with "••" are component parts or sub-assembly with "•" appearing immediately above them.

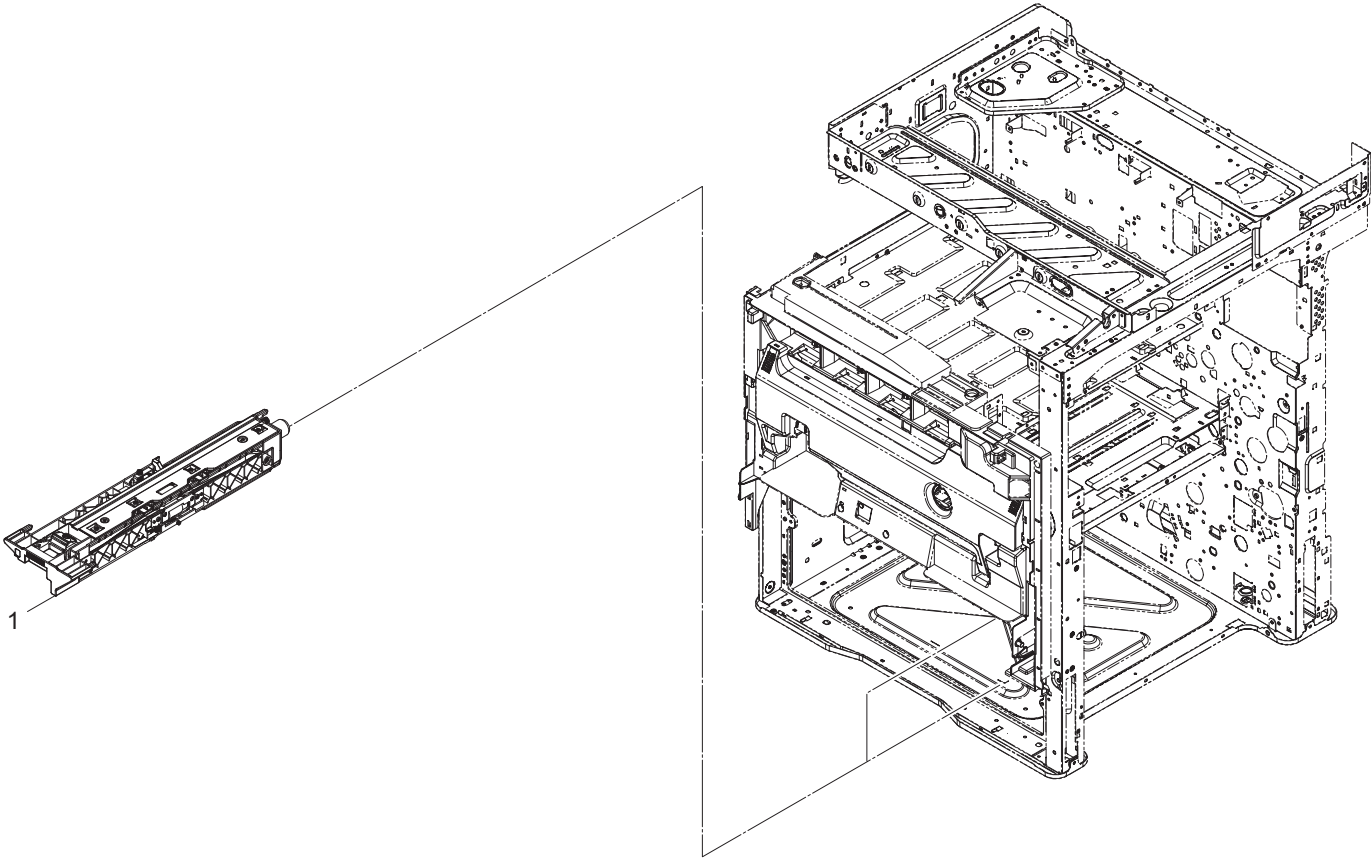


FIG. 9 Paper Feed Section 1

2MV-3

Ref. No.	Part.No.	Alternative.	Description	Notes	Quantity		
					120	230	240
① 1	302MV94061	2MV94061	PARTS PRIMARY FEED ASSY SP		2	2	2

•Parts with "①" indicate regular maintenance parts.  
 •Parts with Ref.No. indicate maintenance parts and the ones without it indicate out of the above.

•Parts with "•" are component parts or sub-assemblies of the assembly appearing immediately above them.  
 •Parts with "••" are component parts or sub-assembly with "•" appearing immediately above them.

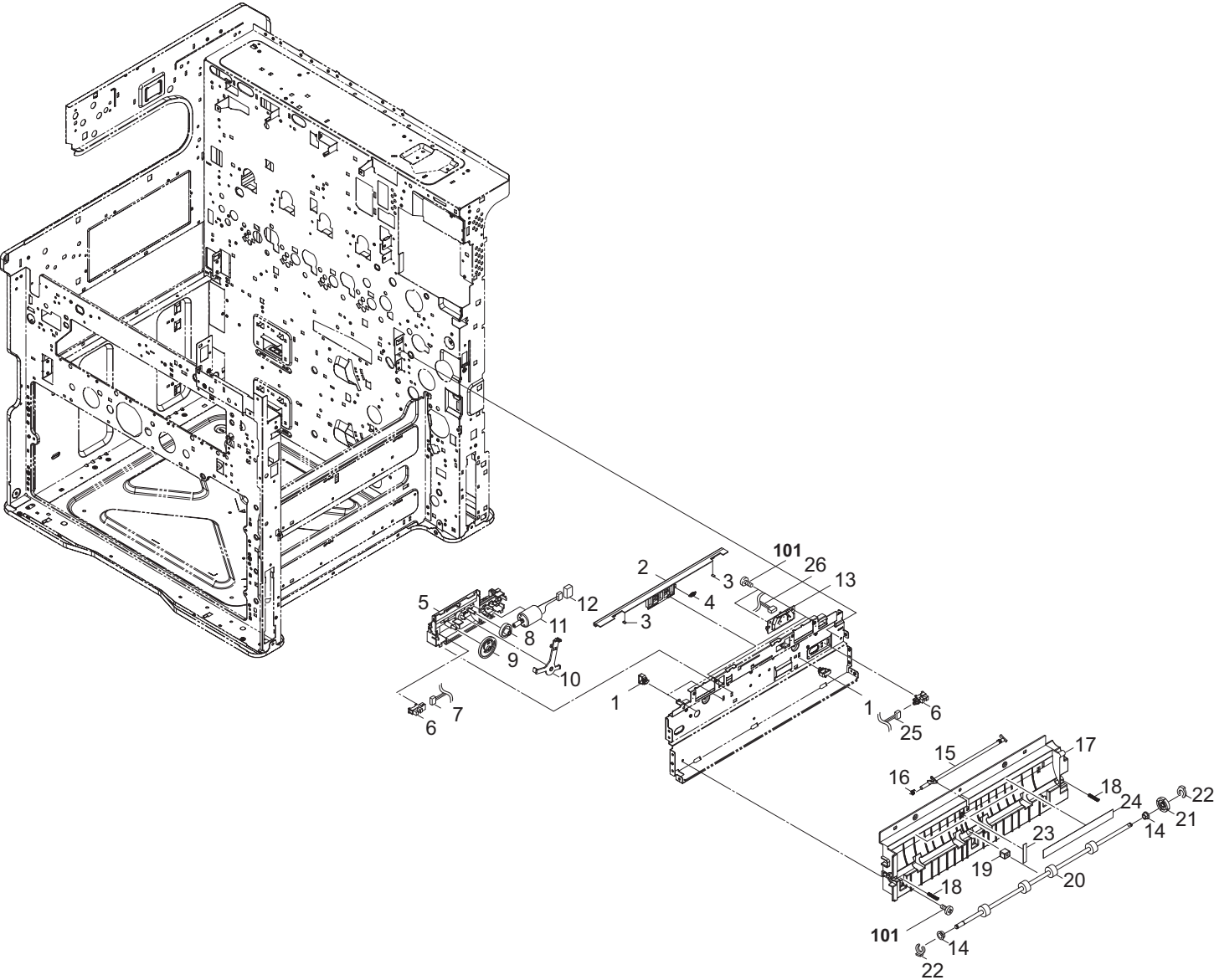


FIG. 10 Paper Feed Section 2

2MV-4

Ref. No.	Part.No.	Alternative.	Description	Notes	Quantity		
					120	230	240
1	7YZM610009++H01	YZ042980	ACCESS.SADDLE		3	3	3
2	302K002870	2K002870	SHUTTER ID SENSOR CLEANING		1	1	1
3	302HN02970	2HN02970	FELT CLEANER ID		2	2	2
4	302K002C60	2K002C60	SPRING ID CLEANING		1	1	1
5	302K002860	2K002860	CASE ID SENSOR CLEANING		1	1	1
⊙	6 7NXGP1S173LCH01	NX116910	SENSOR OPT.		2	2	2
7	302K046420	2K046420	WIRE ID SENS MOT/PI		1	1	1
8	302K002880	2K002880	WORM-WHEEL ID SENSOR CLEANING		1	1	1
⊙	9 302K002890	2K002890	GEAR ID SENSOR CLEANING Z71R		1	1	1
10	302K002900	2K002900	ARM ID SENSOR CLEANING		1	1	1
⊙	11 302K094100	2K094100	PARTS DC MOTOR SP		1	1	1
12	7YCC02B1202+H01	YC127480	CONNECTOR		1	1	1
⊙	13 302K094290	2K094290	PARTS ID SENSOR ASSY ASSY SP		1	1	1
14	302H024370	2H024370	BUSH 6 EW		2	2	2
15	302K306140	2K306140	ACTUATOR REGIST		1	1	1
16	302K306150	2K306150	SPRING ACTUATOR REGIST		1	1	1
17	302K002172	2K002172	GUIDE FEED CASSETTE		1	1	1
18	302K002540	2K002540	SPRING EARTH MIDDLE		2	2	2
19	302K002C00	2K002C00	BUSH MIDDLE		1	1	1
⊙	20 302K094330	2K094330	PARTS ROLLER MIDDLE SP		1	1	1
⊙	21 302HS31120	2HS31120	GEAR Z27L CLUTCH		1	1	1
22	5MVX111DN003	2A806250	RING STOPPER /A-49 FEED A4		2	2	2
23	302K002D70	2K002D70	SHEET GUIDE FEED		1	1	1
24	302K002500	2K002500	SHEET REGIST		2	2	2
25	302K046380	2K046380	WIRE RESIST		1	1	1
26	302K046310	2K046310	WIRE ID SENSOR		1	1	1
101	7BB700308H	BB105600	+BIND T.T S SCREW 3X8 SR				

- Parts with "⊙" indicate regular maintenance parts.
- Parts with Ref.No. indicate maintenance parts and the ones without it indicate out of the above.

- Parts with "•" are component parts or sub-assemblies of the assembly appearing immediately above them.
- Parts with "••" are component parts or sub-assembly with "•" appearing immediately above them.

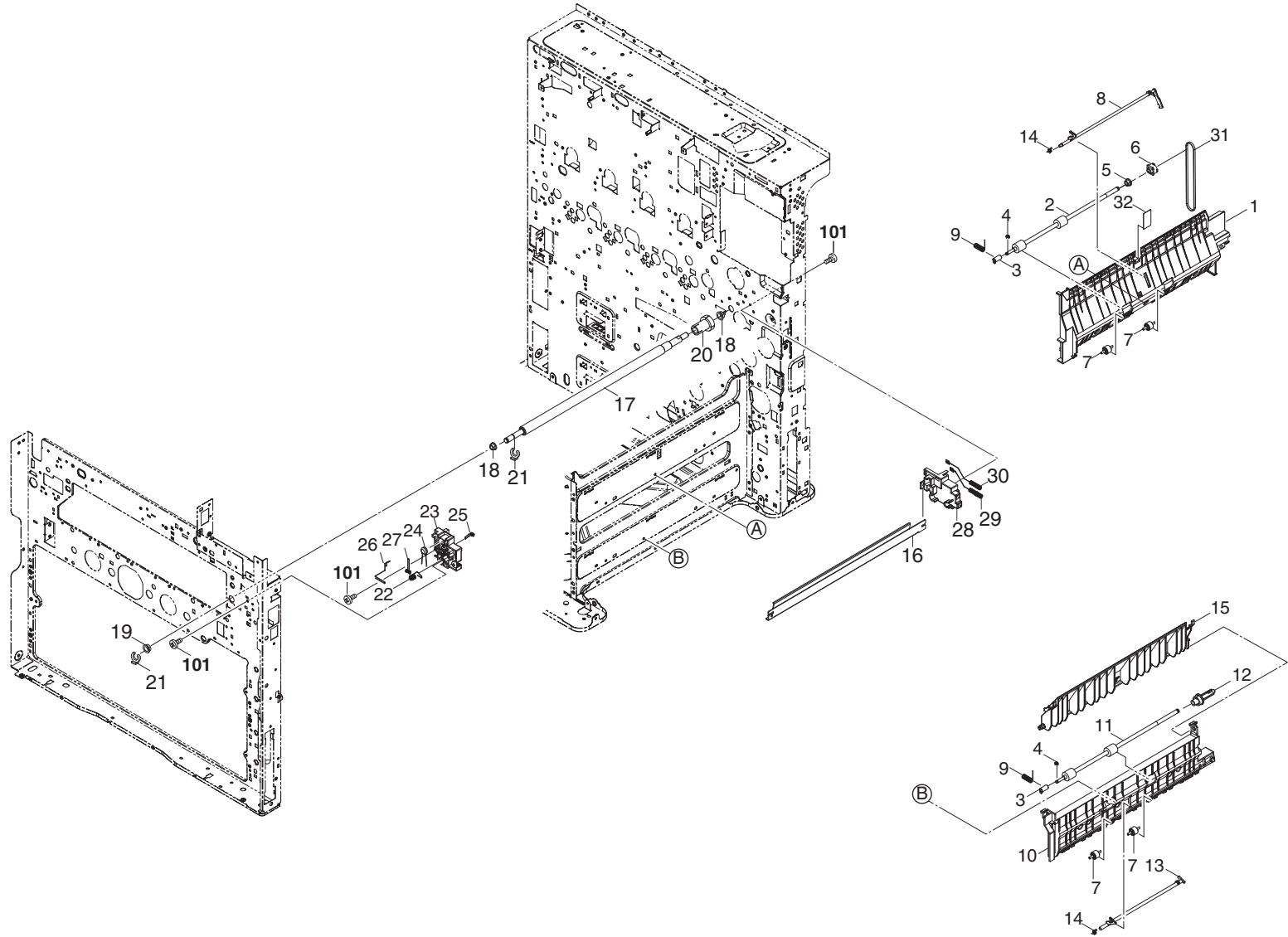


FIG. 11 Paper Feed Section 3

2MV-1

Ref. No.	Part.No.	Alternative.	Description	Notes	Quantity		
					120	230	240
1	302MV07011	2MV07011	GUIDE FEED OUT		1	1	1
2	302MV94310	2MV94310	PARTS ROLLER FEED UPPER SP		1	1	1
3	302K329270	2K329270	BUSH DU		2	2	2
4	5MVX111DN007	2BT11070	STOPPER 3 /2BT1107 A4		2	2	2
5	302H024370	2H024370	BUSH 6 EW		1	1	1
6	303MR29040	3MR29040	PULLEY 26-6 DUPLEX		1	1	1
7	302HN24400	2HN24400	PULLEY PA		4	4	4
8	302K302831	2K302831	ACTUATOR DECK FEED		1	1	1
9	302MV07120	2MV07120	SPRING EARTH FEED		2	2	2
10	302MV07020	2MV07020	GUIDE FEED LOW		1	1	1
11	302MV94320	2MV94320	PARTS ROLLER FEED LOWER SP		1	1	1
12	303NN24110	3NN24110	JOINT PULLEY 26-6		1	1	1
13	302K306140	2K306140	ACTUATOR REGIST		1	1	1
14	302K306150	2K306150	SPRING ACTUATOR REGIST		2	2	2
15	302MV07030	2MV07030	GUIDE FEED		1	1	1
16	302K002A20	2K002A20	GUIDE TRANSFER LEFT		1	1	1
17	302K394230	2K394230	PARTS ROLLER REGIST LEFT SP		1	1	1
18	302H024830	2H024830	BUSH 8		2	2	2
19	302H024360	2H024360	BUSH 8 EW		1	1	1
20	302K394310	2K394310	PARTS GEAR REGIST Z28L-Z18L SP		1	1	1
21	2BC06910	2BC06910	STOPPER 6		2	2	2
22	302K002D40	2K002D40	SPRING EARTH REG C		1	1	1
23	302K002271	2K002271	GUIDE REGIST FRONT		1	1	1
24	302K345120	2K345120	VARISTOR TC		1	1	1
25	302K002490	2K002490	SPRING EARTH REG D		1	1	1
26	302K002480	2K002480	SPRING EARTH REG B		1	1	1
27	302K002470	2K002470	SPRING EARTH REG A		1	1	1
28	302K002280	2K002280	GUIDE REGIST REAR		1	1	1
29	302K002520	2K002520	TERMINAL SEPARATION B		1	1	1
30	302K002510	2K002510	TERMINAL TRANSFER C		1	1	1
31	302MV07110	2MV07110	BELT FEED		1	1	1
32	302K002E00	2K002E00	SHEET GUIDE CASSETTE		1	1	1
101	7BB200308H	BB105660	+BIND T.T P SCREW 3X8				

- Parts with "⊙" indicate regular maintenance parts.
- Parts with Ref.No. indicate maintenance parts and the ones without it indicate out of the above.

- Parts with "•" are component parts or sub-assemblies of the assembly appearing immediately above them.
- Parts with "••" are component parts or sub-assembly with "•" appearing immediately above them.



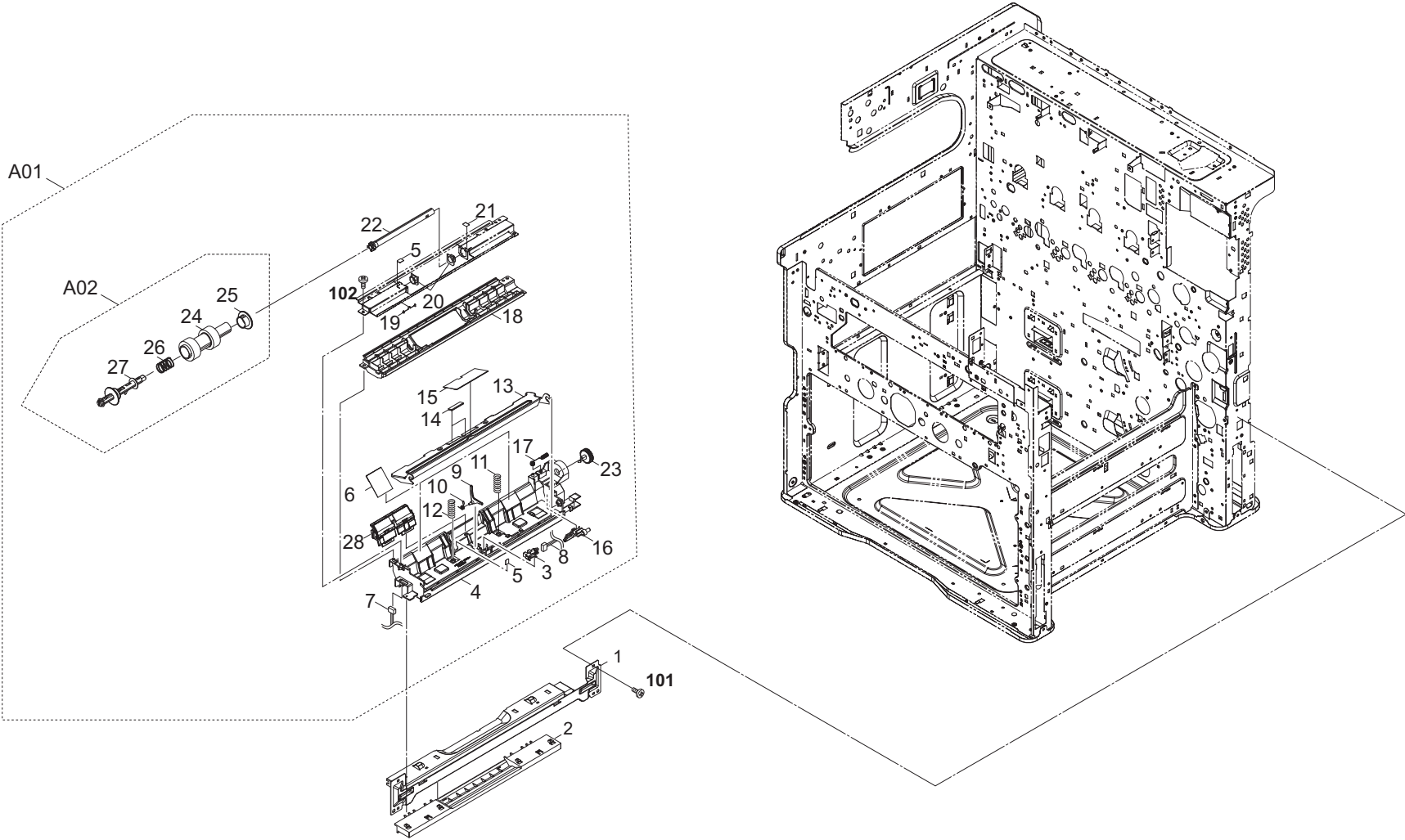


FIG. 12 Paper Feed Section 4

2MV-1

Ref. No.	Part.No.	Alternative.	Description	Notes	Quantity		
					120	230	240
1	302K302140	2K302140	STAY RIGHT HANDLE		1	1	1
2	302MV07040	2MV07040	GUIDE FEED INNER		1	1	1
⊙ A01	302MV94070	2MV94070	PARTS MPF UNIT SP		1	1	1
⊙ 3	•7NXGP1S173LCH01	NX116910	SENSOR OPT.		1	1	1
4	•302MV08010	2MV08010	BASE MPF		1	1	1
5	•302MV34070	2MV34070	LABEL ARROW		2	2	2
6	•302K308480	2K308480	SEAL SIDE MPF		2	2	2
7	•302MV46450	2MV46450	WIRE MPF SIZE UNIT 1		1	1	1
8	•302MV46580	2MV46580	WIRE MPF		1	1	1
9	•302K308020	2K308020	ACTUATOR MPF		1	1	1
10	•302K308250	2K308250	SPRING ACTUATOR		1	1	1
11	•302K308120	2K308120	SPRING LIFT R		1	1	1
12	•302K308130	2K308130	SPRING LIFT F		1	1	1
13	•302K308101	2K308101	LIFT PLATE		1	1	1
14	•302K308110	2K308110	PAD LIFT		2	2	2
15	•302K308340	2K308340	SEAL GUIDE PAD		1	1	1
16	•302K308140	2K308140	ARM LIFT		1	1	1
17	•302K308240	2K308240	SPRING EARTH		1	1	1
18	•302K308030	2K308030	GUIDE UPPER MPF		1	1	1
19	•302K308260	2K308260	WIRE EARTH MPF		1	1	1
20	•302K308070	2K308070	BUSH 10		2	2	2
21	•302MV34190	2MV34190	LABEL J		1	1	1
22	•302K308080	2K308080	SHAFT MPF		1	1	1
⊙ 23	•302K394320	2K394320	PARTS GEAR MPF Z28 SP		1	1	1
⊙ A02	•302MV94020	2MV94020	PARTS ROLLER MPF ASSY SP		1	1	1
⊙ 24	••302K308150	2K308150	ROLLER MPF		1	1	1
⊙ 25	••302MV08030	2MV08030	PULLEY MPF		1	1	1
26	••302K308270	2K308270	SPRING MPF ROLL		1	1	1
27	••302MV08020	2MV08020	PIN FEED ROLL		1	1	1
⊙ 28	•302MV94010	2MV94010	PARTS PAD SEPARATION ASSY SP		1	1	1
101	7BB700308H	BB105600	+BIND T.T S SCREW 3X8 SR				
102	7BB200308H	BB105660	+BIND T.T P SCREW 3X8				

•Parts with "⊙" indicate regular maintenance parts.  
 •Parts with Ref.No. indicate maintenance parts and the ones without it indicate out of the above.

•Parts with "•" are component parts or sub-assemblies of the assembly appearing immediately above them.  
 •Parts with "••" are component parts or sub-assembly with "•" appearing immediately above them.

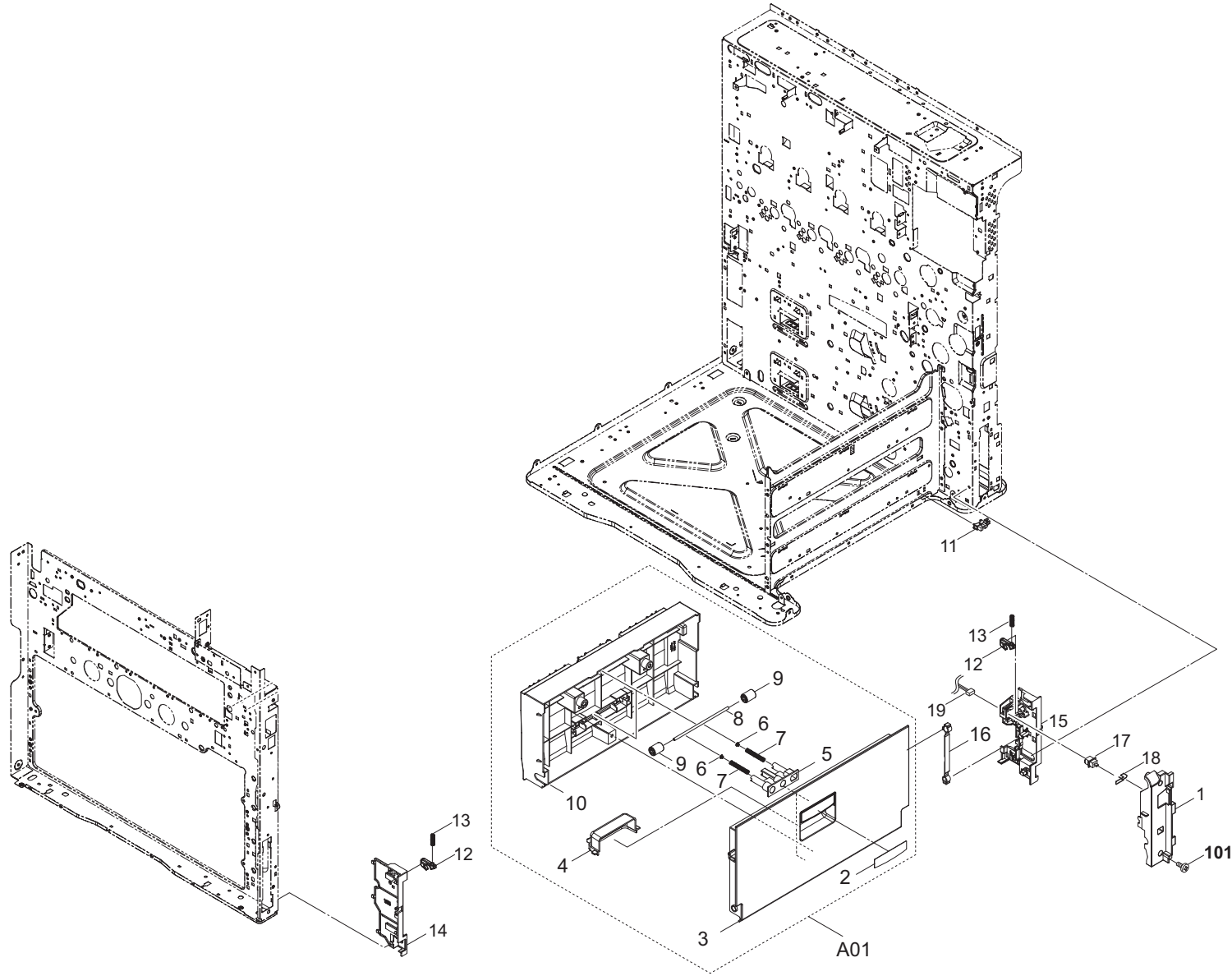


FIG. 13 Paper Feed Section 5

2MV-3

Ref. No.	Part.No.	Alternative.	Description	Notes	Quantity		
					120	230	240
1	302MV07080	2MV07080	COVER SW FEED		1	1	1
⊙ A01	302MV94530	2MV94530	PARTS COVER RIGHT LOW ASSY SP		1	1	1
2	•302MV34290	2MV34290	LABEL COVER RIGHT LOW		1	1	1
⊙ 3	•302MV04071	2MV04071	COVER RIGHT LOW		1	1	1
4	•302MV07060	2MV07060	COVER HANDLE		1	1	1
5	•302MV07070	2MV07070	HOLDER SPRING		2	2	2
6	•2FM04150	5MVM163DN005	CAP SPRING /B-11 ENCLOSURE A4		4	4	4
7	•303NN24180	3NN24180	SPRING FEED LOW		4	4	4
8	•302BG06152	2BG06152	SHAFT FEED B		2	2	2
⊙ 9	•3HY07120	3HY07120	PULLEY 15 DUPLEX		4	4	4
10	•302MV07051	2MV07051	GUIDE COVER INNER		1	1	1
⊙ 11	7NXGP1S173LCH01	NX116910	SENSOR OPT.		1	1	1
12	5MVX421DN003	2BL06490	LOCK COVER R /40283V0068 A4		2	2	2
13	302MV07130	2MV07130	SPRING COVER HOOK		2	2	2
14	302MV07091	2MV07091	HOLDER HOOK F		1	1	1
15	302MV07101	2MV07101	HOLDER HOOK R		1	1	1
16	2BG06480	2BG06480	BAND B		1	1	1
⊙ 17	7SP01000001+H01	SP044290	SW.PUSH		1	1	1
18	303NN24250	3NN24250	SPRING EARTH SW		1	1	1
19	302MV46520	2MV46520	WIRE RIGHT COVER SW		1	1	1
101	7BB700308H	BB105600	+BIND T.T S SCREW 3X8 SR				

•Parts with "⊙" indicate regular maintenance parts.  
 •Parts with Ref.No. indicate maintenance parts and the ones without it indicate out of the above.

•Parts with "•" are component parts or sub-assemblies of the assembly appearing immediately above them.  
 •Parts with "••" are component parts or sub-assembly with "•" appearing immediately above them.

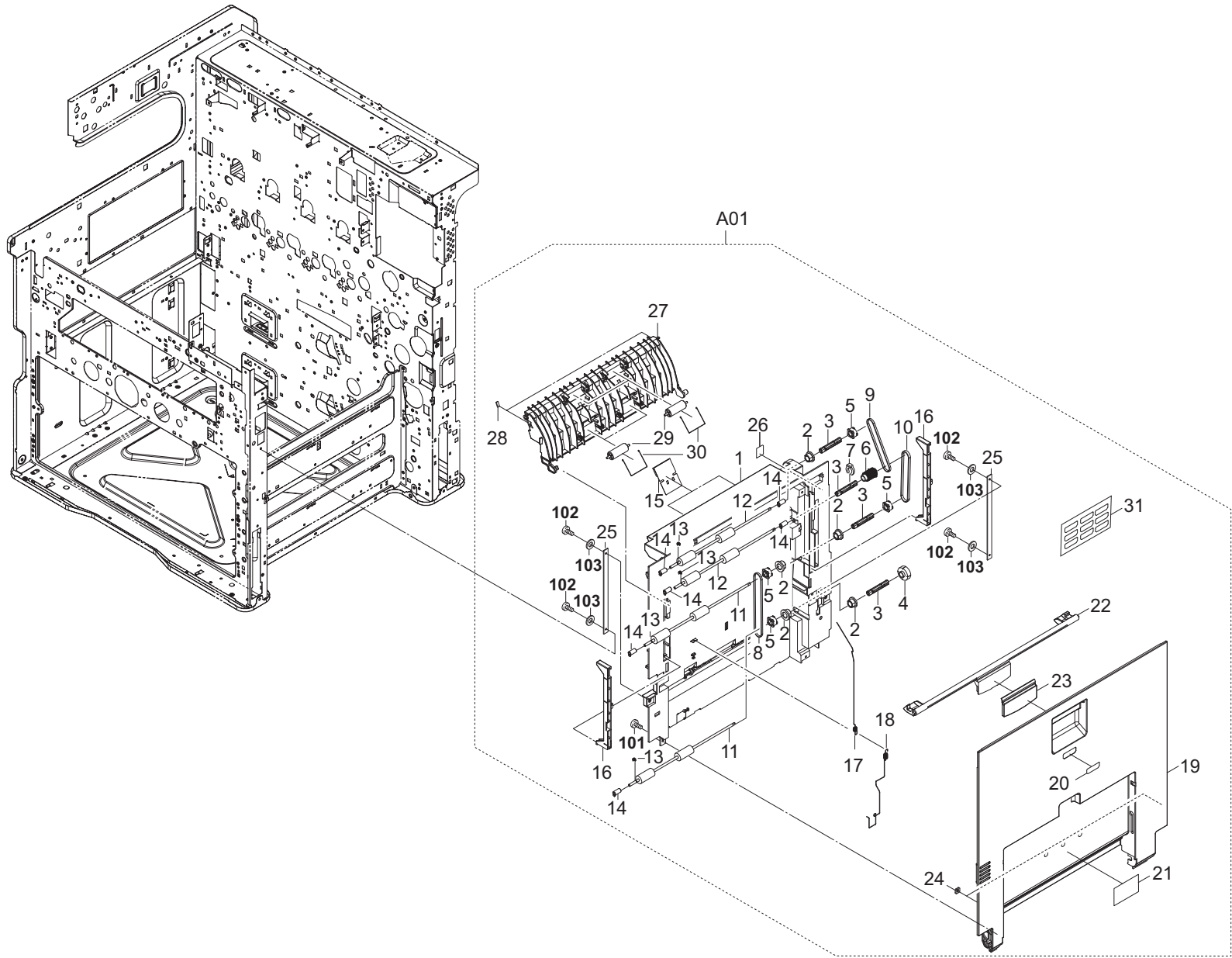


FIG. 14 Paper Conveying Section 1

2MV-3

Ref. No.	Part.No.	Alternative.	Description	Notes	Quantity		
					120	230	240
⊙ A01	302MV94450	2MV94450	PARTS COVER RIGHT ASSY SP		1	1	1
1	•302K029016	2K029016	GUIDE RIGHT COVER		1	1	1
2	•302H024830	2H024830	BUSH 8		5	5	5
3	•302K329220	2K329220	SHAFT DU		4	4	4
⊙ 4	•302K394400	2K394400	PARTS GEAR DU Z27L SP		1	1	1
⊙ 5	•302K329280	2K329280	PULLEY DU 26		4	4	4
6	•302K029030	2K029030	PULLEY DU 26 B		1	1	1
7	•2BC06910	2BC06910	STOPPER 6		1	1	1
8	•302MV07110	2MV07110	BELT FEED		1	1	1
9	•302KV29090	2KV29090	BELT S2M-Z108		1	1	1
10	•303J131270	3J131270	BELT S2M 230		1	1	1
⊙ 11	•302K394250	2K394250	PARTS ROLLER DU SP		2	2	2
⊙ 12	•302K094390	2K094390	PARTS ROLLER DU B SP		2	2	2
13	•5MVX111DN007	2BT11070	STOPPER 3 /2BT1107 A4		4	4	4
14	•302K329270	2K329270	BUSH DU		6	6	6
15	•302K029100	2K029100	SPONGE RIGHT COVER		2	2	2
16	•302K304571	2K304571	JOINT JUNCTION HOOK		2	2	2
17	•302K029070	2K029070	WIRE EARTH DU B		1	1	1
18	•302K029060	2K029060	WIRE EARTH DU A		1	1	1
19	•302MV04271	2MV04271	COVER RIGHT MIDDLE		1	1	1
20	•302MV34250	2MV34250	LABEL COVER CAUTION		1	1	1
21	•302MV34260	2MV34260	LABEL BYPASS CAUTION		1	1	1
22	•302K304520	2K304520	HOOK RIGHT COVER		1	1	1
23	•302MV04300	2MV04300	COVER RIGHT HOOK		1	1	1
24	•5MMS111SL002	2BY20050	NUT FUSER A /FS-1800/3800 A4		2	2	2
25	•302K304591	2K304591	STRAP RIGHT COVER		2	2	2
26	•302MV34400	2MV34400	LABEL HIGH TEMP		1	1	1
27	•302K029050	2K029050	GUIDE EXIT RIGHT		1	1	1
28	•302K029090	2K029090	SPONGE GUIDE		2	2	2
⊙ 29	•302K329020	2K329020	PULLEY DU		4	4	4
30	•302K029080	2K029080	SPRING DU FEED		4	4	4
31	•302MV34410	2MV34410	LABEL COVER CAUTION 9NATIONS		1	1	
101	7BB200308H	BB105660	+BIND T.T P SCREW 3X8				
102	7BB700308H	BB105600	+BIND T.T S SCREW 3X8 SR				
103	7BC00030A080H01	BC046150	WASHER M3X10X0.8T				

•Parts with "⊙" indicate regular maintenance parts.  
 •Parts with Ref.No. indicate maintenance parts and the ones without it indicate out of the above.

•Parts with "•" are component parts or sub-assemblies of the assembly appearing immediately above them.  
 •Parts with "••" are component parts or sub-assembly with "•" appearing immediately above them.

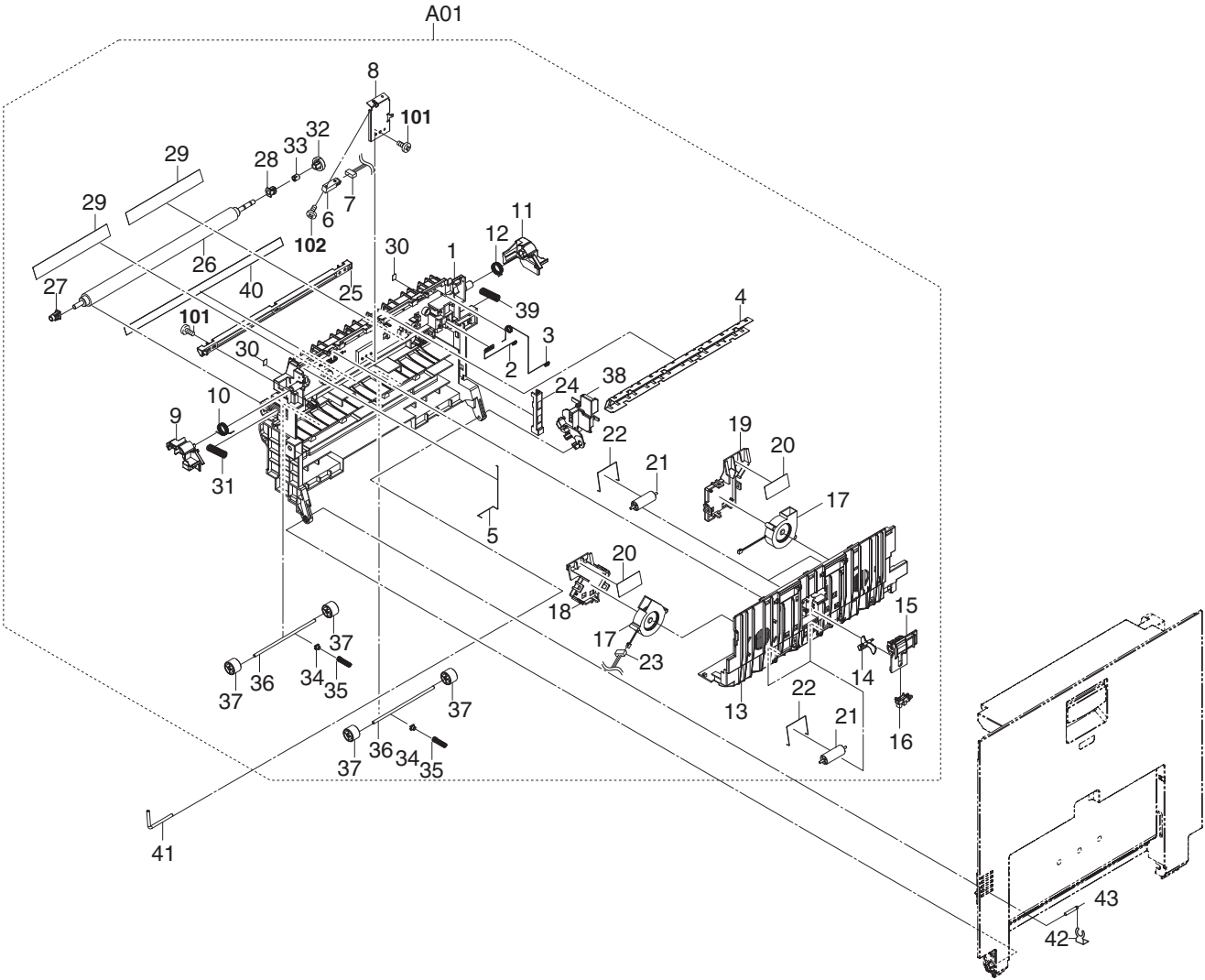


FIG. 15 Paper Conveying Section 2

2MV-1

Ref. No.	Part.No.	Alternative.	Description	Notes	Quantity		
					120	230	240
⊙ A01	302MV94431	2MV94431	PARTS CONVEYING UNIT SP		1	1	1
1	•302K024014	2K024014	BASE CONVEYING		1	1	1
2	•302K024140	2K024140	TERMINAL TRANSFER B		1	1	1
3	•302K024151	2K024151	TERMINAL SEPARATION A		1	1	1
4	•302K024110	2K024110	GUIDE CONVEYING		1	1	1
5	•302K024160	2K024160	SPRING EARTH CONVEYING		1	1	1
⊙ 6	•3H327410	3H327410	SENSOR,CONVEYING		1	1	1
7	•302K046890	2K046890	WIRE CONVEYING UNIT PI		1	1	1
8	•302K024380	2K024380	HOLDER SENSOR		1	1	1
9	•302K024232	2K024232	LEVER CONVEYING F		1	1	1
10	•302K324110	2K324110	SPRING CONVEYING F		1	1	1
11	•302K024242	2K024242	LEVER CONVEYING R		1	1	1
12	•302K324360	2K324360	SPRING CONVEYING R		1	1	1
13	•302K024271	2K024271	FRAME DU		1	1	1
14	•302K329040	2K329040	ACTUATOR DU		1	1	1
15	•302K329060	2K329060	RETAINER ACTUATOR		1	1	1
⊙ 16	•7NXGP1S173LCH01	NX116910	SENSOR OPT.		1	1	1
⊙ 17	•302MV94560	2MV94560	PARTS FAN MOTOR SET SP		2	2	2
18	•302K024310	2K024310	COVER DUCT FRONT		1	1	1
19	•302K024320	2K024320	COVER DUCT REAR		1	1	1
20	•302K024330	2K024330	SHEET FAN PRESS		2	2	2
⊙ 21	•302K329020	2K329020	PULLEY DU		4	4	4
22	•302K329030	2K329030	SPRING DU FEED		4	4	4
23	•302K046041	2K046041	WIRE CONVEYING UNIT		1	1	1
24	•302K024280	2K024280	FRAME DU B		1	1	1
25	•302K024300	2K024300	BASE CONVEYING SUB		1	1	1
⊙ 26	•302K094420	2K094420	PARTS ROLLER REGIST RIGHT SP		1	1	1
27	•302K324180	2K324180	BUSH REGIST F		1	1	1
28	•302K324270	2K324270	BUSH REGIST R		1	1	1
29	•302K024220	2K024220	SHEET REGIST R		2	2	2
30	•302MV34070	2MV34070	LABEL ARROW		2	2	2
31	•302K024440	2K024440	SPRING REGIST F		1	1	1
⊙ 32	•302K394330	2K394330	PARTS GEAR REGIST Z24R SP		1	1	1
33	•302H722470	2H722470	COLLAR TRANS ROLLER		1	1	1
34	•302KV24090	2KV24090	BUSH SPRING FEED		2	2	2
35	•302K024190	2K024190	SPRING MIDDLE PULLEY		2	2	2
36	•302K324460	2K324460	SHAFT FEED		2	2	2
37	•302MV24030	2MV24030	PULLEY MIDDLE		4	4	4
38	•302K024250	2K024250	COVER HARNESS		1	1	1
39	•302K024450	2K024450	SPRING REGIST R		1	1	1
40	•302K024431	2K024431	SHEET REGIST LOW		1	1	1
41	302K304560	2K304560	SHAFT RIGHT COVER R		1	1	1
42	302K304630	2K304630	FILM CONVEYING SHAFT		1	1	1
43	302K304550	2K304550	SHAFT RIGHT COVER F		1	1	1
101	7BB200308H	BB105660	+BIND T.T P SCREW 3X8				
102	7BB607312H	BB107140	+TP-CUP M SCREW 3X12 R				

- Parts with "⊙" indicate regular maintenance parts.
- Parts with Ref.No. indicate maintenance parts and the ones without it indicate out of the above.

- Parts with "•" are component parts or sub-assemblies of the assembly appearing immediately above them.
- Parts with "••" are component parts or sub-assembly with "•" appearing immediately above them.



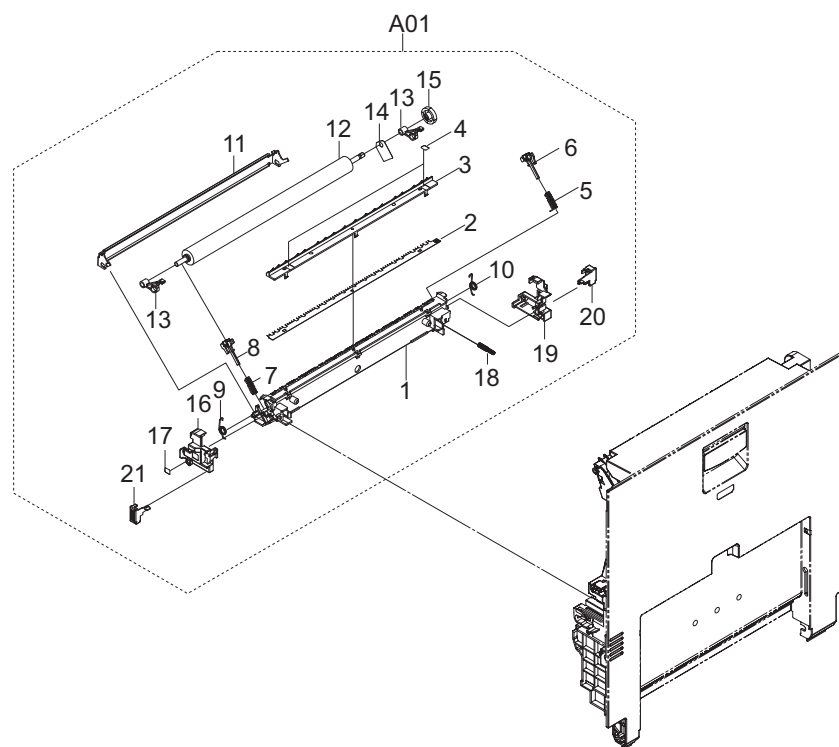


FIG. 16 Paper Conveying Section 3

2MV-1

Ref. No.	Part.No.	Alternative.	Description	Notes	Quantity		
					120	230	240
⊙ A01	302MV93080	2MV93080	TR-8315B		1	1	1
1	•302K024050	2K024050	HOLDER TRANSFER		1	1	1
2	•302K324150	2K324150	PLATE SEPARATION		1	1	1
3	•302K024060	2K024060	HOLDER SEPARATION		1	1	1
4	•302MV34070	2MV34070	LABEL ARROW		2	2	2
5	•302MV24050	2MV24050	SPRING TRANSFER R		1	1	1
6	•302K324430	2K324430	BUSH TRANSFER ROLL R		1	1	1
7	•302K024170	2K024170	SPRING TRANSFER F		1	1	1
8	•302K324240	2K324240	BUSH TRANSFER ROLL F		1	1	1
9	•302K024200	2K024200	SPRING GUIDE		1	1	1
10	•302K024340	2K024340	SPRING GUIDE R		1	1	1
11	•302K024120	2K024120	GUIDE TRANSFER RIGHT		1	1	1
⊙ 12	•302MV94330	2MV94330	PARTS ROLLER TRANSFER SP		1	1	1
13	•302K024091	2K024091	LEVER TRANSFER		2	2	2
14	•302K024350	2K024350	SHEET TRANSFER		1	1	1
⊙ 15	•302K024410	2K024410	GEAR TRANSFER Z25		1	1	1
16	•302K024070	2K024070	HOOK TRANSFER F		1	1	1
17	•302MV34180	2MV34180	LABEL I		1	1	1
18	•302K024130	2K024130	TERMINAL TRANSFER A		1	1	1
19	•302K024080	2K024080	HOOK TRANSFER R		1	1	1
20	•302MV24020	2MV24020	LEVER HOOK R		1	1	1
21	•302MV24010	2MV24010	LEVER HOOK F		1	1	1

•Parts with "⊙" indicate regular maintenance parts.  
 •Parts with Ref.No. indicate maintenance parts and the ones without it indicate out of the above.

•Parts with "•" are component parts or sub-assemblies of the assembly appearing immediately above them.  
 •Parts with "••" are component parts or sub-assembly with "•" appearing immediately above them.

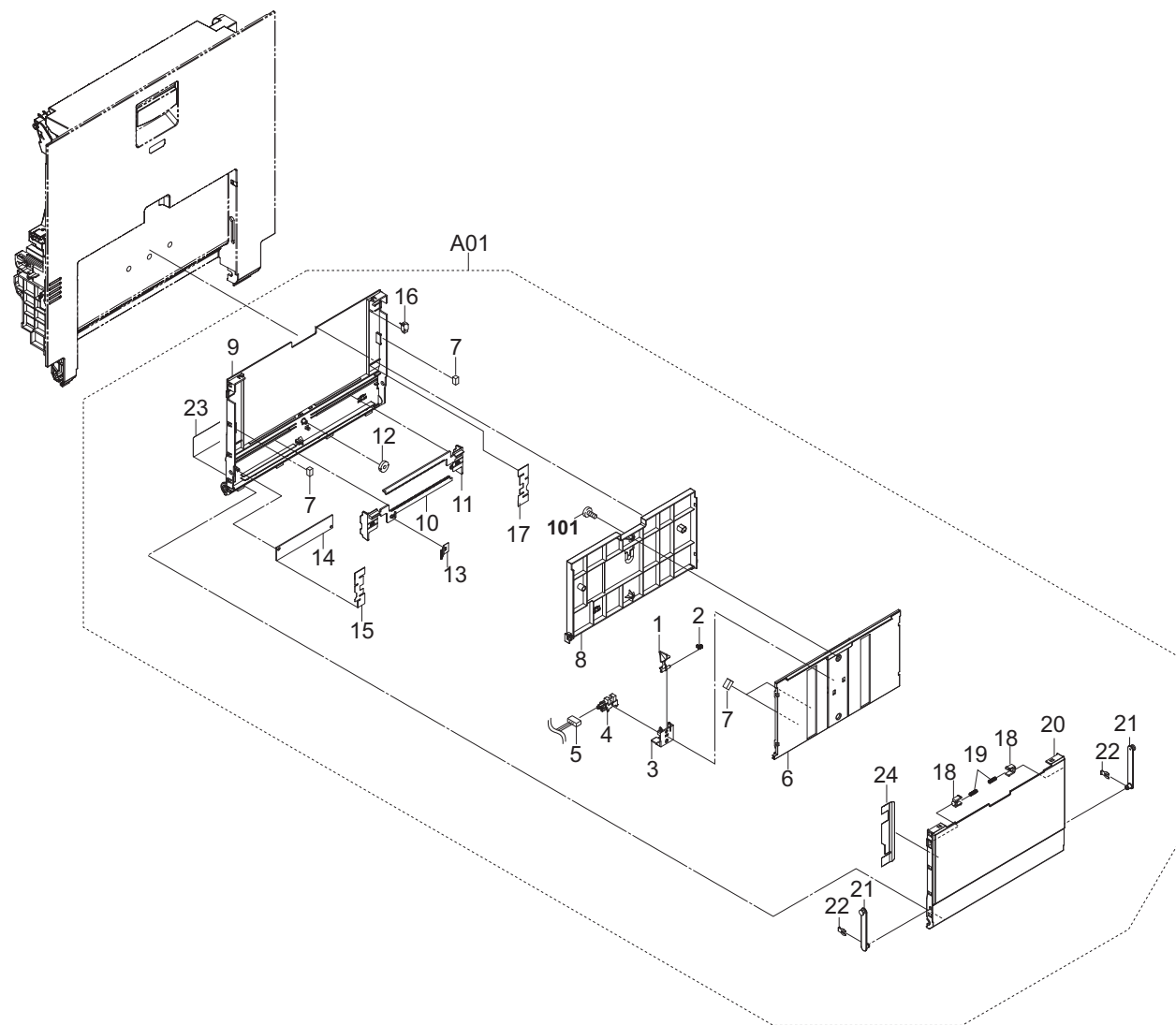


FIG. 17 Paper Conveying Section 4

2MV-2

Ref. No.	Part.No.	Alternative.	Description	Notes	Quantity		
					120	230	240
⊙ A01	302MV94080	2MV94080	PARTS MPF TABLE ASSY SP		1	1	1
1	•302K908211	2K908211	ACTUATOR SIZE DETECTION		1	1	1
2	•302K908220	2K908220	SPRING-TORSION SIZE DETECTION		1	1	1
3	•302K908580	2K908580	HOLDER SIZE DETECTION		1	1	1
⊙ 4	•7NXGP1S173LCH01	NX116910	SENSOR OPT.		1	1	1
5	•302MV46510	2MV46510	WIRE MPF SIZE UNIT 2		1	1	1
6	•302MV08430	2MV08430	TABLE MPF B		1	1	1
7	•302H708150	2H708150	SPONGE WIRE MPT		4	4	4
8	•302MV08420	2MV08420	TABLE MPF A		1	1	1
9	•302MV08410	2MV08410	TABLE MPF		1	1	1
10	•302MV08440	2MV08440	CURSOR FRONT MPF		1	1	1
11	•302MV08450	2MV08450	CURSOR REAR MPF		1	1	1
⊙ 12	•2C906080	2C906080	GEAR 18 BYPASS		1	1	1
13	•2C906090	2C906090	TERMINAL PAPER SIZE		1	1	1
⊙ 14	•2C901050	2C901050	PCB MPF SIZE ASSY		1	1	1
15	•302MV08460	2MV08460	GUIDE FRONT MPF WIRE		1	1	1
⊙ 16	•76727010	76727010	ORIGINAL SIZE SWITCH		1	1	1
17	•302MV08470	2MV08470	GUIDE REAR MPF WIRE		1	1	1
18	•2FB07330	2FB07330	STOPPER BYPASS TABLE		2	2	2
19	•302MV08500	2MV08500	SPRING MPF		2	2	2
20	•302MV08400	2MV08400	COVER MPF		1	1	1
21	•302K308460	2K308460	STRAP LINK MPF		2	2	2
22	•302K308470	2K308470	STOPPER STRAP		2	2	2
23	•302MV34270	2MV34270	LABEL BYPASS TABLE		1	1	1
24	•302MV08520	2MV08520	SHEET MPF WIRE A		1	1	1
101	7BB200308H	BB105660	+BIND T.T P SCREW 3X8				

•Parts with "⊙" indicate regular maintenance parts.  
 •Parts with Ref.No. indicate maintenance parts and the ones without it indicate out of the above.

•Parts with "•" are component parts or sub-assemblies of the assembly appearing immediately above them.  
 •Parts with "••" are component parts or sub-assembly with "•" appearing immediately above them.

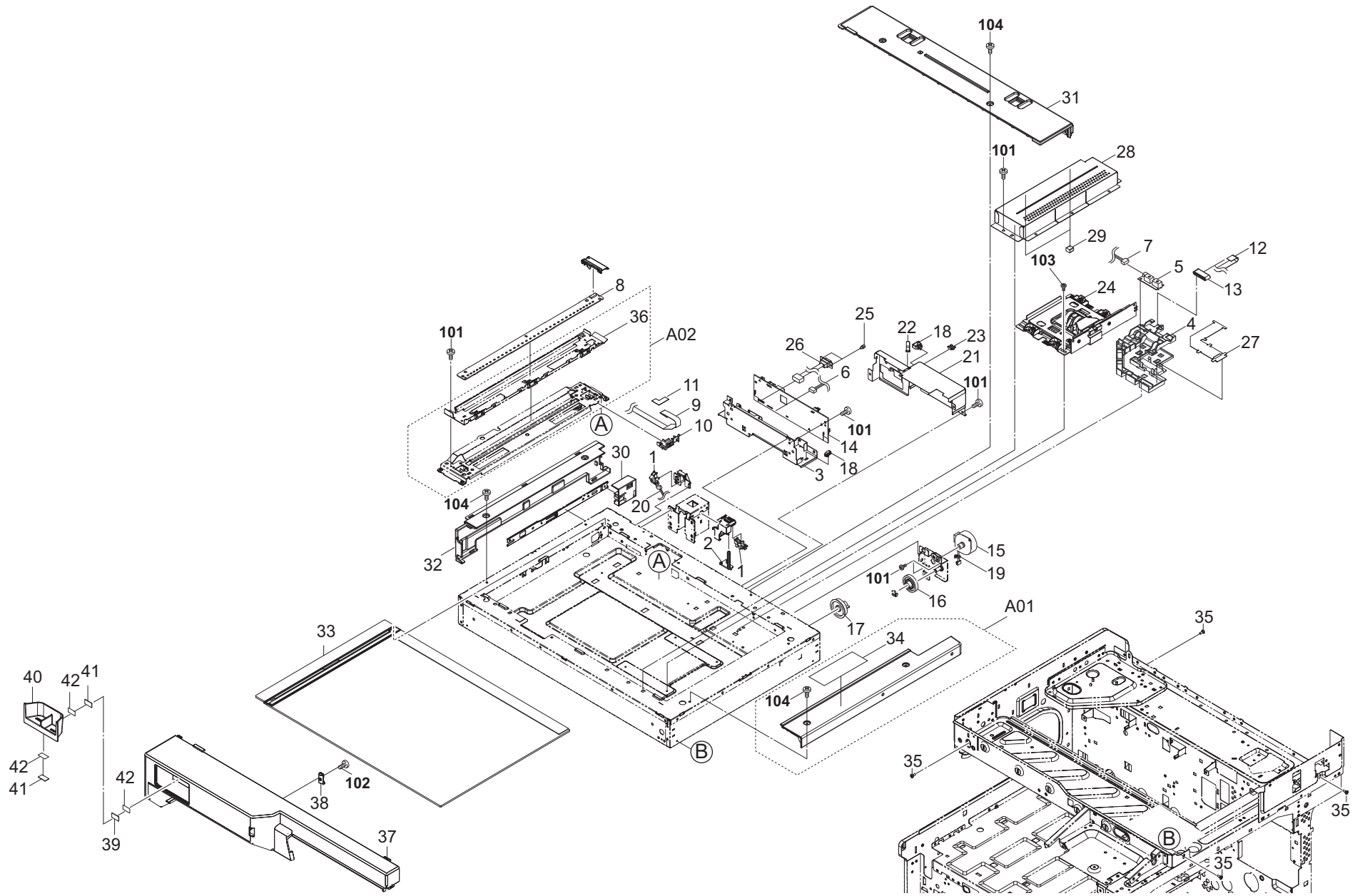


FIG. 18 Scanner Section

2MV-1

Ref. No.	Part.No.	Alternative.	Description	Notes	Quantity		
					120	230	240
⊙ 1	7NXGP1S173LCH01	NX116910	SENSOR OPT.		2	2	2
2	302K317250	2K317250	SWITCH RELEASE		1	1	1
3	302MV17060	2MV17060	MOUNT ISC		1	1	1
4	302MV17040	2MV17040	GUIDE FFC CCD		1	1	1
⊙ 5	302H044110	2H044110	SENSOR ORIGINAL		1	1	1
6	302MV46600	2MV46600	WIRE CCD POWER		1	1	1
7	302K946750	2K946750	WIRE ORIGINAL SENSOR		1	1	1
⊙ 8	302MV94440	2MV94440	PARTS PWB SCANNER LED(HI) ASSY SP		1	1	1
9	302MV46630	2MV46630	WIRE FFC LED		1	1	1
10	302K317172	2K317172	GUIDE FFC LED C		1	1	1
11	302K317791	2K317791	SHEET FFC LED		1	1	1
12	302MV46610	2MV46610	FFC CCD SIG		1	1	1
13	7YBFZZ65C001H01	YB110990	FERRITE CORE		1	1	1
⊙ 14	302MV94210	2MV94210	PARTS PWB ISC ASSY SP		1	1	1
⊙ 15	302K394210	2K394210	PARTS MOTOR ISU SP		1	1	1
16	302K394370	2K394370	PARTS GEAR Z18-Z63R SP		1	1	1
⊙ 17	302K317350	2K317350	GEAR Z54		1	1	1
18	7YZM610009++H01	YZ042980	ACCESS.SADDLE		2	2	2
19	7YZM410001++H01	YZ037950	ACCESS.BAND		1	1	1
20	302MV46280	2MV46280	WIRE ISU SW		1	1	1
21	302MV17050	2MV17050	LID ISC		1	1	1
22	7YZM610007++H01	YZ023340	ACCESS.SADDLE		1	1	1
23	7YZM210001++H01	YZ004370	ACCESS.EDGING		1	1	1
⊙ 24	302MV93060	2MV93060	PARTS ISU		1	1	1
25	M0208010	M0208010	SPACER.SFS-2.6S-B1WM(JST)		2	2	2
26	302MV46420	2MV46420	WIRE DP		1	1	1
27	302MV17110	2MV17110	FILM FFC CCD		1	1	1
28	302MV17030	2MV17030	COVER LENS		1	1	1
29	7ZG65TSV+010H01	ZG111180	SHIELD GASKET		2	2	2
30	302MV17090	2MV17090	LEVER RETAINER		1	1	1
⊙ 31	302MV04150	2MV04150	COVER ISU REAR		1	1	1
⊙ 32	302MV04130	2MV04130	COVER ISU LEFT		1	1	1
33	302MV94110	2MV94110	PARTS CONTACT-GLASS ASSY(C) SP			1	1
⊙ 33	302MV94100	2MV94100	PARTS CONTACT-GLASS ASSY(I) SP		1		
⊙ A01	302MV94470	2MV94470	PARTS COVER ISU RIGHT ASSY E SP		1	1	1
34	*302MV34380	2MV34380	LABEL OPERATION CAUTION E		1	1	1
35	2FB20860	2FB20860	PIN FUSER COVER		4	4	4
⊙ A02	302K993040	2K993040	PARTS MOUNT LED ASSY SP		1	1	1
36	*302K317470	2K317470	MOUNT LED		1	1	1
⊙ 37	302MV04121	2MV04121	COVER ISU FRONT		1	1	1
⊙ 38	302MV04310	2MV04310	COVER LED		1	1	1
⊙ 39	302MV04200	2MV04200	PLATE CLIP		1	1	1
⊙ 40	302MV04190	2MV04190	CASE CLIP		1	1	1
41	302GR04370	2GR04370	MAGNET CLIP DISH		2	2	2
42	302GR04380	2GR04380	SEAL MAGNET		3	3	3
101	7BB700308H	BB105600	+BIND T.T S SCREW 3X8 SR				
102	7BB200308H	BB105660	+BIND T.T P SCREW 3X8				
103	7BB606308H	BB105280	+PAN M SCREW WITH SW W 3X8 R				
104	7BB782308H	BB111300	+TP-FLAT T.T S SCREW 3X8 SR(BLACK)				

- Parts with "⊙" indicate regular maintenance parts.
- Parts with Ref.No. indicate maintenance parts and the ones without it indicate out of the above.

- Parts with "•" are component parts or sub-assemblies of the assembly appearing immediately above them.
- Parts with "••" are component parts or sub-assembly with "•" appearing immediately above them.

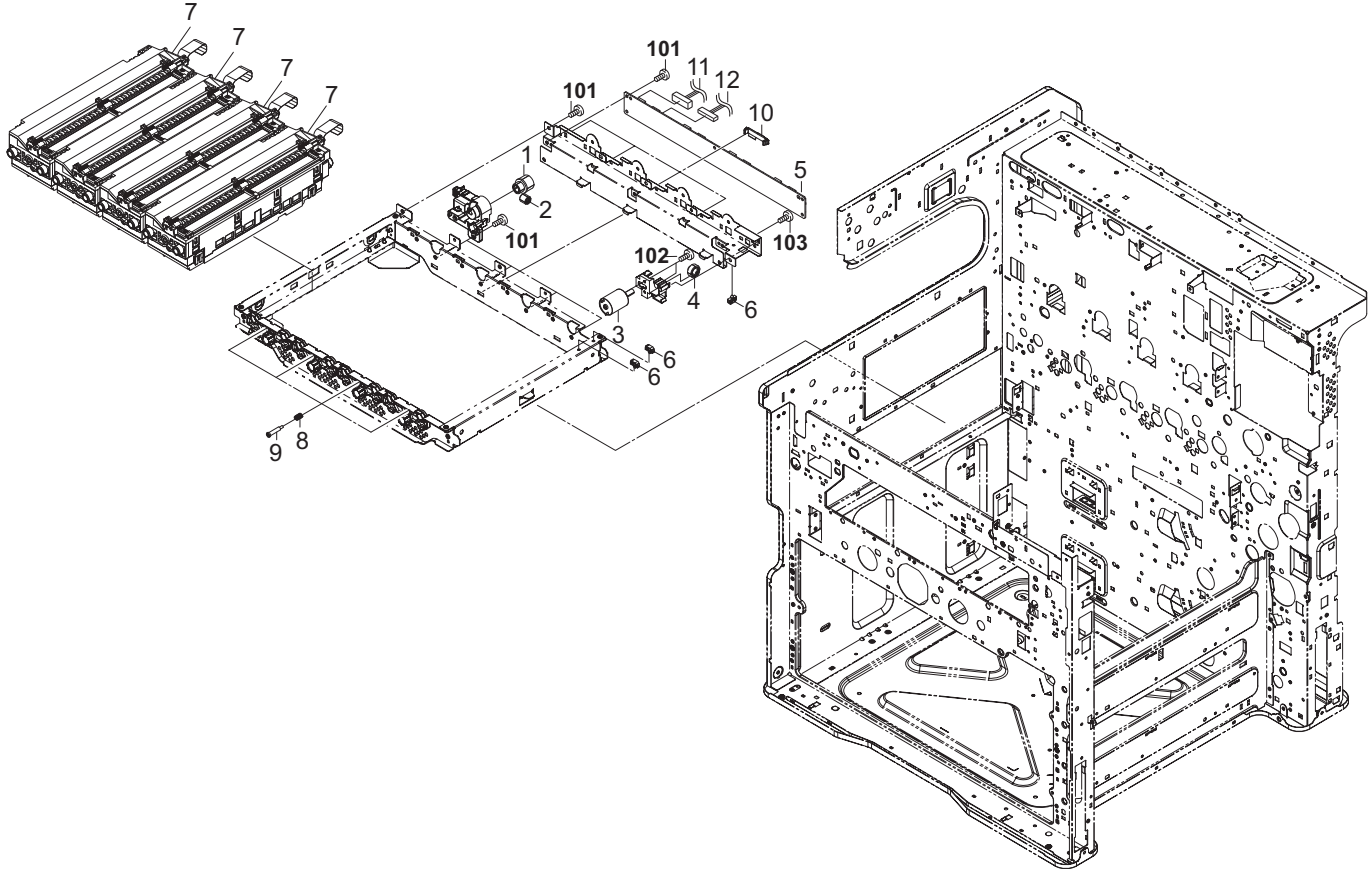


FIG. 19 Laser Scanner Section

2MV-1

Ref. No.	Part.No.	Alternative.	Description	Notes	Quantity		
					120	230	240
⊙ 1	302K902401	2K902401	GEAR Z27S Z27R		4	4	4
⊙ 2	302K902391	2K902391	GEAR Z14R		4	4	4
⊙ 3	302K094090	2K094090	PARTS MOTOR-DC ASSY C SP		1	1	1
⊙ 4	302K994520	2K994520	PARTS GEAR Z32L SP		1	1	1
⊙ 5	302K094170	2K094170	PARTS PWB LSU CONNECT ASSY SP		1	1	1
6	7YZM610007++H01	YZ023340	ACCESS.SADDLE		3	3	3
⊙ 7	302K093060	2K093060	LK-895		4	4	4
8	302K902480	2K902480	SPRING-COMPRESSION LSU RETAINING		4	4	4
9	302K902470	2K902470	PIN LSU RETAINING		4	4	4
10	7YZM390003++H01	YZ042070	ACCESS.CLAMP		4	4	4
11	302K046200	2K046200	WIRE ENGINE_MAIN-LSU CONNECT 2		1	1	1
12	302K046220	2K046220	WIRE MAIN-LSU CONNECT 2		1	1	1
101	7BB700308H	BB105600	+BIND T.T S SCREW 3X8 SR				
102	7BB000304H	BB105720	+BIND M SCREW 3X4				
103	7BB200308H	BB105660	+BIND T.T P SCREW 3X8				

- Parts with "⊙" indicate regular maintenance parts.
- Parts with Ref.No. indicate maintenance parts and the ones without it indicate out of the above.

- Parts with "•" are component parts or sub-assemblies of the assembly appearing immediately above them.
- Parts with "••" are component parts or sub-assembly with "•" appearing immediately above them.



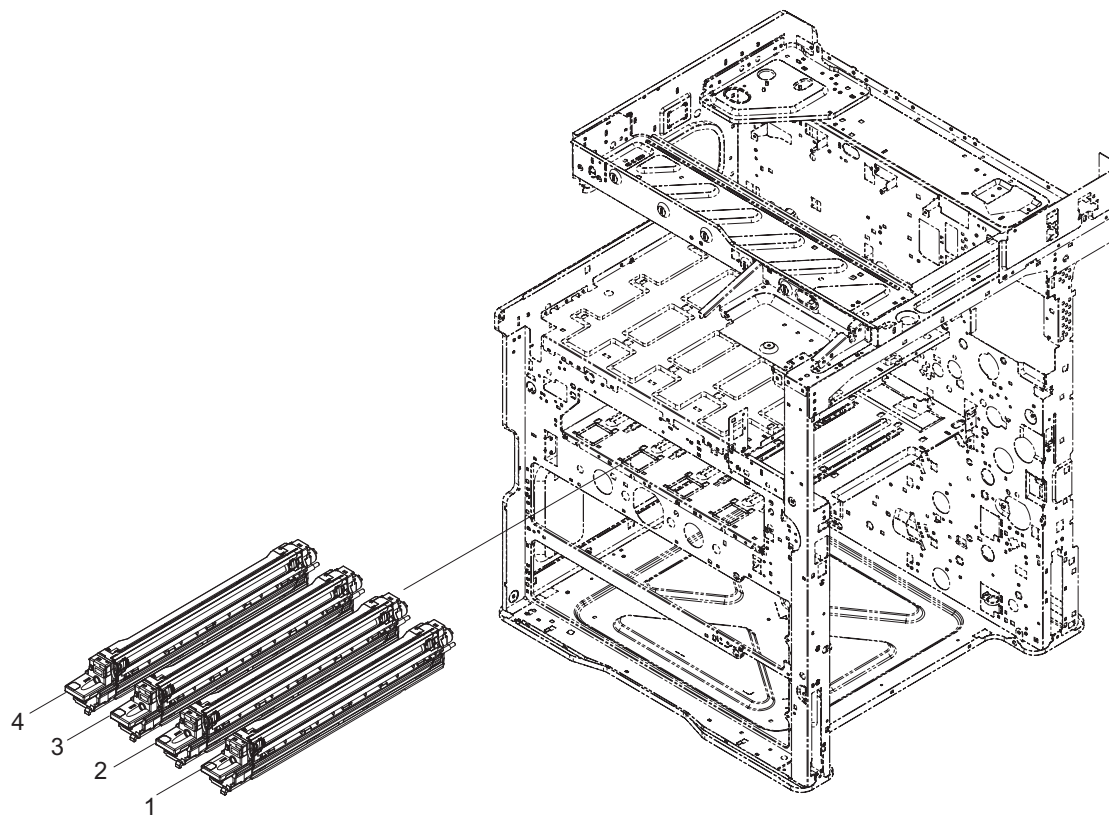


FIG. 20 Developer Section

2MV-1

Ref. No.	Part.No.	Alternative.	Description	Notes	Quantity		
					120	230	240
① 1	302MV93051	2MV93051	DV-8315K		1	1	1
① 2	302MV93031	2MV93031	DV-8315M		1	1	1
① 3	302MV93041	2MV93041	DV-8315C		1	1	1
① 4	302MV93021	2MV93021	DV-8315Y		1	1	1

- Parts with "①" indicate regular maintenance parts.
- Parts with Ref.No. indicate maintenance parts and the ones without it indicate out of the above.

- Parts with "\*" are component parts or sub-assemblies of the assembly appearing immediately above them.
- Parts with "••" are component parts or sub-assembly with "\*" appearing immediately above them.

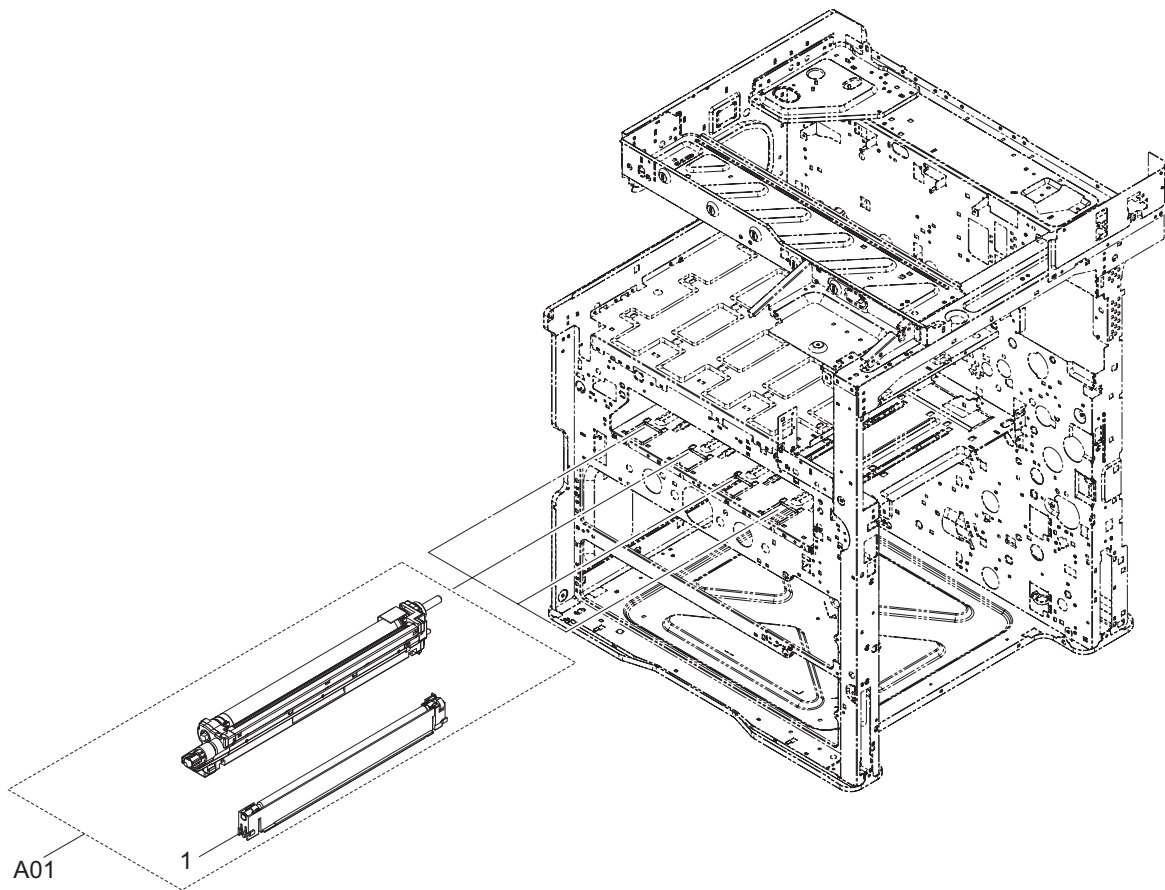


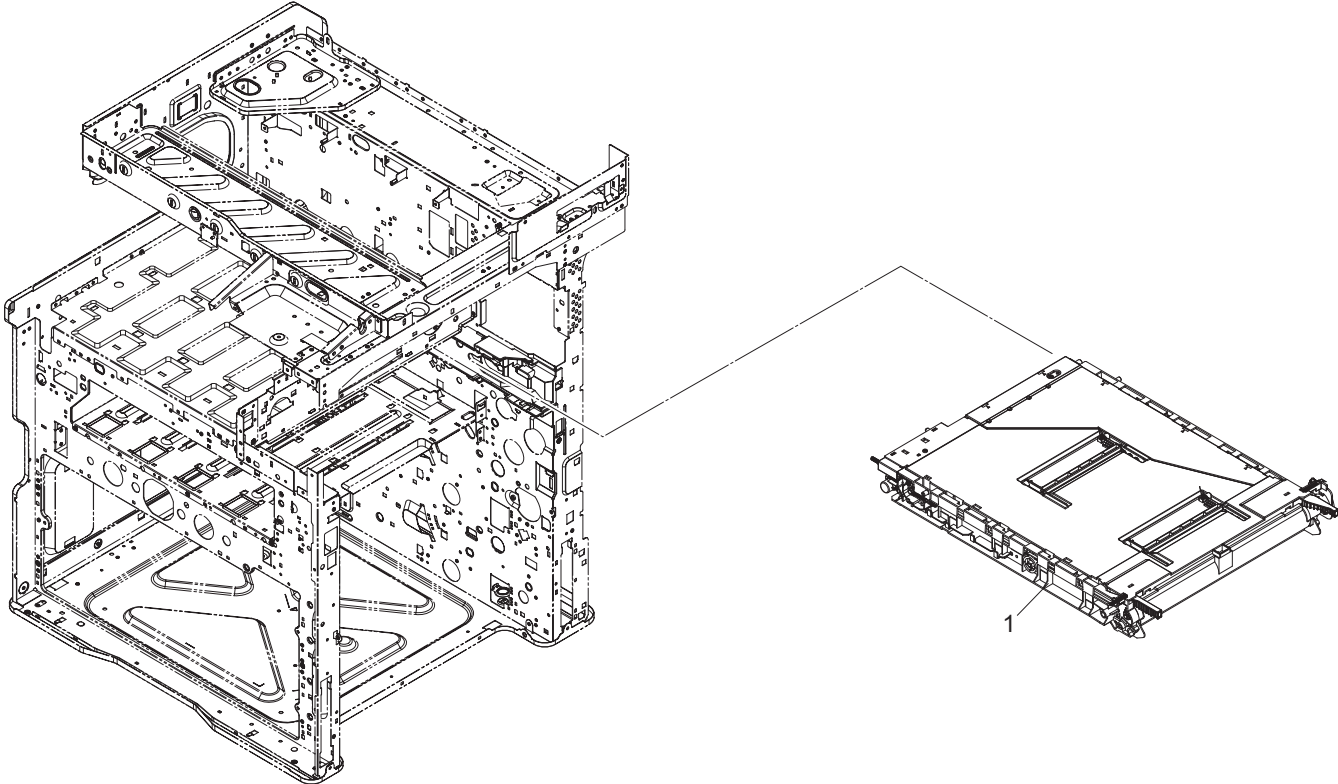
FIG. 21 Image Formation Section

2MV-3

	Ref. No.	Part.No.	Alternative.	Description	Notes	Quantity		
						120	230	240
⊕	A01	302MV93010	2MV93010	DK-8315		4	4	4
⊕	1	•302NP93020	2NP93020	MC-8325		4	4	4

•Parts with "⊕" indicate regular maintenance parts.  
•Parts with Ref.No. indicate maintenance parts and the ones without it indicate out of the above.

•Parts with "•" are component parts or sub-assemblies of the assembly appearing immediately above them.  
•Parts with "••" are component parts or sub-assembly with "•" appearing immediately above them.





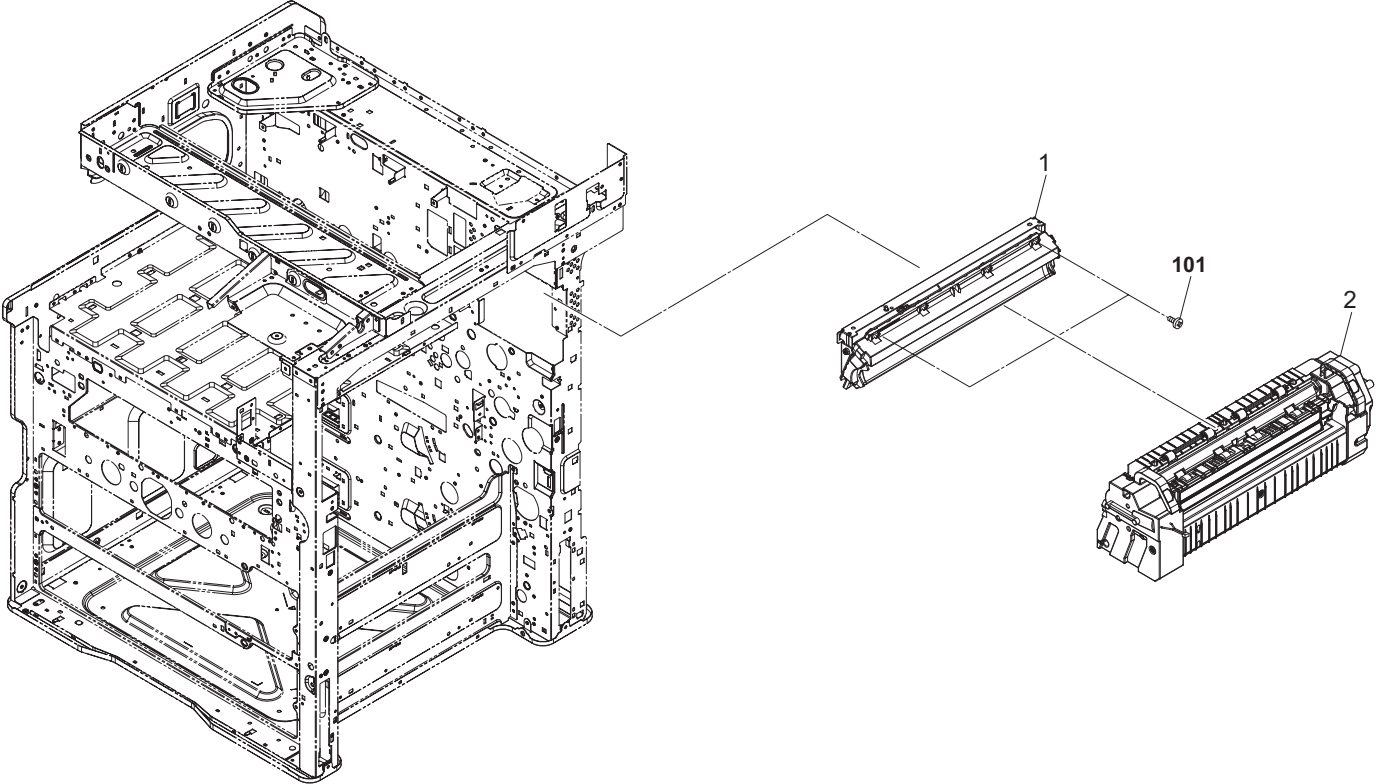


FIG. 23 Fuser Section

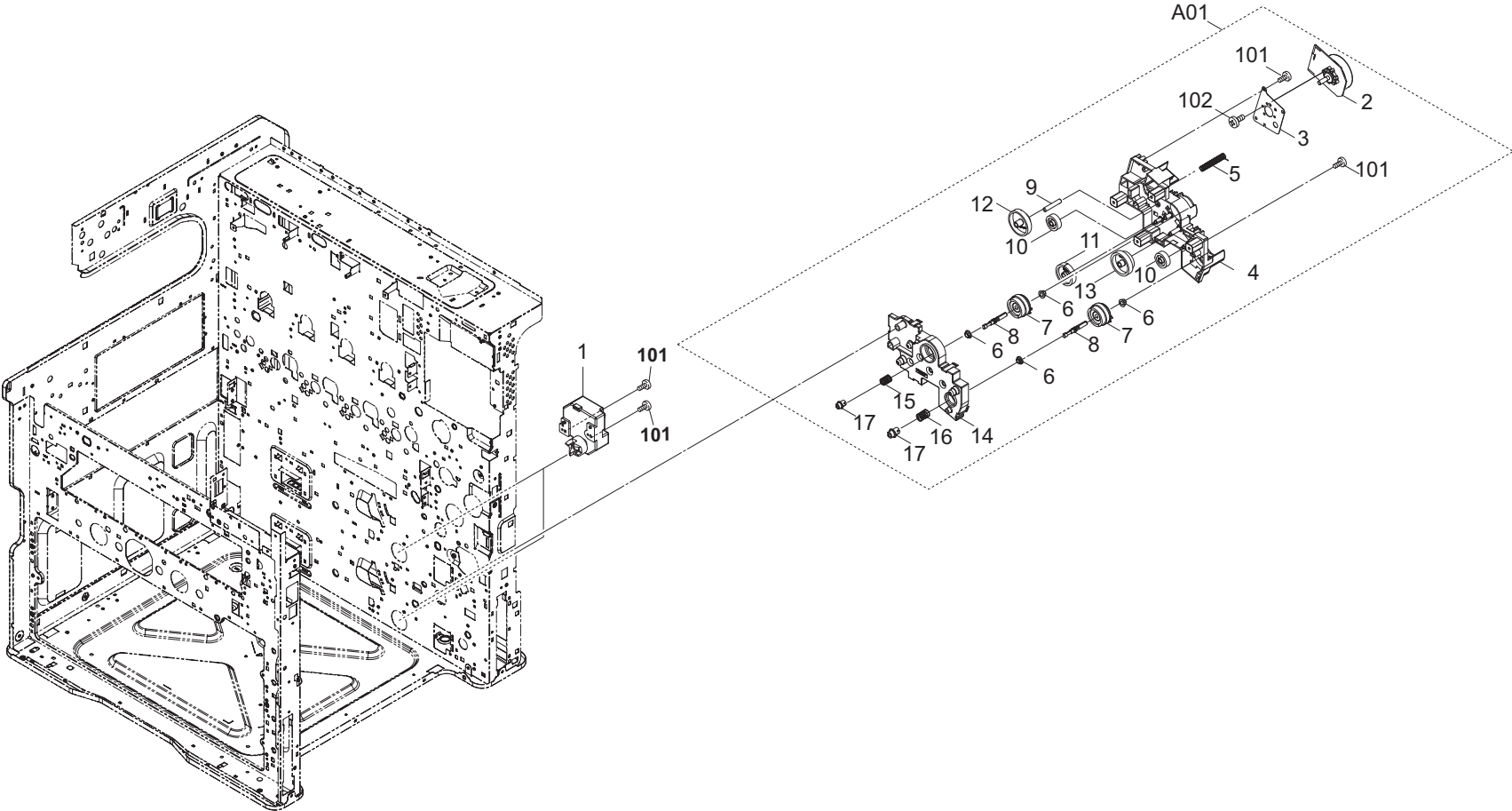
2MV-3

	Ref. No.	Part.No.	Alternative.	Description	Notes	Quantity		
						120	230	240
◎	1	302LC93090	2LC93090	FK-8507 IH			1	1
◎	1	302LC93080	2LC93080	FK-8506 IH		1		
◎	2	302MV93093	2MV93093	FK-8315		1	1	1
	101	7BB700308H	BB105600	+BIND T.T S SCREW 3X8 SR				

•Parts with "◎" indicate regular maintenance parts.  
 •Parts with Ref.No. indicate maintenance parts and the ones without it indicate out of the above.

•Parts with "•" are component parts or sub-assemblies of the assembly appearing immediately above them.  
 •Parts with "••" are component parts or sub-assembly with "•" appearing immediately above them.







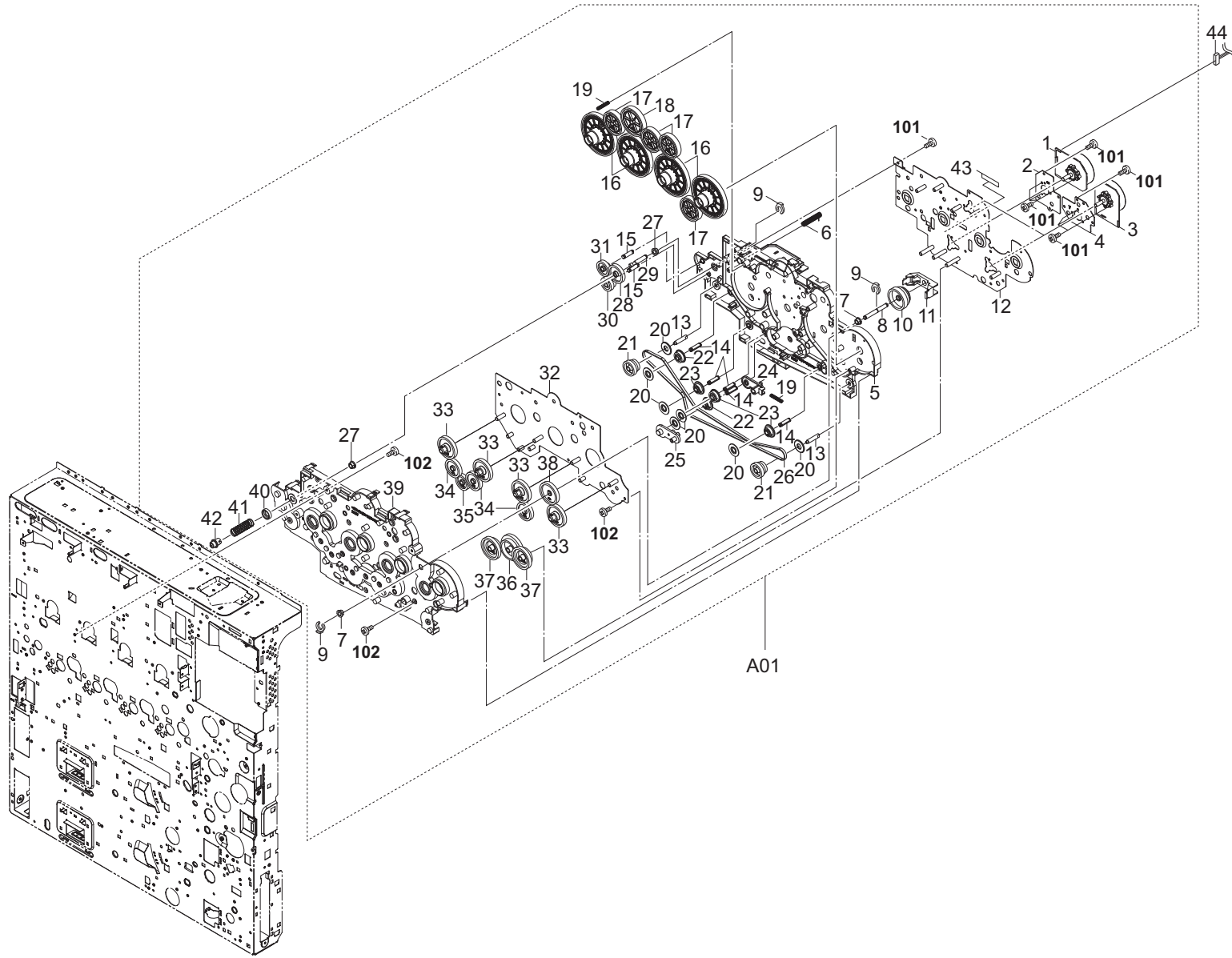


FIG. 25 Drive Section 2

2MV-1

Ref. No.	Part.No.	Alternative.	Description	Notes	Quantity		
					120	230	240
⊙ A01	302K093122	2K093122	DR-895A		1	1	1
⊙ 1	•302K994331	2K994331	PARTS MOTOR-BL W30 SP		1	1	1
⊙ 2	•302K031090	2K031090	PLATE MOTOR DLP		1	1	1
⊙ 3	•302LC94301	2LC94301	PARTS MOTOR-BL W20 DRUM SP		2	2	2
⊙ 4	•302K031080	2K031080	PLATE MOTOR MAIN		2	2	2
⊙ 5	•302K031020	2K031020	BASE MAIN DRIVE R		1	1	1
⊙ 6	•302K031420	2K031420	SPRING MAIN DRIVE B		1	1	1
⊙ 7	•302H024370	2H024370	BUSH 6 EW		2	2	2
⊙ 8	•302K031350	2K031350	SHAFT DLP		1	1	1
⊙ 9	•5MVX111DN003	2A806250	RING STOPPER /A-49 FEED A4		3	3	3
⊙ 10	•302K094320	2K094320	PARTS CLUTCH 50 Z45L SP		1	1	1
⊙ 11	•302K031450	2K031450	HOLDER CLUTCH		1	1	1
⊙ 12	•302K031060	2K031060	PLATE MAIN DRIVE R		1	1	1
⊙ 13	•302HN31680	2HN31680	PIN DRIVE B		2	2	2
⊙ 14	•302HN31670	2HN31670	PIN DRIVE A		5	5	5
⊙ 15	•302HN31640	2HN31640	PIN DRIVE MT		2	2	2
⊙ 16	•302MV94360	2MV94360	PARTS GEAR DRUM Z180L SP		4	4	4
⊙ 17	•302MV94370	2MV94370	PARTS GEAR DRUM Z100R SP		4	4	4
⊙ 18	•302MV94380	2MV94380	PARTS GEAR DRUM Z120L SP		1	1	1
⊙ 19	•302K031410	2K031410	SPRING MAIN DRIVE A		2	2	2
⊙ 20	•302K031380	2K031380	COLLAR MIDDLE CLN A		7	7	7
⊙ 21	•302K031290	2K031290	GEAR CLN Z30R-Z32		2	2	2
⊙ 22	•302K031330	2K031330	PULLEY MIDDLE CLN Z30		2	2	2
⊙ 23	•302K031340	2K031340	PULLEY MIDDLE CLN IDLE		3	3	3
⊙ 24	•302K031440	2K031440	BASE TENSION R		1	1	1
⊙ 25	•302K031431	2K031431	BASE TENSION F		1	1	1
⊙ 26	•302KV02A90	2KV02A90	BELT S2M Z371		1	1	1
⊙ 27	•302H702590	2H702590	BUSH SCREW		2	2	2
⊙ 28	•302K031320	2K031320	GEAR MIDDLE CLN Z37R		1	1	1
⊙ 29	•302K031370	2K031370	SHAFT MIDDLE CLN		1	1	1
⊙ 30	•302K031300	2K031300	GEAR MIDDLE CLN Z27L-Z21L		1	1	1
⊙ 31	•302K031310	2K031310	GEAR MIDDLE CLN Z30R		1	1	1
⊙ 32	•302K031050	2K031050	PLATE MAIN DRIVE F		1	1	1
⊙ 33	•302K031140	2K031140	GEAR DLP Z45R		4	4	4
⊙ 34	•302K031170	2K031170	GEAR DLP Z37L		3	3	3
⊙ 35	•302K031180	2K031180	GEAR DLP Z31R		1	1	1
⊙ 36	•302K031150	2K031150	GEAR DLP Z87R-Z66L		1	1	1
⊙ 37	•302K031160	2K031160	GEAR DLP Z53R-Z45R		2	2	2
⊙ 38	•302K031190	2K031190	GEAR DLP Z45L		1	1	1
⊙ 39	•302K031010	2K031010	BASE MAIN DRIVE F		1	1	1
⊙ 40	•302K031390	2K031390	COLLAR MIDDLE CLN B		1	1	1
⊙ 41	•302K031480	2K031480	SPRING MIDDLE CLN		1	1	1
⊙ 42	•302HN31660	2HN31660	JOINT SHAFT CASSETTE		1	1	1
⊙ 43	•7ZGSSTG47023H01	ZG127800	SHIELD GASKET		1	1	1
⊙ 44	302K046140	2K046140	WIRE DRUM-DLP MOT		1	1	1
101	7BB000304H	BB105720	+BIND M SCREW 3X4				
102	7BB200308H	BB105660	+BIND T.T.P SCREW 3X8				

•Parts with "⊙" indicate regular maintenance parts.

•Parts with Ref.No. indicate maintenance parts and the ones without it indicate out of the above.

•Parts with "•" are component parts or sub-assemblies of the assembly appearing immediately above them.

•Parts with "••" are component parts or sub-assembly with "•" appearing immediately above them.

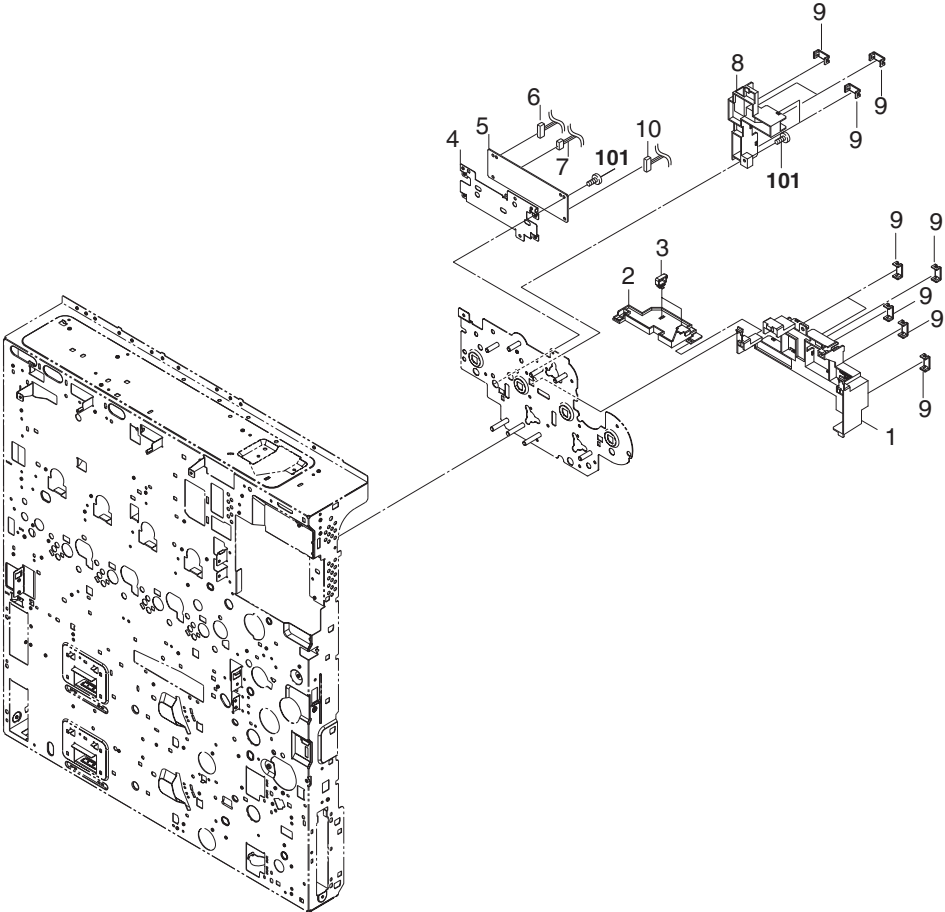


FIG. 26 Drive Section 3

2MV-3

Ref. No.	Part.No.	Alternative.	Description	Notes	Quantity		
					120	230	240
1	302K031462	2K031462	GUIDE WIRE MAIN DRIVE		1	1	1
2	302K039320	2K039320	GUIDE WIRE ENGINE SUB		1	1	1
3	7YZM610013++H01	YZ043020	ACCESS.SADDLE		2	2	2
4	302K039100	2K039100	LID ENGINE SUB		1	1	1
⊙	302K094212	2K094212	PARTS PWB ENGINE CONNECT ASSY SP		1	1	1
6	302K046340	2K046340	WIRE ENGINE2 - DRUM/DLP CONNECT		1	1	1
7	302K046320	2K046320	WIRE ENGINE1-2 MOT		1	1	1
8	302K031620	2K031620	GUIDE WIRE SUB		1	1	1
9	303LT02020	3LT02020	LID WIRE GUIDE		11	11	11
10	302MV46410	2MV46410	WIRE ENGINE-LVU		1	1	1
101	7BB700308H	BB105600	+BIND T.T S SCREW 3X8 SR				

- Parts with "⊙" indicate regular maintenance parts.
- Parts with Ref.No. indicate maintenance parts and the ones without it indicate out of the above.

- Parts with "•" are component parts or sub-assemblies of the assembly appearing immediately above them.
- Parts with "••" are component parts or sub-assembly with "•" appearing immediately above them.

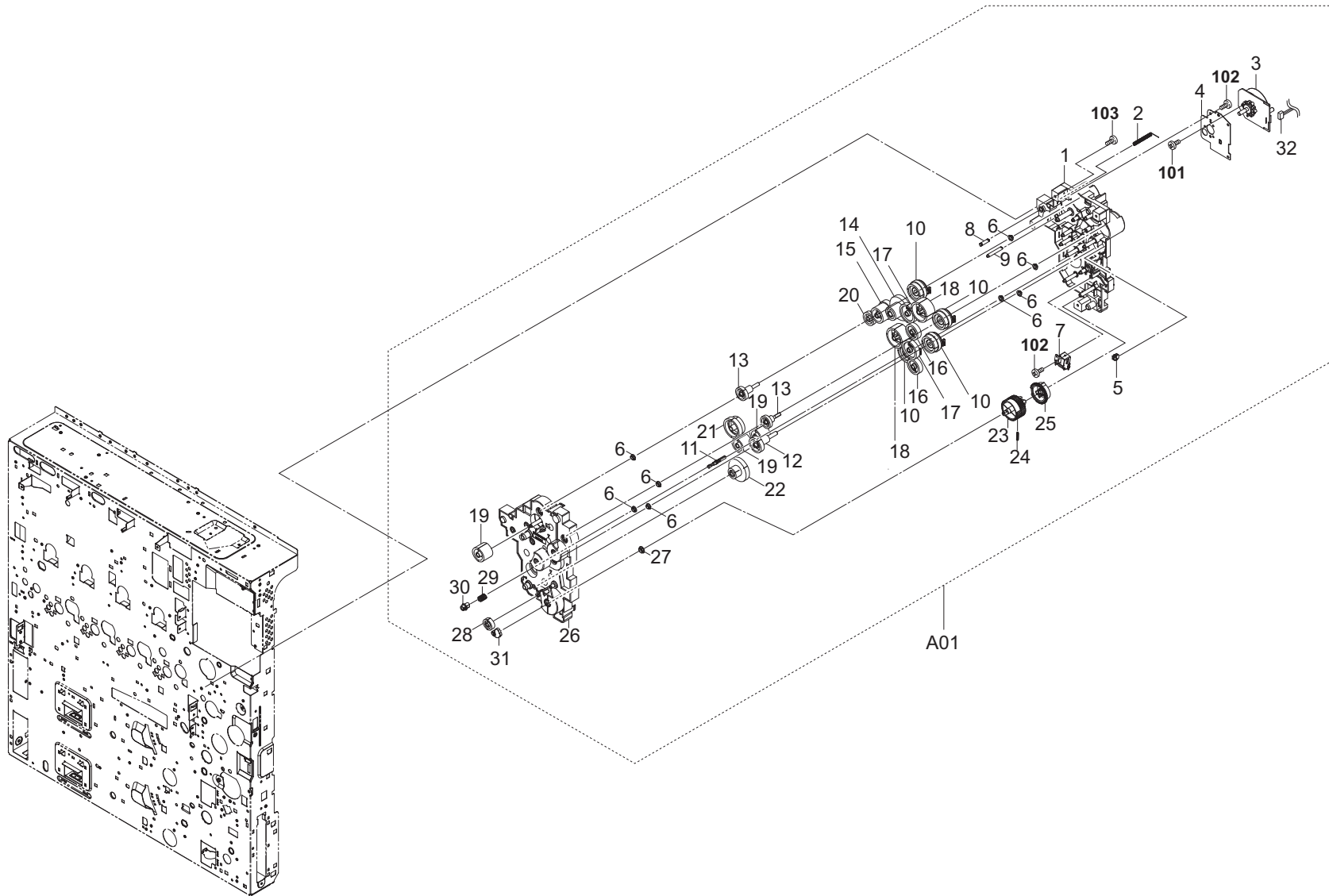


FIG. 27 Drive Section 4

2MV-3

Ref. No.	Part.No.	Alternative.	Description	Notes	Quantity		
					120	230	240
⊙ A01	302K093142	2K093142	DR-895C		1	1	1
1	•302K031501	2K031501	HOLDER FEED DRIVE A		1	1	1
2	•302K031570	2K031570	SPRING EARTH F		1	1	1
⊙ 3	•302K994321	2K994321	PARTS MOTOR-BL W20 SP		1	1	1
4	•302K031560	2K031560	PLATE FEED DRIVE		1	1	1
5	•7YCC02B1003+H01	YC013860	CONNECTOR 292254-2		1	1	1
6	•302HN31590	2HN31590	BUSH DRIVE		8	8	8
7	•302HN44160	2HN44160	SOLENOID MPF		1	1	1
8	•302HN31640	2HN31640	PIN DRIVE MT		1	1	1
9	•302K331260	2K331260	PIN DRIVE A		1	1	1
⊙ 10	•302KV44041	2KV44041	CLUTCH 50 Z35R		4	4	4
11	•302K331240	2K331240	SHAFT CLUTCH FEED		1	1	1
⊙ 12	•302K031550	2K031550	GEAR Z30L OUTPUT CL		1	1	1
⊙ 13	•302K331130	2K331130	GEAR Z32L		2	2	2
⊙ 14	•302K031520	2K031520	GEAR Z84R-Z27L		1	1	1
⊙ 15	•302K031530	2K031530	GEAR Z61R-Z32R		1	1	1
⊙ 16	•302K031540	2K031540	GEAR Z32L IDLE		2	2	2
⊙ 17	•302K331081	2K331081	GEAR Z40R IDLE		2	2	2
⊙ 18	•302K331090	2K331090	GEAR Z43L IDLE		2	2	2
⊙ 19	•302K331140	2K331140	GEAR Z30R IDLE		3	3	3
⊙ 20	•302K031300	2K031300	GEAR MIDDLE CLN Z27L-Z21L		1	1	1
⊙ 21	•302K331160	2K331160	GEAR Z48R-Z22S		1	1	1
⊙ 22	•302K331150	2K331150	GEAR Z42R-Z36R		1	1	1
⊙ 23	•302K331180	2K331180	GEAR Z45S INPUT MPF A		1	1	1
24	•302HN31650	2HN31650	SPRING INPUT MPF		1	1	1
⊙ 25	•302K331190	2K331190	GEAR Z45S INPUT MPF B		1	1	1
26	•302K031511	2K031511	HOLDER FEED DRIVE B		1	1	1
27	•302K331230	2K331230	BUSH DRIVE 8		1	1	1
⊙ 28	•302K331170	2K331170	GEAR Z28S		1	1	1
29	•302HN31410	2HN31410	SPRING FEED		1	1	1
30	•302HN31660	2HN31660	JOINT SHAFT CASSETTE		1	1	1
31	•302K331200	2K331200	CAM MPF		1	1	1
32	•302K046020	2K046020	WIRE FEED UNIT 2		1	1	1
101	7BB000304H	BB105720	+BIND M SCREW 3X4				
102	7BB200308H	BB105660	+BIND T.T P SCREW 3X8				
103	7BB700308H	BB105600	+BIND T.T S SCREW 3X8 SR				

•Parts with "⊙" indicate regular maintenance parts.

•Parts with Ref.No. indicate maintenance parts and the ones without it indicate out of the above.

•Parts with "•" are component parts or sub-assemblies of the assembly appearing immediately above them.

•Parts with "••" are component parts or sub-assembly with "•" appearing immediately above them.



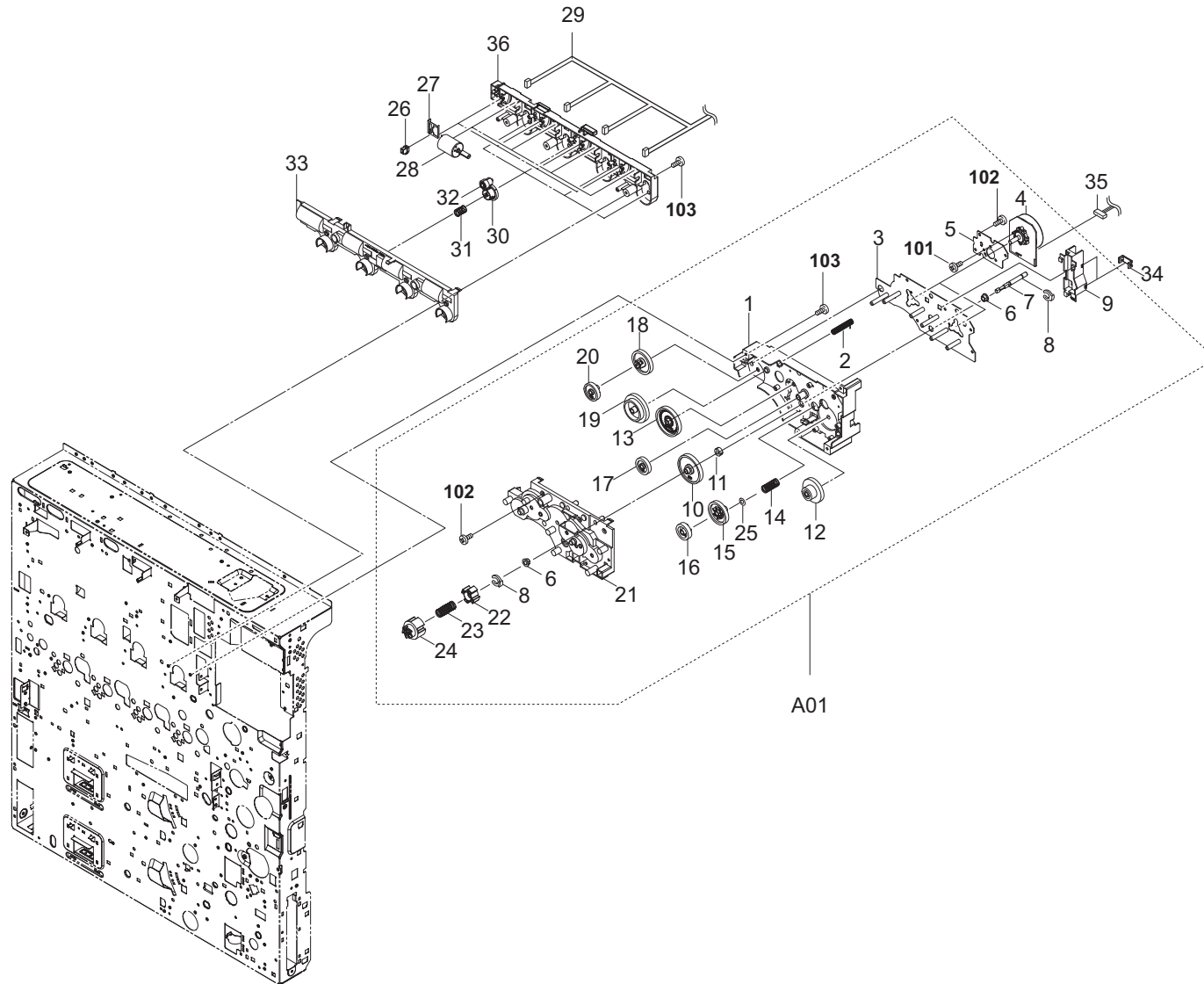


FIG. 28 Drive Section 5

2MV-3

Ref. No.	Part.No.	Alternative.	Description	Notes	Quantity		
					120	230	240
⊙ A01	302K093130	2K093130	DR-895B		1	1	1
1	•302K031040	2K031040	BASE MIDDLE DRIVE R		1	1	1
2	•302K031420	2K031420	SPRING MAIN DRIVE B		1	1	1
3	•302K031070	2K031070	PLATE MIDDLE DRIVE		1	1	1
⊙ 4	•302K994321	2K994321	PARTS MOTOR-BL W20 SP		2	2	2
5	•302K031100	2K031100	PLATE MOTOR MIDDLE		2	2	2
6	•302H024370	2H024370	BUSH 6 EW		2	2	2
7	•302K031361	2K031361	SHAFT MIDDLE TRANS		1	1	1
8	•5MVX111DN003	2A806250	RING STOPPER /A-49 FEED A4		2	2	2
9	•302K031470	2K031470	GUIDE WIRE MIDDLE DRIVE		1	1	1
⊙ 10	•302MV94390	2MV94390	PARTS GEAR MIDDLE TRANS Z89R SP		1	1	1
11	•5AAVCLTCH018	2A806910	ONE WAY CLUTCH /A-49 MPFz A4		1	1	1
⊙ 12	•302MV94400	2MV94400	PARTS GEAR MIDDLE TRANS Z90R-Z37L SP		1	1	1
⊙ 13	•302K031260	2K031260	GEAR FUSER Z74R-Z24		1	1	1
14	•302K031610	2K031610	SPRING FUSER		1	1	1
⊙ 15	•302K031270	2K031270	GEAR FUSER Z45		1	1	1
⊙ 16	•302K031600	2K031600	GEAR FUSER Z24		1	1	1
⊙ 17	•302K031280	2K031280	GEAR FUSER Z25		1	1	1
⊙ 18	•302K031210	2K031210	GEAR DLP Z45R		1	1	1
⊙ 19	•302K031150	2K031150	GEAR DLP Z87R-Z66L		1	1	1
⊙ 20	•302K031200	2K031200	GEAR DLP Z53R		1	1	1
21	•302K031030	2K031030	BASE MIDDLE DRIVE F		1	1	1
22	•302K031250	2K031250	COUPLING MIDDLE TRANS B		1	1	1
23	•302K031400	2K031400	SPRING MIDDLE TRANS		1	1	1
24	•302K031240	2K031240	COUPLING MIDDLE TRANS A		1	1	1
25	•2FT18370	2FT18370	POLYSLIDER WASHER		1	1	1
26	7YCC02B1003+H01	YC013860	CONNECTOR 292254-2		4	4	4
27	302K015540	2K015540	SHEET HOLDER TONER DRIVE		4	4	4
⊙ 28	302K094100	2K094100	PARTS DC MOTOR SP		4	4	4
29	302K046130	2K046130	WIRE TONER SUPPLY MOT		1	1	1
⊙ 30	302K015040	2K015040	GEAR Z50S		4	4	4
31	302K015270	2K015270	SPRING JOINT CONTAINER		4	4	4
⊙ 32	302K015030	2K015030	GEAR Z20S-Z26L		4	4	4
33	302K015010	2K015010	HOLDER TONER DRIVE A		1	1	1
34	303LT02020	3LT02020	LID WIRE GUIDE		2	2	2
35	302K046180	2K046180	WIRE BELT-FUSER MOT		1	1	1
36	302K015022	2K015022	HOLDER TONER DRIVE B		1	1	1
101	7BB000304H	BB105720	+BIND M SCREW 3X4				
102	7BB200308H	BB105660	+BIND T.T P SCREW 3X8				
103	7BB700308H	BB105600	+BIND T.T S SCREW 3X8 SR				

•Parts with "⊙" indicate regular maintenance parts.  
 •Parts with Ref.No. indicate maintenance parts and the ones without it indicate out of the above.

•Parts with "•" are component parts or sub-assemblies of the assembly appearing immediately above them.  
 •Parts with "••" are component parts or sub-assembly with "•" appearing immediately above them.

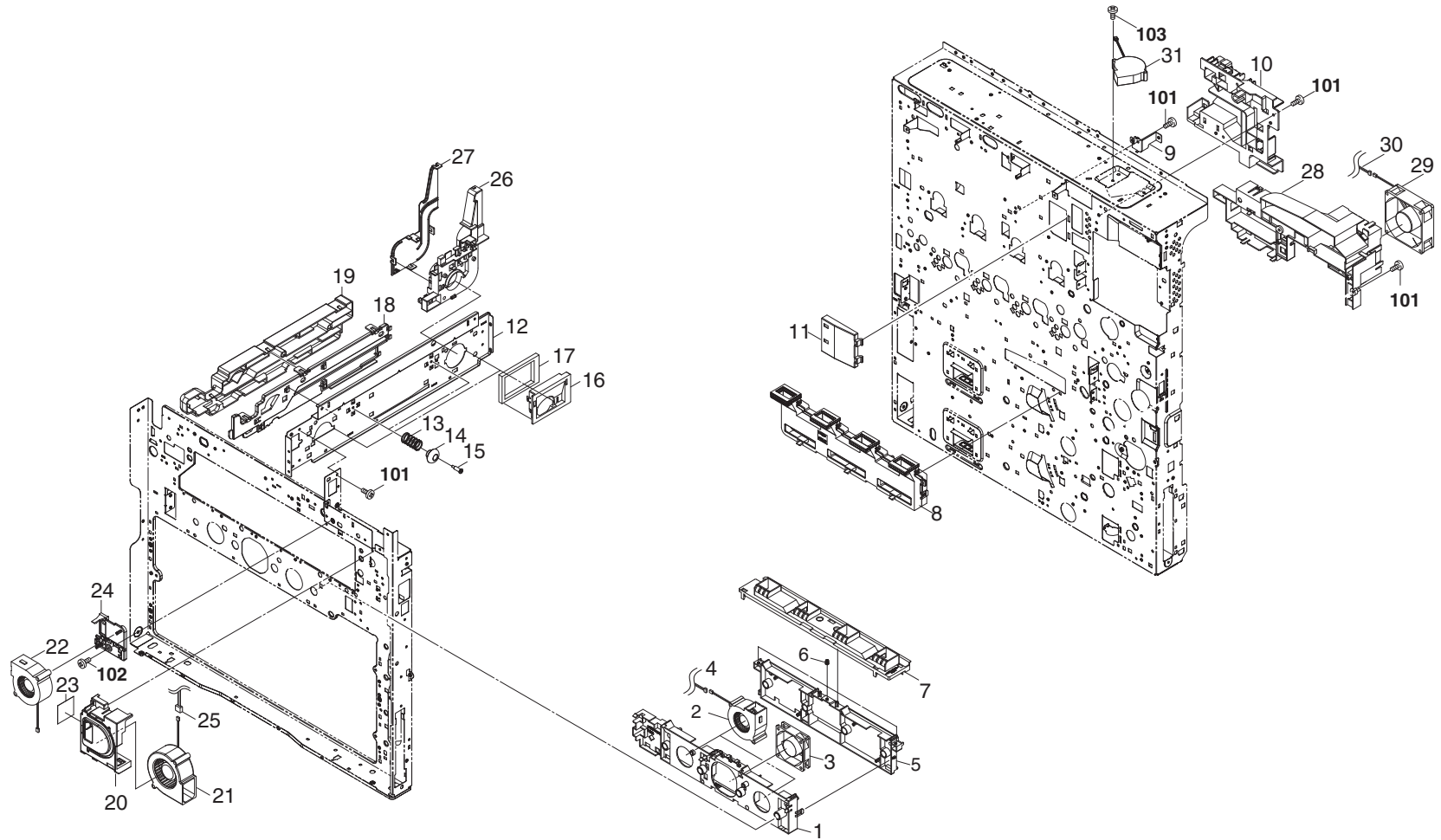


FIG. 29 Cooling Section

2MV-3

Ref. No.	Part.No.	Alternative.	Description	Notes	Quantity		
					120	230	240
1	302K033060	2K033060	DUCT INPUT DLP A		1	1	1
2	302LC94380	2LC94380	PARTS FAN COOLING LSU 60 SP		2	2	2
3	302FZ94420	2FZ94420	PARTS,FAN COOLING CONVEYING SP		1	1	1
4	302K046370	2K046370	WIRE FAN MOT DLP/LSU		1	1	1
5	302K033070	2K033070	DUCT INPUT DLP B		1	1	1
6	302K033090	2K033090	SPRING DUCT		3	3	3
7	302K033080	2K033080	DUCT INPUT DLP C		1	1	1
8	302MV94050	2MV94050	PARTS DUCT OUTPUT DLP IN ASSY SP		1	1	1
9	302K002740	2K002740	STAY SHIELD IH		1	1	1
10	302K033012	2K033012	DUCT EXIT		1	1	1
11	302K002C21	2K002C21	DUCT HIGH VOLTAGE		1	1	1
12	302MV02360	2MV02360	GUIDE FUSER		1	1	1
13	302K926220	2K926220	SPRING IH		2	2	2
14	302LK26050	2LK26050	CAP SPRING		2	2	2
15	303LL24250	3LL24250	PIN READING GUIDE		2	2	2
16	302K002C70	2K002C70	DUCT IH COIL		2	2	2
17	302K002D00	2K002D00	SPONGE IH COIL		2	2	2
18	302MV33020	2MV33020	DUCT CONTAINER B		1	1	1
19	302MV33030	2MV33030	DUCT CONTAINER C		1	1	1
20	302K002261	2K002261	BRACKET FAN DLP		1	1	1
21	302FZ94380	2FZ94380	PARTS,FAN COOLING DLP 70 SP		1	1	1
22	302K994360	2K994360	PARTS FAN COOLING LSU 60 SP		1	1	1
23	302K002D60	2K002D60	SEAL DLP FAN		1	1	1
24	302K002790	2K002790	DUCT CONTAINER A		1	1	1
25	302MV46680	2MV46680	WIRE IH-DLP FAN		1	1	1
26	302K002191	2K002191	DUCT IH		1	1	1
27	302K002781	2K002781	DUCT IH COVER		1	1	1
28	302K033040	2K033040	DUCT OUT DLP C		1	1	1
29	302HN44010	2HN44010	FAN MOTOR		1	1	1
30	302MV46070	2MV46070	WIRE FAN MOT LVU		1	1	1
31	302MV94560	2MV94560	PARTS FAN MOTOR SET SP		1	1	1
101	7BB700308H	BB105600	+BIND T.T S SCREW 3X8 SR				
102	7BB200312H	BB105680	+BIND T.T P SCREW 3X12				
103	7BB700320H	BB105620	+BIND T.T S SCREW 3X20 SR				

- Parts with "⊙" indicate regular maintenance parts.
- Parts with Ref.No. indicate maintenance parts and the ones without it indicate out of the above.

- Parts with "•" are component parts or sub-assemblies of the assembly appearing immediately above them.
- Parts with "••" are component parts or sub-assembly with "•" appearing immediately above them.

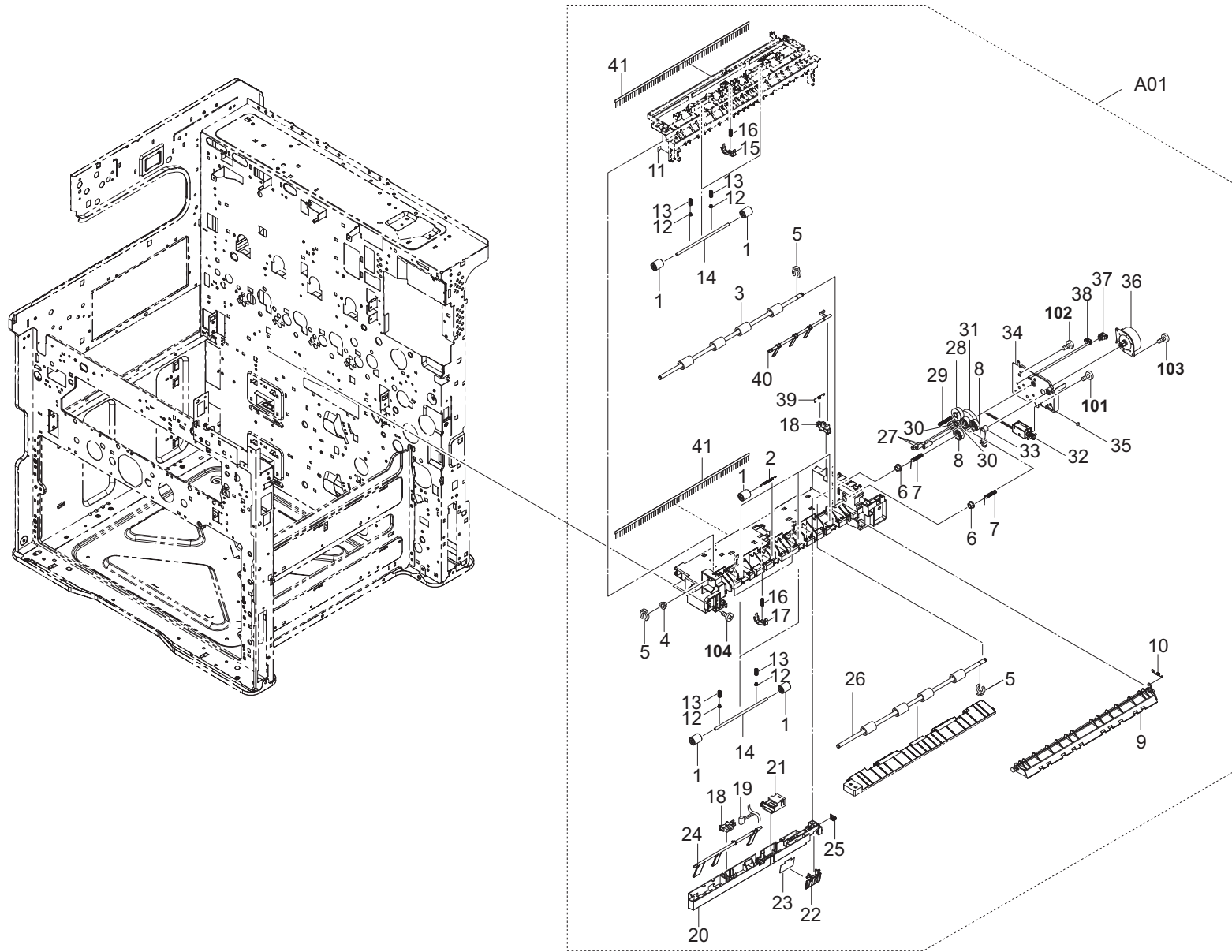


FIG. 30 Exit Section

2MV-2

Ref. No.	Part.No.	Alternative.	Description	Notes	Quantity		
					120	230	240
⊙ A01	302K094010	2K094010	PARTS EXIT UNIT SP		1	1	1
⊙ 1	•302F929260	2F929260	PULLEY DU LOW		12	12	12
⊙ 2	•302K028280	2K028280	SPRING GUIDE PULLEY		4	4	4
⊙ 3	•302K094350	2K094350	PARTS ROLLER EXIT REVERSE SP		1	1	1
⊙ 4	•302H702590	2H702590	BUSH SCREW		1	1	1
⊙ 5	•5MVX111DN003	2A806250	RING STOPPER /A-49 FEED A4		3	3	3
⊙ 6	•302H024370	2H024370	BUSH 6 EW		2	2	2
⊙ 7	•302K028200	2K028200	SPRING EXIT EARTH A		2	2	2
⊙ 8	•302K394350	2K394350	PARTS GEAR Z22S EXIT SP		2	2	2
⊙ 9	•302K028060	2K028060	GUIDE CHANGE		1	1	1
⊙ 10	•302K028190	2K028190	SPRING SOLENOID A		1	1	1
⊙ 11	•302K028300	2K028300	SHEET EXIT FRAME		1	1	1
⊙ 12	•2FM04150	5MVM163DN005	CAP SPRING /B-11 ENCLOSURE A4		8	8	8
⊙ 13	•302K028210	2K028210	SPRING EXIT PULLEY		8	8	8
⊙ 14	•302K324460	2K324460	SHAFT FEED		4	4	4
⊙ 15	•302K328290	2K328290	GUIDE EXIT PUSH JS		1	1	1
⊙ 16	•302K328260	2K328260	SPRING GUIDE EXIT PUSH		4	4	4
⊙ 17	•302K328090	2K328090	GUIDE EXIT PUSH		3	3	3
⊙ 18	•7NXGP1S173LCH01	NX116910	SENSOR OPT.		2	2	2
⊙ 19	•302K046060	2K046060	WIRE EXIT UNIT2		1	1	1
⊙ 20	•302K028070	2K028070	COVER EXIT SENSOR		1	1	1
⊙ 21	•302MV94650	2MV94650	PARTS SWITCH EXIT PAPER EMPTY SP		1	1	1
⊙ 22	•302KK28110	2KK28110	PLATE EXIT		1	1	1
⊙ 23	•302K028320	2K028320	SHEET PLATE EXIT		1	1	1
⊙ 24	•302K028080	2K028080	ACTUATOR EXIT OVERFLOW LOW		1	1	1
⊙ 25	•302K028250	2K028250	SPRING EXIT EARTH C		1	1	1
⊙ 26	•302K094340	2K094340	PARTS ROLLER EXIT FD SP		1	1	1
⊙ 27	•303MA16560	3MA16560	SHAFT GEAR BELT		3	3	3
⊙ 28	•302K028260	2K028260	GEAR Z23S EXIT		1	1	1
⊙ 29	•302K028270	2K028270	SPRING EXIT EARTH D		1	1	1
⊙ 30	•302KP29090	2KP29090	GEAR IDLE Z18S		2	2	2
⊙ 31	•302K394340	2K394340	PARTS GEAR Z74R-Z22S EXIT SP		1	1	1
⊙ 32	•303LJ94150	3LJ94150	PARTS SOLENOID FEED SHIFT SP		1	1	1
⊙ 33	•302K028160	2K028160	LEVER SOLENOID		1	1	1
⊙ 34	•302K028180	2K028180	PLATE EXIT MOTOR		1	1	1
⊙ 35	•302K028310	2K028310	RUBBER EXIT		1	1	1
⊙ 36	•302HN44100	2HN44100	MOTOR REVERSE		1	1	1
⊙ 37	•7YZM610009++H01	YZ042980	ACCESS.SADDLE		1	1	1
⊙ 38	•7YZM610007++H01	YZ023340	ACCESS.SADDLE		1	1	1
⊙ 39	•302K028240	2K028240	SPRING EXIT EARTH B		1	1	1
⊙ 40	•302K028090	2K028090	ACTUATOR EXIT OVERFLOW UP		1	1	1
⊙ 41	•63212210	63212210	STATIC ELIMINATOR,EJECT		2	2	2
101	7BB200308H	BB105660	+BIND T.T P SCREW 3X8				
102	7BB000303H	BB107000	+BIND M SCREW 3X3				
103	7BB700308H	BB105600	+BIND T.T S SCREW 3X8 SR				
104	7BB200410H	BB105700	+BIND T.T P SCREW 4X10				

•Parts with "⊙" indicate regular maintenance parts.  
 •Parts with Ref.No. indicate maintenance parts and the ones without it indicate out of the above.

•Parts with "•" are component parts or sub-assemblies of the assembly appearing immediately above them.  
 •Parts with "••" are component parts or sub-assembly with "•" appearing immediately above them.

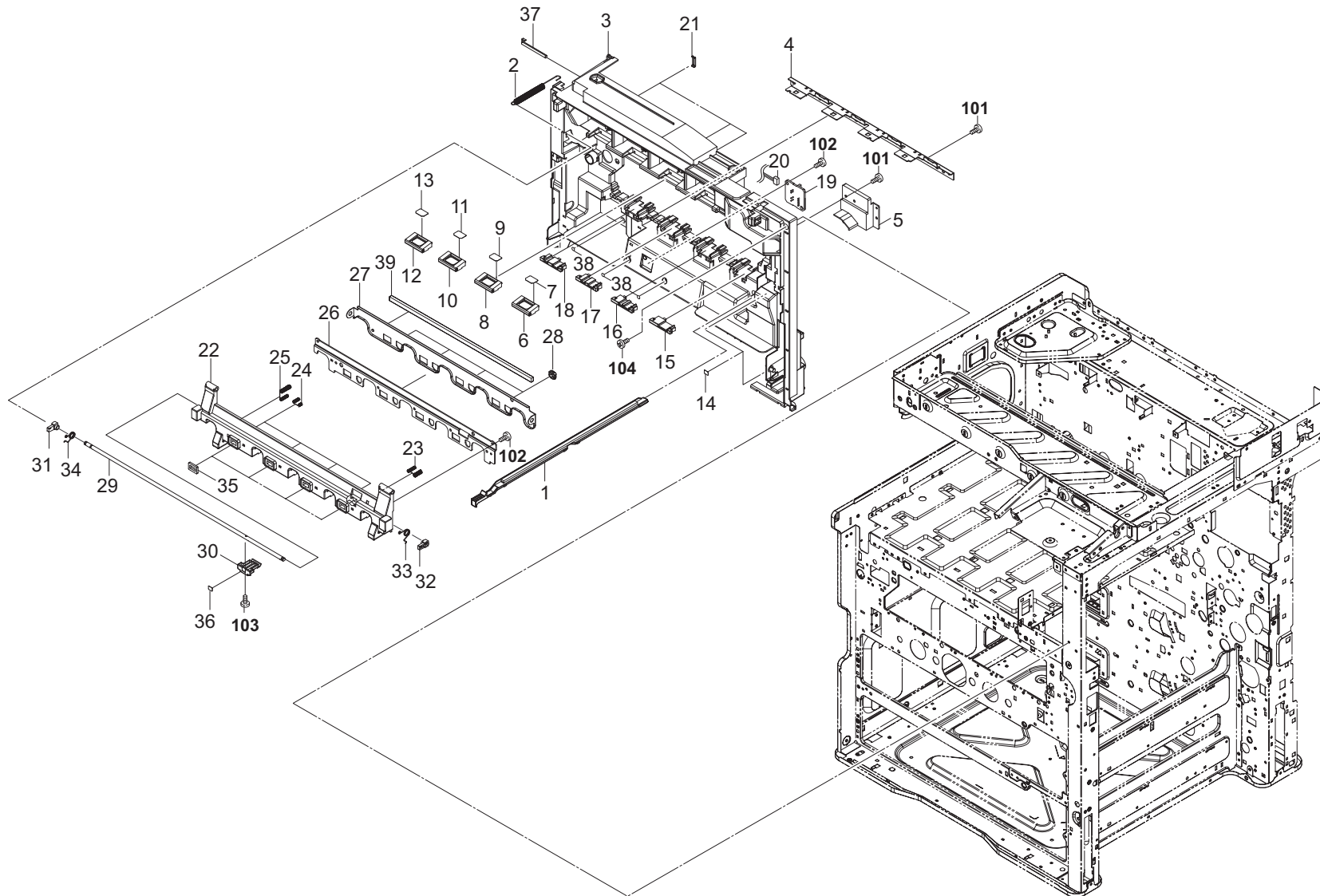


FIG. 31 Inner Section 1

2MV-3

Ref. No.	Part.No.	Alternative.	Description	Notes	Quantity		
					120	230	240
⊙ 1	302MV94030	2MV94030	PARTS CLEANING REGIST ASSY SP		1	1	1
2	302K002460	2K002460	SPRING RETAINER L		1	1	1
3	302K002A32	2K002A32	COVER INNER FRONT		1	1	1
4	302K002990	2K002990	BKT COVER INNER FRONT		1	1	1
5	302K002D30	2K002D30	COVER INNER DUCT		1	1	1
6	302K002B10	2K002B10	PIECE CONTAINER K		1	1	1
7	302K034090	2K034090	LABEL BLACK		1	1	1
8	302K002B20	2K002B20	PIECE CONTAINER M		1	1	1
9	302K034100	2K034100	LABEL MAGENTA		1	1	1
10	302K002B30	2K002B30	PIECE CONTAINER C		1	1	1
11	302K034110	2K034110	LABEL CYAN		1	1	1
12	302K002B40	2K002B40	PIECE CONTAINER Y		1	1	1
13	302K034120	2K034120	LABEL YELLOW		1	1	1
14	302MV34070	2MV34070	LABEL ARROW		2	2	2
15	302K002830	2K002830	PIECE RAIL BK		1	1	1
16	302K002840	2K002840	PIECE RAIL M		1	1	1
17	302K002850	2K002850	PIECE RAIL C		1	1	1
18	302K002680	2K002680	PIECE RAIL Y		1	1	1
⊙ 19	302KV94360	2KV94360	PARTS PWB ASSY THERMISTOR SP		1	1	1
20	302K046830	2K046830	WIRE HUMIT 2		1	1	1
21	302K317490	2K317490	LID GUIDE FFC LED		3	3	3
22	302K002371	2K002371	HOLDER RETAINER		1	1	1
23	302K002440	2K002440	SPRING DRUM EARTH A		1	1	1
24	302K002640	2K002640	SPRING DRUM EARTH B		4	4	4
25	302K002730	2K002730	SPRING DRUM EARTH C		1	1	1
26	302K002611	2K002611	REINFORCEMENT RETAINER		1	1	1
27	302K002411	2K002411	PLATE RETAINER		1	1	1
28	302K002630	2K002630	BUSH RETAINER		4	4	4
29	302K002420	2K002420	SHAFT RETAINER		1	1	1
30	302MV02280	2MV02280	LEVER RETAINER		1	1	1
31	302K002430	2K002430	HOOK RETAINER L		1	1	1
32	302K002390	2K002390	HOOK RETAINER R		1	1	1
33	302K002451	2K002451	SPRING RETAINER R		1	1	1
34	302K002E80	2K002E80	SPRING RETAINER L2		1	1	1
35	302K002560	2K002560	SEAL WASTE		4	4	4
36	302MV34110	2MV34110	LABEL E		1	1	1
37	302K002400	2K002400	PIN RETAINER		1	1	1
38	302K002240	2K002240	SEAL ADJUST BK		3	3	3
39	302MV03030	2MV03030	SEAL RETAINER		1	1	1
101	7BB782308H	BB111300	+TP-FLAT T.T S SCREW 3X8 SR(BLACK)				
102	7BB200308H	BB105660	+BIND T.T P SCREW 3X8				
103	7BB607306H	BB105770	+TP-CUP M SCREW 3X6 R				
104	7BB700308H	BB105600	+BIND T.T S SCREW 3X8 SR				

- Parts with "⊙" indicate regular maintenance parts.
- Parts with Ref.No. indicate maintenance parts and the ones without it indicate out of the above.

- Parts with "•" are component parts or sub-assemblies of the assembly appearing immediately above them.
- Parts with "••" are component parts or sub-assembly with "•" appearing immediately above them.



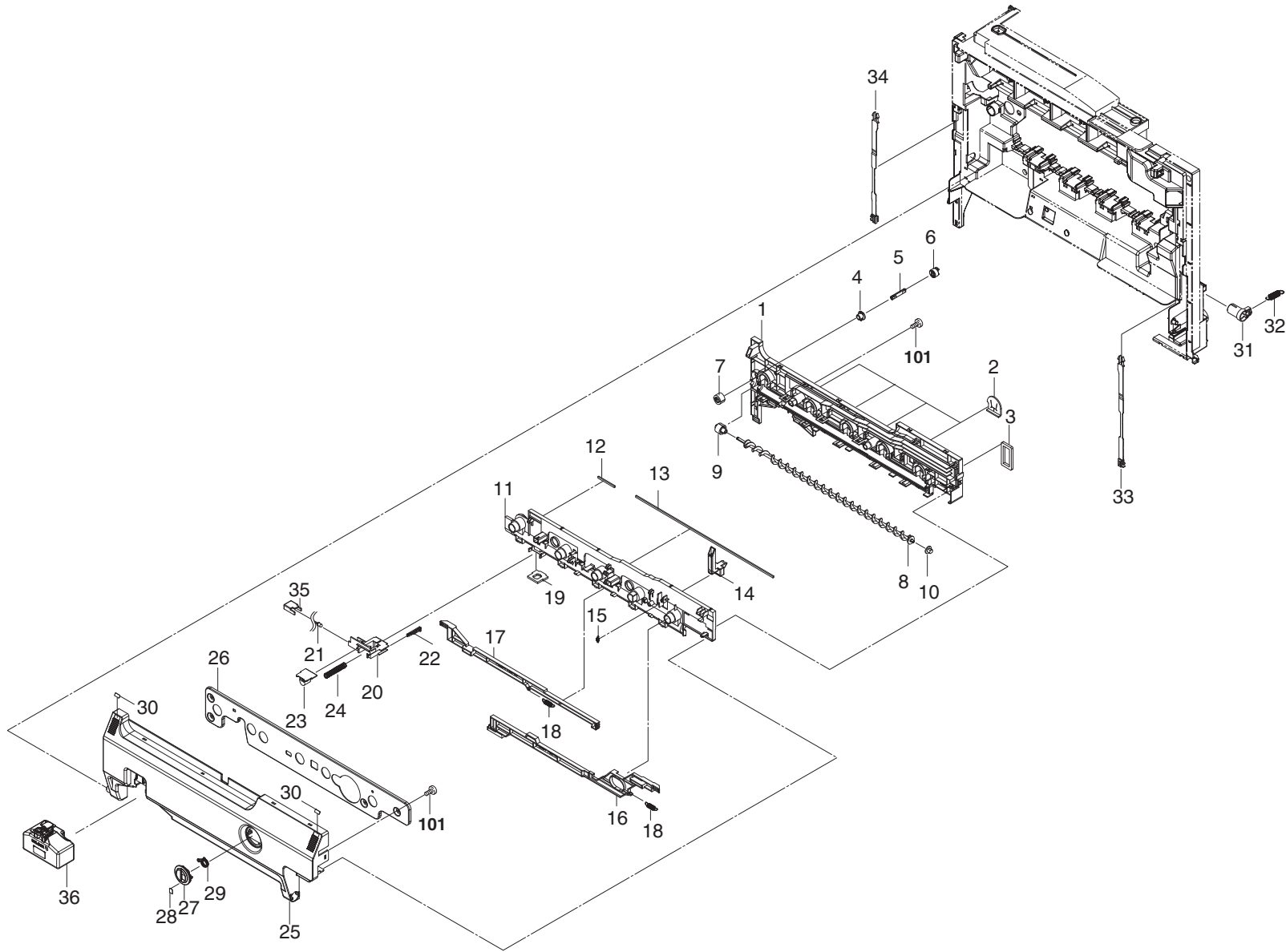


FIG. 32 Inner Section 2

2MV-3

Ref. No.	Part.No.	Alternative.	Description	Notes	Quantity			
					120	230	240	
1	302K003022	2K003022	CASE WASTE A		1	1	1	
2	302K003280	2K003280	SEAL CASE WASTE C		4	4	4	
3	302K003331	2K003331	SEAL CASE WASTE D		1	1	1	
4	302K003160	2K003160	BUSH WASTE		1	1	1	
5	302K003170	2K003170	SHAFT WASTE DRIVE		1	1	1	
6	302K003140	2K003140	JOINT WASTE C		1	1	1	
⊙	7	302K003110	2K003110	GEAR WASTE Z13L		1	1	1
8	302K003050	2K003050	SCREW WASTE		1	1	1	
⊙	9	302K003060	2K003060	GEAR SCREW WASTE Z13L		1	1	1
10	302K003290	2K003290	BUSH SCREW WASTE		1	1	1	
11	302K003031	2K003031	CASE WASTE B		1	1	1	
12	302K003270	2K003270	SEAL CASE WASTE B		1	1	1	
13	302K003260	2K003260	SEAL CASE WASTE A		1	1	1	
14	302K003301	2K003301	LEVER UNLOCK		1	1	1	
15	302K003310	2K003310	SPRING LEVER UNLOCK		1	1	1	
16	302K003092	2K003092	LOCK WASTE A		1	1	1	
17	302K003102	2K003102	LOCK WASTE B		1	1	1	
18	302K003231	2K003231	SPRING LOCK WASTE		2	2	2	
19	302K003250	2K003250	SEAL SHUTTER WASTE		1	1	1	
20	302K003041	2K003041	CASE SENSOR		1	1	1	
⊙	21	302K094280	2K094280	PARTS TONER FULL DETECT ASSY SP		1	1	1
22	5MVS313SB002	2BR08310	SPACER LED /43587J2063 A4		1	1	1	
23	302K003070	2K003070	SHUTTER WASTE TONER		1	1	1	
24	302K003200	2K003200	SPRING SHUTTER WASTE		1	1	1	
25	302K003012	2K003012	HOUSING WASTE		1	1	1	
26	302K003620	2K003620	PLATE HOUSING WASTE		1	1	1	
27	302MV03010	2MV03010	LEVER WASTE		1	1	1	
28	302MV34100	2MV34100	LABEL D		1	1	1	
29	302K003220	2K003220	SPRING LEVER WASTE		1	1	1	
30	302MV34240	2MV34240	LABEL PUSH		2	2	2	
31	302K002B50	2K002B50	ARM WASTE		1	1	1	
32	302K002B60	2K002B60	SPRING ARM WASTE		1	1	1	
33	302K304230	2K304230	STRAP COVER FRONT R		1	1	1	
34	302K304320	2K304320	STRAP COVER FRONT L		1	1	1	
35	302K003320	2K003320	COVER SENSOR		1	1	1	
36	302K093110	2K093110	WT-895		1	1	1	
101	7BB200308H	BB105660	+BIND T.T P SCREW 3X8					

- Parts with "⊙" indicate regular maintenance parts.
- Parts with Ref.No. indicate maintenance parts and the ones without it indicate out of the above.

- Parts with "•" are component parts or sub-assemblies of the assembly appearing immediately above them.
- Parts with "••" are component parts or sub-assembly with "•" appearing immediately above them.

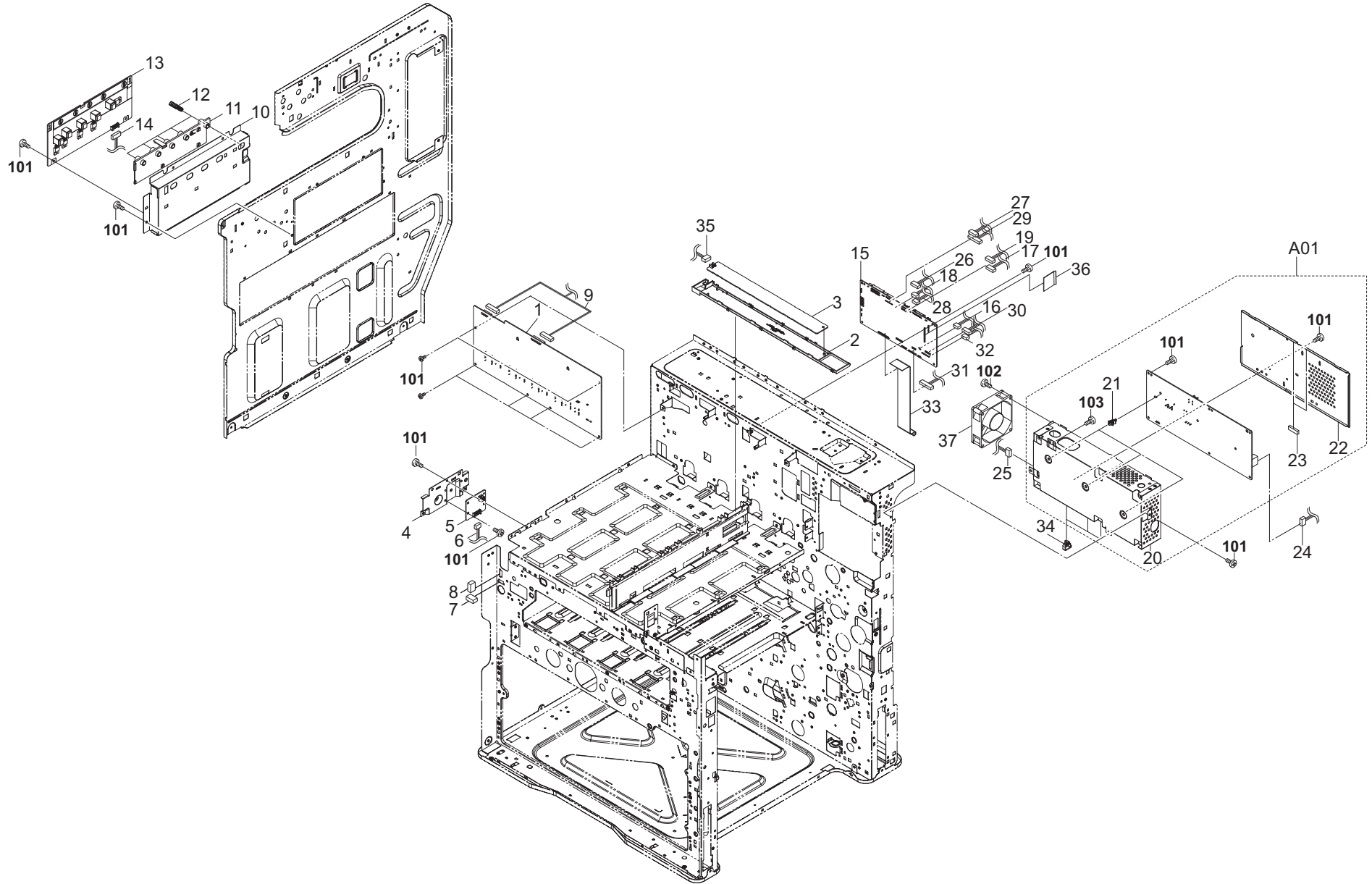


FIG. 33 Electrical Components 1

2MV-3

Ref. No.	Part.No.	Alternative.	Description	Notes	Quantity		
					120	230	240
⊙ 1	302K094260	2K094260	PARTS HVU1 SP		1	1	1
2	302K002B00	2K002B00	HOLDER RFID		1	1	1
⊙ 3	302K094200	2K094200	PARTS PWB RFID ASSY SP		1	1	1
4	302K002551	2K002551	HOLDER PWB MIDDLE		1	1	1
⊙ 5	302K094190	2K094190	PARTS PWB TRANSFER CONNECT ASSY SP		1	1	1
6	302K046350	2K046350	WIRE ENGINE2 - TC CONNECT		1	1	1
7	302K046400	2K046400	WIRE WT SENS 1		1	1	1
8	302K046820	2K046820	WIRE HUMIT 1		1	1	1
9	302K046120	2K046120	WIRE HIGH VOL1		1	1	1
10	302K039050	2K039050	SHIELD HI VOLTAGE TC1		1	1	1
11	302K039070	2K039070	BRACKET HV		1	1	1
12	302K039150	2K039150	SPRING CONTACT TC1		5	5	5
⊙ 13	302K094270	2K094270	PARTS HVU2 SP		1	1	1
14	302MV46020	2MV46020	WIRE ENGINE_MAIN-LSU CONNECT 1		1	1	1
⊙ 15	302MV94190	2MV94190	PARTS PWB ENGINE ASSY SP		1	1	1
16	302K046090	2K046090	WIRE SUB PWB		1	1	1
17	302K046050	2K046050	WIRE EXIT UNIT1		1	1	1
18	302MV46590	2MV46590	WIRE 2ND TRAY		1	1	1
19	302K046640	2K046640	WIRE RELAY		1	1	1
⊙ A01	302MV94420	2MV94420	PARTS PWB IH 200 ASSY SP			1	1
⊙ A01	302MV94410	2MV94410	PARTS PWB IH 100 ASSY SP		1		
20	•302K039030	2K039030	SHIELD PWB IH		1	1	1
21	•7YZM510018+++H01	YZ124540	ACCESS.SPACER		3	3	3
22	•302K039042	2K039042	COVER PWB IH		1	1	1
23	•7ZGSSTG34070H01	ZG131790	SHIELD GASKET		2	2	2
24	302MV46390	2MV46390	WIRE LVU-IH PRIMARY		1	1	1
25	302K046620	2K046620	WIRE ENGINE-IH		1	1	1
26	302MV46040	2MV46040	WIRE ENGINE-ISC POWER		1	1	1
27	302MV46050	2MV46050	WIRE ENGINE-VIDEO POWER		1	1	1
28	302MV46120	2MV46120	WIRE ENGINE-VIDEO SIG 2		1	1	1
29	302MV46060	2MV46060	WIRE ENGINE-VIDEO SIG 1		1	1	1
30	302K046030	2K046030	WIRE FEED UNIT PI 1		1	1	1
31	302K046010	2K046010	WIRE FEED UNIT 1		1	1	1
32	302MV46430	2MV46430	WIRE MPF SIZE 1		1	1	1
33	302K046330	2K046330	FFC ENGINE1-2 SIG		1	1	1
34	7YZM610010+++H01	YZ042990	ACCESS.SADDLE		3	3	3
35	302K046100	2K046100	WIRE RFID PWB		1	1	1
36	302MV46010	2MV46010	FFC ENGINE-VIDEO		1	1	1
⊙ 37	302K094300	2K094300	PARTS FAN MOTOR SP		1	1	1
101	7BB700308H	BB105600	+BIND T.T S SCREW 3X8 SR				
102	7BB700330H	BB106840	+BIND T.T S SCREW 3X30 SR				
103	7BB200308H	BB105660	+BIND T.T P SCREW 3X8				

•Parts with "⊙" indicate regular maintenance parts.

•Parts with Ref.No. indicate maintenance parts and the ones without it indicate out of the above.

•Parts with "•" are component parts or sub-assemblies of the assembly appearing immediately above them.

•Parts with "••" are component parts or sub-assembly with "•" appearing immediately above them.

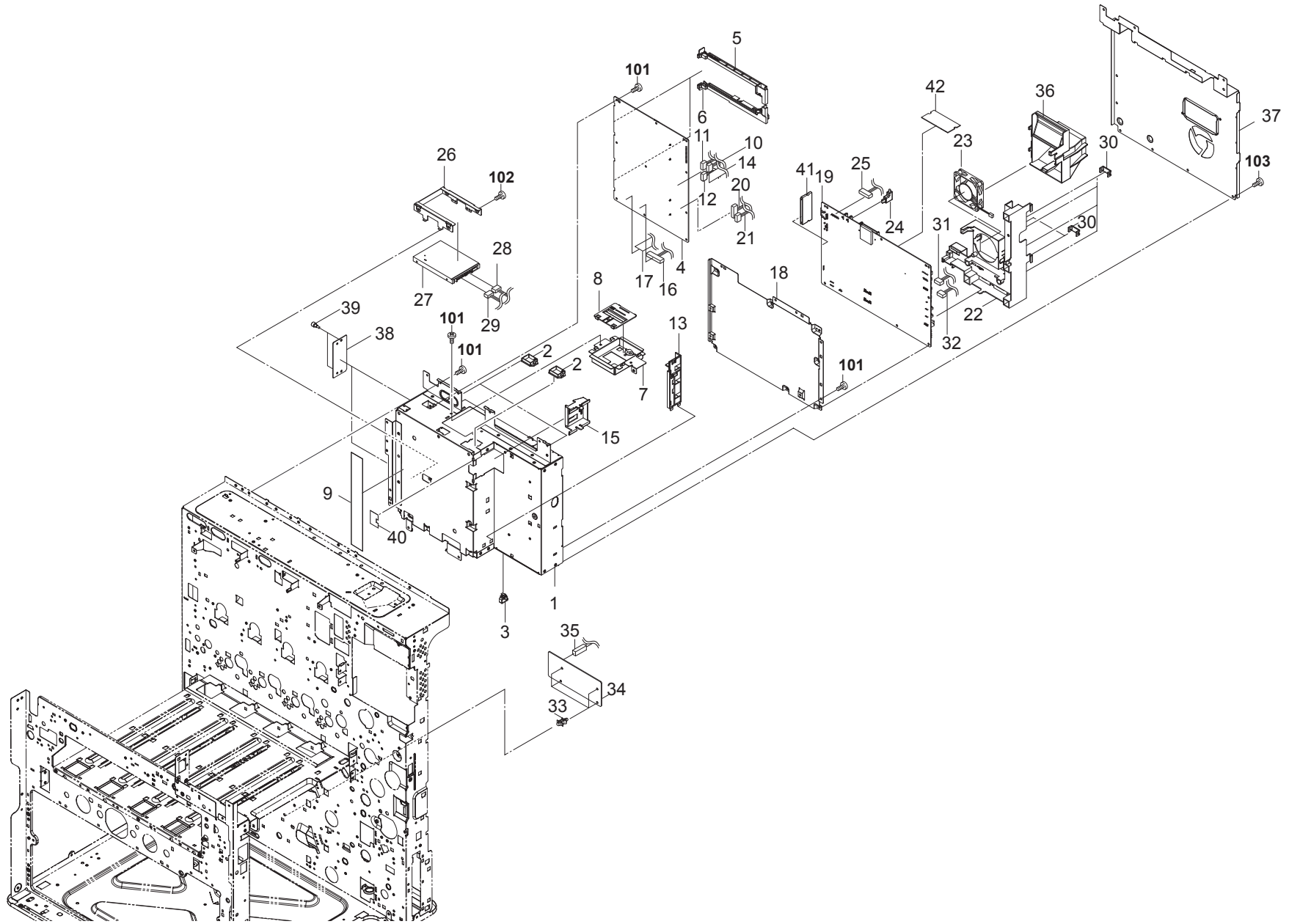


FIG. 34 Electrical Components 2

2MV-3

Ref. No.	Part.No.	Alternative.	Description	Notes	Quantity			
					120	230	240	
1	302MV39010	2MV39010	SHIELD BOX		1	1	1	
2	7YZM210002++H01	YZ004730	ACCESS.EDGING		3	3	3	
3	7YZM610010++H01	YZ042990	ACCESS.SADDLE		1	1	1	
⊙	4	302MV94202	2MV94202	PARTS PWB VIDEO ASSY SP		1	1	1
5	302MV39080	2MV39080	RAIL OPTION UP		2	2	2	
6	302MV39090	2MV39090	RAIL OPTION LOW		2	2	2	
7	302MV39070	2MV39070	SHIELD BOX SUB		1	1	1	
8	302K939070	2K939070	GUIDE CF		1	1	1	
9	302MV39370	2MV39370	SHEET CONT BOX		1	1	1	
10	302MV46110	2MV46110	WIRE LVU MAIN-VIDEO POWER		1	1	1	
11	302MV46130	2MV46130	WIRE VIDEO-MAIN POWER		1	1	1	
12	302K946910	2K946910	WIRE KUIO POWER		1	1	1	
13	302MV39060	2MV39060	GUIDE HARNESS CONT		1	1	1	
14	302MV46570	2MV46570	FFC KUIO SIG		1	1	1	
15	302MV39280	2MV39280	GUIDE HARNESS FFC		1	1	1	
16	302K046210	2K046210	WIRE MAIN-LSU CONNECT 1		1	1	1	
17	302MV46100	2MV46100	FFC VIDEO-MAIN SIG		1	1	1	
18	302MV39020	2MV39020	LID MAIN		1	1	1	
⊙	19	302MV94230	2MV94230	PARTS PWB MAIN ASSY SP EU			1	
⊙	19	302MV94220	2MV94220	PARTS PWB MAIN ASSY SP		1		1
20	302MV46160	2MV46160	WIRE CASSETTE2 MOT/CLT 1		1	1	1	
21	302MV46170	2MV46170	WIRE RIGHT COVER 1		1	1	1	
22	302MV39050	2MV39050	HOLDER FAN MAIN		1	1	1	
⊙	23	302FZ44040	2FZ44040	FAN BOX COOLING		1	1	1
24	302MV46330	2MV46330	USB MAIN-PANEL MAIN		1	1	1	
25	302MV46350	2MV46350	WIRE MAIN-PANEL MAIN		1	1	1	
26	302MV39040	2MV39040	BRACKET HDD		1	1	1	
⊙	27	302MV93130	2MV93130	PARTS STORAGE DEVICE SP		1	1	1
28	302MV46200	2MV46200	WIRE HDD SIG		1	1	1	
29	302MV46210	2MV46210	WIRE HDD POWER		1	1	1	
30	303LT02020	3LT02020	LID WIRE GUIDE		6	6	6	
31	302MV46220	2MV46220	WIRE CCD DATA		1	1	1	
32	302MV46230	2MV46230	WIRE ISC-MAIN SIG		1	1	1	
33	7YZM510007++H01	YZ042780	ACCESS.SPACER		4	4	4	
⊙	34	302MV94270	2MV94270	PARTS PWB AC CONNECT ASSY 200 SP			1	1
⊙	34	302MV94260	2MV94260	PARTS PWB AC CONNECT ASSY 100 SP		1		
35	302MV46500	2MV46500	WIRE LVU - AC CONNECT		1	1	1	
36	302MV33010	2MV33010	DUCT OUT DLP D		1	1	1	
37	302MV39031	2MV39031	LID CONTROLLER		1	1	1	
38	302K339050	2K339050	PLATE OPTION		2	2	2	
39	5MMT263SN012++R	2D903100	SCREW OP / M3 X 8 CRFREE A4		4	4	4	
40	302MV39300	2MV39300	SHEET BOX A		1	1	1	
⊙	41	302LC94390	2LC94390	PARTS MEMORY MODULE SP		1	1	1
⊙	42	302MV94280	2MV94280	PARTS PWB CODE DIMM ASSY SP		1	1	1
101	7BB700308H	BB105600	+BIND T.T S SCREW 3X8 SR					
102	7BB000303H	BB107000	+BIND M SCREW 3X3					
103	7BB782308H	BB111300	+TP-FLAT T.T S SCREW 3X8 SR(BLACK)					

•Parts with "⊙" indicate regular maintenance parts.

•Parts with Ref.No. indicate maintenance parts and the ones without it indicate out of the above.

•Parts with "•" are component parts or sub-assemblies of the assembly appearing immediately above them.

•Parts with "••" are component parts or sub-assembly with "•" appearing immediately above them.

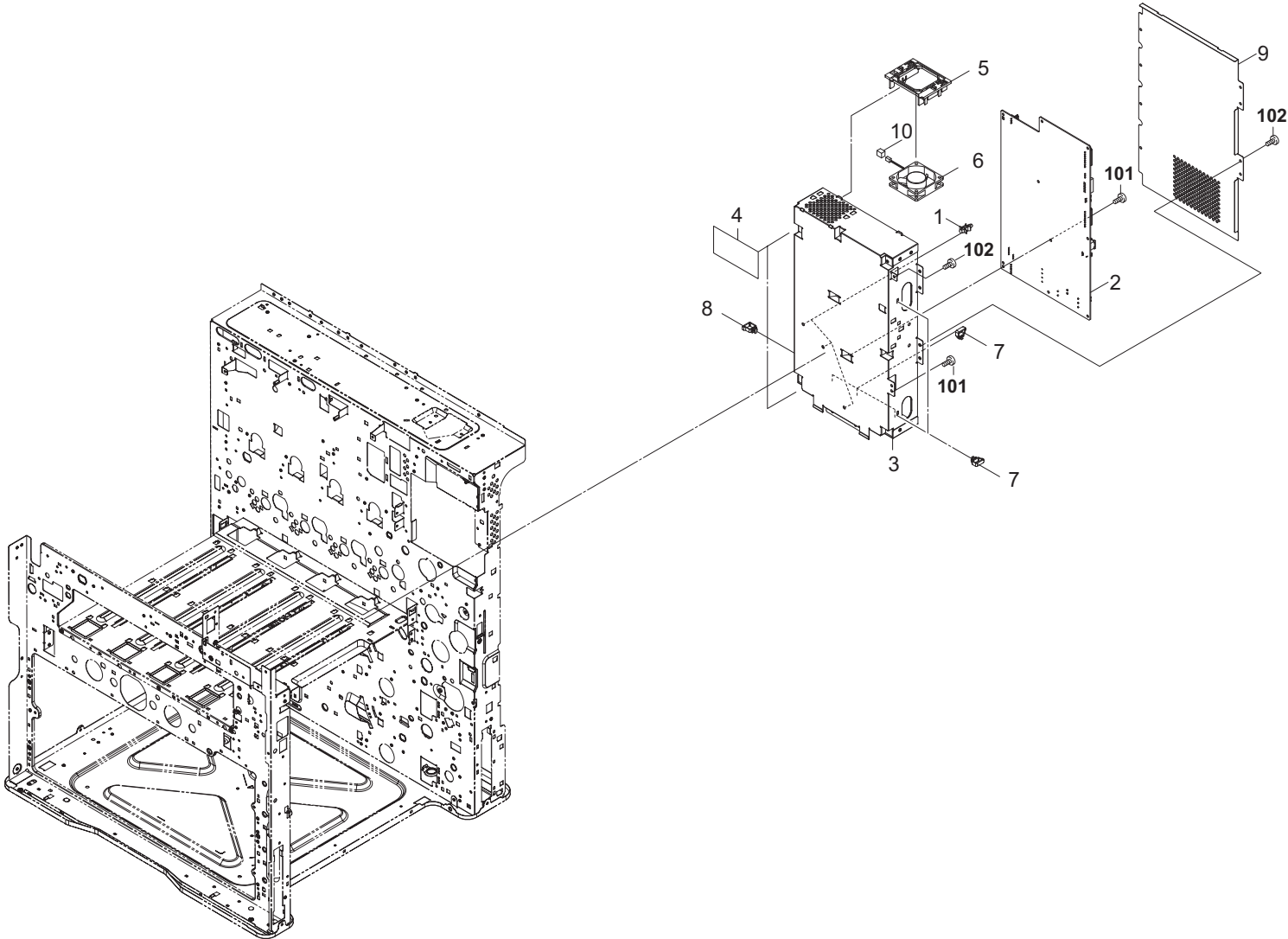


FIG. 35 Electrical Components 3

2MV-1

Ref. No.	Part.No.	Alternative.	Description	Notes	Quantity		
					120	230	240
1	7YZM510007++H01	YZ042780	ACCESS.SPACER		3	3	3
⊙ 2	302MV94350	2MV94350	PARTS UNIT LOW VOLTAGE 200 SP			1	1
⊙ 2	302MV94340	2MV94340	PARTS UNIT LOW VOLTAGE 100 SP		1		
3	302MV39210	2MV39210	BOX POWER		1	1	1
4	302MV39320	2MV39320	SHEET BOX POWER		2	2	2
5	302MV39250	2MV39250	BRACKET FAN POWER		1	1	1
⊙ 6	302FZ94420	2FZ94420	PARTS,FAN COOLING CONVEYING SP		1	1	1
7	7YZM610010++H01	YZ042990	ACCESS.SADDLE		5	5	5
8	7YZM610011++H01	YZ043000	ACCESS.SADDLE		1	1	1
9	302MV39220	2MV39220	LID POWER		1	1	1
10	7YCC02B1111+H01	YC045130	CONNECTOR		1	1	1
101	7BB700308H	BB105600	+BIND T.T S SCREW 3X8 SR				
102	7BB782308H	BB111300	+TP-FLAT T.T S SCREW 3X8 SR(BLACK)				

- Parts with "⊙" indicate regular maintenance parts.
- Parts with Ref.No. indicate maintenance parts and the ones without it indicate out of the above.

- Parts with "•" are component parts or sub-assemblies of the assembly appearing immediately above them.
- Parts with "••" are component parts or sub-assembly with "•" appearing immediately above them.



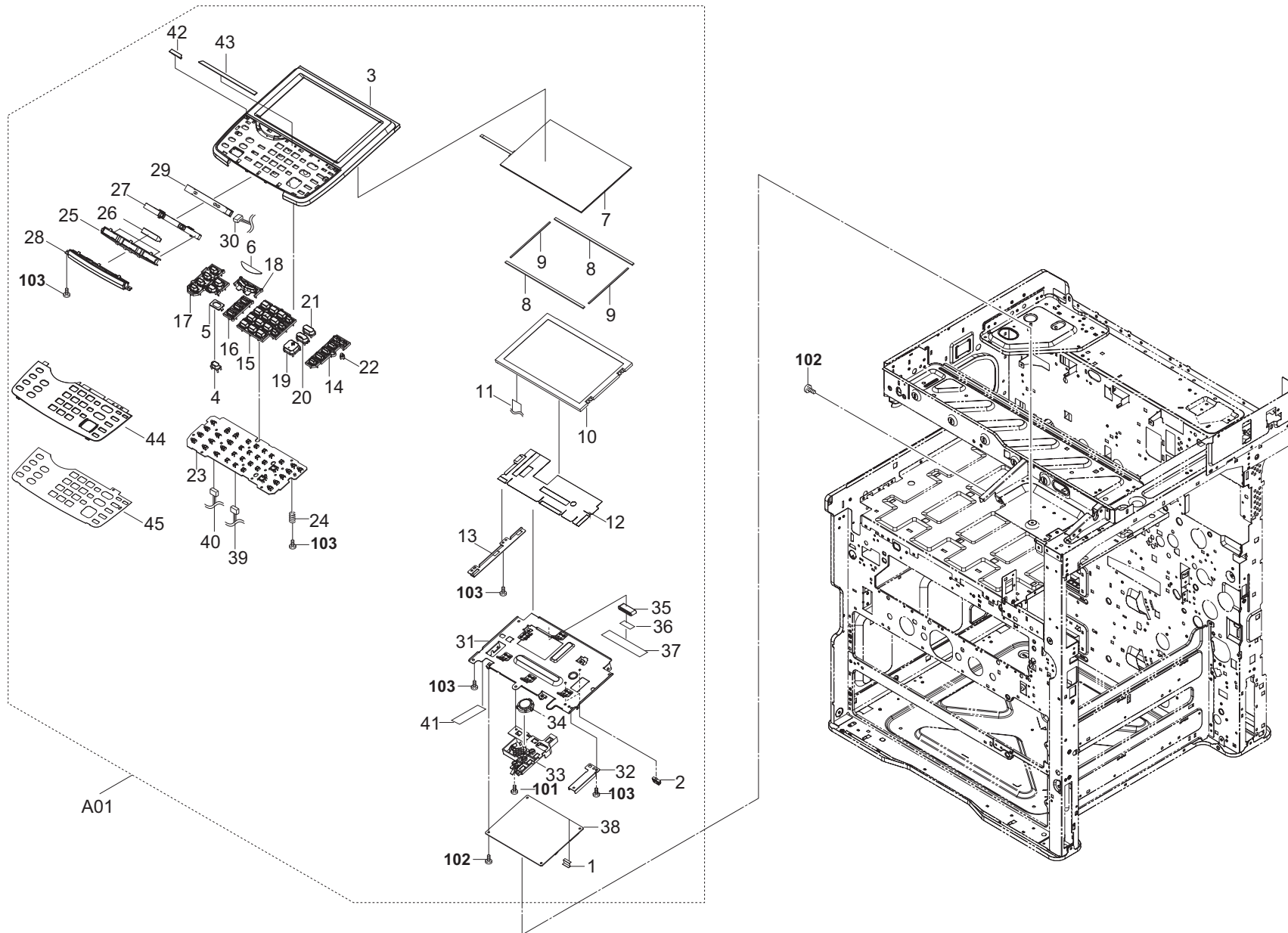


FIG. 36 Operation Section 1

2MV-2

Ref. No.	Part.No.	Alternative.	Description	Notes	Quantity		
					120	230	240
⊙ A01	302MV94120	2MV94120	PARTS OPERATION UNIT SP		1	1	1
1	•302MV05070	2MV05070	FILM PROTECT		1	1	1
2	•7YZM610008++H01	YZ037940	ACCESS.SADDLE		2	2	2
3	•302MV05010	2MV05010	COVER OPERATION		1	1	1
4	•305JT05010	5JT05010	KEY FAX		1	1	1
5	•305JT05020	5JT05020	HOLDER KEY FAX		1	1	1
6	•302LC05390	2LC05390	LABEL UNIVERSAL		1	1	1
⊙ 7	•302LC94340	2LC94340	PARTS TABLET OPERATION SP		1	1	1
8	•302H705610	2H705610	CUSHION LCD		2	2	2
9	•302K505280	2K505280	SPONGE LCD B		2	2	2
10	•302KY45010	2KY45010	LCD OPERATION		1	1	1
11	•302LC46B10	2LC46B10	WIRE FFC LCD		1	1	1
12	•302MV05080	2MV05080	GUIDE LCD WIRE		1	1	1
13	•302LC05270	2LC05270	HOLDER LCD		1	1	1
14	•302LC05120	2LC05120	KEY POWER SUPPLY		1	1	1
15	•302LC05050	2LC05050	KEY 10		1	1	1
16	•302LC05060	2LC05060	KEY COLOR		1	1	1
17	•302LC05070	2LC05070	KEY FUNCTION		1	1	1
18	•302LC05080	2LC05080	KEY UNIVERSAL		1	1	1
19	•302LC05090	2LC05090	KEY START		1	1	1
20	•302LC05100	2LC05100	KEY STOP		1	1	1
21	•302LC05110	2LC05110	KEY RESET		1	1	1
22	•302LC05590	2LC05590	LENS LED B		1	1	1
⊙ 23	•302K994240	2K994240	PARTS PWB OPERATION ASSY SP		1	1	1
24	•302H005620	2H005620	SPRING EARTH LCD		1	1	1
25	•302LC05330	2LC05330	LID LED		1	1	1
26	•302LC05310	2LC05310	LENS LED		3	3	3
27	•302LC05320	2LC05320	HOLDER LED		1	1	1
28	•302LC05040	2LC05040	COVER LED		1	1	1
⊙ 29	•302K994251	2K994251	PARTS PWB OPERATION LED ASSY SP		1	1	1
30	•302LC46830	2LC46830	WIRE OPERATION LOWER		1	1	1
31	•302MV05030	2MV05030	MOUNT LCD		1	1	1
32	•302MV05060	2MV05060	PLATE OPERATION		1	1	1
33	•302MV05040	2MV05040	HOLDER SPEAKER		1	1	1
34	•302K345090	2K345090	SPEAKER		1	1	1
35	•7YBFZZ50C001H01	YB127820	FERRITE CORE		1	1	1
36	•302K117070	2K117070	TAPE FERRITE CORE		1	1	1
37	•302LC05450	2LC05450	SHEET STOPPER CORE		1	1	1
⊙ 38	•302MV94240	2MV94240	PARTS PWB PANEL MAIN ASSY SP		1	1	1
39	•302LC46820	2LC46820	WIRE OPERATION RIGHT		1	1	1
40	•302LC46840	2LC46840	WIRE OPERATION LEFT		1	1	1
41	•302LC05420	2LC05420	FILM FFC		1	1	1
42	•302LC05160	2LC05160	LID OPERATION SHEET B		1	1	1
43	•302LC05150	2LC05150	LID OPERATION SHEET A		1	1	1
44	•302LC05171	2LC05171	PANEL OPERATION		1	1	1
45	•302LC05401	2LC05401	LABEL OPERATION EN		1	1	1
101	7BB200312H	BB105680	+BIND T.T P SCREW 3X12				
102	7BB700308H	BB105600	+BIND T.T S SCREW 3X8 SR				
103	7BB200308H	BB105660	+BIND T.T P SCREW 3X8				

- Parts with "⊙" indicate regular maintenance parts.
- Parts with Ref.No. indicate maintenance parts and the ones without it indicate out of the above.

- Parts with "•" are component parts or sub-assemblies of the assembly appearing immediately above them.
- Parts with "••" are component parts or sub-assembly with "•" appearing immediately above them.

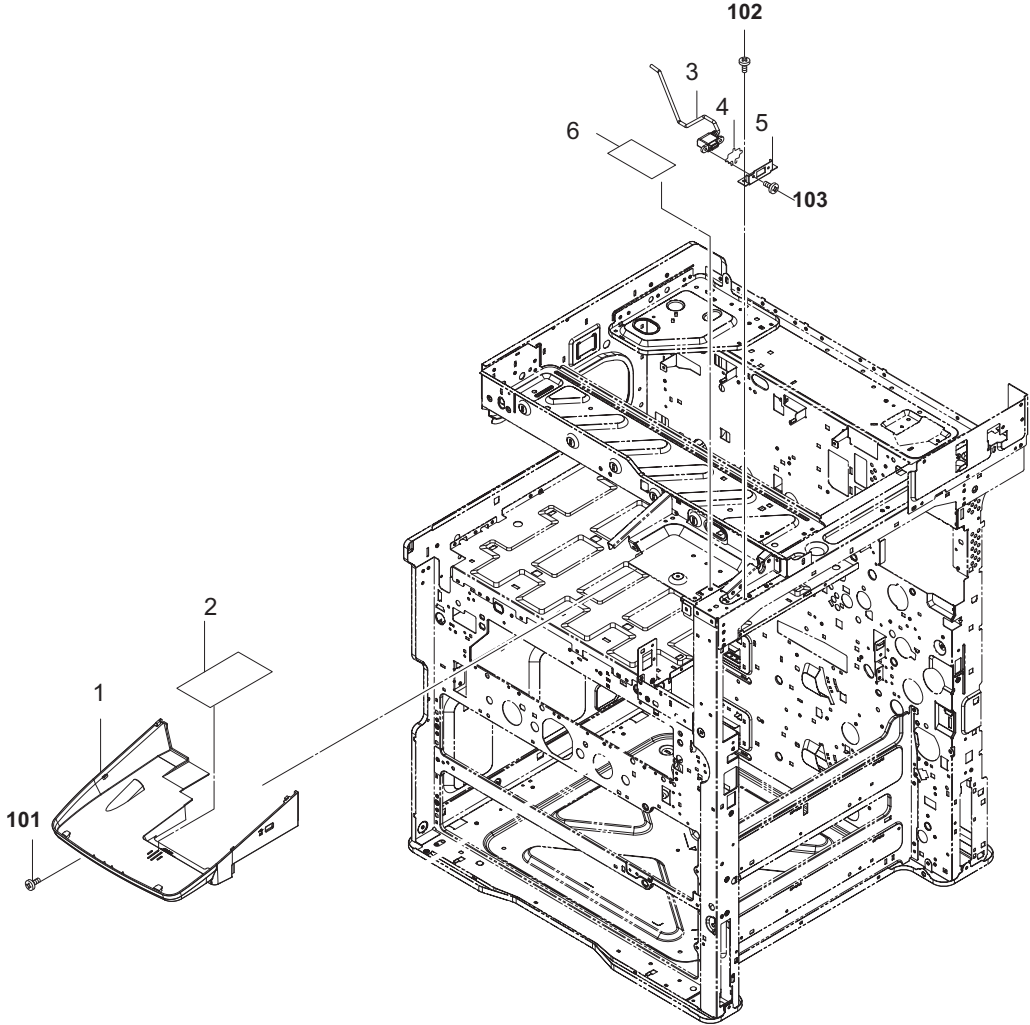


FIG. 37 Operation Section 2

2MV-1

Ref. No.	Part.No.	Alternative.	Description	Notes	Quantity		
					120	230	240
1	302MV05020	2MV05020	COVER OPERATION LOW		1	1	1
2	302MV05090	2MV05090	FILM COVER LOW		1	1	1
3	302MV46340	2MV46340	USB MAIN-HOST		1	1	1
4	302K905900	2K905900	SPRING USB HOLD		1	1	1
5	302MV05050	2MV05050	MOUNT USB		1	1	1
6	302MV02390	2MV02390	FILM MOUNT OPERATION		1	1	1
101	7BB782308H	BB111300	+TP-FLAT T.T S SCREW 3X8 SR(BLACK)				
102	7BB700308H	BB105600	+BIND T.T S SCREW 3X8 SR				
103	7BB600308H	BB055190	+BIND M SCREW 3X8 R				

- Parts with "⊙" indicate regular maintenance parts.
- Parts with Ref.No. indicate maintenance parts and the ones without it indicate out of the above.

- Parts with "•" are component parts or sub-assemblies of the assembly appearing immediately above them.
- Parts with "••" are component parts or sub-assembly with "•" appearing immediately above them.

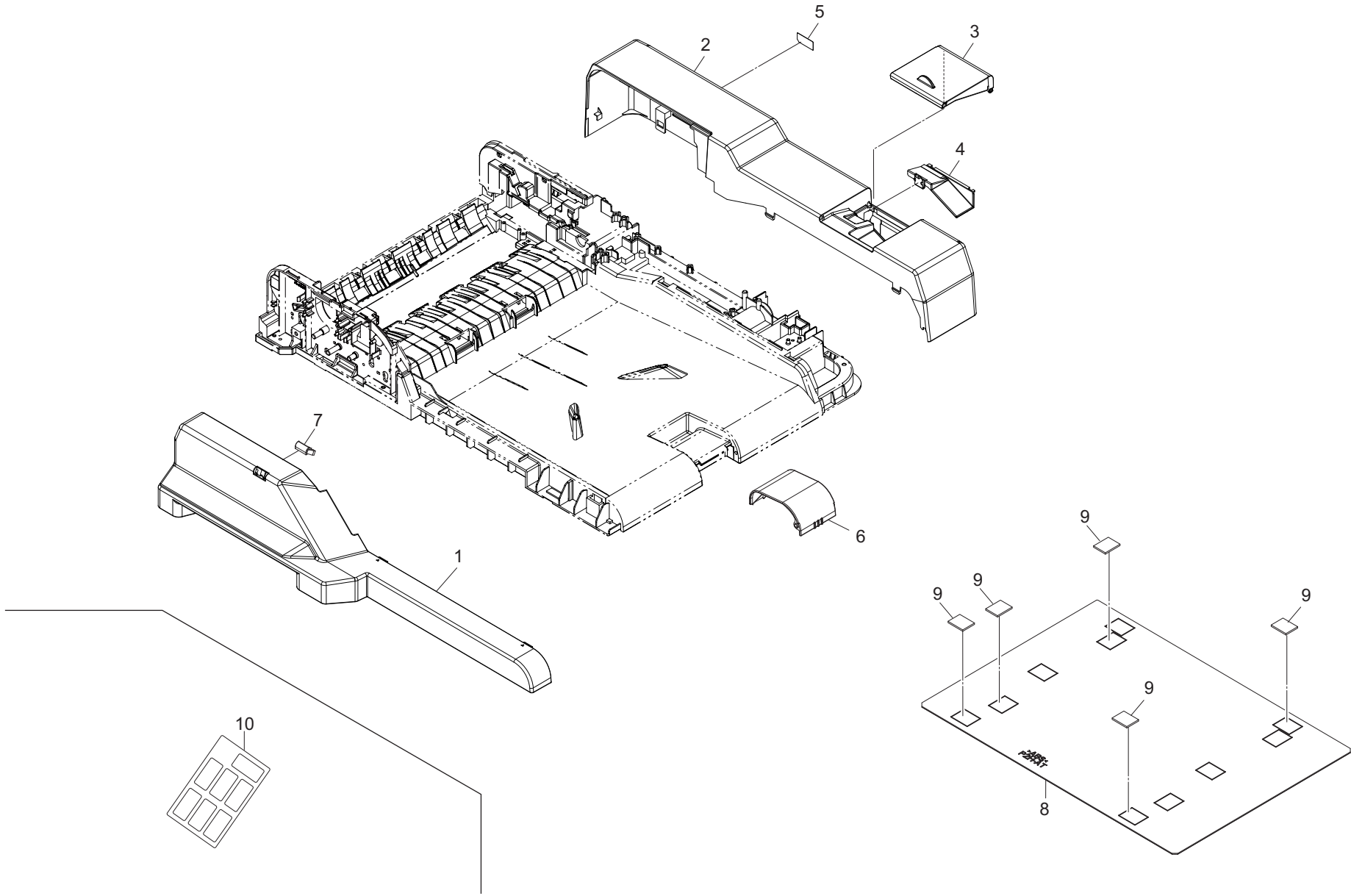


FIG. 38 DP Cover

2MV-3

Ref. No.	Part.No.	Alternative.	Description	Notes	Quantity		
					120	230	240
⊙ 1	302MV04500	2MV04500	COVER FRONT		1	1	1
⊙ 2	302MV04510	2MV04510	COVER REAR		1	1	1
3	302MV04530	2MV04530	LID REAR COVER		1	1	1
4	302MV04550	2MV04550	LID INNER COVER		1	1	1
5	302MV34540	2MV34540	LABEL HINGE CAUTION		1	1	1
6	303M804050	3M804050	STOPPER EJECT		1	1	1
⊙ 7	303M804070	3M804070	COVER LED		1	1	1
8	303JC04201	3JC04201	PLATE ORIGINAL		1	1	1
⊙ 9	303MX02021	3MX02021	CUSHION ORIGINAL MAT A		5	5	5
10	303LL34190	3LL34190	LABEL FACE UP 7NATIONS		1	1	

- Parts with "⊙" indicate regular maintenance parts.
- Parts with Ref.No. indicate maintenance parts and the ones without it indicate out of the above.

- Parts with "•" are component parts or sub-assemblies of the assembly appearing immediately above them.
- Parts with "••" are component parts or sub-assembly with "•" appearing immediately above them.

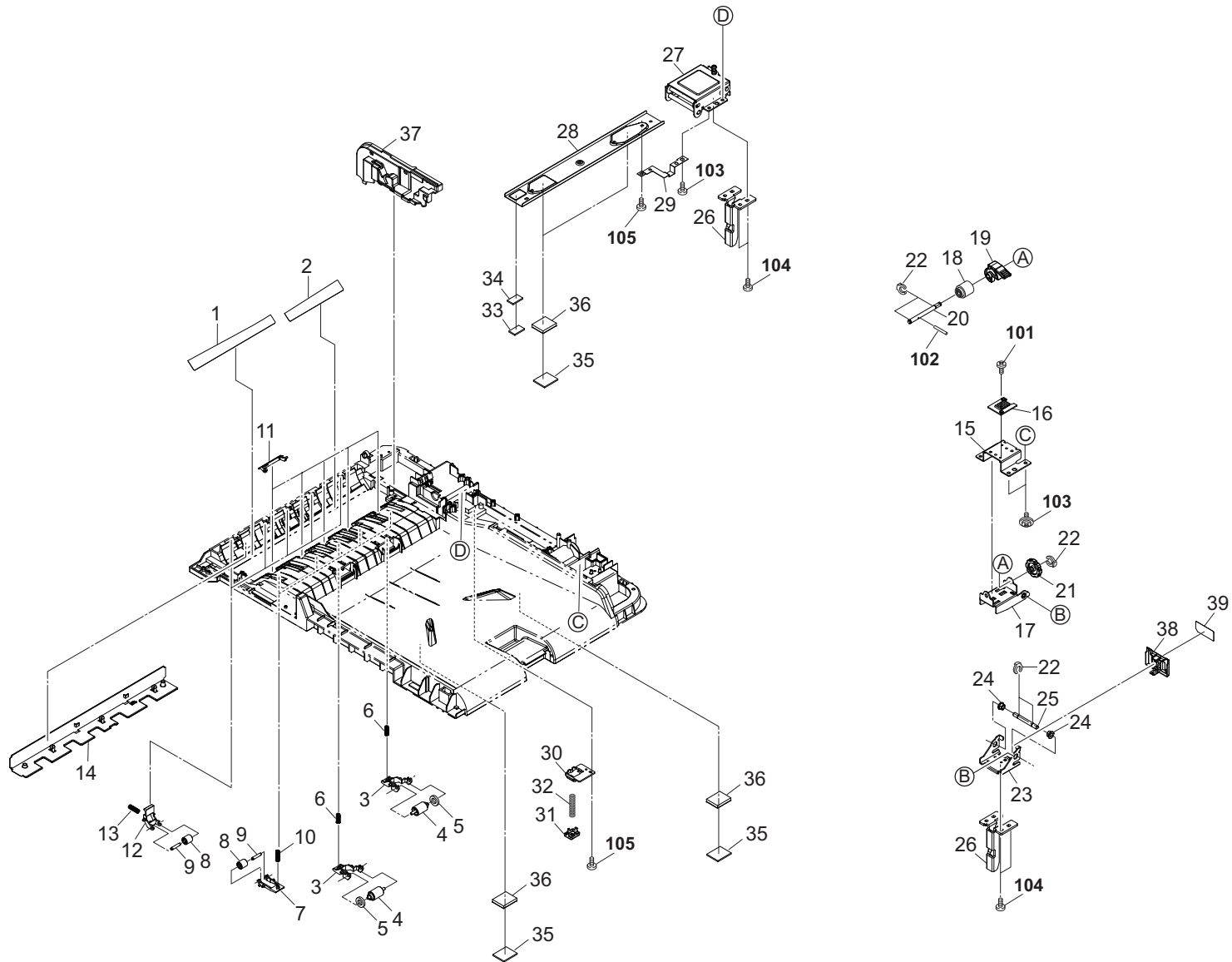


FIG. 39 DP Frame

2MV-3

Ref. No.	Part.No.	Alternative.	Description	Notes	Quantity			
					120	230	240	
1	303M824170	3M824170	SHEET LEFT GUIDE F		1	1	1	
2	303M824180	3M824180	SHEET LEFT GUIDE R		1	1	1	
3	303M828030	3M828030	HOLDER PULLEY EJECT		2	2	2	
⊙	4	303M828040	3M828040	PULLEY EJECT		2	2	2
5	303M828050	3M828050	SPONGE EJECT		2	2	2	
6	302H728100	2H728100	SPRING EXIT PULLEY		2	2	2	
7	303M824121	3M824121	HOLDER RIGHT PULLEY		5	5	5	
⊙	8	303M824210	3M824210	PULLEY CONVEYING BK		10	10	10
9	303M824200	3M824200	SHAFT PULLEY		10	10	10	
10	303J906031	3J906031	SPRING SEPARATION		5	5	5	
11	303M824160	3M824160	GUIDE RIGHT READING		5	5	5	
12	303M824100	3M824100	HOLDER LEFT PULLEY		5	5	5	
13	302H008140	2H008140	SPRING BYPASSFFED		5	5	5	
⊙	14	302MV04540	2MV04540	COVER LEFT		1	1	1
15	303M802140	3M802140	RIGHT HINGE B UPPER		1	1	1	
16	303M802190	3M802190	RACK ADJUSTMENT SKEW		1	1	1	
17	303M802130	3M802130	RIGHT HINGE B LOWER		1	1	1	
⊙	18	3AK20130	3AK20130	GEAR, WORM MAIN TRAY		1	1	1
19	302MV04590	2MV04590	LEVER ADJUST SKEW		1	1	1	
20	303M802170	3M802170	SHAFT ADJUST SKEW		1	1	1	
21	302MV04580	2MV04580	HANDLE ADJUST SKEW		1	1	1	
22	5MVX111DN003	2A806250	RING STOPPER /A-49 FEED A4		5	5	5	
23	303M802120	3M802120	RIGHT HINGE A		1	1	1	
24	302K324450	2K324450	BUSH 6		2	2	2	
25	303M802150	3M802150	SHAFT HINGE		1	1	1	
26	303M802100	3M802100	STAY HINGE		2	2	2	
27	303M802021	3M802021	LEFT HINGE		1	1	1	
28	303M802220	3M802220	PLATE BASE		1	1	1	
29	303M802230	3M802230	GROUND PLATE BASE		1	1	1	
30	3HL02230	3HL02230	MOUNT PUSH SW		1	1	1	
⊙	31	3HL02240	3HL02240	PUSH SW DP		1	1	1
32	3HL02250	3HL02250	SPRING,PUSH SWITCH		1	1	1	
33	303J902370	3J902370	CUSHION ORIGINAL MAT		1	1	1	
34	303M802320	3M802320	SPONGE ORIGINAL MAT A		1	1	1	
35	303MX02031	3MX02031	CUSHION ORIGINAL MAT B		4	4	4	
36	303K502080	3K502080	SPONGE ORIGINAL MAT		4	4	4	
37	302MV04570	2MV04570	INNER COVER WIRE		1	1	1	
38	302MV04600	2MV04600	COVER HINGE		1	1	1	
39	302MV34540	2MV34540	LABEL HINGE CAUTION		1	1	1	
101	7BB700308H	BB105600	+BIND T.T S SCREW 3X8 SR					
102	7BP512010B0CH01	BP126160	PARALLEL PIN 2.0X10					
103	7BB202410H	BB106850	+TP-FLAT T.T P SCREW 4X10					
104	7BB700410H	BB107090	+BIND T.T S SCREW 4X10 SR					
105	7BB200308H	BB105660	+BIND T.T P SCREW 3X8					

- Parts with "⊙" indicate regular maintenance parts.
- Parts with Ref.No. indicate maintenance parts and the ones without it indicate out of the above.

- Parts with "•" are component parts or sub-assemblies of the assembly appearing immediately above them.
- Parts with "••" are component parts or sub-assembly with "•" appearing immediately above them.



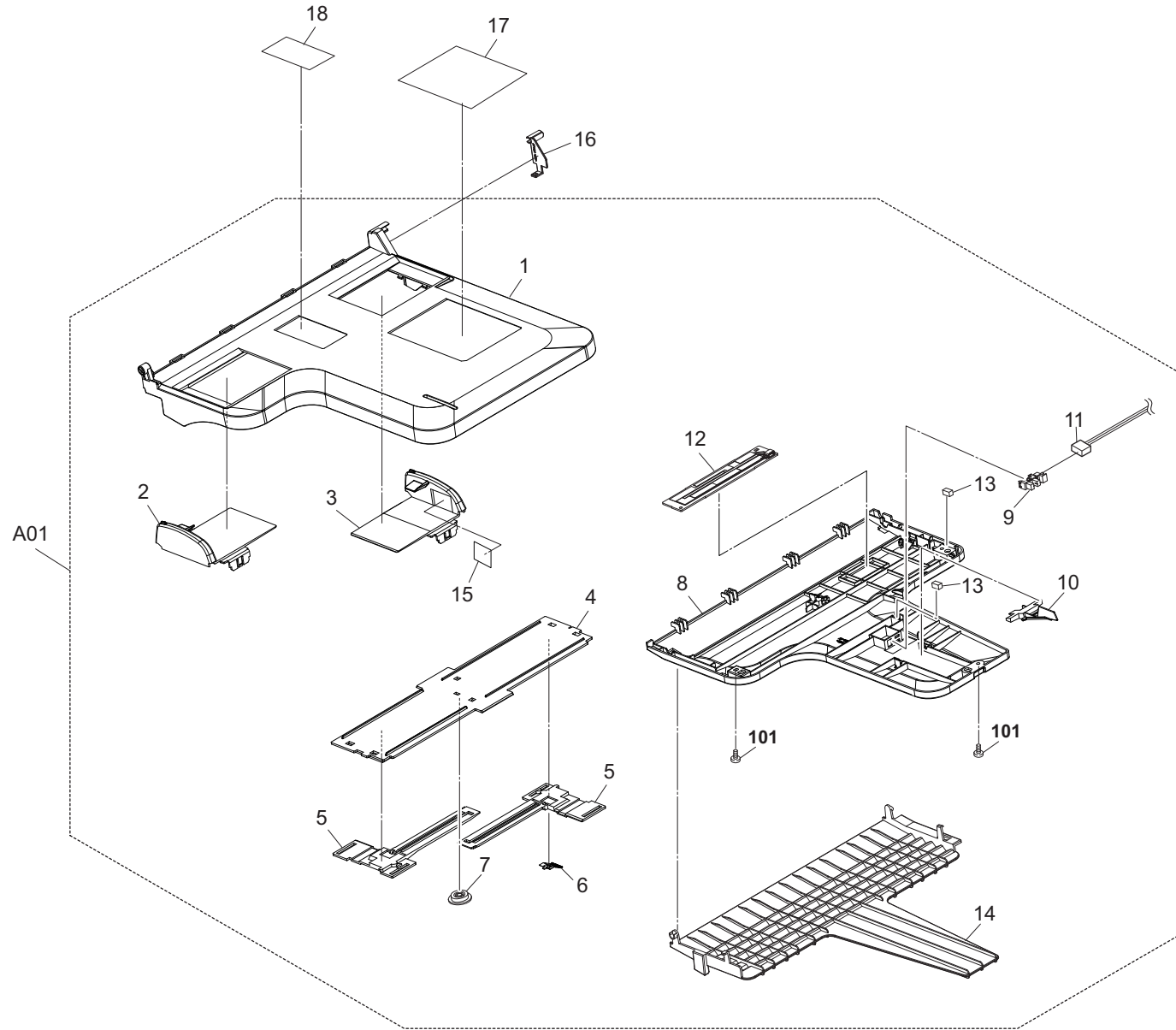


FIG. 40 DP Table Assy

2MV-1

Ref. No.	Part.No.	Alternative.	Description	Notes	Quantity		
					120	230	240
⊙ A01	303M894060	3M894060	PARTS TABLE ASSY SP		1	1	1
1	•303M806011	3M806011	TABLE MAIN		1	1	1
2	•303M806030	3M806030	FRONT CURSOR		1	1	1
3	•303M806040	3M806040	REAR CURSOR		1	1	1
⊙ 4	•303M806060	3M806060	COVER CURSOR		1	1	1
5	•303M806071	3M806071	RACK TABLE		2	2	2
6	•3HL06110	3HL06110	TERMINAL PAPER SIZE		1	1	1
⊙ 7	•65907210	65907210	GEAR 20,CASSETTE		1	1	1
⊙ 8	•303M806020	3M806020	COVER TABLE		1	1	1
⊙ 9	•303M894260	3M894260	PARTS SENSOR OPT SP		1	1	1
10	•3HL06060	3HL06060	ACTUATOR SIZE DETECTION		1	1	1
11	•303M846030	3M846030	WIRE TABLE		1	1	1
⊙ 12	•303M894270	3M894270	PARTS PWB SIZE DETECTION ASSY SP		1	1	1
13	•303K502070	3K502070	SEAL WIRE		2	2	2
⊙ 14	•303M806050	3M806050	TRAY LOOP		1	1	1
15	•303M834180	3M834180	LABEL ORIGINAL MAX		1	1	1
⊙ 16	303LL06100	3LL06100	COVER TABLE WIRE		1	1	1
17	303M834111	3M834111	LABEL PAPER SET CAUTION ENG		1	1	1
18	303H605110	3H605110	LABEL MSP A		1	1	1
101	7BB200308H	BB105660	+BIND T.T P SCREW 3X8				

•Parts with "⊙" indicate regular maintenance parts.  
 •Parts with Ref.No. indicate maintenance parts and the ones without it indicate out of the above.

•Parts with "•" are component parts or sub-assemblies of the assembly appearing immediately above them.  
 •Parts with "••" are component parts or sub-assembly with "•" appearing immediately above them.

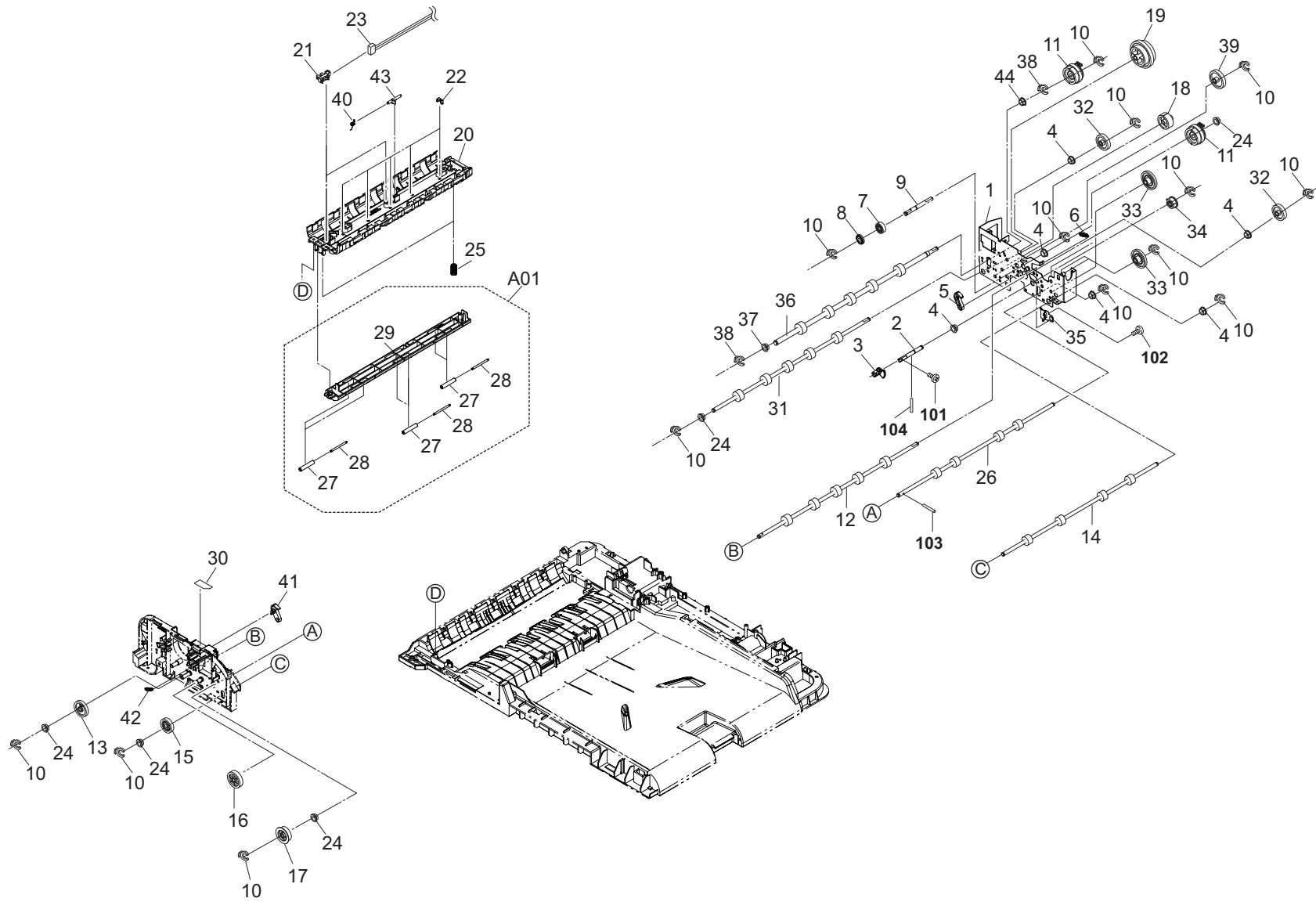


FIG. 41 DP Paper Conveying Section

2MV-3

Ref. No.	Part.No.	Alternative.	Description	Notes	Quantity			
					120	230	240	
1	303M831011	3M831011	MOUNT DRIVE MAIN		1	1	1	
2	303M829060	3M829060	SHAFT CAM SHIFT		1	1	1	
3	303M829070	3M829070	CAM SHIFT		1	1	1	
4	302K324450	2K324450	BUSH 6		6	6	6	
5	3HL07170	3HL07170	REAR HOOK PF COVER		1	1	1	
6	303M807220	3M807220	SPRING REAR HOOK		1	1	1	
⊙	7	302H731700	2H731700	GEAR Z21 CONT		1	1	1
8	303M807130	3M807130	COLLAR FEED		1	1	1	
9	303M831040	3M831040	SHAFT FEED		1	1	1	
10	5MVX111DN003	2A806250	RING STOPPER /A-49 FEED A4		14	14	14	
⊙	11	302KV44041	2KV44041	CLUTCH 50 Z35R		2	2	2
⊙	12	303M894130	3M894130	PARTS ROLLER CONVEYING B SP		1	1	1
⊙	13	303M894190	3M894190	PARTS GEAR Z33L SP		1	1	1
⊙	14	303M894140	3M894140	PARTS ROLLER EXIT SP		1	1	1
⊙	15	303M894220	3M894220	PARTS GEAR Z29L ONEWAY SP		1	1	1
⊙	16	302H731730	2H731730	GEAR Z34L MIDDLE		1	1	1
⊙	17	303M894210	3M894210	PARTS GEAR Z29R SP		1	1	1
⊙	18	302F914160	2F914160	GEAR Z30H		1	1	1
⊙	19	303M894160	3M894160	PARTS GEAR Z41L Z58L Z76L SP		1	1	1
20	303M824071	3M824071	GUIDE CONVEYING LOW		1	1	1	
⊙	21	303M894260	3M894260	PARTS SENSOR OPT SP		2	2	2
22	302K931080	2K931080	WIRE STOPPER		5	5	5	
23	303M846050	3M846050	WIRE BASE		1	1	1	
24	302H702590	2H702590	BUSH SCREW		5	5	5	
25	303M824140	3M824140	SPRING GUIDE READING		2	2	2	
⊙	26	303M894150	3M894150	PARTS ROLLER LOOP SP		1	1	1
⊙	A01	303M894080	3M894080	PARTS GUIDE READING ASSY SP		1	1	1
⊙	27	*303LL24190	3LL24190	PULLEY GUIDE READING		6	6	6
28	*303M824130	3M824130	SHAFT GUIDE READING		6	6	6	
29	*303M824150	3M824150	GUIDE READING		1	1	1	
30	303M834020	3M834020	LABEL JAM T		1	1	1	
⊙	31	303M894120	3M894120	PARTS ROLLER CONVEYING A SP		1	1	1
⊙	32	303M894170	3M894170	PARTS GEAR Z32R SP		2	2	2
⊙	33	303H622331	3H622331	GEAR 20/65 IDLE		3	3	3
⊙	34	303LL31260	3LL31260	GEAR Z32S LIFT		1	1	1
35	303M802250	3M802250	PLATE EARTH DU		1	1	1	
⊙	36	303M894110	3M894110	PARTS ROLLER REGISTRATION SP		1	1	1
37	302H024830	2H024830	BUSH 8		1	1	1	
38	2BC06910	2BC06910	STOPPER 6		2	2	2	
⊙	39	303M894180	3M894180	PARTS GEAR Z38L SP		1	1	1
40	303LJ24090	3LJ24090	SPRING TIMING		1	1	1	
41	303HL07161	3HL07161	FRONT HOOK PF COVER		1	1	1	
42	2AC18300	2AC18300	SPRING,CLEANING		1	1	1	
43	303M824191	3M824191	ACTUATOR TIMING		1	1	1	
44	28107310	49028101	BUSH 8		1	1	1	
101	7BB607306H	BB105770	+TP-CUP M SCREW 3X6 R					
102	7BB700308H	BB105600	+BIND T.T S SCREW 3X8 SR					
103	5MBP2010PXLJ	EP120100	PARALLEL PIN H7 / M2 X 10 SUS					
104	7BP512010B0CH01	BP126160	PARALLEL PIN 2.0X10					

•Parts with "⊙" indicate regular maintenance parts.

•Parts with Ref.No. indicate maintenance parts and the ones without it indicate out of the above.

•Parts with "•" are component parts or sub-assemblies of the assembly appearing immediately above them.

•Parts with "••" are component parts or sub-assembly with "•" appearing immediately above them.

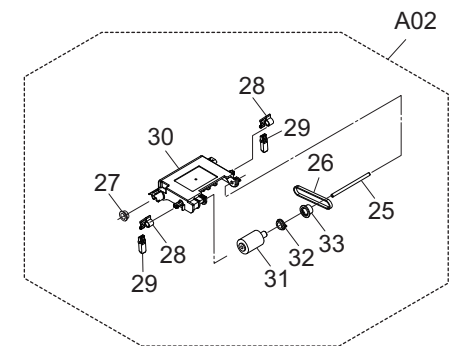
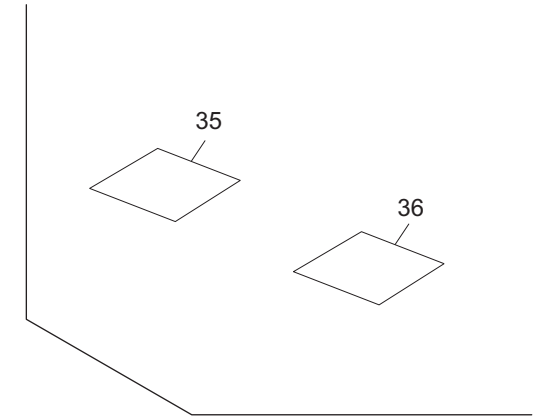
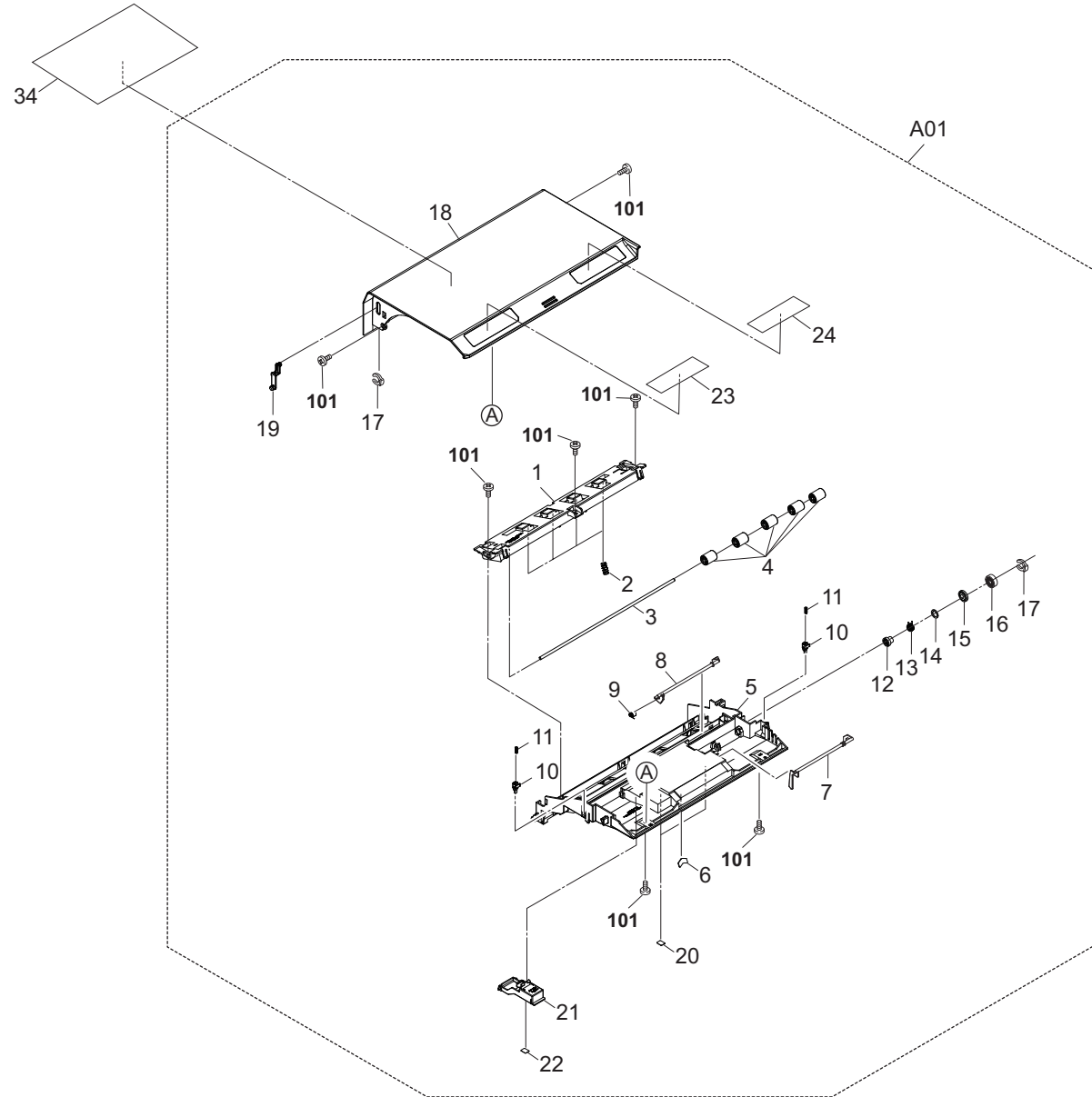


FIG. 42 DP Paper Feed Section 1

2MV-3

Ref. No.	Part.No.	Alternative.	Description	Notes	Quantity		
					120	230	240
⊙ A01	302MV94170	2MV94170	PARTS COVER PF ASSY SP		1	1	1
1	•303M807041	3M807041	MOUNT PULLEY REGISTRATION		1	1	1
2	•303MW24070	3MW24070	SPRING REGISTRATION		4	4	4
3	•303M824080	3M824080	SHAFT REGISTRATION		1	1	1
⊙ 4	•303M824220	3M824220	PULLEY REGISTRATION BK		5	5	5
5	•302MV04651	2MV04651	GUIDE CONVEYING UPPER		1	1	1
6	•303M807201	3M807201	SHEET STOPPER		1	1	1
7	•303M807060	3M807060	ACTUATOR ORIGINAL SET		1	1	1
8	•303M824090	3M824090	ACTUATOR FEED		1	1	1
9	•302HG25560	2HG25560	SPRING ACTUATOR EXIT		1	1	1
10	•303LJ07060	3LJ07060	LEVER PUSH DU		2	2	2
11	•303LJ07070	3LJ07070	SPRING PUSH DU		2	2	2
12	•303HK07081	3HK07081	COLLAR S SPRING		1	1	1
13	•3HK07140	3HK07140	SPRING LF		1	1	1
14	•3HK07270	3HK07270	COLLAR PF		1	1	1
15	•303M807130	3M807130	COLLAR FEED		1	1	1
⊙ 16	•302H731700	2H731700	GEAR Z21 CONT		1	1	1
17	•5MVX1111DN003	2A806250	RING STOPPER /A-49 FEED A4		2	2	2
⊙ 18	•302MV04520	2MV04520	COVER PF		1	1	1
19	•303K507110	3K507110	STOPPER PF COVER		1	1	1
20	•302MV34070	2MV34070	LABEL ARROW		2	2	2
21	•302MV04640	2MV04640	LEVER PF RELEASE		1	1	1
22	•302MV34500	2MV34500	LABEL CRU U		1	1	1
23	•302MV34520	2MV34520	LABEL SIZE DIRECTION METRIC		1	1	1
24	•302MV34530	2MV34530	LABEL SIZE DIRECTION INCH		1	1	1
⊙ A02	302MV94140	2MV94140	PARTS PAPER FEED ASSY SP		1	1	1
25	•303HL07031	3HL07031	SHAFT LEADING FEED		1	1	1
26	•3HL07190	3HL07190	BELT 150S2M,PAPER FEED		1	1	1
27	•5MVM176DN026	2A806030	BUSH FEED /A-49 FEED A4		1	1	1
28	•303M807170	3M807170	STOPPER ORIGINAL A		2	2	2
29	•303M807181	3M807181	STOPPER ORIGINAL B		2	2	2
30	•302MV04660	2MV04660	HOLDER FEED		1	1	1
⊙ 31	•36211110	36211110	PULLEY,LEADING FEED ADF		1	1	1
⊙ 32	•36211500	36211500	GEAR,LEADING FEED JOINT		1	1	1
⊙ 33	•303A707121	3A707121	PULLEY LEADING FEED		1	1	1
34	302MV34560	2MV34560	LABEL CAUTION ENG		1	1	1
35	302MV34580	2MV34580	LABEL CAUTION SET 3NATIONS		1	1	1
36	302MV34590	2MV34590	LABEL CAUTION SET 4NATIONS		1	1	1
101	7BB200308H	BB105660	+BIND T.T P SCREW 3X8				

•Parts with "⊙" indicate regular maintenance parts.  
 •Parts with Ref.No. indicate maintenance parts and the ones without it indicate out of the above.

•Parts with "•" are component parts or sub-assemblies of the assembly appearing immediately above them.  
 •Parts with "••" are component parts or sub-assembly with "•" appearing immediately above them.

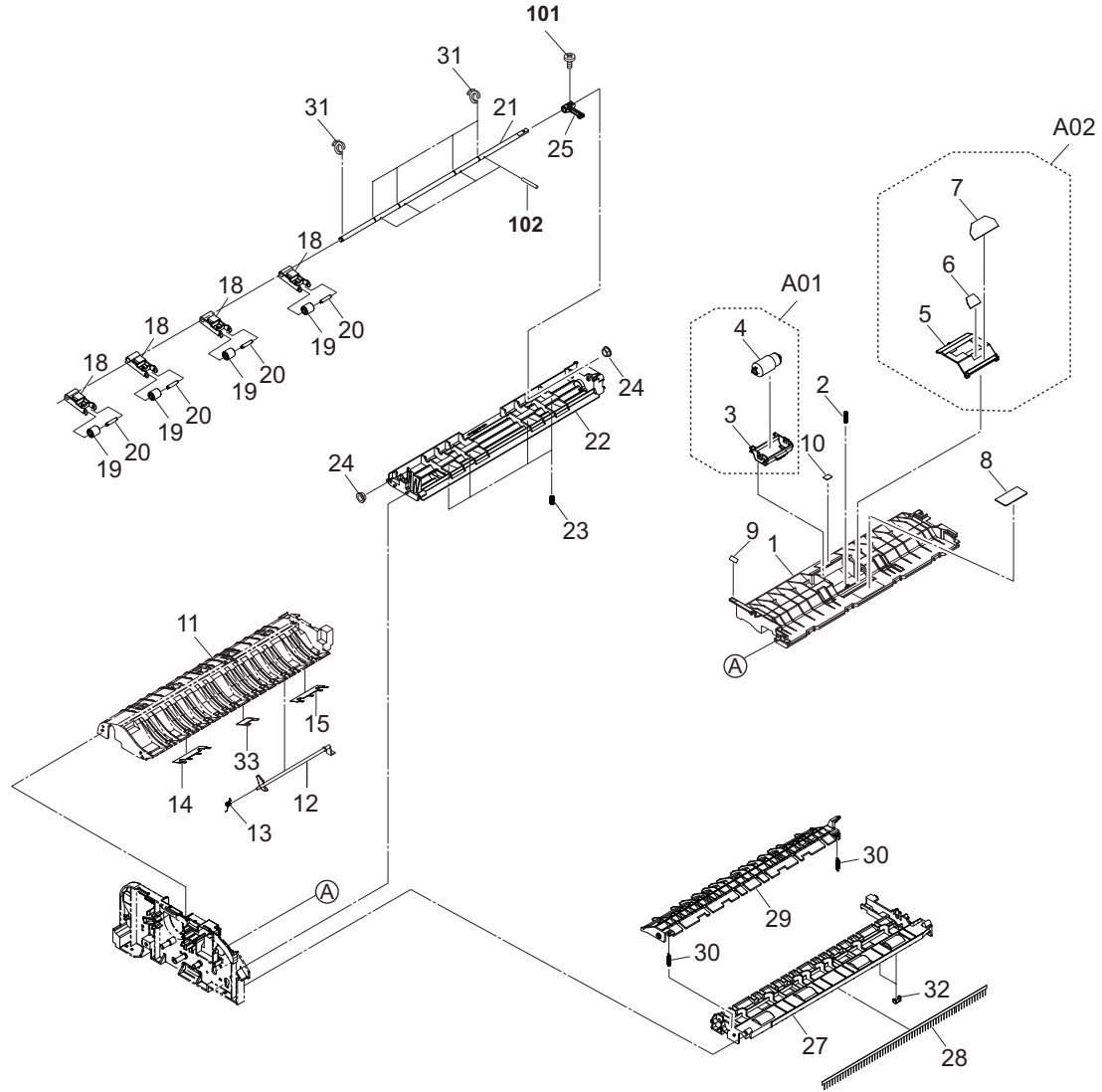


FIG. 43 DP Paper Feed Section 2

2MV-3

Ref. No.	Part.No.	Alternative.	Description	Notes	Quantity		
					120	230	240
⊙ 1	302MV94180	2MV94180	PARTS GUIDE PF ASSY SP		1	1	1
2	303M807140	3M807140	SPRING SEPARATION		1	1	1
⊙ A01	302MV94160	2MV94160	PARTS HOLDER RETARD ASSY SP		1	1	1
3	•302MV04620	2MV04620	HOLDER RETARD		1	1	1
⊙ 4	•302F909171	2F909171	RETARD ROLLER ASSY		1	1	1
⊙ A02	302MV94150	2MV94150	PARTS GUIDE RETARD ASSY SP		1	1	1
5	•302MV04610	2MV04610	GUIDE RETARD		1	1	1
6	•303K507102	3K507102	PAD FRONT SEP		1	1	1
7	•303M807150	3M807150	FILM FRONT SEPARATION		1	1	1
8	3HK07240	3HK07240	FRICTION PLATE LF		1	1	1
9	303M834010	3M834010	LABEL JAM S		1	1	1
10	302MV34510	2MV34510	LABEL CRU V		1	1	1
11	303M824015	3M824015	GUIDE CONVEYING		1	1	1
12	303M824110	3M824110	ACTUATOR REGISTRATION		1	1	1
13	303LJ24090	3LJ24090	SPRING TIMING		1	1	1
14	303M829230	3M829230	FILM DU FRONT		1	1	1
15	303M829240	3M829240	FILM DU REAR		1	1	1
18	303M829040	3M829040	HOLDER DU PRESS		4	4	4
⊙ 19	303M824210	3M824210	PULLEY CONVEYING BK		4	4	4
20	303M824200	3M824200	SHAFT PULLEY		4	4	4
21	303M829020	3M829020	SHAFT GUIDE SHIFT		1	1	1
22	303M829051	3M829051	GUIDE DUPLEX		1	1	1
23	302F925780	2F925780	SPRING DU		4	4	4
24	302H702590	2H702590	BUSH SCREW		2	2	2
25	303M829030	3M829030	LEVER GUIDE SHIFT		1	1	1
27	303M828021	3M828021	GUIDE EXIT		1	1	1
28	303JX02380	3JX02380	STATIC ELIMINATOR EJECT		1	1	1
29	303M829012	3M829012	GUIDE SHIFT		1	1	1
30	2BJ21030	2BJ21030	SPRING CHANGE UP		2	2	2
31	5MVX111DN003	2A806250	RING STOPPER /A-49 FEED A4		5	5	5
32	302K931080	2K931080	WIRE STOPPER		2	2	2
33	302MV04690	2MV04690	FILM DU CENTER		1	1	1
101	7BB607306H	BB105770	+TP-CUP M SCREW 3X6 R				
102	7BP512016B0CH01	BP126140	PARALLEL PIN 2.0X16				

•Parts with "⊙" indicate regular maintenance parts.  
 •Parts with Ref.No. indicate maintenance parts and the ones without it indicate out of the above.

•Parts with "•" are component parts or sub-assemblies of the assembly appearing immediately above them.  
 •Parts with "••" are component parts or sub-assembly with "•" appearing immediately above them.



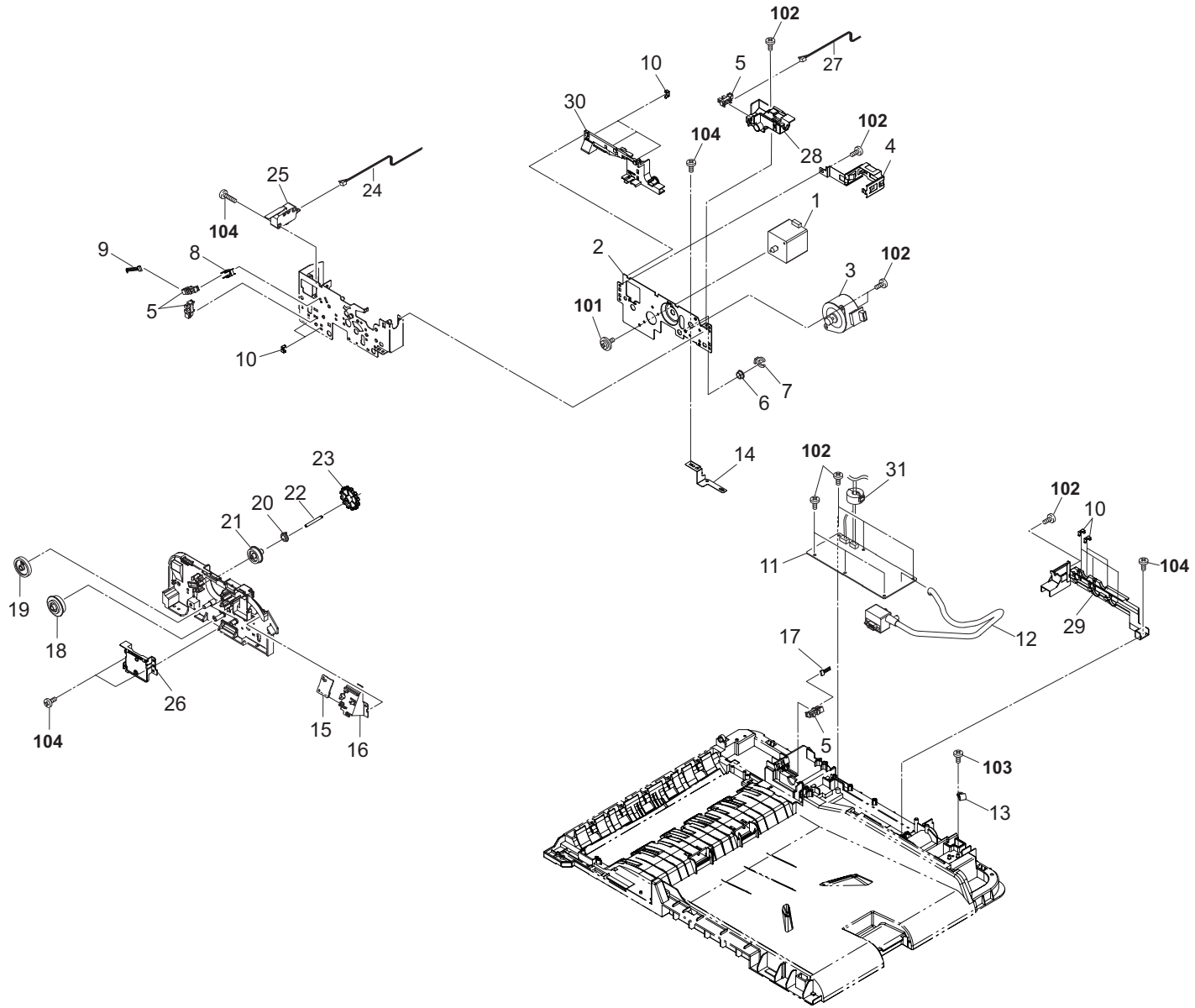


FIG. 44 DP Drive&Electrical

2MV-1

Ref. No.	Part.No.	Alternative.	Description	Notes	Quantity		
					120	230	240
⊙ 1	302KY44010	2KY44010	MOTOR IMAGE		1	1	1
2	303M831020	3M831020	MOUNT MOTOR		1	1	1
⊙ 3	302KY44090	2KY44090	MOTOR ROTARY		1	1	1
4	303M802240	3M802240	PLATE EARTH MOTOR		1	1	1
⊙ 5	303M894260	3M894260	PARTS SENSOR OPT SP		4	4	4
6	302H702590	2H702590	BUSH SCREW		1	1	1
7	5MVX111DN003	2A806250	RING STOPPER /A-49 FEED A4		1	1	1
8	3HP07420	3HP07420	EARTH PLATE D		1	1	1
9	303M846060	3M846060	WIRE SENSOR		1	1	1
10	302K931080	2K931080	WIRE STOPPER		10	10	10
⊙ 11	302MV94300	2MV94300	PARTS PWB DRIVER ASSY SP		1	1	1
12	302MV46240	2MV46240	WIRE INTERFACE		1	1	1
13	M2105030	M2105030	NYLON CLAMP 5N,NK-5N		1	1	1
14	303M802071	3M802071	PLATE EARTH HINGE		1	1	1
⊙ 15	303M894100	3M894100	PARTS PWB LED ASSY SP		1	1	1
16	303M802090	3M802090	MOUNT LED		1	1	1
17	303M846070	3M846070	WIRE HPSW		1	1	1
⊙ 18	303M894200	3M894200	PARTS GEAR Z34R Z26S SP		1	1	1
⊙ 19	303M894240	3M894240	PARTS GEAR Z39S SP		1	1	1
⊙ 20	36211500	36211500	GEAR,LEADING FEED JOINT		1	1	1
⊙ 21	303M894250	3M894250	PARTS GEAR LF Z29S SP		1	1	1
22	303M831120	3M831120	SHAFT JAM REMOVAL		1	1	1
23	303M831130	3M831130	DIAL JAM REMOVAL		1	1	1
24	303M846020	3M846020	WIRE DRIVE		1	1	1
25	2FB27160	2FB27160	INTER LOCK SWITCH		1	1	1
26	303M802060	3M802060	MOUNT JAM REMOVAL		1	1	1
27	303M846040	3M846040	WIRE SETSW		1	1	1
28	303M802110	3M802110	MOUNT TABLE		1	1	1
29	303M802200	3M802200	GUIDE WIRE PWB		1	1	1
30	303M802210	3M802210	GUIDE WIRE DRIVE		1	1	1
31	3HK27050	3HK27050	CORE 8-16X10		1	1	1
101	7BB607306H	BB105770	+TP-CUP M SCREW 3X6 R				
102	7BB700308H	BB105600	+BIND T.T S SCREW 3X8 SR				
103	7BB202310H	BB063420	+TP-FLAT T.T P SCREW 3X10				
104	7BB200308H	BB105660	+BIND T.T P SCREW 3X8				

- Parts with "⊙" indicate regular maintenance parts.
- Parts with Ref.No. indicate maintenance parts and the ones without it indicate out of the above.

- Parts with "•" are component parts or sub-assemblies of the assembly appearing immediately above them.
- Parts with "••" are component parts or sub-assembly with "•" appearing immediately above them.

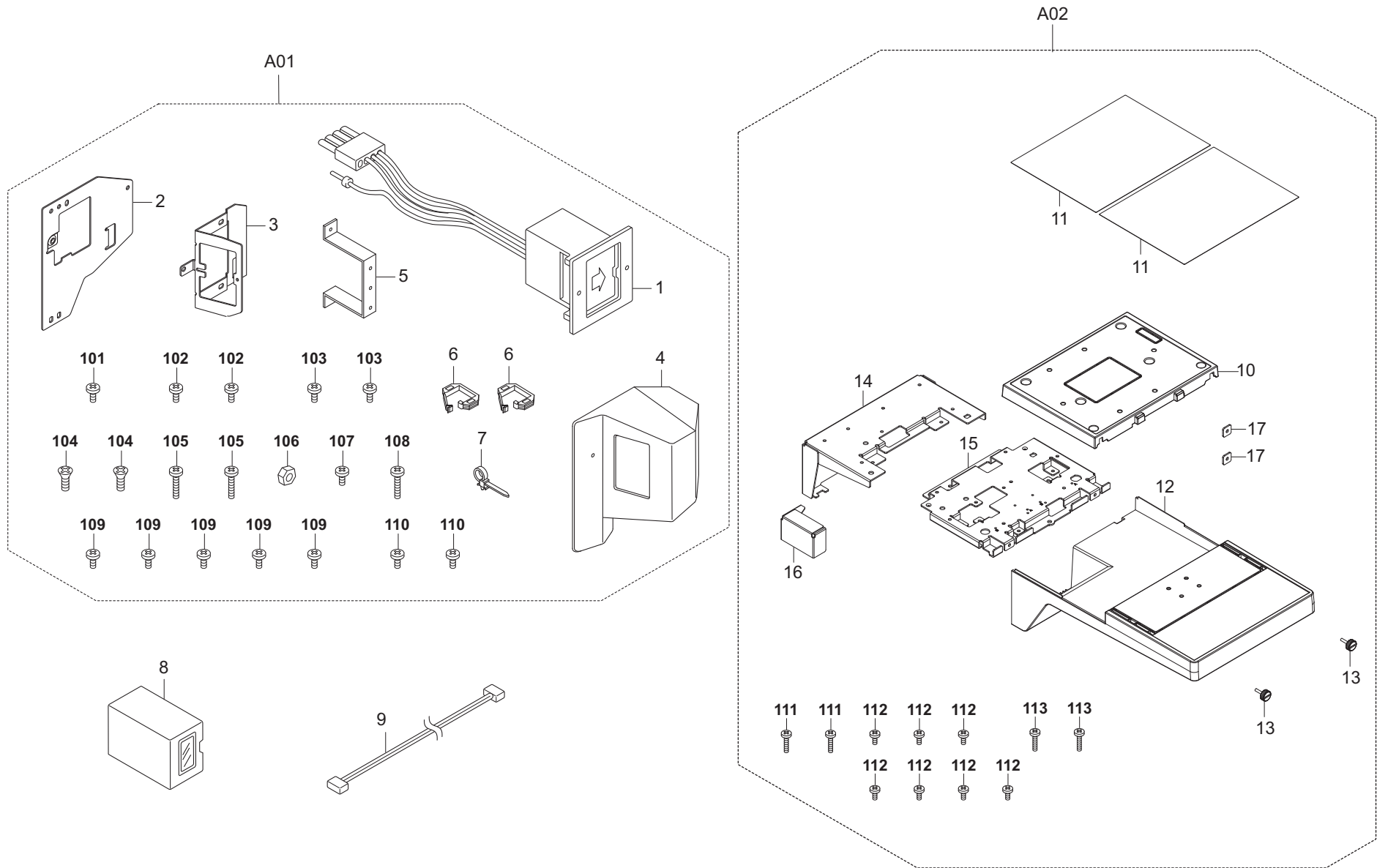


FIG. 45 Options

2MV-1

Ref. No.	Part.No.	Alternative.	Description	Notes	Quantity		
					120	230	240
⊙ A01	302A369709	2A369709	SET PARTS KEYCOUNTER NEW COLOR		1	1	1
1	•3029236241	29236241	SOCKET ASS'Y,KEY COUNTER		1	1	1
2	•302GR03010	2GR03010	RETAINER KEY COUNTER COVER		1	1	1
3	•302GR03020	2GR03020	RETAINER KEY COUNTER		1	1	1
4	•3066060011	66060011	COVER,KEY COUNTER		1	1	1
5	•3066060041	66060041	MOUNT,KEY COUNTER		1	1	1
6	•7YZM210006+++H01	YZ038000	ACCESS.EDGING		2	2	2
7	•M21AH010	M21AH010	BAND,RSG-130-V0(KITAGAWA)		1	1	1
⊙ 8	3025418011	25418011	KEY COUNTER		1	1	1
9	302MV46090	2MV46090	WIRE KEY COUNTER		1	1	1
A02	1902LC0UN1	092LC0U1	DT-730/DOCUMENT TRAY	OPTION	1	1	1
⊙ 10	•302LC04600	2LC04600	COVER TRAY		1	1	1
11	•302LC04660	2LC04660	SHEET TRAY		2	2	2
⊙ 12	•302LC04710	2LC04710	COVER TRAY LOWER		1	1	1
13	•303NS24410	3NS24410	SCREW PLATE DF		2	2	2
14	•302LC04610	2LC04610	STAY TRAY		1	1	1
15	•302LC04620	2LC04620	MOUNT TRAY		1	1	1
16	•302LC04670	2LC04670	PLATE TRAY		1	1	1
17	•3CY06030	3CY06030	RETAINER M4		2	2	2
101	5MBTPB3008PW++R	B1A63080	BIND T.T SCREW(+) / M3 X 8 CRFREE P-T				
102	5MBTPB4010PW++R	B1A64100	BIND T.T SCREW(+) / M4 X 10 CRFREE P-T				
103	5MBTPB4010TW++R	B1A54100	BIND T.T SCREW(+) / M4 X 10 CRFREE S-T				
104	7BB003306H	BB040750	+COUNTER-SUNK HEAD SCREW M3X6 CRFREE				
105	7BB100420H	BB040740	+BIND TAP-TITE S SCREW M4X20 CRFREE				
106	7BC1003055+++H01	BC018230	HEXA NUT M3				
107	B1B03080	B1B03080	+BIND SCREW M3X08				
108	B1B54300	B1B54300	+BIND TAP-TITE S SCREW M4X30(TRIVALENT C				
109	B4A04060	B4A04060	+TP-A SCREW M4X06(TRIVALENT CHROMATING)				
110	B4A04100	B4A04100	+TP-A SCREW M4X10(TRIVALENT CHROMATING)				
111	7BB607414H	BB107160	+TP-CUP M SCREW 4X14 R				
112	7BB180408H	BB111210	+BIND T.T S SCREW 4X8(BLACK)				
113	7BB607410H	BB106870	+TP-CUP M SCREW 4X10 R				

•Parts with "⊙" indicate regular maintenance parts.  
 •Parts with Ref.No. indicate maintenance parts and the ones without it indicate out of the above.

•Parts with "•" are component parts or sub-assemblies of the assembly appearing immediately above them.  
 •Parts with "••" are component parts or sub-assembly with "•" appearing immediately above them.

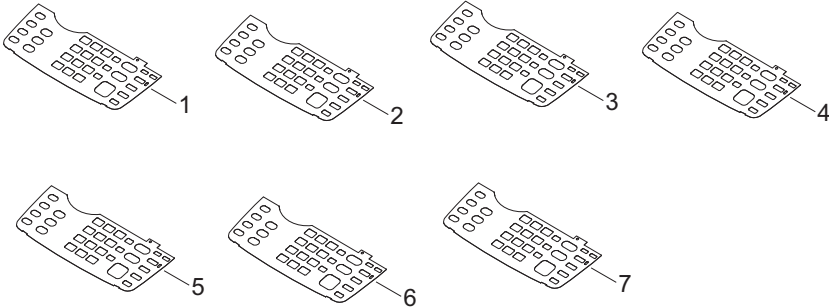


FIG. 46 Accessories

2MV-1

Ref. No.	Part.No.	Alternative.	Description	Notes	Quantity		
					120	230	240
1	302LC05441	2LC05441	LABEL OPERATION DE			1	
2	302LC05471	2LC05471	LABEL OPERATION ES		1	1	
3	302LC05481	2LC05481	LABEL OPERATION PT		1	1	
4	302LC05491	2LC05491	LABEL OPERATION NL			1	
5	302LC05501	2LC05501	LABEL OPERATION RU			1	
6	302LC05521	2LC05521	LABEL OPERATION FR		1	1	
7	302LC05531	2LC05531	LABEL OPERATION TL			1	

- Parts with "⊕" indicate regular maintenance parts.
- Parts with Ref.No. indicate maintenance parts and the ones without it indicate out of the above.

- Parts with "\*" are component parts or sub-assemblies of the assembly appearing immediately above them.
- Parts with "••" are component parts or sub-assembly with "\*" appearing immediately above them.

FIG. 47 Maintenance Kits

2MV-1

Ref. No.	Part.No.	Alternative.	Description	Notes	Quantity		
					120	230	240
	1702MV0UN0	072MV0UN	MK-8315A/MAINTENANCE KIT PARTS PRIMARY FEED ASSY SP TR-8315B PARTS PAD SEPARATION ASSY SP PARTS ROLLER MPF ASSY SP PARTS CLEANING REGIST ASSY SP DK-8315 DV-8315K TR-8315A FK-8315	OPTION	1	1	1
	1702MV0UN1	072MV0U1	MK-8315B/MAINTENANCE KIT DK-8315 DV-8315Y DV-8315M DV-8315C	OPTION	1	1	1

- Parts with "⊙" indicate regular maintenance parts.
- Parts with Ref.No. indicate maintenance parts and the ones without it indicate out of the above.

- Parts with "•" are component parts or sub-assemblies of the assembly appearing immediately above them.
- Parts with "••" are component parts or sub-assembly with "•" appearing immediately above them.

Part.No.	Alternative.	Description	Fig.No.
1702MV0UN0	072MV0UN	MK-8315A/MAINTENANCE KIT	47
1702MV0UN1	072MV0U1	MK-8315B/MAINTENANCE KIT	47
1902LC0UN1	092LC0U1	DT-730/DOCUMENT TRAY	45
28107310	49028101	BUSH 8	41
2AC18300	2AC18300	SPRING,CLEANING	41
2BC06910	2BC06910	STOPPER 6	8,11,14,41
2BG06480	2BG06480	BAND B	13
2BJ21030	2BJ21030	SPRING CHANGE UP	43
2BL04310	2BL04310	PLATE NUMBER	8
2BL04370	2BL04370	PLATE NUMBER 2	8
⊙ 2C901050	2C901050	PCB MPF SIZE ASSY	17
⊙ 2C906080	2C906080	GEAR 18 BYPASS	17
2C906090	2C906090	TERMINAL PAPER SIZE	17
2C907140	2C907140	PAD CASSETTE	8
2C907360	2C907360	SPRING CURSOR R	8
2FB06710	2FB06710	PIN CASSETTE RAIL	5
2FB07330	2FB07330	STOPPER BYPASS TABLE	2,17
2FB20860	2FB20860	PIN FUSER COVER	7,18
⊙ 2FB27160	2FB27160	INTER LOCK SWITCH	3,44
2FM04150	5MVM163DN005	CAP SPRING /B-11 ENCLOSURE A4	13,30
2FT18370	2FT18370	POLYSLIDER WASHER	28
3019527401	19527401	POWER CORD(120)	3
⊙ 3025418011	25418011	KEY COUNTER	45
3029236241	29236241	SOCKET ASSY.KEY COUNTER	45
⊙ 302A369709	2A369709	SET PARTS KEYCOUNTER NEW COLOR	45
302AR94050	2AR94050	PARTS AC CORD EU SP	3
302BG06152	2BG06152	SHAFT FEED B	13
⊙ 302F909171	2F909171	RETARD ROLLER ASSY	43
⊙ 302F914160	2F914160	GEAR Z30H	41
302F925780	2F925780	SPRING DU	43
⊙ 302F929260	2F929260	PULLEY DU LOW	30
302FB26290	2FB26290	LID VENDOR	7
⊙ 302FG07020	2FG07020	PULLEY,CASSETTE RAIL	5
302FZ02580	2FZ02580	CAP HANDLE	3
302FZ03110	2FZ03110	SEAL HANDLE	3
302FZ04240	2FZ04240	LID COVER LEFT	1
302FZ25740	2FZ25740	STOPPER 4	3
⊙ 302FZ44040	2FZ44040	FAN BOX COOLING	34
⊙ 302FZ94380	2FZ94380	PARTS,FAN COOLING DLP 70 SP	29
⊙ 302FZ94420	2FZ94420	PARTS,FAN COOLING CONVEYING SP	29,35
302GR03010	2GR03010	RETAINER KEY COUNTER COVER	45
302GR03020	2GR03020	RETAINER KEY COUNTER	45
302GR04370	2GR04370	MAGNET CLIP DISH	18
302GR04380	2GR04380	SEAL MAGNET	18
302GR09220	2GR09220	PIN CURSOR	8
302H004560	2H004560	STOPPER PAPER	1
302H004652	2H004652	HOLDER SWITCH	2
302H005620	2H005620	SPRING EARTH LCD	36
302H008140	2H008140	SPRING BYPASSFFED	7,39
302H024360	2H024360	BUSH 8 EW	11

Part.No.	Alternative.	Description	Fig.No.
302H024370	2H024370	BUSH 6 EW	5,10,11,25,28,30
302H024830	2H024830	BUSH 8	11,14,41
⊙ 302H044110	2H044110	SENSOR ORIGINAL	18
302H702590	2H702590	BUSH SCREW	5,25,30,41,43,44
302H704170	2H704170	COVER MAIN SW	1
302H705610	2H705610	CUSHION LCD	36
302H708150	2H708150	SPONGE WIRE MPT	17
302H722470	2H722470	COLLAR TRANS ROLLER	15
302H728100	2H728100	SPRING EXIT PULLEY	39
⊙ 302H731700	2H731700	GEAR Z21 CONT	41,42
⊙ 302H731730	2H731730	GEAR Z34L MIDDLE	41
302HG25560	2HG25560	SPRING ACTUATOR EXIT	42
302HN02970	2HN02970	FELT CLEANER ID	10
302HN09240	2HN09240	SIZE FIX	8
⊙ 302HN24400	2HN24400	PULLEY PA	11
302HN31410	2HN31410	SPRING FEED	24,27
302HN31590	2HN31590	BUSH DRIVE	24,27
302HN31640	2HN31640	PIN DRIVE MT	25,27
302HN31650	2HN31650	SPRING INPUT MPF	27
302HN31660	2HN31660	JOINT SHAFT CASSETTE	24,25,27
302HN31670	2HN31670	PIN DRIVE A	25
302HN31680	2HN31680	PIN DRIVE B	25
⊙ 302HN44010	2HN44010	FAN MOTOR	29
⊙ 302HN44100	2HN44100	MOTOR REVERSE	30
302HN44160	2HN44160	SOLENOID MPF	27
⊙ 302HS31120	2HS31120	GEAR Z27L CLUTCH	10
302JF02160	2JF02160	HANDLE	3
302K002050	2K002050	BASE CONTAINER	6
302K002110	2K002110	STAY HANDLE LEFT	5
302K002141	2K002141	FRAME FRONT UPPER	4
302K002151	2K002151	FRAME REAR UPPER	4
302K002172	2K002172	GUIDE FEED CASSETTE	10
302K002180	2K002180	MOUNT SW	4
302K002191	2K002191	DUCT IH	29
302K002210	2K002210	MOUNT RIGHT INTERLOCK	7
302K002230	2K002230	ACTUATOR PAPER EMPTY	5
302K002240	2K002240	SEAL ADJUST BK	31
302K002261	2K002261	BRACKET FAN DLP	29
302K002271	2K002271	GUIDE REGIST FRONT	11
302K002280	2K002280	GUIDE REGIST REAR	11
302K002290	2K002290	MOUNT FUSER FRONT	4
302K002310	2K002310	STAY CONTROLLER B	7
302K002320	2K002320	STAY CONTROLLER C	7
302K002340	2K002340	RAIL DRUM R	5
302K002350	2K002350	RAIL DRUM L	5
302K002360	2K002360	RAIL DRUM BK	5
302K002371	2K002371	HOLDER RETAINER	31
302K002390	2K002390	HOOK RETAINER R	31

• Parts with "⊙" indicate regular maintenance parts.



Part.No.	Alternative.	Description	Fig.No.
302K002400	2K002400	PIN RETAINER	31
302K002411	2K002411	PLATE RETAINER	31
302K002420	2K002420	SHAFT RETAINER	31
302K002430	2K002430	HOOK RETAINER L	31
302K002440	2K002440	SPRING DRUM EARTH A	31
302K002451	2K002451	SPRING RETAINER R	31
302K002460	2K002460	SPRING RETAINER L	31
302K002470	2K002470	SPRING EARTH REG A	11
302K002480	2K002480	SPRING EARTH REG B	11
302K002490	2K002490	SPRING EARTH REG D	11
302K002500	2K002500	SHEET REGIST	10
302K002510	2K002510	TERMINAL TRANSFER C	11
302K002520	2K002520	TERMINAL SEPARATION B	11
302K002531	2K002531	RAIL MIDDLE TRANSFER F	3
302K002540	2K002540	SPRING EARTH MIDDLE	10
302K002551	2K002551	HOLDER PWB MIDDLE	33
302K002560	2K002560	SEAL WASTE	31
302K002590	2K002590	GUIDE ACTUATOR	5
302K002601	2K002601	RAIL MIDDLE TRANSFER R	6
302K002611	2K002611	REINFORCEMENT RETAINER	31
302K002620	2K002620	MOUNT INTERLOCK SW	5
302K002630	2K002630	BUSH RETAINER	31
302K002640	2K002640	SPRING DRUM EARTH B	31
302K002650	2K002650	DUCT CORD	3
302K002660	2K002660	HOLDER DRAWER FUSER	4
302K002671	2K002671	SPRING EARTH EXIT	4
302K002680	2K002680	PIECE RAIL Y	31
302K002730	2K002730	SPRING DRUM EARTH C	31
302K002740	2K002740	STAY SHIELD IH	29
302K002750	2K002750	STAY SHIELD POWER	7
302K002781	2K002781	DUCT IH COVER	29
302K002790	2K002790	DUCT CONTAINER A	29
302K002820	2K002820	HOLDER CORD REAR	5
302K002830	2K002830	PIECE RAIL BK	31
302K002840	2K002840	PIECE RAIL M	31
302K002850	2K002850	PIECE RAIL C	31
302K002860	2K002860	CASE ID SENSOR CLEANING	10
302K002870	2K002870	SHUTTER ID SENSOR CLEANING	10
302K002880	2K002880	WORM-WHEEL ID SENSOR CLEANING	10
302K002890	2K002890	GEAR ID SENSOR CLEANING Z71R	10
302K002900	2K002900	ARM ID SENSOR CLEANING	10
302K002930	2K002930	SLIDER MIDDLE TRANSFER F	3
302K002940	2K002940	SLIDER MIDDLE TRANSFER R	6
302K002950	2K002950	WORK-PLATE MIDDLE TRANSFER COUPLING	6
302K002960	2K002960	SPRING MIDDLE TRANSFER SLIDER	3,6
302K002970	2K002970	SPRING MIDDLE TRANSFER COUPLING	6
302K002980	2K002980	HOLDER CORD SENSOR	5
302K002990	2K002990	BKT COVER INNER FRONT	31
302K002A00	2K002A00	COVER EXIT HARNESS	7
302K002A20	2K002A20	GUIDE TRANSFER LEFT	11

Part.No.	Alternative.	Description	Fig.No.
302K002A32	2K002A32	COVER INNER FRONT	31
302K002A40	2K002A40	RAIL CONTAINER L	6
302K002A50	2K002A50	RAIL CONTAINER R	6
302K002A60	2K002A60	DAMPER CONTAINER	6
302K002B00	2K002B00	HOLDER RFID	33
302K002B10	2K002B10	PIECE CONTAINER K	31
302K002B20	2K002B20	PIECE CONTAINER M	31
302K002B30	2K002B30	PIECE CONTAINER C	31
302K002B40	2K002B40	PIECE CONTAINER Y	31
302K002B50	2K002B50	ARM WASTE	32
302K002B60	2K002B60	SPRING ARM WASTE	32
302K002B70	2K002B70	SPRING DAMPER CONT	6
302K002C00	2K002C00	BUSH MIDDLE	10
302K002C21	2K002C21	DUCT HIGH VOLTAGE	29
302K002C40	2K002C40	HOLDER CORD FRONT	5
302K002C60	2K002C60	SPRING ID CLEANING	10
302K002C70	2K002C70	DUCT IH COIL	29
302K002D00	2K002D00	SPONGE IH COIL	29
302K002D20	2K002D20	SPRING EARTH SW	4
302K002D30	2K002D30	COVER INNER DUCT	31
302K002D40	2K002D40	SPRING EARTH REG C	11
302K002D51	2K002D51	SEAL TONER	6
302K002D60	2K002D60	SEAL DLP FAN	29
302K002D70	2K002D70	SHEET GUIDE FEED	3,10
302K002E00	2K002E00	SHEET GUIDE CASSETTE	11
302K002E30	2K002E30	SHEET SCANNER FRONT	7
302K002E80	2K002E80	SPRING RETAINER L2	31
302K003012	2K003012	HOUSING WASTE	32
302K003022	2K003022	CASE WASTE A	32
302K003031	2K003031	CASE WASTE B	32
302K003041	2K003041	CASE SENSOR	32
302K003050	2K003050	SCREW WASTE	32
302K003060	2K003060	GEAR SCREW WASTE Z13L	32
302K003070	2K003070	SHUTTER WASTE TONER	32
302K003092	2K003092	LOCK WASTE A	32
302K003102	2K003102	LOCK WASTE B	32
302K003110	2K003110	GEAR WASTE Z13L	32
302K003140	2K003140	JOINT WASTE C	32
302K003160	2K003160	BUSH WASTE	32
302K003170	2K003170	SHAFT WASTE DRIVE	32
302K003200	2K003200	SPRING SHUTTER WASTE	32
302K003220	2K003220	SPRING LEVER WASTE	32
302K003231	2K003231	SPRING LOCK WASTE	32
302K003250	2K003250	SEAL SHUTTER WASTE	32
302K003260	2K003260	SEAL CASE WASTE A	32
302K003270	2K003270	SEAL CASE WASTE B	32
302K003280	2K003280	SEAL CASE WASTE C	32
302K003290	2K003290	BUSH SCREW WASTE	32
302K003301	2K003301	LEVER UNLOCK	32
302K003310	2K003310	SPRING LEVER UNLOCK	32

• Parts with "⊙" indicate regular maintenance parts.

Part.No.	Alternative.	Description	Fig.No.
302K003320	2K003320	COVER SENSOR	32
302K003331	2K003331	SEAL CASE WASTE D	32
302K003620	2K003620	PLATE HOUSING WASTE	32
302K004031	2K004031	COVER TRAY	1
302K004040	2K004040	COVER EXIT REAR	1
302K015010	2K015010	HOLDER TONER DRIVE A	28
302K015022	2K015022	HOLDER TONER DRIVE B	28
302K015030	2K015030	GEAR Z20S-Z26L	28
302K015040	2K015040	GEAR Z50S	28
302K015200	2K015200	SHUTTER TONER SUPPLY A	6
302K015230	2K015230	GEAR IDLE Z22S	6
302K015240	2K015240	GEAR JOINT Z26S	6
302K015250	2K015250	PIN TONER SUPPLY	6
302K015270	2K015270	SPRING JOINT CONTAINER	28
302K015320	2K015320	SPRING SHUTTER SUPPLY A	6
302K015340	2K015340	SEAL SHUTTER SUPPLY	6
302K015350	2K015350	SEAL TONER SUPPLY A	6
302K015460	2K015460	COVER GEAR SUPPLY	6
302K015490	2K015490	SPRING TN FEED	6
302K015500	2K015500	BALL TN FEED	6
302K015540	2K015540	SHEET HOLDER TONER DRIVE	28
302K024014	2K024014	BASE CONVEYING	15
302K024050	2K024050	HOLDER TRANSFER	16
302K024060	2K024060	HOLDER SEPARATION	16
302K024070	2K024070	HOOK TRANSFER F	16
302K024080	2K024080	HOOK TRANSFER R	16
302K024091	2K024091	LEVER TRANSFER	16
302K024110	2K024110	GUIDE CONVEYING	15
302K024120	2K024120	GUIDE TRANSFER RIGHT	16
302K024130	2K024130	TERMINAL TRANSFER A	16
302K024140	2K024140	TERMINAL TRANSFER B	15
302K024151	2K024151	TERMINAL SEPARATION A	15
302K024160	2K024160	SPRING EARTH CONVEYING	15
302K024170	2K024170	SPRING TRANSFER F	16
302K024190	2K024190	SPRING MIDDLE PULLEY	15
302K024200	2K024200	SPRING GUIDE	16
302K024220	2K024220	SHEET REGIST R	15
302K024232	2K024232	LEVER CONVEYING F	15
302K024242	2K024242	LEVER CONVEYING R	15
302K024250	2K024250	COVER HARNESS	15
302K024271	2K024271	FRAME DU	15
302K024280	2K024280	FRAME DU B	15
302K024300	2K024300	BASE CONVEYING SUB	15
302K024310	2K024310	COVER DUCT FRONT	15
302K024320	2K024320	COVER DUCT REAR	15
302K024330	2K024330	SHEET FAN PRESS	15
302K024340	2K024340	SPRING GUIDE R	16
302K024350	2K024350	SHEET TRANSFER	16
302K024380	2K024380	HOLDER SENSOR	15
302K024410	2K024410	GEAR TRANSFER Z25	16

Part.No.	Alternative.	Description	Fig.No.
302K024431	2K024431	SHEET REGIST LOW	15
302K024440	2K024440	SPRING REGIST F	15
302K024450	2K024450	SPRING REGIST R	15
302K026010	2K026010	BASE FUSER MOUNT	4
302K026020	2K026020	COVER FUSER MOUNT FRONT	4
302K026030	2K026030	COVER FUSER MOUNT REAR	4
302K026060	2K026060	SPRING FUSER LOCK LEVER	4
302K026080	2K026080	SPRING EARTH FUSER RAIL	4
302K026090	2K026090	SLIDER ASSY	4
302K026120	2K026120	GEAR IDLE Z20S	4
302K026130	2K026130	SHAFT RAIL	4
302K026150	2K026150	LEVER TRANSFER SHIELD	4
302K026180	2K026180	SPRING FUSER LOCK LEVER R	4
302K026190	2K026190	SHEET RAIL	4
302K028060	2K028060	GUIDE CHANGE	30
302K028070	2K028070	COVER EXIT SENSOR	30
302K028080	2K028080	ACTUATOR EXIT OVERFLOW LOW	30
302K028090	2K028090	ACTUATOR EXIT OVERFLOW UP	30
302K028160	2K028160	LEVER SOLENOID	30
302K028180	2K028180	PLATE EXIT MOTOR	30
302K028190	2K028190	SPRING SOLENOID A	30
302K028200	2K028200	SPRING EXIT EARTH A	30
302K028210	2K028210	SPRING EXIT PULLEY	30
302K028240	2K028240	SPRING EXIT EARTH B	30
302K028250	2K028250	SPRING EXIT EARTH C	30
302K028260	2K028260	GEAR Z23S EXIT	30
302K028270	2K028270	SPRING EXIT EARTH D	30
302K028280	2K028280	SPRING GUIDE PULLEY	30
302K028300	2K028300	SHEET EXIT FRAME	30
302K028310	2K028310	RUBBER EXIT	30
302K028320	2K028320	SHEET PLATE EXIT	30
302K029016	2K029016	GUIDE RIGHT COVER	14
302K029030	2K029030	PULLEY DU 26 B	14
302K029050	2K029050	GUIDE EXIT RIGHT	14
302K029060	2K029060	WIRE EARTH DU A	14
302K029070	2K029070	WIRE EARTH DU B	14
302K029080	2K029080	SPRING DU FEED	14
302K029090	2K029090	SPONGE GUIDE	14
302K029100	2K029100	SPONGE RIGHT COVER	14
302K031010	2K031010	BASE MAIN DRIVE F	25
302K031020	2K031020	BASE MAIN DRIVE R	25
302K031030	2K031030	BASE MIDDLE DRIVE F	28
302K031040	2K031040	BASE MIDDLE DRIVE R	28
302K031050	2K031050	PLATE MAIN DRIVE F	25
302K031060	2K031060	PLATE MAIN DRIVE R	25
302K031070	2K031070	PLATE MIDDLE DRIVE	28
302K031080	2K031080	PLATE MOTOR MAIN	25
302K031090	2K031090	PLATE MOTOR DLP	25
302K031100	2K031100	PLATE MOTOR MIDDLE	28
302K031140	2K031140	GEAR DLP Z45R	25

• Parts with "⊙" indicate regular maintenance parts.

	Part.No.	Alternative.	Description	Fig.No.
⊙	302K031150	2K031150	GEAR DLP Z87R-Z66L	25,28
⊙	302K031160	2K031160	GEAR DLP Z53R-Z45R	25
⊙	302K031170	2K031170	GEAR DLP Z37L	25
⊙	302K031180	2K031180	GEAR DLP Z31R	25
⊙	302K031190	2K031190	GEAR DLP Z45L	25
⊙	302K031200	2K031200	GEAR DLP Z53R	28
⊙	302K031210	2K031210	GEAR DLP Z45R	28
	302K031240	2K031240	COUPLING MIDDLE TRANS A	28
	302K031250	2K031250	COUPLING MIDDLE TRANS B	28
⊙	302K031260	2K031260	GEAR FUSER Z74R-Z24	28
⊙	302K031270	2K031270	GEAR FUSER Z45	28
⊙	302K031280	2K031280	GEAR FUSER Z25	28
⊙	302K031290	2K031290	GEAR CLN Z30R-Z32	25
⊙	302K031300	2K031300	GEAR MIDDLE CLN Z27L-Z21L	25,27
⊙	302K031310	2K031310	GEAR MIDDLE CLN Z30R	25
⊙	302K031320	2K031320	GEAR MIDDLE CLN Z37R	25
⊙	302K031330	2K031330	PULLEY MIDDLE CLN Z30	25
⊙	302K031340	2K031340	PULLEY MIDDLE CLN IDLE	25
	302K031350	2K031350	SHAFT DLP	25
	302K031361	2K031361	SHAFT MIDDLE TRANS	28
	302K031370	2K031370	SHAFT MIDDLE CLN	25
	302K031380	2K031380	COLLAR MIDDLE CLN A	25
	302K031390	2K031390	COLLAR MIDDLE CLN B	25
	302K031400	2K031400	SPRING MIDDLE TRANS	28
	302K031410	2K031410	SPRING MAIN DRIVE A	25
	302K031420	2K031420	SPRING MAIN DRIVE B	3,25,28
	302K031431	2K031431	BASE TENSION F	25
	302K031440	2K031440	BASE TENSION R	25
	302K031450	2K031450	HOLDER CLUTCH	25
	302K031462	2K031462	GUIDE WIRE MAIN DRIVE	26
	302K031470	2K031470	GUIDE WIRE MIDDLE DRIVE	28
	302K031480	2K031480	SPRING MIDDLE CLN	25
	302K031501	2K031501	HOLDER FEED DRIVE A	27
	302K031511	2K031511	HOLDER FEED DRIVE B	27
⊙	302K031520	2K031520	GEAR Z84R-Z27L	27
⊙	302K031530	2K031530	GEAR Z61R-Z32R	27
⊙	302K031540	2K031540	GEAR Z32L IDLE	27
⊙	302K031550	2K031550	GEAR Z30L OUTPUT CL	27
	302K031560	2K031560	PLATE FEED DRIVE	27
	302K031570	2K031570	SPRING EARTH F	27
⊙	302K031600	2K031600	GEAR FUSER Z24	28
	302K031610	2K031610	SPRING FUSER	28
	302K031620	2K031620	GUIDE WIRE SUB	26
⊙	302K031720	2K031720	GEAR BELT CLEANING DRIVE Z30L	5
	302K031730	2K031730	SHAFT BELT CLEANING DRIVE	5
⊙	302K031740	2K031740	GEAR BELT CLEANING DRIVE Z20L	5
	302K033012	2K033012	DUCT EXIT	29
	302K033040	2K033040	DUCT OUT DLP C	29
	302K033060	2K033060	DUCT INPUT DLP A	29
	302K033070	2K033070	DUCT INPUT DLP B	29

	Part.No.	Alternative.	Description	Fig.No.
	302K033080	2K033080	DUCT INPUT DLP C	29
	302K033090	2K033090	SPRING DUCT	29
	302K034090	2K034090	LABEL BLACK	31
	302K034100	2K034100	LABEL MAGENTA	31
	302K034110	2K034110	LABEL CYAN	31
	302K034120	2K034120	LABEL YELLOW	31
	302K039030	2K039030	SHIELD PWB IH	33
	302K039042	2K039042	COVER PWB IH	33
	302K039050	2K039050	SHIELD HI VOLTAGE TC1	33
	302K039070	2K039070	BRACKET HV	33
	302K039080	2K039080	HOLDER CORD	5
	302K039100	2K039100	LID ENGINE SUB	26
	302K039140	2K039140	LID TERMINAL	6
	302K039150	2K039150	SPRING CONTACT TC1	33
	302K039160	2K039160	SPRING DRUM PWB	6
	302K039170	2K039170	SPRING HV MAIN BK	6
	302K039180	2K039180	SPRING HV MAIN M	6
	302K039190	2K039190	SPRING HV MAIN C	6
	302K039200	2K039200	SPRING HV MAIN Y	6
	302K039210	2K039210	SPRING HV MAG BK	6
	302K039220	2K039220	SPRING HV MAG M	6
	302K039230	2K039230	SPRING HV MAG C	6
	302K039240	2K039240	SPRING HV MAG Y	6
	302K039250	2K039250	SPRING HV SLEEVE BK	6
	302K039260	2K039260	SPRING HV SLEEVE M	6
	302K039270	2K039270	SPRING HV SLEEVE C	6
	302K039280	2K039280	SPRING HV SLEEVE Y	6
	302K039290	2K039290	SPRING HV TRANSFER	6
	302K039300	2K039300	SPRING HV SEPARATION	6
	302K039320	2K039320	GUIDE WIRE ENGINE SUB	26
	302K046010	2K046010	WIRE FEED UNIT 1	33
	302K046020	2K046020	WIRE FEED UNIT 2	27
	302K046030	2K046030	WIRE FEED UNIT PI 1	33
	302K046041	2K046041	WIRE CONVEYING UNIT	15
	302K046050	2K046050	WIRE EXIT UNIT1	33
	302K046060	2K046060	WIRE EXIT UNIT2	30
	302K046070	2K046070	WIRE BRIDGE SW	4
	302K046081	2K046081	WIRE FRONT/RIGHT SW	5
	302K046090	2K046090	WIRE SUB PWB	33
	302K046100	2K046100	WIRE RFID PWB	33
	302K046120	2K046120	WIRE HIGH VOL1	33
	302K046130	2K046130	WIRE TONER SUPPLY MOT	28
	302K046140	2K046140	WIRE DRUM-DLP MOT	25
	302K046180	2K046180	WIRE BELT-FUSER MOT	28
	302K046200	2K046200	WIRE ENGINE_MAIN-LSU CONNECT 2	19
	302K046210	2K046210	WIRE MAIN-LSU CONNECT 1	34
	302K046220	2K046220	WIRE MAIN-LSU CONNECT 2	19
	302K046280	2K046280	WIRE CASSETTE SIZE SW	7
	302K046290	2K046290	WIRE PAPER EMPTY/BOTTOM UP	3
	302K046300	2K046300	WIRE LIFT FULL	5

• Parts with "⊙" indicate regular maintenance parts.

	Part.No.	Alternative.	Description	Fig.No.
	302K046310	2K046310	WIRE ID SENSOR	10
	302K046320	2K046320	WIRE ENGINE1-2 MOT	26
	302K046330	2K046330	FFC ENGINE1-2 SIG	33
	302K046340	2K046340	WIRE ENGINE2 - DRUM/DLP CONNECT	26
	302K046350	2K046350	WIRE ENGINE2 - TC CONNECT	33
	302K046370	2K046370	WIRE FAN MOT DLP/LSU	29
	302K046380	2K046380	WIRE RESIST	10
	302K046400	2K046400	WIRE WT SENS 1	33
	302K046420	2K046420	WIRE ID SENS MOT/PI	10
	302K046580	2K046580	WIRE FUSER UNIT 1	4
	302K046620	2K046620	WIRE ENGINE-IH	33
	302K046640	2K046640	WIRE RELAY	33
	302K046820	2K046820	WIRE HUMIT 1	33
	302K046830	2K046830	WIRE HUMIT 2	31
	302K046890	2K046890	WIRE CONVEYING UNIT PI	15
⊙	302K093060	2K093060	LK-895	19
⊙	302K093110	2K093110	WT-895	32
⊙	302K093122	2K093122	DR-895A	25
⊙	302K093130	2K093130	DR-895B	28
⊙	302K093142	2K093142	DR-895C	27
⊙	302K094010	2K094010	PARTS EXIT UNIT SP	30
⊙	302K094041	2K094041	PARTS PIPE TRANSFER CLEANING ASSY SP	5
⊙	302K094050	2K094050	PARTS TONER SUPPLY ASSY SP	6
⊙	302K094090	2K094090	PARTS MOTOR-DC ASSY C SP	19
⊙	302K094100	2K094100	PARTS DC MOTOR SP	10,28
⊙	302K094170	2K094170	PARTS PWB LSU CONNECT ASSY SP	19
⊙	302K094180	2K094180	PARTS PWB DRUM DLP CONNECT ASSY SP	6
⊙	302K094190	2K094190	PARTS PWB TRANSFER CONNECT ASSY SP	33
⊙	302K094200	2K094200	PARTS PWB RFID ASSY SP	33
⊙	302K094212	2K094212	PARTS PWB ENGINE CONNECT ASSY SP	26
⊙	302K094260	2K094260	PARTS HVU1 SP	33
⊙	302K094270	2K094270	PARTS HVU2 SP	33
⊙	302K094280	2K094280	PARTS TONER FULL DETECT ASSY SP	32
⊙	302K094290	2K094290	PARTS ID SENSOR ASSY ASSY SP	10
⊙	302K094300	2K094300	PARTS FAN MOTOR SP	33
⊙	302K094320	2K094320	PARTS CLUTCH 50 Z45L SP	25
⊙	302K094330	2K094330	PARTS ROLLER MIDDLE SP	10
⊙	302K094340	2K094340	PARTS ROLLER EXIT FD SP	30
⊙	302K094350	2K094350	PARTS ROLLER EXIT REVERSE SP	30
⊙	302K094390	2K094390	PARTS ROLLER DU B SP	14
⊙	302K094420	2K094420	PARTS ROLLER REGIST RIGHT SP	15
	302K117070	2K117070	TAPE FERRITE CORE	36
	302K302140	2K302140	STAY RIGHT HANDLE	12
	302K302200	2K302200	SPACER SCANNER ADJUST	7
	302K302210	2K302210	MOUNT SCANNER ADJUST	7
	302K302260	2K302260	COVER INNER BASE	2
	302K302430	2K302430	HEATER DEHUMIDIFIER 120	3
⊙	302K302440	2K302440	HEATER DEHUMIDIFIER 240	3
	302K302831	2K302831	ACTUATOR DECK FEED	11
	302K302840	2K302840	MOUNT DECK PI	3

	Part.No.	Alternative.	Description	Fig.No.
	302K302890	2K302890	LID DEHUMIDIFIER SW	7
	302K302910	2K302910	MOUNT DECK DRAWER	3
	302K302920	2K302920	CAP DECK PIN	3
	302K302A50	2K302A50	PLATE EARTH ISU	7
	302K304230	2K304230	STRAP COVER FRONT R	32
	302K304320	2K304320	STRAP COVER FRONT L	32
	302K304520	2K304520	HOOK RIGHT COVER	14
	302K304550	2K304550	SHAFT RIGHT COVER F	15
	302K304560	2K304560	SHAFT RIGHT COVER R	15
	302K304571	2K304571	JOINT JUNCTION HOOK	14
	302K304591	2K304591	STRAP RIGHT COVER	14
	302K304630	2K304630	FILM CONVEYING SHAFT	15
	302K306140	2K306140	ACTUATOR REGIST	10,11
	302K306150	2K306150	SPRING ACTUATOR REGIST	10,11
	302K308020	2K308020	ACTUATOR MPF	12
	302K308030	2K308030	GUIDE UPPER MPF	12
	302K308070	2K308070	BUSH 10	12
	302K308080	2K308080	SHAFT MPF	12
	302K308101	2K308101	LIFT PLATE	12
	302K308110	2K308110	PAD LIFT	12
	302K308120	2K308120	SPRING LIFT R	12
	302K308130	2K308130	SPRING LIFT F	12
	302K308140	2K308140	ARM LIFT	12
⊙	302K308150	2K308150	ROLLER MPF	12
	302K308240	2K308240	SPRING EARTH	12
	302K308250	2K308250	SPRING ACTUATOR	12
	302K308260	2K308260	WIRE EARTH MPF	12
	302K308270	2K308270	SPRING MPF ROLL	12
	302K308340	2K308340	SEAL GUIDE PAD	12
	302K308460	2K308460	STRAP LINK MPF	17
	302K308470	2K308470	STOPPER STRAP	17
	302K308480	2K308480	SEAL SIDE MPF	12
	302K309070	2K309070	PULLEY CASSETTE	8
	302K309090	2K309090	LEVER HOOK RIGHT	8
	302K309141	2K309141	SLIDER CURSOR END	8
	302K309150	2K309150	LIFT BASE CASSETTE SUB	8
	302K309160	2K309160	SPRING LEVER LIFT CASSETTE SUB	8
	302K309170	2K309170	PLATE LIFT BASE CASSETTE	8
	302K309180	2K309180	SHAFT DRIVE LIFT	8
	302K309190	2K309190	LEVER CURSOR SET	8
	302K309200	2K309200	LEVER RELEASE CURSOR F	8
	302K309210	2K309210	SPRING RELEASE CURSOR F	8
	302K309220	2K309220	SPRING SIDE SWITCH	8
	302K309230	2K309230	LEVER LOCK CASSETTE	8
	302K309240	2K309240	SPRING LOCK CASSETTE	8
	302K309260	2K309260	SPRING HANDLE CASSETTE	8
	302K309270	2K309270	CURSOR END	8
	302K309300	2K309300	SPRING CASSETTE LIFT EARTH	8
	302K309350	2K309350	STOPPER SIZE SET	8
	302K309360	2K309360	SPRING SIZE SET	8

• Parts with "⊙" indicate regular maintenance parts.

	Part.No.	Alternative.	Description	Fig.No.
	302K309370	2K309370	SPRING CURSOR SET	8
	302K309380	2K309380	SPRING SIZE SET F	8
	302K309410	2K309410	PLATE SIZE DETECTION	3
	302K317172	2K317172	GUIDE FFC LED C	18
	302K317250	2K317250	SWITCH RELEASE	18
⊙	302K317350	2K317350	GEAR Z54	18
	302K317470	2K317470	MOUNT LED	18
	302K317490	2K317490	LID GUIDE FFC LED	31
	302K317791	2K317791	SHEET FFC LED	18
	302K317820	2K317820	STOPPER PAPER C	1
	302K324110	2K324110	SPRING CONVEYING F	15
	302K324150	2K324150	PLATE SEPARATION	16
	302K324180	2K324180	BUSH REGIST F	15
	302K324240	2K324240	BUSH TRANSFER ROLL F	16
	302K324270	2K324270	BUSH REGIST R	15
	302K324360	2K324360	SPRING CONVEYING R	15
	302K324430	2K324430	BUSH TRANSFER ROLL R	16
	302K324450	2K324450	BUSH 6	39,41
	302K324460	2K324460	SHAFT FEED	15,30
	302K325350	2K325350	ADJUSTER FUSER	4
	302K328090	2K328090	GUIDE EXIT PUSH	30
	302K328260	2K328260	SPRING GUIDE EXIT PUSH	30
	302K328290	2K328290	GUIDE EXIT PUSH JS	30
⊙	302K329020	2K329020	PULLEY DU	14,15
	302K329030	2K329030	SPRING DU FEED	15
	302K329040	2K329040	ACTUATOR DU	15
	302K329060	2K329060	RETAINER ACTUATOR	15
	302K329220	2K329220	SHAFT DU	14
	302K329270	2K329270	BUSH DU	11,14
⊙	302K329280	2K329280	PULLEY DU 26	14
⊙	302K331081	2K331081	GEAR Z40R IDLE	24,27
⊙	302K331090	2K331090	GEAR Z43L IDLE	27
⊙	302K331130	2K331130	GEAR Z32L	27
⊙	302K331140	2K331140	GEAR Z30R IDLE	27
⊙	302K331150	2K331150	GEAR Z42R-Z36R	27
⊙	302K331160	2K331160	GEAR Z48R-Z22S	27
⊙	302K331170	2K331170	GEAR Z28S	27
⊙	302K331180	2K331180	GEAR Z45S INPUT MPF A	27
⊙	302K331190	2K331190	GEAR Z45S INPUT MPF B	27
	302K331200	2K331200	CAM MPF	27
	302K331230	2K331230	BUSH DRIVE 8	27
	302K331240	2K331240	SHAFT CLUTCH FEED	24,27
	302K331260	2K331260	PIN DRIVE A	27
	302K339050	2K339050	PLATE OPTION	34
	302K345090	2K345090	SPEAKER	36
	302K345120	2K345120	VARISTOR TC	11
	302K346470	2K346470	WIRE PF DRAWER	3
	302K346660	2K346660	WIRE PF DRAWER 200	3
⊙	302K394190	2K394190	PARTS MOTOR LIFT ASSY SP	24
⊙	302K394210	2K394210	PARTS MOTOR ISU SP	18

	Part.No.	Alternative.	Description	Fig.No.
⊙	302K394230	2K394230	PARTS ROLLER REGIST LEFT SP	11
⊙	302K394250	2K394250	PARTS ROLLER DU SP	14
⊙	302K394310	2K394310	PARTS GEAR REGIST Z28L-Z18L SP	11
⊙	302K394320	2K394320	PARTS GEAR MPF Z28 SP	12
⊙	302K394330	2K394330	PARTS GEAR REGIST Z24R SP	15
⊙	302K394340	2K394340	PARTS GEAR Z74R-Z22S EXIT SP	30
⊙	302K394350	2K394350	PARTS GEAR Z22S EXIT SP	30
⊙	302K394370	2K394370	PARTS GEAR Z18-Z63R SP	18
⊙	302K394380	2K394380	PARTS GEAR Z18 SP	8
⊙	302K394400	2K394400	PARTS GEAR DU Z27L SP	14
⊙	302K505280	2K505280	SPONGE LCD B	36
⊙	302K902391	2K902391	GEAR Z14R	19
⊙	302K902401	2K902401	GEAR Z27S Z27R	19
	302K902470	2K902470	PIN LSU RETAINING	19
	302K902480	2K902480	SPRING-COMPRESSION LSU RETAINING	19
	302K905900	2K905900	SPRING USB HOLD	37
	302K908211	2K908211	ACTUATOR SIZE DETECTION	17
	302K908220	2K908220	SPRING-TORSION SIZE DETECTION	17
	302K908580	2K908580	HOLDER SIZE DETECTION	17
	302K926220	2K926220	SPRING IH	29
	302K931080	2K931080	WIRE STOPPER	41,43,44
	302K939070	2K939070	GUIDE CF	34
	302K946750	2K946750	WIRE ORIGINAL SENSOR	18
	302K946910	2K946910	WIRE KUIO POWER	34
⊙	302K993040	2K993040	PARTS MOUNT LED ASSY SP	18
⊙	302K994240	2K994240	PARTS PWB OPERATION ASSY SP	36
⊙	302K994251	2K994251	PARTS PWB OPERATION LED ASSY SP	36
⊙	302K994321	2K994321	PARTS MOTOR-BL W20 SP	27,28
⊙	302K994331	2K994331	PARTS MOTOR-BL W30 SP	25
⊙	302K994360	2K994360	PARTS FAN COOLING LSU 60 SP	29
⊙	302K994520	2K994520	PARTS GEAR Z32L SP	19
	302KK28110	2KK28110	PLATE EXIT	30
⊙	302KP29090	2KP29090	GEAR IDLE Z18S	30
	302KP34220	2KP34220	LABEL HIGH TEMPERATURE CAUTION	3
	302KV02A90	2KV02A90	BELT S2M Z371	25
	302KV24090	2KV24090	BUSH SPRING FEED	15
	302KV29090	2KV29090	BELT S2M-Z108	14
⊙	302KV44041	2KV44041	CLUTCH 50 Z35R	24,27,41
⊙	302KV94360	2KV94360	PARTS PWB ASSY THERMISTOR SP	31
⊙	302KY44010	2KY44010	MOTOR IMAGE	44
⊙	302KY44090	2KY44090	MOTOR ROTARY	44
	302KY45010	2KY45010	LCD OPERATION	36
	302LC04272	2LC04272	EMBLEM	2
⊙	302LC04600	2LC04600	COVER TRAY	45
	302LC04610	2LC04610	STAY TRAY	45
	302LC04620	2LC04620	MOUNT TRAY	45
	302LC04660	2LC04660	SHEET TRAY	45
	302LC04670	2LC04670	PLATE TRAY	45
⊙	302LC04710	2LC04710	COVER TRAY LOWER	45
	302LC05040	2LC05040	COVER LED	36

• Parts with "⊙" indicate regular maintenance parts.

Part.No.	Alternative.	Description	Fig.No.
302LC05050	2LC05050	KEY 10	36
302LC05060	2LC05060	KEY COLOR	36
302LC05070	2LC05070	KEY FUNCTION	36
302LC05080	2LC05080	KEY UNIVERSAL	36
302LC05090	2LC05090	KEY START	36
302LC05100	2LC05100	KEY STOP	36
302LC05110	2LC05110	KEY RESET	36
302LC05120	2LC05120	KEY POWER SUPPLY	36
302LC05150	2LC05150	LID OPERATION SHEET A	36
302LC05160	2LC05160	LID OPERATION SHEET B	36
302LC05171	2LC05171	PANEL OPERATION	36
302LC05270	2LC05270	HOLDER LCD	36
302LC05310	2LC05310	LENS LED	36
302LC05320	2LC05320	HOLDER LED	36
302LC05330	2LC05330	LID LED	36
302LC05390	2LC05390	LABEL UNIVERSAL	36
302LC05401	2LC05401	LABEL OPERATION EN	36
302LC05420	2LC05420	FILM FFC	36
302LC05441	2LC05441	LABEL OPERATION DE	46
302LC05450	2LC05450	SHEET STOPPER CORE	36
302LC05471	2LC05471	LABEL OPERATION ES	46
302LC05481	2LC05481	LABEL OPERATION PT	46
302LC05491	2LC05491	LABEL OPERATION NL	46
302LC05501	2LC05501	LABEL OPERATION RU	46
302LC05521	2LC05521	LABEL OPERATION FR	46
302LC05531	2LC05531	LABEL OPERATION TL	46
302LC05590	2LC05590	LENS LED B	36
302LC34050	2LC34050	LABEL SW CAUTION EN	1
302LC34160	2LC34160	LABEL SW CAUTION SET A	1
302LC46820	2LC46820	WIRE OPERATION RIGHT	36
302LC46830	2LC46830	WIRE OPERATION LOWER	36
302LC46840	2LC46840	WIRE OPERATION LEFT	36
302LC46B10	2LC46B10	WIRE FFC LCD	36
⊙ 302LC93080	2LC93080	FK-8506 IH	23
⊙ 302LC93090	2LC93090	FK-8507 IH	23
⊙ 302LC94291	2LC94291	PARTS MOTOR-BL W10 SP	24
⊙ 302LC94301	2LC94301	PARTS MOTOR-BL W20 DRUM SP	25
⊙ 302LC94340	2LC94340	PARTS TABLET OPERATION SP	36
⊙ 302LC94380	2LC94380	PARTS FAN COOLING LSU 60 SP	29
⊙ 302LC94390	2LC94390	PARTS MEMORY MODULE SP	34
302LK26050	2LK26050	CAP SPRING	29
302MV02040	2MV02040	STAY FRONT FRAME	5
302MV02092	2MV02092	MOUNT SCANNER RIGHT	7
302MV02100	2MV02100	MOUNT SCANNER FRONT	7
302MV02110	2MV02110	MOUNT SCANNER REAR	7
302MV02131	2MV02131	MOUNT OPTION	7
302MV02150	2MV02150	MOUNT OPERATION	7
302MV02160	2MV02160	HANDLE COVER LEFT	5
302MV02190	2MV02190	FOOT	1
302MV02200	2MV02200	STAY FRONT RIGHT	3

Part.No.	Alternative.	Description	Fig.No.
302MV02220	2MV02220	SHAFT HANDLE	3
302MV02231	2MV02231	MOUNT REAR HANDLE	3
302MV02240	2MV02240	PIN FRONT HANDLE	3
302MV02280	2MV02280	LEVER RETAINER	31
302MV02341	2MV02341	HOLDER CORD RIGHT	7
302MV02360	2MV02360	GUIDE FUSER	29
302MV02370	2MV02370	MOUNT LED	7
302MV02390	2MV02390	FILM MOUNT OPERATION	37
302MV03010	2MV03010	LEVER WASTE	32
302MV03030	2MV03030	SEAL RETAINER	31
⊙ 302MV04020	2MV04020	COVER FRONT TOP	1
⊙ 302MV04060	2MV04060	COVER RIGHT REAR	1
⊙ 302MV04071	2MV04071	COVER RIGHT LOW	13
⊙ 302MV04090	2MV04090	COVER RIGHT TOP	1
⊙ 302MV04100	2MV04100	COVER LEFT LOW	1
⊙ 302MV04121	2MV04121	COVER ISU FRONT	18
⊙ 302MV04130	2MV04130	COVER ISU LEFT	18
⊙ 302MV04150	2MV04150	COVER ISU REAR	18
⊙ 302MV04181	2MV04181	COVER TRAY LEFT	1
⊙ 302MV04190	2MV04190	CASE CLIP	18
⊙ 302MV04200	2MV04200	PLATE CLIP	18
302MV04230	2MV04230	COVER INNER FRONT LOWER	1
302MV04271	2MV04271	COVER RIGHT MIDDLE	14
⊙ 302MV04290	2MV04290	COVER EXIT FRONT TOP	7
302MV04300	2MV04300	COVER RIGHT HOOK	14
⊙ 302MV04310	2MV04310	COVER LED	18
302MV04320	2MV04320	SPRING FRONT COVER L	2
302MV04330	2MV04330	SPRING FRONT COVER R	2
⊙ 302MV04500	2MV04500	COVER FRONT	38
⊙ 302MV04510	2MV04510	COVER REAR	38
⊙ 302MV04520	2MV04520	COVER PF	42
302MV04530	2MV04530	LID REAR COVER	38
⊙ 302MV04540	2MV04540	COVER LEFT	39
302MV04550	2MV04550	LID INNER COVER	38
302MV04570	2MV04570	INNER COVER WIRE	39
302MV04580	2MV04580	HANDLE ADJUST SKEW	39
302MV04590	2MV04590	LEVER ADJUST SKEW	39
302MV04600	2MV04600	COVER HINGE	39
302MV04610	2MV04610	GUIDE RETARD	43
302MV04620	2MV04620	HOLDER RETARD	43
302MV04640	2MV04640	LEVER PF RELEASE	42
302MV04651	2MV04651	GUIDE CONVEYING UPPER	42
302MV04660	2MV04660	HOLDER FEED	42
302MV04690	2MV04690	FILM DU CENTER	43
302MV05010	2MV05010	COVER OPERATION	36
302MV05020	2MV05020	COVER OPERATION LOW	37
302MV05030	2MV05030	MOUNT LCD	36
302MV05040	2MV05040	HOLDER SPEAKER	36
302MV05050	2MV05050	MOUNT USB	37
302MV05060	2MV05060	PLATE OPERATION	36

• Parts with "⊙" indicate regular maintenance parts.

Part.No.	Alternative.	Description	Fig.No.
302MV05070	2MV05070	FILM PROTECT	36
302MV05080	2MV05080	GUIDE LCD WIRE	36
302MV05090	2MV05090	FILM COVER LOW	37
302MV06020	2MV06020	HOLDER SENSOR	5
302MV07011	2MV07011	GUIDE FEED OUT	11
302MV07020	2MV07020	GUIDE FEED LOW	11
302MV07030	2MV07030	GUIDE FEED	11
302MV07040	2MV07040	GUIDE FEED INNER	12
302MV07051	2MV07051	GUIDE COVER INNER	13
302MV07060	2MV07060	COVER HANDLE	13
302MV07070	2MV07070	HOLDER SPRING	13
302MV07080	2MV07080	COVER SW FEED	13
302MV07091	2MV07091	HOLDER HOOK F	13
302MV07101	2MV07101	HOLDER HOOK R	13
302MV07110	2MV07110	BELT FEED	11,14
302MV07120	2MV07120	SPRING EARTH FEED	11
302MV07130	2MV07130	SPRING COVER HOOK	13
302MV08010	2MV08010	BASE MPF	12
302MV08020	2MV08020	PIN FEED ROLL	12
302MV08030	2MV08030	PULLEY MPF	12
302MV08400	2MV08400	COVER MPF	17
302MV08410	2MV08410	TABLE MPF	17
302MV08420	2MV08420	TABLE MPF A	17
302MV08430	2MV08430	TABLE MPF B	17
302MV08440	2MV08440	CURSOR FRONT MPF	17
302MV08450	2MV08450	CURSOR REAR MPF	17
302MV08460	2MV08460	GUIDE FRONT MPF WIRE	17
302MV08470	2MV08470	GUIDE REAR MPF WIRE	17
302MV08500	2MV08500	SPRING MPF	17
302MV08520	2MV08520	SHEET MPF WIRE A	17
302MV09011	2MV09011	CASSETTE	8
302MV09021	2MV09021	BASE CASSETTE	8
302MV09030	2MV09030	HANDLE CASSETTE	8
302MV09040	2MV09040	ARM SIZE DETECTION	8
302MV09050	2MV09050	PLATE SIDE SWITCH	8
302MV09060	2MV09060	COVER CASSETTE	8
302MV09070	2MV09070	EMBLEM CASSETTE	8
302MV09080	2MV09080	CURSOR CASSETTE REAR	8
302MV09090	2MV09090	CURSOR CASSETTE FRONT	8
302MV17030	2MV17030	COVER LENS	18
302MV17040	2MV17040	GUIDE FFC CCD	18
302MV17050	2MV17050	LID ISC	18
302MV17060	2MV17060	MOUNT ISC	18
302MV17090	2MV17090	LEVER RETAINER	18
302MV17110	2MV17110	FILM FFC CCD	18
302MV21110	2MV21110	SHAFT TRANSFER CLEANING DRIVE	5
302MV24010	2MV24010	LEVER HOOK F	16
302MV24020	2MV24020	LEVER HOOK R	16
302MV24030	2MV24030	PULLEY MIDDLE	15
302MV24050	2MV24050	SPRING TRANSFER R	16

Part.No.	Alternative.	Description	Fig.No.
302MV26010	2MV26010	LEVER FUSER RELEASE FRONT	4
302MV26020	2MV26020	LEVER FUSER RELEASE REAR	4
302MV31010	2MV31010	HOLDER DRIVE LOW A	24
302MV31020	2MV31020	HOLDER DRIVE LOW B	24
302MV31030	2MV31030	PLATE MOTOR LOW	24
302MV31040	2MV31040	SPRING EARTH FEED LOW	24
302MV33010	2MV33010	DUCT OUT DLP D	34
302MV33020	2MV33020	DUCT CONTAINER B	29
302MV33030	2MV33030	DUCT CONTAINER C	29
302MV34010	2MV34010	SHEET EMBLEM	2
302MV34060	2MV34060	SHEET COVER FRONT	2
302MV34070	2MV34070	LABEL ARROW	1,12,15,16,31,42
302MV34080	2MV34080	LABEL MIDDLE TRANSFER	3,6
302MV34100	2MV34100	LABEL D	32
302MV34110	2MV34110	LABEL E	31
302MV34170	2MV34170	LABEL H2	4
302MV34180	2MV34180	LABEL I	16
302MV34190	2MV34190	LABEL J	12
302MV34240	2MV34240	LABEL PUSH	4,32
302MV34250	2MV34250	LABEL COVER CAUTION	14
302MV34260	2MV34260	LABEL BYPASS CAUTION	14
302MV34270	2MV34270	LABEL BYPASS TABLE	17
302MV34290	2MV34290	LABEL COVER RIGHT LOW	13
302MV34300	2MV34300	SHEET CASSETTE C	8
302MV34310	2MV34310	LABEL CASSETTE SIZE A	8
302MV34320	2MV34320	LABEL OPERATION CURSOR	8
302MV34330	2MV34330	LABEL OPERATION L	8
302MV34340	2MV34340	LABEL OPERATION S	8
302MV34350	2MV34350	LABEL PAPER SET	8
302MV34360	2MV34360	LABEL CASSETTE SIZE B	8
302MV34370	2MV34370	LABEL PAPER LIMIT	8
302MV34380	2MV34380	LABEL OPERATION CAUTION E	18
302MV34400	2MV34400	LABEL HIGH TEMP	14
302MV34410	2MV34410	LABEL COVER CAUTION 9NATIONS	14
302MV34430	2MV34430	SHEET CASSETTE I	8
302MV34450	2MV34450	LABEL DEHUMIDIFIER SWITCH A	1
302MV34500	2MV34500	LABEL CRU U	42
302MV34510	2MV34510	LABEL CRU V	43
302MV34520	2MV34520	LABEL SIZE DIRECTION METRIC	42
302MV34530	2MV34530	LABEL SIZE DIRECTION INCH	42
302MV34540	2MV34540	LABEL HINGE CAUTION	38,39
302MV34560	2MV34560	LABEL CAUTION ENG	42
302MV34580	2MV34580	LABEL CAUTION SET 3NATIONS	42
302MV34590	2MV34590	LABEL CAUTION SET 4NATIONS	42
302MV34600	2MV34600	LABEL DEHUMIDIFIER SWITCH E	1
302MV39010	2MV39010	SHIELD BOX	34
302MV39020	2MV39020	LID MAIN	34
302MV39031	2MV39031	LID CONTROLLER	34
302MV39040	2MV39040	BRACKET HDD	34

• Parts with "⊙" indicate regular maintenance parts.

Part.No.	Alternative.	Description	Fig.No.
302MV39050	2MV39050	HOLDER FAN MAIN	34
302MV39060	2MV39060	GUIDE HARNESS CONT	34
302MV39070	2MV39070	SHIELD BOX SUB	34
302MV39080	2MV39080	RAIL OPTION UP	34
302MV39090	2MV39090	RAIL OPTION LOW	34
302MV39200	2MV39200	MOUNT INLET	7
302MV39210	2MV39210	BOX POWER	35
302MV39220	2MV39220	LID POWER	35
302MV39230	2MV39230	STAY POWER	3
302MV39240	2MV39240	GUIDE WIRE LVU	3
302MV39250	2MV39250	BRACKET FAN POWER	35
302MV39270	2MV39270	GUIDE WIRE LVU B	3
302MV39280	2MV39280	GUIDE HARNESS FFC	34
302MV39290	2MV39290	GUIDE WIRE REAR	4
302MV39300	2MV39300	SHEET BOX A	34
302MV39320	2MV39320	SHEET BOX POWER	35
302MV39370	2MV39370	SHEET CONT BOX	34
302MV46010	2MV46010	FFC ENGINE-VIDEO	33
302MV46020	2MV46020	WIRE ENGINE_MAIN-LSU CONNECT 1	33
302MV46040	2MV46040	WIRE ENGINE-ISC POWER	33
302MV46050	2MV46050	WIRE ENGINE-VIDEO POWER	33
302MV46060	2MV46060	WIRE ENGINE-VIDEO SIG 1	33
302MV46070	2MV46070	WIRE FAN MOT LVU	29
302MV46090	2MV46090	WIRE KEY COUNTER	45
302MV46100	2MV46100	FFC VIDEO-MAIN SIG	34
302MV46110	2MV46110	WIRE LVU MAIN-VIDEO POWER	34
302MV46120	2MV46120	WIRE ENGINE-VIDEO SIG 2	33
302MV46130	2MV46130	WIRE VIDEO-MAIN POWER	34
302MV46140	2MV46140	WIRE CASSETTE2 PI	3
302MV46150	2MV46150	WIRE CASSETTE2 SIZE SW	7
302MV46160	2MV46160	WIRE CASSETTE2 MOT/CLT 1	34
302MV46170	2MV46170	WIRE RIGHT COVER 1	34
302MV46200	2MV46200	WIRE HDD SIG	34
302MV46210	2MV46210	WIRE HDD POWER	34
302MV46220	2MV46220	WIRE CCD DATA	34
302MV46230	2MV46230	WIRE ISC-MAIN SIG	34
302MV46240	2MV46240	WIRE INTERFACE	44
302MV46280	2MV46280	WIRE ISU SW	18
302MV46310	2MV46310	WIRE DF	7
302MV46320	2MV46320	WIRE PF SIG	3
302MV46330	2MV46330	USB MAIN-PANEL MAIN	34
302MV46340	2MV46340	USB MAIN-HOST	37
302MV46350	2MV46350	WIRE MAIN-PANEL MAIN	34
302MV46380	2MV46380	WIRE MAIN SW	5
302MV46390	2MV46390	WIRE LVU-IH PRIMARY	33
302MV46410	2MV46410	WIRE ENGINE-LVU	26
302MV46420	2MV46420	WIRE DP	18
302MV46430	2MV46430	WIRE MPF SIZE 1	33
302MV46440	2MV46440	WIRE MPF SIZE 2	7
302MV46450	2MV46450	WIRE MPF SIZE UNIT 1	12

Part.No.	Alternative.	Description	Fig.No.
302MV46500	2MV46500	WIRE LVU - AC CONNECT	34
302MV46510	2MV46510	WIRE MPF SIZE UNIT 2	17
302MV46520	2MV46520	WIRE RIGHT COVER SW	13
302MV46560	2MV46560	WIRE FEED UNIT PI2	3
302MV46570	2MV46570	FFC KUJO SIG	34
302MV46580	2MV46580	WIRE MPF	12
302MV46590	2MV46590	WIRE 2ND TRAY	33
302MV46600	2MV46600	WIRE CCD POWER	18
302MV46610	2MV46610	FFC CCD SIG	18
302MV46630	2MV46630	WIRE FFC LED	18
302MV46680	2MV46680	WIRE IH-DLP FAN	29
⊙ 302MV93010	2MV93010	DK-8315	21
⊙ 302MV93021	2MV93021	DV-8315Y	20
⊙ 302MV93031	2MV93031	DV-8315M	20
⊙ 302MV93041	2MV93041	DV-8315C	20
⊙ 302MV93051	2MV93051	DV-8315K	20
⊙ 302MV93060	2MV93060	PARTS ISU	18
⊙ 302MV93070	2MV93070	TR-8315A	22
⊙ 302MV93080	2MV93080	TR-8315B	16
⊙ 302MV93093	2MV93093	FK-8315	23
⊙ 302MV93102	2MV93102	CT-8315	8
⊙ 302MV93110	2MV93110	DR-8315D	24
⊙ 302MV93130	2MV93130	PARTS STORAGE DEVICE SP	34
⊙ 302MV94010	2MV94010	PARTS PAD SEPARATION ASSY SP	12
⊙ 302MV94020	2MV94020	PARTS ROLLER MPF ASSY SP	12
⊙ 302MV94030	2MV94030	PARTS CLEANING REGIST ASSY SP	31
⊙ 302MV94050	2MV94050	PARTS DUCT OUTPUT DLP IN ASSY SP	29
⊙ 302MV94061	2MV94061	PARTS PRIMARY FEED ASSY SP	9
⊙ 302MV94070	2MV94070	PARTS MPF UNIT SP	12
⊙ 302MV94080	2MV94080	PARTS MPF TABLE ASSY SP	17
⊙ 302MV94100	2MV94100	PARTS CONTACT-GLASS ASSY(I) SP	18
⊙ 302MV94110	2MV94110	PARTS CONTACT-GLASS ASSY(C) SP	18
⊙ 302MV94120	2MV94120	PARTS OPERATION UNIT SP	36
⊙ 302MV94140	2MV94140	PARTS PAPER FEED ASSY SP	42
⊙ 302MV94150	2MV94150	PARTS GUIDE RETARD ASSY SP	43
⊙ 302MV94160	2MV94160	PARTS HOLDER RETARD ASSY SP	43
⊙ 302MV94170	2MV94170	PARTS COVER PF ASSY SP	42
⊙ 302MV94180	2MV94180	PARTS GUIDE PF ASSY SP	43
⊙ 302MV94190	2MV94190	PARTS PWB ENGINE ASSY SP	33
⊙ 302MV94202	2MV94202	PARTS PWB VIDEO ASSY SP	34
⊙ 302MV94210	2MV94210	PARTS PWB ISC ASSY SP	18
⊙ 302MV94220	2MV94220	PARTS PWB MAIN ASSY SP	34
⊙ 302MV94230	2MV94230	PARTS PWB MAIN ASSY SP EU	34
⊙ 302MV94240	2MV94240	PARTS PWB PANEL MAIN ASSY SP	36
⊙ 302MV94260	2MV94260	PARTS PWB AC CONNECT ASSY 100 SP	34
⊙ 302MV94270	2MV94270	PARTS PWB AC CONNECT ASSY 200 SP	34
⊙ 302MV94280	2MV94280	PARTS PWB CODE DIMM ASSY SP	34
⊙ 302MV94300	2MV94300	PARTS PWB DRIVER ASSY SP	44
⊙ 302MV94310	2MV94310	PARTS ROLLER FEED UPPER SP	11
⊙ 302MV94320	2MV94320	PARTS ROLLER FEED LOWER SP	11

• Parts with "⊙" indicate regular maintenance parts.



	Part.No.	Alternative.	Description	Fig.No.
⊙	302MV94330	2MV94330	PARTS ROLLER TRANSFER SP	16
⊙	302MV94340	2MV94340	PARTS UNIT LOW VOLTAGE 100 SP	35
⊙	302MV94350	2MV94350	PARTS UNIT LOW VOLTAGE 200 SP	35
⊙	302MV94360	2MV94360	PARTS GEAR DRUM Z180L SP	25
⊙	302MV94370	2MV94370	PARTS GEAR DRUM Z100R SP	25
⊙	302MV94380	2MV94380	PARTS GEAR DRUM Z120L SP	25
⊙	302MV94390	2MV94390	PARTS GEAR MIDDLE TRANS Z89R SP	28
⊙	302MV94400	2MV94400	PARTS GEAR MIDDLE TRANS Z90R-Z37L SP	28
⊙	302MV94410	2MV94410	PARTS PWB IH 100 ASSY SP	33
⊙	302MV94420	2MV94420	PARTS PWB IH 200 ASSY SP	33
⊙	302MV94431	2MV94431	PARTS CONVEYING UNIT SP	15
⊙	302MV94440	2MV94440	PARTS PWB SCANNER LED(HI) ASSY SP	18
⊙	302MV94450	2MV94450	PARTS COVER RIGHT ASSY SP	14
⊙	302MV94460	2MV94460	PARTS COVER FRONT ASSY 25 SP	2
⊙	302MV94470	2MV94470	PARTS COVER ISU RIGHT ASSY E SP	18
⊙	302MV94491	2MV94491	PARTS COVER REAR ASSY E SP	1
⊙	302MV94510	2MV94510	PARTS COVER LEFT TOP ASSY E SP	1
⊙	302MV94530	2MV94530	PARTS COVER RIGHT LOW ASSY SP	13
⊙	302MV94550	2MV94550	PARTS TRAY EJECT ASSY SP	1
⊙	302MV94560	2MV94560	PARTS FAN MOTOR SET SP	15,29
⊙	302MV94571	2MV94571	PARTS COVER REAR ASSY A SP	1
⊙	302MV94650	2MV94650	PARTS SWITCH EXIT PAPER EMPTY SP	30
⊙	302NP93020	2NP93020	MC-8325	21
⊙	303A707121	3A707121	PULLEY LEADING FEED	42
⊙	303H605110	3H605110	LABEL MSP A	40
⊙	303H622331	3H622331	GEAR 20/65 IDLE	41
	303HK07081	3HK07081	COLLAR S SPRING	42
	303HL07031	3HL07031	SHAFT LEADING FEED	42
	303HL07161	3HL07161	FRONT HOOK PF COVER	41
	303J131270	3J131270	BELT S2M 230	14
	303J902370	3J902370	CUSHION ORIGINAL MAT	39
	303J906031	3J906031	SPRING SEPARATION	39
	303JC04201	3JC04201	PLATE ORIGINAL	38
	303JX02380	3JX02380	STATIC ELIMINATOR EJECT	43
	303K502070	3K502070	SEAL WIRE	40
	303K502080	3K502080	SPONGE ORIGINAL MAT	39
	303K507102	3K507102	PAD FRONT SEP	43
	303K507110	3K507110	STOPPER PF COVER	42
	303LJ07060	3LJ07060	LEVER PUSH DU	42
	303LJ07070	3LJ07070	SPRING PUSH DU	42
	303LJ24090	3LJ24090	SPRING TIMING	41,43
⊙	303LJ94150	3LJ94150	PARTS SOLENOID FEED SHIFT SP	30
⊙	303LL06100	3LL06100	COVER TABLE WIRE	40
⊙	303LL24190	3LL24190	PULLEY GUIDE READING	41
	303LL24250	3LL24250	PIN READING GUIDE	29
⊙	303LL31260	3LL31260	GEAR Z32S LIFT	41
	303LL34190	3LL34190	LABEL FACE UP 7NATIONS	38
	303LT02020	3LT02020	LID WIRE GUIDE	26,28,34
	303M802021	3M802021	LEFT HINGE	39
	303M802060	3M802060	MOUNT JAM REMOVENT	44

	Part.No.	Alternative.	Description	Fig.No.
	303M802071	3M802071	PLATE EARTH HINGE	44
	303M802090	3M802090	MOUNT LED	44
	303M802100	3M802100	STAY HINGE	39
	303M802110	3M802110	MOUNT TABLE	44
	303M802120	3M802120	RIGHT HINGE A	39
	303M802130	3M802130	RIGHT HINGE B LOWER	39
	303M802140	3M802140	RIGHT HINGE B UPPER	39
	303M802150	3M802150	SHAFT HINGE	39
	303M802170	3M802170	SHAFT ADJUST SKEW	39
	303M802190	3M802190	RACK ADJUSTMENT SKEW	39
	303M802200	3M802200	GUIDE WIRE PWB	44
	303M802210	3M802210	GUIDE WIRE DRIVE	44
	303M802220	3M802220	PLATE BASE	39
	303M802230	3M802230	GROUND PLATE BASE	39
	303M802240	3M802240	PLATE EARTH MOTOR	44
	303M802250	3M802250	PLATE EARTH DU	41
	303M802320	3M802320	SPONGE ORIGINAL MAT A	39
	303M804050	3M804050	STOPPER EJECT	38
⊙	303M804070	3M804070	COVER LED	38
	303M806011	3M806011	TABLE MAIN	40
⊙	303M806020	3M806020	COVER TABLE	40
	303M806030	3M806030	FRONT CURSOR	40
	303M806040	3M806040	REAR CURSOR	40
⊙	303M806050	3M806050	TRAY LOOP	40
⊙	303M806060	3M806060	COVER CURSOR	40
	303M806071	3M806071	RACK TABLE	40
	303M807041	3M807041	MOUNT PULLEY REGISTRATION	42
	303M807060	3M807060	ACTUATOR ORIGINAL SET	42
	303M807130	3M807130	COLLAR FEED	41,42
	303M807140	3M807140	SPRING SEPARATION	43
	303M807150	3M807150	FILM FRONT SEPARATION	43
	303M807170	3M807170	STOPPER ORIGINAL A	42
	303M807181	3M807181	STOPPER ORIGINAL B	42
	303M807201	3M807201	SHEET STOPPER	42
	303M807220	3M807220	SPRING REAR HOOK	41
	303M824015	3M824015	GUIDE CONVEYING	43
	303M824071	3M824071	GUIDE CONVEYING LOW	41
	303M824080	3M824080	SHAFT REGISTRATION	42
	303M824090	3M824090	ACTUATOR FEED	42
	303M824100	3M824100	HOLDER LEFT PULLEY	39
	303M824110	3M824110	ACTUATOR REGISTRATION	43
	303M824121	3M824121	HOLDER RIGHT PULLEY	39
	303M824130	3M824130	SHAFT GUIDE READING	41
	303M824140	3M824140	SPRING GUIDE READING	41
	303M824150	3M824150	GUIDE READING	41
	303M824160	3M824160	GUIDE RIGHT READING	39
	303M824170	3M824170	SHEET LEFT GUIDE F	39
	303M824180	3M824180	SHEET LEFT GUIDE R	39
	303M824191	3M824191	ACTUATOR TIMING	41
	303M824200	3M824200	SHAFT PULLEY	39,43

• Parts with "⊙" indicate regular maintenance parts.

	Part.No.	Alternative.	Description	Fig.No.
⊙	303M824210	3M824210	PULLEY CONVEYING BK	39,43
⊙	303M824220	3M824220	PULLEY REGISTRATION BK	42
	303M828021	3M828021	GUIDE EXIT	43
	303M828030	3M828030	HOLDER PULLEY EJECT	39
⊙	303M828040	3M828040	PULLEY EJECT	39
	303M828050	3M828050	SPONGE EJECT	39
	303M829012	3M829012	GUIDE SHIFT	43
	303M829020	3M829020	SHAFT GUIDE SHIFT	43
	303M829030	3M829030	LEVER GUIDE SHIFT	43
	303M829040	3M829040	HOLDER DU PRESS	43
	303M829051	3M829051	GUIDE DUPLEX	43
	303M829060	3M829060	SHAFT CAM SHIFT	41
	303M829070	3M829070	CAM SHIFT	41
	303M829230	3M829230	FILM DU FRONT	43
	303M829240	3M829240	FILM DU REAR	43
	303M831011	3M831011	MOUNT DRIVE MAIN	41
	303M831020	3M831020	MOUNT MOTOR	44
	303M831040	3M831040	SHAFT FEED	41
	303M831120	3M831120	SHAFT JAM REMOVENT	44
	303M831130	3M831130	DIAL JAM REMOVENT	44
	303M834010	3M834010	LABEL JAM S	43
	303M834020	3M834020	LABEL JAM T	41
	303M834111	3M834111	LABEL PAPER SET CAUTION ENG	40
	303M834180	3M834180	LABEL ORIGINAL MAX	40
	303M846020	3M846020	WIRE DRIVE	44
	303M846030	3M846030	WIRE TABLE	40
	303M846040	3M846040	WIRE SETSW	44
	303M846050	3M846050	WIRE BASE	41
	303M846060	3M846060	WIRE SENSOR	44
	303M846070	3M846070	WIRE HPSW	44
⊙	303M894060	3M894060	PARTS TABLE ASSY SP	40
⊙	303M894080	3M894080	PARTS GUIDE READING ASSY SP	41
⊙	303M894100	3M894100	PARTS PWB LED ASSY SP	7,44
⊙	303M894110	3M894110	PARTS ROLLER REGISTRATION SP	41
⊙	303M894120	3M894120	PARTS ROLLER CONVEYING A SP	41
⊙	303M894130	3M894130	PARTS ROLLER CONVEYING B SP	41
⊙	303M894140	3M894140	PARTS ROLLER EXIT SP	41
⊙	303M894150	3M894150	PARTS ROLLER LOOP SP	41
⊙	303M894160	3M894160	PARTS GEAR Z41L Z58L Z76L SP	41
⊙	303M894170	3M894170	PARTS GEAR Z32R SP	41
⊙	303M894180	3M894180	PARTS GEAR Z38L SP	41
⊙	303M894190	3M894190	PARTS GEAR Z33L SP	41
⊙	303M894200	3M894200	PARTS GEAR Z34R Z26S SP	44
⊙	303M894210	3M894210	PARTS GEAR Z29R SP	41
⊙	303M894220	3M894220	PARTS GEAR Z29L ONEWAY SP	41
⊙	303M894240	3M894240	PARTS GEAR Z39S SP	44
⊙	303M894250	3M894250	PARTS GEAR LF Z29S SP	44
⊙	303M894260	3M894260	PARTS SENSOR OPT SP	40,41,44
⊙	303M894270	3M894270	PARTS PWB SIZE DETECTION ASSY SP	40
	303MA16560	3MA16560	SHAFT GEAR BELT	30

	Part.No.	Alternative.	Description	Fig.No.
⊙	303MR29040	3MR29040	PULLEY 26-6 DUPLEX	11
	303MW24070	3MW24070	SPRING REGISTRATION	42
⊙	303MX02021	3MX02021	CUSHION ORIGINAL MAT A	38
	303MX02031	3MX02031	CUSHION ORIGINAL MAT B	39
	303NN02143	3NN02143	STAY UPPER FEED	5
	303NN02370	3NN02370	RAIL FEED	5
	303NN02450	3NN02450	GUIDE PRIMARY FEED	5
	303NN24110	3NN24110	JOINT PULLEY 26-6	11
	303NN24180	3NN24180	SPRING FEED LOW	13
	303NN24250	3NN24250	SPRING EARTH SW	13
⊙	303NN31040	3NN31040	GEAR Z77R Z23L	24
⊙	303NN31050	3NN31050	GEAR Z27L IDLE	24
	303NN31060	3NN31060	SHAFT GEAR	24
⊙	303NN31070	3NN31070	GEAR Z33R Z44R	24
	303NN31080	3NN31080	SPRING JOINT SHAFT	24
	303NN46130	3NN46130	WIRE LIMIT JUNCTION UPPER	5
	303NS24410	3NS24410	SCREW PLATE DF	45
	305JT05010	5JT05010	KEY FAX	36
	305JT05020	5JT05020	HOLDER KEY FAX	36
	3066060011	66060011	COVER,KEY COUNTER	45
	3066060041	66060041	MOUNT,KEY COUNTER	45
⊙	36211110	36211110	PULLEY,LEADING FEED ADF	42
⊙	36211500	36211500	GEAR,LEADING FEED JOINT	42,44
⊙	3AK20130	3AK20130	GEAR,WORM MAIN TRAY	39
	3CY06030	3CY06030	RETAINER M4	45
⊙	3H327410	3H327410	SENSOR,CONVEYING	15
	3HK07140	3HK07140	SPRING LF	42
	3HK07240	3HK07240	FRICTION PLATE LF	43
	3HK07270	3HK07270	COLLAR PF	42
	3HK27050	3HK27050	CORE 8-16X10	44
	3HL02230	3HL02230	MOUNT PUSH SW	39
⊙	3HL02240	3HL02240	PUSH SW DP	39
	3HL02250	3HL02250	SPRING,PUSH SWITCH	39
	3HL06060	3HL06060	ACTUATOR SIZE DETECTION	40
	3HL06110	3HL06110	TERMINAL PAPER SIZE	40
	3HL07170	3HL07170	REAR HOOK PF COVER	41
	3HL07190	3HL07190	BELT 150S2M,PAPER FEED	42
	3HP07420	3HP07420	EARTH PLATE D	44
⊙	3HY07120	3HY07120	PULLEY 15 DUPLEX	13
	5AAVCLTCH018	2A806910	ONE WAY CLUTCH /A-49 MPFZ A4	28
⊙	5ESP03090001+01	SP000360	PUSH SWITCH 03 SN /SW-192 N	7
	5MMS111SL002	2BY20050	NUT FUSER A /FS-1800/3800 A4	14
	5MMT263SN012++R	2D903100	SCREW OP / M3 X 8 CRFREE A4	34
	5MVM176DN026	2A806030	BUSH FEED /A-49 FEED A4	42
	5MVS313SB002	2BR08310	SPACER LED /43587J2063 A4	32
	5MVX111DN003	2A806250	RING STOPPER /A-49 FEED A4	10,25,28,30,39, 41,42,43,44
	5MVX111DN007	2BT11070	STOPPER 3 /2BT1107 A4	11,14
	5MVX421DN003	2BL06490	LOCK COVER R /40283V0068 A4	13
	63212210	63212210	STATIC ELIMINATOR,EJECT	30

• Parts with "⊙" indicate regular maintenance parts.

	Part.No.	Alternative.	Description	Fig.No.
⊙	65907210	65907210	GEAR 20,CASSETTE	40
⊙	76727010	76727010	ORIGINAL SIZE SWITCH	17
	7AAACCAS+10H001	AA063380	AC CORD ASSY AS	3
⊙	7NXGP1S173LCH01	NX116910	SENSOR OPT.	3,5,10,12,13, 15,17,18,30
⊙	7SC010105+++H01	SC125000	SW.SEESAW	7
⊙	7SC010202+++H01	SC122390	SW.SEESAW	7
⊙	7SM010101+++H01	SM042310	SW.MICRO	7
⊙	7SM010303+++H01	SM037910	SW.MICRO	5
⊙	7SP01000001+H01	SP044290	SW.PUSH	3,4,13
	7YBFZZ50C001H01	YB127820	FERRITE CORE	36
	7YBFZZ65C001H01	YB110990	FERRITE CORE	18
	7YCC02B1003+H01	YC013860	CONNECTOR 292254-2	27,28
	7YCC02B1111+H01	YC045130	CONNECTOR	35
	7YCC02B1202+H01	YC127480	CONNECTOR	10
	7YZM210001++H01	YZ004370	ACCESS.EDGING	18
	7YZM210002++H01	YZ004730	ACCESS.EDGING	34
	7YZM210005++H01	YZ037990	ACCESS.EDGING	7
	7YZM210006++H01	YZ038000	ACCESS.EDGING	45
	7YZM390002++H01	YZ012140	ACCESS.CLAMP	3,7
	7YZM390003++H01	YZ042070	ACCESS.CLAMP	19
	7YZM410001++H01	YZ037950	ACCESS.BAND	18
	7YZM510007++H01	YZ042780	ACCESS.SPACER	34,35
	7YZM510018++H01	YZ124540	ACCESS.SPACER	33
	7YZM610001++H01	YZ010230	ACCESS.SADDLE	3
	7YZM610003++H01	YZ010250	ACCESS.SADDLE	3
	7YZM610007++H01	YZ023340	ACCESS.SADDLE	18,19,30
	7YZM610008++H01	YZ037940	ACCESS.SADDLE	36
	7YZM610009++H01	YZ042980	ACCESS.SADDLE	3,4,5,7,10,18, 30
	7YZM610010++H01	YZ042990	ACCESS.SADDLE	3,7,33,34,35
	7YZM610011++H01	YZ043000	ACCESS.SADDLE	5,35
	7YZM610013++H01	YZ043020	ACCESS.SADDLE	26
	7ZG65TSV+010H01	ZG111180	SHIELD GASKET	18
	7ZGSSTG34070H01	ZG131790	SHIELD GASKET	33
	7ZGSSTG47023H01	ZG127800	SHIELD GASKET	25
	M0208010	M0208010	SPACER,SFS-2.6S-B1WM(JST)	7,18
	M2105030	M2105030	NYLON CLAMP 5N,NK-5N	44
	M21AH010	M21AH010	BAND,RSG-130-V0(KITAGAWA)	45

• Parts with "⊙" indicate regular maintenance parts.

**KYOCERA Document Solutions America, Inc.****Headquarters**

225 Sand Road,  
Fairfield, New Jersey 07004-0008, USA  
Phone: +1-973-808-8444  
Fax: +1-973-882-6000

**Latin America**

8240 NW 52nd Terrace Dawson Building, Suite 100  
Miami, Florida 33166, USA  
Phone: +1-305-421-6640  
Fax: +1-305-421-6666

**KYOCERA Document Solutions Canada, Ltd.**

6120 Kestrel Rd., Mississauga, ON L5T 1S8,  
Canada  
Phone: +1-905-670-4425  
Fax: +1-905-670-8116

**KYOCERA Document Solutions****Mexico, S.A. de C.V.**

Calle Arquimedes No. 130, 4 Piso, Colonia Polanco  
Chapultepec, Delegacion Miguel Hidalgo,  
Distrito Federal, C.P. 11560, México  
Phone: +52-555-383-2741  
Fax: +52-555-383-7804

**KYOCERA Document Solutions Brazil, Ltda.**

Alameda África, 545, Pólo Empresarial Consbrás,  
Tamboré, Santana de Parnaíba-SP, CEP 06543-306,  
Brazil  
Phone: +55-11-4195-8496  
Fax: +55-11-4195-6167

**KYOCERA Document Solutions****Australia Pty. Ltd.**

Level 3, 6-10 Talavera Road North Ryde N.S.W, 2113,  
Australia  
Phone: +61-2-9888-9999  
Fax: +61-2-9888-9588

**KYOCERA Document Solutions****New Zealand Ltd.**

Ground Floor, 19 Byron Avenue, Takapuna, Auckland,  
New Zealand  
Phone: +64-9-415-4517  
Fax: +64-9-415-4597

**KYOCERA Document Solutions Asia Limited**

16/F., Mita Centre, 552-566, Castle Peak Road  
Tsuenwan, NT, Hong Kong  
Phone: +852-2610-2181  
Fax: +852-2610-2063

**KYOCERA Document Solutions****(China) Corporation**

8F, No. 288 Nanjing Road West, Huangpu District,  
Shanghai, 200003, China  
Phone: +86-21-5301-1777  
Fax: +86-21-5302-8300

**KYOCERA Document Solutions****(Thailand) Corp., Ltd.**

335 Ratchadapisek Road, Bangsue, Bangkok 10800,  
Thailand  
Phone: +66-2-586-0333  
Fax: +66-2-586-0278

**KYOCERA Document Solutions****Singapore Pte. Ltd.**

12 Tai Seng Street #04-01A,  
Luxasia Building, Singapore 534118  
Phone: +65-6741-8733  
Fax: +65-6748-3788

**KYOCERA Document Solutions****Hong Kong Limited**

16/F., Mita Centre, 552-566, Castle Peak Road  
Tsuenwan, NT, Hong Kong  
Phone: +852-3582-4000  
Fax: +852-3185-1399

**KYOCERA Document Solutions****Taiwan Corporation**

6F., No.37, Sec. 3, Minquan E. Rd.,  
Zhongshan Dist., Taipei 104, Taiwan R.O.C.  
Phone: +886-2-2507-6709  
Fax: +886-2-2507-8432

**KYOCERA Document Solutions Korea Co., Ltd.**

18F, Kangnam bldg, 1321-1,  
Seocho-Dong, Seocho-Gu, Seoul, Korea  
Phone: +822-6933-4050  
Fax: +822-747-0084

**KYOCERA Document Solutions****India Private Limited**

First Floor, ORCHID CENTRE  
Sector-53, Golf Course Road, Gurgaon 122 002,  
India  
Phone: +91-0124-4671000  
Fax: +91-0124-4671001

**KYOCERA Document Solutions Europe B.V.**

Bloemlaan 4, 2132 NP Hoofddorp,  
The Netherlands  
Phone: +31-20-654-0000  
Fax: +31-20-653-1256

**KYOCERA Document Solutions Nederland B.V.**

Beechavenue 25, 1119 RA Schiphol-Rijk,  
The Netherlands  
Phone: +31-20-5877200  
Fax: +31-20-5877260

**KYOCERA Document Solutions (U.K.) Limited**

Eldon Court, 75-77 London Road,  
Reading, Berkshire RG1 5BS,  
United Kingdom  
Phone: +44-118-931-1500  
Fax: +44-118-931-1108

**KYOCERA Document Solutions Italia S.p.A.**

Via Verdi, 89/91 20063 Cernusco s/N.(MI),  
Italy  
Phone: +39-02-921791  
Fax: +39-02-92179-600

**KYOCERA Document Solutions Belgium N.V.**

Sint-Martinusweg 199-201 1930 Zaventem,  
Belgium  
Phone: +32-2-7209270  
Fax: +32-2-7208748

**KYOCERA Document Solutions France S.A.S.**

Espace Technologique de St Aubin  
Route de l'Orme 91195 Gif-sur-Yvette CEDEX,  
France  
Phone: +33-1-69852600  
Fax: +33-1-69853409

**KYOCERA Document Solutions Espana, S.A.**

Edificio Kyocera, Avda. de Manacor No.2,  
28290 Las Matas (Madrid), Spain  
Phone: +34-91-6318392  
Fax: +34-91-6318219

**KYOCERA Document Solutions Finland Oy**

Atomitie 5C, 00370 Helsinki,  
Finland  
Phone: +358-9-47805200  
Fax: +358-9-47805390

**KYOCERA Document Solutions  
Europe B.V., Amsterdam (NL) Zürich Branch**

Hohlstrasse 614, 8048 Zürich,  
Switzerland  
Phone: +41-44-9084949  
Fax: +41-44-9084950

**KYOCERA Document Solutions  
Deutschland GmbH**

Otto-Hahn-Strasse 12, 40670 Meerbusch,  
Germany  
Phone: +49-2159-9180  
Fax: +49-2159-918100

**KYOCERA Document Solutions Austria GmbH**

Eduard-Kittenberger-Gasse 95, 1230 Vienna,  
Austria  
Phone: +43-1-863380  
Fax: +43-1-86338-400

**KYOCERA Document Solutions Nordic AB**

Esbogatan 16B 164 75 Kista, Sweden  
Phone: +46-8-546-550-00  
Fax: +46-8-546-550-10

**KYOCERA Document Solutions Norge Nuf**

Postboks 150 Oppsal, 0619 Oslo,  
Norway  
Phone: +47-22-62-73-00  
Fax: +47-22-62-72-00

**KYOCERA Document Solutions Danmark A/S**

Ejby Industrivej 60, DK-2600 Glostrup,  
Denmark  
Phone: +45-70223880  
Fax: +45-45765850

**KYOCERA Document Solutions Portugal Lda.**

Rua do Centro Cultural, 41 (Alvalade) 1700-106 Lisboa,  
Portugal  
Phone: +351-21-843-6780  
Fax: +351-21-849-3312

**KYOCERA Document Solutions  
South Africa (Pty) Ltd.**

KYOCERA House, Hertford Office Park,  
90 Bekker Road (Cnr. Allandale), Midrand, South Africa.  
Phone: +27-11-540-2600  
Fax: +27-11-466-3050

**KYOCERA Document Solutions Russia LLC**

Botanichesky pereulok 5, Moscow, 129090,  
Russia  
Phone: +7(495)741-0004  
Fax: +7(495)741-0018

**KYOCERA Document Solutions Middle East**

Dubai Internet City, Bldg. 17,  
Office 157 P.O. Box 500817, Dubai,  
United Arab Emirates  
Phone: +971-04-433-0412

**KYOCERA Document Solutions Inc.**

2-28, 1-chome, Tamatsukuri, Chuo-ku  
Osaka 540-8585, Japan  
Phone: +81-6-6764-3555  
<http://www.kyoceradocumentsolutions.com>

© 2014 KYOCERA Document Solutions Inc.

 is a trademark of KYOCERA Corporation