



TASKalfa 181

TASKalfa 221

PARTS LIST

Published in December 2009

2KJPL072

Rev.2

NOTES

1. Indicate parts number and parts description together with the machine model name when placing an order.

e.g.	Parts Number	Parts Name	Machine Model	Quantity
	302KJ34010	LABEL EMBLEM MFP 18 (18ppm)	TASKalfa 181	1
	302KH34010	LABEL EMBLEM MFP 22 (22ppm)	TASKalfa 221	1

2. Symbols in the "Parts Number" column.

- Parts with "•" are component parts or sub-assemblies of the assembly appearing immediately above them.

e.g.	Parts Number	Parts Name	Parts Number	Parts Name
	302KK94450	PARTS BYPASS PAD ASSY SP	• 302KK08180	MOUNT BASE MPF PAD
			• 302KK08250	SHEET ABSORBER

- Parts with "••" are component parts or sub-assembly with "•" appearing immediately above them.

e.g.	Parts Number	Parts Name	Parts Number	Parts Name
	•302KK93080	MC-460	••2C910040	GRID
			••5MMW141LX002	SPRING WIRE

- Parts with "⊙" indicate regular maintenance parts.

3. Items indicated in Description column as (OPTION) are Consumable parts.

— CONTENTS —

FIG. 1	Covers	2	FIG. 16	Drive Section 1	32
FIG. 2	Frames 1	4	FIG. 17	Drive Section 2	34
FIG. 3	Frames 2	6	FIG. 18	Exit Section	36
FIG. 4	Paper Feed Section 1	8	FIG. 19	Electrical Components 1	38
FIG. 5	Paper Feed Section 2	10	FIG. 20	Electrical Components 2	40
FIG. 6	Paper Cassette 1	12	FIG. 21	Electrical Components 3	42
FIG. 7	Paper Feed Section 3 (22ppm)	14	FIG. 22	Operation Section	44
FIG. 8	Paper Feed Section 4 (22ppm)	16	FIG. 23	Options 1	46
FIG. 9	Paper Cassette 2 (22ppm)	18	FIG. 24	Options 2 & Tools	48
FIG. 10	Scanner Section 1	20	FIG. 25	DU-420	50
FIG. 11	Scanner Section 2	22	FIG. 26	SCAN SYSTEM(F)B	52
FIG. 12	Laser Scanner Section	24			
FIG. 13	Image Formation Section	26		• INDEX	54
FIG. 14	Developing Section	28			
FIG. 15	Fuser Section	30			

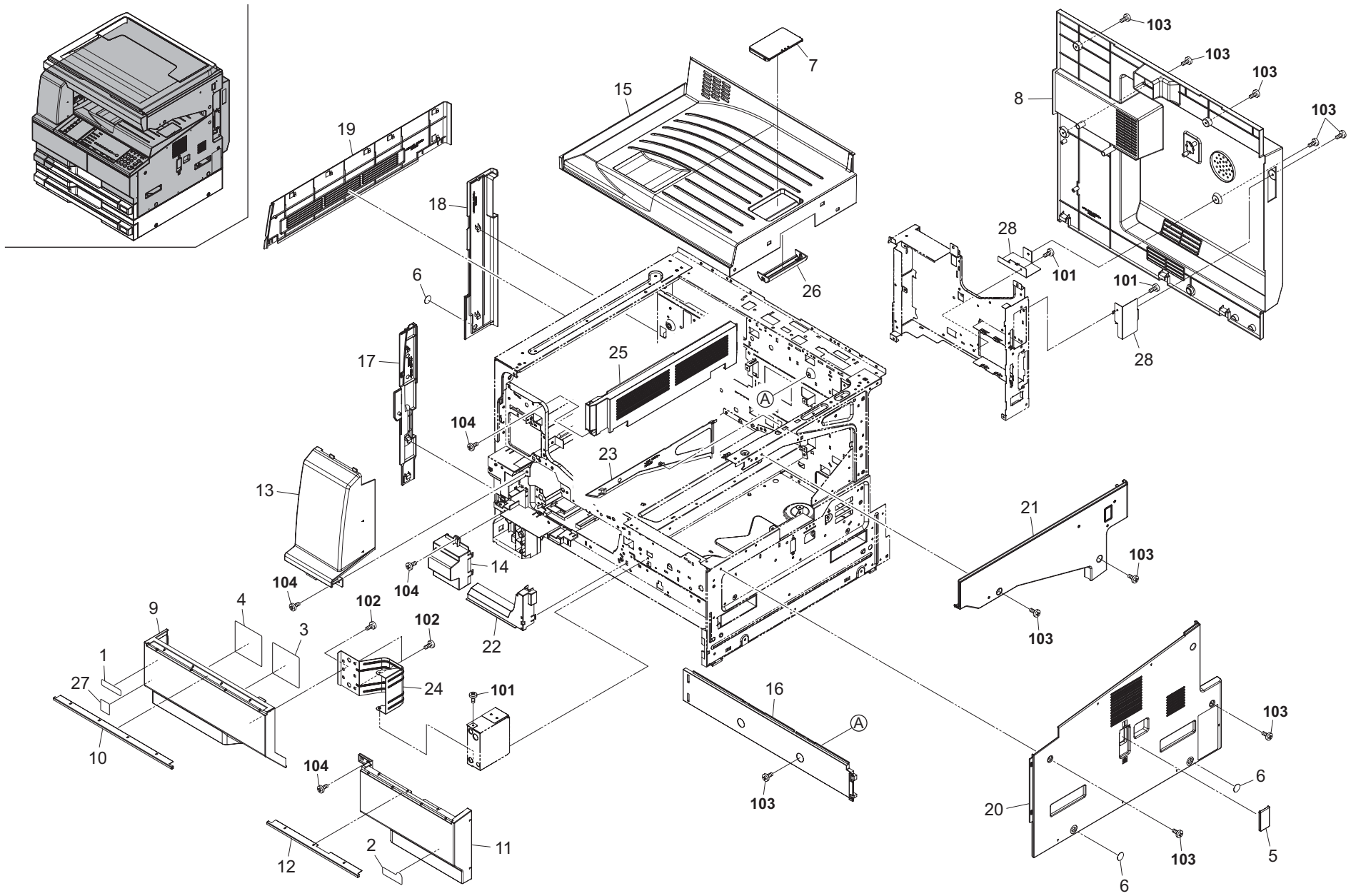


FIG. 1 Covers

2KJ/2KH-2

Ref. No.	Part.No.	Alternative.	Description	Quantity			
				110	120	230	240
1	302KK34010	2KK34010	LABEL LOGO	1	1	1	1
2	302KJ34010	2KJ34010	LABEL EMBLEM MFP 18 (18ppm)	1	1	1	1
2	302KH34010	2KH34010	LABEL EMBLEM MFP 22 (22ppm)	1	1	1	1
3	302KK34060	2KK34060	LABEL CONT SET	1	1	1	1
4	302KK34140	2KK34140	LABEL TONER TANK	1	1	1	1
5	302H004241	2H004241	COVER MAIN SW	1	1	1	1
6	302KK04280	2KK04280	LABEL COVER	3	3	3	3
7	302KK04300	2KK04300	STOPPER PAPER	1	1	1	1
8	302KH04010	2KH04010	COVER REAR	1	1	1	1
9	302KK04011	2KK04011	COVER FRONT LEFT	1	1	1	1
10	302KK04021	2KK04021	COVER FRONT LEFT TOP	1	1	1	1
11	302KK04030	2KK04030	COVER FRONT RIGHT	1	1	1	1
12	302KK04040	2KK04040	COVER FRONT RIGHT TOP	1	1	1	1
13	302KK04051	2KK04051	COVER FRONT TOP	1	1	1	1
14	302KK04060	2KK04060	COVER FRONT LOW	1	1	1	1
15	302KK04070	2KK04070	COVER TRAY	1	1	1	1
16	302KK04080	2KK04080	COVER EXIT REAR	1	1	1	1
17	302KK04090	2KK04090	COVER LEFT FRONT	1	1	1	1
18	302KK04110	2KK04110	COVER LEFT REAR	1	1	1	1
19	302KK04120	2KK04120	COVER LEFT MIDDLE	1	1	1	1
20	302KK04130	2KK04130	COVER RIGHT LOW	1	1	1	1
21	302KK04140	2KK04140	COVER RIGHT MIDDLE	1	1	1	1
22	302KK04220	2KK04220	COVER INNER RIGHT	1	1	1	1
23	302KK04230	2KK04230	COVER TRAY RIGHT	1	1	1	1
24	302KK04241	2KK04241	HINGE FRONT COVER	1	1	1	1
25	302KK04270	2KK04270	COVER EXIT UP	1	1	1	1
26	302KK04290	2KK04290	SUPPORT PAPER STOPPER	1	1	1	1
27	302G634070	2G634070	LABEL ENERGY STAR	1	1	1	1
28	302KH04020	2KH04020	MOUNT REAR COVER	2	2	2	2

Ref. No.	Part.No.	Alternative.	Description	Quantity			
				110	120	230	240
101	7BB700308H	BB105600	+BIND T.T S SCREW 3X8 SR				
102	7BB200410H	BB105700	+BIND T.T P SCREW 4X10				
103	7BB782308H	BB111300	+TP-FLAT T.T S SCREW 3X8 SR(BLACK)				
104	7BB280410H	BB111250	+BIND T.T P SCREW 4X10(BLACK)				

- Parts with "*" are component parts or sub-assemblies of the assembly appearing immediately above them.
- Parts with "⊙" indicate regular maintenance parts.

- Parts with "••" are component parts or sub-assembly with "*" appearing immediately above them.

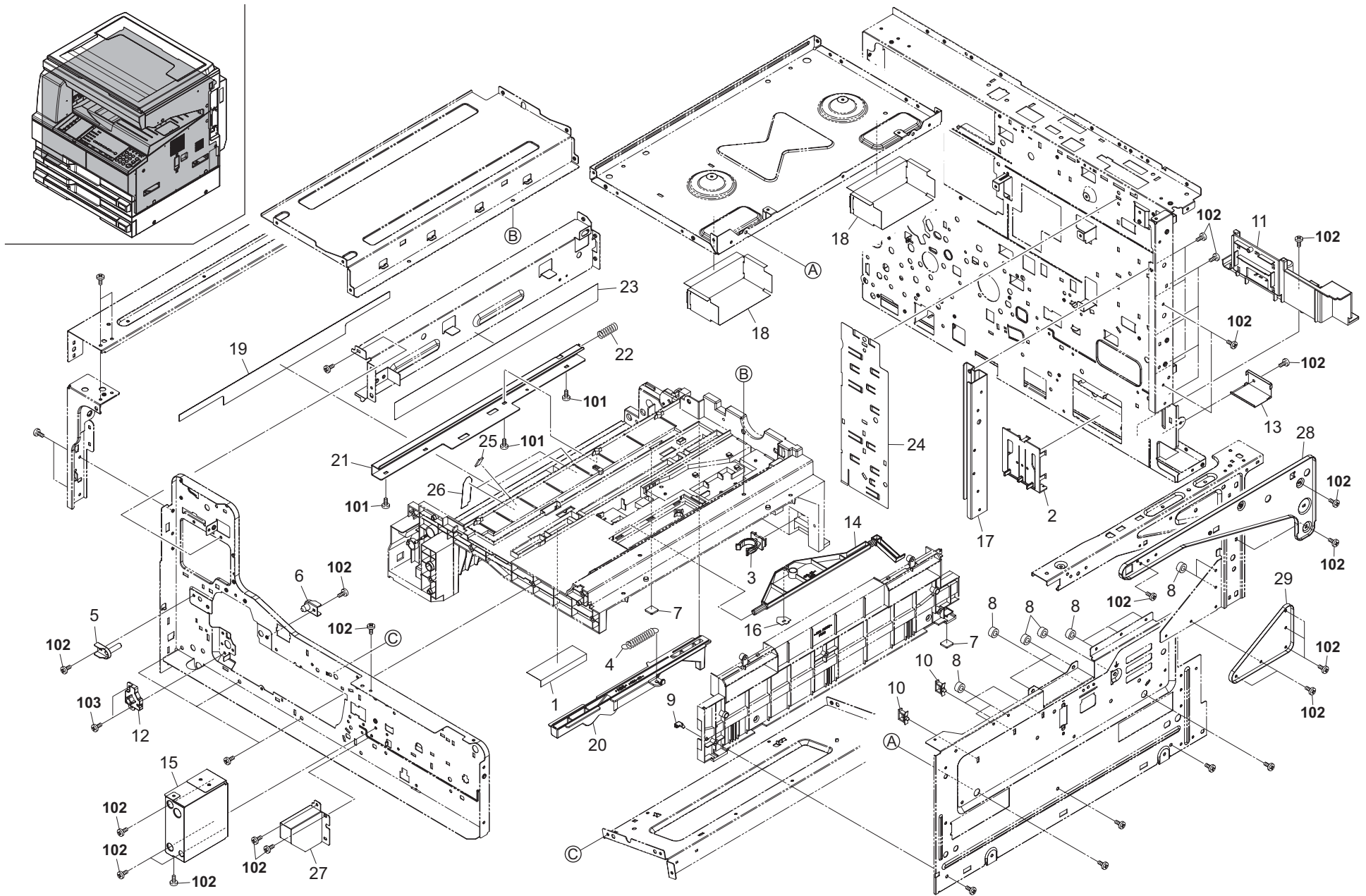


FIG. 2 Frames 1

2KJ/2KH-2

Ref. No.	Part.No.	Alternative.	Description	Quantity				
				110	120	230	240	
⊙	1	2C902240	2C902240	FILM BASE B	1	1	1	1
	2	2C907060	2C907060	PLATE SIZE DETECTION	1	1	1	1
	3	2C907100	2C907100	STOPPER CASSETTE	1	1	1	1
	4	2C907350	2C907350	SPRING LEVER	1	1	1	1
	5	302H002130	2H002130	PLATE POSITION A	1	1	1	1
	6	302H002210	2H002210	PLATE POSITION C	1	1	1	1
	7	302HN02611	2HN02611	FOOT	2	2	2	2
	8	302H002380	2H002380	SHIELD SCREW	11	11	11	11
	9	2C907260	2C907260	SLIDER RAIL	1	1	1	1
	10	7YZM610010++H01	YZ042990	ACCESS.SADDLE	3	3	3	3
	11	302KK02170	2KK02170	BASE REAR RIGHT	1	1	1	1
	12	302KK02180	2KK02180	SPACER DRUM	1	1	1	1
	13	302KK02210	2KK02210	COVER CONNECTOR (18ppm)	1	1	1	1
	14	302KK02240	2KK02240	ACTUATOR EMPTY	1	1	1	1
	15	302KK02260	2KK02260	MOUNT FRONT COVER	1	1	1	1
	16	302KK02370	2KK02370	FILM PE	1	1	1	1
	17	302KK02400	2KK02400	REINFORCEMENT REAR FRAME	1	1	1	1
	18	302KK02430	2KK02430	FILM HANDLE	2	2	2	2
	19	302KK04310	2KK04310	LABEL LEFT LOW	1	1	1	1
	20	302KK06060	2KK06060	LEVER PICK UP	1	1	1	1
	21	302KK24230	2KK24230	RIGHT MOUNT REGIST	1	1	1	1
	22	302KK24240	2KK24240	SPRING EARTH MOUNT	1	1	1	1
	23	302KK33030	2KK33030	SHEET STAY FUSER GUIDE	1	1	1	1
	24	302KK39590	2KK39590	SHEET WIRE REAR	1	1	1	1
	25	2C906290	2C906290	SHEET BYPASS GUIDE	2	2	2	2
	26	302KK08270	2KK08270	SEAL BYPASS GUIDE	2	2	2	2
	27	302KK02450	2KK02450	SUPPORT PLATE HINGE	1	1	1	1
	28	302KK02460	2KK02460	SUPPORT RIGHT FRAME	1	1	1	1
	29	302KK02470	2KK02470	SUPPORT RIGHT STAY	1	1	1	1

Ref. No.	Part.No.	Alternative.	Description	Quantity			
				110	120	230	240
101	7BB200308H	BB105660	+BIND T.T P SCREW 3X8				
102	7BB700308H	BB105600	+BIND T.T S SCREW 3X8 SR				
103	7BB702308H	BB107060	+TP-FLAT T.T S SCREW 3X8 SR				

- Parts with "*" are component parts or sub-assemblies of the assembly appearing immediately above them.
- Parts with "⊙" indicate regular maintenance parts.

- Parts with "••" are component parts or sub-assembly with "•" appearing immediately above them.

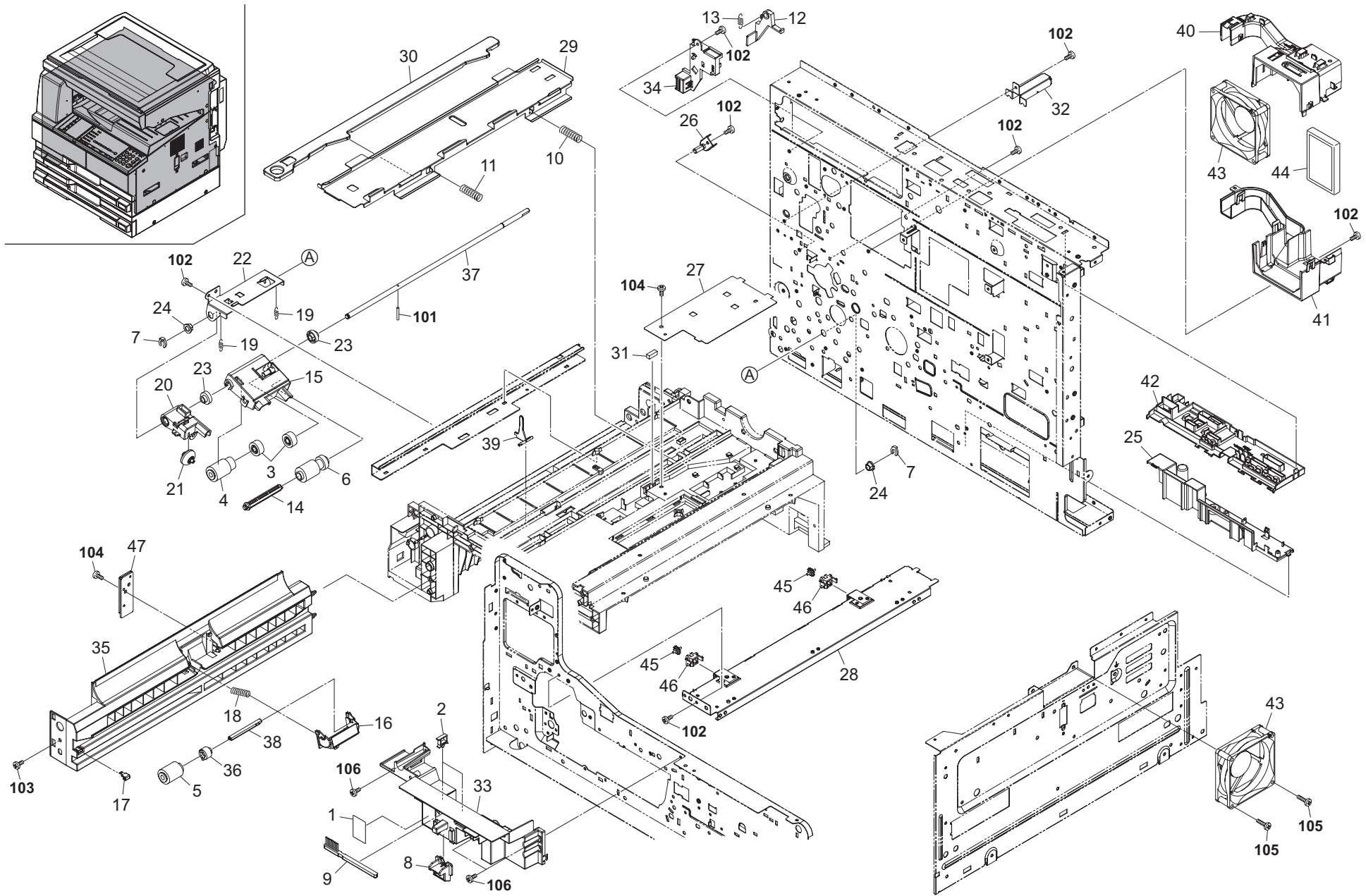


FIG. 3 Frames 2

2KJ/2KH-2

Ref. No.	Part.No.	Alternative.	Description	Quantity			
				110	120	230	240
1	302KK34120	2KK34120	LABEL SEP CLEANING	1	1	1	1
2	7YZM610009++H01	YZ042980	ACCESS.SADDLE	2	2	2	2
3	29807100	29807100	GEAR 16,BYPASS	2	2	2	2
4	2AR07220	2AR07220	PULLEY,PAPER FEED	1	1	1	1
5	2AR07230	2AR07230	PULLEY,SEPARATION	1	1	1	1
6	2AR07240	2AR07240	PULLEY,LEADING FEED	1	1	1	1
7	2BC06980	2BC06980	STOPPER 5	2	2	2	2
8	2BL04200	2BL04200	LEVER CONT RELEASE	1	1	1	1
9	2BL16220	5AAVBRUSH036	BRUSH CLEANER	1	1	1	1
10	2C902080	2C902080	SPRING DEV PUSH	1	1	1	1
11	2C902590	2C902590	SPRING DEV PUSH F	1	1	1	1
12	2C904300	2C904300	ARM INTERLOCK SW	1	1	1	1
13	2C904340	2C904340	SPRING LEFT INTERLOCK	1	1	1	1
14	2C907230	2C907230	SHAFT PICK UP B	1	1	1	1
15	2C907240	2C907240	PLATE PICK UP B	1	1	1	1
16	2C907250	2C907250	HOLDER RETARD	1	1	1	1
17	2C907260	2C907260	SLIDER RAIL	1	1	1	1
18	2C907320	2C907320	SPRING RETARD	1	1	1	1
19	2C907340	2C907340	SPRING PICK UP	2	2	2	2
20	2C907400	2C907400	HOLDER PULLEY A	1	1	1	1
21	2C907410	2C907410	PULLEY GUIDE A	1	1	1	1
22	2C907420	2C907420	HOLDER FEED SHAFT	1	1	1	1
23	2C907430	2C907430	BUSH PAPER FEED C	2	2	2	2
24	302H024370	2H024370	BUSH 6 EW	2	2	2	2
25	302KK02160	2KK02160	BASE REAR LEFT	1	1	1	1
26	302KK02190	2KK02190	PLATE HOOK REAR	1	1	1	1
27	302KK02220	2KK02220	FILM BASE PC	1	1	1	1
28	302KK02330	2KK02330	UPPER PLATE DRUM	1	1	1	1
29	302KK02340	2KK02340	RAIL DLP	1	1	1	1
30	302KK02350	2KK02350	LEVER DEV PUSH	1	1	1	1
31	302KK02380	2KK02380	SEAL WIRE BASE	1	1	1	1
32	302KK02410	2KK02410	STAY REAR COVER	1	1	1	1
33	302KK04210	2KK04210	COVER INNER TOP	1	1	1	1
34	302KK04540	2KK04540	MOUNT LEFT INTERLOCK	1	1	1	1
35	302KK06010	2KK06010	LEFT RAIL CASSETTE	1	1	1	1
36	302KK06050	2KK06050	TORQUE LIMITER 340	1	1	1	1
37	302KK06070	2KK06070	SHAFT PAPER FEED	1	1	1	1
38	302KK06080	2KK06080	SHAFT RETARD	1	1	1	1
39	302KK08190	2KK08190	ACTUATOR MPF	1	1	1	1
40	302KK33011	2KK33011	DUCT REAR UPPER	1	1	1	1
41	302KK33021	2KK33021	DUCT REAR LOWER	1	1	1	1
42	302KK39540	2KK39540	GUIDE WIRE BOX	1	1	1	1
43	302KK94360	2KK94360	PARTS FAN COOLING 80-25 A SP	2	2	2	2
44	302KK33050	2KK33050	FILTER OZONE A	1	1	1	1
45	2A118370	2A118370	PULLEY,DRUM SEPARATION	2	2	2	2
46	2C902280	2C902280	HOLDER PULLEY	2	2	2	2
47	302KK06090	2KK06090	WEIGHT RAIL CASS	1	1	1	1

Ref. No.	Part.No.	Alternative.	Description	Quantity			
				110	120	230	240
101	5MBP2010WXSP	E0020100	SPRING PIN / M2 X 10 S-BLK				
102	7BB700308H	BB105600	+BIND T.T S SCREW 3X8 SR				
103	7BB280410H	BB111250	+BIND T.T P SCREW 4X10(BLACK)				
104	7BB200410H	BB105700	+BIND T.T P SCREW 4X10				
105	7BB700430H	BB106930	+BIND T.T S SCREW 4X30 SR				
106	7BB702308H	BB107060	+TP-FLAT T.T S SCREW 3X8 SR				

- Parts with "*" are component parts or sub-assemblies of the assembly appearing immediately above them.
- Parts with "⊙" indicate regular maintenance parts.

- Parts with "••" are component parts or sub-assembly with "•" appearing immediately above them.

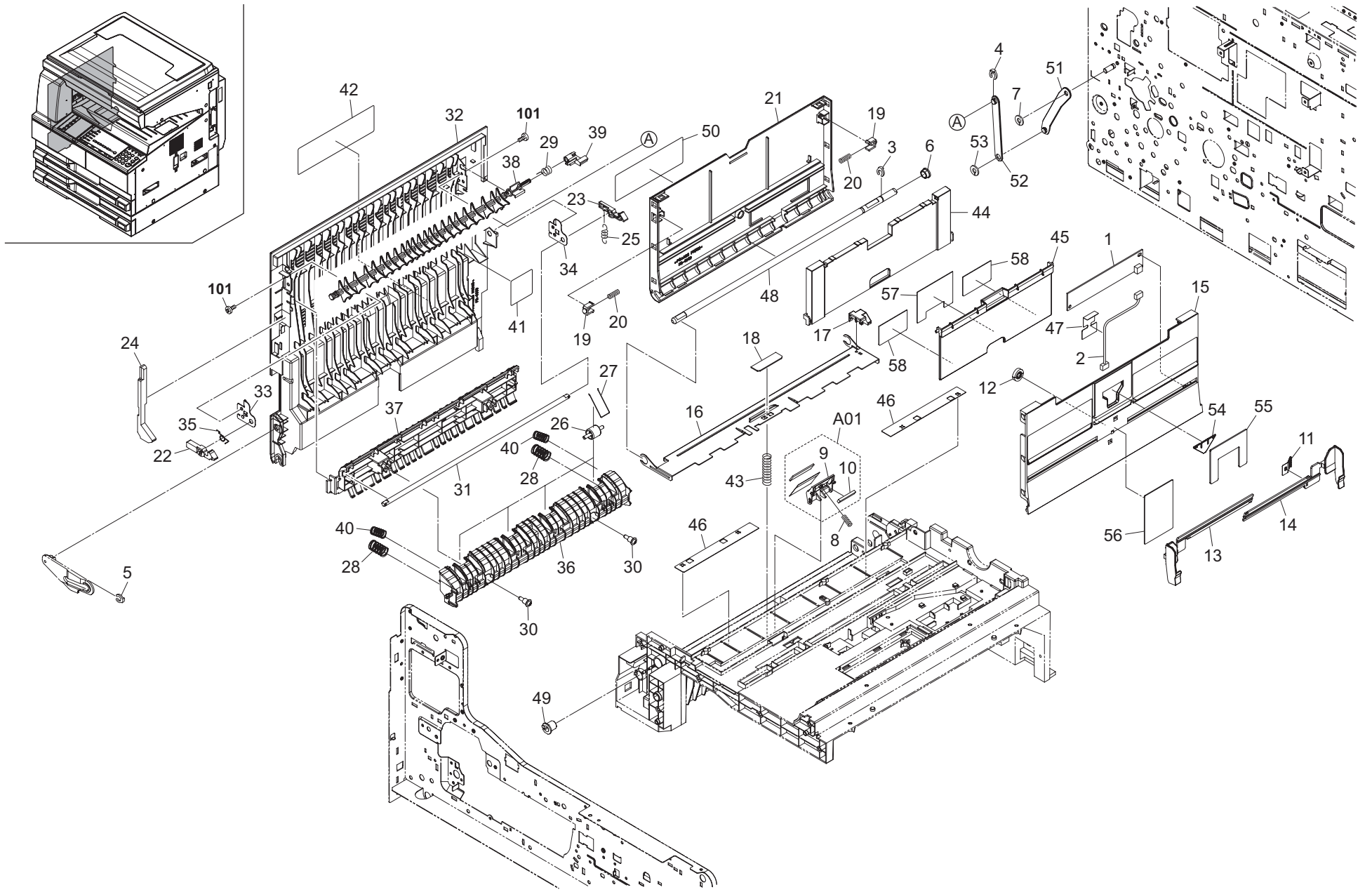


FIG. 4 Paper Feed Section 1

2KJ/2KH-2

Ref. No.	Part.No.	Alternative.	Description	Quantity				
				110	120	230	240	
⊙	1	2C901050	2C901050	PCB MPF SIZE ASSY	1	1	1	1
	2	302KK46330	2KK46330	WIRE MPF SIZE	1	1	1	1
	3	2BC06910	2BC06910	STOPPER 6	1	1	1	1
	4	2BC06980	2BC06980	STOPPER 5	1	1	1	1
	5	2BC06990	2BC06990	STOPPER 5,RING	1	1	1	1
	6	302H024360	2H024360	BUSH 8 EW	1	1	1	1
	7	302H714830	2H714830	CUT WASHER 5	1	1	1	1
	8	302KK08200	2KK08200	SPRING MPF PAD	1	1	1	1
⊙	A01	302KK94450	2KK94450	PARTS BYPASS PAD ASSY SP	1	1	1	1
	9	*302KK08180	2KK08180	MOUNT BASE MPF PAD	1	1	1	1
	10	*302KK08250	2KK08250	SHEET ABSORBER	1	1	1	1
	11	2C906090	2C906090	TERMINAL PAPER SIZE	1	1	1	1
⊙	12	2C906080	2C906080	GEAR 18 BYPASS	1	1	1	1
	13	302KK08050	2KK08050	FRONT CURSOR BYPASS	1	1	1	1
	14	302KK08060	2KK08060	REAR CURSOR BYPASS	1	1	1	1
⊙	15	302KK08170	2KK08170	TABLE BYPASS	1	1	1	1
	16	302KK08011	2KK08011	LIFT PLATE MPF	1	1	1	1
	17	302KK08030	2KK08030	STOPPER MPF	1	1	1	1
	18	302KK08221	2KK08221	SHEET MPF LIFT	1	1	1	1
	19	2FB07330	2FB07330	STOPPER BYPASS TABLE	2	2	2	2
	20	302FB17700	2FB17700	SPRING BYPASS TABLE	2	2	2	2
⊙	21	302KK08160	2KK08160	COVER BYPASS	1	1	1	1
	22	2C904260	2C904260	HOOK LEFT COVER F	1	1	1	1
	23	2C904270	2C904270	HOOK LEFT COVER R	1	1	1	1
	24	2C904280	2C904280	JUNCTION PLATE HOOK	1	1	1	1
	25	2C904350	2C904350	SPRING LEFT HOOK	1	1	1	1
⊙	26	2C921040	2C921040	PULLEY FEED SHIFT	4	4	4	4
	27	2C921200	2C921200	SPRING PULLEY FEED SHIFT	4	4	4	4
	28	2C921221	2C921221	SPRING GUIDE DU	2	2	2	2
	29	2C921280	2C921280	SPRING SEPARATE	1	1	1	1
	30	2C921400	2C921400	SHOULDER SCREW EXIT	2	2	2	2
	31	302C904251	2C904251	SHAFT HOOK	1	1	1	1
⊙	32	302KK04501	2KK04501	LEFT COVER	1	1	1	1
	33	302KK04551	2KK04551	PLATE HOOK F	1	1	1	1
	34	302KK04561	2KK04561	PLATE HOOK R	1	1	1	1
	35	302KK04580	2KK04580	SPRING LEFT HOOK B	1	1	1	1
	36	302KK28410	2KK28410	GUIDE EXIT LOWER	1	1	1	1
	37	302KK28420	2KK28420	GUIDE DU	1	1	1	1
	38	302KK28430	2KK28430	GUIDE SEPARATE	1	1	1	1
	39	302KK28440	2KK28440	ARM SEPARATE	1	1	1	1
	40	302KK28450	2KK28450	SPRING GUIDE DU UP	2	2	2	2
	41	302KK34080	2KK34080	LABEL HIGH TEMP	1	1	1	1
	42	302KK34181	2KK34181	LABEL BYPASS SET	1	1	1	1
	43	302KK08070	2KK08070	SPRING MPF LIFT	1	1	1	1
	44	302KK08081	2KK08081	BYPASS SUB TABLE A	1	1	1	1
	45	302KK08091	2KK08091	BYPASS SUB TABLE B	1	1	1	1
	46	302KK08230	2KK08230	FILM WIRE MPF	2	2	2	2
	47	302KK08240	2KK08240	FILM BYPASS TABLE	1	1	1	1
	48	302KK24050	2KK24050	SHAFT CONVEYING	1	1	1	1
	49	302KK24260	2KK24260	HOLDER CONVEYING SHAFT	1	1	1	1

Ref. No.	Part.No.	Alternative.	Description	Quantity			
				110	120	230	240
50	302KK34090	2KK34090	LABEL BYPASS TABLE	1	1	1	1
51	302KK04510	2KK04510	STRAP LEFT COVER A	1	1	1	1
52	302KK04520	2KK04520	STRAP LEFT COVER B	1	1	1	1
53	302KK04570	2KK04570	CUT WASHER 5	1	1	1	1
54	302KK08281	2KK08281	STOPPER MULTI	1	1	1	1
55	302KK08290	2KK08290	PAD TABLE BYPASS	1	1	1	1
56	302KK08320	2KK08320	PAD TABLE B	1	1	1	1
57	302KK08370	2KK08370	PAD TABLE E	1	1	1	1
58	302KK08380	2KK08380	PAD TABLE F	2	2	2	2
101	7BB700308H	BB105600	+BIND T.T S SCREW 3X8 SR				

- Parts with "*" are component parts or sub-assemblies of the assembly appearing immediately above them.
- Parts with "⊙" indicate regular maintenance parts.

- Parts with "••" are component parts or sub-assembly with "•" appearing immediately above them.

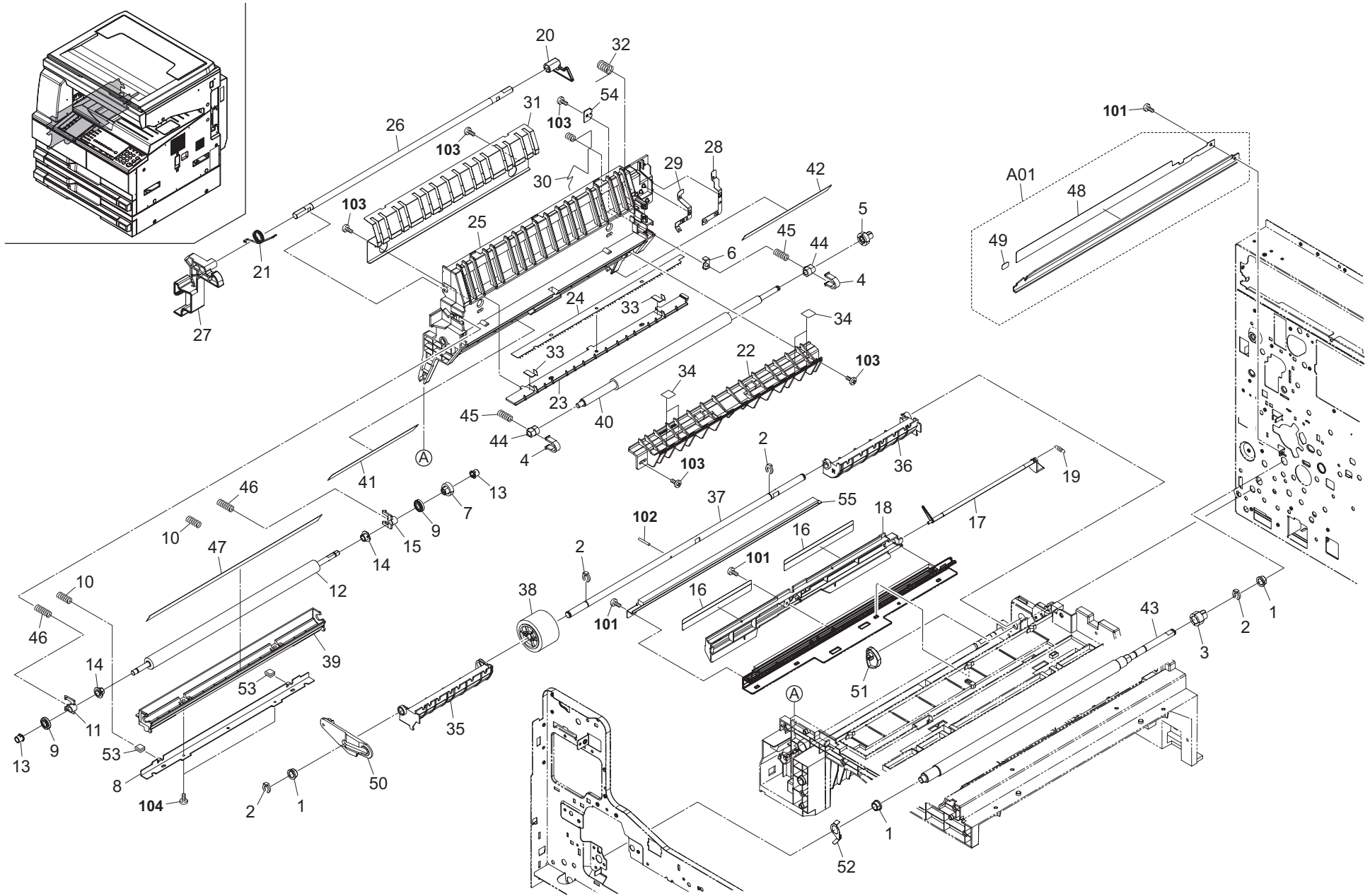


FIG. 5 Paper Feed Section 2

2KJ/2KH-2

Ref. No.	Part.No.	Alternative.	Description	Quantity			
				110	120	230	240
1	302H024360	2H024360	BUSH 8 EW	3	3	3	3
2	2BC06910	2BC06910	STOPPER 6	4	4	4	4
3	2C907130	2C907130	GEAR Z15 REGIST	1	1	1	1
4	2C916080	2C916080	STOPPER BUSH REG	2	2	2	2
5	2C916180	2C916180	GEAR Z15 REGIST	1	1	1	1
6	302KK24330	2KK24330	SPACER REG R	1	1	1	1
7	2C917020	2C917020	GEAR TRANSFER	1	1	1	1
8	2C917050	2C917050	REINFORCEMENT TRANS GUIDE	1	1	1	1
9	2C917110	2C917110	COLLAR TRANS	2	2	2	2
10	2C917150	2C917150	SPRING GUIDE TRANS	2	2	2	2
11	2C917180	2C917180	BUSH TRANS ROLL F	1	1	1	1
12	302C917011	2C917011	ROLLER TRANSFER	1	1	1	1
13	302H722470	2H722470	COLLAR TRANS ROLLER	2	2	2	2
14	302H022100	2H022100	BUSH TRANS GUIDE	2	2	2	2
15	302H022160	2H022160	BUSH TRANSFER	1	1	1	1
16	2C907530	2C907530	FILM REGIST R	2	2	2	2
17	302C907171	2C907171	ACTUATOR REGIST	1	1	1	1
18	302KK24150	2KK24150	RIGHT GUIDE REGIST	1	1	1	1
19	302KK24270	2KK24270	SPRING REGIST SW	1	1	1	1
20	2C916070	2C916070	LEVER CONVEYING REAR	1	1	1	1
21	2C916120	2C916120	SPRING CONVEYING BASE	1	1	1	1
22	2C916170	2C916170	GUIDE FEED A	1	1	1	1
23	2C917070	2C917070	HOUSING STA ELIMINATION	1	1	1	1
24	2C917080	2C917080	PLATE STA ELIMINATION	1	1	1	1
25	302KK24010	2KK24010	BASE CONVEYING	1	1	1	1
26	302KK24040	2KK24040	SHAFT CONVEYING LEVER	1	1	1	1
27	302KK24060	2KK24060	LEVER CONVEYING FRONT	1	1	1	1
28	302KK24070	2KK24070	TERMINAL PLATE TRANS	1	1	1	1
29	302KK24080	2KK24080	TERMINAL STA ELIMINATION	1	1	1	1
30	302KK24200	2KK24200	SPRING EARTH CONVEYING	1	1	1	1
31	302KK24220	2KK24220	GUIDE CONVEYING	1	1	1	1
32	302KK24280	2KK24280	SPRING LEVER SHAFT	1	1	1	1
33	302KK24380	2KK24380	FILM STA GUIDE	2	2	2	2
34	302KK24390	2KK24390	FILM DU GUIDE	4	4	4	4
35	302KK08100	2KK08100	MPF PAPER GUIDE F	1	1	1	1
36	302KK08110	2KK08110	MPF PAPER GUIDE R	1	1	1	1
37	302KK08120	2KK08120	SHAFT MPF	1	1	1	1
38	302KK08210	2KK08210	PULLEY BYPASS	1	1	1	1
39	302KK24020	2KK24020	GUIDE LEFT TRANS FRONT	1	1	1	1
40	302KK94230	2KK94230	PARTS ROLLER REGIST LEFT SP	1	1	1	1
41	302KK24120	2KK24120	FILM GUIDE REGIST F	1	1	1	1
42	302KK24130	2KK24130	FILM GUIDE REGIST R	1	1	1	1
43	302KK24140	2KK24140	RIGHT ROLL REGIST	1	1	1	1
44	302KK24250	2KK24250	BUSH REGIST	2	2	2	2
45	302KK24290	2KK24290	SPRING REGIST A	2	2	2	2
46	302KK24300	2KK24300	SPRING TRANS A	2	2	2	2
47	302KK24310	2KK24310	SEAL TRANS LEFT	1	1	1	1
A01	302KK94480	2KK94480	PARTS FILM TRANS FRONT ASSY SP	1	1	1	1
48	*302KK24320	2KK24320	SEAL TRANS RIGHT	1	1	1	1
49	*302KK24350	2KK24350	SEAL TRANS RIGHT F	1	1	1	1

Ref. No.	Part.No.	Alternative.	Description	Quantity			
				110	120	230	240
50	302KK04530	2KK04530	STRAP LEFT COVER C	1	1	1	1
51	302KK08040	2KK08040	CAM MPF	1	1	1	1
52	2C907540	2C907540	GROUND PLATE REG F	1	1	1	1
53	302H715150	2H715150	FRONT SPONGE LID SUB	2	2	2	2
54	302KK24360	2KK24360	SPACER REG L	1	1	1	1
55	302KK94570	2KK94570	PARTS RIGHT CLEANER ASSY SP	1	1	1	1
101	7BB700308H	BB105600	+BIND T.T S SCREW 3X8 SR				
102	5MBP2014WXSP	E0020140	SPRING PIN / M2 X 14 S-BLK				
103	7BB200308H	BB105660	+BIND T.T P SCREW 3X8				
104	7BB100306H1	BB105820	+BIND T.T S SCREW 3X6				

- Parts with "*" are component parts or sub-assemblies of the assembly appearing immediately above them.
- Parts with "⊙" indicate regular maintenance parts.

- Parts with "••" are component parts or sub-assembly with "•" appearing immediately above them.

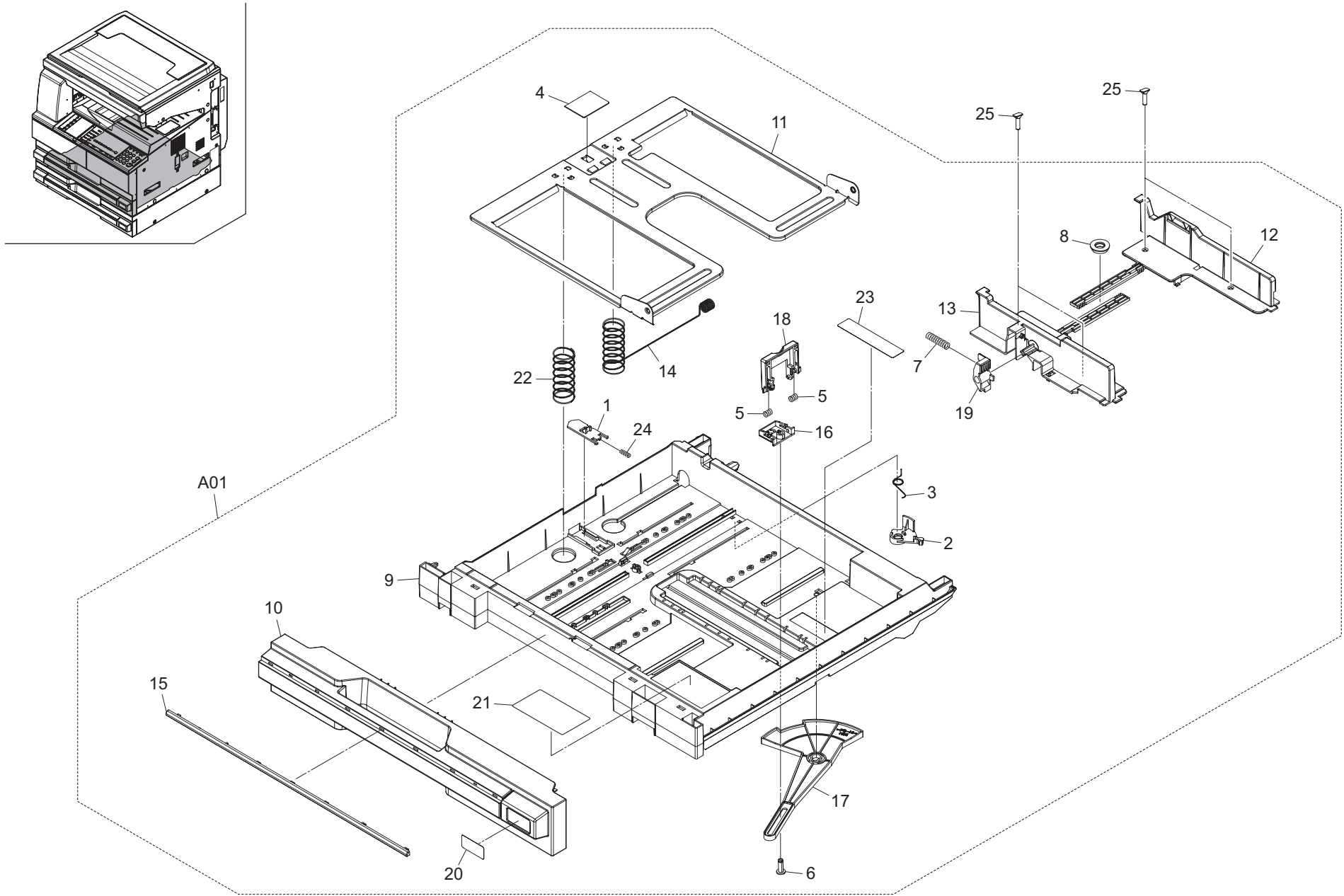


FIG. 6 Paper Cassette 1

2KJ/2KH-2

Ref. No.	Part.No.	Alternative.	Description	Quantity			
				110	120	230	240
⊙ A01	302KK93150	2KK93150	CT-460(I)		1		
⊙ A01	302KK93140	2KK93140	CT-460(C)	1		1	1
1	*19507050	19507050	LEVER,CASSETTE BASE RELEASE	1	1	1	1
2	*2C907050	2C907050	PLATE SIDE SW	1	1	1	1
3	*2C907090	2C907090	SPRING SIDE SW	1	1	1	1
⊙ 4	*2C907140	2C907140	PAD CASSETTE	1	1	1	1
5	*2C907360	2C907360	SPRING CURSOR R	2	2	2	2
⊙ 6	*2C907600	2C907600	PIN CURSOR C	1	1	1	1
7	*2C907620	2C907620	SPRING LEVER F	1	1	1	1
⊙ 8	*302BM07410	2BM07410	GEAR GUIDE SIDE	1	1	1	1
9	*302KK09010	2KK09010	CASSETTE	1	1	1	1
⊙ 10	*302KK09020	2KK09020	COVER CASSETTE	1	1	1	1
11	*302KK09080	2KK09080	BOTTOM CASSETTE	1	1	1	1
12	*302KK09090	2KK09090	REAR CURSOR C	1	1	1	1
13	*302KK09100	2KK09100	FRONT CURSOR C	1	1	1	1
14	*302KK09110	2KK09110	SPRING BOTTOM GROUND	1	1	1	1
⊙ 15	*302KK09130	2KK09130	CASSETTE HANDLE SIL	1	1	1	1
16	*302KK09150	2KK09150	HOLDER RIGHT CURSOR	1	1	1	1
17	*302KK09160	2KK09160	TURN PLATE CASSETTE	1	1	1	1
18	*302KK09170	2KK09170	RIGHT CURSOR A	1	1	1	1
19	*302KK09180	2KK09180	LEVER CURSOR C	1	1	1	1
20	*302KK09200	2KK09200	LABEL CASSETTE SIZE I		1		
20	*302KK09190	2KK09190	LABEL CASSETTE SIZE C	1		1	1
21	*302KK09210	2KK09210	LABEL CASSETTE	1	1	1	1
22	*302KK09220	2KK09220	SPRING BOTTOM	1	1	1	1
23	*302KK34100	2KK34100	LABEL CASSETTE LGR	1	1	1	1
24	*76508130	76508130	SPRING BELT GUIDE ROLLER	1	1	1	1
25	302GR09220	2GR09220	PIN CURSOR	4	4	4	4

- Parts with "*" are component parts or sub-assemblies of the assembly appearing immediately above them.
- Parts with "⊙" indicate regular maintenance parts.

- Parts with "••" are component parts or sub-assembly with "*" appearing immediately above them.

FIG. 7 Paper Feed Section 3 (22ppm)

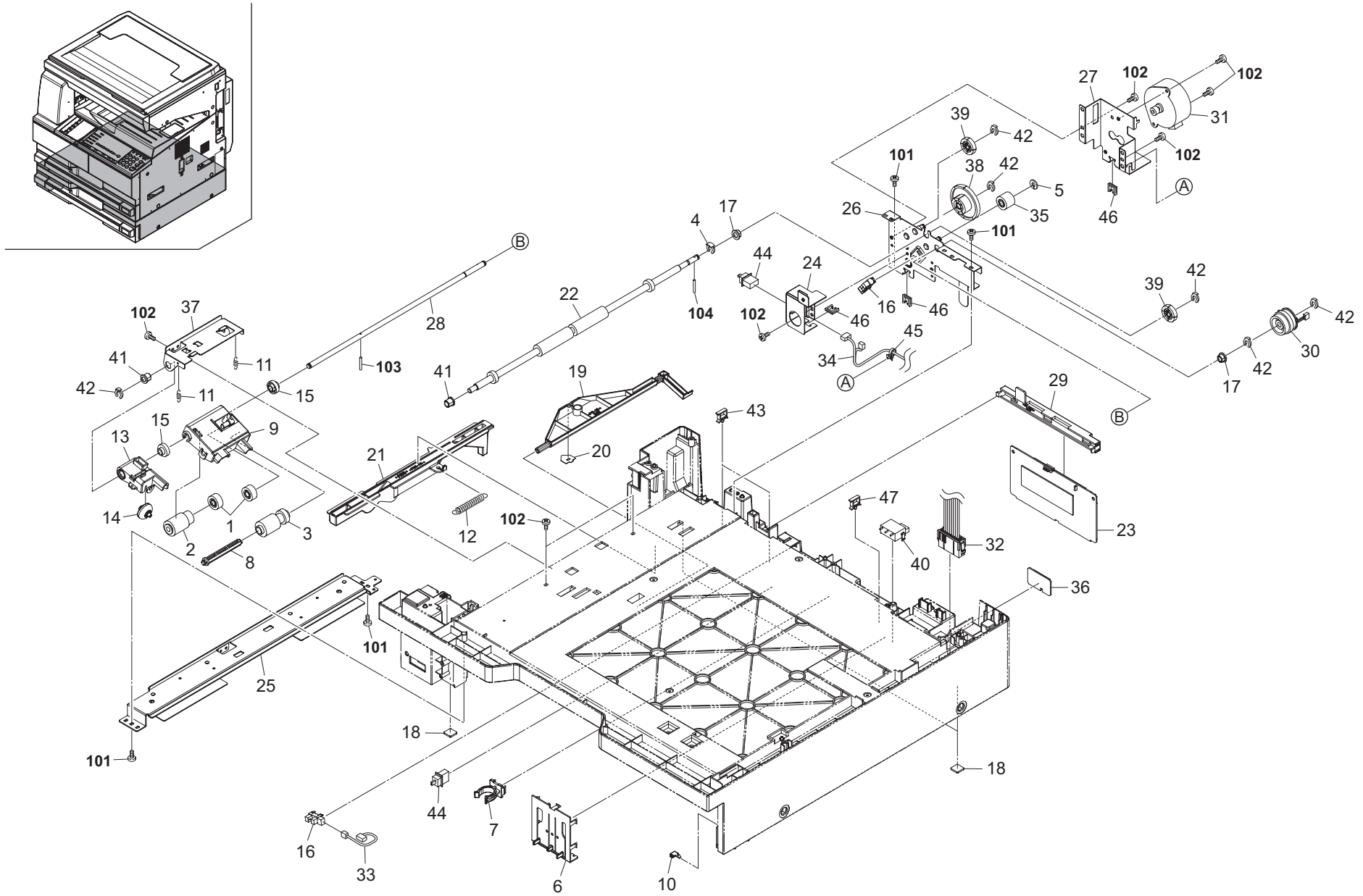


FIG. 7 Paper Feed Section 3 (22ppm)

2KJ/2KH-2

Ref. No.	Part.No.	Alternative.	Description	Quantity			
				110	120	230	240
⊙ 1	29807100	29807100	GEAR 16,BYPASS	2	2	2	2
⊙ 2	2AR07220	2AR07220	PULLEY,PAPER FEED	1	1	1	1
⊙ 3	2AR07240	2AR07240	PULLEY,LEADING FEED	1	1	1	1
4	2BC06990	2BC06990	STOPPER 5,RING	1	1	1	1
5	2BG22990	2BG22990	CUT WASHER 4	1	1	1	1
6	2C907060	2C907060	PLATE SIZE DETECTION	1	1	1	1
⊙ 7	2C907100	2C907100	STOPPER CASSETTE	1	1	1	1
8	2C907230	2C907230	SHAFT PICK UP B	1	1	1	1
9	2C907240	2C907240	PLATE PICK UP B	1	1	1	1
⊙ 10	2C907260	2C907260	SLIDER RAIL	1	1	1	1
11	2C907340	2C907340	SPRING PICK UP	2	2	2	2
12	2C907350	2C907350	SPRING LEVER	1	1	1	1
13	2C907400	2C907400	HOLDER PULLEY A	1	1	1	1
14	2C907410	2C907410	PULLEY GUIDE A	1	1	1	1
⊙ 15	2C907430	2C907430	BUSH PAPER FEED C	2	2	2	2
⊙ 16	2C927210	2C927210	SENSOR 248NL1	2	2	2	2
17	302H024370	2H024370	BUSH 6 EW	2	2	2	2
18	303MH02160	3MH02160	FOOT PF	3	3	3	3
19	302KK02240	2KK02240	ACTUATOR EMPTY	1	1	1	1
20	302KK02370	2KK02370	FILM PE	1	1	1	1
21	302KK06060	2KK06060	LEVER PICK UP	1	1	1	1
⊙ 22	303HW06021	3HW06021	ROLLER FEED	1	1	1	1
⊙ 23	303MH94010	3MH94010	PARTS PWB PF MAIN ASSY SP	1	1	1	1
24	303MH02130	3MH02130	MOUNT SW SPRING	1	1	1	1
25	3HW00010	3HW00010	REINFORCEMENT FEED ASSY	1	1	1	1
26	303MH31010	3MH31010	MOUNT DRIVE	1	1	1	1
27	303MH31020	3MH31020	MOUNT MOTOR	1	1	1	1
28	303MH31030	3MH31030	SHAFT PAPER FEED	1	1	1	1
29	303MH39010	3MH39010	SUPPORT PLATE PWB	1	1	1	1
⊙ 30	303MH94020	3MH94020	PARTS CLUTCH PAPER FEED SP	1	1	1	1
⊙ 31	303MH94030	3MH94030	PARTS MOTOR PAPER FEED SP	1	1	1	1
32	303MH46010	3MH46010	WIRE PF LOWER	1	1	1	1
33	303MH46030	3MH46030	WIRE PE SW	1	1	1	1
34	303MH46040	3MH46040	WIRE SIZE SW	1	1	1	1
⊙ 35	3HL07250	3HL07250	GEAR 20 PF FEED	1	1	1	1
⊙ 36	3HW01020	3HW01020	HEATER BRANCH PCB ASS'Y	1	1	1	1
37	3HW06050	3HW06050	HOLDER FEED SHAFT	1	1	1	1
⊙ 38	3HW22010	3HW22010	GEAR 26/90	1	1	1	1
⊙ 39	3HW22020	3HW22020	GEAR 25	2	2	2	2
⊙ 40	5ESP03090001+01	SP000360	PUSH SWITCH 03 SN /SW-192 N	1	1	1	1
41	5MVM176DN026	2A806030	BUSH FEED /A-49 FEED A4	2	2	2	2
42	5MVX111DN003	2A806250	RING STOPPER /A-49 FEED A4	6	6	6	6
43	M21AK070	M21AK070	WIRE SADDLE,RBWS-1N-V0(KITAGAWA)	2	2	2	2
⊙ 44	7SP01000001+H01	SP044290	SW,PUSH	2	2	2	2
45	7YZM410002++H01	YZ042720	ACCESS.BAND	1	1	1	1
46	M2104260	M2104260	EDGING,EDS-0607U(KITAGAWA)	3	3	3	3
47	7YZM610022++H01	YZ114490	ACCESS.SADDLE	1	1	1	1

Ref. No.	Part.No.	Alternative.	Description	Quantity			
				110	120	230	240
101	7BB202308H	BB105690	+TP-FLAT T.T P SCREW 3X8				
102	7BB700308H	BB105600	+BIND T.T S SCREW 3X8 SR				
103	5MBP2010WXSP	E0020100	SPRING PIN / M2 X 10 S-BLK				
104	5MBP2012WXSP	E0020120	SPRING PIN / M2 X 12 S-BLK				

- Parts with "*" are component parts or sub-assemblies of the assembly appearing immediately above them.
- Parts with "⊙" indicate regular maintenance parts.

- Parts with "••" are component parts or sub-assembly with "•" appearing immediately above them.

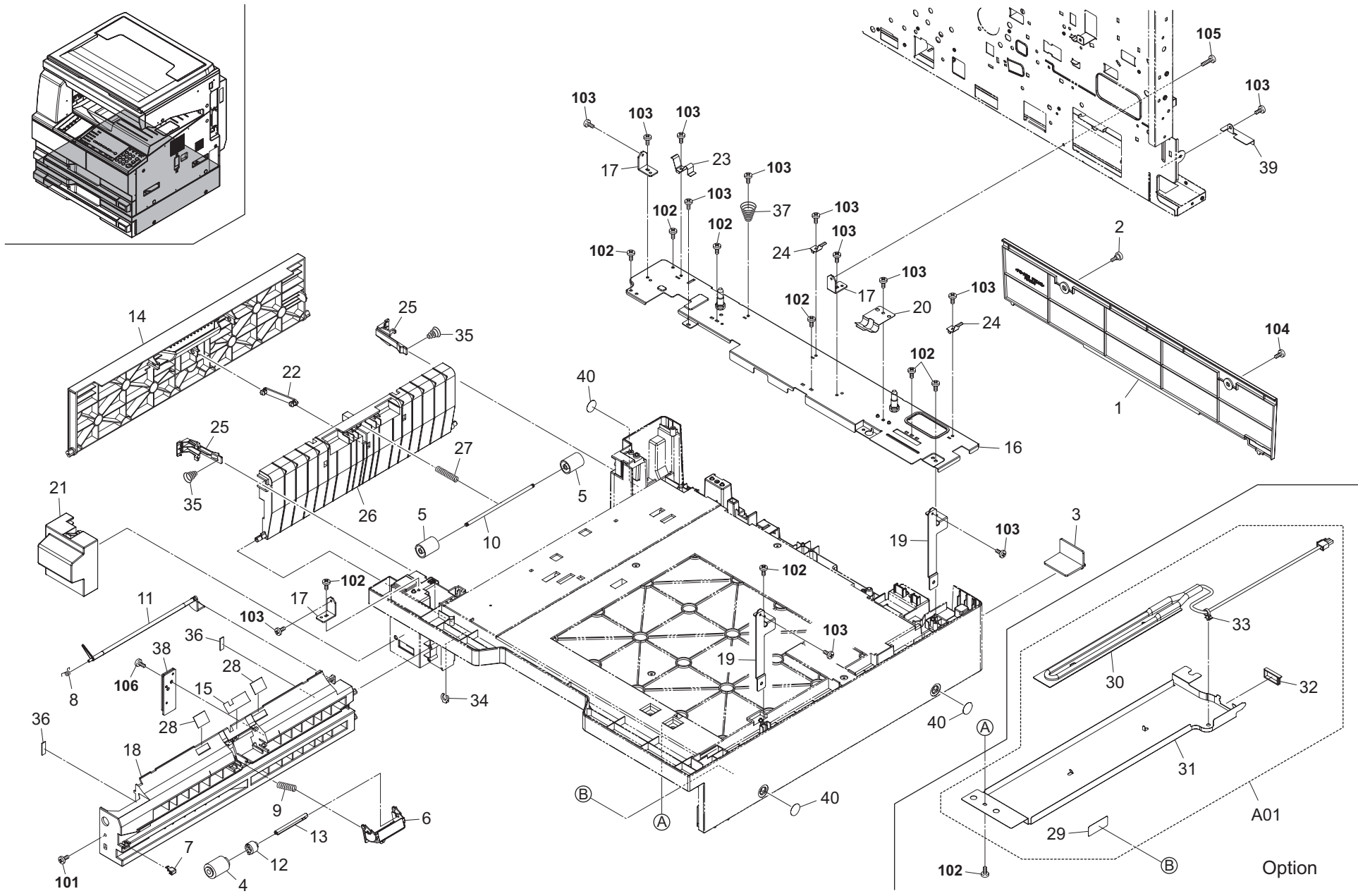


FIG. 8 Paper Feed Section 4 (22ppm)

2KJ/2KH-2

Ref. No.	Part.No.	Alternative.	Description	Quantity				
				110	120	230	240	
⊙	1	303MH04020	3MH04020	REAR COVER	1	1	1	1
⊙	2	303MH04040	3MH04040	PIN COVER	1	1	1	1
⊙	3	303MH04051	3MH04051	COVER CONNECTOR	1	1	1	1
⊙	4	2AR07230	2AR07230	PULLEY,SEPARATION	1	1	1	1
⊙	5	2BL16080	2BL16080	PULLEY FEED	2	2	2	2
⊙	6	2C907250	2C907250	HOLDER RETARD	1	1	1	1
⊙	7	2C907260	2C907260	SLIDER RAIL	1	1	1	1
	8	2C907310	2C907310	SPRING REGIST	1	1	1	1
	9	2C907320	2C907320	SPRING RETARD	1	1	1	1
	10	302BL06212	2BL06212	SHAFT FEED PULLEY	1	1	1	1
	11	302C907171	2C907171	ACTUATOR REGIST	1	1	1	1
	12	302KK06050	2KK06050	TORQUE LIMITER 340	1	1	1	1
	13	302KK06080	2KK06080	SHAFT RETARD	1	1	1	1
⊙	14	303HW04011	3HW04011	COVER PAPER FEED	1	1	1	1
	15	303HW06080	3HW06080	SHEET FEED	1	1	1	1
⊙	16	303MH02030	3MH02030	UPPER REAR COVER	1	1	1	1
	17	303MH02080	3MH02080	JUNCTION PLATE	3	3	3	3
	18	303MH02090	3MH02090	LEFT RAIL CASSETTE	1	1	1	1
	19	303MH02100	3MH02100	CONNECTING PLATE	2	2	2	2
	20	303MH02110	3MH02110	GROUND PLATE HEATER	1	1	1	1
⊙	21	303MH04010	3MH04010	LEFT FRONT COVER	1	1	1	1
	22	3A504020	3A504020	COUPLER,RELEASE	1	1	1	1
	23	3HW02110	3HW02110	GROUND PLATE PF	1	1	1	1
	24	3HW02120	3HW02120	GROUND PLATE PF2	2	2	2	2
	25	303HW02151	3HW02151	HOOK COVER	2	2	2	2
	26	3HW06040	3HW06040	GUIDE CONVEYING	1	1	1	1
	27	303MH02150	3MH02150	SPRING FEED PF	1	1	1	1
	28	3HW06070	3HW06070	GUIDE SHEET PAPER FEED	2	2	2	2
⊙	A01	303MH94050	3MH94050	PARTS DEH ASSY 120 SP	1	1		
⊙	A01	303MH94060	3MH94060	PARTS DEH ASSY 240 SP			1	1
	29	*302KK34150	2KK34150	LABEL HIGH TEMP CASS	1	1	1	1
⊙	30	*302KK94430	2KK94430	PARTS HEATER DEHUMIDIFIER 120 SP	1	1		
⊙	30	*302KK94440	2KK94440	PARTS HEATER DEHUMIDIFIER 240 SP			1	1
	31	*303MH02060	3MH02060	MOUNT HEATER	1	1	1	1
	32	*7YZM210003+++H01	YZ037970	ACCESS.EDGING	1	1	1	1
	33	*7YZM410002+++H01	YZ042720	ACCESS.BAND	1	1	1	1
	34	5MVX111DN003	2A806250	RING STOPPER /A-49 FEED A4	1	1	1	1
	35	303MH02140	3MH02140	SPRING HOOK COVER PF	2	2	2	2
	36	303MH06010	3MH06010	PAD RAIL	2	2	2	2
	37	303MH02120	3MH02120	SPRING GROUND PF	1	1	1	1
	38	302KK06090	2KK06090	WEIGHT RAIL CASS	1	1	1	1
	39	303MH02170	3MH02170	PLATE JOINT	1	1	1	1
	40	302KK04280	2KK04280	LABEL COVER	3	3	3	3

Ref. No.	Part.No.	Alternative.	Description	Quantity			
				110	120	230	240
101	7BB282308H	BB111240	+TP-FLAT T.T P SCREW 3X8(BLACK)				
102	7BB202308H	BB105690	+TP-FLAT T.T P SCREW 3X8				
103	7BB700308H	BB105600	+BIND T.T S SCREW 3X8 SR				
104	7BB782308H	BB111300	+TP-FLAT T.T S SCREW 3X8 SR(BLACK)				
105	7BB700312H	BB106820	+BIND T.T S SCREW 3X12 SR				
106	7BB200410H	BB105700	+BIND T.T P SCREW 4X10				

- Parts with "*" are component parts or sub-assemblies of the assembly appearing immediately above them.
- Parts with "⊙" indicate regular maintenance parts.

- Parts with "••" are component parts or sub-assembly with "•" appearing immediately above them.

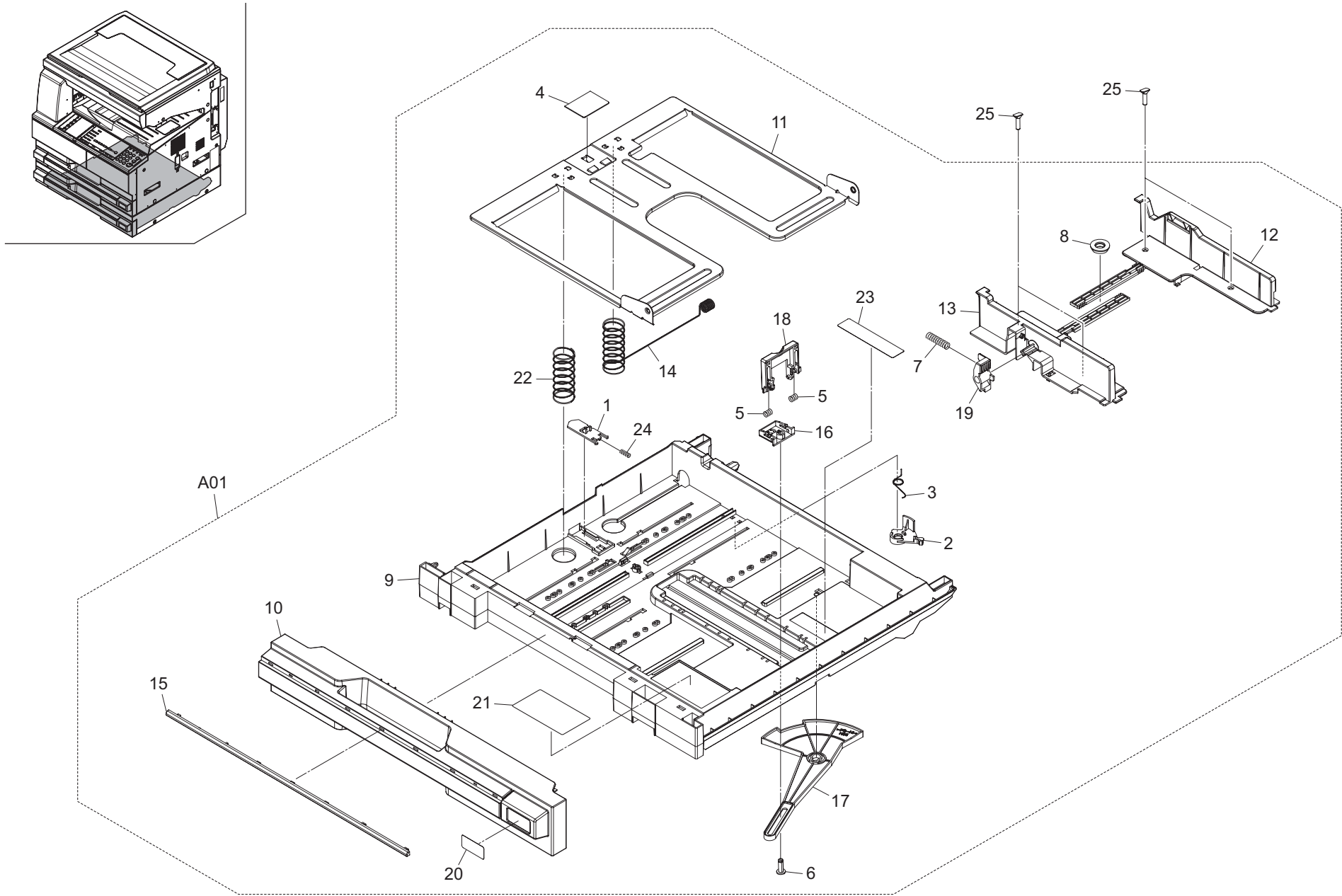


FIG. 9 Paper Cassette 2 (22ppm)

2KJ/2KH-2

	Ref. No.	Part.No.	Alternative.	Description	Quantity			
					110	120	230	240
⊙	A01	302KK93150	2KK93150	CT-460(I)		1		
⊙	A01	302KK93140	2KK93140	CT-460(C)	1		1	1
	1	*19507050	19507050	LEVER,CASSETTE BASE RELEASE	1	1	1	1
	2	*2C907050	2C907050	PLATE SIDE SW	1	1	1	1
	3	*2C907090	2C907090	SPRING SIDE SW	1	1	1	1
⊙	4	*2C907140	2C907140	PAD CASSETTE	1	1	1	1
	5	*2C907360	2C907360	SPRING CURSOR R	2	2	2	2
⊙	6	*2C907600	2C907600	PIN CURSOR C	1	1	1	1
	7	*2C907620	2C907620	SPRING LEVER F	1	1	1	1
⊙	8	*302BM07410	2BM07410	GEAR GUIDE SIDE	1	1	1	1
	9	*302KK09010	2KK09010	CASSETTE	1	1	1	1
⊙	10	*302KK09020	2KK09020	COVER CASSETTE	1	1	1	1
	11	*302KK09080	2KK09080	BOTTOM CASSETTE	1	1	1	1
	12	*302KK09090	2KK09090	REAR CURSOR C	1	1	1	1
	13	*302KK09100	2KK09100	FRONT CURSOR C	1	1	1	1
	14	*302KK09110	2KK09110	SPRING BOTTOM GROUND	1	1	1	1
⊙	15	*302KK09130	2KK09130	CASSETTE HANDLE SIL	1	1	1	1
	16	*302KK09150	2KK09150	HOLDER RIGHT CURSOR	1	1	1	1
	17	*302KK09160	2KK09160	TURN PLATE CASSETTE	1	1	1	1
	18	*302KK09170	2KK09170	RIGHT CURSOR A	1	1	1	1
	19	*302KK09180	2KK09180	LEVER CURSOR C	1	1	1	1
	20	*302KK09200	2KK09200	LABEL CASSETTE SIZE I		1		
	20	*302KK09190	2KK09190	LABEL CASSETTE SIZE C	1		1	1
	21	*302KK09210	2KK09210	LABEL CASSETTE	1	1	1	1
	22	*302KK09220	2KK09220	SPRING BOTTOM	1	1	1	1
	23	*302KK34100	2KK34100	LABEL CASSETTE LGR	1	1	1	1
	24	*76508130	76508130	SPRING BELT GUIDE ROLLER	1	1	1	1
	25	302GR09220	2GR09220	PIN CURSOR	4	4	4	4

- Parts with "*" are component parts or sub-assemblies of the assembly appearing immediately above them.
- Parts with "⊙" indicate regular maintenance parts.

- Parts with "••" are component parts or sub-assembly with "*" appearing immediately above them.

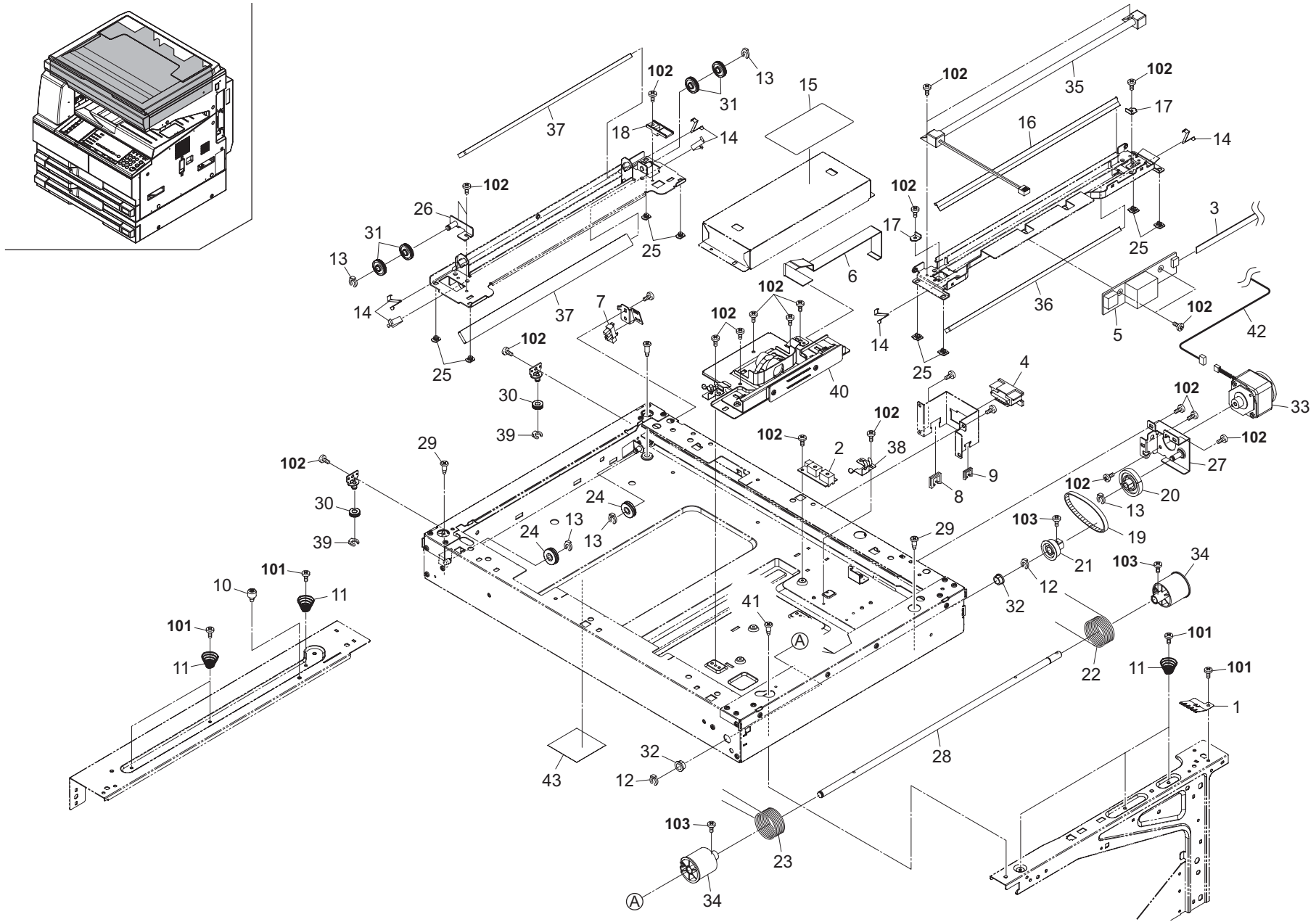


FIG. 10 Scanner Section 1

2KJ/2KH-2

Ref. No.	Part.No.	Alternative.	Description	Quantity			
				110	120	230	240
1	302KK39650	2KK39650	PLATE SHIELD ISU R	1	1	1	1
2	2C927090	2C927090	SENSOR ORIGINAL	1	1	1	1
3	302KH46100	2KH46100	FFC INVERTER	1	1	1	1
4	302KH46140	2KH46140	WIRE DP	1	1	1	1
5	302KK94410	2KK94410	PARTS LAMP INVERTER SP	1	1	1	1
6	302KK46190	2KK46190	FFC CCD	1	1	1	1
7	5FNXGP1A73A++02	2DC27180	PT.SENSOR GP1A73AJ00/ BK	1	1	1	1
8	7YZM210005++H01	YZ037990	ACCESS.EDGING	1	1	1	1
9	M2104390	M2104390	EDGING,EDS-0607L(KITAGAWA)	1	1	1	1
10	302KK02320	2KK02320	PIN ISU	1	1	1	1
11	302KK02390	2KK02390	SPRING ISU LOW	6	6	6	6
12	2BC06910	2BC06910	STOPPER 6	2	2	2	2
13	2BC06980	2BC06980	STOPPER 5	5	5	5	5
14	2BC12190	2BC12190	SPRING,MIRROR HOLDER	6	6	6	6
15	2C905160	2C905160	LABEL GLASS CAUTION	1	1	1	1
16	2C912110	2C912110	REFLECTOR SCANNER	1	1	1	1
17	2C912150	2C912150	RETAINER WIRE	2	2	2	2
18	2C912160	2C912160	GUIDE FFC B	1	1	1	1
19	2C912260	2C912260	BELT SCANNER	1	1	1	1
20	2C912310	2C912310	GEAR Z18/39	1	1	1	1
21	2C912320	2C912320	GEAR Z36	1	1	1	1
22	302KK17540	2KK17540	WIRE SCANNER BLACK	1	1	1	1
23	302KK17550	2KK17550	WIRE SCANNER GRAY	1	1	1	1
24	2C912680	2C912680	PULLEY SCANNER	2	2	2	2
25	2DC12230	2DC12230	SLIDER SCANNER	8	8	8	8
26	302C912131	2C912131	ADJUSTING PLATE B	1	1	1	1
27	302C912302	2C912302	MOTOR PLATE SCANNER	1	1	1	1
28	302C912331	2C912331	SHAFT MOTOR DRIVE	1	1	1	1
29	302GR17180	2GR17180	PIN SCANNER RETAINING	2	2	2	2
30	302H017120	2H017120	PULLEY LEFT FRAME	2	2	2	2
31	302H017180	2H017180	PULLEY SCANNER	4	4	4	4
32	302H024360	2H024360	BUSH 8 EW	2	2	2	2
33	302H717140	2H717140	MOTOR SCANNER	1	1	1	1
34	302H717250	2H717250	DRUM PULLEY	2	2	2	2
35	302KK94220	2KK94220	PARTS LAMP SCANNER SP	1	1	1	1
36	302KK17320	2KK17320	MIRROR A	1	1	1	1
37	302KK17330	2KK17330	MIRROR B	2	2	2	2
38	302KK17430	2KK17430	GROUND COVER ISU	1	1	1	1
39	5MVX1111DN003	2A806250	RING STOPPER /A-49 FEED A4	2	2	2	2
40	302KK93070	2KK93070	PARTS ISU	1	1	1	1
41	302KK17490	2KK17490	PIN SCANNER RETAINING B	1	1	1	1
42	302KK46230	2KK46230	WIRE SCANNER MOTOR	1	1	1	1
43	302DA12070	2DA12070	SEAL SCANNER	1	1	1	1

Ref. No.	Part.No.	Alternative.	Description	Quantity			
				110	120	230	240
101	7BB700308H	BB105600	+BIND T.T S SCREW 3X8 SR				
102	7BB100306H1	BB105820	+BIND T.T S SCREW 3X6				
103	7BB606308H	BB105280	+PAN M SCREW WITH SW W 3X8 R				

- Parts with "*" are component parts or sub-assemblies of the assembly appearing immediately above them.
- Parts with "⊙" indicate regular maintenance parts.

- Parts with "••" are component parts or sub-assembly with "•" appearing immediately above them.

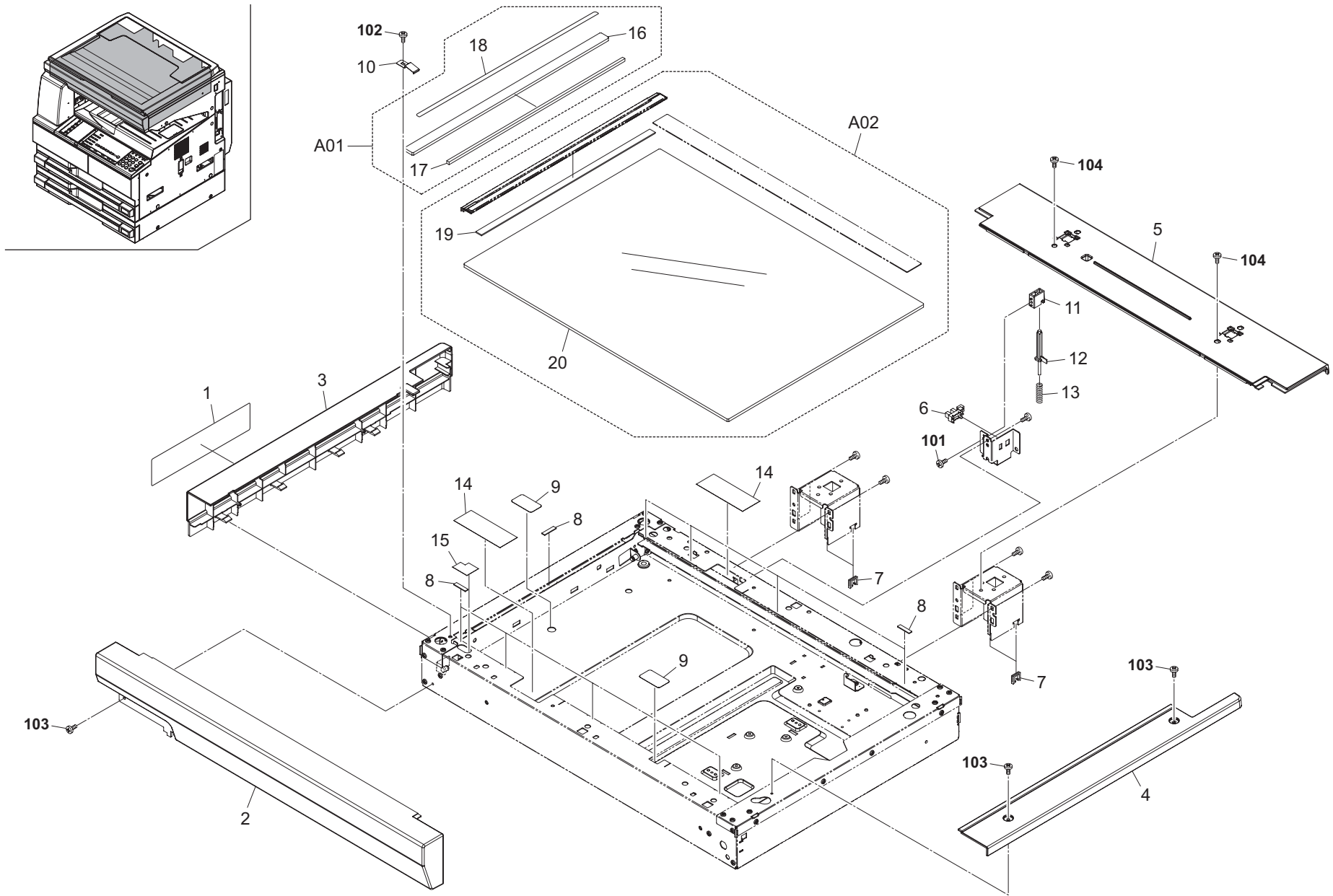


FIG. 11 Scanner Section 2

2KJ/2KH-2

Ref. No.	Part.No.	Alternative.	Description	Quantity			
				110	120	230	240
1	302KK34070	2KK34070	LABEL CONVEYING	1	1	1	1
2	302KK04150	2KK04150	COVER ISU FRONT	1	1	1	1
3	302KK04160	2KK04160	COVER ISU LEFT	1	1	1	1
4	302KK04171	2KK04171	COVER ISU RIGHT	1	1	1	1
5	302KK04180	2KK04180	COVER ISU REAR	1	1	1	1
6	2C927210	2C927210	SENSOR 248NL1	1	1	1	1
7	M2104390	M2104390	EDGING,EDS-0607L(KITAGAWA)	4	4	4	4
8	29812291	29812291	CUSHION, CONTACT GLASS	9	9	9	9
9	2C912720	2C912720	SHIELD BASE	2	2	2	2
10	2C912420	2C912420	HOLDER GLASS DF	1	1	1	1
11	2C912620	2C912620	GUIDE RELEASE SWITCH	1	1	1	1
12	2C912640	2C912640	SHAFT RELEASE SWITCH	1	1	1	1
13	2C912650	2C912650	SPRING RELEASE SWITCH	1	1	1	1
14	2C912670	2C912670	SHIELD SCANNER FRAME	2	2	2	2
15	2C912710	2C912710	SHIELD SCANNER FRAME B	1	1	1	1
A01	302K594120	2K594120	PARTS CONTACT GLASS DP SP	1	1	1	1
16	*2C912280	2C912280	CONTACT GLASS ADF	1	1	1	1
17	*2C912700	2C912700	SPONGE ORIGINAL SIZE	1	1	1	1
18	*303MX02050	3MX02050	SHEET GLASS	1	1	1	1
A02	302KK94500	2KK94500	PARTS CONTACT GLASS(I)	1	1	1	1
A02	302KK94490	2KK94490	PARTS CONTACT GLASS(C)	1	1	1	1
19	*2C912190	2C912190	STANDARD PLATE SHADING	1	1	1	1
20	*2C912250	2C912250	CONTACT GLASS	1	1	1	1

Ref. No.	Part.No.	Alternative.	Description	Quantity			
				110	120	230	240
101	7BB200308H	BB105660	+BIND T.T P SCREW 3X8				
102	7BB100306H1	BB105820	+BIND T.T S SCREW 3X6				
103	7BB782308H	BB111300	+TP-FLAT T.T S SCREW 3X8 SR(BLACK)				
104	7BB782410H	BB111310	+TP-FLAT T.T S SCREW 4X10 SR(BLACK)				

- Parts with "*" are component parts or sub-assemblies of the assembly appearing immediately above them.
- Parts with "⊙" indicate regular maintenance parts.

- Parts with "••" are component parts or sub-assembly with "*" appearing immediately above them.

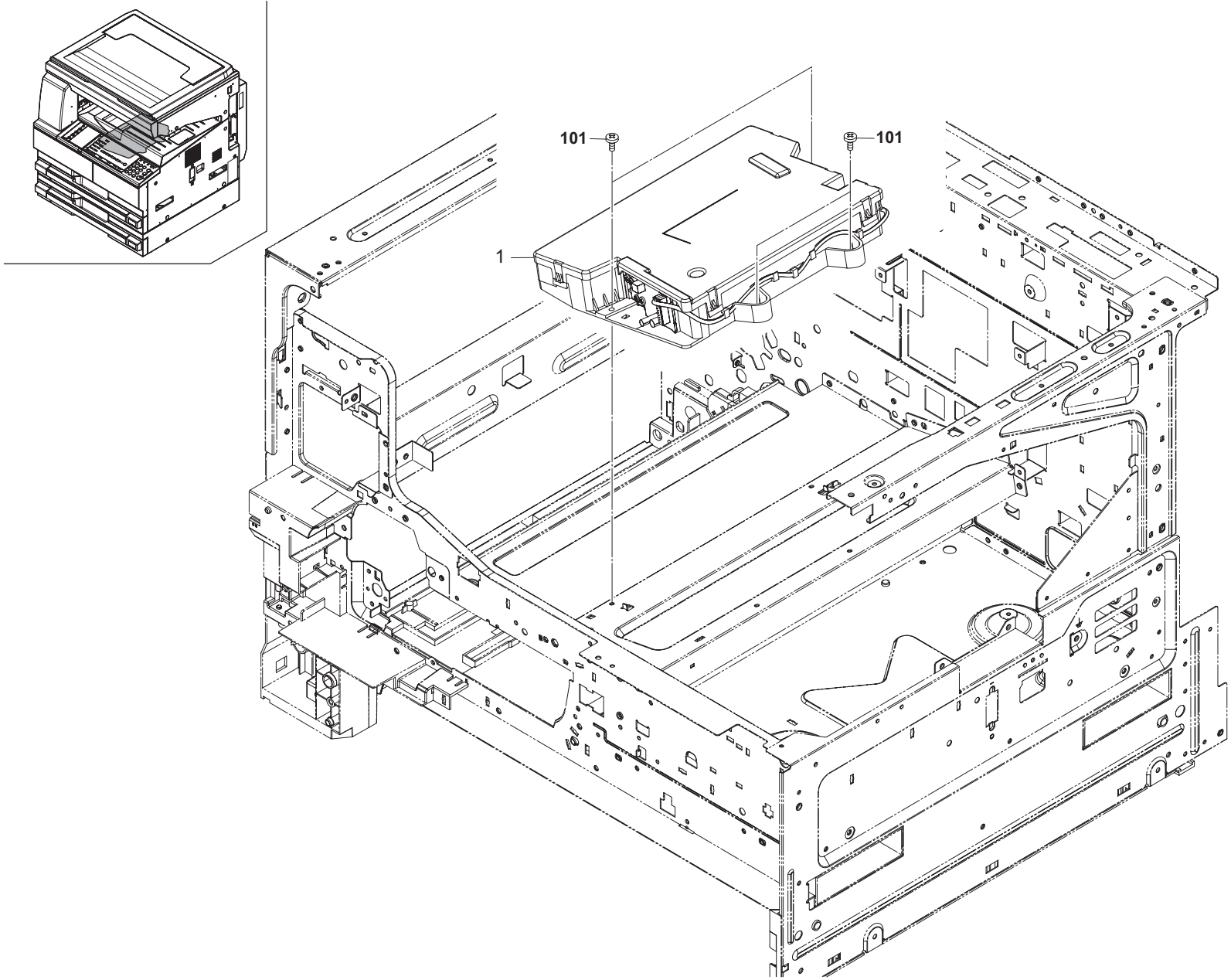


FIG. 12 Laser Scanner Section

2KJ/2KH-2

	Ref. No.	Part.No.	Alternative.	Description	Quantity			
					110	120	230	240
⊙	1	302KK93060	2KK93060	LK-460	1	1	1	1

	Ref. No.	Part.No.	Alternative.	Description	Quantity			
					110	120	230	240
	101	7BB700312H	BB106820	+BIND T.T S SCREW 3X12 SR				

- Parts with "•" are component parts or sub-assemblies of the assembly appearing immediately above them.
- Parts with "⊙" indicate regular maintenance parts.

- Parts with "••" are component parts or sub-assembly with "•" appearing immediately above them.

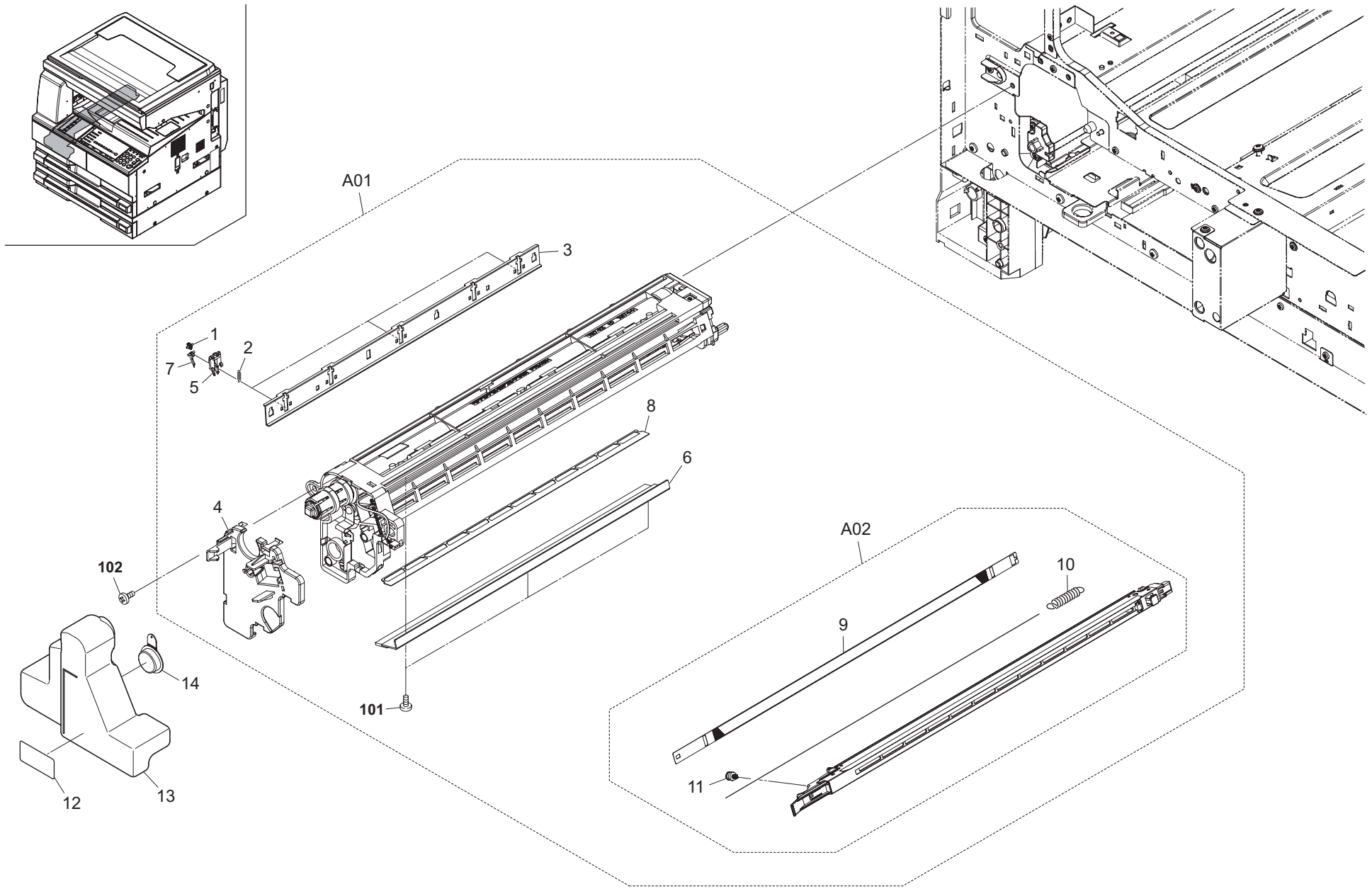


FIG. 13 Image Formation Section

2KJ/2KH-2

Ref. No.	Part.No.	Alternative.	Description	Quantity					
				110	120	230	240		
⊙	A01	1702KH0UN0	072KH0UN	MK-460/MAINTENANCE KIT (OPTION)	1	1	1	1	
	1	*2A118370	2A118370	PULLEY,DRUM SEPARATION	3	3	3	3	
	2	*2AR18280	2AR18280	SPRING,CLAW SEPARATION	3	3	3	3	
	3	*2C918040	2C918040	LOWER SEAL CLEANING	1	1	1	1	
	4	*2C918050	2C918050	FRONT COVER CLEANING	1	1	1	1	
	5	*2C918340	2C918340	HOLDER CLAW	3	3	3	3	
	6	*302C918011	2C918011	BLADE CLEANING	1	1	1	1	
	7	*302C918371	2C918371	CLAW SEPARATION	3	3	3	3	
	8	*302KK12210	2KK12210	FLICKER B	1	1	1	1	
	⊙	A02	*302KK93080	2KK93080	MC-460	1	1	1	1
		9	**2C910040	2C910040	GRID	1	1	1	1
		10	**5MMW141LX002	2BZ02300	SPRING WIRE /49585J0058 A4	1	1	1	1
		11	**5MVT263NN001	33910230	PIN CHARGER /A-49 CHARGER A4	1	1	1	1
		12	302F934090	2F934090	LABEL CAUTION TONER	1	1	1	1
13		2C918150	2C918150	TANK DISPOSAL	1	1	1	1	
14		2C918170	2C918170	CAP TANK DISPOSAL	1	1	1	1	

Ref. No.	Part.No.	Alternative.	Description	Quantity			
				110	120	230	240
101	7BB200308H	BB105660	+BIND T.T P SCREW 3X8				
102	7BB702414H	BB107120	+TP-FLAT T.T S SCREW 4X14 SR				

- Parts with "*" are component parts or sub-assemblies of the assembly appearing immediately above them.
- Parts with "⊙" indicate regular maintenance parts.

- Parts with "*." are component parts or sub-assembly with "*" appearing immediately above them.

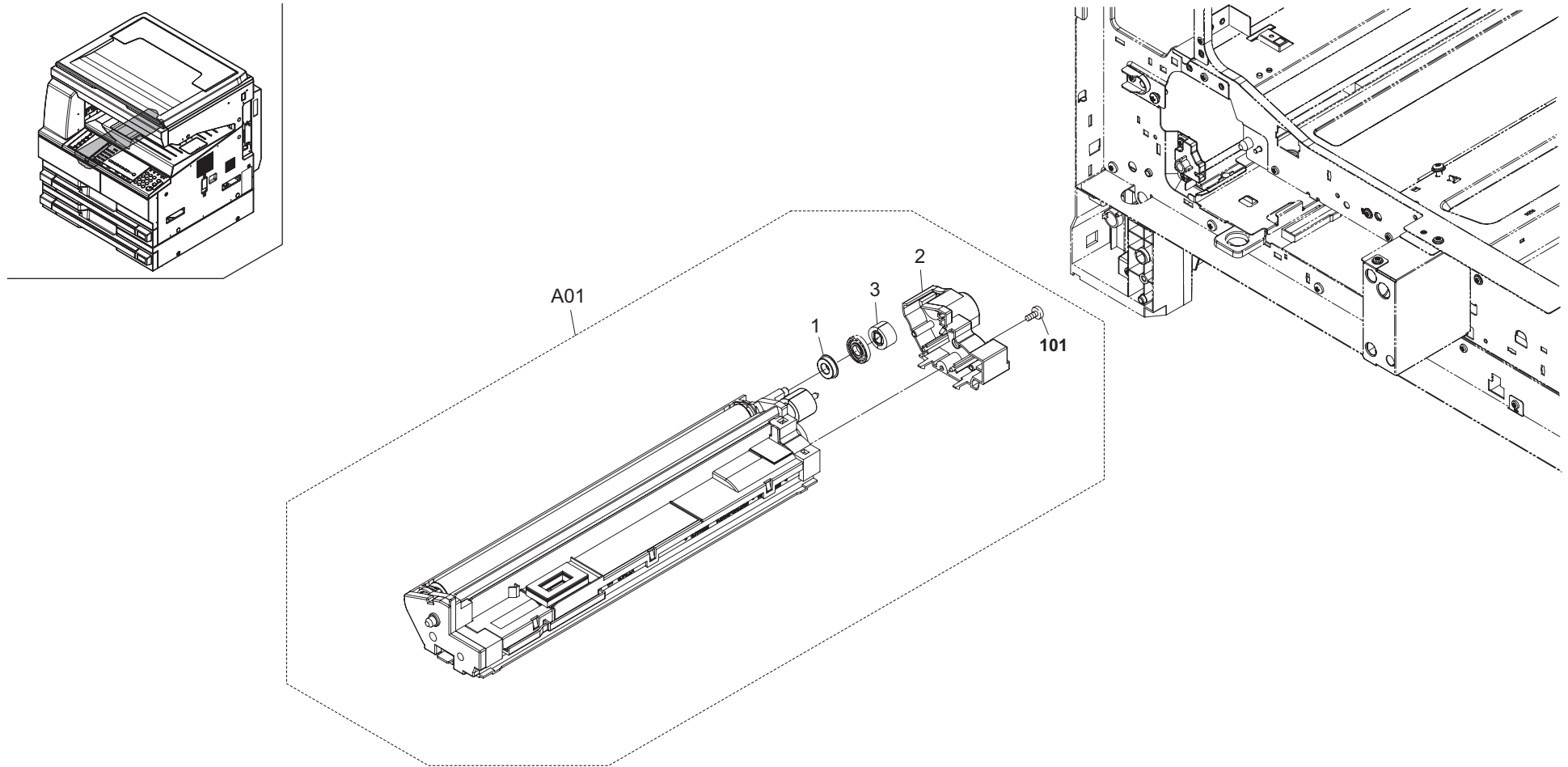


FIG. 14 Developing Section

2KJ/2KH-2

	Ref. No.	Part.No.	Alternative.	Description	Quantity			
					110	120	230	240
⊙	A01	302KK93020	2KK93020	DV-460	1	1	1	1
	1	*28107400	28107400	BEARING,688ZZNR	1	1	1	1
	2	*2C914080	2C914080	REAR COVER DLP	1	1	1	1
⊙	3	*302KK14090	2KK14090	GEAR Z20H	1	1	1	1

	Ref. No.	Part.No.	Alternative.	Description	Quantity			
					110	120	230	240
	101	7BB200308H	BB105660	+BIND T.T P SCREW 3X8				

- Parts with "*" are component parts or sub-assemblies of the assembly appearing immediately above them.
- Parts with "⊙" indicate regular maintenance parts.

- Parts with "*•" are component parts or sub-assembly with "*" appearing immediately above them.

FIG. 15 Fuser Section

2KJ/2KH-2

	Ref. No.	Part.No.	Alternative.	Description	Quantity			
					110	120	230	240
⊙	A01	302KK93160	2KK93160	FK-460(TW)	1			
⊙	A01	302KK93040	2KK93040	FK-460(A)		1		
⊙	A01	302KK93050	2KK93050	FK-460(E)			1	1
⊙	1	*2C920160	2C920160	REAR BUSH HEAT ROLLER	1	1	1	1
⊙	2	*2C920170	2C920170	GEAR Z38 HEAT ROLLER	1	1	1	1
⊙	3	*2C920180	2C920180	GEAR FUSER Z28	1	1	1	1
⊙	4	*2FT20030	2FT20030	SPRING PRESSURE	2	2	2	2
⊙	5	*302C920152	2C920152	FRONT BUSH HEAT ROLLER	1	1	1	1
⊙	6	*302FT20120	2FT20120	SEPARATOR ASSY	6	6	6	6
⊙	7	*302GJ25560	2GJ25560	THERMISTOR FUSER	1	1	1	1
⊙	8	*302H025290	2H025290	SPRING FUSER	6	6	6	6
⊙	9	*302KK46180	2KK46180	WIRE FUSER PRIMARY	1	1	1	1
⊙	10	*302KK94240	2KK94240	PARTS ROLLER HEAT SP	1	1	1	1
⊙	11	*302KK94620	2KK94620	PARTS HEATER FUSER 110 SP	1			
⊙	11	*302KK94260	2KK94260	PARTS HEATER FUSER 120 SP		1		
⊙	11	*302KK94270	2KK94270	PARTS HEATER FUSER 230 SP			1	1
⊙	12	*302KK94280	2KK94280	PARTS THERMOSTAT 202 FUSER SP	2	2	2	2
⊙	13	*302KK94290	2KK94290	PARTS ROLLER PRESS SP	1	1	1	1
	14	*5MVM188XN014	2BS20230	BUSH PRESS /A-03 A4	2	2	2	2
	15	302KK25130	2KK25130	ADJUSTOR FUSER	1	1	1	1

	Ref. No.	Part.No.	Alternative.	Description	Quantity			
					110	120	230	240
	101	7BB200312H	BB105680	+BIND T.T P SCREW 3X12				
	102	7BB200410H	BB105700	+BIND T.T P SCREW 4X10				
	103	7BB200308H	BB105660	+BIND T.T P SCREW 3X8				
	104	7BB700312H	BB106820	+BIND T.T S SCREW 3X12 SR				

- Parts with "*" are component parts or sub-assemblies of the assembly appearing immediately above them.
- Parts with "⊙" indicate regular maintenance parts.

- Parts with "••" are component parts or sub-assembly with "•" appearing immediately above them.

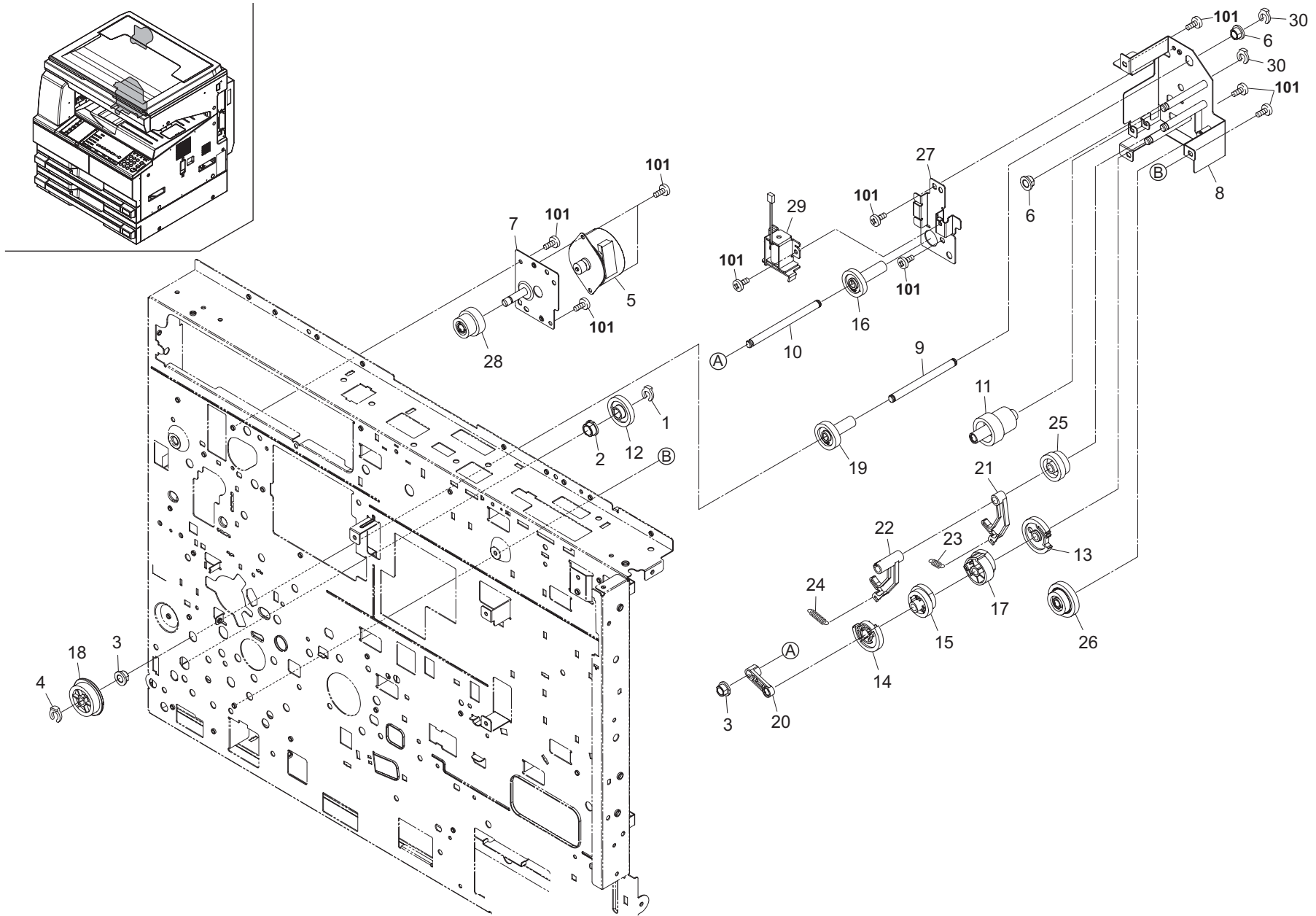


FIG. 16 Drive Section 1

2KJ/2KH-2

Ref. No.	Part.No.	Alternative.	Description	Quantity				
				110	120	230	240	
1	2BC06980	2BC06980	STOPPER 5	1	1	1	1	
2	302H024360	2H024360	BUSH 8 EW	1	1	1	1	
3	302H024370	2H024370	BUSH 6 EW	2	2	2	2	
4	5MVX111DN003	2A806250	RING STOPPER /A-49 FEED A4	1	1	1	1	
⊙	5	302FB25100	2FB25100	MOTOR EJECT	1	1	1	1
6	302H024370	2H024370	BUSH 6 EW	2	2	2	2	
7	302KK31030	2KK31030	PLATE EXIT DRIVE	1	1	1	1	
8	302KK31040	2KK31040	PLATE BYPASS DRIVE A	1	1	1	1	
9	302KK31090	2KK31090	SHAFT DPX DRIVE	1	1	1	1	
10	302KK31100	2KK31100	SHAFT BYPASS CAM	1	1	1	1	
⊙	11	302KK31290	2KK31290	GEAR BYPASS Z29-Z23	1	1	1	1
⊙	12	302KK31300	2KK31300	GEAR BYPASS Z30	1	1	1	1
⊙	13	302KK31310	2KK31310	GEAR BYPASS Z36 A	1	1	1	1
⊙	14	302KK31320	2KK31320	GEAR BYPASS Z36 B	1	1	1	1
⊙	15	302KK31340	2KK31340	GEAR BYPASS Z27 A	1	1	1	1
⊙	16	302KK31350	2KK31350	GEAR BYPASS Z27 B	1	1	1	1
17	302KK31360	2KK31360	CAM BYPASS	1	1	1	1	
⊙	18	302KK31380	2KK31380	GEAR DPX Z32	1	1	1	1
⊙	19	302KK31390	2KK31390	GEAR DPX Z27	1	1	1	1
20	302KK31400	2KK31400	PLATE BYPASS CAM	1	1	1	1	
21	302KK31410	2KK31410	LEVER CAM A	1	1	1	1	
22	302KK31421	2KK31421	LEVER CAM B	1	1	1	1	
23	302KK31430	2KK31430	SPRING CAM A	1	1	1	1	
24	302KK31440	2KK31440	SPRING CAM B	1	1	1	1	
⊙	25	302KK31640	2KK31640	GEAR BYPASS Z27-Z23	1	1	1	1
⊙	26	302KK31650	2KK31650	GEAR BYPASS Z35-Z23	1	1	1	1
27	302KK31660	2KK31660	PLATE BYPASS DRIVE B	1	1	1	1	
⊙	28	302KK31700	2KK31700	GEAR EXIT Z43-Z20	1	1	1	1
⊙	29	302KK94350	2KK94350	PARTS SOLENOID BYPASS SP	1	1	1	1
30	5MVX111DN003	2A806250	RING STOPPER /A-49 FEED A4	2	2	2	2	

Ref. No.	Part.No.	Alternative.	Description	Quantity			
				110	120	230	240
101	7BB700308H	BB105600	+BIND T.T S SCREW 3X8 SR				

- Parts with "*" are component parts or sub-assemblies of the assembly appearing immediately above them.
- Parts with "⊙" indicate regular maintenance parts.

- Parts with "••" are component parts or sub-assembly with "*" appearing immediately above them.

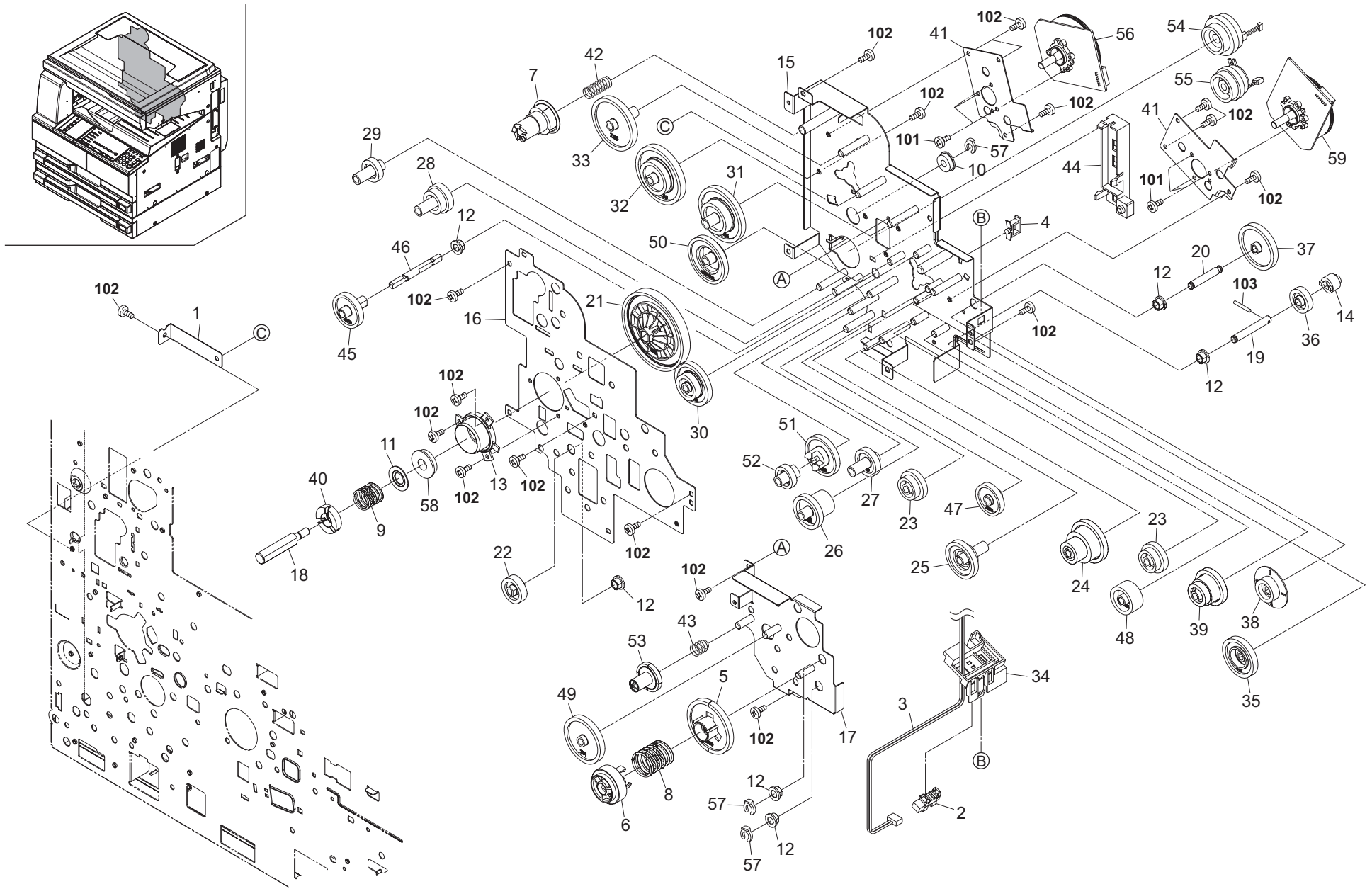


FIG. 17 Drive Section 2

2KJ/2KH-2

Ref. No.	Part.No.	Alternative.	Description	Quantity			
				110	120	230	240
1	302KK39630	2KK39630	PLATE SHIELD DRIVE	1	1	1	1
2	2C927210	2C927210	SENSOR 248NL1	1	1	1	1
3	302KH46170	2KH46170	WIRE CONTAINER	1	1	1	1
4	7YZM610010++H01	YZ042990	ACCESS.SADDLE	1	1	1	1
5	2C922080	2C922080	GEAR 60	1	1	1	1
6	2C922170	2C922170	COUPLING CONT P	1	1	1	1
7	2C922230	2C922230	GEAR 29 FIX JOINT	1	1	1	1
8	2C922260	2C922260	SPRING CONT P	1	1	1	1
9	2FT22100	2FT22100	SPRING DRUM COUPLING	1	1	1	1
10	2FT22160	2FT22160	BEARING 6-15-17	1	1	1	1
11	302FT22200	2FT22200	SPACER COUPLING	1	1	1	1
12	302H024370	2H024370	BUSH 6 EW	6	6	6	6
13	302H031320	2H031320	POSITIONING BUSH DRUM	1	1	1	1
14	302KK06050	2KK06050	TORQUE LIMITER 340	1	1	1	1
15	302KK31011	2KK31011	PLATE MAIN DRIVE A	1	1	1	1
16	302KK31020	2KK31020	PLATE MAIN DRIVE B	1	1	1	1
17	302KK31051	2KK31051	PLATE MAIN DRIVE C	1	1	1	1
18	302KK31060	2KK31060	SHAFT COUPLING	1	1	1	1
19	302KK31070	2KK31070	SHAFT CONT DRIVE A	1	1	1	1
20	302KK31080	2KK31080	SHAFT CONT DRIVE B	1	1	1	1
21	302KK31110	2KK31110	GEAR DRUM Z137R	1	1	1	1
22	302KK31140	2KK31140	GEAR DLP Z26L	1	1	1	1
23	302KK31160	2KK31160	GEAR MAIN Z37L-Z31	2	2	2	2
24	302KK31170	2KK31170	GEAR MAIN Z46-Z23	1	1	1	1
25	302KK31180	2KK31180	GEAR MAIN Z40-Z24	1	1	1	1
26	302KK31190	2KK31190	GEAR MAIN Z36-Z24	1	1	1	1
27	302KK31200	2KK31200	GEAR MAIN Z29	1	1	1	1
28	302KK31210	2KK31210	GEAR MAIN Z29-Z24	1	1	1	1
29	302KK31220	2KK31220	GEAR MAIN Z23	1	1	1	1
30	302KK31230	2KK31230	GEAR FUSER Z47-Z27	1	1	1	1
31	302KK31240	2KK31240	GEAR FUSER Z61-Z35	1	1	1	1
32	302KK31250	2KK31250	GEAR FUSER Z64-Z36	1	1	1	1
33	302KK31260	2KK31260	GEAR FUSER Z58	1	1	1	1
34	302KK31370	2KK31370	MOUNT PI	1	1	1	1
35	302KK31460	2KK31460	GEAR CONT Z43	1	1	1	1
36	302KK31470	2KK31470	GEAR CONT Z25	1	1	1	1
37	302KK31480	2KK31480	GEAR CONT Z49	1	1	1	1
38	302KK31490	2KK31490	GEAR CONT Z24	1	1	1	1
39	302KK31500	2KK31500	GEAR CONT Z39-Z24	1	1	1	1
40	302KK31520	2KK31520	COUPLING DRUM	1	1	1	1
41	302KK31530	2KK31530	PLATE MOTOR	2	2	2	2
42	302KK31540	2KK31540	SPRING FUSER	1	1	1	1
43	302KK31550	2KK31550	SPRING CONT S	1	1	1	1
44	302KK31560	2KK31560	GUIDE DRIVE WIRE	1	1	1	1
45	302KK31590	2KK31590	GEAR DLP Z57R	1	1	1	1
46	302KK31600	2KK31600	SHAFT DLP DRIVE	1	1	1	1
47	302KK31610	2KK31610	GEAR MAIN Z53R	1	1	1	1
48	302KK31620	2KK31620	GEAR CONT Z30 A	1	1	1	1
49	302KK31630	2KK31630	GEAR CONT Z51	1	1	1	1
50	302KK31670	2KK31670	GEAR DLP Z80R-Z51L	1	1	1	1

Ref. No.	Part.No.	Alternative.	Description	Quantity			
				110	120	230	240
51	302KK31680	2KK31680	GEAR DLP Z68R	1	1	1	1
52	302KK31690	2KK31690	GEAR DLP Z37L	1	1	1	1
53	302KK31740	2KK31740	GEAR CONT Z30	1	1	1	1
54	302KK94320	2KK94320	PARTS CLUTCH REGIST 30 SP	1	1	1	1
55	302KK94330	2KK94330	PARTS CLUTCH FEED 30 SP	1	1	1	1
56	302KK94540	2KK94540	PARTS MOTOR BL W25 SP	1	1	1	1
57	5MVX1111DN003	2A806250	RING STOPPER /A-49 FEED A4	3	3	3	3
58	G3169000	G3169000	BEARING 6900ZZNR	1	1	1	1
59	302KK94610	2KK94610	PARTS MOTOR BL W25 N	1	1	1	1
101	7BB000303H	BB107000	+BIND M SCREW 3X3				
102	7BB700308H	BB105600	+BIND T.T S SCREW 3X8 SR				
103	5MBP2010WXSP	E0020100	SPRING PIN / M2 X 10 S-BLK				

- Parts with "*" are component parts or sub-assemblies of the assembly appearing immediately above them.
- Parts with "⊙" indicate regular maintenance parts.

- Parts with "••" are component parts or sub-assembly with "•" appearing immediately above them.

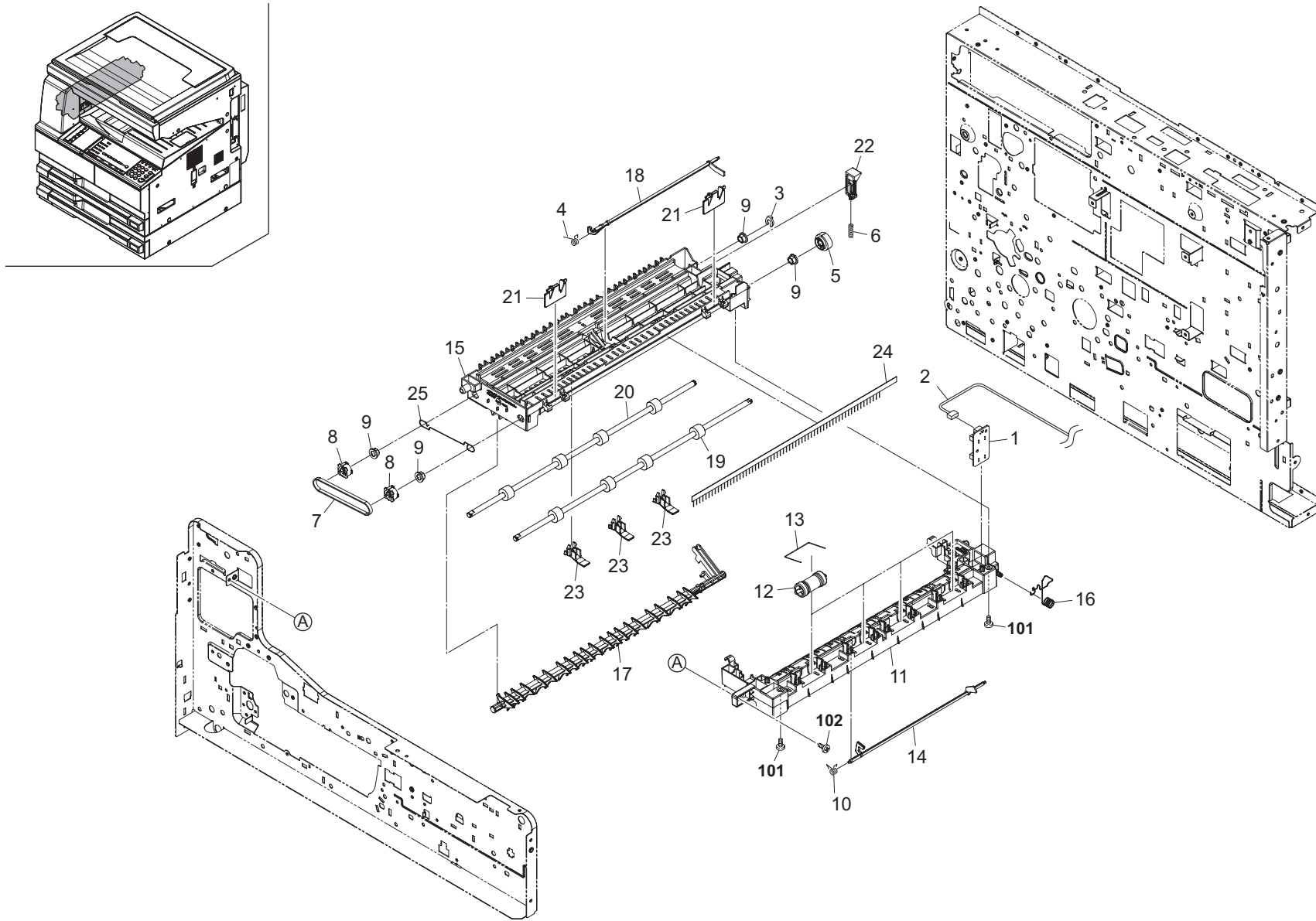


FIG. 18 Exit Section

2KJ/2KH-2

Ref. No.	Part.No.	Alternative.	Description	Quantity				
				110	120	230	240	
⊙	1	2C901060	2C901060	PCB EJECT SW ASSY	1	1	1	1
	2	302KH46130	2KH46130	WIRE EJECT	1	1	1	1
	3	2BC06980	2BC06980	STOPPER 5	1	1	1	1
	4	2BL21260	2BL21260	SPRING ACTUATOR L	1	1	1	1
⊙	5	2C921120	2C921120	GEAR 23 EXIT	1	1	1	1
	6	2C921290	2C921290	SPRING LINK	1	1	1	1
⊙	7	2C921340	2C921340	BELT EXIT	1	1	1	1
⊙	8	2C921350	2C921350	PULLEY EXIT	2	2	2	2
	9	302H024370	2H024370	BUSH 6 EW	4	4	4	4
	10	302C921331	2C921331	SPRING ACTUATOR INNER	1	1	1	1
	11	302KK28020	2KK28020	FRAME EXIT LOWER	1	1	1	1
⊙	12	302KK28030	2KK28030	PULLEY EXIT	4	4	4	4
	13	302KK28040	2KK28040	SPRING EXIT PULLEY	4	4	4	4
	14	302KK28070	2KK28070	ACTUATOR EXIT INNER	1	1	1	1
	15	302KK28012	2KK28012	FRAME EXIT UPPER	1	1	1	1
	16	302KK28050	2KK28050	EARTH EXIT UNIT	1	1	1	1
	17	302KK28060	2KK28060	GUIDE SHIFT	1	1	1	1
	18	302KK28080	2KK28080	ACTUATOR EXIT LEFT	1	1	1	1
⊙	19	302KK94300	2KK94300	PARTS ROLLER EXIT INNER SP	1	1	1	1
⊙	20	302KK94310	2KK94310	PARTS ROLLER FEED SHIFT SP	1	1	1	1
	21	302KK28110	2KK28110	PLATE EXIT	2	2	2	2
	22	302KK28120	2KK28120	ARM LINK	1	1	1	1
	23	302KK28130	2KK28130	GUIDE ROLLER INNER	3	3	3	3
	24	302KK28150	2KK28150	STATIC ELMINATOR EXIT	1	1	1	1
	25	302KK28220	2KK28220	EARTH EXIT F	1	1	1	1

Ref. No.	Part.No.	Alternative.	Description	Quantity			
				110	120	230	240
101	7BB200308H	BB105660	+BIND T.T P SCREW 3X8				
102	7BB702308H	BB107060	+TP-FLAT T.T S SCREW 3X8 SR				

- Parts with "*" are component parts or sub-assemblies of the assembly appearing immediately above them.
- Parts with "⊙" indicate regular maintenance parts.

- Parts with "••" are component parts or sub-assembly with "•" appearing immediately above them.

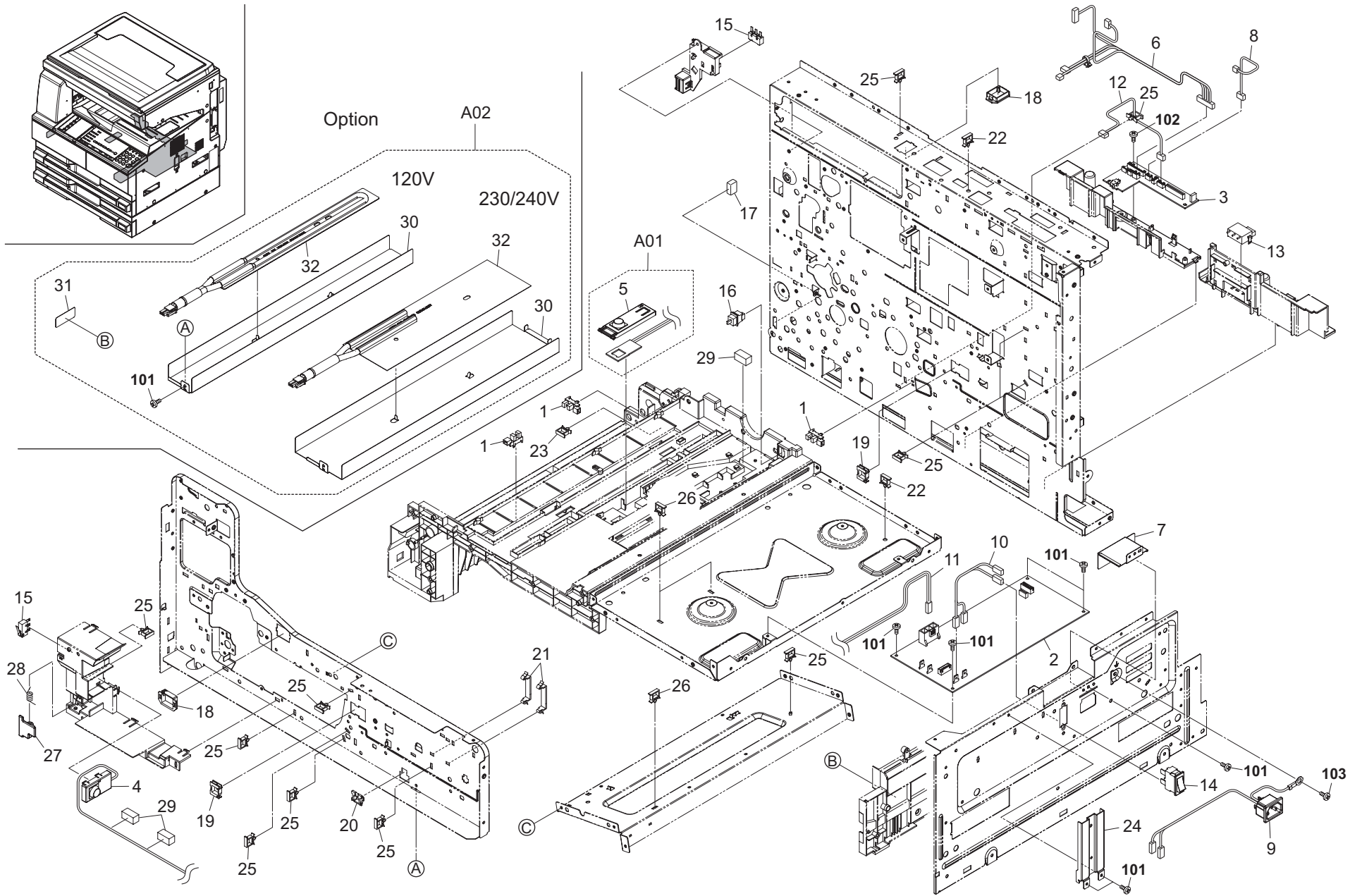


FIG. 19 Electrical Components 1

2KJ/2KH-2

Ref. No.	Part.No.	Alternative.	Description	Quantity			
				110	120	230	240
⊙ 1	2C927210	2C927210	SENSOR 248NL1	3	3	3	3
⊙ 2	302KH94170	2KH94170	PARTS LVU100(M) SP	1	1		
⊙ 2	302KH94180	2KH94180	PARTS LVU200(M) SP			1	1
⊙ 3	302KK94040	2KK94040	PARTS PWB INTERFACE ASSY SP	1	1	1	1
⊙ 4	302KK94060	2KK94060	PARTS DISPOSAL SENSOR ASSY SP	1	1	1	1
⊙ A01	302KK94070	2KK94070	PARTS CONT SENSOR ASSY SP	1	1	1	1
5	*302KK02360	2KK02360	COVER TE SENSOR	1	1	1	1
6	302KK46050	2KK46050	WIRE MPF	1	1	1	1
7	302KK39670	2KK39670	SHIELD INLET A	1	1	1	1
8	302KK46070	2KK46070	WIRE CASSETTE PE	1	1	1	1
9	302KK46150	2KK46150	WIRE INLET	1	1	1	1
10	302KK46160	2KK46160	WIRE MAIN SW	1	1	1	1
11	302KK46170	2KK46170	WIRE PRIMARY	1	1	1	1
12	302KK46210	2KK46210	WIRE RFID	1	1	1	1
⊙ 13	5ESP03090001+01	SP000360	PUSH SWITCH 03 SN /SW-192 N	1	1	1	1
⊙ 14	7SC010101+++H01	SC023350	SW.SEESAW	1	1	1	1
⊙ 15	7SM010202+++H01	SM044270	SW.MICRO	2	2	2	2
⊙ 16	7SP01000001+H01	SP044290	SW.PUSH	1	1	1	1
⊙ 17	7YCC05B1106+H01	YC047310	CONNECTOR	1	1	1	1
18	7YZM210002+++H01	YZ004730	ACCESS.EDGING	2	2	2	2
19	7YZM210005+++H01	YZ037990	ACCESS.EDGING	2	2	2	2
20	7YZM210008+++H01	YZ114530	ACCESS.EDGING	1	1	1	1
21	7YZM390003+++H01	YZ042070	ACCESS.CLAMP	2	2	2	2
22	7YZM610003+++H01	YZ010250	ACCESS.SADDLE	2	2	2	2
23	7YZM610007+++H01	YZ023340	ACCESS.SADDLE	1	1	1	1
24	302KK02480	2KK02480	SUPPORT PLATE TRAY	1	1	1	1
25	7YZM610009+++H01	YZ042980	ACCESS.SADDLE	11	11	11	11
26	7YZM610010+++H01	YZ042990	ACCESS.SADDLE	3	3	3	3
27	2C918350	2C918350	DETECTION PLATE	1	1	1	1
28	2C918360	2C918360	SPRING DETECTION	1	1	1	1
29	302H012330	2H012330	SEAL WIRE A	3	3	3	3
⊙ A02	302KK94460	2KK94460	PARTS DEH ASSY 120 SP	1	1		
⊙ A02	302KK94470	2KK94470	PARTS DEH ASSY 240 SP			1	1
30	*302KK02150	2KK02150	PLATE CASS HEATER	1	1		
30	*302KK02490	2KK02490	PLATE CASS HEATER 240			1	1
31	*302KK34150	2KK34150	LABEL HIGH TEMP CASS	1	1	1	1
⊙ 32	*302KK94430	2KK94430	PARTS HEATER DEHUMIDIFIER 120 SP	1	1		
⊙ 32	*302KK94440	2KK94440	PARTS HEATER DEHUMIDIFIER 240 SP			1	1

Ref. No.	Part.No.	Alternative.	Description	Quantity			
				110	120	230	240
101	7BB700308H	BB105600	+BIND T.T S SCREW 3X8 SR				
102	7BB700316H	BB106910	+BIND T.T S SCREW 3X16 SR				
103	7BB607408H	BB107040	+TP-CUP M SCREW 4X8 R				

- Parts with "*" are component parts or sub-assemblies of the assembly appearing immediately above them.
- Parts with "⊙" indicate regular maintenance parts.

- Parts with "••" are component parts or sub-assembly with "•" appearing immediately above them.

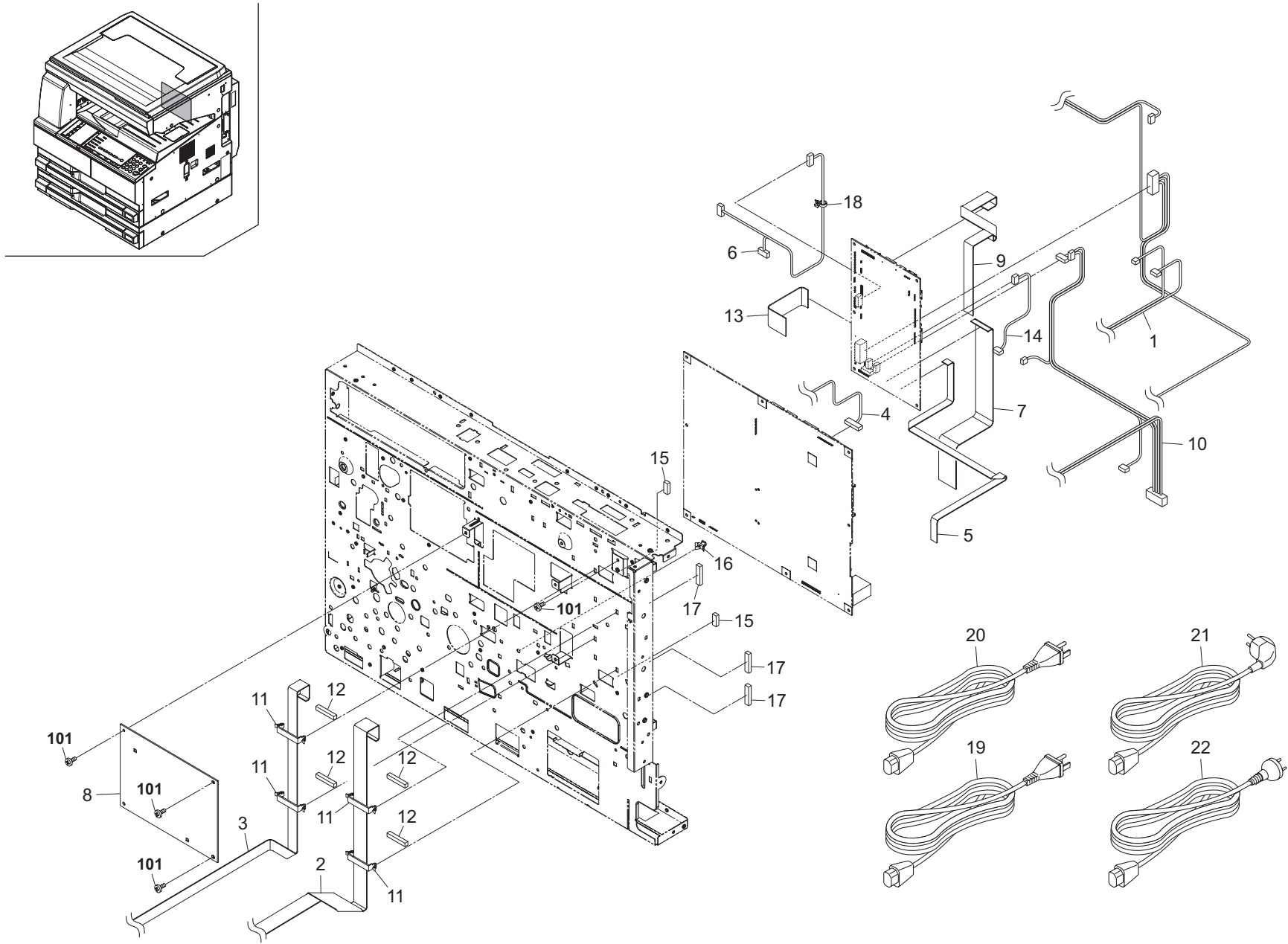


FIG. 20 Electrical Components 2

2KJ/2KH-2

Ref. No.	Part.No.	Alternative.	Description	Quantity			
				110	120	230	240
1	302KH46010	2KH46010	WIRE ENGINE POWER	1	1	1	1
2	302KH46020	2KH46020	FFC PANEL LEFT	1	1	1	1
3	302KH46030	2KH46030	FFC PANEL RIGHT	1	1	1	1
4	302KH46040	2KH46040	WIRE LCD	1	1	1	1
5	302KH46110	2KH46110	FFC ENGINE-LVU	1	1	1	1
6	302KH46120	2KH46120	WIRE MOTOR	1	1	1	1
7	302KH46150	2KH46150	FFC CASSETTE	1	1	1	1
8	302KK94400	2KK94400	PARTS HVU SP	1	1	1	1
9	302KK46090	2KK46090	FFC HVU	1	1	1	1
10	302KK46100	2KK46100	WIRE PF	1	1	1	1
11	7YZM390003++H01	YZ042070	ACCESS.CLAMP	4	4	4	4
12	302KK39690	2KK39690	SPONGE FFC	4	4	4	4
13	302KH46060	2KH46060	FFC MAIN	1	1	1	1
14	302KH46050	2KH46050	WIRE MAIN POWER	1	1	1	1
15	2DD27110	2DD27110	GASKET SHIELD 3X4X10	2	2	2	2
16	7YZM510013++H01	YZ114650	ACCESS.SPACER	1	1	1	1
17	7ZGSTGR55030H01	ZG040400	SHIELD GASKET	3	3	3	3
18	7YZM420003++H01	YZ052580	ACCESS.BAND	1	1	1	1
19	7AAACCTW+15H001	AA115090	AC CORD ASSY SIDE TW	1			
20	302DA27050	2DA27050	AC CORD 120 ASSY		1		
21	302DA27060	2DA27060	AC CORD 230 ASSY			1	
22	7AAACCAS+10H002	AA114390	AC CORD ASSY AS				1

Ref. No.	Part.No.	Alternative.	Description	Quantity			
				110	120	230	240
101	7BB700308H	BB105600	+BIND T.T S SCREW 3X8 SR				

- Parts with "*" are component parts or sub-assemblies of the assembly appearing immediately above them.
- Parts with "⊙" indicate regular maintenance parts.

- Parts with "••" are component parts or sub-assembly with "•" appearing immediately above them.

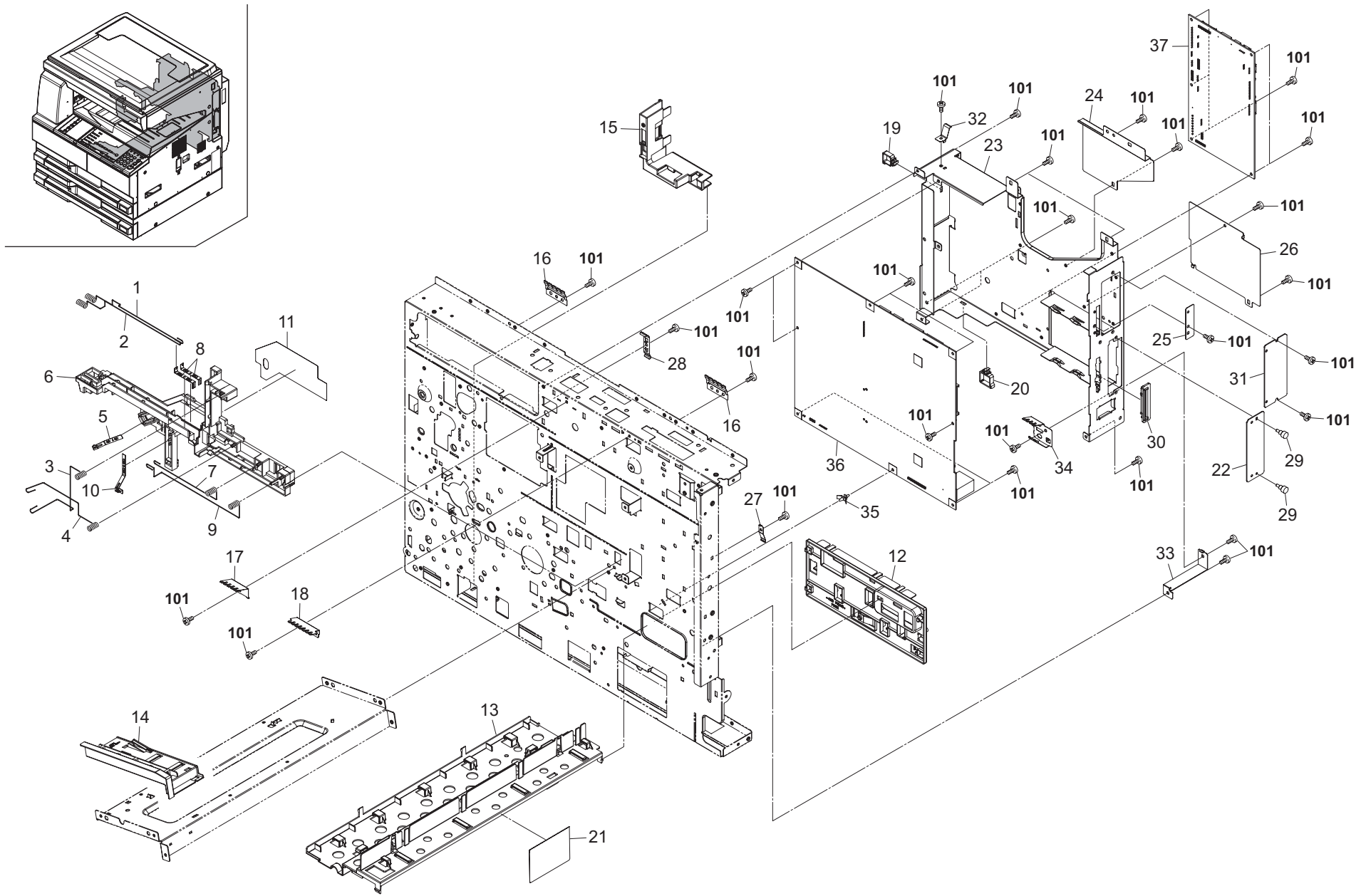


FIG. 21 Electrical Components 3

2KJ/2KH-2

Ref. No.	Part.No.	Alternative.	Description	Quantity			
				110	120	230	240
1	302KK39040	2KK39040	TERMINAL TRANSFER A	1	1	1	1
2	302KK39050	2KK39050	TERMINAL SEPARATION A	1	1	1	1
3	302KK39060	2KK39060	TERMINAL DLP A	1	1	1	1
4	302KK39070	2KK39070	TERMINAL MAIN A	1	1	1	1
5	302KK39080	2KK39080	TERMINAL MAIN B	1	1	1	1
6	302KK39090	2KK39090	BASE TERMINAL	1	1	1	1
7	302KK39100	2KK39100	TERMINAL TRANSFER B	1	1	1	1
8	302KK39110	2KK39110	TERMINAL C	2	2	2	2
9	302KK39120	2KK39120	TERMINAL SEPARATION B	1	1	1	1
10	302KK39130	2KK39130	TERMINAL DLP B	1	1	1	1
11	302KK39140	2KK39140	SHEET TERMINAL	1	1	1	1
12	302KK39550	2KK39550	GUIDE WIRE MAIN	1	1	1	1
13	302KK39560	2KK39560	GUIDE WIRE BASE	1	1	1	1
14	302KK39570	2KK39570	GUIDE WIRE FUSER	1	1	1	1
15	302KK39580	2KK39580	GUIDE WIRE MP	1	1	1	1
16	302KK39600	2KK39600	PLATE SHIELD DP	2	2	2	2
17	302KK39610	2KK39610	PLATE SHIELD ISU	1	1	1	1
18	302KK39620	2KK39620	PLATE SHIELD CCD	1	1	1	1
19	7YZM610010+++H01	YZ042990	ACCESS.SADDLE	1	1	1	1
20	7YZM610013+++H01	YZ043020	ACCESS.SADDLE	1	1	1	1
21	302KK33040	2KK33040	SHEET GUIDE BASE	1	1	1	1
22	2DD26070	2DD26070	PLATE OPTION	1	1	1	1
23	302KH39510	2KH39510	SHIELD MAIN MFP	1	1	1	1
24	302KH39520	2KH39520	COVER SHIELD	1	1	1	1
25	302KH39530	2KH39530	LID CF	1	1	1	1
26	302KH39540	2KH39540	LID KUIO	1	1	1	1
27	302KH39550	2KH39550	GROUND PLATE SHIELD	1	1	1	1
28	302KH39560	2KH39560	GROUND SPRING SHIELD	1	1	1	1
29	5MMT263SN012++R	2D903100	SCREW OP / M3 X 8 CRFREE A4	2	2	2	2
30	5MVX621SH003	2BM26020	GUID CF CARD /45252C0006 A4	1	1	1	1
31	2DA26540	2DA26540	LID NETWORK	1	1	1	1
32	3HW02120	3HW02120	GROUND PLATE PF2	1	1	1	1
33	302KH39570	2KH39570	PLATE SHIELD BOX	1	1	1	1
34	302KH39590	2KH39590	GROUND PLATE SHIELD B	1	1	1	1
35	7YZM510011+++H01	YZ049270	ACCESS.SPACER	1	1	1	1
⊙ 36	302KH94280	2KH94280	PARTS PWB MAIN ASSY SP TW	1			
⊙ 36	302KH94011	2KH94011	PARTS PWB MAIN ASSY SP		1		
⊙ 36	302KH94231	2KH94231	PARTS PWB MAIN ASSY SP EU			1	
⊙ 36	302KH94241	2KH94241	PARTS PWB MAIN ASSY SP AO				1
⊙ 37	302KJ94010	2KJ94010	PARTS PWB ENGINE ASSY SP (18ppm)	1	1	1	1
⊙ 37	302KH94020	2KH94020	PARTS PWB ENGINE ASSY SP (22ppm)	1	1	1	1

Ref. No.	Part.No.	Alternative.	Description	Quantity			
				110	120	230	240
101	7BB700308H	BB105600	+BIND T.T S SCREW 3X8 SR				

- Parts with "." are component parts or sub-assemblies of the assembly appearing immediately above them.
- Parts with "⊙" indicate regular maintenance parts.

- Parts with ".•" are component parts or sub-assembly with ".•" appearing immediately above them.

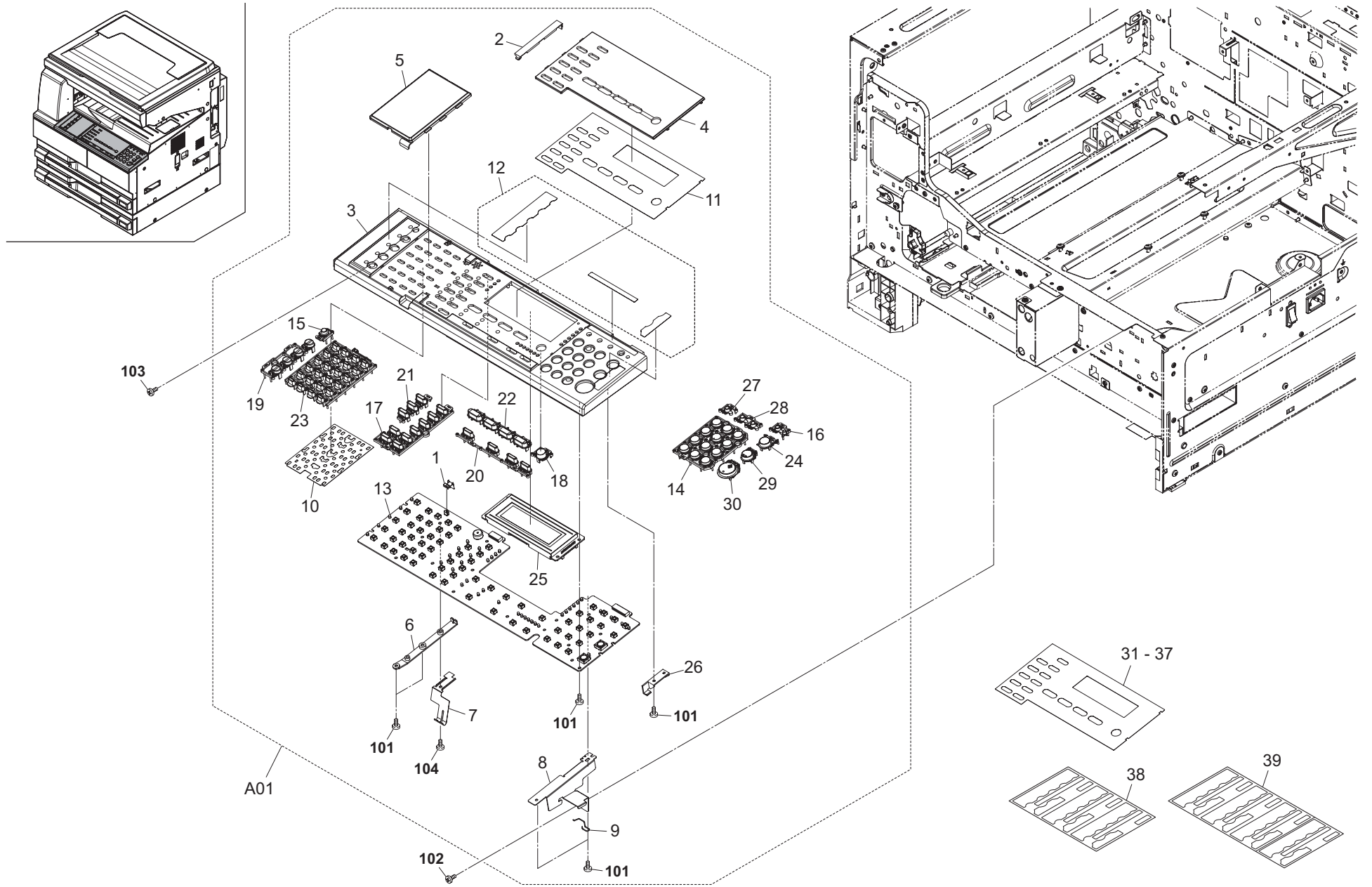


FIG. 22 Operation Section

2KJ/2KH-2

Ref. No.	Part.No.	Alternative.	Description	Quantity			
				110	120	230	240
⊙ A01	302KH94260	2KH94260	PARTS OPE ASSY(TW)	1			
⊙ A01	302KH94210	2KH94210	PARTS OPE ASSY(A)		1		
⊙ A01	302KH94220	2KH94220	PARTS OPE ASSY(E)			1	1
⊙ 1	*302DA25520	2DA25520	FG PLATE A	1	1	1	1
⊙ 2	*302HB05100	2HB05100	LID CENTER COVER	1	1	1	1
⊙ 3	*302KH05011	2KH05011	COVER OPERATION MFP	1	1	1	1
⊙ 4	*302KH05140	2KH05140	CENTER OPE COVER	1	1	1	1
⊙ 5	*302KH05150	2KH05150	LID FAX KEY	1	1	1	1
⊙ 6	*302KH05160	2KH05160	SPACER OPE PWB B	1	1	1	1
⊙ 7	*302KH05210	2KH05210	FG PLATE B	1	1	1	1
⊙ 8	*302KH05220	2KH05220	MOUNT OPE RIGHT MFP	1	1	1	1
⊙ 9	*302KH05230	2KH05230	SPRING GROUND	1	1	1	1
⊙ 10	*302KH05320	2KH05320	SHEET SHIELD	1	1	1	1
⊙ 11	*302KH05470	2KH05470	SHEET OPE MFP CENTER TW	1			
⊙ 11	*302KH05340	2KH05340	SHEET OPE MFP CENTER E		1	1	1
⊙ 12	*302KH05500	2KH05500	SHEET SET MFP SP TW	1			
⊙ 12	*302KH05460	2KH05460	SHEET SET MFP SP E		1	1	1
⊙ 13	*302KH94030	2KH94030	PARTS PWB PANEL ASSY SP	1	1	1	1
⊙ 14	*302KH94050	2KH94050	PARTS KEY OPERATION 10 SP	1	1	1	1
⊙ 15	*302KH94060	2KH94060	PARTS KEY LANGUAGE SP	1	1	1	1
⊙ 16	*302KH94070	2KH94070	PARTS KEY POWER SP	1	1	1	1
⊙ 17	*302KH94080	2KH94080	PARTS KEY FUNCTION A SP	1	1	1	1
⊙ 18	*302KH94090	2KH94090	PARTS KEY DECISION SP	1	1	1	1
⊙ 19	*302KH94100	2KH94100	PARTS KEY STATUS SP	1	1	1	1
⊙ 20	*302KH94110	2KH94110	PARTS KEY EXPOSURE SP	1	1	1	1
⊙ 21	*302KH94120	2KH94120	PARTS KEY FUNCTION B SP	1	1	1	1
⊙ 22	*302KH94130	2KH94130	PARTS KEY SELECT SP	1	1	1	1
⊙ 23	*302KH94140	2KH94140	PARTS KEY FAX SP	1	1	1	1
⊙ 24	*302KH94150	2KH94150	PARTS KEY RESET SP	1	1	1	1
⊙ 25	*302KH94190	2KH94190	PARTS LCD OPERATION SP	1	1	1	1
⊙ 26	*302KK05350	2KK05350	RIGHT SPACER OPERATION	1	1	1	1
⊙ 27	*302KK94100	2KK94100	PARTS KEY MANAGE SP	1	1	1	1
⊙ 28	*302KK94110	2KK94110	PARTS KEY SAVER SP	1	1	1	1
⊙ 29	*302KK94180	2KK94180	PARTS KEY STOP SP	1	1	1	1
⊙ 30	*302KK94190	2KK94190	PARTS KEY PRINT SP	1	1	1	1
⊙ 31	302KH05360	2KH05360	SHEET OPE MFP CENTER G			1	
⊙ 32	302KH05370	2KH05370	SHEET OPE MFP CENTER F		1	1	
⊙ 33	302KH05380	2KH05380	SHEET OPE MFP CENTER I			1	
⊙ 34	302KH05390	2KH05390	SHEET OPE MFP CENTER S		1	1	
⊙ 35	302KH05400	2KH05400	SHEET OPE MFP CENTER P(B)		1	1	
⊙ 36	302KH05410	2KH05410	SHEET OPE MFP CENTER N			1	
⊙ 37	302KH05420	2KH05420	SHEET OPE MFP CENTER R			1	
⊙ 38	302KH05430	2KH05430	SHEET SET MFP A		1	1	
⊙ 39	302KH05440	2KH05440	SHEET SET MFP E			1	

Ref. No.	Part.No.	Alternative.	Description	Quantity			
				110	120	230	240
101	7BB200308H	BB105660	+BIND T.T P SCREW 3X8				
102	7BB700308H	BB105600	+BIND T.T S SCREW 3X8 SR				
103	7BB280410H	BB111250	+BIND T.T P SCREW 4X10(BLACK)				
104	7BB200312H	BB105680	+BIND T.T P SCREW 3X12				

- Parts with "*" are component parts or sub-assemblies of the assembly appearing immediately above them.
- Parts with "⊙" indicate regular maintenance parts.

- Parts with "••" are component parts or sub-assembly with "•" appearing immediately above them.

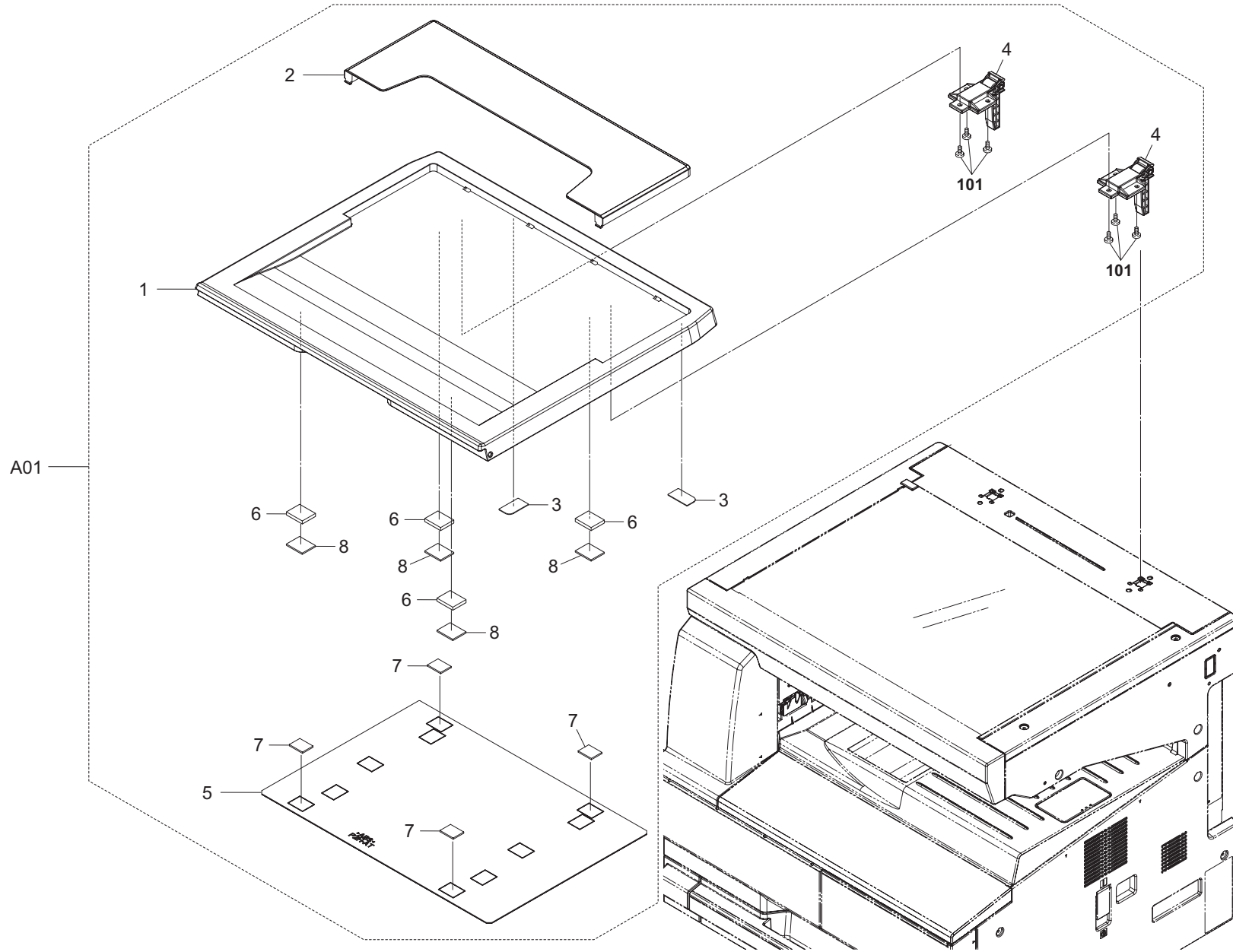


FIG. 23 Options 1

2KJ/2KH-2

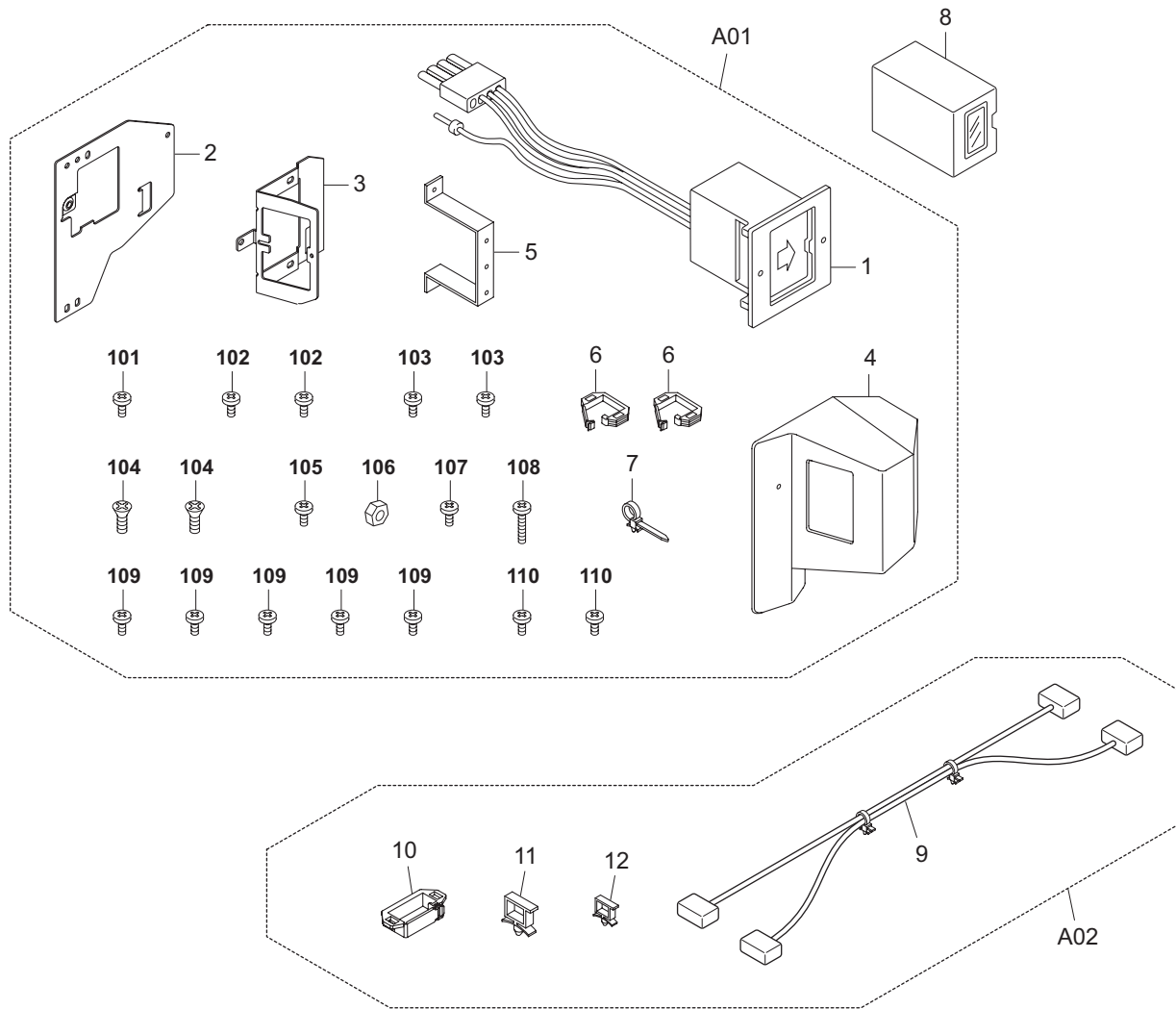
Ref. No.	Part.No.	Alternative.	Description	Quantity			
				110	120	230	240
A01	1202H70UN0	022H70UN	PLATEN COVER TYPE(E) (OPTION)	1	1	1	1
1	*302H717500	2H717500	COVER PLATEN	1	1	1	1
2	*302H717510	2H717510	COVER POCKET	1	1	1	1
3	*302H717520	2H717520	STOPPER RELEASE SWITCH	2	2	2	2
4	*302H717600	2H717600	HINGI ORIGINAL HOLDER	2	2	2	2
5	*303JC04200	3JC04200	PLATE ORIGINAL	1	1	1	1
6	*303K502080	3K502080	SPONGE ORIGINAL MAT	4	4	4	4
7	*303MX02021	3MX02021	CUSHION ORIGINAL MAT A	4	4	4	4
8	*303MX02031	3MX02031	CUSHION ORIGINAL MAT B	4	4	4	4

Ref. No.	Part.No.	Alternative.	Description	Quantity			
				110	120	230	240
101	7BB280410H	BB111250	+BIND T.T P SCREW 4X10(BLACK)				

- Parts with "*" are component parts or sub-assemblies of the assembly appearing immediately above them.
- Parts with "⊙" indicate regular maintenance parts.

- Parts with "••" are component parts or sub-assembly with "*" appearing immediately above them.

Key Counter



Tools

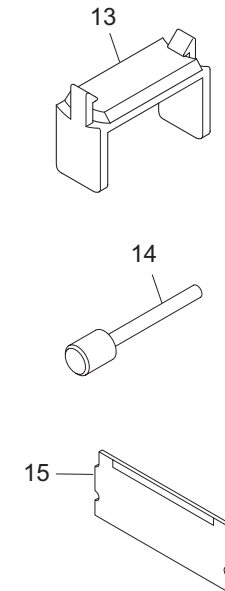


FIG. 24 Options 2 & Tools

2KJ/2KH-2

Ref. No.	Part.No.	Alternative.	Description	Quantity			
				110	120	230	240
⊙ A01	302A369708	2A369708	SET PARTS KEYCOUNTER NEW COLOR	1	1	1	1
1	*3029236241	29236241	SOCKET ASS'Y,KEY COUNTER	1	1	1	1
2	*302GR03010	2GR03010	RETAINER KEY COUNTER COVER	1	1	1	1
3	*302GR03020	2GR03020	RETAINER KEY COUNTER	1	1	1	1
4	*3066060011	66060011	COVER,KEY COUNTER	1	1	1	1
5	*3066060041	66060041	MOUNT,KEY COUNTER	1	1	1	1
6	*7YZM210006++H01	YZ038000	ACCESS.EDGING	2	2	2	2
7	*M21AH010	M21AH010	BAND,RSG-130-V0(KITAGAWA)	1	1	1	1
8	82142540	82142540	KEY COUNTER	1	1	1	1
⊙ A02	302KK94590	2KK94590	PARTS WIRE KEY COUNTER SET	1	1	1	1
9	*302KK46300	2KK46300	WIRE KEY COUNTER	1	1	1	1
10	*7YZM210003++H01	YZ037970	ACCESS.EDGING	1	1	1	1
11	*7YZM610001++H01	YZ010230	ACCESS SADDLE	1	1	1	1
12	*7YZM610009++H01	YZ042980	ACCESS.SADDLE	1	1	1	1
13	35968110	35968110	STOPPER WIRE ASS'Y SP	2	2	2	2
14	302C968310	2C968310	MIRROR FRAME RETAINING SP	2	2	2	2
⊙ 15	302KK94584	2KK94584	PARTS DIMM PWB ASSY WITH SOFTWARE	1	1	1	1

Ref. No.	Part.No.	Alternative.	Description	Quantity			
				110	120	230	240
101	5MBTPB3008PW++R	B1A63080	BIND T.T SCREW(+)/ M3 X 8 CRFREE P-T				
102	5MBTPB4010PW++R	B1A64100	BIND T.T SCREW(+)/ M4 X 10 CRFREE P-T				
103	5MBTPB4010TW++R	B1A54100	BIND T.T SCREW(+)/ M4 X 10 CRFREE S-T				
104	7BB003306H	BB040750	+COUNTER-SUNK HEAD SCREW M3X6 CRF				
105	7BB100420H	BB040740	+BIND TAP-TITE S SCREW M4X20 CRFREE				
106	7BC1003055++H01	BC018230	HEXA NUT M3				
107	B1B03080	B1B03080	+BIND SCREW M3X08				
108	B1B54300	B1B54300	+BIND TAP-TITE S SCREW M4X30(TRIVALE				
109	B4A04060	B4A04060	+TP-A SCREW M4X06(TRIVALENT CHROMA				
110	B4A04100	B4A04100	+TP-A SCREW M4X10(TRIVALENT CHROMA				

- Parts with "*" are component parts or sub-assemblies of the assembly appearing immediately above them.
- Parts with "⊙" indicate regular maintenance parts.

- Parts with "••" are component parts or sub-assembly with "•" appearing immediately above them.

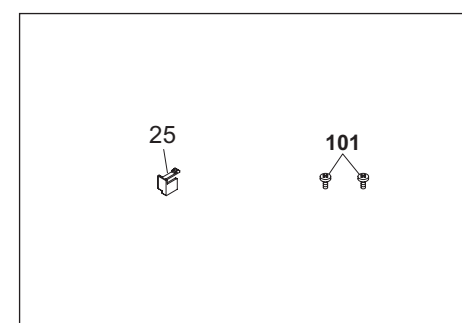
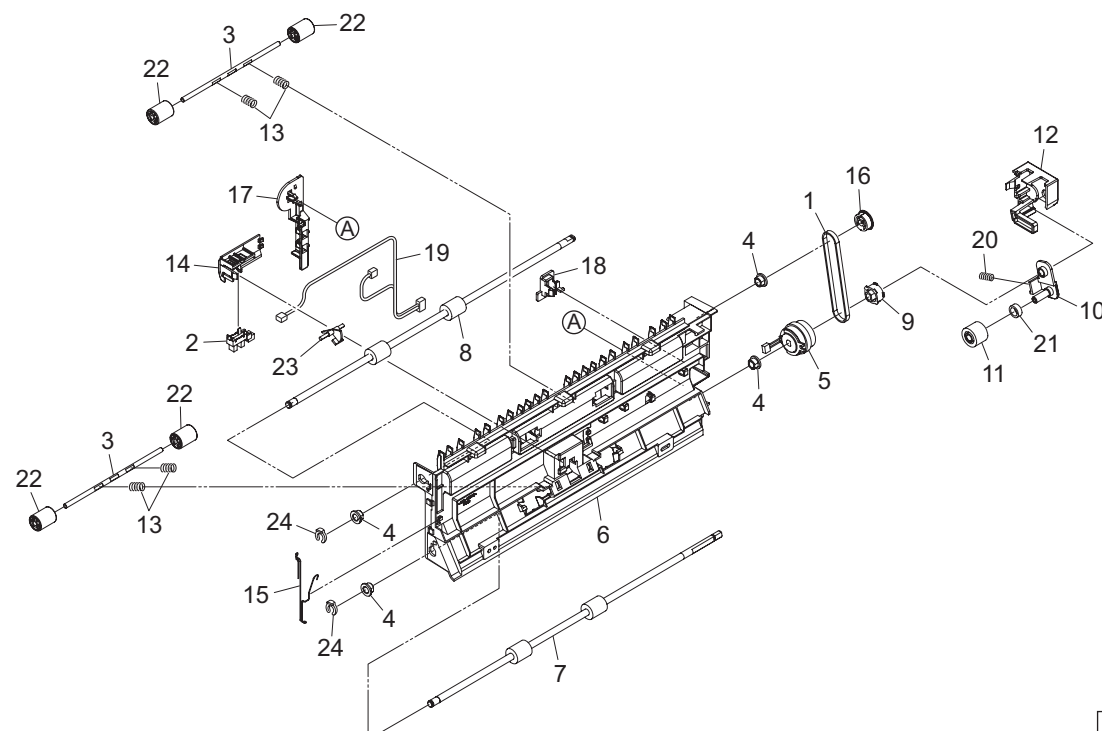


FIG. 25 DU-420

2KJ/2KH-2

Ref. No.	Part.No.	Alternative.	Description	Quantity			
				110	120	230	240
⊙ 1	2C921340	2C921340	BELT EXIT	1	1	1	1
⊙ 2	2C927210	2C927210	SENSOR 248NL1	1	1	1	1
3	302H024090	2H024090	SHAFT MID FEED	2	2	2	2
4	302H024370	2H024370	BUSH 6 EW	4	4	4	4
⊙ 5	302KK94330	2KK94330	PARTS CLUTCH FEED 30 SP	1	1	1	1
6	303MR29011	3MR29011	FRAME DUPLEX	1	1	1	1
⊙ 7	303MR94010	3MR94010	PARTS ROLLER DUPLEX A SP	1	1	1	1
⊙ 8	303MR94020	3MR94020	PARTS ROLLER DUPLEX B SP	1	1	1	1
⊙ 9	303MR29040	3MR29040	PULLEY 26-6 DUPLEX	1	1	1	1
10	303MR29050	3MR29050	JUNCTION PLATE DUPLEX	1	1	1	1
⊙ 11	303MR29060	3MR29060	GEAR 21 DUPLEX	1	1	1	1
12	303MR29080	3MR29080	RETAINER DUPLEX	1	1	1	1
13	303MR29090	3MR29090	SPRING DU FEED	4	4	4	4
14	303MR29100	3MR29100	RETAINER ACTUATOR	1	1	1	1
15	303MR29110	3MR29110	GROUND DUPLEX	1	1	1	1
⊙ 16	303MR29120	3MR29120	PULLEY 26-6 DU B	1	1	1	1
17	303MR29130	3MR29130	PROTECTING PLATE WIRE	1	1	1	1
18	303MR29140	3MR29140	LID DUPLEX	1	1	1	1
19	303MR46010	3MR46010	WIRE DUPLEX UNIT	1	1	1	1
20	3HY07070	3HY07070	SPRING JUNCTION DUPLEX	1	1	1	1
⊙ 21	3HY07100	3HY07100	PULLEY IDLE DUPLEX	1	1	1	1
⊙ 22	3HY07120	3HY07120	PULLEY 15 DUPLEX	4	4	4	4
23	3HY07170	3HY07170	ACTUATOR DUPLEX	1	1	1	1
24	5MVX111DN003	2A806250	RING STOPPER /A-49 FEED A4	2	2	2	2
25	303MR29160	3MR29160	GUIDE WIRE DU	1	1	1	1

Ref. No.	Part.No.	Alternative.	Description	Quantity			
				110	120	230	240
101	7BB200308H	BB105660	+BIND T.T P SCREW 3X8				

- Parts with "*" are component parts or sub-assemblies of the assembly appearing immediately above them.
- Parts with "⊙" indicate regular maintenance parts.

- Parts with "••" are component parts or sub-assembly with "•" appearing immediately above them.

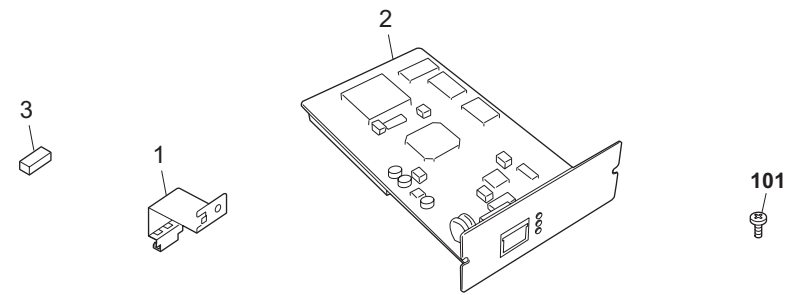


FIG. 26 SCAN SYSTEM(F)B

2KJ/2KH-2

	Ref. No.	Part.No.	Alternative.	Description	Quantity			
					110	120	230	240
⊙	1	302KH39580	2KH39580	MOUNT GASKET	1	1	1	1
	2	303JR94012	3JR94012	PARTS,PWB SCANNER NIC ASS'Y,SP	1	1	1	1
	3	7ZGSTG131015H01	ZG019080	SHIELD GASKET	1	1	1	1

	Ref. No.	Part.No.	Alternative.	Description	Quantity			
					110	120	230	240
	101	7BB000306H	BB106880	+BIND M SCREW 3X6				

- Parts with "•" are component parts or sub-assemblies of the assembly appearing immediately above them.
- Parts with "⊙" indicate regular maintenance parts.

- Parts with "••" are component parts or sub-assembly with "•" appearing immediately above them.

INDEX

2KJ/2KH-2

	Part.No.	Alternative.	Description	Fig.No.		Part.No.	Alternative.	Description	Fig.No.
	1202H70UN0	022H70UN	PLATEN COVER TYPE(E)	23		2C907360	2C907360	SPRING CURSOR R	6,9
	1702KH0UN0	072KH0UN	MK-460/MAINTENANCE KIT	13		2C907400	2C907400	HOLDER PULLEY A	3,7
	19507050	19507050	LEVER,CASSETTE BASE RELEASE	6,9		2C907410	2C907410	PULLEY GUIDE A	3,7
	28107400	28107400	BEARING,688ZZNR	14		2C907420	2C907420	HOLDER FEED SHAFT	3
⊙	29807100	29807100	GEAR 16,BYPASS	3,7	⊙	2C907430	2C907430	BUSH PAPER FEED C	3,7
	29812291	29812291	CUSHION,CONTACT GLASS	11		2C907530	2C907530	FILM REGIST R	5
⊙	2A118370	2A118370	PULLEY,DRUM SEPARATION	3,13		2C907540	2C907540	GROUND PLATE REG F	5
⊙	2AR07220	2AR07220	PULLEY,PAPER FEED	3,7	⊙	2C907600	2C907600	PIN CURSOR C	6,9
⊙	2AR07230	2AR07230	PULLEY,SEPARATION	3,8		2C907620	2C907620	SPRING LEVER F	6,9
⊙	2AR07240	2AR07240	PULLEY,LEADING FEED	3,7		2C910040	2C910040	GRID	13
	2AR18280	2AR18280	SPRING,CLAW SEPARATION	13		2C912110	2C912110	REFLECTOR SCANNER	10
	2BC06910	2BC06910	STOPPER 6	4,5,10		2C912150	2C912150	RETAINER WIRE	10
	2BC06980	2BC06980	STOPPER 5	3,4,10,16,18		2C912160	2C912160	GUIDE FFC B	10
	2BC06990	2BC06990	STOPPER 5,RING	4,7		2C912190	2C912190	STANDARD PLATE SHADING	11
	2BC12190	2BC12190	SPRING,MIRROR HOLDER	10		2C912250	2C912250	CONTACT GLASS	11
	2BG22990	2BG22990	CUT WASHER 4	7	⊙	2C912260	2C912260	BELT SCANNER	10
	2BL04200	2BL04200	LEVER CONT RELEASE	3		2C912280	2C912280	CONTACT GLASS ADF	11
⊙	2BL16080	2BL16080	PULLEY FEED	8	⊙	2C912310	2C912310	GEAR Z18/39	10
	2BL16220	5AAVBRUSH036	BRUSH CLEANER	3	⊙	2C912320	2C912320	GEAR Z36	10
	2BL21260	2BL21260	SPRING ACTUATOR L	18		2C912420	2C912420	HOLDER GLASS DF	11
⊙	2C901050	2C901050	PCB MPF SIZE ASSY	4		2C912620	2C912620	GUIDE RELEASE SWITCH	11
⊙	2C901060	2C901060	PCB EJECT SW ASSY	18		2C912640	2C912640	SHAFT RELEASE SWITCH	11
	2C902080	2C902080	SPRING DEV PUSH	3		2C912650	2C912650	SPRING RELEASE SWITCH	11
	2C902240	2C902240	FILM BASE B	2		2C912670	2C912670	SHIELD SCANNER FRAME	11
	2C902280	2C902280	HOLDER PULLEY	3	⊙	2C912680	2C912680	PULLEY SCANNER	10
	2C902590	2C902590	SPRING DEV PUSH F	3		2C912700	2C912700	SPONGE ORIGINAL SIZE	11
	2C904260	2C904260	HOOK LEFT COVER F	4		2C912710	2C912710	SHIELD SCANNER FRAME B	11
	2C904270	2C904270	HOOK LEFT COVER R	4		2C912720	2C912720	SHIELD BASE	11
	2C904280	2C904280	JUNCTION PLATE HOOK	4		2C914080	2C914080	REAR COVER DLP	14
	2C904300	2C904300	ARM INTERLOCK SW	3	⊙	2C916070	2C916070	LEVER CONVEYING REAR	5
	2C904340	2C904340	SPRING LEFT INTERLOCK	3	⊙	2C916080	2C916080	STOPPER BUSH REG	5
	2C904350	2C904350	SPRING LEFT HOOK	4		2C916120	2C916120	SPRING CONVEYING BASE	5
⊙	2C905160	2C905160	LABEL GLASS CAUTION	10		2C916170	2C916170	GUIDE FEED A	5
⊙	2C906080	2C906080	GEAR 18 BYPASS	4	⊙	2C916180	2C916180	GEAR Z15 REGIST	5
	2C906090	2C906090	TERMINAL PAPER SIZE	4	⊙	2C917020	2C917020	GEAR TRANSFER	5
	2C906290	2C906290	SHEET BYPASS GUIDE	2		2C917050	2C917050	REINFORCEMENT TRANS GUIDE	5
	2C907050	2C907050	PLATE SIDE SW	6,9	⊙	2C917070	2C917070	HOUSING STA ELIMINATION	5
	2C907060	2C907060	PLATE SIZE DETECTION	2,7	⊙	2C917080	2C917080	PLATE STA ELIMINATION	5
	2C907090	2C907090	SPRING SIDE SW	6,9	⊙	2C917110	2C917110	COLLAR TRANS	5
⊙	2C907100	2C907100	STOPPER CASSETTE	2,7		2C917150	2C917150	SPRING GUIDE TRANS	5
⊙	2C907130	2C907130	GEAR Z15 REGIST	5		2C917180	2C917180	BUSH TRANS ROLL F	5
⊙	2C907140	2C907140	PAD CASSETTE	6,9		2C918040	2C918040	LOWER SEAL CLEANING	13
	2C907230	2C907230	SHAFT PICK UP B	3,7		2C918050	2C918050	FRONT COVER CLEANING	13
	2C907240	2C907240	PLATE PICK UP B	3,7		2C918150	2C918150	TANK DISPOSAL	13
	2C907250	2C907250	HOLDER RETARD	3,8		2C918170	2C918170	CAP TANK DISPOSAL	13
⊙	2C907260	2C907260	SLIDER RAIL	2,3,7,8		2C918340	2C918340	HOLDER CLAW	13
	2C907310	2C907310	SPRING REGIST	8		2C918350	2C918350	DETECTION PLATE	19
	2C907320	2C907320	SPRING RETARD	3,8		2C918360	2C918360	SPRING DETECTION	19
	2C907340	2C907340	SPRING PICK UP	3,7	⊙	2C920160	2C920160	REAR BUSH HEAT ROLLER	15
	2C907350	2C907350	SPRING LEVER	2,7	⊙	2C920170	2C920170	GEAR Z38 HEAT ROLLER	15

• Parts with "⊙" indicate regular maintenance parts.

Part.No.	Alternative.	Description	Fig.No.
⊙ 2C920180	2C920180	GEAR FUSER Z28	15
⊙ 2C921040	2C921040	PULLEY FEED SHIFT	4
⊙ 2C921120	2C921120	GEAR 23 EXIT	18
2C921200	2C921200	SPRING PULLEY FEED SHIFT	4
2C921221	2C921221	SPRING GUIDE DU	4
2C921280	2C921280	SPRING SEPARATE	4
2C921290	2C921290	SPRING LINK	18
⊙ 2C921340	2C921340	BELT EXIT	18,25
⊙ 2C921350	2C921350	PULLEY EXIT	18
2C921400	2C921400	SHOULDER SCREW EXIT	4
⊙ 2C922080	2C922080	GEAR 60	17
⊙ 2C922170	2C922170	COUPLING CONT P	17
⊙ 2C922230	2C922230	GEAR 29 FIX JOINT	17
2C922260	2C922260	SPRING CONT P	17
⊙ 2C927090	2C927090	SENSOR ORIGINAL	10
⊙ 2C927210	2C927210	SENSOR 248NL1	7,11,17,19,25
2DA26540	2DA26540	LID NETWORK	21
2DC12230	2DC12230	SLIDER SCANNER	10
2DD26070	2DD26070	PLATE OPTION	21
2DD27110	2DD27110	GASKET SHIELD 3X4X10	20
2FB07330	2FB07330	STOPPER BYPASS TABLE	4
2FT20030	2FT20030	SPRING PRESSURE	15
2FT22100	2FT22100	SPRING DRUM COUPLING	17
2FT22160	2FT22160	BEARING 6-15-17	17
3029236241	29236241	SOCKET ASS'Y.KEY COUNTER	24
⊙ 302A369708	2A369708	SET PARTS KEYCOUNTER NEW COLOR	24
302BL06212	2BL06212	SHAFT FEED PULLEY	8
⊙ 302BM07410	2BM07410	GEAR GUIDE SIDE	6,9
302C904251	2C904251	SHAFT HOOK	4
302C907171	2C907171	ACTUATOR REGIST	5,8
302C912131	2C912131	ADJUSTING PLATE B	10
302C912302	2C912302	MOTOR PLATE SCANNER	10
302C912331	2C912331	SHAFT MOTOR DRIVE	10
⊙ 302C917011	2C917011	ROLLER TRANSFER	5
302C918011	2C918011	BLADE CLEANING	13
302C918371	2C918371	CLAW SEPARATION	13
⊙ 302C920152	2C920152	FRONT BUSH HEAT ROLLER	15
302C921331	2C921331	SPRING ACTUATOR INNER	18
302C968310	2C968310	MIRROR FRAME RETAINING SP	24
302DA12070	2DA12070	SEAL SCANNER	10
302DA25520	2DA25520	FG PLATE A	22
302DA27050	2DA27050	AC CORD 120 ASSY	20
302DA27060	2DA27060	AC CORD 230 ASSY	20
302F934090	2F934090	LABEL CAUTION TONER	13
302FB17700	2FB17700	SPRING BYPASS TEBLE	4
⊙ 302FB25100	2FB25100	MOTOR EJECT	16
⊙ 302FT20120	2FT20120	SEPARATOR ASSY	15
302FT22200	2FT22200	SPACER COUPLING	17
302G634070	2G634070	LABEL ENERGY STAR	1
302GJ25560	2GJ25560	THERMISTOR FUSER	15

Part.No.	Alternative.	Description	Fig.No.
302GR03010	2GR03010	RETAINER KEY COUNTER COVER	24
302GR03020	2GR03020	RETAINER KEY COUNTER	24
302GR09220	2GR09220	PIN CURSOR	6,9
302GR17180	2GR17180	PIN SCANNER RETAINING	10
302H002130	2H002130	PLATE POSITION A	2
302H002210	2H002210	PLATE POSITION C	2
302H002380	2H002380	SHIELD SCREW	2
302H004241	2H004241	COVER MAIN SW	1
302H012330	2H012330	SEAL WIRE A	19
⊙ 302H017120	2H017120	PULLEY LEFT FRAME	10
⊙ 302H017180	2H017180	PULLEY SCANNER	10
302H022100	2H022100	BUSH TRANS GUIDE	5
302H022160	2H022160	BUSH TRANSFER	5
302H024090	2H024090	SHAFT MID FEED	25
302H024360	2H024360	BUSH 8 EW	4,5,10,16
302H024370	2H024370	BUSH 6 EW	3,7,16,17,18,25
⊙ 302H025290	2H025290	SPRING FUSER	15
302H031320	2H031320	POSITIONING BUSH DRUM	17
302H714830	2H714830	CUT WASHER 5	4
302H715150	2H715150	FRONT SPONGE LID SUB	5
⊙ 302H717140	2H717140	MOTOR SCANNER	10
⊙ 302H717250	2H717250	DRUM PULLEY	10
302H717500	2H717500	COVER PLATEN	23
302H717510	2H717510	COVER POCKET	23
302H717520	2H717520	STOPPER RELEASE SWITCH	23
302H717600	2H717600	HINGI ORIGINAL HOLDER	23
302H722470	2H722470	COLLAR TRANS ROLLER	5
⊙ 302HB05100	2HB05100	LID CENTER COVER	22
302HN02611	2HN02611	FOOT	2
⊙ 302K594120	2K594120	PARTS CONTACT GLASS DP SP	11
⊙ 302KH04010	2KH04010	COVER REAR	1
⊙ 302KH04020	2KH04020	MOUNT REAR COVER	1
⊙ 302KH05011	2KH05011	COVER OPERATION MFP	22
302KH05140	2KH05140	CENTER OPE COVER	22
302KH05150	2KH05150	LID FAX KEY	22
302KH05160	2KH05160	SPACER OPE PWB B	22
302KH05210	2KH05210	FG PLATE B	22
302KH05220	2KH05220	MOUNT OPE RIGHT MFP	22
302KH05230	2KH05230	SPRING GROUND	22
302KH05320	2KH05320	SHEET SHIELD	22
302KH05340	2KH05340	SHEET OPE MFP CENTER E	22
302KH05360	2KH05360	SHEET OPE MFP CENTER G	22
302KH05370	2KH05370	SHEET OPE MFP CENTER F	22
302KH05380	2KH05380	SHEET OPE MFP CENTER I	22
302KH05390	2KH05390	SHEET OPE MFP CENTER S	22
302KH05400	2KH05400	SHEET OPE MFP CENTER P(B)	22
302KH05410	2KH05410	SHEET OPE MFP CENTER N	22
302KH05420	2KH05420	SHEET OPE MFP CENTER R	22
302KH05430	2KH05430	SHEET SET MFP A	22
302KH05440	2KH05440	SHEET SET MFP E	22

• Parts with "⊙" indicate regular maintenance parts.

Part.No.	Alternative.	Description	Fig.No.
302KH05460	2KH05460	SHEET SET MFP SP E	22
302KH05470	2KH05470	SHEET OPE MFP CENTER TW	22
302KH05500	2KH05500	SHEET SET MFP SP TW	22
302KH34010	2KH34010	LABEL EMBLEM MFP 22	1
302KH39510	2KH39510	SHIELD MAIN MFP	21
302KH39520	2KH39520	COVER SHIELD	21
302KH39530	2KH39530	LID CF	21
302KH39540	2KH39540	LID KUIO	21
302KH39550	2KH39550	GROUND PLATE SHIELD	21
302KH39560	2KH39560	GROUND SPRING SHIELD	21
302KH39570	2KH39570	PLATE SHIELD BOX	21
302KH39580	2KH39580	MOUNT GASKET	26
302KH39590	2KH39590	GROUND PLATE SHIELD B	21
302KH46010	2KH46010	WIRE ENGINE POWER	20
302KH46020	2KH46020	FFC PANEL LEFT	20
302KH46030	2KH46030	FFC PANEL RIGHT	20
302KH46040	2KH46040	WIRE LCD	20
302KH46050	2KH46050	WIRE MAIN POWER	20
302KH46060	2KH46060	FFC MAIN	20
302KH46100	2KH46100	FFC INVERTER	10
302KH46110	2KH46110	FFC ENGINE-LVU	20
302KH46120	2KH46120	WIRE MOTOR	20
302KH46130	2KH46130	WIRE EJECT	18
302KH46140	2KH46140	WIRE DP	10
302KH46150	2KH46150	FFC CASSETTE	20
302KH46170	2KH46170	WIRE CONTAINER	17
302KH94011	2KH94011	PARTS PWB MAIN ASSY SP	21
302KH94020	2KH94020	PARTS PWB ENGINE ASSY SP	21
302KH94030	2KH94030	PARTS PWB PANEL ASSY SP	22
302KH94050	2KH94050	PARTS KEY OPERATION 10 SP	22
302KH94060	2KH94060	PARTS KEY LANGUAGE SP	22
302KH94070	2KH94070	PARTS KEY POWER SP	22
302KH94080	2KH94080	PARTS KEY FUNCTION A SP	22
302KH94090	2KH94090	PARTS KEY DECISION SP	22
302KH94100	2KH94100	PARTS KEY STATUS SP	22
302KH94110	2KH94110	PARTS KEY EXPOSURE SP	22
302KH94120	2KH94120	PARTS KEY FUNCTION B SP	22
302KH94130	2KH94130	PARTS KEY SELECT SP	22
302KH94140	2KH94140	PARTS KEY FAX SP	22
302KH94150	2KH94150	PARTS KEY RESET SP	22
302KH94170	2KH94170	PARTS LVU100(M) SP	19
302KH94180	2KH94180	PARTS LVU200(M) SP	19
302KH94190	2KH94190	PARTS LCD OPERATION SP	22
302KH94210	2KH94210	PARTS OPE ASSY(A)	22
302KH94220	2KH94220	PARTS OPE ASSY(E)	22
302KH94231	2KH94231	PARTS PWB MAIN ASSY SP EU	21
302KH94241	2KH94241	PARTS PWB MAIN ASSY SP AO	21
302KH94260	2KH94260	PARTS OPE ASSY(TW)	22
302KH94280	2KH94280	PARTS PWB MAIN ASSY SP TW	21
302KJ34010	2KJ34010	LABEL EMBLEM MFP 18	1

Part.No.	Alternative.	Description	Fig.No.
302KJ94010	2KJ94010	PARTS PWB ENGINE ASSY SP	21
302KK02150	2KK02150	PLATE CASS HEATER	19
302KK02160	2KK02160	BASE REAR LEFT	3
302KK02170	2KK02170	BASE REAR RIGHT	2
302KK02180	2KK02180	SPACER DRUM	2
302KK02190	2KK02190	PLATE HOOK REAR	3
302KK02210	2KK02210	COVER CONNECTOR	2
302KK02220	2KK02220	FILM BASE PC	3
302KK02240	2KK02240	ACTUATOR EMPTY	2,7
302KK02260	2KK02260	MOUNT FRONT COVER	2
302KK02320	2KK02320	PIN ISU	10
302KK02330	2KK02330	UPPER PLATE DRUM	3
302KK02340	2KK02340	RAIL DLP	3
302KK02350	2KK02350	LEVER DEV PUSH	3
302KK02360	2KK02360	COVER TE SENSOR	19
302KK02370	2KK02370	FILM PE	2,7
302KK02380	2KK02380	SEAL WIRE BASE	3
302KK02390	2KK02390	SPRING ISU LOW	10
302KK02400	2KK02400	REINFORCEMENT REAR FRAME	2
302KK02410	2KK02410	STAY REAR COVER	3
302KK02430	2KK02430	FILM HANDLE	2
302KK02450	2KK02450	SUPPORT PLATE HINGE	2
302KK02460	2KK02460	SUPPORT RIGHT FRAME	2
302KK02470	2KK02470	SUPPORT RIGHT STAY	2
302KK02480	2KK02480	SUPPORT PLATE TRAY	19
302KK02490	2KK02490	PLATE CASS HEATER 240	19
302KK04011	2KK04011	COVER FRONT LEFT	1
302KK04021	2KK04021	COVER FRONT LEFT TOP	1
302KK04030	2KK04030	COVER FRONT RIGHT	1
302KK04040	2KK04040	COVER FRONT RIGHT TOP	1
302KK04051	2KK04051	COVER FRONT TOP	1
302KK04060	2KK04060	COVER FRONT LOW	1
302KK04070	2KK04070	COVER TRAY	1
302KK04080	2KK04080	COVER EXIT REAR	1
302KK04090	2KK04090	COVER LEFT FRONT	1
302KK04110	2KK04110	COVER LEFT REAR	1
302KK04120	2KK04120	COVER LEFT MIDDLE	1
302KK04130	2KK04130	COVER RIGHT LOW	1
302KK04140	2KK04140	COVER RIGHT MIDDLE	1
302KK04150	2KK04150	COVER ISU FRONT	11
302KK04160	2KK04160	COVER ISU LEFT	11
302KK04171	2KK04171	COVER ISU RIGHT	11
302KK04180	2KK04180	COVER ISU REAR	11
302KK04210	2KK04210	COVER INNER TOP	3
302KK04220	2KK04220	COVER INNER RIGHT	1
302KK04230	2KK04230	COVER TRAY RIGHT	1
302KK04241	2KK04241	HINGE FRONT COVER	1
302KK04270	2KK04270	COVER EXIT UP	1
302KK04280	2KK04280	LABEL COVER	1,8
302KK04290	2KK04290	SUPPORT PAPER STOPPER	1

• Parts with "⊙" indicate regular maintenance parts.

	Part.No.	Alternative.	Description	Fig.No.
	302KK04300	2KK04300	STOPPER PAPER	1
	302KK04310	2KK04310	LABEL LEFT LOW	2
⊙	302KK04501	2KK04501	LEFT COVER	4
	302KK04510	2KK04510	STRAP LEFT COVER A	4
	302KK04520	2KK04520	STRAP LEFT COVER B	4
	302KK04530	2KK04530	STRAP LEFT COVER C	5
	302KK04540	2KK04540	MOUNT LEFT INTERLOCK	3
	302KK04551	2KK04551	PLATE HOOK F	4
	302KK04561	2KK04561	PLATE HOOK R	4
	302KK04570	2KK04570	CUT WASHER 5	4
	302KK04580	2KK04580	SPRING LEFT HOOK B	4
	302KK05350	2KK05350	RIGHT SPACER OPERATION	22
	302KK06010	2KK06010	LEFT RAIL CASSETTE	3
	302KK06050	2KK06050	TORQUE LIMITER 340	3,8,17
	302KK06060	2KK06060	LEVER PICK UP	2,7
	302KK06070	2KK06070	SHAFT PAPER FEED	3
	302KK06080	2KK06080	SHAFT RETARD	3,8
	302KK06090	2KK06090	WEIGHT RAIL CASS	3,8
	302KK08011	2KK08011	LIFT PLATE MPF	4
	302KK08030	2KK08030	STOPPER MPF	4
	302KK08040	2KK08040	CAM MPF	5
	302KK08050	2KK08050	FRONT CURSOR BYPASS	4
	302KK08060	2KK08060	REAR CURSOR BYPASS	4
	302KK08070	2KK08070	SPRING MPF LIFT	4
	302KK08081	2KK08081	BYPASS SUB TABLE A	4
	302KK08091	2KK08091	BYPASS SUB TABLE B	4
	302KK08100	2KK08100	MPF PAPER GUIDE F	5
	302KK08110	2KK08110	MPF PAPER GUIDE R	5
	302KK08120	2KK08120	SHAFT MPF	5
⊙	302KK08160	2KK08160	COVER BYPASS	4
⊙	302KK08170	2KK08170	TABLE BYPASS	4
	302KK08180	2KK08180	MOUNT BASE MPF PAD	4
	302KK08190	2KK08190	ACTUATOR MPF	3
	302KK08200	2KK08200	SPRING MPF PAD	4
⊙	302KK08210	2KK08210	PULLEY BYPASS	5
	302KK08221	2KK08221	SHEET MPF LIFT	4
	302KK08230	2KK08230	FILM WIRE MPF	4
	302KK08240	2KK08240	FILM BYPASS TABLE	4
	302KK08250	2KK08250	SHEET ABSORBER	4
	302KK08270	2KK08270	SEAL BYPASS GUIDE	2
	302KK08281	2KK08281	STOPPER MULTI	4
	302KK08290	2KK08290	PAD TABLE BYPASS	4
	302KK08320	2KK08320	PAD TABLE B	4
	302KK08370	2KK08370	PAD TABLE E	4
	302KK08380	2KK08380	PAD TABLE F	4
	302KK09010	2KK09010	CASSETTE	6,9
⊙	302KK09020	2KK09020	COVER CASSETTE	6,9
	302KK09080	2KK09080	BOTTOM CASSETTE	6,9
	302KK09090	2KK09090	REAR CURSOR C	6,9
	302KK09100	2KK09100	FRONT CURSOR C	6,9

	Part.No.	Alternative.	Description	Fig.No.
	302KK09110	2KK09110	SPRING BOTTOM GROUND	6,9
⊙	302KK09130	2KK09130	CASSETTE HANDLE SIL	6,9
	302KK09150	2KK09150	HOLDER RIGHT CURSOR	6,9
	302KK09160	2KK09160	TURN PLATE CASSETTE	6,9
	302KK09170	2KK09170	RIGHT CURSOR A	6,9
	302KK09180	2KK09180	LEVER CURSOR C	6,9
	302KK09190	2KK09190	LABEL CASSETTE SIZE C	6,9
	302KK09200	2KK09200	LABEL CASSETTE SIZE I	6,9
	302KK09210	2KK09210	LABEL CASSETTE	6,9
	302KK09220	2KK09220	SPRING BOTTOM	6,9
	302KK12210	2KK12210	FLICKER B	13
⊙	302KK14090	2KK14090	GEAR Z20H	14
	302KK17320	2KK17320	MIRROR A	10
	302KK17330	2KK17330	MIRROR B	10
	302KK17430	2KK17430	GROUND COVER ISU	10
	302KK17490	2KK17490	PIN SCANNER RETAINING B	10
	302KK17540	2KK17540	WIRE SCANNER BLACK	10
	302KK17550	2KK17550	WIRE SCANNER GRAY	10
	302KK24010	2KK24010	BASE CONVEYING	5
	302KK24020	2KK24020	GUIDE LEFT TRANS FRONT	5
	302KK24040	2KK24040	SHAFT CONVEYING LEVER	5
	302KK24050	2KK24050	SHAFT CONVEYING	4
	302KK24060	2KK24060	LEVER CONVEYING FRONT	5
	302KK24070	2KK24070	TERMINAL PLATE TRANS	5
	302KK24080	2KK24080	TERMINAL STA ELIMINATION	5
	302KK24120	2KK24120	FILM GUIDE REGIST F	5
	302KK24130	2KK24130	FILM GUIDE REGIST R	5
⊙	302KK24140	2KK24140	RIGHT ROLL REGIST	5
	302KK24150	2KK24150	RIGHT GUIDE REGIST	5
	302KK24200	2KK24200	SPRING EARTH CONVEYING	5
	302KK24220	2KK24220	GUIDE CONVEYING	5
	302KK24230	2KK24230	RIGHT MOUNT REGIST	2
	302KK24240	2KK24240	SPRING EARTH MOUNT	2
	302KK24250	2KK24250	BUSH REGIST	5
	302KK24260	2KK24260	HOLDER CONVEYING SHAFT	4
	302KK24270	2KK24270	SPRING REGIST SW	5
	302KK24280	2KK24280	SPRING LEVER SHAFT	5
	302KK24290	2KK24290	SPRING REGIST A	5
	302KK24300	2KK24300	SPRING TRANS A	5
	302KK24310	2KK24310	SEAL TRANS LEFT	5
	302KK24320	2KK24320	SEAL TRANS RIGHT	5
	302KK24330	2KK24330	SPACER REG R	5
	302KK24350	2KK24350	SEAL TRANS RIGHT F	5
	302KK24360	2KK24360	SPACER REG L	5
	302KK24380	2KK24380	FILM STA GUIDE	5
	302KK24390	2KK24390	FILM DU GUIDE	5
	302KK25130	2KK25130	ADJUSTOR FUSER	15
⊙	302KK28012	2KK28012	FRAME EXIT UPPER	18
	302KK28020	2KK28020	FRAME EXIT LOWER	18
	302KK28030	2KK28030	PULLEY EXIT	18

• Parts with "⊙" indicate regular maintenance parts.

Part.No.	Alternative.	Description	Fig.No.	Part.No.	Alternative.	Description	Fig.No.
302KK28040	2KK28040	SPRING EXIT PULLEY	18	302KK31421	2KK31421	LEVER CAM B	16
302KK28050	2KK28050	EARTH EXIT UNIT	18	302KK31430	2KK31430	SPRING CAM A	16
302KK28060	2KK28060	GUIDE SHIFT	18	302KK31440	2KK31440	SPRING CAM B	16
302KK28070	2KK28070	ACTUATOR EXIT INNER	18	⊙ 302KK31460	2KK31460	GEAR CONT Z43	17
302KK28080	2KK28080	ACTUATOR EXIT LEFT	18	⊙ 302KK31470	2KK31470	GEAR CONT Z25	17
302KK28110	2KK28110	PLATE EXIT	18	⊙ 302KK31480	2KK31480	GEAR CONT Z49	17
302KK28120	2KK28120	ARM LINK	18	⊙ 302KK31490	2KK31490	GEAR CONT Z24	17
302KK28130	2KK28130	GUIDE ROLLER INNER	18	⊙ 302KK31500	2KK31500	GEAR CONT Z39-Z24	17
302KK28150	2KK28150	STATIC ELMINATOR EXIT	18	⊙ 302KK31520	2KK31520	COUPLING DRUM	17
302KK28220	2KK28220	EARTH EXIT F	18	302KK31530	2KK31530	PLATE MOTOR	17
302KK28410	2KK28410	GUIDE EXIT LOWER	4	302KK31540	2KK31540	SPRING FUSER	17
302KK28420	2KK28420	GUIDE DU	4	302KK31550	2KK31550	SPRING CONT S	17
302KK28430	2KK28430	GUIDE SEPARATE	4	302KK31560	2KK31560	GUIDE DRIVE WIRE	17
302KK28440	2KK28440	ARM SEPARATE	4	⊙ 302KK31590	2KK31590	GEAR DLP Z57R	17
302KK28450	2KK28450	SPRING GUIDE DU UP	4	302KK31600	2KK31600	SHAFT DLP DRIVE	17
302KK31011	2KK31011	PLATE MAIN DRIVE A	17	⊙ 302KK31610	2KK31610	GEAR MAIN Z53R	17
302KK31020	2KK31020	PLATE MAIN DRIVE B	17	⊙ 302KK31620	2KK31620	GEAR CONT Z30 A	17
302KK31030	2KK31030	PLATE EXIT DRIVE	16	⊙ 302KK31630	2KK31630	GEAR CONT Z51	17
302KK31040	2KK31040	PLATE BYPASS DRIVE A	16	⊙ 302KK31640	2KK31640	GEAR BYPASS Z27-Z23	16
302KK31051	2KK31051	PLATE MAIN DRIVE C	17	⊙ 302KK31650	2KK31650	GEAR BYPASS Z35-Z23	16
302KK31060	2KK31060	SHAFT COUPLING	17	302KK31660	2KK31660	PLATE BYPASS DRIVE B	16
302KK31070	2KK31070	SHAFT CONT DRIVE A	17	⊙ 302KK31670	2KK31670	GEAR DLP Z80R-Z51L	17
302KK31080	2KK31080	SHAFT CONT DRIVE B	17	⊙ 302KK31680	2KK31680	GEAR DLP Z68R	17
302KK31090	2KK31090	SHAFT DPX DRIVE	16	⊙ 302KK31690	2KK31690	GEAR DLP Z37L	17
302KK31100	2KK31100	SHAFT BYPASS CAM	16	⊙ 302KK31700	2KK31700	GEAR EXIT Z43-Z20	16
⊙ 302KK31110	2KK31110	GEAR DRUM Z137R	17	⊙ 302KK31740	2KK31740	GEAR CONT Z30	17
⊙ 302KK31140	2KK31140	GEAR DLP Z26L	17	302KK33011	2KK33011	DUCT REAR UPPER	3
⊙ 302KK31160	2KK31160	GEAR MAIN Z37L-Z31	17	302KK33021	2KK33021	DUCT REAR LOWER	3
⊙ 302KK31170	2KK31170	GEAR MAIN Z46-Z23	17	302KK33030	2KK33030	SHEET STAY FUSER GUIDE	2
⊙ 302KK31180	2KK31180	GEAR MAIN Z40-Z24	17	302KK33040	2KK33040	SHEET GUIDE BASE	21
⊙ 302KK31190	2KK31190	GEAR MAIN Z36-Z24	17	⊙ 302KK33050	2KK33050	FILTER OZONE A	3
⊙ 302KK31200	2KK31200	GEAR MAIN Z29	17	302KK34010	2KK34010	LABEL LOGO	1
⊙ 302KK31210	2KK31210	GEAR MAIN Z29-Z24	17	302KK34060	2KK34060	LABEL CONT SET	1
⊙ 302KK31220	2KK31220	GEAR MAIN Z23	17	302KK34070	2KK34070	LABEL CONVEYING	11
⊙ 302KK31230	2KK31230	GEAR FUSER Z47-Z27	17	302KK34080	2KK34080	LABEL HIGH TEMP	4
⊙ 302KK31240	2KK31240	GEAR FUSER Z61-Z35	17	302KK34090	2KK34090	LABEL BYPASS TABLE	4
⊙ 302KK31250	2KK31250	GEAR FUSER Z64-Z36	17	302KK34100	2KK34100	LABEL CASSETTE LGR	6,9
⊙ 302KK31260	2KK31260	GEAR FUSER Z58	17	302KK34120	2KK34120	LABEL SEP CLEANING	3
⊙ 302KK31290	2KK31290	GEAR BYPASS Z29-Z23	16	302KK34140	2KK34140	LABEL TONER TANK	1
⊙ 302KK31300	2KK31300	GEAR BYPASS Z30	16	302KK34150	2KK34150	LABEL HIGH TEMP CASS	8,19
⊙ 302KK31310	2KK31310	GEAR BYPASS Z36 A	16	302KK34181	2KK34181	LABEL BYPASS SET	4
⊙ 302KK31320	2KK31320	GEAR BYPASS Z36 B	16	302KK39040	2KK39040	TERMINAL TRANSFER A	21
⊙ 302KK31340	2KK31340	GEAR BYPASS Z27 A	16	302KK39050	2KK39050	TERMINAL SEPARATION A	21
⊙ 302KK31350	2KK31350	GEAR BYPASS Z27 B	16	302KK39060	2KK39060	TERMINAL DLP A	21
302KK31360	2KK31360	CAM BYPASS	16	302KK39070	2KK39070	TERMINAL MAIN A	21
302KK31370	2KK31370	MOUNT PI	17	302KK39080	2KK39080	TERMINAL MAIN B	21
⊙ 302KK31380	2KK31380	GEAR DPX Z32	16	302KK39090	2KK39090	BASE TERMINAL	21
⊙ 302KK31390	2KK31390	GEAR DPX Z27	16	302KK39100	2KK39100	TERMINAL TRANSFER B	21
302KK31400	2KK31400	PLATE BYPASS CAM	16	302KK39110	2KK39110	TERMINAL C	21
302KK31410	2KK31410	LEVER CAM A	16	302KK39120	2KK39120	TERMINAL SEPARATION B	21

• Parts with "⊙" indicate regular maintenance parts.

Part.No.	Alternative.	Description	Fig.No.
302KK39130	2KK39130	TERMINAL DLP B	21
302KK39140	2KK39140	SHEET TERMINAL	21
302KK39540	2KK39540	GUIDE WIRE BOX	3
302KK39550	2KK39550	GUIDE WIRE MAIN	21
302KK39560	2KK39560	GUIDE WIRE BASE	21
302KK39570	2KK39570	GUIDE WIRE FUSER	21
302KK39580	2KK39580	GUIDE WIRE MP	21
302KK39590	2KK39590	SHEET WIRE REAR	2
302KK39600	2KK39600	PLATE SHIELD DP	21
302KK39610	2KK39610	PLATE SHIELD ISU	21
302KK39620	2KK39620	PLATE SHIELD CCD	21
302KK39630	2KK39630	PLATE SHIELD DRIVE	17
302KK39650	2KK39650	PLATE SHIELD ISU R	10
302KK39670	2KK39670	SHIELD INLET A	19
302KK39690	2KK39690	SPONGE FFC	20
302KK46050	2KK46050	WIRE MPF	19
302KK46070	2KK46070	WIRE CASSETTE PE	19
302KK46090	2KK46090	FFC HVU	20
302KK46100	2KK46100	WIRE PF	20
302KK46150	2KK46150	WIRE INLET	19
302KK46160	2KK46160	WIRE MAIN SW	19
302KK46170	2KK46170	WIRE PRIMARY	19
302KK46180	2KK46180	WIRE FUSER PRIMARY	15
302KK46190	2KK46190	FFC CCD	10
302KK46210	2KK46210	WIRE RFID	19
302KK46230	2KK46230	WIRE SCANNER MOTOR	10
302KK46300	2KK46300	WIRE KEY COUNTER	24
302KK46330	2KK46330	WIRE MPF SIZE	4
302KK93020	2KK93020	DV-460	14
302KK93040	2KK93040	FK-460(A)	15
302KK93050	2KK93050	FK-460(E)	15
302KK93060	2KK93060	LK-460	12
302KK93070	2KK93070	PARTS ISU	10
302KK93080	2KK93080	MC-460	13
302KK93140	2KK93140	CT-460(C)	6,9
302KK93150	2KK93150	CT-460(I)	6,9
302KK93160	2KK93160	FK-460(TW)	15
302KK94040	2KK94040	PARTS PWB INTERFACE ASSY SP	19
302KK94060	2KK94060	PARTS DISPOSAL SENSOR ASSY SP	19
302KK94070	2KK94070	PARTS CONT SENSOR ASSY SP	19
302KK94100	2KK94100	PARTS KEY MANAGE SP	22
302KK94110	2KK94110	PARTS KEY SAVER SP	22
302KK94180	2KK94180	PARTS KEY STOP SP	22
302KK94190	2KK94190	PARTS KEY PRINT SP	22
302KK94220	2KK94220	PARTS LAMP SCANNER SP	10
302KK94230	2KK94230	PARTS ROLLER REGIST LEFT SP	5
302KK94240	2KK94240	PARTS ROLLER HEAT SP	15
302KK94260	2KK94260	PARTS HEATER FUSER 120 SP	15
302KK94270	2KK94270	PARTS HEATER FUSER 230 SP	15
302KK94280	2KK94280	PARTS THERMOSTAT 202 FUSER SP	15

Part.No.	Alternative.	Description	Fig.No.
302KK94290	2KK94290	PARTS ROLLER PRESS SP	15
302KK94300	2KK94300	PARTS ROLLER EXIT INNER SP	18
302KK94310	2KK94310	PARTS ROLLER FEED SHIFT SP	18
302KK94320	2KK94320	PARTS CLUTCH REGIST 30 SP	17
302KK94330	2KK94330	PARTS CLUTCH FEED 30 SP	17,25
302KK94350	2KK94350	PARTS SOLENOID BYPASS SP	16
302KK94360	2KK94360	PARTS FAN COOLING 80-25 A SP	3
302KK94400	2KK94400	PARTS HVU SP	20
302KK94410	2KK94410	PARTS LAMP INVERTER SP	10
302KK94430	2KK94430	PARTS HEATER DEHUMIDIFIER 120 SP	8,19
302KK94440	2KK94440	PARTS HEATER DEHUMIDIFIER 240 SP	8,19
302KK94450	2KK94450	PARTS BYPASS PAD ASSY SP	4
302KK94460	2KK94460	PARTS DEH ASSY 120 SP	19
302KK94470	2KK94470	PARTS DEH ASSY 240 SP	19
302KK94480	2KK94480	PARTS FILM TRANS FRONT ASSY SP	5
302KK94490	2KK94490	PARTS CONTACT GLASS(C)	11
302KK94500	2KK94500	PARTS CONTACT GLASS(I)	11
302KK94540	2KK94540	PARTS MOTOR BL W25 SP	17
302KK94570	2KK94570	PARTS RIGHT CLEANER ASSY SP	5
302KK94584	2KK94584	PARTS DIMM PWB ASSY WITH SOFTWARE SP	24
302KK94590	2KK94590	PARTS WIRE KEY COUNTER SET	24
302KK94610	2KK94610	PARTS MOTOR BL W25 N	17
302KK94620	2KK94620	PARTS HEATER FUSER 110 SP	15
303HW02151	3HW02151	HOOK COVER	8
303HW04011	3HW04011	COVER PAPER FEED	8
303HW06021	3HW06021	ROLLER FEED	7
303HW06080	3HW06080	SHEET FEED	8
303JC04200	3JC04200	PLATE ORIGINAL	23
303JR94012	3JR94012	PARTS,PWB SCANNER NIC ASSY,SP	26
303K502080	3K502080	SPONGE ORIGINAL MAT	23
303MH02030	3MH02030	UPPER REAR COVER	8
303MH02060	3MH02060	MOUNT HEATER	8
303MH02080	3MH02080	JUNCTION PLATE	8
303MH02090	3MH02090	LEFT RAIL CASSETTE	8
303MH02100	3MH02100	CONNECTING PLATE	8
303MH02110	3MH02110	GROUND PLATE HEATER	8
303MH02120	3MH02120	SPRING GROUND PF	8
303MH02130	3MH02130	MOUNT SW SPRING	7
303MH02140	3MH02140	SPRING HOOK COVER PF	8
303MH02150	3MH02150	SPRING FEED PF	8
303MH02160	3MH02160	FOOT PF	7
303MH02170	3MH02170	PLATE JOINT	8
303MH04010	3MH04010	LEFT FRONT COVER	8
303MH04020	3MH04020	REAR COVER	8
303MH04040	3MH04040	PIN COVER	8
303MH04051	3MH04051	COVER CONNECTOR	8
303MH06010	3MH06010	PAD RAIL	8
303MH31010	3MH31010	MOUNT DRIVE	7
303MH31020	3MH31020	MOUNT MOTOR	7
303MH31030	3MH31030	SHAFT PAPER FEED	7

• Parts with "⊙" indicate regular maintenance parts.

Part.No.	Alternative.	Description	Fig.No.
303MH39010	3MH39010	SUPPORT PLATE PWB	7
303MH46010	3MH46010	WIRE PF LOWER	7
303MH46030	3MH46030	WIRE PE SW	7
303MH46040	3MH46040	WIRE SIZE SW	7
⊙ 303MH94010	3MH94010	PARTS PWB PF MAIN ASSY SP	7
⊙ 303MH94020	3MH94020	PARTS CLUTCH PAPER FEED SP	7
⊙ 303MH94030	3MH94030	PARTS MOTOR PAPER FEED SP	7
⊙ 303MH94050	3MH94050	PARTS DEH ASSY 120 SP	8
⊙ 303MH94060	3MH94060	PARTS DEH ASSY 240 SP	8
303MR29011	3MR29011	FRAME DUPLEX	25
⊙ 303MR29040	3MR29040	PULLEY 26-6 DUPLEX	25
303MR29050	3MR29050	JUNCTION PLATE DUPLEX	25
⊙ 303MR29060	3MR29060	GEAR 21 DUPLEX	25
303MR29080	3MR29080	RETAINER DUPLEX	25
303MR29090	3MR29090	SPRING DU FEED	25
303MR29100	3MR29100	RETAINER ACTUATOR	25
303MR29110	3MR29110	GROUND DUPLEX	25
⊙ 303MR29120	3MR29120	PULLEY 26-6 DU B	25
303MR29130	3MR29130	PROTECTING PLATE WIRE	25
303MR29140	3MR29140	LID DUPLEX	25
303MR29160	3MR29160	GUIDE WIRE DU	25
303MR46010	3MR46010	WIRE DUPLEX UNIT	25
⊙ 303MR94010	3MR94010	PARTS ROLLER DUPLEX A SP	25
⊙ 303MR94020	3MR94020	PARTS ROLLER DUPLEX B SP	25
303MX02021	3MX02021	CUSHION ORIGINAL MAT A	23
303MX02031	3MX02031	CUSHION ORIGINAL MAT B	23
303MX02050	3MX02050	SHEET GLASS	11
3066060011	66060011	COVER,KEY COUNTER	24
3066060041	66060041	MOUNT,KEY COUNTER	24
35968110	35968110	STOPPER WIRE ASS'Y SP	24
3A504020	3A504020	COUPLER,RELEASE	8
⊙ 3HL07250	3HL07250	GEAR 20 PF FEED	7
3HW00010	3HW00010	REINFORCEMENT FEED ASSY	7
⊙ 3HW01020	3HW01020	HEATER BRANCH PCB ASSY	7
3HW02110	3HW02110	GROUND PLATE PF	8
3HW02120	3HW02120	GROUND PLATE PF2	8,21
3HW06040	3HW06040	GUIDE CONVEYING	8
3HW06050	3HW06050	HOLDER FEED SHAFT	7
3HW06070	3HW06070	GUIDE SHEET PAPER FEED	8
⊙ 3HW22010	3HW22010	GEAR 26/90	7
⊙ 3HW22020	3HW22020	GEAR 25	7
3HY07070	3HY07070	SPRING JUNCTION DUPLEX	25
⊙ 3HY07100	3HY07100	PULLEY IDLE DUPLEX	25
⊙ 3HY07120	3HY07120	PULLEY 15 DUPLEX	25
⊙ 3HY07170	3HY07170	ACTUATOR DUPLEX	25
⊙ 5ESP03090001+01	SP000360	PUSH SWITCH 03 SN /SW-192 N	7,19
⊙ 5FNXGP1A73A++02	2DC27180	PT.SENSOR GP1A73AJ00/ BK	10
5MMT263SN012++R	2D903100	SCREW OP / M3 X 8 CRFREE A4	21
5MMW141LX002	2BZ02300	SPRING WIRE /49585J0058 A4	13
5MVM176DN026	2A806030	BUSH FEED /A-49 FEED A4	7

Part.No.	Alternative.	Description	Fig.No.
5MVM188XN014	2BS20230	BUSH PRESS /A-03 A4	15
5MVT263NN001	33910230	PIN CHARGER /A-49 CHARGER A4	13
5MVX111DN003	2A806250	RING STOPPER /A-49 FEED A4	7,8,10,16,17,25
5MVX621SH003	2BM26020	GUID CF CARD /45252C0006 A4	21
76508130	76508130	SPRING BELT GUIDE ROLLER	6,9
7AAACCAS+10H002	AA114390	AC CORD ASSY AS	20
7AAACCTW+15H001	AA115090	AC CORD ASSY SIDE TW	20
⊙ 7SC010101+++H01	SC023350	SW.SEE SAW	19
⊙ 7SM010202+++H01	SM044270	SW.MICRO	19
⊙ 7SP01000001+H01	SP044290	SW.PUSH	7,19
7YCC05B1106+H01	YC047310	CONNECTOR	19
7YZM210002++H01	YZ004730	ACCESS.EDGING	19
7YZM210003++H01	YZ037970	ACCESS.EDGING	8,24
7YZM210005++H01	YZ037990	ACCESS.EDGING	10,19
7YZM210006++H01	YZ038000	ACCESS.EDGING	24
7YZM210008++H01	YZ114530	ACCESS.EDGING	19
7YZM390003++H01	YZ042070	ACCESS.CLAMP	19,20
7YZM410002++H01	YZ042720	ACCESS.BAND	7,8
7YZM420003++H01	YZ052580	ACCESS.BAND	20
7YZM510011++H01	YZ049270	ACCESS.SPACER	21
7YZM510013++H01	YZ114650	ACCESS.SPACER	20
7YZM610001++H01	YZ010230	ACCESS.SADDLE	24
7YZM610003++H01	YZ010250	ACCESS.SADDLE	19
7YZM610007++H01	YZ023340	ACCESS.SADDLE	19
7YZM610009++H01	YZ042980	ACCESS.SADDLE	3,19,24
7YZM610010++H01	YZ042990	ACCESS.SADDLE	2,17,19,21
7YZM610013++H01	YZ043020	ACCESS.SADDLE	21
7YZM610022++H01	YZ114490	ACCESS.SADDLE	7
7ZGSG131015H01	ZG019080	SHIELD GASKET	26
7ZGSGTR55030H01	ZG040400	SHIELD GASKET	20
⊙ 82142540	82142540	KEY COUNTER	24
G3169000	G3169000	BEARING 6900ZZNR	17
M2104260	M2104260	EDGING,EDS-0607U(KITAGAWA)	7
M2104390	M2104390	EDGING,EDS-0607L(KITAGAWA)	10,11
M21AH010	M21AH010	BAND,RSG-130-V0(KITAGAWA)	24
M21AK070	M21AK070	WIRE SADDLE,RBWS-1N-V0(KITAGAWA)	7

• Parts with "⊙" indicate regular maintenance parts.

KYOCERA MITA EUROPE B.V.

Hoeksteen 40, 2132 MS Hoofddorp,
The Netherlands
Phone: +31.20.654.0000
Home page: <http://www.kyoceramita-europe.com>
Email: info@kyoceramita-europe.com

KYOCERA MITA NEDERLAND B.V.
Beechavenue 25, 1119RA Schiphol-Rijk
The Netherlands
Phone: +31.20.58.77.200

KYOCERA MITA (UK) LTD
8 Beacontree Plaza
Gillette Way Reading Berks RG2 0BS,
U.K.
Phone: +44.1189.311.500

KYOCERA MITA ITALIA S.p.A.
Via G. Verdi, 89 / 91, 20063 Cernusco s/N
Milano, Italy
Phone: +39.02.92179.1

S.A. KYOCERA MITA BELGIUM N.V.
Hermestraat 8A, 1930 Zaventem,
Belgium
Phone: +32.2.720.9270

KYOCERA MITA FRANCE S.A.
Parc Les Algorithmes Saint Aubin
91194 GIF-SUR-YVETTE,
France
Phone: +33.1.6985.2600

KYOCERA MITA ESPAÑA S.A.
Edificio Kyocera, Avda de Manacor No. 2,
28290 Las Matas (Madrid),
Spain
Phone: +34.91.631.8392

KYOCERA MITA FINLAND OY
Kirvesmiehenkatu 4, 00880 Helsinki,
Finland
Phone: +358.9.4780.5200

KYOCERA MITA (SCHWEIZ)
Hohlstrasse 614, 8048 Zürich
Switzerland
Phone: +41.1.908.4949

KYOCERA MITA DEUTSCHLAND GMBH
Otto-Hahn-Str. 12 D-40670 Meerbusch,
Germany
Phone: +49.2159.918.0

KYOCERA MITA GMBH AUSTRIA
Eduard-Kittenberger-Gasse 95,
1230 Wien,
Austria
Phone: +43.1.86338.210

KYOCERA MITA SVENSKA AB
Esbogatan 16B 164 75 Kista,
Sweden
Phone: +46.8.546.55000

KYOCERA MITA NORGE
Postboks 150 Oppsal, NO 0619 Oslo
Olaf Helsetsvei 6, NO 0694 Oslo,
Norway
Phone: +47.22.62.73.00

KYOCERA MITA DANMARK A/S
Ejby Industrivej 1, DK-2600 Glostrup,
Denmark
Phone: +45.5687.1100

KYOCERA MITA PORTUGAL LDA.
Rua do Centro Cultural, 41 (Alvalade) 1700-106 Lisbon,
Portugal
Phone: +351.21.842.9100

KYOCERA MITA SOUTH AFRICA (PTY) LTD.
527 Kyalami Boulevard,
Kyalami Business Park Midrand,
South Africa
Phone: +27.(0)11.540.2600

KYOCERA MITA AMERICA, INC.

Headquarters:
225 Sand Road,
Fairfield, New Jersey 07004-0008,
U.S.A.
Phone: (973) 808-8444

KYOCERA MITA AUSTRALIA PTY. LTD.
Level 3, 6-10 Talavera Road, North Ryde,
N.S.W. 2113 Australia
Phone: (02) 9888-9999

KYOCERA MITA NEW ZEALAND LTD.
1-3 Parkhead Place, Albany
P.O. Box 302 125 NHPC, Auckland,
New Zealand
Phone: (09) 415-4517

KYOCERA MITA (THAILAND) CORP., LTD.
9/209 Ratchada-Prachachem Road,
Bang Sue, Bangkok 10800, Thailand
Phone: (02) 586-0320

KYOCERA MITA SINGAPORE PTE LTD.
121 Genting Lane, 3rd Level,
Singapore 349572
Phone: 67418733

KYOCERA MITA HONG KONG LIMITED
11/F., Mita Centre,
552-566, Castle Peak Road,
Tsuen Wan, New Territories,
Hong Kong
Phone: 24297422

KYOCERA MITA TAIWAN Corporation.
7F-1 ~2, No.41, Lane 221, Gangchi Rd.
Neihu District, Taipei, Taiwan, 114. R.O.C.
Phone: (02) 87511560

KYOCERA MITA Corporation

2-28, 1-chome, Tamatsukuri, Chuo-ku
Osaka 540-8585, Japan
Phone: (06) 6764-3555
<http://www.kyoceramita.com>

KYOCERA MITA AMERICA, INC.

Headquarters:

225 Sand Road,
Fairfield, New Jersey 07004-0008
TEL : (973) 808-8444
FAX : (973) 882-6000

New York Branch:

1410 Broadway 23rd floor
New York, NY 10018
TEL : (917) 286-5400
FAX : (917) 286-5402

Northeastern Region:

225 Sand Road,
Fairfield, New Jersey 07004-0008
TEL : (973) 808-8444
FAX : (973) 882-4401

Midwestern Region:

201 Hansen Court Suite 119
Wood Dale, Illinois 60191
TEL : (630) 238-9982
FAX : (630) 238-9487

Western Region:

14101 Alton Parkway,
Irvine, California 92618-7006
TEL : (949) 457-9000
FAX : (949) 457-9119

Southeastern Region:

1500 Oakbrook Drive,
Norcross, Georgia 30093
TEL : (770) 729-9786
FAX : (770) 729-9873

Southwestern Region:

2825 West Story Road,
Irving, Texas 75038-5299
TEL : (972) 550-8987
FAX : (972) 252-9786

National Operation Center & National Training Center:

2825 West Story Road,
Irving, Texas 75038-5299
TEL : (972) 659-0055
FAX : (972) 570-5816

Latin America Division:

8240 N.W. 52nd. Terrace Dawson Building,
Suite 108 Miami, Florida 33166
TEL : (305) 421-6640
FAX : (305) 421-6666

KYOCERA MITA CANADA, LTD.

6120 Kestrel Road, Mississauga,
Ontario L5T 1S8, Canada
TEL : (905) 670-4425
FAX : (905) 670-8116

KYOCERA MITA MEXICO, S.A. DE C.V.

Av. 16 de Septiembre #407
Col. Santa Inés,
Azcapotzalco México,
D.F. 02130, México
TEL : (55) 5383-2741
FAX : (55) 5383-7804

©2009 KYOCERA MITA Corporation

<http://www.kyoceramita.com>

 **KYOCERA** is a trademark of Kyocera Corporation

Printed in U.S.A.