

# PARTS LIST

**ECOSYS PA4500x**

**ECOSYS PA5000x**

**ECOSYS PA5500x**

**ECOSYS PA6000x**

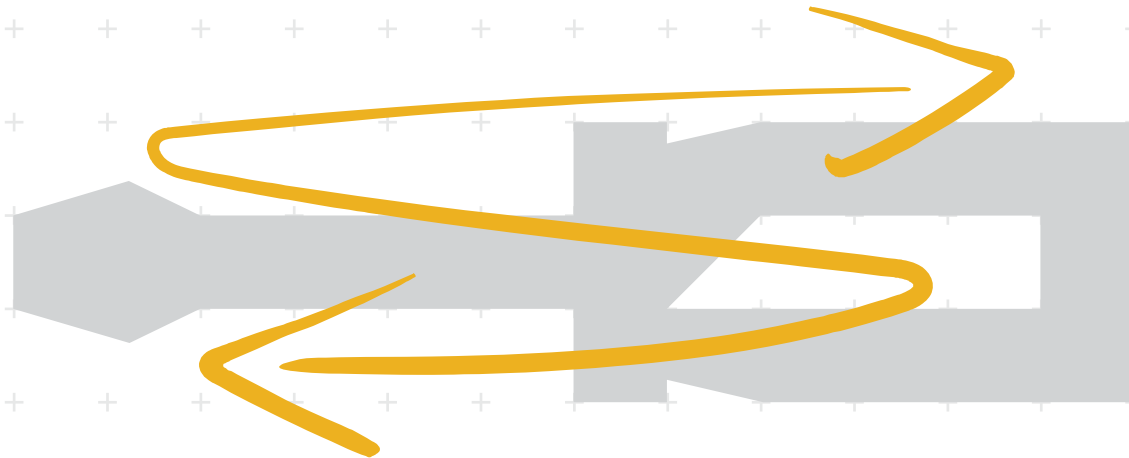
**PB-325 / PF-3100 / PF-3110 / PT-320**

# パーツリスト

**ECOSYS PA4500x**

**ECOSYS PA6000x**

**PB-325 / PF-3100 / PF-3110 / PT-320**





---

# ECOSYS PA4500x

**[CONFIDENTIAL]**

FOR AUTHORIZED KYOCERA ENGINEERS ONLY. DO NOT DISTRIBUTE TO NON-AUTHORIZED PARTIES.

**Symbols in the parts list**

- Parts without a Ref.No. in the illustration indicate they are not supplied.
- Parts with "•" are component parts or sub-assemblies of the assembly appearing immediately above them.
- Parts with "••" are component parts or sub-assembly with "•" appearing immediately above them.

**Classification of the screws**

- See the last page of this parts list for the classification of the screws in the illustrations.

**[CONFIDENTIAL]**

京セラドキュメントソリューションズ株式会社の許可なく、本資料を配布することを禁じます。

**記号の見方**

- イラスト中で Ref 番号がない部品は供給できません。
- 部品番号欄の • 印は、組立部品の単品部品及び準組立部品を表わします。
- 部品番号欄の •• 印は、準組立部品の単品部品を表わします。

**ビスの種別**

- イラスト中のビスの種別は最終ページに記載しています。



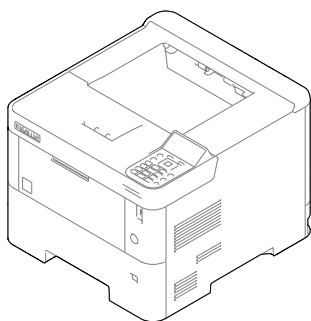


---

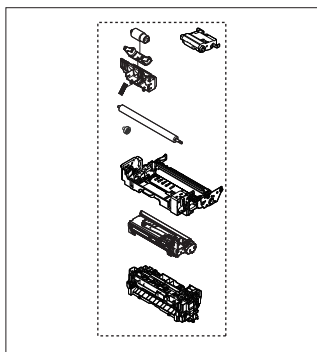
U01 Main Unit ..... 3

U02 Appendixes ..... 31

CLASSIFICATION OF THE SCREWS IN ILLUSTRATION.



U01  
Main Unit

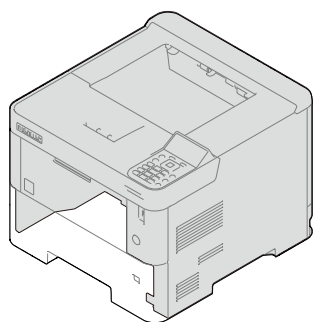


U02  
Appendixes

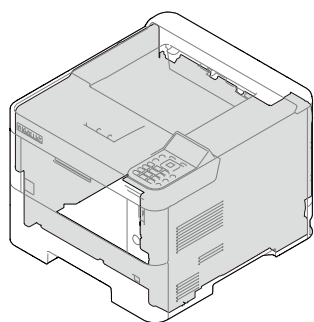
U01 Main Unit .....	3
FIG. 1 U01_S01_Covers .....	5
FIG. 2 U01_S02_Frames .....	7
FIG. 3 U01_S03_Paper Cassette.....	9
FIG. 4 U01_S04_Paper Feed Section (Cassette_Duplex_MPF) .....	11
FIG. 5 U01_S05_Paper Conveying Section .....	13
FIG. 6 U01_S06_Image Fomation Section .....	15
FIG. 7 U01_S07_Developing Section .....	17
FIG. 8 U01_S08_Fuser Section .....	19
FIG. 9 U01_S09_Exit section .....	21
FIG. 10 U01_S10_Drive section.....	23
FIG. 11 U01_S11_Wire Section 1 (Engine - Connect-L) .....	25
FIG. 12 U01_S12_Wire Section 2 (Engine - Main).....	27
FIG. 13 U01_S13_Accessories .....	29
U02 Appendixes .....	31
FIG. 14 U02_S01_Maintenance Kits.....	32
FIG. 15 U02_S02_Wire Section 1 (Engnt-L)(Japanese) .....	34
FIG. 16 U02_S03_Wire Section 2 (Engine - Main)(Japanese).....	36

---

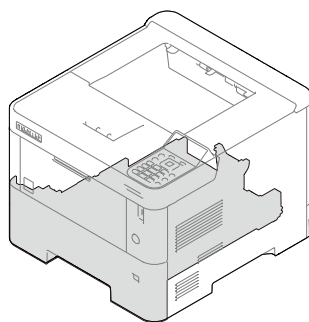
U01 Main Unit .....	3
FIG. 1 U01_S01_Covers.....	5
FIG. 2 U01_S02_Frames.....	7
FIG. 3 U01_S03_Paper Cassette .....	9
FIG. 4 U01_S04_Paper Feed Section (Cassette_Duplex_MPF).....	11
FIG. 5 U01_S05_Paper Conveying Section .....	13
FIG. 6 U01_S06_Image Fomation Section .....	15
FIG. 7 U01_S07_Developing Section.....	17
FIG. 8 U01_S08_Fuser Section.....	19
FIG. 9 U01_S09_Exit section.....	21
FIG. 10 U01_S10_Drive section .....	23
FIG. 11 U01_S11_Wire Section 1 (Engine - Connect-L).....	25
FIG. 12 U01_S12_Wire Section 2 (Engine - Main) .....	27
FIG. 13 U01_S13_Accessories.....	29



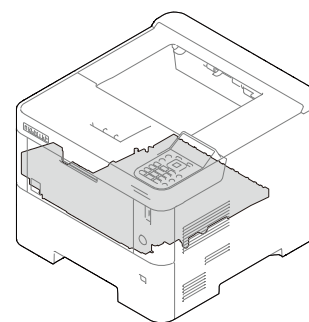
U01\_S01\_Covers



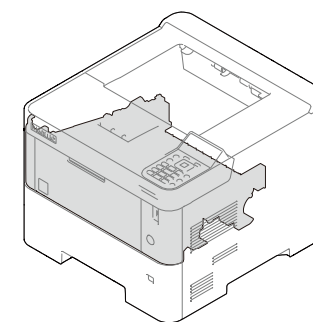
U01\_S02\_Frames



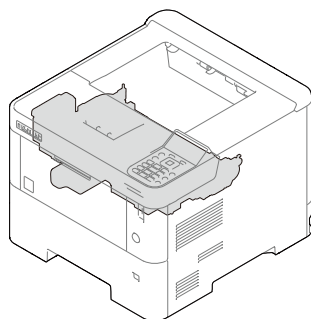
U01\_S03\_Paper Cassette



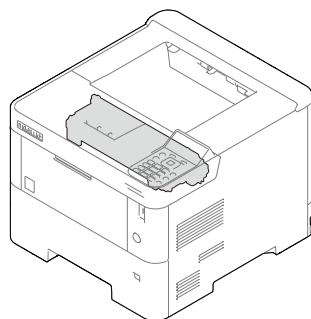
U01\_S04\_Paper Feed Section  
(Cassette\_Duplex\_MPF)



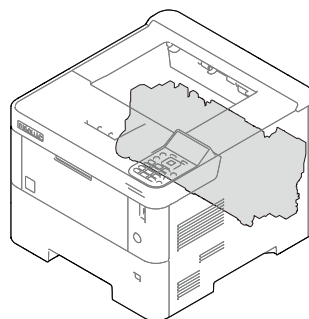
U01\_S05\_Paper Conveying  
Section



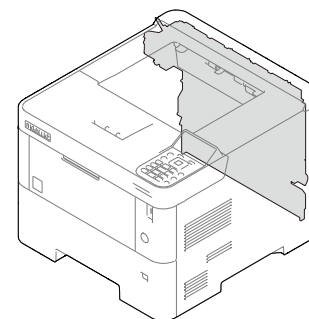
U01\_S06\_Image Formation  
Section



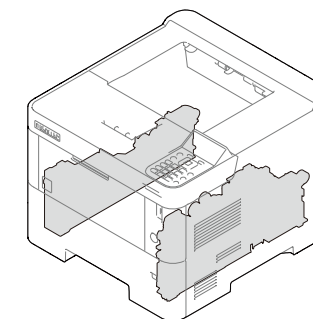
U01\_S07\_Developer Section



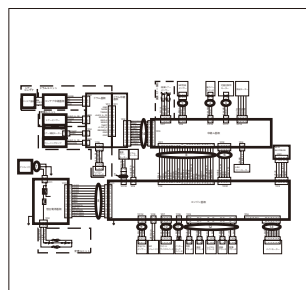
U01\_S08\_Fuser Section



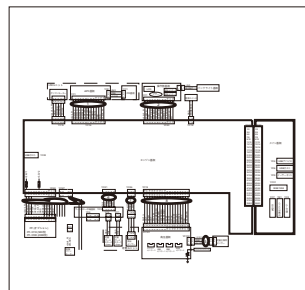
U01\_S09\_Exit Section



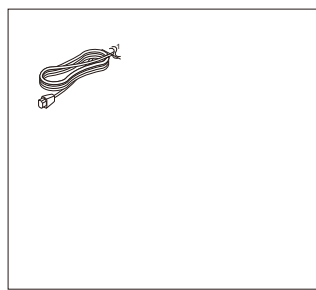
U01\_S10\_Drive Section



U01\_S11\_Wire Section 1  
(Engine - Connect-L)



U01\_S12\_Wire Section 2  
(Engine - Main)



U01\_S13\_Accessories

FIG.1 U01\_S01\_Covers

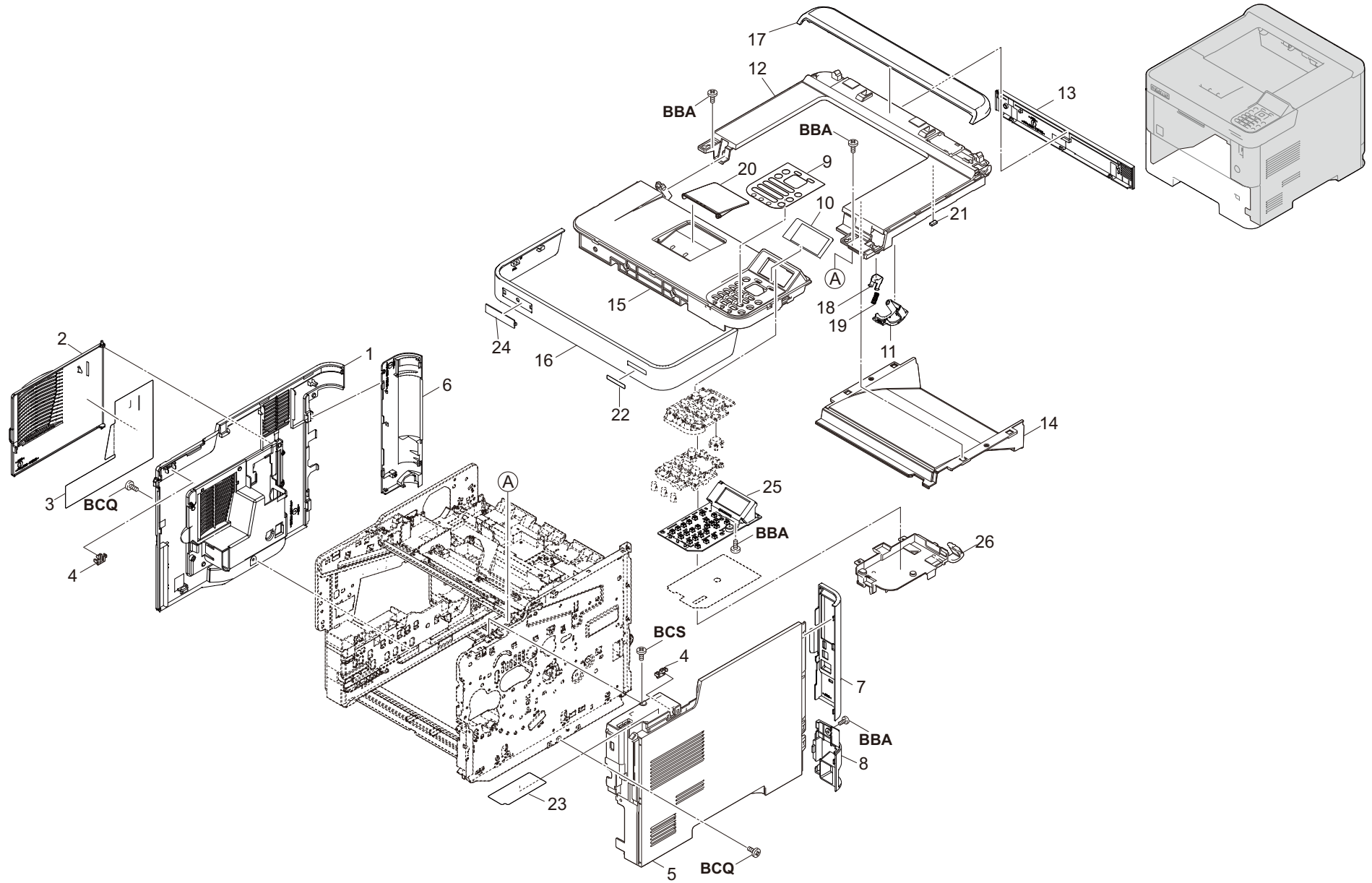


FIG.1 U01\_S01\_Covers

C0Y-2.0

Ref No.	Part.No.	Description	Notes	Revision	Quantity			
					100	120	230	240
1	302TT94070	PARTS COVER LEFT SET SP		Others	1	1	1	1
2	302TP04130	COVER SIDE		Correction	1	1	1	1
3	302TP04242	SHEET COVER SIDE		Correction	1	1	1	1
4	302LV04240	LOCK COVER		Correction	2	2	2	2
5	30C0Y04030	COVER RIGHT		Others	1	1	1	1
6	302TP04200	COVER LEFT REAR			1	1	1	1
7	30C0T04060	COVER CONTROLLER			1	1	1	1
8	302TP04221	COVER RIGHT REAR LOW			1	1	1	1
9	30C0W05010	PANEL OPERATION			1	1	1	1
10	30C0W04010	PANEL LCD			1	1	1	1
11	302TP04080	COVER CABLE			1	1	1	1
12	30C0Y04010	COVER TOP			1	1	1	1
13	302TT04100	COVER REAR TOP			1	1	1	1
14	30C0Y94040	PARTS TRAY TOP ASSY SP			1	1	1	1
15	30C0Y04040	LID TOP			1	1	1	1
16	302TT04020	LID TOP FRONT			1	1	1	1
17	30C0Y04020	COVER TOP B			1	1	1	1
18	302T604071	STOPPER LID TOP			1	1	1	1
19	302T604080	SPRING STOPPER LID TOP			1	1	1	1
20	30C0T04100	PAPER STOPPER			1	1	1	1
21	302TP28090	SPONGE EXIT			1	1	1	1
22	30C0Y34010	SHEET MACHINE NUMBER			1	1	1	1
23	3V2LV34211	LABEL LEVER A			1	1	1	1
24	302S018491	EMBLEM			1	1	1	1
25	30C0T94030	PARTS PWB PANEL ASSY SP			1	1	1	1
26	30C0Y05010	COVER OPERATION		Others	1	1	1	1

FIG.2 U01\_S02\_Frames

C0Y

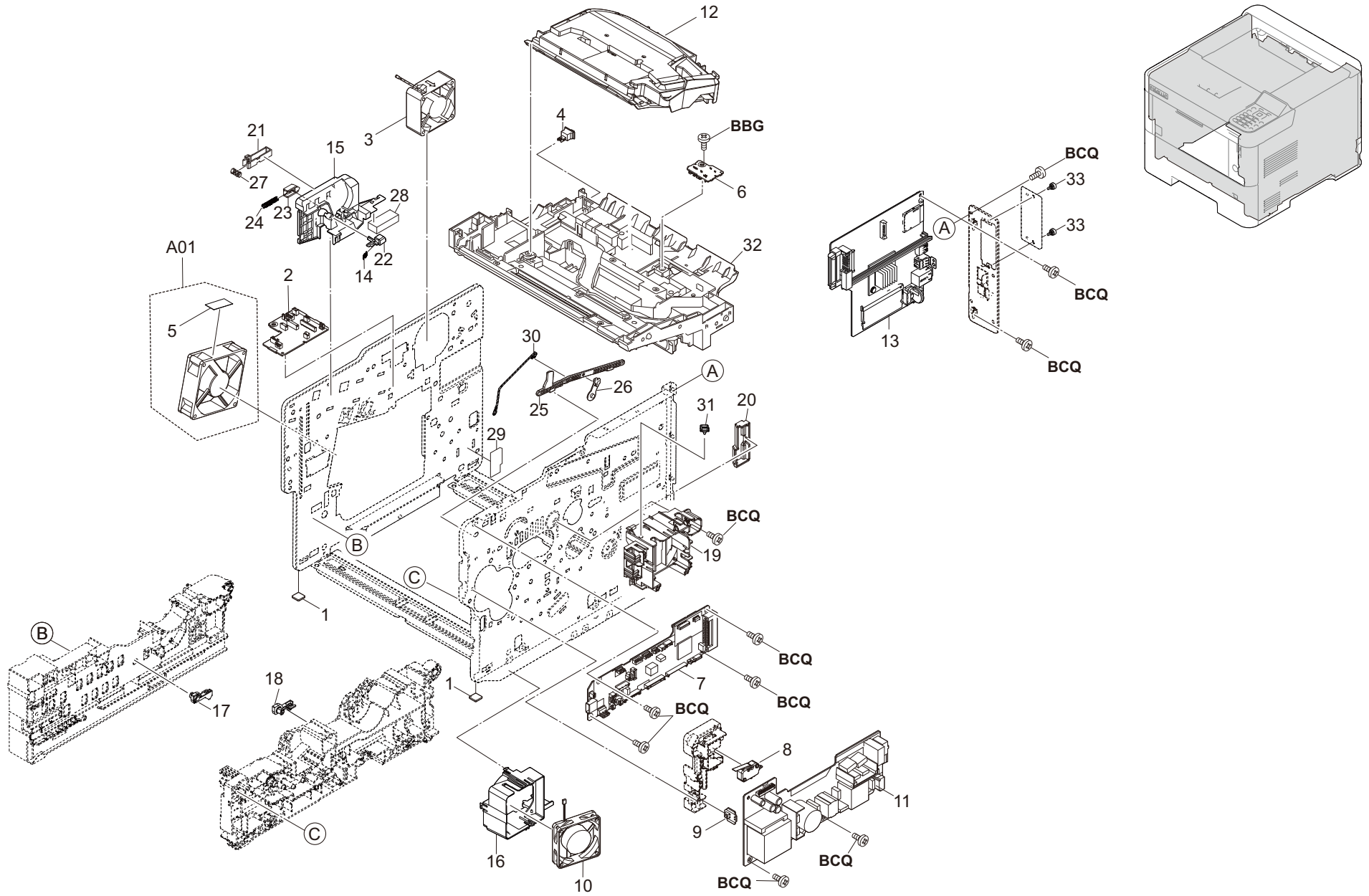




FIG.2 U01\_S02\_Frames

C0Y

Ref No.	Part.No.	Description	Notes	Revision	Quantity			
					100	120	230	240
1	302HN02611	FOOT			2	2	2	2
2	30C0Y94020	PARTS PWB CONNECT-L ASSY SP			1	1	1	1
3	302GR44080	FAN LSU 60-25			1	1	1	1
4	7SP01000009+H01	SW.PUSH			1	1	1	1
A01	302LV94430	PARTS FAN MOTOR ASSY SP			1	1	1	1
5	•302LV02610	SHEET FAN L			1	1	1	1
6	302LV94220	PARTS PWB ASSY TH CONNECT SP			1	1	1	1
7	30C0Y94010	PARTS PWB ENGINE ASSY SP			1	1	1	1
8	2FB27160	INTER LOCK SWITCH			1	1	1	1
9	302LV94210	PARTS PWB ASSY SWITCH SP			1	1	1	1
10	302FZ94420	PARTS,FAN COOLING CONVEYING SP			1	1	1	1
11	302T694100	PARTS UNIT POWER SUPPLY 120 SP			1	1		
11	302T694150	PARTS UNIT POWER SUPPLY 230 SP					1	1
12	302T993041	LK-3170			1	1	1	1
13	30C0T94010	PARTS PWB MAIN ASSY SP			1	1		1
13	30C0T94090	PARTS PWB MAIN ASSY EU SP					1	
14	302HN21450	SPRING SHUTTER			1	1	1	1
15	30C0T11020	GUIDE CONTAINER			1	1	1	1
16	3V2LV02131	DUCT FAN LV			1	1	1	1
17	302HS02070	LEVER LOCK CASSETTE			1	1	1	1
18	302HS02390	LEVER LOCK CASSETTE L			1	1	1	1
19	3V2LV02120	DUCT FAN RIGHT			1	1	1	1
20	3V2LV02820	COVER HARNESS FUSER			1	1	1	1
21	3V2LV11320	LOCK DRUM L			1	1	1	1
22	30C0T11010	STOPPER SHUTTER SECURITY			1	1	1	1
23	3V2LV11590	LOCK CONTAINER			1	1	1	1
24	302LV11610	SPRING LOCK CONTAINER			1	1	1	1
25	3V2LV31330	ARM COUPLING A			1	1	1	1
26	3V2LV31340	ARM COUPLING B			1	1	1	1
27	302LW04250	SPRING LOCK R			1	1	1	1
28	3V2P711240	SEAL DUST SHIELD PROCESS			1	1	1	1
29	302HS24420	FILM REGIST GUIDE			1	1	1	1
30	302LV31320	WIRE COUPLING			1	1	1	1
31	7YZM610001++H01	ACCESS SADDLE			1	1	1	1
32	3V2LV02030	FRAME CENTER			1	1	1	1
33	302F939082	SCREW BOX			2	2	2	2

FIG.3 U01\_S03\_Paper Cassette

C0Y

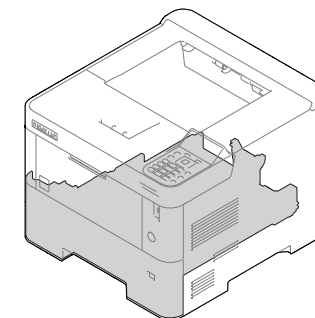
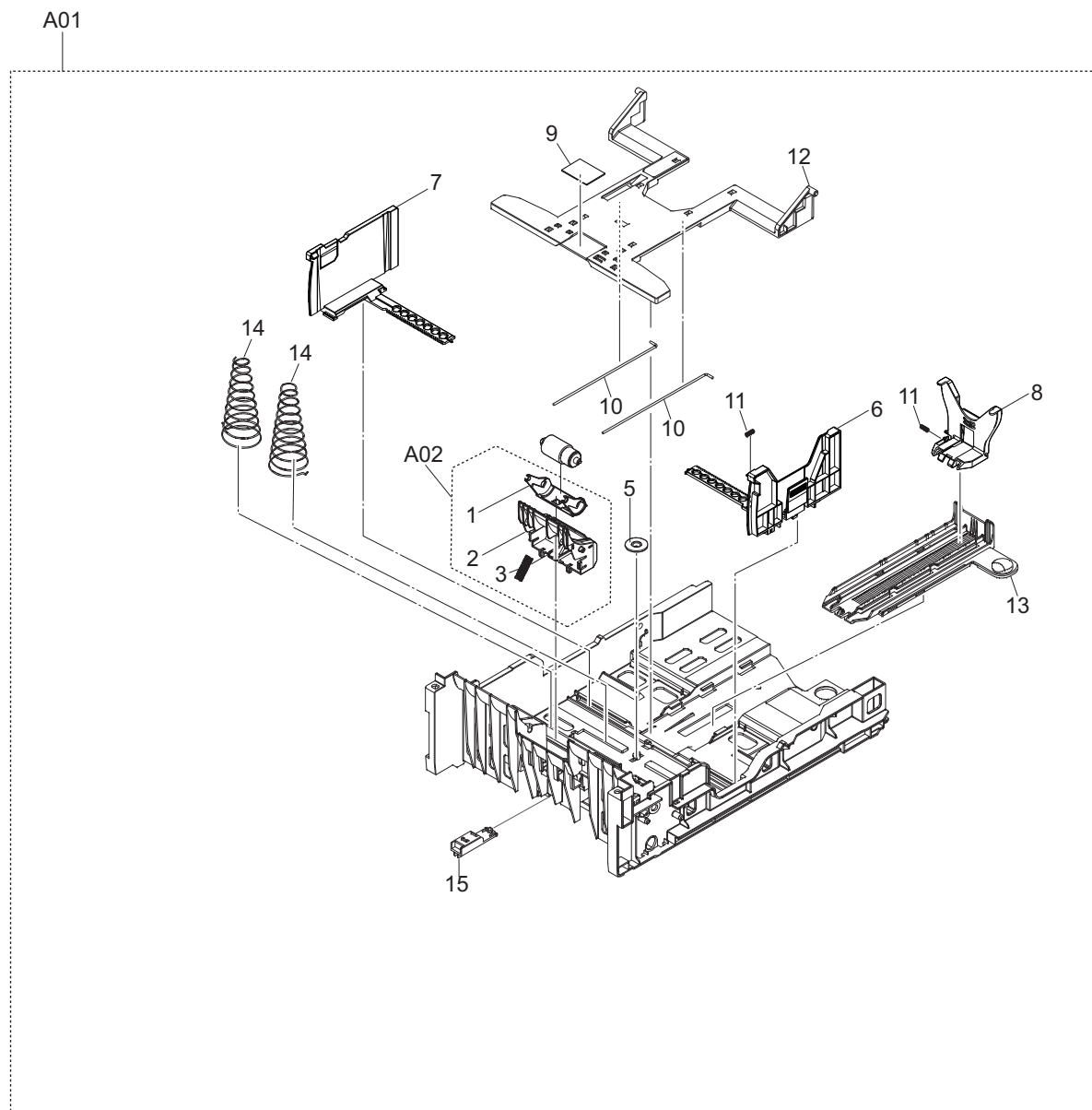


FIG.3 U01\_S03\_Paper Cassette

C0Y

Ref No.	Part.No.	Description	Notes	Revision	Quantity			
					100	120	230	240
A01	302TT93013	CT-3200			1	1	1	1
A02	•302LV94480	PARTS HOLDER RETARD B SET SP			1	1	1	1
1	••3V2LV09311	HOLDER RETARD B			1	1	1	1
2	••302LV09340	GUIDE RETARD C			1	1	1	1
3	••302LV09330	SPRING RETARD B			1	1	1	1
4	•302F909171	RETARD ROLLER ASSY			1	1	1	1
5	•5MVG127DN071	GEAR CASSETTE /A-49 CASSETTE A4			1	1	1	1
6	•302LV09351	CURSOR RIGHT B			1	1	1	1
7	•302LV09071	CURSOR LEFT			1	1	1	1
8	•3V2LV09090	CURSOR END			1	1	1	1
9	•302F909211	PAD BOTTOM			1	1	1	1
10	•3V2LV09270	WIRE CASSETTE BOTTOM			2	2	2	2
11	•3V2BS06100	SPRING END /3070P319 A4			2	2	2	2
12	•302L209051	CASSETTE BOTTOM			1	1	1	1
13	•302LV09080	RAIL CURSOR END			1	1	1	1
14	•302L209020	SPRING BOTTOM			2	2	2	2
15	•3V2L209010	LOCK BOTTOM			1	1	1	1

FIG.4 U01\_S04\_Paper Feed Section(Cassette\_Duplex\_MPF)

C0Y

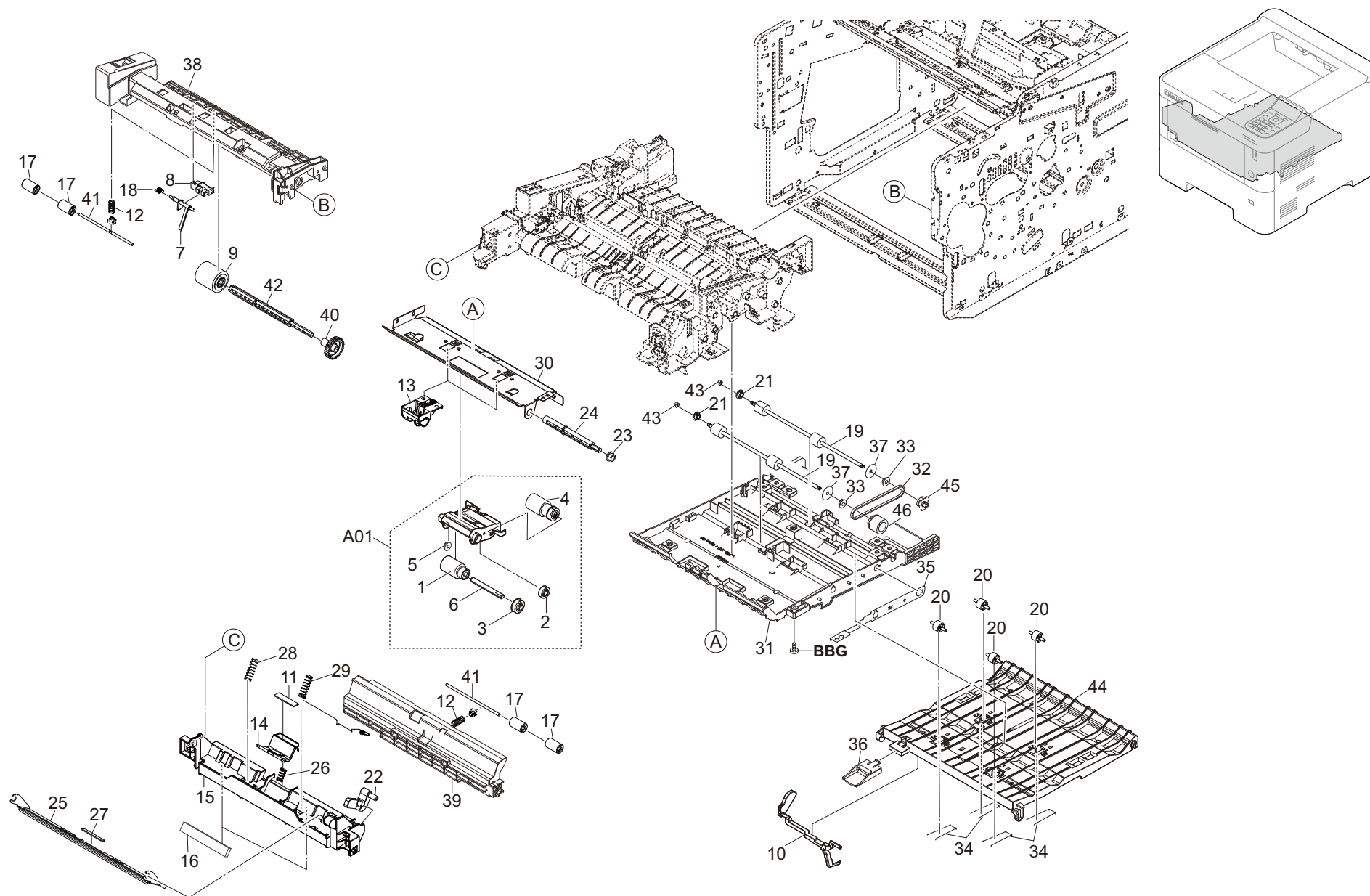


FIG.4 U01\_S04\_Paper Feed Section(Cassette\_Duplex\_MPF)

C0Y

Ref No.	Part.No.	Description	Notes	Revision	Quantity			
					100	120	230	240
A01	302LV94270	PARTS HOLDER FEED ASSY SP			1	1	1	1
1	*302F906230	PULLEY FEED ASSY			1	1	1	1
2	*302F906030	GEAR FEED Z26H			1	1	1	1
3	*302F906280	GEAR FEED Z30H			1	1	1	1
4	*302HN06080	PULLEY PICKUP ASSY			1	1	1	1
5	*302K306460	BUSH 4			1	1	1	1
6	*302F906272	SHAFT FEED L			1	1	1	1
7	302LV08180	ACTUATOR MPF			1	1	1	1
8	303M894260	PARTS SENSOR OPT SP			1	1	1	1
9	302HS08260	ROLLER M/P ASSY			1	1	1	1
10	302LV29090	ACTUATOR PE			1	1	1	1
11	302F908250	PAD SEPARATOR MPF			1	1	1	1
12	302LV24230	SPRING MIDDLE			2	2	2	2
13	3V2LV06030	GUIDE FEED SIDE			2	2	2	2
14	3V2LV08070	HOLDER SEPARATION MPF			1	1	1	1
15	3V2LV08151	GUIDE TURN MPF A			1	1	1	1
16	302LV08220	SHEET GUIDE TURN A			2	2	2	2
17	3V2LV08210	PULLEY FEED			4	4	4	4
18	302LV08201	SPRING ACTUATOR MPF			1	1	1	1
19	302LV94530	PARTS ROLLER DU ASSY SP			2	2	2	2
20	302LV24760	PULLEY PA			4	4	4	4
21	302K306460	BUSH 4			2	2	2	2
22	3V2LV08090	LEVER CAM MPF			1	1	1	1
23	302H024370	BUSH 6 EW			1	1	1	1
24	302F906290	SHAFT FEED R			1	1	1	1
25	302LV08080	PLATE BOTTOM MPF			1	1	1	1
26	302LV08110	SPRING SEPARATION MPF			1	1	1	1
27	302F908311	PAD FRICTION MPF			1	1	1	1
28	302LV08120	SPRING BOTTOM MPF L			1	1	1	1
29	302LV08130	SPRING BOTTOM MPF R			1	1	1	1
30	302L206010	GUIDE FEED UP 40			1	1	1	1
31	302LV29031	BASE DU			1	1	1	1
32	302LV29070	BELT DU			1	1	1	1
33	302F929140	BUSH DU			2	2	2	2
34	302LV29080	SPRING DU			4	4	4	4
35	3V2LV29120	PLATE EARTH DU			1	1	1	1
36	3V2LV29150	LEVER DU RELEASE			1	1	1	1
37	302LV29200	SHEET DU			2	2	2	2
38	3V2LV08140	FRAME MPF			1	1	1	1
39	3V2LV08160	GUIDE TURN MPF B			1	1	1	1
40	3V2LV08190	GEAR Z33S			1	1	1	1
41	302LV08230	SHAFT MPF			2	2	2	2
42	3V2LV08170	SHAFT FEED MPF			1	1	1	1
43	3V2BT11070	STOPPER 3			2	2	2	2
44	302LV29010	GUIDE DU			1	1	1	1
45	3V2LV29050	PULLEY P24 DU			1	1	1	1
46	3V2LV29060	GEAR Z22S-P24			1	1	1	1

FIG.5 U01\_S05\_Paper Conveying Section

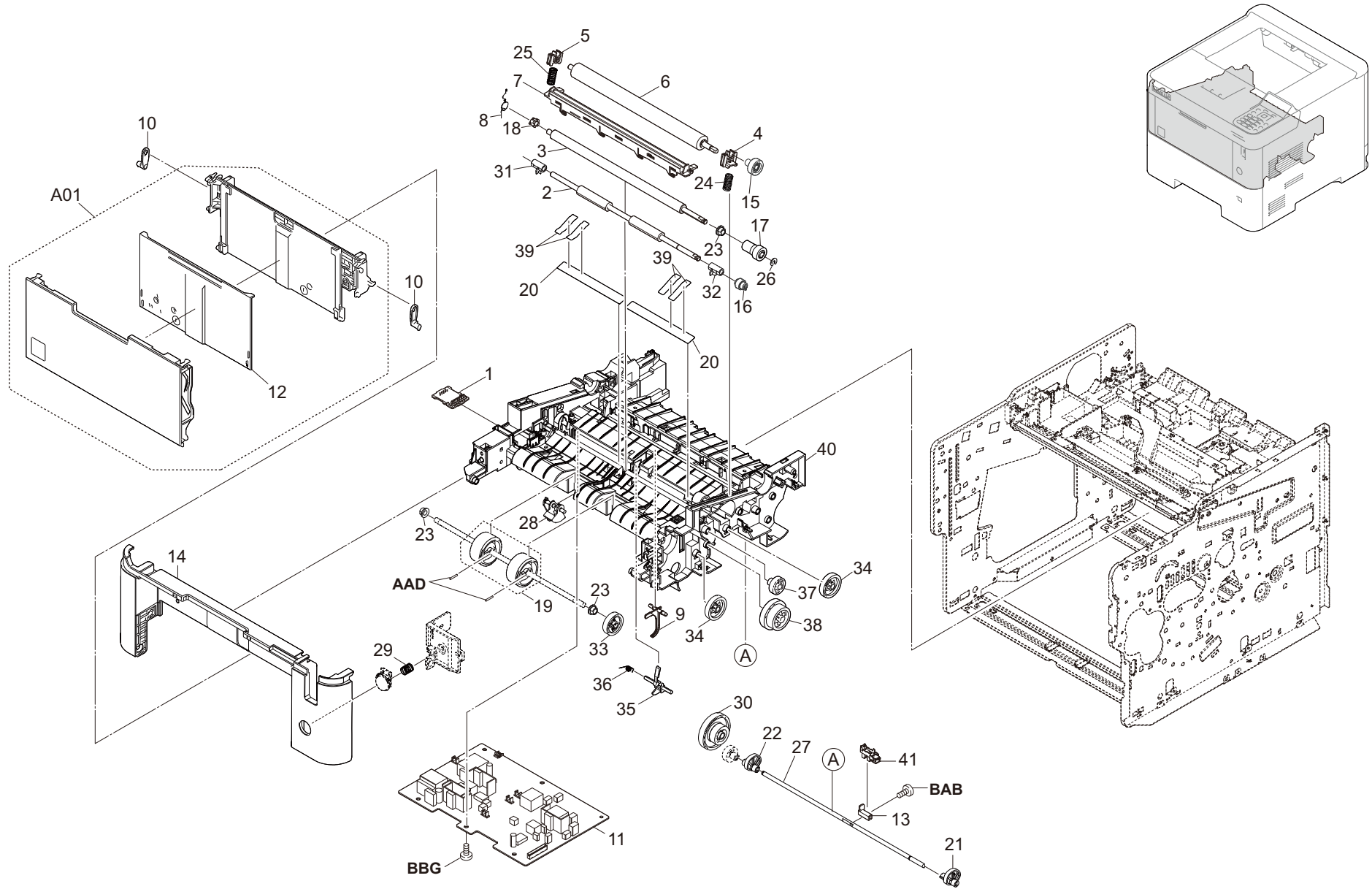




FIG.6 U01\_S06\_Image Fomation Section

C0Y

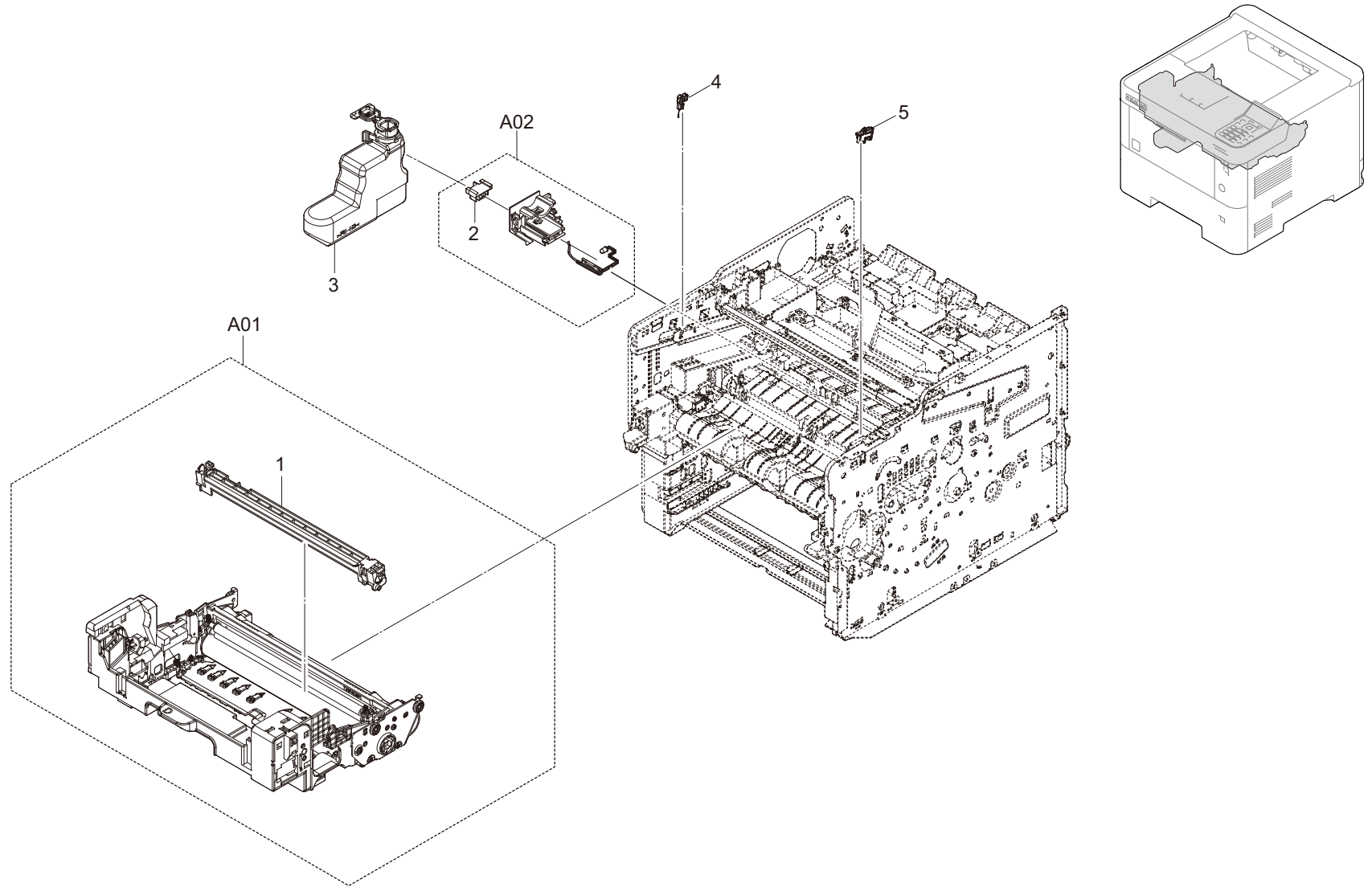






FIG.7 U01\_S07\_Developing Section

C0Y

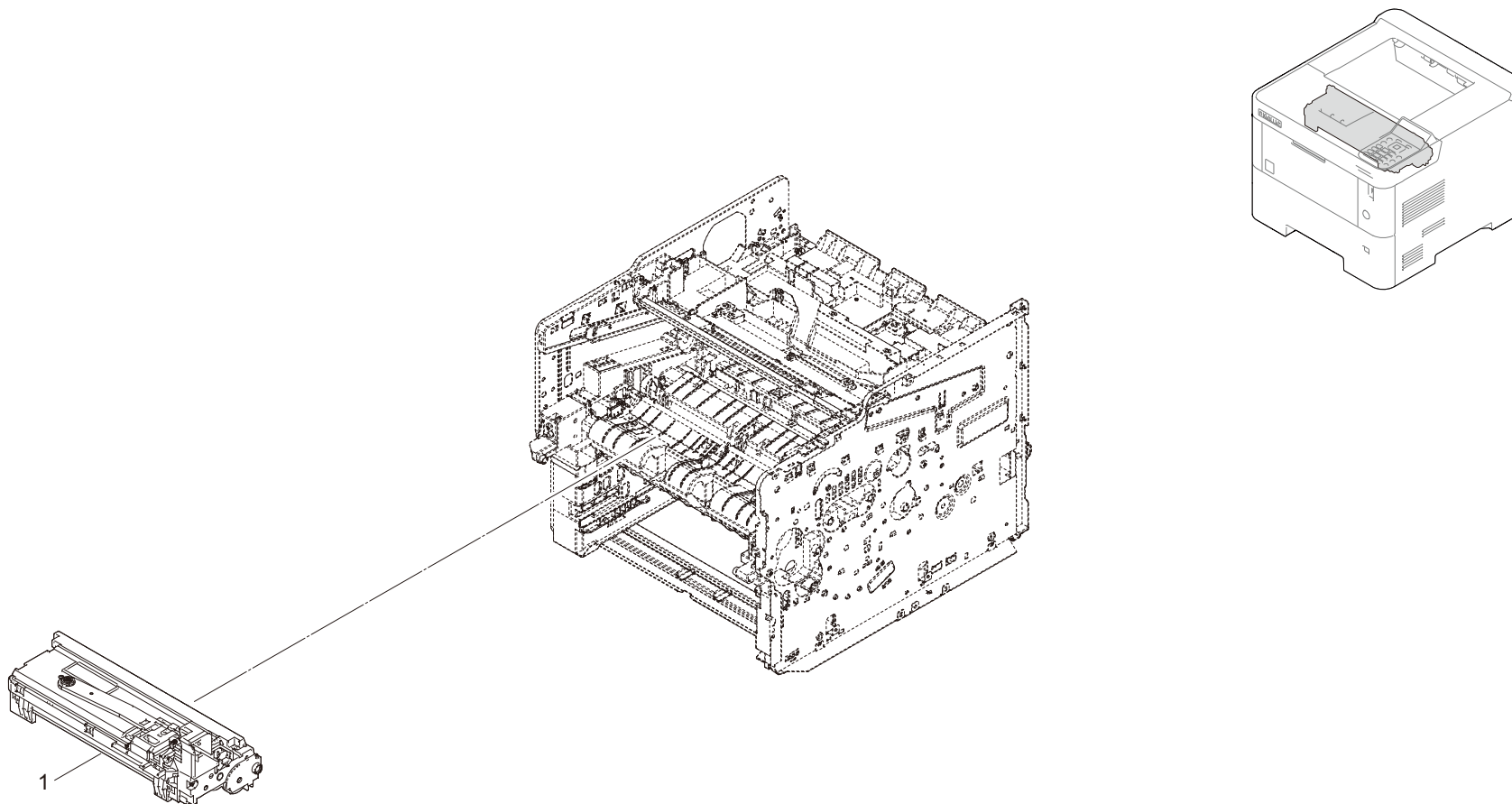




FIG.8 U01\_S08\_Fuser Section

C0Y

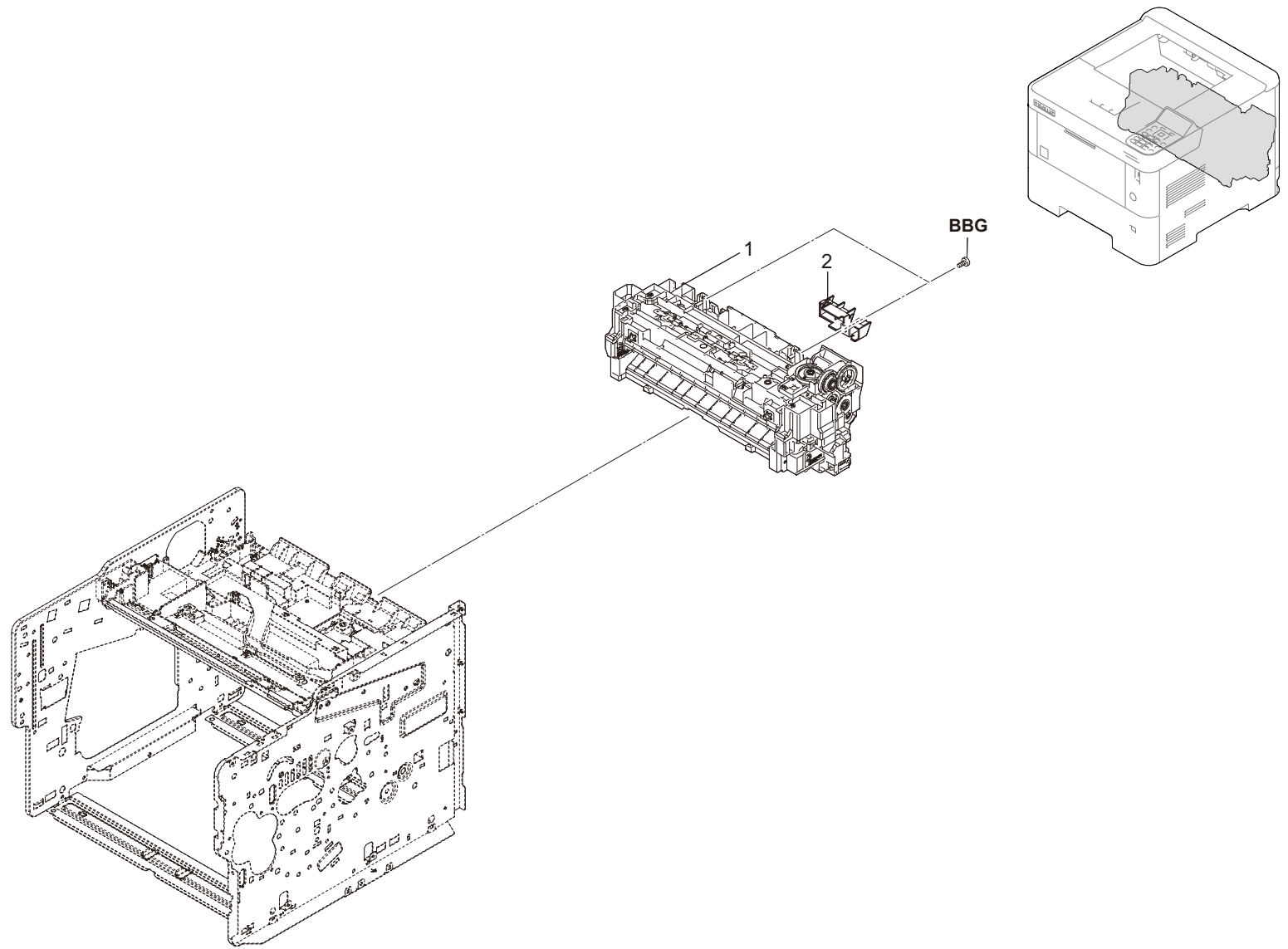




FIG.9 U01\_S09\_Exit section

C0Y

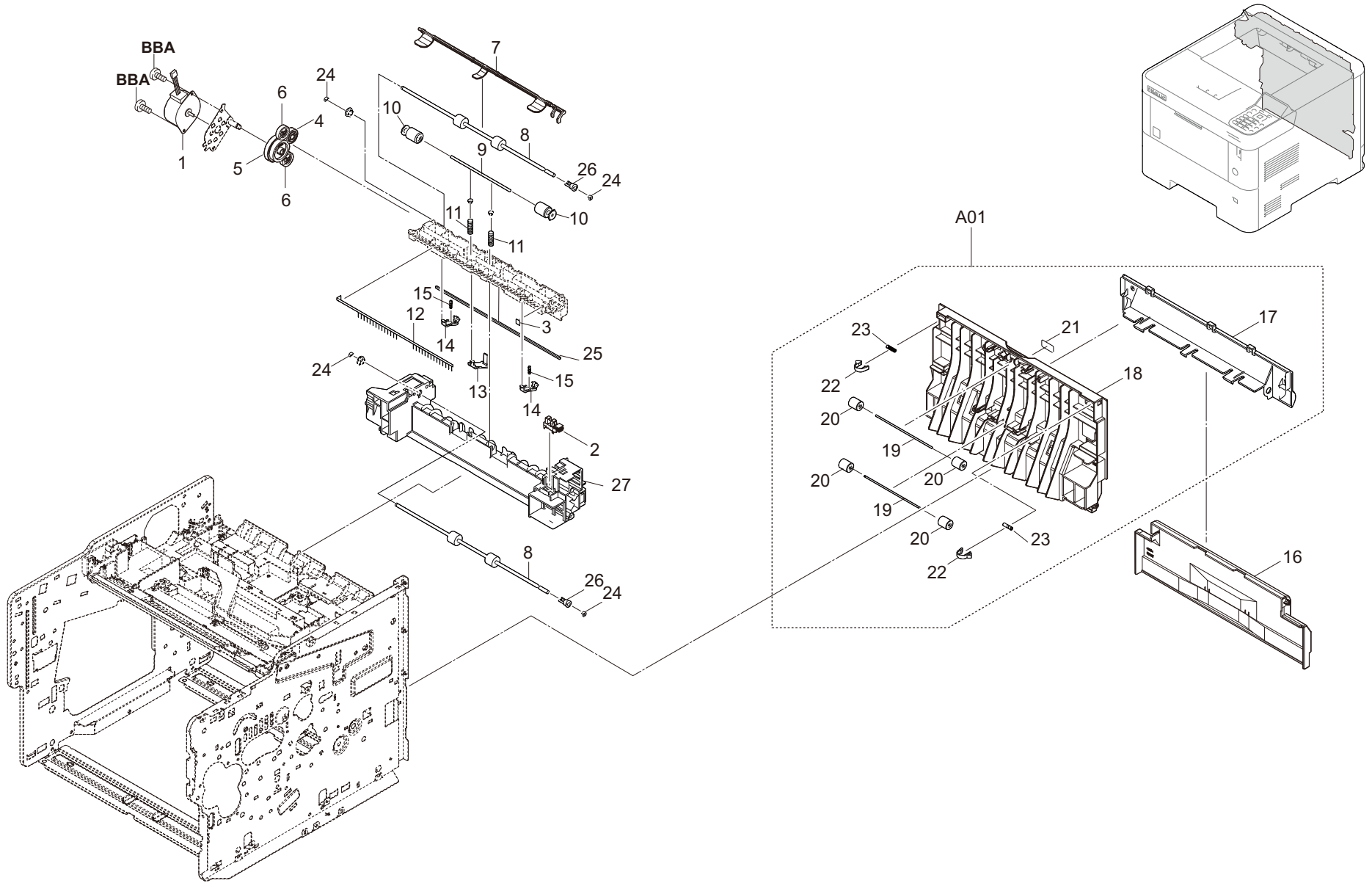




FIG.10 U01\_S10\_Drive section

C0Y

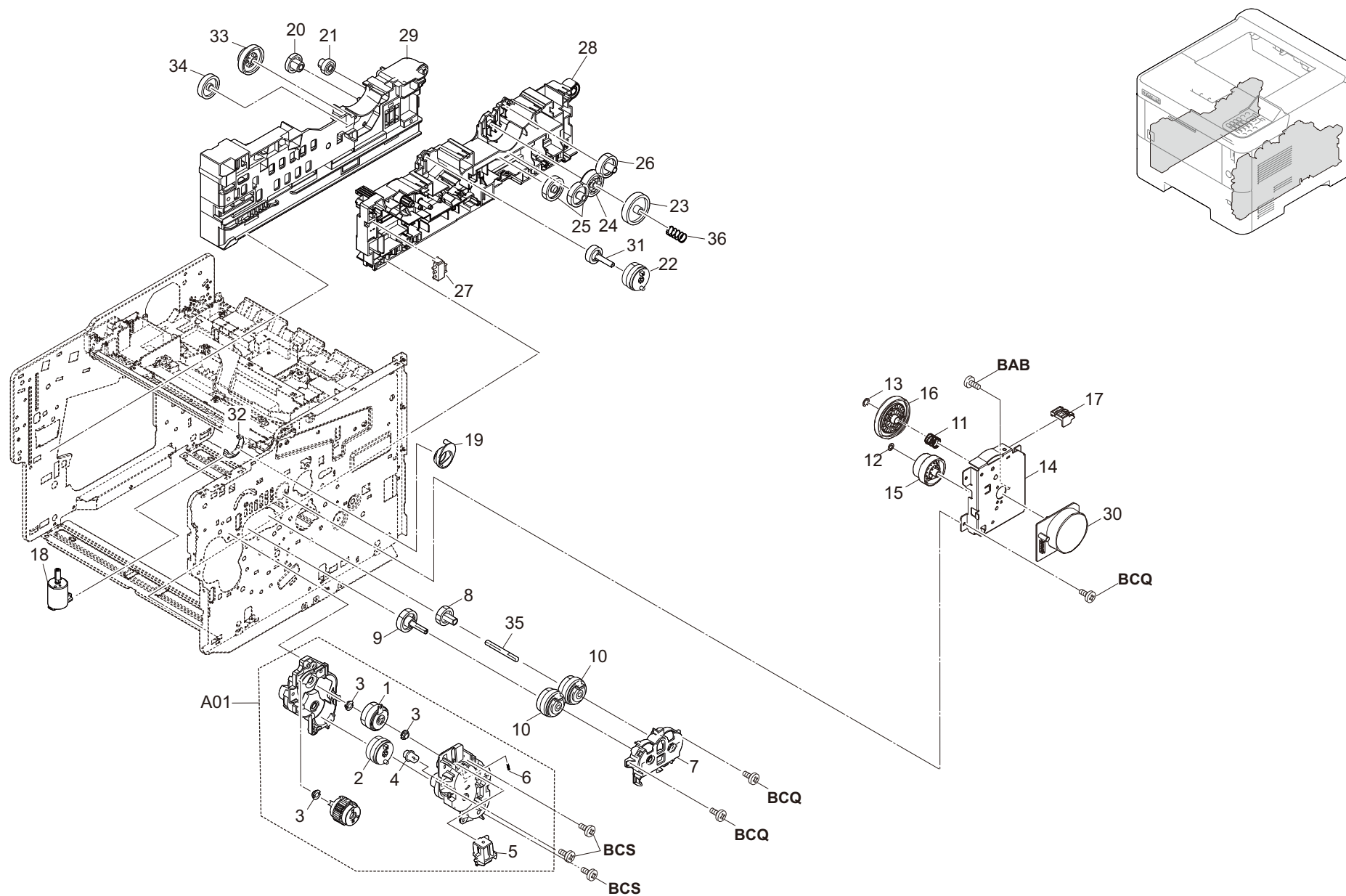




FIG.10 U01\_S10\_Drive section

C0Y

Ref No.	Part.No.	Description	Notes	Revision	Quantity			
					100	120	230	240
A01	302LV94253	PARTS DRIVE FEED ASSY SP			1	1	1	1
1	*302NR94010	PARTS CLUTCH 35 Z35R SP			1	1	1	1
2	*302LV94161	PARTS CLUTCH 20-2W Z35R			1	1	1	1
3	*302KV31410	BUSH DRIVE			3	3	3	3
4	*302HN31660	JOINT SHAFT CASSETTE			1	1	1	1
5	*302HN44160	SOLENOID MPF			1	1	1	1
6	*302HN31650	SPRING INPUT MPF			1	1	1	1
7	3V2P702110	HOLDER CLUTCH			1	1	1	1
8	302LV31180	GEAR Z26L DLP CLUTCH			1	1	1	1
9	3V2LV31190	GEAR Z32L REG CLUTCH			1	1	1	1
10	302KV94520	PARTS CLUTCH 50 Z35R SP			2	2	2	2
11	302LV31290	SPRING COUPLING DRUM			1	1	1	1
12	2C904550	CUT WASHER 5			1	1	1	1
13	302K914570	CUT WASHER 7			1	1	1	1
14	302L231030	PLATE DRIVE			1	1	1	1
15	302L231050	GEAR Z86R-Z36L			1	1	1	1
16	302L231040	GEAR Z128R			1	1	1	1
17	302LV39040	RAIL PWB MAIN B			1	1	1	1
18	302LV94230	PARTS DC MOTOR ASSY SP			1	1	1	1
19	3V2LV31300	LEVER COUPLING DRUM			1	1	1	1
20	302HN31040	GEAR Z46S-Z13S			1	1	1	1
21	302HN31030	GEAR Z36L-Z20S			1	1	1	1
22	302LV94161	PARTS CLUTCH 20-2W Z35R			1	1	1	1
23	3V2LV31120	GEAR Z46L FREE			1	1	1	1
24	3V2LV31130	GEAR Z37S FREE			1	1	1	1
25	302HS31140	GEAR Z35R IDLE			2	2	2	2
26	302HN25180	GEAR Z34S INPUT			1	1	1	1
27	7SP03072003+H01	SW.PUSH			1	1	1	1
28	3V2LV02043	GUIDE CASSETTE R			1	1	1	1
29	302T902011	GUIDE CASSETTE L			1	1	1	1
30	302K394202	PARTS MOTOR-BL W30 SP			1	1	1	1
31	302LV31201	GEAR Z25S DU CLUTCH			1	1	1	1
32	3V2LV31311	PARTS SLIDER			1	1	1	1
33	302LV31380	GEAR Z45S-Z24S			1	1	1	1
34	302LV31390	GEAR Z36S			1	1	1	1
35	3V2P702130	SHAFT DLP CLUTCH			1	1	1	1
36	302LV31220	SPRING FUSER FREE			1	1	1	1

FIG.11 U01\_S11\_Wire Section 1 (Engine - Connect-L)

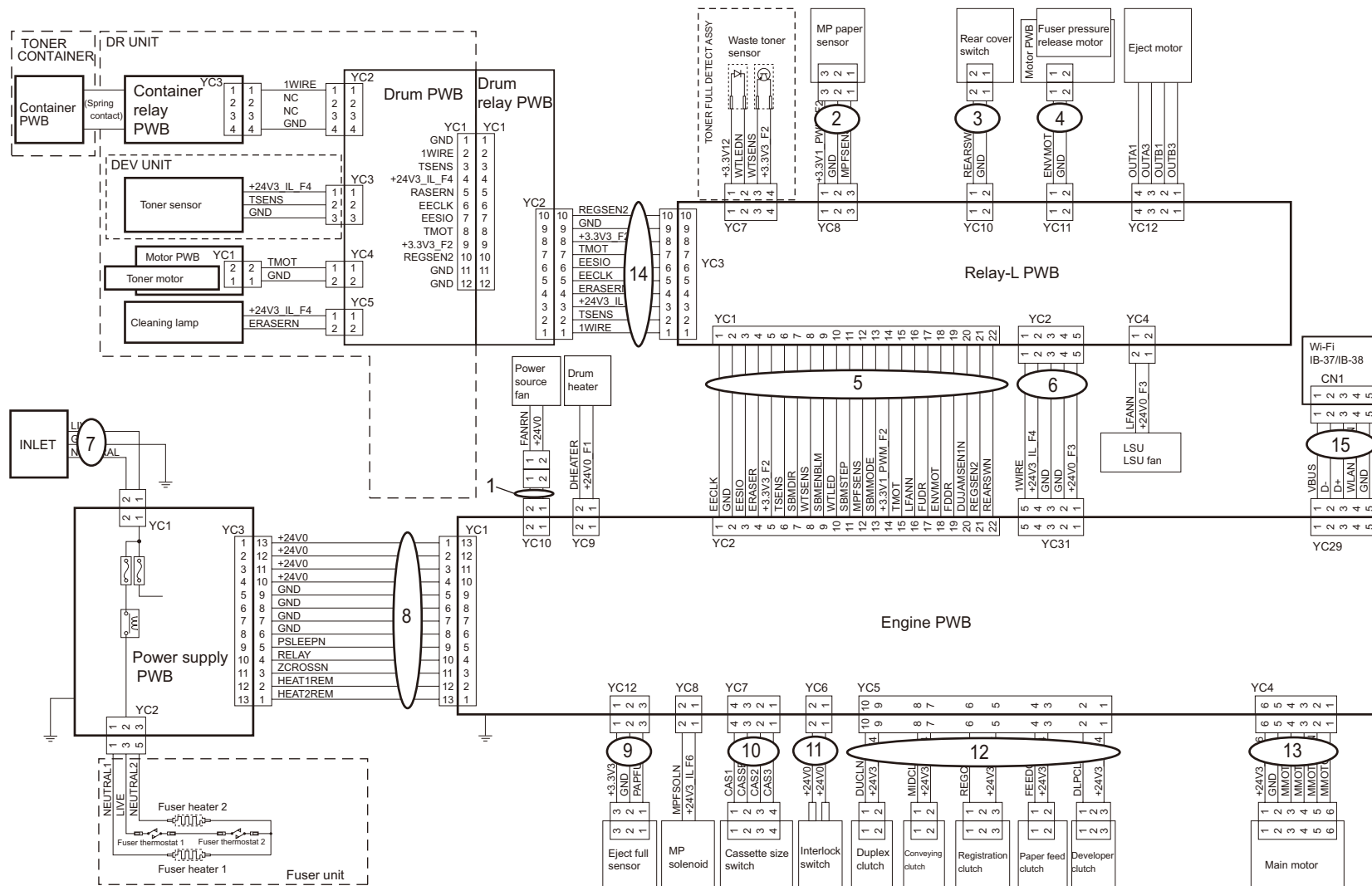
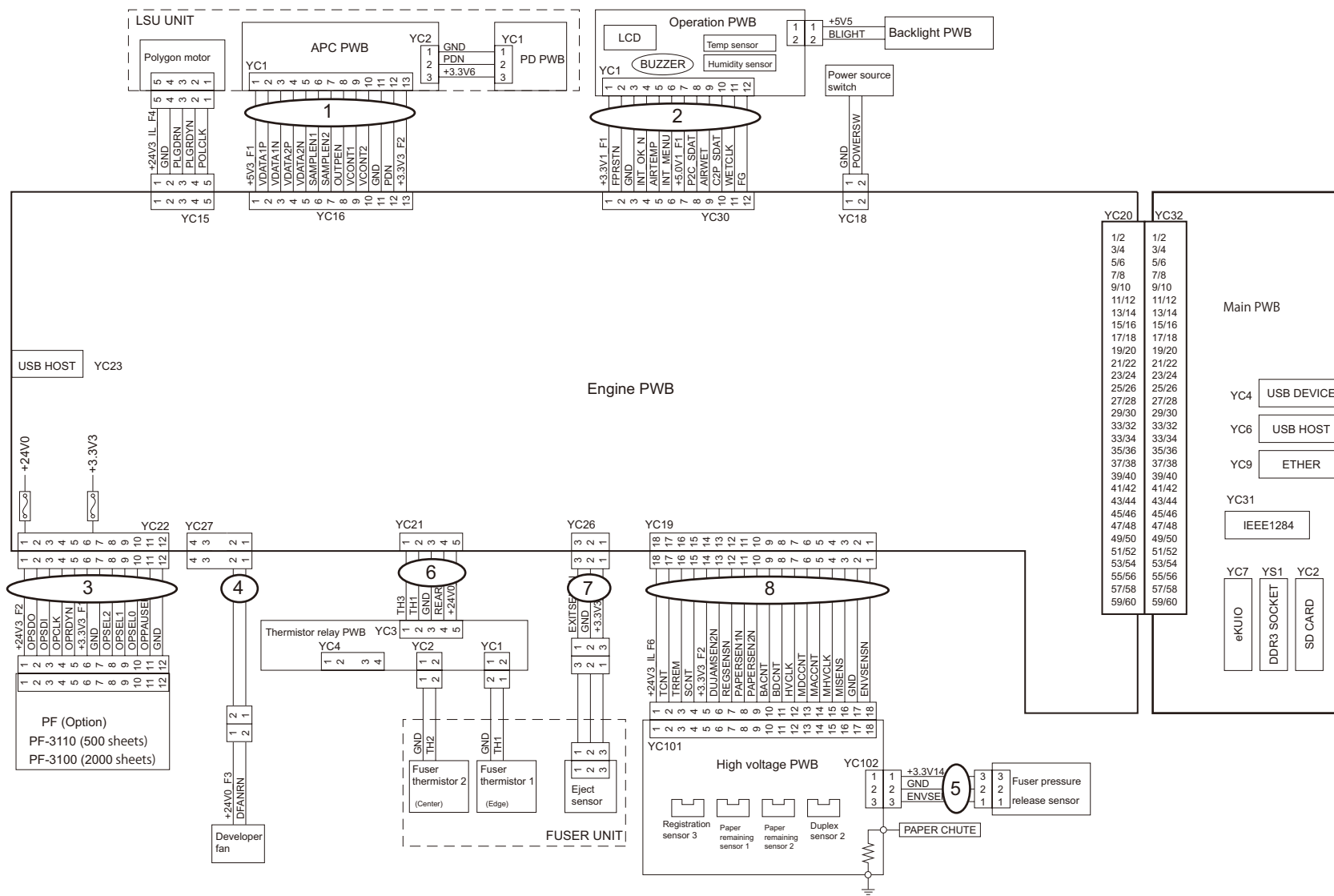
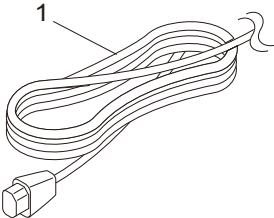




FIG.12 U01\_S12\_Wire Section 2 (Engine - Main)









---

U02 Appendixes .....	31
FIG. 14 U02_S01_Maintenance Kits .....	32
FIG. 15 U02_S02_Wire Section 1 (Engine - Connect-L)(Japanese).....	34
FIG. 16 U02_S03_Wire Section 2 (Engine - Main)(Japanese) .....	36



FIG.14 U02\_S01\_Maintenance Kits

C0Y

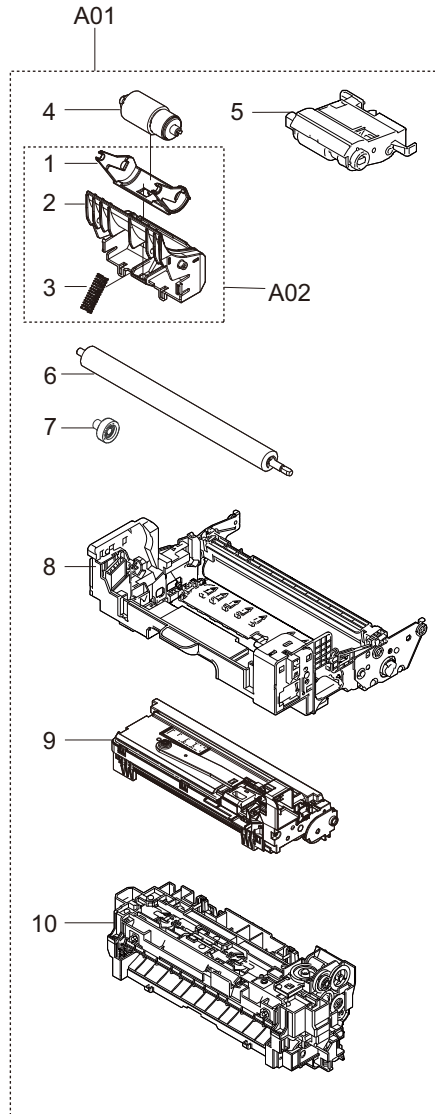


FIG.14 U02\_S01\_Maintenance Kits

C0Y

Ref No.	Part.No.	Description	Notes	Revision	Quantity			
					100	120	230	240
A01	170C0Y9JP0	MK-3371/MAINTENANCE KIT			1			
A02	•302LV94480	PARTS HOLDER RETARD B SET SP			1			
1	••3V2LV09311	HOLDER RETARD B			1			
2	••302LV09340	GUIDE RETARD C			1			
3	••302LV09330	SPRING RETARD B			1			
4	•302F909171	RETARD ROLLER ASSY			1			
5	•302LV94270	PARTS HOLDER FEED ASSY SP			1			
6	•302LV94130	PARTS ROLLER TRANSFER SP			1			
7	•302LV24140	GEAR Z22R TC			1			
8	•30C0Y93030	DK-3201 (J)			1			
9	•30C0T93010	DV-3110			1			
10	•30C0Y93060	FK-3211 (J)			1			
A01	170C0Y7US0	MK-3372/MAINTENANCE KIT				1		
A02	•302LV94480	PARTS HOLDER RETARD B SET SP				1		
1	••3V2LV09311	HOLDER RETARD B				1		
2	••302LV09340	GUIDE RETARD C				1		
3	••302LV09330	SPRING RETARD B				1		
4	•302F909171	RETARD ROLLER ASSY				1		
5	•302LV94270	PARTS HOLDER FEED ASSY SP				1		
6	•302LV94130	PARTS ROLLER TRANSFER SP				1		
7	•302LV24140	GEAR Z22R TC				1		
8	•30C0Y93020	DK-3202 (U)				1		
9	•30C0T93010	DV-3110				1		
10	•30C0Y93070	FK-3212 (U)				1		
A01	170C0Y8NLO	MK-3370/MAINTENANCE KIT					1	
A02	•302LV94480	PARTS HOLDER RETARD B SET SP					1	
1	••3V2LV09311	HOLDER RETARD B					1	
2	••302LV09340	GUIDE RETARD C					1	
3	••302LV09330	SPRING RETARD B					1	
4	•302F909171	RETARD ROLLER ASSY					1	
5	•302LV94270	PARTS HOLDER FEED ASSY SP					1	
6	•302LV94130	PARTS ROLLER TRANSFER SP					1	
7	•302LV24140	GEAR Z22R TC					1	
8	•30C0Y93010	DK-3200 (E)					1	
9	•30C0T93010	DV-3110					1	
10	•30C0Y93050	FK-3210 (E)					1	
A01	170C0Y8AU0	MK-3374/MAINTENANCE KIT						1
A02	•302LV94480	PARTS HOLDER RETARD B SET SP						1
1	••3V2LV09311	HOLDER RETARD B						1
2	••302LV09340	GUIDE RETARD C						1
3	••302LV09330	SPRING RETARD B						1
4	•302F909171	RETARD ROLLER ASSY						1
5	•302LV94270	PARTS HOLDER FEED ASSY SP						1
6	•302LV94130	PARTS ROLLER TRANSFER SP						1
7	•302LV24140	GEAR Z22R TC						1
8	•30C0Y93040	DK-3204 (AO)						1
9	•30C0T93010	DV-3110						1
10	•30C0Y93050	FK-3210 (E)						1

FIG.15 U02\_S02\_Wire Section 1 (Engine - Connect-L)(Japanese)

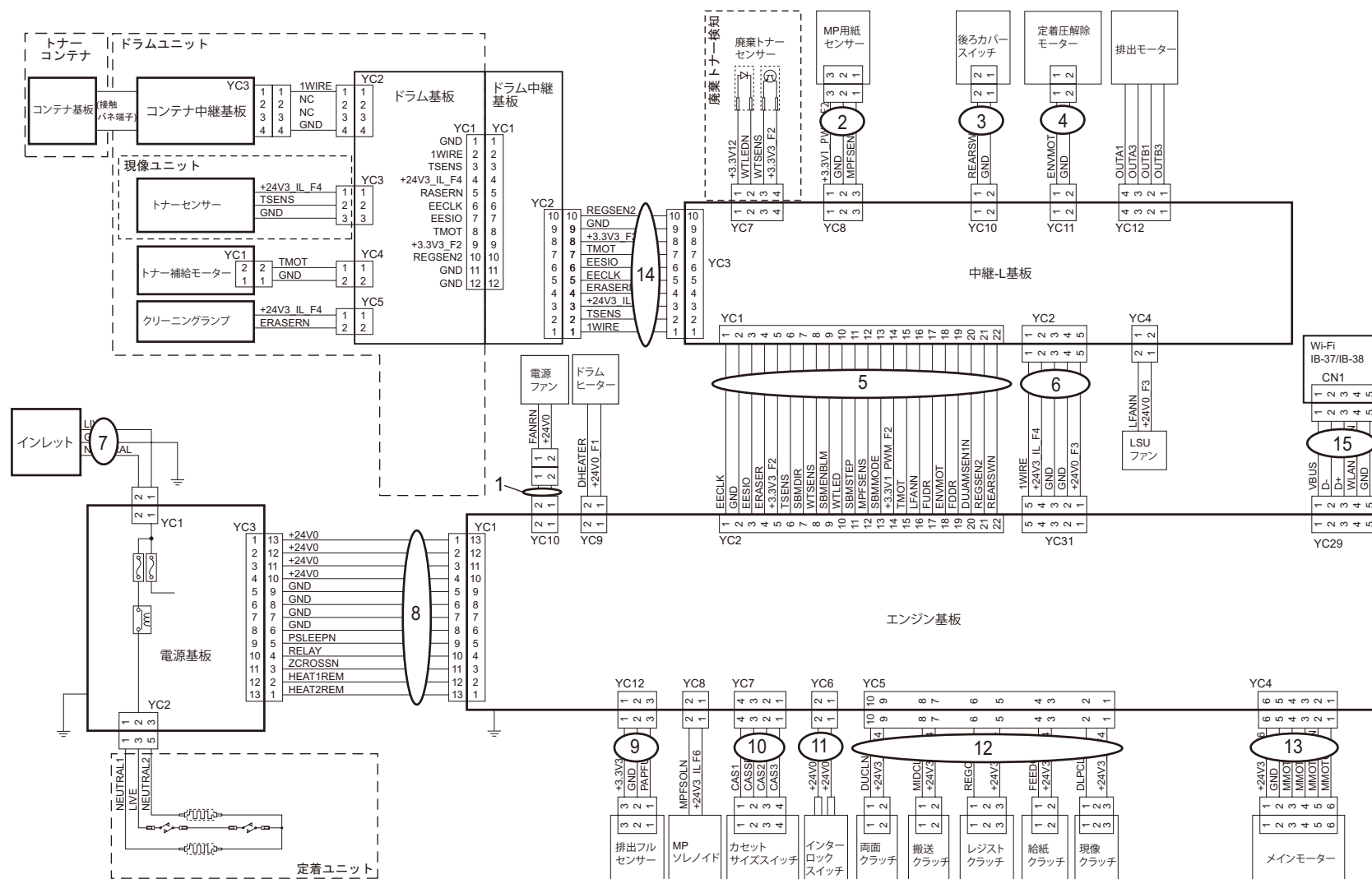
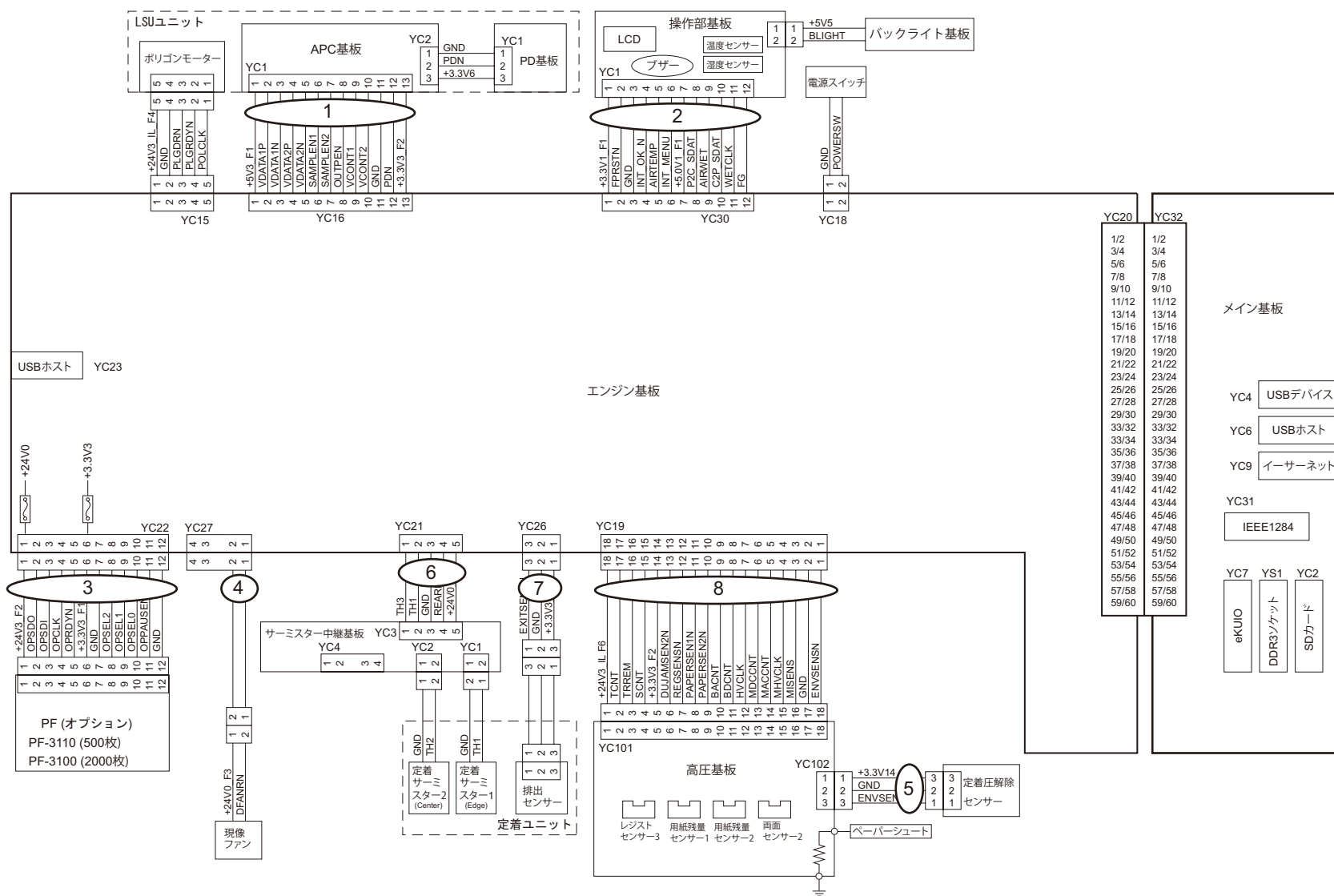




FIG.16 U02\_S03\_Wire Section 2 (Engine - Main)(Japanese)





## CLASSIFICATION OF THE SCREWS IN ILLUSTRATION / ビス種別表

Ref No.	Part.No.	Description	Notes
AAA	5MBCS3025XSP	CS STOP RING /X 3 X .25T S-BLK	
AAB	5MBP1612WWLD	SPRING PIN 1.6X12	
AAC	5MBP2010WXSP	SPRING PIN /M2 X 10 S-BLK	
AAD	5MBP2012WPLD	PARALLEL PIN / M2 X 12 SUS-DP	
AAE	5MBP2012WXSP	SPRING PIN 2X12	
AAF	5MBP2014WXSP	SPRING PIN / M2 X 14 S-BLK	
AAG	5MBP2020WWLD	SPRING PIN / M2 X 20 SUS-DP XX	
AAH	5MBP2516WXSP	SPRING PIN(2.5x16)	
AAI	5MBP2518WXSP	SPRING PIN(2.5x18)	
AAJ	5MBTPB4006TW++R	BIND T.T SCREW(+)/M4x6 CRFREE S-T	
AAK	5MBWK32808NN	POLY SLIDER /M3.2X 8 X0.8T XX	
AAL	5MBWK41A03NN	POLY-SLIDER WASHER 4.1X10X0.3T	
AAM	5MBWK6295+NN	POLY WASHER M6.2X9.5X0.25T	
AAN	5MBWK62955NN	POLY SLIDER/M6.2X9.5X0.5T PLASTC	
AAO	5MBWL72B05NN	POLY CUT WASER /M7.2X 11X0.5T PA XX	
AAP	5MBWN62D0+NN	POLY WASHER 6.2X13X0.25T	
AAQ	5MBWN62D05NB	POLY WASHER /M6.2X13X0.5T PA-BLK	
AAR	5MBP2010WWLD	SPRING PIN /M2 X 10 SUS-DP XX	
AAS	5MBP2514WXSP	SPRING PIN / M2.5 X 14 S-BLK	
BAA	7BB000303H	+BIND M SCREW 3X3	
BAB	7BB000304H	+BIND M SCREW 3X4	
BAC	7BB000305H	+BIND M SCREW 3x5	
BAD	7BB000306H	+BIND M SCREW 3X6	
BAE	7BB000406H	+BIND M SCREW 4X6	
BAF	7BB000P03H	+BIND M SCREW 2.6X3	
BAG	7BB001303H	+PAN M SCREW 3x3	
BAH	7BB001P03H1	PAN M SCREW 2.6X3	
BAI	7BB007303H	+TP-CUP M SCREW 3X3	
BAJ	7BB007304H	+TP-CUP M SCREW 3x4	
BAK	7BB008305H	+FLAT FILLESTER M SCREW 3x5	
BAL	7BB00B306H	+PAN M SCREW WITH T.L.WASHER 3X6	
BAM	7BB060305H1	+BIND M SCREW 3X5(BLUE)	
BAN	7BB100304H	+BIND T.T S SCREW 3x4	
BAO	7BB100306H	+BIND T.T S SCREW 3x6	
BAP	7BB100306H1	+BIND T.T S SCREW 3X6	
BAQ	7BB100308H1	+BIND T.T S SCREW 3X8	
BAR	7BB100320H	+BIND T.T S SCREW 3x20	
BAS	7BB100408H	+BIND T.T S SCREW 4x8	
BAT	7BB100408H1	+BIND T.T S SCREW 4X8	
BAU	7BB100440H	+BIND T.T S SCREW 4X40	
BAV	7BB102308H1	+TP-FLAT T.T S SCREW 3X8	
BAW	7BB180306H	+BIND T.T S SCREW 3X6(BLACK)	
BAX	7BB180408H	+BIND T.T S SCREW 4x8(BLACK)	
BAY	7BB200205H	BIND T.T P SCREW 2X5	
BAZ	7BB200306H	+BIND T.T P SCREW 3x6	
BBA	7BB200308H	+BIND T.T P SCREW 3X8	
BBB	7BB200310H	+BIND T.T P SCREW 3x10	
BBC	7BB200312H	+BIND T.T P SCREW 3X12	
BBD	7BB200320H	+BIND T.T P SCREW 3X20	
BBE	7BB200322H	BIND T.T P SCREW 3X22	
BBF	7BB200410H	+BIND T.T P SCREW 4X10	
BBG	7BB200412H	+BIND T.T P SCREW 4x12	

Ref No.	Part.No.	Description	Notes
BBH	7BB200416H	+BIND T.T P SCREW 4x16	
BBI	7BB202306H	+TP-FLAT T.T P SCREW 3X6	
BBJ	7BB202308H	+TP-FLAT T.T P SCREW 3X8	
BBK	7BB202310H	+TP-FLAT T.T P SCREW 3X10	
BBL	7BB203308H	+FLAT HEAD T.T P SCREW 3X8	
BBM	7BB280410H	+BIND T.T P SCREW 4X10(BLACK)	
BBN	7BB282308H	+TP-FLAT T.T P SCREW 3X8(BLACK)	
BBO	7BB300310H	+BIND TAP-TITE B SCREW M3X10	
BBP	7BB300323H	+BIND T.T B SCREW 3x23	
BBQ	7BB600306H	+BIND M SCREW 3X6 R	
BBR	7BB600308H	+BIND M SCREW 3x8 R	
BBS	7BB600308H1	+BIND M SCREW 3X8 R	
BBT	7BB600310H	+BIND M SCREW 3X10 R	
BBU	7BB600314H	+BIND M SCREW 3X14 R	
BBW	7BB600320H	+BIND M SCREW 3x20 R	
BBX	7BB600406H	+BIND M SCREW 4X6 R	
BBY	7BB600425H	+BIND M SCREW 4X25 R	
BBZ	7BB600430H	+BIND M SCREW 4X30 R	
BCA	7BB600P08H	+BIND M SCREW 2.6X8 R	
BCB	7BB601306H	+PAN M SCREW 3x6 R	
BCC	7BB606306H	+PAN M SCREW WITH SW W 3X6 R	
BCD	7BB606308H	+PAN M SCREW WITH SW W 3X8 R	
BCE	7BB606312H	+PAN M SCREW WITH SW W 3X12 R	
BCF	7BB606408H	+BIND M SCREW WITH SW W 4X8 R	
BCG	7BB606512H	+BIND M SCREW WITH SW W 5X12 R	
BCH	7BB607306H	+TP-CUP M SCREW 3X6 R	
BCI	7BB607310H	+TP-CUP M SCREW 3X10 R	
BCK	7BB607312H	+TP-CUP M SCREW 3X12 R	
BCL	7BB607320H	+TP-CUP M SCREW 3X20 R	
BCM	7BB607406H	+TP-CUP M SCREW 4X6 R	
BCN	7BB607414H	+TP-CUP M SCREW 4X14 R	
BCO	7BB687310H	+TP-CUP M SCREW 3X10 R(BLACK)	
BCP	7BB700306H	+BIND T.T S SCREW 3X6 SR	
BCQ	7BB700308H	+BIND T.T S SCREW 3X8 SR	
BCR	7BB700310H	+BIND T.T S SCREW 3X10 SR	
BCS	7BB700312H	+BIND T.T S SCREW 3X12 SR	
BCT	7BB700314H	+BIND T.T S SCREW 3X14 SR	
BCU	7BB700316H	+BIND T.T S SCREW 3X16 SR	
BCV	7BB700320H	+BIND T.T S SCREW 3X20 SR	
BCW	7BB700330H	+BIND T.T S SCREW 3X30 SR	
BCX	7BB700408H	+BIND T.T S SCREW 4X8 SR	
BCY	7BB700410H	+BIND T.T S SCREW 4X10 SR	
BCZ	7BB700412H	+BIND T.T S SCREW 4X12 SR	
BDA	7BB702306H	+TP-FLAT T.T S SCREW 3x6 SR	
BDB	7BB702308H	+TP-FLAT T.T S SCREW 3X8 SR	
BDC	7BB760408H	+BIND T.T S SCREW 4X8 SR(BLUE)	
BDD	7BB780308H	+BIND T.T S SCREW 3X8 SR(BLACK)	
BDE	7BB780410H	+BIND T.T S SCREW 4X10 SR(BLACK)	
BDF	7BB780420H	+BIND T.T S SCREW 4X20 SR(BLACK)	
BDG	7BB782308H	+TP-FLAT T.T S SCREW 3X8 SR(BLACK)	
BDH	7BB782410H	+TP-FLAT T.T S SCREW 4X10 SR(BLACK)	
BDI	B1A25100	+BINDING SCREW WITH SW.W M5X10	

## CLASSIFICATION OF THE SCREWS IN ILLUSTRATION / ビス種別表

Ref No.	Part.No.	Description	Notes
BDJ	B9A90010	+PAN SCREW 6-32X0.25	
BDK	7BB202410H	+TP-FLAT T.T P SCREW 4X10	
BDL	7BB607308H	+TP-CUP M SCREW 3X8 R	
BDM	7BB607410H	+TP-CUP M SCREW 4X10 R	
BDN	7BB200408H	+BIND T.T P SCREW 4X8	
BDO	7BB702320H	+TP-FLAT T.T S SCREW 3X20 SR	
BDP	7BB007406H	+TP-CUP M SCREW 4X6	
BDQ	7BB702420H	+TP-FLAT T.T S SCREW 4X20 SR	
BDR	7BB100316H1	+BIND T.T S SCREW 3X16	
BDS	7BB702410H	+TP-FLAT T.T S SCREW 4X10 SR	
BDT	7BB700430H	+BIND T.T S SCREW 4X30 SR	
BDU	7BB282408H	+TP-FLAT T.T P SCREW 4X8(BLACK)	
BDV	7BB0A0222H	BIND M SCREW 2X22 SUS	
BDW	7BB100406H	+BIND T.T S SCREW 4X6	
BDX	7BB102306H	+TP-FLAT T.T S SCREW 3X6	
BDY		TP-CUP M SCREW 3X6 R 3M2510	Obtained locally
BDZ	7BB100312H1	+BIND T.T S SCREW 3X12	
BEA		BIND M SCREW 3X8 SUS	Obtained locally
BEB	7BB400R0AH	BIND UNC SCREW 6-32X0.25	
BEC	7BB007306H	+TP-CUP M SCREW 3X6	
BQH		BIND M SCREW 3X4 3M2510	Obtained locally
BQI		BIND M SCREW 2X4	Obtained locally
CAA	7BC00030A080H01	WASHER M3X10X0.8T	
CAB	7BC000336040H01	WASHER 3.3X6X0.4T	
CAC	7BC000357050H01	WASHER M3.5X7.0X0.5T	
CAD	7BC00045C080H01	WASHER M4.5X12X0.8T CRFREE	
CAE	7BC00060D0A+H01	WASHER M6X13X1T	
CAF	7BC040538050H01	FLAT A WASHER	
CAG	7BC040621250H01	WASHER 6.2X12X0.5T	
CAH	7BC04085E0A0C01	WASHER 8.5X14X1.0T SUS	
CAI	7BC060429020H01	POLY SLIDER WASHER M4.2X9X0.2T	
CAJ	7BC06051C020H01	POLY SLIDER WASHER M5.1X1.2X0.2T	
CAK	7BC06052G050H01	POLY SLIDER WASHER 5.2X16X0.5T	
CAL	7BC06062A0A0H01	POLY SLIDER WASHER 6.2X10X1.0T	
CAM	7BC06062C020H01	POLY SLIDER WASHER M6.2X12X0.2T	
CAN	7BC06062N050H01	POLYSLIDER 6.2X22X0.5T	
CAO	7BC06082G020H01	POLY SLIDER WASHER M8.2X16X0.2T	
CAP	7BC1003055+H01	HEXA NUT M3	
CAQ	7BC460326050H01	CUT WASHER 3.2X6.0X0.5T(BLACK)	
CAR	7BC46042A050H01	CUT WASHER 4.2X10.0X0.5T	
CAS	7BC5004176A0H01	SPRING WASHER M4	
CAT	7BC600306545H01	TOOTHED LOCK WASHER M3X6.5X0.45T	
CAU	7BCW7085D020H01	WAVE WASHER SUS WW8.5X13X0.2	
CAV	7BCW80619001H01	POLY WASHER 6.1X9X0.13T	
CAW	7BCW8082C025H01	POLY WASHER 8.2X12X0.25T	
CAX	7BC060629540H01	POLY SLIDER WASHER 6.2X9.5X0.4T	
CAY		CUT-WASHER 4.2X12.0X0.5T(BLACK)	Obtained locally
DAA	7BD103060+++H01	E STOP RING E-3	
DAB	7BD104060+++H01	E STOP RING E-4	
DAC	7BD105060+++H01	E STOP RING E-5	
DAD	7BD107080+++H01	E STOP RING E-7	
EAA	7BL020003H	TUBE 4-7 PHARMED BPT	

Ref No.	Part.No.	Description	Notes
EAB	7BL020004H	TUBE 4-6 TH-2000	
EAC	7BL020005H	TUBE 3-5 TH-2000	
FAA	7BP01204000JH01	SPRING PIN 2.0X40	
FAB	7BP013030+++H01	SPRING PIN 3X30(SUS)	
FAC	7BP512008B0CH01	PARALLEL PIN 2.0X8	
FAD	7BP512010B0CH01	PARALLEL PIN 2.0X10	
FAE	7BP512012B0CH01	PARALLEL PIN 2.0X12	
FAF	7BP512014B0CH01	PARALLEL PIN 2.0X14	
FAG	7BP512016B0CH01	PARALLEL PIN 2.0X16	
FAH	7BP512018B0CH01	PARALLEL PIN 2X18	
FAI	7BP512512B0CH01	PARALLEL PIN H7A 2.5X12 SUS	
FAJ	7BP512514B0CH01	PARALLEL PIN 2.5X14	
FAK	7BP512516B0CH01	PARALLEL PIN 2.5X16	
FAL	7BP512520B0CH01	PARALLEL PIN 2.5X20	
FAM	7BP512522B0CH01	PARALLEL PIN 2.5X22	
FAN	7BP512525B0CH01	PARALLEL PIN 2.5X25	
FAO	7BP513012B0CH01	PARALLEL PIN H7A 3X12 SUS	
FAP	7BP513022B0CH01	PARALLEL PIN 3X22	
FAQ	7BP513025B0CH01	PARALLEL PIN 3X25	
FAR	7BP513040B0CH01	PARALLEL PIN 3X40	
FAS	7BP00252500JH01	SPRING PIN 2.5X25	
FAT	5MBP1208WXSP	SPRING PIN /M1.2 X 8 XX	
FAU	7BP012520+++H01	SPRING PIN 2.5X20(SUS)	
GAA	7YTJ010001++H01	TERMINAL	
GAB	7YTJ010002++H01	TERMINAL	
HAA	C1B04030	NUT M4(TRIVALENT CHROMATING)	
HAB	C2604080	PLAIN WASHER M3-8 (BRASS,N:)	
HAC	C2803050	POLYESTER SLIDER WASHER 3.1x5.4x0.13T	
HAD	C2804100	POLYESTER SLIDER WASHER 4.1X10X0.5T	
HAE	C2805090	POLYESTER SLIDER WASHER 5.1X9.5X0.3T	
HAF	C2806120	POLYESTER SLIDER WASHER 6.2X12X0.5T	
HAG	C2808200	POLYESTER SLIDER WASHER 8X20X0.5T	
HAH	C2890180	"POLYESTER SLIDER WASHER12.2X18X0.5T	
HAI	C2891120	POLYESTER SLIDER WASHER 6.2X12X0.25T	
HAK	C2893140	SHIM 6.2X14X0.25T	
HAL	C2893950	SHIM 6.2-0.5T	
HAM	C2893960	SHIM 6.2-13-0.13T	
HAN	C2894950	SHIM 6.2-0.13T	
HAO	C2895110	SHIM 8.2-0.13T	
HAP	C2895120	SHIM 8.2-0.25T	
HAQ	C2895140	SHIM 8.2X14X0.8T	
HAR	C2895150	SHIM 8.2-1.0T	
JAA	E0020080	SPRING PIN 2X8	
JAB	E0025140	SPRING PIN 2.5X14	
JAC	E0030140	SPRING PIN 3X14	
JAD	E0130240	SPRING PIN 3X24(SUS)	
JAЕ	E0130280	SPRING PIN 3X28(SUS)	
JAF	E5120100	PARALLEL PIN H7A 2X10 SUS	
JAG	E5125120	PIN H7A 2.5X12 SUS	
JAH	E5125160	PARALLEL PIN H7A 2.5X16 SUS	
JAI	E5125200	PARALLEL PIN H7A 2.5X20 SUS	
JAJ	E0030240	SPRING PIN 3X24	





---

# ECOSYS PA5000x

**[CONFIDENTIAL]**

FOR AUTHORIZED KYOCERA ENGINEERS ONLY. DO NOT DISTRIBUTE TO NON-AUTHORIZED PARTIES.

**Symbols in the parts list**

- Parts without a Ref.No. in the illustration indicate they are not supplied.
- Parts with "•" are component parts or sub-assemblies of the assembly appearing immediately above them.
- Parts with "••" are component parts or sub-assembly with "•" appearing immediately above them.

**Classification of the screws**

- See the last page of this parts list for the classification of the screws in the illustrations.

**[CONFIDENTIAL]**

京セラドキュメントソリューションズ株式会社の許可なく、本資料を配布することを禁じます。

**記号の見方**

- イラスト中で Ref 番号がない部品は供給できません。
- 部品番号欄の • 印は、組立部品の単品部品及び準組立部品を表わします。
- 部品番号欄の •• 印は、準組立部品の単品部品を表わします。

**ビスの種別**

- イラスト中のビスの種別は最終ページに記載しています。

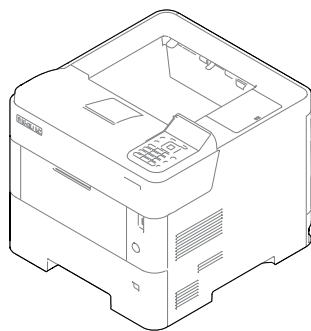


---

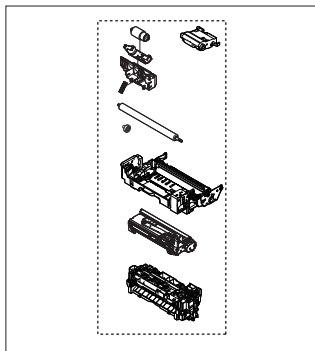
U01 Main Unit ..... 3

U02 Appendixes ..... 31

CLASSIFICATION OF THE SCREWS IN ILLUSTRATION.



U01  
Main Unit

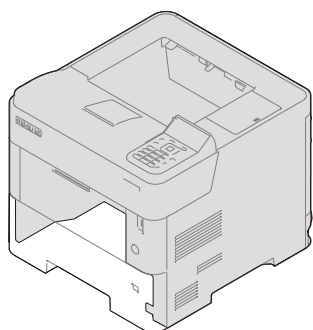


U02  
Appendixes

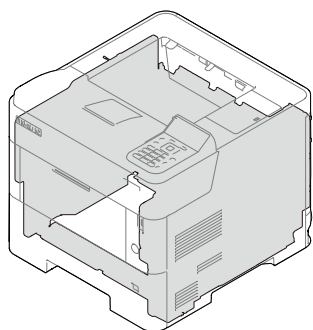
U01 Main Unit .....	3
FIG. 1 U01_S01_Covers .....	5
FIG. 2 U01_S02_Frames .....	7
FIG. 3 U01_S03_Paper Cassette.....	9
FIG. 4 U01_S04_Paper Feed Section (Cassette_Duplex_MPF).....	11
FIG. 5 U01_S05_Paper Conveying Section .....	13
FIG. 6 U01_S06_Image Fomation Section .....	15
FIG. 7 U01_S07_Developing Section .....	17
FIG. 8 U01_S08_Fuser Section .....	19
FIG. 9 U01_S09_Exit section .....	21
FIG. 10 U01_S10_Drive section.....	23
FIG. 11 U01_S11_Wire Section 1 (Engine - Connect-L).....	25
FIG. 12 U01_S12_Wire Section 2 (Engine - Main).....	27
FIG. 13 U01_S13_Accessories .....	29
U02 Appendixes .....	31
FIG. 14 U02_S01_Maintenance Kits.....	32

---

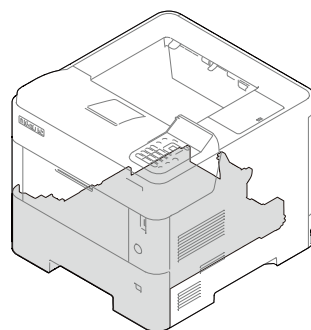
U01 Main Unit .....	3
FIG. 1 U01_S01_Covers.....	5
FIG. 2 U01_S02_Frames.....	7
FIG. 3 U01_S03_Paper Cassette .....	9
FIG. 4 U01_S04_Paper Feed Section (Cassette_Duplex_MPF).....	11
FIG. 5 U01_S05_Paper Conveying Section .....	13
FIG. 6 U01_S06_Image Fomation Section .....	15
FIG. 7 U01_S07_Developing Section.....	17
FIG. 8 U01_S08_Fuser Section.....	19
FIG. 9 U01_S09_Exit section.....	21
FIG. 10 U01_S10_Drive section .....	23
FIG. 11 U01_S11_Wire Section 1 (Engine - Connect-L).....	25
FIG. 12 U01_S12_Wire Section 2 (Engine - Main) .....	27
FIG. 13 U01_S13_Accessories.....	29



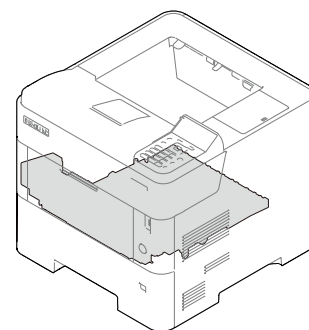
U01\_S01\_Covers



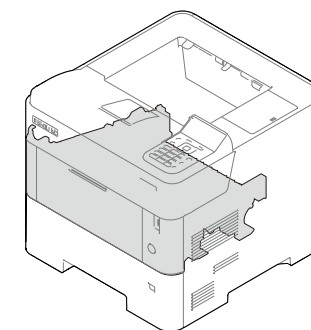
U01\_S02\_Frames



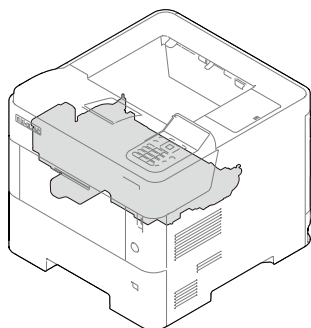
U01\_S03\_Paper Cassette



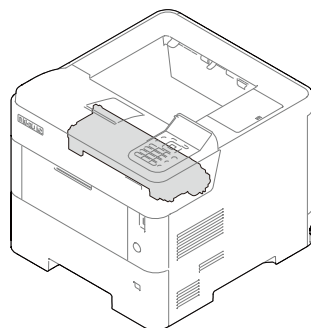
U01\_S04\_Paper Feed Section  
(Cassette\_Duplex\_MPF)



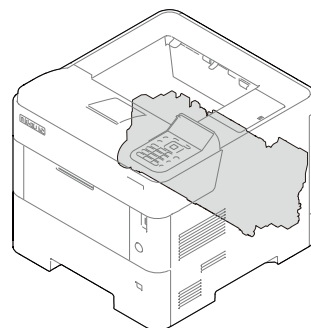
U01\_S05\_Paper Conveying  
Section



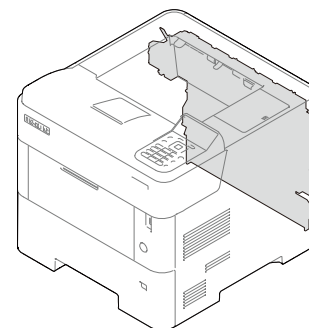
U01\_S06\_Image Formation  
Section



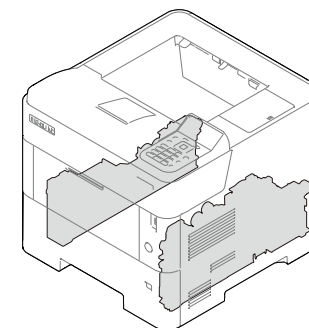
U01\_S07\_Developer Section



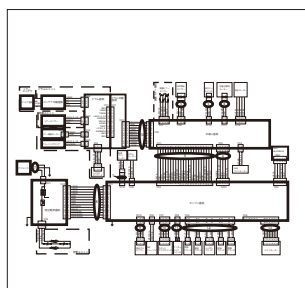
U01\_S08\_Fuser Section



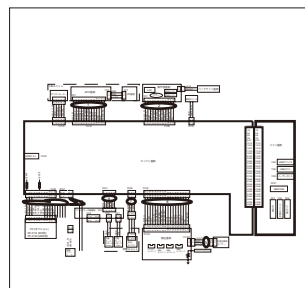
U01\_S09\_Exit Section



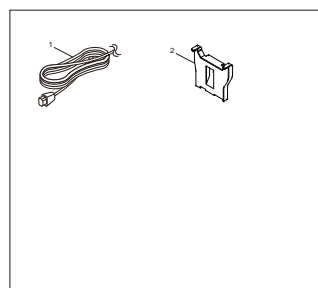
U01\_S10\_Drive Section



U01\_S11\_Wire Section 1  
(Engine - Connect-L)



U01\_S12\_Wire Section 2  
(Engine - Main)



U01\_S13\_Accessories



FIG.1 U01\_S01\_Covers

C0X-2.0

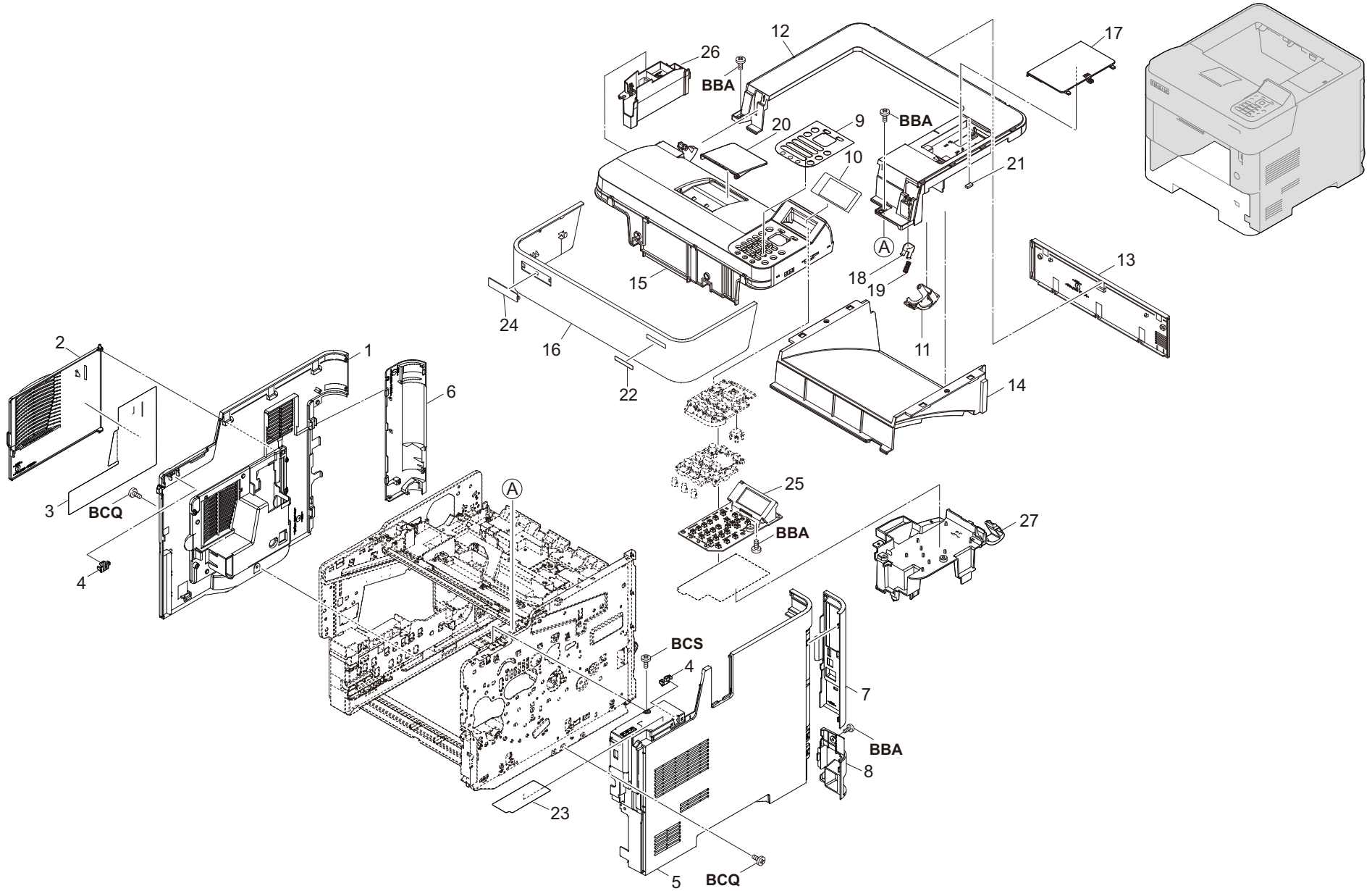


FIG.1 U01\_S01\_Covers

C0X-2.0

Ref No.	Part.No.	Description	Notes	Revision	Quantity			
					100	120	230	240
1	302TP94120	PARTS COVER LEFT SET SP		Others		1	1	1
2	302TP04130	COVER SIDE		Correction		1	1	1
3	302TP04242	SHEET COVER SIDE		Correction		1	1	1
4	302LV04240	LOCK COVER		Correction		2	2	2
5	30C0T04030	COVER RIGHT		Others		1	1	1
6	302TP04200	COVER LEFT REAR				1	1	1
7	30C0T04060	COVER CONTROLLER				1	1	1
8	302TP04221	COVER RIGHT REAR LOW				1	1	1
9	30C0W05010	PANEL OPERATION				1	1	1
10	30C0W04010	PANEL LCD				1	1	1
11	302TP04080	COVER CABLE				1	1	1
12	30C0T04010	COVER TOP				1	1	1
13	302TP04180	COVER REAR TOP				1	1	1
14	30C0W94020	PARTS TRAY TOP ASSY SP				1	1	1
15	30C0W04020	LID TOP				1	1	1
16	302TP04020	LID TOP FRONT				1	1	1
17	30C0T04020	COVER TOP B				1	1	1
18	302T604071	STOPPER LID TOP				1	1	1
19	302T604080	SPRING STOPPER LID TOP				1	1	1
20	30C0T04100	PAPER STOPPER				1	1	1
21	302TP28090	SPONGE EXIT				1	1	1
22	30C0X34010	SHEET MACHINE NUMBER				1	1	1
23	3V2LV34211	LABEL LEVER A				1	1	1
24	302S018491	EMBLEM				1	1	1
25	30C0T94030	PARTS PWB PANEL ASSY SP				1	1	1
26	30C0W04040	LID TOP B				1	1	1
27	30C0X05010	COVER OPERATION		Others		1	1	1

FIG.2 U01\_S02\_Frames

C0X

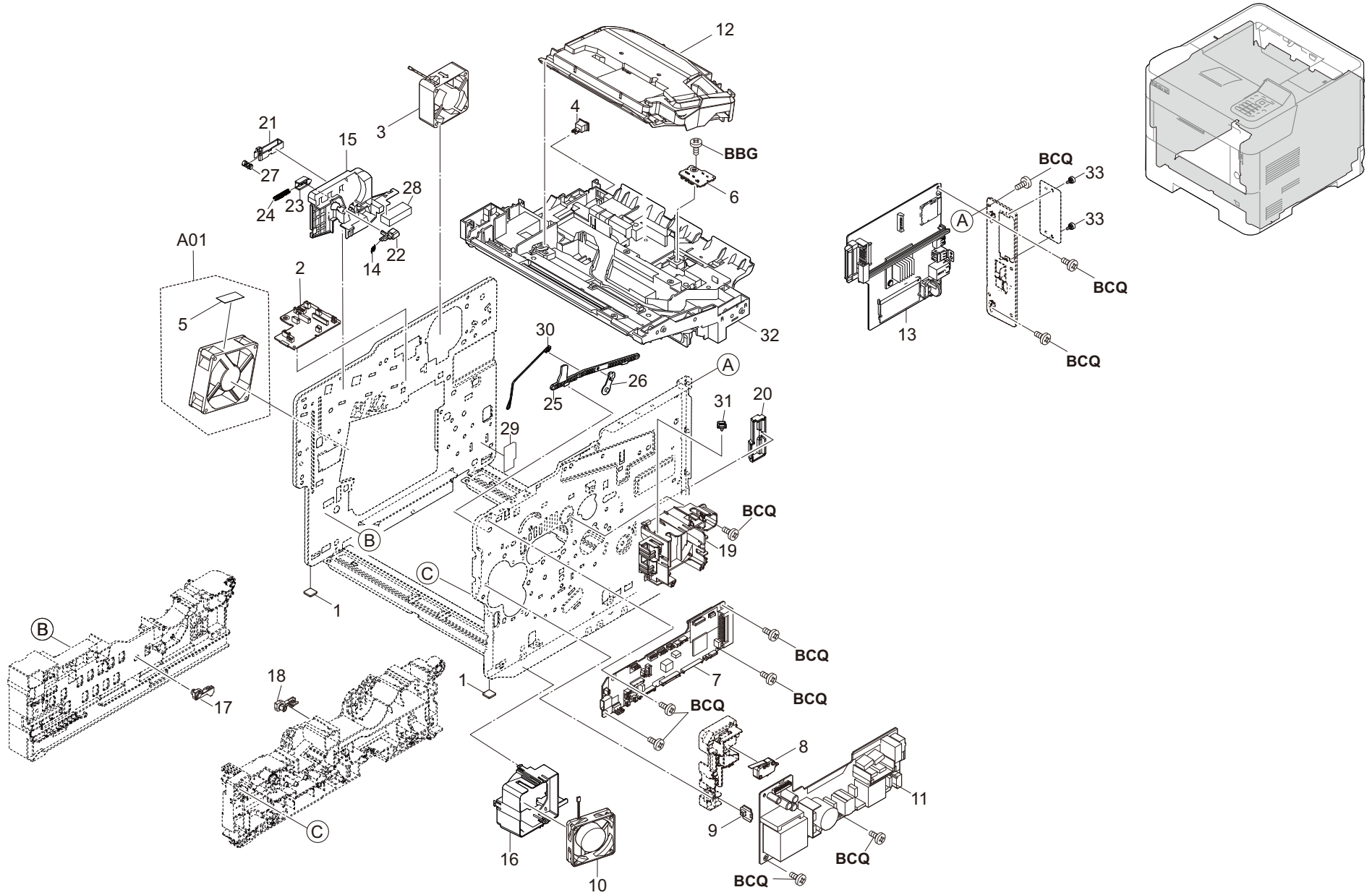


FIG.2 U01\_S02\_Frames

C0X

Ref No.	Part.No.	Description	Notes	Revision	Quantity			
					100	120	230	240
1	302HN02611	FOOT				2	2	2
2	30C0T94060	PARTS PWB CONNECT-L ASSY SP				1	1	1
3	302GR44080	FAN LSU 60-25				1	1	1
4	7SP01000009+H01	SW.PUSH				1	1	1
A01	302LV94430	PARTS FAN MOTOR ASSY SP				1	1	1
5	•302LV02610	SHEET FAN L				1	1	1
6	302LV94220	PARTS PWB ASSY TH CONNECT SP				1	1	1
7	30C0X94010	PARTS PWB ENGINE ASSY SP				1	1	1
8	2FB27160	INTER LOCK SWITCH				1	1	1
9	302LV94210	PARTS PWB ASSY SWITCH SP				1	1	1
10	302FZ94420	PARTS,FAN COOLING CONVEYING SP				1	1	1
11	302T694100	PARTS UNIT POWER SUPPLY 120 SP				1		
11	302T694150	PARTS UNIT POWER SUPPLY 230 SP					1	1
12	302T993041	LK-3170				1	1	1
13	30C0T94010	PARTS PWB MAIN ASSY SP				1		1
13	30C0T94090	PARTS PWB MAIN ASSY EU SP					1	
14	302HN21450	SPRING SHUTTER				1	1	1
15	30C0T11020	GUIDE CONTAINER				1	1	1
16	3V2LV02131	DUCT FAN LV				1	1	1
17	302HS02070	LEVER LOCK CASSETTE				1	1	1
18	302HS02390	LEVER LOCK CASSETTE L				1	1	1
19	3V2LV02120	DUCT FAN RIGHT				1	1	1
20	3V2LV02820	COVER HARNESS FUSER				1	1	1
21	3V2LV11320	LOCK DRUM L				1	1	1
22	30C0T11010	STOPPER SHUTTER SECURITY				1	1	1
23	3V2LV11590	LOCK CONTAINER				1	1	1
24	302LV11610	SPRING LOCK CONTAINER				1	1	1
25	3V2LV31330	ARM COUPLING A				1	1	1
26	3V2LV31340	ARM COUPLING B				1	1	1
27	302LW04250	SPRING LOCK R				1	1	1
28	3V2P711240	SEAL DUST SHIELD PROCESS				1	1	1
29	302HS24420	FILM REGIST GUIDE				1	1	1
30	302LV31320	WIRE COUPLING				1	1	1
31	7YZM610001++H01	ACCESS SADDLE				1	1	1
32	3V2LV02030	FRAME CENTER				1	1	1
33	302F939082	SCREW BOX				2	2	2

FIG.3 U01\_S03\_Paper Cassette

C0X

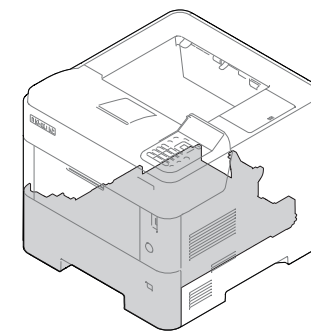
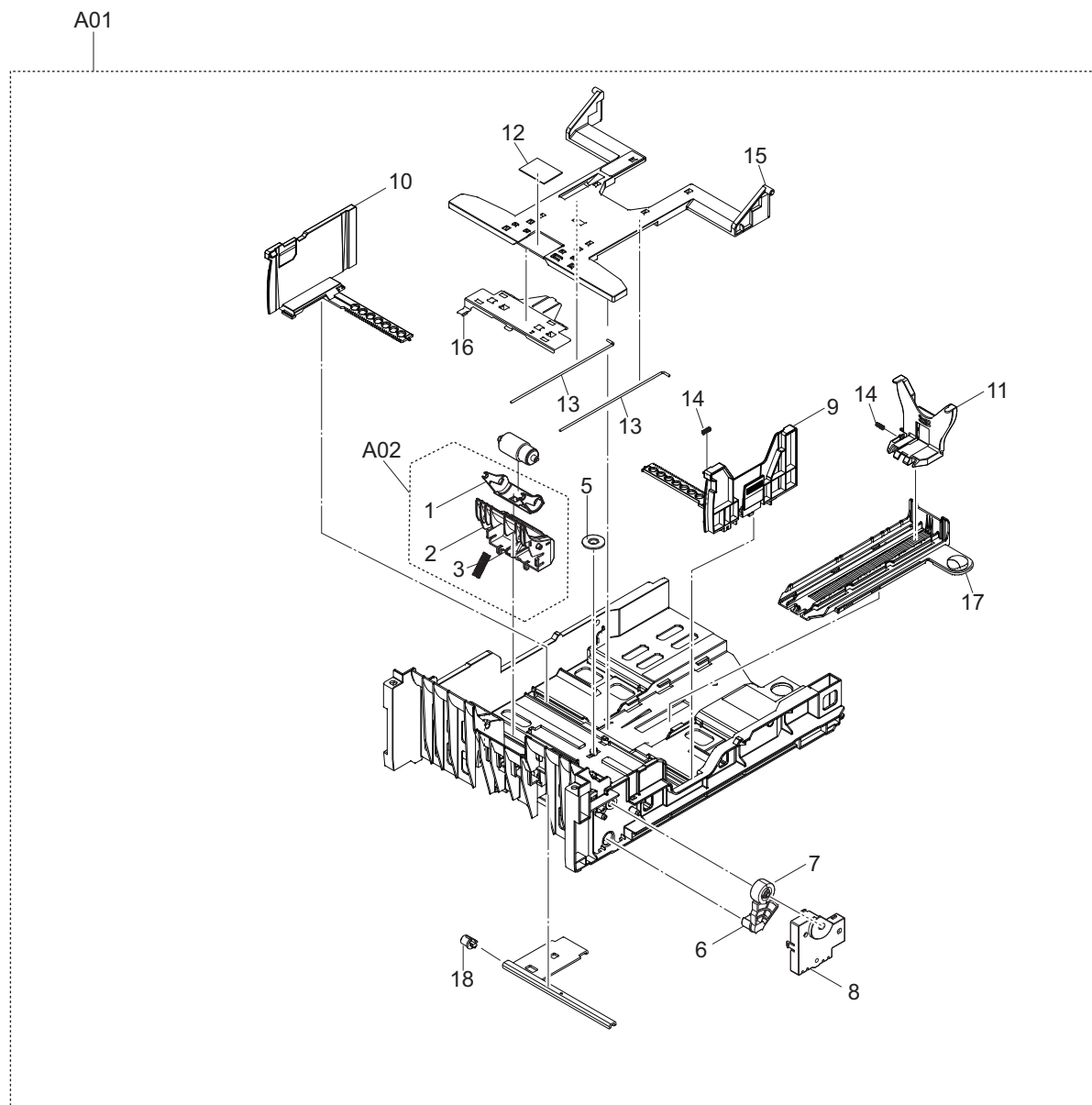


FIG.3 U01\_S03\_Paper Cassette

C0X

Ref No.	Part.No.	Description	Notes	Revision	Quantity			
					100	120	230	240
A01	302TP93012	CT-3230				1	1	1
A02	*302LV94480	PARTS HOLDER RETARD B SET SP				1	1	1
1	**3V2LV09311	HOLDER RETARD B				1	1	1
2	**302LV09340	GUIDE RETARD C				1	1	1
3	**302LV09330	SPRING RETARD B				1	1	1
4	*302F909171	RETARD ROLLER ASSY				1	1	1
5	*5MVG127DN071	GEAR CASSETTE /A-49 CASSETTE A4				1	1	1
6	*302LV09241	GEAR Z48S LIFT				1	1	1
7	*302LV09220	GEAR Z15S JOINT				1	1	1
8	*302LV09201	COVER LIFT GEAR				1	1	1
9	*302LV09351	CURSOR RIGHT B				1	1	1
10	*302LV09071	CURSOR LEFT				1	1	1
11	*3V2LV09090	CURSOR END				1	1	1
12	*302F909211	PAD BOTTOM				1	1	1
13	*3V2LV09270	WIRE CASSETTE BOTTOM				2	2	2
14	*3V2BS06100	SPRING END /3070P319 A4				2	2	2
15	*3V2LV09041	CASSETTE BOTTOM				1	1	1
16	*3V2LV09051	PLATE BOTTOM				1	1	1
17	*302LV09080	RAIL CURSOR END				1	1	1
18	*302LV09250	BUSH LIFT				1	1	1

FIG.4 U01\_S04\_Paper Feed Section(Cassette\_Duplex\_MPF)

C0X

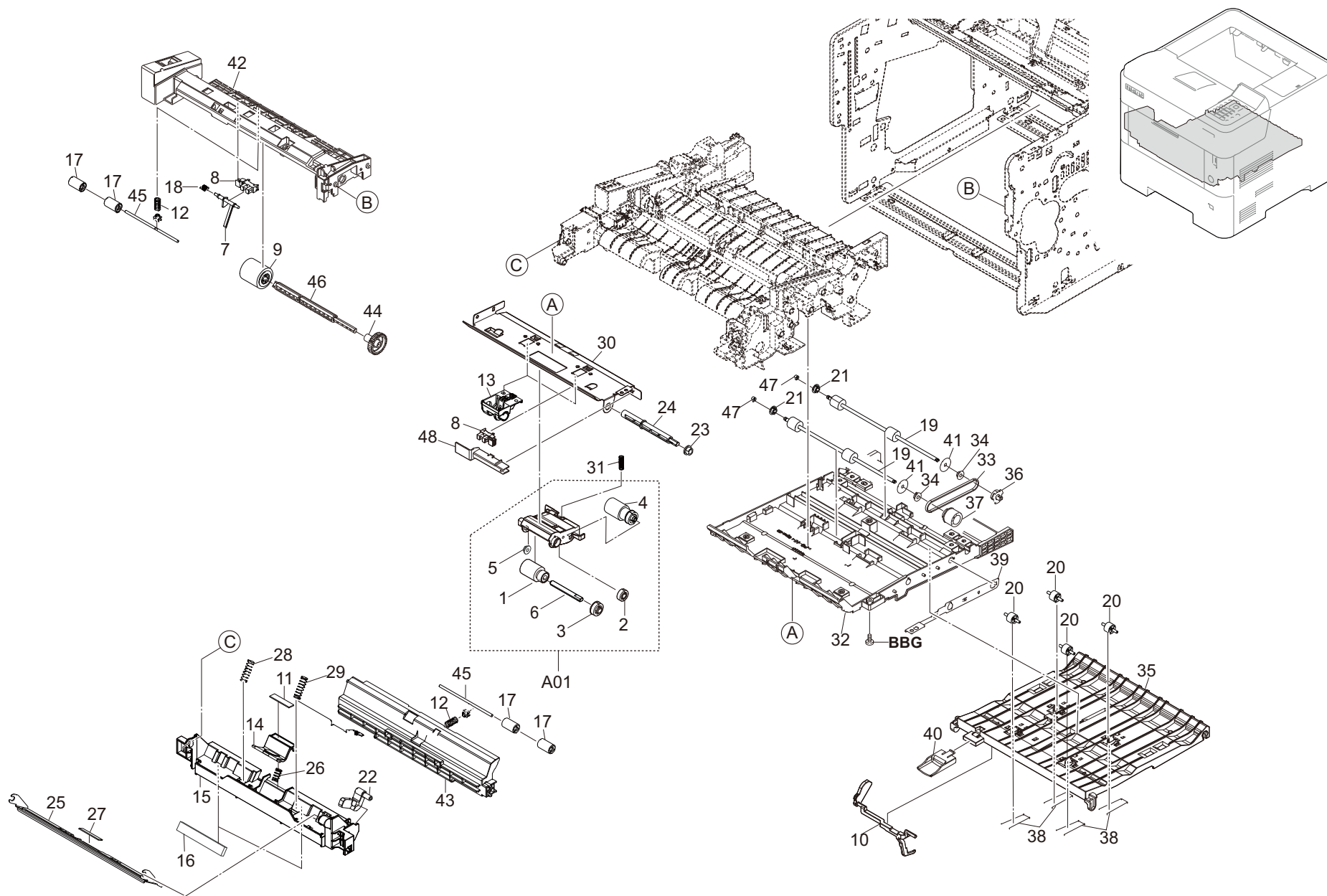


FIG.4 U01\_S04\_Paper Feed Section(Cassette\_Duplex\_MPF)

C0X

Ref No.	Part.No.	Description	Notes	Revision	Quantity			
					100	120	230	240
A01	302LV94270	PARTS HOLDER FEED ASSY SP				1	1	1
1	*302F906230	PULLEY FEED ASSY				1	1	1
2	*302F906030	GEAR FEED Z26H				1	1	1
3	*302F906280	GEAR FEED Z30H				1	1	1
4	*302HN06080	PULLEY PICKUP ASSY				1	1	1
5	*302K306460	BUSH 4				1	1	1
6	*302F906272	SHAFT FEED L				1	1	1
7	302LV08180	ACTUATOR MPF				1	1	1
8	303M894260	PARTS SENSOR OPT SP				2	2	2
9	302HS08260	ROLLER M/P ASSY				1	1	1
10	302LV29090	ACTUATOR PE				1	1	1
11	302F908250	PAD SEPARATOR MPF				1	1	1
12	302LV24230	SPRING MIDDLE				2	2	2
13	3V2LV06030	GUIDE FEED SIDE				2	2	2
14	3V2LV08070	HOLDER SEPARATION MPF				1	1	1
15	3V2LV08151	GUIDE TURN MPF A				1	1	1
16	302LV08220	SHEET GUIDE TURN A				2	2	2
17	3V2LV08210	PULLEY FEED				4	4	4
18	302LV08201	SPRING ACTUATOR MPF				1	1	1
19	302LV94530	PARTS ROLLER DU ASSY SP				2	2	2
20	302LV24760	PULLEY PA				4	4	4
21	302K306460	BUSH 4				2	2	2
22	3V2LV08090	LEVER CAM MPF				1	1	1
23	302H024370	BUSH 6 EW				1	1	1
24	302F906290	SHAFT FEED R				1	1	1
25	302LV08080	PLATE BOTTOM MPF				1	1	1
26	302LV08110	SPRING SEPARATION MPF				1	1	1
27	302F908311	PAD FRICTION MPF				1	1	1
28	302LV08120	SPRING BOTTOM MPF L				1	1	1
29	302LV08130	SPRING BOTTOM MPF R				1	1	1
30	302LV06010	GUIDE FEED UP				1	1	1
31	3V2LV06090	SPRING PICKUP B				1	1	1
32	302LV29031	BASE DU				1	1	1
33	302LV29070	BELT DU				1	1	1
34	302F929140	BUSH DU				2	2	2
35	302LV29010	GUIDE DU				1	1	1
36	3V2LV29050	PULLEY P24 DU				1	1	1
37	3V2LV29060	GEAR Z22S-P24				1	1	1
38	302LV29080	SPRING DU				4	4	4
39	3V2LV29120	PLATE EARTH DU				1	1	1
40	3V2LV29150	LEVER DU RELEASE				1	1	1
41	302LV29200	SHEET DU				2	2	2
42	3V2LV08140	FRAME MPF				1	1	1
43	3V2LV08160	GUIDE TURN MPF B				1	1	1
44	3V2LV08190	GEAR Z33S				1	1	1
45	302LV08230	SHAFT MPF				2	2	2
46	3V2LV08170	SHAFT FEED MPF				1	1	1
47	3V2BT11070	STOPPER 3				2	2	2
48	3V2LV06050	COVER WIRE				1	1	1



FIG.5 U01\_S05\_Paper Conveying Section

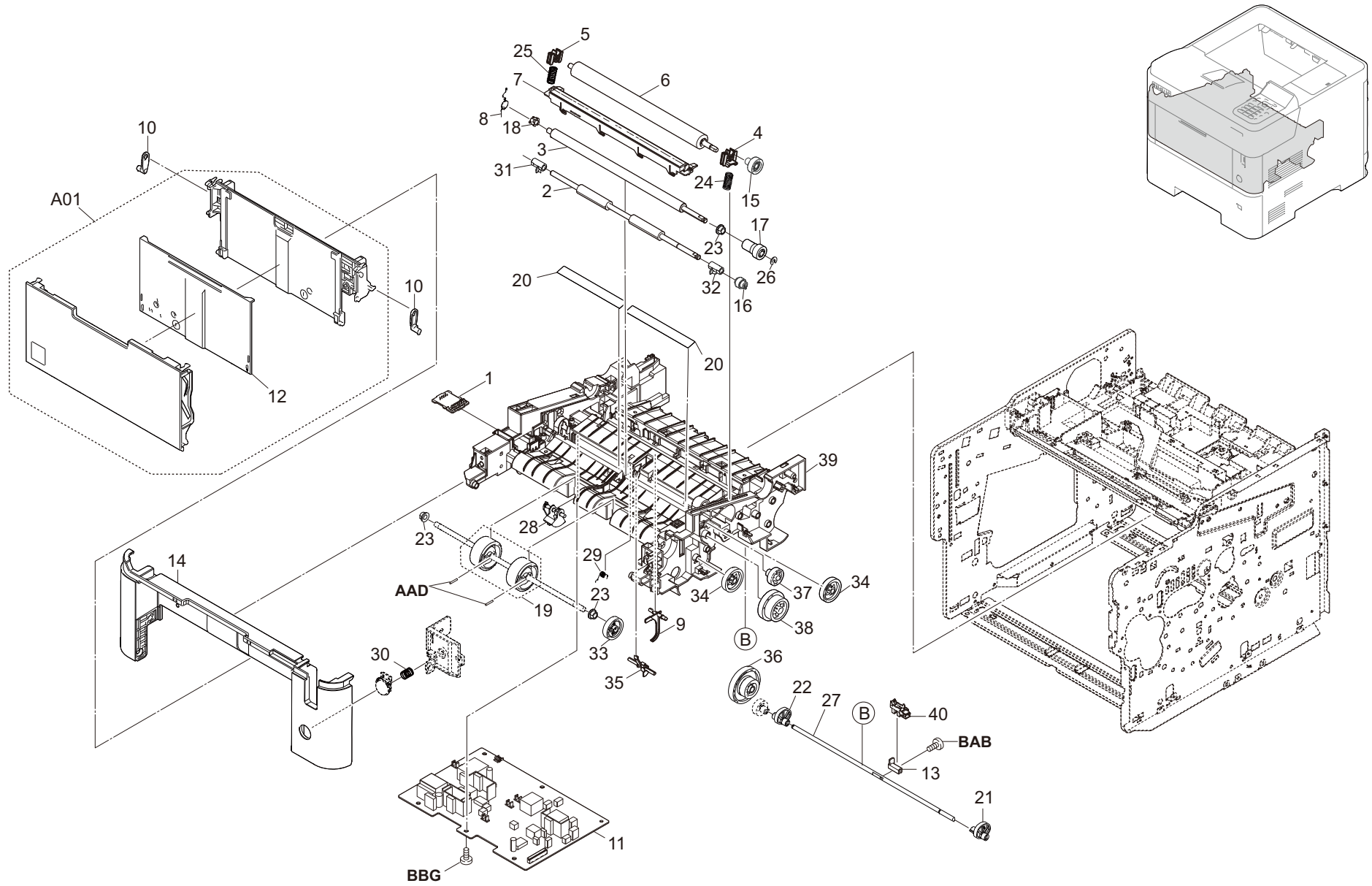


FIG.5 U01\_S05\_Paper Conveying Section

C0X

Ref No.	Part.No.	Description	Notes	Revision	Quantity			
					100	120	230	240
1	30C0T94040	PARTS PWB DRUM CONNECT ASSY SP				1	1	1
2	302LV94170	PARTS ROLLER REGIST LOW SP				1	1	1
3	302LV94180	PARTS ROLLER REGIST UP SP				1	1	1
4	302F924190	BUSH TRANSFER R				1	1	1
5	302LV24360	BUSH TRANSFER L				1	1	1
6	302LV94130	PARTS ROLLER TRANSFER SP				1	1	1
7	302LV94261	PARTS GUIDE PAPER CHUTE SP				1	1	1
8	302LV24660	SPRING EARTH REG B				1	1	1
9	3V2LV24111	ACTUATOR DU				1	1	1
10	3V2LV08100	LEVER LINK				2	2	2
11	302LV94060	PARTS HIGH VOLTAGE UNIT SP				1	1	1
A01	302TP94011	PARTS COVER MPF ASSY SP				1	1	1
12	3V2LV08020	TRAY MPF TOP				1	1	1
13	302LV24450	ACTUATOR ENVELOPE				1	1	1
14	302TP04050	COVER FRONT				1	1	1
15	302LV24140	GEAR Z22R TC				1	1	1
16	302LV24150	GEAR Z22L REGIST LOW				1	1	1
17	302LV24160	GEAR Z19R-Z22R REGIST UP				1	1	1
18	302LV24520	BUSH 6 EW				1	1	1
19	302P794090	PARTS ROLLER MIDDLE SET SP				1	1	1
20	302LV24220	SHEET REGIST				2	2	2
21	3V2LV24510	LOCK ENVELOPE R				1	1	1
22	3V2LV24440	LOCK ENVELOPE L				1	1	1
23	302H702590	BUSH SCREW				3	3	3
24	302LV24280	SPRING TRANSFER R				1	1	1
25	302LV24290	SPRING TRANSFER L				1	1	1
26	302FB09830	CUT WASHER 4				1	1	1
27	302LV24460	SHAFT ENVELOPE				1	1	1
28	3V2LV24120	LEVER EMPTY				1	1	1
29	302LV24420	SPRING IMAGE SENSOR				1	1	1
30	302TP04190	SPRING-COMPRESSION SW				1	1	1
31	302LV24350	BUSH REGIST LOW L				1	1	1
32	302LV24530	BUSH REGIST LOW R				1	1	1
33	3V2LV24130	GEAR Z32L MIDDLE				1	1	1
34	3V2LV31080	GEAR Z35L				2	2	2
35	30C0T24010	ACTUATOR IMAGE				1	1	1
36	302LV31370	GEAR Z56S-Z18S				1	1	1
37	3V2LV31100	GEAR Z24L				1	1	1
38	3V2LV31091	GEAR Z44L-Z35R				1	1	1
39	302LV24010	FRAME FEED				1	1	1
40	303M894260	PARTS SENSOR OPT SP				1	1	1

FIG.6 U01\_S06\_Image Fomation Section

C0X

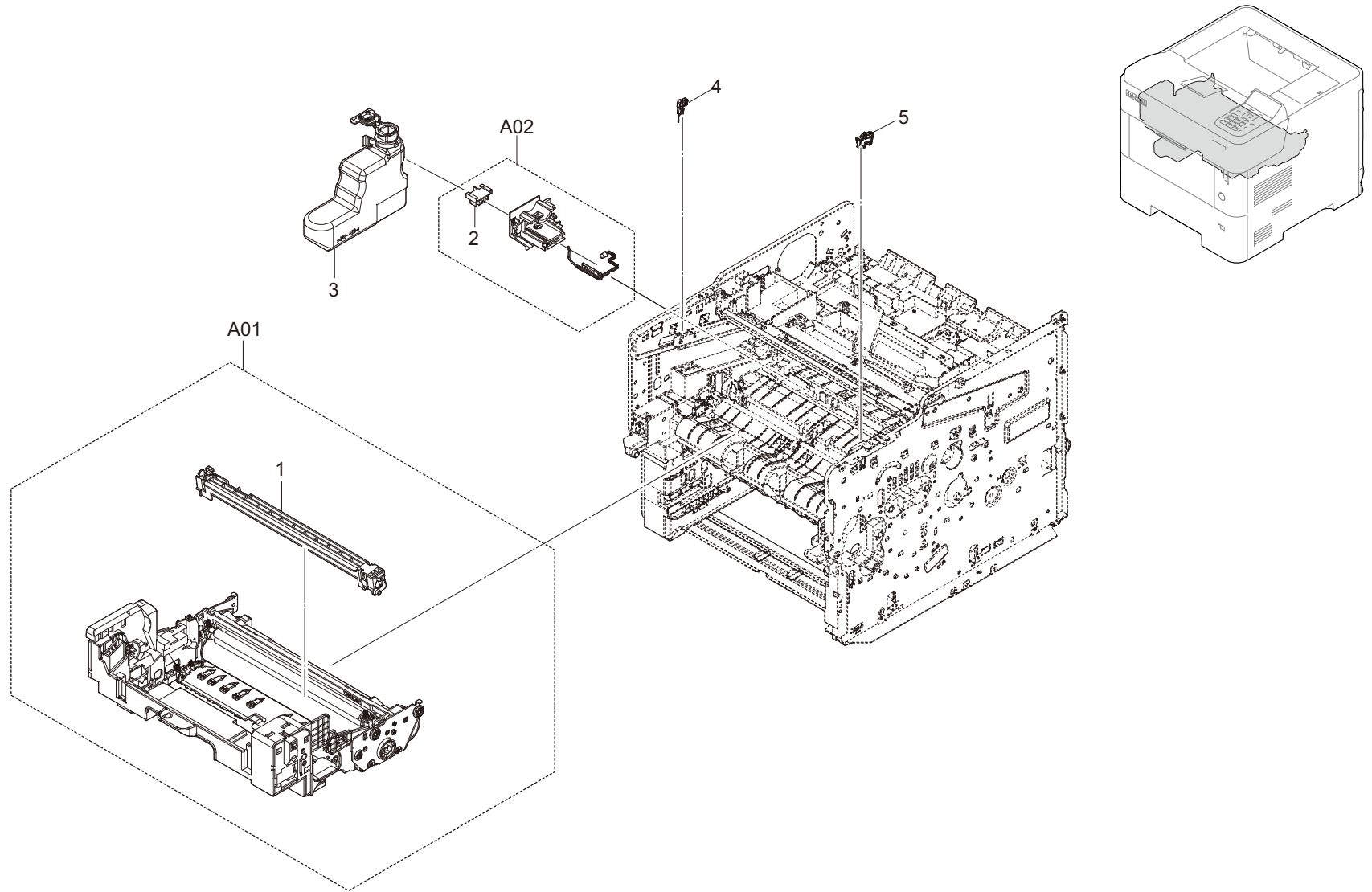




FIG.7 U01\_S07\_Developing Section

C0X

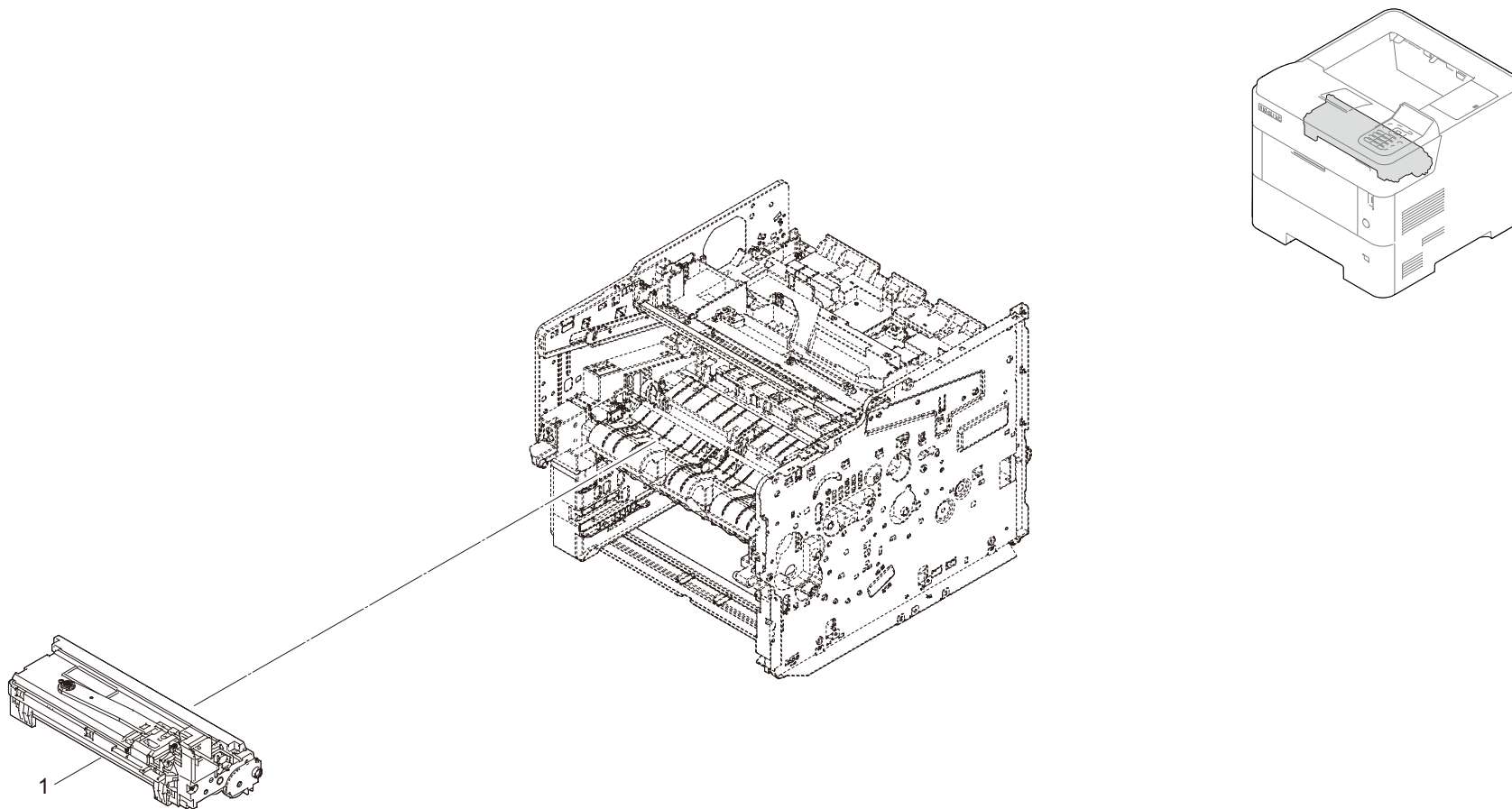




FIG.8 U01\_S08\_Fuser Section

C0X

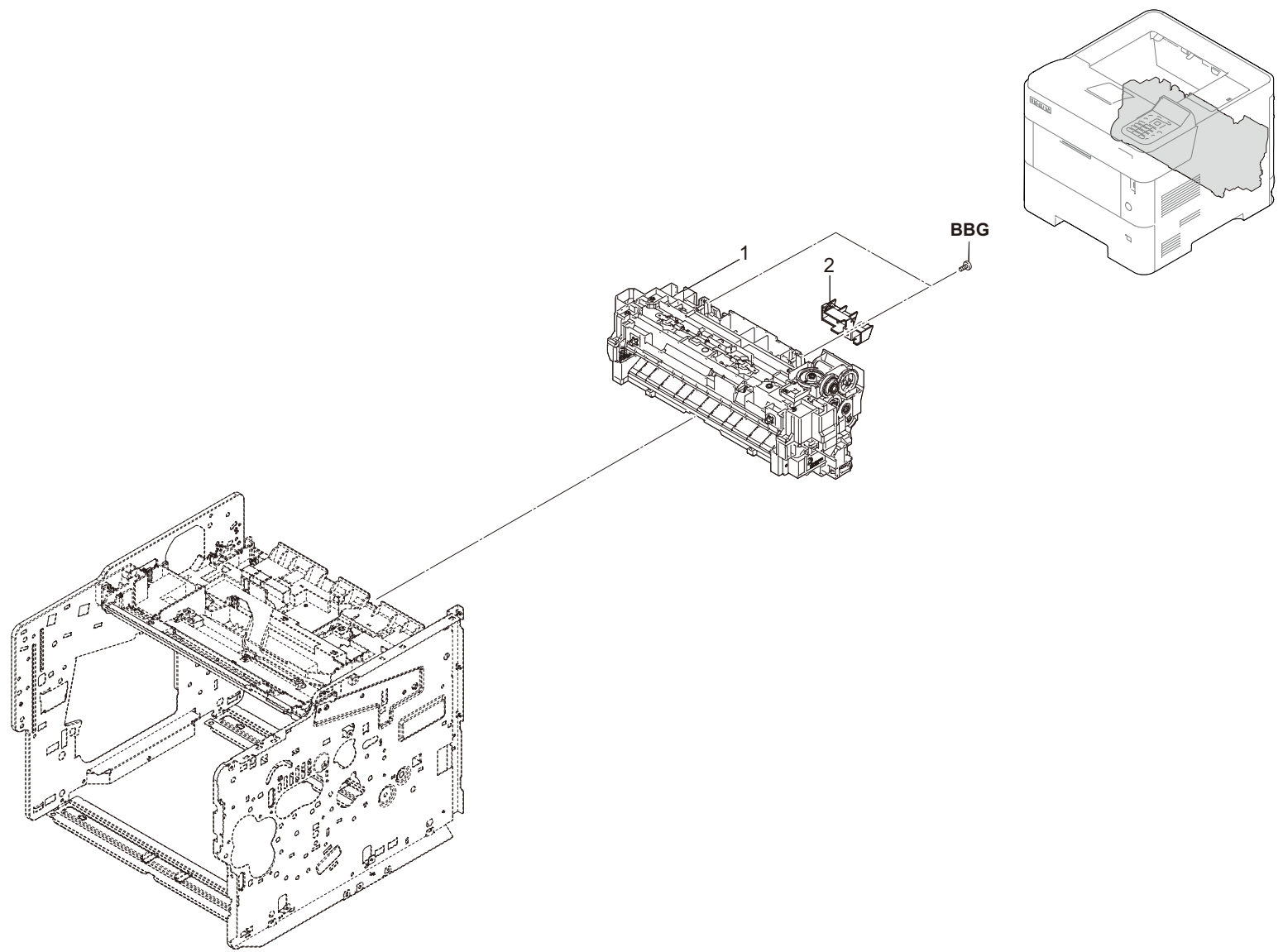






FIG.9 U01\_S09\_Exit section

C0X

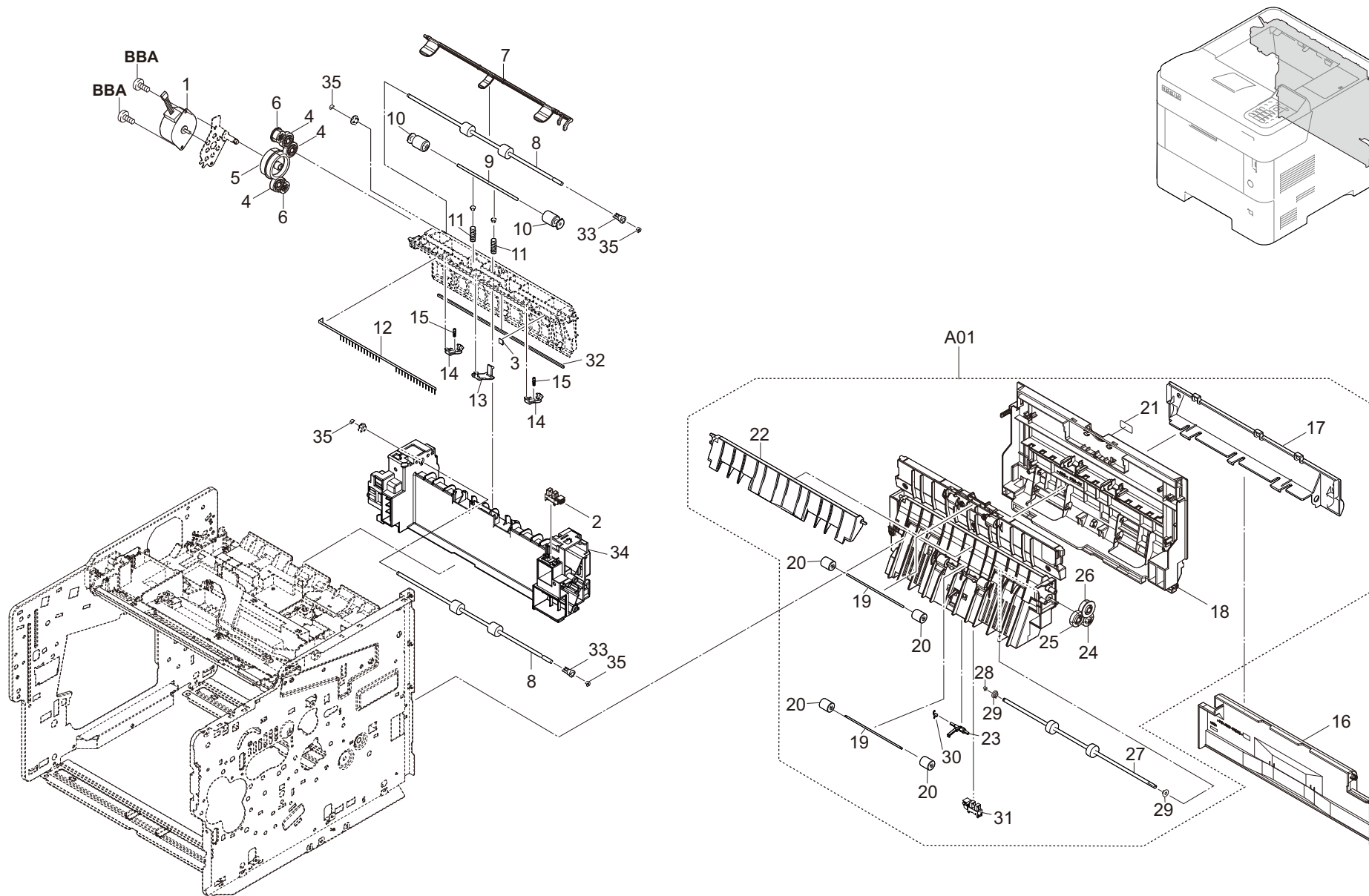


FIG.9 U01\_S09\_Exit section

C0X

Ref No.	Part.No.	Description	Notes	Revision	Quantity			
					100	120	230	240
1	302T994050	PARTS MOTOR EJECT SP				1	1	1
2	302P794010	PARTS SENSOR OPT SP				1	1	1
3	302LV28461	SEAL EXIT C				1	1	1
4	302LV28050	GEAR Z22S				3	3	3
5	302LV28031	GEAR Z66R-Z40S				1	1	1
6	302LV28040	GEAR Z17S				2	2	2
7	302LV28141	ACTUATOR OVERFLOW				1	1	1
8	3V2LV28120	ROLLER FD UP				2	2	2
9	3V2LV28360	SHAFT EXIT				1	1	1
10	3V2LV28150	PULLEY EXIT				2	2	2
11	3V2LV28200	SPRING PULLEY EXIT				2	2	2
12	3V2LV28160	DISCHARGER FD				1	1	1
13	3V2LV28180	GUIDE FD A				1	1	1
14	3V2LV28352	GUIDE FD B				2	2	2
15	3V2LV28400	SPRING GUIDE FD				2	2	2
16	30C0T04050	COVER CASSETTE				1	1	1
A01	30C0T94070	PARTS COVER REAR ASSY SP				1	1	1
17	*30C0T04040	COVER REAR LOW				1	1	1
18	*302LV04100	COVER REAR UP				1	1	1
19	*3V2LV28270	SHAFT EXIT LOW				2	2	2
20	*302K325320	PULLEY EXIT FUSER				4	4	4
21	*302MC34040	LABEL PUSH				1	1	1
22	*3V2LV28081	GUIDE CHANGE				1	1	1
23	*3V2LV28070	ACTUATOR DU				1	1	1
24	*302LV28090	GEAR Z20S				1	1	1
25	*302LV28191	GEAR Z22S B				1	1	1
26	*302LV28100	GEAR Z22S A				1	1	1
27	*302WD94020	PARTS ROLLER REAR SP				1	1	1
28	*3V2BT11070	STOPPER 3				1	1	1
29	*302F929140	BUSH DU				2	2	2
30	*302LV28241	SPRING ACTUATOR DU				1	1	1
31	*303M894260	PARTS SENSOR OPT SP				1	1	1
32	3V2LV28420	SPONGE REAR				1	1	1
33	302HN29050	BUSH DU				2	2	2
34	302TP28010	GUIDE VERTICAL				1	1	1
35	3V2BT11070	STOPPER 3				4	4	4



FIG.10 U01\_S10\_Drive section

C0X-2.0

Ref No.	Part.No.	Description	Notes	Revision	Quantity			
					100	120	230	240
A01	302LV94253	PARTS DRIVE FEED ASSY SP				1	1	1
1	*302NR94010	PARTS CLUTCH 35 Z35R SP				1	1	1
2	*302LV94161	PARTS CLUTCH 20-2W Z35R				1	1	1
3	*302KV31410	BUSH DRIVE				3	3	3
4	*302HN31660	JOINT SHAFT CASSETTE		Correction		1	1	1
5	*302HN44160	SOLENOID MPF		Correction		1	1	1
6	*302HN31650	SPRING INPUT MPF		Correction		1	1	1
7	3V2P702110	HOLDER CLUTCH				1	1	1
8	302LV31180	GEAR Z26L DLP CLUTCH				1	1	1
9	302LV31440	GEAR Z32L REG CL				1	1	1
10	302K394202	PARTS MOTOR-BL W30 SP				2	2	2
11	302LV31290	SPRING COUPLING DRUM				1	1	1
12	2C904550	CUT WASHER 5				1	1	1
13	302K914570	CUT WASHER 7				1	1	1
14	302LV31010	PLATE DRIVE				1	1	1
15	302LV31060	GEAR Z80R-Z36L				1	1	1
16	302LV31050	GEAR Z119R				1	1	1
17	302LV39040	RAIL PWB MAIN B				1	1	1
18	302LV94230	PARTS DC MOTOR ASSY SP				2	2	2
19	3V2LV31490	GEAR Z35S-Z13S B				1	1	1
20	302HN31040	GEAR Z46S-Z13S				2	2	2
21	302HN31030	GEAR Z36L-Z20S				2	2	2
22	302LV94161	PARTS CLUTCH 20-2W Z35R				1	1	1
23	3V2LV31120	GEAR Z46L FREE				1	1	1
24	3V2LV31130	GEAR Z37S FREE				1	1	1
25	302HS31140	GEAR Z35R IDLE				2	2	2
26	302HN25180	GEAR Z34S INPUT				1	1	1
27	7SP03072003+H01	SW.PUSH				1	1	1
28	3V2LV02043	GUIDE CASSETTE R				1	1	1
29	3V2LV02051	GUIDE CASSETTE L				1	1	1
30	3V2LV31300	LEVER COUPLING DRUM				1	1	1
31	302KV94520	PARTS CLUTCH 50 Z35R SP				2	2	2
32	302LV31201	GEAR Z25S DU CLUTCH				1	1	1
33	3V2LV31311	PARTS SLIDER				1	1	1
34	302LV31380	GEAR Z45S-Z24S				1	1	1
35	302LV31390	GEAR Z36S				1	1	1
36	3V2LV31400	GEAR Z34S-Z13S				1	1	1
37	3V2P702130	SHAFT DLP CLUTCH				1	1	1
38	302LV31220	SPRING FUSER FREE				1	1	1

FIG.11 U01\_S11\_Wire Section 1 (Engine - Connect-L)

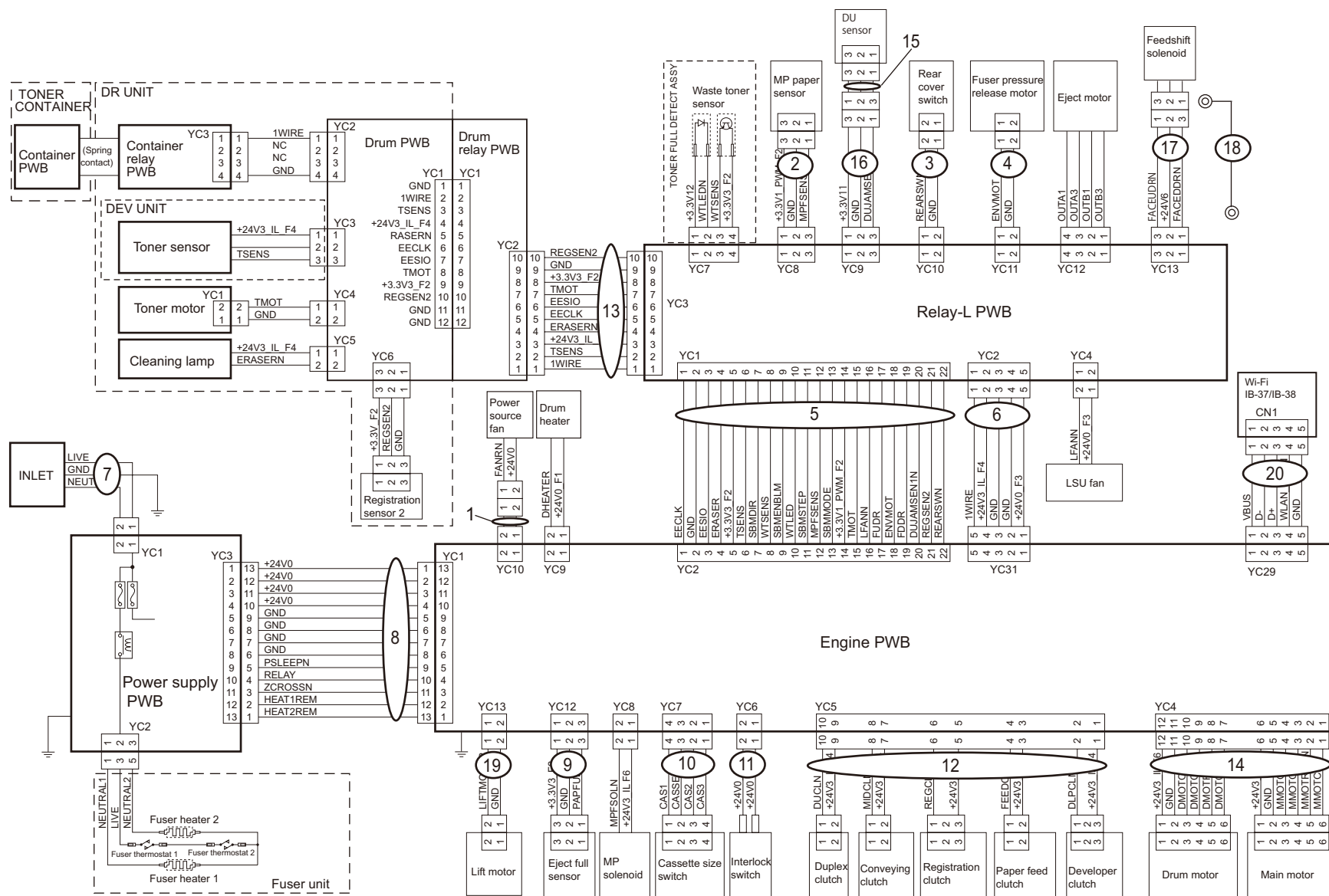
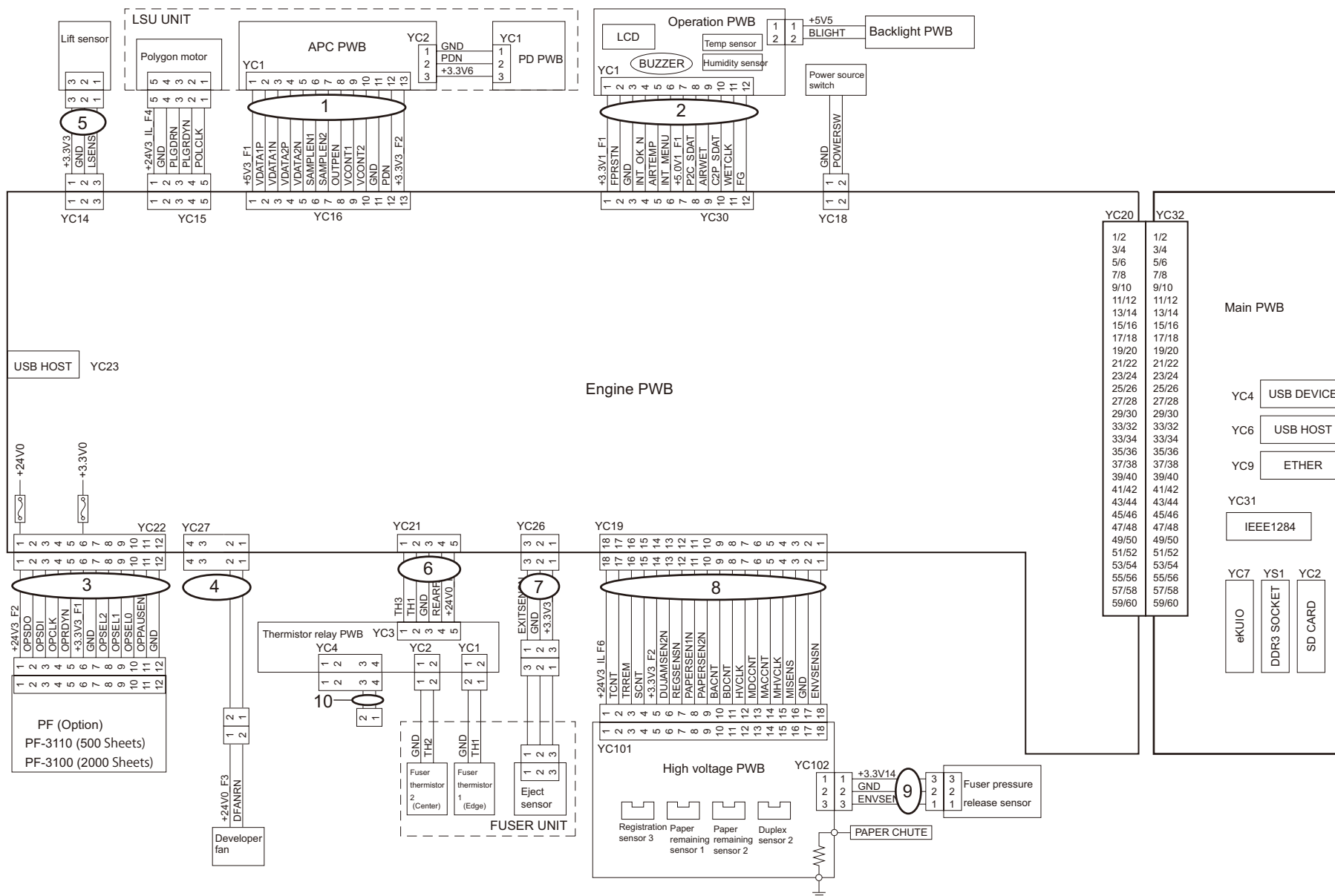


FIG.11 U01\_S11\_Wire Section 1 (Engine - Connect-L)

C0X

Ref No.	Part.No.	Description	Notes	Revision	Quantity			
					100	120	230	240
1	302LV46510	CONN.CORD ASSY S03806				1	1	1
2	302LV46450	CONN.CORD ASSY S03687				1	1	1
3	302LV46210	CONN.CORD ASSY S03673				1	1	1
4	30C0T46050	CONN.CORD ASSY CONN-L ENVMOT				1	1	1
5	302T646070	CONN.CORD ASSY FFC ENGINE CONNECT-L				1	1	1
6	30C0T46040	CONN.CORD ASSY ENG CONN-L				1	1	1
7	302TP46140	CONN.CORD ASSY INLET B				1	1	1
8	302LV46020	CONN.CORD ASSY S03654				1	1	1
9	302TP46070	CONN.CORD ASSY 03CT-03CT				1	1	1
10	302LV46060	CONN.CORD ASSY S03658				1	1	1
11	302LV46070	CONN.CORD ASSY S03659				1	1	1
12	3V2P746180	WIRE CLUTCH				1	1	1
13	30C0T46030	CONN.CORD ASSY DRUM CONN-L				1	1	1
14	302LV46090	CONN.CORD ASSY S03661				1	1	1
15	3V2LV46230	CONN.CORD ASSY S03675				1	1	1
16	302LV46471	CONN.CORD ASSY S03794				1	1	1
17	302LV46481	CONN.CORD ASSY S03795				1	1	1
18	3V2LV46460	CONN.CORD ASSY S03786				1	1	1
19	30C0T46070	CONN.CORD ASSY ENG LIFTMOT				1	1	1
20	30C0T46010	CONN.CORD ASSY WIFI				1	1	1

FIG.12 U01\_S12\_Wire Section 2 (Engine - Main)











---

U02 Appendixes .....	31
FIG. 14 U02_S01_Maintenance Kits .....	32

FIG.14 U02\_S01\_Maintenance Kits

C0X

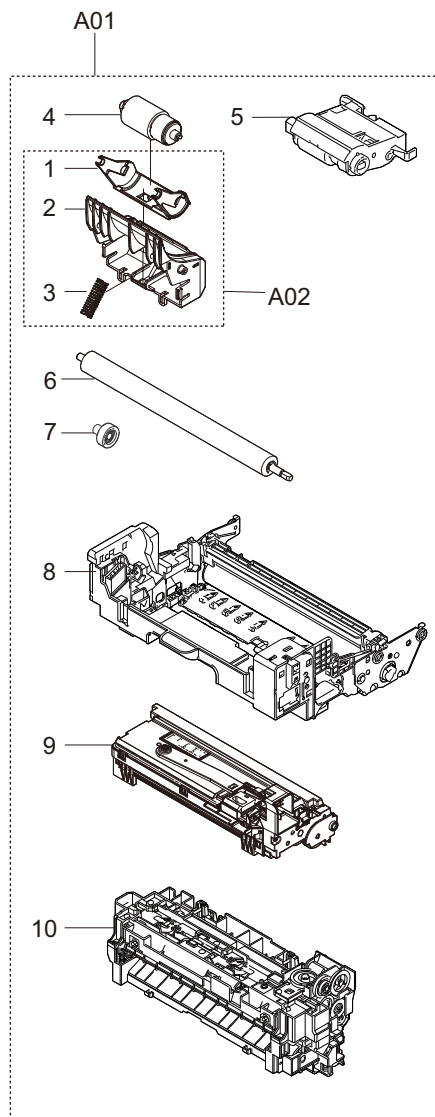


FIG.14 U02\_S01\_Maintenance Kits

C0X

Ref No.	Part.No.	Description	Notes	Revision	Quantity			
					100	120	230	240
A01	170C0T7US0	MK-3382/MAINTENANCE KIT				1		
A02	•302LV94480	PARTS HOLDER RETARD B SET SP				1		
1	••3V2LV09311	HOLDER RETARD B				1		
2	••302LV09340	GUIDE RETARD C				1		
3	••302LV09330	SPRING RETARD B				1		
4	•302F909171	RETARD ROLLER ASSY				1		
5	•302LV94270	PARTS HOLDER FEED ASSY SP				1		
6	•302LV94130	PARTS ROLLER TRANSFER SP				1		
7	•302LV24140	GEAR Z22R TC				1		
8	•30C0T93030	DK-3212 (U)				1		
9	•30C0T93010	DV-3110				1		
10	•30C0T93080	FK-3222 (U)				1		
A01	170C0T8NL0	MK-3380/MAINTENANCE KIT					1	
A02	•302LV94480	PARTS HOLDER RETARD B SET SP					1	
1	••3V2LV09311	HOLDER RETARD B					1	
2	••302LV09340	GUIDE RETARD C					1	
3	••302LV09330	SPRING RETARD B					1	
4	•302F909171	RETARD ROLLER ASSY					1	
5	•302LV94270	PARTS HOLDER FEED ASSY SP					1	
6	•302LV94130	PARTS ROLLER TRANSFER SP					1	
7	•302LV24140	GEAR Z22R TC					1	
8	•30C0T93020	DK-3210 (E)					1	
9	•30C0T93010	DV-3110					1	
10	•30C0T93060	FK-3220 (E)					1	
A01	170C0T8AU0	MK-3384/MAINTENANCE KIT						1
A02	•302LV94480	PARTS HOLDER RETARD B SET SP						1
1	••3V2LV09311	HOLDER RETARD B						1
2	••302LV09340	GUIDE RETARD C						1
3	••302LV09330	SPRING RETARD B						1
4	•302F909171	RETARD ROLLER ASSY						1
5	•302LV94270	PARTS HOLDER FEED ASSY SP						1
6	•302LV94130	PARTS ROLLER TRANSFER SP						1
7	•302LV24140	GEAR Z22R TC						1
8	•30C0T93050	DK-3214 (AO)						1
9	•30C0T93010	DV-3110						1
10	•30C0T93060	FK-3220 (E)						1

## CLASSIFICATION OF THE SCREWS IN ILLUSTRATION / ビス種別表

Ref No.	Part.No.	Description	Notes
AAA	5MBCS3025XSP	CS STOP RING /X 3 X .25T S-BLK	
AAB	5MBP1612WWLD	SPRING PIN 1.6X12	
AAC	5MBP2010WXSP	SPRING PIN /M2 X 10 S-BLK	
AAD	5MBP2012WPLD	PARALLEL PIN / M2 X 12 SUS-DP	
AAE	5MBP2012WXSP	SPRING PIN 2X12	
AAF	5MBP2014WXSP	SPRING PIN / M2 X 14 S-BLK	
AAG	5MBP2020WWLD	SPRING PIN / M2 X 20 SUS-DP XX	
AAH	5MBP2516WXSP	SPRING PIN(2.5x16)	
AAI	5MBP2518WXSP	SPRING PIN(2.5x18)	
AAJ	5MBTPB4006TW++R	BIND T.T SCREW(+)/M4x6 CRFREE S-T	
AAK	5MBWK32808NN	POLY SLIDER /M3.2X 8 X0.8T XX	
AAL	5MBWK41A03NN	POLY-SLIDER WASHER 4.1X10X0.3T	
AAM	5MBWK6295+NN	POLY WASHER M6.2X9.5X0.25T	
AAN	5MBWK62955NN	POLY SLIDER/M6.2X9.5X0.5T PLASTC	
AAO	5MBWL72B05NN	POLY CUT WASER /M7.2X 11X0.5T PA XX	
AAP	5MBWN62D0+NN	POLY WASHER 6.2X13X0.25T	
AAQ	5MBWN62D05NB	POLY WASHER /M6.2X13X0.5T PA-BLK	
AAR	5MBP2010WWLD	SPRING PIN /M2 X 10 SUS-DP XX	
AAS	5MBP2514WXSP	SPRING PIN / M2.5 X 14 S-BLK	
BAA	7BB000303H	+BIND M SCREW 3X3	
BAB	7BB000304H	+BIND M SCREW 3X4	
BAC	7BB000305H	+BIND M SCREW 3x5	
BAD	7BB000306H	+BIND M SCREW 3X6	
BAE	7BB000406H	+BIND M SCREW 4X6	
BAF	7BB000P03H	+BIND M SCREW 2.6X3	
BAG	7BB001303H	+PAN M SCREW 3x3	
BAH	7BB001P03H1	PAN M SCREW 2.6X3	
BAI	7BB007303H	+TP-CUP M SCREW 3X3	
BAJ	7BB007304H	+TP-CUP M SCREW 3x4	
BAK	7BB008305H	+FLAT FILLESTER M SCREW 3x5	
BAL	7BB00B306H	+PAN M SCREW WITH T.L.WASHER 3X6	
BAM	7BB060305H1	+BIND M SCREW 3X5(BLUE)	
BAN	7BB100304H	+BIND T.T S SCREW 3x4	
BAO	7BB100306H	+BIND T.T S SCREW 3x6	
BAP	7BB100306H1	+BIND T.T S SCREW 3X6	
BAQ	7BB100308H1	+BIND T.T S SCREW 3X8	
BAR	7BB100320H	+BIND T.T S SCREW 3x20	
BAS	7BB100408H	+BIND T.T S SCREW 4x8	
BAT	7BB100408H1	+BIND T.T S SCREW 4X8	
BAU	7BB100440H	+BIND T.T S SCREW 4X40	
BAV	7BB102308H1	+TP-FLAT T.T S SCREW 3X8	
BAW	7BB180306H	+BIND T.T S SCREW 3X6(BLACK)	
BAX	7BB180408H	+BIND T.T S SCREW 4x8(BLACK)	
BAY	7BB200205H	BIND T.T P SCREW 2X5	
BAZ	7BB200306H	+BIND T.T P SCREW 3x6	
BBA	7BB200308H	+BIND T.T P SCREW 3X8	
BBB	7BB200310H	+BIND T.T P SCREW 3x10	
BBC	7BB200312H	+BIND T.T P SCREW 3X12	
BBD	7BB200320H	+BIND T.T P SCREW 3X20	
BBE	7BB200322H	BIND T.T P SCREW 3X22	
BBF	7BB200410H	+BIND T.T P SCREW 4X10	
BBG	7BB200412H	+BIND T.T P SCREW 4x12	

Ref No.	Part.No.	Description	Notes
BBH	7BB200416H	+BIND T.T P SCREW 4x16	
BBI	7BB202306H	+TP-FLAT T.T P SCREW 3X6	
BBJ	7BB202308H	+TP-FLAT T.T P SCREW 3X8	
BBK	7BB202310H	+TP-FLAT T.T P SCREW 3X10	
BBL	7BB203308H	+FLAT HEAD T.T P SCREW 3X8	
BBM	7BB280410H	+BIND T.T P SCREW 4X10(BLACK)	
BBN	7BB282308H	+TP-FLAT T.T P SCREW 3X8(BLACK)	
BBO	7BB300310H	+BIND TAP-TITE B SCREW M3X10	
BBP	7BB300323H	+BIND T.T B SCREW 3x23	
BBQ	7BB600306H	+BIND M SCREW 3X6 R	
BBR	7BB600308H	+BIND M SCREW 3x8 R	
BBS	7BB600308H1	+BIND M SCREW 3X8 R	
BBT	7BB600310H	+BIND M SCREW 3X10 R	
BBU	7BB600314H	+BIND M SCREW 3X14 R	
BBW	7BB600320H	+BIND M SCREW 3x20 R	
BBX	7BB600406H	+BIND M SCREW 4X6 R	
BBY	7BB600425H	+BIND M SCREW 4X25 R	
BBZ	7BB600430H	+BIND M SCREW 4X30 R	
BCA	7BB600P08H	+BIND M SCREW 2.6X8 R	
BCB	7BB601306H	+PAN M SCREW 3x6 R	
BCC	7BB606306H	+PAN M SCREW WITH SW W 3X6 R	
BCD	7BB606308H	+PAN M SCREW WITH SW W 3X8 R	
BCE	7BB606312H	+PAN M SCREW WITH SW W 3X12 R	
BCF	7BB606408H	+BIND M SCREW WITH SW W 4X8 R	
BCG	7BB606512H	+BIND M SCREW WITH SW W 5X12 R	
BCH	7BB607306H	+TP-CUP M SCREW 3X6 R	
BCI	7BB607310H	+TP-CUP M SCREW 3X10 R	
BCK	7BB607312H	+TP-CUP M SCREW 3X12 R	
BCL	7BB607320H	+TP-CUP M SCREW 3X20 R	
BCM	7BB607406H	+TP-CUP M SCREW 4X6 R	
BCN	7BB607414H	+TP-CUP M SCREW 4X14 R	
BCO	7BB687310H	+TP-CUP M SCREW 3X10 R(BLACK)	
BCP	7BB700306H	+BIND T.T S SCREW 3X6 SR	
BCQ	7BB700308H	+BIND T.T S SCREW 3X8 SR	
BCR	7BB700310H	+BIND T.T S SCREW 3X10 SR	
BCS	7BB700312H	+BIND T.T S SCREW 3X12 SR	
BCT	7BB700314H	+BIND T.T S SCREW 3X14 SR	
BCU	7BB700316H	+BIND T.T S SCREW 3X16 SR	
BCV	7BB700320H	+BIND T.T S SCREW 3X20 SR	
BCW	7BB700330H	+BIND T.T S SCREW 3X30 SR	
BCX	7BB700408H	+BIND T.T S SCREW 4X8 SR	
BCY	7BB700410H	+BIND T.T S SCREW 4X10 SR	
BCZ	7BB700412H	+BIND T.T S SCREW 4X12 SR	
BDA	7BB702306H	+TP-FLAT T.T S SCREW 3x6 SR	
BDB	7BB702308H	+TP-FLAT T.T S SCREW 3X8 SR	
BDC	7BB760408H	+BIND T.T S SCREW 4X8 SR(BLUE)	
BDD	7BB780308H	+BIND T.T S SCREW 3X8 SR(BLACK)	
BDE	7BB780410H	+BIND T.T S SCREW 4X10 SR(BLACK)	
BDF	7BB780420H	+BIND T.T S SCREW 4X20 SR(BLACK)	
BDG	7BB782308H	+TP-FLAT T.T S SCREW 3X8 SR(BLACK)	
BDH	7BB782410H	+TP-FLAT T.T S SCREW 4X10 SR(BLACK)	
BDI	B1A25100	+BINDING SCREW WITH SW.W M5X10	

## CLASSIFICATION OF THE SCREWS IN ILLUSTRATION / ビス種別表

Ref No.	Part.No.	Description	Notes
BDJ	B9A90010	+PAN SCREW 6-32X0.25	
BDK	7BB202410H	+TP-FLAT T.T P SCREW 4X10	
BDL	7BB607308H	+TP-CUP M SCREW 3X8 R	
BDM	7BB607410H	+TP-CUP M SCREW 4X10 R	
BDN	7BB200408H	+BIND T.T P SCREW 4X8	
BDO	7BB702320H	+TP-FLAT T.T S SCREW 3X20 SR	
BDP	7BB007406H	+TP-CUP M SCREW 4X6	
BDQ	7BB702420H	+TP-FLAT T.T S SCREW 4X20 SR	
BDR	7BB100316H1	+BIND T.T S SCREW 3X16	
BDS	7BB702410H	+TP-FLAT T.T S SCREW 4X10 SR	
BDT	7BB700430H	+BIND T.T S SCREW 4X30 SR	
BDU	7BB282408H	+TP-FLAT T.T P SCREW 4X8(BLACK)	
BDV	7BB0A0222H	BIND M SCREW 2X22 SUS	
BDW	7BB100406H	+BIND T.T S SCREW 4X6	
BDX	7BB102306H	+TP-FLAT T.T S SCREW 3X6	
BDY		TP-CUP M SCREW 3X6 R 3M2510	Obtained locally
BDZ	7BB100312H1	+BIND T.T S SCREW 3X12	
BEA		BIND M SCREW 3X8 SUS	Obtained locally
BEB	7BB400R0AH	BIND UNC SCREW 6-32X0.25	
BEC	7BB007306H	+TP-CUP M SCREW 3X6	
BQH		BIND M SCREW 3X4 3M2510	Obtained locally
BQI		BIND M SCREW 2X4	Obtained locally
CAA	7BC00030A080H01	WASHER M3X10X0.8T	
CAB	7BC000336040H01	WASHER 3.3X6X0.4T	
CAC	7BC000357050H01	WASHER M3.5X7.0X0.5T	
CAD	7BC00045C080H01	WASHER M4.5X12X0.8T CRFREE	
CAE	7BC00060D0A+H01	WASHER M6X13X1T	
CAF	7BC040538050H01	FLAT A WASHER	
CAG	7BC040621250H01	WASHER 6.2X12X0.5T	
CAH	7BC04085E0A0C01	WASHER 8.5X14X1.0T SUS	
CAI	7BC060429020H01	POLY SLIDER WASHER M4.2X9X0.2T	
CAJ	7BC06051C020H01	POLY SLIDER WASHER M5.1X1.2X0.2T	
CAK	7BC06052G050H01	POLY SLIDER WASHER 5.2X16X0.5T	
CAL	7BC06062A0A0H01	POLY SLIDER WASHER 6.2X10X1.0T	
CAM	7BC06062C020H01	POLY SLIDER WASHER M6.2X12X0.2T	
CAN	7BC06062N050H01	POLYSLIDER 6.2X22X0.5T	
CAO	7BC06082G020H01	POLY SLIDER WASHER M8.2X16X0.2T	
CAP	7BC1003055+H01	HEXA NUT M3	
CAQ	7BC460326050H01	CUT WASHER 3.2X6.0X0.5T(BLACK)	
CAR	7BC46042A050H01	CUT WASHER 4.2X10.0X0.5T	
CAS	7BC5004176A0H01	SPRING WASHER M4	
CAT	7BC600306545H01	TOOTHED LOCK WASHER M3X6.5X0.45T	
CAU	7BCW7085D020H01	WAVE WASHER SUS WW8.5X13X0.2	
CAV	7BCW80619001H01	POLY WASHER 6.1X9X0.13T	
CAW	7BCW8082C025H01	POLY WASHER 8.2X12X0.25T	
CAX	7BC060629540H01	POLY SLIDER WASHER 6.2X9.5X0.4T	
CAY		CUT-WASHER 4.2X12.0X0.5T(BLACK)	Obtained locally
DAA	7BD103060+++H01	E STOP RING E-3	
DAB	7BD104060+++H01	E STOP RING E-4	
DAC	7BD105060+++H01	E STOP RING E-5	
DAD	7BD107080+++H01	E STOP RING E-7	
EAA	7BL020003H	TUBE 4-7 PHARMED BPT	

Ref No.	Part.No.	Description	Notes
EAB	7BL020004H	TUBE 4-6 TH-2000	
EAC	7BL020005H	TUBE 3-5 TH-2000	
FAA	7BP01204000JH01	SPRING PIN 2.0X40	
FAB	7BP013030+++H01	SPRING PIN 3X30(SUS)	
FAC	7BP512008B0CH01	PARALLEL PIN 2.0X8	
FAD	7BP512010B0CH01	PARALLEL PIN 2.0X10	
FAE	7BP512012B0CH01	PARALLEL PIN 2.0X12	
FAF	7BP512014B0CH01	PARALLEL PIN 2.0X14	
FAG	7BP512016B0CH01	PARALLEL PIN 2.0X16	
FAH	7BP512018B0CH01	PARALLEL PIN 2X18	
FAI	7BP512512B0CH01	PARALLEL PIN H7A 2.5X12 SUS	
FAJ	7BP512514B0CH01	PARALLEL PIN 2.5X14	
FAK	7BP512516B0CH01	PARALLEL PIN 2.5X16	
FAL	7BP512520B0CH01	PARALLEL PIN 2.5X20	
FAM	7BP512522B0CH01	PARALLEL PIN 2.5X22	
FAN	7BP512525B0CH01	PARALLEL PIN 2.5X25	
FAO	7BP513012B0CH01	PARALLEL PIN H7A 3X12 SUS	
FAP	7BP513022B0CH01	PARALLEL PIN 3X22	
FAQ	7BP513025B0CH01	PARALLEL PIN 3X25	
FAR	7BP513040B0CH01	PARALLEL PIN 3X40	
FAS	7BP00252500JH01	SPRING PIN 2.5X25	
FAT	5MBP1208WXSP	SPRING PIN /M1.2 X 8 XX	
FAU	7BP012520+++H01	SPRING PIN 2.5X20(SUS)	
GAA	7YTJ010001++H01	TERMINAL	
GAB	7YTJ010002++H01	TERMINAL	
HAA	C1B04030	NUT M4(TRIVALENT CHROMATING)	
HAB	C2604080	PLAIN WASHER M3-8 (BRASS,N:)	
HAC	C2803050	POLYESTER SLIDER WASHER 3.1x5.4x0.13T	
HAD	C2804100	POLYESTER SLIDER WASHER 4.1X10X0.5T	
HAE	C2805090	POLYESTER SLIDER WASHER 5.1X9.5X0.3T	
HAF	C2806120	POLYESTER SLIDER WASHER 6.2X12X0.5T	
HAG	C2808200	POLYESTER SLIDER WASHER 8X20X0.5T	
HAH	C2890180	"POLYESTER SLIDER WASHER12.2X18X0.5T	
HAI	C2891120	POLYESTER SLIDER WASHER 6.2X12X0.25T	
HAK	C2893140	SHIM 6.2X14X0.25T	
HAL	C2893950	SHIM 6.2-0.5T	
HAM	C2893960	SHIM 6.2-13-0.13T	
HAN	C2894950	SHIM 6.2-0.13T	
HAO	C2895110	SHIM 8.2-0.13T	
HAP	C2895120	SHIM 8.2-0.25T	
HAQ	C2895140	SHIM 8.2X14X0.8T	
HAR	C2895150	SHIM 8.2-1.0T	
JAA	E0020080	SPRING PIN 2X8	
JAB	E0025140	SPRING PIN 2.5X14	
JAC	E0030140	SPRING PIN 3X14	
JAD	E0130240	SPRING PIN 3X24(SUS)	
JAE	E0130280	SPRING PIN 3X28(SUS)	
JAF	E5120100	PARALLEL PIN H7A 2X10 SUS	
JAG	E5125120	PIN H7A 2.5X12 SUS	
JAH	E5125160	PARALLEL PIN H7A 2.5X16 SUS	
JAI	E5125200	PARALLEL PIN H7A 2.5X20 SUS	
JAJ	E0030240	SPRING PIN 3X24	





---

# ECOSYS PA5500x

**[CONFIDENTIAL]**

FOR AUTHORIZED KYOCERA ENGINEERS ONLY. DO NOT DISTRIBUTE TO NON-AUTHORIZED PARTIES.

**Symbols in the parts list**

- Parts without a Ref.No. in the illustration indicate they are not supplied.
- Parts with "•" are component parts or sub-assemblies of the assembly appearing immediately above them.
- Parts with "••" are component parts or sub-assembly with "•" appearing immediately above them.

**Classification of the screws**

- See the last page of this parts list for the classification of the screws in the illustrations.

**[CONFIDENTIAL]**

京セラドキュメントソリューションズ株式会社の許可なく、本資料を配布することを禁じます。

**記号の見方**

- イラスト中で Ref 番号がない部品は供給できません。
- 部品番号欄の • 印は、組立部品の単品部品及び準組立部品を表わします。
- 部品番号欄の •• 印は、準組立部品の単品部品を表わします。

**ビスの種別**

- イラスト中のビスの種別は最終ページに記載しています。

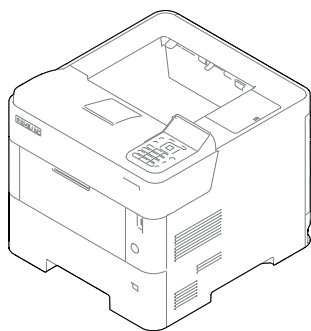


---

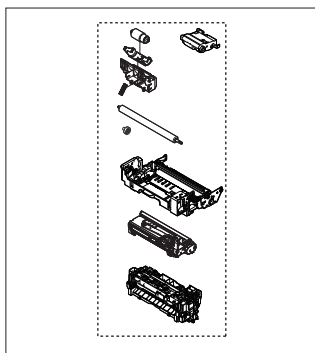
U01 Main Unit ..... 3

U02 Appendixes ..... 31

CLASSIFICATION OF THE SCREWS IN ILLUSTRATION.



U01  
Main Unit

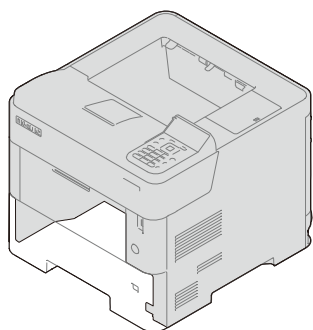


U02  
Appendixes

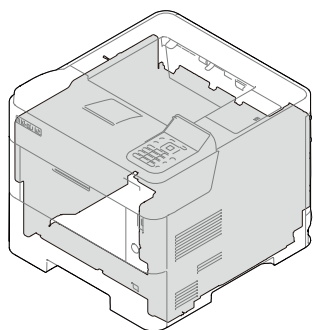
U01 Main Unit .....	3
FIG. 1 U01_S01_Covers .....	5
FIG. 2 U01_S02_Frames .....	7
FIG. 3 U01_S03_Paper Cassette.....	9
FIG. 4 U01_S04_Paper Feed Section (Cassette_Duplex_MPF).....	11
FIG. 5 U01_S05_Paper Conveying Section .....	13
FIG. 6 U01_S06_Image Fomation Section .....	15
FIG. 7 U01_S07_Developing Section .....	17
FIG. 8 U01_S08_Fuser Section .....	19
FIG. 9 U01_S09_Exit section .....	21
FIG. 10 U01_S10_Drive section.....	23
FIG. 11 U01_S11_Wire Section 1 (Engine - Connect-L).....	25
FIG. 12 U01_S12_Wire Section 2 (Engine - Main).....	27
FIG. 13 U01_S13_Accessories .....	29
U02 Appendixes .....	31
FIG. 14 U02_S01_Maintenance Kits.....	32

---

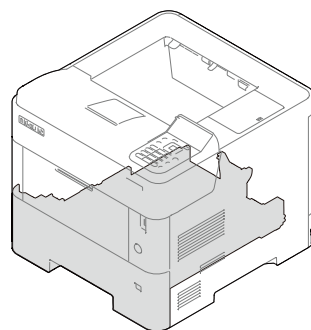
U01 Main Unit .....	3
FIG. 1 U01_S01_Covers.....	5
FIG. 2 U01_S02_Frames.....	7
FIG. 3 U01_S03_Paper Cassette .....	9
FIG. 4 U01_S04_Paper Feed Section (Cassette_Duplex_MPF).....	11
FIG. 5 U01_S05_Paper Conveying Section .....	13
FIG. 6 U01_S06_Image Fomation Section .....	15
FIG. 7 U01_S07_Developing Section.....	17
FIG. 8 U01_S08_Fuser Section.....	19
FIG. 9 U01_S09_Exit section.....	21
FIG. 10 U01_S10_Drive section .....	23
FIG. 11 U01_S11_Wire Section 1 (Engine - Connect-L).....	25
FIG. 12 U01_S12_Wire Section 2 (Engine - Main) .....	27
FIG. 13 U01_S13_Accessories.....	29



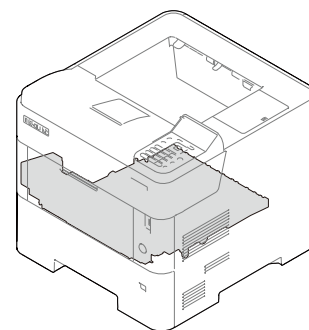
U01\_S01\_Covers



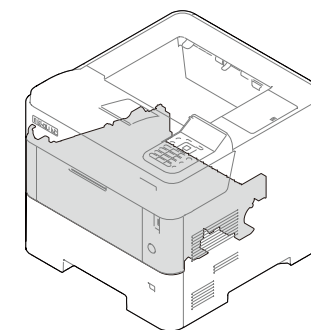
U01\_S02\_Frames



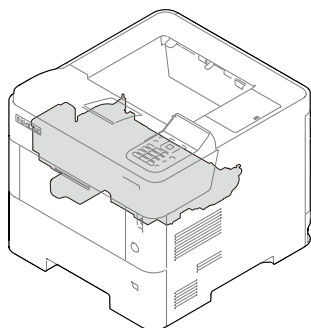
U01\_S03\_Paper Cassette



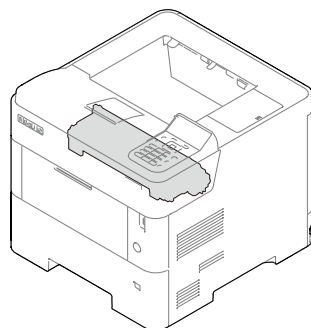
U01\_S04\_Paper Feed Section  
(Cassette\_Duplex\_MPF)



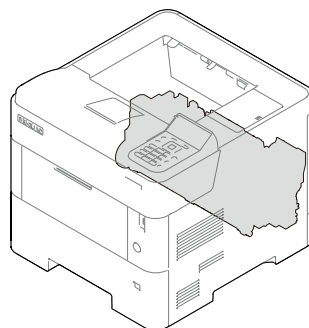
U01\_S05\_Paper Conveying  
Section



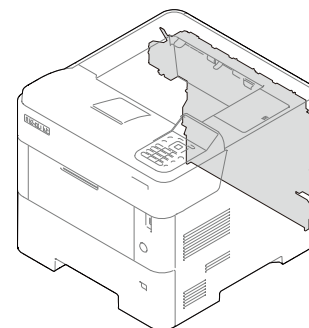
U01\_S06\_Image Formation  
Section



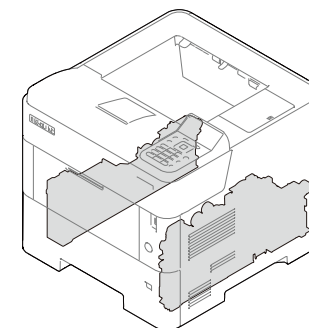
U01\_S07\_Developer Section



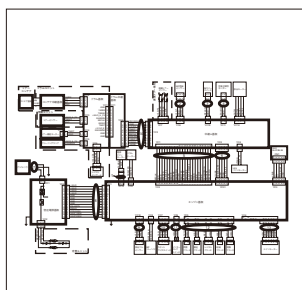
U01\_S08\_Fuser Section



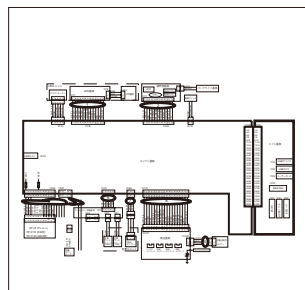
U01\_S09\_Exit Section



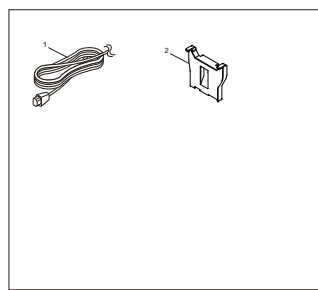
U01\_S10\_Drive Section



U01\_S11\_Wire Section 1  
(Engine - Connect-L)



U01\_S12\_Wire Section 2  
(Engine - Main)



U01\_S13\_Accessories

FIG.1 U01\_S01\_Covers

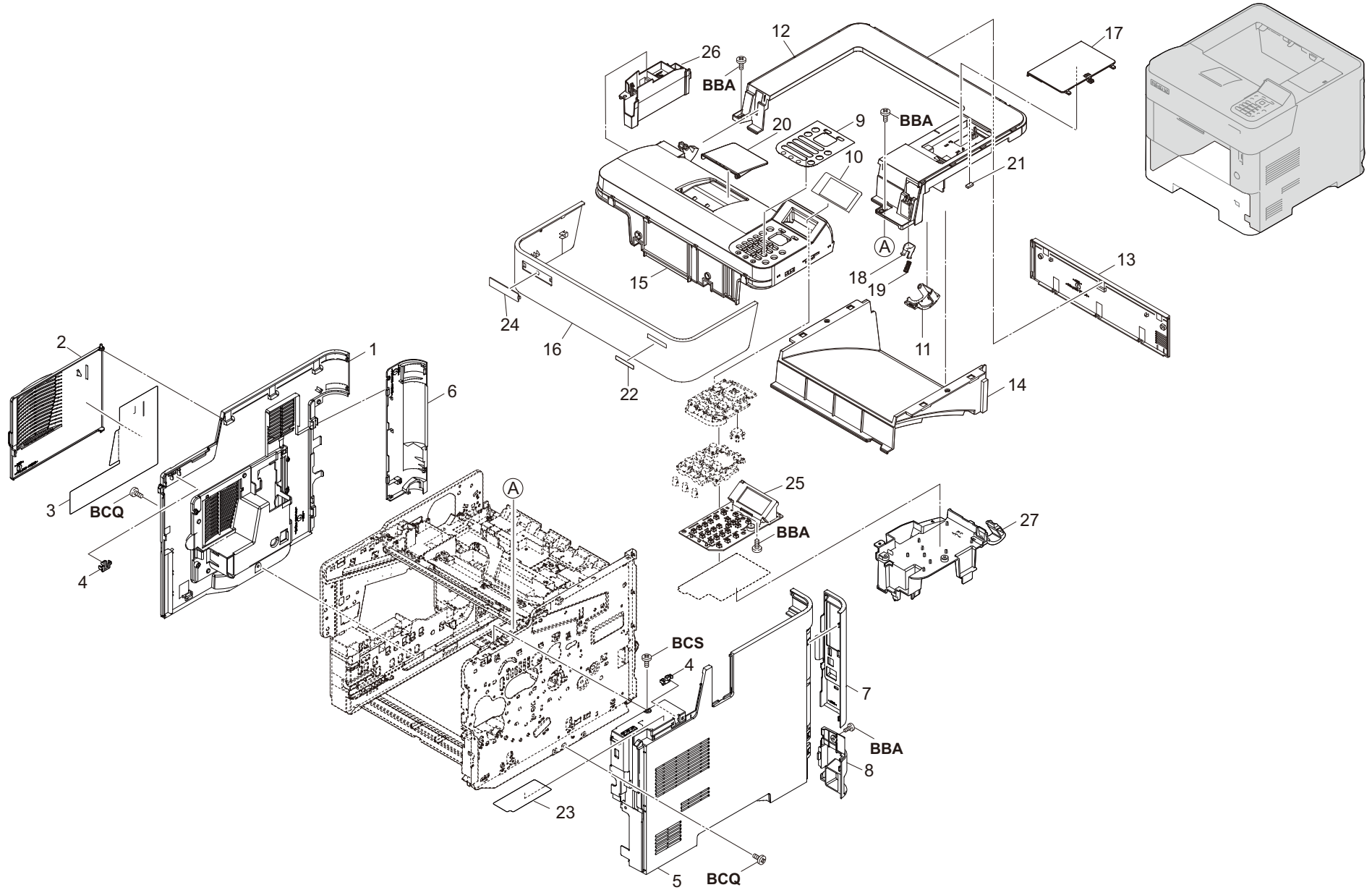




FIG.1 U01\_S01\_Covers

C0W-2.0

Ref No.	Part.No.	Description	Notes	Revision	Quantity			
					100	120	230	240
1	302TP94120	PARTS COVER LEFT SET SP		Others		1	1	1
2	302TP04130	COVER SIDE		Correction		1	1	1
3	302TP04242	SHEET COVER SIDE		Correction		1	1	1
4	302LV04240	LOCK COVER		Correction		2	2	2
5	30C0T04030	COVER RIGHT		Others		1	1	1
6	302TP04200	COVER LEFT REAR				1	1	1
7	30C0T04060	COVER CONTROLLER				1	1	1
8	302TP04221	COVER RIGHT REAR LOW				1	1	1
9	30C0W05010	PANEL OPERATION				1	1	1
10	30C0W04010	PANEL LCD				1	1	1
11	302TP04080	COVER CABLE				1	1	1
12	30C0T04010	COVER TOP				1	1	1
13	302TP04180	COVER REAR TOP				1	1	1
14	30C0W94020	PARTS TRAY TOP ASSY SP				1	1	1
15	30C0W04020	LID TOP				1	1	1
16	302TP04020	LID TOP FRONT				1	1	1
17	30C0T04020	COVER TOP B				1	1	1
18	302T604071	STOPPER LID TOP				1	1	1
19	302T604080	SPRING STOPPER LID TOP				1	1	1
20	30C0T04100	PAPER STOPPER				1	1	1
21	302TP28090	SPONGE EXIT				1	1	1
22	30C0W34010	SHEET MACHINE NUMBER				1	1	1
23	3V2LV34211	LABEL LEVER A				1	1	1
24	302S018491	EMBLEM				1	1	1
25	30C0T94030	PARTS PWB PANEL ASSY SP				1	1	1
26	30C0W04040	LID TOP B				1	1	1
27	30C0W05020	COVER OPERATION		Others			1	1
27	30C0W05030	COVER OPERATION A		Others		1		



FIG.2 U01\_S02\_Frames

COW

Ref No.	Part.No.	Description	Notes	Revision	Quantity			
					100	120	230	240
1	302HN02611	FOOT				2	2	2
2	30C0T94060	PARTS PWB CONNECT-L ASSY SP				1	1	1
3	302GR44080	FAN LSU 60-25				1	1	1
4	7SP01000009+H01	SW.PUSH				1	1	1
A01	302LV94430	PARTS FAN MOTOR ASSY SP				1	1	1
5	•302LV02610	SHEET FAN L				1	1	1
6	302LV94220	PARTS PWB ASSY TH CONNECT SP				1	1	1
7	30C0W94010	PARTS PWB ENGINE ASSY SP				1	1	1
8	2FB27160	INTER LOCK SWITCH				1	1	1
9	302LV94210	PARTS PWB ASSY SWITCH SP				1	1	1
10	302FZ94420	PARTS,FAN COOLING CONVEYING SP				1	1	1
11	302T694100	PARTS UNIT POWER SUPPLY 120 SP				1		
11	302T694150	PARTS UNIT POWER SUPPLY 230 SP					1	1
12	302T693011	LK-3190				1	1	1
13	30C0T94010	PARTS PWB MAIN ASSY SP				1		1
13	30C0T94090	PARTS PWB MAIN ASSY EU SP					1	
14	30C0T11020	GUIDE CONTAINER				1	1	1
15	3V2LV02131	DUCT FAN LV				1	1	1
16	302HN21450	SPRING SHUTTER				1	1	1
17	302HS02070	LEVER LOCK CASSETTE				1	1	1
18	302HS02390	LEVER LOCK CASSETTE L				1	1	1
19	3V2LV02120	DUCT FAN RIGHT				1	1	1
20	3V2LV02820	COVER HARNESS FUSER				1	1	1
21	3V2LV11320	LOCK DRUM L				1	1	1
22	30C0T11010	STOPPER SHUTTER SECURITY				1	1	1
23	3V2LV11590	LOCK CONTAINER				1	1	1
24	302LV11610	SPRING LOCK CONTAINER				1	1	1
25	3V2LV31330	ARM COUPLING A				1	1	1
26	3V2LV31340	ARM COUPLING B				1	1	1
27	302LW04250	SPRING LOCK R				1	1	1
28	3V2P711240	SEAL DUST SHIELD PROCESS				1	1	1
29	302HS24420	FILM REGIST GUIDE				1	1	1
30	302LV31320	WIRE COUPLING				1	1	1
31	7YZM610001++H01	ACCESS SADDLE				1	1	1
32	3V2LV02030	FRAME CENTER				1	1	1
33	302F939082	SCREW BOX				2	2	2

FIG.3 U01\_S03\_Paper Cassette

C0W

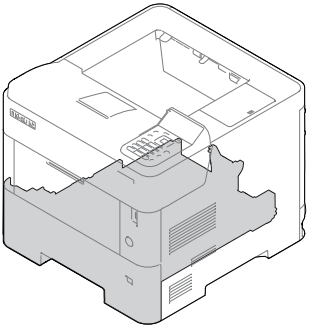
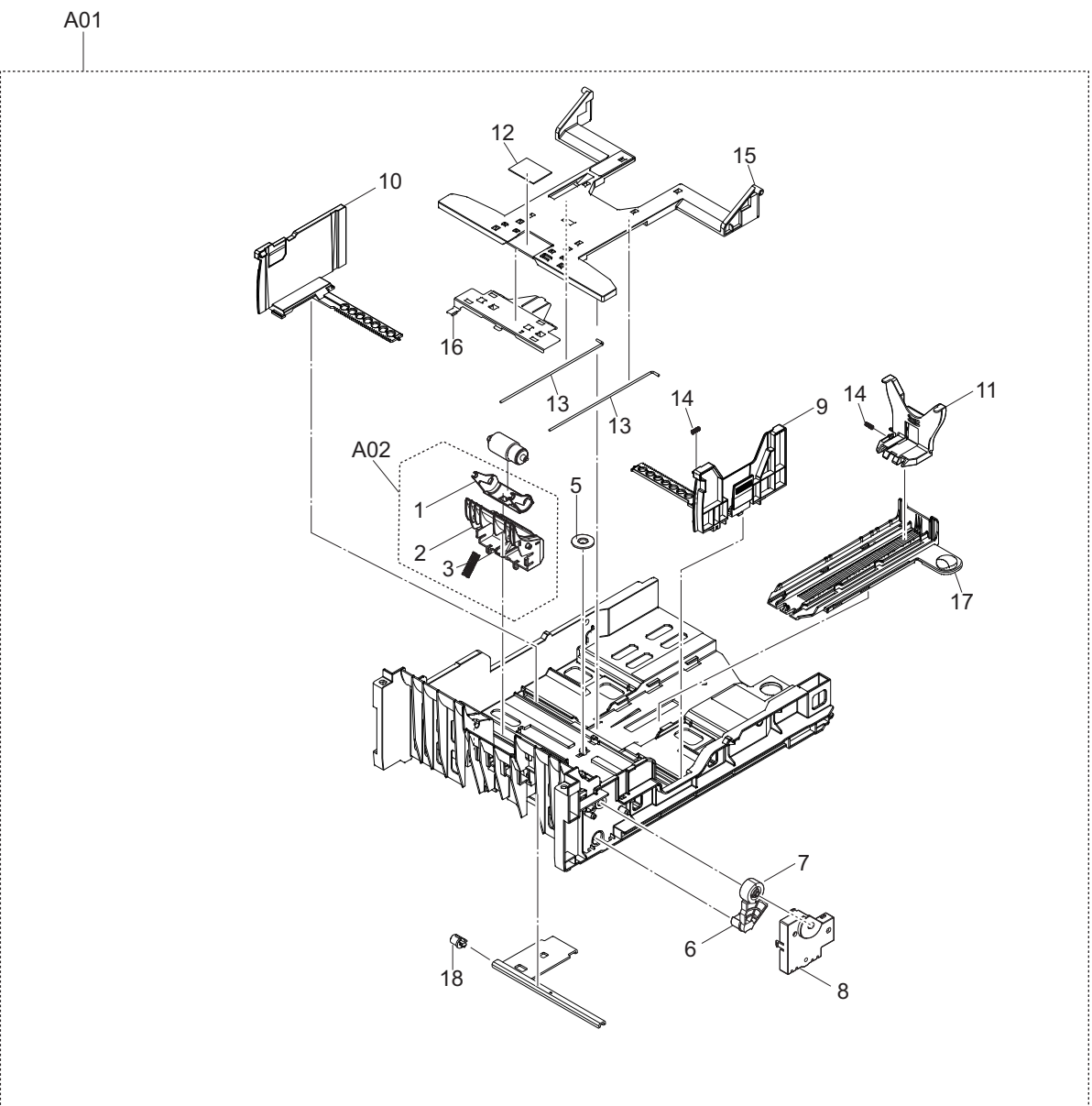


FIG.3 U01\_S03\_Paper Cassette

COW

Ref No.	Part.No.	Description	Notes	Revision	Quantity			
					100	120	230	240
A01	302TP93012	CT-3230				1	1	1
A02	*302LV94480	PARTS HOLDER RETARD B SET SP				1	1	1
1	**3V2LV09311	HOLDER RETARD B				1	1	1
2	**302LV09340	GUIDE RETARD C				1	1	1
3	**302LV09330	SPRING RETARD B				1	1	1
4	*302F909171	RETARD ROLLER ASSY				1	1	1
5	*5MVG127DN071	GEAR CASSETTE /A-49 CASSETTE A4				1	1	1
6	*302LV09241	GEAR Z48S LIFT				1	1	1
7	*302LV09220	GEAR Z15S JOINT				1	1	1
8	*302LV09201	COVER LIFT GEAR				1	1	1
9	*302LV09351	CURSOR RIGHT B				1	1	1
10	*302LV09071	CURSOR LEFT				1	1	1
11	*3V2LV09090	CURSOR END				1	1	1
12	*302F909211	PAD BOTTOM				1	1	1
13	*3V2LV09270	WIRE CASSETTE BOTTOM				2	2	2
14	*3V2BS06100	SPRING END /3070P319 A4				2	2	2
15	*3V2LV09041	CASSETTE BOTTOM				1	1	1
16	*3V2LV09051	PLATE BOTTOM				1	1	1
17	*302LV09080	RAIL CURSOR END				1	1	1
18	*302LV09250	BUSH LIFT				1	1	1

FIG.4 U01\_S04\_Paper Feed Section(Cassette\_Duplex\_MPF)

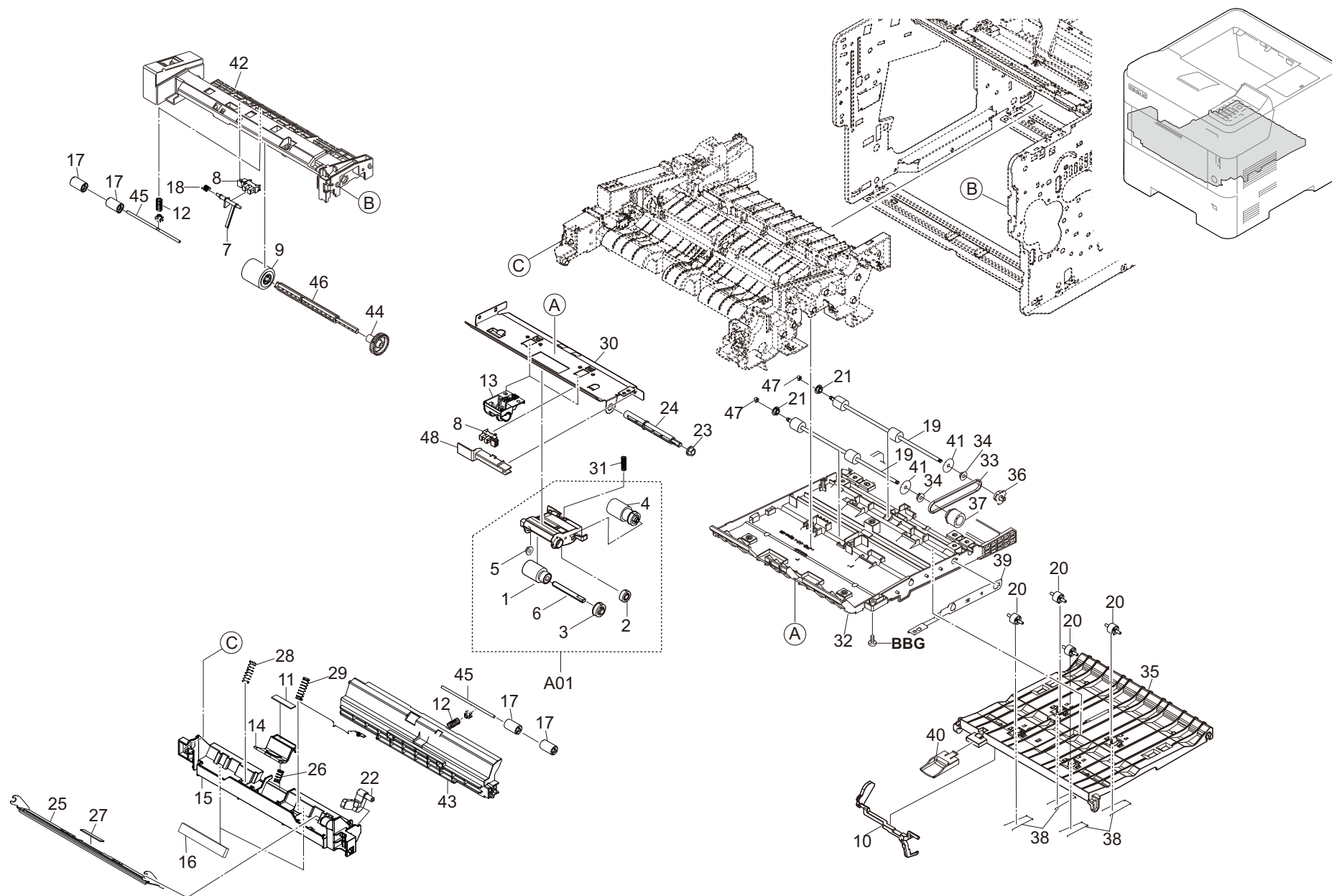


FIG.4 U01\_S04\_Paper Feed Section(Cassette\_Duplex\_MPF)

COW

Ref No.	Part.No.	Description	Notes	Revision	Quantity			
					100	120	230	240
A01	302LV94270	PARTS HOLDER FEED ASSY SP				1	1	1
1	*302F906230	PULLEY FEED ASSY				1	1	1
2	*302F906030	GEAR FEED Z26H				1	1	1
3	*302F906280	GEAR FEED Z30H				1	1	1
4	*302HN06080	PULLEY PICKUP ASSY				1	1	1
5	*302K306460	BUSH 4				1	1	1
6	*302F906272	SHAFT FEED L				1	1	1
7	302LV08180	ACTUATOR MPF				1	1	1
8	303M894260	PARTS SENSOR OPT SP				2	2	2
9	302HS08260	ROLLER M/P ASSY				1	1	1
10	302LV29090	ACTUATOR PE				1	1	1
11	302F908250	PAD SEPARATOR MPF				1	1	1
12	302LV24230	SPRING MIDDLE				2	2	2
13	3V2LV06030	GUIDE FEED SIDE				2	2	2
14	3V2LV08070	HOLDER SEPARATION MPF				1	1	1
15	3V2LV08151	GUIDE TURN MPF A				1	1	1
16	302LV08220	SHEET GUIDE TURN A				2	2	2
17	3V2LV08210	PULLEY FEED				4	4	4
18	302LV08201	SPRING ACTUATOR MPF				1	1	1
19	302LV94530	PARTS ROLLER DU ASSY SP				2	2	2
20	302LV24760	PULLEY PA				4	4	4
21	302K306460	BUSH 4				2	2	2
22	3V2LV08090	LEVER CAM MPF				1	1	1
23	302H024370	BUSH 6 EW				1	1	1
24	302F906290	SHAFT FEED R				1	1	1
25	302LV08080	PLATE BOTTOM MPF				1	1	1
26	302LV08110	SPRING SEPARATION MPF				1	1	1
27	302F908311	PAD FRICTION MPF				1	1	1
28	302LV08120	SPRING BOTTOM MPF L				1	1	1
29	302LV08130	SPRING BOTTOM MPF R				1	1	1
30	302LV06010	GUIDE FEED UP				1	1	1
31	3V2LV06090	SPRING PICKUP B				1	1	1
32	302LV29031	BASE DU				1	1	1
33	302LV29070	BELT DU				1	1	1
34	302F929140	BUSH DU				2	2	2
35	302LV29010	GUIDE DU				1	1	1
36	3V2LV29050	PULLEY P24 DU				1	1	1
37	3V2LV29060	GEAR Z22S-P24				1	1	1
38	302LV29080	SPRING DU				4	4	4
39	3V2LV29120	PLATE EARTH DU				1	1	1
40	3V2LV29150	LEVER DU RELEASE				1	1	1
41	302LV29200	SHEET DU				2	2	2
42	3V2LV08140	FRAME MPF				1	1	1
43	3V2LV08160	GUIDE TURN MPF B				1	1	1
44	3V2LV08190	GEAR Z33S				1	1	1
45	302LV08230	SHAFT MPF				2	2	2
46	3V2LV08170	SHAFT FEED MPF				1	1	1
47	3V2BT11070	STOPPER 3				2	2	2
48	3V2LV06050	COVER WIRE				1	1	1

FIG.5 U01\_S05\_Paper Conveying Section

C0W

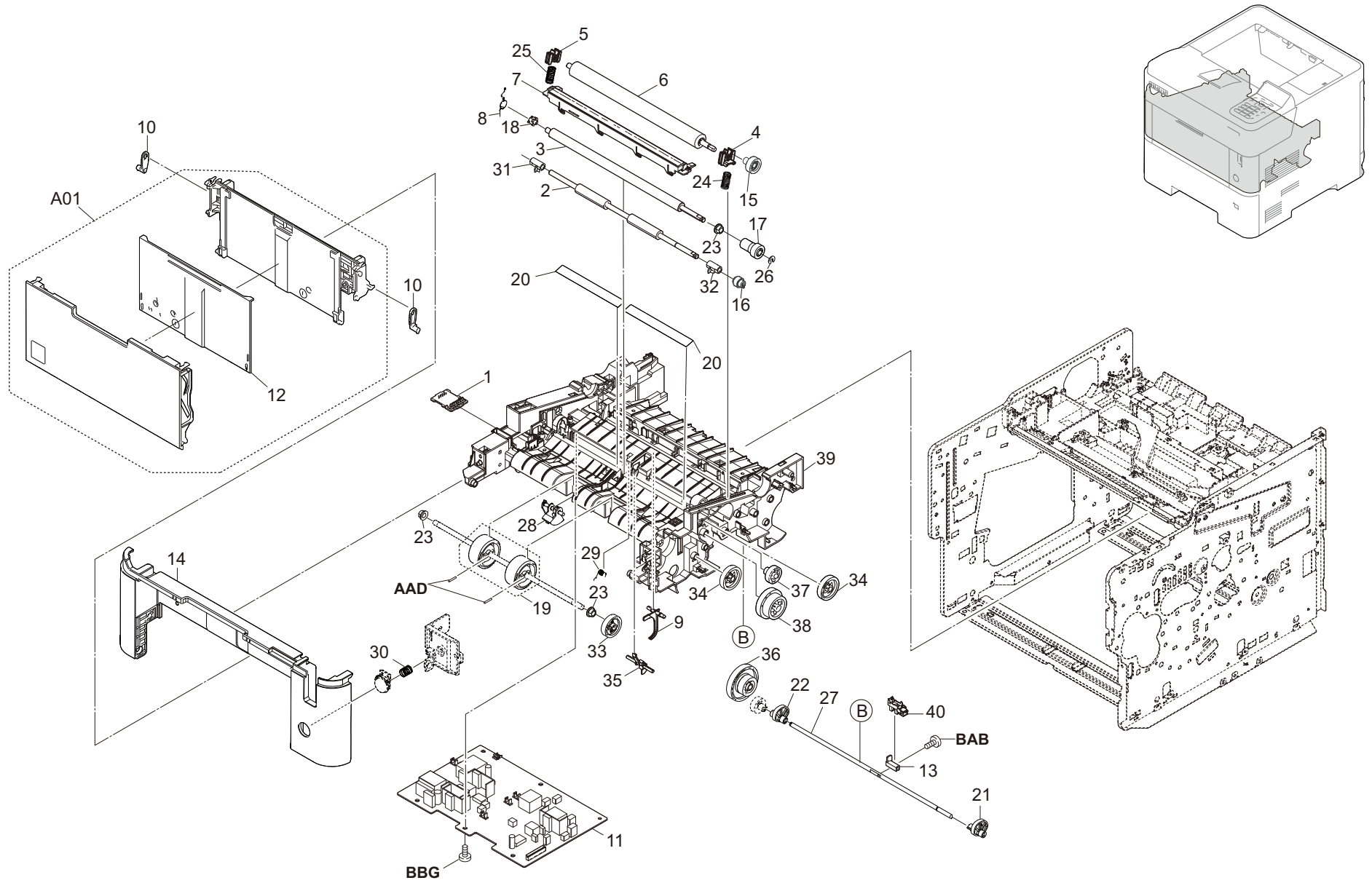




FIG.5 U01\_S05\_Paper Conveying Section

COW

Ref No.	Part.No.	Description	Notes	Revision	Quantity			
					100	120	230	240
1	30C0T94040	PARTS PWB DRUM CONNECT ASSY SP				1	1	1
2	302LV94170	PARTS ROLLER REGIST LOW SP				1	1	1
3	302LV94180	PARTS ROLLER REGIST UP SP				1	1	1
4	302F924190	BUSH TRANSFER R				1	1	1
5	302LV24360	BUSH TRANSFER L				1	1	1
6	302LV94130	PARTS ROLLER TRANSFER SP				1	1	1
7	302LV94261	PARTS GUIDE PAPER CHUTE SP				1	1	1
8	302LV24660	SPRING EARTH REG B				1	1	1
9	3V2LV24111	ACTUATOR DU				1	1	1
10	3V2LV08100	LEVER LINK				2	2	2
11	302LV94060	PARTS HIGH VOLTAGE UNIT SP				1	1	1
A01	302TP94011	PARTS COVER MPF ASSY SP				1	1	1
12	3V2LV08020	TRAY MPF TOP				1	1	1
13	302LV24450	ACTUATOR ENVELOPE				1	1	1
14	302TP04050	COVER FRONT				1	1	1
15	302LV24140	GEAR Z22R TC				1	1	1
16	302LV24150	GEAR Z22L REGIST LOW				1	1	1
17	302LV24160	GEAR Z19R-Z22R REGIST UP				1	1	1
18	302LV24520	BUSH 6 EW				1	1	1
19	302P794090	PARTS ROLLER MIDDLE SET SP				1	1	1
20	302LV24220	SHEET REGIST				2	2	2
21	3V2LV24510	LOCK ENVELOPE R				1	1	1
22	3V2LV24440	LOCK ENVELOPE L				1	1	1
23	302H702590	BUSH SCREW				3	3	3
24	302LV24280	SPRING TRANSFER R				1	1	1
25	302LV24290	SPRING TRANSFER L				1	1	1
26	302FB09830	CUT WASHER 4				1	1	1
27	302LV24460	SHAFT ENVELOPE				1	1	1
28	3V2LV24120	LEVER EMPTY				1	1	1
29	302LV24420	SPRING IMAGE SENSOR				1	1	1
30	302TP04190	SPRING-COMPRESSION SW				1	1	1
31	302LV24350	BUSH REGIST LOW L				1	1	1
32	302LV24530	BUSH REGIST LOW R				1	1	1
33	3V2LV24130	GEAR Z32L MIDDLE				1	1	1
34	3V2LV31080	GEAR Z35L				2	2	2
35	30C0T24010	ACTUATOR IMAGE				1	1	1
36	302LV31370	GEAR Z56S-Z18S				1	1	1
37	3V2LV31100	GEAR Z24L				1	1	1
38	3V2LV31091	GEAR Z44L-Z35R				1	1	1
39	302LV24010	FRAME FEED				1	1	1
40	303M894260	PARTS SENSOR OPT SP				1	1	1

FIG.6 U01\_S06\_Image Fomation Section

C0W

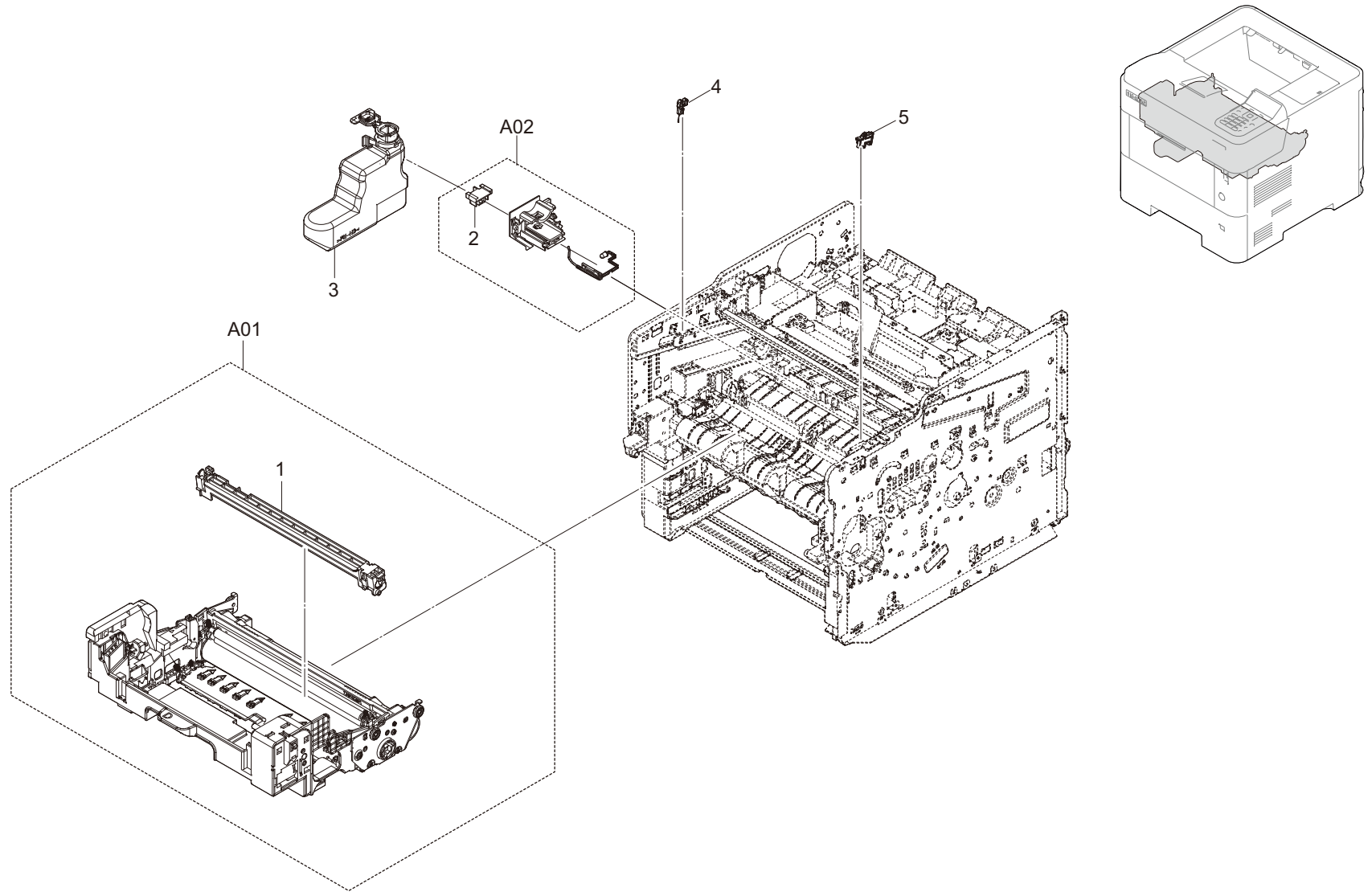




FIG.7 U01\_S07\_Developing Section

C0W

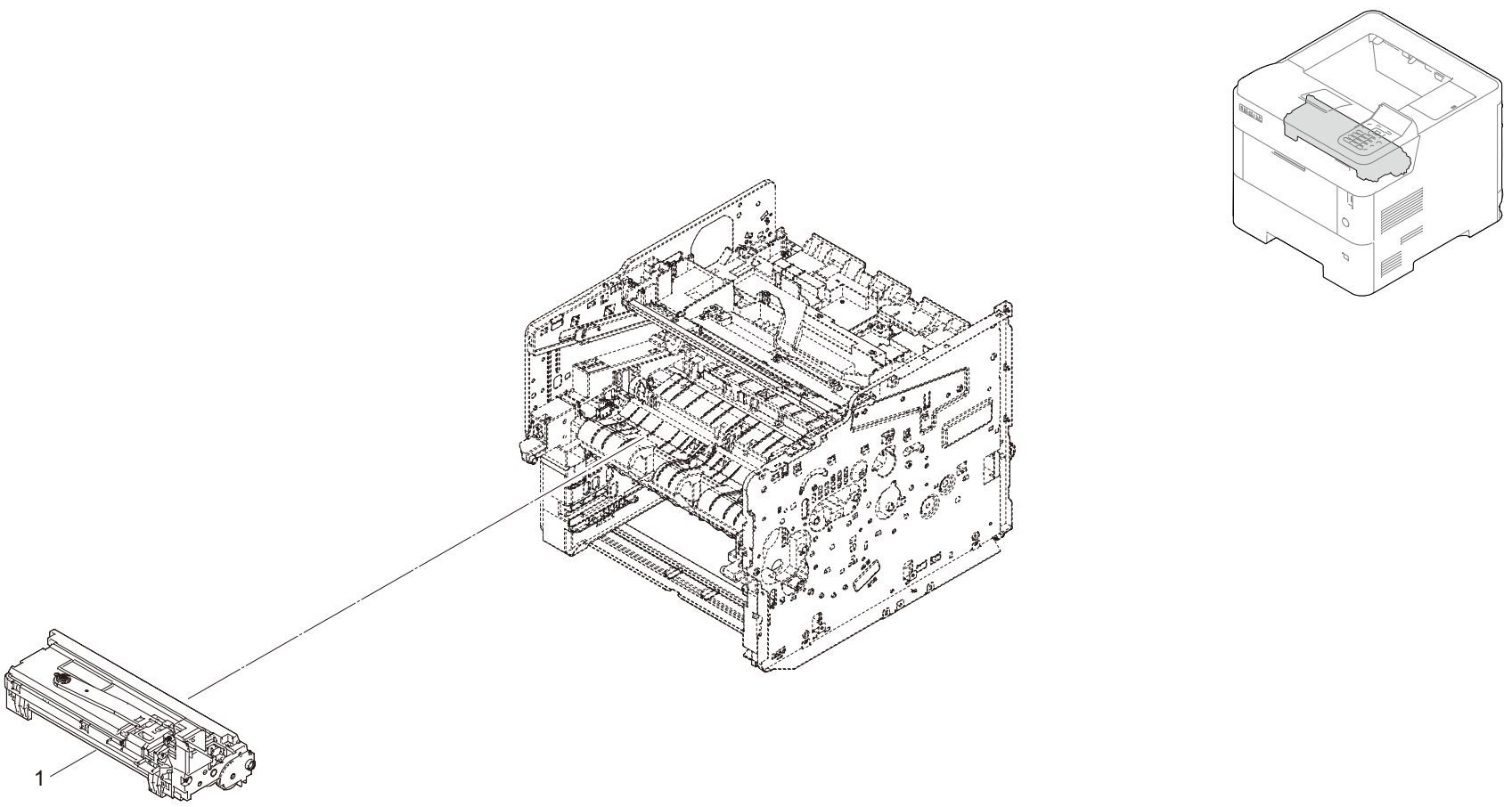




FIG.8 U01\_S08\_Fuser Section

C0W

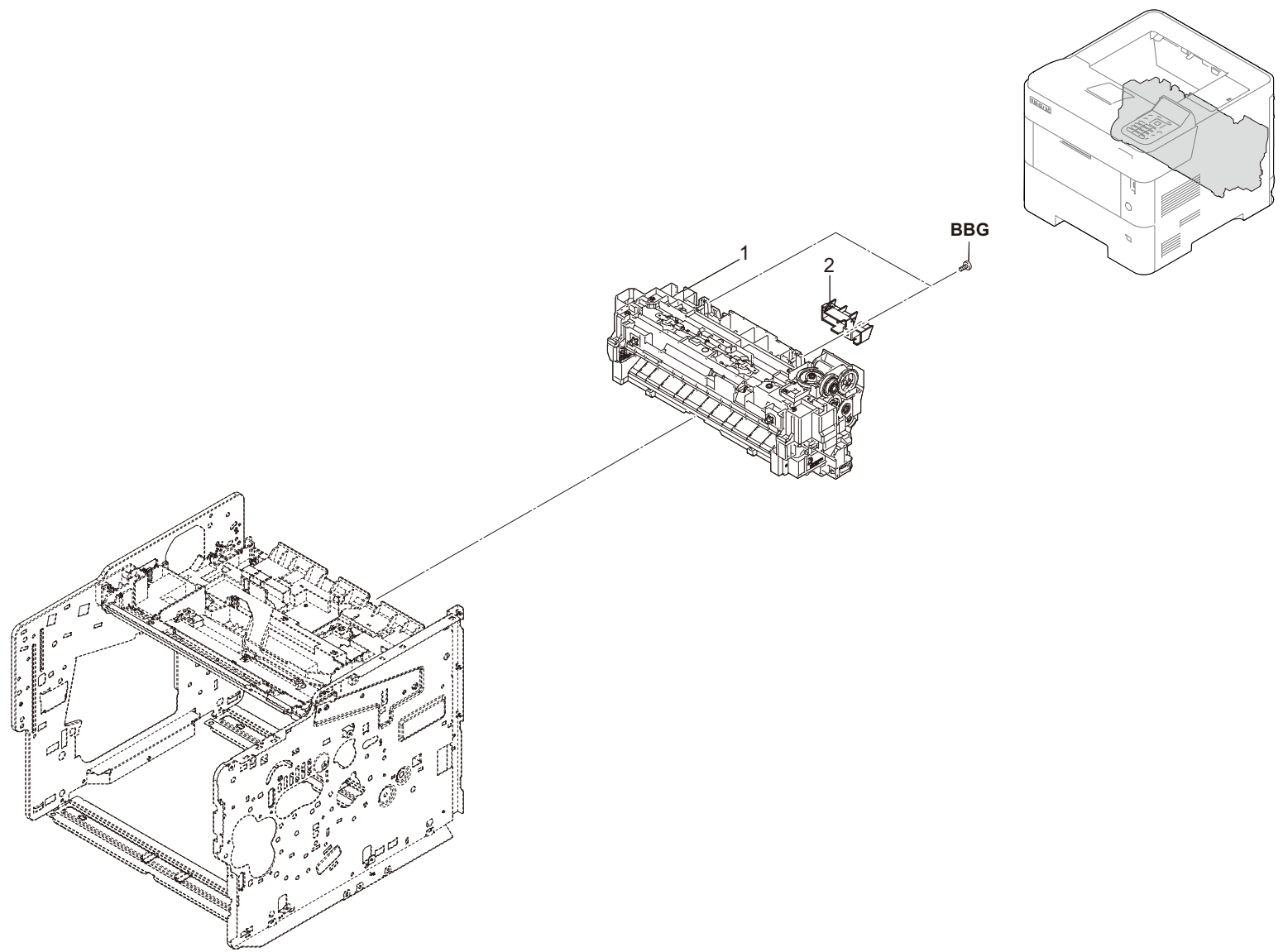




FIG.9 U01\_S09\_Exit section

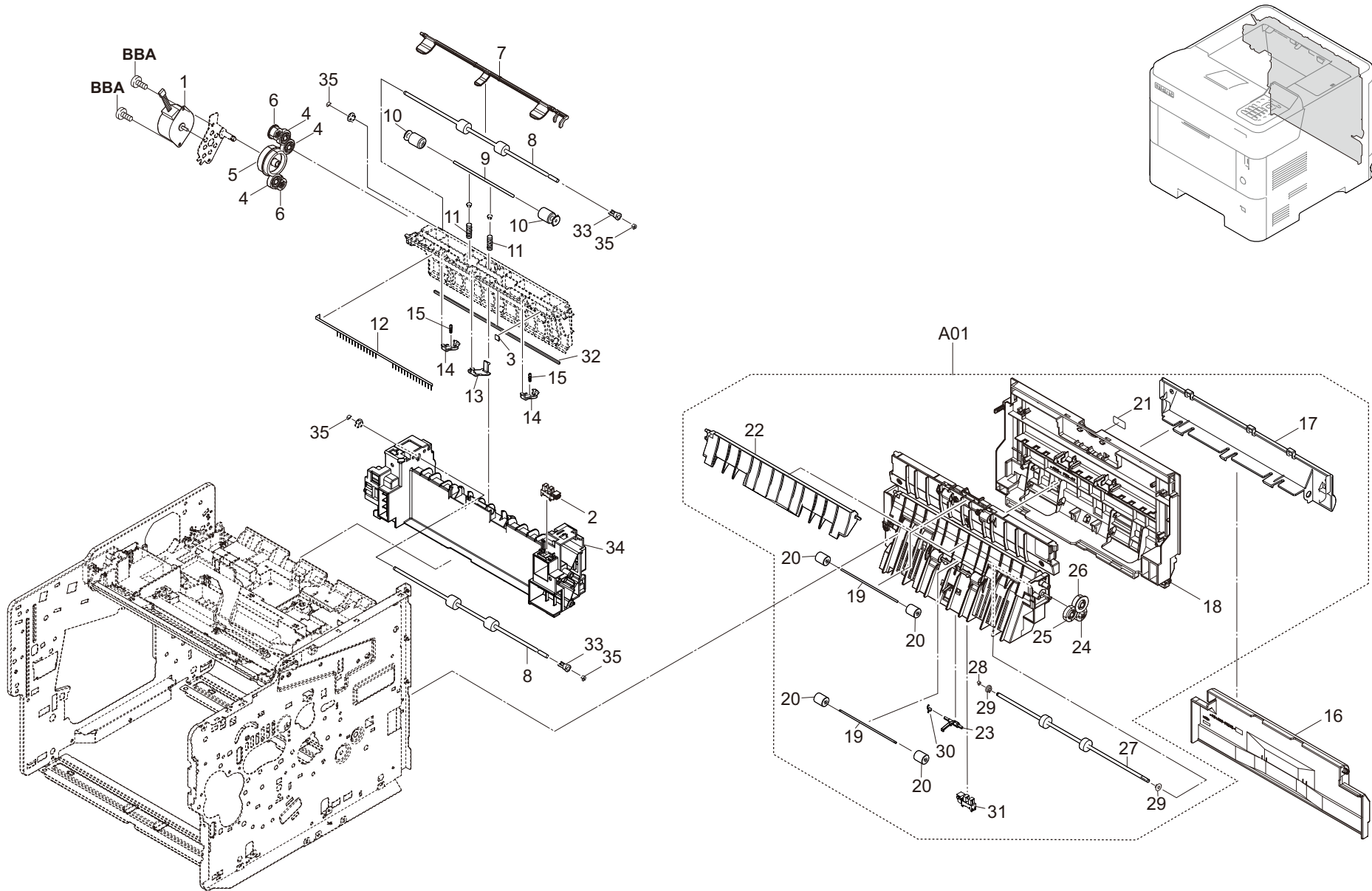




FIG.9 U01\_S09\_Exit section

COW

Ref No.	Part.No.	Description	Notes	Revision	Quantity			
					100	120	230	240
1	302T994050	PARTS MOTOR EJECT SP				1	1	1
2	302P794010	PARTS SENSOR OPT SP				1	1	1
3	302LV28461	SEAL EXIT C				1	1	1
4	302LV28050	GEAR Z22S				3	3	3
5	302LV28031	GEAR Z66R-Z40S				1	1	1
6	302LV28040	GEAR Z17S				2	2	2
7	302LV28141	ACTUATOR OVERFLOW				1	1	1
8	3V2LV28120	ROLLER FD UP				2	2	2
9	3V2LV28360	SHAFT EXIT				1	1	1
10	3V2LV28150	PULLEY EXIT				2	2	2
11	3V2LV28200	SPRING PULLEY EXIT				2	2	2
12	3V2LV28160	DISCHARGER FD				1	1	1
13	3V2LV28180	GUIDE FD A				1	1	1
14	3V2LV28352	GUIDE FD B				2	2	2
15	3V2LV28400	SPRING GUIDE FD				2	2	2
16	30C0T04050	COVER CASSETTE				1	1	1
A01	30C0T94070	PARTS COVER REAR ASSY SP				1	1	1
17	*30C0T04040	COVER REAR LOW				1	1	1
18	*302LV04100	COVER REAR UP				1	1	1
19	*3V2LV28270	SHAFT EXIT LOW				2	2	2
20	*302K325320	PULLEY EXIT FUSER				4	4	4
21	*302MC34040	LABEL PUSH				1	1	1
22	*3V2LV28081	GUIDE CHANGE				1	1	1
23	*3V2LV28070	ACTUATOR DU				1	1	1
24	*302LV28090	GEAR Z20S				1	1	1
25	*302LV28191	GEAR Z22S B				1	1	1
26	*302LV28100	GEAR Z22S A				1	1	1
27	*302WD94020	PARTS ROLLER REAR SP				1	1	1
28	*3V2BT11070	STOPPER 3				1	1	1
29	*302F929140	BUSH DU				2	2	2
30	*302LV28241	SPRING ACTUATOR DU				1	1	1
31	*303M894260	PARTS SENSOR OPT SP				1	1	1
32	3V2LV28420	SPONGE REAR				1	1	1
33	302HN29050	BUSH DU				2	2	2
34	302TP28010	GUIDE VERTICAL				1	1	1
35	3V2BT11070	STOPPER 3				4	4	4

FIG.10 U01\_S10\_Drive section

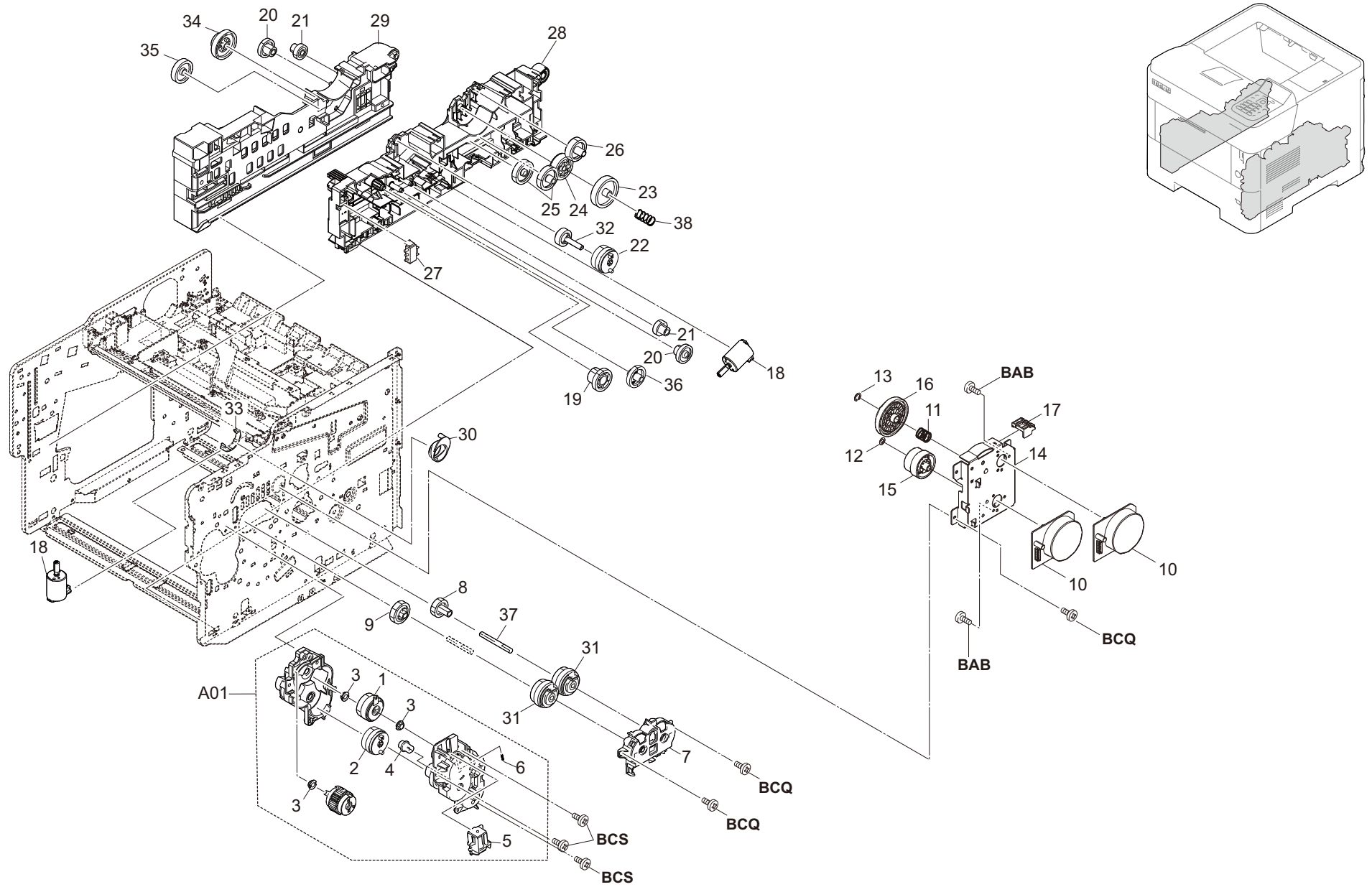


FIG.10 U01\_S10\_Drive section

COW

Ref No.	Part.No.	Description	Notes	Revision	Quantity			
					100	120	230	240
A01	302LV94253	PARTS DRIVE FEED ASSY SP				1	1	1
1	*302NR94010	PARTS CLUTCH 35 Z35R SP				1	1	1
2	*302LV94161	PARTS CLUTCH 20-2W Z35R				1	1	1
3	*302KV31410	BUSH DRIVE				3	3	3
4	*302HN31660	JOINT SHAFT CASSETTE				1	1	1
5	*302HN44160	SOLENOID MPF				1	1	1
6	*302HN31650	SPRING INPUT MPF				1	1	1
7	3V2P702110	HOLDER CLUTCH				1	1	1
8	302LV31180	GEAR Z26L DLP CLUTCH				1	1	1
9	302LV31440	GEAR Z32L REG CL				1	1	1
10	302K394202	PARTS MOTOR-BL W30 SP				2	2	2
11	302LV31290	SPRING COUPLING DRUM				1	1	1
12	2C904550	CUT WASHER 5				1	1	1
13	302K914570	CUT WASHER 7				1	1	1
14	302LV31010	PLATE DRIVE				1	1	1
15	302LV31060	GEAR Z80R-Z36L				1	1	1
16	302LV31050	GEAR Z119R				1	1	1
17	302LV39040	RAIL PWB MAIN B				1	1	1
18	302LV94230	PARTS DC MOTOR ASSY SP				2	2	2
19	3V2LV31490	GEAR Z35S-Z13S B				1	1	1
20	302HN31040	GEAR Z46S-Z13S				2	2	2
21	302HN31030	GEAR Z36L-Z20S				2	2	2
22	302LV94161	PARTS CLUTCH 20-2W Z35R				1	1	1
23	3V2LV31120	GEAR Z46L FREE				1	1	1
24	3V2LV31130	GEAR Z37S FREE				1	1	1
25	302HS31140	GEAR Z35R IDLE				2	2	2
26	302HN25180	GEAR Z34S INPUT				1	1	1
27	7SP03072003+H01	SW.PUSH				1	1	1
28	3V2LV02043	GUIDE CASSETTE R				1	1	1
29	3V2LV02051	GUIDE CASSETTE L				1	1	1
30	3V2LV31300	LEVER COUPLING DRUM				1	1	1
31	302KV94520	PARTS CLUTCH 50 Z35R SP				2	2	2
32	302LV31201	GEAR Z25S DU CLUTCH				1	1	1
33	3V2LV31311	PARTS SLIDER				1	1	1
34	302LV31380	GEAR Z45S-Z24S				1	1	1
35	302LV31390	GEAR Z36S				1	1	1
36	3V2LV31400	GEAR Z34S-Z13S				1	1	1
37	3V2P702130	SHAFT DLP CLUTCH				1	1	1
38	302LV31220	SPRING FUSER FREE				1	1	1

FIG.11 U01\_S11\_Wire Section 1 (Engine - Connect-L)

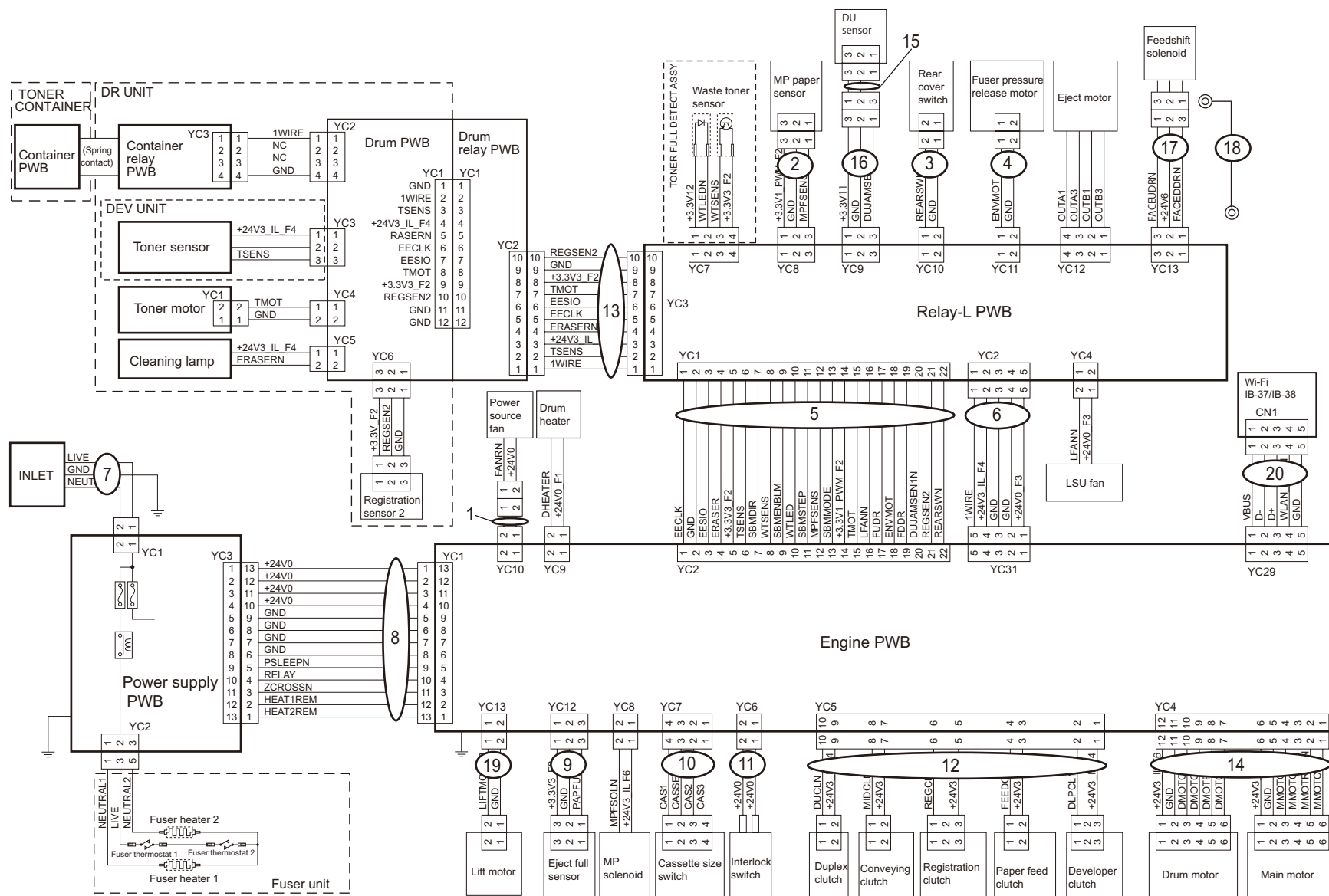
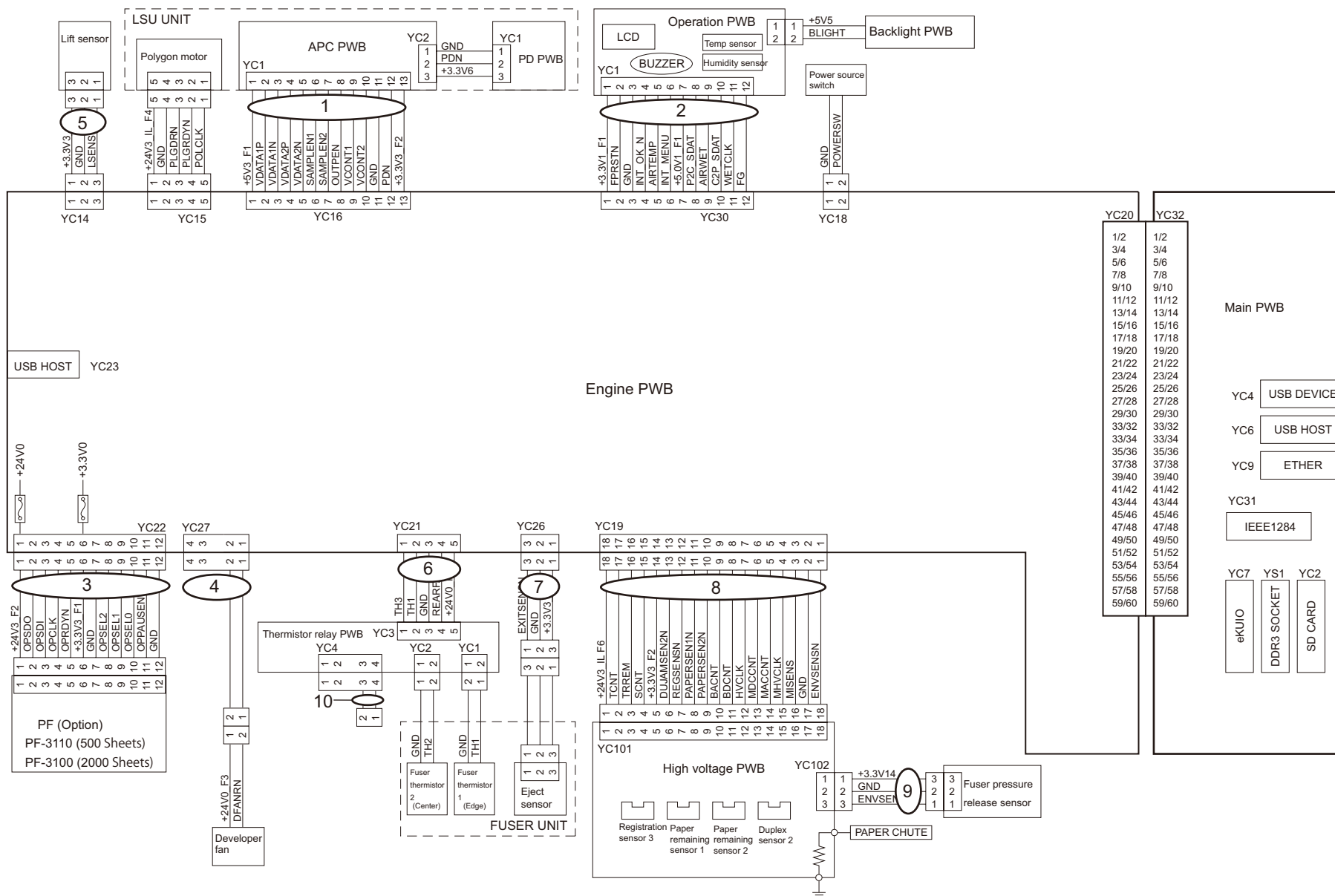


FIG.11 U01\_S11\_Wire Section 1 (Engine - Connect-L)

COW

Ref No.	Part.No.	Description	Notes	Revision	Quantity			
					100	120	230	240
1	302LV46510	CONN.CORD ASSY S03806				1	1	1
2	302LV46450	CONN.CORD ASSY S03687				1	1	1
3	302LV46210	CONN.CORD ASSY S03673				1	1	1
4	30C0T46050	CONN.CORD ASSY CONN-L ENVMOT				1	1	1
5	302T646070	CONN.CORD ASSY FFC ENGINE CONNECT-L				1	1	1
6	30C0T46040	CONN.CORD ASSY ENG CONN-L				1	1	1
7	302TP46140	CONN.CORD ASSY INLET B				1	1	1
8	302LV46020	CONN.CORD ASSY S03654				1	1	1
9	302TP46070	CONN.CORD ASSY 03CT-03CT				1	1	1
10	302LV46060	CONN.CORD ASSY S03658				1	1	1
11	302LV46070	CONN.CORD ASSY S03659				1	1	1
12	3V2P746180	WIRE CLUTCH				1	1	1
13	30C0T46030	CONN.CORD ASSY DRUM CONN-L				1	1	1
14	302LV46090	CONN.CORD ASSY S03661				1	1	1
15	3V2LV46230	CONN.CORD ASSY S03675				1	1	1
16	302LV46471	CONN.CORD ASSY S03794				1	1	1
17	302LV46481	CONN.CORD ASSY S03795				1	1	1
18	3V2LV46460	CONN.CORD ASSY S03786				1	1	1
19	30C0T46070	CONN.CORD ASSY ENG LIFTMOT				1	1	1
20	30C0T46010	CONN.CORD ASSY WIFI				1	1	1

FIG.12 U01\_S12\_Wire Section 2 (Engine - Main)











---

U02 Appendixes .....	31
FIG. 14 U02_S01_Maintenance Kits .....	32

FIG.14 U02\_S01\_Maintenance Kits

COW

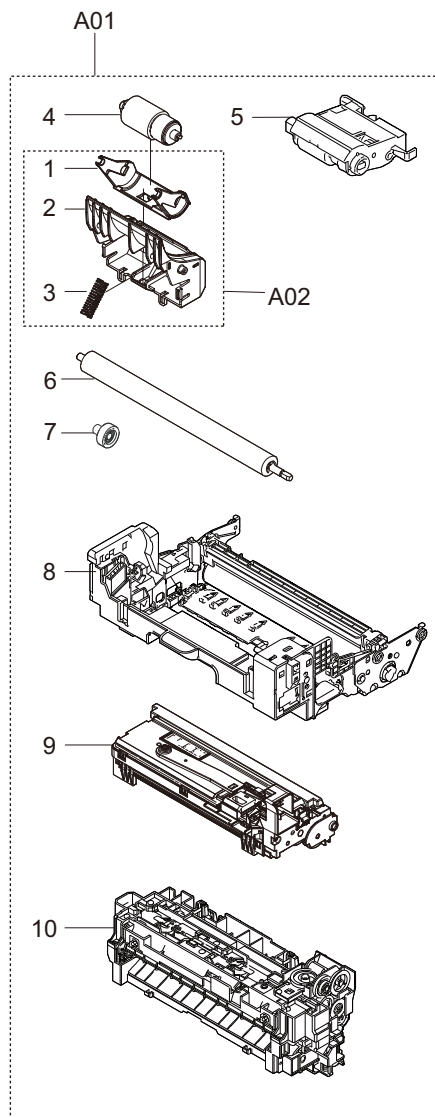


FIG.14 U02\_S01\_Maintenance Kits

COW

Ref No.	Part.No.	Description	Notes	Revision	Quantity			
					100	120	230	240
A01	170C0T7US0	MK-3382/MAINTENANCE KIT				1		
A02	•302LV94480	PARTS HOLDER RETARD B SET SP				1		
1	••3V2LV09311	HOLDER RETARD B				1		
2	••302LV09340	GUIDE RETARD C				1		
3	••302LV09330	SPRING RETARD B				1		
4	•302F909171	RETARD ROLLER ASSY				1		
5	•302LV94270	PARTS HOLDER FEED ASSY SP				1		
6	•302LV94130	PARTS ROLLER TRANSFER SP				1		
7	•302LV24140	GEAR Z22R TC				1		
8	•30C0T93030	DK-3212 (U)				1		
9	•30C0T93010	DV-3110				1		
10	•30C0T93080	FK-3222 (U)				1		
A01	170C0T8NL0	MK-3380/MAINTENANCE KIT					1	
A02	•302LV94480	PARTS HOLDER RETARD B SET SP					1	
1	••3V2LV09311	HOLDER RETARD B					1	
2	••302LV09340	GUIDE RETARD C					1	
3	••302LV09330	SPRING RETARD B					1	
4	•302F909171	RETARD ROLLER ASSY					1	
5	•302LV94270	PARTS HOLDER FEED ASSY SP					1	
6	•302LV94130	PARTS ROLLER TRANSFER SP					1	
7	•302LV24140	GEAR Z22R TC					1	
8	•30C0T93020	DK-3210 (E)					1	
9	•30C0T93010	DV-3110					1	
10	•30C0T93060	FK-3220 (E)					1	
A01	170C0T8AU0	MK-3384/MAINTENANCE KIT						1
A02	•302LV94480	PARTS HOLDER RETARD B SET SP						1
1	••3V2LV09311	HOLDER RETARD B						1
2	••302LV09340	GUIDE RETARD C						1
3	••302LV09330	SPRING RETARD B						1
4	•302F909171	RETARD ROLLER ASSY						1
5	•302LV94270	PARTS HOLDER FEED ASSY SP						1
6	•302LV94130	PARTS ROLLER TRANSFER SP						1
7	•302LV24140	GEAR Z22R TC						1
8	•30C0T93050	DK-3214 (AO)						1
9	•30C0T93010	DV-3110						1
10	•30C0T93060	FK-3220 (E)						1

## CLASSIFICATION OF THE SCREWS IN ILLUSTRATION / ビス種別表

Ref No.	Part.No.	Description	Notes
AAA	5MBCS3025XSP	CS STOP RING /X 3 X .25T S-BLK	
AAB	5MBP1612WWLD	SPRING PIN 1.6X12	
AAC	5MBP2010WXSP	SPRING PIN /M2 X 10 S-BLK	
AAD	5MBP2012WPLD	PARALLEL PIN / M2 X 12 SUS-DP	
AAE	5MBP2012WXSP	SPRING PIN 2X12	
AAF	5MBP2014WXSP	SPRING PIN / M2 X 14 S-BLK	
AAG	5MBP2020WWLD	SPRING PIN / M2 X 20 SUS-DP XX	
AAH	5MBP2516WXSP	SPRING PIN(2.5x16)	
AAI	5MBP2518WXSP	SPRING PIN(2.5x18)	
AAJ	5MBTPB4006TW++R	BIND T.T SCREW(+)/M4x6 CRFREE S-T	
AAK	5MBWK32808NN	POLY SLIDER /M3.2X 8 X0.8T XX	
AAL	5MBWK41A03NN	POLY-SLIDER WASHER 4.1X10X0.3T	
AAM	5MBWK6295+NN	POLY WASHER M6.2X9.5X0.25T	
AAN	5MBWK62955NN	POLY SLIDER/M6.2X9.5X0.5T PLASTC	
AAO	5MBWL72B05NN	POLY CUT WASER /M7.2X 11X0.5T PA XX	
AAP	5MBWN62D0+NN	POLY WASHER 6.2X13X0.25T	
AAQ	5MBWN62D05NB	POLY WASHER /M6.2X13X0.5T PA-BLK	
AAR	5MBP2010WWLD	SPRING PIN /M2 X 10 SUS-DP XX	
AAS	5MBP2514WXSP	SPRING PIN / M2.5 X 14 S-BLK	
BAA	7BB000303H	+BIND M SCREW 3X3	
BAB	7BB000304H	+BIND M SCREW 3X4	
BAC	7BB000305H	+BIND M SCREW 3x5	
BAD	7BB000306H	+BIND M SCREW 3X6	
BAE	7BB000406H	+BIND M SCREW 4X6	
BAF	7BB000P03H	+BIND M SCREW 2.6X3	
BAG	7BB001303H	+PAN M SCREW 3x3	
BAH	7BB001P03H1	PAN M SCREW 2.6X3	
BAI	7BB007303H	+TP-CUP M SCREW 3X3	
BAJ	7BB007304H	+TP-CUP M SCREW 3x4	
BAK	7BB008305H	+FLAT FILLESTER M SCREW 3x5	
BAL	7BB00B306H	+PAN M SCREW WITH T.L.WASHER 3X6	
BAM	7BB060305H1	+BIND M SCREW 3X5(BLUE)	
BAN	7BB100304H	+BIND T.T S SCREW 3x4	
BAO	7BB100306H	+BIND T.T S SCREW 3x6	
BAP	7BB100306H1	+BIND T.T S SCREW 3X6	
BAQ	7BB100308H1	+BIND T.T S SCREW 3X8	
BAR	7BB100320H	+BIND T.T S SCREW 3x20	
BAS	7BB100408H	+BIND T.T S SCREW 4x8	
BAT	7BB100408H1	+BIND T.T S SCREW 4X8	
BAU	7BB100440H	+BIND T.T S SCREW 4X40	
BAV	7BB102308H1	+TP-FLAT T.T S SCREW 3X8	
BAW	7BB180306H	+BIND T.T S SCREW 3X6(BLACK)	
BAX	7BB180408H	+BIND T.T S SCREW 4x8(BLACK)	
BAY	7BB200205H	BIND T.T P SCREW 2X5	
BAZ	7BB200306H	+BIND T.T P SCREW 3x6	
BBA	7BB200308H	+BIND T.T P SCREW 3X8	
BBB	7BB200310H	+BIND T.T P SCREW 3x10	
BBC	7BB200312H	+BIND T.T P SCREW 3X12	
BBD	7BB200320H	+BIND T.T P SCREW 3X20	
BBE	7BB200322H	BIND T.T P SCREW 3X22	
BBF	7BB200410H	+BIND T.T P SCREW 4X10	
BBG	7BB200412H	+BIND T.T P SCREW 4x12	

Ref No.	Part.No.	Description	Notes
BBH	7BB200416H	+BIND T.T P SCREW 4x16	
BBI	7BB202306H	+TP-FLAT T.T P SCREW 3X6	
BBJ	7BB202308H	+TP-FLAT T.T P SCREW 3X8	
BBK	7BB202310H	+TP-FLAT T.T P SCREW 3X10	
BBL	7BB203308H	+FLAT HEAD T.T P SCREW 3X8	
BBM	7BB280410H	+BIND T.T P SCREW 4X10(BLACK)	
BBN	7BB282308H	+TP-FLAT T.T P SCREW 3X8(BLACK)	
BBO	7BB300310H	+BIND TAP-TITE B SCREW M3X10	
BBP	7BB300323H	+BIND T.T B SCREW 3x23	
BBQ	7BB600306H	+BIND M SCREW 3X6 R	
BBR	7BB600308H	+BIND M SCREW 3x8 R	
BBS	7BB600308H1	+BIND M SCREW 3X8 R	
BBT	7BB600310H	+BIND M SCREW 3X10 R	
BBU	7BB600314H	+BIND M SCREW 3X14 R	
BBW	7BB600320H	+BIND M SCREW 3x20 R	
BBX	7BB600406H	+BIND M SCREW 4X6 R	
BBY	7BB600425H	+BIND M SCREW 4X25 R	
BBZ	7BB600430H	+BIND M SCREW 4X30 R	
BCA	7BB600P08H	+BIND M SCREW 2.6X8 R	
BCB	7BB601306H	+PAN M SCREW 3x6 R	
BCC	7BB606306H	+PAN M SCREW WITH SW W 3X6 R	
BCD	7BB606308H	+PAN M SCREW WITH SW W 3X8 R	
BCE	7BB606312H	+PAN M SCREW WITH SW W 3X12 R	
BCF	7BB606408H	+BIND M SCREW WITH SW W 4X8 R	
BCG	7BB606512H	+BIND M SCREW WITH SW W 5X12 R	
BCH	7BB607306H	+TP-CUP M SCREW 3X6 R	
BCI	7BB607310H	+TP-CUP M SCREW 3X10 R	
BCK	7BB607312H	+TP-CUP M SCREW 3X12 R	
BCL	7BB607320H	+TP-CUP M SCREW 3X20 R	
BCM	7BB607406H	+TP-CUP M SCREW 4X6 R	
BCN	7BB607414H	+TP-CUP M SCREW 4X14 R	
BCO	7BB687310H	+TP-CUP M SCREW 3X10 R(BLACK)	
BCP	7BB700306H	+BIND T.T S SCREW 3X6 SR	
BCQ	7BB700308H	+BIND T.T S SCREW 3X8 SR	
BCR	7BB700310H	+BIND T.T S SCREW 3X10 SR	
BCS	7BB700312H	+BIND T.T S SCREW 3X12 SR	
BCT	7BB700314H	+BIND T.T S SCREW 3X14 SR	
BCU	7BB700316H	+BIND T.T S SCREW 3X16 SR	
BCV	7BB700320H	+BIND T.T S SCREW 3X20 SR	
BCW	7BB700330H	+BIND T.T S SCREW 3X30 SR	
BCX	7BB700408H	+BIND T.T S SCREW 4X8 SR	
BCY	7BB700410H	+BIND T.T S SCREW 4X10 SR	
BCZ	7BB700412H	+BIND T.T S SCREW 4X12 SR	
BDA	7BB702306H	+TP-FLAT T.T S SCREW 3x6 SR	
BDB	7BB702308H	+TP-FLAT T.T S SCREW 3X8 SR	
BDC	7BB760408H	+BIND T.T S SCREW 4X8 SR(BLUE)	
BDD	7BB780308H	+BIND T.T S SCREW 3X8 SR(BLACK)	
BDE	7BB780410H	+BIND T.T S SCREW 4X10 SR(BLACK)	
BDF	7BB780420H	+BIND T.T S SCREW 4X20 SR(BLACK)	
BDG	7BB782308H	+TP-FLAT T.T S SCREW 3X8 SR(BLACK)	
BDH	7BB782410H	+TP-FLAT T.T S SCREW 4X10 SR(BLACK)	
BDI	B1A25100	+BINDING SCREW WITH SW.W M5X10	

## CLASSIFICATION OF THE SCREWS IN ILLUSTRATION / ビス種別表

Ref No.	Part.No.	Description	Notes
BDJ	B9A90010	+PAN SCREW 6-32X0.25	
BDK	7BB202410H	+TP-FLAT T.T P SCREW 4X10	
BDL	7BB607308H	+TP-CUP M SCREW 3X8 R	
BDM	7BB607410H	+TP-CUP M SCREW 4X10 R	
BDN	7BB200408H	+BIND T.T P SCREW 4X8	
BDO	7BB702320H	+TP-FLAT T.T S SCREW 3X20 SR	
BDP	7BB007406H	+TP-CUP M SCREW 4X6	
BDQ	7BB702420H	+TP-FLAT T.T S SCREW 4X20 SR	
BDR	7BB100316H1	+BIND T.T S SCREW 3X16	
BDS	7BB702410H	+TP-FLAT T.T S SCREW 4X10 SR	
BDT	7BB700430H	+BIND T.T S SCREW 4X30 SR	
BDU	7BB282408H	+TP-FLAT T.T P SCREW 4X8(BLACK)	
BDV	7BB0A0222H	BIND M SCREW 2X22 SUS	
BDW	7BB100406H	+BIND T.T S SCREW 4X6	
BDX	7BB102306H	+TP-FLAT T.T S SCREW 3X6	
BDY		TP-CUP M SCREW 3X6 R 3M2510	Obtained locally
BDZ	7BB100312H1	+BIND T.T S SCREW 3X12	
BEA		BIND M SCREW 3X8 SUS	Obtained locally
BEB	7BB400R0AH	BIND UNC SCREW 6-32X0.25	
BEC	7BB007306H	+TP-CUP M SCREW 3X6	
BQH		BIND M SCREW 3X4 3M2510	Obtained locally
BQI		BIND M SCREW 2X4	Obtained locally
CAA	7BC00030A080H01	WASHER M3X10X0.8T	
CAB	7BC000336040H01	WASHER 3.3X6X0.4T	
CAC	7BC000357050H01	WASHER M3.5X7.0X0.5T	
CAD	7BC00045C080H01	WASHER M4.5X12X0.8T CRFREE	
CAE	7BC00060D0A+H01	WASHER M6X13X1T	
CAF	7BC040538050H01	FLAT A WASHER	
CAG	7BC040621250H01	WASHER 6.2X12X0.5T	
CAH	7BC04085E0A0C01	WASHER 8.5X14X1.0T SUS	
CAI	7BC060429020H01	POLY SLIDER WASHER M4.2X9X0.2T	
CAJ	7BC06051C020H01	POLY SLIDER WASHER M5.1X1.2X0.2T	
CAK	7BC06052G050H01	POLY SLIDER WASHER 5.2X16X0.5T	
CAL	7BC06062A0A0H01	POLY SLIDER WASHER 6.2X10X1.0T	
CAM	7BC06062C020H01	POLY SLIDER WASHER M6.2X12X0.2T	
CAN	7BC06062N050H01	POLYSLIDER 6.2X22X0.5T	
CAO	7BC06082G020H01	POLY SLIDER WASHER M8.2X16X0.2T	
CAP	7BC1003055+H01	HEXA NUT M3	
CAQ	7BC460326050H01	CUT WASHER 3.2X6.0X0.5T(BLACK)	
CAR	7BC46042A050H01	CUT WASHER 4.2X10.0X0.5T	
CAS	7BC5004176A0H01	SPRING WASHER M4	
CAT	7BC600306545H01	TOOTHED LOCK WASHER M3X6.5X0.45T	
CAU	7BCW7085D020H01	WAVE WASHER SUS WW8.5X13X0.2	
CAV	7BCW80619001H01	POLY WASHER 6.1X9X0.13T	
CAW	7BCW8082C025H01	POLY WASHER 8.2X12X0.25T	
CAX	7BC060629540H01	POLY SLIDER WASHER 6.2X9.5X0.4T	
CAY		CUT-WASHER 4.2X12.0X0.5T(BLACK)	Obtained locally
DAA	7BD103060+++H01	E STOP RING E-3	
DAB	7BD104060+++H01	E STOP RING E-4	
DAC	7BD105060+++H01	E STOP RING E-5	
DAD	7BD107080+++H01	E STOP RING E-7	
EAA	7BL020003H	TUBE 4-7 PHARMED BPT	

Ref No.	Part.No.	Description	Notes
EAB	7BL020004H	TUBE 4-6 TH-2000	
EAC	7BL020005H	TUBE 3-5 TH-2000	
FAA	7BP01204000JH01	SPRING PIN 2.0X40	
FAB	7BP013030+++H01	SPRING PIN 3X30(SUS)	
FAC	7BP512008B0CH01	PARALLEL PIN 2.0X8	
FAD	7BP512010B0CH01	PARALLEL PIN 2.0X10	
FAE	7BP512012B0CH01	PARALLEL PIN 2.0X12	
FAF	7BP512014B0CH01	PARALLEL PIN 2.0X14	
FAG	7BP512016B0CH01	PARALLEL PIN 2.0X16	
FAH	7BP512018B0CH01	PARALLEL PIN 2X18	
FAI	7BP512512B0CH01	PARALLEL PIN H7A 2.5X12 SUS	
FAJ	7BP512514B0CH01	PARALLEL PIN 2.5X14	
FAK	7BP512516B0CH01	PARALLEL PIN 2.5X16	
FAL	7BP512520B0CH01	PARALLEL PIN 2.5X20	
FAM	7BP512522B0CH01	PARALLEL PIN 2.5X22	
FAN	7BP512525B0CH01	PARALLEL PIN 2.5X25	
FAO	7BP513012B0CH01	PARALLEL PIN H7A 3X12 SUS	
FAP	7BP513022B0CH01	PARALLEL PIN 3X22	
FAQ	7BP513025B0CH01	PARALLEL PIN 3X25	
FAR	7BP513040B0CH01	PARALLEL PIN 3X40	
FAS	7BP00252500JH01	SPRING PIN 2.5X25	
FAT	5MBP1208WXSP	SPRING PIN /M1.2 X 8 XX	
FAU	7BP012520+++H01	SPRING PIN 2.5X20(SUS)	
GAA	7YTJ010001++H01	TERMINAL	
GAB	7YTJ010002++H01	TERMINAL	
HAA	C1B04030	NUT M4(TRIVALENT CHROMATING)	
HAB	C2604080	PLAIN WASHER M3-8 (BRASS,N:)	
HAC	C2803050	POLYESTER SLIDER WASHER 3.1x5.4x0.13T	
HAD	C2804100	POLYESTER SLIDER WASHER 4.1X10X0.5T	
HAE	C2805090	POLYESTER SLIDER WASHER 5.1X9.5X0.3T	
HAF	C2806120	POLYESTER SLIDER WASHER 6.2X12X0.5T	
HAG	C2808200	POLYESTER SLIDER WASHER 8X20X0.5T	
HAH	C2890180	"POLYESTER SLIDER WASHER12.2X18X0.5T	
HAI	C2891120	POLYESTER SLIDER WASHER 6.2X12X0.25T	
HAK	C2893140	SHIM 6.2X14X0.25T	
HAL	C2893950	SHIM 6.2-0.5T	
HAM	C2893960	SHIM 6.2-13-0.13T	
HAN	C2894950	SHIM 6.2-0.13T	
HAO	C2895110	SHIM 8.2-0.13T	
HAP	C2895120	SHIM 8.2-0.25T	
HAQ	C2895140	SHIM 8.2X14X0.8T	
HAR	C2895150	SHIM 8.2-1.0T	
JAA	E0020080	SPRING PIN 2X8	
JAB	E0025140	SPRING PIN 2.5X14	
JAC	E0030140	SPRING PIN 3X14	
JAD	E0130240	SPRING PIN 3X24(SUS)	
JAЕ	E0130280	SPRING PIN 3X28(SUS)	
JAF	E5120100	PARALLEL PIN H7A 2X10 SUS	
JAG	E5125120	PIN H7A 2.5X12 SUS	
JAH	E5125160	PARALLEL PIN H7A 2.5X16 SUS	
JAI	E5125200	PARALLEL PIN H7A 2.5X20 SUS	
JAJ	E0030240	SPRING PIN 3X24	



---

# ECOSYS PA6000x



**[CONFIDENTIAL]**

FOR AUTHORIZED KYOCERA ENGINEERS ONLY. DO NOT DISTRIBUTE TO NON-AUTHORIZED PARTIES.

**Symbols in the parts list**

- Parts without a Ref.No. in the illustration indicate they are not supplied.
- Parts with "•" are component parts or sub-assemblies of the assembly appearing immediately above them.
- Parts with "••" are component parts or sub-assembly with "•" appearing immediately above them.

**Classification of the screws**

- See the last page of this parts list for the classification of the screws in the illustrations.

**[CONFIDENTIAL]**

京セラドキュメントソリューションズ株式会社の許可なく、本資料を配布することを禁じます。

**記号の見方**

- イラスト中で Ref 番号がない部品は供給できません。
- 部品番号欄の • 印は、組立部品の単品部品及び準組立部品を表わします。
- 部品番号欄の •• 印は、準組立部品の単品部品を表わします。

**ビスの種別**

- イラスト中のビスの種別は最終ページに記載しています。

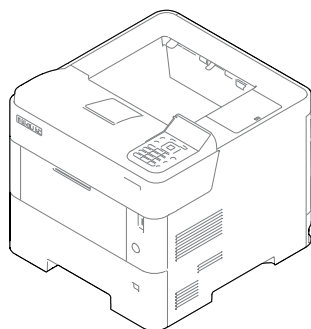


---

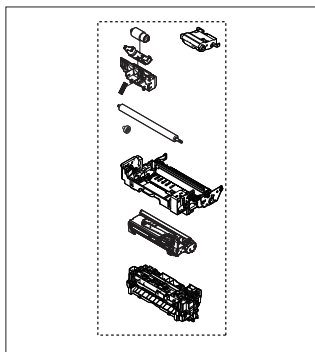
U01 Main Unit ..... 3

U02 Appendixes ..... 31

CLASSIFICATION OF THE SCREWS IN ILLUSTRATION.



U01  
Main Unit

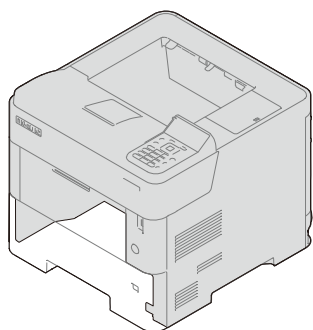


U02  
Appendixes

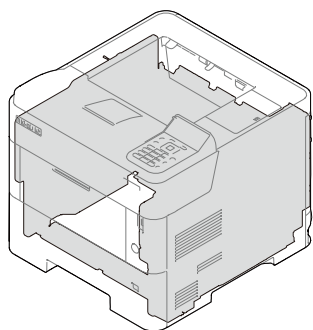
U01 Main Unit .....	3
FIG. 1 U01_S01_Covers .....	5
FIG. 2 U01_S02_Frames .....	7
FIG. 3 U01_S03_Paper Cassette.....	9
FIG. 4 U01_S04_Paper Feed Section (Cassette_Duplex_MPF) .....	11
FIG. 5 U01_S05_Paper Conveying Section .....	13
FIG. 6 U01_S06_Image Fomation Section .....	15
FIG. 7 U01_S07_Developing Section .....	17
FIG. 8 U01_S08_Fuser Section .....	19
FIG. 9 U01_S09_Exit section .....	21
FIG. 10 U01_S10_Drive section.....	23
FIG. 11 U01_S11_Wire Section 1 (Engine - Connect-L) .....	25
FIG. 12 U01_S12_Wire Section 2 (Engine - Main).....	27
FIG. 13 U01_S13_Accessories .....	29
U02 Appendixes .....	31
FIG. 14 U02_S01_Maintenance Kits.....	32
FIG. 15 U02_S02_Wire Section 1 (Engnt-L)(Japanese) .....	34
FIG. 16 U02_S03_Wire Section 2 (Engine - Main)(Japanese).....	36

---

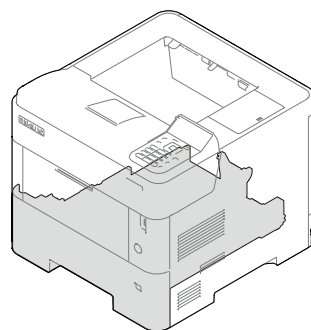
U01 Main Unit .....	3
FIG. 1 U01_S01_Covers.....	5
FIG. 2 U01_S02_Frames.....	7
FIG. 3 U01_S03_Paper Cassette .....	9
FIG. 4 U01_S04_Paper Feed Section (Cassette_Duplex_MPF).....	11
FIG. 5 U01_S05_Paper Conveying Section .....	13
FIG. 6 U01_S06_Image Fomation Section .....	15
FIG. 7 U01_S07_Developing Section.....	17
FIG. 8 U01_S08_Fuser Section.....	19
FIG. 9 U01_S09_Exit section.....	21
FIG. 10 U01_S10_Drive section .....	23
FIG. 11 U01_S11_Wire Section 1 (Engine - Connect-L).....	25
FIG. 12 U01_S12_Wire Section 2 (Engine - Main) .....	27
FIG. 13 U01_S13_Accessories.....	29



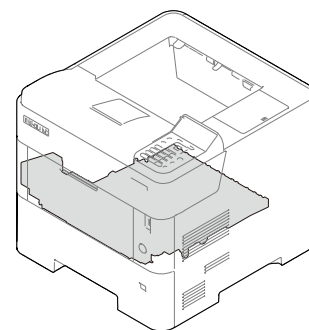
U01\_S01\_Covers



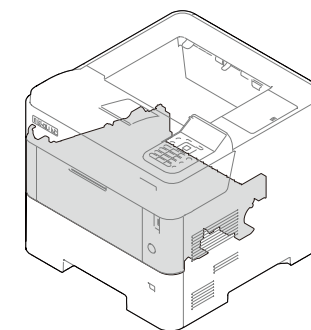
U01\_S02\_Frames



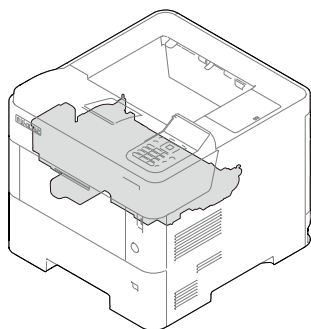
U01\_S03\_Paper Cassette



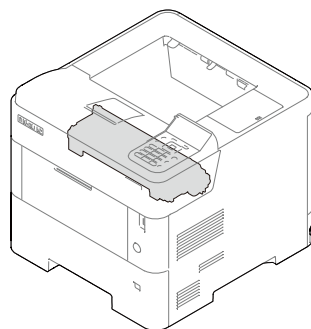
U01\_S04\_Paper Feed Section  
(Cassette\_Duplex\_MPF)



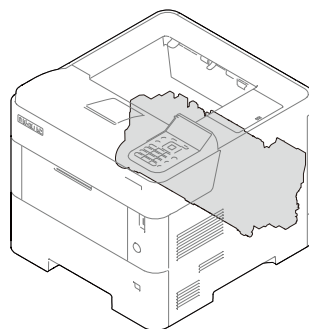
U01\_S05\_Paper Conveying  
Section



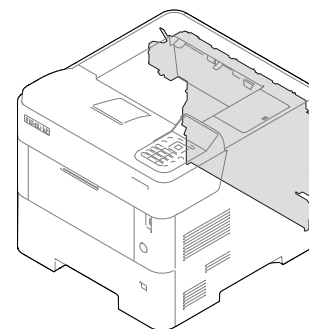
U01\_S06\_Image Formation  
Section



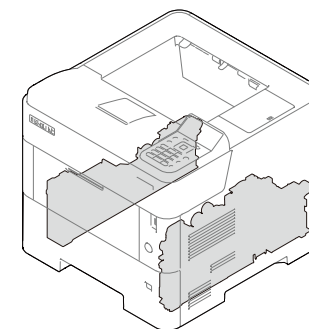
U01\_S07\_Developer Section



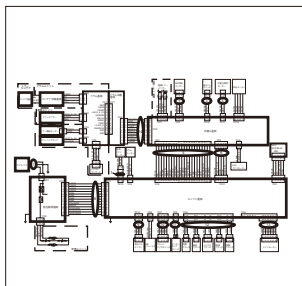
U01\_S08\_Fuser Section



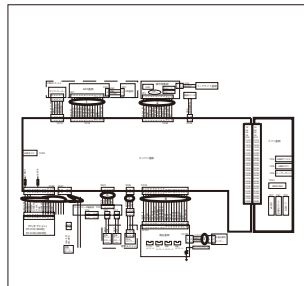
U01\_S09\_Exit Section



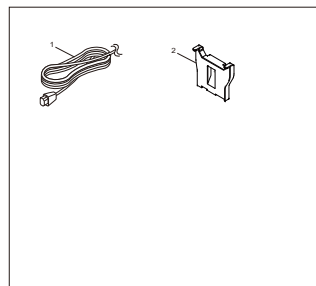
U01\_S10\_Drive Section



U01\_S11\_Wire Section 1  
(Engine - Connect-L)



U01\_S12\_Wire Section 2  
(Engine - Main)



U01\_S13\_Accessories

FIG.1 U01\_S01\_Covers

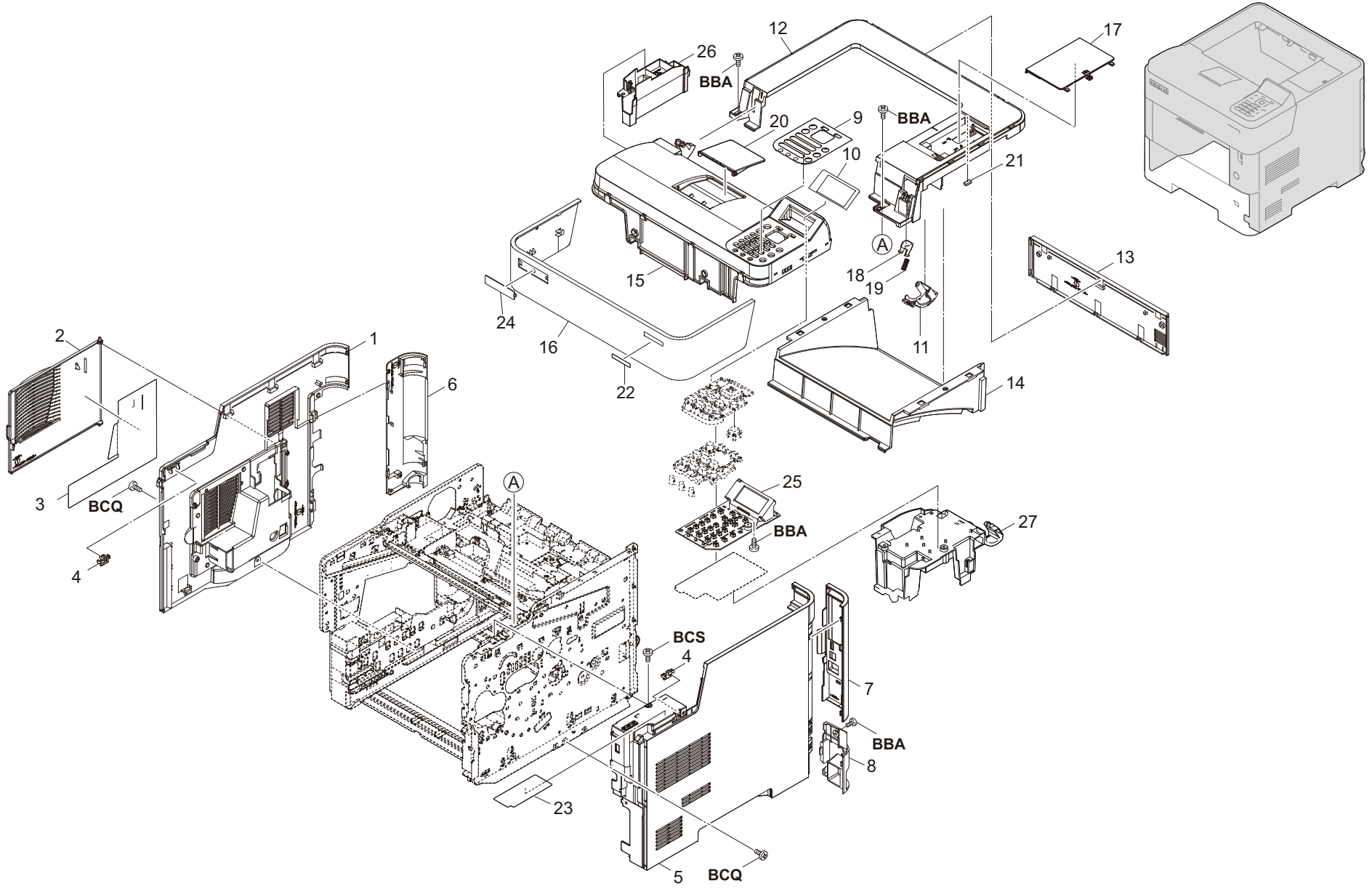


FIG.1 U01\_S01\_Covers

C0T-2.0

Ref No.	Part.No.	Description	Notes	Revision	Quantity			
					100	120	230	240
1	302TP94120	PARTS COVER LEFT SET SP		Others	1	1	1	1
2	302TP04130	COVER SIDE		Correction	1			
3	302TP04242	SHEET COVER SIDE		Correction	1			
4	302LV04240	LOCK COVER		Correction	2	2	2	2
5	30C0T04030	COVER RIGHT		Others	1	1	1	1
6	302TP04200	COVER LEFT REAR			1	1	1	1
7	30C0T04060	COVER CONTROLLER			1	1	1	1
8	302TP04221	COVER RIGHT REAR LOW			1	1	1	1
9	30C0W05010	PANEL OPERATION			1			
9	30C0T05010	PANEL OPERATION				1	1	1
10	30C0W04010	PANEL LCD			1			
10	30C0T04070	PANEL LCD				1	1	1
11	302TP04080	COVER CABLE			1	1	1	1
12	30C0T04010	COVER TOP			1	1	1	1
13	302TP04180	COVER REAR TOP			1	1	1	1
14	30C0W94020	PARTS TRAY TOP ASSY SP			1			
14	30C0T94080	PARTS TRAY TOP ASSY SP				1	1	1
15	30C0W04020	LID TOP			1			
15	30C0T04080	LID TOP				1	1	1
16	302TP04020	LID TOP FRONT		Correction	1			
16	302WD04030	LID TOP FRONT		Correction		1	1	1
17	30C0T04020	COVER TOP B			1	1	1	1
18	302T604071	STOPPER LID TOP			1	1	1	1
19	302T604080	SPRING STOPPER LID TOP			1	1	1	1
20	30C0T04100	PAPER STOPPER			1	1	1	1
21	302TP28090	SPONGE EXIT		Correction	1			
22	30C0T34010	SHEET MACHINE NUMBER			1	1	1	1
23	3V2LV34211	LABEL LEVER A			1	1	1	1
24	302S018491	EMBLEM			1	1	1	1
25	30C0T94030	PARTS PWB PANEL ASSY SP			1	1	1	1
26	30C0W04040	LID TOP B			1			
26	30C0T04110	LID TOP B				1	1	1
27	30C0T05020	COVER OPERATION		Others		1	1	1
27	30C0W05020	COVER OPERATION		Others	1			



FIG.2 U01\_S02\_Frames

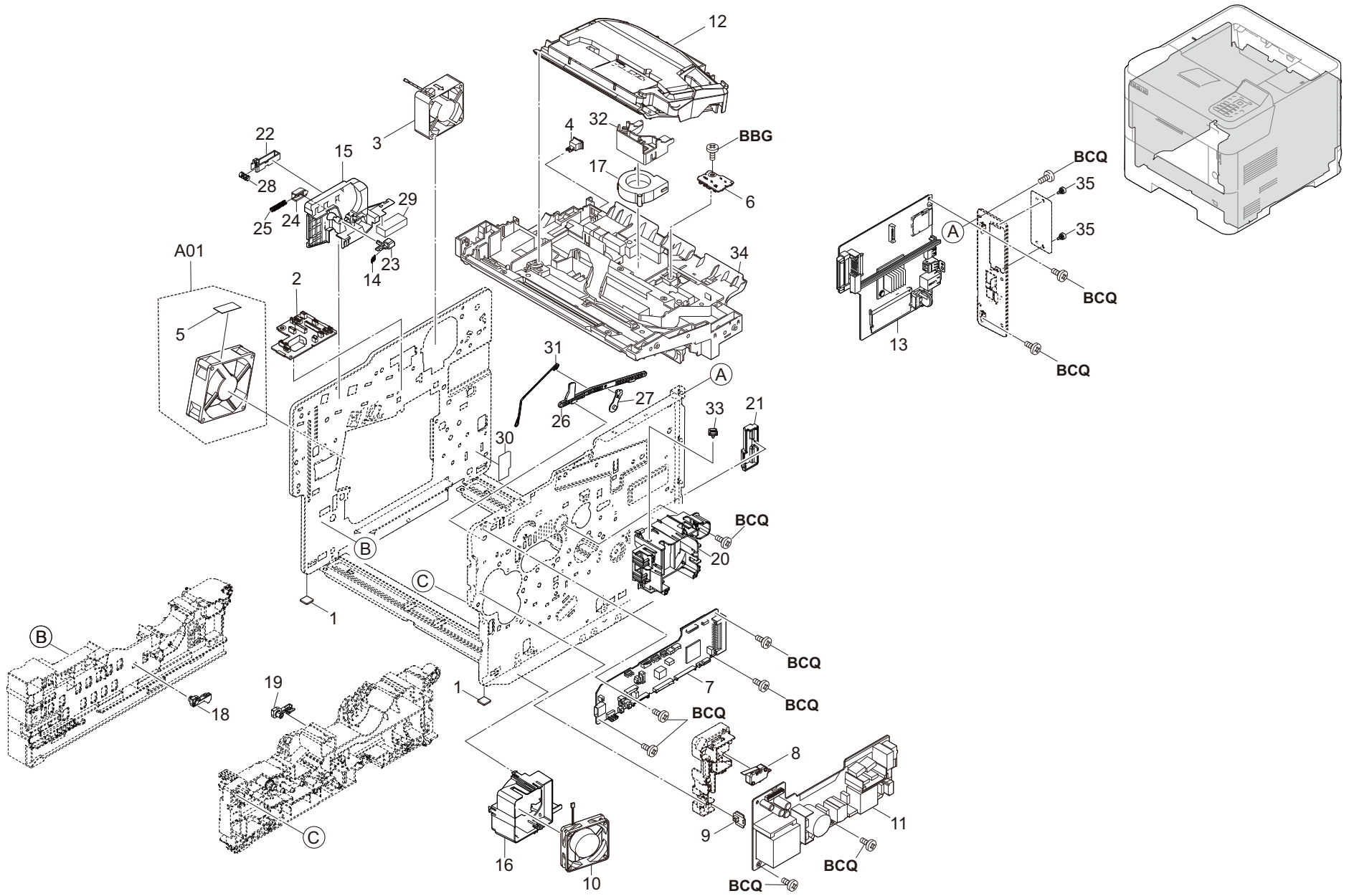


FIG.2 U01\_S02\_Frames

C0T-2.0

Ref No.	Part.No.	Description	Notes	Revision	Quantity			
					100	120	230	240
1	302HN02611	FOOT			2	2	2	2
2	30C0T94060	PARTS PWB CONNECT-L ASSY SP			1	1	1	1
3	302GR44080	FAN LSU 60-25			1	1	1	1
4	7SP01000009+H01	SW.PUSH			1	1	1	1
A01	302LV94430	PARTS FAN MOTOR ASSY SP			1	1	1	1
5	302LV02610	SHEET FAN L			1	1	1	1
6	302LV94220	PARTS PWB ASSY TH CONNECT SP			1	1	1	1
7	30C0T94020	PARTS PWB ENGINE ASSY SP			1	1	1	1
8	2FB27160	INTER LOCK SWITCH			1	1	1	1
9	302LV94210	PARTS PWB ASSY SWITCH SP			1	1	1	1
10	302FZ94420	PARTS,FAN COOLING CONVEYING SP			1	1	1	1
11	302T694100	PARTS UNIT POWER SUPPLY 120 SP			1	1		
11	302T694150	PARTS UNIT POWER SUPPLY 230 SP					1	1
12	302T693011	LK-3190			1	1	1	1
13	30C0T94010	PARTS PWB MAIN ASSY SP			1	1		1
13	30C0T94090	PARTS PWB MAIN ASSY EU SP					1	
14	302HN21450	SPRING SHUTTER			1	1	1	1
15	30C0T11020	GUIDE CONTAINER			1	1	1	1
16	3V2LV02131	DUCT FAN LV			1	1	1	1
17	302LV94350	PARTS FAN MOTOR SP		Correction	1			
18	302HS02070	LEVER LOCK CASSETTE			1	1	1	1
19	302HS02390	LEVER LOCK CASSETTE L			1	1	1	1
20	3V2LV02120	DUCT FAN RIGHT			1	1	1	1
21	3V2LV02820	COVER HARNESS FUSER			1	1	1	1
22	3V2LV11320	LOCK DRUM L			1	1	1	1
23	30C0T11010	STOPPER SHUTTER SECURITY			1	1	1	1
24	3V2LV11590	LOCK CONTAINER			1	1	1	1
25	302LV11610	SPRING LOCK CONTAINER			1	1	1	1
26	3V2LV31330	ARM COUPLING A			1	1	1	1
27	3V2LV31340	ARM COUPLING B			1	1	1	1
28	302LW04250	SPRING LOCK R			1	1	1	1
29	3V2P711240	SEAL DUST SHIELD PROCESS			1	1	1	1
30	302HS24420	FILM REGIST GUIDE			1	1	1	1
31	302LV31320	WIRE COUPLING			1	1	1	1
32	3V2LV02250	HOLDER FAN		Correction	1			
33	7YZM610001++H01	ACCESS SADDLE			1	1	1	1
34	3V2LV02030	FRAME CENTER			1	1	1	1
35	302F939082	SCREW BOX			2	2	2	2

FIG.3 U01\_S03\_Paper Cassette

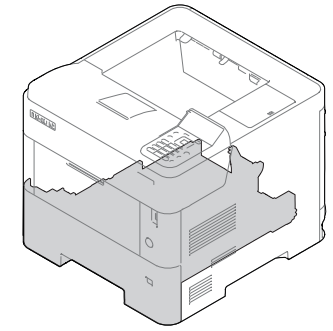
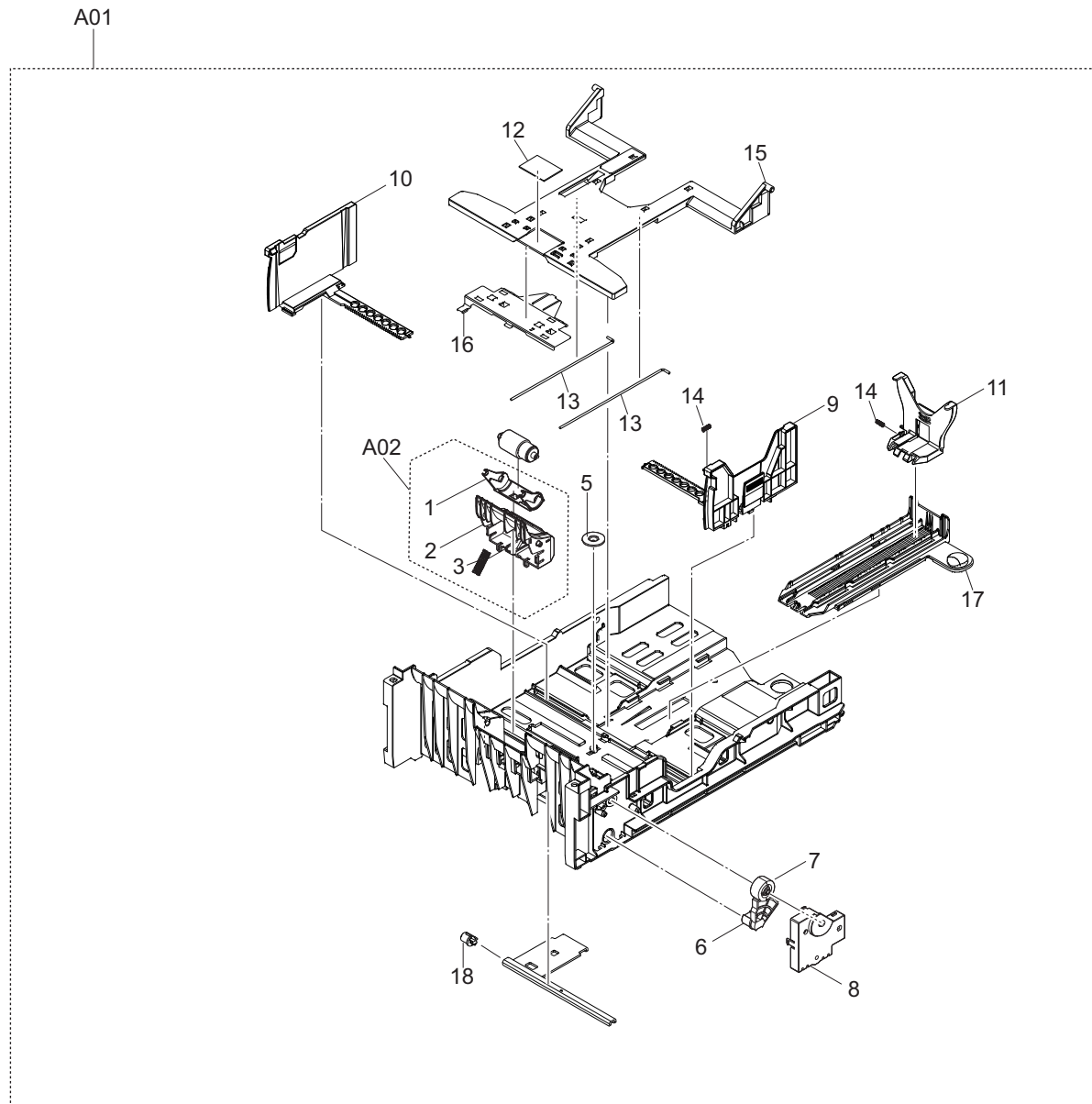


FIG.3 U01\_S03\_Paper Cassette

C0T

Ref No.	Part.No.	Description	Notes	Revision	Quantity			
					100	120	230	240
A01	302TP93012	CT-3230			1	1	1	1
A02	*302LV94480	PARTS HOLDER RETARD B SET SP			1	1	1	1
1	**3V2LV09311	HOLDER RETARD B			1	1	1	1
2	**302LV09340	GUIDE RETARD C			1	1	1	1
3	**302LV09330	SPRING RETARD B			1	1	1	1
4	*302F909171	RETARD ROLLER ASSY			1	1	1	1
5	*5MVG127DN071	GEAR CASSETTE /A-49 CASSETTE A4			1	1	1	1
6	*302LV09241	GEAR Z48S LIFT			1	1	1	1
7	*302LV09220	GEAR Z15S JOINT			1	1	1	1
8	*302LV09201	COVER LIFT GEAR			1	1	1	1
9	*302LV09351	CURSOR RIGHT B			1	1	1	1
10	*302LV09071	CURSOR LEFT			1	1	1	1
11	*3V2LV09090	CURSOR END			1	1	1	1
12	*302F909211	PAD BOTTOM			1	1	1	1
13	*3V2LV09270	WIRE CASSETTE BOTTOM			2	2	2	2
14	*3V2BS06100	SPRING END /3070P319 A4			2	2	2	2
15	*3V2LV09041	CASSETTE BOTTOM			1	1	1	1
16	*3V2LV09051	PLATE BOTTOM			1	1	1	1
17	*302LV09080	RAIL CURSOR END			1	1	1	1
18	*302LV09250	BUSH LIFT			1	1	1	1

FIG.4 U01\_S04\_Paper Feed Section(Cassette\_Duplex\_MPF)

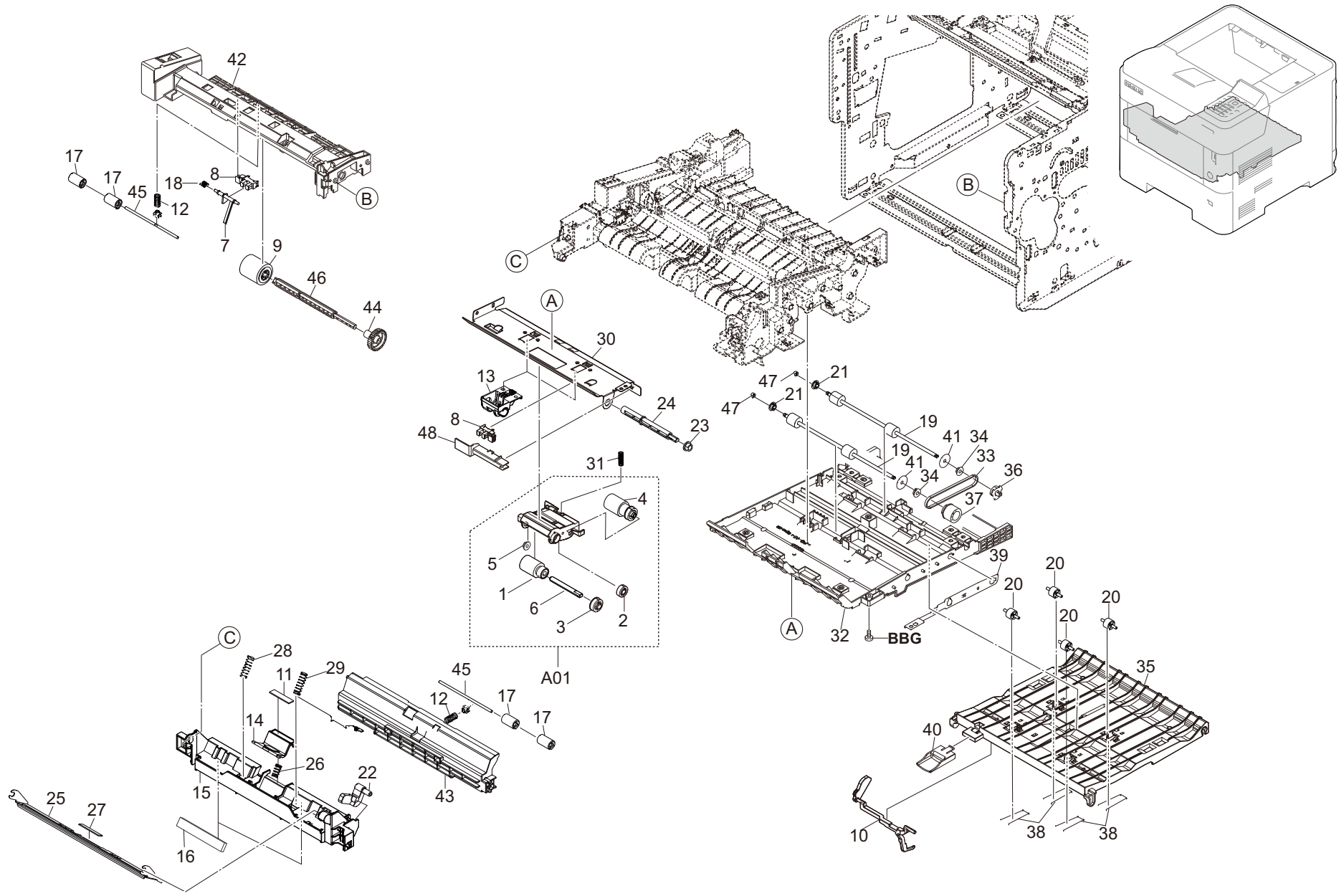


FIG.4 U01\_S04\_Paper Feed Section(Cassette\_Duplex\_MPF)

C0T

Ref No.	Part.No.	Description	Notes	Revision	Quantity			
					100	120	230	240
A01	302LV94270	PARTS HOLDER FEED ASSY SP			1	1	1	1
1	*302F906230	PULLEY FEED ASSY			1	1	1	1
2	*302F906030	GEAR FEED Z26H			1	1	1	1
3	*302F906280	GEAR FEED Z30H			1	1	1	1
4	*302HN06080	PULLEY PICKUP ASSY			1	1	1	1
5	*302K306460	BUSH 4			1	1	1	1
6	*302F906272	SHAFT FEED L			1	1	1	1
7	302LV08180	ACTUATOR MPF			1	1	1	1
8	303M894260	PARTS SENSOR OPT SP			2	2	2	2
9	302HS08260	ROLLER M/P ASSY			1	1	1	1
10	302LV29090	ACTUATOR PE			1	1	1	1
11	302F908250	PAD SEPARATOR MPF			1	1	1	1
12	302LV24230	SPRING MIDDLE			2	2	2	2
13	3V2LV06030	GUIDE FEED SIDE			2	2	2	2
14	3V2LV08070	HOLDER SEPARATION MPF			1	1	1	1
15	3V2LV08151	GUIDE TURN MPF A			1	1	1	1
16	302LV08220	SHEET GUIDE TURN A			2	2	2	2
17	3V2LV08210	PULLEY FEED			4	4	4	4
18	302LV08201	SPRING ACTUATOR MPF			1	1	1	1
19	302LV94530	PARTS ROLLER DU ASSY SP			2	2	2	2
20	302LV24760	PULLEY PA			4	4	4	4
21	302K306460	BUSH 4			2	2	2	2
22	3V2LV08090	LEVER CAM MPF			1	1	1	1
23	302H024370	BUSH 6 EW			1	1	1	1
24	302F906290	SHAFT FEED R			1	1	1	1
25	302LV08080	PLATE BOTTOM MPF			1	1	1	1
26	302LV08110	SPRING SEPARATION MPF			1	1	1	1
27	302F908311	PAD FRICTION MPF			1	1	1	1
28	302LV08120	SPRING BOTTOM MPF L			1	1	1	1
29	302LV08130	SPRING BOTTOM MPF R			1	1	1	1
30	302LV06010	GUIDE FEED UP			1	1	1	1
31	3V2LV06090	SPRING PICKUP B			1	1	1	1
32	302LV29031	BASE DU			1	1	1	1
33	302LV29070	BELT DU			1	1	1	1
34	302F929140	BUSH DU			2	2	2	2
35	302LV29010	GUIDE DU			1	1	1	1
36	3V2LV29050	PULLEY P24 DU			1	1	1	1
37	3V2LV29060	GEAR Z22S-P24			1	1	1	1
38	302LV29080	SPRING DU			4	4	4	4
39	3V2LV29120	PLATE EARTH DU			1	1	1	1
40	3V2LV29150	LEVER DU RELEASE			1	1	1	1
41	302LV29200	SHEET DU			2	2	2	2
42	3V2LV08140	FRAME MPF			1	1	1	1
43	3V2LV08160	GUIDE TURN MPF B			1	1	1	1
44	3V2LV08190	GEAR Z33S			1	1	1	1
45	302LV08230	SHAFT MPF			2	2	2	2
46	3V2LV08170	SHAFT FEED MPF			1	1	1	1
47	3V2BT11070	STOPPER 3			2	2	2	2
48	3V2LV06050	COVER WIRE			1	1	1	1

FIG.5 U01\_S05\_Paper Conveying Section

C0T

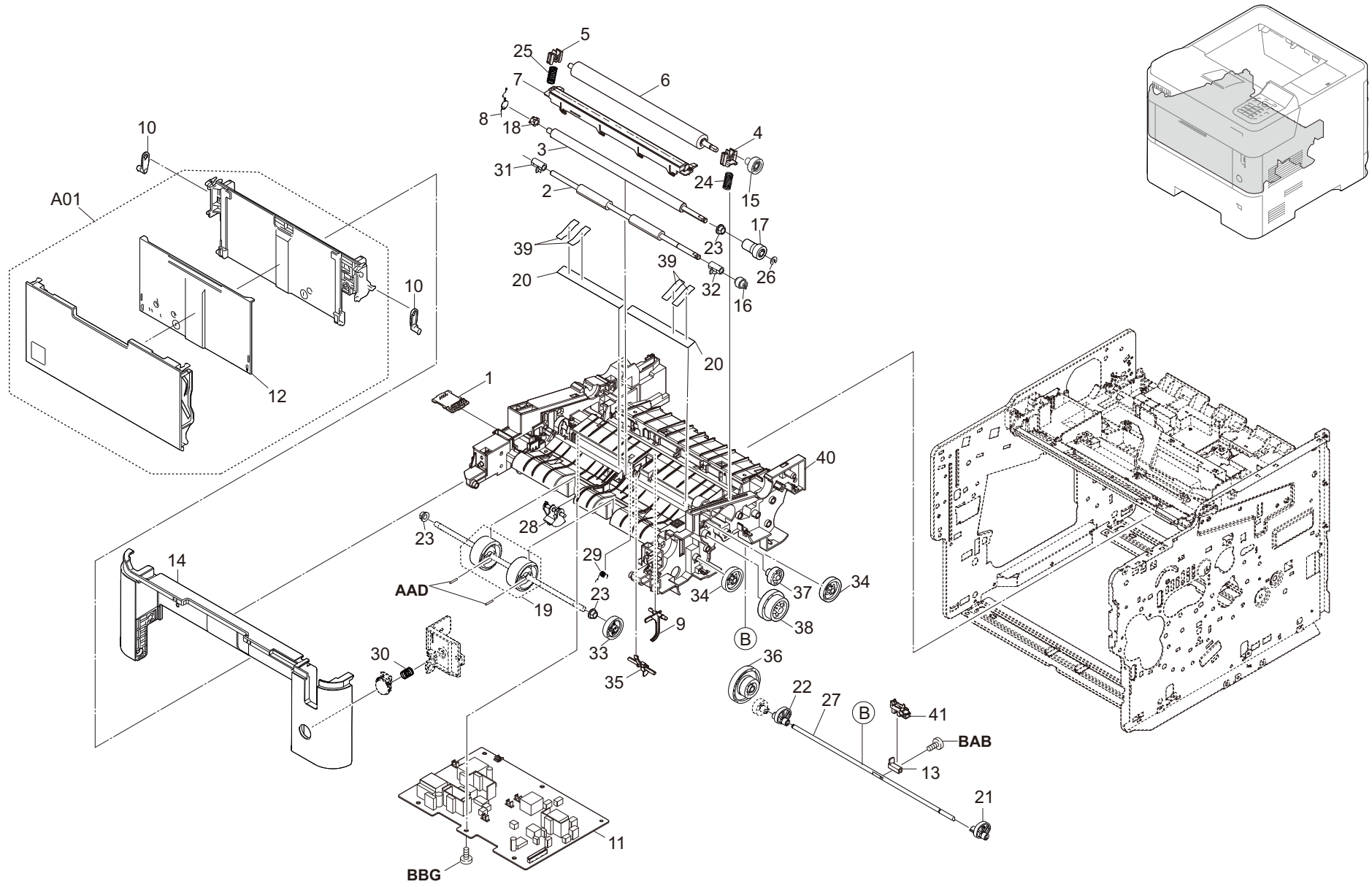


FIG.5 U01\_S05\_Paper Conveying Section

C0T

Ref No.	Part.No.	Description	Notes	Revision	Quantity			
					100	120	230	240
1	30C0T94040	PWB DRUM CONNECT ASSY			1	1	1	1
2	302LV94170	PARTS ROLLER REGIST LOW SP			1	1	1	1
3	302LV94180	PARTS ROLLER REGIST UP SP			1	1	1	1
4	302F924190	BUSH TRANSFER R			1	1	1	1
5	302LV24360	BUSH TRANSFER L			1	1	1	1
6	302LV94130	PARTS ROLLER TRANSFER SP			1	1	1	1
7	302LV94261	PARTS GUIDE PAPER CHUTE SP				1	1	1
7	302LV94330	PARTS GUIDE PAPER CHUTE SP JP			1			
8	302LV24660	SPRING EARTH REG B			1	1	1	1
9	3V2LV24111	ACTUATOR DU			1	1	1	1
10	3V2LV08100	LEVER LINK			2	2	2	2
11	302LV94060	PARTS HIGH VOLTAGE UNIT SP			1	1	1	1
A01	302TP94011	PARTS COVER MPF ASSY SP			1	1	1	1
12	3V2LV08020	TRAY MPF TOP			1	1	1	1
13	302LV24450	ACTUATOR ENVELOPE			1	1	1	1
14	302TP04050	COVER FRONT			1	1	1	1
15	302LV24140	GEAR Z22R TC			1	1	1	1
16	302LV24150	GEAR Z22L REGIST LOW			1	1	1	1
17	302LV24160	GEAR Z19R-Z22R REGIST UP			1	1	1	1
18	302LV24520	BUSH 6 EW			1	1	1	1
19	302P794090	PARTS ROLLER MIDDLE SET SP			1	1	1	1
20	302LV24220	SHEET REGIST			2	2	2	2
21	3V2LV24510	LOCK ENVELOPE R			1	1	1	1
22	3V2LV24440	LOCK ENVELOPE L			1	1	1	1
23	302H702590	BUSH SCREW			3	3	3	3
24	302LV24280	SPRING TRANSFER R			1	1	1	1
25	302LV24290	SPRING TRANSFER L			1	1	1	1
26	302FB09830	CUT WASHER 4			1	1	1	1
27	302LV24460	SHAFT ENVELOPE			1	1	1	1
28	3V2LV24120	LEVER EMPTY			1	1	1	1
29	302LV24420	SPRING IMAGE SENSOR			1	1	1	1
30	302TP04190	SPRING-COMPRESSION SW			1	1	1	1
31	302LV24350	BUSH REGIST LOW L			1	1	1	1
32	302LV24530	BUSH REGIST LOW R			1	1	1	1
33	3V2LV24130	GEAR Z32L MIDDLE			1	1	1	1
34	3V2LV31080	GEAR Z35L			2	2	2	2
35	30C0T24010	ACTUATOR IMAGE			1	1	1	1
36	302LV31370	GEAR Z56S-Z18S			1	1	1	1
37	3V2LV31100	GEAR Z24L			1	1	1	1
38	3V2LV31091	GEAR Z44L-Z35R			1	1	1	1
39	302LV24700	SHEET FRAME FEED J			4			
40	302LV24010	FRAME FEED			1	1	1	1
41	303M894260	PARTS SENSOR OPT SP			1	1	1	1



FIG.6 U01\_S06\_Image Fomation Section

C0T

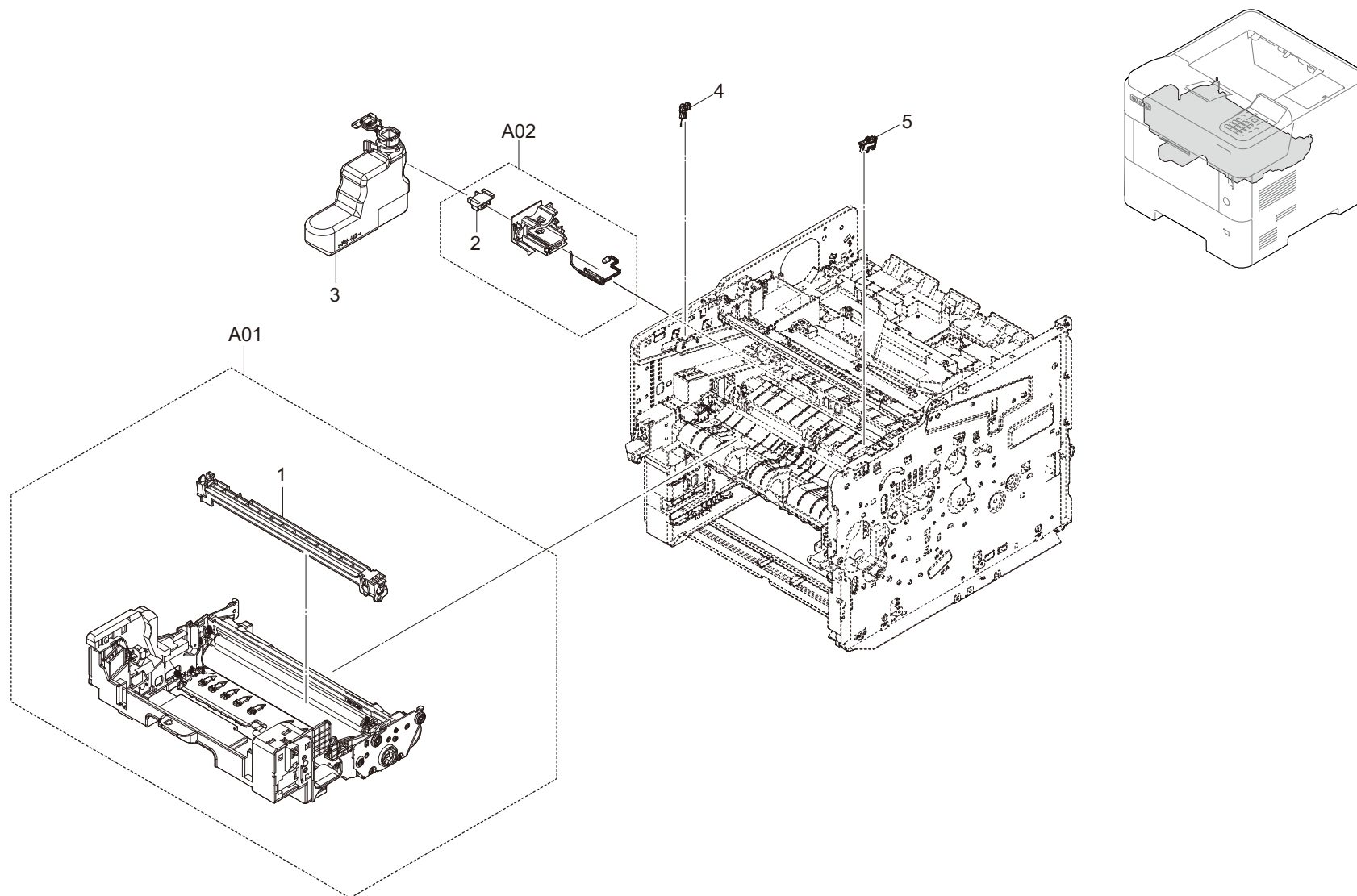




FIG.7 U01\_S07\_Developing Section

C0T

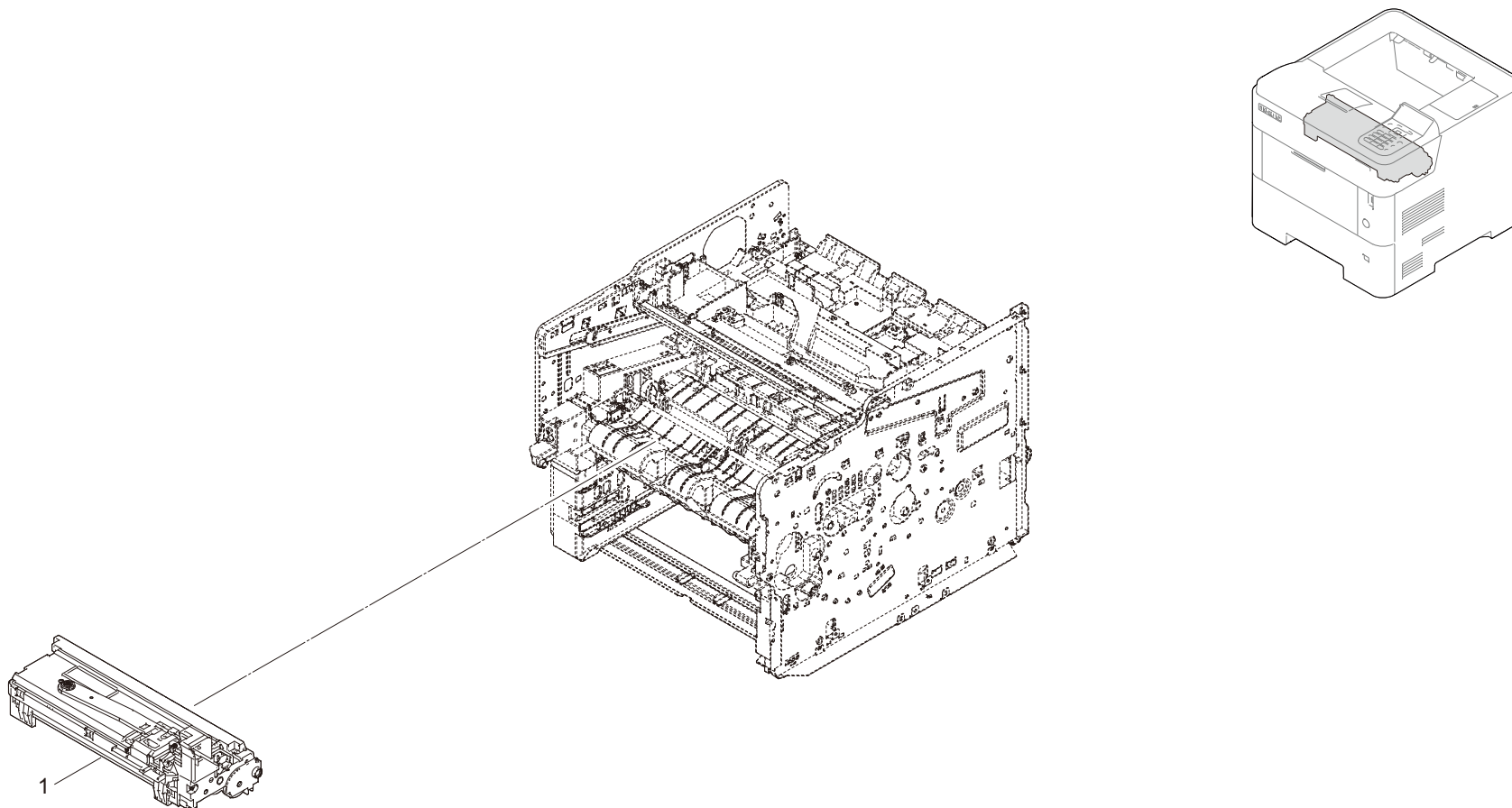




FIG.8 U01\_S08\_Fuser Section

C0T

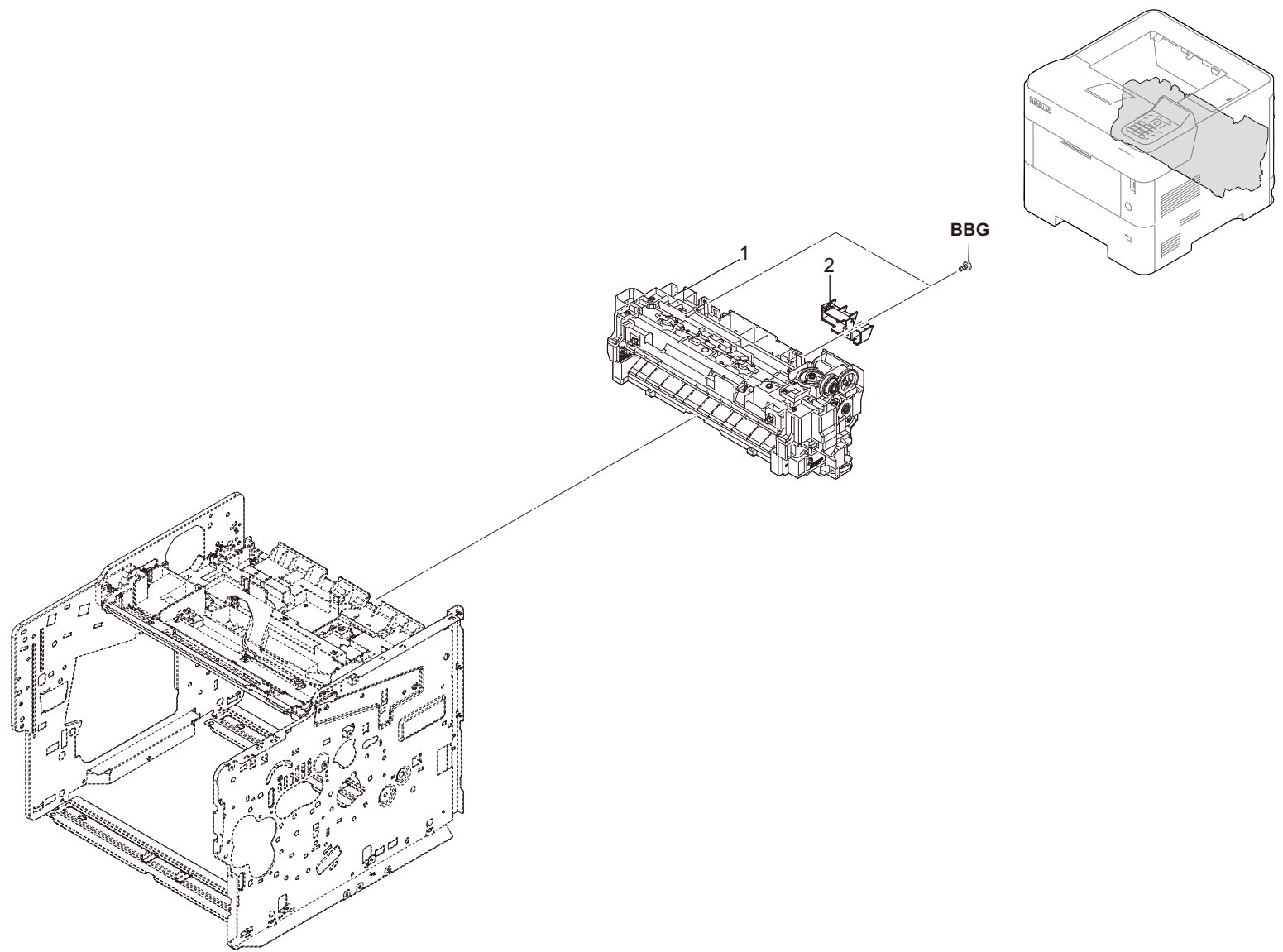




FIG.9 U01\_S09\_Exit section

C0T

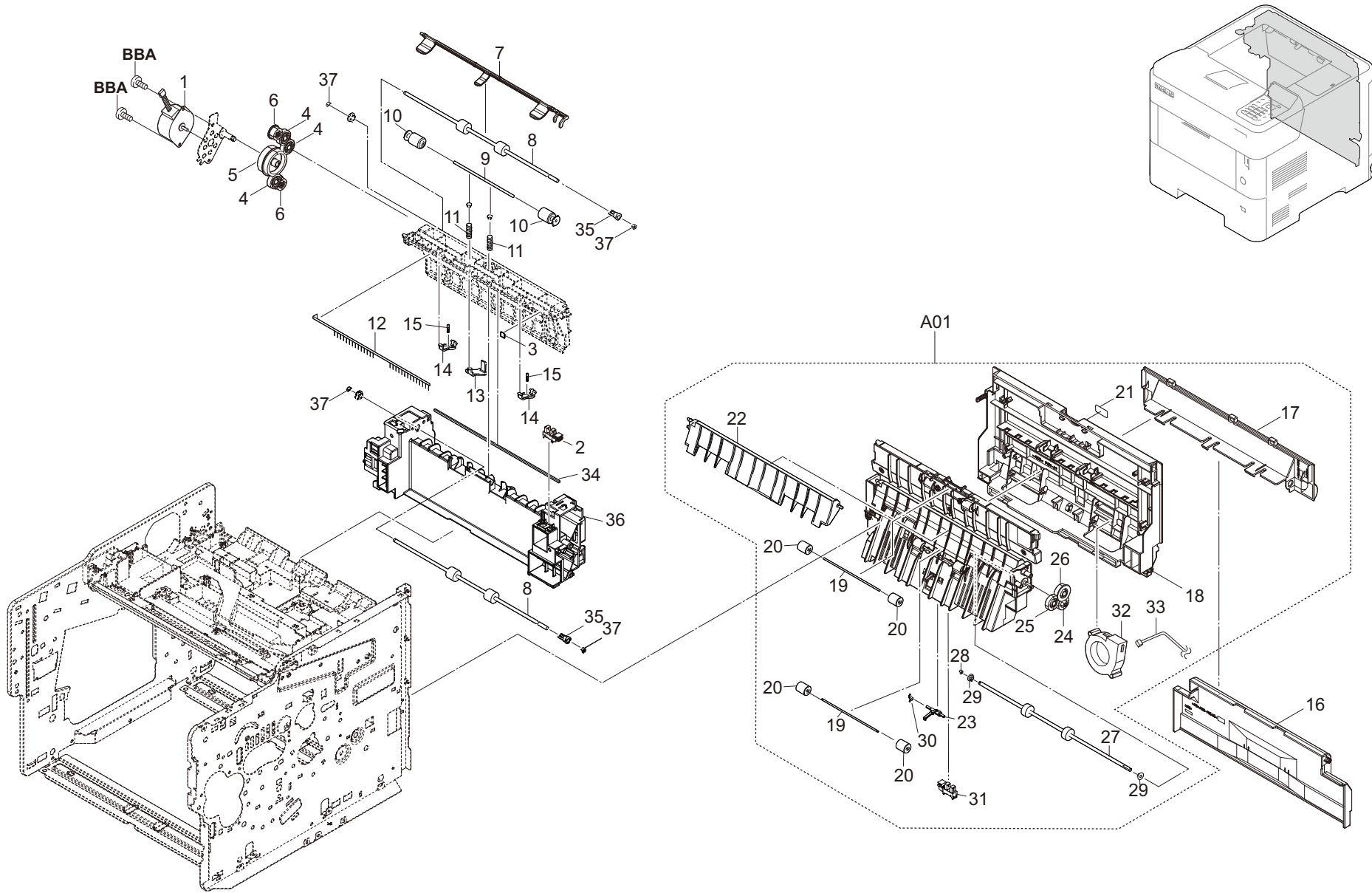


FIG.9 U01\_S09\_Exit section

C0T

Ref No.	Part.No.	Description	Notes	Revision	Quantity			
					100	120	230	240
1	302T994050	PARTS MOTOR EJECT SP			1	1	1	1
2	302P794010	PARTS SENSOR OPT SP			1	1	1	1
3	302LV28461	SEAL EXIT C			1	1	1	1
4	302LV28050	GEAR Z22S			3	3	3	3
5	302LV28031	GEAR Z66R-Z40S			1	1	1	1
6	302LV28040	GEAR Z17S			2	2	2	2
7	302LV28141	ACTUATOR OVERFLOW			1	1	1	1
8	3V2LV28120	ROLLER FD UP			2	2	2	2
9	3V2LV28360	SHAFT EXIT			1	1	1	1
10	3V2LV28150	PULLEY EXIT			2	2	2	2
11	3V2LV28200	SPRING PULLEY EXIT			2	2	2	2
12	3V2LV28160	DISCHARGER FD			1	1	1	1
13	3V2LV28180	GUIDE FD A			1	1	1	1
14	3V2LV28352	GUIDE FD B			2	2	2	2
15	3V2LV28400	SPRING GUIDE FD			2	2	2	2
16	30C0T04050	COVER CASSETTE			1	1	1	1
A01	30C0T94100	PARTS COVER REAR ASSY SP JP			1			
A01	30C0T94070	PARTS COVER REAR ASSY SP				1	1	1
17	*30C0T04040	COVER REAR LOW			1	1	1	1
18	*302LV04100	COVER REAR UP			1	1	1	1
19	*3V2LV28270	SHAFT EXIT LOW			2	2	2	2
20	*302K325320	PULLEY EXIT FUSER			4	4	4	4
21	*302MC34040	LABEL PUSH			1	1	1	1
22	*3V2LV28081	GUIDE CHANGE			1	1	1	1
23	*3V2LV28070	ACTUATOR DU			1	1	1	1
24	*302LV28090	GEAR Z20S			1	1	1	1
25	*302LV28191	GEAR Z22S B			1	1	1	1
26	*302LV28100	GEAR Z22S A			1	1	1	1
27	*302WD94020	PARTS ROLLER REAR SP			1	1	1	1
28	*3V2BT11070	STOPPER 3			1	1	1	1
29	*302F929140	BUSH DU			2	2	2	2
30	*302LV28241	SPRING ACTUATOR DU			1	1	1	1
31	*303M894260	PARTS SENSOR OPT SP			1	1	1	1
32	*302FZ94660	PARTS,FAN IMAGE SP			1			
33	*302LV46500	CONN.CORD ASSY S03802			1			
34	3V2LV28420	SPONGE REAR			1	1	1	1
35	302HN29050	BUSH DU			2	2	2	2
36	302TP28010	GUIDE VERTICAL			1	1	1	1
37	3V2BT11070	STOPPER 3			4	4	4	4



FIG.10 U01\_S10\_Drive section

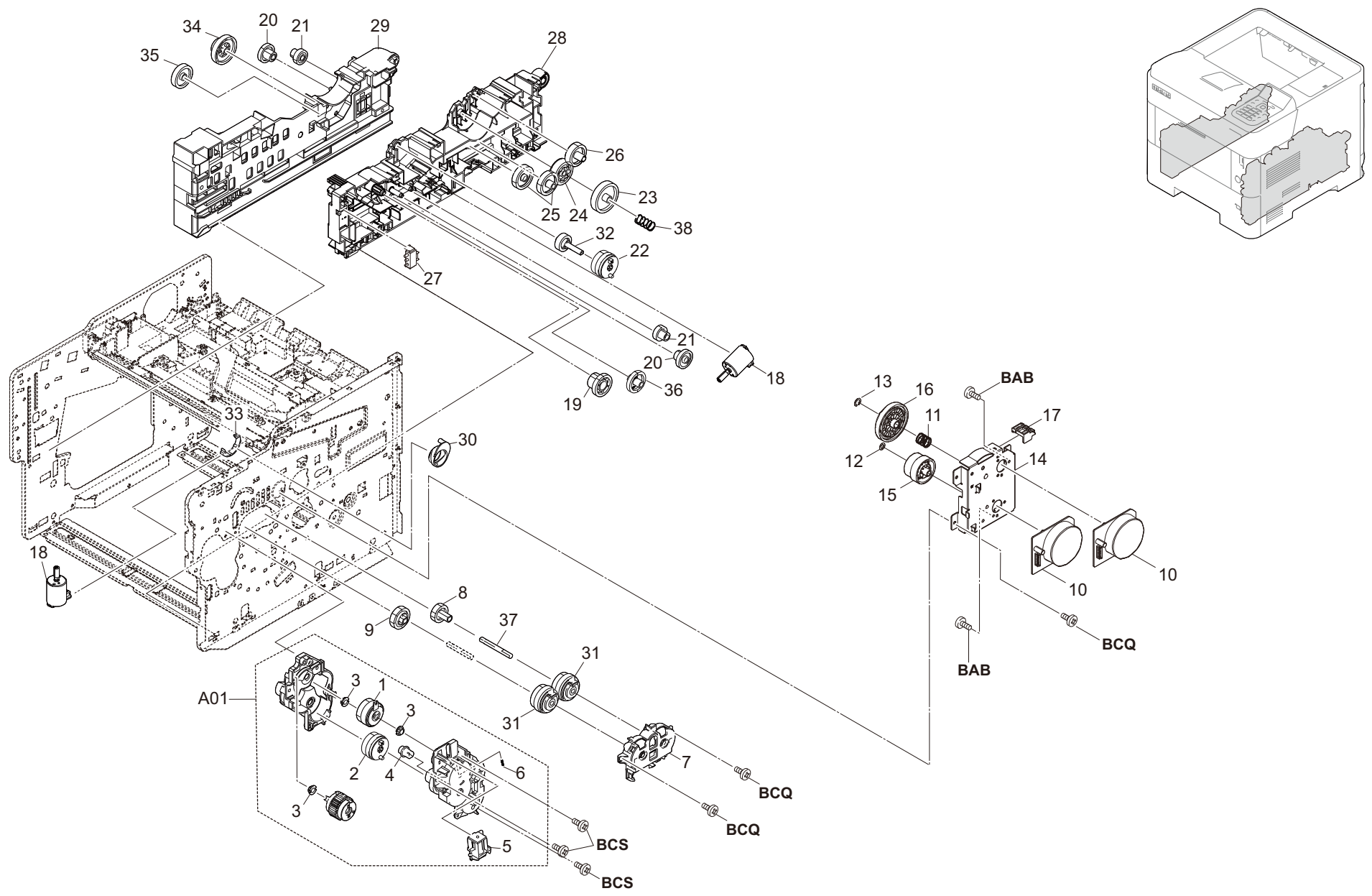


FIG.10 U01\_S10\_Drive section

C0T-2.0

Ref No.	Part.No.	Description	Notes	Revision	Quantity			
					100	120	230	240
A01	302LV94253	PARTS DRIVE FEED ASSY SP			1	1	1	1
1	*302NR94010	PARTS CLUTCH 35 Z35R SP			1	1	1	1
2	*302LV94161	PARTS CLUTCH 20-2W Z35R			1	1	1	1
3	*302KV31410	BUSH DRIVE			3	3	3	3
4	302HN31660	JOINT SHAFT CASSETTE		Correction	1	1	1	1
5	302HN44160	SOLENOID MPF		Correction	1	1	1	1
6	302HN31650	SPRING INPUT MPF		Correction	1	1	1	1
7	3V2P702110	HOLDER CLUTCH			1	1	1	1
8	302LV31180	GEAR Z26L DLP CLUTCH			1	1	1	1
9	302LV31440	GEAR Z32L REG CL			1	1	1	1
10	302K394202	PARTS MOTOR-BL W30 SP			2	2	2	2
11	302LV31290	SPRING COUPLING DRUM			1	1	1	1
12	2C904550	CUT WASHER 5			1	1	1	1
13	302K914570	CUT WASHER 7			1	1	1	1
14	302LV31010	PLATE DRIVE			1	1	1	1
15	302LV31060	GEAR Z80R-Z36L			1	1	1	1
16	302LV31050	GEAR Z119R			1	1	1	1
17	302LV39040	RAIL PWB MAIN B			1	1	1	1
18	302LV94230	PARTS DC MOTOR ASSY SP			2	2	2	2
19	3V2LV31490	GEAR Z35S-Z13S B			1	1	1	1
20	302HN31040	GEAR Z46S-Z13S			2	2	2	2
21	302HN31030	GEAR Z36L-Z20S			2	2	2	2
22	302LV94161	PARTS CLUTCH 20-2W Z35R			1	1	1	1
23	3V2LV31120	GEAR Z46L FREE			1	1	1	1
24	3V2LV31130	GEAR Z37S FREE			1	1	1	1
25	302HS31140	GEAR Z35R IDLE			2	2	2	2
26	302HN25180	GEAR Z34S INPUT			1	1	1	1
27	7SP03072003+H01	SW.PUSH			1	1	1	1
28	3V2LV02043	GUIDE CASSETTE R			1	1	1	1
29	3V2LV02051	GUIDE CASSETTE L			1	1	1	1
30	3V2LV31300	LEVER COUPLING DRUM			1	1	1	1
31	302KV94520	PARTS CLUTCH 50 Z35R SP			2	2	2	2
32	302LV31201	GEAR Z25S DU CLUTCH			1	1	1	1
33	3V2LV31311	PARTS SLIDER			1	1	1	1
34	302LV31380	GEAR Z45S-Z24S			1	1	1	1
35	302LV31390	GEAR Z36S			1	1	1	1
36	3V2LV31400	GEAR Z34S-Z13S			1	1	1	1
37	3V2P702130	SHAFT DLP CLUTCH			1	1	1	1
38	302LV31220	SPRING FUSER FREE		Correction	1	1	1	1

FIG.11 U01\_S11\_Wire Section 1 (Engine - Connect-L)

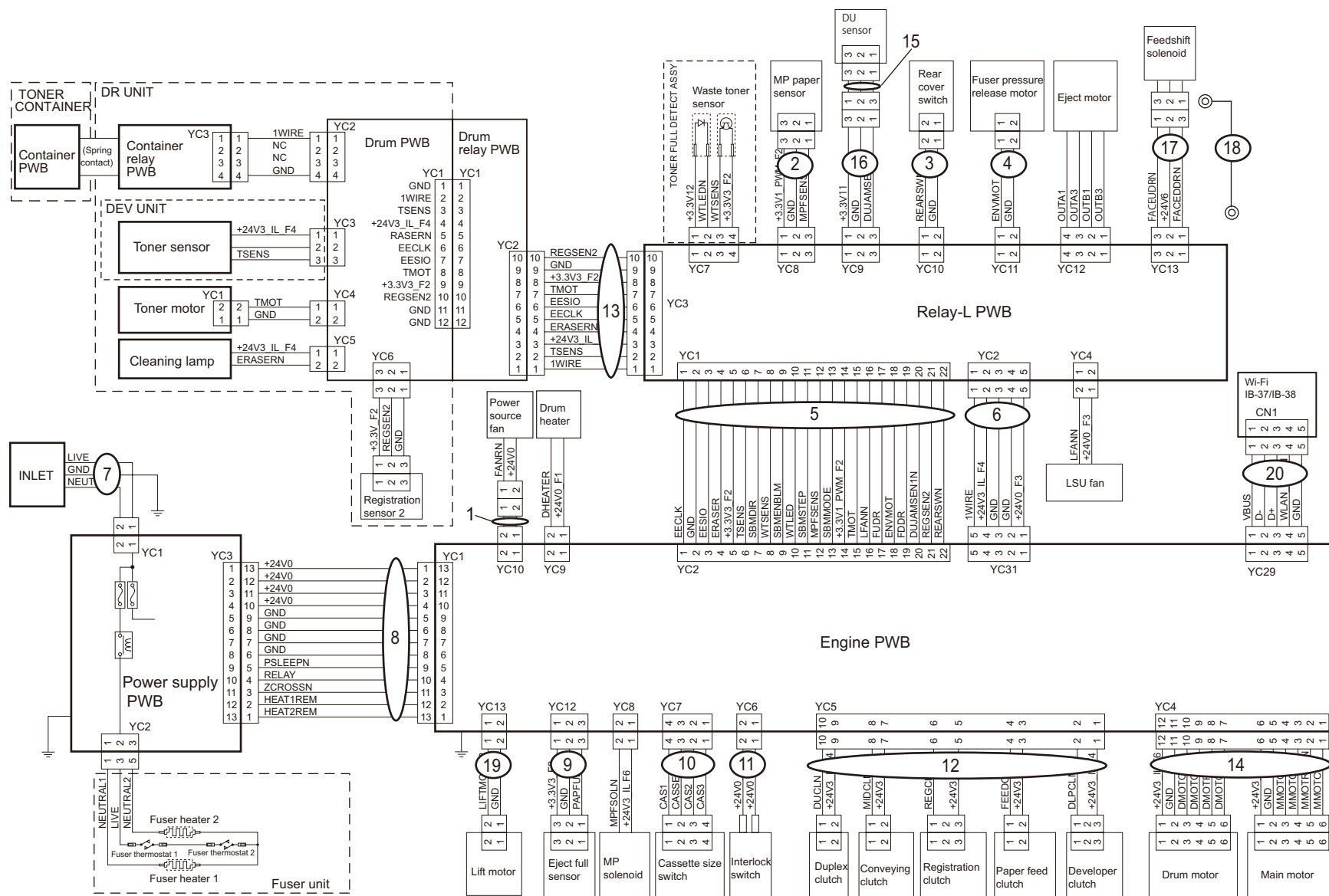
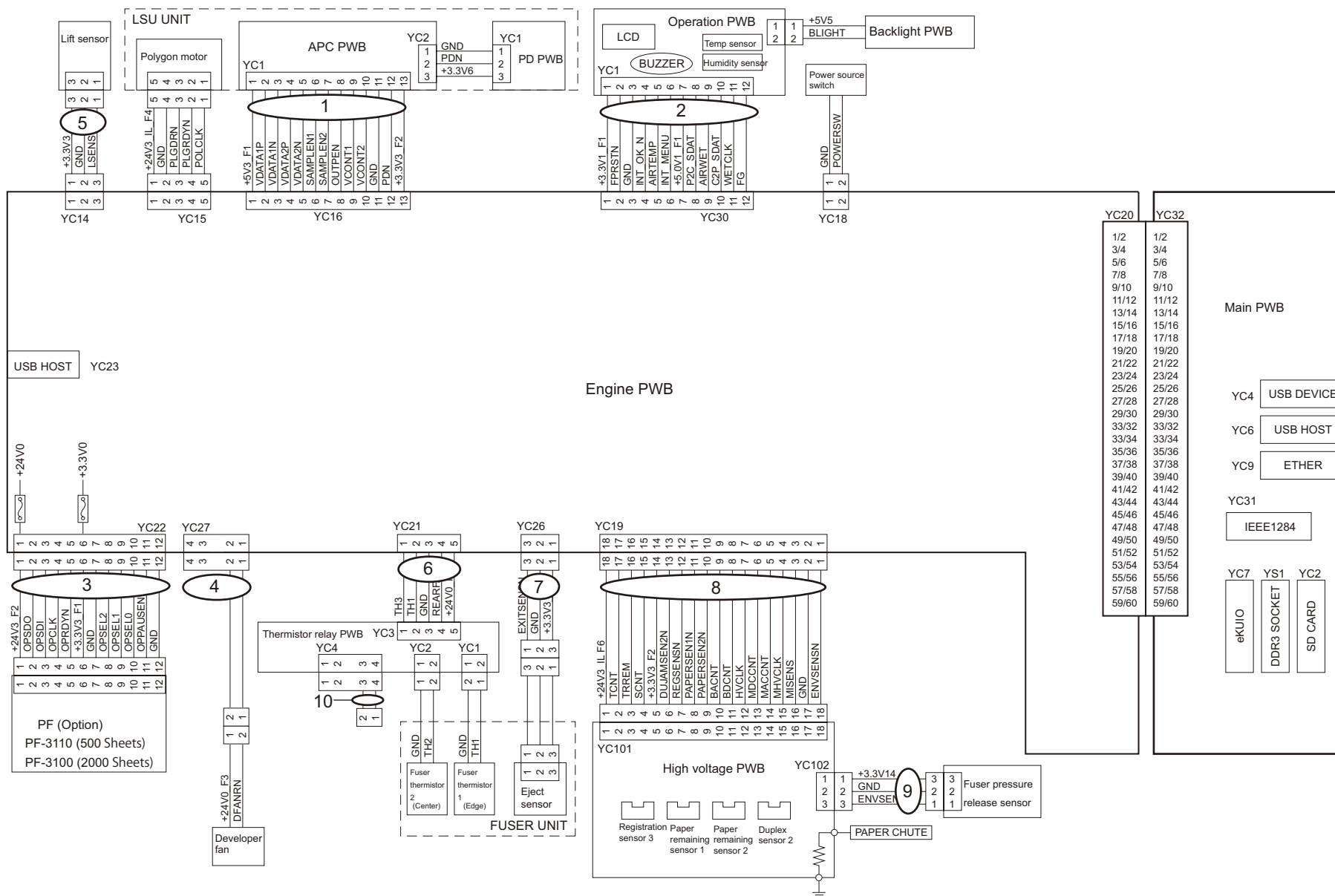
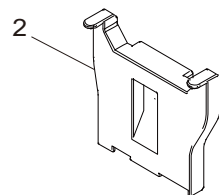
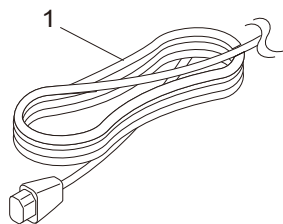




FIG.12 U01\_S12\_Wire Section 2 (Engine - Main)











---

U02 Appendixes .....	31
FIG. 14 U02_S01_Maintenance Kits .....	32
FIG. 15 U02_S02_Wire Section 1 (Engine - Connect-L)(Japanese).....	34
FIG. 16 U02_S03_Wire Section 2 (Engine - Main)(Japanese) .....	36

FIG.14 U02\_S01\_Maintenance Kits

C0T

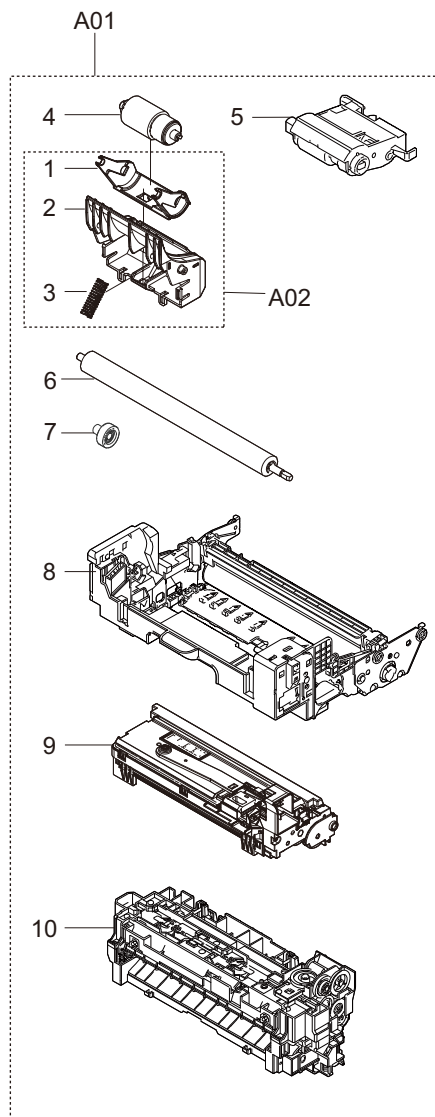


FIG.14 U02\_S01\_Maintenance Kits

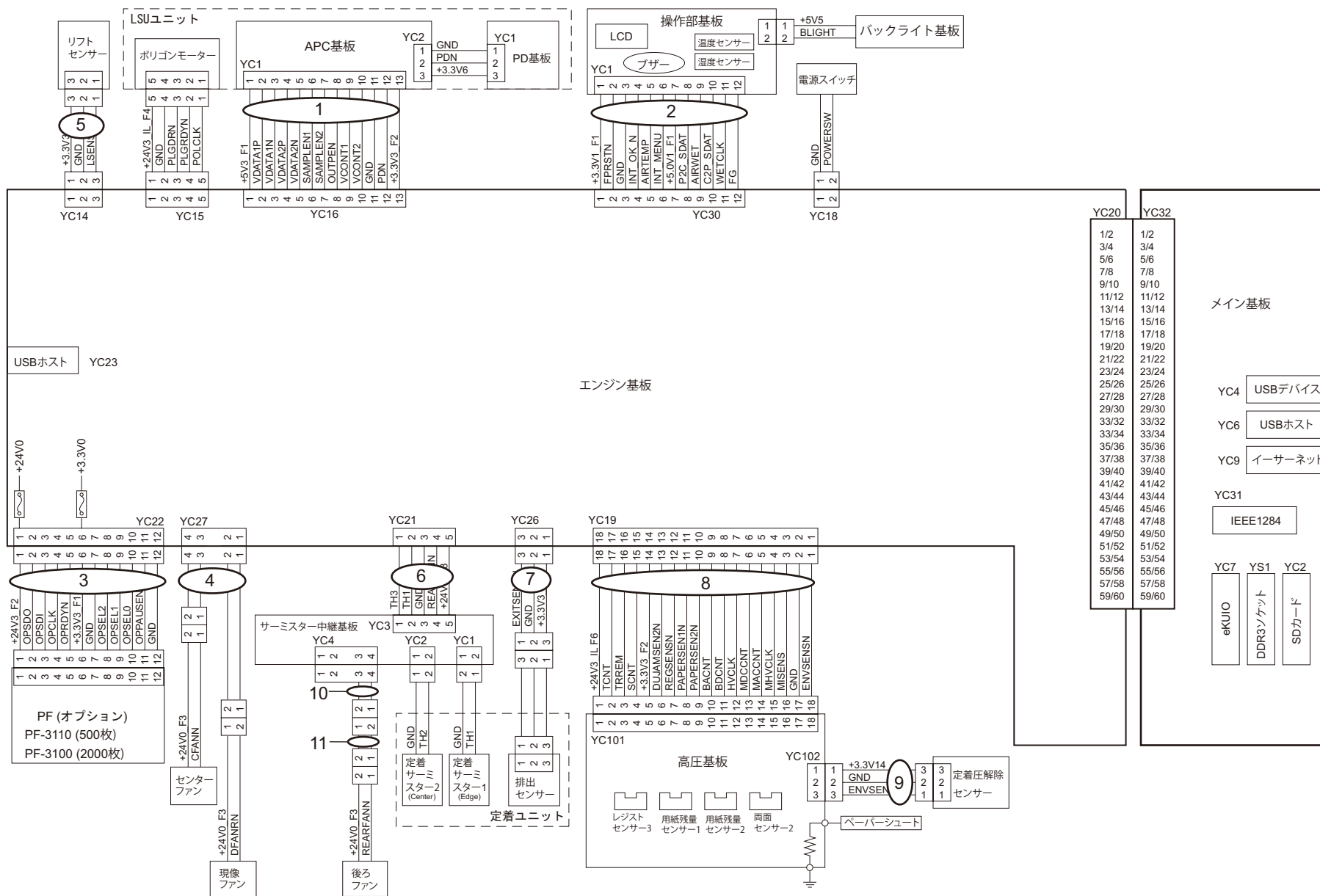
C0T

Ref No.	Part.No.	Description	Notes	Revision	Quantity			
					100	120	230	240
A01	170C0T9JP0	MK-3381/MAINTENANCE KIT			1			
A02	•302LV94480	PARTS HOLDER RETARD B SET SP			1			
1	••3V2LV09311	HOLDER RETARD B			1			
2	••302LV09340	GUIDE RETARD C			1			
3	••302LV09330	SPRING RETARD B			1			
4	•302F909171	RETARD ROLLER ASSY			1			
5	•302LV94270	PARTS HOLDER FEED ASSY SP			1			
6	•302LV94130	PARTS ROLLER TRANSFER SP			1			
7	•302LV24140	GEAR Z22R TC			1			
8	•30C0T93040	DK-3211 (J)			1			
9	•30C0T93010	DV-3110			1			
10	•30C0T93070	FK-3221 (J)			1			
A01	170C0T7US0	MK-3382/MAINTENANCE KIT				1		
A02	•302LV94480	PARTS HOLDER RETARD B SET SP				1		
1	••3V2LV09311	HOLDER RETARD B				1		
2	••302LV09340	GUIDE RETARD C				1		
3	••302LV09330	SPRING RETARD B				1		
4	•302F909171	RETARD ROLLER ASSY				1		
5	•302LV94270	PARTS HOLDER FEED ASSY SP				1		
6	•302LV94130	PARTS ROLLER TRANSFER SP				1		
7	•302LV24140	GEAR Z22R TC				1		
8	•30C0T93030	DK-3212 (U)				1		
9	•30C0T93010	DV-3110				1		
10	•30C0T93080	FK-3222 (U)				1		
A01	170C0T8NL0	MK-3380/MAINTENANCE KIT					1	
A02	•302LV94480	PARTS HOLDER RETARD B SET SP					1	
1	••3V2LV09311	HOLDER RETARD B					1	
2	••302LV09340	GUIDE RETARD C					1	
3	••302LV09330	SPRING RETARD B					1	
4	•302F909171	RETARD ROLLER ASSY					1	
5	•302LV94270	PARTS HOLDER FEED ASSY SP					1	
6	•302LV94130	PARTS ROLLER TRANSFER SP					1	
7	•302LV24140	GEAR Z22R TC					1	
8	•30C0T93020	DK-3210 (E)					1	
9	•30C0T93010	DV-3110					1	
10	•30C0T93060	FK-3220 (E)					1	
A01	170C0T8AU0	MK-3384/MAINTENANCE KIT						1
A02	•302LV94480	PARTS HOLDER RETARD B SET SP						1
1	••3V2LV09311	HOLDER RETARD B						1
2	••302LV09340	GUIDE RETARD C						1
3	••302LV09330	SPRING RETARD B						1
4	•302F909171	RETARD ROLLER ASSY						1
5	•302LV94270	PARTS HOLDER FEED ASSY SP						1
6	•302LV94130	PARTS ROLLER TRANSFER SP						1
7	•302LV24140	GEAR Z22R TC						1
8	•30C0T93050	DK-3214 (AO)						1
9	•30C0T93010	DV-3110						1
10	•30C0T93060	FK-3220 (E)						1





FIG.16 U02\_S03\_Wire Section 2 (Engine - Main)(Japanese)





## CLASSIFICATION OF THE SCREWS IN ILLUSTRATION / ビス種別表

Ref No.	Part.No.	Description	Notes
AAA	5MBCS3025XSP	CS STOP RING /X 3 X .25T S-BLK	
AAB	5MBP1612WWLD	SPRING PIN 1.6X12	
AAC	5MBP2010WXSP	SPRING PIN /M2 X 10 S-BLK	
AAD	5MBP2012WPLD	PARALLEL PIN / M2 X 12 SUS-DP	
AAE	5MBP2012WXSP	SPRING PIN 2X12	
AAF	5MBP2014WXSP	SPRING PIN / M2 X 14 S-BLK	
AAG	5MBP2020WWLD	SPRING PIN / M2 X 20 SUS-DP XX	
AAH	5MBP2516WXSP	SPRING PIN(2.5x16)	
AAI	5MBP2518WXSP	SPRING PIN(2.5x18)	
AAJ	5MBTPB4006TW++R	BIND T.T SCREW(+)/M4x6 CRFREE S-T	
AAK	5MBWK32808NN	POLY SLIDER /M3.2X 8 X0.8T XX	
AAL	5MBWK41A03NN	POLY-SLIDER WASHER 4.1X10X0.3T	
AAM	5MBWK6295+NN	POLY WASHER M6.2X9.5X0.25T	
AAN	5MBWK62955NN	POLY SLIDER/M6.2X9.5X0.5T PLASTC	
AAO	5MBWL72B05NN	POLY CUT WASER /M7.2X 11X0.5T PA XX	
AAP	5MBWN62D0+NN	POLY WASHER 6.2X13X0.25T	
AAQ	5MBWN62D05NB	POLY WASHER /M6.2X13X0.5T PA-BLK	
AAR	5MBP2010WWLD	SPRING PIN /M2 X 10 SUS-DP XX	
AAS	5MBP2514WXSP	SPRING PIN / M2.5 X 14 S-BLK	
BAA	7BB000303H	+BIND M SCREW 3X3	
BAB	7BB000304H	+BIND M SCREW 3X4	
BAC	7BB000305H	+BIND M SCREW 3x5	
BAD	7BB000306H	+BIND M SCREW 3X6	
BAE	7BB000406H	+BIND M SCREW 4X6	
BAF	7BB000P03H	+BIND M SCREW 2.6X3	
BAG	7BB001303H	+PAN M SCREW 3x3	
BAH	7BB001P03H1	PAN M SCREW 2.6X3	
BAI	7BB007303H	+TP-CUP M SCREW 3X3	
BAJ	7BB007304H	+TP-CUP M SCREW 3x4	
BAK	7BB008305H	+FLAT FILLESTER M SCREW 3x5	
BAL	7BB00B306H	+PAN M SCREW WITH T.L.WASHER 3X6	
BAM	7BB060305H1	+BIND M SCREW 3X5(BLUE)	
BAN	7BB100304H	+BIND T.T S SCREW 3x4	
BAO	7BB100306H	+BIND T.T S SCREW 3x6	
BAP	7BB100306H1	+BIND T.T S SCREW 3X6	
BAQ	7BB100308H1	+BIND T.T S SCREW 3X8	
BAR	7BB100320H	+BIND T.T S SCREW 3x20	
BAS	7BB100408H	+BIND T.T S SCREW 4x8	
BAT	7BB100408H1	+BIND T.T S SCREW 4X8	
BAU	7BB100440H	+BIND T.T S SCREW 4X40	
BAV	7BB102308H1	+TP-FLAT T.T S SCREW 3X8	
BAW	7BB180306H	+BIND T.T S SCREW 3X6(BLACK)	
BAX	7BB180408H	+BIND T.T S SCREW 4x8(BLACK)	
BAY	7BB200205H	BIND T.T P SCREW 2X5	
BAZ	7BB200306H	+BIND T.T P SCREW 3x6	
BBA	7BB200308H	+BIND T.T P SCREW 3X8	
BBB	7BB200310H	+BIND T.T P SCREW 3x10	
BBC	7BB200312H	+BIND T.T P SCREW 3X12	
BBD	7BB200320H	+BIND T.T P SCREW 3X20	
BBE	7BB200322H	BIND T.T P SCREW 3X22	
BBF	7BB200410H	+BIND T.T P SCREW 4X10	
BBG	7BB200412H	+BIND T.T P SCREW 4x12	

Ref No.	Part.No.	Description	Notes
BBH	7BB200416H	+BIND T.T P SCREW 4x16	
BBI	7BB202306H	+TP-FLAT T.T P SCREW 3X6	
BBJ	7BB202308H	+TP-FLAT T.T P SCREW 3X8	
BBK	7BB202310H	+TP-FLAT T.T P SCREW 3X10	
BBL	7BB203308H	+FLAT HEAD T.T P SCREW 3X8	
BBM	7BB280410H	+BIND T.T P SCREW 4X10(BLACK)	
BBN	7BB282308H	+TP-FLAT T.T P SCREW 3X8(BLACK)	
BBO	7BB300310H	+BIND TAP-TITE B SCREW M3X10	
BBP	7BB300323H	+BIND T.T B SCREW 3x23	
BBQ	7BB600306H	+BIND M SCREW 3X6 R	
BBR	7BB600308H	+BIND M SCREW 3x8 R	
BBS	7BB600308H1	+BIND M SCREW 3X8 R	
BBT	7BB600310H	+BIND M SCREW 3X10 R	
BBU	7BB600314H	+BIND M SCREW 3X14 R	
BBW	7BB600320H	+BIND M SCREW 3x20 R	
BBX	7BB600406H	+BIND M SCREW 4X6 R	
BBY	7BB600425H	+BIND M SCREW 4X25 R	
BBZ	7BB600430H	+BIND M SCREW 4X30 R	
BCA	7BB600P08H	+BIND M SCREW 2.6X8 R	
BCB	7BB601306H	+PAN M SCREW 3x6 R	
BCC	7BB606306H	+PAN M SCREW WITH SW W 3X6 R	
BCD	7BB606308H	+PAN M SCREW WITH SW W 3X8 R	
BCE	7BB606312H	+PAN M SCREW WITH SW W 3X12 R	
BCF	7BB606408H	+BIND M SCREW WITH SW W 4X8 R	
BCG	7BB606512H	+BIND M SCREW WITH SW W 5X12 R	
BCH	7BB607306H	+TP-CUP M SCREW 3X6 R	
BCI	7BB607310H	+TP-CUP M SCREW 3X10 R	
BCK	7BB607312H	+TP-CUP M SCREW 3X12 R	
BCL	7BB607320H	+TP-CUP M SCREW 3X20 R	
BCM	7BB607406H	+TP-CUP M SCREW 4X6 R	
BCN	7BB607414H	+TP-CUP M SCREW 4X14 R	
BCO	7BB687310H	+TP-CUP M SCREW 3X10 R(BLACK)	
BCP	7BB700306H	+BIND T.T S SCREW 3X6 SR	
BCQ	7BB700308H	+BIND T.T S SCREW 3X8 SR	
BCR	7BB700310H	+BIND T.T S SCREW 3X10 SR	
BCS	7BB700312H	+BIND T.T S SCREW 3X12 SR	
BCT	7BB700314H	+BIND T.T S SCREW 3X14 SR	
BCU	7BB700316H	+BIND T.T S SCREW 3X16 SR	
BCV	7BB700320H	+BIND T.T S SCREW 3X20 SR	
BCW	7BB700330H	+BIND T.T S SCREW 3X30 SR	
BCX	7BB700408H	+BIND T.T S SCREW 4X8 SR	
BCY	7BB700410H	+BIND T.T S SCREW 4X10 SR	
BCZ	7BB700412H	+BIND T.T S SCREW 4X12 SR	
BDA	7BB702306H	+TP-FLAT T.T S SCREW 3x6 SR	
BDB	7BB702308H	+TP-FLAT T.T S SCREW 3X8 SR	
BDC	7BB760408H	+BIND T.T S SCREW 4X8 SR(BLUE)	
BDD	7BB780308H	+BIND T.T S SCREW 3X8 SR(BLACK)	
BDE	7BB780410H	+BIND T.T S SCREW 4X10 SR(BLACK)	
BDF	7BB780420H	+BIND T.T S SCREW 4X20 SR(BLACK)	
BDG	7BB782308H	+TP-FLAT T.T S SCREW 3X8 SR(BLACK)	
BDH	7BB782410H	+TP-FLAT T.T S SCREW 4X10 SR(BLACK)	
BDI	B1A25100	+BINDING SCREW WITH SW.W M5X10	



## CLASSIFICATION OF THE SCREWS IN ILLUSTRATION / ビス種別表

Ref No.	Part.No.	Description	Notes
BDJ	B9A90010	+PAN SCREW 6-32X0.25	
BDK	7BB202410H	+TP-FLAT T.T P SCREW 4X10	
BDL	7BB607308H	+TP-CUP M SCREW 3X8 R	
BDM	7BB607410H	+TP-CUP M SCREW 4X10 R	
BDN	7BB200408H	+BIND T.T P SCREW 4X8	
BDO	7BB702320H	+TP-FLAT T.T S SCREW 3X20 SR	
BDP	7BB007406H	+TP-CUP M SCREW 4X6	
BDQ	7BB702420H	+TP-FLAT T.T S SCREW 4X20 SR	
BDR	7BB100316H1	+BIND T.T S SCREW 3X16	
BDS	7BB702410H	+TP-FLAT T.T S SCREW 4X10 SR	
BDT	7BB700430H	+BIND T.T S SCREW 4X30 SR	
BDU	7BB282408H	+TP-FLAT T.T P SCREW 4X8(BLACK)	
BDV	7BB0A0222H	BIND M SCREW 2X22 SUS	
BDW	7BB100406H	+BIND T.T S SCREW 4X6	
BDX	7BB102306H	+TP-FLAT T.T S SCREW 3X6	
BDY		TP-CUP M SCREW 3X6 R 3M2510	Obtained locally
BDZ	7BB100312H1	+BIND T.T S SCREW 3X12	
BEA		BIND M SCREW 3X8 SUS	Obtained locally
BEB	7BB400R0AH	BIND UNC SCREW 6-32X0.25	
BEC	7BB007306H	+TP-CUP M SCREW 3X6	
BQH		BIND M SCREW 3X4 3M2510	Obtained locally
BQI		BIND M SCREW 2X4	Obtained locally
CAA	7BC00030A080H01	WASHER M3X10X0.8T	
CAB	7BC000336040H01	WASHER 3.3X6X0.4T	
CAC	7BC000357050H01	WASHER M3.5X7.0X0.5T	
CAD	7BC00045C080H01	WASHER M4.5X12X0.8T CRFREE	
CAE	7BC00060D0A+H01	WASHER M6X13X1T	
CAF	7BC040538050H01	FLAT A WASHER	
CAG	7BC040621250H01	WASHER 6.2X12X0.5T	
CAH	7BC04085E0A0C01	WASHER 8.5X14X1.0T SUS	
CAI	7BC060429020H01	POLY SLIDER WASHER M4.2X9X0.2T	
CAJ	7BC06051C020H01	POLY SLIDER WASHER M5.1X1.2X0.2T	
CAK	7BC06052G050H01	POLY SLIDER WASHER 5.2X16X0.5T	
CAL	7BC06062A0A0H01	POLY SLIDER WASHER 6.2X10X1.0T	
CAM	7BC06062C020H01	POLY SLIDER WASHER M6.2X12X0.2T	
CAN	7BC06062N050H01	POLYSLIDER 6.2X22X0.5T	
CAO	7BC06082G020H01	POLY SLIDER WASHER M8.2X16X0.2T	
CAP	7BC1003055+H01	HEXA NUT M3	
CAQ	7BC460326050H01	CUT WASHER 3.2X6.0X0.5T(BLACK)	
CAR	7BC46042A050H01	CUT WASHER 4.2X10.0X0.5T	
CAS	7BC5004176A0H01	SPRING WASHER M4	
CAT	7BC600306545H01	TOOTHED LOCK WASHER M3X6.5X0.45T	
CAU	7BCW7085D020H01	WAVE WASHER SUS WW8.5X13X0.2	
CAV	7BCW80619001H01	POLY WASHER 6.1X9X0.13T	
CAW	7BCW8082C025H01	POLY WASHER 8.2X12X0.25T	
CAX	7BC060629540H01	POLY SLIDER WASHER 6.2X9.5X0.4T	
CAY		CUT-WASHER 4.2X12.0X0.5T(BLACK)	Obtained locally
DAA	7BD103060+++H01	E STOP RING E-3	
DAB	7BD104060+++H01	E STOP RING E-4	
DAC	7BD105060+++H01	E STOP RING E-5	
DAD	7BD107080+++H01	E STOP RING E-7	
EAA	7BL020003H	TUBE 4-7 PHARMED BPT	

Ref No.	Part.No.	Description	Notes
EAB	7BL020004H	TUBE 4-6 TH-2000	
EAC	7BL020005H	TUBE 3-5 TH-2000	
FAA	7BP01204000JH01	SPRING PIN 2.0X40	
FAB	7BP013030+++H01	SPRING PIN 3X30(SUS)	
FAC	7BP512008B0CH01	PARALLEL PIN 2.0X8	
FAD	7BP512010B0CH01	PARALLEL PIN 2.0X10	
FAE	7BP512012B0CH01	PARALLEL PIN 2.0X12	
FAF	7BP512014B0CH01	PARALLEL PIN 2.0X14	
FAG	7BP512016B0CH01	PARALLEL PIN 2.0X16	
FAH	7BP512018B0CH01	PARALLEL PIN 2X18	
FAI	7BP512512B0CH01	PARALLEL PIN H7A 2.5X12 SUS	
FAJ	7BP512514B0CH01	PARALLEL PIN 2.5X14	
FAK	7BP512516B0CH01	PARALLEL PIN 2.5X16	
FAL	7BP512520B0CH01	PARALLEL PIN 2.5X20	
FAM	7BP512522B0CH01	PARALLEL PIN 2.5X22	
FAN	7BP512525B0CH01	PARALLEL PIN 2.5X25	
FAO	7BP513012B0CH01	PARALLEL PIN H7A 3X12 SUS	
FAP	7BP513022B0CH01	PARALLEL PIN 3X22	
FAQ	7BP513025B0CH01	PARALLEL PIN 3X25	
FAR	7BP513040B0CH01	PARALLEL PIN 3X40	
FAS	7BP00252500JH01	SPRING PIN 2.5X25	
FAT	5MBP1208WXSP	SPRING PIN /M1.2 X 8 XX	
FAU	7BP012520+++H01	SPRING PIN 2.5X20(SUS)	
GAA	7YTJ010001++H01	TERMINAL	
GAB	7YTJ010002++H01	TERMINAL	
HAA	C1B04030	NUT M4(TRIVALENT CHROMATING)	
HAB	C2604080	PLAIN WASHER M3-8 (BRASS,N:)	
HAC	C2803050	POLYESTER SLIDER WASHER 3.1x5.4x0.13T	
HAD	C2804100	POLYESTER SLIDER WASHER 4.1X10X0.5T	
HAE	C2805090	POLYESTER SLIDER WASHER 5.1X9.5X0.3T	
HAF	C2806120	POLYESTER SLIDER WASHER 6.2X12X0.5T	
HAG	C2808200	POLYESTER SLIDER WASHER 8X20X0.5T	
HAH	C2890180	"POLYESTER SLIDER WASHER12.2X18X0.5T	
HAI	C2891120	POLYESTER SLIDER WASHER 6.2X12X0.25T	
HAK	C2893140	SHIM 6.2X14X0.25T	
HAL	C2893950	SHIM 6.2-0.5T	
HAM	C2893960	SHIM 6.2-13-0.13T	
HAN	C2894950	SHIM 6.2-0.13T	
HAO	C2895110	SHIM 8.2-0.13T	
HAP	C2895120	SHIM 8.2-0.25T	
HAQ	C2895140	SHIM 8.2X14X0.8T	
HAR	C2895150	SHIM 8.2-1.0T	
JAA	E0020080	SPRING PIN 2X8	
JAB	E0025140	SPRING PIN 2.5X14	
JAC	E0030140	SPRING PIN 3X14	
JAD	E0130240	SPRING PIN 3X24(SUS)	
JAE	E0130280	SPRING PIN 3X28(SUS)	
JAF	E5120100	PARALLEL PIN H7A 2X10 SUS	
JAG	E5125120	PIN H7A 2.5X12 SUS	
JAH	E5125160	PARALLEL PIN H7A 2.5X16 SUS	
JAI	E5125200	PARALLEL PIN H7A 2.5X20 SUS	
JAJ	E0030240	SPRING PIN 3X24	



---

# PB-325

**[CONFIDENTIAL]**

FOR AUTHORIZED KYOCERA ENGINEERS ONLY. DO NOT DISTRIBUTE TO NON-AUTHORIZED PARTIES.

**Items listed in the revision columns are defined as follows.**

Item	Description
Add	Add a new part
Del	Delete a part
Design-chg.	A design changed part (Parts number version up)
Part No.-chg.	A part number is changed to other one.
Quantity-chg.	Change Quantity of parts to use
Others	Other changes
Correction	Correction

**Revision history**

Rev.	Date	Remarks
1	July 2017	Design change

**Symbols in the parts list**

- Parts without a Ref.No. in the illustration indicate they are not supplied.
- Parts with a Ref.No. of 500 and above in the illustration indicate they are not selected for service parts.
- Parts with "\*" are component parts or sub-assemblies of the assembly appearing immediately above them.
- Parts with "\*\*" are component parts or sub-assembly with "\*" appearing immediately above them.

**[CONFIDENTIAL]**

京セラドキュメントソリューションズ株式会社の許可なく、本資料を配布することを禁じます。

**Revision 欄記載項目の内容は以下の通りです。**

記載項目	内容
Add	新規部品の追加
Del	部品の削除
Design-chg.	部品の設変(版数アップ)
Part No.-chg.	部品番号の変更
Quantity-chg.	部品の個数変更
Others	その他の変更
Correction	誤記訂正

**改版履歴**

Rev.	改訂日	備考
1	2018年7月	設変対応

**記号の見方**

イラスト中で Ref 番号がない部品は供給できません。  
 イラスト中で 500 番台の Ref 番号が付いている部品はサービスパーツに  
 選定されていません。  
 部品番号欄の・印は、組立部品の単品部品及び準組立部品を表わします。  
 部品番号欄の\*\*印は、準組立部品の単品部品を表わします。

—— CONTENTS ——

FIG. 1 PB-325 ..... 2

FIG. 1 PB-325

3N1-1

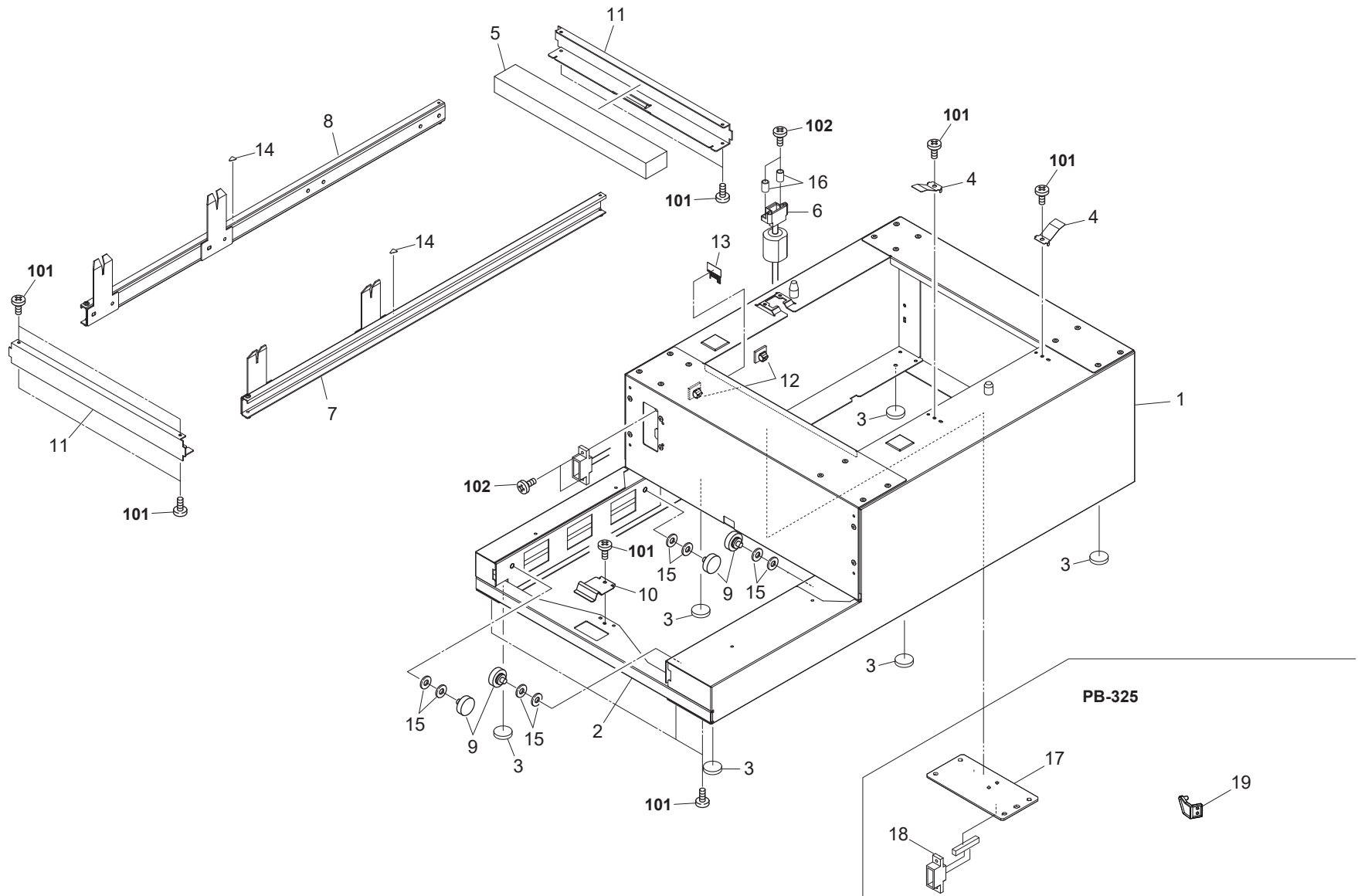


FIG. 1 PB-325

3N1-1

Ref No.	Part.No.	Description	Notes	Revision	Quantity			
					100	120	230	240
1	303N100030	BASE ASSY			1	1	1	1
2	303N110100	STAY MAIN			1	1	1	1
3	303KT10100	FOOT			6	6	6	6
4	303N110170	PLATE EARTH STAY			2	2	2	2
5	303KT10120	PAD RAIL			1	1	1	1
6	303N146010	CONN.CORD ASSY S03798			1	1	1	1
7	303KT00060	RAIL R ASSY			1	1	1	1
8	303KT00050	RAIL L ASSY			1	1	1	1
9	5AAZPF7A++01	ROLLER DL			4	4	4	4
10	5MMP153LD001	STOPPER PF			1	1	1	1
11	303N110110	STAY RAIL			2	2	2	2
12	7YZM390007++H01	ACCESS.CLAMP			5	5	5	5
13	303N110120	DISCHARGER PB			1	1	1	1
14	303N110150	LABEL LEVER			2	2	2	2
15	7BC00060D0A+H01	WASHER M6X13X1T			8	8	8	8
16	7BC300304060H01	COLLAR SPACER A /3X4X6			2	2	2	2
17	303N194010	PARTS PWB ASSY PB SP			1	1	1	1
18	303N146020	CONN.CORD ASSY S03799			1	1	1	1
19	303N110160	STOPPER CAM		Add	1	1	1	1
101	5MBTPB3006TW++R	BIND T.T SCREW(+ ) / M3 X 6 CRFREE S-T						
102	5MBTPB3012TW++R	BIND T.T SCREW(+ ) / M3 X 12 CRFREE S-T						

---

# PF-3100



**[CONFIDENTIAL]**

FOR AUTHORIZED KYOCERA ENGINEERS ONLY. DO NOT DISTRIBUTE TO NON-AUTHORIZED PARTIES.

**Items listed in the revision columns are defined as follows.**

Item	Description
Add	Add a new part
Del	Delete a part
Design-chg.	A design changed part (Parts number version up)
Part No.-chg.	A part number is changed to other one.
Quantity-chg.	Change Quantity of parts to use
Others	Other changes
Correction	Correction

**Revision history**

Rev.	Date	Remarks
2	October 2018	Design change
3	December 2020	Design change
4	July 2022	Design change

**Symbols in the parts list**

- Parts without a Ref.No. in the illustration indicate they are not supplied.
- Parts with a Ref.No. of 500 and above in the illustration indicate they are not selected for service parts.
- Parts with "\*" are component parts or sub-assemblies of the assembly appearing immediately above them.
- Parts with "\*\*" are component parts or sub-assembly with "\*" appearing immediately above them.

**[CONFIDENTIAL]**

京セラドキュメントソリューションズ株式会社の許可なく、本資料を配布することを禁じます。

**Revision 欄記載項目の内容は以下の通りです。**

記載項目	内容
Add	新規部品の追加
Del	部品の削除
Design-chg.	部品の設変(版数アップ)
Part No.-chg.	部品番号の変更
Quantity-chg.	部品の個数変更
Others	その他の変更
Correction	誤記訂正

**改版履歴**

Rev.	改訂日	備考
2	2018年10月	設変対応
3	2020年12月	設変対応
4	2022年7月	設変対応

**記号の見方**

- イラスト中で Ref 番号がない部品は供給できません。  
 イラスト中で 500 番台の Ref 番号が付いている部品はサービスパーツに  
 選定されていません。  
 部品番号欄の・印は、組立部品の単品部品及び準組立部品を表わします。  
 部品番号欄の\*\*印は、準組立部品の単品部品を表わします。

—— CONTENTS ——

FIG. 1 PF-3100 ..... 2

FIG. 1 PF-3100

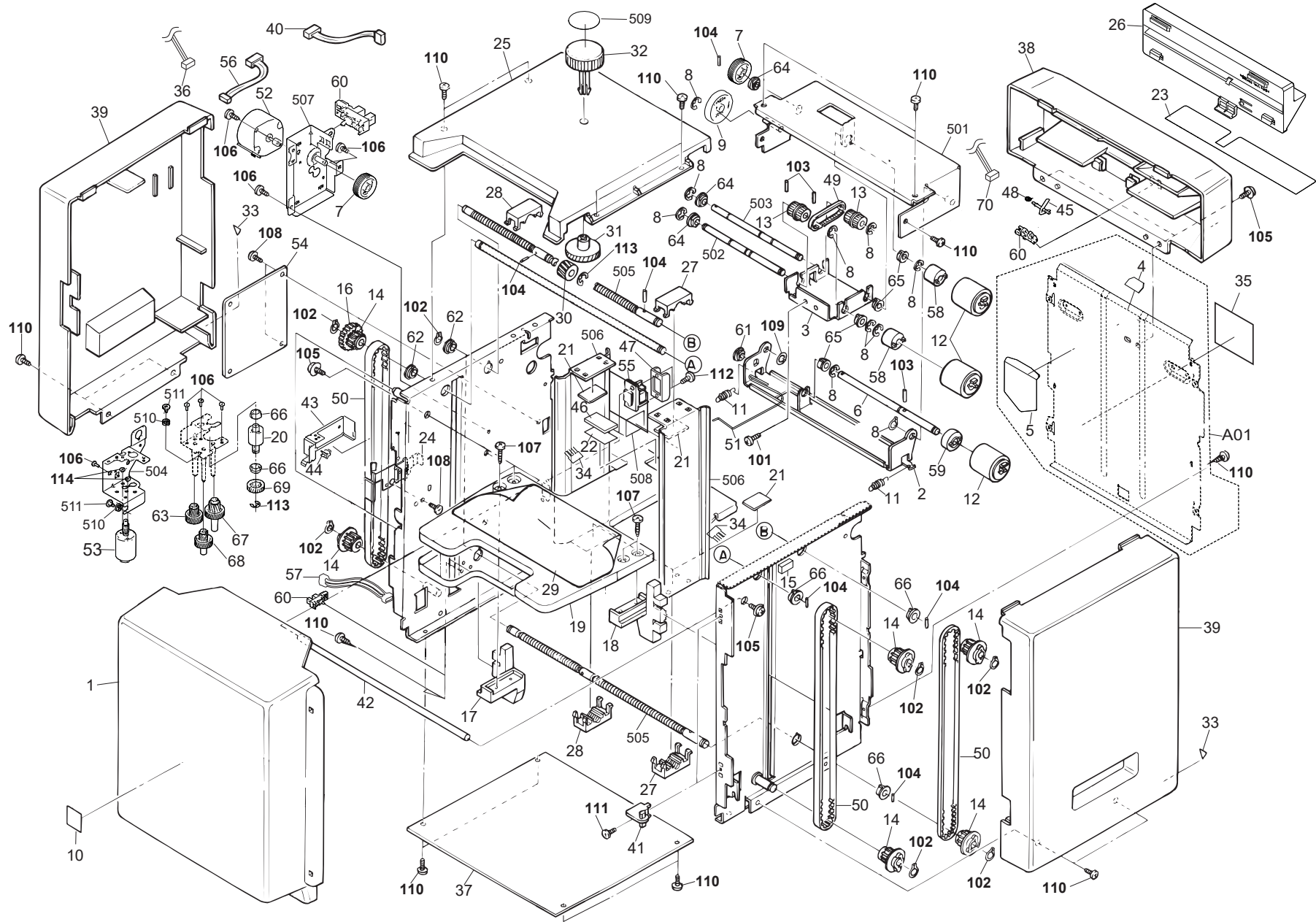


FIG. 1 PF-3100

3R7-4

Ref No.	Part.No.	Description	Notes	Revision	Quantity			
					100	120	230	240
1	303S304030	COVER TRAY			1	1	1	1
2	303KF10050	FRAME FEED LOW			1	1	1	1
3	303KF10040	BKT PICK			1	1	1	1
A01	303S394010	PARTS STAY FRONT ASSY SP			1	1	1	1
4	*303KF10170	PAD FRONT SEP			1	1	1	1
5	*303KF10180	SHEET FRONT SEP			1	1	1	1
6	303S306050	SHAFT FEED LOW			1	1	1	1
7	303S331050	GEAR Z56R			2	2	2	2
8	5MVX111DN003	RING STOPPER/A-49 FEED A4			10	10	10	10
9	303S331020	GEAR Z77L			1	1	1	1
10	303KF04090	SEAL TRAY			1	1	1	1
11	303KF10160	SPRING FEED/AE116 A4			2	2	2	2
12	5AAMPF7A++03	ROLLER ASSY			3	3	3	3
13	5MVG337DN002	PULLY P20-P21			2	2	2	2
14	5MVG318DN001	PULLEY XL14			6	6	6	6
15	303KF10140	SPACER			1	1	1	1
16	5MVG138DN018	GEAR WHEEL H30			1	1	1	1
17	5MVX665DN001	GUIDE ELEVATOR R			1	1	1	1
18	5MVX665DN002	GUIDE ELEVATOR L			1	1	1	1
19	303KF10060	TABLE PAPER			1	1	1	1
20	5MVG117DN001	GEAR WORM			1	1	1	1
21	303S310030	ADAPTER NUT			4	4	4	4
22	303S310050	SPACER PAD			1	1	1	1
23	303KF06010	SHEET EXIT			1	1	1	1
24	303S331130	ACTUATOR TRAY DOWN			1	1	1	1
25	303S304020	COVER TOP			1	1	1	1
26	303S304040	COVER FEED 2			1	1	1	1
27	5MVX422DN002	NUT GUIDE R			2	2	2	2
28	5MVX422DN003	NUT GUIDE L			2	2	2	2
29	303S334020	LABEL ADJUST			1	1	1	1
30	5MVG127DN030	GEAR H15-R			1	1	1	1
31	5MVG134DN001	GEAR H30-R			1	1	1	1
32	303S304050	KNOB SIZE			1	1	1	1
33	5MVVL111WN02	LEVER LABEL			2	2	2	2
34	303KF04120	DISCHARGER TP			2	2	2	2
35	5MVVL665WN01	LABEL HAND CAUTION			1	1	1	1
36	303S346030	CONN.CORD ASSY MOTOR FEED			1	1	1	1
37	303KF10110	PLATE BOTTOM			1	1	1	1
38	303S304060	COVER FEED			1	1	1	1
39	303KF04051	COVER SIDE			2	2	2	2
40	303S346050	CONN.CORD ASSY UPLIMIT			1	1	1	1
41	5MVX332DN002	PIVOT TRAY			2	2	2	2
42	5MMT866SN016	SHAFT STAY F			1	1	1	1
43	303S302050	BRACKET SWITCH			1	1	1	1
44	7SP01000009+H01	SW.PUSH		Part No-chg.	1	1	1	1
45	303S306020	ACTUATOR FEED			1	1	1	1

• Parts with a Ref.No. of 500 and above in the illustration indicate they are not selected for service parts.

• イラスト中で 500 番台の Ref 番号が付いている部品はサービスパーツに選定されていません。



---

# PF-3110

**[CONFIDENTIAL]**

FOR AUTHORIZED KYOCERA ENGINEERS ONLY. DO NOT DISTRIBUTE TO NON-AUTHORIZED PARTIES.

**Items listed in the revision columns are defined as follows.**

Item	Description
Add	Add a new part
Del	Delete a part
Design-chg.	A design changed part (Parts number version up)
Part No.-chg.	A part number is changed to other one.
Quantity-chg.	Change Quantity of parts to use
Others	Other changes
Correction	Correction

**Revision history**

Rev.	Date	Remarks
1	December 2018	Design change
2	June 2019	Design change
3	December 2020	Design change
4	July 2022	Design change

**Symbols in the parts list**

- Parts without a Ref.No. in the illustration indicate they are not supplied.
- Parts with a Ref.No. of 500 and above in the illustration indicate they are not selected for service parts.
- Parts with "\*" are component parts or sub-assemblies of the assembly appearing immediately above them.
- Parts with "\*\*" are component parts or sub-assembly with "\*" appearing immediately above them.

**[CONFIDENTIAL]**

京セラドキュメントソリューションズ株式会社の許可なく、本資料を配布することを禁じます。

**Revision 欄記載項目の内容は以下の通りです。**

記載項目	内容
Add	新規部品の追加
Del	部品の削除
Design-chg.	部品の設変(版数アップ)
Part No.-chg.	部品番号の変更
Quantity-chg.	部品の個数変更
Others	その他の変更
Correction	誤記訂正

**改版履歴**

Rev.	改訂日	備考
1	2018年12月	設変対応
2	2019年6月	設変対応
3	2020年12月	設変対応
4	2022年7月	設変対応

**記号の見方**

- イラスト中で Ref 番号がない部品は供給できません。  
 イラスト中で 500 番台の Ref 番号が付いている部品はサービスパーツに  
 選定されていません。  
 部品番号欄の・印は、組立部品の単品部品及び準組立部品を表わします。  
 部品番号欄の\*\*印は、準組立部品の単品部品を表わします。

———— **CONTENTS** ————

FIG. 1	Paper Feed Section .....	2
FIG. 2	Paper Cassette .....	4
FIG. 3	Wire Section .....	6



FIG. 1 Paper Feed Section

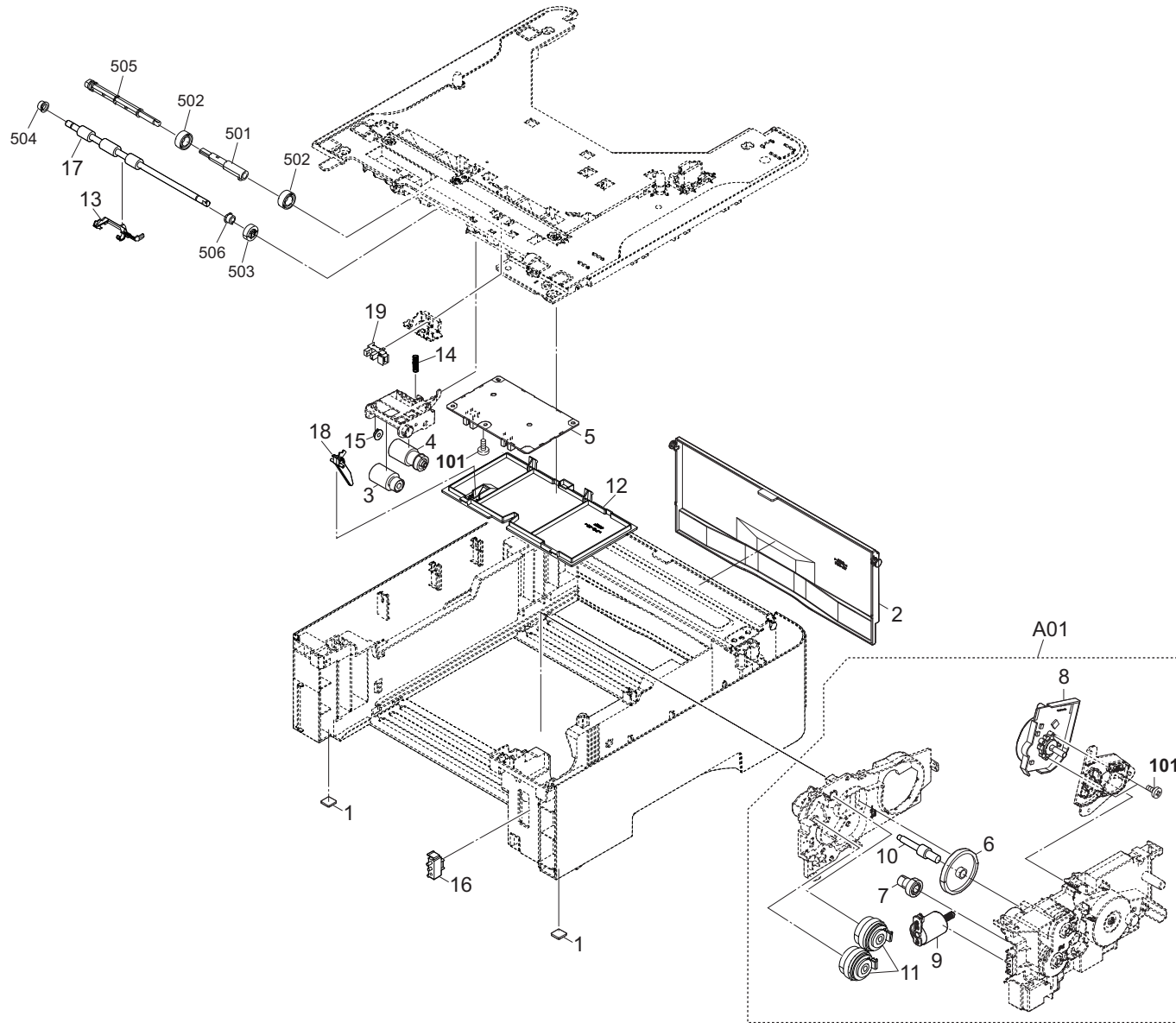


FIG. 1 Paper Feed Section

3SA

Ref No.	Part.No.	Description	Notes	Revision	Quantity			
					100	120	230	240
1	302HN02611	FOOT			2	2	2	2
2	303SA04010	COVER REAR			1	1	1	1
3	302F906230	PULLEY FEED ASSY			1	1	1	1
4	302HN06080	PULLEY PICKUP ASSY			1	1	1	1
5	303NY94011	PARTS PWB ASSY PF MAIN SP			1	1	1	1
A01	303NY94041	PARTS DRIVE ASSY SP			1	1	1	1
6	+303K831040	GEAR Z58L			1	1	1	1
7	+303K831261	GEAR Z36R Z20S			1	1	1	1
8	+302K994324	PARTS MOTOR-BL W20 SP			1	1	1	1
9	+303NY94020	PARTS DC MOTOR ASSY SP			1	1	1	1
10	+303NY31120	PIN DRIVE			1	1	1	1
11	+302KV94520	PARTS CLUTCH 50 Z35R SP			2	2	2	2
12	303K802081	COVER TOP			1	1	1	1
13	303K806030	ACTUATOR FEED			1	1	1	1
14	303NY06060	SPRING PICKUP B			1	1	1	1
15	302K306460	BUSH 4			1	1	1	1
16	7SP03072003+H01	SW.PUSH			1	1	1	1
17	303K806080	ROLLER MIDDLE ASSY			1	1	1	1
18	303NY06030	ACTUATOR PE			1	1	1	1
19	7NXSG2A141++H01	SENSOR OPT.			1	1	1	1
101	7BB202308H	+TP-FLAT T.T P SCREW 3X8						

FIG. 2 Paper Cassette

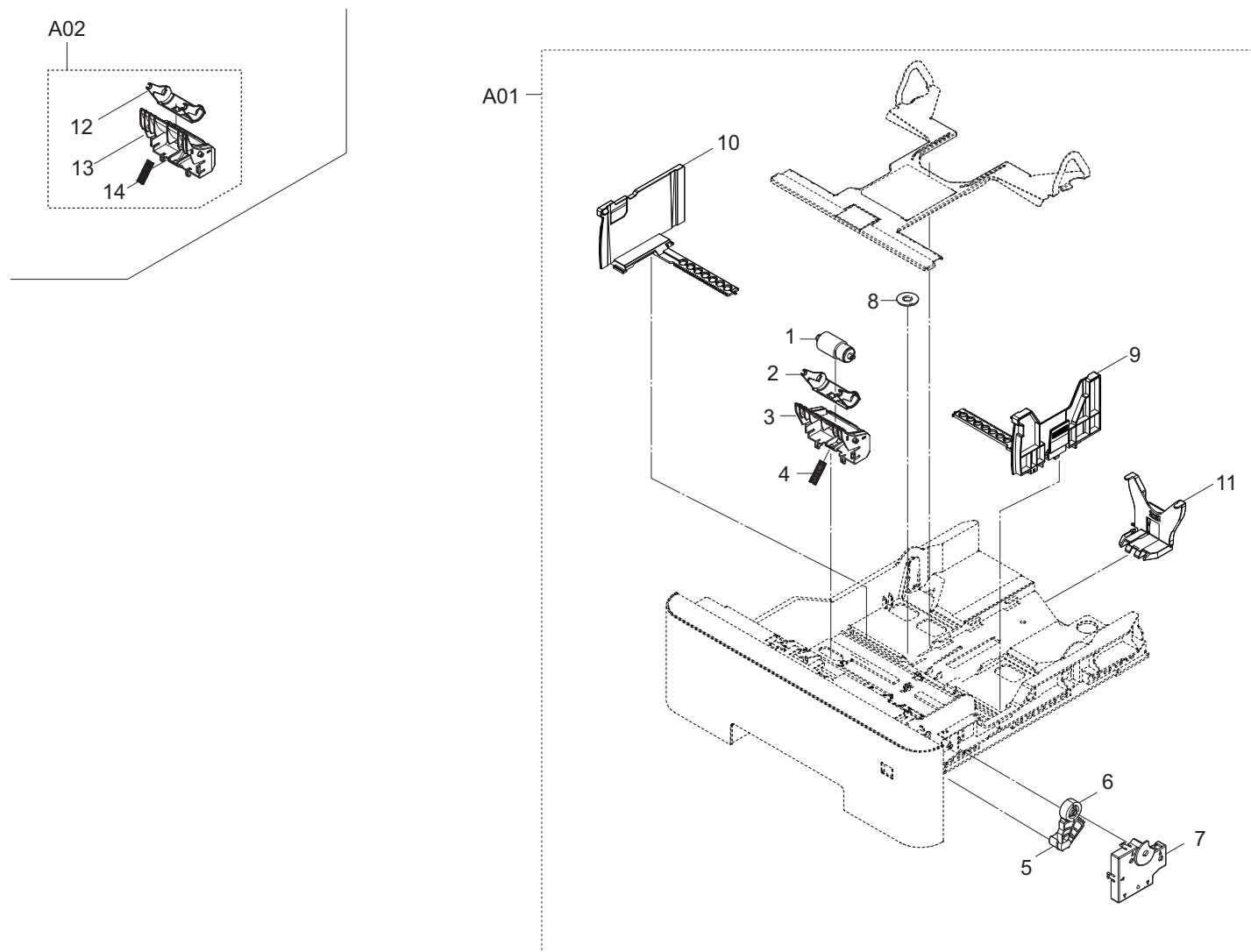
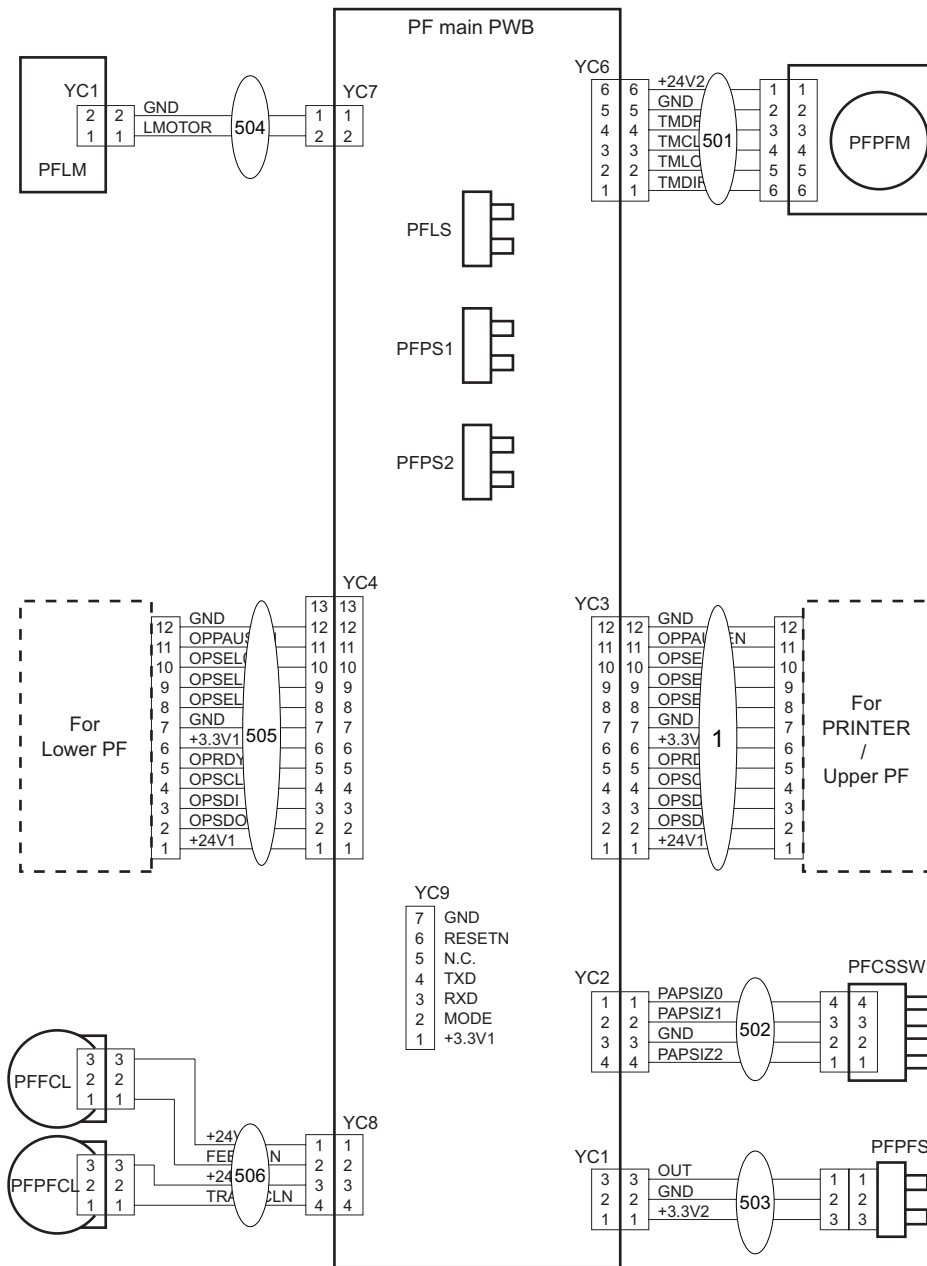


FIG. 2 Paper Cassette

3SA-4

Ref No.	Part.No.	Description	Notes	Revision	Quantity			
					100	120	230	240
A01	303SA93012	CT-3110		Part No.-chg.	1	1	1	1
1	*302F909171	RETARD ROLLER ASSY			1	1	1	1
2	*3V2LV09311	HOLDER RETARD B			1	1	1	1
3	*303NY09190	GUIDE RETARD B			1	1	1	1
4	*302LV09330	SPRING RETARD B			1	1	1	1
5	*302LV09241	GEAR Z48S LIFT			1	1	1	1
6	*303NY09091	GEAR Z15S JOINT			1	1	1	1
7	*303NY09040	COVER LIFT GEAR			1	1	1	1
8	*5MVG127DN071	GEAR CASSETTE /A-49 CASSETTE A4			1	1	1	1
9	*302LV09061	CURSOR RIGHT			1	1	1	1
10	*302LV09070	CURSOR LEFT			1	1	1	1
11	*3V2LV09090	CURSOR END			1	1	1	1
A02	303NY94030	PARTS HOLDER RETARD B SET SP			1	1	1	1
12	*3V2LV09311	HOLDER RETARD B			1	1	1	1
13	*303NY09190	GUIDE RETARD B			1	1	1	1
14	*302LV09330	SPRING RETARD B			1	1	1	1

FIG. 3 Wire Section





---

# PT-320

August 2016  
First Edition

**[CONFIDENTIAL]**

FOR AUTHORIZED KYOCERA ENGINEERS ONLY. DO NOT DISTRIBUTE TO NON-AUTHORIZED PARTIES.

**Items listed in the revision columns are defined as follows.**

Item	Description
Add	Add a new part
Del	Delete a part
Design-chg.	A design changed part (Parts number version up)
Part No.-chg.	A part number is changed to other one.
Quantity-chg.	Change Quantity of parts to use
Others	Other changes
Correction	Correction

**Revision history**

Rev.	Date	Remarks

**Symbols in the parts list**

- Parts without a Ref.No. in the illustration indicate they are not supplied.
- Parts with a Ref.No. of 500 and above in the illustration indicate they are not selected for service parts.
- Parts with "\*" are component parts or sub-assemblies of the assembly appearing immediately above them.
- Parts with "\*\*" are component parts or sub-assembly with "\*" appearing immediately above them.

**[CONFIDENTIAL]**

京セラドキュメントソリューションズ株式会社の許可なく、本資料を配布することを禁じます。

**Revision 欄記載項目の内容は以下の通りです。**

記載項目	内容
Add	新規部品の追加
Del	部品の削除
Design-chg.	部品の設変(版数アップ)
Part No.-chg.	部品番号の変更
Quantity-chg.	部品の個数変更
Others	その他の変更
Correction	誤記訂正

**改版履歴**

Rev.	改訂日	備考

**記号の見方**

- イラスト中で Ref 番号がない部品は供給できません。  
 イラスト中で 500 番台の Ref 番号が付いている部品はサービスパーツに選定されていません。  
 部品番号欄の・印は、組立部品の単品部品及び準組立部品を表わします。  
 部品番号欄の\*\*印は、準組立部品の単品部品を表わします。



—— CONTENTS ——

FIG. 1 PT-320 ..... 2

