



**CONFIDENTIAL**

Published in July 2019  
Rev.2

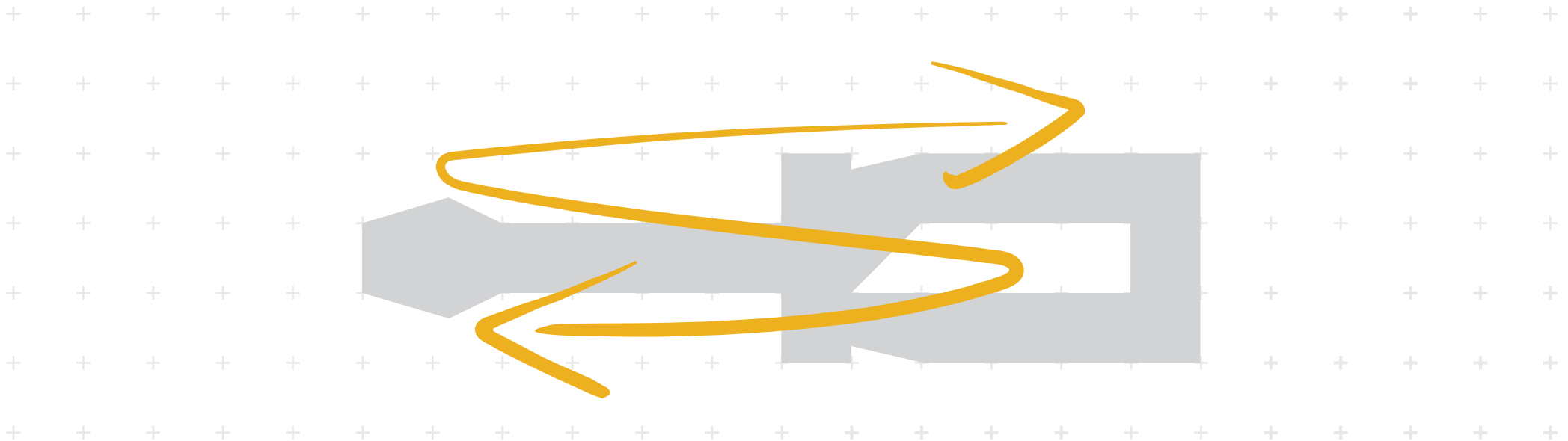
# PARTS LIST

**ECOSYS M3860idn**

**ECOSYS M3860idnf**

**PF-3110**

**PT-320**





---

# ECOSYS M3860idn

**[CONFIDENTIAL]**

FOR AUTHORIZED KYOCERA ENGINEERS ONLY. DO NOT DISTRIBUTE TO  
NON-AUTHORIZED PARTIES.

**Items listed in the revision columns are defined as follows.**

Item	Description
Add	Add a new part
Del	Delete a part
Design-chg.	A design changed part (Parts number version up)
Part No.-chg.	A part number is changed to other one.
Quantity-chg.	Change Quantity of parts to use
Others	Other changes
Correction	Correction

**Revision history**

Rev.	Date	Remarks
1	June 2019	Others
2	July 2019	Correction

**Symbols in the parts list**

- Parts without a Ref.No. in the illustration indicate they are not supplied.
- Parts with a Ref.No. of 500 and above in the illustration indicate they are not selected for service parts.
- Parts with "\*" are component parts or sub-assemblies of the assembly appearing immediately above them.
- Parts with "\*\*" are component parts or sub-assembly with "\*" appearing immediately above them.



## CONTENTS

FIG. 1	Covers .....	2
FIG. 2	Frames .....	4
FIG. 3	Paper Cassette .....	6
FIG. 4	Paper Feed Section (Cassette/Duplex/MPF) .....	8
FIG. 5	Paper Conveying Section .....	10
FIG. 6	Image Formation Section .....	12
FIG. 7	Developer Section .....	14
FIG. 8	Fuser Section .....	16
FIG. 9	Exit Section .....	18
FIG. 10	Scanner Section .....	20
FIG. 11	Drive Section .....	22
FIG. 12	Operation Section .....	24
FIG. 13	DP Assy .....	26
FIG. 14	DP Covers .....	28
FIG. 15	DP Frames .....	30
FIG. 16	DP Table Assy .....	32
FIG. 17	DP Paper Feed Section .....	34
FIG. 18	DP Paper Conveying Section 1 .....	36
FIG. 19	DP Paper Conveying Section 2 .....	38
FIG. 20	DP Drive Section .....	40
FIG. 21	Wire Section 1 .....	42
FIG. 22	Wire Section 2 .....	44
FIG. 23	Wire Section 3 .....	46
FIG. 24	Wire Section 4 .....	48
FIG. 25	Accessories .....	50
FIG. 26	Maintenance Kits .....	52

FIG. 1 Covers

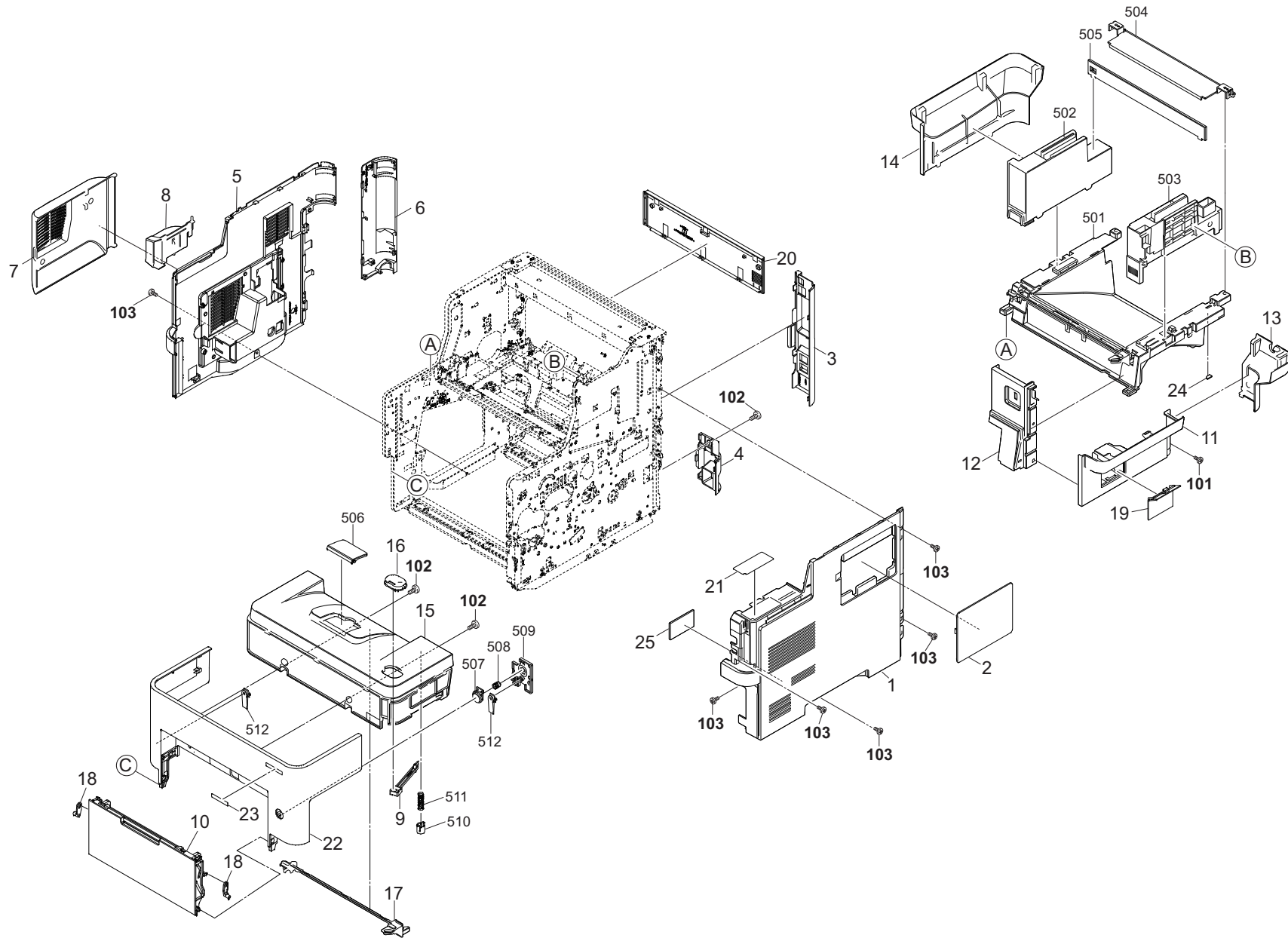


FIG. 1 Covers

2X9

Ref No.	Part.No.	Description	Notes	Revision	Quantity			
					100	120	230	240
1	302X904100	COVER RIGHT				1	1	1
2	302TA04180	COVER SIDE RIGHT				1	1	1
3	302TA04190	COVER CONTROLLER				1	1	1
4	302TP04221	COVER RIGHT REAR LOW				1	1	1
5	302TA04090	COVER LEFT				1	1	1
6	302TP04200	COVER LEFT REAR				1	1	1
7	302WD04040	COVER SIDE LEFT				1	1	1
8	302WD04060	COVER SIDE LEFT INNER				1	1	1
9	302TA04050	HOOK LID TOP A				1	1	1
10	302TP94010	PARTS COVER MPF ASSY SP				1	1	1
11	302X904040	COVER RIGHT UP A				1	1	1
12	302X904050	COVER RIGHT UP B				1	1	1
13	302X904080	COVER CONTROLLER UP				1	1	1
14	302X904060	COVER LEFT UP				1	1	1
15	302WF04010	LID TOP				1	1	1
16	302TA04040	KEY COVER OPEN				1	1	1
17	302WF04180	HOOK LID TOP B				1	1	1
18	3V2LV08100	LEVER LINK				2	2	2
19	302TA04230	COVER WIFI				1	1	1
20	302TP04180	COVER REAR TOP				1	1	1
21	302LV34210	LABEL LEVER A				1	1	1
22	302TA04030	COVER FRONT				1	1	1
23	302X934010	SHEET MACHINE NUMBER				1	1	1
24	302WF28300	SPONGE EXIT				1	1	1
25	302TA02060	SHEET TRANSFORMER				1	1	1
101	7BB780308H	+BIND T.T S SCREW 3X8 SR(BLACK)						
102	7BB200308H	+BIND T.T P SCREW 3X8						
103	7BB700308H	+BIND T.T S SCREW 3X8 SR						

FIG. 2 Frame

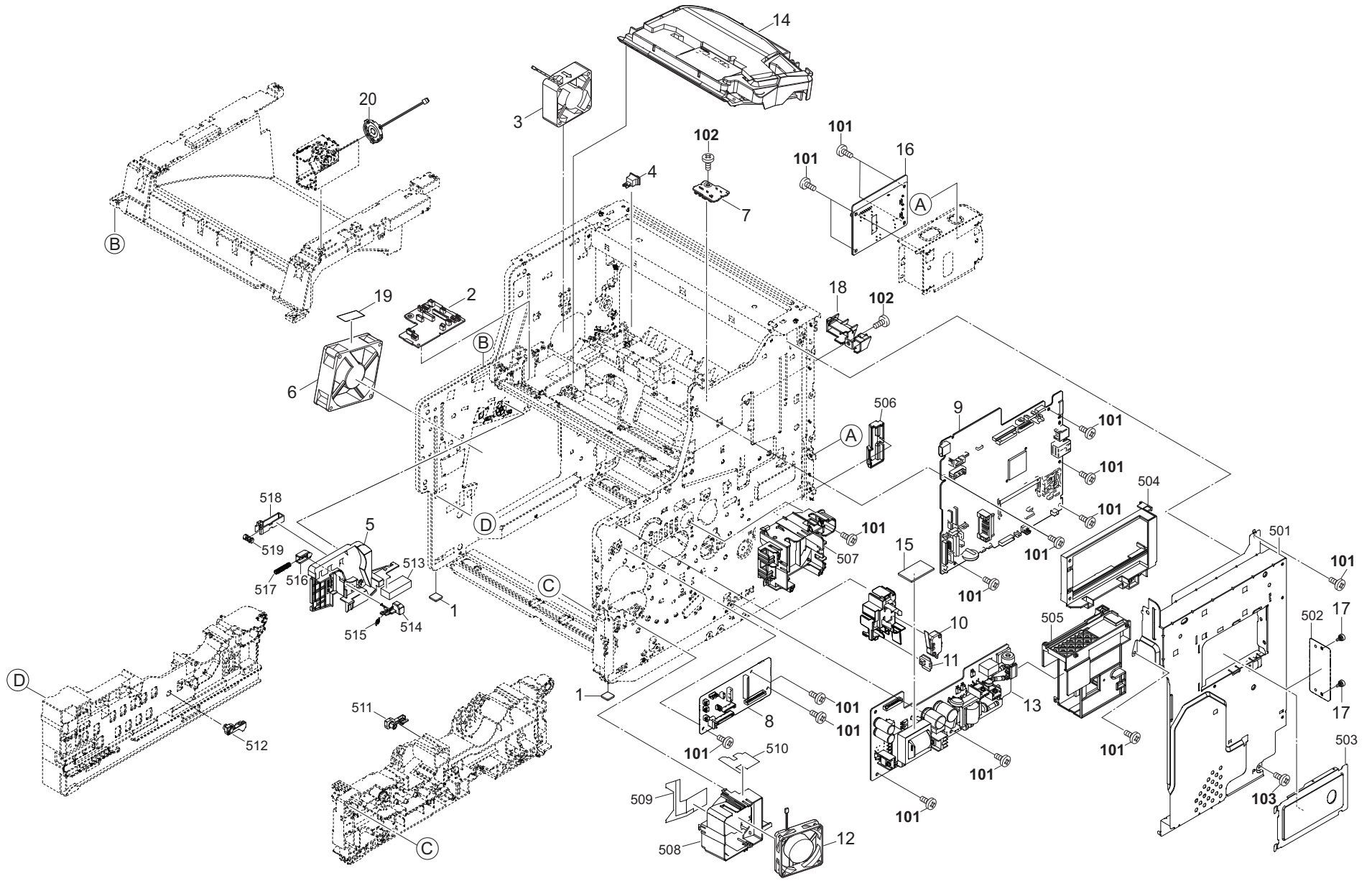


FIG. 2 Frame

2X9

Ref No.	Part.No.	Description	Notes	Revision	Quantity			
					100	120	230	240
1	302HN02611	FOOT				2	2	2
2	302X994040	PARTS PWB ASSY CONNECT-L SP				1	1	1
3	302GR44080	FAN LSU 60-25				1	1	1
4	7SP01000006+H01	SW.PUSH				1	1	1
5	302LV11240	GUIDE CONTAINER				1	1	1
6	302HN44010	FAN MOTOR				1	1	1
7	302LV94220	PARTS PWB ASSY TH CONNECT SP				1	1	1
8	302X994050	PARTS PWB ASSY CONNECT-R SP				1	1	1
9	302X994020	PARTS PWB ASSY CONTROLLER SP				1		1
9	302X994010	PARTS PWB ASSY CONTROLLER SP EU					1	
10	2FB27160	INTER LOCK SWITCH				1	1	1
11	302LV94210	PARTS PWB ASSY SWITCH SP				1	1	1
12	302FZ94420	PARTS,FAN COOLING CONVEYING SP				1	1	1
13	302TA94110	PARTS UNIT LOW VOLTAGE 100V SP				1		
13	302TA94120	PARTS UNIT LOW VOLTAGE 200V SP					1	1
14	302TA93010	LK-3290				1	1	1
15	302TA02060	SHEET TRANSFORMER				1	1	1
16	303PA94011	PARTS FAX UNIT E SP					1	1
16	302R794340	PARTS FAX UNIT U SP				1		
17	302F939082	SCREW BOX				2	2	2
18	3V2LV02990	COVER SENSOR				1	1	1
19	302LV02610	SHEET FAN L				1	1	1
20	302LC94370	PARTS SPEAKER SP				1	1	1
101	7BB700308H	+BIND T.T S SCREW 3X8 SR						
102	7BB200412H	+BIND T.T P SCREW 4X12						
103	7BB200308H	+BIND T.T P SCREW 3X8						

FIG. 3 Paper Cassette

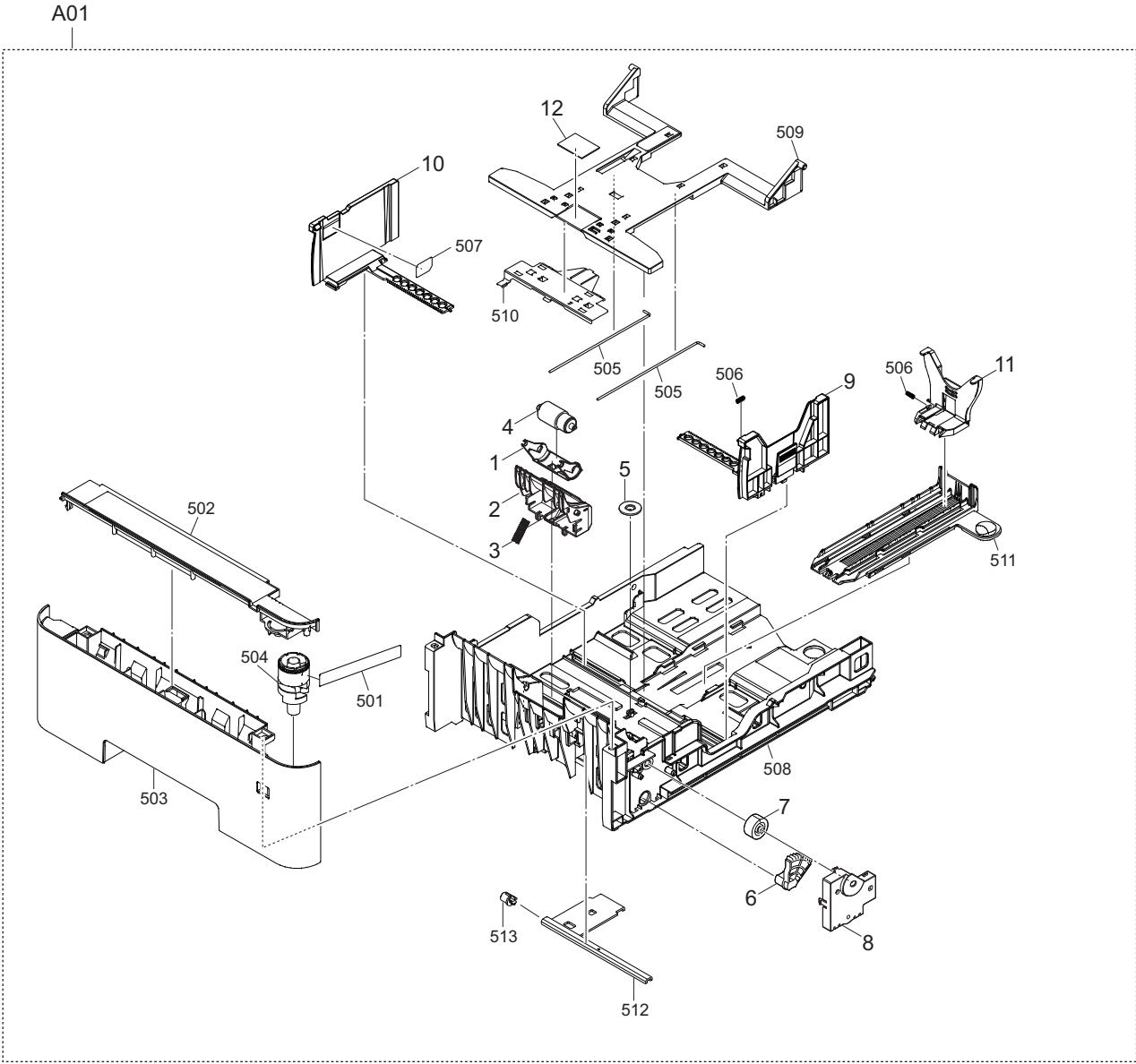




FIG. 4 Paper Feed Section(Cassette/Duplex/MPF)

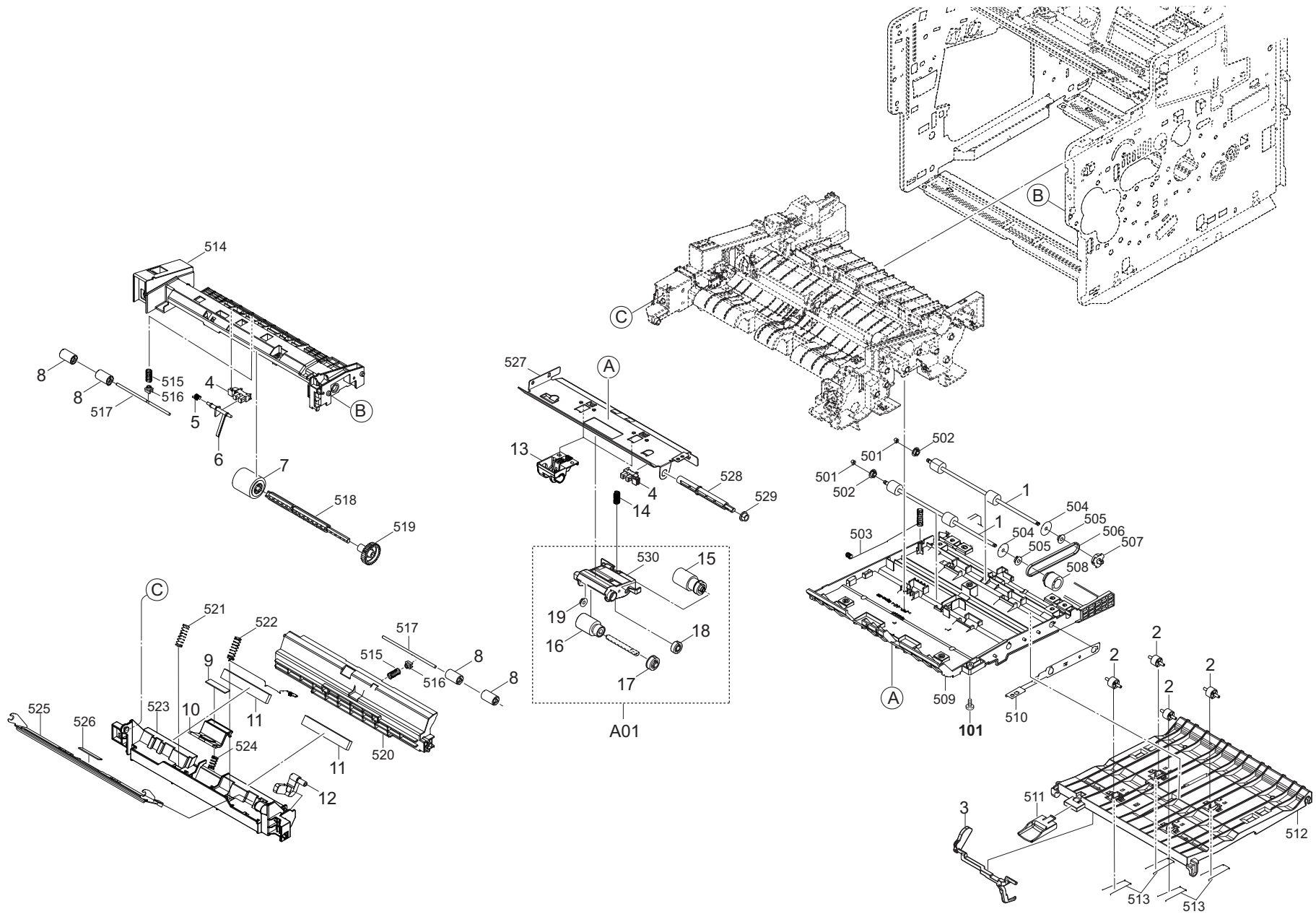




FIG. 4 Paper Feed Section(Cassette/Duplex/MPF)

2X9

Ref No.	Part.No.	Description	Notes	Revision	Quantity			
					100	120	230	240
1	302LV94530	PARTS ROLLER DU ASSY SP				2	2	2
2	302LV24760	PULLEY PA				4	4	4
3	302LV29090	ACTUATOR PE				1	1	1
4	303M894260	PARTS SENSOR OPT SP				2	2	2
5	302LV08201	SPRING ACTUATOR MPF				1	1	1
6	302LV08180	ACTUATOR MPF				1	1	1
7	302HS08260	ROLLER M/P ASSY				1	1	1
8	3V2LV08210	PULLEY FEED				4	4	4
9	302F908250	PAD SEPARATOR MPF				1	1	1
10	3V2LV08070	HOLDER SEPARATION MPF				1	1	1
11	302LV08220	SHEET GUIDE TURN A				2	2	2
12	3V2LV08090	LEVER CAM MPF				1	1	1
13	3V2LV06030	GUIDE FEED SIDE				2	2	2
14	3V2LV06090	SPRING PICKUP B				1	1	1
A01	302LV94270	PARTS HOLDER FEED ASSY SP				1	1	1
15	•302HN06080	PULLEY PICKUP ASSY				1	1	1
16	•302F906230	PULLEY FEED ASSY				1	1	1
17	•302F906280	GEAR FEED Z30H				1	1	1
18	•302F906030	GEAR FEED Z26H				1	1	1
19	•302K306460	BUSH 4				1	1	1
101	7BB200412H	+BIND T.T P SCREW 4X12						

FIG. 5 Paper Conveying Section

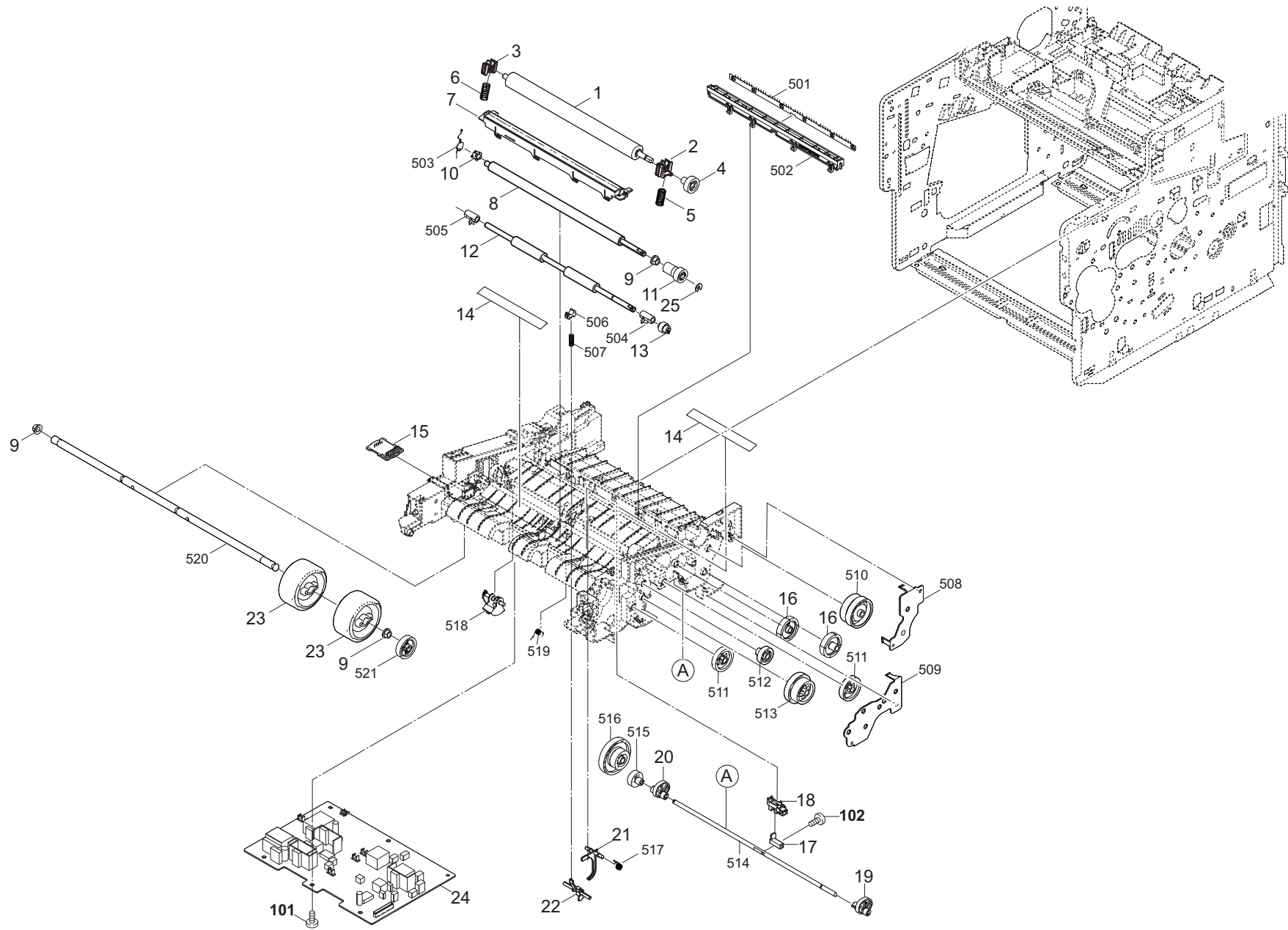


FIG. 5 Paper Conveying Section

2X9

Ref No.	Part.No.	Description	Notes	Revision	Quantity			
					100	120	230	240
1	302LV94130	PARTS ROLLER TRANSFER SP				1	1	1
2	302F924190	BUSH TRANSFER R				1	1	1
3	302LV24360	BUSH TRANSFER L				1	1	1
4	302LV24140	GEAR Z22R TC				1	1	1
5	302LV24280	SPRING TRANSFER R				1	1	1
6	302LV24290	SPRING TRANSFER L				1	1	1
7	302LV94261	PARTS GUIDE PAPER CHUTE SP				1	1	1
8	302LV94180	PARTS ROLLER REGIST UP SP				1	1	1
9	302H702590	BUSH SCREW				3	3	3
10	302LV24520	BUSH 6 EW				1	1	1
11	302LV24160	GEAR Z19R-Z22R REGIST UP				1	1	1
12	302LV94170	PARTS ROLLER REGIST LOW SP				1	1	1
13	302LV24150	GEAR Z22L REGIST LOW				1	1	1
14	302LV24220	SHEET REGIST				2	2	2
15	302T694080	PARTS PWB ASSY DRUM CONNECT SP				1	1	1
16	302HS31140	GEAR Z35R IDLE				2	2	2
17	302LV24450	ACTUATOR ENVELOPE				1	1	1
18	303M894260	PARTS SENSOR OPT SP				1	1	1
19	3V2LV24510	LOCK ENVELOPE R				1	1	1
20	3V2LV24440	LOCK ENVELOPE L				1	1	1
21	3V2LV24111	ACTUATOR DU				1	1	1
22	302LV24100	ACTUATOR IMAGE				1	1	1
23	302P794090	PARTS ROLLER MIDDLE SET SP				2	2	2
24	302LV94060	PARTS HIGH VOLTAGE UNIT SP				1	1	1
25	302FB09830	CUT WASHER 4				1	1	1
101	7BB200412H	+BIND T.T P SCREW 4X12						
102	7BB000304H	+BIND M SCREW 3X4						

FIG. 6 Image Formation Section

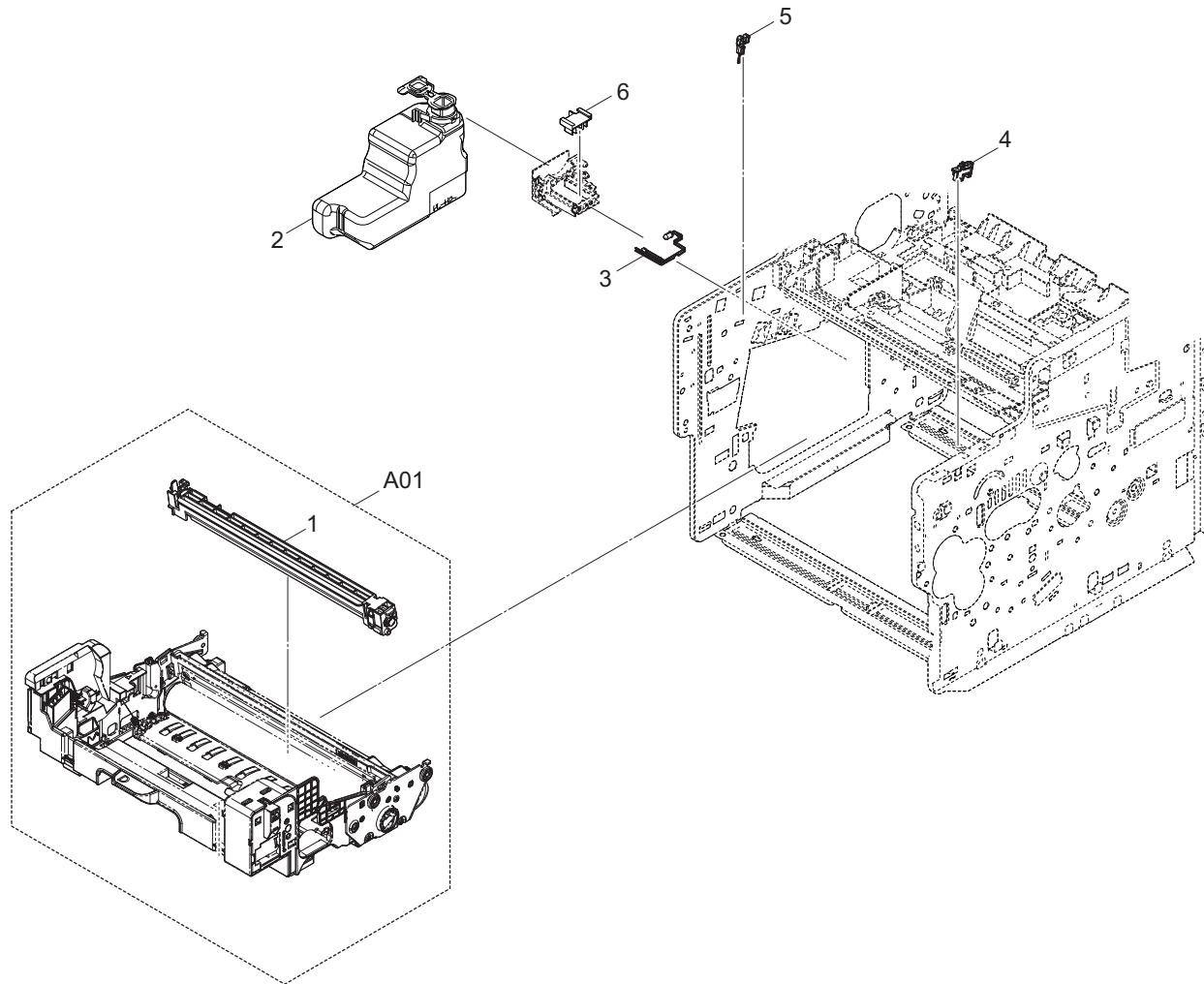




FIG. 7 Developer Section

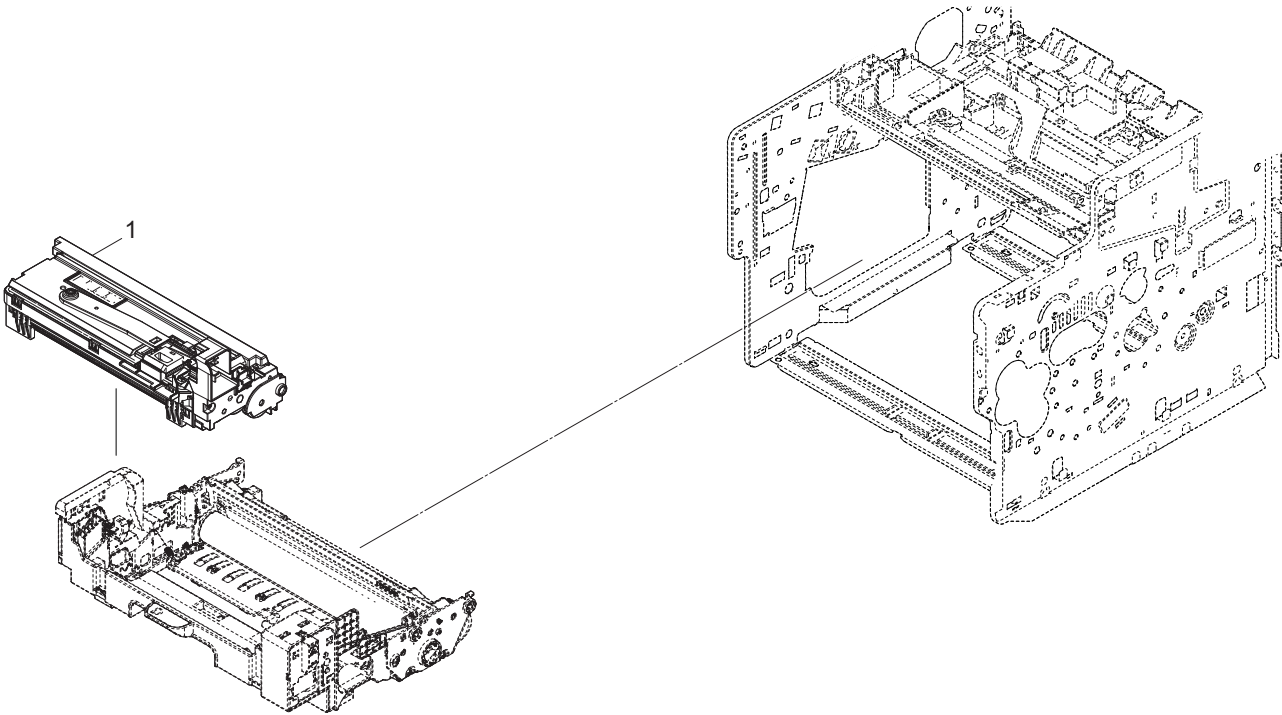




FIG. 8 Fuser Section

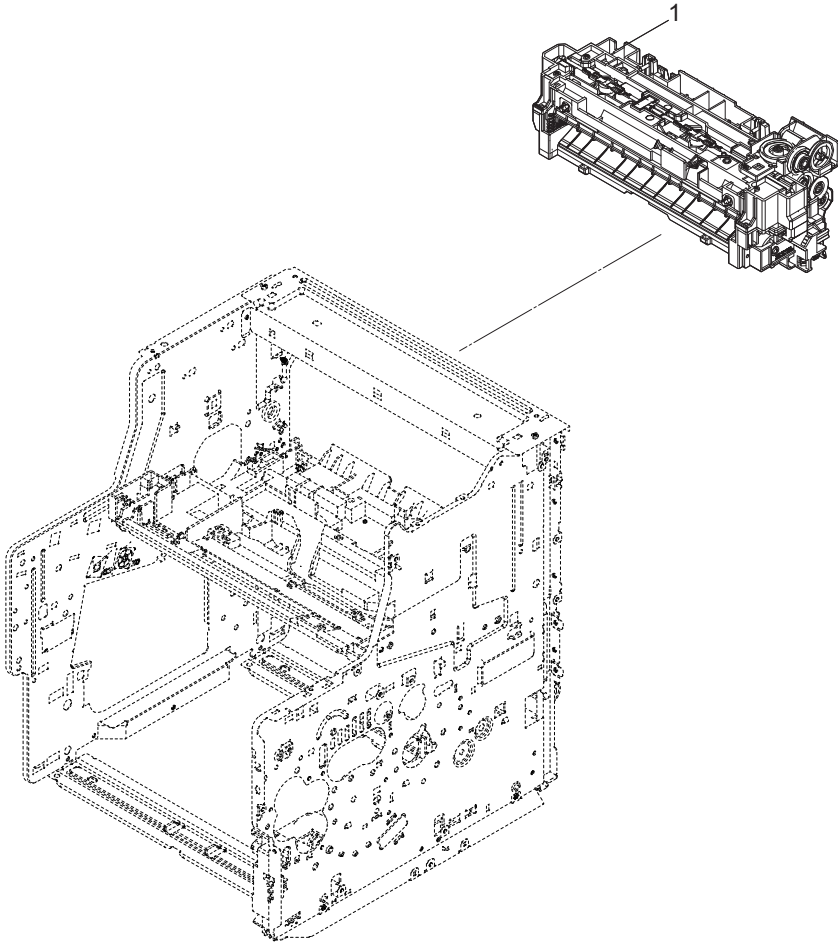






FIG. 9 Exit Section

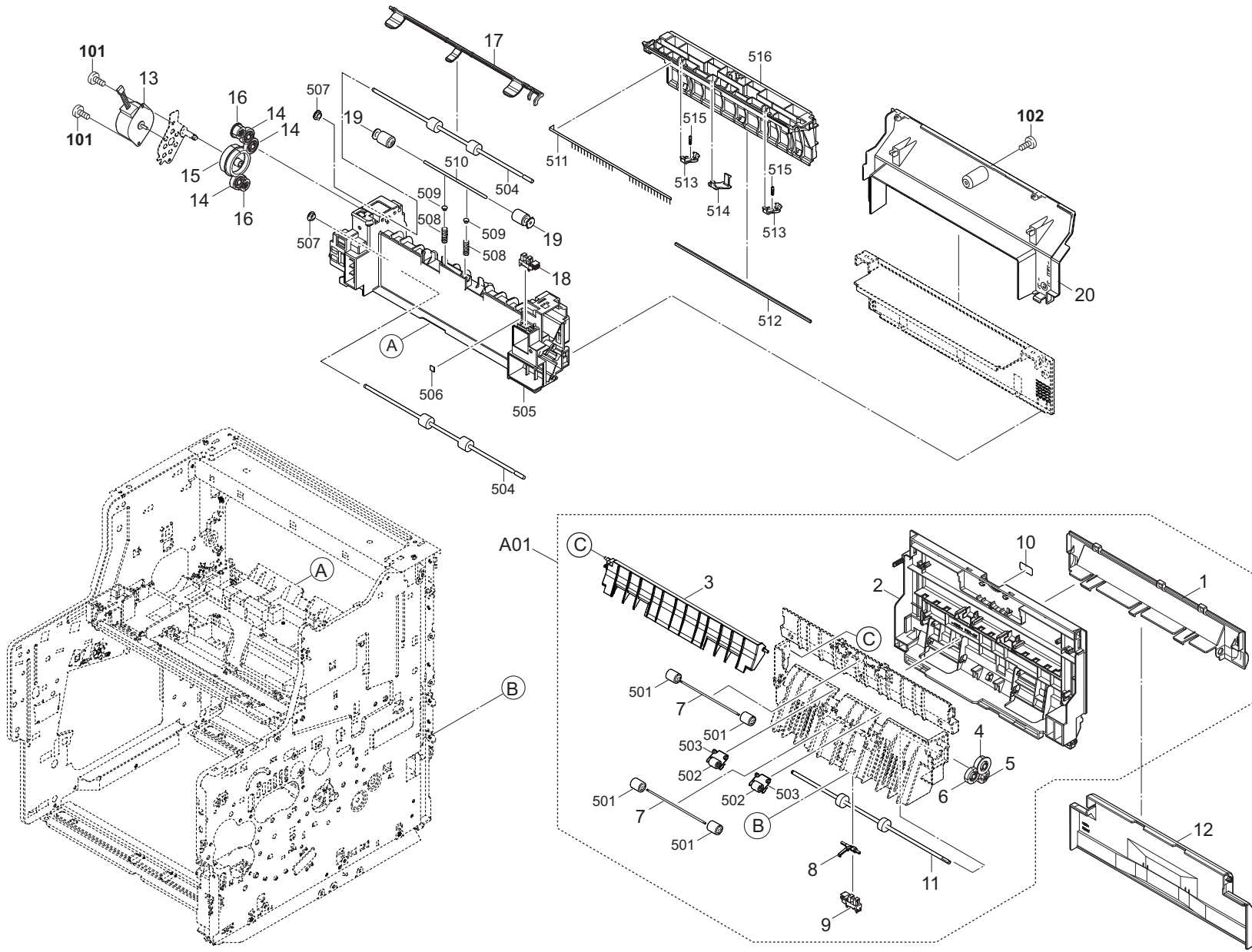


FIG. 9 Exit Section

2X9

Ref No.	Part.No.	Description	Notes	Revision	Quantity			
					100	120	230	240
A01	302TP94020	PARTS COVER REAR ASSY SP				1	1	1
1	•302TP04210	COVER REAR LOW				1	1	1
2	•302LV04100	COVER REAR UP				1	1	1
3	•3V2LV28081	GUIDE CHANGE				1	1	1
4	•302LV28100	GEAR Z22S A				1	1	1
5	•302LV28090	GEAR Z20S				1	1	1
6	•302LV28191	GEAR Z22S B				1	1	1
7	•3V2LV28270	SHAFT EXIT LOW				2	2	2
8	•3V2LV28070	ACTUATOR DU				1	1	1
9	•303M894260	PARTS SENSOR OPT SP				1	1	1
10	•302MC34040	LABEL PUSH				1	1	1
11	•302WD94020	PARTS ROLLER REAR SP				1	1	1
12	302TP04230	COVER CASSETTE				1	1	1
13	302T994050	PARTS MOTOR EJECT SP				1	1	1
14	302LV28050	GEAR Z22S				3	3	3
15	302LV28031	GEAR Z66R-Z40S				1	1	1
16	302LV28040	GEAR Z17S				2	2	2
17	302LV28141	ACTUATOR OVERFLOW				1	1	1
18	302P794010	PARTS SENSOR OPT. SP				1	1	1
19	3V2LV28150	PULLEY EXIT				2	2	2
20	302X904070	COVER STAY B				1	1	1
101	7BB200308H	+BIND T.T P SCREW 3X8						
102	7BB282308H	+TP-FLAT T.T P SCREW 3X8(BLACK)						

FIG. 10 Scanner Section

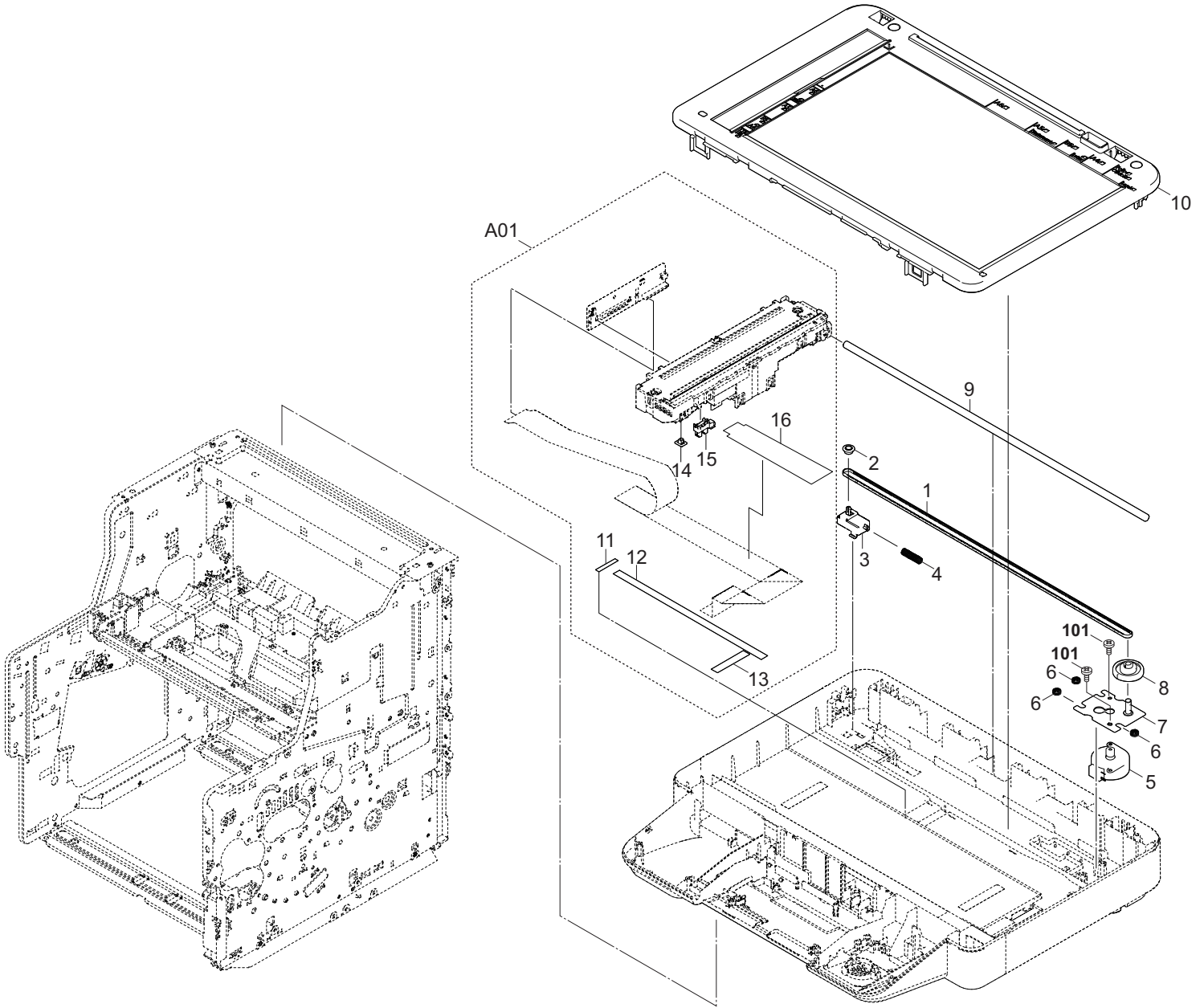




FIG. 11 Drive section

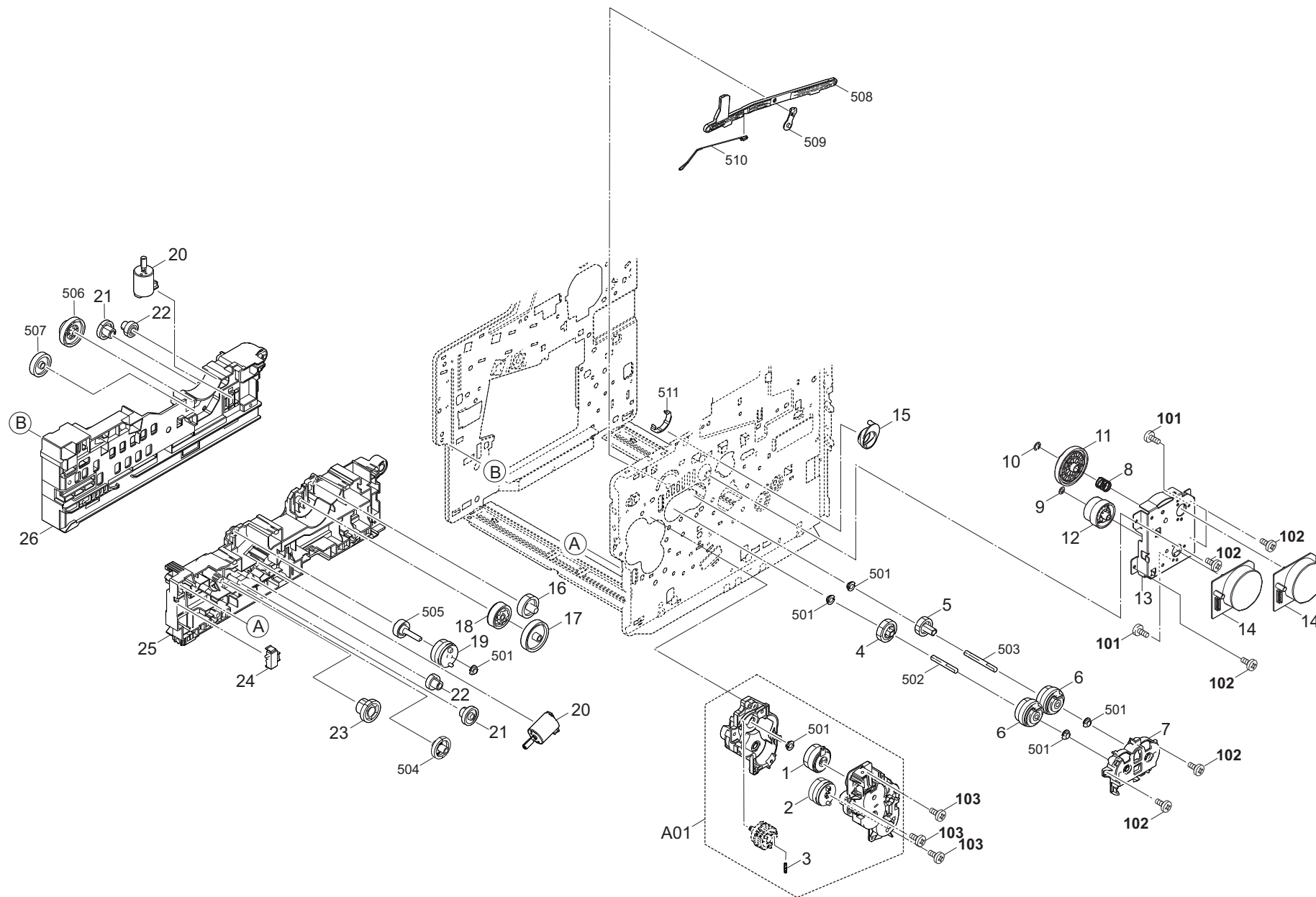


FIG. 11 Drive section

2X9

Ref No.	Part.No.	Description	Notes	Revision	Quantity			
					100	120	230	240
A01	302LV94253	PARTS DRIVE FEED ASSY SP				1	1	1
1	•302NR94010	PARTS CLUTCH 35 Z35R SP				1	1	1
2	•302LV94161	PARTS CLUTCH 20-2W Z35R				1	1	1
3	•302HN31650	SPRING INPUT MPF				1	1	1
4	302LV31440	GEAR Z32L REG CL				1	1	1
5	302LV31180	GEAR Z26L DLP CLUTCH				1	1	1
6	302KV94520	PARTS CLUTCH 50 Z35R SP				2	2	2
7	3V2P702110	HOLDER CLUTCH				1	1	1
8	302LV31290	SPRING COUPLING DRUM				1	1	1
9	3V2C904550	CUT WASHER 5				1	1	1
10	302K914570	CUT WASHER 7				1	1	1
11	302LV31050	GEAR Z119R				1	1	1
12	302LV31060	GEAR Z80R-Z36L				1	1	1
13	302LV31010	PLATE DRIVE				1	1	1
14	302K394202	PARTS MOTOR-BL W30 SP				2	2	2
15	3V2LV31300	LEVER COUPLING DRUM				1	1	1
16	302HN25180	GEAR Z34S INPUT				1	1	1
17	3V2LV31120	GEAR Z46L FREE				1	1	1
18	3V2LV31130	GEAR Z37S FREE				1	1	1
19	302LV94161	PARTS CLUTCH 20-2W Z35R				1	1	1
20	302LV94230	PARTS DC MOTOR ASSY SP				2	2	2
21	302HN31040	GEAR Z46S-Z13S				2	2	2
22	302HN31030	GEAR Z36L-Z20S				2	2	2
23	3V2LV31490	GEAR Z35S-Z13S B				1	1	1
24	7SP03072001+H01	SW.PUSH				1	1	1
25	3V2LV02043	GUIDE CASSETTE R				1	1	1
26	3V2LV02051	GUIDE CASSETTE L				1	1	1
101	7BB000304H	+BIND M SCREW 3X4						
102	7BB700308H	+BIND T.T S SCREW 3X8 SR						
103	7BB700312H	+BIND T.T S SCREW 3X12 SR						

FIG. 12 Operation Section

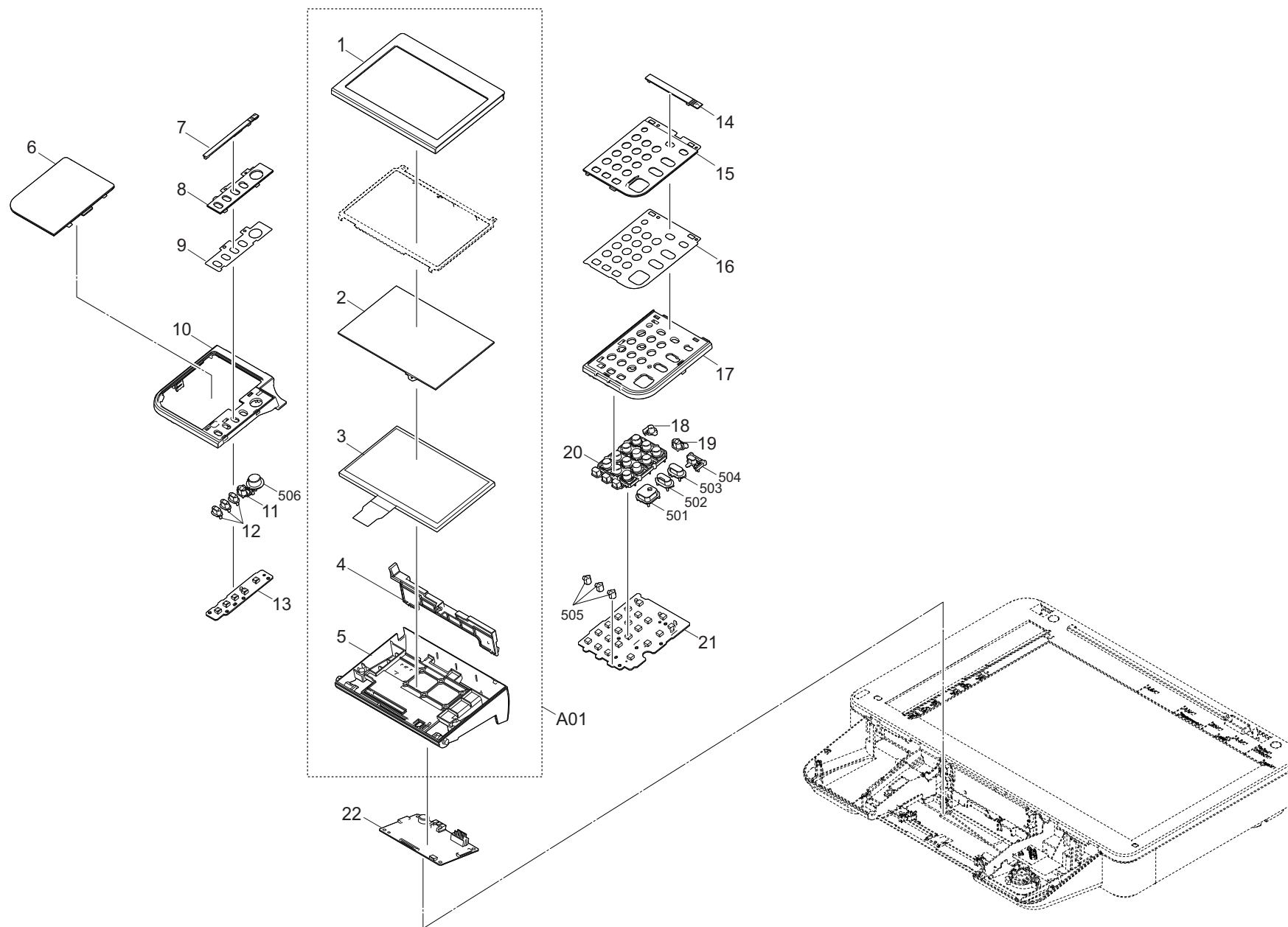




FIG. 12 Operation Section

2X9

Ref No.	Part.No.	Description	Notes	Revision	Quantity			
					100	120	230	240
A01	302TA94130	PARTS LCD UNIT UT SP				1	1	1
1	•302TA05320	COVER LCD UPPER UT				1	1	1
2	•302NM94121	PARTS TABLET OPERATION SP				1	1	1
3	•302V194080	PARTS LCD OPERATION SP				1	1	1
4	•3V2NM05220	LEVER LCD				1	1	1
5	•302TA05040	COVER LCD LOWER				1	1	1
6	3V2NM05240	COVER CARD READER				1	1	1
7	302TA05070	LID OPERATION LEFT				1	1	1
8	3V2NM05060	COVER PANEL LEFT				1	1	1
9	302TA05140	LABEL OPERATION LEFT ENG				1	1	1
10	302TA05020	COVER OPERATION LEFT				1	1	1
11	302S505140	KEY STATUS T				1	1	1
12	302TA05060	KEY COPY				3	3	3
13	302NM94100	PARTS PWB ASSY H PANEL KEY-L SP				1	1	1
14	302TA05080	LID OPERATION RIGHT				1	1	1
15	3V2NM05050	COVER PANEL RIGHT				1	1	1
16	302TA05130	LABEL OPERATION RIGHT ENG				1	1	1
17	302TA05010	COVER OPERATION RIGHT				1	1	1
18	302TA05110	KEY MENU				1	1	1
19	302S505120	KEY LOGOUT				1	1	1
20	302TA05050	KEY 10				1	1	1
21	302TA94090	PARTS PWB ASSY H PANEL KEY-R SP				1	1	1
22	302TA94060	PARTS PWB ASSY H PANEL MAIN SP				1	1	1

FIG. 13 DP Assy

2X9

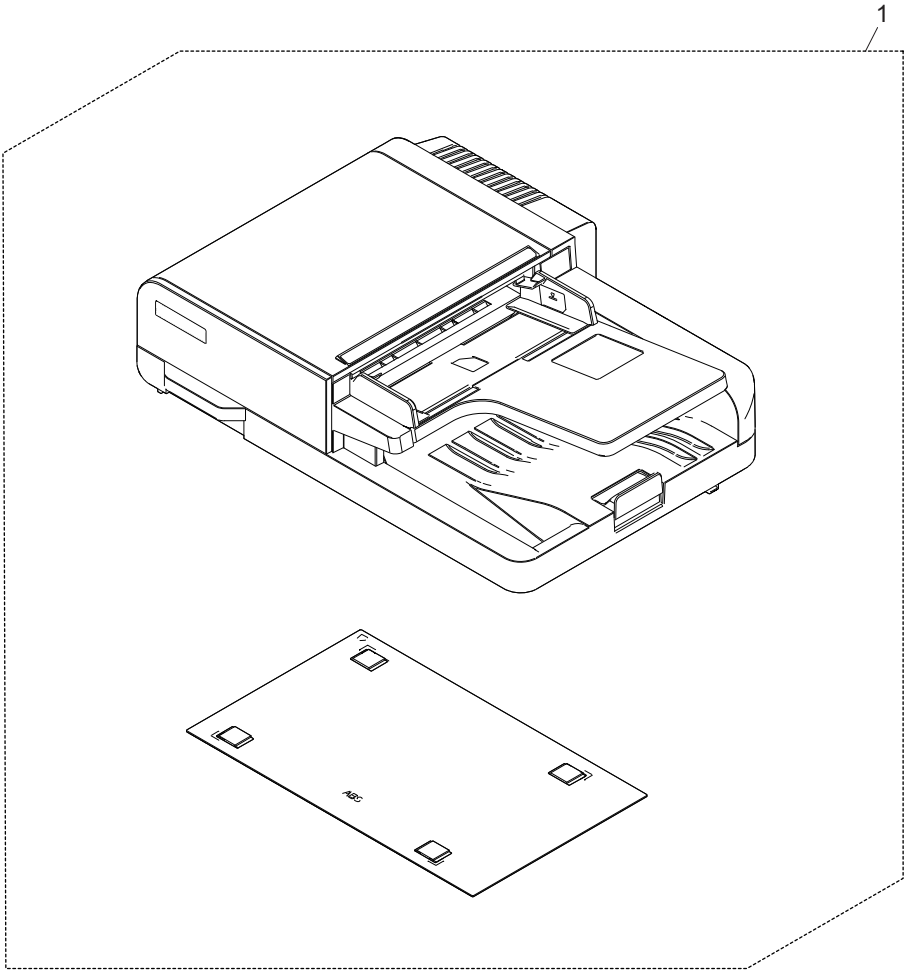




FIG. 14 DP Covers

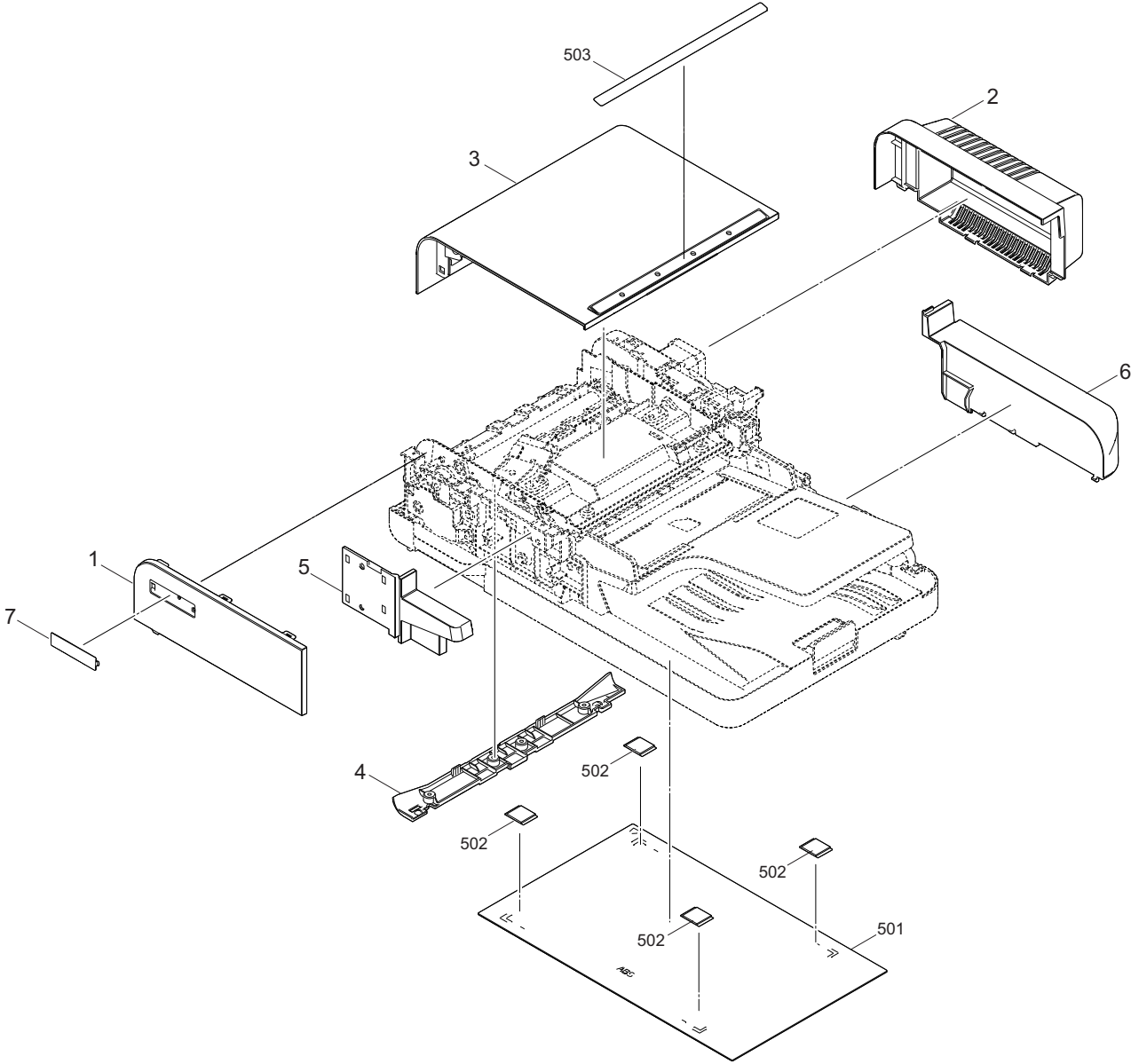




FIG. 15 DP Frames

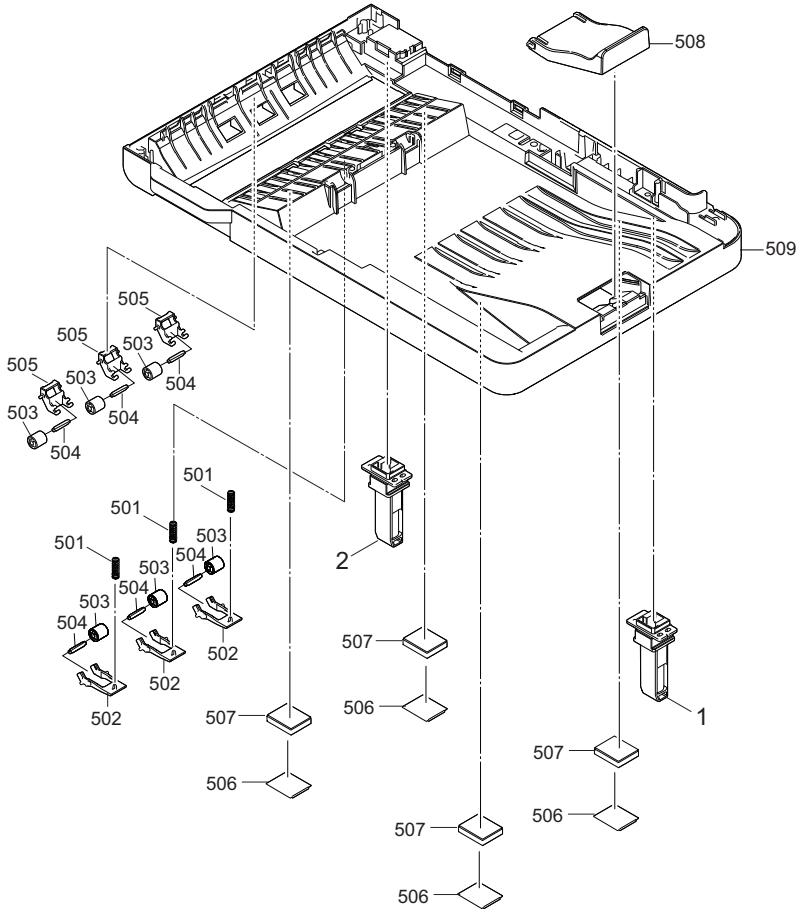




FIG. 16 DP Table Assy

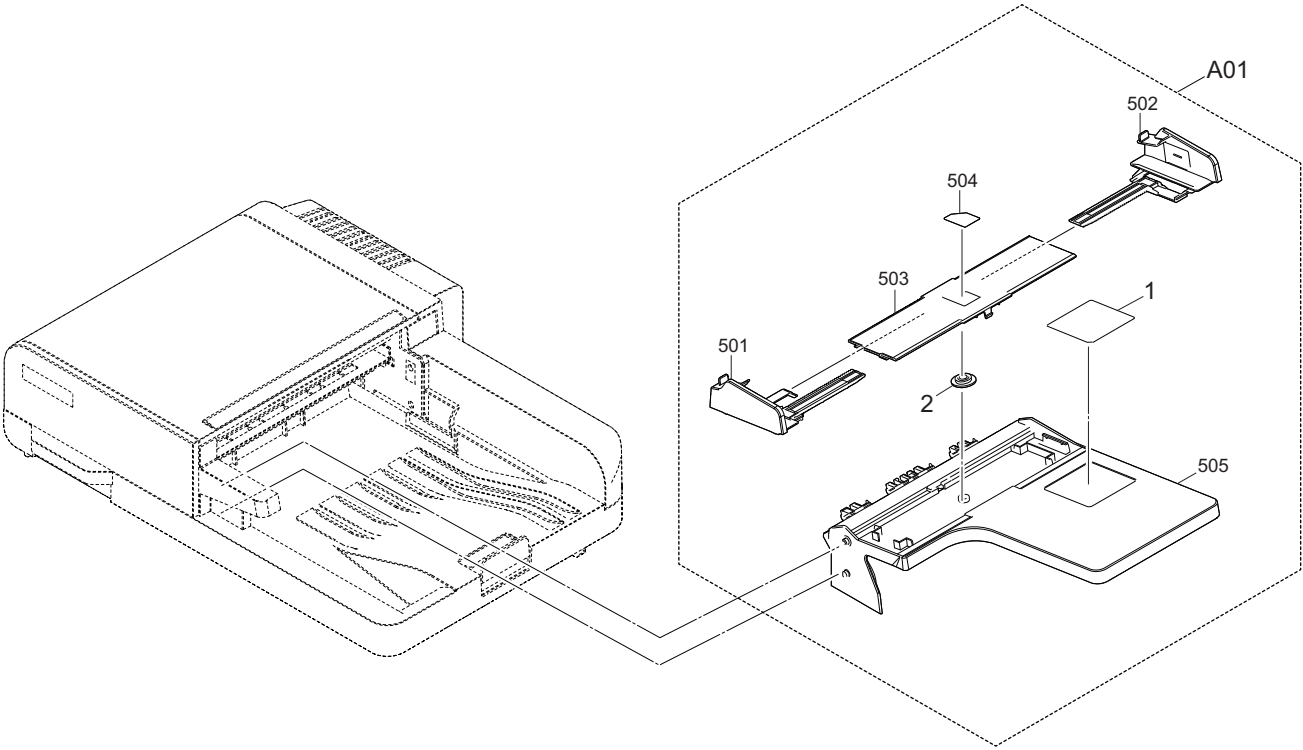






FIG. 17 DP Paper Feed Section

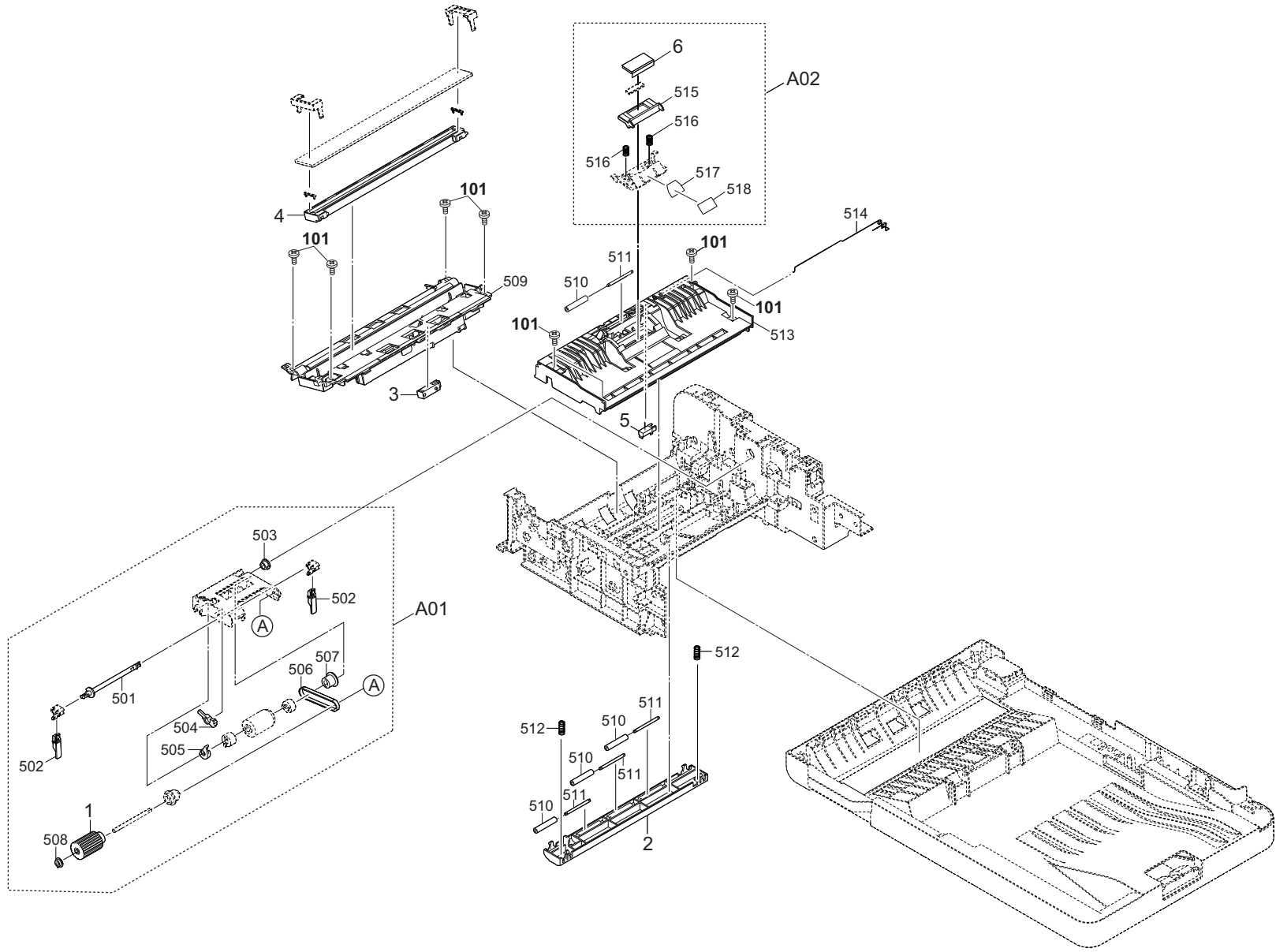


FIG. 17 DP Paper Feed Section

2X9

Ref No.	Part.No.	Description	Notes	Revision	Quantity			
					100	120	230	240
A01	303R494010	PARTS HOLDER PICUP ASSY SP				1	1	1
1	•302R494420	PARTS PULLEY PICKUP ASSY SP				1	1	1
2	303R424220	GUIDE READING				1	1	1
3	303NW94040	PARTS SENSOR OPT. SP				1	1	1
4	303R494050	PARTS CIS SP				1	1	1
5	302K994580	PARTS SENSOR OPT. SP				1	1	1
A02	303R394030	PARTS HOLDER PAD ASSY SP				1	1	1
6	•302LW07100	PAD SEPARATION				1	1	1
101	7BB200308H	+BIND T.T P SCREW 3X8						

FIG. 18 DP Paper Conveying Section 1

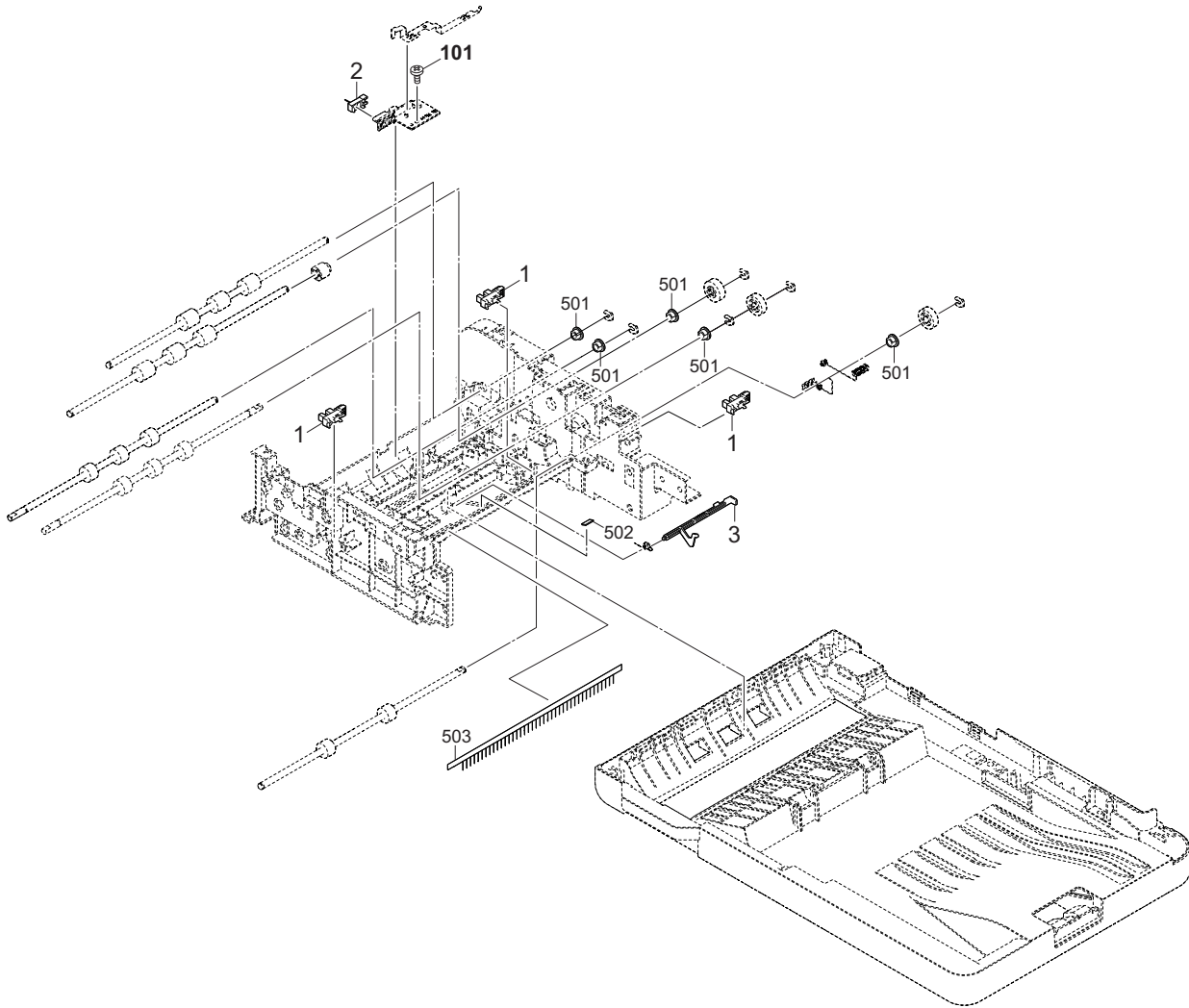




FIG. 19 DP Paper Conveying Section 2

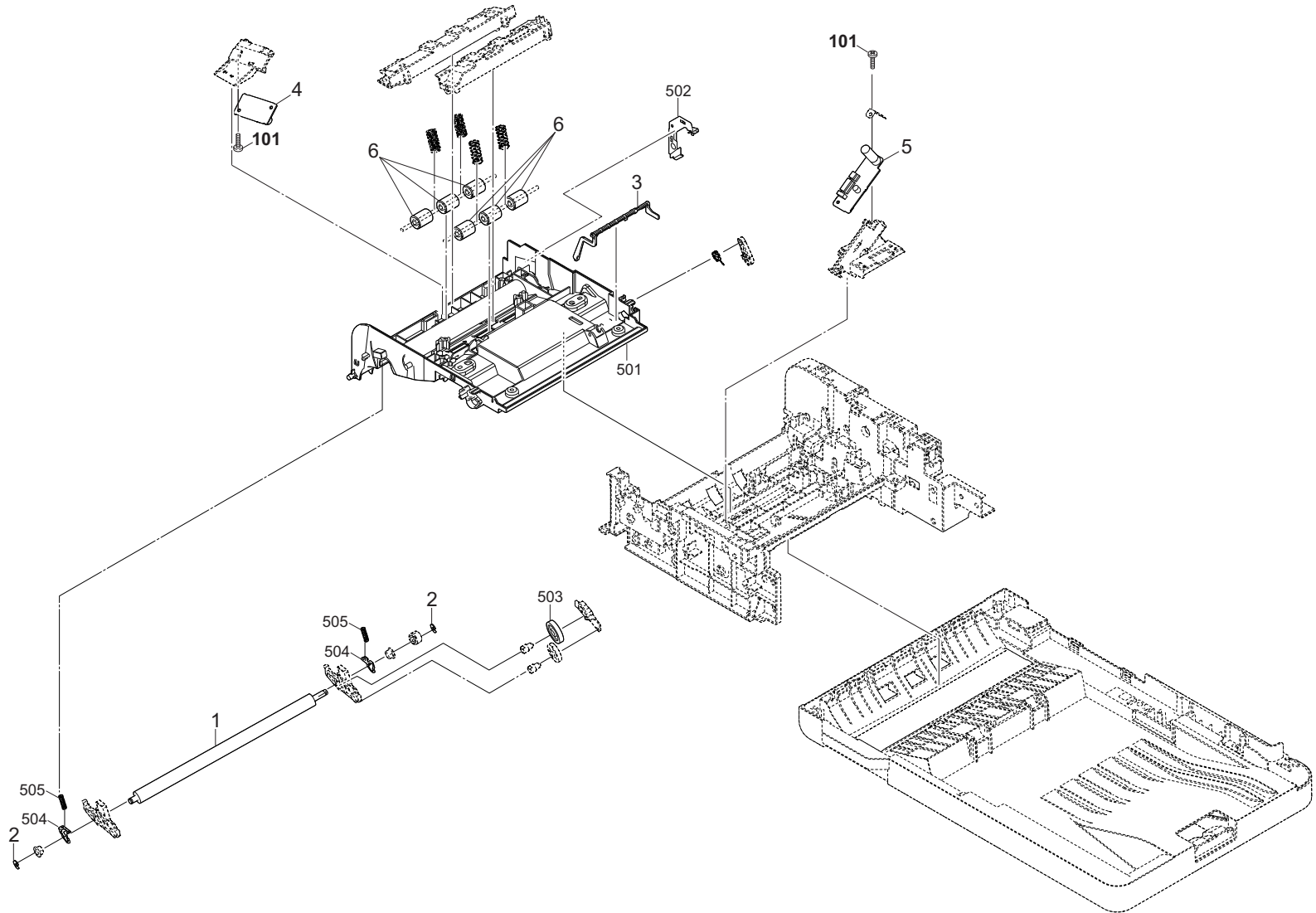




FIG. 20 DP Drive Section

2X9

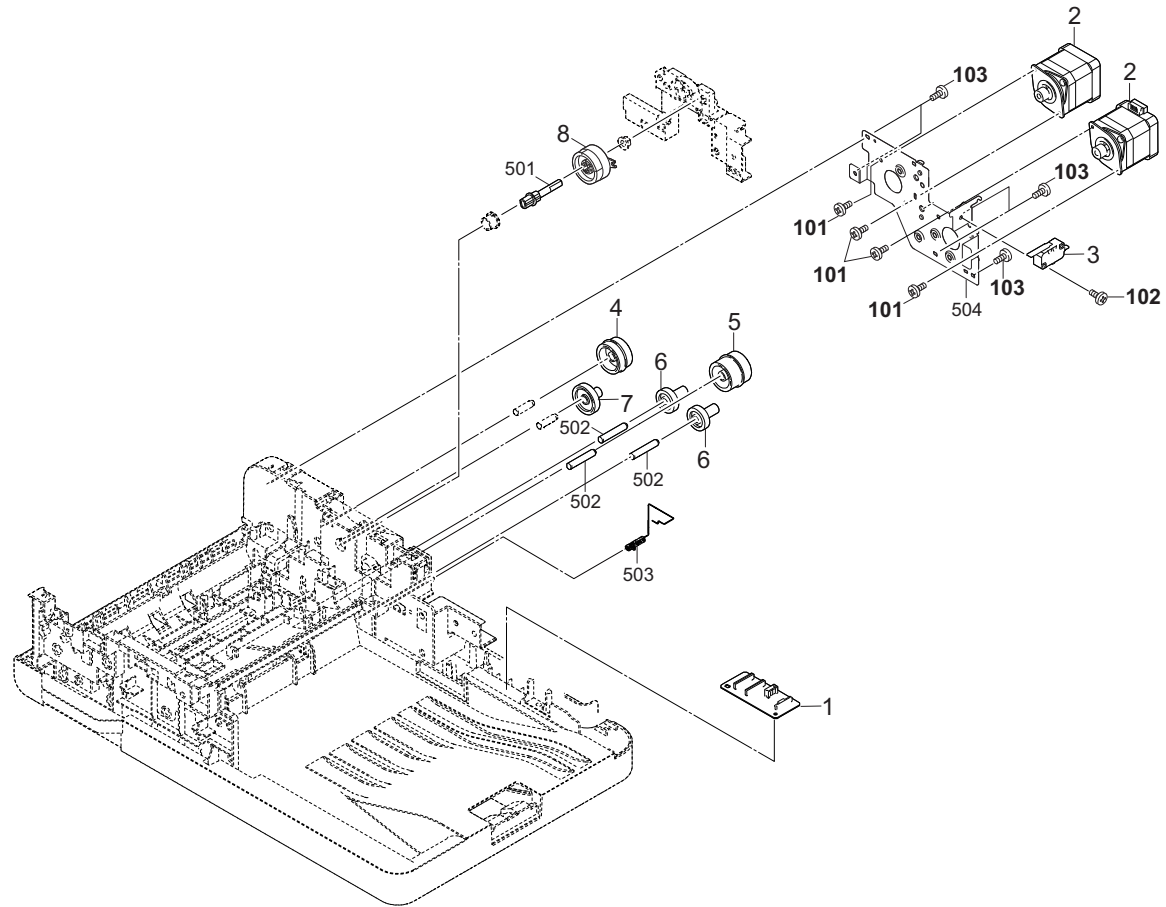




FIG. 20 DP Drive Section

Ref No.	Part.No.	Description	Notes	Revision	Quantity			
					100	120	230	240
1	302V194070	PARTS PWB ASSY CIS CONNECT SP				1	1	1
2	303R494040	PARTS MOTOR PAPER FEED SP				2	2	2
3	2FB27160	INTER LOCK SWITCH				1	1	1
4	303R431050	GEAR FEED Z53R Z33R				1	1	1
5	303R431200	GEAR CONVEYING Z54R Z32L				1	1	1
6	303LM31040	GEAR 25R				2	2	2
7	303R431250	GEAR Z32L				1	1	1
8	302NR94010	PARTS CLUTCH 35 Z35R SP				1	1	1
101	7BB600306H	+BIND M SCREW 3X6 R						
102	7BB600314H	+BIND M SCREW 3X14 R						
103	7BB200308H	+BIND T.T P SCREW 3X8						

FIG. 21 Wire Section 1

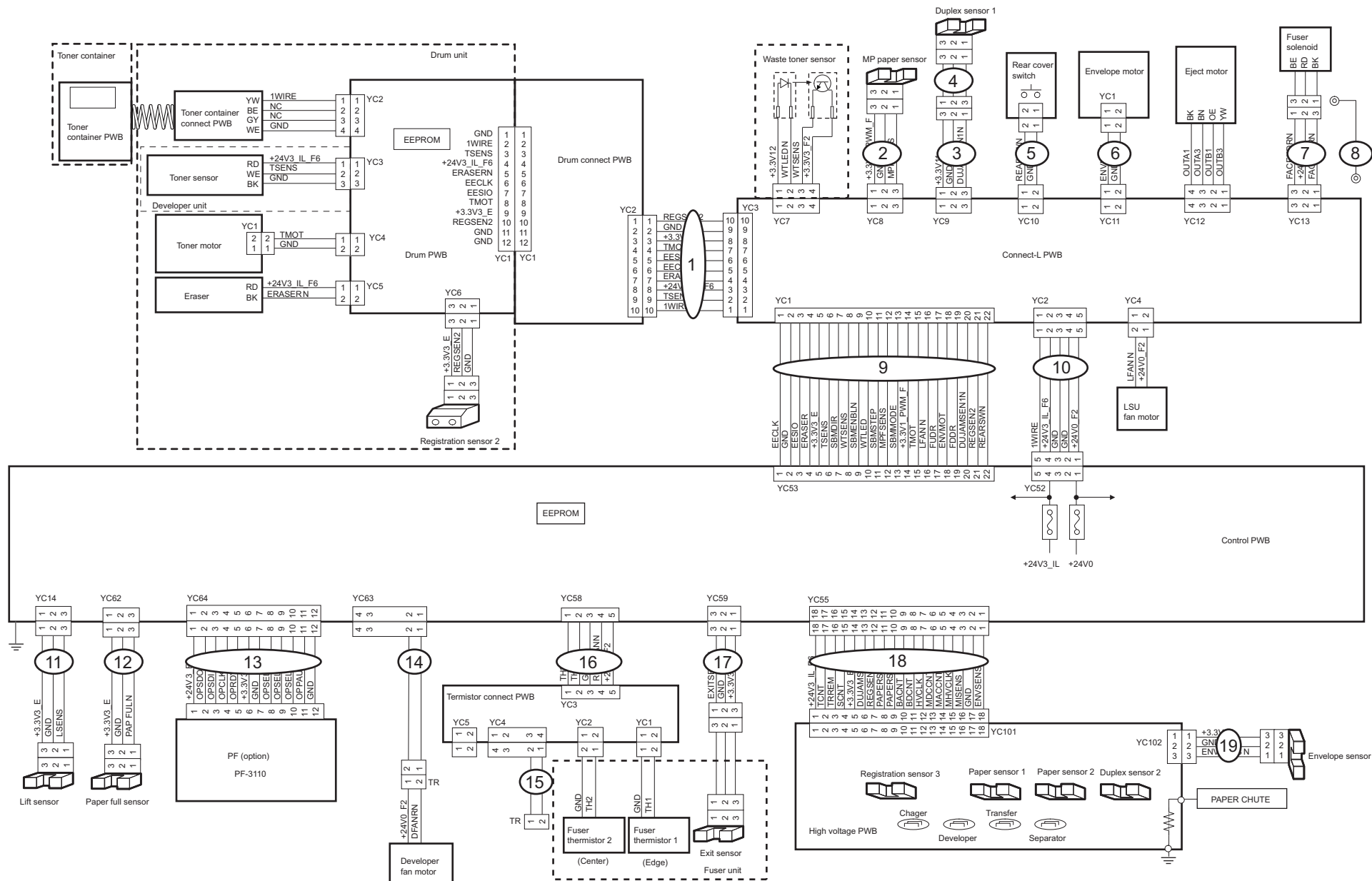


FIG. 21 Wire Section 1

2X9

Ref No.	Part.No.	Description	Notes	Revision	Quantity			
					100	120	230	240
1	302T646020	CONN.CORD ASSY DRUM CONNECT-L				1	1	1
2	302LV46450	CONN.CORD ASSY S03687				1	1	1
3	302LV46471	CONN.CORD ASSY S03794				1	1	1
4	3V2LV46230	CONN.CORD ASSY S03675				1	1	1
5	302LV46210	CONN.CORD ASSY S03673				1	1	1
6	302LV46220	CONN.CORD ASSY S03674				1	1	1
7	302LV46481	CONN.CORD ASSY S03795				1	1	1
8	3V2LV46460	CONN.CORD ASSY S03786				1	1	1
9	302NM46050	CONN.CORD ASSY S03861 CONT-CONN L FFC				1	1	1
10	302TA46080	CONN.CORD ASSY CONT-CONN L				1	1	1
11	302LV46100	CONN.CORD ASSY S03662				1	1	1
12	3V2NM46070	CONN.CORD ASSY S03827 CONT-FULL PI				1	1	1
13	3V2NM46080	CONN.CORD ASSY S03819 CONT-PF				1	1	1
14	302TA46330	CONN.CORD ASSY DLP-CENTER FAN2				1	1	1
15	302T646110	CONN.CORD ASSY FAN				1	1	1
16	302NM46090	CONN.CORD ASSY S03849 CONT-TH FFC				1	1	1
17	302TA46130	CONN.CORD ASSY 03MCT-03CT				1	1	1
18	3V2NM46110	CONN.CORD ASSY S03822 CONT-HVU				1	1	1
19	302LV46430	CONN.CORD ASSY S03738				1	1	1

• Wire Section indicates all the wires/FFCs containing them in other FIGs.

• Wire Section には全ての電線 /FFC (他 FIG の電線 /FFC 含む) を掲載しています。

FIG. 22 Wire Section 2

2X9

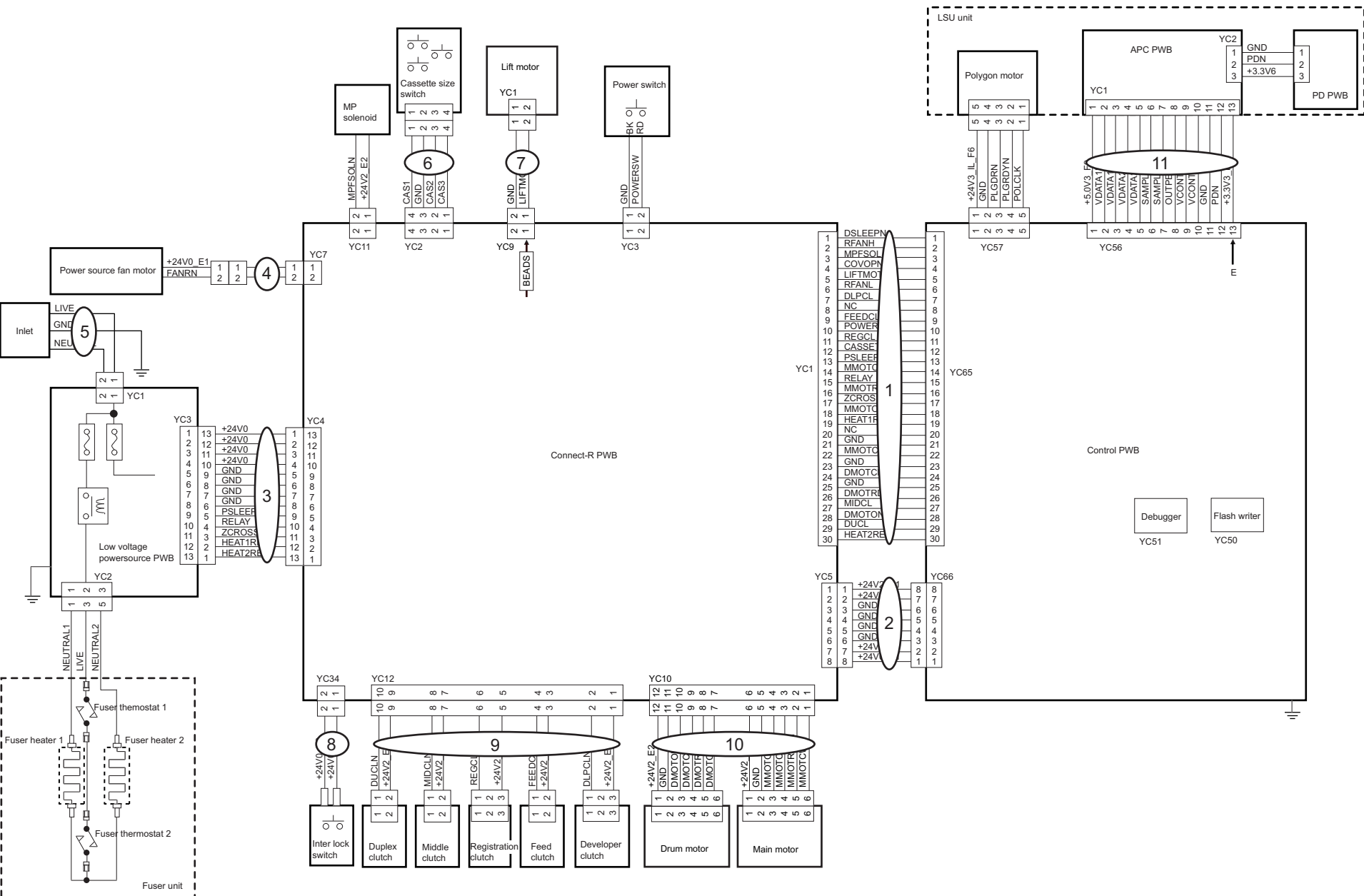


FIG. 22 Wire Section 2

2X9

Ref No.	Part.No.	Description	Notes	Revision	Quantity			
					100	120	230	240
1	302NM46010	CONN.CORD ASSY S03833 CONT-CONN R FFC				1	1	1
2	3V2NM46020	CONN.CORD ASSY S03834 CONT-CONN R WIRE				1	1	1
3	302LV46020	CONN.CORD ASSY S03654				1	1	1
4	302LV46510	CONN.CORD ASSY S03806				1	1	1
5	302TP46050	CONN.CORD ASSY INLET				1	1	1
6	302LV46060	CONN.CORD ASSY S03658				1	1	1
7	302LV46050	CONN.CORD ASSY S03657				1	1	1
8	3V2NM46280	CONN.CORD ASSY S03867 INTERLOCK				1	1	1
9	3V2P746180	WIRE CLUTCH				1	1	1
10	302LV46090	CONN.CORD ASSY S03661				1	1	1
11	302NM46041	CONN.CORD ASSY S03860 CONT-APC FFC				1	1	1

• Wire Section indicates all the wires/FFCs containing them in other FIGs.

• Wire Section には全ての電線 /FFC（他 FIG の電線 /FFC 含む）を掲載しています。

FIG. 23 Wire Section 3

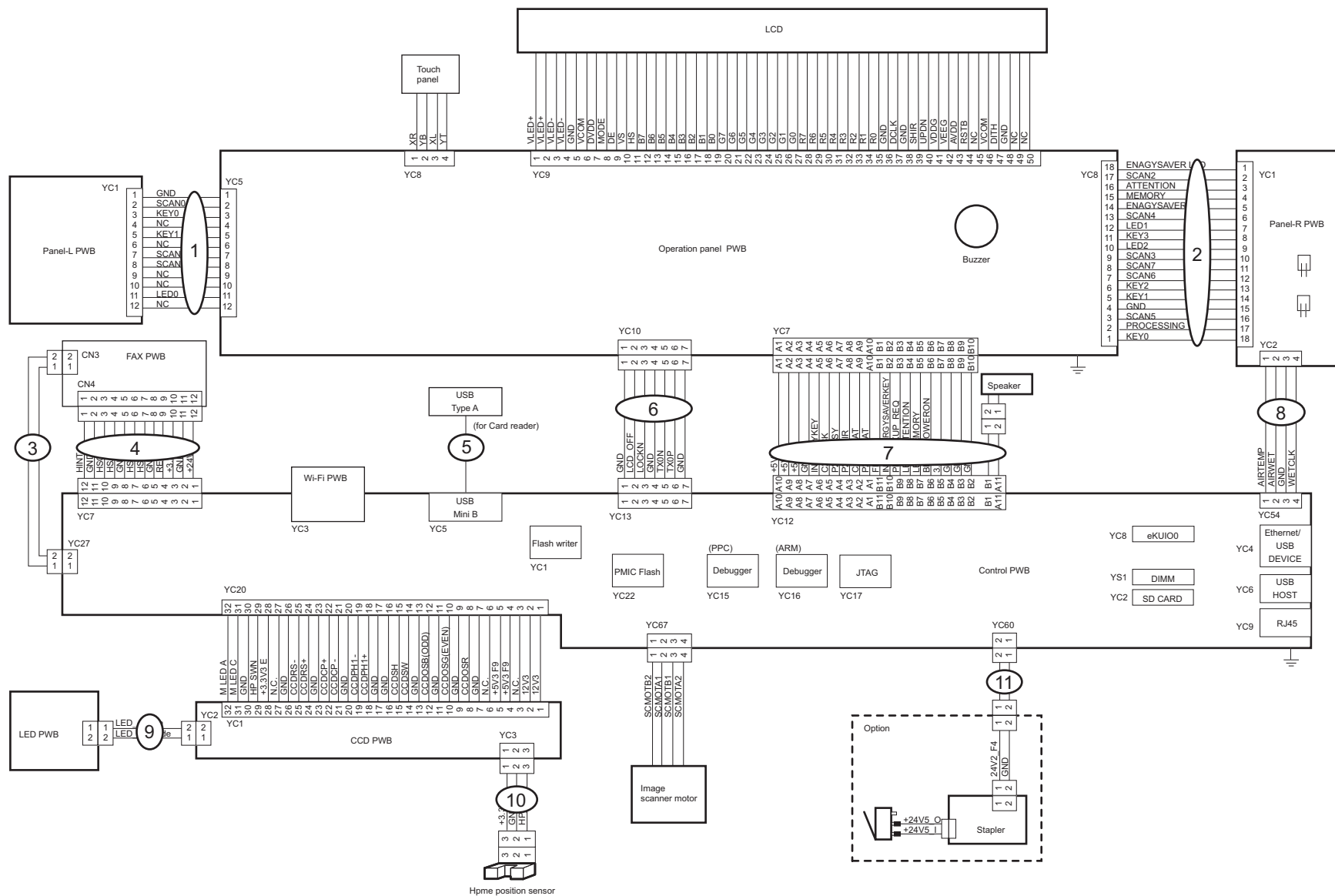




FIG. 24 Wire Section 4

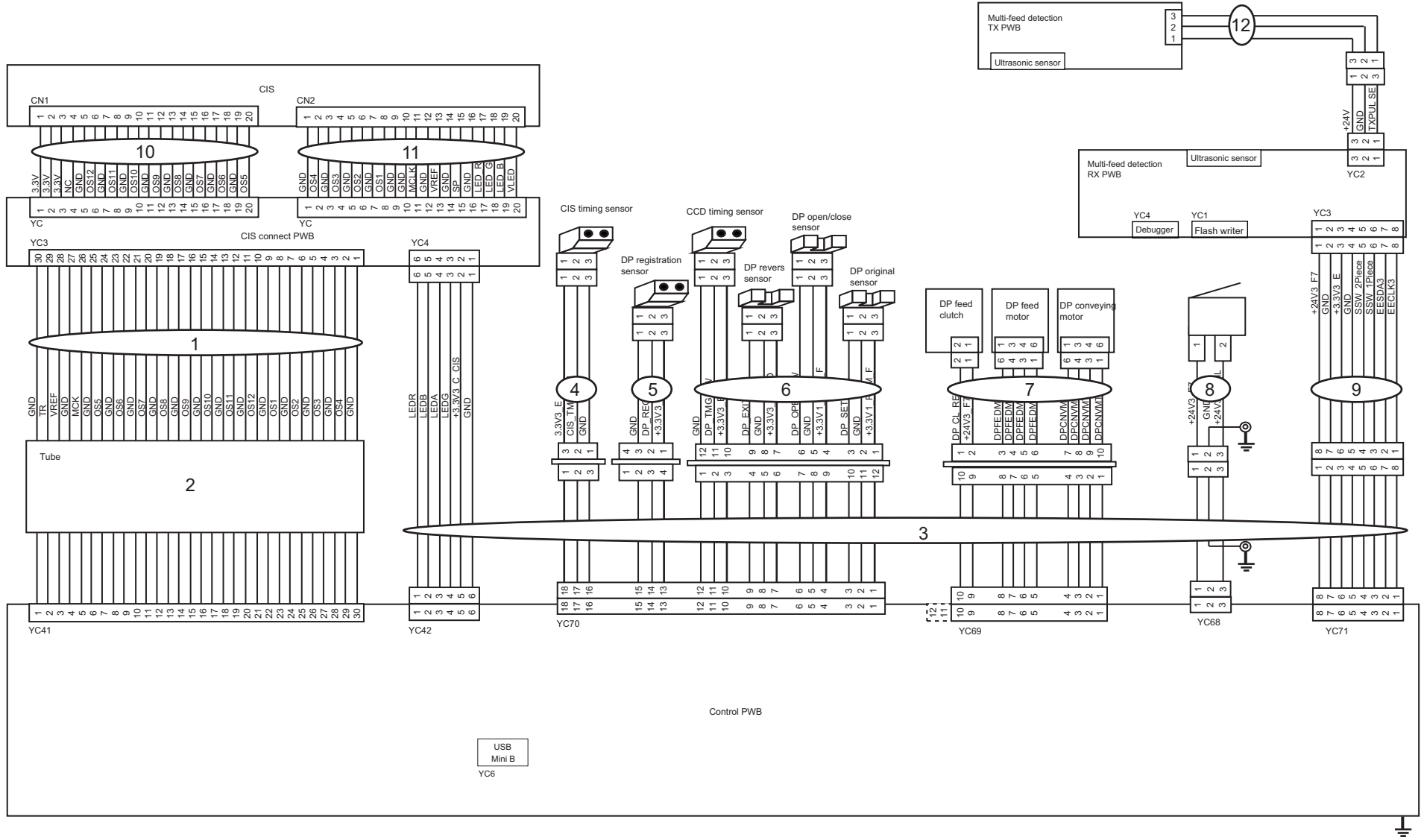
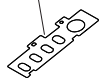







FIG. 25 Accessories

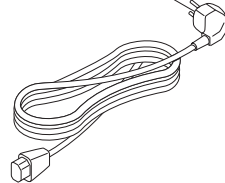
1,2,3,4,5,6,7



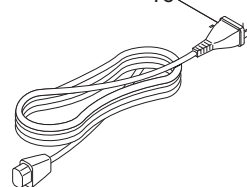
8,9,10,11,12,13,14



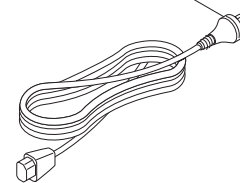
15



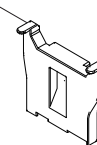
16



17



18



19



20



21

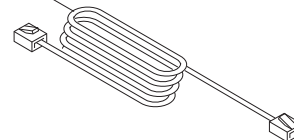


FIG. 25 Accessories

2X9

Ref No.	Part.No.	Description	Notes	Revision	Quantity			
					100	120	230	240
1	302TA05180	LABEL OPERATION LEFT GER					1	
2	302TA05200	LABEL OPERATION LEFT ITA					1	
3	302TA05220	LABEL OPERATION LEFT DUT					1	
4	302TA05240	LABEL OPERATION LEFT RUS					1	
5	302TA05260	LABEL OPERATION LEFT FRA				1	1	
6	302TA05280	LABEL OPERATION LEFT PTB				1	1	
7	302TA05300	LABEL OPERATION LEFT SPA				1	1	
8	302TA05190	LABEL OPERATION RIGHT GER					1	
9	302TA05210	LABEL OPERATION RIGHT ITA					1	
10	302TA05230	LABEL OPERATION RIGHT DUT					1	
11	302TA05250	LABEL OPERATION RIGHT RUS					1	
12	302TA05270	LABEL OPERATION RIGHT FRA				1	1	
13	302TA05290	LABEL OPERATION RIGHT PTB				1	1	
14	302TA05310	LABEL OPERATION RIGHT SPA				1	1	
15	302FV94010	PARTS AC CORD EU SP					1	
16	3019527401	POWER CORD(120)				1		
17	302FV45040	AC CORD ASSY						1
18	302TP09050	CURSOR END STMT				1		
19	3V2NM34060	LABEL LANGUAGE SHEET A				1		
20	3V2NM34070	LABEL LANGUAGE SHEET E					1	
21	303HZ45010	MODULAR CORD				1		
21	303R246010	MODULAR CORD AUSTRALIA						1

FIG. 26 Maintenance Kits

2X9-2

Ref No.	Part.No.	Description	Notes	Revision	Quantity			
					100	120	230	240
	1702TA7US0	MK-3302/MAINTENANCE KIT				1		
	•302F909171	RETARD ROLLER ASSY				1		
				2:Del				
	•3V2LV09311	HOLDER RETARD B		2:Add		1		
	•302LV09340	GUIDE RETARD C		2:Add		1		
	•302LV09330	SPRING RETARD B		2:Add		1		
	•302LV94270	PARTS HOLDER FEED ASSY SP				1		
	•302LV94130	PARTS ROLLER TRANSFER SP				1		
	•302LV24140	GEAR Z22R TC				1		
	•302T693041	DK-3192(U)				1		
	•302LV93081	DV-3100				1		
	•302TA93050	FK-3302				1		
	1702TA8NL0	MK-3300/MAINTENANCE KIT					1	
	•302F909171	RETARD ROLLER ASSY					1	
				2:Del				
	•3V2LV09311	HOLDER RETARD B		2:Add			1	
	•302LV09340	GUIDE RETARD C		2:Add			1	
	•302LV09330	SPRING RETARD B		2:Add			1	
	•302LV94270	PARTS HOLDER FEED ASSY SP					1	
	•302LV94130	PARTS ROLLER TRANSFER SP					1	
	•302LV24140	GEAR Z22R TC					1	
	•302T693031	DK-3190(E)					1	
	•302LV93081	DV-3100					1	
	•302TA93040	FK-3300					1	
	1702TA8AS0	MK-3304/MAINTENANCE KIT						1
	•302F909171	RETARD ROLLER ASSY						1
				2:Del				
	•3V2LV09311	HOLDER RETARD B		2:Add				1
	•302LV09340	GUIDE RETARD C		2:Add				1
	•302LV09330	SPRING RETARD B		2:Add				1
	•302LV94270	PARTS HOLDER FEED ASSY SP						1
	•302LV94130	PARTS ROLLER TRANSFER SP						1
	•302LV24140	GEAR Z22R TC						1
	•302T693061	DK-3194(AO)						1
	•302LV93081	DV-3100						1
	•302TA93040	FK-3300						1
	1703R40UN0	MK-5200/MAINTENANCE KIT				1	1	1
	•303R494010	PARTS HOLDER PICUP ASSY SP				1	1	1
	•303R394030	PARTS HOLDER PAD ASSY SP				1	1	1

---

# ECOSYS M3860idnf

**[CONFIDENTIAL]**

FOR AUTHORIZED KYOCERA ENGINEERS ONLY. DO NOT DISTRIBUTE TO  
NON-AUTHORIZED PARTIES.

**Items listed in the revision columns are defined as follows.**

Item	Description
Add	Add a new part
Del	Delete a part
Design-chg.	A design changed part (Parts number version up)
Part No.-chg.	A part number is changed to other one.
Quantity-chg.	Change Quantity of parts to use
Others	Other changes
Correction	Correction

**Revision history**

Rev.	Date	Remarks
1	June 2019	Design change and Others
2	July 2019	Correction

**Symbols in the parts list**

- Parts without a Ref.No. in the illustration indicate they are not supplied.
- Parts with a Ref.No. of 500 and above in the illustration indicate they are not selected for service parts.
- Parts with "\*" are component parts or sub-assemblies of the assembly appearing immediately above them.
- Parts with "\*\*" are component parts or sub-assembly with "\*" appearing immediately above them.

—                      **CONTENTS**                      —

FIG. 1	Covers .....	2
FIG. 2	Frames .....	4
FIG. 3	Paper Cassette .....	6
FIG. 4	Paper Feed Section (Cassette/Duplex/MPF) .....	8
FIG. 5	Paper Conveying Section .....	10
FIG. 6	Image Formation Section .....	12
FIG. 7	Developer Section .....	14
FIG. 8	Fuser Section .....	16
FIG. 9	Exit Section .....	18
FIG. 10	Scanner Section .....	20
FIG. 11	Drive Section .....	22
FIG. 12	Operation Section .....	24
FIG. 13	DP Assy .....	26
FIG. 14	DP Covers .....	28
FIG. 15	DP Frames .....	30
FIG. 16	DP Table Assy .....	32
FIG. 17	DP Paper Feed Section .....	34
FIG. 18	DP Paper Conveying Section 1 .....	36
FIG. 19	DP Paper Conveying Section 2 .....	38
FIG. 20	DP Drive Section .....	40
FIG. 21	Finisher Section 1 .....	42
FIG. 22	Finisher Section 2 .....	44
FIG. 23	Finisher Section 3 .....	46
FIG. 24	Finisher Section 4 .....	48
FIG. 25	Finisher Section 5 .....	50
FIG. 26	Finisher Section 6 .....	52
FIG. 27	Finisher Section 7 .....	54
FIG. 28	Finisher Section 8 .....	56
FIG. 29	Finisher Section 9 .....	58
FIG. 30	Wire Section 1 .....	60
FIG. 31	Wire Section 2 .....	62
FIG. 32	Wire Section 3 .....	64
FIG. 33	Wire Section 4 .....	66
FIG. 34	Wire Section 5 .....	68
FIG. 35	Accessories .....	70
FIG. 36	Maintenance Kits .....	72

FIG. 1 Covers

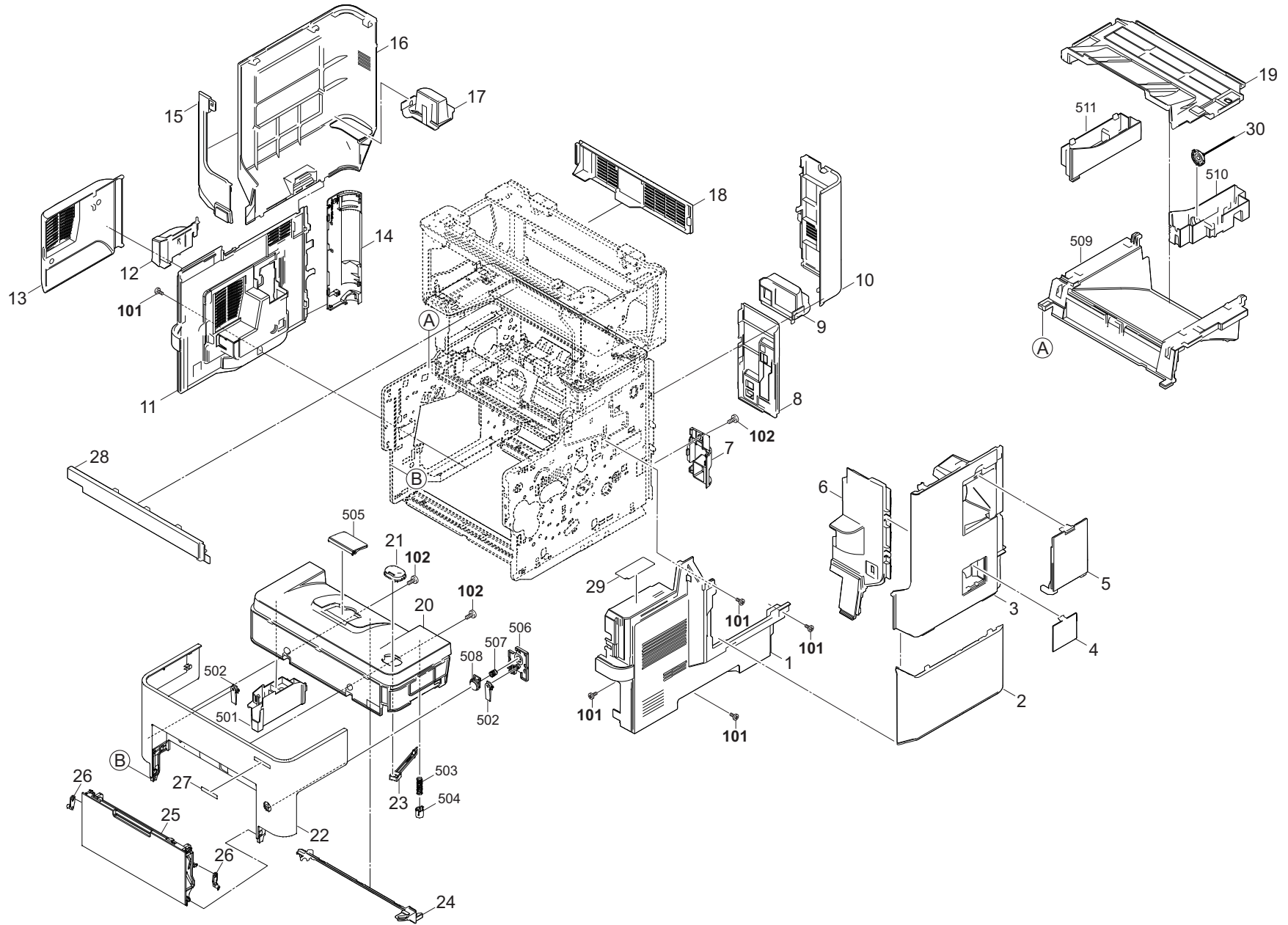




FIG. 1 Covers

2WF

Ref No.	Part.No.	Description	Notes	Revision	Quantity			
					100	120	230	240
1	302WF04020	COVER RIGHT				1	1	1
2	302WF04260	COVER RIGHT B				1	1	1
3	302WF04030	COVER RIGHT UP A				1	1	1
4	302WF04220	COVER WIFI				1	1	1
5	302WF04050	COVER SIDE RIGHT				1	1	1
6	302WF04040	COVER RIGHT UP B				1	1	1
7	302TP04221	COVER RIGHT REAR LOW				1	1	1
8	302WF04200	COVER CONTROLLER				1	1	1
9	302WF04160	COVER CONT UP B				1	1	1
10	302WF04210	COVER CONTROLLER UP				1	1	1
11	302WF04170	COVER LEFT				1	1	1
12	302WD04060	COVER SIDE LEFT INNER				1	1	1
13	302WD04040	COVER SIDE LEFT				1	1	1
14	302TP04200	COVER LEFT REAR				1	1	1
15	302WF04190	COVER LEFT UP C				1	1	1
16	302WF04250	COVER LEFT UP A				1	1	1
17	302WF04150	COVER LEFT UP B				1	1	1
18	302WF04120	COVER REAR TOP B				1	1	1
19	302WF04080	COVER STAY				1	1	1
20	302WF04010	LID TOP				1	1	1
21	302TA04040	KEY COVER OPEN				1	1	1
22	302TA04030	COVER FRONT				1	1	1
23	302TA04050	HOOK LID TOP A				1	1	1
24	302WF04180	HOOK LID TOP B				1	1	1
25	302TP94010	PARTS COVER MPF ASSY SP				1	1	1
26	3V2LV08100	LEVER LINK				2	2	2
27	302WF34010	SHEET MACHINE NUMBER				1	1	1
28	302WF04230	COVER FINISHER FRONT				1	1	1
29	302LV34210	LABEL LEVER A				1	1	1
30	302LC94370	PARTS SPEAKER SP				1	1	1
101	7BB700308H	+BIND T.T S SCREW 3X8 SR						
102	7BB200308H	+BIND T.T P SCREW 3X8						

FIG. 2 Frame

2WF-1

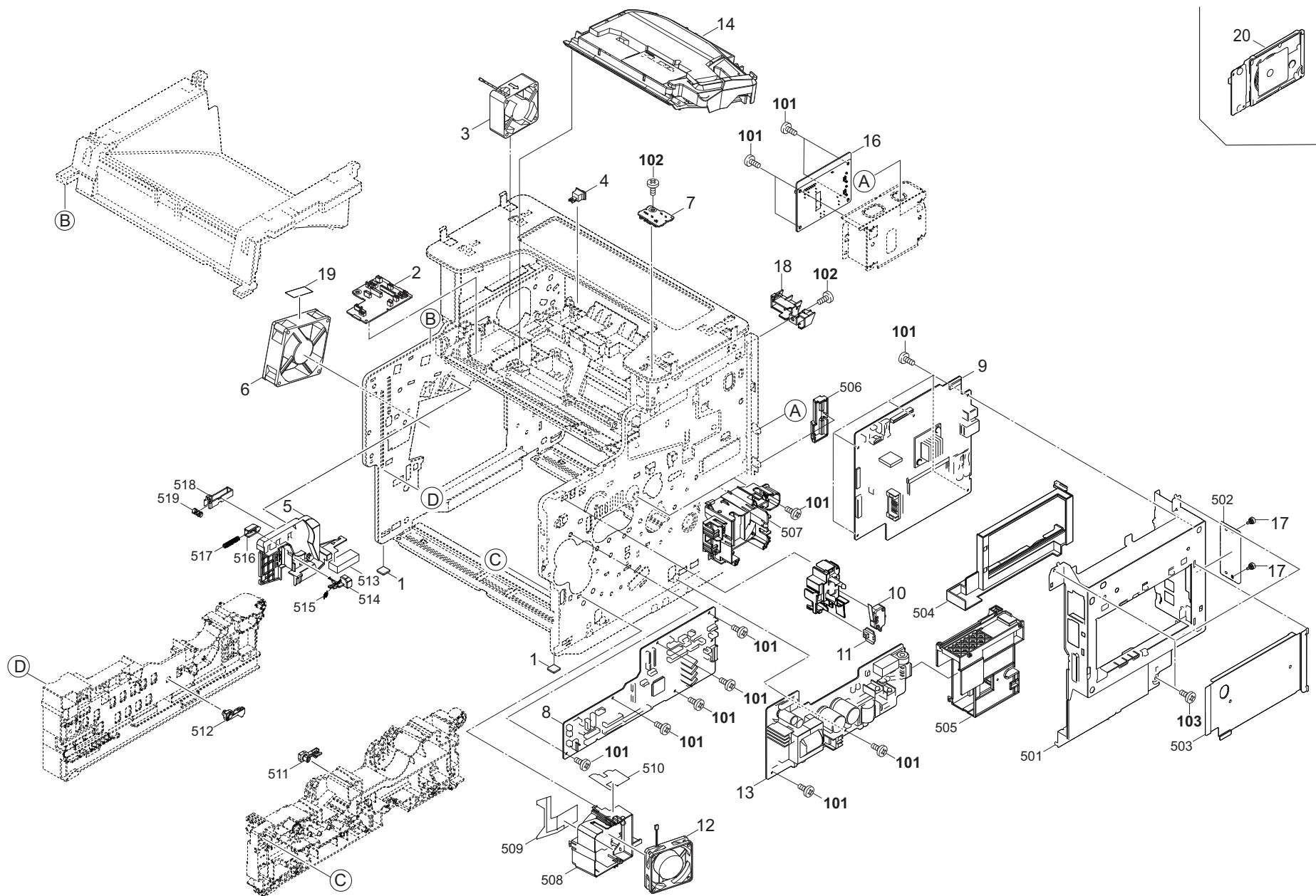


FIG. 2 Frame

2WF-1

Ref No.	Part.No.	Description	Notes	Revision	Quantity			
					100	120	230	240
1	302HN02611	FOOT				2	2	2
2	302WF94060	PARTS PWB ASSY CONNECT-L SP				1	1	1
3	302GR44080	FAN LSU 60-25				1	1	1
4	7SP01000006+H01	SW.PUSH				1	1	1
5	302LV11240	GUIDE CONTAINER				1	1	1
6	302HN44010	FAN MOTOR				1	1	1
7	302LV94220	PARTS PWB ASSY TH CONNECT SP				1	1	1
8	302WF94050	PARTS PWB ASSY ENGINE SP				1	1	1
9	302WF94040	PARTS PWB ASSY MAIN SP				1		1
9	302WF94030	PARTS PWB ASSY MAIN SP EU					1	
10	2FB27160	INTER LOCK SWITCH				1	1	1
11	302LV94210	PARTS PWB ASSY SWITCH SP				1	1	1
12	302FZ94420	PARTS,FAN COOLING CONVEYING SP				1	1	1
13	302WF94020	PARTS UNIT LOW VOLTAGE 100V SP				1		
13	302WF94010	PARTS UNIT LOW VOLTAGE 230V SP					1	1
14	302TA93010	LK-3290				1	1	1
15				1:Del				
16	303PA94011	PARTS FAX UNIT E SP					1	1
16	302R794340	PARTS FAX UNIT U SP					1	
17	302F939082	SCREW BOX				2	2	2
18	3V2LV02990	COVER SENSOR				1	1	1
19	302LV02610	SHEET FAN L				1	1	1
20	302NH93190	PARTS STORAGE DEVICE SP	OPTION			1	1	1
101	7BB700308H	+BIND T.T S SCREW 3X8 SR						
102	7BB200412H	+BIND T.T P SCREW 4X12						
103	7BB200308H	+BIND T.T P SCREW 3X8						

FIG. 3 Paper Cassette

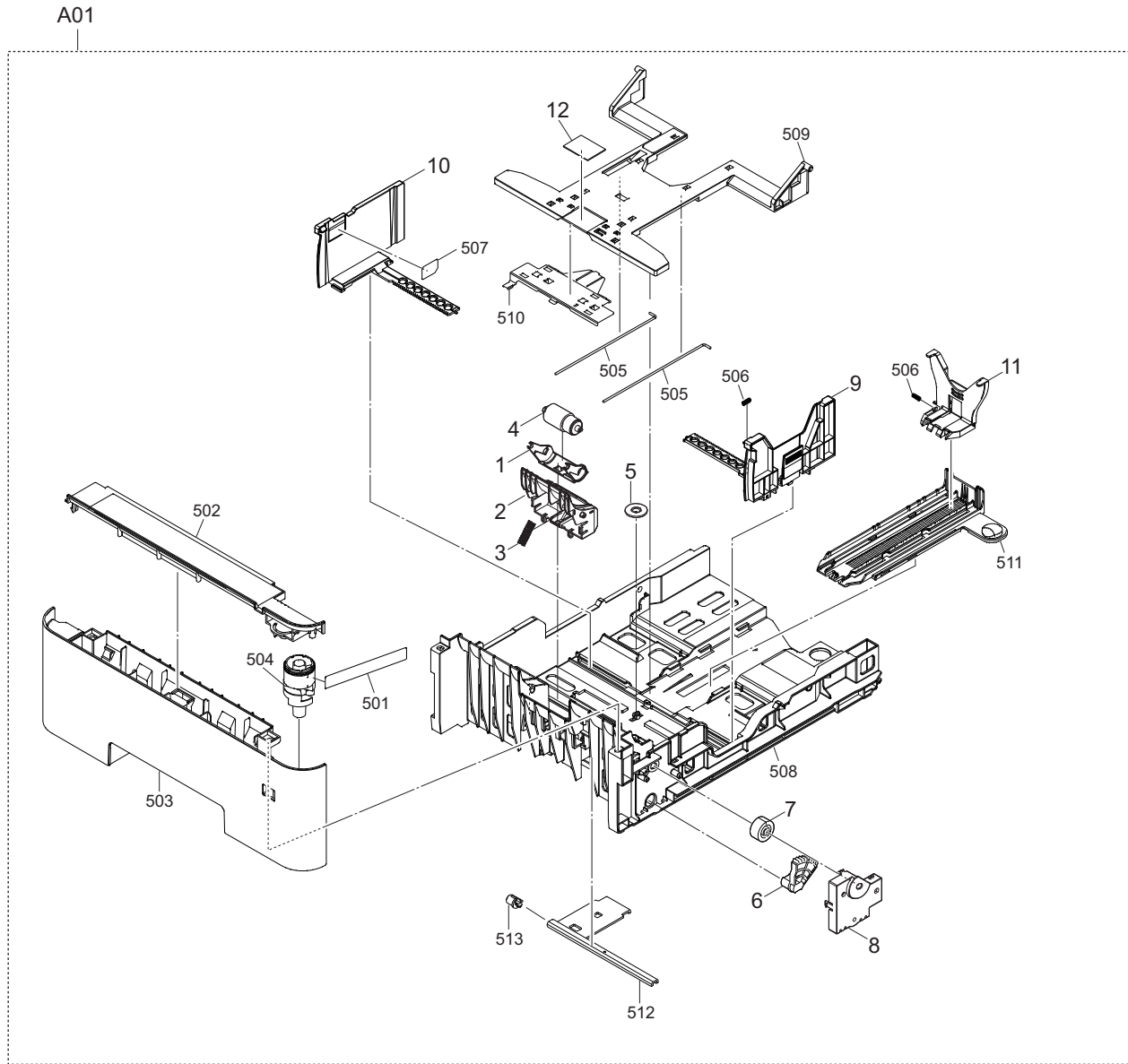


FIG. 3 Paper Cassette

Ref No.	Part.No.	Description	Notes	Revision	Quantity			
					100	120	230	240
A01	302TP93011	CT-3230				1	1	1
1	•3V2LV09311	HOLDER RETARD B				1	1	1
2	•302LV09340	GUIDE RETARD C				1	1	1
3	•302LV09330	SPRING RETARD B				1	1	1
4	•302F909171	RETARD ROLLER ASSY				1	1	1
5	•5MVG127DN071	GEAR CASSETTE /A-49 CASSETTE A4		1:Part No.-chg.		1	1	1
6	•302LV09241	GEAR Z48S LIFT				1	1	1
7	•302LV09220	GEAR Z15S JOINT				1	1	1
8	•302LV09201	COVER LIFT GEAR				1	1	1
9	•302LV09351	CURSOR RIGHT B				1	1	1
10	•302LV09071	CURSOR LEFT				1	1	1
11	•3V2LV09090	CURSOR END				1	1	1
12	•302F909211	PAD BOTTOM				1	1	1

FIG. 4 Paper Feed Section(Cassette/Duplex/MPF)

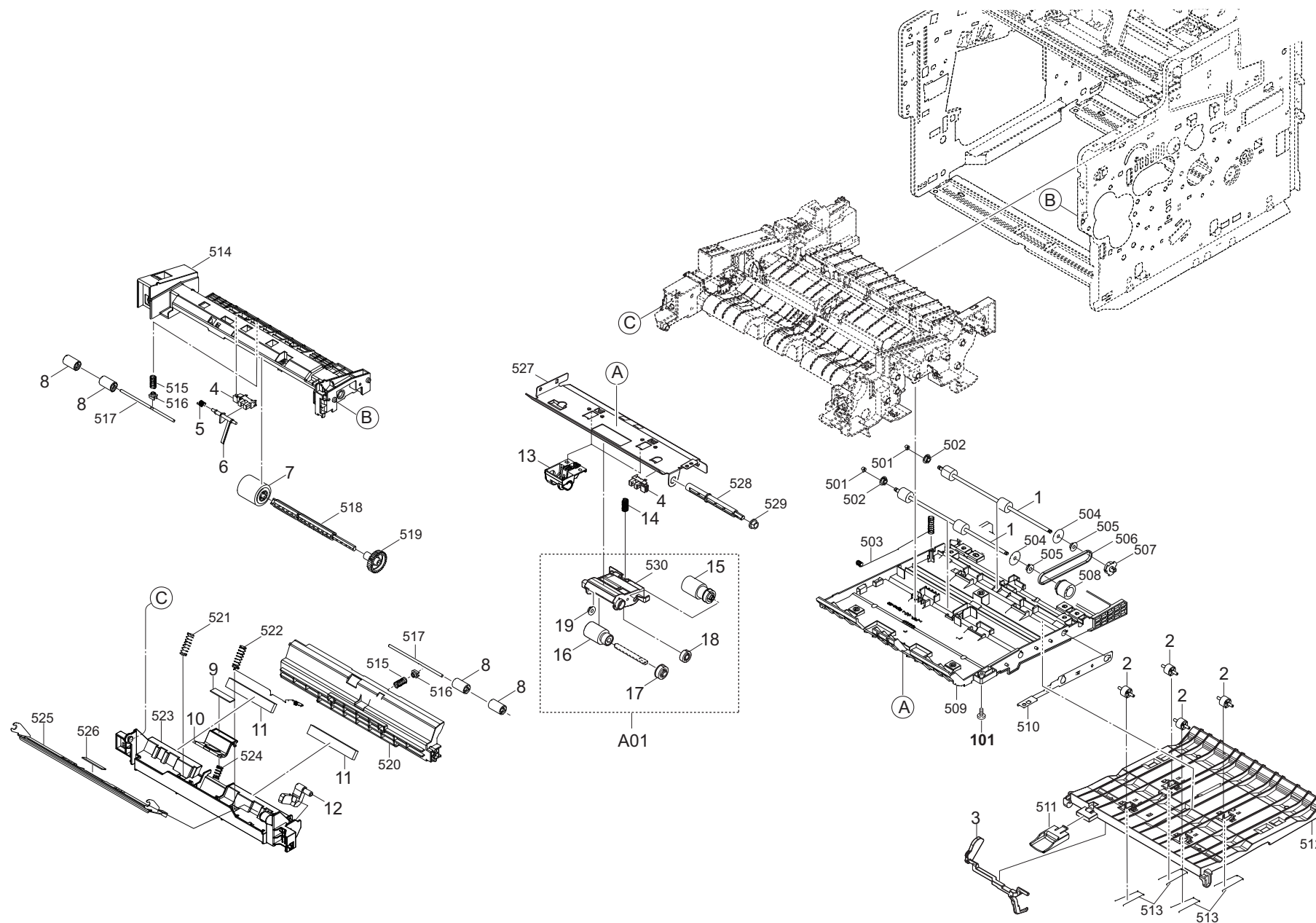


FIG. 4 Paper Feed Section(Cassette/Duplex/MPF)

2WF

Ref No.	Part.No.	Description	Notes	Revision	Quantity			
					100	120	230	240
1	302LV94530	PARTS ROLLER DU ASSY SP				2	2	2
2	302LV24760	PULLEY PA				4	4	4
3	302LV29090	ACTUATOR PE				1	1	1
4	303M894260	PARTS SENSOR OPT SP				2	2	2
5	302LV08201	SPRING ACTUATOR MPF				1	1	1
6	302LV08180	ACTUATOR MPF				1	1	1
7	302HS08260	ROLLER M/P ASSY				1	1	1
8	3V2LV08210	PULLEY FEED				4	4	4
9	302F908250	PAD SEPARATOR MPF				1	1	1
10	3V2LV08070	HOLDER SEPARATION MPF				1	1	1
11	302LV08220	SHEET GUIDE TURN A				2	2	2
12	3V2LV08090	LEVER CAM MPF				1	1	1
13	3V2LV06030	GUIDE FEED SIDE				2	2	2
14	3V2LV06090	SPRING PICKUP B				1	1	1
A01	302LV94270	PARTS HOLDER FEED ASSY SP				1	1	1
15	•302HN06080	PULLEY PICKUP ASSY				1	1	1
16	•302F906230	PULLEY FEED ASSY				1	1	1
17	•302F906280	GEAR FEED Z30H				1	1	1
18	•302F906030	GEAR FEED Z26H				1	1	1
19	•302K306460	BUSH 4				1	1	1
101	7BB200412H	+BIND T.T P SCREW 4X12						

FIG. 5 Paper Conveying Section

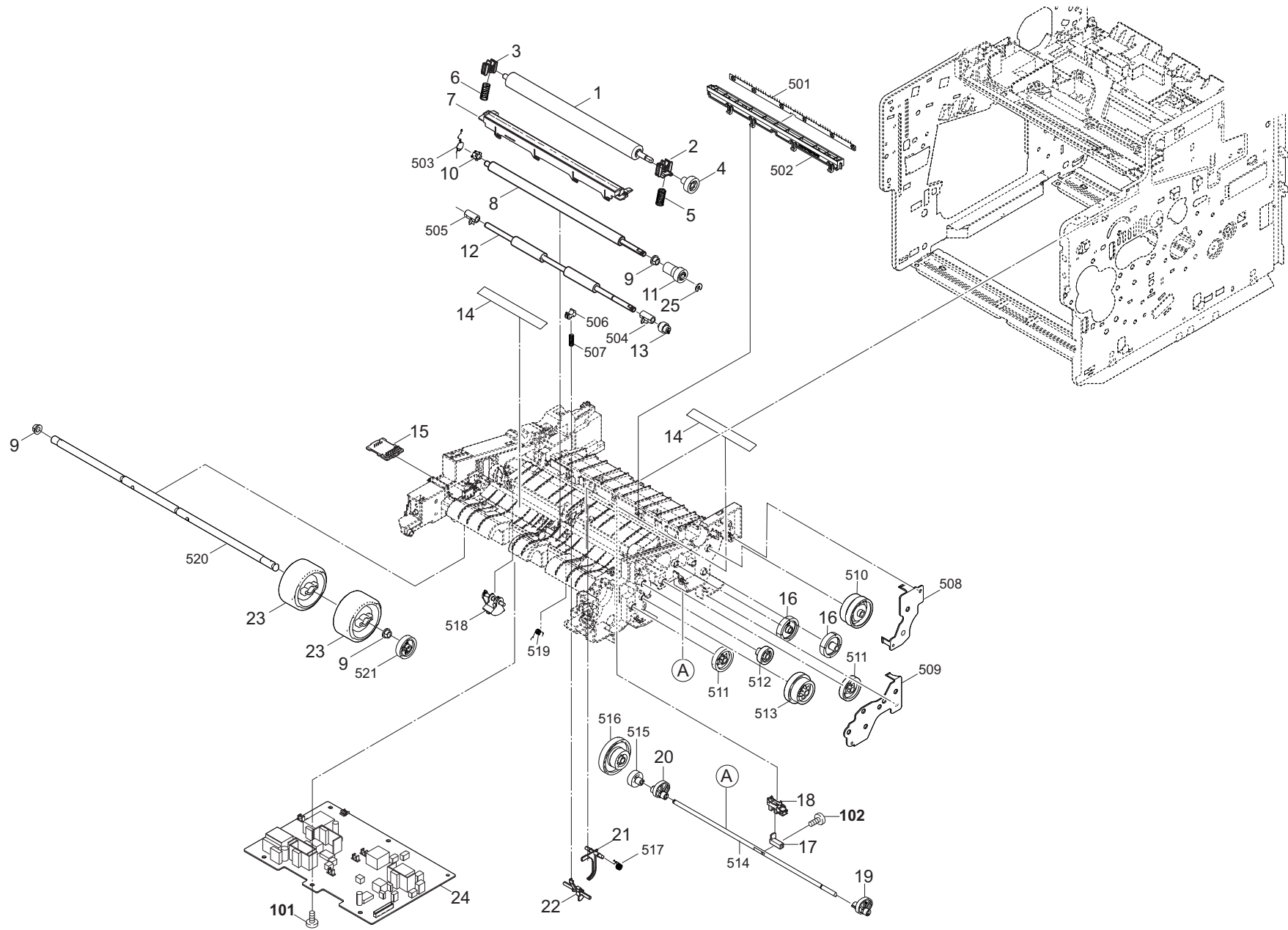




FIG. 5 Paper Conveying Section

2WF

Ref No.	Part.No.	Description	Notes	Revision	Quantity			
					100	120	230	240
1	302LV94130	PARTS ROLLER TRANSFER SP				1	1	1
2	302F924190	BUSH TRANSFER R				1	1	1
3	302LV24360	BUSH TRANSFER L				1	1	1
4	302LV24140	GEAR Z22R TC				1	1	1
5	302LV24280	SPRING TRANSFER R				1	1	1
6	302LV24290	SPRING TRANSFER L				1	1	1
7	302LV94261	PARTS GUIDE PAPER CHUTE SP				1	1	1
8	302LV94180	PARTS ROLLER REGIST UP SP				1	1	1
9	302H702590	BUSH SCREW				3	3	3
10	302LV24520	BUSH 6 EW				1	1	1
11	302LV24160	GEAR Z19R-Z22R REGIST UP				1	1	1
12	302LV94170	PARTS ROLLER REGIST LOW SP				1	1	1
13	302LV24150	GEAR Z22L REGIST LOW				1	1	1
14	302LV24220	SHEET REGIST				2	2	2
15	302T694080	PARTS PWB ASSY DRUM CONNECT SP				1	1	1
16	302HS31140	GEAR Z35R IDLE				2	2	2
17	302LV24450	ACTUATOR ENVELOPE				1	1	1
18	303M894260	PARTS SENSOR OPT SP				1	1	1
19	3V2LV24510	LOCK ENVELOPE R				1	1	1
20	3V2LV24440	LOCK ENVELOPE L				1	1	1
21	3V2LV24111	ACTUATOR DU				1	1	1
22	302LV24100	ACTUATOR IMAGE				1	1	1
23	302P794090	PARTS ROLLER MIDDLE SET SP				2	2	2
24	302LV94060	PARTS HIGH VOLTAGE UNIT SP				1	1	1
25	302FB09830	CUT WASHER 4				1	1	1
101	7BB200412H	+BIND T.T P SCREW 4X12						
102	7BB000304H	+BIND M SCREW 3X4						

FIG. 6 Image Formation Section

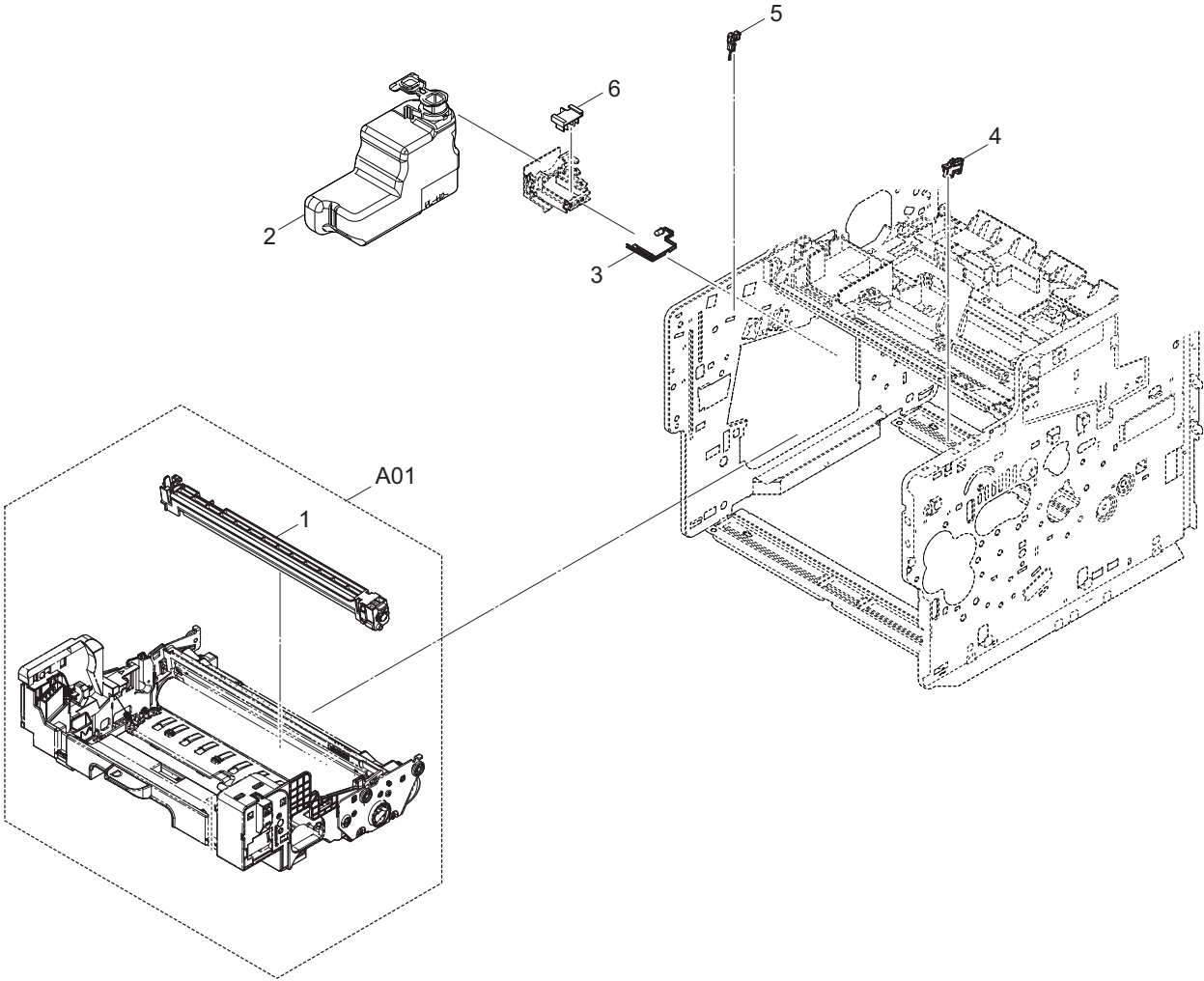




FIG. 7 Developer Section

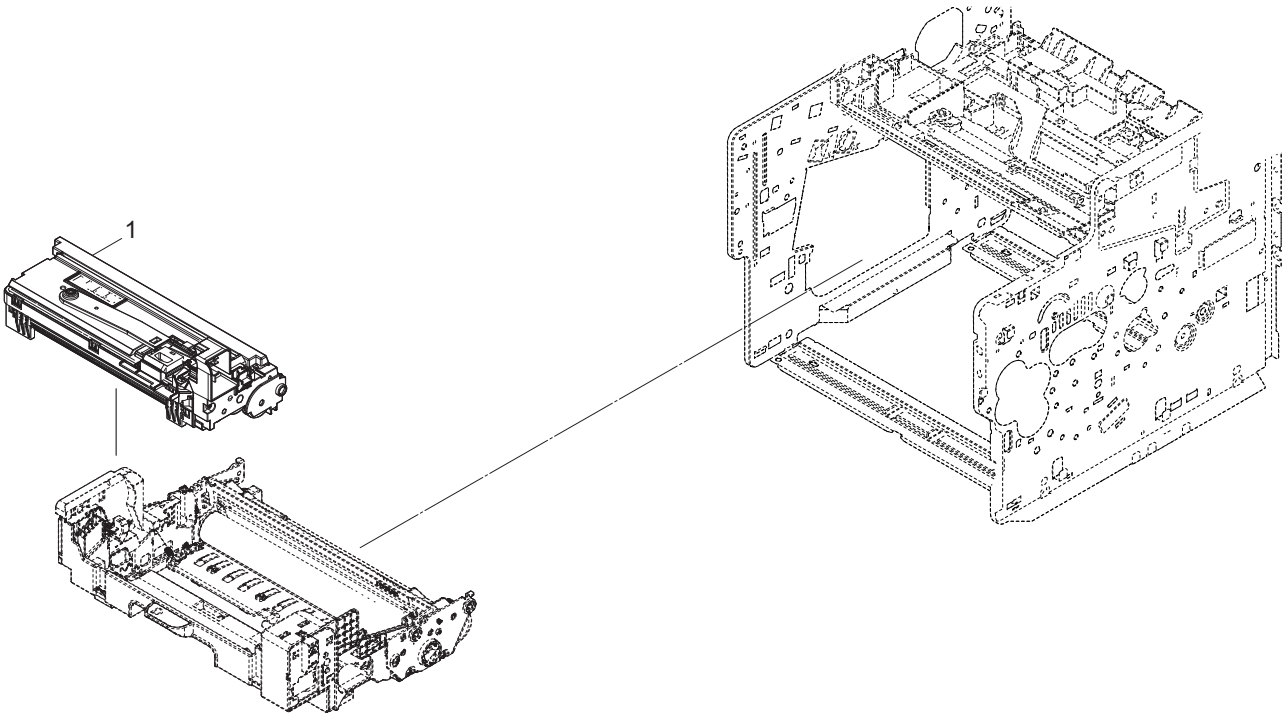


FIG. 7 Developer Section

2WF

Ref No.	Part.No.	Description	Notes	Revision	Quantity			
					100	120	230	240
1	302LV93081	DV-3100				1	1	1

FIG. 8 Fuser Section

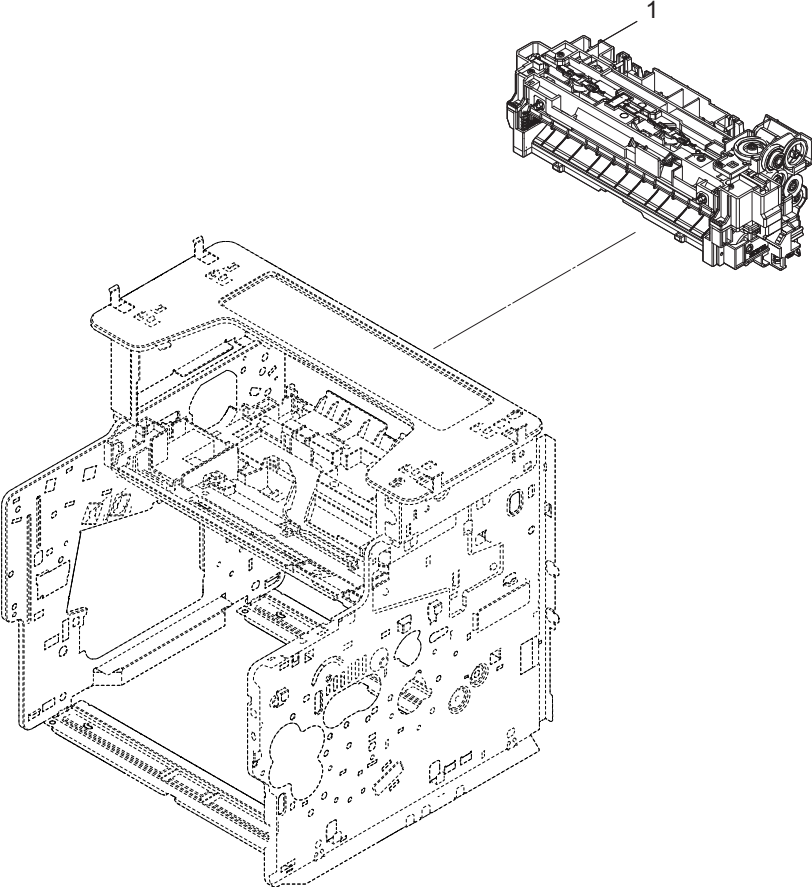


FIG. 8 Fuser Section

2WF

Ref No.	Part.No.	Description	Notes	Revision	Quantity			
					100	120	230	240
1	302TA93040	FK-3300					1	1
1	302TA93050	FK-3302				1		

FIG. 9 Exit Section

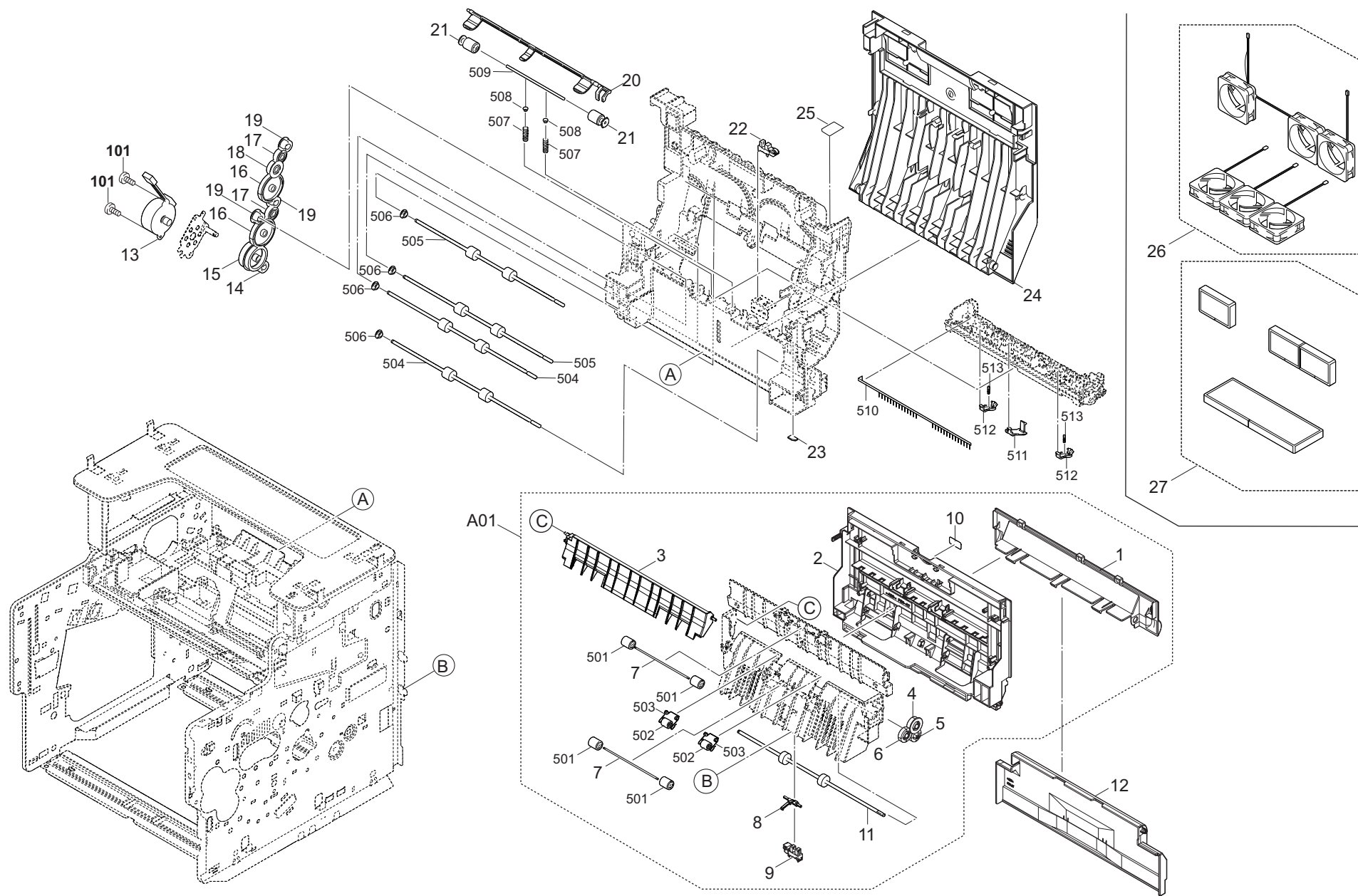




FIG. 9 Exit Section

2WF

Ref No.	Part.No.	Description	Notes	Revision	Quantity			
					100	120	230	240
A01	302TP94020	PARTS COVER REAR ASSY SP				1	1	1
1	•302TP04210	COVER REAR LOW				1	1	1
2	•302LV04100	COVER REAR UP				1	1	1
3	•3V2LV28081	GUIDE CHANGE				1	1	1
4	•302LV28100	GEAR Z22S A				1	1	1
5	•302LV28090	GEAR Z20S				1	1	1
6	•302LV28191	GEAR Z22S B				1	1	1
7	•3V2LV28270	SHAFT EXIT LOW				2	2	2
8	•3V2LV28070	ACTUATOR DU				1	1	1
9	•303M894260	PARTS SENSOR OPT SP				1	1	1
10	•302MC34040	LABEL PUSH				1	1	1
11	•302WD94020	PARTS ROLLER REAR SP				1	1	1
12	302TP04230	COVER CASSETTE				1	1	1
13	302T994050	PARTS MOTOR EJECT SP				1	1	1
14	302WF28100	GEAR Z17S				1	1	1
15	302LV28031	GEAR Z66R-Z40S				1	1	1
16	302WF28080	GEAR Z47S				2	2	2
17	302WF28090	GEAR Z20S				2	2	2
18	302WF28210	GEAR Z22S				1	1	1
19	302LV28040	GEAR Z17S				3	3	3
20	302LV28141	ACTUATOR OVERFLOW				1	1	1
21	3V2LV28150	PULLEY EXIT				2	2	2
22	302P794010	PARTS SENSOR OPT. SP				1	1	1
23	302WF28300	SPONGE EXIT				1	1	1
24	302WF04110	COVER REAR TOP A				1	1	1
25	302WF34020	LABEL JAM FINISHER				1	1	1
26	302WF94070	PARTS FAN COOLING 50 SET SP	OPTION			1	1	1
27	302WF94080	PARTS FILTER SET SP	OPTION			1	1	1
101	7BB200308H	+BIND T.T P SCREW 3X8						

FIG. 10 Scanner Section

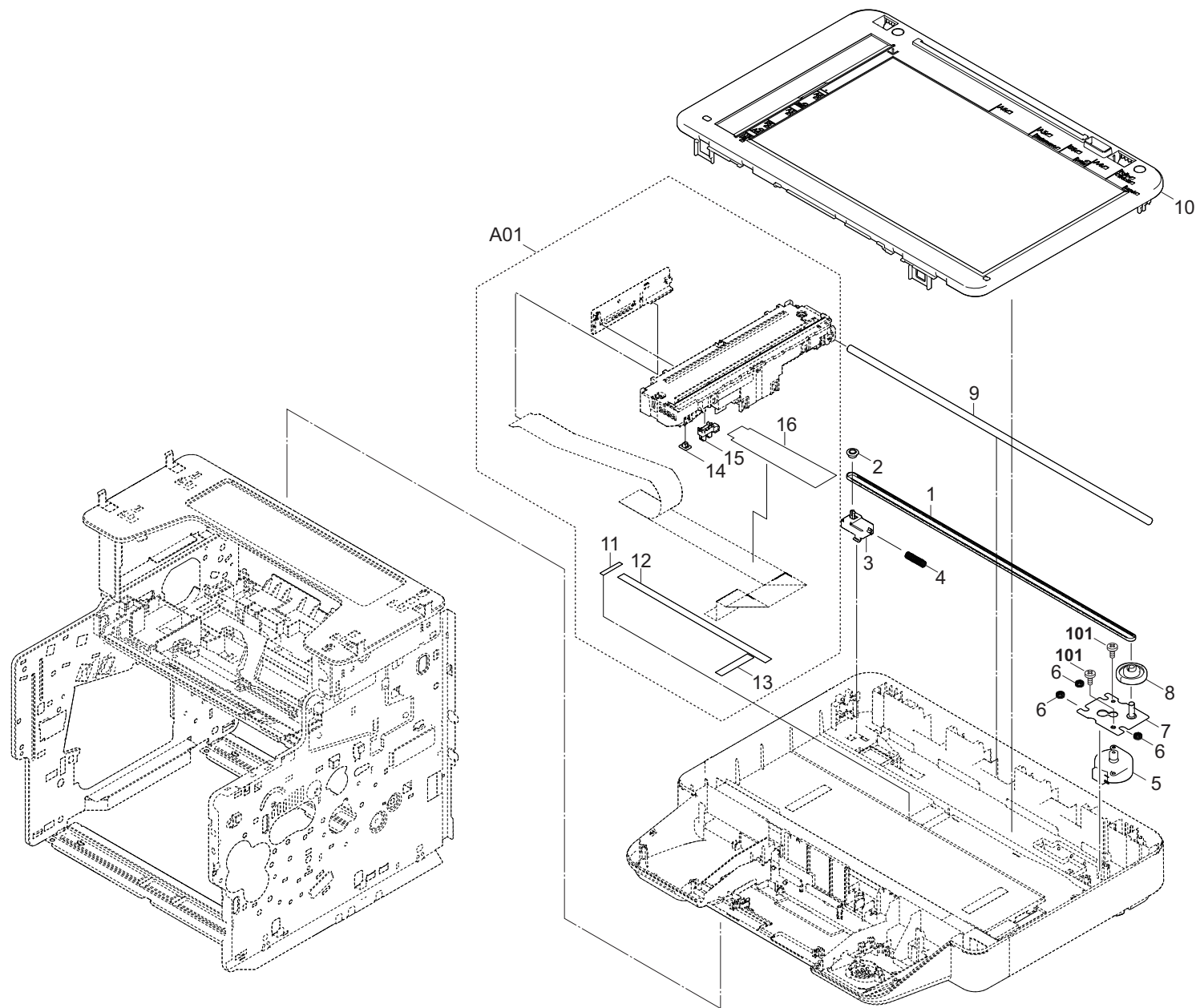


FIG. 10 Scanner Section

2WF

Ref No.	Part.No.	Description	Notes	Revision	Quantity			
					100	120	230	240
1	302H917230	BELT ISU				1	1	1
2	302M417180	PULLEY TENSION				1	1	1
3	3V2NM17210	MOUNT TENSION PULLEY				1	1	1
4	3V2NM17600	SPRING-COMPRESSION ISU BELT				1	1	1
5	302H994270	PARTS MOTOR ISU SP				1	1	1
6	302JD19140	BUSHING FAN				3	3	3
7	3V2NM17190	MOUNT MOTOR ISU				1	1	1
8	3V2NM17200	GEAR Z63R-P32 ISU				1	1	1
9	3V2NM17270	SHAFT ISU				1	1	1
10	302TA94020	PARTS FRAME ISU TOP ASSY SP				1	1	1
A01	302WF93020	PARTS ISU ASSY SP				1	1	1
11	•3V2NM17310	TAPE FFC A				1	1	1
12	•3V2NM17320	TAPE FFC B				1	1	1
13	•3V2NM17490	TAPE FFC C				1	1	1
14	•302H917450	SLIDER ISU				1	1	1
15	•303M894260	PARTS SENSOR OPT SP				1	1	1
16	•3V2NM17560	SHEET FFC LEFT				1	1	1
101	7BB600306H	+BIND M SCREW 3X6 R						

FIG. 11 Drive section

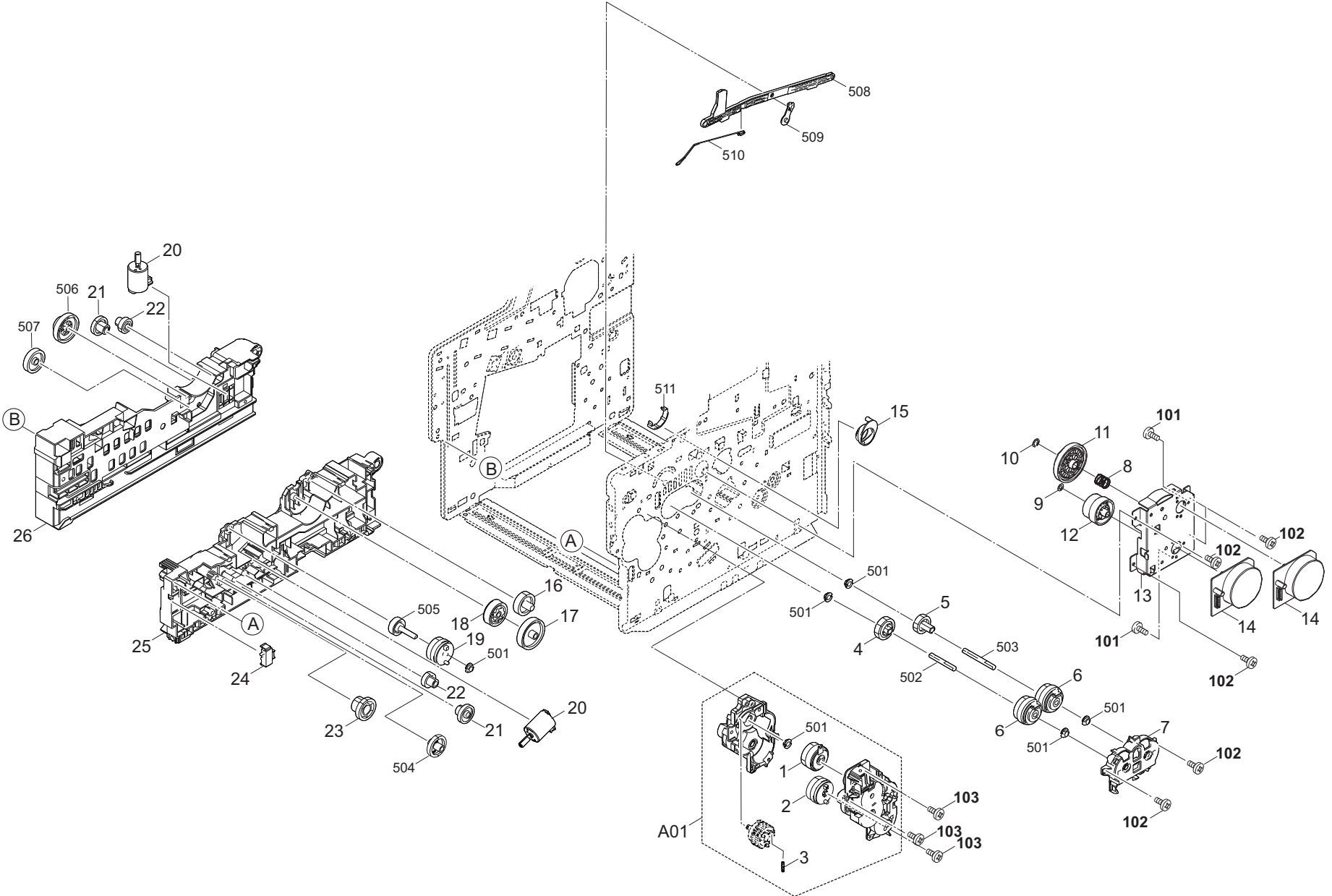


FIG. 11 Drive section

2WF

Ref No.	Part.No.	Description	Notes	Revision	Quantity			
					100	120	230	240
A01	302LV94253	PARTS DRIVE FEED ASSY SP				1	1	1
1	•302NR94010	PARTS CLUTCH 35 Z35R SP				1	1	1
2	•302LV94161	PARTS CLUTCH 20-2W Z35R				1	1	1
3	•302HN31650	SPRING INPUT MPF				1	1	1
4	302LV31440	GEAR Z32L REG CL				1	1	1
5	302LV31180	GEAR Z26L DLP CLUTCH				1	1	1
6	302KV94520	PARTS CLUTCH 50 Z35R SP				2	2	2
7	3V2P702110	HOLDER CLUTCH				1	1	1
8	302LV31290	SPRING COUPLING DRUM				1	1	1
9	3V2C904550	CUT WASHER 5				1	1	1
10	302K914570	CUT WASHER 7				1	1	1
11	302LV31050	GEAR Z119R				1	1	1
12	302LV31060	GEAR Z80R-Z36L				1	1	1
13	302LV31010	PLATE DRIVE				1	1	1
14	302K394202	PARTS MOTOR-BL W30 SP				2	2	2
15	3V2LV31300	LEVER COUPLING DRUM				1	1	1
16	302HN25180	GEAR Z34S INPUT				1	1	1
17	3V2LV31120	GEAR Z46L FREE				1	1	1
18	3V2LV31130	GEAR Z37S FREE				1	1	1
19	302LV94161	PARTS CLUTCH 20-2W Z35R				1	1	1
20	302LV94230	PARTS DC MOTOR ASSY SP				2	2	2
21	302HN31040	GEAR Z46S-Z13S				2	2	2
22	302HN31030	GEAR Z36L-Z20S				2	2	2
23	3V2LV31490	GEAR Z35S-Z13S B				1	1	1
24	7SP03072001+H01	SW.PUSH				1	1	1
25	3V2LV02043	GUIDE CASSETTE R				1	1	1
26	3V2LV02051	GUIDE CASSETTE L				1	1	1
101	7BB000304H	+BIND M SCREW 3X4						
102	7BB700308H	+BIND T.T S SCREW 3X8 SR						
103	7BB700312H	+BIND T.T S SCREW 3X12 SR						

FIG. 12 Operation Section

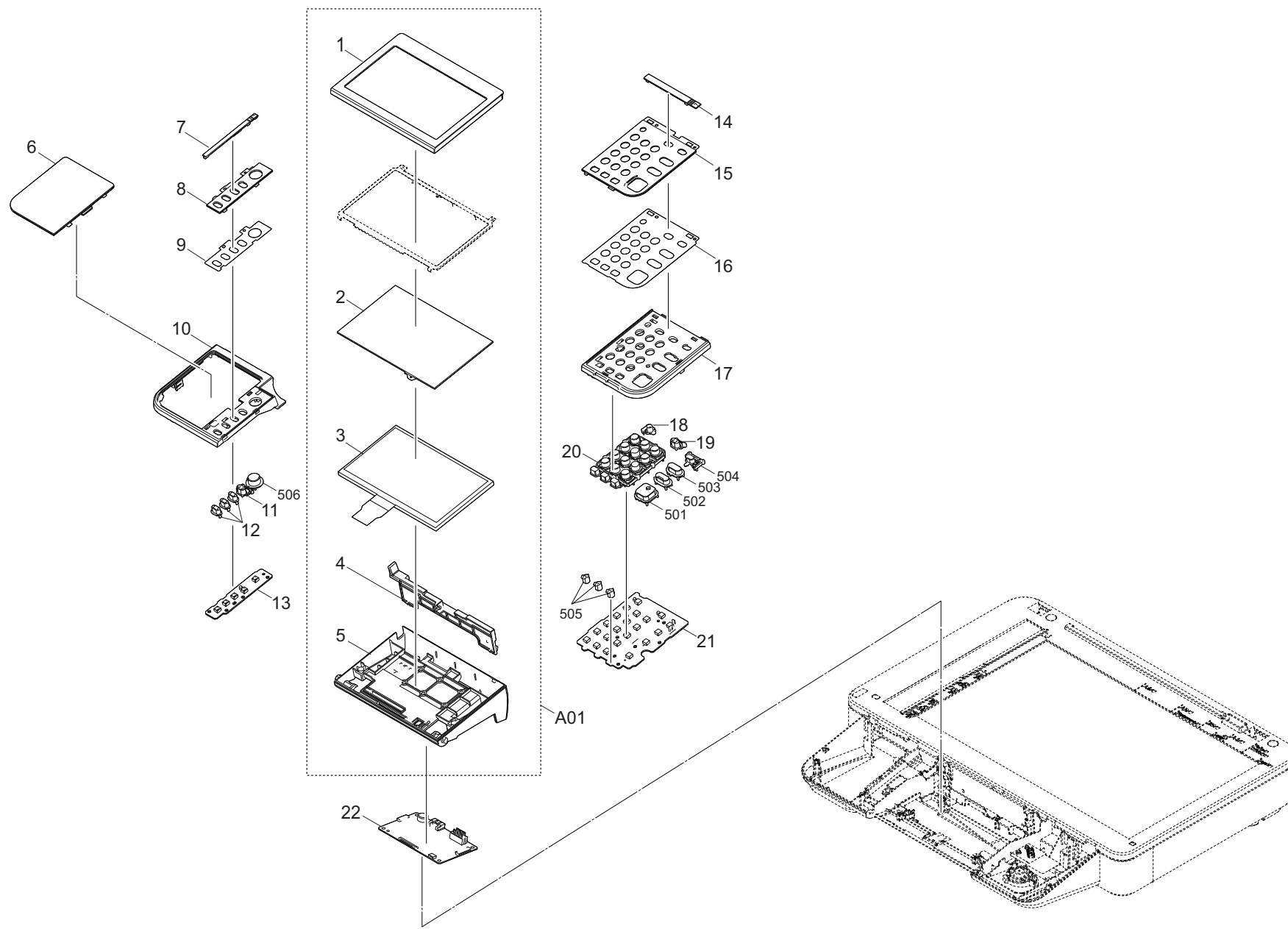


FIG. 12 Operation Section

Ref No.	Part.No.	Description	Notes	Revision	Quantity			
					100	120	230	240
A01	302TA94130	PARTS LCD UNIT UT SP				1	1	1
1	•302TA05320	COVER LCD UPPER UT				1	1	1
2	•302NM94121	PARTS TABLET OPERATION SP				1	1	1
3	•302V194080	PARTS LCD OPERATION SP				1	1	1
4	•3V2NM05220	LEVER LCD				1	1	1
5	•302TA05040	COVER LCD LOWER				1	1	1
6	3V2NM05240	COVER CARD READER				1	1	1
7	302TA05070	LID OPERATION LEFT				1	1	1
8	3V2NM05060	COVER PANEL LEFT				1	1	1
9	302TA05140	LABEL OPERATION LEFT ENG				1	1	1
10	302TA05020	COVER OPERATION LEFT				1	1	1
11	302S505140	KEY STATUS T				1	1	1
12	302TA05060	KEY COPY				3	3	3
13	302NM94100	PARTS PWB ASSY H PANEL KEY-L SP				1	1	1
14	302TA05080	LID OPERATION RIGHT				1	1	1
15	3V2NM05050	COVER PANEL RIGHT				1	1	1
16	302TA05130	LABEL OPERATION RIGHT ENG				1	1	1
17	302TA05010	COVER OPERATION RIGHT				1	1	1
18	302TA05110	KEY MENU				1	1	1
19	302S505120	KEY LOGOUT				1	1	1
20	302TA05050	KEY 10				1	1	1
21	302TA94090	PARTS PWB ASSY H PANEL KEY-R SP				1	1	1
22	302WF94090	PARTS PWB ASSY H PANEL MAIN SP				1	1	1

FIG. 13 DP Assy

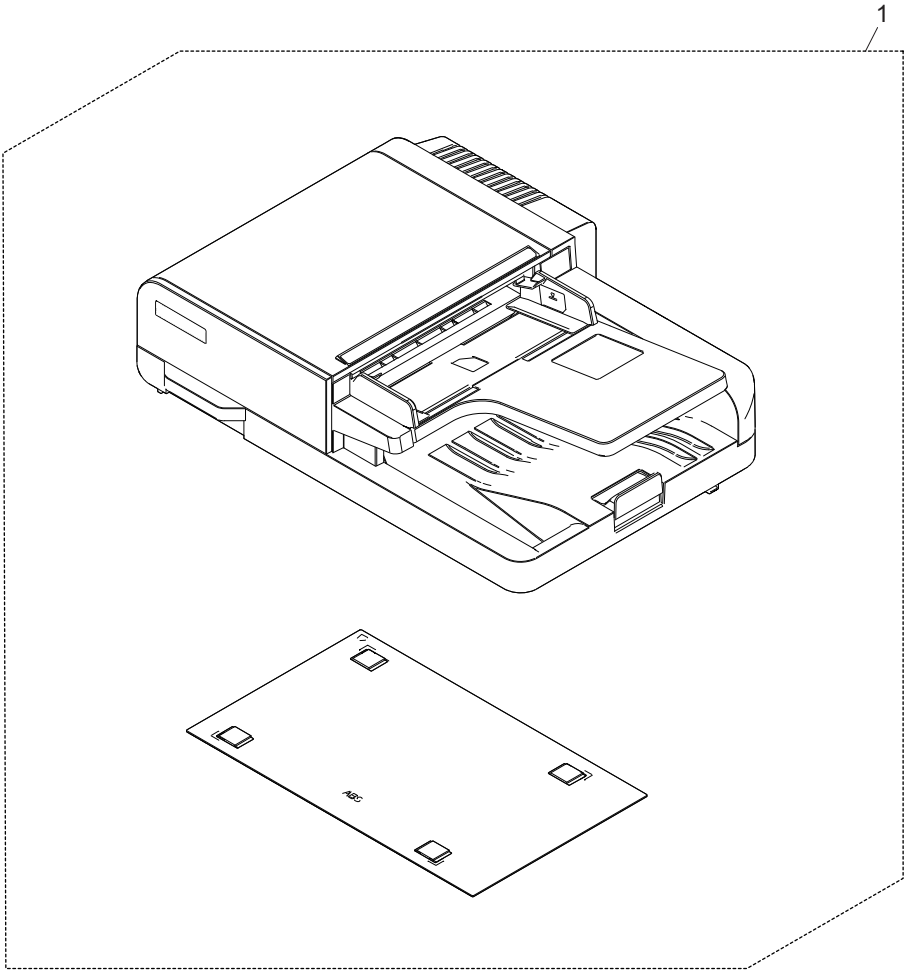




FIG. 13 DP Assy

2WF

Ref No.	Part.No.	Description	Notes	Revision	Quantity			
					100	120	230	240
1	302WF93010	PARTS DP UNIT SP				1	1	1

FIG. 14 DP Covers

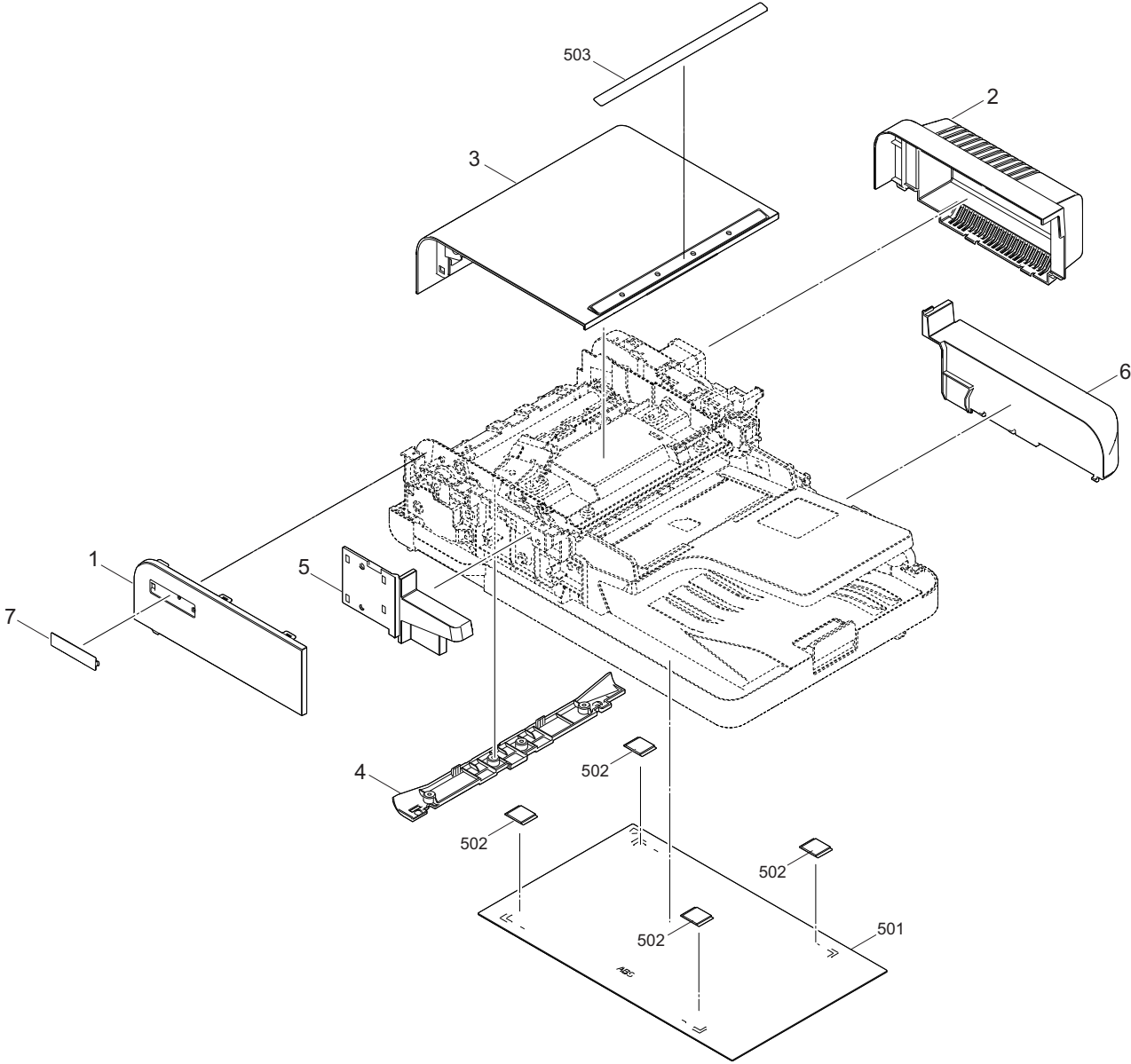




FIG. 15 DP Frames

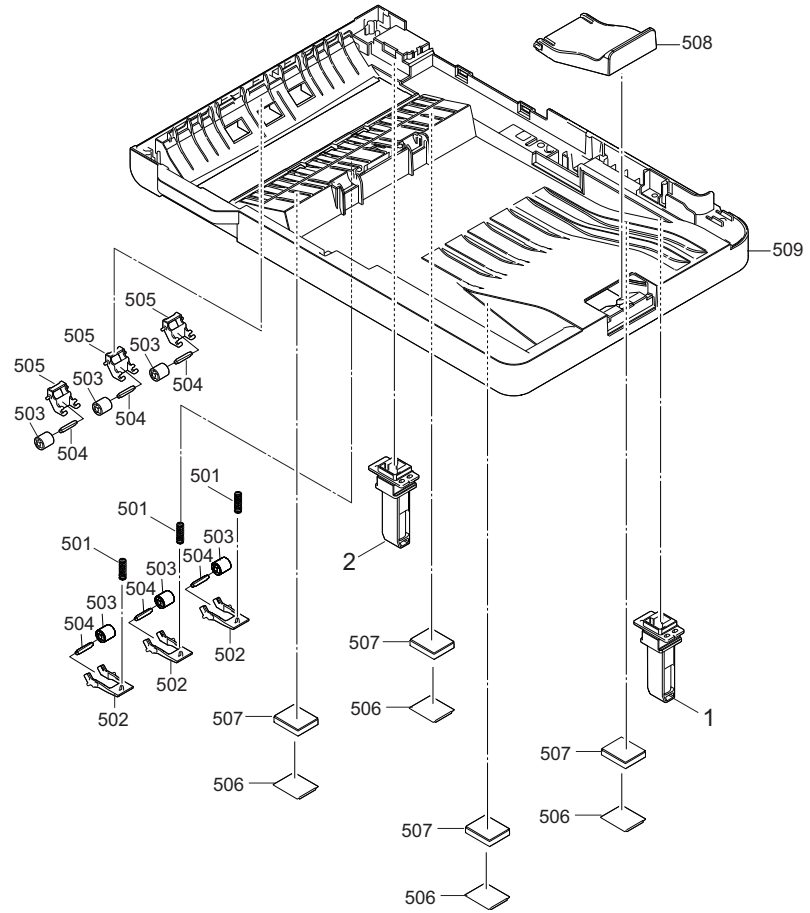


FIG. 15 DP Frames

2WF

Ref No.	Part.No.	Description	Notes	Revision	Quantity			
					100	120	230	240
1	303R302031	HINGE RIGHT				1	1	1
2	303R402032	HINGE LEFT				1	1	1

FIG. 16 DP Table Assy

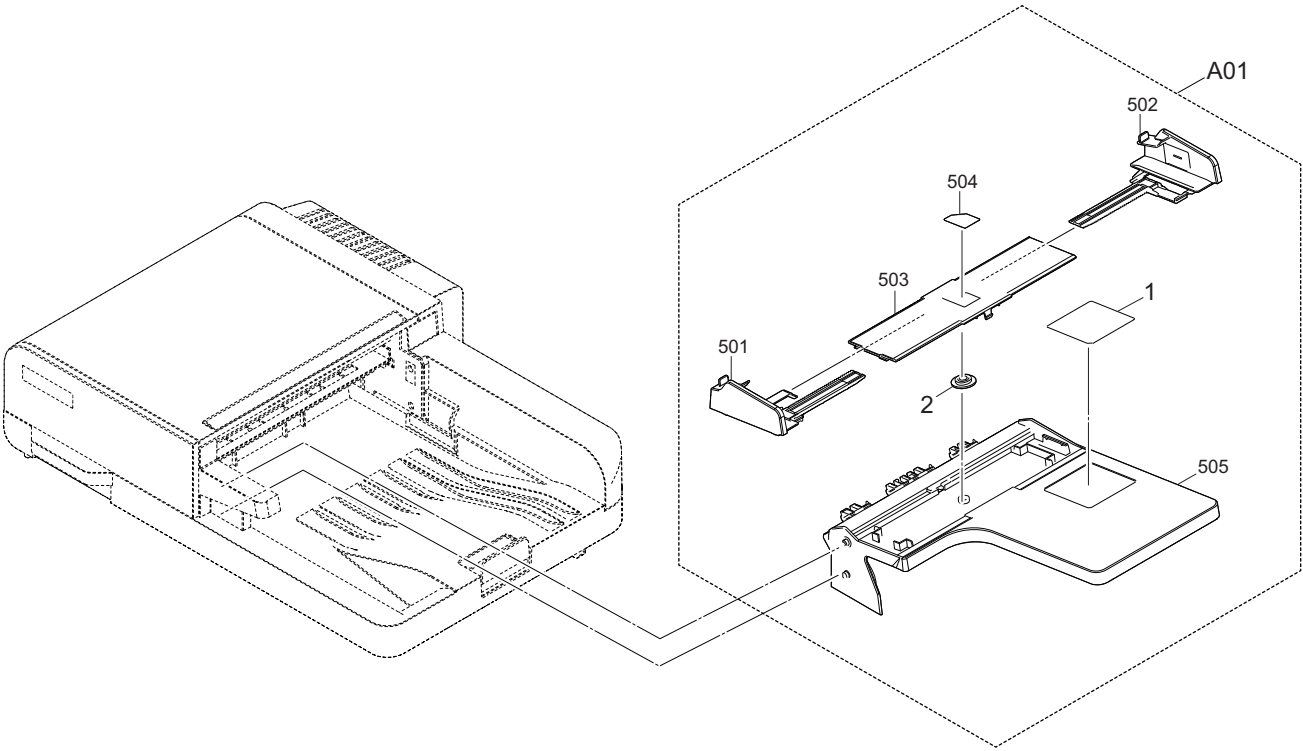


FIG. 16 DP Table Assy

Ref No.	Part.No.	Description	Notes	Revision	Quantity			
					100	120	230	240
A01	302TA94010	PARTS TABLE MAIN ASSY SP				1	1	1
1	•302TA34040	LABEL CAUTION CIS				1	1	1
2	•5MVG127DN071	GEAR CASSETTE /A-49 CASSETTE A4		1:Part No.-chg.		1	1	1

FIG. 17 DP Paper Feed Section

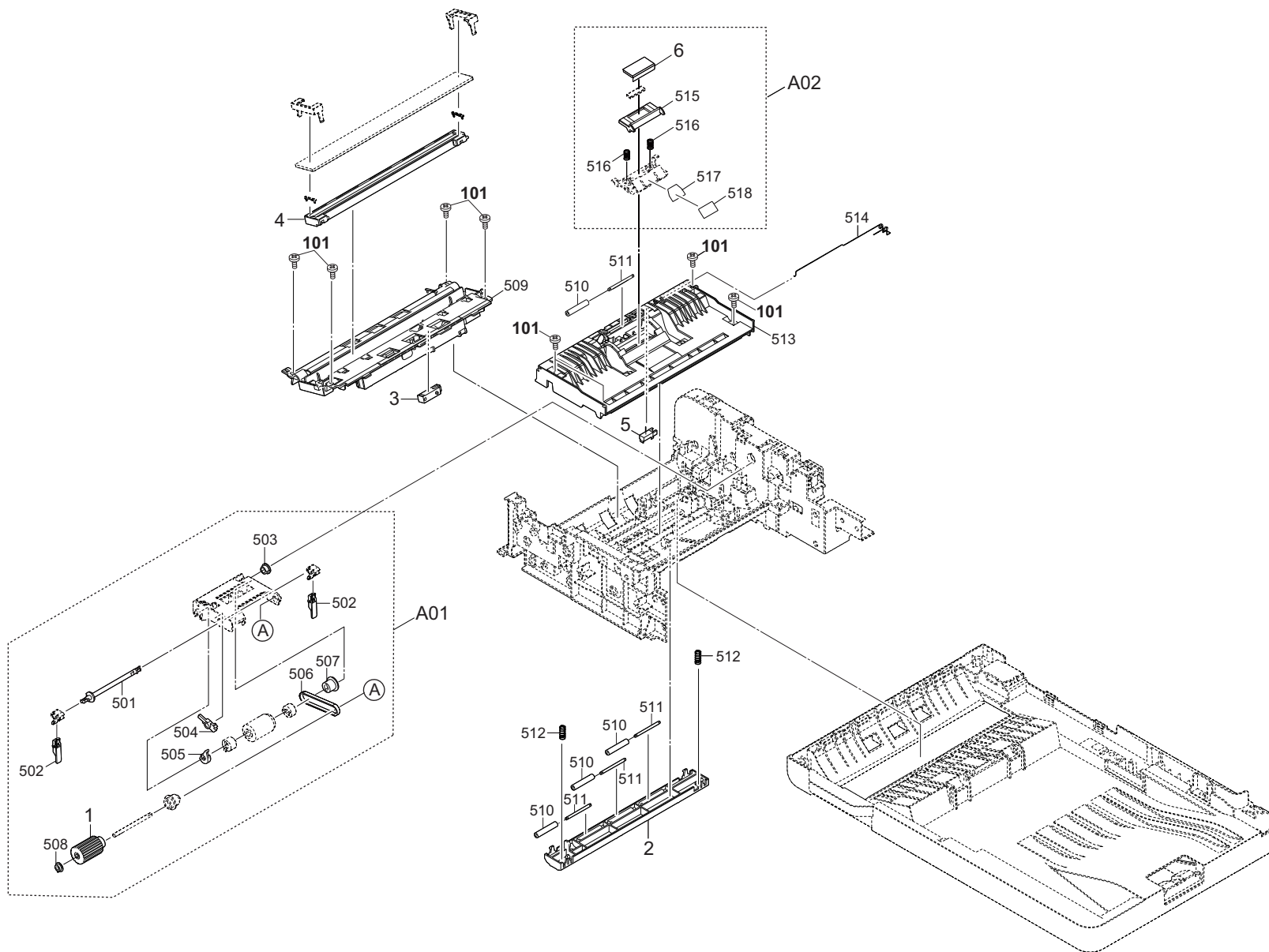




FIG. 17 DP Paper Feed Section

2WF

Ref No.	Part.No.	Description	Notes	Revision	Quantity			
					100	120	230	240
A01	303R494010	PARTS HOLDER PICUP ASSY SP				1	1	1
1	*302R494420	PARTS PULLEY PICKUP ASSY SP				1	1	1
2	303R424220	GUIDE READING				1	1	1
3	303NW94040	PARTS SENSOR OPT. SP				1	1	1
4	303R494050	PARTS CIS SP				1	1	1
5	302K994580	PARTS SENSOR OPT. SP				1	1	1
A02	303R394030	PARTS HOLDER PAD ASSY SP				1	1	1
6	*302LW07100	PAD SEPARATION				1	1	1
101	7BB200308H	+BIND T.T P SCREW 3X8						

FIG. 18 DP Paper Conveying Section 1

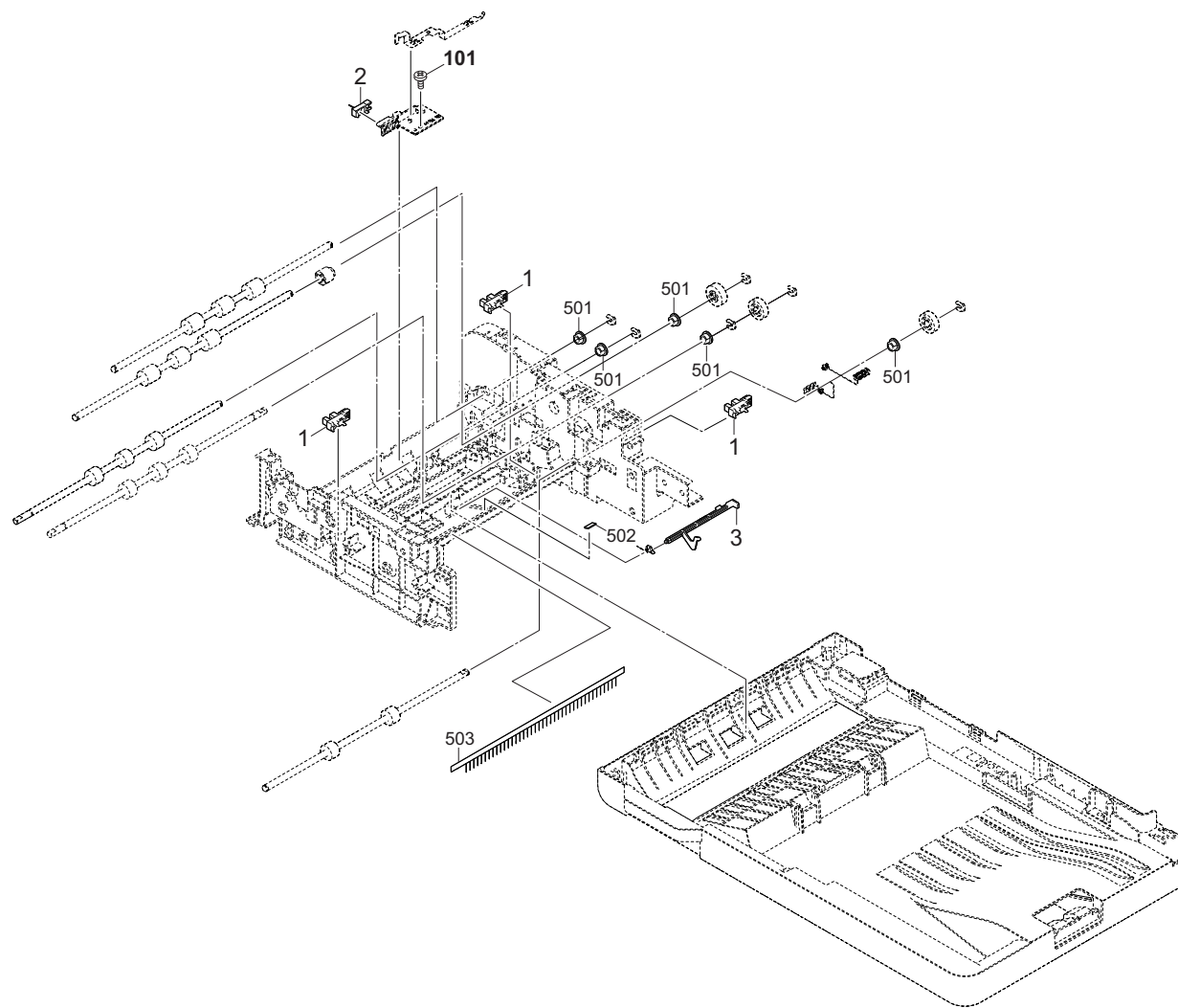


FIG. 18 DP Paper Conveying Section 1

2WF

Ref No.	Part.No.	Description	Notes	Revision	Quantity			
					100	120	230	240
1	302P794010	PARTS SENSOR OPT. SP				3	3	3
2	302K994580	PARTS SENSOR OPT. SP				1	1	1
3	303R424150	ACTUATOR EXIT				1	1	1
101	7BB200308H	+BIND T.T P SCREW 3X8						

FIG. 19 DP Paper Conveying Section 2

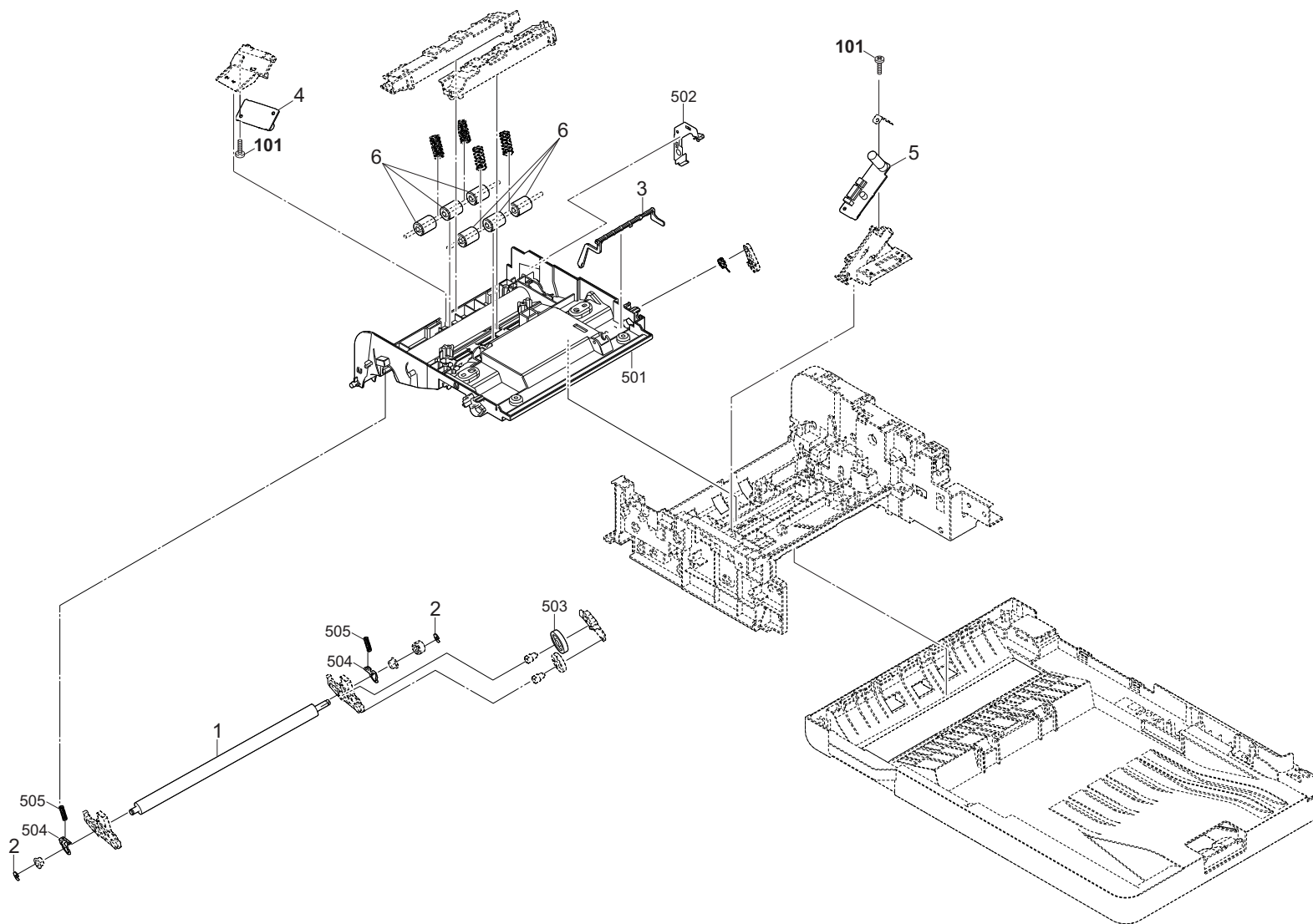


FIG. 19 DP Paper Conveying Section 2

2WF

Ref No.	Part.No.	Description	Notes	Revision	Quantity			
					100	120	230	240
1	303R494060	PARTS ROLLER CIS SP				1	1	1
2	302FB09830	CUT WASHER 4				2	2	2
3	303R407100	ACTUATOR ORIGINAL				1	1	1
4	302TA94070	PARTS PWB ASSY TX SP				1	1	1
5	302TA94081	PARTS PWB ASSY RX SP				1	1	1
6	303M824220	PULLEY REGISTRATION BK				6	6	6
101	7BB200308H	+BIND T.T P SCREW 3X8						

FIG. 20 DP Drive Section

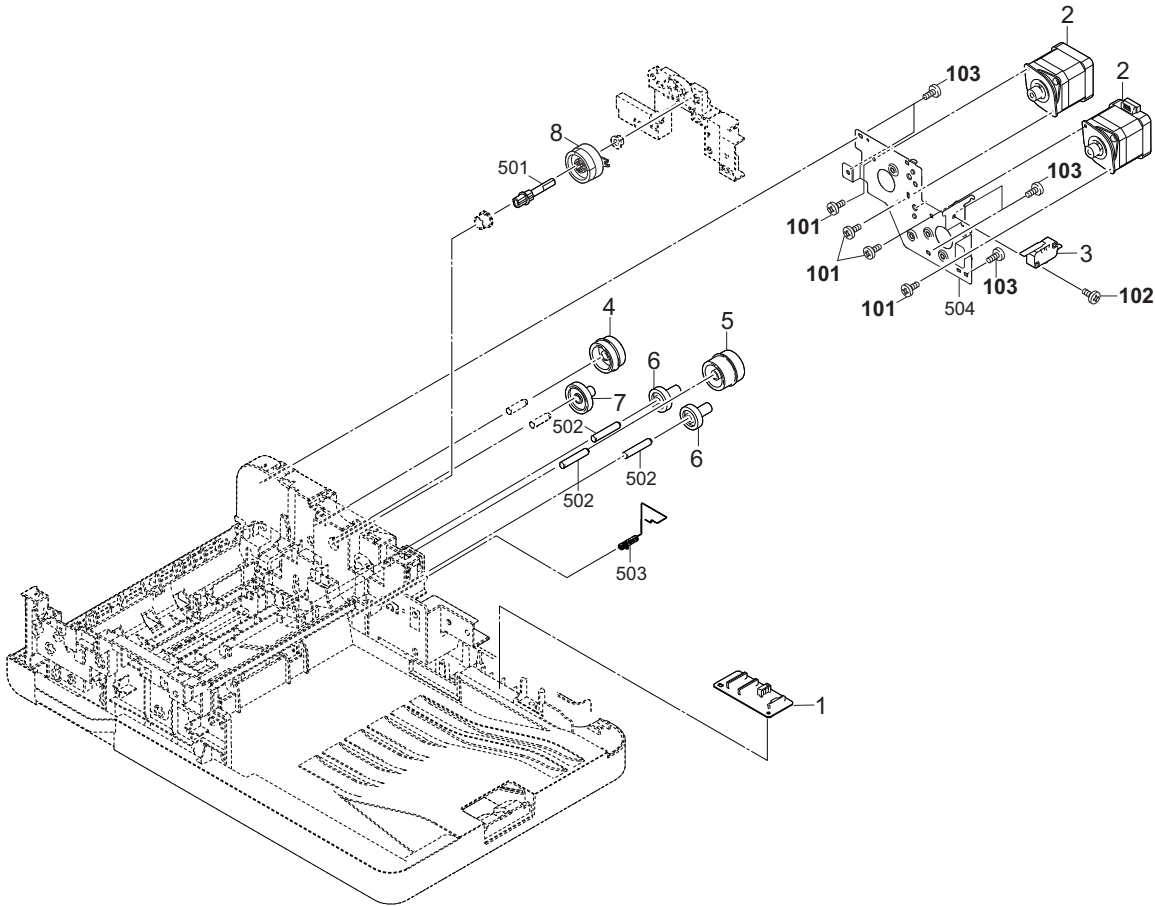




FIG. 21 Finisher section 1

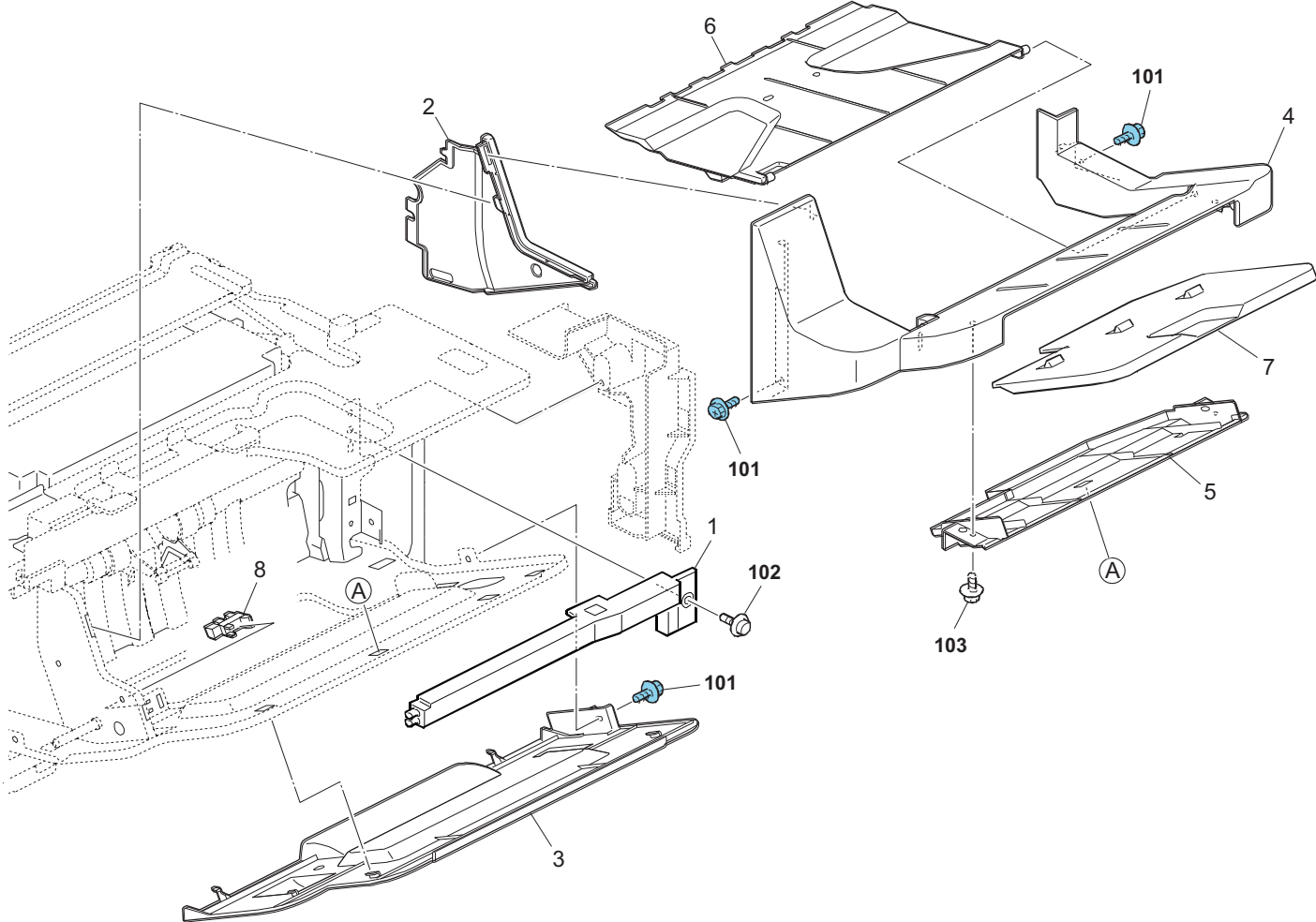




FIG. 21 Finisher section 1

Ref No.	Part.No.	Description	Notes	Revision	Quantity			
					100	120	230	240
1	302WF70110	COVER:EXIT:UPPER			1	1	1	
2	302WF70120	COVER:EXIT:LEFT			1	1	1	
3	302WF70130	COVER:EXIT:LOWER			1	1	1	
4	302WF70220	TRAY:EXIT:FIX			1	1	1	
5	302WF70230	INNER COVER:TRAY			1	1	1	
6	302WF70240	TRAY:EXIT:MOVEABLE			1	1	1	
7	302WF70410	TRAY:EXIT:AUXILIARY:SMALL			1	1	1	
8	305MC71230	PHOTOINTERRUPTOR:FLAT:7MM			1	1	1	
101	305H775540	TAPPING SCREW - M3X6						
102	305MC71TK0	TAPPING SCREW:ROUND POINT:3X8						
103	305J770060	HEXAGON HEAD TAPPING SCREW:3X8						

FIG. 22 Finisher section 2

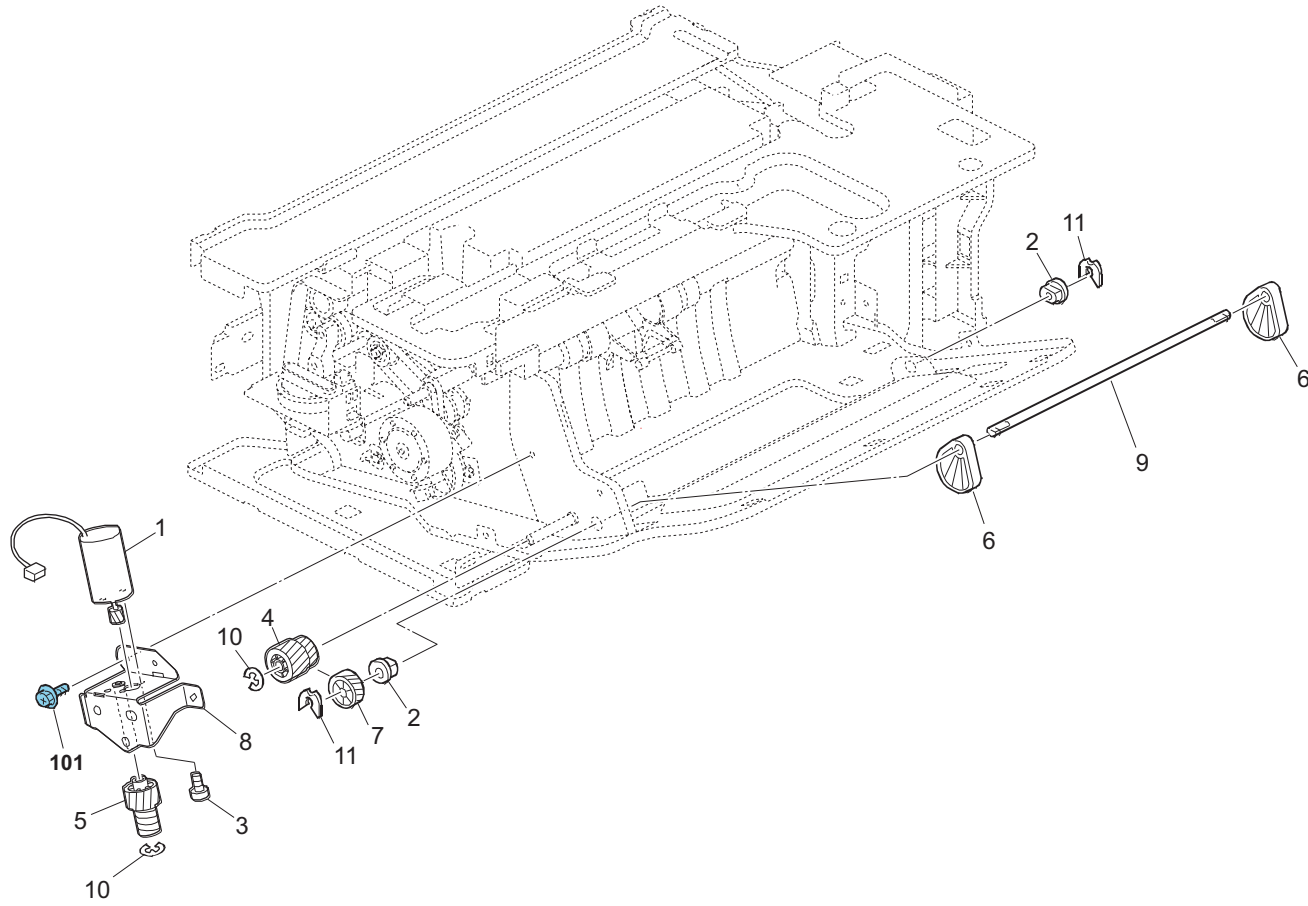


FIG. 22 Finisher section 2

2WF

Ref No.	Part.No.	Description	Notes	Revision	Quantity			
					100	120	230	240
1	302WF70430	DC BRUSH MOTOR:EXIT:ASSY:7.7W'				1	1	1
2	302WF70060	BUSHING - M6				2	2	2
3	302WF70080	SCREW:M2.6X3				1	1	1
4	302WF70920	GEAR:Z20/Z35				1	1	1
5	302WF70930	GEAR:Z37:WORM GEAR				1	1	1
6	302WF70940	CAM:TRAY:MOVEABLE				2	2	2
7	302WF70950	GEAR:DRIVE:CAM:Z42				1	1	1
8	302WF70250	BRACKET:DC MOTOR:TRAY:PEEN				1	1	1
9	302WF70260	SHAFT:CAM:TRAY				1	1	1
10	54930350	E END RING 4				2	2	2
11	305MC71T70	RETAINING RINGS-E:SILENCER:DIA4				2	2	2
101	305H775540	TAPPING SCREW - M3X6						

FIG. 23 Finisher section 3

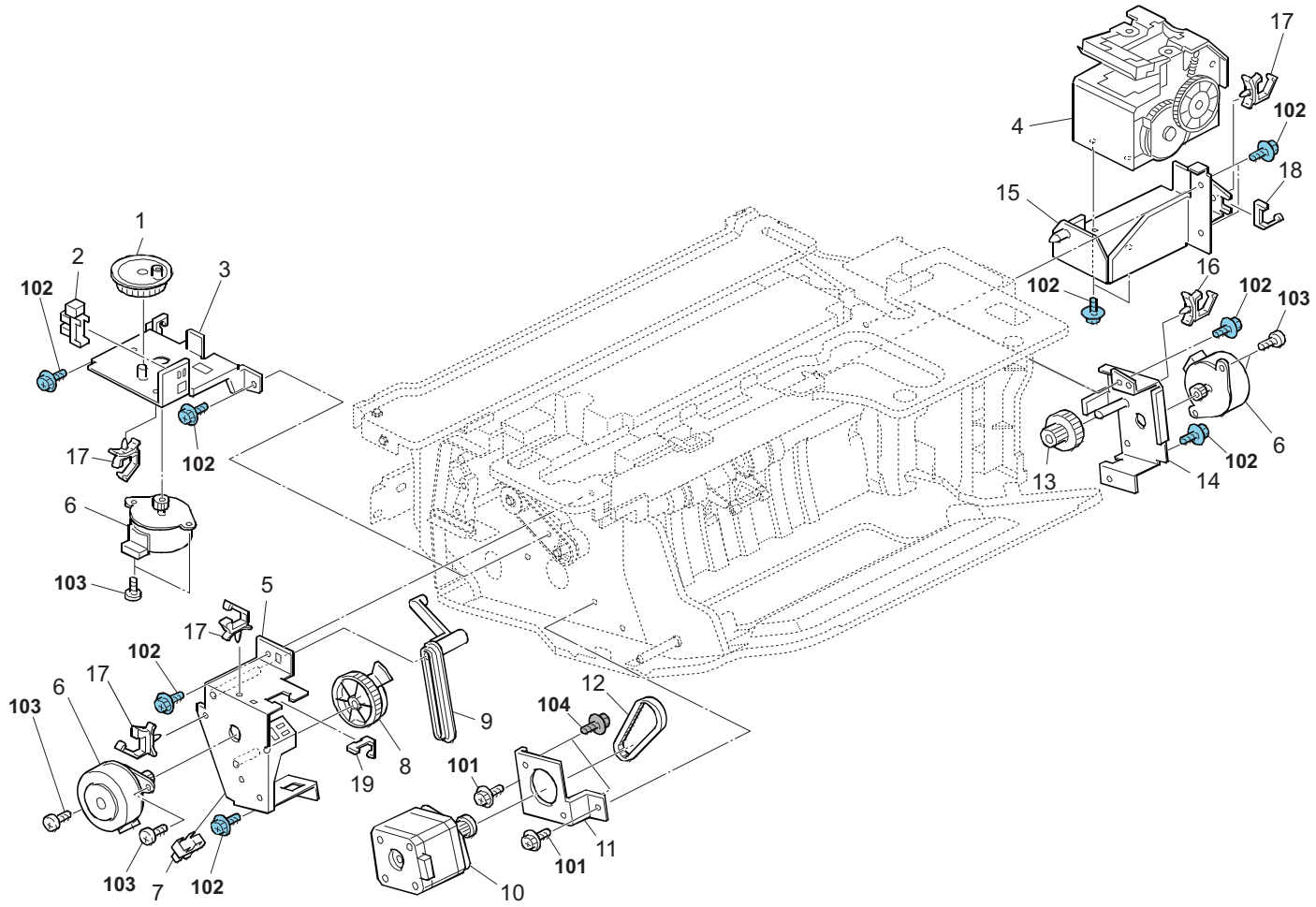


FIG. 23 Finisher section 3

2WF

Ref No.	Part.No.	Description	Notes	Revision	Quantity			
					100	120	230	240
1	302WF70870	CAM:ROLLER:SLIDE				1	1	1
2	305MC71230	PHOTOINTERRUPTOR:FLAT:7MM				1	1	1
3	302WF70200	BRACKET:DC STEPPER MOTOR:SLIDE:ASSY'				1	1	1
4	302WF70280	STAPLER:EH-C590R10-MT:ASSY'				1	1	1
5	302WF70400	BRACKET:DC STEPPER MOTOR:GATHERING ROLLE				1	1	1
6	305MC71EJ0	DC STEPPER MOTOR:PM				3	3	3
7	302WF70C30	PHOTOINTERRUPTOR:GP1A173LCS5F				1	1	1
8	302WF70900	CAM:LEVER:GATHERING ROLLER				1	1	1
9	302WF70910	LEVER:GATHERING ROLLER				1	1	1
10	302WF70C20	DC STEPPER MOTOR:EXIT:3.78W				1	1	1
11	302WF70860	BRACKET:DC STEPPER MOTOR:EXIT				1	1	1
12	305MA70300	TIMING BELT - 40S3M144				1	1	1
13	302WF70890	GEAR:MIDDLE:EXIT:OPEN AND CLOSE:Z15/Z51				1	1	1
14	302WF70880	BRACKET:DC STEPPER MOTOR:EXIT:OPEN AND C				1	1	1
15	302WF70270	BRACKET:STAPLER:PEEN				1	1	1
16	305MC70G60	CLAMP:LWSM-0306A				1	1	1
17	305MA70160	CLAMP:LWSM-0605A				4	4	4
18	305JW70070	CLAMPS:WES-0507				1	1	1
19	305JW70080	CLAMPS:WES-1210				1	1	1
101	305MM70530	HEXAGON HEAD TAPPING SCREW:ROUND POINT:3						
102	305H775540	TAPPING SCREW - M3X6						
103	3053106041	SCREW - M3X4						
104	302WF70010	SCREW - M3X6						

FIG. 24 Finisher section 4

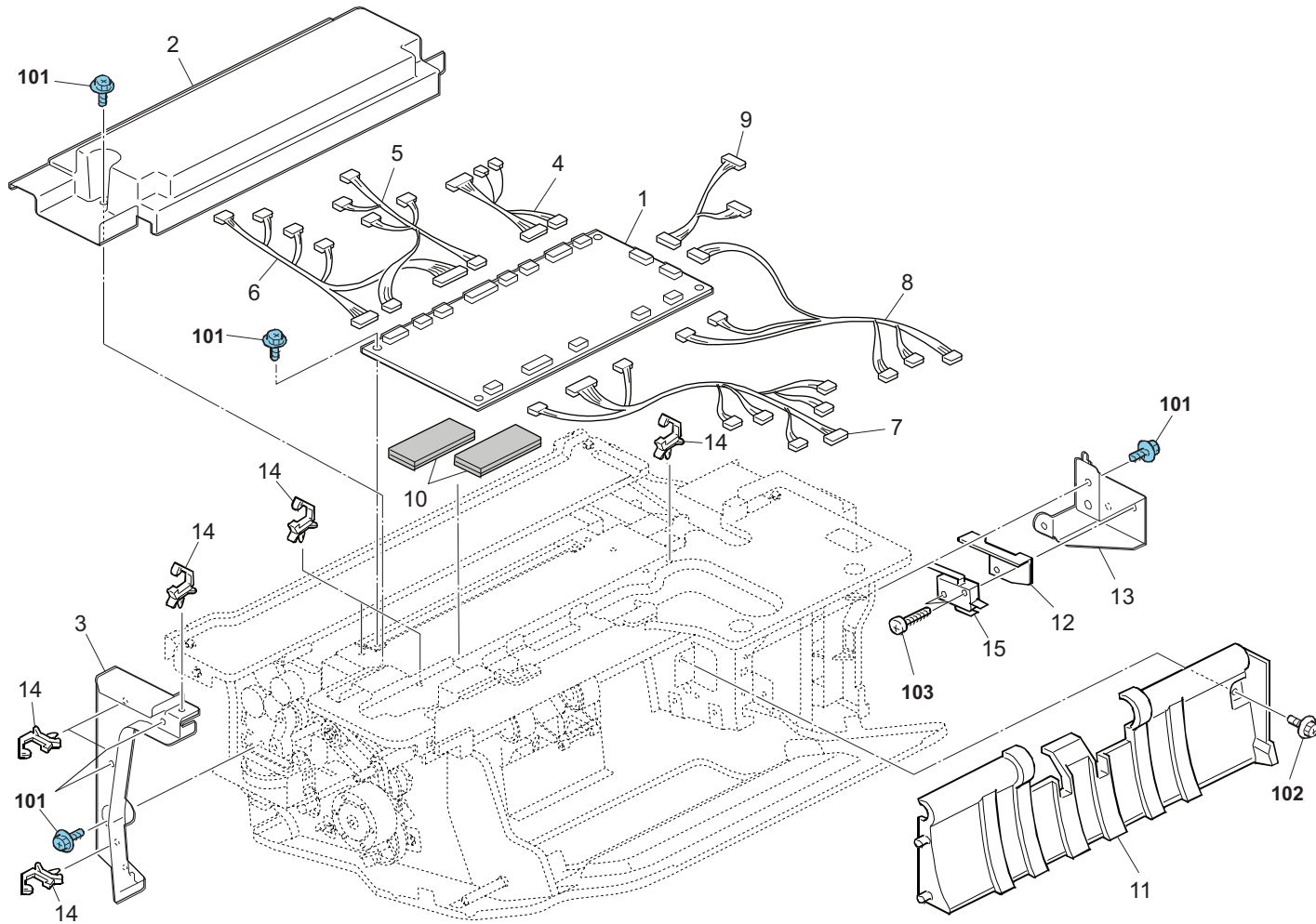


FIG. 24 Finisher section 4

2WF

Ref No.	Part.No.	Description	Notes	Revision	Quantity			
					100	120	230	240
1	302WF70290	PCB:FIN:ASSY'				1	1	1
2	302WF70300	COVER:PCB				1	1	1
3	302WF70310	GUIDE:HARNESS:ENTRANCE				1	1	1
4	302WF70330	HARNESS:INTERFACE				1	1	1
5	302WF70340	HARNESS:TRAY:STAPLE				1	1	1
6	302WF70350	HARNESS:MOTOR:MIDDLE				1	1	1
7	302WF70360	HARNESS:MOTOR:INNER BACK				1	1	1
8	302WF70370	HARNESS:MOTOR:FRONT				1	1	1
9	302WF70380	HARNESS:SENSOR				1	1	1
10	302WF70390	HEAT RADIATION SHEET:PCB				2	2	2
11	302WF70210	END FENCE:EXIT				1	1	1
12	302WF70440	SPRING PLATE:DOOR SWITCH:STAPLE EXCHANGE				1	1	1
13	302WF70320	BRACKET:DOOR SWITCH:STAPLE EXCHANGE				1	1	1
14	305MA70160	CLAMP:LWSM-0605A				5	5	5
15	302WF70030	MICROSWITCH:D3V-16506-3C25				1	1	1
101	305H775540	TAPPING SCREW - M3X6						
102	305MC71TK0	TAPPING SCREW:ROUND POINT:3X8						
103	305MC71TF0	SCREW:M3X14						

FIG. 25 Finisher section 5

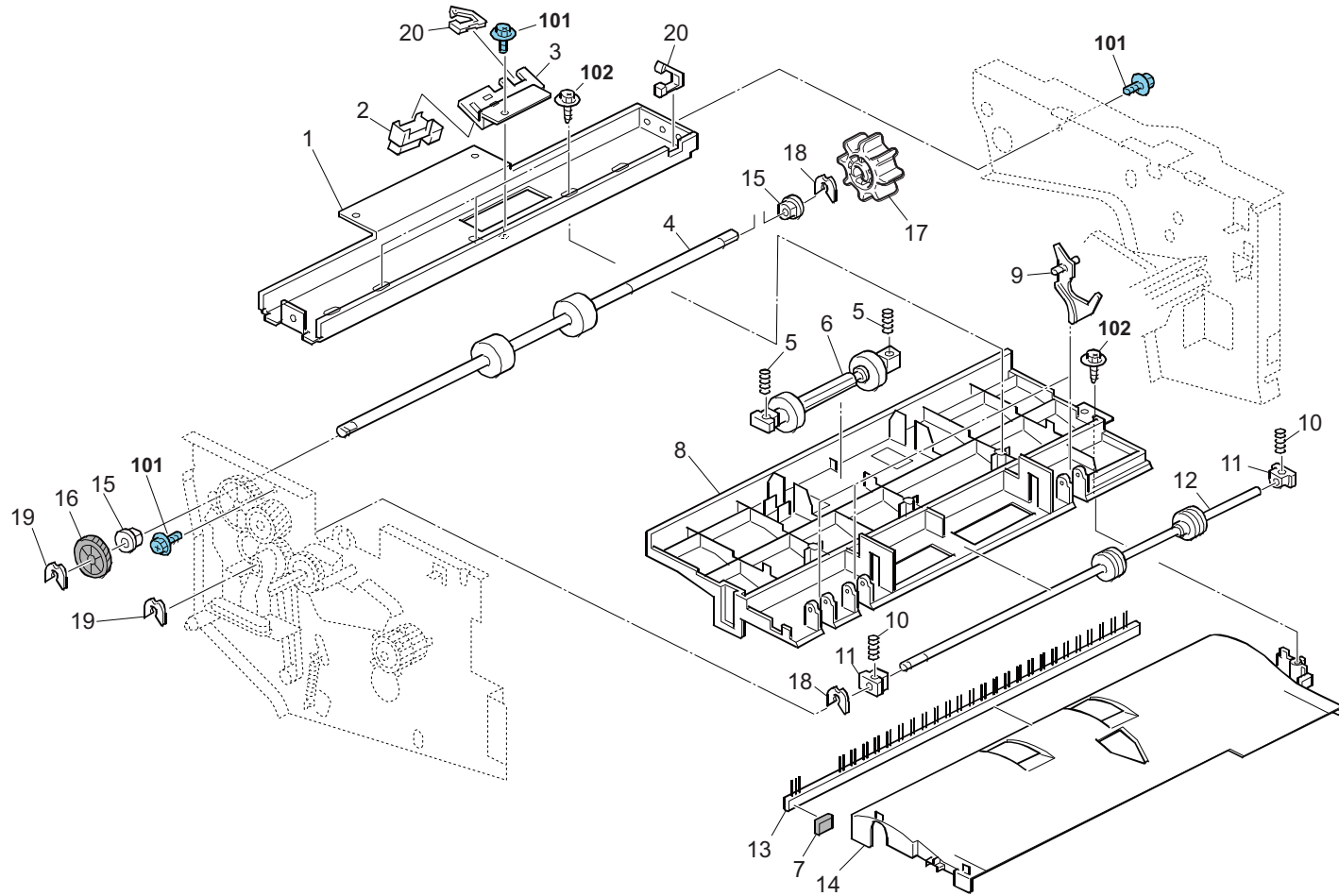




FIG. 25 Finisher section 5

2WF

Ref No.	Part.No.	Description	Notes	Revision	Quantity			
					100	120	230	240
1	302WF70510	STAY:UPPER				1	1	1
2	305J778480	PHOTO REFLECTION SENSOR:EXIT				1	1	1
3	302WF70520	BRACKET:ENTRANCE SENSOR				1	1	1
4	302WF70680	TRANSPORT ROLLER:ENTRANCE				1	1	1
5	302WF70500	COMPRESSION SPRING:DRIVEN				2	2	2
6	305MM73ZY0	DRIVEN ROLLER				1	1	1
7	302WF70490	GASKET:3X7X10				1	1	1
8	302WF70140	GUIDE PLATE:TRANSPORT:UPPER				1	1	1
9	302WF70480	GUIDE:TRAILING EDGE				3	3	3
10	53018020	PRESSURE SPRING-14.5MM				2	2	2
11	305J771030	BUSHING - ROLLER SLIDE				2	2	2
12	302WF70470	DRIVEN ROLLER:SLIDE				1	1	1
13	302WF70460	DISCHARGE BRUSH:ENTRANCE				1	1	1
14	302WF70450	GUIDE PLATE:TRANSPORT:LOWER				1	1	1
15	5HM40130	BUSHING - 6X10X6				2	2	2
16	302WF70690	GEAR:TRANSPORT:Z25				1	1	1
17	302WF70150	KNOB:TRANSPORT ROLLER:ENTRANCE				1	1	1
18	302WF70020	RETAINING RING - M3				2	2	2
19	305MC71T70	RETAINING RINGS-E:SILENCER:DIA4				2	2	2
20	305MC70G50	CLAMP:LES-0503				2	2	2
101	305MM70530	HEXAGON HEAD TAPPING SCREW:ROUND POINT:3						
102	305J770060	HEXAGON HEAD TAPPING SCREW:3X8						

FIG. 26 Finisher section 6

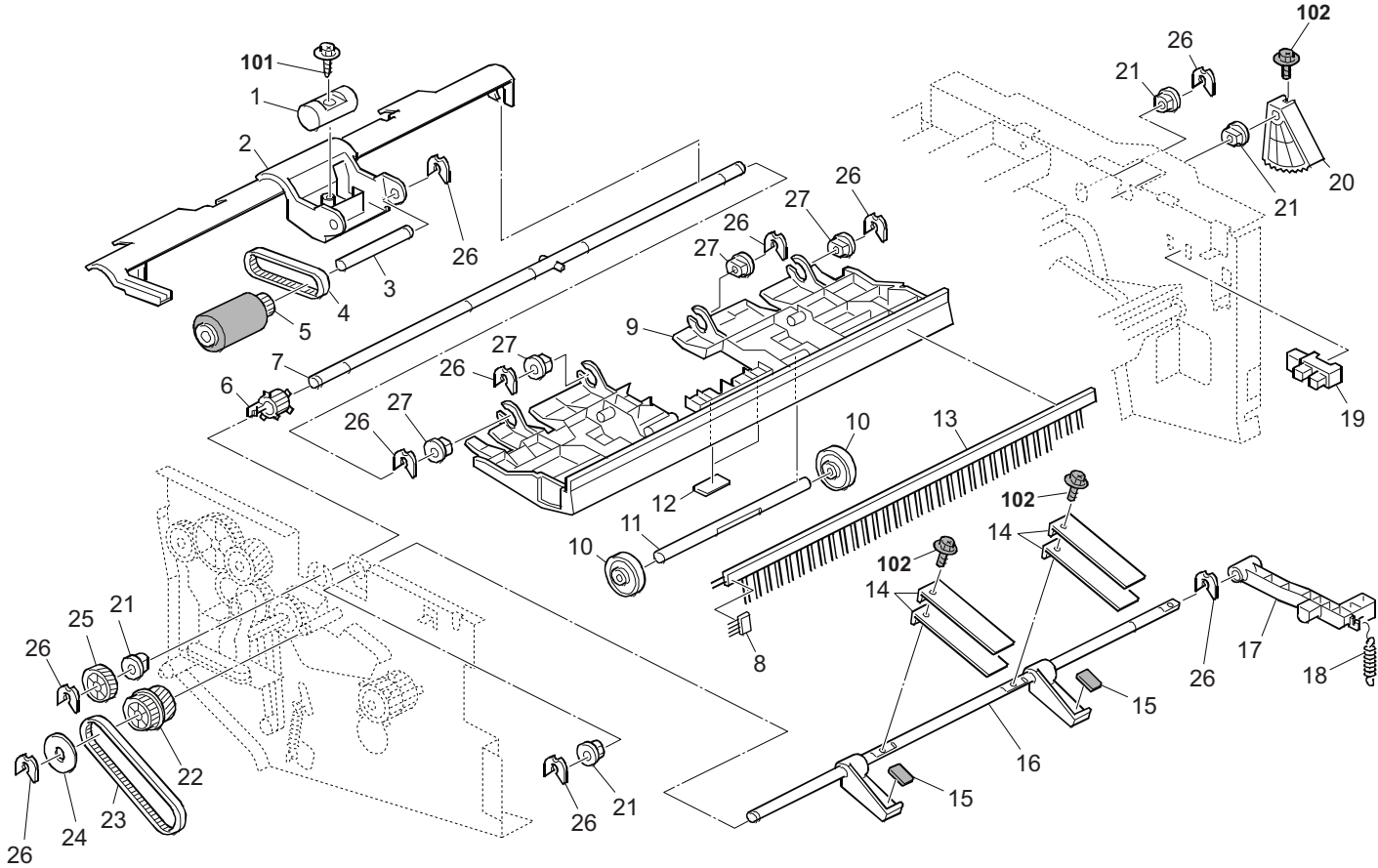


FIG. 26 Finisher section 6

2WF

Ref No.	Part.No.	Description	Notes	Revision	Quantity			
					100	120	230	240
1	302WF70640	SHAFT:BALANCER:GATHERING ROLLER				1	1	1
2	302WF70630	ARM:GATHERING ROLLER				1	1	1
3	302WF70620	SHAFT:GATHERING ROLLER				1	1	1
4	305J772400	TIMING BELT:B40S2M116				1	1	1
5	302WF70610	GATHERING ROLLER				1	1	1
6	305MC71T20	TIMING PULLEY:GATHERING ROLLER:DRIVE:TRA				1	1	1
7	302WF70600	SHAFT:GATHERING ROLLER:DRIVE:ASSY'				1	1	1
8	305MC71SV0	DISCHARGE BRUSH:GUIDE PLATE				1	1	1
9	302WF70530	GUIDE PLATE:EXIT:OPEN AND CLOSE				1	1	1
10	305J770440	DRIVEN EXIT ROLLER				2	2	2
11	302WF70540	SHAFT:EXIT ROLLER:DRIVEN				1	1	1
12	302WF70550	CUSHION:GUIDE PLATE:EXIT				2	2	2
13	302WF70650	DISCHARGE BRUSH:EXIT:OPEN AND CLOSE				1	1	1
14	302WF70570	SPRING PLATE:GUIDE PLATE:EXIT				4	4	4
15	302WF70550	CUSHION:GUIDE PLATE:EXIT				2	2	2
16	302WF70560	PAWL:EXIT:OPEN AND CLOSE:ASSY'				1	1	1
17	302WF70590	LEVER:SAFETY SWITCH				1	1	1
18	302WF70090	TENSION SPRING:RELEASE:DC SOLENOID				1	1	1
19	305MC71230	PHOTOINTERRUPTOR:FLAT:7MM				1	1	1
20	302WF70580	GEAR:SECTOR:EXIT:OPEN AND CLOSE				1	1	1
21	5HM40130	BUSHING - 6X10X6				4	4	4
22	302WF70670	GEAR:PULLEY:Z18/T20				1	1	1
23	302WF70050	TIMING BELT:40S3M168				1	1	1
24	305J771220	SPACER				1	1	1
25	302WF70660	GEAR:GATHERING ROLLER:DRIVE:Z20				1	1	1
26	305MC71T70	RETAINING RINGS-E:SILENCER:DIA4				10	10	10
27	305JH74050	BUSHING - 6MM				4	4	4
101	305J770060	HEXAGON HEAD TAPPING SCREW:3X8						
102	302WF70010	SCREW - M3X6						

FIG. 27 Finisher section 7

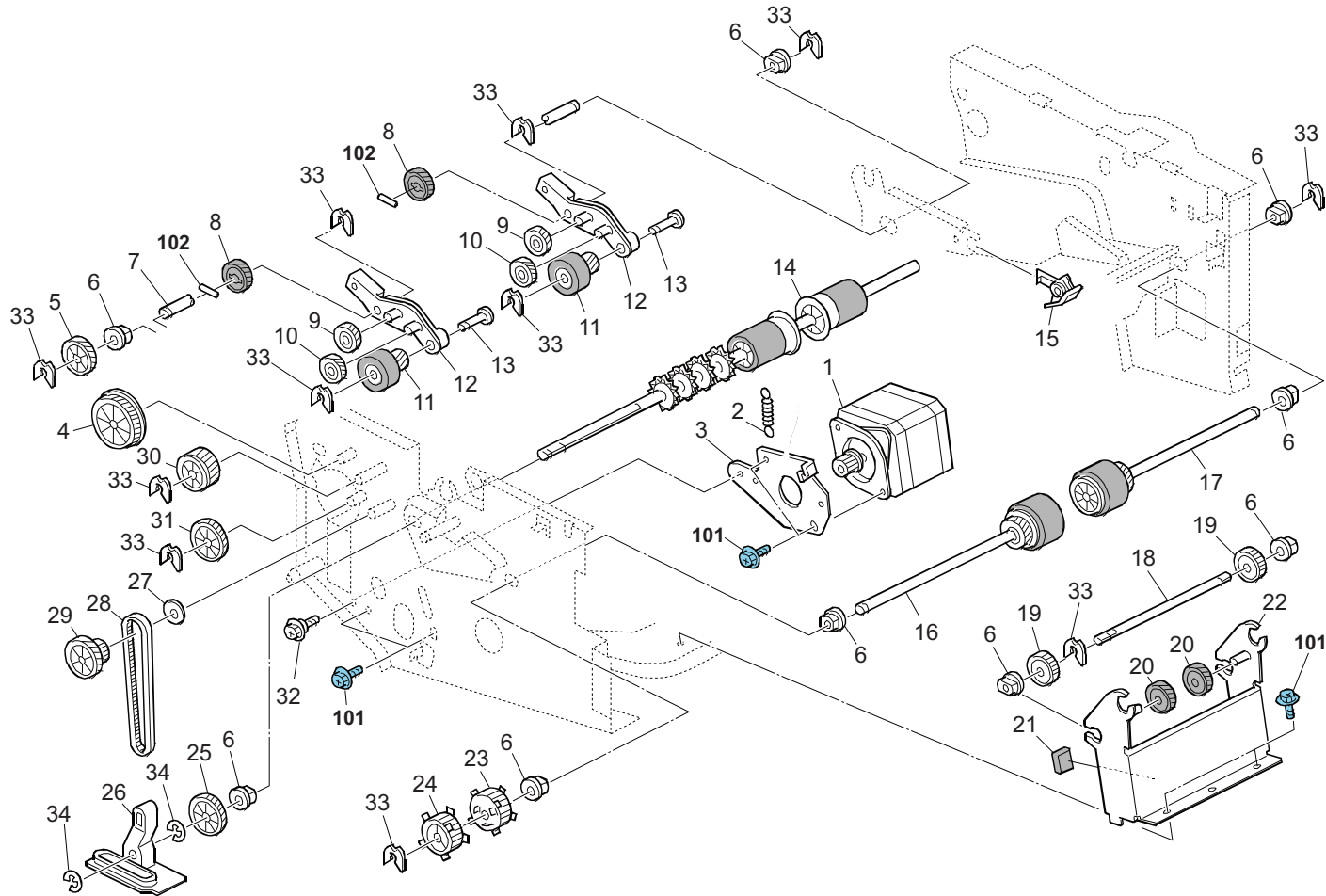


FIG. 27 Finisher section 7

2WF

Ref No.	Part.No.	Description	Notes	Revision	Quantity			
					100	120	230	240
1	302WF70C10	DC STEPPER MOTOR:TRANSPORT:3.78W				1	1	1
2	302WF70850	TENSION SPRING:TENSIONER:TRANSPORT				1	1	1
3	302WF70810	BRACKET:TENSIONER:TRANSPORT				1	1	1
4	302WF70840	GEAR:IDLER:Z35				1	1	1
5	302WF70190	GEAR:RETURN:DRIVE:Z25				1	1	1
6	5HM40130	BUSHING - 6X10X6				9	9	9
7	302WF70740	SHAFT:DRIVE:TRANSMISSION:ROLLER:RETURN				1	1	1
8	302WF70750	GEAR:RETURN:DRIVE:TRANSMISSION:Z31				2	2	2
9	302WF70770	GEAR:ROLLER:RETURN:MIDDLE:Z28				2	2	2
10	302WF70760	GEAR:ROLLER:RETURN:MIDDLE:Z25				2	2	2
11	302WF70780	REVERSE ROLLER:TRAILING EDGE:Z20				2	2	2
12	302WF70790	ARM:REVERSE ROLLER				2	2	2
13	302WF70100	SHAFT - REVERSE ROLLER				2	2	2
14	302WF70160	TRANSPORT ROLLER:SLIDE				1	1	1
15	302WF70710	BUSHING:ROLLER:SLIDE				1	1	1
16	302WF70170	EXIT ROLLER:RIGHT				1	1	1
17	302WF70180	EXIT ROLLER:LEFT				1	1	1
18	302WF70A20	SHAFT:EXIT:COUPLING				1	1	1
19	302WF70A30	GEAR:EXIT:COUPLING:Z20				2	2	2
20	302WF70A40	GEAR:EXIT:COUPLING:MIDDLE:Z19				2	2	2
21	302WF70A00	CUSHION:PLATE:RETURN				1	1	1
22	302WF70A10	BRACKET:EXIT:CONNECTING				1	1	1
23	302WF70730	TIMING PULLEY:EXIT ROLLER:DRIVE				1	1	1
24	302WF70720	TIMING PULLEY:EXIT ROLLER:DRIVE				1	1	1
25	302WF70690	GEAR:TRANSPORT:Z25				1	1	1
26	302WF70700	LINK:ROLLER:SLIDE:ASSY'				1	1	1
27	305J770650	SPACER - 5.7X16X1.5				1	1	1
28	305MM70AR0	TIMING BELT:40S2M172				1	1	1
29	302WF70820	GEAR:PULLEY:Z25/T20				1	1	1
30	302WF70830	GEAR:IDLER:Z22				1	1	1
31	302WF70800	GEAR:IDLER:Z22:LIGHTER				1	1	1
32	305H780730	SCREW CONTACT POINT				1	1	1
33	305MC71T70	RETAINING RINGS-E:SILENCER:DIA4				11	11	11
34	54930350	E END RING 4				2	2	2
101	305H775540	TAPPING SCREW - M3X6						
102	56930620	PARALLEL PIN-2X12						

FIG. 28 Finisher section 8

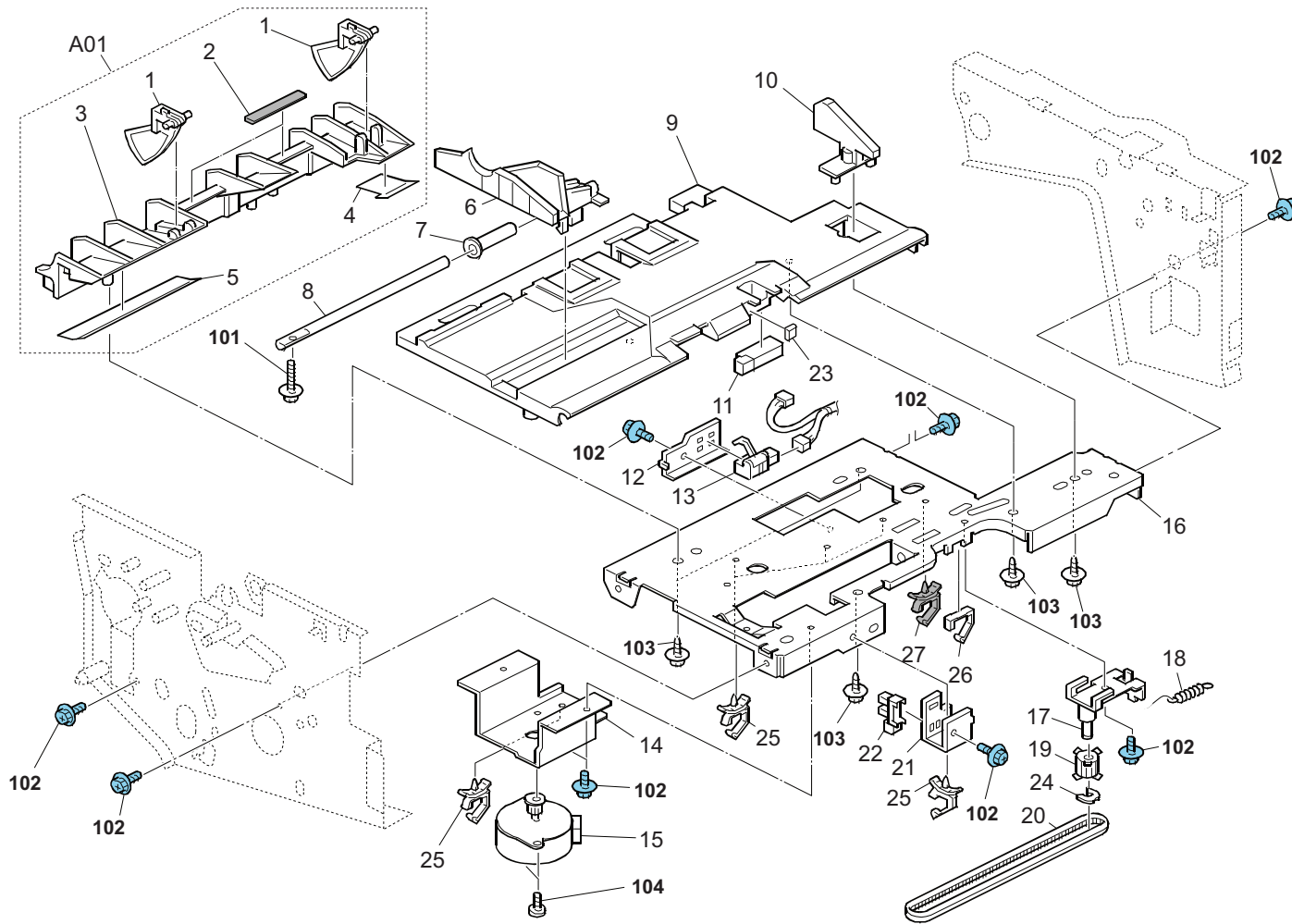


FIG. 28 Finisher section 8

2WF

Ref No.	Part.No.	Description	Notes	Revision	Quantity			
					100	120	230	240
A01	302WF70B00	STANDARD FENCE:TRAILING EDGE:SUB-ASSY'				1	1	1
1	•302WF70B30	PLATE:TRAILING EDGE:STANDARD FENCE				2	2	2
2	•302WF70B80	CUSHION:ARM:RETURN:0.2MM				2	2	2
3	•302WF70B40	STANDARD FENCE:TRAILING EDGE				1	1	1
4	•302WF70B10	GUIDE:STANDARD FENCE:FRONT RIGHT				1	1	1
5	•302WF70B20	GUIDE:STANDARD FENCE:REAR RIGHT				1	1	1
6	302WF70A50	JOGGER FENCE:REAR				1	1	1
7	305MM74ZE0	BUSHING - 6MM				1	1	1
8	302WF70A60	SHAFT:GUIDE:JOGGER:FRONT				1	1	1
9	302WF70B50	TRAY:STAPLE				1	1	1
10	302WF70B60	STANDARD FENCE:FIX:FRONT				1	1	1
11	305HM21541	PHOTO REFLECTION SENSOR - PS-17ND1				1	1	1
12	302WF70A80	BRACKET:SURFACE OF PAPER SENSOR:STAPLER				1	1	1
13	302WF70070	PHOTOINTERRUPTOR:ENTRANCE				1	1	1
14	302WF70A90	BRACKET:DC STEPPER MOTOR:JOGGER				1	1	1
15	305MC71EH0	DC STEPPER MOTOR:JOGGER:1.48W				1	1	1
16	302WF70B70	STAY:JOGGER				1	1	1
17	302WF70B90	TENSIONER:JOGGER FENCE				1	1	1
18	302WF70C00	TENSION SPRING:BELT TENSIONER:JOGGER FEN				1	1	1
19	305MM74AL0	TIMING PULLEY - 18T				1	1	1
20	302WF70040	TIMING BELT - 2XL				1	1	1
21	302WF70A70	BRACKET:HOME POSITION SENSOR:JOGGER:REAR				1	1	1
22	302WF70C30	PHOTOINTERRUPTOR:GP1A173LCS5F				1	1	1
23	305J771860	CUSHION:GATE PAWL				1	1	1
24	305MC71T70	RETAINING RINGS-E:SILENCER:DIA4				1	1	1
25	305MC70G60	CLAMP:LWSM-0306A				3	3	3
26	305MC70G50	CLAMP:LES-0503				1	1	1
27	305MC70G80	CLAMP:JDW-1S				1	1	1
101	3038407071	TAPPING SCREW - M3X10						
102	305H775540	TAPPING SCREW - M3X6						
103	305J770060	HEXAGON HEAD TAPPING SCREW:3X8						
104	3053106041	SCREW - M3X4						

FIG. 29 Finisher section 9

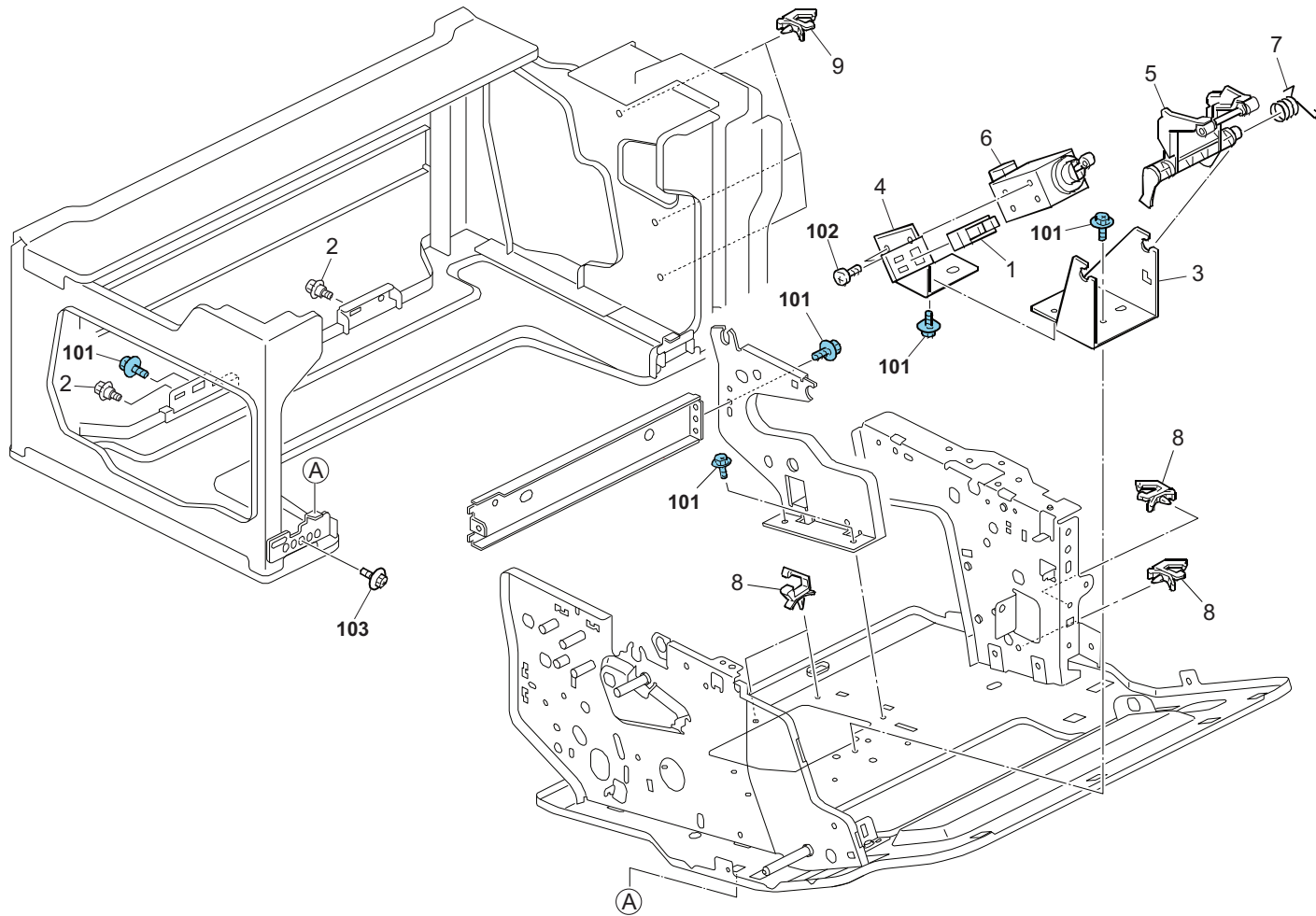






FIG. 30 Wire Section 1

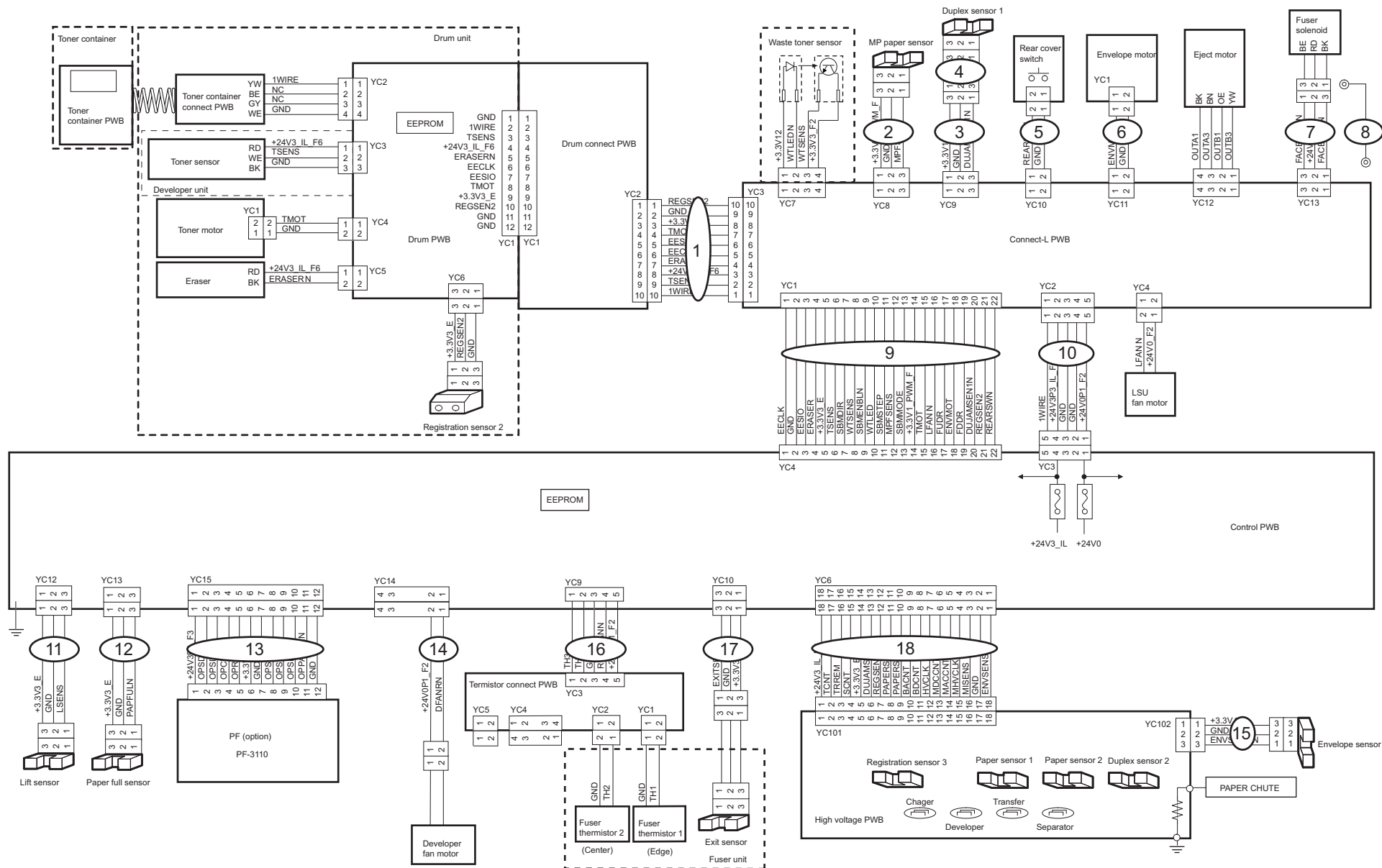


FIG. 30 Wire Section 1

2WF

Ref No.	Part.No.	Description	Notes	Revision	Quantity			
					100	120	230	240
1	302T646020	CONN.CORD ASSY DRUM CONNECT-L				1	1	1
2	302LV46450	CONN.CORD ASSY S03687				1	1	1
3	302LV46471	CONN.CORD ASSY S03794				1	1	1
4	3V2LV46230	CONN.CORD ASSY S03675				1	1	1
5	302LV46210	CONN.CORD ASSY S03673				1	1	1
6	302LV46220	CONN.CORD ASSY S03674				1	1	1
7	302LV46481	CONN.CORD ASSY S03795				1	1	1
8	3V2LV46460	CONN.CORD ASSY S03786				1	1	1
9	302NM46050	CONN.CORD ASSY S03861 CONT-CONN L FFC				1	1	1
10	302TA46080	CONN.CORD ASSY CONT-CONN L				1	1	1
11	302LV46100	CONN.CORD ASSY S03662				1	1	1
12	302WF46010	CONN.CORD ASSY PAPER FULL SENSOR				1	1	1
13	302LV46040	CONN.CORD ASSY S03656				1	1	1
14	302TA46330	CONN.CORD ASSY DLP-CENTER FAN2				1	1	1
15	302LV46430	CONN.CORD ASSY S03738				1	1	1
16	302NM46090	CONN.CORD ASSY S03849 CONT-TH FFC				1	1	1
17	302WF46020	CONN.CORD ASSY EXIT SENS CONNECT				1	1	1
18	302LV46260	CONN.CORD ASSY S03678				1	1	1

• Wire Section indicates all the wires/FFCs containing them in other FIGs.

• Wire Section には全ての電線 /FFC (他 FIG の電線 /FFC 含む) を掲載しています。

FIG. 31 Wire Section 2

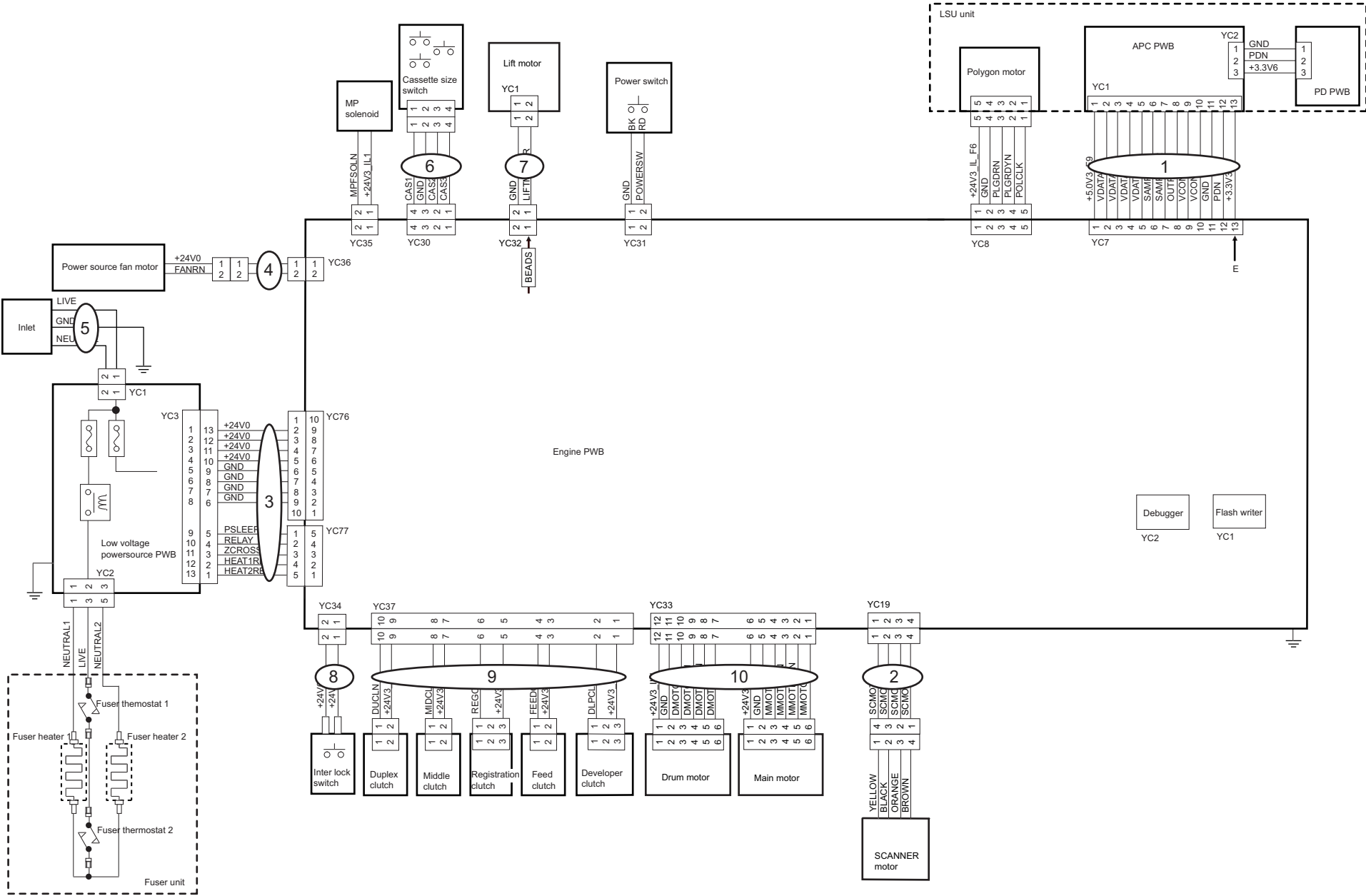


FIG. 31 Wire Section 2

2WF-1

Ref No.	Part.No.	Description	Notes	Revision	Quantity			
					100	120	230	240
1	302NM46041	CONN.CORD ASSY S03860 CONT-APC FFC				1	1	1
2	302WF46120	CONN.CORD ASSY DP CONNECT	Relative Fig.No.:33	1:Others		1	1	1
3	302WF46110	CONN.CORD ASSY LVU ENGINE				1	1	1
4	302LV46510	CONN.CORD ASSY S03806				1	1	1
5	302TP46050	CONN.CORD ASSY INLET				1	1	1
6	302LV46060	CONN.CORD ASSY S03658				1	1	1
7	302LV46050	CONN.CORD ASSY S03657				1	1	1
8	3V2NM46280	CONN.CORD ASSY S03867 INTERLOCK				1	1	1
9	3V2P746180	WIRE CLUTCH				1	1	1
10	302LV46090	CONN.CORD ASSY S03661				1	1	1

• Wire Section indicates all the wires/FFCs containing them in other FIGs.

• Wire Section には全ての電線 /FFC（他 FIG の電線 /FFC 含む）を掲載しています。

FIG. 32 Wire Section 3

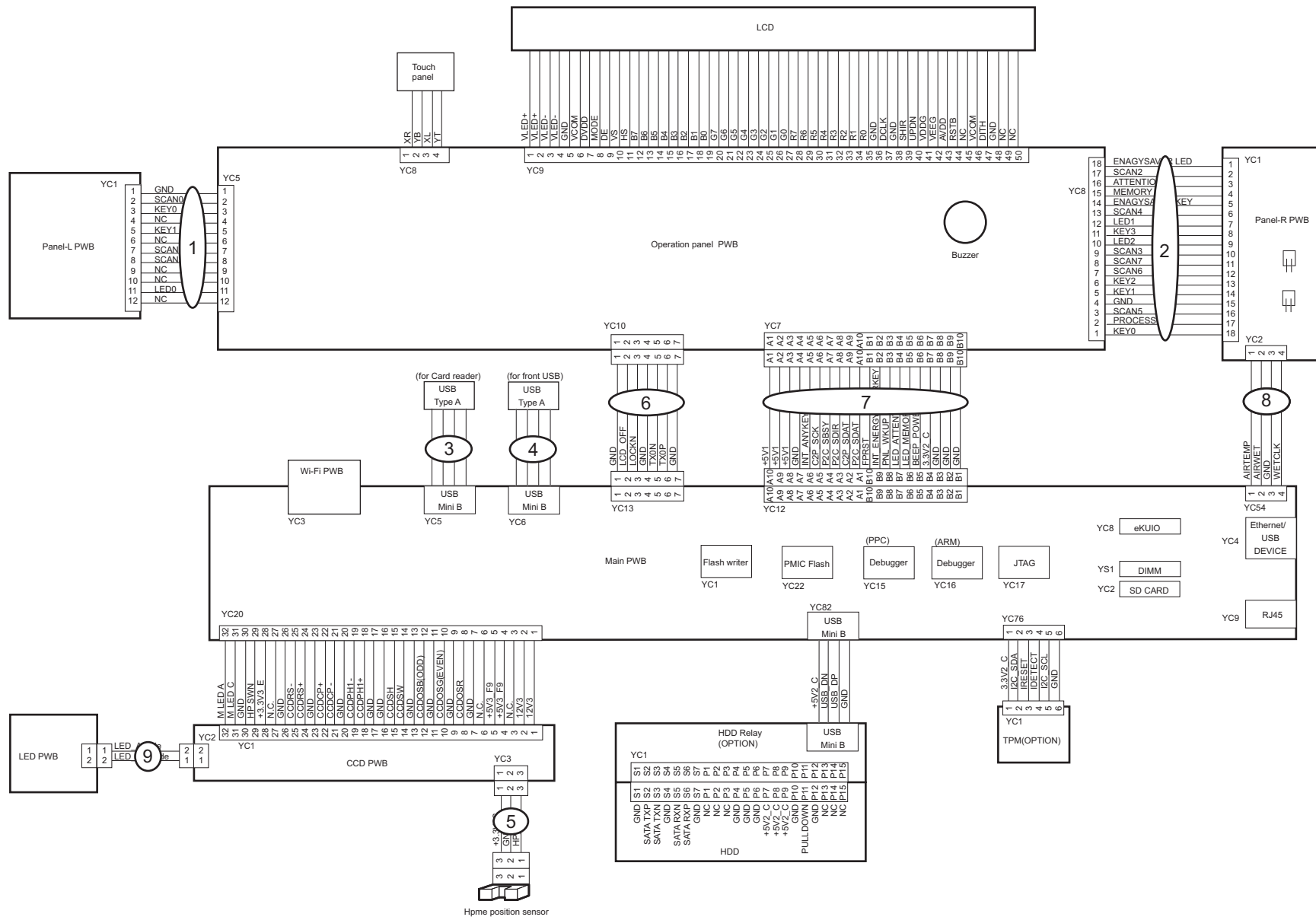


FIG. 32 Wire Section 3

2WF

Ref No.	Part.No.	Description	Notes	Revision	Quantity			
					100	120	230	240
1	302NM46240	CONN.CORD ASSY S03835 KEY L FFC				1	1	1
2	302NM46250	CONN.CORD ASSY S03836 KEY R FFC				1	1	1
3	302WF46080	CONN.CORD ASSY USB HOST OPTION				1	1	1
4	302WF46220	CONN.CORD ASSY USB HOST FRONT				1	1	1
5	3V2NM46140	CONN.CORD ASSY S03841 CCD-HP				1	1	1
6	302WF46070	CONN.CORD ASSY SATA HYPAS				1	1	1
7	302WF46060	CONN.CORD ASSY HYPAS SIGN				1	1	1
8	302WF46050	CONN.CORD ASSY FFC PANEL SENS				1	1	1
9	3V2NM46130	CONN.CORD ASSY S03840 CCD-LED				1	1	1

• Wire Section indicates all the wires/FFCs containing them in other FIGs.

• Wire Section には全ての電線 /FFC (他 FIG の電線 /FFC 含む) を掲載しています。

FIG. 33 Wire Section 4

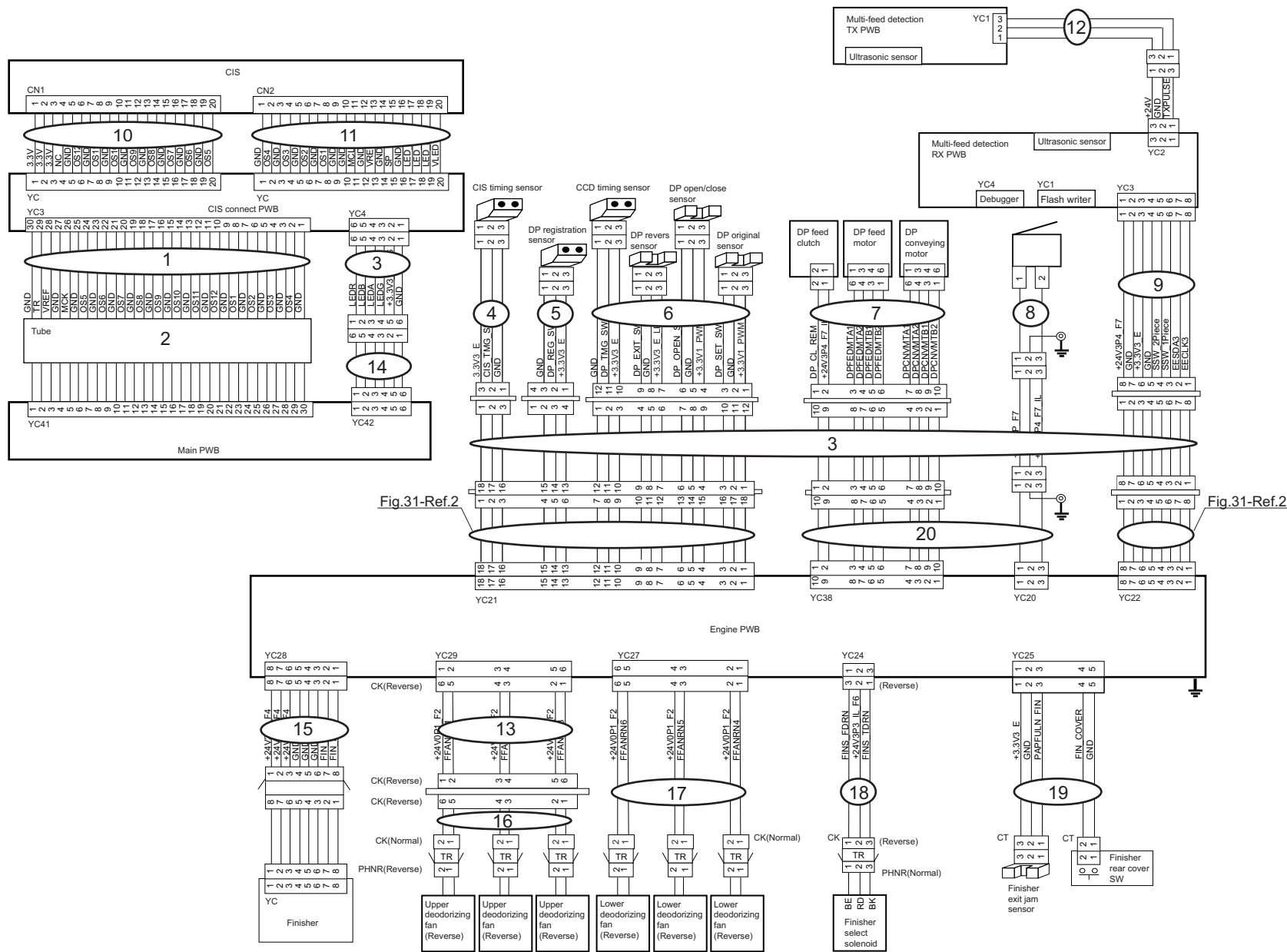




FIG. 33 Wire Section 4

2WF-1

Ref No.	Part.No.	Description	Notes	Revision	Quantity			
					100	120	230	240
1	302WF46030	CONN.CORD ASSY FFC CIS				1	1	1
2	302WF46240	CONN.CORD ASSY SHRINKAGE TUBE				1	1	1
3	302WF46230	CONN.CORD ASSY DP				1	1	1
4	302V146020	CONN.CORD ASSY S04164 CIS SENSOR				1	1	1
5	302TA46350	CONN.CORD ASSY FEED SENSOR				1	1	1
6	302V146010	CONN.CORD ASSY S04163 DP SENSOR				1	1	1
7	302V146A40	CONN.CORD ASSY S04166 MOTOR		1:Part No.-chg.		1	1	1
8	302V146A50	CONN.CORD ASSY S04167 INTERLOCK				1	1	1
9	302TA46150	CONN.CORD ASSY RX CONN				1	1	1
10	302V146A60	CONN.CORD ASSY S04168 CIS DATA1				1	1	1
11	302WF46260	CONN.CORD ASSY CIS DATA2		1:Part No.-chg.		1	1	1
12	302TA46140	CONN.CORD ASSY TX-RX				1	1	1
13				1:Others				
14	302WF46130	CONN.CORD ASSY CIS LED				1	1	1
15	302WF46140	CONN.CORD ASSY FINISHER				1	1	1
16	302WF46150	CONN.CORD ASSY UPPER FAN CONNECT				1	1	1
17	302WF46170	CONN.CORD ASSY UNDER FAN				1	1	1
18	302WF46180	CONN.CORD ASSY FINISHER SOL				1	1	1
19	302WF46190	CONN.CORD ASSY FIN REAR COVER				1	1	1
20	302WF46250	CONN.CORD ASSY DP MOT CONNECT		1:Add		1	1	1

• Wire Section indicates all the wires/FFCs containing them in other FIGs.

• Wire Section には全ての電線 /FFC (他 FIG の電線 /FFC 含む) を掲載しています。

FIG. 34 Wire Section 5

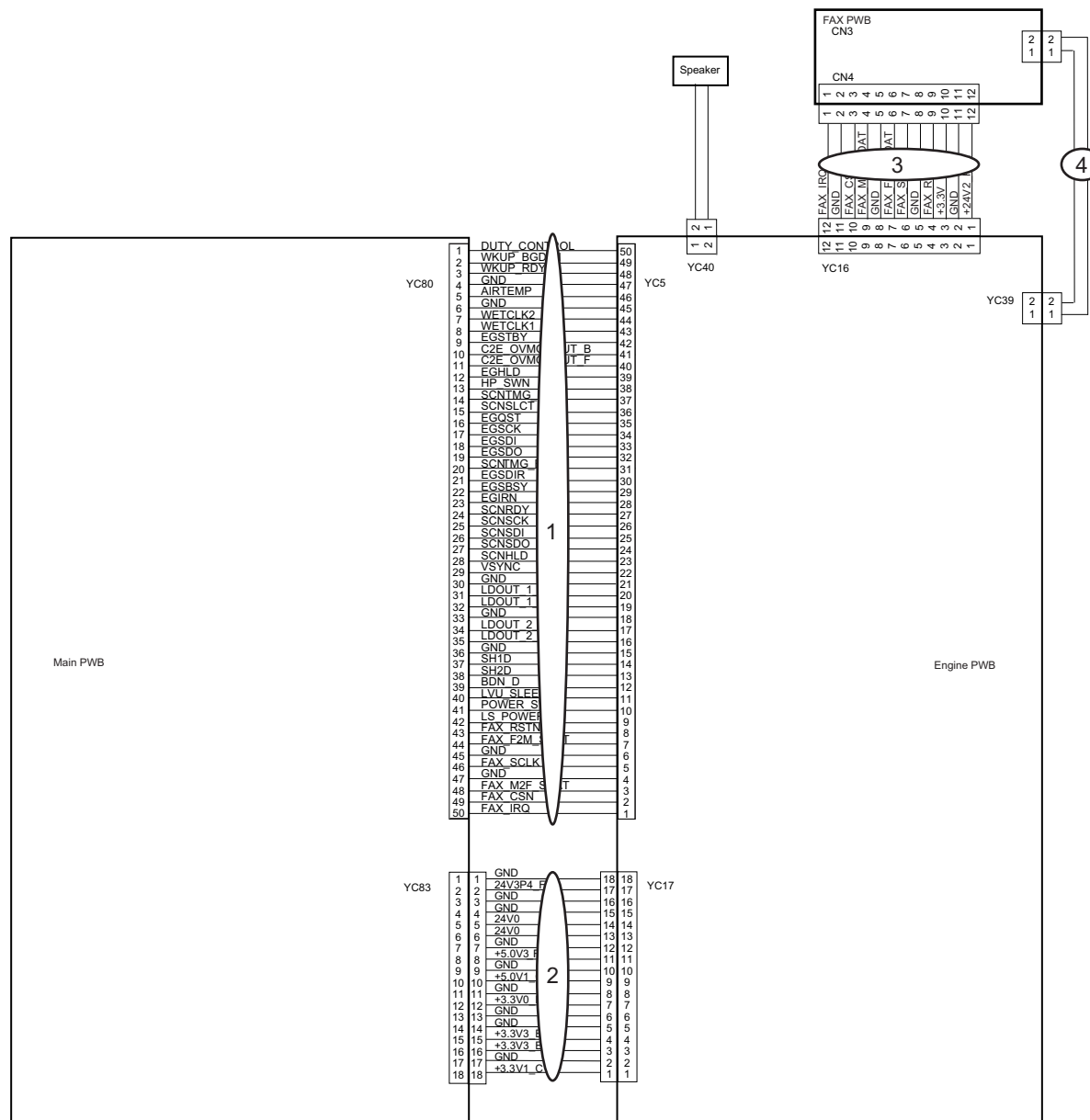


FIG. 34 Wire Section 5

Ref No.	Part.No.	Description	Notes	Revision	Quantity			
					100	120	230	240
1	302WF46200	CONN.CORD ASSY FFC MAIN ENG SIGN				1	1	1
2	302WF46210	CONN.CORD ASSY MAIN ENG POWER				1	1	1
3	302WF46090	CONN.CORD ASSY FAX SIGN				1	1	1
4	302WF46100	CONN.CORD ASSY FAX SPEAKER				1	1	1

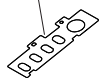
• Wire Section indicates all the wires/FFCs containing them in other FIGs.

• Wire Section には全ての電線 /FFC (他 FIG の電線 /FFC 含む) を掲載しています。


FIG. 35 Accessories

2WF-1

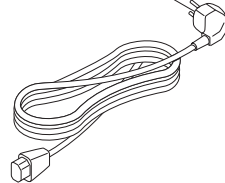
1,2,3,4,5,6,7



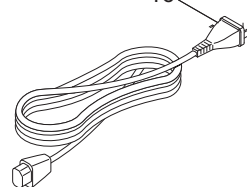
8,9,10,11,12,13,14



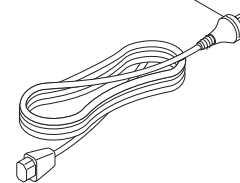
15



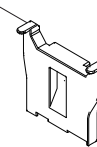
16



17



18



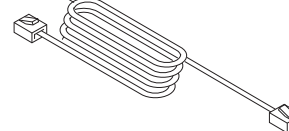
19



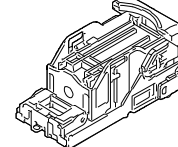
20



21



22



23

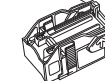


FIG. 35 Accessories

Ref No.	Part.No.	Description	Notes	Revision	Quantity			
					100	120	230	240
1	302TA05180	LABEL OPERATION LEFT GER					1	
2	302TA05200	LABEL OPERATION LEFT ITA					1	
3	302TA05220	LABEL OPERATION LEFT DUT					1	
4	302TA05240	LABEL OPERATION LEFT RUS					1	
5	302TA05260	LABEL OPERATION LEFT FRA				1	1	
6	302TA05280	LABEL OPERATION LEFT PTB				1	1	
7	302TA05300	LABEL OPERATION LEFT SPA				1	1	
8	302TA05190	LABEL OPERATION RIGHT GER					1	
9	302TA05210	LABEL OPERATION RIGHT ITA					1	
10	302TA05230	LABEL OPERATION RIGHT DUT					1	
11	302TA05250	LABEL OPERATION RIGHT RUS					1	
12	302TA05270	LABEL OPERATION RIGHT FRA				1	1	
13	302TA05290	LABEL OPERATION RIGHT PTB				1	1	
14	302TA05310	LABEL OPERATION RIGHT SPA				1	1	
15	302FV94010	PARTS AC CORD EU SP					1	
16	3019527401	POWER CORD(120)				1		
17	302FV45040	AC CORD ASSY						1
18	302TP09050	CURSOR END STMT				1		
19	3V2NM34060	LABEL LANGUAGE SHEET A				1		
20	3V2NM34070	LABEL LANGUAGE SHEET E					1	
21	303HZ45010	MODULAR CORD				1		
21	303R246010	MODULAR CORD AUSTRALIA						1
22	302WF38010	CARTRIDGE 590R-MT			1:Add	1	1	1
23	1903JY0000	SH-10	OPTION		1:Add	1	1	1

FIG. 36 Maintenance Kits

Ref No.	Part.No.	Description	Notes	Revision	Quantity			
					100	120	230	240
	1702TA7US0	MK-3302/MAINTENANCE KIT	OPTION			1		
	•302F909171	RETARD ROLLER ASSY				1		
	•3V2LV09311	HOLDER RETARD B		2:Del				
	•302LV09340	GUIDE RETARD C		2:Add		1		
	•302LV09330	SPRING RETARD B		2:Add		1		
	•302LV94270	PARTS HOLDER FEED ASSY SP		2:Add		1		
	•302LV94130	PARTS ROLLER TRANSFER SP				1		
	•302LV24140	GEAR Z22R TC				1		
	•302T693041	DK-3192(U)				1		
	•302LV93081	DV-3100				1		
	•302TA93050	FK-3302				1		
	1702TA8NL0	MK-3300/MAINTENANCE KIT	OPTION				1	
	•302F909171	RETARD ROLLER ASSY					1	
	•3V2LV09311	HOLDER RETARD B		2:Del				
	•302LV09340	GUIDE RETARD C		2:Add			1	
	•302LV09330	SPRING RETARD B		2:Add			1	
	•302LV94270	PARTS HOLDER FEED ASSY SP		2:Add			1	
	•302LV94130	PARTS ROLLER TRANSFER SP					1	
	•302LV24140	GEAR Z22R TC					1	
	•302T693031	DK-3190(E)					1	
	•302LV93081	DV-3100					1	
	•302TA93040	FK-3300					1	
	1702TA8AS0	MK-3304/MAINTENANCE KIT	OPTION					1
	•302F909171	RETARD ROLLER ASSY						1
	•3V2LV09311	HOLDER RETARD B		2:Del				
	•302LV09340	GUIDE RETARD C		2:Add				1
	•302LV09330	SPRING RETARD B		2:Add				1
	•302LV94270	PARTS HOLDER FEED ASSY SP		2:Add				1
	•302LV94130	PARTS ROLLER TRANSFER SP						1
	•302LV24140	GEAR Z22R TC						1
	•302T693061	DK-3194(AO)						1
	•302LV93081	DV-3100						1
	•302TA93040	FK-3300						1
	1703R40UN0	MK-5200/MAINTENANCE KIT	OPTION: DP			1	1	1
	•303R494010	PARTS HOLDER PICUP ASSY SP				1	1	1
	•303R394030	PARTS HOLDER PAD ASSY SP				1	1	1

---

# PF-3110

June 2019  
Rev.2

**[CONFIDENTIAL]**

FOR AUTHORIZED KYOCERA ENGINEERS ONLY. DO NOT DISTRIBUTE TO NON-AUTHORIZED PARTIES.

**Items listed in the revision columns are defined as follows.**

Item	Description
Add	Add a new part
Del	Delete a part
Design-chg.	A design changed part (Parts number version up)
Part No.-chg.	A part number is changed to other one.
Quantity-chg.	Change Quantity of parts to use
Others	Other changes
Correction	Correction

**Revision history**

Rev.	Date	Remarks
1	December 2018	Design change
2	June 2019	Design change

**Symbols in the parts list**

- Parts without a Ref.No. in the illustration indicate they are not supplied.
- Parts with a Ref.No. of 500 and above in the illustration indicate they are not selected for service parts.
- Parts with "\*" are component parts or sub-assemblies of the assembly appearing immediately above them.
- Parts with "\*\*" are component parts or sub-assembly with "\*" appearing immediately above them.

**[CONFIDENTIAL]**

京セラドキュメントソリューションズ株式会社の許可なく、本資料を配布することを禁じます。

**改訂欄記載項目の内容は以下の通りです。**

記載項目	内容
Add	新規部品の追加
Del	部品の削除
Design-chg.	部品の設変(版数アップ)
Part No.-chg.	部品番号の変更
Quantity-chg.	部品の個数変更
Others	その他の変更
Correction	誤記訂正

**改訂履歴**

Rev.	改訂日	備考
1	2018年12月	設変対応
2	2019年6月	設変対応

**記号の見方**

- イラスト中で Ref 番号がない部品は供給できません。  
イラスト中で 500 番台の Ref 番号が付いている部品はサービスパーツに選定されていません。  
部品番号欄の・印は、組立部品の単品部品及び準組立部品を表わします。  
部品番号欄の\*\*印は、準組立部品の単品部品を表わします。



———— **CONTENTS** ————

FIG. 1	Paper Feed Section .....	2
FIG. 2	Paper Cassette .....	4
FIG. 3	Wire Section .....	6

FIG. 1 Paper Feed Section

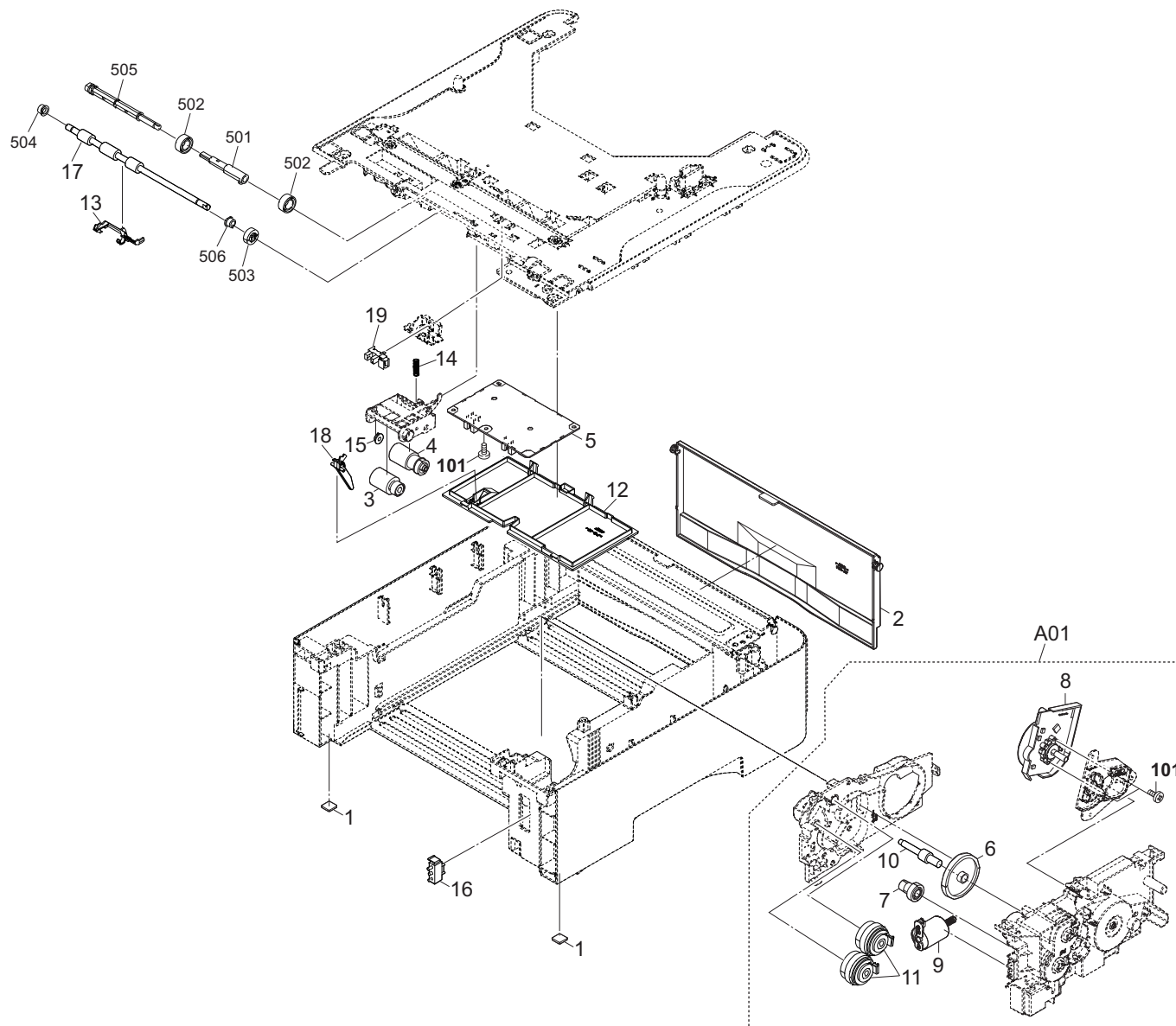


FIG. 1 Paper Feed Section

3SA-2

Ref No.	Part.No.	Description	Notes	Revision	Quantity			
					100	120	230	240
1	302HN02611	FOOT			2	2	2	2
2	303SA04010	COVER REAR			1	1	1	1
3	302F906230	PULLEY FEED ASSY			1	1	1	1
4	302HN06080	PULLEY PICKUP ASSY			1	1	1	1
5	303NY94011	PARTS PWB ASSY PF MAIN SP			1	1	1	1
A01	303NY94041	PARTS DRIVE ASSY SP		1:Design-chg.	1	1	1	1
6	+303K831040	GEAR Z58L			1	1	1	1
7	+303K831261	GEAR Z36R Z20S			1	1	1	1
8	+302K994324	PARTS MOTOR-BL W20 SP		1:Design-chg.	1	1	1	1
9	+303NY01020	DC MOTOR ASSY			1	1	1	1
10	+303NY31120	PIN DRIVE			1	1	1	1
11	+302KV94520	PARTS CLUTCH 50 Z35R SP		2:Part No-chg.	2	2	2	2
12	303K802081	COVER TOP			1	1	1	1
13	303K806030	ACTUATOR FEED			1	1	1	1
14	303NY06060	SPRING PICKUP B			1	1	1	1
15	302K306460	BUSH 4			1	1	1	1
16	7SP03072001+H01	SW.PUSH			1	1	1	1
17	303K806080	ROLLER MIDDLE ASSY			1	1	1	1
18	303NY06030	ACTUATOR PE			1	1	1	1
19	7NXSG2A141++H01	SENSOR OPT.			1	1	1	1
101	7BB202308H	+TP-FLAT T.T P SCREW 3X8						

FIG. 2 Paper Cassette

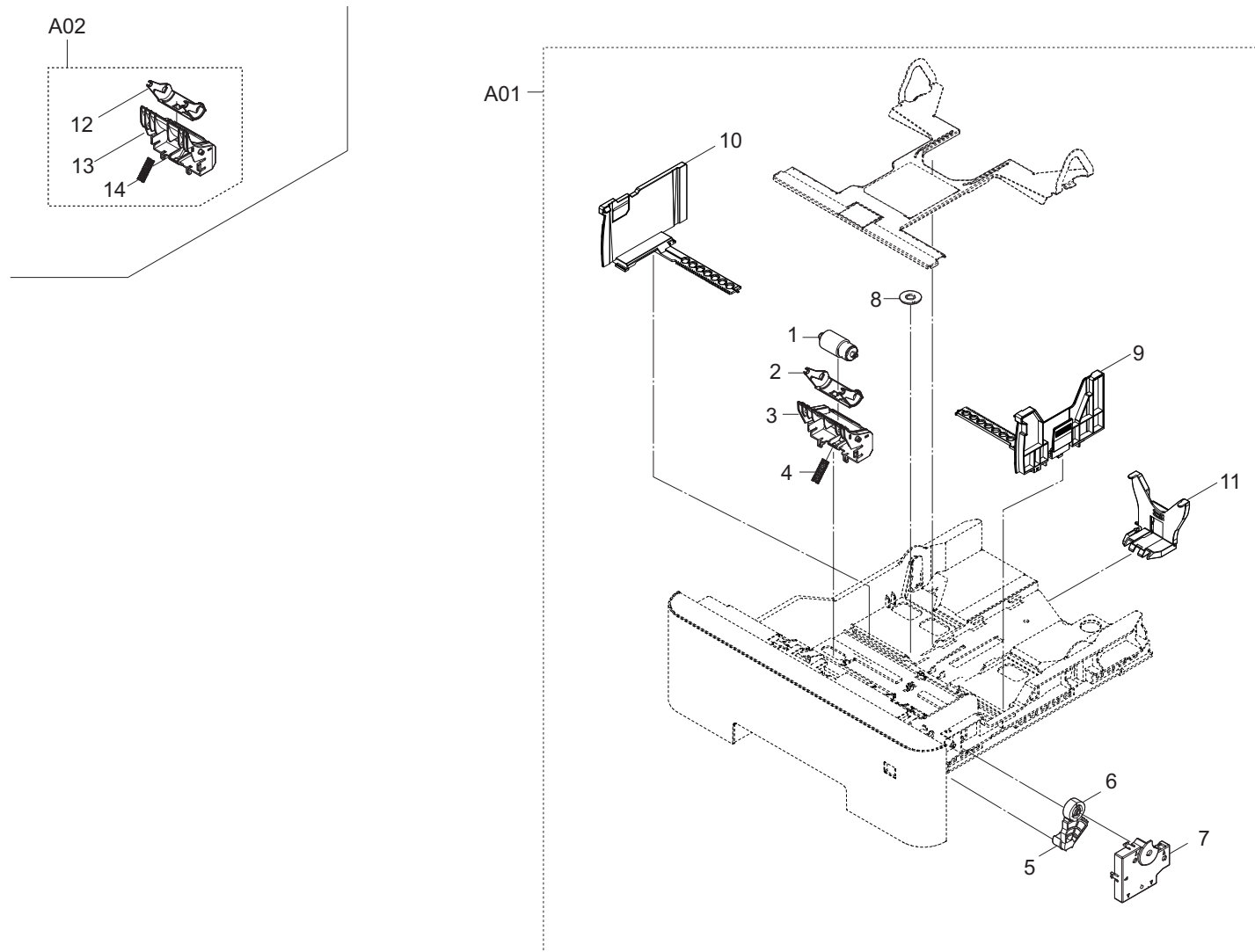


FIG. 2 Paper Cassette

3SA-1

Ref No.	Part.No.	Description	Notes	Revision	Quantity			
					100	120	230	240
A01	303SA93011	CT-3110		1:Design-chg.	1	1	1	1
1	*302F909171	RETARD ROLLER ASSY			1	1	1	1
2	*3V2LV09311	HOLDER RETARD B			1	1	1	1
3	*303NY09190	GUIDE RETARD B			1	1	1	1
4	*302LV09330	SPRING RETARD B			1	1	1	1
5	*302LV09241	GEAR Z48S LIFT			1	1	1	1
6	*303NY09091	GEAR Z15S JOINT			1	1	1	1
7	*303NY09040	COVER LIFT GEAR			1	1	1	1
8	*5MVG127DN071	GEAR CASSETTE /A-49 CASSETTE A4			1	1	1	1
9	*302LV09061	CURSOR RIGHT			1	1	1	1
10	*302LV09070	CURSOR LEFT			1	1	1	1
11	*3V2P709150	CURSOR END			1	1	1	1
A02	303NY94030	PARTS HOLDER RETARD B SET SP			1	1	1	1
12	*3V2LV09311	HOLDER RETARD B			1	1	1	1
13	*303NY09190	GUIDE RETARD B			1	1	1	1
14	*302LV09330	SPRING RETARD B			1	1	1	1

FIG. 3 Wire Section

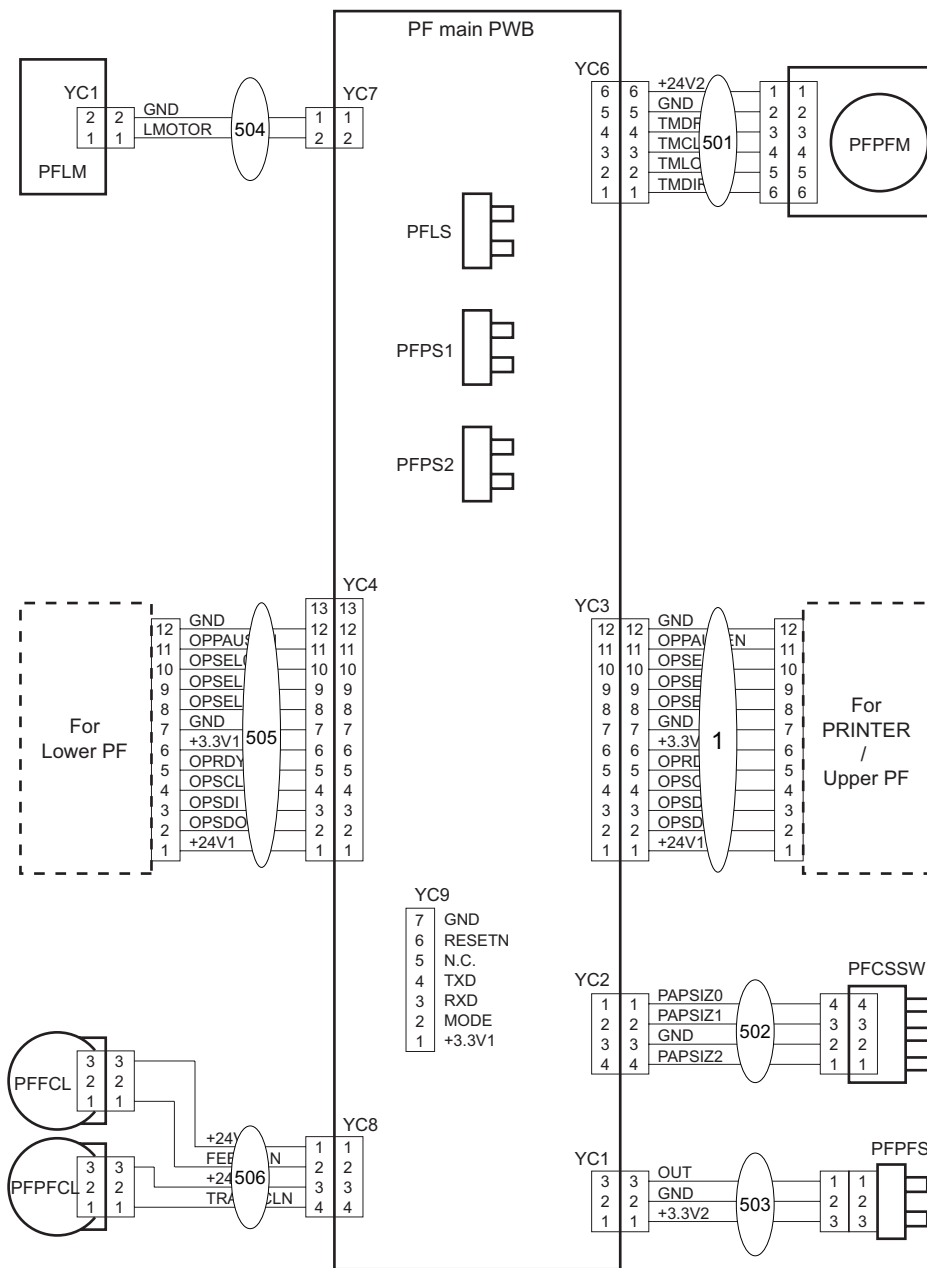


FIG. 3 Wire Section

3SA

Ref No.	Part.No.	Description	Notes	Revision	Quantity			
					100	120	230	240
1	303NY46020	CONN.CORD ASSY S03759			1	1	1	1

---

# PT-320

August 2016  
First Edition



**[CONFIDENTIAL]**

FOR AUTHORIZED KYOCERA ENGINEERS ONLY. DO NOT DISTRIBUTE TO NON-AUTHORIZED PARTIES.

**Items listed in the revision columns are defined as follows.**

Item	Description
Add	Add a new part
Del	Delete a part
Design-chg.	A design changed part (Parts number version up)
Part No-chg.	A part number is changed to other one.
Quantity-chg.	Change Quantity of parts to use
Others	Other changes
Correction	Correction

**Revision history**

Rev.	Date	Remarks

**Symbols in the parts list**

- Parts without a Ref.No. in the illustration indicate they are not supplied.
- Parts with a Ref.No. of 500 and above in the illustration indicate they are not selected for service parts.
- Parts with "\*" are component parts or sub-assemblies of the assembly appearing immediately above them.
- Parts with "\*•" are component parts or sub-assembly with "\*" appearing immediately above them.

**[CONFIDENTIAL]**

京セラドキュメントソリューションズ株式会社の許可なく、本資料を配布することを禁じます。

**改訂欄記載項目の内容は以下の通りです。**

記載項目	内容
Add	新規部品の追加
Del	部品の削除
Design-chg.	部品の設変（版数アップ）
Part No-chg.	部品番号の変更
Quantity-chg.	部品の個数変更
Others	その他の変更
Correction	誤記訂正

**改訂履歴**

Rev.	改訂日	備考

**記号の見方**

イラスト中で Ref 番号がない部品は供給できません。  
イラスト中で 500 番台の Ref 番号が付いている部品はサービスパーツに選定されていません。  
部品番号欄の・印は、組立部品の単品部品及び準組立部品を表わします。  
部品番号欄の•印は、準組立部品の単品部品を表わします。

—— CONTENTS ——

FIG. 1 PT-320 ..... 2

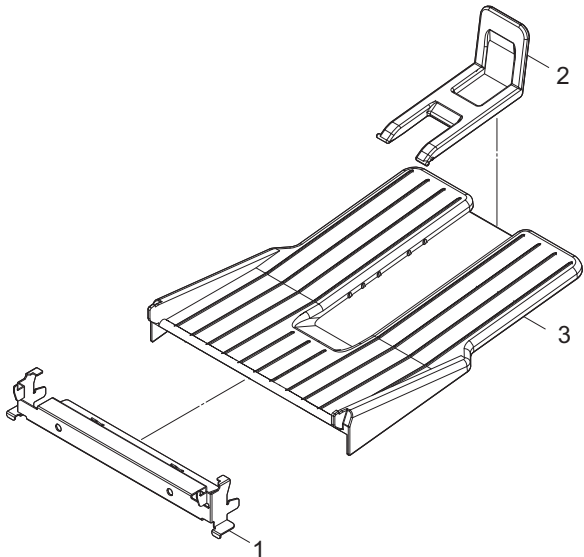


FIG. 1 PT-320

3N7

Ref No.	Part.No.	Description	Notes	Revision	Quantity			
					100	120	230	240
1	303N728010	PLATE HOOK			1	1	1	1
2	303N728030	STOPPER PAPER REAR			1	1	1	1
3	303N728020	TRAY REAR			1	1	1	1

**KYOCERA Document Solutions America, Inc.****Headquarters**

225 Sand Road,  
Fairfield, New Jersey 07004-0008, USA  
Phone: +1-973-808-8444  
Fax: +1-973-882-6000

**Latin America**

8240 NW 52nd Terrace, Suite 301  
Miami, Florida 33166, USA  
Phone: +1-305-421-6640  
Fax: +1-305-421-6666

**KYOCERA Document Solutions Canada, Ltd.**

6120 Kestrel Rd., Mississauga, ON L5T 1S8,  
Canada  
Phone: +1-905-670-4425  
Fax: +1-905-670-8116

**KYOCERA Document Solutions****Mexico, S.A. de C.V.**

Calle Arquimedes No. 130, 4 Piso, Colonia Polanco  
Chapultepec, Delegacion Miguel Hidalgo,  
Ciudad de Mexico, C.P. 11560  
Phone: +52-555-383-2741  
Fax: +52-555-383-7804

**KYOCERA Document Solutions Brazil, Ltda.**

Alameda África, 545, Pólo Empresarial Consbrás,  
Tamboré, Santana de Parnaíba, State of São Paulo,  
CEP 06543-306, Brazil  
Phone: +55-11-2424-5353  
Fax: +55-11-2424-5304

**KYOCERA Document Solutions Chile SpA**

Jose Ananias 505, Macul. Santiago, Chile  
Phone: +56-2-2670-1900  
Fax: +56-2-2350-7150

**KYOCERA Document Solutions****Australia Pty. Ltd.**

Level 3, 6-10 Talavera Road North Ryde N.S.W, 2113,  
Australia  
Phone: +61-2-9888-9999  
Fax: +61-2-9888-9588

**KYOCERA Document Solutions****New Zealand Ltd.**

Ground Floor, 19 Byron Avenue, Takapuna, Auckland,  
New Zealand  
Phone: +64-9-415-4517  
Fax: +64-9-415-4597

**KYOCERA Document Solutions Asia Limited**

13/F., Mita Centre, 552-566, Castle Peak Road Tsuen  
Wan, New Territories, Hong Kong  
Phone: +852-2496-5678  
Fax: +852-2610-2063

**KYOCERA Document Solutions****(China) Corporation**

8F, No. 288 Nanjing Road West, Huangpu District,  
Shanghai, 200003, China  
Phone: +86-21-5301-1777  
Fax: +86-21-5302-8300

**KYOCERA Document Solutions****(Thailand) Corp., Ltd.**

335 Ratchadapisek Road, Wongsawang, Bangsue,  
Bangkok 10800,  
Thailand  
Phone: +66-2-586-0333  
Fax: +66-2-586-0278

**KYOCERA Document Solutions****Singapore Pte. Ltd.**

12 Tai Seng Street #04-01A,  
Luxasia Building, Singapore 534118  
Phone: +65-6741-8733  
Fax: +65-6748-3788

**KYOCERA Document Solutions****Hong Kong Limited**

16/F., Mita Centre, 552-566, Castle Peak Road Tsuen  
Wan, New Territories, Hong Kong  
Phone: +852-3582-4000  
Fax: +852-3185-1399

**KYOCERA Document Solutions****Taiwan Corporation**

6F., No.37, Sec. 3, Minquan E. Rd.,  
Zhongshan Dist., Taipei 104, Taiwan R.O.C.  
Phone: +886-2-2507-6709  
Fax: +886-2-2507-8432

**KYOCERA Document Solutions Korea Co., Ltd.**

#10F Daewoo Foundation Bldg 18, Toegy-ro, Jung-gu,  
Seoul, Korea  
Phone: +822-6933-4050  
Fax: +822-747-0084

**KYOCERA Document Solutions****India Private Limited**

Second Floor, Centrum Plaza, Golf Course Road,  
Sector-53, Gurgaon, Haryana 122002, India  
Phone: +91-0124-4671000  
Fax: +91-0124-4671001

**KYOCERA Document Solutions Europe B.V.**

Bloemlaan 4, 2132 NP Hoofddorp,  
The Netherlands  
Phone: +31(0)20-654-0000  
Fax: +31(0)20-653-1256

**KYOCERA Document Solutions Nederland B.V.**

Beechavenue 25, 1119 RA Schiphol-Rijk,  
The Netherlands  
Phone: +31-20-5877200  
Fax: +31-20-5877260

**KYOCERA Document Solutions (U.K.) Limited**

Eldon Court, 75-77 London Road,  
Reading, Berkshire RG1 5BS,  
United Kingdom  
Phone: +44-118-931-1500  
Fax: +44-118-931-1108

**KYOCERA Document Solutions Italia S.p.A.**

Via Monfalcone 15, 20132, Milano, Italy,  
Phone: +39-02-921791  
Fax: +39-02-92179-600

**KYOCERA Document Solutions Belgium N.V.**

Sint-Martinusweg 199-201 1930 Zaventem,  
Belgium  
Phone: +32-2-7209270  
Fax: +32-2-7208748

**KYOCERA Document Solutions France S.A.S.**

Espace Technologique de St Aubin  
Route de l'Orme 91195 Gif-sur-Yvette CEDEX,  
France  
Phone: +33-1-69852600  
Fax: +33-1-69853409

**KYOCERA Document Solutions Espana, S.A.**

Edificio Kyocera, Avda. de Manacor No.2,  
28290 Las Matas (Madrid), Spain  
Phone: +34-91-6318392  
Fax: +34-91-6318219

**KYOCERA Document Solutions Finland Oy**

Atomitie 5C, 00370 Helsinki,  
Finland  
Phone: +358-9-47805200  
Fax: +358-9-47805212

**KYOCERA Document Solutions Europe B.V., Amsterdam (NL) Zürich Branch**

Hohlstrasse 614, 8048 Zürich,  
Switzerland  
Phone: +41-44-9084949  
Fax: +41-44-9084950

**KYOCERA Bilgitas Document Solutions Turkey A.S.**

Altunizade Mah. Prof. Fahrettin Kerim Gökay Cad.  
No:45  
34662 ÜSKÜDAR İSTANBUL, TURKEY  
Phone: +90-216-339-0020  
Fax: +90-216-339-0070

**KYOCERA Document Solutions Deutschland GmbH**

Otto-Hahn-Strasse 12, 40670 Meerbusch,  
Germany  
Phone: +49-2159-9180  
Fax: +49-2159-918100

**KYOCERA Document Solutions Austria GmbH**

Wienerbergstraße 11, Turm A, 18. OG, 1100 Wien,  
Austria  
Phone: +43-1-863380  
Fax: +43-1-86338-400

**KYOCERA Document Solutions Nordic AB**

Borgarfjordsgatan 11, 164 40 Kista, Sweden  
Phone: +46-8-546-550-00  
Fax: +46-8-546-550-10

**KYOCERA Document Solutions Norge Nuf**

Olaf Helsetsv. 6, 0619 Oslo, Norway  
Phone: +47-22-62-73-00  
Fax: +47-22-62-72-00

**KYOCERA Document Solutions Danmark A/S**

Ejby Industrivej 60, DK-2600 Glostrup,  
Denmark  
Phone: +45-70223880  
Fax: +45-45765850

**KYOCERA Document Solutions Portugal Lda.**

Rua do Centro Cultural, 41 (Alvalade) 1700-106 Lisboa,  
Portugal  
Phone: +351-21-843-6780  
Fax: +351-21-849-3312

**KYOCERA Document Solutions South Africa (Pty) Ltd.**

KYOCERA House, Hertford Office Park,  
90 Bekker Road (Cnr. Allandale), Midrand, South Africa  
Phone: +27-11-540-2600  
Fax: +27-11-466-3050

**KYOCERA Document Solutions Russia LLC.**

Building 2, 51/4, Schepkina St., 129110, Moscow,  
Russia  
Phone: +7(495)741-0004  
Fax: +7(495)741-0018

**KYOCERA Document Solutions Middle East**

Dubai Internet City, Bldg. 17,  
Office 157 P.O. Box 500817, Dubai,  
United Arab Emirates  
Phone: +971-04-433-0412

**KYOCERA Document Solutions Czech, s.r.o.**

Harfa Office Park, Českomoravská 2420/15, Praha 9  
Phone: +420-222-562-246

**KYOCERA Document Solutions Inc.**

2-28, 1-chome, Tamatsukuri, Chuo-ku  
Osaka 540-8585, Japan  
Phone: +81-6-6764-3555  
<http://www.kyoceradocumentsolutions.com>