



---

# FS-C8500DN

## PARTS LIST

Published in June 2010  
2KAPL071  
Rev.1

## NOTES

1. Indicate parts number and parts description together with the machine model name when placing an order.

e.g.	Parts Number	Parts Name	Machine Model	Quantity
	302KA04010	COVER TOP	FS-C8500DN	1

2. Symbols in the "Parts Number" column.

- Parts with "•" are component parts or sub-assemblies of the assembly appearing immediately above them.

e.g.	Parts Number	Parts Name	Parts Number	Parts Name
	302H794430	PARTS FILTER VU ASSY	• 302H733080	COVER FILTER VU
			• 302H733170	FILTER VU

- Parts with "••" are component parts or sub-assembly with "•" appearing immediately above them.

e.g.	Parts Number	Parts Name	Parts Number	Parts Name
	•302H794590	PARTS DUCT OPTION UNIT P	•• 302H733680	COVER FILTER OPTION
			•• 302H733690	FILTER OPTION

- Parts with "⊙" indicate regular maintenance parts.

3. Items indicated in Description column as (OPTION) are Consumable parts.



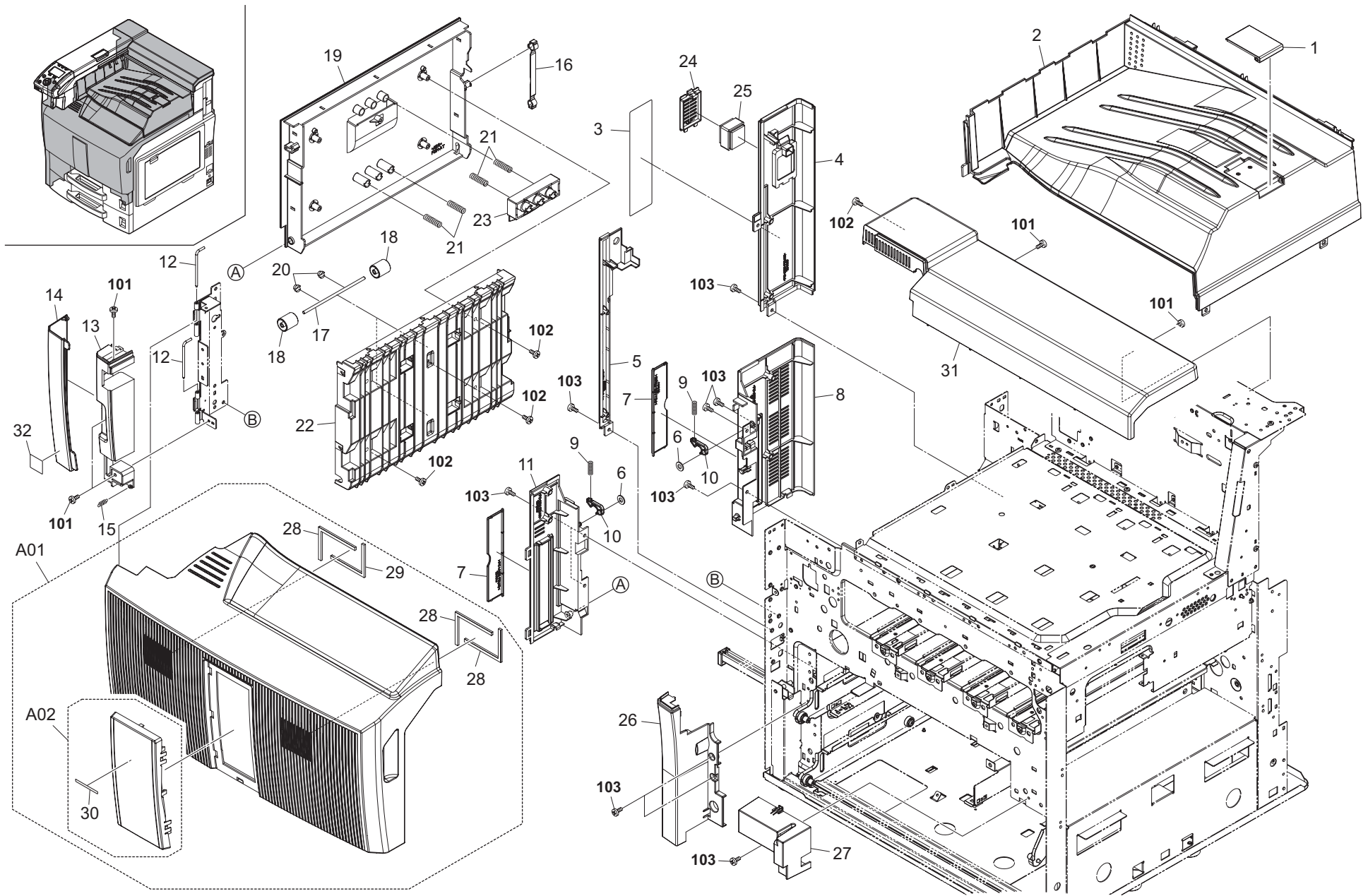




FIG. 1 Covers 1

2KA-1

Ref. No.	Part.No.	Alternative.	Description	Quantity		
				120	230	240
⊙ 1	302KA04090	2KA04090	STOPPER PAPER	1	1	1
⊙ 2	302KA04011	2KA04011	COVER TOP	1	1	1
3	302KA34030	2KA34030	LABEL CONVEY JAM	1	1	1
⊙ 4	302H704141	2H704141	COVER LEFT RT	1	1	1
⊙ 5	302H704361	2H704361	COVER LEFT FRONT TOP	1	1	1
6	2BG22990	2BG22990	CUT WASHER 4	2	2	2
⊙ 7	302FZ04240	2FZ04240	LID COVER LEFT	2	2	2
⊙ 8	302H704130	2H704130	COVER LEFT RL	1	1	1
9	302H704870	2H704870	SPRING FEED LOW	2	2	2
10	5MVX421DN003	2BL06490	LOCK COVER R /40283V0068 A4	2	2	2
⊙ 11	302FZ04150	2FZ04150	COVER LEFT FRONT	1	1	1
12	302H704540	2H704540	PIN FRONT COVER	2	2	2
13	302H704390	2H704390	COVER FRONT LEFT INN	1	1	1
⊙ 14	302H704070	2H704070	COVER FRONT LEFT MID	1	1	1
15	302H704400	2H704400	SPRING COVER FL	1	1	1
16	2BG06480	2BG06480	BAND B	1	1	1
17	302BG06152	2BG06152	SHAFT FEED B	2	2	2
18	302KY22010	2KY22010	PULLEY FEED	4	4	4
19	302H704660	2H704660	COVER LEFT FEED LOW	1	1	1
20	302H722730	2H722730	BUSH SP B	4	4	4
21	302H722740	2H722740	SPRING FEED LOW B	4	4	4
22	302H722810	2H722810	GUIDE LEFT FEED LOW	1	1	1
23	303LM04080	3LM04080	HANDLE LEFT FEED COVER	1	1	1
24	302H733250	2H733250	COVER FILTER DUCT PU	1	1	1
⊙ 25	302H733630	2H733630	FILTER DUCT PU KME	1	1	1
⊙ 26	302H704060	2H704060	COVER FRONT LEFT	1	1	1
27	302H704630	2H704630	COVER INNER RIGHT	1	1	1
⊙ A01	302KA94170	2KA94170	PARTS COVER FRONT ASSY SP	1	1	1
28	*302H704830	2H704830	SEAL FAN RETAINER 1	3	3	3
29	*302H704840	2H704840	SEAL FAN RETAINER 2	1	1	1
⊙ A02	*302KA94120	2KA94120	PARTS EMBLEM ASSY E SP	1	1	1
⊙ 30	**302H734250	2H734250	CS EMBLEM SHEET	1	1	1
⊙ 31	302KA04041	2KA04041	COVER REAR TOP	1	1	1
32	302G634070	2G634070	LABEL ENERGY STAR	1	1	1

Ref. No.	Part.No.	Alternative.	Description	Quantity		
				120	230	240
101	7BB180408H	BB111210	+BIND T.T S SCREW 4X8(BLACK)			
102	7BB200410H	BB105700	+BIND T.T P SCREW 4X10			
103	7BB100408H1	BB105830	+BIND T.T S SCREW 4X8			

- Parts with "\*" are component parts or sub-assemblies of the assembly appearing immediately above them.
- Parts with "⊙" indicate regular maintenance parts.

- Parts with "\*•" are component parts or sub-assembly with "\*" appearing immediately above them.

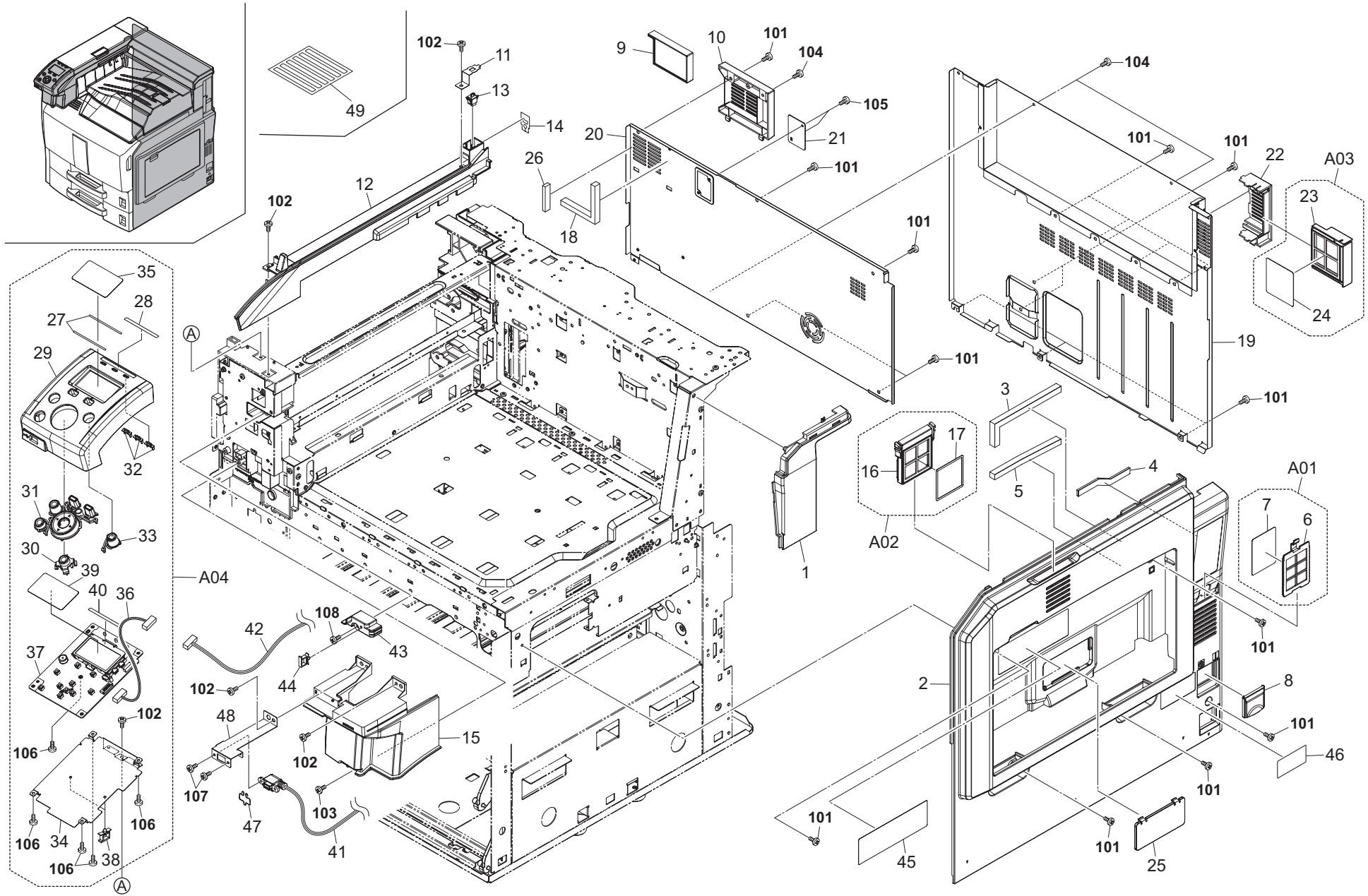


FIG. 2 Covers 2

2KA-1

Ref. No.	Part.No.	Alternative.	Description	Quantity		
				120	230	240
⊙ 1	302KA04050	2KA04050	COVER RIGHT TOP	1	1	1
2	302KY04051	2KY04051	COVER RIGHT	1	1	1
3	302KY04040	2KY04040	SPONGE RIGHT FAN D	1	1	1
4	302H704810	2H704810	SPONGE RIGHT FAN B	1	1	1
5	302H704820	2H704820	SPONGE RIGHT FAN C	1	1	1
⊙ A01	302H794430	2H794430	PARTS FILTER VU ASSY	1	1	1
6	*302H733080	2H733080	COVER FILTER VU	1	1	1
7	*302H733170	2H733170	FILTER VU	1	1	1
⊙ 8	302H704170	2H704170	COVER MAIN SW	1	1	1
⊙ 9	302H733610	2H733610	FILTER VOC	1	1	1
⊙ 10	302H733600	2H733600	GUIDE FILTER VOC	1	1	1
11	302HP04140	2HP04140	EARTH PUSH SWITCH	1	1	1
⊙ 12	302HP04080	2HP04080	COVER EXIT	1	1	1
⊙ 13	35927420	35927420	SWITCH,SIZE	1	1	1
14	302KA04110	2KA04110	SHEET COVER EXIT	1	1	1
⊙ 15	302KA04030	2KA04030	COVER LEFT FRONT	1	1	1
⊙ A02	302KY94160	2KY94160	PARTS FILTER RIGHT UNIT SP	1	1	1
16	*302KY04020	2KY04020	COVER FILTER RIGHT	1	1	1
17	*302KY04030	2KY04030	FILTER FAN RIGHT	1	1	1
18	302H704580	2H704580	SEAL COVER REAR B	1	1	1
⊙ 19	302H704230	2H704230	COVER LOWER REAR	1	1	1
⊙ 20	302KA04020	2KA04020	COVER REAR	1	1	1
21	2C912430	2C912430	LID KMAS	1	1	1
22	302H733420	2H733420	GUIDE COVER FILTER	1	1	1
⊙ A03	302H794630	2H794630	PARTS COVER FILTER UNIT	1	1	1
23	*302H733400	2H733400	COVER FILTER	1	1	1
24	*302H733410	2H733410	FILTER COOLING FAN	1	1	1
⊙ 25	302H704040	2H704040	LID COVER RIGHT	1	1	1
26	302H704570	2H704570	SEAL COVER REAR A	1	1	1
⊙ A04	302KA94090	2KA94090	PARTS OPERATION UNIT (E A) SP	1	1	1
27	*302F805130	2F805130	TAPE PANEL	2	2	2
28	*302J005100	2J005100	SHEET LED	1	1	1
29	*302KA05010	2KA05010	COVER OPERATION	1	1	1
30	*302KA05020	2KA05020	BUTTON ENTER	1	1	1
31	*302KA05030	2KA05030	BUTTON COMBI	1	1	1
32	*302KA05040	2KA05040	LENS LED	3	3	3
33	*302KA05050	2KA05050	BUTTON STOP	1	1	1
34	*302KA05060	2KA05060	HOLDER PWB	1	1	1
35	*302KA05070	2KA05070	PLATE LCD	1	1	1
36	*302KA46070	2KA46070	WIRE PANEL	1	1	1
⊙ 37	*302KA94040	2KA94040	PARTS PWB PANEL ASSY SP	1	1	1
38	*7YZM610008++H01	YZ037940	ACCESS.SADDLE	2	2	2
39	*302H905390	2H905390	SHEET STATIC LCD	1	1	1
40	*7ZGSTGR55060H01	ZG112780	SHIELD GASKET	1	1	1
41	302KA46100	2KA46100	WIRE USB HOST	1	1	1
42	302KA46060	2KA46060	WIRE PANEL JOINT	1	1	1
43	302KA02070	2KA02070	GUIDE WIRE F	1	1	1
44	7YZM610008++H01	YZ037940	ACCESS.SADDLE	1	1	1
45	302H734290	2H734290	LABEL MP CAUTION	1	1	1
46	302H734030	2H734030	LABEL CAUTION HG	1		

Ref. No.	Part.No.	Alternative.	Description	Quantity		
				120	230	240
47	302H005661	2H005661	SPRING USB HOST	1	1	1
48	302KA05080	2KA05080	HOLDER USB	1	1	1
49	302J005140	2J005140	LABEL LED SHEET	1	1	
101	7BB180408H	BB111210	+BIND T.T S SCREW 4X8(BLACK)			
102	7BB100408H1	BB105830	+BIND T.T S SCREW 4X8			
103	7BB200414H1	BB106970	+BIND T.T P SCREW 4X14			
104	7BB180306H	BB111190	+BIND T.T S SCREW 3X6(BLACK)			
105	7BB100306H1	BB105820	+BIND T.T S SCREW 3X6			
106	7BB200308H	BB105660	+BIND T.T P SCREW 3X8			
107	7BB700308H	BB105600	+BIND T.T S SCREW 3X8 SR			
108	7BB200410H	BB105700	+BIND T.T P SCREW 4X10			

- Parts with "\*" are component parts or sub-assemblies of the assembly appearing immediately above them.
- Parts with "⊙" indicate regular maintenance parts.

- Parts with "••" are component parts or sub-assembly with "•" appearing immediately above them.

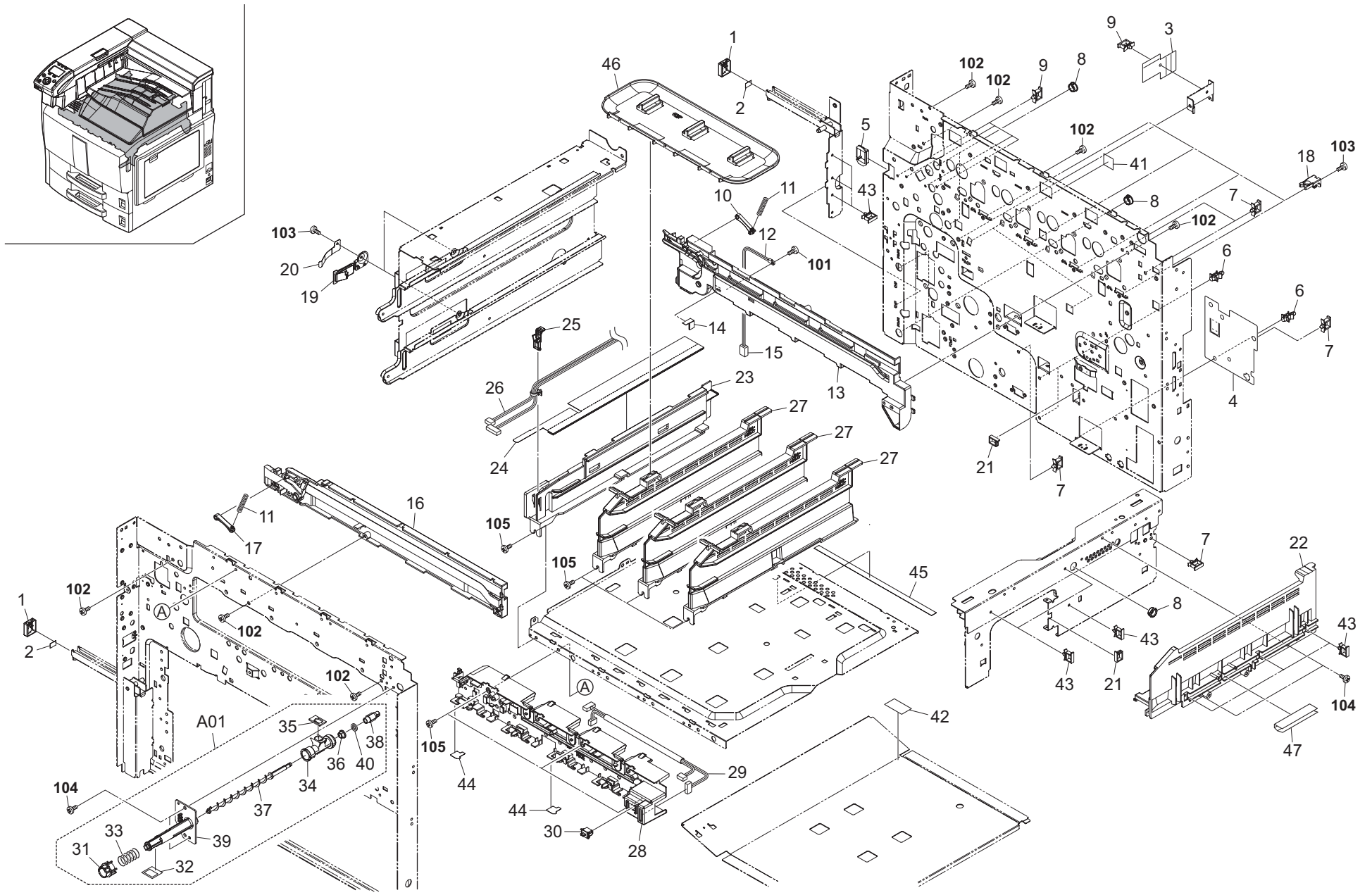


FIG. 3 Frames 1

2KA

Ref. No.	Part.No.	Alternative.	Description	Quantity		
				120	230	240
⊙ 1	302FZ02580	2FZ02580	CAP HANDLE	2	2	2
2	302FZ03110	2FZ03110	SEAL HANDLE	2	2	2
3	302H702230	2H702230	SHEET MOUNT LVU	1	1	1
4	302H739910	2H739910	SHEET PWB 2	1	1	1
5	7YZM210002++H01	YZ004730	ACCESS.EDGING	1	1	1
6	7YZM510007++H01	YZ042780	ACCESS.SPACER	3	3	3
7	7YZM610002++H01	YZ010240	ACCESS.SADDLE	5	5	5
8	7YZM110004++H01	YZ037960	ACCESS.BUSHING	5	5	5
9	7YZM610008++H01	YZ037940	ACCESS.SADDLE	5	5	5
10	302FZ02292	2FZ02292	STOPPER IMAGE UNIT R	1	1	1
11	302FZ02300	2FZ02300	SPRING STOPPER	2	2	2
⊙ 12	302FZ45120	2FZ45120	THERMISTOR	1	1	1
13	302H702160	2H702160	RAIL IMAGE REAR	1	1	1
14	302H702220	2H702220	SHEET RAIL PWB	1	1	1
15	7YCC02B1001+H01	YC014610	CONNECTOR	1	1	1
16	302H702150	2H702150	RAIL IMAGE FRONT	1	1	1
17	302H702280	2H702280	STOPPER IMAGE UNIT F	1	1	1
⊙ 18	302FZ02591	2FZ02591	HOOK DLP	4	4	4
19	302GR02221	2GR02221	LEVER LOCK CASSETTE	2	2	2
20	302GR02230	2GR02230	SPRING LEVER	2	2	2
21	7YZM210006++H01	YZ038000	ACCESS.EDGING	2	2	2
22	302H703921	2H703921	PLATE CONTAINER RIGHT	1	1	1
23	302H703910	2H703910	PLATE CONTAINER LEFT	1	1	1
24	302H704670	2H704670	SHEET CONTAINER LEFT	1	1	1
25	302H704680	2H704680	STOPPER WIRE	1	1	1
26	302H746081	2H746081	WIRE FRONT	1	1	1
27	302H703900	2H703900	PLATE CONTAINER CENTER	3	3	3
28	302H703150	2H703150	HOLDER PWB FRONT	1	1	1
29	302H746040	2H746040	WIRE RETAINER JOINT	1	1	1
⊙ 30	35927420	35927420	SWITCH,SIZE	1	1	1
⊙ A01	302H793350	2H793350	PARTS ICL WT ASSY	1	1	1
31	*302FZ12161	2FZ12161	SHUTTER CLN	1	1	1
32	*302FZ12190	2FZ12190	SEAL SHUTTER CLN	1	1	1
33	*302FZ12220	2FZ12220	SPRING SHUTTER CLN	1	1	1
34	*302FZ23600	2FZ23600	PIPE JOINT ICL	1	1	1
35	*302FZ23640	2FZ23640	SEAL PIPE WT ICL	1	1	1
36	*302H702590	2H702590	BUSH SCREW	1	1	1
⊙ 37	*302H703610	2H703610	SCREW WT ICL	1	1	1
⊙ 38	*302H703630	2H703630	GEAR WT MOTOR	1	1	1
39	*302H703650	2H703650	PIPE WT ICL	1	1	1
40	*302H703830	2H703830	SEAL ICL SCREW	1	1	1
41	302H733270	2H733270	REAR FILM FRAME REAR	2	2	2
42	302H733300	2H733300	REAR FILM FRAME MID	1	1	1
43	7YZM610007++H01	YZ023340	ACCESS.SADDLE	9	9	9
44	302H702080	2H702080	SHEET WIRE DRUM	2	2	2
45	302H733770	2H733770	SHEET CONT HOLE	1	1	1
46	302KA04060	2KA04060	STAY PLATE CONTAINER	1	1	1
47	302KY04060	2KY04060	SHEET FAN RIGHT	1	1	1

Ref. No.	Part.No.	Alternative.	Description	Quantity		
				120	230	240
101	7BB200308H	BB105660	+BIND T.T P SCREW 3X8			
102	7BB200410H	BB105700	+BIND T.T P SCREW 4X10			
103	7BB100306H1	BB105820	+BIND T.T S SCREW 3X6			
104	7BB100408H1	BB105830	+BIND T.T S SCREW 4X8			
105	7BB700410H	BB107090	+BIND T.T S SCREW 4X10 SR			

- Parts with "\*" are component parts or sub-assemblies of the assembly appearing immediately above them.
- Parts with "⊙" indicate regular maintenance parts.

- Parts with "••" are component parts or sub-assembly with "•" appearing immediately above them.

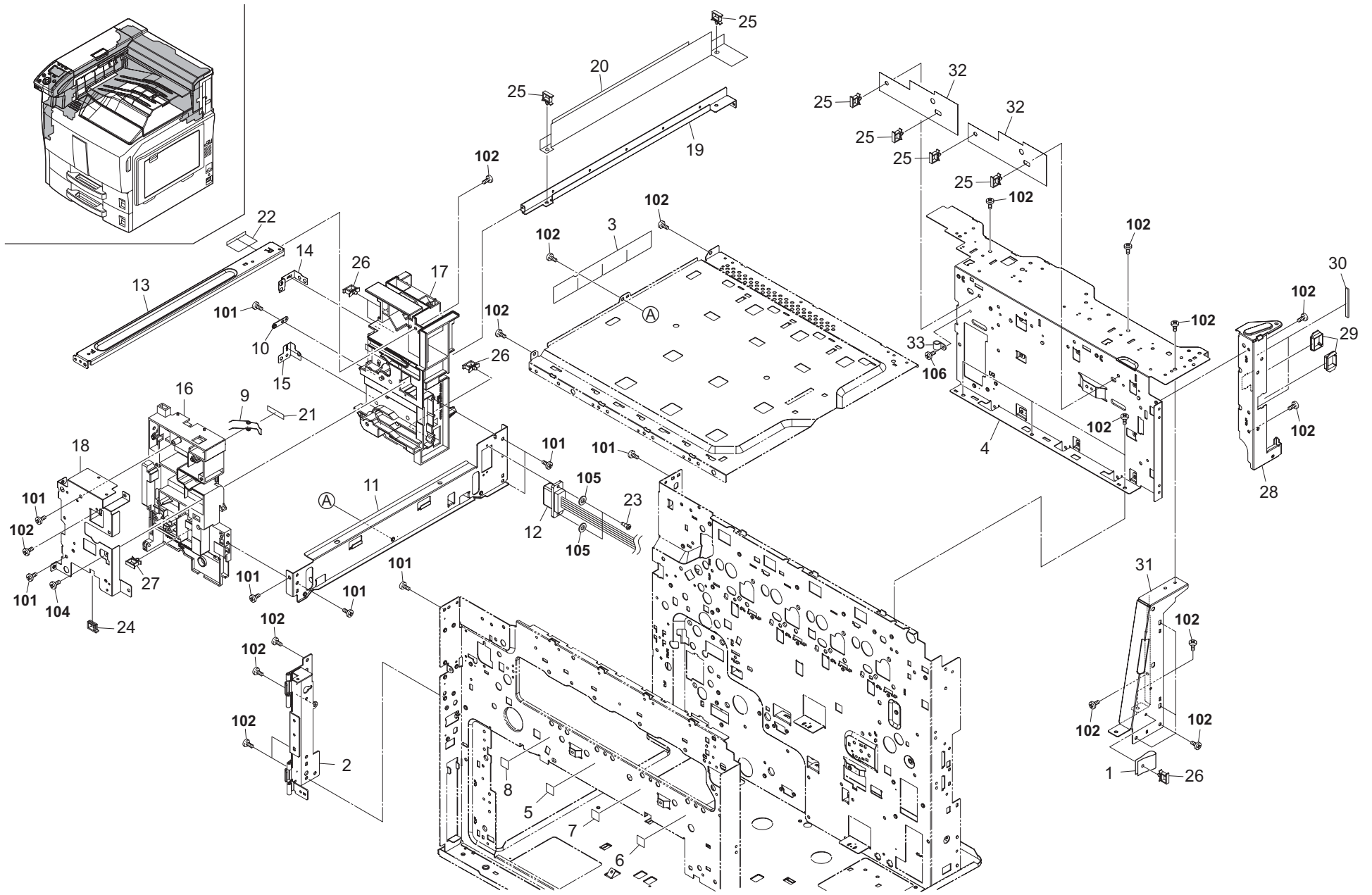


FIG. 4 Frames 2

2KA-1

Ref. No.	Part.No.	Alternative.	Description	Quantity		
				120	230	240
1	302H702450	2H702450	SHEET LSU WIRE	1	1	1
2	302H704530	2H704530	MOUNT HINGE	1	1	1
3	302H733700	2H733700	SHEET INTERCEPT FUSER	1	1	1
4	302KA02010	2KA02010	STAY UPPER REAR	1	1	1
5	4AK73740	5MVVL221WN33	LABEL CONTAINER T1	1	1	1
6	4AK73750	5MVVL221WN34	LABEL CONTAINER T2	1	1	1
7	4AK73760	5MVVL221WN35	LABEL CONTAINER T3	1	1	1
8	4AK73770	5MVVL221WN36	LABEL CONTAINER T4	1	1	1
9	302FZ02510	2FZ02510	SPRING EARTH EXIT	1	1	1
10	302FZ02720	2FZ02720	PLATE FUSER	1	1	1
11	302H702250	2H702250	FRAME FUSER UNIT CENTER	1	1	1
12	302H746191	2H746191	WIRE FUSER JOINT	1	1	1
13	302HP02060	2HP02060	STAY UPPER LEFT	1	1	1
14	302HP02080	2HP02080	PLATE EARTH EXIT	1	1	1
15	302HP02090	2HP02090	PLATE EARTH FUSER	1	1	1
16	302KA02030	2KA02030	FRAME FUSER UNIT F	1	1	1
17	302KA02041	2KA02041	FRAME FUSER UNIT R	1	1	1
18	302KA02050	2KA02050	PLATE FRAME FUSER F	1	1	1
19	302KA02060	2KA02060	STAY OPERATION WIRE	1	1	1
20	302KA02080	2KA02080	SHEET OPERATION WIRE	1	1	1
21	302KA02120	2KA02120	SHEET FRAME FUSER F	1	1	1
22	302KA28060	2KA28060	SHEET COVER EXIT WIRE	1	1	1
23	3CZ02240	3CZ02240	PIN, DRAWER SIDE CONVEYING	2	2	2
24	7YZM210006++H01	YZ038000	ACCESS. EDGING	1	1	1
25	7YZM610001++H01	YZ010230	ACCESS. SADDLE	6	6	6
26	7YZM610007++H01	YZ023340	ACCESS. SADDLE	4	4	4
27	7YZM610008++H01	YZ037940	ACCESS. SADDLE	1	1	1
28	302H739030	2H739030	STAY SHIELD BOX	1	1	1
29	7YZM210002++H01	YZ004730	ACCESS. EDGING	2	2	2
30	7ZGSTG15C050H01	ZG000470	SHIELD GASKET	2	2	2
31	302KA02020	2KA02020	STAY UPPER RIGHT	1	1	1
32	302KA02110	2KA02110	SHEET UPPER REAR	2	2	2
33	M2105010	M2105010	NYLON CLAMP 3N,NK-3N	1	1	1

Ref. No.	Part.No.	Alternative.	Description	Quantity		
				120	230	240
101	7BB200410H	BB105700	+BIND T.T P SCREW 4X10			
102	7BB100408H1	BB105830	+BIND T.T S SCREW 4X8			
103	7BB702306H	BB105630	+TP-FLAT T.T S SCREW 3X6 SR			
104	7BB100306H1	BB105820	+BIND T.T S SCREW 3X6			
105	7BC060467225H01	BC047550	POLY SLIDER WASHER 4.6X7.2X0.25T			
106	7BB700410H	BB107090	+BIND T.T S SCREW 4X10 SR			

- Parts with "+" are component parts or sub-assemblies of the assembly appearing immediately above them.
- Parts with "⊙" indicate regular maintenance parts.

- Parts with "••" are component parts or sub-assembly with "•" appearing immediately above them.



FIG. 5 Paper Cassette 1

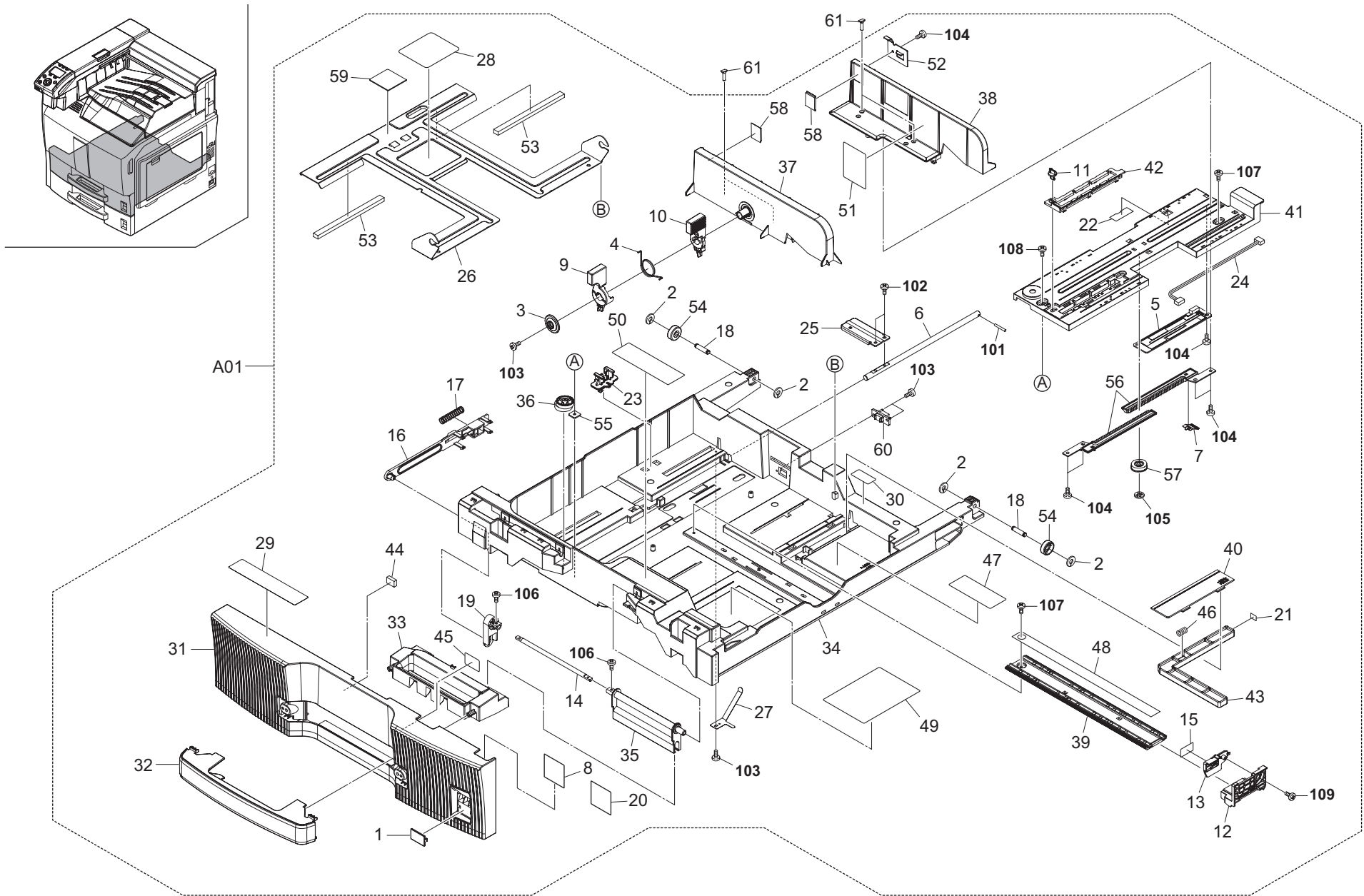




FIG. 5 Paper Cassette 1

2KA

Ref. No.	Part.No.	Alternative.	Description	Quantity		
				120	230	240
⊙ A01	302H793300	2H793300	PARTS TOP CASSETTE 1 ASSY	1	1	1
1	*2BL04310	2BL04310	PLATE NUMBER	1	1	1
2	*2C904550	2C904550	CUT WASHER 5	4	4	4
3	*2FB07050	2FB07050	PIN CURSOR	1	1	1
4	*2FB07060	2FB07060	SPRING CURSOR	1	1	1
⊙ 5	*2FG01020	2FG01020	SIZE DETECTION ASS'Y	1	1	1
6	*302AR07041	2AR07041	SHAFT,WORK PLATE	1	1	1
⊙ 7	*302BC07861	2BC07861	TERMINAL,PAPER SIZE DETECTION	1	1	1
8	*302FB05200	2FB05200	PLATE SIZE C	1	1	1
9	*302FB07032	2FB07032	LEVER CURSOR A	1	1	1
10	*302FB07042	2FB07042	LEVER CURSOR B	1	1	1
11	*302FB07420	2FB07420	PIN CASSETTE	1	1	1
12	*302FZ09030	2FZ09030	CURSOR RIGHT	1	1	1
13	*302FZ09040	2FZ09040	CURSOR RIGHT UPPER	1	1	1
14	*302FZ09070	2FZ09070	SHAFT HANDLE	1	1	1
⊙ 15	*302FZ09130	2FZ09130	LABEL PAPER MAX	1	1	1
16	*302GR09051	2GR09051	LEVER CASSETTE	1	1	1
17	*302GR09120	2GR09120	SPRING LEVER CASSETTE	1	1	1
18	*302GR09130	2GR09130	SHAFT PULLEY	2	2	2
19	*302GR09150	2GR09150	WORK PLATE HANDLE	1	1	1
20	*302GR09201	2GR09201	PLATE SIZE INCH	1	1	1
21	*302GR09210	2GR09210	SEAL DETECTION PLATE	1	1	1
22	*302GR09250	2GR09250	FILM PWB COVER	1	1	1
23	*302GR09991	2GR09991	LIFT LOCK	1	1	1
24	*302GR46450	2GR46450	WIRE CASSETTE UNIT	1	1	1
25	*302H009070	2H009070	WORK PLATE LIFT CASSETTE	1	1	1
26	*302H009101	2H009101	BASE CASSETTE	1	1	1
27	*302H009120	2H009120	PLATE CASSETTE EARTH	1	1	1
28	*302H034070	2H034070	LABEL PAPER SET	1	1	1
⊙ 29	*302H708090	2H708090	LABEL BYPASS OPERATION	1	1	1
30	*302H708100	2H708100	LABEL JAM LEVER GUIDE	1	1	1
⊙ 31	*302H709010	2H709010	COVER CASSETTE 1ST	1	1	1
⊙ 32	*302H709030	2H709030	COVER CASSETTE HANDLE	1	1	1
⊙ 33	*302H709040	2H709040	HANDLE CASSETTE	1	1	1
34	*302H709050	2H709050	CASSETTE 1ST	1	1	1
35	*302H709070	2H709070	JOINT HANDLE CASSETTE	1	1	1
36	*302H709080	2H709080	ADJUSTING PLATE CASSETTE	1	1	1
37	*302H709090	2H709090	FRONT CURSOR CASSETTE	1	1	1
38	*302H709100	2H709100	REAR CURSOR CASSETTE	1	1	1
39	*302H709110	2H709110	RAIL CURSOR R	1	1	1
40	*302H709120	2H709120	LID PAPER SIZE	1	1	1
41	*302H709130	2H709130	RAIL CURSOR A	1	1	1
42	*302H709140	2H709140	SUPPORT PLATE	1	1	1
43	*302H709150	2H709150	DETECTION PLATE PAPER SIZE	1	1	1
44	*302H709160	2H709160	CUSHION PUSH BYPASS	1	1	1
45	*302H709170	2H709170	SHEET LEVER BYPASS	1	1	1
46	*302H709190	2H709190	SPRING PAD	1	1	1
47	*302H734040	2H734040	LABEL CURSOR OPERATION	1	1	1
48	*302H734050	2H734050	LABEL CASSETTE SIZE L	1	1	1
49	*302H734060	2H734060	LABEL CASSETTE SIZE S	1	1	1

Ref. No.	Part.No.	Alternative.	Description	Quantity		
				120	230	240
50	*302H734090	2H734090	LABEL CASSETTE OPERATION A	1	1	1
51	*302H734180	2H734180	LABEL PAPER UPPER LIMIT 1ST	1	1	1
52	*302KY09010	2KY09010	STOPPER PAPER	1	1	1
53	*33907210	33907210	CUSHION,CASSETTE WORK PLATE	2	2	2
54	*34907150	34907150	PULLEY,CASSETTE	2	2	2
55	*3CY06030	3CY06030	RETAINER M4	1	1	1
⊙ 56	*3CY06090	3CY06090	RACK CURSOR	2	2	2
⊙ 57	*3CY06100	3CY06100	GEAR 20,CURSOR	1	1	1
58	*60907170	60907170	CUSHION,CASSETTE R	2	2	2
59	*66107100	66107100	PAD,CASSETTE	1	1	1
60	*7YCC08B2046+H01	YC026110	CONNECTOR	1	1	1
61	302GR09220	2GR09220	PIN CURSOR	4	4	4
101	5MBP2514WXSP	E0025250	SPRING PIN /M2.5 X 14 S-BLK			
102	7BB607408H	BB107040	+TP-CUP M SCREW 4X8 R			
103	7BB200308H	BB105660	+BIND T.T P SCREW 3X8			
104	7BB202308H	BB105690	+TP-FLAT T.T P SCREW 3X8			
105	5MBCS4025XSP	D4000400	CS STOP RING /X 4 X .25T S-BLK			
106	7BB000305H	BB063450	+BIND M SCREW 3X5			
107	7BB282308H	BB111240	+TP-FLAT T.T P SCREW 3X8(BLACK)			
108	7BB687408H	BB111270	+TP-CUP M SCREW 4X8 R(BLACK)			
109	7BB202306H	BB106940	+TP-FLAT T.T P SCREW 3X6			

- Parts with "\*" are component parts or sub-assemblies of the assembly appearing immediately above them.
- Parts with "⊙" indicate regular maintenance parts.

- Parts with "••" are component parts or sub-assembly with "•" appearing immediately above them.

FIG. 6 Paper Cassette 2

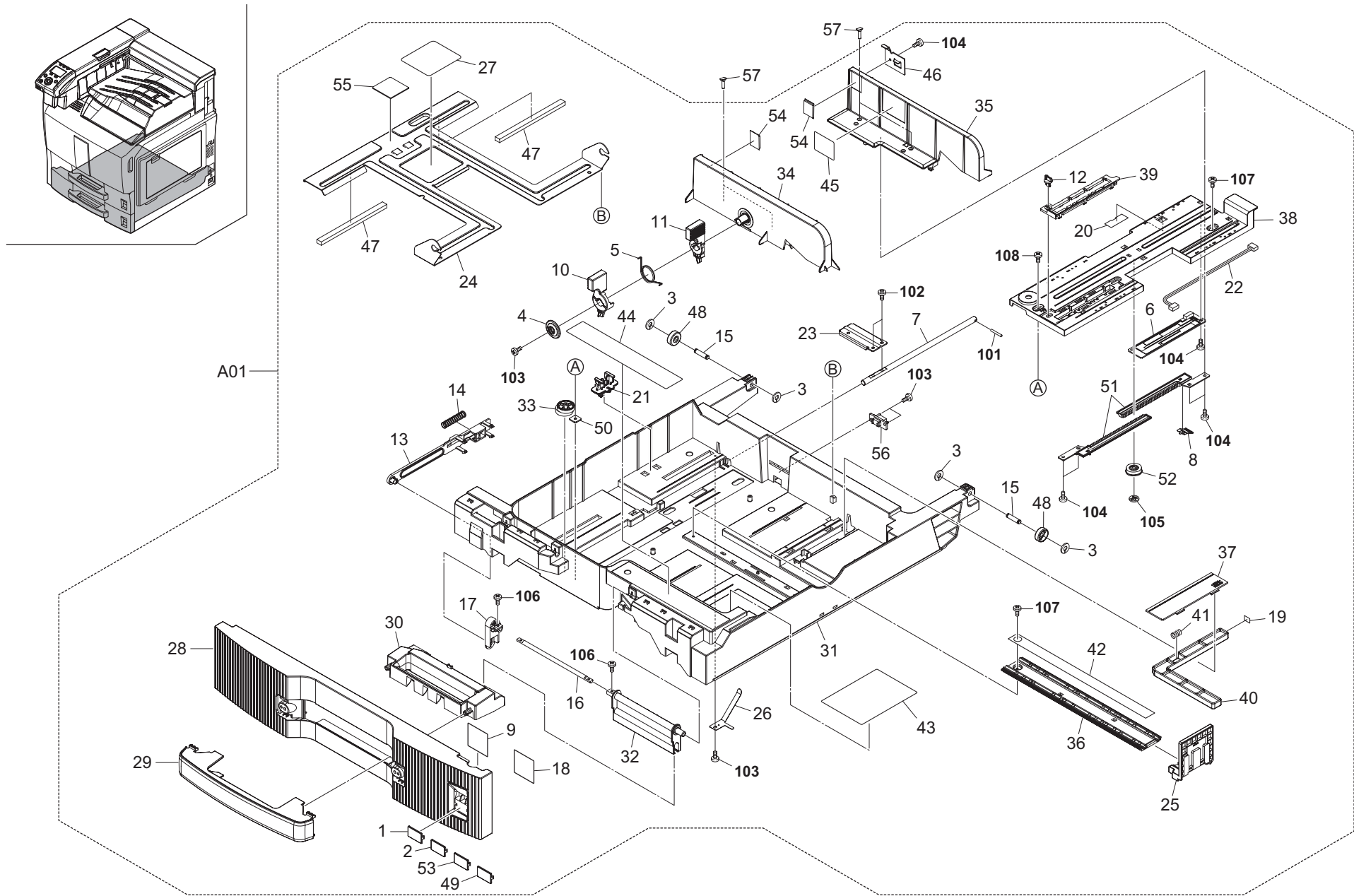


FIG. 6 Paper Cassette 2

2KA

Ref. No.	Part.No.	Alternative.	Description	Quantity		
				120	230	240
⊙ A01	302H793311	2H793311	PARTS TOP CASSETTE 2 ASSY	1	1	1
1	*2BL04310	2BL04310	PLATE NUMBER	1	1	1
2	*2BL04370	2BL04370	PLATE NUMBER 2	1	1	1
3	*2C904550	2C904550	CUT WASHER 5	4	4	4
4	*2FB07050	2FB07050	PIN CURSOR	1	1	1
5	*2FB07060	2FB07060	SPRING CURSOR	1	1	1
⊙ 6	*2FG01020	2FG01020	SIZE DETECTION ASSY	1	1	1
7	*302AR07041	2AR07041	SHAFT,WORK PLATE	1	1	1
⊙ 8	*302BC07861	2BC07861	TERMINAL,PAPER SIZE DETECTION	1	1	1
9	*302FB05200	2FB05200	PLATE SIZE C	1	1	1
10	*302FB07032	2FB07032	LEVER CURSOR A	1	1	1
11	*302FB07042	2FB07042	LEVER CURSOR B	1	1	1
12	*302FB07420	2FB07420	PIN CASSETTE	1	1	1
13	*302GR09051	2GR09051	LEVER CASSETTE	1	1	1
14	*302GR09120	2GR09120	SPRING LEVER CASSETTE	1	1	1
15	*302GR09130	2GR09130	SHAFT PULLEY	2	2	2
16	*302GR09140	2GR09140	SHAFT HANDLE	1	1	1
17	*302GR09150	2GR09150	WORK PLATE HANDLE	1	1	1
18	*302GR09201	2GR09201	PLATE SIZE INCH	1	1	1
19	*302GR09210	2GR09210	SEAL DETECTION PLATE	1	1	1
20	*302GR09250	2GR09250	FILM PWB COVER	1	1	1
21	*302GR09991	2GR09991	LIFT LOCK	1	1	1
22	*302GR46450	2GR46450	WIRE CASSETTE UNIT	1	1	1
23	*302H009070	2H009070	WORK PLATE LIFT CASSETTE	1	1	1
24	*302H009101	2H009101	BASE CASSETTE	1	1	1
25	*302H009110	2H009110	CURSOR C CASSETTE	1	1	1
26	*302H009120	2H009120	PLATE CASSETTE EARTH	1	1	1
27	*302H034070	2H034070	LABEL PAPER SET	1	1	1
⊙ 28	*302H709021	2H709021	COVER CASSETTE 2ND	1	1	1
⊙ 29	*302H709030	2H709030	COVER CASSETTE HANDLE	1	1	1
⊙ 30	*302H709040	2H709040	HANDLE CASSETTE	1	1	1
31	*302H709060	2H709060	CASSETTE 2ND	1	1	1
32	*302H709070	2H709070	JOINT HANDLE CASSETTE	1	1	1
33	*302H709080	2H709080	ADJUSTING PLATE CASSETTE	1	1	1
34	*302H709090	2H709090	FRONT CURSOR CASSETTE	1	1	1
35	*302H709100	2H709100	REAR CURSOR CASSETTE	1	1	1
36	*302H709110	2H709110	RAIL CURSOR R	1	1	1
37	*302H709120	2H709120	LID PAPER SIZE	1	1	1
38	*302H709130	2H709130	RAIL CURSOR A	1	1	1
39	*302H709140	2H709140	SUPPORT PLATE	1	1	1
40	*302H709150	2H709150	DETECTION PLATE PAPER SIZE	1	1	1
41	*302H709190	2H709190	SPRING PAD	1	1	1
42	*302H734050	2H734050	LABEL CASSETTE SIZE L	1	1	1
43	*302H734060	2H734060	LABEL CASSETTE SIZE S	1	1	1
44	*302H734070	2H734070	LABEL CASSETTE OPERATION B	1	1	1
45	*302H734080	2H734080	LABEL PAPER UPPER LIMIT	1	1	1
46	*302KY09010	2KY09010	STOPPER PAPER	1	1	1
47	*33907210	33907210	CUSHION,CASSETTE WORK PLATE	2	2	2
48	*34907150	34907150	PULLEY,CASSETTE	2	2	2
49	*3CF04060	3CF04060	PLATE NUMBER4	1	1	1

- Parts with "\*" are component parts or sub-assemblies of the assembly appearing immediately above them.
- Parts with "⊙" indicate regular maintenance parts.

Ref. No.	Part.No.	Alternative.	Description	Quantity		
				120	230	240
⊙ 50	*3CY06030	3CY06030	RETAINER M4	1	1	1
51	*3CY06090	3CY06090	RACK CURSOR	2	2	2
⊙ 52	*3CY06100	3CY06100	GEAR 20,CURSOR	1	1	1
53	*5MVX321CE001	3CF04050	PLATE NUMBER 3 /3CF0405 A4	1	1	1
54	*60907170	60907170	CUSHION,CASSETTE R	2	2	2
55	*66107100	66107100	PAD,CASSETTE	1	1	1
56	*7YCC08B2046+H01	YC026110	CONNECTOR	1	1	1
57	302GR09220	2GR09220	PIN CURSOR	4	4	4
101	5MBP2514WXSP	E0025250	SPRING PIN /M2.5 X 14 S-BLK			
102	7BB607408H	BB107040	+TP-CUP M SCREW 4X8 R			
103	7BB200308H	BB105660	+BIND T.T P SCREW 3X8			
104	7BB202308H	BB105690	+TP-FLAT T.T P SCREW 3X8			
105	5MBCS4025XSP	D4000400	CS STOP RING /X 4 X .25T S-BLK			
106	7BB000305H	BB063450	+BIND M SCREW 3X5			
107	7BB282308H	BB111240	+TP-FLAT T.T P SCREW 3X8(BLACK)			
108	7BB687408H	BB111270	+TP-CUP M SCREW 4X8 R(BLACK)			

- Parts with "\*•" are component parts or sub-assembly with "\*" appearing immediately above them.

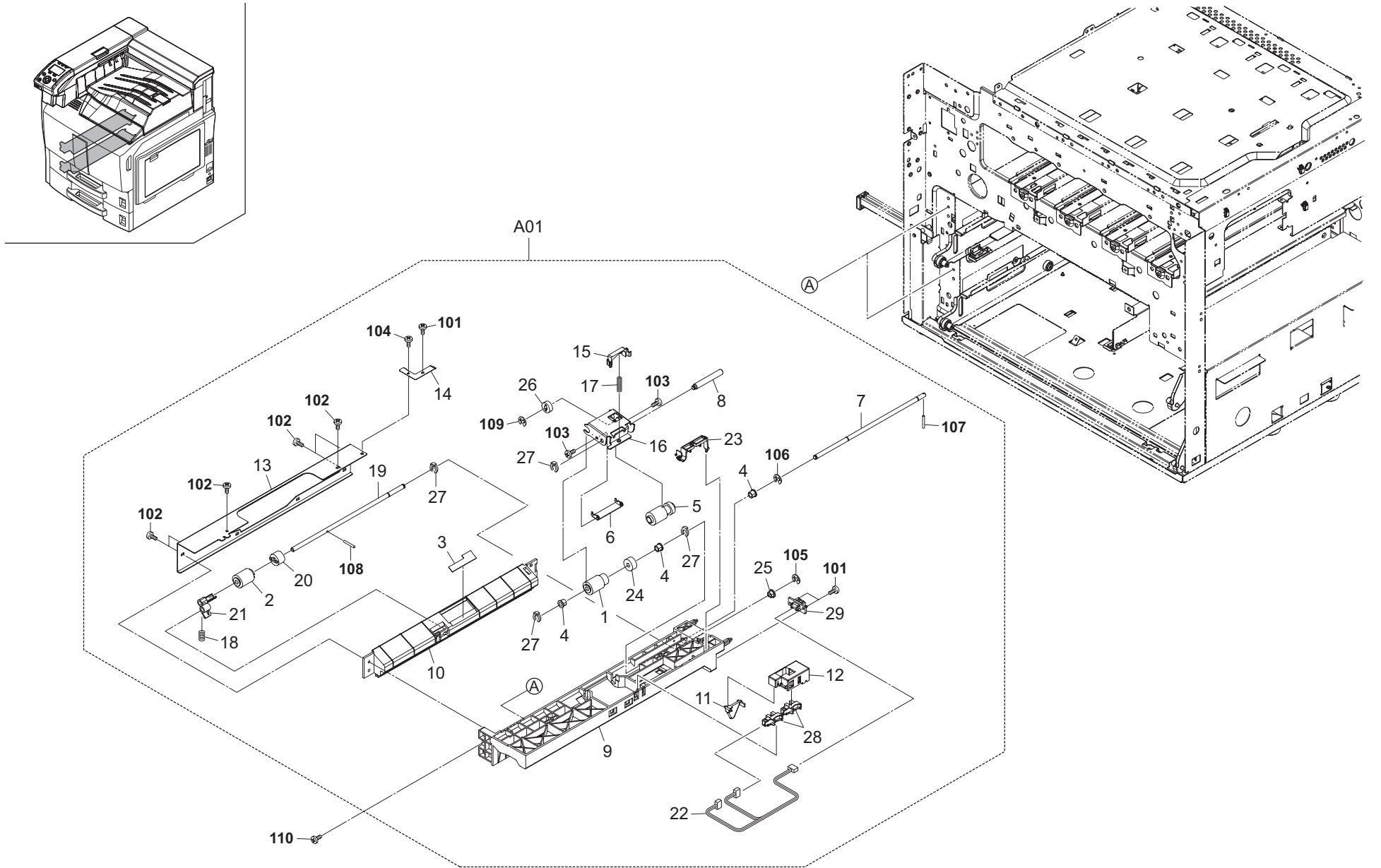


FIG. 7 Paper Feed Section 1

2KA

Ref. No.	Part.No.	Alternative.	Description	Quantity		
				120	230	240
⊙ A01	302KY94250	2KY94250	PARTS PRYMARY FEED UNIT SP	2	2	2
⊙ 1	*2AR07220	2AR07220	PULLEY,PAPER FEED	2	2	2
⊙ 2	*2AR07230	2AR07230	PULLEY,SEPARATION	2	2	2
⊙ 3	*2AR07660	2AR07660	GUIDE FILM,SEPARATION PULLEY	2	2	2
⊙ 4	*2BC06520	2BC06520	BUSHING 6,REGISTRATION	6	6	6
⊙ 5	*2BJ06010	2BJ06010	PULLEY FEED A	2	2	2
⊙ 6	*2BL07900	2BL07900	PLATE LEADING FEED	2	2	2
⊙ 7	*302AR07252	2AR07252	SHAFT,PAPER FEED	2	2	2
⊙ 8	*302AR07271	2AR07271	SHAFT,LEADING FEED	2	2	2
⊙ 9	*302FG07253	2FG07253	UPPER HOUSING,PAPER FEED	2	2	2
⊙ 10	*302FG07260	2FG07260	LOWER HOUSING,PAPER FEED	2	2	2
⊙ 11	*302FG07290	2FG07290	ACTUATOR,PAPER EMPTY	2	2	2
⊙ 12	*302FG07300	2FG07300	HOLDER,ACTUATOR	2	2	2
⊙ 13	*302FG07310	2FG07310	REINFORCEMENT PRIMARY PAPER FEED	2	2	2
⊙ 14	*302FG07330	2FG07330	GROUND PLATE,PRIMARY PAPER FEED	2	2	2
⊙ 15	*302GR06060	2GR06060	HOLDER PICK	2	2	2
⊙ 16	*302GR06070	2GR06070	SUPPORT PLATE FEED	2	2	2
⊙ 17	*302GR06080	2GR06080	SPRING PICK	2	2	2
⊙ 18	*302GR06091	2GR06091	SPRING SEPARATION	2	2	2
⊙ 19	*302GR06101	2GR06101	SHAFT SEPARATION	2	2	2
⊙ 20	*302GR06110	2GR06110	TORQUE LIMITER 360	2	2	2
⊙ 21	*302GR06201	2GR06201	LEVER SEPARATION RELEASE	2	2	2
⊙ 22	*302GR46431	2GR46431	WIRE PRIMARY FEED UNIT1	2	2	2
⊙ 23	*302H706010	2H706010	COVER PRIMARY WIRE	2	2	2
⊙ 24	*302KY06010	2KY06010	GEAR Z16 PAPER FEED	2	2	2
⊙ 25	*34806040	34806040	LOWER BUSHING,PAPER FEED	2	2	2
⊙ 26	*34922420	34922420	GEAR 15	2	2	2
⊙ 27	*5MVX111DN003	2A806250	RING STOPPER /A-49 FEED A4	8	8	8
⊙ 28	*7NXGP1A173LCH01	NX115300	SENSOR OPT.	4	4	4
⊙ 29	*7YCC08B2046+H01	YC026110	CONNECTOR	2	2	2

Ref. No.	Part.No.	Alternative.	Description	Quantity		
				120	230	240
101	7BB200308H	BB105660	+BIND T.T P SCREW 3X8			
102	7BB200310H	BB105670	+BIND T.T P SCREW 3X10			
103	7BB000304H	BB105720	+BIND M SCREW 3X4			
104	7BB000305H	BB063450	+BIND M SCREW 3X5			
105	D1A00400	D1A00400	STOP RING E-4(TRIVALENT CHROMATING)			
106	D1A00500	D1A00500	STOP RING E-5(TRIVALENT CHROMATING)			
107	5MBP2012WXSP	E0020120	SPRING PIN / M2 X 12 S-BLK			
108	E5120080	E5120080	PARALLEL PIN H7A 2X8 SUS			
109	7BD105060+++H01	BD018620	E STOP RING E-5			
110	7BB700410H	BB107090	+BIND T.T S SCREW 4X10 SR			

- Parts with "\*" are component parts or sub-assemblies of the assembly appearing immediately above them.
- Parts with "⊙" indicate regular maintenance parts.

- Parts with "••" are component parts or sub-assembly with "•" appearing immediately above them.

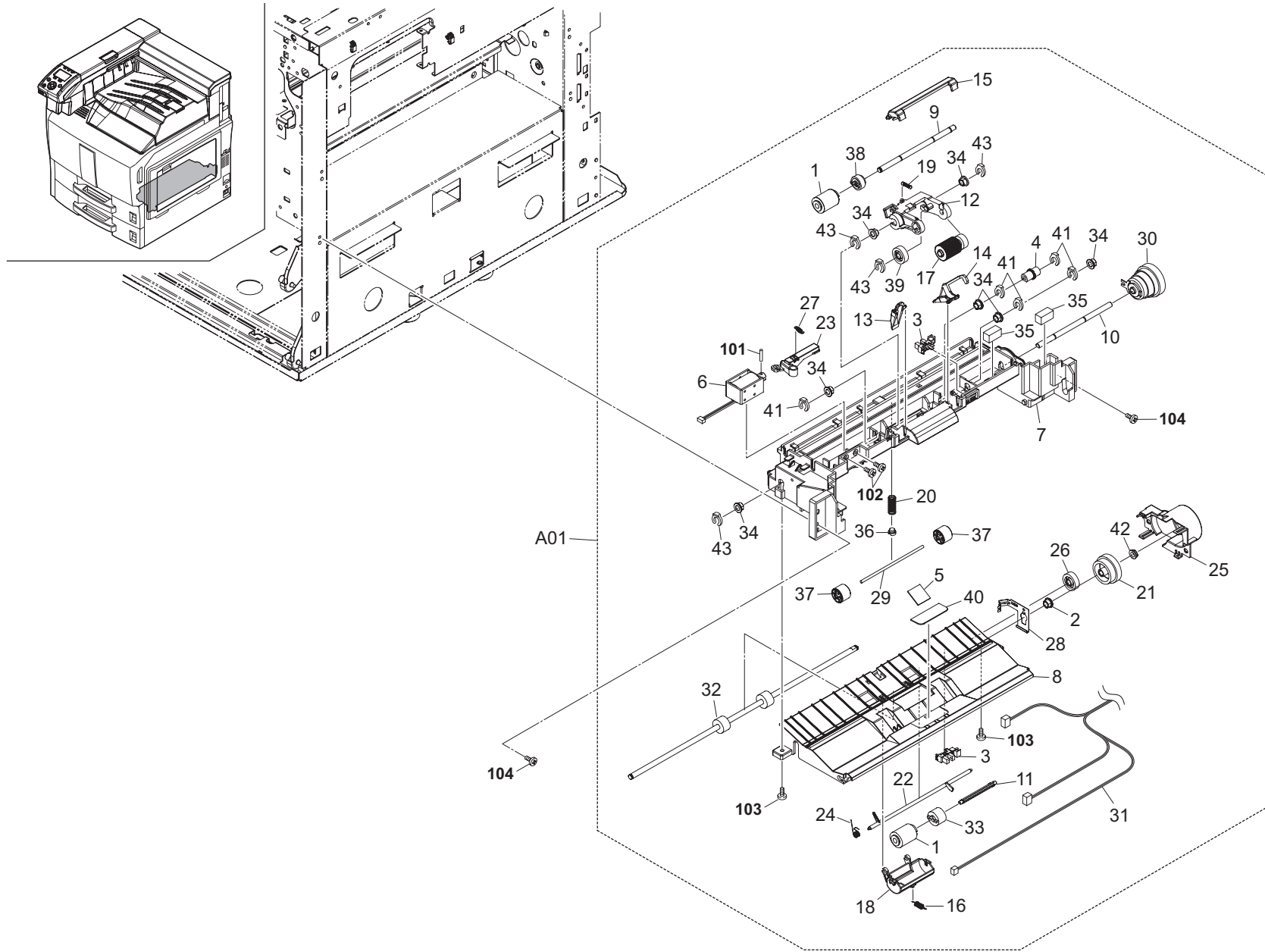


FIG. 8 Paper Feed Section 2

2KA

Ref. No.	Part.No.	Alternative.	Description	Quantity		
				120	230	240
⊙ A01	302KY94230	2KY94230	PARTS MPT ASSY SP	1	1	1
⊙ 1	*2AR07230	2AR07230	PULLEY,SEPARATION	2	2	2
⊙ 2	*2BG22970	2BG22970	BUSH 6 EW	1	1	1
⊙ 3	*2C927210	2C927210	SENSOR 248NL1	2	2	2
⊙ 4	*302FB06151	2FB06151	JOINT DRIVE	1	1	1
⊙ 5	*302FB17760	2FB17760	PAD MP	1	1	1
⊙ 6	*302FB25180	2FB25180	SOLENOID LEADING FEED	1	1	1
⊙ 7	*302FZ08012	2FZ08012	BASE MPT	1	1	1
⊙ 8	*302FZ08020	2FZ08020	LOWER GUIDE MPT	1	1	1
⊙ 9	*302FZ08030	2FZ08030	SHAFT FEED MPT	1	1	1
⊙ 10	*302FZ08040	2FZ08040	SHAFT FEED JOINT MPT	1	1	1
⊙ 11	*302FZ08050	2FZ08050	SHAFT SEPARATE MPT	1	1	1
⊙ 12	*302FZ08072	2FZ08072	HOLDER MPT LF	1	1	1
⊙ 13	*302FZ08090	2FZ08090	PAPER STOPPER MPT F	1	1	1
⊙ 14	*302FZ08100	2FZ08100	PAPER STOPPER MPT R	1	1	1
⊙ 15	*302FZ08110	2FZ08110	LEVER STOPPER RELEASE	1	1	1
⊙ 16	*302FZ08120	2FZ08120	SPRING SEPARATE PULLEY	1	1	1
⊙ 17	*302FZ08130	2FZ08130	PULLEY LEADING FEED MPT	1	1	1
⊙ 18	*302FZ08160	2FZ08160	HOLDER SEPARATE MPT	1	1	1
⊙ 19	*302FZ08190	2FZ08190	SPRING HOLDER MPT	1	1	1
⊙ 20	*302FZ08291	2FZ08291	SPRING MID MPT	1	1	1
⊙ 21	*302FZ08300	2FZ08300	GEAR MPT Z41Z35	1	1	1
⊙ 22	*302FZ08310	2FZ08310	ACTUATOR MIDDLE MPT	1	1	1
⊙ 23	*302FZ08320	2FZ08320	LEVER MPT SOLENOID	1	1	1
⊙ 24	*302FZ08350	2FZ08350	SPRING ACTUATOR MPT	1	1	1
⊙ 25	*302FZ08360	2FZ08360	COVER MPT DRIVE	1	1	1
⊙ 26	*302FZ08370	2FZ08370	GEAR JOINT MPT UNIT	1	1	1
⊙ 27	*302FZ08430	2FZ08430	SPRING SOLENOID MPT	1	1	1
⊙ 28	*302FZ08440	2FZ08440	PLATE EARTH MPT ROLL	1	1	1
⊙ 29	*302FZ22140	2FZ22140	SHAFT MIDDLE L	1	1	1
⊙ 30	*302FZ31833	2FZ31833	CLUTCH MPF 6	1	1	1
⊙ 31	*302FZ46520	2FZ46520	WIRE MPF UNIT	1	1	1
⊙ 32	*302FZ94490	2FZ94490	PARTS,ROLLER MID MPT SP	1	1	1
⊙ 33	*302GR06110	2GR06110	TORQUE LIMITER 360	1	1	1
⊙ 34	*302H702590	2H702590	BUSH SCREW	7	7	7
⊙ 35	*302H708130	2H708130	PAD WIRE	2	2	2
⊙ 36	*302H722730	2H722730	BUSH SP B	1	1	1
⊙ 37	*302JF22010	2JF22010	PULLEY MIDDLE	2	2	2
⊙ 38	*302KY08010	2KY08010	GEAR MPT FEED Z19 ASSY	1	1	1
⊙ 39	*302KY08030	2KY08030	GEAR MPT Z23	1	1	1
⊙ 40	*33906400	33906400	FRICTION PLATE,BYPASS	1	1	1
⊙ 41	*5MVL177DN001	2FB06810	RING STOPPER 4	5	5	5
⊙ 42	*5MVM176XN001	2BM14330	BUSH D1234	1	1	1
⊙ 43	*5MVX111DN003	2A806250	RING STOPPER /A-49 FEED A4	4	4	4

Ref. No.	Part.No.	Alternative.	Description	Quantity		
				120	230	240
101	E0030140	48126628	SPRING PIN 3X14			
102	5MBSPB3006NW++R	B1B03060	BIND HEAD SCREW(+)/ M3 X 6 CRFREE			
103	7BB200410H	BB105700	+BIND T.T P SCREW 4X10			
104	7BB100408H1	BB105830	+BIND T.T S SCREW 4X8			

- Parts with "\*" are component parts or sub-assemblies of the assembly appearing immediately above them.
- Parts with "⊙" indicate regular maintenance parts.

- Parts with "••" are component parts or sub-assembly with "•" appearing immediately above them.

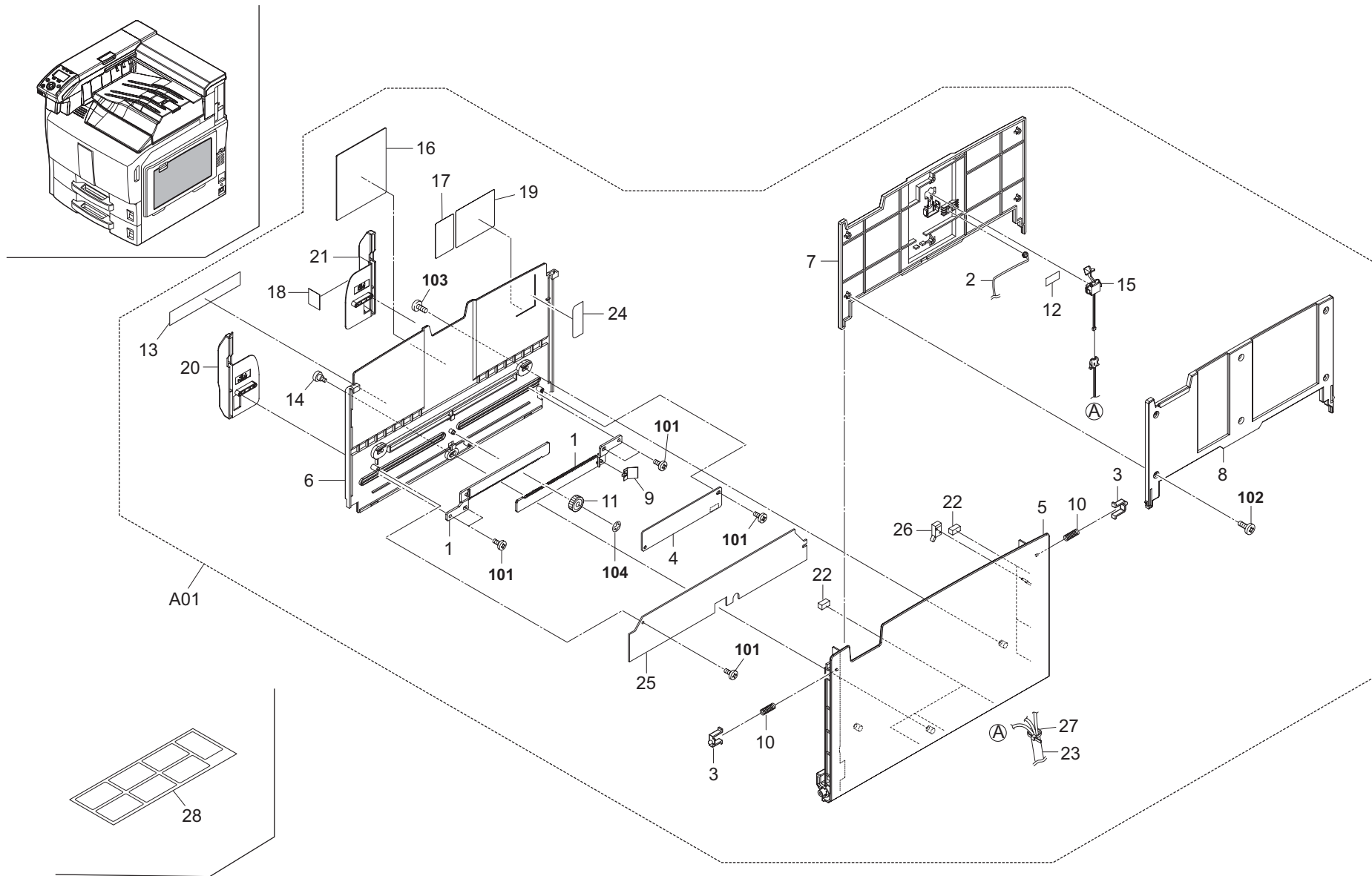




FIG. 9 Paper Feed Section 3

2KA-1

	Ref. No.	Part.No.	Alternative.	Description	Quantity		
					120	230	240
⊙	A01	302H793550	2H793550	PARTS MPT TRAY UNIT(U)	1		
⊙	A01	302H793560	2H793560	PARTS MPT TRAY UNIT(E)			
	1	*2BC06750	2BC06750	RACK,CURSOR	2	2	2
	2	*2BC07340	2BC07340	LEFT WIRE B,LIFT	1	1	1
	3	*2FB07330	2FB07330	STOPPER BYPASS TABLE	2	2	2
⊙	4	*2FG01020	2FG01020	SIZE DETECTION ASS'Y	1	1	1
⊙	5	*302BC06036	2BC06036	TABLE A,BYPASS	1	1	1
⊙	6	*302BC06046	2BC06046	TABLE B,BYPASS	1	1	1
⊙	7	*302BC06052	2BC06052	TABLE C,BYPASS	1	1	1
⊙	8	*302BC06061	2BC06061	TABLE D,BYPASS	1	1	1
⊙	9	*302BC07861	2BC07861	TERMINAL,PAPER SIZE DETECTION	1	1	1
	10	*302FB17700	2FB17700	SPRING BYPASS TEBLE	2	2	2
⊙	11	*302FB17710	2FB17710	GEAR 18 IDLE DEVELOPING	1	1	1
	12	*302FB17730	2FB17730	SEAL BYPASS TABLE	1	1	1
	13	*302FB17750	2FB17750	SIZE INDICATOR BYPASS(I)	1		
	13	*302FB17740	2FB17740	SIZE INDICATOR BYPASS(M)		1	1
	14	*302FB17800	2FB17800	PIN BYPASS TABLE	1	1	1
⊙	15	*302FB25140	2FB25140	SWITCH BYPASS SIZE	1	1	1
⊙	16	*302FZ08500	2FZ08500	PAD MP L	1	1	1
	17	*302H708050	2H708050	LABEL MP CAUTION E S	1	1	1
⊙	18	*302H708070	2H708070	LABEL ORIGINAL MAX	1	1	1
	19	*302H708080	2H708080	LABEL MP CAUTION PIC S	1	1	1
	20	*302H708110	2H708110	CURSOR MPT F	1	1	1
	21	*302H708120	2H708120	CURSOR MPT R	1	1	1
	22	*302H708150	2H708150	SPONGE WIRE MPT	6	6	6
	23	*302H746980	2H746980	WIRE BYPASS TRAY	1	1	1
⊙	24	*33906400	33906400	FRICTION PLATE,BYPASS	1	1	1
	25	*33906900	33906900	COVER,CURSOR	1	1	1
⊙	26	*76727010	76727010	ORIGINAL SIZE SWITCH	1	1	1
	27	*7YZM420003++H01	YZ052580	ACCESS BAND	1	1	1
	28	302H708140	2H708140	LABEL MP CAUTION SET E	1	1	

	Ref. No.	Part.No.	Alternative.	Description	Quantity		
					120	230	240
	101	7BB202308H	BB105690	+TP-FLAT T.T P SCREW 3X8			
	102	7BB202306H	BB106940	+TP-FLAT T.T P SCREW 3X6			
	103	BAB64080	BAB64080	+TP TAP-TITE P SCREW M4X8			
	104	5MBCS4025XSP	D4000400	CS STOP RING /X 4 X .25T S-BLK			

- Parts with "\*" are component parts or sub-assemblies of the assembly appearing immediately above them.
- Parts with "⊙" indicate regular maintenance parts.

- Parts with "••" are component parts or sub-assembly with "\*" appearing immediately above them.

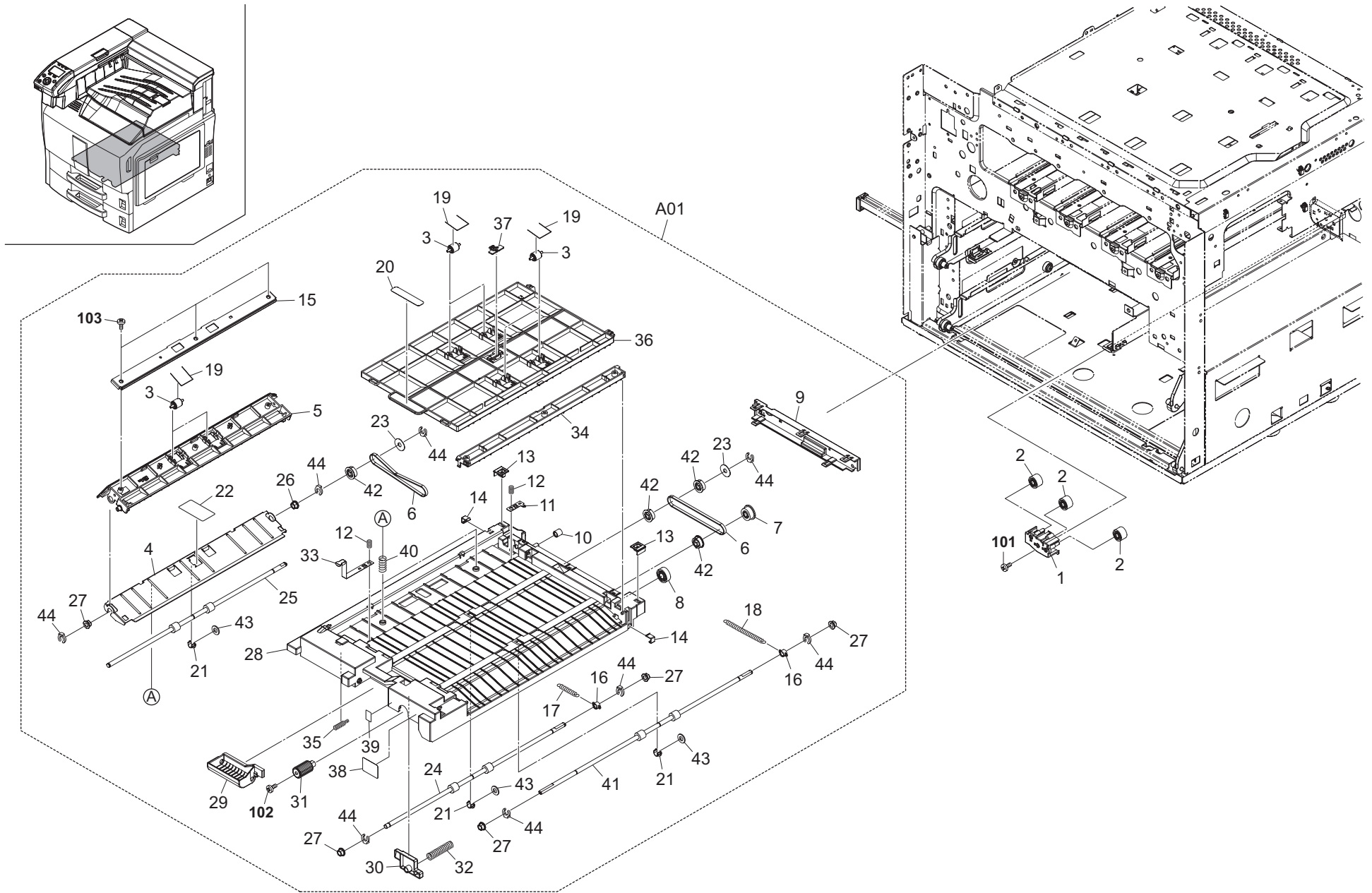


FIG. 10 Paper Feed Section 4

2KA

	Ref. No.	Part.No.	Alternative.	Description	Quantity		
					120	230	240
	1	302FZ07500	2FZ07500	BRACKET MPT GEAR	1	1	1
⊙	2	302FZ07510	2FZ07510	GEAR JOINT MPT	3	3	3
⊙	A01	302KY94240	2KY94240	PARTS MPT BYPASS UNIT SP	1	1	1
⊙	3	*302FZ07020	2FZ07020	PULLEY MPT BYPASS	6	6	6
	4	*302FZ07061	2FZ07061	GUIDE BYPASS RIGHT	1	1	1
	5	*302FZ07071	2FZ07071	COVER BYPASS OUT	1	1	1
⊙	6	*302FZ07090	2FZ07090	BELT BYPASS	2	2	2
⊙	7	*302FZ07100	2FZ07100	GEAR BYPASS A	1	1	1
⊙	8	*302FZ07120	2FZ07120	GEAR BYPASS JOINT	1	1	1
	9	*302FZ07140	2FZ07140	COVER MPT REAR	1	1	1
⊙	10	*302FZ07150	2FZ07150	PULLEY TENSION BELT	1	1	1
	11	*302FZ07180	2FZ07180	PLATE EARTH MPT	1	1	1
	12	*302FZ07210	2FZ07210	SPRING EARTH BYPASS JOINT	2	2	2
	13	*302FZ07240	2FZ07240	SLIDER BYPASS A	2	2	2
	14	*302FZ07250	2FZ07250	SLIDER BYPASS B	2	2	2
	15	*302FZ07302	2FZ07302	PLATE GUIDE MPT	1	1	1
	16	*302FZ07310	2FZ07310	BUSH CONTACT MPT B	2	2	2
	17	*302FZ07320	2FZ07320	SPRING EARTH MPT A	1	1	1
	18	*302FZ07330	2FZ07330	SPRING EARTH MPT B	1	1	1
	19	*302FZ07380	2FZ07380	SPRING BYPASS PULLEY B	6	6	6
	20	*302FZ07420	2FZ07420	LABEL JAM BYPASS B4	1	1	1
	21	*302FZ07540	2FZ07540	HOLDER SHAFT OUT	3	3	3
	22	*302FZ07550	2FZ07550	SHEET BYPASS OUT	1	1	1
	23	*302FZ29140	2FZ29140	COLLAR DU PULLEY	2	2	2
⊙	24	*302FZ94472	2FZ94472	PARTS,ROLLER BYPASS A SP	1	1	1
⊙	25	*302FZ94481	2FZ94481	PARTS,ROLLER BYPASS B SP	1	1	1
	26	*302H024370	2H024370	BUSH 6 EW	1	1	1
	27	*302H702590	2H702590	BUSH SCREW	5	5	5
	28	*302H707010	2H707010	BASE MPF BYPASS	1	1	1
	29	*302H707020	2H707020	HANDLE BYPASS	1	1	1
	30	*302H707030	2H707030	LEVER PUSH BYPASS	1	1	1
	31	*302H707040	2H707040	LEVER JAM BYPASS	1	1	1
	32	*302H707050	2H707050	SPRING LEVER BYPASS	1	1	1
	33	*302H707070	2H707070	PLATE EARTH BYPASS F	1	1	1
	34	*302H707080	2H707080	GUIDE BYPASS IN	1	1	1
	35	*302H707110	2H707110	SPRING EARTH BYPASS F	1	1	1
	36	*302H707120	2H707120	COVER MPT BYPASS	1	1	1
	37	*302H707130	2H707130	PUSH COVER BYPASS	1	1	1
	38	*302H707140	2H707140	LABEL JAM BYPASS B2	1	1	1
	39	*302H707150	2H707150	LABEL JAM BYPASS B3	1	1	1
	40	*302H707160	2H707160	SPRING BYPASS MOTION	2	2	2
⊙	41	*302H794321	2H794321	PARTS ROLLER BYPASS C	1	1	1
⊙	42	*302KY08020	2KY08020	PULLEY BYPASS	4	4	4
	43	*5MVS665KB001	2BM40060	CUT WASHER	3	3	3
	44	*5MVX111DN003	2A806250	RING STOPPER /A-49 FEED A4	8	8	8

	Ref. No.	Part.No.	Alternative.	Description	Quantity		
					120	230	240
	101	7BB100408H1	BB105830	+BIND T.T S SCREW 4X8			
	102	B4B03050	B4B03050	+TP-A SCREW M3X05(TRIVALENT CHROMATIN			
	103	B2B63080	B2B63080	+CONTER-SUNK HEAD TAP-TITE P M3X08(TRI			

- Parts with "\*" are component parts or sub-assemblies of the assembly appearing immediately above them.
- Parts with "⊙" indicate regular maintenance parts.

- Parts with "••" are component parts or sub-assembly with "•" appearing immediately above them.

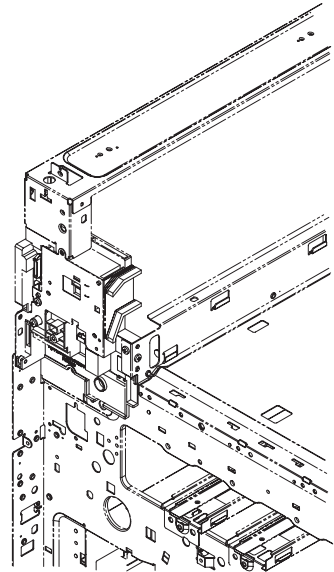
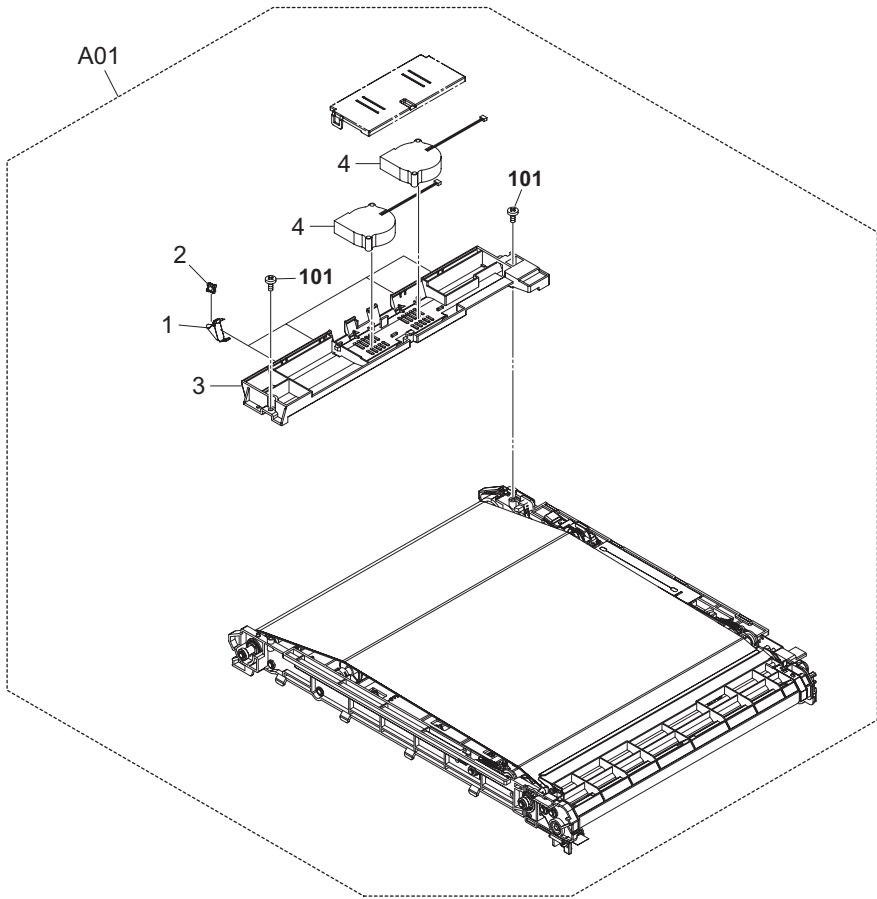
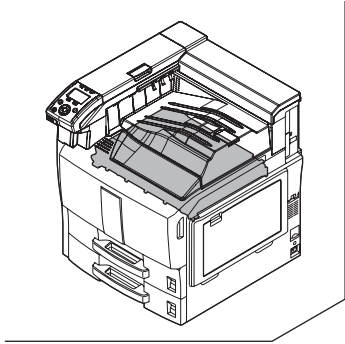


FIG. 11 Transfer Section

2KA-1

	Ref. No.	Part.No.	Alternative.	Description	Quantity		
					120	230	240
⊙	A01	302KY93151	2KY93151	PARTS TRANSFER BELT UNIT	1	1	1
	1	*302FZ21700	2FZ21700	HOLDER GUIDE PULLEY	4	4	4
	2	*302FZ25940	2FZ25940	PULLEY GUIDE	4	4	4
	3	*302H721120	2H721120	GUIDE BELT UP	1	1	1
⊙	4	*302H794700	2H794700	PARTS FAN IMAGE	2	2	2

	Ref. No.	Part.No.	Alternative.	Description	Quantity		
					120	230	240
	101	7BB200410H	BB105700	+BIND T.T P SCREW 4X10			

- Parts with "\*" are component parts or sub-assemblies of the assembly appearing immediately above them.
- Parts with "⊙" indicate regular maintenance parts.

- Parts with "\*•" are component parts or sub-assembly with "\*" appearing immediately above them.

FIG. 12 Paper Conveying Section 1

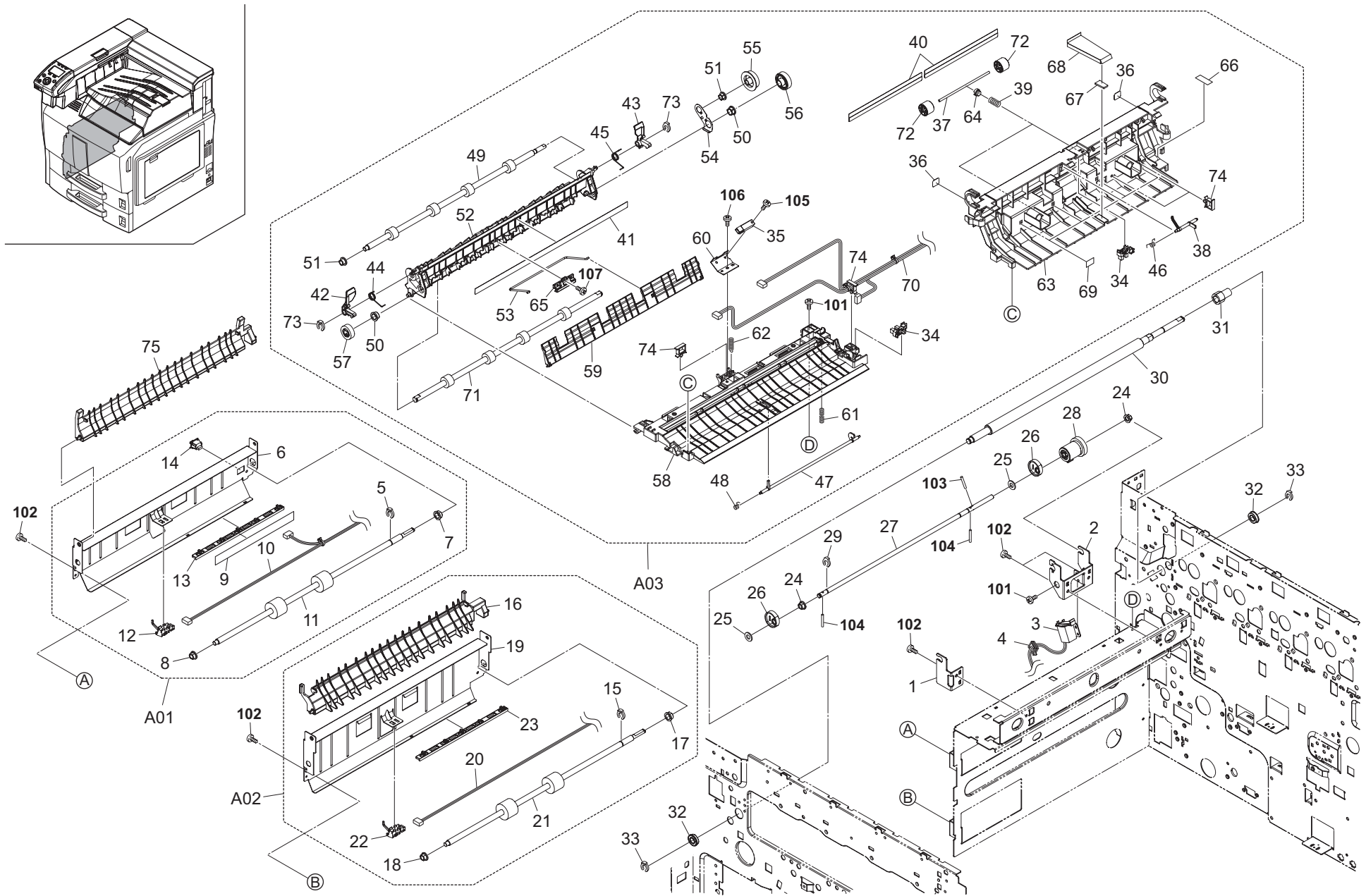


FIG. 12 Paper Conveying Section 1

2KA

Ref. No.	Part.No.	Alternative.	Description	Quantity		
				120	230	240
1	302FZ02700	2FZ02700	MOUNT SHAFT CAM	1	1	1
2	302FZ02691	2FZ02691	MOUNT SOLENOID	1	1	1
3	302H744060	2H744060	SOLENOID LSU CLN	1	1	1
4	7YZM210006++H01	YZ038000	ACCESS.EDGING	1	1	1
⊙ A01	302H794510	2H794510	PARTS GUIDE FEED LOW 1ST ASSY	1	1	1
5	*2BC06910	2BC06910	STOPPER 6	1	1	1
6	*302FZ22802	2FZ22802	GUIDE FEED LOW 1ST	1	1	1
7	*302H024360	2H024360	BUSH 8 EW	1	1	1
8	*302H702590	2H702590	BUSH SCREW	1	1	1
9	*302H724220	2H724220	FILM WIRE GUIDE	1	1	1
10	*302H746500	2H746500	WIRE GUIDE FEED LOW1	1	1	1
⊙ 11	*302H794200	2H794200	PARTS ROLLER FEED LOW	1	1	1
⊙ 12	*302H794210	2H794210	PARTS SWITCH CONVEYING B	1	1	1
13	*303LM24050	3LM24050	GUIDE WIRE	1	1	1
⊙ 14	*35927420	35927420	SWITCH,SIZE	1	1	1
⊙ A02	302H794500	2H794500	PARTS GUIDE FEED LOW2 H	1	1	1
15	*2BC06910	2BC06910	STOPPER 6	1	1	1
⊙ 16	*302FZ22830	2FZ22830	GUIDE FEED UP 2ND	1	1	1
17	*302H024360	2H024360	BUSH 8 EW	1	1	1
18	*302H702590	2H702590	BUSH SCREW	1	1	1
19	*302H722660	2H722660	GUIDE FEED LOW 2ND	1	1	1
20	*302H746510	2H746510	WIRE GUIDE FEED LOW2	1	1	1
⊙ 21	*302H794200	2H794200	PARTS ROLLER FEED LOW	1	1	1
⊙ 22	*302H794210	2H794210	PARTS SWITCH CONVEYING B	1	1	1
23	*303LM24050	3LM24050	GUIDE WIRE	1	1	1
24	302H702590	2H702590	BUSH SCREW	2	2	2
25	2BG22990	2BG22990	CUT WASHER 4	2	2	2
⊙ 26	302FZ02671	2FZ02671	CAM SHAFT BLADE	2	2	2
27	302FZ02682	2FZ02682	SHAFT CLN LSU	1	1	1
⊙ 28	302FZ02741	2FZ02741	CLUTCH LSU CLEANING	1	1	1
29	5MVX111DN003	2A806250	RING STOPPER /A-49 FEED A4	1	1	1
⊙ 30	302FZ22040	2FZ22040	ROLLER REGIST R	1	1	1
⊙ 31	302FZ22120	2FZ22120	GEAR REGIST Z18H	1	1	1
32	7BE08165Z131H01	BE116760	BEARING 688ZZNR	2	2	2
33	2BC06910	2BC06910	STOPPER 6	2	2	2
⊙ A03	302H794520	2H794520	PARTS GUIDE MIDDLE H UNIT	1	1	1
⊙ 34	*2C927210	2C927210	SENSOR 248NL1	2	2	2
⊙ 35	*2FG27110	2FG27110	SWITCH REGISTRATION	1	1	1
⊙ 36	*302FZ07340	2FZ07340	LABEL JAM BYPASS B1	2	2	2
37	*302FZ22140	2FZ22140	SHAFT MIDDLE L	2	2	2
⊙ 38	*302FZ22160	2FZ22160	ACTUATOR REGIST	1	1	1
39	*302FZ22341	2FZ22341	SPRING MIDDLE	2	2	2
⊙ 40	*302FZ22380	2FZ22380	SHEET REGIST	2	2	2
⊙ 41	*302FZ22460	2FZ22460	SHEET MIDDLE BYPASS	1	1	1
⊙ 42	*302FZ22500	2FZ22500	LEVER MIDDLE F	1	1	1
⊙ 43	*302FZ22520	2FZ22520	LEVER MIDDLE R	1	1	1
44	*302FZ22600	2FZ22600	SPRING MID LEVER F	1	1	1
45	*302FZ22610	2FZ22610	SPRING MID LEVER R	1	1	1
46	*302FZ22621	2FZ22621	SPRING ACTUATOR REGIST	1	1	1
⊙ 47	*302FZ22840	2FZ22840	ACTUATOR MID BYPASS	1	1	1

- Parts with "\*" are component parts or sub-assemblies of the assembly appearing immediately above them.
- Parts with "⊙" indicate regular maintenance parts.

Ref. No.	Part.No.	Alternative.	Description	Quantity		
				120	230	240
⊙ 48	*302FZ22870	2FZ22870	SPRING ACTUATOR BYPASS	1	1	1
49	*302FZ94540	2FZ94540	PARTS,ROLLER MIDDLE R SP	1	1	1
50	*302H024360	2H024360	BUSH 8 EW	2	2	2
51	*302H024370	2H024370	BUSH 6 EW	2	2	2
52	*302H722500	2H722500	GUIDE MIDDLE R	1	1	1
53	*302H722510	2H722510	WIRE GUIDE MIDDLE	1	1	1
54	*302H722520	2H722520	PLATE EARTH SHAFT	1	1	1
⊙ 55	*302H722530	2H722530	GEAR MIDDLE A	1	1	1
⊙ 56	*302H722540	2H722540	GEAR MIDDLE B	1	1	1
⊙ 57	*302H722550	2H722550	GEAR MIDDLE Z19S	1	1	1
58	*302H722600	2H722600	GUIDE MIDDLE LOW	1	1	1
59	*302H722610	2H722610	GUIDE MIDDLE BYPASS	1	1	1
60	*302H722620	2H722620	PLATE SENS MIDDLE	1	1	1
61	*302H722630	2H722630	SPRING EARTH MID LOW	1	1	1
62	*302H722640	2H722640	SPRING EARTH SENS	1	1	1
63	*302H722700	2H722700	GUIDE FEED R	1	1	1
64	*302H722730	2H722730	BUSH SP B	2	2	2
65	*302H724190	2H724190	HOLDER MIDDLE R	1	1	1
66	*302H724210	2H724210	SHEET WIRE LED	1	1	1
67	*302H724270	2H724270	CENTER SPONGE GUIDE FEED	1	1	1
68	*302H724281	2H724281	CENTER FILM GUIDE FEED	1	1	1
69	*302H724290	2H724290	FILM GUIDE HOLE	4	4	4
70	*302H746550	2H746550	WIRE FEED SENS	1	1	1
⊙ 71	*302H794340	2H794340	PARTS ROLLER MIDDLE BYPASS	1	1	1
72	*302JF22010	2JF22010	PULLEY MIDDLE	4	4	4
73	*5MVX111DN003	2A806250	RING STOPPER /A-49 FEED A4	2	2	2
74	*7YZM610007++H01	YZ023340	ACCESS.SADDLE	4	4	4
⊙ 75	302FZ22820	2FZ22820	GUIDE FEED UP 1ST	1	1	1
101	7BB100306H1	BB105820	+BIND T.T S SCREW 3X6			
102	7BB100408H1	BB105830	+BIND T.T S SCREW 4X8			
103	5MBP2012WXSP	E0020120	SPRING PIN / M2 X 12 S-BLK			
104	5MBP2012WPLD	E5120120	PARALLEL PIN / M2 X 12 SUS-DP			
105	7BB607312H	BB107140	+TP-CUP M SCREW 3X12 R			
106	7BB200308H	BB105660	+BIND T.T P SCREW 3X8			
107	7BB700306H	BB105590	+BIND T.T S SCREW 3X6 SR			

- Parts with "•" are component parts or sub-assembly with "•" appearing immediately above them.

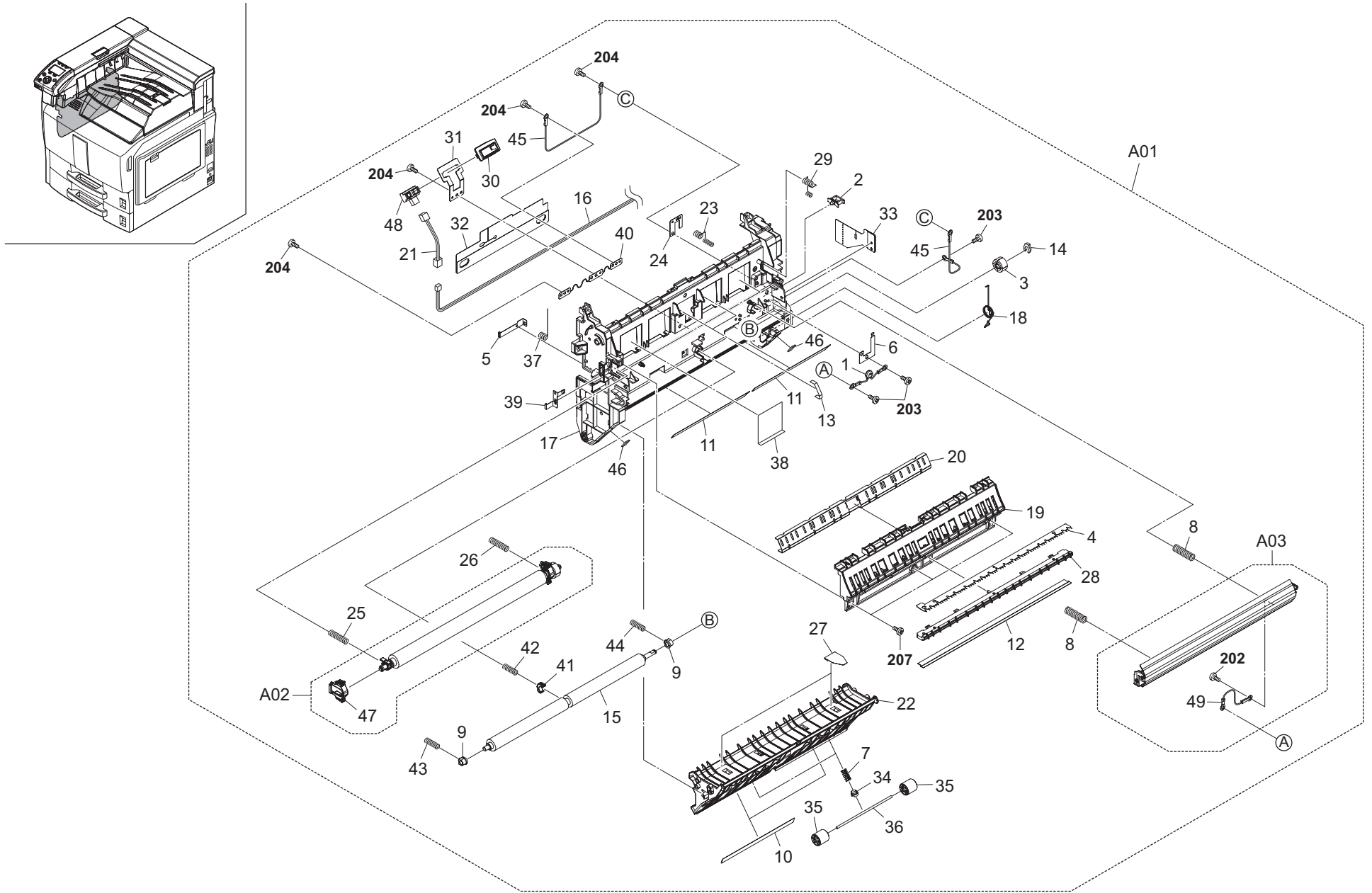




FIG. 13 Paper Conveying Section 2-1

2KA

Ref. No.	Part.No.	Alternative.	Description	Quantity		
				120	230	240
⊙ A01	302KA94130	2KA94130	PARTS CONVEYING H UNIT SP	1	1	1
⊙ 1	*302FZ01310	2FZ01310	VARIATOR TC ASSY	1	1	1
2	*7YZM610008++H01	YZ037940	ACCESS.SADDLE	1	1	1
⊙ 3	*302FZ22130	2FZ22130	GEAR REGIST Z22H	1	1	1
4	*302FZ22201	2FZ22201	PLATE DISCHARGER	1	1	1
5	*302FZ22230	2FZ22230	CONTACT DISCHARGE	1	1	1
6	*302FZ22241	2FZ22241	PLATE EARTH REGIST	1	1	1
7	*302FZ22341	2FZ22341	SPRING MIDDLE	2	2	2
8	*302FZ22350	2FZ22350	SPRING GUIDE TRANSFER	2	2	2
9	*302FZ22560	2FZ22560	BUSH REGIST	2	2	2
10	*302FZ22720	2FZ22720	SHEET MIDDLE L	2	2	2
11	*302FZ24010	2FZ24010	SHEET REGIST L	2	2	2
12	*302FZ24240	2FZ24240	SHEET DISCHARGER	1	1	1
13	*302FZ24550	2FZ24550	SEAL FAN CONV B	2	2	2
14	*5MVX1111DN003	2A806250	RING STOPPER /A-49 FEED A4	1	1	1
⊙ 15	*302FZ94520	2FZ94520	PARTS.ROLLER REGIST L SP	1	1	1
16	*302KA46160	2KA46160	WIRE DU	1	1	1
17	*302H722010	2H722010	BASE CONVEYING	1	1	1
18	*302H722050	2H722050	SPRING EARTH FEED UNIT	1	1	1
19	*302H722060	2H722060	GUIDE CONVEYING TC	1	1	1
20	*302H722070	2H722070	PLATE GUIDE CONVEYING H	1	1	1
21	*302H746950	2H746950	WIRE LOOP SENS	1	1	1
22	*302H722090	2H722090	GUIDE MIDDLE L	1	1	1
23	*302H722120	2H722120	SPRING EARTH CONVEYING	1	1	1
24	*302H722130	2H722130	PLATE EARTH CONVEYING	1	1	1
25	*302H722170	2H722170	SPRING TRANSFER F	1	1	1
26	*302H722180	2H722180	SPRING TRANSFER R	1	1	1
27	*302H722320	2H722320	SHEET PLATE LEFT	2	2	2
28	*302H722350	2H722350	HOLDER DISCHARGER	1	1	1
29	*302H722390	2H722390	SPRING EARTH GUIDE TC	1	1	1
30	*302H722440	2H722440	RETAINER SENS LOOP	1	1	1
31	*302H722450	2H722450	PLATE SENSOR LOOP	1	1	1
32	*302H722670	2H722670	SHEET WIRE CONV C	1	1	1
33	*302H722680	2H722680	SHEET WIRE CONV R	1	1	1
34	*302H722730	2H722730	BUSH SP B	2	2	2
35	*302H722760	2H722760	PULLEY MIDDLE A	4	4	4
36	*302H722770	2H722770	SHAFT MIDDLE A	2	2	2
37	*302H722820	2H722820	SPRING CONTACT DISCHARGER	1	1	1
38	*302H722860	2H722860	SHEET FAN COVEYING	2	2	2
39	*302H722900	2H722900	CONTACT TRANSFER	1	1	1
40	*302H722910	2H722910	PLATE EARTH FAN	1	1	1
41	*302H724010	2H724010	BUSH10 REGIST C	1	1	1
42	*302H724020	2H724020	SPRING REGIST C	1	1	1
43	*302H724030	2H724030	SPRING REGIST F	1	1	1
44	*302H724040	2H724040	SPRING REGIST R	1	1	1
45	*302H746960	2H746960	WIRE EARTH	2	2	2
46	*302H724180	2H724180	SHEET CONV MID	2	2	2
⊙ A02	*302KY94300	2KY94300	PARTS ROLLER TRANSFER ASSY SP	1	1	1
47	*302H724170	2H724170	STOPPER TRANS BEARING	1	1	1
⊙ 48	*302H794550	2H794550	PARTS SENSOR OPT	1	1	1

- Parts with "\*" are component parts or sub-assemblies of the assembly appearing immediately above them.
- Parts with "⊙" indicate regular maintenance parts.

Ref. No.	Part.No.	Alternative.	Description	Quantity		
				120	230	240
⊙ A03	*302H794730	2H794730	PARTS GUIDE TC L UNIT	1	1	1
49	**302FZ46861	2FZ46861	WIRE TC GUIDE	1	1	1

- Parts with "\*•" are component parts or sub-assembly with "\*" appearing immediately above them.

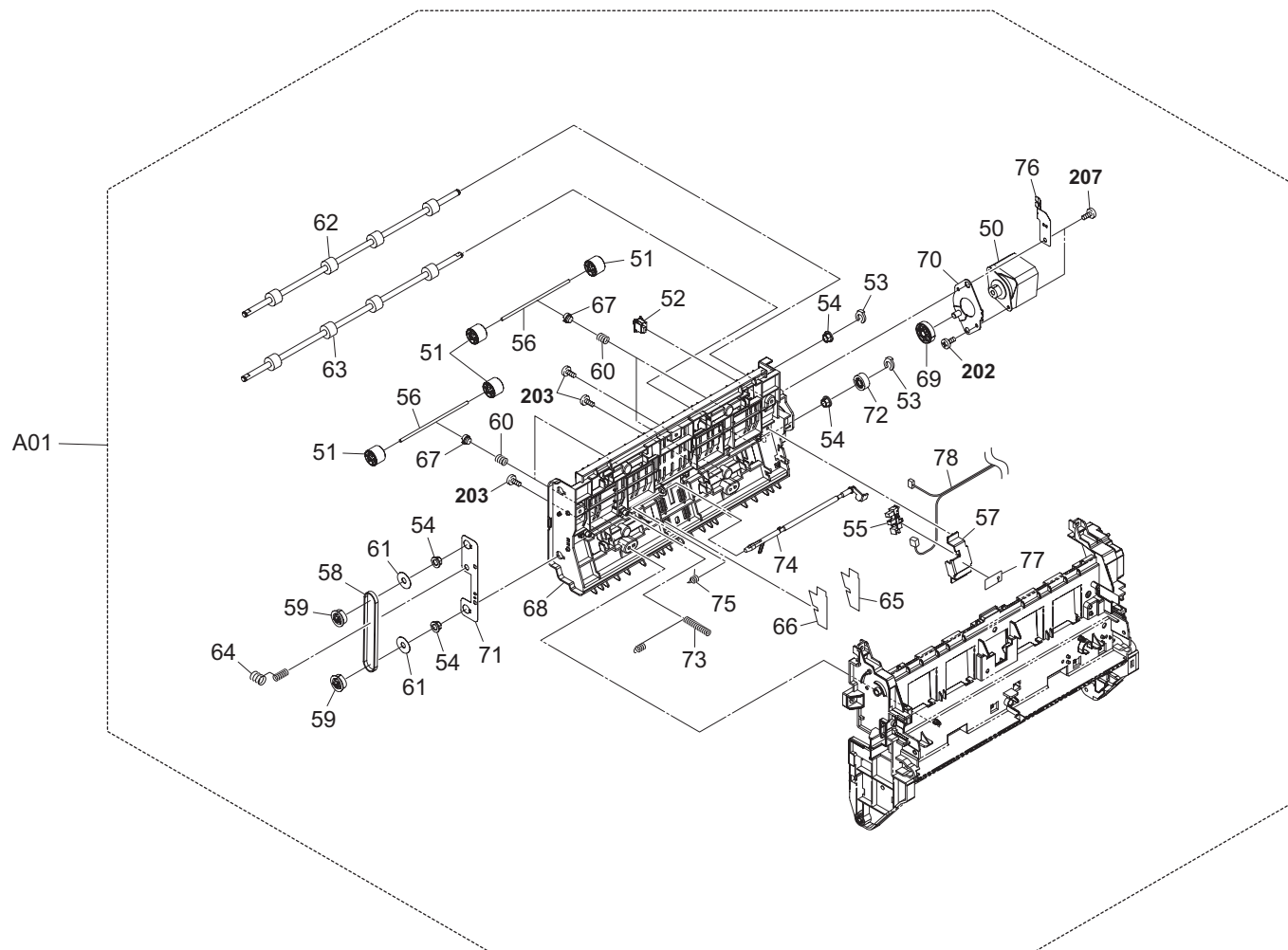
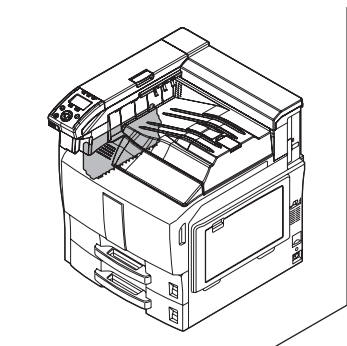


FIG. 13 Paper Conveying Section 2-2

2KA-1

	Ref. No.	Part.No.	Alternative.	Description	Quantity		
					120	230	240
⊙	50	*302KY94070	2KY94070	PARTS MOTOR DU SP	1	1	1
	51	*302JF22010	2JF22010	PULLEY MIDDLE	8	8	8
⊙	52	*35927420	35927420	SWITCH,SIZE	1	1	1
	53	*5MVX111DN003	2A806250	RING STOPPER /A-49 FEED A4	2	2	2
	54	*302H024370	2H024370	BUSH 6 EW	4	4	4
⊙	55	*2C927210	2C927210	SENSOR 248NL1	1	1	1
	56	*302FZ22140	2FZ22140	SHAFT MIDDLE L	4	4	4
	57	*302FZ29080	2FZ29080	RETAINER ACTUATOR DU	1	1	1
⊙	58	*302FZ29110	2FZ29110	BELT DU	1	1	1
⊙	59	*302FZ29120	2FZ29120	PULLEY DU BELT	2	2	2
	60	*302FZ29131	2FZ29131	SPRING DU	4	4	4
	61	*302FZ29140	2FZ29140	COLLAR DU PULLEY	2	2	2
⊙	62	*302FZ94620	2FZ94620	PARTS,ROLLER DUPLEX A SP	1	1	1
⊙	63	*302KA94220	2KA94220	PARTS ROLLER DUPLEX B SP	1	1	1
	64	*302H722420	2H722420	SPRING EARTH PLATE LEFT	1	1	1
	65	*302H722710	2H722710	SHEET DUCT LOOP 1	1	1	1
	66	*302H722720	2H722720	SHEET DUCT LOOP 2	1	1	1
	67	*302H722730	2H722730	BUSH SP B	4	4	4
	68	*302H729011	2H729011	FRAME DU	1	1	1
⊙	69	*302H729020	2H729020	GEAR DU IDLE Z45S	1	1	1
	70	*302H729030	2H729030	MOUNT MOTOR DU HIGH	1	1	1
	71	*302H729060	2H729060	PLATE EARTH DU	1	1	1
⊙	72	*302KA29020	2KA29020	GEAR Z32S DU	1	1	1
	73	*302H729100	2H729100	SPRING EARTH PLATE DU	1	1	1
	74	*302H729110	2H729110	ACTUATOR DU	1	1	1
	75	*302H729120	2H729120	SPRING ACT DU	1	1	1
	76	*302H729130	2H729130	PLATE EARTH MOTOR DU	1	1	1
	77	*302H732230	2H732230	SHEET WIRE CL	1	1	1
	78	*302H746800	2H746800	WIRE DU OPEN SW	1	1	1

- Parts with "\*" are component parts or sub-assemblies of the assembly appearing immediately above them.
- Parts with "⊙" indicate regular maintenance parts.

- Parts with "••" are component parts or sub-assembly with "•" appearing immediately above them.

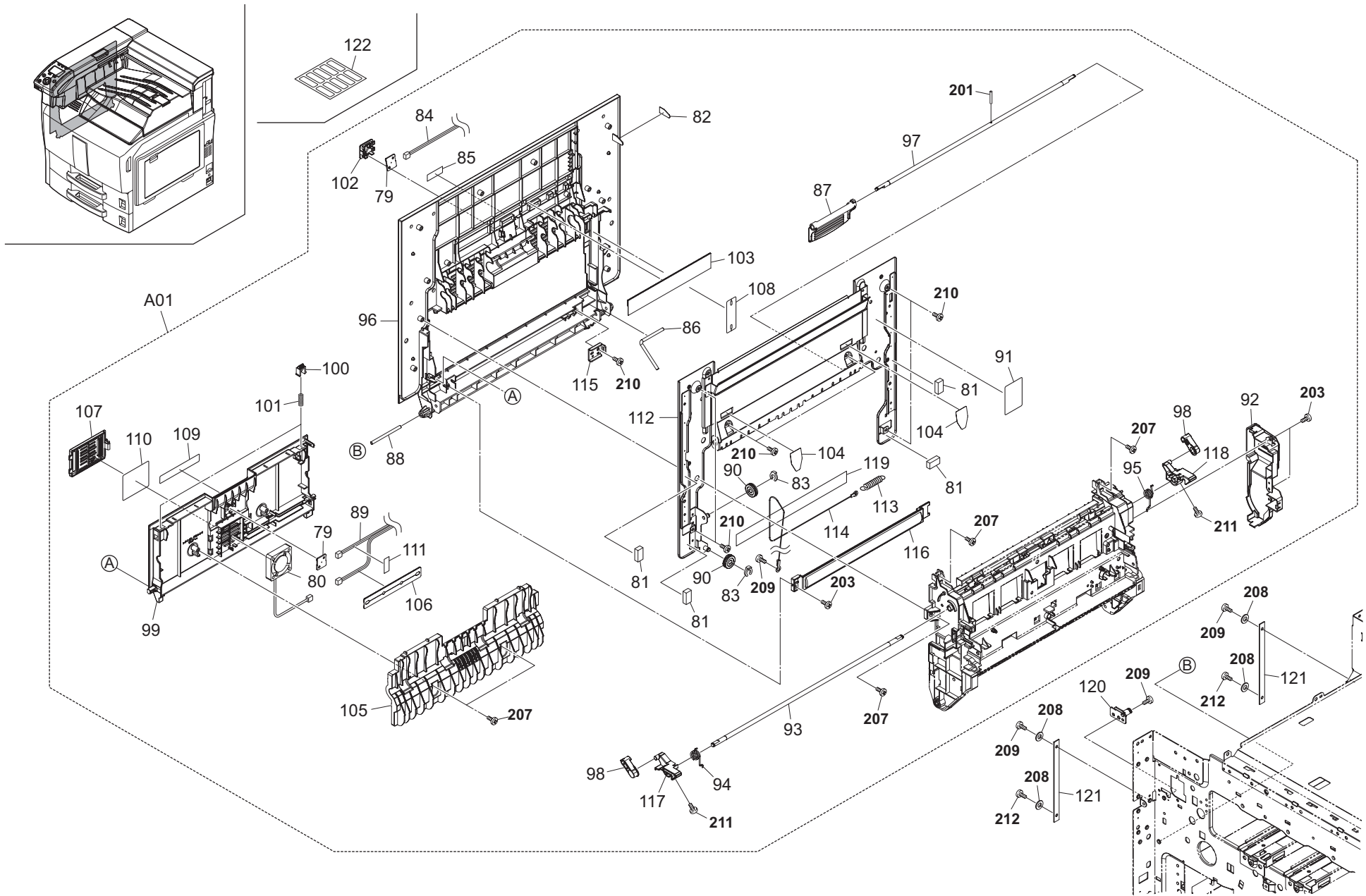


FIG. 13 Paper Conveying Section 2-3

2KA-1

Ref. No.	Part.No.	Alternative.	Description	Quantity		
				120	230	240
79	*302H794150	2H794150	PARTS PWB LED ASSY SP	2	2	2
80	*302H794490	2H794490	PARTS FAN COOLING CONV	1	1	1
81	*7ZG65TSV+020H01	ZG046810	SHIELD GASKET	4	4	4
82	*302H724300	2H724300	SHEET LEFT ACT	1	1	1
83	*2BG22990	2BG22990	CUT WASHER 4	2	2	2
84	*302H746830	2H746830	WIRE JAM LED2	1	1	1
85	*302FB05380	2FB05380	LABEL VFEED CAUTION	1	1	1
86	*302FZ04310	2FZ04310	SHAFT LEFT COVER	1	1	1
87	*302FZ04321	2FZ04321	LEVER LEFT COVER	1	1	1
88	*302FZ04420	2FZ04420	SHAFT LEFT COVER B	1	1	1
89	*302H746820	2H746820	WIRE JAM LED1	1	1	1
90	*302H017180	2H017180	PULLEY SCANNER	2	2	2
91	*302KA34020	2KA34020	LABEL HIGH TEMP CAUTION	1	1	1
92	*302H722020	2H722020	COVER PWB FEED	1	1	1
93	*302H722110	2H722110	SHAFT HOOK CONVEYING	1	1	1
94	*302H722150	2H722150	SPRING CONVEYING F	1	1	1
95	*302H722160	2H722160	SPRING CONVEYING R	1	1	1
96	*302H722201	2H722201	COVER LEFT	1	1	1
97	*302H722240	2H722240	SHAFT HOOK	1	1	1
98	*302H722250	2H722250	JOINT HOOK CONVEYING	2	2	2
99	*302H722262	2H722262	COVER LEFT DU	1	1	1
100	*302H722270	2H722270	STOPPER COVER DU	2	2	2
101	*302H722280	2H722280	SPRING COVER DU	2	2	2
102	*302H722292	2H722292	COVER LED LEFT	1	1	1
103	*302H722310	2H722310	SHEET COVER LEFT	1	1	1
104	*302H722320	2H722320	SHEET PLATE LEFT	2	2	2
105	*302H722330	2H722330	GUIDE LEFT DU	1	1	1
106	*302H722340	2H722340	SHEET RELEASE CORD	1	1	1
107	*302H722490	2H722490	COVER FILTER DU	1	1	1
108	*302H722690	2H722690	SHEET WIRE CONV E	1	1	1
109	*302H722780	2H722780	LABEL LEFT COVER HANDLE	1	1	1
110	*302H722870	2H722870	FILTER DU	1	1	1
111	*302H724210	2H724210	SHEET WIRE LED	1	1	1
112	*302KA22010	2KA22010	PLATE LEFT COVER ASSY	1	1	1
113	*302H724060	2H724060	SPRING DAMPER CONV	1	1	1
114	*302H724070	2H724070	WIRE DAMPER CONV	1	1	1
115	*302H724080	2H724080	PLATE DAMPER A	1	1	1
116	*302H724100	2H724100	COVER DAMPER SPRING	1	1	1
117	*302H724140	2H724140	HOOK CONVEYING S F	1	1	1
118	*302H724150	2H724150	HOOK CONVEYING S R	1	1	1
119	*302H724200	2H724200	SHEET DAMPER SPRING	1	1	1
120	302H724110	2H724110	PLATE PIN WIRE CONV	1	1	1
121	302FZ04990	2FZ04990	BAND LEFT COVER	2	2	2
122	302FB05441	2FB05441	LABEL VFEED CAUTION	1	1	1

Ref. No.	Part.No.	Alternative.	Description	Quantity		
				120	230	240
201	5MBP2010WXSP	E0020100	SPRING PIN / M2 X 10 S-BLK			
202	7BB700306H	BB105590	+BIND T.T S SCREW 3X6 SR			
203	7BB200308H	BB105660	+BIND T.T P SCREW 3X8			
204	7BB200310H	BB105670	+BIND T.T P SCREW 3X10			
205	7BB700320H	BB105620	+BIND T.T S SCREW 3X20 SR			
206	7BB100406H	BB106920	+BIND T.T S SCREW 4X6			
207	7BB200410H	BB105700	+BIND T.T P SCREW 4X10			
208	7BC00045C080H01	BC047540	WASHER M4.5X12X08T CRFREE			
209	7BB100408H1	BB105830	+BIND T.T S SCREW 4X8			
210	7BB200408H	BB106960	+BIND T.T P SCREW 4X8			
211	7BB607310H	BB106860	+TP-CUP M SCREW 3X10 R			
212	7BB000404H1	BB111290	+BIND M SCREW 4X4			
213	7BB607312H	BB107140	+TP-CUP M SCREW 3X12 R			

- Parts with "\*" are component parts or sub-assemblies of the assembly appearing immediately above them.
- Parts with "⊙" indicate regular maintenance parts.

- Parts with "••" are component parts or sub-assembly with "•" appearing immediately above them.

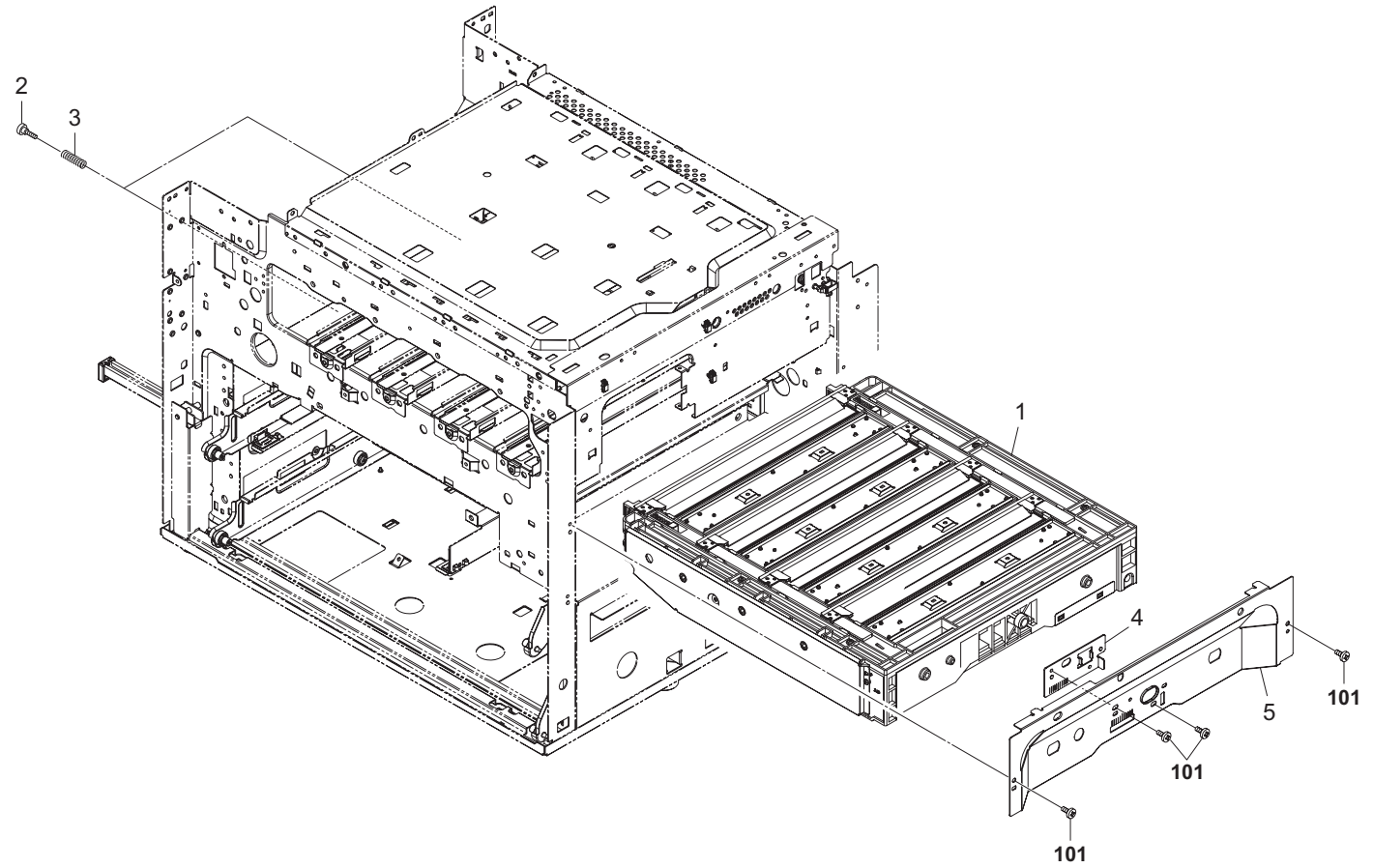
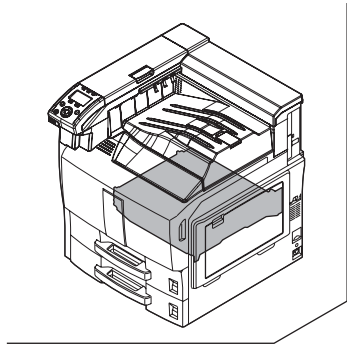


FIG. 14 Laser Scanner Section

2KA-1

Ref. No.	Part.No.	Alternative.	Description	Quantity		
				120	230	240
⊙	1	302KY93160	2KY93160	1	1	1
	2	302JF19011	2JF19011	2	2	2
	3	302FZ20040	2FZ20040	2	2	2
	4	302FZ03061	2FZ03061	1	1	1
	5	302H702560	2H702560	1	1	1

Ref. No.	Part.No.	Alternative.	Description	Quantity		
				120	230	240
101	7BB100408H1	BB105830	+BIND T.T S SCREW 4X8			

- Parts with "•" are component parts or sub-assemblies of the assembly appearing immediately above them.
- Parts with "⊙" indicate regular maintenance parts.

- Parts with "••" are component parts or sub-assembly with "•" appearing immediately above them.

FIG. 15 Image Formation Section

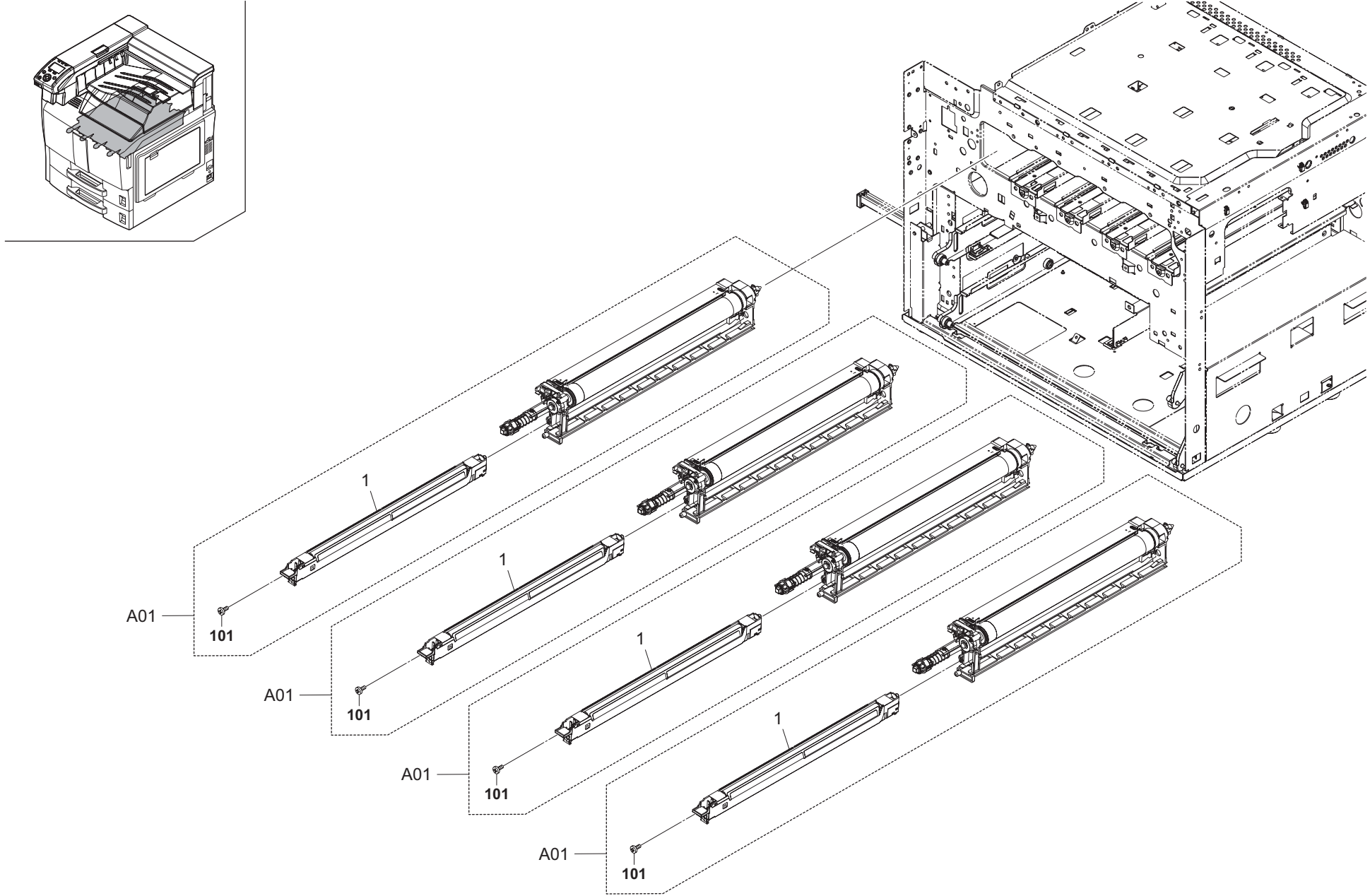




FIG. 15 Image Formation Section

2KA

	Ref. No.	Part.No.	Alternative.	Description	Quantity		
					120	230	240
⊙	A01	302KY93070	2KY93070	PARTS DRUM 50 M UNIT	4	4	4
⊙	1	+302KY93170	2KY93170	PARTS MC ASSY	4	4	4

	Ref. No.	Part.No.	Alternative.	Description	Quantity		
					120	230	240
	101	7BB200308H	BB105660	+BIND T.T P SCREW 3X8			

- Parts with "+" are component parts or sub-assemblies of the assembly appearing immediately above them.
- Parts with "⊙" indicate regular maintenance parts.

- Parts with "+•" are component parts or sub-assembly with "+" appearing immediately above them.

FIG. 16 Developing Section

2KA

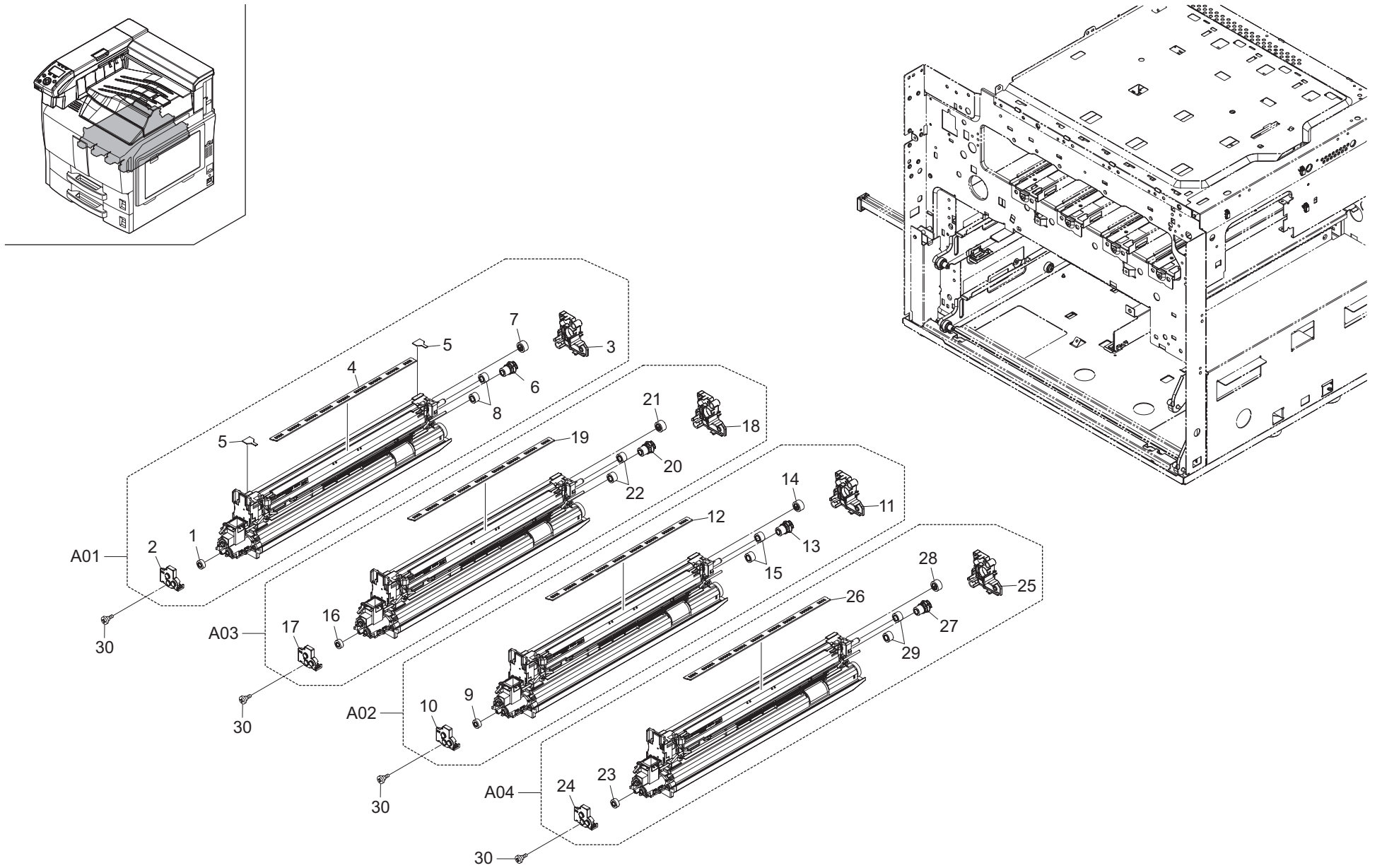


FIG. 16 Developing Section

	Ref. No.	Part.No.	Alternative.	Description	Quantity		
					120	230	240
⊙	A01	302KY93030	2KY93030	PARTS DLP K UNIT	1	1	1
⊙	1	*302FZ14230	2FZ14230	GEAR Z14S	1	1	1
	2	*302H714230	2H714230	COVER FRONT BK DLP	1	1	1
	3	*302H714320	2H714320	COVER REAR BK DLP	1	1	1
	4	*302H714630	2H714630	UPPER DUCT DLP	1	1	1
	5	*302H715350	2H715350	SEAL TAKEOFF	2	2	2
⊙	6	*302KY14050	2KY14050	GEAR MAG Z25H	1	1	1
⊙	7	*302KY14060	2KY14060	GEAR SLEEVE Z24H	1	1	1
⊙	8	*302KY14070	2KY14070	GEAR IDLE Z22H	2	2	2
⊙	A02	302KY93040	2KY93040	PARTS DLP C UNIT	1	1	1
⊙	9	*302FZ14230	2FZ14230	GEAR Z14S	1	1	1
⊙	10	*302H714470	2H714470	COVER FRONT C DLP	1	1	1
⊙	11	*302H714500	2H714500	COVER REAR C DLP	1	1	1
	12	*302H714630	2H714630	UPPER DUCT DLP	1	1	1
⊙	13	*302KY14050	2KY14050	GEAR MAG Z25H	1	1	1
⊙	14	*302KY14060	2KY14060	GEAR SLEEVE Z24H	1	1	1
⊙	15	*302KY14070	2KY14070	GEAR IDLE Z22H	2	2	2
⊙	A03	302KY93050	2KY93050	PARTS DLP Y UNIT	1	1	1
⊙	16	*302FZ14230	2FZ14230	GEAR Z14S	1	1	1
⊙	17	*302H714480	2H714480	COVER FRONT Y DLP	1	1	1
⊙	18	*302H714510	2H714510	COVER REAR Y DLP	1	1	1
	19	*302H714630	2H714630	UPPER DUCT DLP	1	1	1
⊙	20	*302KY14050	2KY14050	GEAR MAG Z25H	1	1	1
⊙	21	*302KY14060	2KY14060	GEAR SLEEVE Z24H	1	1	1
⊙	22	*302KY14070	2KY14070	GEAR IDLE Z22H	2	2	2
⊙	A04	302KY93060	2KY93060	PARTS DLP M UNIT	1	1	1
⊙	23	*302FZ14230	2FZ14230	GEAR Z14S	1	1	1
⊙	24	*302H714490	2H714490	COVER FRONT M DLP	1	1	1
⊙	25	*302H714520	2H714520	COVER REAR M DLP	1	1	1
	26	*302H714630	2H714630	UPPER DUCT DLP	1	1	1
⊙	27	*302KY14050	2KY14050	GEAR MAG Z25H	1	1	1
⊙	28	*302KY14060	2KY14060	GEAR SLEEVE Z24H	1	1	1
⊙	29	*302KY14070	2KY14070	GEAR IDLE Z22H	2	2	2
	30	302JF14010	2JF14010	STUD SCREW M4	4	4	4

- Parts with "\*" are component parts or sub-assemblies of the assembly appearing immediately above them.
- Parts with "⊙" indicate regular maintenance parts.

- Parts with "••" are component parts or sub-assembly with "•" appearing immediately above them.

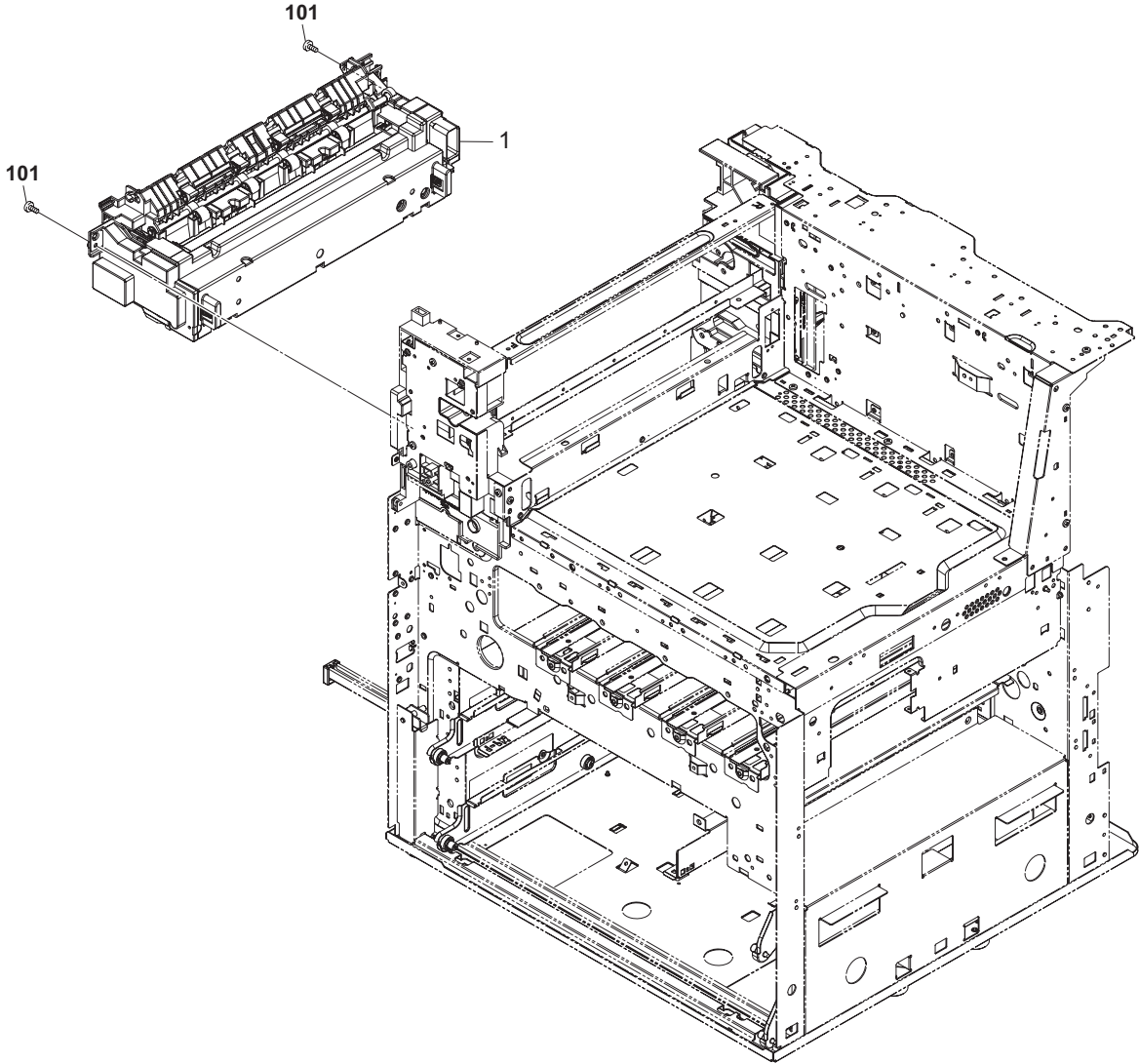
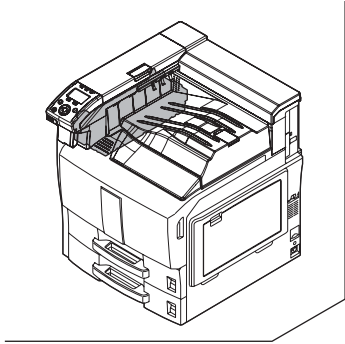


FIG. 17 Fuser Section

2KA-1

	Ref. No.	Part.No.	Alternative.	Description	Quantity		
					120	230	240
⊙	1	302KA93011	2KA93011	PARTS FUSER UNIT A	1		
⊙	1	302KA93022	2KA93022	PARTS FUSER UNIT E		1	1

	Ref. No.	Part.No.	Alternative.	Description	Quantity		
					120	230	240
	101	7BB180408H	BB111210	+BIND T.T S SCREW 4X8(BLACK)			

- Parts with "•" are component parts or sub-assemblies of the assembly appearing immediately above them.
- Parts with "⊙" indicate regular maintenance parts.

- Parts with "••" are component parts or sub-assembly with "•" appearing immediately above them.

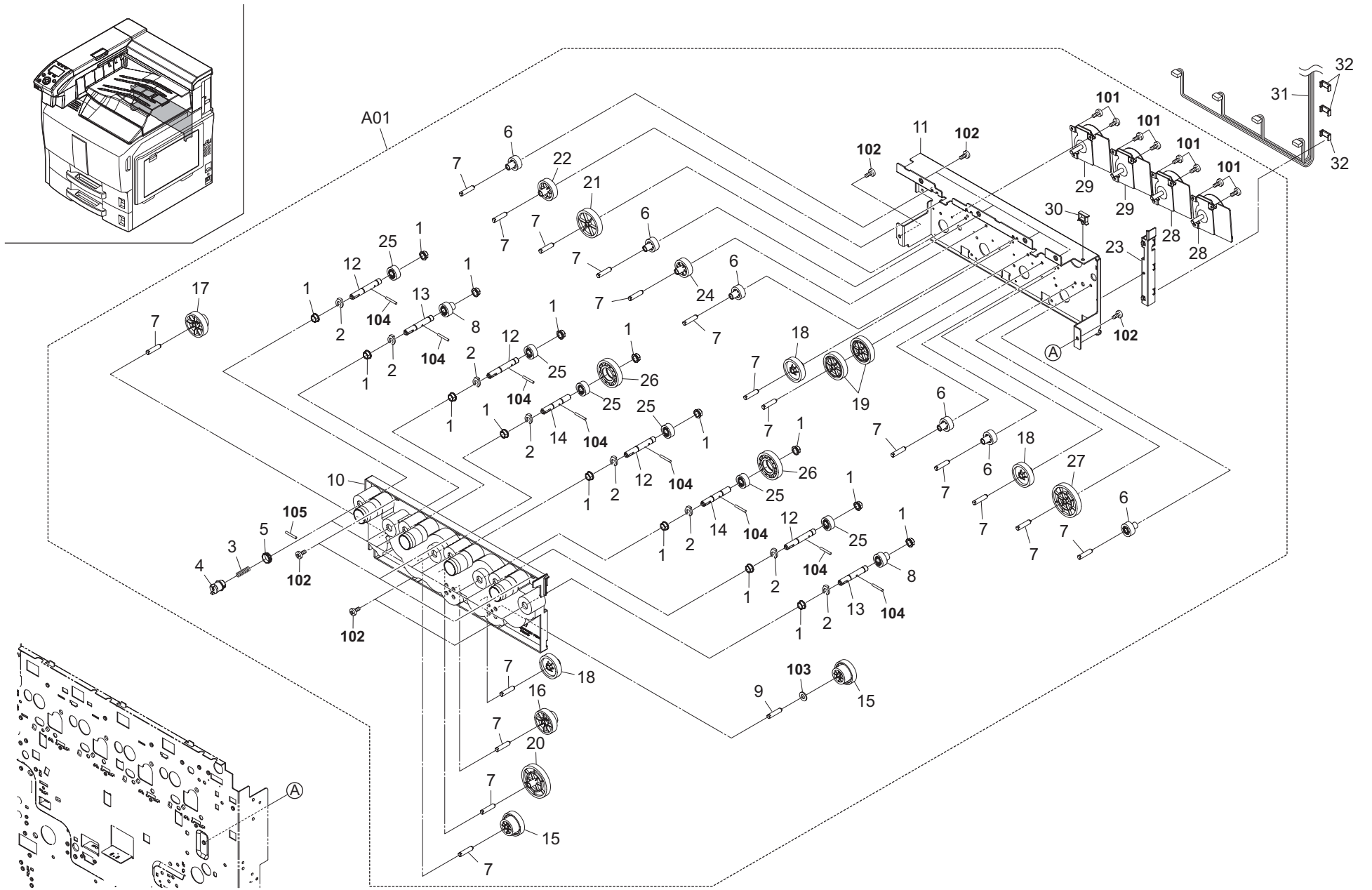


FIG. 18 Drive Section 1

2KA

Ref. No.	Part.No.	Alternative.	Description	Quantity		
				120	230	240
⊙ A01	302KY93140	2KY93140	PARTS MAIN DRIVE H UNIT	1	1	1
1	*28107310	49028101	BUSH 8	16	16	16
2	*2BC06910	2BC06910	STOPPER 6	8	8	8
3	*302BG22531	2BG22531	SPRING COUPLING DLP	8	8	8
⊙ 4	*302FZ31250	2FZ31250	COUPLING DLP DRIVE	8	8	8
5	*302FZ31280	2FZ31280	COLLAR DLP COUPLING	8	8	8
⊙ 6	*302FZ31350	2FZ31350	GEAR Z22R	6	6	6
7	*302FZ31720	2FZ31720	PIN MAIN DRIVE	18	18	18
⊙ 8	*302FZ31850	2FZ31850	GEAR Z22L CLN	2	2	2
9	*302FZ32150	2FZ32150	PIN DLP DRIVE	1	1	1
10	*302H731310	2H731310	HOLDER MAIN DRIVE	1	1	1
11	*302H731320	2H731320	PLATE MAIN DRIVE	1	1	1
12	*302H731400	2H731400	SHAFT CLN DRIVE	4	4	4
13	*302H731410	2H731410	SHAFT DLP DRIVE MK	2	2	2
14	*302H731420	2H731420	SHAFT DLP DRIVE CY	2	2	2
15	*302H731430	2H731430	GEAR Z68L Z29L MAIN	2	2	2
⊙ 16	*302H731440	2H731440	GEAR Z70L Z22L MAIN	1	1	1
⊙ 17	*302H731450	2H731450	GEAR Z70L Z22R	1	1	1
⊙ 18	*302H731460	2H731460	GEAR Z42R MAIN	3	3	3
⊙ 19	*302H731470	2H731470	GEAR Z48L MAIN	2	2	2
⊙ 20	*302H731480	2H731480	GEAR Z60R MAIN	1	1	1
⊙ 21	*302H731490	2H731490	GEAR Z50R MAIN	1	1	1
⊙ 22	*302H731500	2H731500	GEAR Z36L MAIN	1	1	1
23	*302H739310	2H739310	GUIDE MAIN DRIVE	1	1	1
⊙ 24	*302JD31170	2JD31170	GEAR Z31L	1	1	1
⊙ 25	*302KY31010	2KY31010	GEAR Z22L DLP	6	6	6
⊙ 26	*302KY31020	2KY31020	GEAR Z50L	2	2	2
⊙ 27	*302KY31040	2KY31040	GEAR Z60L CLN	1	1	1
⊙ 28	*302KY94100	2KY94100	PARTS MOTOR DLP SP	2	2	2
⊙ 29	*302KY94110	2KY94110	PARTS MOTOR CLN SP	2	2	2
30	*7YZM610003++H01	YZ010250	ACCESS SADDLE	1	1	1
31	302H746220	2H746220	WIRE RUB/DLP MOT	1	1	1
32	303LL02330	3LL02330	HOLDER WIRE D	3	3	3

Ref. No.	Part.No.	Alternative.	Description	Quantity		
				120	230	240
101	7BB700306H	BB105590	+BIND T.T S SCREW 3X6 SR			
102	7BB100408H1	BB105830	+BIND T.T S SCREW 4X8			
103	C2894950	C2894950	SHIM 6.2-0.13T			
104	5MBP2012WXSP	E0020120	SPRING PIN / M2 X 12 S-BLK			
105	E5125120	E5125120	PARALLEL PIN H7A 2.5X12 SUS			

- Parts with "\*" are component parts or sub-assemblies of the assembly appearing immediately above them.
- Parts with "⊙" indicate regular maintenance parts.

- Parts with "••" are component parts or sub-assembly with "•" appearing immediately above them.

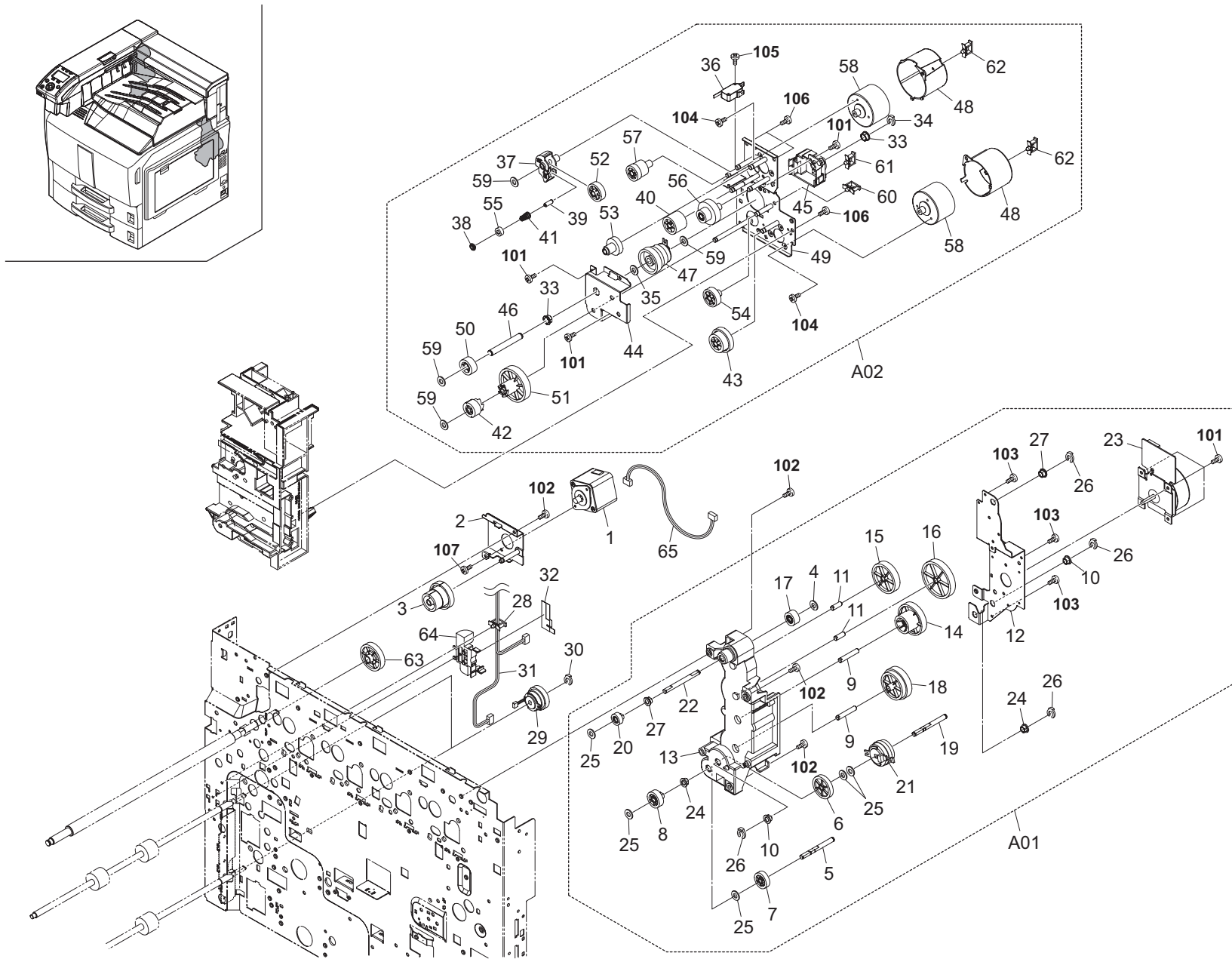




FIG. 19 Drive Section 2

2KA-1

	Ref. No.	Part.No.	Alternative.	Description	Quantity		
					120	230	240
⊙	1	302KY94060	2KY94060	PARTS MOTOR IMAGE SP	1	1	1
	2	302JD31110	2JD31110	PLATE DRIVE TC	1	1	1
⊙	3	302JD31240	2JD31240	GEAR Z72L Z30L TC	1	1	1
⊙	A01	302KY94220	2KY94220	PARTS MPF DRIVE H UNIT SP	1	1	1
	4	*2BG22990	2BG22990	CUT WASHER 4	1	1	1
	5	*302FZ31221	2FZ31221	SHAFT BYPASS DRIVE	1	1	1
⊙	6	*302FZ31300	2FZ31300	GEAR Z38R MPF	1	1	1
⊙	7	*302FZ31540	2FZ31540	GEAR Z26L BYPASS	1	1	1
⊙	8	*302FZ31550	2FZ31550	GEAR Z27S BYPASS	1	1	1
	9	*302FZ31710	2FZ31710	PIN MPF DRIVE	2	2	2
	10	*302H702590	2H702590	BUSH SCREW	2	2	2
	11	*302H731600	2H731600	PIN CONT D	2	2	2
	12	*302H731821	2H731821	PLATE MPF DRIVE	1	1	1
	13	*302H731831	2H731831	HOLDER MPF DRIVE	1	1	1
⊙	14	*302H731840	2H731840	GEAR Z86L Z30L MPF	1	1	1
⊙	15	*302H731850	2H731850	GEAR Z51L	1	1	1
⊙	16	*302H731860	2H731860	GEAR Z64R	1	1	1
⊙	17	*302H731871	2H731871	GEAR Z21R BRS	1	1	1
⊙	18	*302H731890	2H731890	GEAR Z85L-Z47R MPF	1	1	1
	19	*302H731920	2H731920	SHAFT MPF CL	1	1	1
⊙	20	*302H732092	2H732092	GEAR Z18S BRS	1	1	1
⊙	21	*302H794300	2H794300	PARTS CLUTCH MPF 6	1	1	1
	22	*302KY31080	2KY31080	SHAFT BRS DRIVE	1	1	1
⊙	23	*302KY94080	2KY94080	PARTS MOTOR MPF SP	1	1	1
	24	*3CY07080	3CY07080	BUSHING 6	2	2	2
	25	*5MVS665KB001	2BM40060	CUT WASHER	5	5	5
	26	*5MVX111DN003	2A806250	RING STOPPER /A-49 FEED A4	4	4	4
	27	*68822330	68822330	BEARING DRIVE	2	2	2
	28	7YZM610007++H01	YZ023340	ACCESS SADDLE	1	1	1
⊙	29	302H794250	2H794250	PARTS CLUTCH FEED 25	2	2	2
	30	5MVX111DN003	2A806250	RING STOPPER /A-49 FEED A4	2	2	2
	31	302H746520	2H746520	WIRE FEED CLT	1	1	1
	32	302H702550	2H702550	SHEET STOPPER CLUTCH	1	1	1
⊙	A02	302KY93100	2KY93100	PARTS FUSER DRIVE UNIT	1	1	1
	33	*28107310	49028101	BUSH 8	2	2	2
	34	*2BC06980	2BC06980	STOPPER 5	1	1	1
	35	*2BG22990	2BG22990	CUT WASHER 4	1	1	1
⊙	36	*2FB27160	2FB27160	INTER LOCK SWITCH	1	1	1
	37	*302FZ31671	2FZ31671	JOINT GEAR EXIT	1	1	1
⊙	38	*302FZ31680	2FZ31680	PULLEY EXIT DRIVE	1	1	1
	39	*302FZ31750	2FZ31750	PIN EXIT	1	1	1
⊙	40	*302FZ31770	2FZ31770	GEAR EXIT Z30 JOINT	1	1	1
	41	*302FZ31790	2FZ31790	SPRING EXIT 60	1	1	1
⊙	42	*302FZ31870	2FZ31870	GEAR Z20 FUSER	1	1	1
⊙	43	*302KA31060	2KA31060	GEAR Z65-Z29 FUSER	1	1	1
	44	*302FZ32012	2FZ32012	PLATE FUSER DRIVE	1	1	1
	45	*302FZ32024	2FZ32024	HOLDER FUSER CL	1	1	1
	46	*302FZ32031	2FZ32031	SHAFT FUSER DRIVE	1	1	1
⊙	47	*302FZ32043	2FZ32043	CLUTCH FUSER 8	1	1	1
	48	*302H732010	2H732010	COVER FUSER MOTOR	2	2	2

	Ref. No.	Part.No.	Alternative.	Description	Quantity		
					120	230	240
⊙	49	*302H732240	2H732240	MOUNT FUSER DRIVE	1	1	1
	50	*302KA31010	2KA31010	GEAR Z20L FUSER DRIVE	1	1	1
⊙	51	*302KA31020	2KA31020	GEAR Z46 FUSER	1	1	1
⊙	52	*302KA31030	2KA31030	GEAR EXIT Z48	1	1	1
⊙	53	*302KA31040	2KA31040	GEAR EXIT Z45Z22	1	1	1
⊙	54	*302KA31050	2KA31050	GEAR Z30 FUSER	1	1	1
⊙	55	*302KY31050	2KY31050	GEAR EXIT Z20	1	1	1
⊙	56	*302KY31060	2KY31060	GEAR EXIT Z63 Z21	1	1	1
⊙	57	*302KY31070	2KY31070	GEAR EXIT Z39Z26	1	1	1
⊙	58	*302KY94120	2KY94120	PARTS MOTOR FUSER SP	2	2	2
	59	*5MVS665KB001	2BM40060	CUT WASHER	4	4	4
	60	*7YZM610002++H01	YZ010240	ACCESS SADDLE	1	1	1
	61	*7YZM610007++H01	YZ023340	ACCESS.SADDLE	1	1	1
⊙	62	*7YZM610008++H01	YZ037940	ACCESS.SADDLE	2	2	2
	63	302H731290	2H731290	GEAR Z45R REG	1	1	1
	64	302H702520	2H702520	STOPPER CLUTCH FEED	1	1	1
	65	302KA46120	2KA46120	WIRE TRANS MOT JOINT	1	1	1
	101	7BB100306H1	BB105820	+BIND T.T S SCREW 3X6			
	102	7BB100408H1	BB105830	+BIND T.T S SCREW 4X8			
	103	7BB200308H	BB105660	+BIND T.T P SCREW 3X8			
	104	7BB007303H	BB105750	+TP-CUP M SCREW 3X3			
	105	7BB700316H	BB106910	+BIND T.T S SCREW 3X16 SR			
	106	7BB200410H	BB105700	+BIND T.T P SCREW 4X10			
	107	7BB000305H	BB063450	+BIND M SCREW 3X5			

- Parts with "\*" are component parts or sub-assemblies of the assembly appearing immediately above them.
- Parts with "⊙" indicate regular maintenance parts.

- Parts with "•" are component parts or sub-assembly with "\*" appearing immediately above them.

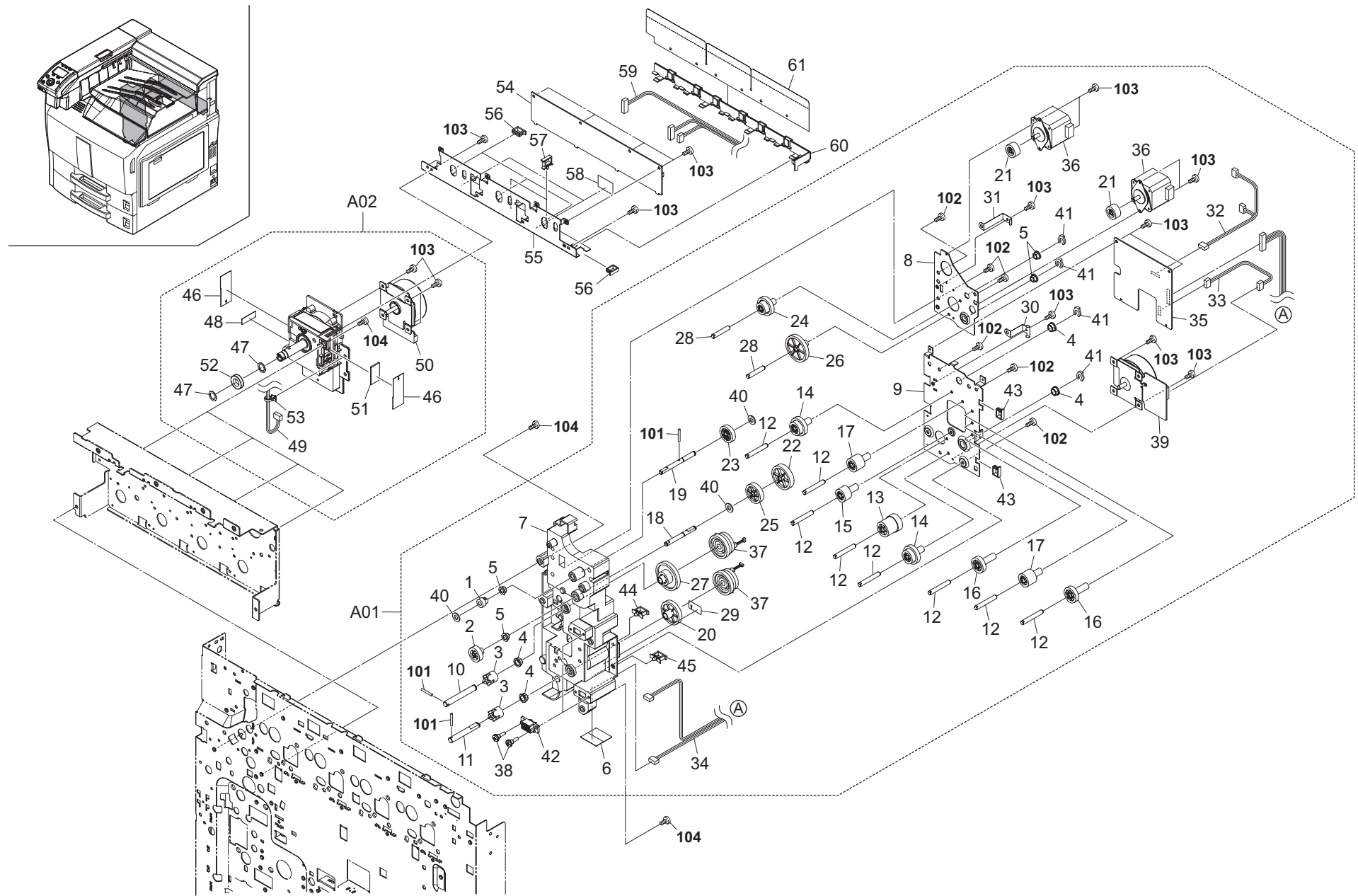


FIG. 20 Drive Section 3

2KA-1

	Ref. No.	Part.No.	Alternative.	Description	Quantity		
					120	230	240
⊙	A01	302KY93090	2KY93090	PARTS FEED DRIVE H UNIT	1	1	1
⊙	1	*302FZ31440	2FZ31440	GEAR Z14R LSU	1	1	1
⊙	2	*302FZ31800	2FZ31800	GEAR Z25R JOINT	1	1	1
⊙	3	*302FZ32070	2FZ32070	COUPLING PAPER FEED	2	2	2
⊙	4	*302H024830	2H024830	BUSH 8	4	4	4
⊙	5	*302H702590	2H702590	BUSH SCREW	4	4	4
⊙	6	*302H731100	2H731100	SHEEL FEED DRIVE	1	1	1
⊙	7	*302H731110	2H731110	HOLDER FEED DRIVE	1	1	1
⊙	8	*302H731120	2H731120	PLATE REGIST	1	1	1
⊙	9	*302H731130	2H731130	PLATE FEED	1	1	1
⊙	10	*302H731140	2H731140	SHAFT FEED DRIVE A	1	1	1
⊙	11	*302H731150	2H731150	SHAFT FEED DRIVE B	1	1	1
⊙	12	*302H731160	2H731160	PIN FEED DRIVE	8	8	8
⊙	13	*302H731170	2H731170	GEAR Z47L Z26L FEED	1	1	1
⊙	14	*302H731180	2H731180	GEAR Z32R Z23R FEED	2	2	2
⊙	15	*302H731190	2H731190	GEAR Z22R FEED	1	1	1
⊙	16	*302H731200	2H731200	GEAR Z27R FEED	2	2	2
⊙	17	*302H731210	2H731210	GEAR Z23L FEED	2	2	2
⊙	18	*302H731220	2H731220	SHAFT MIDDLE DRIVE	1	1	1
⊙	19	*302H731230	2H731230	SHAFT LSU DRIVE	1	1	1
⊙	20	*302H731240	2H731240	GEAR Z42L FEED	1	1	1
⊙	21	*302H731250	2H731250	GEAR Z22L MOTOR	2	2	2
⊙	22	*302H731260	2H731260	GEAR Z43R MIDDLE	1	1	1
⊙	23	*302H731280	2H731280	GEAR Z29R MIDDLE	1	1	1
⊙	24	*302H731720	2H731720	GEAR Z32R Z20L MIDDLE	1	1	1
⊙	25	*302H731730	2H731730	GEAR Z34L MIDDLE	1	1	1
⊙	26	*302H731740	2H731740	GEAR Z48R MIDDLE	1	1	1
⊙	27	*302H731750	2H731750	GEAR Z51L Z23L FEED	1	1	1
⊙	28	*302H731810	2H731810	PIN DRIVE MIDDLE	2	2	2
⊙	29	*302H732230	2H732230	SHEET WIRE CL	1	1	1
⊙	30	*302H739110	2H739110	PLATE EARTH FEED	1	1	1
⊙	31	*302H739150	2H739150	PLATE EARTH MIDDLE	1	1	1
⊙	32	*302H746480	2H746480	WIRE REG/ROL MOT	1	1	1
⊙	33	*302H746490	2H746490	WIRE FEED MOT	1	1	1
⊙	34	*302H746530	2H746530	WIRE CASSETTE	1	1	1
⊙	35	*302H794100	2H794100	PARTS PWB FEED ASSY SP	1	1	1
⊙	36	*302H794230	2H794230	PARTS MOTOR REGIST	2	2	2
⊙	37	*302H794240	2H794240	PARTS CLUTCH FEED 50	2	2	2
⊙	38	*302JF31010	2JF31010	STUD SCREW 435	4	4	4
⊙	39	*302KY94090	2KY94090	PARTS MOTOR FEED SP	1	1	1
⊙	40	*5MVS665KB001	2BM40060	CUT WASHER	3	3	3
⊙	41	*5MVX111DN003	2A806250	RING STOPPER /A-49 FEED A4	4	4	4
⊙	42	*7YCC08B2046+H02	YC026130	CONNECTOR	2	2	2
⊙	43	*7YZM210006++H01	YZ038000	ACCESS.EDGING	2	2	2
⊙	44	*7YZM610003++H01	YZ010250	ACCESS SADDLE	1	1	1
⊙	45	*7YZM610008++H01	YZ037940	ACCESS SADDLE	1	1	1
⊙	A02	302H793331	2H793331	PARTS DRUM DRIVE H UNIT	4	4	4
⊙	46	*302H731390	2H731390	COVER DRUM SENSOR	8	8	8
⊙	47	*302H731990	2H731990	CUT WASHER 10	8	8	8
⊙	48	*302H732020	2H732020	SEAL DRUM DRIVE	4	4	4

	Ref. No.	Part.No.	Alternative.	Description	Quantity		
					120	230	240
⊙	49	*302H746750	2H746750	WIRE DRUM MOT	4	4	4
⊙	50	*302H793080	2H793080	PARTS MOTOR DRUM	4	4	4
⊙	51	*302JZ31330	2JZ31330	SHEET DRUM SENSOR	4	4	4
⊙	52	*7BE6801ZZ+++H01	BE058150	BEARING 6801ZZ	4	4	4
⊙	53	*7YZM410001++H01	YZ037950	ACCESS.BAND	4	4	4
⊙	54	302H794090	2H794090	PARTS PWB MOTOR CONTROL ASSY SP	1	1	1
⊙	55	302H739210	2H739210	PLATE MOTOR PWB	1	1	1
⊙	56	7YZM210005++H01	YZ037990	ACCESS.EDGING	4	4	4
⊙	57	7YZM610001++H01	YZ010230	ACCESS SADDLE	2	2	2
⊙	58	7ZS46175001+H01	ZS106120	THERMAL SHEET	2	2	2
⊙	59	302H746290	2H746290	WIRE MOT CONTROL	1	1	1
⊙	60	302H739230	2H739230	COVER MOTOR PWB	1	1	1
⊙	61	302H739240	2H739240	SHEET MOTOR PWB	1	1	1
	101	5MBP2012WXSP	E0020120	SPRING PIN / M2 X 12 S-BLK			
	102	7BB200410H	BB105700	+BIND T.T P SCREW 4X10			
	103	7BB100306H1	BB105820	+BIND T.T S SCREW 3X6			
	104	7BB700410H	BB107090	+BIND T.T S SCREW 4X10 SR			

- Parts with "\*" are component parts or sub-assemblies of the assembly appearing immediately above them.
- Parts with "⊙" indicate regular maintenance parts.

- Parts with "••" are component parts or sub-assembly with "•" appearing immediately above them.

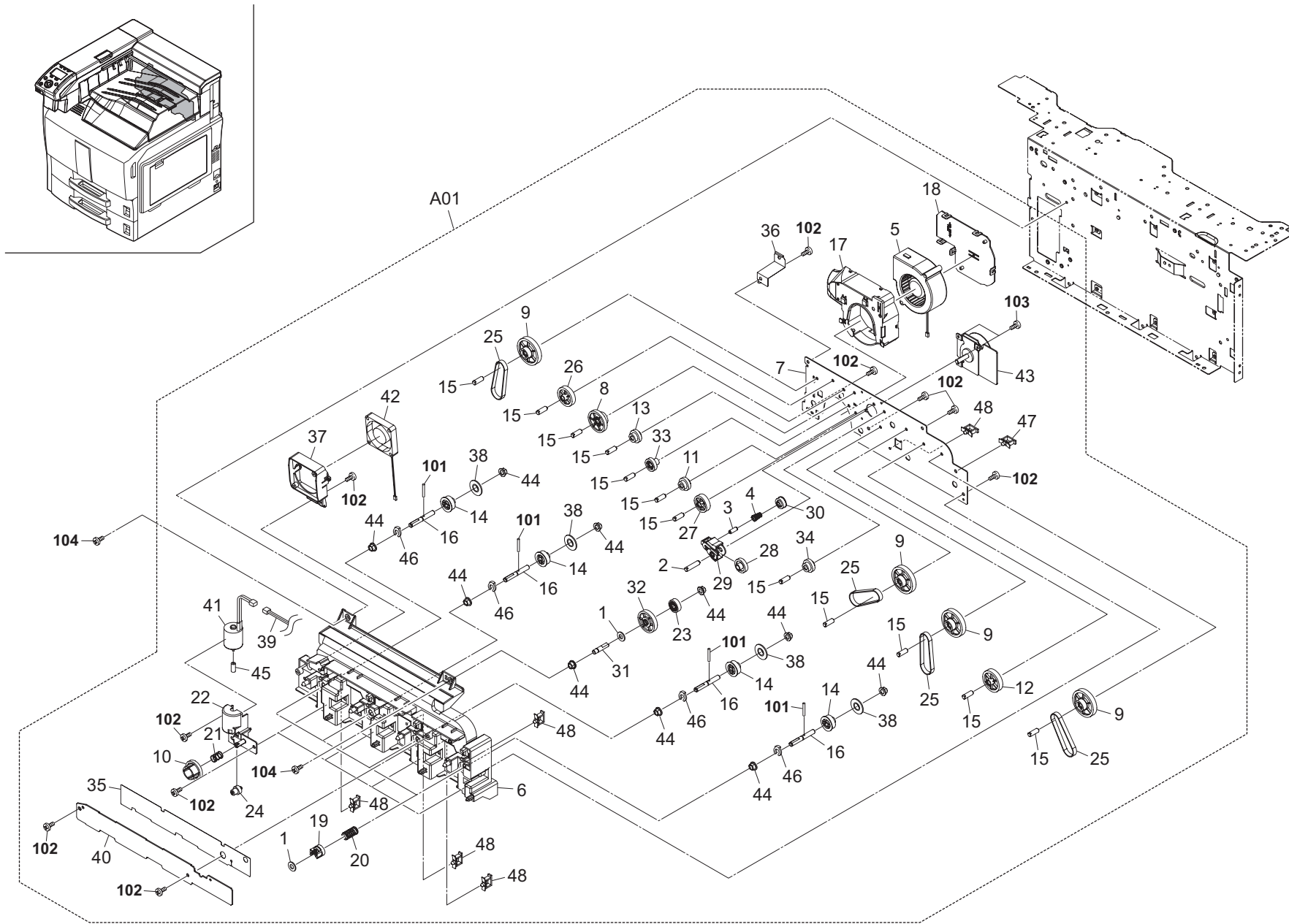


FIG. 21 Drive Section 4

2KA

	Ref. No.	Part.No.	Alternative.	Description	Quantity		
					120	230	240
⊙	A01	302KY94180	2KY94180	PARTS CONT DRIVE UNIT A SP	1		
⊙	A01	302KY94190	2KY94190	PARTS CONT DRIVE UNIT E SP		1	
⊙	A01	302KY94320	2KY94320	PARTS CONT DRIVE UNIT AO SP			1
	1	*2BG22990	2BG22990	CUT WASHER 4	5	5	5
	2	*302FZ31720	2FZ31720	PIN MAIN DRIVE	1	1	1
	3	*302FZ31750	2FZ31750	PIN EXIT	1	1	1
	4	*302FZ31790	2FZ31790	SPRING EXIT 60	1	1	1
⊙	5	*302FZ94380	2FZ94380	PARTS,FAN COOLING DLP 70 SP	1	1	1
	6	*302H731511	2H731511	HOLDER CONT DRIVE	1	1	1
	7	*302H731520	2H731520	PLATE CONT DRIVE	1	1	1
⊙	8	*302H731530	2H731530	GEAR Z61L Z21 CONT D	1	1	1
⊙	9	*302H731540	2H731540	GEAR Z49 P26 CONT D	4	4	4
⊙	10	*302H731550	2H731550	GEAR Z55 CONT D	4	4	4
⊙	11	*302H731561	2H731561	GEAR Z34L Z22R	1	1	1
⊙	12	*302H731570	2H731570	GEAR Z39 CONT D	1	1	1
⊙	13	*302H731581	2H731581	GEAR Z34L Z22L CONT D	1	1	1
	14	*302H731590	2H731590	PULLEY 32 CONT D	4	4	4
	15	*302H731600	2H731600	PIN CONT D	12	12	12
	16	*302H731610	2H731610	SHAFT PADDLE CONT D	4	4	4
	17	*302H731620	2H731620	DUCT CONT D	1	1	1
	18	*302H731630	2H731630	COVER DUCT CONT D	1	1	1
	19	*302H731640	2H731640	COUPLING CONT D	4	4	4
	20	*302H731650	2H731650	SPRING PADDLE CONT D	4	4	4
	21	*302H731660	2H731660	SPRING SPIRAL CONT D	4	4	4
	22	*302H731690	2H731690	HOLDER SPIRAL DRIVE H	4	4	4
⊙	23	*302H731700	2H731700	GEAR Z21 CONT	1	1	1
	24	*302H731710	2H731710	WORM WHEEL 22-Z14	4	4	4
⊙	25	*302H731760	2H731760	BELT CONT D	4	4	4
⊙	26	*302H731780	2H731780	GEAR Z34 CONT D	1	1	1
⊙	27	*302H731790	2H731790	GERA Z46L CONT D	1	1	1
⊙	28	*302H731930	2H731930	GEAR Z38L CONT D	1	1	1
	29	*302H731951	2H731951	HOLDER JOINT CNG	1	1	1
⊙	30	*302H731971	2H731971	GEAR Z28R JOINT	1	1	1
	31	*302H732030	2H732030	SHAFT OWCE CONT D	1	1	1
⊙	32	*302H732040	2H732040	GEAR Z61L OW	1	1	1
⊙	33	*302H732050	2H732050	GEAR Z34L CONT D	1	1	1
⊙	34	*302H732070	2H732070	GEAR Z34R Z22R CONT D	1	1	1
	35	*302H732170	2H732170	SHEET WIRE CONT D	1	1	1
	36	*302H732180	2H732180	PLATE EARTH CONT D	1	1	1
	37	*302H732200	2H732200	CASE FAN CONT D	1	1	1
	38	*302H732210	2H732210	COLLAR PULLEY CONT D	4	4	4
	39	*302H746180	2H746180	WIRE CONTAIN MOT	1	1	1
⊙	40	*302H794170	2H794170	PARTS PWB RFID ASSY SP	1	1	1
⊙	41	*302H794440	2H794440	PARTS DC MOTOR ASSY	4	4	4
⊙	42	*302H794710	2H794710	PARTS FAN COOLING FRONT	1	1	1
⊙	43	*302KY94110	2KY94110	PARTS MOTOR CLN SP	1	1	1
	44	*3CY07080	3CY07080	BUSHING 6	10	10	10
	45	*5MVG115DB002	2BM14540	GEAR WORM /48390M0062 A4	4	4	4
	46	*5MVX111DN003	2A806250	RING STOPPER /A-49 FEED A4	4	4	4
	47	*7YZM610002++H01	YZ010240	ACCESS SADDLE	1	1	1
	48	*7YZM610007++H01	YZ023340	ACCESS.SADDLE	5	5	5

	Ref. No.	Part.No.	Alternative.	Description	Quantity		
					120	230	240
	101	5MBP2012WXSP	E0020120	SPRING PIN / M2 X 12 S-BLK			
	102	7BB200410H	BB105700	+BIND T.T P SCREW 4X10			
	103	7BB100306H1	BB105820	+BIND T.T S SCREW 3X6			
	104	7BB700410H	BB107090	+BIND T.T S SCREW 4X10 SR			

- Parts with "\*" are component parts or sub-assemblies of the assembly appearing immediately above them.
- Parts with "⊙" indicate regular maintenance parts.

- Parts with "••" are component parts or sub-assembly with "\*" appearing immediately above them.

FIG. 22 Cooling Section

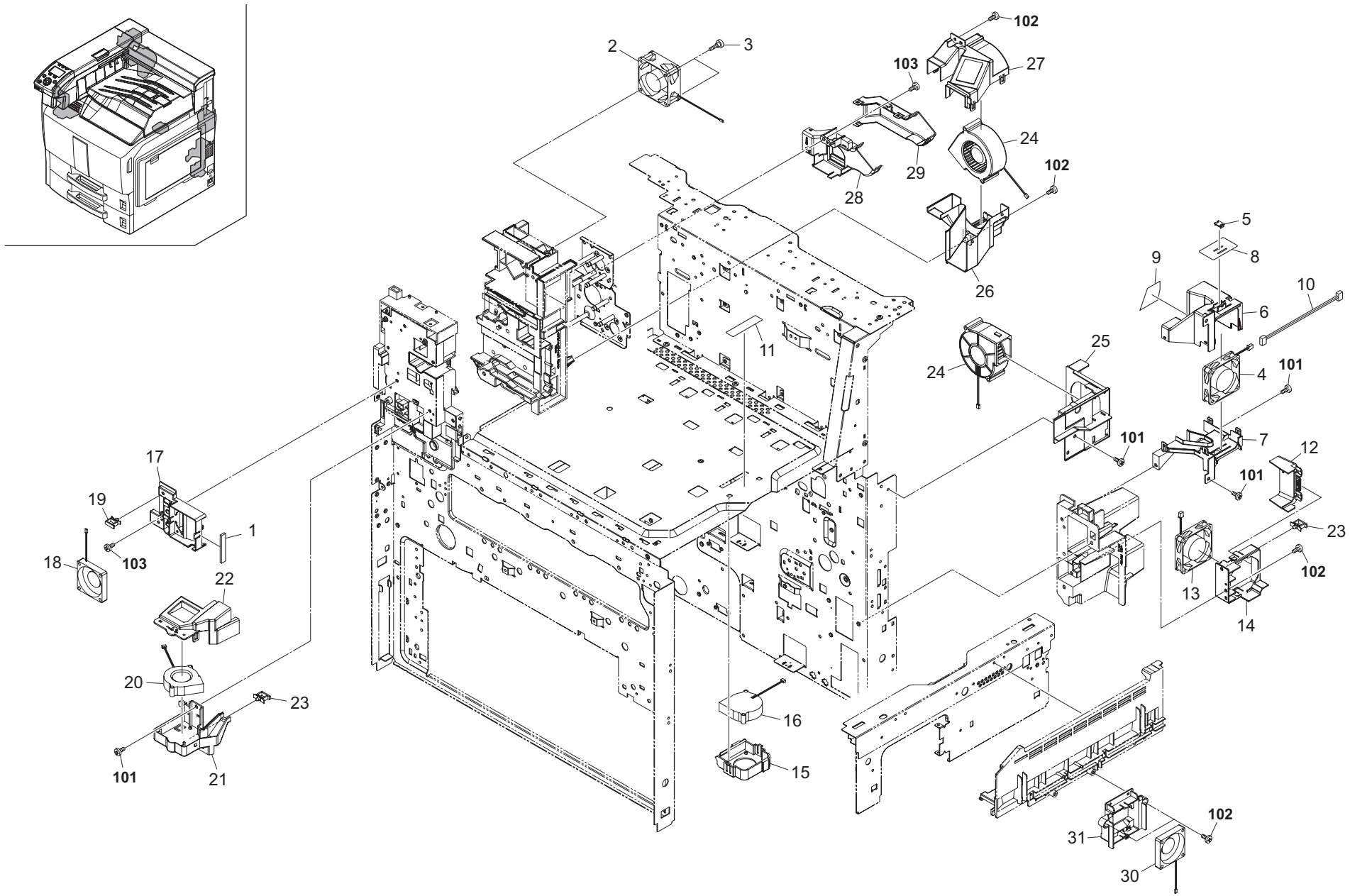


FIG. 22 Cooling Section

2KA-1

Ref. No.	Part.No.	Alternative.	Description	Quantity		
				120	230	240
1	302H733780	2H733780	SEAL FAN FRONT	1	1	1
2	2FB27190	2FB27190	FAN 60 COOLING	1	1	1
3	302H733430	2H733430	SCREW FAN	2	2	2
4	2FB27190	2FB27190	FAN 60 COOLING	1	1	1
5	302H017230	2H017230	LID GUIDE WIRE C	1	1	1
6	302H733090	2H733090	DUCT FAN VU UPPER	1	1	1
7	302H733100	2H733100	DUCT FAN VU LOWER	1	1	1
8	302H733220	2H733220	SHEET STOPPER WIRE VU	1	1	1
9	302H733590	2H733590	SHEET FAN VU	1	1	1
10	302H746970	2H746970	WIRE FAN LVU	1	1	1
11	302H733530	2H733530	SHEET FUN GUIDE	1	1	1
12	302H733210	2H733210	DUCT FAN PS2	1	1	1
13	302FZ94420	2FZ94420	PARTS,FAN COOLING CONVEYING SP	1	1	1
14	302H733181	2H733181	DUCT FAN PS	1	1	1
15	302H733110	2H733110	MOUNT FAN IMAGE	1	1	1
16	302H794700	2H794700	PARTS FAN IMAGE	1	1	1
17	302H733191	2H733191	DUCT FAN FRONT	1	1	1
18	302H794710	2H794710	PARTS FAN COOLING FRONT	1	1	1
19	7YZM610002++H01	YZ010240	ACCESS SADDLE	1	1	1
20	302FZ94660	2FZ94660	PARTS,FAN IMAGE SP	1	1	1
21	302H733131	2H733131	MOUNT FAN CONT BK	1	1	1
22	302H733140	2H733140	COVER FAN CONT BK	1	1	1
23	7YZM610007++H01	YZ023340	ACCESS.SADDLE	2	2	2
24	302FZ94380	2FZ94380	PARTS,FAN COOLING DLP 70 SP	2	2	2
25	302H733390	2H733390	DUCT COOLING FAN	1	1	1
26	302H733010	2H733010	DUCT EXIT LOWER	1	1	1
27	302H733020	2H733020	DUCT EXIT UPPER	1	1	1
28	302H733031	2H733031	DUCT PU FRONT	1	1	1
29	302H733040	2H733040	DUCT PU REAR	1	1	1
30	302H794710	2H794710	PARTS FAN COOLING FRONT	1	1	1
31	302KY04010	2KY04010	DUCT FAN RIGHT	1	1	1

Ref. No.	Part.No.	Alternative.	Description	Quantity		
				120	230	240
101	7BB100408H1	BB105830	+BIND T.T S SCREW 4X8			
102	7BB200410H	BB105700	+BIND T.T P SCREW 4X10			
103	7BB700410H	BB107090	+BIND T.T S SCREW 4X10 SR			

- Parts with "\*" are component parts or sub-assemblies of the assembly appearing immediately above them.
- Parts with "⊙" indicate regular maintenance parts.

- Parts with "••" are component parts or sub-assembly with "•" appearing immediately above them.

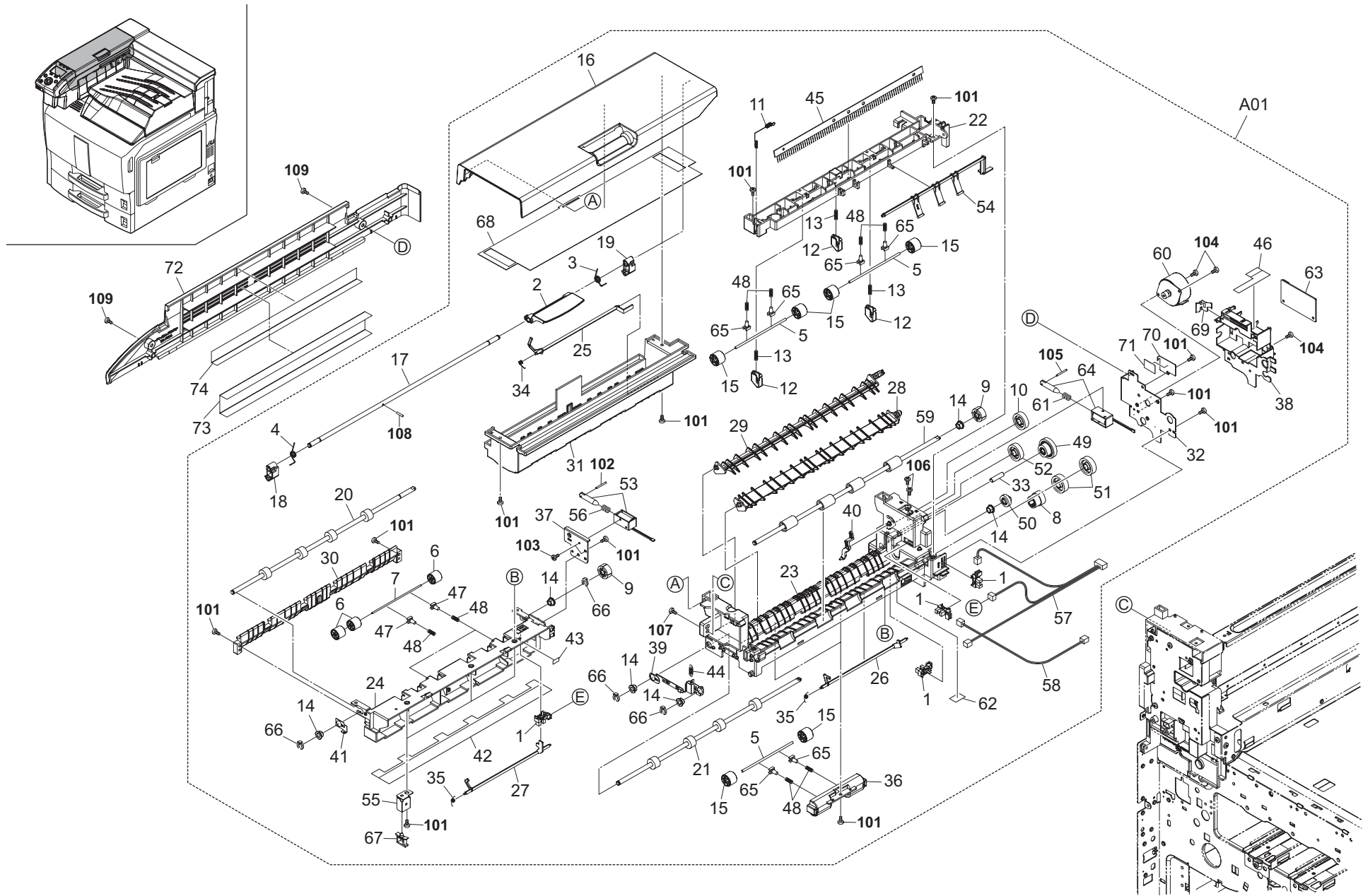




FIG. 23 Exit Section

2KA-1

Ref. No.	Part.No.	Alternative.	Description	Quantity		
				120	230	240
⊙ A01	302KA94140	2KA94140	PARTS EXIT ASSY SP	1	1	1
⊙ 1	*2C927210	2C927210	SENSOR 248NL1	4	4	4
⊙ 2	*302FZ04321	2FZ04321	LEVER LEFT COVER	1	1	1
⊙ 3	*302FZ04390	2FZ04390	SPRING LEFT COVER F	1	1	1
⊙ 4	*302FZ04400	2FZ04400	SPRING LEFT COVER R	1	1	1
⊙ 5	*302FZ22140	2FZ22140	SHAFT MIDDLE L	4	4	4
⊙ 6	*302H728050	2H728050	PULLEY EXIT	6	6	6
⊙ 7	*302FZ25380	2FZ25380	SHAFT EXIT PULLEY	2	2	2
⊙ 8	*302FZ28060	2FZ28060	GEAR Z20S-Z23S	1	1	1
⊙ 9	*302FZ28080	2FZ28080	GEAR Z23S EXIT	2	2	2
⊙ 10	*302FZ28090	2FZ28090	GEAR Z29S	1	1	1
⊙ 11	*302FZ28120	2FZ28120	SPRING EARTH	1	1	1
⊙ 12	*302FZ28260	2FZ28260	EXIT PUSH	3	3	3
⊙ 13	*302FZ28270	2FZ28270	SPRING EXIT PUSH	3	3	3
⊙ 14	*302H024370	2H024370	BUSH 6 EW	6	6	6
⊙ 15	*302H728310	2H728310	PULLEY EXIT B	8	8	8
⊙ 16	*302HP04091	2HP04091	LID COVER LEFT	1	1	1
⊙ 17	*302HP04100	2HP04100	SHAFT HOOK	1	1	1
⊙ 18	*302HP04111	2HP04111	HOOK LID F	1	1	1
⊙ 19	*302HP04120	2HP04120	HOOK LID R	1	1	1
⊙ 20	*302HP28041	2HP28041	ROLLER EXIT IN	1	1	1
⊙ 21	*302HP28050	2HP28050	ROLLER EXIT OUT	1	1	1
⊙ 22	*302HP28060	2HP28060	FRAME EXIT UPPER	1	1	1
⊙ 23	*302HP28071	2HP28071	FRAME EXIT LOW	1	1	1
⊙ 24	*302HP28080	2HP28080	FRAME EXIT ENTRANCE	1	1	1
⊙ 25	*302HP28100	2HP28100	ACTUATOR EXIT L	1	1	1
⊙ 26	*302HP28110	2HP28110	ACTUATOR EXIT R	1	1	1
⊙ 27	*302HP28120	2HP28120	ACTUATOR EXIT ENTRANCE	1	1	1
⊙ 28	*302HP28130	2HP28130	GUIDE CHANGE R	1	1	1
⊙ 29	*302HP28140	2HP28140	GUIDE CHANGE L	1	1	1
⊙ 30	*302KA28080	2KA28080	GUIDE ENTRANCE	1	1	1
⊙ 31	*302HP28191	2HP28191	FRAME EXIT MIDDLE	1	1	1
⊙ 32	*302HP28220	2HP28220	PLATE EXIT DRIVE	1	1	1
⊙ 33	*302HP28230	2HP28230	SHAFT GEAR EXIT	1	1	1
⊙ 34	*302HP28240	2HP28240	SPRING ACT EXIT L	1	1	1
⊙ 35	*302HP28250	2HP28250	SPRING ACT EXIT R	2	2	2
⊙ 36	*302HP28261	2HP28261	HOLDER EXIT PULLEY	2	2	2
⊙ 37	*302HP28280	2HP28280	PLATE EXIT SOL	1	1	1
⊙ 38	*302HP28291	2HP28291	COVER PWB	1	1	1
⊙ 39	*302HP28320	2HP28320	PLATE EARTH EXIT	1	1	1
⊙ 40	*302HP28330	2HP28330	ARM SOLENOID	1	1	1
⊙ 41	*302HP28360	2HP28360	PLATE EARTH EXIT B	1	1	1
⊙ 42	*302HP28370	2HP28370	SHEET EXIT	1	1	1
⊙ 43	*302HP28390	2HP28390	SEAL ACT	1	1	1
⊙ 44	*302HP28400	2HP28400	SPRING EXIT EARTH	1	1	1
⊙ 45	*302HP28450	2HP28450	STATIC ELIMINATOR PR	1	1	1
⊙ 46	*302HP28460	2HP28460	SHEET EXIT WIRE	1	1	1
⊙ 47	*302HP28520	2HP28520	BUSH SP	4	4	4
⊙ 48	*302HP28530	2HP28530	SPRING EXIT PULLEY	12	12	12
⊙ 49	*302HP31030	2HP31030	GEAR Z58-Z21	1	1	1

Ref. No.	Part.No.	Alternative.	Description	Quantity		
				120	230	240
⊙ 50	*302HP31040	2HP31040	GEAR Z20 DU	1	1	1
⊙ 51	*302HP31050	2HP31050	GEAR Z31	2	2	2
⊙ 52	*302HP31060	2HP31060	GEAR Z29	1	1	1
⊙ 53	*302HP44020	2HP44020	SOLENOID EXIT	1	1	1
⊙ 54	*302KA28010	2KA28010	ACTUATOR EXIT FULL	1	1	1
⊙ 55	*302KA28030	2KA28030	GUIDE WIRE	3	3	3
⊙ 56	*302KA28040	2KA28040	SPRING SOL	1	1	1
⊙ 57	*302KA46010	2KA46010	WIRE EJECT	1	1	1
⊙ 58	*302KA46040	2KA46040	WIRE OP-DU PI	1	1	1
⊙ 59	*302KA94060	2KA94060	PARTS ROLLER EXIT PR SP	1	1	1
⊙ 60	*302KA94070	2KA94070	PARTS MOTOR EXIT PR SP	1	1	1
⊙ 61	*303KN16180	3KN16180	SPRING SOL A	1	1	1
⊙ 62	*303KN16311	3KN16311	SEAL ACT	1	1	1
⊙ 63	*303KN94010	3KN94010	PARTS,PRINTED W.BOARD JOB,SP	1	1	1
⊙ 64	*303KN94040	3KN94040	PARTS,SOLENOID,SP	1	1	1
⊙ 65	*5MVF111DN005	2BM20610	BUSH SP /40613P5004 A4	8	8	8
⊙ 66	*5MVX111DN003	2A806250	RING STOPPER /A-49 FEED A4	4	4	4
⊙ 67	*7YZM610008++H01	YZ037940	ACCESS.SADDLE	3	3	3
⊙ 68	*302KA04140	2KA04140	SHEET COVER TOP	1	1	1
⊙ 69	*302KA28070	2KA28070	PLATE EARTH EXIT	1	1	1
⊙ 70	*302KA28090	2KA28090	PLATE RADIATOR SOLENOID	1	1	1
⊙ 71	*7ZS24133001+H01	ZS117750	THERMAL SHEET	1	1	1
⊙ 72	302HP04040	2HP04040	COVER LEFT MIDDLE	1	1	1
⊙ 73	302KA04120	2KA04120	SHEET COVER LEFT A	1	1	1
⊙ 74	302KA04130	2KA04130	SHEET COVER LEFT B	1	1	1
101	5MBTPB3008PW++R	B1A63080	BIND T.T SCREW(+)/ M3 X 8 CRFREE P-T			
102	E0120200	E0120200	SPRING PIN 2X20(SUS)			
103	B1B00030	B1B00030	+BIND SCREW M2.6X03(TRIVALENT CHROMAT			
104	5MBTPB3006TW++R	B1A53060	BIND T.T SCREW(+)/ M3 X 6 CRFREE S-T			
105	7BP012520+++H01	E5125200	SPRING PIN 2.5X20(SUS)			
106	B1B03040	B1B03040	+BIND SCREW M3X04(TRIVALENT CHROMATI			
107	7BB200410H	BB105700	+BIND T.T P SCREW 4X10			
108	E5120100	E5120100	SPRING PIN H7A 2X10 SUS			
109	7BB180408H	BB112120	+BIND T.T S SCREW 4X8(BLACK)			

- Parts with "\*" are component parts or sub-assemblies of the assembly appearing immediately above them.
- Parts with "⊙" indicate regular maintenance parts.

- Parts with "••" are component parts or sub-assembly with "•" appearing immediately above them.

FIG. 24 Retainer Section-1

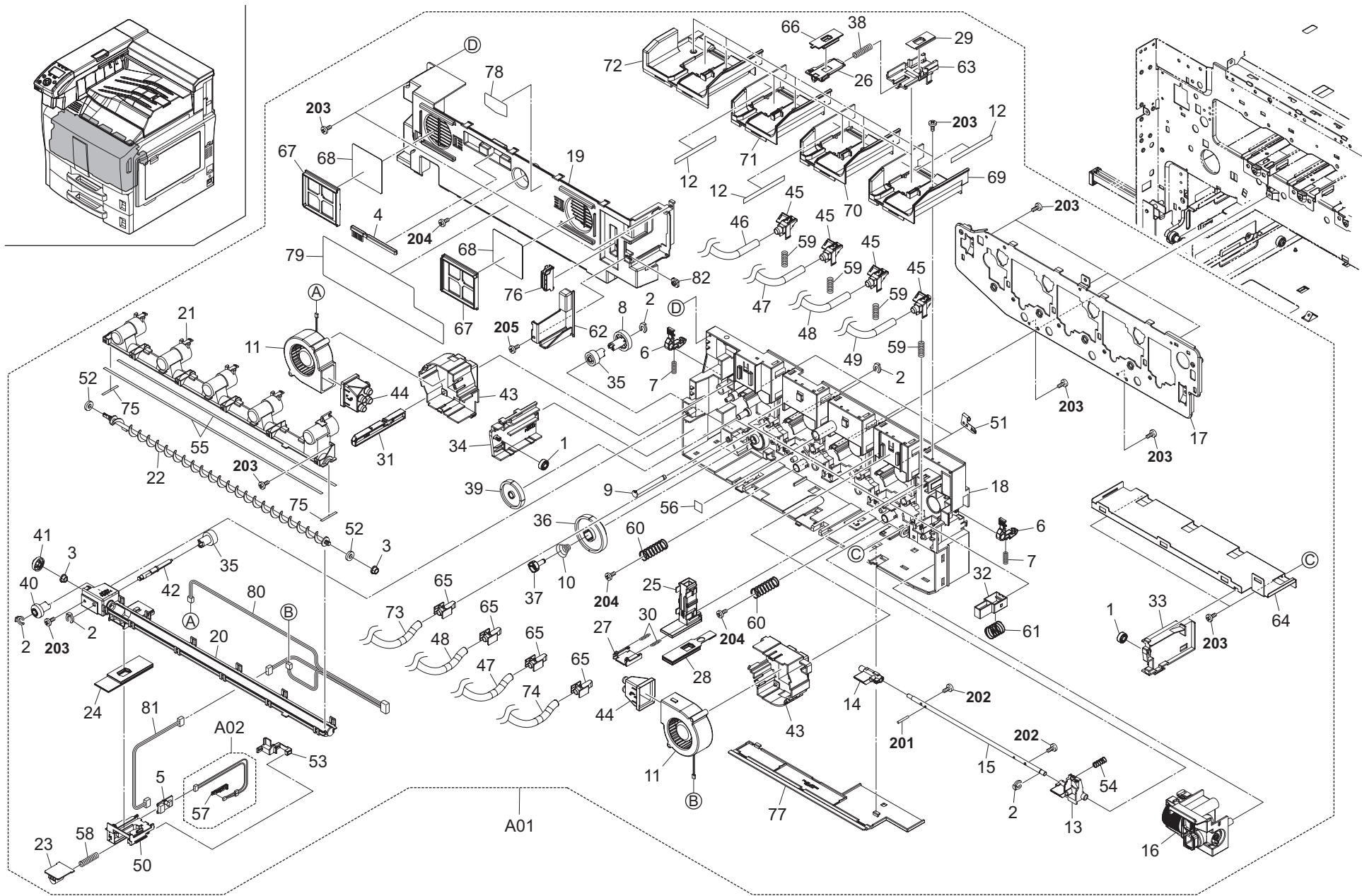


FIG. 24 Retainer Section-1

2KA-1

Ref. No.	Part.No.	Alternative.	Description	Quantity		
				120	230	240
⊙ A01	302H793050	2H793050	PARTS RETAINER UNIT	1	1	1
1	*302FG07020	2FG07020	PULLEY,CASSETTE RAIL	2	2	2
2	*2BC06980	2BC06980	STOPPER 5	5	5	5
3	*302H702590	2H702590	BUSH SCREW	2	2	2
4	*2BL16220	5AAVBRUSH036	BRUSH CLEANER	1	1	1
⊙ 5	*302FZ01280	2FZ01280	PRINTED W.BOARD TONER FULL ASSY	1	1	1
6	*302FZ02410	2FZ02410	LEVER RETAINER	2	2	2
7	*302FZ02420	2FZ02420	SPRING RETAINER	2	2	2
⊙ 8	*302FZ02850	2FZ02850	GEAR SWEEP Z28	1	1	1
9	*302FZ02860	2FZ02860	SHAFT FEED SWEEP	1	1	1
10	*302FZ31650	2FZ31650	SPRING JOINT	1	1	1
⊙ 11	*302FZ94380	2FZ94380	PARTS,FAN COOLING DLP 70 SP	2	2	2
12	*302H703820	2H703820	SEAL TONER B	3	3	3
13	*302H702810	2H702810	HOOK TRAY R	1	1	1
14	*302H702820	2H702820	HOOK TRAY L	1	1	1
15	*302H702830	2H702830	SHAFT HOOK	1	1	1
16	*302H702840	2H702840	HOLDER BOTTLE	1	1	1
17	*302H703010	2H703010	RETAINER PU	1	1	1
18	*302H703020	2H703020	HOUSING RETAINER	1	1	1
19	*302H703030	2H703030	COVER RETAINER	1	1	1
20	*302H703040	2H703040	PIPE WASTE LOW	1	1	1
21	*302H703050	2H703050	PIPE WASTE UP	1	1	1
22	*302H703060	2H703060	SCREW WASTE	1	1	1
23	*302H703070	2H703070	SHUTTER WASTE	1	1	1
24	*302H703080	2H703080	SEAL WASTE SHUTTER	1	1	1
25	*302H703090	2H703090	PIPE DLP LOW	4	4	4
26	*302H703100	2H703100	SHUTTER PIPE UP	4	4	4
27	*302H703110	2H703110	SHUTTER PIPE LOW	4	4	4
28	*302H703120	2H703120	SEAL PIPE DLP LOW	4	4	4
29	*302H703130	2H703130	SEAL PIPE DLP UP	4	4	4
30	*302H703140	2H703140	SPRING PIPE LOW	8	8	8
31	*302H703170	2H703170	ATTACHMENT ID SENSOR	1	1	1
32	*302H703180	2H703180	ATTACHMENT SW F	1	1	1
33	*302H703190	2H703190	RAIL WASTE R	1	1	1
34	*302H703200	2H703200	RAIL WASTE L	1	1	1
⊙ 35	*302H703210	2H703210	GEAR WASTE Z24	2	2	2
⊙ 36	*302H703221	2H703221	GEAR SWEEP	1	1	1
37	*302H703230	2H703230	JOINT WASTE DRIVE	1	1	1
38	*302H703240	2H703240	SPRING PIPE UP	4	4	4
⊙ 39	*302H703250	2H703250	GEAR WASTE Z52S	1	1	1
⊙ 40	*302H703260	2H703260	GEAR BEVEL DRIVE Z24	1	1	1
⊙ 41	*302H703270	2H703270	GEAR BEVEL SCREW Z24	1	1	1
42	*302H703280	2H703280	SHAFT WASTE DRIVE	1	1	1
43	*302H703290	2H703290	BRACKET FAN DLP	2	2	2
44	*302H703300	2H703300	JOINT TUBE	2	2	2
45	*302H703310	2H703310	JOINT TUBE DLP LID	4	4	4
46	*302H703320	2H703320	TUBE COOLING LOW K	1	1	1
47	*302H703330	2H703330	TUBE COOLING LOW Y	2	2	2
48	*302H703340	2H703340	TUBE COOLING LOW C	2	2	2
49	*302H703350	2H703350	TUBE COOLING LOW M	1	1	1

- Parts with "\*" are component parts or sub-assemblies of the assembly appearing immediately above them.
- Parts with "⊙" indicate regular maintenance parts.

Ref. No.	Part.No.	Alternative.	Description	Quantity		
				120	230	240
50	*302H703370	2H703370	COVER FULL SENSOR	1	1	1
51	*302H703420	2H703420	PLATE DRUM EARTH	4	4	4
52	*302H703430	2H703430	SEAL SCREW	2	2	2
53	*302H703440	2H703440	LID FULL SENSOR	1	1	1
54	*302H703450	2H703450	SPRING HOOK WASTE	1	1	1
55	*302H703460	2H703460	SEAL PIPE WASTE A	2	2	2
56	*302FZ21670	2FZ21670	SEAL FRAME TC B	1	1	1
⊙ A02	*302H794480	2H794480	PARTS RETANER ASSY	1	1	1
57	**5MVS313SB002	2BR08310	SPACER LED /43587J2063 A4	1	1	1
58	*302H703490	2H703490	SPRING WASTE SHUTTER	1	1	1
59	*302H703500	2H703500	SPRING JOINT TUBE	4	4	4
60	*302H703510	2H703510	SPRING TRAY WASTE	2	2	2
61	*302H703520	2H703520	SPRING ATTACHMENT	1	1	1
62	*302H703530	2H703530	COVER CONNECTOR	1	1	1
63	*302H703540	2H703540	PIPE DLP UP	4	4	4
64	*302H703550	2H703550	PLATE HOLDER WT	1	1	1
65	*302H703560	2H703560	JOINT TUBE DLP BLADE	4	4	4
66	*302H703570	2H703570	SEAL CONT SHUTTER	4	4	4
67	*302H703580	2H703580	COVER FILTER	2	2	2
68	*302H703590	2H703590	FILTER DUST	2	2	2
69	*302H703660	2H703660	GUIDE CONTAINER M	1	1	1
70	*302H703670	2H703670	GUIDE CONTAINER C	1	1	1
71	*302H703680	2H703680	GUIDE CONTAINER Y	1	1	1
72	*302H703690	2H703690	GUIDE CONTAINER K	1	1	1
73	*302H703700	2H703700	TUBE COOLING UPPER K	1	1	1
74	*302H703730	2H703730	TUBE COOLING UPPER M	1	1	1
75	*302H703740	2H703740	SEAL PIPE WASTE B	2	2	2
76	*302H704410	2H704410	MAGNET CATCH	1	1	1
77	*302H704620	2H704620	COVER RETAINER LOW	1	1	1
78	*302H734130	2H734130	LABEL CLEANING	1	1	1
79	*302H734161	2H734161	LABEL INNER COVER	1	1	1
80	*302H746050	2H746050	WIRE RETAINER	1	1	1
81	*302H746070	2H746070	WIRE TONER SENSOR JOINT	1	1	1
82	*5MMS111SL002	2BY20050	NUT FUSER A /FS-1800/3800 A4	1	1	1

- Parts with "\*" are component parts or sub-assembly with "\*" appearing immediately above them.

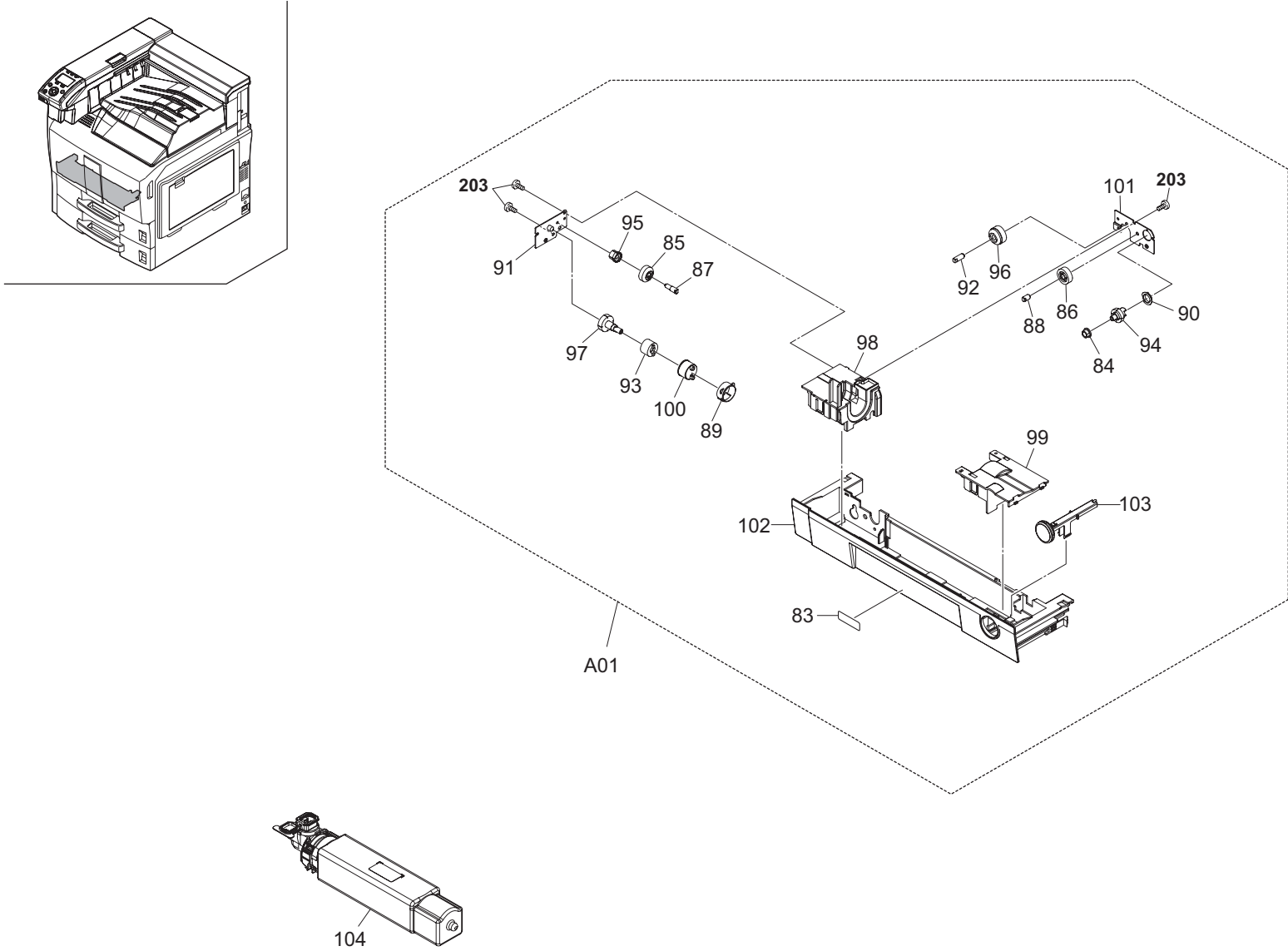


FIG. 24 Retainer Section-2

2KA

	Ref. No.	Part.No.	Alternative.	Description	Quantity		
					120	230	240
	83	*302H734170	2H734170	LABEL PUSH A	1	1	1
	84	*302H702590	2H702590	BUSH SCREW	1	1	1
⊙	85	*302FZ02830	2FZ02830	GEAR SWEEP Z23	1	1	1
⊙	86	*302FZ08180	2FZ08180	GEAR MPT Z23	1	1	1
	87	*302H702600	2H702600	SHAFT DRIVE A	1	1	1
	88	*302H702610	2H702610	SHAFT DRIVE B	1	1	1
	89	*302H702620	2H702620	BUSH COUPLING	1	1	1
	90	*302H702640	2H702640	BUSH JOINT	1	1	1
	91	*302H702650	2H702650	PLATE WASTE DRIVE	1	1	1
	92	*302H702680	2H702680	SHAFT DRIVE C	1	1	1
⊙	93	*302H702690	2H702690	TORQUE LIMITER	1	1	1
⊙	94	*302H702700	2H702700	GEAR JOINT Z20S	1	1	1
⊙	95	*302H702710	2H702710	GEAR WASTE Z12S	1	1	1
⊙	96	*302H702720	2H702720	GEAR WASTE Z25 Z24	1	1	1
⊙	97	*302H702730	2H702730	GEAR WASTE Z24S	1	1	1
	98	*302H702740	2H702740	HOLDER DRIVE A	1	1	1
	99	*302H702780	2H702780	HOLDER JOINT JV	1	1	1
	100	*302H702800	2H702800	COUPLING WASTE	1	1	1
	101	*302H702990	2H702990	HOLDER DRIVE C	1	1	1
	102	*302H703380	2H703380	TRAY WASTE	1	1	1
	103	*302H703390	2H703390	LEVER WASTE TRAY	1	1	1
⊙	104	302KA93040	2KA93040	PARTS WASTE BOTTLE UNIT	1	1	1

	Ref. No.	Part.No.	Alternative.	Description	Quantity		
					120	230	240
	201	5MBP2010WXSP	E0020100	SPRING PIN / M2 X 10 S-BLK			
	202	7BB200312H	BB105680	+BIND T.T P SCREW 3X12			
	203	7BB200308H	BB105660	+BIND T.T P SCREW 3X8			
	204	7BB180408H	BB111210	+BIND T.T S SCREW 4X8(BLACK)			
	205	7BB100306H1	BB105820	+BIND T.T S SCREW 3X6			

- Parts with "\*" are component parts or sub-assemblies of the assembly appearing immediately above them.
- Parts with "⊙" indicate regular maintenance parts.

- Parts with "••" are component parts or sub-assembly with "•" appearing immediately above them.

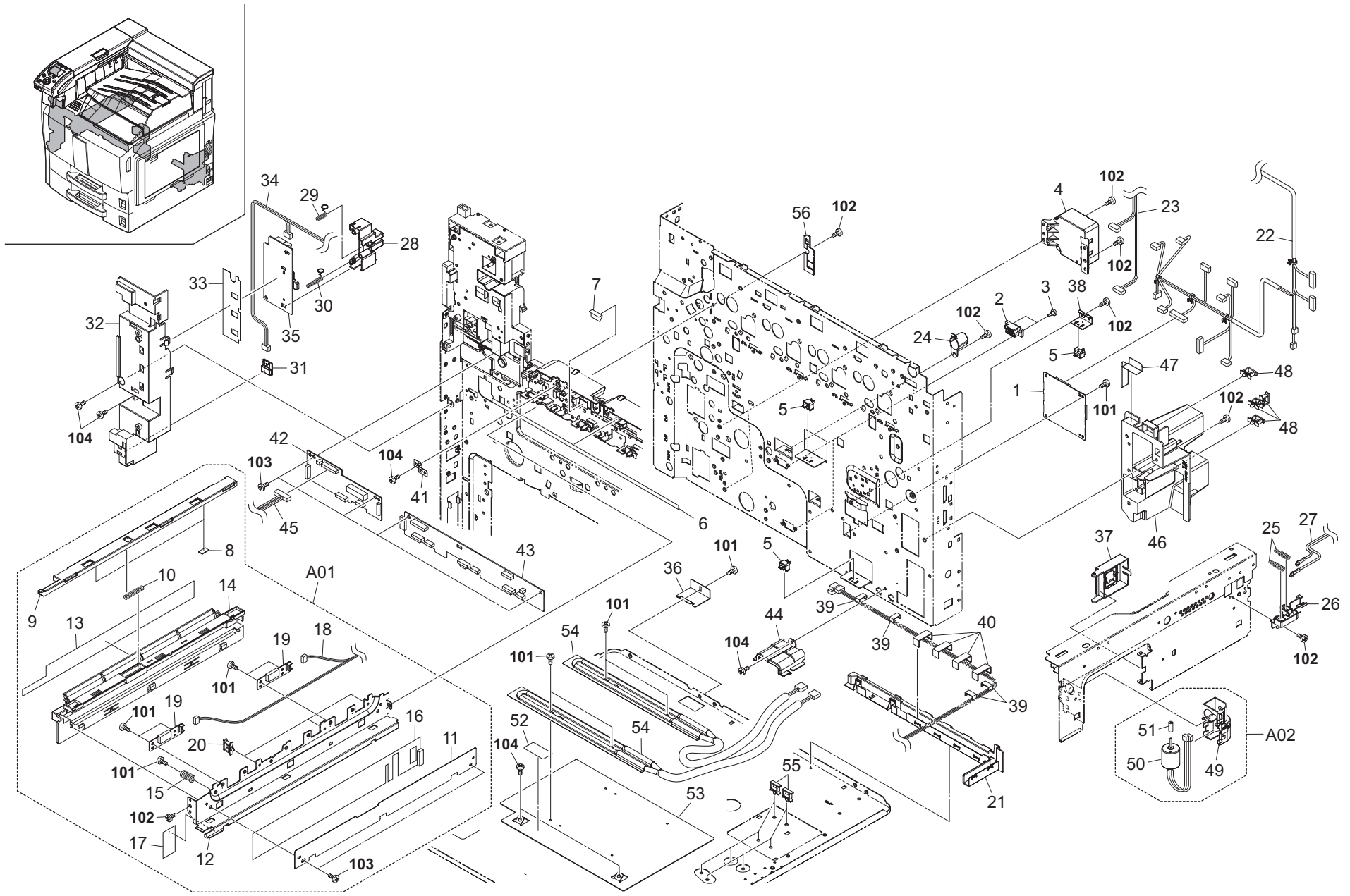


FIG. 25 Electrical Components 1

2KA

Ref. No.	Part.No.	Alternative.	Description	Quantity		
				120	230	240
⊙	1	302H794080	2H794080	1	1	1
	2	7YCC08B2046+H02	YC026130	2	2	2
	3	302FZ03070	2FZ03070	4	4	4
⊙	4	302GR44112	2GR44112	2	2	2
⊙	5	66127010	66127010	3	3	3
	6	302H703850	2H703850	1	1	1
	7	302H703760	2H703760	1	1	1
⊙	A01	302H794392	2H794392	1	1	1
	8	*2BG16590	2BG16590	2	2	2
	9	*302FZ02190	2FZ02190	1	1	1
	10	*302FZ02200	2FZ02200	1	1	1
	11	*302FZ02771	2FZ02771	1	1	1
	12	*302H702170	2H702170	1	1	1
	13	*302H702432	2H702432	1	1	1
	14	*302H702441	2H702441	1	1	1
	15	*302H702500	2H702500	1	1	1
	16	*302H733260	2H733260	1	1	1
	17	*302H733290	2H733290	1	1	1
	18	*302H746350	2H746350	1	1	1
⊙	19	*302H794220	2H794220	2	2	2
	20	*7YZM610007++H01	YZ023340	3	3	3
	21	302H739250	2H739250	1	1	1
	22	302H746210	2H746210	1	1	1
	23	302H746570	2H746570	1	1	1
	24	302H702950	2H702950	1	1	1
⊙	25	302H739530	2H739530	2	2	2
	26	302H739580	2H739580	1	1	1
	27	302H746320	2H746320	1	1	1
	28	302FZ39610	2FZ39610	1	1	1
⊙	29	302FZ39620	2FZ39620	1	1	1
⊙	30	302FZ39630	2FZ39630	1	1	1
⊙	31	302H045080	2H045080	1	1	1
⊙	32	302H704210	2H704210	1	1	1
	33	302H704650	2H704650	1	1	1
	34	302H746120	2H746120	1	1	1
⊙	35	302KA94080	2KA94080	1	1	1
	36	302GR39190	2GR39190	1	1	1
	37	302H702240	2H702240	1	1	1
	38	302FZ02610	2FZ02610	1	1	1
	39	303LL02330	3LL02330	4	4	4
	40	303LL02180	3LL02180	4	4	4
	41	302H702580	2H702580	1	1	1
⊙	42	302H794130	2H794130	1	1	1
⊙	43	302H794140	2H794140	1	1	1
	44	302H702670	2H702670	1	1	1
	45	302KA46020	2KA46020	1	1	1
	46	302H739060	2H739060	1	1	1
	47	302H739630	2H739630	1	1	1
	48	7YZM610002++H01	YZ010240	4	4	4
⊙	A02	302H793340	2H793340	1	1	1

Ref. No.	Part.No.	Alternative.	Description	Quantity		
				120	230	240
⊙	49	*302H703620	2H703620	1	1	1
	50	*302H794440	2H794440	1	1	1
	51	*5MVG115DB002	2BM14540	1	1	1
	52	20305130	20305130	1	1	1
	53	302H702210	2H702210	1	1	1
⊙	54	302H794610	2H794610	2	2	2
	55	7YZM610001++H01	YZ010230	8	8	8
	56	302H702180	2H702180	1	1	1
	101	7BB100306H1	BB105820			
	102	7BB100408H1	BB105830			
	103	7BB200410H	BB105700			
	104	7BB700410H	BB107090			

- Parts with "\*" are component parts or sub-assemblies of the assembly appearing immediately above them.
- Parts with "⊙" indicate regular maintenance parts.

- Parts with "••" are component parts or sub-assembly with "•" appearing immediately above them.

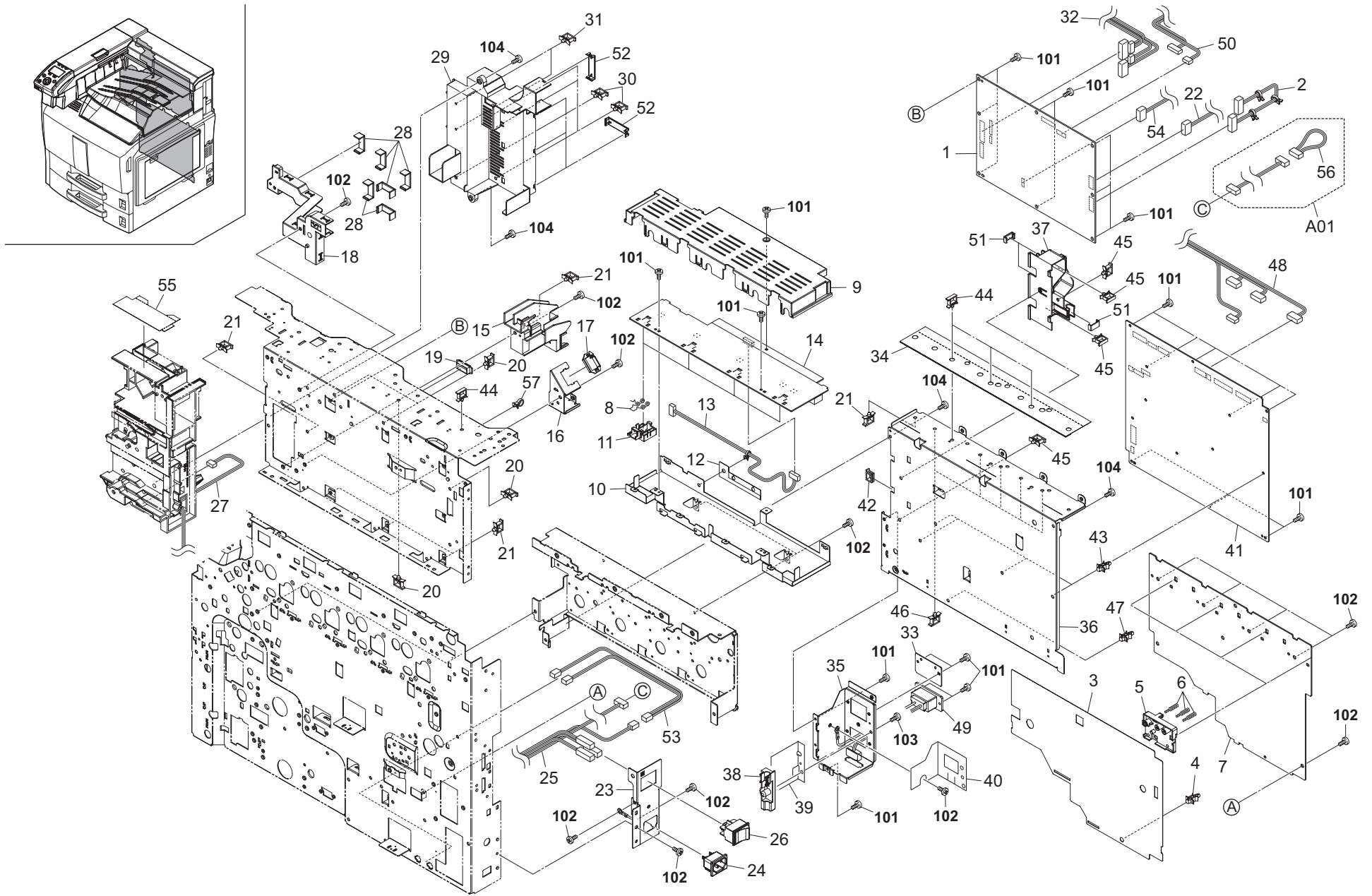




FIG. 26 Electrical Components 2

2KA-1

Ref. No.	Part.No.	Alternative.	Description	Quantity		
				120	230	240
⊙ 1	302KA94031	2KA94031	PARTS PWB ENGINE ASSY SP	1	1	1
2	302H746170	2H746170	WIRE CONTAIN MOT JOINT	1	1	1
3	302H739900	2H739900	SHEET PWB	1	1	1
4	7YZM510007++H01	YZ042780	ACCESS.SPACER	1	1	1
5	302FZ39110	2FZ39110	MOUNT HV TERMINAL	4	4	4
⊙ 6	302FZ39520	2FZ39520	SPRING HV MAIN	12	12	12
⊙ 7	302H794360	2H794360	PARTS UNIT HIGH VOLTAGE MAIN	1	1	1
⊙ 8	302H739540	2H739540	SPRING HV TC1	4	4	4
9	302H739590	2H739590	COVER HV TC1	1	1	1
10	302H739600	2H739600	MOUNT TRANSFER HV 2	1	1	1
11	302H739610	2H739610	TERMINAL TC1 2	4	4	4
12	302H739620	2H739620	SHEET TC1	1	1	1
13	302H746360	2H746360	WIRE HVU T1	1	1	1
⊙ 14	302H794370	2H794370	PARTS UNIT HIGH VOLTAGE TRANSFER1	1	1	1
15	302H702530	2H702530	GUIDE WIRE MAIN	1	1	1
16	302H702120	2H702120	MOUNT CONT BOX	1	1	1
17	7YZM210002+++H01	YZ004730	ACCESS.EDGING	1	1	1
18	302H739220	2H739220	GUIDE WIRE EXIT	1	1	1
19	7YZM210003+++H01	YZ037970	ACCESS.EDGING	1	1	1
20	7YZM610002+++H01	YZ010240	ACCESS SADDLE	4	4	4
21	7YZM610005+++H01	YZ012220	ACCESS SADDLE	6	6	6
22	302KA46090	2KA46090	WIRE RIGHT SIDE	1	1	1
23	302H739050	2H739050	PLATE INLET	1	1	1
24	302H746420	2H746420	WIRE INLET ASSY	1	1	1
25	302KA46170	2KA46170	WIRE MSW US	1		
26	302KA46130	2KA46130	WIRE MSW	1	1	1
⊙ 26	7SC020201+++H01	SC111870	SW.SEESAW	1	1	1
27	302KA46030	2KA46030	WIRE TRANSFER-EXIT	1	1	1
28	303LL02180	3LL02180	HOLDER WIRE A	6	6	6
29	302H739160	2H739160	GUIDE WIRE L	1	1	1
30	7YZM610002+++H01	YZ010240	ACCESS SADDLE	4	4	4
31	7YZM610007+++H01	YZ023340	ACCESS.SADDLE	2	2	2
32	302H746340	2H746340	WIRE FEED	1	1	1
33	302FB26290	2FB26290	LID VENDOR	1	1	1
34	302H702190	2H702190	SHEET PS	1	1	1
35	302H739070	2H739070	BRACKET OPTION IF	1	1	1
36	302H739080	2H739080	BRACKET LVU PWB	1	1	1
37	302H739280	2H739280	GUIDE WIRE LVU	1	1	1
38	302H739300	2H739300	GUIDE WIRE HV	1	1	1
39	302H739340	2H739340	SHEET OPTION IF	1	1	1
40	302H739350	2H739350	SHEET OPTION CV	1	1	1
⊙ 41	302H794351	2H794351	PARTS UNIT LOW VOLTAGE	1	1	1
42	7YZM210006+++H01	YZ038000	ACCESS.EDGING	1	1	1
43	7YZM510007+++H01	YZ042780	ACCESS.SPACER	4	4	4
44	7YZM610001+++H01	YZ010230	ACCESS SADDLE	4	4	4
45	7YZM610002+++H01	YZ010240	ACCESS SADDLE	4	4	4
46	7YZM610004+++H01	YZ012210	ACCESS SADDLE	5	5	5
47	M2108130	M2108130	SPACER,KGPS-4S	1	1	1
48	302KA46080	2KA46080	WIRE LVU	1	1	1
49	302KA46140	2KA46140	WIRE OP DESK	1	1	1

Ref. No.	Part.No.	Alternative.	Description	Quantity		
				120	230	240
50	302H746390	2H746390	WIRE MAIN-ENGINE	1	1	1
51	303LL02330	3LL02330	HOLDER WIRE D	3	3	3
52	302H739270	2H739270	LID WIRE GUIDE	4	4	4
53	302KA46150	2KA46150	WIRE OP HEATER RELAY	1	1	1
54	302KA46050	2KA46050	WIRE SOLENOID 2	1	1	1
55	302KA02090	2KA02090	SHEET FRAME FUSER R	1	1	1
A01	302H746990	2H746990	WIRE OP HEATER SW	1	1	1
56	*302H746A00	2H746A00	WIRE JUMPER CONNECTOR	1	1	1
57	M70AF010	M70AF010	CLAMP,LCT-1.5SIEM(TAKEUCHI)	1	1	1
101	7BB100306H1	BB105820	+BIND T.T S SCREW 3X6			
102	7BB100408H1	BB105830	+BIND T.T S SCREW 4X8			
103	7BB200410H	BB105700	+BIND T.T P SCREW 4X10			
104	7BB700410H	BB107090	+BIND T.T S SCREW 4X10 SR			

- Parts with "\*" are component parts or sub-assemblies of the assembly appearing immediately above them.
- Parts with "⊙" indicate regular maintenance parts.

- Parts with "••" are component parts or sub-assembly with "\*" appearing immediately above them.

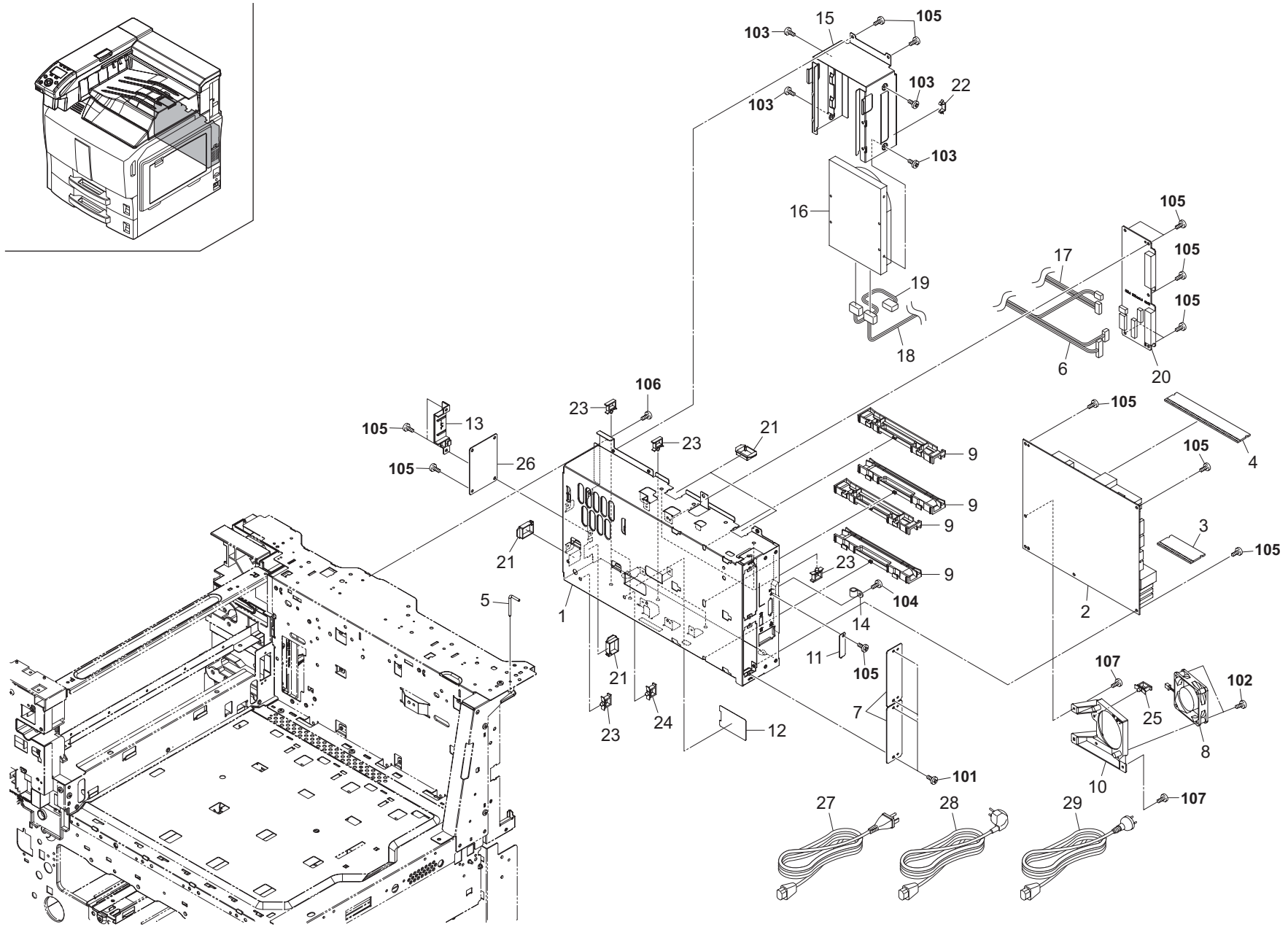


FIG. 27 Electrical Components 3

2KA

Ref. No.	Part.No.	Alternative.	Description	Quantity		
				120	230	240
1	302H739010	2H739010	CONT BOX	1	1	1
2	302KA94010	2KA94010	PARTS PWB MAIN ASSY SP	1	1	1
2	302KA94020	2KA94020	PARTS PWB MAIN ASSY SP EU		1	
3	302KA94050	2KA94050	PARTS PWB CODE DIMM ASSY SP	1	1	1
4	302KA94150	2KA94150	PARTS MEMORY MODULE SP	1	1	1
5	302H739200	2H739200	PIN HINGE A	1	1	1
6	302H746730	2H746730	WIRE MAIN-KUIO	1	1	1
7	2DD26070	2DD26070	PLATE OPTION	2	2	2
8	302FZ44040	2FZ44040	FAN BOX COOLING	1	1	1
9	302H739040	2H739040	RAIL PWB	4	4	4
10	302H739170	2H739170	MOUNT FAN MAIN	1	1	1
11	302H739260	2H739260	LID DP	1	1	1
12	302H739320	2H739320	FILM CONT BOX	1	1	1
13	302H739770	2H739770	GUIDE CF	1	1	1
14	M2105010	M2105010	NYLON CLAMP 3N,NK-3N	1	1	1
15	302H739020	2H739020	BRACKET HDD	1	1	1
16	302K593040	2K593040	PARTS HDD	1	1	1
17	302H746740	2H746740	WIRE CF	1	1	1
18	302JZ46150	2JZ46150	WIRE HDD POWER (L)	1	1	1
19	302H746900	2H746900	WIRE HDD DATA1	1	1	1
20	302H794031	2H794031	PARTS PWB KUIO IF ASSY SP	1	1	1
21	7YZM210002++H01	YZ004730	ACCESS.EDGING	4	4	4
22	7YZM390011++H01	YZ050250	ACCESS.CLAMP	1	1	1
23	7YZM610002++H01	YZ010240	ACCESS SADDLE	7	7	7
24	7YZM610003++H01	YZ010250	ACCESS SADDLE	1	1	1
25	7YZM610007++H01	YZ023340	ACCESS.SADDLE	1	1	1
26	302H794020	2H794020	PARTS PWB CF ASSY SP	1	1	1
27	3019527401	19527401	POWER CORD(120)	1		
28	2AR27800	2AR27800	POWER CORD(230)		1	
29	7AAACCAS+10H001	AA063380	AC CORD ASSY AS			1

Ref. No.	Part.No.	Alternative.	Description	Quantity		
				120	230	240
101	7BB100306H1	BB105820	+BIND T.T S SCREW 3X6			
102	7BB300323H	BB105800	+BIND T.T B SCREW 3X23			
103	B9A90010	B9A90010	+PAN SCREW 6-32X0.25			
104	7BB180408H	BB111210	+BIND T.T S SCREW 4X8(BLACK)			
105	7BB700306H	BB105590	+BIND T.T S SCREW 3X6 SR			
106	7BB100408H1	BB105830	+BIND T.T S SCREW 4X8			
107	7BB700308H	BB105600	+BIND T.T S SCREW 3X8 SR			

- Parts with "." are component parts or sub-assemblies of the assembly appearing immediately above them.
- Parts with "⊙" indicate regular maintenance parts.

- Parts with ".•" are component parts or sub-assembly with ".•" appearing immediately above them.

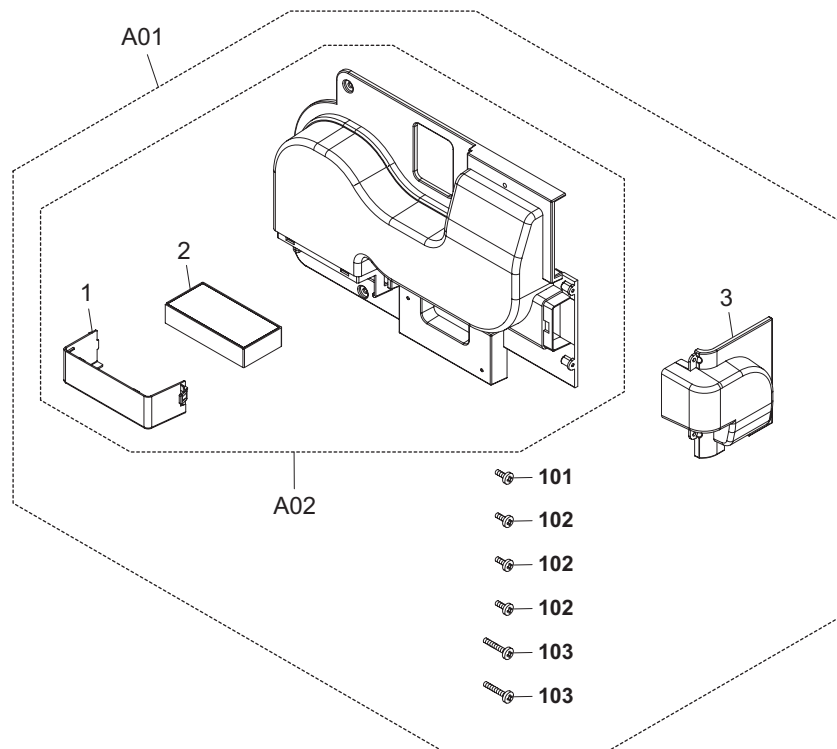


FIG. 28 Options 1

2KA

	Ref. No.	Part.No.	Alternative.	Description	Quantity		
					120	230	240
⊙	A01	302H794580	2H794580	PARTS DUCT OPTION UNIT	1	1	1
⊙	A02	•302H794590	2H794590	PARTS DUCT OPTION UNIT P	1	1	1
	1	••302H733680	2H733680	COVER FILTER OPTION	1	1	1
⊙	2	••302H733690	2H733690	FILTER OPTION	1	1	1
⊙	3	•302H794600	2H794600	PARTS DUCT OPTION UNIT Q	1	1	1

	Ref. No.	Part.No.	Alternative.	Description	Quantity		
					120	230	240
	101	7BB700308H	BB105600	+BIND T.T S SCREW 3X8 SR			
	102	7BB200308H	BB105660	+BIND T.T P SCREW 3X8			
	103	7BB200320H	BB113430	+BIND T.T P SCREW 3X20			

- Parts with "•" are component parts or sub-assemblies of the assembly appearing immediately above them.
- Parts with "⊙" indicate regular maintenance parts.

- Parts with "••" are component parts or sub-assembly with "•" appearing immediately above them.

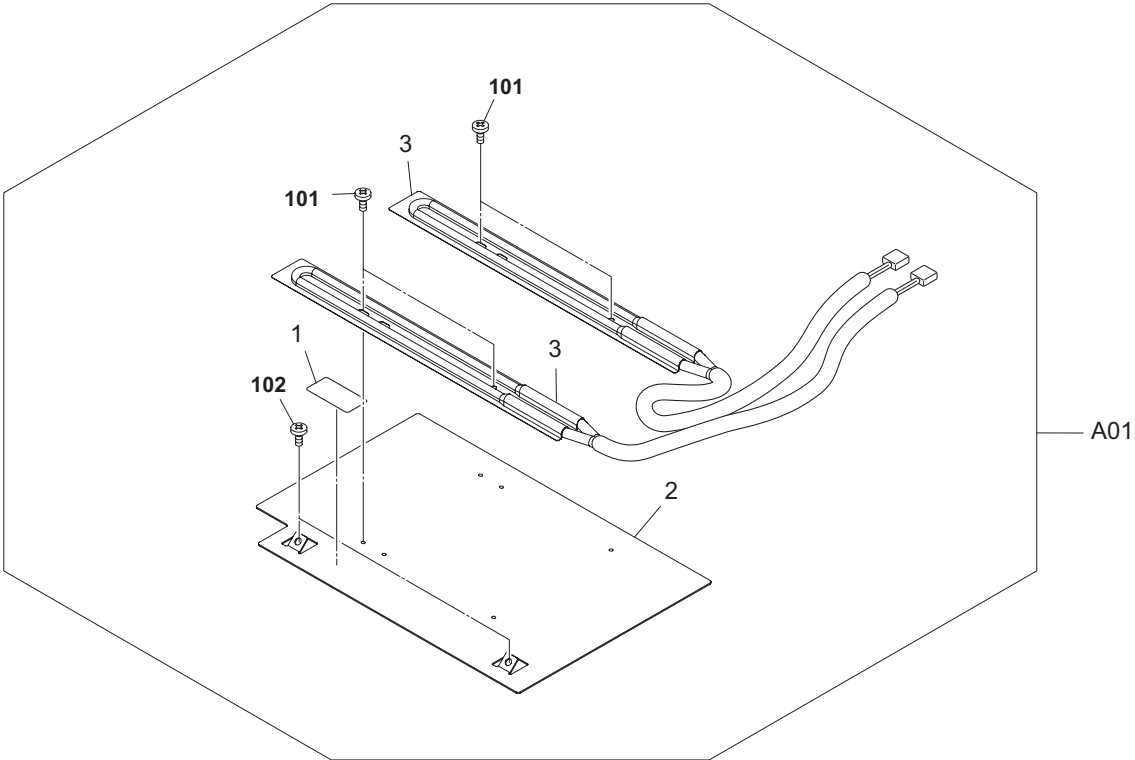


FIG. 29 Options 2

2KA

	Ref. No.	Part.No.	Alternative.	Description	Quantity		
					120	230	240
⊙	A01	302H794760	2H794760	PARTS CASSETTE HEATER 120 SP	1		
	1	*20305130	20305130	LABEL L,HIGH TEMPERATURE CAUTION(EXP)	1		
	2	*302H702210	2H702210	BASE HEATER OP	1		
⊙	3	*302H794620	2H794620	PARTS HEATER DEHUMIDIFIER 120	2		

	Ref. No.	Part.No.	Alternative.	Description	Quantity		
					120	230	240
	101	7BB100306H1	BB105820	+BIND T.T S SCREW 3X6			
	102	7BB700410H	BB107090	+BIND T.T S SCREW 4X10 SR			

- Parts with "\*" are component parts or sub-assemblies of the assembly appearing immediately above them.
- Parts with "⊙" indicate regular maintenance parts.

- Parts with ".•" are component parts or sub-assembly with "\*" appearing immediately above them.

FIG. 30 Maintenance Kits

Ref. No.	Part.No.	Alternative.	Description	Quantity		
				120	230	240
	1702KY0UN0	072KY0UN	MK-856B/MAINTENANCE KIT (OPTION)	1	1	1
			•DLP C UNIT	1	1	1
			•DLP Y UNIT	1	1	1
			•DLP M UNIT	1	1	1
			•DRUM 50 Y UNIT	1	1	1
			•DRUM 50 M UNIT	1	1	1
			•DRUM 50 C UNIT	1	1	1
	1702KA7US0	072KA7US	MK-880A/MAINTENANCE KIT (OPTION)	1		
			•FILTER DUCT PU KME	1		
			•FILTER VOC	1		
			•FUSER UNIT A	1		
			•DLP K UNIT	1		
			•DRUM 50 K UNIT	1		
			•ROLLER TRANSFER ASSY MK	1		
			•PARTS TRANSFER BELT UNIT	1		
	1702KA8KL0	072KA8KL	MK-880A/MAINTENANCE KIT (OPTION)		1	1
			•FILTER VOC		1	1
			•FILTER DUCT PU KME		1	1
			•FUSER UNIT E		1	1
			•DLP K UNIT		1	1
			•DRUM 50 K UNIT		1	1
			•ROLLER TRANSFER ASSY MK		1	1
			•PARTS TRANSFER BELT UNIT		1	1

- Parts with "•" are component parts or sub-assemblies of the assembly appearing immediately above them.
- Parts with "⊙" indicate regular maintenance parts.

- Parts with "••" are component parts or sub-assembly with "•" appearing immediately above them.



INDEX

2KA-1

	Part.No.	Alternative.	Description	Fig.No.		Part.No.	Alternative.	Description	Fig.No.
	1702KA7US0	072KA7US	MK-880A/MAINTENANCE KIT	30		302FB07032	2FB07032	LEVER CURSOR A	5,6
	1702KA8KL0	072KA8KL	MK-880A/MAINTENANCE KIT	30		302FB07042	2FB07042	LEVER CURSOR B	5,6
	1702KY0UN0	072KY0UN	MK-856B/MAINTENANCE KIT	30		302FB07420	2FB07420	PIN CASSETTE	5,6
	20305130	20305130	LABEL L,HIGH TEMPERATURE CAUTION(EXP)	25,29		302FB17700	2FB17700	SPRING BYPASS TEBLE	9
	28107310	49028101	BUSH 8	18,19	⊙	302FB17710	2FB17710	GEAR 18 IDLE DEVELOPING	9
	2AR07220	2AR07220	PULLEY,PAPER FEED	7		302FB17730	2FB17730	SEAL BYPASS TABLE	9
	2AR07230	2AR07230	PULLEY,SEPARATION	7,8		302FB17740	2FB17740	SIZE INDICATOR BYPASS(M)	9
	2AR07660	2AR07660	GUIDE FILM,SEPARATION PULLEY	7		302FB17750	2FB17750	SIZE INDICATOR BYPASS(I)	9
	2AR27800	2AR27800	POWER CORD(230)	27	⊙	302FB17760	2FB17760	PAD MP	8
	2BC06520	2BC06520	BUSHING 6,REGISTRATION	7		302FB17800	2FB17800	PIN BYPASS TABLE	9
	2BC06750	2BC06750	RACK,CURSOR	9	⊙	302FB25140	2FB25140	SWITCH BYPASS SIZE	9
	2BC06910	2BC06910	STOPPER 6	12,18	⊙	302FB25180	2FB25180	SOLENOID LEADING FEED	8
	2BC06980	2BC06980	STOPPER 5	19,24		302FB26290	2FB26290	LID VENDOR	26
	2BC07340	2BC07340	LEFT WIRE B,LIFT	9		302FG07020	2FG07020	PULLEY,CASSETTE RAIL	24
	2BG06480	2BG06480	BAND B	1		302FG07253	2FG07253	UPPER HOUSING,PAPER FEED	7
	2BG16590	2BG16590	FELT TC CLN	25		302FG07260	2FG07260	LOWER HOUSING,PAPER FEED	7
	2BG22970	2BG22970	BUSH 6 EW	8		302FG07290	2FG07290	ACTUATOR,PAPER EMPTY	7
	2BG22990	2BG22990	CUT WASHER 4	1,12,13,19,21		302FG07300	2FG07300	HOLDER,ACTUATOR	7
	2BJ06010	2BJ06010	PULLEY FEED A	7		302FG07310	2FG07310	REINFORCEMENT PRIMARY PAPER FEED	7
	2BL04310	2BL04310	PLATE NUMBER	5,6		302FG07330	2FG07330	GROUND PLATE,PRIMARY PAPER FEED	7
	2BL04370	2BL04370	PLATE NUMBER 2	6	⊙	302FZ01280	2FZ01280	PRINTED W.BOARD TONER FULL ASSY	24
	2BL07900	2BL07900	PLATE LEADING FEED	7	⊙	302FZ01310	2FZ01310	VARISTOR TC ASSY	13
	2BL16220	5AAVBRUSH036	BRUSH CLEANER	24		302FZ02190	2FZ02190	SHUTTER ID SENSOR	25
	2C904550	2C904550	CUT WASHER 5	5,6		302FZ02200	2FZ02200	SPRING SHUTTER ID SENSOR	25
	2C912430	2C912430	LID KMAS	2		302FZ02292	2FZ02292	STOPPER IMAGE UNIT R	3
	2C927210	2C927210	SENSOR 248NL1	8,12,13,23		302FZ02300	2FZ02300	SPRING STOPPER	3
	2DD26070	2DD26070	PLATE OPTION	27		302FZ02410	2FZ02410	LEVER RETAINER	24
	2FB07050	2FB07050	PIN CURSOR	5,6		302FZ02420	2FZ02420	SPRING RETAINER	24
	2FB07060	2FB07060	SPRING CURSOR	5,6		302FZ02510	2FZ02510	SPRING EARTH EXIT	4
	2FB07330	2FB07330	STOPPER BYPASS TABLE	9	⊙	302FZ02580	2FZ02580	CAP HANDLE	3
	2FB27160	2FB27160	INTER LOCK SWITCH	19	⊙	302FZ02591	2FZ02591	HOOK DLP	3
	2FB27190	2FB27190	FAN 60 COOLING	22		302FZ02610	2FZ02610	MOUNT CASSETTE SW	25
	2FG01020	2FG01020	SIZE DETECTION ASS'Y	5,6,9	⊙	302FZ02671	2FZ02671	CAM SHAFT BLADE	12
	2FG27110	2FG27110	SWITCH REGISTRATION	12		302FZ02682	2FZ02682	SHAFT CLN LSU	12
	3019527401	19527401	POWER CORD(120)	27		302FZ02691	2FZ02691	MOUNT SOLENOID	12
	302AR07041	2AR07041	SHAFT,WORK PLATE	5,6		302FZ02700	2FZ02700	MOUNT SHAFT CAM	12
	302AR07252	2AR07252	SHAFT,PAPER FEED	7		302FZ02720	2FZ02720	PLATE FUSER	4
	302AR07271	2AR07271	SHAFT,LEADING FEED	7	⊙	302FZ02741	2FZ02741	CLUTCH LSU CLEANING	12
	302BC06036	2BC06036	TABLE A,BYPASS	9		302FZ02771	2FZ02771	PLATE ID SENSOR	25
	302BC06046	2BC06046	TABLE B,BYPASS	9	⊙	302FZ02830	2FZ02830	GEAR SWEEP Z23	24
	302BC06052	2BC06052	TABLE C,BYPASS	9	⊙	302FZ02850	2FZ02850	GEAR SWEEP Z28	24
	302BC06061	2BC06061	TABLE D,BYPASS	9	⊙	302FZ02860	2FZ02860	SHAFT FEED SWEEP	24
	302BC07861	2BC07861	TERMINAL,PAPER SIZE DETECTION	5,6,9		302FZ03061	2FZ03061	PLATE LSU ADJUST	14
	302BG06152	2BG06152	SHAFT FEED B	1		302FZ03070	2FZ03070	RETAINING PIN DRAWER	25
	2BG22531	2BG22531	SPRING COUPLING DLP	18		2FZ03110	2FZ03110	SEAL HANDLE	3
	302F805130	2F805130	TAPE PANEL	2	⊙	302FZ04150	2FZ04150	COVER LEFT FRONT	1
	302FB05200	2FB05200	PLATE SIZE C	5,6	⊙	302FZ04240	2FZ04240	LID COVER LEFT	1
	302FB05380	2FB05380	LABEL VFEED CAUTION	13		302FZ04310	2FZ04310	SHAFT LEFT COVER	13
	302FB05441	2FB05441	LABEL VFEED CAUTION	13	⊙	302FZ04321	2FZ04321	LEVER LEFT COVER	13,23
	302FB06151	2FB06151	JOINT DRIVE	8		302FZ04390	2FZ04390	SPRING LEFT COVER F	23

• Parts with "⊙" indicate regular maintenance parts.

Part.No.	Alternative.	Description	Fig.No.
302FZ04400	2FZ04400	SPRING LEFT COVER R	23
302FZ04420	2FZ04420	SHAFT LEFT COVER B	13
302FZ04990	2FZ04990	BAND LEFT COVER	13
⊙ 302FZ07020	2FZ07020	PULLEY MPT BYPASS	10
302FZ07061	2FZ07061	GUIDE BYPASS RIGHT	10
302FZ07071	2FZ07071	COVER BYPASS OUT	10
⊙ 302FZ07090	2FZ07090	BELT BYPASS	10
⊙ 302FZ07100	2FZ07100	GEAR BYPASS A	10
⊙ 302FZ07120	2FZ07120	GEAR BYPASS JOINT	10
302FZ07140	2FZ07140	COVER MPT REAR	10
⊙ 302FZ07150	2FZ07150	PULLEY TENSION BELT	10
302FZ07180	2FZ07180	PLATE EARTH MPT	10
302FZ07210	2FZ07210	SPRING EARTH BYPASS JOINT	10
302FZ07240	2FZ07240	SLIDER BYPASS A	10
302FZ07250	2FZ07250	SLIDER BYPASS B	10
302FZ07302	2FZ07302	PLATE GUIDE MPT	10
302FZ07310	2FZ07310	BUSH CONTACT MPT B	10
302FZ07320	2FZ07320	SPRING EARTH MPT A	10
302FZ07330	2FZ07330	SPRING EARTH MPT B	10
⊙ 302FZ07340	2FZ07340	LABEL JAM BYPASS B1	12
302FZ07380	2FZ07380	SPRING BYPASS PULLEY B	10
302FZ07420	2FZ07420	LABEL JAM BYPASS B4	10
302FZ07500	2FZ07500	BRACKET MPT GEAR	10
⊙ 302FZ07510	2FZ07510	GEAR JOINT MPT	10
302FZ07540	2FZ07540	HOLDER SHAFT OUT	10
302FZ07550	2FZ07550	SHEET BYPASS OUT	10
302FZ08012	2FZ08012	BASE MPT	8
302FZ08020	2FZ08020	LOWER GUIDE MPT	8
302FZ08030	2FZ08030	SHAFT FEED MPT	8
302FZ08040	2FZ08040	SHAFT FEED JOINT MPT	8
302FZ08050	2FZ08050	SHAFT SEPARATE MPT	8
302FZ08072	2FZ08072	HOLDER MPT LF	8
302FZ08090	2FZ08090	PAPER STOPPER MPT F	8
302FZ08100	2FZ08100	PAPER STOPPER MPT R	8
302FZ08110	2FZ08110	LEVER STOPPER RELEASE	8
302FZ08120	2FZ08120	SPRING SEPARATE PULLEY	8
⊙ 302FZ08130	2FZ08130	PULLEY LEADING FEED MPT	8
302FZ08160	2FZ08160	HOLDER SEPARATE MPT	8
⊙ 302FZ08180	2FZ08180	GEAR MPT Z23	24
302FZ08190	2FZ08190	SPRING HOLDER MPT	8
302FZ08291	2FZ08291	SPRING MID MPT	8
⊙ 302FZ08300	2FZ08300	GEAR MPT Z41Z35	8
⊙ 302FZ08310	2FZ08310	ACTUATOR MIDDLE MPT	8
302FZ08320	2FZ08320	LEVER MPT SOLENOID	8
302FZ08350	2FZ08350	SPRING ACTUATOR MPT	8
302FZ08360	2FZ08360	COVER MPT DRIVE	8
⊙ 302FZ08370	2FZ08370	GEAR JOINT MPT UNIT	8
302FZ08430	2FZ08430	SPRING SOLENOID MPT	8
302FZ08440	2FZ08440	PLATE EARTH MPT ROLL	8
⊙ 302FZ08500	2FZ08500	PAD MP L	9

Part.No.	Alternative.	Description	Fig.No.
302FZ09030	2FZ09030	CURSOR RIGHT	5
302FZ09040	2FZ09040	CURSOR RIGHT UPPER	5
302FZ09070	2FZ09070	SHAFT HANDLE	5
⊙ 302FZ09130	2FZ09130	LABEL PAPER MAX	5
302FZ12161	2FZ12161	SHUTTER CLN	3
302FZ12190	2FZ12190	SEAL SHUTTER CLN	3
302FZ12220	2FZ12220	SPRING SHUTTER CLN	3
⊙ 302FZ14230	2FZ14230	GEAR Z14S	16
302FZ20040	2FZ20040	SPRING LSU	14
302FZ21670	2FZ21670	SEAL FRAME TC B	24
⊙ 302FZ22040	2FZ22040	ROLLER REGIST R	12
⊙ 302FZ22120	2FZ22120	GEAR REGIST Z18H	12
⊙ 302FZ22130	2FZ22130	GEAR REGIST Z22H	13
302FZ22140	2FZ22140	SHAFT MIDDLE L	8,12,13,23
⊙ 302FZ22160	2FZ22160	ACTUATOR REGIST	12
302FZ22201	2FZ22201	PLATE DISCHARGER	13
302FZ22230	2FZ22230	CONTACT DISCHARGE	13
302FZ22241	2FZ22241	PLATE EARTH REGIST	13
302FZ22341	2FZ22341	SPRING MIDDLE	12,13
302FZ22350	2FZ22350	SPRING GUIDE TRANSFER	13
⊙ 302FZ22380	2FZ22380	SHEET REGIST	12
⊙ 302FZ22460	2FZ22460	SHEET MIDDLE BYPASS	12
⊙ 302FZ22500	2FZ22500	LEVER MIDDLE F	12
⊙ 302FZ22520	2FZ22520	LEVER MIDDLE R	12
302FZ22560	2FZ22560	BUSH REGIST	13
302FZ22600	2FZ22600	SPRING MID LEVER F	12
302FZ22610	2FZ22610	SPRING MID LEVER R	12
302FZ22621	2FZ22621	SPRING ACTUATOR REGIST	12
302FZ22720	2FZ22720	SHEET MIDDLE L	13
302FZ22802	2FZ22802	GUIDE FEED LOW 1ST	12
⊙ 302FZ22820	2FZ22820	GUIDE FEED UP 1ST	12
⊙ 302FZ22830	2FZ22830	GUIDE FEED UP 2ND	12
⊙ 302FZ22840	2FZ22840	ACTUATOR MID BYPASS	12
302FZ22870	2FZ22870	SPRING ACTUATOR BYPASS	12
302FZ23600	2FZ23600	PIPE JOINT ICL	3
302FZ23640	2FZ23640	SEAL PIPE WT ICL	3
302FZ24010	2FZ24010	SHEET REGIST L	13
302FZ24240	2FZ24240	SHEET DISCHARGER	13
302FZ24550	2FZ24550	SEAL FAN CONV B	13
302FZ25380	2FZ25380	SHAFT EXIT PULLEY	23
⊙ 302FZ28060	2FZ28060	GEAR Z20S-Z23S	23
⊙ 302FZ28080	2FZ28080	GEAR Z23S EXIT	23
⊙ 302FZ28090	2FZ28090	GEAR Z29S	23
302FZ28120	2FZ28120	SPRING EARTH	23
302FZ28260	2FZ28260	EXIT PUSH	23
302FZ28270	2FZ28270	SPRING EXIT PUSH	23
302FZ29080	2FZ29080	RETAINER ACTUATOR DU	13
⊙ 302FZ29110	2FZ29110	BELT DU	13
⊙ 302FZ29120	2FZ29120	PULLEY DU BELT	13
302FZ29131	2FZ29131	SPRING DU	13

• Parts with "⊙" indicate regular maintenance parts.

	Part.No.	Alternative.	Description	Fig.No.		Part.No.	Alternative.	Description	Fig.No.
	302FZ29140	2FZ29140	COLLAR DU PULLEY	10,13		302GR06080	2GR06080	SPRING PICK	7
	302FZ31221	2FZ31221	SHAFT BYPASS DRIVE	19		302GR06091	2GR06091	SPRING SEPARATION	7
⊙	302FZ31250	2FZ31250	COUPLING DLP DRIVE	18		302GR06101	2GR06101	SHAFT SEPARATION	7
	302FZ31280	2FZ31280	COLLAR DLP COUPLING	18	⊙	302GR06110	2GR06110	TORQUE LIMITER 360	7,8
⊙	302FZ31300	2FZ31300	GEAR Z38R MPF	19		302GR06201	2GR06201	LEVER SEPARATION RELEASE	7
⊙	302FZ31350	2FZ31350	GEAR Z22R	18		302GR09051	2GR09051	LEVER CASSETTE	5,6
⊙	302FZ31440	2FZ31440	GEAR Z14R LSU	20		302GR09120	2GR09120	SPRING LEVER CASSETTE	5,6
⊙	302FZ31540	2FZ31540	GEAR Z26L BYPASS	19		302GR09130	2GR09130	SHAFT PULLEY	5,6
⊙	302FZ31550	2FZ31550	GEAR Z27S BYPASS	19		302GR09140	2GR09140	SHAFT HANDLE	6
	302FZ31650	2FZ31650	SPRING JOINT	24		302GR09150	2GR09150	WORK PLATE HANDLE	5,6
	302FZ31671	2FZ31671	JOINT GEAR EXIT	19		302GR09201	2GR09201	PLATE SIZE INCH	5,6
⊙	302FZ31680	2FZ31680	PULLEY EXIT DRIVE	19		302GR09210	2GR09210	SEAL DETECTION PLATE	5,6
	302FZ31710	2FZ31710	PIN MPF DRIVE	19		302GR09220	2GR09220	PIN CURSOR	5,6
	302FZ31720	2FZ31720	PIN MAIN DRIVE	18,21		302GR09250	2GR09250	FILM PWB COVER	5,6
	302FZ31750	2FZ31750	PIN EXIT	19,21		302GR09991	2GR09991	LIFT LOCK	5,6
⊙	302FZ31770	2FZ31770	GEAR EXIT Z30 JOINT	19		302GR39190	2GR39190	COVER CONN	25
	302FZ31790	2FZ31790	SPRING EXIT 60	19,21	⊙	302GR44112	2GR44112	MOTOR LIFT	25
⊙	302FZ31800	2FZ31800	GEAR Z25R JOINT	20		302GR46431	2GR46431	WIRE PRIMARY FEED UNIT1	7
⊙	302FZ31833	2FZ31833	CLUTCH MPF 6	8		302GR46450	2GR46450	WIRE CASSETTE UNIT	5,6
⊙	302FZ31850	2FZ31850	GEAR Z22L CLN	18		302H005661	2H005661	SPRING USB HOST	2
⊙	302FZ31870	2FZ31870	GEAR Z20 FUSER	19		302H009070	2H009070	WORK PLATE LIFT CASSETTE	5,6
	302FZ32012	2FZ32012	PLATE FUSER DRIVE	19		302H009101	2H009101	BASE CASSETTE	5,6
	302FZ32024	2FZ32024	HOLDER FUSER CL	19		302H009110	2H009110	CURSOR C CASSETTE	6
⊙	302FZ32031	2FZ32031	SHAFT FUSER DRIVE	19		302H009120	2H009120	PLATE CASSETTE EARTH	5,6
	302FZ32043	2FZ32043	CLUTCH FUSER 8	19		302H017180	2H017180	PULLEY SCANNER	13
	302FZ32070	2FZ32070	COUPLING PAPER FEED	20		302H017230	2H017230	LID GUIDE WIRE C	22
	302FZ32150	2FZ32150	PIN DLP DRIVE	18		302H024360	2H024360	BUSH 8 EW	12
	302FZ39110	2FZ39110	MOUNT HV TERMINAL	26		302H024370	2H024370	BUSH 6 EW	10,12,13,23
⊙	302FZ39520	2FZ39520	SPRING HV MAIN	26		302H024830	2H024830	BUSH 8	20
	302FZ39610	2FZ39610	HOLDER HV2 TC	25		302H034070	2H034070	LABEL PAPER SET	5,6
⊙	302FZ39620	2FZ39620	SPRING HV2 TC	25	⊙	302H045080	2H045080	HUMIDITY SENSOR	25
⊙	302FZ39630	2FZ39630	SPRING HV2 SE	25		302H702080	2H702080	SHEET WIRE DRUM	3
⊙	302FZ44040	2FZ44040	FAN BOX COOLING	27		302H702120	2H702120	MOUNT CONT BOX	26
⊙	302FZ45120	2FZ45120	THERMISTOR	3		302H702150	2H702150	RAIL IMAGE FRONT	3
	302FZ46520	2FZ46520	WIRE MPF UNIT	8		302H702160	2H702160	RAIL IMAGE REAR	3
	302FZ46861	2FZ46861	WIRE TC GUIDE	13		302H702170	2H702170	RAIL DRUM LEFT	25
⊙	302FZ94380	2FZ94380	PARTS,FAN COOLING DLP 70 SP	21,22,24		302H702180	2H702180	SHEET RAIL IMAGE	25
⊙	302FZ94420	2FZ94420	PARTS,FAN COOLING CONVEYING SP	22		302H702190	2H702190	SHEET PS	26
⊙	302FZ94472	2FZ94472	PARTS,ROLLER BYPASS A SP	10		302H702210	2H702210	BASE HEATER OP	25,29
⊙	302FZ94481	2FZ94481	PARTS,ROLLER BYPASS B SP	10		302H702220	2H702220	SHEET RAIL PWB	3
⊙	302FZ94490	2FZ94490	PARTS,ROLLER MID MPT SP	8		302H702230	2H702230	SHEET MOUNT LVU	3
⊙	302FZ94520	2FZ94520	PARTS,ROLLER REGIST L SP	13		302H702240	2H702240	BRACKET PPT	25
⊙	302FZ94540	2FZ94540	PARTS,ROLLER MIDDLE R SP	12		302H702250	2H702250	FRAME FUSER UNIT CENTER	4
⊙	302FZ94620	2FZ94620	PARTS,ROLLER DUPLEX A SP	13		302H702280	2H702280	STOPPER IMAGE UNIT F	3
⊙	302FZ94660	2FZ94660	PARTS,FAN IMAGE SP	22		302H702432	2H702432	SHEET TRANSFER R	25
	302G634070	2G634070	LABEL ENERGY STAR	1		302H702441	2H702441	GUIDE TC R	25
	302GR02221	2GR02221	LEVER LOCK CASSETTE	3		302H702450	2H702450	SHEET LSU WIRE	4
	302GR02230	2GR02230	SPRING LEVER	3		302H702500	2H702500	SPRING EARTH ICL	25
	302GR06060	2GR06060	HOLDER PICK	7		302H702520	2H702520	STOPPER CLUTCH FEED	19
	302GR06070	2GR06070	SUPPORT PLATE FEED	7		302H702530	2H702530	GUIDE WIRE MAIN	26

• Parts with "⊙" indicate regular maintenance parts.

	Part.No.	Alternative.	Description	Fig.No.		Part.No.	Alternative.	Description	Fig.No.
	302H702550	2H702550	SHEET STOPPER CLUTCH	19	⊙	302H703260	2H703260	GEAR BEVEL DRIVE Z24	24
	302H702560	2H702560	MOUNT LSU RIGHT	14	⊙	302H703270	2H703270	GEAR BEVEL SCREW Z24	24
	302H702580	2H702580	PLATE EARTH PWB	25		302H703280	2H703280	SHAFT WASTE DRIVE	24
	302H702590	2H702590	BUSH SCREW	3,8,10,12,19, 20,24		302H703290	2H703290	BRACKET FAN DLP	24
	302H702600	2H702600	SHAFT DRIVE A	24		302H703300	2H703300	JOINT TUBE	24
	302H702610	2H702610	SHAFT DRIVE B	24		302H703310	2H703310	JOINT TUBE DLP LID	24
	302H702620	2H702620	BUSH COUPLING	24		302H703320	2H703320	TUBE COOLING LOW K	24
	302H702640	2H702640	BUSH JOINT	24		302H703330	2H703330	TUBE COOLING LOW Y	24
	302H702650	2H702650	PLATE WASTE DRIVE	24		302H703340	2H703340	TUBE COOLING LOW C	24
	302H702670	2H702670	COVER CONNECTOR HEATER	25		302H703350	2H703350	TUBE COOLING LOW M	24
	302H702680	2H702680	SHAFT DRIVE C	24		302H703370	2H703370	COVER FULL SENSOR	24
⊙	302H702690	2H702690	TORQUE LIMITER	24		302H703380	2H703380	TRAY WASTE	24
⊙	302H702700	2H702700	GEAR JOINT Z20S	24		302H703390	2H703390	LEVER WASTE TRAY	24
⊙	302H702710	2H702710	GEAR WASTE Z12S	24		302H703420	2H703420	PLATE DRUM EARTH	24
⊙	302H702720	2H702720	GEAR WASTE Z25 Z24	24		302H703430	2H703430	SEAL SCREW	24
⊙	302H702730	2H702730	GEAR WASTE Z24S	24		302H703440	2H703440	LID FULL SENSOR	24
	302H702740	2H702740	HOLDER DRIVE A	24		302H703450	2H703450	SPRING HOOK WASTE	24
	302H702780	2H702780	HOLDER JOINT JV	24		302H703460	2H703460	SEAL PIPE WASTE A	24
	302H702800	2H702800	COUPLING WASTE	24		302H703490	2H703490	SPRING WASTE SHUTTER	24
	302H702810	2H702810	HOOK TRAY R	24		302H703500	2H703500	SPRING JOINT TUBE	24
	302H702820	2H702820	HOOK TRAY L	24		302H703510	2H703510	SPRING TRAY WASTE	24
	302H702830	2H702830	SHAFT HOOK	24		302H703520	2H703520	SPRING ATTACHMENT	24
	302H702840	2H702840	HOLDER BOTTLE	24		302H703530	2H703530	COVER CONNECTOR	24
	302H702950	2H702950	CAP CAS FOOT	25		302H703540	2H703540	PIPE DLP UP	24
	302H702990	2H702990	HOLDER DRIVE C	24		302H703550	2H703550	PLATE HOLDER WT	24
	302H703010	2H703010	RETAINER PU	24		302H703560	2H703560	JOINT TUBE DLP BLADE	24
	302H703020	2H703020	HOUSING RETAINER	24		302H703570	2H703570	SEAL CONT SHUTTER	24
	302H703030	2H703030	COVER RETAINER	24		302H703580	2H703580	COVER FILTER	24
	302H703040	2H703040	PIPE WASTE LOW	24		302H703590	2H703590	FILTER DUST	24
	302H703050	2H703050	PIPE WASTE UP	24	⊙	302H703610	2H703610	SCREW WT ICL	3
	302H703060	2H703060	SCREW WASTE	24	⊙	302H703620	2H703620	HOLDER MOTOR ICL	25
	302H703070	2H703070	SHUTTER WASTE	24		302H703630	2H703630	GEAR WT MOTOR	3
	302H703080	2H703080	SEAL WASTE SHUTTER	24		302H703650	2H703650	PIPE WT ICL	3
	302H703090	2H703090	PIPE DLP LOW	24		302H703660	2H703660	GUIDE CONTAINER M	24
	302H703100	2H703100	SHUTTER PIPE UP	24		302H703670	2H703670	GUIDE CONTAINER C	24
	302H703110	2H703110	SHUTTER PIPE LOW	24		302H703680	2H703680	GUIDE CONTAINER Y	24
	302H703120	2H703120	SEAL PIPE DLP LOW	24		302H703690	2H703690	GUIDE CONTAINER K	24
	302H703130	2H703130	SEAL PIPE DLP UP	24		302H703700	2H703700	TUBE COOLING UPPER K	24
	302H703140	2H703140	SPRING PIPE LOW	24		302H703730	2H703730	TUBE COOLING UPPER M	24
	302H703150	2H703150	HOLDER PWB FRONT	3		302H703740	2H703740	SEAL PIPE WASTE B	24
	302H703170	2H703170	ATTACHMENT ID SENSOR	24		302H703760	2H703760	GUIDE HARNESS	25
	302H703180	2H703180	ATTACHMENT SW F	24		302H703820	2H703820	SEAL TONER B	24
	302H703190	2H703190	RAIL WASTE R	24		302H703830	2H703830	SEAL ICL SCREW	3
	302H703200	2H703200	RAIL WASTE L	24		302H703850	2H703850	SEAL TONER A	25
⊙	302H703210	2H703210	GEAR WASTE Z24	24		302H703900	2H703900	PLATE CONTAINER CENTER	3
⊙	302H703221	2H703221	GEAR SWEEP	24		302H703910	2H703910	PLATE CONTAINER LEFT	3
	302H703230	2H703230	JOINT WASTE DRIVE	24	⊙	302H703921	2H703921	PLATE CONTAINER RIGHT	3
	302H703240	2H703240	SPRING PIPE UP	24	⊙	302H704040	2H704040	LID COVER RIGHT	2
⊙	302H703250	2H703250	GEAR WASTE Z52S	24	⊙	302H704060	2H704060	COVER FRONT LEFT	1
					⊙	302H704070	2H704070	COVER FRONT LEFT MID	1

• Parts with "⊙" indicate regular maintenance parts.

	Part.No.	Alternative.	Description	Fig.No.		Part.No.	Alternative.	Description	Fig.No.
⊙	302H704130	2H704130	COVER LEFT RL	1	⊙	302H709030	2H709030	COVER CASSETTE HANDLE	5,6
⊙	302H704141	2H704141	COVER LEFT RT	1	⊙	302H709040	2H709040	HANDLE CASSETTE	5,6
⊙	302H704170	2H704170	COVER MAIN SW	2		302H709050	2H709050	CASSETTE 1ST	5
⊙	302H704210	2H704210	COVER INNER LEFT	25		302H709060	2H709060	CASSETTE 2ND	6
⊙	302H704230	2H704230	COVER LOWER REAR	2		302H709070	2H709070	JOINT HANDLE CASSETTE	5,6
⊙	302H704361	2H704361	COVER LEFT FRONT TOP	1		302H709080	2H709080	ADJUSTING PLATE CASSETTE	5,6
	302H704390	2H704390	COVER FRONT LEFT INN	1		302H709090	2H709090	FRONT CURSOR CASSETTE	5,6
	302H704400	2H704400	SPRING COVER FL	1		302H709100	2H709100	REAR CURSOR CASSETTE	5,6
	302H704410	2H704410	MAGNET CATCH	24		302H709110	2H709110	RAIL CURSOR R	5,6
	302H704530	2H704530	MOUNT HINGE	4		302H709120	2H709120	LID PAPER SIZE	5,6
	302H704540	2H704540	PIN FRONT COVER	1		302H709130	2H709130	RAIL CURSOR A	5,6
	302H704570	2H704570	SEAL COVER REAR A	2		302H709140	2H709140	SUPPORT PLATE	5,6
	302H704580	2H704580	SEAL COVER REAR B	2		302H709150	2H709150	DETECTION PLATE PAPER SIZE	5,6
	302H704620	2H704620	COVER RETAINER LOW	24		302H709160	2H709160	CUSHION PUSH BYPASS	5
	302H704630	2H704630	COVER INNER RIGHT	1		302H709170	2H709170	SHEET LEVER BYPASS	5
	302H704650	2H704650	SHEET INNER LEFT	25		302H709190	2H709190	SPRING PAD	5,6
	302H704660	2H704660	COVER LEFT FEED LOW	1		302H714230	2H714230	COVER FRONT BK DLP	16
	302H704670	2H704670	SHEET CONTAINER LEFT	3		302H714320	2H714320	COVER REAR BK DLP	16
	302H704680	2H704680	STOPPER WIRE	3	⊙	302H714470	2H714470	COVER FRONT C DLP	16
	302H704810	2H704810	SPONGE RIGHT FAN B	2	⊙	302H714480	2H714480	COVER FRONT Y DLP	16
	302H704820	2H704820	SPONGE RIGHT FAN C	2	⊙	302H714490	2H714490	COVER FRONT M DLP	16
	302H704830	2H704830	SEAL FAN RETAINER 1	1	⊙	302H714500	2H714500	COVER REAR C DLP	16
	302H704840	2H704840	SEAL FAN RETAINER 2	1	⊙	302H714510	2H714510	COVER REAR Y DLP	16
	302H704870	2H704870	SPRING FEED LOW	1	⊙	302H714520	2H714520	COVER REAR M DLP	16
	302H706010	2H706010	COVER PRIMARY WIRE	7		302H714630	2H714630	UPPER DUCT DLP	16
	302H707010	2H707010	BASE MPF BYPASS	10		302H715350	2H715350	SEAL TAKEOFF	16
	302H707020	2H707020	HANDLE BYPASS	10		302H722010	2H722010	BASE CONVEYING	13
	302H707030	2H707030	LEVER PUSH BYPASS	10		302H722020	2H722020	COVER PWB FEED	13
	302H707040	2H707040	LEVER JAM BYPASS	10		302H722050	2H722050	SPRING EARTH FEED UNIT	13
	302H707050	2H707050	SPRING LEVER BYPASS	10		302H722060	2H722060	GUIDE CONVEYING TC	13
	302H707070	2H707070	PLATE EARTH BYPASS F	10		302H722070	2H722070	PLATE GUIDE CONVEYING H	13
	302H707080	2H707080	GUIDE BYPASS IN	10		302H722090	2H722090	GUIDE MIDDLE L	13
	302H707110	2H707110	SPRING EARTH BYPASS F	10		302H722110	2H722110	SHAFT HOOK CONVEYING	13
	302H707120	2H707120	COVER MPT BYPASS	10		302H722120	2H722120	SPRING EARTH CONVEYING	13
	302H707130	2H707130	PUSH COVER BYPASS	10		302H722130	2H722130	PLATE EARTH CONVEYING	13
	302H707140	2H707140	LABEL JAM BYPASS B2	10		302H722150	2H722150	SPRING CONVEYING F	13
	302H707150	2H707150	LABEL JAM BYPASS B3	10		302H722160	2H722160	SPRING CONVEYING R	13
	302H707160	2H707160	SPRING BYPASS MOTION	10		302H722170	2H722170	SPRING TRANSFER F	13
	302H708050	2H708050	LABEL MP CAUTION E S	9	⊙	302H722180	2H722180	SPRING TRANSFER R	13
⊙	302H708070	2H708070	LABEL ORIGINAL MAX	9		302H722201	2H722201	COVER LEFT	13
	302H708080	2H708080	LABEL MP CAUTION PIC S	9		302H722240	2H722240	SHAFT HOOK	13
⊙	302H708090	2H708090	LABEL BYPASS OPERATION	5		302H722250	2H722250	JOINT HOOK CONVEYING	13
	302H708100	2H708100	LABEL JAM LEVER GUIDE	5	⊙	302H722262	2H722262	COVER LEFT DU	13
	302H708110	2H708110	CURSOR MPT F	9		302H722270	2H722270	STOPPER COVER DU	13
	302H708120	2H708120	CURSOR MPT R	9		302H722280	2H722280	SPRING COVER DU	13
	302H708130	2H708130	PAD WIRE	8	⊙	302H722292	2H722292	COVER LED LEFT	13
	302H708140	2H708140	LABEL MP CAUTION SET E	9		302H722310	2H722310	SHEET COVER LEFT	13
	302H708150	2H708150	SPONGE WIRE MPT	9		302H722320	2H722320	SHEET PLATE LEFT	13
⊙	302H709010	2H709010	COVER CASSETTE 1ST	5		302H722330	2H722330	GUIDE LEFT DU	13
⊙	302H709021	2H709021	COVER CASSETTE 2ND	6		302H722340	2H722340	SHEET RELEASE CORD	13

• Parts with "⊙" indicate regular maintenance parts.

	Part.No.	Alternative.	Description	Fig.No.		Part.No.	Alternative.	Description	Fig.No.
	302H722350	2H722350	HOLDER DISCHARGER	13		302H724210	2H724210	SHEET WIRE LED	12,13
	302H722390	2H722390	SPRING EARTH GUIDE TC	13		302H724220	2H724220	FILM WIRE GUIDE	12
	302H722420	2H722420	SPRING EARTH PLATE LEFT	13		302H724270	2H724270	CENTER SPONGE GUIDE FEED	12
	302H722440	2H722440	RETAINER SENS LOOP	13		302H724281	2H724281	CENTER FILM GUIDE FEED	12
	302H722450	2H722450	PLATE SENSOR LOOP	13		302H724290	2H724290	FILM GUIDE HOLE	12
	302H722490	2H722490	COVER FILTER DU	13		302H724300	2H724300	SHEET LEFT ACT	13
	302H722500	2H722500	GUIDE MIDDLE R	12		302H728050	2H728050	PULLEY EXIT	23
	302H722510	2H722510	WIRE GUIDE MIDDLE	12		302H728310	2H728310	PULLEY EXIT B	23
	302H722520	2H722520	PLATE EARTH SHAFT	12		302H729011	2H729011	FRAME DU	13
⊙	302H722530	2H722530	GEAR MIDDLE A	12	⊙	302H729020	2H729020	GEAR DU IDLE Z45S	13
⊙	302H722540	2H722540	GEAR MIDDLE B	12		302H729030	2H729030	MOUNT MOTOR DU HIGH	13
⊙	302H722550	2H722550	GEAR MIDDLE Z19S	12		302H729060	2H729060	PLATE EARTH DU	13
	302H722600	2H722600	GUIDE MIDDLE LOW	12		302H729100	2H729100	SPRING EARTH PLATE DU	13
	302H722610	2H722610	GUIDE MIDDLE BYPASS	12		302H729110	2H729110	ACTUATOR DU	13
	302H722620	2H722620	PLATE SENS MIDDLE	12		302H729120	2H729120	SPRING ACT DU	13
	302H722630	2H722630	SPRING EARTH MID LOW	12		302H729130	2H729130	PLATE EARTH MOTOR DU	13
	302H722640	2H722640	SPRING EARTH SENS	12		302H731100	2H731100	SHEEL FEED DRIVE	20
	302H722660	2H722660	GUIDE FEED LOW 2ND	12		302H731110	2H731110	HOLDER FEED DRIVE	20
	302H722670	2H722670	SHEET WIRE CONV C	13		302H731120	2H731120	PLATE REGIST	20
	302H722680	2H722680	SHEET WIRE CONV R	13		302H731130	2H731130	PLATE FEED	20
	302H722690	2H722690	SHEET WIRE CONV E	13		302H731140	2H731140	SHAFT FEED DRIVE A	20
	302H722700	2H722700	GUIDE FEED R	12		302H731150	2H731150	SHAFT FEED DRIVE B	20
	302H722710	2H722710	SHEET DUCT LOOP 1	13		302H731160	2H731160	PIN FEED DRIVE	20
	302H722720	2H722720	SHEET DUCT LOOP 2	13	⊙	302H731170	2H731170	GEAR Z47L Z26L FEED	20
	302H722730	2H722730	BUSH SP B	1,8,12,13	⊙	302H731180	2H731180	GEAR Z32R Z23R FEED	20
	302H722740	2H722740	SPRING FEED LOW B	1	⊙	302H731190	2H731190	GEAR Z22R FEED	20
	302H722760	2H722760	PULLEY MIDDLE A	13	⊙	302H731200	2H731200	GEAR Z27R FEED	20
	302H722770	2H722770	SHAFT MIDDLE A	13	⊙	302H731210	2H731210	GEAR Z23L FEED	20
⊙	302H722780	2H722780	LABEL LEFT COVER HANDLE	13		302H731220	2H731220	SHAFT MIDDLE DRIVE	20
	302H722810	2H722810	GUIDE LEFT FEED LOW	1		302H731230	2H731230	SHAFT LSU DRIVE	20
	302H722820	2H722820	SPRING CONTACT DISCHARGER	13	⊙	302H731240	2H731240	GEAR Z42L FEED	20
	302H722860	2H722860	SHEET FAN COVEYING	13	⊙	302H731250	2H731250	GEAR Z22L MOTOR	20
	302H722870	2H722870	FILTER DU	13	⊙	302H731260	2H731260	GEAR Z43R MIDDLE	20
	302H722900	2H722900	CONTACT TRANSFER	13	⊙	302H731280	2H731280	GEAR Z29R MIDDLE	20
	302H722910	2H722910	PLATE EARTH FAN	13	⊙	302H731290	2H731290	GEAR Z45R REG	19
	302H724010	2H724010	BUSH10 REGIST C	13		302H731310	2H731310	HOLDER MAIN DRIVE	18
	302H724020	2H724020	SPRING REGIST C	13		302H731320	2H731320	PLATE MAIN DRIVE	18
	302H724030	2H724030	SPRING REGIST F	13		302H731390	2H731390	COVER DRUM SENSOR	20
	302H724040	2H724040	SPRING REGIST R	13		302H731400	2H731400	SHAFT CLN DRIVE	18
	302H724060	2H724060	SPRING DAMPER CONV	13		302H731410	2H731410	SHAFT DLP DRIVE MK	18
	302H724070	2H724070	WIRE DAMPER CONV	13		302H731420	2H731420	SHAFT DLP DRIVE CY	18
	302H724080	2H724080	PLATE DAMPER A	13	⊙	302H731430	2H731430	GEAR Z68L Z29L MAIN	18
	302H724100	2H724100	COVER DAMPER SPRING	13	⊙	302H731440	2H731440	GEAR Z70L Z22L MAIN	18
	302H724110	2H724110	PLATE PIN WIRE CONV	13	⊙	302H731450	2H731450	GEAR Z70L Z22R	18
	302H724140	2H724140	HOOK CONVEYING S F	13	⊙	302H731460	2H731460	GEAR Z42R MAIN	18
	302H724150	2H724150	HOOK CONVEYING S R	13	⊙	302H731470	2H731470	GEAR Z48L MAIN	18
	302H724170	2H724170	STOPPER TRANS BEARING	13	⊙	302H731480	2H731480	GEAR Z60R MAIN	18
	302H724180	2H724180	SHEET CONV MID	13	⊙	302H731490	2H731490	GEAR Z50R MAIN	18
	302H724190	2H724190	HOLDER MIDDLE R	12	⊙	302H731500	2H731500	GEAR Z36L MAIN	18
	302H724200	2H724200	SHEET DAMPER SPRING	13	⊙	302H731511	2H731511	HOLDER CONT DRIVE	21

• Parts with "⊙" indicate regular maintenance parts.

	Part.No.	Alternative.	Description	Fig.No.		Part.No.	Alternative.	Description	Fig.No.
	302H731520	2H731520	PLATE CONT DRIVE	21		302H732240	2H732240	MOUNT FUSER DRIVE	19
⊙	302H731530	2H731530	GEAR Z61L Z21 CONT D	21		302H733010	2H733010	DUCT EXIT LOWER	22
⊙	302H731540	2H731540	GEAR Z49 P26 CONT D	21		302H733020	2H733020	DUCT EXIT UPPER	22
⊙	302H731550	2H731550	GEAR Z55 CONT D	21		302H733031	2H733031	DUCT PU FRONT	22
⊙	302H731561	2H731561	GEAR Z34L Z22R	21		302H733040	2H733040	DUCT PU REAR	22
⊙	302H731570	2H731570	GEAR Z39 CONT D	21		302H733080	2H733080	COVER FILTER VU	2
⊙	302H731581	2H731581	GEAR Z34L Z22L CONT D	21		302H733090	2H733090	DUCT FAN VU UPPER	22
	302H731590	2H731590	PULLEY 32 CONT D	21		302H733100	2H733100	DUCT FAN VU LOWER	22
	302H731600	2H731600	PIN CONT D	19,21		302H733110	2H733110	MOUNT FAN IMAGE	22
	302H731610	2H731610	SHAFT PADDLE CONT D	21		302H733131	2H733131	MOUNT FAN CONT BK	22
	302H731620	2H731620	DUCT CONT D	21		302H733140	2H733140	COVER FAN CONT BK	22
	302H731630	2H731630	COVER DUCT CONT D	21		302H733170	2H733170	FILTER VU	2
	302H731640	2H731640	COUPLING CONT D	21		302H733181	2H733181	DUCT FAN PS	22
	302H731650	2H731650	SPRING PADDLE CONT D	21		302H733191	2H733191	DUCT FAN FRONT	22
	302H731660	2H731660	SPRING SPIRAL CONT D	21		302H733210	2H733210	DUCT FAN PS2	22
	302H731690	2H731690	HOLDER SPIRAL DRIVE H	21		302H733220	2H733220	SHEET STOPPER WIRE VU	22
⊙	302H731700	2H731700	GEAR Z21 CONT	21		302H733250	2H733250	COVER FILTER DUCT PU	1
	302H731710	2H731710	WORM WHEEL 22-Z14	21		302H733260	2H733260	LOWER FILM ID SENSOR	25
⊙	302H731720	2H731720	GEAR Z32R Z20L MIDDLE	20		302H733270	2H733270	REAR FILM FRAME REAR	3
⊙	302H731730	2H731730	GEAR Z34L MIDDLE	20		302H733290	2H733290	FRONT FILM ID SENSOR	25
⊙	302H731740	2H731740	GEAR Z48R MIDDLE	20		302H733300	2H733300	REAR FILM FRAME MID	3
⊙	302H731750	2H731750	GEAR Z51L Z23L FEED	20		302H733390	2H733390	DUCT COOLING FAN	22
⊙	302H731760	2H731760	BELT CONT D	21		302H733400	2H733400	COVER FILTER	2
⊙	302H731780	2H731780	GEAR Z34 CONT D	21		302H733410	2H733410	FILTER COOLING FAN	2
⊙	302H731790	2H731790	GERA Z46L CONT D	21		302H733420	2H733420	GUIDE COVER FILTER	2
	302H731810	2H731810	PIN DRIVE MIDDLE	20		302H733430	2H733430	SCREW FAN	22
	302H731821	2H731821	PLATE MPF DRIVE	19		302H733530	2H733530	SHEET FUN GUIDE	22
	302H731831	2H731831	HOLDER MPF DRIVE	19		302H733590	2H733590	SHEET FAN VU	22
⊙	302H731840	2H731840	GEAR Z86L Z30L MPF	19	⊙	302H733600	2H733600	GUIDE FILTER VOC	2
⊙	302H731850	2H731850	GEAR Z51L	19	⊙	302H733610	2H733610	FILTER VOC	2
⊙	302H731860	2H731860	GEAR Z64R	19	⊙	302H733630	2H733630	FILTER DUCT PU KME	1
⊙	302H731871	2H731871	GEAR Z21R BRS	19	⊙	302H733680	2H733680	COVER FILTER OPTION	28
⊙	302H731890	2H731890	GEAR Z85L-Z47R MPF	19	⊙	302H733690	2H733690	FILTER OPTION	28
	302H731920	2H731920	SHAFT MPF CL	19		302H733700	2H733700	SHEET INTERCEPT FUSER	4
⊙	302H731930	2H731930	GEAR Z38L CONT D	21		302H733770	2H733770	SHEET CONT HOLE	3
	302H731951	2H731951	HOLDER JOINT CNG	21		302H733780	2H733780	SEAL FAN FRONT	22
⊙	302H731971	2H731971	GEAR Z28R JOINT	21		302H734030	2H734030	LABEL CAUTION HG	2
	302H731990	2H731990	CUT WASHER 10	20		302H734040	2H734040	LABEL CURSOR OPERATION	5
	302H732010	2H732010	COVER FUSER MOTOR	19		302H734050	2H734050	LABEL CASSETTE SIZE L	5,6
	302H732020	2H732020	SEAL DRUM DRIVE	20		302H734060	2H734060	LABEL CASSETTE SIZE S	5,6
	302H732030	2H732030	SHAFT OWCE CONT D	21		302H734070	2H734070	LABEL CASSETTE OPERATION B	6
⊙	302H732040	2H732040	GEAR Z61L OW	21		302H734080	2H734080	LABEL PAPER UPPER LIMIT	6
⊙	302H732050	2H732050	GEAR Z34L CONT D	21		302H734090	2H734090	LABEL CASSETTE OPERATION A	5
⊙	302H732070	2H732070	GEAR Z34R Z22R CONT D	21		302H734130	2H734130	LABEL CLEANING	24
⊙	302H732092	2H732092	GEAR Z18S BRS	19		302H734161	2H734161	LABEL INNER COVER	24
	302H732170	2H732170	SHEET WIRE CONT D	21		302H734170	2H734170	LABEL PUSH A	24
	302H732180	2H732180	PLATE EARTH CONT D	21		302H734180	2H734180	LABEL PAPER UPPER LIMIT 1ST	5
	302H732200	2H732200	CASE FAN CONT D	21	⊙	302H734250	2H734250	CS EMBLEM SHEET	1
	302H732210	2H732210	COLLAR PULLEY CONT D	21		302H734290	2H734290	LABEL MP CAUTION	2
	302H732230	2H732230	SHEET WIRE CL	13,20		302H739010	2H739010	CONT BOX	27

• Parts with "⊙" indicate regular maintenance parts.

	Part.No.	Alternative.	Description	Fig.No.		Part.No.	Alternative.	Description	Fig.No.
	302H739020	2H739020	BRACKET HDD	27		302H746350	2H746350	WIRE REG SENS	25
	302H739030	2H739030	STAY SHIELD BOX	4		302H746360	2H746360	WIRE HVU T1	26
	302H739040	2H739040	RAIL PWB	27		302H746390	2H746390	WIRE MAIN-ENGINE	26
	302H739050	2H739050	PLATE INLET	26		302H746420	2H746420	WIRE INLET ASSY	26
	302H739060	2H739060	COVER INLET	25		302H746480	2H746480	WIRE REG/ROL MOT	20
	302H739070	2H739070	BRACKET OPTION IF	26		302H746490	2H746490	WIRE FEED MOT	20
	302H739080	2H739080	BRACKET LVU PWB	26		302H746500	2H746500	WIRE GUIDE FEED LOW1	12
	302H739110	2H739110	PLATE EARTH FEED	20		302H746510	2H746510	WIRE GUIDE FEED LOW2	12
	302H739150	2H739150	PLATE EARTH MIDDLE	20		302H746520	2H746520	WIRE FEED CLT	19
	302H739160	2H739160	GUIDE WIRE L	26		302H746530	2H746530	WIRE CASSETTE	20
	302H739170	2H739170	MOUNT FAN MAIN	27		302H746550	2H746550	WIRE FEED SENS	12
	302H739200	2H739200	PIN HINGE A	27		302H746570	2H746570	WIRE LIFT MOT	25
	302H739210	2H739210	PLATE MOTOR PWB	20		302H746730	2H746730	WIRE MAIN-KUIO	27
	302H739220	2H739220	GUIDE WIRE EXIT	26		302H746740	2H746740	WIRE CF	27
	302H739230	2H739230	COVER MOTOR PWB	20		302H746750	2H746750	WIRE DRUM MOT	20
	302H739240	2H739240	SHEET MOTOR PWB	20		302H746800	2H746800	WIRE DU OPEN SW	13
	302H739250	2H739250	GUIDE WIRE VU	25		302H746820	2H746820	WIRE JAM LED1	13
	302H739260	2H739260	LID DP	27		302H746830	2H746830	WIRE JAM LED2	13
	302H739270	2H739270	LID WIRE GUIDE	26		302H746900	2H746900	WIRE HDD DATA1	27
	302H739280	2H739280	GUIDE WIRE LVU	26		302H746950	2H746950	WIRE LOOP SENS	13
	302H739300	2H739300	GUIDE WIRE HV	26		302H746960	2H746960	WIRE EARTH	13
	302H739310	2H739310	GUIDE MAIN DRIVE	18		302H746970	2H746970	WIRE FAN LVU	22
	302H739320	2H739320	FILM CONT BOX	27		302H746980	2H746980	WIRE BYPASS TRAY	9
	302H739340	2H739340	SHEET OPTION IF	26		302H746990	2H746990	WIRE OP HEATER SW	26
	302H739350	2H739350	SHEET OPTION CV	26		302H746A00	2H746A00	WIRE JUMPER CONNECTOR	26
⊙	302H739530	2H739530	SPRING ICL	25	⊙	302H793050	2H793050	PARTS RETAINER UNIT	24
⊙	302H739540	2H739540	SPRING HV TC1	26	⊙	302H793080	2H793080	PARTS MOTOR DRUM	20
	302H739580	2H739580	TERMINAL ICL	25	⊙	302H793300	2H793300	PARTS TOP CASSETTE 1 ASSY	5
	302H739590	2H739590	COVER HV TC1	26	⊙	302H793311	2H793311	PARTS TOP CASSETTE 2 ASSY	6
	302H739600	2H739600	MOUNT TRANSFER HV 2	26	⊙	302H793331	2H793331	PARTS DRUM DRIVE H UNIT	20
	302H739610	2H739610	TERMINAL TC1 2	26	⊙	302H793340	2H793340	PARTS ICL MOTOR UNIT	25
	302H739620	2H739620	SHEET TC1	26	⊙	302H793350	2H793350	PARTS ICL WT ASSY	3
	302H739630	2H739630	SHEET COVER INLET	25	⊙	302H793550	2H793550	PARTS MPT TRAY UNIT(U)	9
	302H739770	2H739770	GUIDE CF	27	⊙	302H793560	2H793560	PARTS MPT TRAY UNIT(E)	9
	302H739900	2H739900	SHEET PWB	26	⊙	302H794020	2H794020	PARTS PWB CF ASSY SP	27
	302H739910	2H739910	SHEET PWB 2	3	⊙	302H794031	2H794031	PARTS PWB KUIO IF ASSY SP	27
⊙	302H744060	2H744060	SOLENOID LSU CLN	12	⊙	302H794080	2H794080	PARTS PWB HVU CONTROL ASSY SP	25
	302H746040	2H746040	WIRE RETAINER JOINT	3	⊙	302H794090	2H794090	PARTS PWB MOTOR CONTROL ASSY SP	20
	302H746050	2H746050	WIRE RETAINER	24	⊙	302H794100	2H794100	PARTS PWB FEED ASSY SP	20
	302H746070	2H746070	WIRE TONER SENSOR JOINT	24	⊙	302H794130	2H794130	PARTS PWB FRONT MAIN ASSY SP	25
	302H746081	2H746081	WIRE FRONT	3	⊙	302H794140	2H794140	PARTS PWB FRONT SUB ASSY SP	25
	302H746120	2H746120	WIRE HVU T2	25	⊙	302H794150	2H794150	PARTS PWB LED ASSY SP	13
	302H746170	2H746170	WIRE CONTAIN MOT JOINT	26	⊙	302H794170	2H794170	PARTS PWB RFID ASSY SP	21
	302H746180	2H746180	WIRE CONTAIN MOT	21	⊙	302H794200	2H794200	PARTS ROLLER FEED LOW	12
	302H746191	2H746191	WIRE FUSER JOINT	4	⊙	302H794210	2H794210	PARTS SWITCH CONVEYING B	12
	302H746210	2H746210	WIRE MPF/HVU	25	⊙	302H794220	2H794220	PARTS ID SENSOR	25
	302H746220	2H746220	WIRE RUB/DLP MOT	18	⊙	302H794230	2H794230	PARTS MOTOR REGIST	20
	302H746290	2H746290	WIRE MOT CONTROL	20	⊙	302H794240	2H794240	PARTS CLUTCH FEED 50	20
	302H746320	2H746320	WIRE CLEANING	25	⊙	302H794250	2H794250	PARTS CLUTCH FEED 25	19
	302H746340	2H746340	WIRE FEED	26	⊙	302H794300	2H794300	PARTS CLUTCH MPF 6	19

• Parts with "⊙" indicate regular maintenance parts.



	Part.No.	Alternative.	Description	Fig.No.		Part.No.	Alternative.	Description	Fig.No.
⊙	302H794321	2H794321	PARTS ROLLER BYPASS C	10		302HP28261	2HP28261	HOLDER EXIT PULLEY	23
⊙	302H794340	2H794340	PARTS ROLLER MIDDLE BYPASS	12		302HP28280	2HP28280	PLATE EXIT SOL	23
⊙	302H794351	2H794351	PARTS UNIT LOW VOLTAGE	26		302HP28291	2HP28291	COVER PWB	23
⊙	302H794360	2H794360	PARTS UNIT HIGH VOLTAGE MAIN	26		302HP28320	2HP28320	PLATE EARTH EXIT	23
⊙	302H794370	2H794370	PARTS UNIT HIGH VOLTAGE TRANSFER1	26		302HP28330	2HP28330	ARM SOLENOID	23
⊙	302H794392	2H794392	PARTS ID SENSOR UNIT	25		302HP28360	2HP28360	PLATE EARTH EXIT B	23
⊙	302H794430	2H794430	PARTS FILTER VU ASSY	2		302HP28370	2HP28370	SHEET EXIT	23
⊙	302H794440	2H794440	PARTS DC MOTOR ASSY	21,25		302HP28390	2HP28390	SEAL ACT	23
⊙	302H794480	2H794480	PARTS RETANER ASSY	24		302HP28400	2HP28400	SPRING EXIT EARTH	23
⊙	302H794490	2H794490	PARTS FAN COOLING CONV	13		302HP28450	2HP28450	STATIC ELIMINATOR PR	23
⊙	302H794500	2H794500	PARTS GUIDE FEED LOW2 H	12		302HP28460	2HP28460	SHEET EXIT WIRE	23
⊙	302H794510	2H794510	PARTS GUIDE FEED LOW 1ST ASSY	12		302HP28520	2HP28520	BUSH SP	23
⊙	302H794520	2H794520	PARTS GUIDE MIDDLE H UNIT	12		302HP28530	2HP28530	SPRING EXIT PULLEY	23
⊙	302H794550	2H794550	PARTS SENSOR OPT	13	⊙	302HP31030	2HP31030	GEAR Z58-Z21	23
⊙	302H794580	2H794580	PARTS DUCT OPTION UNIT	28	⊙	302HP31040	2HP31040	GEAR Z20 DU	23
⊙	302H794590	2H794590	PARTS DUCT OPTION UNIT P	28	⊙	302HP31050	2HP31050	GEAR Z31	23
⊙	302H794600	2H794600	PARTS DUCT OPTION UNIT Q	28	⊙	302HP31060	2HP31060	GEAR Z29	23
⊙	302H794610	2H794610	PARTS HEATER DEHUMIDIFIER 240	25	⊙	302HP44020	2HP44020	SOLENOID EXIT	23
⊙	302H794620	2H794620	PARTS HEATER DEHUMIDIFIER 120	29		302J005100	2J005100	SHEET LED	2
⊙	302H794630	2H794630	PARTS COVER FILTER UNIT	2		302J005140	2J005140	LABEL LED SHEET	2
⊙	302H794700	2H794700	PARTS FAN IMAGE	22		302JD31110	2JD31110	PLATE DRIVE TC	19
⊙	302H794710	2H794710	PARTS FAN COOLING FRONT	21,22	⊙	302JD31170	2JD31170	GEAR Z31L	18
⊙	302H794730	2H794730	PARTS GUIDE TC L UNIT	13	⊙	302JD31240	2JD31240	GEAR Z72L Z30L TC	19
⊙	302H794760	2H794760	PARTS CASSETTE HEATER 120 SP	29		302JF14010	2JF14010	STUD SCREW M4	16
	302H905390	2H905390	SHEET STATIC LCD	2		302JF19011	2JF19011	PIN LSU	14
	302HP02060	2HP02060	STAY UPPER LEFT	4		302JF22010	2JF22010	PULLEY MIDDLE	8,12,13
	302HP02080	2HP02080	PLATE EARTH EXIT	4		302JF31010	2JF31010	STUD SCREW 435	20
	302HP02090	2HP02090	PLATE EARTH FUSER	4		302JZ31330	2JZ31330	SHEET DRUM SENSOR	20
⊙	302HP04040	2HP04040	COVER LEFT MIDDLE	23		302JZ46150	2JZ46150	WIRE HDD POWER (L)	27
⊙	302HP04080	2HP04080	COVER EXIT	2	⊙	302K593040	2K593040	PARTS HDD	27
⊙	302HP04091	2HP04091	LID COVER LEFT	23		302KA02010	2KA02010	STAY UPPER REAR	4
	302HP04100	2HP04100	SHAFT HOOK	23		302KA02020	2KA02020	STAY UPPER RIGHT	4
	302HP04111	2HP04111	HOOK LID F	23		302KA02030	2KA02030	FRAME FUSER UNIT F	4
	302HP04120	2HP04120	HOOK LID R	23		302KA02041	2KA02041	FRAME FUSER UNIT R	4
	302HP04140	2HP04140	EARTH PUSH SWITCH	2		302KA02050	2KA02050	PLATE FRAME FUSER F	4
⊙	302HP28041	2HP28041	ROLLER EXIT IN	23		302KA02060	2KA02060	STAY OPERATION WIRE	4
	302HP28050	2HP28050	ROLLER EXIT OUT	23		302KA02070	2KA02070	GUIDE WIRE F	2
	302HP28060	2HP28060	FRAME EXIT UPPER	23		302KA02080	2KA02080	SHEET OPERATION WIRE	4
	302HP28071	2HP28071	FRAME EXIT LOW	23		302KA02090	2KA02090	SHEET FRAME FUSER R	26
	302HP28080	2HP28080	FRAME EXIT ENTRANCE	23		302KA02110	2KA02110	SHEET UPPER REAR	4
	302HP28100	2HP28100	ACTUATOR EXIT L	23		302KA02120	2KA02120	SHEET FRAME FUSER F	4
⊙	302HP28110	2HP28110	ACTUATOR EXIT R	23	⊙	302KA04011	2KA04011	COVER TOP	1
⊙	302HP28120	2HP28120	ACTUATOR EXIT ENTRANCE	23	⊙	302KA04020	2KA04020	COVER REAR	2
	302HP28130	2HP28130	GUIDE CHANGE R	23	⊙	302KA04030	2KA04030	COVER LEFT FRONT	2
	302HP28140	2HP28140	GUIDE CHANGE L	23	⊙	302KA04041	2KA04041	COVER REAR TOP	1
	302HP28191	2HP28191	FRAME EXIT MIDDLE	23	⊙	302KA04050	2KA04050	COVER RIGHT TOP	2
	302HP28220	2HP28220	PLATE EXIT DRIVE	23		302KA04060	2KA04060	STAY PLATE CONTAINER	3
	302HP28230	2HP28230	SHAFT GEAR EXIT	23	⊙	302KA04090	2KA04090	STOPPER PAPER	1
	302HP28240	2HP28240	SPRING ACT EXIT L	23	⊙	302KA04110	2KA04110	SHEET COVER EXIT	2
	302HP28250	2HP28250	SPRING ACT EXIT R	23	⊙	302KA04120	2KA04120	SHEET COVER LEFT A	23

• Parts with "⊙" indicate regular maintenance parts.

	Part.No.	Alternative.	Description	Fig.No.
⊙	302KA04130	2KA04130	SHEET COVER LEFT B	23
	302KA04140	2KA04140	SHEET COVER TOP	23
	302KA05010	2KA05010	COVER OPERATION	2
	302KA05020	2KA05020	BUTTON ENTER	2
	302KA05030	2KA05030	BUTTON COMBI	2
	302KA05040	2KA05040	LENS LED	2
	302KA05050	2KA05050	BUTTON STOP	2
	302KA05060	2KA05060	HOLDER PWB	2
	302KA05070	2KA05070	PLATE LCD	2
	302KA05080	2KA05080	HOLDER USB	2
	302KA22010	2KA22010	PLATE LEFT COVER ASSY	13
	302KA28010	2KA28010	ACTUATOR EXIT FULL	23
	302KA28030	2KA28030	GUIDE WIRE	23
	302KA28040	2KA28040	SPRING SOL	23
	302KA28060	2KA28060	SHEET COVER EXIT WIRE	4
	302KA28070	2KA28070	PLATE EARTH EXIT	23
	302KA28080	2KA28080	GUIDE ENTRANCE	23
	302KA28090	2KA28090	PLATE RADIATOR SOLENOID	23
⊙	302KA29020	2KA29020	GEAR Z32S DU	13
⊙	302KA31010	2KA31010	GEAR Z20L FUSER DRIVE	19
⊙	302KA31020	2KA31020	GEAR Z46 FUSER	19
⊙	302KA31030	2KA31030	GEAR EXIT Z48	19
⊙	302KA31040	2KA31040	GEAR EXIT Z45Z22	19
⊙	302KA31050	2KA31050	GEAR Z30 FUSER	19
⊙	302KA31060	2KA31060	GEAR Z65-Z29 FUSER	19
	302KA34020	2KA34020	LABEL HIGH TEMP CAUTION	13
	302KA34030	2KA34030	LABEL CONVEY JAM	1
	302KA46010	2KA46010	WIRE EJECT	23
	302KA46020	2KA46020	WIRE EJECT JOINT	25
	302KA46030	2KA46030	WIRE TRANSFER-EXIT	26
	302KA46040	2KA46040	WIRE OP-DU PI	23
	302KA46050	2KA46050	WIRE SOLENOID 2	26
	302KA46060	2KA46060	WIRE PANEL JOINT	2
	302KA46070	2KA46070	WIRE PANEL	2
	302KA46080	2KA46080	WIRE LVU	26
	302KA46090	2KA46090	WIRE RIGHT SIDE	26
	302KA46100	2KA46100	WIRE USB HOST	2
	302KA46120	2KA46120	WIRE TRANS MOT JOINT	19
	302KA46130	2KA46130	WIRE MSW	26
	302KA46140	2KA46140	WIRE OP DESK	26
	302KA46150	2KA46150	WIRE OP HEATER RELAY	26
	302KA46160	2KA46160	WIRE DU	13
	302KA46170	2KA46170	WIRE MSW US	26
⊙	302KA93011	2KA93011	PARTS FUSER UNIT A	17
⊙	302KA93022	2KA93022	PARTS FUSER UNIT E	17
⊙	302KA93040	2KA93040	PARTS WASTE BOTTLE UNIT	24
⊙	302KA94010	2KA94010	PARTS PWB MAIN ASSY SP	27
⊙	302KA94020	2KA94020	PARTS PWB MAIN ASSY SP EU	27
⊙	302KA94031	2KA94031	PARTS PWB ENGINE ASSY SP	26
⊙	302KA94040	2KA94040	PARTS PWB PANEL ASSY SP	2

	Part.No.	Alternative.	Description	Fig.No.
⊙	302KA94050	2KA94050	PARTS PWB CODE DIMM ASSY SP	27
⊙	302KA94060	2KA94060	PARTS ROLLER EXIT PR SP	23
⊙	302KA94070	2KA94070	PARTS MOTOR EXIT PR SP	23
⊙	302KA94080	2KA94080	PARTS HVU HIGH VOLTAGE TRANSFER 2 SP	25
⊙	302KA94090	2KA94090	PARTS OPERATION UNIT (E A) SP	2
⊙	302KA94120	2KA94120	PARTS EMBLEM ASSY E SP	1
⊙	302KA94130	2KA94130	PARTS CONVEYING H UNIT SP	13
⊙	302KA94140	2KA94140	PARTS EXIT ASSY SP	23
⊙	302KA94150	2KA94150	PARTS MEMORY MODULE SP	27
⊙	302KA94170	2KA94170	PARTS COVER FRONT ASSY SP	1
⊙	302KA94220	2KA94220	PARTS ROLLER DUPLEX B SP	13
⊙	302KY04010	2KY04010	DUCT FAN RIGHT	22
	302KY04020	2KY04020	COVER FILTER RIGHT	2
	302KY04030	2KY04030	FILTER FAN RIGHT	2
	302KY04040	2KY04040	SPONGE RIGHT FAN D	2
	302KY04051	2KY04051	COVER RIGHT	2
	302KY04060	2KY04060	SHEET FAN RIGHT	3
⊙	302KY06010	2KY06010	GEAR Z16 PAPER FEED	7
⊙	302KY08010	2KY08010	GEAR MPT FEED Z19 ASSY	8
⊙	302KY08020	2KY08020	PULLEY BYPASS	10
⊙	302KY08030	2KY08030	GEAR MPT Z23	8
	302KY09010	2KY09010	STOPPER PAPER	5,6
⊙	302KY14050	2KY14050	GEAR MAG Z25H	16
⊙	302KY14060	2KY14060	GEAR SLEEVE Z24H	16
⊙	302KY14070	2KY14070	GEAR IDLE Z22H	16
	302KY22010	2KY22010	PULLEY FEED	1
⊙	302KY31010	2KY31010	GEAR Z22L DLP	18
⊙	302KY31020	2KY31020	GEAR Z50L	18
⊙	302KY31040	2KY31040	GEAR Z60L CLN	18
⊙	302KY31050	2KY31050	GEAR EXIT Z20	19
⊙	302KY31060	2KY31060	GEAR EXIT Z63 Z21	19
⊙	302KY31070	2KY31070	GEAR EXIT Z39Z26	19
	302KY31080	2KY31080	SHAFT BRS DRIVE	19
⊙	302KY93030	2KY93030	PARTS DLP K UNIT	16
⊙	302KY93040	2KY93040	PARTS DLP C UNIT	16
⊙	302KY93050	2KY93050	PARTS DLP Y UNIT	16
⊙	302KY93060	2KY93060	PARTS DLP M UNIT	16
⊙	302KY93070	2KY93070	PARTS DRUM 50 M UNIT	15
⊙	302KY93090	2KY93090	PARTS FEED DRIVE H UNIT	20
⊙	302KY93100	2KY93100	PARTS FUSER DRIVE UNIT	19
⊙	302KY93140	2KY93140	PARTS MAIN DRIVE H UNIT	18
⊙	302KY93160	2KY93160	PARTS LSU UNIT HIGH	14
⊙	302KY93170	2KY93170	PARTS MC ASSY	15
⊙	302KY94060	2KY94060	PARTS MOTOR IMAGE SP	19
⊙	302KY94070	2KY94070	PARTS MOTOR DU SP	13
⊙	302KY94080	2KY94080	PARTS MOTOR MPF SP	19
⊙	302KY94090	2KY94090	PARTS MOTOR FEED SP	20
⊙	302KY94100	2KY94100	PARTS MOTOR DLP SP	18
⊙	302KY94110	2KY94110	PARTS MOTOR CLN SP	18,21
⊙	302KY94120	2KY94120	PARTS MOTOR FUSER SP	19

• Parts with "⊙" indicate regular maintenance parts.

	Part.No.	Alternative.	Description	Fig.No.		Part.No.	Alternative.	Description	Fig.No.
⊙	302KY94160	2KY94160	PARTS FILTER RIGHT UNIT SP	2		7AAACCAS+10H001	AA063380	AC CORD ASSY AS	27
⊙	302KY94180	2KY94180	PARTS CONT DRIVE UNIT A SP	21		7BB100408H1	BB105830	+BIND T.T S SCREW 4X8	10
⊙	302KY94190	2KY94190	PARTS CONT DRIVE UNIT E SP	21		7BE08165Z131H01	BE116760	BEARING 688ZZNR	12
⊙	302KY94220	2KY94220	PARTS MPF DRIVE H UNIT SP	19		7BE6801ZZ++H01	BE058150	BEARING 6801ZZ	20
⊙	302KY94230	2KY94230	PARTS MPT ASSY SP	8	⊙	7NXGP1A173LCH01	NX115300	SENSOR OPT.	7
⊙	302KY94240	2KY94240	PARTS MPT BYPASS UNIT SP	10	⊙	7SC020201+++H01	SC111870	SW.SEE SAW	26
⊙	302KY94250	2KY94250	PARTS PRYMARY FEED UNIT SP	7		7YCC02B1001+H01	YC014610	CONNECTOR	3
⊙	302KY94300	2KY94300	PARTS ROLLER TRANSFER ASSY SP	13		7YCC08B2046+H01	YC026110	CONNECTOR	5,6,7
⊙	302KY94320	2KY94320	PARTS CONT DRIVE UNIT AO SP	21		7YCC08B2046+H02	YC026130	CONNECTOR	20,25
	303KN16180	3KN16180	SPRING SOL A	23		7YZM110004++H01	YZ037960	ACCESS.BUSHING	3
	303KN16311	3KN16311	SEAL ACT	23		7YZM210002++H01	YZ004730	ACCESS.EDGING	3,4,26,27
⊙	303KN94010	3KN94010	PARTS.PRINTED W.BOARD JOB,SP	23		7YZM210003++H01	YZ037970	ACCESS.EDGING	26
⊙	303KN94040	3KN94040	PARTS.SOLENOID,SP	23		7YZM210005++H01	YZ037990	ACCESS.EDGING	20
	303LL02180	3LL02180	HOLDER WIRE A	25,26		7YZM210006++H01	YZ038000	ACCESS.EDGING	3,4,12,20,26
	303LL02330	3LL02330	HOLDER WIRE D	18,25,26		7YZM390011++H01	YZ050250	ACCESS.CLAMP	27
	303LM04080	3LM04080	HANDLE LEFT FEED COVER	1		7YZM410001++H01	YZ037950	ACCESS.BAND	20
	303LM24050	3LM24050	GUIDE WIRE	12		7YZM420003++H01	YZ052580	ACCESS.BAND	9
⊙	33906400	33906400	FRICITION PLATE,BYPASS	8,9		7YZM510007++H01	YZ042780	ACCESS.SPACER	3,26
	33906900	33906900	COVER,CURSOR	9		7YZM610001++H01	YZ010230	ACCESS SADDLE	4,20,25,26
	33907210	33907210	CUSHION,CASSETTE WORK PLATE	5,6		7YZM610002++H01	YZ010240	ACCESS SADDLE	3,19,21,22
	34806040	34806040	LOWER BUSHING,PAPER FEED	7					25,26,27
	34907150	34907150	PULLEY,CASSETTE	5,6		7YZM610003++H01	YZ010250	ACCESS SADDLE	18,20,27
⊙	34922420	34922420	GEAR 15	7		7YZM610004++H01	YZ012210	ACCESS SADDLE	26
⊙	35927420	35927420	SWITCH,SIZE	2,3,12,13		7YZM610005++H01	YZ012220	ACCESS SADDLE	26
	3CF04060	3CF04060	PLATE NUMBER4	6		7YZM610007++H01	YZ023340	ACCESS.SADDLE	3,4,12,19,21
	3CY06030	3CY06030	RETAINER M4	5,6					22,25,26,27
⊙	3CY06090	3CY06090	RACK CURSOR	5,6		7YZM610008++H01	YZ037940	ACCESS.SADDLE	2,3,4,13,19
⊙	3CY06100	3CY06100	GEAR 20,CURSOR	5,6					20,23
	3CY07080	3CY07080	BUSHING 6	19,21		7ZG65TSV+020H01	ZG046810	SHIELD GASKET	13
	3CZ02240	3CZ02240	PIN,DRAWER SIDE CONVEYING	4		7ZGSTG15C050H01	ZG000470	SHIELD GASKET	4
	4AK73740	5MVVL221WN33	LABEL CONTAINER T1	4		7ZGSTGR55060H01	ZG112780	SHIELD GASKET	2
	4AK73750	5MVVL221WN34	LABEL CONTAINER T2	4		7ZS24133001+H01	ZS117750	THERMAL SHEET	23
	4AK73760	5MVVL221WN35	LABEL CONTAINER T3	4		7ZS46175001+H01	ZS106120	THERMAL SHEET	20
	4AK73770	5MVVL221WN36	LABEL CONTAINER T4	4		B2B63080	B2B63080	+CONTER-SUNK HEAD TAP-TITE P M3X08(TRIVA	10
	5MMS111SL002	2BY20050	NUT FUSER A /FS-1800/3800 A4	24		B4B03050	B4B03050	+TP-A SCREW M3X05(TRIVALENT CHROMATING)	10
	5MVF111DN005	2BM20610	BUSH SP /40613P5004 A4	23		M2105010	M2105010	NYLON CLAMP 3N,NK-3N	4,27
	5MVG115DB002	2BM14540	GEAR WORM /48390M0062 A4	21,25		M2108130	M2108130	SPACER,KGPS-4S	26
	5MVL177DN001	2FB06810	RING STOPPER 4	8		M70AF010	M70AF010	CLAMP,LCT-1.5SIEM(TAKEUCHI)	26
	5MVM176XN001	2BM14330	BUSH D1234	8					
	5MVS313SB002	2BR08310	SPACER LED /43587J2063 A4	24					
	5MVS665KB001	2BM40060	CUT WASHER	10,19,20					
	5MVX111DN003	2A806250	RING STOPPER /A-49 FEED A4	7,8,10,12,13 19,20,21,23					
	5MVX321CE001	3CF04050	PLATE NUMBER 3 /3CF0405 A4	6					
	5MVX421DN003	2BL06490	LOCK COVER R /40283V0068 A4	1					
	60907170	60907170	CUSHION,CASSETTE R	5,6					
	66107100	66107100	PAD,CASSETTE	5,6					
⊙	66127010	66127010	SWITCH,COVER OPEN	25					
	68822330	68822330	BEARING,DRIVE	19					
⊙	76727010	76727010	ORIGINAL SIZE SWITCH	9					

• Parts with "⊙" indicate regular maintenance parts.

## KYOCERA MITA EUROPE B.V.

Bloemlaan 4, 2132 NP Hoofddorp,  
The Netherlands  
Phone: +31.20.654.0000  
Home page: <http://www.kyoceramita-europe.com>  
Email: [info@kyoceramita-europe.com](mailto:info@kyoceramita-europe.com)

KYOCERA MITA NEDERLAND B.V.  
Beechavenue 25, 1119RA Schiphol-Rijk  
The Netherlands  
Phone: +31.20.58.77.200

KYOCERA MITA (UK) LTD  
8 Beacontree Plaza  
Gillette Way Reading Berks RG2 0BS,  
U.K.  
Phone: +44.1189.311.500

KYOCERA MITA ITALIA S.p.A.  
Via G. Verdi, 89 / 91, 20063 Cernusco s/N  
Milano, Italy  
Phone: +39.02.92179.1

S.A. KYOCERA MITA BELGIUM N.V.  
Sint-Martinusweg 199-201, 1930 Zaventem,  
Belgium  
Phone: +32.2.720.9270

KYOCERA MITA FRANCE S.A.  
Parc Les Algorithmes Saint Aubin  
91194 GIF-SUR-YVETTE,  
France  
Phone: +33.1.6985.2600

KYOCERA MITA ESPAÑA S.A.  
Edificio Kyocera, Avda de Manacor No. 2,  
28290 Las Matas (Madrid),  
Spain  
Phone: +34.91.631.8392

KYOCERA MITA FINLAND OY  
Atomitie 5C, 00370 Helsinki,  
Finland  
Phone: +358.9.4780.5200

KYOCERA MITA (SCHWEIZ)  
Hohlstrasse 614, 8048 Zürich  
Switzerland  
Phone: +41.44.908.4949

KYOCERA MITA DEUTSCHLAND GMBH  
Otto-Hahn-Str. 12 D-40670 Meerbusch,  
Germany  
Phone: +49.2159.918.0

KYOCERA MITA GMBH AUSTRIA  
Eduard-Kittenberger-Gasse 95,  
1230 Wien,  
Austria  
Phone: +43.1.86338

KYOCERA MITA SVENSKA AB  
Esbogatan 16B 164 75 Kista,  
Sweden  
Phone: +46.8.546.55000

KYOCERA MITA NORGE  
Postboks 150 Oppsal, NO 0619 Oslo  
Olaf Helsetsvei 6, NO 0694 Oslo,  
Norway  
Phone: +47.22.62.73.00

KYOCERA MITA DANMARK A/S  
Ejby Industrivej 1, DK-2600 Glostrup,  
Denmark  
Phone: +45.7022.3880

KYOCERA MITA PORTUGAL LDA.  
Rua do Centro Cultural, 41 (Alvalade) 1700-106 Lisboa,  
Portugal  
Phone: +351.21.843.6780

KYOCERA MITA SOUTH AFRICA (PTY) LTD.  
49 Kyalami Boulevard,  
Kyalami Business Park Midrand,  
South Africa  
Phone: +27.(0)11.540.2600

## KYOCERA MITA AMERICA, INC.

Headquarters:  
225 Sand Road,  
Fairfield, New Jersey 07004-0008,  
U.S.A.  
Phone: (973) 808-8444

KYOCERA MITA AUSTRALIA PTY. LTD.  
Level 3, 6-10 Talavera Road, North Ryde,  
N.S.W. 2113 Australia  
Phone: (02) 9888-9999

KYOCERA MITA NEW ZEALAND LTD.  
1-3 Parkhead Place, Albany  
P.O. Box 302 125 NHPC, Auckland,  
New Zealand  
Phone: (09) 415-4517

KYOCERA MITA (THAILAND) CORP., LTD.  
9/209 Ratchada-Prachachem Road,  
Bang Sue, Bangkok 10800, Thailand  
Phone: (02) 586-0333

KYOCERA MITA SINGAPORE PTE LTD.  
121 Genting Lane, 3rd Level,  
Singapore 349572  
Phone: 67418733

KYOCERA MITA HONG KONG LIMITED  
16/F., Mita Centre,  
552-566, Castle Peak Road,  
Tsuen Wan, New Territories,  
Hong Kong  
Phone: 24297422

KYOCERA MITA TAIWAN Corporation.  
6F., No.37, Sec. 3, Minquan E. Rd.,  
Zhongshan Dist., Taipei 104, Taiwan R.O.C.  
Phone: (02) 25076709

## KYOCERA MITA Corporation

2-28, 1-chome, Tamatsukuri, Chuo-ku  
Osaka 540-8585, Japan  
Phone: (06) 6764-3555  
<http://www.kyoceramita.com>

## KYOCERA MITA AMERICA, INC.

### **Headquarters:**

225 Sand Road,  
Fairfield, New Jersey 07004-0008  
TEL : (973) 808-8444  
FAX : (973) 882-6000

### **New York Branch:**

1410 Broadway 23rd floor  
New York, NY 10018  
TEL : (917) 286-5400  
FAX : (917) 286-5402

### **Northeastern Region:**

225 Sand Road,  
Fairfield, New Jersey 07004-0008  
TEL : (973) 808-8444  
FAX : (973) 882-4401

### **Midwestern Region:**

201 Hansen Court Suite 119  
Wood Dale, Illinois 60191  
TEL : (630) 238-9982  
FAX : (630) 238-9487

### **Western Region:**

14101 Alton Parkway,  
Irvine, California 92618-7006  
TEL : (949) 457-9000  
FAX : (949) 457-9119

### **Southeastern Region:**

1500 Oakbrook Drive,  
Norcross, Georgia 30093  
TEL : (770) 729-9786  
FAX : (770) 729-9873

### **Southwestern Region:**

2825 West Story Road,  
Irving, Texas 75038-5299  
TEL : (972) 550-8987  
FAX : (972) 252-9786

### **National Operation Center & National Training Center:**

2825 West Story Road,  
Irving, Texas 75038-5299  
TEL : (972) 659-0055  
FAX : (972) 570-5816

### **Latin America Division:**

8240 N.W. 52nd. Terrace Dawson Building,  
Suite 108 Miami, Florida 33166  
TEL : (305) 421-6640  
FAX : (305) 421-6666

## KYOCERA MITA CANADA, LTD.

6120 Kestrel Road, Mississauga,  
Ontario L5T 1S8, Canada  
TEL : (905) 670-4425  
FAX : (905) 670-8116

## KYOCERA MITA MEXICO, S.A. DE C.V.

Av. 16 de Septiembre #407  
Col. Santa Inés,  
Azcapotzalco México,  
D.F. 02130, México  
TEL : (55) 5383-2741  
FAX : (55) 5383-7804

©2010 KYOCERA MITA Corporation

<http://www.kyoceramita.com>

 **KYOCERA** is a trademark of Kyocera Corporation

Printed in U.S.A.