



---

# **FS-C8600DN**

# **FS-C8650DN**

## **PARTS LIST**

Published in May 2012

2MNPL070

842MN1210

First Edition



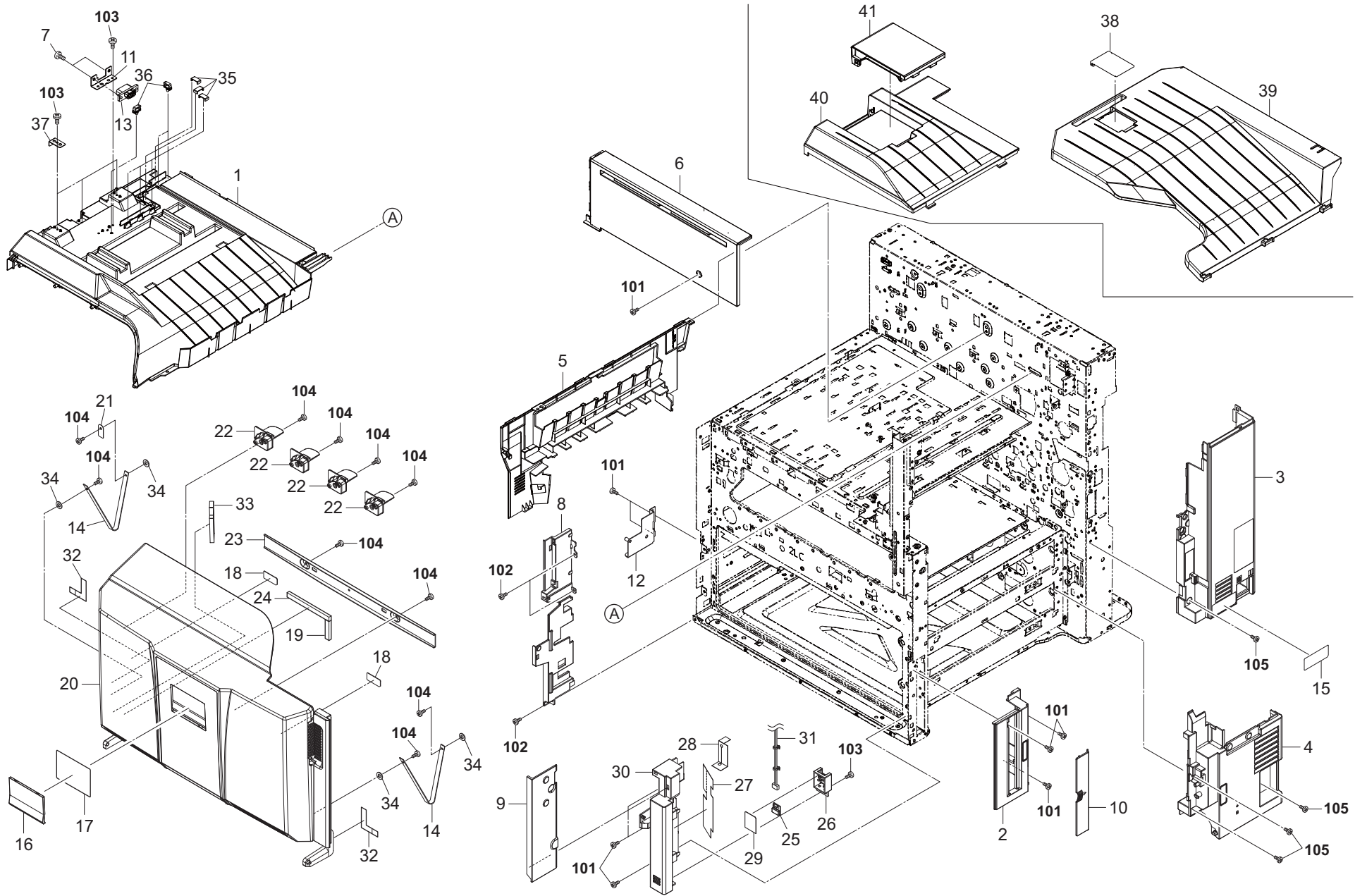


FIG. 1 Covers 1

2MN/2N1

Ref. No.	Part.No.	Alternative.	Description	Notes	Quantity		
					120	230	240
⊙ 1	302MN04010	2MN04010	COVER TOP TRAY		1	1	1
⊙ 2	302LC04051	2LC04051	COVER RIGHT LOWER F		1	1	1
⊙ 3	302LC04063	2LC04063	COVER RIGHT MIDDLE R		1	1	1
⊙ 4	302LC04071	2LC04071	COVER RIGHT LOWER R		1	1	1
⊙ 5	302MN04060	2MN04060	COVER EXIT		1	1	1
⊙ 6	302MN04040	2MN04040	COVER TRAY REAR		1	1	1
7	302K924350	2K924350	PIN DRAWER		2	2	2
⊙ 8	302LC04250	2LC04250	COVER INNER LEFT		1	1	1
⊙ 9	302LC04260	2LC04260	COVER INNER FEED F		1	1	1
⊙ 10	302LC04280	2LC04280	COVER HANDLE		1	1	1
11	302MN04130	2MN04130	PLATE EXIT DRAWER		1	1	1
12	302LC04410	2LC04410	MOUNT FRONT COVER LEFT		1	1	1
13	302MN46150	2MN46150	WIRE BRIDGE JOINT 2		1	1	1
14	302LC04651	2LC04651	STRAP FRONT COVER		2	2	2
15	302MN34310	2MN34310	LABEL SW CAUTION EN		1	1	1
16	302LC04271	2LC04271	EMBLEM		1	1	1
⊙ 17	302N134220	2N134220	SHEET EMBLEM FS C8600	45ppm	1	1	1
⊙ 17	302MN34220	2MN34220	SHEET EMBLEM FS C8650	55ppm	1	1	1
18	2FB04270	2FB04270	PLATE MAGNET		2	2	2
19	302FZ04950	2FZ04950	SPONGE TRAY WASTE		1	1	1
⊙ 20	302LC94520	2LC94520	PARTS COVER FRONT SP		1	1	1
21	302LC04740	2LC04740	SHEET COVER FRONT B		1	1	1
22	302LC04460	2LC04460	STOPPER CONTAINER		4	4	4
23	302LC04490	2LC04490	PLATE FRONT COVER		1	1	1
24	302LC04500	2LC04500	SPONGE COVER FRONT		1	1	1
25	302H094300	2H094300	PARTS,HUMIDITY SENSOR,SP		1	1	1
⊙ 26	302LC02710	2LC02710	COVER HUMIDITY SENSOR		1	1	1
27	302LC02720	2LC02720	SHEET HUMIDITY SENSOR A		1	1	1
28	302LC02730	2LC02730	SHEET HUMIDITY SENSOR B		1	1	1
29	302LC02760	2LC02760	SHEET COVER HUMIDITY SENSOR		1	1	1
⊙ 30	302LC04240	2LC04240	COVER FRONT RIGHT LOWER		1	1	1
31	302LC46230	2LC46230	WIRE FRONT LOW		1	1	1
32	302LC04730	2LC04730	SHEET COVER FRONT		2	2	2
33	302LC04751	2LC04751	SPONGE COVER FRONT B		1	1	1
34	302LW04260	2LW04260	SPACER USB		4	4	4
35	303LL02330	3LL02330	HOLDER WIRE D		5	5	5
36	7YZM610001++H01	YZ010230	ACCESS SADDLE		3	3	3
37	302MN04150	2MN04150	PLATE NUT M3		3	3	3
⊙ 38	302KA04090	2KA04090	STOPPER PAPER		1	1	1
⊙ 39	302MN04120	2MN04120	TRAY INNER		1	1	1
⊙ 40	302MN04020	2MN04020	COVER TOP TRAY B		1	1	1
⊙ 41	302MN04110	2MN04110	STOPPER PAPER		1	1	1

Ref. No.	Part.No.	Alternative.	Description	Notes	Quantity		
					120	230	240
101	7BB700408H	BB105640	+BIND T.T S SCREW 4X8 SR				
102	7BB700410H	BB107090	+BIND T.T S SCREW 4X10 SR				
103	7BB200308H	BB105660	+BIND T.T P SCREW 3X8				
104	7BB202308H	BB105690	+TP-FLAT T.T P SCREW 3X8				
105	7BB180408H	BB111210	+BIND T.T S SCREW 4X8(BLACK)				

- Parts with "⊙" indicate regular maintenance parts.
- Parts with Ref.No. indicate maintenance parts and the ones without it indicate out of the above.

- Parts with "\*" are component parts or sub-assemblies of the assembly appearing immediately above them.
- Parts with "••" are component parts or sub-assembly with "•" appearing immediately above them.



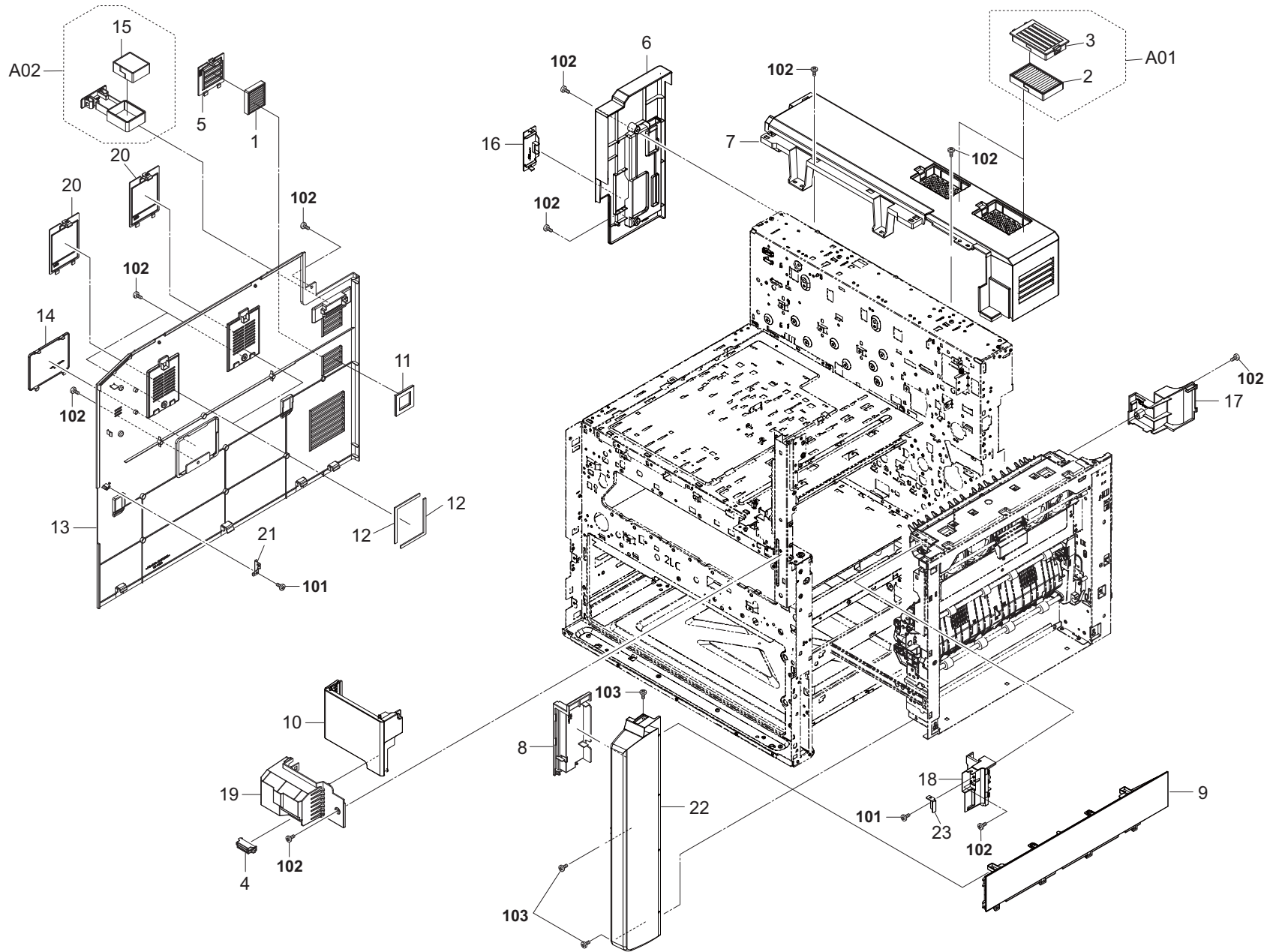


FIG. 2 Covers 2

2MN/2N1

Ref. No.	Part.No.	Alternative.	Description	Notes	Quantity		
					120	230	240
⊙ 1	302LC33370	2LC33370	FILTER LEFT SIDE		1	1	1
⊙ A01	302K994101	2K994101	PARTS FILTER EXIT UNIT SP		2	2	2
⊙ 2	*302LF33660	2LF33660	FILTER TOP		2	2	2
⊙ 3	*302K933181	2K933181	COVER FILTER EXIT		2	2	2
⊙ 4	302H004660	2H004660	MAGNET CATCH		1	1	1
⊙ 5	302LC04110	2LC04110	LID LEFT COVER REAR		1	1	1
⊙ 6	302MN04030	2MN04030	COVER LEFT UPPER		1	1	1
⊙ 7	302MN04050	2MN04050	COVER TOP REAR		1	1	1
⊙ 8	302LC29090	2LC29090	COVER INNER CONVEYING F		1	1	1
⊙ 9	302MN29140	2MN29140	COVER RIGHT UP		1	1	1
⊙ 10	302MN04090	2MN04090	COVER FRONT UPPER RIGHT		1	1	1
⊙ 11	302LC33490	2LC33490	SPONGE DLP COOLING B		1	1	1
⊙ 12	302LF04050	2LF04050	SEAL LSU DUCT		4	4	4
⊙ 13	302LC04101	2LC04101	COVER LEFT		1	1	1
⊙ 14	302LC04310	2LC04310	LID LEFT COVER		1	1	1
⊙ A02	302LC94140	2LC94140	PARTS FILTER TONER UNIT(V) SP		1	1	1
⊙ 15	*302LC33370	2LC33370	FILTER LEFT SIDE		1	1	1
⊙ 16	302MN04100	2MN04100	LID DF CONNECTOR		1	1	1
⊙ 17	302MN29080	2MN29080	COVER INNER CONVEYING R		1	1	1
⊙ 18	302MN29070	2MN29070	COVER INNER CONVEYING F		1	1	1
⊙ 19	302LC04431	2LC04431	COVER INNER FAN		1	1	1
⊙ 20	302LC94130	2LC94130	PARTS FILTER BELT UNIT(V) SP		2	2	2
⊙ 21	302LC04480	2LC04480	MOUNT COVER LEFT		1	1	1
⊙ 22	302MN29130	2MN29130	COVER RIGHT FRONT		1	1	1
⊙ 23	302K902940	2K902940	NUT ADJUST M		1	1	1

Ref. No.	Part.No.	Alternative.	Description	Notes	Quantity		
					120	230	240
101	7BB200308H	BB105660	+BIND T.T P SCREW 3X8				
102	7BB180408H	BB111210	+BIND T.T S SCREW 4X8(BLACK)				
103	7BB780410H	BB111220	+BIND T.T S SCREW 4X10 SR(BLACK)				

- Parts with "⊙" indicate regular maintenance parts.
- Parts with Ref.No. indicate maintenance parts and the ones without it indicate out of the above.

- Parts with "\*" are component parts or sub-assemblies of the assembly appearing immediately above them.
- Parts with "•" are component parts or sub-assembly with "•" appearing immediately above them.

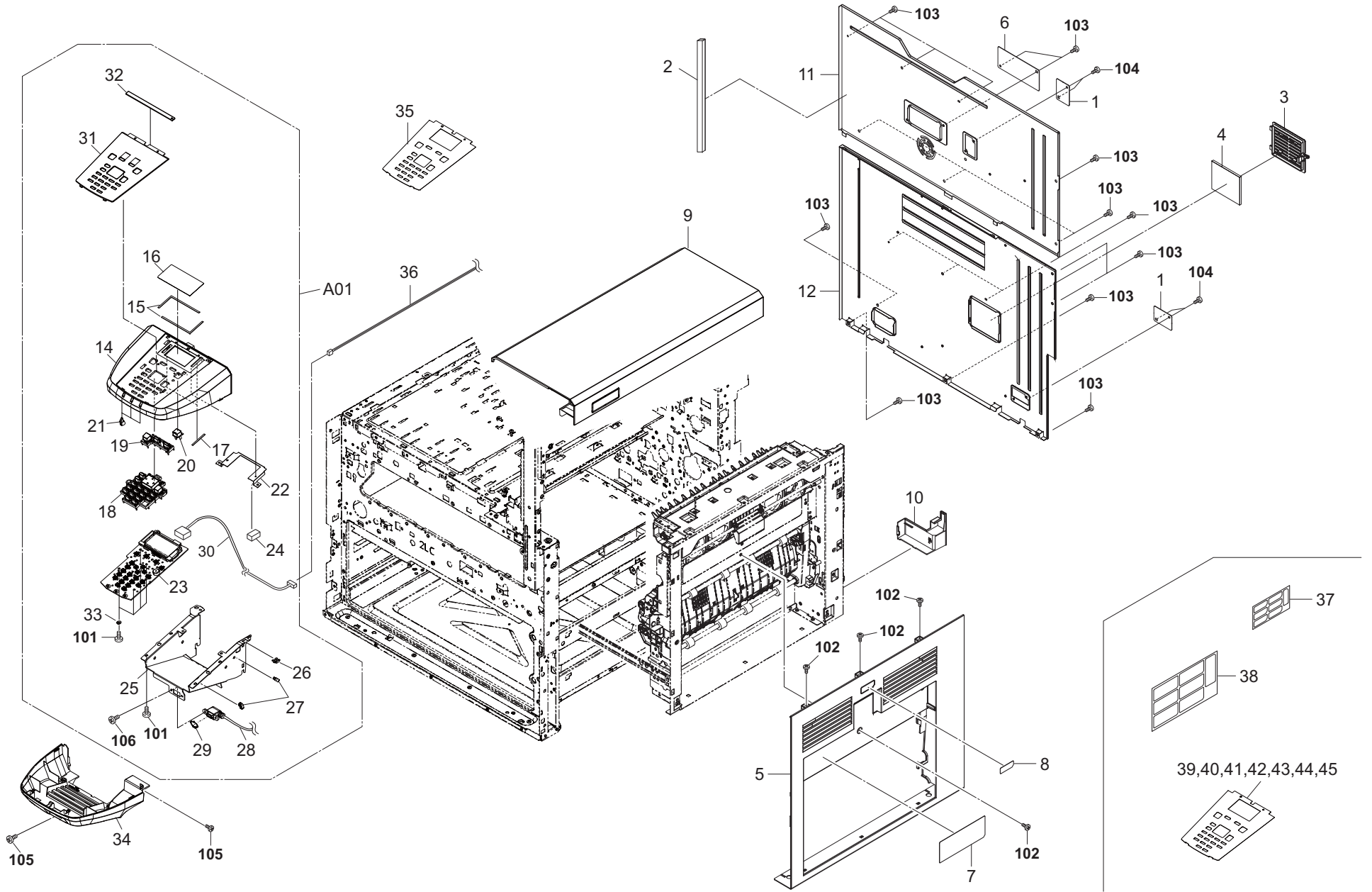


FIG. 3 Covers 3

2MN/2N1

Ref. No.	Part.No.	Alternative.	Description	Notes	Quantity		
					120	230	240
⊙ 1	2C912430	2C912430	LID KMAS		2	2	2
2	7ZG65TSV+200H01	ZG045190	SHIELD GASKET		1	1	1
⊙ 3	302LC04511	2LC04511	LID REAR COVER		1	1	1
⊙ 4	302LC33500	2LC33500	FILTER DLP COOLING		1	1	1
⊙ 5	302K929201	2K929201	COVER RIGHT		1	1	1
⊙ 6	302LC04470	2LC04470	LID FAX BOARD		1	1	1
7	302LC34070	2LC34070	LABEL MPF CAUTION B		1	1	1
8	302LC34110	2LC34110	LABEL MPF PUSH		1	1	1
⊙ 9	302MN04070	2MN04070	COVER RIGHT UPPER		1	1	1
10	302K929590	2K929590	COVER INNER CONVEYING B		1	1	1
⊙ 11	302LF04072	2LF04072	COVER REAR UPPER		1	1	1
⊙ 12	302LC04230	2LC04230	COVER REAR LOWER		1	1	1
⊙ A01	302MN94050	2MN94050	PARTS OPERATION UNIT SP		1	1	1
14	*302MN05010	2MN05010	COVER OPERATION A		1	1	1
15	*302MN05120	2MN05120	TAPE LCD		2	2	2
16	*302MN05110	2MN05110	SHEET SHIELD LCD		1	1	1
17	*7ZGSTGZ33022H01	ZG134650	SHIELD GASKET		2	2	2
18	*302MN05030	2MN05030	KEY 10		1	1	1
19	*302MN05040	2MN05040	KEY FUNCTION		1	1	1
20	*302MN05050	2MN05050	KEY STOP		1	1	1
21	*302MN05100	2MN05100	LENS LED		3	3	3
22	*302MN05080	2MN05080	SHIELD LCD		1	1	1
⊙ 23	*302MN94090	2MN94090	PARTS PWB PANEL ASSY SP		1	1	1
24	*7ZGSTGZ13006H01	ZG135130	SHIELD GASKET		1	1	1
25	*302MN02130	2MN02130	MOUNT OPERATION		1	1	1
26	*7YZM210006++H01	YZ038000	ACCESS.EDGING		1	1	1
27	*M70AF010	M70AF010	CLAMP.LCT-1.5SIEM(TAKEUCHI)		2	2	2
28	*302LC46801	2LC46801	WIRE USB HOST		1	1	1
29	*302K905900	2K905900	SPRING USB HOLD		1	1	1
30	*302MN46110	2MN46110	WIRE PANEL JOINT		1	1	1
31	*302MN05060	2MN05060	PANEL OPERATION		1	1	1
32	*302MN05070	2MN05070	LID PANEL		1	1	1
33	*302LW04260	2LW04260	SPACER USB		4	4	4
34	302MN05020	2MN05020	COVER OPERATION B		1	1	1
35	302MN05220	2MN05220	SHEET OPERATION EN		1	1	1
36	302MN46030	2MN46030	WIRE PANEL		1	1	1
37	302LC34180	2LC34180	LABEL MPF SET A		1	1	1
38	302MN34320	2MN34320	LABEL SW CAUTION SET A		1	1	1
39	302MN05240	2MN05240	SHEET OPERATION FR		1		
40	302MN05260	2MN05260	SHEET OPERATION ES		1		
41	302MN05270	2MN05270	SHEET OPERATION PT		1		
42	302MN05230	2MN05230	SHEET OPERATION DE		1	1	
43	302MN05250	2MN05250	SHEET OPERATION TL		1	1	
44	302MN05280	2MN05280	SHEET OPERATION NL		1	1	
45	302MN05290	2MN05290	SHEET OPERATION RU		1	1	

Ref. No.	Part.No.	Alternative.	Description	Notes	Quantity		
					120	230	240
101	7BB200308H	BB105660	+BIND T.T P SCREW 3X8				
102	7BB180408H	BB111210	+BIND T.T S SCREW 4X8(BLACK)				
103	7BB782308H	BB111300	+TP-FLAT T.T S SCREW 3X8 SR(BLACK)				
104	7BB700308H	BB105600	+BIND T.T S SCREW 3X8 SR				
105	7BB700408H	BB105640	+BIND T.T S SCREW 4X8 SR				
106	7BB600308H1	BB105850	+BIND M SCREW 3X8 R				

- Parts with "⊙" indicate regular maintenance parts.
- Parts with Ref.No. indicate maintenance parts and the ones without it indicate out of the above.

- Parts with "\*" are component parts or sub-assemblies of the assembly appearing immediately above them.
- Parts with "••" are component parts or sub-assembly with "•" appearing immediately above them.

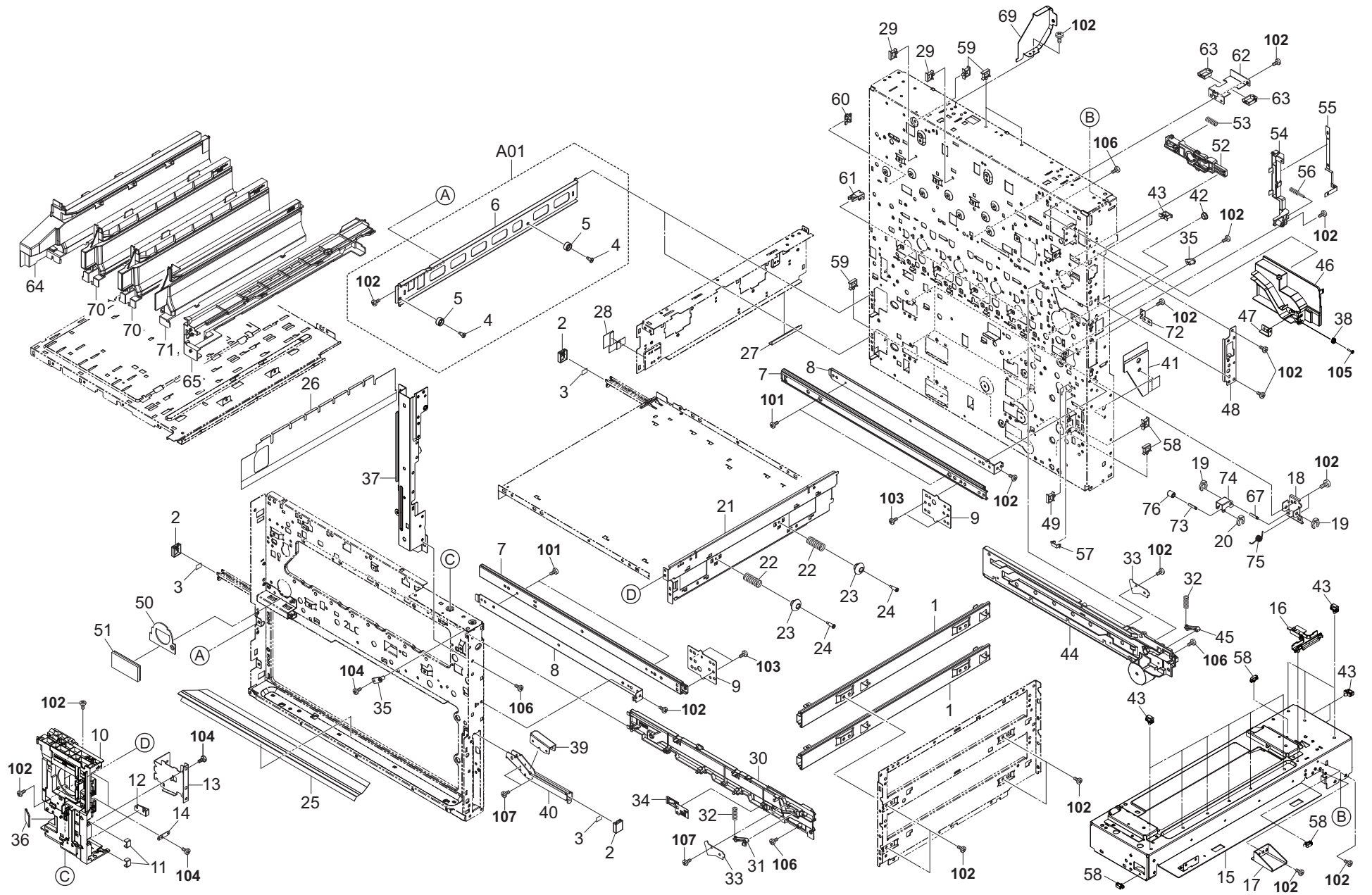


FIG. 4 Frames

2MN/2N1

Ref. No.	Part.No.	Alternative.	Description	Notes	Quantity		
					120	230	240
1	302K909650	2K909650	SLIDER CASSETTE 500		2	2	2
2	302FZ02580	2FZ02580	CAP HANDLE		3	3	3
3	302FZ03110	2FZ03110	SEAL HANDLE		3	3	3
⊙ A01	302K994C90	2K994C90	PARTS STAY CASSETTE RAIL LEFT ASSY SP		2	2	2
4	*2FB16270	2FB16270	PIN DRAWER A		4	4	4
5	*302K909620	2K909620	PULLEY CASSETTE		4	4	4
6	*302K902131	2K902131	RAIL CASSETTE LEFT		2	2	2
7	302K924300	2K924300	SLIDER CONVEYING		2	2	2
8	302K924311	2K924311	MOUNT SLIDER CONVEYING		2	2	2
9	302LC29130	2LC29130	MOUNT CONVEYING		2	2	2
10	302MN02150	2MN02150	FRAME FRONT FUSER A		1	1	1
11	302LC02270	2LC02270	NUT ADJUST		2	2	2
12	302LC02240	2LC02240	HOLDER FUSER ADJUST		1	1	1
13	302LC02250	2LC02250	MOUNT FUSER ADJUST		1	1	1
14	302MN02200	2MN02200	NUT PLATE M4		2	2	2
15	302MN02140	2MN02140	STAY UPPER TOP RIGHT		1	1	1
16	302MN39010	2MN39010	GUIDE OPERATION WIRE		1	1	1
17	302MN02180	2MN02180	COVER SOLENOID		1	1	1
18	303NF02301	3NF02301	HOLDER DECK HOOK		4	4	4
19	5MVX111DN003	2A806250	RING STOPPER /A-49 FEED A4		8	8	8
20	5MVX111DN007	2BT11070	STOPPER 3 /2BT1107 A4		4	4	4
21	302LC02170	2LC02170	FRAME FUSER UNIT		1	1	1
22	302K926220	2K926220	SPRING IH		2	2	2
23	302LK26050	2LK26050	CAP SPRING		2	2	2
24	303LL24250	3LL24250	PIN READING GUIDE		2	2	2
25	302K902571	2K902571	FILM BASE CASSETTE		1	1	1
26	302LC33530	2LC33530	FILM DLP RAIL LEFT		1	1	1
27	302K902810	2K902810	SHEET LSU LEFT		1	1	1
28	302LC02790	2LC02790	SHEET LEFT WIRE		1	1	1
29	7YZM610002++H01	YZ010240	ACCESS SADDLE		2	2	2
30	302K902770	2K902770	RAIL MIDDLE TRANSFER FRONT		1	1	1
31	302K902790	2K902790	STOPPER RAIL FRONT		1	1	1
32	302FZ02300	2FZ02300	SPRING STOPPER		2	2	2
33	302K902830	2K902830	PLATE RAIL		2	2	2
34	302K902930	2K902930	PLATE EARTH IMAGE F		1	1	1
35	302K924450	2K924450	PIN HOOK		2	2	2
36	302LC33400	2LC33400	SHEET SEPARATE FUSER COOLING		1	1	1
37	302MN02160	2MN02160	FRAME FRONT FUSER B		1	1	1
38	302MN02210	2MN02210	CAM EXIT ADJUST		1	1	1
39	302LC02810	2LC02810	PROTECTOR PLATE HANDLE		1	1	1
40	302LC02561	2LC02561	HANDLE RIGHT		1	1	1
41	302K902990	2K902990	SHEET COVER PWB FEED		1	1	1
42	7YZM110001++H01	YZ009420	ACCESS.BUSHING		1	1	1
43	7YZM610001++H01	YZ010230	ACCESS SADDLE		12	12	12
44	302K902761	2K902761	RAIL MIDDLE TRANSFER REAR		1	1	1
45	302K902780	2K902780	STOPPER RAIL REAR		1	1	1
46	302MN02120	2MN02120	RAIL EXIT REAR		1	1	1
47	302K902940	2K902940	NUT ADJUST M		1	1	1

Ref. No.	Part.No.	Alternative.	Description	Notes	Quantity		
					120	230	240
48	302LC02260	2LC02260	PLATE BRACKET FUSER		1	1	1
49	7YZM610007++H01	YZ023340	ACCESS.SADDLE		1	1	1
50	302LC33220	2LC33220	SEAL INNER COOLING A		1	1	1
51	302LC33230	2LC33230	SEAL INNER COOLING B		1	1	1
52	302K931690	2K931690	LEVER RELEASE FUSER DRIVE		1	1	1
53	302K931980	2K931980	SPRING LEVER RELEASE		1	1	1
54	302K939340	2K939340	GUIDE HV SEPARATION		1	1	1
55	302K939350	2K939350	PLATE HV SEPARATION		1	1	1
56	302K939360	2K939360	SPRING HV		1	1	1
57	302K931080	2K931080	WIRE STOPPER		2	2	2
58	7YZM610008++H01	YZ037940	ACCESS.SADDLE		5	5	5
59	7YZM610003++H01	YZ010250	ACCESS SADDLE		5	5	5
60	7YZM210006++H01	YZ038000	ACCESS.EDGING		1	1	1
61	302FZ02591	2FZ02591	HOOK DLP		4	4	4
62	302K939080	2K939080	PLATE SHIELD BOX		1	1	1
63	7YZM210003++H01	YZ037970	ACCESS.EDGING		2	2	2
64	302LC03370	2LC03370	RAIL CONTAINER L		1	1	1
65	302LC03340	2LC03340	RAIL CONTAINER R		1	1	1
66	302LC02750	2LC02750	FILM FRAME UPPER CL		3	3	3
67	303NF02280	3NF02280	SHAFT HOOK FULCRUM		4	4	4
68	302LC02740	2LC02740	FILM FRAME UPPER BK		1	1	1
69	302MN04080	2MN04080	MOUNT TOP REAR COVER		1	1	1
70	302LC03350	2LC03350	RAIL CONTAINER C		2	2	2
71	302LC03360	2LC03360	RAIL CONTAINER R C		1	1	1
72	302LC24060	2LC24060	PLATE KEY MIDDLE B		1	1	1
73	302K909630	2K909630	SHAFT HOOK PULLEY		4	4	4
74	302K909640	2K909640	LEVER CASSETTE HOOK		4	4	4
75	302LH02050	2LH02050	SPRING CASSETTE HOOK		4	4	4
76	303LW24060	3LW24060	PULLEY EJECT		4	4	4
101	7BB100306H1	BB105820	+BIND T.T S SCREW 3X6				
102	7BB700408H	BB105640	+BIND T.T S SCREW 4X8 SR				
103	7BB607406H	BB107150	+TP-CUP M SCREW 4X6 R				
104	7BB200408H	BB106960	+BIND T.T P SCREW 4X8				
105	7BB200312H	BB105680	+BIND T.T P SCREW 3X12				
106	7BB200410H	BB105700	+BIND T.T P SCREW 4X10				
107	7BB200308H	BB105660	+BIND T.T P SCREW 3X8				

- Parts with "⊙" indicate regular maintenance parts.
- Parts with Ref.No. indicate maintenance parts and the ones without it indicate out of the above.

- Parts with "\*" are component parts or sub-assemblies of the assembly appearing immediately above them.
- Parts with "••" are component parts or sub-assembly with "•" appearing immediately above them.

FIG. 5 Paper Cassettes

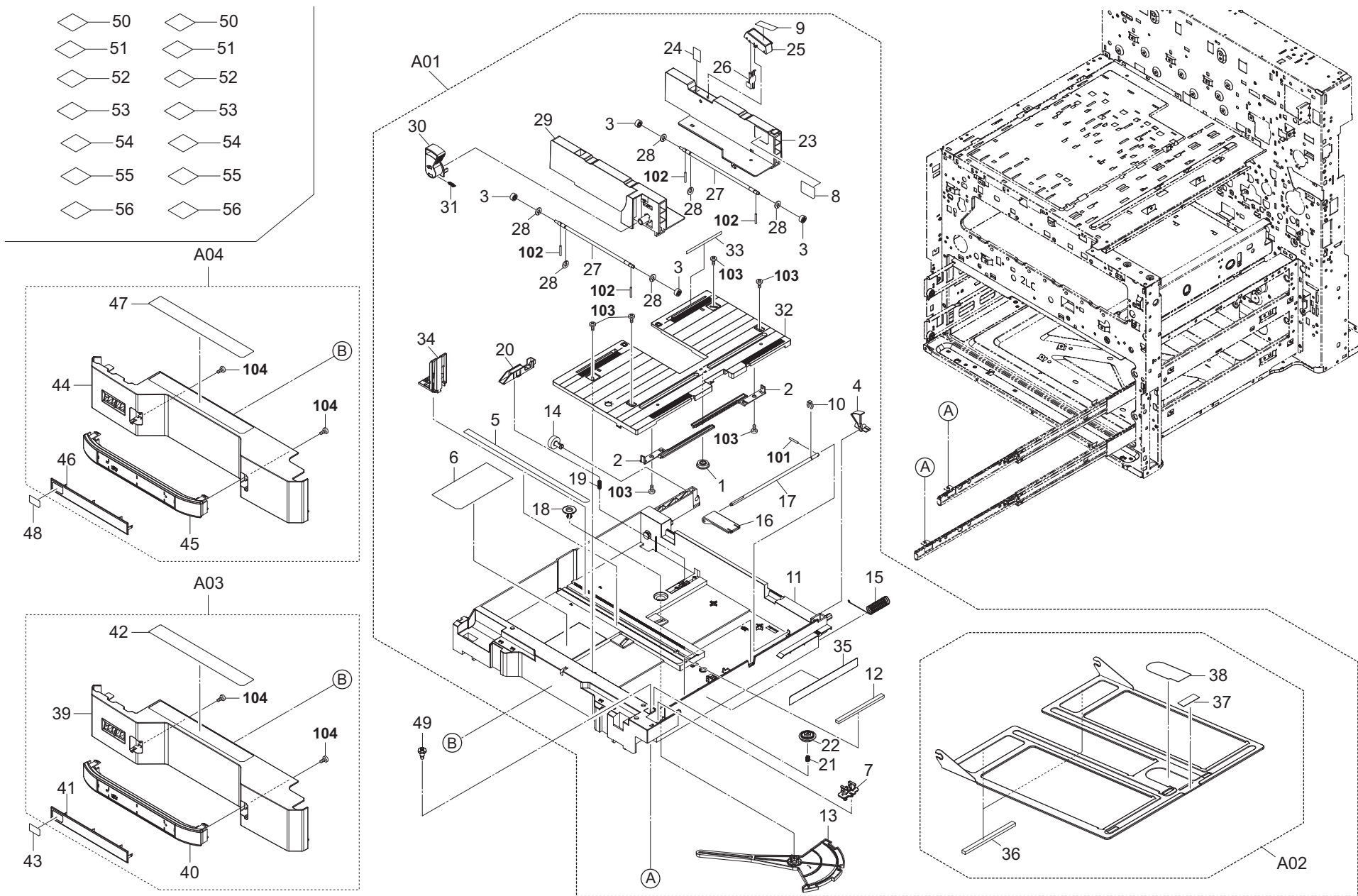




FIG. 5 Paper Cassettes

2MN/2N1

Ref. No.	Part.No.	Alternative.	Description	Notes	Quantity		
					120	230	240
⊙ A01	302K993012	2K993012	CT-8705		2	2	2
⊙ 1	*302BM07410	2BM07410	GEAR GUIDE SIDE		2	2	2
⊙ 2	*302K909060	2K909060	RACK CURSOR		4	4	4
⊙ 3	*302K994550	2K994550	PARTS GEAR CURSOR SP		8	8	8
⊙ 4	*302K909270	2K909270	ACTUATOR PAPER LEVEL DETECTION		2	2	2
5	*302K934010	2K934010	LABEL PAPER SIZE A		2	2	2
6	*302K934021	2K934021	LABEL PAPER SIZE B		2	2	2
7	*302GR09991	2GR09991	LIFT LOCK		2	2	2
8	*302K934090	2K934090	LABEL CASSETTE PAPER MAX		2	2	2
9	*302K934100	2K934100	LABEL CASSETTE CURSOR LOCK		2	2	2
10	*5MVX111DN003	2A806250	RING STOPPER /A-49 FEED A4		2	2	2
11	*302K909012	2K909012	CASSETTE		2	2	2
12	*33907210	33907210	CUSHION,CASSETTE WORK PLATE		4	4	4
13	*302K909110	2K909110	PLATE TURN		2	2	2
14	*302K909170	2K909170	PULLEY CASSETTE RAIL REAR		2	2	2
15	*302K309300	2K309300	SPRING CASSETTE LIFT EARTH		2	2	2
16	*302K909090	2K909090	PLATE WORK		2	2	2
17	*302K909190	2K909190	SHAFT WORK PLATE		2	2	2
18	*302K909140	2K909140	CAP TURN PLATE		2	2	2
19	*302H728100	2H728100	SPRING EXIT PULLEY		2	2	2
20	*302K909251	2K909251	LEVER SIDE SW		2	2	2
21	*302FZ29131	2FZ29131	SPRING DU		2	2	2
22	*302K909100	2K909100	CAM CURSOR RAIL		2	2	2
23	*302K909040	2K909040	CURSOR REAR		2	2	2
24	*302LC09020	2LC09020	FILM CASSETTE B		2	2	2
25	*302K909120	2K909120	LEVER CURSOR LOCK REAR		2	2	2
26	*302K909151	2K909151	LOCK REAR CURSOR		2	2	2
27	*302K909130	2K909130	SHAFT CURSOR GEAR		4	4	4
28	*302FB09830	2FB09830	CUT WASHER 4		12	12	12
29	*302K909030	2K909030	CURSOR FRONT		2	2	2
30	*302K909050	2K909050	LEVER CURSOR		2	2	2
31	*303JC02050	3JC02050	SPRING LOOP SOLENOID		2	2	2
32	*302K909020	2K909020	RAIL CURSOR		2	2	2
33	*302LC09030	2LC09030	FILM CASSETTE C		2	2	2
34	*302K909071	2K909071	CURSOR END		2	2	2
35	*302K934501	2K934501	LABEL CASSETTE RELEASE		2	2	2
⊙ A02	*302K994C20	2K994C20	PARTS PLATE PAPER BOTTOM UNIT SP		2	2	2
36	**33907210	33907210	CUSHION,CASSETTE WORK PLATE		4	4	4
37	**302K909260	2K909260	PAD BOTTOM		2	2	2
38	**302K934040	2K934040	LABEL SET PAPER		2	2	2
⊙ A03	302LC94491	2LC94491	PARTS COVER CASSETTE A ASSY SP		1	1	1
⊙ 39	*302LC04361	2LC04361	COVER CASSETTE A		1	1	1
⊙ 40	*302LC04380	2LC04380	HANDLE CASSETTE		1	1	1
⊙ 41	*302LC04390	2LC04390	EMBLEM CASSETTE		1	1	1
42	*302K934030	2K934030	LABEL CASSETTE OPERATION		1	1	1
43	302K934050	2K934050	LABEL CASSETTE NUMBER 1		1	1	1
⊙ A04	302LC94501	2LC94501	PARTS COVER CASSETTE B ASSY SP		1	1	1
⊙ 44	*302LC04371	2LC04371	COVER CASSETTE B		1	1	1
⊙ 45	*302LC04380	2LC04380	HANDLE CASSETTE		1	1	1

Ref. No.	Part.No.	Alternative.	Description	Notes	Quantity		
					120	230	240
⊙ 46	*302LC04390	2LC04390	EMBLEM CASSETTE		1	1	1
47	*302K934030	2K934030	LABEL CASSETTE OPERATION		1	1	1
48	302K934060	2K934060	LABEL CASSETTE NUMBER 2		1	1	1
49	302GR25241	2GR25241	PIN GUIDE CHUTE		2	2	2
50	302K934700	2K934700	SHEET CASSETTE PAPER SIZE A		2	2	2
51	302K934710	2K934710	SHEET CASSETTE PAPER SIZE B		2	2	2
52	302K934730	2K934730	SHEET CASSETTE PAPER MEDIA KL-A		2	2	2
53	302K934740	2K934740	SHEET CASSETTE PAPER MEDIA KL-B		2	2	2
54	302K934750	2K934750	SHEET CASSETTE PAPER MEDIA KL-C		2	2	2
55	302K934760	2K934760	SHEET CASSETTE PAPER MEDIA KL-D		2	2	2
56	302K934770	2K934770	SHEET CASSETTE PAPER MEDIA KL-E		2	2	2
101	7BP512525B0CH01	BP124910	PARALLEL PIN 2.5X25				
102	7BP512008B0CH01	BP126150	PARALLEL PIN 2.0X8				
103	7BB282308H	BB111240	+TP-FLAT T.T P SCREW 3X8(BLACK)				
104	7BB200308H	BB105660	+BIND T.T P SCREW 3X8				

- Parts with "⊙" indicate regular maintenance parts.
- Parts with Ref.No. indicate maintenance parts and the ones without it indicate out of the above.

- Parts with "\*" are component parts or sub-assemblies of the assembly appearing immediately above them.
- Parts with "• •" are component parts or sub-assembly with "•" appearing immediately above them.



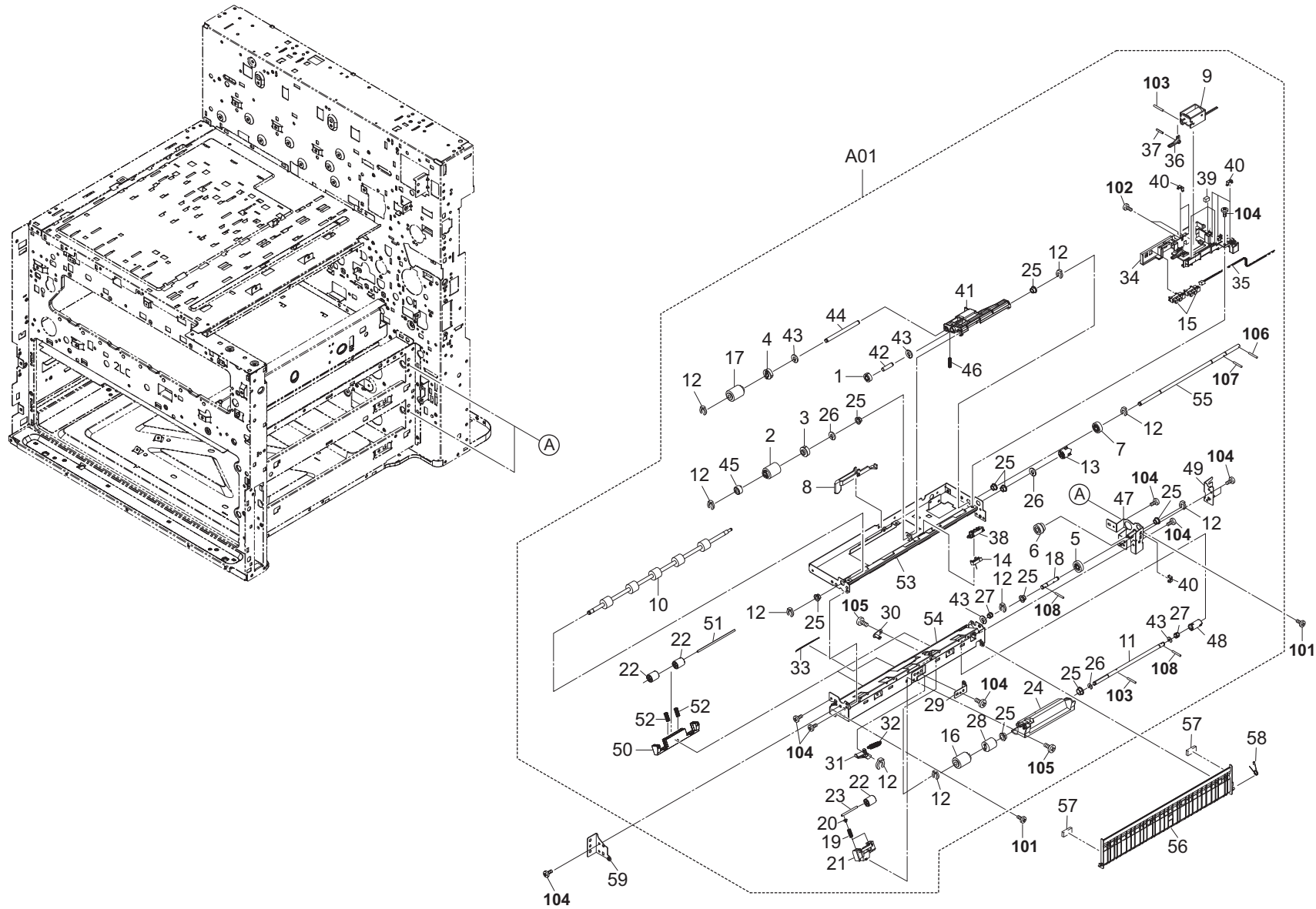


FIG. 6 Paper Feed Section 1

2MN/2N1

Ref. No.	Part.No.	Alternative.	Description	Notes	Quantity		
					120	230	240
⊙ A01	302K994020	2K994020	PARTS PRIMARY FEED UNIT HI SP		2	2	2
⊙ 1	*302F906030	2F906030	GEAR FEED Z26H		2	2	2
⊙ 2	*302K906350	2K906350	PULLEY FEED		2	2	2
⊙ 3	*302K994530	2K994530	PARTS GEAR Z30R FEED OW SP		2	2	2
⊙ 4	*302K906200	2K906200	GEAR Z30R PICKUP		2	2	2
⊙ 5	*302K906220	2K906220	GEAR FEED DRIVE Z22L		2	2	2
⊙ 6	*302K906230	2K906230	GEAR PRIMARY FEED IDLE Z20R Z16L		2	2	2
⊙ 7	*302K906240	2K906240	GEAR FEED DRIVE Z20L		2	2	2
⊙ 8	*302K906321	2K906321	ACTUATOR PAPER EMPTY		2	2	2
⊙ 9	*302K994380	2K994380	PARTS SOLENOID FEED SHIFT SP		2	2	2
⊙ 10	*302K994420	2K994420	PARTS ROLLER ASSIST SP		2	2	2
11	*302K906130	2K906130	SHAFT RETARD		2	2	2
12	*5MVX111DN003	2A806250	RING STOPPER /A-49 FEED A4		18	18	18
13	*302K931530	2K931530	COUPLING DRIVE		2	2	2
⊙ 14	*302K994580	2K994580	PARTS SENSOR OPT. SP		2	2	2
⊙ 15	*303M894260	3M894260	PARTS SENSOR OPT SP		4	4	4
16	*302K906360	2K906360	PULLEY RETARD		2	2	2
17	*302K906370	2K906370	PULLEY PICKUP		2	2	2
18	*302K906121	2K906121	SHAFT RETARD DRIVE		2	2	2
19	*302F708310	2F708310	SPRING LOCK MPF		4	4	4
20	*2FM04150	5MVM163DN005	CAP SPRING /B-11 ENCLOSURE A4		4	4	4
21	*302K906700	2K906700	HOLDER PULLEY		2	2	2
22	*302F929260	2F929260	PULLEY DU LOW		10	10	10
23	*302K906710	2K906710	SHAFT ASSIST PULLEY		2	2	2
24	*302K906150	2K906150	HOLDER RETARD		2	2	2
25	*302K324450	2K324450	BUSH 6		18	18	18
26	*302FB09830	2FB09830	CUT WASHER 4		6	6	6
27	*302K906180	2K906180	JOINT RETARD DRIVE		4	4	4
28	*302K906750	2K906750	TORQUE-LIMITER 390		2	2	2
29	*302K906300	2K906300	PLATE RETARD HOLDER		2	2	2
30	*302K906330	2K906330	FULCRUM-PIN RETARD		2	2	2
31	*302K906160	2K906160	LEVER RETARD RELEASE		2	2	2
32	*302K906410	2K906410	SPRING RETARD B		2	2	2
33	*302K906721	2K906721	SHEET PRIMARY FEED HI		2	2	2
34	*302K906250	2K906250	GUIDE PRIM FEED WIRE		2	2	2
35	*302K946390	2K946390	WIRE PRIMARY FEED UNIT		2	2	2
36	*302K906210	2K906210	LEVER PICK RELEASE		2	2	2
37	*302K906310	2K906310	PIN PICK RELEASE		2	2	2
38	*302K906290	2K906290	HOLDER SENSOR FEED		2	2	2
39	*302H708150	2H708150	SPONGE WIRE MPT		6	6	6
40	*302K931080	2K931080	WIRE STOPPER		12	12	12
41	*302K906090	2K906090	HOLDER PICKUP		2	2	2
42	*302K906080	2K906080	PIN PICK UP IDLE		2	2	2
43	*302K924820	2K924820	CUT-WASHER 4		8	8	8
44	*302K906060	2K906060	SHAFT PICKUP PRIMARY		2	2	2
45	*3BC07130	3BC07130	ONE-WAY CLUTCH 6		2	2	2
46	*302K906260	2K906260	SPRING PICK UP		2	2	2
47	*302K906110	2K906110	PLATE PRIMARY FEED DRIVE		2	2	2
48	*302K906140	2K906140	COUPLING PRIMARY FEED DRIVE		2	2	2

Ref. No.	Part.No.	Alternative.	Description	Notes	Quantity		
					120	230	240
49	*302K906270	2K906270	MOUNT PRIMARY FEED R		2	2	2
50	*302K906280	2K906280	HOLDER PRIM FEED PULLEY		4	4	4
51	*302K906510	2K906510	SHAFT FEED LOW		4	4	4
52	*302LC28240	2LC28240	SPRING SWITCHBACK		8	8	8
53	*302K906020	2K906020	PLATE FRAME UPPER		2	2	2
54	*302K906030	2K906030	PLATE FRAME LOWER		2	2	2
55	*302K906070	2K906070	SHAFT FEED PRIMARY		2	2	2
56	302K906051	2K906051	GUIDE PRIMARY FEED		2	2	2
57	29812291	29812291	CUSHION CONTACT GLASS		4	4	4
58	302LC06170	2LC06170	SPRING GUIDE FEED		2	2	2
59	302K906100	2K906100	MOUNT PRIMARY FEED		2	2	2
101	7BB700410H	BB107090	+BIND T.T S SCREW 4X10 SR				
102	7BB600306H	BB105730	+BIND M SCREW 3X6 R				
103	5MBP2010WXSP	E0020100	SPRING PIN / M2 X 10 S-BLK				
104	7BB700308H	BB105600	+BIND T.T S SCREW 3X8 SR				
105	7BB200308H	BB105660	+BIND T.T P SCREW 3X8				
106	5MBP2014WXSP	E0020140	SPRING PIN / M2 X 14 S-BLK				
107	7BP512010B0CH01	BP126160	PARALLEL PIN 2.0X10				
108	5MBP2012WXSP	E0020120	SPRING PIN / M2 X 12 S-BLK				

- Parts with "⊙" indicate regular maintenance parts.
- Parts with Ref.No. indicate maintenance parts and the ones without it indicate out of the above.

- Parts with "\*" are component parts or sub-assemblies of the assembly appearing immediately above them.
- Parts with "••" are component parts or sub-assembly with "•" appearing immediately above them.

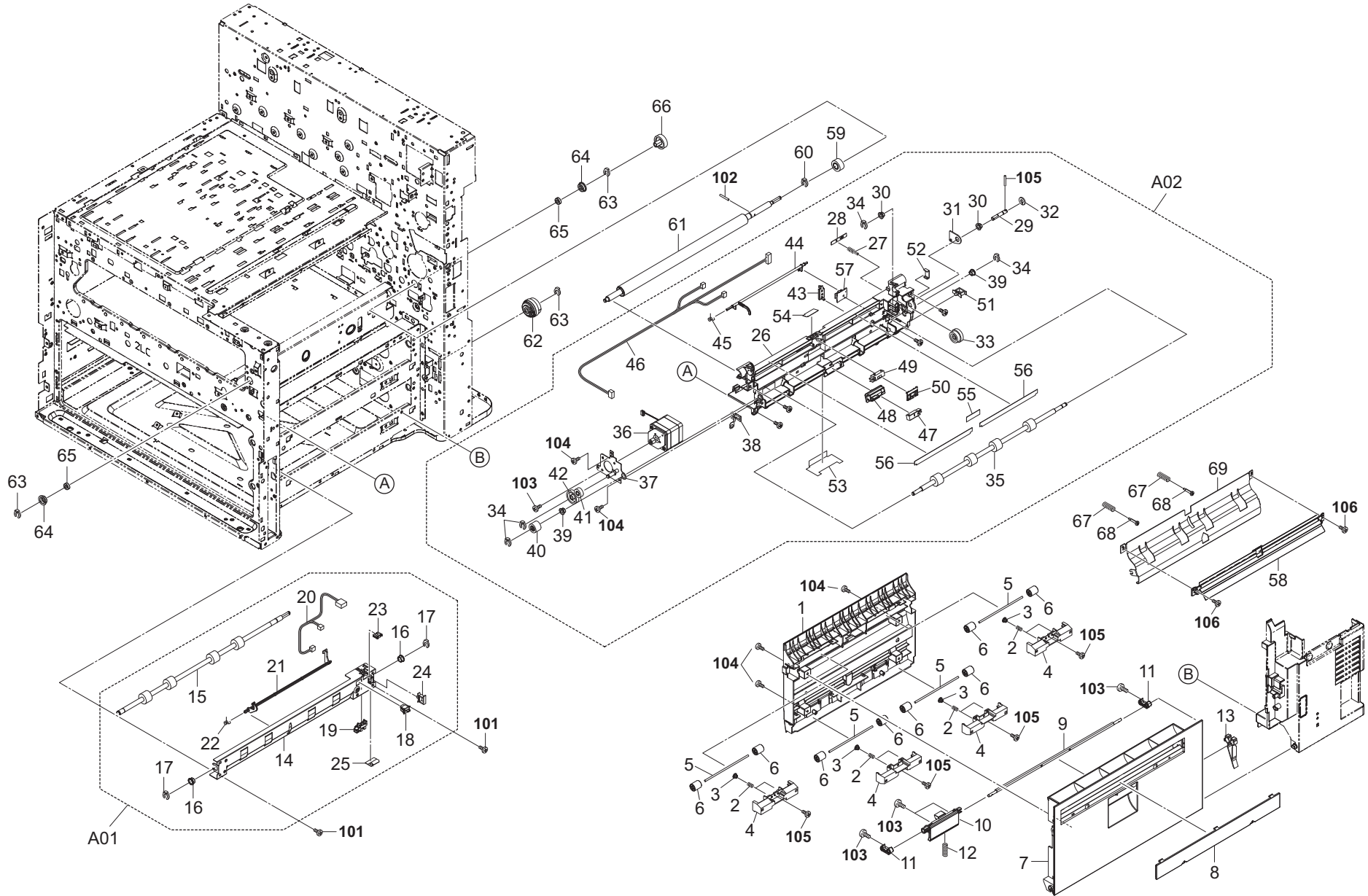


FIG. 7 Paper Feed Section 2

2MN/2N1

Ref. No.	Part.No.	Alternative.	Description	Notes	Quantity		
					120	230	240
1	302K906610	2K906610	GUIDE FEED LOW		1	1	1
2	2DC12170	2DC12170	SPRING TENSION		8	8	8
3	2FM04150	5MVM163DN005	CAP SPRING /B-11 ENCLOSURE A4		8	8	8
4	302K906640	2K906640	HOLDER FEED LOW PULLEY		4	4	4
5	302K906510	2K906510	SHAFT FEED LOW		4	4	4
6	302H722760	2H722760	PULLEY MIDDLE A		8	8	8
7	302K906600	2K906600	COVER FEED LOW		1	1	1
8	302K906690	2K906690	LID SIDE FEED		1	1	1
9	302K906681	2K906681	SHAFT FEED LOW HOOK		1	1	1
10	302K906660	2K906660	HANDLE FEED LOW		1	1	1
11	302K906670	2K906670	HOOK FEED LOW		2	2	2
12	302FZ20021	2FZ20021	SPRING LID		1	1	1
13	2BG06480	2BG06480	BAND B		1	1	1
A01	302K994130	2K994130	PARTS GUIDE FEED MIDDLE ASSY SP		1	1	1
14	*302K906500	2K906500	PLATE FEED LOW		1	1	1
15	*302K994430	2K994430	PARTS ROLLER FEED LOW SP		1	1	1
16	*28107310	49028101	BUSH 8		2	2	2
17	*2BC06910	2BC06910	STOPPER 6		2	2	2
18	*7SP0100006+H01	SP121020	SW.PUSH		1	1	1
19	*303M894260	3M894260	PARTS SENSOR OPT SP		1	1	1
20	*302K946430	2K946430	WIRE GUIDE FEED LOW		1	1	1
21	*302K906560	2K906560	ACTUATOR FEED LOW		1	1	1
22	*302K906520	2K906520	SPRING FEED ACT		1	1	1
23	*7YZM210006++H01	YZ038000	ACCESS.EDGING		1	1	1
24	*7YZM610002++H01	YZ010240	ACCESS SADDLE		1	1	1
25	*302LC06210	2LC06210	GUIDE WIRE FEED LOW		1	1	1
A02	302LC94510	2LC94510	PARTS GUIDE FEED REGIST ASSY SP		1	1	1
26	*302K924530	2K924530	FRAME MIDDLE FEED		1	1	1
27	*302K939360	2K939360	SPRING HV		1	1	1
28	*302K924620	2K924620	PLATE HV		1	1	1
29	*302K924701	2K924701	SHAFT DRIVE MIDDLE		1	1	1
30	*302H702590	2H702590	BUSH SCREW		2	2	2
31	*302LC24050	2LC24050	BRACKET KEY MIDDLE B		1	1	1
32	*302FB09830	2FB09830	CUT WASHER 4		1	1	1
33	*302K924690	2K924690	GEAR Z27L Z24L		1	1	1
34	*5MVX111DN003	2A806250	RING STOPPER /A-49 FEED A4		4	4	4
35	*302LC94550	2LC94550	PARTS ROLLER MIDDLE L SP		1	1	1
36	*302K994310	2K994310	PARTS MOTOR HB MID SP		1	1	1
37	*302LC24040	2LC24040	PLATE MIDDLE MOUNT B		1	1	1
38	*302K924570	2K924570	PLATE EARTH MIDDLE		1	1	1
39	*302K324450	2K324450	BUSH 6		2	2	2
40	*302K924600	2K924600	GEAR Z20S		1	1	1
41	*302K924640	2K924640	GEAR Z19S IDLE		1	1	1
42	*302LC24030	2LC24030	GEAR Z47R Z14S		1	1	1
43	*302K924850	2K924850	HOLDER EDGE SENSOR		1	1	1
44	*302K924580	2K924580	ACTUATOR LOOP		1	1	1
45	*5MMW261LD055	2A820350	SPRING SEPARATOR /FS-1000 A4		1	1	1
46	*302K946450	2K946450	WIRE GUIDE FEED MIDDLE		1	1	1
47	*2FG27110	2FG27110	SWITCH REGISTRATION		1	1	1

Ref. No.	Part.No.	Alternative.	Description	Notes	Quantity		
					120	230	240
48	*302K924870	2K924870	HOLDER SENSOR MIDDLE		1	1	1
49	*3H327410	3H327410	SENSOR,CONVEYING		1	1	1
50	*302K924861	2K924861	HOLDER SENSOR REGIST		1	1	1
51	*7YZM610007++H01	YZ023340	ACCESS.SADDLE		1	1	1
52	*303LL02330	3LL02330	HOLDER WIRE D		1	1	1
53	*302LF33580	2LF33580	FILM FEED UPPER		1	1	1
54	*302K924890	2K924890	SHEET COVER SENSOR		1	1	1
55	*302K924881	2K924881	SHEET REGIST L C		1	1	1
56	*302K924560	2K924560	SHEET REGIST L A		2	2	2
57	*302K994210	2K994210	PARTS PWB EDGE SENSOR ASSY SP		1	1	1
58	302LC94680	2LC94680	PARTS REGIST GUIDE ASSY SP		1	1	1
59	302K924510	2K924510	GEAR Z24L		1	1	1
60	302K921120	2K921120	STOPPER 8		1	1	1
61	302K994A00	2K994A00	PARTS ROLLER REGIST H SP		1	1	1
62	303M894090	3M894090	PARTS CLUTCH 50 Z35R SP		1	1	1
63	5MVX111DN003	2A806250	RING STOPPER /A-49 FEED A4		3	3	3
64	302K931970	2K931970	HOLDER BEARING MR126ZZ		2	2	2
65	7BE006124431H01	BE119720	BEARING MR126ZZ		2	2	2
66	302LC31750	2LC31750	GEAR Z60L (55/45 ppm)		1	1	1
67	302FZ20040	2FZ20040	SPRING LSU		2	2	2
68	302K902410	2K902410	PIN LSU RETAINER		2	2	2
69	302K924541	2K924541	PLATE MIDDLE FEED		1	1	1
101	7BB700408H	BB105640	+BIND T.T S SCREW 4X8 SR				
102	7BP512014B0CH01	BP126450	PARALLEL PIN 2.0X14				
103	7BB600306H	BB105730	+BIND M SCREW 3X6 R				
104	7BB200308H	BB105660	+BIND T.T P SCREW 3X8				
105	5MBP2014WXSP	E0020140	SPRING PIN / M2 X 14 S-BLK				
106	7BB200310H	BB105670	+BIND T.T P SCREW 3X10				

- Parts with "⊙" indicate regular maintenance parts.
- Parts with Ref.No. indicate maintenance parts and the ones without it indicate out of the above.

- Parts with "\*" are component parts or sub-assemblies of the assembly appearing immediately above them.
- Parts with "••" are component parts or sub-assembly with "•" appearing immediately above them.

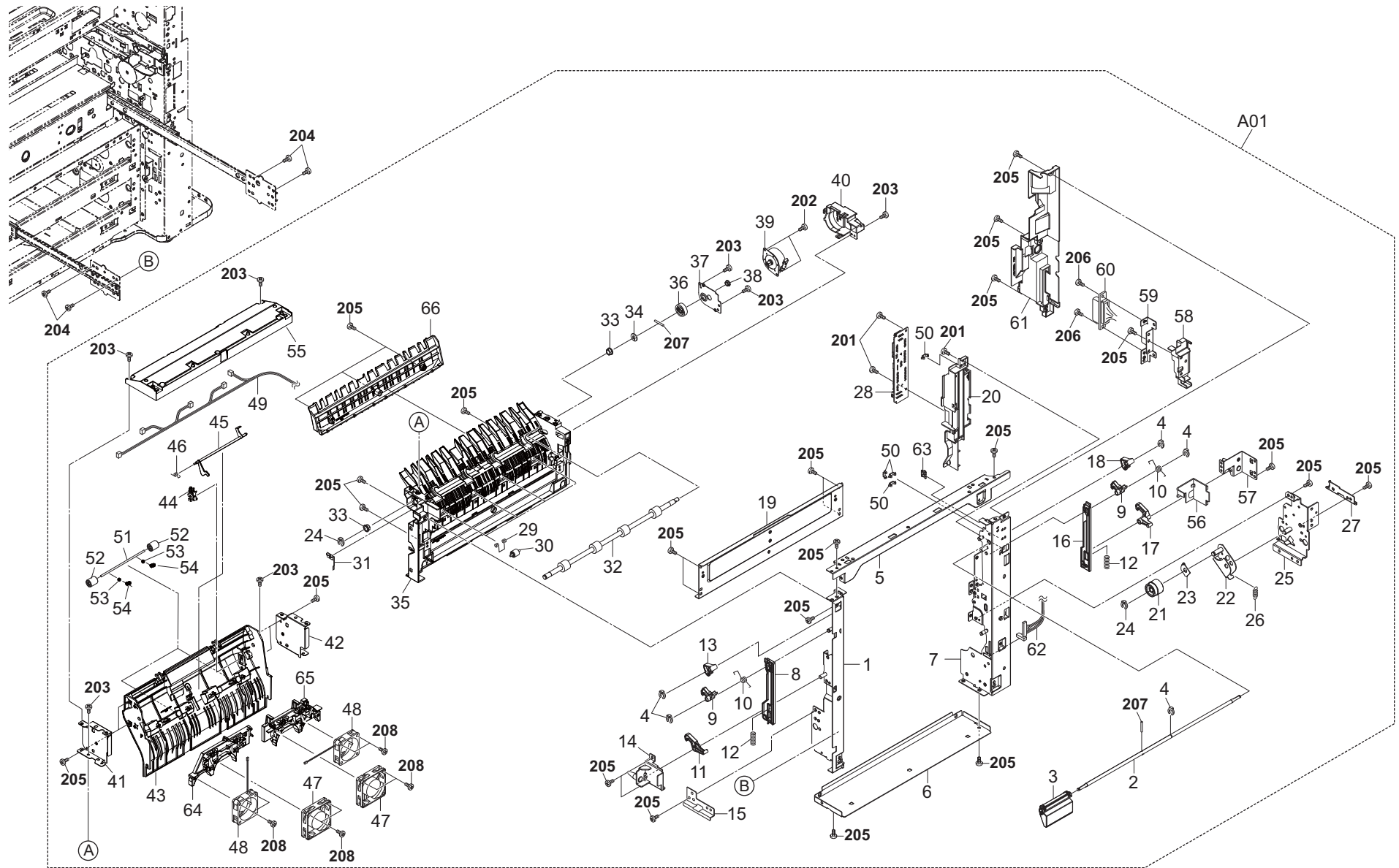


FIG. 8 Paper Conveying Section 1-1

2MN/2N1

Ref. No.	Part.No.	Alternative.	Description	Notes	Quantity		
					120	230	240
⊙ A01	302MN94040	2MN94040	PARTS CONVEYING UNIT SP		1	1	1
1	*302K929011	2K929011	FRAME CONVEYING F		1	1	1
2	*302K929100	2K929100	SHAFT CONVEYING HOOK UP		1	1	1
3	*302K929090	2K929090	LEVER COVER RIGHT		1	1	1
4	*5MVX111DN003	2A806250	RING STOPPER /A-49 FEED A4		5	5	5
5	*302K929051	2K929051	PLATE CONVEYING TOP		1	1	1
6	*302K929040	2K929040	PLATE CONVEYING LOW		1	1	1
7	*302K929020	2K929020	FRAME CONVEYING R		1	1	1
8	*302K929400	2K929400	ARM HOOK F		1	1	1
9	*302K929120	2K929120	HOOK CONVEYING UP		2	2	2
10	*302K929190	2K929190	SPRING HOOK UP		2	2	2
11	*302K929140	2K929140	HOOK CONVEYING LOW F		1	1	1
12	*3HL07240	3HL07240	SPRING HOOK		2	2	2
13	*302K929170	2K929170	CAM HOOK FRONT		1	1	1
14	*302K929630	2K929630	PIN CONVEYING F		1	1	1
15	*302LC29120	2LC29120	GUIDE UNIT F		1	1	1
16	*302K929410	2K929410	ARM HOOK R		1	1	1
17	*302K929150	2K929150	HOOK CONVEYING LOW R		1	1	1
18	*302K929160	2K929160	CAM HOOK REAR		1	1	1
19	*302K929030	2K929030	PLATE CONVEYING UP		1	1	1
20	*302K929710	2K929710	COVER ARM		1	1	1
21	*302K929240	2K929240	GEAR Z30R-Z27L		1	1	1
22	*302K929600	2K929600	PLATE JOINT		1	1	1
23	*302K929610	2K929610	GUIDE GEAR		1	1	1
24	*2BC06910	2BC06910	STOPPER 6		2	2	2
25	*302K929062	2K929062	MOUNT DU DRIVE		1	1	1
26	*302F902180	2F902180	SPRING LEVER EF		1	1	1
27	*302K929580	2K929580	GUIDE UNIT R		1	1	1
28	*302K994201	2K994201	PARTS PWB JUNCTION ASSY SP		1	1	1
29	*302K924770	2K924770	SPRING HOLDER PULLEY		4	4	4
30	*302FZ07020	2FZ07020	PULLEY MPT BYPASS		4	4	4
31	*302MN29120	2MN29120	PLATE EARTH DU		1	1	1
32	*302K994491	2K994491	PARTS ROLLER DU UP SP		1	1	1
33	*28107310	49028101	BUSH 8		2	2	2
34	*302HG12310	2HG12310	CUT WASHER 4		1	1	1
35	*302MN29050	2MN29050	GUIDE DU LOWER		1	1	1
36	*302LC31760	2LC31760	GEAR Z45L		1	1	1
37	*302LC29110	2LC29110	MOUNT MOTOR DU UP		1	1	1
38	*302K924830	2K924830	BUSH DU EW		1	1	1
39	*302K994980	2K994980	PARTS MOTOR PM REGIST SP		1	1	1
40	*302LC29070	2LC29070	COVER CLUTCH B		1	1	1
41	*302MN29010	2MN29010	PLATE DU F		1	1	1
42	*302MN29020	2MN29020	PLATE DU R		1	1	1
43	*302MN29030	2MN29030	GUIDE DU UPPER		1	1	1
44	*7NXGP1A173LCH01	NX115300	SENSOR OPT.		1	1	1
45	*302MN29090	2MN29090	ACTUATOR DU		1	1	1
46	*302K928190	2K928190	SPRING-TORSION SWITCHBACK		1	1	1
47	*302FZ94420	2FZ94420	PARTS,FAN COOLING CONVEYING SP		2	2	2
48	*302LC94320	2LC94320	PARTS FANCOOLING 50 SP		2	2	2

Ref. No.	Part.No.	Alternative.	Description	Notes	Quantity		
					120	230	240
49	*302MN46190	2MN46190	WIRE DU UPPER		1	1	1
50	*302K931080	2K931080	WIRE STOPPER		4	4	4
51	*302K324460	2K324460	SHAFT FEED		2	2	2
52	*302F929260	2F929260	PULLEY DU LOW		4	4	4
53	*2FM04150	5MVM163DN005	CAP SPRING /B-11 ENCLOSURE A4		4	4	4
54	*302F928170	2F928170	SPRING PULLEY		4	4	4
55	*302MN29060	2MN29060	COVER RIGHT GUIDE		1	1	1
56	*302K929750	2K929750	COVER WIRE		1	1	1
57	*302K929640	2K929640	PIN CONVEYING R		1	1	1
58	*302K924390	2K924390	HOLDER DRAWER		1	1	1
59	*302K929620	2K929620	PLATE DRAWER		1	1	1
60	*302K946520	2K946520	WIRE CONVEYING		1	1	1
61	*302K929371	2K929371	COVER INNER CONVEYING A		1	1	1
62	*302LC46480	2LC46480	WIRE MPF JOINT		1	1	1
63	*7YZM210006++H01	YZ038000	ACCESS.EDGING		1	1	1
64	*302MN29100	2MN29100	MOUNT FAN F		1	1	1
65	*302MN29110	2MN29110	MOUNT FAN R		1	1	1
66	*302MN29150	2MN29150	GUIDE FUSER UP		1	1	1
201	7BB700308H	BB105600	+BIND T.T S SCREW 3X8 SR				
202	7BB700306H	BB105590	+BIND T.T S SCREW 3X6 SR				
203	7BB200308H	BB105660	+BIND T.T P SCREW 3X8				
204	7BB180408H	BB111210	+BIND T.T S SCREW 4X8(BLACK)				
205	7BB700408H	BB105640	+BIND T.T S SCREW 4X8 SR				
206	7BB700312H	BB106820	+BIND T.T S SCREW 3X12 SR				
207	7BP512012B0CH01	BP126440	PARALLEL PIN 2.0X12				
208	7BB200322H	BB129220	+BIND T.T P SCREW 3X22				

- Parts with "⊙" indicate regular maintenance parts.
- Parts with Ref.No. indicate maintenance parts and the ones without it indicate out of the above.

- Parts with "\*" are component parts or sub-assemblies of the assembly appearing immediately above them.
- Parts with "• •" are component parts or sub-assembly with "•" appearing immediately above them.

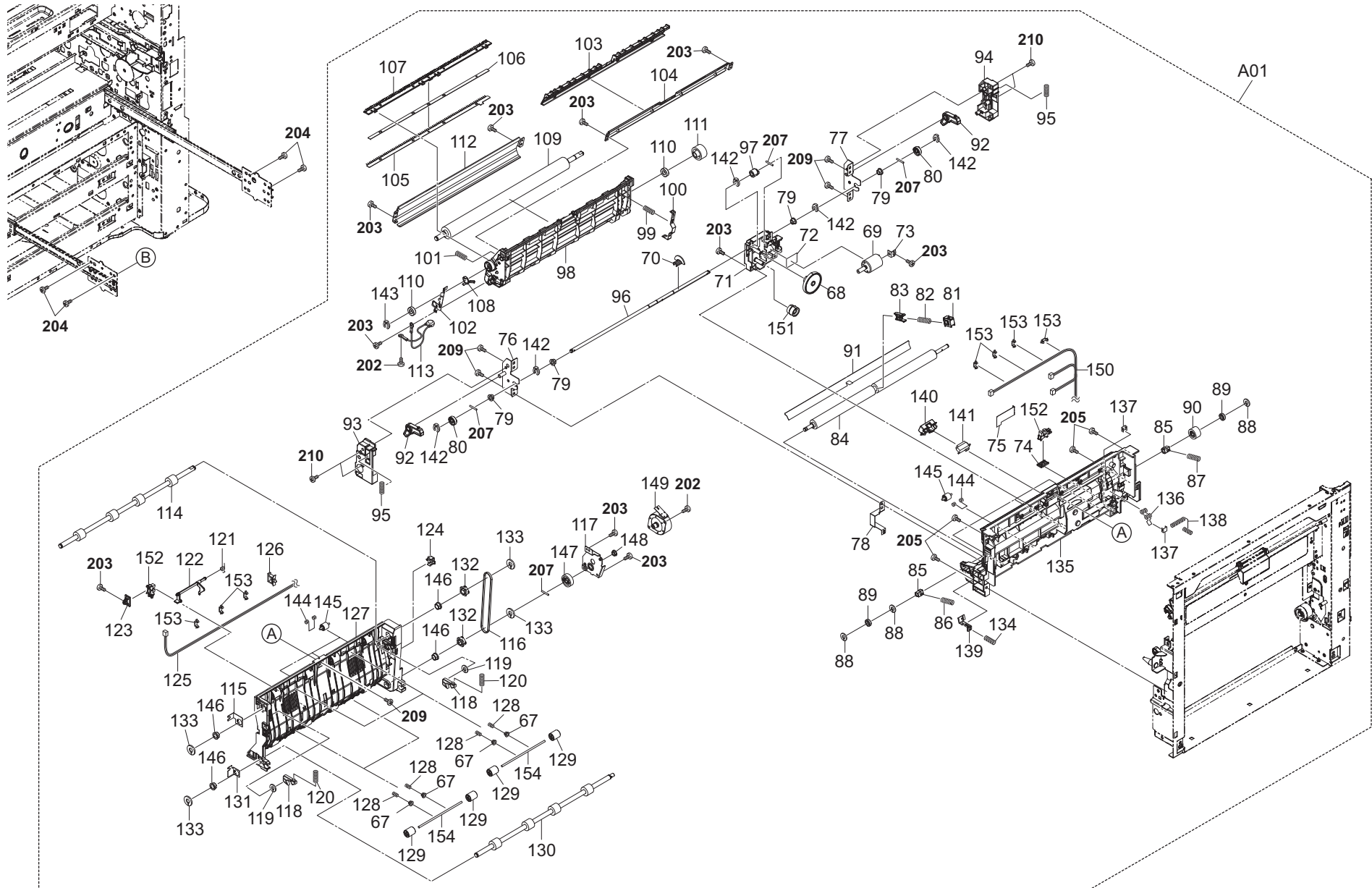




FIG. 8 Paper Conveying Section 1-2

2MN/2N1

Ref. No.	Part.No.	Alternative.	Description	Notes	Quantity		
					120	230	240
⊙ A01	302MN94040	2MN94040	PARTS CONVEYING UNIT SP		1	1	1
67	*2FM04150	5MVM163DN005	CAP SPRING /B-11 ENCLOSURE A4		8	8	8
⊙ 68	*302K924790	2K924790	GEAR RELEASE Z10R Z83S		1	1	1
⊙ 69	*302LC94190	2LC94190	PARTS CONV RELEASE MOTOR ASSY SP		1	1	1
70	*302K921380	2K921380	ACTUATOR RELEASE		1	1	1
71	*302K924782	2K924782	HOUSING RELEASE DRIVE		1	1	1
72	*302LC31511	2LC31511	SEAL MOTOR DC		1	1	1
73	*302K908660	2K908660	PLATE DC MOTOR 6		1	1	1
74	*302K908460	2K908460	MOUNT PI		1	1	1
75	*302K924910	2K924910	SHEET HOLD PI		1	1	1
76	*302K924710	2K924710	MOUNT LEVER RELEASE F		1	1	1
77	*302K924720	2K924720	MOUNT LEVER RELEASE R		1	1	1
78	*302K924810	2K924810	PLATE EARTH RELEASE		1	1	1
79	*302H024370	2H024370	BUSH 6 EW		4	4	4
80	*302K924210	2K924210	CAM RELEASE TRANSFER		2	2	2
81	*302K924440	2K924440	HOLDER BUSH REGIST		1	1	1
82	*302H724020	2H724020	SPRING REGIST C		1	1	1
83	*302K924430	2K924430	BUSH REGIST CENTER		1	1	1
⊙ 84	*302K994440	2K994440	PARTS ROLLER REGIST R SP		1	1	1
85	*302K924901	2K924901	BUSH REGIST		2	2	2
86	*302K924040	2K924040	SPRING-COMPRESSION REGIST F		1	1	1
87	*302K924050	2K924050	SPRING-COMPRESSION REGIST R		1	1	1
88	*302K924820	2K924820	CUT-WASHER 4		3	3	3
89	*7BE006103431H01	BE122720	BEARING MR106ZZ		2	2	2
⊙ 90	*302K924060	2K924060	GEAR Z22R		1	1	1
91	*302LF24190	2LF24190	SHEET REGIST R		1	1	1
92	*302K924140	2K924140	LEVER RELEASE TRANSFER		2	2	2
93	*302K924731	2K924731	COVER LEVER RELEASE F		1	1	1
94	*302K924740	2K924740	COVER LEVER RELEASE R		1	1	1
95	*302K924120	2K924120	SPRING-COMPRESSION TRANSFER F		2	2	2
96	*302K924200	2K924200	SHAFT RELEASE CAM		1	1	1
⊙ 97	*302K921180	2K921180	GEAR RELEASE Z10R		1	1	1
98	*302LK22020	2LK22020	FRAME SECONDLY TRANSFER		1	1	1
99	*302K922200	2K922200	SPRING-COMPRESSION DISCHARGER		1	1	1
100	*302K922190	2K922190	PLATE CONTACT DISCHARGER		1	1	1
101	*302H707110	2H707110	SPRING EARTH BYPASS F		1	1	1
102	*302K922230	2K922230	PLATE EARTH GUIDE TC		1	1	1
103	*302K924090	2K924090	GUIDE CONVEYING TC		1	1	1
104	*302K924081	2K924081	PLATE GUIDE CONVEYING		1	1	1
105	*302K922120	2K922120	HOLDER DISCHARGER		1	1	1
106	*302K922280	2K922280	TAPE DISCHARGER		1	1	1
107	*302K922130	2K922130	PLATE DISCHARGER		1	1	1
108	*302K922240	2K922240	PLATE EARTH TRANSFER		1	1	1
⊙ 109	*302LK94050	2LK94050	PARTS ROLLER SECONDLY TRANSFER SP		1	1	1
110	*7BE008165431H01	BE119730	BEARING 688ZZ		2	2	2
⊙ 111	*302K922160	2K922160	GEAR Z29R		1	1	1
112	*302K922210	2K922210	GUIDE TRANSFER R		1	1	1
⊙ 113	*302FZ01310	2FZ01310	VARISTOR TC ASS'Y		1	1	1

Ref. No.	Part.No.	Alternative.	Description	Notes	Quantity		
					120	230	240
⊙ 114	*302K994480	2K994480	PARTS ROLLER DU MID SP		1	1	1
115	*302K929660	2K929660	PLATE EARTH DU MIDDLE		1	1	1
⊙ 116	*302K929310	2K929310	BELT S2M A145		1	1	1
117	*302K929720	2K929720	MOUNT MOTOR DU MIDDLE		1	1	1
118	*5MVX421DN003	2BL06490	LOCK COVER R /40283V0068 A4		2	2	2
119	*302FZ21720	2FZ21720	POLYSLIDER CUT WASHER 4		2	2	2
120	*302K929680	2K929680	SPRING-COMPRESSION COVER DU		2	2	2
121	*302H729120	2H729120	SPRING ACT DU		1	1	1
122	*302K929330	2K929330	ACTUATOR DU		1	1	1
123	*302K924841	2K924841	MOUNT PI		1	1	1
⊙ 124	*66127010	66127010	SWITCH,COVER OPEN		1	1	1
125	*302K946460	2K946460	WIRE DU SENSOR		1	1	1
126	*7YZM610001++H01	YZ010230	ACCESS SADDLE		1	1	1
127	*302K924410	2K924410	FRAME DU		1	1	1
128	*302F925780	2F925780	SPRING DU		8	8	8
129	*302H722760	2H722760	PULLEY MIDDLE A		8	8	8
⊙ 130	*302K994470	2K994470	PARTS ROLLER DU LOW SP		1	1	1
131	*302K929650	2K929650	PLATE EARTH DU LOW		1	1	1
132	*302H029110	2H029110	PULLEY 26 DU		2	2	2
133	*302K921420	2K921420	CUT-WASHER 6		4	4	4
134	*302LF22600	2LF22600	SPRING EARTH CONVEYING		1	1	1
135	*302K924011	2K924011	BASE CONVEYING		1	1	1
136	*302K924270	2K924270	SPRING-TORSION DISCHARGER		1	1	1
137	*302K924290	2K924290	PLATE CONTACT HV		2	2	2
138	*302K924280	2K924280	SPRING CONTACT DISCHARGER		1	1	1
139	*302K924250	2K924250	PLATE EARTH REGIST		1	1	1
140	*302K924100	2K924100	RETAINER LOOP SENSOR		1	1	1
⊙ 141	*302LC94410	2LC94410	PARTS SENSOR OPT. SP		1	1	1
142	*5MVX1111DN003	2A806250	RING STOPPER /A-49 FEED A4		5	5	5
143	*2BC06910	2BC06910	STOPPER 6		1	1	1
144	*302K924770	2K924770	SPRING HOLDER PULLEY		7	7	7
145	*302FZ07020	2FZ07020	PULLEY MPT BYPASS		7	7	7
146	*28107310	49028101	BUSH 8		4	4	4
⊙ 147	*302LC31760	2LC31760	GEAR Z45L		1	1	1
148	*302K924830	2K924830	BUSH DU EW		1	1	1
⊙ 149	*302K994980	2K994980	PARTS MOTOR PM REGIST SP		1	1	1
150	*302K946310	2K946310	WIRE DU LOW		1	1	1
⊙ 151	*302K924800	2K924800	WORM WHEEL Z31S Z33L		1	1	1
⊙ 152	*7NXGP1A173LCH01	NX115300	SENSOR OPT.		2	2	2
153	*302K931080	2K931080	WIRE STOPPER		7	7	7
154	*302K324460	2K324460	SHAFT FEED		4	4	4
202	7BB700306H	BB105590	+BIND T.T S SCREW 3X6 SR				
203	7BB200308H	BB105660	+BIND T.T P SCREW 3X8				
204	7BB180408H	BB111210	+BIND T.T S SCREW 4X8(BLACK)				
205	7BB700408H	BB105640	+BIND T.T S SCREW 4X8 SR				
207	7BP512012B0CH01	BP126440	PARALLEL PIN 2.0X12				
209	7BB200410H	BB105700	+BIND T.T P SCREW 4X10				
210	7BB700316H	BB106910	+BIND T.T S SCREW 3X16 SR				

- Parts with "⊙" indicate regular maintenance parts.
- Parts with Ref.No. indicate maintenance parts and the ones without it indicate out of the above.

- Parts with "\*" are component parts or sub-assemblies of the assembly appearing immediately above them.
- Parts with "• •" are component parts or sub-assembly with "•" appearing immediately above them.



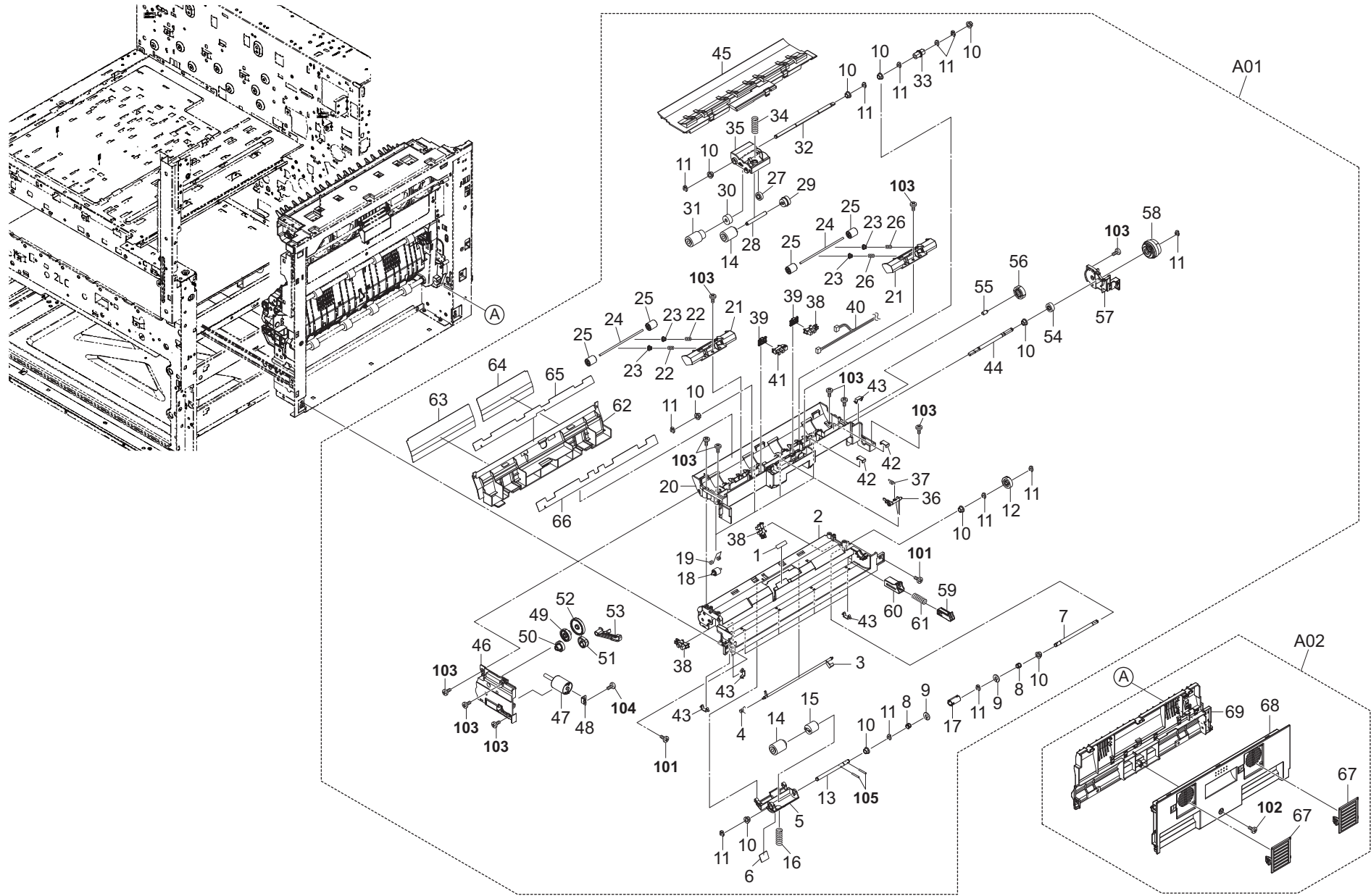


FIG. 9 Paper Conveying Section 2

2MN/2N1

Ref. No.	Part.No.	Alternative.	Description	Notes	Quantity		
					120	230	240
⊙ A01	302K994012	2K994012	PARTS MPT ASSY SP		1	1	1
1	*302K908610	2K908610	FILM RETARD		1	1	1
2	*302K908021	2K908021	BASE MPF LOWER		1	1	1
3	*302K908280	2K908280	ACTUATOR FEED MPF		1	1	1
4	*302FZ22870	2FZ22870	SPRING ACTUATOR BYPASS		1	1	1
5	*302K908240	2K908240	HOLDER RETARD MPF		1	1	1
6	*3H610240	3H610240	FELT DUPLEX		1	1	1
7	*302K908501	2K908501	SHAFT RETARD MPF B		1	1	1
8	*302K906180	2K906180	JOINT RETARD DRIVE		2	2	2
9	*302K924820	2K924820	CUT-WASHER 4		2	2	2
10	*302H702590	2H702590	BUSH SCREW		10	10	10
11	*5MVX1111DN003	2A806250	RING STOPPER /A-49 FEED A4		12	12	12
⊙ 12	*302K908420	2K908420	GEAR RETARD MPF Z24L		1	1	1
13	*302K908491	2K908491	SHAFT RETARD MPF A		1	1	1
14	*2AR07230	2AR07230	PULLEY,SEPARATION		2	2	2
15	*302K906750	2K906750	TORQUE-LIMITER 390		1	1	1
16	*302K908540	2K908540	SPRING RETARD MPF		1	1	1
17	*302K906140	2K906140	COUPLING PRIMARY FEED DRIVE		1	1	1
18	*302F925160	2F925160	PULLEY FACE UP		4	4	4
19	*302K924770	2K924770	SPRING HOLDER PULLEY		4	4	4
20	*302K908011	2K908011	BASE MPF UPPER		1	1	1
21	*302K908250	2K908250	HOLDER MIDDLE PULLEY		2	2	2
22	*302LF08010	2LF08010	SPRING MIDDLE		2	2	2
23	*2FM04150	5MVM163DN005	CAP SPRING /B-11 ENCLOSURE A4		4	4	4
24	*302K324460	2K324460	SHAFT FEED		2	2	2
25	*302H722760	2H722760	PULLEY MIDDLE A		4	4	4
26	*302K908700	2K908700	SPRING MIDDLE R		2	2	2
⊙ 27	*302F906030	2F906030	GEAR FEED Z26H		1	1	1
28	*302K908300	2K908300	SHAFT PICKUP MPF		1	1	1
⊙ 29	*302K908350	2K908350	GEAR Z30R PICKUP		1	1	1
⊙ 30	*302K994540	2K994540	PARTS GEAR Z30R ONE-WAY SP		1	1	1
31	*2AR07220	2AR07220	PULLEY,PAPER FEED		1	1	1
32	*302K908471	2K908471	SHAFT FEED MPF A		1	1	1
33	*302FB06151	2FB06151	JOINT DRIVE		1	1	1
34	*302K908530	2K908530	SPRING PICKUP MPF		1	1	1
35	*302K908230	2K908230	HOLDER FEED MPF		1	1	1
36	*302K908290	2K908290	ACTUATOR PAPER SET		1	1	1
37	*302K908570	2K908570	SPRING PAPER SET		1	1	1
⊙ 38	*7NXGP1A173LCH01	NX115300	SENSOR OPT.		3	3	3
39	*302K908460	2K908460	MOUNT PI		2	2	2
40	*302K946370	2K946370	WIRE MPF		1	1	1
⊙ 41	*303M894260	3M894260	PARTS SENSOR OPT SP		1	1	1
42	*303LL02330	3LL02330	HOLDER WIRE D		2	2	2
43	*302K931080	2K931080	WIRE STOPPER		7	7	7
44	*302K908480	2K908480	SHAFT FEED MPF B		1	1	1
45	*302K908320	2K908320	GUIDE DU LOWER		1	1	1
46	*302K908261	2K908261	CASE LIFT MOTOR A		1	1	1
⊙ 47	*302LC94200	2LC94200	PARTS MPT LIFT MOTOR ASSY SP		1	1	1
48	*302K908660	2K908660	PLATE DC MOTOR 6		1	1	1

Ref. No.	Part.No.	Alternative.	Description	Notes	Quantity		
					120	230	240
⊙ 49	*302K908370	2K908370	GEAR Z46S-Z18S		1	1	1
50	*302K908360	2K908360	WORM-WHEEL 36 Z18S		1	1	1
⊙ 51	*302K908390	2K908390	GEAR LIFT Z25S		1	1	1
⊙ 52	*302K908380	2K908380	GEAR LIFT Z64S		1	1	1
53	*302K908310	2K908310	LEVER LIFT		1	1	1
⊙ 54	*302K908410	2K908410	GEAR RETARD MPF Z17L		1	1	1
55	*302K908450	2K908450	PIN RETARD MPF		1	1	1
⊙ 56	*303LL31440	3LL31440	GEAR Z27R ONEWAY		1	1	1
57	*302K908270	2K908270	COVER CLUTCH		1	1	1
⊙ 58	*303M894090	3M894090	PARTS CLUTCH 50 Z35R SP		1	1	1
59	*302K908630	2K908630	DAMPER MPF B		1	1	1
60	*302K908620	2K908620	DAMPER MPF A		1	1	1
61	*302K908640	2K908640	SPRING DAMPER		1	1	1
62	*302K908440	2K908440	GUIDE MIDDLE MPF		1	1	1
63	*302K908670	2K908670	SHEET MPF F		1	1	1
64	*302K908680	2K908680	SHEET MPF R		1	1	1
65	*302K908590	2K908590	FILM MIDDLE GUIDE		1	1	1
66	*302K908691	2K908691	FILM DU GUIDE B		1	1	1
⊙ A02	302LC94470	2LC94470	PARTS COVER GUIDE DU L ASSY SP		1	1	1
67	*302K929380	2K929380	LID FILTER DU		2	2	2
68	*302K929070	2K929070	COVER DU		1	1	1
69	*302K929080	2K929080	GUIDE COVER DU		1	1	1
101	7BB180408H	BB111210	+BIND T.T S SCREW 4X8(BLACK)				
102	7BB280410H	BB111250	+BIND T.T P SCREW 4X10(BLACK)				
103	7BB200410H	BB105700	+BIND T.T P SCREW 4X10				
104	7BB200308H	BB105660	+BIND T.T P SCREW 3X8				
105	5MBP2012WXSP	E0020120	SPRING PIN / M2 X 12 S-BLK				

- Parts with "⊙" indicate regular maintenance parts.
- Parts with Ref.No. indicate maintenance parts and the ones without it indicate out of the above.

- Parts with "\*" are component parts or sub-assemblies of the assembly appearing immediately above them.
- Parts with "• •" are component parts or sub-assembly with "•" appearing immediately above them.

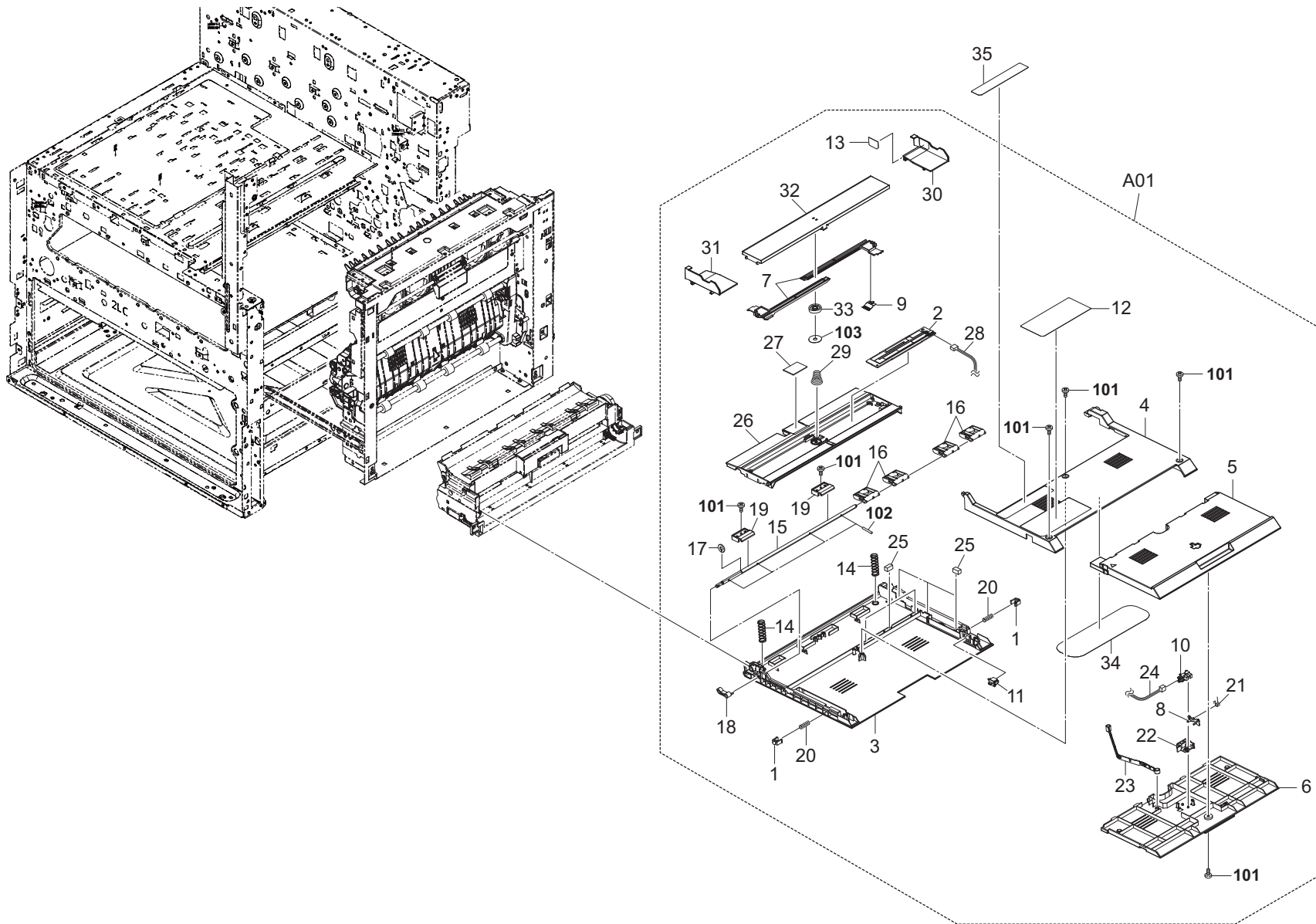


FIG. 10 Paper Conveying Section 3

2MN/2N1

Ref. No.	Part.No.	Alternative.	Description	Notes	Quantity		
					120	230	240
⊙ A01	302K994051	2K994051	PARTS MPT TRAY UNIT SP		1	1	1
1	*2FB07330	2FB07330	STOPPER BYPASS TABLE		2	2	2
⊙ 2	*302K994620	2K994620	PARTS PWB MPF SIZE ASSY SP		1	1	1
3	*302K908030	2K908030	TRAY MPF A		1	1	1
4	*302K908040	2K908040	TRAY MPF B		1	1	1
5	*302K908050	2K908050	TRAY MPF C		1	1	1
6	*302K908060	2K908060	TRAY MPF D		1	1	1
7	*302K908120	2K908120	RACK CURSOR MPF		2	2	2
8	*302K908211	2K908211	ACTUATOR SIZE DETECTION		1	1	1
⊙ 9	*3HL06110	3HL06110	TERMINAL PAPER SIZE		1	1	1
⊙ 10	*7NXGP1A173LCH01	NX115300	SENSOR OPT.		1	1	1
⊙ 11	*7SP01000006+H01	SP121020	SW.PUSH		1	1	1
12	*302LC34061	2LC34061	LABEL MPF CAUTION A		1	1	1
13	*302LC34080	2LC34080	LABEL MPF PAPER LIMIT		1	1	1
14	*302K908200	2K908200	SPRING-COMPRESSION LIFT		2	2	2
15	*302K908190	2K908190	SHAFT LIFT MPF		1	1	1
16	*302K908130	2K908130	ARM LIFT A		4	4	4
17	*302FB09830	2FB09830	CUT WASHER 4		1	1	1
18	*302K908140	2K908140	ARM LIFT B		1	1	1
19	*302K908650	2K908650	HOLDER MPF TABLE		2	2	2
20	*303LL07471	3LL07471	SPRING PF		2	2	2
21	*302K908220	2K908220	SPRING-TORSION SIZE DETECTION		1	1	1
22	*302K908580	2K908580	HOLDER SIZE DETECTION		1	1	1
23	*302K908160	2K908160	GUIDE WIRE TRAY		1	1	1
24	*302K946600	2K946600	WIRE MPF SIZE DETECTION		1	1	1
25	*302H708150	2H708150	SPONGE WIRE MPT		6	6	6
26	*302K908080	2K908080	BASE LIFT		1	1	1
27	*302F909210	2F909210	PAD BOTTOM		1	1	1
28	*302K946380	2K946380	WIRE MPF TRAY		1	1	1
29	*302H712650	2H712650	SPRING DRUM JOINT		1	1	1
30	*302K908110	2K908110	CURSOR MPF R		1	1	1
31	*302K908100	2K908100	CURSOR MPF F		1	1	1
32	*302K908090	2K908090	COVER CURSOR		1	1	1
⊙ 33	*65815060	65815060	IDLE GEAR 40,TONER SUPPLY		1	1	1
34	*302K917100	2K917100	SEAL FRAME ISU		1	1	1
35	302LC34100	2LC34100	LABEL MPF SIZE INDICATOR IN		1		
35	302LC34090	2LC34090	LABEL MPF SIZE INDICATOR ME			1	1

Ref. No.	Part.No.	Alternative.	Description	Notes	Quantity		
					120	230	240
101	7BB282308H	BB111240	+TP-FLAT T.T P SCREW 3X8(BLACK)				
102	7BP512014B0CH01	BP126450	PARALLEL PIN 2.0X14				
103	7BC06062N050H01	BC125260	POLYSLIDER 6.2X22X0.5T				

- Parts with "⊙" indicate regular maintenance parts.
- Parts with Ref.No. indicate maintenance parts and the ones without it indicate out of the above.

- Parts with "\*" are component parts or sub-assemblies of the assembly appearing immediately above them.
- Parts with "••" are component parts or sub-assembly with "•" appearing immediately above them.

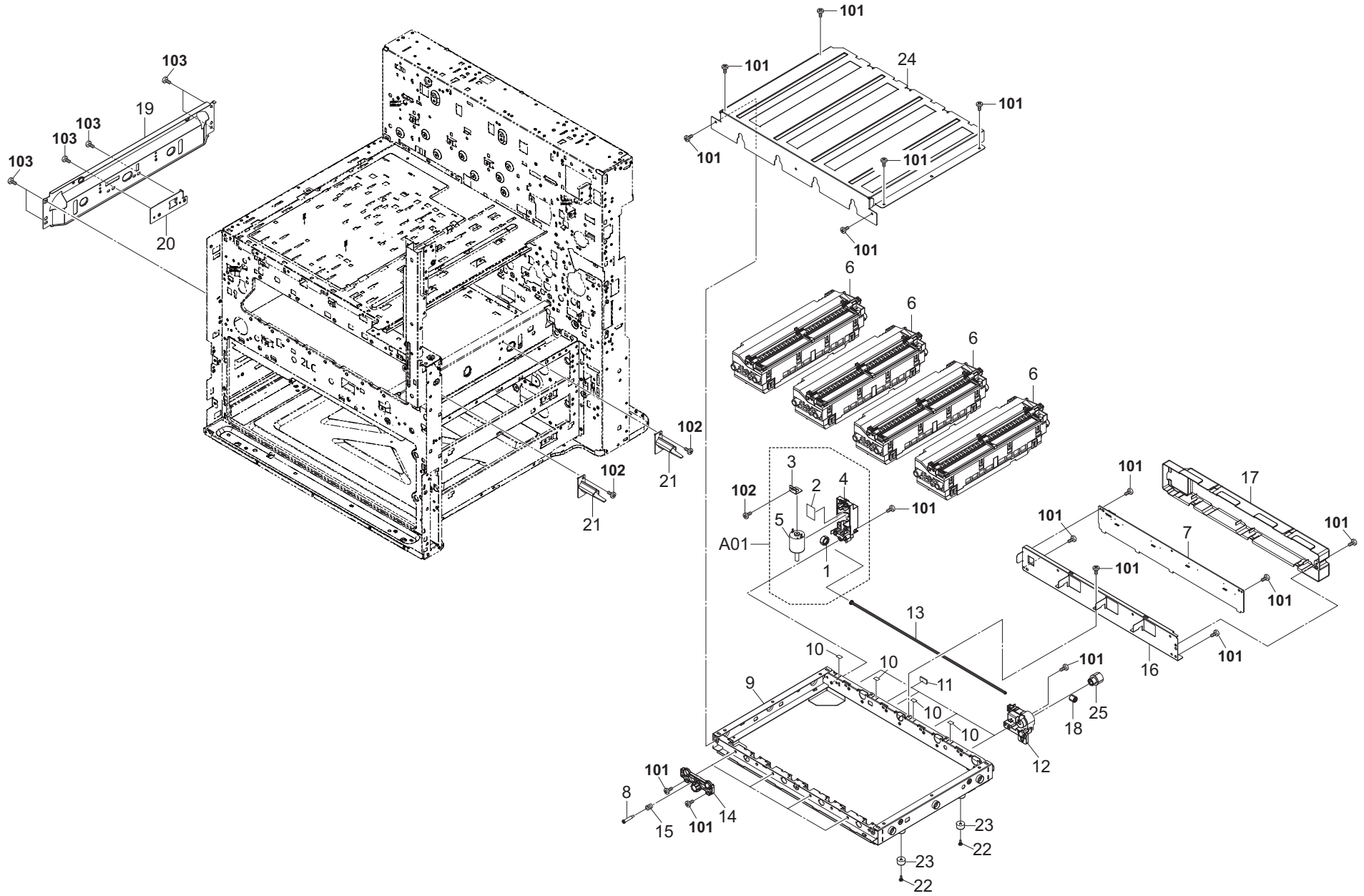


FIG. 11 Laser Scanner Section

2MN/2N1

Ref. No.	Part.No.	Alternative.	Description	Notes	Quantity		
					120	230	240
⊙ A01	302K994140	2K994140	PARTS LSU RETAINER MOTOR ASSY SP		1	1	1
⊙ 1	*302K994520	2K994520	PARTS GEAR Z32L SP		1	1	1
2	*302LC31511	2LC31511	SEAL MOTOR DC		1	1	1
3	*302K902610	2K902610	PLATE DC MOTOR 10		1	1	1
4	*302K902500	2K902500	HOLDER MOTOR		1	1	1
⊙ 5	302K994510	2K994510	PARTS GEAR Z27S Z27R SP		4	4	4
⊙ 6	302LC93061	2LC93061	LK-8705		4	4	4
⊙ 7	302K994220	2K994220	PARTS PWB LSU JUNC CLR ASSY SP		1	1	1
8	302K902470	2K902470	PIN LSU RETAINING		4	4	4
9	302K900021	2K900021	LSU RETAINER FRAME ASSY		1	1	1
10	302K019140	2K019140	SHEET LSU FRAME		4	4	4
11	7ZGSTGR55010H01	ZG110970	SHIELD GASKET		1	1	1
12	302K902460	2K902460	HOLDER LSU REAR		4	4	4
13	302K902490	2K902490	SHAFT GLASS CLN		1	1	1
14	302K902380	2K902380	HOLDER LSU FRONT		4	4	4
15	302K902480	2K902480	SPRING-COMPRESSION LSU RETAINING		4	4	4
16	302K902370	2K902370	MOUNT LSU PWB		1	1	1
17	302K902511	2K902511	COVER LSU PWB		1	1	1
⊙ 18	302K994500	2K994500	PARTS GEAR Z14R SP		4	4	4
19	302K902320	2K902320	PLATE LSU ADJUST		1	1	1
20	302LC02200	2LC02200	MOUNT LSU LEFT		1	1	1
21	302K902910	2K902910	GUIDE LSU PIN		2	2	2
22	2FB20860	2FB20860	PIN FUSER COVER		2	2	2
23	3CG02030	3CG02030	BASE RUBBER,FRAME		2	2	2
24	302K902550	2K902550	MOUNT LSU LID		1	1	1

Ref. No.	Part.No.	Alternative.	Description	Notes	Quantity		
					120	230	240
101	7BB700308H	BB105600	+BIND T.T S SCREW 3X8 SR				
102	7BB200308H	BB105660	+BIND T.T P SCREW 3X8				
103	7BB700408H	BB105640	+BIND T.T S SCREW 4X8 SR				

- Parts with "⊙" indicate regular maintenance parts.
- Parts with Ref.No. indicate maintenance parts and the ones without it indicate out of the above.

- Parts with "\*" are component parts or sub-assemblies of the assembly appearing immediately above them.
- Parts with "•" are component parts or sub-assembly with "•" appearing immediately above them.

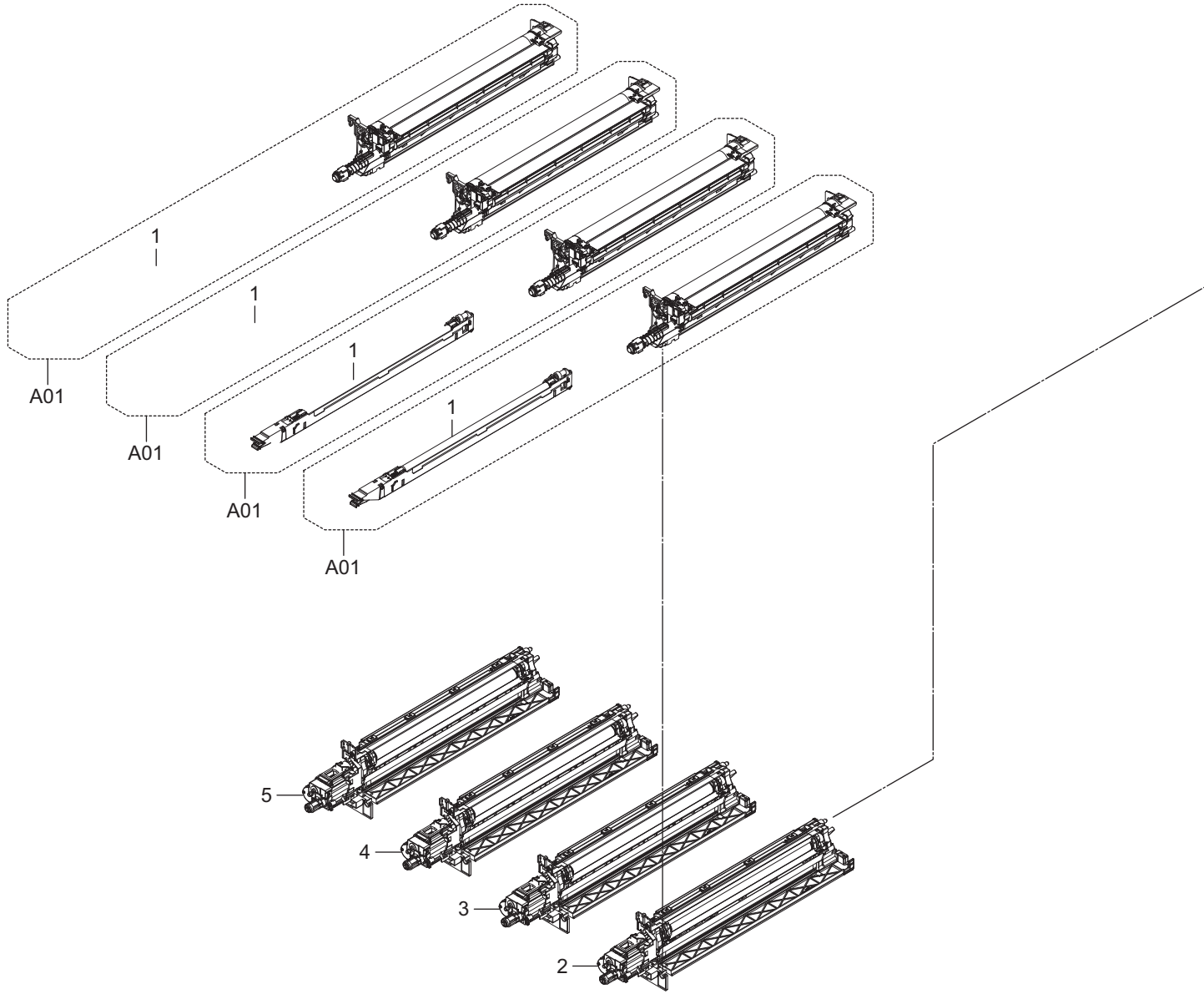


FIG. 12 Image Formation & Developer Section

2MN/2N1

	Ref. No.	Part.No.	Alternative.	Description	Notes	Quantity		
						120	230	240
⊙	A01	302LC93012	2LC93012	DK-8505		4	4	4
⊙	1	*302K993060	2K993060	MC-8705		4	4	4
⊙	2	302LC93021	2LC93021	DV-8505K		1	1	1
⊙	3	302LC93051	2LC93051	DV-8505M		1	1	1
⊙	4	302LC93031	2LC93031	DV-8505C		1	1	1
⊙	5	302LC93041	2LC93041	DV-8505Y		1	1	1

	Ref. No.	Part.No.	Alternative.	Description	Notes	Quantity		
						120	230	240

- Parts with "⊙" indicate regular maintenance parts.
- Parts with Ref.No. indicate maintenance parts and the ones without it indicate out of the above.

- Parts with "\*" are component parts or sub-assemblies of the assembly appearing immediately above them.
- Parts with "• •" are component parts or sub-assembly with "•" appearing immediately above them.



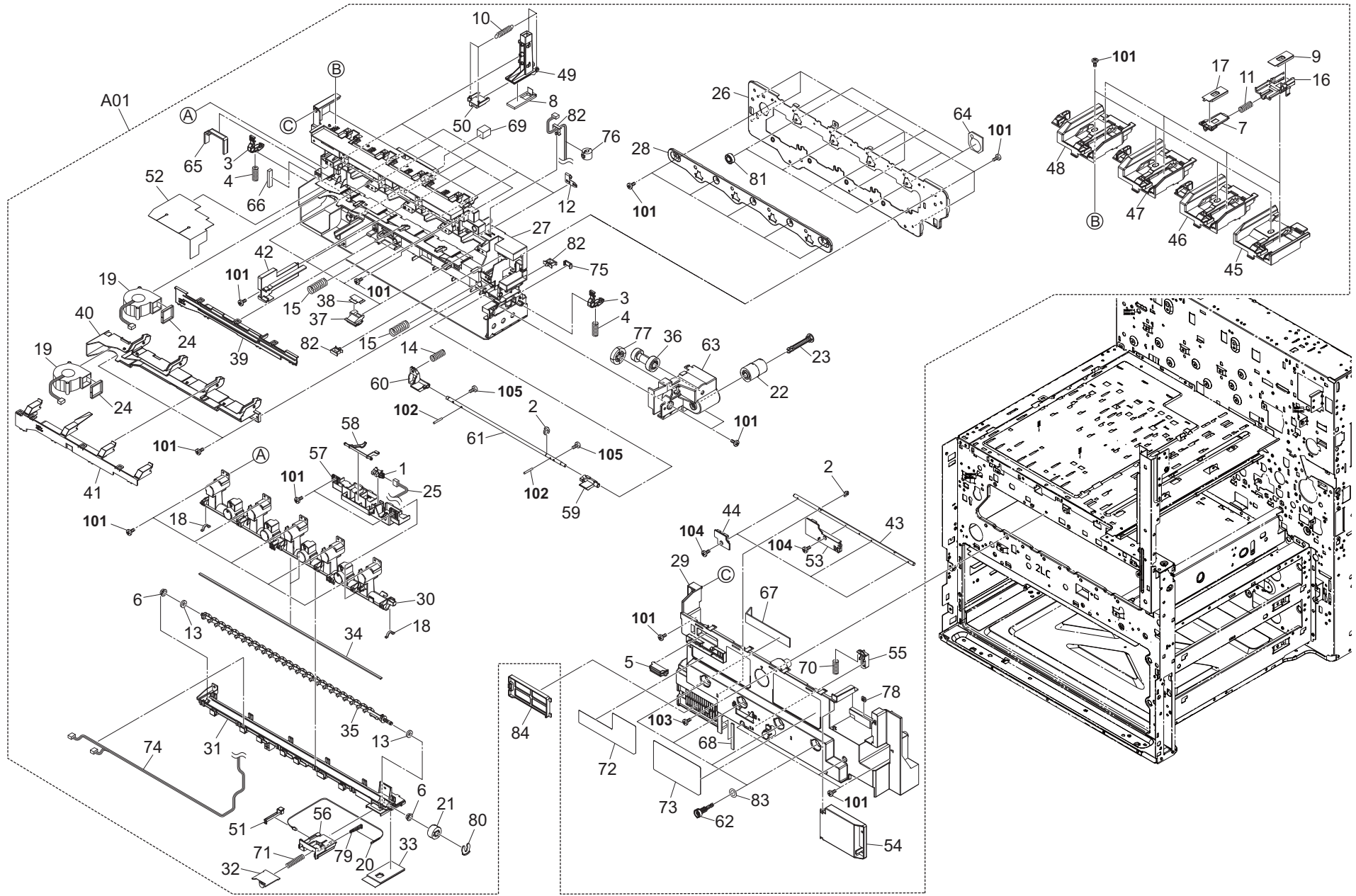


FIG. 13 Inner Section 1

2MN/2N1

Ref. No.	Part.No.	Alternative.	Description	Notes	Quantity		
					120	230	240
⊙ A01	302LC94011	2LC94011	PARTS INNER UNIT SP		1	1	1
⊙ 1	*7NXGP1A173LCH01	NX115300	SENSOR OPT.		1	1	1
2	*2BC06980	2BC06980	STOPPER 5		2	2	2
3	*302FZ02410	2FZ02410	LEVER RETAINER		2	2	2
4	*302FZ02420	2FZ02420	SPRING RETAINER		2	2	2
5	*302H004660	2H004660	MAGNET CATCH		1	1	1
6	*302H702590	2H702590	BUSH SCREW		2	2	2
7	*302H703100	2H703100	SHUTTER PIPE UP		4	4	4
8	*302LK03A40	2LK03A40	SEAL PIPE LOW		4	4	4
9	*302H703130	2H703130	SEAL PIPE DLP UP		4	4	4
10	*302LK03A50	2LK03A50	SPRING PIPE LOW		8	8	8
11	*302H703240	2H703240	SPRING PIPE UP		4	4	4
12	*302H703420	2H703420	PLATE DRUM EARTH		4	4	4
13	*302H703430	2H703430	SEAL SCREW		2	2	2
14	*302H703450	2H703450	SPRING HOOK WASTE		1	1	1
15	*302H703510	2H703510	SPRING TRAY WASTE		2	2	2
16	*302H703542	2H703542	PIPE DLP UP		4	4	4
17	*302H703570	2H703570	SEAL CONT SHUTTER		4	4	4
18	*302H703740	2H703740	SEAL PIPE WASTE B		2	2	2
19	*302JD44010	2JD44010	FAN COOLING LSU 60		2	2	2
⊙ 20	*302K994150	2K994150	PARTS TONER FULL DETECT ASSY SP		1	1	1
⊙ 21	*302K903140	2K903140	GEAR Z18S		1	1	1
⊙ 22	*302K903180	2K903180	GEAR IDLE Z20S-Z15R		1	1	1
23	*302K903200	2K903200	SHAFT DRIVE B		1	1	1
24	*302K903250	2K903250	SPONGE FAN		2	2	2
25	*302K946A80	2K946A80	WIRE TONER LEVEL SENSOR		1	1	1
26	*302LC03010	2LC03010	RETAINER PU		1	1	1
27	*302LC03020	2LC03020	FRAME INNER		1	1	1
28	*302LC03030	2LC03030	PLATE RETAINER		1	1	1
29	*302LC03044	2LC03044	COVER INNER		1	1	1
30	*302LC03051	2LC03051	PIPE WASTE UPPER		1	1	1
31	*302LC03060	2LC03060	PIPE WASTE LOWER		1	1	1
32	*302LC03070	2LC03070	SHUTTER WASTE		1	1	1
33	*302LC03080	2LC03080	SEAL SHUTTER WASTE		1	1	1
34	*302LC03090	2LC03090	SEAL PIPE WASTE A		2	2	2
35	*302LC03110	2LC03110	SCREW WASTE		1	1	1
⊙ 36	*302LC03180	2LC03180	GEAR Z18S-Z15R		1	1	1
37	*302LC03190	2LC03190	DUCT DLP SUB		4	4	4
38	*302LC03250	2LC03250	LID SUB DUCT		4	4	4
39	*302LC03260	2LC03260	LID FAN DUCT A		1	1	1
40	*302LC03290	2LC03290	DUCT FAN B		1	1	1
41	*302LC03300	2LC03300	LID FAN DUCT B		1	1	1
42	*302LC03320	2LC03320	RAIL WASTE L		1	1	1
43	*302LC03331	2LC03331	SHAFT SHUTTER RELEASE		1	1	1
44	*302LC03381	2LC03381	LEVER RELEASE A		3	3	3
45	*302LC03390	2LC03390	GUIDE CONTAINER K		1	1	1
46	*302LC03400	2LC03400	GUIDE CONTAINER M		1	1	1
47	*302LC03410	2LC03410	GUIDE CONTAINER C		1	1	1
48	*302LC03420	2LC03420	GUIDE CONTAINER Y		1	1	1

Ref. No.	Part.No.	Alternative.	Description	Notes	Quantity		
					120	230	240
49	*302LC03440	2LC03440	PIPE DLP LOWER		4	4	4
50	*302LC03451	2LC03451	SHUTTER PIPE LOWER		4	4	4
51	*302LC03460	2LC03460	LID COVER SHUTTER		1	1	1
52	*302LC03480	2LC03480	SHEET INNER FAN		1	1	1
53	*302LC03492	2LC03492	LEVER RELEASE B		1	1	1
54	*302LC03500	2LC03500	COVER CONNECTOR		1	1	1
55	*302LC03560	2LC03560	CAM RELEASE SHAFT		1	1	1
56	*302LC03570	2LC03570	COVER SHUTTER		1	1	1
57	*302LC03580	2LC03580	HOLDER TONER SENSOR		1	1	1
58	*302LC03590	2LC03590	LEVER TONER SENSOR		1	1	1
59	*302LC03660	2LC03660	HOOK TRAY R		1	1	1
60	*302LC03670	2LC03670	HOOK TRAY L		1	1	1
61	*302LC03680	2LC03680	SHAFT HOOK		1	1	1
62	*302LC03691	2LC03691	LEVER CASS SHUTTER		4	4	4
63	*302LC03730	2LC03730	HOLDER DRIVE B		1	1	1
64	*302LC03890	2LC03890	SEAL BEARING		4	4	4
65	*302LC03A10	2LC03A10	SEAL LSU COOLING A		1	1	1
66	*302LC03A20	2LC03A20	SEAL LSU COOLING B		1	1	1
67	*302LC03A30	2LC03A30	SEAL LSU COOLING C		1	1	1
68	*302LC03A40	2LC03A40	SEAL LSU COOLING D		1	1	1
69	*302LC03A50	2LC03A50	SEAL INNER COOLING E		1	1	1
70	*302LC03A60	2LC03A60	SPRING RELEASE LEVER		1	1	1
71	*302LC03A80	2LC03A80	SPRING WASTE SHUTTER		1	1	1
72	*302LC34121	2LC34121	LABEL TONER OPERATION		1	1	1
73	*302LC34201	2LC34201	LABEL DISPOSAL TONER OPERATION		1	1	1
74	*302LC46210	2LC46210	WIRE RETAINER		1	1	1
75	*303LL02330	3LL02330	HOLDER WIRE D		1	1	1
76	*3HK27050	3HK27050	CORE 8-16X10		1	1	1
77	*3HW22020	3HW22020	GEAR 25		1	1	1
⊙ 78	*5MMS111SL002	2BY20050	NUT FUSER A /FS-1800/3800 A4		1	1	1
79	*5MVS313SB002	2BR08310	SPACER LED /43587J2063 A4		1	1	1
80	*5MVX111DN003	2A806250	RING STOPPER /A-49 FEED A4		1	1	1
81	*7BE010197431H01	BE119740	BEARING 6800ZZ(7MM)		4	4	4
82	*7YZM610001++H01	YZ010230	ACCESS SADDLE		3	3	3
83	*302LK03060	2LK03060	SEAL CASS LEVER		4	4	4
⊙ 84	302LC94170	2LC94170	PARTS FILTER FAN ASSY(V) SP		1	1	1
101	7BB200308H	BB105660	+BIND T.T P SCREW 3X8				
102	7BP512010B0CH01	BP126160	PARALLEL PIN 2.0X10				
103	7BB700408H	BB105640	+BIND T.T S SCREW 4X8 SR				
104	7BB600306H	BB105730	+BIND M SCREW 3X6 R				
105	7BB200312H	BB105680	+BIND T.T P SCREW 3X12				

- Parts with "⊙" indicate regular maintenance parts.
- Parts with Ref.No. indicate maintenance parts and the ones without it indicate out of the above.

- Parts with "\*" are component parts or sub-assemblies of the assembly appearing immediately above them.
- Parts with "•" are component parts or sub-assembly with "•" appearing immediately above them.

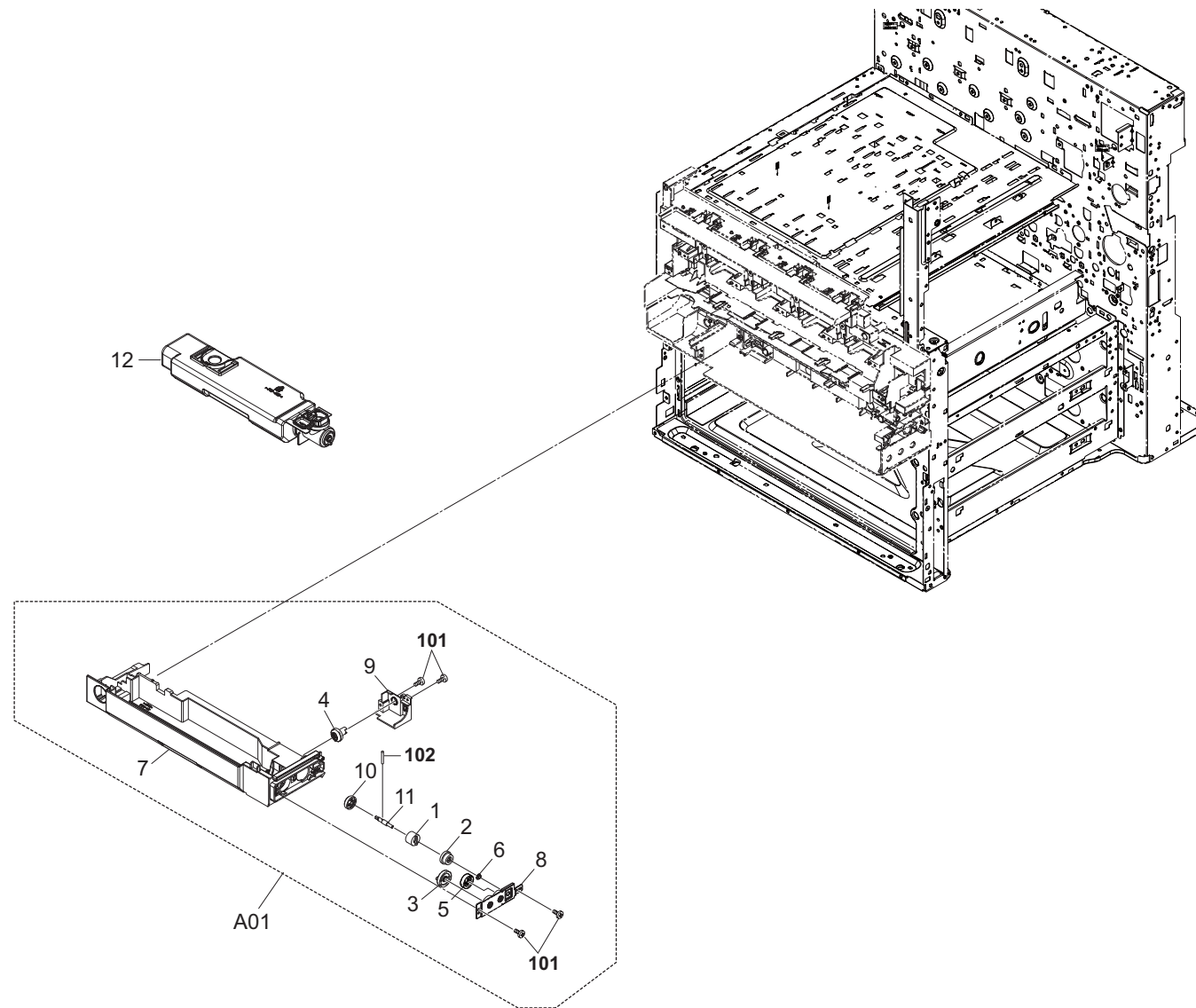


FIG. 14 Inner Section 2

2MN/2N1

Ref. No.	Part.No.	Alternative.	Description	Notes	Quantity		
					120	230	240
⊙ A01	302LC94480	2LC94480	PARTS WASTE TRAY UNIT SP		1	1	1
1	*302GR06110	2GR06110	TORQUE LIMITER 360		1	1	1
⊙ 2	*302LC03120	2LC03120	GEAR Z18S COUPLING		1	1	1
⊙ 3	*302LC03210	2LC03210	GEAR JOINT Z30S		1	1	1
⊙ 4	*302LC03760	2LC03760	GEAR BEVEL Z24 JOINT		1	1	1
⊙ 5	*302LC03100	2LC03100	GEAR Z25S		1	1	1
6	*302LC03230	2LC03230	BUSH 4-7		1	1	1
7	*302LC03711	2LC03711	TRAY WASTE		1	1	1
8	*302LC03720	2LC03720	MOUNT WASTE DRIVE		1	1	1
9	*302LC03740	2LC03740	MOUNT TRAY DRIVE		1	1	1
⊙ 10	*302LC03770	2LC03770	GEAR BEVEL Z24		1	1	1
11	*302LC03780	2LC03780	SHAFT DRIVE D		1	1	1
12	1902LC0UN0	092LC0UN	WT-860/WASTE TONER BOTTLE	OPTION	1	1	1

Ref. No.	Part.No.	Alternative.	Description	Notes	Quantity		
					120	230	240
101	7BB200308H	BB105660	+BIND T.T P SCREW 3X8				
102	7BP512008B0CH01	BP126150	PARALLEL PIN 2.0X8				

- Parts with "⊙" indicate regular maintenance parts.
- Parts with Ref.No. indicate maintenance parts and the ones without it indicate out of the above.

- Parts with "\*" are component parts or sub-assemblies of the assembly appearing immediately above them.
- Parts with "••" are component parts or sub-assembly with "•" appearing immediately above them.

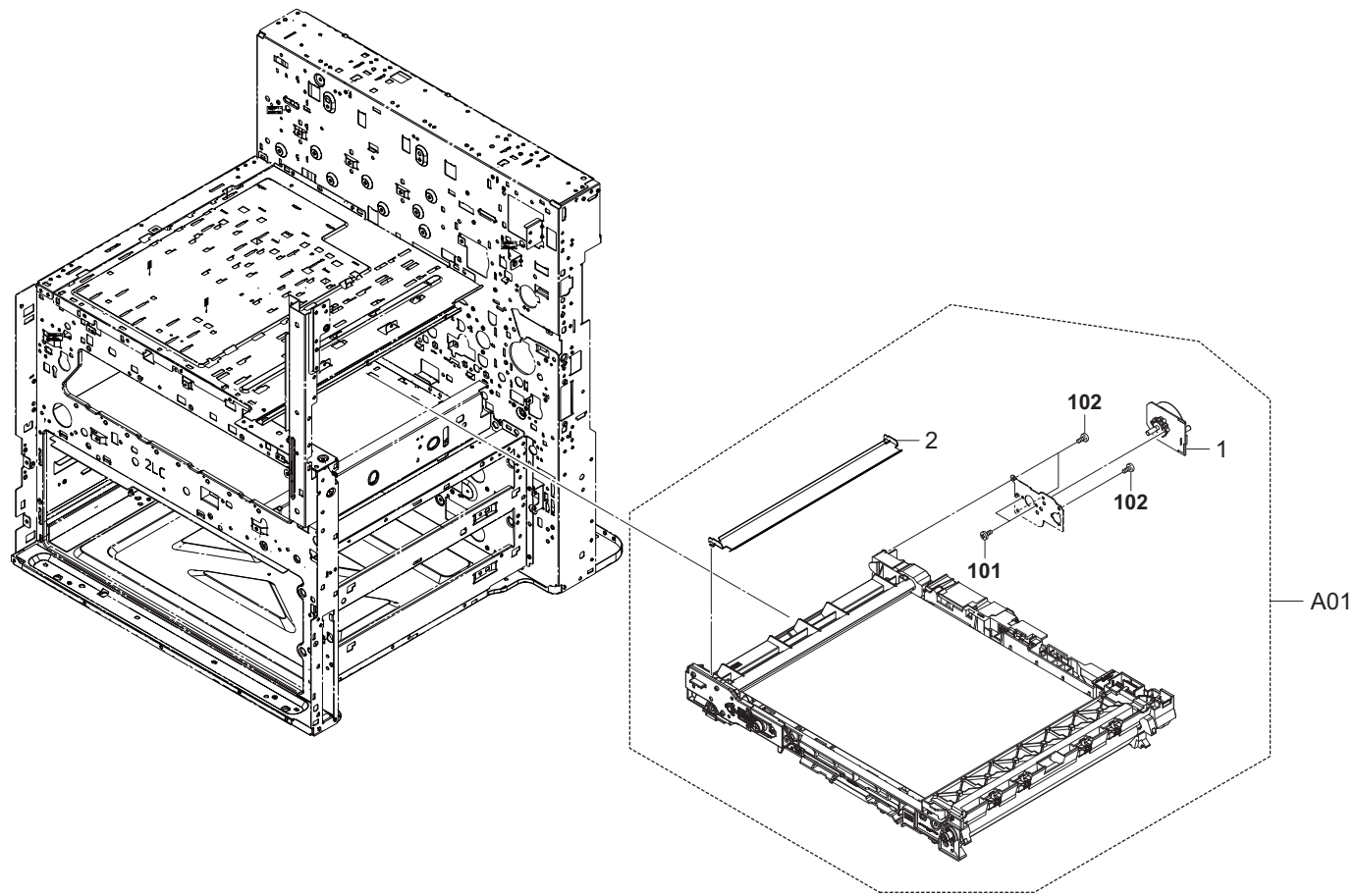


FIG. 15 Transfer Section

2MN/2N1

	Ref. No.	Part.No.	Alternative.	Description	Notes	Quantity		
						120	230	240
⊙	A01	302LC93105	2LC93105	TR-8505		1	1	1
⊙	1	*302K994321	2K994321	PARTS MOTOR-BL W20 SP		1	1	1
⊙	2	*302K994A10	2K994A10	PARTS PRE BELT CLN ASSY SP		1	1	1

	Ref. No.	Part.No.	Alternative.	Description	Notes	Quantity		
						120	230	240
	101	7BB600306H	BB105730	+BIND M SCREW 3X6 R				
	102	7BB200410H	BB105700	+BIND T.T P SCREW 4X10				

- Parts with "⊙" indicate regular maintenance parts.
- Parts with Ref.No. indicate maintenance parts and the ones without it indicate out of the above.

- Parts with "\*" are component parts or sub-assemblies of the assembly appearing immediately above them.
- Parts with "••" are component parts or sub-assembly with "•" appearing immediately above them.

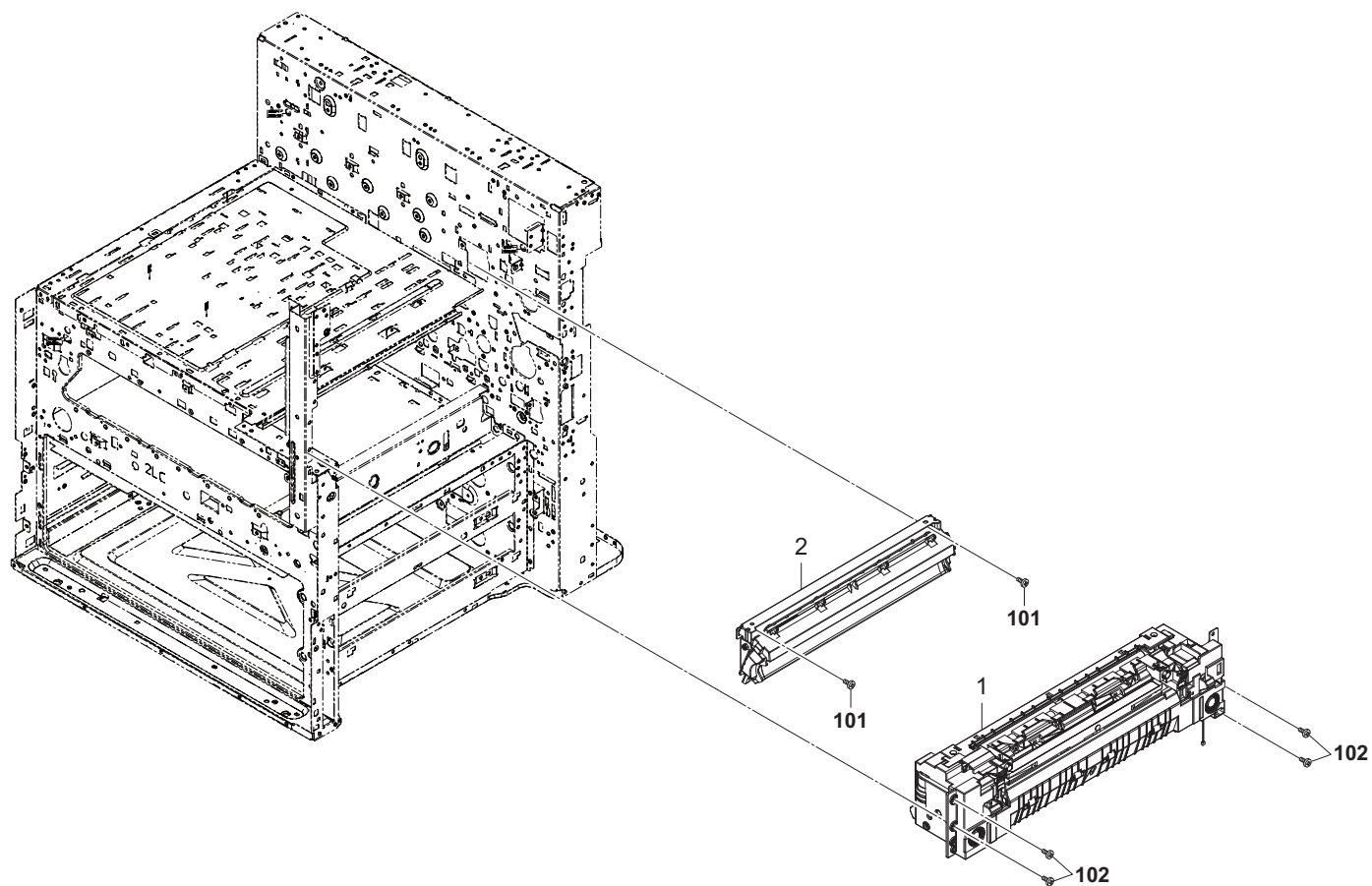


FIG. 16 Fuser Section

2MN/2N1

	Ref. No.	Part.No.	Alternative.	Description	Notes	Quantity		
						120	230	240
⊙	1	302LC93074	2LC93074	FK-UNIT		1	1	1
⊙	2	302LC93080	2LC93080	FK-8506 IH		1		
⊙	2	302LC93090	2LC93090	FK-8507 IH			1	1

	Ref. No.	Part.No.	Alternative.	Description	Notes	Quantity		
						120	230	240
	101	7BB700408H	BB105640	+BIND T.T S SCREW 4X8 SR				
	102	7BB700412H	BB106830	+BIND T.T S SCREW 4X12 SR				

- Parts with "⊙" indicate regular maintenance parts.
- Parts with Ref.No. indicate maintenance parts and the ones without it indicate out of the above.

- Parts with "\*" are component parts or sub-assemblies of the assembly appearing immediately above them.
- Parts with "••" are component parts or sub-assembly with "•" appearing immediately above them.



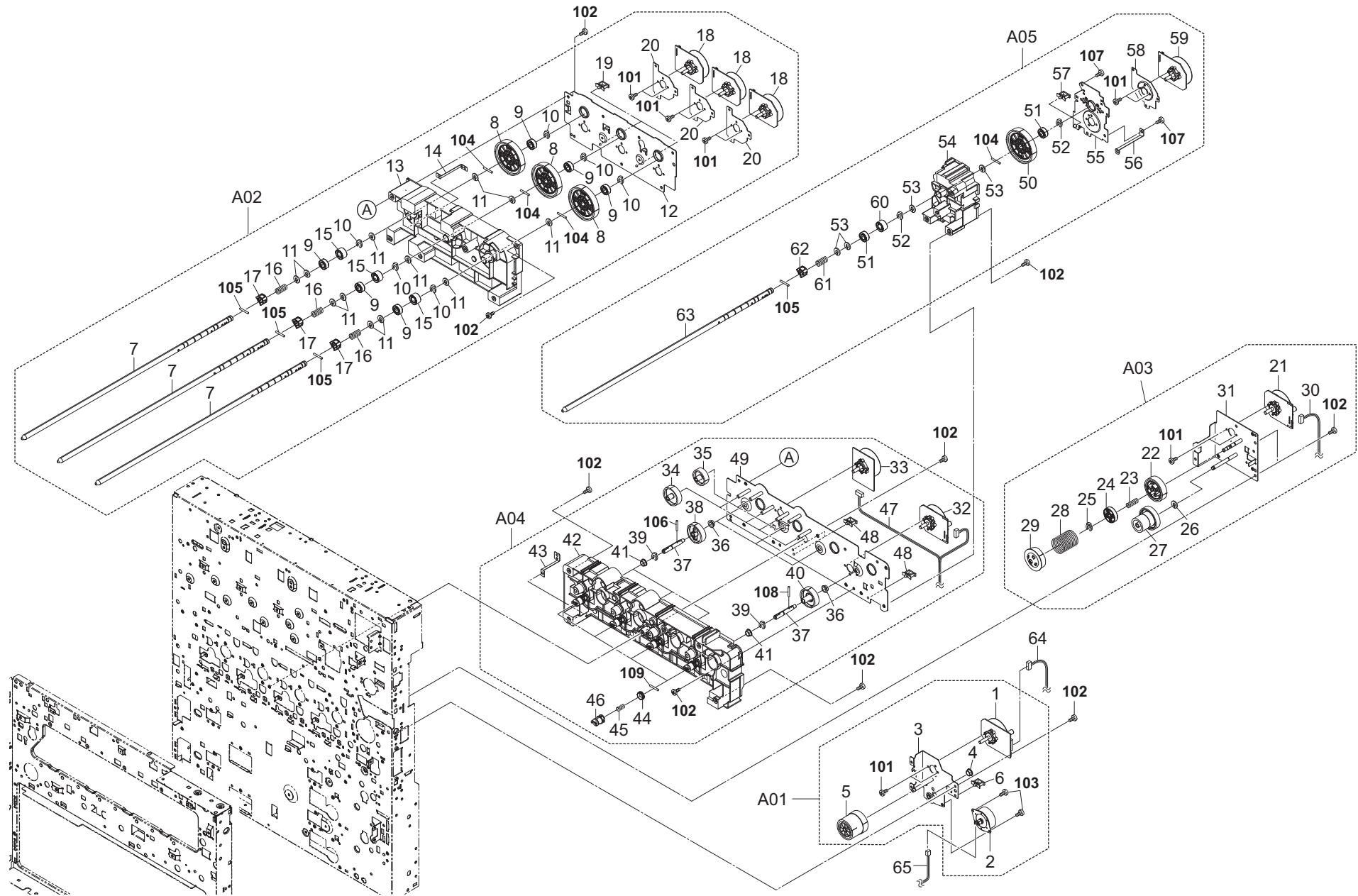


FIG. 17 Drive Section 1

2MN/2N1

	Ref. No.	Part.No.	Alternative.	Description	Notes	Quantity		
						120	230	240
⊙	A01	302LC94540	2LC94540	PARTS TRANSFER DRIVE UNIT H SP		1	1	1
⊙	1	*302K994290	2K994290	PARTS MOTOR-BL W30 DRUM SP		1	1	1
⊙	2	*302K994980	2K994980	PARTS MOTOR PM REGIST SP		1	1	1
⊙	3	*302LC31740	2LC31740	PLATE TRANSFER DRIVE H		1	1	1
⊙	4	*2A116180	2A116180	BUSHING,TRANSFER		1	1	1
⊙	5	*302K931920	2K931920	GEAR Z100R Z48R		1	1	1
⊙	6	*7YZM610007++H01	YZ023340	ACCESS.SADDLE		1	1	1
⊙	A02	302LC93131	2LC93131	PARTS DRUM DRIVE H SP		1	1	1
⊙	7	*302K931040	2K931040	SHAFT DRUM DRIVE		3	3	3
⊙	8	*302K931030	2K931030	GEAR Z160R		3	3	3
⊙	9	*7BE010197431H01	BE119740	BEARING 6800ZZ(7MM)		6	6	6
⊙	10	*302K921120	2K921120	STOPPER 8		6	6	6
⊙	11	*302K931840	2K931840	CUT-WASHER 8X17		12	12	12
⊙	12	*302LC31021	2LC31021	PLATE DRUM DRIVE L		1	1	1
⊙	13	*302LC31031	2LC31031	HOLDER DRUM DRIVE L		1	1	1
⊙	14	*302LC31170	2LC31170	PLATE EARTH DRUM		1	1	1
⊙	15	*302K931060	2K931060	HOLDER BEARING SUPPORT		3	3	3
⊙	16	*302LC31070	2LC31070	SPRING DRUM JOINT		3	3	3
⊙	17	*302K931130	2K931130	COUPLING DRUM		3	3	3
⊙	18	*302LC94460	2LC94460	PARTS MOTOR-BL W20 DRUM Z11 SP		3	3	3
⊙	19	*7YZM610008++H01	YZ037940	ACCESS.SADDLE		2	2	2
⊙	20	*302LC31080	2LC31080	PLATE MOTOR DRUM		3	3	3
⊙	A03	302LC94651	2LC94651	PARTS FUSER DRIVE UNIT SP		1	1	1
⊙	21	*302K994321	2K994321	PARTS MOTOR-BL W20 SP		1	1	1
⊙	22	*302K931620	2K931620	GEAR Z90R JOINT		1	1	1
⊙	23	*302H731650	2H731650	SPRING PADDLE CONT D		1	1	1
⊙	24	*302K931640	2K931640	JOINT FUSER DRIVE		1	1	1
⊙	25	*5MVX1111DN003	2A806250	RING STOPPER /A-49 FEED A4		1	1	1
⊙	26	*302LC31640	2LC31640	CUT WASHER 5X10		1	1	1
⊙	27	*302LC31630	2LC31630	GEAR Z54S-Z26R		1	1	1
⊙	28	*302K931660	2K931660	SPRING JOINT		1	1	1
⊙	29	*302K931630	2K931630	GEAR Z50S JOINT		1	1	1
⊙	30	*302K946540	2K946540	WIRE FUSER MOTOR		1	1	1
⊙	31	*302LC31612	2LC31612	PLATE FUSER DRIVE		1	1	1
⊙	A04	302MN93010	2MN93010	DR-8600		1	1	1
⊙	32	*302K994321	2K994321	PARTS MOTOR-BL W20 SP		1	1	1
⊙	33	*302LC94280	2LC94280	PARTS MOTOR-BL W40 SP		1	1	1
⊙	34	*302LC31150	2LC31150	GEAR Z72R		4	4	4
⊙	35	*302LC31160	2LC31160	GEAR Z60L		2	2	2
⊙	36	*302H702590	2H702590	BUSH SCREW		4	4	4
⊙	37	*302K931180	2K931180	SHAFT DLP DRIVE		4	4	4
⊙	38	*302LC31140	2LC31140	GEAR Z74L		3	3	3
⊙	39	*2BC06910	2BC06910	STOPPER 6		4	4	4
⊙	40	*302K931190	2K931190	GEAR Z74R		1	1	1
⊙	41	*302H024830	2H024830	BUSH 8		4	4	4
⊙	42	*302LC31050	2LC31050	HOLDER MAIN DRIVE		1	1	1
⊙	43	*302K931170	2K931170	PLATE EARTH MAIN		1	1	1
⊙	44	*302FZ31280	2FZ31280	COLLAR DLP COUPLING		4	4	4
⊙	45	*302BG22531	2BG22531	SPRING COUPLING DLP		4	4	4

	Ref. No.	Part.No.	Alternative.	Description	Notes	Quantity		
						120	230	240
⊙	46	*302FZ31250	2FZ31250	COUPLING DLP DRIVE		4	4	4
⊙	47	*302MN46180	2MN46180	WIRE DLP MOT		1	1	1
⊙	48	*7YZM610008++H01	YZ037940	ACCESS.SADDLE		3	3	3
⊙	49	*302LC31040	2LC31040	PLATE MAIN DRIVE		1	1	1
⊙	A05	302LC93141	2LC93141	PARTS DRUM DRIVE BK SP		1	1	1
⊙	50	*302K931030	2K931030	GEAR Z160R		1	1	1
⊙	51	*7BE010197431H01	BE119740	BEARING 6800ZZ(7MM)		2	2	2
⊙	52	*302K921120	2K921120	STOPPER 8		2	2	2
⊙	53	*302K931840	2K931840	CUT-WASHER 8X17		4	4	4
⊙	54	*302K931012	2K931012	HOLDER DRUM DRIVE		1	1	1
⊙	55	*302K931021	2K931021	PLATE DRUM DRIVE		1	1	1
⊙	56	*302K931070	2K931070	PLATE EARTH DRUM		1	1	1
⊙	57	*7YZM610001++H01	YZ010230	ACCESS SADDLE		1	1	1
⊙	58	*302K931100	2K931100	PLATE MOTOR DRUM		1	1	1
⊙	59	*302LC94460	2LC94460	PARTS MOTOR-BL W20 DRUM Z11 SP		1	1	1
⊙	60	*302K931060	2K931060	HOLDER BEARING SUPPORT		1	1	1
⊙	61	*302LC31070	2LC31070	SPRING DRUM JOINT		1	1	1
⊙	62	*302K931130	2K931130	COUPLING DRUM		1	1	1
⊙	63	*302K931040	2K931040	SHAFT DRUM DRIVE		1	1	1
⊙	64	302K946160	2K946160	WIRE MIDDLE TRANSFER MOTOR		1	1	1
⊙	65	302K946550	2K946550	WIRE REGIST MOTOR		1	1	1
⊙	101	7BB000304H	BB105720	+BIND M SCREW 3X4				
⊙	102	7BB700408H	BB105640	+BIND T.T S SCREW 4X8 SR				
⊙	103	7BB700308H	BB105600	+BIND T.T S SCREW 3X8 SR				
⊙	104	7BP513040B0CH01	BP126470	PARALLEL PIN 3.0X40				
⊙	105	7BP513012B0CH01	BP126430	PARALLEL PIN 3.0X12				
⊙	106	7BP512522B0CH01	BP126460	PARALLEL PIN 2.5X22				
⊙	107	7BB200410H	BB105700	+BIND T.T P SCREW 4X10				
⊙	108	7BP512516B0CH01	BP126540	PARALLEL PIN 2.5X16				
⊙	109	7BP512512B0CH01	BP126420	PARALLEL PIN 2.5X12				

- Parts with "⊙" indicate regular maintenance parts.
- Parts with Ref.No. indicate maintenance parts and the ones without it indicate out of the above.

- Parts with "\*" are component parts or sub-assemblies of the assembly appearing immediately above them.
- Parts with "••" are component parts or sub-assembly with "•" appearing immediately above them.

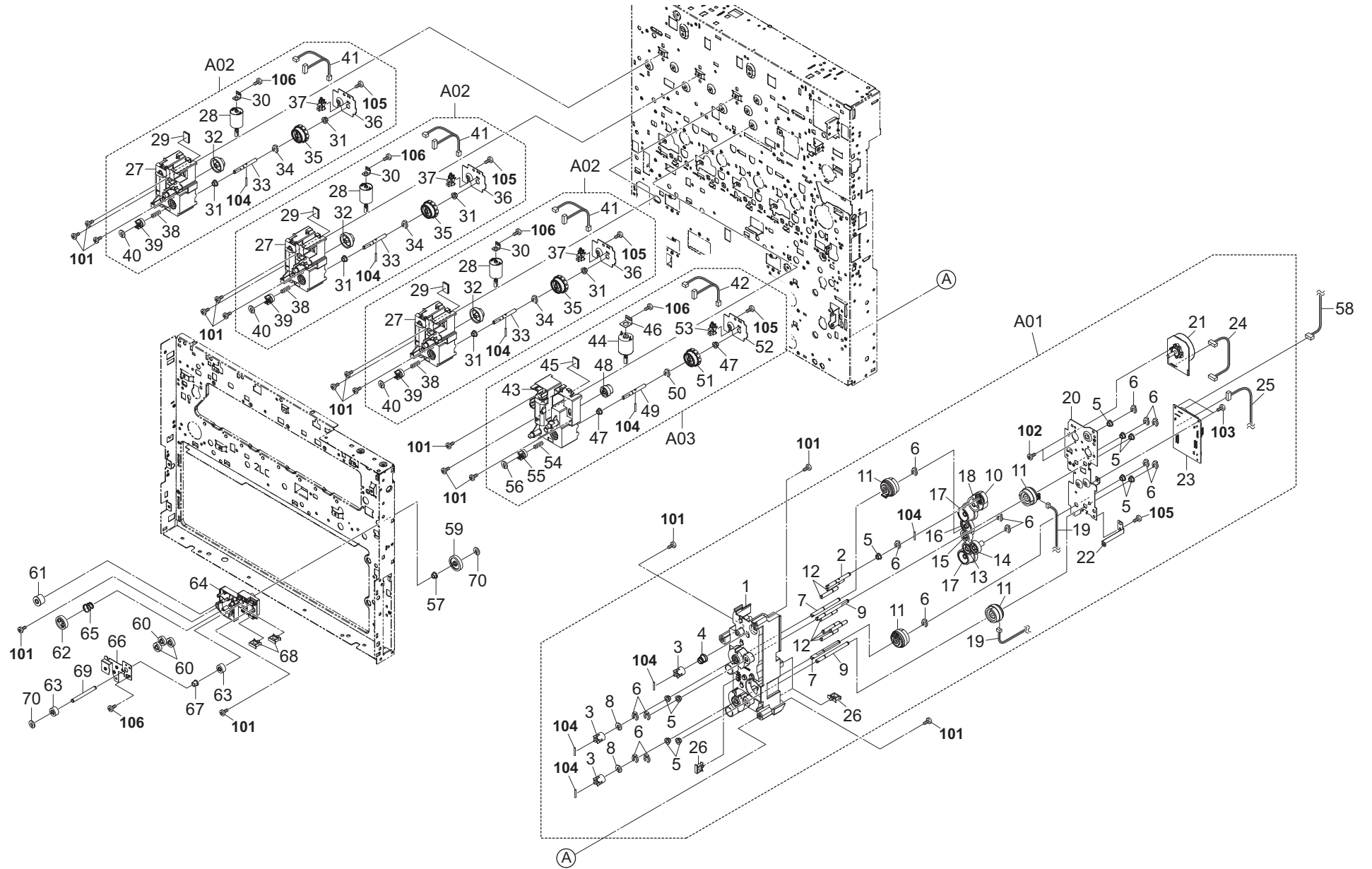


FIG. 18 Drive Section 2

2MN/2N1

Ref. No.	Part.No.	Alternative.	Description	Notes	Quantity		
					120	230	240
⊙ A01	302K993020	2K993020	PARTS FEED DRIVE H UNIT SP		1	1	1
1	*302K931411	2K931411	HOLDER FEED DRIVE		1	1	1
2	*302K931441	2K931441	SHAFT MID DRIVE		1	1	1
3	*302K931530	2K931530	COUPLING DRIVE		3	3	3
4	*302H712650	2H712650	SPRING DRUM JOINT		1	1	1
5	*302H702590	2H702590	BUSH SCREW		10	10	10
6	*5MVX111DN003	2A806250	RING STOPPER /A-49 FEED A4		14	14	14
7	*302K931430	2K931430	SHAFT FEED DRIVE		2	2	2
8	*302K924820	2K924820	CUT-WASHER 4		2	2	2
9	*302K931480	2K931480	SHAFT ASSIST DRIVE		2	2	2
⊙ 10	*302K931490	2K931490	GEAR Z28L		1	1	1
⊙ 11	*303M894090	3M894090	PARTS CLUTCH 50 Z35R SP		4	4	4
12	*302K931450	2K931450	PIN FEED DRIVE		6	6	6
⊙ 13	*302K931500	2K931500	GEAR Z28R		1	1	1
⊙ 14	*302K931550	2K931550	GEAR Z27L		1	1	1
⊙ 15	*302JZ31170	2JZ31170	GEAR Z27L MAIN		1	1	1
⊙ 16	*302K931510	2K931510	GEAR Z35R		1	1	1
⊙ 17	*302K931520	2K931520	GEAR Z40L-Z34L		2	2	2
⊙ 18	*302K931470	2K931470	GEAR Z61R-Z34R		1	1	1
19	*302K946690	2K946690	WIRE ASSIST CLUTCH		2	2	2
20	*302K931420	2K931420	PLATE FEED DRIVE		1	1	1
⊙ 21	*302K994330	2K994330	PARTS MOTOR-BL W30 SP		1	1	1
22	*302K931540	2K931540	PLATE EARTH FEED		1	1	1
⊙ 23	*302K994190	2K994190	PARTS PWB FEED 2 ASSY SP		1	1	1
24	*302K946441	2K946441	WIRE FEED MOTOR		1	1	1
25	*302K946AB0	2K946AB0	WIRE FEED CLUTCH		1	1	1
26	*7YZM610007++H01	YZ023340	ACCESS.SADDLE		3	3	3
⊙ A02	302LC94150	2LC94150	PARTS CONT DRIVE UNIT COL SP		3	3	3
27	*302K931740	2K931740	HOLDER CONT DRIVE C		3	3	3
⊙ 28	*302LC94190	302LC94190	PARTS CONV RELEASE MOTOR ASSY SP		3	3	3
29	*302LC31511	2LC31511	SEAL MOTOR DC		3	3	3
30	*302K908660	2K908660	PLATE DC MOTOR 6		3	3	3
31	*302H702590	2H702590	BUSH SCREW		6	6	6
⊙ 32	*302K931810	2K931810	WORM WHEEL Z40L-Z20S		3	3	3
33	*302K931780	2K931780	SHAFT CONT DRIVE		3	3	3
34	*5MVX111DN003	2A806250	RING STOPPER /A-49 FEED A4		3	3	3
⊙ 35	*302K931830	2K931830	GEAR Z34S JOINT		3	3	3
36	*302K931720	2K931720	PLATE CONT DRIVE		3	3	3
⊙ 37	*7NXGP1A173LCH01	NX115300	SENSOR OPT.		3	3	3
38	*302H731650	2H731650	SPRING PADDLE CONT D		3	3	3
39	*302H731640	2H731640	COUPLING CONT D		3	3	3
40	*2BG22990	2BG22990	CUT WASHER 4		3	3	3
41	*302LC46560	2LC46560	WIRE CONTAINER		3	3	3
⊙ A03	302LC94160	2LC94160	PARTS CONT DRIVE UNIT K SP		1	1	1
42	*302LC46570	2LC46570	WIRE CONTAINER K		1	1	1
43	*302K931710	2K931710	HOLDER CONT DRIVE K		1	1	1
⊙ 44	*302K994D00	2K994D00	PARTS DC MOTOR ASSY B SP		1	1	1
45	*302LC31511	2LC31511	SEAL MOTOR DC		1	1	1
46	*302K902610	2K902610	PLATE DC MOTOR 10		1	1	1

Ref. No.	Part.No.	Alternative.	Description	Notes	Quantity		
					120	230	240
⊙ 47	*302H702590	2H702590	BUSH SCREW		2	2	2
48	*302K931760	2K931760	WORM WHEEL Z56L-Z20S		1	1	1
49	*302K931780	2K931780	SHAFT CONT DRIVE		1	1	1
50	*5MVX111DN003	2A806250	RING STOPPER /A-49 FEED A4		1	1	1
⊙ 51	*302K931830	2K931830	GEAR Z34S JOINT		1	1	1
52	*302K931720	2K931720	PLATE CONT DRIVE		1	1	1
⊙ 53	*7NXGP1A173LCH01	NX115300	SENSOR OPT.		1	1	1
54	*302H731650	2H731650	SPRING PADDLE CONT D		1	1	1
55	*302H731640	2H731640	COUPLING CONT D		1	1	1
56	*2BG22990	2BG22990	CUT WASHER 4		1	1	1
57	302H702590	2H702590	BUSH SCREW		1	1	1
58	302K946930	2K946930	WIRE FEED POWER		1	1	1
⊙ 59	302K903130	2K903130	GEAR Z35S		1	1	1
⊙ 60	302H006120	2H006120	GEAR Z20S JOINT FEED B		3	3	3
⊙ 61	302LC03130	2LC03130	GEAR Z20S		1	1	1
⊙ 62	302LC03140	2LC03140	GEAR Z30S COUPLING		1	1	1
⊙ 63	302K903140	2K903140	GEAR Z18S		2	2	2
64	302LC03160	2LC03160	MOUNT DRIVE		1	1	1
65	302LC03200	2LC03200	SPRING COUPLING		1	1	1
66	302LC03170	2LC03170	PLATE DRIVE		1	1	1
67	2BC06520	2BC06520	BUSHING 6,REGISTRATION		1	1	1
68	7YZM610008++H01	YZ037940	ACCESS.SADDLE		2	2	2
69	302LC03150	2LC03150	SHAFT DRIVE C		1	1	1
70	302FB09830	2FB09830	CUT WASHER 4		2	2	2
101	7BB700408H	BB105640	+BIND T.T S SCREW 4X8 SR				
102	7BB000304H	BB105720	+BIND M SCREW 3X4				
103	7BB700308H	BB105600	+BIND T.T S SCREW 3X8 SR				
104	5MBP2012WXSP	E0020120	SPRING PIN / M2 X 12 S-BLK				
105	7BB200410H	BB105700	+BIND T.T P SCREW 4X10				
106	7BB200308H	BB105660	+BIND T.T P SCREW 3X8				

- Parts with "⊙" indicate regular maintenance parts.
- Parts with Ref.No. indicate maintenance parts and the ones without it indicate out of the above.

- Parts with "\*" are component parts or sub-assemblies of the assembly appearing immediately above them.
- Parts with "• •" are component parts or sub-assembly with "•" appearing immediately above them.

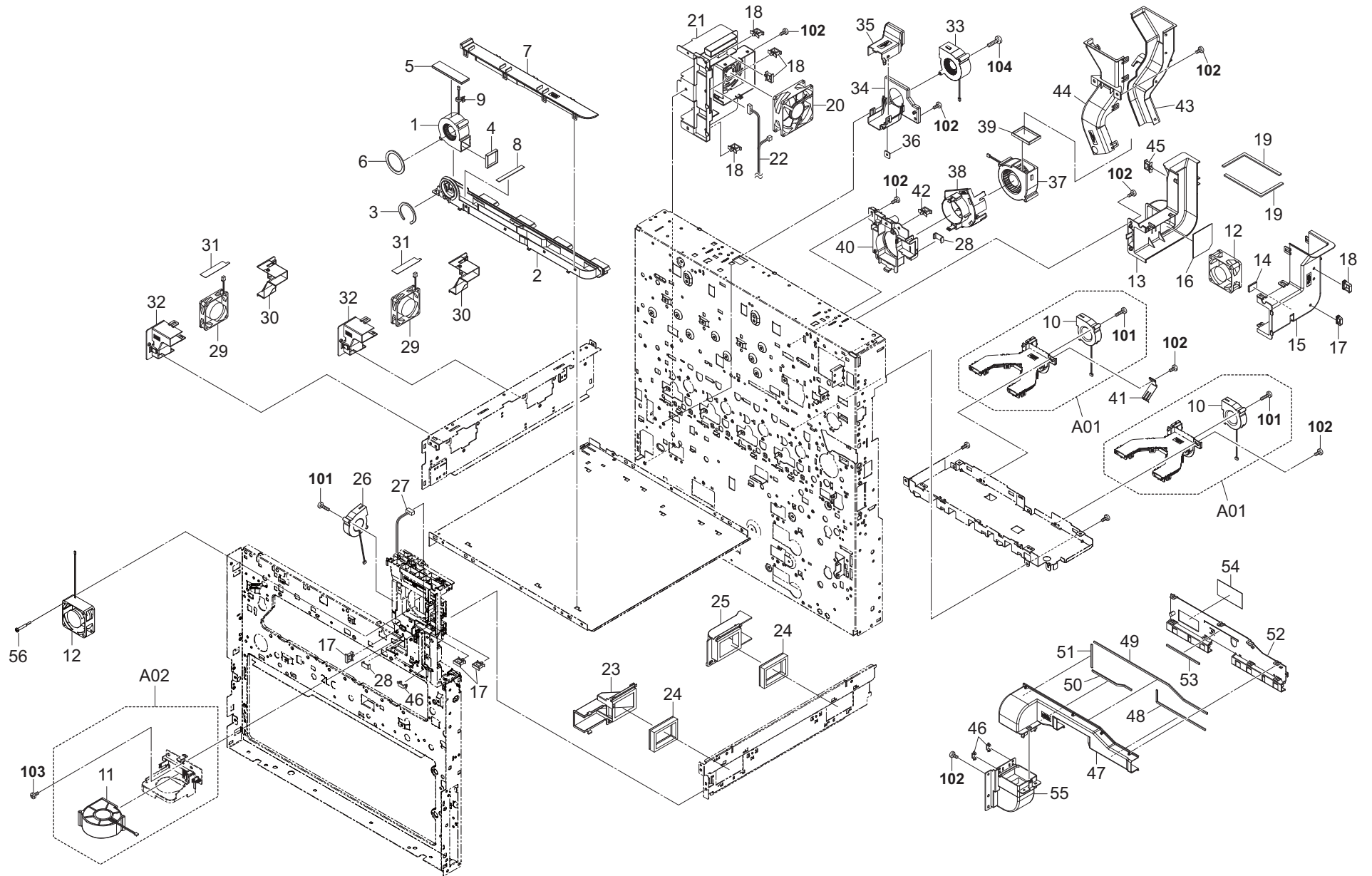


FIG. 19 Cooling Section

2MN/2N1

Ref. No.	Part.No.	Alternative.	Description	Notes	Quantity		
					120	230	240
⊙ 1	302LC94380	2LC94380	PARTS FAN COOLING LSU 60 SP		1	1	1
2	302K933051	2K933051	DUCT LSU LOW		1	1	1
3	302K933551	2K933551	SEAL LSU DUCT		1	1	1
4	302LC33560	2LC33560	SEAL INNER COOLING E		1	1	1
5	302LC33550	2LC33550	SEAL INNER COOLING D		1	1	1
6	302LC33540	2LC33540	SEAL INNER COOLING C		1	1	1
7	302K933061	2K933061	DUCT LSU UP		1	1	1
8	302LC33570	2LC33570	SEAL INNER COOLING F		1	1	1
9	7YZM420003++H01	YZ052580	ACCESS.BAND		1	1	1
⊙ A01	302K994080	2K994080	PARTS FAN TONER UNIT(COLOR) SP		2	2	2
⊙ 10	*302FZ94660	2FZ94660	PARTS,FAN IMAGE SP		2	2	2
⊙ A02	302K994090	2K994090	PARTS FAN FUSER FRONT UNIT SP		1	1	1
⊙ 11	*302K994350	2K994350	PARTS FAN COOLING DLP 70 SP		1	1	1
⊙ 12	302GR44080	2GR44080	FAN LSU 60-25		2	2	2
13	302K933150	2K933150	DUCT EXIT RIGHT		1	1	1
14	302LC33510	2LC33510	FILM FUSER DUCT		1	1	1
15	302K933160	2K933160	DUCT EXIT LEFT		1	1	1
16	302LC31511	2LC31511	SEAL MOTOR DC		1	1	1
17	7YZM610001++H01	YZ010230	ACCESS SADDLE		4	4	4
18	7YZM610003++H01	YZ010250	ACCESS SADDLE		5	5	5
19	302K933580	2K933580	SEAL DUCT EXIT		2	2	2
⊙ 20	302HN44010	2HN44010	FAN MOTOR		1	1	1
21	302K933280	2K933280	HOLDER FAN LOW VOLT		1	1	1
22	302K946640	2K946640	WIRE LVU FAN		1	1	1
23	302LC33090	2LC33090	DUCT IH FRONT		1	1	1
24	302LC33200	2LC33200	SEAL IH DUCT		2	2	2
25	302LC33110	2LC33110	DUCT IH REAR		1	1	1
⊙ 26	302FZ94660	2FZ94660	PARTS,FAN IMAGE SP		1	1	1
27	302MN46010	2MN46010	WIRE EXIT FAN		1	1	1
28	303LL02330	3LL02330	HOLDER WIRE D		2	2	2
⊙ 29	302FZ94420	2FZ94420	PARTS,FAN COOLING CONVEYING SP		2	2	2
30	302LC33020	2LC33020	DUCT FAN BELT LEFT		2	2	2
31	302LC33210	2LC33210	SHEET FAN BELT		2	2	2
32	302LC33010	2LC33010	DUCT FAN BELT RIGHT		2	2	2
⊙ 33	302LC94380	2LC94380	PARTS FAN COOLING LSU 60 SP		1	1	1
34	302LC33450	2LC33450	DUCT DLP C		1	1	1
35	302LC33460	2LC33460	DUCT DLP D		1	1	1
36	3CY06030	3CY06030	RETAINER M4		1	1	1
⊙ 37	302K994350	2K994350	PARTS FAN COOLING DLP 70 SP		1	1	1
38	302LC33471	2LC33471	DUCT FUSER LOW		1	1	1
39	302HG02450	2HG02450	SEAL FRAME MIDDLE A		1	1	1
40	302K933190	2K933190	DUCT FUSER REAR		1	1	1
41	302LC02590	2LC02590	PLATE EARTH DRUM DRIVE		1	1	1
42	7YZM610002++H01	YZ010240	ACCESS SADDLE		1	1	1
43	302K933560	2K933560	DUCT FUSER RIGHT		1	1	1
44	302K933571	2K933571	DUCT FUSER LEFT		1	1	1
45	M70AF010	M70AF010	CLAMP,LCT-1.5SIEM(TAKEUCHI)		1	1	1
46	302K931080	2K931080	WIRE STOPPER		3	3	3
47	302K933111	2K933111	DUCT TONER REAR		1	1	1

Ref. No.	Part.No.	Alternative.	Description	Notes	Quantity		
					120	230	240
48	302K933470	2K933470	SEAL TONER REAR A		1	1	1
49	302K933480	2K933480	SEAL TONER REAR B		1	1	1
50	302K933490	2K933490	SEAL TONER REAR C		1	1	1
51	302K933500	2K933500	SEAL TONER REAR D		1	1	1
52	302K933101	2K933101	DUCT TONER MIDDLE		1	1	1
53	302K933540	2K933540	SEAL TONER REAR E		1	1	1
54	302K933320	2K933320	SHEET DUCT DLP C		1	1	1
55	302LC33070	2LC33070	DUCT TONER SIDE		1	1	1
56	302H733430	2H733430	SCREW FAN		1	1	1
101	7BB200320H	BB113430	+BIND T.T P SCREW 3X20				
102	7BB700408H	BB105640	+BIND T.T S SCREW 4X8 SR				
103	7BB200410H	BB105700	+BIND T.T P SCREW 4X10				
104	7BB700435H	BB112520	+BIND T.T S SCREW 4X35 SR				

- Parts with "⊙" indicate regular maintenance parts.
- Parts with Ref.No. indicate maintenance parts and the ones without it indicate out of the above.

- Parts with "\*" are component parts or sub-assemblies of the assembly appearing immediately above them.
- Parts with "•" are component parts or sub-assembly with "•" appearing immediately above them.

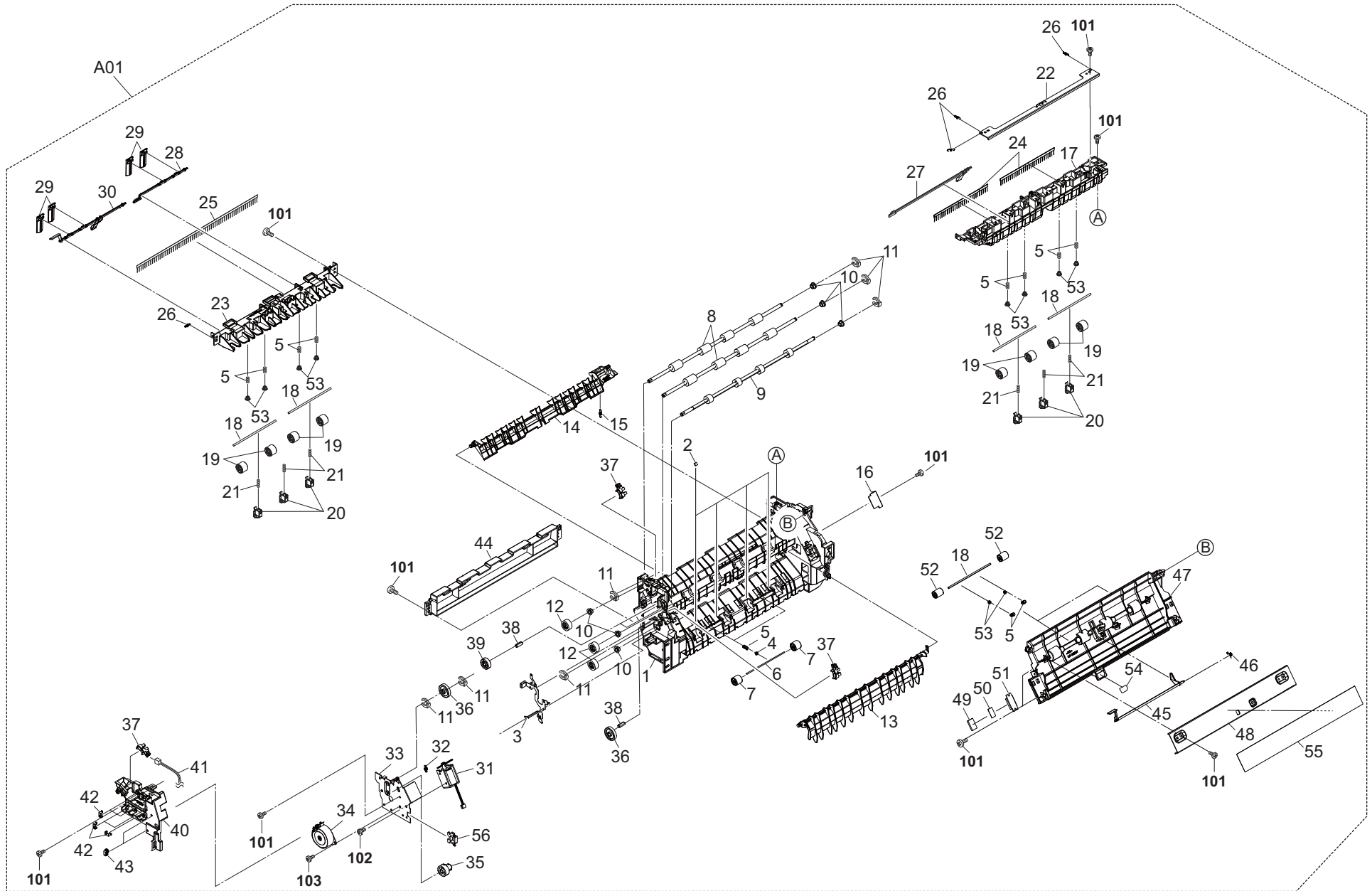


FIG. 20 Exit Section

2MN/2N1

Ref. No.	Part.No.	Alternative.	Description	Notes	Quantity		
					120	230	240
⊙ A01	302MN94030	2MN94030	PARTS EXIT UNIT SP		1	1	1
1	*302MN28010	2MN28010	FRAME EXIT		1	1	1
2	*302J514110	2J514110	CUSHION DLP A		4	4	4
3	*302MN28140	2MN28140	PLATE EARTH EXIT A		1	1	1
4	*302KV25380	2KV25380	CAP SPRING FUSER		2	2	2
5	*302LC28150	2LC28150	SPRING-COMPRESSION		14	14	14
6	*302FZ25380	2FZ25380	SHAFT EXIT PULLEY		2	2	2
7	*302H728900	2H728900	PULLEY EXIT		4	4	4
8	*302MN94140	2MN94140	PARTS ROLLER EXIT A SP		2	2	2
⊙ 9	*302MN94150	2MN94150	PARTS ROLLER EXIT B SP		1	1	1
10	*302H024370	2H024370	BUSH 6 EW		6	6	6
11	*5MVX111DN003	2A806250	RING STOPPER /A-49 FEED A4		7	7	7
⊙ 12	*302H728080	2H728080	GEAR Z23S EXIT		3	3	3
13	*302MN28050	2MN28050	GUIDE CHANGE LOWER		1	1	1
14	*302MN28060	2MN28060	GUIDE CHANGE UPPER		1	1	1
15	*302MN28130	2MN28130	SPRING GUIDE CHANGE UP		1	1	1
16	*302MN28110	2MN28110	PLATE MAGNET		1	1	1
17	*302MN28030	2MN28030	GUIDE EXIT UPPER		1	1	1
18	*302K324460	2K324460	SHAFT FEED		6	6	6
19	*302JF22010	2JF22010	PULLEY MIDDLE		8	8	8
20	*302FZ28260	2FZ28260	EXIT PUSH		6	6	6
21	*302FZ28270	2FZ28270	SPRING EXIT PUSH		6	6	6
22	*302LC28231	2LC28231	STAY EXIT LOW		1	1	1
23	*302MN28020	2MN28020	GUIDE EXIT MIDDLE		1	1	1
24	*302MN28200	2MN28200	STATIC ELIMINATOR EJECT		2	2	2
25	*63212210	63212210	STATIC ELIMINATOR,EJECT		1	1	1
26	*302MN28230	2MN28230	SPRING EARTH		4	4	4
27	*302MN28100	2MN28100	ACTUATOR EXIT FULL UPPER		1	1	1
28	*302MN28220	2MN28220	ACTUATOR EXIT FULL REAR		1	1	1
29	*302MN28210	2MN28210	GUIDE EXIT OVER FLOW		4	4	4
30	*302MN28090	2MN28090	ACTUATOR EXIT FULL LOWER		1	1	1
⊙ 31	*302K994380	2K994380	PARTS SOLENOID FEED SHIFT SP		1	1	1
32	*302MN28120	2MN28120	SPRING GUIDE CHANGE LOW		1	1	1
33	*302MN28310	2MN28310	PLATE EXIT DRIVE		1	1	1
⊙ 34	*302K994300	2K994300	PARTS MOTOR PM FEED SP		1	1	1
⊙ 35	*302MN28360	2MN28360	GEAR Z40R Z14S		1	1	1
⊙ 36	*2FM02320	5MVG144DN003	GEAR FD Z31 /B-11 FRAME A4		2	2	2
⊙ 37	*7NXGP1A173LCH01	NX115300	SENSOR OPT.		3	3	3
38	*302MN28330	2MN28330	EXIT DRIVE PIN C		3	3	3
⊙ 39	*302FZ08370	2FZ08370	GEAR JOINT MPT UNIT		2	2	2
40	*302MN28320	2MN28320	COVER EXIT FRONT		1	1	1
41	*302MN46020	2MN46020	WIRE EXIT		1	1	1
⊙ 42	*302K931080	2K931080	WIRE STOPPER		5	5	5
43	*7YZM610007++H01	YZ023340	ACCESS.SADDLE		2	2	2
⊙ 44	*302MN04140	2MN04140	COVER TRAY EXIT		1	1	1
45	*302MN28080	2MN28080	ACTUATOR EXIT		1	1	1
46	*302K928190	2K928190	SPRING-TORSION SWITCHBACK		1	1	1
47	*302MN28070	2MN28070	GUIDE EXIT RIGHT		1	1	1
48	*302MN28170	2MN28170	STAY EXIT HIGH		1	1	1

Ref. No.	Part.No.	Alternative.	Description	Notes	Quantity		
					120	230	240
49	*302GR04370	2GR04370	MAGNET CLIP DISH		2	2	2
50	*302GR04380	2GR04380	SEAL MAGNET		2	2	2
51	*303NB24210	3NB24210	HOLDER MAGNET		2	2	2
52	*302F929260	2F929260	PULLEY DU LOW		4	4	4
53	*2FM04150	5MVM163DN005	CAP SPRING /B-11 ENCLOSURE A4		12	12	12
54	*302MN34240	2MN34240	LABEL EXIT A3		1	1	1
55	*302MN28190	2MN28190	SHEET STAY EXIT		1	1	1
56	*7YZM210006++H01	YZ038000	ACCESS.EDGING		1	1	1
101	7BB200308H	BB105660	+BIND T.T P SCREW 3X8				
102	7BB000303H	BB107000	+BIND M SCREW 3X3				
103	7BB700308H	BB105600	+BIND T.T S SCREW 3X8 SR				

- Parts with "⊙" indicate regular maintenance parts.
- Parts with Ref.No. indicate maintenance parts and the ones without it indicate out of the above.

- Parts with "\*" are component parts or sub-assemblies of the assembly appearing immediately above them.
- Parts with "• •" are component parts or sub-assembly with "•" appearing immediately above them.





FIG. 21 Electrical Components 1

2MN/2N1

Ref. No.	Part.No.	Alternative.	Description	Notes	Quantity		
					120	230	240
⊙ A01	302K994110	2K994110	PARTS CLN WT UNIT SP		1	1	1
⊙ 1	*302LC94180	2LC94180	PARTS CLN WT MOTOR ASSY SP		1	1	1
2	*302K923520	2K923520	HOLDER MOTOR CLN		1	1	1
3	*7YZM210006++H01	YZ038000	ACCESS.EDGING		2	2	2
⊙ A02	302K994071	2K994071	PARTS ID SENSOR UNIT SP		1	1	1
4	*302K902700	2K902700	GUIDE TRANSFER L		1	1	1
5	*302K902750	2K902750	SHEET GUIDE TRANSFER		1	1	1
6	*302K902720	2K902720	RAIL DRUM RIGHT		1	1	1
⊙ 7	*302K994160	2K994160	PARTS ID SENSOR ASSY SP		2	2	2
8	*302K902731	2K902731	SHUTTER ID SENSOR		1	1	1
9	*302HNO2970	2HNO2970	FELT CLEANER ID		2	2	2
10	*302K902870	2K902870	ARM ID SOLENOID		1	1	1
11	*5MVX111DN003	2A806250	RING STOPPER /A-49 FEED A4		1	1	1
12	*302K946490	2K946490	WIRE ID SENSOR		1	1	1
13	*302K902710	2K902710	PLATE COVER ID SENSOR		1	1	1
14	*7YZM210003++H01	YZ037970	ACCESS.EDGING		2	2	2
15	*302K911210	2K911210	SPRING PRESS		1	1	1
⊙ 16	*302K994390	2K994390	PARTS SOLENOID ID SENSOR SP		1	1	1
17	*303JY37260	3JY37260	SPRING SOL A		1	1	1
18	*7YZM210006++H01	YZ038000	ACCESS.EDGING		1	1	1
19	*7YZM610001++H01	YZ010230	ACCESS SADDLE		2	2	2
20	*302K931080	2K931080	WIRE STOPPER		3	3	3
21	*302LC33600	2LC33600	FILM SEAL TONER A		1	1	1
22	302K939380	2K939380	GUIDE WIRE INLET		1	1	1
23	7YZM610001++H01	YZ010230	ACCESS SADDLE		5	5	5
24	302LC39020	2LC39020	PLATE INLET B		1	1	1
25	302K946860	2K946860	WIRE INLET ASSY 1		1	1	1
⊙ 26	302LC94270	2LC94270	PARTS PWB CURRENT AVE ASSY SP		1	1	1
27	302LH46150	2LH46150	WIRE CURRENT PWB POWER		1	1	1
28	302LH46160	2LH46160	WIRE CURRENT PWB		1	1	1
29	302K939131	2K939131	GUIDE FFC LSU		1	1	1
30	302K946B10	2K946B10	WIRE FFC LSU1		1	1	1
31	302K946B20	2K946B20	WIRE FFC LSU2		1	1	1
32	302MN46080	2MN46080	WIRE HVU MAIN		1	1	1
33	7YZM610003++H01	YZ010250	ACCESS SADDLE		4	4	4
34	7YZM610004++H01	YZ012210	ACCESS SADDLE		1	1	1
35	302LC39040	2LC39040	PLATE MAIN SW B		1	1	1
⊙ 36	302K994360	2K994360	PARTS FAN COOLING LSU 60 SP		1	1	1
37	302K939560	2K939560	DUCT FAN IH		1	1	1
38	7YZM510022++H01	YZ127850	ACCESS.SPACER		1	1	1
⊙ 39	2FB27160	2FB27160	INTER LOCK SWITCH		1	1	1
⊙ 40	7SC010202++H01	SC122390	SW.SEEAW		1	1	1
41	302K946530	2K946530	WIRE INTERLOCK		1	1	1
42	302LC46880	2LC46880	WIRE MAIN SWITCH		1	1	1
⊙ 43	302LC94090	2LC94090	PARTS IH BOX ASSY J SP		1		
⊙ 43	302LC94080	2LC94080	PARTS IH BOX ASSY E SP			1	1
⊙ 44	302MN94130	302MN94130	PARTS PWB FRONT CLR ASSY SP		1	1	1
⊙ 45	302K394190	2K394190	PARTS MOTOR LIFT ASSY SP		2	2	2
⊙ 46	302K994260	2K994260	PARTS PWB RFID ASSY SP		1	1	1
47	302K939090	2K939090	GUIDE FFC FRONT		1	1	1
48	302K946B70	2K946B70	WIRE FFC FRONT1		1	1	1

Ref. No.	Part.No.	Alternative.	Description	Notes	Quantity		
					120	230	240
49	302K946B80	2K946B80	WIRE FFC FRONT2		1	1	1
50	302K939110	2K939110	SHEET FRONT FFC 45		1	1	1
51	302K939100	2K939100	SHEET FRONT FFC 40		1	1	1
⊙ A03	302K994C80	2K994C80	PARTS PAPER LEVEL SENSOR ASSY SP		2	2	2
52	*302K909510	2K909510	MOUNT PAPER LEVEL SENSOR		2	2	2
⊙ 53	*303M894260	3M894260	PARTS SENSOR OPT SP		4	4	4
54	*302K946420	2K946420	WIRE PAPER SENSOR		2	2	2
55	302K939520	2K939520	COVER WIRE FUSER		1	1	1
⊙ 56	302LC94100	2LC94100	PARTS HUMIDITY ASSY (V) SP		1	1	1
57	302K939120	2K939120	GUIDE WIRE FRONT		1	1	1
58	302K946940	2K946940	WIRE FRONT POWER		1	1	1
59	302LC46220	2LC46220	WIRE HUMIDITY SENSOR JOINT		1	1	1
60	7YZM210006++H01	YZ038000	ACCESS.EDGING		1	1	1
61	7YZM610008++H01	YZ037940	ACCESS.SADDLE		3	3	3
62	302K939550	2K939550	GUIDE WIRE ISU		1	1	1
63	7YCC04B1106+H01	YC122790	CONNECTOR		1	1	1
64	7YCC05B1106+H01	YC047310	CONNECTOR		1	1	1
65	302LC39060	2LC39060	GUIDE WIRE IH		1	1	1
66	302LC46590	2LC46590	WIRE FUSER JOINT		1	1	1
67	7YZM610002++H01	YZ010240	ACCESS SADDLE		1	1	1
68	302MN46040	2MN46040	WIRE MAIL BOX JOINT		1	1	1
69	302K946410	2K946410	WIRE LIFT MOTOR		1	1	1
70	302K939610	2K939610	SHEET WIRE CASSETTE		1	1	1
71	303LL02180	3LL02180	HOLDER WIRE A		2	2	2
72	302K946660	2K946660	WIRE TONER DUCT FAN		1	1	1
73	302LC46350	2LC46350	WIRE CONTAINER MOTOR		1	1	1
74	3HK27050	3HK27050	CORE 8-16X10		1	1	1
75	302LC46200	2LC46200	WIRE RETAINER JOINT		1	1	1
76	302LC46170	2LC46170	WIRE LSU COOLING FAN		1	1	1
77	302LC46650	2LC46650	WIRE BELT FAN		1	1	1
78	302K931080	2K931080	WIRE STOPPER		12	12	12
79	302K939470	2K939470	COVER WIRE IH		1	1	1
⊙ A04	302K994120	2K994120	PARTS SIZE DETECTION ASSY SP		2	2	2
80	*302K909520	2K909520	MOUNT SIZE SENSOR		2	2	2
81	*302K909541	2K909541	HOLDER SIZE DETECTION		2	2	2
82	*302K909580	2K909580	PIN PAPER SIZE A		2	2	2
83	*302K909590	2K909590	PIN PAPER SIZE B		2	2	2
84	*302K909600	2K909600	PIN PAPER SIZE C		2	2	2
85	*302K946400	2K946400	WIRE CASSETTE SIZE		2	2	2
⊙ 86	*7SP01000006+H01	SP121020	SW.PUSH		2	2	2
⊙ 87	*7SP03072001+H01	SP121030	SW.PUSH		2	2	2
88	3019527401	19527401	POWER CORD(120)		1		
89	2AR27800	2AR27800	POWER CORD(230)			1	
90	7AAACCAS+10H001	AA063380	AC CORD ASSY AS				1
101	7BB700408H	BB105640	+BIND T.T S SCREW 4X8 SR				
102	7BB700330H	BB106840	+BIND T.T S SCREW 3X30 SR				
103	7BB607320H	BB106890	+TP-CUP M SCREW 3X20 R				
104	7BB200308H	BB105660	+BIND T.T P SCREW 3X8				
105	5MBP2010WXSP	E0020100	SPRING PIN / M2 X 10 S-BLK				
106	7BB007303H	BB105750	+TP-CUP M SCREW 3X3				
107	7BB700308H	BB105600	+BIND T.T S SCREW 3X8 SR				

- Parts with "⊙" indicate regular maintenance parts.
- Parts with Ref.No. indicate maintenance parts and the ones without it indicate out of the above.

- Parts with "\*" are component parts or sub-assemblies of the assembly appearing immediately above them.
- Parts with "•" are component parts or sub-assembly with "•" appearing immediately above them.

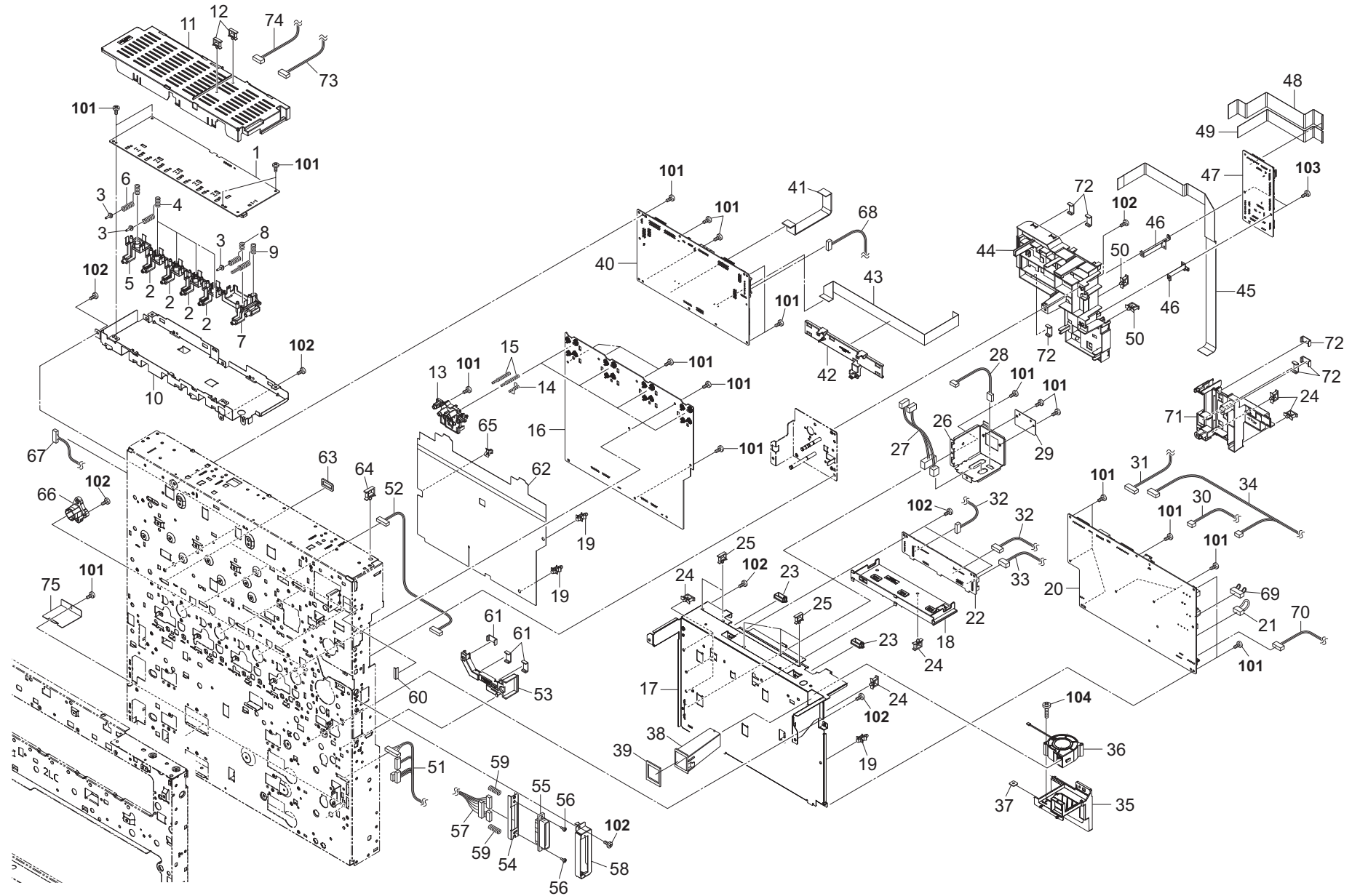


FIG. 22 Electrical Components 2

2MN/2N1

Ref. No.	Part.No.	Alternative.	Description	Notes	Quantity		
					120	230	240
⊙ 1	302K994401	2K994401	PARTS UNIT HIGH VOLTAGE TRANSFER SP		1	1	1
2	302K939270	2K939270	TERMINAL HV TRANS		4	4	4
3	302K939260	2K939260	PIN HV CONTACT		6	6	6
4	302K939280	2K939280	SPRING HV TRANS		4	4	4
5	302K939320	2K939320	TERMINAL HV CL		1	1	1
6	302K939330	2K939330	SPRING HV CL		1	1	1
7	302K939290	2K939290	TERMINAL HV DRIVE		1	1	1
8	302K939300	2K939300	SPRING HV DRIVE		1	1	1
9	302K939310	2K939310	SPRING HV SEPARATION		1	1	1
10	302K939240	2K939240	PLATE HVU TRANS		1	1	1
11	302K939250	2K939250	COVER HVU TRANS		1	1	1
12	7YZM610010++H01	YZ042990	ACCESS.SADDLE		2	2	2
13	302K939180	2K939180	TERMINAL HV MAIN		4	4	4
14	302K939190	2K939190	SPRING HV MC		4	4	4
15	302K939200	2K939200	SPRING HV		8	8	8
⊙ 16	302LC94330	2LC94330	PARTS UNIT HIGH VOLTAGE MAIN SP		1	1	1
17	302K939401	2K939401	PLATE PWB LVU		1	1	1
18	302K939410	2K939410	GUIDE WIRE LVU		1	1	1
19	7YZM510007++H01	YZ042780	ACCESS.SPACER		3	3	3
⊙ 20	302K994411	2K994411	PARTS UNIT LOW VOLTAGE SP		1	1	1
21	302K946AR0	2K946AR0	WIRE CASSETTE HEATER LOOP		1	1	1
⊙ 22	302MN94100	2MN94100	PARTS PWB MOTOR CONTROL ASSY SP		1	1	1
23	7YZM210003++H01	YZ037970	ACCESS.EDGING		2	2	2
24	7YZM610003++H01	YZ010250	ACCESS SADDLE		7	7	7
25	7YZM610001++H01	YZ010230	ACCESS SADDLE		5	5	5
26	302K939430	2K939430	PLATE OPTION COIN-VENDOR		1	1	1
27	302LF46A70	2LF46A70	WIRE PF JOINT		1	1	1
28	302K946A60	2K946A60	WIRE PF CASSETTE HEATER		1	1	1
29	302FB26290	2FB26290	LID VENDOR		1	1	1
30	302K946A40	2K946A40	WIRE MAIN-LVU		1	1	1
31	302K946970	2K946970	WIRE MOTOR-LVU		1	1	1
32	302MN46160	2MN46160	WIRE DRUM MOT		2	2	2
33	302MN46170	2MN46170	WIRE MOTOR CONTROL		1	1	1
34	302K946980	2K946980	WIRE LVU RIGHT		1	1	1
35	302LC33440	2LC33440	DUCT DLP B		1	1	1
⊙ 36	302LC94380	2LC94380	PARTS FAN COOLING LSU 60 SP		1	1	1
37	3CY06030	3CY06030	RETAINER M4		1	1	1
38	302LC33430	2LC33430	DUCT DLP A		1	1	1
39	302LC33480	2LC33480	SPONGE DLP COOLING A		1	1	1
⊙ 40	302MN94060	2MN94060	PARTS PWB ENGINE ASSY SP		1	1	1
41	302K946A00	2K946A00	WIRE FFC MAIN-ENGINE		1	1	1
42	302K939600	2K939600	GUIDE FFC BRIDGE		1	1	1
43	302K946AF0	2K946AF0	WIRE FFC EFI-ENGINE		1	1	1
44	302K939140	2K939140	GUIDE FFC FEED 1		1	1	1
45	302K946B60	2K946B60	WIRE FFC FEED3		1	1	1
46	302K939150	2K939150	PLATE PWB FEED		2	2	2
⊙ 47	302K994181	2K994181	PARTS PWB FEED 1 ASSY SP		1	1	1
48	302K946B40	2K946B40	WIRE FFC FEED1		1	1	1

Ref. No.	Part.No.	Alternative.	Description	Notes	Quantity		
					120	230	240
49	302K946B50	2K946B50	WIRE FFC FEED2		1	1	1
50	7YZM610004++H01	YZ012210	ACCESS SADDLE		2	2	2
51	302K946571	2K946571	WIRE FEED JOINT		1	1	1
52	302LC46630	2LC46630	WIRE TRANSFER JOINT		1	1	1
53	302K902820	2K902820	GUIDE WIRE ID		1	1	1
54	302K924340	2K924340	MOUNT DRAWER A		1	1	1
55	7YCC60M2199+H01	YC125800	CONNECTOR		1	1	1
56	302K924350	2K924350	PIN DRAWER		2	2	2
57	302K946610	2K946610	WIRE DU JOINT		1	1	1
58	302K924380	2K924380	MOUNT DRAWER B		1	1	1
59	302K924360	2K924360	SPRING DRAWER		2	2	2
60	302LC02780	2LC02780	SHEET COVER FUSER PWB		1	1	1
61	303LL02330	3LL02330	HOLDER WIRE D		3	3	3
62	302K939220	2K939220	SHEET PWB HVU MAIN		1	1	1
63	302K933410	2K933410	SEAL DUCT TONER		4	4	4
64	7YZM610002++H01	YZ010240	ACCESS SADDLE		1	1	1
65	7YZM510021++H01	YZ127660	ACCESS.SPACER		1	1	1
66	302K931210	2K931210	HOLDER ATTACHMENT		4	4	4
67	302MN46130	2MN46130	WIRE BRIDGE JOINT 1		1	1	1
68	302K946960	2K946960	WIRE ENGINE POWER		1	1	1
69	302LC46860	2LC46860	WIRE LVU JOINT		1	1	1
70	302LF46890	2LF46890	WIRE CASSETTE HEATER		1	1	1
71	302K939170	2K939170	GUIDE FFC FEED 2		1	1	1
72	303LL02180	3LL02180	HOLDER WIRE A		6	6	6
73	302K946950	2K946950	WIRE T1 POWER		1	1	1
74	302K946260	2K946260	WIRE HVU T1		1	1	1
75	302LC39030	2LC39030	PLATE COVER CONNECTOR		2	2	2
101	7BB700308H	BB105600	+BIND T.T S SCREW 3X8 SR				
102	7BB700408H	BB105640	+BIND T.T S SCREW 4X8 SR				
103	7BB200308H	BB105660	+BIND T.T P SCREW 3X8				
104	7BB600430H	BB112620	+BIND M SCREW 4X30 R				

- Parts with "⊙" indicate regular maintenance parts.
- Parts with Ref.No. indicate maintenance parts and the ones without it indicate out of the above.

- Parts with "\*" are component parts or sub-assemblies of the assembly appearing immediately above them.
- Parts with "••" are component parts or sub-assembly with "••" appearing immediately above them.

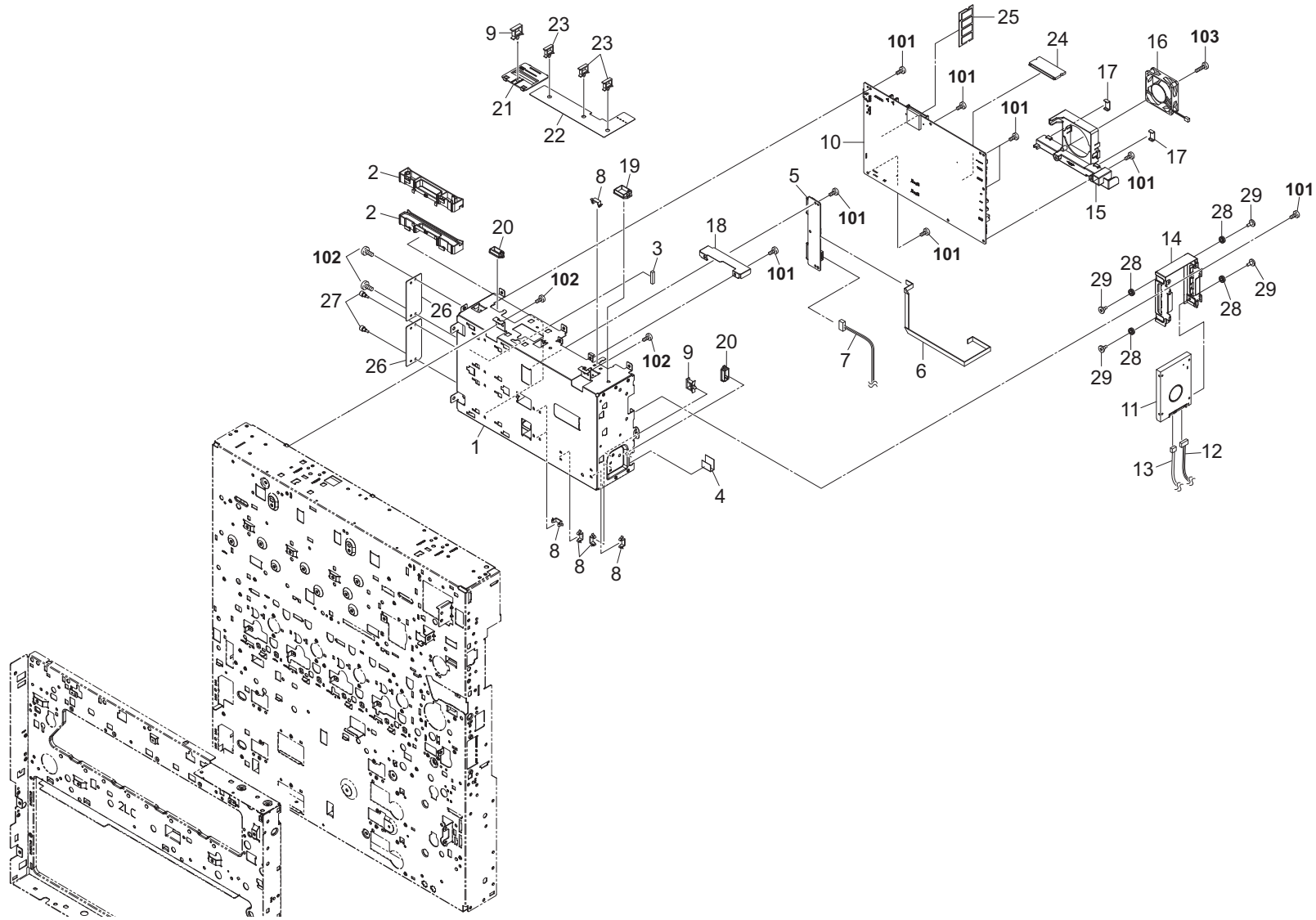


FIG. 23 Electrical Components 3

2MN/2N1

Ref. No.	Part.No.	Alternative.	Description	Notes	Quantity		
					120	230	240
1	302K939010	2K939010	SHIELD BOX		1	1	1
2	302K939030	2K939030	RAIL PWB		2	2	2
3	7ZGSTGH12013H01	ZG128670	SHIELD GASKET		1	1	1
4	302H002290	2H002290	FILM PROTECT A		1	1	1
5	302K994270	2K994270	PARTS PWB KUIO ASSY SP		1	1	1
6	302K946990	2K946990	WIRE FFC KUIO		1	1	1
7	302K946910	2K946910	WIRE KUIO POWER		1	1	1
8	7YZM390011++H01	YZ050250	ACCESS.CLAMP		6	6	6
9	7YZM610003++H01	YZ010250	ACCESS SADDLE		2	2	2
10	302MN94070	2MN94070	PARTS PWB MAIN ASSY SP		1		1
10	302MN94080	2MN94080	PARTS PWB MAIN ASSY SP EU			1	
11	302MV93130	2MV93130	PARTS STORAGE DEVICE SP		1	1	1
12	302K946A10	2K946A10	WIRE HDD POWER		2	2	2
13	302K946A20	2K946A20	WIRE HDD DATA1		1	1	1
14	302K939021	2K939021	BRACKET HDD		1	1	1
15	302K939040	2K939040	HOLDER FAN MAIN		1	1	1
16	302K994340	2K994340	PARTS FAN BOX COOLING 60 SP		1	1	1
17	303LL02330	3LL02330	HOLDER WIRE D		2	2	2
18	302K939620	2K939620	COVER CONTROL BOX TOP		1	1	1
19	7YZM210002++H01	YZ004730	ACCESS.EDGING		1	1	1
20	7YZM210003++H01	YZ037970	ACCESS.EDGING		2	2	2
21	302K939070	2K939070	GUIDE CF		1	1	1
22	302K939060	2K939060	FILM SHIELD BOX		1	1	1
23	7YZM610002++H01	YZ010240	ACCESS SADDLE		3	3	3
24	302MN94110	2MN94110	PARTS PWB CODE DIMM ASSY SP		1	1	1
25	302LH94230	2LH94230	PARTS MEMORY MODULE SP		1	1	1
26	302K339050	2K339050	PLATE OPTION		2	2	2
27	5MMT263SN012++R	2D903100	SCREW OP / M3 X 8 CRFREE A4		2	2	2
28	302JD19140	2JD19140	BUSHING FAN		4	4	4
29	302MV39340	2MV39340	PIN HDD		4	4	4

Ref. No.	Part.No.	Alternative.	Description	Notes	Quantity		
					120	230	240
101	7BB700308H	BB105600	+BIND T.T S SCREW 3X8 SR				
102	7BB700408H	BB105640	+BIND T.T S SCREW 4X8 SR				
103	7BB200320H	BB113430	+BIND T.T P SCREW 3X20				

- Parts with "⊙" indicate regular maintenance parts.
- Parts with Ref.No. indicate maintenance parts and the ones without it indicate out of the above.

- Parts with "\*" are component parts or sub-assemblies of the assembly appearing immediately above them.
- Parts with "••" are component parts or sub-assembly with "•" appearing immediately above them.

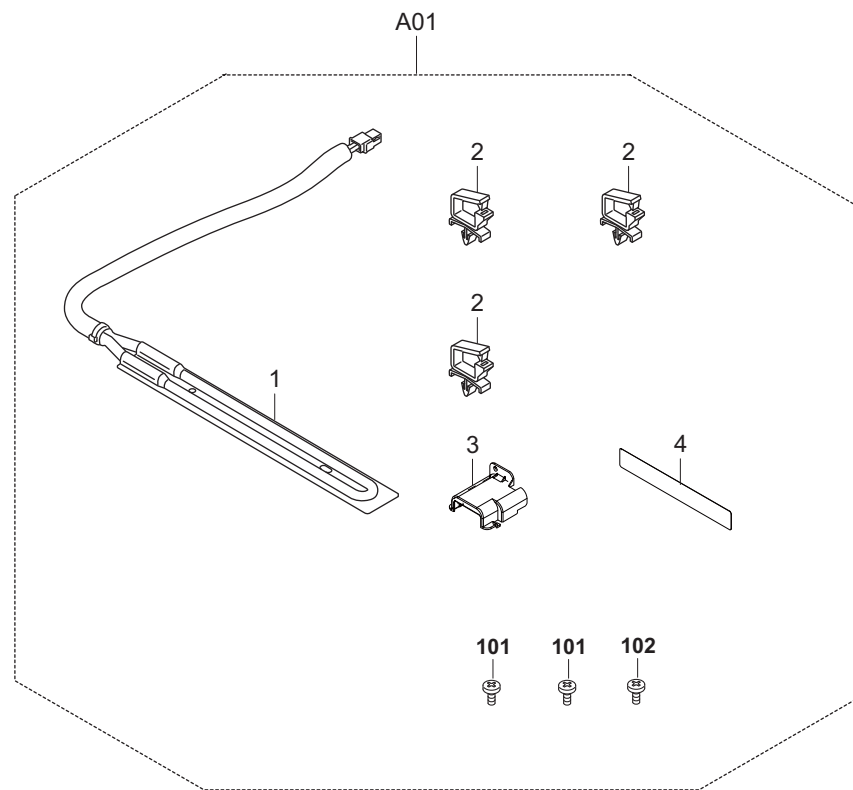


FIG. 24 Options

2MN/2N1

	Ref. No.	Part.No.	Alternative.	Description	Notes	Quantity		
						120	230	240
⊙	A01	302K994931	2K994931	PARTS DEHUMIDIFINR 120 SET SP		1		
⊙	A01	302K994941	2K994941	PARTS DEHUMIDIFINR 240 SET SP			1	1
⊙	1	*302H794620	2H794620	PARTS HEATER DEHUMIDIFIER 120		1		
⊙	1	*302H794610	2H794610	PARTS HEATER DEHUMIDIFIER 240			1	1
	2	*7YZM610001++H01	YZ010230	ACCESS SADDLE		3	3	3
	3	*303NF04140	3NF04140	COVER CONNECTOR HEATER		1	1	1
	4	*302KP34220	2KP34220	LABEL HIGH TEMPERATURE CAUTION		1	1	1

	Ref. No.	Part.No.	Alternative.	Description	Notes	Quantity		
						120	230	240
	101	7BB700308H	BB105600	+BIND T.T S SCREW 3X8 SR				
	102	7BB700408H	BB105640	+BIND T.T S SCREW 4X8 SR				

- Parts with "⊙" indicate regular maintenance parts.
- Parts with Ref.No. indicate maintenance parts and the ones without it indicate out of the above.

- Parts with "\*" are component parts or sub-assemblies of the assembly appearing immediately above them.
- Parts with "• •" are component parts or sub-assembly with "•" appearing immediately above them.





INDEX

2MN/2N1

Part.No.	Alternative.	Description	Fig.No.
1702LC0UN0	072LC0UN	MK-8505A/MAINTENANCE KIT	25
1702LC0UN1	072LC0U1	MK-8505B/MAINTENANCE KIT	25
1702LC0UN2	072LC0U2	MK-8505C/MAINTENANCE KIT	25
1902LC0UN0	092LC0UN	WT-860/WASTE TONER BOTTLE	14
28107310	49028101	BUSH 8	7,8
29812291	29812291	CUSHION,CONTACT GLASS	6
2A116180	2A116180	BUSHING,TRANSFER	17
2AR07220	2AR07220	PULLEY,PAPER FEED	9
2AR07230	2AR07230	PULLEY,SEPARATION	9
2AR27800	2AR27800	POWER CORD(230)	21
2BC06520	2BC06520	BUSHING 6,REGISTRATION	18
2BC06910	2BC06910	STOPPER 6	7,8,17
2BC06980	2BC06980	STOPPER 5	13
2BG06480	2BG06480	BAND B	7
2BG22990	2BG22990	CUT WASHER 4	18
2C912430	2C912430	LID KMAS	3
2DC12170	2DC12170	SPRING TENSION	7
2FB04270	2FB04270	PLATE MAGNET	1
2FB07330	2FB07330	STOPPER BYPASS TABLE	10
2FB16270	2FB16270	PIN DRAWER A	4
2FB20860	2FB20860	PIN FUSER COVER	11
2FB27160	2FB27160	INTER LOCK SWITCH	21
2FG27110	2FG27110	SWITCH REGISTRATION	7
2FM02320	5MVG144DN003	GEAR FD Z31 /B-11 FRAME A4	20
2FM04150	5MVM163DN005	CAP SPRING /B-11 ENCLOSURE A4	6,7,8,9,20
3019527401	19527401	POWER CORD(120)	21
302BG22531	2BG22531	SPRING COUPLING DLP	17
302BM07410	2BM07410	GEAR GUIDE SIDE	5
302F708310	2F708310	SPRING LOCK MPF	6
302F902180	2F902180	SPRING LEVER EF	8
302F906030	2F906030	GEAR FEED Z26H	6,9
302F909210	2F909210	PAD BOTTOM	10
302F925160	2F925160	PULLEY FACE UP	9
302F925780	2F925780	SPRING DU	8
302F928170	2F928170	SPRING PULLEY	8
302F929260	2F929260	PULLEY DU LOW	6,8,20
302FB06151	2FB06151	JOINT DRIVE	9
302FB09830	2FB09830	CUT WASHER 4	5,6,7,10,18
302FB26290	2FB26290	LID VENDOR	22
302FZ01310	2FZ01310	VARIATOR TC ASS'Y	8
302FZ02300	2FZ02300	SPRING STOPPER	4
302FZ02410	2FZ02410	LEVER RETAINER	13
302FZ02420	2FZ02420	SPRING RETAINER	13
302FZ02580	2FZ02580	CAP HANDLE	4
302FZ02591	2FZ02591	HOOK DLP	4
302FZ03110	2FZ03110	SEAL HANDLE	4
302FZ04950	2FZ04950	SPONGE TRAY WASTE	1
302FZ07020	2FZ07020	PULLEY MPT BYPASS	8
302FZ08370	2FZ08370	GEAR JOINT MPT UNIT	20
302FZ20021	2FZ20021	SPRING LID	7

Part.No.	Alternative.	Description	Fig.No.
302FZ20040	2FZ20040	SPRING LSU	7
302FZ21720	2FZ21720	POLYSLIDER CUT WASHER 4	8
302FZ22870	2FZ22870	SPRING ACTUATOR BYPASS	9
302FZ25380	2FZ25380	SHAFT EXIT PULLEY	20
302FZ28260	2FZ28260	EXIT PUSH	20
302FZ28270	2FZ28270	SPRING EXIT PUSH	20
302FZ29131	2FZ29131	SPRING DU	5
302FZ31250	2FZ31250	COUPLING DLP DRIVE	17
302FZ31280	2FZ31280	COLLAR DLP COUPLING	17
302FZ94420	2FZ94420	PARTS,FAN COOLING CONVEYING SP	8,19
302FZ94660	2FZ94660	PARTS,FAN IMAGE SP	19
302GR04370	2GR04370	MAGNET CLIP DISH	20
302GR04380	2GR04380	SEAL MAGNET	20
302GR06110	2GR06110	TORQUE LIMITER 360	14
302GR09991	2GR09991	LIFT LOCK	5
302GR25241	2GR25241	PIN GUIDE CHUTE	5
302GR44080	2GR44080	FAN LSU 60-25	19
302H002290	2H002290	FILM PROTECT A	23
302H004660	2H004660	MAGNET CATCH	2,13
302H006120	2H006120	GEAR Z20S JOINT FEED B	18
302H024370	2H024370	BUSH 6 EW	8,20
302H024830	2H024830	BUSH 8	17
302H029110	2H029110	PULLEY 26 DU	8
302H094300	2H094300	PARTS,HUMIDITY SENSOR,SP	1
302H702590	2H702590	BUSH SCREW	7,9,13,17,18
302H703100	2H703100	SHUTTER PIPE UP	13
302H703130	2H703130	SEAL PIPE DLP UP	13
302H703240	2H703240	SPRING PIPE UP	13
302H703420	2H703420	PLATE DRUM EARTH	13
302H703430	2H703430	SEAL SCREW	13
302H703450	2H703450	SPRING HOOK WASTE	13
302H703510	2H703510	SPRING TRAY WASTE	13
302H703542	2H703542	PIPE DLP UP	13
302H703570	2H703570	SEAL CONT SHUTTER	13
302H703740	2H703740	SEAL PIPE WASTE B	13
302H707110	2H707110	SPRING EARTH BYPASS F	8
302H708150	2H708150	SPONGE WIRE MPT	6,10
302H712650	2H712650	SPRING DRUM JOINT	10,18
302H722760	2H722760	PULLEY MIDDLE A	7,8,9
302H724020	2H724020	SPRING REGIST C	8
302H728080	2H728080	GEAR Z23S EXIT	20
302H728100	2H728100	SPRING EXIT PULLEY	5
302H728900	2H728900	PULLEY EXIT	20
302H729120	2H729120	SPRING ACT DU	8
302H731640	2H731640	COUPLING CONT D	18
302H731650	2H731650	SPRING PADDLE CONT D	17,18
302H733430	2H733430	SCREW FAN	19
302H794610	2H794610	PARTS HEATER DEHUMIDIFIER 240	24
302H794620	2H794620	PARTS HEATER DEHUMIDIFIER 120	24
302HG02450	2HG02450	SEAL FRAME MIDDLE A	19

• Parts with "⊙" indicate regular maintenance parts.

	Part.No.	Alternative.	Description	Fig.No.
	302HG12310	2HG12310	CUT WASHER 4	8
	302HN02970	2HN02970	FELT CLEANER ID	21
⊙	302HN44010	2HN44010	FAN MOTOR	19
	302J514110	2J514110	CUSHION DLP A	20
	302JD19140	2JD19140	BUSHING FAN	23
⊙	302JD44010	2JD44010	FAN COOLING LSU 60	13
	302JF22010	2JF22010	PULLEY MIDDLE	20
⊙	302JZ31170	2JZ31170	GEAR Z27L MAIN	18
	302K019140	2K019140	SHEET LSU FRAME	11
	302K309300	2K309300	SPRING CASSETTE LIFT EARTH	5
	302K324450	2K324450	BUSH 6	6,7
	302K324460	2K324460	SHAFT FEED	8,9,20
	302K339050	2K339050	PLATE OPTION	23
⊙	302K394190	2K394190	PARTS MOTOR LIFT ASSY SP	21
	302K900021	2K900021	LSU RETAINER FRAME ASSY	11
	302K902131	2K902131	RAIL CASSETTE LEFT	4
	302K902320	2K902320	PLATE LSU ADJUST	11
	302K902370	2K902370	MOUNT LSU PWB	11
	302K902380	2K902380	HOLDER LSU FRONT	11
	302K902410	2K902410	PIN LSU RETAINER	7
	302K902460	2K902460	HOLDER LSU REAR	11
	302K902470	2K902470	PIN LSU RETAINING	11
	302K902480	2K902480	SPRING-COMPRESSION LSU RETAINING	11
	302K902490	2K902490	SHAFT GLASS CLN	11
	302K902500	2K902500	HOLDER MOTOR	11
	302K902511	2K902511	COVER LSU PWB	11
	302K902550	2K902550	MOUNT LSU LID	11
	302K902571	2K902571	FILM BASE CASSETTE	4
	302K902610	2K902610	PLATE DC MOTOR 10	11,18
	302K902700	2K902700	GUIDE TRANSFER L	21
	302K902710	2K902710	PLATE COVER ID SENSOR	21
	302K902720	2K902720	RAIL DRUM RIGHT	21
	302K902731	2K902731	SHUTTER ID SENSOR	21
	302K902750	2K902750	SHEET GUIDE TRANSFER	21
	302K902761	2K902761	RAIL MIDDLE TRANSFER REAR	4
	302K902770	2K902770	RAIL MIDDLE TRANSFER FRONT	4
	302K902780	2K902780	STOPPER RAIL REAR	4
	302K902790	2K902790	STOPPER RAIL FRONT	4
	302K902810	2K902810	SHEET LSU LEFT	4
	302K902820	2K902820	GUIDE WIRE ID	22
	302K902830	2K902830	PLATE RAIL	4
	302K902870	2K902870	ARM ID SOLENOID	21
	302K902910	2K902910	GUIDE LSU PIN	11
	302K902930	2K902930	PLATE EARTH IMAGE F	4
	302K902940	2K902940	NUT ADJUST M	2,4
	302K902990	2K902990	SHEET COVER PWB FEED	4
⊙	302K903130	2K903130	GEAR Z35S	18
⊙	302K903140	2K903140	GEAR Z18S	13,18
⊙	302K903180	2K903180	GEAR IDLE Z20S-Z15R	13
	302K903200	2K903200	SHAFT DRIVE B	13

• Parts with "⊙" indicate regular maintenance parts.

	Part.No.	Alternative.	Description	Fig.No.
	302K903250	2K903250	SPONGE FAN	13
	302K905900	2K905900	SPRING USB HOLD	3
	302K906020	2K906020	PLATE FRAME UPPER	6
	302K906030	2K906030	PLATE FRAME LOWER	6
	302K906051	2K906051	GUIDE PRIMARY FEED	6
	302K906060	2K906060	SHAFT PICKUP PRIMARY	6
	302K906070	2K906070	SHAFT FEED PRIMARY	6
	302K906080	2K906080	PIN PICK UP IDLE	6
	302K906090	2K906090	HOLDER PICKUP	6
	302K906100	2K906100	MOUNT PRIMARY FEED	6
	302K906110	2K906110	PLATE PRIMARY FEED DRIVE	6
	302K906121	2K906121	SHAFT RETARD DRIVE	6
	302K906130	2K906130	SHAFT RETARD	6
	302K906140	2K906140	COUPLING PRIMARY FEED DRIVE	6,9
	302K906150	2K906150	HOLDER RETARD	6
	302K906160	2K906160	LEVER RETARD RELEASE	6
	302K906180	2K906180	JOINT RETARD DRIVE	6,9
⊙	302K906200	2K906200	GEAR Z30R PICKUP	6
	302K906210	2K906210	LEVER PICK RELEASE	6
⊙	302K906220	2K906220	GEAR FEED DRIVE Z22L	6
⊙	302K906230	2K906230	GEAR PRIMARY FEED IDLE Z20R Z16L	6
⊙	302K906240	2K906240	GEAR FEED DRIVE Z20L	6
	302K906250	2K906250	GUIDE PRIM FEED WIRE	6
	302K906260	2K906260	SPRING PICK UP	6
	302K906270	2K906270	MOUNT PRIMARY FEED R	6
	302K906280	2K906280	HOLDER PRIM FEED PULLEY	6
	302K906290	2K906290	HOLDER SENSOR FEED	6
	302K906300	2K906300	PLATE RETARD HOLDER	6
	302K906310	2K906310	PIN PICK RELEASE	6
	302K906321	2K906321	ACTUATOR PAPER EMPTY	6
	302K906330	2K906330	FULCRUM-PIN RETARD	6
	302K906350	2K906350	PULLEY FEED	6
	302K906360	2K906360	PULLEY RETARD	6
	302K906370	2K906370	PULLEY PICKUP	6
	302K906410	2K906410	SPRING RETARD B	6
	302K906500	2K906500	PLATE FEED LOW	7
	302K906510	2K906510	SHAFT FEED LOW	6,7
	302K906520	2K906520	SPRING FEED ACT	7
	302K906560	2K906560	ACTUATOR FEED LOW	7
⊙	302K906600	2K906600	COVER FEED LOW	7
	302K906610	2K906610	GUIDE FEED LOW	7
	302K906640	2K906640	HOLDER FEED LOW PULLEY	7
	302K906660	2K906660	HANDLE FEED LOW	7
	302K906670	2K906670	HOOK FEED LOW	7
	302K906681	2K906681	SHAFT FEED LOW HOOK	7
	302K906690	2K906690	LID SIDE FEED	7
	302K906700	2K906700	HOLDER PULLEY	6
	302K906710	2K906710	SHAFT ASSIST PULLEY	6
	302K906721	2K906721	SHEET PRIMARY FEED HI	6
	302K906750	2K906750	TORQUE-LIMITER 390	6,9

Part.No.	Alternative.	Description	Fig.No.
302K908011	2K908011	BASE MPF UPPER	9
302K908021	2K908021	BASE MPF LOWER	9
302K908030	2K908030	TRAY MPF A	10
302K908040	2K908040	TRAY MPF B	10
302K908050	2K908050	TRAY MPF C	10
302K908060	2K908060	TRAY MPF D	10
302K908080	2K908080	BASE LIFT	10
302K908090	2K908090	COVER CURSOR	10
302K908100	2K908100	CURSOR MPF F	10
302K908110	2K908110	CURSOR MPF R	10
302K908120	2K908120	RACK CURSOR MPF	10
302K908130	2K908130	ARM LIFT A	10
302K908140	2K908140	ARM LIFT B	10
302K908160	2K908160	GUIDE WIRE TRAY	10
302K908190	2K908190	SHAFT LIFT MPF	10
302K908200	2K908200	SPRING-COMPRESSION LIFT	10
302K908211	2K908211	ACTUATOR SIZE DETECTION	10
302K908220	2K908220	SPRING-TORSION SIZE DETECTION	10
302K908230	2K908230	HOLDER FEED MPF	9
302K908240	2K908240	HOLDER RETARD MPF	9
302K908250	2K908250	HOLDER MIDDLE PULLEY	9
302K908261	2K908261	CASE LIFT MOTOR A	9
302K908270	2K908270	COVER CLUTCH	9
302K908280	2K908280	ACTUATOR FEED MPF	9
302K908290	2K908290	ACTUATOR PAPER SET	9
302K908300	2K908300	SHAFT PICKUP MPF	9
302K908310	2K908310	LEVER LIFT	9
302K908320	2K908320	GUIDE DU LOWER	9
⊙ 302K908350	2K908350	GEAR Z30R PICKUP	9
302K908360	2K908360	WORM-WHEEL 36 Z18S	9
⊙ 302K908370	2K908370	GEAR Z46S-Z18S	9
⊙ 302K908380	2K908380	GEAR LIFT Z64S	9
⊙ 302K908390	2K908390	GEAR LIFT Z25S	9
⊙ 302K908410	2K908410	GEAR RETARD MPF Z17L	9
⊙ 302K908420	2K908420	GEAR RETARD MPF Z24L	9
302K908440	2K908440	GUIDE MIDDLE MPF	9
302K908450	2K908450	PIN RETARD MPF	9
302K908460	2K908460	MOUNT PI	8,9
302K908471	2K908471	SHAFT FEED MPF A	9
302K908480	2K908480	SHAFT FEED MPF B	9
302K908491	2K908491	SHAFT RETARD MPF A	9
302K908501	2K908501	SHAFT RETARD MPF B	9
302K908530	2K908530	SPRING PICKUP MPF	9
302K908540	2K908540	SPRING RETARD MPF	9
302K908570	2K908570	SPRING PAPER SET	9
302K908580	2K908580	HOLDER SIZE DETECTION	10
302K908590	2K908590	FILM MIDDLE GUIDE	9
302K908610	2K908610	FILM RETARD	9
302K908620	2K908620	DAMPER MPF A	9
302K908630	2K908630	DAMPER MPF B	9

Part.No.	Alternative.	Description	Fig.No.
302K908640	2K908640	SPRING DAMPER	9
302K908650	2K908650	HOLDER MPF TABLE	10
302K908660	2K908660	PLATE DC MOTOR 6	8,9,18
302K908670	2K908670	SHEET MPF F	9
302K908680	2K908680	SHEET MPF R	9
302K908691	2K908691	FILM DU GUIDE B	9
302K908700	2K908700	SPRING MIDDLE R	9
302K909012	2K909012	CASSETTE	5
302K909020	2K909020	RAIL CURSOR	5
302K909030	2K909030	CURSOR FRONT	5
302K909040	2K909040	CURSOR REAR	5
302K909050	2K909050	LEVER CURSOR	5
⊙ 302K909060	2K909060	RACK CURSOR	5
302K909071	2K909071	CURSOR END	5
302K909090	2K909090	PLATE WORK	5
302K909100	2K909100	CAM CURSOR RAIL	5
302K909110	2K909110	PLATE TURN	5
302K909120	2K909120	LEVER CURSOR LOCK REAR	5
302K909130	2K909130	SHAFT CURSOR GEAR	5
302K909140	2K909140	CAP TURN PLATE	5
302K909151	2K909151	LOCK REAR CURSOR	5
302K909170	2K909170	PULLEY CASSETTE RAIL REAR	5
302K909190	2K909190	SHAFT WORK PLATE	5
302K909251	2K909251	LEVER SIDE SW	5
302K909260	2K909260	PAD BOTTOM	5
⊙ 302K909270	2K909270	ACTUATOR PAPER LEVEL DETECTION	5
302K909510	2K909510	MOUNT PAPER LEVEL SENSOR	21
302K909520	2K909520	MOUNT SIZE SENSOR	21
302K909541	2K909541	HOLDER SIZE DETECTION	21
302K909580	2K909580	PIN PAPER SIZE A	21
302K909590	2K909590	PIN PAPER SIZE B	21
302K909600	2K909600	PIN PAPER SIZE C	21
302K909620	2K909620	PULLEY CASSETTE	4
302K909630	2K909630	SHAFT HOOK PULLEY	4
302K909640	2K909640	LEVER CASSETTE HOOK	4
302K909650	2K909650	SLIDER CASSETTE 500	4
302K911210	2K911210	SPRING PRESS	21
302K917100	2K917100	SEAL FRAME ISU	10
302K921120	2K921120	STOPPER 8	7,17
⊙ 302K921180	2K921180	GEAR RELEASE Z10R	8
302K921380	2K921380	ACTUATOR RELEASE	8
302K921420	2K921420	CUT-WASHER 6	8
302K922120	2K922120	HOLDER DISCHARGER	8
302K922130	2K922130	PLATE DISCHARGER	8
⊙ 302K922160	2K922160	GEAR Z29R	8
302K922190	2K922190	PLATE CONTACT DISCHARGER	8
302K922200	2K922200	SPRING-COMPRESSION DISCHARGER	8
302K922210	2K922210	GUIDE TRANSFER R	8
302K922230	2K922230	PLATE EARTH GUIDE TC	8
302K922240	2K922240	PLATE EARTH TRANSFER	8

• Parts with "⊙" indicate regular maintenance parts.

	Part.No.	Alternative.	Description	Fig.No.
	302K922280	2K922280	TAPE DISCHARGER	8
	302K923520	2K923520	HOLDER MOTOR CLN	21
	302K924011	2K924011	BASE CONVEYING	8
	302K924040	2K924040	SPRING-COMPRESSION REGIST F	8
	302K924050	2K924050	SPRING-COMPRESSION REGIST R	8
⊙	302K924060	2K924060	GEAR Z22R	8
	302K924081	2K924081	PLATE GUIDE CONVEYING	8
	302K924090	2K924090	GUIDE CONVEYING TC	8
	302K924100	2K924100	RETAINER LOOP SENSOR	8
	302K924120	2K924120	SPRING-COMPRESSION TRANSFER F	8
	302K924140	2K924140	LEVER RELEASE TRANSFER	8
	302K924200	2K924200	SHAFT RELEASE CAM	8
	302K924210	2K924210	CAM RELEASE TRANSFER	8
	302K924250	2K924250	PLATE EARTH REGIST	8
	302K924270	2K924270	SPRING-TORSION DISCHARGER	8
	302K924280	2K924280	SPRING CONTACT DISCHARGER	8
	302K924290	2K924290	PLATE CONTACT HV	8
	302K924300	2K924300	SLIDER CONVEYING	4
	302K924311	2K924311	MOUNT SLIDER CONVEYING	4
	302K924340	2K924340	MOUNT DRAWER A	22
	302K924350	2K924350	PIN DRAWER	1,22
	302K924360	2K924360	SPRING DRAWER	22
	302K924380	2K924380	MOUNT DRAWER B	22
	302K924390	2K924390	HOLDER DRAWER	8
	302K924410	2K924410	FRAME DU	8
	302K924430	2K924430	BUSH REGIST CENTER	8
	302K924440	2K924440	HOLDER BUSH REGIST	8
	302K924450	2K924450	PIN HOOK	4
⊙	302K924510	2K924510	GEAR Z24L	7
	302K924530	2K924530	FRAME MIDDLE FEED	7
	302K924541	2K924541	PLATE MIDDLE FEED	7
	302K924560	2K924560	SHEET REGIST L A	7
	302K924570	2K924570	PLATE EARTH MIDDLE	7
	302K924580	2K924580	ACTUATOR LOOP	7
⊙	302K924600	2K924600	GEAR Z20S	7
	302K924620	2K924620	PLATE HV	7
⊙	302K924640	2K924640	GEAR Z19S IDLE	7
⊙	302K924690	2K924690	GEAR Z27L Z24L	7
	302K924701	2K924701	SHAFT DRIVE MIDDLE	7
	302K924710	2K924710	MOUNT LEVER RELEASE F	8
	302K924720	2K924720	MOUNT LEVER RELEASE R	8
	302K924731	2K924731	COVER LEVER RELEASE F	8
	302K924740	2K924740	COVER LEVER RELEASE R	8
	302K924770	2K924770	SPRING HOLDER PULLEY	8,9
	302K924782	2K924782	HOUSING RELEASE DRIVE	8
⊙	302K924790	2K924790	GEAR RELEASE Z10R Z83S	8
⊙	302K924800	2K924800	WORM WHEEL Z31S Z33L	8
	302K924810	2K924810	PLATE EARTH RELEASE	8
	302K924820	2K924820	CUT-WASHER 4	6,8,9,18
	302K924830	2K924830	BUSH DU EW	8

	Part.No.	Alternative.	Description	Fig.No.
	302K924841	2K924841	MOUNT PI	8
	302K924850	2K924850	HOLDER EDGE SENSOR	7
	302K924861	2K924861	HOLDER SENSOR REGIST	7
	302K924870	2K924870	HOLDER SENSOR MIDDLE	7
	302K924881	2K924881	SHEET REGIST L C	7
	302K924890	2K924890	SHEET COVER SENSOR	7
	302K924901	2K924901	BUSH REGIST	8
	302K924910	2K924910	SHEET HOLD PI	8
	302K926220	2K926220	SPRING IH	4
	302K928190	2K928190	SPRING-TORSION SWITCHBACK	8,20
	302K929011	2K929011	FRAME CONVEYING F	8
	302K929020	2K929020	FRAME CONVEYING R	8
	302K929030	2K929030	PLATE CONVEYING UP	8
	302K929040	2K929040	PLATE CONVEYING LOW	8
	302K929051	2K929051	PLATE CONVEYING TOP	8
	302K929062	2K929062	MOUNT DU DRIVE	8
	302K929070	2K929070	COVER DU	9
	302K929080	2K929080	GUIDE COVER DU	9
	302K929090	2K929090	LEVER COVER RIGHT	8
	302K929100	2K929100	SHAFT CONVEYING HOOK UP	8
	302K929120	2K929120	HOOK CONVEYING UP	8
	302K929140	2K929140	HOOK CONVEYING LOW F	8
	302K929150	2K929150	HOOK CONVEYING LOW R	8
	302K929160	2K929160	CAM HOOK REAR	8
	302K929170	2K929170	CAM HOOK FRONT	8
	302K929190	2K929190	SPRING HOOK UP	8
⊙	302K929201	2K929201	COVER RIGHT	3
⊙	302K929240	2K929240	GEAR Z30R-Z27L	8
	302K929310	2K929310	BELT S2M A145	8
	302K929330	2K929330	ACTUATOR DU	8
	302K929371	2K929371	COVER INNER CONVEYING A	8
	302K929380	2K929380	LID FILTER DU	9
	302K929400	2K929400	ARM HOOK F	8
	302K929410	2K929410	ARM HOOK R	8
	302K929580	2K929580	GUIDE UNIT R	8
	302K929590	2K929590	COVER INNER CONVEYING B	3
	302K929600	2K929600	PLATE JOINT	8
	302K929610	2K929610	GUIDE GEAR	8
	302K929620	2K929620	PLATE DRAWER	8
	302K929630	2K929630	PIN CONVEYING F	8
	302K929640	2K929640	PIN CONVEYING R	8
	302K929650	2K929650	PLATE EARTH DU LOW	8
	302K929660	2K929660	PLATE EARTH DU MIDDLE	8
	302K929680	2K929680	SPRING-COMPRESSION COVER DU	8
	302K929710	2K929710	COVER ARM	8
	302K929720	2K929720	MOUNT MOTOR DU MIDDLE	8
	302K929750	2K929750	COVER WIRE	8
	302K931012	2K931012	HOLDER DRUM DRIVE	17
	302K931021	2K931021	PLATE DRUM DRIVE	17
⊙	302K931030	2K931030	GEAR Z160R	17

• Parts with "⊙" indicate regular maintenance parts.

	Part.No.	Alternative.	Description	Fig.No.
	302K931040	2K931040	SHAFT DRUM DRIVE	17
	302K931060	2K931060	HOLDER BEARING SUPPORT	17
	302K931070	2K931070	PLATE EARTH DRUM	17
	302K931080	2K931080	WIRE STOPPER	4,6,8,9,19,20
	302K931100	2K931100	PLATE MOTOR DRUM	17
	302K931130	2K931130	COUPLING DRUM	17
	302K931170	2K931170	PLATE EARTH MAIN	17
	302K931180	2K931180	SHAFT DLP DRIVE	17
⊙	302K931190	2K931190	GEAR Z74R	17
	302K931210	2K931210	HOLDER ATTACHMENT	22
	302K931411	2K931411	HOLDER FEED DRIVE	18
	302K931420	2K931420	PLATE FEED DRIVE	18
	302K931430	2K931430	SHAFT FEED DRIVE	18
	302K931441	2K931441	SHAFT MID DRIVE	18
	302K931450	2K931450	PIN FEED DRIVE	18
⊙	302K931470	2K931470	GEAR Z61R-Z34R	18
	302K931480	2K931480	SHAFT ASSIST DRIVE	18
⊙	302K931490	2K931490	GEAR Z28L	18
⊙	302K931500	2K931500	GEAR Z28R	18
⊙	302K931510	2K931510	GEAR Z35R	18
⊙	302K931520	2K931520	GEAR Z40L-Z34L	18
	302K931530	2K931530	COUPLING DRIVE	6,18
	302K931540	2K931540	PLATE EARTH FEED	18
⊙	302K931550	2K931550	GEAR Z27L	18
⊙	302K931620	2K931620	GEAR Z90R JOINT	17
⊙	302K931630	2K931630	GEAR Z50S JOINT	17
	302K931640	2K931640	JOINT FUSER DRIVE	17
	302K931660	2K931660	SPRING JOINT	17
	302K931690	2K931690	LEVER RELEASE FUSER DRIVE	4
	302K931710	2K931710	HOLDER CONT DRIVE K	18
	302K931720	2K931720	PLATE CONT DRIVE	18
	302K931740	2K931740	HOLDER CONT DRIVE C	18
	302K931760	2K931760	WORM WHEEL Z56L-Z20S	18
	302K931780	2K931780	SHAFT CONT DRIVE	18
⊙	302K931810	2K931810	WORM WHEEL Z40L-Z20S	18
⊙	302K931830	2K931830	GEAR Z34S JOINT	18
	302K931840	2K931840	CUT-WASHER 8X17	17
⊙	302K931920	2K931920	GEAR Z100R Z48R	17
	302K931970	2K931970	HOLDER BEARING MR126ZZ	7
	302K931980	2K931980	SPRING LEVER RELEASE	4
	302K933051	2K933051	DUCT LSU LOW	19
	302K933061	2K933061	DUCT LSU UP	19
	302K933101	2K933101	DUCT TONER MIDDLE	19
	302K933111	2K933111	DUCT TONER REAR	19
	302K933150	2K933150	DUCT EXIT RIGHT	19
	302K933160	2K933160	DUCT EXIT LEFT	19
	302K933181	2K933181	COVER FILTER EXIT	2
	302K933190	2K933190	DUCT FUSER REAR	19
	302K933280	2K933280	HOLDER FAN LOW VOLT	19

	Part.No.	Alternative.	Description	Fig.No.
	302K933320	2K933320	SHEET DUCT DLP C	19
	302K933410	2K933410	SEAL DUCT TONER	22
	302K933470	2K933470	SEAL TONER REAR A	19
	302K933480	2K933480	SEAL TONER REAR B	19
	302K933490	2K933490	SEAL TONER REAR C	19
	302K933500	2K933500	SEAL TONER REAR D	19
	302K933540	2K933540	SEAL TONER REAR E	19
	302K933551	2K933551	SEAL LSU DUCT	19
	302K933560	2K933560	DUCT FUSER RIGHT	19
	302K933571	2K933571	DUCT FUSER LEFT	19
	302K933580	2K933580	SEAL DUCT EXIT	19
	302K934010	2K934010	LABEL PAPER SIZE A	5
	302K934021	2K934021	LABEL PAPER SIZE B	5
	302K934030	2K934030	LABEL CASSETTE OPERATION	5
	302K934040	2K934040	LABEL SET PAPER	5
	302K934050	2K934050	LABEL CASSETTE NUMBER 1	5
	302K934060	2K934060	LABEL CASSETTE NUMBER 2	5
	302K934090	2K934090	LABEL CASSETTE PAPER MAX	5
	302K934100	2K934100	LABEL CASSETTE CURSOR LOCK	5
	302K934501	2K934501	LABEL CASSETTE RELEASE	5
	302K934700	2K934700	SHEET CASSETTE PAPER SIZE A	5
	302K934710	2K934710	SHEET CASSETTE PAPER SIZE B	5
	302K934730	2K934730	SHEET CASSETTE PAPER MEDIA KL-A	5
	302K934740	2K934740	SHEET CASSETTE PAPER MEDIA KL-B	5
	302K934750	2K934750	SHEET CASSETTE PAPER MEDIA KL-C	5
	302K934760	2K934760	SHEET CASSETTE PAPER MEDIA KL-D	5
	302K934770	2K934770	SHEET CASSETTE PAPER MEDIA KL-E	5
	302K939010	2K939010	SHIELD BOX	23
	302K939021	2K939021	BRACKET HDD	23
	302K939030	2K939030	RAIL PWB	23
	302K939040	2K939040	HOLDER FAN MAIN	23
	302K939060	2K939060	FILM SHIELD BOX	23
	302K939070	2K939070	GUIDE CF	23
	302K939080	2K939080	PLATE SHIELD BOX	4
	302K939090	2K939090	GUIDE FFC FRONT	21
	302K939100	2K939100	SHEET FRONT FFC 40	21
	302K939110	2K939110	SHEET FRONT FFC 45	21
	302K939120	2K939120	GUIDE WIRE FRONT	21
	302K939131	2K939131	GUIDE FFC LSU	21
	302K939140	2K939140	GUIDE FFC FEED 1	22
	302K939150	2K939150	PLATE PWB FEED	22
	302K939170	2K939170	GUIDE FFC FEED 2	22
	302K939180	2K939180	TERMINAL HV MAIN	22
	302K939190	2K939190	SPRING HV MC	22
	302K939200	2K939200	SPRING HV	22
	302K939220	2K939220	SHEET PWB HVU MAIN	22
	302K939240	2K939240	PLATE HVU TRANS	22
	302K939250	2K939250	COVER HVU TRANS	22
	302K939260	2K939260	PIN HV CONTACT	22
	302K939270	2K939270	TERMINAL HV TRANS	22

• Parts with "⊙" indicate regular maintenance parts.

Part.No.	Alternative.	Description	Fig.No.
302K939280	2K939280	SPRING HV TRANS	22
302K939290	2K939290	TERMINAL HV DRIVE	22
302K939300	2K939300	SPRING HV DRIVE	22
302K939310	2K939310	SPRING HV SEPARATION	22
302K939320	2K939320	TERMINAL HV CL	22
302K939330	2K939330	SPRING HV CL	22
302K939340	2K939340	GUIDE HV SEPARATION	4
302K939350	2K939350	PLATE HV SEPARATION	4
302K939360	2K939360	SPRING HV	4,7
302K939380	2K939380	GUIDE WIRE INLET	21
302K939401	2K939401	PLATE PWB LVU	22
302K939410	2K939410	GUIDE WIRE LVU	22
302K939430	2K939430	PLATE OPTION COIN-VENDOR	22
302K939470	2K939470	COVER WIRE IH	21
302K939520	2K939520	COVER WIRE FUSER	21
302K939550	2K939550	GUIDE WIRE ISU	21
302K939560	2K939560	DUCT FAN IH	21
302K939600	2K939600	GUIDE FFC BRIDGE	22
302K939610	2K939610	SHEET WIRE CASSETTE	21
302K939620	2K939620	COVER CONTROL BOX TOP	23
302K946160	2K946160	WIRE MIDDLE TRANSFER MOTOR	17
302K946260	2K946260	WIRE HVU T1	22
302K946310	2K946310	WIRE DU LOW	8
302K946370	2K946370	WIRE MPF	9
302K946380	2K946380	WIRE MPF TRAY	10
302K946390	2K946390	WIRE PRIMARY FEED UNIT	6
302K946400	2K946400	WIRE CASSETTE SIZE	21
302K946410	2K946410	WIRE LIFT MOTOR	21
302K946420	2K946420	WIRE PAPER SENSOR	21
302K946430	2K946430	WIRE GUIDE FEED LOW	7
302K946441	2K946441	WIRE FEED MOTOR	18
302K946450	2K946450	WIRE GUIDE FEED MIDDLE	7
302K946460	2K946460	WIRE DU SENSOR	8
302K946490	2K946490	WIRE ID SENSOR	21
302K946520	2K946520	WIRE CONVEYING	8
302K946530	2K946530	WIRE INTERLOCK	21
302K946540	2K946540	WIRE FUSER MOTOR	17
302K946550	2K946550	WIRE REGIST MOTOR	17
302K946571	2K946571	WIRE FEED JOINT	22
302K946600	2K946600	WIRE MPF SIZE DETECTION	10
302K946610	2K946610	WIRE DU JOINT	22
302K946640	2K946640	WIRE LVU FAN	19
302K946660	2K946660	WIRE TONER DUCT FAN	21
302K946690	2K946690	WIRE ASSIST CLUTCH	18
302K946860	2K946860	WIRE INLET ASSY 1	21
302K946910	2K946910	WIRE KUIO POWER	23
302K946930	2K946930	WIRE FEED POWER	18
302K946940	2K946940	WIRE FRONT POWER	21
302K946950	2K946950	WIRE T1 POWER	22
302K946960	2K946960	WIRE ENGINE POWER	22

Part.No.	Alternative.	Description	Fig.No.
302K946970	2K946970	WIRE MOTOR-LVU	22
302K946980	2K946980	WIRE LVU RIGHT	22
302K946990	2K946990	WIRE FFC KUIO	23
302K946A00	2K946A00	WIRE FFC MAIN-ENGINE	22
302K946A10	2K946A10	WIRE HDD POWER	23
302K946A20	2K946A20	WIRE HDD DATA1	23
302K946A40	2K946A40	WIRE MAIN-LVU	22
302K946A60	2K946A60	WIRE PF CASSETTE HEATER	22
302K946A80	2K946A80	WIRE TONER LEVEL SENSOR	13
302K946AB0	2K946AB0	WIRE FEED CLUTCH	18
302K946AF0	2K946AF0	WIRE FFC EFI-ENGINE	22
302K946AR0	2K946AR0	WIRE CASSETTE HEATER LOOP	22
302K946B10	2K946B10	WIRE FFC LSU1	21
302K946B20	2K946B20	WIRE FFC LSU2	21
302K946B40	2K946B40	WIRE FFC FEED1	22
302K946B50	2K946B50	WIRE FFC FEED2	22
302K946B60	2K946B60	WIRE FFC FEED3	22
302K946B70	2K946B70	WIRE FFC FRONT1	21
302K946B80	2K946B80	WIRE FFC FRONT2	21
⊙ 302K993012	2K993012	CT-8705	5
⊙ 302K993020	2K993020	PARTS FEED DRIVE H UNIT SP	18
⊙ 302K993060	2K993060	MC-8705	12
⊙ 302K994012	2K994012	PARTS MPT ASSY SP	9
⊙ 302K994020	2K994020	PARTS PRIMARY FEED UNIT HI SP	6
⊙ 302K994051	2K994051	PARTS MPT TRAY UNIT SP	10
⊙ 302K994071	2K994071	PARTS ID SENSOR UNIT SP	21
⊙ 302K994080	2K994080	PARTS FAN TONER UNIT(COLOR) SP	19
⊙ 302K994090	2K994090	PARTS FAN FUSER FRONT UNIT SP	19
⊙ 302K994101	2K994101	PARTS FILTER EXIT UNIT SP	2
⊙ 302K994110	2K994110	PARTS CLN WT UNIT SP	21
⊙ 302K994120	2K994120	PARTS SIZE DETECTION ASSY SP	21
⊙ 302K994130	2K994130	PARTS GUIDE FEED MIDDLE ASSY SP	7
⊙ 302K994140	2K994140	PARTS LSU RETAINER MOTOR ASSY SP	11
⊙ 302K994150	2K994150	PARTS TONER FULL DETECT ASSY SP	13
⊙ 302K994160	2K994160	PARTS ID SENSOR ASSY SP	21
⊙ 302K994181	2K994181	PARTS PWB FEED 1 ASSY SP	22
⊙ 302K994190	2K994190	PARTS PWB FEED 2 ASSY SP	18
⊙ 302K994201	2K994201	PARTS PWB JUNCTION ASSY SP	8
⊙ 302K994210	2K994210	PARTS PWB EDGE SENSOR ASSY SP	7
⊙ 302K994220	2K994220	PARTS PWB LSU JUNC CLR ASSY SP	11
⊙ 302K994260	2K994260	PARTS PWB RFID ASSY SP	21
⊙ 302K994270	2K994270	PARTS PWB KUIO ASSY SP	23
⊙ 302K994290	2K994290	PARTS MOTOR-BL W30 DRUM SP	17
⊙ 302K994300	2K994300	PARTS MOTOR PM FEED SP	20
⊙ 302K994310	2K994310	PARTS MOTOR HB MID SP	7
⊙ 302K994321	2K994321	PARTS MOTOR-BL W20 SP	15,17
⊙ 302K994330	2K994330	PARTS MOTOR-BL W30 SP	18
⊙ 302K994340	2K994340	PARTS FAN BOX COOLING 60 SP	23
⊙ 302K994350	2K994350	PARTS FAN COOLING DLP 70 SP	19
⊙ 302K994360	2K994360	PARTS FAN COOLING LSU 60 SP	21

• Parts with "⊙" indicate regular maintenance parts.

	Part.No.	Alternative.	Description	Fig.No.
⊙	302K994380	2K994380	PARTS SOLENOID FEED SHIFT SP	6,20
⊙	302K994390	2K994390	PARTS SOLENOID ID SENSOR SP	21
⊙	302K994401	2K994401	PARTS UNIT HIGH VOLTAGE TRANSFER SP	22
⊙	302K994411	2K994411	PARTS UNIT LOW VOLTAGE SP	22
⊙	302K994420	2K994420	PARTS ROLLER ASSIST SP	6
⊙	302K994430	2K994430	PARTS ROLLER FEED LOW SP	7
⊙	302K994440	2K994440	PARTS ROLLER REGIST R SP	8
⊙	302K994470	2K994470	PARTS ROLLER DU LOW SP	8
⊙	302K994480	2K994480	PARTS ROLLER DU MID SP	8
⊙	302K994491	2K994491	PARTS ROLLER DU UP SP	8
⊙	302K994500	2K994500	PARTS GEAR Z14R SP	11
⊙	302K994510	2K994510	PARTS GEAR Z27S Z27R SP	11
⊙	302K994520	2K994520	PARTS GEAR Z32L SP	11
⊙	302K994530	2K994530	PARTS GEAR Z30R FEED OW SP	6
⊙	302K994540	2K994540	PARTS GEAR Z30R ONE-WAY SP	9
⊙	302K994550	2K994550	PARTS GEAR CURSOR SP	5
⊙	302K994580	2K994580	PARTS SENSOR OPT. SP	6
⊙	302K994620	2K994620	PARTS PWB MPF SIZE ASSY SP	10
⊙	302K994931	2K994931	PARTS DEHUMIDIFINR 120 SET SP	24
⊙	302K994941	2K994941	PARTS DEHUMIDIFINR 240 SET SP	24
⊙	302K994980	2K994980	PARTS MOTOR PM REGIST SP	8,17
⊙	302K994A00	2K994A00	PARTS ROLLER REGIST H SP	7
⊙	302K994A10	2K994A10	PARTS PRE BELT CLN ASSY SP	
⊙	302K994C20	2K994C20	PARTS PLATE PAPER BOTTOM UNIT SP	5
⊙	302K994C80	2K994C80	PARTS PAPER LEVEL SENSOR ASSY SP	21
⊙	302K994C90	2K994C90	PARTS STAY CASSETTE RAIL LEFT ASSY SP	4
⊙	302K994D00	2K994D00	PARTS DC MOTOR ASSY B SP	11,18
⊙	302KA04090	2KA04090	STOPPER PAPER	1
	302KP34220	2KP34220	LABEL HIGH TEMPERATURE CAUTION	24
	302KV25380	2KV25380	CAP SPRING FUSER	20
	302LC02170	2LC02170	FRAME FUSER UNIT	4
	302LC02200	2LC02200	MOUNT LSU LEFT	11
	302LC02240	2LC02240	HOLDER FUSER ADJUST	4
	302LC02250	2LC02250	MOUNT FUSER ADJUST	4
	302LC02260	2LC02260	PLATE BRACKET FUSER	4
	302LC02270	2LC02270	NUT ADJUST	4
	302LC02561	2LC02561	HANDLE RIGHT	4
	302LC02590	2LC02590	PLATE EARTH DRUM DRIVE	19
⊙	302LC02710	2LC02710	COVER HUMIDITY SENSOR	1
	302LC02720	2LC02720	SHEET HUMIDITY SENSOR A	1
	302LC02730	2LC02730	SHEET HUMIDITY SENSOR B	1
	302LC02740	2LC02740	FILM FRAME UPPER BK	4
	302LC02750	2LC02750	FILM FRAME UPPER CL	4
	302LC02760	2LC02760	SHEET COVER HUMIDITY SENSOR	1
	302LC02780	2LC02780	SHEET COVER FUSER PWB	22
	302LC02790	2LC02790	SHEET LEFT WIRE	4
	302LC02810	2LC02810	PROTECTOR PLATE HANDLE	4
	302LC03010	2LC03010	RETAINER PU	13
	302LC03020	2LC03020	FRAME INNER	13
	302LC03030	2LC03030	PLATE RETAINER	13

• Parts with "⊙" indicate regular maintenance parts.

	Part.No.	Alternative.	Description	Fig.No.
	302LC03044	2LC03044	COVER INNER	13
	302LC03051	2LC03051	PIPE WASTE UPPER	13
	302LC03060	2LC03060	PIPE WASTE LOWER	13
	302LC03070	2LC03070	SHUTTER WASTE	13
	302LC03080	2LC03080	SEAL SHUTTER WASTE	13
	302LC03090	2LC03090	SEAL PIPE WASTE A	13
⊙	302LC03100	2LC03100	GEAR Z25S	14
	302LC03110	2LC03110	SCREW WASTE	13
⊙	302LC03120	2LC03120	GEAR Z18S COUPLING	14
⊙	302LC03130	2LC03130	GEAR Z20S	18
⊙	302LC03140	2LC03140	GEAR Z30S COUPLING	18
	302LC03150	2LC03150	SHAFT DRIVE C	18
	302LC03160	2LC03160	MOUNT DRIVE	18
	302LC03170	2LC03170	PLATE DRIVE	18
⊙	302LC03180	2LC03180	GEAR Z18S-Z15R	13
	302LC03190	2LC03190	DUCT DLP SUB	13
	302LC03200	2LC03200	SPRING COUPLING	18
⊙	302LC03210	2LC03210	GEAR JOINT Z30S	14
	302LC03230	2LC03230	BUSH 4-7	14
	302LC03250	2LC03250	LID SUB DUCT	13
	302LC03260	2LC03260	LID FAN DUCT A	13
	302LC03290	2LC03290	DUCT FAN B	13
	302LC03300	2LC03300	LID FAN DUCT B	13
	302LC03320	2LC03320	RAIL WASTE L	13
	302LC03331	2LC03331	SHAFT SHUTTER RELEASE	13
	302LC03340	2LC03340	RAIL CONTAINER R	4
	302LC03350	2LC03350	RAIL CONTAINER C	4
	302LC03360	2LC03360	RAIL CONTAINER R C	4
	302LC03370	2LC03370	RAIL CONTAINER L	4
	302LC03381	2LC03381	LEVER RELEASE A	13
	302LC03390	2LC03390	GUIDE CONTAINER K	13
	302LC03400	2LC03400	GUIDE CONTAINER M	13
	302LC03410	2LC03410	GUIDE CONTAINER C	13
	302LC03420	2LC03420	GUIDE CONTAINER Y	13
	302LC03440	2LC03440	PIPE DLP LOWER	13
	302LC03451	2LC03451	SHUTTER PIPE LOWER	13
	302LC03460	2LC03460	LID COVER SHUTTER	13
	302LC03480	2LC03480	SHEET INNER FAN	13
	302LC03492	2LC03492	LEVER RELEASE B	13
	302LC03500	2LC03500	COVER CONNECTOR	13
	302LC03560	2LC03560	CAM RELEASE SHAFT	13
	302LC03570	2LC03570	COVER SHUTTER	13
	302LC03580	2LC03580	HOLDER TONER SENSOR	13
	302LC03590	2LC03590	LEVER TONER SENSOR	13
	302LC03660	2LC03660	HOOK TRAY R	13
	302LC03670	2LC03670	HOOK TRAY L	13
	302LC03680	2LC03680	SHAFT HOOK	13
	302LC03691	2LC03691	LEVER CASS SHUTTER	13
	302LC03711	2LC03711	TRAY WASTE	14
	302LC03720	2LC03720	MOUNT WASTE DRIVE	14



	Part.No.	Alternative.	Description	Fig.No.
	302LC03730	2LC03730	HOLDER DRIVE B	13
	302LC03740	2LC03740	MOUNT TRAY DRIVE	14
⊙	302LC03760	2LC03760	GEAR BEVEL Z24 JOINT	14
⊙	302LC03770	2LC03770	GEAR BEVEL Z24	14
	302LC03780	2LC03780	SHAFT DRIVE D	14
	302LC03890	2LC03890	SEAL BEARING	13
	302LC03A10	2LC03A10	SEAL LSU COOLING A	13
	302LC03A20	2LC03A20	SEAL LSU COOLING B	13
	302LC03A30	2LC03A30	SEAL LSU COOLING C	13
	302LC03A40	2LC03A40	SEAL LSU COOLING D	13
	302LC03A50	2LC03A50	SEAL INNER COOLING E	13
	302LC03A60	2LC03A60	SPRING RELEASE LEVER	13
	302LC03A80	2LC03A80	SPRING WASTE SHUTTER	13
⊙	302LC04051	2LC04051	COVER RIGHT LOWER F	1
⊙	302LC04063	2LC04063	COVER RIGHT MIDDLE R	1
⊙	302LC04071	2LC04071	COVER RIGHT LOWER R	1
⊙	302LC04101	2LC04101	COVER LEFT	2
⊙	302LC04110	2LC04110	LID LEFT COVER REAR	2
⊙	302LC04230	2LC04230	COVER REAR LOWER	3
⊙	302LC04240	2LC04240	COVER FRONT RIGHT LOWER	1
⊙	302LC04250	2LC04250	COVER INNER LEFT	1
⊙	302LC04260	2LC04260	COVER INNER FEED F	1
⊙	302LC04271	2LC04271	EMBLEM	1
⊙	302LC04280	2LC04280	COVER HANDLE	1
⊙	302LC04310	2LC04310	LID LEFT COVER	2
⊙	302LC04361	2LC04361	COVER CASSETTE A	5
⊙	302LC04371	2LC04371	COVER CASSETTE B	5
⊙	302LC04380	2LC04380	HANDLE CASSETTE	5
⊙	302LC04390	2LC04390	EMBLEM CASSETTE	5
	302LC04410	2LC04410	MOUNT FRONT COVER LEFT	1
⊙	302LC04431	2LC04431	COVER INNER FAN	2
	302LC04460	2LC04460	STOPPER CONTAINER	1
⊙	302LC04470	2LC04470	LID FAX BOARD	3
	302LC04480	2LC04480	MOUNT COVER LEFT	2
	302LC04490	2LC04490	PLATE FRONT COVER	1
	302LC04500	2LC04500	SPONGE COVER FRONT	1
⊙	302LC04511	2LC04511	LID REAR COVER	3
	302LC04651	2LC04651	STRAP FRONT COVER	1
	302LC04730	2LC04730	SHEET COVER FRONT	1
	302LC04740	2LC04740	SHEET COVER FRONT B	1
	302LC04751	2LC04751	SPONGE COVER FRONT B	1
	302LC06170	2LC06170	SPRING GUIDE FEED	6
	302LC06210	2LC06210	GUIDE WIRE FEED LOW	7
	302LC09020	2LC09020	FILM CASSETTE B	5
	302LC09030	2LC09030	FILM CASSETTE C	5
⊙	302LC24030	2LC24030	GEAR Z47R Z14S	7
	302LC24040	2LC24040	PLATE MIDDLE MOUNT B	7
	302LC24050	2LC24050	BRACKET KEY MIDDLE B	7
	302LC24060	2LC24060	PLATE KEY MIDDLE B	4
	302LC28150	2LC28150	SPRING-COMPRESSION	20

	Part.No.	Alternative.	Description	Fig.No.
	302LC28231	2LC28231	STAY EXIT LOW	20
	302LC28240	2LC28240	SPRING SWITCHBACK	6
	302LC29070	2LC29070	COVER CLUTCH B	8
	302LC29090	2LC29090	COVER INNER CONVEYING F	2
	302LC29110	2LC29110	MOUNT MOTOR DU UP	8
	302LC29120	2LC29120	GUIDE UNIT F	8
	302LC29130	2LC29130	MOUNT CONVEYING	4
	302LC31021	2LC31021	PLATE DRUM DRIVE L	17
	302LC31031	2LC31031	HOLDER DRUM DRIVE L	17
	302LC31040	2LC31040	PLATE MAIN DRIVE	17
	302LC31050	2LC31050	HOLDER MAIN DRIVE	17
	302LC31070	2LC31070	SPRING DRUM JOINT	17
	302LC31080	2LC31080	PLATE MOTOR DRUM	17
⊙	302LC31140	2LC31140	GEAR Z74L	17
⊙	302LC31150	2LC31150	GEAR Z72R	17
⊙	302LC31160	2LC31160	GEAR Z60L	17
	302LC31170	2LC31170	PLATE EARTH DRUM	17
	302LC31511	2LC31511	SEAL MOTOR DC	8,11,18,19
	302LC31612	2LC31612	PLATE FUSER DRIVE	17
⊙	302LC31630	2LC31630	GEAR Z54S-Z26R	17
	302LC31640	2LC31640	CUT WASHER 5X10	17
	302LC31740	2LC31740	PLATE TRANSFER DRIVE H	17
⊙	302LC31750	2LC31750	GEAR Z60L (55/45 ppm)	7
⊙	302LC31760	2LC31760	GEAR Z45L	8
	302LC33010	2LC33010	DUCT FAN BELT RIGHT	19
	302LC33020	2LC33020	DUCT FAN BELT LEFT	19
	302LC33070	2LC33070	DUCT TONER SIDE	19
	302LC33090	2LC33090	DUCT IH FRONT	19
	302LC33110	2LC33110	DUCT IH REAR	19
	302LC33200	2LC33200	SEAL IH DUCT	19
	302LC33210	2LC33210	SHEET FAN BELT	19
	302LC33220	2LC33220	SEAL INNER COOLING A	4
	302LC33230	2LC33230	SEAL INNER COOLING B	4
⊙	302LC33370	2LC33370	FILTER LEFT SIDE	2
	302LC33400	2LC33400	SHEET SEPARATE FUSER COOLING	4
	302LC33430	2LC33430	DUCT DLP A	22
	302LC33440	2LC33440	DUCT DLP B	22
	302LC33450	2LC33450	DUCT DLP C	19
	302LC33460	2LC33460	DUCT DLP D	19
	302LC33471	2LC33471	DUCT FUSER LOW	19
	302LC33480	2LC33480	SPONGE DLP COOLING A	22
	302LC33490	2LC33490	SPONGE DLP COOLING B	2
⊙	302LC33500	2LC33500	FILTER DLP COOLING	3
	302LC33510	2LC33510	FILM FUSER DUCT	19
	302LC33530	2LC33530	FILM DLP RAIL LEFT	4
	302LC33540	2LC33540	SEAL INNER COOLING C	19
	302LC33550	2LC33550	SEAL INNER COOLING D	19
	302LC33560	2LC33560	SEAL INNER COOLING E	19
	302LC33570	2LC33570	SEAL INNER COOLING F	19
	302LC33600	2LC33600	FILM SEAL TONER A	21

• Parts with "⊙" indicate regular maintenance parts.

Part.No.	Alternative.	Description	Fig.No.
302LC34061	2LC34061	LABEL MPF CAUTION A	10
302LC34070	2LC34070	LABEL MPF CAUTION B	3
302LC34080	2LC34080	LABEL MPF PAPER LIMIT	10
302LC34090	2LC34090	LABEL MPF SIZE INDICATOR ME	10
302LC34100	2LC34100	LABEL MPF SIZE INDICATOR IN	10
302LC34110	2LC34110	LABEL MPF PUSH	3
302LC34121	2LC34121	LABEL TONER OPERATION	13
302LC34180	2LC34180	LABEL MPF SET A	3
302LC34201	2LC34201	LABEL DISPOSAL TONER OPERATION	13
302LC39020	2LC39020	PLATE INLET B	21
302LC39030	2LC39030	PLATE COVER CONNECTOR	22
302LC39040	2LC39040	PLATE MAIN SW B	21
302LC39060	2LC39060	GUIDE WIRE IH	21
302LC46170	2LC46170	WIRE LSU COOLING FAN	21
302LC46200	2LC46200	WIRE RETAINER JOINT	21
302LC46210	2LC46210	WIRE RETAINER	13
302LC46220	2LC46220	WIRE HUMIDITY SENSOR JOINT	21
302LC46230	2LC46230	WIRE FRONT LOW	1
302LC46350	2LC46350	WIRE CONTAINER MOTOR	21
302LC46480	2LC46480	WIRE MPF JOINT	8
302LC46560	2LC46560	WIRE CONTAINER	18
302LC46570	2LC46570	WIRE CONTAINER K	18
302LC46590	2LC46590	WIRE FUSER JOINT	21
302LC46630	2LC46630	WIRE TRANSFER JOINT	22
302LC46650	2LC46650	WIRE BELT FAN	21
302LC46801	2LC46801	WIRE USB HOST	3
302LC46860	2LC46860	WIRE LVU JOINT	22
302LC46880	2LC46880	WIRE MAIN SWITCH	21
⊙ 302LC93012	2LC93012	DK-8505	12
⊙ 302LC93020	2LC93020	DV-8505K	12
⊙ 302LC93030	2LC93030	DV-8505C	12
⊙ 302LC93040	2LC93040	DV-8505Y	12
⊙ 302LC93050	2LC93050	DV-8505M	12
⊙ 302LC93061	2LC93061	LK-8705	11
⊙ 302LC93074	2LC93074	FK-UNIT	16
⊙ 302LC93080	2LC93080	FK-8506 IH	16
⊙ 302LC93090	2LC93090	FK-8507 IH	16
⊙ 302LC93105	2LC93105	TR-8505	15
⊙ 302LC93131	2LC93131	PARTS DRUM DRIVE H SP	17
⊙ 302LC93141	2LC93141	PARTS DRUM DRIVE BK SP	17
⊙ 302LC94011	2LC94011	PARTS INNER UNIT SP	13
⊙ 302LC94080	2LC94080	PARTS IH BOX ASSY E SP	21
⊙ 302LC94090	2LC94090	PARTS IH BOX ASSY J SP	21
⊙ 302LC94100	2LC94100	PARTS HUMIDITY ASSY (V) SP	21
⊙ 302LC94130	2LC94130	PARTS FILTER BELT UNIT(V) SP	2
⊙ 302LC94140	2LC94140	PARTS FILTER TONER UNIT(V) SP	2
⊙ 302LC94150	2LC94150	PARTS CONT DRIVE UNIT COL SP	18
⊙ 302LC94160	2LC94160	PARTS CONT DRIVE UNIT K SP	18
⊙ 302LC94170	2LC94170	PARTS FILTER FAN ASSY(V) SP	13
⊙ 302LC94180	2LC94180	PARTS CLN WT MOTOR ASSY SP	21

Part.No.	Alternative.	Description	Fig.No.
⊙ 302LC94190	2LC94190	PARTS CONV RELEASE MOTOR ASSY SP	8,18
⊙ 302LC94200	2LC94200	PARTS MPT LIFT MOTOR ASSY SP	9
⊙ 302LC94270	2LC94270	PARTS PWB CURRENT AVE ASSY SP	21
⊙ 302LC94280	2LC94280	PARTS MOTOR-BL W40 SP	17
⊙ 302LC94320	2LC94320	PARTS FANCOOLING 50 SP	8
⊙ 302LC94330	2LC94330	PARTS UNIT HIGH VOLTAGE MAIN SP	22
⊙ 302LC94380	2LC94380	PARTS FAN COOLING LSU 60 SP	19,22
⊙ 302LC94410	2LC94410	PARTS SENSOR OPT. SP	8
⊙ 302LC94460	2LC94460	PARTS MOTOR-BL W20 DRUM Z11 SP	17
⊙ 302LC94470	2LC94470	PARTS COVER GUIDE DU L ASSY SP	9
⊙ 302LC94480	2LC94480	PARTS WASTE TRAY UNIT SP	14
⊙ 302LC94491	2LC94491	PARTS COVER CASSETTE A ASSY SP	5
⊙ 302LC94501	2LC94501	PARTS COVER CASSETTE B ASSY SP	5
⊙ 302LC94510	2LC94510	PARTS GUIDE FEED REGIST ASSY SP	7
⊙ 302LC94520	2LC94520	PARTS COVER FRONT SP	1
⊙ 302LC94540	2LC94540	PARTS TRANSFER DRIVE UNIT H SP	17
⊙ 302LC94550	2LC94550	PARTS ROLLER MIDDLE L SP	7
⊙ 302LC94651	2LC94651	PARTS FUSER DRIVE UNIT SP	17
⊙ 302LC94680	2LC94680	PARTS REGIST GUIDE ASSY SP	7
302LF04050	2LF04050	SEAL LSU DUCT	2
⊙ 302LF04072	2LF04072	COVER REAR UPPER	3
302LF08010	2LF08010	SPRING MIDDLE	9
302LF22600	2LF22600	SPRING EARTH CONVEYING	8
302LF24190	2LF24190	SHEET REGIST R	8
302LF33580	2LF33580	FILM FEED UPPER	7
⊙ 302LF33660	2LF33660	FILTER TOP	2
302LF46890	2LF46890	WIRE CASSETTE HEATER	22
302LF46A70	2LF46A70	WIRE PF JOINT	22
302LH02050	2LH02050	SPRING CASSETTE HOOK	4
302LH46150	2LH46150	WIRE CURRENT PWB POWER	21
302LH46160	2LH46160	WIRE CURRENT PWB	21
⊙ 302LH94230	2LH94230	PARTS MEMORY MODULE SP	23
302LK03060	2LK03060	SEAL CASS LEVER	13
302LK03A40	2LK03A40	SEAL PIPE LOW	13
302LK03A50	2LK03A50	SPRING PIPE LOW	13
302LK22020	2LK22020	FRAME SECONDLY TRANSFER	8
302LK26050	2LK26050	CAP SPRING	4
⊙ 302LK94050	2LK94050	PARTS ROLLER SECONDLY TRANSFER SP	8
302LW04260	2LW04260	SPACER USB	1,3
302MN02120	2MN02120	RAIL EXIT REAR	4
302MN02130	2MN02130	MOUNT OPERATION	3
302MN02140	2MN02140	STAY UPPER TOP RIGHT	4
302MN02150	2MN02150	FRAME FRONT FUSER A	4
302MN02160	2MN02160	FRAME FRONT FUSER B	4
302MN02180	2MN02180	COVER SOLENOID	4
302MN02200	2MN02200	NUT PLATE M4	4
302MN02210	2MN02210	CAM EXIT ADJUST	4
⊙ 302MN04010	2MN04010	COVER TOP TRAY	1
⊙ 302MN04020	2MN04020	COVER TOP TRAY B	1
⊙ 302MN04030	2MN04030	COVER LEFT UPPER	2

• Parts with "⊙" indicate regular maintenance parts.

	Part.No.	Alternative.	Description	Fig.No.
⊙	302MN04040	2MN04040	COVER TRAY REAR	1
⊙	302MN04050	2MN04050	COVER TOP REAR	2
⊙	302MN04060	2MN04060	COVER EXIT	1
⊙	302MN04070	2MN04070	COVER RIGHT UPPER	3
⊙	302MN04080	2MN04080	MOUNT TOP REAR COVER	
⊙	302MN04090	2MN04090	COVER FRONT UPPER RIGHT	2
⊙	302MN04100	2MN04100	LID DF CONNECTOR	2
⊙	302MN04110	2MN04110	STOPPER PAPER	1
⊙	302MN04120	2MN04120	TRAY INNER	1
⊙	302MN04130	2MN04130	PLATE EXIT DRAWER	1
⊙	302MN04140	2MN04140	COVER TRAY EXIT	20
	302MN04150	2MN04150	PLATE NUT M3	1
	302MN05010	2MN05010	COVER OPERATION A	3
	302MN05020	2MN05020	COVER OPERATION B	3
	302MN05030	2MN05030	KEY 10	3
	302MN05040	2MN05040	KEY FUNCTION	3
	302MN05050	2MN05050	KEY STOP	3
	302MN05060	2MN05060	PANEL OPERATION	3
	302MN05070	2MN05070	LID PANEL	3
	302MN05080	2MN05080	SHIELD LCD	3
	302MN05100	2MN05100	LENS LED	3
	302MN05110	2MN05110	SHEET SHIELD LCD	3
	302MN05120	2MN05120	TAPE LCD	3
	302MN05220	2MN05220	SHEET OPERATION EN	3
	302MN05230	2MN05230	SHEET OPERATION DE	3
	302MN05240	2MN05240	SHEET OPERATION FR	3
	302MN05250	2MN05250	SHEET OPERATION TL	3
	302MN05260	2MN05260	SHEET OPERATION ES	3
	302MN05270	2MN05270	SHEET OPERATION PT	3
	302MN05280	2MN05280	SHEET OPERATION NL	3
	302MN05290	2MN05290	SHEET OPERATION RU	3
	302MN28010	2MN28010	FRAME EXIT	20
	302MN28020	2MN28020	GUIDE EXIT MIDDLE	20
	302MN28030	2MN28030	GUIDE EXIT UPPER	20
	302MN28050	2MN28050	GUIDE CHANGE LOWER	20
	302MN28060	2MN28060	GUIDE CHANGE UPPER	20
	302MN28070	2MN28070	GUIDE EXIT RIGHT	20
	302MN28080	2MN28080	ACTUATOR EXIT	20
	302MN28090	2MN28090	ACTUATOR EXIT FULL LOWER	20
	302MN28100	2MN28100	ACTUATOR EXIT FULL UPPER	20
	302MN28110	2MN28110	PLATE MAGNET	20
	302MN28120	2MN28120	SPRING GUIDE CHANGE LOW	20
	302MN28130	2MN28130	SPRING GUIDE CHANGE UP	20
	302MN28140	2MN28140	PLATE EARTH EXIT A	20
	302MN28170	2MN28170	STAY EXIT HIGH	20
	302MN28190	2MN28190	SHEET STAY EXIT	20
	302MN28200	2MN28200	STATIC ELIMINATOR EJECT	20
	302MN28210	2MN28210	GUIDE EXIT OVER FLOW	20
	302MN28220	2MN28220	ACTUATOR EXIT FULL REAR	20
	302MN28230	2MN28230	SPRING EARTH	20

	Part.No.	Alternative.	Description	Fig.No.
	302MN28310	2MN28310	PLATE EXIT DRIVE	20
	302MN28320	2MN28320	COVER EXIT FRONT	20
	302MN28330	2MN28330	EXIT DRIVE PIN C	20
⊙	302MN28360	2MN28360	GEAR Z40R Z14S	20
	302MN29010	2MN29010	PLATE DU F	8
	302MN29020	2MN29020	PLATE DU R	8
	302MN29030	2MN29030	GUIDE DU UPPER	8
	302MN29050	2MN29050	GUIDE DU LOWER	8
	302MN29060	2MN29060	COVER RIGHT GUIDE	8
	302MN29070	2MN29070	COVER INNER CONVEYING F	2
	302MN29080	2MN29080	COVER INNER CONVEYING R	2
	302MN29090	2MN29090	ACTUATOR DU	8
	302MN29100	2MN29100	MOUNT FAN F	8
	302MN29110	2MN29110	MOUNT FAN R	8
	302MN29120	2MN29120	PLATE EARTH DU	8
⊙	302MN29130	2MN29130	COVER RIGHT FRONT	2
⊙	302MN29140	2MN29140	COVER RIGHT UP	2
	302MN29150	2MN29150	GUIDE FUSER UP	8
⊙	302MN34220	2MN34220	SHEET EMBLEM FS C8650	1
	302MN34240	2MN34240	LABEL EXIT A3	20
	302MN34310	2MN34310	LABEL SW CAUTION EN	1
	302MN34320	2MN34320	LABEL SW CAUTION SET A	3
	302MN39010	2MN39010	GUIDE OPERATION WIRE	4
	302MN46010	2MN46010	WIRE EXIT FAN	19
	302MN46020	2MN46020	WIRE EXIT	20
	302MN46030	2MN46030	WIRE PANEL	3
	302MN46040	2MN46040	WIRE MAIL BOX JOINT	21
	302MN46080	2MN46080	WIRE HVU MAIN	21
	302MN46110	2MN46110	WIRE PANEL JOINT	3
	302MN46130	2MN46130	WIRE BRIDGE JOINT 1	22
	302MN46150	2MN46150	WIRE BRIDGE JOINT 2	1
	302MN46160	2MN46160	WIRE DRUM MOT	22
	302MN46170	2MN46170	WIRE MOTOR CONTROL	22
	302MN46180	2MN46180	WIRE DLP MOT	17
	302MN46190	2MN46190	WIRE DU UPPER	8
⊙	302MN93010	2MN93010	DR-8600	17
⊙	302MN94030	2MN94030	PARTS EXIT UNIT SP	20
⊙	302MN94040	2MN94040	PARTS CONVEYING UNIT SP	8
⊙	302MN94050	2MN94050	PARTS OPERATION UNIT SP	3
⊙	302MN94060	2MN94060	PARTS PWB ENGINE ASSY SP	22
⊙	302MN94070	2MN94070	PARTS PWB MAIN ASSY SP	23
⊙	302MN94080	2MN94080	PARTS PWB MAIN ASSY SP EU	23
⊙	302MN94090	2MN94090	PARTS PWB PANEL ASSY SP	3
⊙	302MN94100	2MN94100	PARTS PWB MOTOR CONTROL ASSY SP	22
⊙	302MN94110	2MN94110	PARTS PWB CODE DIMM ASSY SP	23
⊙	302MN94130	302MN94130	PARTS PWB FRONT CLR ASSY SP	21
⊙	302MN94140	2MN94140	PARTS ROLLER EXIT A SP	20
⊙	302MN94150	2MN94150	PARTS ROLLER EXIT B SP	20
⊙	302MV39340	2MV39340	PIN HDD	23
⊙	302MV93130	2MV93130	PARTS STORAGE DEVICE SP	23

• Parts with "⊙" indicate regular maintenance parts.

	Part.No.	Alternative.	Description	Fig.No.		Part.No.	Alternative.	Description	Fig.No.
⊙	302N134220	2N134220	SHEET EMBLEM FS C8600	1		7YZM210002++H01	YZ004730	ACCESS.EDGING	23
	303JC02050	3JC02050	SPRING LOOP SOLENOID	5		7YZM210003++H01	YZ037970	ACCESS.EDGING	4,21,22,23
	303JY37260	3JY37260	SPRING SOL A	21		7YZM210006++H01	YZ038000	ACCESS.EDGING	3,4,7,8,20,21
	303LL02180	3LL02180	HOLDER WIRE A	21,22		7YZM390011++H01	YZ050250	ACCESS.CLAMP	23
	303LL02330	3LL02330	HOLDER WIRE D	1,7,9,13,19		7YZM420003++H01	YZ052580	ACCESS.BAND	19
				22,23		7YZM510007++H01	YZ042780	ACCESS.SPACER	22
	303LL07471	3LL07471	SPRING PF	10		7YZM510021++H01	YZ127660	ACCESS.SPACER	22
	303LL24250	3LL24250	PIN READING GUIDE	4		7YZM510022++H01	YZ127850	ACCESS.SPACER	21
⊙	303LL31440	3LL31440	GEAR Z27R ONEWAY	9		7YZM610001++H01	YZ010230	ACCESS SADDLE	1,4,8,13,17
	303LW24060	3LW24060	PULLEY EJECT	4					19,21,22,24
⊙	303M894090	3M894090	PARTS CLUTCH 50 Z35R SP	7,9,18		7YZM610002++H01	YZ010240	ACCESS SADDLE	4,7,19,21,22,23
⊙	303M894260	3M894260	PARTS SENSOR OPT SP	6,7,9,21		7YZM610003++H01	YZ010250	ACCESS SADDLE	4,19,21,22,23
	303NB24210	3NB24210	HOLDER MAGNET	20		7YZM610004++H01	YZ012210	ACCESS SADDLE	21,22
	303NF02280	3NF02280	SHAFT HOOK FULCRUM	4		7YZM610007++H01	YZ023340	ACCESS SADDLE	4,7,18,18,20
	303NF02301	3NF02301	HOLDER DECK HOOK	4		7YZM610008++H01	YZ037940	ACCESS.SADDLE	4,17,18,21
	303NF04140	3NF04140	COVER CONNECTOR HEATER	24		7YZM610010++H01	YZ042990	ACCESS.SADDLE	22
	33907210	33907210	CUSHION,CASSETTE WORK PLATE	5		7ZG65TSV+200H01	ZG045190	SHIELD GASKET	3
	3BC07130	3BC07130	ONE-WAY CLUTCH 6	6		7ZGSGH12013H01	ZG128670	SHIELD GASKET	23
	3CG02030	3CG02030	BASE RUBBER,FRAME	11		7ZGSGR55010H01	ZG110970	SHIELD GASKET	11
	3CY06030	3CY06030	RETAINER M4	19,22		7ZGSGT213006H01	ZG135130	SHIELD GASKET	3
⊙	3H327410	3H327410	SENSOR,CONVEYING	7		7ZGSGT33022H01	ZG134650	SHIELD GASKET	3
	3H610240	3H610240	FELT DUPLEX	9		M70AF010	M70AF010	CLAMP,LCT-1.5SIEM(TAKEUCHI)	3,19
	3HK27050	3HK27050	CORE 8-16X10	13,21					
⊙	3HL06110	3HL06110	TERMINAL PAPER SIZE	10					
	3HL07240	3HL07240	SPRING HOOK	8					
⊙	3HW22020	3HW22020	GEAR 25	13					
	5MMS111SL002	2BY20050	NUT FUSER A /FS-1800/3800 A4	13					
	5MMT263SN012++R	2D903100	SCREW OP / M3 X 8 CRFREE A4	23					
	5MMW261LD055	2A820350	SPRING SEPARATOR /FS-1000 A4	7					
	5MVS313SB002	2BR08310	SPACER LED /43587J2063 A4	13					
	5MVX111DN003	2A806250	RING STOPPER /A-49 FEED A4	4,5,6,7,8,9,13					
				17,18,20,21					
	5MVX111DN007	2BT11070	STOPPER 3 /2BT1107 A4	4					
	5MVX421DN003	2BL06490	LOCK COVER R /40283V0068 A4	8					
	63212210	63212210	STATIC ELIMINATOR,EJECT	20					
⊙	65815060	65815060	IDLE GEAR 40,TONER SUPPLY	10					
⊙	66127010	66127010	SWITCH,COVER OPEN	8					
	7AAACCAS+10H001	AA063380	AC CORD ASSY AS	21					
	7BE006103431H01	BE122720	BEARING MR106ZZ	8					
	7BE006124431H01	BE119720	BEARING MR126ZZ	7					
	7BE008165431H01	BE119730	BEARING 688ZZ	8					
	7BE010197431H01	BE119740	BEARING 6800ZZ(7MM)	13,17					
⊙	7NXGP1A173LCH01	NX115300	SENSOR OPT.	8,9,10,13,18,20					
⊙	7SC010202+++H01	SC122390	SW.SEESAW	21					
⊙	7SP01000006+H01	SP121020	SW.PUSH	7,10,21					
⊙	7SP03072001+H01	SP121030	SW.PUSH	21					
	7YCC04B1106+H01	YC122790	CONNECTOR	21					
	7YCC05B1106+H01	YC047310	CONNECTOR	21					
	7YCC60M2199+H01	YC125800	CONNECTOR	22					
	7YZM110001++H01	YZ009420	ACCESS.BUSHING	4					

• Parts with "⊙" indicate regular maintenance parts.

**KYOCERA Document Solutions America, Inc.**

**Headquarters**

225 Sand Road,  
Fairfield, New Jersey 07004-0008, USA  
Phone: +1-973-808-8444  
Fax: +1-973-882-6000

**Latin America**

8240 NW 52nd Terrace Dawson Building, Suite 100  
Miami, Florida 33166, USA  
Phone: +1-305-421-6640  
Fax: +1-305-421-6666

**KYOCERA Document Solutions Canada, Ltd.**

6120 Kestrel Rd., Mississauga, ON L5T 1S8,  
Canada  
Phone: +1-905-670-4425  
Fax: +1-905-670-8116

**KYOCERA Document Solutions  
Mexico, S.A. de C.V.**

Calle Arquimedes No. 130, 4 Piso, Colonia Polanco  
Chapultepec, Delegacion Miguel Hidalgo,  
Distrito Federal, C.P. 11560, México  
Phone: +52-555-383-2741  
Fax: +52-555-383-7804

**KYOCERA Document Solutions Brazil, Ltda.**

Av.Tambore,1180 Mod.B-09 CEP 06460-000  
Tambore-Barueri-SP, Brazil  
Phone: +55-11-4195-8496  
Fax: +55-11-4195-6167

**KYOCERA Document Solutions  
Australia Pty. Ltd.**

Level 3, 6-10 Talavera Road North Ryde N.S.W, 2113,  
Australia  
Phone: +61-2-9888-9999  
Fax: +61-2-9888-9588

**KYOCERA Document Solutions  
New Zealand Ltd.**

1-3 Parkhead Place, Albany, Auckland 1330,  
New Zealand  
Phone: +64-9-415-4517  
Fax: +64-9-415-4597

**KYOCERA Document Solutions Asia Limited**

16/F.,Mita Centre, 552-566, Castle Peak Road  
Tsuenwan, NT, Hong Kong  
Phone: +852-2610-2181  
Fax: +852-2610-2063

**KYOCERA Document Solutions  
(Thailand) Corp., Ltd.**

335 Ratchadapisek Road, Bangsue, Bangkok 10800,  
Thailand  
Phone: +66-2-586-0333  
Fax: +66-2-586-0278

**KYOCERA Document Solutions  
Singapore Pte. Ltd.**

12 Tai Seng Street #04-01A,  
Luxasia Building, Singapore 534118  
Phone: +65-6741-8733  
Fax: +65-6748-3788

**KYOCERA Document Solutions  
Hong Kong Limited**

16/F.,Mita Centre, 552-566, Castle Peak Road  
Tsuenwan, NT, Hong Kong  
Phone: +852-2429-7422  
Fax: +852-2423-2159

**KYOCERA Document Solutions  
Taiwan Corporation**

6F., No.37, Sec. 3, Minquan E. Rd.,  
Zhongshan Dist., Taipei 104, Taiwan R.O.C.  
Phone: +886-2-2507-6709  
Fax: +886-2-2507-8432

**KYOCERA Document Solutions Korea Co., Ltd.**

18F, Kangnam bldg, 1321-1,  
Seocho-Dong, Seocho-Gu, Seoul, Korea  
Phone: +822-6933-4050  
Fax: +822-747-0084

**KYOCERA Document Solutions  
India Private Limited**

First Floor, ORCHID CENTRE  
Sector-53, Golf Course Road, Gurgaon 122 002,  
India  
Phone: +91-0124-4671000  
Fax: +91-0124-4671001

**KYOCERA Document Solutions Europe B.V.**

Bloemlaan 4, 2132 NP Hoofddorp,  
The Netherlands  
Phone: +31-20-654-0000  
Fax: +31-20-653-1256

**KYOCERA Document Solutions Nederland B.V.**

Beechavenue 25, 1119 RA Schiphol-Rijk,  
The Netherlands  
Phone: +31-20-5877200  
Fax: +31-20-5877260

**KYOCERA Document Solutions (U.K.) Limited**

8 Beacontree Plaza,  
Gillette Way Reading, Berkshire RG2 0BS,  
United Kingdom  
Phone: +44-118-931-1500  
Fax: +44-118-931-1108

**KYOCERA Document Solutions Italia S.p.A.**

Via Verdi, 89/91 20063 Cernusco s/N.(MI),  
Italy  
Phone: +39-02-921791  
Fax: +39-02-92179-600

**KYOCERA Document Solutions Belgium N.V.**

Sint-Martinusweg 199-201 1930 Zaventem,  
Belgium  
Phone: +32-2-7209270  
Fax: +32-2-7208748

**KYOCERA Document Solutions France S.A.S.**

Espace Technologique de St Aubin  
Route de l'Orme 91195 Gif-sur-Yvette CEDEX,  
France  
Phone: +33-1-69852600  
Fax: +33-1-69853409

**KYOCERA Document Solutions Espana, S.A.**

Edificio Kyocera, Avda. de Manacor No.2,  
28290 Las Matas (Madrid), Spain  
Phone: +34-91-6318392  
Fax: +34-91-6318219

**KYOCERA Document Solutions Finland Oy**

Atomitie 5C, 00370 Helsinki,  
Finland  
Phone: +358-9-47805200  
Fax: +358-9-47805390

**KYOCERA Document Solutions****Europe B.V., Amsterdam (NL) Zürich Branch**

Hohlstrasse 614, 8048 Zürich,  
Switzerland  
Phone: +41-44-9084949  
Fax: +41-44-9084950

**KYOCERA Document Solutions****Deutschland GmbH**

Otto-Hahn-Strasse 12, 40670 Meerbusch,  
Germany  
Phone: +49-2159-9180  
Fax: +49-2159-918100

**KYOCERA Document Solutions Austria GmbH**

Eduard-Kittenberger-Gasse 95, 1230 Vienna,  
Austria  
Phone: +43-1-863380  
Fax: +43-1-86338-400

**KYOCERA Document Solutions Nordic AB**

Esbogatan 16B 164 75 Kista, Sweden  
Phone: +46-8-546-550-00  
Fax: +46-8-546-550-10

**KYOCERA Document Solutions Norge NUF**

Postboks 150 Oppsal, 0619 Oslo,  
Norway  
Phone: +47-22-62-73-00  
Fax: +47-22-62-72-00

**KYOCERA Document Solutions Danmark A/S**

Ejby Industrivej 60, DK-2600 Glostrup,  
Denmark  
Phone: +45-70223880  
Fax: +45-45765850

**KYOCERA Document Solutions Portugal Lda.**

Rua do Centro Cultural, 41 (Alvalade) 1700-106 Lisboa,  
Portugal  
Phone: +351-21-843-6780  
Fax: +351-21-849-3312

**KYOCERA Document Solutions****South Africa (Pty) Ltd.**

49 Kyalami Boulevard,  
Kyalami Business Park 1685 Midrand, South Africa  
Phone: +27-11-540-2600  
Fax: +27-11-466-3050

**KYOCERA Document Solutions Russia LLC**

Botanichesky pereulok 5, Moscow, 129090,  
Russia  
Phone: +7(495)741-0004  
Fax: +7(495)741-0018

**KYOCERA Document Solutions Middle East**

Dubai Internet City, Bldg. 17,  
Office 157 P.O. Box 500817, Dubai,  
United Arab Emirates  
Phone: +971-04-433-0412

**KYOCERA Document Solutions Inc.**

2-28, 1-chome, Tamatsukuri, Chuo-ku  
Osaka 540-8585, Japan  
Phone: +81-6-6764-3555  
<http://www.kyoceradocumentsolutions.com>