

PARTS CATALOG

**imageRUNNER ADVANCE
8105/8095/8085 Series**

Canon

Apr 9 2013

PREFACE

This Parts Catalog contains listings of parts used

Diagrams are provided with the listings to aid the service technician in identifying clearly, the item to be ordered.

Whenever ordering parts, consult this Parts Catalog for all of the information pertaining to each item. Be sure to include, in the Parts Request, the full item description, the item part number, and the quantity.

COPYRIGHT (C) 1999 CANON INC.

Use of this manual should be strictly supervised to avoid disclosure of confidential information.

Contents

NUMERICAL INDEX

imageRUNNER ADVANCE 8105/8095/8085 Series(Numerical Index) 1-1

imageRUNNER ADVANCE 8105/8095/8085 Series(Parts Catalog)

| | | |
|-----|--------------------------------------|------|
| A1 | ASSEMBLY LOCATION DIAGRAM | 2-1 |
| A2 | OPTION PARTS CATALOG LIST | 2-8 |
| 001 | ACCESSOREIS | 2-9 |
| 100 | EXTERNAL COVERS, PANELS, ETC. | 2-11 |
| 101 | INTERNAL COMPONENTS 1 | 2-16 |
| 102 | INTERNAL COMPONENTS 2 | 2-19 |
| 103 | INTERNAL COMPONENTS 3 | 2-21 |
| 104 | INTERNAL COMPONENTS 4 | 2-23 |
| 105 | INTERNAL COMPONENTS 5 | 2-25 |
| 106 | INTERNAL COMPONENTS 6 | 2-27 |
| 107 | INTERNAL COMPONENTS 7 | 2-30 |
| 108 | MACHINE BOTTOM PLATE | 2-32 |
| 109 | MACHINE REAR PLATE 1 | 2-33 |
| 110 | MACHINE REAR PLATE 2 | 2-35 |
| 111 | MACHINE REAR PLATE 3 | 2-37 |
| 112 | FRONT COVER ASS'Y, LOWER | 2-39 |
| 113 | RIGHT DOOR ASSEMBLY | 2-41 |
| 114 | VERTICAL PATH ASSEMBLY | 2-43 |
| 135 | UPRIGHT CONTROL PANEL ASSEMBLY | 2-44 |
| 136 | CONTROL PANEL ARM ASSEMBLY | 2-47 |
| 140 | POWER CORD TERMINAL ASS'Y | 2-49 |
| 250 | MAIN DRIVE ASS'Y | 2-53 |
| 260 | V. PATH/CST. PICK-UP ASS'Y | 2-55 |
| 261 | LEFT DECK PICK-UP DRIVE ASS'Y | 2-56 |
| 270 | DRUM DRIVE ASS'Y | 2-58 |
| 271 | DEVELOPING DRIVE ASS'Y | 2-59 |
| 280 | DELIVERY REVERSE DRIVE ASS'Y | 2-61 |
| 300 | CASSETTE ASSEMBLY | 2-62 |
| 301 | CST. SIZE/REMNANT DETECT ASS'Y | 2-65 |
| 302 | DECK REMNANT DETECT ASS'Y | 2-66 |
| 303 | CASSETTE SIZE DETECT ASS'Y | 2-67 |
| 304 | PAPER STOCK ASS'Y, RIGHT | 2-68 |
| 305 | PAPER STOCK ASS'Y, LEFT | 2-71 |
| 306 | CASSETTE HEATER ASSEMBLY (JP) | 2-74 |
| 310 | PAPER PICK-UP ASS'Y, RIGHT | 2-75 |

Contents

| | | |
|------|--------------------------------------|-------|
| 311 | PAPER PICK-UP ASS'Y, LEFT | 2-78 |
| 312 | MULTI TRAY ASS'Y | 2-81 |
| 313 | MULTI PAPER PICK-UP ASS'Y | 2-83 |
| 315 | PRE-REGISTRATION GUIDE ASS'Y | 2-86 |
| 330 | FIXING/FEEDER DUPLEXING ASS'Y | 2-87 |
| 331 | FIXING/FEEDER FRAME ASS'Y | 2-93 |
| 332 | REGISTRATION ASS'Y | 2-97 |
| 333 | DUPLEX. SIDE REG. SENSOR ASS'Y | 2-99 |
| 334 | E.T.B. CLEANING ASSEMBLY | 2-100 |
| 335 | E.T.BELT ASSEMBLY | 2-102 |
| 336 | REVERSE CROSSMEMBER ASS'Y, LF. | 2-104 |
| 350 | OUTER PAPER DELIVERY ASS'Y | 2-106 |
| 351 | REVERSE PAPER DELIVERY ASS'Y | 2-108 |
| 352 | INNER PAPER DELIVERY ASS'Y | 2-112 |
| 460 | LASER SCANNER UNIT | 2-114 |
| 510 | PHOTO-SENSITIVE DRUM ASSEMBLY | 2-115 |
| 550 | 1ST CORONA ASS'Y | 2-117 |
| 570 | PRE-TRANSFER CORONA ASS'Y | 2-119 |
| 620 | HOPPER ASS'Y | 2-121 |
| 620A | HOPPER ASS'Y | 2-122 |
| 625 | BUFFER ASS'Y | 2-124 |
| 640 | DEVELOPING ASS'Y | 2-126 |
| 650 | DEVELOPING RELEASE ASS'Y | 2-128 |
| 710 | AP. KIT ASS'Y | 2-130 |
| 711 | DRUM CLEANING ASS'Y | 2-134 |
| 720 | SEPARATION CLAW DRIVE ASSEMBLY | 2-136 |
| 770 | WASTE TONER FEED ASSEMBLY | 2-138 |
| 810 | FIXING ASS'Y | 2-141 |
| 811 | FIXING ASS'Y, UPPER | 2-143 |
| 812 | FIXING DRIVE ASS'Y | 2-148 |
| 813 | FIXING ENTRANCE GUIDE ASS'Y | 2-150 |
| 814 | FIXING EXIT GUIDE ASS'Y | 2-151 |
| 900 | CONTROLLER BOX ASSEMBLY | 2-152 |
| 920 | INVERTER PCB ASSEMBLY | 2-154 |
| 910 | IH POWER SUPPLY PCB ASS'Y | 2-155 |
| 930 | DC CONTROLLER PCB ASS'Y | 2-156 |
| 931 | MAIN CONTROLLER PCB ASS'Y, 1 | 2-157 |
| 932 | MAIN CONTROLLER PCB ASS'Y, 2 | 2-158 |
| 960 | MAIN DRIVE DRIVER PCB ASS'Y | 2-159 |
| 961 | AC DRIVER PCB ASS'Y | 2-160 |
| 962 | NOISE FILTER PCB ASSEMBLY | 2-161 |
| 963 | DUPLEXING DRIVER PCB ASSEMBLY | 2-162 |
| 964 | FEED DRIVER PCB ASSEMBLY | 2-163 |
| 980 | H.V. POWER SUPPLY ASS'Y | 2-164 |
| T40 | DEVICE PORT ASSEMBLY (EUR) | 2-165 |

Contents

| | | |
|-----|--|-------|
| ZZA | MECHANICAL STANDARD PARTS (HOW TO USE) | 2-166 |
| ZZB | MECHANICAL STANDARD PARTS (SCREWS) | 2-167 |
| ZZC | MECHANICAL STANDARD PARTS (BOLTS) | 2-174 |
| ZZD | MECHANICAL STANDARD PARTS (NUTS) | 2-175 |
| ZZE | MECHANICAL STANDARD PARTS (RETAINING RINGS) | 2-176 |

NUMERICAL INDEX

imageRUNNER ADVANCE 8105/8095/8085 Series(Numerical Index)

| PARTS NUMBER | FIGURE & KEY NO. | PARTS NUMBER | FIGURE & KEY NO. | PARTS NUMBER | FIGURE & KEY NO |
|--------------|------------------|--------------|------------------|--------------|-----------------|
| FA2-9037-000 | 814 - 4 | FB6-3467-000 | 313 - 5 | FC5-2548-000 | 310 - 10 |
| FA3-2473-000 | 720 - 1 | FB6-3499-000 | 300 - 60 | FC5-2548-000 | 311 - 9 |
| FA3-2474-000 | 720 - 2 | FB6-3499-000 | 304 - 4 | FC5-2573-000 | 310 - 11 |
| FA3-2475-000 | 720 - 3 | FB6-3499-000 | 305 - 4 | FC5-2609-000 | 304 - 5 |
| FA3-2476-000 | 720 - 4 | FB6-4937-000 | 312 - 17 | FC5-2609-000 | 305 - 5 |
| FA3-2477-000 | 720 - 5 | FB6-6088-000 | 330 - 1 | FC5-2635-000 | 311 - 8 |
| FA3-2478-000 | 720 - 6 | FB6-6088-000 | 710 - 6 | FC5-2638-000 | 311 - 10 |
| FA3-2483-000 | 720 - 7 | FC0-0205-000 | 101 - 38 | FC5-2715-000 | 103 - 6 |
| FA4-1864-000 | 570 - 1 | FC0-2088-000 | 550 - 16 | FC5-2715-000 | 105 - 1 |
| FA6-3071-020 | 811 - 1 | FC0-2089-000 | 550 - 17 | FC5-2715-000 | 313 - 7 |
| FA9-3847-000 | 111 - 1 | FC0-2113-000 | 140 - 30 | FC5-5078-000 | 313 - 8 |
| FA9-3943-000 | 720 - 9 | FC0-2131-000 | 350 - 2 | FC5-5092-000 | 620 - 2 |
| FB1-6833-000 | 811 - 2 | FC0-2206-000 | 304 - 34 | FC5-5145-000 | 813 - 4 |
| FB1-7173-000 | 100 - 1 | FC0-2206-000 | 305 - 34 | FC5-5167-000 | 331 - 4 |
| FB1-8581-000 | 313 - 1 | FC0-2781-000 | 300 - 32 | FC5-5170-000 | 330 - 4 |
| FB1-8776-000 | 106 - 1 | FC0-3223-000 | 570 - 26 | FC5-6211-000 | 310 - 12 |
| FB1-8776-000 | 811 - 3 | FC0-5520-000 | 510 - 2 | FC5-6211-000 | 311 - 11 |
| FB2-6285-020 | 335 - 28 | FC0-5524-000 | 310 - 9 | FC5-6245-000 | 310 - 13 |
| FB2-6872-000 | 711 - 1 | FC0-5524-000 | 311 - 15 | FC5-6245-000 | 311 - 12 |
| FB2-7163-000 | 352 - 1 | FC0-5657-000 | 135 - 30 | FC5-6260-000 | 310 - 14 |
| FB2-7219-030 | 811 - 4 | FC0-5658-000 | 135 - 30 | FC5-6287-000 | 331 - 5 |
| FB2-7221-000 | 811 - 5 | FC0-5659-000 | 135 - 30 | FC6-1647-000 | 334 - 1 |
| FB2-7230-000 | 811 - 6 | FC1-3975-020 | 331 - 1 | FC6-1968-000 | 330 - 5 |
| FB2-7243-000 | 812 - 1 | FC1-3976-000 | 331 - 2 | FC6-2327-000 | 620A - 2 |
| FB2-7867-030 | 112 - 1 | FC2-2121-000 | 106 - 2 | FC6-3230-000 | 620A - 3 |
| FB2-8094-020 | 101 - 1 | FC5-1635-000 | 101 - 35 | FC6-3462-000 | 107 - 1 |
| FB2-8299-000 | 720 - 10 | FC5-1766-000 | 510 - 1 | FC6-3494-000 | 812 - 24 |
| FB2-8465-000 | 304 - 2 | FC5-1810-000 | 550 - 1 | FC6-3501-020 | 811 - 10 |
| FB2-8465-000 | 305 - 2 | FC5-1810-000 | 570 - 2 | FC6-3592-000 | 811 - 11 |
| FB4-1340-000 | 108 - 1 | FC5-1950-000 | 620 - 1 | FC6-3673-000 | 811 - 24 |
| FB4-2007-000 | 310 - 1 | FC5-2051-000 | 331 - 46 | FC6-3762-000 | 304 - 6 |
| FB4-2007-000 | 311 - 1 | FC5-2108-000 | 330 - 2 | FC6-3762-000 | 305 - 6 |
| FB4-3687-000 | 550 - 18 | FC5-2179-000 | 313 - 6 | FC6-3763-000 | 304 - 7 |
| FB4-3687-000 | 570 - 19 | FC5-2226-000 | 351 - 1 | FC6-3763-000 | 305 - 7 |
| FB4-8012-020 | 710 - 1 | FC5-2261-000 | 336 - 1 | FC6-3808-000 | 811 - 13 |
| FB4-8018-010 | 710 - 2 | FC5-2271-000 | 331 - 3 | FC6-3863-000 | 310 - 15 |
| FB5-3625-000 | 104 - 10 | FC5-2286-000 | 811 - 9 | FC6-3863-000 | 311 - 13 |
| FB5-5521-000 | 811 - 8 | FC5-2386-000 | 330 - 3 | FC6-6661-000 | 313 - 9 |
| FB5-5530-000 | 814 - 1 | FC5-2524-000 | 310 - 2 | FC6-9029-000 | 270 - 1 |
| FB5-6948-000 | 813 - 1 | FC5-2524-000 | 311 - 2 | FC6-9542-000 | 330 - 6 |
| FB5-9104-010 | 710 - 3 | FC5-2526-000 | 310 - 3 | FC6-9782-000 | 351 - 2 |
| FB6-2385-000 | 710 - 4 | FC5-2526-000 | 311 - 3 | FC6-9969-000 | 304 - 8 |
| FB6-2719-000 | 304 - 3 | FC5-2528-000 | 310 - 4 | FC6-9969-000 | 305 - 8 |
| FB6-2719-000 | 305 - 3 | FC5-2528-000 | 311 - 4 | FC7-0616-000 | 900 - 28 |
| FB6-3150-000 | 813 - 2 | FC5-2537-010 | 310 - 6 | FC7-0617-000 | 900 - 29 |
| FB6-3410-000 | 313 - 2 | FC5-2537-010 | 311 - 6 | FC7-0658-000 | 811 - 14 |
| FB6-3456-000 | 312 - 1 | FC5-2538-000 | 310 - 7 | FC7-4155-000 | 334 - 2 |
| FB6-3457-000 | 312 - 2 | FC5-2540-000 | 310 - 8 | FC7-4302-000 | 106 - 25 |
| FB6-3459-000 | 312 - 3 | FC5-2540-000 | 311 - 7 | FC7-5009-000 | 313 - 10 |
| FB6-3463-000 | 313 - 3 | FC5-2544-000 | 102 - 1 | FC7-5845-000 | 310 - 47 |
| FB6-3464-000 | 313 - 15 | FC5-2547-000 | 310 - 45 | FC7-5845-000 | 311 - 44 |
| FB6-3466-000 | 313 - 4 | FC5-2547-000 | 311 - 21 | FC7-6972-000 | 331 - 6 |

NUMERICAL INDEX

imageRUNNER ADVANCE 8105/8095/8085 Series(Numerical Index)

| PARTS NUMBER | FIGURE & KEY NO. | PARTS NUMBER | FIGURE & KEY NO. | PARTS NUMBER | FIGURE & KEY NO. |
|--------------|------------------|--------------|------------------|--------------|------------------|
| FC7-7207-000 | 113 - 1 | FC8-4967-000 | 305 - 12 | FC8-7192-010 | 330 - 8 |
| FC7-7207-000 | 313 - 12 | FC8-4968-000 | 300 - 21 | FC8-7196-000 | 334 - 4 |
| FC7-7208-000 | 313 - 13 | FC8-4968-000 | 304 - 13 | FC8-7200-000 | 330 - 10 |
| FC7-7208-000 | 331 - 2 | FC8-4968-000 | 305 - 13 | FC8-7235-000 | 812 - 2 |
| FC7-7209-000 | 113 - 7 | FC8-4987-000 | 300 - 22 | FC8-7236-000 | 351 - 3 |
| FC7-7209-000 | 114 - 1 | FC8-4990-000 | 300 - 23 | FC8-7236-000 | 812 - 3 |
| FC7-7209-000 | 313 - 14 | FC8-4994-000 | 300 - 24 | FC8-7237-000 | 104 - 23 |
| FC7-7800-000 | 811 - 15 | FC8-4996-000 | 300 - 25 | FC8-7244-000 | 812 - 4 |
| FC8-0785-000 | 313 - 18 | FC8-4997-000 | 300 - 26 | FC8-7247-000 | 811 - 17 |
| FC8-1844-000 | 100 - 3 | FC8-5262-000 | 300 - 55 | FC8-7251-000 | 811 - 18 |
| FC8-1876-000 | 100 - 4 | FC8-6109-000 | 100 - 11 | FC8-7257-000 | 811 - 20 |
| FC8-1877-000 | 100 - 5 | FC8-6639-000 | 108 - 2 | FC8-7271-000 | 313 - 17 |
| FC8-2366-000 | 100 - 6 | FC8-6976-000 | 106 - 37 | FC8-7273-000 | 313 - 19 |
| FC8-2367-000 | 100 - 7 | FC8-6989-000 | 106 - 34 | FC8-7274-000 | 312 - 8 |
| FC8-2368-000 | 100 - 8 | FC8-7016-000 | 900 - 2 | FC8-7275-000 | 312 - 9 |
| FC8-2462-000 | 300 - 1 | FC8-7023-000 | 900 - 3 | FC8-7276-000 | 332 - 1 |
| FC8-2463-000 | 300 - 2 | FC8-7024-000 | 900 - 4 | FC8-7277-000 | 332 - 2 |
| FC8-2464-000 | 300 - 3 | FC8-7026-000 | 107 - 2 | FC8-7283-000 | 332 - 3 |
| FC8-2466-000 | 300 - 4 | FC8-7027-000 | 107 - 3 | FC8-7284-000 | 332 - 4 |
| FC8-2469-000 | 300 - 5 | FC8-7033-000 | 100 - 12 | FC8-7286-010 | 332 - 15 |
| FC8-2470-000 | 300 - 6 | FC8-7034-000 | 105 - 2 | FC8-7290-000 | 113 - 3 |
| FC8-2474-000 | 300 - 7 | FC8-7038-000 | 105 - 3 | FC8-7291-000 | 113 - 4 |
| FC8-2475-000 | 300 - 8 | FC8-7039-000 | 105 - 4 | FC8-7293-000 | 113 - 15 |
| FC8-2476-000 | 300 - 54 | FC8-7053-000 | 550 - 2 | FC8-7295-000 | 333 - 1 |
| FC8-2477-000 | 300 - 9 | FC8-7054-000 | 550 - 3 | FC8-7297-000 | 331 - 8 |
| FC8-2482-000 | 300 - 10 | FC8-7074-000 | 711 - 4 | FC8-7309-000 | 331 - 9 |
| FC8-2484-000 | 300 - 11 | FC8-7075-000 | 711 - 5 | FC8-7321-000 | 331 - 47 |
| FC8-2487-000 | 301 - 1 | FC8-7078-000 | 711 - 15 | FC8-7322-000 | 331 - 48 |
| FC8-2495-000 | 300 - 12 | FC8-7083-000 | 710 - 45 | FC8-7323-000 | 331 - 49 |
| FC8-2527-000 | 304 - 9 | FC8-7086-000 | 711 - 2 | FC8-7324-000 | 331 - 10 |
| FC8-2527-000 | 305 - 9 | FC8-7093-000 | 710 - 8 | FC8-7327-000 | 330 - 11 |
| FC8-2533-010 | 304 - 10 | FC8-7097-000 | 710 - 9 | FC8-7328-000 | 330 - 12 |
| FC8-2533-010 | 305 - 10 | FC8-7098-000 | 710 - 10 | FC8-7332-000 | 336 - 2 |
| FC8-2667-000 | 300 - 13 | FC8-7106-000 | 650 - 1 | FC8-7333-000 | 331 - 50 |
| FC8-2668-000 | 300 - 14 | FC8-7107-000 | 650 - 2 | FC8-7334-000 | 331 - 11 |
| FC8-2670-000 | 300 - 15 | FC8-7108-000 | 650 - 3 | FC8-7343-000 | 331 - 12 |
| FC8-2671-000 | 300 - 16 | FC8-7109-000 | 650 - 15 | FC8-7347-000 | 114 - 4 |
| FC8-2672-000 | 300 - 17 | FC8-7113-000 | 650 - 5 | FC8-7348-000 | 114 - 5 |
| FC8-2697-000 | 114 - 2 | FC8-7125-000 | 271 - 1 | FC8-7349-000 | 114 - 8 |
| FC8-2700-000 | 103 - 2 | FC8-7128-000 | 271 - 19 | FC8-7352-000 | 101 - 42 |
| FC8-2708-000 | 312 - 4 | FC8-7139-000 | 620A - 4 | FC8-7353-000 | 304 - 14 |
| FC8-2712-000 | 312 - 5 | FC8-7155-010 | 335 - 1 | FC8-7354-000 | 305 - 14 |
| FC8-2713-000 | 312 - 6 | FC8-7156-010 | 335 - 2 | FC8-7356-000 | 304 - 15 |
| FC8-2727-000 | 312 - 7 | FC8-7157-000 | 335 - 3 | FC8-7356-000 | 305 - 15 |
| FC8-3782-000 | 114 - 3 | FC8-7158-000 | 335 - 4 | FC8-7358-000 | 304 - 16 |
| FC8-4051-000 | 900 - 1 | FC8-7159-000 | 335 - 5 | FC8-7358-000 | 305 - 16 |
| FC8-4964-010 | 300 - 18 | FC8-7160-000 | 335 - 6 | FC8-7378-000 | 350 - 1 |
| FC8-4964-010 | 304 - 11 | FC8-7161-000 | 335 - 7 | FC8-7387-000 | 351 - 4 |
| FC8-4964-010 | 305 - 11 | FC8-7162-000 | 335 - 8 | FC8-7389-000 | 351 - 5 |
| FC8-4965-000 | 300 - 19 | FC8-7166-000 | 335 - 9 | FC8-7390-000 | 351 - 6 |
| FC8-4967-000 | 300 - 20 | FC8-7171-000 | 330 - 7 | FC8-7392-000 | 351 - 7 |
| FC8-4967-000 | 304 - 12 | FC8-7175-000 | 334 - 3 | FC8-7393-000 | 351 - 8 |

NUMERICAL INDEX

imageRUNNER ADVANCE 8105/8095/8085 Series(Numerical Index)

| PARTS NUMBER | FIGURE & KEY NO. | PARTS NUMBER | FIGURE & KEY NO. | PARTS NUMBER | FIGURE & KEY NO |
|--------------|------------------|--------------|------------------|--------------|-----------------|
| FC8-7404-000 | 111 - 13 | FC8-9530-000 | 811 - 25 | FC9-0302-000 | 135 - 13 |
| FC8-7409-000 | 111 - 2 | FC8-9561-000 | 112 - 2 | FC9-0305-000 | 135 - 34 |
| FC8-7424-000 | 770 - 1 | FC8-9562-000 | 112 - 3 | FC9-0306-000 | 135 - 35 |
| FC8-7809-000 | 310 - 41 | FC8-9564-000 | 106 - 3 | FC9-0307-000 | 135 - 36 |
| FC8-7809-000 | 311 - 42 | FC8-9566-010 | 100 - 15 | FC9-0308-000 | 135 - 14 |
| FC8-7812-000 | 310 - 17 | FC8-9569-000 | 104 - 14 | FC9-0309-000 | 135 - 15 |
| FC8-7813-000 | 310 - 18 | FC8-9571-000 | 650 - 6 | FC9-0310-000 | 135 - 32 |
| FC8-8660-000 | 135 - 5 | FC8-9576-000 | 105 - 6 | FC9-0311-000 | 100 - 26 |
| FC8-8802-000 | 331 - 13 | FC8-9577-000 | 105 - 5 | FC9-0311-000 | 135 - 31 |
| FC8-9044-000 | 310 - 22 | FC8-9582-000 | 640 - 1 | FC9-0311-000 | 136 - 1 |
| FC8-9044-000 | 311 - 20 | FC8-9585-000 | 640 - 15 | FC9-0312-000 | 135 - 33 |
| FC8-9045-000 | 310 - 19 | FC8-9586-000 | 640 - 2 | FC9-0312-000 | 136 - 2 |
| FC8-9045-000 | 311 - 17 | FC8-9588-000 | 640 - 27 | FC9-0317-000 | 136 - 3 |
| FC8-9046-000 | 310 - 20 | FC8-9595-000 | 640 - 6 | FC9-0320-000 | 107 - 19 |
| FC8-9046-000 | 311 - 18 | FC8-9639-000 | 112 - 7 | FC9-0336-000 | 136 - 4 |
| FC8-9047-000 | 310 - 21 | FC8-9641-000 | 112 - 8 | FC9-0337-000 | 136 - 5 |
| FC8-9047-000 | 311 - 19 | FC8-9642-000 | 112 - 9 | FC9-0339-010 | 136 - 6 |
| FC8-9049-000 | 300 - 27 | FC8-9646-000 | 112 - 4 | FC9-0341-010 | 136 - 7 |
| FC8-9050-000 | 304 - 17 | FC8-9647-000 | 112 - 10 | FC9-0342-000 | 100 - 56 |
| FC8-9050-000 | 305 - 17 | FC8-9664-000 | 330 - 14 | FC9-0343-000 | 100 - 57 |
| FC8-9051-000 | 300 - 56 | FC8-9667-000 | 106 - 30 | FC9-0344-000 | 136 - 8 |
| FC8-9053-000 | 304 - 18 | FC8-9669-000 | 106 - 21 | FC9-0376-000 | 100 - 27 |
| FC8-9054-000 | 304 - 19 | FC8-9677-000 | 104 - 28 | FC9-0377-000 | 100 - 28 |
| FC8-9055-000 | 305 - 19 | FC8-9678-000 | 104 - 27 | FC9-0381-000 | 100 - 29 |
| FC8-9343-000 | 352 - 12 | FC8-9679-000 | 113 - 9 | FC9-0382-000 | 100 - 30 |
| FC8-9346-000 | 351 - 9 | FC8-9682-000 | 570 - 24 | FC9-3675-000 | 306 - 1 |
| FC8-9347-000 | 351 - 10 | FC8-9687-000 | 570 - 25 | FC9-3775-000 | 305 - 18 |
| FC8-9348-000 | 351 - 11 | FC9-0071-000 | 570 - 7 | FC9-3785-000 | 300 - 58 |
| FC8-9349-000 | 113 - 5 | FC9-0074-000 | 570 - 8 | FC9-3831-000 | 300 - 29 |
| FC8-9350-000 | 113 - 6 | FC9-0077-000 | 100 - 16 | FC9-3842-000 | 136 - 9 |
| FC8-9353-000 | 113 - 7 | FC9-0078-000 | 100 - 17 | FC9-3843-000 | 100 - 58 |
| FC8-9354-000 | 315 - 1 | FC9-0079-000 | 900 - 5 | FC9-3844-000 | 100 - 59 |
| FC8-9373-000 | 271 - 2 | FC9-0080-010 | 100 - 18 | FC9-3845-000 | 135 - 16 |
| FC8-9404-000 | 710 - 11 | FC9-0081-000 | 100 - 19 | FC9-3892-000 | 304 - 20 |
| FC8-9413-000 | 710 - 12 | FC9-0088-000 | 100 - 20 | FC9-3892-000 | 305 - 20 |
| FC8-9445-000 | 331 - 52 | FC9-0133-000 | 300 - 57 | FC9-3904-000 | 102 - 2 |
| FC8-9450-000 | 330 - 13 | FC9-0136-000 | 300 - 28 | FC9-3907-000 | 100 - 31 |
| FC8-9452-000 | 101 - 3 | FC9-0145-000 | 001 - 5 | FC9-3909-000 | 100 - 32 |
| FC8-9486-000 | 103 - 3 | FC9-0152-000 | 100 - 21 | FC9-3911-000 | 100 - 33 |
| FC8-9488-000 | 101 - 43 | FC9-0155-000 | 100 - 22 | FC9-3934-000 | 100 - 34 |
| FC8-9488-000 | 113 - 8 | FC9-0156-000 | 100 - 23 | FC9-3956-000 | 313 - 20 |
| FC8-9490-000 | 101 - 5 | FC9-0157-000 | 100 - 24 | FC9-3962-000 | 300 - 30 |
| FC8-9492-000 | 113 - 16 | FC9-0160-000 | 620A - 5 | FC9-3963-000 | 302 - 1 |
| FC8-9505-000 | 811 - 69 | FC9-0162-000 | 100 - 25 | FC9-3964-000 | 302 - 2 |
| FC8-9508-000 | 811 - 21 | FC9-0290-000 | 135 - 6 | FC9-3965-000 | 302 - 3 |
| FC8-9509-000 | 811 - 22 | FC9-0291-010 | 135 - 7 | FC9-3966-000 | 302 - 4 |
| FC8-9510-000 | 811 - 72 | FC9-0292-000 | 135 - 8 | FC9-3967-000 | 302 - 5 |
| FC8-9512-000 | 811 - 23 | FC9-0293-000 | 135 - 9 | FC9-3968-000 | 302 - 6 |
| FC8-9517-000 | 813 - 3 | FC9-0294-000 | 135 - 10 | FC9-3970-000 | 310 - 23 |
| FC8-9520-000 | 810 - 2 | FC9-0299-000 | 135 - 11 | FC9-3989-000 | 304 - 21 |
| FC8-9527-000 | 811 - 66 | FC9-0300-000 | 135 - 20 | FC9-3989-000 | 305 - 21 |
| FC8-9529-000 | 811 - 68 | FC9-0301-000 | 135 - 12 | FC9-4042-000 | 300 - 31 |

NUMERICAL INDEX

imageRUNNER ADVANCE 8105/8095/8085 Series(Numerical Index)

| PARTS NUMBER | FIGURE & KEY NO. | PARTS NUMBER | FIGURE & KEY NO. | PARTS NUMBER | FIGURE & KEY NO. |
|--------------|------------------|--------------|------------------|--------------|------------------|
| FC9-4084-000 | 103 - 4 | FC9-6164-000 | 106 - 5 | FC9-8812-000 | 900 - 11 |
| FC9-4111-000 | 570 - 9 | FC9-6165-000 | 570 - 10 | FC9-8815-000 | 335 - 15 |
| FC9-4117-000 | 101 - 33 | FC9-6166-000 | 570 - 11 | FC9-8817-000 | 331 - 16 |
| FC9-4119-000 | 304 - 22 | FC9-6167-000 | 335 - 12 | FC9-8819-000 | 570 - 27 |
| FC9-4119-000 | 305 - 22 | FC9-6169-000 | 710 - 17 | FC9-8821-000 | 331 - 17 |
| FC9-4290-000 | 310 - 16 | FC9-6170-000 | 810 - 3 | FC9-8828-000 | 330 - 18 |
| FC9-4290-000 | 311 - 14 | FC9-6171-000 | 112 - 12 | FC9-8850-000 | 112 - 11 |
| FC9-4356-000 | 101 - 6 | FC9-6182-000 | 330 - 78 | FC9-8980-000 | 900 - 12 |
| FC9-4860-010 | 710 - 42 | FC9-6942-000 | 620A - 6 | FC9-8981-000 | 106 - 6 |
| FC9-4863-000 | 710 - 13 | FC9-6947-000 | 352 - 14 | FC9-8995-000 | 135 - 30 |
| FC9-4867-000 | 710 - 14 | FC9-6958-020 | 900 - 8 | FC9-8996-000 | 135 - 30 |
| FC9-4868-000 | 106 - 19 | FC9-6959-010 | 100 - 36 | FC9-8997-000 | 135 - 30 |
| FC9-4870-000 | 710 - 15 | FC9-7040-000 | 100 - 37 | FC9-8998-000 | 135 - 30 |
| FC9-4871-000 | 710 - 43 | FC9-7041-000 | 100 - 38 | FC9-8999-000 | 135 - 30 |
| FC9-4881-000 | 106 - 32 | FC9-7044-000 | 100 - 39 | FC9-9000-000 | 135 - 30 |
| FC9-4888-000 | 107 - 4 | FC9-7047-000 | 100 - 40 | FC9-9001-000 | 135 - 30 |
| FC9-5006-000 | 140 - 5 | FC9-7059-000 | 900 - 9 | FC9-9002-000 | 135 - 30 |
| FC9-5007-000 | 140 - 32 | FC9-7165-000 | 312 - 16 | FC9-9003-000 | 135 - 30 |
| FC9-5008-000 | 140 - 7 | FC9-7261-000 | 300 - 33 | FC9-9004-000 | 135 - 30 |
| FC9-5026-000 | 813 - 5 | FC9-7439-000 | 105 - 8 | FC9-9005-000 | 135 - 30 |
| FC9-5089-000 | 104 - 1 | FC9-7440-000 | 710 - 18 | FC9-9015-000 | 330 - 79 |
| FC9-5091-000 | 625 - 1 | FC9-7520-000 | 100 - 41 | FC9-9032-000 | 104 - 4 |
| FC9-5092-000 | 625 - 22 | FC9-7521-000 | 100 - 42 | FC9-9033-000 | 104 - 5 |
| FC9-5093-000 | 625 - 23 | FC9-7843-000 | 330 - 83 | FC9-9034-000 | 104 - 6 |
| FC9-5094-000 | 650 - 7 | FC9-7845-000 | 330 - 17 | FC9-9049-000 | 100 - 45 |
| FC9-5095-000 | 650 - 8 | FC9-7846-000 | 351 - 42 | FC9-9054-000 | 620A - 7 |
| FC9-5096-000 | 650 - 9 | FC9-7847-000 | 900 - 10 | FC9-9055-000 | 100 - 46 |
| FC9-5106-000 | 640 - 9 | FC9-7853-000 | 335 - 13 | FC9-9056-000 | 100 - 48 |
| FC9-5123-000 | 811 - 26 | FC9-7854-000 | 335 - 14 | FC9-9057-000 | 100 - 47 |
| FC9-5130-000 | 352 - 13 | FC9-7855-000 | 109 - 5 | FC9-9059-000 | 100 - 48 |
| FC9-5134-000 | 770 - 2 | FC9-7984-000 | 650 - 4 | FC9-9060-000 | 100 - 48 |
| FC9-5137-000 | 811 - 67 | FC9-7993-000 | 331 - 15 | FC9-9066-000 | 104 - 7 |
| FC9-5263-000 | 250 - 16 | FC9-8049-000 | 100 - 61 | FC9-9067-000 | 330 - 19 |
| FC9-5450-000 | 333 - 2 | FC9-8050-000 | 100 - 55 | FC9-9069-000 | 108 - 4 |
| FC9-5457-000 | 336 - 3 | FC9-8060-000 | 310 - 5 | FC9-9071-000 | 352 - 3 |
| FC9-5458-000 | 351 - 12 | FC9-8060-000 | 311 - 16 | FC9-9100-000 | 104 - 8 |
| FC9-5461-000 | 351 - 40 | FC9-8061-000 | 312 - 10 | FC9-9102-000 | 330 - 33 |
| FC9-5462-000 | 351 - 41 | FC9-8072-000 | 111 - 12 | FC9-9103-000 | 100 - 49 |
| FC9-5463-000 | 330 - 15 | FC9-8073-000 | 100 - 43 | FC9-9104-000 | 331 - 18 |
| FC9-5464-000 | 100 - 35 | FC9-8082-000 | 313 - 21 | FC9-9105-000 | 331 - 19 |
| FC9-5467-000 | 108 - 3 | FC9-8085-000 | 811 - 30 | FC9-9131-000 | 770 - 29 |
| FC9-5573-000 | 710 - 16 | FC9-8281-000 | 351 - 13 | FC9-9133-000 | 510 - 3 |
| FC9-5576-000 | 331 - 51 | FC9-8283-000 | 350 - 3 | FC9-9134-000 | 510 - 4 |
| FC9-5579-000 | 105 - 7 | FC9-8283-000 | 351 - 14 | FC9-9135-000 | 350 - 4 |
| FC9-5580-000 | 331 - 14 | FC9-8286-000 | 336 - 4 | FC9-9137-000 | 104 - 9 |
| FC9-5584-000 | 104 - 2 | FC9-8565-000 | 304 - 23 | FC9-9139-000 | 510 - 9 |
| FC9-5585-000 | 104 - 3 | FC9-8565-000 | 305 - 23 | FC9-9140-000 | 510 - 10 |
| FC9-5586-000 | 335 - 10 | FC9-8683-000 | 101 - 41 | FC9-9143-000 | 711 - 3 |
| FC9-5587-000 | 335 - 11 | FC9-8684-000 | 105 - 9 | FC9-9145-000 | 103 - 5 |
| FC9-5698-000 | 334 - 6 | FC9-8805-000 | 313 - 22 | FC9-9152-000 | 331 - 20 |
| FC9-5700-000 | 330 - 16 | FC9-8806-000 | 113 - 10 | FC9-9153-000 | 710 - 41 |
| FC9-6163-000 | 106 - 4 | FC9-8811-000 | 332 - 16 | FC9-9156-000 | 250 - 1 |

NUMERICAL INDEX

imageRUNNER ADVANCE 8105/8095/8085 Series(Numerical Index)

| PARTS NUMBER | FIGURE & KEY NO. | PARTS NUMBER | FIGURE & KEY NO. | PARTS NUMBER | FIGURE & KEY NO |
|--------------|------------------|--------------|------------------|--------------|-----------------|
| FC9-9157-000 | 313 - 23 | FK2-0681-000 | 910 - T | FK2-7713-000 | 640 - 12 |
| FC9-9159-000 | 711 - 6 | FK2-0839-000 | 812 - 5 | FK2-7714-000 | 900 - 13 |
| FC9-9161-000 | 107 - 5 | FK2-0979-000 | 001 - 3 | FK2-7718-000 | 109 - 14 |
| FC9-9162-000 | 331 - 21 | FK2-1773-000 | 960 - IC | FK2-7719-000 | 330 - 26 |
| FC9-9165-000 | 640 - 3 | FK2-1773-000 | 963 - IC | FK2-7721-000 | 930 - IC |
| FC9-9166-000 | 640 - 4 | FK2-1773-000 | 964 - IC | FK2-7723-000 | 510 - 5 |
| FC9-9167-000 | 640 - 5 | FK2-2064-000 | 140 - 4 | FK2-7724-000 | 510 - 5 |
| FC9-9169-000 | 640 - 11 | FK2-2069-000 | 333 - 3 | FK2-7725-000 | 510 - 5 |
| FC9-9173-000 | 711 - 7 | FK2-2987-000 | 140 - 14 | FK2-7728-000 | 625 - 2 |
| FC9-9174-000 | 811 - 31 | FK2-3100-000 | 111 - 3 | FK2-7819-000 | 932 - IC |
| FC9-9175-000 | 811 - 32 | FK2-3100-000 | 330 - 21 | FK2-7824-000 | 900 - 24 |
| FC9-9187-000 | 352 - 8 | FK2-3149-000 | 106 - 7 | FK2-7825-000 | 900 - 25 |
| FC9-9193-000 | 335 - 16 | FK2-3149-000 | 330 - 22 | FK2-7829-000 | 932 - IC |
| FC9-9196-000 | 620A - 8 | FK2-3218-000 | 932 - IC | FK2-7834-000 | 110 - 2 |
| FC9-9197-000 | 101 - 39 | FK2-6324-000 | 140 - 6 | FK2-8081-000 | 135 - 18 |
| FC9-9237-000 | 135 - 1 | FK2-6325-000 | 140 - 6 | FK2-8272-000 | 931 - IC |
| FC9-9238-000 | 135 - 2 | FK2-6470-000 | 113 - 11 | FK2-8276-000 | 931 - 1 |
| FC9-9239-000 | 135 - 3 | FK2-6470-000 | 310 - 46 | FK2-8321-000 | 932 - IC |
| FC9-9240-000 | 135 - 4 | FK2-6470-000 | 311 - 43 | FK2-8330-000 | 136 - 10 |
| FC9-9359-010 | 304 - 24 | FK2-6470-000 | 313 - 25 | FK2-8988-000 | 932 - IC |
| FC9-9359-010 | 305 - 24 | FK2-6470-000 | 331 - 22 | FK3-0083-000 | 001 - 1 |
| FE2-0547-000 | 315 - 8 | FK2-6470-000 | 332 - 6 | FK3-0085-000 | 001 - 1 |
| FE2-0550-000 | 811 - 28 | FK2-6470-000 | 336 - 5 | FK3-0092-000 | 001 - 1 |
| FE2-0555-000 | 101 - 4 | FK2-6757-000 | 932 - IC | FK3-0110-000 | 001 - 1 |
| FE2-0560-000 | 100 - 62 | FK2-7234-000 | 106 - 22 | FK3-0408-000 | 001 - 1 |
| FE2-0561-000 | 100 - 63 | FK2-7241-000 | 109 - 1 | FK3-0410-000 | 001 - 1 |
| FE2-0636-000 | 351 - 26 | FK2-7241-000 | 110 - 1 | FK3-0412-000 | 001 - 1 |
| FE2-1022-000 | 352 - 10 | FK2-7241-000 | 330 - 23 | FK3-1009-000 | 930 - IC |
| FE2-3452-000 | 810 - 21 | FK2-7359-000 | 140 - 8 | FK3-2219-000 | 900 - 14 |
| FE2-3453-000 | 810 - 20 | FK2-7407-000 | 135 - 17 | FL2-0469-000 | 106 - 9 |
| FE2-3468-000 | 330 - 9 | FK2-7596-000 | 930 - IC | FL2-0991-000 | 550 - 10 |
| FE2-3469-000 | 330 - 84 | FK2-7668-000 | 271 - 3 | FL2-0991-000 | 570 - 14 |
| FE3-4769-000 | 100 - 66 | FK2-7670-000 | 812 - 6 | FL2-1401-000 | 310 - 25 |
| FE3-4770-000 | 100 - 66 | FK2-7672-000 | 270 - 2 | FL2-1401-000 | 311 - 23 |
| FE3-4771-000 | 100 - 66 | FK2-7674-000 | 250 - 2 | FL2-2720-000 | 550 - 11 |
| FE3-4772-000 | 100 - 66 | FK2-7674-000 | 261 - 2 | FL2-2720-000 | 570 - 15 |
| FF3-4656-000 | 332 - 5 | FK2-7674-000 | 330 - 24 | FL2-2925-000 | 313 - 27 |
| FF5-3055-030 | 352 - 4 | FK2-7675-000 | 250 - 3 | FL2-3051-000 | 811 - 7 |
| FG5-5789-000 | 720 - | FK2-7675-000 | 260 - 1 | FL2-4271-000 | 550 - 9 |
| FH3-0937-000 | 910 - L | FK2-7675-000 | 280 - 1 | FL2-4271-000 | 570 - 13 |
| FH3-0937-000 | 962 - L | FK2-7675-000 | 330 - 25 | FL2-8638-000 | 300 - 34 |
| FH3-0991-000 | 962 - L | FK2-7678-000 | 106 - 8 | FL2-8741-000 | 135 - 19 |
| FH4-6300-000 | 930 - IC | FK2-7678-000 | 107 - 6 | FL2-8916-000 | 311 - 24 |
| FH6-1548-040 | 330 - 20 | FK2-7679-000 | 811 - 33 | FL2-8926-000 | 107 - 7 |
| FH7-7600-010 | 312 - 11 | FK2-7681-000 | 961 - SR | FL2-8930-000 | 570 - 16 |
| FH7-7625-030 | 140 - 8 | FK2-7682-000 | 961 - SR | FL2-8948-000 | 102 - 4 |
| FK2-0115-000 | 313 - 24 | FK2-7684-000 | 271 - 4 | FL3-0219-000 | 810 - 4 |
| FK2-0146-000 | 140 - 12 | FK2-7692-000 | 811 - 34 | FL3-0237-000 | 304 - 25 |
| FK2-0148-000 | 140 - 13 | FK2-7693-000 | 811 - 35 | FL3-0237-000 | 305 - 25 |
| FK2-0360-000 | 140 - 3 | FK2-7698-000 | 811 - 36 | FL3-0238-000 | 304 - 26 |
| FK2-0598-000 | 910 - T | FK2-7712-000 | 930 - IC | FL3-0238-000 | 305 - 26 |
| FK2-0680-000 | 910 - T | FK2-7713-000 | 625 - 3 | FL3-0244-000 | 102 - 10 |

NUMERICAL INDEX

imageRUNNER ADVANCE 8105/8095/8085 Series(Numerical Index)

| PARTS NUMBER | FIGURE & KEY NO. | PARTS NUMBER | FIGURE & KEY NO. | PARTS NUMBER | FIGURE & KEY NO. |
|--------------|------------------|--------------|------------------|--------------|------------------|
| FL3-0247-000 | 250 - 4 | FL3-3172-000 | 312 - 12 | FM1-C081-000 | 811 - 29 |
| FL3-0247-000 | 261 - 3 | FL3-3602-000 | 811 - 39 | FM2-4169-000 | 812 - 7 |
| FL3-0248-000 | 250 - 5 | FL3-3609-000 | 312 - 13 | FM2-4663-000 | 109 - 2 |
| FL3-0255-000 | 250 - 6 | FL3-3610-000 | 570 - 28 | FM2-7196-000 | 335 - 17 |
| FL3-0255-000 | 260 - 2 | FL3-3619-000 | 814 - 2 | FM3-4746-010 | 300 - |
| FL3-0272-000 | 331 - 24 | FL3-3700-000 | 711 - 9 | FM3-4810-010 | 135 - |
| FL3-0273-000 | 331 - 25 | FL3-3731-000 | 810 - 5 | FM3-4813-000 | 135 - 23 |
| FL3-0275-000 | 351 - 15 | FL3-3733-000 | 336 - 6 | FM3-4814-020 | 136 - 13 |
| FL3-0277-000 | 315 - 2 | FL3-3736-000 | 814 - 6 | FM3-4932-000 | 301 - 2 |
| FL3-0285-000 | 812 - 21 | FL3-3782-000 | 625 - 4 | FM3-4932-000 | 303 - 1 |
| FL3-0286-000 | 770 - 3 | FL3-3783-000 | 570 - 21 | FM3-7288-010 | 550 - |
| FL3-0293-000 | 330 - 27 | FL3-3784-000 | 351 - 17 | FM3-7291-010 | 710 - |
| FL3-0297-000 | 331 - 26 | FL3-3799-000 | 334 - 9 | FM3-7292-000 | 710 - 19 |
| FL3-0626-000 | 135 - 21 | FL3-3812-000 | 100 - 53 | FM3-7293-000 | 710 - 20 |
| FL3-0833-000 | 135 - 22 | FL3-3866-000 | 111 - 5 | FM3-7294-000 | 711 - |
| FL3-1185-000 | 100 - 51 | FL3-3867-000 | 350 - 13 | FM3-7298-000 | 106 - 29 |
| FL3-1240-000 | 101 - 7 | FL3-3868-000 | 330 - 31 | FM3-7302-000 | 106 - 11 |
| FL3-1250-000 | 510 - 6 | FL3-3869-000 | 271 - 8 | FM3-7307-000 | 101 - 10 |
| FL3-1253-000 | 106 - 38 | FL3-3871-000 | 105 - 10 | FM3-7327-000 | 101 - 11 |
| FL3-1266-000 | 140 - 10 | FL3-3872-000 | 100 - 50 | FM3-7330-000 | 140 - |
| FL3-1267-000 | 140 - 9 | FL3-3875-000 | 770 - 4 | FM3-7339-000 | 812 - |
| FL3-1269-000 | 140 - 11 | FL3-4551-000 | 711 - 10 | FM3-7340-030 | 811 - |
| FL3-1270-000 | 550 - 13 | FL3-4552-000 | 334 - 10 | FM3-7350-000 | 811 - 16 |
| FL3-1270-000 | 650 - 10 | FL3-4558-000 | 550 - 14 | FM3-7351-000 | 104 - 11 |
| FL3-1271-000 | 101 - 8 | FL3-4559-000 | 570 - 17 | FM3-7367-030 | 313 - |
| FL3-1300-000 | 770 - 25 | FL3-4560-000 | 271 - 9 | FM3-7368-000 | 312 - |
| FL3-1306-010 | 330 - 80 | FL3-4575-000 | 271 - 10 | FM3-7374-000 | 260 - |
| FL3-2128-000 | 106 - 35 | FL3-4906-000 | 310 - 24 | FM3-7375-010 | 315 - |
| FL3-2134-000 | 111 - 4 | FL3-4906-000 | 311 - 22 | FM3-7379-000 | 350 - |
| FL3-2136-000 | 106 - 31 | FL3-4911-000 | 310 - 27 | FM3-7381-000 | 352 - |
| FL3-2141-000 | 105 - 14 | FL3-4911-000 | 311 - 27 | FM3-7531-010 | 460 - |
| FL3-2142-000 | 100 - 52 | FL3-5027-000 | 550 - 12 | FM3-8906-010 | 300 - 36 |
| FL3-2154-000 | 650 - 11 | FL3-5029-000 | 106 - 23 | FM3-8907-000 | 300 - 37 |
| FL3-2157-000 | 640 - 8 | FL3-5030-000 | 313 - 16 | FM3-8911-000 | 300 - 59 |
| FL3-2159-000 | 811 - 38 | FL3-5181-000 | 640 - 13 | FM3-9130-000 | 140 - 35 |
| FL3-2170-000 | 271 - 5 | FL3-5186-000 | 640 - 19 | FM3-9131-000 | 140 - 36 |
| FL3-2171-000 | 330 - 28 | FL3-5193-000 | 710 - 46 | FM3-9132-000 | 140 - 37 |
| FL3-2172-000 | 106 - 33 | FL3-5194-020 | 710 - 44 | FM3-9133-000 | 140 - 15 |
| FL3-2174-000 | 620 - 7 | FL3-5778-000 | 900 - 23 | FM3-9134-000 | 140 - 16 |
| FL3-2254-000 | 310 - 26 | FL3-5780-000 | 110 - 3 | FM3-9135-000 | 140 - 17 |
| FL3-2254-000 | 311 - 25 | FL3-6291-000 | 710 - 7 | FM3-9138-000 | 140 - 18 |
| FL3-2806-000 | 271 - 6 | FL3-7917-000 | 620A - 27 | FM3-9139-000 | 140 - 19 |
| FL3-2807-000 | 271 - 7 | FL3-7918-000 | 101 - 2 | FM3-9140-000 | 140 - 23 |
| FL3-2811-000 | 313 - 28 | FL3-7920-000 | 100 - 64 | FM3-9144-000 | 140 - 33 |
| FL3-2813-010 | 101 - 9 | FL3-7921-000 | 330 - 81 | FM3-9145-000 | 140 - 20 |
| FL3-2814-000 | 330 - 29 | FL3-8109-000 | 331 - 23 | FM3-9146-000 | 140 - 21 |
| FL3-2815-000 | 334 - 7 | FL3-8339-000 | 810 - 22 | FM3-9201-000 | 900 - 15 |
| FL3-2819-000 | 280 - 2 | FL3-9005-000 | 313 - 54 | FM3-9213-000 | 932 - |
| FL3-3018-000 | 330 - 30 | FM0-3206-000 | 100 - 65 | FM3-9909-010 | 100 - 60 |
| FL3-3019-000 | 352 - 5 | FM0-3211-000 | 330 - 82 | FM3-9989-000 | 300 - 38 |
| FL3-3022-000 | 351 - 16 | FM0-4834-000 | 306 - 2 | FM3-9994-000 | 920 - |
| FL3-3033-000 | 101 - 44 | FM1-B151-000 | 810 - 23 | FM3-9995-000 | 135 - 24 |

NUMERICAL INDEX

imageRUNNER ADVANCE 8105/8095/8085 Series(Numerical Index)

| PARTS NUMBER | FIGURE & KEY NO. | PARTS NUMBER | FIGURE & KEY NO. | PARTS NUMBER | FIGURE & KEY NO |
|--------------|------------------|--------------|------------------|--------------|-----------------|
| FM3-9996-000 | 135 - 25 | FM4-1012-000 | 101 - 14 | FM4-5155-000 | 260 - 3 |
| FM3-9997-000 | 135 - 26 | FM4-1013-000 | 101 - 15 | FM4-5156-020 | 332 - |
| FM3-9998-000 | 135 - 27 | FM4-1015-000 | 109 - 15 | FM4-5158-000 | 810 - 7 |
| FM3-9999-000 | 135 - 28 | FM4-1016-000 | 109 - 18 | FM4-5160-000 | 811 - 43 |
| FM4-0006-000 | 136 - 14 | FM4-1023-000 | 109 - 16 | FM4-5303-010 | 931 - |
| FM4-0721-000 | T40 - 1 | FM4-1024-000 | 110 - 4 | FM4-5304-010 | 931 - |
| FM4-0763-000 | 900 - 6 | FM4-1025-000 | 109 - 17 | FM4-5305-010 | 931 - |
| FM4-0783-000 | 900 - 27 | FM4-1027-000 | 106 - 36 | FM4-5308-000 | 811 - 44 |
| FM4-0837-000 | 900 - 26 | FM4-1029-000 | 770 - 7 | FM4-5309-000 | 620A - 10 |
| FM4-0880-000 | 620A - 9 | FM4-1031-000 | 107 - 16 | FM4-5312-000 | 101 - 16 |
| FM4-0885-020 | 104 - 12 | FM4-1033-000 | 107 - 11 | FM4-5316-010 | 351 - |
| FM4-0889-000 | 331 - 27 | FM4-1051-000 | 330 - 35 | FM4-5320-000 | 113 - 12 |
| FM4-0893-000 | 336 - | FM4-1063-000 | 334 - 22 | FM4-5398-000 | 334 - 5 |
| FM4-0897-000 | 333 - | FM4-1067-000 | 140 - 38 | FM4-5429-000 | 640 - |
| FM4-0899-010 | 770 - | FM4-1083-000 | 960 - 1 | FM4-5432-010 | 550 - 7 |
| FM4-0902-000 | 770 - 5 | FM4-1084-000 | 964 - | FM4-5433-010 | 570 - 3 |
| FM4-0903-000 | 770 - 6 | FM4-1085-000 | 963 - | FM4-5435-000 | 001 - 4 |
| FM4-0905-000 | 111 - 6 | FM4-1086-000 | 140 - 22 | FM4-5709-010 | 300 - 35 |
| FM4-0908-000 | 104 - 13 | FM4-1087-000 | 961 - | FM4-5713-020 | 136 - 11 |
| FM4-0912-010 | 330 - 34 | FM4-1088-000 | 961 - | FM4-8569-000 | 900 - 30 |
| FM4-0913-000 | 334 - | FM4-1089-000 | 110 - 5 | FM4-8571-000 | 930 - |
| FM4-0916-000 | 335 - | FM4-1089-000 | 330 - 36 | FM4-8572-000 | 962 - |
| FM4-0924-000 | 112 - | FM4-1092-000 | 910 - | FM4-9809-000 | 330 - 32 |
| FM4-0929-000 | 301 - | FM4-1093-000 | 980 - 1 | FM4-9813-000 | 620 - 3 |
| FM4-0931-000 | 302 - | FM4-1094-000 | 980 - 2 | FM4-9814-000 | 102 - 3 |
| FM4-0937-010 | 305 - | FM4-1095-000 | 330 - 37 | FM4-9816-000 | 770 - 30 |
| FM4-0939-010 | 304 - | FM4-1096-000 | 107 - 12 | FS1-1205-000 | 710 - 24 |
| FM4-0943-000 | 114 - | FM4-1100-000 | 962 - | FS1-1449-000 | 811 - 45 |
| FM4-0947-000 | 261 - | FM4-1102-000 | 550 - 15 | FS1-1508-000 | 103 - 7 |
| FM4-0950-000 | 650 - | FM4-1102-000 | 570 - 18 | FS1-1508-000 | 250 - 8 |
| FM4-0953-000 | 625 - | FM4-1105-000 | 930 - | FS1-1508-000 | 261 - 4 |
| FM4-0956-000 | 625 - 5 | FM4-1106-000 | 980 - 3 | FS1-1508-000 | 330 - 39 |
| FM4-0957-000 | 105 - 11 | FM4-1107-010 | 510 - 7 | FS1-1569-000 | 313 - 29 |
| FM4-0958-000 | 271 - | FM4-1108-010 | 510 - 7 | FS1-1569-000 | 351 - 20 |
| FM4-0963-010 | 310 - | FM4-3149-010 | 570 - | FS1-1569-000 | 351 - 43 |
| FM4-0964-010 | 311 - | FM4-3154-000 | 140 - | FS1-2834-000 | 814 - 5 |
| FM4-0967-000 | 101 - 34 | FM4-3155-000 | 140 - | FS1-9009-020 | 811 - 46 |
| FM4-0973-000 | 106 - 12 | FM4-3158-000 | 810 - 6 | FS1-9010-020 | 770 - 31 |
| FM4-0974-000 | 109 - 4 | FM4-4314-000 | 980 - 4 | FS2-0088-000 | 720 - 11 |
| FM4-0975-000 | 270 - | FM4-4315-000 | 140 - 24 | FS2-0089-000 | 720 - 12 |
| FM4-0977-010 | 105 - 12 | FM4-4316-000 | 140 - 39 | FS2-0090-000 | 720 - 13 |
| FM4-0985-000 | 811 - 70 | FM4-4317-000 | 102 - 5 | FS2-0091-000 | 720 - 14 |
| FM4-0992-000 | 710 - 21 | FM4-4320-000 | 330 - 85 | FS2-1256-000 | 811 - 47 |
| FM4-0994-000 | 710 - 22 | FM4-5128-000 | 140 - 34 | FS2-2001-000 | 720 - 15 |
| FM4-0998-000 | 620A - 26 | FM4-5129-000 | 140 - 1 | FS2-2002-000 | 720 - 16 |
| FM4-0999-000 | 625 - 6 | FM4-5131-000 | 140 - 2 | FS2-2036-020 | 510 - 8 |
| FM4-1001-000 | 113 - 17 | FM4-5138-010 | 280 - 3 | FS2-2058-000 | 720 - 17 |
| FM4-1004-000 | 107 - 8 | FM4-5141-000 | 330 - 38 | FS2-6458-000 | 330 - 40 |
| FM4-1005-000 | 107 - 9 | FM4-5148-000 | 710 - 23 | FS2-6458-000 | 336 - 7 |
| FM4-1008-000 | 110 - 7 | FM4-5152-000 | 104 - 22 | FS2-6458-000 | 770 - 8 |
| FM4-1009-000 | 101 - 12 | FM4-5153-000 | 351 - 18 | FS4-0012-000 | 304 - 28 |
| FM4-1011-000 | 101 - 13 | FM4-5154-000 | 250 - 7 | FS4-0012-000 | 305 - 28 |

NUMERICAL INDEX

imageRUNNER ADVANCE 8105/8095/8085 Series(Numerical Index)

| PARTS NUMBER | FIGURE & KEY NO. | PARTS NUMBER | FIGURE & KEY NO. | PARTS NUMBER | FIGURE & KEY NO |
|--------------|------------------|--------------|------------------|--------------|-----------------|
| FS4-0160-000 | 304 - 29 | FU3-0302-000 | 812 - 11 | FU6-0119-000 | 334 - 13 |
| FS4-0160-000 | 305 - 29 | FU3-0303-000 | 710 - 28 | FU6-0137-000 | 330 - 47 |
| FS4-2136-000 | 304 - 30 | FU3-0303-000 | 711 - 11 | FU6-0138-000 | 330 - 48 |
| FS4-2136-000 | 305 - 30 | FU3-0339-000 | 330 - 44 | FU6-0139-000 | 331 - 32 |
| FS5-0395-000 | 330 - 41 | FU5-0016-000 | 334 - 11 | FU6-0152-000 | 625 - 10 |
| FS5-1219-000 | 625 - 7 | FU5-0183-000 | 310 - 28 | FU6-0375-000 | 351 - 33 |
| FS5-1372-000 | 352 - 6 | FU5-0183-000 | 311 - 28 | FU6-0414-000 | 335 - 18 |
| FS5-1474-000 | 330 - 42 | FU5-0184-000 | 310 - 29 | FU6-0446-000 | 770 - 12 |
| FS5-2925-000 | 250 - 9 | FU5-0184-000 | 311 - 29 | FU6-0562-000 | 271 - 12 |
| FS5-2940-000 | 811 - 49 | FU5-0185-000 | 310 - 30 | FU6-0603-000 | 271 - 13 |
| FS5-2946-000 | 351 - 22 | FU5-0185-000 | 311 - 30 | FU6-0603-000 | 330 - 49 |
| FS5-2947-000 | 351 - 23 | FU5-0186-000 | 310 - 31 | FU6-0619-000 | 710 - 29 |
| FS5-2953-020 | 352 - 7 | FU5-0186-000 | 311 - 31 | FU6-0620-000 | 710 - 30 |
| FS5-2958-000 | 101 - 17 | FU5-0187-000 | 310 - 32 | FU6-0738-000 | 812 - 12 |
| FS5-2959-000 | 770 - 9 | FU5-0187-000 | 311 - 32 | FU6-1184-000 | 313 - 35 |
| FS5-2967-000 | 812 - 8 | FU5-0188-000 | 310 - 33 | FU6-1185-000 | 313 - 36 |
| FS5-6487-000 | 812 - 22 | FU5-0188-000 | 311 - 33 | FU6-1193-000 | 811 - 56 |
| FS5-9162-020 | 810 - 8 | FU5-0204-000 | 261 - 5 | FU6-1193-000 | 812 - 13 |
| FS5-9162-020 | 811 - 50 | FU5-0207-000 | 350 - 6 | FU6-1194-000 | 625 - 11 |
| FS5-9166-020 | 101 - 18 | FU5-0207-000 | 351 - 25 | FU6-1196-000 | 351 - 34 |
| FS5-9216-020 | 101 - 19 | FU5-0236-000 | 271 - 11 | FU6-1197-000 | 620A - 12 |
| FS5-9217-010 | 100 - 14 | FU5-0256-000 | 313 - 33 | FU6-1199-000 | 330 - 50 |
| FS5-9227-020 | 330 - 43 | FU5-0263-000 | 310 - 34 | FU6-2043-000 | 334 - 14 |
| FS5-9438-030 | 620A - 11 | FU5-0263-000 | 311 - 34 | FU6-2926-000 | 313 - 38 |
| FS5-9714-000 | 770 - 10 | FU5-0266-000 | 261 - 6 | FU6-2927-000 | 313 - 39 |
| FS6-0028-000 | 625 - 8 | FU5-0268-000 | 550 - 8 | FU6-3047-000 | 332 - 8 |
| FS6-0042-000 | 351 - 24 | FU5-0268-000 | 570 - 4 | FU6-3053-000 | 330 - 51 |
| FS6-0103-000 | 811 - 51 | FU5-0362-000 | 625 - 9 | FU6-8534-000 | 300 - 39 |
| FS6-0103-000 | 812 - 9 | FU5-1036-000 | 313 - 34 | FU6-8535-000 | 300 - 61 |
| FS6-0105-000 | 811 - 53 | FU5-2139-040 | 351 - 27 | FU6-8536-010 | 300 - 62 |
| FS6-0106-000 | 811 - 54 | FU5-2140-000 | 351 - 28 | FU6-8537-010 | 102 - 6 |
| FS6-0134-000 | 811 - 55 | FU5-2141-000 | 350 - 7 | FU6-8538-000 | 300 - 40 |
| FS6-0136-000 | 710 - 25 | FU5-2141-000 | 351 - 29 | FU6-8539-000 | 300 - 41 |
| FS6-0857-000 | 640 - 17 | FU5-2142-000 | 311 - 26 | FU6-8647-000 | 306 - 3 |
| FS6-1058-000 | 313 - 30 | FU5-2147-000 | 351 - 30 | FU6-8861-000 | 900 - 16 |
| FS6-2619-000 | 104 - 15 | FU5-2151-000 | 331 - 29 | FU7-0265-000 | 640 - 20 |
| FS7-0665-000 | 812 - 10 | FU5-2152-000 | 331 - 30 | FU7-0363-000 | 710 - 31 |
| FS7-0891-000 | 811 - 52 | FU5-2160-000 | 351 - 31 | FU7-0364-000 | 710 - 32 |
| FS7-0893-000 | 811 - 63 | FU5-2162-000 | 310 - 35 | FU7-0526-000 | 106 - 26 |
| FS7-0894-000 | 811 - 64 | FU5-2162-000 | 311 - 35 | FU7-0841-000 | 620A - 13 |
| FS7-0895-000 | 811 - 65 | FU5-2165-000 | 101 - 36 | FU7-2326-000 | 300 - 42 |
| FS7-2319-000 | 352 - 9 | FU5-2175-000 | 813 - 6 | FU7-2327-000 | 300 - 43 |
| FS7-2788-000 | 114 - 6 | FU5-2177-000 | 331 - 31 | FU7-2328-000 | 300 - 44 |
| FS7-2809-000 | 313 - 37 | FU5-2178-000 | 101 - 37 | FU7-2332-000 | 301 - 3 |
| FS7-2812-010 | 313 - 11 | FU5-3977-000 | 271 - 18 | FU7-2332-000 | 303 - 2 |
| FS7-2994-000 | 720 - 18 | FU5-8560-000 | 100 - 54 | FU7-2333-000 | 301 - 4 |
| FS7-2995-000 | 720 - 8 | FU5-9035-000 | 104 - 16 | FU7-2341-000 | 114 - 7 |
| FU0-0054-000 | 620A - 15 | FU5-9035-000 | 351 - 32 | FU7-2366-000 | 310 - 36 |
| FU0-0055-000 | 620A - 14 | FU5-9305-000 | 104 - 20 | FU7-2366-000 | 311 - 37 |
| FU0-0074-000 | 710 - 26 | FU5-9305-000 | 351 - 21 | FU7-2368-000 | 304 - 31 |
| FU3-0296-000 | 313 - 31 | FU5-9370-000 | 104 - 21 | FU7-2368-000 | 305 - 31 |
| FU3-0297-000 | 313 - 32 | FU6-0092-000 | 334 - 12 | FU7-2386-000 | 300 - 45 |

NUMERICAL INDEX

imageRUNNER ADVANCE 8105/8095/8085 Series(Numerical Index)

| PARTS NUMBER | FIGURE & KEY NO. | PARTS NUMBER | FIGURE & KEY NO. | PARTS NUMBER | FIGURE & KEY NO |
|--------------|------------------|--------------|------------------|--------------|-----------------|
| FU7-2387-000 | 304 - 32 | FU8-0505-000 | 811 - 58 | FU9-0158-000 | 770 - 18 |
| FU7-2387-000 | 305 - 32 | FU8-0899-000 | 710 - 36 | FU9-0159-000 | 710 - 38 |
| FU7-2395-000 | 102 - 7 | FU8-0908-000 | 261 - 8 | FU9-0312-000 | 640 - 18 |
| FU7-2513-000 | 300 - 46 | FU8-2313-000 | 650 - 13 | FU9-0313-000 | 640 - 7 |
| FU7-2514-000 | 300 - 47 | FU8-2315-000 | 811 - 59 | FU9-0314-000 | 330 - 45 |
| FU7-2515-000 | 300 - 48 | FU8-2316-000 | 811 - 60 | FU9-0315-000 | 770 - 11 |
| FU7-2518-000 | 300 - 49 | FU8-2317-000 | 113 - 14 | FU9-2460-000 | 330 - 46 |
| FU7-2687-000 | 332 - 9 | FU8-2317-000 | 313 - 42 | FY1-0883-000 | 550 - 6 |
| FU7-2688-000 | 332 - 10 | FU8-2321-000 | 313 - 43 | NPN | 001 - |
| FU7-2689-000 | 313 - 40 | FU8-2322-000 | 313 - 44 | NPN | 100 - |
| FU7-2692-000 | 770 - 13 | FU8-2343-000 | 330 - 55 | NPN | 101 - |
| FU7-2695-000 | 711 - 12 | FU8-2344-000 | 331 - 37 | NPN | 102 - |
| FU7-2696-000 | 113 - 13 | FU8-2345-000 | 570 - 5 | NPN | 103 - |
| FU7-2697-000 | 334 - 15 | FU8-2347-000 | 101 - 20 | NPN | 104 - |
| FU7-2699-000 | 330 - 52 | FU8-2348-000 | 100 - 9 | NPN | 105 - |
| FU7-2701-000 | 331 - 33 | FU8-2349-000 | 100 - 44 | NPN | 106 - |
| FU7-2702-000 | 330 - 53 | FU8-2361-000 | 304 - 33 | NPN | 107 - |
| FU7-2703-000 | 331 - 34 | FU8-2361-000 | 305 - 33 | NPN | 108 - |
| FU7-2704-000 | 331 - 35 | FU8-2511-010 | 107 - 17 | NPN | 109 - |
| FU7-2705-000 | 333 - 4 | FU8-2515-000 | 770 - 16 | NPN | 110 - |
| FU7-2706-000 | 650 - 12 | FU8-2516-000 | 811 - 61 | NPN | 111 - |
| FU7-2707-000 | 106 - 24 | FU8-2519-000 | 335 - 23 | NPN | 113 - |
| FU7-2708-000 | 570 - 22 | FU8-2522-000 | 550 - 19 | NPN | 136 - |
| FU7-2709-000 | 112 - 5 | FU8-2522-000 | 570 - 20 | NPN | 250 - |
| FU7-2710-000 | 112 - 6 | FU8-2523-000 | 811 - 48 | NPN | 280 - |
| FU7-2711-000 | 710 - 33 | FU8-2526-000 | 331 - 28 | NPN | 303 - |
| FU7-2713-000 | 710 - 35 | FU9-0029-000 | 640 - 22 | NPN | 306 - |
| FU7-2715-000 | 625 - 12 | FU9-0031-000 | 625 - 13 | NPN | 330 - |
| FU7-2838-000 | 331 - 36 | FU9-0032-000 | 335 - 19 | NPN | 331 - |
| FU7-8272-000 | 300 - 50 | FU9-0033-000 | 106 - 27 | NPN | 510 - |
| FU7-8273-000 | 001 - 6 | FU9-0037-000 | 334 - 16 | NPN | 620 - |
| FU7-8279-000 | 100 - 13 | FU9-0037-000 | 640 - 23 | NPN | 620A - |
| FU7-8280-000 | 100 - 13 | FU9-0040-000 | 106 - 16 | NPN | 810 - |
| FU7-8283-000 | 100 - 13 | FU9-0045-000 | 812 - 14 | NPN | 813 - |
| FU7-8288-000 | 100 - 13 | FU9-0048-000 | 330 - 56 | NPN | 814 - |
| FU7-8292-000 | 300 - 63 | FU9-0050-000 | 261 - 9 | NPN | 900 - |
| FU7-8494-000 | 100 - 2 | FU9-0051-000 | 710 - 37 | NPN | 960 - |
| FU7-8495-000 | 100 - 10 | FU9-0052-000 | 333 - 5 | NPN | 980 - |
| FU7-8496-000 | 312 - 14 | FU9-0053-000 | 333 - 6 | NPN | T40 - |
| FU7-8497-000 | 312 - 14 | FU9-0074-000 | 334 - 17 | RH3-0323-000 | 910 - T |
| FU7-8498-000 | 312 - 14 | FU9-0075-000 | 334 - 18 | RS5-1567-000 | 313 - 47 |
| FU7-8499-000 | 312 - 14 | FU9-0078-000 | 620A - 16 | VD7-0522-501 | 961 - 1 |
| FU8-0079-000 | 770 - 14 | FU9-0079-000 | 620A - 17 | VD7-3422-002 | 910 - 1 |
| FU8-0082-000 | 770 - 15 | FU9-0080-000 | 620A - 18 | VD7-3502-501 | 961 - 1 |
| FU8-0085-000 | 640 - 21 | FU9-0082-000 | 331 - 38 | VS1-7173-010 | 101 - 21 |
| FU8-0182-000 | 313 - 41 | FU9-0083-000 | 330 - 57 | VS1-7173-014 | 111 - 7 |
| FU8-0333-000 | 103 - 8 | FU9-0083-000 | 812 - 23 | VS1-7173-017 | 900 - 17 |
| FU8-0333-000 | 315 - 3 | FU9-0152-000 | 313 - 45 | VS1-7177-002 | 104 - 24 |
| FU8-0333-000 | 330 - 54 | FU9-0153-000 | 313 - 46 | VS1-7177-002 | 111 - 8 |
| FU8-0334-000 | 250 - 10 | FU9-0155-000 | 625 - 14 | VS1-7177-002 | 310 - 38 |
| FU8-0335-000 | 261 - 7 | FU9-0156-000 | 812 - 15 | VS1-7177-002 | 311 - 38 |
| FU8-0491-000 | 640 - 25 | FU9-0157-000 | 770 - 17 | VS1-7177-002 | 313 - 48 |

NUMERICAL INDEX

imageRUNNER ADVANCE 8105/8095/8085 Series(Numerical Index)

| PARTS NUMBER | FIGURE & KEY NO. | PARTS NUMBER | FIGURE & KEY NO. | PARTS NUMBER | FIGURE & KEY NO |
|--------------|------------------|--------------|------------------|--------------|-----------------|
| VS1-7177-002 | 330 - 58 | VS1-8412-017 | 109 - 10 | XA9-1031-000 | 330 - 66 |
| VS1-7177-002 | 331 - 39 | VS1-8412-017 | 110 - 6 | XA9-1031-000 | 336 - 10 |
| VS1-7177-002 | 625 - 15 | VS1-8412-017 | 310 - 37 | XA9-1031-000 | 810 - 15 |
| VS1-7177-002 | 710 - 47 | VS1-8412-017 | 625 - 18 | XA9-1031-000 | 811 - 27 |
| VS1-7177-002 | 770 - 19 | VS1-8412-019 | 107 - 10 | XA9-1035-000 | 102 - 8 |
| VS1-7177-002 | 810 - 10 | VS1-8412-021 | 109 - 11 | XA9-1090-000 | 106 - 18 |
| VS1-7177-002 | 900 - 22 | VS1-8412-025 | 109 - 12 | XA9-1116-030 | 351 - 35 |
| VS1-7177-003 | 106 - 14 | VS1-8412-025 | 980 - 6 | XA9-1249-010 | 304 - 36 |
| VS1-7177-003 | 111 - 9 | VS1-8412-031 | 109 - 13 | XA9-1249-010 | 305 - 36 |
| VS1-7177-003 | 140 - 25 | WC1-5179-000 | 140 - 29 | XA9-1302-010 | 550 - 5 |
| VS1-7177-003 | 313 - 49 | WC2-5680-000 | 301 - 6 | XA9-1386-000 | 315 - 4 |
| VS1-7177-003 | 330 - 59 | WC2-5680-000 | 303 - 4 | XA9-1386-000 | 332 - 11 |
| VS1-7177-003 | 336 - 8 | WC2-5688-000 | 101 - 26 | XA9-1386-000 | 620 - 4 |
| VS1-7177-003 | 350 - 8 | WC4-5125-000 | 101 - 28 | XA9-1386-000 | 620A - 22 |
| VS1-7177-003 | 625 - 16 | WE8-5173-000 | 135 - 29 | XA9-1450-000 | 304 - 37 |
| VS1-7177-003 | 710 - 40 | WE8-5256-000 | 136 - 12 | XA9-1450-000 | 305 - 37 |
| VS1-7177-003 | 810 - 11 | WE8-5780-000 | 101 - 40 | XA9-1491-000 | 102 - 9 |
| VS1-7177-003 | 813 - 7 | WE8-5780-000 | 140 - 31 | XA9-1523-000 | 300 - 53 |
| VS1-7177-004 | 101 - 22 | WG8-5783-000 | 313 - 50 | XA9-1523-000 | 312 - 15 |
| VS1-7177-004 | 106 - 15 | WG8-5783-000 | 811 - 62 | XA9-1659-000 | 310 - 40 |
| VS1-7177-004 | 107 - 13 | WG8-5848-000 | 101 - 27 | XA9-1659-000 | 311 - 40 |
| VS1-7177-004 | 109 - 6 | WG8-5848-000 | 103 - 9 | XA9-1659-000 | 350 - 10 |
| VS1-7177-004 | 111 - 10 | WG8-5848-000 | 104 - 17 | XA9-1659-000 | 352 - 11 |
| VS1-7177-004 | 330 - 60 | WG8-5848-000 | 105 - 13 | XA9-1659-000 | 570 - 6 |
| VS1-7177-004 | 333 - 7 | WG8-5848-000 | 106 - 13 | XA9-1659-000 | 625 - 19 |
| VS1-7177-004 | 710 - 48 | WG8-5848-000 | 270 - 3 | XA9-1659-000 | 640 - 16 |
| VS1-7177-004 | 810 - 12 | WG8-5848-000 | 301 - 7 | XA9-1659-000 | 710 - 39 |
| VS1-7177-005 | 109 - 7 | WG8-5848-000 | 302 - 8 | XA9-1659-000 | 812 - 16 |
| VS1-7177-006 | 109 - 8 | WG8-5848-000 | 310 - 39 | XA9-1932-000 | 811 - 57 |
| VS1-7177-006 | 336 - 9 | WG8-5848-000 | 311 - 39 | XA9-1934-000 | 102 - 11 |
| VS1-7177-006 | 620A - 19 | WG8-5848-000 | 330 - 63 | XA9-1934-000 | 304 - 27 |
| VS1-7177-006 | 625 - 17 | WG8-5848-000 | 333 - 9 | XA9-1934-000 | 305 - 27 |
| VS1-7177-006 | 810 - 13 | WG8-5848-000 | 350 - 9 | XA9-1979-000 | 900 - 7 |
| VS1-7177-007 | 109 - 9 | WG8-5848-000 | 620A - 21 | XA9-2026-000 | 570 - 23 |
| VS1-7177-007 | 140 - 26 | WG8-5848-000 | 813 - 8 | XB2-8401-207 | 136 - 501 |
| VS1-7177-007 | 333 - 8 | WG8-5848-000 | 814 - 3 | XD1-1100-225 | 330 - 501 |
| VS1-7177-008 | 140 - 27 | WS6-5201-000 | 001 - 7 | XD1-1104-113 | 640 - 501 |
| VS1-7177-008 | 330 - 61 | WT2-6237-000 | 811 - 71 | XD1-1104-135 | 106 - 502 |
| VS1-7177-009 | 810 - 14 | X71-9310-000 | 640 - 24 | XD1-1105-733 | 107 - 501 |
| VS1-7177-012 | 101 - 24 | XA9-0228-000 | 550 - 4 | XD1-1106-229 | 770 - 501 |
| VS1-7177-012 | 106 - 10 | XA9-0732-010 | 101 - 29 | XD1-1106-235 | 811 - 501 |
| VS1-8412-003 | 330 - 62 | XA9-0732-010 | 104 - 18 | XD1-1106-239 | 330 - 502 |
| VS1-8412-003 | 620A - 20 | XA9-0732-010 | 304 - 35 | XD1-1108-218 | 640 - 502 |
| VS1-8412-007 | 101 - 25 | XA9-0732-010 | 305 - 35 | XD1-3100-805 | 108 - 501 |
| VS1-8412-007 | 302 - 7 | XA9-0732-010 | 330 - 64 | XD1-4200-402 | 101 - 501 |
| VS1-8412-009 | 900 - 18 | XA9-0732-010 | 331 - 40 | XD1-4200-502 | 140 - 501 |
| VS1-8412-009 | 980 - 5 | XA9-0893-000 | 331 - 41 | XD2-2300-602 | 710 - 501 |
| VS1-8412-011 | 301 - 5 | XA9-0903-000 | 106 - 20 | XD2-3100-202 | 106 - 501 |
| VS1-8412-013 | 107 - 14 | XA9-0926-000 | 300 - 51 | XD3-1300-122 | 811 - 502 |
| VS1-8412-013 | 140 - 28 | XA9-0961-000 | 330 - 65 | XD3-2160-082 | 625 - 501 |
| VS1-8412-013 | 303 - 3 | XA9-1016-000 | 300 - 52 | XD3-2200-082 | 335 - 501 |
| VS1-8412-015 | 111 - 11 | XA9-1031-000 | 306 - 4 | XD3-2200-082 | 625 - 502 |

NUMERICAL INDEX

imageRUNNER ADVANCE 8105/8095/8085 Series(Numerical Index)

| PARTS NUMBER | FIGURE & KEY NO. | PARTS NUMBER | FIGURE & KEY NO. | PARTS NUMBER | FIGURE & KEY NO |
|--------------|------------------|--------------|------------------|--------------|-----------------|
| XD3-2200-102 | 330 - 503 | XD9-0136-000 | 315 - 5 | XF2-1606-260 | 250 - 14 |
| XD3-2200-102 | 332 - 501 | XD9-0136-000 | 330 - 69 | XF2-1606-260 | 260 - 4 |
| XD3-2200-102 | 625 - 503 | XD9-0136-000 | 331 - 44 | XF2-1606-260 | 261 - 12 |
| XD3-2200-102 | 650 - 501 | XD9-0136-000 | 332 - 12 | XF2-1606-260 | 280 - 4 |
| XD3-2200-102 | 770 - 502 | XD9-0136-000 | 334 - 20 | XF2-1606-260 | 330 - 72 |
| XD3-2200-102 | 812 - 501 | XD9-0136-000 | 335 - 21 | XF2-1607-040 | 330 - 73 |
| XD3-2200-122 | 103 - 501 | XD9-0136-000 | 336 - 11 | XF2-1607-440 | 330 - 74 |
| XD3-2200-122 | 304 - 501 | XD9-0136-000 | 351 - 38 | XF2-1610-440 | 330 - 75 |
| XD3-2200-122 | 305 - 501 | XD9-0136-000 | 352 - 2 | XF2-4110-440 | 336 - 13 |
| XD3-2200-122 | 315 - 501 | XD9-0136-000 | 620 - 5 | XF2-4114-240 | 770 - 27 |
| XD3-2200-122 | 330 - 504 | XD9-0136-000 | 625 - 21 | XF2-4129-340 | 109 - 3 |
| XD3-2200-122 | 336 - 501 | XD9-0136-000 | 650 - 14 | XG9-0365-000 | 330 - 76 |
| XD3-2200-122 | 770 - 503 | XD9-0136-000 | 710 - 27 | XG9-0365-000 | 335 - 24 |
| XD3-2200-122 | 811 - 503 | XD9-0136-000 | 711 - 13 | XG9-0365-000 | 350 - 5 |
| XD3-2200-122 | 812 - 502 | XD9-0136-000 | 770 - 22 | XG9-0365-000 | 810 - 19 |
| XD3-2200-262 | 650 - 502 | XD9-0136-000 | 810 - 17 | XG9-0492-000 | 770 - 28 |
| XD3-2300-142 | 310 - 501 | XD9-0136-000 | 811 - 40 | XG9-0521-000 | 620 - 6 |
| XD3-2300-142 | 311 - 501 | XD9-0136-000 | 812 - 18 | XG9-0563-000 | 811 - 12 |
| XD3-2300-142 | 330 - 505 | XD9-0137-010 | 101 - 31 | XG9-0705-000 | 770 - 24 |
| XD9-0067-000 | 811 - 41 | XD9-0137-010 | 250 - 11 | XG9-0706-000 | 315 - 7 |
| XD9-0133-000 | 310 - 42 | XD9-0137-010 | 261 - 10 | XG9-0706-000 | 335 - 25 |
| XD9-0133-000 | 311 - 41 | XD9-0137-010 | 271 - 15 | XG9-0707-000 | 315 - 6 |
| XD9-0134-000 | 101 - 30 | XD9-0137-010 | 304 - 38 | XG9-0707-000 | 330 - 77 |
| XD9-0134-000 | 103 - 10 | XD9-0137-010 | 305 - 38 | XG9-0709-000 | 250 - 15 |
| XD9-0134-000 | 106 - 28 | XD9-0137-010 | 310 - 43 | XG9-0709-000 | 336 - 14 |
| XD9-0134-000 | 107 - 18 | XD9-0137-010 | 311 - 36 | XG9-0709-000 | 351 - 19 |
| XD9-0134-000 | 313 - 53 | XD9-0137-010 | 330 - 70 | XG9-0727-000 | 711 - 8 |
| XD9-0134-000 | 330 - 67 | XD9-0137-010 | 332 - 14 | XG9-0737-000 | 103 - 1 |
| XD9-0134-000 | 331 - 42 | XD9-0137-010 | 334 - 21 | XG9-0737-000 | 261 - 1 |
| XD9-0134-000 | 334 - 19 | XD9-0137-010 | 335 - 22 | XG9-0737-000 | 304 - 1 |
| XD9-0134-000 | 335 - 20 | XD9-0137-010 | 336 - 12 | XG9-0737-000 | 305 - 1 |
| XD9-0134-000 | 350 - 11 | XD9-0137-010 | 350 - 12 | XG9-0737-000 | 310 - 44 |
| XD9-0134-000 | 351 - 36 | XD9-0137-010 | 351 - 39 | XG9-0737-000 | 311 - 5 |
| XD9-0134-000 | 620A - 23 | XD9-0137-010 | 620A - 24 | XG9-0737-000 | 620A - 1 |
| XD9-0134-000 | 625 - 20 | XD9-0137-010 | 640 - 10 | XG9-0758-000 | 335 - 29 |
| XD9-0134-000 | 640 - 14 | XD9-0137-010 | 770 - 23 | XG9-0773-000 | 335 - 27 |
| XD9-0134-000 | 710 - 34 | XD9-0137-010 | 810 - 18 | XG9-0774-000 | 334 - 8 |
| XD9-0134-000 | 770 - 20 | XD9-0137-010 | 811 - 37 | XG9-0774-000 | 335 - 26 |
| XD9-0134-000 | 811 - 42 | XD9-0137-010 | 812 - 19 | XG9-0779-000 | 332 - 13 |
| XD9-0134-000 | 812 - 17 | XD9-0289-000 | 640 - 26 | XG9-0794-000 | 271 - 17 |
| XD9-0134-000 | 900 - 19 | XD9-0290-000 | 250 - 12 | XH9-0148-000 | 304 - 39 |
| XD9-0135-000 | 280 - 5 | XD9-0290-000 | 261 - 11 | XH9-0148-000 | 305 - 39 |
| XD9-0135-000 | 330 - 68 | XD9-0290-000 | 313 - 51 | XH9-0149-000 | 900 - 20 |
| XD9-0135-000 | 331 - 43 | XD9-0290-000 | 710 - 5 | XZ1-1401-205 | 331 - 45 |
| XD9-0135-000 | 351 - 37 | XD9-0290-000 | 711 - 14 | XZ9-0379-000 | 101 - 32 |
| XD9-0135-000 | 770 - 21 | XD9-0290-000 | 812 - 20 | XZ9-0379-000 | 900 - 21 |
| XD9-0136-000 | 103 - 11 | XD9-0292-000 | 271 - 16 | XZ9-0409-020 | 108 - 5 |
| XD9-0136-000 | 104 - 19 | XD9-0292-000 | 330 - 71 | XZ9-0581-000 | 101 - 23 |
| XD9-0136-000 | 106 - 17 | XD9-0292-000 | 770 - 26 | | |
| XD9-0136-000 | 271 - 14 | XD9-0293-000 | 620A - 25 | | |
| XD9-0136-000 | 301 - 8 | XD9-0300-000 | 250 - 13 | | |
| XD9-0136-000 | 313 - 26 | XD9-0300-000 | 313 - 52 | | |

imageRUNNER ADVANCE 8105/8095/ 8085 Series(Parts Catalog)

imageRUNNER ADVANCE 8105 PRO V2

| | | |
|----------|--------------|-----------|
| 100V JP | F15-5614-000 | HMT00500- |
| 230V EUR | F15-5694-000 | HMW00500- |

imageRUNNER ADVANCE 8105 V2

| | | | |
|-----------------------------|--------------|-----------|------------|
| 120V US,CA,LTN | F15-5634-000 | HMU00500- | |
| 120V US,CA,LTN | F15-5635-000 | HMV00500- | GOVERNMENT |
| 230V LTN,SG,HK,KR, AU | F15-5644-000 | HMX00500- | |
| 220V CN | F15-5654-000 | HMY00500- | |

imageRUNNER ADVANCE 8105

| | | |
|-----------------------------|--------------|-----------|
| 120V US,CA,LTN | F15-5631-000 | GAW00500- |
| 230V LTN,SG,HK,KR, AU | F15-5641-000 | GBE00500- |
| 230V EUR | F15-5691-000 | GBD00500- |

imageRUNNER ADVANCE 8095 PRO V2

| | | |
|----------|--------------|-----------|
| 100V JP | F15-5514-000 | HMZ00500- |
| 230V EUR | F15-5594-000 | HNC00500- |

imageRUNNER ADVANCE 8095 V2

| | | |
|-----------------------------|--------------|-----------|
| 120V US,CA,LTN | F15-5534-000 | HNA00500- |
| 120V US,CA,LTN | F15-5535-000 | HNB00500- |
| 230V LTN,SG,HK,KR, AU | F15-5544-000 | HND00500- |
| 220V CN | F15-5554-000 | HNE00500- |

GOVERNMENT

imageRUNNER ADVANCE 8095

| | | |
|-----------------------------|--------------|-----------|
| 120V US,CA,LTN | F15-5531-000 | GBK00500- |
| 230V LTN,SG,HK,KR, AU | F15-5541-000 | GBP00500- |
| 230V EUR | F15-5591-000 | GBM00500- |

imageRUNNER ADVANCE 8085 PRO V2

| | | |
|----------|--------------|-----------|
| 100V JP | F15-5414-000 | HNF00500- |
| 230V EUR | F15-5494-000 | HNK00500- |

imageRUNNER ADVANCE 8085 V2

| | | |
|-------------------|--------------|-----------|
| 120V US,CA,LTN | F15-5434-000 | HNG00500- |
|-------------------|--------------|-----------|

**120V
US,CA,LTN**

F15-5435-000 HNH00500-

GOVERNMENT

230V AU

F15-5444-000 HNL00500-

imageRUNNER ADVANCE 8085 PRO

100V JP

F15-5411-000 GBW00500-

imageRUNNER ADVANCE 8085

**120V
US,CA,LTN**

F15-5431-000 GBZ00500-

230V AU

F15-5441-000 GCJ00500-

230V EUR

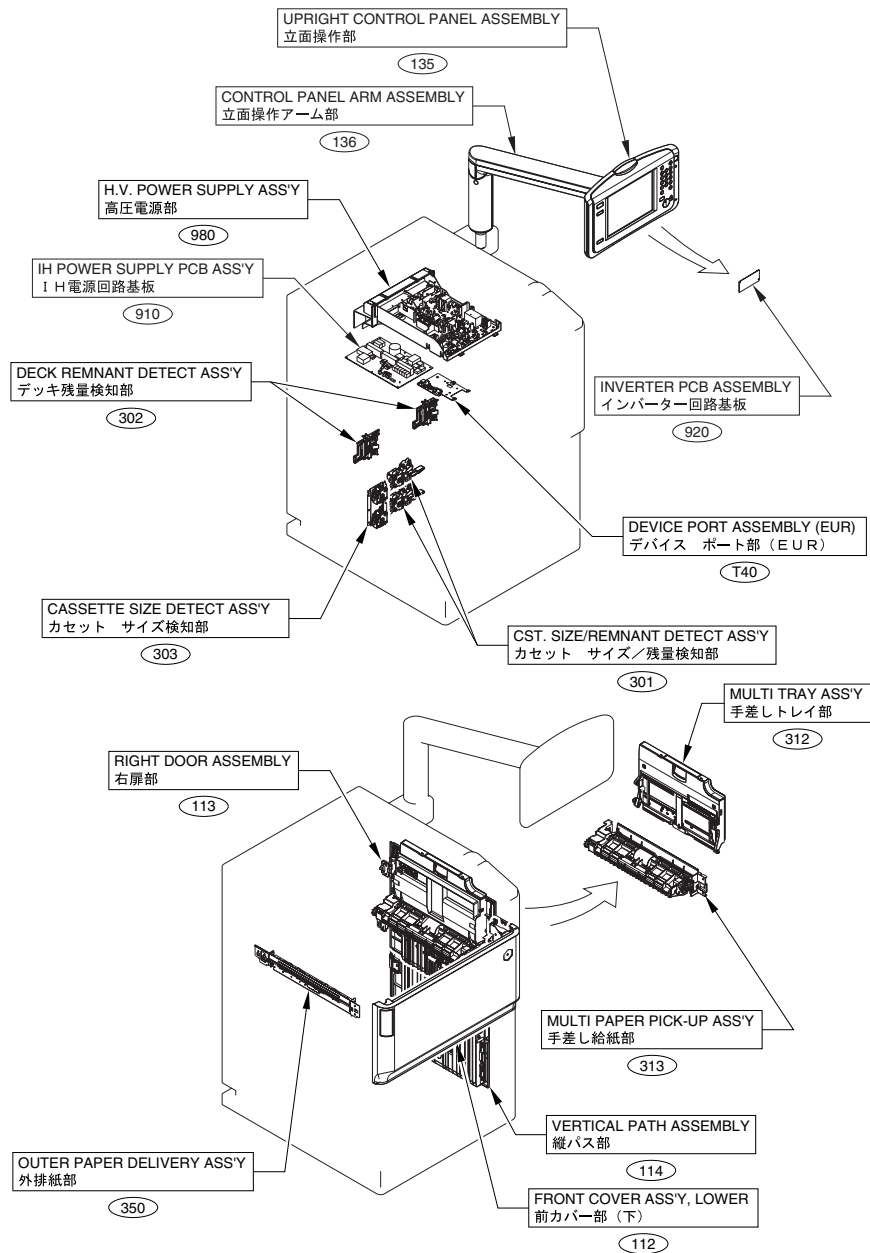
F15-5491-000 GCE00500-

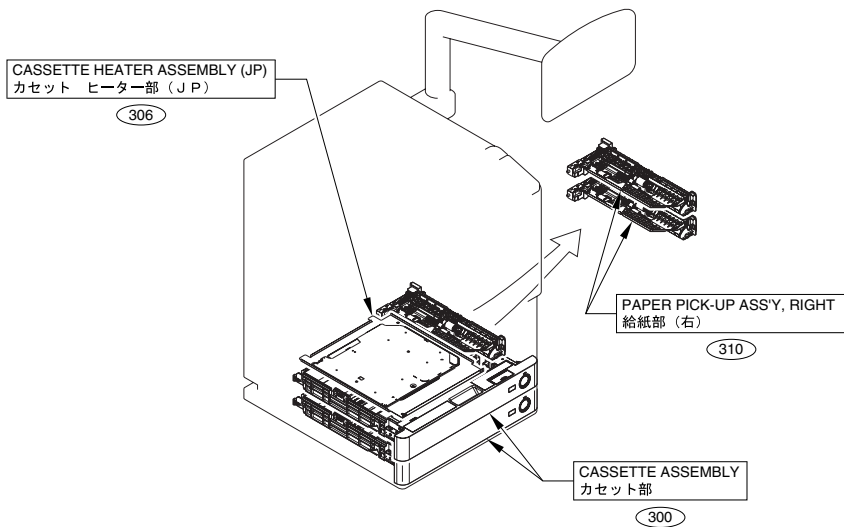
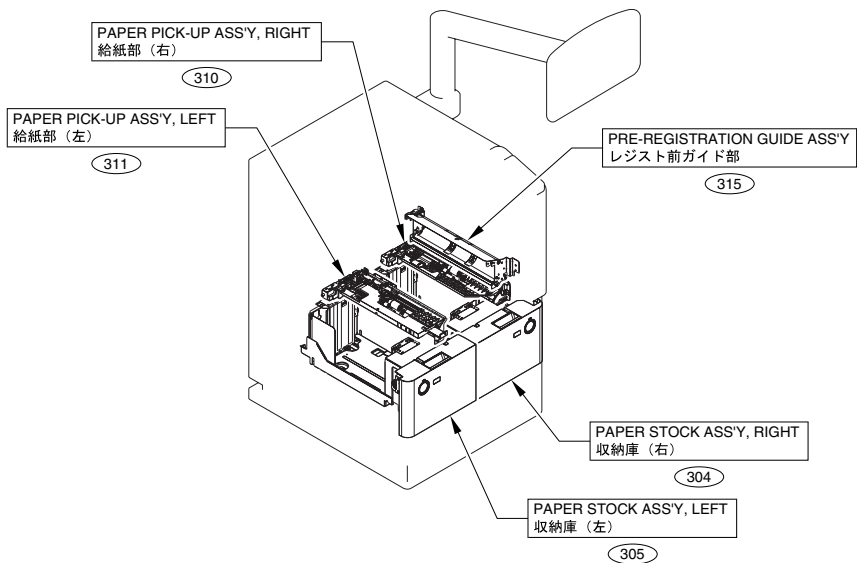
Contents

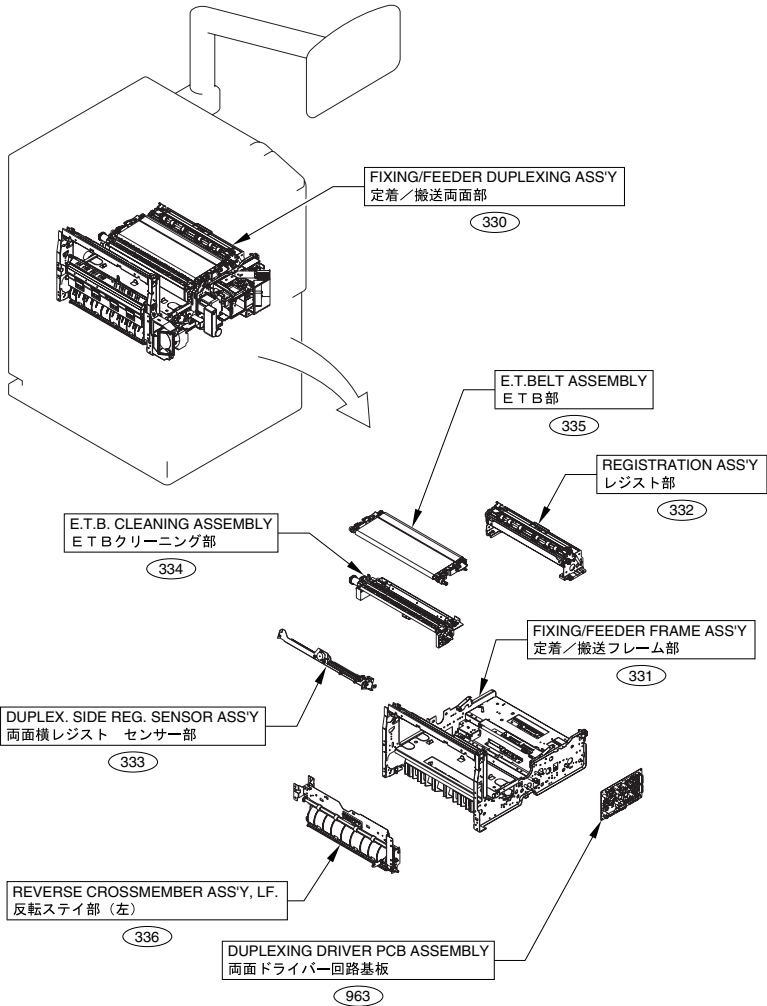
| | | |
|-----|--------------------------------------|-------|
| A1 | ASSEMBLY LOCATION DIAGRAM | 2-1 |
| A2 | OPTION PARTS CATALOG LIST | 2-8 |
| 001 | ACCESSOREIS | 2-9 |
| 100 | EXTERNAL COVERS, PANELS, ETC. | 2-11 |
| 101 | INTERNAL COMPONENTS 1 | 2-16 |
| 102 | INTERNAL COMPONENTS 2 | 2-19 |
| 103 | INTERNAL COMPONENTS 3 | 2-21 |
| 104 | INTERNAL COMPONENTS 4 | 2-23 |
| 105 | INTERNAL COMPONENTS 5 | 2-25 |
| 106 | INTERNAL COMPONENTS 6 | 2-27 |
| 107 | INTERNAL COMPONENTS 7 | 2-30 |
| 108 | MACHINE BOTTOM PLATE..... | 2-32 |
| 109 | MACHINE REAR PLATE 1 | 2-33 |
| 110 | MACHINE REAR PLATE 2 | 2-35 |
| 111 | MACHINE REAR PLATE 3 | 2-37 |
| 112 | FRONT COVER ASS'Y, LOWER | 2-39 |
| 113 | RIGHT DOOR ASSEMBLY..... | 2-41 |
| 114 | VERTICAL PATH ASSEMBLY | 2-43 |
| 135 | UPRIGHT CONTROL PANEL ASSEMBLY | 2-44 |
| 136 | CONTROL PANEL ARM ASSEMBLY | 2-47 |
| 140 | POWER CORD TERMINAL ASS'Y | 2-49 |
| 250 | MAIN DRIVE ASS'Y..... | 2-53 |
| 260 | V. PATH/CST. PICK-UP ASS'Y | 2-55 |
| 261 | LEFT DECK PICK-UP DRIVE ASS'Y | 2-56 |
| 270 | DRUM DRIVE ASS'Y | 2-58 |
| 271 | DEVELOPING DRIVE ASS'Y | 2-59 |
| 280 | DELIVERY REVERSE DRIVE ASS'Y..... | 2-61 |
| 300 | CASSETTE ASSEMBLY..... | 2-62 |
| 301 | CST. SIZE/REMNANT DETECT ASS'Y | 2-65 |
| 302 | DECK REMNANT DETECT ASS'Y..... | 2-66 |
| 303 | CASSETTE SIZE DETECT ASS'Y | 2-67 |
| 304 | PAPER STOCK ASS'Y, RIGHT | 2-68 |
| 305 | PAPER STOCK ASS'Y, LEFT | 2-71 |
| 306 | CASSETTE HEATER ASSEMBLY (JP) | 2-74 |
| 310 | PAPER PICK-UP ASS'Y, RIGHT | 2-75 |
| 311 | PAPER PICK-UP ASS'Y, LEFT | 2-78 |
| 312 | MULTI TRAY ASS'Y | 2-81 |
| 313 | MULTI PAPER PICK-UP ASS'Y | 2-83 |
| 315 | PRE-REGISTRATION GUIDE ASS'Y..... | 2-86 |
| 330 | FIXING/FEEDER DUPLEXING ASS'Y | 2-87 |
| 331 | FIXING/FEEDER FRAME ASS'Y..... | 2-93 |
| 332 | REGISTRATION ASS'Y | 2-97 |
| 333 | DUPLEX. SIDE REG. SENSOR ASS'Y | 2-99 |
| 334 | E.T.B. CLEANING ASSEMBLY | 2-100 |
| 335 | E.T.BELT ASSEMBLY | 2-102 |

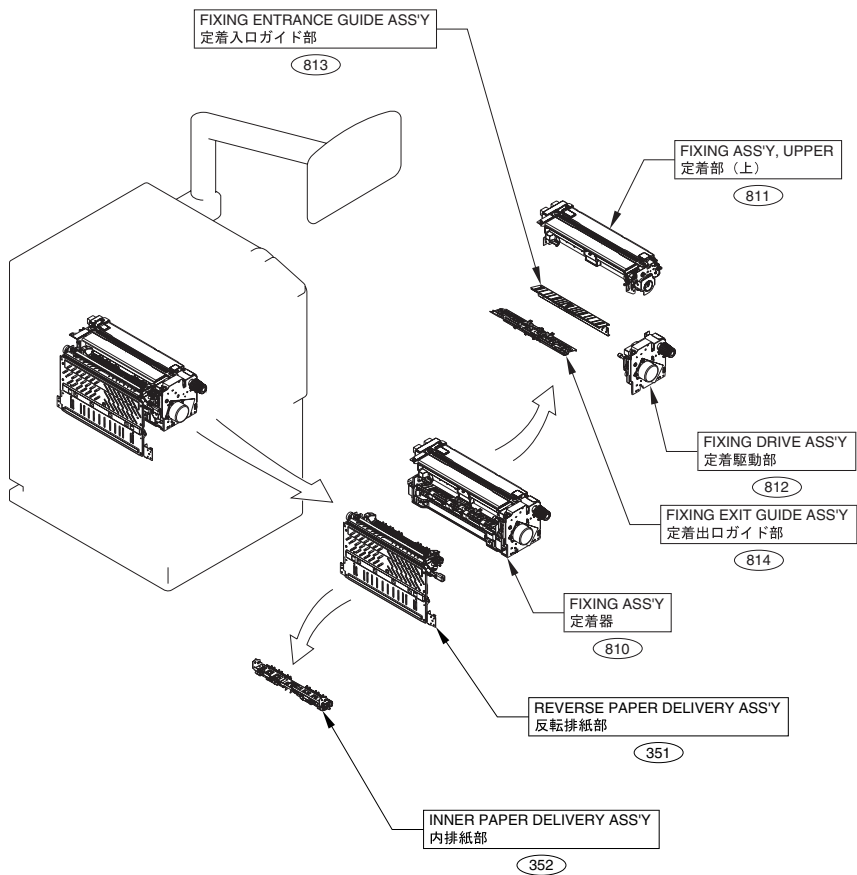
| | | |
|------|---|-------|
| 336 | REVERSE CROSSMEMBER ASS'Y, LF..... | 2-104 |
| 350 | OUTER PAPER DELIVERY ASS'Y | 2-106 |
| 351 | REVERSE PAPER DELIVERY ASS'Y..... | 2-108 |
| 352 | INNER PAPER DELIVERY ASS'Y..... | 2-112 |
| 460 | LASER SCANNER UNIT | 2-114 |
| 510 | PHOTO-SENSITIVE DRUM ASSEMBLY | 2-115 |
| 550 | 1ST CORONA ASS'Y | 2-117 |
| 570 | PRE-TRANSFER CORONA ASS'Y | 2-119 |
| 620 | HOPPER ASS'Y..... | 2-121 |
| 620A | HOPPER ASS'Y..... | 2-122 |
| 625 | BUFFER ASS'Y | 2-124 |
| 640 | DEVELOPING ASS'Y | 2-126 |
| 650 | DEVELOPING RELEASE ASS'Y..... | 2-128 |
| 710 | AP. KIT ASS'Y | 2-130 |
| 711 | DRUM CLEANING ASS'Y..... | 2-134 |
| 720 | SEPARATION CLAW DRIVE ASSEMBLY | 2-136 |
| 770 | WASTE TONER FEED ASSEMBLY | 2-138 |
| 810 | FIXING ASS'Y..... | 2-141 |
| 811 | FIXING ASS'Y, UPPER | 2-143 |
| 812 | FIXING DRIVE ASS'Y..... | 2-148 |
| 813 | FIXING ENTRANCE GUIDE ASS'Y..... | 2-150 |
| 814 | FIXING EXIT GUIDE ASS'Y | 2-151 |
| 900 | CONTROLLER BOX ASSEMBLY | 2-152 |
| 920 | INVERTER PCB ASSEMBLY | 2-154 |
| 910 | IH POWER SUPPLY PCB ASS'Y | 2-155 |
| 930 | DC CONTROLLER PCB ASS'Y..... | 2-156 |
| 931 | MAIN CONTROLLER PCB ASS'Y, 1..... | 2-157 |
| 932 | MAIN CONTROLLER PCB ASS'Y, 2..... | 2-158 |
| 960 | MAIN DRIVE DRIVER PCB ASS'Y..... | 2-159 |
| 961 | AC DRIVER PCB ASS'Y..... | 2-160 |
| 962 | NOISE FILTER PCB ASSEMBLY..... | 2-161 |
| 963 | DUPLEXING DRIVER PCB ASSEMBLY | 2-162 |
| 964 | FEED DRIVER PCB ASSEMBLY | 2-163 |
| 980 | H.V. POWER SUPPLY ASS'Y..... | 2-164 |
| T40 | DEVICE PORT ASSEMBLY (EUR)..... | 2-165 |
| ZZA | MECHANICAL STANDARD PARTS (HOW TO USE) | 2-166 |
| ZZB | MECHANICAL STANDARD PARTS (SCREWS)..... | 2-167 |
| ZZC | MECHANICAL STANDARD PARTS (BOLTS)..... | 2-174 |
| ZZD | MECHANICAL STANDARD PARTS (NUTS)..... | 2-175 |
| ZZE | MECHANICAL STANDARD PARTS (RETAINING RINGS) | 2-176 |

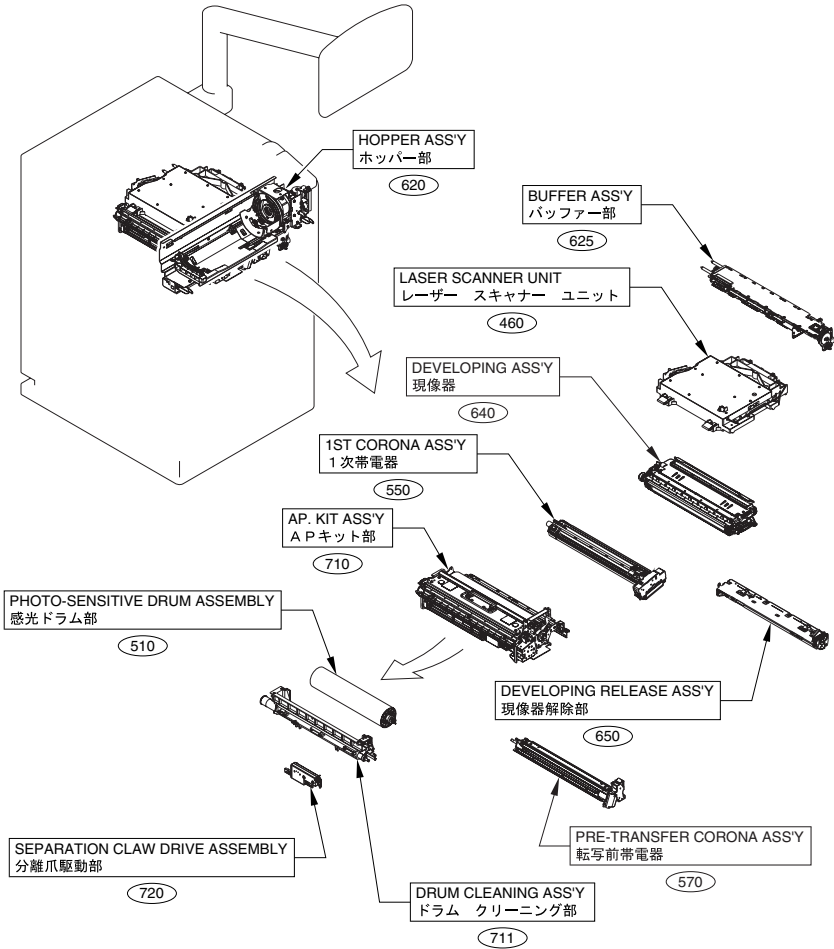
FIGURE A1 ASSEMBLY LOCATION DIAGRAM

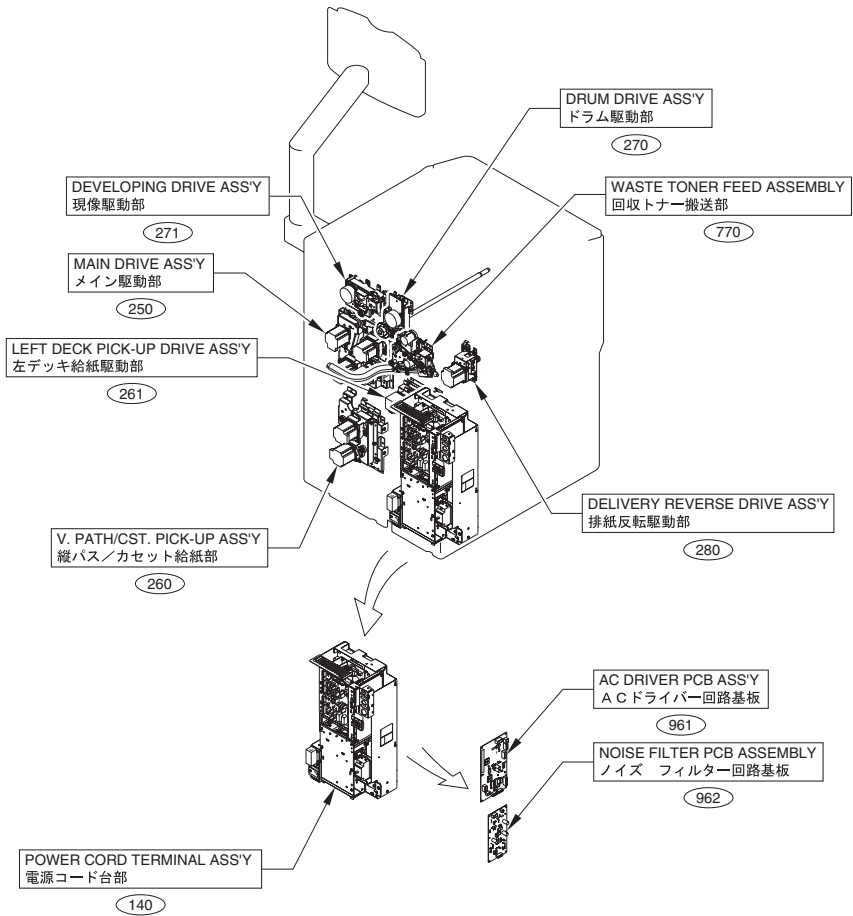












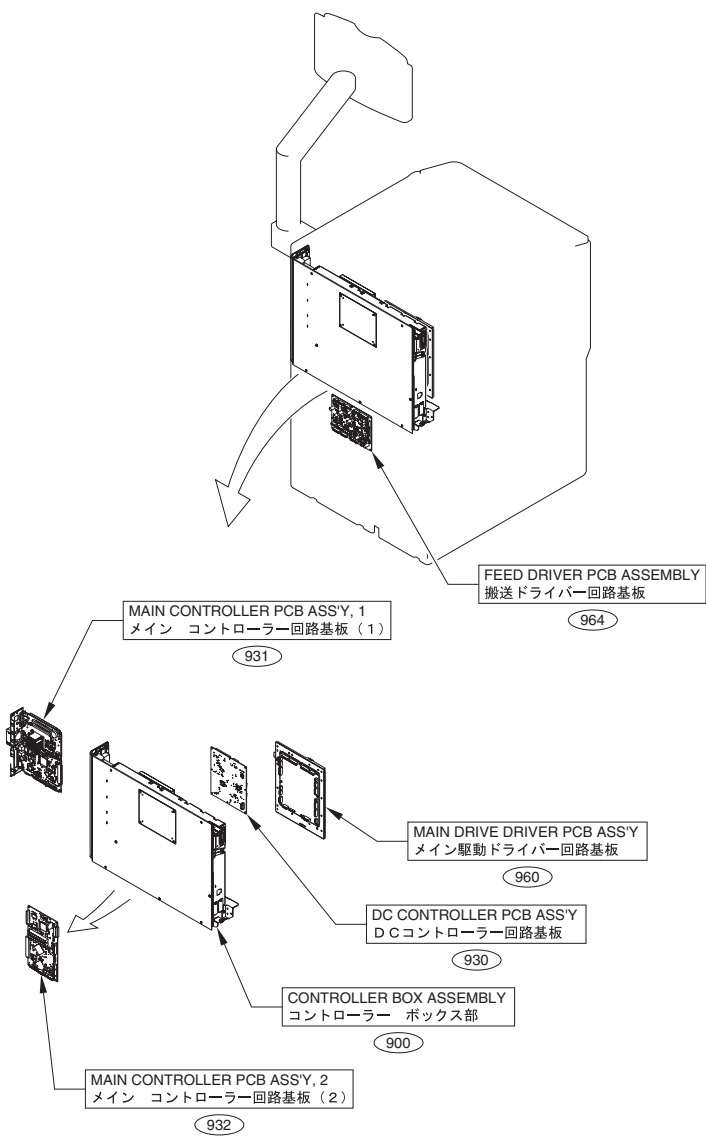
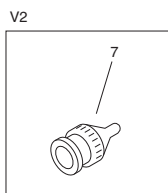
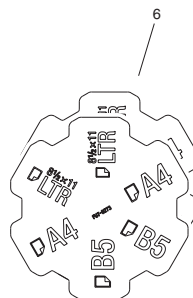
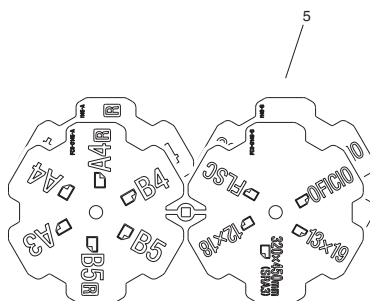
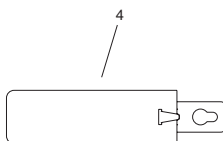
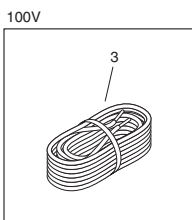
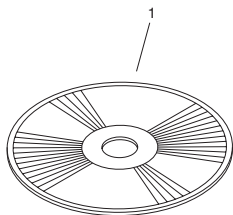


FIGURE A2 OPTION PARTS CATALOG LIST

This is the table of the machine's options whose parts catalog is issued
本機のオプションで、パーツカタログが発行されている機種の一覧である。

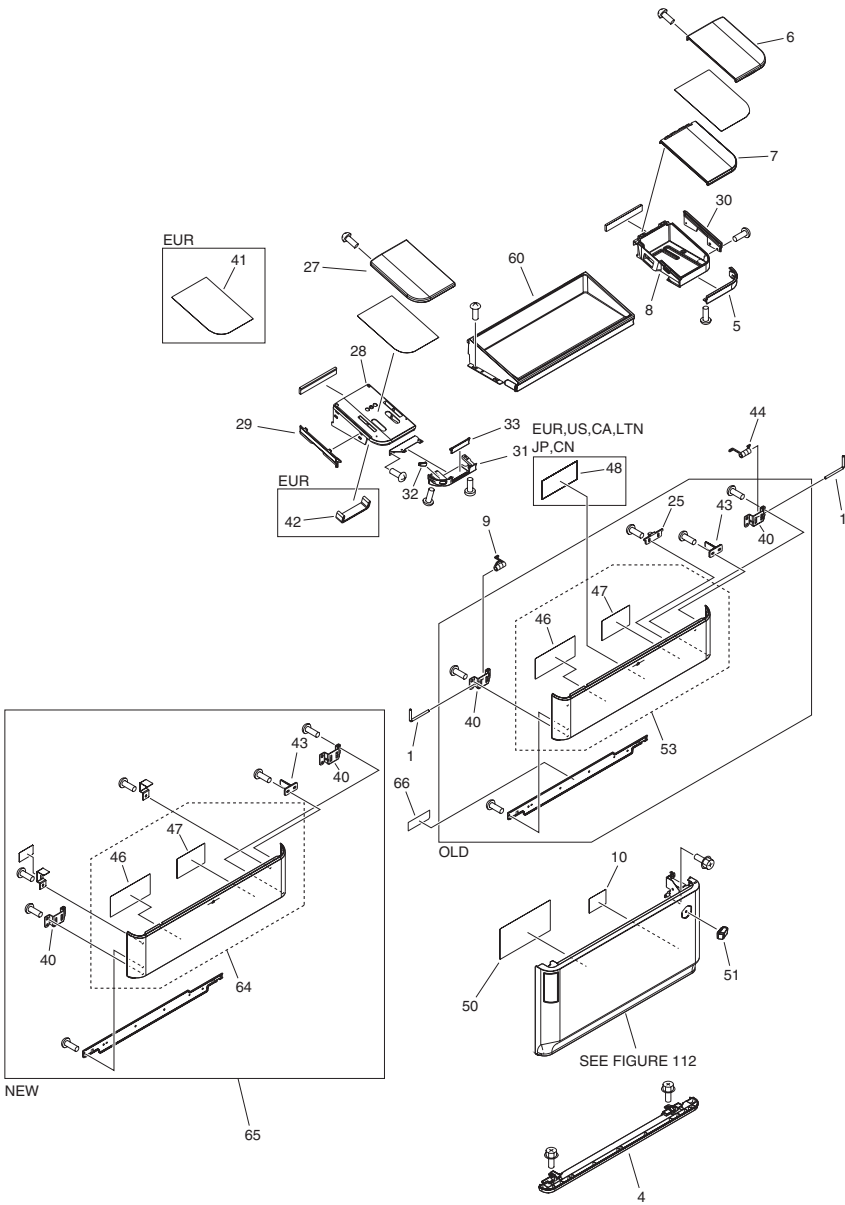
| No. | Model Name(English) | Model Name(Japanese) |
|-----|---|---|
| 1 | Cassette Heater Unit-38 | カセットヒーターユニット38 |
| 2 | HDD Data Encryption & Mirroring Kit-C2 HDD Mirroring Kit-E1 | HDDデータ暗号化ミラーリングキット・C2 ミラーリングキット・E1 |
| 3 | Removable HDD Kit-AD1 | リムーバブルHDDキット・AD1 |
| 4 | Duplex Color Image Reader Unit-A1/C1 Color Image Reader Unit-A1/C1 | Duplex Color Image Reader Unit-A1/C1 Color Image Reader Unit-A1/C1 |
| 5 | ADF Access Handle-A1 | ADFアクセスハンドル・A1 |
| 6 | Printer Cover-B1 | プリンタカバー・B1 |
| 7 | Reader Heater Unit-G1 | リーダーヒーターキット・G1 |
| 8 | Paper Deck Heater Unit-A1 | ペーパーデッキヒーターユニット・A1 |
| 9 | Utility Tray-A1 | ユーティリティトレイ・A1 |
| 10 | CARD READER-C1/D1 | カードリーダー-C1/D1 |
| 11 | Copy Card Reader Attachment-A1/A2 | コピーカードリーダー取付けキット・A1/A2 |
| 12 | Voice Guidance Kit-F1/F2 | 音声ガイドシステムキット・F1/F2 |
| 13 | USB Device Port-A1/A2 | USBデバイスポート・A1/A2 |
| 14 | Wireless LAN Board-B1/B2 | 無線LANボード・B1/B2 |
| 15 | 2.5inch 80GB-C1/250GB-D1 HDD | オプションHDD 2.5inch 80GB・C1/250GB・D1 |
| 16 | Expansion Bus-F1/F2 | PCIバス拡張キット・F1/F2 |
| 17 | IPSec Board-B2 | IPSecセキュリティボード・B2 |
| 18 | Multimedia Reader/Writer-A1/A2 | マルチメディアリーダー/ライター・A1/A2 |
| 19 | Serial Interface Kit-K1 | シリアルインターフェースキット・K1 |
| 20 | Copy Control Interface Kit-A1 | コントロールインターフェースキット・A1 |
| 21 | (JAPAN ONLY) | iR-ADV課金装置接続キット・A1 |
| 22 | POD DECK LITE-A1 | PODデッキライト・A1 |
| 23 | Puncher Unit-BE1/BF1/BG1/BH1 | パンチャーユニット・BE1/BF1/BG1/BH1 |
| 24 | Professional Puncher-B1/C1 | プロフェッショナルパンチャー・B1/C1 |
| 25 | Professional Puncher Integration Unit-B1 | インテグレーションユニット・B1 |
| 26 | Inner Booklet Trimmer-A1 | インナートリマー・A1 |
| 27 | Staple Finisher-D1/Booklet Finisher-D1 | ステイプルフィニッシャー・D1 中綴じフィニッシャー・D1 |
| 28 | Document Insertion Unit-K1 | インサーター・K1 |
| 29 | Paper Folding Unit-H1 | ペーパーフォールディングユニット・H1 |
| 30 | Paper Deck Unit-C1 | ペーパーデッキユニット・C1 |
| 31 | imagePASS-U1 | (日本仕向けなし) |
| 32 | (JAPAN ONLY) | モバイル接続キット・A1 |
| 33 | Staple Finisher-F1 PRO Booklet Finisher-F1 PRO | ステイプルフィニッシャー・F1 中綴じフィニッシャー・F1 |
| 34 | FAX Board Attachment-A1 | FAX取付けキット・A1 |
| 35 | Copy Card Reader-F1 | コピーカードリーダー・F1 |
| 36 | Booklet Trimmer-D1 | トリマー・D1 |
| 37 | Puncher Unit-BA1/BB1/BC1/BD1 | パンチャーユニット・BA1/BB1/BC1/BD1 |
| 38 | Utility Tray-A2 | ユーティリティトレイ・A2 |
| 39 | Super G3 FAX Board-AF1 | スーパーG3FAXボード・AF1 |
| 40 | Super G3 2nd Line Fax Board-AF1 | G3回線増設キット(2回線)・AL1 |
| 41 | Super G3 3rd/4th Line Fax Board-A | G3回線増設キット(3・4回線)・AL1 |
| 42 | HAND SET-G2 | ハンドセット・G2 |

FIGURE 001 ACCESSOREIS



| FIGURE & KEY NO. | PARTS NUMBER | RANK | Q'TY | DESCRIPTION | SERIAL NUMBER/REMARKS | SVC |
|------------------|--------------|------|------|------------------------------|---|-----|
| Fig.001 | NPN | | RF | ACCESSOREIS | | |
| 1 | FK3-0408-000 | | 1 | CD-ROM, SOFTWARE FOR LIPS/LX | Japanese EXCEPT V2 | |
| 1 | FK3-0083-000 | | 1 | CD-ROM, SOFTWARE FOR LIPS/LX | Japanese V2 | |
| 1 | FK3-0410-000 | | 1 | CD-ROM, SOFTWARE FOR UFR II | English EXCEPT V2 | |
| 1 | FK3-0085-000 | | 1 | CD-ROM, SOFTWARE FOR UFR II | English V2 | |
| 1 | FK3-0092-000 | | 1 | CD-ROM, SOFTWARE FOR UFR II | English,Simplified Chinese,Traditional Chinese,Korean | |
| 1 | FK3-0412-000 | | 1 | CD-ROM, SOFTWARE FOR UFR II | English,French,Italian,German,Spanish EXCEPT V2 | |
| 1 | FK3-0110-000 | | 1 | CD-ROM, SOFTWARE FOR UFR II | English,French,Italian,German,Spanish V2 | |
| 3 | FK2-0979-000 | | 1 | CABLE, GROUNDING | 100V | |
| 4 | FM4-5435-000 | | 1 | CLEANING SHEET UNIT | | |
| 5 | FC9-0145-000 | | 3 | PLATE, SIZE INDICATION | | |
| 6 | FU7-8273-000 | | 1 | PLATE, SIZE INDICATION | | |
| 7 | WS6-5201-000 | | 1 | TERMINATOR | V2 | |

FIGURE 100 EXTERNAL COVERS, PANELS, ETC.

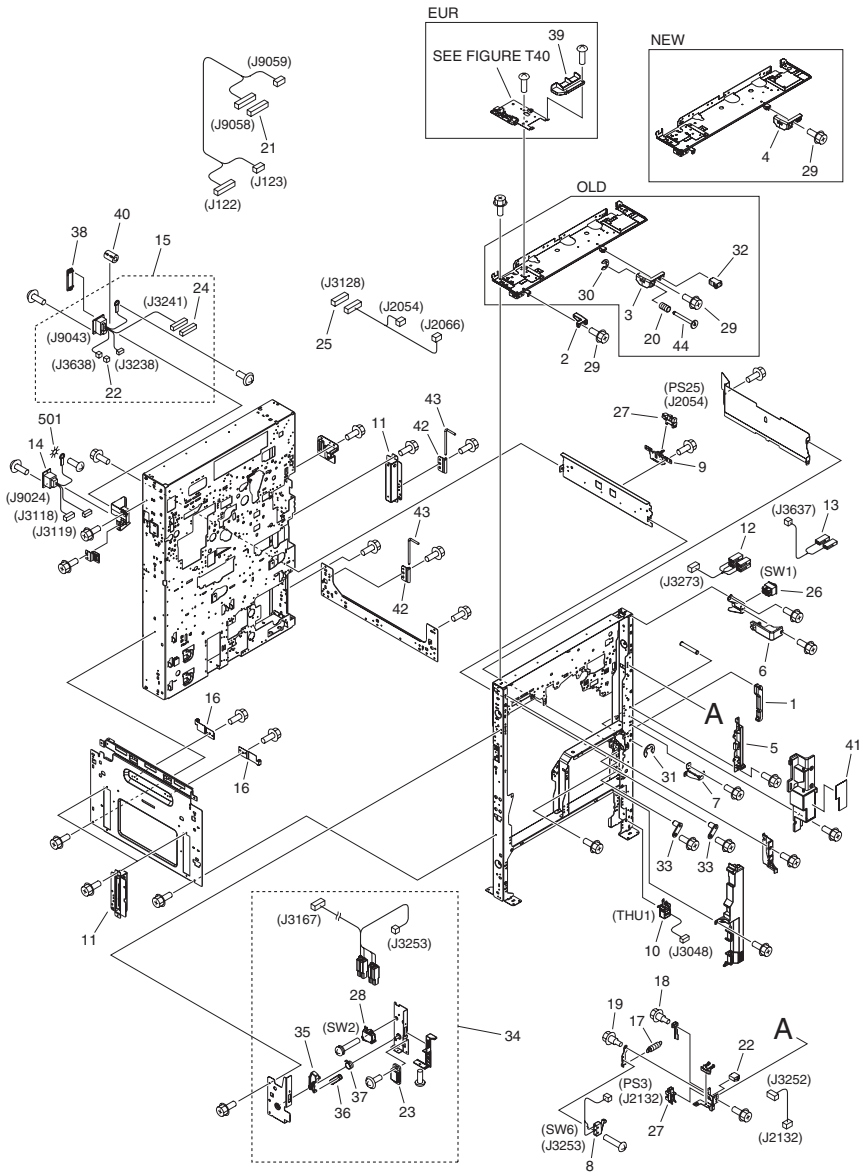


| FIGURE & KEY NO. | PARTS NUMBER | RANK | Q'TY | DESCRIPTION | SERIAL NUMBER/REMARKS | SVC |
|------------------|--------------|------|------|-------------------------------|-----------------------|-----|
| Fig.100 | NPN | | RF | EXTERNAL COVERS, PANELS, ETC. | | |
| 1 | FB1-7173-000 | | 2 | PIN | | |
| 2 | FU7-8494-000 | | 1 | LABEL, GROUNDING CAUTION | 100V | |
| 3 | FC8-1844-000 | | 1 | COVER, MAIN SWITCH | | |
| 4 | FC8-1876-000 | | 1 | COVER, CASSETTE, LOWER | | |
| 5 | FC8-1877-000 | | 1 | COVER, CORNER, RIGHT | | |
| 6 | FC8-2366-000 | | 1 | COVER, UPPER RIGHT | | |
| 7 | FC8-2367-000 | | 1 | COVER, FRONT UPPER, RIGHT | | |
| 8 | FC8-2368-000 | | 1 | CASE, RIGHT | | |
| 9 | FU8-2348-000 | | 1 | SPRING, TORSION | | |
| 10 | FU7-8495-000 | | 1 | LABEL, WIRE HEIGHT | | |
| 11 | FC8-6109-000 | | 5 | SEAL | | |
| 12 | FC8-7033-000 | | 4 | COVER, KNOB | | |
| 13 | FU7-8279-000 | | 1 | LABEL, MAIN POWER | US,LTN,SG,HK,KR,AU | |
| 13 | FU7-8280-000 | | 1 | LABEL, MAIN POWER | CN | |
| 13 | FU7-8283-000 | | 1 | LABEL, MAIN POWER | JP | |
| 13 | FU7-8288-000 | | 1 | LABEL, MAIN POWER | EUR | |
| 14 | FS5-9217-010 | | 5 | SCREW, STEPPED, M4 | | |
| 15 | FC8-9566-010 | | 1 | COVER, REAR LOWER | | |
| 16 | FC9-0077-000 | | 1 | COVER, RIGHT FRONT | | |
| 17 | FC9-0078-000 | | 1 | COVER, RIGHT LOWER | | |
| 18 | FC9-0080-010 | | 1 | COVER, LEFT REAR | | |
| 19 | FC9-0081-000 | | 1 | COVER, RIGHT REAR, 2 | | |
| 20 | FC9-0088-000 | | 1 | COVER, RIGHT UPPER | OLD | |
| 21 | FC9-0152-000 | | 1 | COVER, LEFT, LOWER | | |
| 22 | FC9-0155-000 | | 1 | COVER, LEFT UPPER | OLD | |
| 23 | FC9-0156-000 | | 1 | COVER, PAPER DELIVERY | | |
| 24 | FC9-0157-000 | | 1 | COVER, WASTE TONER CONTAINER | | |
| 25 | FC9-0162-000 | | 1 | LOCK, PUSH | OLD | |
| 26 | FC9-0311-000 | | 6 | CAP | | |
| 27 | FC9-0376-000 | | 1 | COVER, UPPER LEFT | | |
| 28 | FC9-0377-000 | | 1 | COVER, FRONT UPPER, LEFT | | |

| FIGURE & KEY NO. | PARTS NUMBER | R A N K | Q'TY | DESCRIPTION | SERIAL NUMBER/ REMARKS | S V C |
|------------------------|-----------------|------------------|------|-------------------------------|---------------------------|-------------|
| 29 | FC9-0381-000 | | 1 | COVER, SMALL, LEFT | | |
| 30 | FC9-0382-000 | | 1 | COVER, SMALL, RIGHT | | |
| 31 | FC9-3907-000 | | 1 | COVER, SMALL, LEFT FRONT | | |
| 32 | FC9-3909-000 | | 1 | WINDOW, RECEIVE | | |
| 33 | FC9-3911-000 | | 1 | COVER, SMALL, LEFT FRONT 2 | | |
| 34 | FC9-3934-000 | | 2 | COVER, BLANKING | | |
| 35 | FC9-5464-000 | | 1 | COVER, UPPER REAR | | |
| 36 | FC9-6959-010 | | 1 | COVER, INNER, REAR LEFT | | |
| 37 | FC9-7040-000 | | 1 | COVER, BLANKING, 1 | | |
| 38 | FC9-7041-000 | | 1 | COVER, BLANKING, 2 | | |
| 39 | FC9-7044-000 | | 1 | COVER, LEFT FRONT | | |
| 40 | FC9-7047-000 | | 2 | HINGE, DOOR | | |
| 41 | FC9-7520-000 | | 1 | SHEET, CASE | EUR | |
| 42 | FC9-7521-000 | | 1 | TAPE, HOOK AND LOOP FASTENER | EUR | |
| 43 | FC9-8073-000 | | 1 | FLAG, BOTTLE DOOR SENSOR | | |
| 44 | FU8-2349-000 | | 1 | SPRING, TORSION | | |
| 45 | FC9-9049-000 | | 1 | LABEL, DRUM HEATER | | |
| 46 | FC9-9055-000 | | 1 | LABEL, BOTTLE INSERT CAUTION | | |
| 47 | FC9-9057-000 | | 1 | LABEL, LEVER OPERATOR CAUTION | | |
| 48 | FC9-9056-000 | | 1 | LABEL, TONER TYPE | EUR | |
| 48 | FC9-9059-000 | | 1 | LABEL, TONER TYPE | US,CA,LTN | |
| 48 | FC9-9060-000 | | 1 | LABEL, TONER TYPE | JP,CN | |
| 49 | FC9-9103-000 | | 2 | COVER, BLANKING, 3 | | |
| 50 | FL3-3872-000 | | 1 | LABEL, SERVICE | | |
| 51 | FL3-1185-000 | | 1 | EMBLEM | | |
| 52 | FL3-2142-000 | | 1 | COVER, FILTER CASE | | |
| 53 | FL3-3812-000 | | 1 | COVER, FRONT, UPPER | OLD | |
| 54 | FU5-8560-000 | | 1 | LABEL, GROUNDING CAUTION | 230V EUR | |
| 55 | FC9-8050-000 | | 1 | SEAL, REAR | | |
| 56 | FC9-0342-000 | | 1 | COVER, BASE, REAR | | |
| 57 | FC9-0343-000 | | 1 | COVER, BASE, FRONT | | |
| 58 | FC9-3843-000 | | 1 | COVER, JOINT, LEFT | | |

| FIGURE & KEY NO. | PARTS NUMBER | RANK | Q'TY | DESCRIPTION | SERIAL NUMBER/REMARKS | SVC |
|------------------|--------------|------|------|-----------------------------|-----------------------|-----|
| 59 | FC9-3844-000 | | 1 | COVER, JOINT, RIGHT | | |
| 60 | FM3-9909-010 | | 1 | COVER, UPPER CENTER | | |
| 61 | FC9-8049-000 | | 1 | SEAL, FRONT | | |
| 62 | FE2-0560-000 | | 1 | COVER, RIGHT UPPER | NEW | |
| 63 | FE2-0561-000 | | 1 | COVER, LEFT UPPER | NEW | |
| 64 | FL3-7920-000 | | 1 | COVER, FRONT, UPPER | NEW | |
| 65 | FM0-3206-000 | | 1 | FRONT COVER ASSEMBLY, UPPER | NEW | |
| 66 | FE3-4769-000 | | 1 | LABEL, TONER BOTTLE CAUTION | JP,CN | |
| 66 | FE3-4770-000 | | 1 | LABEL, TONER BOTTLE CAUTION | US,CA,LTN | |
| 66 | FE3-4771-000 | | 1 | LABEL, TONER BOTTLE CAUTION | EUR | |
| 66 | FE3-4772-000 | | 1 | LABEL, TONER BOTTLE CAUTION | LTN,SG,HK,KR,AU | |

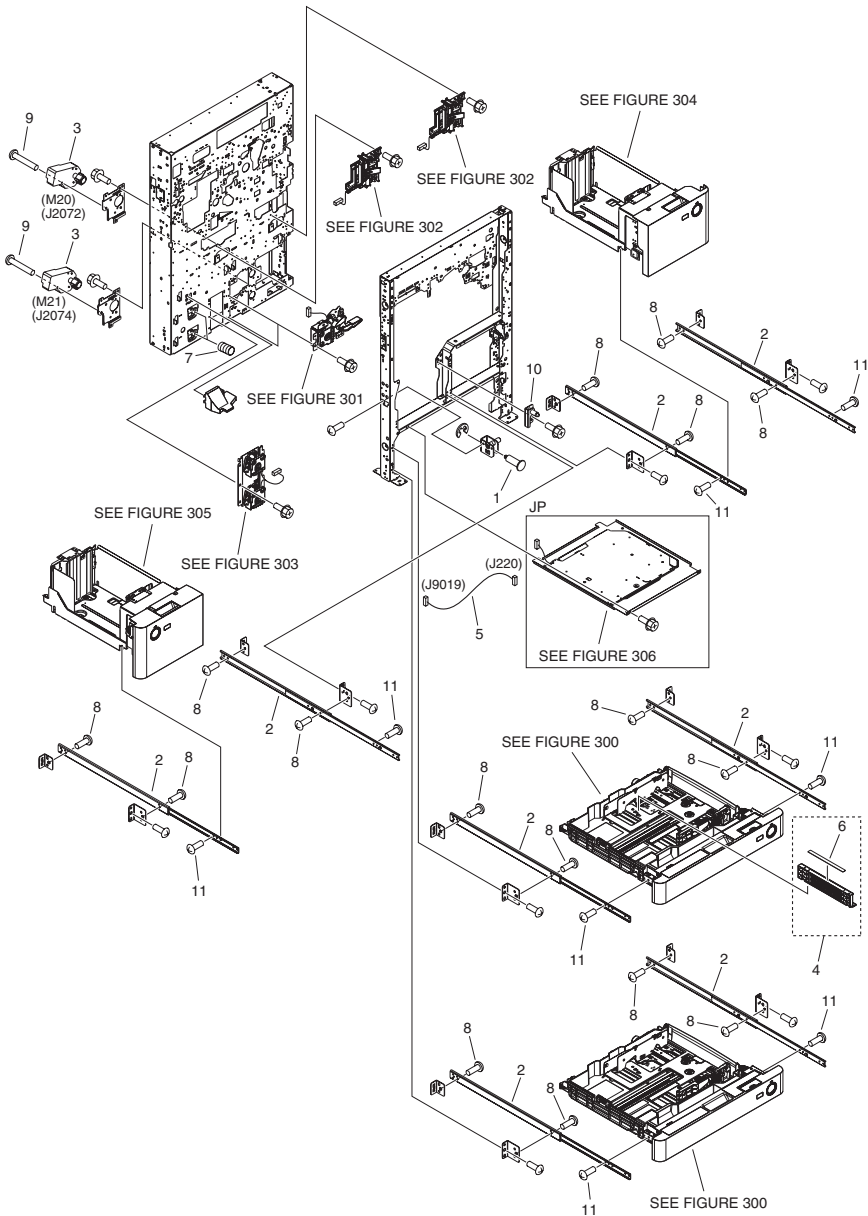
FIGURE 101 INTERNAL COMPONENTS 1



| FIGURE & KEY NO. | PARTS NUMBER | RANK | Q'TY | DESCRIPTION | SERIAL NUMBER/REMARKS | SVC |
|------------------|--------------|------|------|--------------------------------|-----------------------|-----|
| Fig.101 | NPN | | RF | INTERNAL COMPONENTS 1 | | |
| 1 | FB2-8094-020 | | 1 | KNOB, 1 | | |
| 2 | FL3-7918-000 | | 1 | RAIL, BOTTLE LIMIT, LEFT | | |
| 3 | FC8-9452-000 | | 1 | RAIL, BOTTLE LIMIT, RIGHT | OLD | |
| 4 | FE2-0555-000 | | 1 | RAIL, BOTTLE LIMIT, RIGHT | NEW | |
| 5 | FC8-9490-000 | | 1 | HOOK, DOOR, RIGHT | | |
| 6 | FC9-4356-000 | | 1 | COVER, MAIN POWER PROTECTION | | |
| 7 | FL3-1240-000 | | 1 | HINGE, LOWER | | |
| 8 | FL3-1271-000 | | 1 | CABLE, MULTI DOOR SWITCH | SW6 | |
| 9 | FL3-2813-010 | | 1 | SENSOR FLAG UNIT | | |
| 10 | FM3-7307-000 | | 1 | ENVIRONMENT SENSOR ASS'Y | THU1 | |
| 11 | FM3-7327-000 | | 3 | KNOB ASSEMBLY | | |
| 12 | FM4-1009-000 | | 1 | CABLE, MAIN SWITCH | | |
| 13 | FM4-1011-000 | | 1 | CABLE, MAIN SWITCH DC | | |
| 14 | FM4-1012-000 | | 1 | CABLE, READER CONNECTOR | | |
| 15 | FM4-1013-000 | | 1 | CABLE, FINISHER CONNECTOR | | |
| 16 | FM4-5312-000 | | 2 | PRESSURE PLATE ASS'Y | | |
| 17 | FS5-2958-000 | | 1 | SPRING, TENSION | | |
| 18 | FS5-9166-020 | | 1 | SCREW, STEPPED, M4 | | |
| 19 | FS5-9216-020 | | 1 | SCREW, STEPPED, M4X6 | | |
| 20 | FU8-2347-000 | | 1 | SPRING, COMPRESSION | OLD | |
| 21 | VS1-7173-010 | | 1 | CONNECTOR, SNAP TIGHT, 10P, W | | |
| 22 | VS1-7177-004 | | 2 | CONNECTOR, SNAP TIGHT, BK | | |
| 23 | XZ9-0581-000 | | 1 | CATCH,MAGNET | | |
| 24 | VS1-7177-012 | | 1 | CONNECTOR, SNAP TIGHT, BK | | |
| 25 | VS1-8412-007 | | 1 | CONNECTOR, SNAP TIGHT, BL | | |
| 26 | WC2-5688-000 | | 1 | SWITCH, POWER TOGGLE | SW1 | |
| 27 | WG8-5848-000 | | 2 | PHOTO-INTERRUPTER,GP1A173LCS0F | PS3,PS25 | |
| 28 | WC4-5125-000 | | 1 | SWITCH,SENSITIVE | SW2 | |
| 29 | XA9-0732-010 | | 2 | SCREW,RS,M4 | | |
| 30 | XD9-0134-000 | | 1 | RING, E | OLD | |
| 31 | XD9-0137-010 | | 1 | RING, E | | |

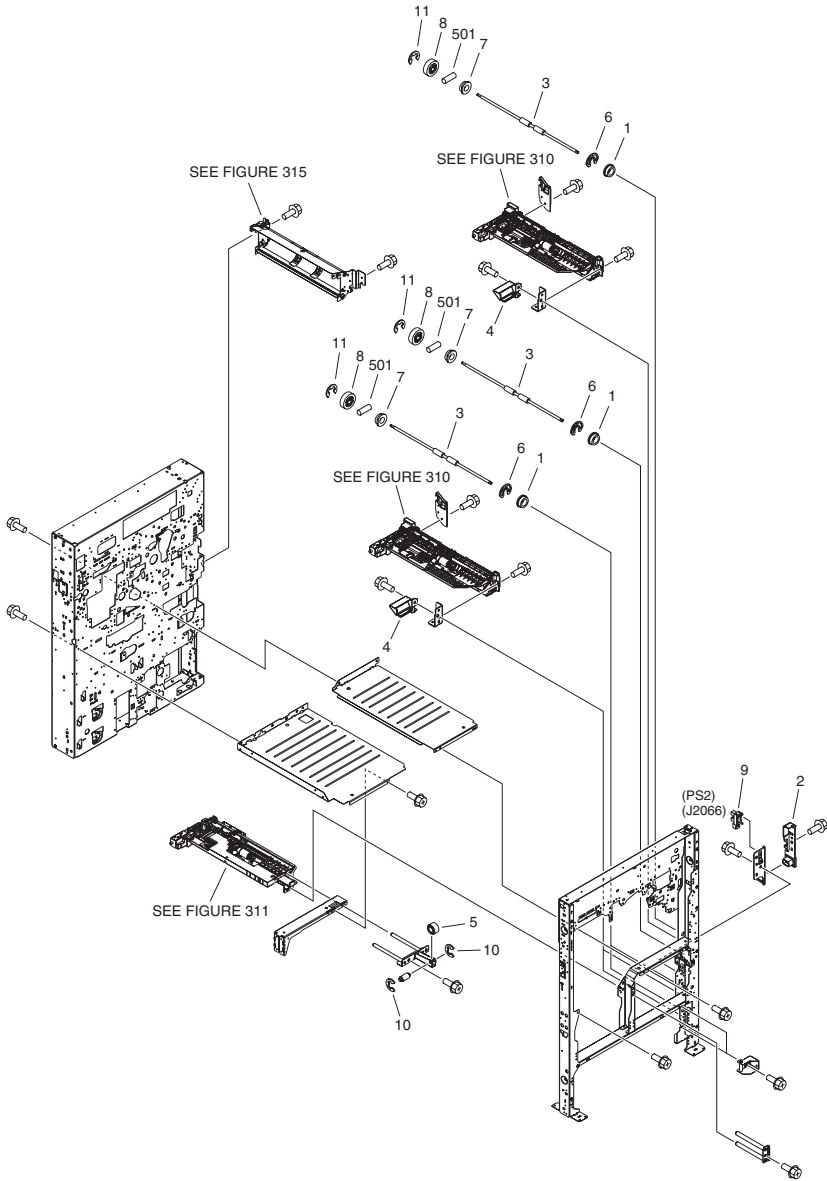
| FIGURE & KEY NO. | PARTS NUMBER | R A N K | Q'TY | DESCRIPTION | SERIAL NUMBER/ REMARKS | S V C |
|------------------------|-----------------|------------------|------|-----------------------------|---------------------------|-------------|
| 32 | XZ9-0379-000 | | 1 | LATCH | OLD | |
| 33 | FC9-4117-000 | | 2 | PIN, POSITIONING | | |
| 34 | FM4-0967-000 | | 1 | DOOR SWITCH ASS'Y | | |
| 35 | FC5-1635-000 | | 1 | LEVER, SWITCH | | |
| 36 | FU5-2165-000 | | 1 | SPRING, TENSION | | |
| 37 | FU5-2178-000 | | 1 | SPRING, TORSION | | |
| 38 | FC0-0205-000 | | 1 | COVER, CONNECTOR | | |
| 39 | FC9-9197-000 | | 1 | COVER, INNER, FRONT | EUR | |
| 40 | WE8-5780-000 | | 1 | CORE,FERRITE | | |
| 41 | FC9-8683-000 | | 1 | LABEL, LASER CAUTION, UPPER | | |
| 42 | FC8-7352-000 | | 2 | PLATE, HINGE | | |
| 43 | FC8-9488-000 | | 2 | SHAFT, HINGE | | |
| 44 | FL3-3033-000 | | 1 | SHAFT, SUPPORT | OLD | |
| 501 | XD1-4200-402 | | 1 | WASHER, TOOTHED LOCK, M4 | | |

FIGURE 102 INTERNAL COMPONENTS 2



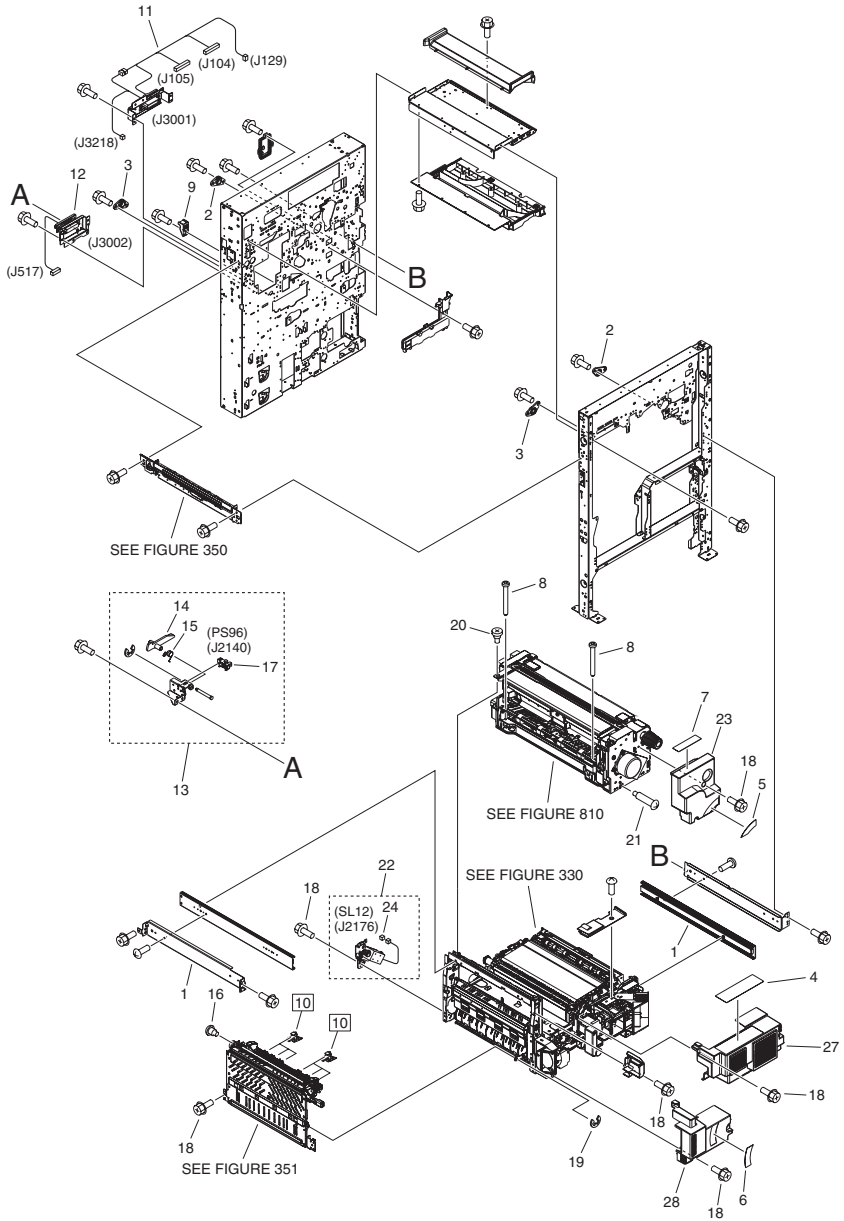
| FIGURE & KEY NO. | PARTS NUMBER | RANK | Q'TY | DESCRIPTION | SERIAL NUMBER/REMARKS | SVC |
|------------------|--------------|------|------|--------------------------------|-----------------------|-----|
| Fig.102 | NPN | | RF | INTERNAL COMPONENTS 2 | | |
| 1 | FC5-2544-000 | | 1 | SCREW, ADJUSTMENT, M6X16 | | |
| 2 | FC9-3904-000 | | 8 | RAIL, SLIDE | | |
| 3 | FM4-9814-000 | | 2 | MOTOR, DC | M20,M21 | |
| 4 | FL2-8948-000 | | 1 | PLATE, BACK END LIMIT | | |
| 5 | FM4-4317-000 | | 1 | CABLE, CASSETTE HEATER | | |
| 6 | FU6-8537-010 | | 1 | LABEL, INDEX PAPER GUIDE | | |
| 7 | FU7-2395-000 | | 2 | SPRING, COMPRESSION | | |
| 8 | XA9-1035-000 | | AR | SCREW,M4X4 | | |
| 9 | XA9-1491-000 | | 6 | SCREW,W/WASHER PAN HEAD, M3X30 | | |
| 10 | FL3-0244-000 | | 1 | PLATE, DECK POSITIONING, LEFT | | |
| 11 | XA9-1934-000 | | AR | SCREW, M4X4 | | |

FIGURE 103 INTERNAL COMPONENTS 3



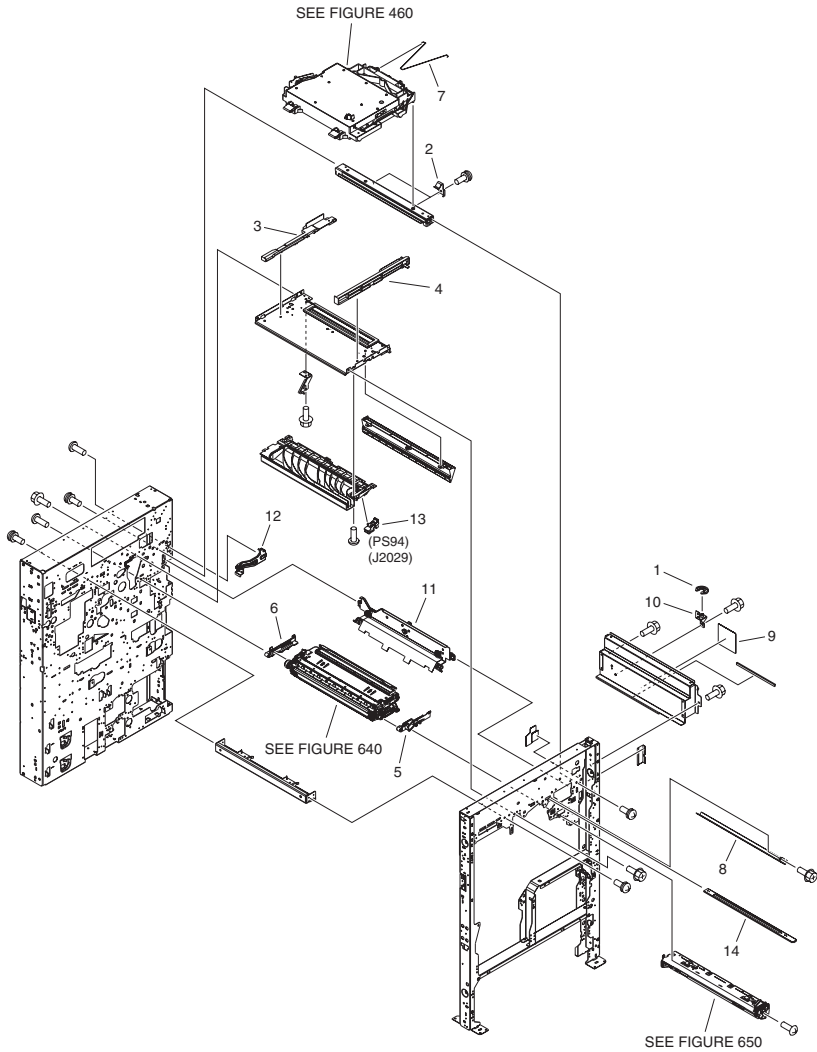
| FIGURE & KEY NO. | PARTS NUMBER | R A N K | Q'TY | DESCRIPTION | SERIAL NUMBER/ REMARKS | S V C |
|------------------|--------------|------------------|------|--------------------------------|---------------------------|-------------|
| Fig.103 | NPN | | RF | INTERNAL COMPONENTS 3 | | |
| 1 | XG9-0737-000 | | 4 | BUSHING | | |
| 2 | FC8-2700-000 | | 1 | MOUNT, HOOK | | |
| 3 | FC8-9486-000 | | 4 | ROLLER, PAPER FEED | | |
| 4 | FC9-4084-000 | | 3 | GUIDE, PAPER EXHAUST, RIGHT | | |
| 5 | FC9-9145-000 | | 1 | SPACER, INNER PAPER DELIVERY | | |
| 6 | FC5-2715-000 | | 4 | RING, RETAINING | | |
| 7 | FS1-1508-000 | | 4 | BUSHING | | |
| 8 | FU8-0333-000 | | 4 | GEAR, 24T | | |
| 9 | WG8-5848-000 | | 1 | PHOTO-INTERRUPTER,GP1A173LCS0F | PS2 | |
| 10 | XD9-0134-000 | | 2 | RING, E | | |
| 11 | XD9-0136-000 | | 4 | RING, E | | |
| 501 | XD3-2200-122 | | 4 | PIN, PARALLEL | | |

FIGURE 104 INTERNAL COMPONENTS 4



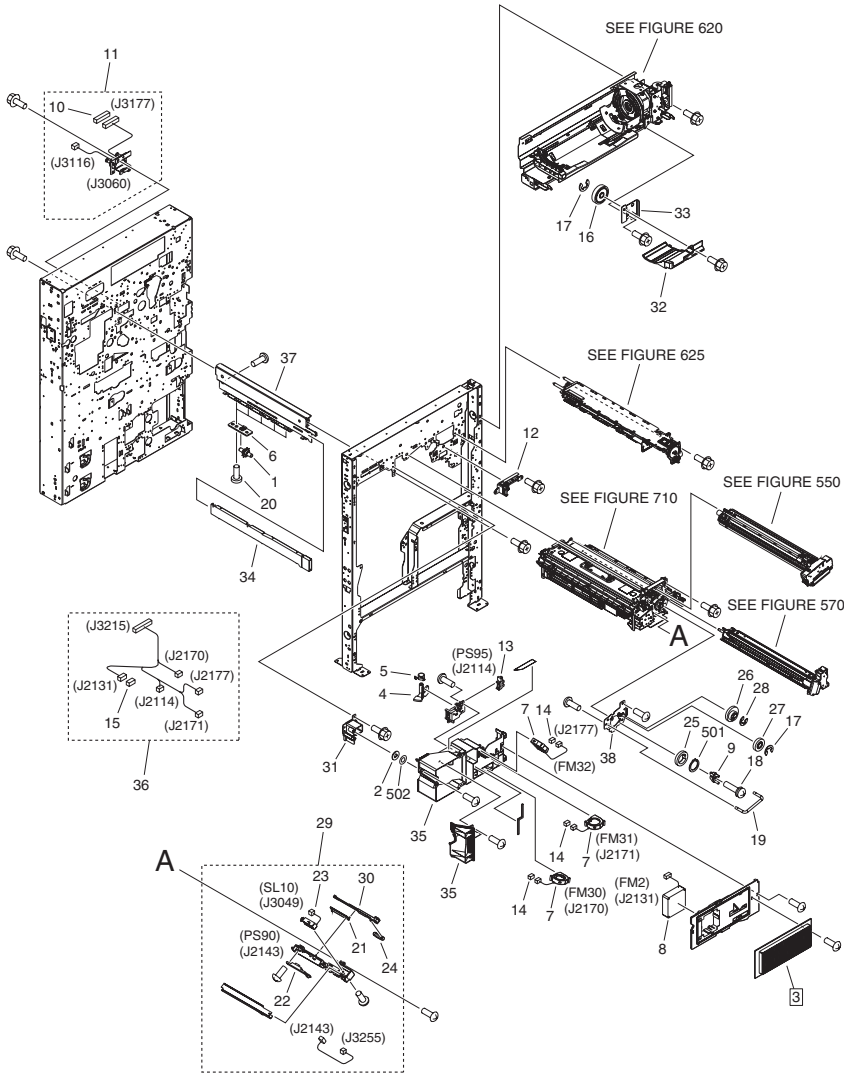
| FIGURE & KEY NO. | PARTS NUMBER | RANK | Q'TY | DESCRIPTION | SERIAL NUMBER/REMARKS | SVC |
|------------------|--------------|------|------|--------------------------------|-----------------------|-----|
| Fig.104 | NPN | | RF | INTERNAL COMPONENTS 4 | | |
| 1 | FC9-5089-000 | | 2 | RAIL, SLIDE | | |
| 2 | FC9-5584-000 | | 2 | BUSHING | | |
| 3 | FC9-5585-000 | | 2 | BUSHING | | |
| 4 | FC9-9032-000 | | 1 | LABEL, FINGER NIP CAUTION | | |
| 5 | FC9-9033-000 | | 1 | LABEL, OPERATION, UPPER | | |
| 6 | FC9-9034-000 | | 1 | LABEL, OPERATION, LOWER | | |
| 7 | FC9-9066-000 | | 1 | LABEL, JAM CLEARING | | |
| 8 | FC9-9100-000 | | 2 | SCREW, S, M4X50 | | |
| 9 | FC9-9137-000 | | 1 | LATCH | | |
| 10 | FB5-3625-000 | | 6 | CLAW, SEPARATING | [DP] | |
| 11 | FM3-7351-000 | | 1 | CABLE, FIXING DRAWER | | |
| 12 | FM4-0885-020 | | 1 | CABLE, FIXING/FEEDER DRAWER | | |
| 13 | FM4-0908-000 | | 1 | HANDLE SENSOR MOUNT ASS'Y | | |
| 14 | FC8-9569-000 | | 1 | FLAG, HANDLE SENSOR | | |
| 15 | FS6-2619-000 | | 1 | SPRING, TORSION | | |
| 16 | FU5-9035-000 | | 1 | SCREW, STEPPED, M3X3 | | |
| 17 | WG8-5848-000 | | 1 | PHOTO-INTERRUPTER,GP1A173LCS0F | PS96 | |
| 18 | XA9-0732-010 | | AR | SCREW,RS,M4 | | |
| 19 | XD9-0136-000 | | 1 | RING, E | | |
| 20 | FU5-9305-000 | | 1 | SCREW, STEPPED | | |
| 21 | FU5-9370-000 | | 1 | SCREW,STEPPED,M4 | | |
| 22 | FM4-5152-000 | | 1 | ESTRANGEMENT SOLENOID ASSY | SL12 | |
| 23 | FC8-7237-000 | | 1 | COVER, FIXING | | |
| 24 | VS1-7177-002 | | 1 | CONNECTOR, SNAP TIGHT, BK | | |
| 27 | FC8-9678-000 | | 1 | CCOVER, FIXING/FEEDER, RIGHT | | |
| 28 | FC8-9677-000 | | 1 | COVER, FIXING/FEEDER, LEFT | | |

FIGURE 105 INTERNAL COMPONENTS 5



| FIGURE & KEY NO. | PARTS NUMBER | R A N K | Q'TY | DESCRIPTION | SERIAL NUMBER/ REMARKS | S V C |
|------------------|--------------|------------------|------|--------------------------------|---------------------------|-------------|
| Fig.105 | NPN | | RF | INTERNAL COMPONENTS 5 | | |
| 1 | FC5-2715-000 | | 1 | RING, RETAINING | | |
| 2 | FC8-7034-000 | | 2 | SPRING, LEAF | | |
| 3 | FC8-7038-000 | | 1 | RAIL, SCANNER, REAR | | |
| 4 | FC8-7039-000 | | 1 | RAIL, SCANNER, FRONT | | |
| 5 | FC8-9577-000 | | 1 | RAIL, DEVELOPING, FRONT | | |
| 6 | FC8-9576-000 | | 1 | RAIL, DEVELOPING, REAR | | |
| 7 | FC9-5579-000 | | 1 | WIRE, SUPPORT | | |
| 8 | FC9-7439-000 | | 1 | RAIL, POTENTIAL SENSOR | | |
| 9 | FC9-8684-000 | | 1 | LABEL, LASER CAUTION, LOWER | | |
| 10 | FL3-3871-000 | | 1 | MOUNT, HINGE | | |
| 11 | FM4-0957-000 | | 1 | DEVELOPING PRESSURE ASS'Y | | |
| 12 | FM4-0977-010 | | 1 | DEV. HIGH VOLTAGE CONTACT UNIT | | |
| 13 | WG8-5848-000 | | 1 | PHOTO-INTERRUPTER,GP1A173LCS0F | PS94 | |
| 14 | FL3-2141-000 | | 1 | GLASS, DUST-PROOF | | |

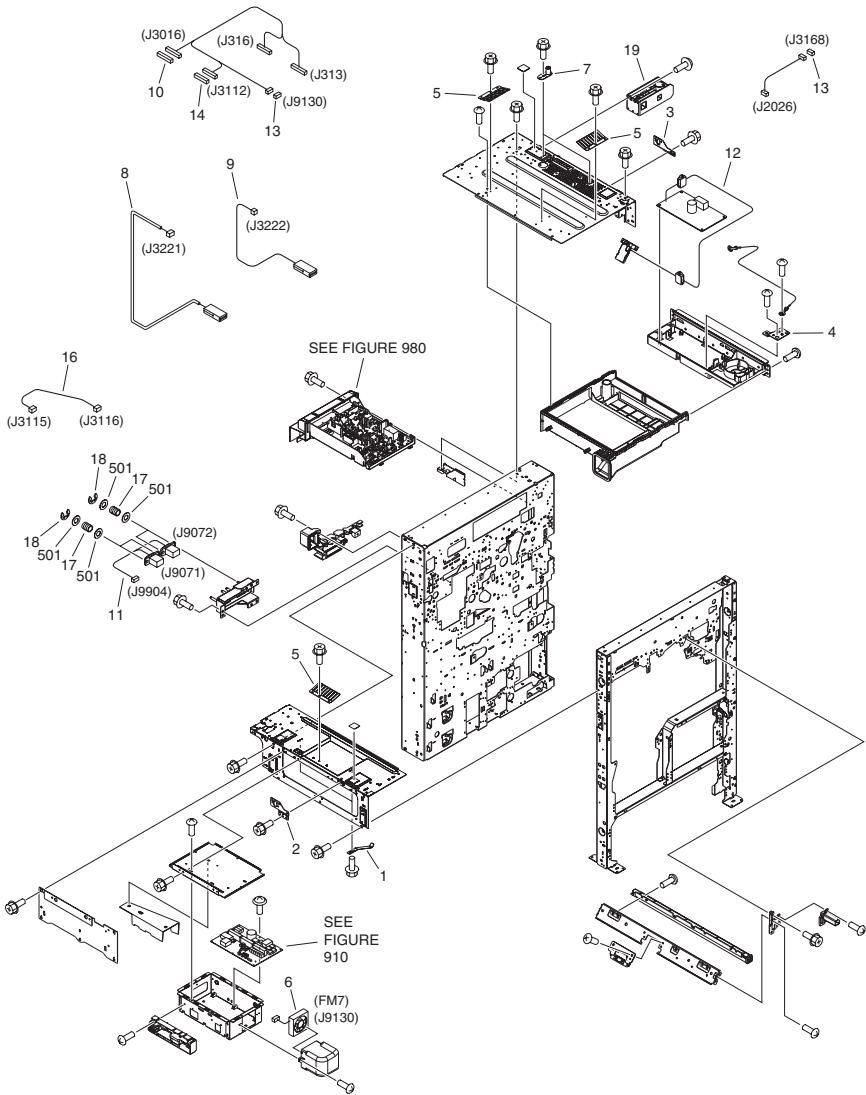
FIGURE 106 INTERNAL COMPONENTS 6



| FIGURE & KEY NO. | PARTS NUMBER | R A N K | Q'TY | DESCRIPTION | SERIAL NUMBER/ REMARKS | S V C |
|------------------|--------------|------------------|------|--------------------------------|---------------------------|-------------|
| Fig.106 | NPN | | RF | INTERNAL COMPONENTS 6 | | |
| 1 | FB1-8776-000 | | 5 | ROWEL | | |
| 2 | FC2-2121-000 | | 1 | WASHER | | |
| 3 | FC8-9564-000 | | 1 | FILTER, DUST | [DP] | |
| 4 | FC9-6163-000 | | 1 | FLAG, SENSOR | | |
| 5 | FC9-6164-000 | | 1 | SPRING, TORSION | | |
| 6 | FC9-8981-000 | | 5 | MOUNT, ROWEL | | |
| 7 | FK2-3149-000 | | 3 | FAN | FM30,FM31,FM32 | |
| 8 | FK2-7678-000 | | 1 | FAN | FM2 | |
| 9 | FL2-0469-000 | | 1 | HOLDER, DRUM FIXED | | |
| 10 | VS1-7177-012 | | 1 | CONNECTOR, SNAP TIGHT, BK | | |
| 11 | FM3-7302-000 | | 1 | CABLE, AP. KIT DRAWER | | |
| 12 | FM4-0973-000 | | 1 | MOUNT,PRE-TRANS.CORONA CONTACT | | |
| 13 | WG8-5848-000 | | 1 | PHOTO-INTERRUPTER,GP1A173LCS0F | PS95 | |
| 14 | VS1-7177-003 | | 3 | CONNECTOR, SNAP TIGHT, BK | | |
| 15 | VS1-7177-004 | | 1 | CONNECTOR, SNAP TIGHT, BK | | |
| 16 | FU9-0040-000 | | 1 | GEAR, 33T | | |
| 17 | XD9-0136-000 | | 2 | RING, E | | |
| 18 | XA9-1090-000 | | 1 | SCREW,W/WASHER,M5X25 | | |
| 19 | FC9-4868-000 | | 1 | HANDLE, FRONT | | |
| 20 | XA9-0903-000 | | AR | SCREW, M3X5 | | |
| 21 | FC8-9669-000 | | 1 | SHUTTER | | |
| 22 | FK2-7234-000 | | 1 | SENSOR UNIT, PHOTO | PS90 | |
| 23 | FL3-5029-000 | | 1 | SOLENOID | SL10 | |
| 24 | FU7-2707-000 | | 1 | SPRING, TENSION | | |
| 25 | FC7-4302-000 | | 1 | GEAR, 27T | | |
| 26 | FU7-0526-000 | | 1 | GEAR, 20T | | |
| 27 | FU9-0033-000 | | 1 | GEAR, 16T | | |
| 28 | XD9-0134-000 | | 1 | RING, E | | |
| 29 | FM3-7298-000 | | 1 | PATCH SENSOR ASS'Y | | |
| 30 | FC8-9667-000 | | 1 | LINK, SHUTTER | | |

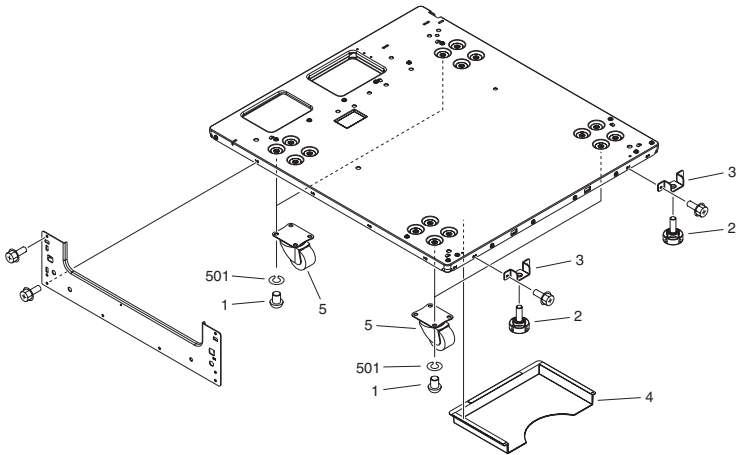
| FIGURE & KEY NO. | PARTS NUMBER | RANK | Q'TY | DESCRIPTION | SERIAL NUMBER/REMARKS | SVC |
|------------------|--------------|------|------|-----------------------------|-----------------------|-----|
| 31 | FL3-2136-000 | | 1 | DUCT, PRIMARY AIR INTAKE, 2 | | |
| 32 | FC9-4881-000 | | 1 | TRAY, TONER CATCH | | |
| 33 | FL3-2172-000 | | 1 | PLATE | | |
| 34 | FC8-6989-000 | | 1 | DUCT | | |
| 35 | FL3-2128-000 | | 1 | DUCT, PRIMARY FAN, 2 | | |
| 36 | FM4-1027-000 | | 1 | CABLE, FAN | | |
| 37 | FC8-6976-000 | | 1 | CROSSMEMBER, LEFT | | |
| 38 | FL3-1253-000 | | 1 | CLAMP, BEARING | | |
| 501 | XD2-3100-202 | | 1 | C RING | | |
| 502 | XD1-1104-135 | | 1 | SHIM | | |

FIGURE 107 INTERNAL COMPONENTS 7



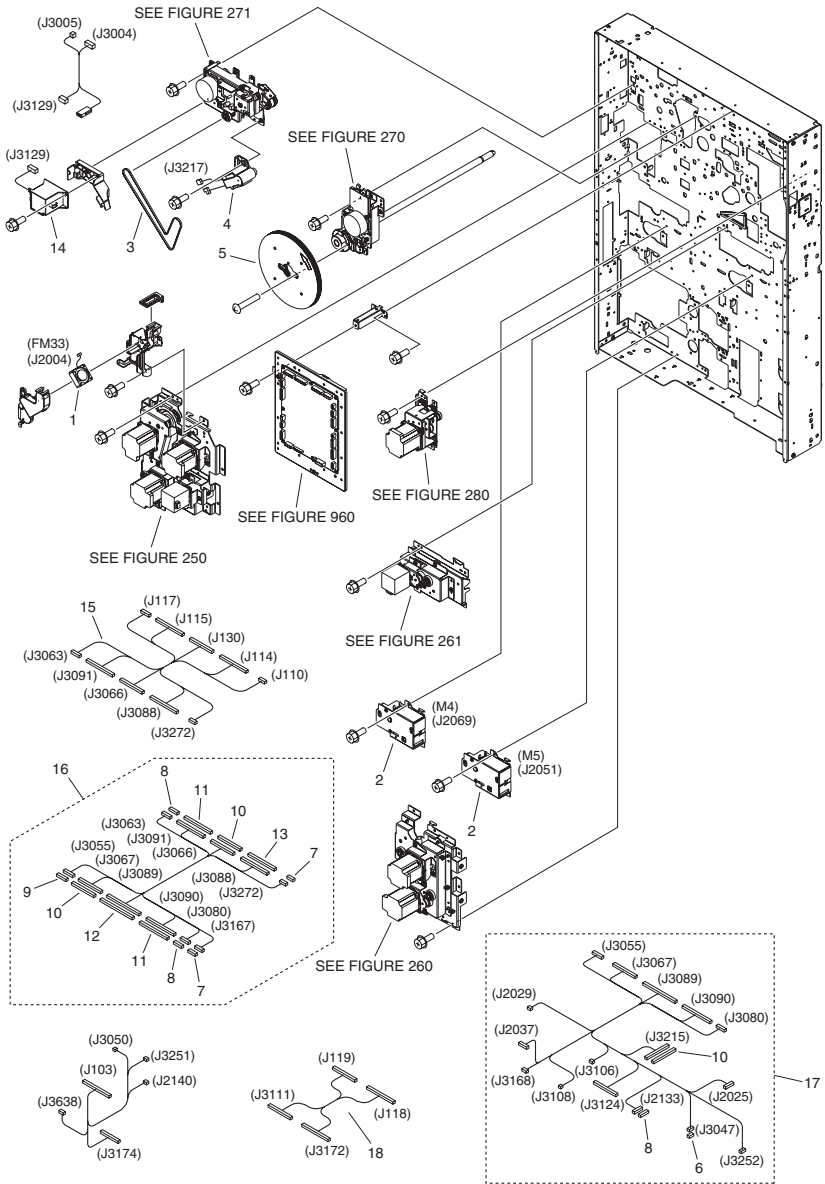
| FIGURE & KEY NO. | PARTS NUMBER | R A N K | Q'TY | DESCRIPTION | SERIAL NUMBER/ REMARKS | S V C |
|------------------|--------------|------------------|------|--------------------------------|---------------------------|-------------|
| Fig.107 | NPN | | RF | INTERNAL COMPONENTS 7 | | |
| 1 | FC6-3462-000 | | 2 | PLATE, GROUNDING | | |
| 2 | FC8-7026-000 | | 1 | PLATE, READER FIXED, LEFT | | |
| 3 | FC8-7027-000 | | 1 | PLATE, READER FIXED, RIGHT | | |
| 4 | FC9-4888-000 | | 1 | PLATE, GROUNDING | | |
| 5 | FC9-9161-000 | | 3 | PLATE, GROUNDING | | |
| 6 | FK2-7678-000 | | 1 | FAN | FM7 | |
| 7 | FL2-8926-000 | | 2 | PIN, READER POSITIONING | | |
| 8 | FM4-1004-000 | | 1 | CABLE, DEVELOPING HIGH VOLTAGE | | |
| 9 | FM4-1005-000 | | 1 | CABLE, SEPARATION HIGH VOLTAGE | | |
| 10 | VS1-8412-019 | | 1 | CONNECTOR, SNAP TIGHT, BL | | |
| 11 | FM4-1033-000 | | 1 | CABLE, IH DRAWER | | |
| 12 | FM4-1096-000 | | 1 | POTENTIAL MEASURING PCB ASS'Y | | |
| 13 | VS1-7177-004 | | 2 | CONNECTOR, SNAP TIGHT, BK | | |
| 14 | VS1-8412-013 | | 1 | CONNECTOR, SNAP TIGHT, BL | | |
| 16 | FM4-1031-000 | | 1 | CABLE, AC DRUM HEATER | | |
| 17 | FU8-2511-010 | | 4 | SPRING, COMPRESSION | | |
| 18 | XD9-0134-000 | | 4 | RING, E | | |
| 19 | FC9-0320-000 | | 1 | BASE, FRAME | | |
| 501 | XD1-1105-733 | | 8 | WASHER, PLAIN | | |

FIGURE 108 MACHINE BOTTOM PLATE



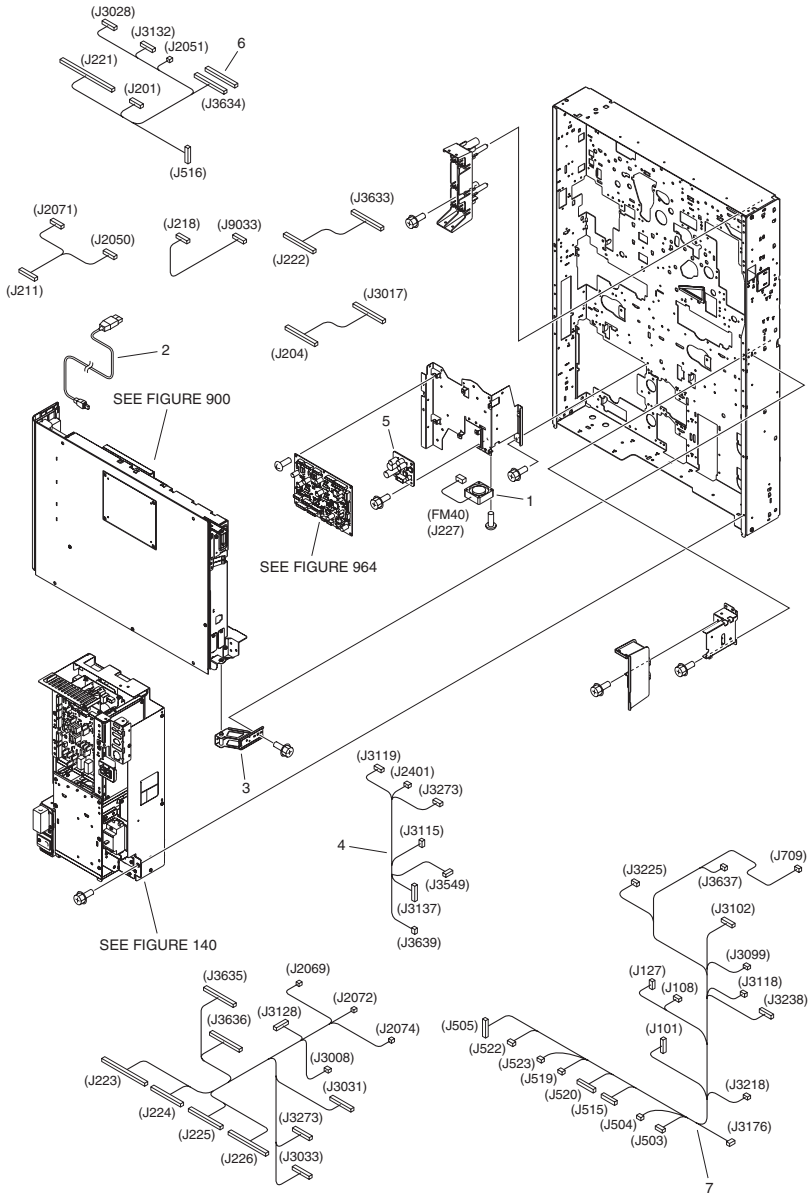
| FIGURE & KEY NO. | PARTS NUMBER | RANK | Q'TY | DESCRIPTION | SERIAL NUMBER/REMARKS | SVC |
|------------------|--------------|------|------|------------------------|-----------------------|-----|
| Fig.108 | NPN | | RF | MACHINE BOTTOM PLATE | | |
| 1 | FB4-1340-000 | | 16 | SCREW,ALLEN HEAD,M8X10 | | |
| 2 | FC8-6639-000 | | 2 | ADJUSTER | | |
| 3 | FC9-5467-000 | | 2 | PLATE,ADJUSTING | | |
| 4 | FC9-9069-000 | | 1 | HOLDER, SERVICE BOOK | | |
| 5 | XZ9-0409-020 | | 4 | CASTER | | |
| 501 | XD1-3100-805 | | AR | WASHER,SPRING | | |

FIGURE 109 MACHINE REAR PLATE 1



| FIGURE & KEY NO. | PARTS NUMBER | R A N K | Q'TY | DESCRIPTION | SERIAL NUMBER/ REMARKS | S V C |
|------------------|--------------|------------------|------|--------------------------------|---------------------------|-------------|
| Fig.109 | NPN | | RF | MACHINE REAR PLATE 1 | | |
| 1 | FK2-7241-000 | | 1 | FAN | FM33 | |
| 2 | FM2-4663-000 | | 2 | MOTOR, DC | M4,M5 | |
| 3 | XF2-4129-340 | | 1 | BELT, TIMING, COGGED | | |
| 4 | FM4-0974-000 | | 1 | CABLE, PRE-TRANS. CORONA H.V. | | |
| 5 | FC9-7855-000 | | 1 | FLYWHEEL | | |
| 6 | VS1-7177-004 | | 1 | CONNECTOR, SNAP TIGHT, BK | | |
| 7 | VS1-7177-005 | | 2 | CONNECTOR, SNAP TIGHT, BK | | |
| 8 | VS1-7177-006 | | 3 | CONNECTOR, SNAP TIGHT, BK | | |
| 9 | VS1-7177-007 | | 1 | CONNECTOR, 7P, FEMALE, BK | | |
| 10 | VS1-8412-017 | | 3 | CONNECTOR, SNAP TIGHT, BL | | |
| 11 | VS1-8412-021 | | 2 | CONNECTOR, SNAP TIGHT, BL | | |
| 12 | VS1-8412-025 | | 1 | CONNECTOR, SNAP TIGHT, BL | | |
| 13 | VS1-8412-031 | | 1 | CONNECTOR, SNAP TIGHT, 31P, BL | | |
| 14 | FK2-7718-000 | | 1 | TRANSFORMER, H.V. | | |
| 15 | FM4-1015-000 | | 1 | CABLE, MAIN DRIVER, REAR UPPER | | |
| 16 | FM4-1023-000 | | 1 | CABLE, RELAY, FRONT | | |
| 17 | FM4-1025-000 | | 1 | CABLE, MAIN DRIVER, FRONT | | |
| 18 | FM4-1016-000 | | 1 | CABLE, MAIN DRIVER IH | | |

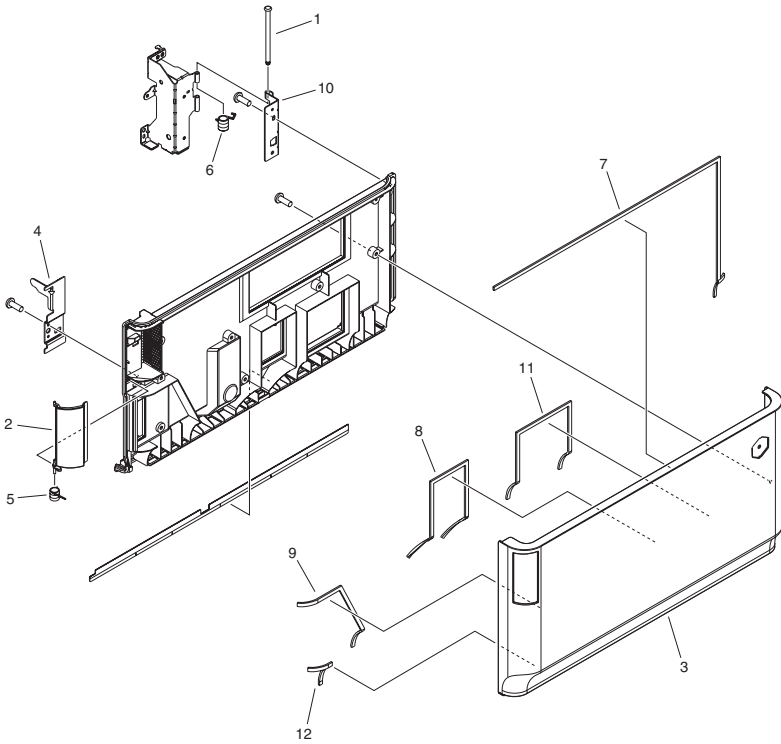
FIGURE 110 MACHINE REAR PLATE 2



| FIGURE & KEY NO. | PARTS NUMBER | RANK | Q'TY | DESCRIPTION | SERIAL NUMBER/REMARKS | SVC |
|------------------|--------------|------|------|------------------------------|-----------------------|-----|
| Fig.110 | NPN | | RF | MACHINE REAR PLATE 2 | | |
| 1 | FK2-7241-000 | | 1 | FAN | FM40 | |
| 2 | FK2-7834-000 | | 1 | CABLE, USB | | |
| 3 | FL3-5780-000 | | 1 | HINGE, CONTROLLER BOX, LOWER | | |
| 4 | FM4-1024-000 | | 1 | CABLE, AC MAIN BODY | | |
| 5 | FM4-1089-000 | | 1 | DC-DC CONVERT PCB ASSY | | |
| 6 | VS1-8412-017 | | 1 | CONNECTOR, SNAP TIGHT, BL | | |
| 7 | FM4-1008-000 | | 1 | CABLE, DC POWER SUPPLY | | |

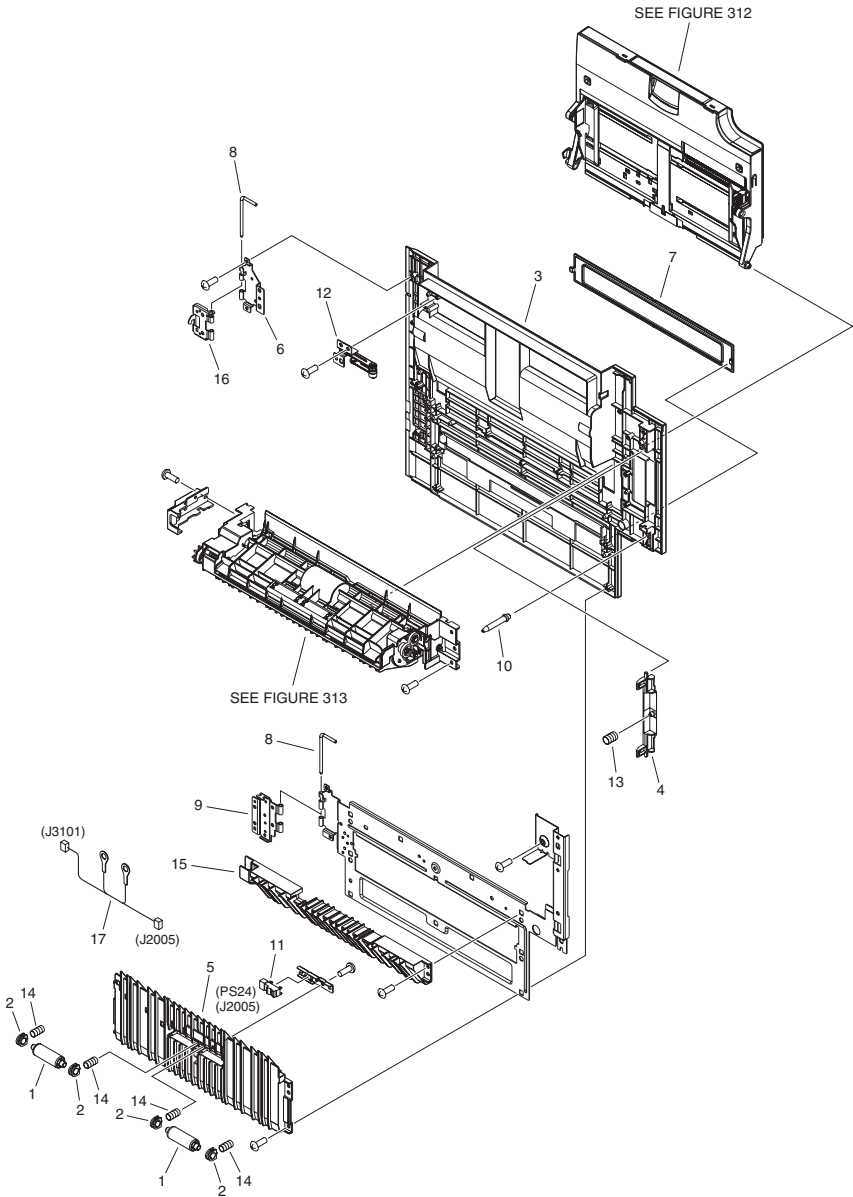
| FIGURE & KEY NO. | PARTS NUMBER | RANK | Q'TY | DESCRIPTION | SERIAL NUMBER/REMARKS | SVC |
|------------------|--------------|------|------|-------------------------------|-----------------------|-----|
| Fig.111 | NPN | | RF | MACHINE REAR PLATE 3 | | |
| 1 | FA9-3847-000 | | 1 | SHEET, MESH | | |
| 2 | FC8-7409-000 | | 1 | CAP, PIPE | | |
| 3 | FK2-3100-000 | | 2 | FAN | FM16,FM17 | |
| 4 | FL3-2134-000 | | 1 | FILTER, OZONE | [DP] | |
| 5 | FL3-3866-000 | | 1 | FAN UNIT | FM3 | |
| 6 | FM4-0905-000 | | 1 | CASE, WASTE TONER | | |
| 7 | VS1-7173-014 | | 1 | CONNECTOR, SNAP TIGHT, 14P, W | | |
| 8 | VS1-7177-002 | | 1 | CONNECTOR, SNAP TIGHT, BK | | |
| 9 | VS1-7177-003 | | 4 | CONNECTOR, SNAP TIGHT, BK | | |
| 10 | VS1-7177-004 | | 2 | CONNECTOR, SNAP TIGHT, BK | | |
| 11 | VS1-8412-015 | | 1 | CONNECTOR, SNAP TIGHT, BL | | |
| 12 | FC9-8072-000 | | 1 | PLATE, GROUNDING | | |
| 13 | FC8-7404-000 | | 1 | CAP, WASTE TONER CASE | | |

FIGURE 112
FRONT COVER ASS'Y, LOWER



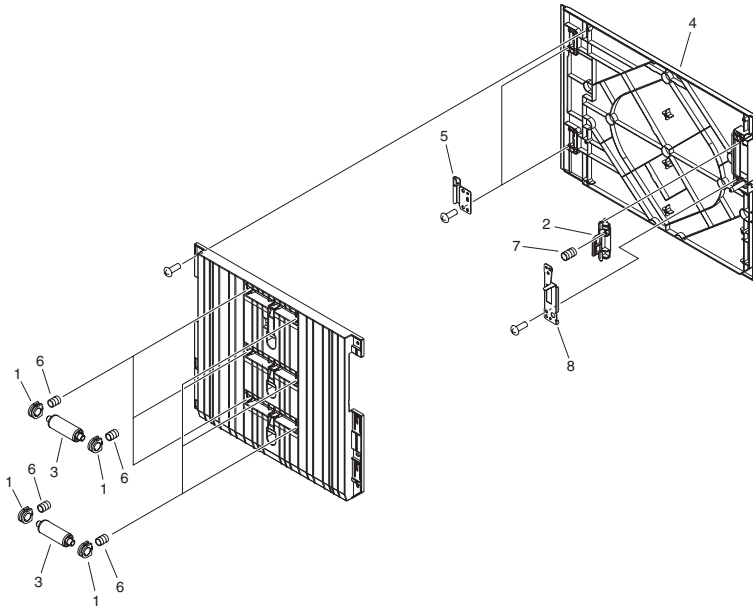
| FIGURE & KEY NO. | PARTS NUMBER | R A N K | Q'TY | DESCRIPTION | SERIAL NUMBER/ REMARKS | S V C |
|------------------|--------------|------------------|------|----------------------------|---------------------------|-------------|
| Fig.112 | FM4-0924-000 | | 1 | FRONT COVER ASS'Y, LOWER | | |
| 1 | FB2-7867-030 | | 1 | SHAFT, HINGE | | |
| 2 | FC8-9561-000 | | 1 | COVER, KNOB | | |
| 3 | FC8-9562-000 | | 1 | PANEL, FRONT, LOWER | | |
| 4 | FC8-9646-000 | | 1 | PLATE, COVER SWITCH, FRONT | | |
| 5 | FU7-2709-000 | | 1 | SPRING, TORSION | | |
| 6 | FU7-2710-000 | | 1 | SPRING, TORSION | | |
| 7 | FC8-9639-000 | | 1 | SEAL, FRONT COVER, 1 | | |
| 8 | FC8-9641-000 | | 1 | SEAL, FRONT COVER, 3 | | |
| 9 | FC8-9642-000 | | 1 | SEAL, FRONT COVER, 4 | | |
| 10 | FC8-9647-000 | | 1 | SUPPORT, HINGE | | |
| 11 | FC9-8850-000 | | 1 | SEAL, FRONT COVER, E | | |
| 12 | FC9-6171-000 | | 1 | SEAL, FRONT COVER, 5 | | |

FIGURE 113 RIGHT DOOR ASSEMBLY



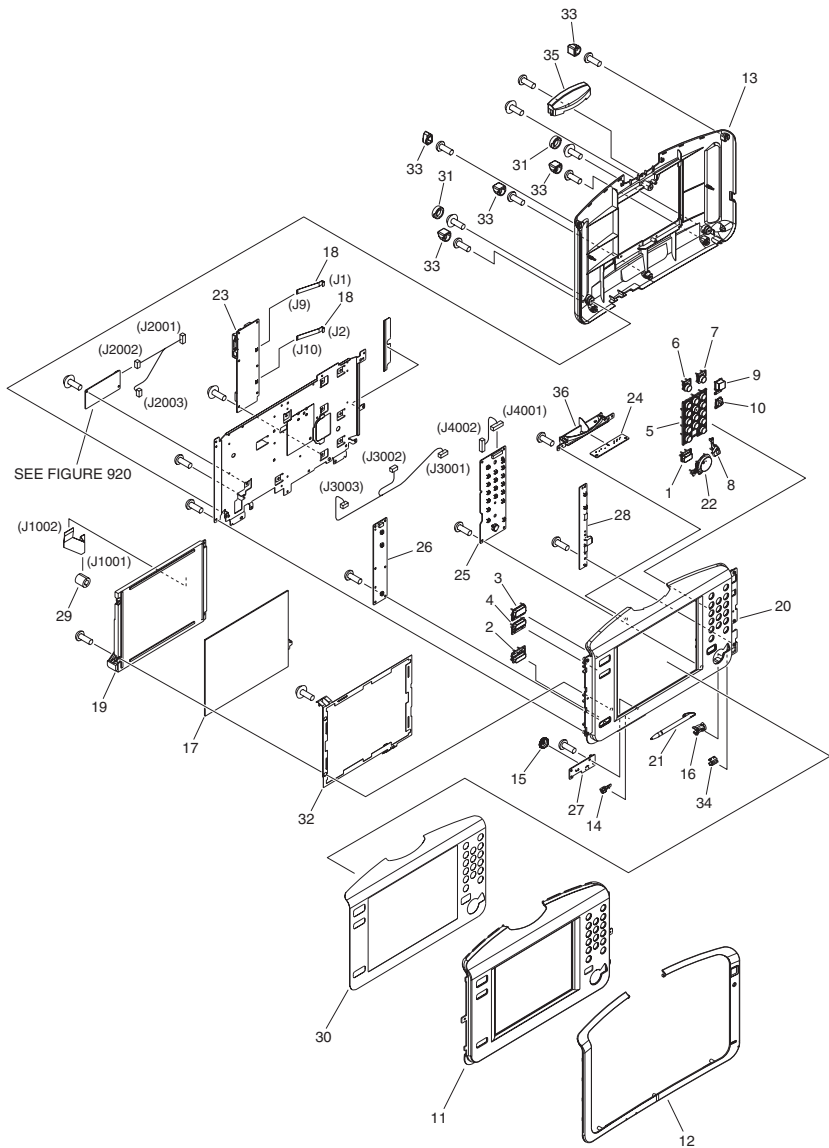
| FIGURE & KEY NO. | PARTS NUMBER | R A N K | Q'TY | DESCRIPTION | SERIAL NUMBER/ REMARKS | S V C |
|------------------|--------------|------------------|------|--------------------------|---------------------------|-------------|
| Fig.113 | NPN | | RF | RIGHT DOOR ASSEMBLY | | |
| 1 | FC7-7207-000 | | 2 | ROLLER, DRIVEN | | |
| 2 | FC7-7209-000 | | 4 | BUSHING, VERTICAL ROLLER | | |
| 3 | FC8-7290-000 | | 1 | COVER, RIGHT | | |
| 4 | FC8-7291-000 | | 1 | LEVER, DOOR, RIGHT | | |
| 5 | FC8-9349-000 | | 1 | GUIDE, RIGHT DOOR, LOWER | | |
| 6 | FC8-9350-000 | | 1 | HINGE, DOOR, RIGHT | | |
| 7 | FC8-9353-000 | | 1 | COVER, BLANKING | | |
| 8 | FC8-9488-000 | | 2 | SHAFT, HINGE | | |
| 9 | FC8-9679-000 | | 1 | HINGE, RIGHT DOOR, LOWER | | |
| 10 | FC9-8806-000 | | 1 | PIN, DOOR, RIGHT | | |
| 11 | FK2-6470-000 | | 1 | PHOTO-SENSOR, KUA0055C | PS24 | |
| 12 | FM4-5320-000 | | 1 | LINK UNIT | | |
| 13 | FU7-2696-000 | | 1 | SPRING, COMPRESSION | | |
| 14 | FU8-2317-000 | | 4 | SPRING, COMPRESSION | | |
| 15 | FC8-7293-000 | | 1 | GUIDE, UPPER | | |
| 16 | FC8-9492-000 | | 1 | HINGE, UPPER | | |
| 17 | FM4-1001-000 | | 1 | CABLE, SENSOR | | |

FIGURE 114 VERTICAL PATH ASSEMBLY



| FIGURE & KEY NO. | PARTS NUMBER | R A N K | Q'TY | DESCRIPTION | SERIAL NUMBER/ REMARKS | S V C |
|------------------|--------------|------------------|------|---------------------------|---------------------------|-------------|
| Fig.114 | FM4-0943-000 | | 1 | VERTICAL PATH ASSEMBLY | | |
| 1 | FC7-7209-000 | | 12 | BUSHING, VERTICAL ROLLER | | |
| 2 | FC8-2697-000 | | 1 | HOOK | | |
| 3 | FC8-3782-000 | | 6 | ROLLER, PAPER FEED | | |
| 4 | FC8-7347-000 | | 1 | COVER, VERTICAL PATH | | |
| 5 | FC8-7348-000 | | 2 | HINGE | | |
| 6 | FS7-2788-000 | | 12 | SPRING, COMPRESSION | | |
| 7 | FU7-2341-000 | | 1 | SPRING, COMPRESSION | | |
| 8 | FC8-7349-000 | | 1 | PLATE, DOOR SWITCH, RIGHT | | |

FIGURE 135 UPRIGHT CONTROL PANEL ASSEMBLY

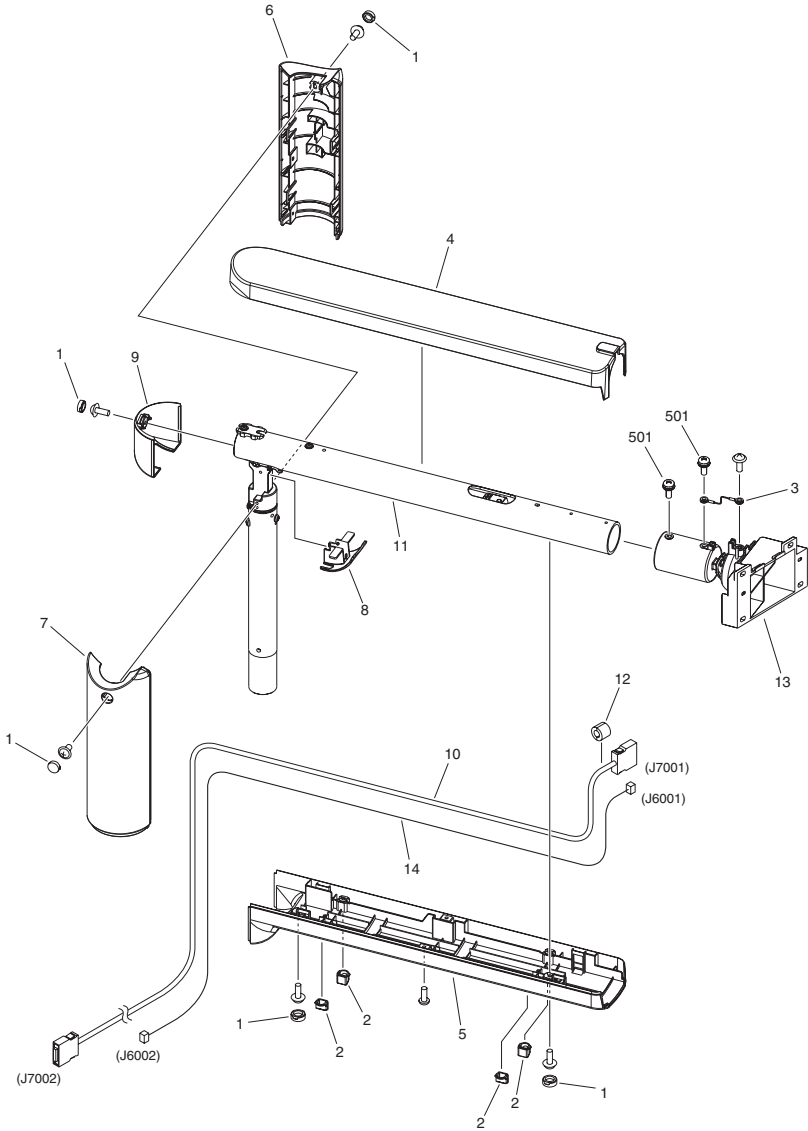


NOTE : This assembly includes the assembly shown in Figure 920.
 NOTE : This assembly does not include the parts shown with key No. 30 and 33.
 注 : このユニットはFigure 920のユニットを含みます。
 注 : このユニットにKey No. 30, 33の部品は含まれません。

| FIGURE & KEY NO. | PARTS NUMBER | R A N K | Q'TY | DESCRIPTION | SERIAL NUMBER/ REMARKS | S V C |
|------------------|--------------|------------------|------|--------------------------------|---------------------------------|-------------|
| Fig.135 | FM3-4810-010 | | 1 | UPRIGHT CONTROL PANEL ASSEMBLY | SEE NOTE | |
| 1 | FC9-9237-000 | | 1 | KEY TOP, RESET | | |
| 2 | FC9-9238-000 | | 1 | KEY TOP, CANCEL | | |
| 3 | FC9-9239-000 | | 1 | KEY TOP, MAIN MENU | | |
| 4 | FC9-9240-000 | | 1 | KEY TOP, PORTAL | | |
| 5 | FC8-8660-000 | | 1 | KEY TOP, NUMBERS | | |
| 6 | FC9-0290-000 | | 1 | KEY TOP, SETTING | | |
| 7 | FC9-0291-010 | | 1 | KEY TOP, ENERGY SAVE | | |
| 8 | FC9-0292-000 | | 1 | KEY TOP, STOP | | |
| 9 | FC9-0293-000 | | 1 | KEY TOP, POWER | | |
| 10 | FC9-0294-000 | | 1 | KEY TOP, COUNTER CHECK | | |
| 11 | FC9-0299-000 | | 1 | COVER, TRANSPARENT, OPE. PANEL | | |
| 12 | FC9-0301-000 | | 1 | COVER, CONTROL PANEL, FRONT | | |
| 13 | FC9-0302-000 | | 1 | COVER, CONTROL PANEL, REAR | | |
| 14 | FC9-0308-000 | | 1 | KEY TOP, VOLUME | | |
| 15 | FC9-0309-000 | | 1 | DIAL | | |
| 16 | FC9-3845-000 | | 1 | GUIDE, PEN | | |
| 17 | FK2-7407-000 | | 1 | PANEL, TOUCH | | |
| 18 | FK2-8081-000 | | 2 | CABLE, FLEXIBLE FLAT | | |
| 19 | FL2-8741-000 | | 1 | MODULE, LCD | | |
| 20 | FC9-0300-000 | | 1 | PANEL, CONTROL | | |
| 21 | FL3-0626-000 | | 1 | PEN, TOUCH | | |
| 22 | FL3-0833-000 | | 1 | KEY TOP, START | | |
| 23 | FM3-4813-000 | | 1 | CPU PCB ASSEMBLY | | |
| 24 | FM3-9995-000 | | 1 | TALLY PCB ASSEMBLY | | |
| 25 | FM3-9996-000 | | 1 | KEY TOP PCB ASSEMBLY, RIGHT | | |
| 26 | FM3-9997-000 | | 1 | KEY TOP PCB ASSEMBLY, LEFT | | |
| 27 | FM3-9998-000 | | 1 | VOLUME PCB ASSEMBLY | | |
| 28 | FM3-9999-000 | | 1 | USB PCB ASSEMBLY | | |
| 29 | WE8-5173-000 | | 1 | FERRITE CORE ZCAT1518-0730 | | |
| 30 | FC0-5659-000 | | 1 | SHEET, CONTROL PANEL ASS'Y | SEE NOTE iR-ADV 8085 PRO EUR | |

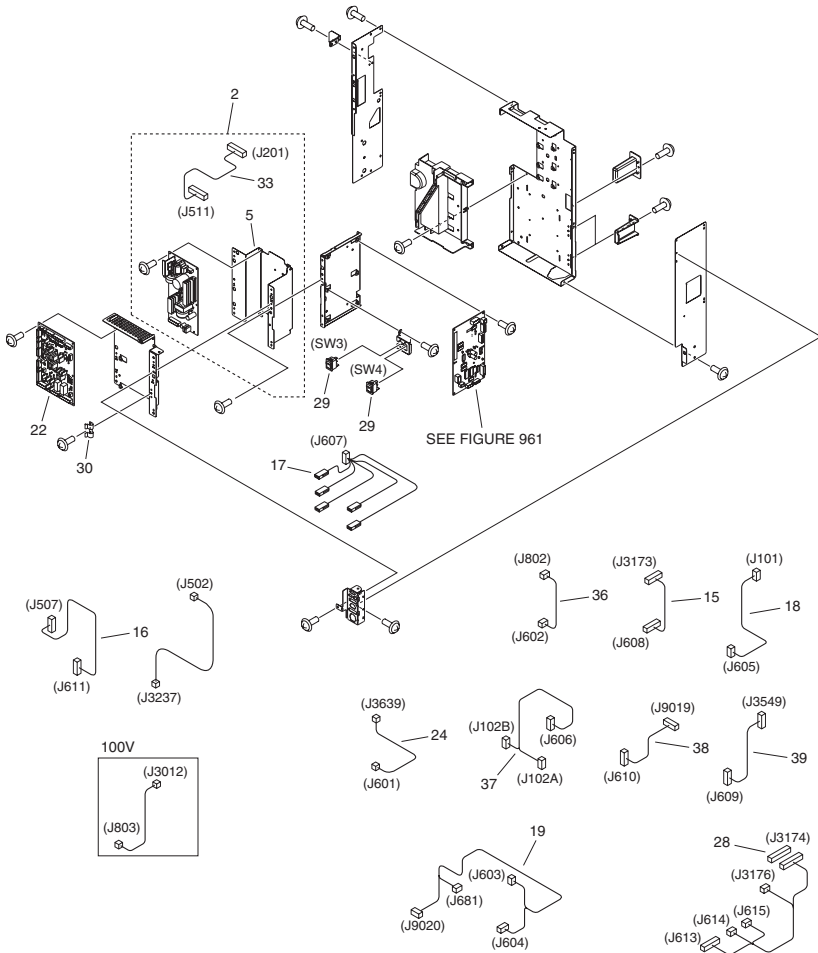
| FIGURE & KEY NO. | PARTS NUMBER | RANK | Q'TY | DESCRIPTION | SERIAL NUMBER/REMARKS | SVC |
|------------------|--------------|------|------|----------------------------|--|-----|
| 30 | FC9-8997-000 | | 1 | SHEET, CONTROL PANEL ASS'Y | SEE NOTE iR-ADV 8085 PRO JP | |
| 30 | FC9-9003-000 | | 1 | SHEET, CONTROL PANEL ASS'Y | SEE NOTE iR-ADV 8085 EUR | |
| 30 | FC9-9000-000 | | 1 | SHEET, CONTROL PANEL ASS'Y | SEE NOTE iR-ADV 8085 US,CA,LTN,AU | |
| 30 | FC0-5658-000 | | 1 | SHEET, CONTROL PANEL ASS'Y | SEE NOTE iR-ADV 8095 PRO EUR | |
| 30 | FC9-8996-000 | | 1 | SHEET, CONTROL PANEL ASS'Y | SEE NOTE iR-ADV 8095 PRO JP | |
| 30 | FC9-9005-000 | | 1 | SHEET, CONTROL PANEL ASS'Y | SEE NOTE iR-ADV 8095 CN | |
| 30 | FC9-9002-000 | | 1 | SHEET, CONTROL PANEL ASS'Y | SEE NOTE iR-ADV 8095 EUR | |
| 30 | FC9-8999-000 | | 1 | SHEET, CONTROL PANEL ASS'Y | SEE NOTE iR-ADV 8095 US,CA,LTN,KR SG,HK,AU | |
| 30 | FC0-5657-000 | | 1 | SHEET, CONTROL PANEL ASS'Y | SEE NOTE iR-ADV 8105 PRO EUR | |
| 30 | FC9-8995-000 | | 1 | SHEET, CONTROL PANEL ASS'Y | SEE NOTE iR-ADV 8105 PRO JP | |
| 30 | FC9-9004-000 | | 1 | SHEET, CONTROL PANEL ASS'Y | SEE NOTE iR-ADV 8105 CN | |
| 30 | FC9-9001-000 | | 1 | SHEET, CONTROL PANEL ASS'Y | SEE NOTE iR-ADV 8105 EUR | |
| 30 | FC9-8998-000 | | 1 | SHEET, CONTROL PANEL ASS'Y | SEE NOTE iR-ADV 8105 US,CA,LTN,KR SG,HK,AU | |
| 31 | FC9-0311-000 | | 2 | CAP | | |
| 32 | FC9-0310-000 | | 1 | SHEET, ELECTROSTATIC | | |
| 33 | FC9-0312-000 | | 5 | CAP | SEE NOTE | |
| 34 | FC9-0305-000 | | 1 | COVER, POWER LAMP | | |
| 35 | FC9-0306-000 | | 1 | COVER, INDICATOR LAMP | | |
| 36 | FC9-0307-000 | | 1 | BASE, INDICATOR LAMP | | |

FIGURE 136 CONTROL PANEL ARM ASSEMBLY



| FIGURE & KEY NO. | PARTS NUMBER | R A N K | Q'TY | DESCRIPTION | SERIAL NUMBER/ REMARKS | S V C |
|------------------|--------------|------------------|------|----------------------------|---------------------------|-------------|
| Fig.136 | NPN | | RF | CONTROL PANEL ARM ASSEMBLY | | |
| 1 | FC9-0311-000 | | 5 | CAP | | |
| 2 | FC9-0312-000 | | 4 | CAP | | |
| 3 | FC9-0317-000 | | 1 | WIRE | | |
| 4 | FC9-0336-000 | | 1 | COVER, ARM, UPPER | | |
| 5 | FC9-0337-000 | | 1 | COVER, ARM, LOWER | | |
| 6 | FC9-0339-010 | | 1 | COVER, PILLAR, RIGHT | | |
| 7 | FC9-0341-010 | | 1 | COVER, PILLAR, LEFT | | |
| 8 | FC9-0344-000 | | 1 | COVER, ARM BLANKING | | |
| 9 | FC9-3842-000 | | 1 | COVER, PILLAR, REAR | | |
| 10 | FK2-8330-000 | | 1 | CABLE, USER INTERFACE | | |
| 11 | FM4-5713-020 | | 1 | ARM UNIT | | |
| 12 | WE8-5256-000 | | 1 | FERRITE CORE TFC-16-8-16 | | |
| 13 | FM3-4814-020 | | 1 | CONTROL PANEL BASE UNIT | | |
| 14 | FM4-0006-000 | | 1 | CABLE, POWER SUPPLY | | |
| 501 | XB2-8401-207 | | 2 | SCREW,W/WASHER,M4X12 | | |

FIGURE 140 POWER CORD TERMINAL ASS'Y

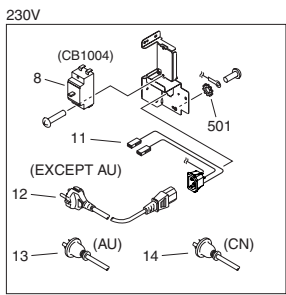
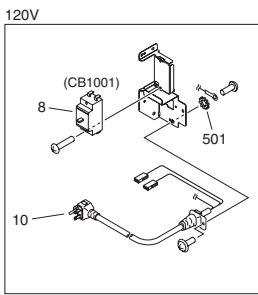
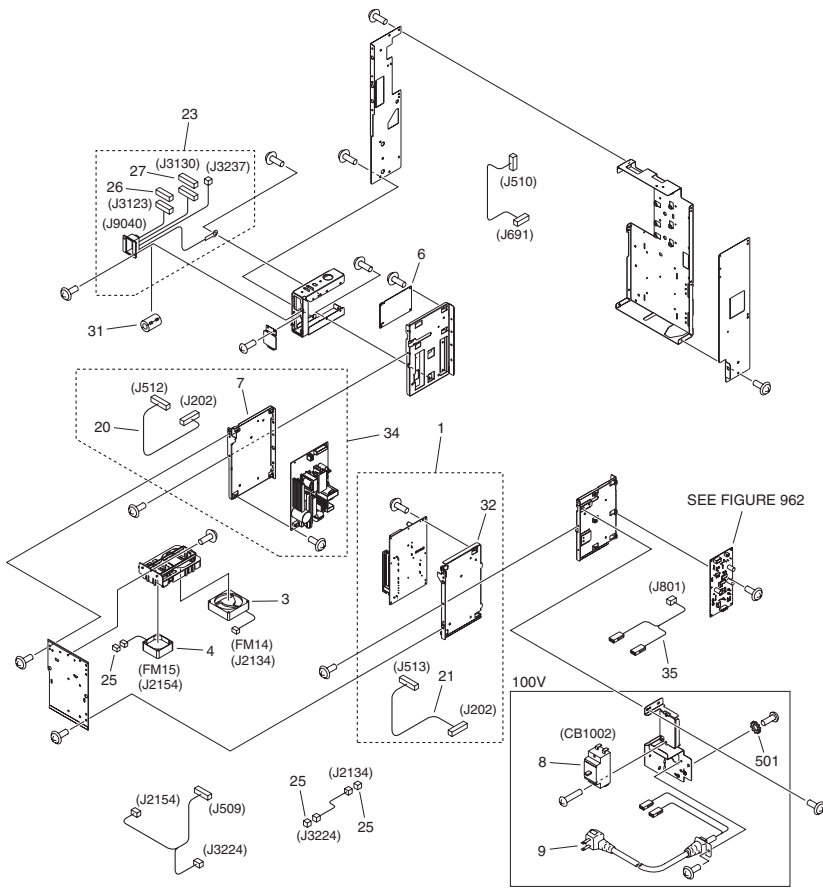


NOTE : This assembly does not include the parts shown with key No. 12, 13 and 14.

NOTE : This assembly includes the assemblies shown in Figure 961 and 962.

注 : このユニットにKey No. 12, 13,14の部品は含まれません。

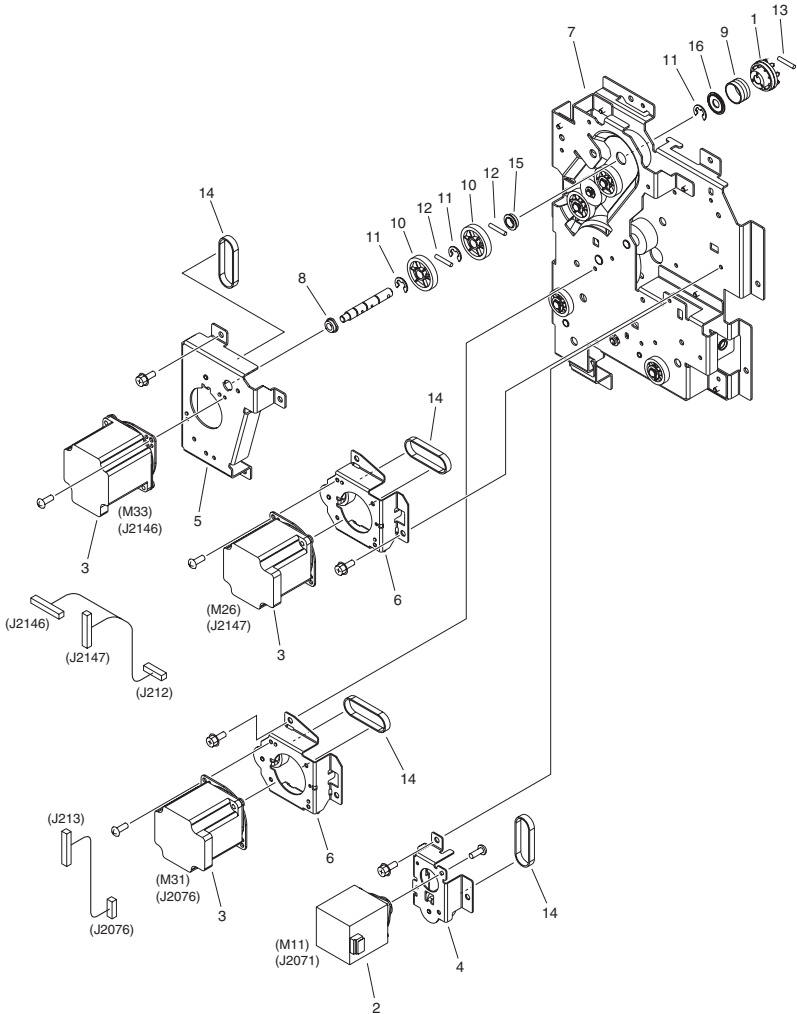
注 : このユニットはFigure 961, 962のユニットを含みます。



| FIGURE & KEY NO. | PARTS NUMBER | R A N K | Q'TY | DESCRIPTION | SERIAL NUMBER/ REMARKS | S V C |
|------------------|--------------|------------------|------|-------------------------------|-------------------------------|-------------|
| Fig.140 | FM3-7330-000 | | 1 | POWER CORD TERMINAL ASS'Y | SEE NOTE 100V | |
| Fig.140 | FM4-3154-000 | | 1 | POWER CORD TERMINAL ASS'Y | SEE NOTE 120V | |
| Fig.140 | FM4-3155-000 | | 1 | POWER CORD TERMINAL ASS'Y | SEE NOTE 230V | |
| 1 | FM4-5129-000 | | 1 | 24V POWER SUPPLY ASS'Y, RIGHT | | |
| 2 | FM4-5131-000 | | 1 | 12V POWER SUPPLY ASS'Y | | |
| 3 | FK2-0360-000 | | 1 | FAN | FM14 | |
| 4 | FK2-2064-000 | | 1 | FAN | FM15 | |
| 5 | FC9-5006-000 | | 1 | SUPPORT, 12V POWER SUPPLY | | |
| 6 | FK2-6324-000 | | 1 | ALL DAY POWER PCB ASSEMBLY | 100V,120V | |
| 6 | FK2-6325-000 | | 1 | ALL DAY POWER PCB ASSEMBLY | 230V | |
| 7 | FC9-5008-000 | | 1 | SUPPORT, 24V POWER, LEFT | | |
| 8 | FK2-7359-000 | | 1 | BREAKER, ELECTRIC LEAKAGE | 100V,120V CB1002,CB1001 | |
| 8 | FH7-7625-030 | | 1 | BREAKER, ELECTRIC LEAKAGE | 230V CB1004 | |
| 9 | FL3-1267-000 | | 1 | CORD, POWER SUPPLY | 100V | |
| 10 | FL3-1266-000 | | 1 | CORD, POWER SUPPLY | 120V | |
| 11 | FL3-1269-000 | | 1 | CABLE, INLET | 230V | |
| 12 | FK2-0146-000 | | 1 | CORD, POWER SUPPLY | SEE NOTE 230V EXCEPT AU,CN | |
| 13 | FK2-0148-000 | | 1 | CORD, POWER SUPPLY | SEE NOTE 230V AU | |
| 14 | FK2-2987-000 | | 1 | CORD, POWER SUPPLY | SEE NOTE 230V CN | |
| 15 | FM3-9133-000 | | 1 | CABLE, AC DRUM | | |
| 16 | FM3-9134-000 | | 1 | CABLE, AC DRUM RELAY | | |
| 17 | FM3-9135-000 | | 1 | CABLE, ENVIRONMENT SWITCH | | |
| 18 | FM3-9138-000 | | 1 | CABLE, AC 12V POWER SUPPLY | | |
| 19 | FM3-9139-000 | | 1 | CABLE, ALL DAY POWER SUPPLY | | |
| 20 | FM3-9145-000 | | 1 | CABLE, DC 24V, A | | |
| 21 | FM3-9146-000 | | 1 | CABLE, DC 24V, B | | |
| 22 | FM4-1086-000 | | 1 | RELAY PCB ASS'Y | | |
| 23 | FM3-9140-000 | | 1 | CABLE, DECK CONNECTOR | | |
| 24 | FM4-4315-000 | | 1 | CABLE, AC-IH | | |
| 25 | VS1-7177-003 | | 3 | CONNECTOR, SNAP TIGHT, BK | | |
| 26 | VS1-7177-007 | | 1 | CONNECTOR, 7P, FEMALE, BK | | |

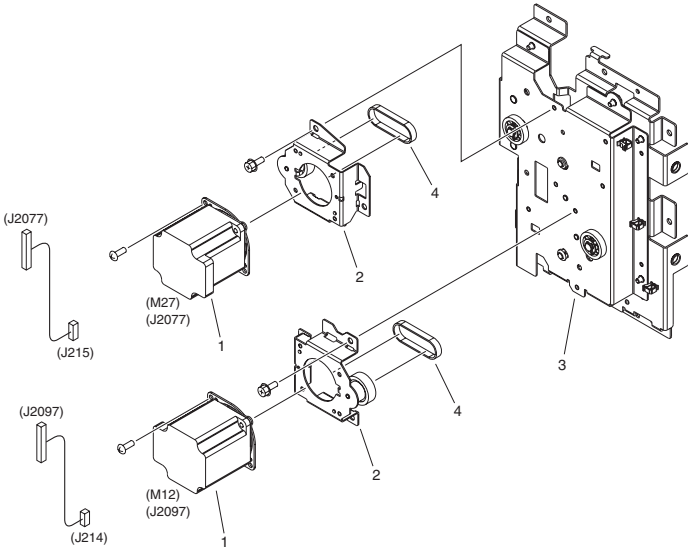
| FIGURE & KEY NO. | PARTS NUMBER | R A N K | Q'TY | DESCRIPTION | SERIAL NUMBER/REMARKS | S V C |
|------------------|--------------|---------|------|------------------------------|-----------------------|-------|
| 27 | VS1-7177-008 | | 1 | CONNECTOR, SNAP TIGHT, BK | SW3,SW4 | |
| 28 | VS1-8412-013 | | 1 | CONNECTOR, SNAP TIGHT, BL | | |
| 29 | WC1-5179-000 | | 2 | SWITCH,TOGGLE | | |
| 30 | FC0-2113-000 | | 1 | PLATE, GROUNDING | | |
| 31 | WE8-5780-000 | | 1 | CORE,FERRITE | | |
| 32 | FC9-5007-000 | | 1 | SUPPORT, 24V POWER, RIGHT | | |
| 33 | FM3-9144-000 | | 1 | CABLE, DC 12V | | |
| 34 | FM4-5128-000 | | 1 | 24V POWER SUPPLY ASS'Y, LEFT | | |
| 35 | FM3-9130-000 | | 1 | CABLE, AC BREAKER | | |
| 36 | FM3-9131-000 | | 1 | CABLE, AC FILTER/AC DRUM | | |
| 37 | FM3-9132-000 | | 1 | CABLE, AC MAIN | | |
| 38 | FM4-1067-000 | | 1 | CABLE, CASSETTE HEATER | | |
| 39 | FM4-4316-000 | | 1 | CABLE, MAIN SWITCH | | |
| 501 | XD1-4200-502 | | 1 | LOCK WASHER (SUS) | | |

FIGURE 250 MAIN DRIVE ASS'Y



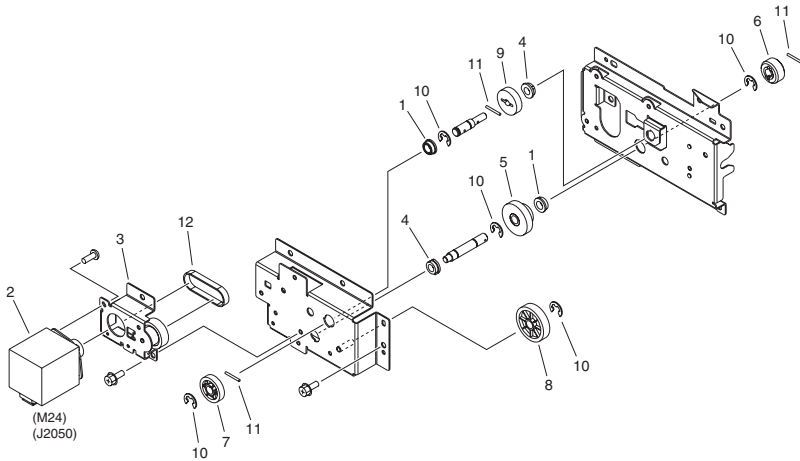
| FIGURE & KEY NO. | PARTS NUMBER | R A N K | Q'TY | DESCRIPTION | SERIAL NUMBER/ REMARKS | S V C |
|------------------|--------------|------------------|------|-----------------------------|---------------------------|-------------|
| Fig.250 | NPN | | RF | MAIN DRIVE ASSY | | |
| 1 | FC9-9156-000 | | 1 | COUPLING | | |
| 2 | FK2-7674-000 | | 1 | MOTOR, STEPPING, DC | M11 | |
| 3 | FK2-7675-000 | | 3 | MOTOR, STEPPING, DC | M26,M31,M33 | |
| 4 | FL3-0247-000 | | 1 | COVER, DRIVE ASS'Y | | |
| 5 | FL3-0248-000 | | 1 | COVER, MULTI PRE-REG. DRIVE | | |
| 6 | FL3-0255-000 | | 2 | COVER, DRIVE ASS'Y | | |
| 7 | FM4-5154-000 | | 1 | MAIN DRIVE UNIT | | |
| 8 | FS1-1508-000 | | 1 | BUSHING | | |
| 9 | FS5-2925-000 | | 1 | SPRING, TORSION | | |
| 10 | FU8-0334-000 | | 2 | GEAR, 36T | | |
| 11 | XD9-0137-010 | | 3 | RING, E | | |
| 12 | XD9-0290-000 | | 2 | PIN, PARALLEL | | |
| 13 | XD9-0300-000 | | 1 | PIN, PARALLEL | | |
| 14 | XF2-1606-260 | | 4 | BELT, TIMING, COGGED | | |
| 15 | XG9-0709-000 | | 1 | BEARING, BALL, MF128ZZ-3 | | |
| 16 | FC9-5263-000 | | 1 | HOLDER, SPRING | | |

FIGURE 260 V. PATH/CST. PICK-UP ASS'Y



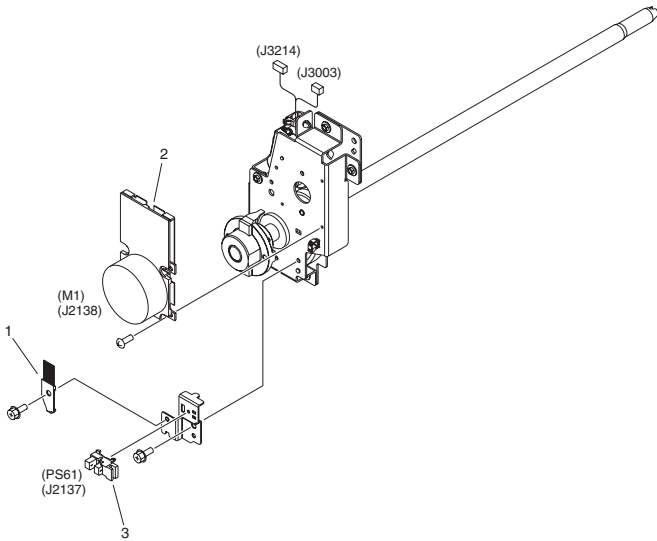
| FIGURE & KEY NO. | PARTS NUMBER | RANK | Q'TY | DESCRIPTION | SERIAL NUMBER/REMARKS | SVC |
|------------------|--------------|------|------|-------------------------------|-----------------------|-----|
| Fig.260 | FM3-7374-000 | | 1 | V. PATH/CST. PICK-UP ASS'Y | | |
| 1 | FK2-7675-000 | | 2 | MOTOR, STEPPING, DC | M12,M27 | |
| 2 | FL3-0255-000 | | 2 | COVER, DRIVE ASS'Y | | |
| 3 | FM4-5155-000 | | 1 | V.PATH/CST.PICK-UP DRIVE UNIT | | |
| 4 | XF2-1606-260 | | 2 | BELT, TIMING, COGGED | | |

FIGURE 261 LEFT DECK PICK-UP DRIVE ASS'Y



| FIGURE & KEY NO. | PARTS NUMBER | RANK | Q'TY | DESCRIPTION | SERIAL NUMBER/REMARKS | SVC |
|------------------|--------------|------|------|-------------------------------|-----------------------|-----|
| Fig.261 | FM4-0947-000 | | 1 | LEFT DECK PICK-UP DRIVE ASS'Y | | |
| 1 | XG9-0737-000 | | 2 | BUSHING | | |
| 2 | FK2-7674-000 | | 1 | MOTOR, STEPPING, DC | M24 | |
| 3 | FL3-0247-000 | | 1 | COVER, DRIVE ASS'Y | | |
| 4 | FS1-1508-000 | | 2 | BUSHING | | |
| 5 | FU5-0204-000 | | 1 | GEAR, 30T | | |
| 6 | FU5-0266-000 | | 1 | GEAR, 20T | | |
| 7 | FU8-0335-000 | | 1 | GEAR, 28T | | |
| 8 | FU8-0908-000 | | 1 | GEAR, 33T | | |
| 9 | FU9-0050-000 | | 1 | GEAR, 23T | | |
| 10 | XD9-0137-010 | | 5 | RING, E | | |
| 11 | XD9-0290-000 | | 3 | PIN, PARALLEL | | |
| 12 | XF2-1606-260 | | 1 | BELT, TIMING, COGGED | | |

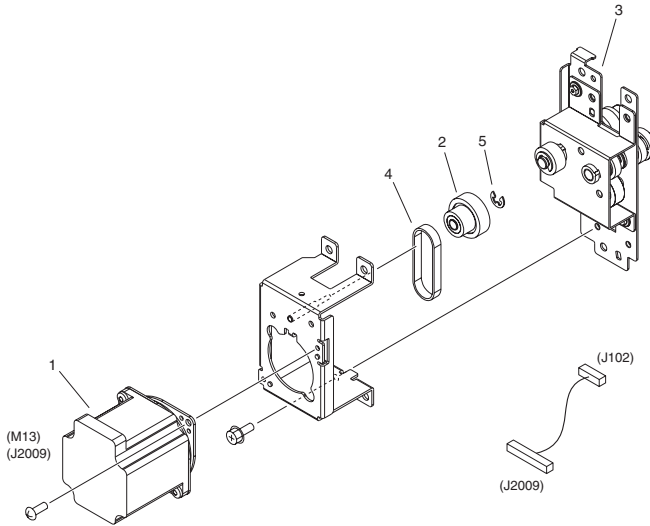
FIGURE 270 DRUM DRIVE ASS'Y



| FIGURE & KEY NO. | PARTS NUMBER | RANK | QTY | DESCRIPTION | SERIAL NUMBER/REMARKS | SVC |
|------------------|--------------|------|-----|--------------------------------|-----------------------|-----|
| Fig.270 | FM4-0975-000 | | 1 | DRUM DRIVE ASS'Y | | |
| 1 | FC6-9029-000 | | 1 | BRUSH, GROUNDING | | |
| 2 | FK2-7672-000 | | 1 | MOTOR, DC | M1 | |
| 3 | WG8-5848-000 | | 1 | PHOTO-INTERRUPTER,GP1A173LCS0F | PS61 | |

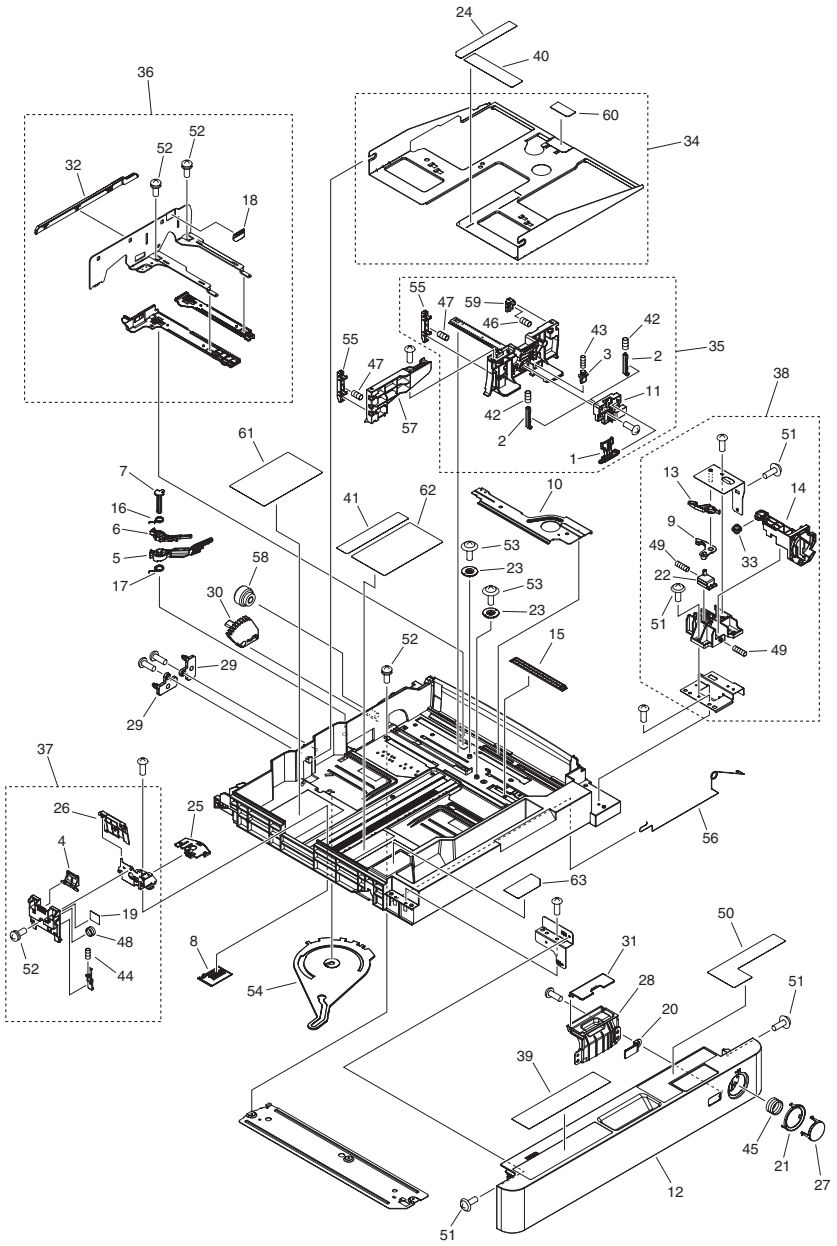
| FIGURE & KEY NO. | PARTS NUMBER | R A N K | Q'TY | DESCRIPTION | SERIAL NUMBER/ REMARKS | S V C |
|------------------|--------------|------------------|------|----------------------------|---------------------------|-------------|
| Fig.271 | FM4-0958-000 | | 1 | DEVELOPING DRIVE ASSY | | |
| 1 | FC8-7125-000 | | 1 | SPRING, TENSION | | |
| 2 | FC8-9373-000 | | 2 | ROLLER | | |
| 3 | FK2-7668-000 | | 1 | MOTOR, DC | M2 | |
| 4 | FK2-7684-000 | | 1 | CLUTCH, ELECTROMAGNETIC | CL1 | |
| 5 | FL3-2170-000 | | 1 | GEAR, 32T | | |
| 6 | FL3-2806-000 | | 1 | SUPPORT, CLUTCH | | |
| 7 | FL3-2807-000 | | 1 | PLATE, DEVELOPING DRIVE, 1 | | |
| 8 | FL3-3869-000 | | 1 | GEAR, 30T | | |
| 9 | FL3-4560-000 | | 1 | GEAR, 50T/32T | | |
| 10 | FL3-4575-000 | | 1 | GEAR, 40T | | |
| 11 | FU5-0236-000 | | 1 | GEAR, 38T | | |
| 12 | FU6-0562-000 | | 1 | GEAR, 30T | | |
| 13 | FU6-0603-000 | | 1 | GEAR, 30T | | |
| 14 | XD9-0136-000 | | 1 | RING, E | | |
| 15 | XD9-0137-010 | | AR | RING, E | | |
| 16 | XD9-0292-000 | | 3 | PIN, PARALLEL | | |
| 17 | XG9-0794-000 | | 3 | BEARING, BALL, LNR-1680KKR | | |
| 18 | FU5-3977-000 | | 1 | PULLEY, 38T | | |
| 19 | FC8-7128-000 | | 1 | STOPPER, SWING THRUST | | |

FIGURE 280 DELIVERY REVERSE DRIVE ASS'Y



| FIGURE & KEY NO. | PARTS NUMBER | RANK | Q'TY | DESCRIPTION | SERIAL NUMBER/REMARKS | SVC |
|------------------|--------------|------|------|------------------------------|-----------------------|-----|
| Fig.280 | NPN | | RF | DELIVERY REVERSE DRIVE ASS'Y | | |
| 1 | FK2-7675-000 | | 1 | MOTOR, STEPPING, DC | M13 | |
| 2 | FL3-2819-000 | | 1 | GEAR, 30T/PULLEY, 28T | | |
| 3 | FM4-5138-010 | | 1 | DELIVERY REVERSE DRIVE UNIT | | |
| 4 | XF2-1606-260 | | 1 | BELT, TIMING, COGGED | | |
| 5 | XD9-0135-000 | | 1 | RING, E | | |

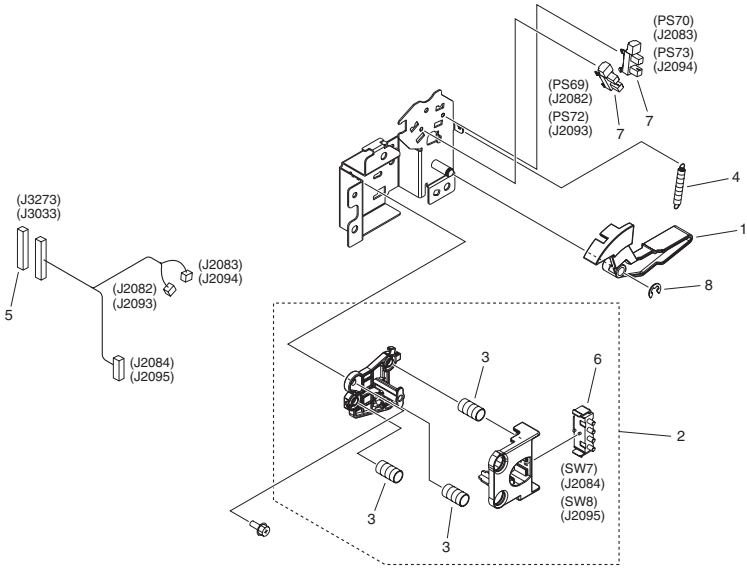
FIGURE 300 CASSETTE ASSEMBLY



| FIGURE & KEY NO. | PARTS NUMBER | R A N K | Q'TY | DESCRIPTION | SERIAL NUMBER/ REMARKS | S V C |
|------------------|--------------|------------------|------|-----------------------------|---------------------------|-------------|
| Fig.300 | FM3-4746-010 | | 2 | CASSETTE ASSEMBLY | | |
| 1 | FC8-2462-000 | | 1 | KNOB, PAPER SIDE END | | |
| 2 | FC8-2463-000 | | 2 | STOPPER | | |
| 3 | FC8-2464-000 | | 1 | PLATE, CLICK | | |
| 4 | FC8-2466-000 | | 1 | LEVER | | |
| 5 | FC8-2469-000 | | 1 | DIAL, DETECT, SMALL | | |
| 6 | FC8-2470-000 | | 1 | DIAL, DETECT, LARGE | | |
| 7 | FC8-2474-000 | | 1 | SHAFT, SUPPORT | | |
| 8 | FC8-2475-000 | | 1 | PLATE, JOINT | | |
| 9 | FC8-2477-000 | | 1 | ARM, LOCK, A | | |
| 10 | FC8-2482-000 | | 1 | PLATE, LIFTER | | |
| 11 | FC8-2484-000 | | 1 | COVER, HANDLE | | |
| 12 | FC8-2495-000 | | 1 | COVER, CASSETTE, FRONT | | |
| 13 | FC8-2667-000 | | 1 | ARM, LOCK, B | | |
| 14 | FC8-2668-000 | | 1 | LINK, BUTTON, UPPER | | |
| 15 | FC8-2670-000 | | 1 | PLATE, FREE STOP | | |
| 16 | FC8-2671-000 | | 1 | SPRING, TROSION | | |
| 17 | FC8-2672-000 | | 1 | SPRING, TROSION | | |
| 18 | FC8-4964-010 | | 1 | LABEL, HEIGHT LIMIT, S | | |
| 19 | FC8-4965-000 | | 1 | LABEL, HEIGHT LIMIT MARK, R | | |
| 20 | FC8-4967-000 | | 1 | WINDOW, CST FR. COVER IND. | | |
| 21 | FC8-4968-000 | | 1 | RING, BUTTON | | |
| 22 | FC8-4987-000 | | 1 | LINK, BUTTON, LOWER | | |
| 23 | FC8-4990-000 | | 2 | PLATE, SYNCHRONOUS | | |
| 24 | FC8-4994-000 | | 1 | LABEL, SIZE INDEX, END | | |
| 25 | FC8-4996-000 | | 1 | COVER, TOP | | |
| 26 | FC8-4997-000 | | 1 | FLAPPER | | |
| 27 | FC8-9049-000 | | 1 | BUTTON, PUSHING | | |
| 28 | FC9-0136-000 | | 1 | HOLDER, SIZE INDEX | | |
| 29 | FC9-3831-000 | | 2 | PIN, SIZE DETECT | | |
| 30 | FC9-3962-000 | | 1 | LIFTER, CASSETTE | | |
| 31 | FC9-4042-000 | | 1 | COVER, SIZEPLATE | | |

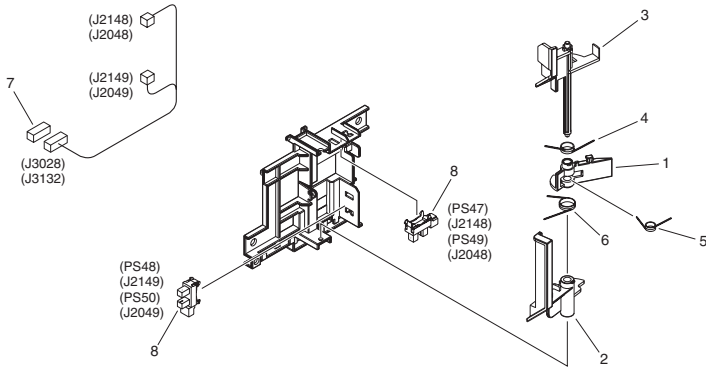
| FIGURE & KEY NO. | PARTS NUMBER | R A N K | Q'TY | DESCRIPTION | SERIAL NUMBER/ REMARKS | S V C |
|------------------|--------------|------------------|------|--------------------------------|---------------------------|-------------|
| 32 | FC0-2781-000 | | 1 | COVER, PAPER SIDE END | | |
| 33 | FC9-7261-000 | | 1 | ROLLER, LINK | | |
| 34 | FL2-8638-000 | | 1 | PLATE, LIFTING | | |
| 35 | FM4-5709-010 | | 1 | SIDE END PLATE ASSEMBLY, FRONT | | |
| 36 | FM3-8906-010 | | 1 | SIDE END PLATE ASSEMBLY, REAR | | |
| 37 | FM3-8907-000 | | 1 | BACK END LIMIT PLATE ASSEMBLY | | |
| 38 | FM3-9989-000 | | 1 | BUTTON LINK MOUNT ASSEMBLY | | |
| 39 | FU6-8534-000 | | 1 | LABEL, PAPER SET | | |
| 40 | FU6-8538-000 | | 1 | LABEL, SIZE INDEX, SIDE | | |
| 41 | FU6-8539-000 | | 1 | LABEL, SIZE INDEX, BACK END | | |
| 42 | FU7-2326-000 | | 2 | SPRING, COMPRESSION | | |
| 43 | FU7-2327-000 | | 1 | SPRING, COMPRESSION | | |
| 44 | FU7-2328-000 | | 1 | SPRING, COMPRESSION | | |
| 45 | FU7-2386-000 | | 1 | SPRING, COMPRESSION | | |
| 46 | FU7-2513-000 | | 1 | SPRING, COMPRESSION | | |
| 47 | FU7-2514-000 | | 2 | SPRING, COMPRESSION | | |
| 48 | FU7-2515-000 | | 1 | SPRING, COMPRESSION | | |
| 49 | FU7-2518-000 | | 2 | SPRING, COMPRESSION | | |
| 50 | FU7-8272-000 | | 1 | LABEL, CASSETTE SIZE CAUTION | | |
| 51 | XA9-0926-000 | | 8 | SCREW, TP, M4X8 | | |
| 52 | XA9-1016-000 | | 7 | SCREW W/WASHER, M3X6 | | |
| 53 | XA9-1523-000 | | 2 | SCREW, B, M4X8 | | |
| 54 | FC8-2476-000 | | 1 | LINK, BACK END DETECT | | |
| 55 | FC8-5262-000 | | 2 | BLOCK, PAPER SIDE END, LARGE | | |
| 56 | FC8-9051-000 | | 1 | SPRING, GROUNDING | | |
| 57 | FC9-0133-000 | | 1 | PLATE,PAPER SIDE END EXTENSION | | |
| 58 | FC9-3785-000 | | 1 | COUPLING | | |
| 59 | FM3-8911-000 | | 1 | BLOCK, PAPER SIDE END, SMALL | | |
| 60 | FB6-3499-000 | | 1 | SHEET, SEPARATION | | |
| 61 | FU6-8535-000 | | 1 | LABEL, TAB PAPER SET, 1 | | |
| 62 | FU6-8536-010 | | 1 | LABEL, TAB PAPER SET, 2 | | |
| 63 | FU7-8292-000 | | 1 | LABEL, INDEX PAPER GUIDE AUX. | | |

FIGURE 301 CST. SIZE/REMNANT DETECT ASS'Y



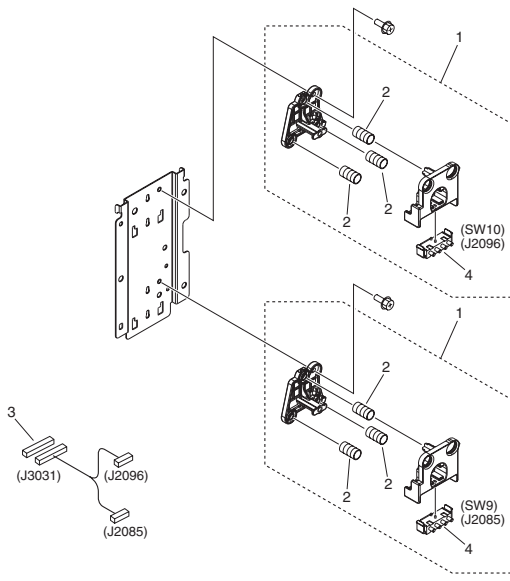
| FIGURE & KEY NO. | PARTS NUMBER | R A N K | Q'TY | DESCRIPTION | SERIAL NUMBER/ REMARKS | S V C |
|------------------|--------------|------------------|------|--------------------------------|---------------------------|-------------|
| Fig.301 | FM4-0929-000 | | 2 | CST. SIZE/REMNANT DETECT ASS'Y | | |
| 1 | FC8-2487-000 | | 1 | ARM, REMNANT DETECT | | |
| 2 | FM3-4932-000 | | 1 | SWITCH HOLDER UNIT | | |
| 3 | FU7-2332-000 | | 3 | SPRING, COMPRESSION | | |
| 4 | FU7-2333-000 | | 1 | SPRING, TENSION | | |
| 5 | VS1-8412-011 | | 1 | CONNECTOR, SNAP TIGHT, BL | | |
| 6 | WC2-5680-000 | | 1 | SWITCH, DETECT PUSH | SW7,SW8 | |
| 7 | WG8-5848-000 | | 2 | PHOTO-INTERRUPTER,GP1A173LCS0F | PS69,PS70,PS72,PS73 | |
| 8 | XD9-0136-000 | | 1 | RING, E | | |

FIGURE 302 DECK REMNANT DETECT ASS'Y



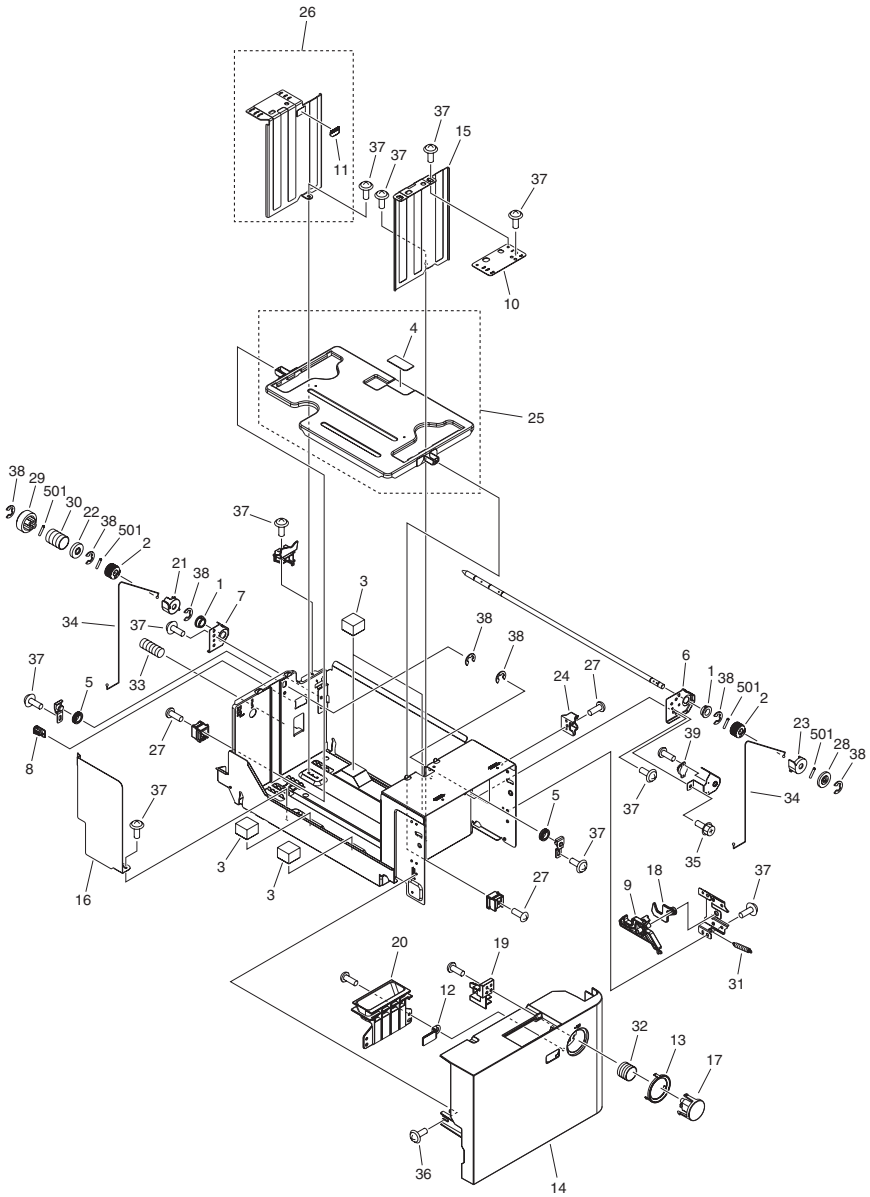
| FIGURE & KEY NO. | PARTS NUMBER | R A N K | Q'TY | DESCRIPTION | SERIAL NUMBER/ REMARKS | S V C |
|------------------|--------------|------------------|------|--------------------------------|---------------------------|-------------|
| Fig.302 | FM4-0931-000 | | 2 | DECK REMNANT DETECT ASS'Y | | |
| 1 | FC9-3963-000 | | 1 | FLAG, PRESENCE | | |
| 2 | FC9-3964-000 | | 1 | FLAG, REMNANT DETECT, 1 | | |
| 3 | FC9-3965-000 | | 1 | FLAG, REMNANT DETECT, 2 | | |
| 4 | FC9-3966-000 | | 1 | SPRING, TORSION | | |
| 5 | FC9-3967-000 | | 1 | SPRING, TORSION | | |
| 6 | FC9-3968-000 | | 1 | SPRING, TORSION | | |
| 7 | VS1-8412-007 | | 1 | CONNECTOR, SNAP TIGHT, BL | | |
| 8 | WG8-5848-000 | | 2 | PHOTO-INTERRUPTER,GP1A173LCS0F | PS47,PS48,PS49,PS50 | |

FIGURE 303 CASSETTE SIZE DETECT ASS'Y



| FIGURE & KEY NO. | PARTS NUMBER | RANK | Q'TY | DESCRIPTION | SERIAL NUMBER/REMARKS | SVC |
|------------------|--------------|------|------|----------------------------|-----------------------|-----|
| Fig.303 | NPN | | RF | CASSETTE SIZE DETECT ASS'Y | | |
| 1 | FM3-4932-000 | | 2 | SWITCH HOLDER UNIT | | |
| 2 | FU7-2332-000 | | 6 | SPRING, COMPRESSION | | |
| 3 | VS1-8412-013 | | 1 | CONNECTOR, SNAP TIGHT, BL | | |
| 4 | WC2-5680-000 | | 2 | SWITCH, DETECT PUSH | SW9,SW10 | |

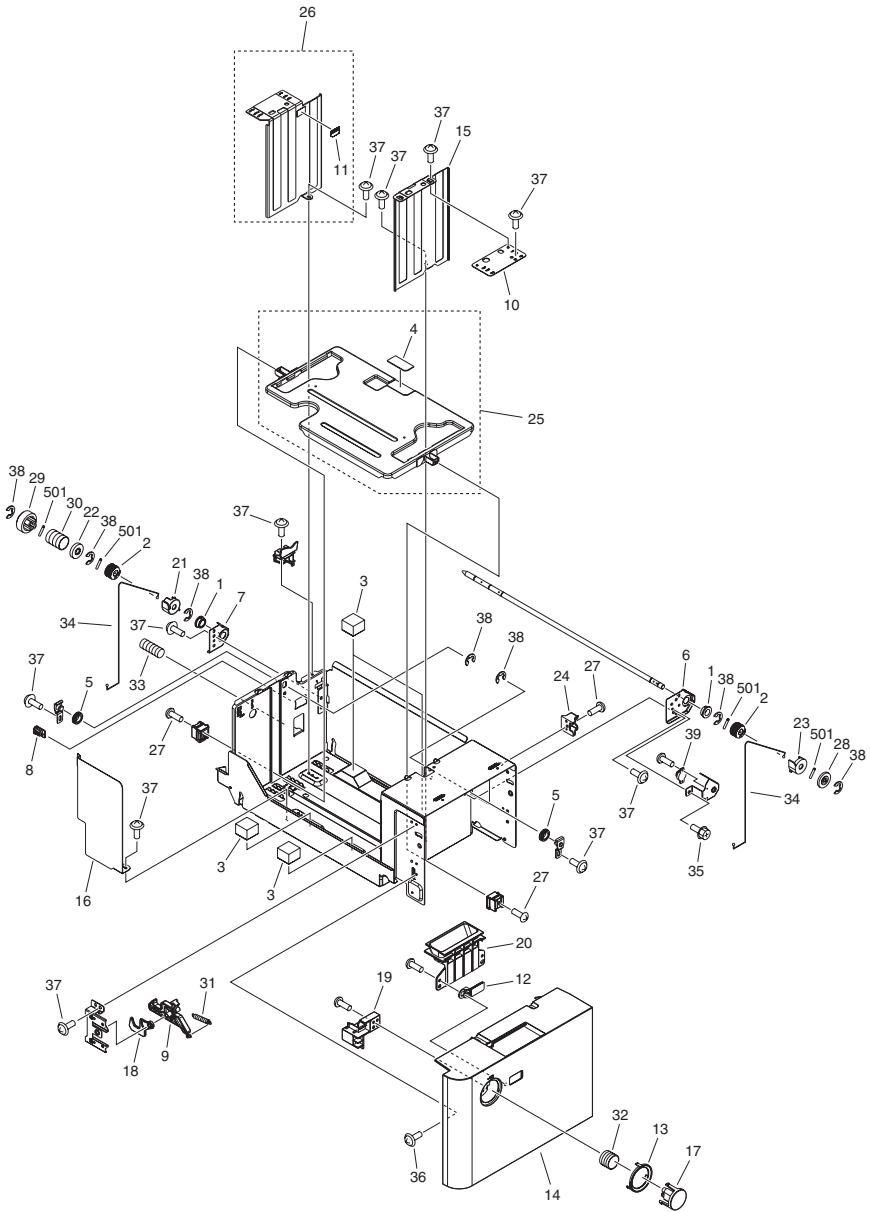
FIGURE 304 PAPER STOCK ASS'Y, RIGHT



| FIGURE & KEY NO. | PARTS NUMBER | R A N K | Q'TY | DESCRIPTION | SERIAL NUMBER/ REMARKS | S V C |
|------------------|--------------|------------------|------|------------------------------|---------------------------|-------------|
| Fig.304 | FM4-0939-010 | | 1 | PAPER STOCK ASS'Y, RIGHT | | |
| 1 | XG9-0737-000 | | 2 | BUSHING | | |
| 2 | FB2-8465-000 | | 2 | PULLEY, LIFTING | | |
| 3 | FB6-2719-000 | | 4 | PAD | | |
| 4 | FB6-3499-000 | | 1 | SHEET, SEPARATION | | |
| 5 | FC5-2609-000 | | 2 | PULLEY | | |
| 6 | FC6-3762-000 | | 1 | SUPPORT, SHAFT, FRONT | | |
| 7 | FC6-3763-000 | | 1 | SUPPORT,SHAFT,REAR | | |
| 8 | FC6-9969-000 | | 1 | SLIDER, RACK | | |
| 9 | FC8-2527-000 | | 1 | HOOK | | |
| 10 | FC8-2533-010 | | 1 | PLATE, PAPER SIDE END ADJUST | | |
| 11 | FC8-4964-010 | | 1 | LABEL, HEIGHT LIMIT, S | | |
| 12 | FC8-4967-000 | | 1 | WINDOW, CST FR. COVER IND. | | |
| 13 | FC8-4968-000 | | 1 | RING, BUTTON | | |
| 14 | FC8-7353-000 | | 1 | COVER, DECK FRONT, RIGHT | | |
| 15 | FC8-7356-000 | | 1 | PLATE, PAPER SIDE END, FRONT | | |
| 16 | FC8-7358-000 | | 1 | PLATE, BACK END LIMIT | | |
| 17 | FC8-9050-000 | | 1 | BUTTON, DECK PUSHING | | |
| 18 | FC8-9053-000 | | 1 | HOOK, SECOND, RIGHT | | |
| 19 | FC8-9054-000 | | 1 | LINK, RIGHT | | |
| 20 | FC9-3892-000 | | 1 | HOLDER, DECK SIZE INDEX | | |
| 21 | FC9-3989-000 | | 1 | FLANGE, LIFT | | |
| 22 | FC9-4119-000 | | 1 | STOPPER, COUPLING | | |
| 23 | FC9-8565-000 | | 1 | FLANGE, LIFT | | |
| 24 | FC9-9359-010 | | 1 | BLOCK, POSITIONING | | |
| 25 | FL3-0237-000 | | 1 | PLATE, LIFTER | | |
| 26 | FL3-0238-000 | | 1 | PLATE, PAPER SIDE END, REAR | | |
| 27 | XA9-1934-000 | | 3 | SCREW, M4X4 | | |
| 28 | FS4-0012-000 | | 1 | GEAR, 27T | | |
| 29 | FS4-0160-000 | | 1 | GEAR, 28T | | |
| 30 | FS4-2136-000 | | 1 | SPRING, COMPRESSION | | |
| 31 | FU7-2368-000 | | 1 | SPRING, TENSION | | |

| FIGURE & KEY NO. | PARTS NUMBER | RANK | Q'TY | DESCRIPTION | SERIAL NUMBER/REMARKS | SVC |
|------------------|--------------|------|------|---------------------|-----------------------|-----|
| 32 | FU7-2387-000 | | 1 | SPRING, COMPRESSION | | |
| 33 | FU8-2361-000 | | 1 | SPRING, COMPRESSION | | |
| 34 | FC0-2206-000 | | 2 | WIRE, LIFTING | | |
| 35 | XA9-0732-010 | | 1 | SCREW,RS,M4 | | |
| 36 | XA9-1249-010 | | 4 | SCREW, TP, M4X8 | | |
| 37 | XA9-1450-000 | | 12 | SCREW, TP, M4X6 | | |
| 38 | XD9-0137-010 | | 7 | RING, E | | |
| 39 | XH9-0148-000 | | 1 | DAMPER, OIL | | |
| 501 | XD3-2200-122 | | 4 | PIN, PARALLEL | | |

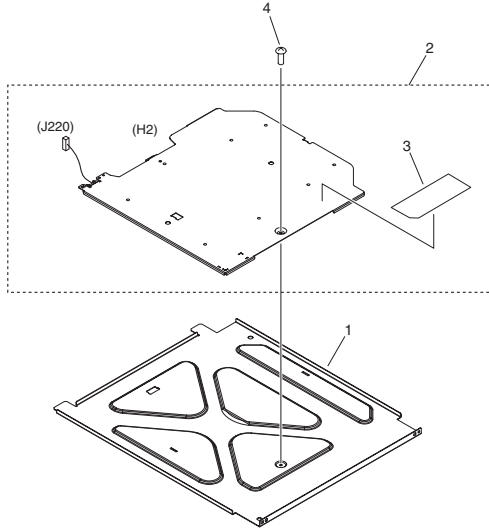
FIGURE 305 PAPER STOCK ASS'Y, LEFT



| FIGURE & KEY NO. | PARTS NUMBER | R A N K | Q'TY | DESCRIPTION | SERIAL NUMBER/ REMARKS | S V C |
|------------------|--------------|------------------|------|------------------------------|---------------------------|-------------|
| Fig.305 | FM4-0937-010 | | 1 | PAPER STOCK ASS'Y, LEFT | | |
| 1 | XG9-0737-000 | | 2 | BUSHING | | |
| 2 | FB2-8465-000 | | 2 | PULLEY, LIFTING | | |
| 3 | FB6-2719-000 | | 4 | PAD | | |
| 4 | FB6-3499-000 | | 1 | SHEET, SEPARATION | | |
| 5 | FC5-2609-000 | | 2 | PULLEY | | |
| 6 | FC6-3762-000 | | 1 | SUPPORT, SHAFT, FRONT | | |
| 7 | FC6-3763-000 | | 1 | SUPPORT,SHAFT,REAR | | |
| 8 | FC6-9969-000 | | 1 | SLIDER, RACK | | |
| 9 | FC8-2527-000 | | 1 | HOOK | | |
| 10 | FC8-2533-010 | | 1 | PLATE, PAPER SIDE END ADJUST | | |
| 11 | FC8-4964-010 | | 1 | LABEL, HEIGHT LIMIT, S | | |
| 12 | FC8-4967-000 | | 1 | WINDOW, CST FR. COVER IND. | | |
| 13 | FC8-4968-000 | | 1 | RING, BUTTON | | |
| 14 | FC8-7354-000 | | 1 | COVER, DECK FRONT, LEFT | | |
| 15 | FC8-7356-000 | | 1 | PLATE, PAPER SIDE END, FRONT | | |
| 16 | FC8-7358-000 | | 1 | PLATE, BACK END LIMIT | | |
| 17 | FC8-9050-000 | | 1 | BUTTON, DECK PUSHING | | |
| 18 | FC9-3775-000 | | 1 | HOOK, SECOND, LEFT | | |
| 19 | FC8-9055-000 | | 1 | LINK, LEFT | | |
| 20 | FC9-3892-000 | | 1 | HOLDER, DECK SIZE INDEX | | |
| 21 | FC9-3989-000 | | 1 | FLANGE, LIFT | | |
| 22 | FC9-4119-000 | | 1 | STOPPER, COUPLING | | |
| 23 | FC9-8565-000 | | 1 | FLANGE, LIFT | | |
| 24 | FC9-9359-010 | | 1 | BLOCK, POSITIONING | | |
| 25 | FL3-0237-000 | | 1 | PLATE, LIFTER | | |
| 26 | FL3-0238-000 | | 1 | PLATE, PAPER SIDE END, REAR | | |
| 27 | XA9-1934-000 | | 3 | SCREW, M4X4 | | |
| 28 | FS4-0012-000 | | 1 | GEAR, 27T | | |
| 29 | FS4-0160-000 | | 1 | GEAR, 28T | | |
| 30 | FS4-2136-000 | | 1 | SPRING, COMPRESSION | | |
| 31 | FU7-2368-000 | | 1 | SPRING, TENSION | | |

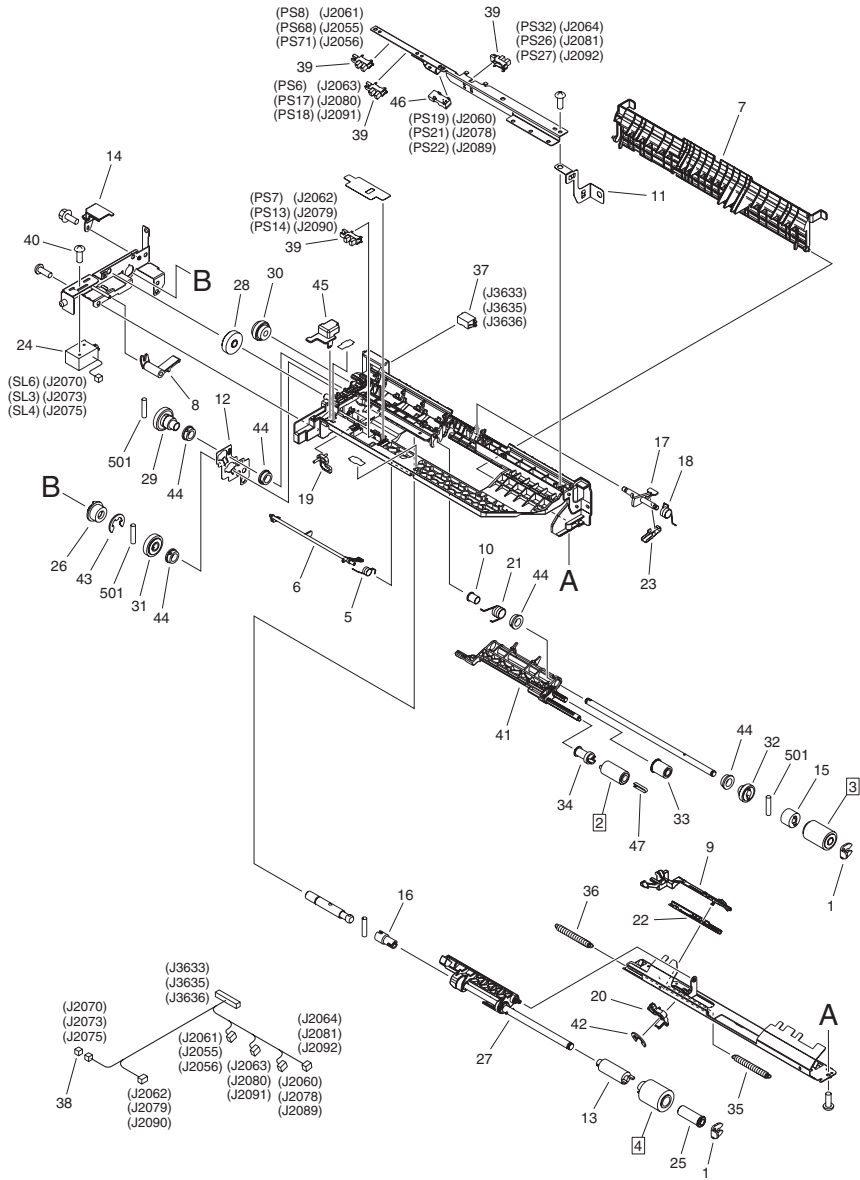
| FIGURE & KEY NO. | PARTS NUMBER | RANK | Q'TY | DESCRIPTION | SERIAL NUMBER/REMARKS | SVC |
|------------------|--------------|------|------|---------------------|-----------------------|-----|
| 32 | FU7-2387-000 | | 1 | SPRING, COMPRESSION | | |
| 33 | FU8-2361-000 | | 1 | SPRING, COMPRESSION | | |
| 34 | FC0-2206-000 | | 2 | WIRE, LIFTING | | |
| 35 | XA9-0732-010 | | 1 | SCREW,RS,M4 | | |
| 36 | XA9-1249-010 | | 4 | SCREW, TP, M4X8 | | |
| 37 | XA9-1450-000 | | 12 | SCREW, TP, M4X6 | | |
| 38 | XD9-0137-010 | | 7 | RING, E | | |
| 39 | XH9-0148-000 | | 1 | DAMPER, OIL | | |
| 501 | XD3-2200-122 | | 4 | PIN, PARALLEL | | |

FIGURE 306 CASSETTE HEATER ASSEMBLY (JP)



| FIGURE & KEY NO. | PARTS NUMBER | RANK | Q'TY | DESCRIPTION | SERIAL NUMBER/REMARKS | SVC |
|------------------|--------------|------|------|-------------------------------|-----------------------|-----|
| Fig.306 | NPN | | RF | CASSETTE HEATER ASSEMBLY | JP | |
| 1 | FC9-3675-000 | | 1 | MOUNT, CASSETTE HEATER | | |
| 2 | FM0-4834-000 | | 1 | CASSETTE HEATER ASSEMBLY | H2 | |
| 3 | FU6-8647-000 | | 1 | LABEL, HIGH TMP. CAUTION | | |
| 4 | XA9-1031-000 | | 1 | SCREW, MACH. TRUSS HEAD, M4X6 | | |

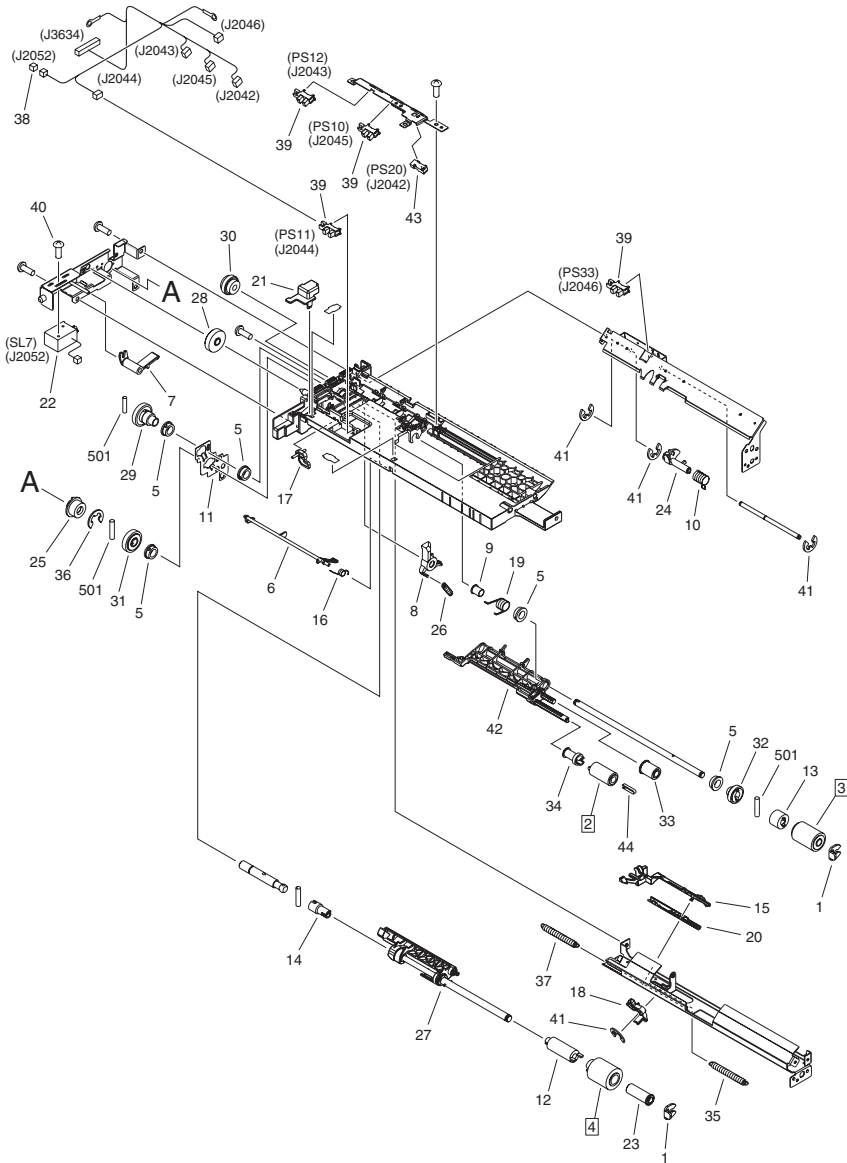
FIGURE 310 PAPER PICK-UP ASS'Y, RIGHT



| FIGURE & KEY NO. | PARTS NUMBER | R A N K | Q'TY | DESCRIPTION | SERIAL NUMBER/ REMARKS | S V C |
|------------------|--------------|------------------|------|--------------------------------|---------------------------|-------------|
| Fig.310 | FM4-0963-010 | | 3 | PAPER PICK-UP ASS'Y, RIGHT | | |
| 1 | FB4-2007-000 | | 2 | RING, RETAINING | | |
| 2 | FC5-2524-000 | | 1 | ROLLER, PAPER PICK-UP | [DP] | |
| 3 | FC5-2526-000 | | 1 | ROLLER, PAPER FEEDER | [DP] | |
| 4 | FC5-2528-000 | | 1 | ROLLER, SEPARATION | [DP] | |
| 5 | FC9-8060-000 | | 1 | SPRING, TORSION | | |
| 6 | FC5-2537-010 | | 1 | LEVER, PAPER SENSOR | | |
| 7 | FC5-2538-000 | | 1 | GUIDE, SWING | | |
| 8 | FC5-2540-000 | | 1 | ARM, PICK-UP | | |
| 9 | FC0-5524-000 | | 1 | ARM, RELEASE | | |
| 10 | FC5-2548-000 | | 1 | COLLAR, SPRING | | |
| 11 | FC5-2573-000 | | 1 | PLATE, GROUNDING | | |
| 12 | FC5-6211-000 | | 1 | PLATE, SHAFT GROUNDING, FEEDER | | |
| 13 | FC5-6245-000 | | 1 | LIMITER, TORQUE | | |
| 14 | FC5-6260-000 | | 1 | COVER, CONNECTOR | | |
| 15 | FC6-3863-000 | | 1 | CLUTCH, ONE-WAY | | |
| 16 | FC9-4290-000 | | 1 | JOINT, RETARD | | |
| 17 | FC8-7812-000 | | 1 | FLAG, VERTICAL PATH SENSOR | | |
| 18 | FC8-7813-000 | | 1 | SPRING, TORSION | | |
| 19 | FC8-9045-000 | | 1 | ARM, RELEASE, PAPER PICK-UP | | |
| 20 | FC8-9046-000 | | 1 | ARM, SEPARATION PRESSURE | | |
| 21 | FC8-9047-000 | | 1 | SPRING, TORSION | | |
| 22 | FC8-9044-000 | | 1 | SLIDER, LINK | | |
| 23 | FC9-3970-000 | | 1 | PLATE, V. PATH SENSOR FLAG | | |
| 24 | FL3-4906-000 | | 1 | SOLENOID | SL3,SL4,SL6 | |
| 25 | FL2-1401-000 | | 1 | HOLDER, BEARING | | |
| 26 | FL3-2254-000 | | 1 | CLUTCH, ONE-WAY | | |
| 27 | FL3-4911-000 | | 1 | MOUNT, SEPARATION ROLLER | | |
| 28 | FU5-0183-000 | | 1 | GEAR, 30T | | |
| 29 | FU5-0184-000 | | 1 | GEAR, 16T/25T | | |
| 30 | FU5-0185-000 | | 1 | GEAR, 18T/32T | | |
| 31 | FU5-0186-000 | | 1 | GEAR, 24T | | |

| FIGURE & KEY NO. | PARTS NUMBER | R A N K | Q'TY | DESCRIPTION | SERIAL NUMBER/ REMARKS | S V C |
|------------------|--------------|---------|------|--------------------------------|--|-------|
| 32 | FU5-0187-000 | | 1 | GEAR, 50T | | |
| 33 | FU5-0188-000 | | 1 | GEAR, 34T | | |
| 34 | FU5-0263-000 | | 1 | GEAR, 32T | | |
| 35 | FU5-2162-000 | | 1 | SPRING, TENSION | | |
| 36 | FU7-2366-000 | | 1 | SPRING, TENSION | | |
| 37 | VS1-8412-017 | | 1 | CONNECTOR, SNAP TIGHT, BL | | |
| 38 | VS1-7177-002 | | 1 | CONNECTOR, SNAP TIGHT, BK | | |
| 39 | WG8-5848-000 | | 4 | PHOTO-INTERRUPTER,GP1A173LCS0F | PS6,PS7,PS8,PS13,PS14,PS17,PS18,PS26,PS27,PS32,PS68,PS71 | |
| 40 | XA9-1659-000 | | 2 | SCREW,M3X4 | | |
| 41 | FC8-7809-000 | | 1 | HOLDER, ROLLER SUPPORT | | |
| 42 | XD9-0133-000 | | 1 | RING, E | | |
| 43 | XD9-0137-010 | | 1 | RING, E | | |
| 44 | XG9-0737-000 | | 5 | BUSHING | | |
| 45 | FC5-2547-000 | | 1 | COVER, SOLENOID CABLE | | |
| 46 | FK2-6470-000 | | 1 | PHOTO-SENSOR, KUA0055C | PS19,PS21,PS22 | |
| 47 | FC7-5845-000 | | 1 | STOPPER, ROLLER | | |
| 501 | XD3-2300-142 | | 3 | PIN, PARALLEL | | |

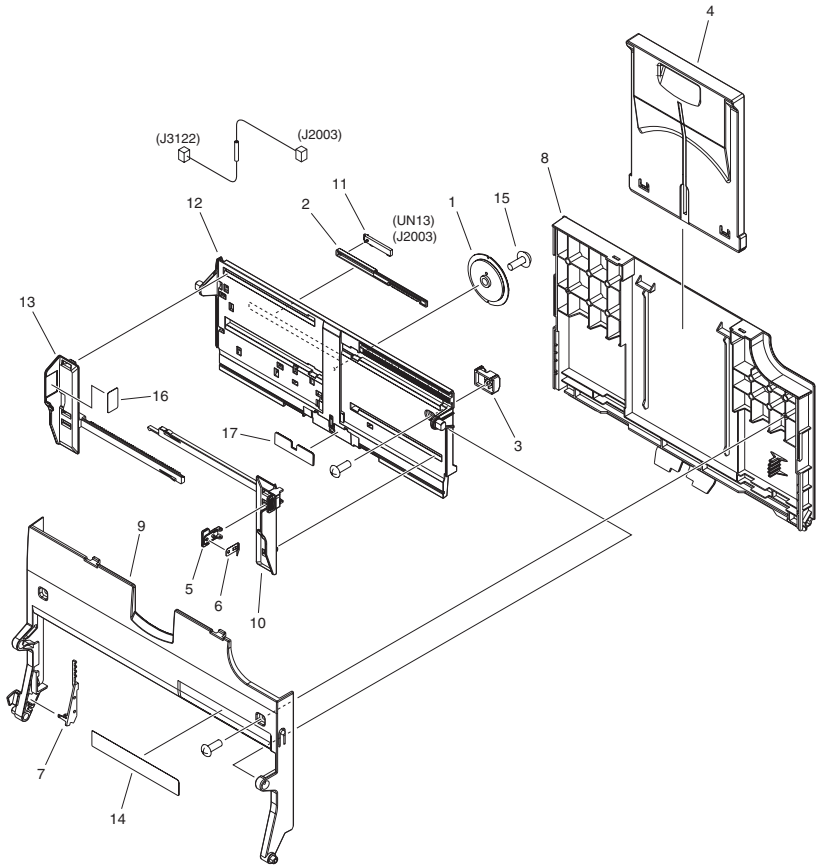
FIGURE 311
PAPER PICK-UP ASS'Y, LEFT



| FIGURE & KEY NO. | PARTS NUMBER | R A N K | Q'TY | DESCRIPTION | SERIAL NUMBER/ REMARKS | S V C |
|------------------|--------------|------------------|------|--------------------------------|---------------------------|-------------|
| Fig.311 | FM4-0964-010 | | 1 | PAPER PICK-UP ASS'Y, LEFT | | |
| 1 | FB4-2007-000 | | 2 | RING, RETAINING | | |
| 2 | FC5-2524-000 | | 1 | ROLLER, PAPER PICK-UP | [DP] | |
| 3 | FC5-2526-000 | | 1 | ROLLER, PAPER FEEDER | [DP] | |
| 4 | FC5-2528-000 | | 1 | ROLLER, SEPARATION | [DP] | |
| 5 | XG9-0737-000 | | 5 | BUSHING | | |
| 6 | FC5-2537-010 | | 1 | LEVER, PAPER SENSOR | | |
| 7 | FC5-2540-000 | | 1 | ARM, PICK-UP | | |
| 8 | FC5-2635-000 | | 1 | LEVER, FIXING/FEEDER RELEASE | | |
| 9 | FC5-2548-000 | | 1 | COLLAR, SPRING | | |
| 10 | FC5-2638-000 | | 1 | SPRING, TORSION | | |
| 11 | FC5-6211-000 | | 1 | PLATE, SHAFT GROUNDING, FEEDER | | |
| 12 | FC5-6245-000 | | 1 | LIMITER, TORQUE | | |
| 13 | FC6-3863-000 | | 1 | CLUTCH, ONE-WAY | | |
| 14 | FC9-4290-000 | | 1 | JOINT, RETARD | | |
| 15 | FC0-5524-000 | | 1 | ARM, RELEASE | | |
| 16 | FC9-8060-000 | | 1 | SPRING, TORSION | | |
| 17 | FC8-9045-000 | | 1 | ARM, RELEASE, PAPER PICK-UP | | |
| 18 | FC8-9046-000 | | 1 | ARM, SEPARATION PRESSURE | | |
| 19 | FC8-9047-000 | | 1 | SPRING, TORSION | | |
| 20 | FC8-9044-000 | | 1 | SLIDER, LINK | | |
| 21 | FC5-2547-000 | | 1 | COVER, SOLENOID CABLE | | |
| 22 | FL3-4906-000 | | 1 | SOLENOID | SL7 | |
| 23 | FL2-1401-000 | | 1 | HOLDER, BEARING | | |
| 24 | FL2-8916-000 | | 1 | FLAG, DECK PATH SENSOR, LEFT | | |
| 25 | FL3-2254-000 | | 1 | CLUTCH, ONE-WAY | | |
| 26 | FU5-2142-000 | | 1 | SPRING, TENSION | | |
| 27 | FL3-4911-000 | | 1 | MOUNT, SEPARATION ROLLER | | |
| 28 | FU5-0183-000 | | 1 | GEAR, 30T | | |
| 29 | FU5-0184-000 | | 1 | GEAR, 16T/25T | | |
| 30 | FU5-0185-000 | | 1 | GEAR, 18T/32T | | |
| 31 | FU5-0186-000 | | 1 | GEAR, 24T | | |

| FIGURE & KEY NO. | PARTS NUMBER | RANK | Q'TY | DESCRIPTION | SERIAL NUMBER/REMARKS | SVC |
|------------------|--------------|------|------|--------------------------------|-----------------------|-----|
| 32 | FU5-0187-000 | | 1 | GEAR, 50T | | |
| 33 | FU5-0188-000 | | 1 | GEAR, 34T | | |
| 34 | FU5-0263-000 | | 1 | GEAR, 32T | | |
| 35 | FU5-2162-000 | | 1 | SPRING, TENSION | | |
| 36 | XD9-0137-010 | | 1 | RING, E | | |
| 37 | FU7-2366-000 | | 1 | SPRING, TENSION | | |
| 38 | VS1-7177-002 | | 1 | CONNECTOR, SNAP TIGHT, BK | | |
| 39 | WG8-5848-000 | | 4 | PHOTO-INTERRUPTER,GP1A173LCS0F | PS10,PS11,PS12,PS33 | |
| 40 | XA9-1659-000 | | 2 | SCREW,M3X4 | | |
| 41 | XD9-0133-000 | | 4 | RING, E | | |
| 42 | FC8-7809-000 | | 1 | HOLDER, ROLLER SUPPORT | | |
| 43 | FK2-6470-000 | | 1 | PHOTO-SENSOR, KUA0055C | PS20 | |
| 44 | FC7-5845-000 | | 1 | STOPPER, ROLLER | | |
| 501 | XD3-2300-142 | | 3 | PIN, PARALLEL | | |

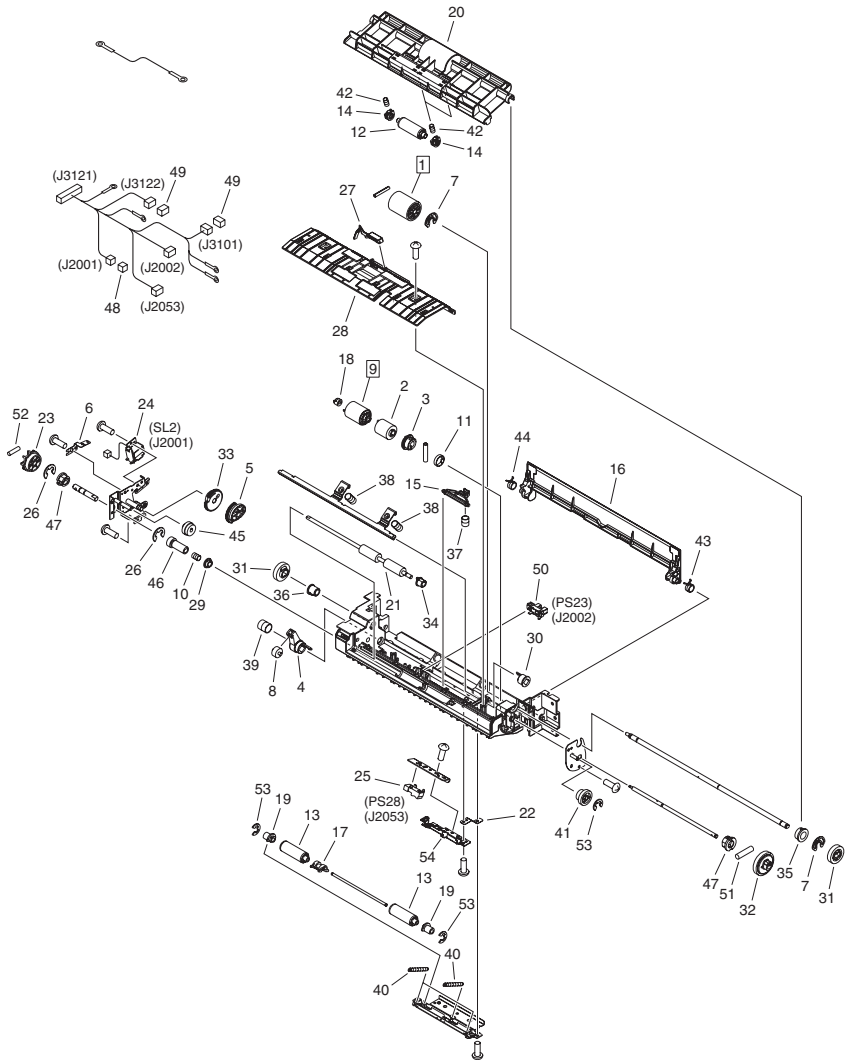
FIGURE 312 MULTI TRAY ASS'Y



NOTE : This assembly does not include the part shown with key No. 14.
 注 : このユニットにKey No. 14の部品は含まれません。

| FIGURE & KEY NO. | PARTS NUMBER | RANK | Q'TY | DESCRIPTION | SERIAL NUMBER/REMARKS | SVC |
|------------------|--------------|------|------|-------------------------------|--------------------------------|-----|
| Fig.312 | FM3-7368-000 | | 1 | MULTI TRAY ASS'Y | | |
| 1 | FB6-3456-000 | | 1 | GEAR, 46T/20T | | |
| 2 | FB6-3457-000 | | 1 | RACK | | |
| 3 | FB6-3459-000 | | 1 | BLOCK, SIDE REGIST. ADJUSTING | | |
| 4 | FC8-2708-000 | | 1 | TRAY, SECOND | | |
| 5 | FC8-2712-000 | | 1 | STOPPER, SIDE | | |
| 6 | FC8-2713-000 | | 1 | SPRING, LEAF | | |
| 7 | FC8-2727-000 | | 1 | COVER, MULTI CABLE | | |
| 8 | FC8-7274-000 | | 1 | COVER, MULTI TRAY, LOWER | | |
| 9 | FC8-7275-000 | | 1 | COVER, MULTI INNER | | |
| 10 | FC9-8061-000 | | 1 | PLATE, PAPER SIDE END, FRONT | | |
| 11 | FH7-7600-010 | | 1 | SLIDE VOLUME SENSOR UNIT | UN13 | |
| 12 | FL3-3172-000 | | 1 | PLATE, MULTI PRESSURE | | |
| 13 | FL3-3609-000 | | 1 | PLATE, PAPER SIDE END, REAR | | |
| 14 | FU7-8496-000 | | 1 | LABEL, MULTI SIZE | SEE NOTE JP | |
| 14 | FU7-8497-000 | | 1 | LABEL, MULTI SIZE | SEE NOTE US,CA,LTN | |
| 14 | FU7-8498-000 | | 1 | LABEL, MULTI SIZE | SEE NOTE EUR | |
| 14 | FU7-8499-000 | | 1 | LABEL, MULTI SIZE | SEE NOTE LTN,SG,HK,KR,AU,CN | |
| 15 | XA9-1523-000 | | 1 | SCREW, B, M4X8 | | |
| 16 | FC9-7165-000 | | 1 | LABEL, MAXIMUM LOAD | | |
| 17 | FB6-4937-000 | | 1 | SHEET, SEPARATION | | |

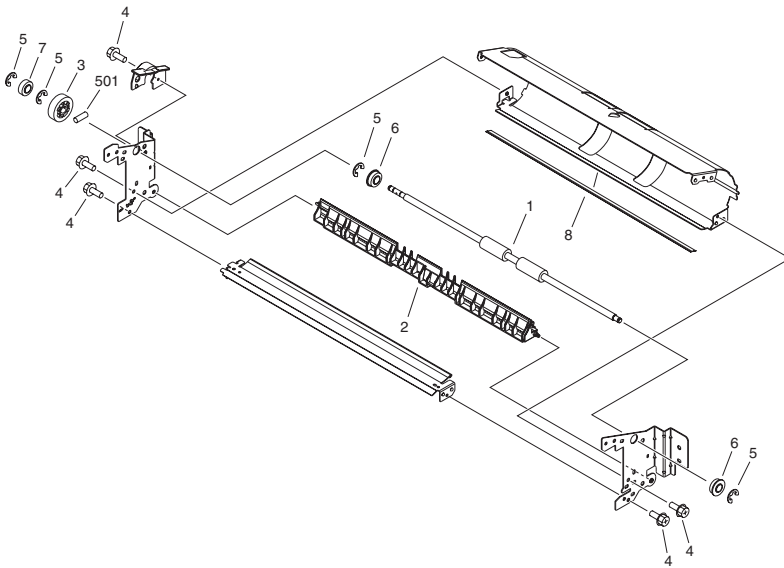
FIGURE 313
MULTI PAPER PICK-UP ASS'Y



| FIGURE & KEY NO. | PARTS NUMBER | R A N K | Q'TY | DESCRIPTION | SERIAL NUMBER/ REMARKS | S V C |
|------------------|--------------|------------------|------|-------------------------------|---------------------------|-------------|
| Fig.313 | FM3-7367-030 | | 1 | MULTI PAPER PICK-UP ASS'Y | | |
| 1 | FB1-8581-000 | | 1 | ROLLER, PAPER PICK-UP | [DP] | |
| 2 | FB6-3410-000 | | 1 | LIMITER, TORQUE | | |
| 3 | FB6-3463-000 | | 1 | CLUTCH | | |
| 4 | FB6-3466-000 | | 1 | CAM, JOINT | | |
| 5 | FB6-3467-000 | | 1 | GEAR, 27T | | |
| 6 | FC5-2179-000 | | 1 | PLATE, M.P. GROUNDING, REAR | | |
| 7 | FC5-2715-000 | | 2 | RING, RETAINING | | |
| 8 | FC5-5078-000 | | 1 | ROLLER, ARM | | |
| 9 | FC6-6661-000 | | 1 | ROLLER, SEPARATION | [DP] | |
| 10 | FC7-5009-000 | | 1 | SPRING, COMPRESSION | | |
| 11 | FS7-2812-010 | | 1 | SPRING, TORSION | | |
| 12 | FC7-7207-000 | | 2 | ROLLER, DRIVEN | | |
| 13 | FC7-7208-000 | | 2 | ROLLER, DRIVEN | | |
| 14 | FC7-7209-000 | | 4 | BUSHING, VERTICAL ROLLER | | |
| 15 | FB6-3464-000 | | 1 | HOLDER, SEPARATION ROLLER | | |
| 16 | FL3-5030-000 | | 1 | COVER, TRAY AUXILIARY | | |
| 17 | FC8-7271-000 | | 1 | BUSHING | | |
| 18 | FC8-0785-000 | | 1 | HEAD, SEPARATION ROLLER SHAFT | | |
| 19 | FC8-7273-000 | | 2 | BUSHING | | |
| 20 | FC9-3956-000 | | 1 | GUIDE, MULTI PAPER PICK-UP | | |
| 21 | FC9-8082-000 | | 1 | ROLLER, MULTI EXTRACTION | | |
| 22 | FC9-8805-000 | | 1 | PLATE, GROUNDING | | |
| 23 | FC9-9157-000 | | 1 | COUPLING | | |
| 24 | FK2-0115-000 | | 1 | SOLENOID | SL2 | |
| 25 | FK2-6470-000 | | 1 | PHOTO-SENSOR, KUA0055C | PS28 | |
| 26 | XD9-0136-000 | | 2 | RING, E | | |
| 27 | FL2-2925-000 | | 1 | FLAG, PAPER SENSOR | | |
| 28 | FL3-2811-000 | | 1 | GUIDE, MULTI, LOWER | | |
| 29 | FS1-1569-000 | | 1 | BUSHING | | |
| 30 | FS6-1058-000 | | 1 | BUSHING | | |
| 31 | FU3-0296-000 | | 2 | GEAR, 24T | | |

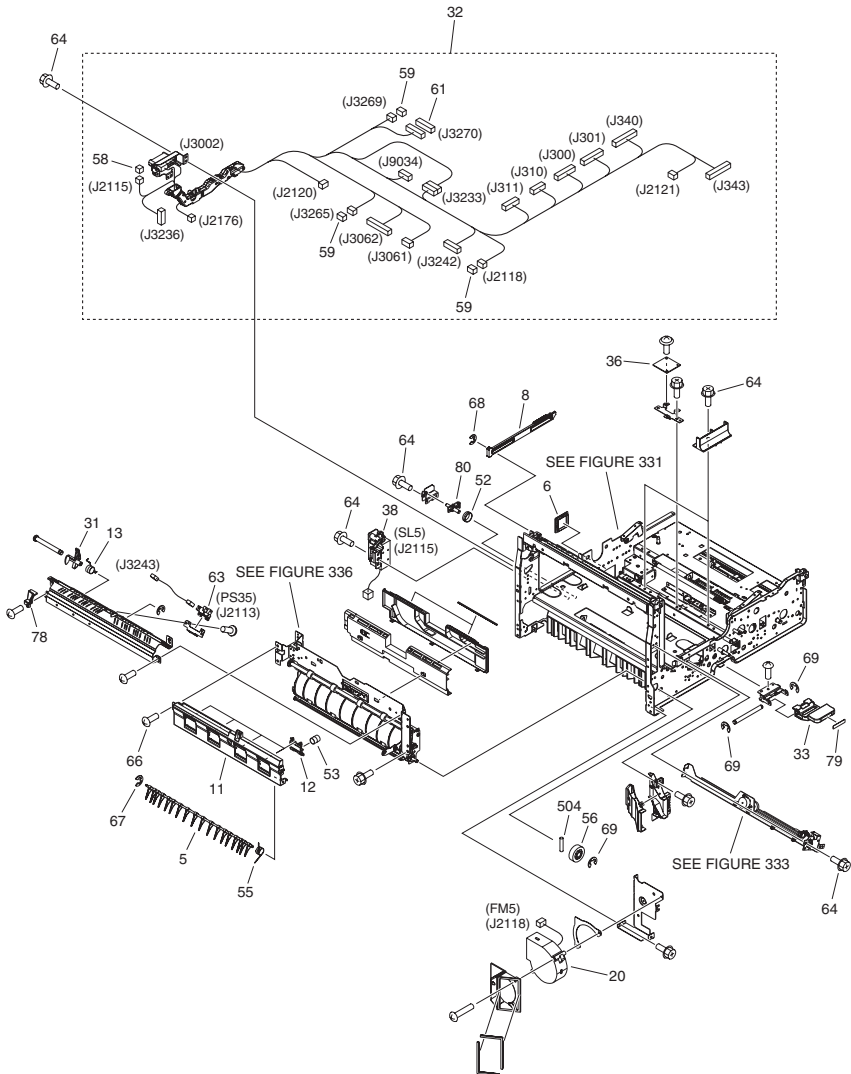
| FIGURE & KEY NO. | PARTS NUMBER | RANK | Q'TY | DESCRIPTION | SERIAL NUMBER/REMARKS | SVC |
|------------------|--------------|------|------|-----------------------------|-----------------------|-----|
| 32 | FU3-0297-000 | | 1 | GEAR, 36T | | |
| 33 | FU5-0256-000 | | 1 | GEAR, 48T | | |
| 34 | FU5-1036-000 | | 1 | BUSHING | | |
| 35 | FU6-1184-000 | | 1 | BUSHING | | |
| 36 | FU6-1185-000 | | 1 | BUSHING | | |
| 37 | FS7-2809-000 | | 1 | SPRING, COMPRESSION | | |
| 38 | FU6-2926-000 | | 2 | SPRING, COMPRESSION | | |
| 39 | FU6-2927-000 | | 1 | SPRING, COMPRESSION | | |
| 40 | FU7-2689-000 | | 3 | SPRING, TENSION | | |
| 41 | FU8-0182-000 | | 1 | GEAR, 18T/27T | | |
| 42 | FU8-2317-000 | | 4 | SPRING, COMPRESSION | | |
| 43 | FU8-2321-000 | | 1 | SPRING, TORSION | | |
| 44 | FU8-2322-000 | | 1 | SPRING, TORSION | | |
| 45 | FU9-0152-000 | | 1 | GEAR, 27T/24T | | |
| 46 | FU9-0153-000 | | 1 | GEAR, 13T | | |
| 47 | RS5-1567-000 | | 2 | BUSHING | | |
| 48 | VS1-7177-002 | | 1 | CONNECTOR, SNAP TIGHT, BK | | |
| 49 | VS1-7177-003 | | 2 | CONNECTOR, SNAP TIGHT, BK | | |
| 50 | WG8-5783-000 | | 1 | PHOTO-INTERRUPTER,LG248NL1A | PS23 | |
| 51 | XD9-0290-000 | | 1 | PIN, PARALLEL | | |
| 52 | XD9-0300-000 | | 1 | PIN, PARALLEL | | |
| 53 | XD9-0134-000 | | 3 | RING, E | | |
| 54 | FL3-9005-000 | | 1 | HOLDER, SENSOR | | |

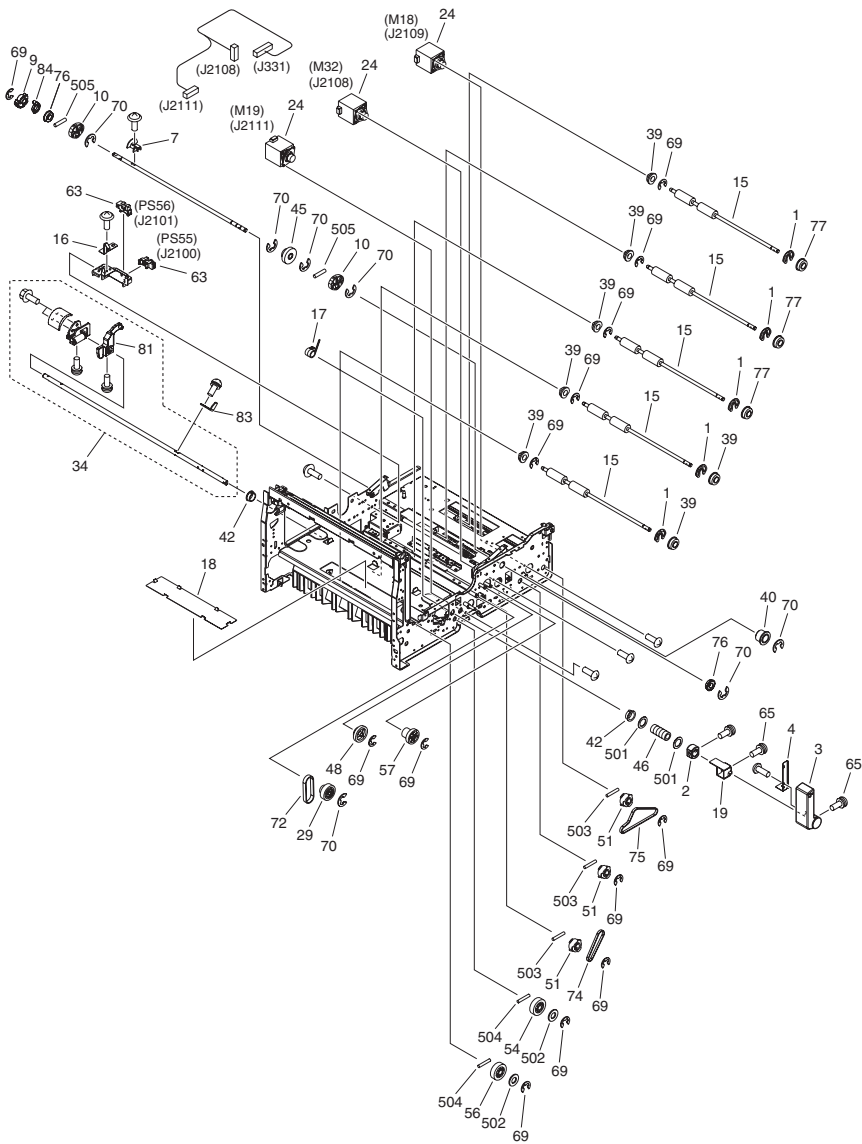
FIGURE 315 PRE-REGISTRATION GUIDE ASS'Y



| FIGURE & KEY NO. | PARTS NUMBER | RANK | Q'TY | DESCRIPTION | SERIAL NUMBER/REMARKS | SVC |
|------------------|--------------|------|------|-------------------------------|-----------------------|-----|
| Fig.315 | FM3-7375-010 | | 1 | PRE-REGISTRATION GUIDE ASS'Y | | |
| 1 | FC8-9354-000 | | 1 | ROLLER, PRE-REGISTRATION | | |
| 2 | FL3-0277-000 | | 1 | GUIDE, MOVABLE | | |
| 3 | FU8-0333-000 | | 1 | GEAR, 24T | | |
| 4 | XA9-1386-000 | | 7 | SCREW,RS,M3X8 | | |
| 5 | XD9-0136-000 | | 4 | RING, E | | |
| 6 | XG9-0707-000 | | 2 | BEARING, BALL, MF126ZZ-1 | | |
| 7 | XG9-0706-000 | | 1 | BEARING, BALL, MR126ZZ-1 | | |
| 8 | FE2-0547-000 | | 1 | SHEET, PRE-REGISTRATION GUIDE | | |
| 501 | XD3-2200-122 | | 1 | PIN, PARALLEL | | |

FIGURE 330
FIXING/FEEDEr DUPLEXING ASS'Y



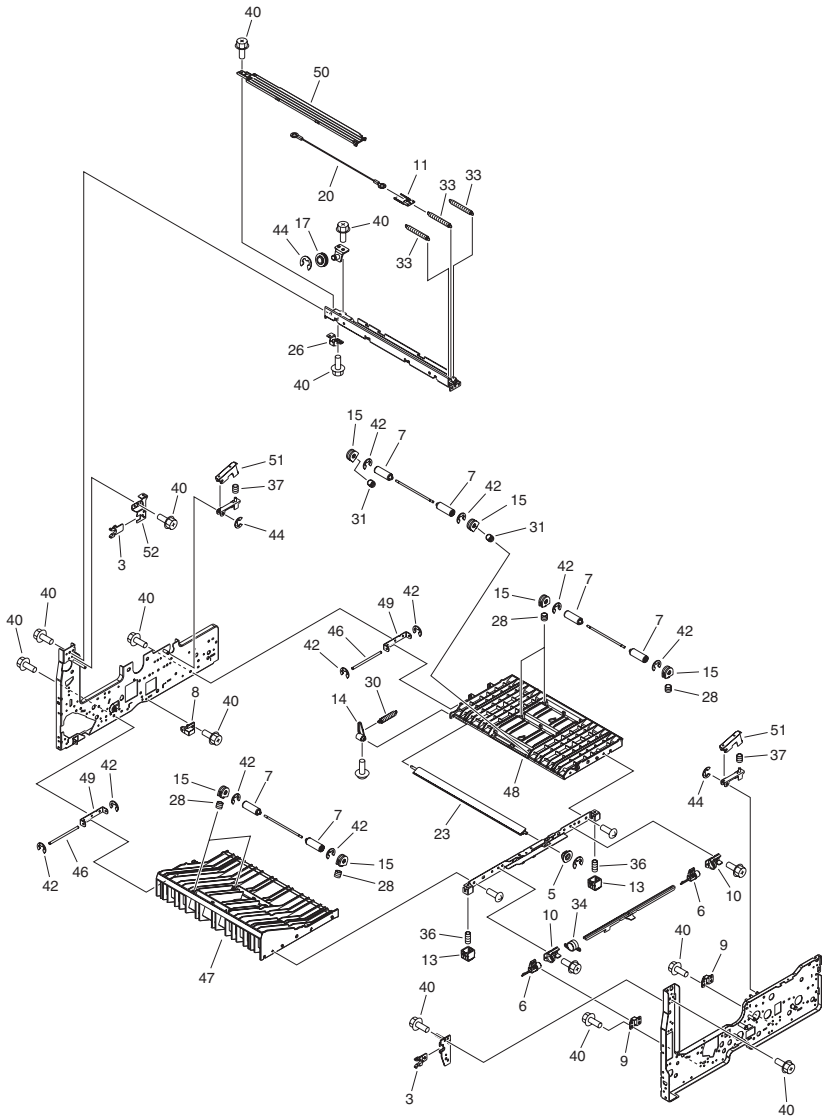


| FIGURE & KEY NO. | PARTS NUMBER | R A N K | Q'TY | DESCRIPTION | SERIAL NUMBER/ REMARKS | S V C |
|------------------|--------------|------------------|------|-------------------------------|---------------------------|-------------|
| Fig.330 | NPN | | 1 | FIXING/FEEDER DUPLEXING ASSY | | |
| 1 | FB6-6088-000 | | 5 | RING, RETAINING | | |
| 2 | FC5-2108-000 | | 1 | CAM, PRESSURE | | |
| 3 | FC5-2386-000 | | 1 | HANDLE, TRANSFER FRAME, LOWER | | |
| 4 | FC5-5170-000 | | 1 | PLATE, GROUNDING | | |
| 5 | FC6-1968-000 | | 1 | FLAPPER, DUPLEXING REVERSE | | |
| 6 | FC6-9542-000 | | 1 | BUSHING | | |
| 7 | FC8-7171-000 | | 1 | FLAG, CAM SENSOR | | |
| 8 | FC8-7192-010 | | 1 | RACK, RELEASE ARM | | |
| 9 | FE2-3468-000 | | 1 | GEAR, 26T | | |
| 10 | FC8-7200-000 | | 2 | CAM, BELT PRESSURE | | |
| 11 | FC8-7327-000 | | 1 | GUIDE, REVERSE, LEFT | | |
| 12 | FC8-7328-000 | | 4 | GUIDE, REVERSE SWING | | |
| 13 | FC8-9450-000 | | 1 | SPRING, TORSION | | |
| 14 | FC8-9664-000 | | 1 | SPRING, GROUNDING | | |
| 15 | FC9-5463-000 | | 5 | ROLLER, DUPLEXING PAPER FEED | | |
| 16 | FC9-5700-000 | | 1 | PLATE, CLEANER GROUNDING | | |
| 17 | FC9-7845-000 | | 1 | SPRING, TORSION | | |
| 18 | FC9-8828-000 | | 1 | SHEET, FIXING CROSSMEMBER | | |
| 19 | FC9-9067-000 | | 1 | STOPPER, HANDLE | | |
| 20 | FH6-1548-040 | | 1 | FAN, COOLING | FM5 | |
| 21 | FK2-3100-000 | | 1 | FAN | FM41 | |
| 22 | FK2-3149-000 | | 1 | FAN | FM8 | |
| 23 | FK2-7241-000 | | 1 | FAN | FM42 | |
| 24 | FK2-7674-000 | | 4 | MOTOR, STEPPING, DC | M18,M19,M32,M34 | |
| 25 | FK2-7675-000 | | 1 | MOTOR, STEPPING, DC | M14 | |
| 26 | FK2-7719-000 | | 1 | MOTOR, STEPPING, DC | M43 | |
| 27 | FL3-0293-000 | | 1 | PLATE, POSITIONING | | |
| 28 | FL3-2171-000 | | 1 | GEAR, 26T/PULLEY, 30T | | |
| 29 | FL3-2814-000 | | 1 | GEAR, 30T/PULLEY, 28T | | |
| 30 | FL3-3018-000 | | 1 | GEAR, 39T/PULLEY, 28T | | |
| 31 | FL3-3868-000 | | 1 | LEVER, REVERSE SENSOR | | |

| FIGURE & KEY NO. | PARTS NUMBER | RANK | Q'TY | DESCRIPTION | SERIAL NUMBER/REMARKS | SVC |
|------------------|--------------|------|------|--------------------------------|-----------------------|-----|
| 32 | FM4-9809-000 | | 1 | CABLE, FIXING/FEEDER DRAWER | | |
| 33 | FC9-9102-000 | | 1 | HANDLE, OPEN/CLOSE | | |
| 34 | FM4-0912-010 | | 1 | FIXING/FEEDER LOCK HANDLE UNIT | | |
| 35 | FM4-1051-000 | | 1 | CABLE, TRANSFER HIGH VOLTAGE | | |
| 36 | FM4-1089-000 | | 1 | DC-DC CONVERT PCB ASS'Y | | |
| 37 | FM4-1095-000 | | 1 | TRANSFER H.V. PCB ASS'Y | | |
| 38 | FM4-5141-000 | | 1 | REVERSE SOLENOID ASS'Y | SL5 | |
| 39 | FS1-1508-000 | | 8 | BUSHING | | |
| 40 | FS2-6458-000 | | 1 | ROLLER | | |
| 41 | FS5-0395-000 | | 1 | GEAR, 25T | | |
| 42 | FS5-1474-000 | | 2 | BUSHING | | |
| 43 | FS5-9227-020 | | 1 | SCREW, STEPPED, M4 | | |
| 44 | FU3-0339-000 | | 1 | GEAR, 20T | | |
| 45 | FU9-0314-000 | | 1 | GEAR, 30T | | |
| 46 | FU9-2460-000 | | 1 | SPRING, COMPRESSION | | |
| 47 | FU6-0137-000 | | 1 | GEAR, 27T/18T | | |
| 48 | FU6-0138-000 | | 1 | GEAR, 32T/19T | | |
| 49 | FU6-0603-000 | | 1 | GEAR, 30T | | |
| 50 | FU6-1199-000 | | 1 | BUSHING | | |
| 51 | FU6-3053-000 | | 3 | PULLEY, 22T | | |
| 52 | FU7-2699-000 | | 1 | SPRING, COMPRESSION | | |
| 53 | FU7-2702-000 | | 4 | SPRING, COMPRESSION | | |
| 54 | FU8-0333-000 | | 1 | GEAR, 24T | | |
| 55 | FU8-2343-000 | | 1 | SPRING, TORSION | | |
| 56 | FU9-0048-000 | | 2 | GEAR, 19T | | |
| 57 | FU9-0083-000 | | 1 | GEAR, 33T/20T | | |
| 58 | VS1-7177-002 | | 1 | CONNECTOR, SNAP TIGHT, BK | | |
| 59 | VS1-7177-003 | | 6 | CONNECTOR, SNAP TIGHT, BK | | |
| 60 | VS1-7177-004 | | 1 | CONNECTOR, SNAP TIGHT, BK | | |
| 61 | VS1-7177-008 | | 1 | CONNECTOR, SNAP TIGHT, BK | | |
| 62 | VS1-8412-003 | | 1 | CONNECTOR, SNAP TIGHT, BL | | |
| 63 | WG8-5848-000 | | 3 | PHOTO-INTERRUPTER,GP1A173LCS0F | PS35,PS55,PS56 | |

| FIGURE & KEY NO. | PARTS NUMBER | R A N K | Q'TY | DESCRIPTION | SERIAL NUMBER/ REMARKS | S V C |
|------------------|--------------|------------------|------|-------------------------------|---------------------------|-------------|
| 64 | XA9-0732-010 | | AR | SCREW,RS,M4 | | |
| 65 | XA9-0961-000 | | 2 | SCREW, WWASHER, M4X10 | | |
| 66 | XA9-1031-000 | | 6 | SCREW, MACH. TRUSS HEAD, M4X6 | | |
| 67 | XD9-0134-000 | | 1 | RING, E | | |
| 68 | XD9-0135-000 | | 1 | RING, E | | |
| 69 | XD9-0136-000 | | AR | RING, E | | |
| 70 | XD9-0137-010 | | 9 | RING, E | | |
| 71 | XD9-0292-000 | | 1 | PIN, PARALLEL | | |
| 72 | XF2-1606-260 | | 3 | BELT, TIMING, COGGED | | |
| 73 | XF2-1607-040 | | 1 | BELT, TIMING | | |
| 74 | XF2-1607-440 | | 1 | BELT, TIMING | | |
| 75 | XF2-1610-440 | | 1 | BELT, TIMING, COGGED | | |
| 76 | XG9-0365-000 | | 2 | BEARING, BALL | | |
| 77 | XG9-0707-000 | | 3 | BEARING, BALL, MF126ZZ-1 | | |
| 78 | FC9-6182-000 | | 1 | COVER, SENSOR | | |
| 79 | FC9-9015-000 | | 1 | LABEL, OPEN/CLOSE | | |
| 80 | FL3-1306-010 | | 1 | LOCK, HANDLE | | |
| 81 | FL3-7921-000 | | 1 | LEVER, RELEASE | | |
| 82 | FM0-3211-000 | | 1 | TRANSFER DRIVE SUPPORT UNIT | | |
| 83 | FC9-7843-000 | | 1 | STAY, SPRING | | |
| 84 | FE2-3469-000 | | 1 | STOPPER, RELEASE GEAR | | |
| 85 | FM4-4320-000 | | 1 | CABLE, MOTOR | | |
| 501 | XD1-1100-225 | | 2 | WASHER, PLAIN | | |
| 502 | XD1-1106-239 | | 2 | WASHER,COP | | |
| 503 | XD3-2200-102 | | 3 | PIN, DOWEL | | |
| 504 | XD3-2200-122 | | 4 | PIN, PARALLEL | | |
| 505 | XD3-2300-142 | | 2 | PIN, PARALLEL | | |

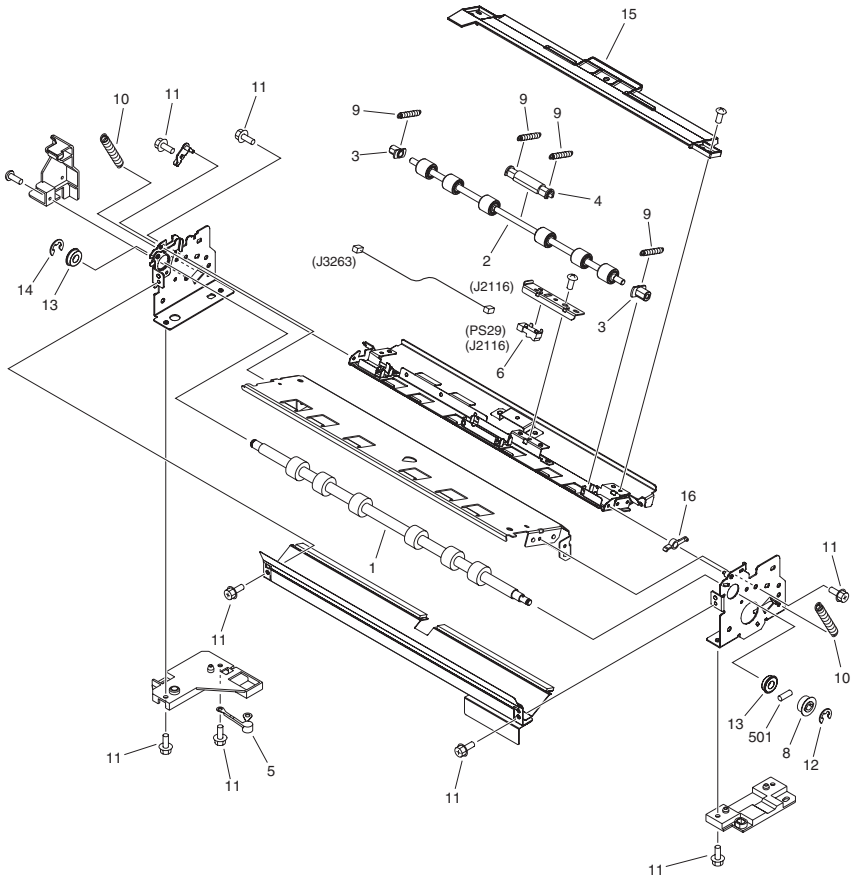
FIGURE 331
FIXING/FEEDEE FRAME ASS'Y



| FIGURE & KEY NO. | PARTS NUMBER | R A N K | Q'TY | DESCRIPTION | SERIAL NUMBER/ REMARKS | S V C |
|------------------|--------------|------------------|------|--------------------------------|---------------------------|-------------|
| Fig.331 | NPN | | RF | FIXING/FEEDER FRAME ASS'Y | | |
| 1 | FC1-3975-020 | | 1 | SPRING, LEAF | | |
| 2 | FC1-3976-000 | | 2 | PAD, BRAKE, PA | | |
| 3 | FC5-2271-000 | | 2 | BUSHING | | |
| 4 | FC5-5167-000 | | 1 | MOUNT, TAPE | | |
| 5 | FC5-6287-000 | | 1 | BUSHING | | |
| 6 | FC7-6972-000 | | 2 | HOOK, RIGHT DOOR, LOWER | | |
| 7 | FC7-7208-000 | | 10 | ROLLER, DRIVEN | | |
| 8 | FC8-7297-000 | | 1 | BLOCK, ROLLER PRESSURE RELEASE | | |
| 9 | FC8-7309-000 | | 2 | CATCH, GUIDE | | |
| 10 | FC8-7324-000 | | 2 | BUSHING | | |
| 11 | FC8-7334-000 | | 1 | HOOK | | |
| 12 | FC8-7343-000 | | 1 | ROLLER, BELT | | |
| 13 | FC8-8802-000 | | 2 | BLOCK, PUSHING | | |
| 14 | FC9-5580-000 | | 1 | BUSHING | | |
| 15 | FC9-7993-000 | | 10 | BUSHING | | |
| 16 | FC9-8817-000 | | 1 | BAND, GUIDE | | |
| 17 | FC9-8821-000 | | 1 | PULLEY, WIRE | | |
| 18 | FC9-9104-000 | | 1 | SHEET, EXHAUST | | |
| 19 | FC9-9105-000 | | 2 | SHEET, EXHAUST | | |
| 20 | FC9-9152-000 | | 1 | WIRE, LIFT | | |
| 21 | FC9-9162-000 | | 4 | BRUSH | | |
| 22 | FK2-6470-000 | | 3 | PHOTO-SENSOR, KUA0055C | PS64,PS66,PS67 | |
| 23 | FL3-8109-000 | | 1 | FLAPPER | | |
| 24 | FL3-0272-000 | | 2 | PIN, POSITIONING, FRONT | | |
| 25 | FL3-0273-000 | | 2 | PIN, POSITIONING, REAR | | |
| 26 | FL3-0297-000 | | 1 | ROLLER UNIT | | |
| 27 | FM4-0889-000 | | 1 | SOLENOID ASSEMBLY | SL11 | |
| 28 | FU8-2526-000 | | 8 | SPRING, COMPRESSION | | |
| 29 | FU5-2151-000 | | 1 | SPRING, TENSION | | |
| 30 | FU5-2152-000 | | 1 | SPRING, TENSION | | |
| 31 | FU5-2177-000 | | 2 | SPRING, COMPRESSION | | |

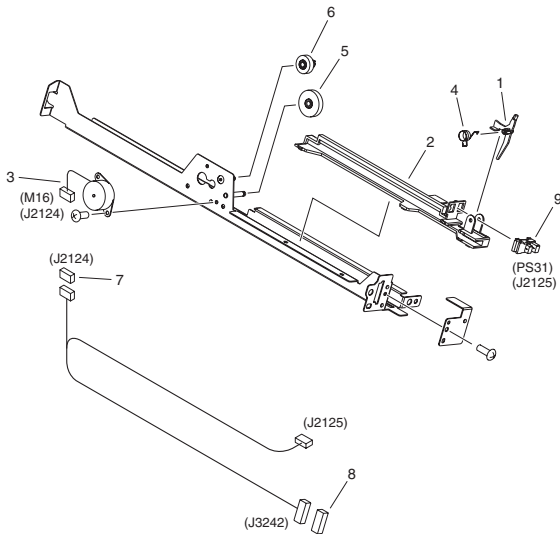
| FIGURE & KEY NO. | PARTS NUMBER | R A N K | Q'TY | DESCRIPTION | SERIAL NUMBER/ REMARKS | S V C |
|------------------|--------------|------------------|------|---------------------------|---------------------------|-------------|
| 32 | FU6-0139-000 | | 1 | GEAR, 26T | | |
| 33 | FU7-2701-000 | | 3 | SPRING, TENSION | | |
| 34 | FU7-2703-000 | | 1 | SPRING, TORSION | | |
| 35 | FU7-2704-000 | | 1 | SPRING, TENSION | | |
| 36 | FU7-2838-000 | | 2 | SPRING, COMPRESSION | | |
| 37 | FU8-2344-000 | | 2 | SPRING, COMPRESSION | | |
| 38 | FU9-0082-000 | | 1 | GEAR, 36T/18T | | |
| 39 | VS1-7177-002 | | 1 | CONNECTOR, SNAP TIGHT, BK | | |
| 40 | XA9-0732-010 | | AR | SCREW,RS,M4 | | |
| 41 | XA9-0893-000 | | 4 | SCREW, M4X8 | | |
| 42 | XD9-0134-000 | | AR | RING, E | | |
| 43 | XD9-0135-000 | | 1 | RING, E | | |
| 44 | XD9-0136-000 | | 2 | RING, E | | |
| 45 | XZ1-1401-205 | | 1 | SPACER | | |
| 46 | FC5-2051-000 | | 2 | SHAFT, GUIDE SUPPORT | | |
| 47 | FC8-7321-000 | | 1 | GUIDE, DUPLEXING LOWER, 1 | | |
| 48 | FC8-7322-000 | | 1 | GUIDE, DUPLEXING LOWER, 2 | | |
| 49 | FC8-7323-000 | | 2 | PLATE, HINGE FIXED | | |
| 50 | FC8-7333-000 | | 1 | COVER, DAMPER | | |
| 51 | FC9-5576-000 | | 2 | PLATE, PRESSURE | | |
| 52 | FC8-9445-000 | | 1 | SUPPORT, HOOK SHAFT, REAR | | |

FIGURE 332 REGISTRATION ASS'Y



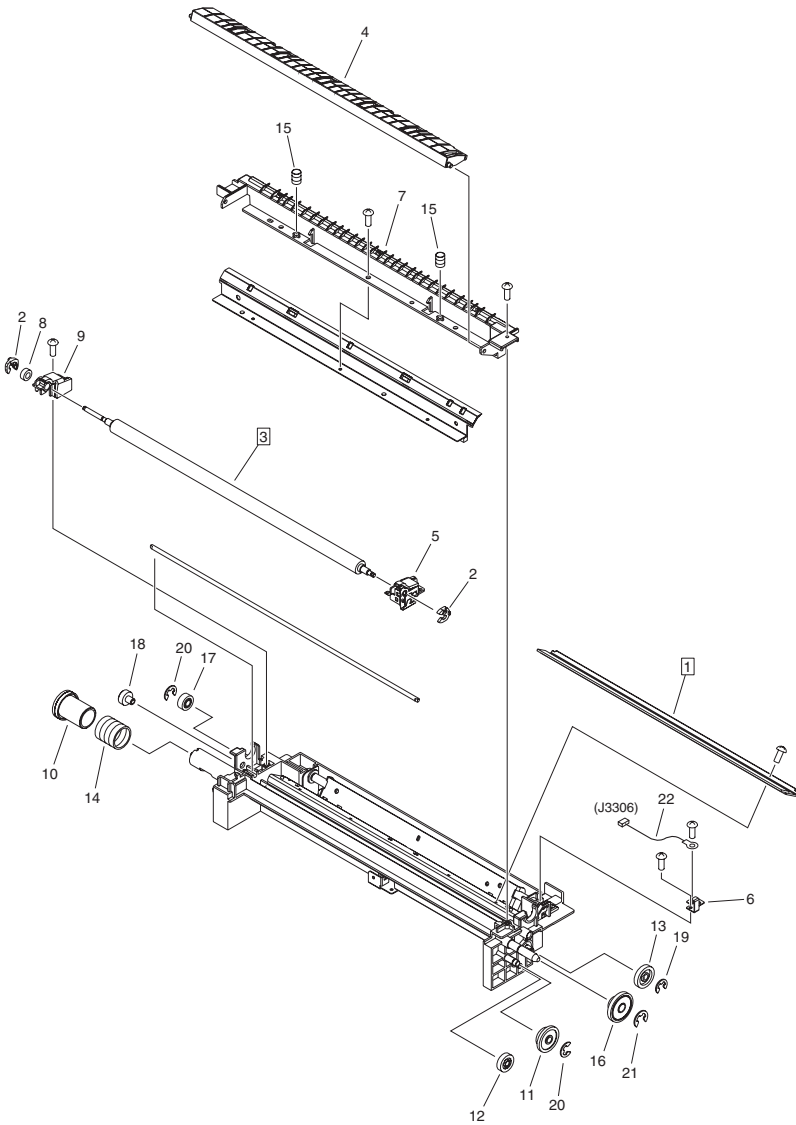
| FIGURE & KEY NO. | PARTS NUMBER | R A N K | Q'TY | DESCRIPTION | SERIAL NUMBER/ REMARKS | S V C |
|------------------|--------------|------------------|------|------------------------------|---------------------------|-------------|
| Fig.332 | FM4-5156-020 | | 1 | REGISTRATION ASS'Y | | |
| 1 | FC8-7276-000 | | 1 | ROLLER, REGISTRATION DRIVE | | |
| 2 | FC8-7277-000 | | 1 | ROLLER, REGISTRATION DRIVEN | | |
| 3 | FC8-7283-000 | | 2 | BUSHING | | |
| 4 | FC8-7284-000 | | 1 | BUSHING | | |
| 5 | FF3-4656-000 | | 1 | VARISTOR | | |
| 6 | FK2-6470-000 | | 1 | PHOTO-SENSOR, KUA0055C | PS29 | |
| 8 | FU6-3047-000 | | 1 | PULLEY, 24T | | |
| 9 | FU7-2687-000 | | 4 | SPRING, TENSION | | |
| 10 | FU7-2688-000 | | 2 | SPRING, TENSION | | |
| 11 | XA9-1386-000 | | AR | SCREW,RS,M3X8 | | |
| 12 | XD9-0136-000 | | 1 | RING, E | | |
| 13 | XG9-0779-000 | | 2 | BEARING, BALL, 688AZZ1NR MC3 | | |
| 14 | XD9-0137-010 | | 1 | RING, E | | |
| 15 | FC8-7286-010 | | 1 | COVER, REGISTRATION | | |
| 16 | FC9-8811-000 | | 1 | GUIDE, LIMIT | | |
| 501 | XD3-2200-102 | | 1 | PIN, DOWEL | | |

FIGURE 333 DUPLEX. SIDE REG. SENSOR ASS'Y



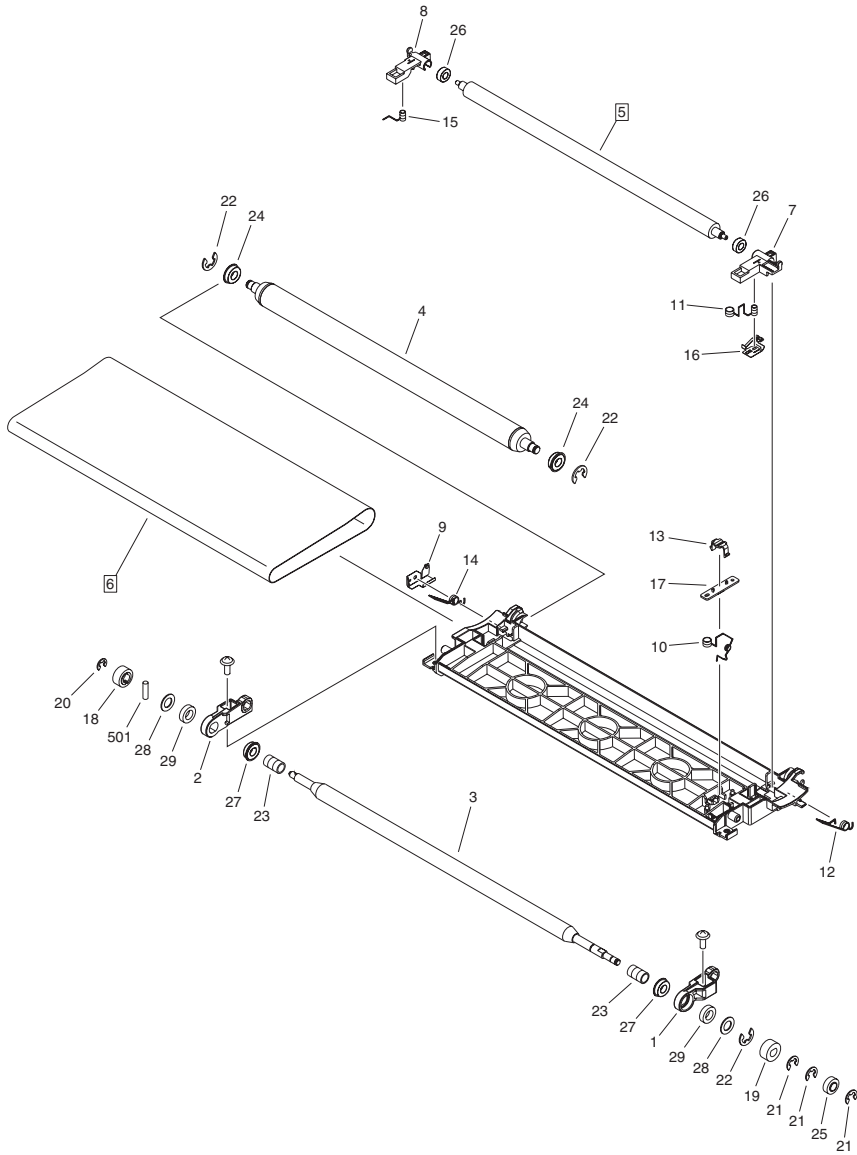
| FIGURE & KEY NO. | PARTS NUMBER | RANK | Q'TY | DESCRIPTION | SERIAL NUMBER/REMARKS | SVC |
|------------------|--------------|------|------|--------------------------------|-----------------------|-----|
| Fig.333 | FM4-0897-000 | | 1 | DUPLEX. SIDE REG. SENSOR ASS'Y | | |
| 1 | FC8-7295-000 | | 1 | FLAG, SIDE REGISTRATION DETECT | | |
| 2 | FC9-5450-000 | | 1 | SLIDER, SIDE REGISTRATION | | |
| 3 | FK2-2069-000 | | 1 | MOTOR, STEPPING, DC | M16 | |
| 4 | FU7-2705-000 | | 1 | SPRING, TORSION | | |
| 5 | FU9-0052-000 | | 1 | GEAR, 12T/36T | | |
| 6 | FU9-0053-000 | | 1 | GEAR, 12T/24T | | |
| 7 | VS1-7177-004 | | 1 | CONNECTOR, SNAP TIGHT, BK | | |
| 8 | VS1-7177-007 | | 1 | CONNECTOR, 7P, FEMALE, BK | | |
| 9 | WG8-5848-000 | | 1 | PHOTO-INTERRUPTER,GP1A173LCS0F | PS31 | |

FIGURE 334 E.T.B. CLEANING ASSEMBLY



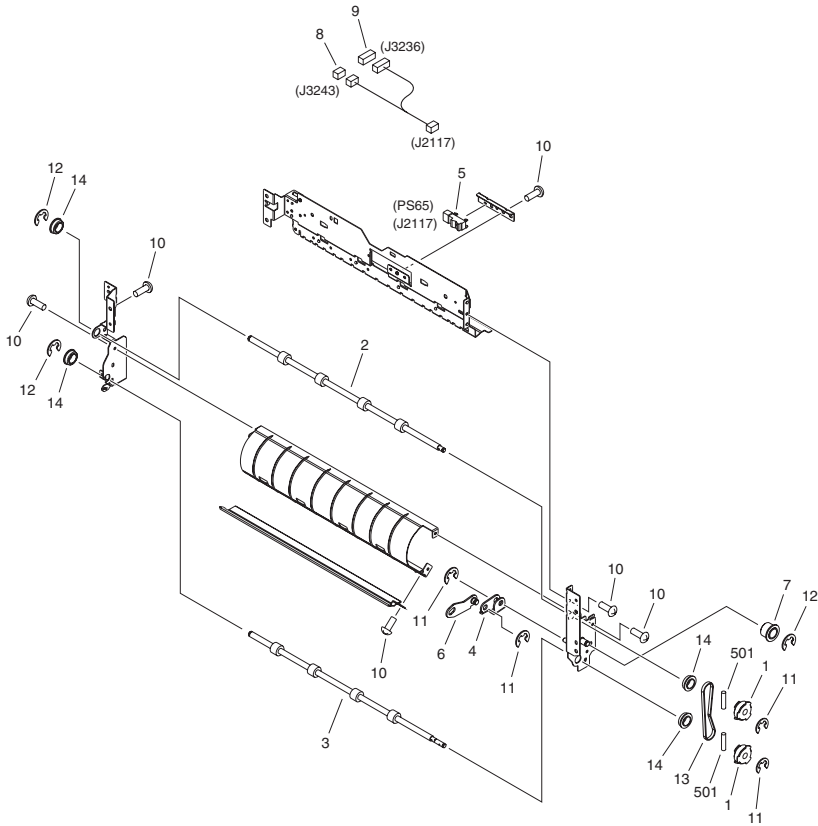
| FIGURE & KEY NO. | PARTS NUMBER | R A N K | Q'TY | DESCRIPTION | SERIAL NUMBER/ REMARKS | S V C |
|------------------|--------------|------------------|------|------------------------------|---------------------------|-------------|
| Fig.334 | FM4-0913-000 | | 1 | E.T.B. CLEANING ASSEMBLY | | |
| 1 | FC6-1647-000 | | 1 | BLADE, CLEANING | [DP] | |
| 2 | FC7-4155-000 | | 2 | RING, E | | |
| 3 | FC8-7175-000 | | 1 | ROLLER, BRUSH | [DP] | |
| 4 | FC8-7196-000 | | 1 | GUIDE, TRANSFER, REAR | | |
| 5 | FM4-5398-000 | | 1 | MOUNT, FRONT | | |
| 6 | FC9-5698-000 | | 1 | PLATE, CONTACT | | |
| 7 | FL3-2815-000 | | 1 | GUIDE, SEPARATION | | |
| 8 | XG9-0774-000 | | 1 | BEARING, BALL, MR84ZZ | | |
| 9 | FL3-3799-000 | | 1 | MOUNT, REAR | | |
| 10 | FL3-4552-000 | | 1 | SHUTTER | | |
| 11 | FU5-0016-000 | | 1 | GEAR, 33T/22T | | |
| 12 | FU6-0092-000 | | 1 | GEAR, 21T | | |
| 13 | FU6-0119-000 | | 1 | GEAR, 27T | | |
| 14 | FU6-2043-000 | | 1 | SPRING, COMPRESSION | | |
| 15 | FU7-2697-000 | | 2 | SPRING, COMPRESSION | | |
| 16 | FU9-0037-000 | | 1 | GEAR, 34T/16T | | |
| 17 | FU9-0074-000 | | 1 | GEAR, 24T | | |
| 18 | FU9-0075-000 | | 1 | GEAR, 22T | | |
| 19 | XD9-0134-000 | | 1 | RING, E | | |
| 20 | XD9-0136-000 | | 2 | RING, E | | |
| 21 | XD9-0137-010 | | 1 | RING, E | | |
| 22 | FM4-1063-000 | | 1 | CABLE, TRANSFER HIGH VOLTAGE | | |

FIGURE 335 E.T.BELT ASSEMBLY



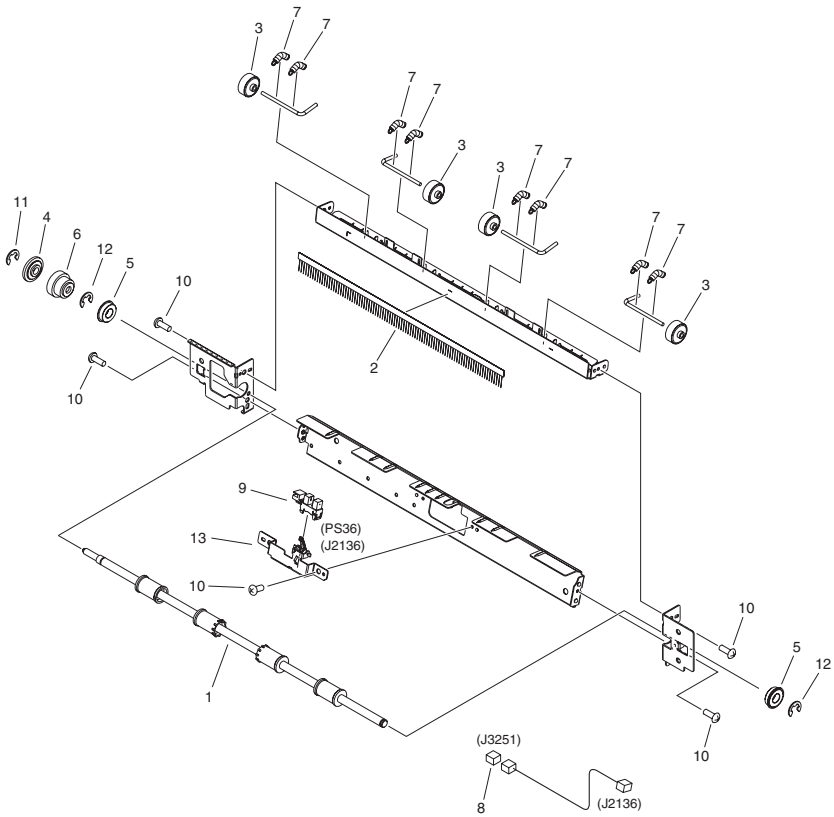
| FIGURE & KEY NO. | PARTS NUMBER | R A N K | Q'TY | DESCRIPTION | SERIAL NUMBER/ REMARKS | S V C |
|------------------|--------------|------------------|------|--------------------------------|---------------------------|-------------|
| Fig.335 | FM4-0916-000 | | 1 | E.T.BELT ASSEMBLY | | |
| 1 | FC8-7155-010 | | 1 | HOLDER, DRIVE ROLLER, FRONT | | |
| 2 | FC8-7156-010 | | 1 | HOLDER, DRIVE ROLLER, REAR | | |
| 3 | FC8-7157-000 | | 1 | ROLLER, DRIVE | | |
| 4 | FC8-7158-000 | | 1 | ROLLER, IDLER | | |
| 5 | FC8-7159-000 | | 1 | ROLLER, TRANSFER | [DP] | |
| 6 | FC8-7160-000 | | 1 | BELT, ELECTROSTATIC TRANSPORT. | [DP] | |
| 7 | FC8-7161-000 | | 1 | HOLDER, TRANSFER ROLLER, FRONT | | |
| 8 | FC8-7162-000 | | 1 | HOLDER, TRANSFER ROLLER, REAR | | |
| 9 | FC8-7166-000 | | 1 | SPRING, LEAF | | |
| 10 | FC9-5586-000 | | 1 | SPRING, COMPRESSION | | |
| 11 | FC9-5587-000 | | 1 | SPRING, COMPRESSION | | |
| 12 | FC9-6167-000 | | 1 | SPRING, TORSION | | |
| 13 | FC9-7853-000 | | 1 | STOPPER | | |
| 14 | FC9-7854-000 | | 1 | SPRING, TORSION | | |
| 15 | FC9-8815-000 | | 1 | SPRING, COMPRESSION | | |
| 16 | FC9-9193-000 | | 1 | SPRING, LEAF | | |
| 17 | FM2-7196-000 | | 1 | HVR PCB ASSEMBLY | | |
| 18 | FU6-0414-000 | | 1 | GEAR, 20T | | |
| 19 | FU9-0032-000 | | 1 | GEAR, 18T | | |
| 20 | XD9-0134-000 | | 1 | RING, E | | |
| 21 | XD9-0136-000 | | 3 | RING, E | | |
| 22 | XD9-0137-010 | | 3 | RING, E | | |
| 23 | FU8-2519-000 | | 2 | SPRING, COMPRESSION | | |
| 24 | XG9-0365-000 | | 2 | BEARING, BALL | | |
| 25 | XG9-0706-000 | | 1 | BEARING, BALL, MR126ZZ-1 | | |
| 26 | XG9-0774-000 | | 2 | BEARING, BALL, MR84ZZ | | |
| 27 | XG9-0773-000 | | 2 | BEARING, BALL, MR148ZZ-2 | | |
| 28 | FB2-6285-020 | | 2 | SHIM | | |
| 29 | XG9-0758-000 | | 2 | BEARING, BALL, MR148ZZ-2 | | |
| 501 | XD3-2200-082 | | 1 | PIN, DOWEL | | |

FIGURE 336
REVERSE CROSSMEMBER ASS'Y, LF.



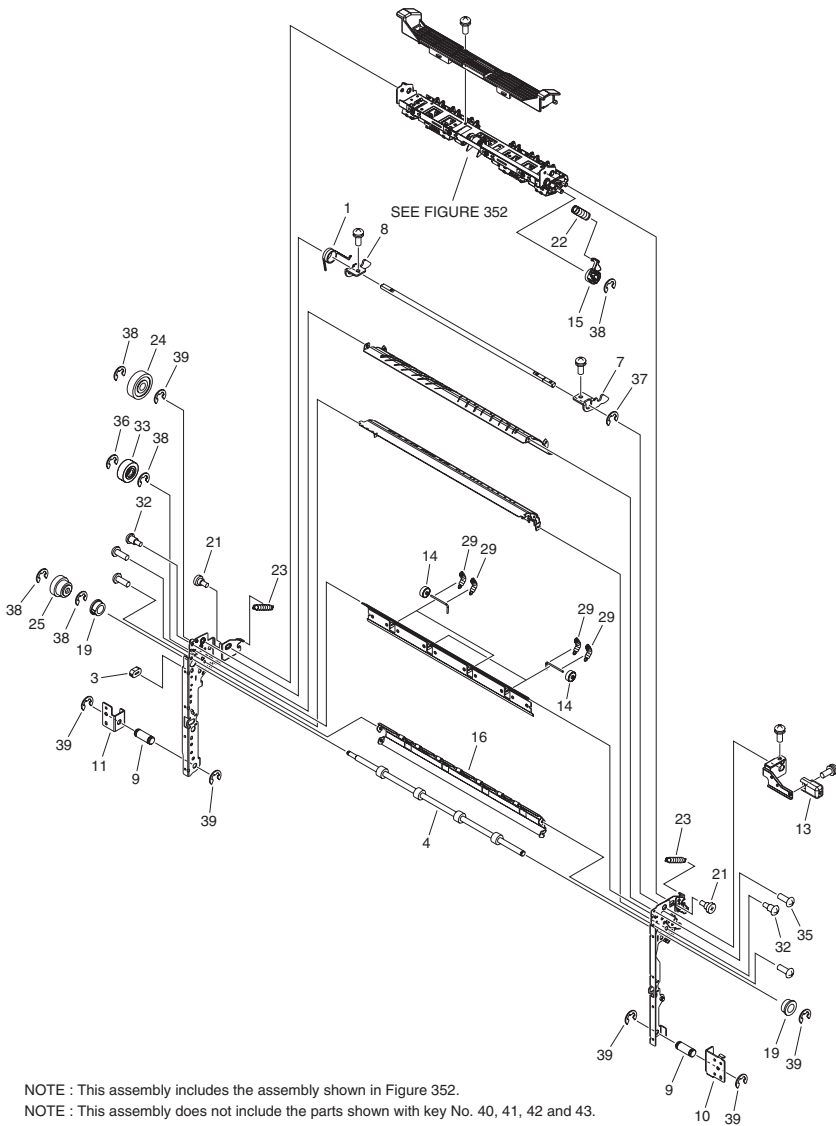
| FIGURE & KEY NO. | PARTS NUMBER | R A N K | Q'TY | DESCRIPTION | SERIAL NUMBER/ REMARKS | S V C |
|------------------|--------------|------------------|------|--------------------------------|---------------------------|-------------|
| Fig.336 | FM4-0893-000 | | 1 | REVERSE CROSSMEMBER ASS'Y, LF. | | |
| 1 | FC5-2261-000 | | 2 | PULLEY, 29T | | |
| 2 | FC8-7332-000 | | 1 | ROLLER, REVERSE V.P. | | |
| 3 | FC9-5457-000 | | 1 | ROLLER, REVERSE V.P., LOWER | | |
| 4 | FC9-8286-000 | | 1 | LINK | | |
| 5 | FK2-6470-000 | | 1 | PHOTO-SENSOR, KUA0055C | PS65 | |
| 6 | FL3-3733-000 | | 1 | LINK | | |
| 7 | FS2-6458-000 | | 1 | ROLLER | | |
| 8 | VS1-7177-003 | | 1 | CONNECTOR, SNAP TIGHT, BK | | |
| 9 | VS1-7177-006 | | 1 | CONNECTOR, SNAP TIGHT, BK | | |
| 10 | XA9-1031-000 | | 9 | SCREW, MACH. TRUSS HEAD, M4X6 | | |
| 11 | XD9-0136-000 | | 4 | RING, E | | |
| 12 | XD9-0137-010 | | 3 | RING, E | | |
| 13 | XF2-4110-440 | | 1 | BELT, TIMING, COGGED | | |
| 14 | XG9-0709-000 | | 4 | BEARING, BALL, MF128ZZ-3 | | |
| 501 | XD3-2200-122 | | 2 | PIN, PARALLEL | | |

FIGURE 350 OUTER PAPER DELIVERY ASS'Y



| FIGURE & KEY NO. | PARTS NUMBER | R A N K | Q'TY | DESCRIPTION | SERIAL NUMBER/ REMARKS | S V C |
|------------------|--------------|------------------|------|--------------------------------|---------------------------|-------------|
| Fig.350 | FM3-7379-000 | | 1 | OUTER PAPER DELIVERY ASS'Y | | |
| 1 | FC8-7378-000 | | 1 | ROLLER, OUTER PAPER DELIVERY | | |
| 2 | FC0-2131-000 | | 1 | ELIMINATOR, STATIC CHARGE | | |
| 3 | FC9-8283-000 | | 4 | ROLLER, PAPER DELIVERY | | |
| 4 | FC9-9135-000 | | 1 | ROLLER | | |
| 5 | XG9-0365-000 | | 2 | BEARING, BALL | | |
| 6 | FU5-0207-000 | | 1 | GEAR, 19T | | |
| 7 | FU5-2141-000 | | 8 | SPRING, TENSION | | |
| 8 | VS1-7177-003 | | 1 | CONNECTOR, SNAP TIGHT, BK | | |
| 9 | WG8-5848-000 | | 1 | PHOTO-INTERRUPTER,GP1A173LCS0F | PS36 | |
| 10 | XA9-1659-000 | | 6 | SCREW,M3X4 | | |
| 11 | XD9-0134-000 | | 1 | RING, E | | |
| 12 | XD9-0137-010 | | 2 | RING, E | | |
| 13 | FL3-3867-000 | | 1 | SENSOR FLAG UNIT | | |

FIGURE 351 REVERSE PAPER DELIVERY ASS'Y

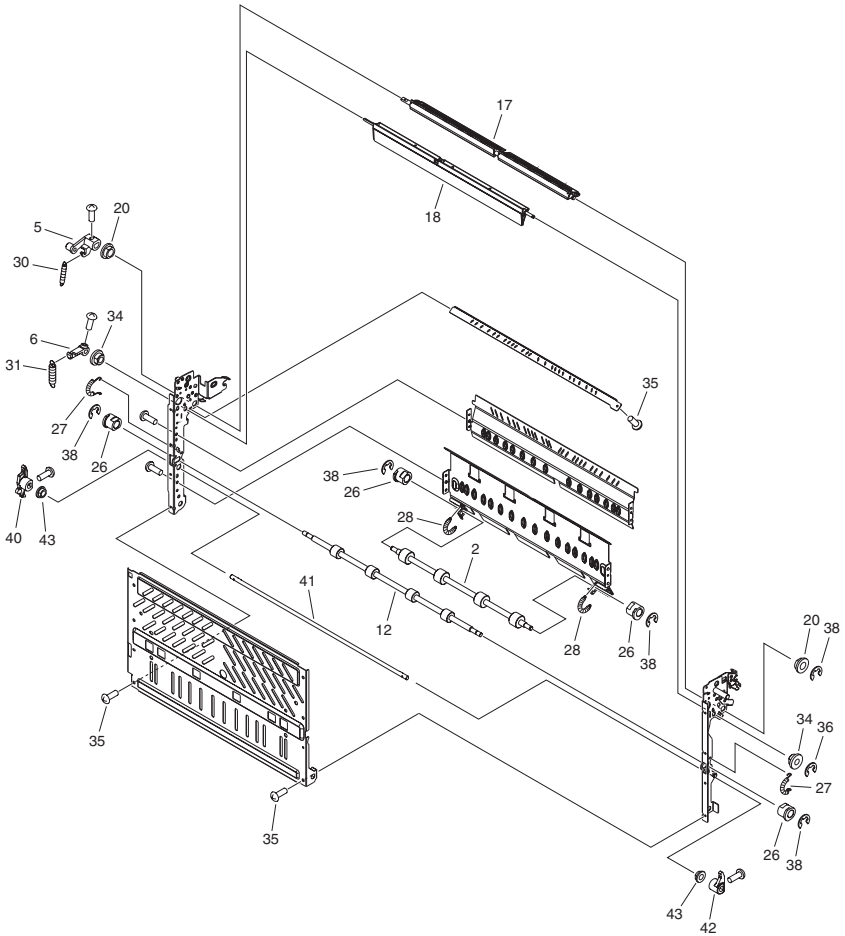


NOTE : This assembly includes the assembly shown in Figure 352.

NOTE : This assembly does not include the parts shown with key No. 40, 41, 42 and 43.

注 : このユニットはFigure 352のユニットを含みます。

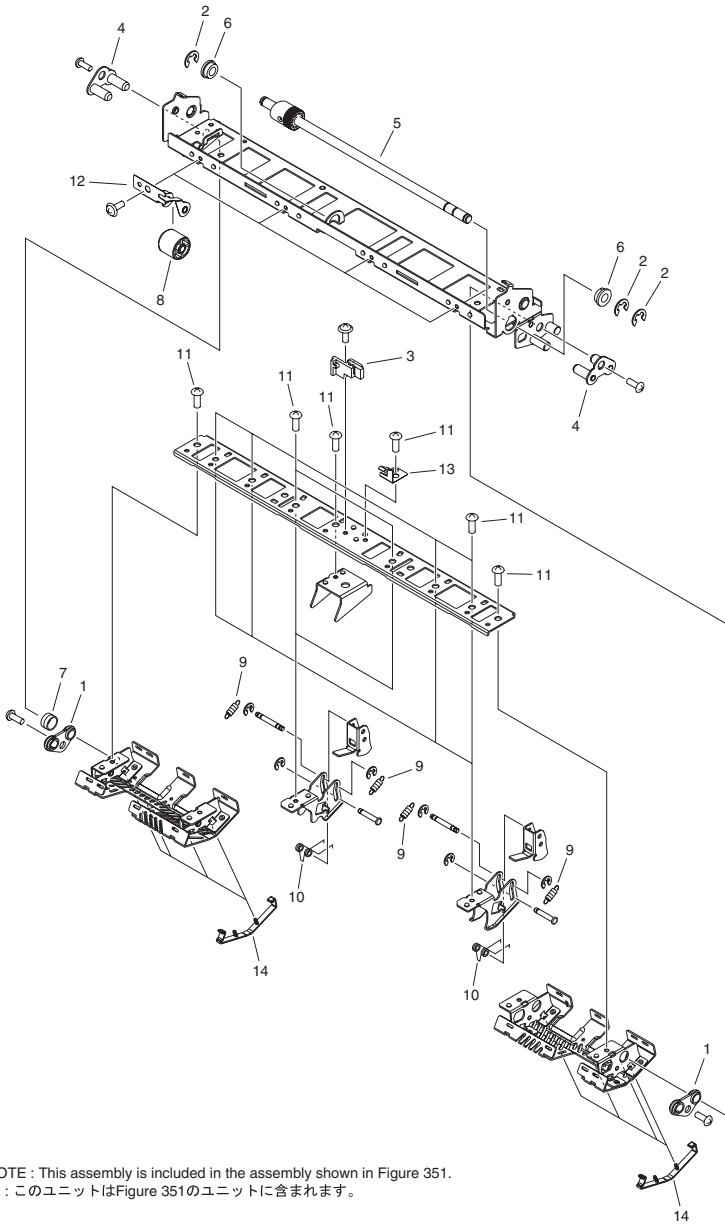
注 : このユニットにKey No. 40, 41, 42, 43の部品は含まれません。



| FIGURE & KEY NO. | PARTS NUMBER | R A N K | Q'TY | DESCRIPTION | SERIAL NUMBER/ REMARKS | S V C |
|------------------|--------------|------------------|------|---------------------------------|---------------------------|-------------|
| Fig.351 | FM4-5316-010 | | 1 | REVERSE PAPER DELIVERY ASSY | SEE NOTE | |
| 1 | FC5-2226-000 | | 1 | SPRING, TORSION | | |
| 2 | FC6-9782-000 | | 1 | ROLLER, REVERSE DRIVEN, LOWER | | |
| 3 | FC8-7236-000 | | 1 | DAMPER | | |
| 4 | FC8-7387-000 | | 1 | ROLLER, REVERSE FEED | | |
| 5 | FC8-7389-000 | | 1 | ARM, FLAPPER | | |
| 6 | FC8-7390-000 | | 1 | ARM, CROSSING FLAPPER | | |
| 7 | FC8-7392-000 | | 1 | HOOK, FRONT | | |
| 8 | FC8-7393-000 | | 1 | HOOK, REAR | | |
| 9 | FC8-9346-000 | | 2 | SHAFT, HINGE | | |
| 10 | FC8-9347-000 | | 1 | PLATE, HINGE, FRONT | | |
| 11 | FC8-9348-000 | | 1 | PLATE, HINGE, REAR | | |
| 12 | FC9-5458-000 | | 1 | ROLLER, REVERSE V.P. DRIVEN | | |
| 13 | FC9-8281-000 | | 1 | HANDLE, SMALL | | |
| 14 | FC9-8283-000 | | 4 | ROLLER, PAPER DELIVERY | | |
| 15 | FL3-0275-000 | | 1 | LEVER, ONE-WAY | | |
| 16 | FL3-3022-000 | | 1 | GUIDE, REVERSE, LOWER | | |
| 17 | FL3-3784-000 | | 1 | FLAPPER, REVERSE PAPER DELIVERY | | |
| 18 | FM4-5153-000 | | 1 | FLAPPER UNIT | | |
| 19 | XG9-0709-000 | | 2 | BEARING, BALL, MF128ZZ-3 | | |
| 20 | FS1-1569-000 | | 2 | BUSHING | | |
| 21 | FU5-9305-000 | | 2 | SCREW, STEPPED | | |
| 22 | FS5-2946-000 | | 1 | SPRING, TENSION | | |
| 23 | FS5-2947-000 | | 2 | SPRING, TENSION | | |
| 24 | FS6-0042-000 | | 1 | GEAR, 26T | | |
| 25 | FU5-0207-000 | | 1 | GEAR, 19T | | |
| 26 | FE2-0636-000 | | 4 | BUSHING | | |
| 27 | FU5-2139-040 | | 2 | SPRING, TENSION | | |
| 28 | FU5-2140-000 | | 2 | SPRING, TENSION | | |
| 29 | FU5-2141-000 | | 8 | SPRING, TENSION | | |
| 30 | FU5-2147-000 | | 1 | SPRING, TENSION | | |
| 31 | FU5-2160-000 | | 1 | SPRING, TENSION | | |

| FIGURE & KEY NO. | PARTS NUMBER | RANK | Q'TY | DESCRIPTION | SERIAL NUMBER/REMARKS | SVC |
|------------------|--------------|------|------|--------------------------------|-----------------------|-----|
| 32 | FU5-9035-000 | | 6 | SCREW, STEPPED, M3X3 | | |
| 33 | FU6-0375-000 | | 1 | GEAR, 20T | | |
| 34 | FU6-1196-000 | | 2 | BUSHING | | |
| 35 | XA9-1116-030 | | 9 | SCREW,M3X5 | | |
| 36 | XD9-0134-000 | | 2 | RING, E | | |
| 37 | XD9-0135-000 | | 1 | RING, E | | |
| 38 | XD9-0136-000 | | AR | RING, E | | |
| 39 | XD9-0137-010 | | 6 | RING, E | | |
| 40 | FC9-5461-000 | | 1 | ARM, ROLLER ESTRANGEMENT, REAR | SEE NOTE | |
| 41 | FC9-5462-000 | | 1 | SHAFT, ESTRANGEMENT ARM | SEE NOTE | |
| 42 | FC9-7846-000 | | 1 | ARM, ROLLER ESTRANGEMENT,FRONT | SEE NOTE | |
| 43 | FS1-1569-000 | | 2 | BUSHING | SEE NOTE | |

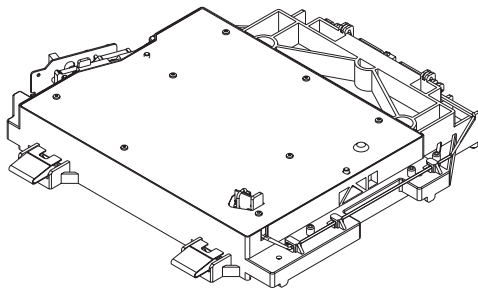
FIGURE 352 INNER PAPER DELIVERY ASS'Y



NOTE : This assembly is included in the assembly shown in Figure 351.
 注 : このユニットはFigure 351のユニットに含まれます。

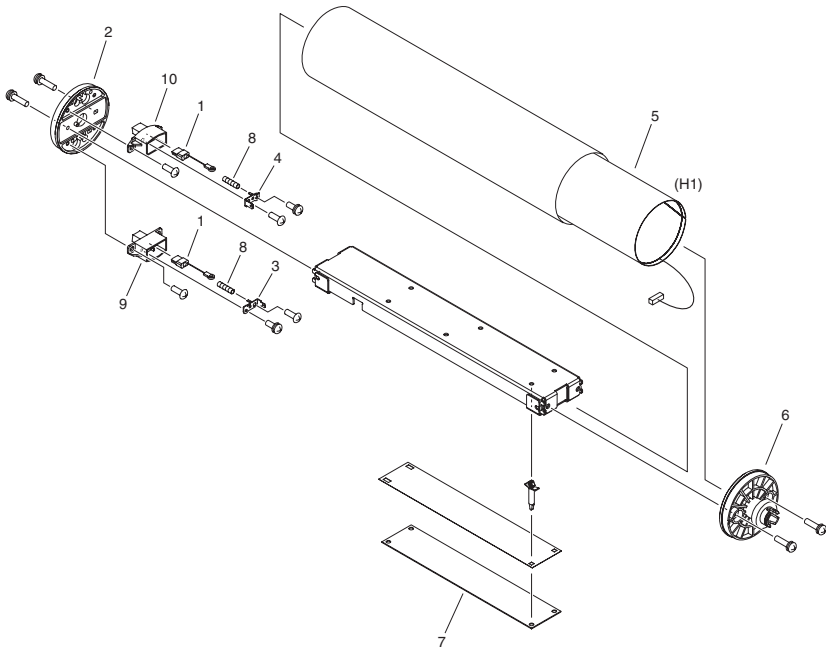
| FIGURE & KEY NO. | PARTS NUMBER | R A N K | Q'TY | DESCRIPTION | SERIAL NUMBER/ REMARKS | S V C |
|------------------|--------------|------------------|------|----------------------------|---------------------------|-------------|
| Fig.352 | FM3-7381-000 | | 1 | INNER PAPER DELIVERY ASS'Y | SEE NOTE | |
| 1 | FB2-7163-000 | | 2 | BUSHING | | |
| 2 | XD9-0136-000 | | 3 | RING, E | | |
| 3 | FC9-9071-000 | | 1 | MOUNT, PIN | | |
| 4 | FF5-3055-030 | | 2 | SUPPORT, PLATE | | |
| 5 | FL3-3019-000 | | 1 | SHAFT, RECIPROCATING | | |
| 6 | FS5-1372-000 | | 2 | BUSHING | | |
| 7 | FS5-2953-020 | | 1 | SPRING, COMPRESSION | | |
| 8 | FC9-9187-000 | | 4 | ROLLER, FEED | | |
| 9 | FS7-2319-000 | | 12 | SPRING,TENSION | | |
| 10 | FE2-1022-000 | | 6 | SPRING, TORSION | | |
| 11 | XA9-1659-000 | | AR | SCREW,M3X4 | | |
| 12 | FC8-9343-000 | | 4 | HOLDER, FEED ROLLER | | |
| 13 | FC9-5130-000 | | 1 | PLATE, RATCHET CLAW | | |
| 14 | FC9-6947-000 | | 8 | GUIDE, PAPER | | |

FIGURE 460 LASER SCANNER UNIT



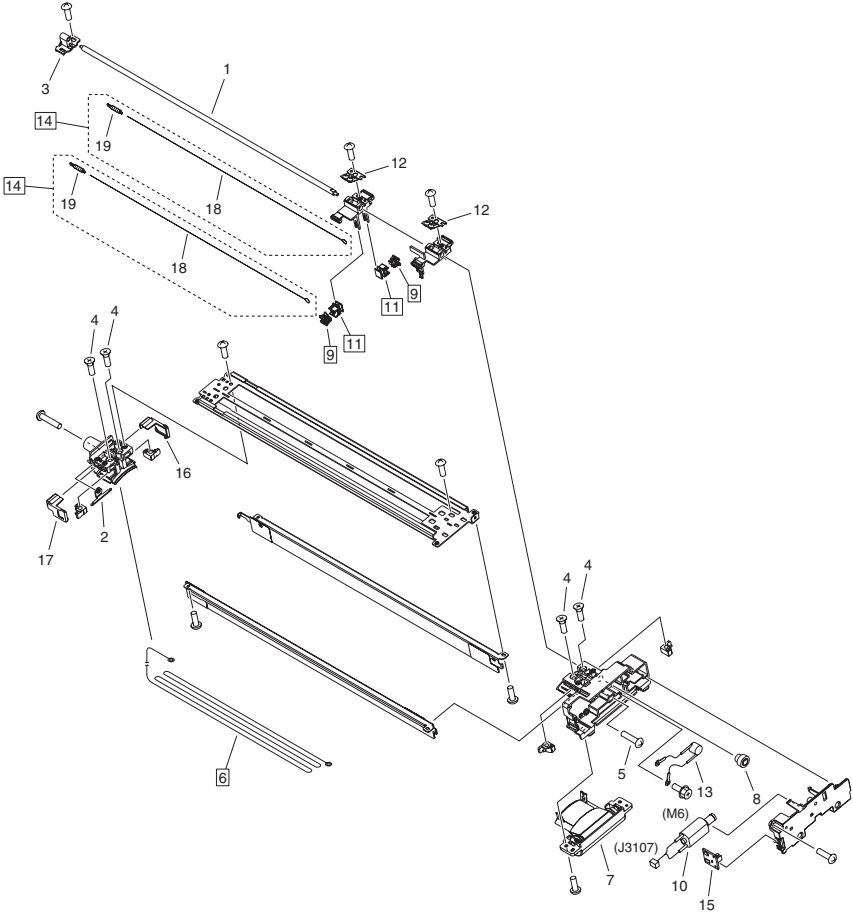
| FIGURE & KEY NO. | PARTS NUMBER | RANK | QTY | DESCRIPTION | SERIAL NUMBER/REMARKS | SVC |
|------------------|--------------|------|-----|--------------------|-----------------------|-----|
| Fig.460 | FM3-7531-010 | | 1 | LASER SCANNER UNIT | | |

FIGURE 510 PHOTO-SENSITIVE DRUM ASSEMBLY



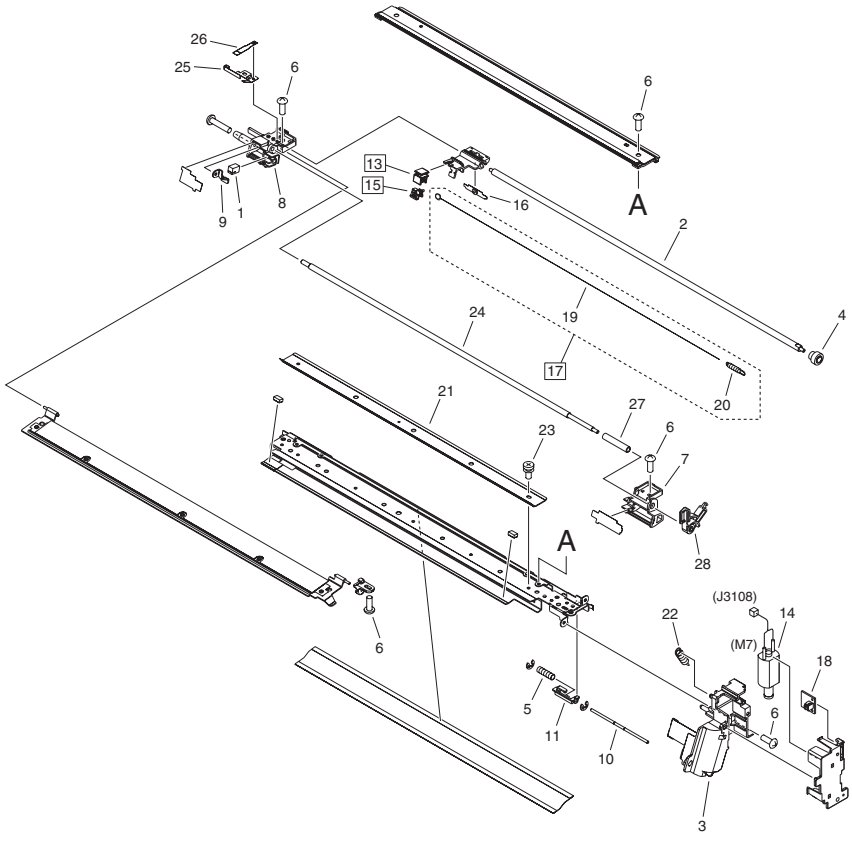
| FIGURE & KEY NO. | PARTS NUMBER | RANK | Q'TY | DESCRIPTION | SERIAL NUMBER/REMARKS | SVC |
|------------------|--------------|------|------|--------------------------------|-----------------------|-----|
| Fig.510 | NPN | | RF | PHOTO-SENSITIVE DRUM ASSEMBLY | | |
| 1 | FC5-1766-000 | | 2 | ELIMINATOR, STATIC CHARGE | | |
| 2 | FC0-5520-000 | | 1 | FLANGE, DRUM, REAR | | |
| 3 | FC9-9133-000 | | 1 | TERMINAL, POWER DISPATCHING, 1 | | |
| 4 | FC9-9134-000 | | 1 | TERMINAL, POWER DISPATCHING, 2 | | |
| 5 | FK2-7723-000 | | 1 | HEATER, DRUM | 100V H1 | |
| 5 | FK2-7724-000 | | 1 | HEATER, DRUM | 120V H1 | |
| 5 | FK2-7725-000 | | 1 | HEATER, DRUM | 230V H1 | |
| 6 | FL3-1250-000 | | 1 | FLANGE, DRUM, FRONT | | |
| 7 | FM4-1107-010 | | 1 | DRUM HEATER DRIVER PCB ASS'Y | 230V | |
| 7 | FM4-1108-010 | | 1 | DRUM HEATER DRIVER PCB ASS'Y | 100V, 120V | |
| 8 | FS2-2036-020 | | 2 | SPRING, COMPRESSION | | |
| 9 | FC9-9139-000 | | 1 | MOUNT, TERMINAL, 1 | | |
| 10 | FC9-9140-000 | | 1 | MOUNT, TERMINAL, 2 | | |

FIGURE 550 1ST CORONA ASS'Y



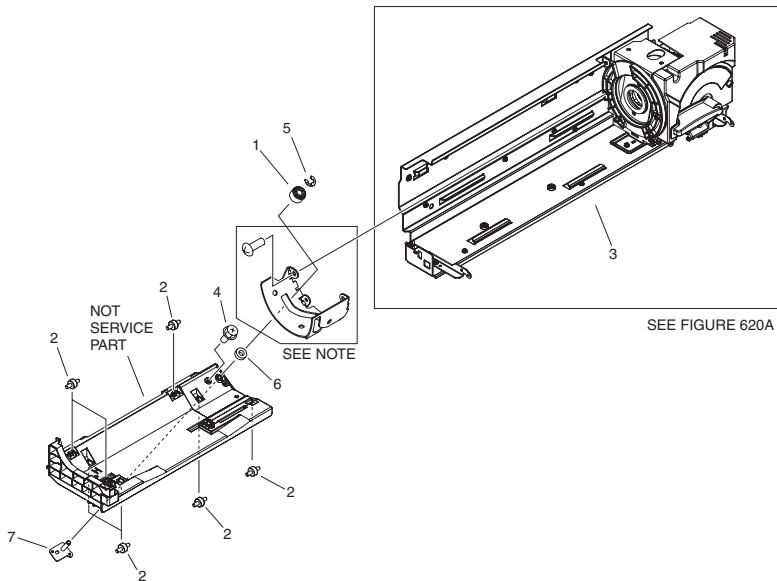
| FIGURE & KEY NO. | PARTS NUMBER | R A N K | Q'TY | DESCRIPTION | SERIAL NUMBER/ REMARKS | S V C |
|------------------|--------------|------------------|------|--------------------------------|---------------------------|-------------|
| Fig.550 | FM3-7288-010 | | 1 | 1ST CORONA ASS'Y | [DP] | |
| 1 | FC5-1810-000 | | 1 | SCREW, LEAD | | |
| 2 | FC8-7053-000 | | 1 | HOOK, CORONA WIRE SPRING | | |
| 3 | FC8-7054-000 | | 1 | BUSHING | | |
| 4 | XA9-0228-000 | | 4 | SCREW, INSUL., C.S.HEAD | | |
| 5 | XA9-1302-010 | | 1 | SCREW,MACH,TRUSS HEAD,M3X14 | | |
| 6 | FY1-0883-000 | | 1 | CORONA WIRE ROLL (100M) | [DP] | |
| 7 | FM4-5432-010 | | 1 | SHUTTER UNIT | | |
| 8 | FU5-0268-000 | | 1 | GEAR, 18T | | |
| 9 | FL2-4271-000 | | 2 | BLOCK, WIRE CLEANING PAD | [DP] | |
| 10 | FL2-0991-000 | | 1 | DC MOTOR UNIT | M6 | |
| 11 | FL2-2720-000 | | 2 | HOLDER, WIRE CLEANING PAD | [DP] | |
| 12 | FL3-5027-000 | | 2 | PIN, SLIDER | | |
| 13 | FL3-1270-000 | | 1 | VARISTOR | | |
| 14 | FL3-4558-000 | | 2 | WIRE, 1ST CORONA | [DP] | |
| 15 | FM4-1102-000 | | 1 | CONTACT PCB ASS'Y | | |
| 16 | FC0-2088-000 | | 1 | COVER, 1ST CORONA INNER, RIGHT | | |
| 17 | FC0-2089-000 | | 1 | COVER, 1ST CORONA INNER, LEFT | | |
| 18 | FB4-3687-000 | | 2 | WIRE, CORONA, 0.06MM (20M) | | |
| 19 | FU8-2522-000 | | 2 | SPRING, TENSION | | |

FIGURE 570
PRE-TRANSFER CORONA ASS'Y



| FIGURE & KEY NO. | PARTS NUMBER | R A N K | Q'TY | DESCRIPTION | SERIAL NUMBER/ REMARKS | S V C |
|------------------|--------------|------------------|------|--------------------------------|---------------------------|-------------|
| Fig.570 | FM4-3149-010 | | 1 | PRE-TRANSFER CORONA ASS'Y | [DP] | |
| 1 | FA4-1864-000 | | 1 | DAMPER | | |
| 2 | FC5-1810-000 | | 1 | SCREW, LEAD | | |
| 3 | FM4-5433-010 | | 1 | SHUTTER UNIT | | |
| 4 | FU5-0268-000 | | 1 | GEAR, 18T | | |
| 5 | FU8-2345-000 | | 1 | SPRING, COMPRESSION | | |
| 6 | XA9-1659-000 | | 8 | SCREW,M3X4 | | |
| 7 | FC9-0071-000 | | 1 | BLOCK, PRE-TRANSFER CORONA, FR | | |
| 8 | FC9-0074-000 | | 1 | BLOCK, PRE-TRANSFER CORONA, RR | | |
| 9 | FC9-4111-000 | | 1 | TERMINAL, CORONA WIRE | | |
| 10 | FC9-6165-000 | | 1 | PIN, SLIDE | | |
| 11 | FC9-6166-000 | | 1 | HOLDER, SLIDE PIN | | |
| 13 | FL2-4271-000 | | 1 | BLOCK, WIRE CLEANING PAD | [DP] | |
| 14 | FL2-0991-000 | | 1 | DC MOTOR UNIT | M7 | |
| 15 | FL2-2720-000 | | 1 | HOLDER, WIRE CLEANING PAD | [DP] | |
| 16 | FL2-8930-000 | | 1 | SPRING, PRESSURE | | |
| 17 | FL3-4559-000 | | 1 | WIRE, PRE-TRANSFER CORONA | [DP] | |
| 18 | FM4-1102-000 | | 1 | CONTACT PCB ASS'Y | | |
| 19 | FB4-3687-000 | | 1 | WIRE, CORONA, 0.06MM (20M) | | |
| 20 | FU8-2522-000 | | 1 | SPRING, TENSION | | |
| 21 | FL3-3783-000 | | 1 | SCRAPER | | |
| 22 | FU7-2708-000 | | 1 | SPRING, TENSION | | |
| 23 | XA9-2026-000 | | 5 | SCREW, WASHER, FLAT HEAD, M3X4 | | |
| 24 | FC8-9682-000 | | 1 | ROLLER, BIAS | | |
| 25 | FC8-9687-000 | | 1 | PLATE, BIAS ROLLER ELECTRODE | | |
| 26 | FC0-3223-000 | | 1 | SHEET, CONTACT PROTECTIVE | | |
| 27 | FC9-8819-000 | | 1 | COLLAR, INSULATING | | |
| 28 | FL3-3610-000 | | 1 | LEVER, DRIVE | | |

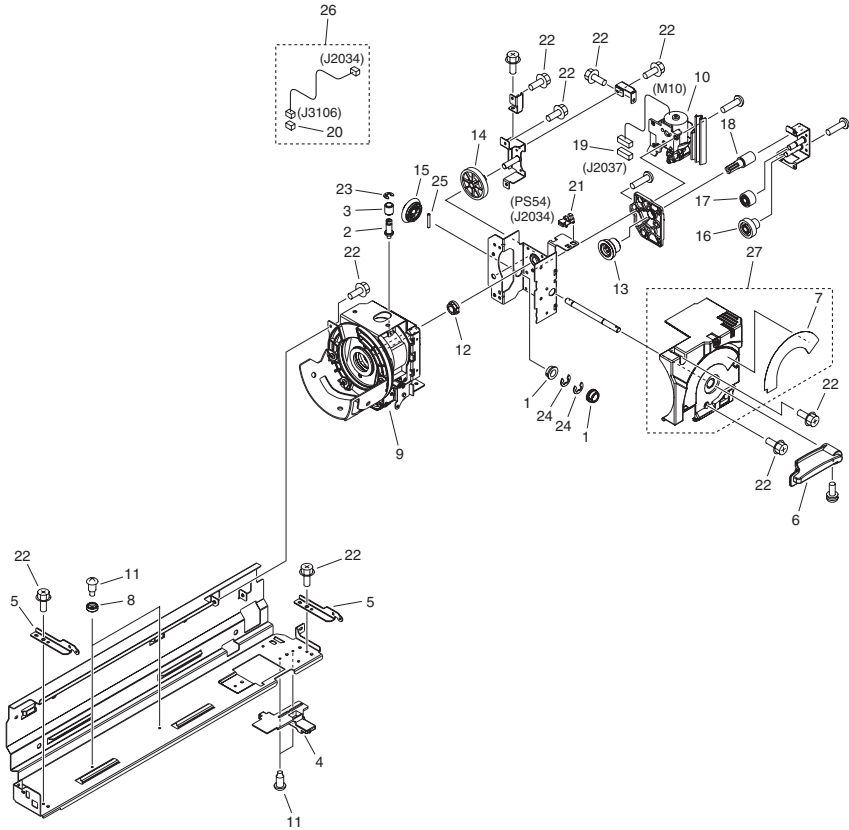
FIGURE 620 HOPPER ASS'Y



NOTE : This part is included in the part shown with key No.9 included in Figure 620A.
 注 : この部品はFIGURE 620A内のKey No.9の部品に含まれます。

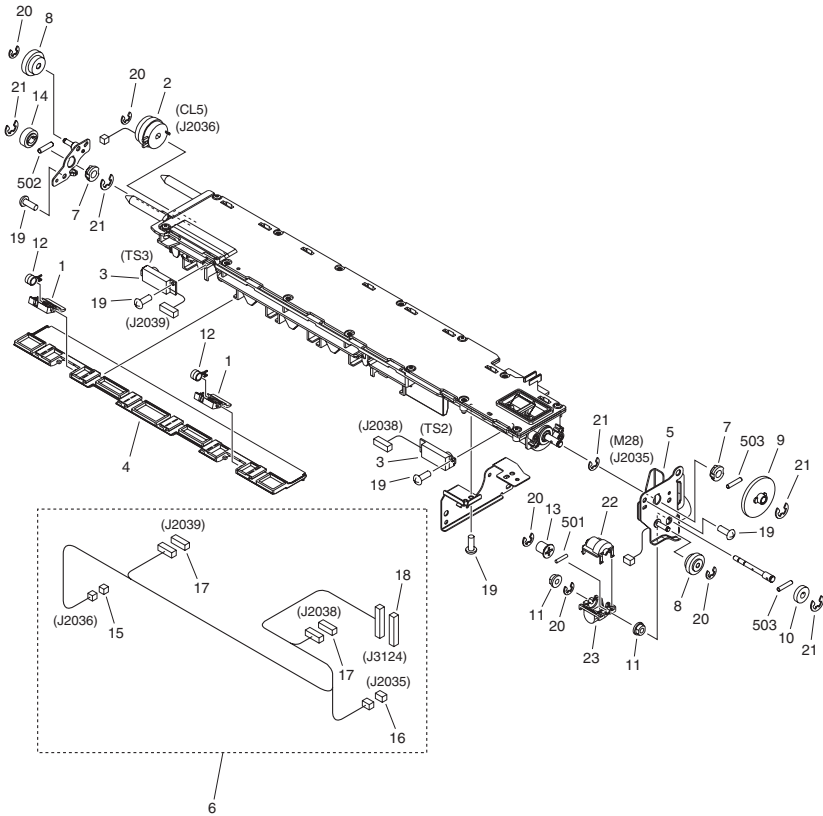
| FIGURE & KEY NO. | PARTS NUMBER | RANK | Q'TY | DESCRIPTION | SERIAL NUMBER/REMARKS | SVC |
|------------------|--------------|------|------|------------------------|-----------------------|-----|
| Fig.620 | NPN | | RF | HOPPER ASS'Y | | |
| 1 | FC5-1950-000 | | 1 | ROLLER, BOTTLE STOP | | |
| 2 | FC5-5092-000 | | 8 | ROLLER | | |
| 3 | FM4-9813-000 | | 1 | SET-ON HOPPER UNIT | | |
| 4 | XA9-1386-000 | | 1 | SCREW,RS,M3X8 | | |
| 5 | XD9-0136-000 | | 1 | RING, E | | |
| 6 | XG9-0521-000 | | 1 | BEARING, BALL, MR126ZZ | | |
| 7 | FL3-2174-000 | | 1 | PLATE, SUPPORT | | |

FIGURE 620A HOPPER ASS'Y



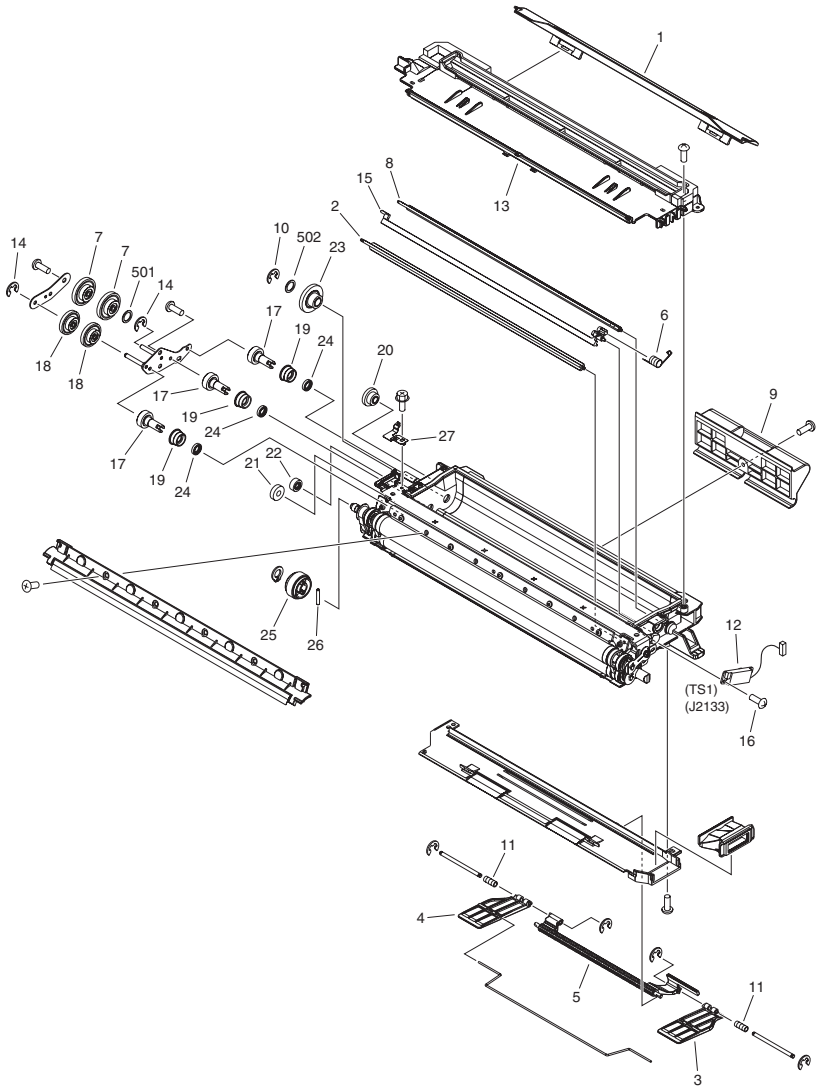
| FIGURE & KEY NO. | PARTS NUMBER | R A N K | Q'TY | DESCRIPTION | SERIAL NUMBER/ REMARKS | S V C |
|------------------|--------------|------------------|------|---------------------------------|---------------------------|-------------|
| Fig.620A | NPN | | RF | HOPPER ASS'Y | | |
| 1 | XG9-0737-000 | | 2 | BUSHING | | |
| 2 | FC6-2327-000 | | 1 | SHAFT, RING | | |
| 3 | FC6-3230-000 | | 1 | STOPPER, FRONT | | |
| 4 | FC8-7139-000 | | 1 | SHUTTER, TONER CASE | | |
| 5 | FC9-0160-000 | | 2 | SUPPORT, HINGE | | |
| 6 | FC9-6942-000 | | 1 | LEVER, OPERATOR | | |
| 7 | FC9-9054-000 | | 1 | LABEL, LEVER POSITION | | |
| 8 | FC9-9196-000 | | 2 | ROLLER, BOTTLE BOX LIMIT | | |
| 9 | FM4-0880-000 | | 1 | CAM UNIT | | |
| 10 | FM4-5309-000 | | 1 | BOTTLE DRIVE UNIT | M10 | |
| 11 | FS5-9438-030 | | 4 | SCREW, STEPPED | | |
| 12 | FU6-1197-000 | | 1 | BUSHING | | |
| 13 | FU7-0841-000 | | 1 | GEAR, 28T | | |
| 14 | FU0-0055-000 | | 1 | GEAR, BEVEL, 13T/48T | | |
| 15 | FU0-0054-000 | | 1 | GEAR, BEVEL, 16T | | |
| 16 | FU9-0078-000 | | 1 | GEAR, 17T/47T | | |
| 17 | FU9-0079-000 | | 1 | GEAR, 25T | | |
| 18 | FU9-0080-000 | | 1 | GEAR, 18T | | |
| 19 | VS1-7177-006 | | 1 | CONNECTOR, SNAP TIGHT, BK | | |
| 20 | VS1-8412-003 | | 1 | CONNECTOR, SNAP TIGHT, BL | | |
| 21 | WG8-5848-000 | | 1 | PHOTO-INTERRUPTER, GP1A173LCS0F | PS54 | |
| 22 | XA9-1386-000 | | AR | SCREW, RS, M3X8 | | |
| 23 | XD9-0134-000 | | 1 | RING, E | | |
| 24 | XD9-0137-010 | | 2 | RING, E | | |
| 25 | XD9-0293-000 | | 1 | PIN, PARALLEL | | |
| 26 | FM4-0998-000 | | 1 | CABLE, HOPPER UNIT | | |
| 27 | FL3-7917-000 | | 1 | COVER, SET ON, RIGHT | | |

FIGURE 625 BUFFER ASS'Y



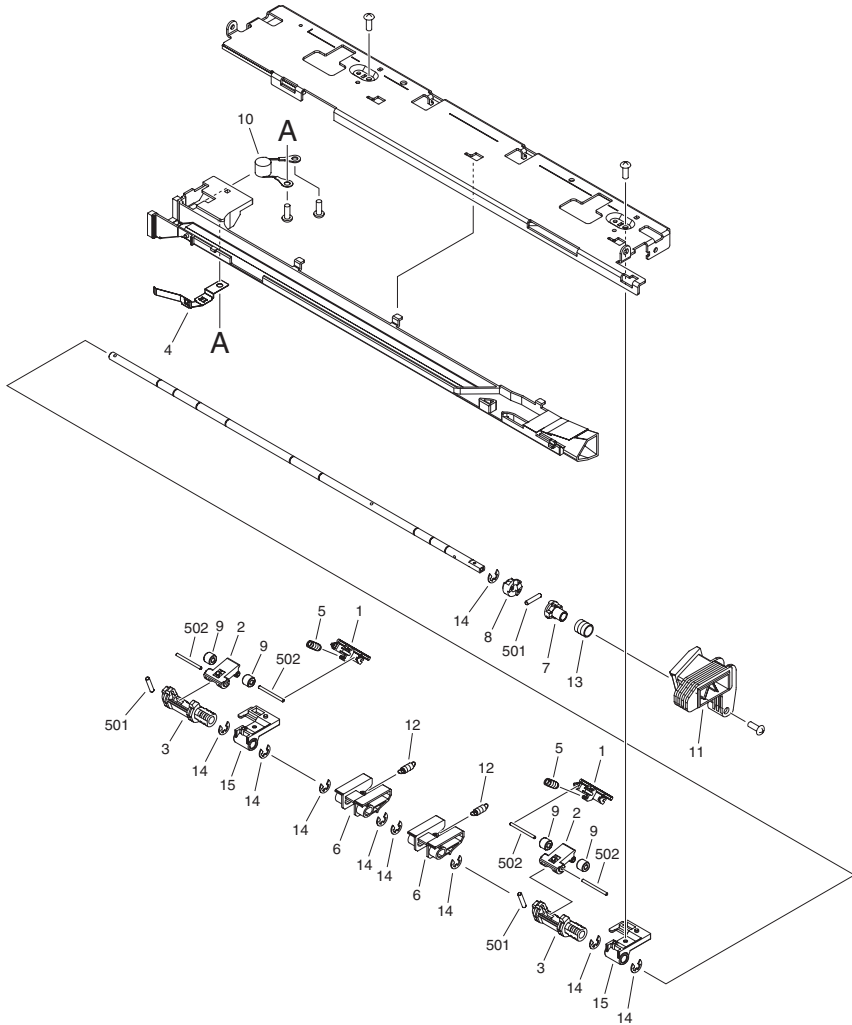
| FIGURE & KEY NO. | PARTS NUMBER | R A N K | Q'TY | DESCRIPTION | SERIAL NUMBER/ REMARKS | S V C |
|------------------|--------------|------------------|------|---------------------------|---------------------------|-------------|
| Fig.625 | FM4-0953-000 | | 1 | BUFFER ASS'Y | | |
| 1 | FC9-5091-000 | | 2 | ARM, SHUTTER | | |
| 2 | FK2-7728-000 | | 1 | CLUTCH, ELECTROMAGNETIC | CL5 | |
| 3 | FK2-7713-000 | | 2 | SENSOR UNIT, TONER | TS2,TS3 | |
| 4 | FL3-3782-000 | | 1 | SHUTTER, BUFFER | | |
| 5 | FM4-0956-000 | | 1 | MOTOR, STEPPING, DC | M28 | |
| 6 | FM4-0999-000 | | 1 | CABLE, BUFFER | | |
| 7 | FS5-1219-000 | | 2 | BUSHING | | |
| 8 | FS6-0028-000 | | 2 | GEAR, 23T/16T | | |
| 9 | FU5-0362-000 | | 1 | GEAR, 48T | | |
| 10 | FU6-0152-000 | | 1 | GEAR, 17T | | |
| 11 | FU6-1194-000 | | 2 | BUSHING | | |
| 12 | FU7-2715-000 | | 2 | SPRING, TORSION | | |
| 13 | FU9-0031-000 | | 1 | GEAR, 14T | | |
| 14 | FU9-0155-000 | | 1 | GEAR, 16T | | |
| 15 | VS1-7177-002 | | 1 | CONNECTOR, SNAP TIGHT, BK | | |
| 16 | VS1-7177-003 | | 1 | CONNECTOR, SNAP TIGHT, BK | | |
| 17 | VS1-7177-006 | | 2 | CONNECTOR, SNAP TIGHT, BK | | |
| 18 | VS1-8412-017 | | 1 | CONNECTOR, SNAP TIGHT, BL | | |
| 19 | XA9-1659-000 | | AR | SCREW,M3X4 | | |
| 20 | XD9-0134-000 | | 5 | RING, E | | |
| 21 | XD9-0136-000 | | 7 | RING, E | | |
| 22 | FC9-5092-000 | | 1 | COVER, WORM GEAR, UPPER | | |
| 23 | FC9-5093-000 | | 1 | COVER, WORM GEAR, LOWER | | |
| 501 | XD3-2160-082 | | 1 | PIN, PARALLEL | | |
| 502 | XD3-2200-082 | | 1 | PIN, DOWEL | | |
| 503 | XD3-2200-102 | | 2 | PIN, DOWEL | | |

FIGURE 640
DEVELOPING ASS'Y



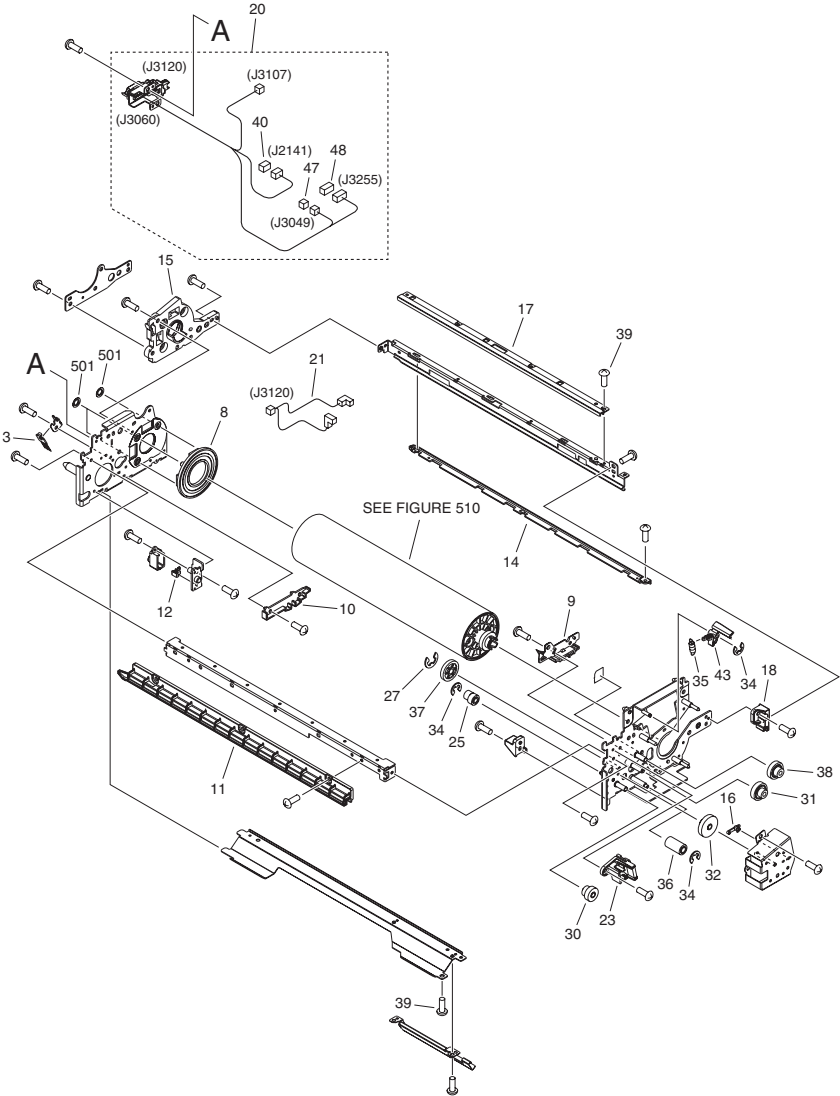
| FIGURE & KEY NO. | PARTS NUMBER | R A N K | Q'TY | DESCRIPTION | SERIAL NUMBER/ REMARKS | S V C |
|------------------|--------------|------------------|------|----------------------------|---------------------------|-------------|
| Fig.640 | FM4-5429-000 | | 1 | DEVELOPING ASS'Y | [DP] | |
| 1 | FC8-9582-000 | | 1 | COVER, DEVELOPING ENTRANCE | | |
| 2 | FC8-9586-000 | | 1 | ROD, STIRRING | | |
| 3 | FC9-9165-000 | | 1 | FOOT, FRONT | | |
| 4 | FC9-9166-000 | | 1 | FOOT, REAR | | |
| 5 | FC9-9167-000 | | 1 | FOOT, CENTER | | |
| 6 | FC8-9595-000 | | 1 | SPRING, COMPRESSION | | |
| 7 | FU9-0313-000 | | 2 | GEAR, 20T/36T | | |
| 8 | FL3-2157-000 | | 1 | ROD, STIRRING | | |
| 9 | FC9-5106-000 | | 1 | ARM, DEVELOPING | | |
| 10 | XD9-0137-010 | | 1 | RING, E | | |
| 11 | FC9-9169-000 | | 2 | SPRING, COMPRESSION | | |
| 12 | FK2-7713-000 | | 1 | SENSOR UNIT, TONER | TS1 | |
| 13 | FL3-5181-000 | | 1 | LID, DEVELOPING | | |
| 14 | XD9-0134-000 | | 2 | RING, E | | |
| 15 | FC8-9585-000 | | 1 | ROD, STIRRING | | |
| 16 | XA9-1659-000 | | 2 | SCREW,M3X4 | | |
| 17 | FS6-0857-000 | | 3 | GEAR, 20T | | |
| 18 | FU9-0312-000 | | 2 | GEAR, 16T/32T | | |
| 19 | FL3-5186-000 | | 3 | BUSHING | | |
| 20 | FU7-0265-000 | | 1 | GEAR, 14T/22T | | |
| 21 | FU8-0085-000 | | 1 | GEAR, 18T | | |
| 22 | FU9-0029-000 | | 1 | GEAR, 14T | | |
| 23 | FU9-0037-000 | | 1 | GEAR, 34T/16T | | |
| 24 | X71-9310-000 | | 3 | SEAL, OIL | | |
| 25 | FU8-0491-000 | | 1 | GEAR, 30T | | |
| 26 | XD9-0289-000 | | 1 | PIN, PARALLEL | | |
| 27 | FC8-9588-000 | | 1 | PLATE, CONTACT | | |
| 501 | XD1-1104-113 | | 1 | WASHER, PLAIN | | |
| 502 | XD1-1108-218 | | 1 | WASHER, PLAIN | | |

FIGURE 650
DEVELOPING RELEASE ASS'Y



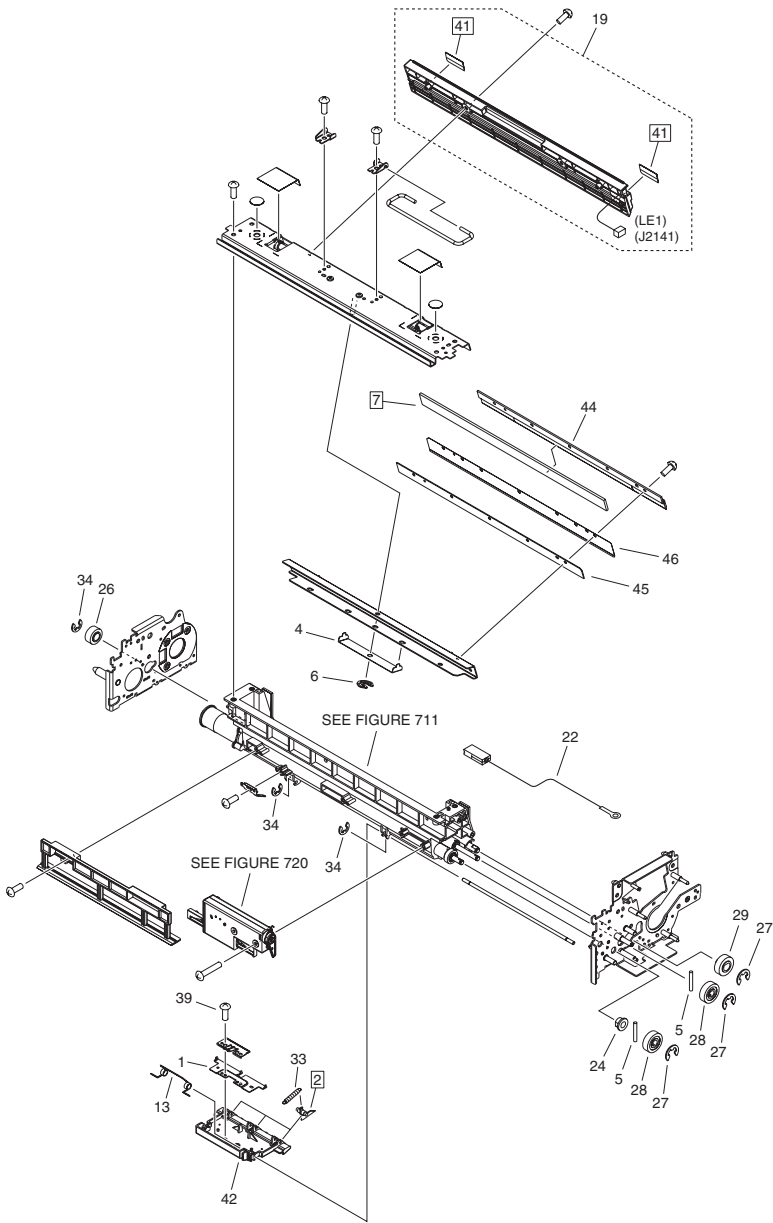
| FIGURE & KEY NO. | PARTS NUMBER | R A N K | Q'TY | DESCRIPTION | SERIAL NUMBER/ REMARKS | S V C |
|------------------|--------------|------------------|------|--------------------------|---------------------------|-------------|
| Fig.650 | FM4-0950-000 | | 1 | DEVELOPING RELEASE ASS'Y | | |
| 1 | FC8-7106-000 | | 2 | ARM, PRESSURE RELEASE, 1 | | |
| 2 | FC8-7107-000 | | 2 | ARM, PRESSURE RELEASE, 2 | | |
| 3 | FC8-7108-000 | | 2 | ARM, PRESSURE RELEASE, 3 | | |
| 4 | FC9-7984-000 | | 1 | PLATE, VARISTOR | | |
| 5 | FC8-7113-000 | | 2 | SPRING, TENSION | | |
| 6 | FC8-9571-000 | | 2 | BLOCK, MULTI PRESSURE | | |
| 7 | FC9-5094-000 | | 1 | CLAMP, ROTATION, 1 | | |
| 8 | FC9-5095-000 | | 1 | CLAMP, ROTATION, 2 | | |
| 9 | FC9-5096-000 | | 4 | ROLLER, PRESSURE RELEASE | | |
| 10 | FL3-1270-000 | | 1 | VARISTOR | | |
| 11 | FL3-2154-000 | | 1 | ARM, DUCT | | |
| 12 | FU7-2706-000 | | 2 | SPRING, TENSION | | |
| 13 | FU8-2313-000 | | 1 | SPRING, COMPRESSION | | |
| 14 | XD9-0136-000 | | 9 | RING, E | | |
| 15 | FC8-7109-000 | | 2 | HOLDER, ARM | | |
| 501 | XD3-2200-102 | | 3 | PIN, DOWEL | | |
| 502 | XD3-2200-262 | | 4 | PIN, PARALLEL | | |

FIGURE 710 AP. KIT ASS'Y



NOTE : This assembly does not included the assembly shown in Figure 510.
 NOTE : This assembly includes the assemblies shown in Figure 711 and 720.

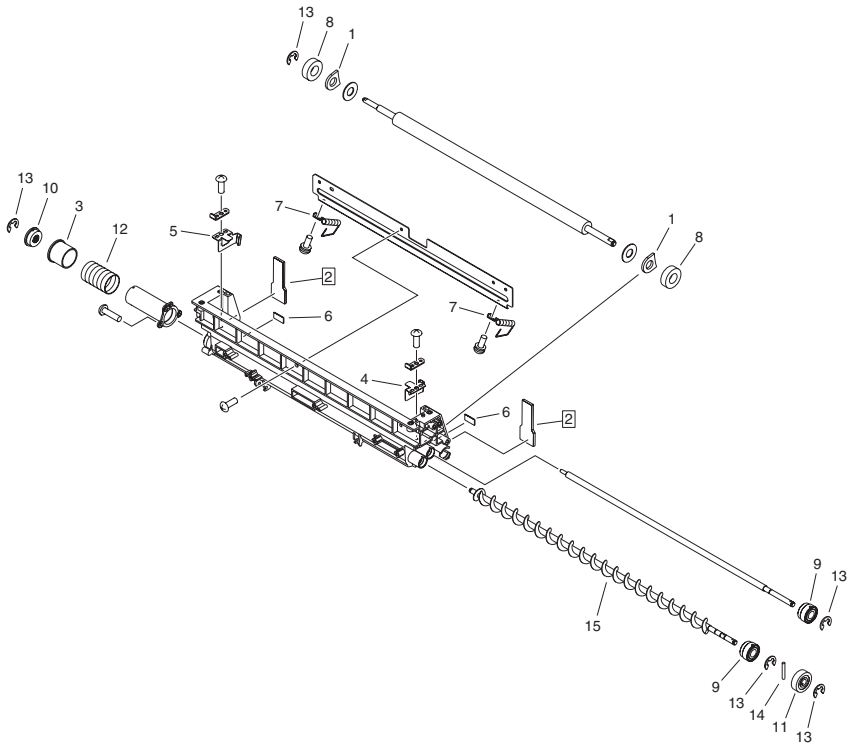
注 : このユニットにFigure 510のユニットは含まれません。
 注 : このユニットはFigure 711, 720のユニットを含みます。



| FIGURE & KEY NO. | PARTS NUMBER | R A N K | Q'TY | DESCRIPTION | SERIAL NUMBER/ REMARKS | S V C |
|------------------|--------------|------------------|------|--------------------------------|---------------------------|-------------|
| Fig.710 | FM3-7291-010 | | 1 | AP. KIT ASS'Y | SEE NOTE | |
| 1 | FB4-8012-020 | | 1 | PLATE, SEPARATION CLAW | | |
| 2 | FB4-8018-010 | | 3 | CLAW, SEPARATION | [DP] | |
| 3 | FB5-9104-010 | | 1 | ELIMINATOR, STATIC CHARGE | | |
| 4 | FB6-2385-000 | | 1 | SPRING, LEAF | | |
| 5 | XD9-0290-000 | | 2 | PIN, PARALLEL | | |
| 6 | FB6-6088-000 | | 1 | RING, RETAINING | | |
| 7 | FL3-6291-000 | | 1 | BLADE, DRUM CLEANING | [DP] | |
| 8 | FC8-7093-000 | | 1 | RING, SLIP | | |
| 9 | FC8-7097-000 | | 1 | GUIDE, TRANSFER POSITION,FRONT | | |
| 10 | FC8-7098-000 | | 1 | GUIDE, TRANSFER POSITION, REAR | | |
| 11 | FC8-9404-000 | | 1 | RAIL, LEFT | | |
| 12 | FC8-9413-000 | | 1 | CONNECTOR, HIGH VOLTAGE | | |
| 13 | FC9-4863-000 | | 1 | SPRING, TORSION | | |
| 14 | FC9-4867-000 | | 1 | RAIL, RIGHT | | |
| 15 | FC9-4870-000 | | 1 | GUIDE, POSITIONING | | |
| 16 | FC9-5573-000 | | 1 | STOPPER | | |
| 17 | FC9-6169-000 | | 1 | RAIL, PRE-TRANSFER CORONA | | |
| 18 | FC9-7440-000 | | 1 | JOINT, RAIL | | |
| 19 | FM3-7292-000 | | 1 | PRE-EXPOSURE ASS'Y | LE1 | |
| 20 | FM3-7293-000 | | 1 | DRAWER ASSEMBLY | | |
| 21 | FM4-0992-000 | | 1 | CABLE, DRUM HEATER | | |
| 22 | FM4-0994-000 | | 1 | CABLE, HIGH VOLTAGE | | |
| 23 | FM4-5148-000 | | 1 | MOUNT, CONTACT | | |
| 24 | FS1-1205-000 | | 1 | BUSHING | | |
| 25 | FS6-0136-000 | | 1 | GEAR, 18T | | |
| 26 | FU0-0074-000 | | 1 | GEAR, 14T | | |
| 27 | XD9-0136-000 | | 4 | RING, E | | |
| 28 | FU3-0303-000 | | 2 | GEAR, 30T | | |
| 29 | FU6-0619-000 | | 1 | GEAR, 20T | | |
| 30 | FU6-0620-000 | | 1 | GEAR, 21T/30T | | |
| 31 | FU7-0363-000 | | 1 | GEAR, 18T/36T | | |

| FIGURE & KEY NO. | PARTS NUMBER | RANK | Q'TY | DESCRIPTION | SERIAL NUMBER/REMARKS | SVC |
|------------------|--------------|------|------|---------------------------|-----------------------|-----|
| 32 | FU7-0364-000 | | 1 | GEAR, 18T/48T | [DP] | |
| 33 | FU7-2711-000 | | 3 | SPRING, TENSION | | |
| 34 | XD9-0134-000 | | 6 | RING, E | | |
| 35 | FU7-2713-000 | | 1 | SPRING, TENSION | | |
| 36 | FU8-0899-000 | | 1 | GEAR, 18T | | |
| 37 | FU9-0051-000 | | 1 | GEAR, 38T | | |
| 38 | FU9-0159-000 | | 1 | GEAR, 18T/26T | | |
| 39 | XA9-1659-000 | | 7 | SCREW,M3X4 | | |
| 40 | VS1-7177-003 | | 1 | CONNECTOR, SNAP TIGHT, BK | | |
| 41 | FC9-9153-000 | | 2 | SHEET, SCRAPER | | |
| 42 | FC9-4860-010 | | 1 | HOLDER, SEPARATION CLAW | | |
| 43 | FC9-4871-000 | | 1 | STOPPER, CORONA | | |
| 44 | FL3-5194-020 | | 1 | RETAINER, BLADE | | |
| 45 | FC8-7083-000 | | 1 | PLATE, BLADE AUXILIARY | | |
| 46 | FL3-5193-000 | | 1 | PLATE, BLADE BACKING | | |
| 47 | VS1-7177-002 | | 1 | CONNECTOR, SNAP TIGHT, BK | | |
| 48 | VS1-7177-004 | | 1 | CONNECTOR, SNAP TIGHT, BK | | |
| 501 | XD2-2300-602 | | 3 | GRIP RING | | |

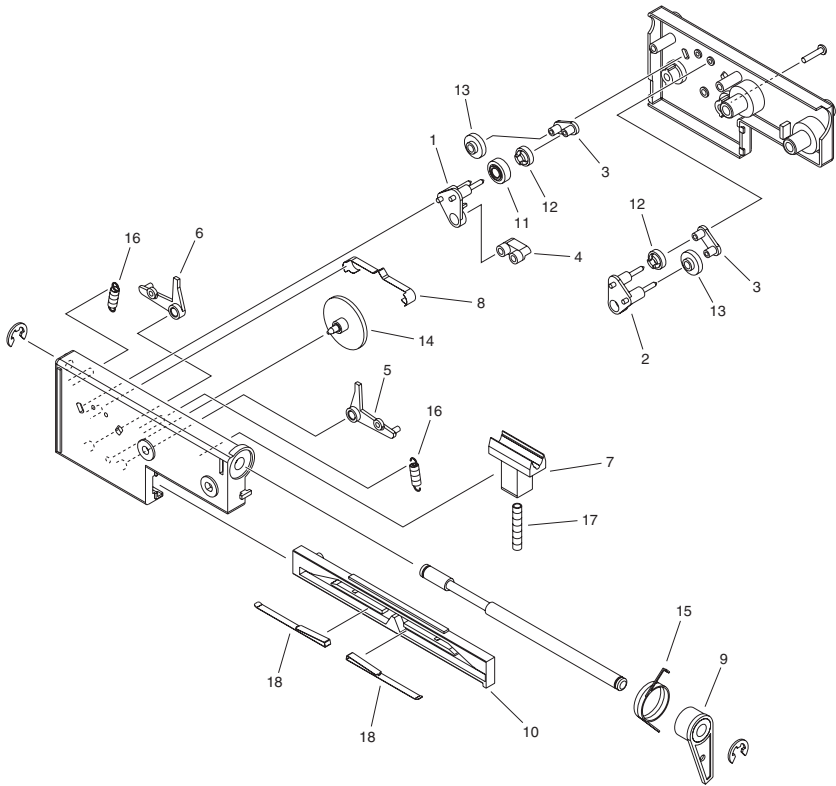
FIGURE 711 DRUM CLEANING ASS'Y



NOTE : This assembly is included in the assembly shown in Figure 710.
 注 : このユニットはFigure 710のユニットに含まれます。

| FIGURE & KEY NO. | PARTS NUMBER | R A N K | Q'TY | DESCRIPTION | SERIAL NUMBER/ REMARKS | S V C |
|------------------|--------------|------------------|------|------------------------------|---------------------------|-------------|
| Fig.711 | FM3-7294-000 | | 1 | DRUM CLEANING ASS'Y | SEE NOTE | |
| 1 | FB2-6872-000 | | 2 | SEAL, FELT | | |
| 2 | FC8-7086-000 | | 2 | SCRAPER, SIDE END | [DP] | |
| 3 | FC9-9143-000 | | 1 | SHUTTER, WASTE TONER | | |
| 4 | FC8-7074-000 | | 1 | SCRAPER, SIDE, FRONT | | |
| 5 | FC8-7075-000 | | 1 | SCRAPER, SIDE, REAR | | |
| 6 | FC9-9159-000 | | 2 | SHEET, POSITIONING | | |
| 7 | FC9-9173-000 | | 2 | SPRING, TORSION | | |
| 8 | XG9-0727-000 | | 2 | BEARING, BALL, 688-2RS SH44M | | |
| 9 | FL3-3700-000 | | 2 | BUSHING | | |
| 10 | FL3-4551-000 | | 1 | BUSHING | | |
| 11 | FU3-0303-000 | | 1 | GEAR, 30T | | |
| 12 | FU7-2695-000 | | 1 | SPRING, COMPRESSION | | |
| 13 | XD9-0136-000 | | 5 | RING, E | | |
| 14 | XD9-0290-000 | | 1 | PIN, PARALLEL | | |
| 15 | FC8-7078-000 | | 1 | FEEDSCREW, CLEANER | | |

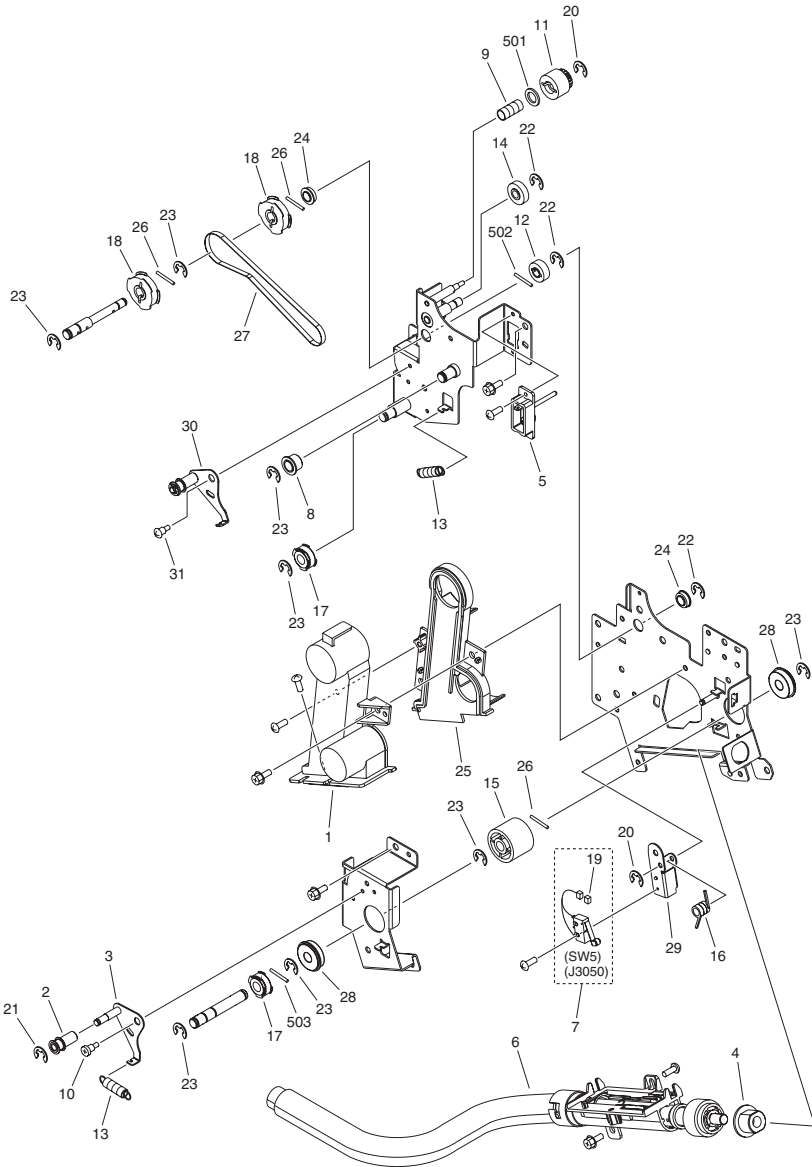
FIGURE 720 SEPARATION CLAW DRIVE ASSEMBLY



NOTE : This assembly includes the assemblies shown in Figure 710.
注 : このユニットはFigure 710のユニットに含まれます。

| FIGURE & KEY NO. | PARTS NUMBER | R A N K | Q'TY | DESCRIPTION | SERIAL NUMBER/ REMARKS | S V C |
|------------------|--------------|------------------|------|--------------------------------|---------------------------|-------------|
| Fig.720 | FG5-5789-000 | | 1 | SEPARATION CLAW DRIVE ASSEMBLY | SEE NOTE | |
| 1 | FA3-2473-000 | | 1 | LINK, LEFT | | |
| 2 | FA3-2474-000 | | 1 | LINK, RIGHT | | |
| 3 | FA3-2475-000 | | 2 | BRACE | | |
| 4 | FA3-2476-000 | | 1 | LINK | | |
| 5 | FA3-2477-000 | | 1 | LEVER, RESET, RIGHT | | |
| 6 | FA3-2478-000 | | 1 | LEVER, RESET, LEFT | | |
| 7 | FA3-2483-000 | | 1 | BRAKE | | |
| 8 | FS7-2995-000 | | 1 | SPRING, LEAF | | |
| 9 | FA9-3943-000 | | 1 | LEVER, DRIVE | | |
| 10 | FB2-8299-000 | | 1 | RACK | | |
| 11 | FS2-0088-000 | | 1 | GEAR, 20T | | |
| 12 | FS2-0089-000 | | 2 | GEAR, 20T | | |
| 13 | FS2-0090-000 | | 2 | GEAR, 25T | | |
| 14 | FS2-0091-000 | | 1 | GEAR, 60T | | |
| 15 | FS2-2001-000 | | 1 | SPRING, TORSION | | |
| 16 | FS2-2002-000 | | 2 | SPRING | | |
| 17 | FS2-2058-000 | | 1 | SPRING, COMPRESSION | | |
| 18 | FS7-2994-000 | | 2 | SPRING, LEAF | | |

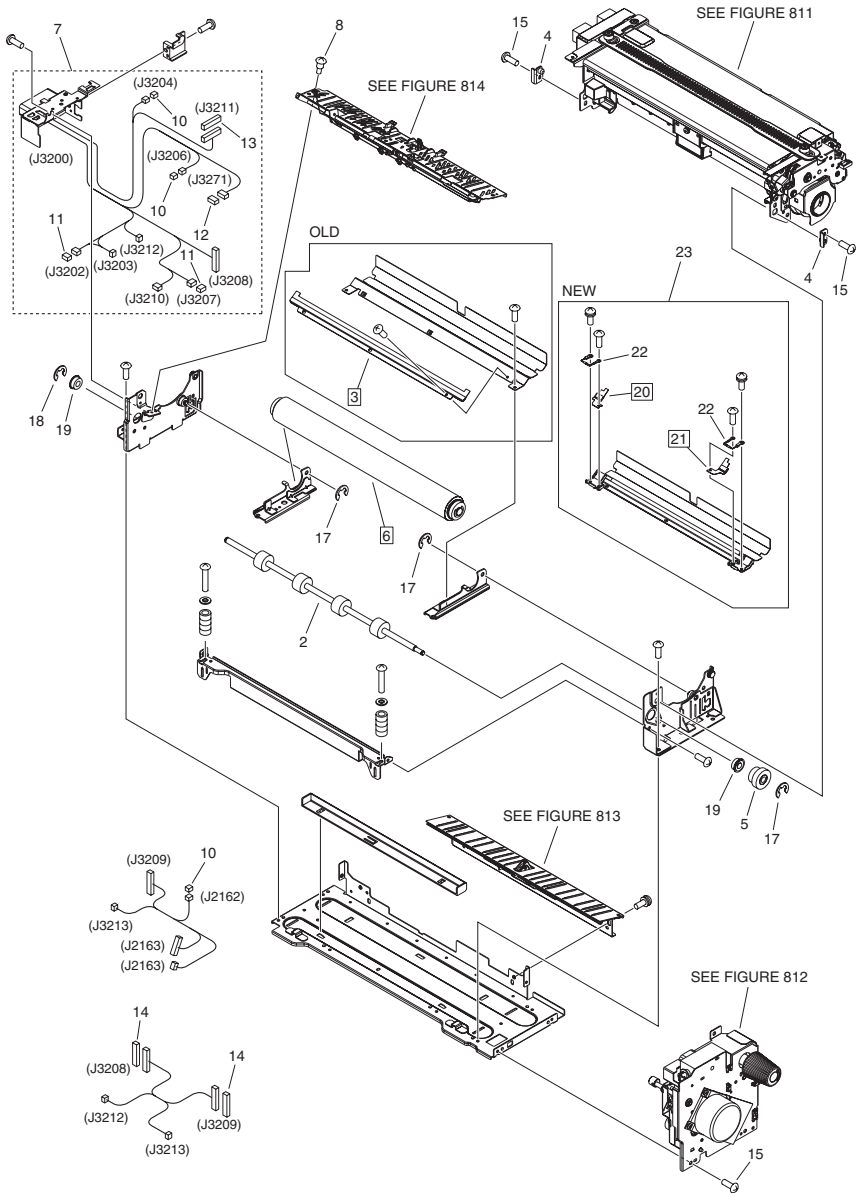
FIGURE 770 WASTE TONER FEED ASSEMBLY



| FIGURE & KEY NO. | PARTS NUMBER | R A N K | Q'TY | DESCRIPTION | SERIAL NUMBER/ REMARKS | S V C |
|------------------|--------------|------------------|------|-------------------------------|---------------------------|-------------|
| Fig.770 | FM4-0899-010 | | 1 | WASTE TONER FEED ASSEMBLY | | |
| 1 | FC8-7424-000 | | 1 | CAP, WASTE TONER DRIVE, UPPER | | |
| 2 | FC9-5134-000 | | 1 | ROLLER, TENSIONER | | |
| 3 | FL3-0286-000 | | 1 | TENSIONER | | |
| 4 | FL3-3875-000 | | 1 | BUSHING | | |
| 5 | FM4-0902-000 | | 1 | CONTACT PIN SUPPORT UNIT | | |
| 6 | FM4-0903-000 | | 1 | WASTE TONER SCREW DRIVE ASS'Y | | |
| 7 | FM4-1029-000 | | 1 | CABLE, LOCK DETECT SWITCH | SW5 | |
| 8 | FS2-6458-000 | | 1 | ROLLER | | |
| 9 | FS5-2959-000 | | 1 | SPRING, TORSION | | |
| 10 | FS5-9714-000 | | 1 | SCREW, STEPPED, M3 | | |
| 11 | FU9-0315-000 | | 1 | GEAR, 18T | | |
| 12 | FU6-0446-000 | | 1 | GEAR, 18T | | |
| 13 | FU7-2692-000 | | 2 | SPRING, TENSION | | |
| 14 | FU8-0079-000 | | 1 | GEAR, 20T | | |
| 15 | FU8-0082-000 | | 1 | GEAR, 26T | | |
| 16 | FU8-2515-000 | | 1 | SPRING, TORSION | | |
| 17 | FU9-0157-000 | | 2 | PULLEY, 28T | | |
| 18 | FU9-0158-000 | | 2 | PULLEY, 40T | | |
| 19 | VS1-7177-002 | | 1 | CONNECTOR, SNAP TIGHT, BK | | |
| 20 | XD9-0134-000 | | 2 | RING, E | | |
| 21 | XD9-0135-000 | | 1 | RING, E | | |
| 22 | XD9-0136-000 | | 3 | RING, E | | |
| 23 | XD9-0137-010 | | 8 | RING, E | | |
| 24 | XG9-0705-000 | | 2 | BEARING, BALL, MF106ZZS | | |
| 25 | FL3-1300-000 | | 1 | CAP, WASTE TONER DRIVE, LOWER | | |
| 26 | XD9-0292-000 | | 3 | PIN, PARALLEL | | |
| 27 | XF2-4114-240 | | 1 | BELT, TIMING, COGGED | | |
| 28 | XG9-0492-000 | | 2 | BEARING, BALL, 608ZZ | | |
| 29 | FC9-9131-000 | | 1 | SUPPORT, WASTE TONER, SENSOR | | |
| 30 | FM4-9816-000 | | 1 | TENSIONER ASSEMBLY | | |
| 31 | FS1-9010-020 | | 1 | SCREW, STEPPED, M3 | | |

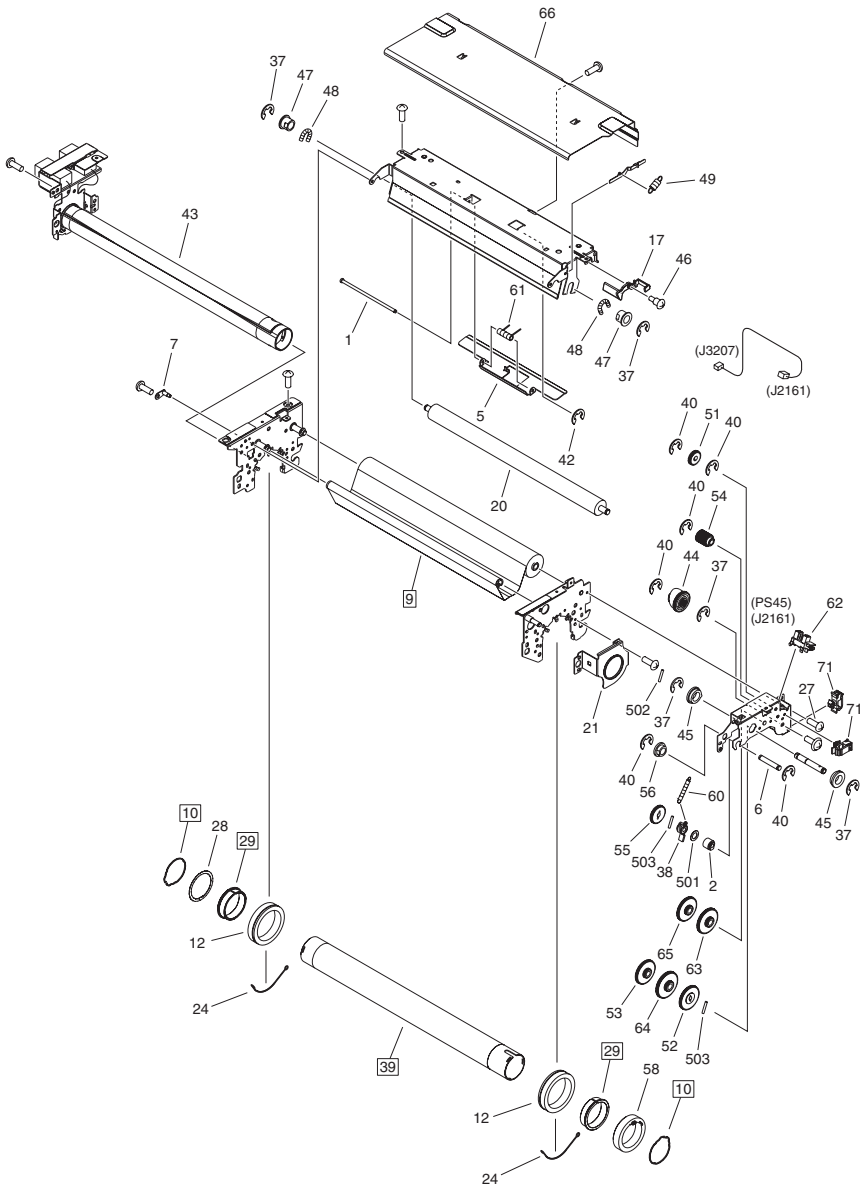
| FIGURE & KEY NO. | PARTS NUMBER | R A N K | Q'TY | DESCRIPTION | SERIAL NUMBER/ REMARKS | S V C |
|------------------------|-----------------|------------------|------|---------------|---------------------------|-------------|
| 501 | XD1-1106-229 | | 1 | WASHER,COP | | |
| 502 | XD3-2200-102 | | 1 | PIN, DOWEL | | |
| 503 | XD3-2200-122 | | 1 | PIN, PARALLEL | | |

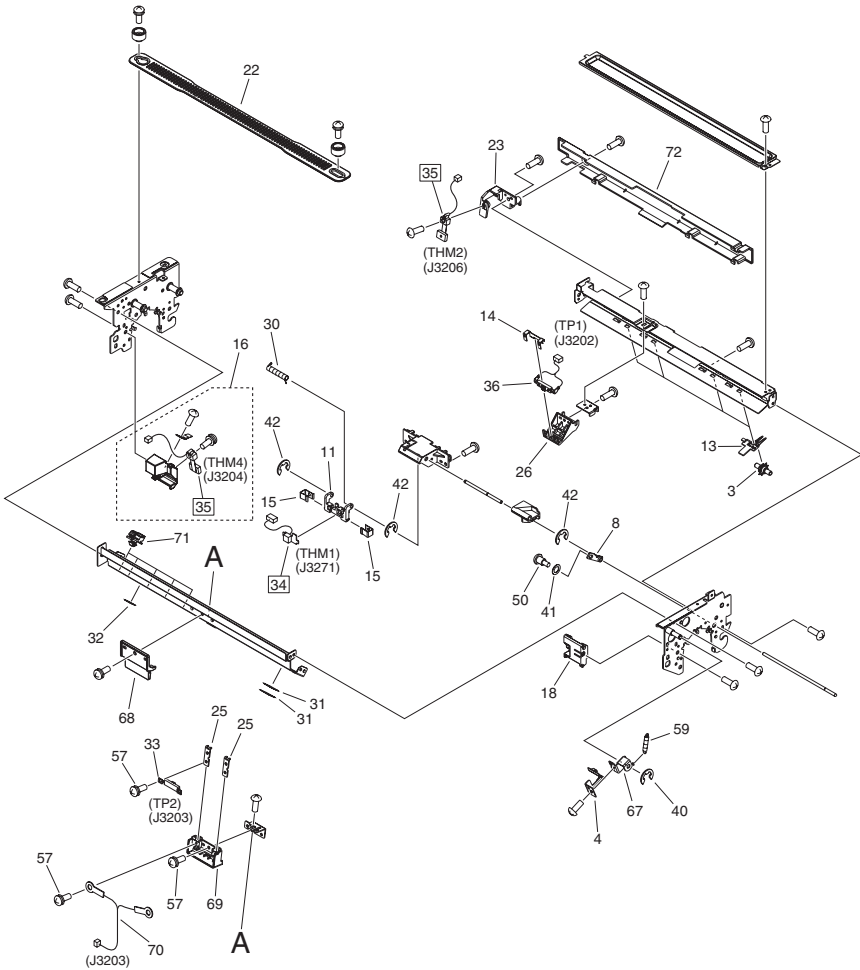
FIGURE 810 FIXING ASS'Y



| FIGURE & KEY NO. | PARTS NUMBER | RANK | Q'TY | DESCRIPTION | SERIAL NUMBER/REMARKS | SVC |
|------------------|--------------|------|------|--------------------------------|-----------------------|-----|
| Fig.810 | NPN | | RF | FIXING ASS'Y | | |
| 2 | FC8-9520-000 | | 1 | ROLLER, INNER PAPER DELIVERY | | |
| 3 | FC9-6170-000 | | 1 | ELIMINATOR, STATIC CHARGE | [DP] | |
| 4 | FL3-0219-000 | | 2 | SUPPORT, FIXING | | |
| 5 | FL3-3731-000 | | 1 | GEAR, 19T | | |
| 6 | FM4-3158-000 | | 1 | ROLLER, PRESSURE | [DP] | |
| 7 | FM4-5158-000 | | 1 | CABLE, FIXING DC DRAWER | | |
| 8 | FS5-9162-020 | | 1 | SCREW, STEPPED | | |
| 10 | VS1-7177-002 | | 3 | CONNECTOR, SNAP TIGHT, BK | | |
| 11 | VS1-7177-003 | | 2 | CONNECTOR, SNAP TIGHT, BK | | |
| 12 | VS1-7177-004 | | 1 | CONNECTOR, SNAP TIGHT, BK | | |
| 13 | VS1-7177-006 | | 1 | CONNECTOR, SNAP TIGHT, BK | | |
| 14 | VS1-7177-009 | | 2 | CONNECTOR, 9P | | |
| 15 | XA9-1031-000 | | 7 | SCREW, MACH. TRUSS HEAD, M4X6 | | |
| 17 | XD9-0136-000 | | 3 | RING, E | | |
| 18 | XD9-0137-010 | | 1 | RING, E | | |
| 19 | XG9-0365-000 | | 2 | BEARING, BALL | | |
| 20 | FE2-3453-000 | | 1 | ELIMINATOR, STATIC CHARGE, RR. | [DP] | |
| 21 | FE2-3452-000 | | 1 | ELIMINATOR, STATIC CHARGE, FR. | [DP] | |
| 22 | FL3-8339-000 | | 2 | DIODE | | |
| 23 | FM1-B151-000 | | 1 | STATIC CHARGE ELIMINATOR ASS'Y | | |

FIGURE 811 FIXING ASS'Y, UPPER



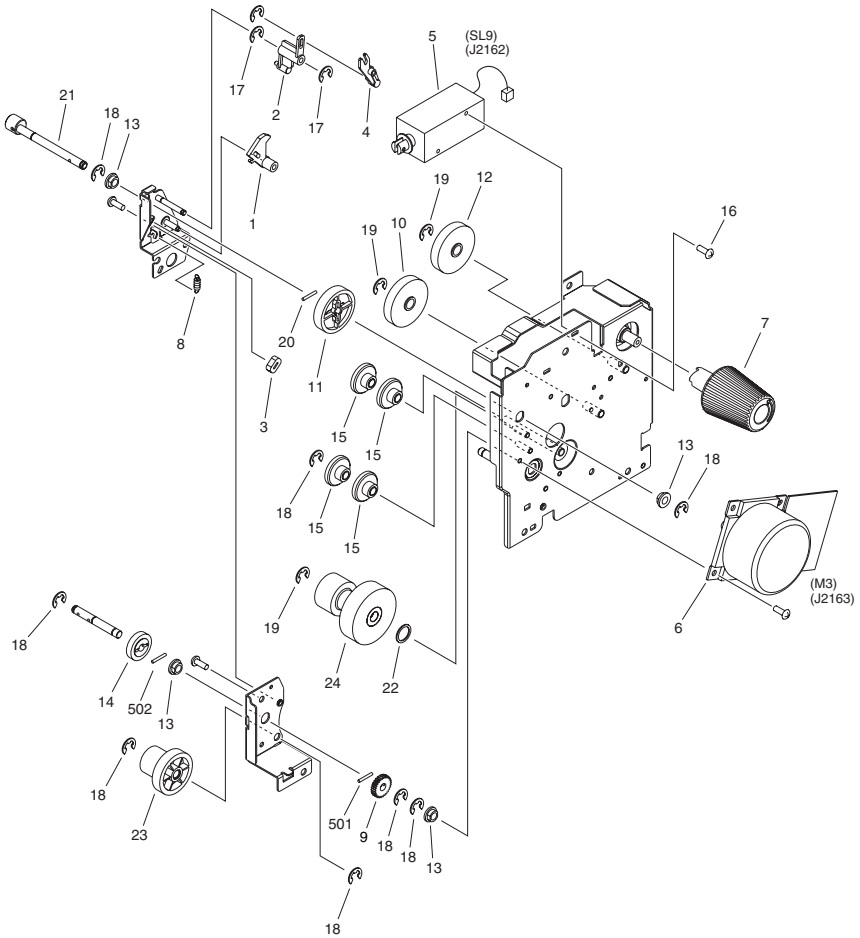


| FIGURE & KEY NO. | PARTS NUMBER | R A N K | Q'TY | DESCRIPTION | SERIAL NUMBER/ REMARKS | S V C |
|------------------|--------------|------------------|------|--------------------------------|---------------------------|-------------|
| Fig.811 | FM3-7340-030 | | 1 | FIXING ASS'Y, UPPER | | |
| 1 | FA6-3071-020 | | 1 | ROD, PLATE MOUNTING | | |
| 2 | FB1-6833-000 | | 1 | BUSHING | | |
| 3 | FB1-8776-000 | | 4 | ROWEL | | |
| 4 | FB2-7219-030 | | 1 | PLATE, LIMIT, ARM | | |
| 5 | FB2-7221-000 | | 1 | PLATE, SUPPORT | | |
| 6 | FB2-7230-000 | | 1 | SHAFT, ONE-WAY | | |
| 7 | FL2-3051-000 | | 1 | PLATE,ROLL SHAFT,REAR | | |
| 8 | FB5-5521-000 | | 1 | HOLDER, SHAFT | | |
| 9 | FC5-2286-000 | | 1 | CLEANER SUPPLY ROLL | [DP] | |
| 10 | FC6-3501-020 | | 2 | RETAINER,FIXING ROLLER,THRUST | [DP] | |
| 11 | FC6-3592-000 | | 1 | HOLDER,MAIN THERMISTOR | | |
| 12 | XG9-0563-000 | | 2 | BEARING,BALL,6809ZZN S1C4 | | |
| 13 | FC6-3808-000 | | 4 | HOLDER, ROLLER | | |
| 14 | FC7-0658-000 | | 1 | SPRING, LEAF, SWITCH RETAINING | | |
| 15 | FC7-7800-000 | | 2 | SPRING | | |
| 16 | FM3-7350-000 | | 1 | CLAW STOPPER UNIT, REAR | | |
| 17 | FC8-7247-000 | | 1 | LEVER, CLEANER REMNANT SENSING | | |
| 18 | FC8-7251-000 | | 1 | STOPPER, CLAW, FRONT | | |
| 20 | FC8-7257-000 | | 1 | ROLLER, CLEANING | | |
| 21 | FC8-9508-000 | | 1 | PLATE, SHAFT FIXED, FRONT | | |
| 22 | FC8-9509-000 | | 1 | BELT, HANDLE | | |
| 23 | FC8-9512-000 | | 1 | HOLDER, SUB THERMISTOR, RIGHT | | |
| 24 | FC6-3673-000 | | 2 | RETAINER,BEARING | | |
| 25 | FC8-9530-000 | | 2 | PLATE, THERMOSWITCH ELECTRODE | | |
| 26 | FC9-5123-000 | | 1 | HOLDER, THERMO SWITCH, RIGHT | | |
| 27 | XA9-1031-000 | | 2 | SCREW, MACH. TRUSS HEAD, M4X6 | | |
| 28 | FE2-0550-000 | | 1 | SPACER, BUSHING | | |
| 29 | FM1-C081-000 | | 2 | BUSHING | [DP] | |
| 30 | FC9-8085-000 | | 1 | SPRING, COMPRESSION | | |
| 31 | FC9-9174-000 | | 2 | SHEET, SPACER | | |
| 32 | FC9-9175-000 | | 1 | SHEET, SPACER | | |

| FIGURE & KEY NO. | PARTS NUMBER | R A N K | Q'TY | DESCRIPTION | SERIAL NUMBER/ REMARKS | S V C |
|------------------|--------------|------------------|------|-----------------------------|---------------------------|-------------|
| 33 | FK2-7679-000 | | 1 | THERMOSWITCH | TP2 | |
| 34 | FK2-7692-000 | | 1 | THERMISTOR UNIT, MAIN | THM1 [DP] | |
| 35 | FK2-7693-000 | | 2 | THERMISTOR UNIT, SUB | THM2,THM4 [DP] | |
| 36 | FK2-7698-000 | | 1 | THERMOSWITCH | TP1 | |
| 37 | XD9-0137-010 | | 5 | RING, E | | |
| 38 | FL3-2159-000 | | 1 | ARM, ONE-WAY | | |
| 39 | FL3-3602-000 | | 1 | ROLLER, FIXING | [DP] | |
| 40 | XD9-0136-000 | | 6 | RING, E | | |
| 41 | XD9-0067-000 | | 1 | WASHER, FRONT PANEL ARM, S | | |
| 42 | XD9-0134-000 | | 3 | RING, E | | |
| 43 | FM4-5160-000 | | 1 | FIXING HEATER UNIT | | |
| 44 | FM4-5308-000 | | 1 | RECIPROCATING GEAR CAM UNIT | | |
| 45 | FS1-1449-000 | | 2 | BUSHING, PL | | |
| 46 | FS1-9009-020 | | 1 | TWO-STEP SCREW, M3 | | |
| 47 | FS2-1256-000 | | 2 | BUSHING | | |
| 48 | FU8-2523-000 | | 2 | SPRING, TENSION | | |
| 49 | FS5-2940-000 | | 1 | SPRING, TENSION | | |
| 50 | FS5-9162-020 | | 1 | SCREW, STEPPED | | |
| 51 | FS6-0103-000 | | 1 | GEAR, 28T | | |
| 52 | FS7-0891-000 | | 1 | GEAR, 60T | | |
| 53 | FS6-0105-000 | | 1 | GEAR, 22T/60T | | |
| 54 | FS6-0106-000 | | 1 | GEAR, 23T | | |
| 55 | FS6-0134-000 | | 1 | GEAR | | |
| 56 | FU6-1193-000 | | 1 | BUSHING | | |
| 57 | XA9-1932-000 | | 5 | SCREW, WWASHER, M3X6 | | |
| 58 | FU8-0505-000 | | 1 | GEAR, 52T | | |
| 59 | FU8-2315-000 | | 1 | SPRING, TENSION | | |
| 60 | FU8-2316-000 | | 1 | SPRING, TENSION | | |
| 61 | FU8-2516-000 | | 1 | SPRING, TORSION | | |
| 62 | WG8-5783-000 | | 1 | PHOTO-INTERRUPTER,LG248NL1A | PS45 | |
| 63 | FS7-0893-000 | | 1 | GEAR, 22T/63T | | |
| 64 | FS7-0894-000 | | 1 | GEAR, 19T/63T | | |

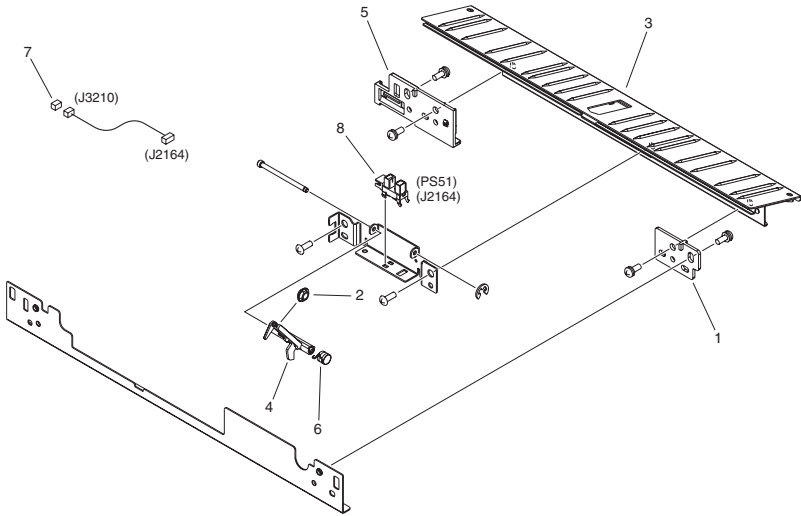
| FIGURE & KEY NO. | PARTS NUMBER | RANK | Q'TY | DESCRIPTION | SERIAL NUMBER/REMARKS | SVC |
|------------------|--------------|------|------|---------------------------|-----------------------|-----|
| 65 | FS7-0895-000 | | 1 | GEAR, 19T/60T | | |
| 66 | FC8-9527-000 | | 1 | COVER, FIXING, UPPER | | |
| 67 | FC9-5137-000 | | 1 | PLATE, LIMIT, ARM, 2 | | |
| 68 | FC8-9529-000 | | 1 | COVER, THERMO SWITCH | | |
| 69 | FC8-9505-000 | | 1 | HOLDER, THERMOSWITCH | | |
| 70 | FM4-0985-000 | | 1 | CABLE, THERMOSWITCH | | |
| 71 | WT2-6237-000 | | 7 | CLAMP,WIRE | | |
| 72 | FC8-9510-000 | | 1 | COVER, CROSSMEMBER, RIGHT | | |
| 501 | XD1-1106-235 | | 1 | WASHER, SHIM | | |
| 502 | XD3-1300-122 | | 1 | PIN, SPRING | | |
| 503 | XD3-2200-122 | | 2 | PIN, PARALLEL | | |

FIGURE 812 FIXING DRIVE ASS'Y



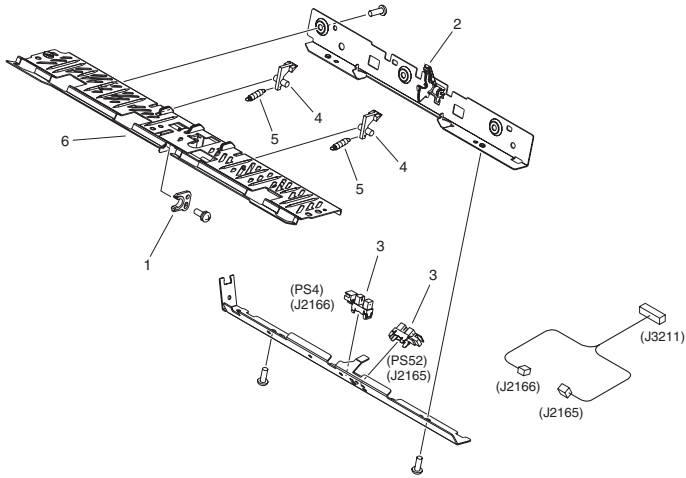
| FIGURE & KEY NO. | PARTS NUMBER | R A N K | Q'TY | DESCRIPTION | SERIAL NUMBER/ REMARKS | S V C |
|------------------|--------------|------------------|------|--------------------|---------------------------|-------------|
| Fig.812 | FM3-7339-000 | | 1 | FIXING DRIVE ASS'Y | | |
| 1 | FB2-7243-000 | | 1 | ARM, SOLENOID, 2 | | |
| 2 | FC8-7235-000 | | 1 | LINK, SOLENOID | | |
| 3 | FC8-7236-000 | | 1 | DAMPER | | |
| 4 | FC8-7244-000 | | 1 | ARM, SOLENOID | | |
| 5 | FK2-0839-000 | | 1 | SOLENOID | SL9 | |
| 6 | FK2-7670-000 | | 1 | MOTOR, DC | M3 | |
| 7 | FM2-4169-000 | | 1 | FIXING KNOB UNIT | | |
| 8 | FS5-2967-000 | | 1 | SPRING, TENSION | | |
| 9 | FS6-0103-000 | | 1 | GEAR, 28T | | |
| 10 | FS7-0665-000 | | 1 | GEAR, 60T | | |
| 11 | FU3-0302-000 | | 1 | GEAR, 58T | | |
| 12 | FU6-0738-000 | | 1 | GEAR,60T | | |
| 13 | FU6-1193-000 | | 4 | BUSHING | | |
| 14 | FU9-0045-000 | | 1 | GEAR, 20T | | |
| 15 | FU9-0156-000 | | 4 | GEAR, 16T/38T | | |
| 16 | XA9-1659-000 | | 2 | SCREW,M3X4 | | |
| 17 | XD9-0134-000 | | 2 | RING, E | | |
| 18 | XD9-0136-000 | | 8 | RING, E | | |
| 19 | XD9-0137-010 | | 3 | RING, E | | |
| 20 | XD9-0290-000 | | 1 | PIN, PARALLEL | | |
| 21 | FL3-0285-000 | | 1 | CAM | | |
| 22 | FS5-6487-000 | | 1 | WASHER | | |
| 23 | FU9-0083-000 | | 1 | GEAR, 33T/20T | | |
| 24 | FC6-3494-000 | | 1 | GEAR,71T/26T | | |
| 501 | XD3-2200-102 | | 1 | PIN, DOWEL | | |
| 502 | XD3-2200-122 | | 1 | PIN, PARALLEL | | |

FIGURE 813 FIXING ENTRANCE GUIDE ASS'Y



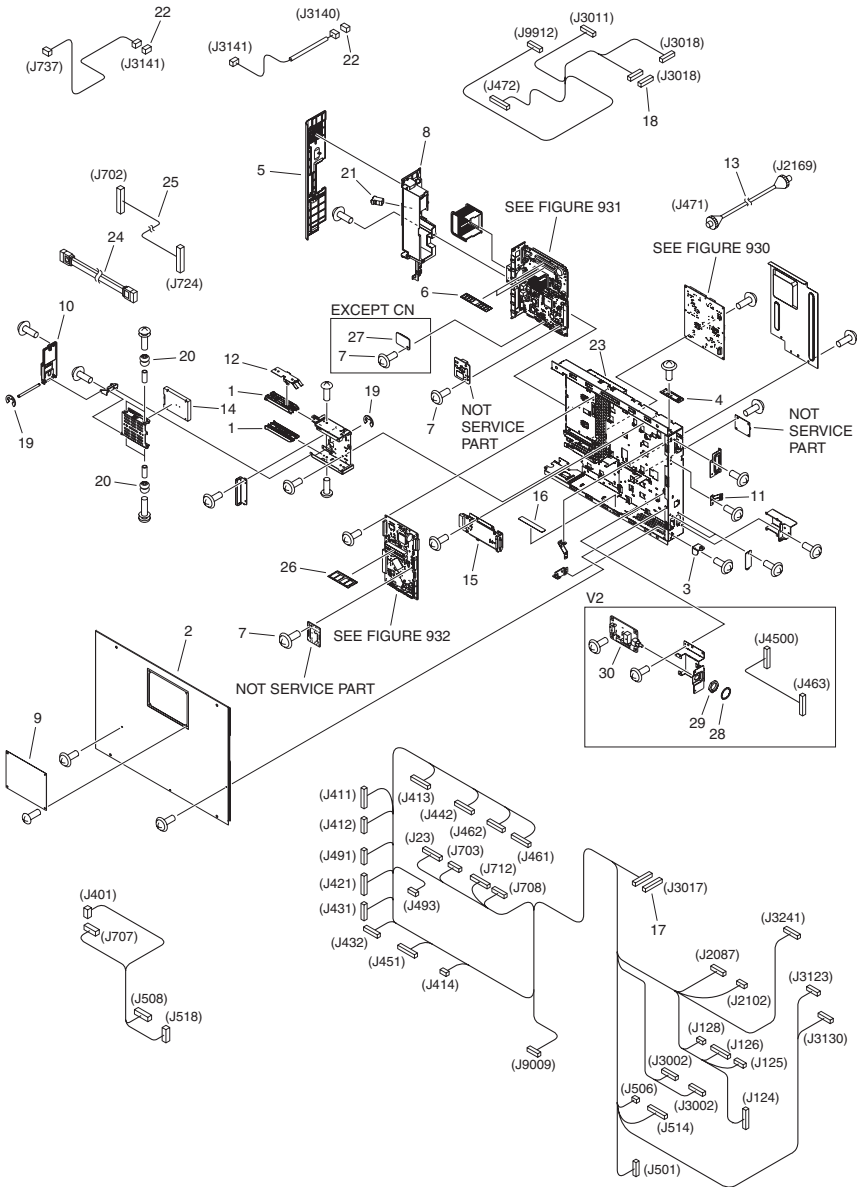
| FIGURE & KEY NO. | PARTS NUMBER | RANK | Q'TY | DESCRIPTION | SERIAL NUMBER/REMARKS | SVC |
|------------------|--------------|------|------|--------------------------------|-----------------------|-----|
| Fig.813 | NPN | | 1 | FIXING ENTRANCE GUIDE ASS'Y | | |
| 1 | FB5-6948-000 | | 1 | PLATE, HEIGHT ADJUSTING | | |
| 2 | FB6-3150-000 | | 1 | ROLLER, TRANSFER SENSOR | | |
| 3 | FC8-9517-000 | | 1 | GUIDE, ENTRANCE | | |
| 4 | FC5-5145-000 | | 1 | FLAG, FIXING ENTRANCE SENSOR | | |
| 5 | FC9-5026-000 | | 1 | MOUNT, HEIGHT | | |
| 6 | FU5-2175-000 | | 1 | SPRING, TORSION | | |
| 7 | VS1-7177-003 | | 1 | CONNECTOR, SNAP TIGHT, BK | | |
| 8 | WG8-5848-000 | | 1 | PHOTO-INTERRUPTER,GP1A173LCS0F | PS51 | |

FIGURE 814 FIXING EXIT GUIDE ASS'Y



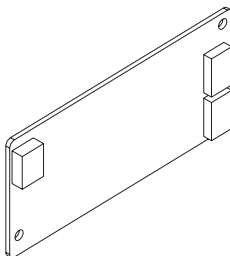
| FIGURE & KEY NO. | PARTS NUMBER | RANK | Q'TY | DESCRIPTION | SERIAL NUMBER/REMARKS | SVC |
|------------------|--------------|------|------|--------------------------------|-----------------------|-----|
| Fig.814 | NPN | | 1 | FIXING EXIT GUIDE ASS'Y | | |
| 1 | FB5-5530-000 | | 1 | HOLDER, SHAFT | | |
| 2 | FL3-3619-000 | | 1 | CLAMP UNIT, SEPARATION CLAW | | |
| 3 | WG8-5848-000 | | 2 | PHOTO-INTERRUPTER,GP1A173LCS0F | PS4,PS52 | |
| 4 | FA2-9037-000 | | 2 | SEPARATION CLAW, LOWER | | |
| 5 | FS1-2834-000 | | 2 | SPRING, TENSION | | |
| 6 | FL3-3736-000 | | 1 | GUIDE, INNER PAPER DELIVERY, H | | |

FIGURE 900 CONTROLLER BOX ASSEMBLY



| FIGURE & KEY NO. | PARTS NUMBER | R A N K | Q'TY | DESCRIPTION | SERIAL NUMBER/ REMARKS | S V C |
|------------------|--------------|------------------|------|-----------------------------|---------------------------|-------------|
| Fig.900 | NPN | | RF | CONTROLLER BOX ASSEMBLY | | |
| 1 | FC8-4051-000 | | 2 | RAIL, HARD DISK DRIVE GUIDE | | |
| 2 | FC8-7016-000 | | 1 | COVER, REAR UPPER | | |
| 3 | FC8-7023-000 | | 1 | SUPPORT, HINGE, 1 | | |
| 4 | FC8-7024-000 | | 1 | SUPPORT, HINGE, 2 | | |
| 5 | FC9-0079-000 | | 1 | COVER, RIGHT REAR, 1 | | |
| 6 | FM4-0763-000 | | 2 | DIMM ASS'Y | | |
| 7 | XA9-1979-000 | | 3 | SCREW, WWASHER, M3X4 | | |
| 8 | FC9-6958-020 | | 1 | COVER, SIDE | | |
| 9 | FC9-7059-000 | | 1 | COVER, REAR, SMALL | | |
| 10 | FC9-7847-000 | | 1 | COVER, HARD DISK DRIVE | | |
| 11 | FC9-8812-000 | | 1 | PLATE, GROUNDING | | |
| 12 | FC9-8980-000 | | 1 | SPRING, LEAF | | |
| 13 | FK2-7714-000 | | 1 | CABLE, COAXIAL | | |
| 14 | FK3-2219-000 | | 1 | HDD, MK1676GSX, TOSHIBA | | |
| 15 | FM3-9201-000 | | 1 | CHANNEL LINK PCB ASSEMBLY | | |
| 16 | FU6-8861-000 | | 1 | LABEL, MEMORY CAUTION | | |
| 17 | VS1-7173-017 | | 1 | CONNECTOR, SNAP TIGHT | | |
| 18 | VS1-8412-009 | | 1 | CONNECTOR, SNAP TIGHT, BL | | |
| 19 | XD9-0134-000 | | 2 | RING, E | | |
| 20 | XH9-0149-000 | | 4 | DAMPER, CUSHION | | |
| 21 | XZ9-0379-000 | | 1 | LATCH | | |
| 22 | VS1-7177-002 | | 2 | CONNECTOR, SNAP TIGHT, BK | | |
| 23 | FL3-5778-000 | | 1 | BOX, ELECTRICAL COMPONENTS | | |
| 24 | FK2-7824-000 | | 1 | CABLE, HARD DISK DRIVE DATA | | |
| 25 | FK2-7825-000 | | 1 | CABLE, HARD DISK P. S. | | |
| 26 | FM4-0837-000 | | 1 | DIMM ASS'Y | | |
| 27 | FM4-0783-000 | | 1 | TPM PCB ASSEMBLY | EXCEPT CN | |
| 28 | FC7-0616-000 | | 1 | WASHER, TOOTHED LOCK | V2 | |
| 29 | FC7-0617-000 | | 1 | NUT | V2 | |
| 30 | FM4-8569-000 | | 1 | INTERFACE PCB ASSEMBLY | V2 | |

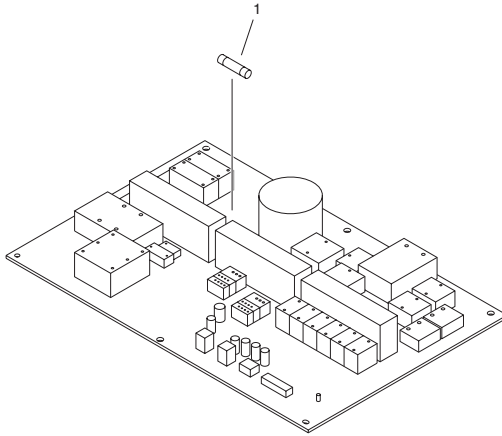
FIGURE 920 INVERTER PCB ASSEMBLY



NOTE : This assembly is included in the assembly shown in Figure 135.
 注：このユニットはFigure 135のユニットに含まれます。

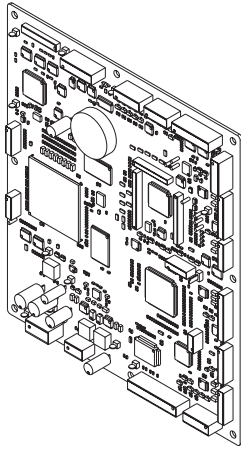
| FIGURE & KEY NO. | PARTS NUMBER | RANK | QTY | DESCRIPTION | SERIAL NUMBER/REMARKS | SVC |
|------------------|--------------|------|-----|-----------------------|-----------------------|-----|
| Fig.920 | FM3-9994-000 | | 1 | INVERTER PCB ASSEMBLY | SEE NOTE | |

FIGURE 910 IH POWER SUPPLY PCB ASS'Y



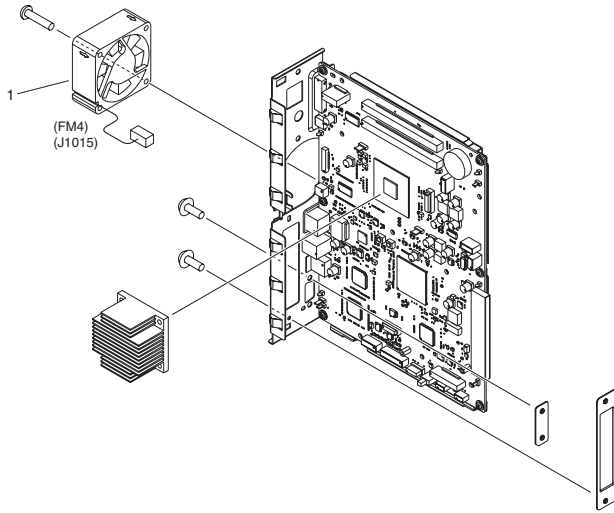
| FIGURE & KEY NO. | PARTS NUMBER | RANK | Q'TY | DESCRIPTION | SERIAL NUMBER/REMARKS | SVC |
|------------------|--------------|------|------|---------------------------|-----------------------|-----|
| Fig.910 | FM4-1092-000 | | 1 | IH POWER SUPPLY PCB ASS'Y | | |
| 1 | VD7-3422-002 | | 1 | FUSE | FU101 | |
| L | FH3-0937-000 | | 1 | INDUCTOR | L101 | |
| T | FK2-0598-000 | | 1 | TRANSFORMER | T101 | |
| T | FK2-0680-000 | | 2 | TRANSFORMER | T161,T171 | |
| T | FK2-0681-000 | | 1 | TRANSFORMER | T102 | |
| T | RH3-0323-000 | | 2 | TRANSFORMER | T301,T302 | |

FIGURE 930 DC CONTROLLER PCB ASS'Y



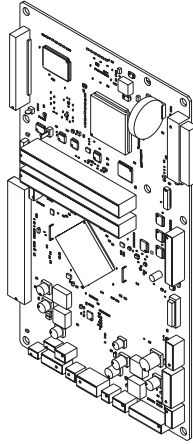
| FIGURE & KEY NO. | PARTS NUMBER | RANK | Q'TY | DESCRIPTION | SERIAL NUMBER/REMARKS | SVC |
|------------------|--------------|------|------|----------------------------|------------------------|-----|
| Fig.930 | FM4-1105-000 | | 1 | DC CONTROLLER PCB ASS'Y | Models earlier than V2 | |
| Fig.930 | FM4-8571-000 | | 1 | DC CONTROLLER PCB ASS'Y | V2 | |
| IC | FH4-6300-000 | | 1 | IC, M38871M2-010GP, MCU | IC13 | |
| IC | FK2-7596-000 | | 1 | IC, STANDARD CELL | IC101 | |
| IC | FK3-1009-000 | | 1 | IC, T6UN8EFG-0002(O) | IC23 | |
| IC | FK2-7712-000 | | 1 | IC, T6UP4AFG-0102(O), MPU | IC28 | |
| IC | FK2-7721-000 | | 1 | IC, R5F61638N50FPV-FK27721 | IC14 | |

FIGURE 931 MAIN CONTROLLER PCB ASS'Y, 1



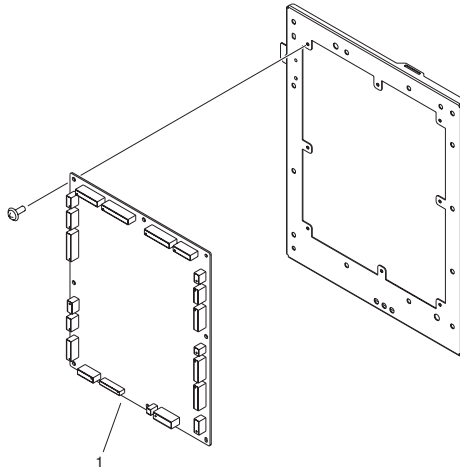
| FIGURE & KEY NO. | PARTS NUMBER | RANK | Q'TY | DESCRIPTION | SERIAL NUMBER/REMARKS | SVC |
|------------------|--------------|------|------|------------------------------|-----------------------|-----|
| Fig.931 | FM4-5303-010 | | 1 | MAIN CONTROLLER PCB ASS'Y, 1 | iR-ADV 8085 | |
| Fig.931 | FM4-5304-010 | | 1 | MAIN CONTROLLER PCB ASS'Y, 1 | iR-ADV 8095 | |
| Fig.931 | FM4-5305-010 | | 1 | MAIN CONTROLLER PCB ASS'Y, 1 | iR-ADV 8105 | |
| 1 | FK2-8276-000 | | 1 | FAN | FM4 | |
| IC | FK2-8272-000 | | 1 | IC, LE80578EG009C, MPU | IC3 | |

FIGURE 932 MAIN CONTROLLER PCB ASS'Y, 2



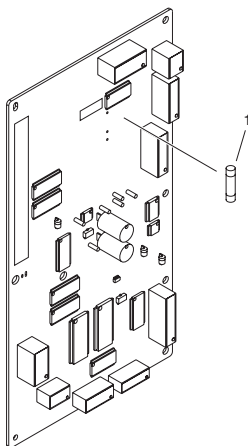
| FIGURE & KEY NO. | PARTS NUMBER | RANK | Q'TY | DESCRIPTION | SERIAL NUMBER/REMARKS | SVC |
|------------------|--------------|------|------|-------------------------------|-----------------------|-----|
| Fig.932 | FM3-9213-000 | | 1 | MAIN CONTROLLER PCB ASS'Y, 2 | | |
| IC | FK2-3218-000 | | 1 | IC, MB87L8650, GATE ARRAY | IC24 | |
| IC | FK2-6757-000 | | 1 | IC, FSC0HD200B, STANDARD CELL | IC36 | |
| IC | FK2-7819-000 | | 1 | IC, ASIC, MB87Q1921 | IC35 | |
| IC | FK2-8988-000 | | 1 | IC, R8A03018ABG U200, ASIC | IC1 | |
| IC | FK2-7829-000 | | 1 | IC, CLOCK GENERATOR, HYBRID | IC22 | |
| IC | FK2-8321-000 | | 1 | IC, MB87S1801 | IC7 | |

FIGURE 960 MAIN DRIVE DRIVER PCB ASS'Y



| FIGURE & KEY NO. | PARTS NUMBER | RANK | Q'TY | DESCRIPTION | SERIAL NUMBER/REMARKS | SVC |
|------------------|--------------|------|------|--------------------------------|-----------------------|-----|
| Fig.960 | NPN | | RF | MAIN DRIVE DRIVER PCB ASS'Y | | |
| 1 | FM4-1083-000 | | 1 | MAIN DRIVE DRIVER PCB ASS'Y | | |
| IC | FK2-1773-000 | | 3 | IC,TC200GO2EFG-1031,GATE ARRAY | IC1,IC2,IC3 | |

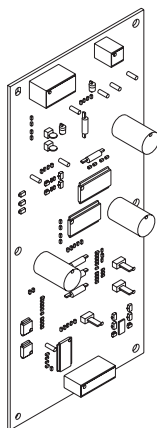
FIGURE 961 AC DRIVER PCB ASS'Y



NOTE : This assembly is included in the assembly shown in Figure 140.
注 : このユニットはFigure 140のユニットに含まれます。

| FIGURE & KEY NO. | PARTS NUMBER | RANK | Q'TY | DESCRIPTION | SERIAL NUMBER/REMARKS | SVC |
|------------------|--------------|------|------|----------------------|-----------------------|-----|
| Fig.961 | FM4-1087-000 | | 1 | AC DRIVER PCB ASS'Y | SEE NOTE 100V,120V | |
| Fig.961 | FM4-1088-000 | | 1 | AC DRIVER PCB ASS'Y | SEE NOTE 230V | |
| 1 | VD7-0522-501 | | 1 | FUSE, 2.5A, 125V | 100V,120V FU601 | |
| 1 | VD7-3502-501 | | 1 | FUSE, 2.5A, 125V | 230V FU601 | |
| SR | FK2-7682-000 | | 1 | SENSOR UNIT, CURRENT | 100V,120V SR601 | |
| SR | FK2-7681-000 | | 1 | SENSOR UNIT, CURRENT | 230V SR601 | |

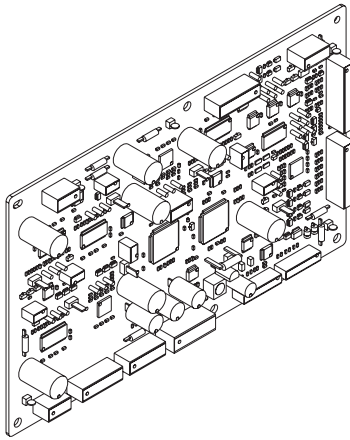
FIGURE 962 NOISE FILTER PCB ASSEMBLY



NOTE : This assembly is included in the assembly shown in Figure 140.
注 : このユニットはFigure 140のユニットに含まれます。

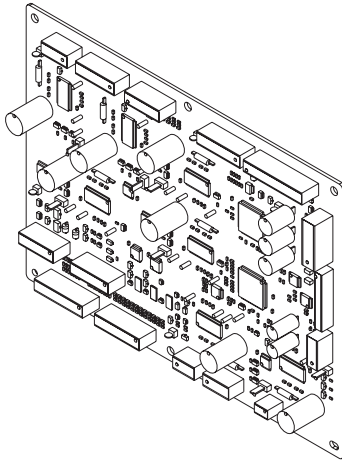
| FIGURE & KEY NO. | PARTS NUMBER | RANK | Q'TY | DESCRIPTION | SERIAL NUMBER/REMARKS | SVC |
|------------------|--------------|------|------|---------------------------|-----------------------|-----|
| Fig.962 | FM4-8572-000 | | 1 | NOISE FILTER PCB ASSEMBLY | SEE NOTE 100V,120V | |
| Fig.962 | FM4-1100-000 | | 1 | NOISE FILTER PCB ASSEMBLY | SEE NOTE 230V | |
| L | FH3-0991-000 | | 2 | INDUCTOR | 100V,120V L801,L802 | |
| L | FH3-0937-000 | | 1 | INDUCTOR | 230V L801 | |

FIGURE 963 DUPLEXING DRIVER PCB ASSEMBLY



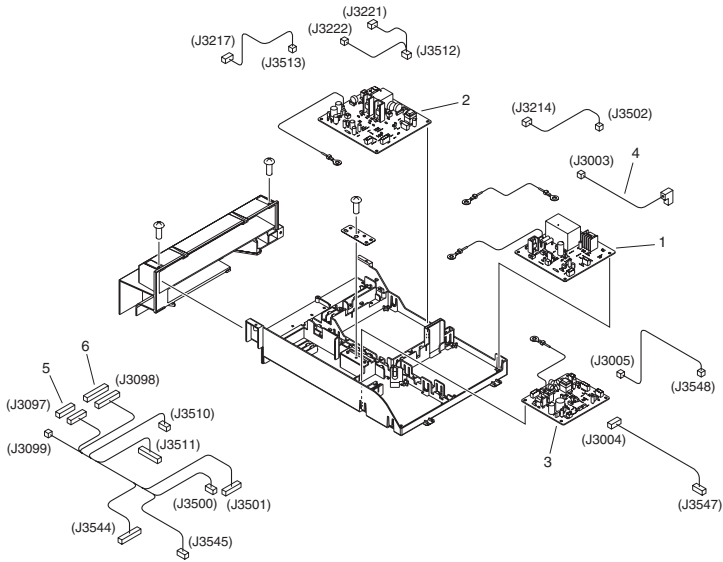
| FIGURE & KEY NO. | PARTS NUMBER | RANK | QTY | DESCRIPTION | SERIAL NUMBER/REMARKS | SVC |
|------------------|--------------|------|-----|--------------------------------|-----------------------|-----|
| Fig.963 | FM4-1085-000 | | 1 | DUPLEXING DRIVER PCB ASSEMBLY | | |
| IC | FK2-1773-000 | | 2 | IC.TC200GO2EFG-1031,GATE ARRAY | IC319,IC320 | |

FIGURE 964 FEED DRIVER PCB ASSEMBLY



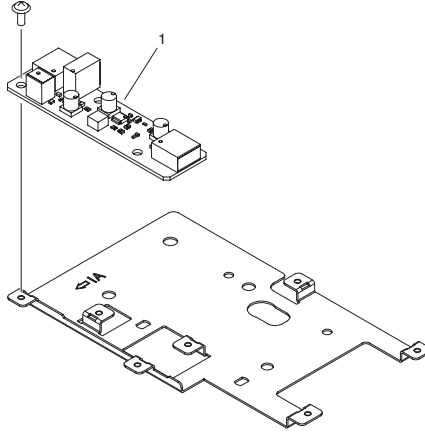
| FIGURE & KEY NO. | PARTS NUMBER | RANK | Q'TY | DESCRIPTION | SERIAL NUMBER/REMARKS | SVC |
|------------------|--------------|------|------|--------------------------------|-----------------------|-----|
| Fig.964 | FM4-1084-000 | | 1 | FEED DRIVER PCB ASSEMBLY | | |
| IC | FK2-1773-000 | | 2 | IC,TC200GO2EFG-1031,GATE ARRAY | IC17,IC18 | |

FIGURE 980 H.V. POWER SUPPLY ASS'Y



| FIGURE & KEY NO. | PARTS NUMBER | RANK | Q'TY | DESCRIPTION | SERIAL NUMBER/REMARKS | SVC |
|------------------|--------------|------|------|-------------------------------|-----------------------|-----|
| Fig.980 | NPN | | RF | H.V. POWER SUPPLY ASS'Y | | |
| 1 | FM4-1093-000 | | 1 | 1ST CHARGE H.V. PCB ASS'Y | | |
| 2 | FM4-1094-000 | | 1 | DEVELOPING H.V. PCB ASS'Y | | |
| 3 | FM4-1106-000 | | 1 | PRE-TRANSFER CHARGE PCB ASS'Y | | |
| 4 | FM4-4314-000 | | 1 | CABLE, H.V. MAIN 1ST CORONA | | |
| 5 | VS1-8412-009 | | 1 | CONNECTOR, SNAP TIGHT, BL | | |
| 6 | VS1-8412-025 | | 1 | CONNECTOR, SNAP TIGHT, BL | | |

FIGURE T40 DEVICE PORT ASSEMBLY (EUR)



| FIGURE & KEY NO. | PARTS NUMBER | RANK | Q'TY | DESCRIPTION | SERIAL NUMBER/REMARKS | SVC |
|------------------|--------------|------|------|--------------------------|-----------------------|-----|
| Fig.T40 | NPN | | RF | DEVICE PORT ASSEMBLY | EUR | |
| 1 | FM4-0721-000 | | 1 | DEVICE PORT PCB ASSEMBLY | | |

FIGURE ZZA

MECHANICAL STANDARD PARTS (HOW TO USE)

Mechanical standard parts

機械標準部品

About a mechanical standard parts

A Mechanical standard parts is a mechanical part which not parts peculiar to a product. They are parts which are common to a Canon product and are used, such as a screw and a washer. The Fig No. and parts number of the mechanical standard parts are not listed in the product parts catalog. Refer to the parts catalog of mechanical standard parts when checking the parts number for screw or washer etc. and identify them by part shape or size.

機械標準部品とは

機械標準部品とは、製品特有の部品ではなく、ねじやワッシャなどキヤノン製品共通で使用されている機械部品（メカ部品）のことです。
製品のパーツカタログには、機械標準部品のFig No.や部品番号は記載しておりません。
ねじや、ワッシャ等の部品番号を調べるときは、機械標準部品のパーツカタログを参照し、部品の形状や大きさから判断し、使用している部品を調べてください。

Material and surface treatment of a mechanical standard parts

Material and surface treatment of mechanical standard parts are assigned commonly for each part. Refer to the Table 1 for the parts which material and surface treatment are assigned as numbers.

機械標準部品の材料および表面処理

機械標準部品の材料および表面処理については、各種部品共通で決められています。
材料および表面処理が番号で決められている部品については、表1を参照してください。

Table 1 Material and Surface treatment

表1 材料および表面処理

| No. 番号 | Material 材料 | Surface treatment 表面処理 | Color 色 |
|--------|--------------------------|--|------------|
| 1 | Stainless steel ステンレス | Stainless steel black coloring (BC4) ステンレス黒着色(BC4) | Black 黒 |
| 2 | | not to be given なし | White 白 |
| 3 | Brass 黄銅 | Regular nickel plating (NL) 普通ニッケルメッキ(NL) | White 白 |
| 4 | | Black nickel plating (BN) 黒色ニッケルメッキ(BN) | Black 黒 |
| 5 | Steel 鋼 | White zinc trivalent chromate treating (ZC3) 白色亜鉛3価クロメート(ZC3) | White 白 |
| 6 | | Regular nickel chromium plating (NC) 普通ニッケルクロムメッキ(NC) | White 白 |
| 7 | | Regular nickel plating (NL) 普通ニッケルメッキ(NL) | White 白 |
| 8 | | Iron and steel phosphating (P1) 鉄鋼磷酸塩処理(P1) | Black 黒 |
| 9 | | Black zinc trivalent chromate treating (BZ3) 黒色亜鉛3価クロメート(BZ3) | Black 黒 |

FIGURE ZZB MECHANICAL STANDARD PARTS (SCREWS)

1. Screws ねじ

How to read Parts Numbers
部品番号の見方

Screws
ねじ

XB1-2400-609

Type No.
類別番号

Normal designation (d)
ねじの呼び(d)

Length (L)
ねじの長さ(L)

Material and Surface treatment
材料および表面処理

XB1-2 expresses Binding head machine screw.
XB1-2は、バインドねじを表す

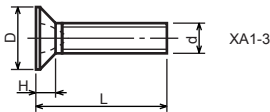
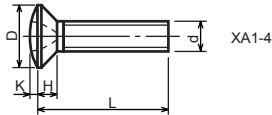
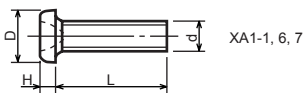
40 expresses M4.0.
40は、M4.0を表す

0-60 expresses a length of 6.0mm.
0-60は、6.0mmの長さを表す

9 expresses Steel (Black zinc trivalent chromate
treating) from Table 1.
9は、表1より鋼(黒色亜鉛3価クロメート)を表す

1-1. Cross Recessed Head Screws for Precision Equipments

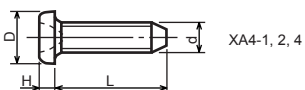
精密機器用十字穴付き小ねじ



| Type No. 類別番号 | Type 類別 | Head size (mm) 頭部寸法 (mm) | | | | | | |
|------------------|--|-----------------------------|------|------|------|------|------|------|
| | | M1.4 | M1.6 | M1.7 | M2 | M2.5 | M2.6 | |
| XA1-1 | Pan head Class 1 なべ1種 | D | 2 | 2.4 | 2.5 | 3 | 3.8 | 4 |
| | | H | 0.5 | 0.55 | 0.5 | 0.6 | 0.9 | 0.8 |
| XA1-3 | Countersunk head Class 1 さら1種 | D | 2 | 2.4 | 2.5 | 3 | 3.8 | 4 |
| | | H | 0.48 | 0.55 | 0.58 | 0.73 | 0.85 | 0.93 |
| XA1-4 | Oval countersunk head Class 1 丸さら1種 | D | 2 | 2.4 | 2.5 | 3 | 3.8 | 4 |
| | | H + K | 0.68 | 0.8 | 0.88 | 1 | 1.25 | 1.3 |
| XA1-6 | Pan head Class 3 なべ3種 | D | 2.5 | 2.8 | 3 | 3.5 | 4.3 | 4.5 |
| | | H | 0.8 | 0.85 | 0.9 | 1 | 1.3 | 1.2 |
| XA1-7 | Pan head Class 2 なべ2種 | D | 2.5 | 2.8 | 3 | 3.5 | 4.3 | 4.5 |
| | | H | 0.5 | 0.55 | 0.5 | 0.6 | 0.9 | 0.8 |

1-2. Precision Tapping Screws

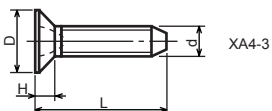
精密用タッピンねじ



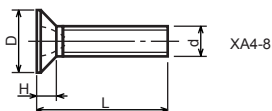
XA4-1, 2, 4



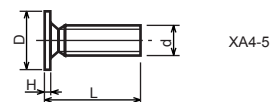
XA4-6, 7, 9



XA4-3



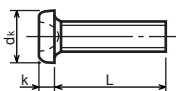
XA4-8



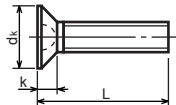
XA4-5

| Type No. 類別番号 | Type 類別 | Head size (mm) 頭部寸法 (mm) | | | | | | |
|------------------|---|-----------------------------|------|------|------|------|------|------|
| | | M1.4 | M1.6 | M1.7 | M2 | M2.5 | M2.6 | |
| XA4-1 | With tapered end pan head Class 1 絞りなべ1種 | D XA4-1 | 2 | 2.4 | 2.5 | 3 | 3.8 | 4 |
| | | H XA4-1 | 0.5 | 0.55 | 0.5 | 0.6 | 0.9 | 0.8 |
| XA4-2 | With tapered end pan head Class 3 絞りなべ3種 | D XA4-2 | 2.5 | 2.8 | 3 | 3.5 | 4.3 | 4.5 |
| | | H XA4-2 | 0.8 | 0.85 | 0.9 | 1 | 1.3 | 1.2 |
| XA4-3 | With tapered end countersunk head 絞り-さら | D XA4-3 | 2 | 2.4 | 2.5 | 3 | 3.8 | 4 |
| | | H XA4-3 | 0.48 | 0.55 | 0.58 | 0.73 | 0.85 | 0.93 |
| XA4-4 | With tapered end pan head Class 2 絞りなべ2種 | D XA4-4 | 2.5 | 2.8 | 3 | 3.5 | 4.3 | 4.5 |
| | | H XA4-4 | 0.5 | 0.55 | 0.5 | 0.6 | 0.9 | 0.8 |
| XA4-5 | With parallel end ultra thin head ストレート-超薄頭 | D XA4-5 | 2.5 | 2.8 | 3 | - | - | - |
| | | H XA4-5 | 0.2 | 0.2 | 0.2 | - | - | - |
| XA4-6 | With parallel end pan head Class 1 ストレートなべ1種 | D XA4-6 | 2 | 2.4 | 2.5 | 3 | 3.8 | 4 |
| | | H XA4-6 | 0.5 | 0.55 | 0.5 | 0.6 | 0.9 | 0.8 |
| XA4-7 | With parallel end pan head Class 3 ストレートなべ3種 | D XA4-7 | 2.5 | 2.8 | 3 | 3.5 | 4.3 | 4.5 |
| | | H XA4-7 | 0.8 | 0.85 | 0.9 | 1 | 1.3 | 1.2 |
| XA4-8 | With parallel end countersunk head ストレート-さら | D XA4-8 | 2 | 2.4 | 2.5 | 3 | 3.8 | 4 |
| | | H XA4-8 | 0.48 | 0.55 | 0.58 | 0.73 | 0.85 | 0.93 |
| XA4-9 | With parallel end pan head Class 2 ストレートなべ2種 | D XA4-9 | 2.5 | 2.8 | 3 | 3.5 | 4.3 | 4.5 |
| | | H XA4-9 | 0.5 | 0.55 | 0.5 | 0.6 | 0.9 | 0.8 |

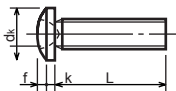
1-3. Cross Recessed Head Screws
 一般用十字穴付き小ねじ



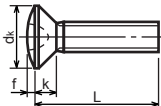
XB1-1



XB1-3



XB1-2

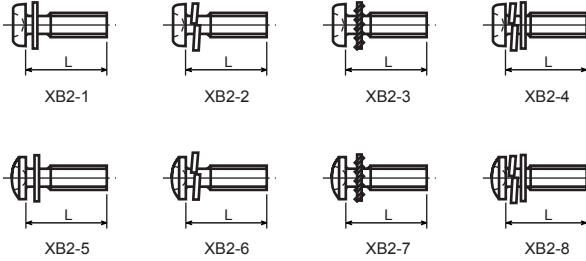


XB1-4

| Type No. 類別番号 | Type 類別 |
|------------------|------------------------------|
| XB1-1 | Pan head なべ |
| XB1-2 | Binding head バインド |
| XB1-3 | Countersunk head さら |
| XB1-4 | Oval countersunk head 丸さら |

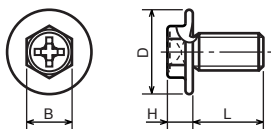
| | | Head size (mm) 頭部寸法 (mm) | | | | | |
|------------------------------|-------|-----------------------------|------|------|------|-----|------|
| | | M2 | M2.5 | M2.6 | M3 | M4 | M5 |
| dk | XB1-1 | 3.5 | 4.5 | 4.5 | 5.5 | 7 | 9 |
| k | XB1-1 | 1.3 | 1.7 | 1.7 | 2 | 2.6 | 3.3 |
| dk | XB1-2 | 4.3 | 5.3 | 5.5 | 6.3 | 8.3 | 10.3 |
| k+f | XB1-2 | 1.2 | 1.5 | 1.6 | 1.9 | 2.5 | 3.1 |
| dk | XB1-3 | 4 | 5 | - | 6 | 8 | 10 |
| k | XB1-3 | 1.2 | 1.45 | - | 1.75 | 2.3 | 2.8 |
| dk | XB1-4 | 4 | 5 | - | 6 | 8 | 10 |
| k+f | XB1-4 | 1.6 | 2 | - | 2.45 | 3.2 | 4 |
| Screw part length ねじ部長さ b | | 8 | 12 | 12 | 12 | 16 | 20 |

1-4. Cross Recessed Head Screws with Captive Washer
座金組み十字穴付き小ねじ



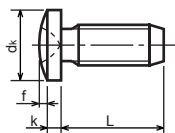
| Type No. 類別番号 | Type 類別 |
|------------------|---|
| XB2-1 | Pan head + Plain washer (circular bright) なべねじ+平座金 |
| XB2-2 | Pan head + Spring washer なべねじ+ばね座金 |
| XB2-3 | Pan head + Toothed lock washer なべねじ+歯付座金 |
| XB2-4 | Pan head + Spring washer and plain washer (circular bright) なべねじ+(ばね+平)座金 |
| XB2-5 | Binding head + Plain washer (circular bright) バインドねじ+平座金 |
| XB2-6 | Binding head + Spring washer バインドねじ+ばね座金 |
| XB2-7 | Binding head + Toothed lock washer バインドねじ+歯付座金 |
| XB2-8 | Binding head + Spring washer and plain washer (circular bright) バインドねじ+(ばね+平)座金 |

1-5. Hexagon Head Tapping Screws for Metallic Materials
 金属用六角タッピンねじ



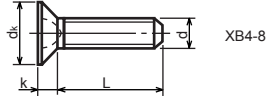
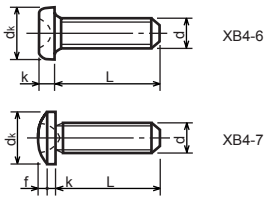
| Type No. 類別番号 | Type 類別 | Head size (mm) 頭部寸法 (mm) | | |
|------------------|--|-----------------------------|-----|-----|
| | | M3 | M4 | |
| XB3-6 | For metallic materials 金属用タッピン | D | 8 | 10 |
| | | B | 5.5 | 5.5 |
| XB3-7 | For metallic materials with clawed 金属用タッピン-つめ付き | H XB3-6 | 3.1 | 3.1 |
| | | H XB3-7 | 3.2 | 3.2 |

1-6. Special Tapping Screws
 特殊タッピンねじ



| Type No. 類別番号 | Type 類別 | Head size (mm) 頭部寸法 (mm) | | |
|------------------|----------------------|-----------------------------|-----|-----|
| | | M3 | M4 | |
| XB4-5 | Binding head バインド | d _k | 6.3 | 8.3 |
| | | k | 1.3 | 1.7 |
| | | k+f | 1.9 | 2.5 |

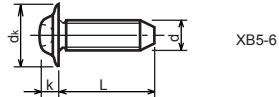
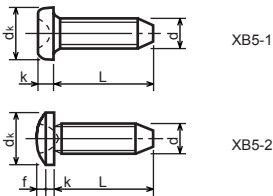
1-7. General Head Tapping Screws
 一般用タッピンねじ



| Type No. 類別番号 | Type 類別 |
|------------------|------------------------|
| XB4-6 | Pan head なべ |
| XB4-7 | Binding head バインド |
| XB4-8 | Countersunk head さら |

| | | Head size (mm) 頭部寸法 (mm) | | | | | |
|-----|-------|-----------------------------|------|------|------|-----|------|
| | | M2 | M2.5 | M2.6 | M3 | M4 | M5 |
| dk | XB4-6 | 3.5 | 4.5 | 4.5 | 5.5 | 7 | 9 |
| k | XB4-6 | 1.3 | 1.7 | 1.7 | 2 | 2.6 | 3.3 |
| dk | XB4-7 | 4.3 | 5.3 | 5.5 | 6.3 | 8.3 | 10.3 |
| k+f | XB4-7 | 1.2 | 1.5 | 1.6 | 1.9 | 2.5 | 3.1 |
| dk | XB4-8 | 4 | 5 | 5.2 | 6 | 8 | 10 |
| k | XB4-8 | 1.2 | 1.45 | 1.5 | 1.75 | 2.3 | 2.8 |

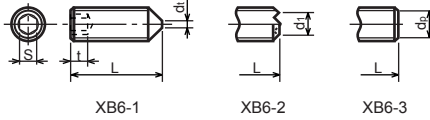
1-8. Tapping Screws for Metallic Materials
 金属用タッピンねじ



| Type No. 類別番号 | Type 類別 |
|------------------|----------------------------|
| XB5-1 | Pan head なべ |
| XB5-2 | Binding head バインド |
| XB5-6 | Flanged pan head つば付きなべ |

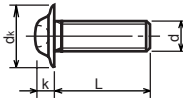
| | | Head size (mm) 頭部寸法 (mm) | | | | |
|-----|-------|-----------------------------|------|------|-----|------|
| | | M2.5 | M2.6 | M3 | M4 | M5 |
| dk | XB5-1 | 4.5 | 4.5 | 5.5 | 7 | 9 |
| k | XB5-1 | 1.7 | 1.7 | 2 | 2.6 | 3.3 |
| dk | XB5-2 | 5.5 | 5.5 | 6.3 | 8.3 | 10.3 |
| k+f | XB5-2 | 1.6 | 1.6 | 1.9 | 2.5 | 3.1 |
| dk | XB5-6 | 6.5 | 6.5 | 8 | 10 | 12 |
| k | XB5-6 | 2.1 | 2.1 | 1.75 | 3.2 | 4 |

1-9. Hexagon Socket Set Screws
六角穴付止めねじ



| Type No. 類別番号 | Type 類別 | Head size (mm) 頭部寸法 (mm) | | | | | | | |
|------------------|--------------------|-----------------------------|------|--------------|------|------|------|------|-----|
| | | M1.6 M1.7 | M2 | M2.5 M2.6 | M3 | M5 | M5 | M6 | |
| XB6-1 | Cone point とがり先 | S | 0.7 | 0.9 | 1.3 | 1.5 | 2 | 2.5 | 3 |
| | | t | 1.5 | 1.7 | 2 | 2 | 2.5 | 3 | 3.5 |
| | | $d_{t \max}$ XB6-1 | 0.4 | 0.5 | 0.65 | 0.75 | 1 | 1.25 | 1.5 |
| | | $d_{l \max}$ XB6-2 | - | 1.2 | 1.5 | 1.7 | 2.2 | 2.8 | 3.3 |
| | | $d_{l \min}$ XB6-2 | - | 1 | 1.2 | 1.4 | 1.9 | 2.4 | 2.9 |
| XB6-3 | Flat point 平先 | $d_{p \max}$ XB6-3 | 0.8 | 1 | 1.5 | 2 | 2.5 | 3.5 | 4 |
| | | $d_{p \min}$ XB6-3 | 0.55 | 0.75 | 1.25 | 1.75 | 2.25 | 3.2 | 3.7 |

1-10. Flanged Pan Head Machine Screws
つば付きなべ小ねじ



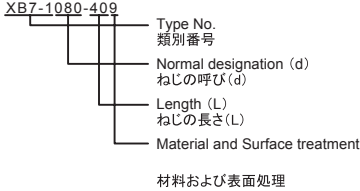
| Type No. 類別番号 | Type 類別 | Head size (mm) 頭部寸法 (mm) | | | | | |
|------------------|----------------------------|-----------------------------|--------------|-----|-----|-----|----|
| | | M2 | M2.5 M2.6 | M3 | M5 | M5 | |
| XB6-7 | Flanged pan head つば付きなべ | d_k | 5 | 6.5 | 8 | 10 | 12 |
| | | k | 1.7 | 2.1 | 2.5 | 3.2 | 4 |

FIGURE ZZC MECHANICAL STANDARD PARTS (BOLTS)

2. Bolts (Socket head cap screw) ボルト

How to read Parts Numbers
部品番号の見方

Bolt (Socket head cap screw)
ボルト



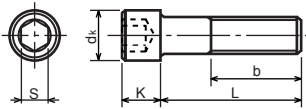
XB7-1 expresses Hexagon socket head cap screws.
XB7-1は、六角穴付きボルトを表す

080 expresses M8.0.
080は、M8.0を表す

40 expresses a length of 40mm.
40は、40mmの長さを表す

9 expresses Steel (Black zinc trivalent chromate treating) from Table 1.
9は、表1より鋼(黒色亜鉛3価クロメート)を表す

2-1. Hexagon socket head cap screws 六角穴付きボルト



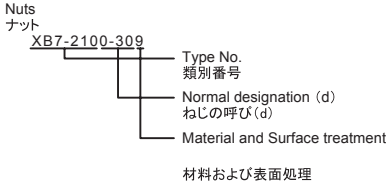
| Type No. 類別番号 | Type 類別 |
|------------------|--|
| XB7-1 | Hexagon socket head cap screws 六角穴付きボルト |

| | Head size (mm) 頭部寸法 (mm) | | | | | | |
|---|-----------------------------|----|-----|----|----|-----|-----|
| | M3 | M4 | M5 | M6 | M8 | M10 | M12 |
| S | 2.5 | 3 | 4 | 5 | 6 | 8 | 10 |
| d_k | 5.5 | 7 | 8.5 | 10 | 13 | 16 | 18 |
| K | 3 | 4 | 5 | 6 | 8 | 10 | 12 |
| Screw part length b_{max} ねじ部長さ b_{max} | 18 | 20 | 22 | 24 | 28 | 32 | 36 |

FIGURE ZZD MECHANICAL STANDARD PARTS (NUTS)

3. Nuts ナット

How to read Parts Numbers
部品番号の見方

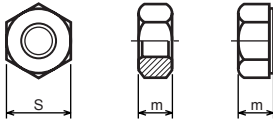


XB7-210 expresses Hexagon nut class 1.
XB7-210は、六角ナット1種を表す

0-30 expresses M3.0.
0-30は、M3.0を表す

9 expresses Steel (Black zinc trivalent chromate treating) from Table 1.
9は、表1より鋼(黒色亜鉛3価クロメート)を表す

3-1. Hexagon Nuts and Hexagon Thin Nuts 六角ナット



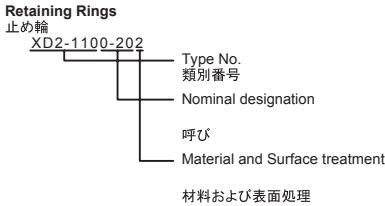
| Type No. 類別番号 | Type 類別 |
|------------------|--|
| XB7-210 | Hexagon nut Class 1 六角ナット-1種 |
| XB7-220 | Hexagon nut Class 3 六角ナット-3種 |
| XB7-230 | Hexagon nut Style 1 double chamfered 六角ナット-スタイル1-両面とり |
| XB7-231 | Hexagon nut Style 1 washer faced 六角ナット-スタイル1-座付き |
| XB7-240 | Hexagon nut Style 2 double chamfered 六角ナット-スタイル2-両面とり |
| XB7-241 | Hexagon nut Style 2 washer faced 六角ナット-スタイル2-座付き |
| XB7-250 | Hexagon nut 六角ナット |
| XB7-260 | Hexagon thin nut double chamfered 六角低ナット-両面とり |
| XB7-270 | Hexagon thin nut not chamfered 六角低ナット-面とり無し |

| | Head size (mm) 頭部寸法 (mm) | | | | | | |
|----------------|-----------------------------|------|-----|-----|-----|-----|-----|
| | M2 | M2.5 | M3 | M4 | M5 | M6 | M8 |
| S | 4 | 5 | 5.5 | 7 | 8 | 10 | 13 |
| m XB7-210 | 1.6 | 2 | 2.4 | 3.2 | 4 | 5 | 6.5 |
| m XB7-220 | 1.2 | 1.6 | 1.8 | 2.4 | 3.2 | 3.6 | 5 |
| m XB7-230, 231 | 1.6 | 2 | 2.4 | 3.2 | 4.7 | 5.2 | 6.8 |
| m XB7-240, 241 | - | - | - | - | 5.1 | 5.7 | 7.5 |
| m XB7-250 | - | - | - | - | 5.6 | 6.1 | 7.9 |
| m XB7-260 | 1.2 | 1.6 | 1.8 | 2.2 | 2.7 | 3.2 | 4 |
| m XB7-270 | 1.2 | 1.6 | 1.8 | 2.2 | 2.7 | 3.2 | 4 |

FIGURE ZZE MECHANICAL STANDARD PARTS (RETAINING RINGS)

5. Retaining Rings 止め輪

How to read Parts Numbers
部品番号の見方

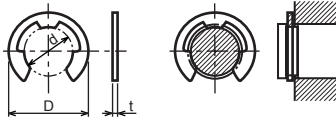


XD2-110 expresses retaining ring-E type (Type1).
XD2-110は、E形止め輪(1種)を表す

0-20 expresses a 020 of nominal designation.
(See Table 5)
0-20は、呼び020を表す(表5参照)

2 expresses Stainless steel (Surface treatment is not to be given) from Table 1.
2は、表1よりステンレス(表面処理なし)を表す

5-1. Retaining Rings - E type E形止め輪

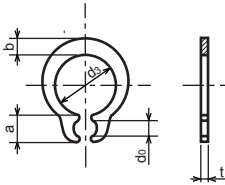


| Type No. 類別番号 | Type 類別 |
|------------------|---|
| XD2-110 | Retaining ring - E type (Type 1) E形止め輪(1種) |
| XD2-120 | Retaining ring - E type (Type 2) E形止め輪(2種) |

Table 5 表5

| Type 種類 | Nominal designation 呼び | d (mm) | D (mm) | t (mm) |
|--------------|------------------------------|--------|--------|--------|
| Type 1 1種 | 007 | 0.65 | 2 | 0.2 |
| | 010 | 0.95 | 2.8 | 0.2 |
| | 013 | 1.25 | 3.3 | 0.3 |
| | 017 | 1.65 | 4.2 | 0.4 |
| | 020 | 1.95 | 4.6 | 0.5 |
| | 024 | 2.35 | 6 | 0.6 |
| | 028 | 2.74 | 6.5 | 0.6 |
| | 032 | 3.14 | 7.2 | 0.6 |
| | 037 | 3.64 | 8 | 0.7 |
| | 040 | 3.93 | 10 | 0.7 |
| | 042 | 4.13 | 10 | 0.7 |
| | 050 | 4.93 | 11 | 0.7 |
| | 058 | 5.73 | 12 | 0.7 |
| | 060 | 5.93 | 12.7 | 0.9 |
| | 064 | 6.32 | 13.5 | 0.9 |
| | 074 | 7.31 | 15 | 0.9 |
| | 080 | 7.91 | 16.5 | 1 |
| Type 2 2種 | 008 | 0.8 | 2 | 0.2 |
| | 012 | 1.2 | 3 | 0.3 |
| | 015 | 1.5 | 4 | 0.4 |
| | 020 | 2 | 5 | 0.4 |
| | 025 | 2.5 | 6 | 0.4 |
| | 030 | 3 | 7 | 0.6 |
| | 040 | 4 | 9 | 0.6 |
| | 050 | 5 | 11 | 0.6 |
| | 060 | 6 | 12 | 0.8 |
| | 070 | 7 | 14 | 0.8 |
| | 080 | 8 | 16 | 0.8 |
| | 090 | 9 | 18 | 0.8 |
| | 100 | 10 | 20 | 1 |

5-2. Grip Rings
グリップ止め輪

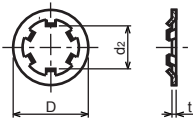


| Type No. 類別番号 | Type 類別 |
|------------------|----------------------|
| XD2-210 | Grip ring グリップ止め輪 |

Table 5 表5

| Nominal designation 呼び | d ₃ (mm) | t (mm) | b (mm) | a (mm) | d ₀ (mm) |
|---------------------------|---------------------|--------|--------|--------|---------------------|
| 020 | 1.9 | 0.5 | 1 | 1.8 | 0.8 |
| 025 | 2.35 | 0.5 | 1.2 | 1.9 | 0.9 |
| 030 | 2.85 | 0.6 | 1.4 | 1.9 | 0.9 |
| 035 | 3.3 | 0.6 | 1.6 | 2 | 0.9 |
| 040 | 3.8 | 0.8 | 1.8 | 2.8 | 1.2 |
| 045 | 4.25 | 0.8 | 2 | 2.9 | 1.3 |
| 050 | 4.75 | 0.8 | 2.2 | 2.9 | 1.3 |
| 060 | 5.7 | 1 | 2.4 | 3.1 | 1.4 |
| 070 | 6.7 | 1 | 2.7 | 3.3 | 1.4 |
| 080 | 7.7 | 1 | 3 | 3.5 | 1.4 |
| 090 | 8.65 | 1.2 | 3.3 | 4.7 | 1.5 |
| 100 | 9.65 | 1.2 | 3.5 | 4.7 | 2 |

5-3. Toothed Retaining Rings
歯付き形止め輪



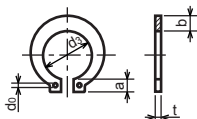
| Type No. 類別番号 | Type 類別 |
|------------------|-----------------------------------|
| XD2-230 | Toothed retaining ring 歯付き形止め輪 |

Table 5 表5

| Nominal designation 呼び | d _z (mm) | D (mm) | t (mm) | No of teeth 歯数 |
|---------------------------|---------------------|--------|--------|-------------------|
| 015 | 1.4 | 5.2 | 0.25 | 3 |
| 020 | 1.9 | 6 | 0.25 | 3 |
| 024 | 2.3 | 6.4 | 0.25 | 3 |
| 030 | 2.8 | 8 | 0.25 | 4 |
| 040 | 3.8 | 9 | 0.25 | 4 |
| 050 | 4.8 | 10 | 0.25 | 5 |
| 060 | 5.8 | 11 | 0.25 | 5 |
| 080 | 7.8 | 13 | 0.25 | 5 |
| 100 | 9.8 | 15.4 | 0.25 | 6 |

5-4. Retaining Rings - C Type

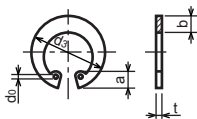
C形止め輪



| Type No. 類別番号 | Type 類別 |
|------------------|---|
| XD2-310 | Retaining ring - C type for shaft C形止め輪 軸用 |

Table 5 表5

| Nominal designation 呼び | d ₃ (mm) | t (mm) | b (mm) | a (mm) | d ₀ (mm) |
|---------------------------|---------------------|--------|--------|--------|---------------------|
| 010 | 9.3 | 1 | 1.6 | 3 | 1.2 |
| 012 | 11.1 | 1 | 1.8 | 3.2 | 1.5 |
| 014 | 12.9 | 1 | 2 | 3.4 | 1.7 |
| 015 | 13.8 | 1 | 2.1 | 3.5 | 1.7 |
| 016 | 14.7 | 1 | 2.2 | 3.6 | 1.7 |
| 017 | 15.7 | 1 | 2.2 | 3.7 | 1.7 |
| 018 | 16.5 | 1.2 | 2.6 | 3.8 | 1.7 |
| 020 | 18.5 | 1.2 | 2.7 | 3.9 | 2 |
| 022 | 20.5 | 1.2 | 2.7 | 4.1 | 2 |
| 025 | 23.2 | 1.2 | 3.1 | 4.3 | 2 |
| 028 | 25.9 | 1.5 | 3.1 | 4.6 | 2 |
| 030 | 27.9 | 1.5 | 3.5 | 4.8 | 2 |
| 032 | 29.6 | 1.5 | 3.5 | 5 | 2.5 |
| 035 | 32.2 | 1.5 | 4 | 5.4 | 2.5 |



| Type No. 類別番号 | Type 類別 |
|------------------|--|
| XD2-320 | Retaining ring - C type for hole C形止め輪 穴用 |

Table 5 表5

| Nominal designation 呼び | d ₃ (mm) | t (mm) | b (mm) | a (mm) | d ₀ (mm) |
|---------------------------|---------------------|--------|--------|--------|---------------------|
| 010 | 10.7 | 1 | 1.8 | 3.1 | 1.2 |
| 011 | 11.8 | 1 | 1.8 | 3.2 | 1.2 |
| 012 | 13 | 1 | 1.8 | 3.3 | 1.5 |
| 014 | 15.1 | 1 | 2 | 3.6 | 1.7 |
| 016 | 17.3 | 1 | 2 | 3.7 | 1.7 |
| 018 | 19.5 | 1 | 2.5 | 4 | 1.7 |
| 019 | 20.5 | 1 | 2.5 | 4 | 2 |
| 020 | 21.5 | 1 | 2.5 | 4 | 2 |
| 022 | 23.5 | 1 | 2.5 | 4.1 | 2 |
| 025 | 26.9 | 1.2 | 3 | 4.4 | 2 |
| 028 | 30.1 | 1.2 | 3 | 4.6 | 2 |
| 030 | 32.1 | 1.2 | 3 | 4.7 | 2 |
| 032 | 34.4 | 1.2 | 3.5 | 5.2 | 2.5 |
| 035 | 37.8 | 1.5 | 3.5 | 5.2 | 2.5 |
| 037 | 39.8 | 1.5 | 3.5 | 5.2 | 2.5 |
| 040 | 43.5 | 1.8 | 4 | 5.7 | 2.5 |
| 042 | 45.5 | 1.8 | 4 | 5.8 | 2.5 |
| 045 | 48.5 | 1.8 | 4.5 | 5.9 | 2.5 |
| 047 | 50.5 | 1.8 | 4.5 | 6.1 | 2.5 |
| 050 | 54.2 | 2 | 4.5 | 6.5 | 2.5 |
| 052 | 56.2 | 2 | 5.1 | 6.5 | 2.5 |
| 055 | 59.2 | 2 | 5.1 | 6.5 | 2.5 |
| 060 | 64.2 | 2 | 5.1 | 6.8 | 2.5 |
| 062 | 66.2 | 2 | 5.5 | 6.9 | 2.5 |
| 068 | 72.5 | 2.5 | 6 | 7.4 | 2.5 |
| 072 | 76.5 | 2.5 | 6.6 | 7.4 | 2.5 |
| 075 | 79.5 | 2.5 | 6.6 | 7.8 | 2.5 |
| 080 | 85.5 | 2.5 | 7 | 8 | 2.5 |
| 085 | 90.5 | 3 | 7 | 8 | 3 |
| 090 | 95.5 | 3 | 7.6 | 8.3 | 3 |
| 095 | 100.5 | 3 | 8 | 8.5 | 3 |

Prepared by
OIP Business Support Group
CANON INC.

Canon