

imageRUNNER 5570/6570

PARTS CATALOG



Canon

DU7-3136-000

FEB. 2005
REV. 0

PREFACE

This Parts Catalog contains listings of parts used

Diagrams are provided with the listings to aid the service technician in identifying clearly, the item to be ordered.

Whenever ordering parts, consult this Parts Catalog for all of the information pertaining to each item. Be sure to include, in the Parts Request, the full item description, the item part number, and the quantity.

COPYRIGHT (C) 1999 CANON INC.

Use of this manual should be strictly supervised to avoid disclosure of confidential information.

Contents

Parts List Index

iR5570/6570	1-1
-------------------	-----

iR5570/6570

A	ASSEMBLY LOCATION DIAGRAM	2-1
020	SPACIAL TOOLS	2-7
100	EXTERNAL COVERS, PANELS, ETC.	2-8
101	MACHINE FRONT PLATE	2-12
102	INTERNAL COMPONENTS 1	2-15
103	INTERNAL COMPONENTS 2	2-18
104	INTERNAL COMPONENTS 3	2-21
105	MACHINE REAR PLATE 1	2-24
106	MACHINE REAR PLATE 2	2-27
107	MACHINE BOTTOM PLATE	2-29
110	POWER CORD TERMINAL ASSEMBLY	2-30
130	CONTROL PANEL ASSEMBLY	2-33
161	ADF ASSEMBLY	2-35
162	DOCUMENT TRAY ASSEMBLY	2-38
163	OPEN/CLOSE PANEL ASSEMBLY	2-40
164	ADF PAPER FEEDER ASSEMBLY	2-42
190	MACHINE EXHAUST FAN ASSEMBLY	2-50
191	PRIMARY FAN DUCT ASSEMBLY	2-52
192	FEEDER FAN ASSEMBLY	2-53
194	SCANNER COOLING FAN ASSEMBLY	2-54
210	READER/ADF ASSEMBLY	2-55
211	READER FRAME ASSEMBLY	2-58
215	SCANNER MOUNT ASSEMBLY	2-62
230	VERTICAL PATH DRIVE ASSEMBLY	2-64
231	VERTICAL PATH DUPLEXING FEED DRIVE ASSEMBLY ..	2-66
232	LIFTER DRIVE ASSEMBLY	2-68
250	MAIN DRIVE ASSEMBLY	2-69
260	PRE-REGIST DRIVE ASSEMBLY	2-72
261	CASSETTE PICK-UP DRIVE ASSEMBLY	2-74
263	LEFT PICK-UP DRIVE ASSEMBLY	2-75
265	DUPLEXING FEED DRIVE ASSEMBLY	2-76
275	HOPPER DRIVE ASSEMBLY	2-78
276	BOTTLE DRIVE ASSEMBLY	2-80
280	WASTE TONER ASSEMBLY	2-81
281	MAIN MOTOR DRIVE ASSEMBLY	2-83
300	CASSETTE	2-85
302	RIGHT PAPER STOCK ASSEMBLY	2-89

Contents

303	LEFT PAPER STOCK ASSEMBLY	2-92
305	CASSETTE HEATER ASSEMBLY (100V)	2-95
306	CASSETTE HEATER ASSEMBLY (230V)	2-96
310	CASSETTE PICK-UP ASSEMBLY	2-97
312	DECK RIGHT PICK-UP ASSEMBLY	2-102
313	DECK LEFT PICK-UP ASSEMBLY	2-106
315	MULTI FEED ASSEMBLY	2-110
316	MULTI FEEDER TRAY ASSEMBLY	2-115
320	FIXING/FEEDER FRAME ASSEMBLY	2-117
325	REGISTRATION TRANSFER ASSEMBLY	2-126
330	FEEDER ASSEMBLY	2-129
350	INTERNAL DELIVERY UPPER ASSEMBLY	2-131
351	EXTERNAL DELIVERY UPPER ASSEMBLY	2-133
360	DUPLEXING FEEDER ASSEMBLY	2-135
420	MIRROR ASSEMBLY 1	2-142
430	MIRROR ASSEMBLY 2	2-144
460	LASER SCANNER ASSEMBLY	2-146
510	PHOTO-SENSITIVE DRUM ASSEMBLY	2-147
550	PRIMARY CORONA ASSEMBLY	2-149
570	PRE-TRANSFER CORONA ASSEMBLY	2-151
580	TRANSFER/SEPARATE CORONA ASSEMBLY	2-153
600	AP KIT ASSEMBLY	2-156
620	HOPPER ASSEMBLY	2-162
640	DEVELOPING ASSEMBLY	2-165
720	SEPARATION CLAW DRIVE ASSEMBLY	2-168
810	FIXING ASSEMBLY	2-170
900	CONTROLLER BOX ASSEMBLY	2-174
925	CONTROL PANEL INVERTER PCB ASSEMBLY	2-176
930	DC CONTROLLER PCB ASSEMBLY	2-177
931	AC DRIVER PCB ASSEMBLY	2-178
933	ANTI-RUSH CURRENT PCB ASSEMBLY	2-179
934	ADF CONTROLLER PCB ASSEMBLY	2-180
935	READER CONTROLLER PCB ASSEMBLY	2-181
940	IH POWER/POTENTIAL SENSOR PCB ASSEMBLY	2-182
941	FIXING HEATER PS PCB ASSEMBLY	2-184
960	MOTOR DRIVER PCB ASSEMBLY	2-185
980	H.V. TRANSFORMER PCB ASSEMBLY	2-186

Copy Tray-L1

G20	PAPER DELIVERY TRAY	3-1
-----	---------------------------	-----

Document Tray-K1

G10	DOCUMENT TRAY	4-1
-----	---------------------	-----

NUMERICAL INDEX

IR5570/6570

PARTS NUMBER	FIGURE & KEY NO.	PARTS NUMBER	FIGURE & KEY NO.	PARTS NUMBER	FIGURE & KEY NO.
87-2584-020	580 - 1	FA9-2112-000	360 - 5	FB2-6863-030	600 - 6
97-5527-000	550 - 1	FA9-3313-000	300 - 29	FB2-6867-020	600 - 7
FA2-1498-000	580 - 2	FA9-3314-000	300 - 30	FB2-6872-000	600 - 8
FA2-6923-000	325 - 1	FA9-3671-000	312 - 60	FB2-6874-000	600 - 9
FA2-8884-000	550 - 2	FA9-3674-000	300 - 4	FB2-6877-000	600 - 73
FA2-9037-000	320 - 3	FA9-3691-020	312 - 1	FB2-6883-000	600 - 10
FA3-2127-000	570 - 2	FA9-3784-020	100 - 46	FB2-6888-020	600 - 11
FA3-2434-080	600 - 1	FA9-3827-000	310 - 65	FB2-6889-000	600 - 12
FA3-2471-000	720 - 1	FA9-3829-000	320 - 153	FB2-6890-000	600 - 13
FA3-2473-000	720 - 18	FA9-3830-000	101 - 21	FB2-6892-020	600 - 14
FA3-2474-000	720 - 2	FA9-3831-000	101 - 22	FB2-6895-030	600 - 15
FA3-2475-000	720 - 3	FA9-3832-000	105 - 39	FB2-6897-000	600 - 70
FA3-2476-000	720 - 4	FA9-3833-000	105 - 21	FB2-6898-000	600 - 16
FA3-2477-000	720 - 5	FA9-3833-000	105 - 40	FB2-6899-000	600 - 17
FA3-2478-000	720 - 6	FA9-3846-000	310 - 12	FB2-6912-000	550 - 7
FA3-2565-000	570 - 22	FA9-3846-000	312 - 7	FB2-6913-020	600 - 18
FA3-2764-020	350 - 1	FA9-3847-000	190 - 1	FB2-6914-000	600 - 19
FA3-4725-000	101 - 37	FA9-3858-000	100 - 20	FB2-6915-020	600 - 20
FA3-8004-000	570 - 23	FA9-3860-000	810 - 3	FB2-6918-000	600 - 21
FA3-9120-000	325 - 3	FA9-3870-000	620 - 29	FB2-6919-000	600 - 22
FA4-1149-000	325 - 4	FA9-3943-000	720 - 9	FB2-6920-000	600 - 23
FA4-1159-000	315 - 1	FA9-3961-000	280 - 11	FB2-6921-040	940 - 2
FA4-1819-000	600 - 2	FA9-3995-000	600 - 76	FB2-6930-000	570 - 15
FA4-1864-000	570 - 5	FA9-4002-000	320 - 1	FB2-6934-030	640 - 3
FA4-1867-030	570 - 6	FA9-4009-000	101 - 23	FB2-6935-000	640 - 4
FA4-2035-000	600 - 3	FA9-4022-000	300 - 43	FB2-6936-000	640 - 5
FA4-2037-000	600 - 4	FA9-4026-000	103 - 26	FB2-6939-020	640 - 6
FA5-1876-000	580 - 32	FB1-6833-000	810 - 2	FB2-6943-000	640 - 7
FA5-2924-020	104 - 1	FB1-8581-000	315 - 3	FB2-6952-020	640 - 9
FA5-4403-000	810 - 4	FB1-8584-000	315 - 29	FB2-6954-030	105 - 25
FA6-3071-020	810 - 5	FB1-8619-000	316 - 1	FB2-6956-020	102 - 21
FA6-6457-000	310 - 2	FB1-8621-000	316 - 2	FB2-6957-000	102 - 22
FA6-6804-020	570 - 7	FB1-8625-000	316 - 3	FB2-6958-000	105 - 26
FA6-7939-000	281 - 2	FB1-8735-000	105 - 1	FB2-7030-000	102 - 23
FA6-7939-000	360 - 4	FB1-8737-000	105 - 2	FB2-7051-070	320 - 5
FA6-8304-000	281 - 3	FB1-8776-000	810 - 41	FB2-7055-040	320 - 6
FA6-9988-020	302 - 6	FB2-3000-000	600 - 5	FB2-7056-030	320 - 7
FA6-9988-020	303 - 6	FB2-6310-000	103 - 25	FB2-7066-000	320 - 8
FA9-0488-000	640 - 1	FB2-6793-000	105 - 36	FB2-7068-000	325 - 5
FA9-2112-000	102 - 20	FB2-6839-000	570 - 8	FB2-7082-020	580 - 36
FA9-2112-000	231 - 4	FB2-6840-000	570 - 9	FB2-7083-020	580 - 6
FA9-2112-000	250 - 2	FB2-6842-000	570 - 10	FB2-7088-000	580 - 7
FA9-2112-000	260 - 1	FB2-6843-000	570 - 11	FB2-7089-020	580 - 8
FA9-2112-000	261 - 1	FB2-6844-020	570 - 12	FB2-7090-000	580 - 9
FA9-2112-000	263 - 1	FB2-6847-000	570 - 13	FB2-7092-000	580 - 10
FA9-2112-000	265 - 1	FB2-6849-030	550 - 3	FB2-7093-020	580 - 11
FA9-2112-000	302 - 8	FB2-6850-000	550 - 4	FB2-7095-000	580 - 12
FA9-2112-000	303 - 8	FB2-6850-000	580 - 4	FB2-7096-000	580 - 13
FA9-2112-000	310 - 3	FB2-6857-000	550 - 5	FB2-7104-000	325 - 9
FA9-2112-000	312 - 2	FB2-6859-030	550 - 6	FB2-7105-000	325 - 10
FA9-2112-000	313 - 1	FB2-6862-020	570 - 14	FB2-7106-000	325 - 11
FA9-2112-000	315 - 2	FB2-6862-020	580 - 5	FB2-7108-000	580 - 14

NUMERICAL INDEX

iR5570/6570

PARTS NUMBER	FIGURE & KEY NO.	PARTS NUMBER	FIGURE & KEY NO.	PARTS NUMBER	FIGURE & KEY NO.
FB2-7109-000	325 - 33	FB2-7720-000	313 - 10	FB2-8302-000	600 - 25
FB2-7111-000	580 - 15	FB2-7721-020	313 - 11	FB2-8306-000	325 - 14
FB2-7112-020	580 - 16	FB2-7722-000	313 - 12	FB2-8321-000	600 - 79
FB2-7155-000	320 - 78	FB2-7723-000	313 - 13	FB2-8331-000	510 - 11
FB2-7163-000	350 - 3	FB2-7740-020	302 - 30	FB2-8333-000	320 - 108
FB2-7168-000	350 - 4	FB2-7740-020	303 - 30	FB2-8334-000	320 - 25
FB2-7169-000	350 - 5	FB2-7754-030	100 - 17	FB2-8335-000	600 - 26
FB2-7180-000	351 - 9	FB2-7754-030	315 - 5	FB2-8342-000	640 - 10
FB2-7219-030	810 - 46	FB2-7754-030	360 - 7	FB2-8344-000	105 - 34
FB2-7221-000	810 - 42	FB2-7755-000	100 - 39	FB2-8345-000	101 - 13
FB2-7222-020	810 - 1	FB2-7755-000	315 - 6	FB2-8376-000	320 - 82
FB2-7223-030	810 - 43	FB2-7755-000	360 - 8	FB2-8402-000	280 - 1
FB2-7230-000	810 - 75	FB2-7758-000	303 - 21	FB2-8408-000	105 - 37
FB2-7238-000	810 - 6	FB2-7777-020	310 - 26	FB2-8410-000	310 - 1
FB2-7242-020	320 - 88	FB2-7777-020	312 - 29	FB2-8410-000	312 - 5
FB2-7243-000	320 - 89	FB2-7777-020	313 - 14	FB2-8436-000	310 - 28
FB2-7249-000	320 - 69	FB2-7816-000	260 - 2	FB2-8437-000	640 - 11
FB2-7250-020	320 - 70	FB2-7841-000	281 - 4	FB2-8465-000	302 - 10
FB2-7260-020	810 - 45	FB2-7851-000	250 - 6	FB2-8465-000	303 - 10
FB2-7432-000	360 - 6	FB2-7866-000	101 - 38	FB2-8469-000	580 - 19
FB2-7540-000	315 - 4	FB2-7867-030	101 - 12	FB2-8493-000	550 - 8
FB2-7559-030	101 - 1	FB2-7968-000	580 - 17	FB2-8509-020	600 - 29
FB2-7560-030	101 - 2	FB2-7981-000	280 - 4	FB2-8512-000	310 - 29
FB2-7592-000	312 - 3	FB2-8010-000	102 - 1	FB2-8512-000	312 - 6
FB2-7593-000	310 - 4	FB2-8098-000	101 - 24	FB2-8512-000	313 - 15
FB2-7593-000	312 - 4	FB2-8118-020	620 - 13	FB2-9248-000	232 - 2
FB2-7603-040	312 - 8	FB2-8119-000	620 - 14	FB3-2832-000	316 - 8
FB2-7605-000	310 - 8	FB2-8120-000	620 - 15	FB3-2836-000	316 - 9
FB2-7605-000	312 - 9	FB2-8122-000	620 - 16	FB3-2994-000	360 - 41
FB2-7606-000	310 - 9	FB2-8132-030	102 - 18	FB3-8333-000	310 - 30
FB2-7606-000	312 - 10	FB2-8182-000	600 - 78	FB3-8345-000	510 - 3
FB2-7611-000	310 - 10	FB2-8185-000	510 - 7	FB3-8346-000	510 - 13
FB2-7613-050	310 - 11	FB2-8187-000	510 - 9	FB3-8348-020	570 - 16
FB2-7614-000	312 - 11	FB2-8190-000	510 - 10	FB3-8349-000	580 - 20
FB2-7620-020	310 - 15	FB2-8192-000	320 - 19	FB3-8369-000	350 - 12
FB2-7623-020	313 - 2	FB2-8196-020	320 - 20	FB3-8374-000	360 - 9
FB2-7624-020	310 - 16	FB2-8198-020	320 - 22	FB3-8382-000	320 - 24
FB2-7624-020	312 - 14	FB2-8200-000	325 - 12	FB3-8383-020	320 - 14
FB2-7624-020	313 - 3	FB2-8202-000	325 - 13	FB3-8389-020	320 - 15
FB2-7630-000	312 - 16	FB2-8203-040	320 - 148	FB3-8398-020	320 - 62
FB2-7631-030	310 - 18	FB2-8204-000	320 - 21	FB3-8401-000	320 - 55
FB2-7632-000	310 - 45	FB2-8208-050	320 - 32	FB3-8402-000	320 - 56
FB2-7632-000	312 - 70	FB2-8213-000	320 - 29	FB3-8403-020	320 - 57
FB2-7633-020	310 - 19	FB2-8214-000	320 - 81	FB3-8404-030	320 - 50
FB2-7633-020	312 - 18	FB2-8216-030	320 - 34	FB3-8405-030	320 - 49
FB2-7642-000	310 - 20	FB2-8217-020	320 - 33	FB3-8406-020	320 - 52
FB2-7642-000	312 - 23	FB2-8266-020	310 - 27	FB3-8414-000	350 - 14
FB2-7706-000	313 - 5	FB2-8266-020	312 - 30	FB3-8416-000	810 - 54
FB2-7715-020	313 - 6	FB2-8272-000	105 - 28	FB3-8457-020	320 - 117
FB2-7716-020	313 - 7	FB2-8272-000	105 - 38	FB3-8505-000	330 - 6
FB2-7717-030	313 - 8	FB2-8299-000	720 - 10	FB3-8538-020	600 - 30
FB2-7718-030	313 - 9	FB2-8301-020	600 - 24	FB3-8542-000	640 - 12

NUMERICAL INDEX

iR5570/6570

PARTS NUMBER	FIGURE & KEY NO.	PARTS NUMBER	FIGURE & KEY NO.	PARTS NUMBER	FIGURE & KEY NO.
FB3-8551-000	325 - 15	FB4-2007-000	315 - 7	FB5-2951-000	102 - 5
FB3-8552-000	325 - 16	FB4-2014-000	312 - 20	FB5-2953-000	101 - 25
FB3-8564-030	325 - 17	FB4-2016-000	312 - 21	FB5-2955-020	104 - 11
FB3-8566-000	320 - 38	FB4-2019-020	104 - 10	FB5-2957-000	102 - 6
FB3-8569-020	320 - 37	FB4-2020-020	104 - 4	FB5-2989-000	280 - 3
FB3-8585-030	325 - 18	FB4-2023-000	104 - 5	FB5-2990-000	280 - 16
FB3-8586-000	580 - 37	FB4-2024-000	104 - 6	FB5-2992-000	280 - 18
FB3-8587-000	580 - 21	FB4-2131-000	360 - 10	FB5-2993-000	280 - 13
FB3-8617-000	600 - 31	FB4-2155-020	360 - 11	FB5-2998-000	250 - 1
FB3-8659-000	325 - 37	FB4-2159-000	360 - 12	FB5-3005-000	250 - 20
FB3-8796-000	231 - 5	FB4-2161-000	360 - 13	FB5-3016-020	360 - 73
FB3-9305-020	300 - 5	FB4-2506-000	101 - 29	FB5-3018-000	230 - 1
FB3-9308-000	300 - 20	FB4-2623-000	101 - 14	FB5-3023-000	231 - 6
FB3-9313-020	300 - 6	FB4-3285-000	313 - 50	FB5-3023-000	265 - 2
FB3-9315-020	300 - 7	FB4-3687-000	550 - 17	FB5-3087-000	211 - 2
FB3-9316-000	300 - 50	FB4-3687-000	570 - 3	FB5-3301-020	360 - 15
FB3-9319-000	300 - 8	FB4-3687-000	580 - 31	FB5-3302-000	360 - 16
FB3-9320-020	300 - 9	FB4-3700-000	310 - 17	FB5-3303-020	360 - 17
FB3-9321-000	300 - 18	FB4-5335-000	104 - 9	FB5-3304-000	360 - 18
FB3-9322-020	300 - 31	FB4-6209-000	600 - 32	FB5-3312-000	360 - 20
FB3-9323-020	300 - 32	FB4-6210-000	600 - 33	FB5-3313-000	360 - 21
FB3-9326-020	300 - 10	FB4-6214-030	310 - 21	FB5-3321-000	360 - 24
FB3-9345-020	104 - 36	FB4-6227-030	310 - 22	FB5-3322-020	360 - 25
FB3-9356-000	300 - 45	FB4-6227-030	312 - 22	FB5-3324-000	360 - 26
FB3-9359-020	104 - 34	FB4-6227-030	313 - 20	FB5-3328-000	360 - 27
FB3-9362-020	105 - 8	FB4-7481-000	360 - 1	FB5-3331-000	360 - 2
FB3-9363-000	105 - 9	FB4-9029-000	310 - 23	FB5-3335-000	360 - 42
FB3-9364-000	105 - 3	FB4-9029-000	312 - 24	FB5-3337-000	360 - 43
FB3-9784-000	103 - 19	FB4-9029-000	313 - 21	FB5-3338-030	360 - 28
FB4-0638-020	580 - 22	FB4-9043-000	310 - 24	FB5-3341-000	360 - 29
FB4-0644-020	350 - 15	FB4-9043-000	312 - 25	FB5-3343-000	360 - 31
FB4-0684-000	330 - 7	FB4-9043-000	313 - 22	FB5-3345-000	360 - 32
FB4-0726-000	210 - 7	FB5-0553-000	232 - 3	FB5-3346-000	104 - 31
FB4-1200-020	320 - 91	FB5-0873-000	315 - 8	FB5-3351-000	104 - 12
FB4-1201-020	104 - 33	FB5-2063-000	310 - 25	FB5-3365-000	300 - 1
FB4-1202-000	310 - 33	FB5-2063-000	312 - 26	FB5-3365-000	302 - 37
FB4-1340-000	107 - 3	FB5-2063-000	313 - 23	FB5-3365-000	303 - 37
FB4-1355-020	104 - 2	FB5-2841-000	300 - 15	FB5-3379-020	320 - 76
FB4-1421-000	102 - 15	FB5-2913-000	100 - 19	FB5-3381-020	320 - 65
FB4-1494-000	900 - 5	FB5-2916-030	102 - 4	FB5-3382-000	351 - 1
FB4-1797-000	280 - 2	FB5-2920-000	315 - 16	FB5-3387-020	351 - 4
FB4-1969-020	100 - 27	FB5-2921-000	315 - 9	FB5-3389-000	320 - 63
FB4-1971-000	100 - 28	FB5-2926-020	315 - 10	FB5-3392-020	351 - 6
FB4-1978-020	310 - 5	FB5-2927-020	315 - 11	FB5-3393-020	351 - 7
FB4-1980-020	310 - 6	FB5-2928-000	315 - 34	FB5-3394-000	351 - 8
FB4-1994-000	313 - 17	FB5-2935-000	315 - 14	FB5-3396-020	351 - 10
FB4-1996-000	313 - 18	FB5-2940-000	315 - 15	FB5-3397-000	351 - 11
FB4-2004-000	310 - 86	FB5-2941-000	315 - 17	FB5-3399-000	350 - 2
FB4-2004-000	312 - 35	FB5-2944-000	315 - 18	FB5-3400-000	351 - 12
FB4-2007-000	310 - 14	FB5-2945-000	315 - 19	FB5-3408-020	351 - 13
FB4-2007-000	312 - 13	FB5-2946-000	315 - 20	FB5-3409-000	351 - 20
FB4-2007-000	313 - 19	FB5-2949-000	315 - 22	FB5-3410-000	351 - 22

NUMERICAL INDEX

iR5570/6570

PARTS NUMBER	FIGURE & KEY NO.	PARTS NUMBER	FIGURE & KEY NO.	PARTS NUMBER	FIGURE & KEY NO
FB5-3413-000	351 - 23	FB6-5090-000	360 - 23	FB6-6972-000	316 - 4
FB5-3414-000	350 - 7	FB6-5889-000	250 - 3	FB6-6974-000	316 - 5
FB5-3420-000	351 - 2	FB6-5892-000	320 - 98	FB6-6975-000	100 - 41
FB5-3421-000	351 - 24	FB6-5893-000	360 - 22	FB6-7010-000	100 - 15
FB5-3423-000	351 - 5	FB6-5894-000	360 - 30	FB6-7011-000	100 - 30
FB5-3432-000	310 - 70	FB6-5899-000	315 - 12	FB6-7012-000	100 - 42
FB5-3432-000	312 - 69	FB6-5900-000	310 - 32	FB6-7013-000	100 - 52
FB5-3436-000	312 - 28	FB6-5900-000	312 - 27	FB6-7014-000	100 - 53
FB5-3439-000	313 - 55	FB6-6210-000	210 - 36	FB6-7017-000	100 - 13
FB5-3440-000	313 - 24	FB6-6569-000	640 - 2	FB6-7018-000	100 - 14
FB5-3442-000	310 - 34	FB6-6571-000	600 - 47	FB6-7021-000	320 - 28
FB5-3450-000	263 - 5	FB6-6572-000	350 - 11	FB6-7023-000	360 - 19
FB5-3476-000	940 - 5	FB6-6573-000	310 - 13	FB6-7031-000	107 - 7
FB5-3481-000	260 - 10	FB6-6573-000	312 - 12	FB6-7032-000	110 - 13
FB5-3549-000	600 - 27	FB6-6574-000	312 - 19	FB6-7036-000	310 - 82
FB5-3573-000	315 - 24	FB6-6575-000	313 - 4	FB6-7036-000	312 - 64
FB5-3595-000	320 - 97	FB6-6576-000	313 - 16	FB6-7038-000	315 - 13
FB5-3611-000	320 - 93	FB6-6577-000	310 - 31	FB6-7039-000	315 - 23
FB5-3614-000	104 - 13	FB6-6579-000	100 - 29	FB6-7040-000	104 - 46
FB5-3617-000	810 - 47	FB6-6580-000	100 - 47	FB6-7042-000	100 - 43
FB5-3625-000	350 - 13	FB6-6581-000	310 - 7	FB6-7044-000	305 - 1
FB5-3636-000	211 - 22	FB6-6582-000	312 - 15	FB6-7046-000	315 - 21
FB5-3657-020	106 - 5	FB6-6583-000	312 - 17	FB6-7047-000	316 - 6
FB5-3670-000	106 - 9	FB6-6584-000	330 - 12	FB6-7048-000	316 - 7
FB5-3678-000	105 - 23	FB6-6587-000	330 - 2	FB6-7051-000	360 - 14
FB5-3742-000	210 - 34	FB6-6590-000	330 - 3	FB6-7054-000	580 - 18
FB5-3746-000	320 - 31	FB6-6591-000	330 - 4	FC1-3975-020	325 - 19
FB5-3747-020	320 - 30	FB6-6592-000	330 - 5	FC1-3976-000	325 - 20
FB5-4562-000	250 - 4	FB6-6596-000	330 - 8	FC1-5061-000	302 - 11
FB5-5518-020	106 - 10	FB6-6597-000	330 - 9	FC1-5061-000	303 - 11
FB5-5521-000	810 - 48	FB6-6598-000	330 - 10	FC1-5081-000	302 - 13
FB5-5522-000	330 - 1	FB6-6599-000	330 - 11	FC1-5081-000	303 - 13
FB5-5530-000	320 - 46	FB6-6600-000	330 - 13	FC1-7435-020	570 - 17
FB5-5581-000	325 - 7	FB6-6605-000	570 - 1	FC1-7438-000	351 - 14
FB5-5582-020	325 - 8	FB6-6699-000	510 - 1	FC3-0722-000	164 - 104
FB5-5594-000	231 - 7	FB6-6864-000	900 - 2	FC5-0127-000	420 - 1
FB5-5599-000	300 - 19	FB6-6898-000	104 - 38	FC5-0127-000	430 - 1
FB5-5613-000	313 - 26	FB6-6900-000	104 - 35	FC5-0136-000	430 - 2
FB5-5614-000	313 - 27	FB6-6939-000	101 - 16	FC5-0165-000	430 - 3
FB5-5615-000	313 - 28	FB6-6940-000	101 - 26	FC5-1146-000	100 - 34
FB5-5616-000	313 - 29	FB6-6955-000	320 - 73	FC5-1280-000	100 - 40
FB5-5617-000	313 - 30	FB6-6958-000	102 - 24	FC5-1304-000	900 - 6
FB5-5618-000	107 - 4	FB6-6959-000	640 - 13	FC5-1305-000	900 - 10
FB5-5620-000	312 - 63	FB6-6960-000	300 - 11	FC5-1766-000	510 - 8
FB5-5621-000	310 - 75	FB6-6961-000	300 - 12	FC5-1892-000	620 - 2
FB5-5621-000	360 - 79	FB6-6962-000	300 - 13	FC5-1900-000	620 - 6
FB5-5627-020	101 - 3	FB6-6963-000	300 - 21	FC5-1904-000	276 - 1
FB5-8735-000	104 - 3	FB6-6964-000	300 - 22	FC5-1912-000	276 - 2
FB5-9410-000	164 - 139	FB6-6965-000	300 - 33	FC5-1913-000	276 - 9
FB5-9648-000	580 - 3	FB6-6966-000	300 - 23	FC5-1945-000	620 - 30
FB6-3150-000	320 - 141	FB6-6968-000	300 - 26	FC5-1949-000	620 - 8
FB6-4303-000	130 - 3	FB6-6971-000	300 - 56	FC5-1950-000	620 - 9

NUMERICAL INDEX

iR5570/6570

PARTS NUMBER	FIGURE & KEY NO.	PARTS NUMBER	FIGURE & KEY NO.	PARTS NUMBER	FIGURE & KEY NO.
FC5-2452-000	100 - 6	FC5-3020-000	164 - 78	FC5-3212-020	161 - 14
FC5-2719-000	100 - 31	FC5-3021-000	164 - 66	FC5-3214-000	161 - 6
FC5-2720-000	100 - 48	FC5-3022-000	164 - 74	FC5-3218-000	164 - 43
FC5-2792-000	210 - 8	FC5-3024-020	164 - 67	FC5-3221-000	161 - 15
FC5-2835-000	420 - 3	FC5-3025-020	163 - 13	FC5-3223-000	210 - 33
FC5-2840-000	430 - 4	FC5-3026-000	164 - 68	FC5-3225-000	164 - 18
FC5-2882-000	211 - 23	FC5-3050-000	210 - 9	FC5-3226-000	161 - 16
FC5-2929-000	210 - 12	FC5-3051-000	210 - 9	FC5-4424-000	164 - 19
FC5-2930-000	210 - 13	FC5-3052-000	210 - 9	FC5-4425-000	164 - 58
FC5-2934-000	210 - 28	FC5-3055-000	210 - 31	FC5-5091-000	276 - 10
FC5-2937-000	210 - 14	FC5-3056-000	210 - 31	FC5-5092-000	620 - 31
FC5-2938-000	210 - 15	FC5-3057-000	210 - 31	FC5-5145-000	320 - 140
FC5-2940-000	210 - 1	FC5-3062-000	210 - 9	FC5-5158-000	100 - 16
FC5-2953-000	163 - 1	FC5-3063-000	210 - 37	FC5-5182-000	130 - 4
FC5-2954-000	163 - 24	FC5-3102-000	161 - 3	FC5-6264-000	620 - 32
FC5-2956-000	163 - 2	FC5-3106-000	162 - 2	FC5-6649-000	130 - 5
FC5-2957-000	163 - 3	FC5-3108-000	162 - 4	FC5-6650-000	130 - 6
FC5-2958-000	163 - 4	FC5-3111-000	162 - 5	FC5-6651-000	130 - 7
FC5-2959-000	163 - 20	FC5-3113-000	162 - 6	FC5-6652-000	130 - 8
FC5-2960-000	163 - 21	FC5-3114-000	164 - 105	FC5-6653-000	130 - 21
FC5-2961-000	163 - 19	FC5-3115-000	164 - 106	FC5-6654-000	130 - 22
FC5-2962-020	163 - 16	FC5-3116-000	164 - 107	FC5-6655-000	130 - 9
FC5-2963-000	163 - 5	FC5-3118-000	164 - 108	FC5-6656-000	130 - 10
FC5-2967-000	164 - 85	FC5-3119-000	164 - 109	FC5-6657-000	130 - 11
FC5-2975-000	164 - 82	FC5-3120-000	164 - 110	FC5-6658-000	130 - 12
FC5-2978-000	164 - 76	FC5-3121-000	164 - 111	FC6-2841-000	620 - 41
FC5-2979-000	164 - 77	FC5-3124-020	164 - 112	FC6-3425-000	620 - 5
FC5-2980-000	164 - 1	FC5-3128-000	164 - 101	FC6-3426-000	620 - 7
FC5-2987-020	164 - 64	FC5-3129-000	164 - 102	FC6-3427-000	620 - 10
FC5-2988-000	164 - 65	FC5-3130-000	164 - 103	FC6-3432-000	620 - 17
FC5-2989-000	164 - 72	FC5-3137-000	162 - 7	FC6-3433-000	620 - 11
FC5-2990-020	164 - 73	FC5-3144-000	164 - 10	FC6-3435-000	620 - 36
FC5-2991-000	164 - 2	FC5-3145-000	164 - 11	FC6-3437-000	640 - 8
FC5-2992-000	164 - 3	FC5-3146-000	164 - 12	FC6-3442-000	310 - 35
FC5-2994-000	164 - 4	FC5-3147-000	164 - 13	FC6-3442-000	312 - 31
FC5-2995-020	164 - 5	FC5-3148-000	164 - 14	FC6-3442-000	313 - 25
FC5-2996-020	164 - 6	FC5-3149-000	164 - 92	FC6-3447-000	810 - 49
FC5-2997-020	164 - 51	FC5-3150-000	164 - 93	FC6-3448-000	940 - 1
FC5-2998-020	164 - 7	FC5-3152-000	164 - 95	FC6-3451-000	103 - 5
FC5-3000-020	164 - 52	FC5-3153-000	164 - 136	FC6-3476-000	103 - 3
FC5-3002-000	164 - 53	FC5-3154-000	164 - 16	FC6-3477-000	103 - 11
FC5-3004-000	164 - 54	FC5-3163-000	164 - 117	FC6-3479-000	103 - 4
FC5-3006-020	164 - 55	FC5-3165-000	164 - 121	FC6-3482-000	103 - 12
FC5-3007-020	164 - 56	FC5-3166-000	164 - 122	FC6-3483-000	190 - 3
FC5-3008-000	164 - 8	FC5-3167-000	164 - 123	FC6-3494-000	810 - 29
FC5-3009-020	164 - 132	FC5-3168-000	164 - 124	FC6-3497-000	810 - 8
FC5-3010-000	164 - 9	FC5-3169-000	164 - 125	FC6-3498-000	810 - 9
FC5-3014-000	163 - 6	FC5-3170-000	164 - 126	FC6-3499-000	810 - 10
FC5-3015-000	161 - 1	FC5-3177-020	164 - 17	FC6-3500-000	810 - 11
FC5-3016-000	163 - 22	FC5-3202-000	161 - 4	FC6-3501-000	810 - 12
FC5-3017-000	163 - 23	FC5-3207-000	210 - 32	FC6-3502-000	810 - 13
FC5-3019-000	164 - 57	FC5-3211-000	161 - 13	FC6-3511-000	350 - 8

NUMERICAL INDEX

iR5570/6570

PARTS NUMBER	FIGURE & KEY NO.	PARTS NUMBER	FIGURE & KEY NO.	PARTS NUMBER	FIGURE & KEY NO
FC6-3512-000	350 - 9	FC6-3736-000	350 - 10	FC6-3809-000	320 - 126
FC6-3518-000	810 - 30	FC6-3737-000	215 - 5	FC6-3812-000	107 - 1
FC6-3519-000	810 - 25	FC6-3743-000	810 - 78	FC6-3813-000	107 - 2
FC6-3524-000	810 - 14	FC6-3744-000	810 - 51	FC6-3826-000	320 - 74
FC6-3525-000	810 - 15	FC6-3745-000	810 - 52	FC6-3827-000	215 - 9
FC6-3528-000	810 - 26	FC6-3752-000	302 - 1	FC6-3838-000	320 - 96
FC6-3534-000	320 - 48	FC6-3752-000	303 - 1	FC6-3839-000	810 - 31
FC6-3538-000	320 - 139	FC6-3753-000	302 - 22	FC6-4003-000	211 - 1
FC6-3540-000	191 - 8	FC6-3754-000	302 - 4	FC6-4006-000	420 - 2
FC6-3548-000	101 - 19	FC6-3754-000	303 - 4	FC6-4591-000	210 - 22
FC6-3549-000	100 - 32	FC6-3760-000	302 - 12	FC6-4598-000	211 - 4
FC6-3553-000	215 - 1	FC6-3760-000	303 - 12	FC6-4599-000	211 - 28
FC6-3554-000	215 - 2	FC6-3761-000	302 - 32	FC6-4600-000	210 - 10
FC6-3555-000	215 - 3	FC6-3761-000	303 - 32	FC6-4609-000	210 - 30
FC6-3556-000	103 - 6	FC6-3762-000	302 - 40	FC6-5075-000	100 - 54
FC6-3566-000	810 - 16	FC6-3762-000	303 - 40	FC6-5076-000	100 - 54
FC6-3584-000	810 - 39	FC6-3763-000	302 - 7	FF2-2891-000	600 - 34
FC6-3588-000	810 - 17	FC6-3763-000	303 - 42	FF3-4036-000	106 - 6
FC6-3592-000	810 - 18	FC6-3764-000	302 - 2	FF3-4656-000	325 - 21
FC6-3597-000	320 - 150	FC6-3764-000	303 - 2	FF5-1220-000	310 - 36
FC6-3598-000	320 - 151	FC6-3765-000	302 - 3	FF5-1220-000	312 - 32
FC6-3601-000	320 - 27	FC6-3765-000	303 - 3	FF5-1220-000	313 - 31
FC6-3609-000	620 - 24	FC6-3766-000	302 - 16	FF5-1221-000	310 - 37
FC6-3610-000	130 - 1	FC6-3766-000	303 - 16	FF5-1221-000	312 - 33
FC6-3613-000	100 - 3	FC6-3767-000	302 - 9	FF5-1221-000	313 - 32
FC6-3615-000	100 - 5	FC6-3767-000	303 - 9	FF5-2237-000	360 - 33
FC6-3616-000	302 - 38	FC6-3768-000	302 - 14	FF5-2942-020	570 - 18
FC6-3617-000	303 - 38	FC6-3768-000	303 - 14	FF5-2947-020	640 - 14
FC6-3618-000	300 - 2	FC6-3769-000	302 - 18	FF5-2948-000	640 - 15
FC6-3619-000	620 - 4	FC6-3769-000	303 - 18	FF5-2949-000	640 - 16
FC6-3620-000	620 - 35	FC6-3770-000	302 - 15	FF5-2973-020	550 - 11
FC6-3625-000	100 - 33	FC6-3770-000	303 - 15	FF5-2974-030	550 - 12
FC6-3626-000	130 - 2	FC6-3771-000	302 - 17	FF5-2981-000	600 - 36
FC6-3628-000	320 - 94	FC6-3771-000	303 - 17	FF5-2983-000	600 - 37
FC6-3639-000	101 - 32	FC6-3775-000	104 - 39	FF5-2986-000	600 - 38
FC6-3640-000	104 - 37	FC6-3776-000	104 - 40	FF5-2990-020	102 - 25
FC6-3641-000	620 - 25	FC6-3777-000	104 - 41	FF5-2990-020	325 - 22
FC6-3648-000	900 - 3	FC6-3778-000	104 - 42	FF5-3002-030	102 - 26
FC6-3650-000	215 - 4	FC6-3779-000	104 - 43	FF5-3003-000	101 - 15
FC6-3653-000	320 - 2	FC6-3780-000	104 - 44	FF5-3004-020	101 - 4
FC6-3662-000	940 - 3	FC6-3781-000	104 - 45	FF5-3032-000	320 - 23
FC6-3667-000	320 - 107	FC6-3784-000	303 - 22	FF5-3033-000	325 - 23
FC6-3669-000	810 - 74	FC6-3785-000	303 - 7	FF5-3045-000	105 - 16
FC6-3673-000	810 - 73	FC6-3790-000	320 - 127	FF5-3055-000	350 - 17
FC6-3690-000	100 - 4	FC6-3792-000	100 - 37	FF5-3063-030	310 - 38
FC6-3693-000	190 - 2	FC6-3793-000	100 - 37	FF5-3084-030	101 - 27
FC6-3697-000	105 - 32	FC6-3794-000	100 - 37	FF5-3090-000	570 - 19
FC6-3705-000	101 - 46	FC6-3795-000	100 - 37	FF5-3090-000	580 - 26
FC6-3710-000	620 - 1	FC6-3796-000	100 - 37	FF5-3095-000	320 - 83
FC6-3722-000	320 - 105	FC6-3797-000	100 - 37	FF5-3146-000	600 - 39
FC6-3733-000	350 - 6	FC6-3800-000	300 - 52	FF5-3149-000	320 - 39
FC6-3734-000	103 - 23	FC6-3801-000	300 - 53	FF5-3151-000	320 - 120

NUMERICAL INDEX

iR5570/6570

PARTS NUMBER	FIGURE & KEY NO.	PARTS NUMBER	FIGURE & KEY NO.	PARTS NUMBER	FIGURE & KEY NO
FF5-3153-000	320 - 18	FF5-9892-000	104 - 16	FG6-5458-020	600 - 45
FF5-3154-000	320 - 17	FF5-9899-000	102 - 7	FG6-5459-000	600 - 46
FF5-3172-000	105 - 27	FF5-9900-000	104 - 27	FG6-5460-000	102 - 12
FF5-3173-000	105 - 29	FF5-9901-000	101 - 28	FG6-5462-000	102 - 14
FF5-3220-000	310 - 39	FF5-9905-000	106 - 4	FG6-5466-020	360 - 49
FF5-3221-000	313 - 33	FF5-9910-000	315 - 30	FG6-5467-000	360 - 50
FF5-3228-000	312 - 34	FF5-9946-000	580 - 27	FG6-5468-000	360 - 52
FF5-5895-000	310 - 40	FF5-9952-000	105 - 30	FG6-5469-000	360 - 44
FF5-5902-020	325 - 24	FF5-9954-000	230 - 10	FG6-5470-020	360 - 53
FF5-5908-000	325 - 25	FF5-9958-000	103 - 10	FG6-5474-000	320 - 129
FF5-5914-000	350 - 18	FF5-9969-000	104 - 30	FG6-5481-000	280 - 8
FF5-5920-000	320 - 106	FF5-9970-000	360 - 54	FG6-5483-000	320 - 36
FF5-5930-000	640 - 17	FF6-1019-000	300 - 58	FG6-5484-000	104 - 20
FF5-5936-020	600 - 42	FF6-1034-000	300 - 34	FG6-5485-000	360 - 51
FF5-5988-000	640 - 18	FF6-1051-020	300 - 59	FG6-5911-060	580 -
FF5-6883-000	550 - 9	FF6-1052-020	300 - 59	FG6-5954-000	900 - 4
FF5-6883-000	580 - 23	FF6-1333-000	300 - 35	FG6-9172-000	570 - 20
FF5-6884-000	550 - 10	FF6-1425-000	600 - 40	FG6-9172-000	580 - 28
FF5-6884-000	580 - 24	FF6-1428-000	810 - 53	FG6-9895-000	600 - 35
FF5-6885-000	550 - 13	FF6-1429-000	315 - 53	FG6-9897-000	330 -
FF5-6885-000	580 - 25	FF6-1851-040	810 - 77	FG6-9903-000	232 - 1
FF5-6904-000	310 - 41	FF6-2568-000	313 - 34	FH2-5006-000	100 - 35
FF5-7734-000	360 - 34	FF6-2861-000	104 - 47	FH2-6552-000	100 - 44
FF5-8152-000	101 - 5	FG2-6932-000	101 - 6	FH2-7030-000	110 - 1
FF5-9550-000	300 - 14	FG2-7380-000	325 - 26	FH2-7037-000	130 - 13
FF5-9685-000	300 - 46	FG2-7383-000	101 - 7	FH2-7039-000	110 - 1
FF5-9779-000	310 - 42	FG2-7671-000	600 - 43	FH2-9243-020	250 - 8
FF5-9779-000	312 - 36	FG5-1957-000	105 - 12	FH2-9246-020	325 - 6
FF5-9779-000	313 - 35	FG5-5017-020	600 - 44	FH2-9247-000	281 - 5
FF5-9781-000	312 - 37	FG5-5789-000	720 -	FH2-9248-000	250 - 9
FF5-9783-000	312 - 38	FG5-5794-000	105 - 33	FH3-0515-000	980 - T4502
FF5-9784-000	310 - 43	FG5-6289-000	316 - 11	FH3-0577-000	980 - T4505
FF5-9784-000	312 - 39	FG5-8650-080	320 - 61	FH3-0636-000	941 - T1
FF5-9784-000	313 - 36	FG5-8856-000	325 - 27	FH3-0766-000	980 - T4506
FF5-9787-000	310 - 44	FG6-1906-000	104 - 18	FH3-0767-000	980 - T4507
FF5-9789-000	310 - 46	FG6-1941-000	104 - 19	FH3-0936-000	941 - T2
FF5-9809-000	103 - 9	FG6-2245-030	104 - 8	FH4-6104-020	930 - IC56
FF5-9840-000	104 - 29	FG6-2335-020	310 - 47	FH4-6145-000	900 - IC1005
FF5-9841-000	100 - 18	FG6-4876-000	280 -	FH4-6218-000	900 - IC1006
FF5-9842-000	102 - 2	FG6-4891-000	104 - 32	FH4-6284-000	930 - IC30
FF5-9843-000	315 - 28	FG6-4968-000	110 - 14	FH4-6300-000	900 - IC0003
FF5-9844-000	360 - 35	FG6-4969-000	110 - 15	FH4-6300-000	930 - IC29
FF5-9845-000	360 - 36	FG6-4978-000	933 -	FH4-6302-000	900 - IC1009
FF5-9849-000	360 - 37	FG6-5039-000	232 -	FH5-1138-000	550 - 14
FF5-9861-000	106 - 8	FG6-5057-000	105 - 22	FH6-1548-040	320 - 9
FF5-9874-030	360 - 38	FG6-5439-000	312 - 40	FH6-1717-020	261 - 2
FF5-9875-020	360 - 39	FG6-5440-000	313 - 37	FH6-1717-020	263 - 2
FF5-9876-020	360 - 40	FG6-5441-000	310 - 48	FH6-1742-020	360 - 82
FF5-9877-000	320 - 66	FG6-5444-020	107 - 5	FH7-5702-050	310 - 49
FF5-9884-000	320 - 40	FG6-5445-020	106 - 1	FH7-5728-050	325 - 28
FF5-9886-020	320 - 77	FG6-5454-000	102 - 27	FH9-0186-000	934 - CP119
FF5-9891-000	600 - 41	FG6-5457-000	315 - 31	FK2-0015-000	276 - 4

NUMERICAL INDEX

iR5570/6570

PARTS NUMBER	FIGURE & KEY NO.	PARTS NUMBER	FIGURE & KEY NO.	PARTS NUMBER	FIGURE & KEY NO.
FK2-0017-000	232 - 7	FK2-0795-000	940 - 4	FL2-0736-000	162 - 9
FK2-0103-000	103 - 13	FK2-0797-000	106 - 16	FL2-0737-000	164 - 44
FK2-0103-000	191 - 2	FK2-0798-000	106 - 16	FL2-0741-000	164 - 69
FK2-0134-000	930 - IC40	FK2-0799-000	103 - 1	FL2-0742-000	164 - 79
FK2-0144-000	360 - 47	FK2-0800-000	103 - 1	FL2-0747-000	164 - 133
FK2-0146-000	110 - 1	FK2-0801-000	250 - 21	FL2-0748-000	164 - 137
FK2-0148-000	110 - 1	FK2-0802-000	281 - 1	FL2-0749-000	164 - 138
FK2-0149-000	101 - 30	FK2-0803-000	320 - 10	FL2-0753-000	164 - 59
FK2-0149-000	102 - 13	FK2-0809-000	810 - 19	FL2-0754-000	164 - 60
FK2-0149-000	211 - 21	FK2-0812-000	620 - 12	FL2-1092-000	130 - 15
FK2-0149-000	232 - 4	FK2-0812-000	640 - 20	FL2-1298-000	164 - 61
FK2-0149-000	276 - 3	FK2-0813-000	275 - 1	FL2-1299-000	164 - 113
FK2-0149-000	310 - 50	FK2-0814-000	101 - 18	FL2-1301-000	164 - 45
FK2-0149-000	312 - 41	FK2-0815-000	110 - 3	FL2-1302-000	164 - 94
FK2-0149-000	313 - 38	FK2-0817-000	110 - 3	FL2-1303-000	161 - 5
FK2-0149-000	315 - 33	FK2-0818-000	110 - 3	FL2-1304-000	162 - 3
FK2-0149-000	320 - 60	FK2-0820-000	231 - 1	FL2-2472-000	620 - 3
FK2-0149-000	325 - 29	FK2-0822-000	230 - 2	FL2-3006-000	940 - 6
FK2-0149-000	360 - 45	FK2-0823-000	260 - 3	FL2-3009-000	103 - 14
FK2-0149-000	810 - 76	FK2-0824-000	231 - 2	FL2-3011-000	190 - 4
FK2-0204-000	164 - 118	FK2-0825-000	360 - 55	FL2-3012-000	190 - 6
FK2-0205-000	164 - 98	FK2-0826-000	360 - 56	FL2-3018-000	215 - 6
FK2-0207-000	164 - 86	FK2-0827-000	320 - 44	FL2-3020-000	100 - 7
FK2-0208-000	164 - 131	FK2-0828-000	810 - 40	FL2-3023-000	100 - 8
FK2-0209-000	164 - 127	FK2-0830-000	231 - 3	FL2-3025-000	100 - 49
FK2-0211-000	934 - IC9	FK2-0831-000	320 - 84	FL2-3026-000	620 - 34
FK2-0216-000	164 - 140	FK2-0832-000	315 - 32	FL2-3030-000	100 - 45
FK2-0217-000	164 - 129	FK2-0837-000	192 - 1	FL2-3034-000	100 - 11
FK2-0234-000	211 - 6	FK2-0838-000	360 - 57	FL2-3035-000	100 - 10
FK2-0238-000	210 - 17	FK2-0839-000	320 - 85	FL2-3036-000	191 - 1
FK2-0240-000	935 - IC1	FK2-0840-000	190 - 5	FL2-3037-000	191 - 4
FK2-0245-000	925 - T1	FK2-0844-000	260 - 4	FL2-3038-000	102 - 8
FK2-0246-000	130 - 14	FK2-0850-000	265 - 3	FL2-3039-000	102 - 9
FK2-0349-000	935 - IC2	FK2-0851-000	260 - 5	FL2-3041-000	320 - 104
FK2-0417-000	900 - IC1010	FK2-0852-000	250 - 19	FL2-3042-000	320 - 149
FK2-0523-000	930 - IC58	FK2-1092-000	980 - IC4506	FL2-3043-000	320 - 123
FK2-0524-000	930 - IC26	FL2-0596-000	276 - 5	FL2-3044-000	320 - 124
FK2-0625-000	980 - IC4508	FL2-0597-000	620 - 33	FL2-3048-000	320 - 146
FK2-0626-000	980 - Q4515	FL2-0639-000	430 - 5	FL2-3049-000	810 - 20
FK2-0630-000	211 - 5	FL2-0642-000	211 - 7	FL2-3051-000	810 - 21
FK2-0633-000	211 - 5	FL2-0644-000	210 - 6	FL2-3056-000	810 - 22
FK2-0635-000	211 - 24	FL2-0647-000	430 - 6	FL2-3058-000	810 - 24
FK2-0636-000	194 - 1	FL2-0725-000	161 - 8	FL2-3059-000	320 - 45
FK2-0680-000	941 - T3	FL2-0726-000	161 - 9	FL2-3064-000	300 - 17
FK2-0681-000	941 - T4	FL2-0727-000	161 - 10	FL2-3065-000	300 - 27
FK2-0732-000	210 - 16	FL2-0728-000	161 - 11	FL2-3067-000	316 - 10
FK2-0786-000	510 - 12	FL2-0730-000	164 - 20	FL2-3068-000	300 - 3
FK2-0787-000	510 - 12	FL2-0731-000	164 - 21	FL2-3068-000	302 - 39
FK2-0788-000	510 - 12	FL2-0732-000	164 - 22	FL2-3068-000	303 - 39
FK2-0791-000	110 - 2	FL2-0733-000	163 - 7	FL2-3069-000	100 - 1
FK2-0792-000	110 - 2	FL2-0734-000	163 - 8	FL2-3070-000	100 - 50
FK2-0793-000	110 - 2	FL2-0735-000	162 - 8	FL2-3071-000	320 - 125

NUMERICAL INDEX

iR5570/6570

PARTS NUMBER	FIGURE & KEY NO.	PARTS NUMBER	FIGURE & KEY NO.	PARTS NUMBER	FIGURE & KEY NO
FL2-3072-000	360 - 3	FM2-1025-000	164 - 49	FM2-3095-000	312 -
FL2-3074-000	302 - 20	FM2-1026-000	164 - 83	FM2-3096-000	313 -
FL2-3074-000	303 - 20	FM2-1027-000	164 - 50	FM2-3097-000	110 -
FL2-3075-000	302 - 23	FM2-1028-000	161 - 18	FM2-3098-000	110 -
FL2-3075-000	303 - 23	FM2-1029-000	164 - 71	FM2-3101-000	190 -
FL2-3076-000	302 - 19	FM2-1030-000	162 - 14	FM2-3106-000	320 - 53
FL2-3076-000	303 - 19	FM2-1031-000	162 - 1	FM2-3107-000	106 - 13
FL2-3077-000	302 - 5	FM2-1032-000	161 - 20	FM2-3108-000	263 -
FL2-3077-000	303 - 5	FM2-1033-000	164 - 48	FM2-3158-000	210 - 4
FL2-3079-000	302 - 24	FM2-1034-000	161 - 21	FM2-3159-000	420 -
FL2-3079-000	303 - 24	FM2-1035-000	163 - 18	FM2-3160-000	430 -
FL2-3080-000	302 - 29	FM2-1104-000	211 - 27	FM2-3168-000	194 -
FL2-3080-000	303 - 29	FM2-1105-000	211 - 30	FM2-3179-000	420 -
FL2-3081-000	302 - 31	FM2-1106-000	210 - 5	FM2-3184-000	420 - 4
FL2-3081-000	303 - 31	FM2-1249-000	130 - 16	FM2-3185-000	420 - 4
FL2-3087-000	100 - 2	FM2-1250-000	130 - 17	FM2-3621-000	211 - 19
FL2-3088-000	100 - 9	FM2-1251-000	925 -	FM2-3622-000	211 - 20
FL2-3100-000	281 - 6	FM2-1252-000	130 - 18	FM2-3623-000	935 -
FL2-3101-000	281 - 7	FM2-1253-000	130 - 19	FM2-3624-000	211 - 26
FL2-3102-000	281 - 8	FM2-1254-000	130 - 20	FM2-3646-000	930 - 1
FL2-3103-000	103 - 2	FM2-3012-000	810 - 37	FM2-3647-000	941 -
FL2-3104-000	101 - 31	FM2-3015-000	105 - 20	FM2-3648-000	941 -
FL2-3148-000	210 - 20	FM2-3018-000	250 -	FM2-3649-000	941 -
FL2-3149-000	210 - 21	FM2-3021-000	260 -	FM2-3653-000	980 -
FL2-3151-000	210 - 29	FM2-3022-000	230 -	FM2-3654-000	360 - 48
FL2-3153-000	211 - 29	FM2-3023-000	192 -	FM2-3655-000	960 - 1
FL2-3154-000	420 - 5	FM2-3024-000	276 -	FM2-3661-000	600 - 28
FL2-3158-000	211 - 3	FM2-3029-000	275 -	FM2-3662-000	102 - 10
FL2-3159-000	210 - 18	FM2-3033-000	315 -	FM2-3664-000	106 - 17
FL2-3160-000	210 - 19	FM2-3034-000	360 -	FM2-3665-000	191 - 3
FL2-3161-000	211 - 9	FM2-3037-000	261 -	FM2-3670-000	460 -
FL2-3162-000	210 - 11	FM2-3040-000	940 - 7	FM2-3750-000	103 - 20
FL2-3550-000	110 - 6	FM2-3043-000	931 -	FM2-3752-000	101 - 43
FL2-3747-000	430 - 7	FM2-3044-000	931 -	FM2-3754-000	102 - 11
FL2-3748-000	430 - 8	FM2-3045-000	931 -	FM2-3757-000	101 - 39
FL2-3993-000	351 - 3	FM2-3047-000	110 -	FM2-3758-000	103 - 7
FL2-3994-000	306 - 2	FM2-3052-000	810 -	FM2-3761-000	930 - 2
FM1-0660-000	510 - 6	FM2-3063-000	106 - 11	FM2-3763-000	101 - 34
FM1-0661-000	104 - 7	FM2-3066-000	105 - 31	FM2-3764-000	103 - 22
FM1-0662-000	104 - 15	FM2-3069-000	550 -	FM2-3766-000	103 - 21
FM1-0717-000	106 - 14	FM2-3070-000	600 -	FM2-3767-000	620 - 26
FM1-0768-000	325 -	FM2-3073-000	281 -	FM2-3768-000	103 - 16
FM2-0678-000	163 -	FM2-3074-000	191 -	FM2-3770-000	320 - 54
FM2-0679-000	162 -	FM2-3075-000	106 - 12	FM2-3771-000	320 - 80
FM2-0685-000	164 - 84	FM2-3079-000	310 -	FM2-3773-000	320 - 42
FM2-0696-000	162 - 11	FM2-3081-000	640 -	FM2-3774-000	103 - 8
FM2-0841-000	510 - 2	FM2-3082-000	640 - 19	FM2-3775-000	941 - 1
FM2-0842-000	510 - 2	FM2-3087-000	130 -	FM2-3776-000	110 - 4
FM2-1021-000	934 -	FM2-3088-000	130 -	FM2-3777-000	110 - 5
FM2-1022-000	164 - 81	FM2-3089-000	130 -	FM2-3779-000	110 - 6
FM2-1023-000	164 - 100	FM2-3090-000	130 -	FM2-3780-000	110 - 7
FM2-1024-000	162 - 13	FM2-3091-000	231 -	FM2-3782-000	106 - 15

NUMERICAL INDEX

iR5570/6570

PARTS NUMBER	FIGURE & KEY NO.	PARTS NUMBER	FIGURE & KEY NO.	PARTS NUMBER	FIGURE & KEY NO.
FM2-3783-000	106 - 15	FS2-2002-000	720 - 16	FS5-1755-000	320 - 59
FM2-3784-000	106 - 15	FS2-2036-020	510 - 14	FS5-1756-000	600 - 53
FM2-3785-000	305 - 2	FS2-2058-000	720 - 17	FS5-1787-000	104 - 22
FM2-3786-000	105 - 6	FS2-2325-000	810 - 58	FS5-2322-000	105 - 10
FM2-3794-000	900 - 1	FS2-2450-000	600 - 48	FS5-2323-020	105 - 11
FM2-3796-000	900 - 9	FS2-2551-000	580 - 29	FS5-2328-000	300 - 24
FM2-4137-000	105 - 18	FS2-3488-000	360 - 58	FS5-2650-000	300 - 37
FM2-4161-000	810 - 23	FS2-6458-000	280 - 9	FS5-2896-000	570 - 21
FM2-4168-000	350 -	FS2-6458-000	281 - 10	FS5-2901-000	620 - 18
FM2-4169-000	320 - 4	FS2-9001-020	320 - 134	FS5-2906-000	325 - 30
FM2-4170-000	320 - 142	FS2-9015-020	600 - 49	FS5-2911-000	312 - 45
FM2-4171-000	320 - 11	FS2-9327-030	105 - 5	FS5-2913-000	310 - 77
FM2-4182-000	306 - 1	FS3-0081-000	320 - 86	FS5-2913-000	312 - 46
FM2-4188-000	316 -	FS3-0082-000	320 - 87	FS5-2914-000	312 - 47
FM2-4194-000	105 - 31	FS3-0167-000	250 - 10	FS5-2915-020	312 - 62
FM2-4195-000	320 - 51	FS3-2044-000	105 - 4	FS5-2919-000	313 - 43
FM2-4196-000	302 -	FS3-2053-000	810 - 59	FS5-2921-000	100 - 21
FM2-4200-000	303 -	FS3-2886-020	600 - 50	FS5-2921-000	315 - 35
FM2-4204-000	265 -	FS3-2887-000	600 - 51	FS5-2922-000	100 - 22
FM2-4212-000	305 - 3	FS4-0012-000	302 - 25	FS5-2925-000	260 - 6
FM2-4214-000	810 - 38	FS4-0012-000	303 - 25	FS5-2931-000	360 - 60
FM2-4217-000	570 -	FS4-0145-000	231 - 8	FS5-2933-000	360 - 61
FM2-4226-000	351 -	FS4-0145-000	261 - 3	FS5-2939-000	810 - 60
FS1-1338-000	320 - 152	FS4-0145-000	263 - 3	FS5-2940-000	810 - 61
FS1-1401-000	350 - 19	FS4-0160-000	302 - 26	FS5-2943-000	320 - 79
FS1-1401-000	810 - 55	FS4-0160-000	303 - 26	FS5-2944-000	351 - 16
FS1-1449-000	320 - 118	FS4-2136-000	302 - 27	FS5-2946-000	350 - 22
FS1-1449-000	810 - 44	FS4-2136-000	303 - 27	FS5-2947-000	320 - 75
FS1-1462-000	280 - 5	FS5-0338-000	310 - 53	FS5-2953-020	350 - 23
FS1-1462-000	320 - 43	FS5-0338-000	312 - 44	FS5-2958-000	101 - 8
FS1-1510-000	276 - 6	FS5-0338-000	313 - 42	FS5-2958-000	320 - 35
FS1-1512-000	310 - 51	FS5-0341-000	265 - 4	FS5-2959-000	250 - 22
FS1-1512-000	312 - 42	FS5-0514-000	231 - 9	FS5-2967-000	320 - 90
FS1-1512-000	313 - 39	FS5-0532-000	300 - 36	FS5-2970-000	320 - 41
FS1-1569-000	275 - 5	FS5-0662-000	231 - 10	FS5-2976-000	320 - 67
FS1-1569-000	315 - 25	FS5-0662-000	263 - 4	FS5-2977-020	320 - 58
FS1-1569-000	320 - 68	FS5-0677-000	281 - 11	FS5-2980-000	351 - 17
FS1-2834-000	320 - 47	FS5-0685-000	250 - 11	FS5-2980-000	360 - 62
FS1-9003-020	164 - 23	FS5-0685-000	265 - 5	FS5-2981-020	320 - 119
FS1-9009-020	810 - 56	FS5-0685-000	281 - 12	FS5-2982-000	351 - 18
FS1-9076-020	320 - 131	FS5-0710-000	315 - 46	FS5-3177-000	316 - 12
FS2-0088-000	720 - 11	FS5-0728-000	230 - 3	FS5-3243-000	360 - 63
FS2-0089-000	720 - 12	FS5-0748-000	231 - 11	FS5-3321-000	281 - 13
FS2-0090-000	720 - 13	FS5-0875-000	231 - 12	FS5-3333-000	310 - 54
FS2-0091-000	720 - 14	FS5-1004-000	351 - 15	FS5-3333-000	312 - 48
FS2-0441-000	281 - 9	FS5-1004-000	360 - 59	FS5-3333-000	313 - 44
FS2-0544-000	313 - 41	FS5-1021-000	620 - 37	FS5-3805-000	230 - 4
FS2-1014-000	620 - 19	FS5-1372-000	350 - 21	FS5-3805-000	260 - 7
FS2-1014-000	640 - 21	FS5-1473-000	600 - 52	FS5-3805-000	281 - 14
FS2-1052-000	164 - 24	FS5-1474-000	320 - 132	FS5-3805-000	320 - 133
FS2-1256-000	810 - 57	FS5-1508-000	312 - 43	FS5-3806-000	360 - 64
FS2-2001-000	720 - 15	FS5-1605-000	164 - 25	FS5-3807-000	250 - 18

NUMERICAL INDEX

iR5570/6570

PARTS NUMBER	FIGURE & KEY NO.	PARTS NUMBER	FIGURE & KEY NO.	PARTS NUMBER	FIGURE & KEY NO
FS5-3807-000	280 - 20	FS6-0053-020	310 - 58	FS6-2678-030	313 - 40
FS5-3808-000	265 - 6	FS6-0053-020	312 - 49	FS6-2691-030	300 - 38
FS5-3810-000	265 - 7	FS6-0053-020	313 - 45	FS6-2692-000	300 - 39
FS5-6150-000	320 - 103	FS6-0056-000	260 - 9	FS6-2693-000	300 - 40
FS5-6322-000	325 - 31	FS6-0056-000	310 - 59	FS6-2694-000	300 - 25
FS5-6327-000	350 - 24	FS6-0056-000	312 - 50	FS6-2740-000	104 - 24
FS5-6328-000	250 - 25	FS6-0056-000	313 - 46	FS6-2742-000	310 - 64
FS5-6487-000	230 - 5	FS6-0064-000	280 - 17	FS6-2746-000	104 - 25
FS5-6487-000	260 - 8	FS6-0065-020	261 - 4	FS6-2773-020	360 - 68
FS5-6487-000	265 - 8	FS6-0070-000	250 - 12	FS6-2826-000	100 - 36
FS5-6487-000	310 - 85	FS6-0076-020	250 - 26	FS6-2832-000	360 - 69
FS5-6487-000	320 - 112	FS6-0081-000	320 - 136	FS6-4243-020	300 - 48
FS5-6487-000	360 - 65	FS6-0084-000	250 - 24	FS6-8399-000	600 - 69
FS5-6487-000	810 - 50	FS6-0091-000	250 - 13	FS6-8704-000	360 - 89
FS5-6488-000	360 - 66	FS6-0091-000	360 - 67	FS6-8822-000	101 - 45
FS5-7128-020	105 - 13	FS6-0103-000	810 - 63	FS6-8982-000	300 - 54
FS5-8618-000	300 - 28	FS6-0104-000	810 - 64	FS6-8992-000	620 - 42
FS5-8618-000	302 - 41	FS6-0105-000	810 - 65	FS7-0640-000	230 - 6
FS5-8618-000	303 - 41	FS6-0106-000	810 - 66	FS7-0640-000	231 - 13
FS5-8619-000	300 - 16	FS6-0107-000	810 - 67	FS7-0641-000	102 - 17
FS5-8623-000	102 - 3	FS6-0115-000	550 - 15	FS7-0641-000	230 - 7
FS5-8623-000	900 - 12	FS6-0115-000	570 - 4	FS7-0645-000	250 - 5
FS5-9162-020	320 - 95	FS6-0115-000	580 - 30	FS7-0646-000	250 - 14
FS5-9162-020	810 - 62	FS6-0117-000	325 - 34	FS7-0647-000	315 - 37
FS5-9166-020	101 - 9	FS6-0120-000	600 - 55	FS7-0648-000	315 - 38
FS5-9215-000	103 - 17	FS6-0121-000	600 - 56	FS7-0649-000	315 - 39
FS5-9216-020	101 - 10	FS6-0122-000	600 - 57	FS7-0650-000	315 - 40
FS5-9216-020	302 - 45	FS6-0124-000	600 - 58	FS7-0651-000	315 - 41
FS5-9216-020	303 - 47	FS6-0125-000	600 - 59	FS7-0652-000	310 - 66
FS5-9217-010	320 - 12	FS6-0127-000	250 - 23	FS7-0652-000	312 - 52
FS5-9222-000	215 - 7	FS6-0129-000	600 - 60	FS7-0653-000	261 - 5
FS5-9227-020	211 - 25	FS6-0134-000	810 - 36	FS7-0656-000	281 - 15
FS5-9274-020	102 - 30	FS6-0136-000	600 - 61	FS7-0657-000	281 - 16
FS5-9277-020	215 - 8	FS6-0137-000	600 - 62	FS7-0660-020	320 - 114
FS5-9277-020	351 - 19	FS6-0138-000	600 - 63	FS7-0664-020	320 - 100
FS5-9284-020	351 - 21	FS6-0538-000	315 - 36	FS7-0665-000	320 - 111
FS5-9643-020	104 - 23	FS6-0557-000	360 - 46	FS7-0667-000	281 - 17
FS5-9772-020	211 - 8	FS6-0852-000	640 - 22	FS7-2319-000	350 - 20
FS5-9773-030	211 - 16	FS6-0857-000	640 - 29	FS7-2320-000	230 - 11
FS6-0014-000	280 - 15	FS6-0859-000	600 - 64	FS7-2321-000	315 - 47
FS6-0015-000	510 - 4	FS6-0860-000	600 - 65	FS7-2325-000	100 - 23
FS6-0023-000	600 - 54	FS6-0862-000	600 - 66	FS7-2326-000	100 - 24
FS6-0025-000	320 - 16	FS6-0890-000	640 - 24	FS7-2327-000	315 - 42
FS6-0027-000	640 - 25	FS6-0891-000	640 - 32	FS7-2328-000	315 - 43
FS6-0028-000	640 - 26	FS6-2001-000	102 - 31	FS7-2329-000	315 - 44
FS6-0029-000	640 - 27	FS6-2661-000	320 - 92	FS7-2330-000	102 - 28
FS6-0031-000	640 - 28	FS6-2667-000	300 - 47	FS7-2331-000	312 - 53
FS6-0042-000	320 - 26	FS6-2668-020	310 - 60	FS7-2332-000	310 - 79
FS6-0044-000	325 - 32	FS6-2669-000	310 - 61	FS7-2333-000	360 - 70
FS6-0048-000	310 - 55	FS6-2670-000	310 - 62	FS7-2334-000	360 - 71
FS6-0049-000	310 - 56	FS6-2678-030	310 - 63	FS7-2335-000	360 - 72
FS6-0051-000	310 - 57	FS6-2678-030	312 - 51	FS7-2338-000	280 - 19

NUMERICAL INDEX

iR5570/6570

PARTS NUMBER	FIGURE & KEY NO.	PARTS NUMBER	FIGURE & KEY NO.	PARTS NUMBER	FIGURE & KEY NO
FS7-2339-000	350 - 16	FU5-2284-000	211 - 10	FU6-2110-000	303 - 45
FS7-2340-000	320 - 64	FU5-6073-000	161 - 17	FU6-2137-000	211 - 11
FS7-2341-000	101 - 33	FU5-6073-000	164 - 135	FY1-0883-000	550 - 16
FS7-2344-000	280 - 14	FU5-6074-000	163 - 17	FY1-1157-000	810 - 7
FS7-2994-000	720 - 7	FU5-6075-000	163 - 14	FY9-3009-050	020 - 1
FS7-2995-000	720 - 8	FU5-6076-000	164 - 70	FY9-3012-000	020 - 2
FS7-2997-000	281 - 18	FU5-6077-000	164 - 75	FY9-3014-000	020 - 3
FS7-2998-000	281 - 19	FU5-6078-000	164 - 63	NPN	020 -
FS7-2999-000	281 - 20	FU5-6079-000	163 - 15	NPN	100 -
FS7-5988-000	231 - 14	FU5-6080-000	164 - 143	NPN	101 -
FS7-8107-000	900 - 13	FU5-8088-000	620 - 40	NPN	102 -
FS7-8143-020	900 - 14	FU5-8264-000	210 - 23	NPN	103 -
FU5-0199-000	276 - 7	FU5-8265-000	210 - 23	NPN	104 -
FU5-0269-000	620 - 38	FU5-8266-000	210 - 23	NPN	105 -
FU5-0270-000	275 - 2	FU5-8272-000	210 - 3	NPN	106 -
FU5-0270-000	620 - 20	FU5-8273-000	210 - 3	NPN	107 -
FU5-0271-000	275 - 3	FU5-8555-000	620 - 27	NPN	161 -
FU5-0273-000	276 - 8	FU5-8556-000	316 - 13	NPN	164 -
FU5-0276-000	620 - 21	FU5-8557-000	316 - 13	NPN	210 -
FU5-0328-000	164 - 130	FU5-8558-000	316 - 13	NPN	211 -
FU5-0329-000	164 - 87	FU5-8559-000	316 - 13	NPN	215 -
FU5-0330-000	164 - 88	FU5-8560-000	100 - 55	NPN	300 -
FU5-0331-000	164 - 26	FU5-8564-000	300 - 55	NPN	305 -
FU5-0332-000	164 - 27	FU5-8665-000	210 - 24	NPN	306 -
FU5-0333-000	164 - 28	FU5-8666-000	210 - 24	NPN	320 -
FU5-0334-000	164 - 29	FU5-8667-000	210 - 24	NPN	510 -
FU5-0335-000	164 - 30	FU5-8668-000	210 - 23	NPN	620 -
FU5-0336-000	164 - 31	FU5-8669-000	210 - 24	NPN	900 -
FU5-0338-000	164 - 32	FU5-8700-000	210 - 27	NPN	930 -
FU5-0339-000	164 - 46	FU5-8701-000	210 - 27	NPN	940 -
FU5-0340-000	164 - 33	FU5-9167-000	210 - 2	NPN	960 -
FU5-0341-000	164 - 62	FU5-9168-000	210 - 25	RH3-5016-000	980 - T4503
FU5-0342-000	162 - 12	FU5-9350-000	620 - 28	RS5-1308-000	275 - 9
FU5-0343-000	164 - 114	FU5-9351-000	103 - 24	VA1-7177-003	104 - 21
FU5-0344-000	164 - 119	FU6-0728-000	275 - 6	VA1-7177-003	190 - 8
FU5-0345-000	164 - 128	FU6-0729-000	275 - 7	VD7-2892-001	931 - FU2051
FU5-0346-000	164 - 34	FU6-0730-000	275 - 4	VD7-2942-001	931 - FU2051
FU5-1468-000	810 - 33	FU6-0731-000	275 - 8	VS1-5057-002	550 - 18
FU5-2175-000	320 - 130	FU6-0733-000	640 - 23	VS1-5057-003	102 - 29
FU5-2234-000	163 - 9	FU6-0734-000	810 - 32	VS1-5057-003	260 - 12
FU5-2235-000	163 - 10	FU6-0736-000	810 - 34	VS1-5057-003	600 - 75
FU5-2236-000	163 - 11	FU6-0737-000	810 - 35	VS1-5057-004	101 - 11
FU5-2237-000	164 - 99	FU6-0738-000	320 - 102	VS1-6318-000	280 - 21
FU5-2238-000	164 - 134	FU6-0741-000	320 - 110	VS1-6318-008	941 - 2
FU5-2240-000	164 - 80	FU6-0742-000	320 - 147	VS1-6318-010	106 - 7
FU5-2244-000	164 - 115	FU6-2106-000	620 - 22	VS1-6318-015	313 - 47
FU5-2245-000	164 - 96	FU6-2107-000	810 - 28	VS1-6318-016	941 - 3
FU5-2247-000	164 - 35	FU6-2108-000	302 - 43	VS1-6319-026	101 - 44
FU5-2248-000	164 - 36	FU6-2108-000	303 - 44	VS1-6319-036	130 - 23
FU5-2249-000	164 - 37	FU6-2109-000	302 - 44	VS1-7164-018	310 - 83
FU5-2250-000	163 - 12	FU6-2109-000	303 - 46	VS1-7164-018	312 - 56
FU5-2251-000	164 - 97	FU6-2110-000	302 - 21	VS1-7176-002	164 - 141

NUMERICAL INDEX

iR5570/6570

PARTS NUMBER	FIGURE & KEY NO.	PARTS NUMBER	FIGURE & KEY NO.	PARTS NUMBER	FIGURE & KEY NO
VS1-7177-002	101 - 35	WE8-5765-000	110 - 9	XA9-0630-000	325 - 39
VS1-7177-002	105 - 19	WE8-6243-000	211 - 31	XA9-0633-000	310 - 71
VS1-7177-002	106 - 2	WE8-6262-000	107 - 9	XA9-0633-000	312 - 57
VS1-7177-002	161 - 19	WG8-5593-000	162 - 10	XA9-0633-000	325 - 40
VS1-7177-002	164 - 142	WG8-5593-000	164 - 90	XA9-0642-000	351 - 25
VS1-7177-002	250 - 27	WK1-5148-000	900 - BAT100	XA9-0685-000	302 - 42
VS1-7177-002	260 - 13		1	XA9-0685-000	303 - 43
VS1-7177-002	265 - 12	WM2-5216-000	900 - 11	XA9-0685-000	320 - 122
VS1-7177-002	310 - 52	WP2-5200-000	101 - 17	XA9-0721-000	103 - 18
VS1-7177-002	315 - 26	WS3-5610-000	110 - 10	XA9-0721-010	300 - 57
VS1-7177-002	320 - 144	WS3-5613-000	110 - 11	XA9-0721-010	302 - 33
VS1-7177-002	325 - 35	WS3-5641-000	110 - 10	XA9-0721-010	303 - 33
VS1-7177-002	360 - 92	WT1-5480-000	110 - 12	XA9-0724-000	325 - 41
VS1-7177-002	580 - 33	X71-9310-000	280 - 6	XA9-0732-000	360 - 84
VS1-7177-002	600 - 71	X71-9310-000	640 - 31	XA9-0774-000	107 - 504
VS1-7177-002	600 - 74	XA9-0034-000	580 - 34	XA9-0870-000	100 - 25
VS1-7177-002	620 - 43	XA9-0189-000	190 - 7	XA9-0870-000	315 - 45
VS1-7177-003	101 - 40	XA9-0207-000	250 - 7	XA9-0874-000	210 - 35
VS1-7177-003	102 - 19	XA9-0207-000	320 - 135	XA9-0944-000	280 - 22
VS1-7177-003	103 - 15	XA9-0228-000	550 - 19	XA9-0944-000	320 - 138
VS1-7177-003	105 - 15	XA9-0228-000	580 - 35	XA9-0949-000	320 - 143
VS1-7177-003	162 - 16	XA9-0249-000	810 - 68	XA9-1013-000	300 - 42
VS1-7177-003	164 - 15	XA9-0265-000	211 - 18	XA9-1031-000	161 - 12
VS1-7177-003	191 - 7	XA9-0265-000	310 - 67	XA9-1031-000	164 - 38
VS1-7177-003	315 - 27	XA9-0265-000	312 - 54	XA9-1090-000	600 - 80
VS1-7177-003	360 - 90	XA9-0271-000	325 - 36	XA9-1259-000	105 - 24
VS1-7177-003	930 - 3	XA9-0425-030	430 - 9	XA9-1331-000	104 - 14
VS1-7177-004	101 - 41	XA9-0446-000	320 - 137	XA9-1415-000	211 - 13
VS1-7177-004	105 - 7	XA9-0465-000	900 - 8	XA9-1521-000	210 - 26
VS1-7177-004	164 - 89	XA9-0591-000	191 - 5	XA9-1521-000	211 - 12
VS1-7177-004	360 - 94	XA9-0591-000	280 - 7	XA9-1565-000	101 - 20
VS1-7177-004	600 - 77	XA9-0591-000	300 - 41	XA9-1659-000	310 - 84
VS1-7177-005	101 - 42	XA9-0591-000	310 - 68	XA9-1659-000	320 - 109
VS1-7177-005	360 - 93	XA9-0596-000	104 - 28	XA9-1659-000	360 - 85
VS1-7177-005	640 - 34	XA9-0605-000	100 - 12	XB1-1300-407	580 - 504
VS1-7177-006	161 - 7	XA9-0605-000	191 - 6	XB1-1301-209	164 - 510
VS1-7177-006	162 - 15	XA9-0605-000	300 - 44	XB1-2200-409	302 - 501
VS1-7177-006	231 - 18	XA9-0605-000	310 - 69	XB1-2200-409	303 - 501
VS1-7177-006	232 - 6	XA9-0605-000	312 - 55	XB1-2230-809	101 - 503
VS1-7177-006	263 - 7	XA9-0605-000	320 - 13	XB1-2260-806	211 - 508
VS1-7177-007	107 - 8	XA9-0605-000	360 - 83	XB1-2260-807	900 - 502
VS1-7177-007	325 - 44	XA9-0615-000	100 - 51	XB1-2300-402	640 - 501
VS1-7177-008	315 - 52	XA9-0624-000	105 - 35	XB1-2300-405	164 - 514
VS1-7177-008	320 - 145	XA9-0626-000	320 - 121	XB1-2300-406	430 - 501
VS1-7177-009	360 - 91	XA9-0626-000	350 - 25	XB1-2300-409	102 - 502
VS1-7177-012	620 - 44	XA9-0628-000	230 - 8	XB1-2300-409	105 - 502
VS1-7440-006	260 - 11	XA9-0628-000	231 - 15	XB1-2300-409	231 - 501
VS1-7440-006	360 - 74	XA9-0628-000	261 - 6	XB1-2300-409	260 - 501
WA7-3294-000	900 - 7	XA9-0628-000	280 - 10	XB1-2300-409	261 - 501
WC1-5179-000	110 - 8	XA9-0628-000	325 - 38	XB1-2300-409	263 - 501
WC4-5125-000	101 - 36	XA9-0629-000	100 - 38	XB1-2300-409	315 - 508
WE8-5256-000	161 - 2	XA9-0629-000	102 - 16	XB1-2300-409	325 - 501

NUMERICAL INDEX

IR5570/6570

PARTS NUMBER	FIGURE & KEY NO.	PARTS NUMBER	FIGURE & KEY NO.	PARTS NUMBER	FIGURE & KEY NO.
XB1-2300-409	330 - 501	XB1-2400-607	940 - 502	XB3-6400-805	104 - 503
XB1-2300-409	570 - 501	XB1-2400-609	102 - 501	XB3-6400-805	105 - 503
XB1-2300-409	640 - 502	XB1-2400-609	104 - 502	XB3-6400-805	106 - 504
XB1-2300-603	600 - 501	XB1-2400-609	300 - 503	XB3-6400-805	210 - 501
XB1-2300-605	161 - 501	XB1-2400-609	306 - 501	XB3-6400-805	211 - 502
XB1-2300-605	163 - 501	XB1-2400-609	310 - 504	XB3-6400-805	250 - 502
XB1-2300-605	164 - 501	XB1-2400-609	312 - 502	XB3-6400-805	265 - 501
XB1-2300-606	211 - 507	XB1-2400-609	313 - 502	XB3-6400-805	281 - 501
XB1-2300-607	106 - 503	XB1-2400-609	315 - 502	XB3-6400-805	313 - 503
XB1-2300-607	360 - 502	XB1-2400-609	320 - 512	XB3-6400-805	315 - 505
XB1-2300-607	900 - 504	XB1-2400-609	360 - 504	XB3-6400-805	320 - 506
XB1-2300-607	930 - 501	XB1-2400-609	600 - 504	XB3-6400-805	350 - 502
XB1-2300-607	940 - 501	XB1-2400-609	810 - 503	XB3-6400-809	104 - 504
XB1-2300-609	110 - 501	XB1-2400-806	320 - 513	XB3-6400-809	232 - 502
XB1-2300-609	310 - 503	XB1-2400-809	110 - 503	XB3-6400-809	310 - 501
XB1-2300-609	312 - 501	XB1-2400-809	230 - 501	XB3-6400-809	312 - 507
XB1-2300-609	313 - 501	XB1-2400-809	231 - 502	XB3-6401-005	106 - 502
XB1-2300-609	315 - 512	XB1-2400-809	320 - 511	XB3-6401-005	106 - 507
XB1-2300-609	320 - 503	XB1-2400-809	360 - 512	XB3-6401-009	102 - 503
XB1-2300-609	325 - 502	XB1-2400-809	810 - 508	XB3-6401-009	103 - 501
XB1-2300-609	350 - 501	XB1-2401-009	260 - 502	XB3-6401-009	105 - 505
XB1-2300-609	360 - 501	XB1-2401-406	360 - 510	XB3-7400-809	105 - 504
XB1-2300-609	510 - 502	XB1-2401-809	250 - 511	XB3-7400-809	106 - 505
XB1-2300-609	550 - 501	XB1-2402-009	110 - 504	XB4-5300-807	620 - 502
XB1-2300-609	580 - 501	XB1-2403-009	940 - 503	XB4-5300-809	163 - 502
XB1-2300-609	600 - 502	XB1-2404-509	320 - 515	XB4-5301-007	130 - 504
XB1-2300-609	810 - 501	XB1-2500-606	110 - 505	XB4-5301-007	302 - 504
XB1-2300-807	107 - 501	XB2-4502-005	106 - 506	XB4-5301-007	303 - 504
XB1-2300-809	250 - 501	XB2-5300-609	570 - 503	XB4-5400-805	161 - 502
XB1-2300-809	281 - 507	XB2-6300-609	510 - 503	XB4-5400-805	164 - 511
XB1-2300-809	320 - 505	XB2-7300-609	640 - 510	XB4-5400-806	210 - 502
XB1-2300-809	810 - 502	XB2-7300-807	580 - 502	XB4-5400-807	130 - 503
XB1-2301-409	550 - 502	XB2-7400-607	107 - 503	XB4-5400-807	620 - 505
XB1-2301-603	570 - 502	XB2-7400-607	110 - 507	XB4-5401-205	161 - 503
XB1-2302-003	550 - 503	XB2-7400-607	960 - 501	XB4-5404-007	103 - 506
XB1-2302-007	276 - 501	XB2-8260-607	600 - 509	XB4-5404-007	106 - 501
XB1-2400-405	320 - 521	XB2-8300-607	420 - 501	XB4-7300-607	300 - 501
XB1-2400-406	103 - 507	XB2-8300-607	430 - 502	XB4-7300-609	101 - 502
XB1-2400-407	107 - 502	XB2-8300-607	600 - 510	XB4-7300-609	315 - 504
XB1-2400-407	300 - 506	XB2-8300-607	900 - 503	XB4-7300-609	316 - 501
XB1-2400-407	810 - 506	XB2-8400-809	103 - 502	XB4-7300-609	510 - 504
XB1-2400-409	104 - 501	XB3-6300-600	315 - 513	XB4-7300-609	550 - 504
XB1-2400-409	320 - 509	XB3-6300-605	275 - 501	XB4-7300-609	570 - 504
XB1-2400-409	325 - 503	XB3-6300-605	276 - 502	XB4-7300-609	580 - 503
XB1-2400-409	600 - 503	XB3-6300-605	620 - 501	XB4-7300-609	640 - 503
XB1-2400-606	130 - 502	XB3-6300-805	215 - 501	XB4-7300-707	640 - 509
XB1-2400-607	100 - 504	XB3-6400-600	360 - 503	XB4-7300-805	162 - 501
XB1-2400-607	110 - 502	XB3-6400-800	360 - 505	XB4-7300-805	164 - 506
XB1-2400-607	164 - 513	XB3-6400-805	100 - 501	XB4-7300-809	320 - 514
XB1-2400-607	211 - 501	XB3-6400-805	101 - 501	XB4-7300-809	351 - 501
XB1-2400-607	302 - 502	XB3-6400-805	102 - 504	XB4-7300-809	640 - 504
XB1-2400-607	303 - 502	XB3-6400-805	103 - 504	XB4-7300-809	940 - 504

NUMERICAL INDEX

iR5570/6570

PARTS NUMBER	FIGURE & KEY NO.	PARTS NUMBER	FIGURE & KEY NO.	PARTS NUMBER	FIGURE & KEY NO
XB4-7301-209	720 - 501	XD1-3100-805	107 - 505	XD3-1160-162	315 - 503
XB4-7301-609	320 - 507	XD1-4200-402	110 - 508	XD3-1200-102	313 - 506
XB4-7303-507	194 - 501	XD1-4200-502	110 - 506	XD3-1200-102	320 - 510
XB4-7400-609	360 - 511	XD2-1100-132	300 - 505	XD3-1300-082	360 - 507
XB4-7400-807	100 - 503	XD2-1100-242	164 - 507	XD3-1300-102	310 - 510
XB4-7400-807	260 - 509	XD2-1100-322	164 - 502	XD3-1300-122	810 - 510
XB4-7400-809	103 - 503	XD2-1100-322	600 - 516	XD3-2200-082	315 - 511
XB4-7400-809	105 - 501	XD2-1100-322	810 - 504	XD3-2200-102	164 - 509
XB4-7400-809	192 - 501	XD2-1100-372	310 - 508	XD3-2200-102	250 - 512
XB4-7400-809	320 - 525	XD2-1100-372	312 - 503	XD3-2200-102	280 - 501
XB4-7400-809	600 - 511	XD2-1100-402	163 - 503	XD3-2200-102	310 - 506
XB4-7401-005	162 - 502	XD2-1100-402	164 - 503	XD3-2200-102	312 - 504
XB4-7401-007	316 - 502	XD2-1100-402	320 - 508	XD3-2200-102	313 - 507
XB4-7401-009	330 - 502	XD2-1100-402	600 - 517	XD3-2200-102	315 - 507
XB4-7401-609	232 - 501	XD2-1100-502	161 - 504	XD3-2200-102	360 - 513
XB4-7402-009	600 - 508	XD2-1100-502	163 - 504	XD3-2200-122	164 - 508
XB6-2300-408	302 - 503	XD2-1100-502	164 - 504	XD3-2200-122	230 - 503
XB6-2300-408	303 - 503	XD2-1100-502	275 - 502	XD3-2200-122	231 - 504
XB6-2400-508	211 - 503	XD2-1100-502	320 - 504	XD3-2200-122	250 - 508
XB6-2400-808	250 - 503	XD2-1100-502	600 - 518	XD3-2200-122	260 - 505
XB6-7200-409	570 - 505	XD2-1100-502	620 - 506	XD3-2200-122	281 - 502
XB6-7300-409	320 - 516	XD2-1100-502	720 - 502	XD3-2200-122	310 - 507
XB6-7300-605	161 - 505	XD2-1100-642	164 - 505	XD3-2200-122	312 - 505
XB6-7300-605	164 - 512	XD2-1100-642	211 - 505	XD3-2200-122	313 - 508
XB6-7300-607	130 - 501	XD2-1100-642	276 - 503	XD3-2200-122	320 - 518
XB6-7300-607	192 - 502	XD2-1100-642	430 - 503	XD3-2200-122	360 - 509
XB6-7300-607	211 - 506	XD2-1100-642	600 - 519	XD3-2200-122	640 - 508
XB6-7300-607	900 - 501	XD2-1100-642	810 - 505	XD3-2200-122	810 - 511
XB6-7400-505	600 - 512	XD2-1100-802	320 - 501	XD3-2200-142	230 - 502
XB6-7400-609	103 - 505	XD2-1100-802	330 - 503	XD3-2200-142	231 - 505
XB6-7400-609	305 - 501	XD2-1100-802	810 - 512	XD3-2200-142	260 - 506
XB6-7400-609	320 - 520	XD2-1106-239	250 - 510	XD3-2200-142	261 - 503
XB6-7400-809	300 - 504	XD2-1200-902	320 - 502	XD3-2200-142	263 - 503
XB6-7401-209	510 - 505	XD2-1200-902	360 - 508	XD3-2200-142	265 - 504
XB6-7402-009	325 - 505	XD2-2100-302	620 - 503	XD3-2200-142	276 - 504
XB7-2100-309	320 - 522	XD2-2100-502	250 - 506	XD3-2200-142	281 - 503
XB7-2100-407	211 - 504	XD2-2100-502	316 - 503	XD3-2200-142	310 - 509
XD1-1102-629	640 - 505	XD2-2100-502	351 - 502	XD3-2200-142	313 - 509
XD1-1103-638	600 - 513	XD2-2100-502	360 - 506	XD3-2200-142	315 - 509
XD1-1104-132	310 - 505	XD2-2100-602	600 - 505	XD3-2200-142	360 - 515
XD1-1104-139	315 - 501	XD2-2100-802	260 - 504	XD3-2200-162	231 - 503
XD1-1106-225	810 - 509	XD2-2100-802	265 - 503	XD3-2200-162	250 - 509
XD1-1106-239	600 - 514	XD2-2100-802	600 - 515	XD3-2200-162	263 - 502
XD1-1108-215	320 - 517	XD2-2100-802	640 - 507	XD3-2200-162	265 - 505
XD1-1108-215	325 - 507	XD2-2300-302	620 - 504	XD3-2200-162	281 - 504
XD1-1108-219	320 - 526	XD2-2300-402	100 - 505	XD3-2200-162	315 - 506
XD1-1108-223	313 - 504	XD2-2300-402	320 - 519	XD3-2200-162	330 - 504
XD1-1108-226	313 - 505	XD2-2300-602	600 - 507	XD3-2200-162	360 - 514
XD1-1108-231	640 - 506	XD2-3100-152	250 - 507	XD3-2200-162	600 - 506
XD1-1108-235	300 - 502	XD2-3100-202	510 - 501	XD3-2200-182	280 - 503
XD1-1109-225	100 - 502	XD3-0300-082	310 - 502	XD3-2200-182	281 - 505
XD1-2100-307	550 - 505	XD3-1160-142	325 - 506	XD3-2200-202	280 - 502

NUMERICAL INDEX

iR5570/6570

PARTS NUMBER	FIGURE & KEY NO.	PARTS NUMBER	FIGURE & KEY NO.	PARTS NUMBER	FIGURE & KEY NO.
XD3-2200-202	320 - 523	XD9-0137-000	280 - 25	XG9-0545-000	325 - 42
XD3-2200-222	330 - 505	XD9-0137-000	281 - 22	XG9-0545-000	360 - 75
XD3-2300-122	260 - 507	XD9-0137-000	302 - 36	XG9-0546-000	325 - 43
XD3-2300-122	265 - 502	XD9-0137-000	303 - 36	XG9-0549-000	250 - 16
XD3-2300-122	315 - 510	XD9-0137-000	310 - 81	XG9-0549-000	320 - 154
XD3-2300-142	281 - 506	XD9-0137-000	312 - 68	XG9-0549-000	600 - 67
XD3-2300-202	320 - 524	XD9-0137-000	313 - 53	XG9-0550-000	250 - 17
XD9-0067-000	810 - 70	XD9-0137-000	315 - 51	XG9-0550-000	280 - 12
XD9-0104-000	302 - 35	XD9-0137-000	320 - 99	XG9-0553-000	360 - 76
XD9-0104-000	303 - 35	XD9-0137-000	325 - 2	XG9-0554-000	250 - 15
XD9-0133-000	232 - 5	XD9-0137-000	360 - 88	XG9-0555-000	510 - 5
XD9-0133-000	310 - 76	XD9-0137-000	810 - 69	XG9-0563-000	810 - 27
XD9-0133-000	312 - 65	XF2-1106-140	164 - 116	XG9-0564-000	320 - 113
XD9-0133-000	313 - 54	XF2-1106-540	164 - 91	XH9-0134-000	302 - 28
XD9-0133-000	320 - 115	XF2-1108-040	164 - 39	XH9-0134-000	303 - 28
XD9-0133-000	350 - 26	XF2-1108-560	164 - 120	XZ1-1401-805	325 - 508
XD9-0134-000	280 - 23	XF2-1108-860	164 - 40	XZ1-1800-605	325 - 504
XD9-0134-000	310 - 78	XF2-1112-840	320 - 101	XZ9-0409-020	107 - 6
XD9-0134-000	312 - 66	XF2-1607-640	360 - 81	XZ9-0551-000	100 - 26
XD9-0134-000	313 - 51	XF2-1609-440	106 - 3	XZ9-0564-000	300 - 51
XD9-0134-000	315 - 48	XF2-1610-010	360 - 80	XZ9-0582-000	620 - 39
XD9-0134-000	320 - 71	XF2-1611-540	265 - 10		
XD9-0134-000	810 - 71	XF2-1823-360	105 - 17		
XD9-0135-000	104 - 17	XF2-4610-840	211 - 14		
XD9-0135-000	230 - 12	XF9-0393-000	316 - 14		
XD9-0135-000	302 - 34	XF9-0525-000	310 - 72		
XD9-0135-000	303 - 34	XF9-0525-000	312 - 58		
XD9-0135-000	315 - 49	XF9-0525-000	313 - 48		
XD9-0135-000	325 - 45	XF9-0746-000	164 - 41		
XD9-0135-000	360 - 86	XF9-0747-000	164 - 47		
XD9-0136-000	105 - 14	XG9-0013-000	281 - 23		
XD9-0136-000	250 - 504	XG9-0111-000	600 - 72		
XD9-0136-000	280 - 24	XG9-0111-000	620 - 23		
XD9-0136-000	281 - 21	XG9-0192-000	360 - 78		
XD9-0136-000	300 - 49	XG9-0211-000	260 - 508		
XD9-0136-000	310 - 80	XG9-0211-000	320 - 128		
XD9-0136-000	312 - 67	XG9-0211-000	360 - 77		
XD9-0136-000	313 - 52	XG9-0218-000	640 - 33		
XD9-0136-000	315 - 50	XG9-0237-000	164 - 42		
XD9-0136-000	320 - 72	XG9-0250-000	281 - 24		
XD9-0136-000	350 - 27	XG9-0250-000	312 - 59		
XD9-0136-000	360 - 87	XG9-0333-000	640 - 30		
XD9-0136-000	810 - 72	XG9-0346-000	600 - 68		
XD9-0137-000	102 - 32	XG9-0403-000	230 - 9		
XD9-0137-000	104 - 26	XG9-0403-000	231 - 17		
XD9-0137-000	230 - 13	XG9-0403-000	265 - 9		
XD9-0137-000	231 - 16	XG9-0403-000	310 - 73		
XD9-0137-000	250 - 505	XG9-0403-000	320 - 116		
XD9-0137-000	260 - 503	XG9-0407-000	310 - 74		
XD9-0137-000	261 - 502	XG9-0407-000	312 - 61		
XD9-0137-000	263 - 6	XG9-0407-000	313 - 49		
XD9-0137-000	265 - 11	XG9-0508-000	211 - 15		

NUMERICAL INDEX

Copy Tray-L1

PARTS NUMBER	FIGURE & KEY NO.	PARTS NUMBER	FIGURE & KEY NO.	PARTS NUMBER	FIGURE & KEY NO.
FB1-7197-000	G20 - 1				
FB5-3419-000	G20 - 2				
FB5-5597-000	G20 - 3				
FB6-7025-000	G20 - 4				
FB6-7026-000	G20 - 5				
FB6-7027-000	G20 - 6				
FB6-7028-000	G20 - 8				
NPN	G20 -				
XB4-7400-809	G20 - 501				
XD2-1100-642	G20 - 502				
XZ9-0406-000	G20 - 7				

NUMERICAL INDEX

Document Tray-K1

PARTS NUMBER	FIGURE & KEY NO.	PARTS NUMBER	FIGURE & KEY NO.	PARTS NUMBER	FIGURE & KEY NO
FC5-5129-000	G10 - 1				
FC5-5130-000	G10 - 2				
FU5-9034-000	G10 - 3				
NPN	G10 -				

iR5570/6570

100V	F14-5311-00	KHL
100V	F14-5316-00	KHR
100V	F14-5321-00	KHM
100V	F14-5326-00	KHS
120V	F14-5331-00	KHN
120V	F14-5336-00	KHT
230V	F14-5341-00	KHP
230V	F14-5346-00	KHU
230V	F14-5361-00	KHQ
230V	F14-5366-00	KHV
230V	F14-5391-00	KJG
230V	F14-5396-00	CLG

Copy Tray-L1

F24-2106-000

Document Tray-K1

F31-9761-000

Contents

iR5570/6570

A	ASSEMBLY LOCATION DIAGRAM	2-1
020	SPACIAL TOOLS.....	2-7
100	EXTERNAL COVERS, PANELS, ETC.	2-8
101	MACHINE FRONT PLATE.....	2-12
102	INTERNAL COMPONENTS 1	2-15
103	INTERNAL COMPONENTS 2	2-18
104	INTERNAL COMPONENTS 3	2-21
105	MACHINE REAR PLATE 1	2-24
106	MACHINE REAR PLATE 2	2-27
107	MACHINE BOTTOM PLATE.....	2-29
110	POWER CORD TERMINAL ASSEMBLY	2-30
130	CONTROL PANEL ASSEMBLY	2-33
161	ADF ASSEMBLY	2-35
162	DOCUMENT TRAY ASSEMBLY	2-38
163	OPEN/CLOSE PANEL ASSEMBLY	2-40
164	ADF PAPER FEEDER ASSEMBLY.....	2-42
190	MACHINE EXHAUST FAN ASSEMBLY.....	2-50
191	PRIMARY FAN DUCT ASSEMBLY	2-52
192	FEEDER FAN ASSEMBLY.....	2-53
194	SCANNER COOLING FAN ASSEMBLY	2-54
210	READER/ADF ASSEMBLY	2-55
211	READER FRAME ASSEMBLY	2-58
215	SCANNER MOUNT ASSEMBLY	2-62
230	VERTICAL PATH DRIVE ASSEMBLY	2-64
231	VERTICAL PATH DUPLEXING FEED DRIVE ASSEMBLY	2-66
232	LIFTER DRIVE ASSEMBLY	2-68
250	MAIN DRIVE ASSEMBLY.....	2-69
260	PRE-REGIST DRIVE ASSEMBLY.....	2-72
261	CASSETTE PICK-UP DRIVE ASSEMBLY	2-74
263	LEFT PICK-UP DRIVE ASSEMBLY	2-75
265	DUPLEXING FEED DRIVE ASSEMBLY	2-76
275	HOPPER DRIVE ASSEMBLY	2-78
276	BOTTLE DRIVE ASSEMBLY.....	2-80
280	WASTE TONER ASSEMBLY	2-81
281	MAIN MOTOR DRIVE ASSEMBLY	2-83
300	CASSETTE	2-85
302	RIGHT PAPER STOCK ASSEMBLY	2-89
303	LEFT PAPER STOCK ASSEMBLY	2-92
305	CASSETTE HEATER ASSEMBLY (100V)	2-95
306	CASSETTE HEATER ASSEMBLY (230V)	2-96
310	CASSETTE PICK-UP ASSEMBLY	2-97
312	DECK RIGHT PICK-UP ASSEMBLY	2-102
313	DECK LEFT PICK-UP ASSEMBLY	2-106
315	MULTI FEED ASSEMBLY	2-110
316	MULTI FEEDER TRAY ASSEMBLY.....	2-115

320	FIXING/FEEDER FRAME ASSEMBLY	2-117
325	REGISTRATION TRANSFER ASSEMBLY	2-126
330	FEEDER ASSEMBLY	2-129
350	INTERNAL DELIVERY UPPER ASSEMBLY	2-131
351	EXTERNAL DELIVERY UPPER ASSEMBLY	2-133
360	DUPLEXING FEEDER ASSEMBLY	2-135
420	MIRROR ASSEMBLY 1	2-142
430	MIRROR ASSEMBLY 2	2-144
460	LASER SCANNER ASSEMBLY	2-146
510	PHOTO-SENSITIVE DRUM ASSEMBLY	2-147
550	PRIMARY CORONA ASSEMBLY	2-149
570	PRE-TRANSFER CORONA ASSEMBLY	2-151
580	TRANSFER/SEPARATE CORONA ASSEMBLY	2-153
600	AP KIT ASSEMBLY	2-156
620	HOPPER ASSEMBLY	2-162
640	DEVELOPING ASSEMBLY	2-165
720	SEPARATION CLAW DRIVE ASSEMBLY	2-168
810	FIXING ASSEMBLY	2-170
900	CONTROLLER BOX ASSEMBLY	2-174
925	CONTROL PANEL INVERTER PCB ASSEMBLY	2-176
930	DC CONTROLLER PCB ASSEMBLY	2-177
931	AC DRIVER PCB ASSEMBLY	2-178
933	ANTI-RUSH CURRENT PCB ASSEMBLY	2-179
934	ADF CONTROLLER PCB ASSEMBLY	2-180
935	READER CONTROLLER PCB ASSEMBLY	2-181
940	IH POWER/POTENTIAL SENSOR PCB ASSEMBLY	2-182
941	FIXING HEATER PS PCB ASSEMBLY	2-184
960	MOTOR DRIVER PCB ASSEMBLY	2-185
980	H.V. TRANSFORMER PCB ASSEMBLY	2-186

FIGURE A ASSEMBLY LOCATION DIAGRAM

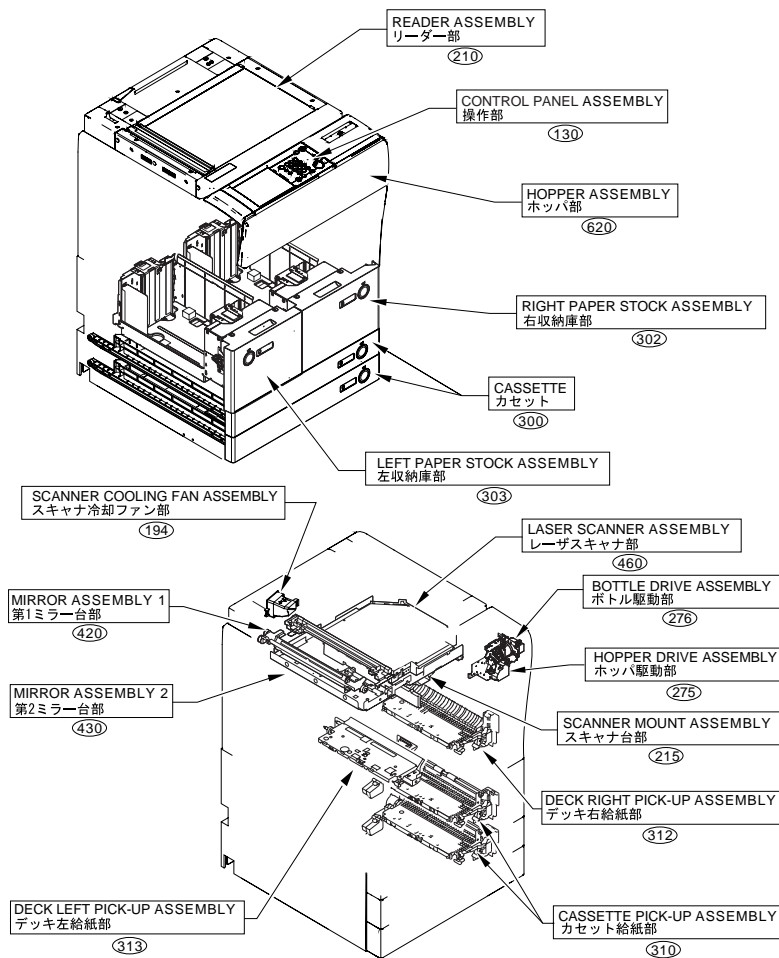


FIGURE A ASSEMBLY LOCATION DIAGRAM

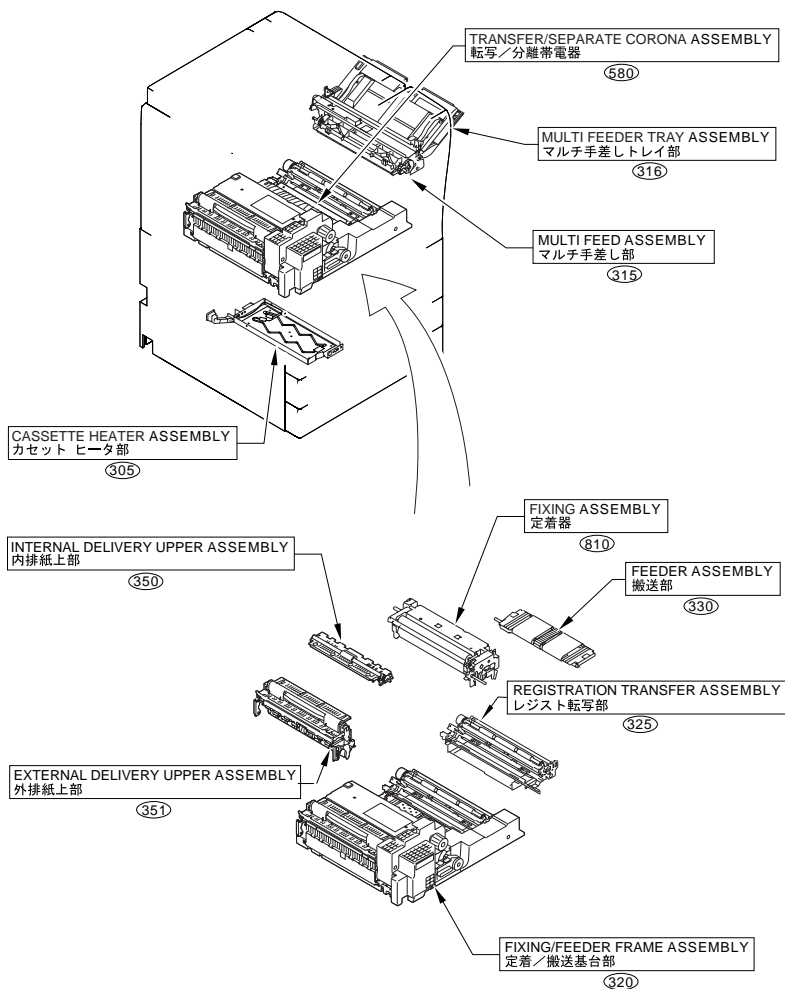


FIGURE A ASSEMBLY LOCATION DIAGRAM

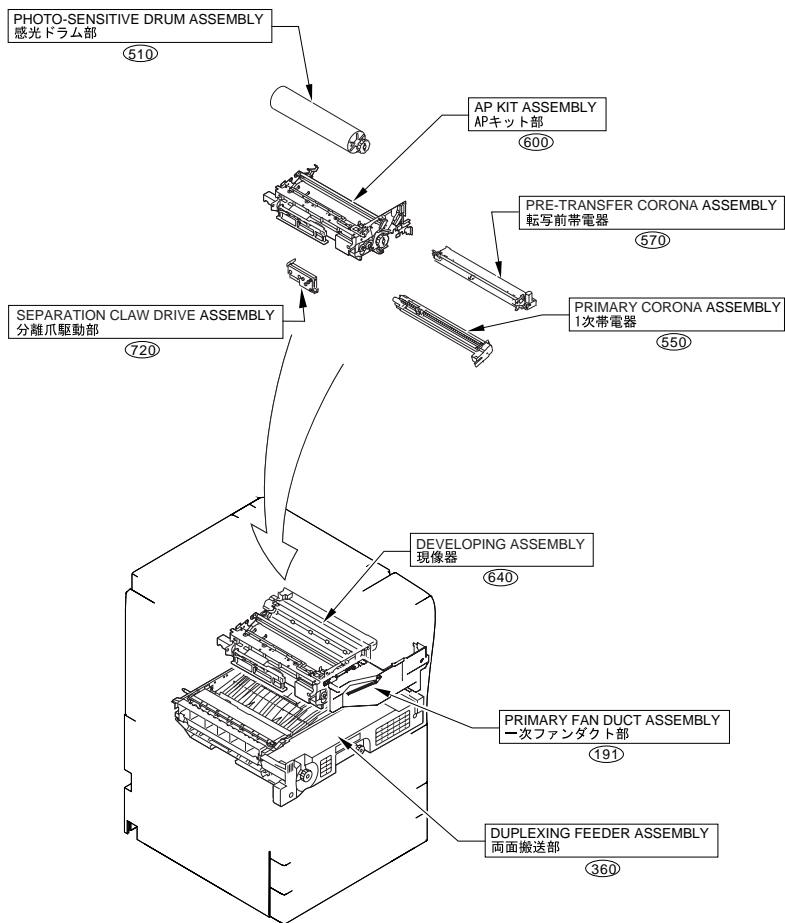


FIGURE A ASSEMBLY LOCATION DIAGRAM

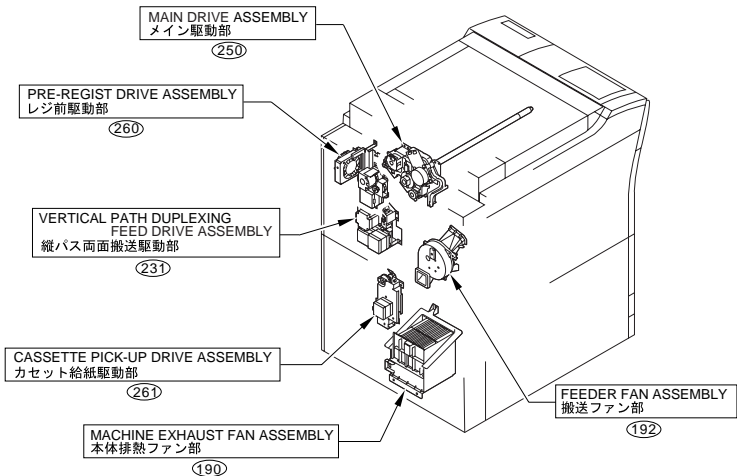
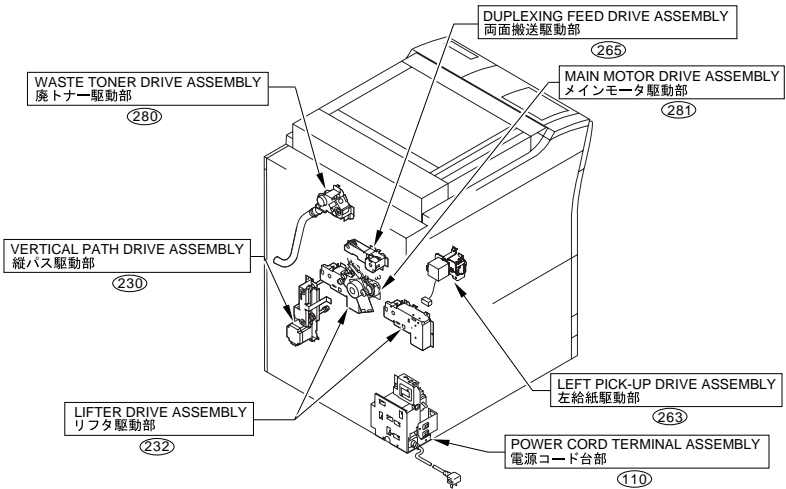


FIGURE A ASSEMBLY LOCATION DIAGRAM

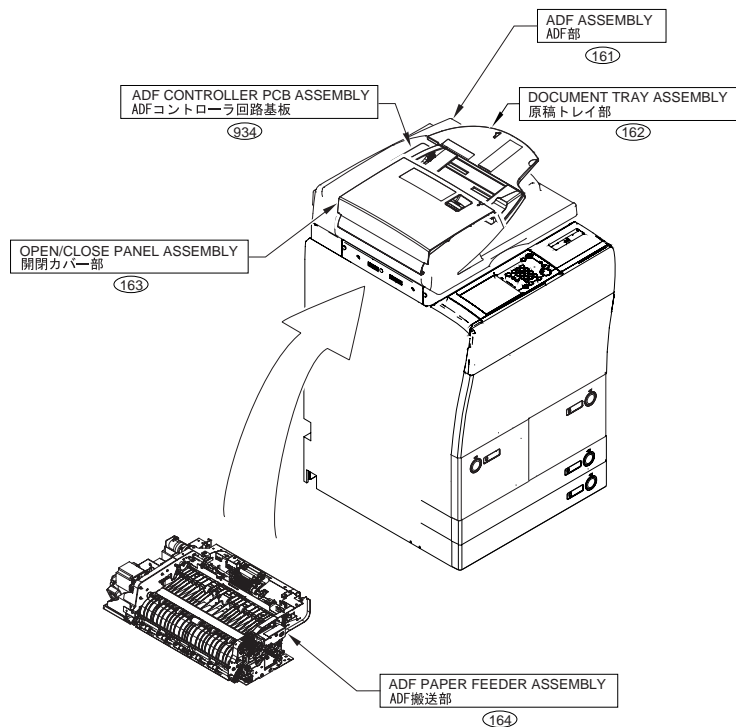


FIGURE A ASSEMBLY LOCATION DIAGRAM

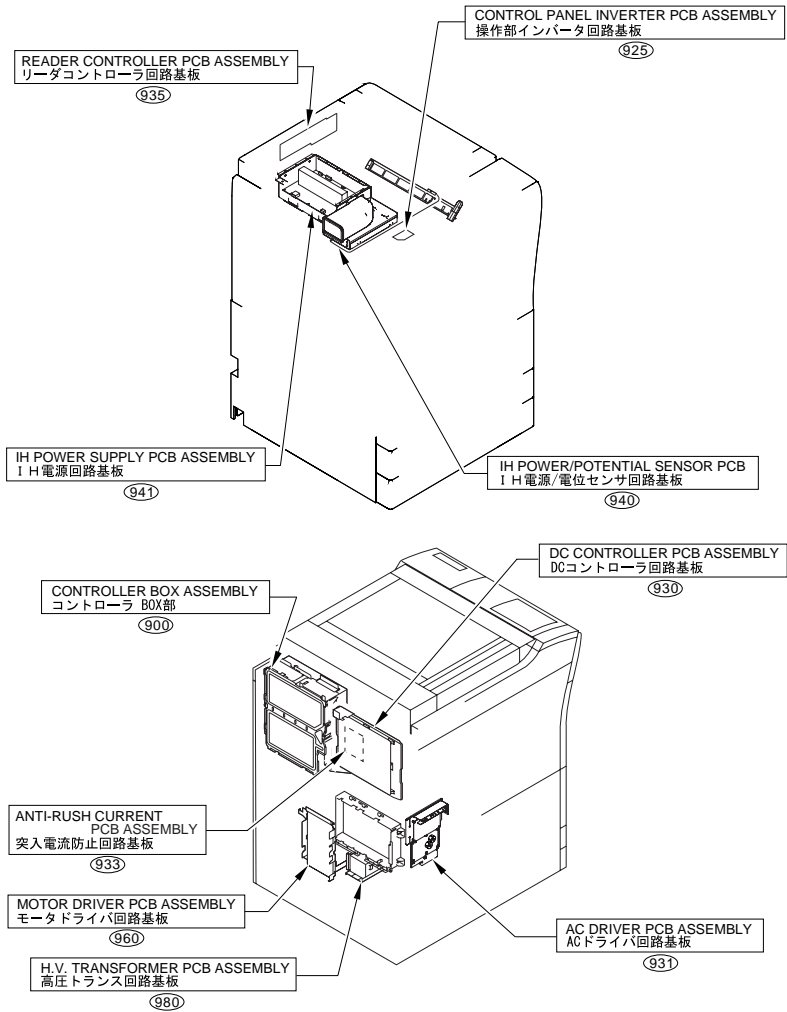


FIGURE 020 SPACIAL TOOLS

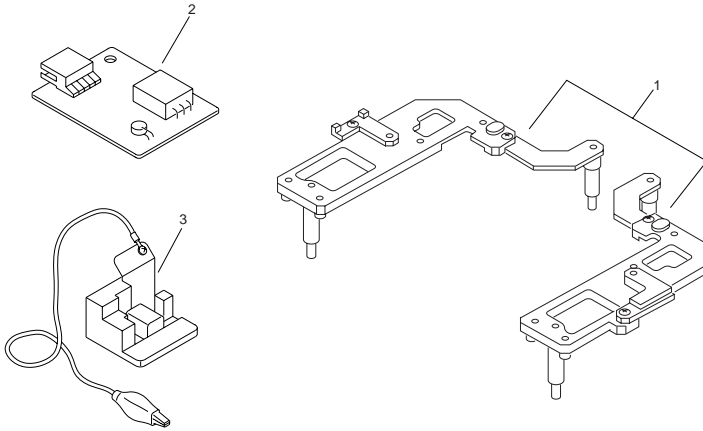


FIGURE & KEY NO.	PARTS NUMBER	RANK	QTY	DESCRIPTION	SERIAL NUMBER/REMARKS	SVC
Fig.020	NPN		RF	SPECIAL TOOLS		
1	FY9-3009-050		1	MIRROR POSITIONING TOOLS		
2	FY9-3012-000		1	CHECKER CABLE UNIT, POTENCIAL		
3	FY9-3014-000		1	ENVIROMENT SENSOR CALIBRATION		

FIGURE 100 EXTERNAL COVERS, PANELS, ETC.

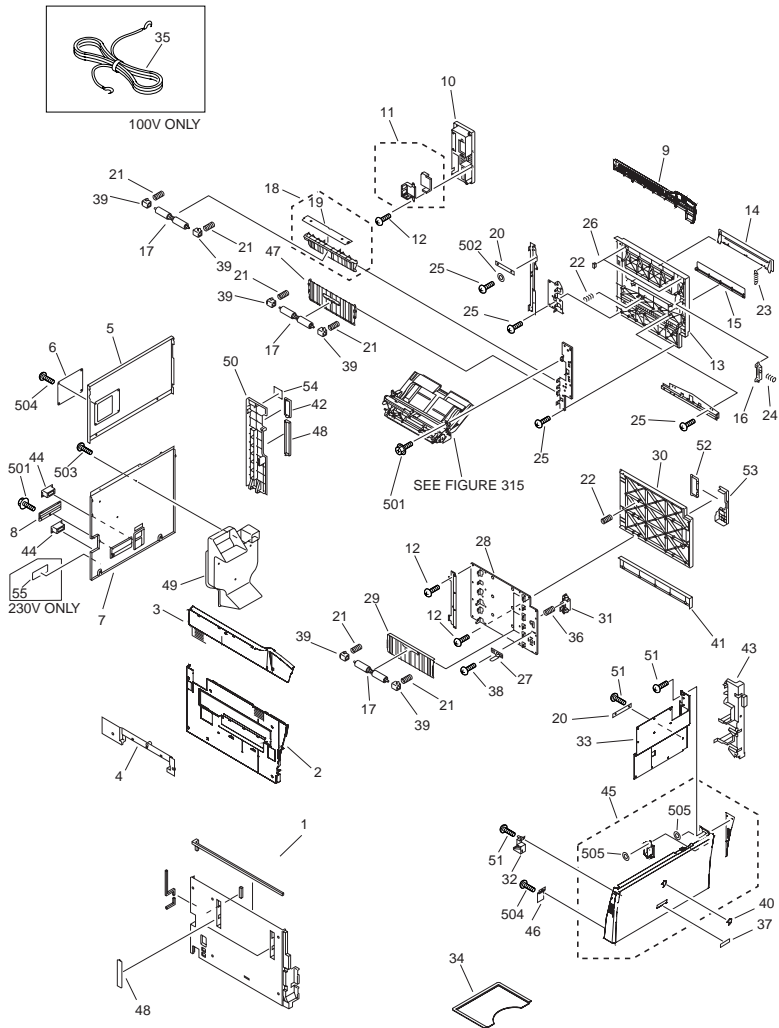


FIGURE & KEY NO.	PARTS NUMBER	R A N K	Q'TY	DESCRIPTION	SERIAL NUMBER/ REMARKS	S V C
Fig.100	NPN		RF	EXTERNAL COVERS, PANELS, ETC.		
1	FL2-3069-000		1	COVER, LEFT		
2	FL2-3087-000		1	COVER, LEFT, UPPER		
3	FC6-3613-000		1	COVER, UPPER, LEFT		
4	FC6-3690-000		1	COVER, DELIVERY GUIDE		
5	FC6-3615-000		1	COVER, REAR, UPPER		
6	FC5-2452-000		1	COVER, BLANKING, REAR		
7	FL2-3020-000		1	COVER, REAR, LOWER		
8	FL2-3023-000		1	COVER, CASE		
9	FL2-3088-000		1	COVER,UPPER,RIGHT		
10	FL2-3035-000		1	COVER, CONNECTOR		
11	FL2-3034-000		1	FILTER, CONTROLLER		
12	XA9-0605-000		17	SCREW, M4X8		
13	FB6-7017-000		1	COVER, MULTI		
14	FB6-7018-000		1	DOOR, OPEN/CLOSE		
15	FB6-7010-000		1	PLATE, BLANKING		
16	FC5-5158-000		1	HANDLE, RIGHT DOOR		
17	FB2-7754-030		5	ROLLER		
18	FF5-9841-000		1	GUIDE, REGISTRATION, SWING		
19	FB5-2913-000		1	SHEET, REGISTRATION		
20	FA9-3858-000		2	TAPE, SUPPORT		
21	FS5-2921-000		10	SPRING, COMPRESSION		
22	FS5-2922-000		10	SPRING, COMPRESSION		
23	FS7-2325-000		2	SPRING, TENSION		
24	FS7-2326-000		1	SPRING, COMPRESSION		
25	XA9-0870-000		9	SCREW, M4X10		
26	XZ9-0551-000		2	CATCH, MAGNET		
27	FB4-1969-020		1	FLAG, RIGHT DOOR SENSOR		
28	FB4-1971-000		1	FRAME,RIGHT,LOWER		
29	FB6-6579-000		3	GUIDE, VERT. PATH SWING		
30	FB6-7011-000		1	RIGHT DOOR, LOWER		
31	FC5-2719-000		1	HANDLE, RIGHT DOOR		

FIGURE & KEY NO.	PARTS NUMBER	R A N K	Q'TY	DESCRIPTION	SERIAL NUMBER/ REMARKS	S V C
32	FC6-3549-000		1	ACTUATOR		
33	FC6-3625-000		1	PLATE, COVER REINFOR., FRONT		
34	FC5-1146-000		1	HOLDER, SERVICE BOOK		
35	FH2-5006-000		1	WIRE, GROUNDING	100V ONLY	
36	FS6-2826-000		1	SPRING, COMPRESSION		
37	FC6-3795-000		1	PLATE, NAME	iR5570 100V/230V	
37	FC6-3793-000		1	PLATE, NAME	iR5570 120V	
37	FC6-3797-000		1	PLATE, NAME	iR5570N	
37	FC6-3794-000		1	PLATE, NAME	iR6570 100V/230V	
37	FC6-3792-000		1	PLATE, NAME	iR6570 120V	
37	FC6-3796-000		1	PLATE, NAME	iR6570N	
38	XA9-0629-000		1	SCREW, RS, M4X8		
39	FB2-7755-000		10	BUSHING		
40	FC5-1280-000		1	EMBLEM		
41	FB6-6975-000		1	COVER, RIGHT LOWER		
42	FB6-7012-000		1	COVER, LATCH PLATE, RIGHT		
43	FB6-7042-000		1	COVER,INTERNAL,RIGHT LOWER		
44	FH2-6552-000		2	COVER, CONNECTOR		
45	FL2-3030-000		1	COVER, FRONT, LOWER		
46	FA9-3784-020		1	CATCH, MAGNET		
47	FB6-6580-000		1	GUIDE, VERTICAL PATH SWING		
48	FC5-2720-000		3	COVER, HANDLE, B		
49	FL2-3025-000		1	DUCT, CONNECTING		
50	FL2-3070-000		1	COVER, WASTE TONER		
51	XA9-0615-000		18	SCREW, M4X8		
52	FB6-7013-000		1	COVER, BLANKING		
53	FB6-7014-000		1	COVER, HANDLE		
54	FC6-5076-000		1	LABEL,SHUT,DOWN B	100V	
54	FC6-5075-000		1	LABEL,SHUT,DOWN A	120V/230V	
55	FU5-8560-000		1	LABEL, GROUNDING	230V ONLY	
501	XB3-6400-805		AR	SCREW,RS,M4X8		
502	XD1-1109-225		AR	WASHER,COP		

FIGURE & KEY NO.	PARTS NUMBER	R A N K	Q'TY	DESCRIPTION	SERIAL NUMBER/ REMARKS	S V C
503	XB4-7400-807		AR	SCREW,TAPPING,TRUSS HEAD.M4X8		
504	XB1-2400-607		AR	SCREW, CROSS-RECESS, FCH		
505	XD2-2300-402		4	SE RING SUS		

FIGURE 101 MACHINE FRONT PLATE

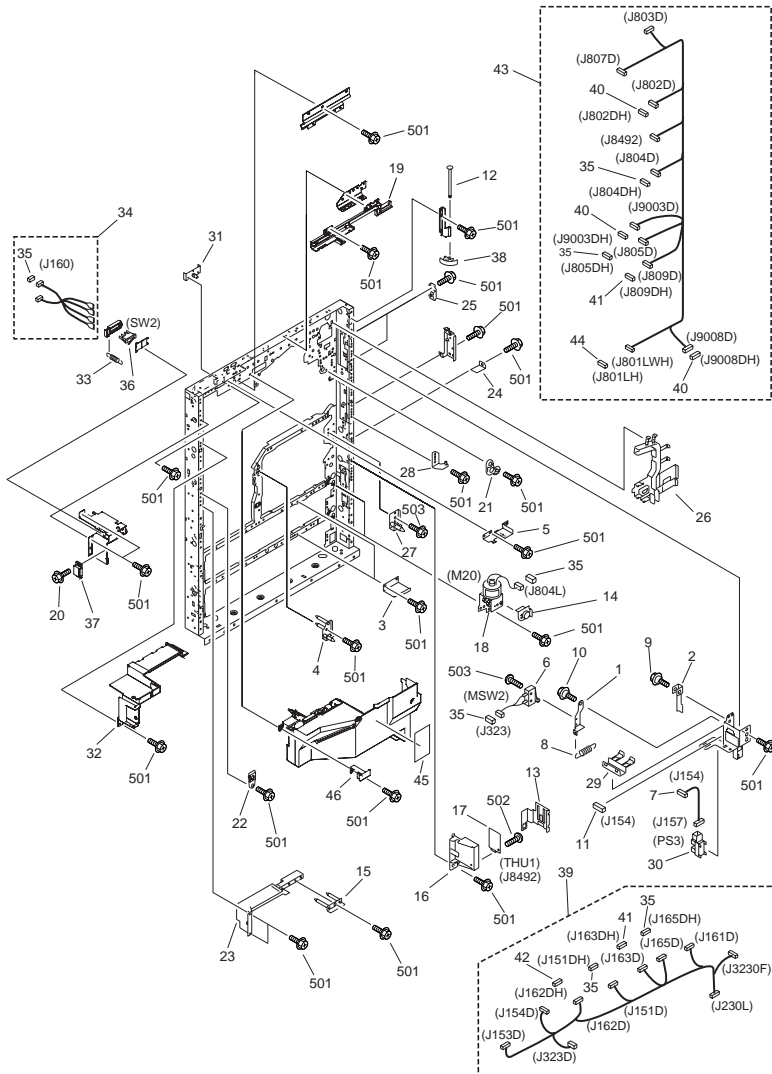


FIGURE & KEY NO.	PARTS NUMBER	RANK	Q'TY	DESCRIPTION	SERIAL NUMBER/REMARKS	SVC
Fig.101	NPN		RF	MACHINE FRONT PLATE		
1	FB2-7559-030		1	MOUNT, SWITCH		
2	FB2-7560-030		1	COVER, SWITCH		
3	FB5-5627-020		2	PLATE, RELEASE		
4	FF5-3004-020		1	SUPPORT, PAPER PICK-UP, LOWER		
5	FF5-8152-000		1	PLATE, LOCK, RIGHT		
6	FG2-6932-000		1	H.V. DOOR SWITCH UNIT	MSW2 J323	
7	FG2-7383-000		1	CABLE, DOOR CONNECTING	J154L,157	
8	FS5-2958-000		1	SPRING, TENSION		
9	FS5-9166-020		1	SCREW, STEPPED, M4		
10	FS5-9216-020		2	SCREW, STEPPED, M4X6		
11	VS1-5057-004		1	CONNECTOR, SNAP TIGHT, BK	J154DH	
12	FB2-7867-030		1	SHAFT, HINGE		
13	FB2-8345-000		1	PLATE, GROUNDING		
14	FB4-2623-000		1	COVER, LIFT MOTOR		
15	FF5-3003-000		1	SUPPORT, PAPER PICK-UP		
16	FB6-6939-000		1	MOUNT, SENSOR		
17	WP2-5200-000		1	IC, HSU-04A1, CCD, HDK <5>	THU1 J8492	
18	FK2-0814-000		1	MOTOR, DC	M20 J804L	
19	FC6-3548-000		1	GUIDE, MAIN BODY CABLE, 1		
20	XA9-1565-000		2	SCREW, W/WASHER, M3X10		
21	FA9-3830-000		1	BUSHING		
22	FA9-3831-000		1	BUSHING		
23	FA9-4009-000		1	FRAME, LEFT		
24	FB2-8098-000		1	SUPPORT, KNOB		
25	FB5-2953-000		2	HOOK, DOOR		
26	FB6-6940-000		1	GUIDE, CORD, FRONT RIGHT		
27	FF5-3084-030		1	SUPPORT, SHAFT		
28	FF5-9901-000		1	HINGE, FRONT COVER, LOWER		
29	FB4-2506-000		1	GUIDE,CABLE		
30	FK2-0149-000		1	PHOTO-INTERRUPTER, TLP1253(C6)	PS3 J157	
31	FL2-3104-000		1	PLATE, FIXING POSITIONING		

FIGURE & KEY NO.	PARTS NUMBER	R A N K	Q'TY	DESCRIPTION	SERIAL NUMBER/ REMARKS	S V C
32	FC6-3639-000		1	COVER, INNER, LEFT		
33	FS7-2341-000		1	SPRING, TENSION		
34	FM2-3763-000		1	CABLE, DOOR SWITCH	J160L,1405F	
35	VS1-7177-002		7	CONNECTOR, SNAP TIGHT, BK	J160,323,804,151DH,165DH,804DH,805DH	
36	WC4-5125-000		1	SWITCH,SENSITIVE		
37	FA3-4725-000		1	LATCH, MAGNET		
38	FB2-7866-000		1	PLATE, HINGE STOP		
39	FM2-3757-000		1	CABLE, FRONT	J151D,153D,154D,161D,162D,163D,165D,203L,323D,3230F	
40	VS1-7177-003		3	CONNECTOR, SNAP TIGHT	J802DH,9003DH,9008DH	
41	VS1-7177-004		2	CONNECTOR, SNAP TIGHT	J163DH,809DH	
42	VS1-7177-005		1	CONNECTOR, SNAP TIGHT	J162DH	
43	FM2-3752-000		1	CABLE, CONNECT, FRONT LOWER	J801LWH,802D-805D,807D,809D,8492,9003D,9008D	
44	VS1-6319-026		1	CONNECTOR, SNAP TIGHT	J801LH	
45	FS6-8822-000		1	LABEL, WARNING LASER		
46	FC6-3705-000		1	COVER,INNER,MIDDLE		
501	XB3-6400-805		AR	SCREW,RS,M4X8		
502	XB4-7300-609		AR	SCREW,TAPPING,TRUSS HEAD,M3X6		
503	XB1-2230-809		AR	SCREW,MACH,TRUSS HEAD,M2.3X8		

FIGURE 102
INTERNAL COMPONENTS 1

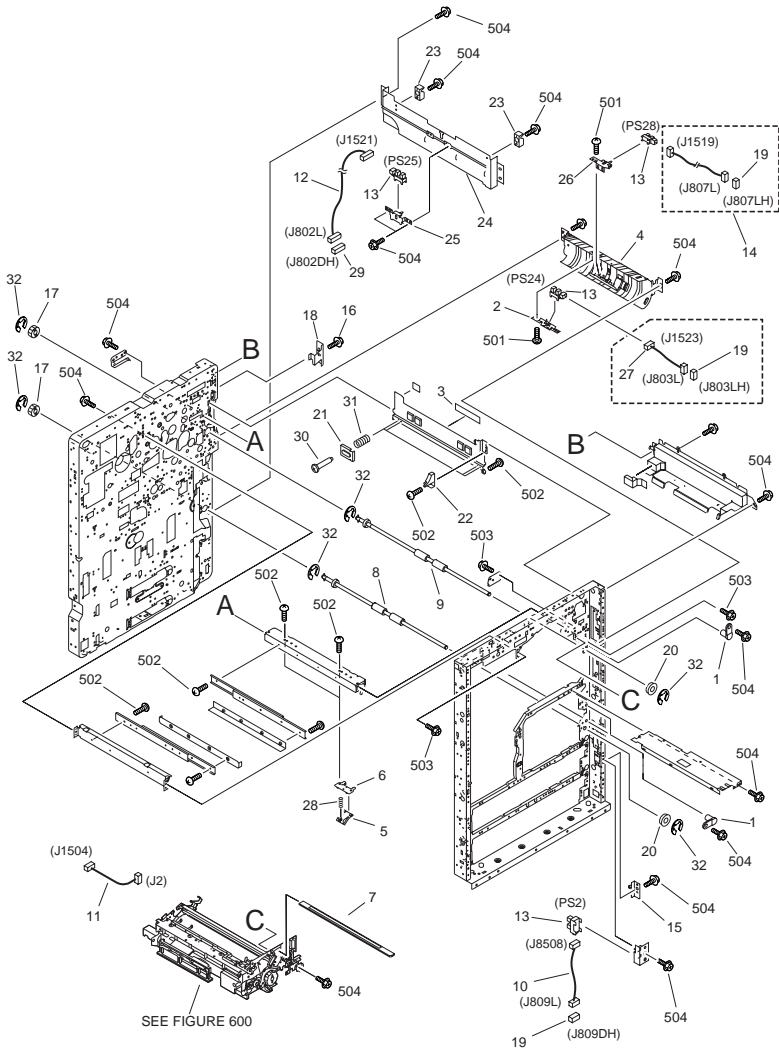


FIGURE & KEY NO.	PARTS NUMBER	R A N K	Q'TY	DESCRIPTION	SERIAL NUMBER/ REMARKS	S V C
Fig.102	NPN		RF	INTERNAL COMPONENTS 1		
1	FB2-8010-000		3	PIN, GUIDE, POSITIONING		
2	FF5-9842-000		1	PLATE, SENSING		
3	FS5-8623-000		3	LABEL, WARNING LESER		
4	FB5-2916-030		1	GUIDE, VERTICAL PATH		
5	FB5-2951-000		2	BLOCK, GUIDE PRESSURE, 1		
6	FB5-2957-000		1	BLOCK, GUIDE PRESSURE, 2		
7	FF5-9899-000		1	GLASS, DUST-PROOF		
8	FL2-3038-000		1	ROLLER, VERTICAL PATH		
9	FL2-3039-000		1	ROLLER, VERTICAL, PATH		
10	FM2-3662-000		1	CABLE, DOOR CONNECTING, RIGHT	J809L,8508	
11	FM2-3754-000		1	CABLE, DRUM HEATER	J2M,1502F	
12	FG6-5460-000		1	CABLE, VERTICAL PATH, 2	J802L,1521	
13	FK2-0149-000		4	PHOTO-INTERRUPTER, TLP1253(C6)	PS2,24,25,28 J8508,1523,1521,1519	
14	FG6-5462-000		1	CABLE, SENSOR	J807L,1519	
15	FB4-1421-000		1	MOUNT, LATCH		
16	XA9-0629-000		1	SCREW, RS, M4X8		
17	FS7-0641-000		2	GEAR, 24T		
18	FB2-8132-030		1	SUPPORT,TAPE		
19	VS1-7177-003		2	CONNECTOR, SNAP TIGHT	J803LH,807LH,809LH	
20	FA9-2112-000		2	BUSHING, PL		
21	FB2-6956-020		2	PLATE, PRESSURE, BLACK		
22	FB2-6957-000		1	STOP, HOPPER		
23	FB2-7030-000		2	GUIDE, SWING		
24	FB6-6958-000		1	GUIDE, VERTICAL PATH, MIDDLE		
25	FF5-2990-020		1	MOUNT, FEEDER SENSOR		
26	FF5-3002-030		1	PLATE, VERTICAL PATH SENSINGY		
27	FG6-5454-000		1	CABLE, VERTICAL PATH, 1	J803,1523	
28	FS7-2330-000		2	SPRING, COMPRESSION		
29	VS1-5057-003		1	CONNECTOR, SNAP TIGHT	J802LH	
30	FS5-9274-020		4	SCREW,STEPPED,M3		

FIGURE & KEY NO.	PARTS NUMBER	RANK	Q'TY	DESCRIPTION	SERIAL NUMBER/REMARKS	SVC
31	FS6-2001-000		4	SPRING, COMPRESSION		
32	XD9-0137-000		6	RING, E		
501	XB1-2400-609		AR	SCREW,NACH.,TRUSS HEAD,M4X6		
502	XB1-2300-409		AR	SCREW, MACHINE M3X4		
503	XB3-6401-009		AR	SCREW, RS,M4X10		
504	XB3-6400-805		AR	SCREW,RS,M4X8		

FIGURE 103 INTERNAL COMPONENTS 2

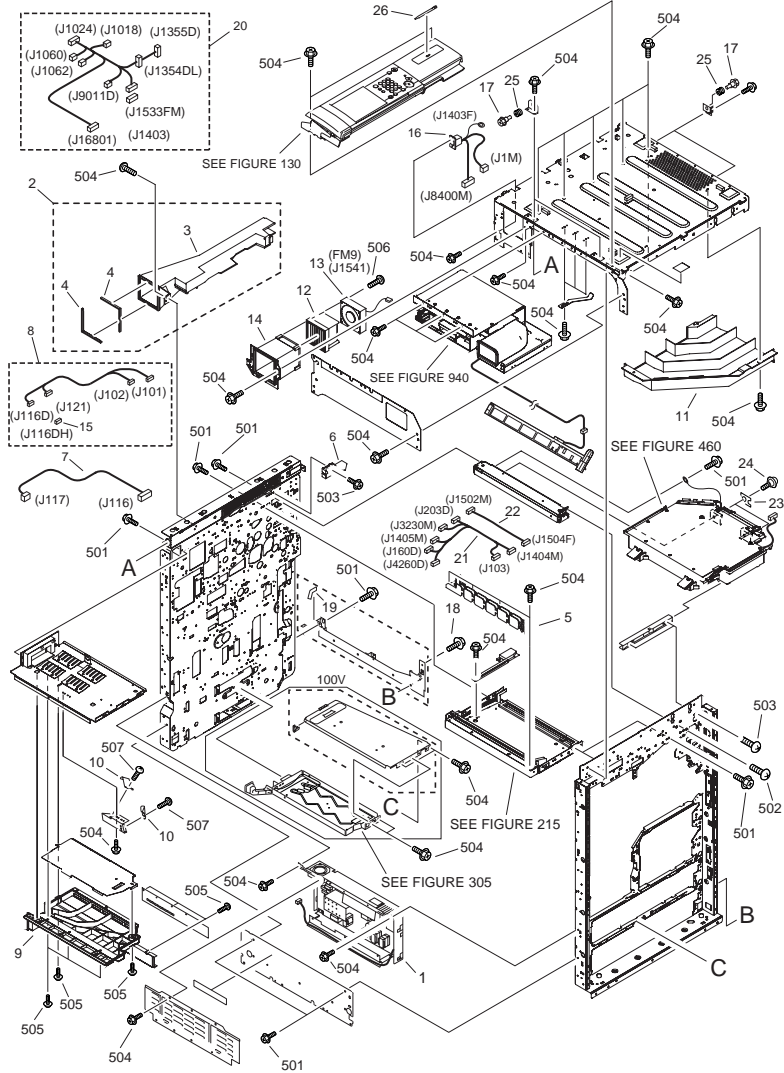


FIGURE & KEY NO.	PARTS NUMBER	RANK	Q'TY	DESCRIPTION	SERIAL NUMBER/REMARKS	SVC
Fig.103	NPN		RF	INTERNAL COMPONENTS 2	1	
1	FK2-0799-000		1	MAIN POWER SUPPLY	100V/120V	
1	FK2-0800-000		1	MAIN POWER SUPPLY	230V	

FIGURE & KEY NO.	PARTS NUMBER	R A N K	Q'TY	DESCRIPTION	SERIAL NUMBER/ REMARKS	S V C
2	FL2-3103-000		1	DUCT, CYCLE		
3	FC6-3476-000		1	DUCT, CYCLE, 2		
4	FC6-3479-000		2	SPONGE, DUCT		
5	FC6-3451-000		1	GUIDE, CENTER CABLE		
6	FC6-3556-000		1	GUIDE, SCANNER CABLE, 2		
7	FM2-3758-000		1	CABLE, LASER SHIELD	J116,117	
8	FM2-3774-000		1	CABLE, SCANNER	J101,102,116D,121	
9	FF5-9809-000		1	DUCT, FIXING CLEANER		
10	FF5-9958-000		2	SPRING, LEAF		
11	FC6-3477-000		1	DUCT, CYCLE		
12	FC6-3482-000		1	FILTER, AIR		
13	FK2-0103-000		1	FAN	FM9 J1541	
14	FL2-3009-000		1	DUCT, CYCLE		
15	VS1-7177-003		1	CONNECTOR, SNAP TIGHT, BK	J116DH	
16	FM2-3768-000		1	CABLE, LATTICE	J1M,1403F,8400M	
17	FS5-9215-000		4	SCREW, STEPPED		
18	XA9-0721-000		1	SCREW, RS, M4X10		
19	FB3-9784-000		2	TAPE, PROTECT		
20	FM2-3750-000		1	CABLE, CONTROL ASSEMBLY	J1018,1024,1060,1062,13 54,1355,1533,6801,9011	
21	FM2-3766-000		1	CABLE, MAIN BODY , CENTER	J103,160D,203D,1404M,1 405M,3230M,4260D	
22	FM2-3764-000		1	CABLE, DRUM HEATER CONNECT	J1502M,1504F	
23	FC6-3734-000		2	SPRING		
24	FU5-9351-000		2	SCREW, STEPPED, M4		
25	FB2-6310-000		4	BUSH, RUBBER		
26	FA9-4026-000		1	PEN, TOUCH PANEL		
501	XB3-6401-009		AR	SCREW, RS, M4X10		
502	XB2-8400-809		AR	SCREW, W/WASHER, M4X8		
503	XB4-7400-809		AR	SCREW, TAPPING, TRUSS HEAD, M4X8		
504	XB3-6400-805		AR	SCREW, RS, M4X8		
505	XB6-7400-609		AR	SCREW, TP, M4X6		
506	XB4-5404-007		AR	SCREW, P, M4X40		

FIGURE & KEY NO.	PARTS NUMBER	R A N K	Q'TY	DESCRIPTION	SERIAL NUMBER/ REMARKS	S V C
507	XB1-2400-406		AR	SCREW,MACH.,TRUSS HEAD,M4X4		

FIGURE 104 INTERNAL COMPONENTS 3

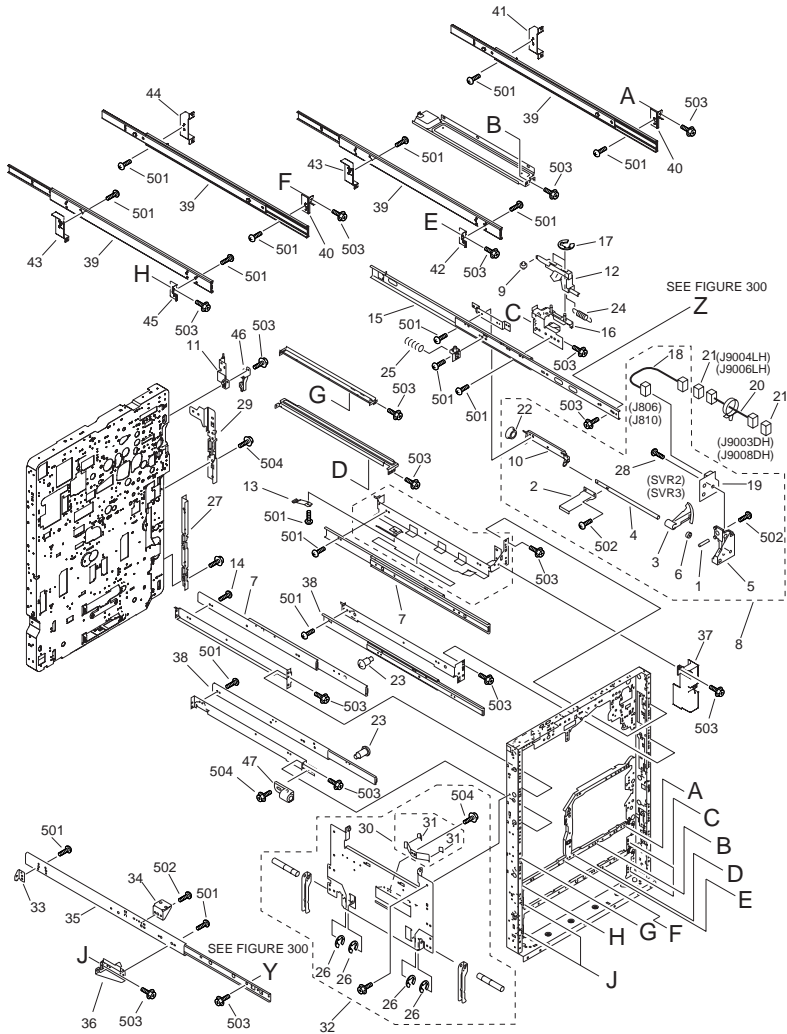


FIGURE & KEY NO.	PARTS NUMBER	RANK	Q'TY	DESCRIPTION	SERIAL NUMBER/REMARKS	SVC
Fig.104	NPN		RF	INTERNAL COMPONENTS 3		
1	FA5-2924-020		2	PIN, DOWEL		
2	FB4-1355-020		2	PLATE, LIFTING		
3	FB5-8735-000		2	GEAR, 16T		
4	FB4-2020-020		2	SHAFT,LIFT		
5	FB4-2023-000		2	HOLDER, PAPER SENSOR PCB		
6	FB4-2024-000		2	COUPLING		
7	FM1-0661-000		2	RAIL, SLIDE, FIXING/FEEDER		
8	FG6-2245-030		2	CASSETTE LIFTING UNIT		
9	FB4-5335-000		2	ROLLER, CAM		
10	FB4-2019-020		2	PLATE,SUPPORT,GEAR		
11	FB5-2955-020		1	PLATE, HINGE, UPPER		
12	FB5-3351-000		2	BUTTON		
13	FB5-3614-000		1	SPRING, LEAF		
14	XA9-1331-000		3	SCREW,MACH.,TRUSS HEAD,M4X4		
15	FM1-0662-000		2	RAIL, SLIDE		
16	FF5-9892-000		2	SUPPORT, RAIL, RIGHT FRONT		
17	XD9-0135-000		4	RING, E		
18	FG6-1906-000		2	CABLE, CASSETTE PAPER SENSOR	J806,810,9004L,9006L	
19	FG6-1941-000		2	PAPER SENSOR PCB ASSEMBLY		
20	FG6-5484-000		2	CABLE, CASSETTE PAPER SENSOR	J9003L,9004D,9006D,9008L	
21	VA1-7177-003		4	CONNECTOR, SNAP TIGHT	J9003DH,9004LH,9006LH,9008DH	
22	FS5-1787-000		2	BUSHING		
23	FS5-9643-020		4	SCREW,STEPPED,M4		
24	FS6-2740-000		2	SPRING, TENSION		
25	FS6-2746-000		2	SPRING, COMPRESSION		
26	XD9-0137-000		4	RING, E		
27	FF5-9900-000		1	HINGE, DOOR(LOWER)		
28	XA9-0596-000		2	SCREW, TP, M3X6		
29	FF5-9840-000		1	HINGE, MULTI, LOWER		
30	FF5-9969-000		1	SPRING,LEAF		

FIGURE & KEY NO.	PARTS NUMBER	RANK	Q'TY	DESCRIPTION	SERIAL NUMBER/REMARKS	SVC
31	FB5-3346-000		2	SHEET		
32	FG6-4891-000	N	1	PLATE, LEFT REINFOR CEMENT		
33	FB4-1201-020		2	SUPPORT, RAIL, LEFT REAR		
34	FB3-9359-020		2	SUPPORT, CASSETTE, REAR		
35	FB6-6900-000		2	RAIL, SLIDE		
36	FB3-9345-020		2	SUPPORT, RAIL, LEFT FRONT		
37	FC6-3640-000		1	COVER, INTERNAL, RIGHT		
38	FB6-6898-000		2	RAIL, SLIDE, DUPLEX		
39	FC6-3775-000		4	RAIL, SLIDE		
40	FC6-3776-000		2	PLATE, RAIL MOUNTING, RIGHT F.		
41	FC6-3777-000		1	PLATE, RAIL MOUNTING, RIGHT R.		
42	FC6-3778-000		1	PLATE, RAIL MOUNTING, LEFT F.		
43	FC6-3779-000		2	PLATE, RAIL MOUNTING, LEFT R.		
44	FC6-3780-000		1	PLATE, RAIL MOUNTING, RIGHT R.		
45	FC6-3781-000		1	PLATE, RAIL MOUNTING, LEFT F.		
46	FB6-7040-000		1	COVER,CABLE		
47	FF6-2861-000		1	MOUNT,MAGNET		
501	XB1-2400-409		AR	SCREW,MACH.,TRUSS HEAD,M4X4		
502	XB1-2400-609		AR	SCREW,NACH.,TRUSS HEAD,M4X6		
503	XB3-6400-805		AR	SCREW,RS,M4X8		
504	XB3-6400-809		AR	SCREW,RS,M4X8		

FIGURE 105 MACHINE REAR PLATE 1

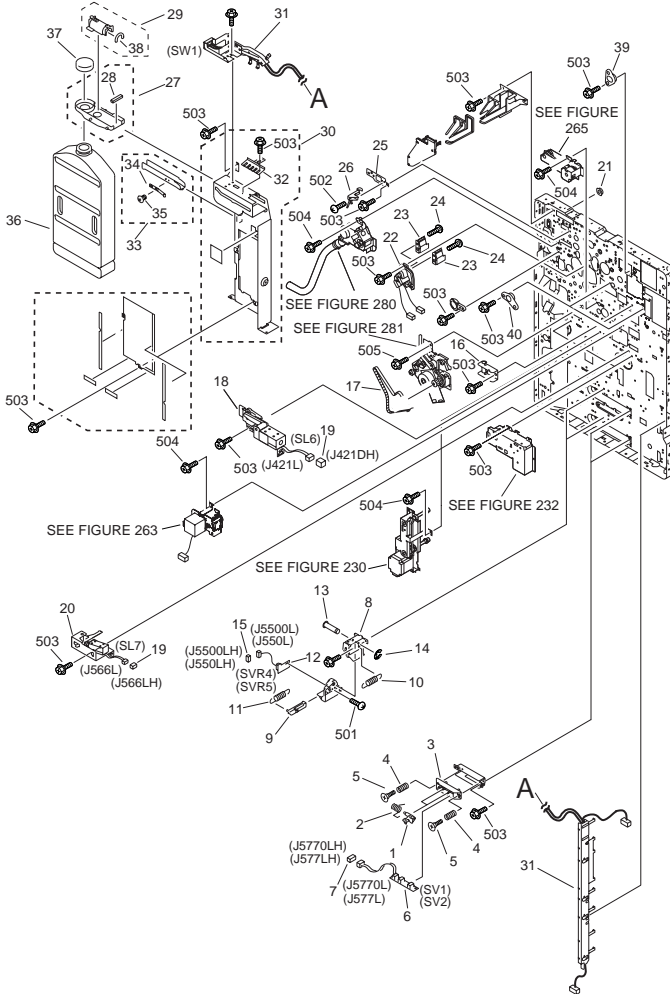


FIGURE & KEY NO.	PARTS NUMBER	R A N K	Q'TY	DESCRIPTION	SERIAL NUMBER/ REMARKS	S V C
Fig.105	NPN		RF	MACHINE REAR PLATE 1		
1	FB1-8735-000		4	ARM, SENSOR		
2	FB1-8737-000		4	SPRING, TORSION		
3	FB3-9364-000		2	HOLDER, SWITCH		
4	FS3-2044-000		4	SPRING, COMPRESSION (SUS)		
5	FS2-9327-030		4	SCREW, STEPPED, M4		
6	FM2-3786-000		2	CASSETTE PAPER SENSOR ASSEMBLY	SV1,2 J5770L,577L	
7	VS1-7177-004		2	CONNECTOR, SNAP TIGHT, BK	J5770LH,577LH	
8	FB3-9362-020		2	MOUNT, VR HOLDER		
9	FB3-9363-000		2	SHAFT, SLIDE		
10	FS5-2322-000		2	SPRING, TENSION		
11	FS5-2323-020		2	SPRING, TENSION		
12	FG5-1957-000		2	CASSETTE VR PCB ASSEMBLY	SVR4,5 J5500L,550L	
13	FS5-7128-020		2	SHAFT		
14	XD9-0136-000		2	RING, E		
15	VS1-7177-003		2	CONNECTOR, SNAP TIGHT, BK	J5500LH,550LH	
16	FF5-3045-000		1	PLATE, STOP		
17	XF2-1823-360		1	BELT, TIMING		
18	FM2-4137-000		1	SOLENOID	SL6 J421L	
19	VS1-7177-002		2	CONNECTOR, SNAP TIGHT, BK	J421DH,566LH	
20	FM2-3015-000		1	SOLENOID UNIT	SL7 J566L	
21	FA9-3833-000		1	BUSHING		
22	FG6-5057-000		1	CABLE, HIGH VOLTAGE		
23	FB5-3678-000		2	SPRING, LEAF		
24	XA9-1259-000		2	SCREW, WWASHER, M3X4		
25	FB2-6954-030		1	PLATE, BIAS CONNECTOR		
26	FB2-6958-000		1	CONNECTOR		
27	FF5-3172-000		1	CAP, BOTTLE, 1		
28	FB2-8272-000		1	SEAL		
29	FF5-3173-000		1	CAP, BOTTLE, 2		
30	FF5-9952-000		1	CASE, WASTE TONER		
31	FM2-3066-000		1	AC CABLE UNIT	100V/120V SW1	

FIGURE & KEY NO.	PARTS NUMBER	RANK	Q'TY	DESCRIPTION	SERIAL NUMBER/REMARKS	SVC
31	FM2-4194-000		1	AC CABLE UNIT	230V SW1	
32	FC6-3697-000		1	PLATE, GROUNDING		
33	FG5-5794-000		1	HANDLE		
34	FB2-8344-000		1	SPRING, LEAF		
35	XA9-0624-000		1	SCREW,M3X4		
36	FB2-6793-000		1	BOTTLE, WASTE TONER		
37	FB2-8408-000		1	CAP. WASTE TONER		
38	FB2-8272-000		1	SEAL		
39	FA9-3832-000		1	BUSHING		
40	FA9-3833-000		2	BUSHING		
501	XB4-7400-809		AR	SCREW,TAPPING,TRUISS HEAD,M4X8		
502	XB1-2300-409		AR	SCREW, MACHINE M3X4		
503	XB3-6400-805		AR	SCREW,RS,M4X8		
504	XB3-7400-809		AR	SCREW,RS TOOTHED LOCK,M4X8		
505	XB3-6401-009		AR	SCREW, RS,M4X10		

FIGURE 106 MACHINE REAR PLATE 2

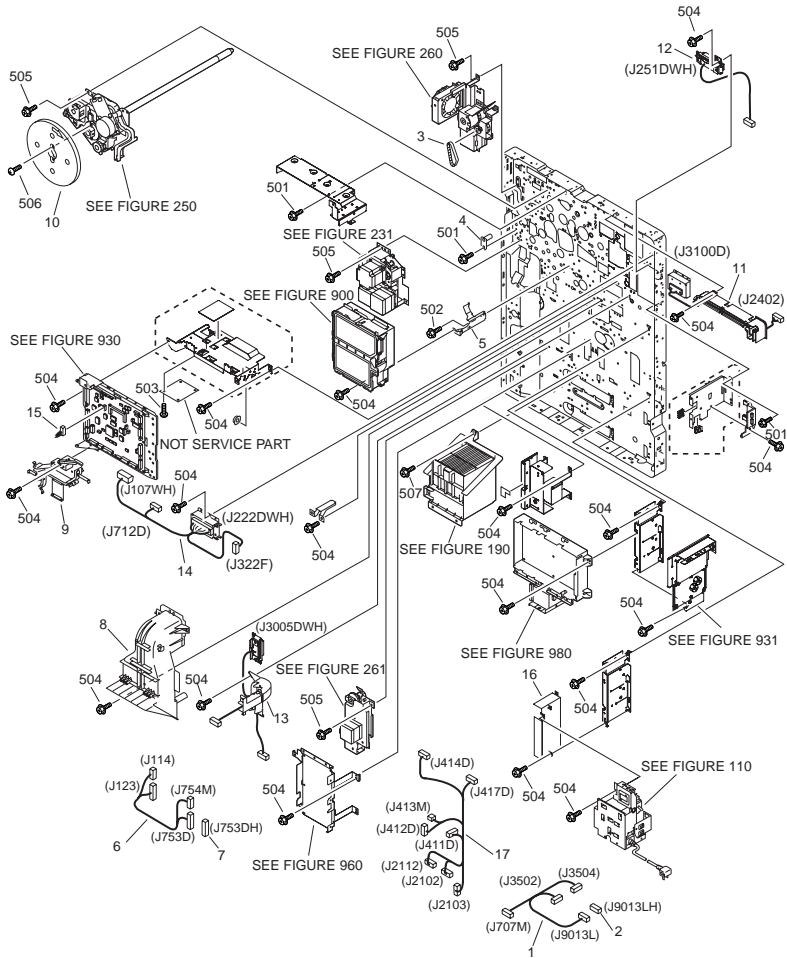


FIGURE & KEY NO.	PARTS NUMBER	R A N K	Q'TY	DESCRIPTION	SERIAL NUMBER/ REMARKS	S V C
Fig.106	NPN		RF	MACHINE REAR PLATE 2		
1	FG6-5445-020		1	CABLE, ACC POWER	J707M,3502,3504,9013L	
2	VS1-7177-002		1	CONNECTOR, SNAP TIGHT, BK	J9013LH	
3	XF2-1609-440		1	BELT, TIMING		
4	FF5-9905-000		1	PIN, POSITIONING		
5	FB5-3657-020		1	PLATE, PCB SUPPORT		
6	FF3-4036-000		1	CABLE, SHIFT TRAY	J114,123,753D,754M	
7	VS1-6318-010		1	CONNECTOR, SNAP TIGHT	J753DH	
8	FF5-9861-000		1	DUCT, EXHAUST FAN		
9	FB5-3670-000		1	GUIDE, MAIN CABLE		
10	FB5-5518-020		1	FLYWHEEL		
11	FM2-3063-000		1	IH CABLE GUIDE UNIT	J2402,3100D	
12	FM2-3075-000		1	CABLE, REAR UPPER	J251DWH	
13	FM2-3107-000		1	CABLE, REAR RIGHT	J3005DWH	
14	FM1-0717-000		1	CABLE, DUPLEXING DRAWER	J107WH,222DWH,322F,712D	
15	FM2-3782-000		1	CONNECTOR,SHORT	100V	
15	FM2-3783-000		1	CONNECTOR,SHORT	120V	
15	FM2-3784-000		1	CONNECTOR,SHORT	230V	
16	FK2-0797-000		1	ACC POWER SUPPLY UNIT	100V/120V	
16	FK2-0798-000		1	ACC POWER SUPPLY UNIT	230V	
17	FM2-3664-000		1	CABLE, DELIVERY MOTOR	J2102,2103,2112,411D,412D,413M,414D,417D	
501	XB4-5404-007		AR	SCREW,P,M4X40		
502	XB3-6401-005		AR	SCREW,RS,M4X10		
503	XB1-2300-607		AR	SCREW, BH3X6(S)		
504	XB3-6400-805		AR	SCREW,RS,M4X8		
505	XB3-7400-809		AR	SCREW,RS TOOTHED LOCK,M4X8		
506	XB2-4502-005		AR	SCREW, W/WASHER, M5X20		
507	XB3-6401-005		AR	SCREW,RS,M4X10		

FIGURE 107 MACHINE BOTTOM PLATE

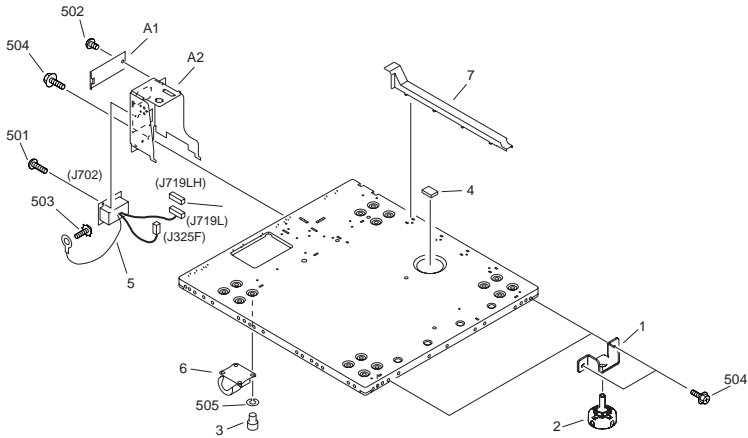


FIGURE & KEY NO.	PARTS NUMBER	R A N K	QTY	DESCRIPTION	SERIAL NUMBER/ REMARKS	S V C
Fig.107	NPN		RF	MACHINE BOTTOM PLATE		
1	FC6-3812-000		1	PLATE, ADJUSTING		
2	FC6-3813-000		1	ADJUSTER		
3	FB4-1340-000		16	SCREW,ALLEN HEAD,M8X10		
4	FB5-5618-000		1	DAMPER		
5	FG6-5444-020		1	CABLE, 3.5K PAPER DECK		
6	XZ9-0409-020		4	CASTER		
7	FB6-7031-000		1	COVER, CORD, RIGHT LOWER		
8	VS1-7177-007		1	CONNECTOR, SNAPSHOT_GROUNDING	J719LH	
9	WE8-6262-000		1	CORE, FERAITE		
501	XB1-2300-807		2	SCREW, CROSS-RECESS, FCH		
502	XB1-2400-407		1	SCREW,MACH.,TRUSS HEAD,M4X4		
503	XB2-7400-607		1	SCREW, TOOTHED WASHER, M4X6		
504	XA9-0774-000		4	SCREW,RS,M4X16		
505	XD1-3100-805		16	WASHER,SPRING		

FIGURE 110 POWER CORD TERMINAL ASSEMBLY

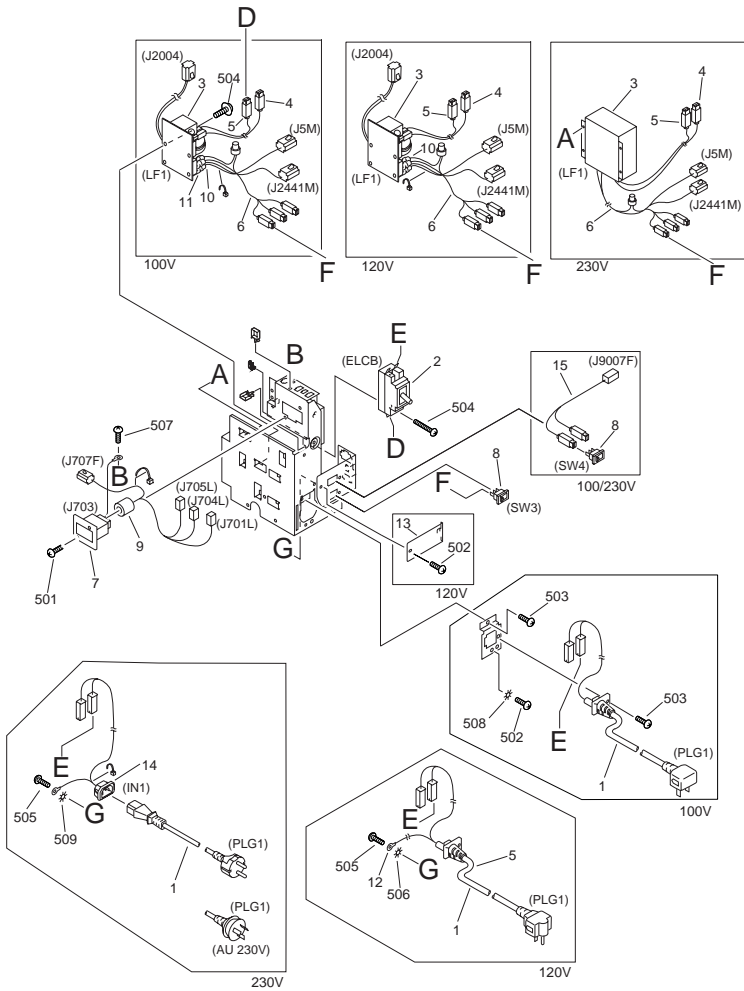
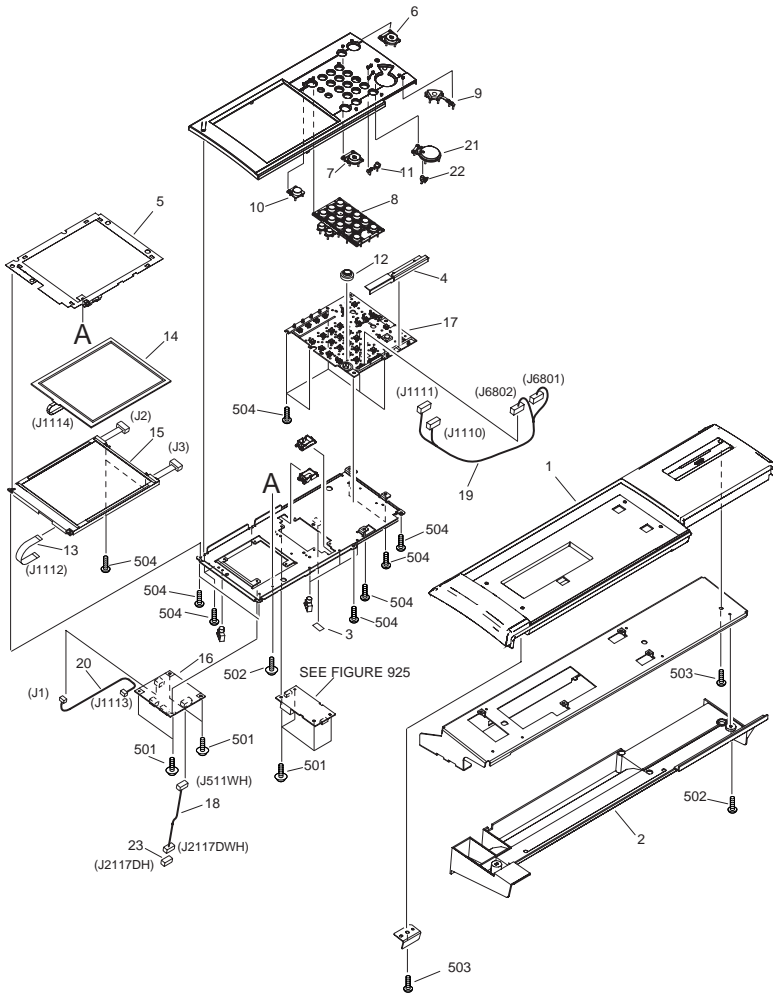


FIGURE & KEY NO.	PARTS NUMBER	R A N K	Q'TY	DESCRIPTION	SERIAL NUMBER/ REMARKS	S V C
Fig.110	FM2-3097-000		1	MOUNT, POWER CORD UNIT	100V	
Fig.110	FM2-3047-000		1	MOUNT, POWER CORD UNIT	120V	
Fig.110	FM2-3098-000		1	MOUNT, POWER CORD UNIT	230V	
1	FH2-7030-000		1	CORD, POWER SUPPLY	100V PLG1	
1	FH2-7039-000		1	CORD, POWER SUPPLY	120V PLG1	
1	FK2-0146-000		1	CORD, POWER SUPPLY	230V PLG1	
1	FK2-0148-000		1	CORD, POWER SUPPLY	AU 230V PLG1	
2	FK2-0791-000		1	BREAKER, ELECTRIC LEAKAGE	100V ELCB	
2	FK2-0792-000		1	BREAKER, ELECTRIC LEAKAGE	120V ELCB	
2	FK2-0793-000		1	BREAKER, ELECTRIC LEAKAGE	230V ELCB	
3	FK2-0817-000		1	FILTER, NOISE	100V LF1	
3	FK2-0815-000		1	FILTER, NOISE	120V LF1	
3	FK2-0818-000		1	FILTER, NOISE	230V LF1	
4	FM2-3776-000		1	CABLE, BREAKER		
5	FM2-3777-000		1	CABLE, BREAKER		
6	FM2-3779-000		1	CABLE, POWER CORD TERMINAL	100/120V J2004,5M,2441M	
6	FL2-3550-000		1	CABLE, POWER CORD TERMINAL	230V J5M,2441M	
7	FM2-3780-000		1	CABLE, FINISHER LATTICE	J703,707F,701L,704L,705 L	
8	WC1-5179-000		2	SWITCH,TOGGLE	100/230V SW4 J9007F, SW3	
9	WE8-5765-000		1	CORE,FERRITE		
10	WS3-5641-000		2	CONNECTOR, 1P, FEMALE	100V	
10	WS3-5610-000		2	CONNECTOR, 1P, FEMALE	120V	
11	WS3-5613-000		2	PIN CONTACT		
12	WT1-5480-000		1	TERMINAL, RING		
13	FB6-7032-000		1	COVER,CONNECTOR	120V	
14	FG6-4968-000		1	CABLE, INLET	230V IN1	
15	FG6-4969-000		1	CABLE, HEATER SWITCH	100/230V J9007F	
501	XB1-2300-609		2	SCREW, MACHINE M3X6		
502	XB1-2400-607		1	SCREW, CROSS-RECESS, FCH		
503	XB1-2400-809		2	SCREW, MACHINE M4X8		

FIGURE & KEY NO.	PARTS NUMBER	R A N K	Q'TY	DESCRIPTION	SERIAL NUMBER/ REMARKS	S V C
504	XB1-2402-009		2	SCREW, MACHINE M4X20 (S)		
505	XB1-2500-606		1	SCREW,MACH.,TRUSS HEAD,M5X6		
506	XD1-4200-502		1	LOCK WASHER (SUS)	120/230V	
507	XB2-7400-607		1	SCREW, W/ WASHER, M4X6		
508	XD1-4200-402		1	LOCK WASHER (SUS)	100V	

FIGURE 130 CONTROL PANEL ASSEMBLY



NOTE : This assembly includes the assemblies shown in Figure 925.
 注 : このユニットはFigure 925を含みます。

FIGURE & KEY NO.	PARTS NUMBER	R A N K	Q'TY	DESCRIPTION	SERIAL NUMBER/ REMARKS	S V C
Fig.130	FM2-3087-000		1	CONTROL PANEL ASSEMBLY	SEE NOTE 100V	
Fig.130	FM2-3088-000		1	CONTROL PANEL ASSEMBLY	SEE NOTE 120V	
Fig.130	FM2-3090-000		1	CONTROL PANEL ASSEMBLY	SEE NOTE 230V	
Fig.130	FM2-3089-000		1	CONTROL PANEL ASSEMBLY	SEE NOTE EUR 230V	
1	FC6-3610-000		1	COVER, CONTROL PANEL		
2	FC6-3626-000		2	COVER, CONTROL PANEL, LOWER		
3	FB6-4303-000		1	LABEL, 'WARNING, HIGH VOLTAGE'		
4	FC5-5182-000		1	COVER, LAMP		
5	FC5-6649-000		1	SHEET, LCD ELECTROSTATIC		
6	FC5-6650-000		1	KEY TOP, POWER SUPPLY		
7	FC5-6651-000		1	KEY TOP, ENERGY SAVE		
8	FC5-6652-000		1	KEY TOP, NUMBERS		
9	FC5-6655-000		1	KEY TOP, STOP		
10	FC5-6656-000		1	KEY TOP, RESET		
11	FC5-6657-000		1	KEY TOP, COUNTER		
12	FC5-6658-000		1	KNOB, VOLUME		
13	FH2-7037-000		1	CABLE, FLAT	J1113	
14	FK2-0246-000		1	ANALOG TOUCH PANEL UNIT	J1114	
15	FL2-1092-000		1	LCD CONTROL PANEL UNIT	J2,3	
16	FM2-1249-000		1	CONTROL PANEL CPU PCB ASSEMBLY		
17	FM2-1250-000		1	KEYPAD PCB ASSEMBLY		
18	FM2-1252-000		1	CABLE, CONTROL PANEL	J511WH,2117DWH	
19	FM2-1253-000		1	CABLE, CONTROL PANEL CONNECT	J1110,1111,6801,6802	
20	FM2-1254-000		1	CABLE, CONTROL PANEL INVERTER	J1,1113	
21	FC5-6653-000		1	KEY TOP, START		
22	FC5-6654-000		1	WINDOW, START KEY TOP		
23	VS1-6319-036		1	CONNECTOR, SNAP TIGHT	J2117DH	
501	XB6-7300-607		AR	SCREW, TP, M3X6		
502	XB1-2400-606		AR	SCREW, MACHINE M4X6		
503	XB4-5400-807		AR	SCREW,P,M4X8		
504	XB4-5301-007		AR	SCREW,P,M3X10		

FIGURE 161 ADF ASSEMBLY

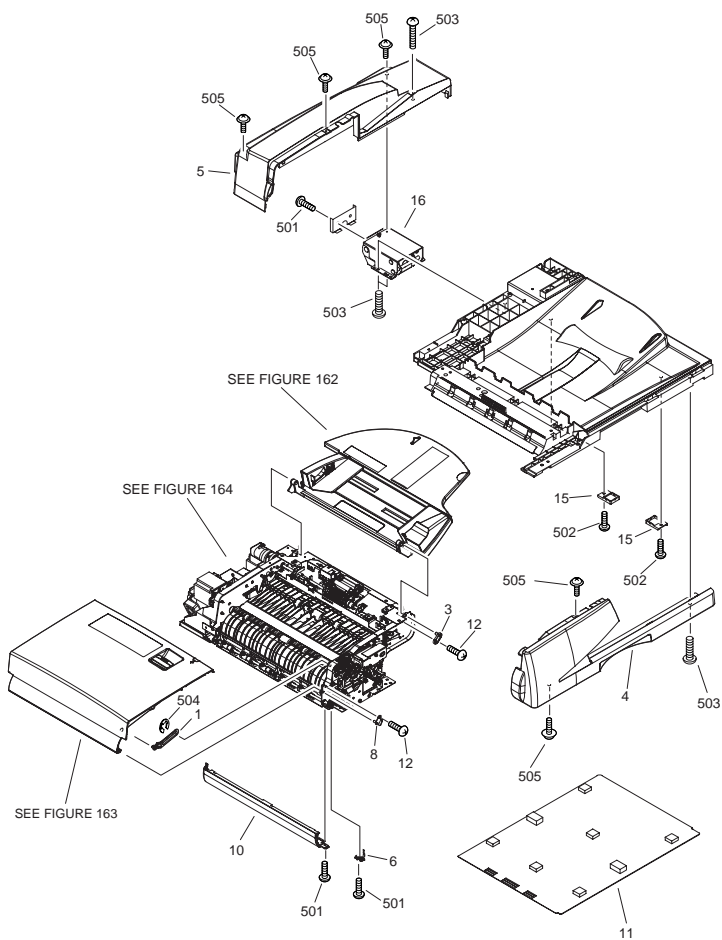


FIGURE 161 ADF ASSEMBLY

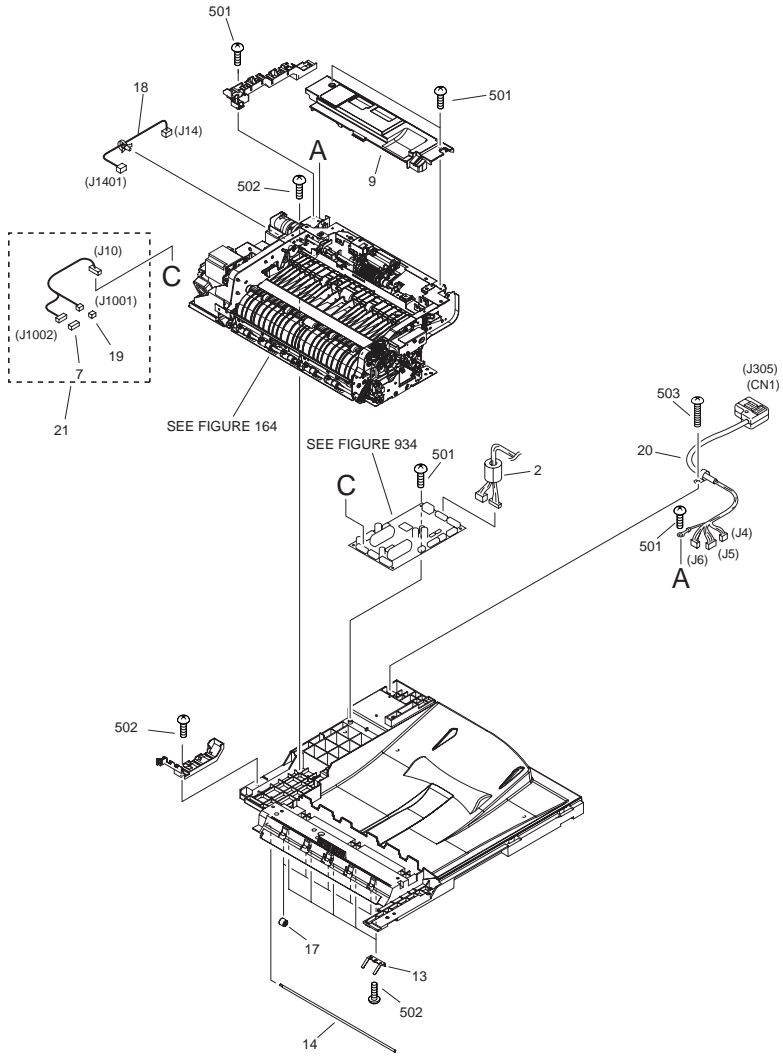


FIGURE & KEY NO.	PARTS NUMBER	R A N K	Q'TY	DESCRIPTION	SERIAL NUMBER/ REMARKS	S V C
Fig.161	NPN		RF	ADF ASSEMBLY		
1	FC5-3015-000		1	ARM, OPEN/CLOSE PANEL STOPPER		
2	WE8-5256-000		1	FERRITE CORE TFC-16-8-16		
3	FC5-3102-000		1	PIN, POSITIONING		
4	FC5-3202-000		1	PANEL, FRONT		
5	FL2-1303-000		1	PANEL, REAR		
6	FC5-3214-000		1	BLOCK, HEIGHT ADJUSTER		
7	VS1-7177-006		1	CONNECTOR, SNAP TIGHT, BK	J1002	
8	FL2-0725-000		1	PLATE, OPEN/CLOSE SHAFT		
9	FL2-0726-000		1	PANEL, CENTER		
10	FL2-0727-000		1	PANEL, SIDE		
11	FL2-0728-000		1	PANEL, COPYBOARD		
12	XA9-1031-000		7	SCREW, MACH. TRUSS HEAD, M4X6		
13	FC5-3211-000		5	SPRING, LEAF		
14	FC5-3212-020		1	SHAFT, PAPER READ ROLLER		
15	FC5-3221-000		2	SUPPORT, COPYBOARD PANEL		
16	FC5-3226-000		1	HINGE, RIGHT		
17	FU5-6073-000		5	ROLLER, FEED		
18	FM2-1028-000		1	CABLE, REGISTRATION SENSOR	J14,1401	
19	VS1-7177-002		1	CONNECTOR, SNAP TIGHT, BK	J1001	
20	FM2-1032-000		1	CABLE, INTERFACE	CN1 J305 J4-6	
21	FM2-1034-000		1	CABLE, MOTOR/CLUTCH CONNECTING	J10,1001,1002	
501	XB1-2300-605		AR	SCREW, MACHINE M3X6		
502	XB4-5400-805		AR	SCREW,P,M4X8		
503	XB4-5401-205		AR	SCREW,P,M4X12		
504	XD2-1100-502		1	RETAINING RING (E-TYPE)		
505	XB6-7300-605		AR	SCREW, TP, M3X6 (S)		

FIGURE 162 DOCUMENT TRAY ASSEMBLY

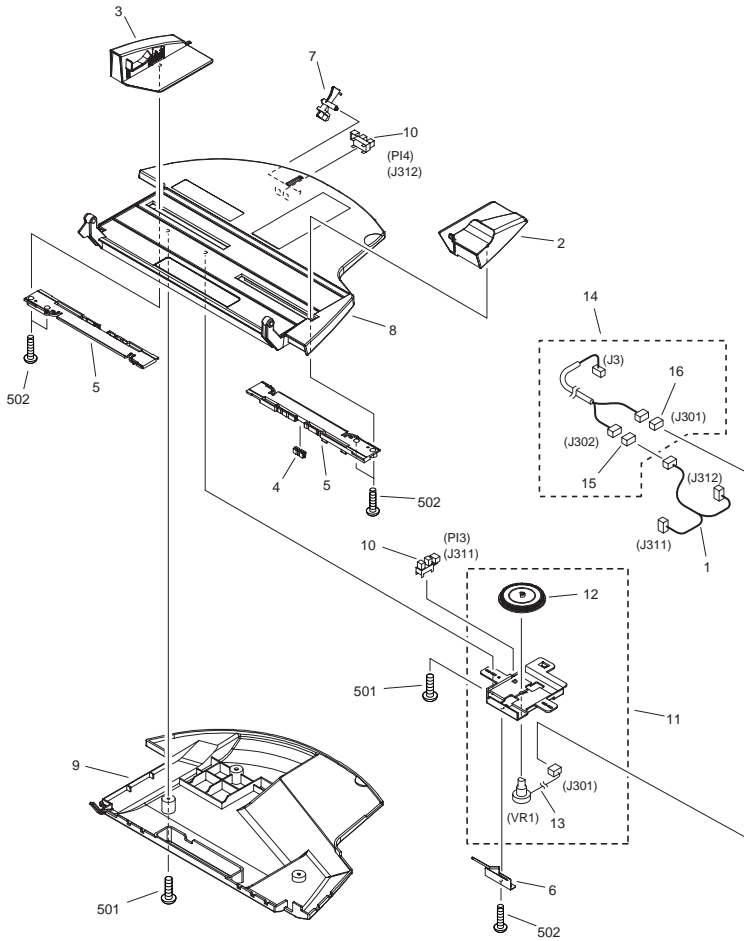


FIGURE & KEY NO.	PARTS NUMBER	RANK	Q'TY	DESCRIPTION	SERIAL NUMBER/REMARKS	SVC
Fig.162	FM2-0679-000		1	DOCUMENT TRAY ASSEMBLY		
1	FM2-1031-000		1	CABLE, DOCUMENT TRAY CONNECT	J302,311,312	
2	FC5-3106-000		1	GUIDE, DOCUMENT SIDE, FRONT		
3	FL2-1304-000		1	GUIDE, DOCUMENT SIDE, REAR		
4	FC5-3108-000		1	RACK		
5	FC5-3111-000		2	RACK, DOCUMENT SIDE GUIDE		
6	FC5-3113-000		1	SPRING, LEAF		
7	FC5-3137-000		1	FLAG, DOCUMENT LENGTH SENSOR		
8	FL2-0735-000		1	TRAY, DOCUMENT, UPPER		
9	FL2-0736-000		1	TRAY, DOCUMENT, LOWER		
10	WG8-5593-000		2	PHOTO INTERRUPTER TLP1242	PI3,4 J311,312	
11	FM2-0696-000		1	VOLUME HOLDER ASSEMBLY		
12	FU5-0342-000		1	GEAR, 68T		
13	FM2-1024-000		1	VARIABLE RESISTOR UNIT	VR1 J301	
14	FM2-1030-000		1	CABLE, DOCUMENT TRAY	J3,301,302	
15	VS1-7177-006		1	CONNECTOR, SNAP TIGHT, BK	J302	
16	VS1-7177-003		1	CONNECTOR, SNAP TIGHT, BK	J301	
501	XB4-7300-805		AR	SCREW, TP, BH3X8, S		
502	XB4-7401-005		AR	SCREW,TAPPING,TRUSS HEAD,M4X10		

FIGURE 163 OPEN/CLOSE PANEL ASSEMBLY

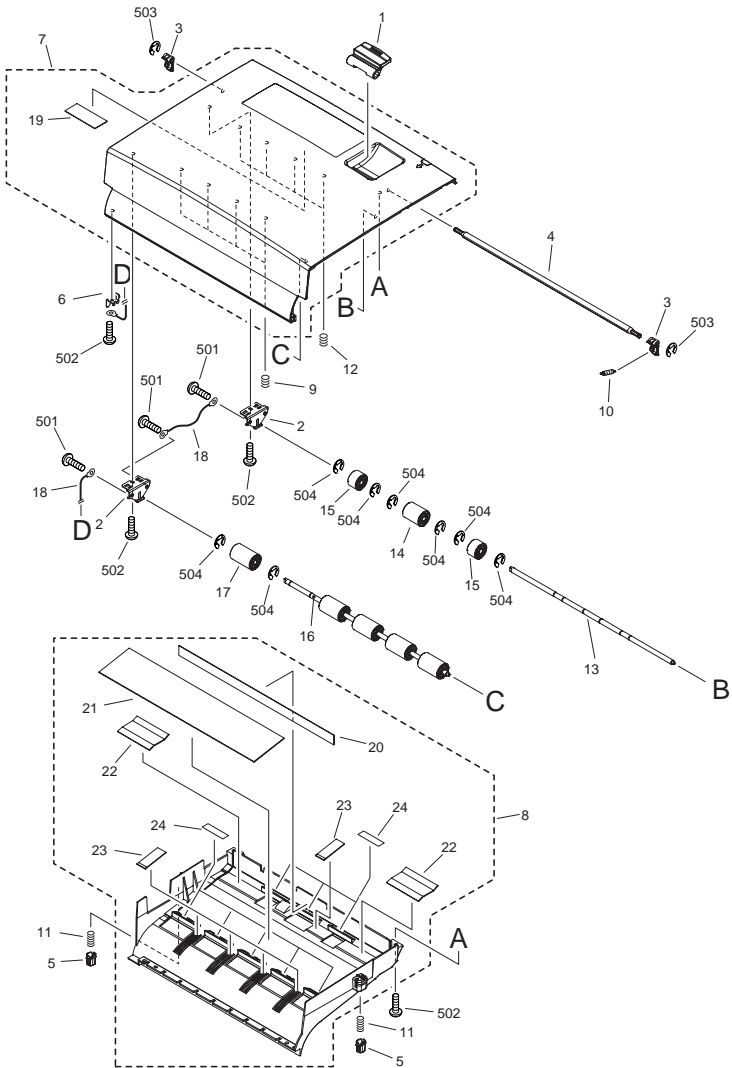


FIGURE & KEY NO.	PARTS NUMBER	R A N K	Q'TY	DESCRIPTION	SERIAL NUMBER/ REMARKS	S V C
Fig.163	FM2-0678-000		1	OPEN/CLOSE PANEL ASSEMBLY		
1	FC5-2953-000		1	LEVER, OPEN/CLOSE		
2	FC5-2956-000		2	PLATE, REGISTRATION ADJUSTMENT		
3	FC5-2957-000		2	LEVER, LATCH		
4	FC5-2958-000		1	SHAFT, LATCH		
5	FC5-2963-000		2	RETAINER, OPEN/CLOSE GUIDE		
6	FC5-3014-000		1	SPRING, LEAF		
7	FL2-0733-000		1	PANEL, OPEN/CLOSE		
8	FL2-0734-000		1	GUIDE, OPEN/CLOSE		
9	FU5-2234-000		4	SPRING, COMPRESSION		
10	FU5-2235-000		1	SPRING, TENSION		
11	FU5-2236-000		2	SPRING, COMPRESSION		
12	FU5-2250-000		4	SPRING, COMPRESSION		
13	FC5-3025-020		1	SHAFT, REGISTRATION ROLLER, 1		
14	FU5-6075-000		1	ROLLER, REGISTRATION, 1		
15	FU5-6079-000		2	ROLLER, REGISTRATION, 2		
16	FC5-2962-020		1	SHAFT, REGISTRATION ROLLER, 2		
17	FU5-6074-000		5	ROLLER, REGISTRATION, 3		
18	FM2-1035-000		2	WIRE, GROUNDING		
19	FC5-2961-000		1	SHEET, CLEANING		
20	FC5-2959-000		1	SHEET, CLEANING		
21	FC5-2960-000		1	SHEET, CLEANING		
22	FC5-3016-000		2	SHEET, CLEANING		
23	FC5-3017-000		5	SHEET, CLEANING		
24	FC5-2954-000		8	SCRAPER		
501	XB1-2300-605		AR	SCREW, MACHINE M3X6		
502	XB4-5300-809		AR	SCREW,P,M3X8		
503	XD2-1100-402		2	RETAINING RING (E-TYPE)		
504	XD2-1100-502		16	RETAINING RING (E-TYPE)		

FIGURE 164 ADF PAPER FEEDER ASSEMBLY

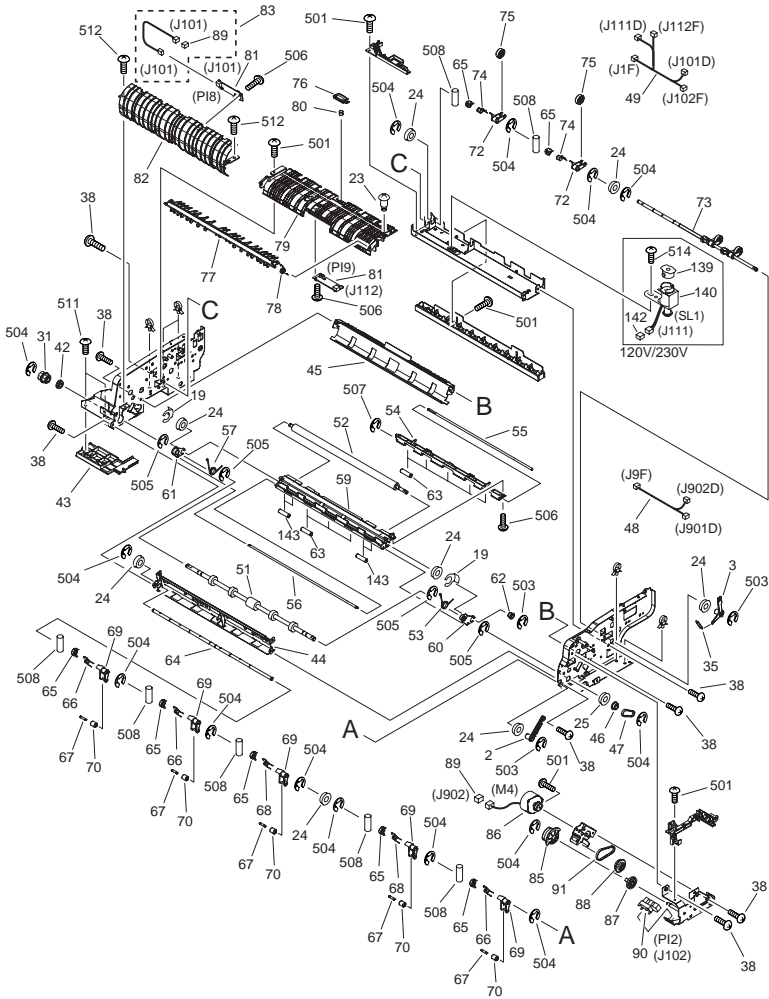


FIGURE 164 ADF PAPER FEEDER ASSEMBLY

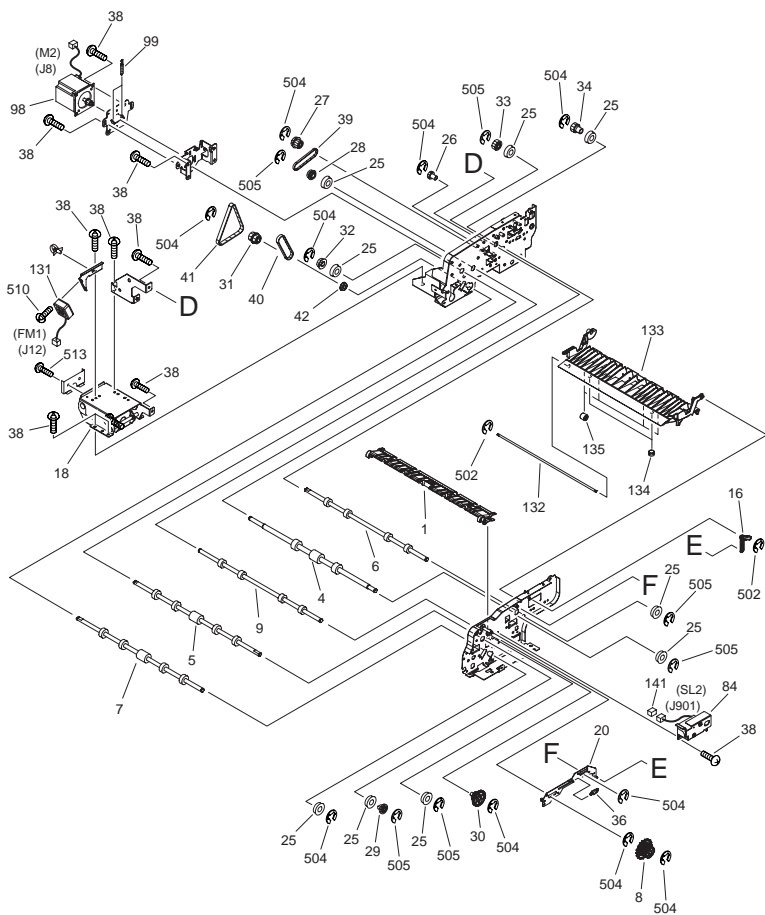


FIGURE 164 ADF PAPER FEEDER ASSEMBLY

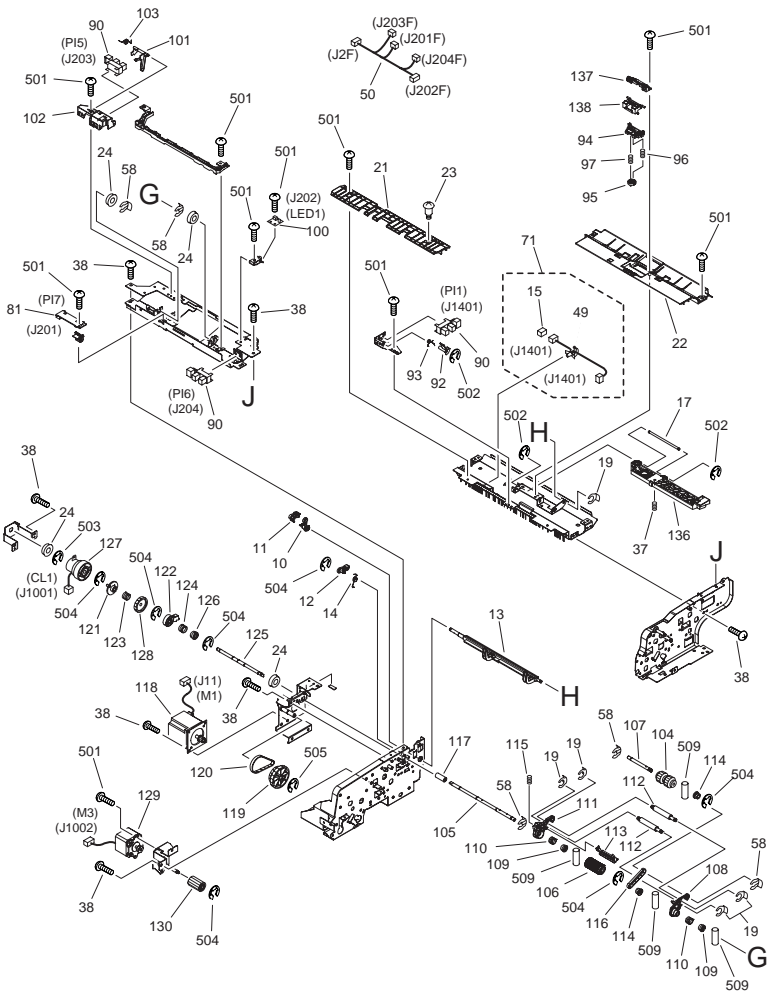


FIGURE & KEY NO.	PARTS NUMBER	R A N K	Q'TY	DESCRIPTION	SERIAL NUMBER/ REMARKS	S V C
Fig.164	NPN		RF	ADF PAPER FEEDER ASSEMBLY		
1	FC5-2980-000		1	GUIDE, REVERSE		
2	FC5-2991-000		1	ARM, RELEASE		
3	FC5-2992-000		1	ARM, RELEASE		
4	FC5-2994-000		1	ROLLER, REGISTRATION, 1		
5	FC5-2995-020		1	ROLLER, REGISTRATION, 2		
6	FC5-2996-020		1	ROLLER, PAPER DELIVERY		
7	FC5-2998-020		1	ROLLER, PAPER READ		
8	FC5-3008-000		1	KNOB, JAM CLEARING		
9	FC5-3010-000		1	ROLLER, PAPER FEEDER		
10	FC5-3144-000		1	LEVER, LOCK		
11	FC5-3145-000		1	LEVER, LOCK		
12	FC5-3146-000		1	LEVER, LOCK		
13	FC5-3147-000		1	SHUTTER, DOCUMENT		
14	FC5-3148-000		1	SPRING, TORSION		
15	VS1-7177-003		1	CONNECTOR, SNAP TIGHT, BK	J1401	
16	FC5-3154-000		1	LINK, PRESSURE RELEASE		
17	FC5-3177-020		1	SHAFT, PRESSURE RELEASE LINK		
18	FC5-3225-000		1	HINGE, LEFT		
19	FC5-4424-000		7	CLIP		
20	FL2-0730-000		1	LINK, PRESSURE RELEASE		
21	FL2-0731-000		1	GUIDE, REGISTRATION		
22	FL2-0732-000		1	GUIDE, SEPARATION LOWER		
23	FS1-9003-020		2	SCREW, STEPPED, M4		
24	FS2-1052-000		12	BUSHING, CU		
25	FS5-1605-000		10	BUSHING		
26	FU5-0331-000		1	GEAR, 18T		
27	FU5-0332-000		1	GEAR, 24T/PULLEY, 28T		
28	FU5-0333-000		1	PULLEY, 28T		
29	FU5-0334-000		1	GEAR, 24T		
30	FU5-0335-000		1	GEAR, 42T/24T		
31	FU5-0336-000		2	PULLEY, 30T		

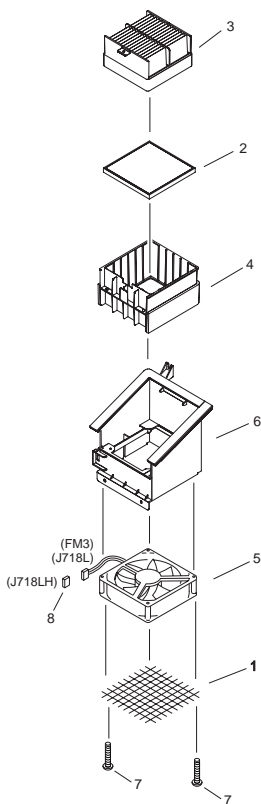
FIGURE & KEY NO.	PARTS NUMBER	R A N K	Q'TY	DESCRIPTION	SERIAL NUMBER/ REMARKS	S V C
32	FU5-0338-000		1	PULLEY, 30T		
33	FU5-0340-000		1	GEAR, 24T		
34	FU5-0346-000		1	GEAR, 22T		
35	FU5-2247-000		1	SPRING, TENSION		
36	FU5-2248-000		1	SPRING, TENSION		
37	FU5-2249-000		1	SPRING, COMPRESSION		
38	XA9-1031-000		51	SCREW, MACH. TRUSS HEAD, M4X6		
39	XF2-1108-040		1	BELT, TIMING		
40	XF2-1108-860		1	BELT, TIMING, COGGED		
41	XF9-0746-000		1	BELT, TIMING, COGGED		
42	XG9-0237-000		2	BALL BEARING, LNR-1680HHR		
43	FC5-3218-000		1	COVER, PAPER FEEDER FRAME		
44	FL2-0737-000		1	GUIDE, PAPER FEEDER, 1		
45	FL2-1301-000		1	GUIDE, PAPER FEEDER, 2		
46	FU5-0339-000		1	PULLEY, 23T		
47	XF9-0747-000		1	BELT, TIMING, COGGED		
48	FM2-1033-000		1	CABLE, RELEASE	J9F,901D,902D	
49	FM2-1025-000		1	CABLE, MAIN SENSOR	J1F,101D,111D,102F,112F	
50	FM2-1027-000		1	CABLE, PAPER PICK-UP	J2F,201F-204F	
51	FC5-2997-020		1	ROLLER, PAPER READ		
52	FC5-3000-020		1	ROLLER, PLATEN		
53	FC5-3002-000		1	SPRING, TORSION		
54	FC5-3004-000		1	GUIDE, PLATEN, 2		
55	FC5-3006-020		1	SHAFT, PLATEN ROLLER, 1		
56	FC5-3007-020		1	SHAFT, PLATEN ROLLER, 2		
57	FC5-3019-000		1	SPRING, TORSION		
58	FC5-4425-000		5	CLIP		
59	FL2-0753-000		1	GUIDE, PLATEN, 1		
60	FL2-0754-000		1	ARM, SWING BUSHING, FRONT		
61	FL2-1298-000		1	ARM, SWING BUSHING, REAR		
62	FU5-0341-000		1	PULLEY, 18T		

FIGURE & KEY NO.	PARTS NUMBER	R A N K	Q'TY	DESCRIPTION	SERIAL NUMBER/ REMARKS	S V C
63	FU5-6078-000		8	ROLLER, PLATEN		
64	FC5-2987-020		1	SHAFT, PAPER READ ROLLER		
65	FC5-2988-000		9	RETAINER, ROLLER		
66	FC5-3021-000		3	SPRING, TORSION		
67	FC5-3024-020		5	SHAFT, PAPER FEEDER ROLLER		
68	FC5-3026-000		2	SPRING, TORSION		
69	FL2-0741-000		5	HOLDER, PAPER FEEDER ROLLER		
70	FU5-6076-000		5	ROLLER, PAPER FEEDER		
71	FM2-1029-000		1	CABLE, REGISTRATION CONNECTING	J1401,1401	
72	FC5-2989-000		4	HOLDER, PAPER DELIVERY ROLLER		
73	FC5-2990-020		1	SHAFT, PAPER DELIVERY ROLLER		
74	FC5-3022-000		4	SPRING, TORSION		
75	FU5-6077-000		4	ROLLER, PAPER DELIVERY		
76	FC5-2978-000		1	GUIDE, REFORM		
77	FC5-2979-000		1	DEFLECTOR, REVERSE		
78	FC5-3020-000		1	SPRING, TORSION		
79	FL2-0742-000		1	GUIDE, PAPER DELIVERY		
80	FU5-2240-000		1	SPRING, COMPRESSION		
81	FM2-1022-000		3	SENSOR PCB UNIT	PI7,8,9 J201,101,112	
82	FC5-2975-000		1	GUIDE, PAPER FEEDER, 3		
83	FM2-1026-000		1	CABLE, PAPER FEEDER SENSOR	J101,101	
84	FM2-0685-000		1	SOLENOID UNIT	SL2 J901	
85	FC5-2967-000		1	CAM, READ ROLLER RELEASE		
86	FK2-0207-000		1	MOTOR, STEPPING, DC	M4 J902	
87	FU5-0329-000		1	GEAR, 31T		
88	FU5-0330-000		1	PULLEY, 40T/GEAR, 20T		
89	VS1-7177-004		2	CONNECTOR, SNAP TIGHT, BK	J101,902	
90	WG8-5593-000		4	PHOTO INTERRUPTER TLP1242	PI1,2,5,6 J1401,102,203,204	
91	XF2-1106-540		1	BELT, TIMING, COGGED		
92	FC5-3149-000		1	FLAG, REGISTRATION SENSOR		
93	FC5-3150-000		1	SPRING, TORSION		

FIGURE & KEY NO.	PARTS NUMBER	R A N K	Q'TY	DESCRIPTION	SERIAL NUMBER/REMARKS	S V C
94	FL2-1302-000		1	HOLDER, SEPARATION PAD, 3		
95	FC5-3152-000		1	BLOCK, PRESSURE RELEASE		
96	FU5-2245-000		1	SPRING, COMPRESSION	GOLD	
97	FU5-2251-000		1	SPRING, COMPRESSION	SILVER	
98	FK2-0205-000		1	MOTOR, STEPPING, DC	M2 J8	
99	FU5-2237-000		2	SPRING, TENSION		
100	FM2-1023-000		1	LED PCB UNIT	LED1 J202	
101	FC5-3128-000		1	FLAG, EMPTY SENSOR		
102	FC5-3129-000		1	HOLDER, SENSOR		
103	FC5-3130-000		1	SPRING, TORSION		
104	FC3-0722-000		1	ROLLER, PICK-UP		
105	FC5-3114-000		1	SHAFT, SEPARATION ROLLER		
106	FC5-3115-000		1	ROLLER, SEPARATION		
107	FC5-3116-000		1	SHAFT, PICK-UP ARM		
108	FC5-3118-000		1	ARM, PICK-UP, FRONT		
109	FC5-3119-000		2	BUSHING		
110	FC5-3120-000		2	SPRING, CLUTCH		
111	FC5-3121-000		1	ARM, PICK-UP, REAR		
112	FC5-3124-020		2	SHAFT, PAPER PICK-UP WEIGHT		
113	FL2-1299-000		1	GUIDE, PAPER PICK-UP		
114	FU5-0343-000		2	PULLEY, 18T		
115	FU5-2244-000		1	SPRING, COMPRESSION		
116	XF2-1106-140		1	BELT, TIMING		
117	FC5-3163-000		1	JOINT		
118	FK2-0204-000		1	MOTOR, STEPPING, DC	M1 J11	
119	FU5-0344-000		1	PULLEY, 60T/GEAR, 60T		
120	XF2-1108-560		1	BELT, TIMING		
121	FC5-3165-000		1	JOINT		
122	FC5-3166-000		1	LEVER, SHUTTER		
123	FC5-3167-000		1	SPRING, CLUTCH		
124	FC5-3168-000		1	SPRING, CLUTCH		
125	FC5-3169-000		1	SHAFT, CLUTCH		

FIGURE & KEY NO.	PARTS NUMBER	R A N K	Q'TY	DESCRIPTION	SERIAL NUMBER/ REMARKS	S V C
126	FC5-3170-000		1	BUSHING		
127	FK2-0209-000		1	CLUTCH, ELECTROMAGNETIC	CL1 J1001	
128	FU5-0345-000		1	GEAR, 40T		
129	FK2-0217-000		1	MOTOR, STEPPING, DC	M3 J1002	
130	FU5-0328-000		1	GEAR, 24T		
131	FK2-0208-000		1	FAN	FM1 J12	
132	FC5-3009-020		1	SHAFT, PAPER FEEDER ROLLER		
133	FL2-0747-000		1	GUIDE, OPEN/CLOSE		
134	FU5-2238-000		2	SPRING, COMPRESSION		
135	FU5-6073-000		4	ROLLER, FEED		
136	FC5-3153-000		1	GUIDE, PRESSURE RELEASE		
137	FL2-0748-000		1	HOLDER, SEPARATION PAD, 2		
138	FL2-0749-000		1	HOLDER, SEPARATION PAD, 1		
139	FB5-9410-000		1	STAMPER	120V/230V	
140	FK2-0216-000		1	SOLENOID	120V/230V SL1 J111	
141	VS1-7176-002		1	CONNECTOR, SNAP TIGHT,BK	J901	
142	VS1-7177-002		1	CONNECTOR, SNAP TIGHT, BK	J111	
143	FU5-6080-000		4	ROLLER		
501	XB1-2300-605		AR	SCREW, MACHINE M3X6		
502	XD2-1100-322		AR	RETAINING RING (E-TYPE)		
503	XD2-1100-402		AR	RETAINING RING (E-TYPE)		
504	XD2-1100-502		AR	RETAINING RING (E-TYPE)		
505	XD2-1100-642		AR	RING,E		
506	XB4-7300-805		AR	SCREW, TP, BH3X8, S		
507	XD2-1100-242		AR	WASHER, RETAINING		
508	XD3-2200-122		AR	PIN, DOWEL		
509	XD3-2200-102		AR	PIN, PARALLEL		
510	XB1-1301-209		AR	SCREW, MACHINE M3X12		
511	XB4-5400-805		AR	SCREW,P,M4X8		
512	XB6-7300-605		AR	SCREW, TP, M3X6 (S)		
513	XB1-2400-607		AR	SCREW, CROSS-RECESS, FCH		
514	XB1-2300-405		AR	SCREW, MACH. BH, M3X4		

FIGURE 190 MACHINE EXHAUST FAN ASSEMBLY



NOTE : This assembly does not include the part shown with key No.8.

注 : このユニットはKeyNo.8の部品は含まれません。

FIGURE & KEY NO.	PARTS NUMBER	RANK	Q'TY	DESCRIPTION	SERIAL NUMBER/REMARKS	SVC
Fig.190	FM2-3101-000		1	MACHINE EXHAUST FAN ASSEMBLY		
1	FA9-3847-000		1	SHEET, MESH		
2	FC6-3693-000		1	FILTER, OZONE		
3	FC6-3483-000		1	FILTER, AIR		
4	FL2-3011-000		1	CASE, FILTER		
5	FK2-0840-000		1	FAN	FM3 J718L	
6	FL2-3012-000		1	DUCT, EXHAUST		
7	XA9-0189-000		2	SCREW		
8	VA1-7177-003		1	CONECTOR, SNAP TIGHT, BK	SEE NOTE J718LH	

FIGURE 191 PRIMARY FAN DUCT ASSEMBLY

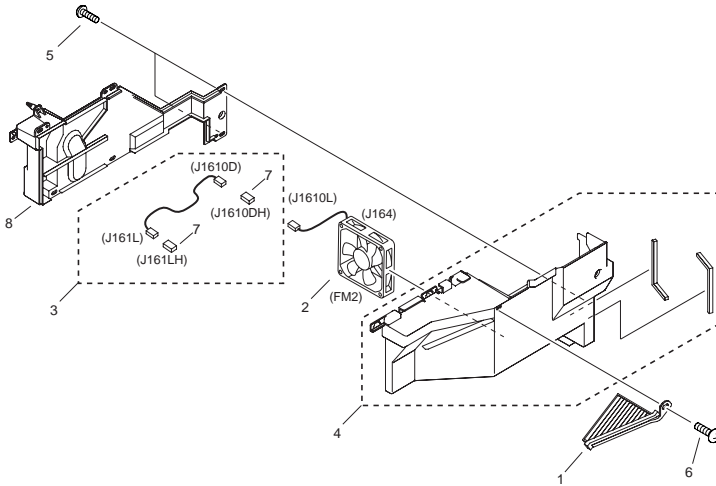


FIGURE & KEY NO.	PARTS NUMBER	RANK	Q'TY	DESCRIPTION	SERIAL NUMBER/REMARKS	SVC
Fig.191	FM2-3074-000		1	PRIMARY FAN DUCT ASSEMBLY		
1	FL2-3036-000		1	FILTER, DUST-PROOF		
2	FK2-0103-000		1	FAN	FM2 J164,1610L	
3	FM2-3665-000		1	CABLE, CONNECTING	J161L,1610D	
4	FL2-3037-000		1	DUCT, PRIMARY FAN, 1		
5	XA9-0591-000		6	SCREW, M3X8		
6	XA9-0605-000		1	SCREW, M4X8		
7	VS1-7177-003		2	CONNECTOR, SNAP TIGHT	J161LH,1610DH	
8	FC6-3540-000		1	DUCT, PRIMARY FAN, 2		

FIGURE 192 FEEDER FAN ASSEMBLY

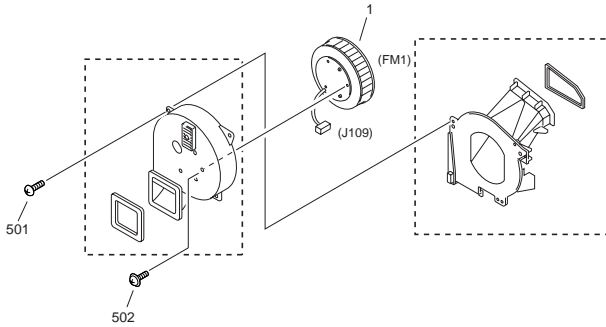


FIGURE & KEY NO.	PARTS NUMBER	RANK	QTY	DESCRIPTION	SERIAL NUMBER/REMARKS	SVC
Fig.192	FM2-3023-000		1	PAPER FEEDER FAN DUCT ASSEMBLY		
1	FK2-0837-000		1	MOTOR, DC	FM1 J109	
501	XB4-7400-809		3	SCREW,TAPPING,TRUISS HEAD,M4X8		
502	XB6-7300-607		3	SCREW, TP, M3X6		

FIGURE 194 SCANNER COOLING FAN ASSEMBLY

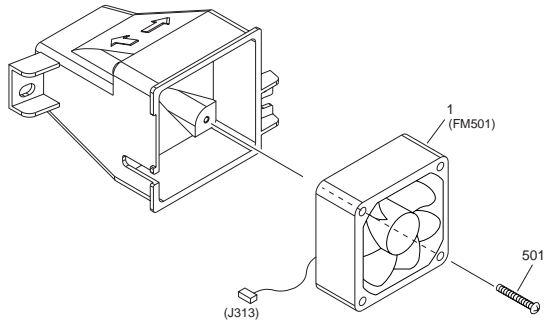


FIGURE & KEY NO.	PARTS NUMBER	RANK	QTY	DESCRIPTION	SERIAL NUMBER/REMARKS	SVC
Fig.194	FM2-3168-000		1	SCANNER COOLING FAN ASSEMBLY		
1	FK2-0636-000		1	FAN	FM501 J313	
501	XB4-7303-507		2	SCREW, TAPPING,M3X35		

FIGURE 210 READER/ADF ASSEMBLY

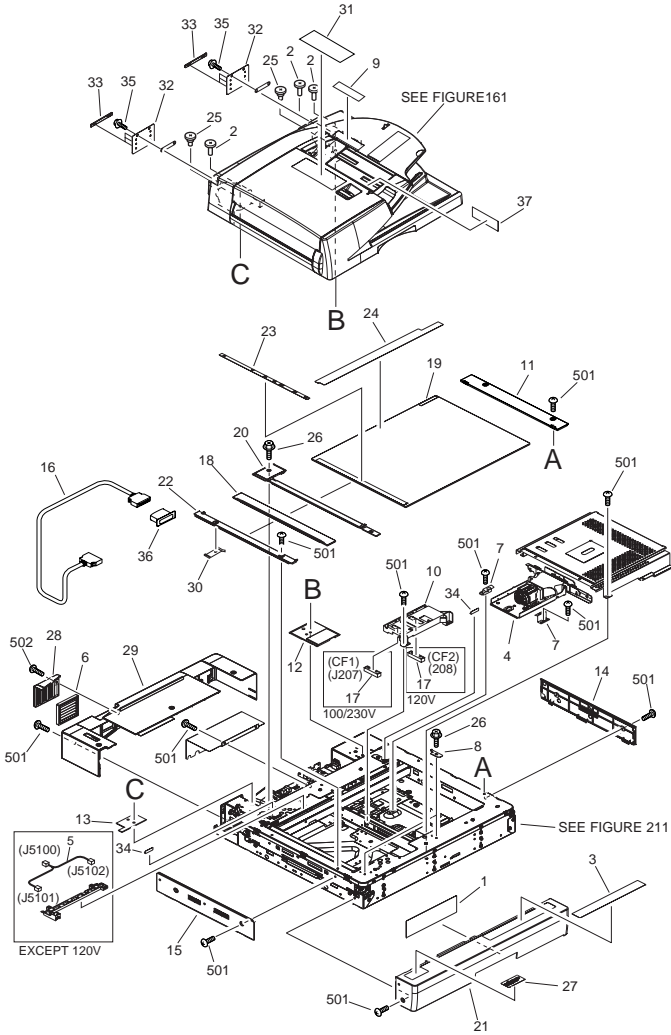


FIGURE & KEY NO.	PARTS NUMBER	R A N K	Q'TY	DESCRIPTION	SERIAL NUMBER/ REMARKS	S V C
Fig.210	NPN		RF	READER/ADF ASSEMBLY		
1	FC5-2940-000		1	LABEL, SERVICE		
2	FU5-9167-000		3	SCREW, FIXED, M4		
3	FU5-8272-000		1	LABEL,LEGAL LIMIT/LAMP CAUTION	100V	
3	FU5-8273-000		1	LABEL,LEGAL LIMIT/LAMP CAUTION	120V/230V	
4	FM2-3158-000		1	CCD UNIT		
5	FM2-1106-000		1	CABLE, HEATER CONNECTING	EXCEPT 120V J5100,5101,5102	
6	FL2-0644-000		1	FILTER, AIR		
7	FB4-0726-000		2	SPRING, LEAF		
8	FC5-2792-000		2	PLATE, GLASS SUPPORT		
9	FC5-3051-000		1	LABEL, SIZE	A INCH SIZE	
9	FC5-3052-000		1	LABEL, SIZE	A SIZE	
9	FC5-3062-000		1	LABEL, SIZE	AB INCH SIZE	
9	FC5-3050-000		1	LABEL, SIZE	AB SIZE	
10	FC6-4600-000		1	MOUNT, LENGTH SIZE SENSOR		
11	FL2-3162-000		1	PANEL, RIGHT UPPER		
12	FC5-2929-000		1	SPACER, DF MOUNTING, RIGHT		
13	FC5-2930-000		1	SPACER, DF MOUNTING, LEFT		
14	FC5-2937-000		1	PANEL, RIGHT		
15	FC5-2938-000		1	PANEL, LEFT		
16	FK2-0732-000		1	CABLE, DDI-S SERIAL		
17	FK2-0238-000		1	DOCUMENT SIZE SENSOR UNIT	100/230V CF1 J207 120V CF2 J208	
18	FL2-3159-000		1	GLASS, READER		
19	FL2-3160-000		1	GLASS, COPYBOARD		
20	FL2-3148-000		1	MOUNT, JUMP		
21	FL2-3149-000		1	COVER, FRONT		
22	FC6-4591-000		1	COVER, LEFT UPPER		
23	FU5-8265-000		1	PLATE, WIDTH SIZE	A INCH SIZE	
23	FU5-8266-000		1	PLATE, WIDTH, SIZE	A SIZE	
23	FU5-8668-000		1	PLATE, WIDTH SIZE	AB INCH SIZE	
23	FU5-8264-000		1	PLATE, WIDTH SIZE	AB SIZE	

FIGURE & KEY NO.	PARTS NUMBER	R A N K	Q'TY	DESCRIPTION	SERIAL NUMBER/ REMARKS	S V C
24	FU5-8666-000		1	PLATE, LENGTH SIZE	A INCH SIZE	
24	FU5-8667-000		1	PLATE, LENGTH SIZE	A SIZE	
24	FU5-8669-000		1	PLATE, LENGTH SIZE	AB INCH SIZE	
24	FU5-8665-000		1	PLATE, LENGTH SIZE	AB SIZE	
25	FU5-9168-000		2	SCREW, STEPPED, M5		
26	XA9-1521-000		13	SCREW,RS,M3X6		
27	FU5-8700-000		1	LABEL, GLASS CLEANING POSITION	100V	
27	FU5-8701-000		1	LABEL, GLASS CLEANING POSITION	120V/230V	
28	FC5-2934-000		1	COVER, FILTER		
29	FL2-3151-000		1	COVER, REAR		
30	FC6-4609-000		1	SPRING, GROUNDING		
31	FC5-3056-000		1	LABEL, PROHIBITION DOCUMENT	A INCH SIZE/AB INCH SIZE	
31	FC5-3057-000		1	LABEL, PROHIBITION DOCUMENT	A SIZE	
31	FC5-3055-000		1	LABEL, PROHIBITION DOCUMENT	AB SIZE	
32	FC5-3207-000		2	COVER, HINGE		
33	FC5-3223-000		6	PLATE, HINGE COVER		
34	FB5-3742-000		2	SHEET, GLASS PROTECTIVE		
35	XA9-0874-000		4	SCREW, M3X8		
36	FB6-6210-000		1	COVER, CABLE		
37	FC5-3063-000		1	LABEL, DOCUMENT SIZE		
501	XB3-6400-805		AR	SCREW,RS,M4X8		
502	XB4-5400-806		AR	SCREW,P,M4X8		

FIGURE 211 READER FRAME ASSEMBLY

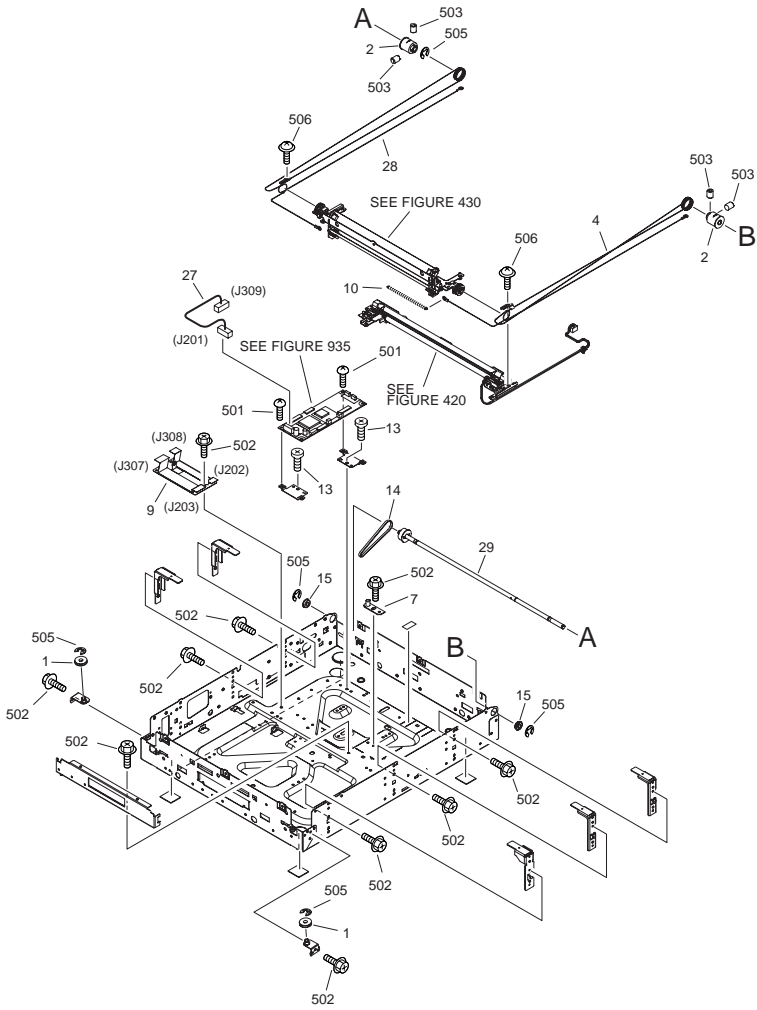


FIGURE 211 READER FRAME ASSEMBLY

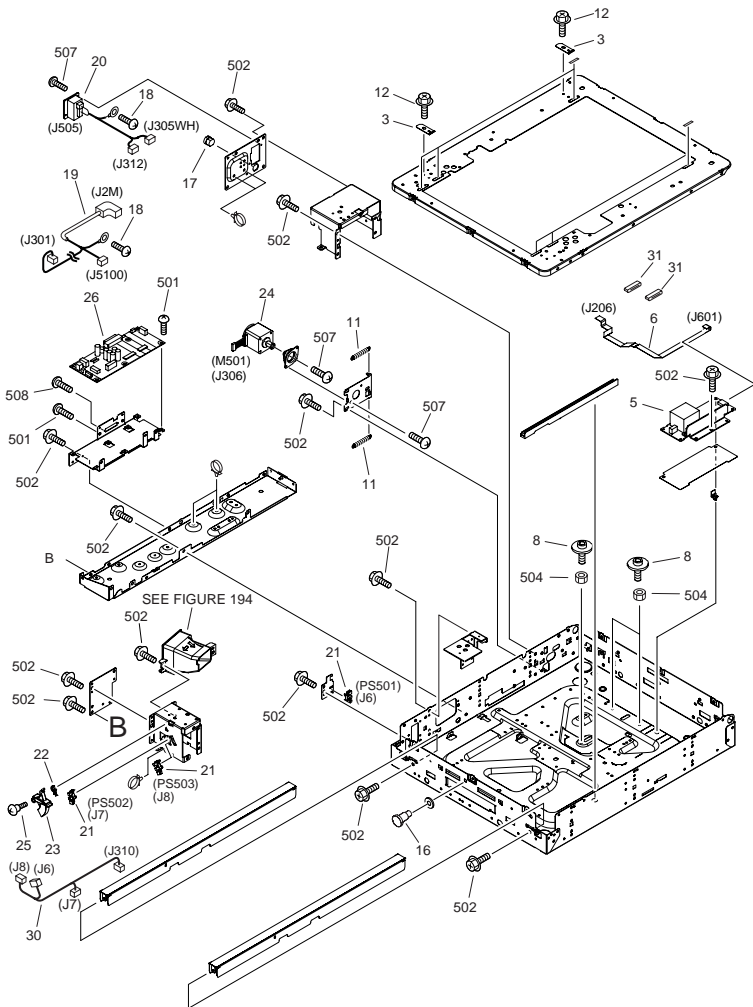


FIGURE & KEY NO.	PARTS NUMBER	R A N K	Q'TY	DESCRIPTION	SERIAL NUMBER/ REMARKS	S V C
Fig.211	NPN		RF	READER FRAME ASSEMBLY		
1	FC6-4003-000		2	PULLEY		
2	FB5-3087-000		2	PULLEY		
3	FL2-3158-000		2	PLATE, GLASS SUPPORT		
4	FC6-4598-000		1	WIRE, FRONT		
5	FK2-0630-000		1	INVERTER PCB ASSEMBLY	100V/230V	
5	FK2-0633-000		1	INVERTER PCB ASSEMBLY	120V	
6	FK2-0234-000		1	CABLE, FLAT	J206,601	
7	FL2-0642-000		1	PLATE, POSITIONING		
8	FS5-9772-020		3	SCREW, HEIGHT ADJUSTING		
9	FL2-3161-000		1	CABLE, FLEXIBLE FLAT	J202,203,307,308	
10	FU5-2284-000		1	SPRING, TENSION		
11	FU6-2137-000		2	SPRING		
12	XA9-1521-000		9	SCREW,RS,M3X6		
13	XA9-1415-000		2	SCREW, FLAT HEAD, M4		
14	XF2-4610-840		1	BELT, TIMING		
15	XG9-0508-000		2	BEARING, BALL, F688ZZ		
16	FS5-9773-030		1	SCREW, MIRROR FIXED		
18	XA9-0265-000		2	SCREW, W/TOOTHED WASHER, (S)		
19	FM2-3621-000		1	CABLE, READER POWER SUPPLY	J2M,301,5100	
20	FM2-3622-000		1	CABLE, LATTICE CONNECTOR	J305WH,312,505	
21	FK2-0149-000		3	PHOTO-INTERRUPTER, TLP1253(C6)	PS501-3 J6-8	
22	FB5-3636-000		1	SPRING, TORSION		
23	FC5-2882-000		1	LEVER, SENSOR		
24	FK2-0635-000		1	MOTOR, STEPPING, DC	M501 J306	
25	FS5-9227-020		1	SCREW,STEPPED,M4		
26	FM2-3624-000		1	INTERFACE PCB ASSEMBLY		
27	FM2-1104-000		1	CABLE, READER POWER SUPPLY	J201,309	
28	FC6-4599-000		1	WIRE, RIGHT		
29	FL2-3153-000		1	SHAFT, DRIVE		
30	FM2-1105-000		1	CABLE, SENSOR	J6,-8,310	
31	WE8-6243-000		2	CORE, FERRITE		

FIGURE & KEY NO.	PARTS NUMBER	R A N K	Q'TY	DESCRIPTION	SERIAL NUMBER/ REMARKS	S V C
501	XB1-2400-607		AR	SCREW, CROSS-RECESS, FCH		
502	XB3-6400-805		AR	SCREW,RS,M4X8		
503	XB6-2400-508		AR	SETSCREW, HEX SKT. M4X5		
504	XB7-2100-407		AR	NUT M4 (S)		
505	XD2-1100-642		AR	RING,E		
506	XB6-7300-607		AR	SCREW, TP, M3X6		
507	XB1-2300-606		AR	SCREW, MACHINE M3X6		
508	XB1-2260-806		AR	SCREW, MACH. TRUSS HEAD M2.6X8		

FIGURE 215 SCANNER MOUNT ASSEMBLY

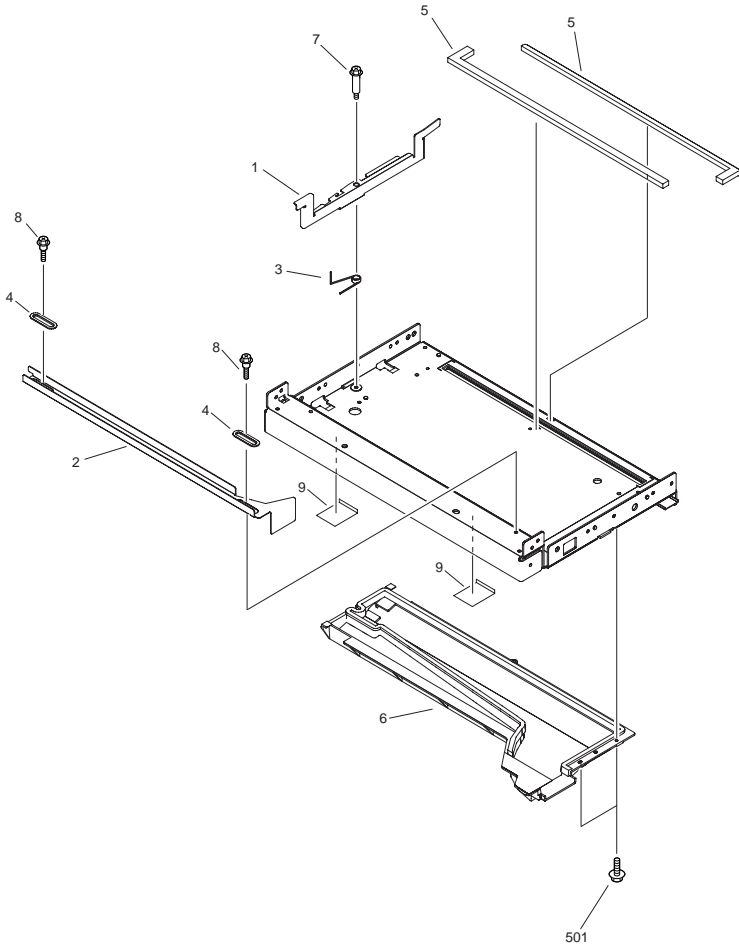


FIGURE & KEY NO.	PARTS NUMBER	RANK	Q'TY	DESCRIPTION	SERIAL NUMBER/REMARKS	SVC
Fig.215	NPN		RF	SCANNER MOUNT ASSEMBLY		
1	FC6-3553-000		1	LINK, 1		
2	FC6-3554-000		1	LINK, 2		
3	FC6-3555-000		1	SPRING		
4	FC6-3650-000		2	GUIDE, LINK		
5	FC6-3737-000		2	SEAL, SCANNER		
6	FL2-3018-000		1	DUCT, PRIMARY FAN		
7	FS5-9222-000		1	SCREW, STEPPED, M4		
8	FS5-9277-020		2	SCREW, STEPPED, M4		
9	FC6-3827-000		2	SHEET		
501	XB3-6300-805		2	SCREW,RS,M3X8		

FIGURE 230 VERTICAL PATH DRIVE ASSEMBLY

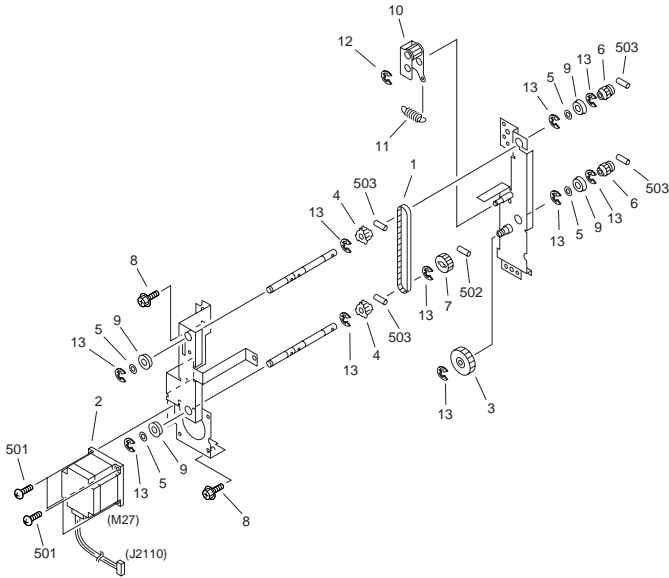
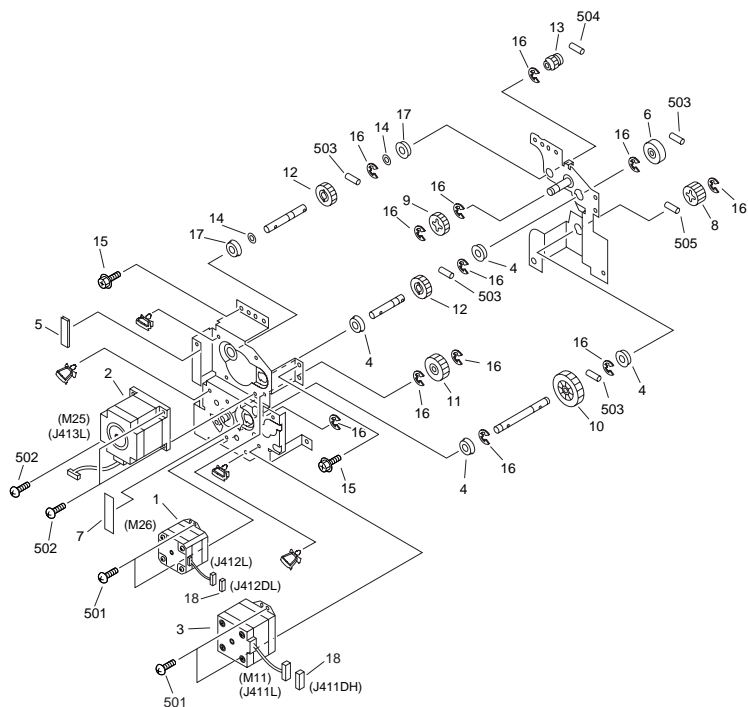


FIGURE & KEY NO.	PARTS NUMBER	RANK	Q'TY	DESCRIPTION	SERIAL NUMBER/REMARKS	SVC
Fig.230	FM2-3022-000		1	VERTICAL PATH DRIVE ASSEMBLY		
1	FB5-3018-000		1	BELT, TIMING		
2	FK2-0822-000		1	MOTOR, STEPPING	M27 J2110	
3	FS5-0728-000		1	GEAR, 40T		
4	FS5-3805-000		2	PULLEY, 28T		
5	FS5-6487-000		4	WASHER		
6	FS7-0640-000		2	GEAR, 18T		
7	FS7-0641-000		1	GEAR, 24T		
8	XA9-0628-000		2	SCREW,RS,M4X8		
9	XG9-0403-000		4	BEARING, BALL 12MM		
10	FF5-9954-000		1	PLATE,TERNSION		
11	FS7-2320-000		1	SPRING,TENSION		
12	XD9-0135-000		1	RING, E		
13	XD9-0137-000		10	RING, E		
501	XB1-2400-809		4	SCREW, MACHINE M4X8		
502	XD3-2200-142		1	PIN, PARALLEL		

FIGURE & KEY NO.	PARTS NUMBER	R A N K	Q'TY	DESCRIPTION	SERIAL NUMBER/ REMARKS	S V C
503	XD3-2200-122		4	PIN, DOWEL		

FIGURE 231 VERTICAL PATH DUPLEXING FEED DRIVE ASSEMBLY



NOTE : This assembly does not include the part shown with key No.18.

注 : このユニットはKeyNo.18の部品は含まれません。

FIGURE & KEY NO.	PARTS NUMBER	RANK	Q'TY	DESCRIPTION	SERIAL NUMBER/REMARKS	SVC
Fig.231	FM2-3091-000		1	V.PATH DUPLEX FEED DRIVE ASS'Y		
1	FK2-0820-000		1	MOTOR, STEPPING	M26 J412L	
2	FK2-0824-000		1	MOTOR, STEPPING	M25 J413F	
3	FK2-0830-000		1	MOTOR, STEPPING	M11 J411L	
4	FA9-2112-000		4	BUSHING, PL		
5	FB3-8796-000		1	SHEET, PROTECT, 3		
6	FB5-3023-000		1	COUPLING		
7	FB5-5594-000		1	SHEET,PROTECTION		
8	FS4-0145-000		1	GEAR, 20T		
9	FS5-0514-000		1	GEAR, 20T		
10	FS5-0662-000		1	GEAR, 36T		
11	FS5-0748-000		1	GEAR, IDLER, 30T		
12	FS5-0875-000		2	GEAR, 24T		
13	FS7-0640-000		1	GEAR, 18T		
14	FS7-5988-000		2	WASHER		
15	XA9-0628-000		2	SCREW,RS,M4X8		
16	XD9-0137-000		12	RING, E		
17	XG9-0403-000		2	BEARING, BALL 12MM		
18	VS1-7177-006		2	CONNECTOR, SNAP TIGHT, BK	SEE NOTE J411DH,412DH	
501	XB1-2300-409		4	SCREW, MACHINE M3X4		
502	XB1-2400-809		3	SCREW, MACHINE M4X8		
503	XD3-2200-162		4	PIN, PARALLEL		
504	XD3-2200-122		2	PIN, DOWEL		
505	XD3-2200-142		1	PIN, PARALLEL		

FIGURE 232 LIFTER DRIVE ASSEMBLY

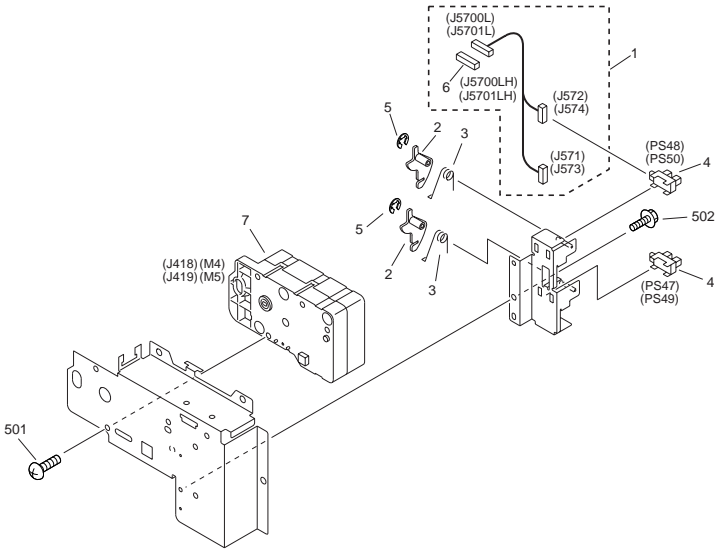
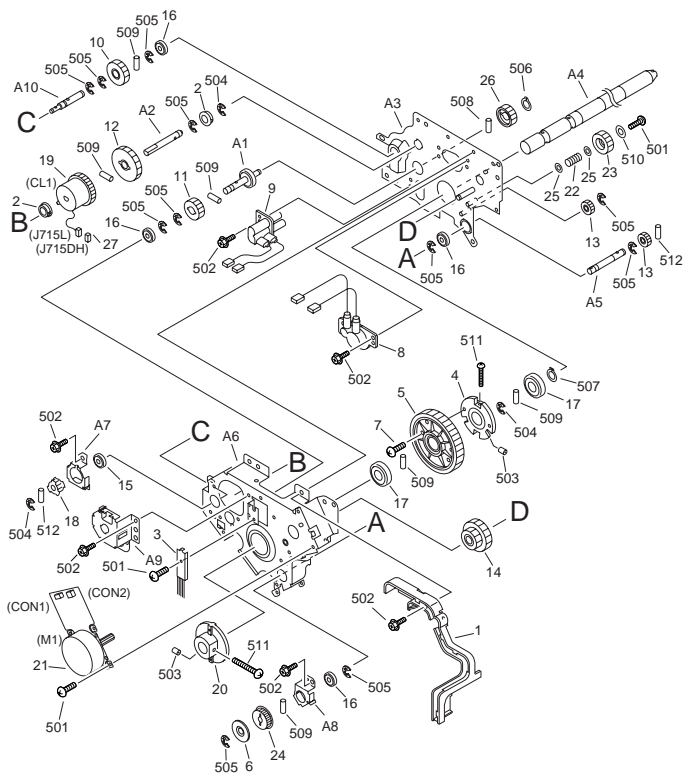


FIGURE & KEY NO.	PARTS NUMBER	RANK	Q'TY	DESCRIPTION	SERIAL NUMBER/REMARKS	SVC
Fig.232	FG6-5039-000		2	LIFTER DRIVE ASSEMBLY		
1	FG6-9903-000		1	CABLE, DECK REMNANT DETECT	J571-574,5700L,5701L	
2	FB2-9248-000		2	ARM, PAPER SENSOR		
3	FB5-0553-000		2	SPRING, TORSION		
4	FK2-0149-000		2	PHOTO-INTERRUPTER, TLP1253(C6)	PS47-50 J571-574	
5	XD9-0133-000		2	RING, E		
6	VS1-7177-006		1	CONNECTOR, SNAP TIGHT, BK	J5700LH,5701LH	
7	FK2-0017-000		1	MOTOR, DC	M4,5 J418,419	
501	XB4-7401-609		3	SCREW, TAPPING, TRUSS HEAD, M4		
502	XB3-6400-809		1	SCREW,RS,M4		

FIGURE 250 MAIN DRIVE ASSEMBLY



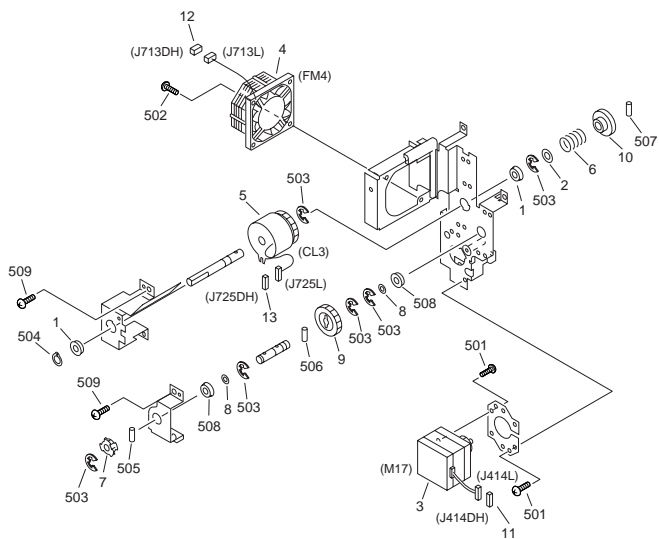
NOTE : This assembly does not include the part shown with key No.27.

注 : このユニットはKeyNo.27の部品は含まれません。

FIGURE & KEY NO.	PARTS NUMBER	R A N K	Q'TY	DESCRIPTION	SERIAL NUMBER/ REMARKS	S V C
Fig.250	FM2-3018-000		1	MAIN DRIVE ASSEMBLY		
1	FB5-2998-000		1	GUIDE, CORD		
2	FA9-2112-000		2	BUSHING, PL		
3	FB6-5889-000		1	ELIMINATOR, STATIC CHARGE		
4	FB5-4562-000		1	FLANGE		
5	FS7-0645-000		1	GEAR, 89T		
6	FB2-7851-000		1	FLANGE		
7	XA9-0207-000		2	SCREW		
8	FH2-9243-020		1	CONNECTOR, HIGH VOLTAGE		
9	FH2-9248-000		1	CONNECTOR, HIGH VOLTAGE		
10	FS3-0167-000		1	GEAR 30T		
11	FS5-0685-000		1	GEAR, 24T		
12	FS6-0070-000		1	GEAR, 40T		
13	FS6-0091-000		2	GEAR, 16T		
14	FS7-0646-000		1	GEAR, 76T/27T		
15	XG9-0554-000		1	BEARING,BALL, 6002ZZNRCG16AV2L		
16	XG9-0549-000		4	BEARING,BALL, JMK-688ZZNR D4ML		
17	XG9-0550-000		2	BEARING,BALL, 608ZZ1NRMC3E,		
18	FS5-3807-000		1	PULLEY, 18T		
19	FK2-0852-000		1	CLUTCH, ELECTROMAGNETIC	CL1 J715L	
20	FB5-3005-000		1	BOSS, FLYWHEEL		
21	FK2-0801-000		1	MOTOR, DC	M1 CON1,2	
22	FS5-2959-000		1	SPRING, TORSION		
23	FS6-0127-000		1	GEAR, 18T		
24	FS6-0084-000		1	PULLEY, 26T		
25	FS5-6328-000		2	WASHER		
26	FS6-0076-020		1	GEAR, 18T		
27	VS1-7177-002		1	CONNECTOR, SNAP TIGHT	SEE NOTE J715DH	
501	XB1-2300-809		5	SCREW, MACHINE M3X8		
502	XB3-6400-805		13	SCREW,RS,M4X8		
503	XB6-2400-808		4	SETSCREW, M4X8		
504	XD9-0136-000		3	RING, E		

FIGURE & KEY NO.	PARTS NUMBER	R A N K	Q'TY	DESCRIPTION	SERIAL NUMBER/ REMARKS	S V C
505	XD9-0137-000		11	RING, E		
506	XD2-2100-502		1	GRIP RING		
507	XD2-3100-152		1	RETAINING RING (C-TYPE)		
508	XD3-2200-122		1	PIN, DOWEL		
509	XD3-2200-162		6	PIN, PARALLEL		
510	XD2-1106-239		1	WASHER, COP		
511	XB1-2401-809		2	SCREW, BINDING HEAD MACHINE		
512	XD3-2200-102		2	PIN, PARALLEL		

FIGURE 260 PRE-REGIST DRIVE ASSEMBLY



NOTE : This assembly does not include the part shown with key No.11,12,13.

注 : このユニットはKeyNo.11,12,13の部品は含まれません。

FIGURE & KEY NO.	PARTS NUMBER	R A N K	Q'TY	DESCRIPTION	SERIAL NUMBER/ REMARKS	S V C
Fig.260	FM2-3021-000		1	PRE-REGIST. DRIVE ASSEMBLY		
1	FA9-2112-000		2	BUSHING, PL		
2	FB2-7816-000		1	HOLDER, SPRING		
3	FK2-0823-000		1	MOTOR, STEPPING	M17 J414L	
4	FK2-0844-000		1	MOTOR, DC	FM4 J713L	
5	FK2-0851-000		1	CLUTCH, ELECTROMAGNETIC	CL3 J725L	
6	FS5-2925-000		1	SPRING, TORSION		
7	FS5-3805-000		1	PULLEY, 28T		
8	FS5-6487-000		2	WASHER		
9	FS6-0056-000		1	GEAR, 32T		
10	FB5-3481-000		1	COUPLING		
11	VS1-7440-006		1	CONNECTOR, SNAP TIGHT, BK	SEE NOTE J414DH	
12	VS1-5057-003		1	CONNECTOR, SNAP TIGHT, BK	SEE NOTE J713DH	
13	VS1-7177-002		1	CONNECTOR, SNAP TIGHT, BK	SEE NOTE J725DH	
501	XB1-2300-409		5	SCREW, MACHINE M3X4		
502	XB1-2401-009		2	SCREW, MACHINE M4X10		
503	XD9-0137-000		6	RING, E		
504	XD2-2100-802		1	GRIP RING (D=8)		
505	XD3-2200-122		1	PIN, DOWEL		
506	XD3-2200-142		1	PIN, PARALLEL		
507	XD3-2300-122		1	PIN, PARALLEL 3X12		
508	XG9-0211-000		2	BALL BEARING, MF128ZZ1MC3D4M		
509	XB4-7400-807		4	SCREW, TAPPING, TRUSS HEAD M4X		

FIGURE 261 CASSETTE PICK-UP DRIVE ASSEMBLY

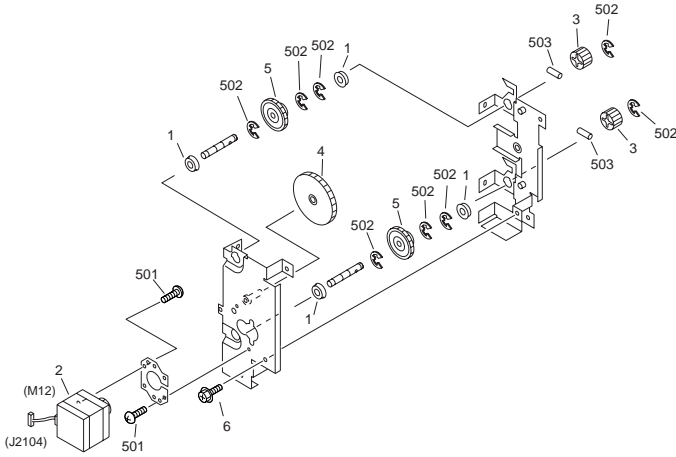


FIGURE & KEY NO.	PARTS NUMBER	RANK	QTY	DESCRIPTION	SERIAL NUMBER/REMARKS	SVC
Fig.261	FM2-3037-000		1	CASSETTE PICK-UP DRIVE ASS'Y		
1	FA9-2112-000		4	BUSHING, PL		
2	FH6-1717-020		1	MOTOR, STEPPING, DC 24V	M12 J2104	
3	FS4-0145-000		2	GEAR, 20T		
4	FS6-0065-020		1	GEAR, 64T		
5	FS7-0653-000		2	GEAR, ONE-WAY CLUTCH		
6	XA9-0628-000		3	SCREW, M4X8		
501	XB1-2300-409		6	SCREW, MACHINE M3X4		
502	XD9-0137-000		8	RING, E		
503	XD3-2200-142		2	PIN, PARALLEL		

FIGURE 263 LEFT PICK-UP DRIVE ASSEMBLY

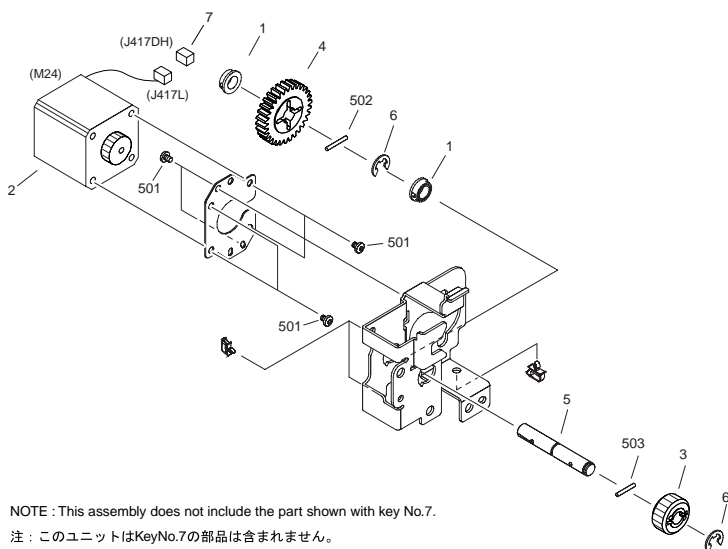
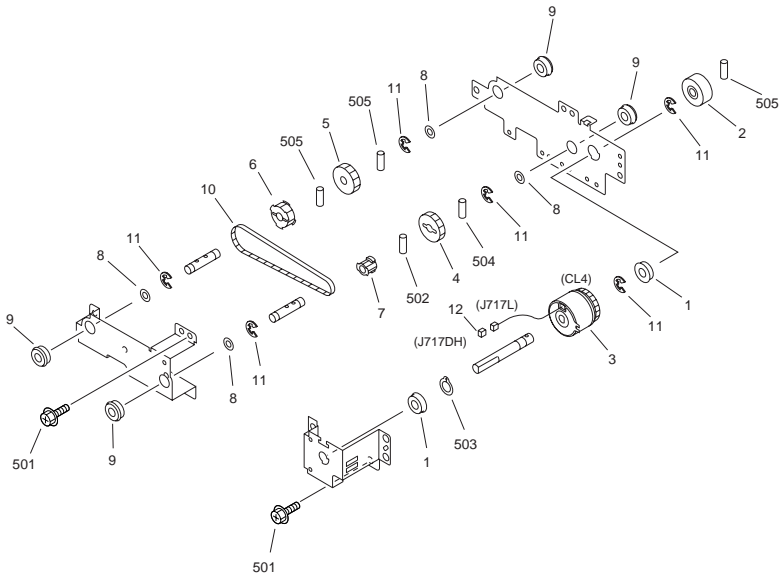


FIGURE & KEY NO.	PARTS NUMBER	R A N K	QTY	DESCRIPTION	SERIAL NUMBER/ REMARKS	S V C
Fig.263	FM2-3108-000		1	LEFT PICK-UP DRIVE ASSEMBLY		
1	FA9-2112-000		2	BUSHING, PL		
2	FH6-1717-020		1	MOTOR, STEPPING, DC, 24V	M24 J417L	
3	FS4-0145-000		1	GEAR, 20T		
4	FS5-0662-000		1	GEAR, 36T		
5	FB5-3450-000		1	SHAFT, PICK-UP INPUT, LEFT		
6	XD9-0137-000		2	RING, E		
7	VS1-7177-006		1	CONNECTOR, SNAP TIGHT, BK	SEE NOTE J417DH	
501	XB1-2300-409		6	SCREW, MACHINE M3X4		
502	XD3-2200-162		1	PIN, PARALLEL		
503	XD3-2200-142		1	PIN, PARALLEL		

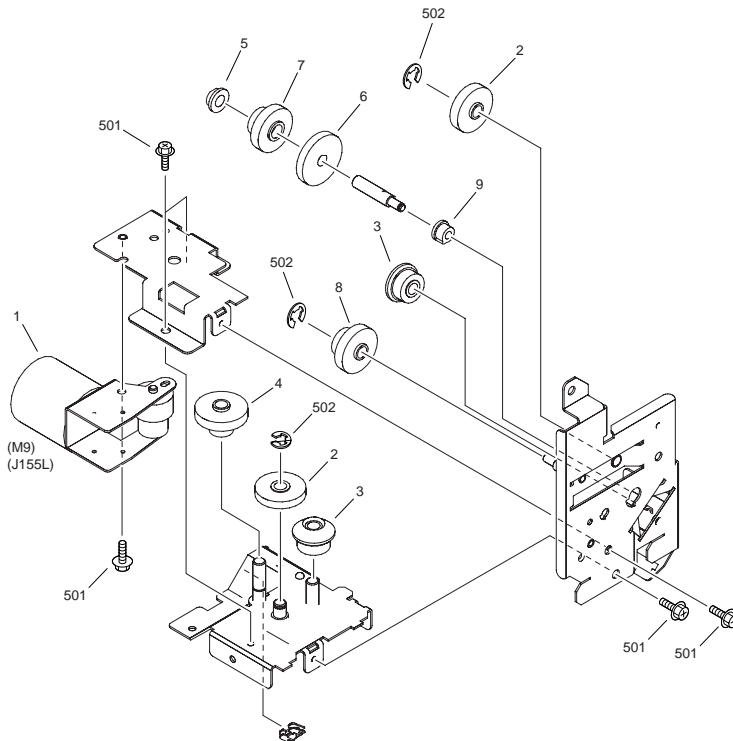
FIGURE 265 DUPLEXING FEED DRIVE ASSEMBLY



NOTE : This assembly does not include the parts shown with key No. 12.
 注 : このユニットにKey No12の部品は含まれません。

FIGURE & KEY NO.	PARTS NUMBER	R A N K	Q'TY	DESCRIPTION	SERIAL NUMBER/ REMARKS	S V C
Fig.265	FM2-4204-000		1	DUPLEXING FEED DRIVE ASSEMBLY		
1	FA9-2112-000		2	BUSHING, PL		
2	FB5-3023-000		1	COUPLING		
3	FK2-0850-000		1	CLUTCH, ELECTROMAGNETIC	CL4 J717L	
4	FS5-0341-000		1	GEAR, 23T		
5	FS5-0685-000		1	GEAR, 24T		
6	FS5-3808-000		1	PULLEY, 36T		
7	FS5-3810-000		1	PULLEY, 20T		
8	FS5-6487-000		6	WASHER		
9	XG9-0403-000		4	BEARING, BALL 12MM		
10	XF2-1611-540		1	BELT, TIMING		
11	XD9-0137-000		6	RING, E		
12	VS1-7177-002		1	CONNECTOR, SNAP TIGHT, BK	SEE NOTE J717DH	
501	XB3-6400-805		5	SCREW,RS,M4X8		
502	XD3-2300-122		1	PIN, PARALLEL 3X12		
503	XD2-2100-802		1	GRIP RING (D=8)		
504	XD3-2200-142		1	PIN, PARALLEL		
505	XD3-2200-162		3	PIN, PARALLEL		

FIGURE 275 HOPPER DRIVE ASSEMBLY



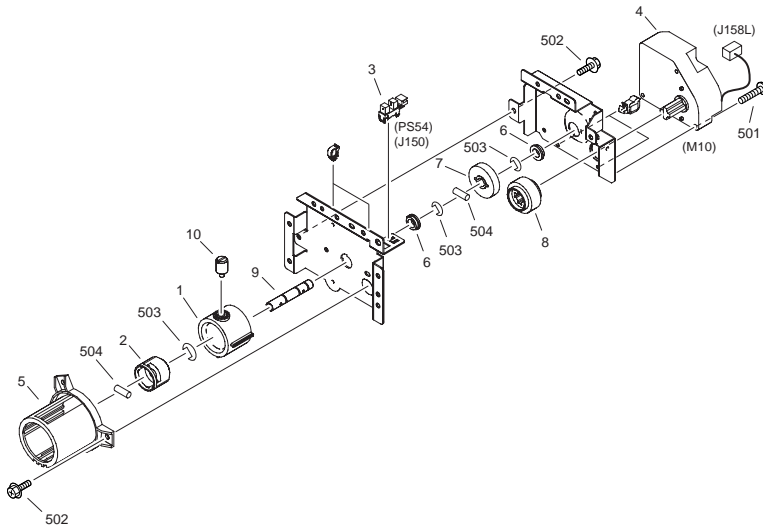
NOTE : This assembly is included in the assembly shown in figure 620.

注 : このユニットはFigure620のユニットに含まれます。

FIGURE & KEY NO.	PARTS NUMBER	RANK	QTY	DESCRIPTION	SERIAL NUMBER/REMARKS	SVC
Fig.275	FM2-3029-000		1	SUB DRIVE ASSEMBLY	SEE NOTE	
1	FK2-0813-000		1	MOTOR, DC	M9 J155L	
2	FU5-0270-000		2	GEAR, 38T		
3	FU5-0271-000		2	BEVEL GEAR, 20T/GEAR, 24T		
4	FU6-0730-000		1	GEAR, 17T/23T		
5	FS1-1569-000		1	BUSHING		

FIGURE & KEY NO.	PARTS NUMBER	RANK	Q'TY	DESCRIPTION	SERIAL NUMBER/REMARKS	SVC
6	FU6-0728-000		1	GEAR, 42T		
7	FU6-0729-000		1	GEAR, 36T		
8	FU6-0731-000		1	GEAR, 37T/17T		
9	RS5-1308-000		1	BUSHING		
501	XB3-6300-605		5	SCREW,RS,M3X6		
502	XD2-1100-502		3	RETAINING RING (E-TYPE)		

FIGURE 276 BOTTLE DRIVE ASSEMBLY



NOTE : This assembly is included in the assembly shown in Figure 620.

注 : このユニットはFigure 620のユニットに含まれます。

FIGURE & KEY NO.	PARTS NUMBER	R A N K	Q'TY	DESCRIPTION	SERIAL NUMBER/REMARKS	S V C
Fig.276	FM2-3024-000		1	BOTTLE DRIVE ASSEMBLY	SEE NOTE	
1	FC5-1904-000		1	GUIDE, RELEASE		
2	FC5-1912-000		1	CAP, DOCKING POINT		
3	FK2-0149-000		1	PHOTO-INTERRUPTER, TLP1253(C6)	PS54 J150	
4	FK2-0015-000		1	MOTOR, DC24V	M10 J158L	
5	FL2-0596-000		1	RAIL, RING		
6	FS1-1510-000		2	BUSHING, 8,4, (COP)		
7	FU5-0199-000		1	GEAR, 36T		
8	FU5-0273-000		1	GEAR, 35T		
9	FC5-1913-000		1	SHAFT, BOTTLE DRIVE		
10	FC5-5091-000		1	SHAFT, RING		
501	XB1-2302-007		3	SCREW, BH3X20 (S)		
502	XB3-6300-605		6	SCREW,RS,M3X6		
503	XD2-1100-642		3	RING,E		
504	XD3-2200-142		2	PIN,DOWEL		

FIGURE 280 WASTE TONER ASSEMBLY

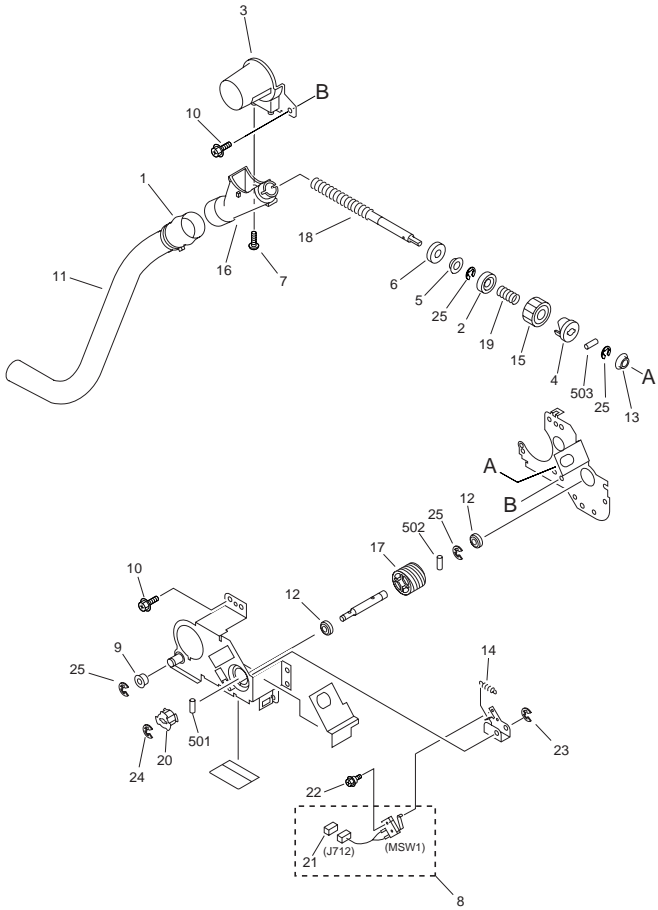


FIGURE & KEY NO.	PARTS NUMBER	R A N K	Q'TY	DESCRIPTION	SERIAL NUMBER/ REMARKS	S V C
Fig.280	FG6-4876-000		1	WASTE TONER ASSEMBLY		
1	FB2-8402-000		1	TUBE		
2	FB4-1797-000		1	SUPPORT, SPRING		
3	FB5-2989-000		1	CAP, WASTE TONER		
4	FB2-7981-000		1	CAM		
5	FS1-1462-000		1	BUSHING, PL		
6	X71-9310-000		1	SEAL, OIL		
7	XA9-0591-000		2	SCREW, M3X8		
8	FG6-5481-000		1	CABLE, WASTE TONER SWITCH	MSW1 J712	
9	FS2-6458-000		1	ROLLER		
10	XA9-0628-000		5	SCREW, RS, M4X8		
11	FA9-3961-000		1	PIPE, WASTE TONER		
12	XG9-0550-000		2	BEARING,BALL, 608ZZ1NRM3E,		
13	FB5-2993-000		1	BUSHING, ONE-WAY		
14	FS7-2344-000		1	SPRING, TENSION		
15	FS6-0014-000		1	GEAR, 26T		
16	FB5-2990-000		1	PIPE, JOINT		
17	FS6-0064-000		1	WORM GEAR		
18	FB5-2992-000		1	FEEDSCREW		
19	FS7-2338-000		1	SPRING, COMPRESSION		
20	FS5-3807-000		1	PULLEY, 18T		
21	VS1-6318-000		1	CONNECTOR, SNAP TIGHT	J712	
22	XA9-0944-000		1	SCREW,STEPPED,M2		
23	XD9-0134-000		1	RING, E		
24	XD9-0136-000		1	RING, E		
25	XD9-0137-000		4	RING, E		
501	XD3-2200-102		1	PIN, PARALLEL		
502	XD3-2200-202		1	PIN, M2X20		
503	XD3-2200-182		1	PIN, DOWEL		

FIGURE 281 MAIN MOTOR DRIVE ASSEMBLY

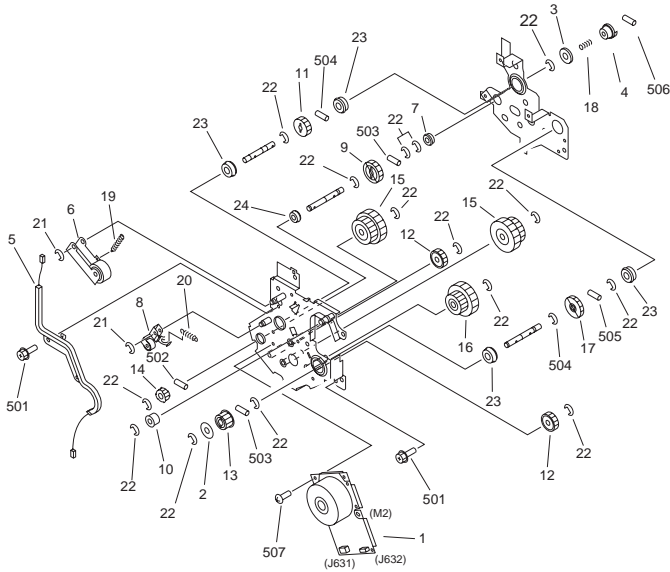


FIGURE & KEY NO.	PARTS NUMBER	RANK	QTY	DESCRIPTION	SERIAL NUMBER/REMARKS	SVC
Fig.281	FM2-3073-000		1	MAIN MOTOR DRIVE ASSEMBLY		
1	FK2-0802-000		1	MOTOR, DC	M2 J631,632	
2	FA6-7939-000		1	FLANGE, PULLEY, 2		
3	FA6-8304-000		1	WASHER, SPRING		
4	FB2-7841-000		1	COUPLING, REGISTRATION		
5	FH2-9247-000		1	GUIDE, DEVELOPING CABLE		
6	FL2-3100-000		1	TENSIONER, FIXING		
7	FL2-3101-000		1	PLATE, MOTOR DRIVE, UPPER		
8	FL2-3102-000		1	TENSIONER		
9	FS2-0441-000		1	GEAR, 28T		
10	FS2-6458-000		1	ROLLER		
11	FS5-0677-000		1	GEAR, 26T		
12	FS5-0685-000		2	GEAR, 24T		
13	FS5-3321-000		1	PULLEY, 22T		
14	FS5-3805-000		1	PULLEY, 28T		
15	FS7-0656-000		2	GEAR, 32T/64T		

FIGURE & KEY NO.	PARTS NUMBER	R A N K	Q'TY	DESCRIPTION	SERIAL NUMBER/ REMARKS	S V C
16	FS7-0657-000		1	GEAR, 26T/64T		
17	FS7-0667-000		1	GEAR, 31T		
18	FS7-2997-000		1	SPRING, LEAF		
19	FS7-2998-000		1	SPRING		
20	FS7-2999-000		1	SPRING		
21	XD9-0136-000		2	RING, E		
22	XD9-0137-000		17	RING, E		
23	XG9-0013-000		4	BALL BEARING, NSK 608ZZNRM3		
24	XG9-0250-000		2	BALL BEARING, 688AZZNR*MC3D4M		
501	XB3-6400-805		6	SCREW,RS,M4X8		
502	XD3-2200-122		1	PIN, DOWEL		
503	XD3-2200-142		1	PIN, DOWEL		
504	XD3-2200-162		2	PIN, DOWEL		
505	XD3-2200-182		1	PIN, DOWEL		
506	XD3-2300-142		1	PIN, DOWEL		
507	XB1-2300-809		3	SCREW, MACHINE M3X8		

FIGURE 300 CASSETTE

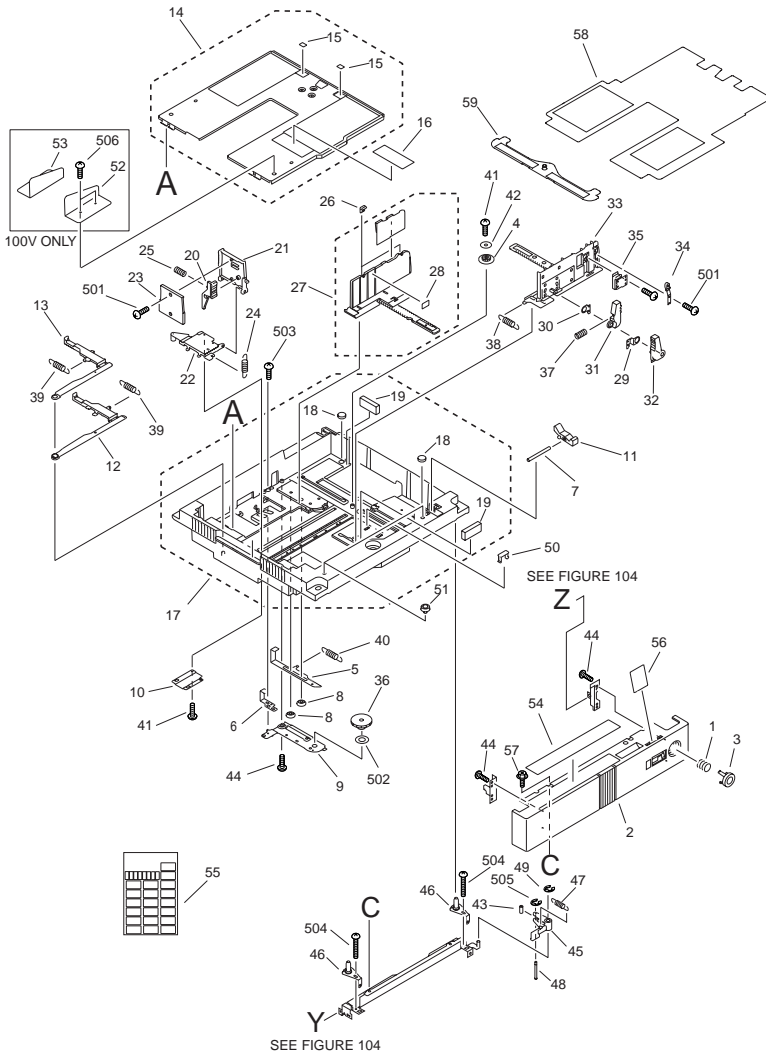
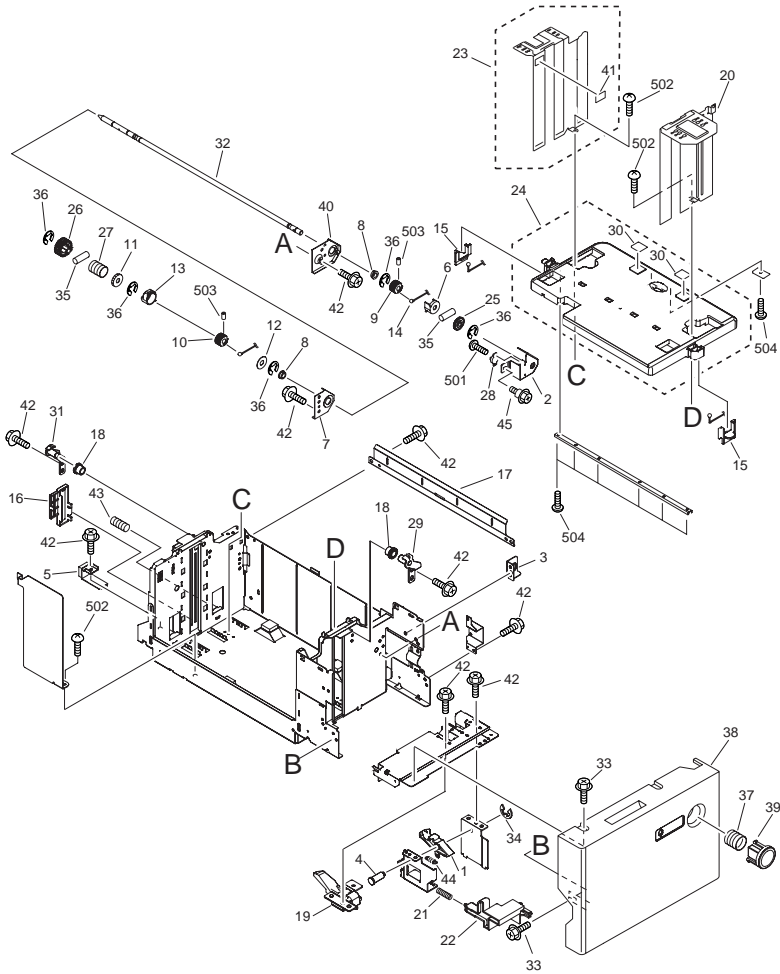


FIGURE & KEY NO.	PARTS NUMBER	RANK	Q'TY	DESCRIPTION	SERIAL NUMBER/REMARKS	SVC
Fig.300	NPN		RF	CASSETTE		
1	FB5-3365-000		1	SPRING, COMPRESSION		
2	FC6-3618-000		1	COVER, CASSETTE, FRONT		
3	FL2-3068-000		1	PUSH BUTTON		
4	FA9-3674-000		1	GEAR,17T		
5	FB3-9305-020		1	PLATE, VOLUME RACK		
6	FB3-9313-020		1	PLATE, VOLUME		
7	FB3-9315-020		1	SHAFT, RELEASE LEVER		
8	FB3-9319-000		2	BUSHING		
9	FB3-9320-020		1	PLATE, COVER, LOWER		
10	FB3-9326-020		1	PLATE, END GUIDE, LOWER		
11	FB6-6960-000		1	LEVER, RELEASE		
12	FB6-6961-000		1	CAM, END PLATE SENSING, 1		
13	FB6-6962-000		1	CAM, END PLATE SENSING, 2		
14	FF5-9550-000		1	PLATE, LIFTING		
15	FB5-2841-000		2	SHEET, SEPARATION		
16	FS5-8619-000		1	LABEL, SIZE		
17	FL2-3064-000		1	BODY, CASSETTE		
18	FB3-9321-000		2	DAMPER		
19	FB5-5599-000		2	PAD		
20	FB3-9308-000		1	LEVER, END GUIDE		
21	FB6-6963-000		1	PLATE, END GUIDE		
22	FB6-6964-000		1	MOUNT, END GUIDE		
23	FB6-6966-000		1	COVER, END GUIDE		
24	FS5-2328-000		1	SPRING, TENSION		
25	FS6-2694-000		1	SPRING, COMPRESSION		
26	FB6-6968-000		2	CLAW, SIDE		
27	FL2-3065-000		1	PLATE,SIDE GUIDE,REAR		
28	FS5-8618-000		1	MAXIMUM LOAD LABEL		
29	FA9-3313-000		1	PLATE, STOP, 1		
30	FA9-3314-000		1	PLATE, STOP, 2		
31	FB3-9322-020		1	KNOB, SIDE GUIDE, 1		

FIGURE & KEY NO.	PARTS NUMBER	RANK	Q'TY	DESCRIPTION	SERIAL NUMBER/REMARKS	SVC
32	FB3-9323-020		1	KNOB, SIDE GUIDE, 2		
33	FB6-6965-000		1	PLATE, SIDE GUIDE, FRONT		
34	FF6-1034-000		1	SPRING, LEAF, 1		
35	FF6-1333-000		1	SPRING, LEAF, 2		
36	FS5-0532-000		1	GEAR, 15T/42T		
37	FS5-2650-000		1	SPRING, COMPRESSION		
38	FS6-2691-030		1	SPRING, TENSION		
39	FS6-2692-000		2	SPRING, TENSION		
40	FS6-2693-000		1	SPRING, TENSION		
41	XA9-0591-000		2	SCREW, M3X8		
42	XA9-1013-000		1	SCREW, M3X8		
43	FA9-4022-000		1	ROLLER		
44	XA9-0605-000		6	SCREW, M4X8		
45	FB3-9356-000		1	LEVER, CASSETTE, RIGHT		
46	FF5-9685-000		2	PLATE, SIDE REGIST. ADJUSTMENT		
47	FS6-2667-000		1	SPRING, TENSION		
48	FS6-4243-020		1	SHAFT, ROLLER		
49	XD9-0136-000		1	RING, E		
50	FB3-9316-000		2	CLAW, SENSING		
51	XZ9-0564-000		2	SUPPORT, ONE-TOUCH		
52	FC6-3800-000		1	GUIDE, B4 BACK END, FRONT	100V ONLY	
53	FC6-3801-000		1	GUIDE, B4 BACK END, REAR	100V ONLY	
54	FS6-8982-000		1	LABEL, CASSETTE OPERATION		
55	FU5-8564-000		1	LABEL, PAPER SIZE		
56	FB6-6971-000		1	PLATE, SIZE		
57	XA9-0721-010		2	SCREW,RS,M4X10		
58	FF6-1019-000		1	SHEET, TAB		
59	FF6-1052-020		1	INDEX PAPER ATTACHMENT	A4 TYPE	
59	FF6-1051-020		1	INDEX PAPER ATTACHMENT	LTR TYPE	
501	XB4-7300-607		4	SCREW		
502	XD1-1108-235		1	WASHER,COP		
503	XB1-2400-609		1	SCREW,NACH.,TRUSS HEAD,M4X6		

FIGURE & KEY NO.	PARTS NUMBER	R A N K	Q'TY	DESCRIPTION	SERIAL NUMBER/ REMARKS	S V C
504	XB6-7400-809		2	SCREW, MACHINE M4X8		
505	XD2-1100-132		1	WASHER, RETAINING 1.3MM		
506	XB1-2400-407		4	SCREW,MACH.,TRUSS HEAD,M4X4	100V ONLY	

FIGURE 302 RIGHT PAPER STOCK ASSEMBLY



NOTE : This assembly does not include the parts shown with key No. 37, 38, 39.
 注 : このユニットにKey No.37, 38, 39の部品は含まれません。

FIGURE & KEY NO.	PARTS NUMBER	R A N K	Q'TY	DESCRIPTION	SERIAL NUMBER/ REMARKS	S V C
Fig.302	FM2-4196-000		1	RIGHT PAPER STOCK ASSEMBLY	SEE NOTE	
1	FC6-3752-000		1	HOOK		
2	FC6-3764-000		1	HOLDER,DAMPER		
3	FC6-3765-000		1	PLATE,POSITIONING		
4	FC6-3754-000		1	SHAFT,RELEASE		
5	FL2-3077-000		1	STOPPER,DECK		
6	FA6-9988-020		1	FLANGE, LIFTER		
7	FC6-3763-000		1	SUPPORT,SHAFT,REAR		
8	FA9-2112-000		2	BUSHING, PL		
9	FC6-3767-000		1	PULLEY,LIFTING		
10	FB2-8465-000		1	PULLEY, LIFTING		
11	FC1-5061-000		1	GEAR RING, 28T		
12	FC6-3760-000		1	PLATE,LIMIT,WIRE		
13	FC1-5081-000		1	FLANGE, REAR		
14	FC6-3768-000		1	WIRE,LIFTING		
15	FC6-3770-000		2	BRACKET		
16	FC6-3766-000		1	BLOCK,REMNANT DETECT		
17	FC6-3771-000		1	PLATE,SEPARATION		
18	FC6-3769-000		2	PULLEY		
19	FL2-3076-000		1	LEVER,CAM RELEASE		
20	FL2-3074-000		1	SUPPORT,PAPER GUIDE,FRONT		
21	FU6-2110-000		1	SPRING, COMPRESSION		
22	FC6-3753-000		1	LEVER,RELEASE,RIGHT		
23	FL2-3075-000		1	SUPPORT,PAPER GUIDE,REAR		
24	FL2-3079-000		1	PLATE, LIFTER		
25	FS4-0012-000		1	GEAR, 27T		
26	FS4-0160-000		1	GEAR, 28T		
27	FS4-2136-000		1	SPRING, COMPRESSION		
28	XH9-0134-000		1	DAMPER, OIL		
29	FL2-3080-000		1	SUPPORT,FRONT		
30	FB2-7740-020		2	SHEET, SEPARATION		
31	FL2-3081-000		1	SUPPORT,REAR		

FIGURE & KEY NO.	PARTS NUMBER	RANK	Q'TY	DESCRIPTION	SERIAL NUMBER/REMARKS	SVC
32	FC6-3761-000		1	SHAFT,LIFT		
33	XA9-0721-010		6	SCREW,RS,M4X10		
34	XD9-0135-000		1	RING, E		
35	XD9-0104-000		3	PIN, DOWEL		
36	XD9-0137-000		5	RING, E		
37	FB5-3365-000		1	SPRING, COMPRESSION		
38	FC6-3616-000		1	FRONT COVER, RIGHT		
39	FL2-3068-000		1	PUSH BUTTON		
40	FC6-3762-000		1	SUPPORT, SHAFT, FRONT		
41	FS5-8618-000		1	MAXIMUM LOAD LABEL		
42	XA9-0685-000		15	SCREW, M4X6 SWCH		
43	FU6-2108-000		1	SPRING, COMPRESSION		
44	FU6-2109-000		1	SPRING, TENSION		
45	FS5-9216-020		1	SCREW, STEPPED, M4X6		
501	XB1-2200-409		2	SCREW, BH M2X4		
502	XB1-2400-607		3	SCREW, CROSS-RECESS, FCH		
503	XB6-2300-408		2	SET SCREW		
504	XB4-5301-007		8	SCREW,P,M3X10		

FIGURE & KEY NO.	PARTS NUMBER	R A N K	Q'TY	DESCRIPTION	SERIAL NUMBER/ REMARKS	S V C
Fig.303	FM2-4200-000		1	LEFT PAPER STOCK ASSEMBLY	SEE NOTE	
1	FC6-3752-000		1	HOOK		
2	FC6-3764-000		1	HOLDER,DAMPER		
3	FC6-3765-000		1	PLATE,POSITIONING		
4	FC6-3754-000		1	SHAFT,RELEASE		
5	FL2-3077-000		1	STOPPER,DECK		
6	FA6-9988-020		1	FLANGE, LIFTER		
7	FC6-3785-000		1	LEVER, RELEASE		
8	FA9-2112-000		2	BUSHING, PL		
9	FC6-3767-000		1	PULLEY,LIFTING		
10	FB2-8465-000		1	PULLEY, LIFTING		
11	FC1-5061-000		1	GEAR RING, 28T		
12	FC6-3760-000		1	PLATE,LIMIT,WIRE		
13	FC1-5081-000		1	FLANGE, REAR		
14	FC6-3768-000		1	WIRE,LIFTING		
15	FC6-3770-000		2	BRACKET		
16	FC6-3766-000		1	BLOCK,REMNANT DETECT		
17	FC6-3771-000		1	PLATE,SEPARATION		
18	FC6-3769-000		2	PULLEY		
19	FL2-3076-000		1	LEVER,CAM RELEASE		
20	FL2-3074-000		1	SUPPORT,PAPER GUIDE,FRONT		
21	FB2-7758-000		1	STOP, JAM		
22	FC6-3784-000		1	LEVER,RELEASE,LEFT		
23	FL2-3075-000		1	SUPPORT,PAPER GUIDE,REAR		
24	FL2-3079-000		1	PLATE, LIFTER		
25	FS4-0012-000		1	GEAR, 27T		
26	FS4-0160-000		1	GEAR, 28T		
27	FS4-2136-000		1	SPRING, COMPRESSION		
28	XH9-0134-000		1	DAMPER, OIL		
29	FL2-3080-000		1	SUPPORT,FRONT		
30	FB2-7740-020		2	SHEET, SEPARATION		
31	FL2-3081-000		1	SUPPORT,REAR		

FIGURE & KEY NO.	PARTS NUMBER	RANK	Q'TY	DESCRIPTION	SERIAL NUMBER/REMARKS	SVC
32	FC6-3761-000		1	SHAFT,LIFT		
33	XA9-0721-010		6	SCREW,RS,M4X10		
34	XD9-0135-000		1	RING, E		
35	XD9-0104-000		3	PIN, DOWEL		
36	XD9-0137-000		5	RING, E		
37	FB5-3365-000		1	SPRING, COMPRESSION		
38	FC6-3617-000		1	FRONT COVER, LEFT		
39	FL2-3068-000		1	PUSH BUTTON		
40	FC6-3762-000		1	SUPPORT, SHAFT, FRONT		
41	FS5-8618-000		1	MAXIMUM LOAD LABEL		
42	FC6-3763-000		1	SUPPORT,SHAFT,REAR		
43	XA9-0685-000		15	SCREW, M4X6 SWCH		
44	FU6-2108-000		1	SPRING, COMPRESSION		
45	FU6-2110-000		1	SPRING, COMPRESSION		
46	FU6-2109-000		1	SPRING, TENSION		
47	FS5-9216-020		1	SCREW, STEPPED, M4X6		
501	XB1-2200-409		2	SCREW, BH M2X4		
502	XB1-2400-607		3	SCREW, CROSS-RECESS, FCH		
503	XB6-2300-408		2	SET SCREW		
504	XB4-5301-007		8	SCREW,P,M3X10		

FIGURE 305 CASSETTE HEATER ASSEMBLY (100V)

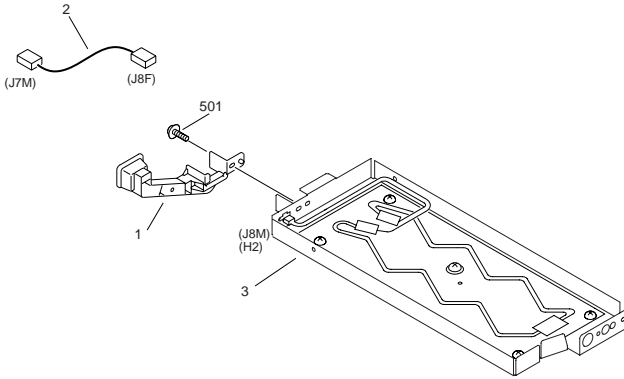


FIGURE & KEY NO.	PARTS NUMBER	R A N K	QTY	DESCRIPTION	SERIAL NUMBER/ REMARKS	S V C
Fig.305	NPN		RF	CASSETTE HEATER ASSEMBLY	100V	
1	FB6-7044-000		1	GUIDE, HEATER CABLE		
2	FM2-3785-000		1	CABLE, HEATER	J7M,8F	
3	FM2-4212-000		1	HEATER,CASSETTE	100V H2 J8M	
501	XB6-7400-609		1	SCREW, MACHINE M4X6		

FIGURE 306 CASSETTE HEATER ASSEMBLY (230V)

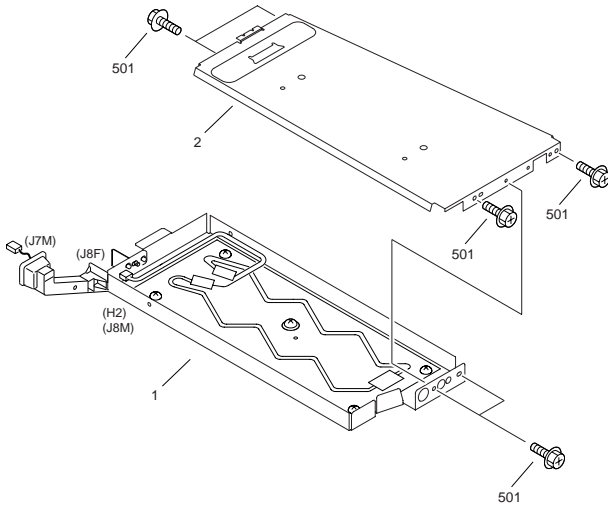
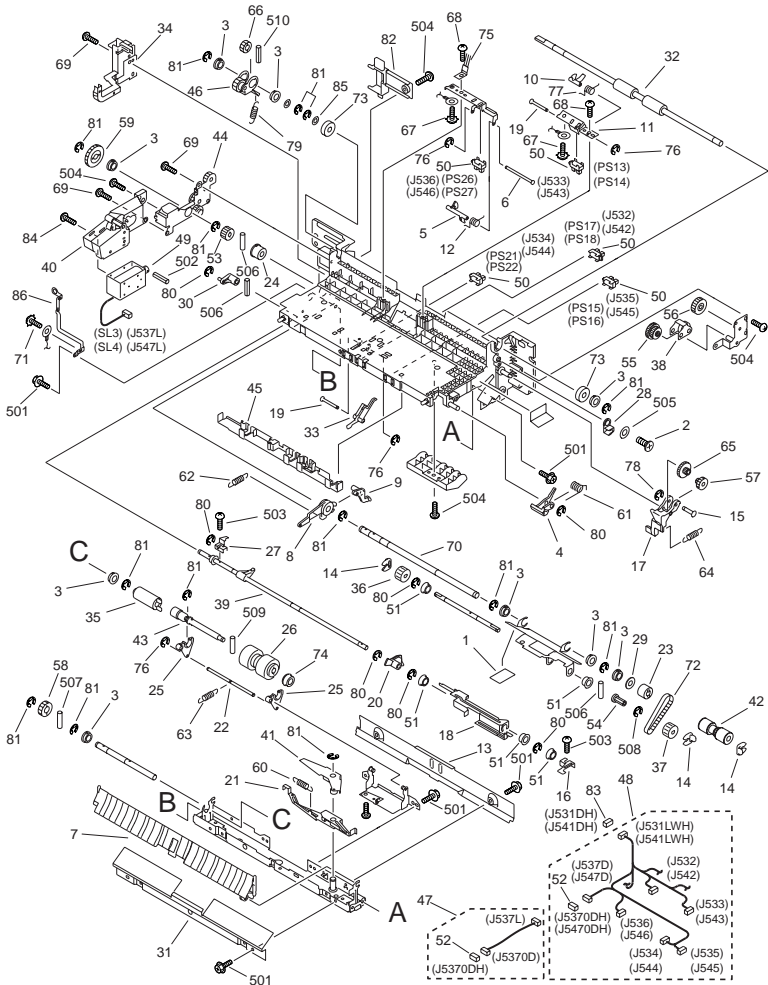


FIGURE & KEY NO.	PARTS NUMBER	R A N K	Q'TY	DESCRIPTION	SERIAL NUMBER/ REMARKS	S V C
Fig.306	NPN		RF	CASSETTE HEATER ASSEMBLY	ACCESSORY 230V	
1	FM2-4182-000		1	HEATER, CASSETTE	230V H2 J7M,8F,8M	
2	FL2-3994-000		1	CROSSMEMBER, CASSETTE HEATER		
501	XB1-2400-609		6	SCREW,NACH.,TRUSS HEAD,M4X6		

FIGURE 310 CASSETTE PICK-UP ASSEMBLY



NOTE : This assembly does not include the parts shown with key No. 82,83.
 注 : このユニットにKey No. 82,83の部品は含まれません。

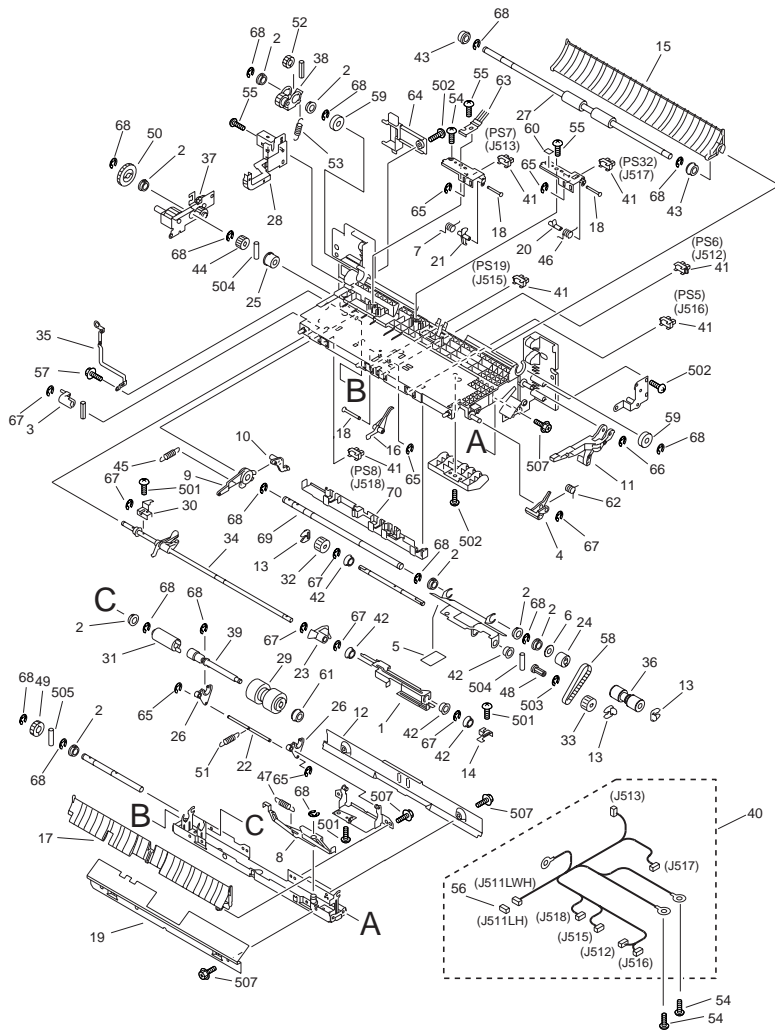
FIGURE & KEY NO.	PARTS NUMBER	R A N K	Q'TY	DESCRIPTION	SERIAL NUMBER/ REMARKS	S V C
Fig.310	FM2-3079-000		2	CASSETTE PICK-UP ASSEMBLY		
1	FB2-8410-000		1	SHEET, PICK-UP		
2	FA6-6457-000		1	SCREW, M3X5		
3	FA9-2112-000		8	BUSHING, PL		
4	FB2-7593-000		1	CAM		
5	FB4-1978-020		1	LEVER, PICK-UP SENSOR		
6	FB4-1980-020		1	SHAFT, PICK-UP SENSOR		
7	FB6-6581-000		1	GUIDE, OPEN/CLOSE		
8	FB2-7605-000		1	LINK, UP, 1		
9	FB2-7606-000		1	LINK, UP, 2		
10	FB2-7611-000		1	LEVER, SENSOR		
11	FB2-7613-050		1	MOUNT, SENSOR		
12	FA9-3846-000		1	TENSION SPRING		
13	FB6-6573-000		1	GUIDE, FEED		
14	FB4-2007-000		3	RING, RETAINING		
15	FB2-7620-020		1	SHAFT, LIFT, UPPER		
16	FB2-7624-020		1	PLATE, PICK-UP, FRONT		
17	FB4-3700-000		1	LEVER, LIFTER RELEASE		
18	FB2-7631-030		1	PLATE,RELEASE		
19	FB2-7633-020		2	SHAFT, SENSOR		
20	FB2-7642-000		1	ARM, PAPER		
21	FB4-6214-030		1	LEVER, SEPARATION RELEASE, 2		
22	FB4-6227-030		1	SHAFT, COUNTER		
23	FB4-9029-000		1	CLUTCH, ONE-WAY		
24	FB4-9043-000		1	CLUTCH, ONE-WAY		
25	FB5-2063-000		2	ARM, SEPARATION ROLLER		
26	FB2-7777-020		1	ROLLER, SPONGE		
27	FB2-8266-020		1	PLATE, PICK-UP, REAR		
28	FB2-8436-000		1	BUSHING, MOTOR		
29	FB2-8512-000		1	SPACER		
30	FB3-8333-000		1	CAM, PICK-UP RELEASE		
31	FB6-6577-000		1	GUIDE, PICK-UP INLET, RIGHT		

FIGURE & KEY NO.	PARTS NUMBER	R A N K	Q'TY	DESCRIPTION	SERIAL NUMBER/ REMARKS	S V C
32	FB6-5900-000		1	ROLLER,PULL-OFF		
33	FB4-1202-000		1	FLAG, PAPER		
34	FB5-3442-000		1	GUIDE, CASSETTE CABLE		
35	FC6-3442-000		1	TORQUE LIMITER		
36	FF5-1220-000		1	ROLLER, PICK-UP		
37	FF5-1221-000		1	ROLLER, PICK-UP		
38	FF5-3063-030		1	PLATE, LIFT		
39	FF5-3220-000		1	SHAFT, PAPER PICK-UP		
40	FF5-5895-000		1	MOUNT, PICK-UP SOLENOID		
41	FF5-6904-000		1	LEVER, SEPARATION RELEASE		
42	FF5-9779-000		1	ROLLER, FEED		
43	FF5-9784-000		1	SHAFT, SEPARATION ROLLER		
44	FF5-9787-000		1	PLATE, SUPPORT, LOWER		
45	FB2-7632-000		1	GUIDE		
46	FF5-9789-000		1	PLATE, SWING, 2		
47	FG6-2335-020		1	CABLE, SOLENOID CONNECTING	J537L,537D	
48	FG6-5441-000		1	CABLE, CASSETTE	J531LWH,532-536,537D J541LWH,542-546,547D	
49	FH7-5702-050		1	SOLENOID	SL3,4 J537L,547L	
50	FK2-0149-000		5	PHOTO-INTERRUPTER, TLP1253(C6)	PS13-18,21,22,26,27 J532-536,542-546	
51	FS1-1512-000		5	BUSHING, PL		
52	VS1-7177-002		2	CONNECTOR, SNAP TIGHT, BK	J537DH,5370DH,547DH	
53	FS5-0338-000		1	GEAR, 16T		
54	FS5-3333-000		1	PULLEY, 16T		
55	FS6-0048-000		1	GEAR, 16T/46T		
56	FS6-0049-000		1	GEAR, 48T		
57	FS6-0051-000		1	GEAR, 17T/20T		
58	FS6-0053-020		1	GEAR, 20T		
59	FS6-0056-000		1	GEAR, 32T		
60	FS6-2668-020		1	SPRING, TENSION		
61	FS6-2669-000		1	SPRING, TORSION		
62	FS6-2670-000		1	SPRING, TENSION		

FIGURE & KEY NO.	PARTS NUMBER	R A N K	Q'TY	DESCRIPTION	SERIAL NUMBER/ REMARKS	S V C
63	FS6-2678-030		1	SPRING, TENSION		
64	FS6-2742-000		1	SPRING, TENSION		
65	FA9-3827-000		1	GEAR, 17T/58T		
66	FS7-0652-000		1	GEAR, 18T		
67	XA9-0265-000		2	SCREW, W/TOOTHED WASHER, (S)		
68	XA9-0591-000		2	SCREW, M3X8		
69	XA9-0605-000		4	SCREW, M4X8		
70	FB5-3432-000		1	SHAFT,PAPER FEED ROLLER		
71	XA9-0633-000		1	SCREW,RS,W/WASHER,M4X8		
72	XF9-0525-000		1	BELT, TIMING, 59T		
73	XG9-0403-000		2	BEARING, BALL 12MM		
74	XG9-0407-000		1	BEARING, BALL, UGF106P12ZZD4ML		
75	FB5-5621-000		1	ELIMINATOR, STATIC CHARGE		
76	XD9-0133-000		4	RING, E		
77	FS5-2913-000		1	SPRING, TORSION		
78	XD9-0134-000		1	RING, E		
79	FS7-2332-000		1	SPRING, TENSION		
80	XD9-0136-000		7	RING, E		
81	XD9-0137-000		13	RING, E		
82	FB6-7036-000		1	COVER, CONNECTOR, PICK-UP	SEE NOTE	
83	VS1-7164-018		2	CONNECTOR, SNAP TIGHT, 18P, W	SEE NOTE J531DH,541DH	
84	XA9-1659-000		2	SCREW,M3X4		
85	FS5-6487-000		1	WASHER		
86	FB4-2004-000		1	PLATE, GROUNDING		
501	XB3-6400-809		9	SCREW,RS,M4		
502	XD3-0300-082		1	PIN, SPRING		
503	XB1-2300-609		2	SCREW, MACHINE M3X6		
504	XB1-2400-609		4	SCREW,NACH.,TRUSS HEAD,M4X6		
505	XD1-1104-132		1	SHIM, CIRCULAR		
506	XD3-2200-102		3	PIN, PARALLEL		
507	XD3-2200-122		1	PIN, DOWEL		

FIGURE & KEY NO.	PARTS NUMBER	R A N K	Q'TY	DESCRIPTION	SERIAL NUMBER/ REMARKS	S V C
508	XD2-1100-372		1	RETAINING RING (E-TYPE)		
509	XD3-2200-142		1	PIN, PARALLEL		
510	XD3-1300-102		1	PIN, SPRING		

FIGURE 312 DECK RIGHT PICK-UP ASSEMBLY



NOTE: This assembly does not include the parts shown with key No. 64.
 注: このユニットにKey No64の部品は含まれません。

FIGURE & KEY NO.	PARTS NUMBER	R A N K	Q'TY	DESCRIPTION	SERIAL NUMBER/ REMARKS	S V C
Fig.312	FM2-3095-000		1	DECK RIGHT PICK-UP ASSEMBLY		
1	FA9-3691-020		1	PLATE, PAPER FLAG RELEASE		
2	FA9-2112-000		8	BUSHING, PL		
3	FB2-7592-000		1	CAM, RELEASE, REAR		
4	FB2-7593-000		1	CAM		
5	FB2-8410-000		1	SHEET, PICK-UP		
6	FB2-8512-000		1	SPACER		
7	FA9-3846-000		1	TENSION SPRING		
8	FB2-7603-040		1	LEVER, RELEASE		
9	FB2-7605-000		1	LINK, UP, 1		
10	FB2-7606-000		1	LINK, UP, 2		
11	FB2-7614-000		1	LEVER, RELEASE		
12	FB6-6573-000		1	GUIDE, FEED		
13	FB4-2007-000		3	RING, RETAINING		
14	FB2-7624-020		1	PLATE, PICK-UP, FRONT		
15	FB6-6582-000		1	GUIDE, JOINT		
16	FB2-7630-000		1	FLAG, PAPER		
17	FB6-6583-000		1	GUIDE, OPEN/CLOSE, RIGHT		
18	FB2-7633-020		3	SHAFT, SENSOR		
19	FB6-6574-000		1	GUIDE, PICK-UP INLET		
20	FB4-2014-000		1	LEVER, SENSOR		
21	FB4-2016-000		1	LEVER, PICK-UP SENSOR, RIGHT		
22	FB4-6227-030		1	SHAFT, COUNTER		
23	FB2-7642-000		1	ARM, PAPER		
24	FB4-9029-000		1	CLUTCH, ONE-WAY		
25	FB4-9043-000		1	CLUTCH, ONE-WAY		
26	FB5-2063-000		2	ARM, SEPARATION ROLLER		
27	FB6-5900-000		1	ROLLER,PULL-OFF		
28	FB5-3436-000		1	GUIDE,PAPER PICK-UP CABLE		
29	FB2-7777-020		1	ROLLER, SPONGE		
30	FB2-8266-020		1	PLATE, PICK-UP, REAR		
31	FC6-3442-000		1	TORQUE LIMITER		

FIGURE & KEY NO.	PARTS NUMBER	R A N K	Q'TY	DESCRIPTION	SERIAL NUMBER/ REMARKS	S V C
32	FF5-1220-000		1	ROLLER, PICK-UP		
33	FF5-1221-000		1	ROLLER, PICK-UP		
34	FF5-3228-000		1	SHAFT, PICK-UP, UPPER		
35	FB4-2004-000		1	PLATE, GROUNDING		
36	FF5-9779-000		1	ROLLER, FEED		
37	FF5-9781-000		1	SUPPORT, PLATE, RIGHT		
38	FF5-9783-000		1	PLATE, SWING		
39	FF5-9784-000		1	SHAFT, SEPARATION ROLLER		
40	FG6-5439-000		1	CABLE, RIGHT DECK	J511LWH,512,513,515-518	
41	FK2-0149-000		6	PHOTO-INTERRUPTER, TLP1253(C6)	PS5-8,19,32 J512,513,515-518	
42	FS1-1512-000		5	BUSHING, PL		
43	FS5-1508-000		2	BUSHING, POM		
44	FS5-0338-000		1	GEAR, 16T		
45	FS5-2911-000		1	SPRING, TENSION		
46	FS5-2913-000		1	SPRING, TORSION		
47	FS5-2914-000		1	SPRING, TENSION		
48	FS5-3333-000		1	PULLEY, 16T		
49	FS6-0053-020		1	GEAR, 20T		
50	FS6-0056-000		1	GEAR, 32T		
51	FS6-2678-030		1	SPRING, TENSION		
52	FS7-0652-000		1	GEAR, 18T		
53	FS7-2331-000		1	SPRING, TENSION		
54	XA9-0265-000		2	SCREW, W/TOOTHED WASHER, (S)		
55	XA9-0605-000		5	SCREW, M4X8		
56	VS1-7164-018		1	CONNECTOR, SNAP TIGHT, 18P, W	J511LH	
57	XA9-0633-000		1	SCREW,RS,W/WASHER,M4X8		
58	XF9-0525-000		1	BELT, TIMING, 59T		
59	XG9-0250-000		2	BALL BEARING, 688AZZNR*MC3D4M		
60	FA9-3671-000		1	SHEET, CABLE		
61	XG9-0407-000		1	BEARING, BALL, UGF106P12ZZD4ML		
62	FS5-2915-020		1	SPRING, TORSION		

FIGURE & KEY NO.	PARTS NUMBER	RANK	Q'TY	DESCRIPTION	SERIAL NUMBER/REMARKS	SVC
63	FB5-5620-000		1	ELIMINATOR, STATIC CHARGE	SEE NOTE	
64	FB6-7036-000		1	COVER, CONNECTOR, PICK-UP		
65	XD9-0133-000		4	RING, E		
66	XD9-0134-000		1	RING, E		
67	XD9-0136-000		9	RING, E		
68	XD9-0137-000		15	RING, E		
69	FB5-3432-000		1	SHAFT,PAPER FEED ROLLER		
70	FB2-7632-000		1	GUIDE		
501	XB1-2300-609		2	SCREW, MACHINE M3X6		
502	XB1-2400-609		3	SCREW,NACH.,TRUSS HEAD,M4X6		
503	XD2-1100-372		1	RETAINING RING (E-TYPE)		
504	XD3-2200-102		3	PIN, PARALLEL		
505	XD3-2200-122		1	PIN, DOWEL		
507	XB3-6400-809		9	SCREW,RS,M4		

FIGURE 313 DECK LEFT PICK-UP ASSEMBLY

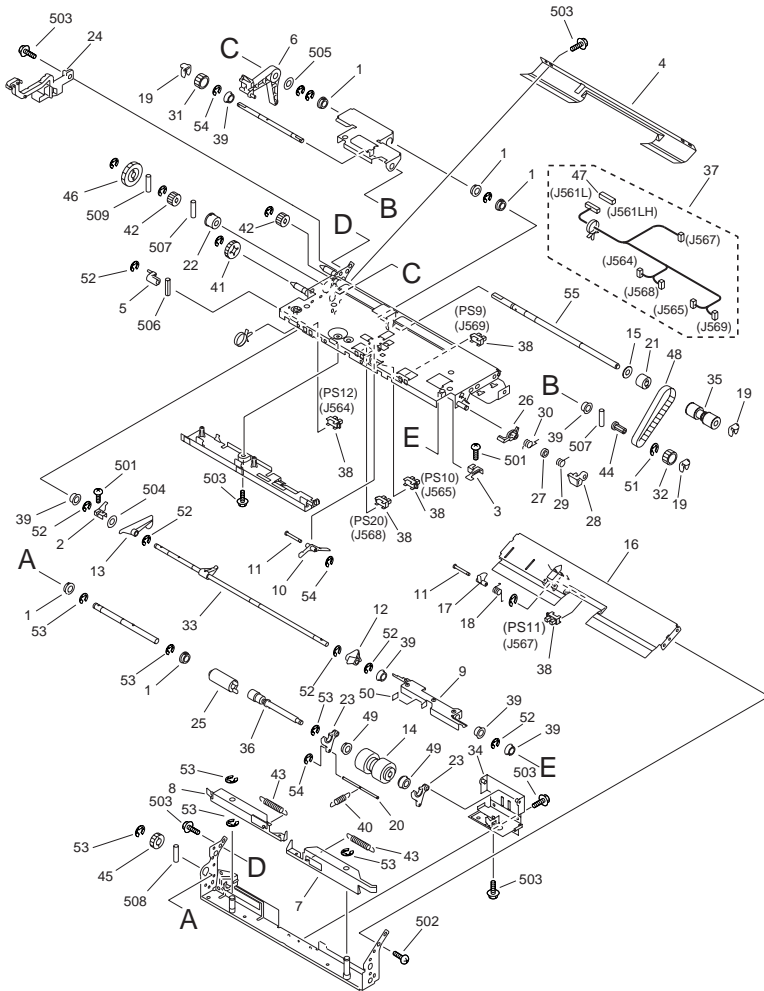
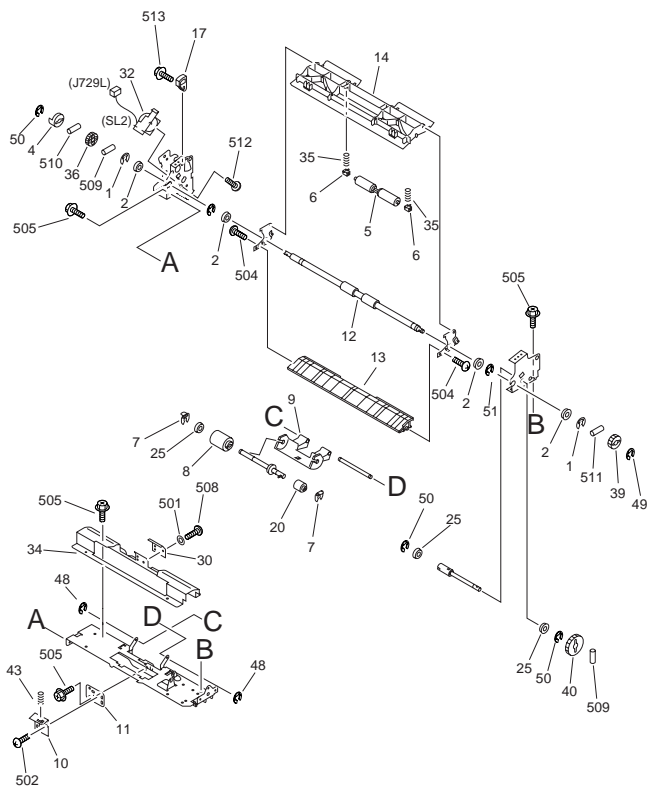


FIGURE & KEY NO.	PARTS NUMBER	R A N K	Q'TY	DESCRIPTION	SERIAL NUMBER/ REMARKS	S V C
Fig.313	FM2-3096-000		1	DECK LEFT PICK-UP ASSEMBLY		
1	FA9-2112-000		5	BUSHING, PL		
2	FB2-7623-020		1	PLATE, PICK-UP, REAR		
3	FB2-7624-020		1	PLATE, PICK-UP, FRONT		
4	FB6-6575-000		1	GUIDE, PICK-UP, UPPER		
5	FB2-7706-000		1	LEVER, PICK-UP SOLENOID		
6	FB2-7715-020		1	LINK, RELEASE		
7	FB2-7716-020		1	PLATE, RELEASE		
8	FB2-7717-030		1	PLATE, RELEASE		
9	FB2-7718-030		1	PLATE, RELEASE LEVER		
10	FB2-7720-000		1	LEVER, PAPER		
11	FB2-7721-020		2	SHAFT, PAPER LEVER		
12	FB2-7722-000		1	LEVER, PAPER SENSOR		
13	FB2-7723-000		1	LEVER, LIMITER		
14	FB2-7777-020		2	ROLLER, SPONGE		
15	FB2-8512-000		1	SPACER		
16	FB6-6576-000		1	GUIDE, PICK-UP, LOWER		
17	FB4-1994-000		1	LEVER, PICK-UP SENSOR, LEFT		
18	FB4-1996-000		1	SPRING, TENSION		
19	FB4-2007-000		3	RING, RETAINING		
20	FB4-6227-030		1	SHAFT, COUNTER		
21	FB4-9029-000		1	CLUTCH, ONE-WAY		
22	FB4-9043-000		1	CLUTCH, ONE-WAY		
23	FB5-2063-000		2	ARM, SEPARATION ROLLER		
24	FB5-3440-000		1	GUIDE, CABLE		
25	FC6-3442-000		1	TORQUE LIMITER		
26	FB5-5613-000		1	LEVER, RELEASE		
27	FB5-5614-000		1	SPACER		
28	FB5-5615-000		1	CAM		
29	FB5-5616-000		1	SPRING, TORSION		
30	FB5-5617-000		1	SPRING, TORSION		
31	FF5-1220-000		1	ROLLER, PICK-UP		

FIGURE & KEY NO.	PARTS NUMBER	R A N K	Q'TY	DESCRIPTION	SERIAL NUMBER/ REMARKS	S V C
32	FF5-1221-000		1	ROLLER, PICK-UP		
33	FF5-3221-000		1	SHAFT, PICK-UP, LEFT		
34	FF6-2568-000		1	MOUNT, SEPARATION ROLLER		
35	FF5-9779-000		1	ROLLER, FEED		
36	FF5-9784-000		1	SHAFT, SEPARATION ROLLER		
37	FG6-5440-000		1	CABLE, LEFT DECK	J561L,564,565,567-569	
38	FK2-0149-000		5	PHOTO-INTERRUPTER, TLP1253(C6)	PS9-12,20 J564,565,567-569	
39	FS1-1512-000		6	BUSHING, PL		
40	FS6-2678-030		1	SPRING, TENSION		
41	FS2-0544-000		1	GEAR, 24T		
42	FS5-0338-000		2	GEAR, 16T		
43	FS5-2919-000		2	SPRING, TENSION		
44	FS5-3333-000		1	PULLEY, 16T		
45	FS6-0053-020		1	GEAR, 20T		
46	FS6-0056-000		1	GEAR, 32T		
47	VS1-6318-015		1	CONNECTOR,SNAP TIGHT	J561LH	
48	XF9-0525-000		1	BELT, TIMING, 59T		
49	XG9-0407-000		2	BEARING, BALL, UGF106P12ZZD4ML		
50	FB4-3285-000		1	PLATE, BLANKING		
51	XD9-0134-000		1	RING, E		
52	XD9-0136-000		9	RING, E		
53	XD9-0137-000		13	RING, E		
54	XD9-0133-000		3	RING, E		
55	FB5-3439-000		1	SHAFT, SEPARATION ROLLER, LEFT		
501	XB1-2300-609		3	SCREW, MACHINE M3X6		
502	XB1-2400-609		1	SCREW,NACH.,TRUSS HEAD,M4X6		
503	XB3-6400-805		8	SCREW,RS,M4X8		
504	XD1-1108-223		1	WASHER,COP		
505	XD1-1108-226		1	WASHER		
506	XD3-1200-102		1	SPRING PIN		
507	XD3-2200-102		2	PIN, PARALLEL		

FIGURE & KEY NO.	PARTS NUMBER	R A N K	Q'TY	DESCRIPTION	SERIAL NUMBER/ REMARKS	S V C
508	XD3-2200-122		1	PIN, DOWEL		
509	XD3-2200-142		1	PIN, PARALLEL		

FIGURE 315 MULTI FEED ASSEMBLY



NOTE1 : This assembly includes the assemblies shown in Figure 316.
 NOTE2 : This assembly does not include the parts shown with key No.52.
 注1 : このユニットはFigure316のユニットを含みます。
 注2 : このユニットにKey No.52 の部品は含まれません。

FIGURE 315 MULTI FEED ASSEMBLY

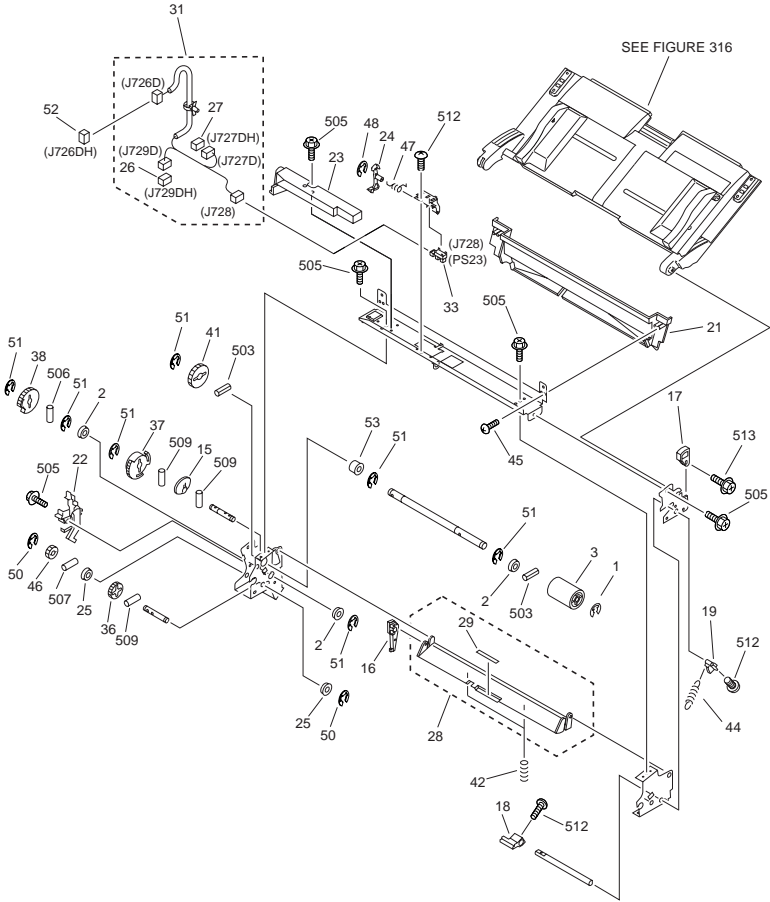
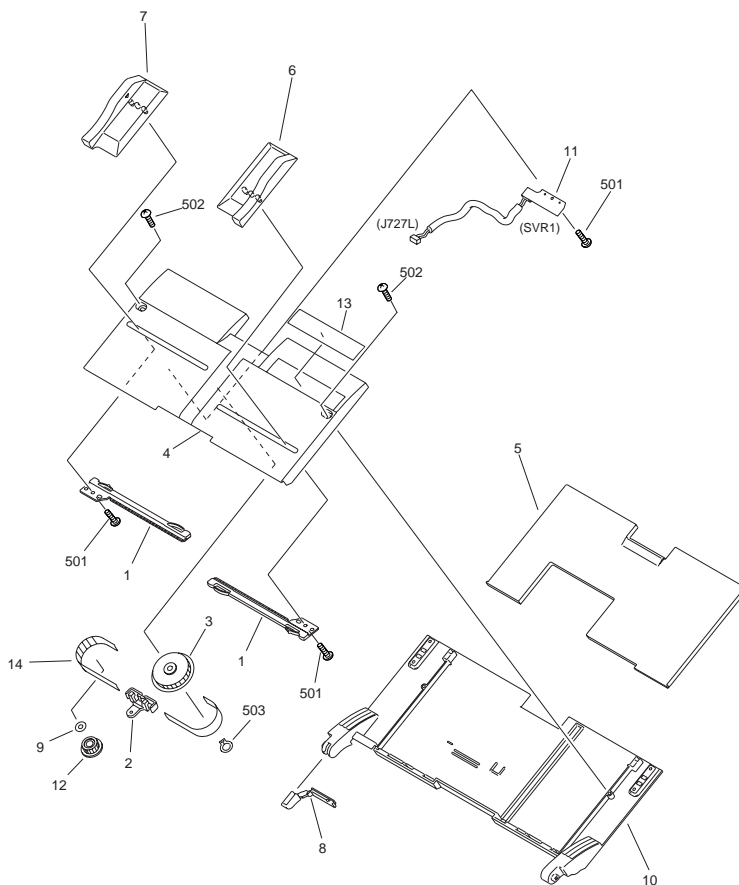


FIGURE & KEY NO.	PARTS NUMBER	R A N K	Q'TY	DESCRIPTION	SERIAL NUMBER/ REMARKS	S V C
Fig.315	FM2-3033-000		1	MULTI FEED ASSEMBLY	SEE NOTE 1	
1	FA4-1159-000		3	RETAINING RING		
2	FA9-2112-000		7	BUSHING, PL		
3	FB1-8581-000		1	ROLLER		
4	FB2-7540-000		1	BUSHING		
5	FB2-7754-030		1	ROLLER		
6	FB2-7755-000		2	BUSHING		
7	FB4-2007-000		2	RING, RETAINING		
8	FB5-0873-000		1	ROLLER, SEPARATION		
9	FB5-2921-000		1	ARM, RETARD		
10	FB5-2926-020		1	PLATE, SPRING SUPPORT		
11	FB5-2927-020		1	PLATE, SPRING SUPPORT		
12	FB6-5899-000		1	ROLLER, MULTI		
13	FB6-7038-000		1	GUIDE, LOWER		
14	FB5-2935-000		1	GUIDE, UPPER		
15	FB5-2940-000		1	CAM		
16	FB5-2920-000		1	PLATE, CAM		
17	FB5-2941-000		2	BLOCK, TRAY		
18	FB5-2944-000		1	LEVER, RELEASE, 1		
19	FB5-2945-000		1	LEVER, RELEASE, 2		
20	FB5-2946-000		1	TORQUE LIMITER		
21	FB6-7046-000		1	COVER, MULTI		
22	FB5-2949-000		1	GUIDE, CABLE, 1		
23	FB6-7039-000		1	GUIDE,CABLE,2		
24	FB5-3573-000		1	LEVER, PAPER SENSOR		
25	FS1-1569-000		5	BUSHING		
26	VS1-7177-002		1	CONNECTOR, SNAP TIGHT, BK	J729DH	
27	VS1-7177-003		1	CONNECTOR, SNAP TIGHT, BK	J727DH	
28	FF5-9843-000		1	PLATE, GUIDE PAPER		
29	FB1-8584-000		1	SHEET		
30	FF5-9910-000		1	PLATE, SEPARATION		
31	FG6-5457-000		1	CABLE, MULTI	J726L,727D,728,729D	

FIGURE & KEY NO.	PARTS NUMBER	RANK	Q'TY	DESCRIPTION	SERIAL NUMBER/REMARKS	SVC
32	FK2-0832-000		1	SOLENOID	SL2 J729L	
33	FK2-0149-000		1	PHOTO-INTERRUPTER, TLP1253(C6)	PS23 J728	
34	FB5-2928-000		1	PLATE, SEPARATION		
35	FS5-2921-000		2	SPRING, COMPRESSION		
36	FS6-0538-000		2	GEAR, 24T		
37	FS7-0647-000		1	GEAR, 19T		
38	FS7-0648-000		1	GEAR, 33T		
39	FS7-0649-000		1	GEAR, 15T		
40	FS7-0650-000		1	GEAR, 45T		
41	FS7-0651-000		1	GEAR, 38T		
42	FS7-2327-000		2	SPRING, COMPRESSION		
43	FS7-2328-000		1	SPRING, COMPRESSION		
44	FS7-2329-000		1	SPRING, TENSION		
45	XA9-0870-000		2	SCREW, M4X10		
46	FS5-0710-000		1	GEAR, 16T		
47	FS7-2321-000		1	SPRING, TORSION		
48	XD9-0134-000		3	RING, E		
49	XD9-0135-000		1	RING, E		
50	XD9-0136-000		5	RING, E		
51	XD9-0137-000		8	RING, E		
52	VS1-7177-008		1	CONNECTOR, SNAP TIGHT, BK	SEE NOTE 2 J726DH	
53	FF6-1429-000		1	BUSHING, ONE-WAY		
501	XD1-1104-139		1	WASHER, COP		
502	XB1-2400-609		1	SCREW, NACH., TRUSS HEAD, M4X6		
503	XD3-1160-162		2	PIN, SPRING M1.6 X 16		
504	XB4-7300-609		2	SCREW, TAP, BINDING HEAD, M3X6		
505	XB3-6400-805		15	SCREW, RS, M4X8		
506	XD3-2200-162		1	PIN, PARALLEL		
507	XD3-2200-102		1	PIN, PARALLEL		
508	XB1-2300-409		1	SCREW, MACHINE M3X4		
509	XD3-2200-142		5	PIN, PARALLEL		
510	XD3-2300-122		1	PIN, PARALLEL 3X12		

FIGURE & KEY NO.	PARTS NUMBER	R A N K	Q'TY	DESCRIPTION	SERIAL NUMBER/ REMARKS	S V C
511	XD3-2200-082		1	PIN, PARALLEL		
512	XB1-2300-609		3	SCREW, MACHINE M3X6		
513	XB3-6300-600		2	SCREW,RS,M3X6		

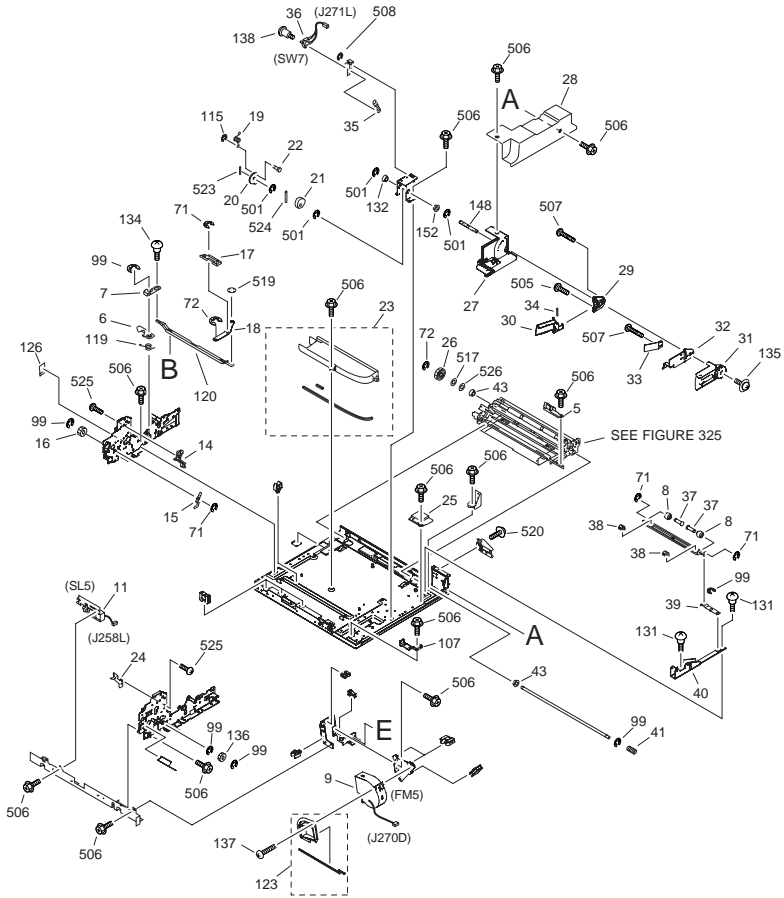
FIGURE 316 MULTI FEEDER TRAY ASSEMBLY

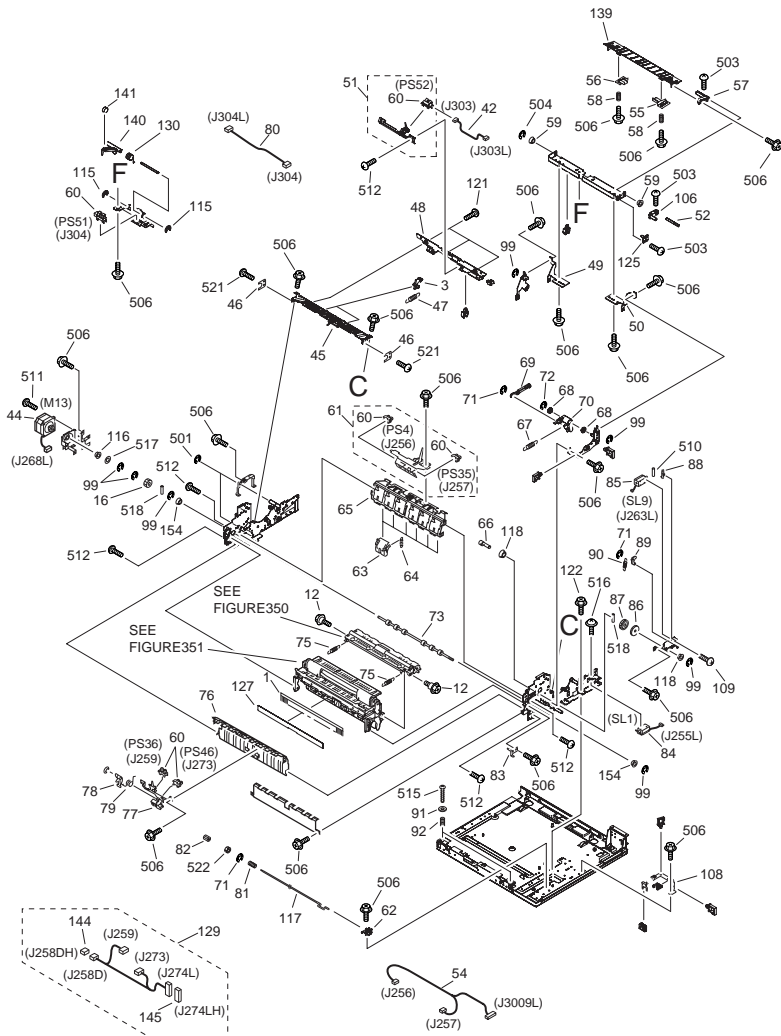


NOTE : This assembly includes the assemblies shown in Figure 315.
 NOTE : This assembly does not include the parts shown with key No. 13.
 注：このユニットはFigure 315のユニットに含まれます。
 注：このユニットにKey No13の部品は含まれません。

FIGURE & KEY NO.	PARTS NUMBER	R A N K	Q'TY	DESCRIPTION	SERIAL NUMBER/ REMARKS	S V C
Fig.316	FM2-4188-000		1	MULTIFEED TRAY ASSEMBLY	SEE NOTE 1	
1	FB1-8619-000		2	RACK		
2	FB1-8621-000		1	PLATE, LOCK		
3	FB1-8625-000		1	GEAR, 18T		
4	FB6-6972-000		1	TRAY, MULTIFEED		
5	FB6-6974-000		1	TRAY, SLIDE		
6	FB6-7047-000		1	PLATE, PAPER END, FRONT		
7	FB6-7048-000		1	PLATE, PAPER END, REAR		
8	FB3-2832-000		1	GUIDE, MULTI FEEDER CABLE		
9	FB3-2836-000		1	BELT MOUNT		
10	FL2-3067-000		1	COVER, MULTI TRAY		
11	FG5-6289-000		1	MULTI PAPER SIZE PCB ASSEMBLY	SVR1 J727L	
12	FS5-3177-000		1	PULLEY, IDLER		
13	FU5-8557-000		1	LABEL, SIZE	SEE NOTE 2 A INCH SIZE	
13	FU5-8558-000		1	LABEL, SIZE	SEE NOTE 2 A SIZE	
13	FU5-8559-000		1	LABEL, SIZE	SEE NOTE 2 AB INCH SIZE	
13	FU5-8556-000		1	LABEL, SIZE	SEE NOTE 2 AB SIZE	
14	XF9-0393-000		1	BELT, TIMING		
501	XB4-7300-609		3	SCREW, TAP, BINDING HEAD, M3X6		
502	XB4-7401-007		2	SCREW,TAPPING,PAN HEAD,M4X10		
503	XD2-2100-502		1	GRIP RING		

FIGURE 320 FIXING/FEEDER FRAME ASSEMBLY





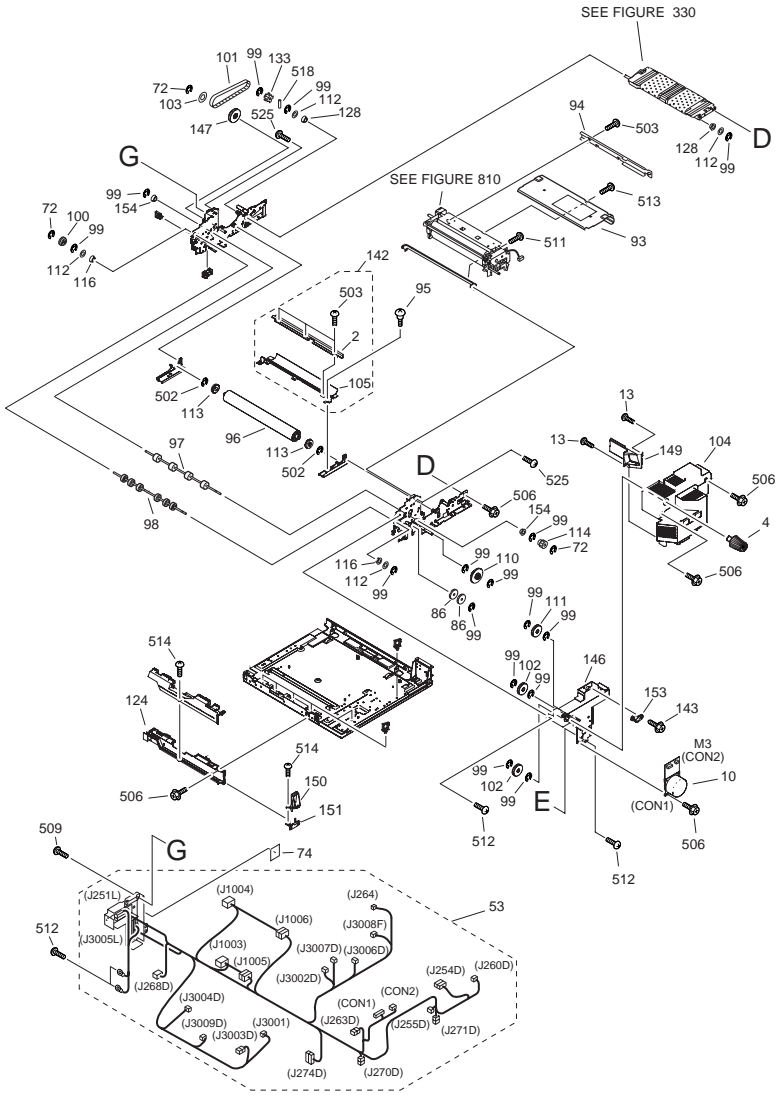


FIGURE & KEY NO.	PARTS NUMBER	R A N K	Q'TY	DESCRIPTION	SERIAL NUMBER/ REMARKS	S V C
Fig.320	NPN		RF	FIXING/FEEDER FRAME ASSEMBLY		
1	FA9-4002-000		1	ELIMINATOR, STATIC CHARGE		
2	FC6-3653-000		1	ELIMINATOR, STATIC CHARGE		
3	FA2-9037-000		2	SEPARATION CLAW, LOWER		
4	FM2-4169-000		1	FIXING KNOB UNIT		
5	FB2-7051-070		1	GUIDE, RAIL		
6	FB2-7055-040		1	LATCH		
7	FB2-7056-030		1	PLATE, JOINT		
8	FB2-7066-000		2	ROLLER, PRESSURE		
9	FH6-1548-040		1	FAN, COOLING	FM5 J270D	
10	FK2-0803-000		1	MOTOR, DC	M3 CON1,2	
11	FM2-4171-000		1	SOLENOID UNIT	SL5 J258L	
12	FS5-9217-010		2	SCREW, STEPPED, M4		
13	XA9-0605-000		2	SCREW, M4X8		
14	FB3-8383-020		1	RAIL,DELIVERY,REAR		
15	FB3-8389-020		1	LEVER, DEFLECTOR, 1		
16	FS6-0025-000		2	GEAR, 19T		
17	FF5-3154-000		1	LINK, RELEASE, 2		
18	FF5-3153-000		1	LINK, RELEASE ,1		
19	FB2-8192-000		1	SPRING, TORSION		
20	FB2-8196-020		1	PLATE, STOPER, HANDLE		
21	FB2-8204-000		1	CAM, REGISTRATION		
22	FB2-8198-020		1	SHAFT, SUPPORT, SPRING		
23	FF5-3032-000		1	DUCT, SEPARATION, LOWER		
24	FB3-8382-000		1	RAIL, DELIVERY, FRONT		
25	FB2-8334-000		1	COVER, SLIDE, LINK		
26	FS6-0042-000		1	GEAR, 26T		
27	FC6-3601-000		1	COVER, FIXING/FEEDER, MIDDLE		
28	FB6-7021-000		1	COVER, FEEDER, RIGHT		
29	FB2-8213-000		1	COVER, HANDLE, REAR		
30	FB5-3747-020		1	LEVER		
31	FB5-3746-000		1	HANDLE		

FIGURE & KEY NO.	PARTS NUMBER	R A N K	Q'TY	DESCRIPTION	SERIAL NUMBER/ REMARKS	S V C
32	FB2-8208-050		1	PLATE, HANDLE, SUPPORT		
33	FB2-8217-020		1	SPRING, LEAF		
34	FB2-8216-030		1	SHAFT, HANDLE		
35	FS5-2958-000		1	SPRING, TENSION		
36	FG6-5483-000		1	CABLE, FIXING/FEEDER SENSOR	SW7 J271L	
37	FB3-8569-020		2	SHAFT, REGISTRATION PRESSURE		
38	FB3-8566-000		2	BLOCK, TRANSFER PRESSURE		
39	FF5-3149-000		1	LINK, ROTATING		
40	FF5-9884-000		1	LINK, SLIDE		
41	FS5-2970-000		1	SPRING, COMPRESSION		
42	FM2-3773-000		1	CABLE, FIXING OUTLET CONNECTING	J303,303L	
43	FS1-1462-000		2	BUSHING, PL		
44	FK2-0827-000		1	MOTOR, STEPPING, DC	M13 J268L	
45	FL2-3059-000		1	PLATE, INTERNAL DELIVERY		
46	FB5-5530-000		2	HOLDER, SHAFT		
47	FS1-2834-000		2	SPRING, TENSION		
48	FC6-3534-000		1	RETAINER, SEPARATE CLAW, LOWER		
49	FB3-8405-030		1	PLATE, HEIGHT ADJUSTING, REAR		
50	FB3-8404-030		1	PLATE, HEIGHT ADJUSTING, FRONT		
51	FM2-4195-000		1	FIXING OUTLET SENSOR UNIT		
52	FB3-8406-020		1	SHAFT, MOVABLE GUIDE		
53	FM2-3106-000		1	CABLE, FIXING/FEEDER	CON1-2.J251L,254-255,260D,263D,264,268D,270D-271D,274D,1003-1006,3001,3002D-3004,3005L,3006D-3007D,3008F,3009D	
54	FM2-3770-000		1	CABLE, DELIVERY CONNECTING	J256-257,3009L	
55	FB3-8401-000		1	BLOCK, GUIDE, FRONT		
56	FB3-8402-000		1	BLOCK, GUIDE, REAR		
57	FB3-8403-020		1	BLOCK, INLET GUIDE		
58	FS5-2977-020		2	SPRING, COMPRESSION		
59	FS5-1755-000		2	BUSHING		

FIGURE & KEY NO.	PARTS NUMBER	R A N K	Q'TY	DESCRIPTION	SERIAL NUMBER/ REMARKS	S V C
60	FK2-0149-000		6	PHOTO-INTERRUPTER, TLP1253(C6)	PS4 J256,PS35 J257,PS36 J259,PS46 J273,PS51 J304,PS52 J303	
61	FG5-8650-080		1	MOUNT, DELIVERY SENSING (PS12)		
62	FB3-8398-020		1	GUIDE, HANDLE		
63	FB5-3389-000		6	FLAPPER		
64	FS7-2340-000		6	SPRING, TENSION		
65	FB5-3381-020		1	GUIDE, DELIVERY, LOWER		
66	FF5-9877-000		1	SHAFT, SEPARATION CLAW DRIVE		
67	FS5-2976-000		1	SPRING, TENSION		
68	FS1-1569-000		2	BUSHING		
69	FB2-7249-000		1	ARM, SOLENOID		
70	FB2-7250-020		1	ARM, LINK		
71	XD9-0134-000		7	RING, E		
72	XD9-0136-000		6	RING, E		
73	FB6-6955-000		1	ROLLER, INVERTERY		
74	FC6-3826-000		1	SHEET, 2		
75	FS5-2947-000		1	SPRING, TENSION		
76	FB5-3379-020		1	GUIDE, INVERTER		
77	FF5-9886-020		1	MOUNT,PAPER REVERSE SENSING		
78	FB2-7155-000		1	LEVER, REVERSING SENSOR		
79	FS5-2943-000		1	SPRING, TORSION		
80	FM2-3771-000		1	CABLE, FIXING INLET CONNECTING	J304,304L	
81	FB2-8214-000		1	SPRING, COMPRESSION		
82	FB2-8376-000		1	GUIDE, SHAFT		
83	FF5-3095-000		1	MOUNT, FEEDER, SUPPORT		
84	FK2-0831-000		1	SOLENOID	SL1 J255L	
85	FK2-0839-000		1	SOLENOID	SL9 J263L	
86	FS3-0081-000		3	GEAR, 15/35T		
87	FS3-0082-000		1	GEAR, 35T		
88	FB2-7242-020		1	ARM, SOLENOID, 1		
89	FB2-7243-000		1	ARM, SOLENOID, 2		

FIGURE & KEY NO.	PARTS NUMBER	R A N K	Q'TY	DESCRIPTION	SERIAL NUMBER/ REMARKS	S V C
90	FS5-2967-000		1	SPRING, TENSION		
91	FB4-1200-020		2	COLLAR, SPRING		
92	FS6-2661-000		2	SPRING, COMPRESSION		
93	FB5-3611-000		1	COVER, FIXING, UPPER		
94	FC6-3628-000		1	COVER, CROSSMEMBER, RIGHT		
95	FS5-9162-020		2	SCREW, STEPPED		
96	FC6-3838-000		1	ROLLER, PRESSURE		
97	FB5-3595-000		1	ROLLER, DELIVERY, INNER		
98	FB6-5892-000		1	ROLLER, DELIVERY, OUTER		
99	XD9-0137-000		30	RING, E		
100	FS7-0664-020		1	GEAR, 27T		
101	XF2-1112-840		1	BELT, TIMING		
102	FU6-0738-000		2	GEAR,60T		
103	FS5-6150-000		1	FLANGE		
104	FL2-3041-000		1	COVER, FIXING/FEEDER, LEFT		
105	FC6-3722-000		1	COVER, PRESSURE ROLLER		
106	FF5-5920-000		1	LEVER		
107	FC6-3667-000		1	GUIDE, FIXING/FEEDER CABLE		
108	FB2-8333-000		1	GUIDE,CABLE		
109	XA9-1659-000		2	SCREW,M3X4		
110	FU6-0741-000		1	GEAR, 24T/49T		
111	FS7-0665-000		1	GEAR, 60T		
112	FS5-6487-000		4	WASHER		
113	XG9-0564-000		2	BEARING, BALL, 6001ZZNR*C4		
114	FS7-0660-020		1	GEAR, 15T		
115	XD9-0133-000		3	RING, E		
116	XG9-0403-000		3	BEARING, BALL 12MM		
117	FB3-8457-020		1	SHAFT, HANDLE LOCK		
118	FS1-1449-000		2	BUSHING, PL		
119	FS5-2981-020		1	SPRING, TORSION, SUS		
120	FF5-3151-000		1	LINK, RELEASE		
121	XA9-0626-000		3	SCREW,M3X6		

FIGURE & KEY NO.	PARTS NUMBER	R A N K	Q'TY	DESCRIPTION	SERIAL NUMBER/REMARKS	S V C
122	XA9-0685-000		4	SCREW, M4X6 SWCH		
123	FL2-3043-000		1	DUCT, FAN ATR INTAKE		
124	FL2-3044-000		1	DUCT,RIGHT		
125	FL2-3071-000		1	PLATE,INLET GUIDE LIMIT		
126	FC6-3809-000		1	SHEET, 1		
127	FC6-3790-000		1	SHEET		
128	XG9-0211-000		2	BALL BEARING, MF128ZZ1MC3D4M		
129	FG6-5474-000		1	CABLE, EXTERNAL DELIVERY	J258D,259,273,274L	
130	FU5-2175-000		1	SPRING, TORSION		
131	FS1-9076-020		2	SCREW, STEPPED, M4		
132	FS5-1474-000		1	BUSHING COP		
133	FS5-3805-000		1	PULLEY, 28T		
134	FS2-9001-020		1	SCREW,STEPPED,M4		
135	XA9-0207-000		1	SCREW		
136	FS6-0081-000		1	GEAR, 20T		
137	XA9-0446-000		2	SCREW,M4X40		
138	XA9-0944-000		1	SCREW,STEPPED,M2		
139	FC6-3538-000		1	GUIDE, INLET		
140	FC5-5145-000		1	FLAG, FIXING INLET SENSOR		
141	FB6-3150-000		1	ROLLER, TRANSFER SENSOR		
142	FM2-4170-000		1	CROSSMEMBER, WARMER, UNIT		
143	XA9-0949-000		2	SCREW,RS,M4X10		
144	VS1-7177-002		1	CONNECTOR, SNAP TIGHT, BK	J258DH	
145	VS1-7177-008		1	CONNECTOR, SNAP TIGHT, BK	J274LH	
146	FL2-3048-000		1	MOUNT, FIXING MOTOR		
147	FU6-0742-000		1	GEAR, 44T/PULLEY, 41T		
148	FB2-8203-040		1	SHAFT, SUPPORT, HANDLE		
149	FL2-3042-000		1	DUCT, FAN ATR INTAKE		
150	FC6-3597-000		1	INLET, DUCT, 1		
151	FC6-3598-000		1	INLET, DUCT, 2		
152	FS1-1338-000		1	BUSHING, NYLON (R)		
153	FA9-3829-000		1	BUSHING		

FIGURE & KEY NO.	PARTS NUMBER	RANK	Q'TY	DESCRIPTION	SERIAL NUMBER/REMARKS	SVC
154	XG9-0549-000		4	BEARING,BALL, JMK-688ZZNR D4ML		
501	XD2-1100-802		6	RETAINING RING (E-TYPE)		
502	XD2-1200-902		2	RING,E		
503	XB1-2300-609		7	SCREW, MACHINE M3X6		
504	XD2-1100-502		3	RETAINING RING (E-TYPE)		
505	XB1-2300-809		2	SCREW, MACHINE M3X8		
506	XB3-6400-805		AR	SCREW,RS,M4X8		
507	XB4-7301-609		2	SCREW, TAPPING M3X16		
508	XD2-1100-402		1	RETAINING RING (E-TYPE)		
509	XB1-2400-409		1	SCREW,MACH.,TRUSS HEAD,M4X4		
510	XD3-1200-102		1	SPRING PIN		
511	XB1-2400-809		6	SCREW, MACHINE M4X8		
512	XB1-2400-609		15	SCREW,NACH.,TRUSS HEAD,M4X6		
513	XB1-2400-806		1	SCREW, MACHINE M4X8		
514	XB4-7300-809		2	SCREW, TAP, BINDING HEAD, M3X8		
515	XB1-2404-509		2	SCREW,MACH,TRUSS HEAD,M4X45		
516	XB6-7300-409		2	SCREW,TP,M3X4		
517	XD1-1108-215		2	WASHER,COP		
518	XD3-2200-122		3	PIN, DOWEL		
519	XD2-2300-402		1	SE RING SUS		
520	XB6-7400-609		4	SCREW, MACHINE M4X6		
521	XB1-2400-405		2	SCREW, BH4X4 (S)		
522	XB7-2100-309		1	NUT, HEX M3		
523	XD3-2200-202		1	PIN, M2 X20		
524	XD3-2300-202		1	PIN, PARALLEL		
525	XB4-7400-809		6	SCREW,TAPPING,TRUISS HEAD,M4X8		
526	XD1-1108-219		1	WASHER,COP		

FIGURE 325 REGISTRATION TRANSFER ASSEMBLY

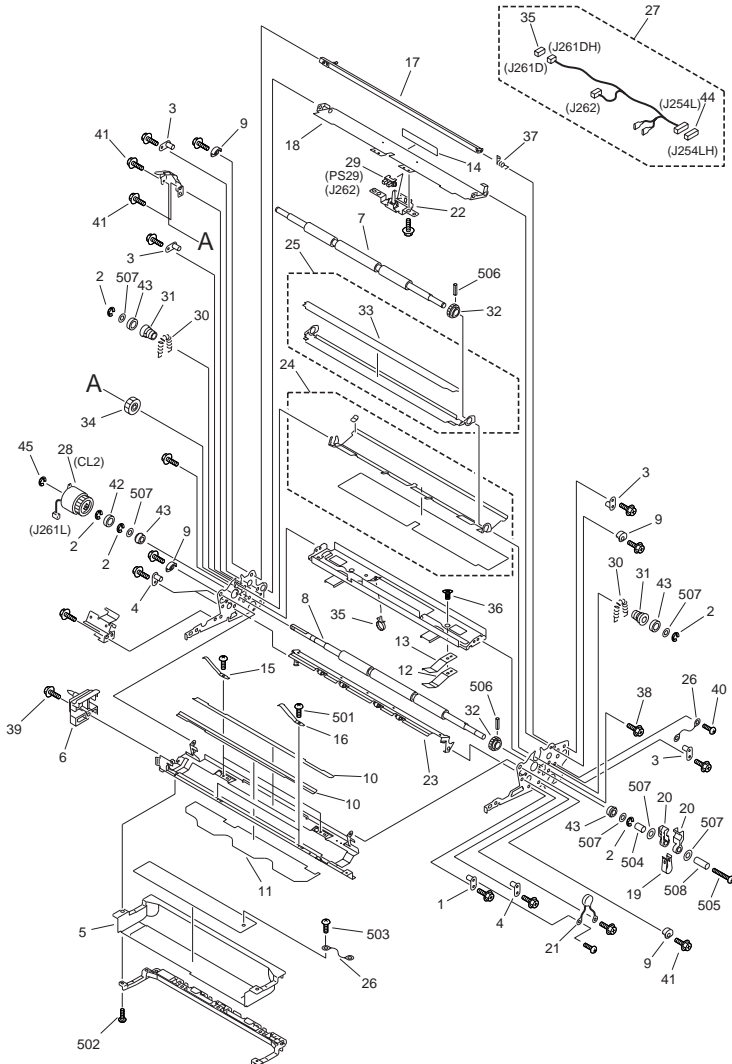


FIGURE & KEY NO.	PARTS NUMBER	R A N K	Q'TY	DESCRIPTION	SERIAL NUMBER/ REMARKS	S V C
Fig.325	FM1-0768-000		1	REGISTRATION/TRANSFER ASSEMBLY		
1	FA2-6923-000		1	PLATE,PIN, GUIDE		
2	XD9-0137-000		5	RING, E		
3	FA3-9120-000		4	PLATE,PIN, GUIDE		
4	FA4-1149-000		3	PIN		
5	FB2-7068-000		1	RUBBER, DUCT		
6	FH2-9246-020		1	CONNECTOR, HIGH-VOLTAGE		
7	FB5-5581-000		1	ROLLER,REGISTARTION UPPER		
8	FB5-5582-020		1	ROLLER, REGISTRATION LOWER		
9	FB2-7104-000		4	GUIDE, PLATE		
10	FB2-7105-000		1	SHEET, RAIL, RIGHT		
11	FB2-7106-000		1	SHEET, RAIL, LEFT		
12	FB2-8200-000		2	SPRING		
13	FB2-8202-000		2	SPRING		
14	FB2-8306-000		1	SHEET, REGISTRATION, FRONT		
15	FB3-8551-000		2	SPRING, LEAF		
16	FB3-8552-000		2	SPRING, LEAF		
17	FB3-8564-030		1	CROSSMEMBER, REGISTRATION		
18	FB3-8585-030		1	GUIDE, REGISTRATION, LOWER		
19	FC1-3975-020		1	SPRING, LEAF		
20	FC1-3976-000		2	PAD, BRAKE, PA		
21	FF3-4656-000		1	VARISTOR		
22	FF5-2990-020		1	MOUNT, SENSOR, FEEDER		
23	FF5-3033-000		1	GUIDE, TRANFER, LOWER		
24	FF5-5902-020		1	GUIDE, REGISTRATION, UPPER		
25	FF5-5908-000		1	GUIDE, TRANSFER, UPPER		
26	FG2-7380-000		1	CABLE, GROUNDING		
27	FG5-8856-000		1	CABLE, REGISTRATION	J254L,261D,262	
28	FH7-5728-050		1	CLUTCH, EM	CL2 J261L	
29	FK2-0149-000		1	PHOTO-INTERRUPTER, TLP1253(C6)	PS29 J262	
30	FS5-2906-000		2	SPRING, TENSION		
31	FS5-6322-000		2	BUSHING		

FIGURE & KEY NO.	PARTS NUMBER	RANK	Q'TY	DESCRIPTION	SERIAL NUMBER/REMARKS	SVC
32	FS6-0044-000		2	GEAR, 26T		
33	FB2-7109-000		1	SHEET, TRANSFER GUIDE		
34	FS6-0117-000		1	GEAR, 25T		
35	VS1-7177-002		1	CONNECTOR, SNAP TIGHT, BK	J261DH	
36	XA9-0271-000		2	SCREW, PANHEAD MACHINE		
37	FB3-8659-000		1	SPRING, TORSION		
38	XA9-0628-000		19	SCREW,RS,M4X8		
39	XA9-0630-000		1	SCREW, M4X10		
40	XA9-0633-000		1	SCREW,RS,W/WASHER,M4X8		
41	XA9-0724-000		4	SCREW, M3X8		
42	XG9-0545-000		2	BEARING,BALL, 12MM NMB P0		
43	XG9-0546-000		2	BEARING, BALL		
44	VS1-7177-007		1	CONNECTOR, 7P, FEMALE, BK	J254LH	
45	XD9-0135-000		1	RING, E		
501	XB1-2300-409		4	SCREW, MACHINE M3X4		
502	XB1-2300-609		2	SCREW, MACHINE M3X6		
503	XB1-2400-409		1	SCREW,MACH.,TRUSS HEAD,M4X4		
504	XZ1-1800-605		1	SPACER		
505	XB6-7402-009		1	SCREW, MACHINE M4X20		
506	XD3-1160-142		2	PIN, SPRING M1.6X4 (SUS)		
507	XD1-1108-215		4	WASHER,COP		
508	XZ1-1401-805		1	SPACER		

FIGURE 330 FEEDER ASSEMBLY

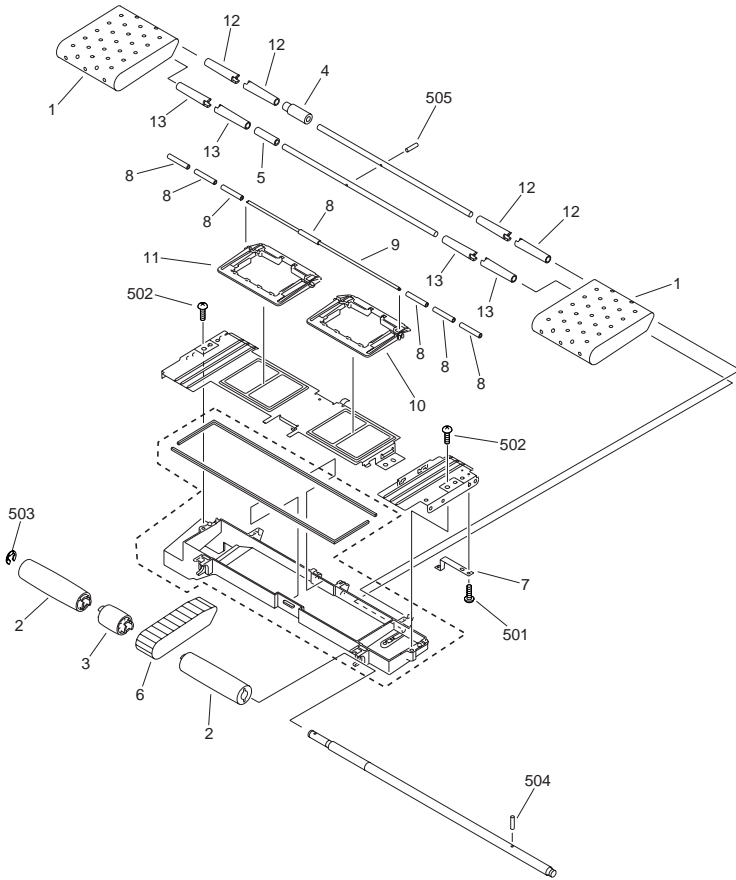


FIGURE & KEY NO.	PARTS NUMBER	R A N K	Q'TY	DESCRIPTION	SERIAL NUMBER/ REMARKS	S V C
Fig.330	FG6-9897-000		1	FEEDER ASSEMBLY	SEE NOTE	
1	FB5-5522-000		2	BELT,PAPER FEED		
2	FB6-6587-000		2	ROLLER, IDLER		
3	FB6-6590-000		1	PULLEY, PAPER FEED DRIVE		
4	FB6-6591-000		1	PULLEY, IDLER		
5	FB6-6592-000		1	PULLEY, IDLER		
6	FB3-8505-000		1	BELT, PAPER FEED		
7	FB4-0684-000		1	PLATE, GROUNDING		
8	FB6-6596-000		7	ROLLER, PAPER FEED		
9	FB6-6597-000		1	SHAFT, PAPER FEEDER, UPPER		
10	FB6-6598-000		1	PLATE, FEED ROLLER		
11	FB6-6599-000		1	PLATE, FEED ROLLER, RIGHT		
12	FB6-6584-000		4	ROLLER, IDLER(STRAIGHT)		
13	FB6-6600-000		4	ROLLER, IDLER		
501	XB1-2300-409		1	SCREW, MACHINE M3X4		
502	XB4-7401-009		3	SCREW,TAPPING,PAN HEAD,M4X10		
503	XD2-1100-802		1	RETAINING RING (E-TYPE)		
504	XD3-2200-162		1	PIN, PARALLEL		
505	XD3-2200-222		1	PIN		

FIGURE 350 INTERNAL DELIVERY UPPER ASSEMBLY

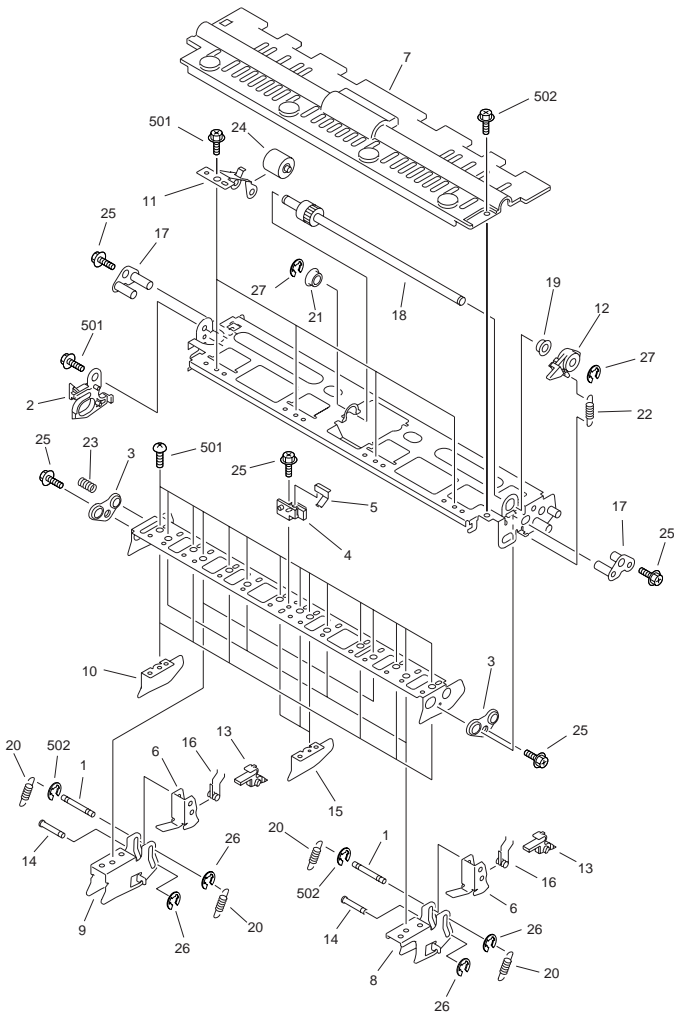


FIGURE & KEY NO.	PARTS NUMBER	RANK	QTY	DESCRIPTION	SERIAL NUMBER/REMARKS	SVC
Fig.350	FM2-4168-000		1	INTERNAL DELIVERY UPPER ASSY		
1	FA3-2764-020		6	ROD 2, SEPARATION CLAW, UPPER		

FIGURE & KEY NO.	PARTS NUMBER	R A N K	Q'TY	DESCRIPTION	SERIAL NUMBER/ REMARKS	S V C
2	FB5-3399-000		1	GUIDE, LOCK		
3	FB2-7163-000		2	BUSHING		
4	FB2-7168-000		1	MOUNT, PIN		
5	FB2-7169-000		1	PLATE, RATCHET		
6	FC6-3733-000		6	MOUNT,CLAW,UPPER		
7	FB5-3414-000		1	COVER, UPPER		
8	FC6-3511-000		4	MOUNT, CLAW		
9	FC6-3512-000		2	MOUNT, CLAW		
10	FC6-3736-000		6	PLATE, GUIDE, UPPER		
11	FB6-6572-000		4	HOLDER, FEEDER ROLLER, INNER		
12	FB3-8369-000		1	LEVER, ONE-WAY		
13	FB5-3625-000		6	CLAW, SEPARATING		
14	FB3-8414-000		6	ROD 1, SEPARATION CLAW, UPPER		
15	FB4-0644-020		3	PLATE, UPPER GUIDE, MIDDLE		
16	FS7-2339-000		6	SPRING, TORSION		
17	FF5-3055-000		2	SUPPORT, PLATE		
18	FF5-5914-000		1	SHAFT, RECIPROCATION		
19	FS1-1401-000		1	BUSHING, PL		
20	FS7-2319-000		12	SPRING,TENSION		
21	FS5-1372-000		1	BUSHING		
22	FS5-2946-000		1	SPRING, TENSION		
23	FS5-2953-020		1	SPRING, COMPRESSION		
24	FS5-6327-000		4	ROLLER, FEED		
25	XA9-0626-000		7	SCREW,M3X6		
26	XD9-0133-000		18	RING, E		
27	XD9-0136-000		2	RING, E		
501	XB1-2300-609		13	SCREW, MACHINE M3X6		
502	XB3-6400-805		2	SCREW,RS,M4X8		

FIGURE 351 EXTERNAL DELIVERY UPPER ASSEMBLY

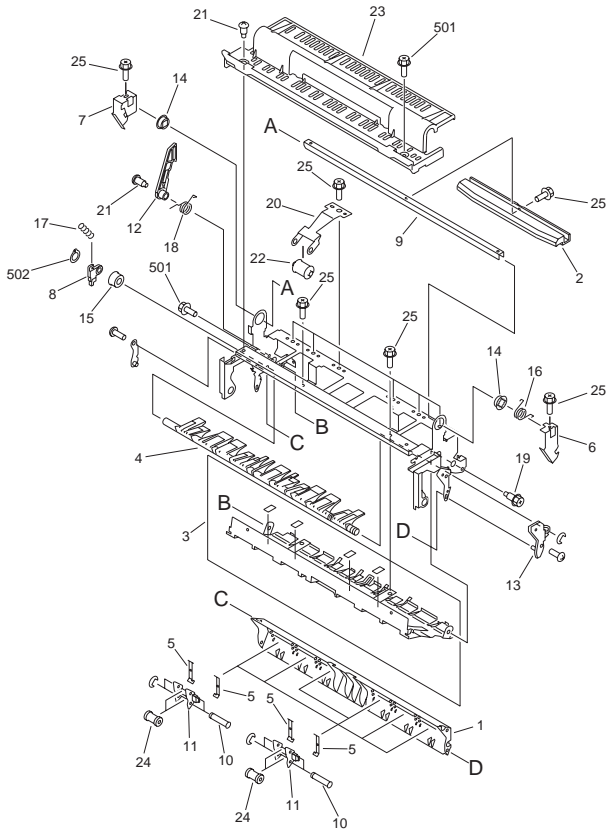
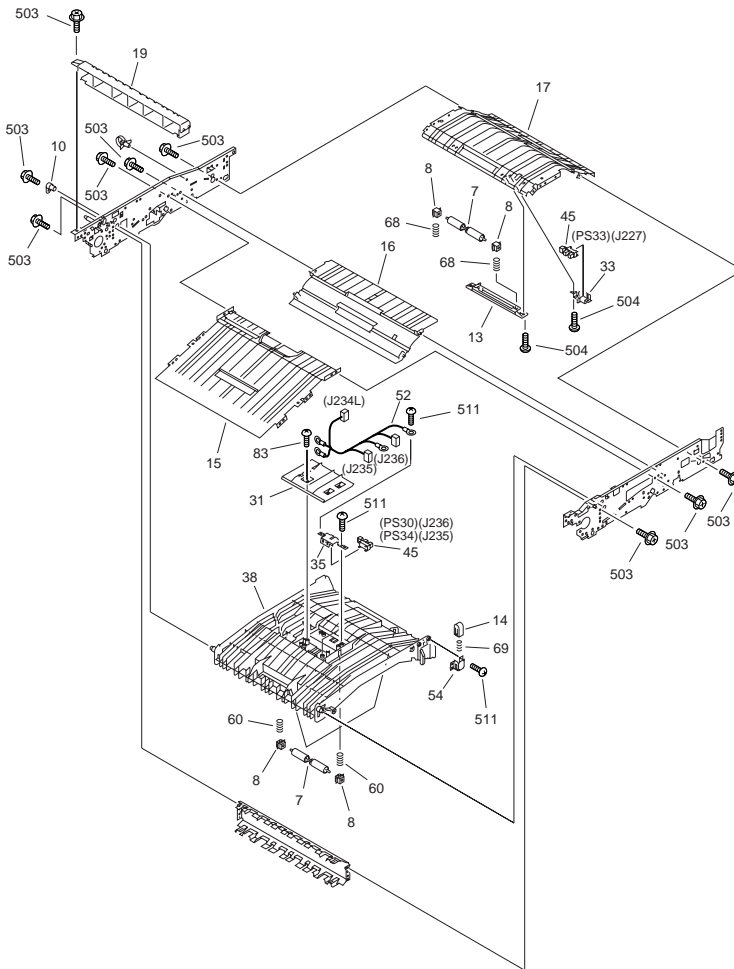


FIGURE & KEY NO.	PARTS NUMBER	RANK	QTY	DESCRIPTION	SERIAL NUMBER/REMARKS	SVC
Fig.351	FM2-4226-000		1	EXTERNAL DELIVERY UPPER ASS'Y		
1	FB5-3382-000		1	GUIDE, ROLLER		

FIGURE & KEY NO.	PARTS NUMBER	R A N K	Q'TY	DESCRIPTION	SERIAL NUMBER/ REMARKS	S V C
2	FB5-3420-000		1	HANDLE, FEEDER		
3	FL2-3993-000		1	GUIDE, EXTERNAL DELIVERY		
4	FB5-3387-020		1	FLAPPER		
5	FB5-3423-000		12	SPRING, LEAF		
6	FB5-3392-020		1	CLAW, LOCK		
7	FB5-3393-020		1	CLAW, LOCK		
8	FB5-3394-000		1	ARM, FLAPPER		
9	FB2-7180-000		1	SHAFT, HANDLE		
10	FB5-3396-020		12	PIN, ROLLER		
11	FB5-3397-000		6	HOLDER, ROLLER		
12	FB5-3400-000		1	BLOCK, LOCK		
13	FB5-3408-020		1	MOUNT, FLAPPER		
14	FC1-7438-000		2	BUSHING		
15	FS5-1004-000		1	BUSHING, POLYACETAR		
16	FS5-2944-000		1	SPRING, TORSION		
17	FS5-2980-000		1	SPRING, TENSION, SUS		
18	FS5-2982-000		1	SPRING, TORSION, SUS		
19	FS5-9277-020		2	SCREW, STEPPED, M4		
20	FB5-3409-000		6	HOLDER, ROLLER		
21	FS5-9284-020		1	SCREW, STEPPED		
22	FB5-3410-000		6	ROLLER		
23	FB5-3413-000		1	COVER, UPPER		
24	FB5-3421-000		12	ROLLER, CURL		
25	XA9-0642-000		1	SCREW, RS, M3X6, S		
501	XB4-7300-809		1	SCREW, TAP, BINDING HEAD, M3X8		
502	XD2-2100-502		1	RING, GRIP		

FIGURE 360 DUPLEXING FEEDER ASSEMBLY



NOTE : This assembly does not include the parts shown with key No. 1, 2, 3 and 89.
 注 : このユニットにKey No.1, 2, 3, 89 の部品は含まれません。

FIGURE 360 DUPLEXING FEEDER ASSEMBLY

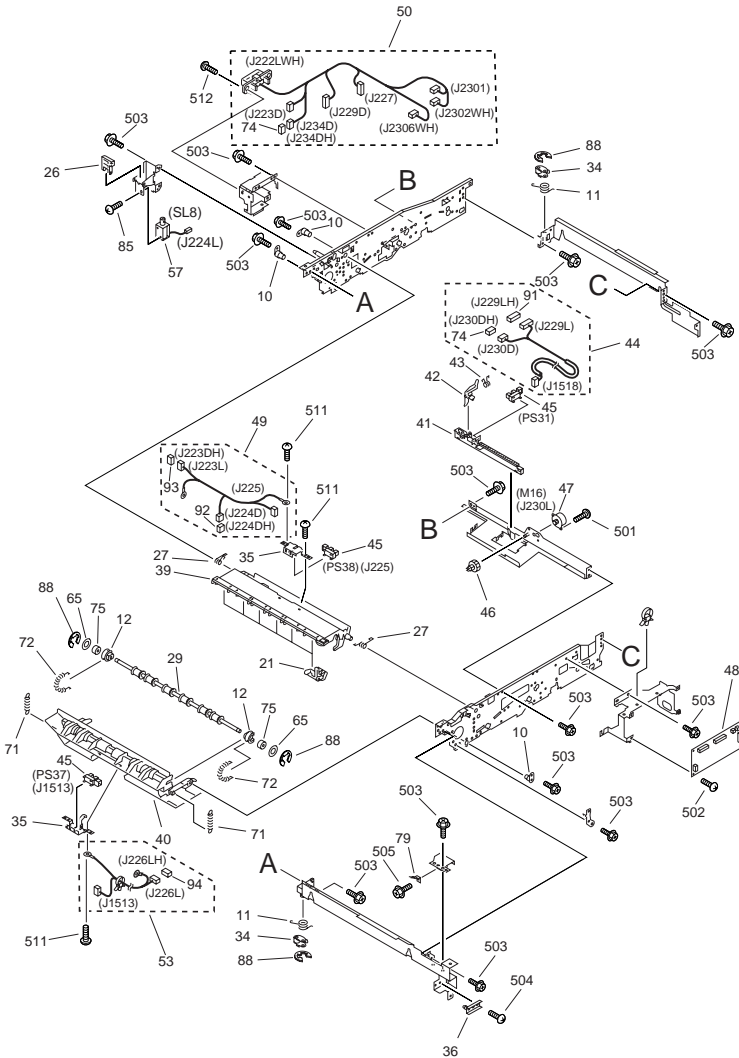


FIGURE & KEY NO.	PARTS NUMBER	R A N K	Q'TY	DESCRIPTION	SERIAL NUMBER/ REMARKS	S V C
Fig.360	FM2-3034-000		1	DUPLEXING FEEDER ASSEMBLY		
1	FB4-7481-000		1	KNOB, DUPLEXING FEEDER	SEE NOTE	
2	FB5-3331-000		1	KNOB	SEE NOTE	
3	FL2-3072-000		1	COVER,DUPLEXING	SEE NOTE	
4	FA6-7939-000		1	FLANGE, PULLEY, 2		
5	FA9-2112-000		8	BUSHING, PL		
6	FB2-7432-000		2	ROLLER,		
7	FB2-7754-030		4	ROLLER		
8	FB2-7755-000		8	BUSHING		
9	FB3-8374-000		1	ARM, DEFLECTOR		
10	FB4-2131-000		4	GUIDE, HINGE		
11	FB4-2155-020		2	SPRING, TORSION		
12	FB4-2159-000		4	HOLDER, BUSHING		
13	FB4-2161-000		1	HOLDER, ROLLER		
14	FB6-7051-000		1	BLOCK, GUIDE PRESSURE		
15	FB5-3301-020		1	GUIDE, DUPLEXING LOWER		
16	FB5-3302-000		1	GUIDE, DUPLEXING LOWER, CENTER		
17	FB5-3303-020		1	GUIDE, DUPLEXING LOWER, RIGHT		
18	FB5-3304-000		1	FLAPPER, DUPLEXING		
19	FB6-7023-000		1	GUIDE,DUPLEXING INLET,LEFT		
20	FB5-3312-000		1	ROLLER, REVERSE		
21	FB5-3313-000		6	FLAPPER, DUPLEXING, 2		
22	FB6-5893-000		2	ROLLER, DUPLEXING FEEDER		
23	FB6-5090-000		1	ROLLER, DECK, LEFT		
24	FB5-3321-000		1	ROLLER, SPONGE		
25	FB5-3322-020		1	ROLLER, STEEL		
26	FB5-3324-000		1	LEVER, SOLENOID		
27	FB5-3328-000		2	SPRING, TORSION		
28	FB5-3338-030		1	HANDLE, DUPLEXING		
29	FB5-3341-000		1	ROLLER, REVERSE		
30	FB6-5894-000		1	ROLLER, DUPLEXING OUTLET		
31	FB5-3343-000		1	COVER, UPPER GUIDE		

FIGURE & KEY NO.	PARTS NUMBER	R A N K	Q'TY	DESCRIPTION	SERIAL NUMBER/REMARKS	S V C
32	FB5-3345-000		12	DEFLECTOR, DUPLEXING, 3		
33	FF5-2237-000		1	MOUNT, PAPER SENSOR		
34	FF5-7734-000		2	PLATE, LOCK		
35	FF5-9844-000		4	PLATE, FEED SENSOR SUPPORT		
36	FF5-9845-000		1	PLATE, RAIL ADJUSTING		
37	FF5-9849-000		1	ROLLER, DUPLEXING FEED, LARGE		
38	FF5-9874-030		1	GUIDE, DUPLEXING UPPER		
39	FF5-9875-020		1	GUIDE, DUPLEXING INLET, RIGHT		
40	FF5-9876-020		1	GUIDE, DUPLEXING, LEFT		
41	FB3-2994-000		1	BLOCK, SLIDE		
42	FB5-3335-000		1	FLAG, REGIST SENSOR		
43	FB5-3337-000		1	SPRING, TORSION		
44	FG6-5469-000		1	CABLE, DUPLEXING REGIST	J229L,230D,1518	
45	FK2-0149-000		6	PHOTO-INTERRUPTER, TLP1253(C6)	PS30,31,33,34,37,38 J225,227,235,236,1513,1518	
46	FS6-0557-000		1	GEAR, 12T/36T		
47	FK2-0144-000		1	MOTOR, STEPPING, DC24V	M16 J230L	
48	FM2-3654-000		1	DUPLEXING DRIVER PCB ASSEMBLY		
49	FG6-5466-020		1	CABLE, U-TURN SENSOR	J223L,224D,225	
50	FG6-5467-000		1	CABLE, DUPLEXING PATH	J222LWH,223D,227,229D,234D,2301,2302WH,2306WH	
51	FG6-5485-000		1	CABLE, DUPLEX MOTOR	J226D,228D,231D-233D,2303,2305,2307	
52	FG6-5468-000		1	CABLE, DUPLEXING SENSOR	J234L,235,236	
53	FG6-5470-020		1	CABLE, DUPLEXING REVERSE, 1	J226L,1513	
54	FF5-9970-000	N	1	HOLDER, GUIDE		
55	FK2-0825-000		1	MOTOR, STEPPING, DC	M14 J228L	
56	FK2-0826-000		2	MOTOR, STEPPING, DC	M18,19 J231L,233L	
57	FK2-0838-000		1	SOLENOID	SL8 J224L	
58	FS2-3488-000		1	PULLEY, 32T		
59	FS5-1004-000		2	BUSHING, POLYACETAR		
60	FS5-2931-000		6	SPRING, COMPRESSION		

FIGURE & KEY NO.	PARTS NUMBER	R A N K	Q'TY	DESCRIPTION	SERIAL NUMBER/ REMARKS	S V C
61	FS5-2933-000		2	SPRING, COMPRESSION		
62	FS5-2980-000		1	SPRING, TENSION, SUS		
63	FS5-3243-000		1	PULLEY, 36T		
64	FS5-3806-000		1	PULLEY, 60T		
65	FS5-6487-000		6	WASHER		
66	FS5-6488-000		2	WASHER		
67	FS6-0091-000		2	GEAR, 16T		
68	FS6-2773-020		2	SPRING, COMPRESSION		
69	FS6-2832-000		1	SPRING, COMPRESSION		
70	FS7-2333-000		2	SPRING, TENSION		
71	FS7-2334-000		2	SPRING, TENSION		
72	FS7-2335-000		4	SPRING, TENSION		
73	FB5-3016-020		1	SUPPORT, MOTOR		
74	VS1-7440-006		5	CONNECTOR, SNAP TIGHT	J228DH,230DH,231DH,233DH,234DH	
75	XG9-0545-000		4	BEARING,BALL, 12MM NMB P0		
76	XG9-0553-000		1	BEARING,BALL, 6001ZZNR,		
77	XG9-0211-000		2	BALL BEARING, MF128ZZ1MC3D4M		
78	XG9-0192-000		2	BALL BEARING, NMB DDLF-1060ZZH		
79	FB5-5621-000		1	ELIMINATOR, STATIC CHARGE		
80	XF2-1610-010		1	BELT, TIMING		
81	XF2-1607-640		1	BELT, TIMING		
82	FH6-1742-020		1	FAN,COOLING	FM8 J232L	
83	XA9-0605-000		2	SCREW, M4X8		
84	XA9-0732-000		3	SCREW,RS,M4		
85	XA9-1659-000		2	SCREW,M3X4		
86	XD9-0135-000		1	RING, E		
87	XD9-0136-000		2	RING, E		
88	XD9-0137-000		21	RING, E		
89	FS6-8704-000		1	LABEL, DUPLEXING UNIT NUMBER	SEE NOTE	
90	VS1-7177-003		1	CONNECTOR, SNAP TIGHT, BK	J232DH	
91	VS1-7177-009		1	CONNECTOR, 9P	J229LH	

FIGURE & KEY NO.	PARTS NUMBER	R A N K	Q'TY	DESCRIPTION	SERIAL NUMBER/ REMARKS	S V C
92	VS1-7177-002		1	CONNECTOR, SNAP TIGHT, BK	J224DH	
93	VS1-7177-005		1	CONNECTOR, SNAP TIGHT, BK	J223DH	
94	VS1-7177-004		1	CONNECTOR, SNAP TIGHT, BK	J226LH	
501	XB1-2300-609		AR	SCREW, MACHINE M3X6		
502	XB1-2300-607		AR	SCREW, BH3X6(S)		
503	XB3-6400-600		AR	SCREW,RS,M4X6		
504	XB1-2400-609		AR	SCREW,NACH.,TRUSS HEAD,M4X6		
505	XB3-6400-800		AR	SCREW,RS,M4X8		
506	XD2-2100-502		1	GRIP RING		
507	XD3-1300-082		1	PIN, SPRING		
508	XD2-1200-902		3	WASHER,RETAINING (SUS)		
509	XD3-2200-122		2	PIN, DOWEL		
510	XB1-2401-406		AR	BINDING HEAD MACHINE SCREW		
511	XB4-7400-609		AR	SCREW,TAPPING,TRUSS HEAD,M4X6		
512	XB1-2400-809		AR	SCREW, MACHINE M4X8		
513	XD3-2200-102		2	PIN, PARALLEL		
514	XD3-2200-162		1	PIN, PARALLEL		
515	XD3-2200-142		1	PIN, PARALLEL		

FIGURE 420 MIRROR ASSEMBLY 1

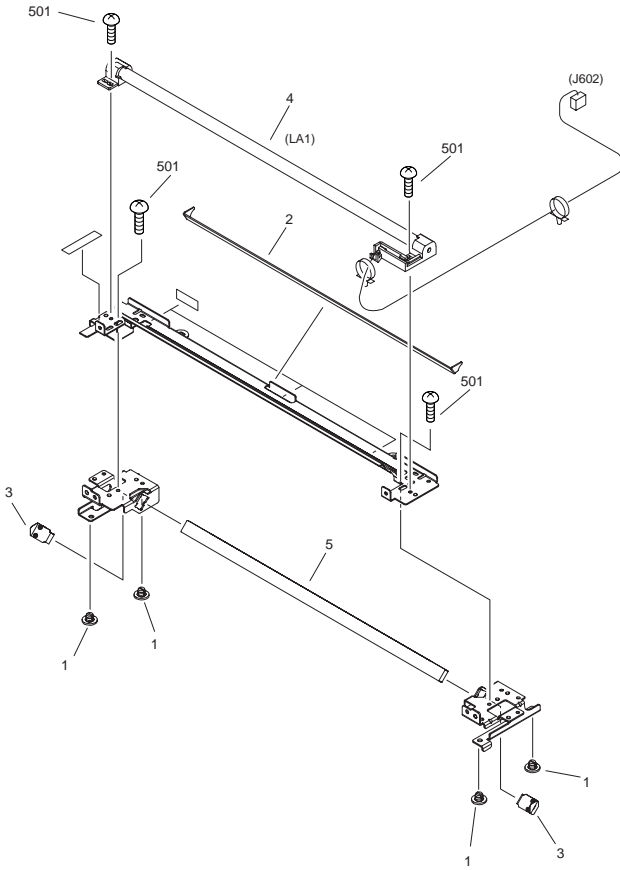


FIGURE & KEY NO.	PARTS NUMBER	RANK	Q'TY	DESCRIPTION	SERIAL NUMBER/REMARKS	SVC
Fig.420	FM2-3159-000		1	MIRROR ASSEMBLY 1	100V/230V	
Fig.420	FM2-3179-000		1	MIRROR ASSEMBLY 1	120V	
1	FC5-0127-000		4	PIN, SLIDER		
2	FC6-4006-000		1	REFLECTOR		
3	FC5-2835-000		2	SPRING, LEAF, MIRROR		
4	FM2-3184-000		1	XENON LAMP ASSEMBLY	100V/230V LA1 J602	
4	FM2-3185-000		1	XENON LAMP ASSEMBLY	120V LA1 J602	
5	FL2-3154-000		1	MIRROR, 1		
501	XB2-8300-607		4	SCREW, M3X6, S		

FIGURE 430 MIRROR ASSEMBLY 2

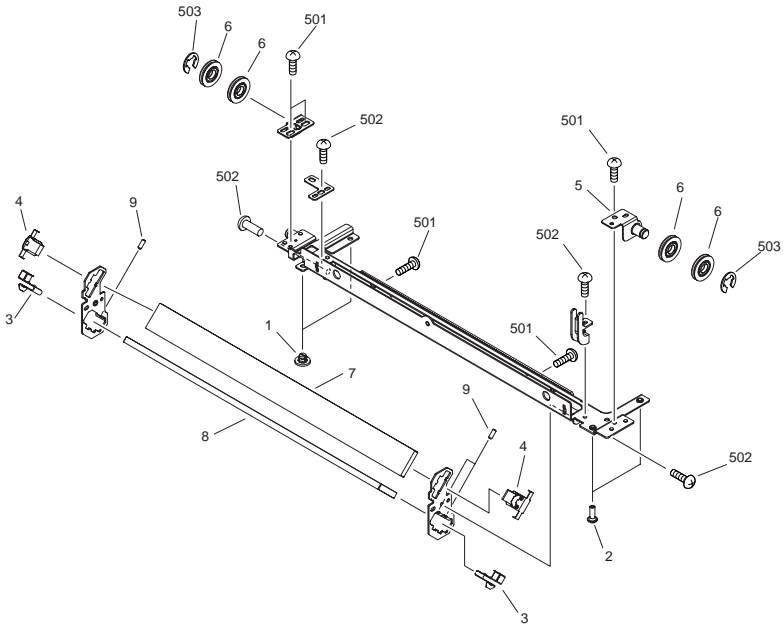


FIGURE & KEY NO.	PARTS NUMBER	RANK	Q'TY	DESCRIPTION	SERIAL NUMBER/REMARKS	SVC
Fig.430	FM2-3160-000		1	MIRROR ASSEMBLY 2		
1	FC5-0127-000		2	PIN, SLIDER		
2	FC5-0136-000		2	PIN, SLIDER		
3	FC5-0165-000		2	SPRING, LEAF, MIRROR		
4	FC5-2840-000		2	SPRING, LEAF, MIRROR		
5	FL2-0639-000		1	MOUNT, PULLEY, FRONT		
6	FL2-0647-000		4	PULLEY		
7	FL2-3747-000		1	MIRROR, 2		
8	FL2-3748-000		1	MIRROR, 3		
9	XA9-0425-030		3	SETSCREW, HEX SOCKET		
501	XB1-2300-406		5	SCREW, MACHINE, TRUSS HEAD,		
502	XB2-8300-607		4	SCREW, M3X6, S		
503	XD2-1100-642		2	RING,E		

FIGURE 460 LASER SCANNER ASSEMBLY

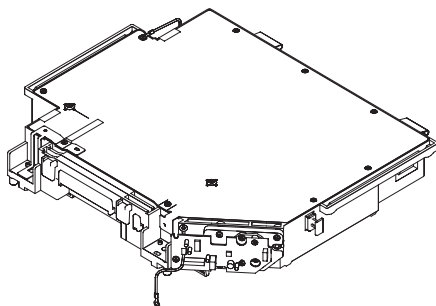


FIGURE & KEY NO.	PARTS NUMBER	R A N K	Q'TY	DESCRIPTION	SERIAL NUMBER/ REMARKS	S V C
Fig.460	FM2-3670-000		1	LASER SCANNER ASSEMBLY		

FIGURE 510 PHOTO-SENSITIVE DRUM ASSEMBLY

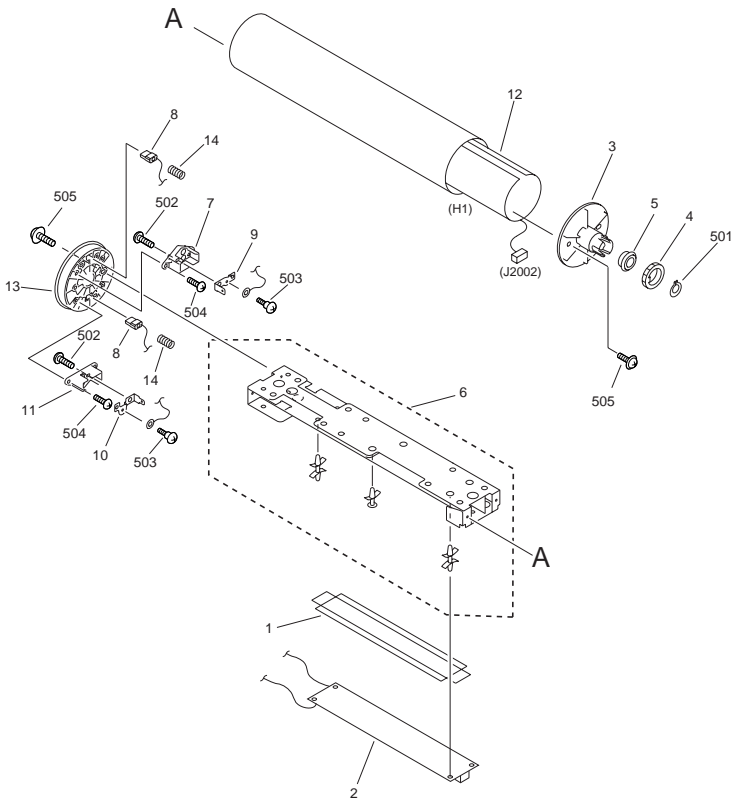
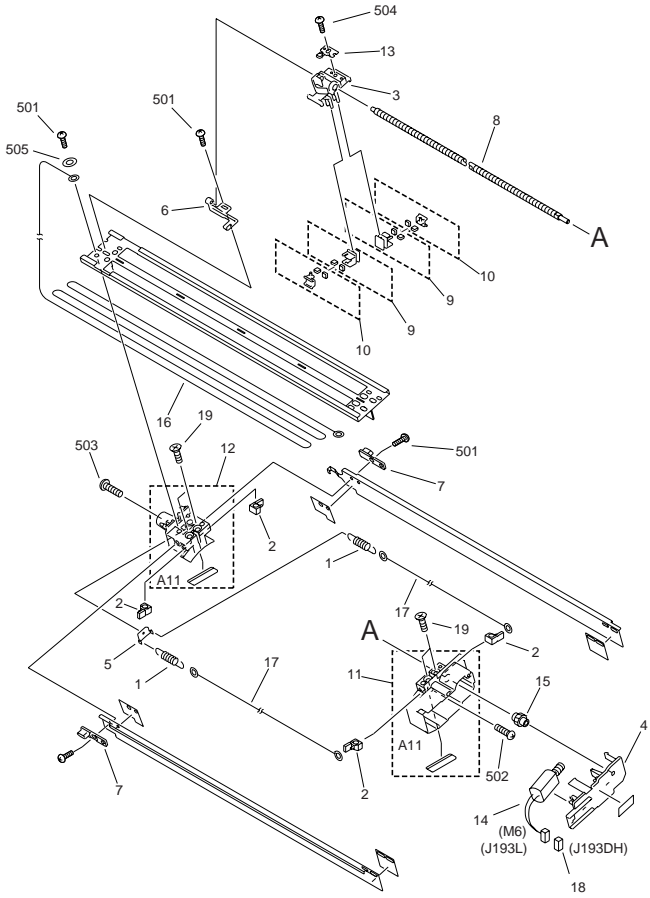


FIGURE & KEY NO.	PARTS NUMBER	RANK	Q'TY	DESCRIPTION	SERIAL NUMBER/REMARKS	SVC
Fig.510	NPN		RF	PHOTO-SENSITIVE DRUM ASSEMBLY		
1	FB6-6699-000		1	SHEET, INSULATING		
2	FM2-0841-000		1	DRUM HEATER PCB ASS'Y	100V/120V	
2	FM2-0842-000		1	DRUM HEATER PCB ASS'Y	230V	
3	FB3-8345-000		1	FLANGE, DRUM, FRONT		
4	FS6-0015-000		1	GEAR, 27T		
5	XG9-0555-000		1	BEARING,BALL, 6804AZZNR D4ML,		
6	FM1-0660-000		1	CROSSMEMBER, DRUM		
7	FB2-8185-000		1	MOUNT, ELIMINATER		
8	FC5-1766-000		2	BRUSH		
9	FB2-8187-000		1	TERMINAL, 1		
10	FB2-8190-000		1	TERMINAL, 2		
11	FB2-8331-000		1	MOUNT, BRUSH, 2		
12	FK2-0786-000		1	HEATER, DRUM	100V H1 J2002	
12	FK2-0787-000		1	HEATER, DRUM	120V H1 J2002	
12	FK2-0788-000		1	HEATER, DRUM	230V H1 J2002	
13	FB3-8346-000		1	FLANGE, DRUM, REAR		
14	FS2-2036-020		1	SPRING, COMPRESSION		
501	XD2-3100-202		1	C RING		
502	XB1-2300-609		2	SCREW, MACHINE M3X6		
503	XB2-6300-609		2	SCREW, W/WSHER, M3X6		
504	XB4-7300-609		4	SCREW, TAP, BINDING HEAD, M3X6		
505	XB6-7401-209		4	SCREW, MACHINE M4X12		

FIGURE 550 PRIMARY CORONA ASSEMBLY



NOTE : This assembly does not include the parts shown with key No.18
 注 : このユニットにKey No. 18の部品は含まれません。

FIGURE & KEY NO.	PARTS NUMBER	R A N K	Q'TY	DESCRIPTION	SERIAL NUMBER/ REMARKS	S V C
Fig.550	FM2-3069-000		1	PRIMARY CORONA ASSEMBLY		
1	97-5527-000		2	SPRING, TENSION, CORONA WIRE		
2	FA2-8884-000		4	GUIDE, CORONA WIRE		
3	FB2-6849-030		1	HOLDER, PRIMARY CORONA		
4	FB2-6850-000		1	COVER, MOTOR		
5	FB2-6857-000		1	PLATE, SPRING		
6	FB2-6859-030		1	BUSHING		
7	FB2-6912-000		2	BLOCK, GUIDE		
8	FB2-8493-000		1	SCREW, SHAFT		
9	FF5-6883-000		2	BLOCK, WIRE CLEANING PAD		
10	FF5-6884-000		2	BLOCK, WIRE CLEANING PAD		
11	FF5-2973-020		1	BLOCK, FRONT		
12	FF5-2974-030		1	BLOCK, REAR		
13	FF5-6885-000		1	GUIDE, PIN		
14	FH5-1138-000		1	MOTOR, DC, 1.36W	M6 J193L	
15	FS6-0115-000		1	GEAR, 18T		
16	FY1-0883-000		AR	CORONA WIRE ROLL (100M)		
17	FB4-3687-000		AR	WIRE, CORONA, 0.06MM (20M)		
18	VS1-5057-002		1	CONNECTOR, SNAP TIGHT	SEE NOTE J193DH	
19	XA9-0228-000		4	SCREW, INSUL., C.S.HEAD		
501	XB1-2300-609		10	SCREW, MACHINE M3X6		
502	XB1-2301-409		1	SCREW, MACHINE M3X14		
503	XB1-2302-003		1	SCREW, MACH, TRUSS HEAD, M3X20		
504	XB4-7300-609		1	SCREW, TAP, BINDING HEAD, M3X6		
505	XD1-2100-307		1	WASHER,PLAIN		

FIGURE 570 PRE-TRANSFER CORONA ASSEMBLY

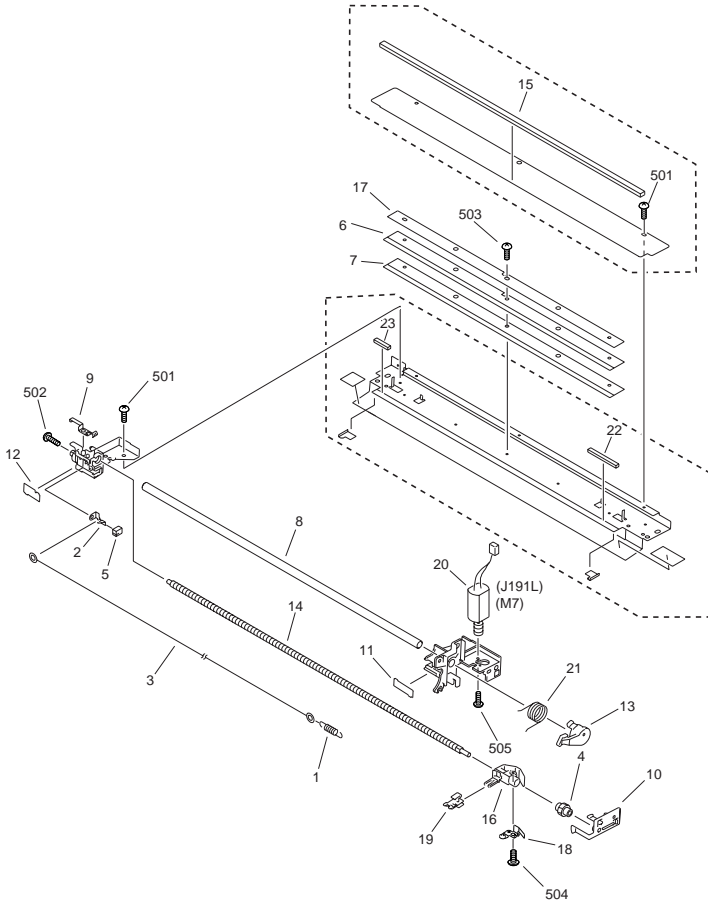


FIGURE & KEY NO.	PARTS NUMBER	R A N K	Q'TY	DESCRIPTION	SERIAL NUMBER/ REMARKS	S V C
Fig.570	FM2-4217-000		1	PRE-TRANSFER CORONA ASSEMBLY		
1	FB6-6605-000		1	SPRING		
2	FA3-2127-000		1	TERMINAL, CORONA WIRE		
3	FB4-3687-000		AR	WIRE, CORONA, 0.06MM (20M)		
4	FS6-0115-000		1	GEAR, 18T		
5	FA4-1864-000		1	DAMPER		
6	FA4-1867-030		1	SCRAPER, PRE-TRANSFER		
7	FA6-6804-020		1	MOUNT, SCRAPER		
8	FB2-6839-000		1	ROLLER, BIAS		
9	FB2-6840-000		1	TERMINAL, BIAS		
10	FB2-6842-000		1	BUSHING		
11	FB2-6843-000		1	COVER, FRONT		
12	FB2-6844-020		1	COVER, REAR		
13	FB2-6847-000		1	ARM, ROLLER		
14	FB2-6862-020		1	SCREW, SHAFT		
15	FB2-6930-000		1	SEAL, POST		
16	FB3-8348-020		1	HOLDER, FELT		
17	FC1-7435-020		1	SUPPORT, POST		
18	FF5-2942-020		1	PLATE, PRESSURE		
19	FF5-3090-000		1	HOLDER, CLEANING		
20	FG6-9172-000		1	MOTOR, DC		
21	FS5-2896-000		1	SPRING, TORSION		
22	FA3-2565-000		1	BRUSH, FRONT		
23	FA3-8004-000		1	BRUSH, REAR		
501	XB1-2300-409		8	SCREW, MACHINE M3X4		
502	XB1-2301-603		1	SCREW, MACHINE M3X4		
503	XB2-5300-609		5	SCREW, W/WASHER, M3X6 (S)		
504	XB4-7300-609		1	SCREW, TAP, BINDING HEAD, M3X6		
505	XB6-7200-409		2	SCREW, TP M2X4 (S)		

FIGURE 580 TRANSFER/SEPARATE CORONA ASSEMBLY

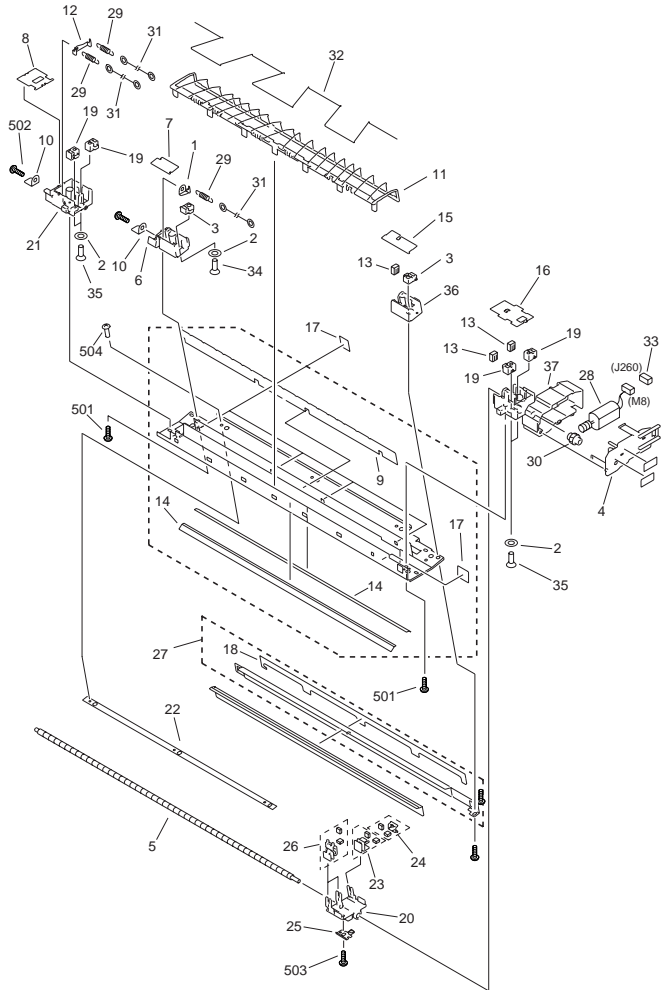
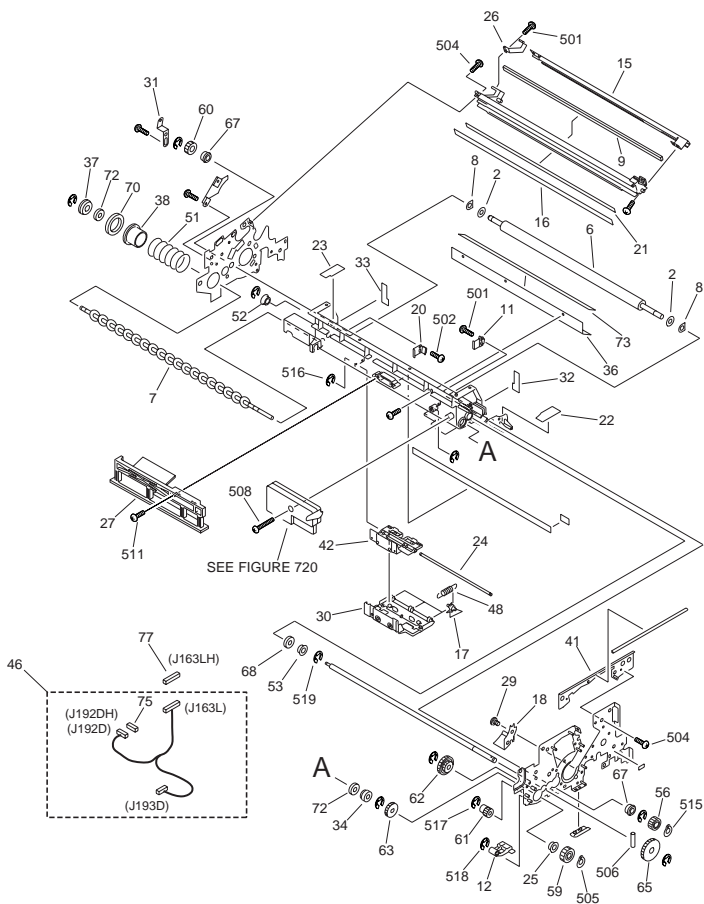


FIGURE & KEY NO.	PARTS NUMBER	RANK	QTY	DESCRIPTION	SERIAL NUMBER/REMARKS	SVC
Fig.580	FG6-5911-060		1	TRANSFER/SEPARATE CORO		
1	87-2584-020		1	TERMINAL, CORONA WIRE		

FIGURE & KEY NO.	PARTS NUMBER	R A N K	Q'TY	DESCRIPTION	SERIAL NUMBER/ REMARKS	S V C
2	FA2-1498-000		6	WASHER		
3	FB5-9648-000		2	GUIDE, CORONA WIRE		
4	FB2-6850-000		1	COVER, MOTOR		
5	FB2-6862-020		1	SCREW, SHAFT		
6	FB2-7083-020		1	BLOCK, TRANSFER, REAR		
7	FB2-7088-000		1	COVER, BLOCK		
8	FB2-7089-020		1	COVER, BLOCK		
9	FB2-7090-000		1	SHEET, INSULATING		
10	FB2-7092-000		2	PLATE, HIGH VOLTAGE		
11	FB2-7093-020		1	GUIDE, PAPER		
12	FB2-7095-000		1	HOOK, SPRING		
13	FB2-7096-000		3	PAD		
14	FB2-7108-000		2	SHEET, CORONA		
15	FB2-7111-000		1	COVER, BLOCK		
16	FB2-7112-020		1	COVER, BLOCK		
17	FB2-7968-000		5	SHEET, CORONA, 2		
18	FB6-7054-000		1	INSULATION SHEET		
19	FB2-8469-000		4	GUIDE, CORONA WIRE		
20	FB3-8349-000		1	HOLDER, FELT		
21	FB3-8587-000		1	BLOCK, SEPARATION, REAR		
22	FB4-0638-020		1	PLATE, SHIELD ADJUSTING		
23	FF5-6883-000		1	BLOCK, WIRE CLEANING PAD		
24	FF5-6884-000		1	BLOCK, WIRE CLEANING PAD		
25	FF5-6885-000		1	GUIDE, PIN		
26	FF5-3090-000		2	HOLDER, WIRE CLEANING		
27	FF5-9946-000		1	PLATE, SHIELD, RIGHT		
28	FG6-9172-000		1	MOTOR, DC	M8 J260	
29	FS2-2551-000		3	SPRING, TENSION, CORONA WIRE		
30	FS6-0115-000		1	GEAR, 18T		
31	FB4-3687-000		AR	WIRE, CORONA, 0.06MM (20M)		
32	FA5-1876-000		1	GUIDE WIRE, AMIRAN, 0.148MM		
33	VS1-7177-002		1	CONNECTOR, SNAP TIGHT, BK		

FIGURE & KEY NO.	PARTS NUMBER	R A N K	Q'TY	DESCRIPTION	SERIAL NUMBER/ REMARKS	S V C
34	XA9-0034-000		2	SCREW, INSUL., C.S.HEAD		
35	XA9-0228-000		4	SCREW, INSUL., C.S.HEAD		
36	FB2-7082-020		1	BLOCK, TRANSFER, FRONT		
37	FB3-8586-000		1	BLOCK, SEPARATION, FRONT		
501	XB1-2300-609		9	SCREW, MACH, TRUSS HEAD M3X6		
502	XB2-7300-807		2	SCREW, WITH WASHER, M3X8		
503	XB4-7300-609		1	SCREW, TAPPING, TRUSS HEAD		
504	XB1-1300-407		3	SCREW, MACH, PAN HEAD, M3X4		

FIGURE 600 AP KIT ASSEMBLY



NOTE1 : This assembly includes the assembly shown in Figure 720.

NOTE2 : This assembly does not include the parts shown with key No. 74 and 77.

注1 : このユニットはFigure 720のユニットを含みます。

注2 : このユニットにKey No. 74, 77の部品は含まれません。

FIGURE 600 AP KIT ASSEMBLY

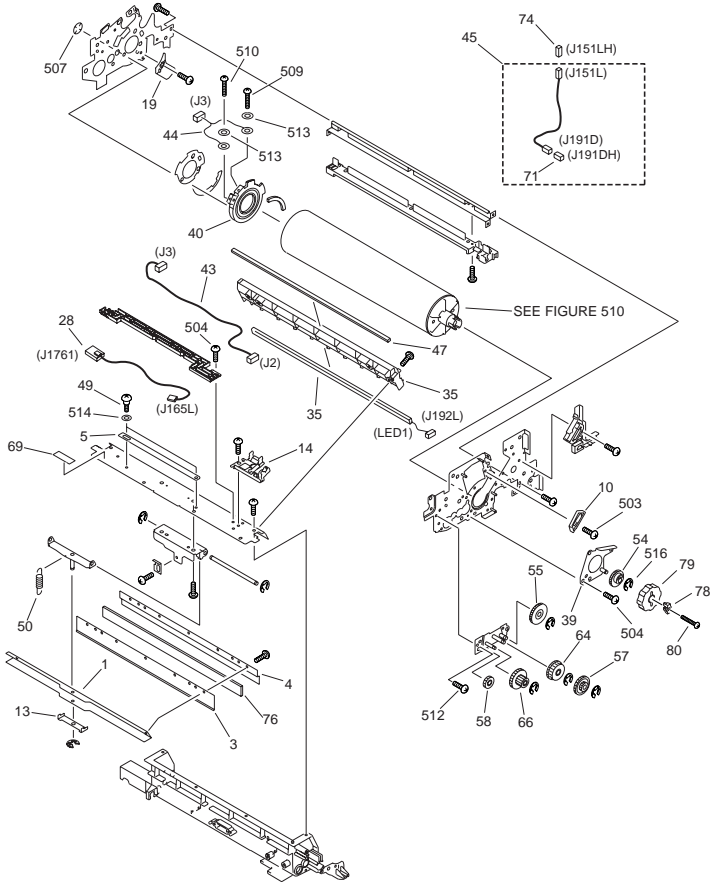


FIGURE & KEY NO.	PARTS NUMBER	R A N K	Q'TY	DESCRIPTION	SERIAL NUMBER/ REMARKS	S V C
Fig.600	FM2-3070-000		1	AP KIT ASSEMBLY	SEE NOTE1	
1	FA3-2434-080		1	MOUNT, CLEANING BLADE		
2	FA4-1819-000		2	SPACER		
3	FA4-2035-000	N	1	PLATE, BLADE BACKKING		
4	FA4-2037-000		1	RETAINER, BLADE		
5	FB2-3000-000		1	SHEET, GRIP		
6	FB2-6863-030		1	ROLLER		
7	FB2-6867-020		1	SCREW, CREAMING		
8	FB2-6872-000		2	SEAL, FELT		
9	FB2-6874-000		1	SEAL, CR		
10	FB2-6883-000		1	PLATE, STOP, PRE/TR.CORONA		
11	FB2-6888-020		1	SCRAPER, FRONT		
12	FB2-6889-000		1	BLOCK, AP		
13	FB2-6890-000		1	SPRING, LEAF		
14	FB2-6892-020		1	HOLDER, SWITCH		
15	FB2-6895-030		1	CROSSMEMBER, LED		
16	FB2-6898-000		1	SHEET, 1		
17	FB2-6899-000		3	SEPARATION, CLAW		
18	FB2-6913-020		1	BLOCK, FRONT		
19	FB2-6914-000		1	BLOCK, REAR		
20	FB2-6915-020		1	SCRAPER, REAR		
21	FB2-6918-000		1	SHEET, SUPPORT		
22	FB2-6919-000		1	SHEET, DRUM, FRONT		
23	FB2-6920-000		1	SHEET, DRUM, REAR		
24	FB2-8301-020		1	SHAFT, CLAW HOLDER		
25	FB2-8302-000		2	BUSHING POM		
26	FB2-8335-000		1	SPRING, LEAF		
27	FB5-3549-000		1	GUIDE, AIR		
28	FM2-3661-000		1	SENSOR, DRUM	J165L,1761	
29	FB2-8509-020		2	SCREW,M4X6		
30	FB3-8538-020		1	HOLDER,CLAW		
31	FB3-8617-000		1	PLATE, GROUNDING		

FIGURE & KEY NO.	PARTS NUMBER	R A N K	Q'TY	DESCRIPTION	SERIAL NUMBER/ REMARKS	S V C
32	FB4-6209-000		1	SEAL, SIDE, FRONT		
33	FB4-6210-000		1	SEAL, SIDE, REAR		
34	FF2-2891-000		1	BUSHING, 1 (POM)		
35	FG6-9895-000		1	EXPOSURE CASE ASSEMBLY	LED1 J192L	
36	FF5-2981-000		1	SCRAPER		
37	FF5-2983-000		1	BUSHING		
38	FF5-2986-000		1	SHUTTER, WASTE TONER		
39	FF5-3146-000		1	SUPPORT, BEARING		
40	FF6-1425-000		1	RING, DRUM SIDE		
41	FF5-9891-000		1	PLATE, CONNECTING		
42	FF5-5936-020		1	HOLDER,CLAW		
43	FG2-7671-000		1	CABLE, DRUM HEATER, 100V	J2,3	
44	FG5-5017-020		1	CABLE, DRUM HEATER	J3	
45	FG6-5458-020		1	CABLE, AP KIT, 1	J151L,191D	
46	FG6-5459-000		1	CABLE, AP KIT, 2	J163L,192D,193D	
47	FB6-6571-000		1	SEAL, CR		
48	FS2-2450-000		3	SPRING, TENSION		
49	FS2-9015-020		2	SCREW, STEPPED, M4		
50	FS3-2886-020		1	SPRING, TENSION		
51	FS3-2887-000		1	SPRING, COMPRESSION		
52	FS5-1473-000		1	BUSHING 3, FOAM CR		
53	FS5-1756-000		1	BUSHING		
54	FS6-0023-000		1	GEAR, 20T		
55	FS6-0120-000		1	GEAR, 16T/20T/26T		
56	FS6-0121-000		1	GEAR, 14T		
57	FS6-0122-000		1	GEAR, 18T/40T		
58	FS6-0124-000		1	GEAR, 24T		
59	FS6-0125-000		1	GEAR, 30T		
60	FS6-0129-000		1	GEAR, 14T		
61	FS6-0136-000		1	GEAR, 18T		
62	FS6-0137-000		1	GEAR, 23T/39T		
63	FS6-0138-000		1	GEAR, 30T		

FIGURE & KEY NO.	PARTS NUMBER	RANK	Q'TY	DESCRIPTION	SERIAL NUMBER/REMARKS	SVC
64	FS6-0859-000		1	GEAR, 35T/40T		
65	FS6-0860-000		1	GEAR, 47T		
66	FS6-0862-000		1	GEAR, 42T/14T/20T		
67	XG9-0549-000		2	BEARING,BALL, JMK-688ZZNR D4ML		
68	XG9-0346-000		1	SEAL, OIL		
69	FS6-8399-000		1	GREASE TYPE CAUTION LABEL		
70	FB2-6897-000		1	SEAL, SHUTTER		
71	VS1-7177-002		1	CONNECTOR, SNAP TIGHT, BK	J191DH	
72	XG9-0111-000		2	SEAL, OIL		
73	FB2-6877-000		1	SHEET		
74	VS1-7177-002		1	CONNECTOR, SNAP TIGHT	SEE NOTE2 J151DH	
75	VS1-5057-003		1	CONNECTOR, SNAP TIGHT	J192DH	
76	FA9-3995-000		1	BLADE, PLATE		
77	VS1-7177-004		1	CONNECTOR, SNAP TIGHT	SEE NOTE2 J163DH	
78	FB2-8182-000		1	SUPPORT, DRUM		
79	FB2-8321-000		1	STOP, DRUM SUPPORT		
80	XA9-1090-000		1	SCREW,W/WASHER,M5X25		
501	XB1-2300-603		4	SCREW, MACHINE M3X6		
502	XB1-2300-609		5	SCREW, MACHINE M3X6		
503	XB1-2400-409		3	SCREW,MACH.,TRUSS HEAD,M4X4		
504	XB1-2400-609		42	SCREW,NACH.,TRUSS HEAD,M4X6		
505	XD2-2100-602		1	GRIP RING (D=6)		
506	XD3-2200-162		1	PIN, PARALLEL		
507	XD2-2300-602		3	GRIP RING		
508	XB4-7402-009		2	SCREW, SELF-TAPPING, M4X20		
509	XB2-8260-607		1	SCREW,W/WASHER,M2.6X6		
510	XB2-8300-607		1	SCREW, M3X6, S		
511	XB4-7400-809		4	SCREW,TAPPING,TRUISS HEAD,M4X8		
512	XB6-7400-505		2	SCREW, MACHINE M4X6		
513	XD1-1103-638		2	WASHER		
514	XD1-1106-239		2	WASHER,COP		
515	XD2-2100-802		1	GRIP RING (D=8)		

FIGURE & KEY NO.	PARTS NUMBER	R A N K	Q'TY	DESCRIPTION	SERIAL NUMBER/ REMARKS	S V C
516	XD2-1100-322		3	RETAINING RING (E-TYPE)		
517	XD2-1100-402		2	RETAINING RING (E-TYPE)		
518	XD2-1100-502		10	RETAINING RING (E-TYPE)		
519	XD2-1100-642		3	RING,E		

FIGURE 620 HOPPER ASSEMBLY

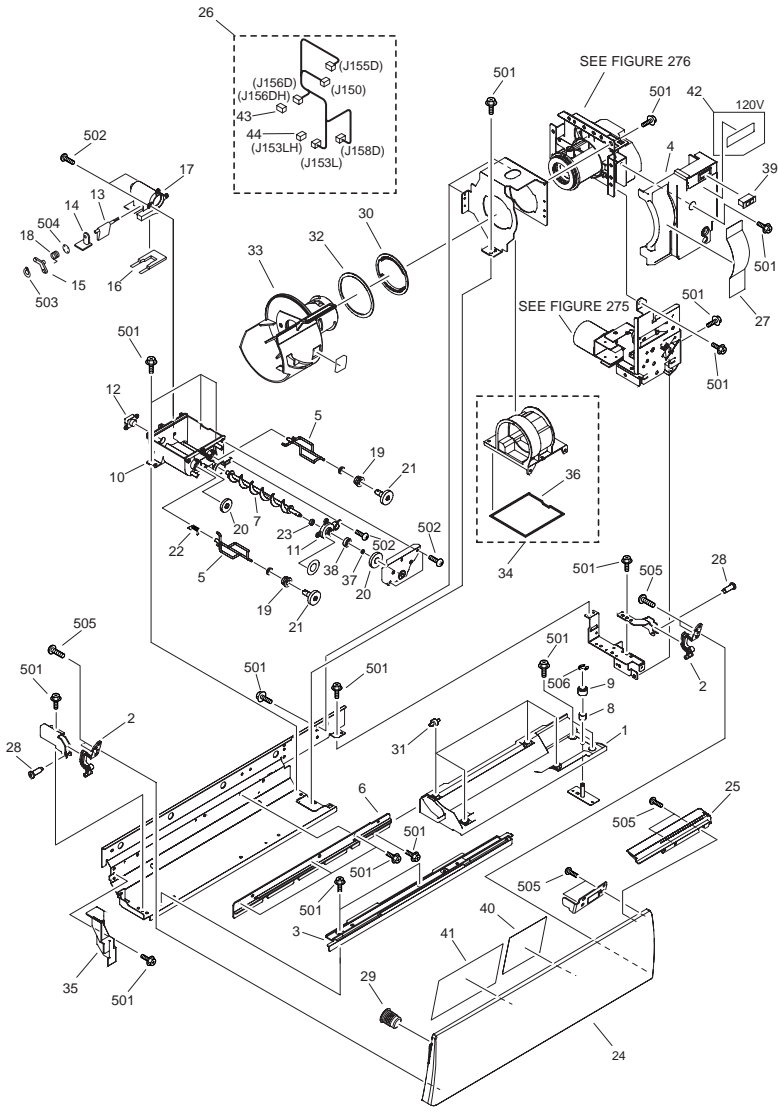
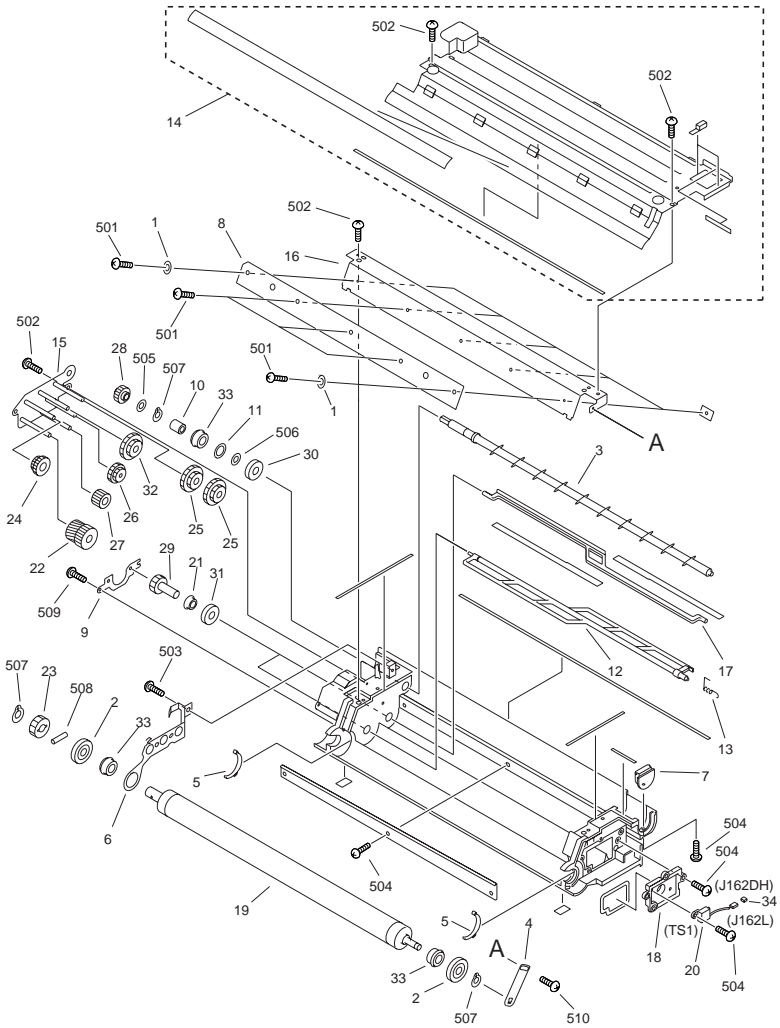


FIGURE & KEY NO.	PARTS NUMBER	R A N K	Q'TY	DESCRIPTION	SERIAL NUMBER/ REMARKS	S V C
Fig.620	NPN		RF	HOPPER ASSEMBLY		
1	FC6-3710-000		1	BOX, BOTTLE		
2	FC5-1892-000		2	ARM, DOOR		
3	FL2-2472-000		1	RAIL, 1		
4	FC6-3619-000		1	COVER, HOPPER, RIGHT		
5	FC6-3425-000		2	ROD, STIRRING		
6	FC5-1900-000		1	RAIL, 2		
7	FC6-3426-000		1	SCREW		
8	FC5-1949-000		1	ROLLER, SHAFT		
9	FC5-1950-000		1	ROLLER, BOTTLE STOP		
10	FC6-3427-000		1	HOPPER, SUB		
11	FC6-3433-000		1	CAP		
12	FK2-0812-000		1	SENSOR, TONER	TS2 J156L	
13	FB2-8118-020		1	SHUTTER		
14	FB2-8119-000		1	SUPPORT, SHUTTER		
15	FB2-8120-000		1	LEVER, SHUTTER		
16	FB2-8122-000		1	SEAL, 2		
17	FC6-3432-000		1	PIPE	PPE+PS	
18	FS5-2901-000		1	SPRING TORSION		
19	FS2-1014-000		2	BUSHING, PL		
20	FU5-0270-000		2	GEAR, 38T		
21	FU5-0276-000		1	GEAR, 40T		
22	FU6-2106-000		1	SPRING, STIRRING		
23	XG9-0111-000		1	SEAL, OIL		
24	FC6-3609-000		1	COVER, FRONT, UPPER		
25	FC6-3641-000		1	COVER, FRONT 2, UPPER		
26	FM2-3767-000		1	CABLE, HOPPER	J150,153L,155D,156D,158D	
27	FU5-8555-000		1	LABEL, HOPPER RELEASE DIRECT		
28	FU5-9350-000		2	SCREW, STEPPED, M10		
29	FA9-3870-000		1	MAGNET CATCH		
30	FC5-1945-000		1	HOLDER, RING		

FIGURE & KEY NO.	PARTS NUMBER	R A N K	Q'TY	DESCRIPTION	SERIAL NUMBER/ REMARKS	S V C
31	FC5-5092-000		4	ROLLER		
32	FC5-6264-000		1	SEAL, RING CATCH		
33	FL2-0597-000		1	CAM, RING MOVEMENT		
34	FL2-3026-000		1	HOPPER, SUB, UPPER		
35	FC6-3620-000		1	COVER, HOPPER, LEFT		
36	FC6-3435-000		1	SEAL		
37	FS5-1021-000		1	BUSHING		
38	FU5-0269-000		1	GEAR, 23T		
39	XZ9-0582-000		1	MAGNET CATCH		
40	FU5-8088-000		1	LABEL,REL. CONTROL INSTRUCTION		
41	FC6-2841-000		1	LABEL, BLACK T. BOTTLE CONTROL		
42	FS6-8992-000		1	LABEL, GENUINE	120V	
43	VS1-7177-002		1	CONNECTOR, SNAP TIGHT, BK	J155DH	
44	VS1-7177-012		1	CONNECTOR, SNAP TIGHT, BK	J153LH	
501	XB3-6300-605		AR	SCREW,RS,M3X6		
502	XB4-5300-807		AR	SCREW,P,M3X8		
503	XD2-2100-302		1	GRIP RING MD3 (SUS)		
504	XD2-2300-302		1	WASHER, RETAINING 3.0MM(SUS)		
505	XB4-5400-807		4	SCREW, P, M4X8		
506	XD2-1100-502		1	RING,E		

FIGURE 640 DEVELOPING ASSEMBLY



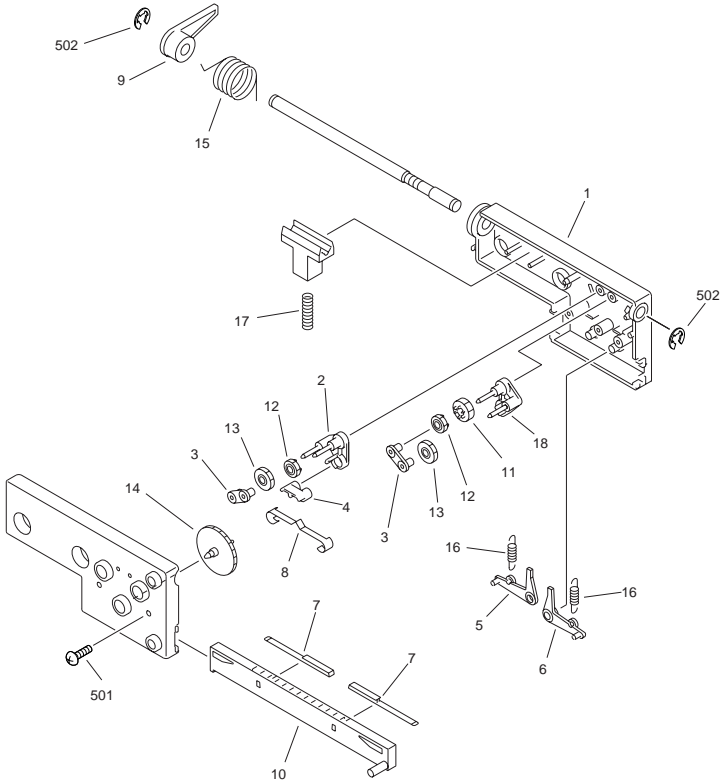
NOTE : This assembly does not include the part shown with key No. 34.

注：このユニットにKey No. 34の部品は含まれません。

FIGURE & KEY NO.	PARTS NUMBER	R A N K	Q'TY	DESCRIPTION	SERIAL NUMBER/ REMARKS	S V C
Fig.640	FM2-3081-000		1	DEVELOPING ASSEMBLY		
1	FA9-0488-000		2	WASHER		
2	FB6-6569-000		2	ROLLER, SPACER		
3	FB2-6934-030		1	FEED SCREW, TONER		
4	FB2-6935-000		1	PLATE, TERMINAL		
5	FB2-6936-000		2	PLATE, MAGNET		
6	FB2-6939-020		1	TERMINAL, BIAS		
7	FB2-6943-000		1	SUPPORT, SCREW		
8	FC6-3437-000		1	BLADE, RUBBER		
9	FB2-6952-020		1	SUPPORT, GEAR		
10	FB2-8342-000		1	SPACER		
11	FB2-8437-000		1	WASHER, PLAIN		
12	FB3-8542-000		1	ROD, STIRRING, 1		
13	FB6-6959-000		1	SPRING, STIRRING		
14	FF5-2947-020		1	COVER, UPPER		
15	FF5-2948-000		1	SUPPORT, GEAR		
16	FF5-2949-000		1	PLATE, BLADE		
17	FF5-5930-000		1	ROD, STRRING, 2		
18	FF5-5988-000		1	MOUNT, TONER SENSOR		
19	FM2-3082-000		1	CYLINDER, DEVELOPING		
20	FK2-0812-000		1	SENSOR, TONER	TS1 J162L	
21	FS2-1014-000		2	BUSHING, PL		
22	FS6-0852-000		1	GEAR, 20T/19T		
23	FU6-0733-000		1	GEAR, 21T		
24	FS6-0890-000		1	GEAR, 18T/15T		
25	FS6-0027-000		3	GEAR, 32T/20T		
26	FS6-0028-000		1	GEAR, 23T/16T		
27	FS6-0029-000		1	GEAR, 19T		
28	FS6-0031-000		1	GEAR, 19T		
29	FS6-0857-000		2	GEAR, 20T		
30	XG9-0333-000		1	SEAL, OIL, NBR		
31	X71-9310-000		2	SEAL, OIL		

FIGURE & KEY NO.	PARTS NUMBER	RANK	Q'TY	DESCRIPTION	SERIAL NUMBER/REMARKS	SVC
32	FS6-0891-000		1	GEAR, 34T/20T	SEE NOTE J162DH	
33	XG9-0218-000		3	BEARING, BALL		
34	VS1-7177-005		1	CONNECTOR, SNAP TIGHT, BK		
501	XB1-2300-402		5	SCREW		
502	XB1-2300-409		6	SCREW, MACHINE M3X4		
503	XB4-7300-609		2	SCREW, TAP, BINDING HEAD, M3X6		
504	XB4-7300-809		11	SCREW, TAP, BINDING HEAD, M3X8		
505	XD1-1102-629		6	WASHER, COP		
506	XD1-1108-231		1	WASHER,COP		
507	XD2-2100-802		3	GRIP RING (D=8)		
508	XD3-2200-122		1	PIN, DOWEL		
509	XB4-7300-707		2	SCREW, B TIGHT, M3X7		
510	XB2-7300-609		1	SCREW,W/WASHER,M3X6		

FIGURE 720 SEPARATION CLAW DRIVE ASSEMBLY



NOTE1 : This assembly includes the assemblies shown in Figure 600.
 注1 : このユニットはFigure 600のユニットに含まれます。

FIGURE & KEY NO.	PARTS NUMBER	R A N K	Q'TY	DESCRIPTION	SERIAL NUMBER/ REMARKS	S V C
Fig.720	FG5-5789-000		1	SEPARATION CLAW DRIVE ASSEMBLY	SEE NOTE	
1	FA3-2471-000		1	BASE PLATE		
2	FA3-2474-000		1	LINK, RIGHT		
3	FA3-2475-000		2	BRACE		
4	FA3-2476-000		1	LINK		
5	FA3-2477-000		1	LEVER, RESET, RIGHT		
6	FA3-2478-000		1	LEVER, RESET, LEFT		
7	FS7-2994-000		2	SPRING, LEAF		
8	FS7-2995-000		1	SPRING, LEAF		
9	FA9-3943-000		1	LEVER, DRIVE		
10	FB2-8299-000		1	RACK		
11	FS2-0088-000		1	GEAR, 20T		
12	FS2-0089-000		2	GEAR, 20T		
13	FS2-0090-000		2	GEAR, 25T		
14	FS2-0091-000		1	GEAR, 60T		
15	FS2-2001-000		1	SPRING, TORSION		
16	FS2-2002-000		2	SPRING		
17	FS2-2058-000		1	SPRING, COMPRESSION		
18	FA3-2473-000		1	LINK, LEFT		
501	XB4-7301-209		2	SCREW, SELF-TAPPING		
502	XD2-1100-502		2	RETAINING RING (E-TYPE)		

FIGURE 810 FIXING ASSEMBLY

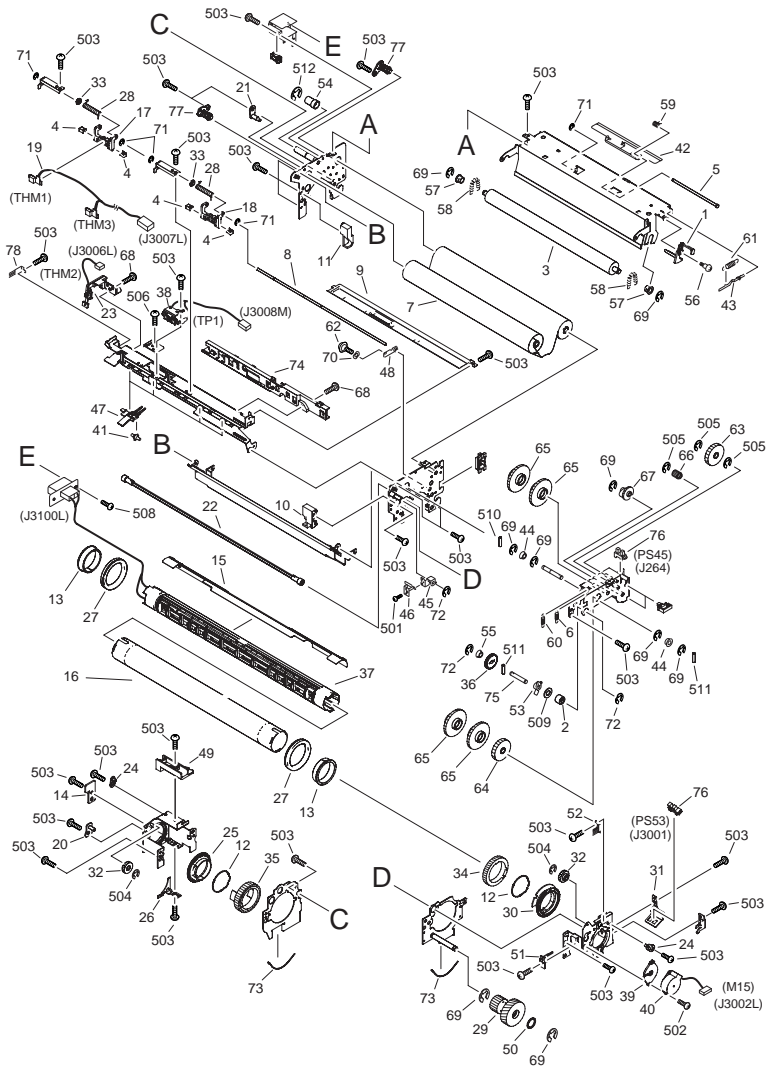
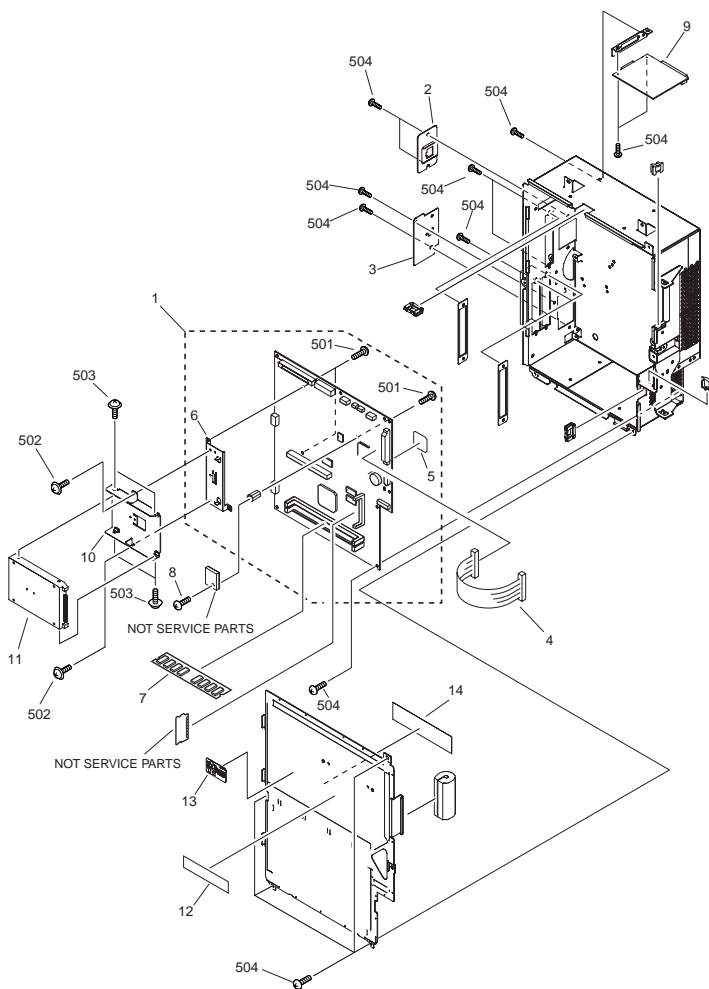


FIGURE & KEY NO.	PARTS NUMBER	R A N K	Q'TY	DESCRIPTION	SERIAL NUMBER/ REMARKS	S V C
Fig.810	FM2-3052-000		1	FIXING ASSEMBLY		
1	FB2-7222-020		1	LEVER, PAPER SENSOR		
2	FB1-6833-000		1	BUSHING		
3	FA9-3860-000		1	ROLLER, CLEANING		
4	FA5-4403-000		4	SPRING		
5	FA6-3071-020		1	ROD, PLATE MOUNTING		
6	FB2-7238-000		1	SPRING, TENSION		
7	FY1-1157-000		1	CLEANER SUPPLY ROLL		
8	FC6-3497-000		1	SHAFT,THERMISTOR RECIPROCATING		
9	FC6-3498-000		1	TRAY, OIL		
10	FC6-3499-000		1	STOPPER,CLAW,FRONT		
11	FC6-3500-000		1	STOPPER,CLAW,REAR		
12	FC6-3501-000		2	RETAINER,FIXING ROLLER,THRUST		
13	FC6-3502-000		2	BUSHING		
14	FC6-3524-000		1	STOPPER,HOPPER,RIGHT		
15	FC6-3525-000		1	SHUTTER		
16	FC6-3566-000		1	ROLLER, FIXING		
17	FC6-3588-000		1	HOLDER,THERMISTOR INNER,RIGHT		
18	FC6-3592-000		1	HOLDER,MAIN THERMISTOR		
19	FK2-0809-000		1	THERMISTOR	THM1,3 J3007L	
20	FL2-3049-000		1	SUPPORT,SHAFT		
21	FL2-3051-000		1	PLATE,ROLL SHAFT,REAR		
22	FL2-3058-000		1	SHAFT, DRIVE		
23	FM2-4161-000		1	THERMISTOR, SUB	THM2 J3006L	
24	FL2-3056-000		2	MOUNT,GEAR STOPPER SHAFT		
25	FC6-3519-000		1	GEAR,90T		
26	FC6-3528-000		1	STOPPER,SHUTTER GEAR,REAR		
27	XG9-0563-000		2	BEARING,BALL,6809ZZN S1C4		
28	FU6-2107-000		2	SPRING		
29	FC6-3494-000		1	GEAR,71T/26T		
30	FC6-3518-000		1	GEAR,90T		
31	FC6-3839-000		1	MOUNT,SENSOR		

FIGURE & KEY NO.	PARTS NUMBER	R A N K	Q'TY	DESCRIPTION	SERIAL NUMBER/ REMARKS	S V C
32	FU6-0734-000		2	GEAR,12T/21T		
33	FU5-1468-000		2	BUSHING		
34	FU6-0736-000		1	GEAR,52T		
35	FU6-0737-000		1	GEAR,52T		
36	FS6-0134-000		1	GEAR, 44T		
37	FM2-3012-000		1	HOLDER,UNIT	J3100L	
38	FM2-4214-000		1	THERMOSWITCH	TP1 J3008M	
39	FC6-3584-000		1	PLATE,MOTOR DAMPER		
40	FK2-0828-000		1	MOTOR, STEPPING, DC	M15 J3002L	
41	FB1-8776-000		4	ROWEL		
42	FB2-7221-000		1	PLATE, SUPPORT		
43	FB2-7223-030		1	PLATE, LIMIT, LEVER		
44	FS1-1449-000		2	BUSHING, PL		
45	FB2-7260-020		1	PLATE, LIMIT, ARM, 2		
46	FB2-7219-030		1	PLATE, LIMIT, ARM		
47	FB5-3617-000		4	HOLDER, ROLLER		
48	FB5-5521-000		1	HOLDER, SHAFT		
49	FC6-3447-000		1	GUIDE,COIL CORD		
50	FS5-6487-000		1	WASHER		
51	FC6-3744-000		1	ELIMINATOR,STATIC CHARGE		
52	FC6-3745-000		1	ELIMINATOR,STATIC CHARGE		
53	FF6-1428-000		1	ARM, ONE-WAY		
54	FB3-8416-000		1	COLLAR, POSITIONING PIN		
55	FS1-1401-000		1	BUSHING, PL		
56	FS1-9009-020		1	SCREW,STEPPED,M3		
57	FS2-1256-000		2	BUSHING		
58	FS2-2325-000		2	SPRING, TENSION		
59	FS3-2053-000		1	SPRING, TORSION (SUS)		
60	FS5-2939-000		1	SPRING, TENSION		
61	FS5-2940-000		1	SPRING, TENSION		
62	FS5-9162-020		1	SCREW, STEPPED		
63	FS6-0103-000		1	GEAR, 28T		

FIGURE & KEY NO.	PARTS NUMBER	R A N K	Q'TY	DESCRIPTION	SERIAL NUMBER/ REMARKS	S V C
64	FS6-0104-000		1	GEAR, 60T		
65	FS6-0105-000		4	GEAR, 22T/60T		
66	FS6-0106-000		1	GEAR, 23T		
67	FS6-0107-000		1	GEAR, 50T		
68	XA9-0249-000		2	SCREW, M4X8		
69	XD9-0137-000		6	RING, E		
70	XD9-0067-000		1	WASHER, FRONT PANEL ARM, S		
71	XD9-0134-000		5	RING, E		
72	XD9-0136-000		6	RING, E		
73	FC6-3673-000		2	RETAINER,BEARING		
74	FC6-3669-000		1	GUIDE,CORD,RIGHT		
75	FB2-7230-000		1	SHAFT, ONE-WAY		
76	FK2-0149-000		2	PHOTO-INTERRUPTER, TLP1253(C6)	PS45 J264,PS53 J3001	
77	FF6-1851-040		2	HOLDER, WEB		
78	FC6-3743-000		1	ELIMINATOR,STATIC CHARGE		
501	XB1-2300-609		8	SCREW, MACHINE M3X6		
502	XB1-2300-809		2	SCREW, MACHINE M3X8		
503	XB1-2400-609		40	SCREW,NACH.,TRUSS HEAD,M4X6		
504	XD2-1100-322		2	RETAINING RING (E-TYPE)		
505	XD2-1100-642		3	RING,E		
506	XB1-2400-407		1	SCREW,MACH.,TRUSS HEAD,M4X4		
508	XB1-2400-809		2	SCREW, MACHINE M4X8		
509	XD1-1106-225		1	WASHER,COP		
510	XD3-1300-122		1	PIN, SPRING		
511	XD3-2200-122		4	PIN, DOWEL		
512	XD2-1100-802		1	RING,E		

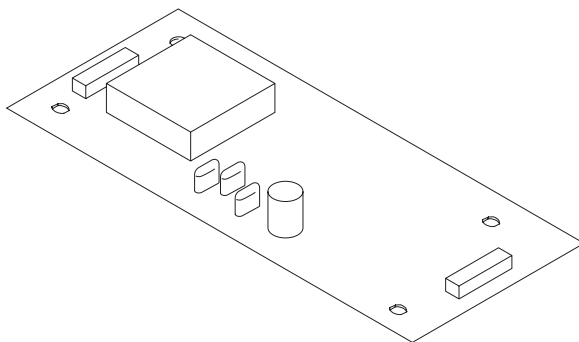
FIGURE 900 CONTROLLER BOX ASSEMBLY



NOTE : This assembly does not include the part shown with key No. 12,13,14
 注 : このユニットにKey No. 12,13,14 の部品は含まれません。

FIGURE & KEY NO.	PARTS NUMBER	RANK	Q'TY	DESCRIPTION	SERIAL NUMBER/REMARKS	SVC
Fig.900	NPN		RF	CONTROLLER BOX ASSEMBLY		
1	FM2-3794-000		1	MAIN CONTROLLER PCB ASSEMBLY		
2	FB6-6864-000		1	COVER, LAN		
3	FC6-3648-000		1	COVER, USB		
4	FG6-5954-000		1	FLAT CABLE		
5	FB4-1494-000		1	SHEET, PROTECTIVE		
6	FC5-1304-000		1	BASE, HDD		
7	WA7-3294-000		1	DIMM,SMS-25628NP-H,SD-RAM		
8	XA9-0465-000		1	SCREW, W/WASHER, M3X4		
9	FM2-3796-000		1	DDIS PCB ASSEMBLY		
10	FC5-1305-000		1	HOLDER,HDD		
11	WM2-5216-000		1	HDD,HTS541020G9AT00		
12	FS5-8623-000		1	LABEL, WARNING LESER	SEE NOTE	
13	FS7-8107-000		1	LABEL, HD WARNING	SEE NOTE	
14	FS7-8143-020		1	LABEL, COUNTER	SEE NOTE	
501	XB6-7300-607		3	SCREW, TP, M3X6		
502	XB1-2260-807		2	SCREW,MACH.,TRUSS HEAD,M2.6X8		
503	XB2-8300-607		4	SCREW, M3X6, S		
504	XB1-2300-607		31	SCREW,MACH.,TRUSS HEAD,M3X6		
IC0003	FH4-6300-000		1	IC, M38871M2-010GP, MCU		
IC1005	FH4-6145-000		1	IC, GATE ARRAY		
IC1006	FH4-6218-000		1	IC, UPD89410S1, STANDARD CELL		
IC1009	FH4-6302-000		1	IC,S1L50552F32L000,ASIC		
IC1010	FK2-0417-000		1	IC, T8K26CXBG-3 GATE ARRAY		
BAT1001	WK1-5148-000		1	BATTERY, LITIUM, CR2477-HE6MY		

FIGURE 925 CONTROL PANEL INVERTER PCB ASSEMBLY



NOTE : This assembly is included in the assembly shown in Figure 130.
注 : このユニットはFigure 130のユニットに含まれます。

FIGURE & KEY NO.	PARTS NUMBER	RANK	QTY	DESCRIPTION	SERIAL NUMBER/REMARKS	SVC
Fig.925	FM2-1251-000		1	C. PANEL INVERTER PCB ASSEMBLY	SEE NOTE	
T1	FK2-0245-000		1	TRANSFORMER, INVERTER		

FIGURE 930 DC CONTROLLER PCB ASSEMBLY

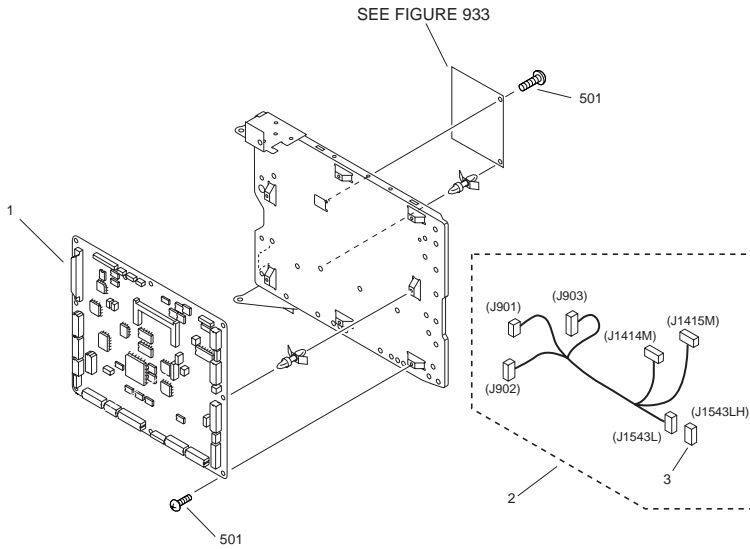


FIGURE & KEY NO.	PARTS NUMBER	RANK	Q'TY	DESCRIPTION	SERIAL NUMBER/REMARKS	SVC
Fig.930	NPN		RF	DC CONTROLLER PCB ASSEMBLY		
1	FM2-3646-000		1	DC CONTROLLER PCB ASSEMBLY		
2	FM2-3761-000		1	CABLE, SOFT START CONNECT	J901,902,903,1414M,1415M,1543L	
3	VS1-7177-003		1	CONNECTOR, SNAP TIGHT, BK	J1543LH	
501	XB1-2300-607		8	SCREW, BH3X6(S)		
IC26	FK2-0524-000		1	IC, KZ4E052E11CFP2, GATE ARRAY		
IC29	FH4-6300-000		1	IC, M38871M2-010GP, MCU		
IC30	FH4-6284-000		3	IC, UPD65882GC-015-8EU-A, ASIC	IC30,45,46	
IC40	FK2-0134-000		1	IC, HD6432323A02FV, MPU		
IC56	FH4-6104-020		1	IC,S1L51773F21B300,GATE ARRAY		
IC58	FK2-0523-000		1	IC,S1L51254F23Q000,GATE ARRAY		

FIGURE 931 AC DRIVER PCB ASSEMBLY

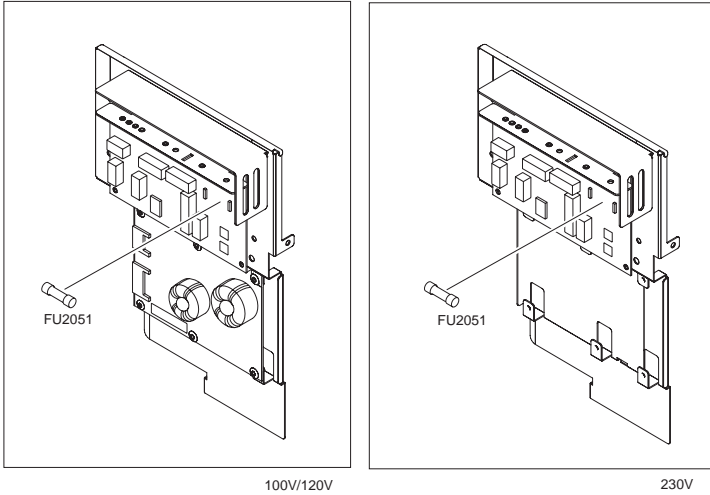


FIGURE & KEY NO.	PARTS NUMBER	RANK	Q'TY	DESCRIPTION	SERIAL NUMBER/REMARKS	SVC
Fig.931	FM2-3044-000		1	AC DRIVER PCB ASSEMBLY	100V	
Fig.931	FM2-3043-000		1	AC DRIVER PCB ASSEMBLY	120V	
Fig.931	FM2-3045-000		1	AC DRIVER PCB ASSEMBLY	230V	
FU2051	VD7-2942-001		1	FUSE, 2A, 125V	100V/120V	
FU2051	VD7-2892-001		1	FUSE, 2A, 250V	230V	

FIGURE 933 ANTI-RUSH CURRENT PCB ASSEMBLY

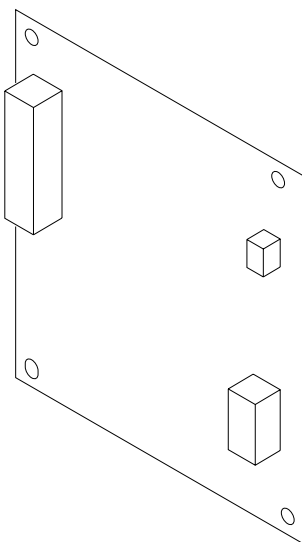


FIGURE & KEY NO.	PARTS NUMBER	RANK	Q'TY	DESCRIPTION	SERIAL NUMBER/REMARKS	SVC
Fig.933	FG6-4978-000		1	ANTI-RUSH CURRENT PCB ASSEMBLY		

FIGURE 934 ADF CONTROLLER PCB ASSEMBLY

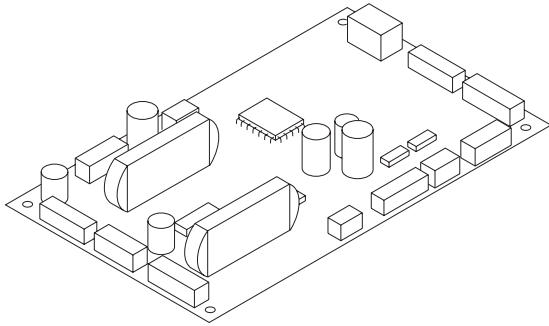


FIGURE & KEY NO.	PARTS NUMBER	RANK	Q'TY	DESCRIPTION	SERIAL NUMBER/REMARKS	SVC
Fig.934	FM2-1021-000		1	ADF CONTROLLER PCB ASSEMBLY		
CP119	FH9-0186-000		1	PIN, CHECK		
IC9	FK2-0211-000		1	IC, HD6432353M07FV, CPU 16BIT		

FIGURE 935 READER CONTROLLER PCB ASSEMBLY

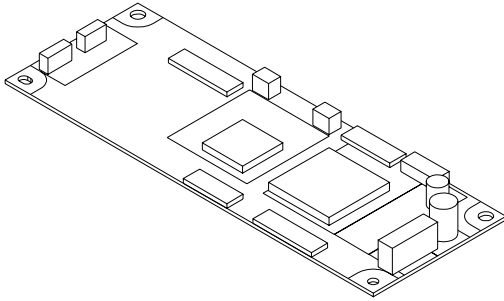


FIGURE & KEY NO.	PARTS NUMBER	R A N K	Q'TY	DESCRIPTION	SERIAL NUMBER/REMARKS	S V C
Fig.935	FM2-3623-000		1	READER CONTROLLER PCB ASSEMBLY		
IC1	FK2-0240-000		1	IC, HD6432323A01F, MCU		
IC2	FK2-0349-000		1	IC, MB87M4430, ASIC		

FIGURE 940 IH POWER/POTENTIAL SENSOR PCB ASSEMBLY

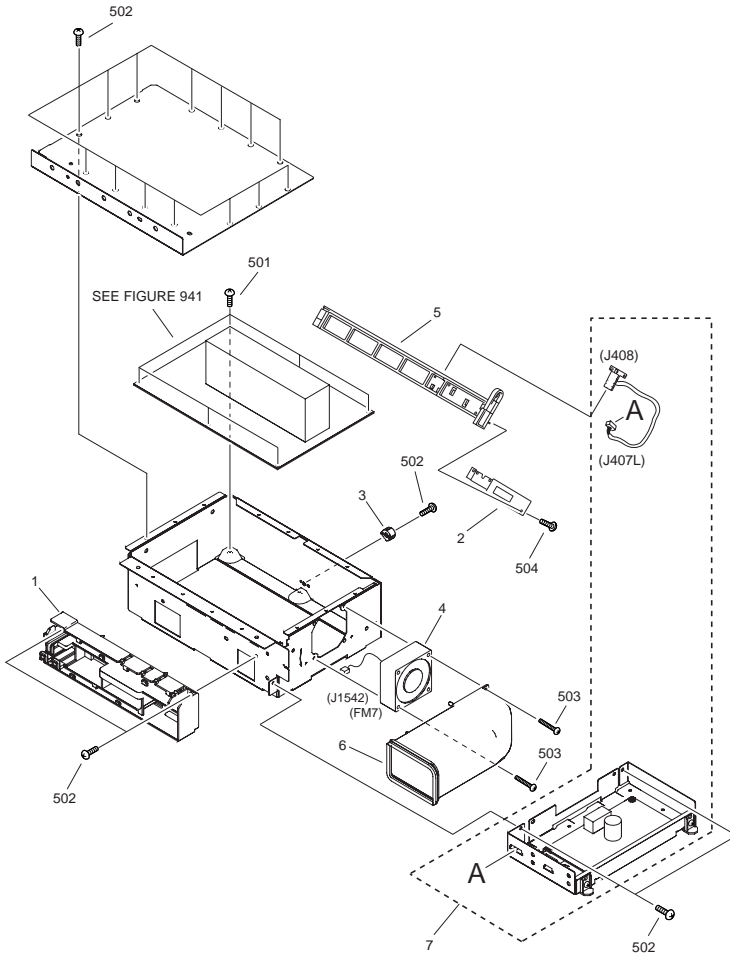


FIGURE & KEY NO.	PARTS NUMBER	RANK	Q'TY	DESCRIPTION	SERIAL NUMBER/REMARKS	SVC
Fig.940 1	NPN FC6-3448-000		RF 1	IH POWER/POTENTIAL SENSOR PCB GUIDE_IH INPUT CABLE		

FIGURE & KEY NO.	PARTS NUMBER	RANK	Q'TY	DESCRIPTION	SERIAL NUMBER/REMARKS	SVC
2	FB2-6921-040		1	MOUNT, SENSOR		
3	FC6-3662-000		1	PIN_POSITIONING		
4	FK2-0795-000		1	MOTOR, FAN	FM7 J1542	
5	FB5-3476-000		1	MOUNT, POTENTIAL SENSOR		
6	FL2-3006-000		1	DUCT, IH POWER		
7	FM2-3040-000		1	POTENTIAL SENSOR PCB ASSEMBLY	J407L,408	
501	XB1-2300-607		6	SCREW, BH3X6(S)		
502	XB1-2400-607		18	SCREW, CROSS-RECESS, FCH		
503	XB1-2403-009		2	SCREW, MACHINE M4X30		
504	XB4-7300-809		2	SCREW,TAPPING,TRUSS HEAD,M3X8		

FIGURE 941 FIXING HEATER PS PCB ASSEMBLY

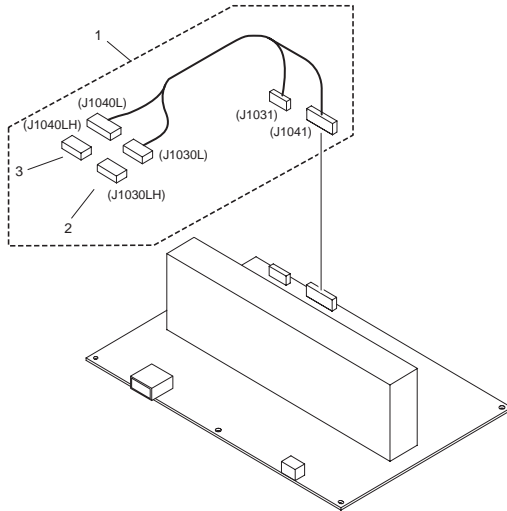


FIGURE & KEY NO.	PARTS NUMBER	RANK	Q'TY	DESCRIPTION	SERIAL NUMBER/REMARKS	SVC
Fig.941	FM2-3647-000		1	FIXING HEATER PS PCB ASSEMBLY	100V	
Fig.941	FM2-3648-000		1	FIXING HEATER PS PCB ASSEMBLY	120V	
Fig.941	FM2-3649-000		1	FIXING HEATER PS PCB ASSEMBLY	230V	
1	FM2-3775-000		1	CABLE, IH CONNECTING	J1030L,1040L,1031,1041	
2	VS1-6318-008		1	CONNECTOR, SNAP TIGHT, BK	J1030LH	
3	VS1-6318-016		1	CONNECTOR, SNAP TIGHT	J1040LH	
T1	FH3-0636-000		1	TRANSFORMER (220/240V), 0.3VA		
T2	FH3-0936-000		1	INDUCTOR	100V/120V	
T3	FK2-0680-000		1	TRANSFORMER		
T4	FK2-0681-000		1	TRANSFORMER	100V/120V	

FIGURE 960 MOTOR DRIVER PCB ASSEMBLY

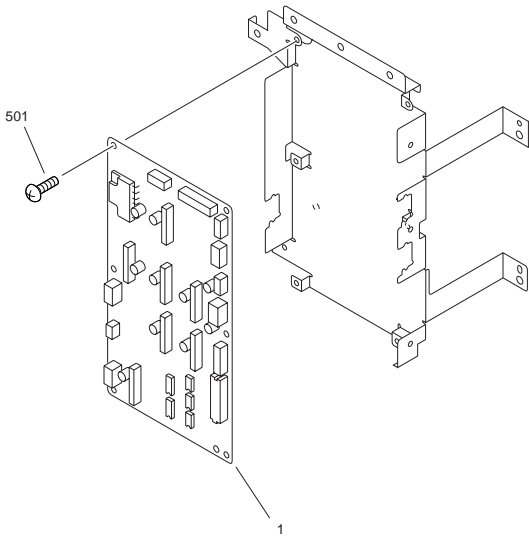


FIGURE & KEY NO.	PARTS NUMBER	RANK	QTY	DESCRIPTION	SERIAL NUMBER/REMARKS	SVC
Fig.960	NPN		RF	MOTOR DRIVER PCB ASSEMBLY		
1	FM2-3655-000		1	MOTOR DRIVER PCB ASSEMBLY		
501	XB2-7400-607		6	SCREW, TOOTHED WASHER, M4X6		

FIGURE 980 H.V. TRANSFORMER PCB ASSEMBLY

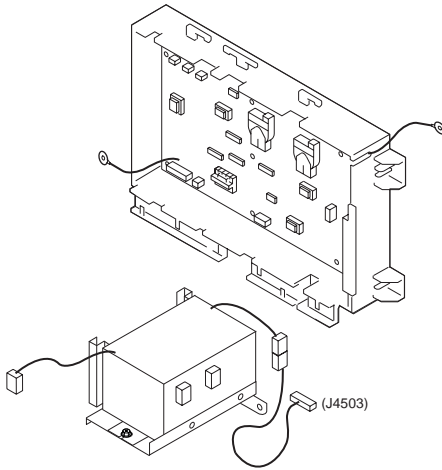


FIGURE & KEY NO.	PARTS NUMBER	RANK	Q'TY	DESCRIPTION	SERIAL NUMBER/REMARKS	SVC
Fig.980	FM2-3653-000		1	H. V. TRANSFORMER PCB ASSEMBLY		
Q4515	FK2-0626-000		2	TRANSISTOR, 2SC4913-05-E	Q4515,4529	
T4502	FH3-0515-000		1	TRANSFORMER		
T4503	RH3-5016-000		3	TRANSFORMER, 500VA UNDER	T4503,4504,4508	
T4505	FH3-0577-000		1	RFT		
T4506	FH3-0766-000		1	TRANSFORMER 12.6VA		
T4507	FH3-0767-000		1	TRANSFORMER 0.8VA		
IC4506	FK2-1092-000		1	IC, M68662-02, HYBRID		
IC4508	FK2-0625-000		1	IC M8D3134A, HYBRID		

Contents

Copy Tray-L1

G20 PAPER DELIVERY TRAY	3-1
-------------------------------	-----

FIGURE G20 PAPER DELIVERY TRAY

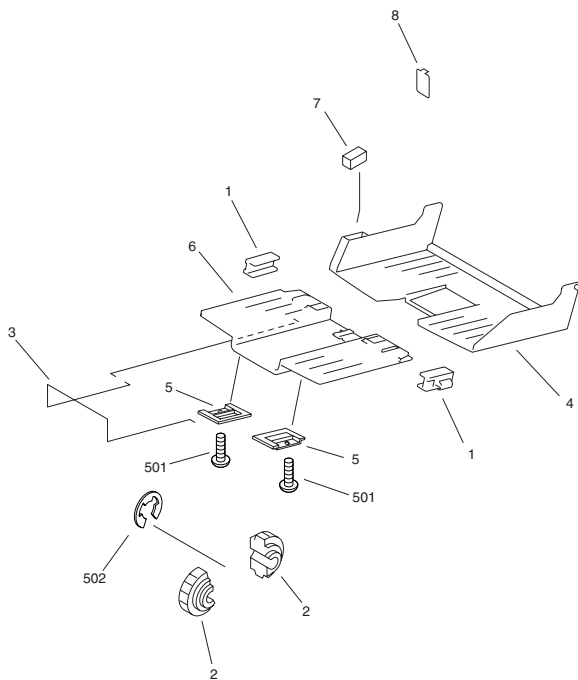


FIGURE & KEY NO.	PARTS NUMBER	RANK	Q'TY	DESCRIPTION	SERIAL NUMBER/REMARKS	SVC
Fig.G20	NPN		RF	PAPER DELIVERY TRAY ASSEMBLY		
1	FB1-7197-000		2	GUIDE, TRAY, COPY		
2	FB5-3419-000		2	ROLLER, WOODRUFF		
3	FB5-5597-000		1	BAR, COPY TRAY		
4	FB6-7025-000		1	TRAY, COPY, 1		
5	FB6-7026-000		2	HOLDER, SHAFT		
6	FB6-7027-000		1	TRAY, COPY, 2		
7	XZ9-0406-000		1	CATCH, MAGNET		
8	FB6-7028-000		1	PLATE, MAGNET		
501	XB4-7400-809		2	SCREW,TAPPING,TRUISS HEAD,M4X8		
502	XD2-1100-642		1	RING,E		

Contents

G10 DOCUMENT TRAY.....	4-1
------------------------	-----

FIGURE G10 DOCUMENT TRAY

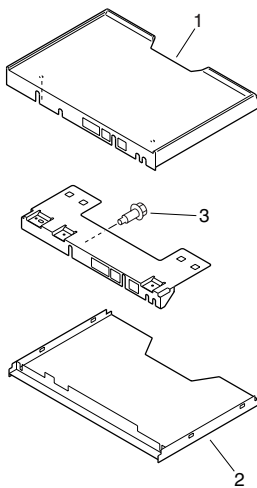


FIGURE & KEY NO.	PARTS NUMBER	RANK	Q'TY	DESCRIPTION	SERIAL NUMBER/REMARKS	SVC
Fig.G10	NPN		RF	DOCUMENT TRAY		
1	FC5-5129-000		1	TRAY, DOCUMENT, UPPER		
2	FC5-5130-000		1	TRAY, DOCUMENT, LOWER		
3	FU5-9034-000		2	SCREW, STEPPED, M4		

Prepared by
OFFICE IMAGING PRODUCTS QUALITY ASSURANCE CENTER
CANON INC.

Canon