

PARTS CATALOG

imageCLASS
MF419dw
MF416dw
MF414dw
D1550
D1520



Canon

April 1, 2016
Rev. 0

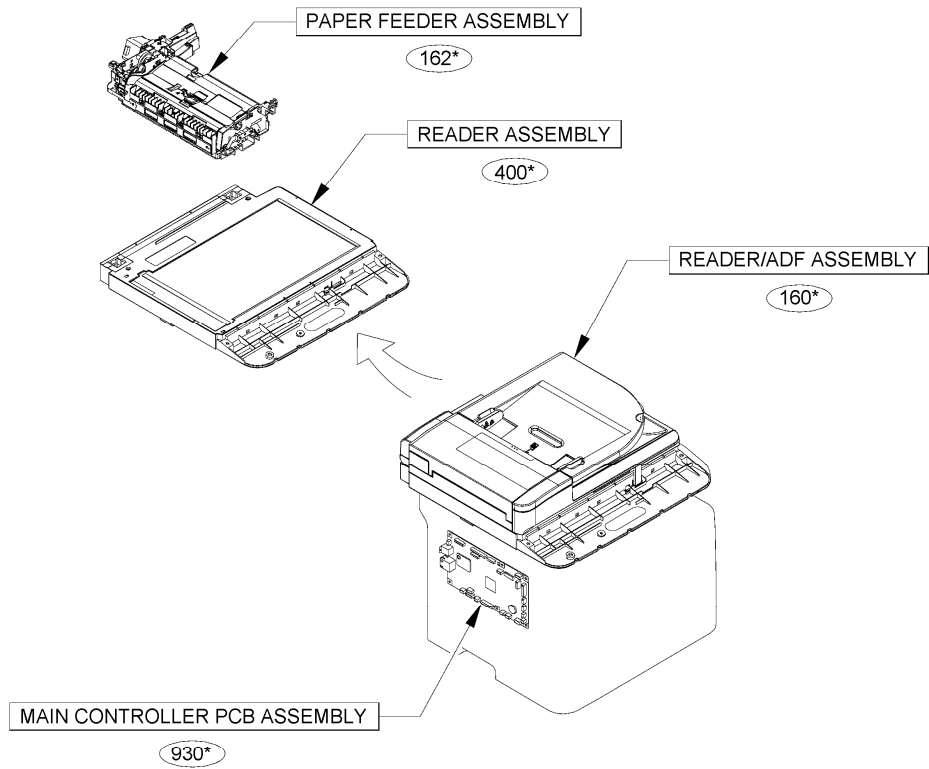
Figure SNL PRODUCT CODE NO./SERIAL NO.

	Product Code No.	Model Name	Remarks	Serial No.
1	F16-8731-000	imageCLASS MF419dw	120V FAX model	URV
2	F16-8733-000	imageCLASS D1550	120V FAX model	USE
3	F16-8734-000	imageCLASS D1520	120V	USH
4	F16-8735-000	imageCLASS MF416dw	120V FAX model	USQ
5	F16-8737-000	imageCLASS MF414dw	120V FAX model	USS

	中オーダー	製品名	備考	シリアル No.
1	F16-8731-000	imageCLASS MF419dw	120V FAX model	URV
2	F16-8733-000	imageCLASS D1550	120V FAX model	USE
3	F16-8734-000	imageCLASS D1520	120V	USH
4	F16-8735-000	imageCLASS MF416dw	120V FAX model	USQ
5	F16-8737-000	imageCLASS MF414dw	120V FAX model	USS

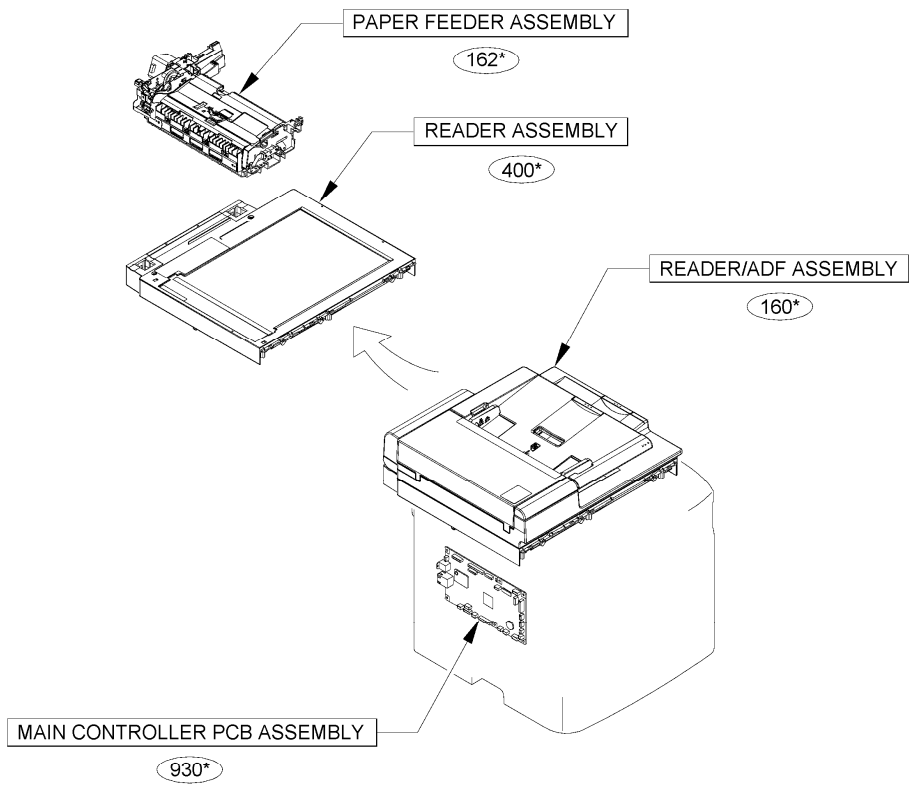
FIG/KEY	PART NUMBER	RANK	QTY	DESCRIPTION	REMARKS
SNL	NPN		RF	Product Code No./Serial No.	
1	F16-8731-000		1	imageCLASS MF419dw	URV 120V FAX mode I
2	F16-8733-000		1	imageCLASS D1550	USE 120V FAX mode I
3	F16-8734-000		1	imageCLASS D1520	USH 120V
4	F16-8735-000		1	imageCLASS MF416dw	USQ 120V FAX mode I
5	F16-8737-000		1	imageCLASS MF414dw	USS 120V FAX mode I

Figure A1A ASSEMBLY LOCATION DIAGRAM(MF419,D1550,D1520)



FIG/KEY	PART NUMBER	RANK	QTY	DESCRIPTION	REMARKS
---------	-------------	------	-----	-------------	---------

Figure A1B ASSEMBLY LOCATION DIAGRAM(MF416,414)



FIG/KEY	PART NUMBER	RANK	QTY	DESCRIPTION	REMARKS
---------	-------------	------	-----	-------------	---------

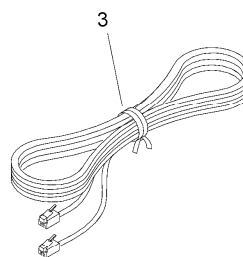
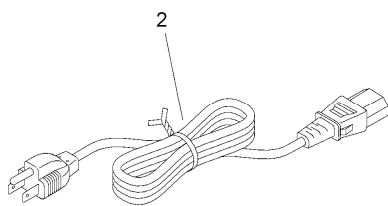
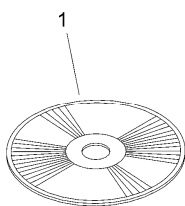
Figure A2 OPTION PARTS CATALOG LIST

This is the table of the machine's options whose parts catalog is issued.
本機のオプションで、パーツカタログが発行されている機種の一覧である。

No.	Model Name(English)	Model Name(Japanese)
1	Cassette Feeding Module-U1	1段カセットユニット・U1
2	Paper Feeder Unit PF-44	(日本仕向けなし)
3	Copy Card Reader Attachment-G1	(日本仕向けなし)
4	Copy Card Reader-F1	(日本仕向けなし)
5	TELEPHONE 6 KIT Long cord	(日本仕向けなし)
6	(JAPAN ONLY)	ハンドセットキット L11
7	Copy Control Interface Kit-C1	(日本仕向けなし)
8	MiCARD Attachment Kit-A2	(日本仕向けなし)

FIG/KEY	PART NUMBER	RANK	QTY	DESCRIPTION	REMARKS
---------	-------------	------	-----	-------------	---------

Figure 001B ACCESSORIES(MF419,416,414)



4

• Operation Panel Decals
Depending on the model you purchased, some of the operation panel decals may not be needed.

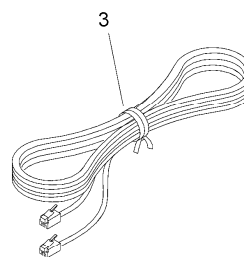
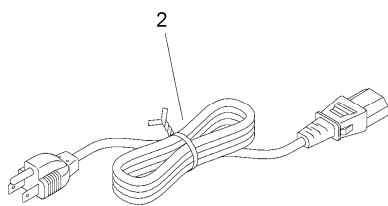
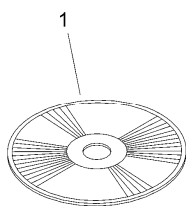
• Décalques du panneau de commande
En fonction du modèle que vous avez acheté, certains autocollants du panneau de commande peuvent ne pas être utiles.

Key Name in English Nom de la touche en anglais	Key Name in French Nom de la touche en français	Key Name in English Nom de la touche en anglais	Key Name in French Nom de la touche en français
Home	Accueil	Error	Erreur
Back	Préc.	Log In/Out	Connexion/ Déconnexion
Quick Guide	Guide rapide	Clear	Effacement
Status Monitor	Suivi statut	Counter Check	Vérification du compteur
Reset	Restauration	Energy Saver	Economie d'énergie
Tone	Tonalité	Start	Départ
Processing/ Data	Traitement/ données		
SYMBOLS	SYMBOLS		

FF4-0209

FIG/KEY	PART NUMBER	RANK	QTY	DESCRIPTION	REMARKS
001B	NPN		RF	ACCESSORIES	MF419,416,414
1	FK4-3729-000		1	DVD-ROM, USER SOFTWARE	
2	FK2-9583-000		1	CORD, POWER	
3	HH2-2824-000		1	MODULAR CORD, 2P	
4	FE4-8889-000		1	LABEL, CONTROL PANEL	

Figure 001C ACCESSORIES(D1550)



4

• Operation Panel Decals
Depending on the model you purchased, some of the operation panel decals may not be needed.

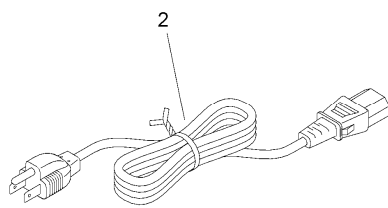
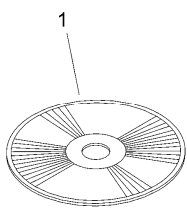
• Décalques du panneau de commande
En fonction du modèle que vous avez acheté, certains autocollants du panneau de commande peuvent ne pas être utiles.

Key Name in English Nom de la touche en anglais	Key Name in French Nom de la touche en français	Key Name in English Nom de la touche en anglais	Key Name in French Nom de la touche en français
Home	Accueil	Error	Erreur
Back	Préc.	Log In/Out	Connexion/ Déconnexion
Quick Guide	Guide rapide	Clear	Effacement
Status Monitor	Suivi statut	Counter Check	Vérification du compteur
Reset	Restauration	Energy Saver	Economie d'énergie
Tone	Tonalité	Start	Départ
Processing/ Data	Traitement/ données		
SYMBOLS	SYMBOLS		

FF4-0209

FIG/KEY	PART NUMBER	RANK	QTY	DESCRIPTION	REMARKS
001C	NPN		RF	ACCESSORIES	D1550
1	FK4-3738-000		1	DVD-ROM, USER SOFTWARE	
2	FK2-9583-000		1	CORD, POWER	
3	HH2-2824-000		1	MODULAR CORD, 2P	
4	FE4-8889-000		1	LABEL, CONTROL PANEL	

Figure 001D ACCESSORIES(D1520)



3

• Operation Panel Decals
Depending on the model you purchased, some of the operation panel decals may not be needed.

• Décalques du panneau de commande
En fonction du modèle que vous avez acheté, certains autocollants du panneau de commande peuvent ne pas être utiles.

Key Name in English Nom de la touche en anglais	Key Name in French Nom de la touche en français	Key Name in English Nom de la touche en anglais	Key Name in French Nom de la touche en français
Home	Accueil	Error	Erreur
Back	Préc.	Log In/Out	Connexion/ Déconnexion
Quick Guide	Guide rapide	Clear	Effacement
Status Monitor	Suivi statut	Counter Check	Vérification du compteur
Reset	Restauration	Energy Saver	Economie d'énergie
Tone	Tonalité	Start	Départ
Processing/ Data	Traitement/ données		
SYMBOLS	SYMBOLES		

FE4-4889 □

FIG/KEY	PART NUMBER	RANK	QTY	DESCRIPTION	REMARKS
001D	NPN		RF	ACCESSORIES	D1520
1	FK4-3738-000		1	DVD-ROM, USER SOFTWARE	
2	FK2-9583-000		1	CORD, POWER	
3	FE4-8889-000		1	LABEL, CONTROL PANEL	

Figure 100A (1 / 2) EXTERNAL COVERS, PANELS, ETC.(MF419)

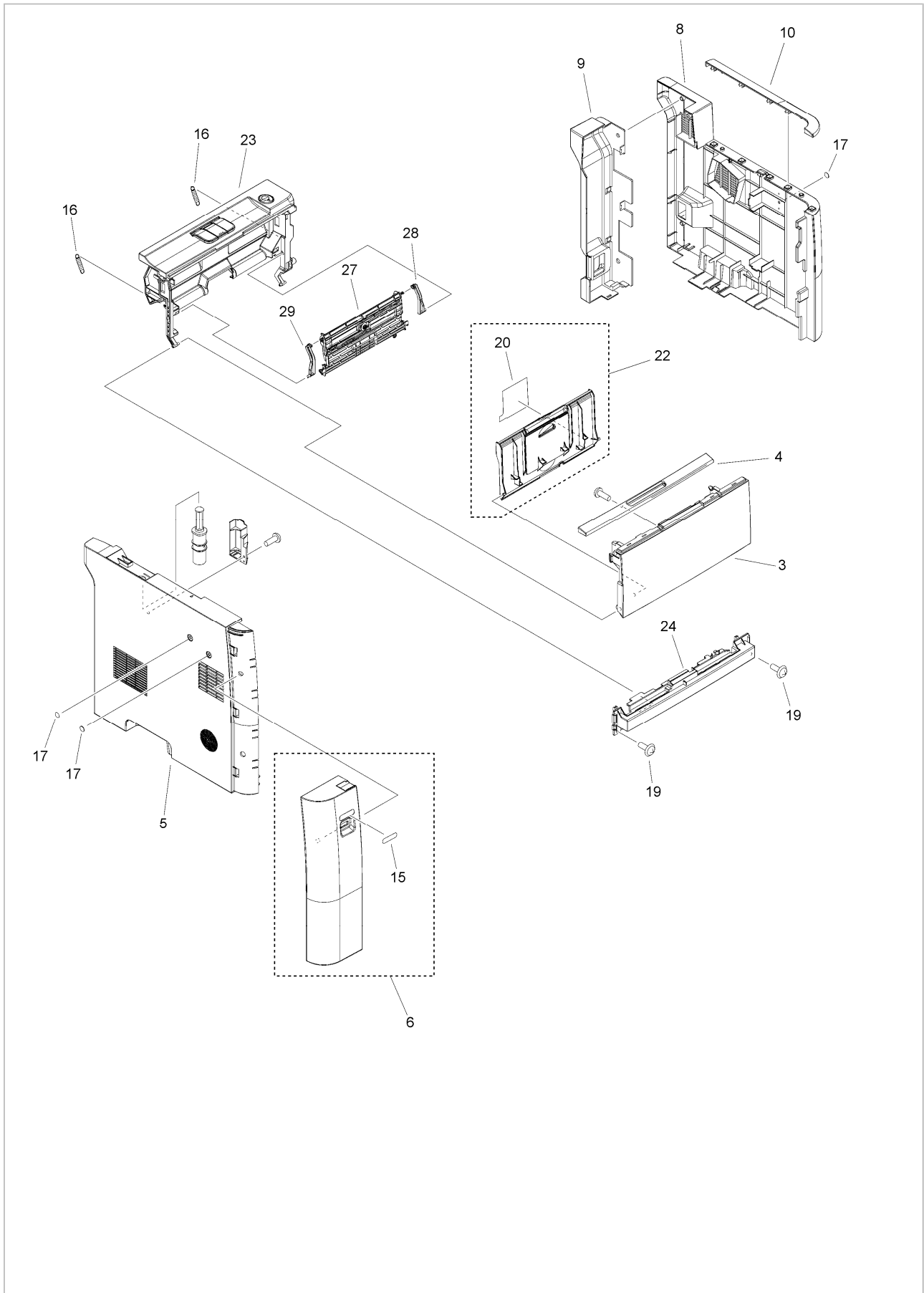
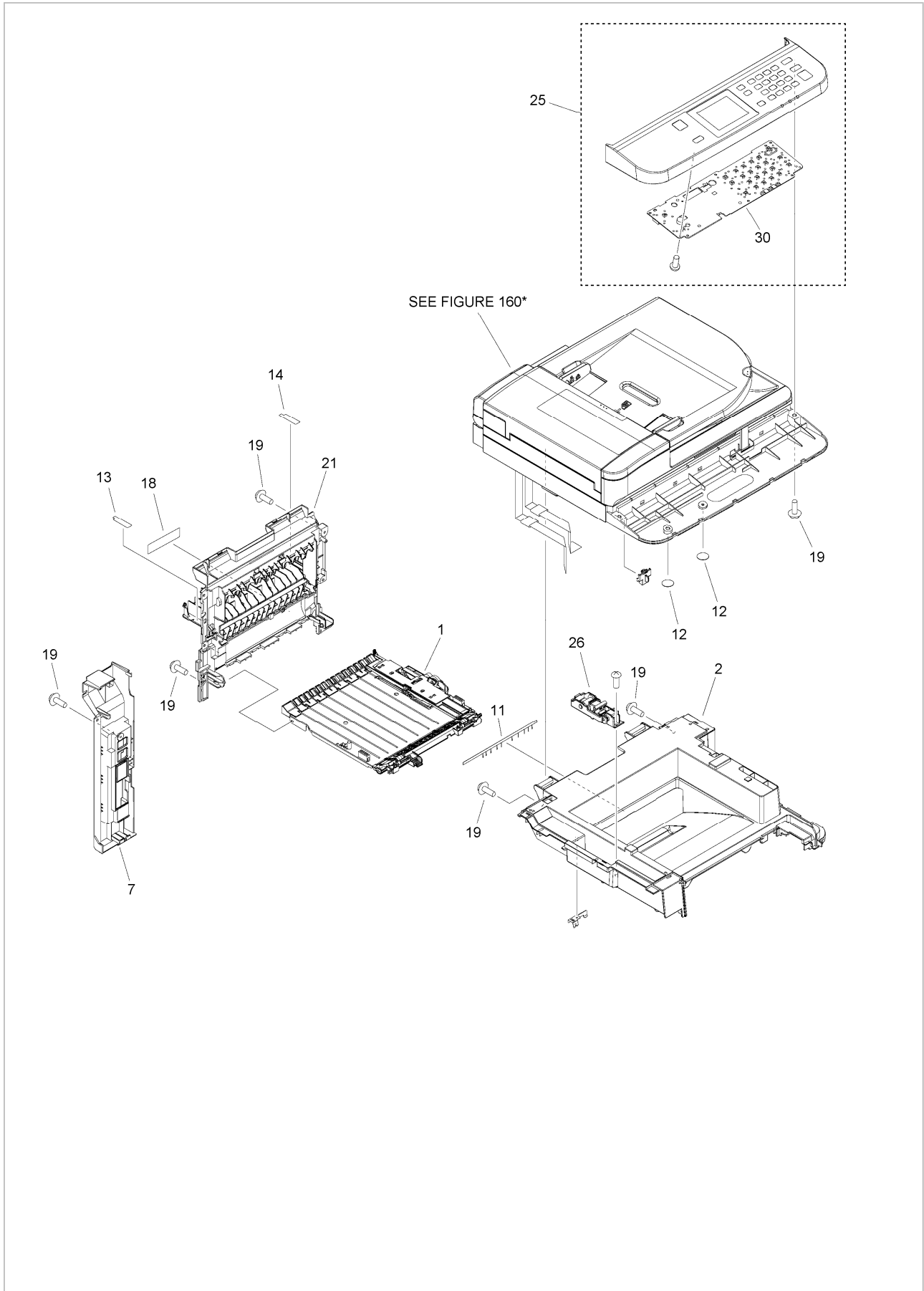


Figure 100A (2 / 2) EXTERNAL COVERS, PANELS, ETC.(MF419)



FIG/KEY	PART NUMBER	RANK	QTY	DESCRIPTION	REMARKS
100A	NPN		RF	EXTERNAL COVERS, PANELS, ETC.	MF419
1	RM1-6441-000		1	DUPLEXING PAPER FEED ASS'Y	
2	FE4-8742-000		1	COVER, UPPER	
3	FE4-7938-000		1	COVER, MULTI FEED	
4	FE4-8734-000		1	COVER, MULTI FEED UPPER	
5	FC0-3132-000		1	COVER, LEFT	
6	FL3-5852-000		1	COVER, FRONT, LEFT	
7	FC0-3133-000		1	COVER, LEFT, REAR	
8	FC0-3135-000		1	COVER, RIGHT	
9	FC9-2056-000		1	COVER, REAR RIGHT	
10	FE4-8735-000		1	COVER, RIGHT, UPPER	
11	FC9-8944-000		1	ELIMINATOR, STATIC CHARGE	
12	FC9-2166-000		2	SHEET, ELES. PREVENTION	
13	FC9-8934-000		1	LABEL, HIGH TMP. CAUTION	
14	FC9-8943-000		1	LABEL, HIGH TMP. CAUTION	
15	FC0-3196-000		1	LABEL, USB	
16	RU5-2895-000		2	SPRING, TENSION	
17	HB1-5537-000		3	SHEET, BLANKING	
18	FC9-4897-000		1	LABEL, SIZE EXCHANGE	
19	XA9-1671-000		15	SCREW, D, M3X8	
20	FC9-7005-000		1	LABEL, PAPER SIZE	
21	FM1-D779-000		1	REAR COVER ASSEMBLY	
22	FM3-9793-000		1	EXPANSION TRAY ASSEMBLY	
23	FM1-K249-000		1	INNER COVER ASSEMBLY	
24	FC9-2016-000		1	COVER, FRONT, LOWER	
25	FM1-K205-000		1	CONTROL PANEL ASSEMBLY	
26	FM3-9816-000		1	HINGE ASSEMBLY	
27	RM1-6427-000		1	MP LIFTING PLATE ASSEMBLY	
28	RC2-6273-000		1	HINGE, MULTI-PURPOSE, RIGHT	
29	RC2-8291-000		1	HINGE, MULTI-PURPOSE, LEFT	
30	FM1-N239-000		1	CONTROL PANEL PCB ASSEMBLY	

Figure 100H (1 / 2) EXTERNAL COVERS, PANELS, ETC.(D1550)

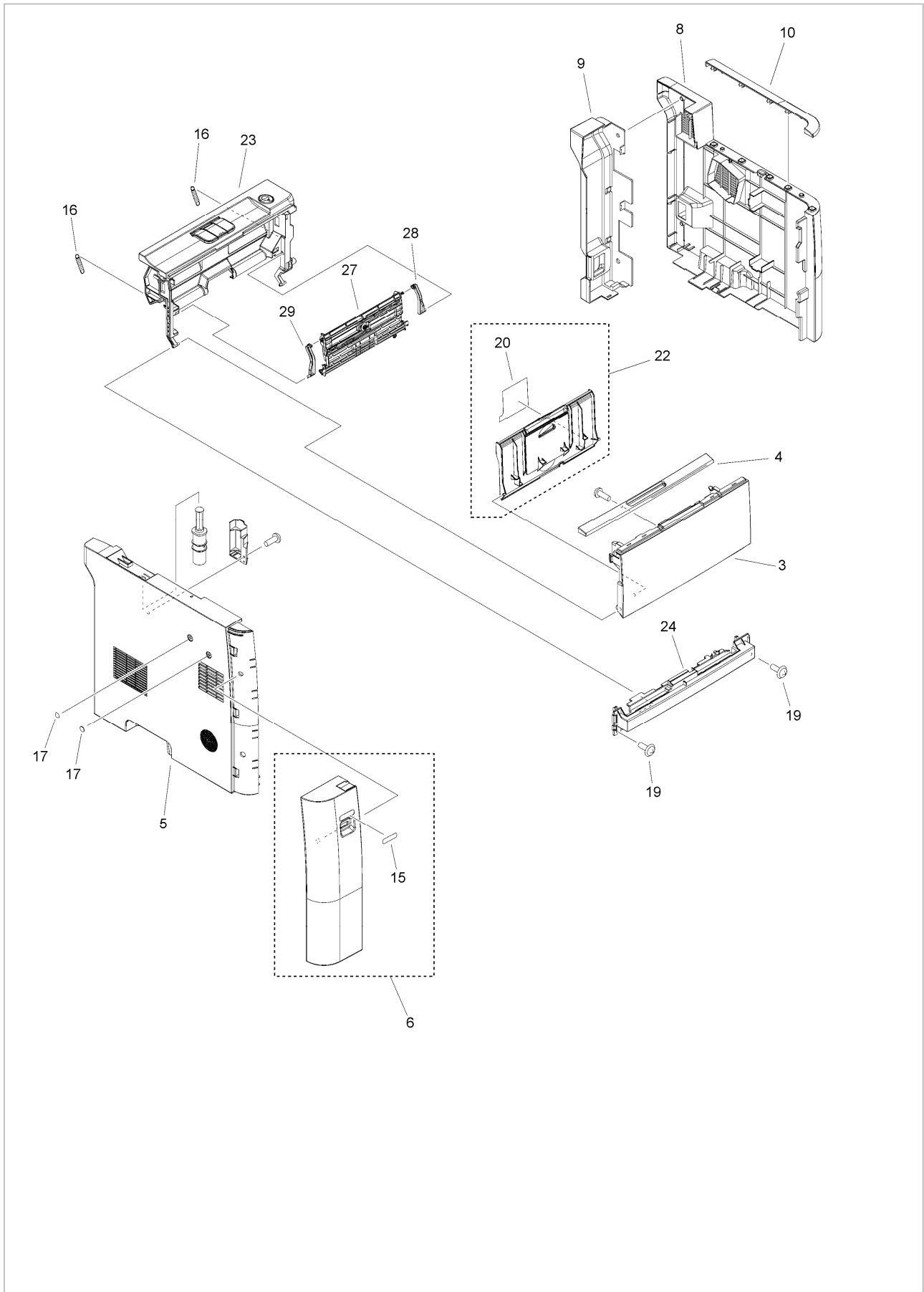
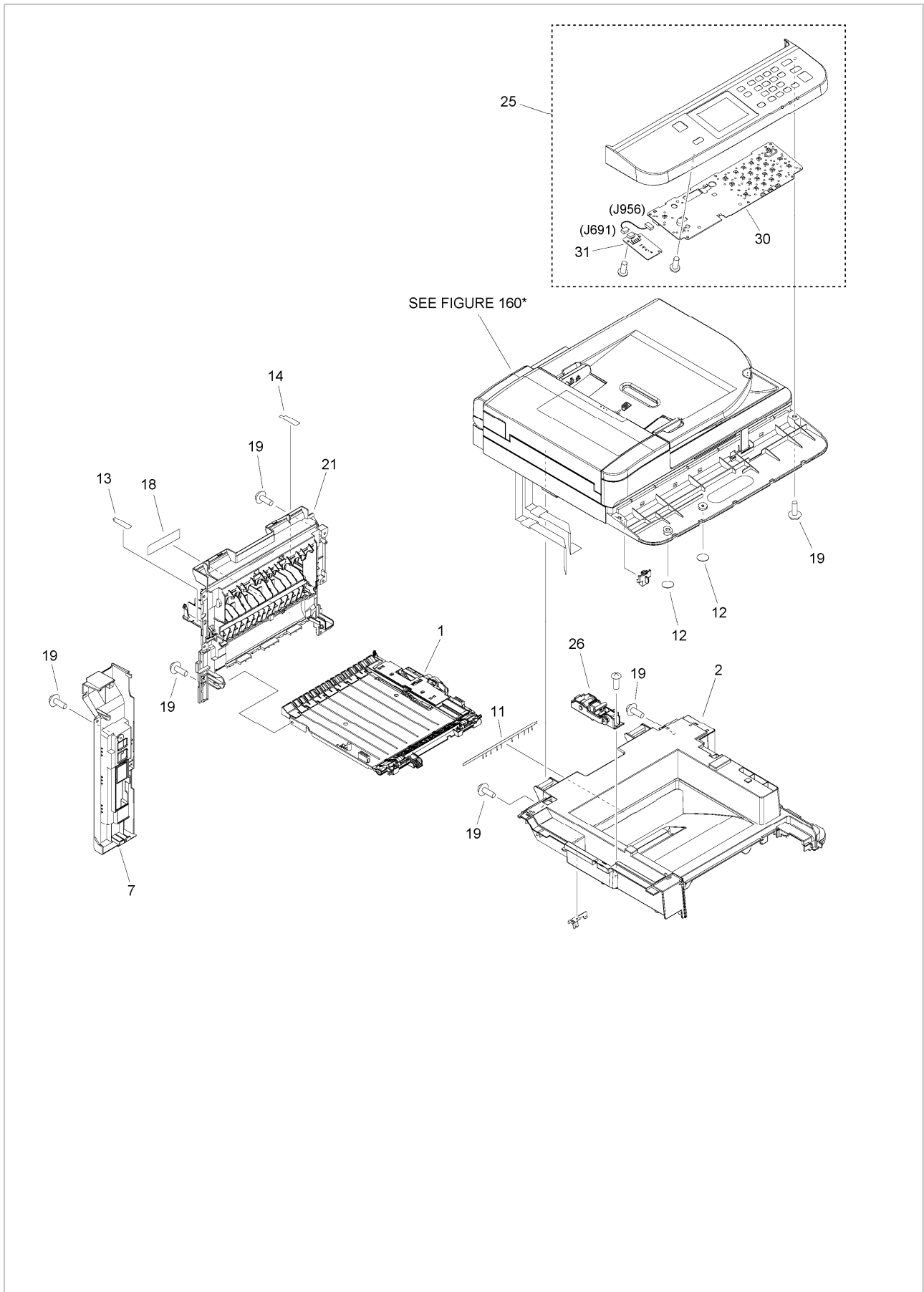


Figure 100H (2 / 2) EXTERNAL COVERS, PANELS, ETC.(D1550)



FIG/KEY	PART NUMBER	RANK	QTY	DESCRIPTION	REMARKS
100H	NPN		RF	EXTERNAL COVERS, PANELS, ETC.	D1550
1	RM1-6441-000		1	DUPLEXING PAPER FEED ASS'Y	
2	FE4-8742-000		1	COVER, UPPER	
3	FE4-7938-000		1	COVER, MULTI FEED	
4	FE4-8734-000		1	COVER, MULTI FEED UPPER	
5	FC0-3132-000		1	COVER, LEFT	
6	FL3-5852-000		1	COVER, FRONT, LEFT	
7	FC0-3133-000		1	COVER, LEFT, REAR	
8	FC9-2055-000		1	COVER, RIGHT	
9	FC9-2056-000		1	COVER, REAR RIGHT	
10	FE4-8735-000		1	COVER, RIGHT, UPPER	
11	FC9-8944-000		1	ELIMINATOR, STATIC CHARGE	
12	FC9-2166-000		2	SHEET, ELES. PREVENTION	
13	FC9-8934-000		1	LABEL, HIGH TMP. CAUTION	
14	FC9-8943-000		1	LABEL, HIGH TMP. CAUTION	
15	FC0-3196-000		1	LABEL, USB	
16	RU5-2895-000		2	SPRING, TENSION	
17	HB1-5537-000		2	SHEET, BLANKING	
18	FC9-4897-000		1	LABEL, SIZE EXCHANGE	
19	XA9-1671-000		15	SCREW, D, M3X8	
20	FC9-7005-000		1	LABEL, PAPER SIZE	
21	FM1-D779-000		1	REAR COVER ASSEMBLY	
22	FM3-9793-000		1	EXPANSION TRAY ASSEMBLY	
23	FM1-K249-000		1	INNER COVER ASSEMBLY	
24	FC9-2016-000		1	COVER, FRONT, LOWER	
25	FM1-K212-000		1	CONTROL PANEL ASSEMBLY	
26	FM3-9816-000		1	HINGE ASSEMBLY	
27	RM1-6427-000		1	MP LIFTING PLATE ASSEMBLY	
28	RC2-6273-000		1	HINGE, MULTI-PURPOSE, RIGHT	
29	RC2-8291-000		1	HINGE, MULTI-PURPOSE, LEFT	
30	FM1-N239-000		1	CONTROL PANEL PCB ASSEMBLY	
31	FM1-N812-000		1	NFC PCB ASSEMBLY	

Figure 100J (1 / 2) EXTERNAL COVERS, PANELS, ETC.(D1520)

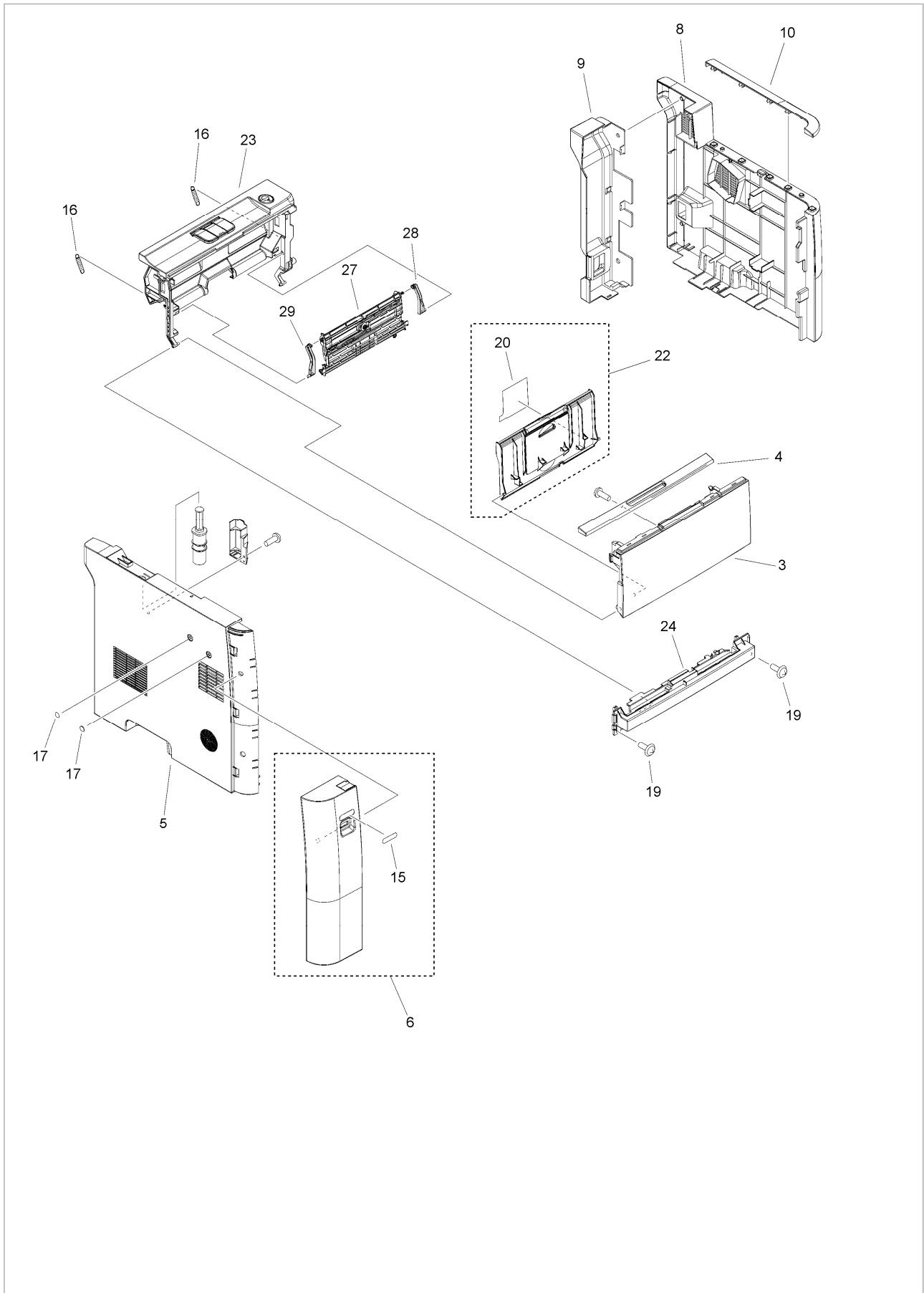
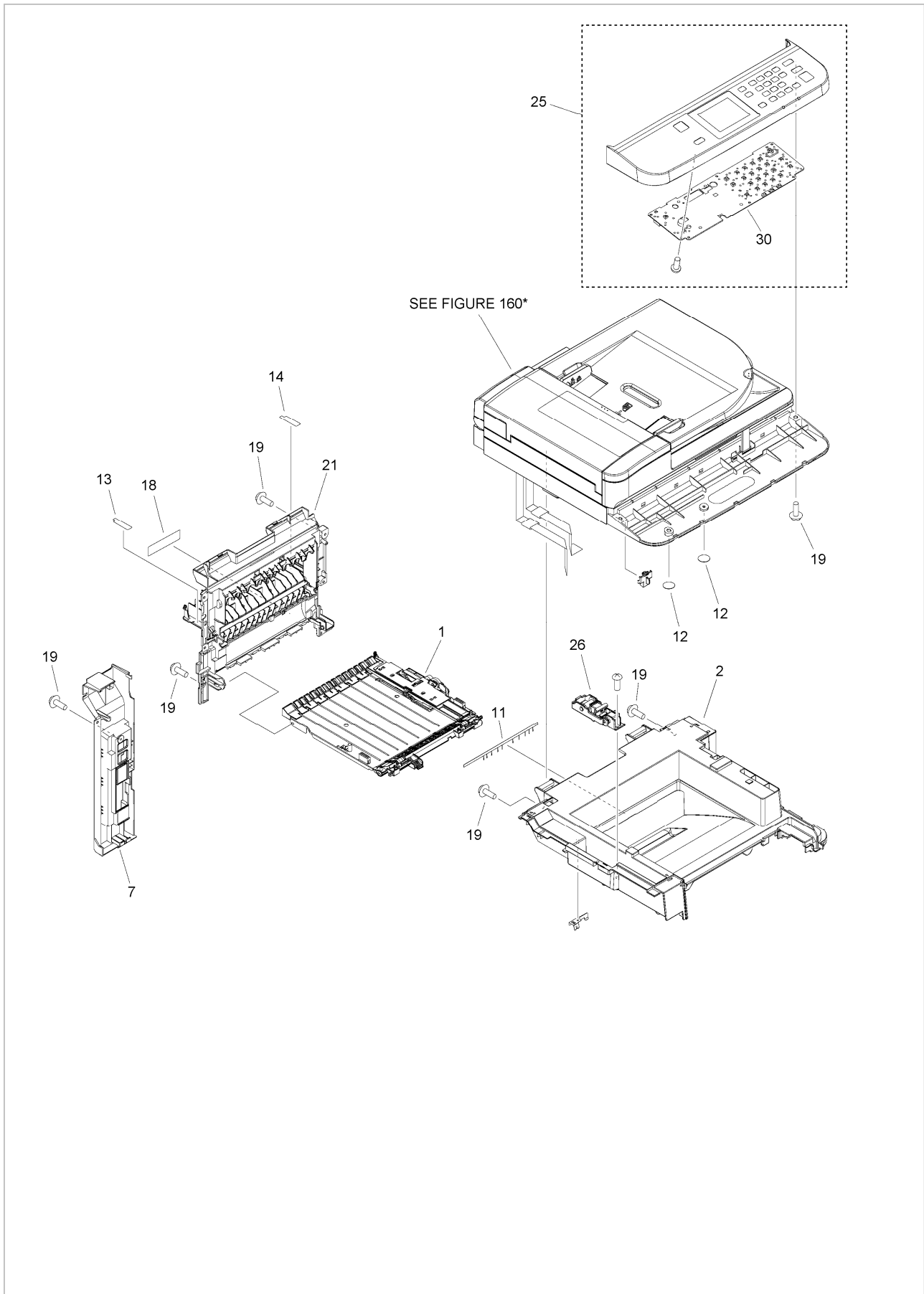


Figure 100J (2 / 2) EXTERNAL COVERS, PANELS, ETC.(D1520)



FIG/KEY	PART NUMBER	RANK	QTY	DESCRIPTION	REMARKS
100J	NPN		RF	EXTERNAL COVERS, PANELS, ETC.	D1520
1	RM1-6441-000		1	DUPLEXING PAPER FEED ASS'Y	
2	FE4-8742-000		1	COVER, UPPER	
3	FE4-7938-000		1	COVER, MULTI FEED	
4	FE4-8734-000		1	COVER, MULTI FEED UPPER	
5	FC0-3132-000		1	COVER, LEFT	
6	FL3-5852-000		1	COVER, FRONT, LEFT	
7	FC0-3162-000		1	COVER, LEFT, REAR	
8	FC9-2055-000		1	COVER, RIGHT	
9	FC9-2056-000		1	COVER, REAR RIGHT	
10	FE4-8735-000		1	COVER, RIGHT, UPPER	
11	FC9-8944-000		1	ELIMINATOR, STATIC CHARGE	
12	FC9-2166-000		2	SHEET, ELES. PREVENTION	
13	FC9-8934-000		1	LABEL, HIGH TMP. CAUTION	
14	FC9-8943-000		1	LABEL, HIGH TMP. CAUTION	
15	FC0-3196-000		1	LABEL, USB	
16	RU5-2895-000		2	SPRING, TENSION	
17	HB1-5537-000		2	SHEET, BLANKING	
18	FC9-4897-000		1	LABEL, SIZE EXCHANGE	
19	XA9-1671-000		15	SCREW, D, M3X8	
20	FC9-7005-000		1	LABEL, PAPER SIZE	
21	FM1-D779-000		1	REAR COVER ASSEMBLY	
22	FM3-9793-000		1	EXPANSION TRAY ASSEMBLY	
23	FM1-K249-000		1	INNER COVER ASSEMBLY	
24	FC9-2016-000		1	COVER, FRONT, LOWER	
25	FM1-K211-000		1	CONTROL PANEL ASSEMBLY	
26	FM3-9816-000		1	HINGE ASSEMBLY	
27	RM1-6427-000		1	MP LIFTING PLATE ASSEMBLY	
28	RC2-6273-000		1	HINGE, MULTI-PURPOSE, RIGHT	
29	RC2-8291-000		1	HINGE, MULTI-PURPOSE, LEFT	
30	FM1-N239-000		1	CONTROL PANEL PCB ASSEMBLY	

Figure 100K (1 / 2) EXTERNAL COVERS, PANELS, ETC.(MF416)

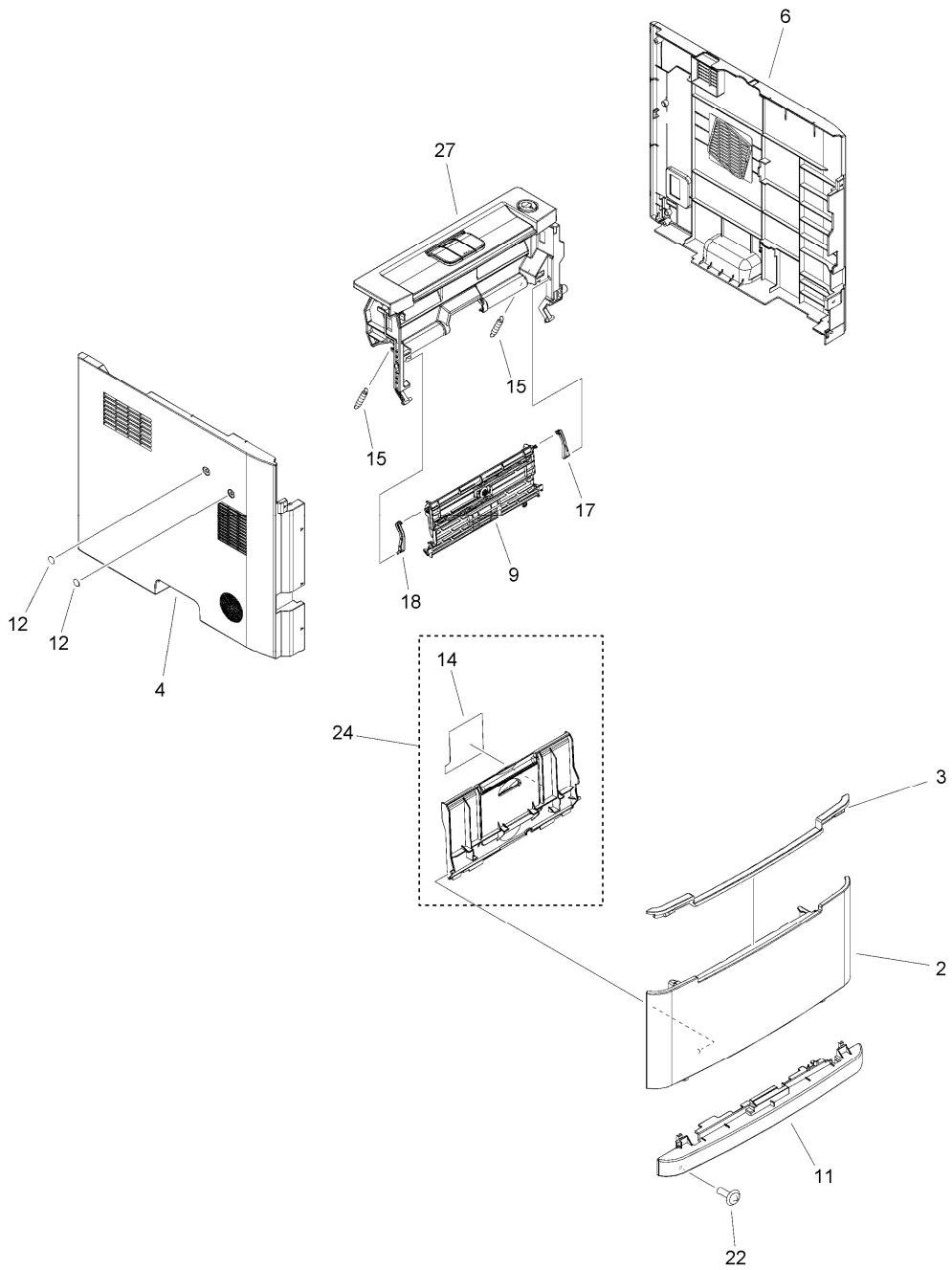
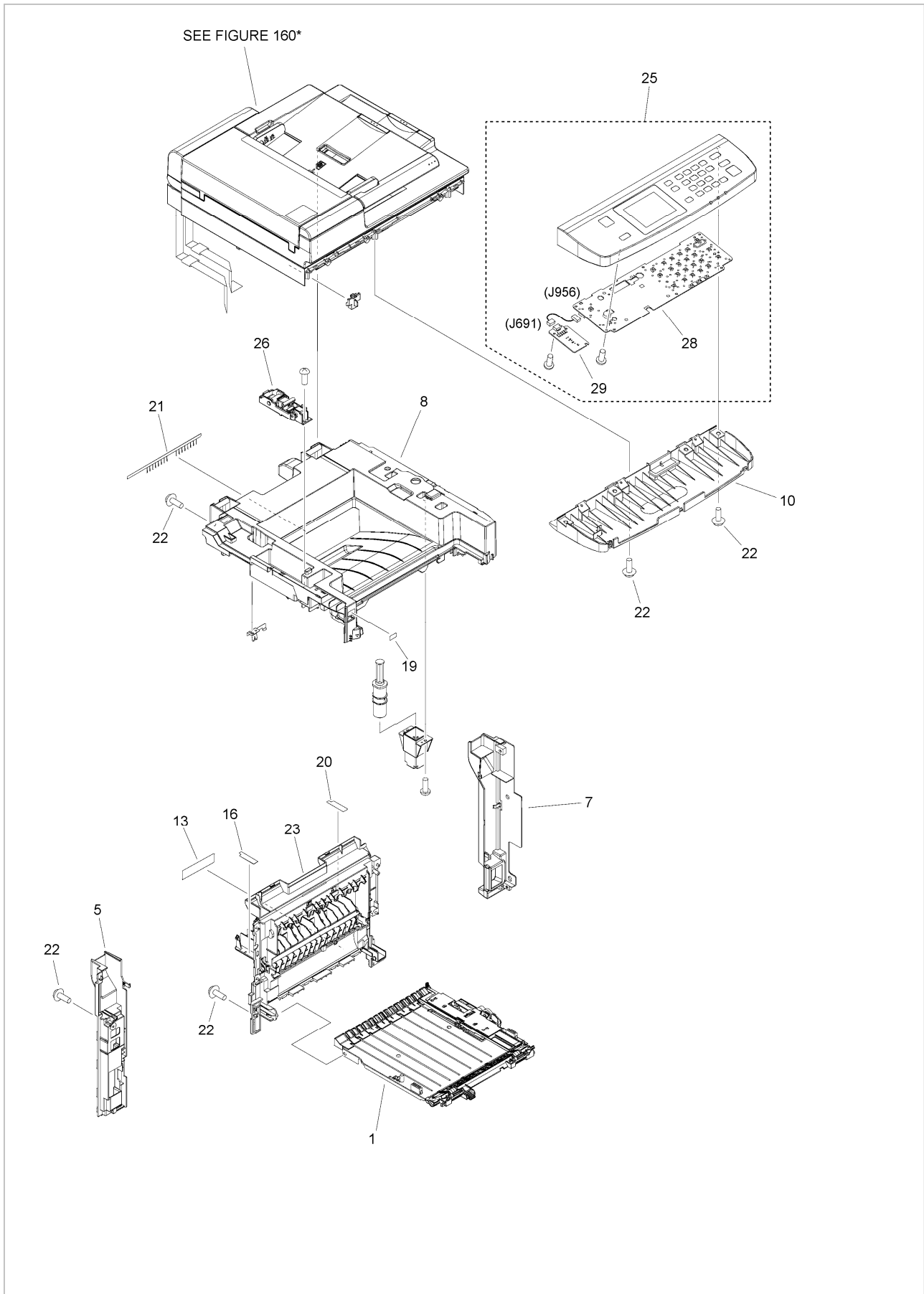


Figure 100K (2 / 2) EXTERNAL COVERS, PANELS, ETC.(MF416)



FIG/KEY	PART NUMBER	RANK	QTY	DESCRIPTION	REMARKS
100K	NPN		RF	EXTERNAL COVERS, PANELS, ETC.	MF416
1	RM1-6441-000		1	DUPLEXING PAPER FEED ASS'Y	
2	FE4-7841-000		1	COVER, MULTI FEED	
3	FE4-8208-000		1	COVER, FRONT UPPER, 2	
4	FC9-2135-010		1	COVER, LEFT	
5	FC0-3136-000		1	COVER, LEFT, REAR	
6	FC9-2137-000		1	COVER, RIGHT	
7	FC9-2138-000		1	COVER, REAR RIGHT	
8	FE4-8830-000		1	COVER, UPPER	
9	RM1-6427-000		1	MP LIFTING PLATE ASSEMBLY	
10	FL0-7009-000		1	PANEL, CONTROL, LOWER	
11	FC8-9837-000		1	COVER, FRONT	
12	HB1-5537-000		2	SHEET, BLANKING	
13	FC9-4897-000		1	LABEL, SIZE EXCHANGE	
14	FC9-7005-000		1	LABEL, PAPER SIZE	
15	RU5-2895-000		2	SPRING, TENSION	
16	FC9-8934-000		1	LABEL, HIGH TMP. CAUTION	
17	RC2-6273-000		1	HINGE, MULTI-PURPOSE, RIGHT	
18	RC2-8291-000		1	HINGE, MULTI-PURPOSE, LEFT	
19	FE4-8382-000		1	LABEL, USB	
20	FC9-8943-000		1	LABEL, HIGH TMP. CAUTION	
21	FC9-8944-000		1	ELIMINATOR, STATIC CHARGE	
22	XA9-1671-000		15	SCREW, D, M3X8	
23	FM1-D779-000		1	REAR COVER ASSEMBLY	
24	FM3-9793-000		1	EXPANSION TRAY ASSEMBLY	
25	FM1-K215-000		1	CONTROL PANEL ASSEMBLY	
26	FM3-9816-000		1	HINGE ASSEMBLY	
27	FM1-K242-000		1	INNER COVER ASSEMBLY	
28	FM1-N239-000		1	CONTROL PANEL PCB ASSEMBLY	
29	FM1-N812-000		1	NFC PCB ASSEMBLY	

Figure 100L (1 / 2) EXTERNAL COVERS, PANELS, ETC.(MF414)

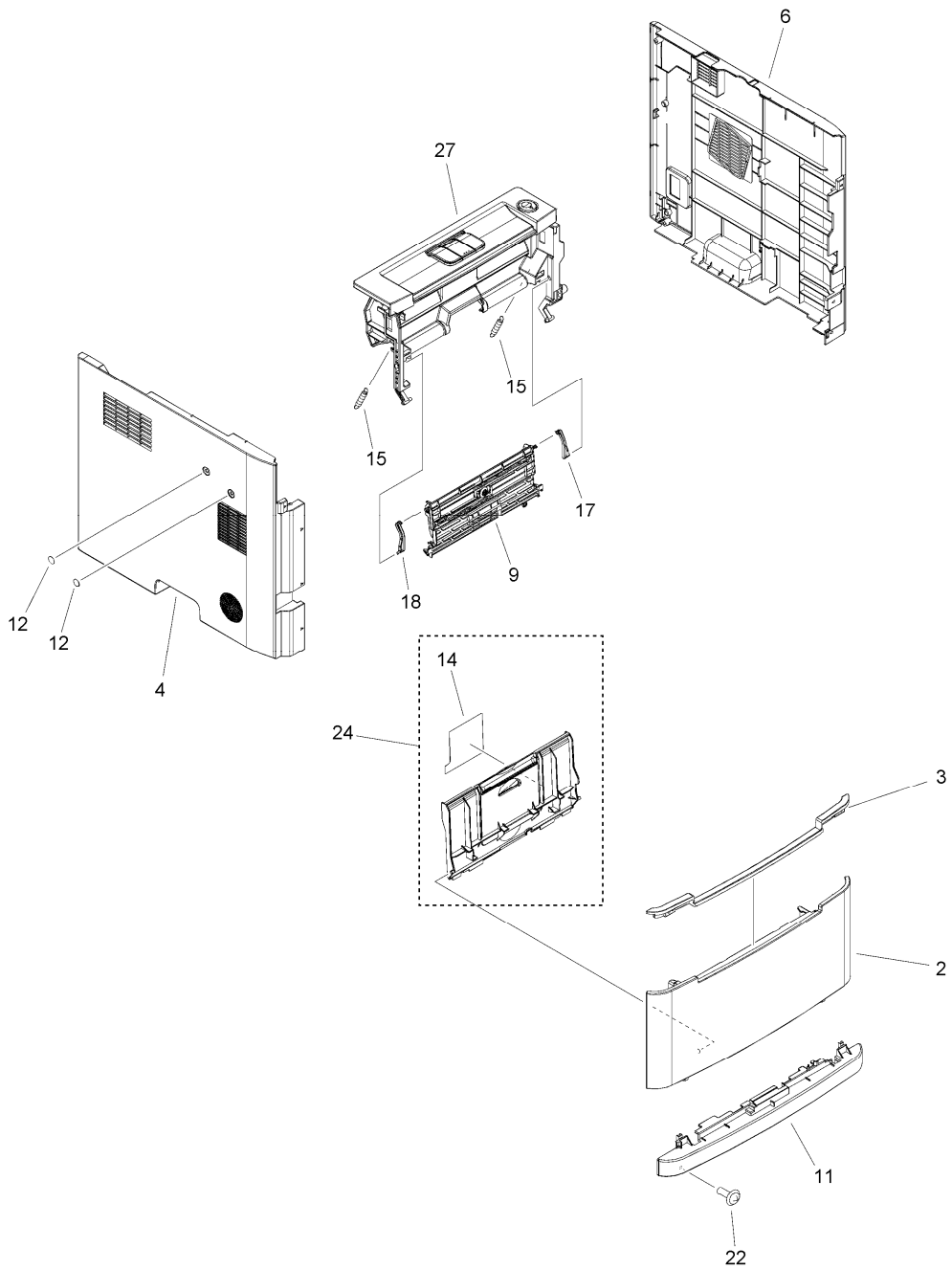
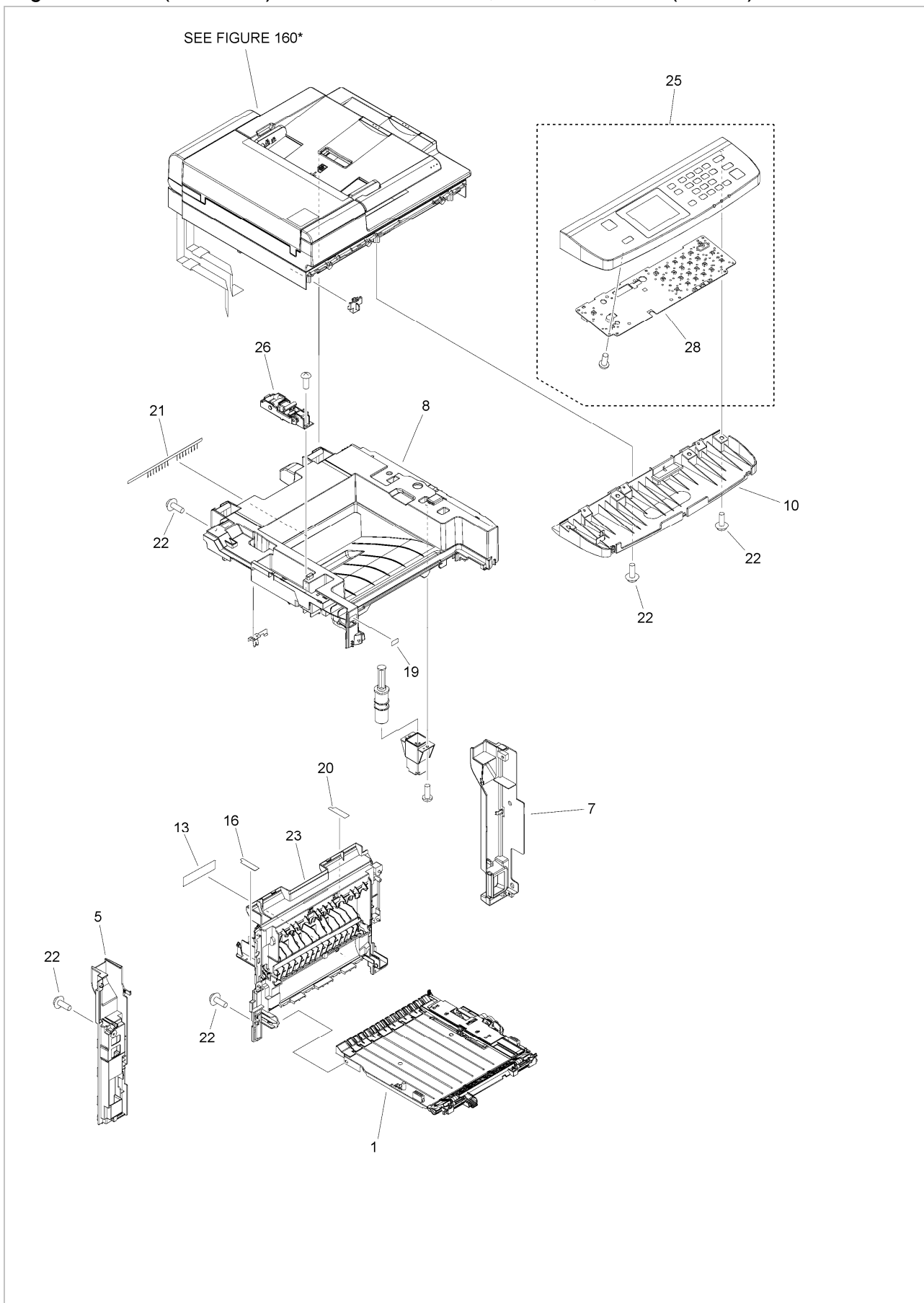
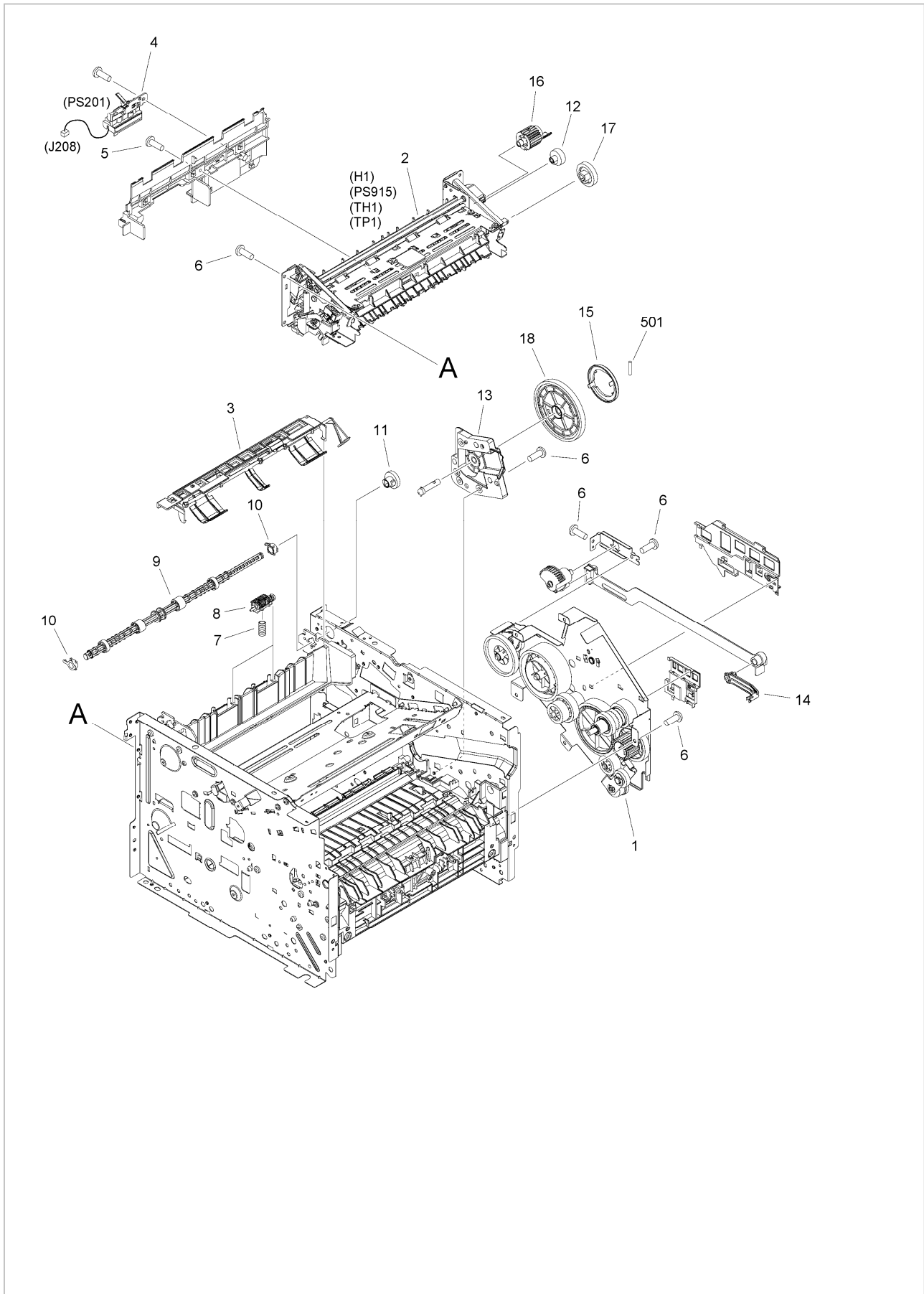


Figure 100L (2 / 2) EXTERNAL COVERS, PANELS, ETC.(MF414)



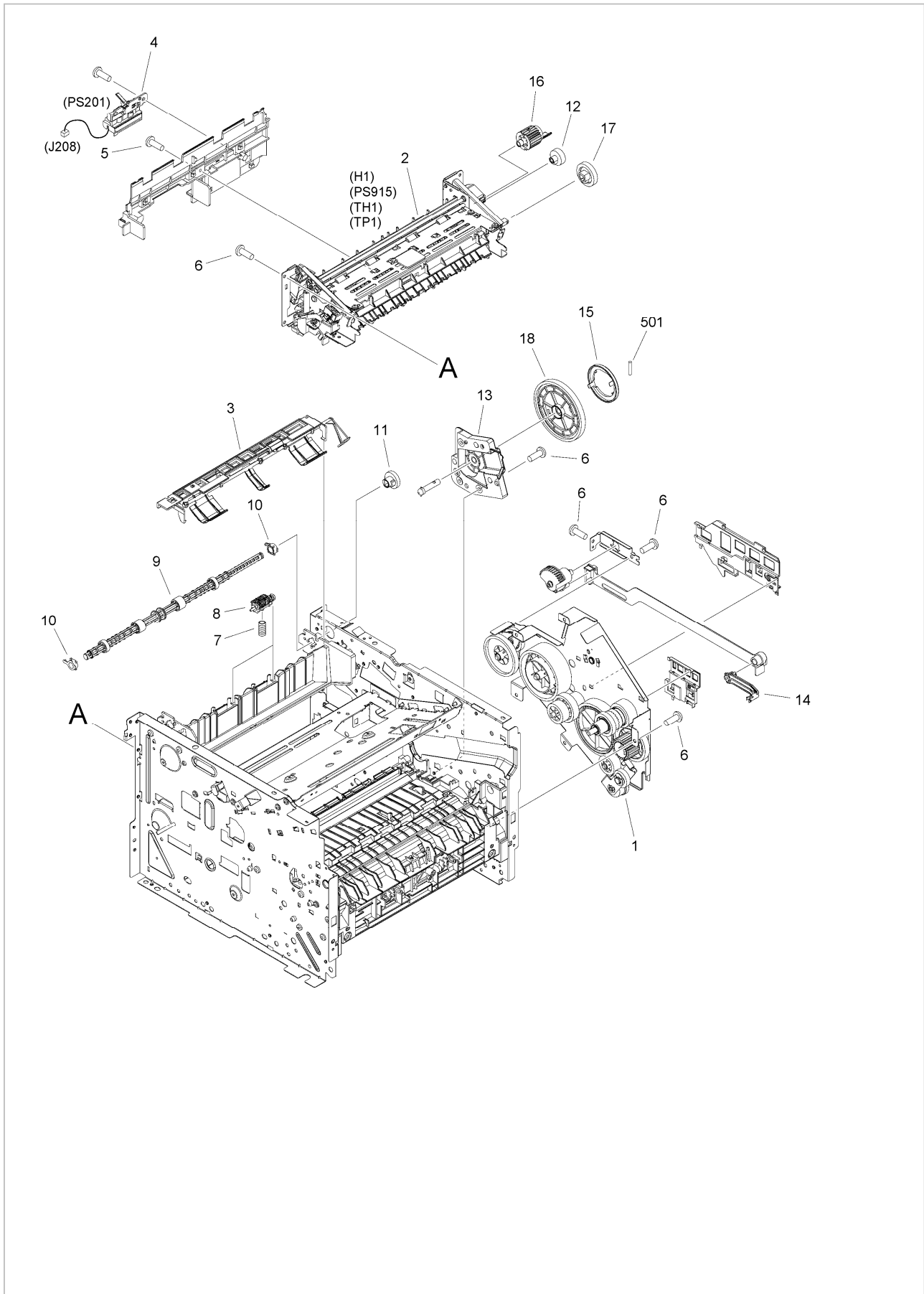
FIG/KEY	PART NUMBER	RANK	QTY	DESCRIPTION	REMARKS
100L	NPN		RF	EXTERNAL COVERS, PANELS, ETC.	MF414
1	RM1-6441-000		1	DUPLEXING PAPER FEED ASS'Y	
2	FE4-7841-000		1	COVER, MULTI FEED	
3	FE4-8208-000		1	COVER, FRONT UPPER, 2	
4	FC9-2135-010		1	COVER, LEFT	
5	FC0-3136-000		1	COVER, LEFT, REAR	
6	FC9-2137-000		1	COVER, RIGHT	
7	FC9-2138-000		1	COVER, REAR RIGHT	
8	FE4-8830-000		1	COVER, UPPER	
9	RM1-6427-000		1	MP LIFTING PLATE ASSEMBLY	
10	FL0-7009-000		1	PANEL, CONTROL, LOWER	
11	FC8-9837-000		1	COVER, FRONT	
12	HB1-5537-000		2	SHEET, BLANKING	
13	FC9-4897-000		1	LABEL, SIZE EXCHANGE	
14	FC9-7005-000		1	LABEL, PAPER SIZE	
15	RU5-2895-000		2	SPRING, TENSION	
16	FC9-8934-000		1	LABEL, HIGH TMP. CAUTION	
17	RC2-6273-000		1	HINGE, MULTI-PURPOSE, RIGHT	
18	RC2-8291-000		1	HINGE, MULTI-PURPOSE, LEFT	
19	FE4-8382-000		1	LABEL, USB	
20	FC9-8943-000		1	LABEL, HIGH TMP. CAUTION	
21	FC9-8944-000		1	ELIMINATOR, STATIC CHARGE	
22	XA9-1671-000		15	SCREW, D, M3X8	
23	FM1-D779-000		1	REAR COVER ASSEMBLY	
24	FM3-9793-000		1	EXPANSION TRAY ASSEMBLY	
25	FM1-K218-000		1	CONTROL PANEL ASSEMBLY	
26	FM3-9816-000		1	HINGE ASSEMBLY	
27	FM1-K242-000		1	INNER COVER ASSEMBLY	
28	FM1-N239-000		1	CONTROL PANEL PCB ASSEMBLY	

Figure 101A INTERNAL COMPONENTS 1 (MF419,D1550,D1520)



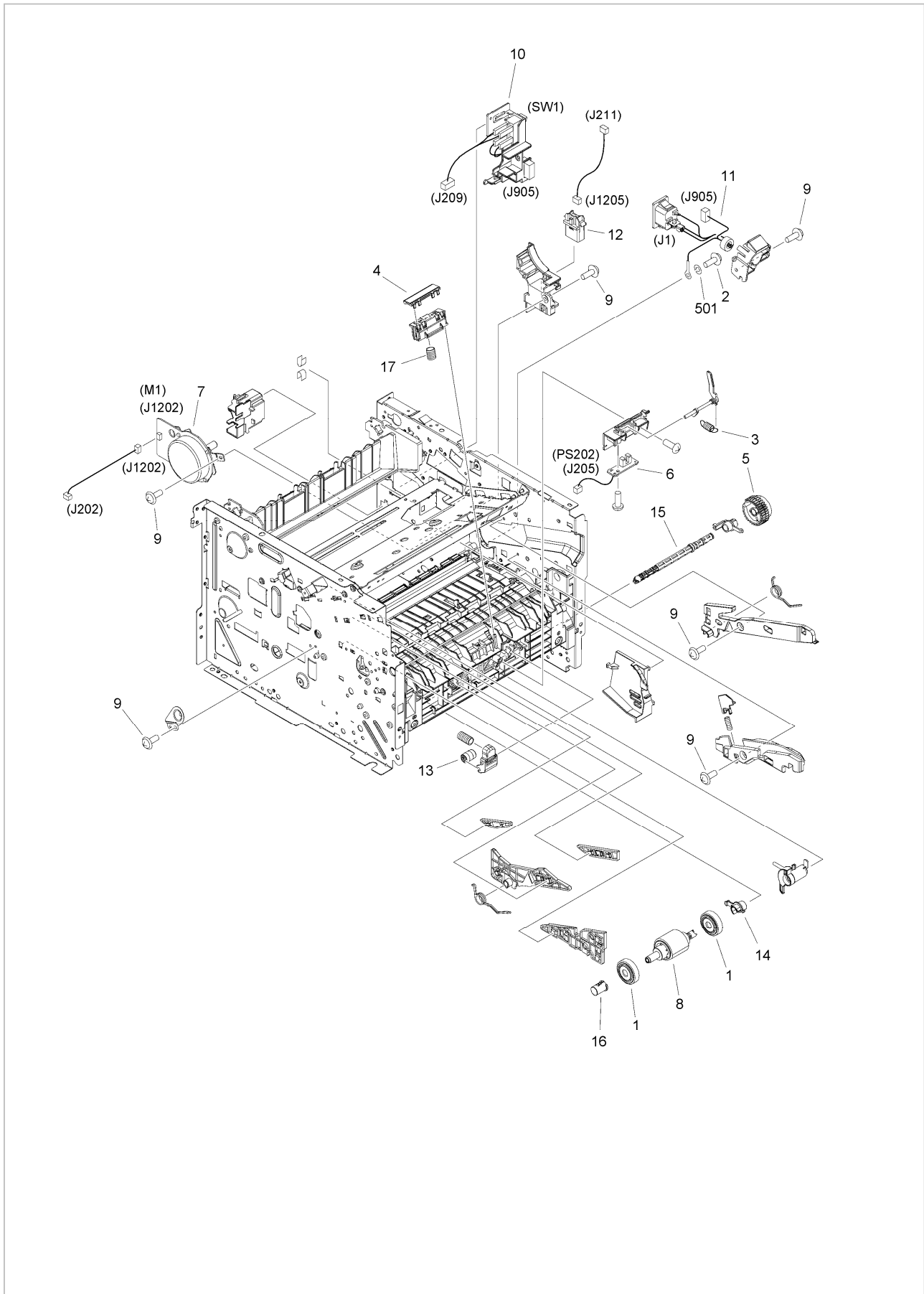
FIG/KEY	PART NUMBER	RANK	QTY	DESCRIPTION	REMARKS
101A	NPN		RF	INTERNAL COMPONENTS 1	MF419, D1550,D1520
1	FM3-9797-000		1	MAIN DRIVE ASSEMBLY	
2	RM1-6405-000		1	FIXING ASS'Y	H1,PS915, TH1,TP1
3	RM1-7691-000		1	PAPER RETAINING DELIVERY ASS'Y	
4	RM1-6445-000		1	REVERSE SENSOR ASS'Y	PS201
5	XA9-1503-000		3	SCREW, TAP, M3X6	
6	XA9-1671-000		15	SCREW, D, M3X8	
7	RU6-2610-000		2	SPRING, COMPRESSION	
8	RL1-2111-000		2	FACE-DOWN ROLLER UNIT	
9	RL1-2112-000		1	ROLLER, FACE-DOWN	
10	RC2-6237-000		2	BUSHING	
11	RU6-0692-000		1	GEAR, 19T	
12	RU6-0693-000		1	GEAR, 17T	
13	RC2-6042-000		1	FRAME, GEAR SUPPORTING	
14	RC2-6198-000		1	ARM, LINK, 1	
15	RC2-6217-000		1	COVER, GEAR RETAINING	
16	RU6-0688-000		1	GEAR, 21T	
17	RU6-0690-000		1	GEAR, 27T	
18	RU6-0674-000		1	GEAR, 145T	
501	XD3-2300-322		1	PIN	

Figure 101E INTERNAL COMPONENTS 1(MF416,414)



FIG/KEY	PART NUMBER	RANK	QTY	DESCRIPTION	REMARKS
101E	NPN		RF	INTERNAL COMPONENTS 1	MF416,414
1	RM1-6421-000		1	MAIN DRIVE ASS'Y	
2	RM1-6405-000		1	FIXING ASS'Y	H1,PS915, TH1,TP1
3	RM1-7691-000		1	PAPER RETAINING DELIVERY ASS'Y	
4	RM1-6445-000		1	REVERSE SENSOR ASS'Y	PS201
5	XA9-1503-000		3	SCREW, TAP, M3X6	
6	XA9-1671-000		15	SCREW, D, M3X8	
7	RU6-2610-000		2	SPRING, COMPRESSION	
8	RL1-2111-000		2	FACE-DOWN ROLLER UNIT	
9	RL1-2112-000		1	ROLLER, FACE-DOWN	
10	RC2-6237-000		2	BUSHING	
11	RU6-0692-000		1	GEAR, 19T	
12	RU6-0693-000		1	GEAR, 17T	
13	RC2-6042-000		1	FRAME, GEAR SUPPORTING	
14	RC2-6198-000		1	ARM, LINK, 1	
15	RC2-6217-000		1	COVER, GEAR RETAINING	
16	RU6-0688-000		1	GEAR, 21T	
17	RU6-0690-000		1	GEAR, 27T	
18	RU6-0674-000		1	GEAR, 145T	
501	XD3-2300-322		1	PIN	

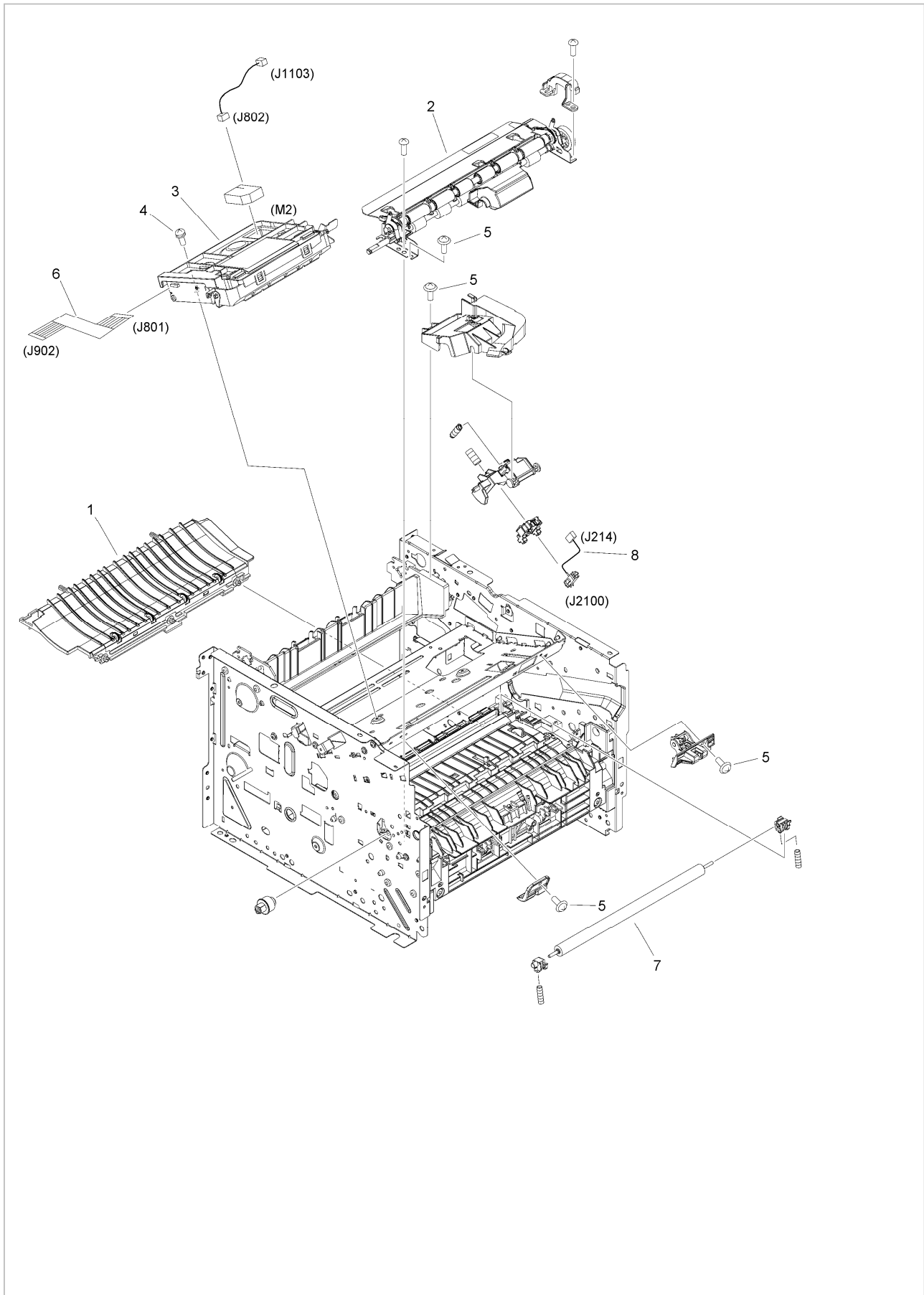
Figure 102A INTERNAL COMPONENTS 2(MF419,D1550,D1520)



FIG/KEY	PART NUMBER	RANK	QTY	DESCRIPTION	REMARKS
102A	NPN		RF	INTERNAL COMPONENTS 2	MF419, D1550,D1520
1	RC2-6130-000		2	ROLLER, CASSETTE PAPER PICK-UP	
2	XA9-0994-000		1	SCREW, TP, M4X6	
3	RU5-2898-000		1	SPRING, TENSION	
4	RL1-2115-000		1	PAD, MULTI-PURPOSE SEPARATION	
5	RM1-1301-000		1	PAPER PICK-UP GEAR ASS'Y	
6	RM1-6350-000		1	MULTI-PURPOSE SENSOR PCB ASS'Y	PS202
7	RM1-6378-000		1	MAIN MOTOR ASS'Y	M1
8	RM1-6414-000		1	PAPER PICK-UP ROLLER ASS'Y	
9	XA9-1671-000		6	SCREW, D, M3X8	
10	FM4-5367-000		1	MAIN SWITCH UNIT	SW1
11	FM4-5386-000		1	INLET CABLE ASSEMBLY	J1
12	VS1-7258-007		1	CONNECTOR, DRAWER	
13	RC1-3481-000		2	ROLLER, IDLER	
14	RC2-6131-000		1	BUSHING	
15	RC2-6133-000		1	SHAFT, TRANSMISSION	
16	RC2-8263-000		1	BUSHING	
17	RU5-2894-000		1	SPRING, COMPRESSION	
501	XD1-3100-407		1	LOCK-WASHER, SPRING	

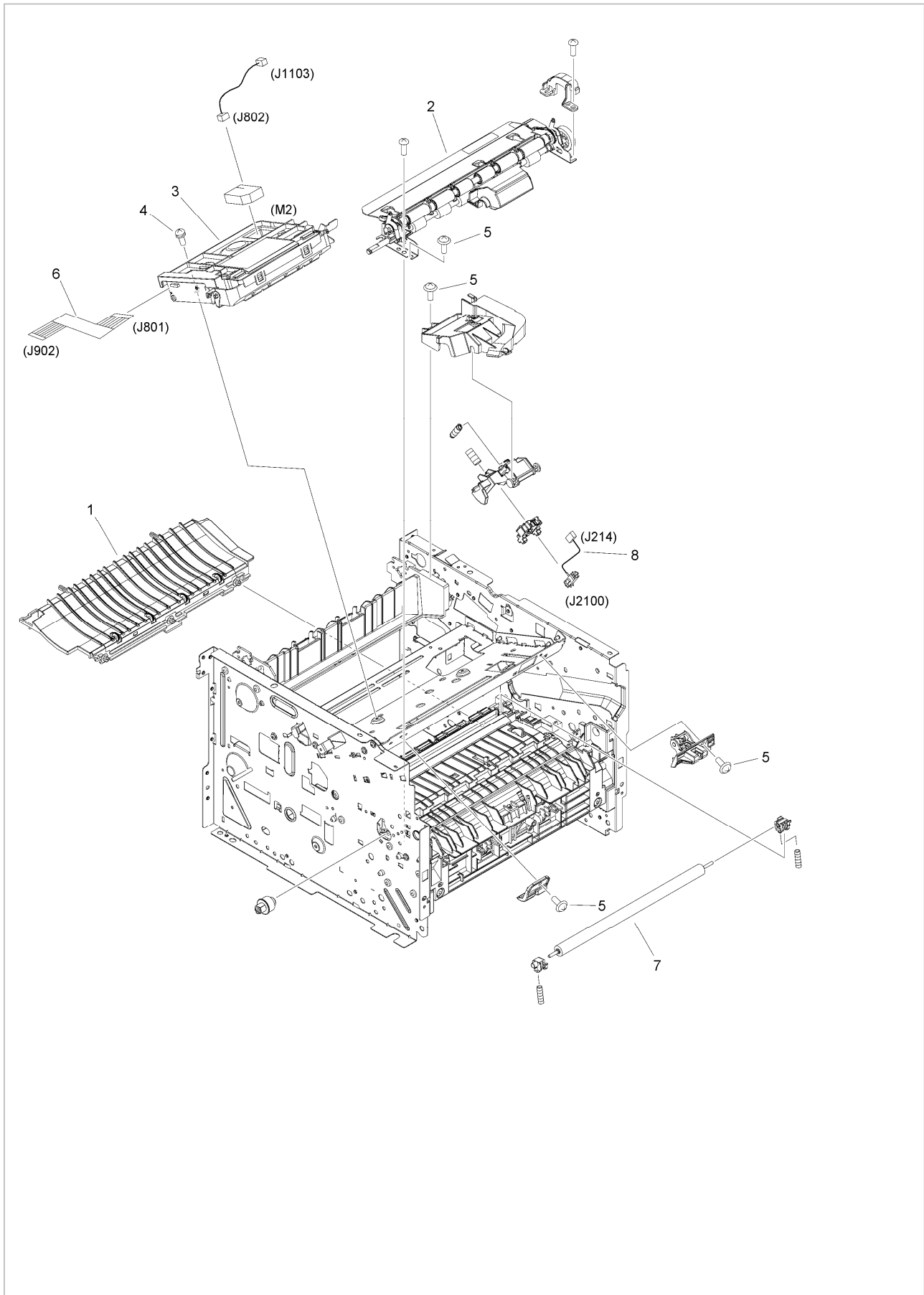
FIG/KEY	PART NUMBER	RANK	QTY	DESCRIPTION	REMARKS
102D	NPN		RF	INTERNAL COMPONENTS 2	MF416,414
1	RC2-6130-000		2	ROLLER, CASSETTE PAPER PICK-UP	
2	XA9-0994-000		1	SCREW, TP, M4X6	
3	RU5-2898-000		1	SPRING, TENSION	
4	RL1-2115-000		1	PAD, MULTI-PURPOSE SEPARATION	
5	RM1-1301-000		1	PAPER PICK-UP GEAR ASS'Y	
6	RM1-6350-000		1	MULTI-PURPOSE SENSOR PCB ASS'Y	PS202
7	RM1-6378-000		1	MAIN MOTOR ASS'Y	M1
8	RM1-6414-000		1	PAPER PICK-UP ROLLER ASS'Y	
9	XA9-1671-000		6	SCREW, D, M3X8	
10	FM4-5367-000		1	MAIN SWITCH UNIT	SW1
11	FM4-5386-000		1	INLET CABLE ASSEMBLY	J1
12	VS1-7258-007		1	CONNECTOR, DRAWER	
13	RC1-3481-000		2	ROLLER, IDLER	
14	RC2-6131-000		1	BUSHING	
15	RC2-6133-000		1	SHAFT, TRANSMISSION	
16	RC2-8263-000		1	BUSHING	
17	RU5-2894-000		1	SPRING, COMPRESSION	
501	XD1-3100-407		1	LOCK-WASHER, SPRING	

Figure 103A INTERNAL COMPONENTS 3(MF419,416,414)



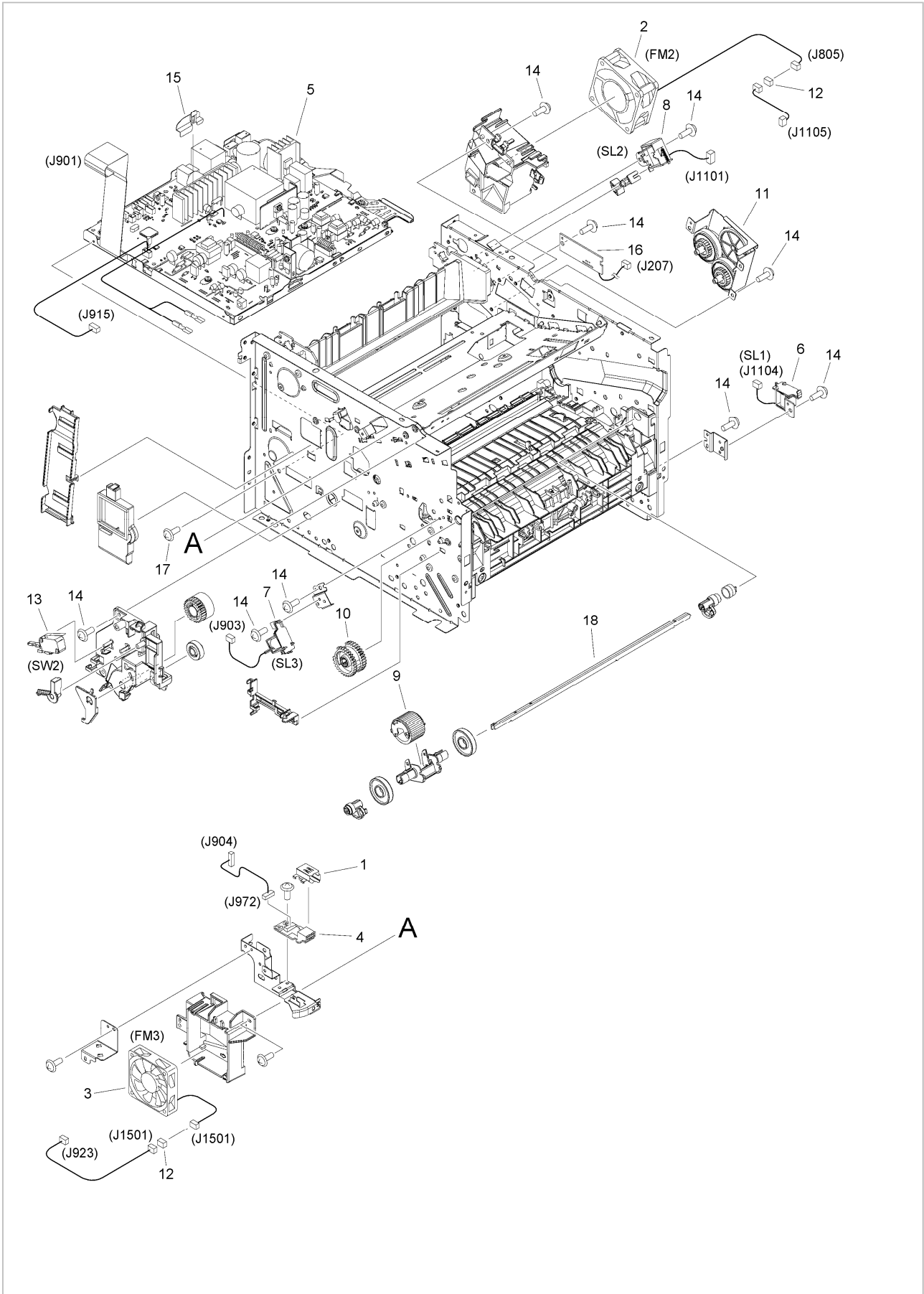
FIG/KEY	PART NUMBER	RANK	QTY	DESCRIPTION	REMARKS
103A	NPN		RF	INTERNAL COMPONENTS 3	MF419,416,414
1	RM1-6402-000		1	PAPER FEED GUIDE ASS'Y	
2	FM4-1659-000		1	REGISTRATION ASS'Y	
3	RM1-6424-000		1	SCANNER ASS'Y	M2
4	XA9-1420-000		4	SCREW, W/WASHER, M3X8	
5	XA9-1671-000		15	SCREW, D, M3X8	
6	FK3-0730-000		1	CABLE, FLAT	
7	RM1-6450-000		1	TRANSFER ROLLER ASS'Y	
8	RM1-6374-000		1	CABLE, TAG	

Figure 103B INTERNAL COMPONENTS 3(D1550,D1520)



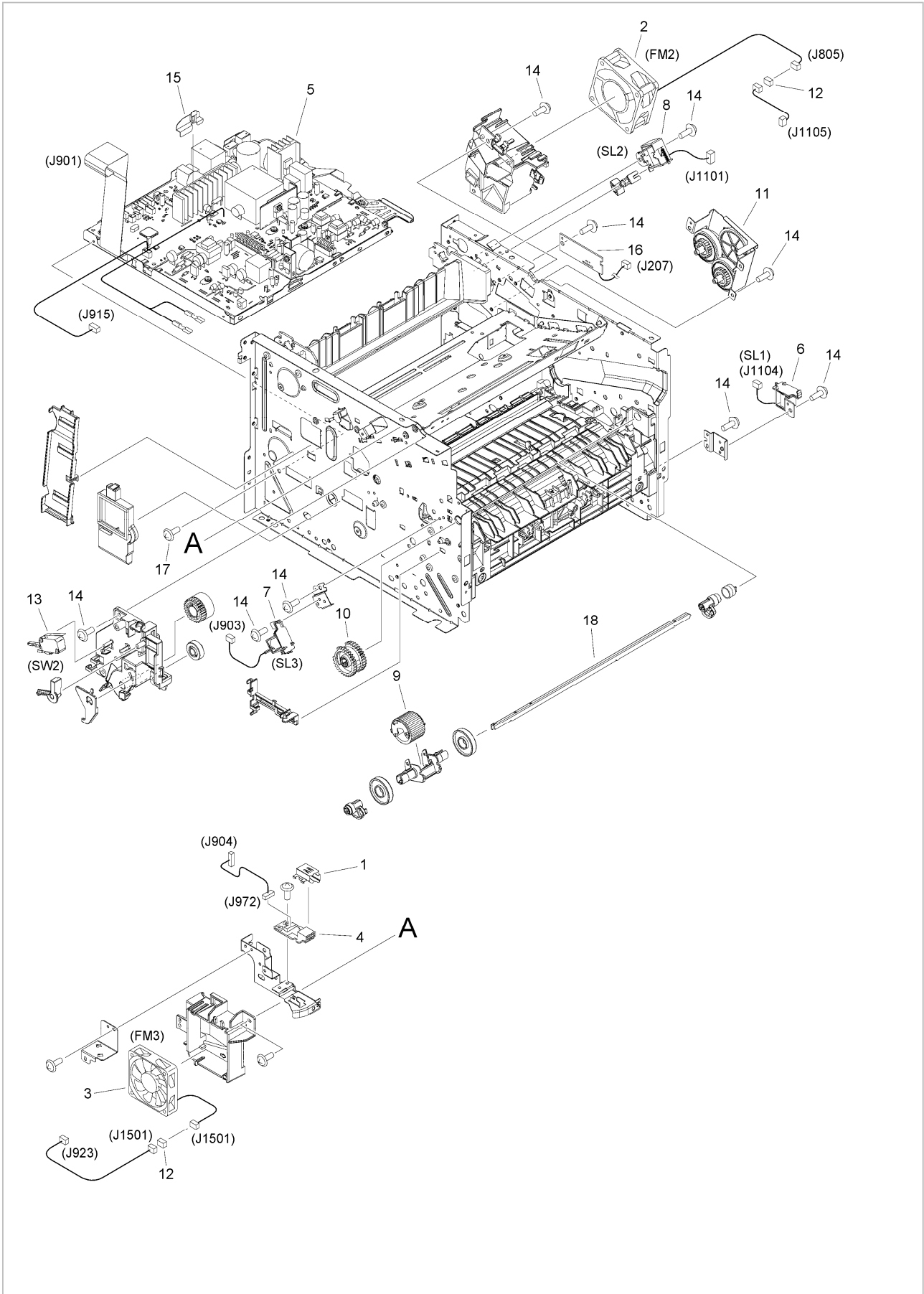
FIG/KEY	PART NUMBER	RANK	QTY	DESCRIPTION	REMARKS
103B	NPN		RF	INTERNAL COMPONENTS 3	D1550,D1520
1	RM1-6402-000		1	PAPER FEED GUIDE ASS'Y	
2	FM4-1659-000		1	REGISTRATION ASS'Y	
3	RM1-6424-000		1	SCANNER ASS'Y	M2
4	XA9-1420-000		4	SCREW, W/WASHER, M3X8	
5	XA9-1671-000		15	SCREW, D, M3X8	
6	FK3-0730-000		1	CABLE, FLAT	
7	RM1-6450-000		1	TRANSFER ROLLER ASS'Y	
8	RM1-6374-000		1	CABLE, TAG	

Figure 104A INTERNAL COMPONENTS 4(MF419)



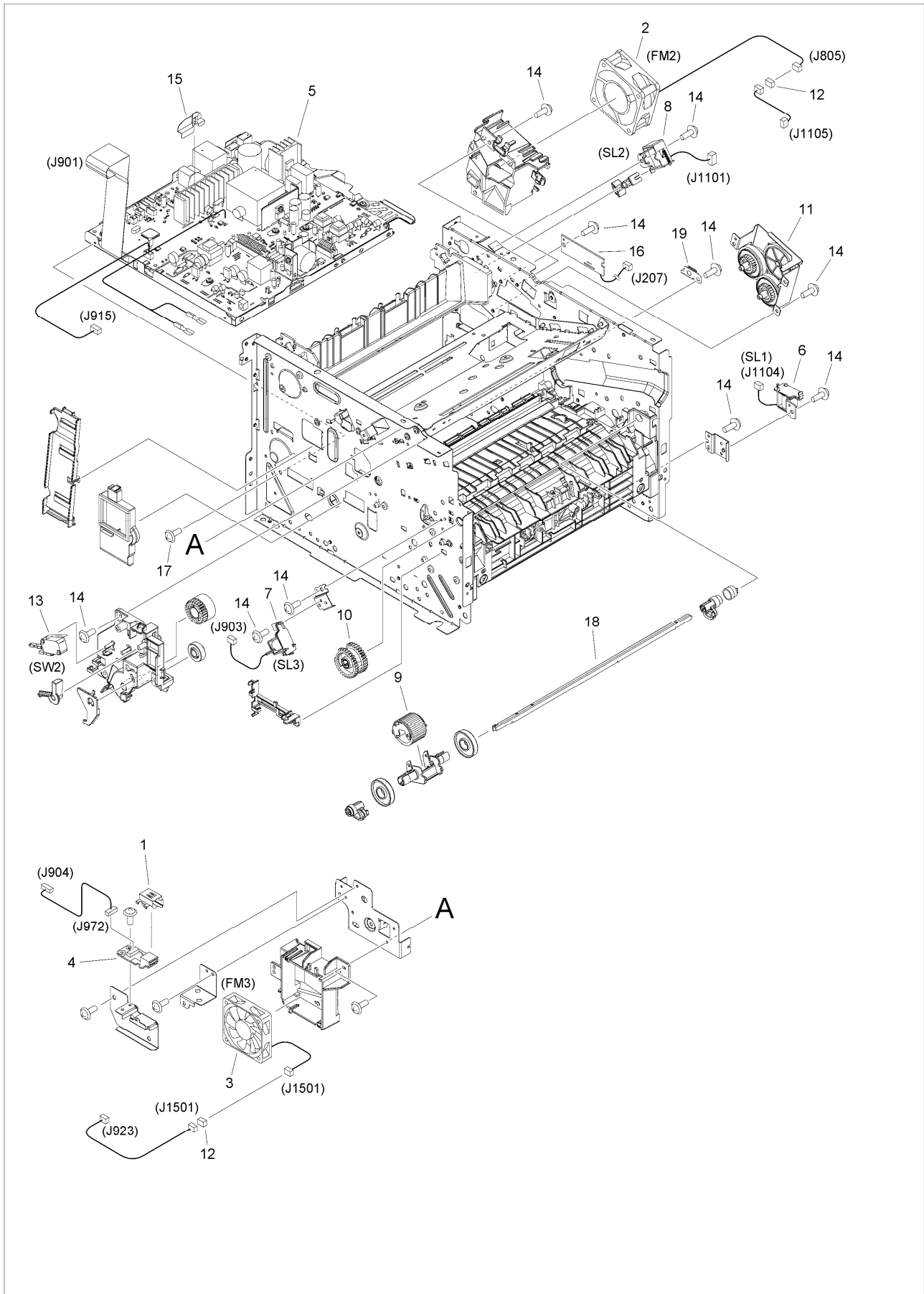
FIG/KEY	PART NUMBER	RANK	QTY	DESCRIPTION	REMARKS
104A	NPN		RF	INTERNAL COMPONENTS 4	MF419
1	FC9-2142-000		1	PLATE, USB GROUNDING	
2	FK3-0732-000		1	FAN	FM2
3	FK2-2064-000		1	FAN	FM3
4	FM1-R825-000		1	USB RELAY PCB ASSEMBLY	
5	FM1-R900-000		1	ENGINE CONTROLLER PCB ASS'Y	
6	RK2-2729-000		1	SOLENOID	SL1
7	RK2-2731-000		1	SOLENOID	SL3
8	RK2-2733-000		1	SOLENOID	SL2
9	RL1-2120-000		1	ROLLER, MULTI-PURPOSE PICK-UP	
10	RM1-4275-020		1	PAPER PICK-UP GEAR ASS'Y	
11	RM1-6423-000		1	REVERSE DRIVE ASS'Y	
12	VS1-7177-003		2	CONNECTOR, SNAP TIGHT, BK	
13	WC4-5171-000		1	MICROSWITCH	SW2
14	XA9-1671-000		15	SCREW, D, M3X8	
15	FC9-8942-000		1	SHEET, PROTECTIVE	
16	FM1-R906-000		1	CONNECTING PCB ASS'Y	
17	XA9-1503-000		5	SCREW, TAP, M3X6	
18	RC2-6136-000		1	SHAFT, PAPER PICK-UP	

Figure 104D INTERNAL COMPONENTS 4(D1550,D1520)



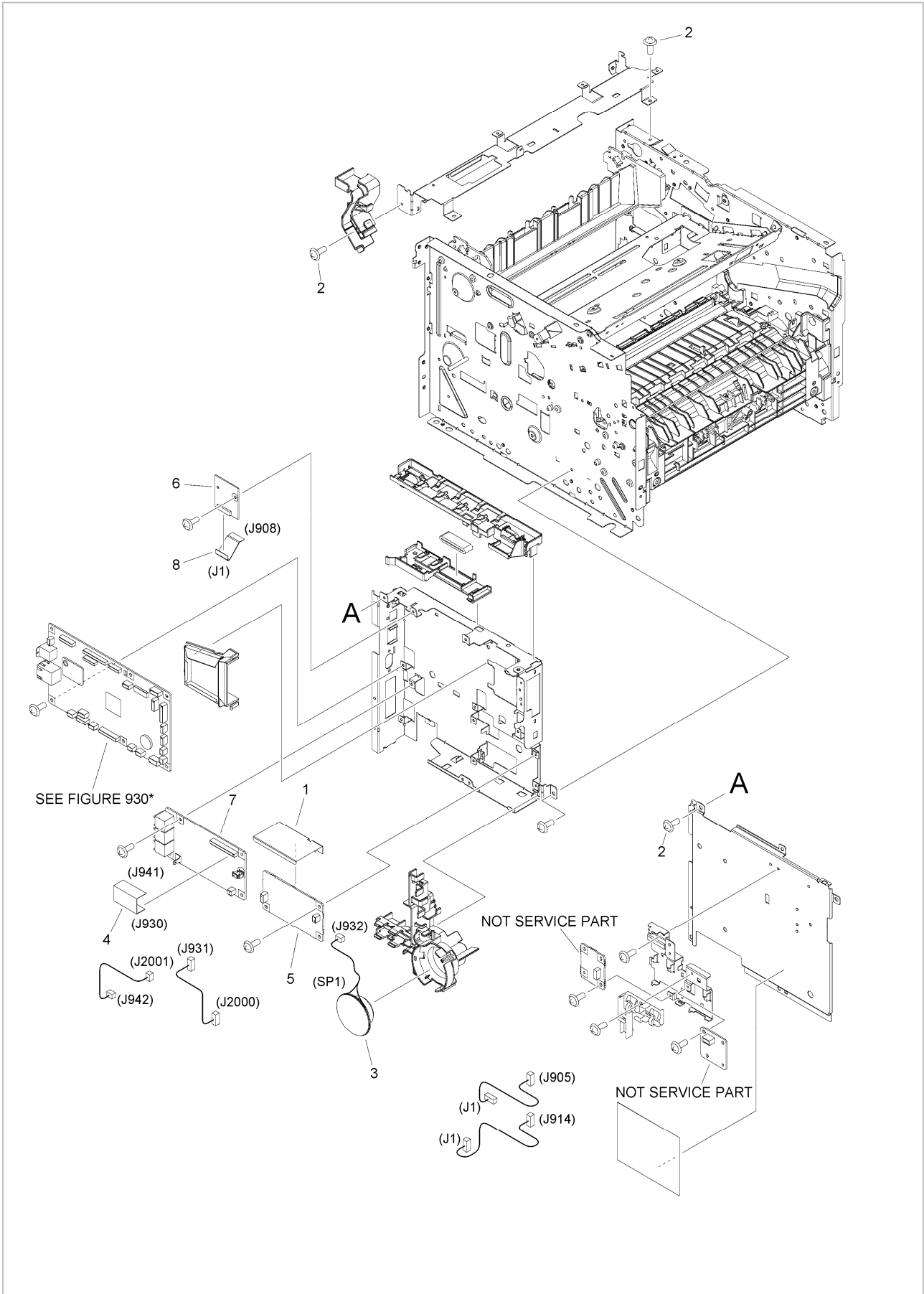
FIG/KEY	PART NUMBER	RANK	QTY	DESCRIPTION	REMARKS
104D	NPN		RF	INTERNAL COMPONENTS 4	D1550,D1520
1	FC9-2142-000		1	PLATE, USB GROUNDING	
2	FK3-0732-000		1	FAN	FM2
3	FK2-2064-000		1	FAN	FM3
4	FM1-R825-000		1	USB RELAY PCB ASSEMBLY	
5	FM1-R895-000		1	ENGINE CONTROLLER PCB ASS'Y	
6	RK2-2729-000		1	SOLENOID	SL1
7	RK2-2731-000		1	SOLENOID	SL3
8	RK2-2733-000		1	SOLENOID	SL2
9	RL1-2120-000		1	ROLLER,MULTI-PURPOSE PICK-UP	
10	RM1-4275-020		1	PAPER PICK-UP GEAR ASS'Y	
11	RM1-6423-000		1	REVERSE DRIVE ASS'Y	
12	VS1-7177-003		2	CONNECTOR, SNAP TIGHT, BK	
13	WC4-5171-000		1	MICROSWITCH	SW2
14	XA9-1671-000		15	SCREW, D, M3X8	
15	FC9-8942-000		1	SHEET, PROTECTIVE	
16	FM1-R906-000		1	CONNECTING PCB ASS'Y	
17	XA9-1503-000		5	SCREW, TAP, M3X6	
18	RC2-6136-000		1	SHAFT, PAPER PICK-UP	

Figure 104E INTERNAL COMPONENTS 4(MF416,414)



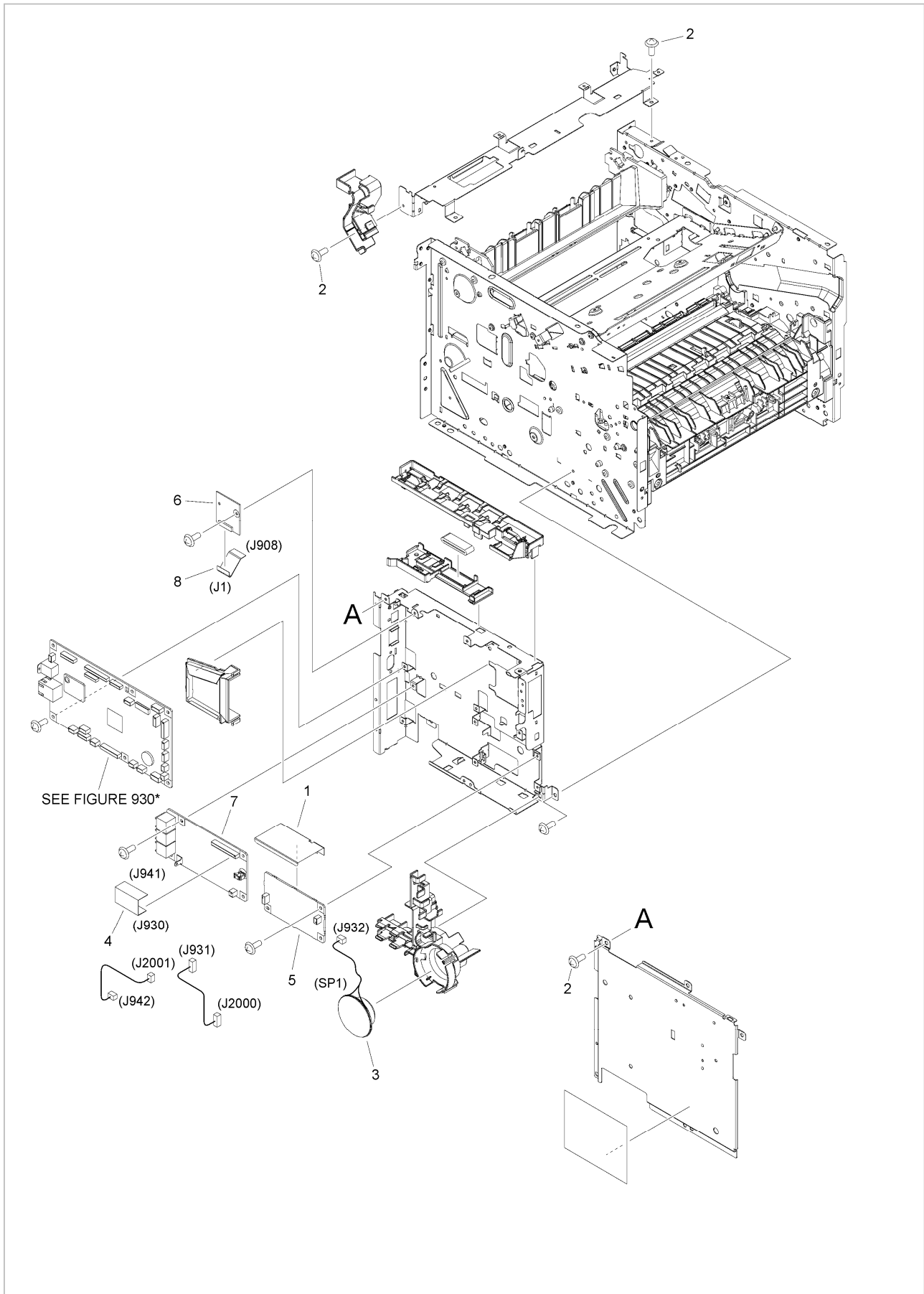
FIG/KEY	PART NUMBER	RANK	QTY	DESCRIPTION	REMARKS
104E	NPN		RF	INTERNAL COMPONENTS 4	MF416,414
1	FC9-2142-000		1	PLATE, USB GROUNDING	
2	FK3-0732-000		1	FAN	FM2
3	FK2-2064-000		1	FAN	FM3
4	FM1-R825-000		1	USB RELAY PCB ASSEMBLY	
5	FM1-R887-000		1	ENGINE CONTROLLER PCB ASS'Y	
6	RK2-2729-000		1	SOLENOID	SL1
7	RK2-2731-000		1	SOLENOID	SL3
8	RK2-2733-000		1	SOLENOID	SL2
9	RL1-2120-000		1	ROLLER,MULTI-PURPOSE PICK-UP	
10	RM1-4275-020		1	PAPER PICK-UP GEAR ASS'Y	
11	RM1-6423-000		1	REVERSE DRIVE ASS'Y	
12	VS1-7177-003		2	CONNECTOR, SNAP TIGHT, BK	
13	WC4-5171-000		1	MICROSWITCH	SW2
14	XA9-1671-000		15	SCREW, D, M3X8	
15	FC9-8942-000		1	SHEET, PROTECTIVE	
16	FM1-R906-000		1	CONNECTING PCB ASS'Y	
17	XA9-1503-000		5	SCREW, TAP, M3X6	
18	RC2-6136-000		1	SHAFT, PAPER PICK-UP	
19	RC2-1568-000		1	PLATE, GROUNDING	

Figure 105A INTERNAL COMPONENTS 5(MF419)



FIG/KEY	PART NUMBER	RANK	QTY	DESCRIPTION	REMARKS
105A	NPN		RF	INTERNAL COMPONENTS 5	MF419
1	FC0-3182-000		1	SHEET, CABLE PROTECTION	
2	XA9-1671-000		15	SCREW, D, M3X8	
3	FK3-1826-000		1	SPEAKER	SP1
4	FK4-1146-000		1	CABLE, FLAT	
5	FM4-8968-010		1	OFFHOOK PCB ASSEMBLY	
6	FK4-1248-020		1	MODULE, WLAN	
7	FM1-R914-000		1	NCU PCB ASSEMBLY	
8	FK4-3102-000		1	CABLE, FLAT	

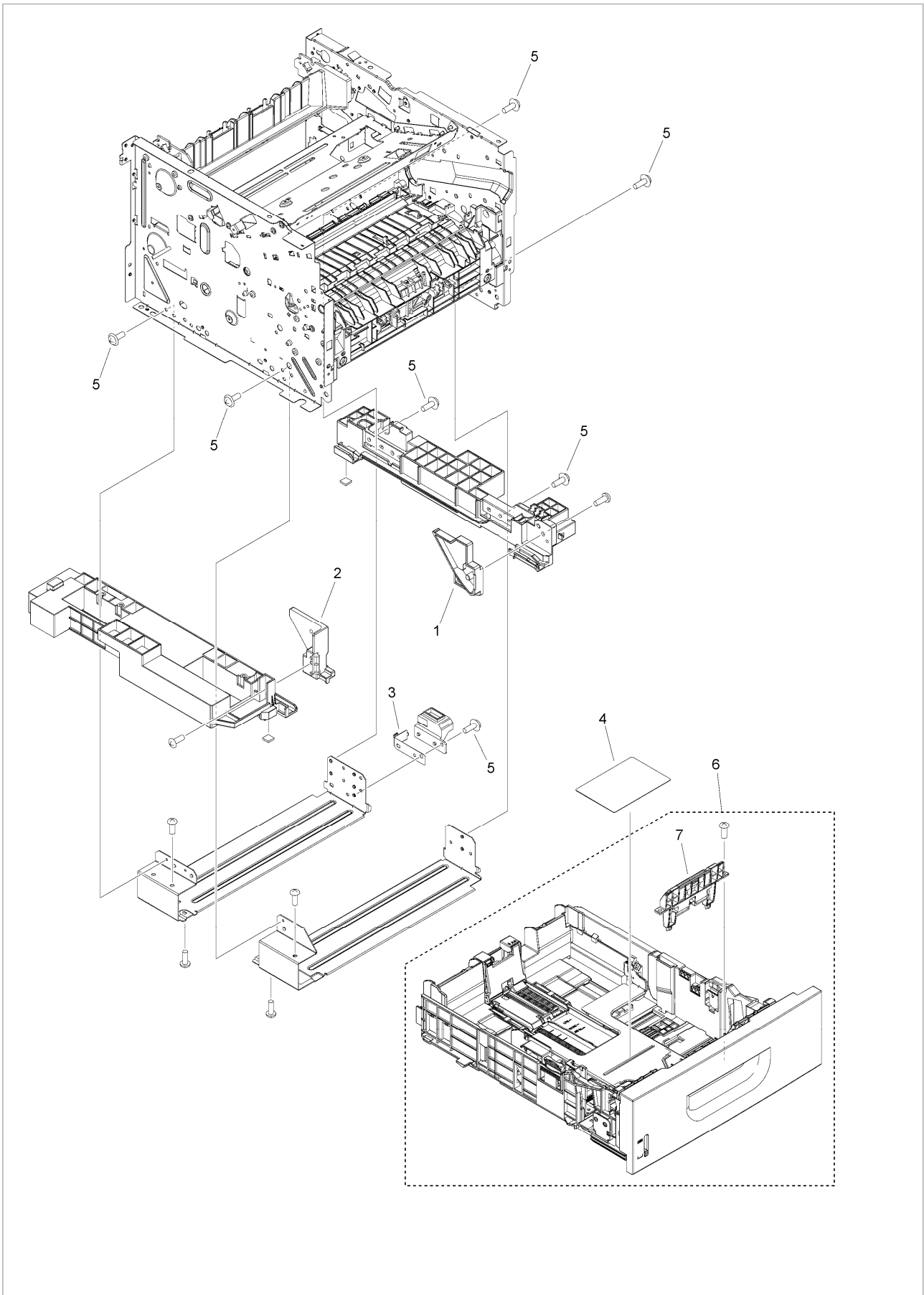
Figure 105E INTERNAL COMPONENTS 5(MF416,414,D1550)



FIG/KEY	PART NUMBER	RANK	QTY	DESCRIPTION	REMARKS
105E	NPN		RF	INTERNAL COMPONENTS 5	MF416,414,D1550
1	FC0-3182-000		1	SHEET, CABLE PROTECTION	
2	XA9-1671-000		15	SCREW, D, M3X8	
3	FK3-1826-000		1	SPEAKER	SP1
4	FK4-1146-000		1	CABLE, FLAT	
5	FM4-8968-010		1	OFFHOOK PCB ASSEMBLY	
6	FK4-1248-020		1	MODULE, WLAN	
7	FM1-R914-000		1	NCU PCB ASSEMBLY	
8	FK4-3102-000		1	CABLE, FLAT	

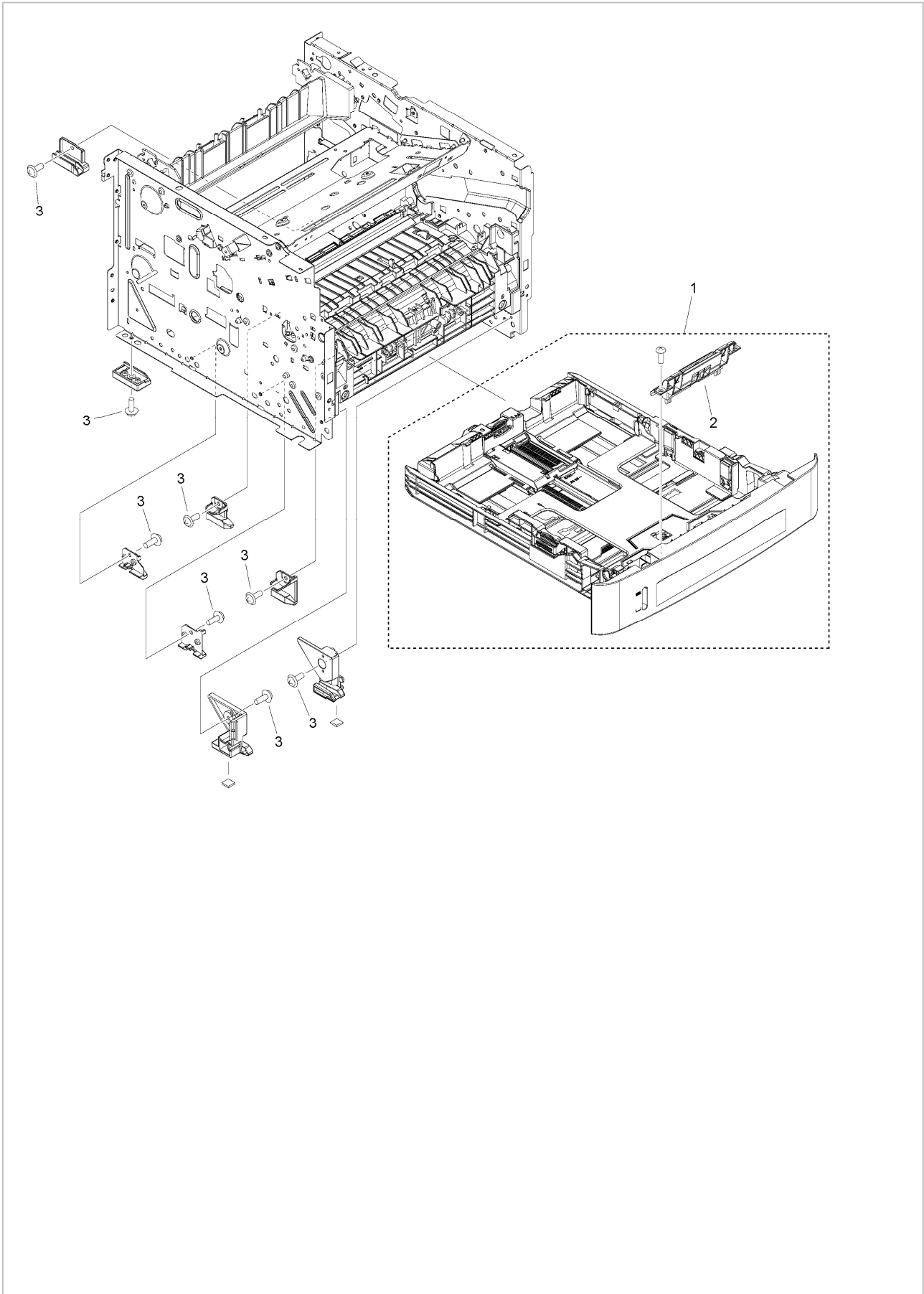
FIG/KEY	PART NUMBER	RANK	QTY	DESCRIPTION	REMARKS
105F	NPN		RF	INTERNAL COMPONENTS 5	D1520
1	XA9-1671-000		15	SCREW, D, M3X8	

Figure 106A INTERNAL COMPONENTS 6(MF419,D1550,D1520)



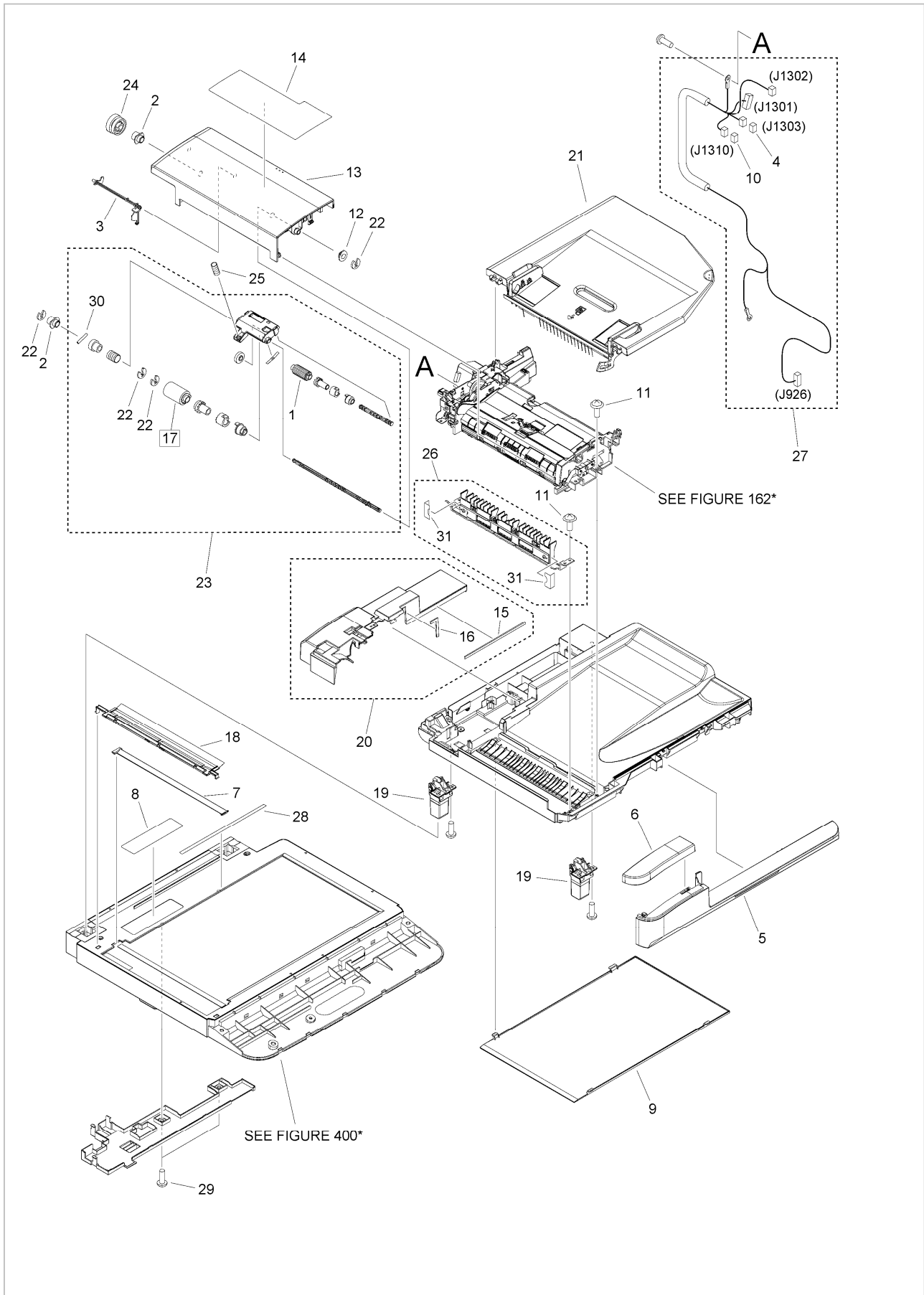
FIG/KEY	PART NUMBER	RANK	QTY	DESCRIPTION	REMARKS
106A	NPN		RF	INTERNAL COMPONENTS 6	MF419, D1550,D1520
1	FC9-2068-000		1	GUIDE, CASSETTE, RIGHT	
2	FC9-2069-000		1	GUIDE, CASSETTE, LEFT	
3	FC9-2071-000		1	SPRING, LEAF	
4	FC9-4891-000		1	LABEL, EXCHANGE CONTROL PANEL	
5	XA9-1671-000		15	SCREW, D, M3X8	
6	FM3-9798-000		1	CASSETTE ASSEMBLY	
7	RM1-6454-000		1	SEPARATION PAD ASS'Y	

Figure 106B INTERNAL COMPONENTS 6(MF416,414)



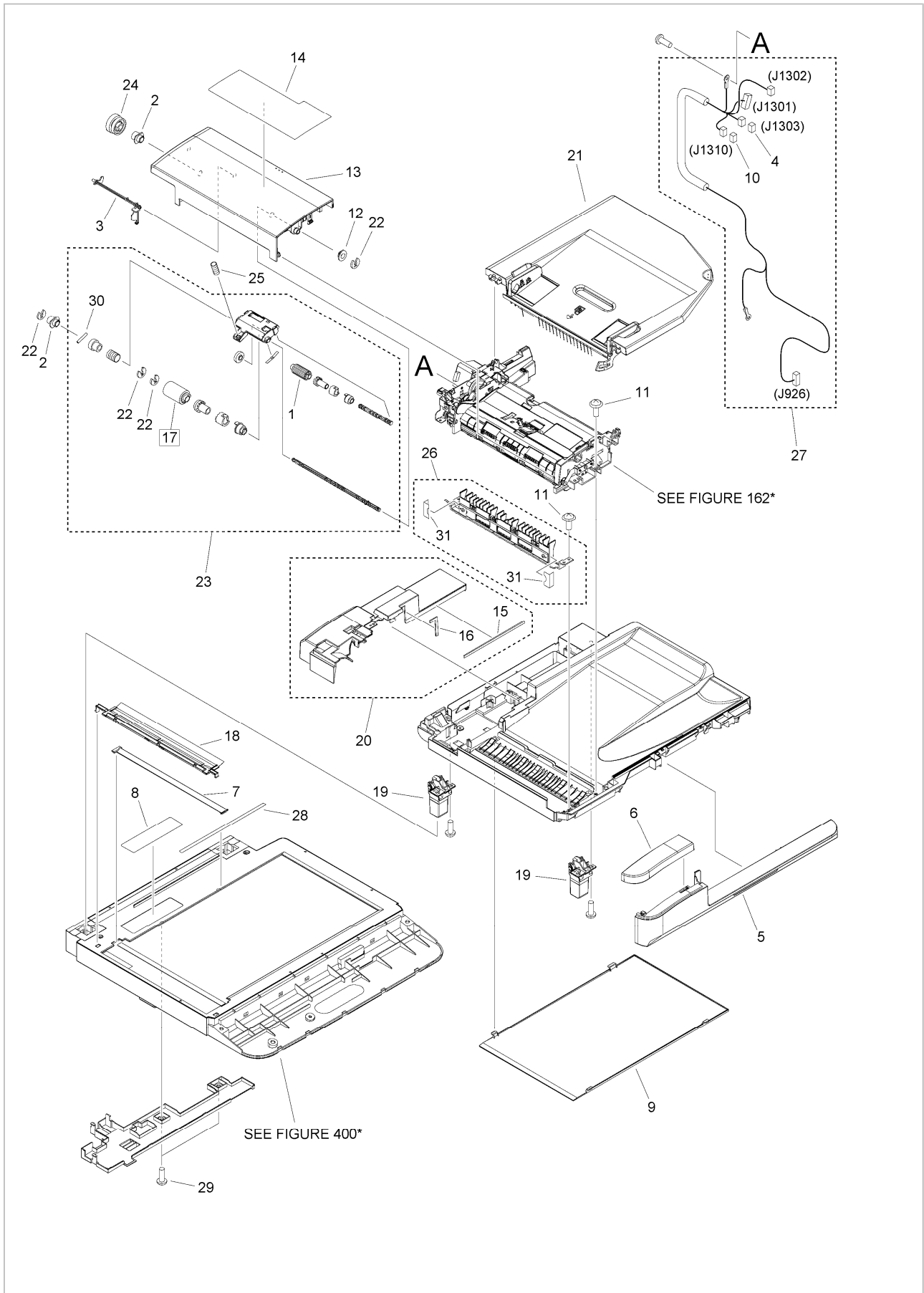
FIG/KEY	PART NUMBER	RANK	QTY	DESCRIPTION	REMARKS
106B	NPN		RF	INTERNAL COMPONENTS 6	MF416,414
1	FMO-4723-000		1	CASSETTE ASS'Y	
2	RM1-6397-000		1	SEPARATION PAD HOLDER ASS'Y	
3	XA9-1671-000		15	SCREW, D, M3X8	

Figure 160A READER/ADF ASSEMBLY(MF419)



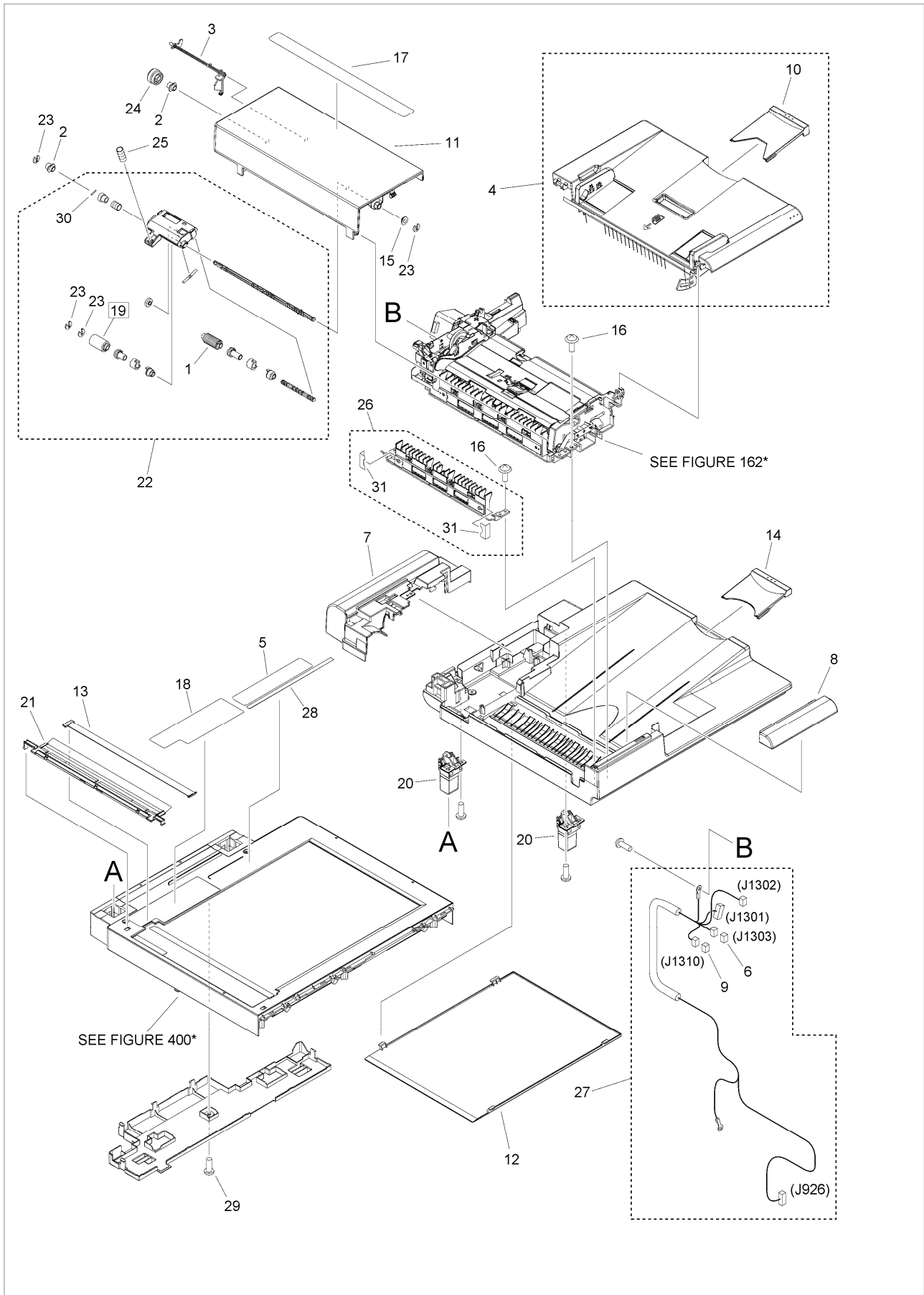
FIG/KEY	PART NUMBER	RANK	QTY	DESCRIPTION	REMARKS
160A	NPN		RF	READER/ADF ASSEMBLY	MF419
1	FC7-6189-000		1	ROLLER, PICK-UP	
2	FC7-6320-000		2	BUSHING	
3	FC7-6321-000		1	FLAG, DOCUMENT SCANNER	
4	VS1-7177-002		1	CONNECTOR, SNAP TIGHT, BK	
5	FC9-1496-000		1	COVER, ADF, FRONT LOWER	
6	FC9-4998-000		1	COVER, ADF, FRONT UPPER	
7	FE4-8226-000		1	PLATE, PAPER SIZE	
8	FC9-1494-000		1	LABEL, COPY PROHIBITION	
9	FE4-8381-000		1	PANEL, COPYBOARD	
10	VS1-7207-004		1	CONNECTOR, SNAP TIGHT, BK	
11	XA9-0831-000		5	SCREW,M3X10	
12	HU1-1022-000		1	BUSHING	
13	FC9-4999-000		1	PANEL, OPEN/CLOSE	
14	FU7-8987-000		1	LABEL, GLASS CLEANING	
15	FC9-5660-000		1	CUSHION	
16	FC9-5661-000		1	CUSHION	
17	FL2-6637-000		1	ROLLER, SEPARATION	[DP]
18	FL3-3540-000		1	HOLDER, DOCUMENT,RELEASE SHEET	
19	FL3-1430-000		2	HINGE, ADF	
20	FLO-6504-000		1	COVER, REAR	
21	FM4-1888-000		1	DOCUMENT TRAY ASSEMBLY	
22	HC1-0586-000		4	RETAINING RING	
23	FM1-K027-000		1	SEPARATION ROLLER ASSEMBLY	
24	FU7-0672-000		1	GEAR, 24T	
25	FU7-2018-000		1	SPRING, COMPRESSION	
26	FM1-K009-000		1	PAPER FEED GUIDE ASSEMBLY	
27	FM1-P946-000		1	CABLE, ADF	
28	FE4-8227-000		1	LABEL, SIZE INDEX	
29	XA9-0476-000		2	SCREW,TP M3X8	
30	XD9-0219-000		1	PIN, DOWEL	
31	FL1-0264-000		2	SHEET, INSULATING	

Figure 160E READER/ADF ASSEMBLY(D1550,D1520)



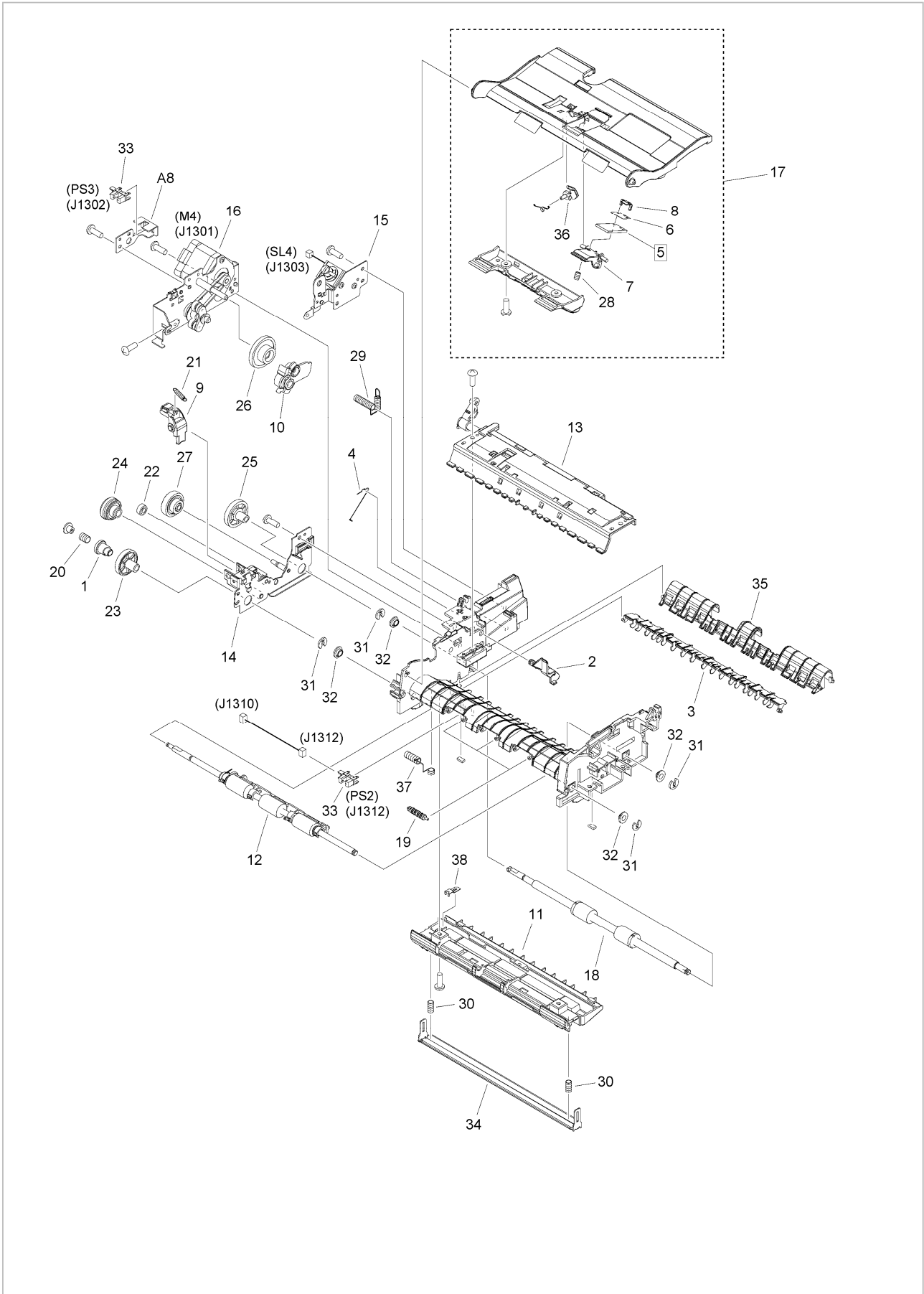
FIG/KEY	PART NUMBER	RANK	QTY	DESCRIPTION	REMARKS
160E	NPN		RF	READER/ADF ASSEMBLY	D1550, D1520
1	FC7-6189-000		1	ROLLER, PICK-UP	
2	FC7-6320-000		2	BUSHING	
3	FC7-6321-000		1	FLAG, DOCUMENT SCANNER	
4	VS1-7177-002		1	CONNECTOR, SNAP TIGHT, BK	
5	FC9-1496-000		1	COVER, ADF, FRONT LOWER	
6	FC9-4998-000		1	COVER, ADF, FRONT UPPER	
7	FE4-8226-000		1	PLATE, PAPER SIZE	
8	FC9-1494-000		1	LABEL, COPY PROHIBITION	
9	FE4-8381-000		1	PANEL, COPYBOARD SHEET, WHITE	
10	VS1-7207-004		1	CONNECTOR, SNAP TIGHT, BK	
11	XA9-0831-000		5	SCREW, M3X10	
12	HU1-1022-000		1	BUSHING	
13	FC9-4999-000		1	PANEL, OPEN/CLOSE	
14	FU7-8987-000		1	LABEL, GLASS CLEANING	
15	FC9-5660-000		1	CUSHION	
16	FC9-5661-000		1	CUSHION	
17	FL2-6637-000		1	ROLLER, SEPARATION	[DP]
18	FL3-3539-000		1	HOLDER, DOCUMENT, RELEASE SHEET	
19	FL3-1430-000		2	HINGE, ADF	
20	FLO-6504-000		1	COVER, REAR	
21	FM4-1888-000		1	DOCUMENT TRAY ASSEMBLY	
22	HC1-0586-000		4	RETAINING RING	
23	FM1-K027-000		1	SEPARATION ROLLER ASSEMBLY	
24	FU7-0672-000		1	GEAR, 24T	
25	FU7-2018-000		1	SPRING, COMPRESSION	
26	FM1-K009-000		1	PAPER FEED GUIDE ASSEMBLY	
27	FM1-P946-000		1	CABLE, ADF	
28	FE4-8227-000		1	LABEL, SIZE INDEX	
29	XA9-0476-000		2	SCREW, TP M3X8	
30	XD9-0219-000		1	PIN, DOWEL	
31	FL1-0264-000		2	SHEET, INSULATING	

Figure 160F READER/ADF ASSEMBLY(MF416,414)



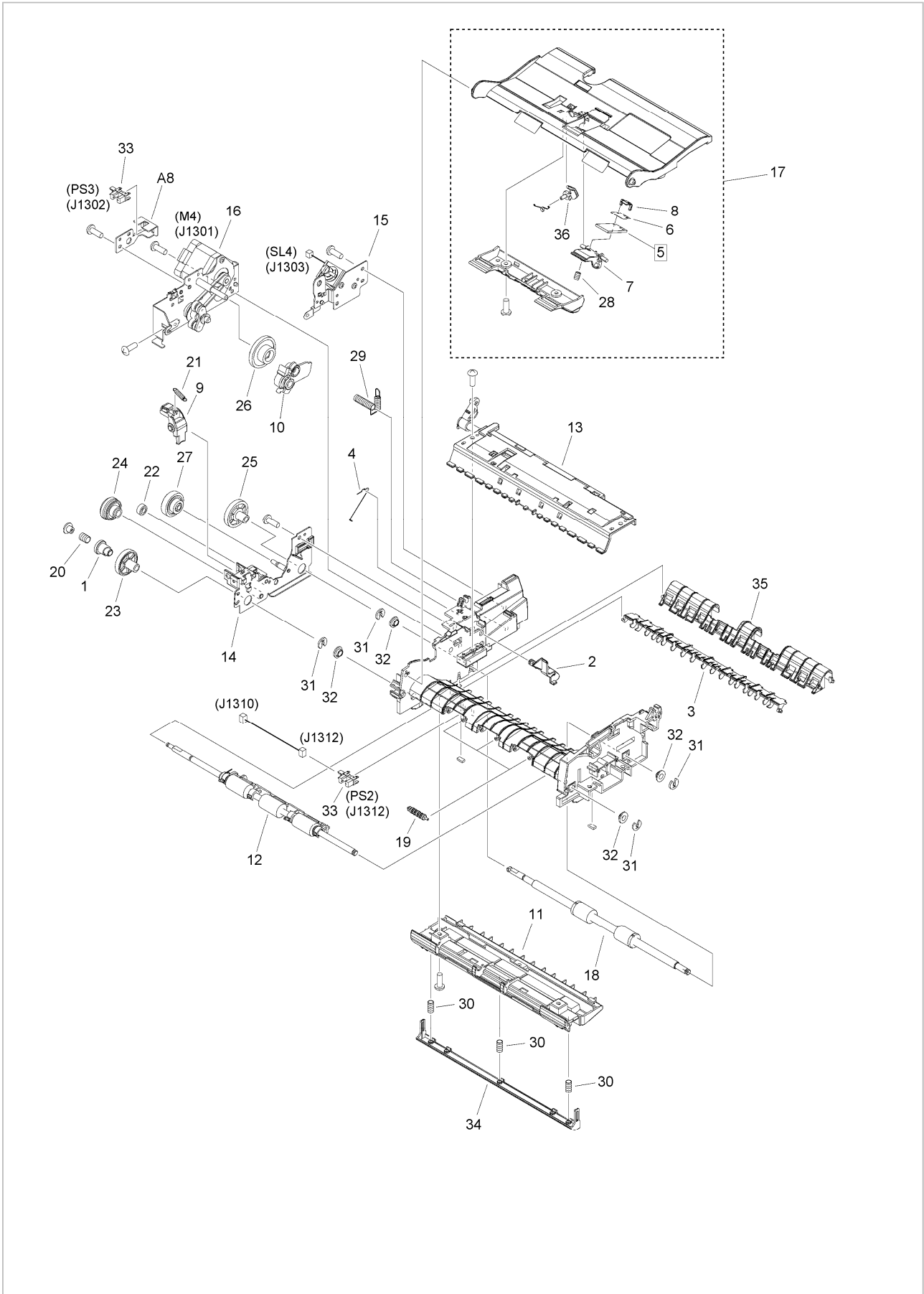
FIG/KEY	PART NUMBER	RANK	QTY	DESCRIPTION	REMARKS
160F	NPN		RF	READER/ADF ASSEMBLY	MF416,414
1	FC7-6189-000		1	ROLLER, PICK-UP	
2	FC7-6320-000		2	BUSHING	
3	FC7-6321-000		1	FLAG, DOCUMENT SCANNER	
4	FM4-1876-000		1	DOCUMENT TRAY ASSEMBLY	
5	FC9-1494-000		1	LABEL, COPY PROHIBITION	
6	VS1-7177-002		1	CONNECTOR, SNAP TIGHT, BK	
7	FE4-7839-000		1	COVER, REAR	
8	FC9-1533-000		1	COVER, FRONT UPPER	
9	VS1-7207-004		1	CONNECTOR, SNAP TIGHT, BK	
10	FC9-1535-000		1	TRAY, SUB DOCUMENT	
11	FC9-1536-000		1	PANEL, OPEN/CLOSE	
12	FC0-4435-000		1	SHEET, WHITE	
13	FE2-3484-000		1	PLATE, PAPER SIZE	
14	FC9-5655-000		1	TRAY, SUB	
15	HU1-1022-000		1	BUSHING	
16	XA9-0831-000		5	SCREW,M3X10	
17	FC9-7562-000		1	LABEL, SIZE INDEX	
18	FC9-7566-000		1	LABEL, GLASS CLEANING	
19	FL2-6637-000		1	ROLLER, SEPARATION	[DP]
20	FL3-2453-000		2	HINGE, ADF	
21	FL3-3539-000		1	HOLDER, DOCUMENT,RELEASE SHEET	
22	FM1-K027-000		1	SEPARATION ROLLER ASSEMBLY	
23	HC1-0586-000		4	RETAINING RING	
24	FU7-0672-000		1	GEAR, 24T	
25	FU7-2018-000		1	SPRING, COMPRESSION	
26	FM1-K009-000		1	PAPER FEED GUIDE ASSEMBLY	
27	FM1-P946-000		1	CABLE, ADF	
28	FE2-2443-000		1	LABEL, SIZE INDEX	
29	XA9-0476-000		1	SCREW,TP M3X8	
30	XD9-0219-000		1	PIN, DOWEL	
31	FL1-0264-000		2	SHEET, INSULATING	

Figure 162A PAPER FEEDER ASSEMBLY(MF419)



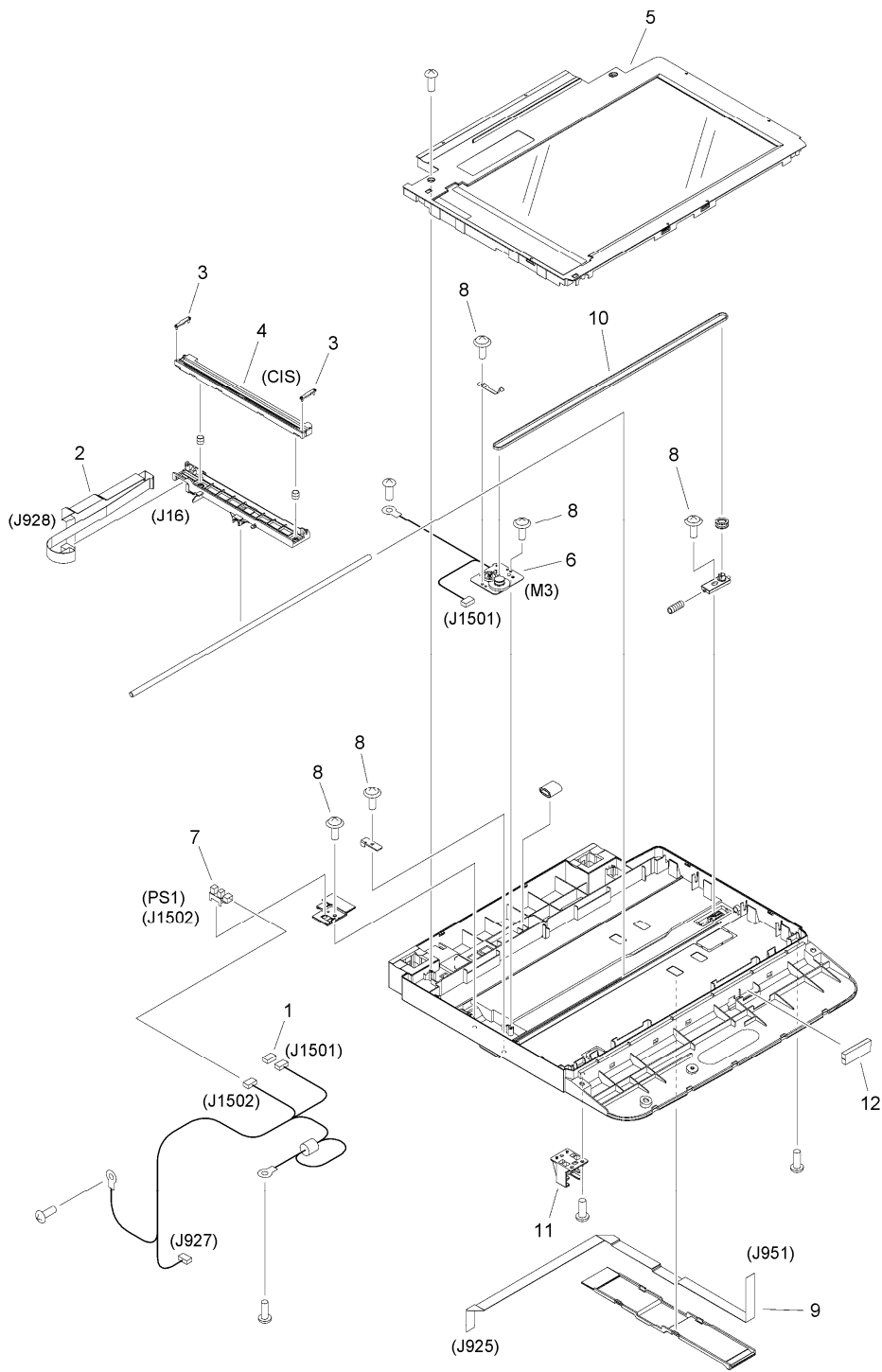
FIG/KEY	PART NUMBER	RANK	QTY	DESCRIPTION	REMARKS
162A	FM1-K006-000		1	PAPER FEEDER ASSEMBLY	MF419
1	FC7-6052-010		1	RATCHET, PAPER FEED ROLLER	
2	FC7-6182-000		1	LEVER, ROLLER RELEASE	
3	FC7-6278-000		1	FLAPPER, PAPER DELIVERY	
4	FC7-6281-000		1	SPRING, ARM	
5	FC7-6297-000		1	PAD, SEPARATION	[DP]
6	FC9-5654-000		1	SHEET, SEPARATION PAD	
7	FC7-6299-000		1	HOLDER, SEPARATION PAD	
8	FC7-6300-000		1	CLAMP, SEPARATION PAD	
9	FC9-1512-000		1	LEVER, RELEASE	
10	FL0-6505-000		1	ARM, SEPARATION SWING	
11	FL3-1437-000		1	GUIDE LOWER ASSEMBLY	
12	FM4-1885-000		1	PAPER FEED ROLLER ASSEMBLY	
13	FM3-9541-000		1	PAPER DELIVERY ASSEMBLY	
14	FM1-K007-000		1	DRIVE PLATE ASSEMBLY	
15	FM3-9543-000		1	SOLENOID ASSEMBLY	SL4
16	FM1-K008-000		1	MOTOR DRIVE ASSEMBLY	M4
17	FM4-1873-000		1	GUIDE ASSEMBLY, UPPER	
18	FL3-2458-000		1	PAPER DELIVERY ROLLER ASS'Y	
19	FU5-6992-000		3	ROLLER, AUXILIARY	
20	FU6-2998-000		1	SPRING, COMPRESSION	
21	FU6-2999-000		1	SPRING, TENSION	
22	FU7-0667-000		1	GEAR, 20T	
23	FU2-1582-000		1	GEAR, 54T	
24	FU2-1580-000		1	GEAR, 46T/23T	
25	FU7-0671-000		1	GEAR, 36T	
26	FU2-1576-000		1	GEAR, 18T/42T	
27	FU2-1579-000		1	GEAR, 51T/17T	
28	FU7-2016-000		1	SPRING, COMPRESSION	
29	FU7-2021-000		1	SPRING, COMPRESSION	
30	FU8-2483-000		2	SPRING, COMPRESSION	
31	HC1-0586-000		7	RETAINING RING	
32	HU1-1022-000		4	BUSHING	
33	WG8-5935-000		2	IC, PHOTO INTERRUPTER	PS2, PS3
34	FL3-2459-000		1	PLATE, WHITE SHEET	
35	FC9-1526-000		1	GUIDE, PAPER DELIVERY	
36	FC7-6295-000		1	STOPPER, DOCUMENT	
37	FU8-2484-000		1	SPRING, COMPRESSION	
38	FC9-5672-000		1	PLATE, GROUNDING	

Figure 162B PAPER FEEDER ASSEMBLY(MF416,414,D1550,D1520)



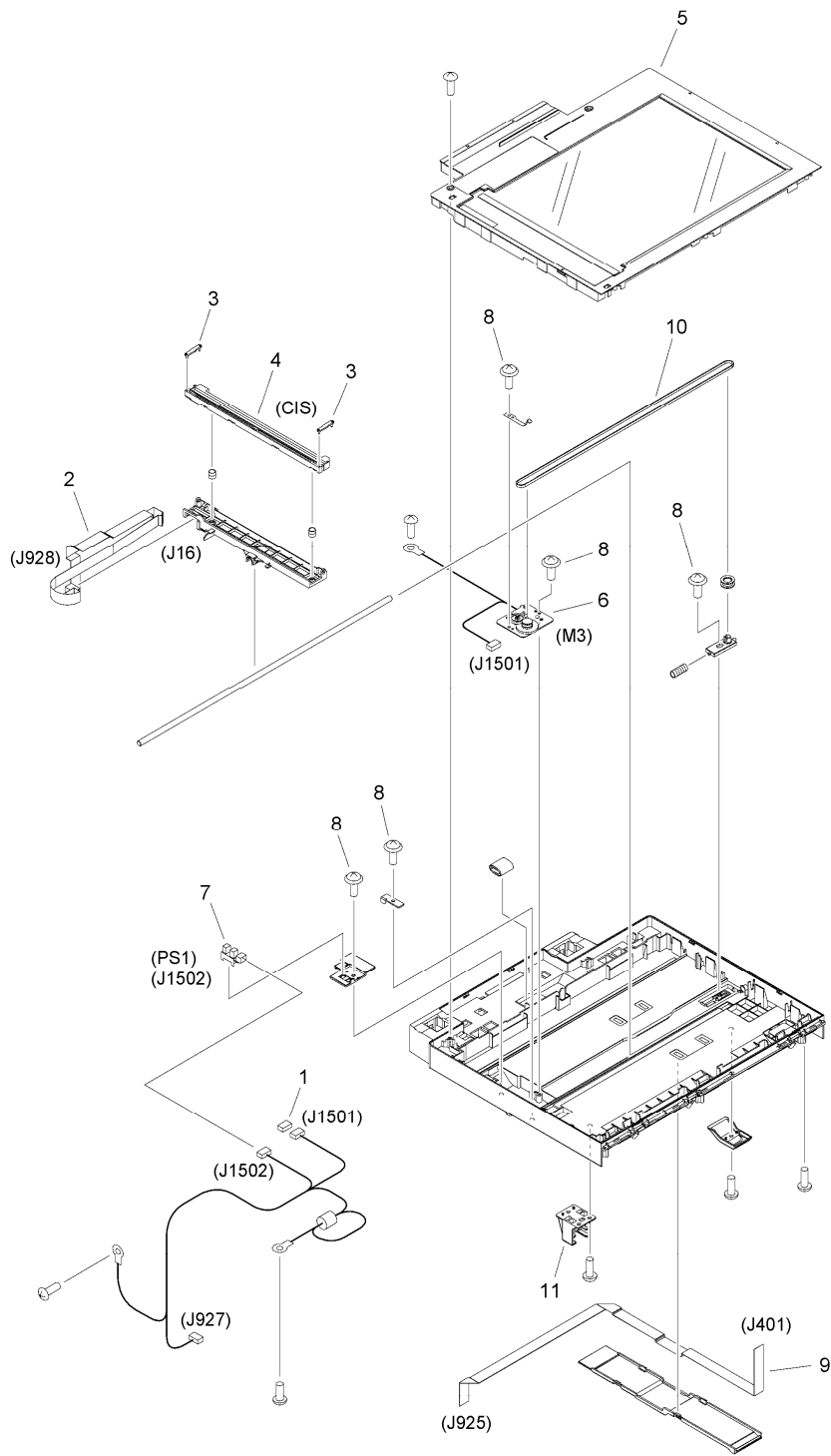
FIG/KEY	PART NUMBER	RANK	QTY	DESCRIPTION	REMARKS
162B	FM1-K005-000		1	PAPER FEEDER ASSEMBLY	MF416,414, D1550,D1520
1	FC7-6052-010		1	RATCHET, PAPER FEED ROLLER	
2	FC7-6182-000		1	LEVER, ROLLER RELEASE	
3	FC7-6278-000		1	FLAPPER, PAPER DELIVERY	
4	FC7-6281-000		1	SPRING, ARM	
5	FC7-6297-000		1	PAD, SEPARATION	[DP]
6	FC9-5654-000		1	SHEET, SEPARATION PAD	
7	FC7-6299-000		1	HOLDER, SEPARATION PAD	
8	FC7-6300-000		1	CLAMP, SEPARATION PAD	
9	FC9-1512-000		1	LEVER, RELEASE	
10	FL0-6505-000		1	ARM, SEPARATION SWING	
11	FL3-1437-000		1	GUIDE LOWER ASSEMBLY	
12	FM4-1885-000		1	PAPER FEED ROLLER ASSEMBLY	
13	FM3-9541-000		1	PAPER DELIVERY ASSEMBLY	
14	FM1-K007-000		1	DRIVE PLATE ASSEMBLY	
15	FM3-9543-000		1	SOLENOID ASSEMBLY	SL4
16	FM1-K008-000		1	MOTOR DRIVE ASSEMBLY	M4
17	FM4-1873-000		1	GUIDE ASSEMBLY, UPPER	
18	FL3-2458-000		1	PAPER DELIVERY ROLLER ASS'Y	
19	FU5-6992-000		3	ROLLER, AUXILIARY	
20	FU6-2998-000		1	SPRING, COMPRESSION	
21	FU6-2999-000		1	SPRING, TENSION	
22	FU7-0667-000		1	GEAR, 20T	
23	FU2-1582-000		1	GEAR, 54T	
24	FU2-1580-000		1	GEAR, 46T/23T	
25	FU7-0671-000		1	GEAR, 36T	
26	FU2-1576-000		1	GEAR, 18T/42T	
27	FU2-1579-000		1	GEAR, 51T/17T	
28	FU7-2016-000		1	SPRING, COMPRESSION	
29	FU7-2021-000		1	SPRING, COMPRESSION	
30	FU8-2008-000		3	SPRING, COMPRESSION	
31	HC1-0586-000		7	RETAINING RING	
32	HU1-1022-000		4	BUSHING	
33	WG8-5935-000		2	IC, PHOTO INTERRUPTER	PS2,PS3
34	FC9-1537-000		1	PLATE, SEPARATION GUIDE	
35	FC9-1526-000		1	GUIDE, PAPER DELIVERY	
36	FC7-6295-000		1	STOPPER, DOCUMENT	

Figure 400A READER ASSEMBLY(MF419,D1550,D1520)



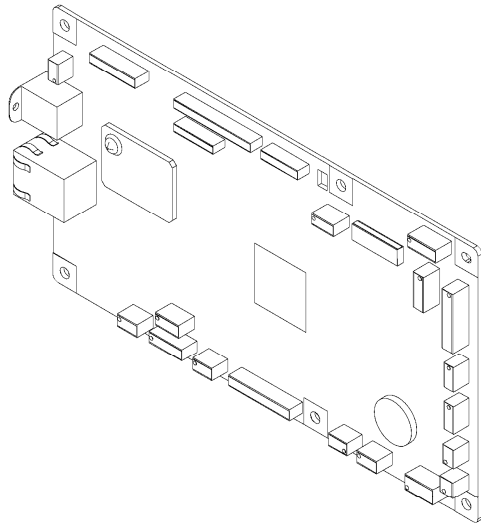
FIG/KEY	PART NUMBER	RANK	QTY	DESCRIPTION	REMARKS
400A	FM1-K010-000		1	READER ASSEMBLY	MF419, D1550,D1520
1	VS1-7177-004		1	CONNECTOR, SNAP TIGHT, BK	
2	FK4-2909-000		1	CABLE, FLAT	
3	FC0-1945-000		2	SPACER, CIS	
4	FK4-2086-000		1	CONTACT IMAGE SENSOR,HV121-V02	CIS
5	FM1-K013-000		1	READER COVER ASSEMBLY	
6	FM4-9071-000		1	DC MOTOR ASSEMBLY	M3
7	WG8-5935-000		1	IC, PHOTO INTERRUPTER	PS1
8	XA9-0476-000		9	SCREW,TP M3X8	
9	FK4-3101-000		1	CABLE, FLAT	
10	FC9-1493-000		1	BELT, TIMING	
11	FC9-2101-000		1	MOUNT, SUPPORTER	
12	FC0-4177-000		1	SHEET, CABLE PROTECTION	

Figure 400B READER ASSEMBLY(MF416,414)



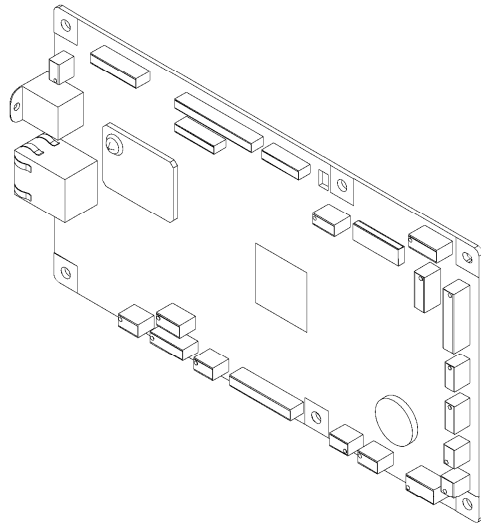
FIG/KEY	PART NUMBER	RANK	QTY	DESCRIPTION	REMARKS
400B	FM1-K011-000		1	READER ASSEMBLY	MF416,414
1	VS1-7177-004		1	CONNECTOR, SNAP TIGHT, BK	
2	FK4-2908-000		1	CABLE, FLAT	
3	FC0-1945-000		2	SPACER, CIS	
4	FK4-2086-000		1	CONTACT IMAGE SENSOR,HV121-V02	CIS
5	FMO-3591-000		1	READER COVER UNIT	
6	FM4-9070-000		1	DC MOTOR ASSEMBLY	M3
7	WG8-5935-000		1	IC, PHOTO INTERRUPTER	PS1
8	XA9-0476-000		9	SCREW,TP M3X8	
9	FK4-3100-000		1	CABLE, FLAT	
10	FC9-1650-000		1	BELT, TIMING	
11	FC9-2101-000		1	MOUNT, SUPPORTER	

Figure 930A MAIN CONTROLLER PCB ASSEMBLY(MF419)



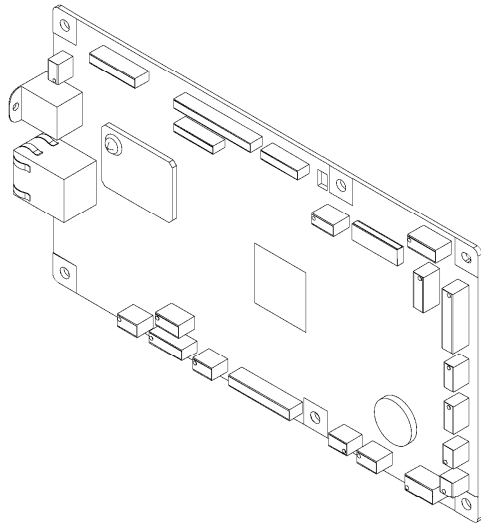
FIG/KEY	PART NUMBER	RANK	QTY	DESCRIPTION	REMARKS
930A	FM1-T889-000		1	MAIN CONTROLLER PCB ASSEMBLY	MF419
IC	FK4-3035-000		1	IC, CSRQ5310C25-CBBU-TF, MPU	IC1

Figure 930C MAIN CONTROLLER PCB ASSEMBLY(D1550)



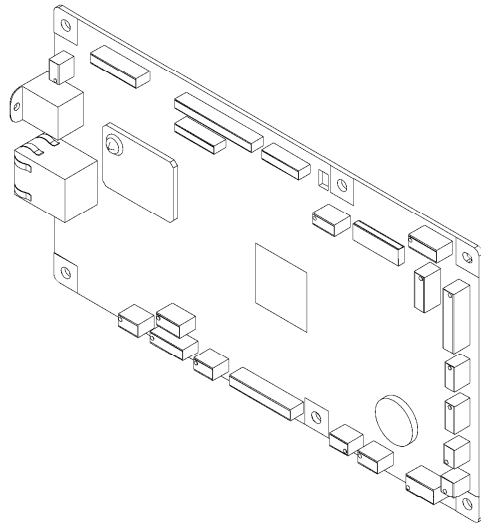
FIG/KEY	PART NUMBER	RANK	QTY	DESCRIPTION	REMARKS
930C	FM1-T884-000		1	MAIN CONTROLLER PCB ASSEMBLY	D1550
IC	FK4-3035-000		1	IC, CSRQ5310C25-CBBU-TF, MPU	IC1

Figure 930D MAIN CONTROLLER PCB ASSEMBLY(D1520)



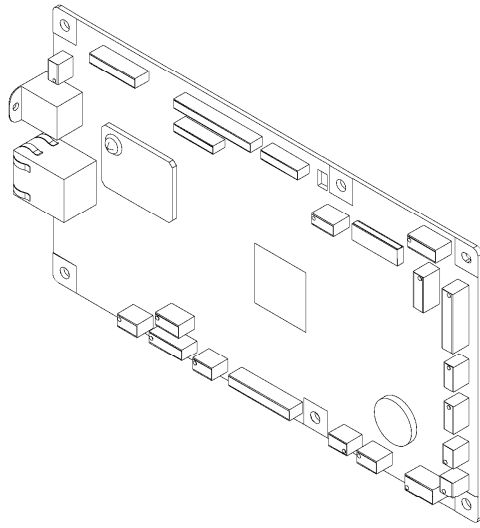
FIG/KEY	PART NUMBER	RANK	QTY	DESCRIPTION	REMARKS
930D	FM1-T881-000		1	MAIN CONTROLLER PCB ASSEMBLY	D1520
IC	FK4-3035-000		1	IC, CSRQ5310C25-CBBU-TF, MPU	IC1

Figure 930E MAIN CONTROLLER PCB ASSEMBLY(MF416)



FIG/KEY	PART NUMBER	RANK	QTY	DESCRIPTION	REMARKS
930E	FM1-T885-000		1	MAIN CONTROLLER PCB ASSEMBLY	MF416
IC	FK4-3035-000		1	IC, CSRQ5310C25-CBBU-TF, MPU	IC1

Figure 930F MAIN CONTROLLER PCB ASSEMBLY(MF414)



FIG/KEY	PART NUMBER	RANK	QTY	DESCRIPTION	REMARKS
930F	FM1-T882-000		1	MAIN CONTROLLER PCB ASSEMBLY	MF414
IC	FK4-3035-000		1	IC, CSRQ5310C25-CBBU-TF, MPU	IC1

Figure ZZA MECHANICAL STANDARD PARTS (HOW TO USE)

Mechanical standard parts

機械標準部品

About a mechanical standard parts

A Mechanical standard parts is a mechanical part which not parts peculiar to a product.
They are parts which are common to a Canon product and are used, such as a screw and a washer.
The Fig No. and parts number of the mechanical standard parts are not listed in the product parts catalog.
Refer to the parts catalog of mechanical standard parts when checking the parts number for screw or washer etc. and identify them by part shape or size.

機械標準部品とは

機械標準部品とは、製品特有の部品ではなく、ねじやワッシャなどキヤノン製品共通で使用されている機械部品（メカ部品）のことです。
製品のパーツカタログには、機械標準部品のFig No.や部品番号は記載しておりません。
ねじや、ワッシャ等の部品番号を調べるときは、機械標準部品のパーツカタログを参照し、部品の形状や大きさから判断し、使用している部品を調べてください。

Material and surface treatment of a mechanical standard parts

Material and surface treatment of mechanical standard parts are assigned commonly for each part.
Refer to the Table 1 for the parts which material and surface treatment are assigned as numbers.

機械標準部品の材料および表面処理

機械標準部品の材料および表面処理については、各種部品共通で決められています。
材料および表面処理が番号で決められている部品については、表1を参照してください。

Table 1 Material and Surface treatment

表1 材料および表面処理

No. 番号	Material 材料	Surface treatment 表面処理	Color 色
1	Stainless steel ステンレス	Stainless steel black coloring (BC4) ステンレス黒着色(BC4)	Black 黒
2		not to be given なし	White 白
3	Brass 黄銅	Regular nickel plating (NL) 普通ニッケルメッキ(NL)	White 白
4		Black nickel plating (BN) 黒色ニッケルメッキ(BN)	Black 黒
5	Steel 鋼	White zinc trivalent chromate treating (ZC3) 白色亜鉛3価クロメート(ZC3)	White 白
6		Regular nickel chromium plating (NC) 普通ニッケルクロムメッキ(NC)	White 白
7		Regular nickel plating (NL) 普通ニッケルメッキ(NL)	White 白
8		Iron and steel phosphating (P1) 鉄鋼燐酸塩処理(P1)	Black 黒
9		Black zinc trivalent chromate treating (BZ3) 黒色亜鉛3価クロメート(BZ3)	Black 黒

FIG/KEY	PART NUMBER	RANK	QTY	DESCRIPTION	REMARKS
---------	-------------	------	-----	-------------	---------

Figure ZZB (1 / 7) MECHANICAL STANDARD PARTS (SCREWS)

1. Screws ねじ

How to read Parts Numbers
部品番号の見方

Screws
ねじ

XB1-2400-609

Type No.
類別番号

Normal designation (d)
ねじの呼び (d)

Length (L)
ねじの長さ (L)

Material and Surface treatment
材料および表面処理

XB1-2 expresses Binding head machine screw.
XB1-2は、バインドねじを表す

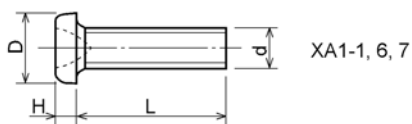
40 expresses M4.0.
40は、M4.0を表す

0-60 expresses a length of 6.0mm.
0-60は、6.0mmの長さを表す

9 expresses Steel (Black zinc trivalent chromate
treating) from Table 1.

9は、表1より鋼（黒色亜鉛3価クロメート）を表す

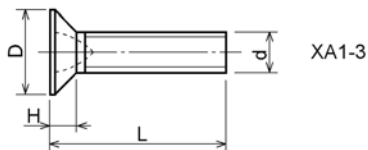
1-1. Cross Recessed Head Screws for Precision Equipments 精密機器用十字穴付き小ねじ



XA1-1, 6, 7



XA1-4

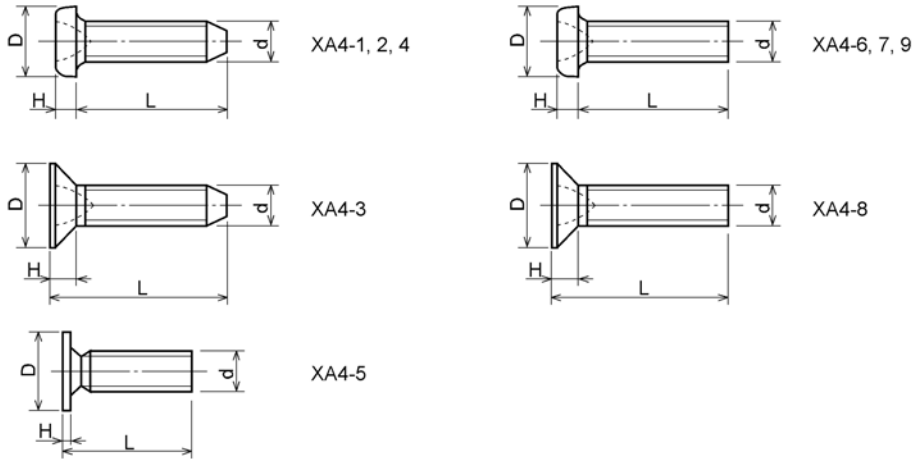


XA1-3

Type No. 類別番号	Type 類別	Head size (mm) 頭部寸法 (mm)						
		M1.4	M1.6	M1.7	M2	M2.5	M2.6	
XA1-1	Pan head Class 1 なべ1種	D XA1-1	2	2.4	2.5	3	3.8	4
		H XA1-1	0.5	0.55	0.5	0.6	0.9	0.8
XA1-3	Countersunk head Class 1 さら1種	D XA1-3	2	2.4	2.5	3	3.8	4
		H XA1-3	0.48	0.55	0.58	0.73	0.85	0.93
XA1-4	Oval countersunk head Class 1 丸さら1種	D XA1-4	2	2.4	2.5	3	3.8	4
		H + K XA1-4	0.68	0.8	0.88	1	1.25	1.3
XA1-6	Pan head Class 3 なべ3種	D XA1-6	2.5	2.8	3	3.5	4.3	4.5
		H XA1-6	0.8	0.85	0.9	1	1.3	1.2
XA1-7	Pan head Class 2 なべ2種	D XA1-7	2.5	2.8	3	3.5	4.3	4.5
		H XA1-7	0.5	0.55	0.5	0.6	0.9	0.8

Figure ZZB (2 / 7) MECHANICAL STANDARD PARTS (SCREWS)

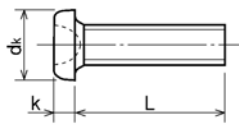
1-2. Precision Tapping Screws 精密用タッピンねじ



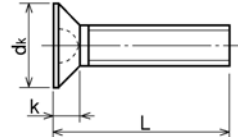
Type No. 類別番号	Type 類別	Head size (mm) 頭部寸法 (mm)						
		M1.4	M1.6	M1.7	M2	M2.5	M2.6	
XA4-1	With tapered end pan head Class 1 絞り-なべ1種	D XA4-1	2	2.4	2.5	3	3.8	4
		H XA4-1	0.5	0.55	0.5	0.6	0.9	0.8
XA4-2	With tapered end pan head Class 3 絞り-なべ3種	D XA4-2	2.5	2.8	3	3.5	4.3	4.5
		H XA4-2	0.8	0.85	0.9	1	1.3	1.2
XA4-3	With tapered end countersunk head 絞り-さら	D XA4-3	2	2.4	2.5	3	3.8	4
		H XA4-3	0.48	0.55	0.58	0.73	0.85	0.93
XA4-4	With tapered end pan head Class 2 絞り-なべ2種	D XA4-4	2.5	2.8	3	3.5	4.3	4.5
		H XA4-4	0.5	0.55	0.5	0.6	0.9	0.8
XA4-5	With parallel end ultra thin head ストレート-超薄頭	D XA4-5	2.5	2.8	3	-	-	-
		H XA4-5	0.2	0.2	0.2	-	-	-
XA4-6	With parallel end pan head Class 1 ストレート-なべ1種	D XA4-6	2	2.4	2.5	3	3.8	4
		H XA4-6	0.5	0.55	0.5	0.6	0.9	0.8
XA4-7	With parallel end pan head Class 3 ストレート-なべ3種	D XA4-7	2.5	2.8	3	3.5	4.3	4.5
		H XA4-7	0.8	0.85	0.9	1	1.3	1.2
XA4-8	With parallel end countersunk head ストレート-さら	D XA4-8	2	2.4	2.5	3	3.8	4
		H XA4-8	0.48	0.55	0.58	0.73	0.85	0.93
XA4-9	With parallel end pan head Class 2 ストレート-なべ2種	D XA4-9	2.5	2.8	3	3.5	4.3	4.5
		H XA4-9	0.5	0.55	0.5	0.6	0.9	0.8

Figure ZZB (3 / 7) MECHANICAL STANDARD PARTS (SCREWS)

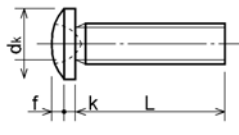
1-3. Cross Recessed Head Screws
 一般用十字穴付き小ねじ



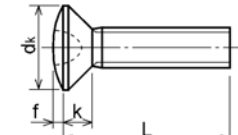
XB1-1



XB1-3



XB1-2



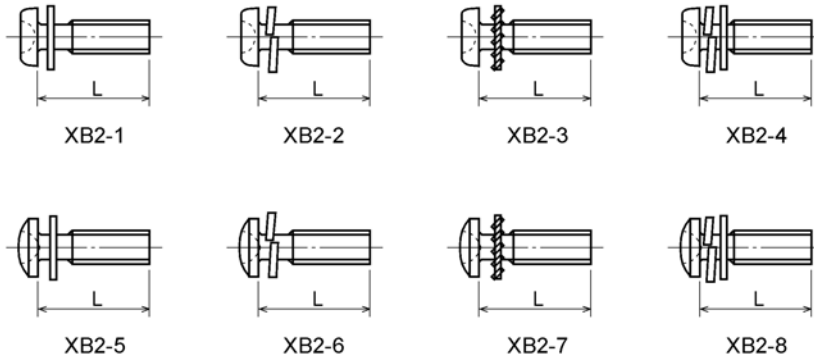
XB1-4

Type No. 類別番号	Type 類別
XB1-1	Pan head なべ
XB1-2	Binding head バインド
XB1-3	Countersunk head さら
XB1-4	Oval countersunk head 丸さら

		Head size (mm) 頭部寸法 (mm)					
		M2	M2.5	M2.6	M3	M4	M5
dk	XB1-1	3.5	4.5	4.5	5.5	7	9
k	XB1-1	1.3	1.7	1.7	2	2.6	3.3
dk	XB1-2	4.3	5.3	5.5	6.3	8.3	10.3
k+f	XB1-2	1.2	1.5	1.6	1.9	2.5	3.1
dk	XB1-3	4	5	-	6	8	10
k	XB1-3	1.2	1.45	-	1.75	2.3	2.8
dk	XB1-4	4	5	-	6	8	10
k+f	XB1-4	1.6	2	-	2.45	3.2	4
Screw part length ねじ部長さ b		8	12	12	12	16	20

Figure ZZB (4 / 7) MECHANICAL STANDARD PARTS (SCREWS)

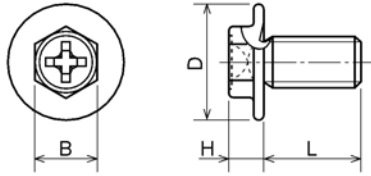
1-4. Cross Recessed Head Screws with Captive Washer 座金組み込み十字穴付き小ねじ



Type No. 類別番号	Type 類別
XB2-1	Pan head + Plain washer (circular bright) なべねじ+平座金
XB2-2	Pan head + Spring washer なべねじ+ばね座金
XB2-3	Pan head + Toothed lock washer なべねじ+歯付座金
XB2-4	Pan head + Spring washer and plain washer (circular bright) なべねじ+(ばね+平)座金
XB2-5	Binding head + Plain washer (circular bright) バインドねじ+平座金
XB2-6	Binding head + Spring washer バインドねじ+ばね座金
XB2-7	Binding head + Toothed lock washer バインドねじ+歯付座金
XB2-8	Binding head + Spring washer and plain washer (circular bright) バインドねじ+(ばね+平)座金

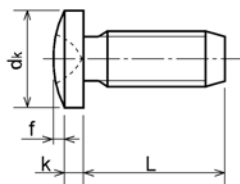
Figure ZZB (5 / 7) MECHANICAL STANDARD PARTS (SCREWS)

1-5. Hexagon Head Tapping Screws for Matallic Materials 金属用六角タッピンねじ



Type No. 類別番号	Type 類別	Head size (mm) 頭部寸法 (mm)		
		M3	M4	
XB3-6	For metallic materials 金属用タッピン	D	8	10
		B	5.5	5.5
XB3-7	For metallic materials with clawed 金属用タッピン-つめ付き	H XB3-6	3.1	3.1
		H XB3-7	3.2	3.2

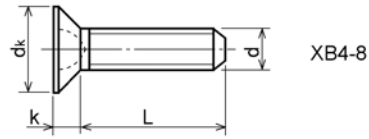
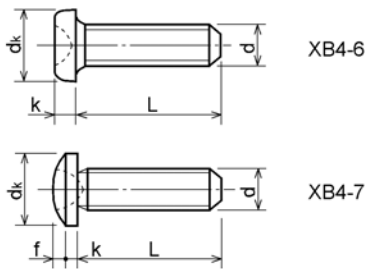
1-6. Special Tapping Screws 特殊タッピンねじ



Type No. 類別番号	Type 類別	Head size (mm) 頭部寸法 (mm)		
		M3	M4	
XB4-5	Binding head バインド	dk	6.3	8.3
		k	1.3	1.7
		k+f	1.9	2.5

Figure ZZB (6 / 7) MECHANICAL STANDARD PARTS (SCREWS)

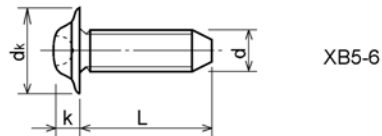
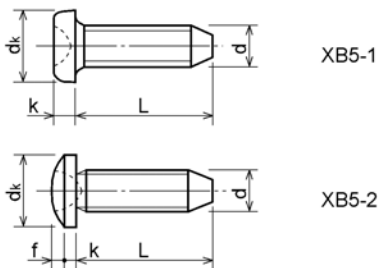
1-7. General Head Tapping Screws 一般用タッピンねじ



Type No. 類別番号	Type 類別
XB4-6	Pan head なべ
XB4-7	Binding head バインド
XB4-8	Countersunk head さら

		Head size (mm) 頭部寸法 (mm)					
		M2	M2.5	M2.6	M3	M4	M5
dk	XB4-6	3.5	4.5	4.5	5.5	7	9
k	XB4-6	1.3	1.7	1.7	2	2.6	3.3
dk	XB4-7	4.3	5.3	5.5	6.3	8.3	10.3
k+f	XB4-7	1.2	1.5	1.6	1.9	2.5	3.1
dk	XB4-8	4	5	5.2	6	8	10
k	XB4-8	1.2	1.45	1.5	1.75	2.3	2.8

1-8. Tapping Screws for Metallic Materials 金属用タッピンねじ

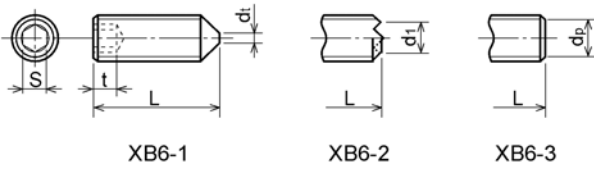


Type No. 類別番号	Type 類別
XB5-1	Pan head なべ
XB5-2	Binding head バインド
XB5-6	Flanged pan head つば付きなべ

		Head size (mm) 頭部寸法 (mm)				
		M2.5	M2.6	M3	M4	M5
dk	XB5-1	4.5	4.5	5.5	7	9
k	XB5-1	1.7	1.7	2	2.6	3.3
dk	XB5-2	5.5	5.5	6.3	8.3	10.3
k+f	XB5-2	1.6	1.6	1.9	2.5	3.1
dk	XB5-6	6.5	6.5	8	10	12
k	XB5-6	2.1	2.1	1.75	3.2	4

Figure ZZB (7 / 7) MECHANICAL STANDARD PARTS (SCREWS)

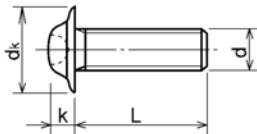
1-9. Hexagon Socket Set Screws 六角穴付き止めねじ



Type No. 類別番号	Type 類別
XB6-1	Cone point とがり先
XB6-2	Double point ダブルポイント
XB6-3	Flat point 平先

	Head size (mm) 頭部寸法 (mm)						
	M1.6 M1.7	M2	M2.5 M2.6	M3	M5	M5	M6
S	0.7	0.9	1.3	1.5	2	2.5	3
t	1.5	1.7	2	2	2.5	3	3.5
d _{t max} XB6-1	0.4	0.5	0.65	0.75	1	1.25	1.5
d _{1 max} XB6-2	-	1.2	1.5	1.7	2.2	2.8	3.3
d _{1 min} XB6-2	-	1	1.2	1.4	1.9	2.4	2.9
d _{p max} XB6-3	0.8	1	1.5	2	2.5	3.5	4
d _{p min} XB6-3	0.55	0.75	1.25	1.75	2.25	3.2	3.7

1-10. Flanged Pan Head Machine Screws つば付きなべ小ねじ



Type No. 類別番号	Type 類別
XB6-7	Flanged pan head つば付きなべ

	Head size (mm) 頭部寸法 (mm)				
	M2	M2.5 M2.6	M3	M5	M5
d _k	5	6.5	8	10	12
k	1.7	2.1	2.5	3.2	4

FIG/KEY	PART NUMBER	RANK	QTY	DESCRIPTION	REMARKS
---------	-------------	------	-----	-------------	---------

Figure ZZC MECHANICAL STANDARD PARTS (BOLTS)

2. Bolts (Socket head cap screw) ボルト

How to read Parts Numbers
部品番号の見方

Bolt (Socket head cap screw)
ボルト

XB7-1080-409

Type No.
類別番号

Normal designation (d)
ねじの呼び (d)

Length (L)
ねじの長さ (L)

Material and Surface treatment
材料および表面処理

XB7-1 expresses Hexagon socket head cap screws.
XB7-1は、六角穴付きボルトを表す

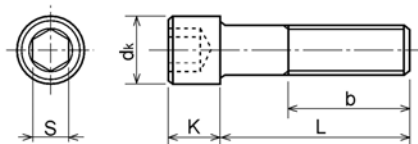
080 expresses M8.0.
080は、M8.0を表す

40 expresses a length of 40mm.
40は、40mmの長さを表す

9 expresses Steel (Black zinc trivalent chromate treating) from Table 1.

9は、表1より鋼（黒色亜鉛3価クロメート）を表す

2-1. Hexagon socket head cap screws 六角穴付きボルト



Type No. 類別番号	Type 類別
XB7-1	Hexagon socket head cap screws 六角穴付きボルト

	Head size (mm) 頭部寸法 (mm)						
	M3	M4	M5	M6	M8	M10	M12
S	2.5	3	4	5	6	8	10
dk	5.5	7	8.5	10	13	16	18
K	3	4	5	6	8	10	12
Screw part length ねじ部長さ b_{max}	18	20	22	24	28	32	36

FIG/KEY	PART NUMBER	RANK	QTY	DESCRIPTION	REMARKS
---------	-------------	------	-----	-------------	---------

Figure ZZD MECHANICAL STANDARD PARTS (NUTS)

3. Nuts ナット

How to read Parts Numbers
部品番号の見方

Nuts
ナット

XB7-2100-309

Type No.
類別番号
Normal designation (d)
ねじの呼び (d)
Material and Surface treatment

材料および表面処理

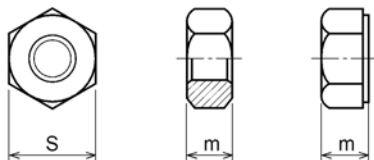
XB7-210 expresses Hexagon nut class 1.
XB7-210は、六角ナット1種を表す

0-30 expresses M3.0.
0-30は、M3.0を表す

9 expresses Steel (Black zinc trivalent chromate
treating) from Table 1.

9は、表1より鋼（黒色亜鉛3価クロメート）を表す

3-1. Hexagon Nuts and Hexagon Thin Nuts 六角ナット



Type No. 類別番号	Type 類別
XB7-210	Hexagon nut Class 1 六角ナット-1種
XB7-220	Hexagon nut Class 3 六角ナット-3種
XB7-230	Hexagon nut Style 1 double chamfered 六角ナット-スタイル1-両面とり
XB7-231	Hexagon nut Style 1 washer faced 六角ナット-スタイル1-座付き
XB7-240	Hexagon nut Style 2 double chamfered 六角ナット-スタイル2-両面とり
XB7-241	Hexagon nut Style 2 washer faced 六角ナット-スタイル2-座付き
XB7-250	Hexagon nut 六角ナット
XB7-260	Hexagon thin nut double chamfered 六角低ナット-両面とり
XB7-270	Hexagon thin nut not chamfered 六角低ナット-面とり無し

	Head size (mm) 頭部寸法 (mm)						
	M2	M2.5	M3	M4	M5	M6	M8
S	4	5	5.5	7	8	10	13
m XB7-210	1.6	2	2.4	3.2	4	5	6.5
m XB7-220	1.2	1.6	1.8	2.4	3.2	3.6	5
m XB7-230, 231	1.6	2	2.4	3.2	4.7	5.2	6.8
m XB7-240, 241	-	-	-	-	5.1	5.7	7.5
m XB7-250	-	-	-	-	5.6	6.1	7.9
m XB7-260	1.2	1.6	1.8	2.2	2.7	3.2	4
m XB7-270	1.2	1.6	1.8	2.2	2.7	3.2	4

FIG/KEY	PART NUMBER	RANK	QTY	DESCRIPTION	REMARKS
---------	-------------	------	-----	-------------	---------

Figure ZZE (1 / 3) MECHANICAL STANDARD PARTS (RETAINING RINGS)

5. Retaining Rings 止め輪

How to read Parts Numbers
部品番号の見方

Retaining Rings
止め輪

XD2-1100-202

Type No.
類別番号
Nominal designation
呼び
Material and Surface treatment
材料および表面処理

XD2-110 expresses retaining ring-E type (Type1).
XD2-110は、E形止め輪（1種）を表す

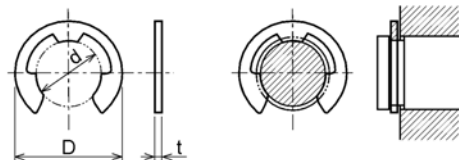
0-20 expresses a 020 of nominal designation.
(See Table 5)

0-20は、呼び020を表す（表5参照）

2 expresses Stainless steel (Surface treatment is not to be given) from Table 1.

2は、表1よりステンレス（表面処理なし）を表す

5-1. Retaining Rings - E type E形止め輪



Type No. 類別番号	Type 類別
XD2-110	Retaining ring - E type (Type 1) E形止め輪（1種）
XD2-120	Retaining ring - E type (Type 2) E形止め輪（2種）

Table 5 表5

Type 種類	Nominal designation 呼び	d (mm)	D (mm)	t (mm)
Type 1 1種	007	0.65	2	0.2
	010	0.95	2.8	0.2
	013	1.25	3.3	0.3
	017	1.65	4.2	0.4
	020	1.95	4.6	0.5
	024	2.35	6	0.6
	028	2.74	6.5	0.6
	032	3.14	7.2	0.6
	037	3.64	8	0.7
	040	3.93	10	0.7
	042	4.13	10	0.7
	050	4.93	11	0.7
	058	5.73	12	0.7
Type 2 2種	060	5.93	12.7	0.9
	064	6.32	13.5	0.9
	074	7.31	15	0.9
	080	7.91	16.5	1
	008	0.8	2	0.2
	012	1.2	3	0.3
	015	1.5	4	0.4
	020	2	5	0.4
	025	2.5	6	0.4
	030	3	7	0.6
	040	4	9	0.6
	050	5	11	0.6
	060	6	12	0.8
070	7	14	0.8	
080	8	16	0.8	
090	9	18	0.8	
100	10	20	1	

Figure ZZE (2 / 3) MECHANICAL STANDARD PARTS (RETAINING RINGS)

5-2. Grip Rings
グリップ止め輪

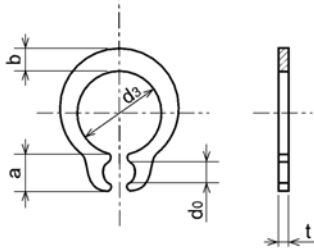


Table 5 表5

Nominal designation 呼び	d ₃ (mm)	t (mm)	b (mm)	a (mm)	d ₀ (mm)
020	1.9	0.5	1	1.8	0.8
025	2.35	0.5	1.2	1.9	0.9
030	2.85	0.6	1.4	1.9	0.9
035	3.3	0.6	1.6	2	0.9
040	3.8	0.8	1.8	2.8	1.2
045	4.25	0.8	2	2.9	1.3
050	4.75	0.8	2.2	2.9	1.3
060	5.7	1	2.4	3.1	1.4
070	6.7	1	2.7	3.3	1.4
080	7.7	1	3	3.5	1.4
090	8.65	1.2	3.3	4.7	1.5
100	9.65	1.2	3.5	4.7	2

Type No. 類別番号	Type 類別
XD2-210	Grip ring グリップ止め輪

5-3. Toothed Retaining Rings
歯付き形止め輪

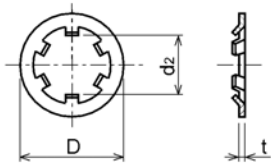


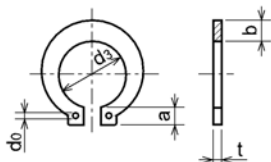
Table 5 表5

Nominal designation 呼び	d ₂ (mm)	D (mm)	t (mm)	No of teeth 歯数
015	1.4	5.2	0.25	3
020	1.9	6	0.25	3
024	2.3	6.4	0.25	3
030	2.8	8	0.25	4
040	3.8	9	0.25	4
050	4.8	10	0.25	5
060	5.8	11	0.25	5
080	7.8	13	0.25	5
100	9.8	15.4	0.25	6

Type No. 類別番号	Type 類別
XD2-230	Toothed retaining ring 歯付き形止め輪

Figure ZZE (3 / 3) MECHANICAL STANDARD PARTS (RETAINING RINGS)

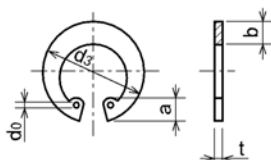
5-4. Retaining Rings - C Type
C形止め輪



Type No. 類別番号	Type 類別
XD2-310	Retaining ring - C type for shaft C形止め輪 軸用

Table 5 表5

Nominal designation 呼び	d_3 (mm)	t (mm)	b (mm)	a (mm)	d_0 (mm)
010	9.3	1	1.6	3	1.2
012	11.1	1	1.8	3.2	1.5
014	12.9	1	2	3.4	1.7
015	13.8	1	2.1	3.5	1.7
016	14.7	1	2.2	3.6	1.7
017	15.7	1	2.2	3.7	1.7
018	16.5	1.2	2.6	3.8	1.7
020	18.5	1.2	2.7	3.9	2
022	20.5	1.2	2.7	4.1	2
025	23.2	1.2	3.1	4.3	2
028	25.9	1.5	3.1	4.6	2
030	27.9	1.5	3.5	4.8	2
032	29.6	1.5	3.5	5	2.5
035	32.2	1.5	4	5.4	2.5



Type No. 類別番号	Type 類別
XD2-320	Retaining ring - C type for hole C形止め輪 穴用

Table 5 表5

Nominal designation 呼び	d_3 (mm)	t (mm)	b (mm)	a (mm)	d_0 (mm)
010	10.7	1	1.8	3.1	1.2
011	11.8	1	1.8	3.2	1.2
012	13	1	1.8	3.3	1.5
014	15.1	1	2	3.6	1.7
016	17.3	1	2	3.7	1.7
018	19.5	1	2.5	4	1.7
019	20.5	1	2.5	4	2
020	21.5	1	2.5	4	2
022	23.5	1	2.5	4.1	2
025	26.9	1.2	3	4.4	2
028	30.1	1.2	3	4.6	2
030	32.1	1.2	3	4.7	2
032	34.4	1.2	3.5	5.2	2.5
035	37.8	1.5	3.5	5.2	2.5
037	39.8	1.5	3.5	5.2	2.5
040	43.5	1.8	4	5.7	2.5
042	45.5	1.8	4	5.8	2.5
045	48.5	1.8	4.5	5.9	2.5
047	50.5	1.8	4.5	6.1	2.5
050	54.2	2	4.5	6.5	2.5
052	56.2	2	5.1	6.5	2.5
055	59.2	2	5.1	6.5	2.5
060	64.2	2	5.1	6.8	2.5
062	66.2	2	5.5	6.9	2.5
068	72.5	2.5	6	7.4	2.5
072	76.5	2.5	6.6	7.4	2.5
075	79.5	2.5	6.6	7.8	2.5
080	85.5	2.5	7	8	2.5
085	90.5	3	7	8	3
090	95.5	3	7.6	8.3	3
095	100.5	3	8	8.5	3

FIG/KEY	PART NUMBER	RANK	QTY	DESCRIPTION	REMARKS
---------	-------------	------	-----	-------------	---------